



## Cover Page

**Order ID :** Q1423

**Project ID :** NWIRP Bethpage CTO WE13 - VPB-192 #112G08005

**Client :** Tetra Tech NUS, Inc.

### Lab Sample Number

Q1423-01  
Q1423-02  
Q1423-03  
Q1423-04

### Client Sample Number

BP-VPB-192-TB-20250220  
VPB192-HYD-20250221  
BP-VPB-192-EB-20250221  
BP-VPB-192-GW-925-927

I certify that the data package is in compliance with the terms and conditions of the contract, both technically and for completeness, for other than the conditions detailed above. Release of the data contained in this hard copy data package has been authorized by the laboratory manager or his designee, as verified by the following signature.

Signature : \_\_\_\_\_

Date: 3/5/2025

NYDOH CERTIFICATION NO - 11376

NJDEP CERTIFICATION NO - 20012



284 Sheffield Street, Mountainside, NJ 07092  
Phone: 908 789 8900 Fax: 908 789 8922

## **CASE NARRATIVE**

**Tetra Tech NUS, Inc.**

**Project Name: CTO WE13**

**Project Manager: Ernie Wu**

**Chemtech Project # Q1423**

**Test Name: SVOC-SIMGroup1**

### **A. Number of Samples and Date of Receipt:**

4 Water samples were received on 02/24/2025.

### **B. Parameters**

According to the Chain of Custody document, the following analyses were requested: SVOC-SIMGroup1 and VOCMS Group1. This data package contains results for SVOC-SIMGroup1.

### **C. Analytical Techniques:**

The samples were analyzed on instrument BNA\_N using GC Column ZB-SemiVolatiles Guardian which is 30 meters, 0.25 mm ID, 0.5 um df, Catalog # 7HG-G027-17-GGAThe analysis of SVOC-SIMGroup1 was based on method 8270-Modified and extraction was done based on method 3510.

### **D. QA/ QC Samples:**

The Holding Times were met for all analysis.

The Surrogate recoveries met the acceptable criteria except for PB166876BS [2-Fluorobiphenyl - 123%], PB166876BSD [2-Fluorobiphenyl - 127%], VPB-192-HYD-20250221 [Terphenyl-d14 - 147%], BP-VPB-192-EB-20250221 [2-Fluorobiphenyl - 124% and Terphenyl-d14 - 158%], The above failure surrogates not associated with the client parameters list, therefore no corrective action was taken and VPB-192-HYD-20250221 [2-Methylnaphthalene-d10 - 22%,], Due to the limited volume of this sample not be re-analyzed therefore no corrective action was taken.

The Internal Standards Areas met the acceptable requirements.

The Retention Times were acceptable for all samples.

The RPD met criteria .

The Blank Spike met requirements for all samples .

The Blank Spike Duplicate met requirements for all samples .

The Blank analysis did not indicate the presence of lab contamination.

The Initial Calibration met the requirements .

The Continuous Calibration File ID BN036508.D met the requirements except for 2,4,6-Tribromophenol , The above failure compound not associated with the client parameters list, therefore no corrective action was taken..



284 Sheffield Street, Mountainside, NJ 07092  
Phone: 908 789 8900 Fax: 908 789 8922

The Tuning criteria met requirements.

**E. Additional Comments:**

The laboratory certifies that the all-electronic diskette deliverable exactly match the data summary forms (i.e. Form Is).”

The Form 6 is not included in the data package because the Initial Calibration was performed using 7 points.

The not QT review data is reported in the Miscellaneous.

Please use %D calculated based on Avg RF and CCRF for all compounds using Average Response Factor when the %RSD value for a compound is <15% for the Initial Calibration curve and use %D calculated based on Amount added and Calculated amount for all compounds using Linear Regression when the %RSD value for a compound is > 15% for the Initial Calibration curve for SW-846 analysis.

**F. Manual Integration Comments:**

Please refer to the Manual integration Report included with the Run Logs for information on the manual integrations performed.

---

I certify that the data package is in compliance with the terms and conditions of the contract, both technically and for completeness, for other than the conditions detailed above. The laboratory manager or his designee, as verified by the following signature has authorized release of the data contained in this hard copy data package.

Signature\_\_\_\_\_

## DATA REPORTING QUALIFIERS- ORGANIC

For reporting results, the following “ Results Qualifiers” are used:

Value	If the result is a value greater than or equal to the detection limit, report the value
<b>U</b>	Indicates the compound was analyzed for but was not detected. Report the minimum detection limit for the sample with the U, i.e. “10 U”. This is not necessarily the instrument detection limit attainable for this particular sample based on any concentration or dilution that may have been required.
<b>ND</b>	Indicates the analyte was analyzed for, but not detected
<b>J</b>	Indicates an estimated value. This flag is used: (1) When estimating a concentration for a tentatively identified compound (library search hits, where a 1:1 response is assumed.) (2) When the mass spectral data indicated the identification, however the result was less than the specified detection limit greater than zero. If the detection limit was 10ug/L and a concentration of 3 ug/L was calculated report as 3 J. This is flag is used when similar situation arise on any organic parameter i.e. Pest, PCB and others.
<b>B</b>	Indicates the analyte was found in the blank as well as the sample report as “12 B”.
<b>E</b>	Indicates the analyte ‘s concentration exceeds the calibrated range of the instrument for that specific analysis.
<b>D</b>	This flag identifies all compounds identified in an analysis at a secondary dilution factor.
<b>P</b>	This flag is used for Pesticide/PCB target analyte when there is >25% difference for detected concentrations between the two GC columns. The lower of the two values is reported on Form 1 and flagged with a “P”.
<b>N</b>	This flag indicates presumptive evidence of a compound. This is only used for tentatively identified compounds (TICs), where the identification is based on a mass spectral library search. It applies to all TIC results. For generic characterization of a TIC, such as chlorinated hydrocarbon, the flag is not used.
<b>A</b>	This flag indicates that a Tentatively Identified Compound is a suspected aldol-condensation product.
<b>Q</b>	Indicates the LCS did not meet the control limits requirements



# **ALLIANCE 284 Sheffield Street, Mountainside New Jersey 07092**

NEW JERSEY LAB ID#: 20012; NEW YORK LAB ID#: 11376

## **GC/MS SEMI-VOLATILE ANALYSIS CONFORMANCE/NON-CONFORMANCE SUMMARY**

CHEMTECH PROJECT NUMBER: Q1423

MATRIX: Water

METHOD: 8270-Modified/3510

	NA	NO	YES
1. Chromatograms Labeled/Compounds Identified. (Field samples and Method Blanks)			✓
2. GC/MS Tuning Specifications. DFTPP Meet Criteria. (NOTE THAT THERE ARE DIFFERENT CRITERIA FOR NY ASP CLP, CLP AND NJ)			✓
3. GC/MS Tuning Frequency - Performed every 24 hours for 600 series and 12 hours for 8000 Series.			✓
4. GC/MS Calibration - Initial Calibration performed within 30 days before sample analysis and continuing calibration performed within 24 hours of sample analysis for 600 series and 12 hours for 8000 series.			✓
5. GC/MS Calibration Requirements.			✓
The Initial Calibration met the requirements . The Continuous Calibration File ID BN036508.D met the requirements except for 2,4,6-Tribromophenol , The above failure compound not associated with the client parameters list, therefore no corrective action was taken..			
6. Blank Contamination - If yes, list compounds and concentrations in each blank:			✓
7. Surrogate Recoveries Meet Criteria			✓
If not met, list those compounds and their recoveries which fall outside the acceptable ranges.  The Surrogate recoveries met the acceptable criteria except for PB166876BS [2- Fluorobiphenyl - 123%], PB166876BSD [2-Fluorobiphenyl - 127%], VPB192-HYD- 20250221 [Terphenyl-d14 - 147%], BP-VPB-192-EB-20250221 [2-Fluorobiphenyl - 124% and Terphenyl-d14 - 158%], The above failure surrogates not associated with the client parameters list, therefore no corrective action was taken and VPB192-HYD- 20250221 [2-Methylnaphthalene-d10 - 22%,], Due to the limited volume of this sample not be re-analyzed therefore no corrective action was taken.			
8. Matrix Spike/Matrix Spike Duplicate Recoveries Meet Criteria			✓
If not met, list those compounds and their recoveries which fall outside the acceptable range.  The Blank Spike met requirements for all samples . The Blank Spike Duplicate met requirements for all samples .			

**ALLIANCE** 284 Sheffield Street, Mountainside New Jersey 07092

NEW JERSEY LAB ID#: 20012: NEW YORK LAB ID#: 11376

**GC/MS SEMI-VOLATILE ANALYSIS CONFORMANCE/NON-CONFORMANCE SUMMARY**

**(CONTINUED)**

	NA	NO	YES
9. Internal Standard Area/Retention Time Shift Meet Criteria			✓
Comments:			
10. Extraction Holding Time Met			✓
If not met, list number of days exceeded for each sample:			
11. Analysis Holding Time Met			✓
If not met, list number of days exceeded for each sample:			

ADDITIONAL COMMENTS:

The laboratory certifies that the all-electronic diskette deliverable exactly match the data summary forms (i.e. Form Is)."

The Form 6 is not included in the data package because the Initial Calibration was performed using 7 points.

The not QT review data is reported in the Miscellaneous.

Please use %D calculated based on Avg RF and CCRF for all compounds using Average Response Factor when the %RSD value for a compound is <15% for the Initial Calibration curve and use %D calculated based on Amount added and Calculated amount for all compounds using Linear Regression when the %RSD value for a compound is > 15% for the Initial Calibration curve for SW-846 analysis.

\_\_\_\_\_  
QA REVIEW

\_\_\_\_\_  
Date

**APPENDIX A**

**QA REVIEW GENERAL DOCUMENTATION**

Project #: Q1423

Completed

For thorough review, the report must have the following:

**GENERAL:**

Are all original paperwork present (chain of custody, record of communication,airbill, sample management lab chronicle, login page)

✓

Check chain-of-custody for proper relinquish/return of samples

✓

Is the chain of custody signed and complete

✓

Check internal chain-of-custody for proper relinquish/return of samples /sample extracts

✓

Collect information for each project id from server. Were all requirements followed

✓

**COVER PAGE:**

Do numbers of samples correspond to the number of samples in the Chain of Custody on login page

✓

Do lab numbers and client Ids on cover page agree with the Chain of Custody

✓

**CHAIN OF CUSTODY:**

Do requested analyses on Chain of Custody agree with form I results

✓

Do requested analyses on Chain of Custody agree with the log-in page

✓

Were the correct method log-in for analysis according to the Analytical Request and Chain of Custody

✓

Were the samples received within hold time

✓

Were any problems found with the samples at arrival recorded in the Sample Management Laboratory Chronicle

✓

**ANALYTICAL:**

Was method requirement followed?

✓

Was client requirement followed?

✓

Does the case narrative summarize all QC failure?

✓

All runlogs and manual integration are reviewed for requirements

✓

All manual calculations and /or hand notations verified

✓

QA Review Signature: SOHIL JODHANI

Date: 03/05/2025



### LAB CHRONICLE

<b>OrderID:</b> Q1423	<b>OrderDate:</b> 2/25/2025 10:55:00 AM
<b>Client:</b> Tetra Tech NUS, Inc.	<b>Project:</b> CTO WE13
<b>Contact:</b> Ernie Wu	<b>Location:</b> H33,VOA Ref. #3 Water

LabID	ClientID	Matrix	Test	Method	Sample Date	Prep Date	Anal Date	Received
Q1423-02	VPB192-HYD-202502 21	Water			02/21/25			02/24/25
			SVOC-SIMGroup1	8270-Modified		02/26/25	02/26/25	
Q1423-03	BP-VPB-192-EB-2025 0221	Water			02/21/25			02/24/25
			SVOC-SIMGroup1	8270-Modified		02/26/25	02/26/25	



284 Sheffield Street, Mountainside, New Jersey 07092, Phone : 908 789 8900,  
Fax : 908 789 8922

**Hit Summary Sheet**  
**SW-846**

**SDG No.:** Q1423  
**Client:** Tetra Tech NUS, Inc.

---

Sample ID	Client ID	Matrix	Parameter	Concentration	C	MDL	LOD	RDL	Units
Client ID :				0.000					
			<b>Total Svoc :</b>			<b>0.00</b>			
			<b>Total Concentration:</b>			<b>0.00</b>			



# QC SUMMARY

### Surrogate Summary

SW-846

SDG No.: Q1423

Client: Tetra Tech NUS, Inc.

Analytical Method: 8270-Modified

Lab Sample ID	Client ID	Parameter	Spike (PPM)	Result (PPM)	Recovery (%)	Qual	Limits (%)	
							Low	High
PB166876BL	PB166876BL	2-Methylnaphthalene-d10	0.4	0.34	84		30	150
		Fluoranthene-d10	0.4	0.38	94		30	150
		Nitrobenzene-d5	0.4	0.34	86		55	111
		2-Fluorobiphenyl	0.4	0.30	75		53	106
		Terphenyl-d14	0.4	0.45	113		58	132
PB166876BS	PB166876BS	2-Methylnaphthalene-d10	0.4	0.43	108		30	150
		Fluoranthene-d10	0.4	0.34	85		30	150
		Nitrobenzene-d5	0.4	0.38	96		55	111
		2-Fluorobiphenyl	0.4	0.49	123	*	53	106
		Terphenyl-d14	0.4	0.48	119		58	132
PB166876BSD	PB166876BSD	2-Methylnaphthalene-d10	0.4	0.42	106		30	150
		Fluoranthene-d10	0.4	0.34	84		30	150
		Nitrobenzene-d5	0.4	0.39	97		55	111
		2-Fluorobiphenyl	0.4	0.51	127	*	53	106
		Terphenyl-d14	0.4	0.47	118		58	132
Q1423-02	VPB192-HYD-20250221	2-Methylnaphthalene-d10	0.4	0.086	22	*	30	150
		Fluoranthene-d10	0.4	0.39	97		30	150
		Nitrobenzene-d5	0.4	0.33	81		55	111
		2-Fluorobiphenyl	0.4	0.35	87		53	106
		Terphenyl-d14	0.4	0.59	147	*	58	132
Q1423-03	BP-VPB-192-EB-20250221	2-Methylnaphthalene-d10	0.4	0.37	93		30	150
		Fluoranthene-d10	0.4	0.42	105		30	150
		Nitrobenzene-d5	0.4	0.37	91		55	111
		2-Fluorobiphenyl	0.4	0.50	124	*	53	106
		Terphenyl-d14	0.4	0.63	158	*	58	132



284 Sheffield Street, Mountainside, New Jersey 07092, Phone : 908 789 8900,  
Fax : 908 789 8922

**Laboratory Control Sample/Laboratory Control Sample Duplicate Summary**

SW-846

SDG No.: Q1423

Client: Tetra Tech NUS, Inc.

Analytical Method: 8270-Modified DataFile: BN036512.D

Lab Sample ID	Parameter	Spike	Result	Unit	Rec	RPD	Qual	RPD	Low	Limits	
								Qual		High	RPD
PB166876BS	1,4-Dioxane	0.4	0.37	ug/L	93				70	130	





284 Sheffield Street, Mountainside, New Jersey 07092, Phone : 908 789 8900,  
Fax : 908 789 8922

**Laboratory Control Sample/Laboratory Control Sample Duplicate Summary**

SW-846

SDG No.: Q1423

Client: Tetra Tech NUS, Inc.

Analytical Method: 8270-Modified DataFile: BN036513.D

Lab Sample ID	Parameter	Spike	Result	Unit	Rec	RPD	Qual	RPD	Low	Limits	
								Qual		High	RPD
PB166876BSD	1,4-Dioxane	0.4	0.37	ug/L	93	0			70	130	20

4B

SEMIVOLATILE METHOD BLANK SUMMARY

EPA SAMPLE NO.

PB166876BL

Lab Name: CHEMTECH

Contract: TETRO6

Lab Code: CHEM Case No.: Q1423

SAS No.: Q1423 SDG NO.: Q1423

Lab File ID: BN036509.D

Lab Sample ID: PB166876BL

Instrument ID: BNA\_N

Date Extracted: 02/26/2025

Matrix: (soil/water) Water

Date Analyzed: 02/26/2025

Level: (low/med) LOW

Time Analyzed: 14:19

THIS METHOD BLANK APPLIES TO THE FOLLOWING SAMPLES, MS AND MSD:

EPA SAMPLE NO.	LAB SAMPLE ID	LAB FILE ID	DATE ANALYZED
PB166876BS	PB166876BS	BN036512.D	02/26/2025
VPB192-HYD-20250221	Q1423-02	BN036510.D	02/26/2025
BP-VPB-192-EB-20250221	Q1423-03	BN036511.D	02/26/2025
PB166876BSD	PB166876BSD	BN036513.D	02/26/2025

COMMENTS: \_\_\_\_\_



284 Sheffield Street, Mountainside, New Jersey 07092, Phone : 908 789 8900,  
Fax : 908 789 8922

5B

SEMIVOLATILE ORGANIC INSTRUMENT PERFORMANCE CHECK  
DECAFLUOROTRIPHENYLPHOSPHINE (DFTPP)

Lab Name: CHEMTECHContract: TETRO6Lab Code: CHEMSAS No.: Q1423 SDG NO.: Q1423Lab File ID: BN036408.DDFTPP Injection Date: 02/10/2025Instrument ID: BNA\_NDFTPP Injection Time: 11:46

m/e	ION ABUNDANCE CRITERIA	% RELATIVE ABUNDANCE
51	10.0 - 80.0% of mass 198	51.4
68	Less than 2.0% of mass 69	0.3 ( 0.7 ) 1
69	Mass 69 relative abundance	47.7
70	Less than 2.0% of mass 69	0.3 ( 0.6 ) 1
127	10.0 - 80.0% of mass 198	48.3
197	Less than 2.0% of mass 198	0.0
198	Base Peak, 100% relative abundance	100
199	5.0 to 9.0% of mass 198	7
275	10.0 - 60.0% of mass 198	24.7
365	Greater than 1% of mass 198	3.3
441	Present, but less than mass 443	7.1
442	Greater than 50% of mass 198	52.3
443	15.0 - 24.0% of mass 442	10.5 ( 20.1 ) 2

1-Value is % mass 69

2-Value is % mass 442

THIS CHECK APPLIES TO THE FOLLOWING SAMPLES, MS, MSD, BLANKS, AND STANDARDS:

EPA SAMPLE NO.	LAB SAMPLE ID	LAB FILE ID	DATE ANALYZED	TIME ANALYZED
SSTDICC0.1	SSTDICC0.1	BN036409.D	02/10/2025	12:25
SSTDICC0.2	SSTDICC0.2	BN036410.D	02/10/2025	13:01
SSTDICCC0.4	SSTDICCC0.4	BN036411.D	02/10/2025	13:36
SSTDICC0.8	SSTDICC0.8	BN036412.D	02/10/2025	14:12
SSTDICC1.6	SSTDICC1.6	BN036413.D	02/10/2025	14:48
SSTDICC3.2	SSTDICC3.2	BN036414.D	02/10/2025	15:24
SSTDICC5.0	SSTDICC5.0	BN036415.D	02/10/2025	16:00



284 Sheffield Street, Mountainside, New Jersey 07092, Phone : 908 789 8900,  
Fax : 908 789 8922

5B

SEMIVOLATILE ORGANIC INSTRUMENT PERFORMANCE CHECK  
DECAFLUOROTRIPHENYLPHOSPHINE (DFTPP)

Lab Name: CHEMTECHContract: TETR06Lab Code: CHEMSAS No.: Q1423 SDG NO.: Q1423Lab File ID: BN036507.DDFTPP Injection Date: 02/26/2025Instrument ID: BNA\_NDFTPP Injection Time: 13:04

m/e	ION ABUNDANCE CRITERIA	% RELATIVE ABUNDANCE
51	10.0 - 80.0% of mass 198	57.6
68	Less than 2.0% of mass 69	0.0 ( 0.0 ) 1
69	Mass 69 relative abundance	52.7
70	Less than 2.0% of mass 69	0.3 ( 0.6 ) 1
127	10.0 - 80.0% of mass 198	49.8
197	Less than 2.0% of mass 198	0.0
198	Base Peak, 100% relative abundance	100
199	5.0 to 9.0% of mass 198	6.9
275	10.0 - 60.0% of mass 198	25.4
365	Greater than 1% of mass 198	3.5
441	Present, but less than mass 443	8.7
442	Greater than 50% of mass 198	57.1
443	15.0 - 24.0% of mass 442	10.6 ( 18.6 ) 2

1-Value is % mass 69

2-Value is % mass 442

THIS CHECK APPLIES TO THE FOLLOWING SAMPLES, MS, MSD, BLANKS, AND STANDARDS:

EPA SAMPLE NO.	LAB SAMPLE ID	LAB FILE ID	DATE ANALYZED	TIME ANALYZED
SSTDCCC0.4	SSTDCCC0.4	BN036508.D	02/26/2025	13:43
PB166876BL	PB166876BL	BN036509.D	02/26/2025	14:19
VPB192-HYD-20250221	Q1423-02	BN036510.D	02/26/2025	14:55
BP-VPB-192-EB-20250221	Q1423-03	BN036511.D	02/26/2025	15:31
PB166876BS	PB166876BS	BN036512.D	02/26/2025	16:07
PB166876BSD	PB166876BSD	BN036513.D	02/26/2025	16:44
SSTDCCC0.4EC	SSTDCCC0.4	BN036514.D	02/26/2025	17:20



8B

SEMIVOLATILE INTERNAL STANDARD AREA AND RT SUMMARY

Lab Name: CHEMTECH  
 Lab Code: CHEM Case No.: Q1423 SAS No.: Q1423 SDG NO.: Q1423  
 EPA Sample No.: SSTDCCC0.4 Date Analyzed: 02/26/2025  
 Lab File ID: BN036508.D Time Analyzed: 13:43  
 Instrument ID: BNA\_N GC Column: ZB-GR ID: 0.25 (mm)

	IS1 (DCB) AREA #	RT #	IS2 (NPT) AREA #	RT #	IS3 (ANT) AREA #	RT #
12 HOUR STD	2772	7.739	6909	10.53	4680	14.38
UPPER LIMIT	5544	8.239	13818	11.03	9360	14.877
LOWER LIMIT	1386	7.239	3454.5	10.03	2340	13.877
EPA SAMPLE NO.						
01 PB166876BL	2585	7.75	5224	10.55	3049	14.39
02 VPB192-HYD-20250221	2028	7.74	4364	10.53	3005	14.38
03 PB166876BS	2531	7.74	5759	10.53	3208	14.38
04 BP-VPB-192-EB-20250221	2561	7.74	5724	10.53	3696	14.38
05 PB166876BSD	2476	7.74	5554	10.53	2910	14.38

IS1 (DCB) = 1,4-Dichlorobenzene-d4  
 IS2 (NPT) = Naphthalene-d8  
 IS3 (ANT) = Acenaphthene-d10

AREA UPPER LIMIT = +100% of internal standard area  
 AREA LOWER LIMIT = -50% of internal standard area  
 RT UPPER LIMIT = +0.50 minutes of internal standard RT  
 RT UPPER LIMIT = -0.50 minutes of internal standard RT

# Column used to flag values outside QC limits with an asterisk.  
 \* Values outside of QC limits.

8C

SEMIVOLATILE INTERNAL STANDARD AREA AND RT SUMMARY

Lab Name: CHEMTECH  
 Lab Code: CHEM Case No.: Q1423 SAS No.: Q1423 SDG NO.: Q1423  
 EPA Sample No.: SSTDCCC0.4 Date Analyzed: 02/26/2025  
 Lab File ID: BN036508.D Time Analyzed: 13:43  
 Instrument ID: BNA\_N GC Column: ZB-GR ID: 0.25 (mm)

	IS4 (PHN) AREA #	RT #	IS5 (CRY) AREA #	RT #	IS6 (PRY) AREA #	RT #
12 HOUR STD	9092	17.124	6639	21.313	6000	23.581
UPPER LIMIT	18184	17.624	13278	21.813	12000	24.081
LOWER LIMIT	4546	16.624	3319.5	20.813	3000	23.081
EPA SAMPLE NO.						
01 PB166876BL	5698	17.15	3989	21.32	3507	23.59
02 VPB192-HYD-20250221	6199	17.14	5181	21.31	4672	23.58
03 PB166876BS	5804	17.12	3657	21.31	3285	23.58
04 BP-VPB-192-EB-20250221	7691	17.12	5768	21.31	5083	23.58
05 PB166876BSD	5252	17.12	3329	21.31	2986 *	23.58

IS4 (PHN) = Phenanthrene-d10  
 IS5 (CRY) = Chrysene-d12  
 IS6 (PRY) = Perylene-d12

AREA UPPER LIMIT = +100% of internal standard area  
 AREA LOWER LIMIT = -50% of internal standard area  
 RT UPPER LIMIT = +0.50 minutes of internal standard RT  
 RT LOWER LIMIT = -0.50 minutes of internal standard RT

# Column used to flag values outside QC limits with an asterisk.  
 \* Values outside of QC limits.



# SAMPLE DATA

### Report of Analysis

Client:	Tetra Tech NUS, Inc.	Date Collected:	02/21/25
Project:	CTO WE13	Date Received:	02/24/25
Client Sample ID:	VPB192-HYD-20250221	SDG No.:	Q1423
Lab Sample ID:	Q1423-02	Matrix:	Water
Analytical Method:	SW8270ESIM	% Solid:	0
Sample Wt/Vol:	890 Units: mL	Final Vol:	1000 uL
Soil Aliquot Vol:	uL	Test:	SVOC-SIMGroup1
Extraction Type :	Decanted : N	Level :	LOW
Injection Volume :	GPC Factor : 1.0	GPC Cleanup :	N PH :
Prep Method :			

File ID/Qc Batch:	Dilution:	Prep Date	Date Analyzed	Prep Batch ID
BN036510.D	1	02/26/25 08:52	02/26/25 14:55	PB166876

CAS Number	Parameter	Conc.	Qualifier	MDL	LOD	LOQ / CRQL	Units
<b>TARGETS</b>							
123-91-1	1,4-Dioxane	0.22	U	0.080	0.22	0.22	ug/L
<b>SURROGATES</b>							
7297-45-2	2-Methylnaphthalene-d10	0.086	*	30 - 150		22%	SPK: 0.4
93951-69-0	Fluoranthene-d10	0.39		30 - 150		97%	SPK: 0.4
4165-60-0	Nitrobenzene-d5	0.33		55 - 111		81%	SPK: 0.4
321-60-8	2-Fluorobiphenyl	0.35		53 - 106		87%	SPK: 0.4
1718-51-0	Terphenyl-d14	0.59	*	58 - 132		147%	SPK: 0.4
<b>INTERNAL STANDARDS</b>							
3855-82-1	1,4-Dichlorobenzene-d4	2030		7.739			
1146-65-2	Naphthalene-d8	4360		10.53			
15067-26-2	Acenaphthene-d10	3010		14.377			
1517-22-2	Phenanthrene-d10	6200		17.136			
1719-03-5	Chrysene-d12	5180		21.313			
1520-96-3	Perylene-d12	4670		23.578			

U = Not Detected

LOQ = Limit of Quantitation

MDL = Method Detection Limit

LOD = Limit of Detection

E = Value Exceeds Calibration Range

Q = indicates LCS control criteria did not meet requirements

M = MS/MSD acceptance criteria did not meet requirements

J = Estimated Value

B = Analyte Found in Associated Method Blank

N = Presumptive Evidence of a Compound

\* = Values outside of QC limits

D = Dilution

() = Laboratory InHouse Limit

A = Aldol-Condensation Reaction Products



Data Path : Z:\svoasrv\HPCHEM1\BNA\_N\Data\BN022625\  
 Data File : BN036510.D  
 Acq On : 26 Feb 2025 14:55  
 Operator : RC/JU  
 Sample : Q1423-02  
 Misc :  
 ALS Vial : 4 Sample Multiplier: 1

Instrument :  
 BNA\_N  
 ClientSampleId :  
 VPB-192-HYD-20250221

Quant Time: Feb 26 15:20:43 2025  
 Quant Method : Z:\svoasrv\HPCHEM1\BNA\_N\Methods\8270-SIM-BN021025.M  
 Quant Title : ASP BNA STANDARDS FOR 5 POINT CALIBRATION  
 QLast Update : Tue Feb 11 01:17:14 2025  
 Response via : Initial Calibration

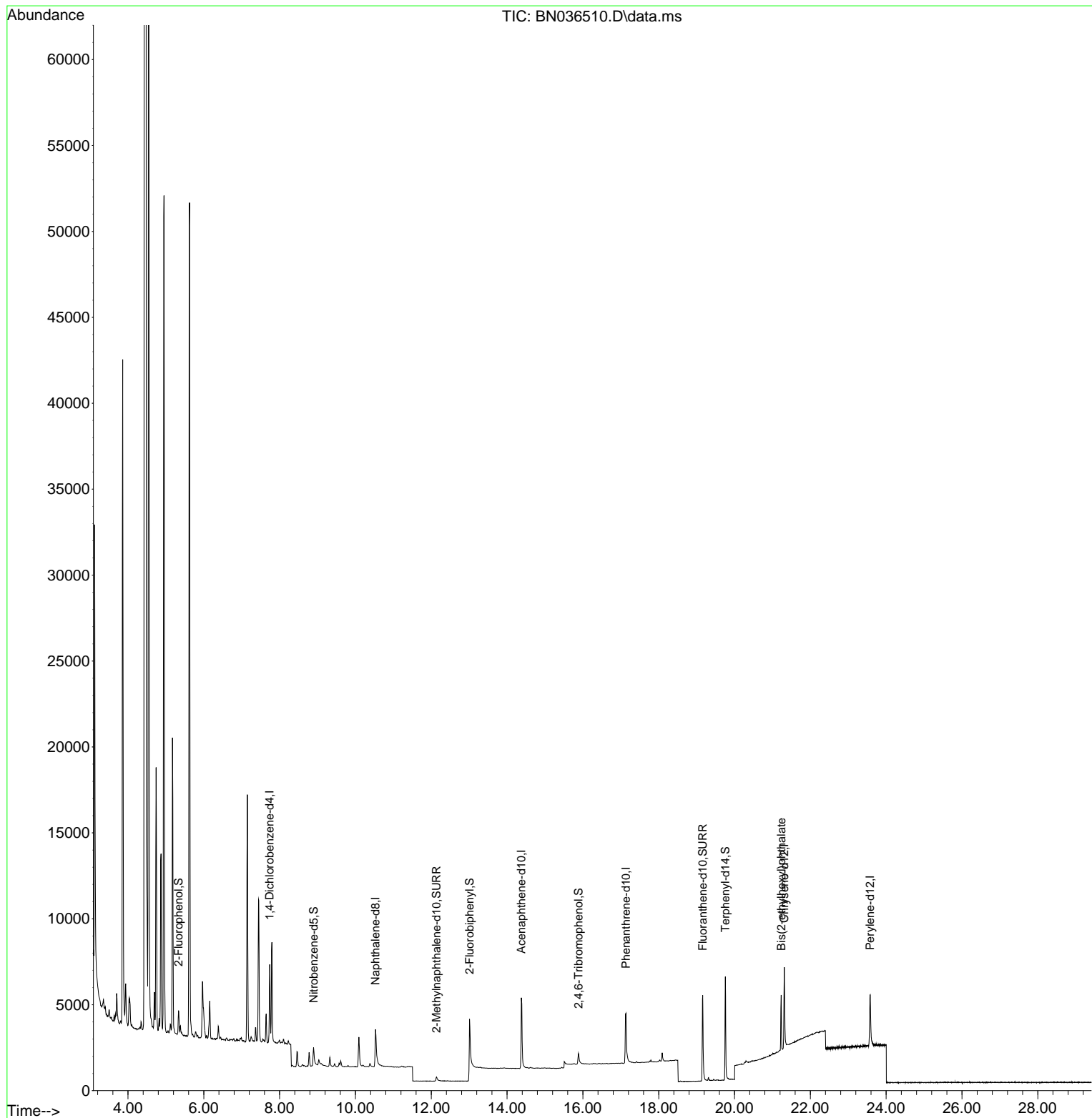
Compound	R.T.	QIon	Response	Conc	Units	Dev(Min)	
Internal Standards							
1) 1,4-Dichlorobenzene-d4	7.739	152	2028	0.400	ng	-0.01	
7) Naphthalene-d8	10.530	136	4364	0.400	ng	-0.01	
13) Acenaphthene-d10	14.377	164	3005	0.400	ng	-0.01	
19) Phenanthrene-d10	17.136	188	6199	0.400	ng	0.00	
29) Chrysene-d12	21.313	240	5181	0.400	ng	0.00	
35) Perylene-d12	23.578	264	4672	0.400	ng	#-0.02	
System Monitoring Compounds							
4) 2-Fluorophenol	5.334	112	615	0.128	ng	-0.01	
5) Phenol-d6	0.000	99	0d	0.000	ng		
8) Nitrobenzene-d5	8.897	82	1400	0.325	ng	-0.01	
11) 2-Methylnaphthalene-d10	12.136	152	574	0.086	ng	0.00	
14) 2,4,6-Tribromophenol	15.883	330	516	0.346	ng	0.00	
15) 2-Fluorobiphenyl	13.008	172	3919	0.347	ng	-0.01	
27) Fluoranthene-d10	19.160	212	6728	0.390	ng	0.00	
31) Terphenyl-d14	19.759	244	6510	0.589	ng	0.00	
Target Compounds							
34) Bis(2-ethylhexyl)phtha...	21.232	149	2947	0.277	ng		Qvalue 98

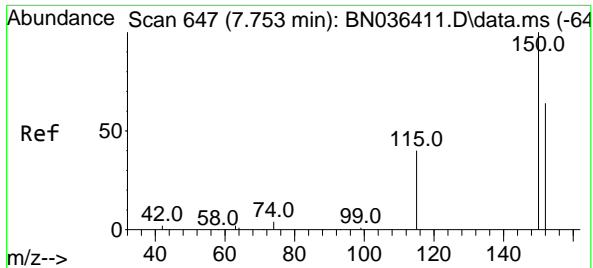
(#) = qualifier out of range (m) = manual integration (+) = signals summed

Data Path : Z:\svoasrv\HPCHEM1\BNA\_N\Data\BN022625\  
Data File : BN036510.D  
Acq On : 26 Feb 2025 14:55  
Operator : RC/JU  
Sample : Q1423-02  
Misc :  
ALS Vial : 4 Sample Multiplier: 1

Instrument :  
BNA\_N  
ClientSampleId :  
VPB-192-HYD-20250221

Quant Time: Feb 26 15:20:43 2025  
Quant Method : Z:\svoasrv\HPCHEM1\BNA\_N\Methods\8270-SIM-BN021025.M  
Quant Title : ASP BNA STANDARDS FOR 5 POINT CALIBRATION  
QLast Update : Tue Feb 11 01:17:14 2025  
Response via : Initial Calibration



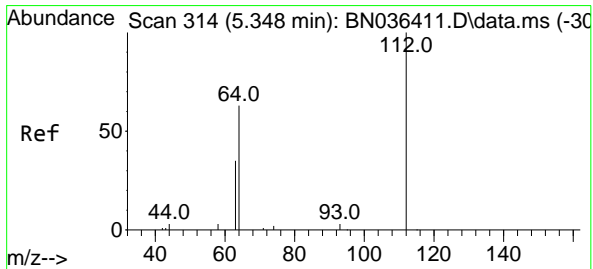
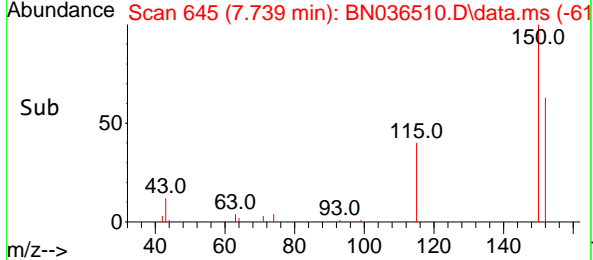
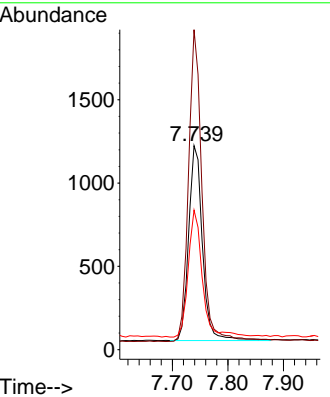
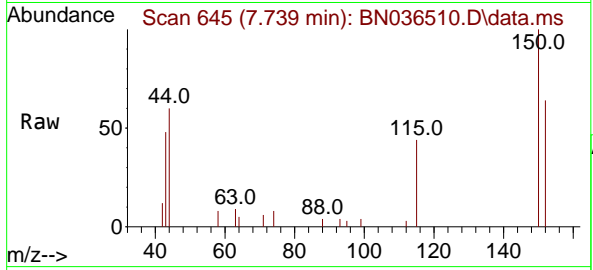


#1  
 1,4-Dichlorobenzene-d4  
 Concen: 0.400 ng  
 RT: 7.739 min Scan# 64  
 Delta R.T. -0.014 min  
 Lab File: BN036510.D  
 Acq: 26 Feb 2025 14:55

Instrument : BNA\_N  
 ClientSampleId : VPB-192-HYD-20250221

Tgt Ion:152 Resp: 2028

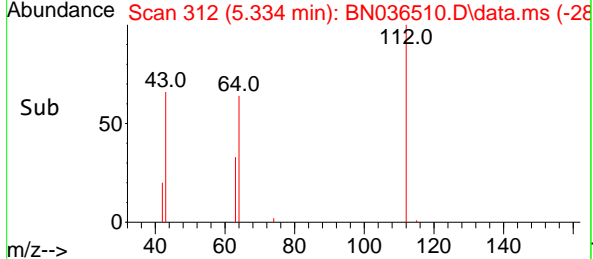
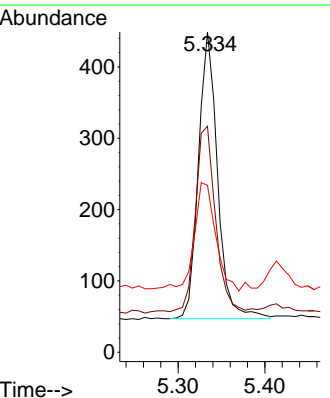
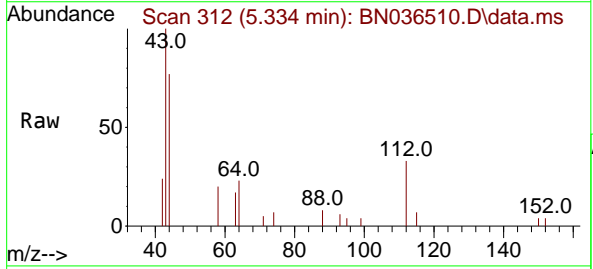
Ion	Ratio	Lower	Upper
152	100		
150	156.8	123.7	185.5
115	68.3	52.5	78.7

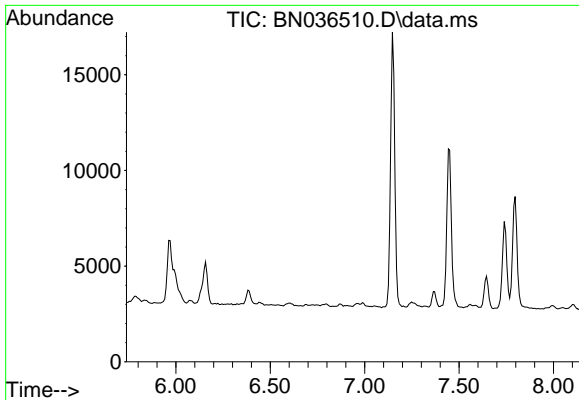


#4  
 2-Fluorophenol  
 Concen: 0.128 ng  
 RT: 5.334 min Scan# 312  
 Delta R.T. -0.014 min  
 Lab File: BN036510.D  
 Acq: 26 Feb 2025 14:55

Tgt Ion:112 Resp: 615

Ion	Ratio	Lower	Upper
112	100		
64	69.8	53.4	80.0
63	42.9	30.3	45.5

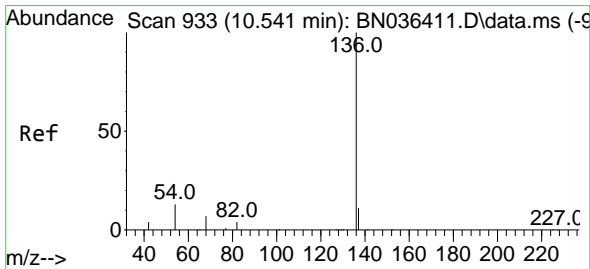
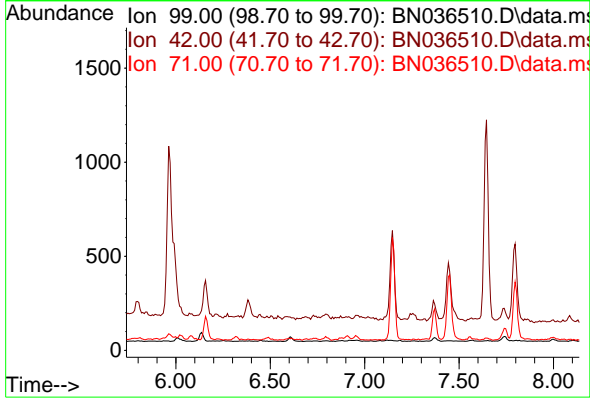




#5  
 Phenol-d6  
 Concen: 0.000 ng  
 Expected RT: 6.94 min  
 Lab File: BN036510.D  
 Acq: 26 Feb 2025 14:55

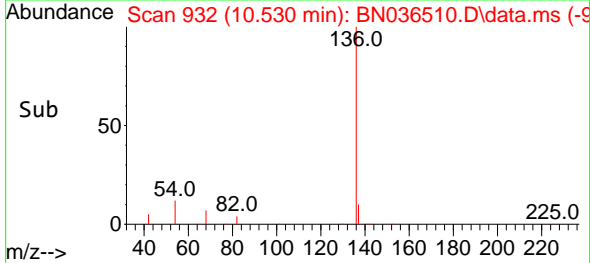
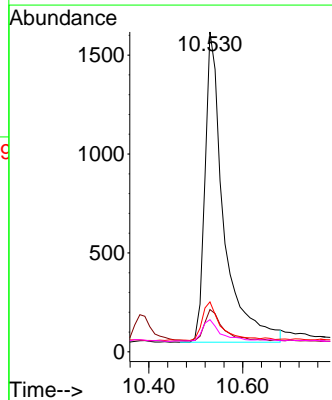
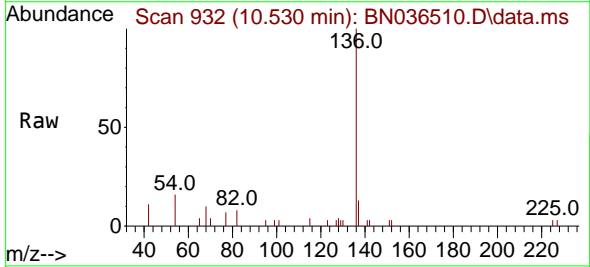
Instrument :  
 BNA\_N  
 ClientSampleId :  
 VPB-192-HYD-20250221

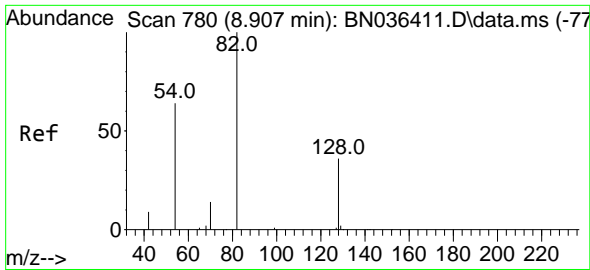
Tgt Ion: 99  
 Sig Exp Ratio  
 99 100  
 42 27.1  
 71 40.8



#7  
 Naphthalene-d8  
 Concen: 0.400 ng  
 RT: 10.530 min Scan# 932  
 Delta R.T. -0.011 min  
 Lab File: BN036510.D  
 Acq: 26 Feb 2025 14:55

Tgt Ion: 136 Resp: 4364  
 Ion Ratio Lower Upper  
 136 100  
 137 13.2 10.1 15.1  
 54 15.6 11.8 17.6  
 68 10.1 7.2 10.8



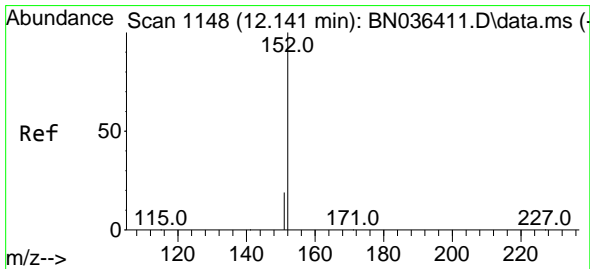
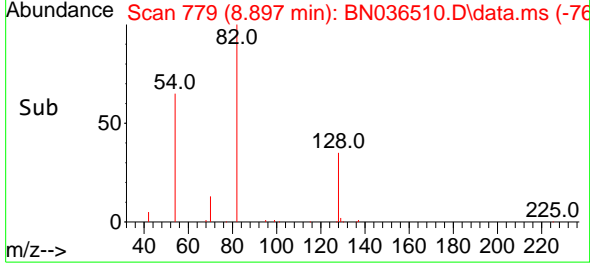
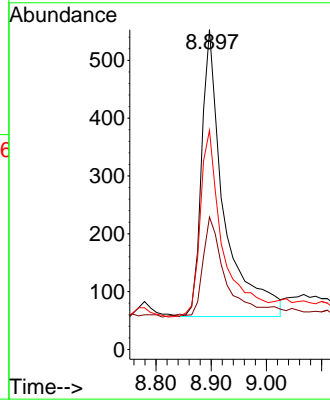
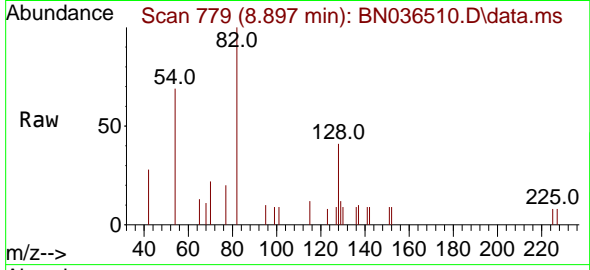


#8  
 Nitrobenzene-d5  
 Concen: 0.325 ng  
 RT: 8.897 min Scan# 71  
 Delta R.T. -0.011 min  
 Lab File: BN036510.D  
 Acq: 26 Feb 2025 14:55

Instrument :  
 BNA\_N  
 ClientSampleId :  
 VPB-192-HYD-20250221

Tgt Ion: 82 Resp: 1400

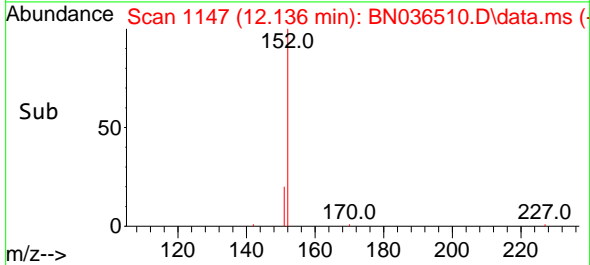
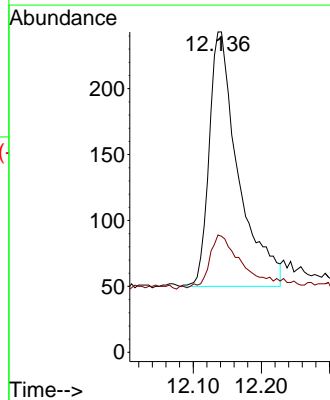
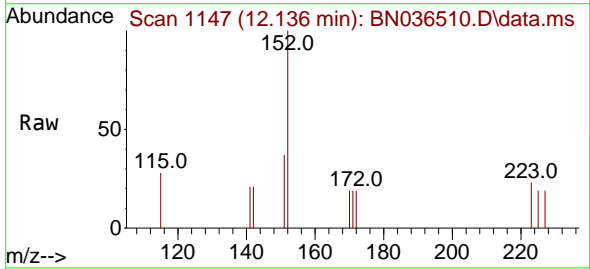
Ion	Ratio	Lower	Upper
82	100		
128	41.4	31.9	47.9
54	68.5	53.1	79.7

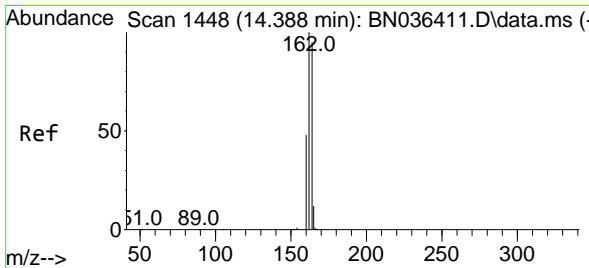


#11  
 2-Methylnaphthalene-d10  
 Concen: 0.086 ng  
 RT: 12.136 min Scan# 1147  
 Delta R.T. -0.005 min  
 Lab File: BN036510.D  
 Acq: 26 Feb 2025 14:55

Tgt Ion: 152 Resp: 574

Ion	Ratio	Lower	Upper
152	100		
151	26.0	16.6	25.0

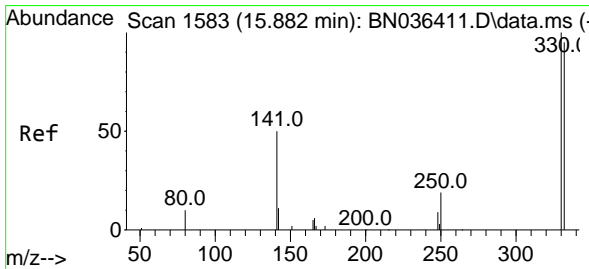
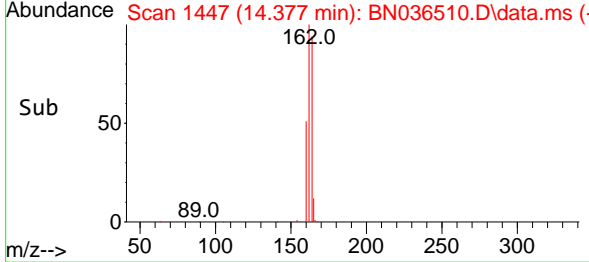
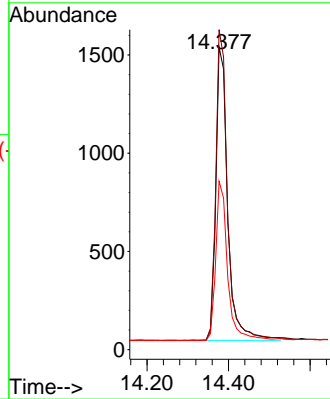
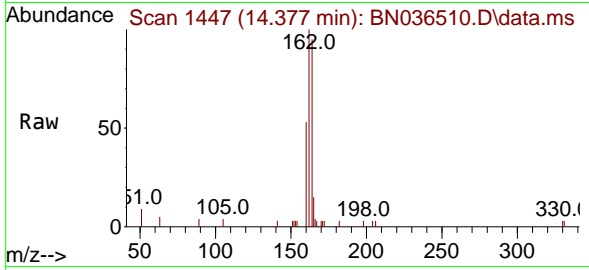




#13  
 Acenaphthene-d10  
 Concen: 0.400 ng  
 RT: 14.377 min Scan# 1447  
 Delta R.T. -0.011 min  
 Lab File: BN036510.D  
 Acq: 26 Feb 2025 14:55

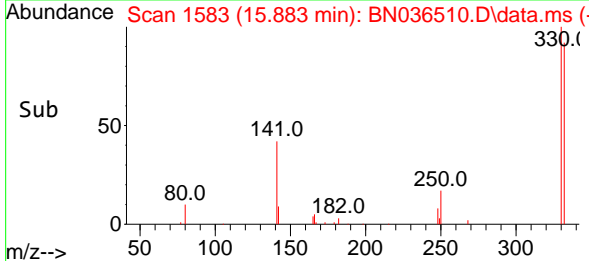
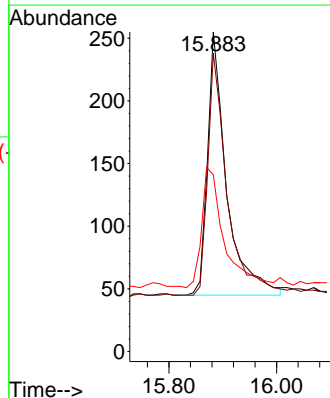
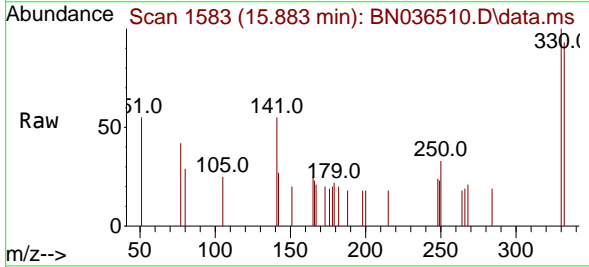
Instrument : BNA\_N  
 ClientSampleId : VPB-192-HYD-20250221

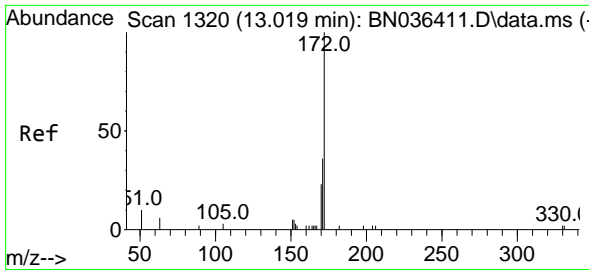
Tgt Ion	Resp	Lower	Upper
164	100		
162	105.8	84.1	126.1
160	55.7	41.4	62.0



#14  
 2,4,6-Tribromophenol  
 Concen: 0.346 ng  
 RT: 15.883 min Scan# 1583  
 Delta R.T. 0.000 min  
 Lab File: BN036510.D  
 Acq: 26 Feb 2025 14:55

Tgt Ion	Resp	Lower	Upper
330	100		
332	93.8	76.6	114.8
141	51.9	37.8	56.8

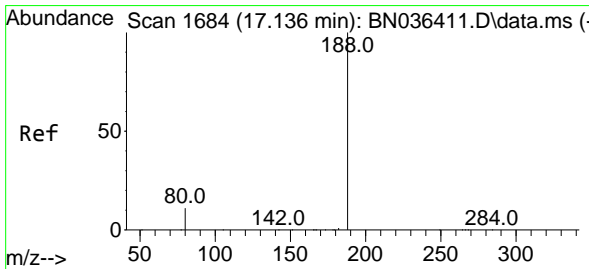
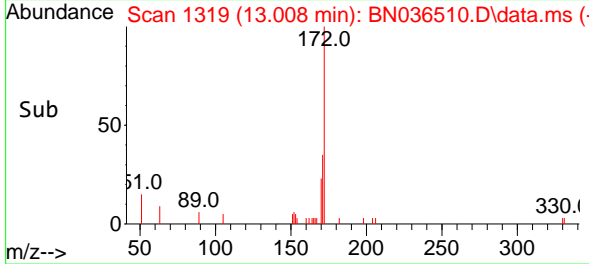
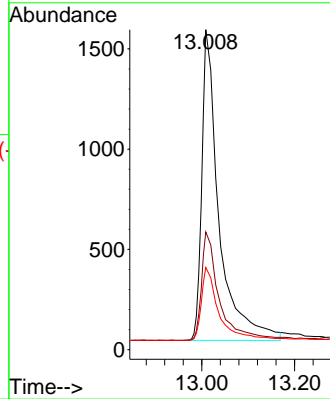
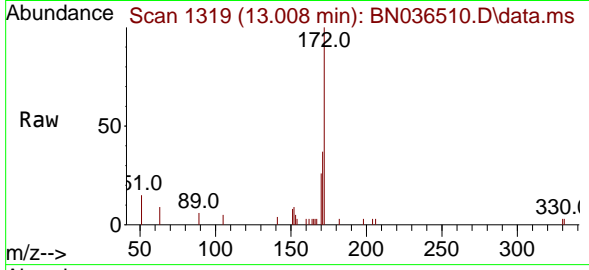




#15  
 2-Fluorobiphenyl  
 Concen: 0.347 ng  
 RT: 13.008 min Scan# 11  
 Delta R.T. -0.011 min  
 Lab File: BN036510.D  
 Acq: 26 Feb 2025 14:55

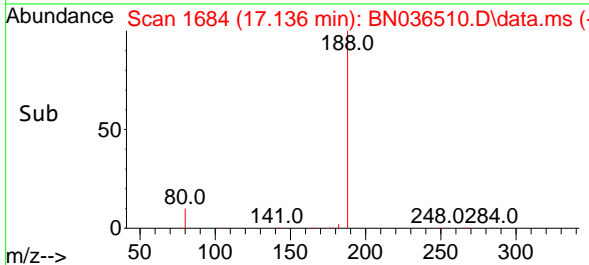
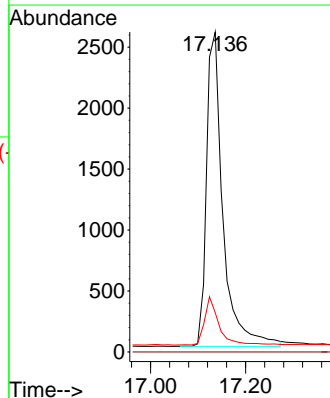
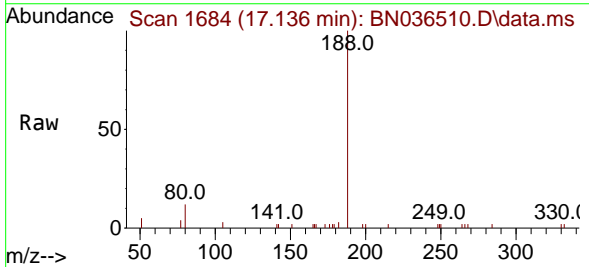
Instrument :  
 BNA\_N  
 ClientSampleId :  
 VPB-192-HYD-20250221

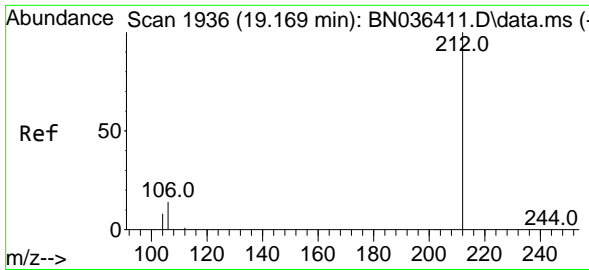
Tgt Ion	Resp	Ion Ratio	Lower	Upper
172	3919	100		
171	36.8	29.6	29.6	44.4
170	25.7	19.8	19.8	29.6



#19  
 Phenanthrene-d10  
 Concen: 0.400 ng  
 RT: 17.136 min Scan# 1684  
 Delta R.T. 0.000 min  
 Lab File: BN036510.D  
 Acq: 26 Feb 2025 14:55

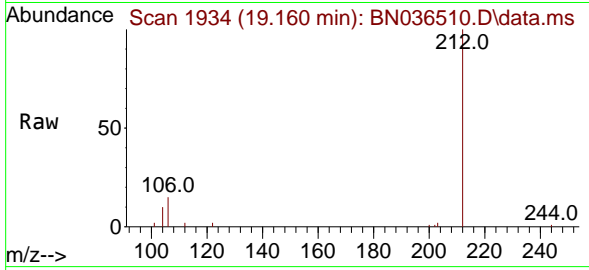
Tgt Ion	Resp	Ion Ratio	Lower	Upper
188	6199	100		
94	0.0	0.0	0.0	0.0
80	12.3	9.8	9.8	14.6





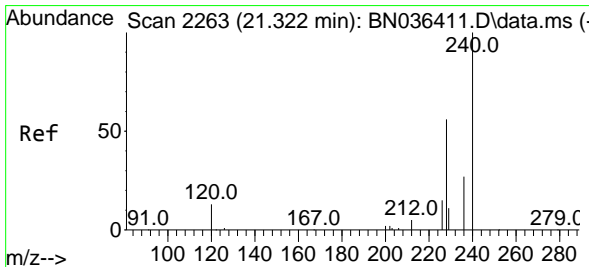
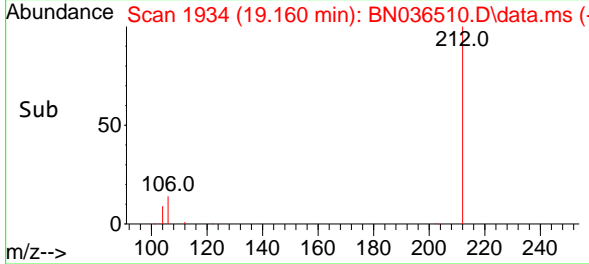
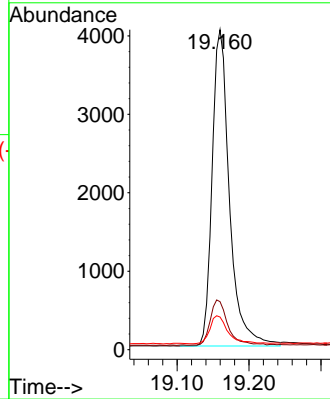
#27  
 Fluoranthene-d10  
 Concen: 0.390 ng  
 RT: 19.160 min Scan# 1936  
 Delta R.T. -0.009 min  
 Lab File: BN036510.D  
 Acq: 26 Feb 2025 14:55

Instrument :  
 BNA\_N  
 ClientSampleId :  
 VPB-192-HYD-20250221



Tgt Ion:212 Resp: 6728


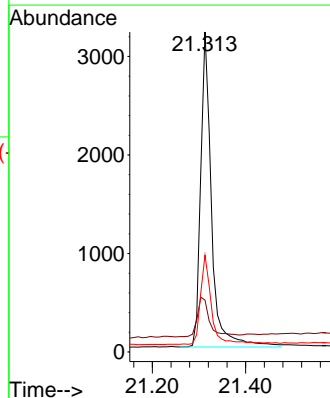
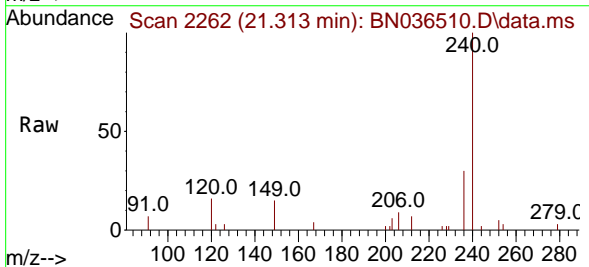
Ion	Ratio	Lower	Upper
212	100		
106	14.3	11.5	17.3
104	9.3	7.1	10.7



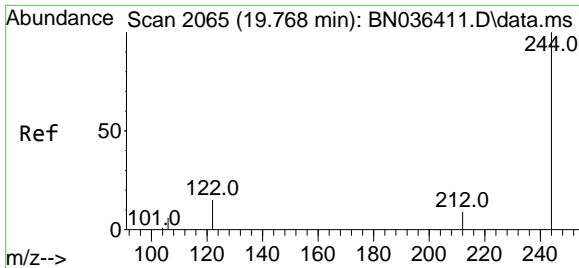
#29  
 Chrysene-d12  
 Concen: 0.400 ng  
 RT: 21.313 min Scan# 2262  
 Delta R.T. -0.009 min  
 Lab File: BN036510.D  
 Acq: 26 Feb 2025 14:55

Tgt Ion:240 Resp: 5181

Ion	Ratio	Lower	Upper
240	100		
120	16.2	13.3	19.9
236	30.3	23.0	34.6





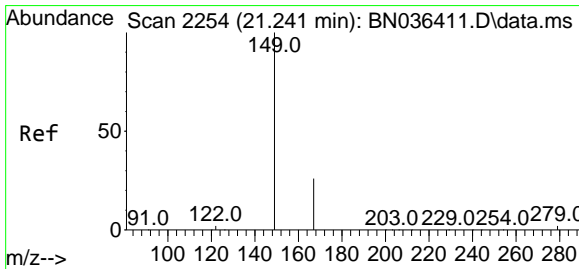
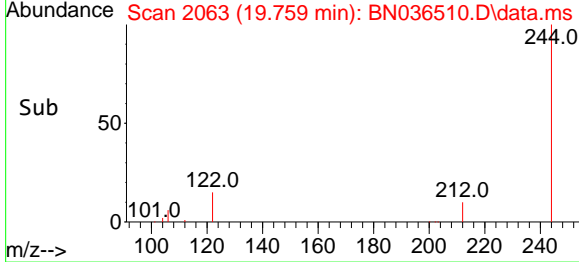
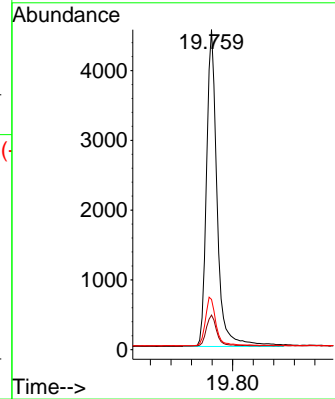
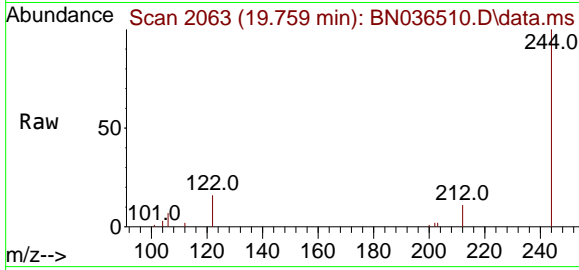


#31  
 Terphenyl-d14  
 Concen: 0.589 ng  
 RT: 19.759 min Scan# 2063  
 Delta R.T. -0.009 min  
 Lab File: BN036510.D  
 Acq: 26 Feb 2025 14:55

**Instrument :**  
 BNA\_N  
**ClientSampleId :**  
 VPB-192-HYD-20250221

Tgt Ion:244 Resp: 6510

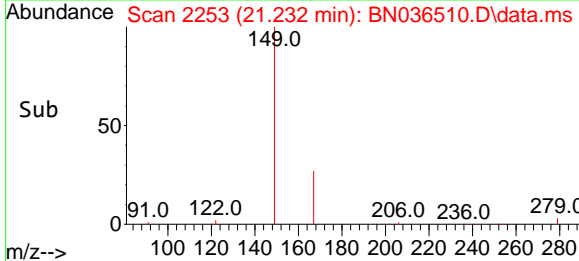
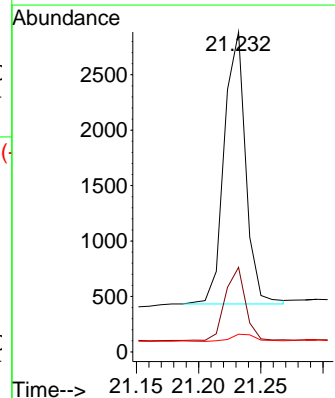
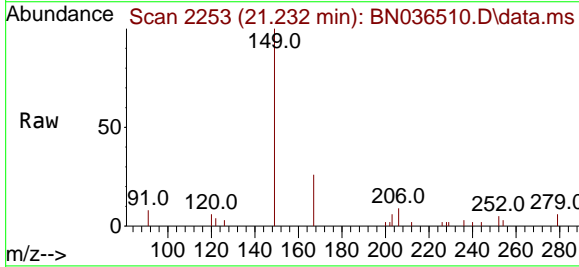
Ion	Ratio	Lower	Upper
244	100		
212	10.8	8.1	12.1
122	15.7	12.8	19.2

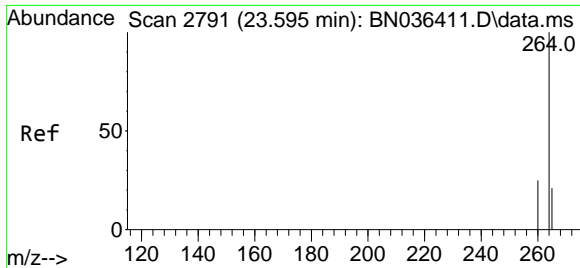


#34  
 Bis(2-ethylhexyl)phthalate  
 Concen: 0.277 ng  
 RT: 21.232 min Scan# 2253  
 Delta R.T. -0.009 min  
 Lab File: BN036510.D  
 Acq: 26 Feb 2025 14:55

Tgt Ion:149 Resp: 2947

Ion	Ratio	Lower	Upper
149	100		
167	25.4	21.2	31.8
279	3.1	2.7	4.1



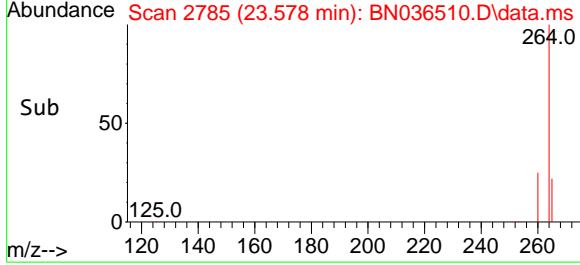
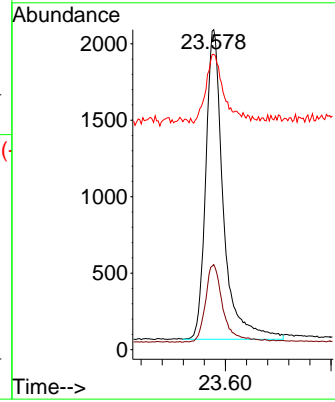
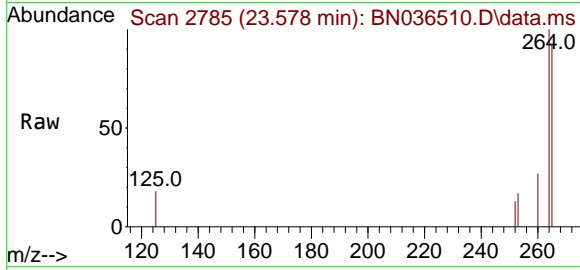


#35  
 Perylene-d12  
 Concen: 0.400 ng  
 RT: 23.578 min Scan# 21  
 Delta R.T. -0.018 min  
 Lab File: BN036510.D  
 Acq: 26 Feb 2025 14:55

Instrument :  
 BNA\_N  
 ClientSampleId :  
 VPB-192-HYD-20250221

Tgt Ion:264 Resp: 4672

Ion	Ratio	Lower	Upper
264	100		
260	26.6	20.9	31.3
265	92.3	60.7	91.1#



### Report of Analysis

Client:	Tetra Tech NUS, Inc.	Date Collected:	02/21/25
Project:	CTO WE13	Date Received:	02/24/25
Client Sample ID:	BP-VPB-192-EB-20250221	SDG No.:	Q1423
Lab Sample ID:	Q1423-03	Matrix:	Water
Analytical Method:	SW8270ESIM	% Solid:	0
Sample Wt/Vol:	900 Units: mL	Final Vol:	1000 uL
Soil Aliquot Vol:	uL	Test:	SVOC-SIMGroup1
Extraction Type :	Decanted : N	Level :	LOW
Injection Volume :	GPC Factor : 1.0	GPC Cleanup :	N PH :
Prep Method :			

File ID/Qc Batch:	Dilution:	Prep Date	Date Analyzed	Prep Batch ID
BN036511.D	1	02/26/25 08:52	02/26/25 15:31	PB166876

CAS Number	Parameter	Conc.	Qualifier	MDL	LOD	LOQ / CRQL	Units
<b>TARGETS</b>							
123-91-1	1,4-Dioxane	0.22	U	0.080	0.22	0.22	ug/L
<b>SURROGATES</b>							
7297-45-2	2-Methylnaphthalene-d10	0.37		30 - 150		93%	SPK: 0.4
93951-69-0	Fluoranthene-d10	0.42		30 - 150		105%	SPK: 0.4
4165-60-0	Nitrobenzene-d5	0.37		55 - 111		91%	SPK: 0.4
321-60-8	2-Fluorobiphenyl	0.50	*	53 - 106		124%	SPK: 0.4
1718-51-0	Terphenyl-d14	0.63	*	58 - 132		158%	SPK: 0.4
<b>INTERNAL STANDARDS</b>							
3855-82-1	1,4-Dichlorobenzene-d4	2560		7.739			
1146-65-2	Naphthalene-d8	5720		10.53			
15067-26-2	Acenaphthene-d10	3700		14.377			
1517-22-2	Phenanthrene-d10	7690		17.124			
1719-03-5	Chrysene-d12	5770		21.313			
1520-96-3	Perylene-d12	5080		23.578			

U = Not Detected

LOQ = Limit of Quantitation

MDL = Method Detection Limit

LOD = Limit of Detection

E = Value Exceeds Calibration Range

Q = indicates LCS control criteria did not meet requirements

M = MS/MSD acceptance criteria did not meet requirements

J = Estimated Value

B = Analyte Found in Associated Method Blank

N = Presumptive Evidence of a Compound

\* = Values outside of QC limits

D = Dilution

() = Laboratory InHouse Limit

A = Aldol-Condensation Reaction Products

Data Path : Z:\svoasrv\HPCHEM1\BNA\_N\Data\BN022625\  
 Data File : BN036511.D  
 Acq On : 26 Feb 2025 15:31  
 Operator : RC/JU  
 Sample : Q1423-03  
 Misc :  
 ALS Vial : 5 Sample Multiplier: 1

**Instrument :**  
 BNA\_N  
**ClientSampleId :**  
 BP-VPB-192-EB-20250221

**Manual Integrations**  
**APPROVED**

Reviewed By :Rahul Chavli 02/27/2025  
 Supervised By :mohammad ahmed 02/28/2025

Quant Time: Feb 26 15:55:31 2025  
 Quant Method : Z:\svoasrv\HPCHEM1\BNA\_N\Methods\8270-SIM-BN021025.M  
 Quant Title : ASP BNA STANDARDS FOR 5 POINT CALIBRATION  
 QLast Update : Tue Feb 11 01:17:14 2025  
 Response via : Initial Calibration

Compound	R.T.	QIon	Response	Conc	Units	Dev(Min)	
<b>Internal Standards</b>							
1) 1,4-Dichlorobenzene-d4	7.739	152	2561	0.400	ng	-0.01	
7) Naphthalene-d8	10.530	136	5724	0.400	ng	-0.01	
13) Acenaphthene-d10	14.377	164	3696	0.400	ng	-0.01	
19) Phenanthrene-d10	17.124	188	7691	0.400	ng	-0.01	
29) Chrysene-d12	21.313	240	5768	0.400	ng	0.00	
35) Perylene-d12	23.578	264	5083	0.400	ng	#-0.02	
<b>System Monitoring Compounds</b>							
4) 2-Fluorophenol	5.334	112	957	0.158	ng	-0.01	
5) Phenol-d6	6.923	99	596	0.084	ng	-0.01	
8) Nitrobenzene-d5	8.897	82	2065	0.366	ng	-0.01	
11) 2-Methylnaphthalene-d10	12.121	152	3255	0.370	ng	-0.02	
14) 2,4,6-Tribromophenol	15.882	330	623	0.340	ng	0.00	
15) 2-Fluorobiphenyl	13.003	172	6877	0.495	ng	-0.02	
27) Fluoranthene-d10	19.155	212	9001	0.421	ng	-0.01	
31) Terphenyl-d14	19.754	244	7770	0.631	ng	-0.01	
<b>Target Compounds</b>							
9) Naphthalene	10.584	128	434	0.026	ng	#	55
12) 2-Methylnaphthalene	12.197	142	240	0.022	ng	#	82
16) Acenaphthylene	14.099	152	415	0.025	ng	#	91
17) Acenaphthene	14.441	154	256	0.023	ng		98
18) Fluorene	15.435	166	446	0.029	ng	#	96
25) Phenanthrene	17.161	178	886	0.040	ng		95
26) Anthracene	17.260	178	719	0.037	ng		97
28) Fluoranthene	19.187	202	1310	0.048	ng	#	64
30) Pyrene	19.550	202	1284	0.058	ng		99
32) Benzo(a)anthracene	21.295	228	913	0.048	ng	#	89
33) Chrysene	21.348	228	1129	0.055	ng	#	92
34) Bis(2-ethylhexyl)phtha...	21.232	149	962	0.081	ng	#	94
36) Indeno(1,2,3-cd)pyrene	25.884	276	854m	0.048	ng		
40) Dibenzo(a,h)anthracene	25.905	278	605m	0.043	ng		
41) Benzo(g,h,i)perylene	26.583	276	699	0.044	ng	#	56

(#) = qualifier out of range (m) = manual integration (+) = signals summed

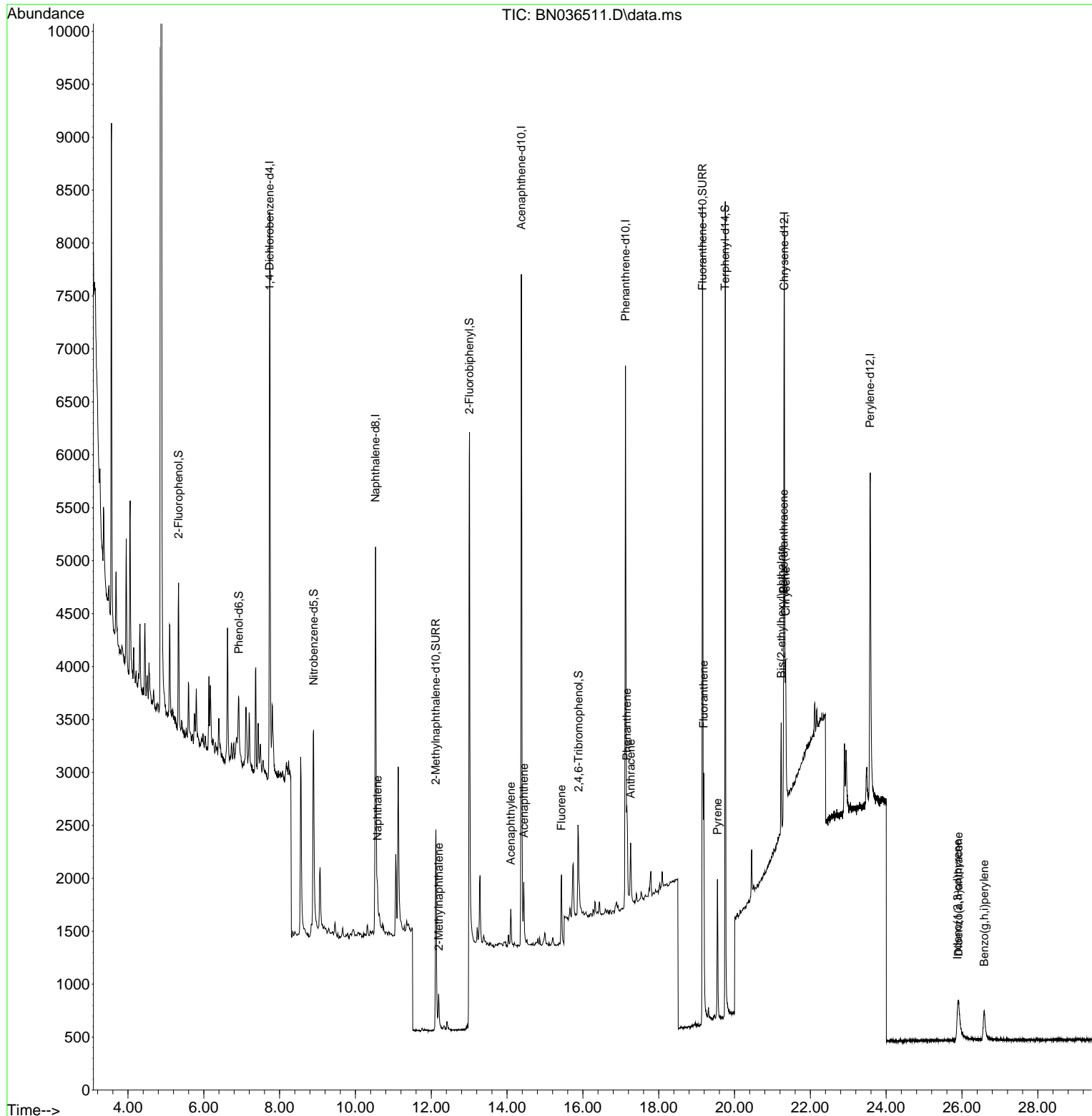
Data Path : Z:\svoasrv\HPCHEM1\BNA\_N\Data\BN022625\  
 Data File : BN036511.D  
 Acq On : 26 Feb 2025 15:31  
 Operator : RC/JU  
 Sample : Q1423-03  
 Misc :  
 ALS Vial : 5 Sample Multiplier: 1

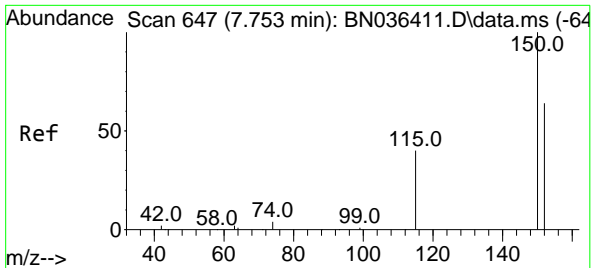
**Instrument :**  
 BNA\_N  
**ClientSampleId :**  
 BP-VPB-192-EB-20250221

**Manual Integrations**  
**APPROVED**

Reviewed By :Rahul Chavli 02/27/2025  
 Supervised By :mohammad ahmed 02/28/2025

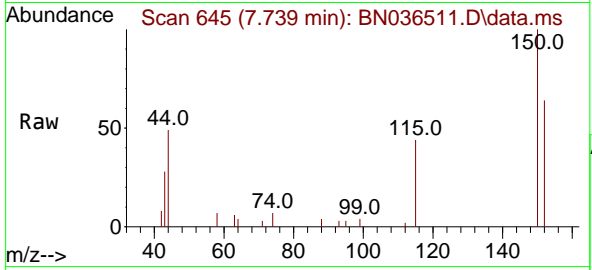
Quant Time: Feb 26 15:55:31 2025  
 Quant Method : Z:\svoasrv\HPCHEM1\BNA\_N\Methods\8270-SIM-BN021025.M  
 Quant Title : ASP BNA STANDARDS FOR 5 POINT CALIBRATION  
 QLast Update : Tue Feb 11 01:17:14 2025  
 Response via : Initial Calibration





#1  
 1,4-Dichlorobenzene-d4  
 Concen: 0.400 ng  
 RT: 7.739 min Scan# 64  
 Delta R.T. -0.014 min  
 Lab File: BN036511.D  
 Acq: 26 Feb 2025 15:31

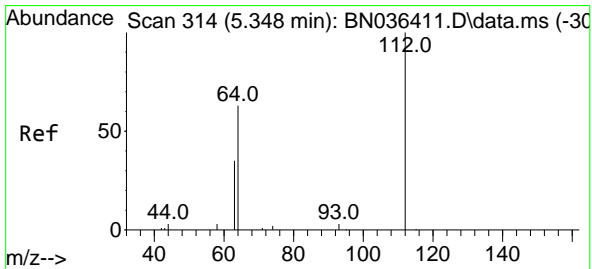
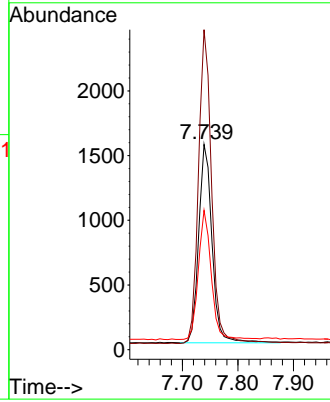
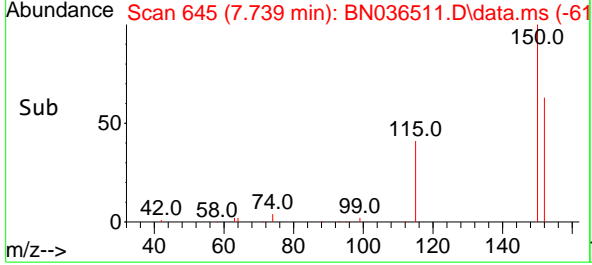
**Instrument :**  
 BNA\_N  
**ClientSampleId :**  
 BP-VPB-192-EB-20250221



Tgt Ion:152 Resp: 256  
 Ion Ratio Lower Upper  
 152 100  
 150 155.8 123.7 185.5  
 115 67.9 52.5 78.7

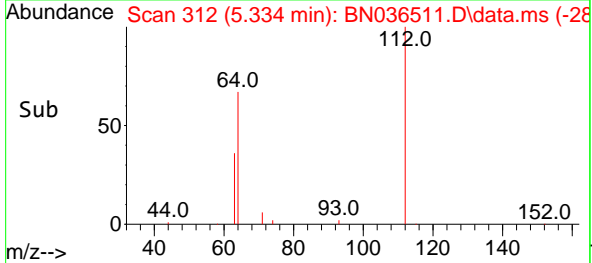
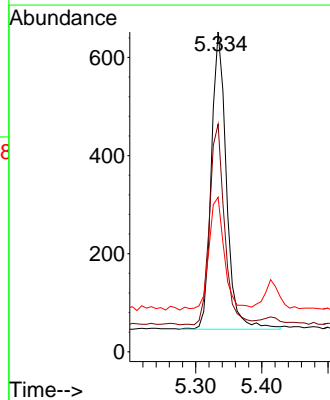
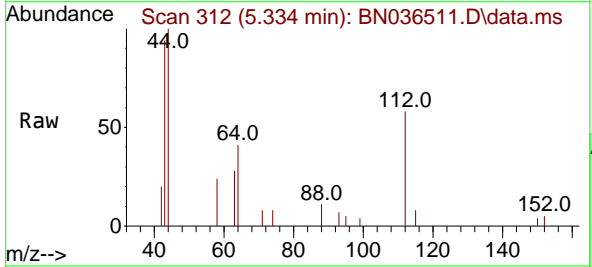
**Manual Integrations**  
**APPROVED**

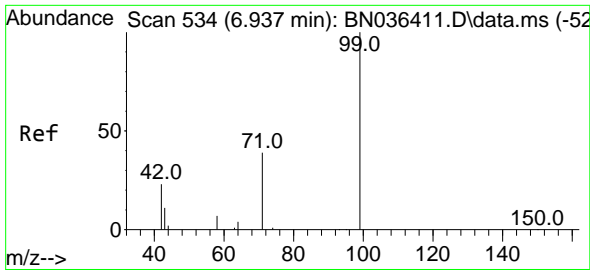
Reviewed By :Rahul Chavli 02/27/2025  
 Supervised By :mohammad ahmed 02/28/2025



#4  
 2-Fluorophenol  
 Concen: 0.158 ng  
 RT: 5.334 min Scan# 312  
 Delta R.T. -0.014 min  
 Lab File: BN036511.D  
 Acq: 26 Feb 2025 15:31

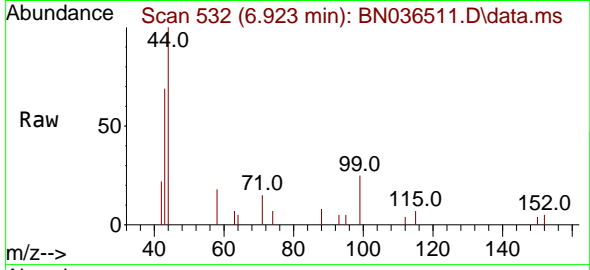
Tgt Ion:112 Resp: 957  
 Ion Ratio Lower Upper  
 112 100  
 64 66.5 53.4 80.0  
 63 39.4 30.3 45.5





#5  
 Phenol-d6  
 Concen: 0.084 ng  
 RT: 6.923 min Scan# 51  
 Delta R.T. -0.014 min  
 Lab File: BN036511.D  
 Acq: 26 Feb 2025 15:31

Instrument :  
 BNA\_N  
 ClientSampleId :  
 BP-VPB-192-EB-20250221

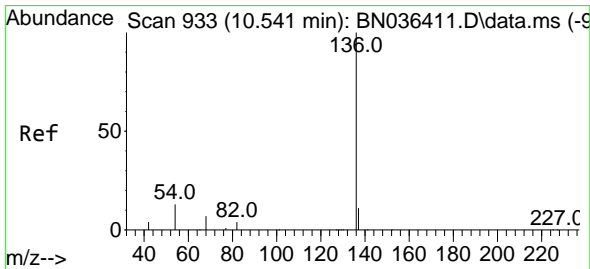
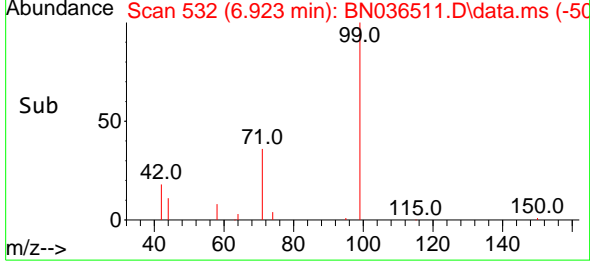
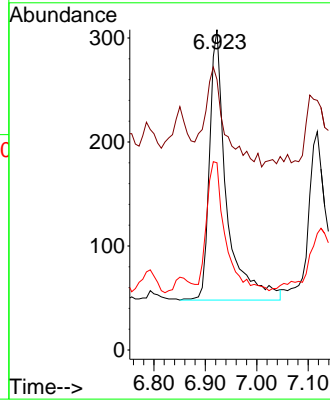


Tgt Ion: 99 Resp: 590

Ion	Ratio	Lower	Upper
99	100		
42	43.8	21.7	32.5
71	52.9	32.6	49.0

Manual Integrations  
**APPROVED**

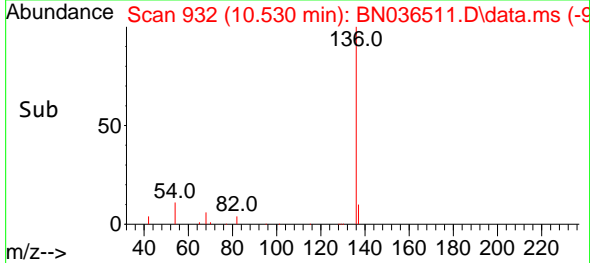
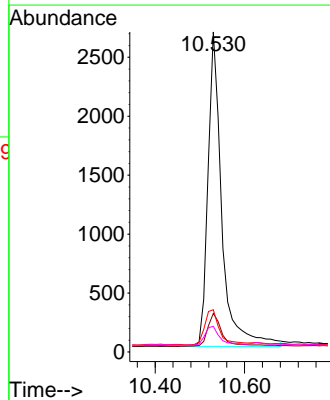
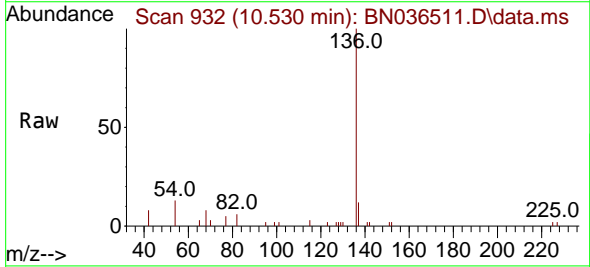
Reviewed By :Rahul Chavli 02/27/2025  
 Supervised By :mohammad ahmed 02/28/2025

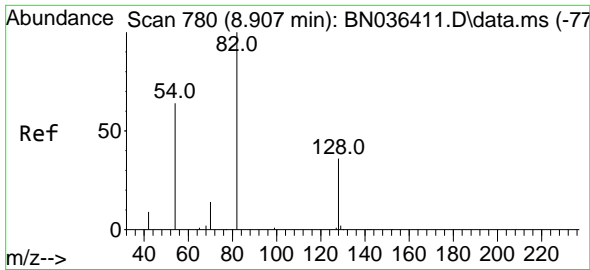


#7  
 Naphthalene-d8  
 Concen: 0.400 ng  
 RT: 10.530 min Scan# 932  
 Delta R.T. -0.011 min  
 Lab File: BN036511.D  
 Acq: 26 Feb 2025 15:31

Tgt Ion:136 Resp: 5724

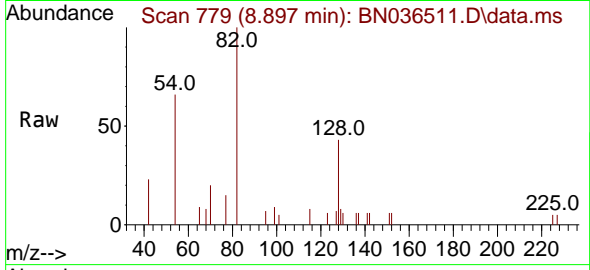
Ion	Ratio	Lower	Upper
136	100		
137	12.0	10.1	15.1
54	13.2	11.8	17.6
68	8.0	7.2	10.8





#8  
 Nitrobenzene-d5  
 Concen: 0.366 ng  
 RT: 8.897 min Scan# 711  
 Delta R.T. -0.011 min  
 Lab File: BN036511.D  
 Acq: 26 Feb 2025 15:31

**Instrument :**  
 BNA\_N  
**ClientSampleId :**  
 BP-VPB-192-EB-20250221

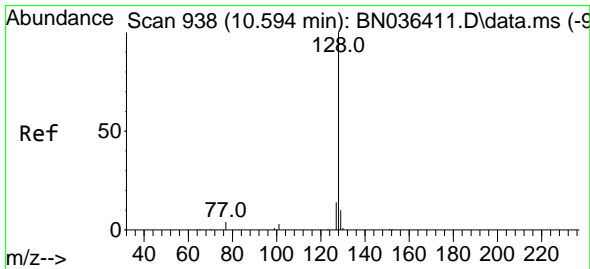
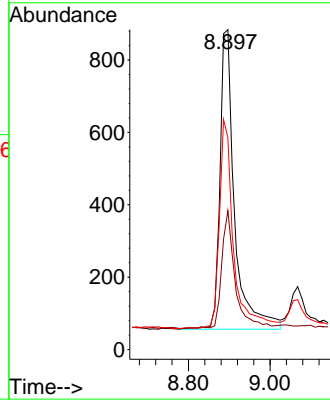
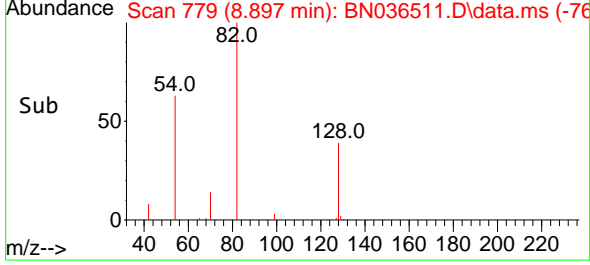


Tgt Ion: 82 Resp: 206

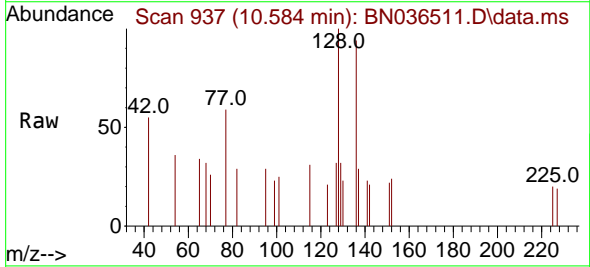
Ion	Ratio	Lower	Upper
82	100		
128	43.4	31.9	47.9
54	66.2	53.1	79.7

**Manual Integrations**  
**APPROVED**

Reviewed By :Rahul Chavli 02/27/2025  
 Supervised By :mohammad ahmed 02/28/2025

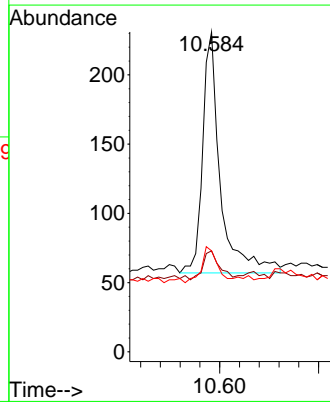
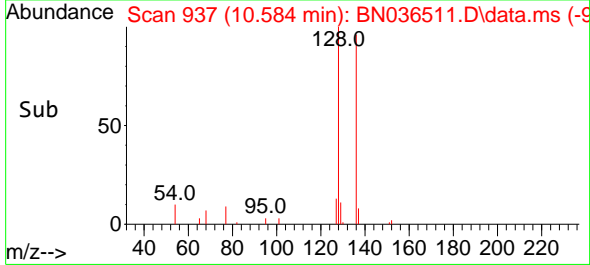


#9  
 Naphthalene  
 Concen: 0.026 ng  
 RT: 10.584 min Scan# 937  
 Delta R.T. -0.011 min  
 Lab File: BN036511.D  
 Acq: 26 Feb 2025 15:31

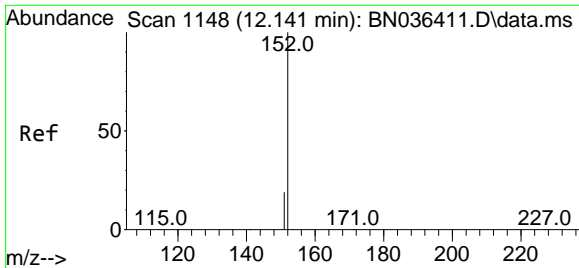


Tgt Ion:128 Resp: 434

Ion	Ratio	Lower	Upper
128	100		
129	31.6	9.6	14.4#
127	31.6	12.0	18.0#

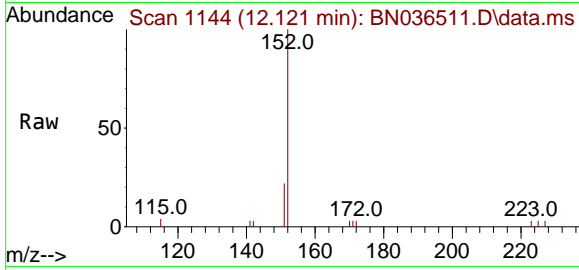






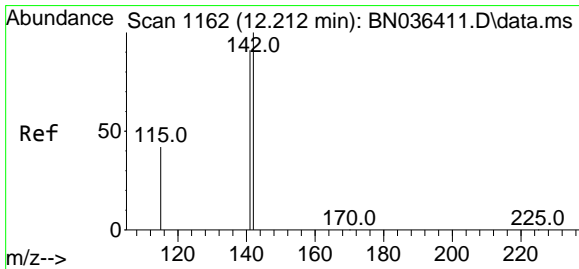
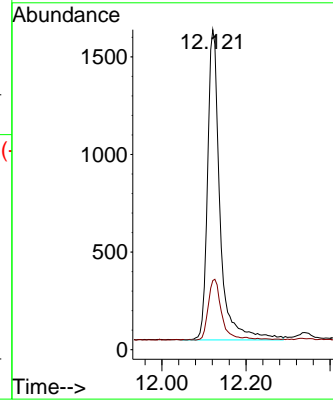
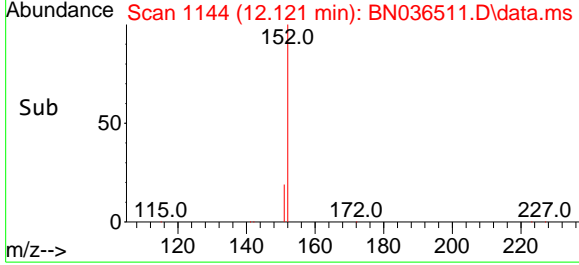
#11  
 2-Methylnaphthalene-d10  
 Concen: 0.370 ng  
 RT: 12.121 min Scan# 1144  
 Delta R.T. -0.020 min  
 Lab File: BN036511.D  
 Acq: 26 Feb 2025 15:31

**Instrument :**  
 BNA\_N  
**ClientSampleId :**  
 BP-VPB-192-EB-20250221

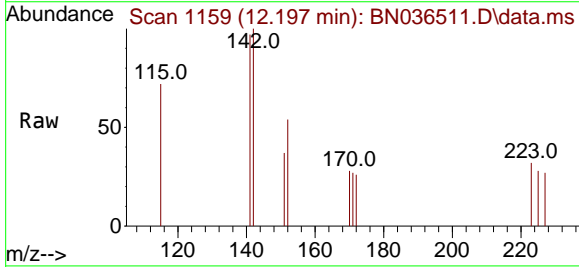


Tgt Ion:152 Resp: 325  
 Ion Ratio Lower Upper  
 152 100  
 151 20.8 16.6 25.0

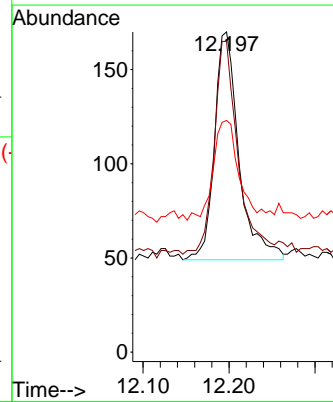
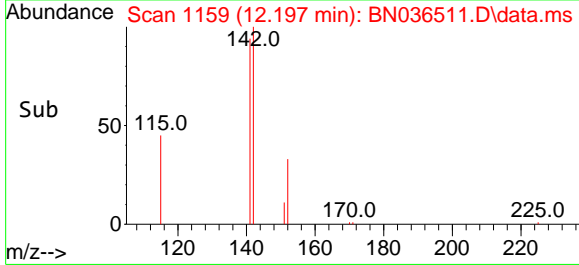
**Manual Integrations**  
**APPROVED**  
 Reviewed By :Rahul Chavli 02/27/2025  
 Supervised By :mohammad ahmed 02/28/2025

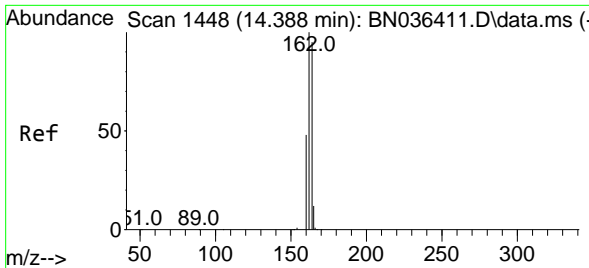


#12  
 2-Methylnaphthalene  
 Concen: 0.022 ng  
 RT: 12.197 min Scan# 1159  
 Delta R.T. -0.015 min  
 Lab File: BN036511.D  
 Acq: 26 Feb 2025 15:31



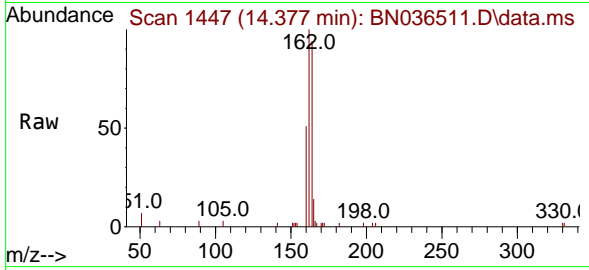
Tgt Ion:142 Resp: 240  
 Ion Ratio Lower Upper  
 142 100  
 141 97.1 72.8 109.2  
 115 72.4 35.5 53.3#





#13  
 Acenaphthene-d10  
 Concen: 0.400 ng  
 RT: 14.377 min Scan# 1447  
 Delta R.T. -0.011 min  
 Lab File: BN036511.D  
 Acq: 26 Feb 2025 15:31

Instrument :  
 BNA\_N  
 ClientSampleId :  
 BP-VPB-192-EB-20250221

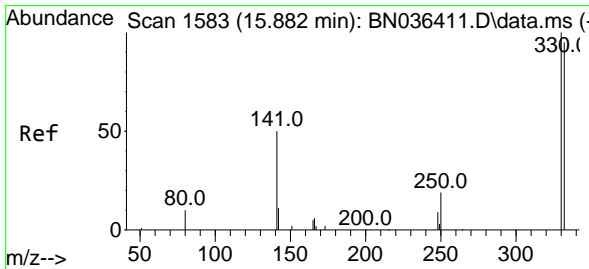
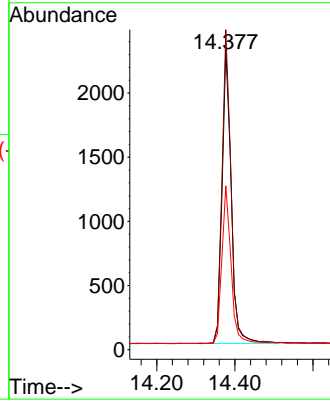
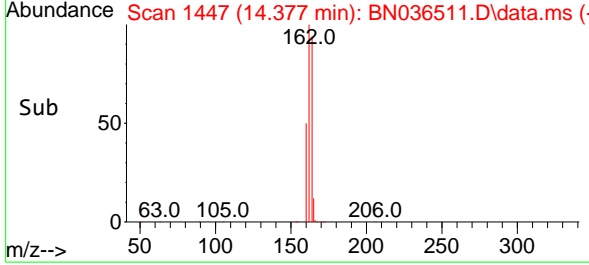


Tgt Ion:164 Resp: 3690

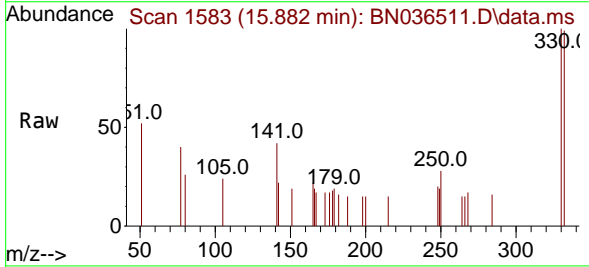
Ion	Ratio	Lower	Upper
164	100		
162	106.5	84.1	126.1
160	54.5	41.4	62.0

Manual Integrations  
**APPROVED**

Reviewed By :Rahul Chavli 02/27/2025  
 Supervised By :mohammad ahmed 02/28/2025

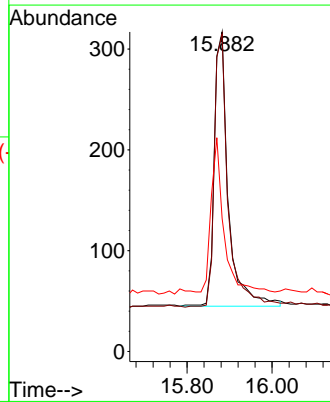
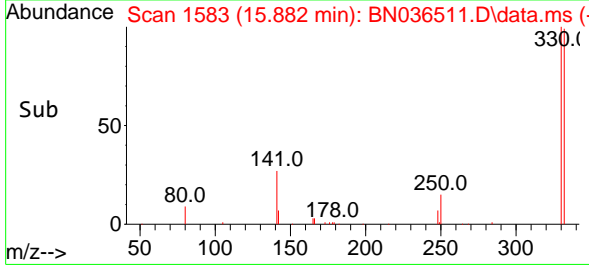


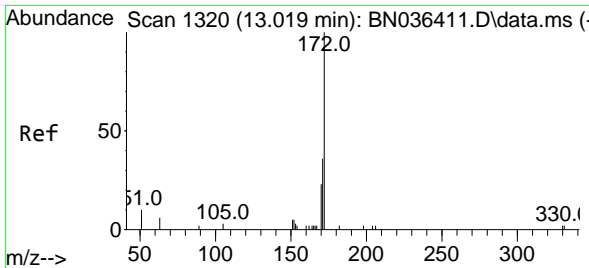
#14  
 2,4,6-Tribromophenol  
 Concen: 0.340 ng  
 RT: 15.882 min Scan# 1583  
 Delta R.T. -0.000 min  
 Lab File: BN036511.D  
 Acq: 26 Feb 2025 15:31



Tgt Ion:330 Resp: 623

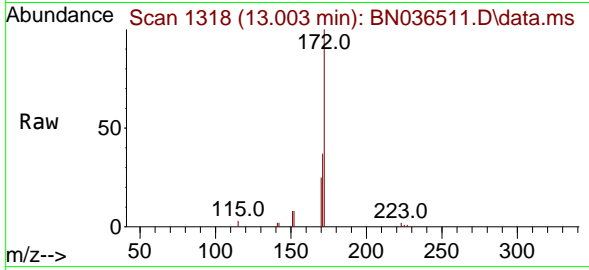
Ion	Ratio	Lower	Upper
330	100		
332	98.6	76.6	114.8
141	50.7	37.8	56.8





#15  
 2-Fluorobiphenyl  
 Concen: 0.495 ng  
 RT: 13.003 min Scan# 11  
 Delta R.T. -0.016 min  
 Lab File: BN036511.D  
 Acq: 26 Feb 2025 15:31

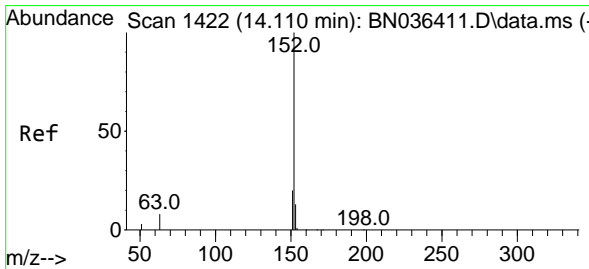
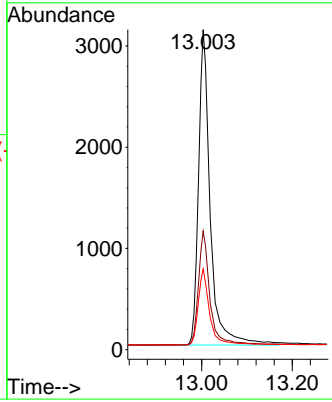
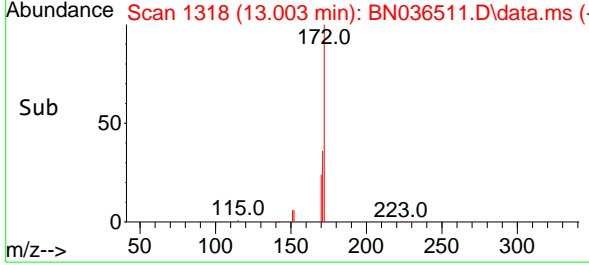
**Instrument :**  
 BNA\_N  
**ClientSampleId :**  
 BP-VPB-192-EB-20250221



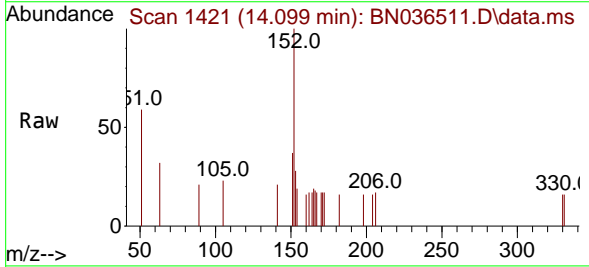
Tgt Ion:172 Resp: 687

Ion	Ratio	Lower	Upper
172	100		
171	37.1	29.6	44.4
170	25.2	19.8	29.6

**Manual Integrations**  
**APPROVED**  
 Reviewed By :Rahul Chavli 02/27/2025  
 Supervised By :mohammad ahmed 02/28/2025

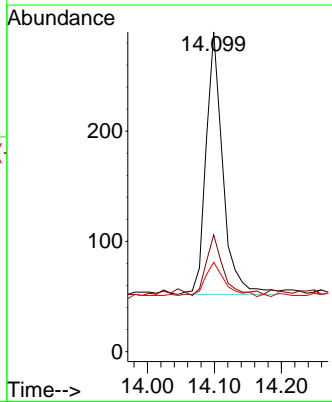
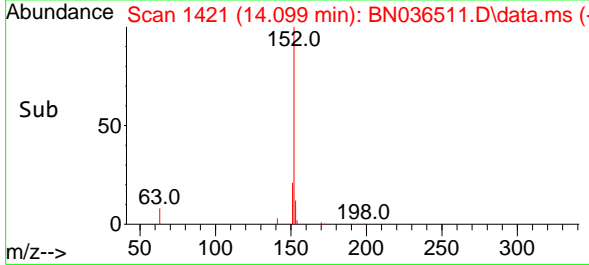


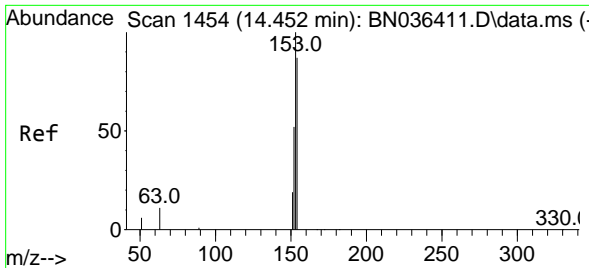
#16  
 Acenaphthylene  
 Concen: 0.025 ng  
 RT: 14.099 min Scan# 1421  
 Delta R.T. -0.011 min  
 Lab File: BN036511.D  
 Acq: 26 Feb 2025 15:31



Tgt Ion:152 Resp: 415

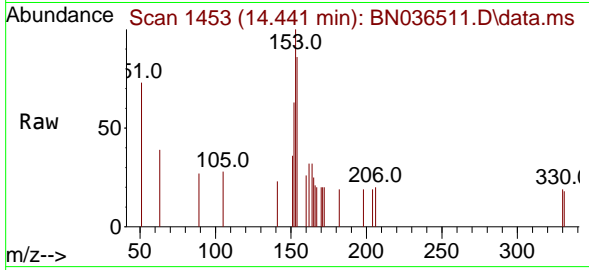
Ion	Ratio	Lower	Upper
152	100		
151	22.7	15.8	23.8
153	17.6	10.2	15.2





#17  
 Acenaphthene  
 Concen: 0.023 ng  
 RT: 14.441 min Scan# 14  
 Delta R.T. -0.011 min  
 Lab File: BN036511.D  
 Acq: 26 Feb 2025 15:31

Instrument :  
 BNA\_N  
 ClientSampleId :  
 BP-VPB-192-EB-20250221

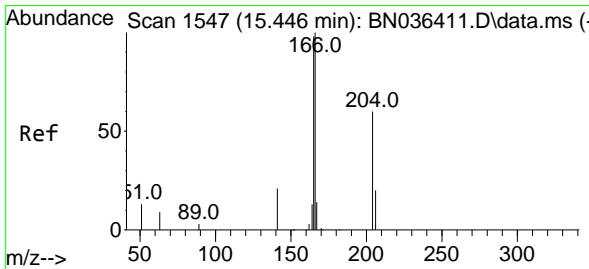
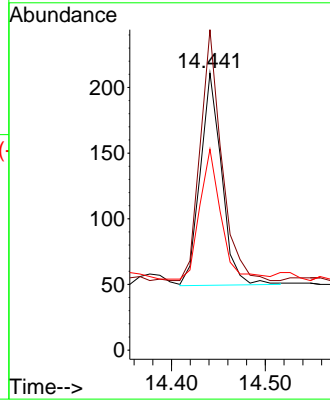
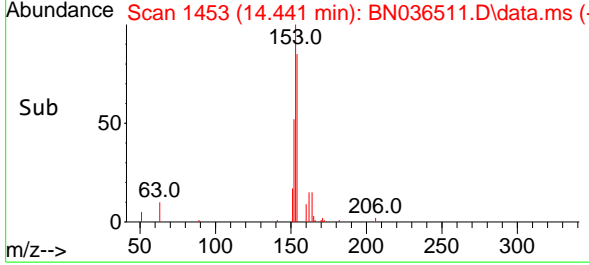


Tgt Ion:154 Resp: 250

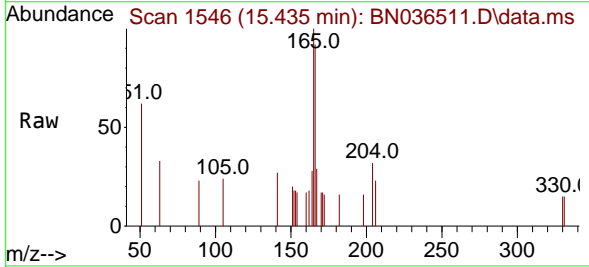
Ion	Ratio	Lower	Upper
154	100		
153	118.8	93.3	139.9
152	62.9	48.8	73.2

Manual Integrations  
**APPROVED**

Reviewed By :Rahul Chavli 02/27/2025  
 Supervised By :mohammad ahmed 02/28/2025

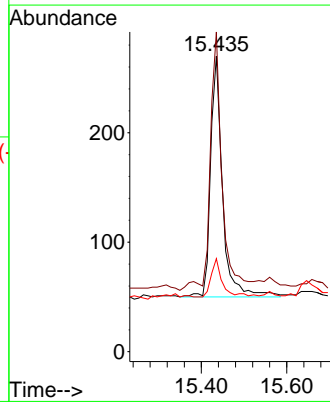
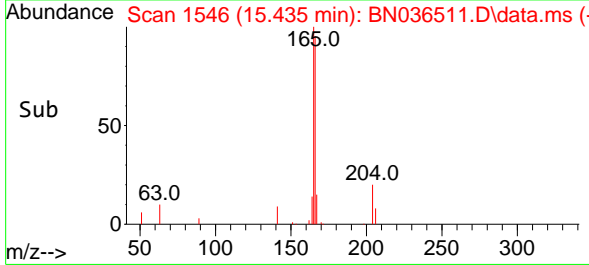


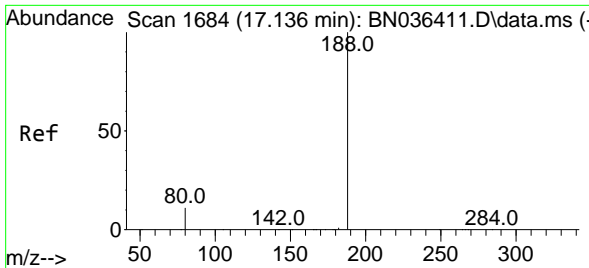
#18  
 Fluorene  
 Concen: 0.029 ng  
 RT: 15.435 min Scan# 1546  
 Delta R.T. -0.011 min  
 Lab File: BN036511.D  
 Acq: 26 Feb 2025 15:31



Tgt Ion:166 Resp: 446

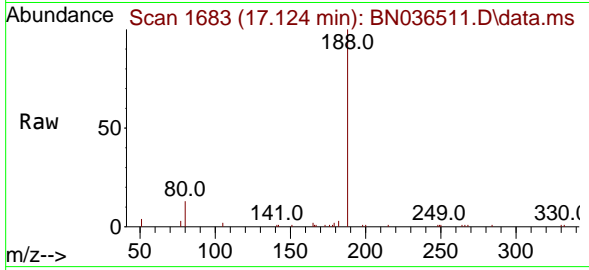
Ion	Ratio	Lower	Upper
166	100		
165	102.9	79.5	119.3
167	15.9	10.4	15.6#





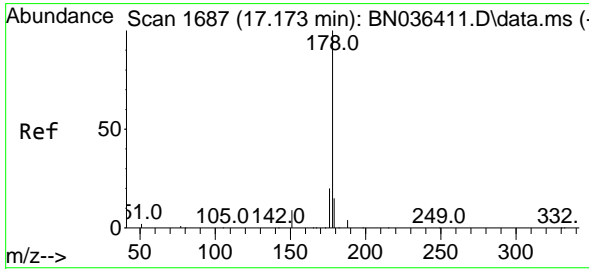
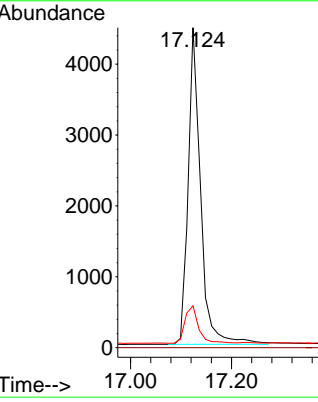
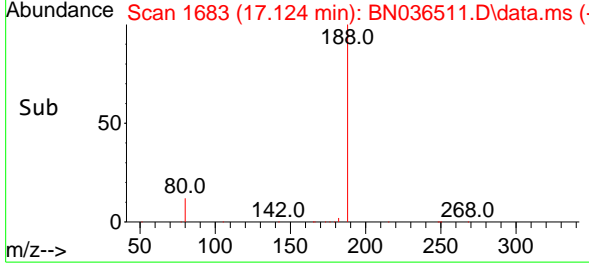
#19  
 Phenanthrene-d10  
 Concen: 0.400 ng  
 RT: 17.124 min Scan# 1683  
 Delta R.T. -0.012 min  
 Lab File: BN036511.D  
 Acq: 26 Feb 2025 15:31

Instrument : BNA\_N  
 Client Sample Id : BP-VPB-192-EB-20250221

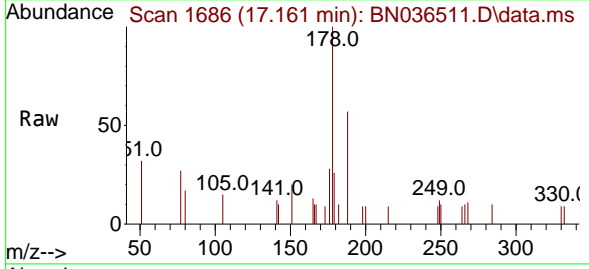


Tgt Ion:188 Resp: 769  
 Ion Ratio Lower Upper  
 188 100  
 94 0.0 0.0 0.0  
 80 13.1 9.8 14.6

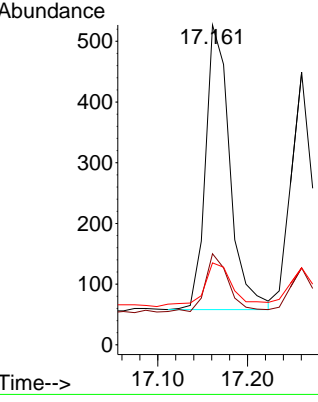
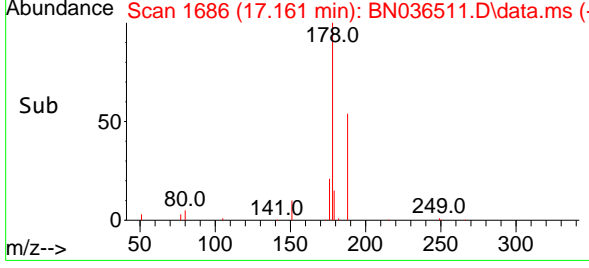
Manual Integrations  
**APPROVED**  
 Reviewed By :Rahul Chavli 02/27/2025  
 Supervised By :mohammad ahmed 02/28/2025

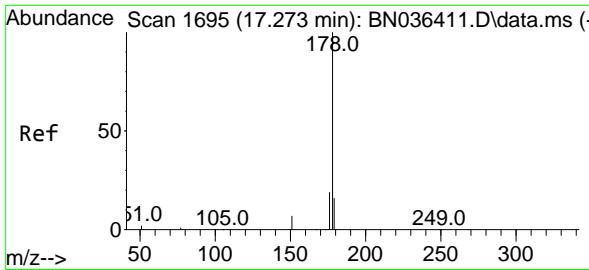


#25  
 Phenanthrene  
 Concen: 0.040 ng  
 RT: 17.161 min Scan# 1686  
 Delta R.T. -0.012 min  
 Lab File: BN036511.D  
 Acq: 26 Feb 2025 15:31



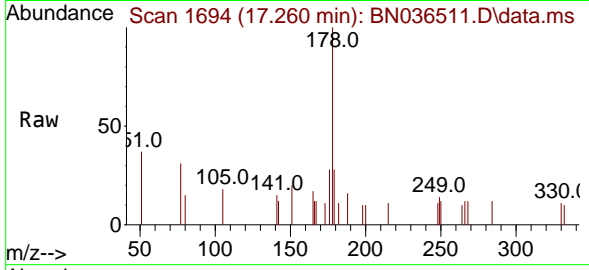
Tgt Ion:178 Resp: 886  
 Ion Ratio Lower Upper  
 178 100  
 176 21.2 15.7 23.5  
 179 18.4 12.4 18.6





#26  
**Anthracene**  
 Concen: 0.037 ng  
 RT: 17.260 min Scan# 1694  
 Delta R.T. -0.012 min  
 Lab File: BN036511.D  
 Acq: 26 Feb 2025 15:31

**Instrument :**  
 BNA\_N  
**ClientSampleId :**  
 BP-VPB-192-EB-20250221

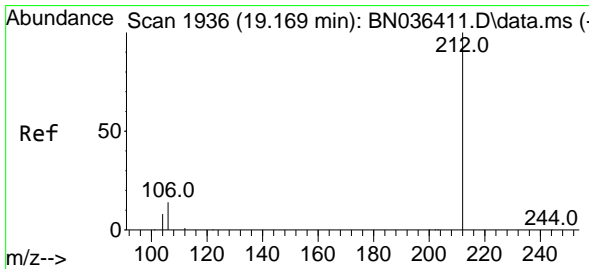
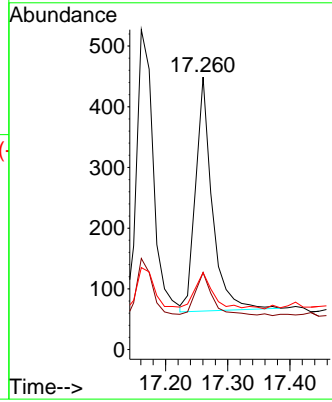
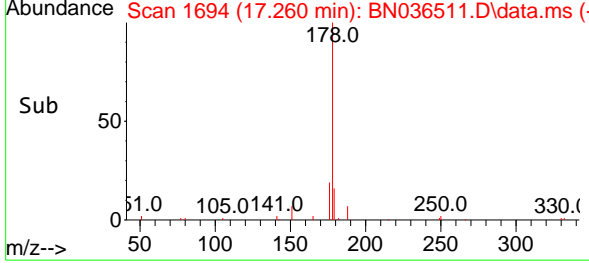


Tgt Ion: 178 Resp: 719

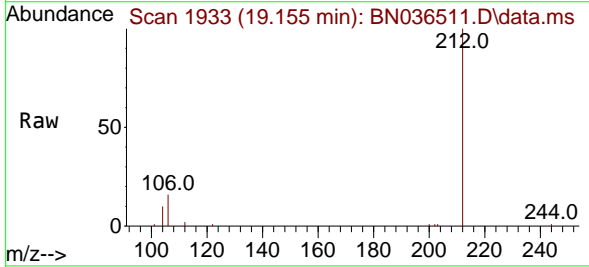
Ion	Ratio	Lower	Upper
178	100		
176	18.5	14.9	22.3
179	18.4	12.4	18.6

**Manual Integrations**  
**APPROVED**

Reviewed By :Rahul Chavli 02/27/2025  
 Supervised By :mohammad ahmed 02/28/2025

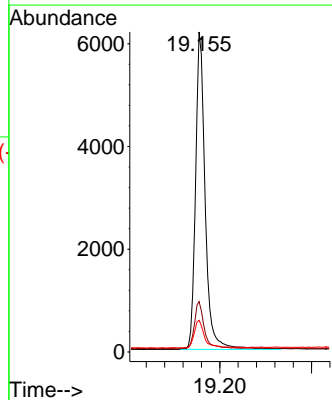
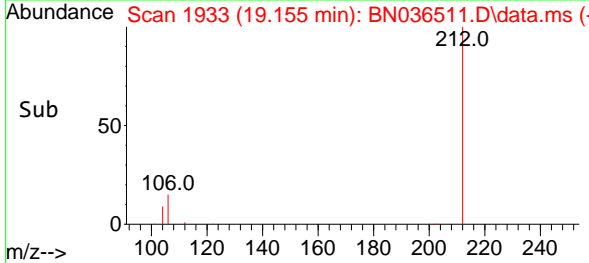


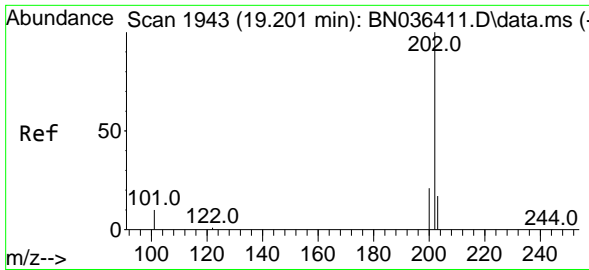
#27  
**Fluoranthene-d10**  
 Concen: 0.421 ng  
 RT: 19.155 min Scan# 1933  
 Delta R.T. -0.014 min  
 Lab File: BN036511.D  
 Acq: 26 Feb 2025 15:31



Tgt Ion: 212 Resp: 9001

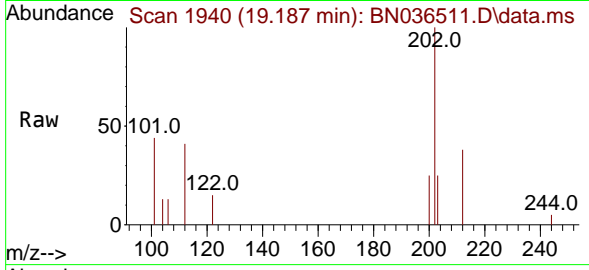
Ion	Ratio	Lower	Upper
212	100		
106	15.3	11.5	17.3
104	9.3	7.1	10.7





#28  
 Fluoranthene  
 Concen: 0.048 ng  
 RT: 19.187 min Scan# 1943  
 Delta R.T. -0.014 min  
 Lab File: BN036511.D  
 Acq: 26 Feb 2025 15:31

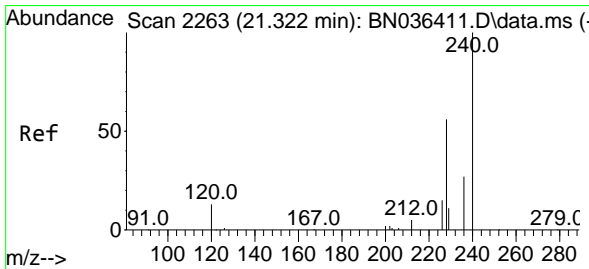
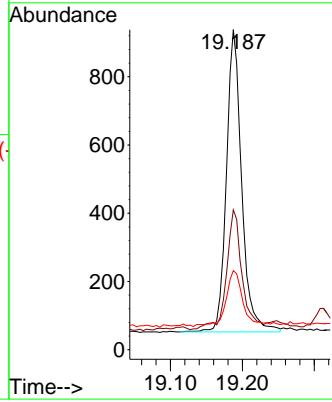
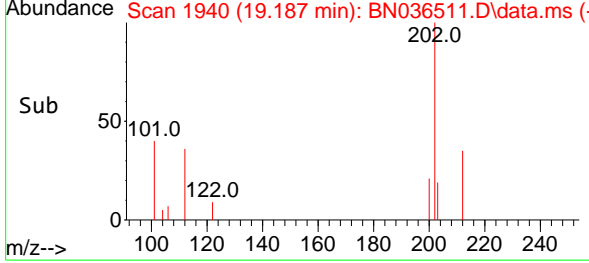
Instrument : BNA\_N  
 ClientSampleId : BP-VPB-192-EB-20250221



Tgt Ion: 202 Resp: 1310  
 Ion Ratio Lower Upper  
 202 100  
 101 40.3 9.2 13.8  
 203 20.7 13.4 20.0


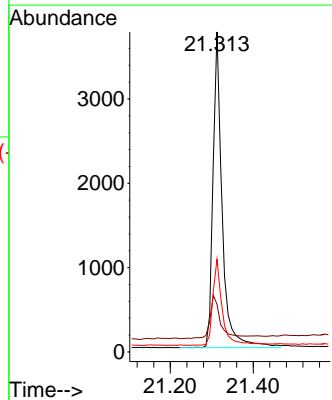
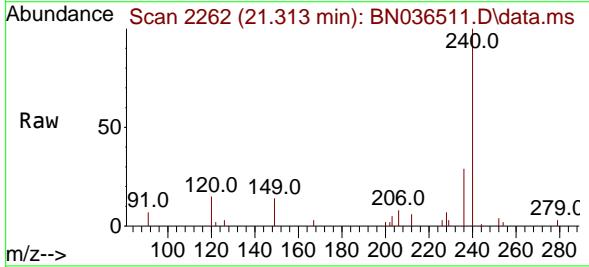
Manual Integrations  
**APPROVED**

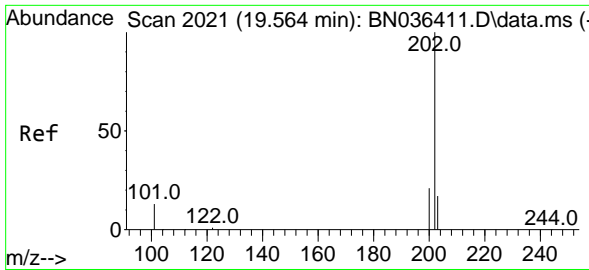
Reviewed By :Rahul Chavli 02/27/2025  
 Supervised By :mohammad ahmed 02/28/2025



#29  
 Chrysene-d12  
 Concen: 0.400 ng  
 RT: 21.313 min Scan# 2262  
 Delta R.T. -0.009 min  
 Lab File: BN036511.D  
 Acq: 26 Feb 2025 15:31

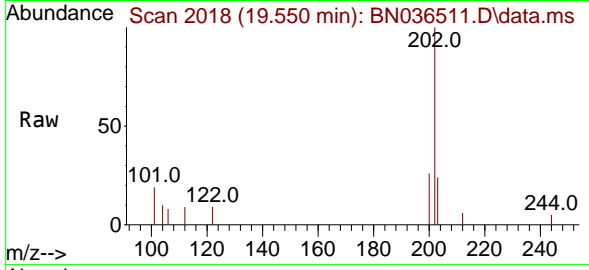
Tgt Ion: 240 Resp: 5768  
 Ion Ratio Lower Upper  
 240 100  
 120 14.9 13.3 19.9  
 236 29.0 23.0 34.6





#30  
 Pyrene  
 Concen: 0.058 ng  
 RT: 19.550 min Scan# 2018  
 Delta R.T. -0.014 min  
 Lab File: BN036511.D  
 Acq: 26 Feb 2025 15:31

Instrument :  
 BNA\_N  
 ClientSampleId :  
 BP-VPB-192-EB-20250221

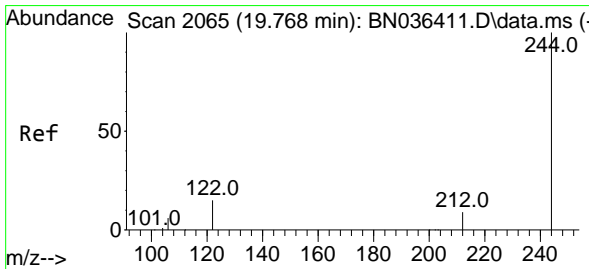
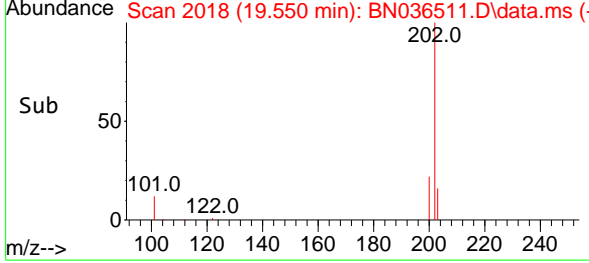
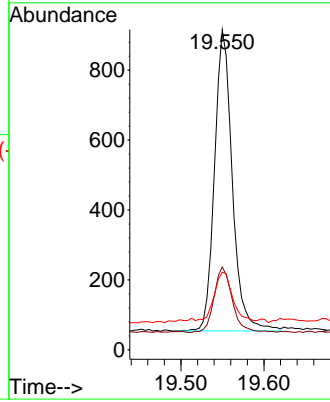


Tgt Ion: 202 Resp: 1284

Ion	Ratio	Lower	Upper
202	100		
200	22.0	16.9	25.3
203	17.6	13.9	20.9

Manual Integrations  
**APPROVED**

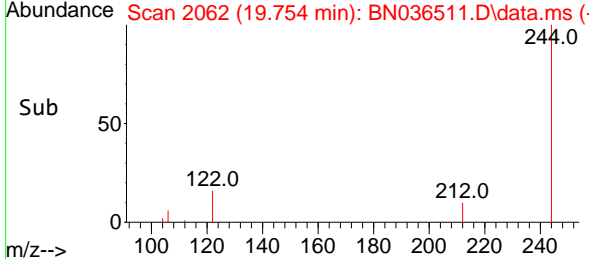
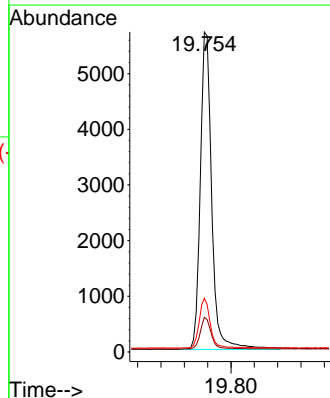
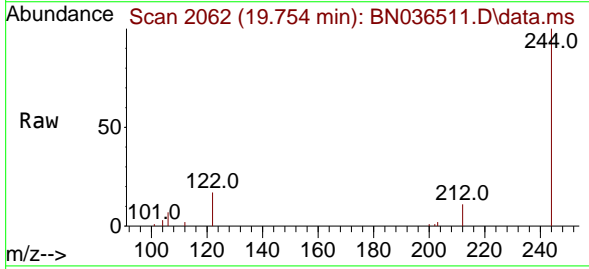
Reviewed By :Rahul Chavli 02/27/2025  
 Supervised By :mohammad ahmed 02/28/2025



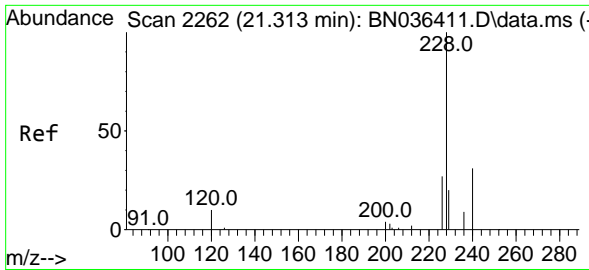
#31  
 Terphenyl-d14  
 Concen: 0.631 ng  
 RT: 19.754 min Scan# 2062  
 Delta R.T. -0.014 min  
 Lab File: BN036511.D  
 Acq: 26 Feb 2025 15:31

Tgt Ion: 244 Resp: 7770

Ion	Ratio	Lower	Upper
244	100		
212	10.8	8.1	12.1
122	16.8	12.8	19.2

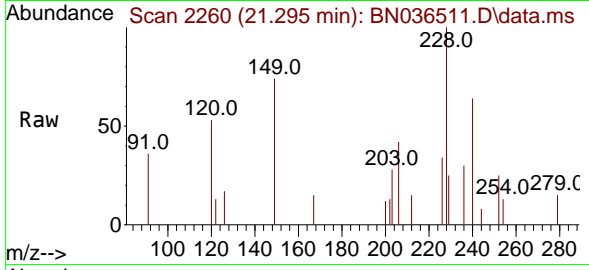






#32  
 Benzo(a)anthracene  
 Concen: 0.048 ng  
 RT: 21.295 min Scan# 2126  
 Delta R.T. -0.018 min  
 Lab File: BN036511.D  
 Acq: 26 Feb 2025 15:31

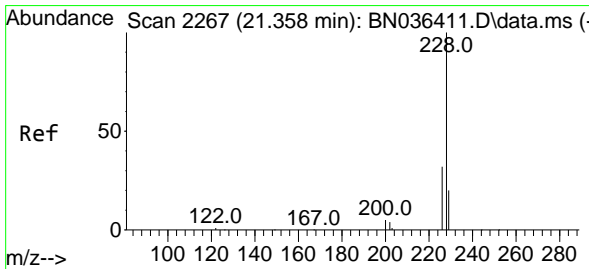
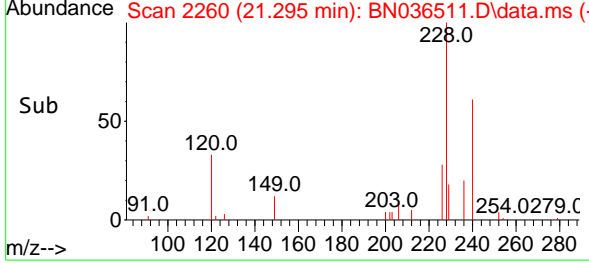
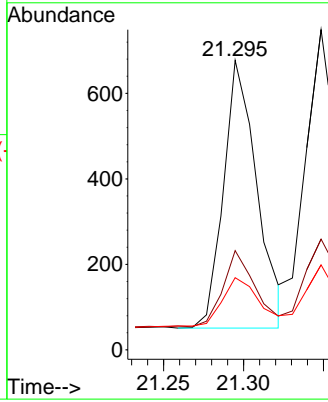
Instrument : BNA\_N  
 ClientSampleId : BP-VPB-192-EB-20250221



Tgt Ion: 228 Resp: 911

Ion	Ratio	Lower	Upper
228	100		
226	34.3	22.2	33.2
229	25.0	16.5	24.7

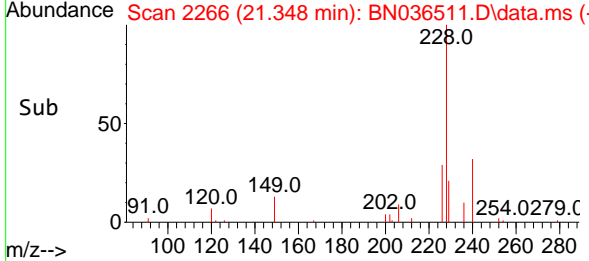
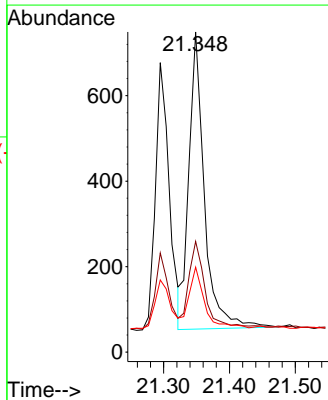
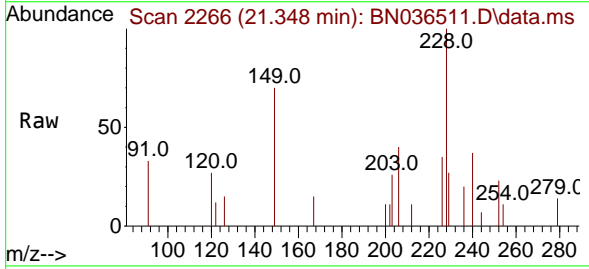
Manual Integrations  
**APPROVED**  
 Reviewed By :Rahul Chavli 02/27/2025  
 Supervised By :mohammad ahmed 02/28/2025

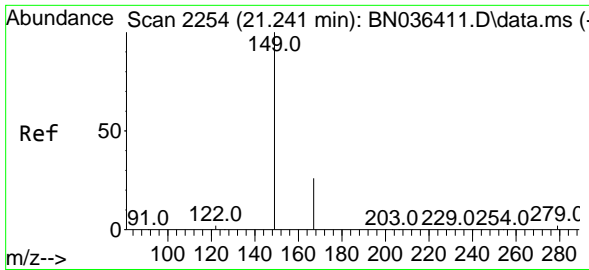


#33  
 Chrysene  
 Concen: 0.055 ng  
 RT: 21.348 min Scan# 2266  
 Delta R.T. -0.009 min  
 Lab File: BN036511.D  
 Acq: 26 Feb 2025 15:31

Tgt Ion: 228 Resp: 1129

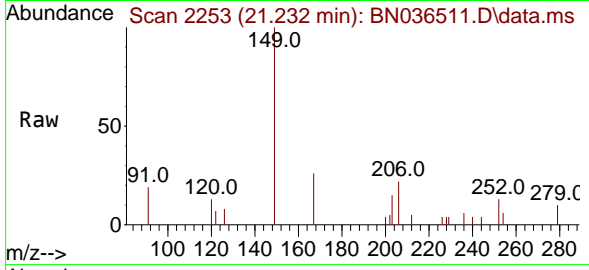
Ion	Ratio	Lower	Upper
228	100		
226	34.6	25.5	38.3
229	26.6	16.4	24.6





#34  
 Bis(2-ethylhexyl)phthalate  
 Concen: 0.081 ng  
 RT: 21.232 min Scan# 2121  
 Delta R.T. -0.009 min  
 Lab File: BN036511.D  
 Acq: 26 Feb 2025 15:31

**Instrument :**  
 BNA\_N  
**ClientSampleId :**  
 BP-VPB-192-EB-20250221

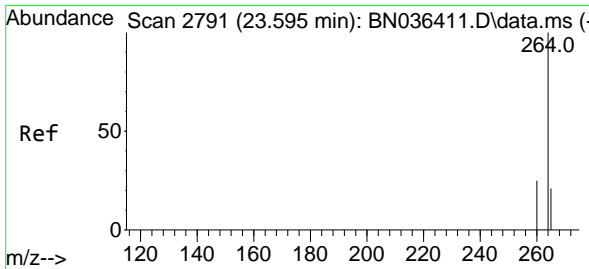
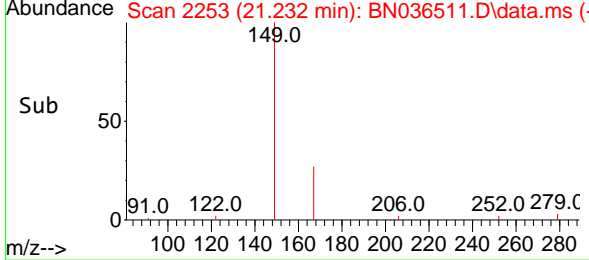
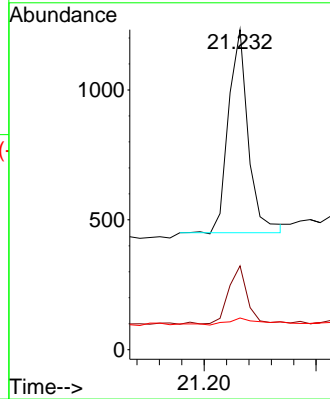


Tgt Ion: 149 Resp: 962

Ion	Ratio	Lower	Upper
149	100		
167	29.1	21.2	31.8
279	6.3	2.7	4.1

**Manual Integrations**  
**APPROVED**

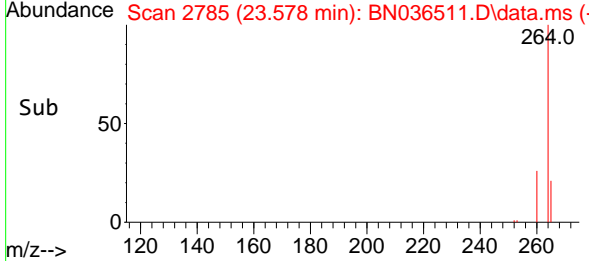
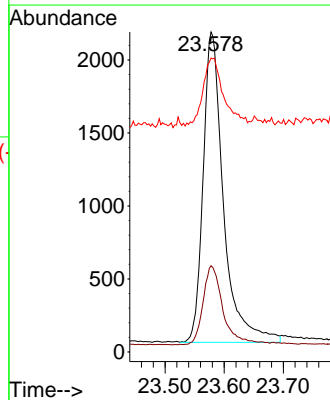
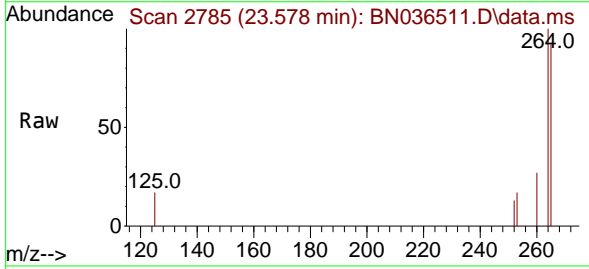
Reviewed By :Rahul Chavli 02/27/2025  
 Supervised By :mohammad ahmed 02/28/2025

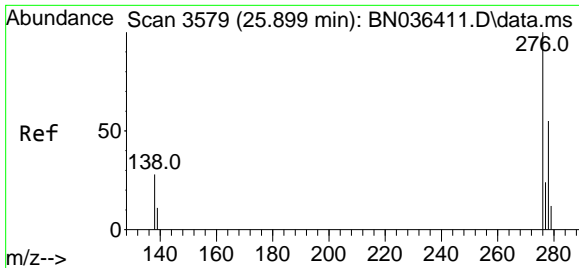


#35  
 Perylene-d12  
 Concen: 0.400 ng  
 RT: 23.578 min Scan# 2785  
 Delta R.T. -0.018 min  
 Lab File: BN036511.D  
 Acq: 26 Feb 2025 15:31

Tgt Ion: 264 Resp: 5083

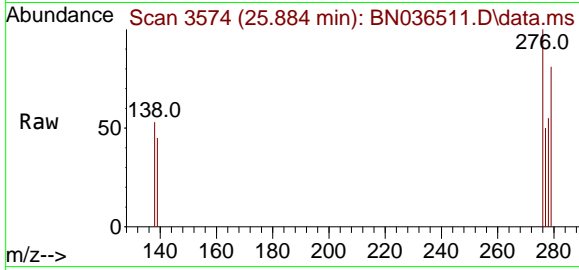
Ion	Ratio	Lower	Upper
264	100		
260	27.0	20.9	31.3
265	91.8	60.7	91.1#





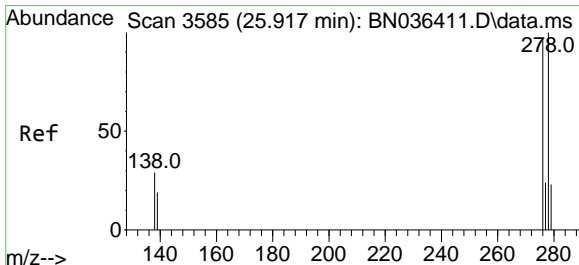
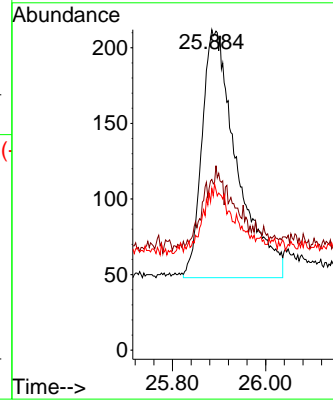
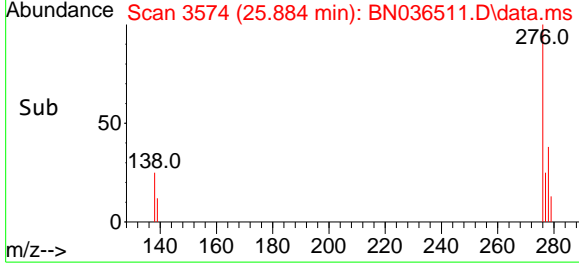
#36  
 Indeno(1,2,3-cd)pyrene  
 Concen: 0.048 ng m  
 RT: 25.884 min Scan# 3574  
 Delta R.T. -0.015 min  
 Lab File: BN036511.D  
 Acq: 26 Feb 2025 15:31

**Instrument :**  
 BNA\_N  
**ClientSampleId :**  
 BP-VPB-192-EB-20250221

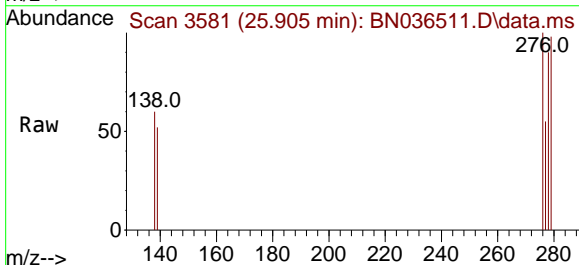


Tgt Ion: 276 Resp: 854  
 Ion Ratio Lower Upper  
 276 100  
 138 6.3 22.2 33.2#  
 277 15.3 19.8 29.6#

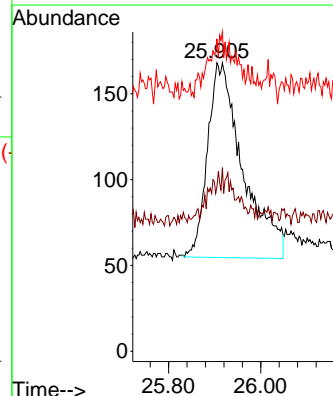
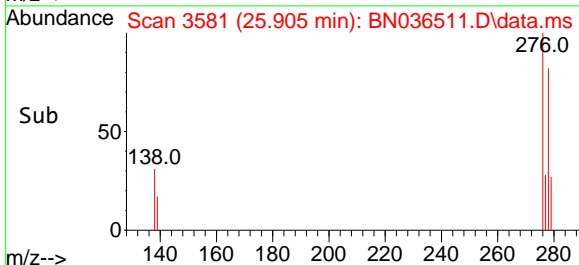
**Manual Integrations**  
**APPROVED**  
 Reviewed By :Rahul Chavli 02/27/2025  
 Supervised By :mohammad ahmed 02/28/2025

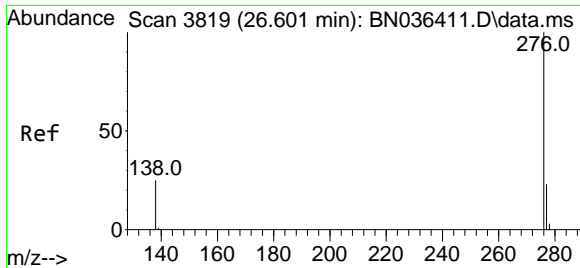


#40  
 Dibenzo(a,h)anthracene  
 Concen: 0.043 ng m  
 RT: 25.905 min Scan# 3581  
 Delta R.T. -0.012 min  
 Lab File: BN036511.D  
 Acq: 26 Feb 2025 15:31



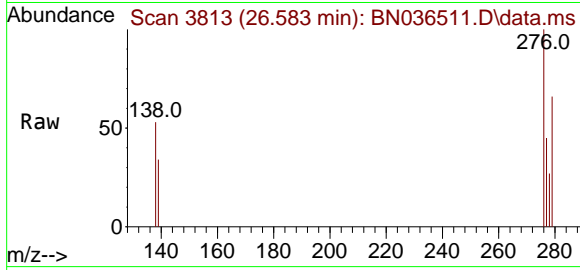
Tgt Ion: 278 Resp: 605  
 Ion Ratio Lower Upper  
 278 100  
 139 57.1 18.5 27.7#  
 279 108.3 24.8 37.2#





#41  
 Benzo(g,h,i)perylene  
 Concen: 0.044 ng  
 RT: 26.583 min Scan# 3813  
 Delta R.T. -0.018 min  
 Lab File: BN036511.D  
 Acq: 26 Feb 2025 15:31

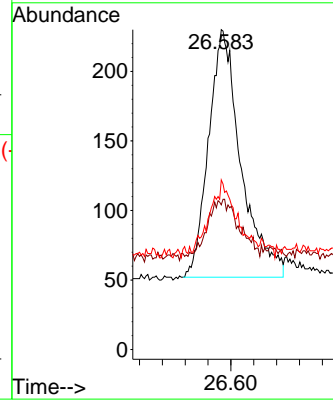
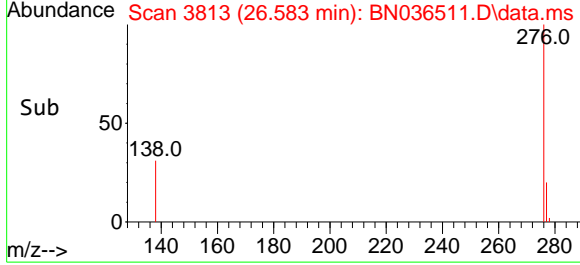
Instrument :  
 BNA\_N  
 ClientSampleId :  
 BP-VPB-192-EB-20250221



Tgt Ion: 276 Resp: 69%

Ion	Ratio	Lower	Upper
276	100		
277	45.2	20.7	31.1
138	53.0	21.8	32.6

Manual Integrations  
**APPROVED**  
 Reviewed By :Rahul Chavli 02/27/2025  
 Supervised By :mohammad ahmed 02/28/2025





# CALIBRATION SUMMARY

Method Path : Z:\svoasrv\HPCHEM1\BNA\_N\Methods\  
 Method File : 8270-SIM-BN021025.M  
 Title : ASP BNA STANDARDS FOR 5 POINT CALIBRATION  
 Last Update : Tue Feb 11 01:17:14 2025  
 Response Via : Initial Calibration

## Calibration Files

0.1 =BN036409.D 0.2 =BN036410.D 0.4 =BN036411.D 0.8 =BN036412.D 1.6 =BN036413.D 3.2 =BN036414.D 5.0 =BN036415.D

Compound	0.1	0.2	0.4	0.8	1.6	3.2	5.0	Avg	%RSD
1) I 1,4-Dichlorobenzen...	-----ISTD-----								
2) 1,4-Dioxane	0.555	0.437	0.433	0.414	0.411	0.433	0.381	0.438	12.66
3) n-Nitrosodimet...	0.906	0.779	0.764	0.724	0.708	0.769	0.670	0.760	9.90
4) S 2-Fluorophenol	1.009	0.954	0.936	0.920	0.914	0.999	0.885	0.945	4.80
5) S Phenol-d6	1.134	1.007	1.032	1.062	1.099	1.267	1.164	1.109	8.00
6) bis(2-Chloroet...	1.382	1.070	1.086	1.129	1.120	1.225	1.107	1.160	9.48
7) I Naphthalene-d8	-----ISTD-----								
8) S Nitrobenzene-d5	0.500	0.363	0.365	0.370	0.367	0.417	0.381	0.395	12.70
9) Naphthalene	1.400	1.141	1.116	1.088	1.075	1.186	1.073	1.154	10.01
10) Hexachlorobuta...	0.319	0.293	0.283	0.272	0.264	0.282	0.253	0.281	7.67
11) SURR2-Methylnaphth...	0.647	0.583	0.602	0.588	0.597	0.668	0.618	0.615	5.19
12) 2-Methylnaphth...	0.833	0.712	0.738	0.721	0.726	0.816	0.750	0.757	6.40
13) I Acenaphthene-d10	-----ISTD-----								
14) S 2,4,6-Tribromo...	0.196	0.181	0.186	0.184	0.195	0.226	0.219	0.198	8.90
15) S 2-Fluorobiphenyl	1.409	1.390	1.377	1.491	1.564	1.738	1.558	1.504	8.57
16) Acenaphthylene	1.807	1.667	1.692	1.683	1.734	1.964	1.820	1.767	5.98
17) Acenaphthene	1.245	1.125	1.146	1.128	1.175	1.273	1.169	1.180	4.89
18) Fluorene	1.696	1.630	1.661	1.627	1.669	1.829	1.646	1.680	4.17
19) I Phenanthrene-d10	-----ISTD-----								
20) 4,6-Dinitro-2-...	0.071	0.067	0.069	0.074	0.084	0.107		0.078	19.60
21) 4-Bromophenyl-...	0.243	0.227	0.231	0.232	0.236	0.264	0.238	0.239	5.15
22) Hexachlorobenzene	0.305	0.296	0.284	0.287	0.289	0.317	0.285	0.295	4.11
23) Atrazine	0.196	0.190	0.187	0.186	0.194	0.229	0.213	0.199	8.00
24) Pentachlorophenol	0.140	0.125	0.122	0.122	0.134	0.170	0.167	0.140	14.74
25) Phenanthrene	1.233	1.090	1.095	1.112	1.138	1.273	1.153	1.156	6.12
26) Anthracene	0.990	0.933	0.967	0.978	1.015	1.167	1.088	1.020	7.92
27) SURRFluoranthene-d10	1.109	1.043	1.063	1.059	1.098	1.258	1.156	1.112	6.70
28) Fluoranthene	1.441	1.323	1.353	1.356	1.404	1.607	1.461	1.421	6.76
29) I Chrysene-d12	-----ISTD-----								
30) Pyrene	1.584	1.568	1.534	1.490	1.488	1.629	1.492	1.541	3.59
31) S Terphenyl-d14	0.860	0.847	0.852	0.829	0.834	0.913	0.843	0.854	3.27
32) Benzo(a)anthra...	1.257	1.276	1.293	1.255	1.300	1.471	1.362	1.316	5.86
33) Chrysene	1.449	1.456	1.360	1.414	1.404	1.527	1.366	1.425	4.08
34) Bis(2-ethylhex...	0.902	0.875	0.777	0.745	0.761	0.861	0.819	0.820	7.45
35) I Perylene-d12	-----ISTD-----								

Method Path : Z:\svoasrv\HPCHEM1\BNA\_N\Methods\  
Method File : 8270-SIM-BN021025.M

36)	Indeno(1,2,3-c...	1.182	1.289	1.378	1.390	1.446	1.630	1.471	1.398	10.13
37)	Benzo(b)fluora...	1.174	1.220	1.260	1.290	1.333	1.529	1.416	1.317	9.24
38)	Benzo(k)fluora...	1.258	1.253	1.363	1.326	1.347	1.532	1.413	1.356	7.08
39) C	Benzo(a)pyrene	1.091	1.081	1.102	1.114	1.145	1.309	1.206	1.150	7.12
40)	Dibenzo(a,h)an...	0.906	1.021	1.075	1.087	1.154	1.304	1.176	1.103	11.40
41)	Benzo(g,h,i)pe...	1.140	1.212	1.254	1.230	1.269	1.400	1.249	1.250	6.27

-----  
(#) = Out of Range

Data Path : Z:\svoasrv\HPCHEM1\BNA\_N\Data\BN021025\  
 Data File : BN036409.D  
 Acq On : 10 Feb 2025 12:25  
 Operator : RC/JU  
 Sample : SSTDICC0.1  
 Misc :  
 ALS Vial : 2 Sample Multiplier: 1

Instrument :  
 BNA\_N  
 ClientSampleId :  
 SSTDICC0.1

Quant Time: Feb 11 00:34:59 2025  
 Quant Method : Z:\svoasrv\HPCHEM1\BNA\_N\Methods\8270-SIM-BN021025.M  
 Quant Title : ASP BNA STANDARDS FOR 5 POINT CALIBRATION  
 QLast Update : Tue Feb 11 00:33:05 2025  
 Response via : Initial Calibration

Compound	R.T.	QIon	Response	Conc	Units	Dev(Min)	
Internal Standards							
1) 1,4-Dichlorobenzene-d4	7.753	152	2370	0.400	ng	0.00	
7) Naphthalene-d8	10.552	136	5687	0.400	ng	# 0.01	
13) Acenaphthene-d10	14.398	164	3837	0.400	ng	0.01	
19) Phenanthrene-d10	17.136	188	8539	0.400	ng	0.00	
29) Chrysene-d12	21.331	240	8027	0.400	ng	# 0.00	
35) Perylene-d12	23.598	264	8068	0.400	ng	0.00	
System Monitoring Compounds							
4) 2-Fluorophenol	5.348	112	598	0.099	ng	0.00	
5) Phenol-d6	6.937	99	672	0.095	ng	0.00	
8) Nitrobenzene-d5	8.907	82	711	0.134	ng	0.00	
11) 2-Methylnaphthalene-d10	12.146	152	920	0.118	ng	0.00	
14) 2,4,6-Tribromophenol	15.895	330	188	0.080	ng	0.01	
15) 2-Fluorobiphenyl	13.019	172	1352	0.083	ng	0.00	
27) Fluoranthene-d10	19.169	212	2368	0.108	ng	0.00	
31) Terphenyl-d14	19.773	244	1725	0.104	ng	0.00	
Target Compounds							
2) 1,4-Dioxane	3.268	88	329	0.126	ng	93	
3) n-Nitrosodimethylamine	3.586	42	537	0.114	ng	# 96	
6) bis(2-Chloroethyl)ether	7.183	93	819	0.140	ng	99	
9) Naphthalene	10.594	128	1990	0.123	ng	# 91	
10) Hexachlorobutadiene	10.883	225	454	0.089	ng	# 99	
12) 2-Methylnaphthalene	12.217	142	1185	0.116	ng	96	
16) Acenaphthylene	14.110	152	1733	0.098	ng	99	
17) Acenaphthene	14.452	154	1194	0.098	ng	98	
18) Fluorene	15.446	166	1627	0.104	ng	99	
20) 4,6-Dinitro-2-methylph...	15.535	198	151	0.079	ng	# 36	
21) 4-Bromophenyl-phenylether	16.342	248	518	0.089	ng	# 81	
22) Hexachlorobenzene	16.453	284	651	0.085	ng	99	
23) Atrazine	16.615	200	419	0.097	ng	# 85	
24) Pentachlorophenol	16.801	266	298	0.089	ng	97	
25) Phenanthrene	17.173	178	2633	0.105	ng	100	
26) Anthracene	17.273	178	2113	0.093	ng	96	
28) Fluoranthene	19.201	202	3077	0.104	ng	99	
30) Pyrene	19.564	202	3179	0.099	ng	99	
32) Benzo(a)anthracene	21.313	228	2523	0.088	ng	96	
33) Chrysene	21.366	228	2908	0.099	ng	97	
34) Bis(2-ethylhexyl)phtha...	21.241	149	1810	0.114	ng	99	
36) Indeno(1,2,3-cd)pyrene	25.911	276	2385	0.075	ng	98	
37) Benzo(b)fluoranthene	22.917	252	2367	0.083	ng	# 67	
38) Benzo(k)fluoranthene	22.961	252	2537	0.087	ng	# 65	
39) Benzo(a)pyrene	23.499	252	2200	0.089	ng	# 53	
40) Dibenzo(a,h)anthracene	25.928	278	1827	0.073	ng	# 62	
41) Benzo(g,h,i)perylene	26.607	276	2299	0.083	ng	# 83	

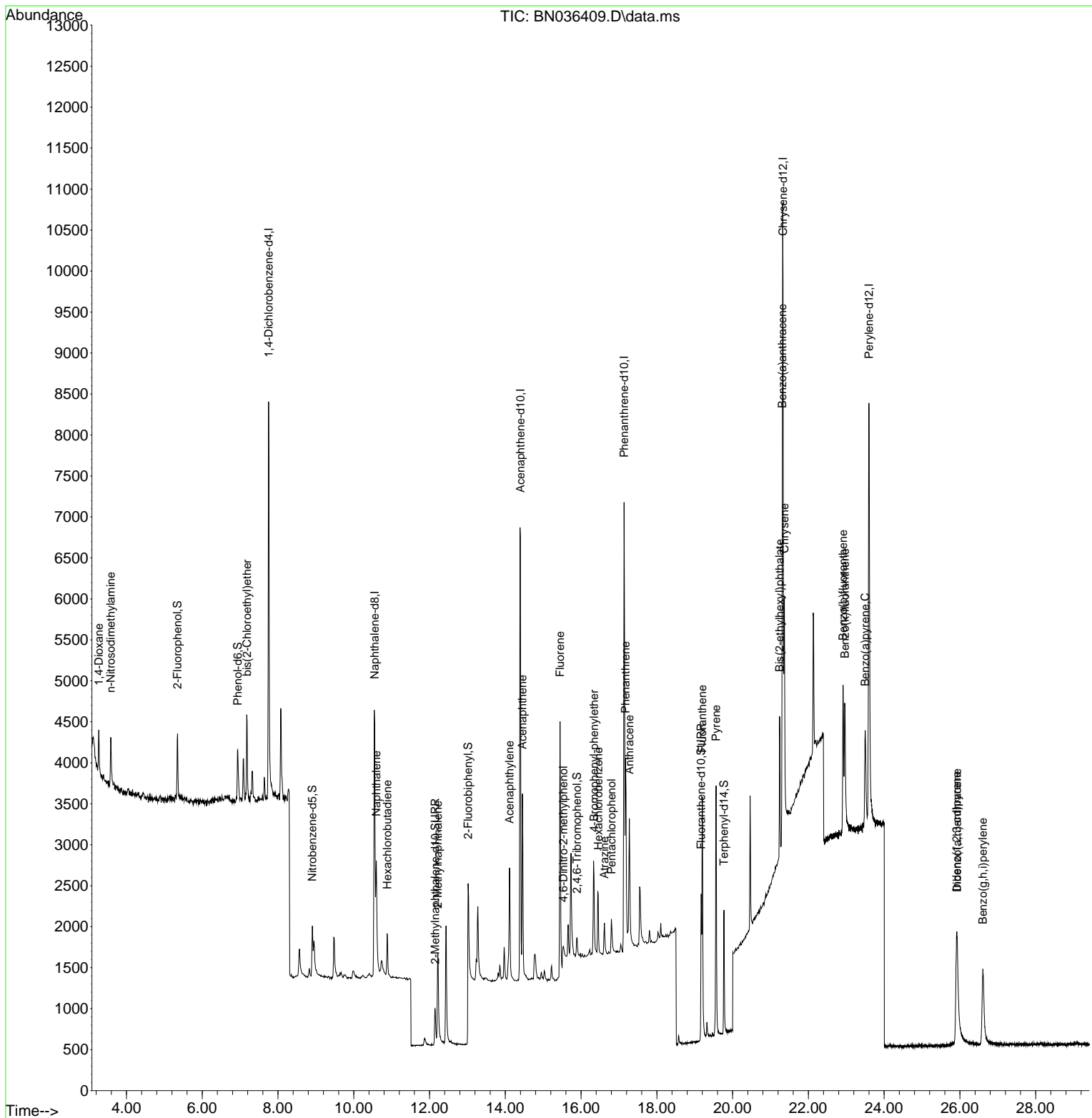
(#) = qualifier out of range (m) = manual integration (+) = signals summed

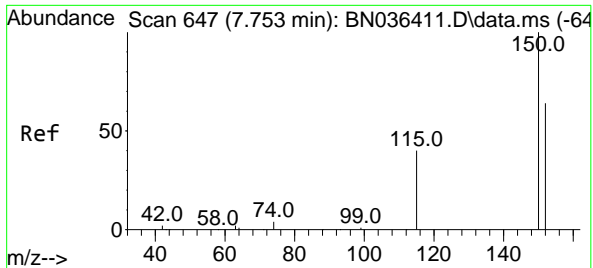


Data Path : Z:\svoasrv\HPCHEM1\BNA\_N\Data\BN021025\  
 Data File : BN036409.D  
 Acq On : 10 Feb 2025 12:25  
 Operator : RC/JU  
 Sample : SSTDICC0.1  
 Misc :  
 ALS Vial : 2 Sample Multiplier: 1

Instrument :  
 BNA\_N  
 ClientSampleId :  
 SSTDICC0.1

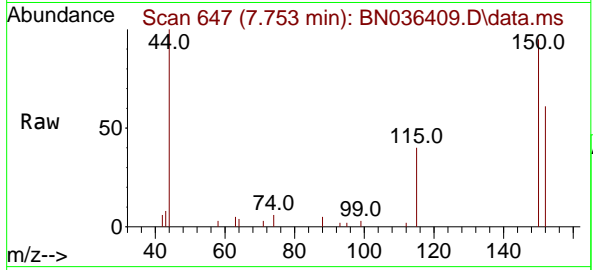
Quant Time: Feb 11 00:34:59 2025  
 Quant Method : Z:\svoasrv\HPCHEM1\BNA\_N\Methods\8270-SIM-BN021025.M  
 Quant Title : ASP BNA STANDARDS FOR 5 POINT CALIBRATION  
 QLast Update : Tue Feb 11 00:33:05 2025  
 Response via : Initial Calibration





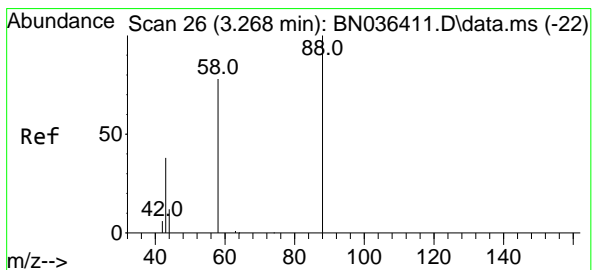
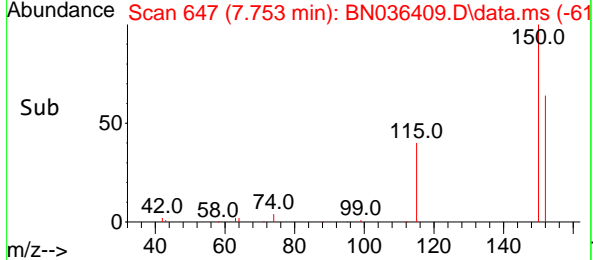
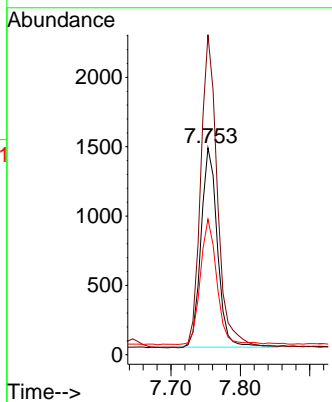
#1  
 1,4-Dichlorobenzene-d4  
 Concen: 0.400 ng  
 RT: 7.753 min Scan# 64  
 Delta R.T. 0.000 min  
 Lab File: BN036409.D  
 Acq: 10 Feb 2025 12:25

Instrument :  
 BNA\_N  
 ClientSampleId :  
 SSTDICC0.1



Tgt Ion:152 Resp: 2370

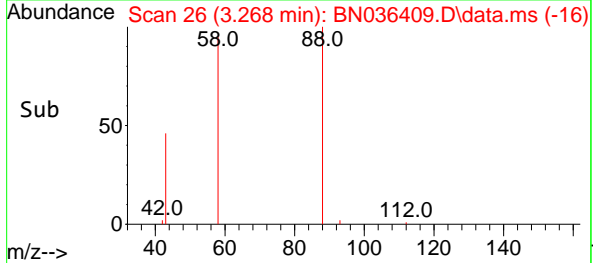
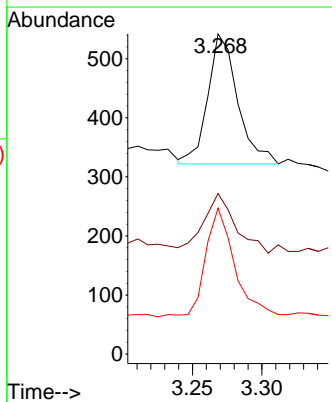
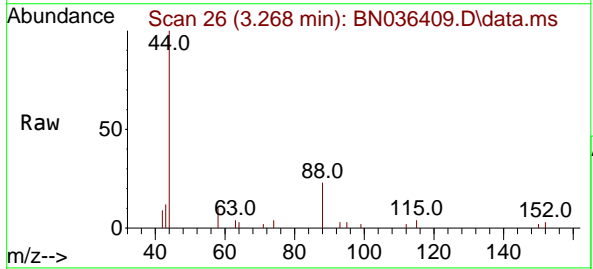
Ion	Ratio	Lower	Upper
152	100		
150	154.7	123.7	185.5
115	65.5	52.5	78.7

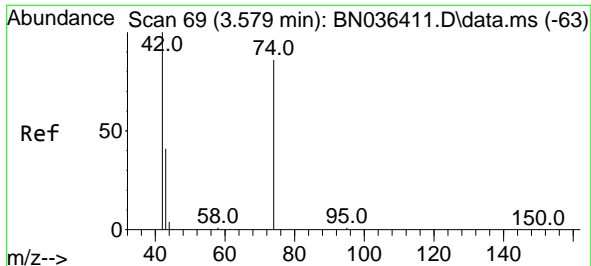


#2  
 1,4-Dioxane  
 Concen: 0.126 ng  
 RT: 3.268 min Scan# 26  
 Delta R.T. 0.000 min  
 Lab File: BN036409.D  
 Acq: 10 Feb 2025 12:25

Tgt Ion: 88 Resp: 329

Ion	Ratio	Lower	Upper
88	100		
43	48.9	33.7	50.5
58	81.8	68.9	103.3

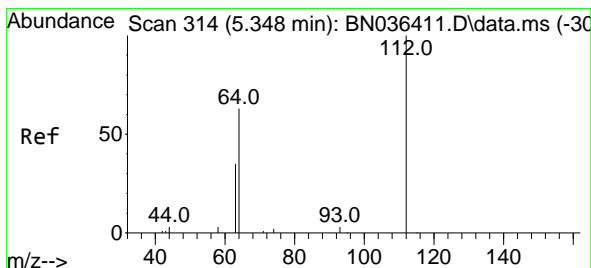
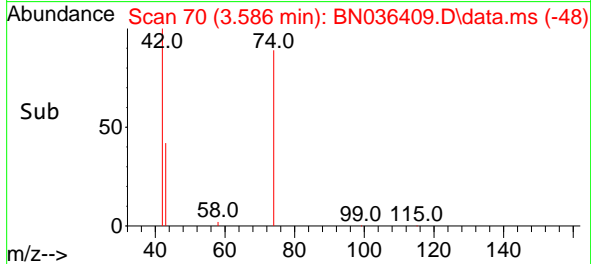
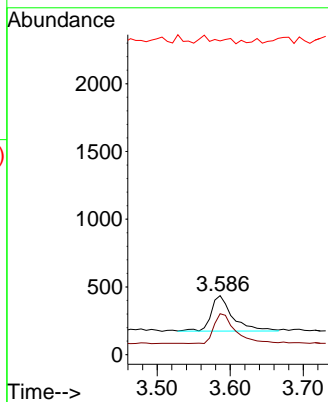
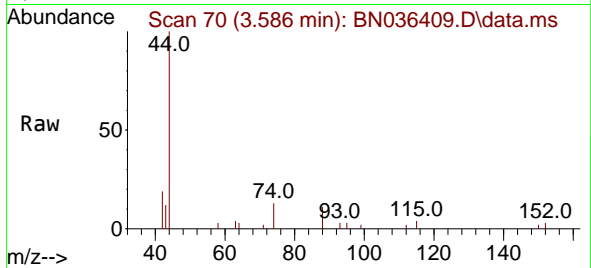




#3  
 n-Nitrosodimethylamine  
 Concen: 0.114 ng  
 RT: 3.586 min Scan# 70  
 Delta R.T. 0.007 min  
 Lab File: BN036409.D  
 Acq: 10 Feb 2025 12:25

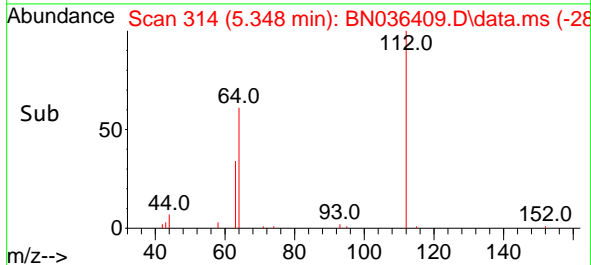
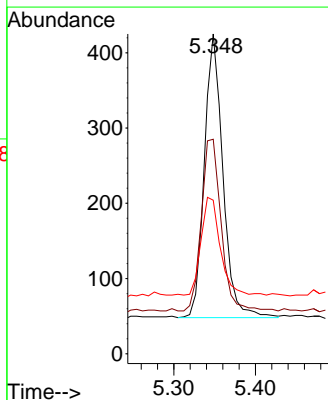
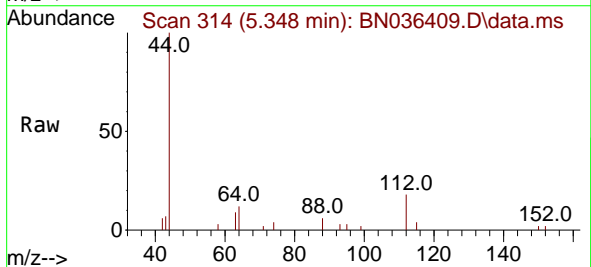
Instrument :  
 BNA\_N  
 ClientSampleId :  
 SSTDICC0.1

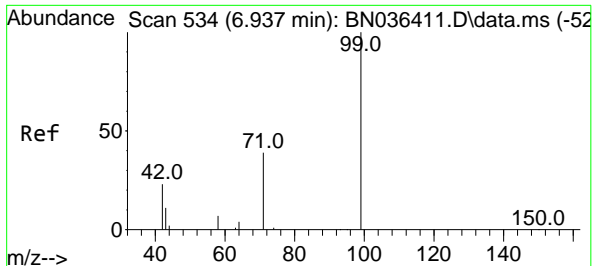
Tgt Ion	Resp	Lower	Upper
42	100		
74	87.0	71.8	107.6
44	5.4	7.8	11.6#



#4  
 2-Fluorophenol  
 Concen: 0.099 ng  
 RT: 5.348 min Scan# 314  
 Delta R.T. 0.000 min  
 Lab File: BN036409.D  
 Acq: 10 Feb 2025 12:25

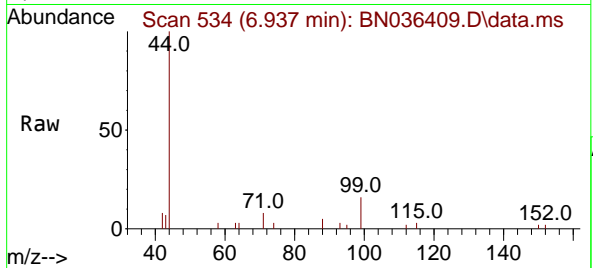
Tgt Ion	Resp	Lower	Upper
112	100		
64	64.2	53.4	80.0
63	36.0	30.3	45.5





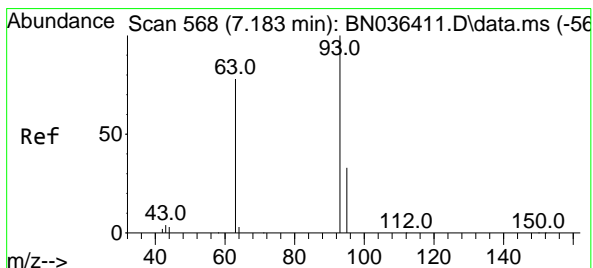
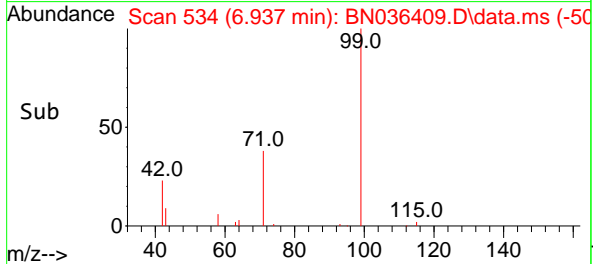
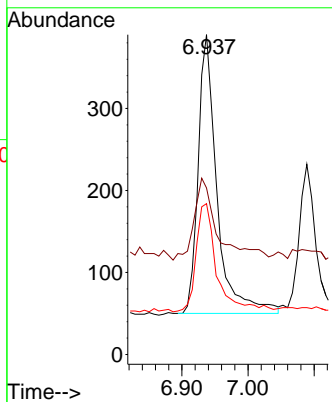
#5  
 Phenol-d6  
 Concen: 0.095 ng  
 RT: 6.937 min Scan# 511  
 Delta R.T. 0.000 min  
 Lab File: BN036409.D  
 Acq: 10 Feb 2025 12:25

Instrument :  
 BNA\_N  
 ClientSampleId :  
 SSTDICC0.1



Tgt Ion: 99 Resp: 672

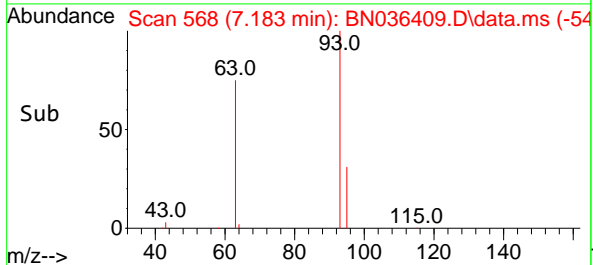
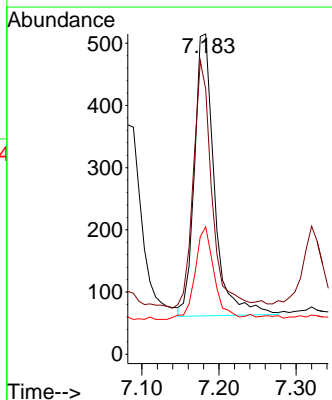
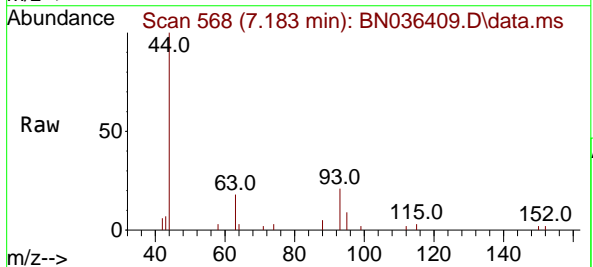
Ion	Ratio	Lower	Upper
99	100		
42	36.8	21.7	32.5#
71	42.9	32.6	49.0

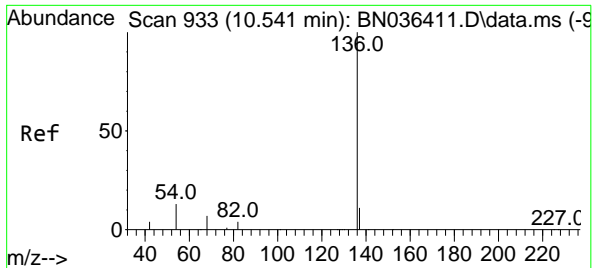


#6  
 bis(2-Chloroethyl)ether  
 Concen: 0.140 ng  
 RT: 7.183 min Scan# 568  
 Delta R.T. 0.000 min  
 Lab File: BN036409.D  
 Acq: 10 Feb 2025 12:25

Tgt Ion: 93 Resp: 819

Ion	Ratio	Lower	Upper
93	100		
63	82.8	66.3	99.5
95	31.5	26.2	39.4





#7  
 Naphthalene-d8  
 Concen: 0.400 ng  
 RT: 10.552 min Scan# 91  
 Delta R.T. 0.011 min  
 Lab File: BN036409.D  
 Acq: 10 Feb 2025 12:25

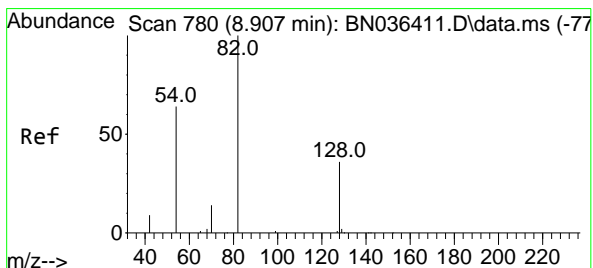
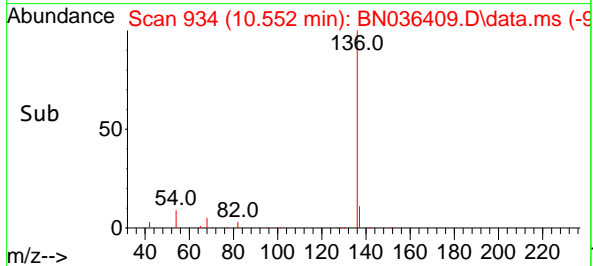
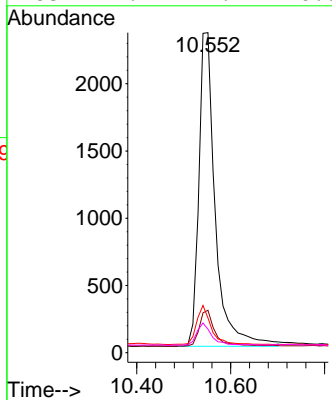
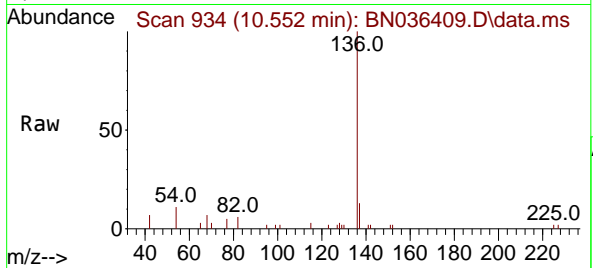
Instrument :

BNA\_N

ClientSampleId :

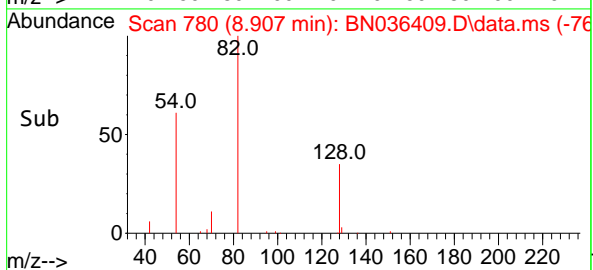
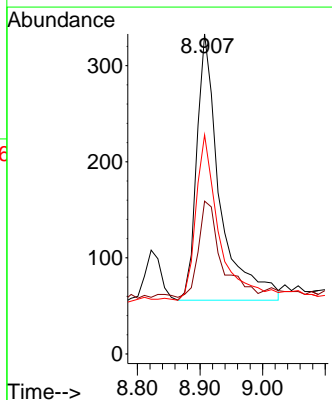
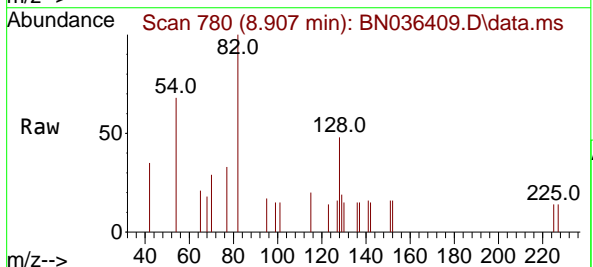
SSTDICC0.1

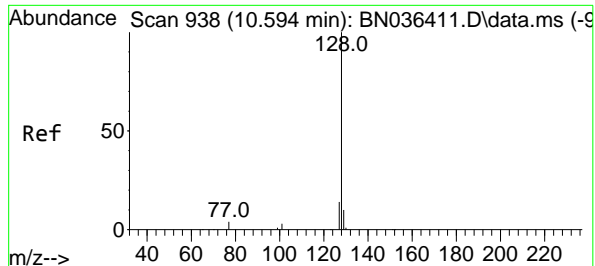
Tgt Ion	Resp	Lower	Upper
136	100		
137	13.3	10.1	15.1
54	10.9	11.8	17.6#
68	7.4	7.2	10.8



#8  
 Nitrobenzene-d5  
 Concen: 0.134 ng  
 RT: 8.907 min Scan# 780  
 Delta R.T. 0.000 min  
 Lab File: BN036409.D  
 Acq: 10 Feb 2025 12:25

Tgt Ion	Resp	Lower	Upper
82	100		
128	47.7	31.9	47.9
54	68.5	53.1	79.7



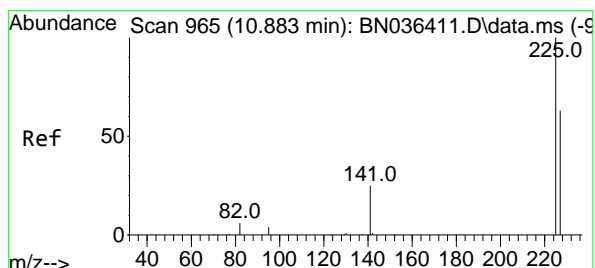
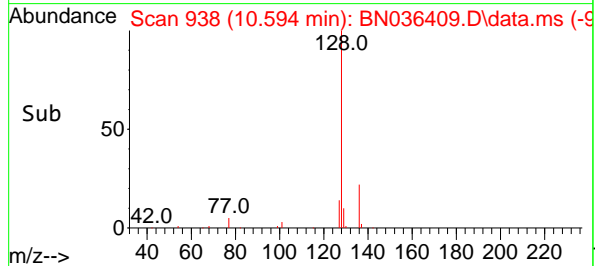
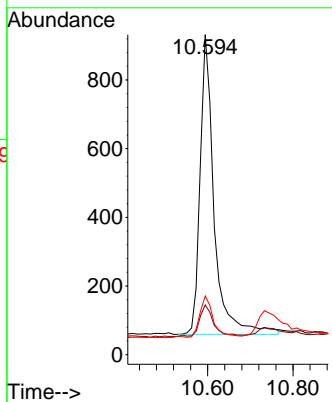
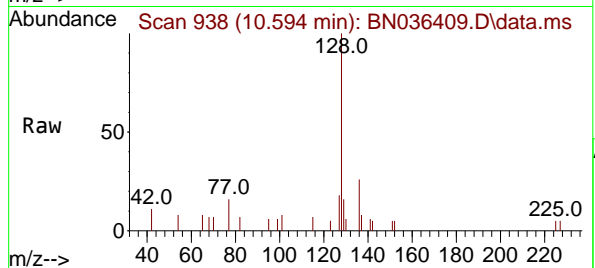


#9  
**Naphthalene**  
 Concen: 0.123 ng  
 RT: 10.594 min Scan# 911  
 Delta R.T. 0.000 min  
 Lab File: BN036409.D  
 Acq: 10 Feb 2025 12:25

**Instrument :**  
 BNA\_N  
**ClientSampleId :**  
 SSTDICC0.1

Tgt Ion:128 Resp: 1990

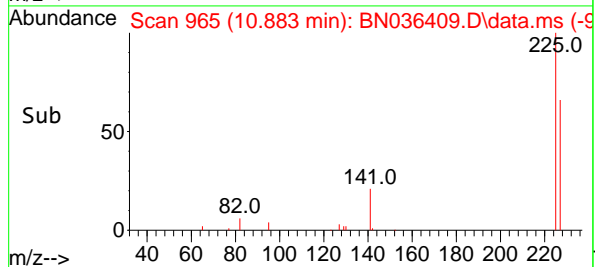
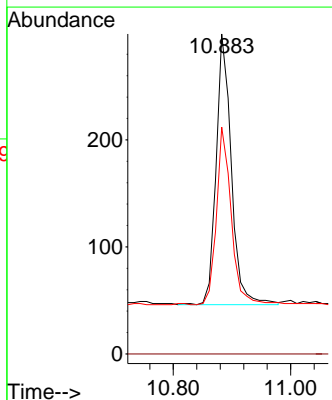
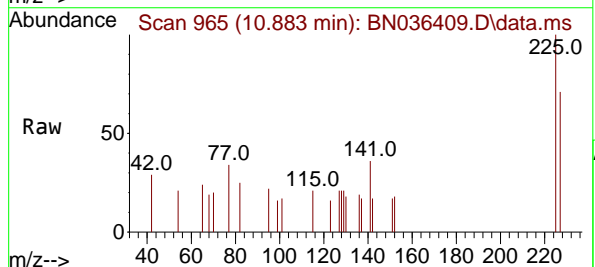
Ion	Ratio	Lower	Upper
128	100		
129	15.6	9.6	14.4#
127	18.3	12.0	18.0#

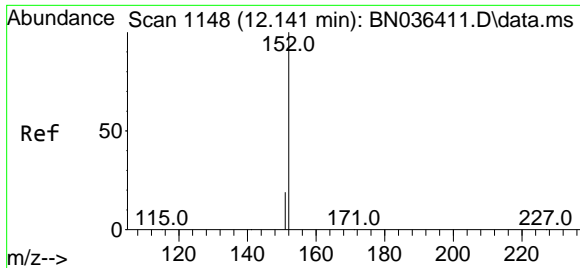


#10  
**Hexachlorobutadiene**  
 Concen: 0.089 ng  
 RT: 10.883 min Scan# 965  
 Delta R.T. 0.000 min  
 Lab File: BN036409.D  
 Acq: 10 Feb 2025 12:25

Tgt Ion:225 Resp: 454

Ion	Ratio	Lower	Upper
225	100		
223	0.0	0.0	0.0
227	64.1	50.9	76.3





#11  
 2-Methylnaphthalene-d10  
 Concen: 0.118 ng  
 RT: 12.146 min Scan# 1149  
 Delta R.T. 0.005 min  
 Lab File: BN036409.D  
 Acq: 10 Feb 2025 12:25

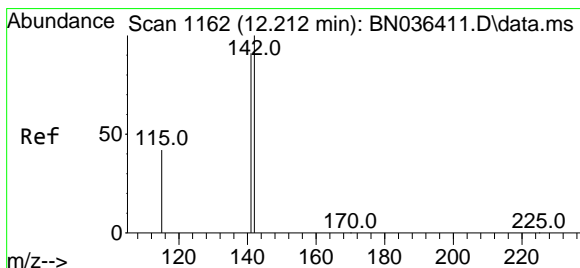
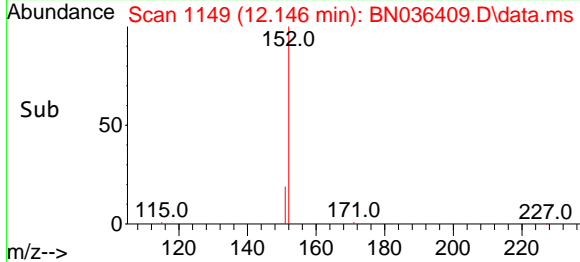
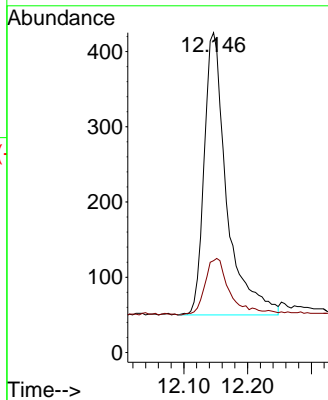
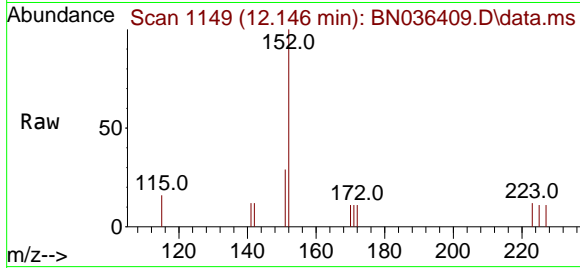
Instrument :

BNA\_N

ClientSampleId :

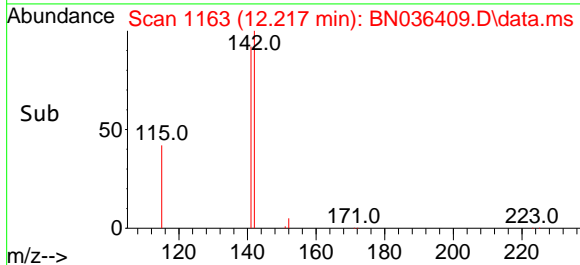
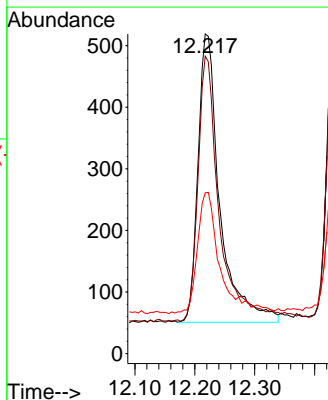
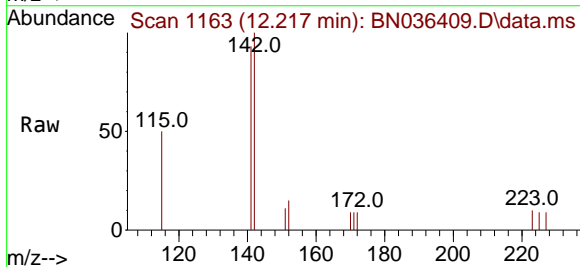
SSTDICC0.1

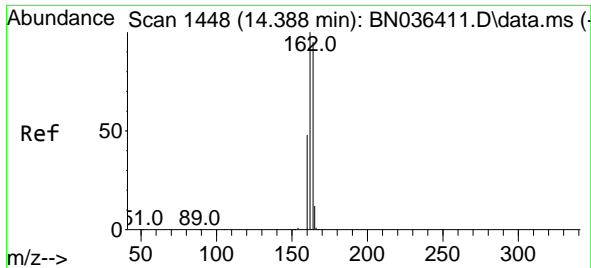
Tgt Ion:152 Resp: 920  
 Ion Ratio Lower Upper  
 152 100  
 151 21.6 16.6 25.0



#12  
 2-Methylnaphthalene  
 Concen: 0.116 ng  
 RT: 12.217 min Scan# 1163  
 Delta R.T. 0.005 min  
 Lab File: BN036409.D  
 Acq: 10 Feb 2025 12:25

Tgt Ion:142 Resp: 1185  
 Ion Ratio Lower Upper  
 142 100  
 141 93.1 72.8 109.2  
 115 50.3 35.5 53.3





#13  
 Acenaphthene-d10  
 Concen: 0.400 ng  
 RT: 14.398 min Scan# 1448  
 Delta R.T. 0.011 min  
 Lab File: BN036409.D  
 Acq: 10 Feb 2025 12:25

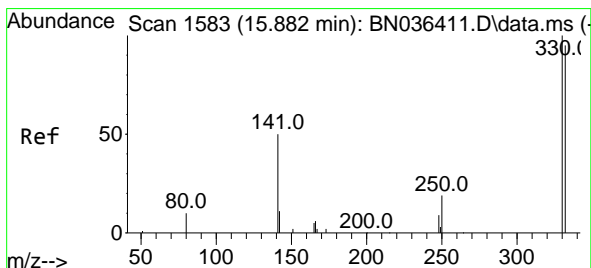
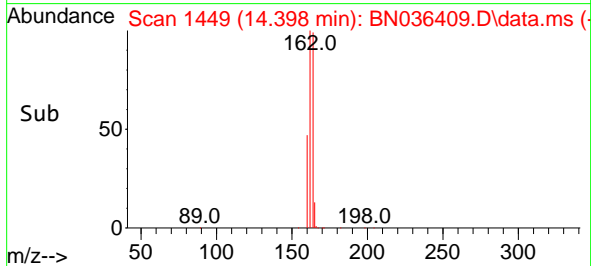
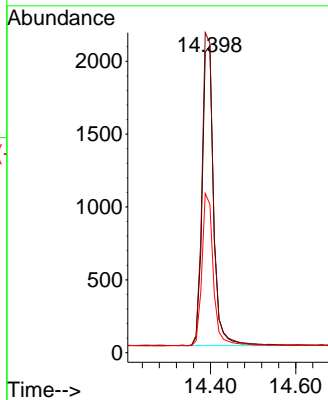
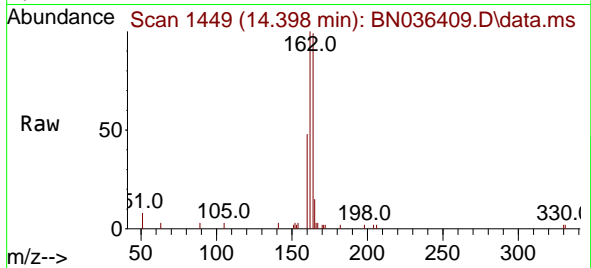
Instrument :

BNA\_N

ClientSampleId :

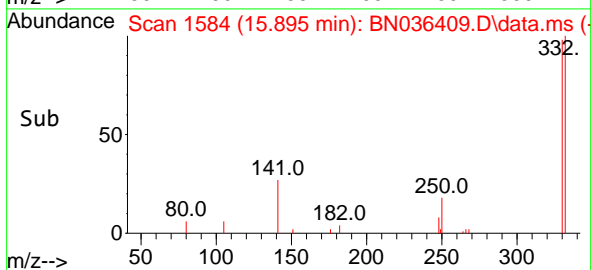
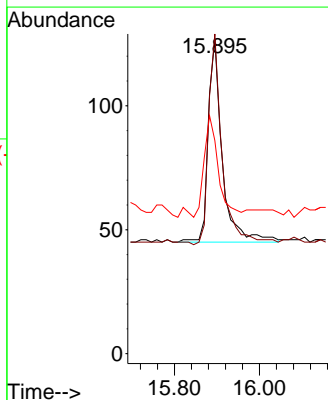
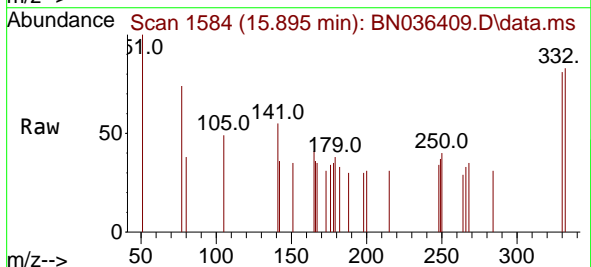
SSTDICC0.1

Tgt Ion	Resp	Lower	Upper
164	100		
162	100.8	84.1	126.1
160	48.4	41.4	62.0

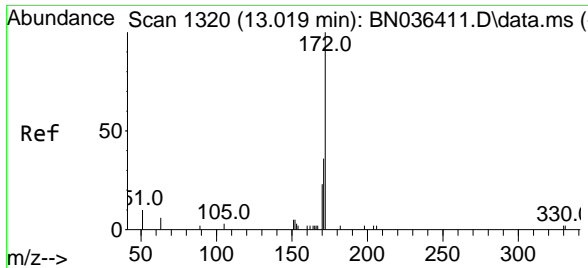


#14  
 2,4,6-Tribromophenol  
 Concen: 0.080 ng  
 RT: 15.895 min Scan# 1584  
 Delta R.T. 0.012 min  
 Lab File: BN036409.D  
 Acq: 10 Feb 2025 12:25

Tgt Ion	Resp	Lower	Upper
330	100		
332	101.6	76.6	114.8
141	50.5	37.8	56.8





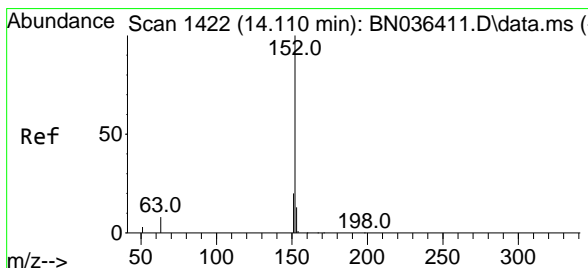
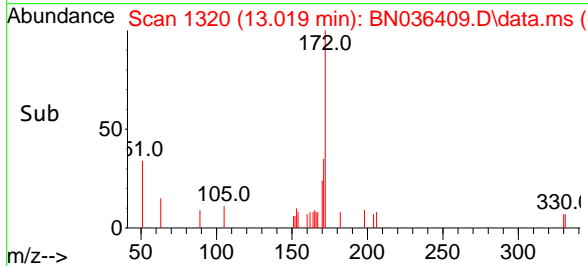
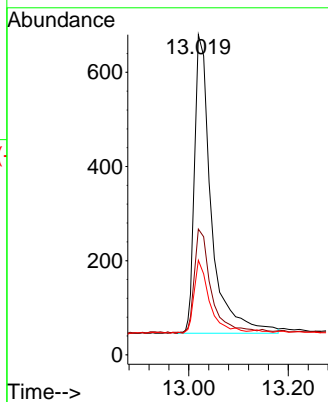
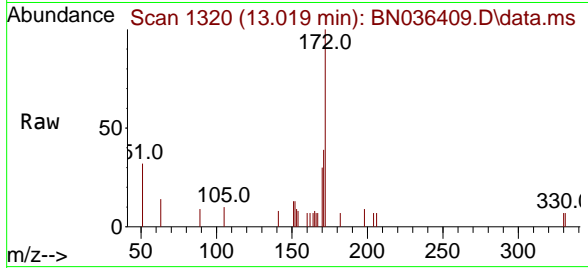


#15  
 2-Fluorobiphenyl  
 Concen: 0.083 ng  
 RT: 13.019 min Scan# 11  
 Delta R.T. 0.000 min  
 Lab File: BN036409.D  
 Acq: 10 Feb 2025 12:25

Instrument :  
 BNA\_N  
 ClientSampleId :  
 SSTDICC0.1

Tgt Ion:172 Resp: 1352

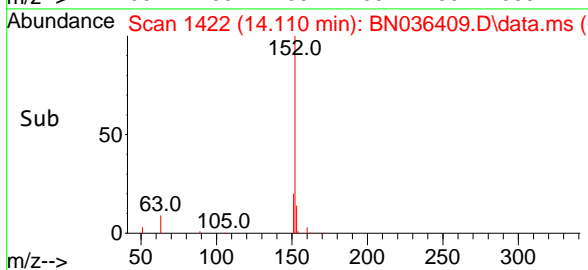
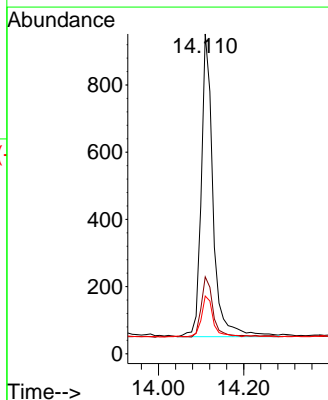
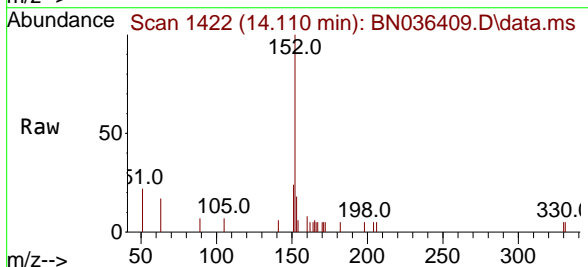
Ion	Ratio	Lower	Upper
172	100		
171	39.3	29.6	44.4
170	29.6	19.8	29.6

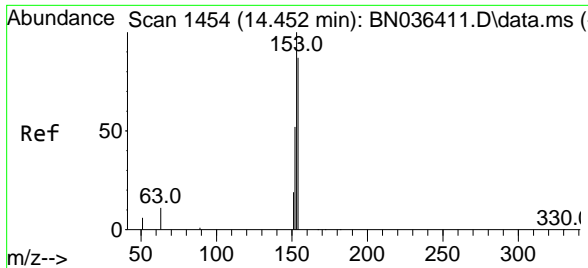


#16  
 Acenaphthylene  
 Concen: 0.098 ng  
 RT: 14.110 min Scan# 1422  
 Delta R.T. 0.000 min  
 Lab File: BN036409.D  
 Acq: 10 Feb 2025 12:25

Tgt Ion:152 Resp: 1733

Ion	Ratio	Lower	Upper
152	100		
151	19.4	15.8	23.8
153	13.3	10.2	15.2



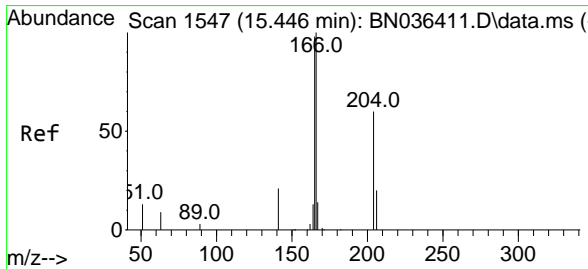
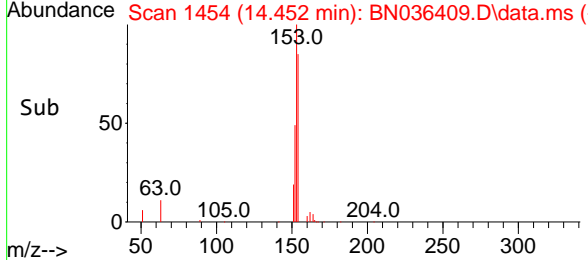
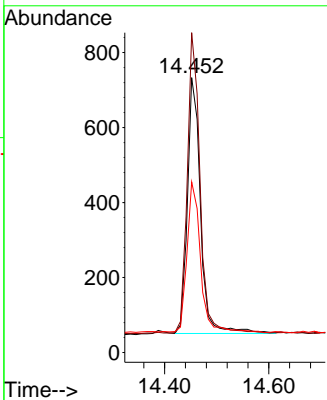
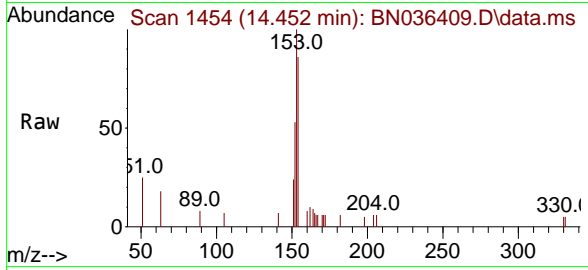


#17  
 Acenaphthene  
 Concen: 0.098 ng  
 RT: 14.452 min Scan# 1454  
 Delta R.T. 0.000 min  
 Lab File: BN036409.D  
 Acq: 10 Feb 2025 12:25

Instrument : BNA\_N  
 ClientSampleId : SSTDICC0.1

Tgt Ion:154 Resp: 1194

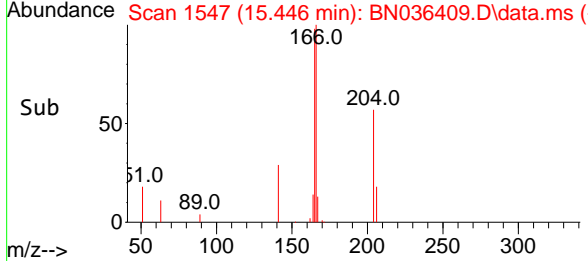
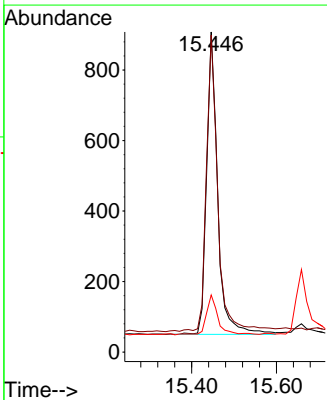
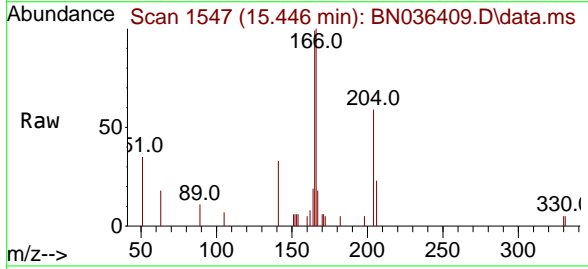
Ion	Ratio	Lower	Upper
154	100		
153	114.2	93.3	139.9
152	61.5	48.8	73.2

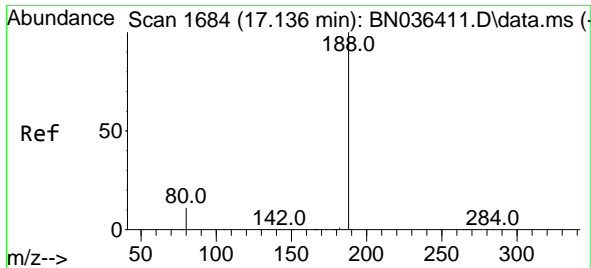


#18  
 Fluorene  
 Concen: 0.104 ng  
 RT: 15.446 min Scan# 1547  
 Delta R.T. 0.000 min  
 Lab File: BN036409.D  
 Acq: 10 Feb 2025 12:25

Tgt Ion:166 Resp: 1627

Ion	Ratio	Lower	Upper
166	100		
165	100.3	79.5	119.3
167	13.0	10.4	15.6

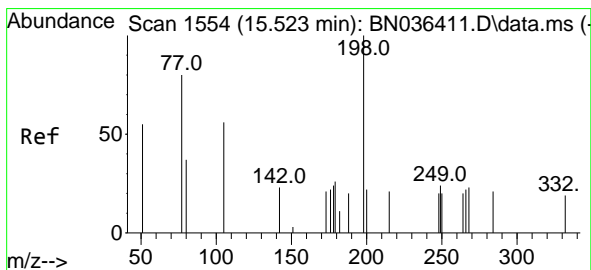
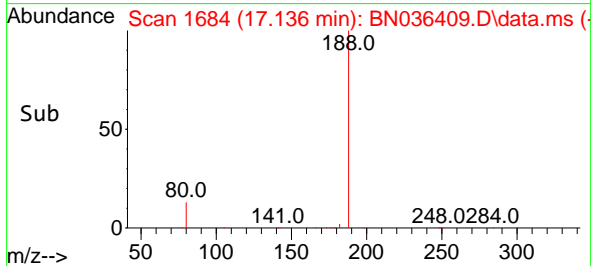
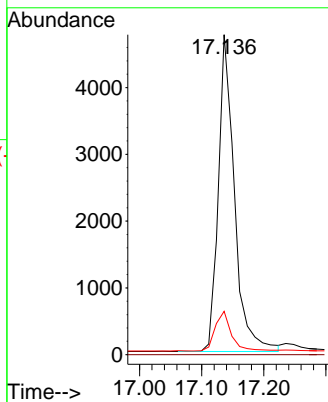
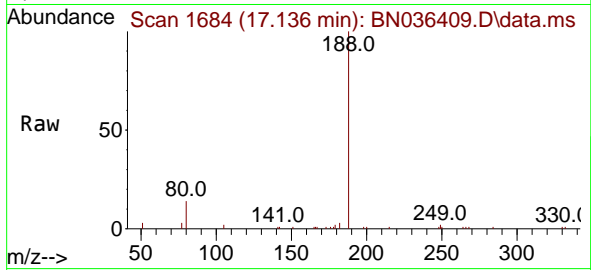




#19  
 Phenanthrene-d10  
 Concen: 0.400 ng  
 RT: 17.136 min Scan# 1684  
 Delta R.T. 0.000 min  
 Lab File: BN036409.D  
 Acq: 10 Feb 2025 12:25

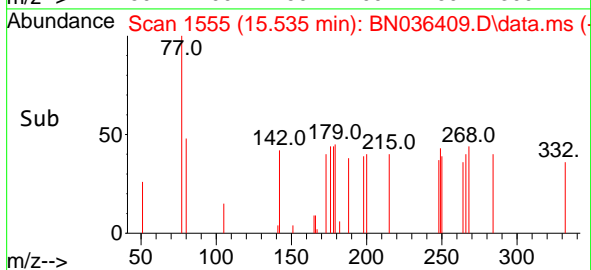
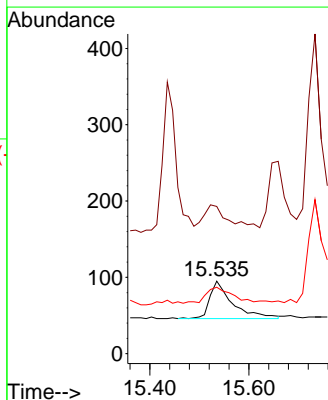
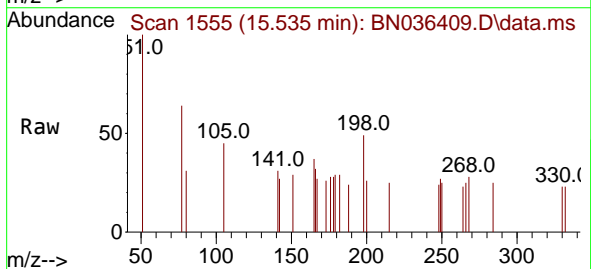
Instrument : BNA\_N  
 ClientSampleId : SSTDICC0.1

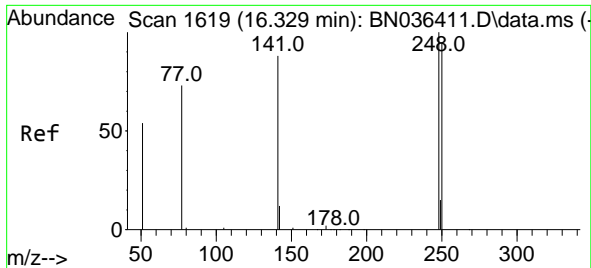
Tgt Ion	Resp	Lower	Upper
188	8539		
94	0.0	0.0	0.0
80	13.6	9.8	14.6



#20  
 4,6-Dinitro-2-methylphenol  
 Concen: 0.079 ng  
 RT: 15.535 min Scan# 1555  
 Delta R.T. 0.012 min  
 Lab File: BN036409.D  
 Acq: 10 Feb 2025 12:25

Tgt Ion	Resp	Lower	Upper
198	151		
51	203.2	86.6	129.8#
105	91.6	57.5	86.3#

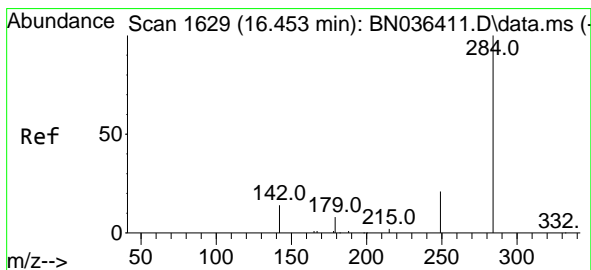
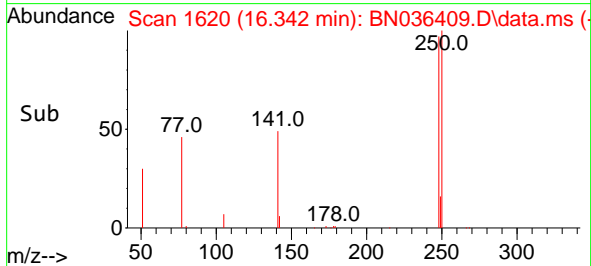
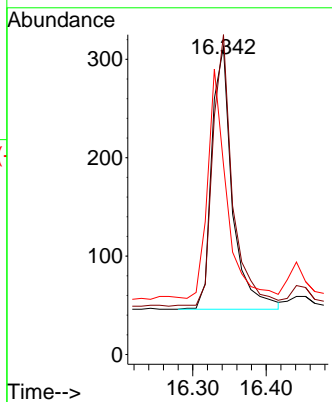
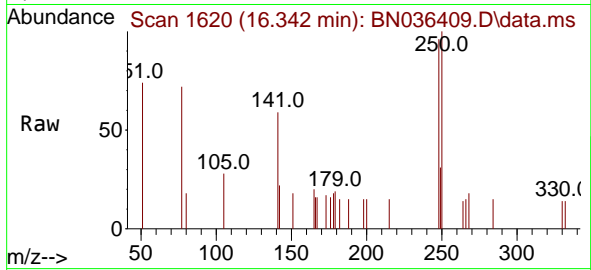




#21  
 4-Bromophenyl-phenylether  
 Concen: 0.089 ng  
 RT: 16.342 min Scan# 1620  
 Delta R.T. 0.012 min  
 Lab File: BN036409.D  
 Acq: 10 Feb 2025 12:25

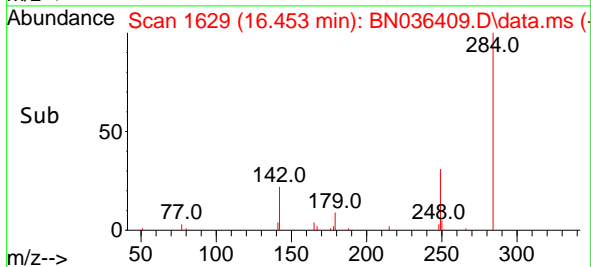
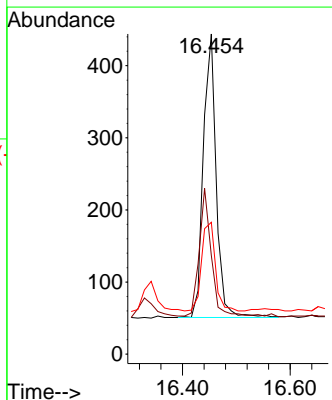
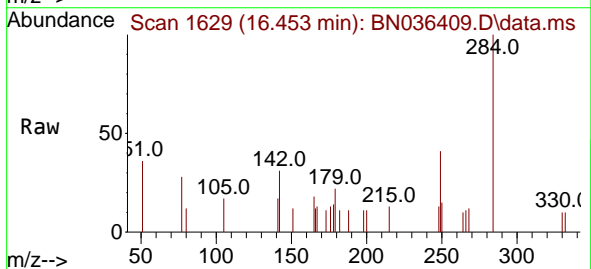
Instrument : BNA\_N  
 ClientSampleId : SSTDICC0.1

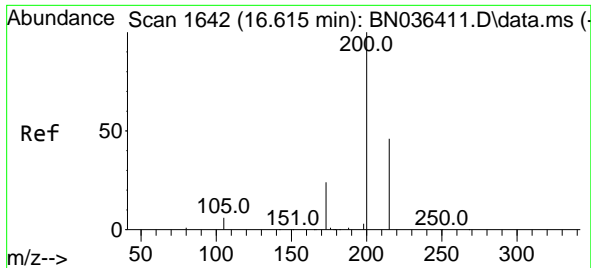
Tgt Ion	Resp	Lower	Upper
248	100		
250	103.8	76.1	114.1
141	61.7	71.7	107.5#



#22  
 Hexachlorobenzene  
 Concen: 0.085 ng  
 RT: 16.453 min Scan# 1629  
 Delta R.T. 0.000 min  
 Lab File: BN036409.D  
 Acq: 10 Feb 2025 12:25

Tgt Ion	Resp	Lower	Upper
284	100		
142	41.5	33.4	50.0
249	35.0	28.6	43.0





#23  
**Atrazine**  
 Concen: 0.097 ng  
 RT: 16.615 min Scan# 1642  
 Delta R.T. 0.000 min  
 Lab File: BN036409.D  
 Acq: 10 Feb 2025 12:25

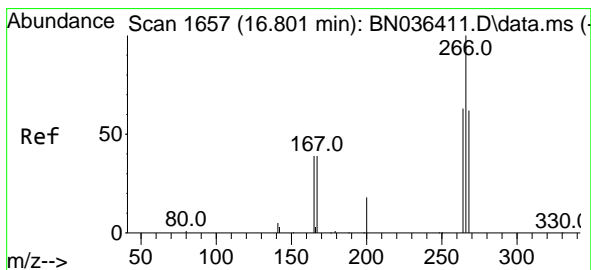
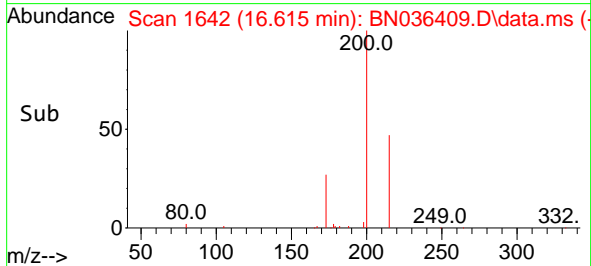
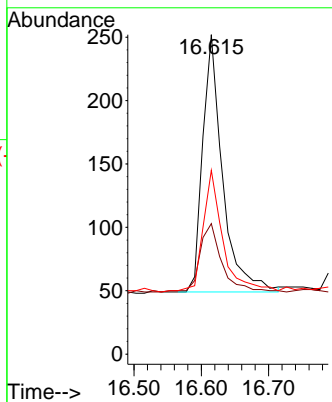
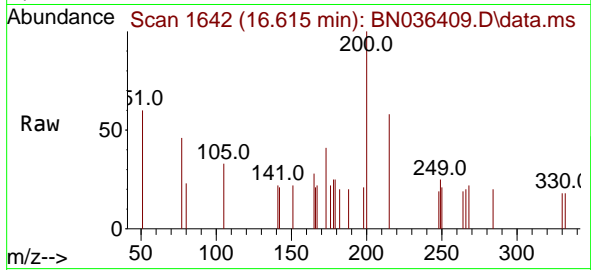
Instrument :

BNA\_N

ClientSampleId :

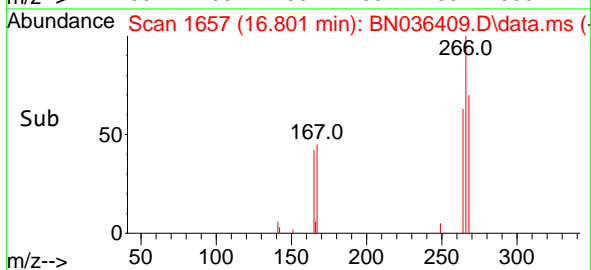
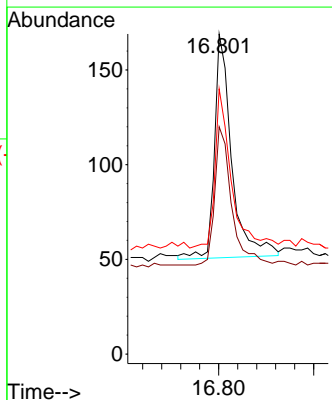
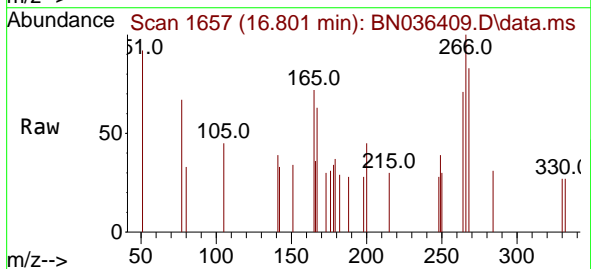
SSTDICC0.1

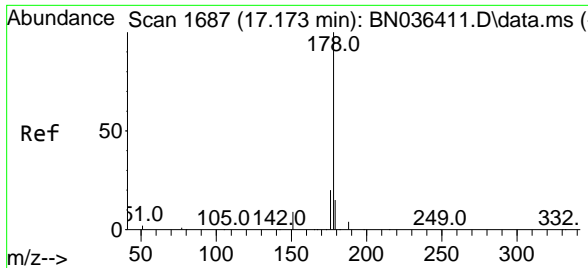
Tgt Ion	Resp	Lower	Upper
200	100		
173	40.9	23.2	34.8#
215	57.5	40.0	60.0



#24  
**Pentachlorophenol**  
 Concen: 0.089 ng  
 RT: 16.801 min Scan# 1657  
 Delta R.T. 0.000 min  
 Lab File: BN036409.D  
 Acq: 10 Feb 2025 12:25

Tgt Ion	Resp	Lower	Upper
266	100		
264	60.1	50.6	76.0
268	63.1	51.9	77.9



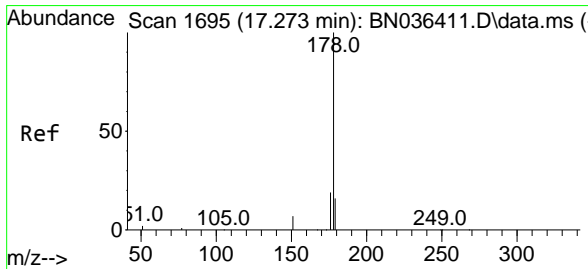
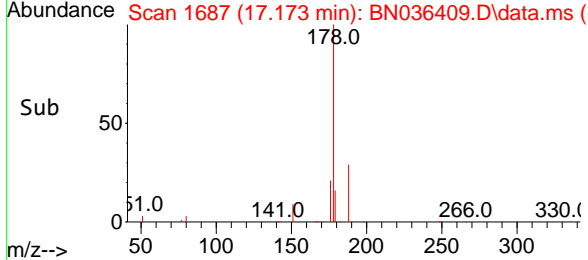
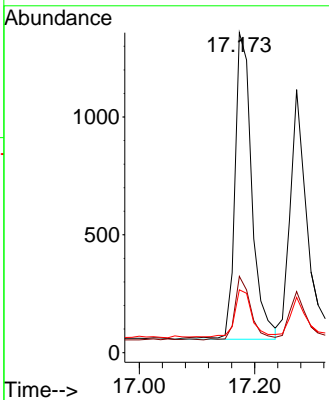
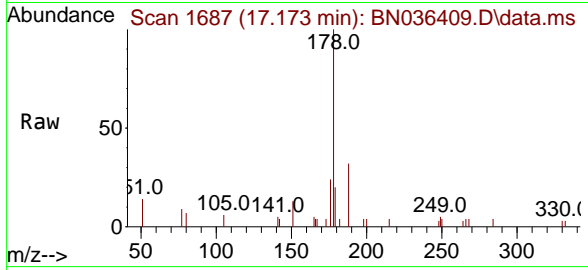


#25  
 Phenanthrene  
 Concen: 0.105 ng  
 RT: 17.173 min Scan# 1687  
 Delta R.T. 0.000 min  
 Lab File: BN036409.D  
 Acq: 10 Feb 2025 12:25

Instrument : BNA\_N  
 ClientSampleId : SSTDICC0.1

Tgt Ion:178 Resp: 2633

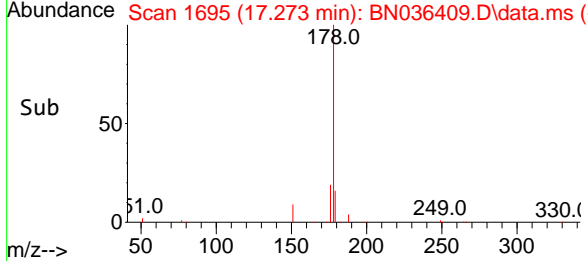
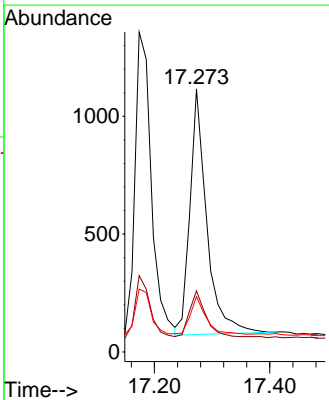
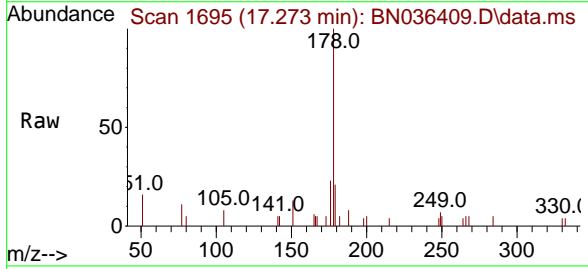
Ion	Ratio	Lower	Upper
178	100		
176	19.6	15.7	23.5
179	15.5	12.4	18.6

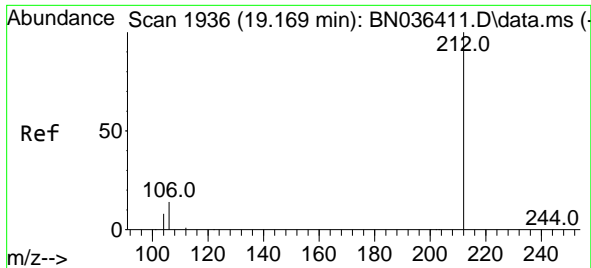


#26  
 Anthracene  
 Concen: 0.093 ng  
 RT: 17.273 min Scan# 1695  
 Delta R.T. 0.000 min  
 Lab File: BN036409.D  
 Acq: 10 Feb 2025 12:25

Tgt Ion:178 Resp: 2113

Ion	Ratio	Lower	Upper
178	100		
176	20.8	14.9	22.3
179	14.6	12.4	18.6



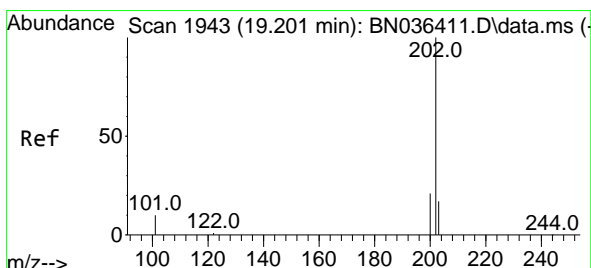
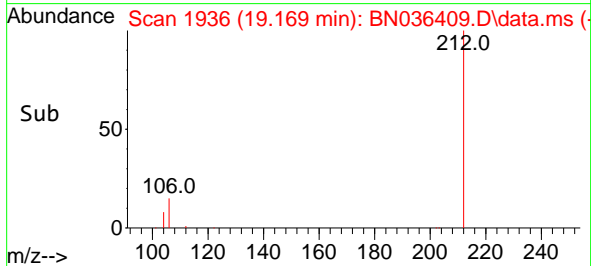
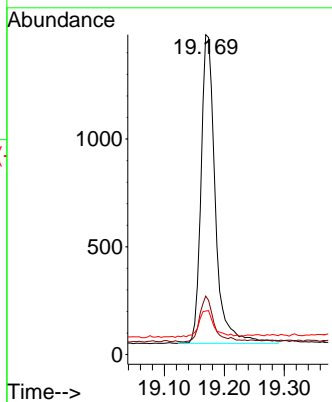
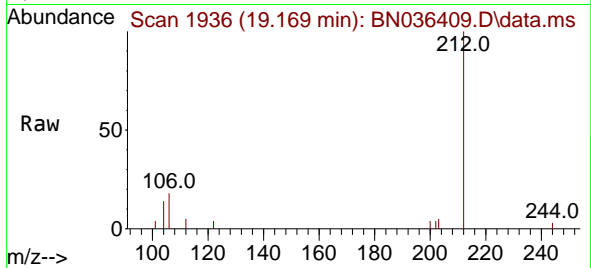


#27  
 Fluoranthene-d10  
 Concen: 0.108 ng  
 RT: 19.169 min Scan# 1936  
 Delta R.T. 0.000 min  
 Lab File: BN036409.D  
 Acq: 10 Feb 2025 12:25

Instrument : BNA\_N  
 ClientSampleId : SSTDICC0.1

Tgt Ion:212 Resp: 2368

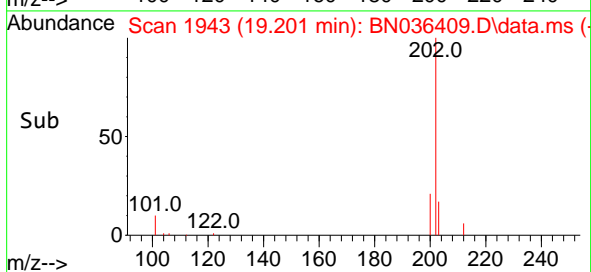
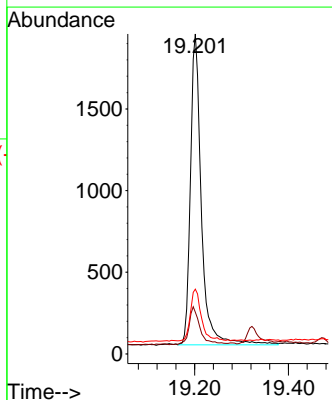
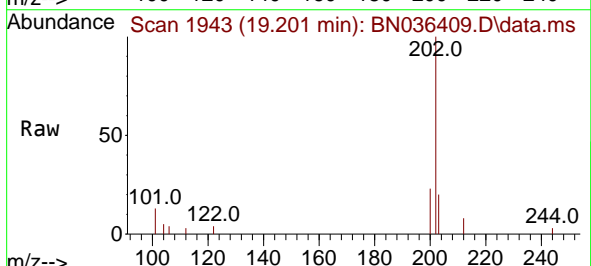
Ion	Ratio	Lower	Upper
212	100		
106	14.8	11.5	17.3
104	9.8	7.1	10.7

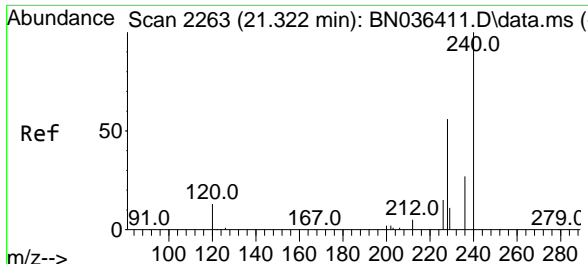


#28  
 Fluoranthene  
 Concen: 0.104 ng  
 RT: 19.201 min Scan# 1943  
 Delta R.T. 0.000 min  
 Lab File: BN036409.D  
 Acq: 10 Feb 2025 12:25

Tgt Ion:202 Resp: 3077

Ion	Ratio	Lower	Upper
202	100		
101	12.2	9.2	13.8
203	16.6	13.4	20.0



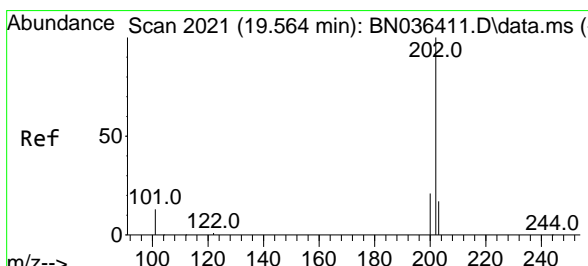
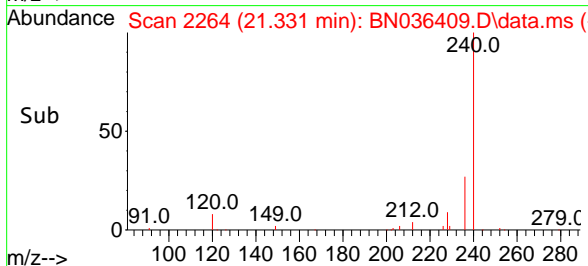
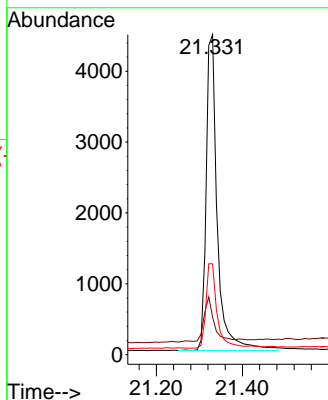
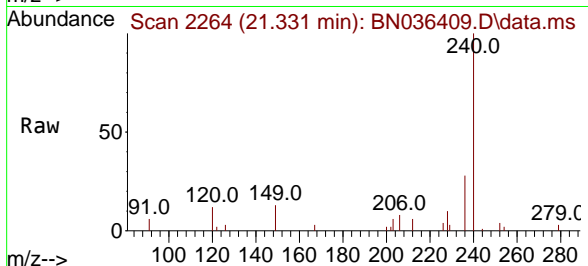


#29  
 Chrysene-d12  
 Concen: 0.400 ng  
 RT: 21.331 min Scan# 21  
 Delta R.T. 0.009 min  
 Lab File: BN036409.D  
 Acq: 10 Feb 2025 12:25

Instrument :  
 BNA\_N  
 ClientSampleId :  
 SSTDICC0.1

Tgt Ion:240 Resp: 8027

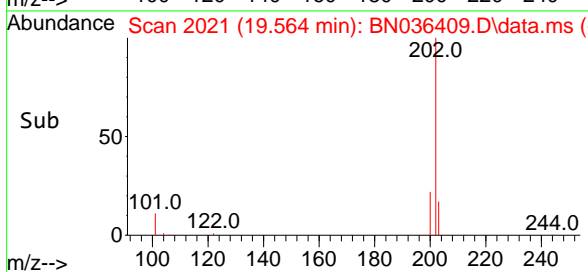
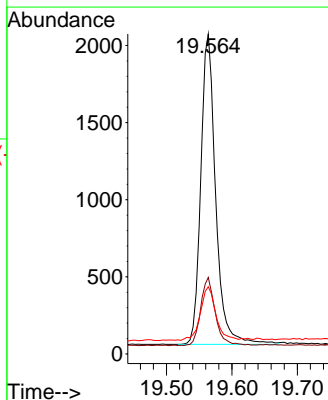
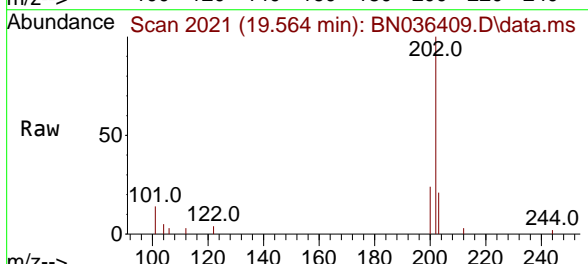
Ion	Ratio	Lower	Upper
240	100		
120	11.7	13.3	19.9#
236	28.4	23.0	34.6



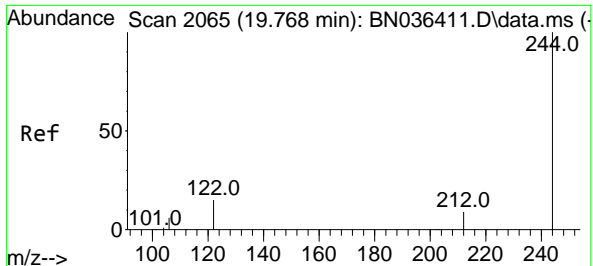
#30  
 Pyrene  
 Concen: 0.099 ng  
 RT: 19.564 min Scan# 2021  
 Delta R.T. 0.000 min  
 Lab File: BN036409.D  
 Acq: 10 Feb 2025 12:25

Tgt Ion:202 Resp: 3179

Ion	Ratio	Lower	Upper
202	100		
200	21.4	16.9	25.3
203	17.8	13.9	20.9







#31  
 Terphenyl-d14  
 Concen: 0.104 ng  
 RT: 19.773 min Scan# 2066  
 Delta R.T. 0.005 min  
 Lab File: BN036409.D  
 Acq: 10 Feb 2025 12:25

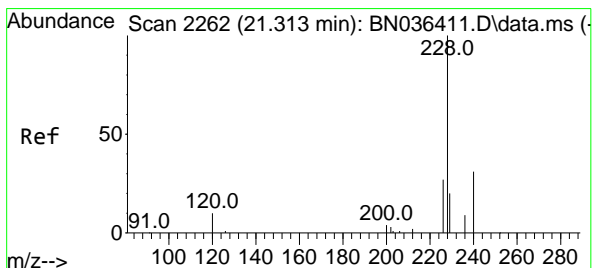
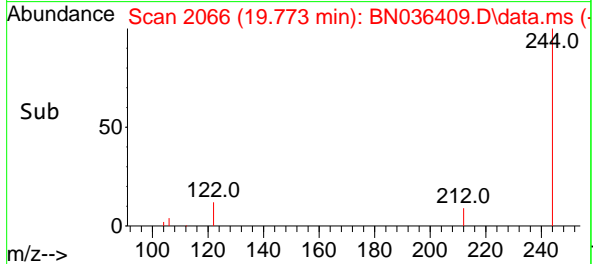
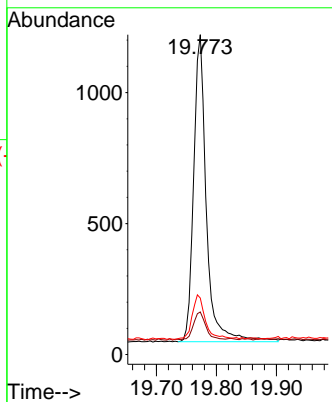
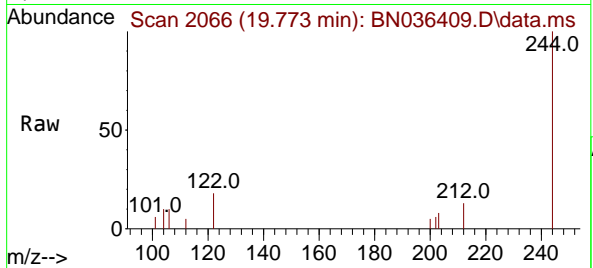
Instrument :

BNA\_N

ClientSampleId :


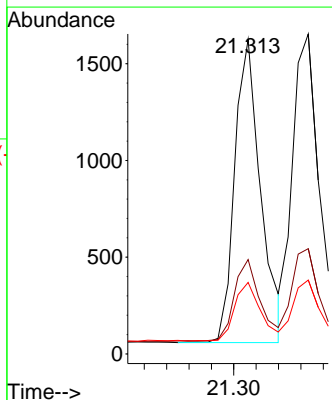
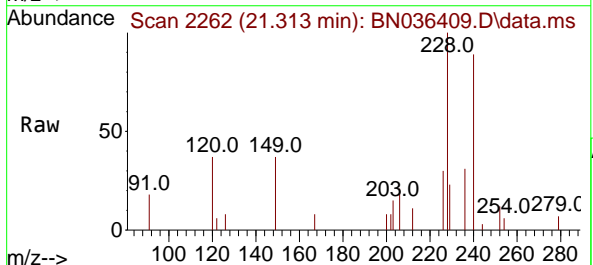
SSTDIC0.1

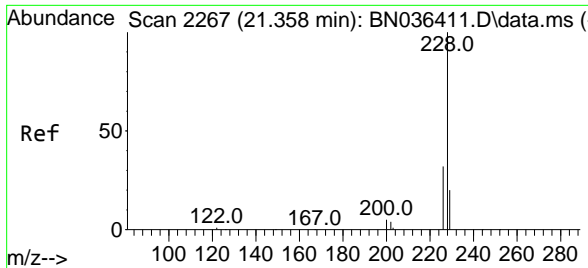
Tgt Ion:244 Resp: 1725  
 Ion Ratio Lower Upper  
 244 100  
 212 13.3 8.1 12.1#  
 122 17.7 12.8 19.2



#32  
 Benzo(a)anthracene  
 Concen: 0.088 ng  
 RT: 21.313 min Scan# 2262  
 Delta R.T. 0.000 min  
 Lab File: BN036409.D  
 Acq: 10 Feb 2025 12:25

Tgt Ion:228 Resp: 2523  
 Ion Ratio Lower Upper  
 228 100  
 226 30.0 22.2 33.2  
 229 22.7 16.5 24.7





#33  
 Chrysene  
 Concen: 0.099 ng  
 RT: 21.366 min Scan# 21  
 Delta R.T. 0.009 min  
 Lab File: BN036409.D  
 Acq: 10 Feb 2025 12:25

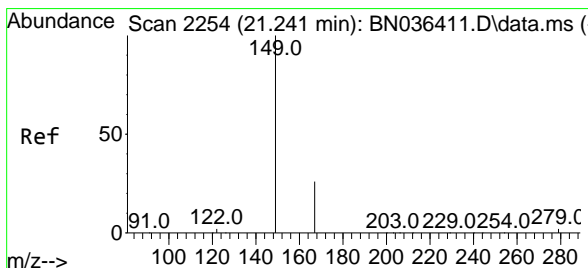

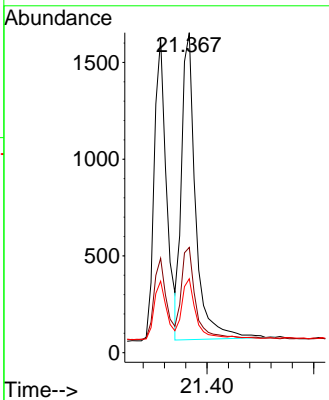
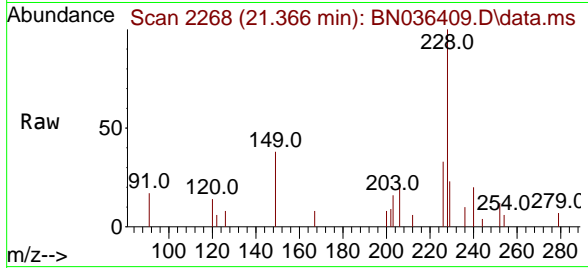
Instrument :

BNA\_N

ClientSampleId :

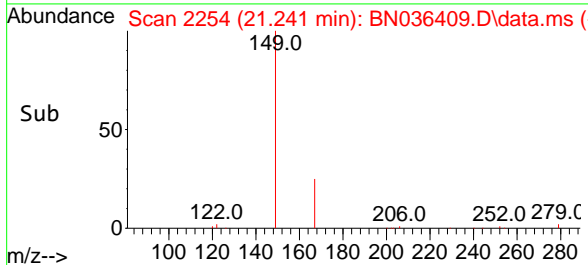
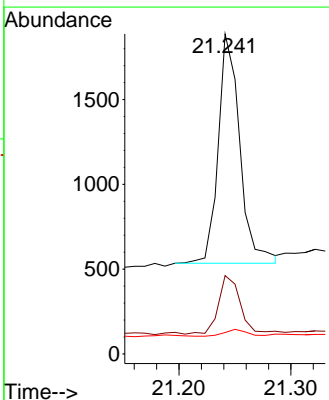
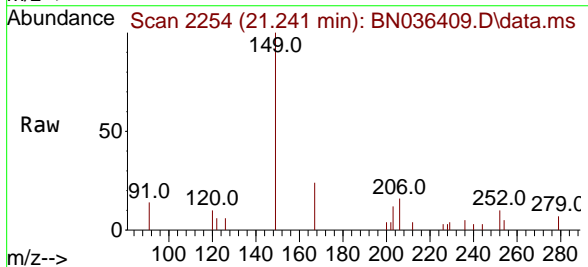
SSTDIC0.1

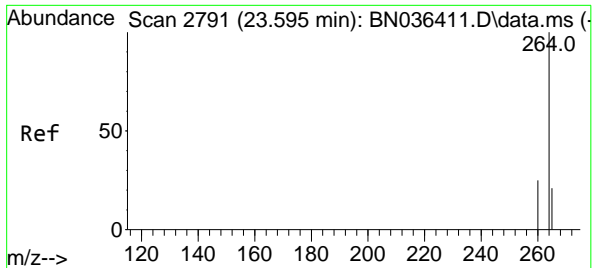
Tgt Ion	Resp	Lower	Upper
228	100		
226	32.9	25.5	38.3
229	23.1	16.4	24.6



#34  
 Bis(2-ethylhexyl)phthalate  
 Concen: 0.114 ng  
 RT: 21.241 min Scan# 2254  
 Delta R.T. 0.000 min  
 Lab File: BN036409.D  
 Acq: 10 Feb 2025 12:25

Tgt Ion	Resp	Lower	Upper
149	100		
167	26.2	21.2	31.8
279	3.1	2.7	4.1



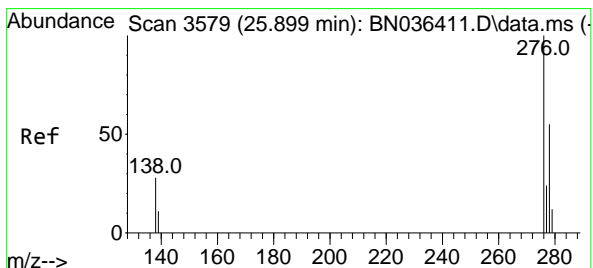
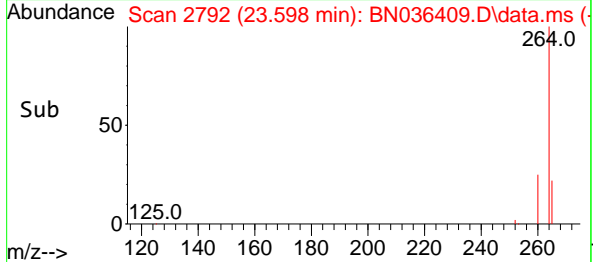
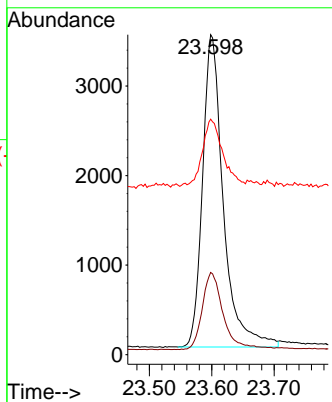
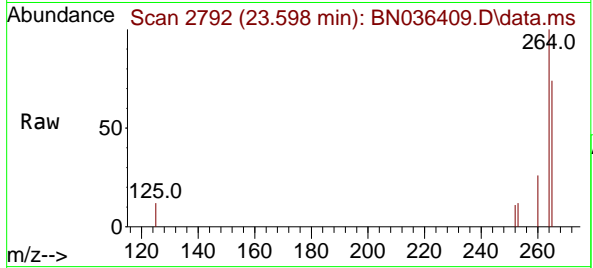


#35  
 Perylene-d12  
 Concen: 0.400 ng  
 RT: 23.598 min Scan# 21  
 Delta R.T. 0.003 min  
 Lab File: BN036409.D  
 Acq: 10 Feb 2025 12:25

Instrument :  
 BNA\_N  
 ClientSampleId :  
 SSTDICC0.1

Tgt Ion:264 Resp: 8068

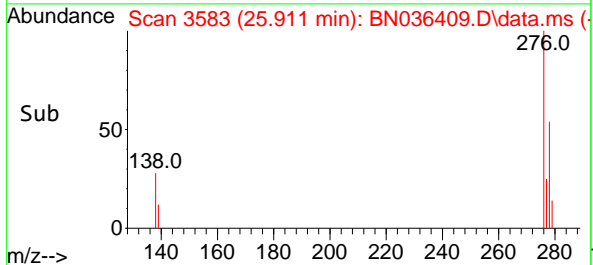
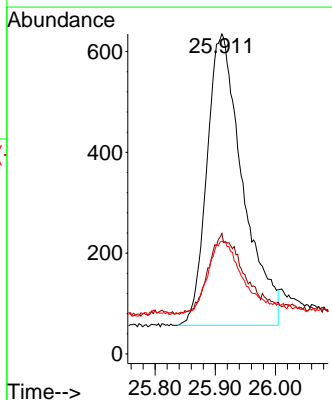
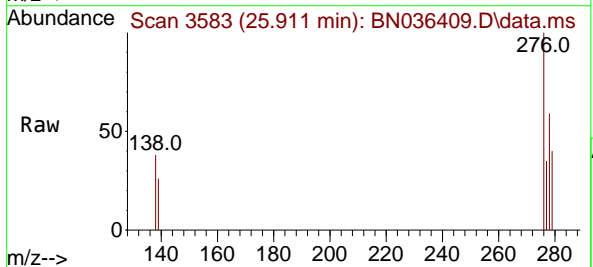
Ion	Ratio	Lower	Upper
264	100		
260	25.7	20.9	31.3
265	73.6	60.7	91.1

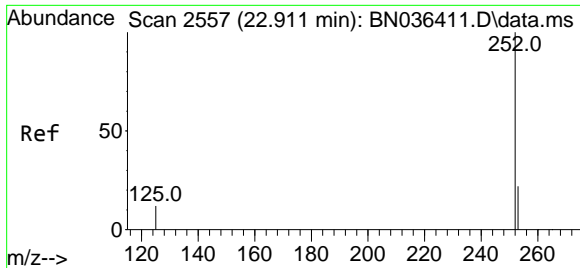


#36  
 Indeno(1,2,3-cd)pyrene  
 Concen: 0.075 ng  
 RT: 25.911 min Scan# 3583  
 Delta R.T. 0.012 min  
 Lab File: BN036409.D  
 Acq: 10 Feb 2025 12:25

Tgt Ion:276 Resp: 2385

Ion	Ratio	Lower	Upper
276	100		
138	25.9	22.2	33.2
277	24.8	19.8	29.6



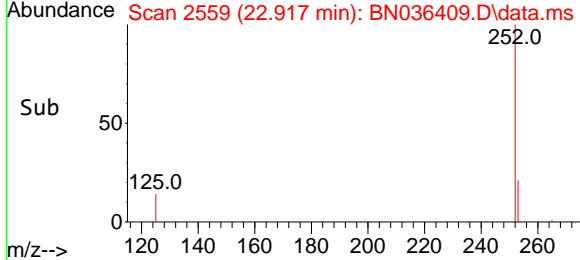
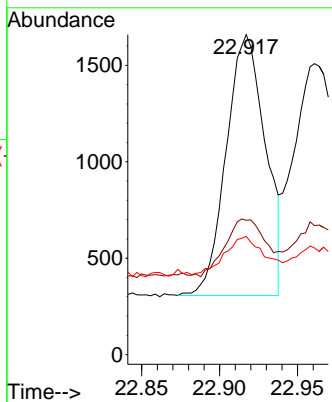
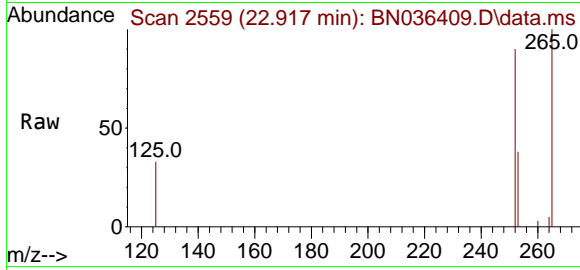


#37  
 Benzo(b)fluoranthene  
 Concen: 0.083 ng  
 RT: 22.917 min Scan# 21  
 Delta R.T. 0.006 min  
 Lab File: BN036409.D  
 Acq: 10 Feb 2025 12:25

Instrument : BNA\_N  
 ClientSampleId : SSTDICC0.1

Tgt Ion:252 Resp: 2367

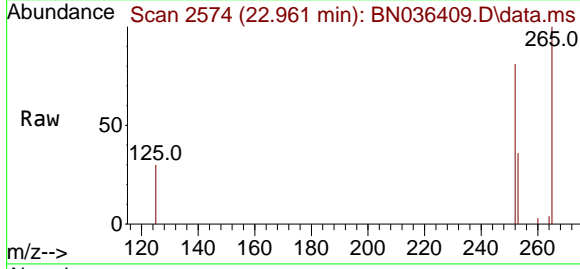
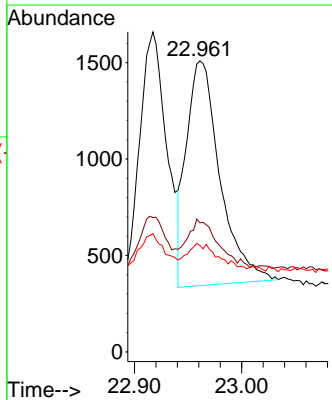
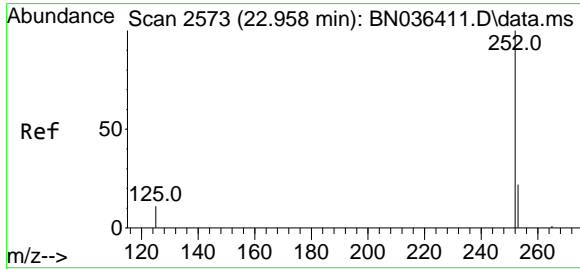
Ion	Ratio	Lower	Upper
252	100		
253	42.0	21.9	32.9#
125	37.0	15.0	22.6#

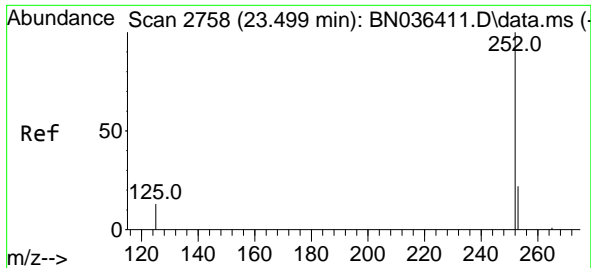


#38  
 Benzo(k)fluoranthene  
 Concen: 0.087 ng  
 RT: 22.961 min Scan# 2574  
 Delta R.T. 0.003 min  
 Lab File: BN036409.D  
 Acq: 10 Feb 2025 12:25

Tgt Ion:252 Resp: 2537

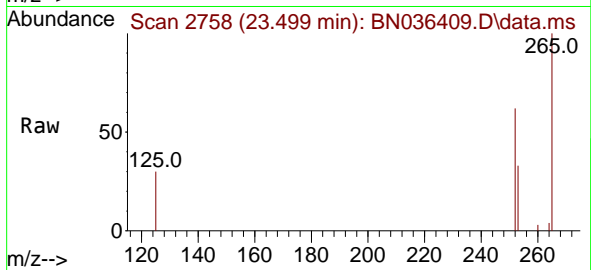
Ion	Ratio	Lower	Upper
252	100		
253	44.3	22.2	33.4#
125	36.6	15.0	22.4#



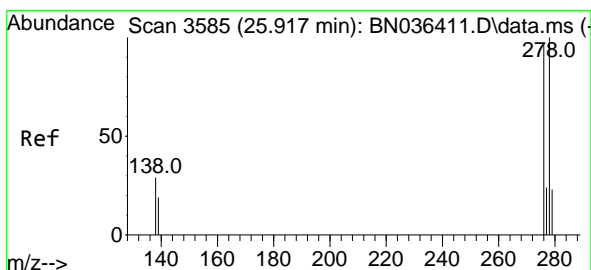
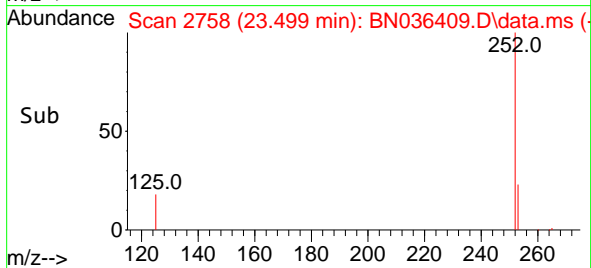
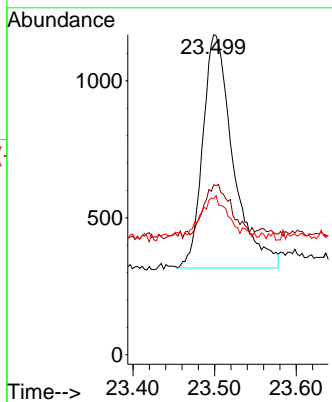


#39  
 Benzo(a)pyrene  
 Concen: 0.089 ng  
 RT: 23.499 min Scan# 21  
 Delta R.T. 0.000 min  
 Lab File: BN036409.D  
 Acq: 10 Feb 2025 12:25

Instrument :  
 BNA\_N  
 ClientSampleId :  
 SSTDICC0.1

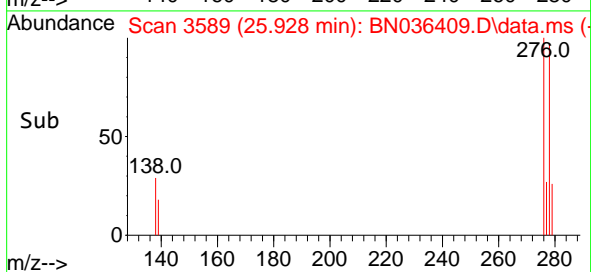
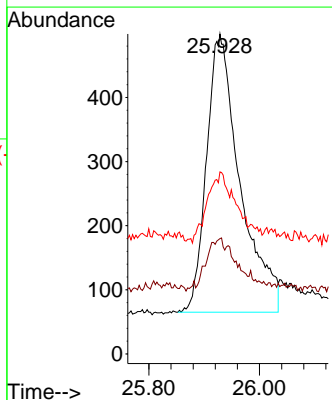
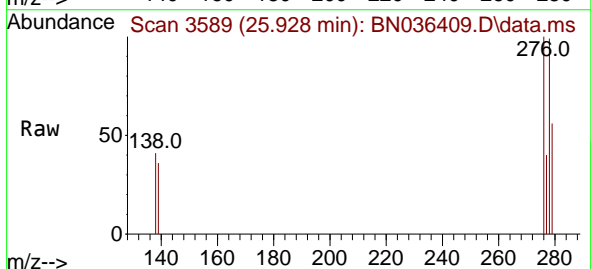


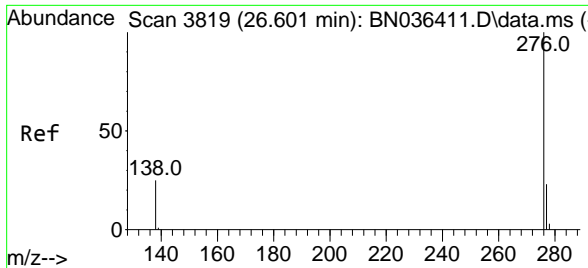
Tgt Ion:252 Resp: 2200  
 Ion Ratio Lower Upper  
 252 100  
 253 53.1 24.4 36.6#  
 125 48.8 18.2 27.2#



#40  
 Dibenzo(a,h)anthracene  
 Concen: 0.073 ng  
 RT: 25.928 min Scan# 3589  
 Delta R.T. 0.012 min  
 Lab File: BN036409.D  
 Acq: 10 Feb 2025 12:25

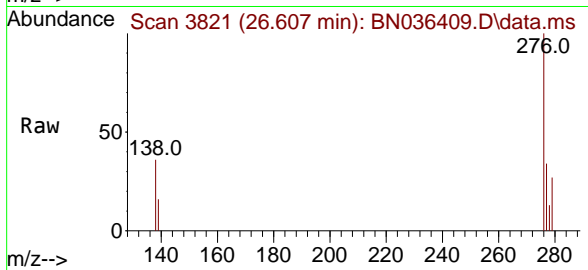
Tgt Ion:278 Resp: 1827  
 Ion Ratio Lower Upper  
 278 100  
 139 36.1 18.5 27.7#  
 279 56.9 24.8 37.2#





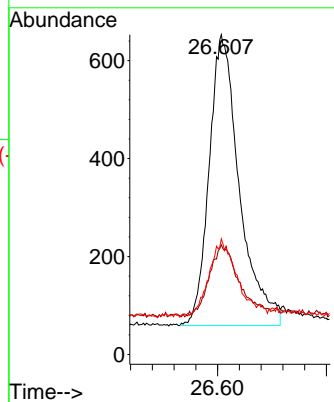
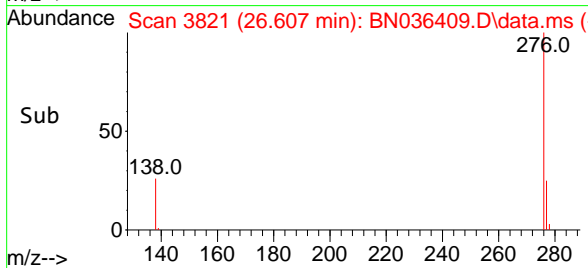
#41  
Benzo(g,h,i)perylene  
Concen: 0.083 ng  
RT: 26.607 min Scan# 31  
Delta R.T. 0.006 min  
Lab File: BN036409.D  
Acq: 10 Feb 2025 12:25

Instrument :  
BNA\_N  
ClientSampleId :  
SSTDICC0.1



Tgt Ion: 276 Resp: 2299

Ion	Ratio	Lower	Upper
276	100		
277	34.3	20.7	31.1#
138	36.1	21.8	32.6#



Data Path : Z:\svoasrv\HPCHEM1\BNA\_N\Data\BN021025\  
 Data File : BN036410.D  
 Acq On : 10 Feb 2025 13:01  
 Operator : RC/JU  
 Sample : SSTDICC0.2  
 Misc :  
 ALS Vial : 3 Sample Multiplier: 1

Instrument :  
 BNA\_N  
 ClientSampleId :  
 SSTDICC0.2

Quant Time: Feb 11 00:35:26 2025  
 Quant Method : Z:\svoasrv\HPCHEM1\BNA\_N\Methods\8270-SIM-BN021025.M  
 Quant Title : ASP BNA STANDARDS FOR 5 POINT CALIBRATION  
 QLast Update : Tue Feb 11 00:33:05 2025  
 Response via : Initial Calibration

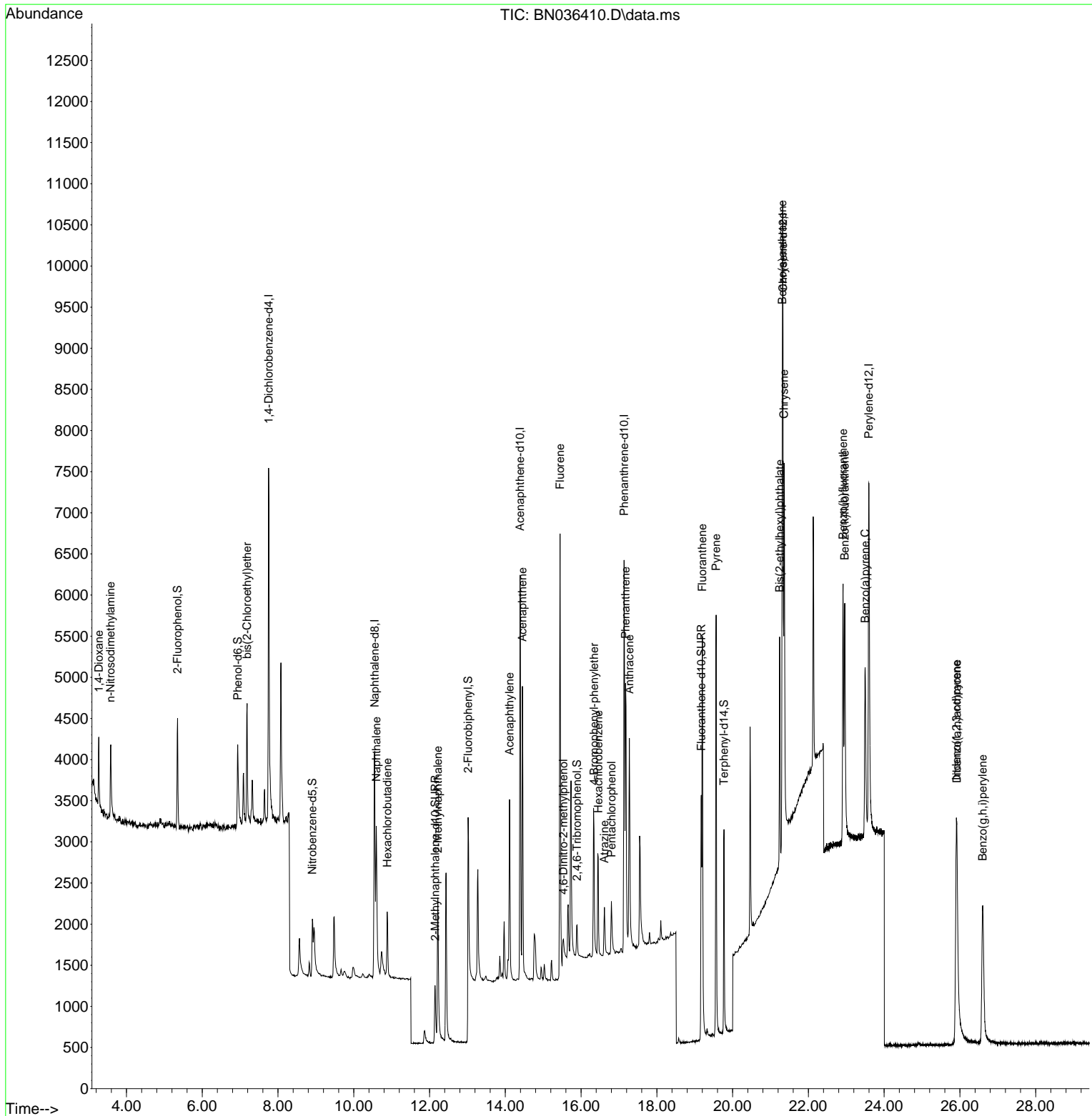
Compound	R.T.	QIon	Response	Conc Units	Dev(Min)	
Internal Standards						
1) 1,4-Dichlorobenzene-d4	7.753	152	2157	0.400 ng	0.00	
7) Naphthalene-d8	10.551	136	4791	0.400 ng	# 0.01	
13) Acenaphthene-d10	14.387	164	3185	0.400 ng	0.00	
19) Phenanthrene-d10	17.136	188	7435	0.400 ng	0.00	
29) Chrysene-d12	21.331	240	6531	0.400 ng	# 0.00	
35) Perylene-d12	23.595	264	6918	0.400 ng	0.00	
System Monitoring Compounds						
4) 2-Fluorophenol	5.348	112	1029	0.187 ng	0.00	
5) Phenol-d6	6.937	99	1086	0.170 ng	0.00	
8) Nitrobenzene-d5	8.907	82	869	0.195 ng	0.00	
11) 2-Methylnaphthalene-d10	12.146	152	1397	0.213 ng	0.00	
14) 2,4,6-Tribromophenol	15.895	330	289	0.147 ng	0.01	
15) 2-Fluorobiphenyl	13.019	172	2214	0.163 ng	0.00	
27) Fluoranthene-d10	19.173	212	3879	0.203 ng	0.00	
31) Terphenyl-d14	19.773	244	2765	0.204 ng	0.00	
Target Compounds						
2) 1,4-Dioxane	3.268	88	471	0.198 ng		Qvalue 97
3) n-Nitrosodimethylamine	3.579	42	840	0.196 ng	#	98
6) bis(2-Chloroethyl)ether	7.183	93	1154	0.217 ng		98
9) Naphthalene	10.594	128	2733	0.200 ng	#	95
10) Hexachlorobutadiene	10.882	225	702	0.164 ng	#	99
12) 2-Methylnaphthalene	12.217	142	1706	0.198 ng		97
16) Acenaphthylene	14.110	152	2654	0.180 ng		98
17) Acenaphthene	14.452	154	1791	0.177 ng		98
18) Fluorene	15.446	166	2596	0.200 ng		100
20) 4,6-Dinitro-2-methylph...	15.535	198	248	0.149 ng	#	85
21) 4-Bromophenyl-phenylether	16.342	248	844	0.166 ng	#	80
22) Hexachlorobenzene	16.453	284	1101	0.166 ng		97
23) Atrazine	16.615	200	705	0.188 ng		95
24) Pentachlorophenol	16.801	266	463	0.159 ng		95
25) Phenanthrene	17.173	178	4051	0.186 ng		100
26) Anthracene	17.273	178	3467	0.175 ng		98
28) Fluoranthene	19.201	202	4918	0.190 ng		100
30) Pyrene	19.564	202	5119	0.196 ng		100
32) Benzo(a)anthracene	21.313	228	4166	0.180 ng		98
33) Chrysene	21.357	228	4754	0.200 ng		99
34) Bis(2-ethylhexyl)phtha...	21.241	149	2858	0.221 ng		100
36) Indeno(1,2,3-cd)pyrene	25.905	276	4459	0.164 ng		99
37) Benzo(b)fluoranthene	22.914	252	4220	0.172 ng	#	85
38) Benzo(k)fluoranthene	22.958	252	4335	0.173 ng	#	85
39) Benzo(a)pyrene	23.499	252	3740	0.177 ng	#	80
40) Dibenzo(a,h)anthracene	25.919	278	3533	0.164 ng	#	86
41) Benzo(g,h,i)perylene	26.601	276	4192	0.177 ng		93

(#) = qualifier out of range (m) = manual integration (+) = signals summed

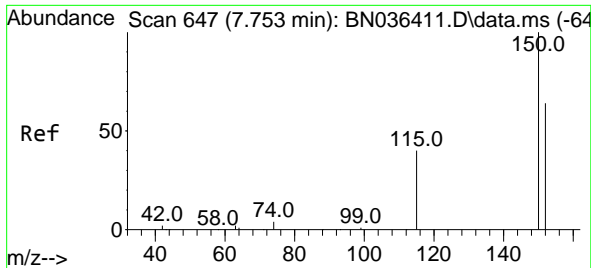
Data Path : Z:\svoasrv\HPCHEM1\BNA\_N\Data\BN021025\  
 Data File : BN036410.D  
 Acq On : 10 Feb 2025 13:01  
 Operator : RC/JU  
 Sample : SSTDICC0.2  
 Misc :  
 ALS Vial : 3 Sample Multiplier: 1

Instrument :  
 BNA\_N  
 ClientSampleId :  
 SSTDICC0.2

Quant Time: Feb 11 00:35:26 2025  
 Quant Method : Z:\svoasrv\HPCHEM1\BNA\_N\Methods\8270-SIM-BN021025.M  
 Quant Title : ASP BNA STANDARDS FOR 5 POINT CALIBRATION  
 QLast Update : Tue Feb 11 00:33:05 2025  
 Response via : Initial Calibration

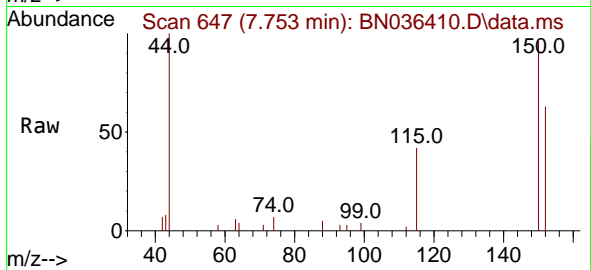






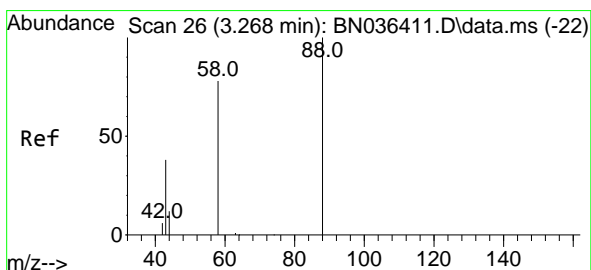
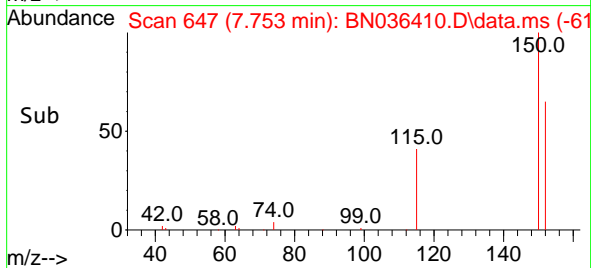
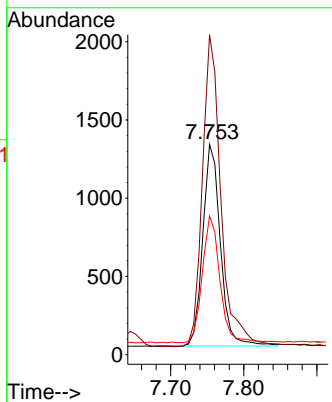
#1  
 1,4-Dichlorobenzene-d4  
 Concen: 0.400 ng  
 RT: 7.753 min Scan# 64  
 Delta R.T. 0.000 min  
 Lab File: BN036410.D  
 Acq: 10 Feb 2025 13:01

Instrument :  
 BNA\_N  
 ClientSampleId :  
 SSTDICC0.2



Tgt Ion: 152 Resp: 2157

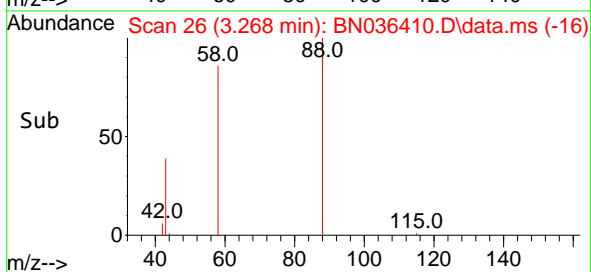
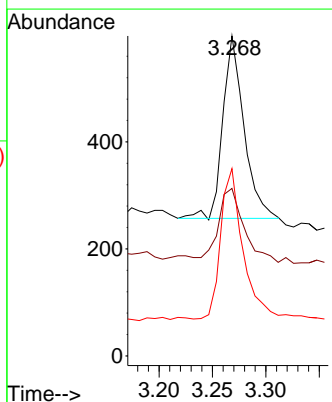
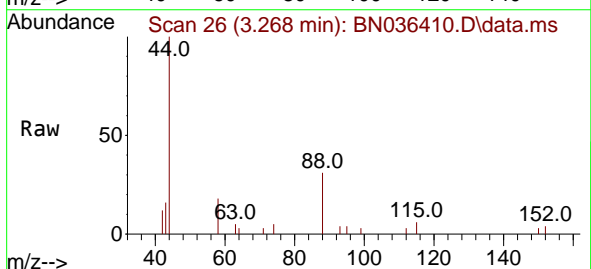
Ion	Ratio	Lower	Upper
152	100		
150	152.0	123.7	185.5
115	65.9	52.5	78.7

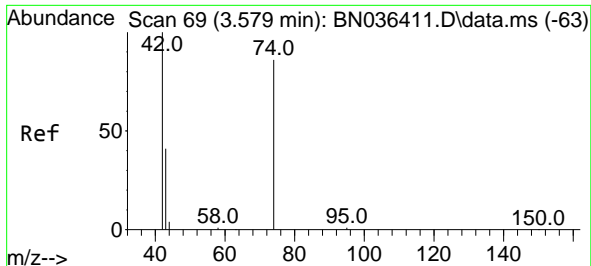


#2  
 1,4-Dioxane  
 Concen: 0.198 ng  
 RT: 3.268 min Scan# 26  
 Delta R.T. -0.000 min  
 Lab File: BN036410.D  
 Acq: 10 Feb 2025 13:01

Tgt Ion: 88 Resp: 471

Ion	Ratio	Lower	Upper
88	100		
43	48.2	33.7	50.5
58	85.8	68.9	103.3



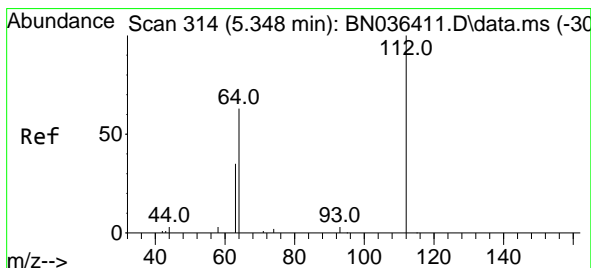
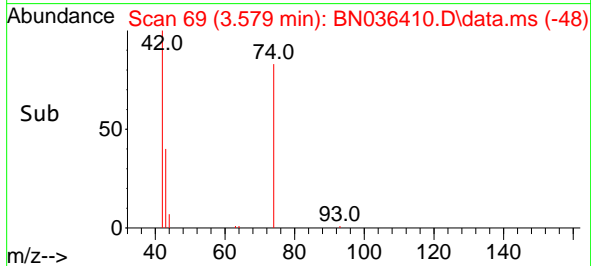
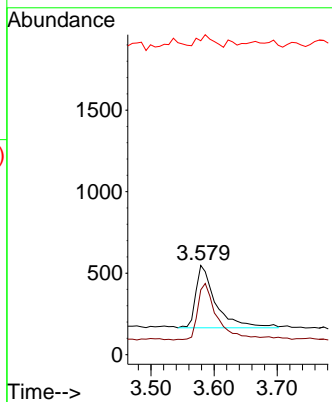
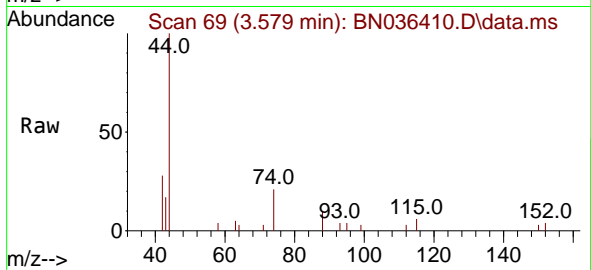


#3  
 n-Nitrosodimethylamine  
 Concen: 0.196 ng  
 RT: 3.579 min Scan# 69  
 Delta R.T. -0.000 min  
 Lab File: BN036410.D  
 Acq: 10 Feb 2025 13:01

Instrument :  
 BNA\_N  
 ClientSampleId :  
 SSTDICC0.2

Tgt Ion: 42 Resp: 840

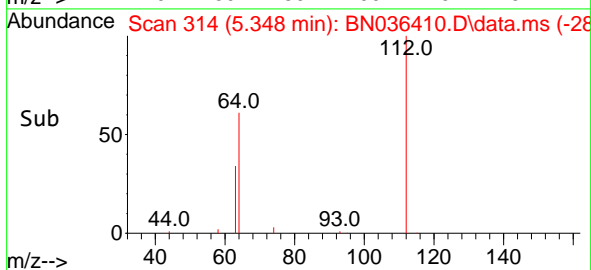
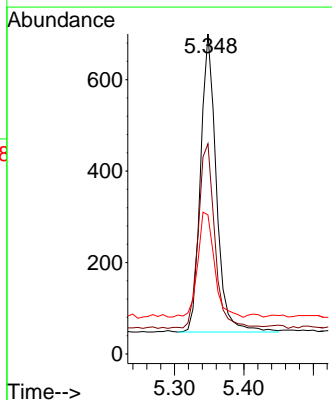
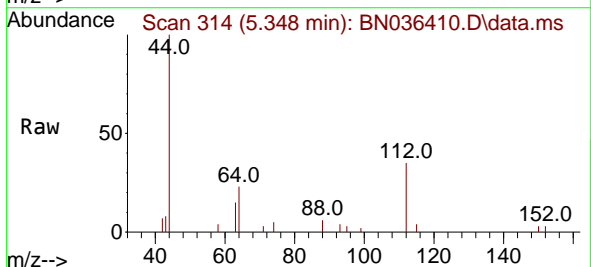
Ion	Ratio	Lower	Upper
42	100		
74	90.6	71.8	107.6
44	14.5	7.8	11.6

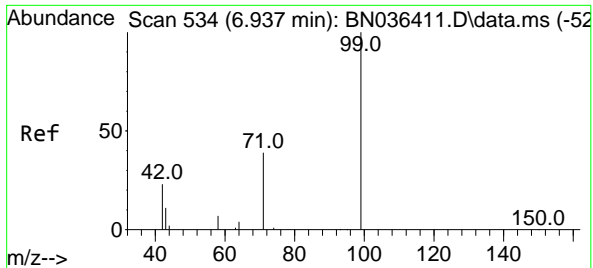


#4  
 2-Fluorophenol  
 Concen: 0.187 ng  
 RT: 5.348 min Scan# 314  
 Delta R.T. -0.000 min  
 Lab File: BN036410.D  
 Acq: 10 Feb 2025 13:01

Tgt Ion: 112 Resp: 1029

Ion	Ratio	Lower	Upper
112	100		
64	64.8	53.4	80.0
63	37.2	30.3	45.5





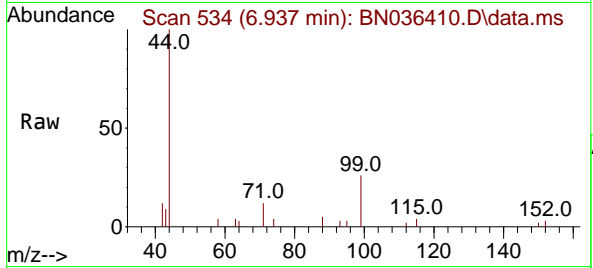
#5  
 Phenol-d6  
 Concen: 0.170 ng  
 RT: 6.937 min Scan# 511  
 Delta R.T. -0.000 min  
 Lab File: BN036410.D  
 Acq: 10 Feb 2025 13:01

Instrument :

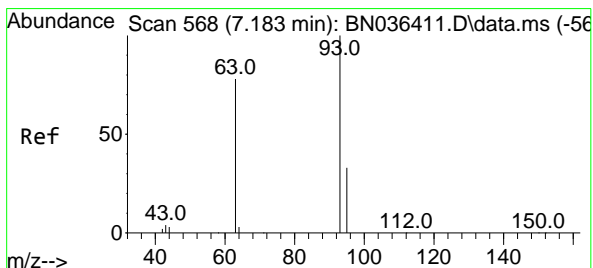
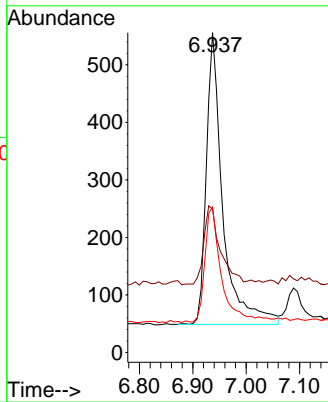
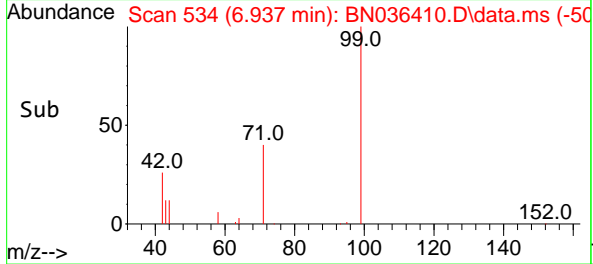
BNA\_N

ClientSampleId :

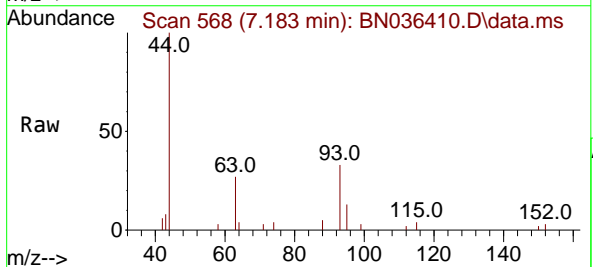
SSTDICC0.2



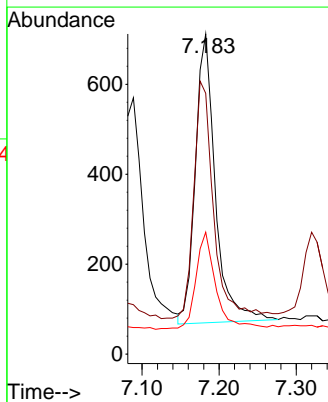
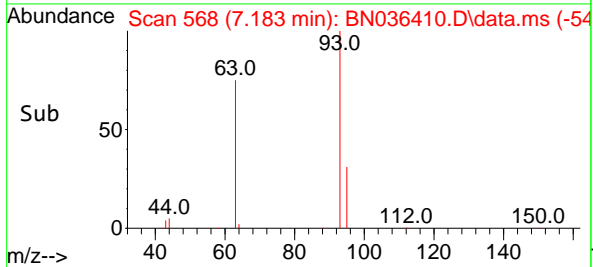
Tgt Ion	Resp	Ion Ratio	Lower	Upper
99	1086	100		
42		26.8	21.7	32.5
71		40.7	32.6	49.0

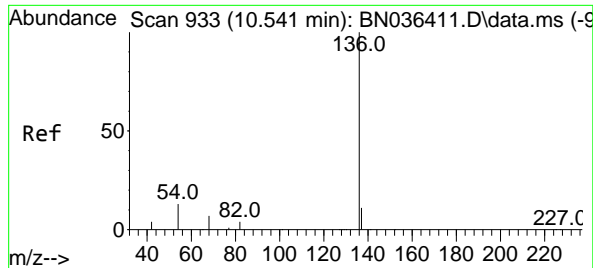


#6  
 bis(2-Chloroethyl)ether  
 Concen: 0.217 ng  
 RT: 7.183 min Scan# 568  
 Delta R.T. -0.000 min  
 Lab File: BN036410.D  
 Acq: 10 Feb 2025 13:01



Tgt Ion	Resp	Ion Ratio	Lower	Upper
93	1154	100		
63		81.6	66.3	99.5
95		34.1	26.2	39.4





#7  
 Naphthalene-d8  
 Concen: 0.400 ng  
 RT: 10.551 min Scan# 911  
 Delta R.T. 0.011 min  
 Lab File: BN036410.D  
 Acq: 10 Feb 2025 13:01

Instrument :

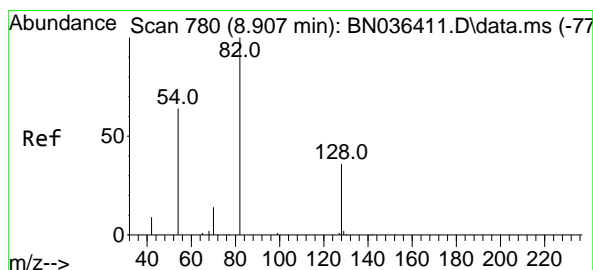
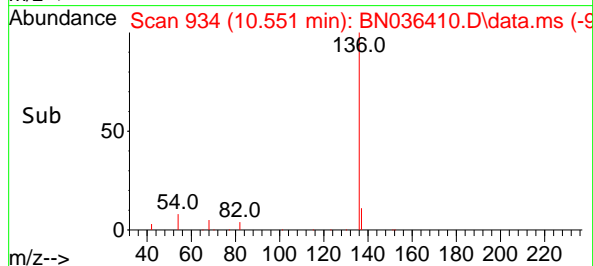
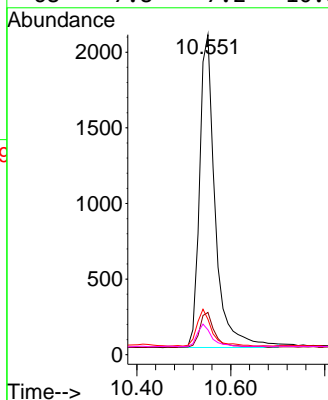
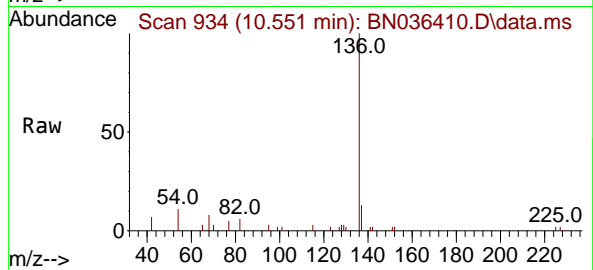
BNA\_N

ClientSampleId :

SSTDICC0.2

Tgt Ion:136 Resp: 4791

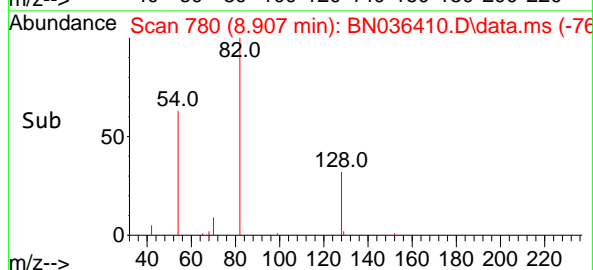
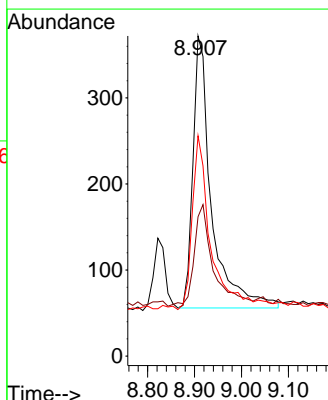
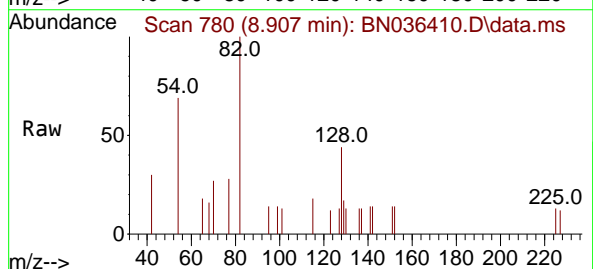
Ion	Ratio	Lower	Upper
136	100		
137	13.2	10.1	15.1
54	11.1	11.8	17.6#
68	7.8	7.2	10.8

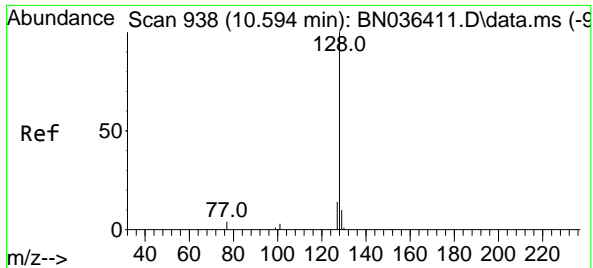


#8  
 Nitrobenzene-d5  
 Concen: 0.195 ng  
 RT: 8.907 min Scan# 780  
 Delta R.T. -0.000 min  
 Lab File: BN036410.D  
 Acq: 10 Feb 2025 13:01

Tgt Ion: 82 Resp: 869

Ion	Ratio	Lower	Upper
82	100		
128	43.5	31.9	47.9
54	68.8	53.1	79.7



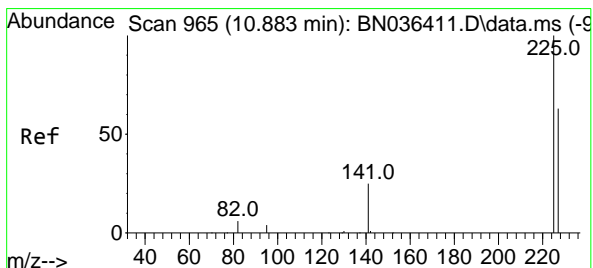
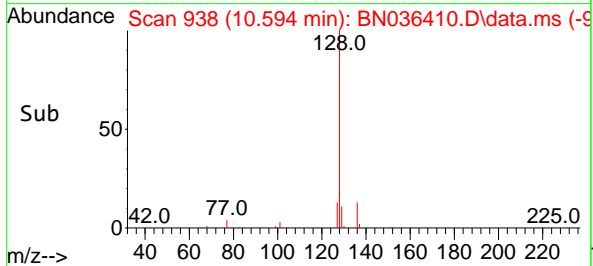
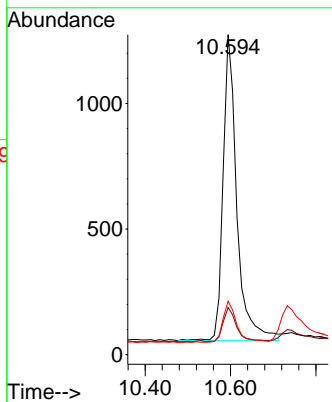
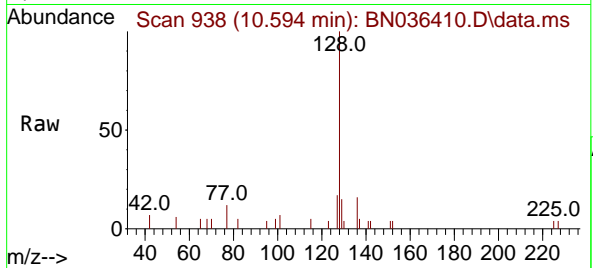


#9  
**Naphthalene**  
 Concen: 0.200 ng  
 RT: 10.594 min Scan# 911  
 Delta R.T. -0.000 min  
 Lab File: BN036410.D  
 Acq: 10 Feb 2025 13:01

**Instrument :**  
 BNA\_N  
**ClientSampleId :**  
 SSTDICC0.2

Tgt Ion:128 Resp: 2733

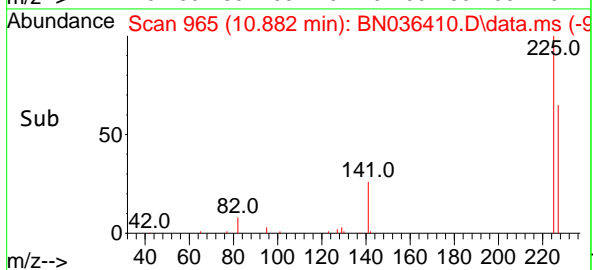
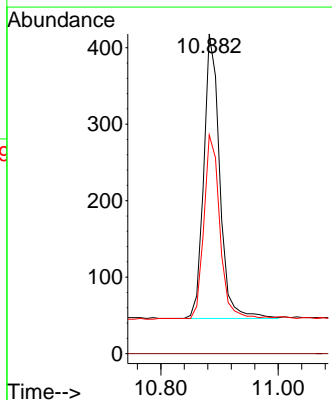
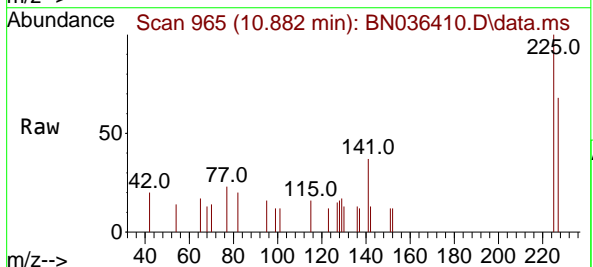
Ion	Ratio	Lower	Upper
128	100		
129	14.8	9.6	14.4#
127	16.7	12.0	18.0

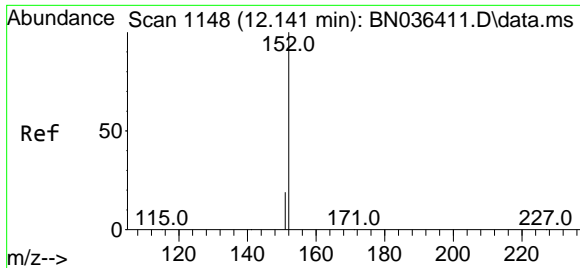


#10  
**Hexachlorobutadiene**  
 Concen: 0.164 ng  
 RT: 10.882 min Scan# 965  
 Delta R.T. -0.000 min  
 Lab File: BN036410.D  
 Acq: 10 Feb 2025 13:01

Tgt Ion:225 Resp: 702

Ion	Ratio	Lower	Upper
225	100		
223	0.0	0.0	0.0
227	64.1	50.9	76.3





#11  
 2-Methylnaphthalene-d10  
 Concen: 0.213 ng  
 RT: 12.146 min Scan# 1149  
 Delta R.T. 0.005 min  
 Lab File: BN036410.D  
 Acq: 10 Feb 2025 13:01

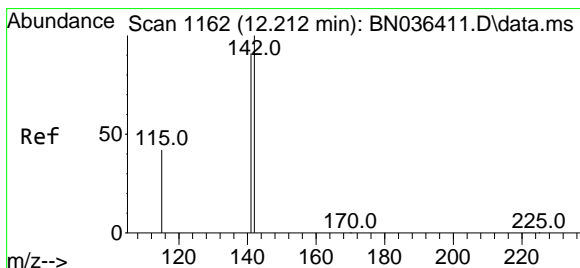
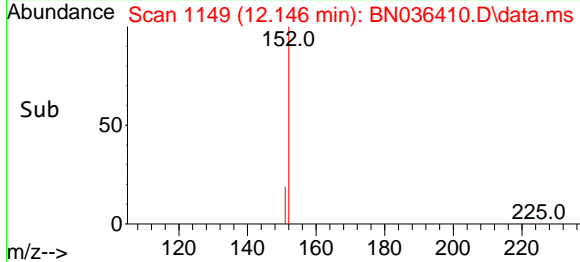
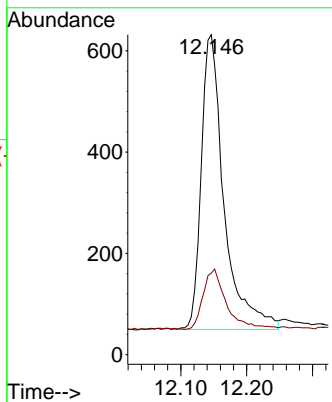
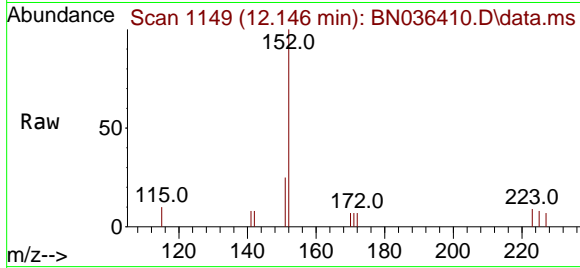
Instrument :

BNA\_N

ClientSampleId :

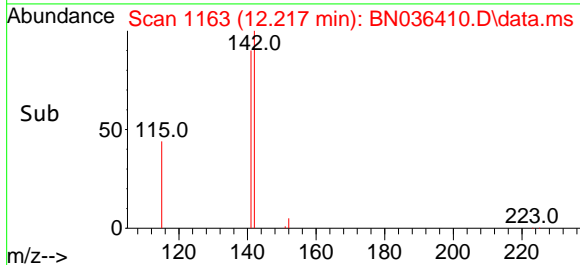
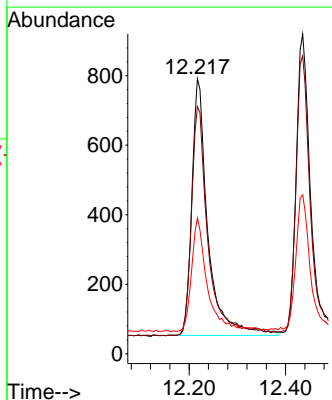
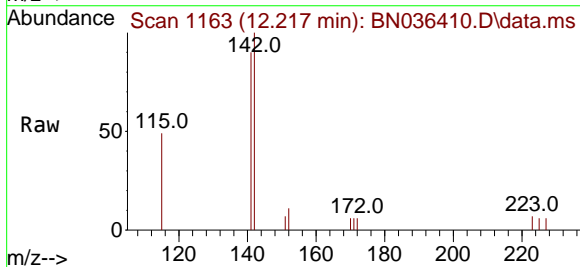
SSTDICC0.2

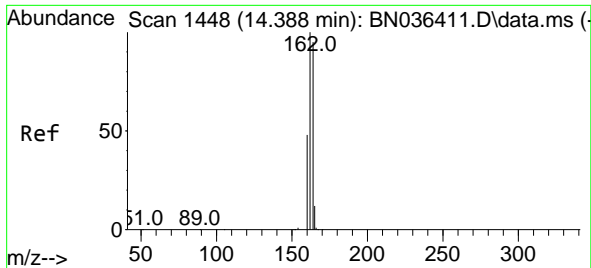
Tgt Ion:152 Resp: 1397  
 Ion Ratio Lower Upper  
 152 100  
 151 21.0 16.6 25.0



#12  
 2-Methylnaphthalene  
 Concen: 0.198 ng  
 RT: 12.217 min Scan# 1163  
 Delta R.T. 0.005 min  
 Lab File: BN036410.D  
 Acq: 10 Feb 2025 13:01

Tgt Ion:142 Resp: 1706  
 Ion Ratio Lower Upper  
 142 100  
 141 89.9 72.8 109.2  
 115 49.4 35.5 53.3



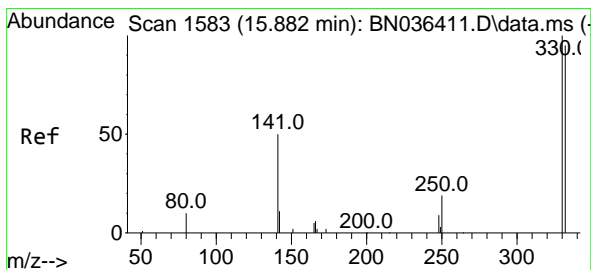
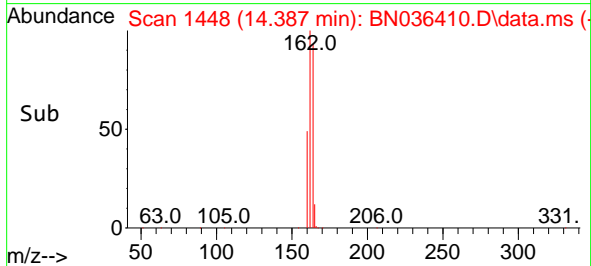
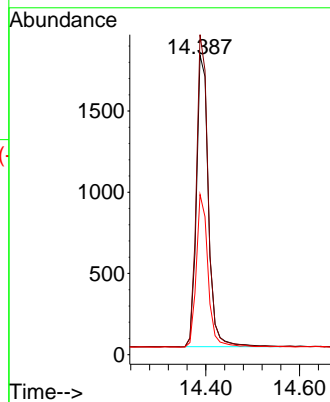
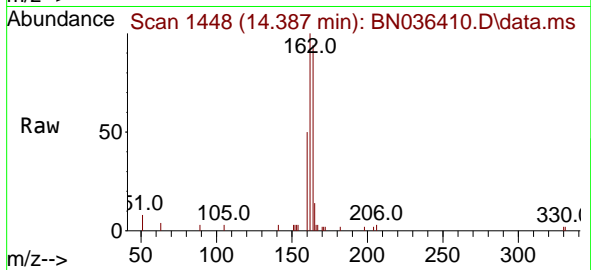


#13  
 Acenaphthene-d10  
 Concen: 0.400 ng  
 RT: 14.387 min Scan# 14  
 Delta R.T. -0.000 min  
 Lab File: BN036410.D  
 Acq: 10 Feb 2025 13:01

Instrument :  
 BNA\_N  
 ClientSampleId :  
 SSTDICC0.2

Tgt Ion:164 Resp: 3185

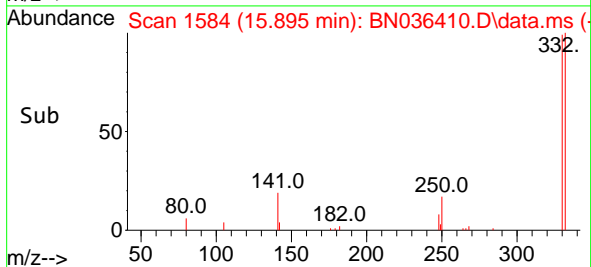
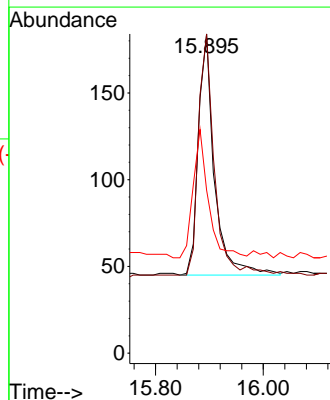
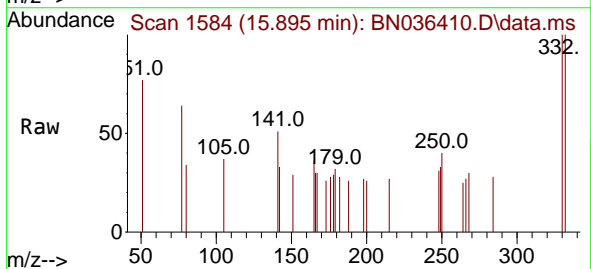
Ion	Ratio	Lower	Upper
164	100		
162	106.9	84.1	126.1
160	53.5	41.4	62.0

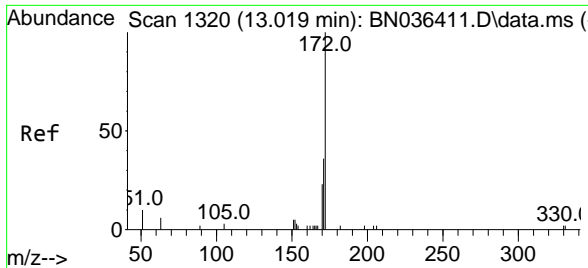


#14  
 2,4,6-Tribromophenol  
 Concen: 0.147 ng  
 RT: 15.895 min Scan# 1584  
 Delta R.T. 0.012 min  
 Lab File: BN036410.D  
 Acq: 10 Feb 2025 13:01

Tgt Ion:330 Resp: 289

Ion	Ratio	Lower	Upper
330	100		
332	99.0	76.6	114.8
141	49.8	37.8	56.8





#15  
 2-Fluorobiphenyl  
 Concen: 0.163 ng  
 RT: 13.019 min Scan# 1111  
 Delta R.T. -0.000 min  
 Lab File: BN036410.D  
 Acq: 10 Feb 2025 13:01

Instrument :

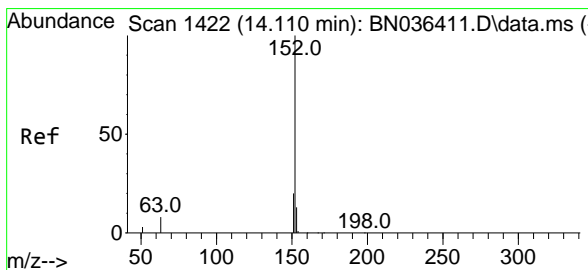
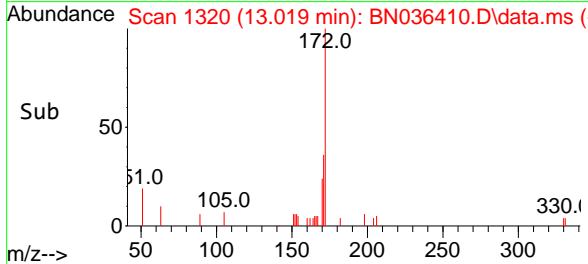
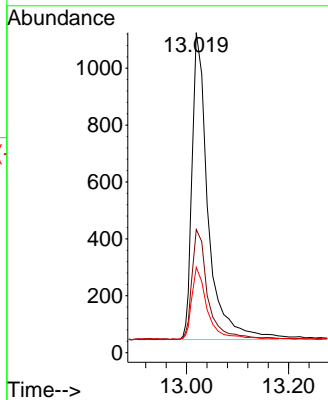
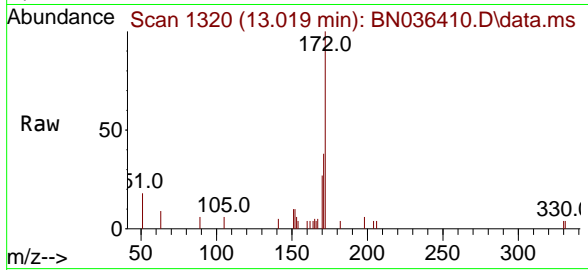
BNA\_N

Client Sample Id :

SSTDICC0.2

Tgt Ion:172 Resp: 2214

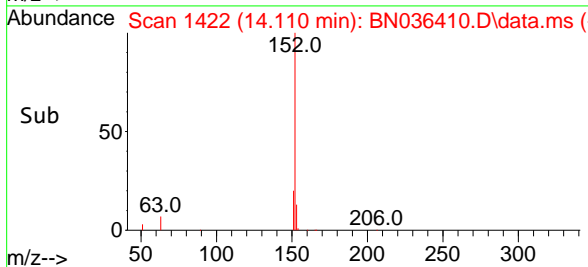
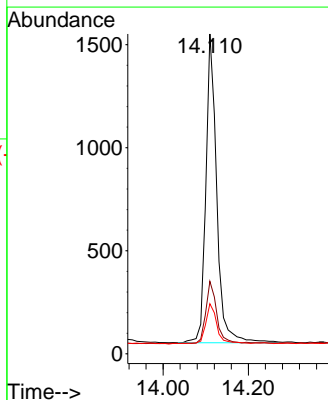
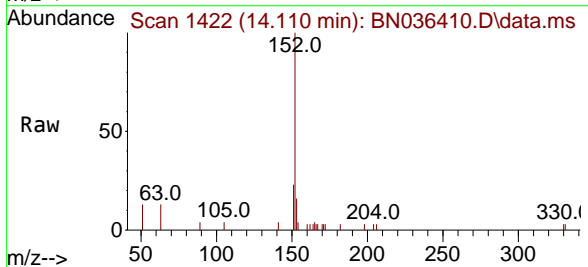
Ion	Ratio	Lower	Upper
172	100		
171	38.5	29.6	44.4
170	26.7	19.8	29.6



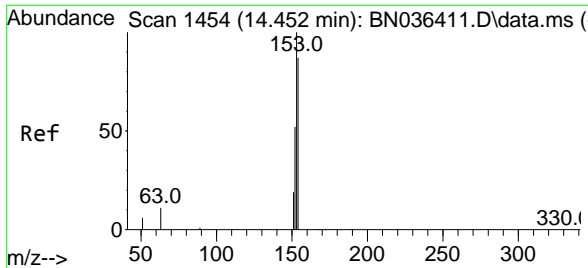
#16  
 Acenaphthylene  
 Concen: 0.180 ng  
 RT: 14.110 min Scan# 1422  
 Delta R.T. -0.000 min  
 Lab File: BN036410.D  
 Acq: 10 Feb 2025 13:01

Tgt Ion:152 Resp: 2654

Ion	Ratio	Lower	Upper
152	100		
151	20.2	15.8	23.8
153	13.9	10.2	15.2







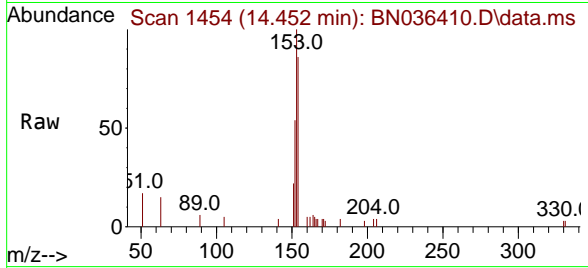
#17  
 Acenaphthene  
 Concen: 0.177 ng  
 RT: 14.452 min Scan# 1454  
 Delta R.T. -0.000 min  
 Lab File: BN036410.D  
 Acq: 10 Feb 2025 13:01

Instrument :

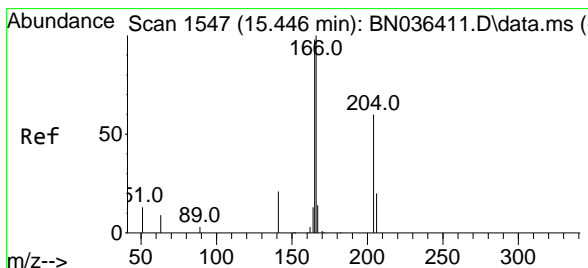
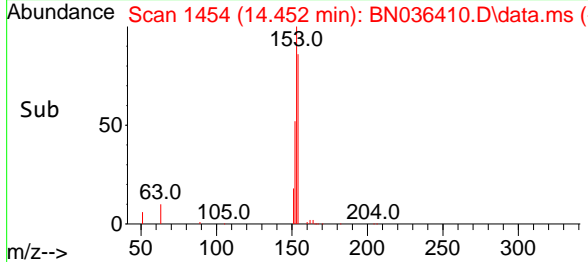
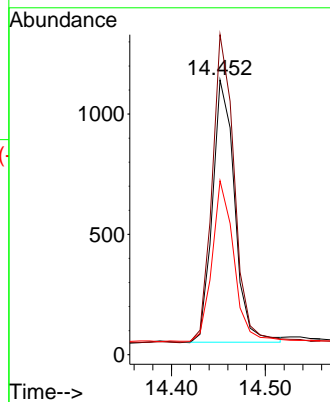
BNA\_N

ClientSampleId :

SSTDICC0.2

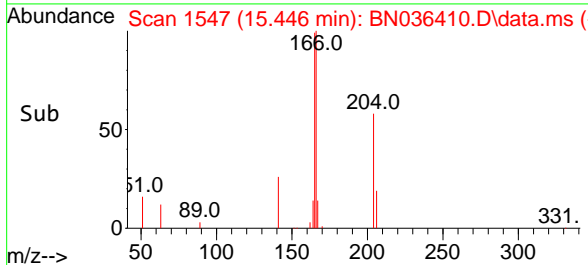
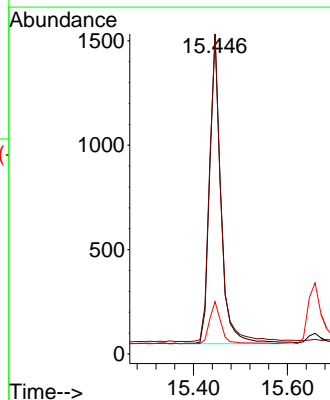
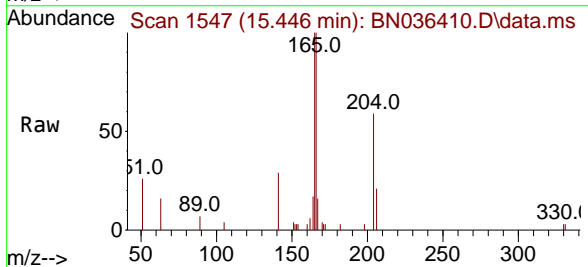


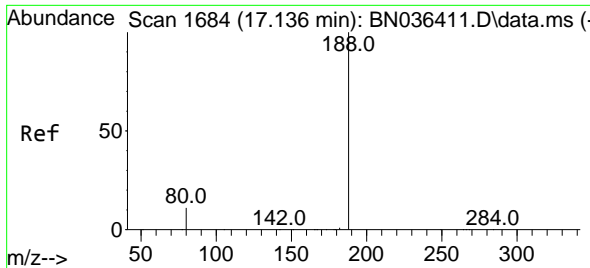
Tgt Ion:154 Resp: 1791  
 Ion Ratio Lower Upper  
 154 100  
 153 119.4 93.3 139.9  
 152 61.4 48.8 73.2



#18  
 Fluorene  
 Concen: 0.200 ng  
 RT: 15.446 min Scan# 1547  
 Delta R.T. -0.000 min  
 Lab File: BN036410.D  
 Acq: 10 Feb 2025 13:01

Tgt Ion:166 Resp: 2596  
 Ion Ratio Lower Upper  
 166 100  
 165 99.4 79.5 119.3  
 167 13.8 10.4 15.6



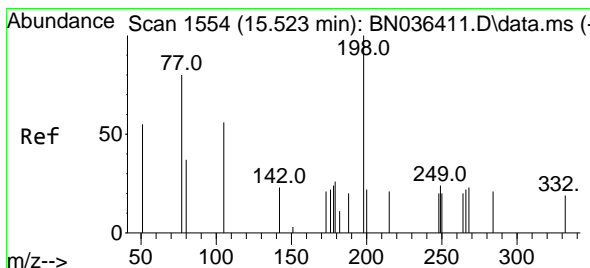
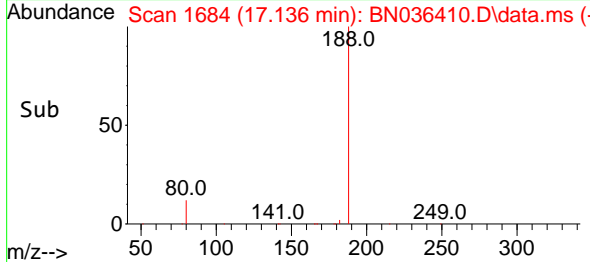
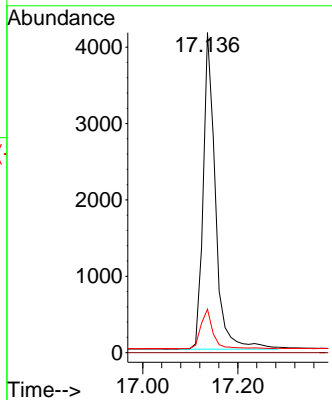
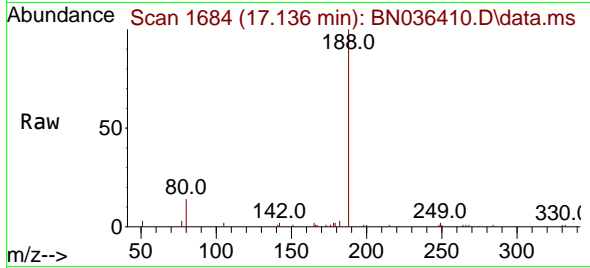


#19  
 Phenanthrene-d10  
 Concen: 0.400 ng  
 RT: 17.136 min Scan# 1  
 Delta R.T. -0.000 min  
 Lab File: BN036410.D  
 Acq: 10 Feb 2025 13:01

Instrument :  
 BNA\_N  
 ClientSampleId :  
 SSTDICC0.2

Tgt Ion:188 Resp: 7435

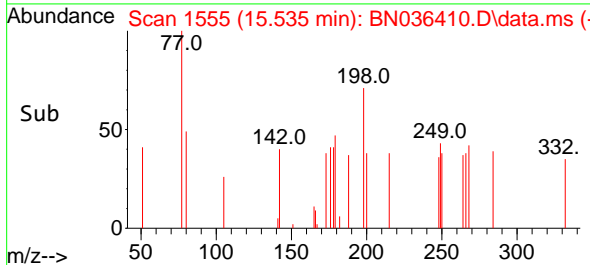
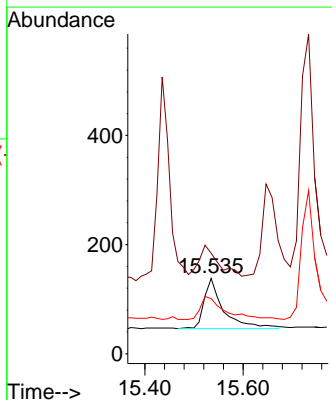
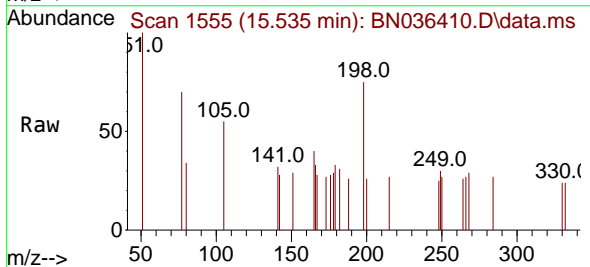
Ion	Ratio	Lower	Upper
188	100		
94	0.0	0.0	0.0
80	13.6	9.8	14.6

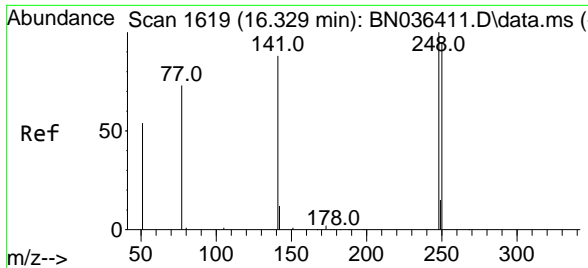


#20  
 4,6-Dinitro-2-methylphenol  
 Concen: 0.149 ng  
 RT: 15.535 min Scan# 1555  
 Delta R.T. 0.012 min  
 Lab File: BN036410.D  
 Acq: 10 Feb 2025 13:01

Tgt Ion:198 Resp: 248

Ion	Ratio	Lower	Upper
198	100		
51	133.3	86.6	129.8
105	73.2	57.5	86.3



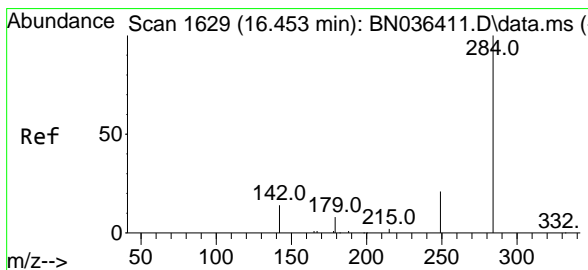
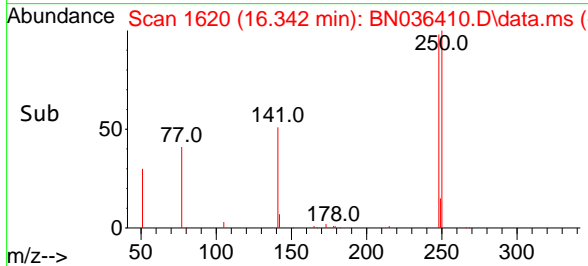
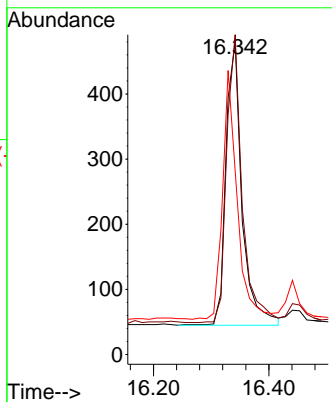
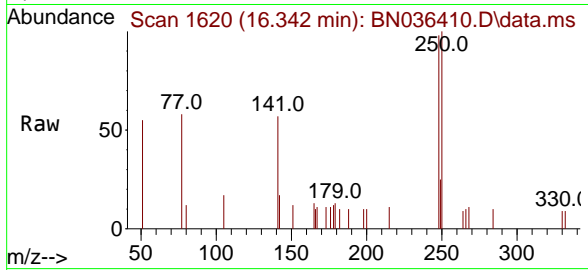


#21  
 4-Bromophenyl-phenylether  
 Concen: 0.166 ng  
 RT: 16.342 min Scan# 1620  
 Delta R.T. 0.012 min  
 Lab File: BN036410.D  
 Acq: 10 Feb 2025 13:01

Instrument :  
 BNA\_N  
 ClientSampleId :  
 SSTDICC0.2

Tgt Ion:248 Resp: 844

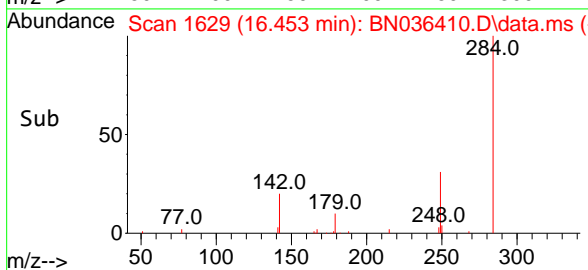
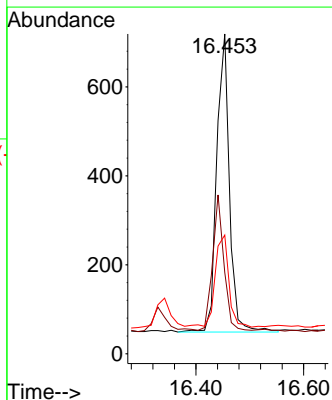
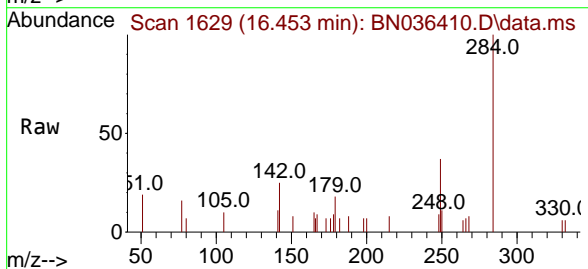
Ion	Ratio	Lower	Upper
248	100		
250	102.3	76.1	114.1
141	58.7	71.7	107.5#

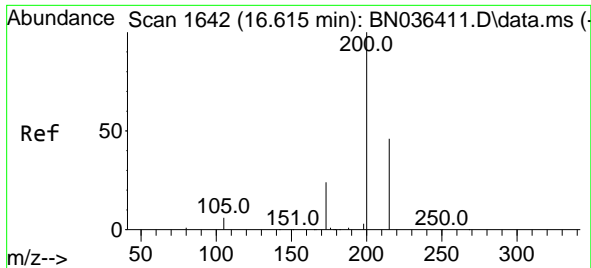


#22  
 Hexachlorobenzene  
 Concen: 0.166 ng  
 RT: 16.453 min Scan# 1629  
 Delta R.T. -0.000 min  
 Lab File: BN036410.D  
 Acq: 10 Feb 2025 13:01

Tgt Ion:284 Resp: 1101

Ion	Ratio	Lower	Upper
284	100		
142	39.9	33.4	50.0
249	33.7	28.6	43.0

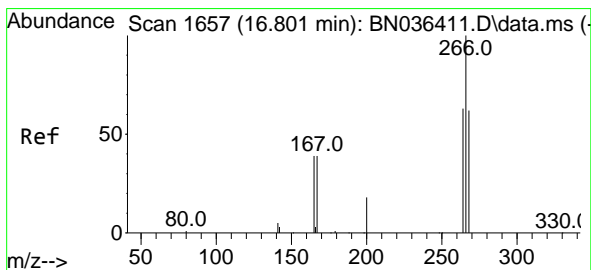
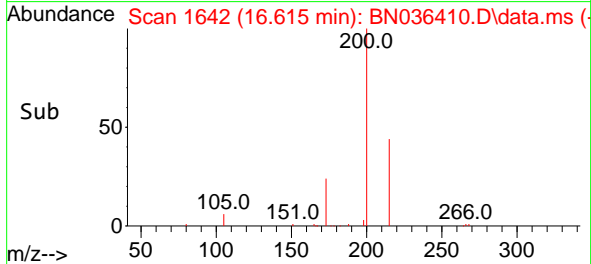
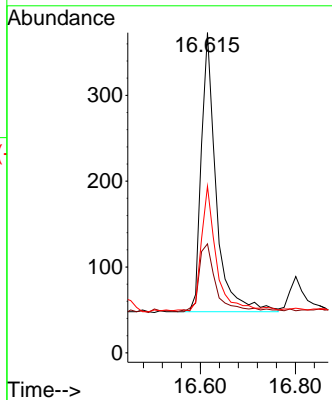
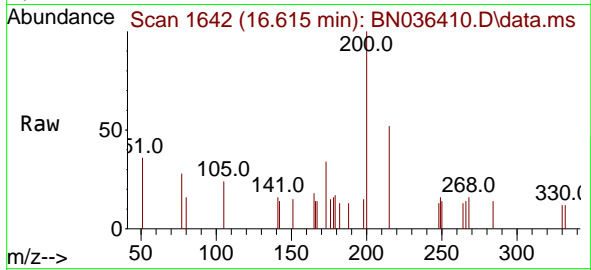




#23  
 Atrazine  
 Concen: 0.188 ng  
 RT: 16.615 min Scan# 1642  
 Delta R.T. -0.000 min  
 Lab File: BN036410.D  
 Acq: 10 Feb 2025 13:01

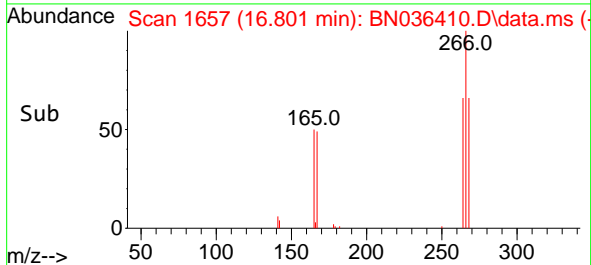
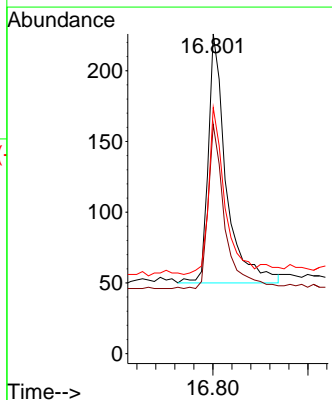
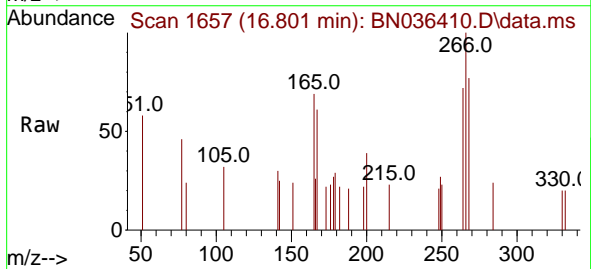
Instrument : BNA\_N  
 ClientSampleId : SSTDICC0.2

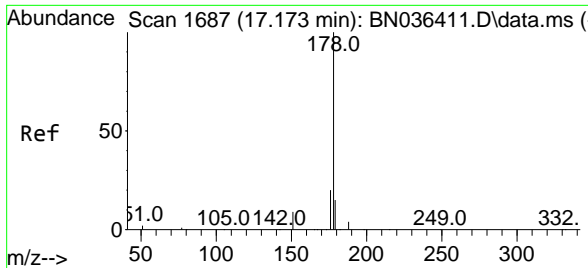
Tgt Ion	Resp	Lower	Upper
200	100		
173	34.0	23.2	34.8
215	52.0	40.0	60.0



#24  
 Pentachlorophenol  
 Concen: 0.159 ng  
 RT: 16.801 min Scan# 1657  
 Delta R.T. -0.000 min  
 Lab File: BN036410.D  
 Acq: 10 Feb 2025 13:01

Tgt Ion	Resp	Lower	Upper
266	100		
264	60.9	50.6	76.0
268	60.0	51.9	77.9





#25  
 Phenanthrene  
 Concen: 0.186 ng  
 RT: 17.173 min Scan# 1687  
 Delta R.T. -0.000 min  
 Lab File: BN036410.D  
 Acq: 10 Feb 2025 13:01

Instrument :

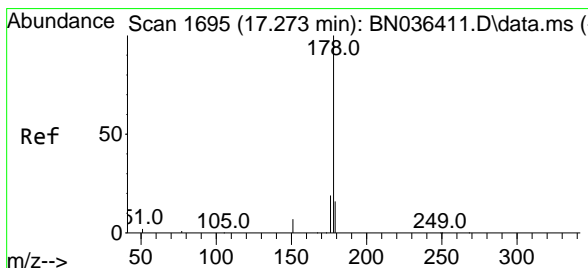
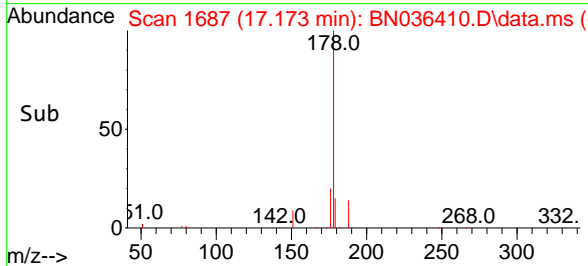
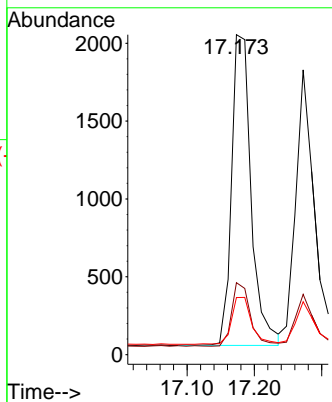
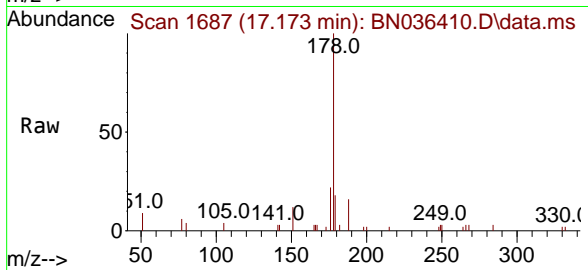
BNA\_N

ClientSampleId :

SSTDICC0.2

Tgt Ion:178 Resp: 4051

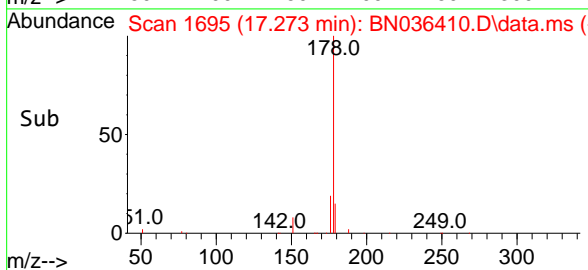
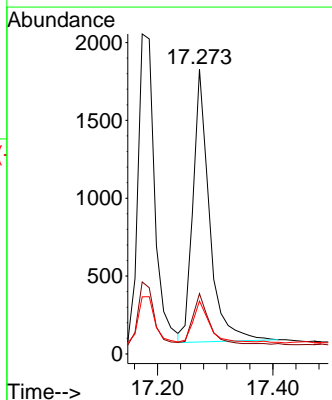
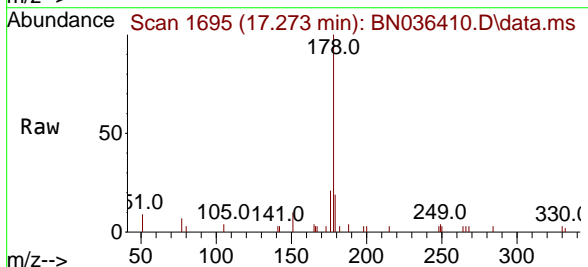
Ion	Ratio	Lower	Upper
178	100		
176	19.6	15.7	23.5
179	15.3	12.4	18.6

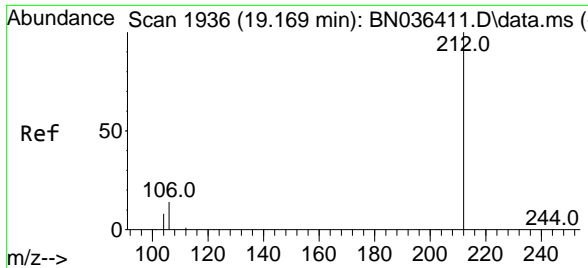


#26  
 Anthracene  
 Concen: 0.175 ng  
 RT: 17.273 min Scan# 1695  
 Delta R.T. -0.000 min  
 Lab File: BN036410.D  
 Acq: 10 Feb 2025 13:01

Tgt Ion:178 Resp: 3467

Ion	Ratio	Lower	Upper
178	100		
176	19.6	14.9	22.3
179	16.5	12.4	18.6



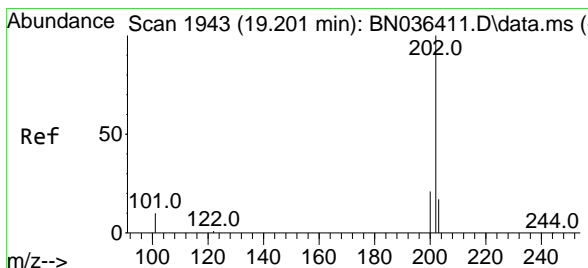
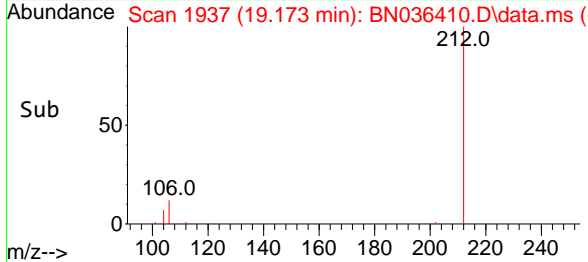
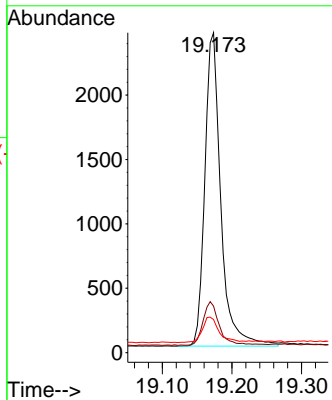
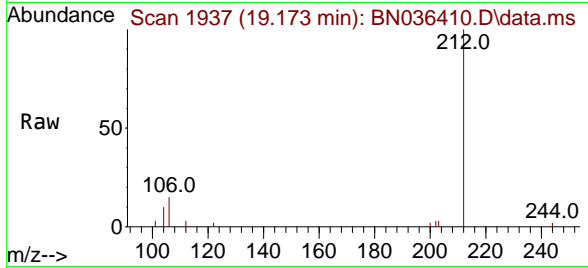


#27  
 Fluoranthene-d10  
 Concen: 0.203 ng  
 RT: 19.173 min Scan# 1937  
 Delta R.T. 0.005 min  
 Lab File: BN036410.D  
 Acq: 10 Feb 2025 13:01

Instrument : BNA\_N  
 ClientSampleId : BN036410.D  
 SSTDICC0.2

Tgt Ion:212 Resp: 3879

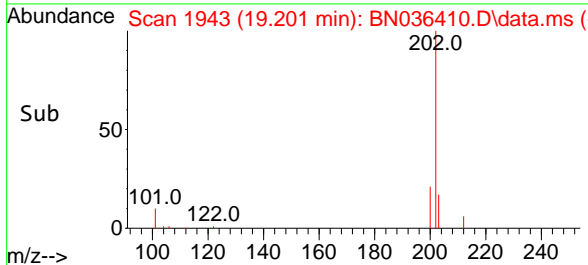
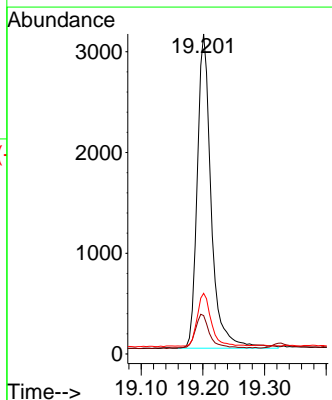
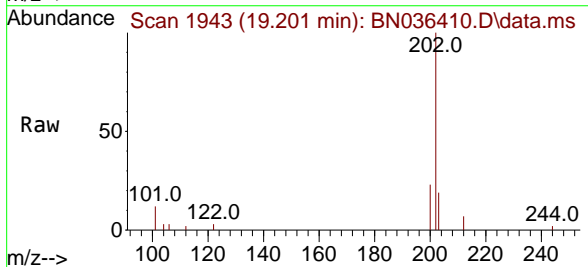
Ion	Ratio	Lower	Upper
212	100		
106	14.1	11.5	17.3
104	8.6	7.1	10.7

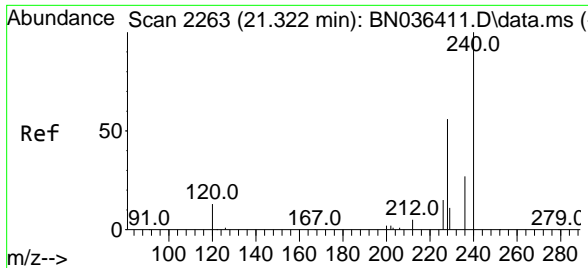


#28  
 Fluoranthene  
 Concen: 0.190 ng  
 RT: 19.201 min Scan# 1943  
 Delta R.T. -0.000 min  
 Lab File: BN036410.D  
 Acq: 10 Feb 2025 13:01

Tgt Ion:202 Resp: 4918

Ion	Ratio	Lower	Upper
202	100		
101	11.6	9.2	13.8
203	16.7	13.4	20.0

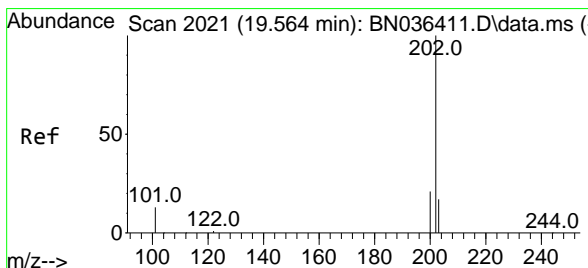
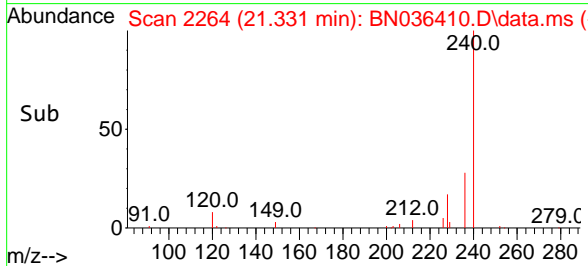
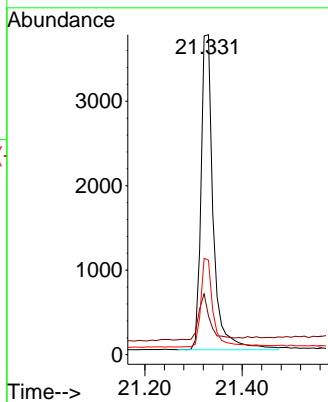
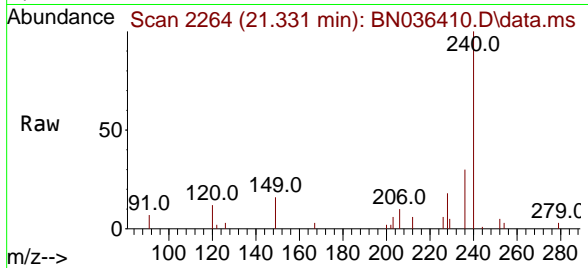




#29  
 Chrysene-d12  
 Concen: 0.400 ng  
 RT: 21.331 min Scan# 21  
 Delta R.T. 0.009 min  
 Lab File: BN036410.D  
 Acq: 10 Feb 2025 13:01

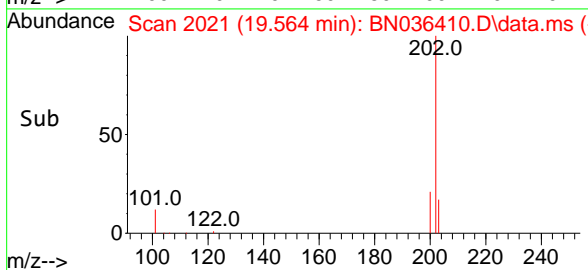
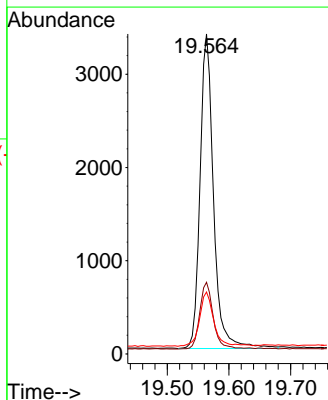
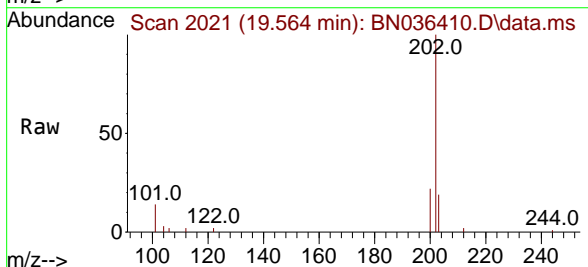
Instrument :  
 BNA\_N  
 ClientSampleId :  
 SSTDICC0.2

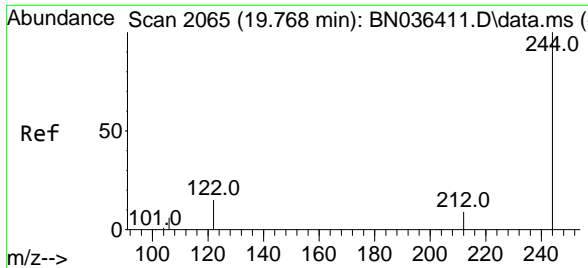
Tgt Ion	Resp	Ion Ratio	Lower	Upper
240	6531	100		
120	12.1	13.3	19.9	#
236	29.5	23.0	34.6	



#30  
 Pyrene  
 Concen: 0.196 ng  
 RT: 19.564 min Scan# 2021  
 Delta R.T. -0.000 min  
 Lab File: BN036410.D  
 Acq: 10 Feb 2025 13:01

Tgt Ion	Resp	Ion Ratio	Lower	Upper
202	5119	100		
200	21.0	16.9	25.3	
203	17.6	13.9	20.9	





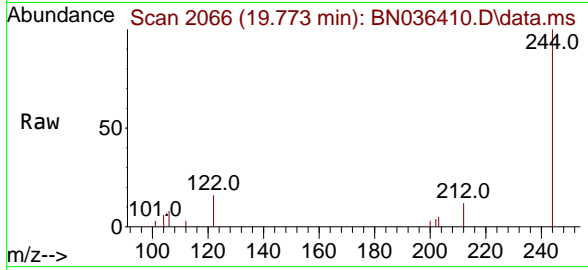
#31  
 Terphenyl-d14  
 Concen: 0.204 ng  
 RT: 19.773 min Scan# 2066  
 Delta R.T. 0.005 min  
 Lab File: BN036410.D  
 Acq: 10 Feb 2025 13:01

Instrument :

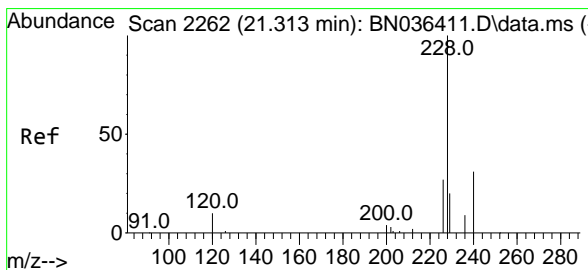
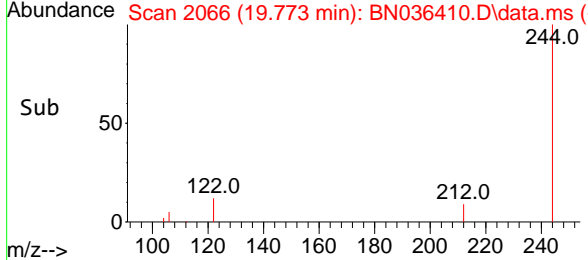
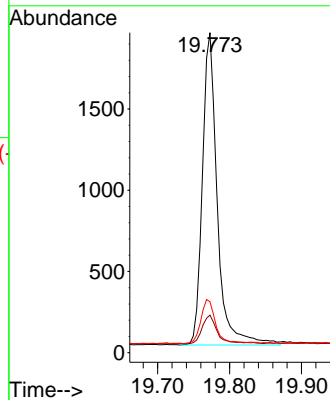
BNA\_N

ClientSampleId :

SSTDIC0.2

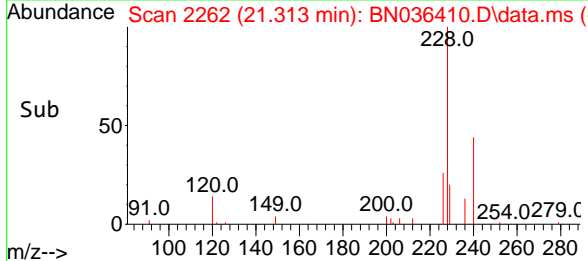
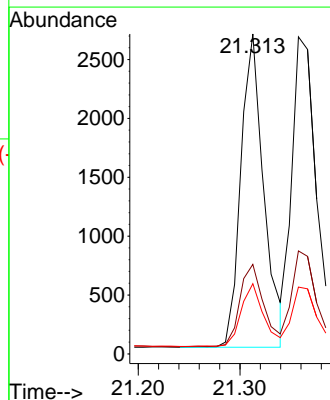
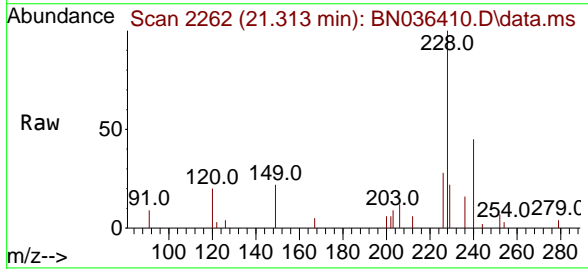


Tgt Ion:244 Resp: 2765  
 Ion Ratio Lower Upper  
 244 100  
 212 11.8 8.1 12.1  
 122 15.9 12.8 19.2

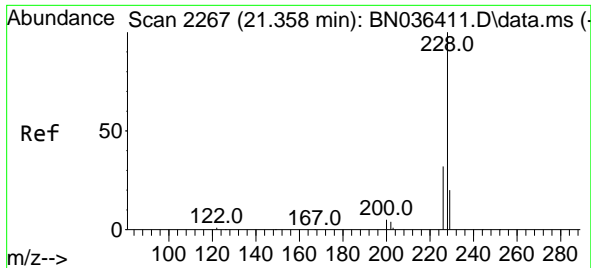


#32  
 Benzo(a)anthracene  
 Concen: 0.180 ng  
 RT: 21.313 min Scan# 2262  
 Delta R.T. -0.000 min  
 Lab File: BN036410.D  
 Acq: 10 Feb 2025 13:01

Tgt Ion:228 Resp: 4166  
 Ion Ratio Lower Upper  
 228 100  
 226 28.0 22.2 33.2  
 229 21.9 16.5 24.7



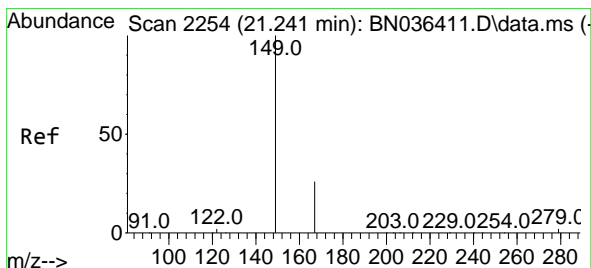

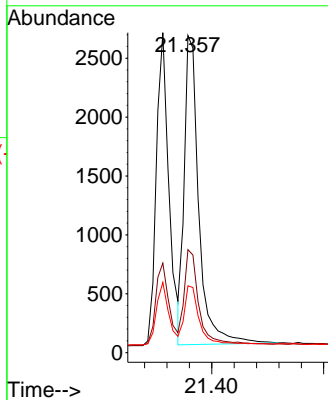
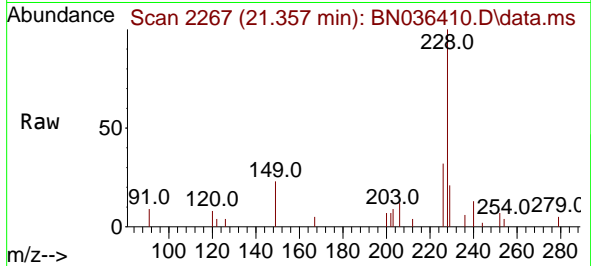




#33  
 Chrysene  
 Concen: 0.200 ng  
 RT: 21.357 min Scan# 21  
 Delta R.T. -0.000 min  
 Lab File: BN036410.D  
 Acq: 10 Feb 2025 13:01

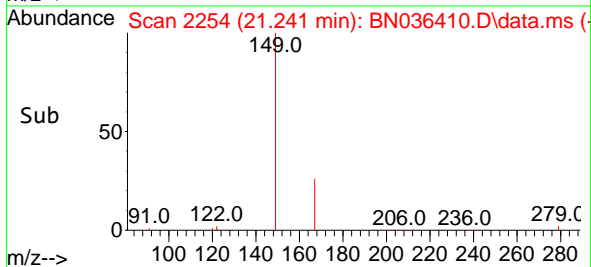
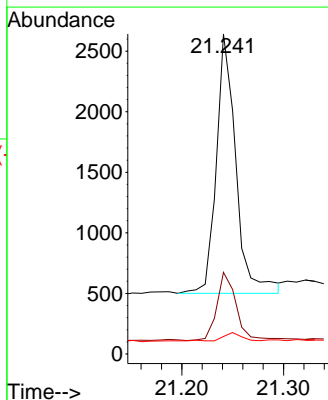
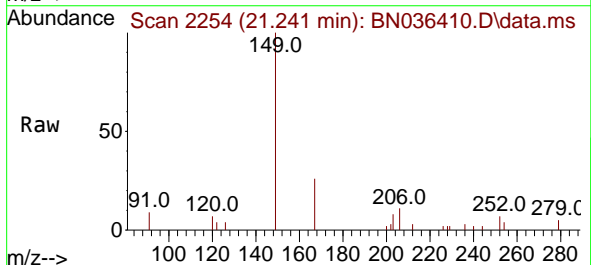
Instrument :  
 BNA\_N  
 ClientSampleId :  
 SSTDICC0.2

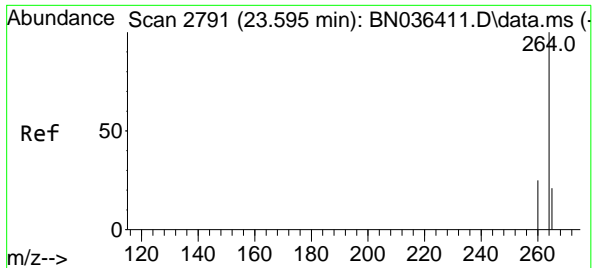
Tgt Ion	Resp	Lower	Upper
228	4754		
226	32.5	25.5	38.3
229	21.1	16.4	24.6



#34  
 Bis(2-ethylhexyl)phthalate  
 Concen: 0.221 ng  
 RT: 21.241 min Scan# 2254  
 Delta R.T. -0.000 min  
 Lab File: BN036410.D  
 Acq: 10 Feb 2025 13:01

Tgt Ion	Resp	Lower	Upper
149	2858		
167	26.6	21.2	31.8
279	2.9	2.7	4.1





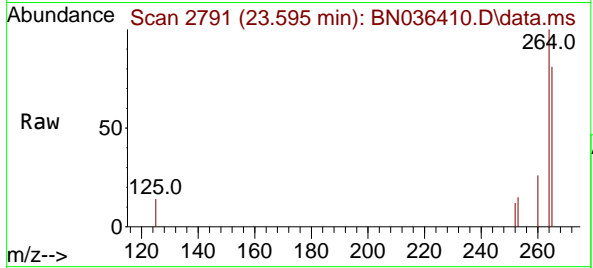
#35  
 Perylene-d12  
 Concen: 0.400 ng  
 RT: 23.595 min Scan# 21  
 Delta R.T. -0.000 min  
 Lab File: BN036410.D  
 Acq: 10 Feb 2025 13:01

Instrument :

BNA\_N

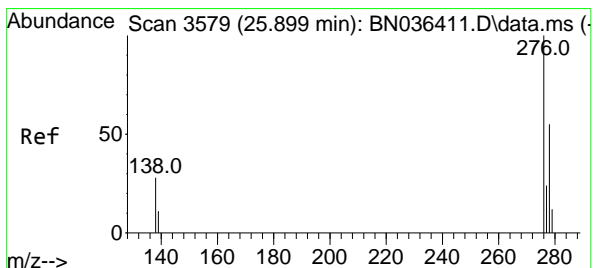
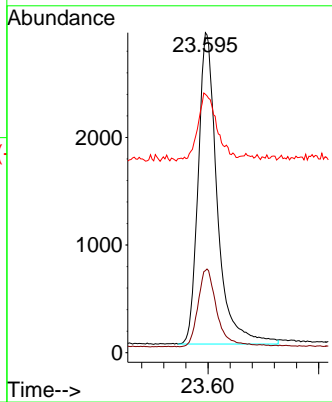
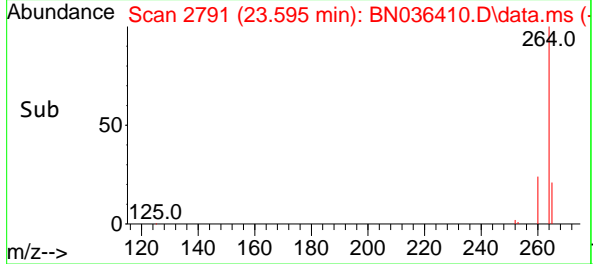
ClientSampleId :

SSTDICC0.2



Tgt Ion:264 Resp: 6918

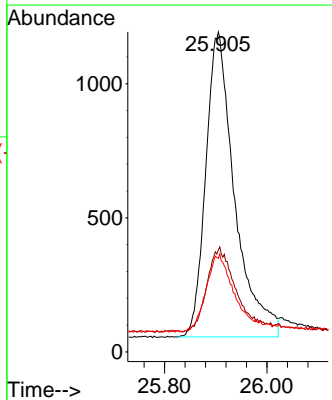
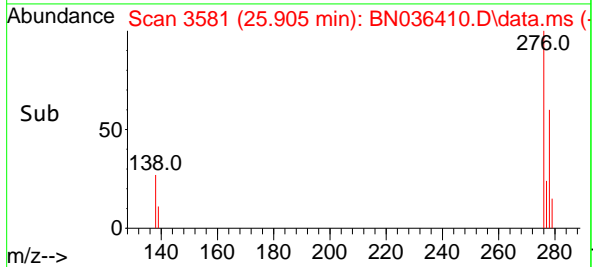
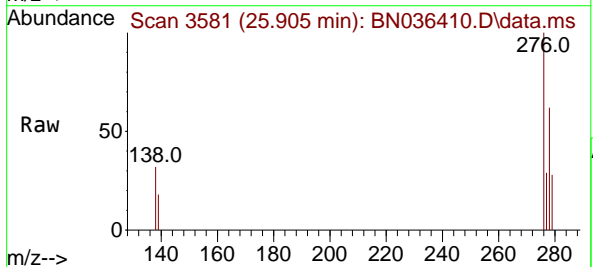
Ion	Ratio	Lower	Upper
264	100		
260	25.7	20.9	31.3
265	80.8	60.7	91.1

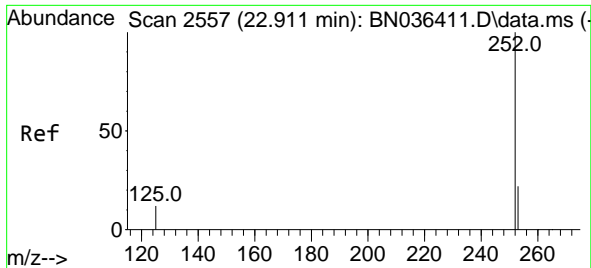


#36  
 Indeno(1,2,3-cd)pyrene  
 Concen: 0.164 ng  
 RT: 25.905 min Scan# 3581  
 Delta R.T. 0.006 min  
 Lab File: BN036410.D  
 Acq: 10 Feb 2025 13:01

Tgt Ion:276 Resp: 4459

Ion	Ratio	Lower	Upper
276	100		
138	28.4	22.2	33.2
277	25.1	19.8	29.6



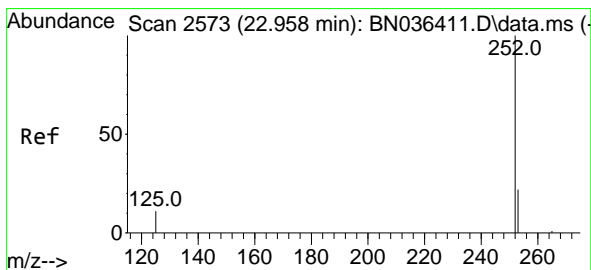
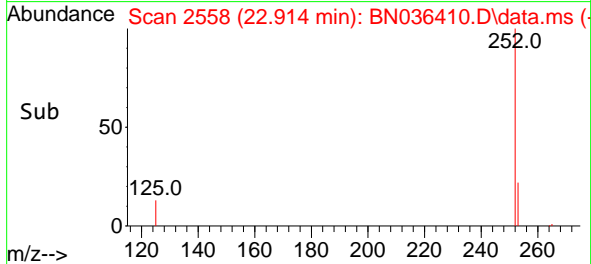
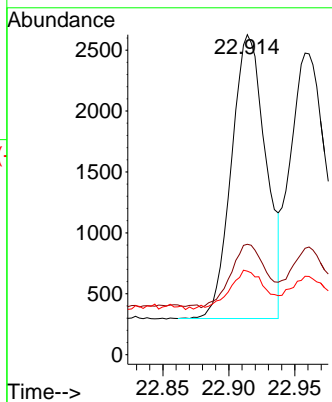
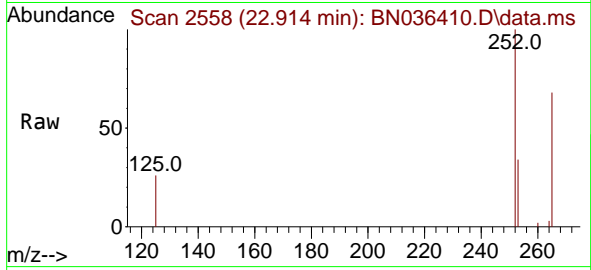


#37  
 Benzo(b)fluoranthene  
 Concen: 0.172 ng  
 RT: 22.914 min Scan# 21  
 Delta R.T. 0.003 min  
 Lab File: BN036410.D  
 Acq: 10 Feb 2025 13:01

Instrument :  
 BNA\_N  
 ClientSampleId :  
 SSTDICC0.2

Tgt Ion:252 Resp: 4220

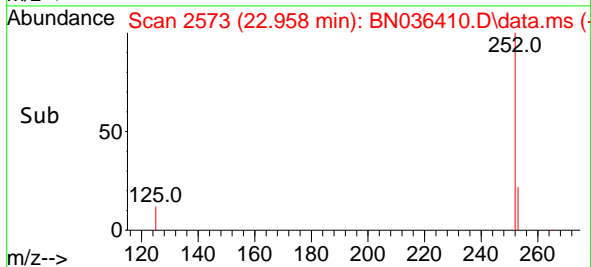
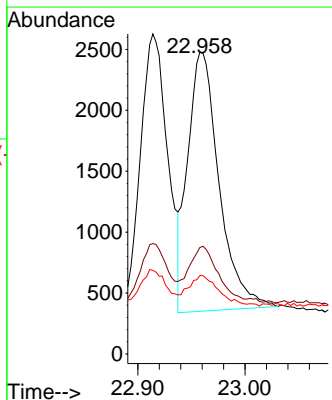
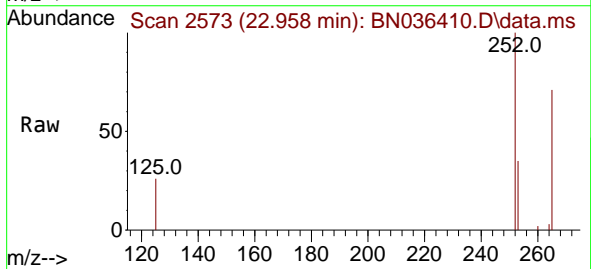
Ion	Ratio	Lower	Upper
252	100		
253	34.5	21.9	32.9#
125	26.1	15.0	22.6#

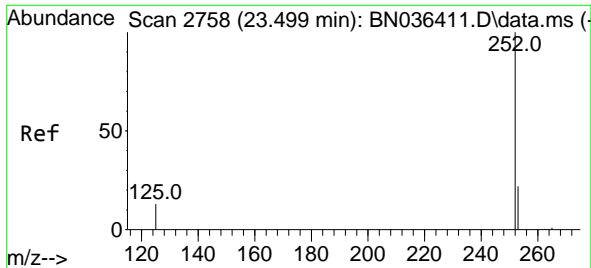


#38  
 Benzo(k)fluoranthene  
 Concen: 0.173 ng  
 RT: 22.958 min Scan# 2573  
 Delta R.T. -0.000 min  
 Lab File: BN036410.D  
 Acq: 10 Feb 2025 13:01

Tgt Ion:252 Resp: 4335

Ion	Ratio	Lower	Upper
252	100		
253	35.3	22.2	33.4#
125	26.0	15.0	22.4#



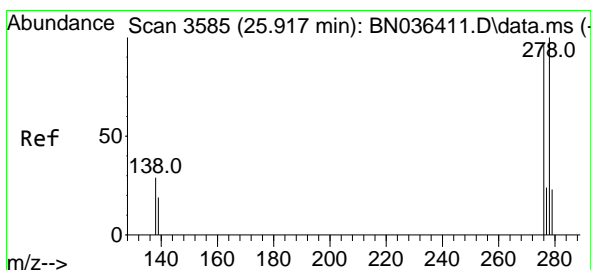
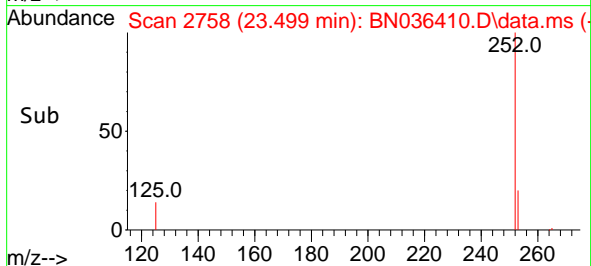
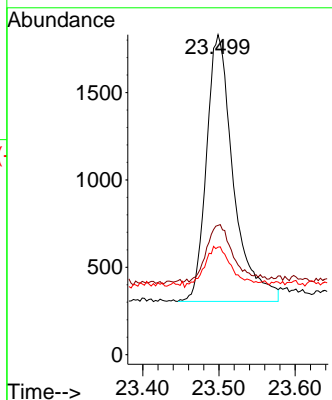
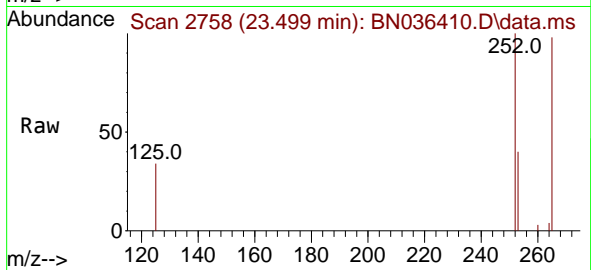


#39  
 Benzo(a)pyrene  
 Concen: 0.177 ng  
 RT: 23.499 min Scan# 21  
 Delta R.T. -0.000 min  
 Lab File: BN036410.D  
 Acq: 10 Feb 2025 13:01

Instrument :  
 BNA\_N  
 ClientSampleId :  
 SSTDICC0.2

Tgt Ion:252 Resp: 3740

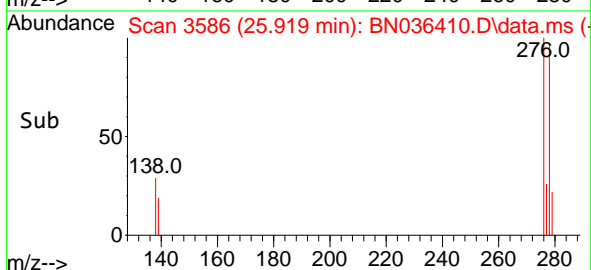
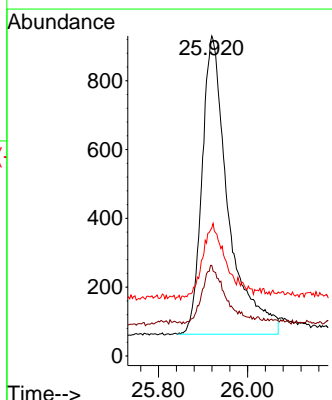
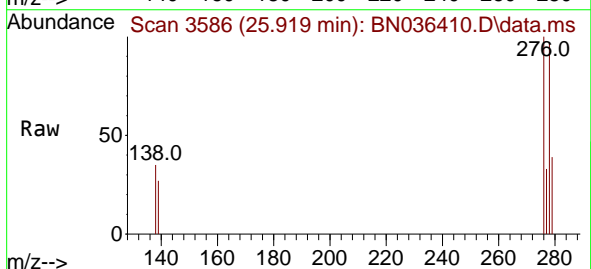
Ion	Ratio	Lower	Upper
252	100		
253	40.4	24.4	36.6#
125	33.6	18.2	27.2#

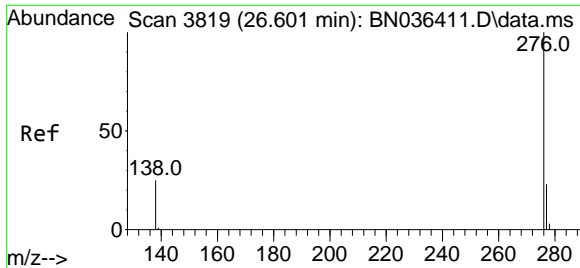


#40  
 Dibenzo(a,h)anthracene  
 Concen: 0.164 ng  
 RT: 25.919 min Scan# 3586  
 Delta R.T. 0.003 min  
 Lab File: BN036410.D  
 Acq: 10 Feb 2025 13:01

Tgt Ion:278 Resp: 3533

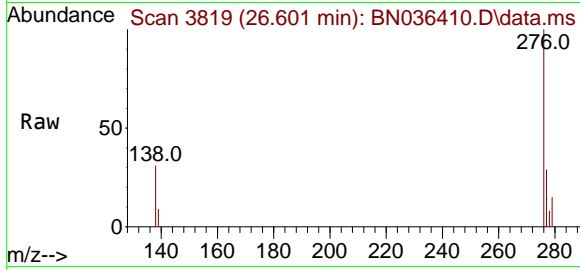
Ion	Ratio	Lower	Upper
278	100		
139	28.3	18.5	27.7#
279	40.0	24.8	37.2#



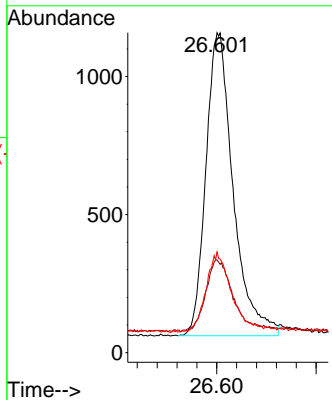
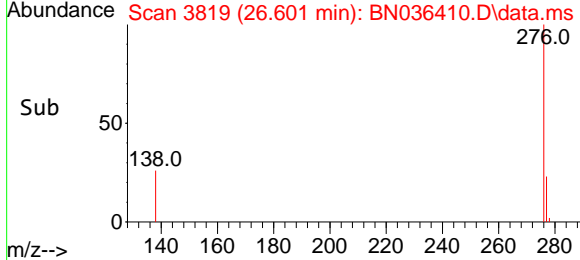


#41  
Benzo(g,h,i)perylene  
Concen: 0.177 ng  
RT: 26.601 min Scan# 31  
Delta R.T. -0.000 min  
Lab File: BN036410.D  
Acq: 10 Feb 2025 13:01

Instrument :  
BNA\_N  
ClientSampleId :  
SSTDICC0.2



Tgt Ion	Resp	Ion Ratio	Lower	Upper
276	4192	100		
277		29.0	20.7	31.1
138		31.5	21.8	32.6



Data Path : Z:\svoasrv\HPCHEM1\BNA\_N\Data\BN021025\  
 Data File : BN036411.D  
 Acq On : 10 Feb 2025 13:36  
 Operator : RC/JU  
 Sample : SSTDICCC0.4  
 Misc :  
 ALS Vial : 4 Sample Multiplier: 1

Instrument :  
 BNA\_N  
 ClientSampleId :  
 SSTDICCC0.4

Quant Time: Feb 11 00:35:50 2025  
 Quant Method : Z:\svoasrv\HPCHEM1\BNA\_N\Methods\8270-SIM-BN021025.M  
 Quant Title : ASP BNA STANDARDS FOR 5 POINT CALIBRATION  
 QLast Update : Tue Feb 11 00:33:05 2025  
 Response via : Initial Calibration

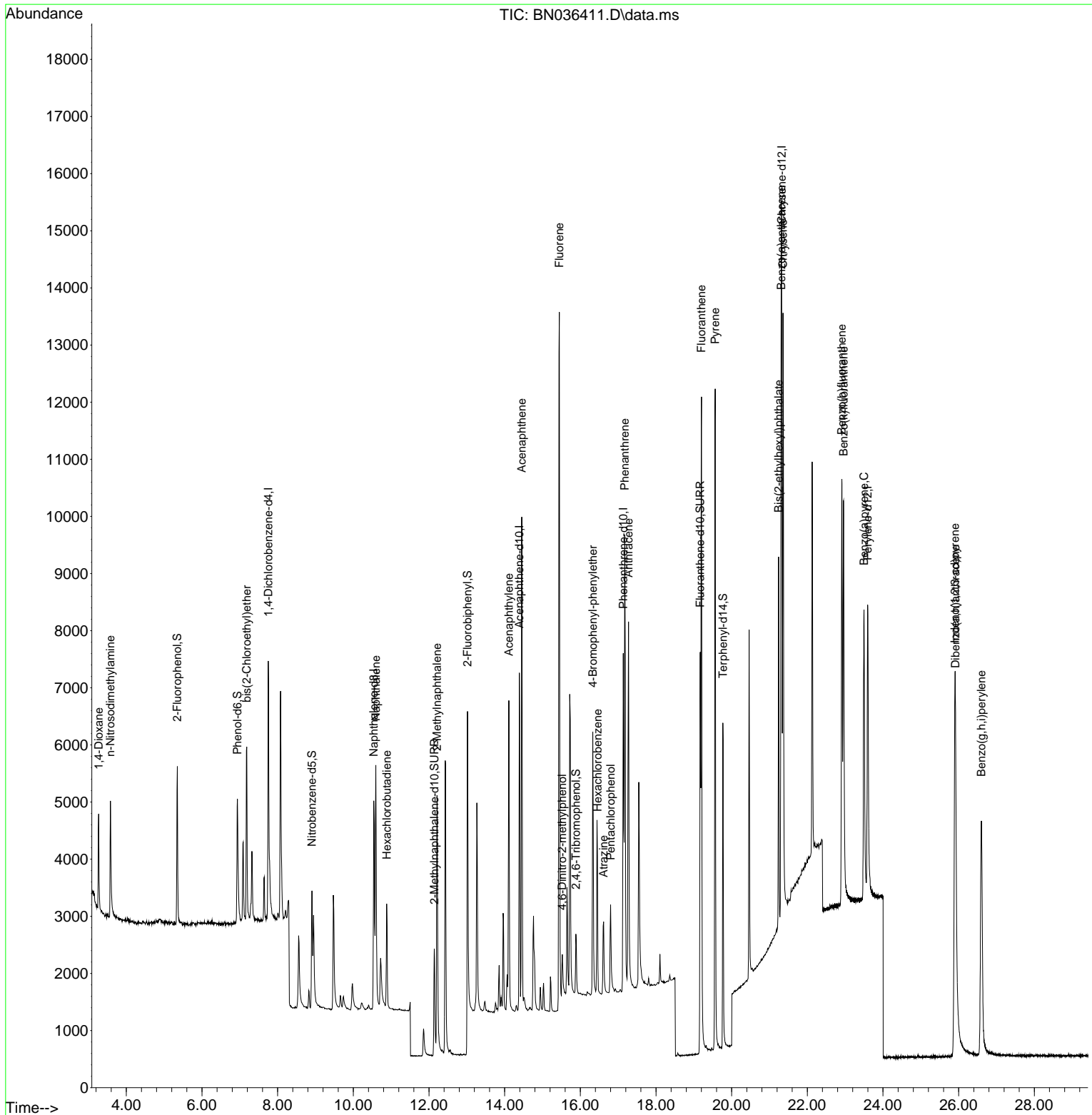
Compound	R.T.	QIon	Response	Conc	Units	Dev(Min)	
Internal Standards							
1) 1,4-Dichlorobenzene-d4	7.753	152	2219	0.400	ng	0.00	
7) Naphthalene-d8	10.541	136	5528	0.400	ng	0.00	
13) Acenaphthene-d10	14.388	164	3606	0.400	ng	0.00	
19) Phenanthrene-d10	17.136	188	8328	0.400	ng	0.00	
29) Chrysene-d12	21.322	240	7484	0.400	ng	0.00	
35) Perylene-d12	23.595	264	7735	0.400	ng	0.00	
System Monitoring Compounds							
4) 2-Fluorophenol	5.348	112	2078	0.368	ng	0.00	
5) Phenol-d6	6.937	99	2290	0.348	ng	0.00	
8) Nitrobenzene-d5	8.907	82	2015	0.391	ng	0.00	
11) 2-Methylnaphthalene-d10	12.141	152	3329	0.440	ng	0.00	
14) 2,4,6-Tribromophenol	15.882	330	670	0.302	ng	0.00	
15) 2-Fluorobiphenyl	13.019	172	4965	0.323	ng	0.00	
27) Fluoranthene-d10	19.169	212	8851	0.413	ng	0.00	
31) Terphenyl-d14	19.768	244	6378	0.412	ng	0.00	
Target Compounds							
2) 1,4-Dioxane	3.268	88	961	0.392	ng	99	
3) n-Nitrosodimethylamine	3.579	42	1695	0.385	ng	100	
6) bis(2-Chloroethyl)ether	7.183	93	2410	0.440	ng	100	
9) Naphthalene	10.594	128	6168	0.391	ng	100	
10) Hexachlorobutadiene	10.883	225	1567	0.317	ng	# 100	
12) 2-Methylnaphthalene	12.212	142	4078	0.411	ng	100	
16) Acenaphthylene	14.110	152	6103	0.366	ng	100	
17) Acenaphthene	14.452	154	4132	0.362	ng	100	
18) Fluorene	15.446	166	5991	0.407	ng	99	
20) 4,6-Dinitro-2-methylph...	15.523	198	572	0.307	ng	100	
21) 4-Bromophenyl-phenylether	16.329	248	1920	0.337	ng	100	
22) Hexachlorobenzene	16.453	284	2369	0.318	ng	100	
23) Atrazine	16.615	200	1560	0.372	ng	100	
24) Pentachlorophenol	16.801	266	1018	0.313	ng	99	
25) Phenanthrene	17.173	178	9119	0.374	ng	100	
26) Anthracene	17.273	178	8056	0.363	ng	100	
28) Fluoranthene	19.201	202	11264	0.389	ng	100	
30) Pyrene	19.564	202	11479	0.384	ng	100	
32) Benzo(a)anthracene	21.313	228	9677	0.364	ng	100	
33) Chrysene	21.358	228	10178	0.373	ng	100	
34) Bis(2-ethylhexyl)phtha...	21.241	149	5815	0.392	ng	100	
36) Indeno(1,2,3-cd)pyrene	25.899	276	10661	0.351	ng	100	
37) Benzo(b)fluoranthene	22.911	252	9743	0.355	ng	100	
38) Benzo(k)fluoranthene	22.958	252	10543	0.377	ng	100	
39) Benzo(a)pyrene	23.499	252	8521	0.362	ng	100	
40) Dibenzo(a,h)anthracene	25.917	278	8314	0.344	ng	100	
41) Benzo(g,h,i)perylene	26.601	276	9701	0.366	ng	100	

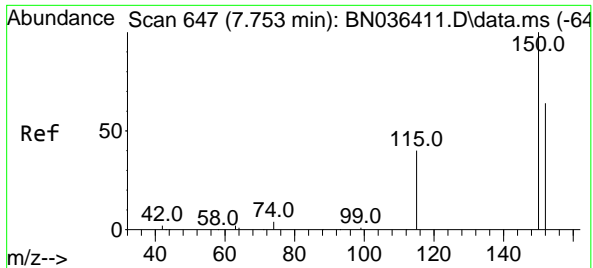
(#) = qualifier out of range (m) = manual integration (+) = signals summed

Data Path : Z:\svoasrv\HPCHEM1\BNA\_N\Data\BN021025\  
 Data File : BN036411.D  
 Acq On : 10 Feb 2025 13:36  
 Operator : RC/JU  
 Sample : SSTDICCC0.4  
 Misc :  
 ALS Vial : 4 Sample Multiplier: 1

Instrument :  
 BNA\_N  
 ClientSampleId :  
 SSTDICCC0.4

Quant Time: Feb 11 00:35:50 2025  
 Quant Method : Z:\svoasrv\HPCHEM1\BNA\_N\Methods\8270-SIM-BN021025.M  
 Quant Title : ASP BNA STANDARDS FOR 5 POINT CALIBRATION  
 QLast Update : Tue Feb 11 00:33:05 2025  
 Response via : Initial Calibration





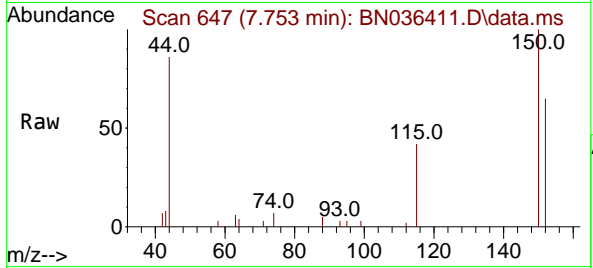
#1  
 1,4-Dichlorobenzene-d4  
 Concen: 0.400 ng  
 RT: 7.753 min Scan# 64  
 Delta R.T. 0.000 min  
 Lab File: BN036411.D  
 Acq: 10 Feb 2025 13:36

Instrument :

BNA\_N

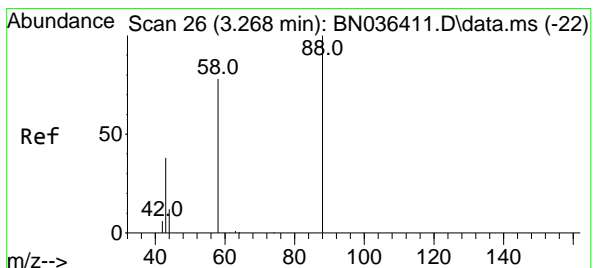
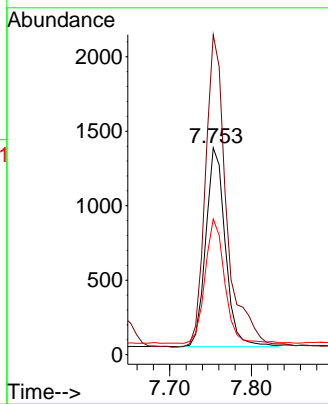
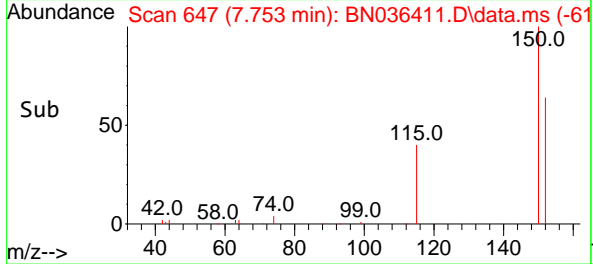
ClientSampleId :

SSTDICCC0.4



Tgt Ion:152 Resp: 2219

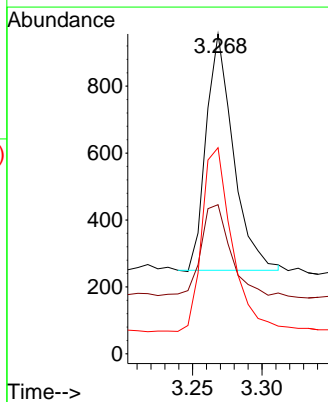
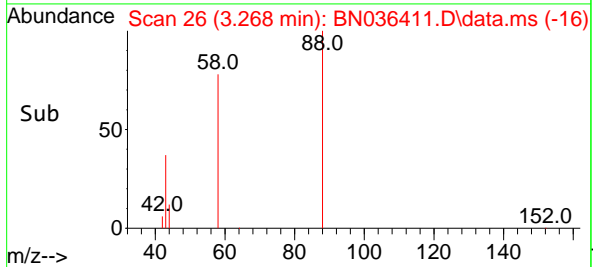
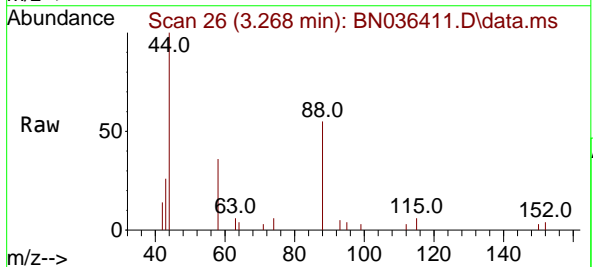
Ion	Ratio	Lower	Upper
152	100		
150	154.6	123.7	185.5
115	65.6	52.5	78.7



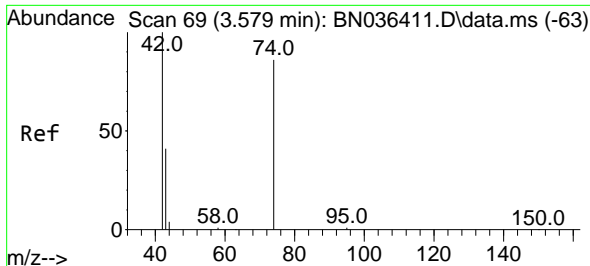
#2  
 1,4-Dioxane  
 Concen: 0.392 ng  
 RT: 3.268 min Scan# 26  
 Delta R.T. 0.000 min  
 Lab File: BN036411.D  
 Acq: 10 Feb 2025 13:36

Tgt Ion: 88 Resp: 961

Ion	Ratio	Lower	Upper
88	100		
43	41.4	33.7	50.5
58	87.1	68.9	103.3





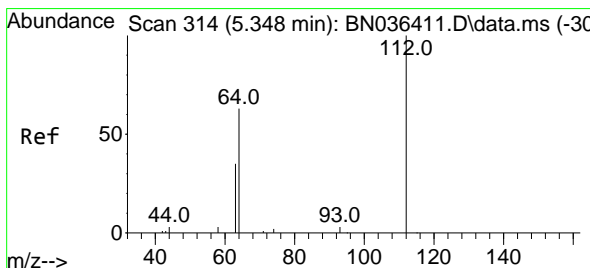
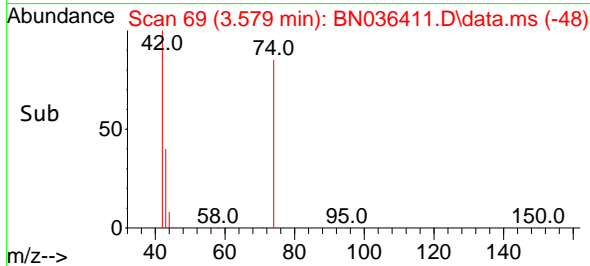
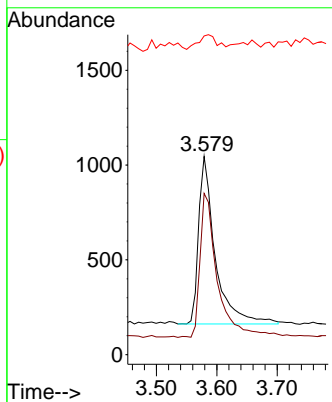
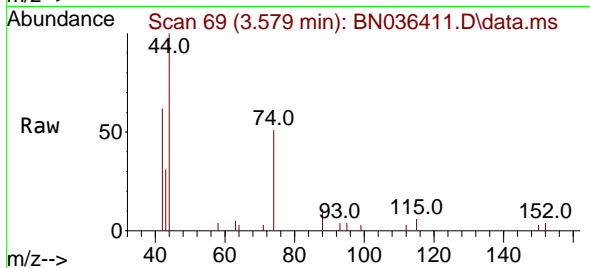


#3  
 n-Nitrosodimethylamine  
 Concen: 0.385 ng  
 RT: 3.579 min Scan# 69  
 Delta R.T. 0.000 min  
 Lab File: BN036411.D  
 Acq: 10 Feb 2025 13:36

Instrument :  
 BNA\_N  
 ClientSampleId :  
 SSTDICC0.4

Tgt Ion: 42 Resp: 1695

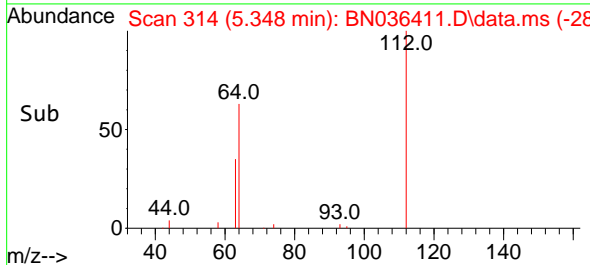
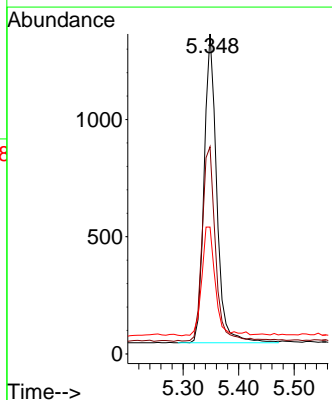
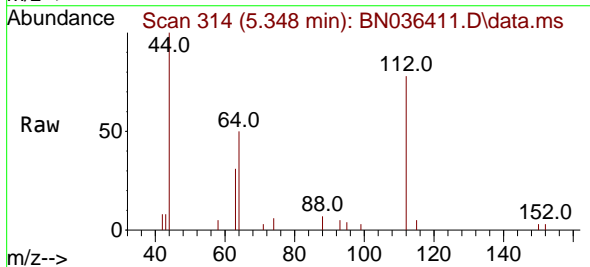
Ion	Ratio	Lower	Upper
42	100		
74	89.7	71.8	107.6
44	9.7	7.8	11.6

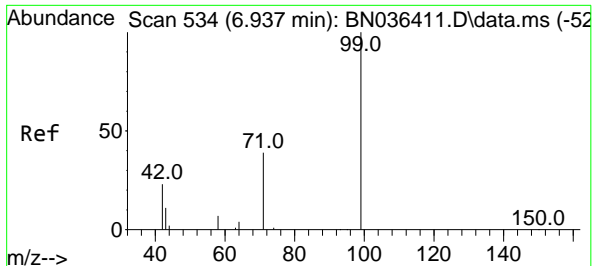


#4  
 2-Fluorophenol  
 Concen: 0.368 ng  
 RT: 5.348 min Scan# 314  
 Delta R.T. 0.000 min  
 Lab File: BN036411.D  
 Acq: 10 Feb 2025 13:36

Tgt Ion: 112 Resp: 2078

Ion	Ratio	Lower	Upper
112	100		
64	66.7	53.4	80.0
63	37.9	30.3	45.5





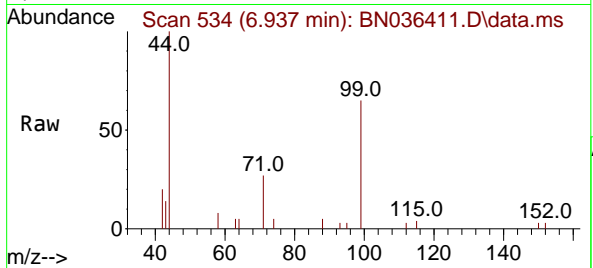
#5  
 Phenol-d6  
 Concen: 0.348 ng  
 RT: 6.937 min Scan# 511  
 Delta R.T. 0.000 min  
 Lab File: BN036411.D  
 Acq: 10 Feb 2025 13:36

Instrument :

BNA\_N

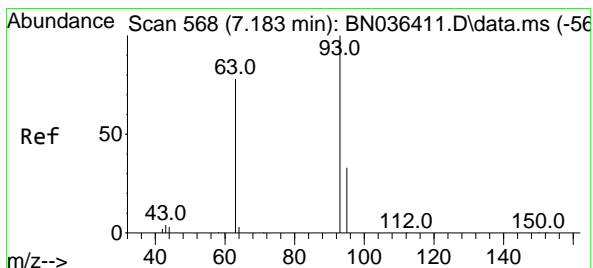
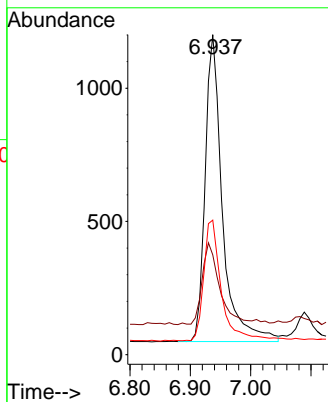
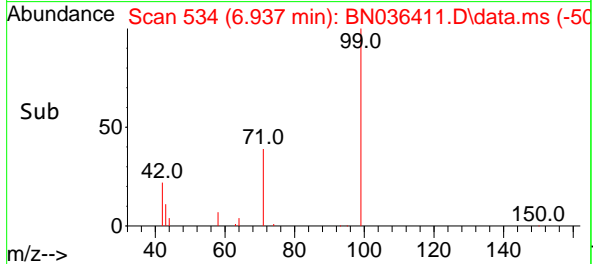
ClientSampleId :

SSTDICCC0.4



Tgt Ion: 99 Resp: 2290

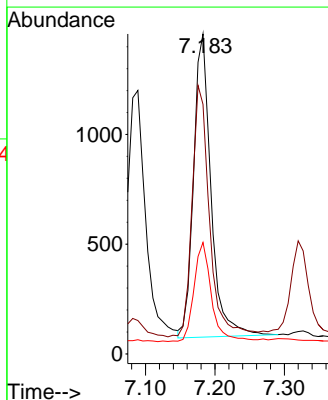
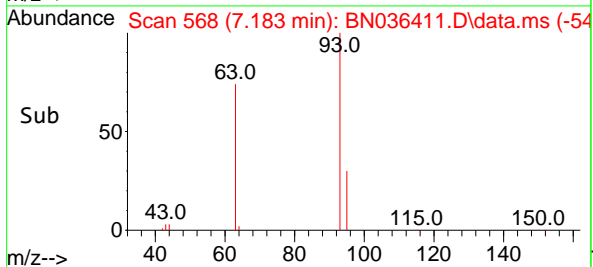
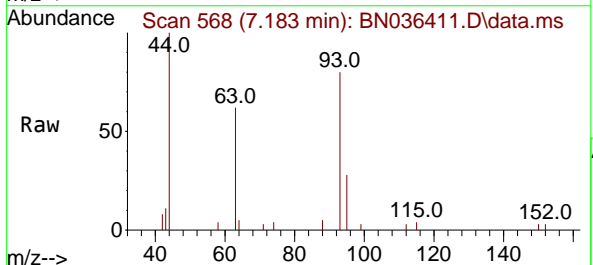
Ion	Ratio	Lower	Upper
99	100		
42	27.1	21.7	32.5
71	40.8	32.6	49.0

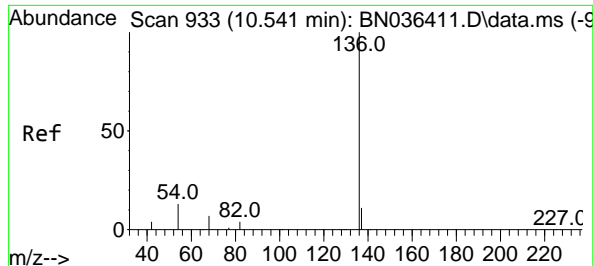


#6  
 bis(2-Chloroethyl)ether  
 Concen: 0.440 ng  
 RT: 7.183 min Scan# 568  
 Delta R.T. 0.000 min  
 Lab File: BN036411.D  
 Acq: 10 Feb 2025 13:36

Tgt Ion: 93 Resp: 2410

Ion	Ratio	Lower	Upper
93	100		
63	82.9	66.3	99.5
95	32.8	26.2	39.4





#7  
 Naphthalene-d8  
 Concen: 0.400 ng  
 RT: 10.541 min Scan# 911  
 Delta R.T. 0.000 min  
 Lab File: BN036411.D  
 Acq: 10 Feb 2025 13:36

Instrument :

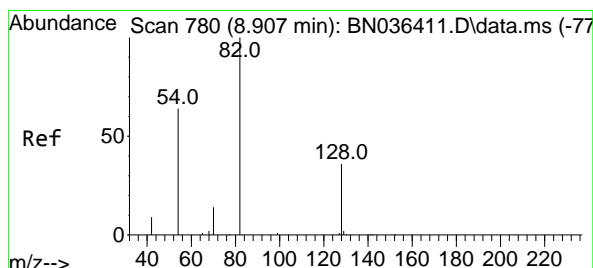
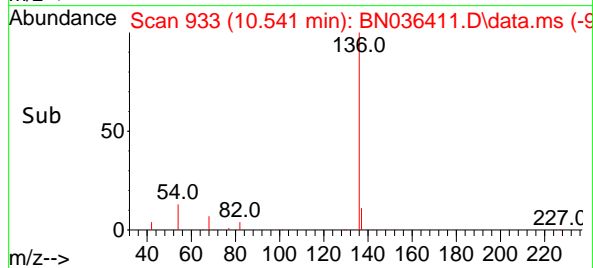
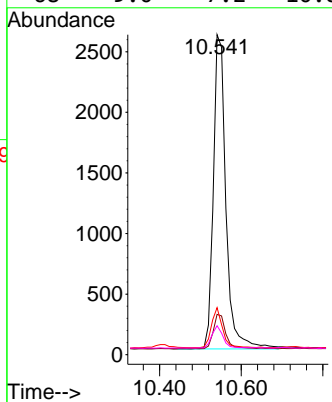
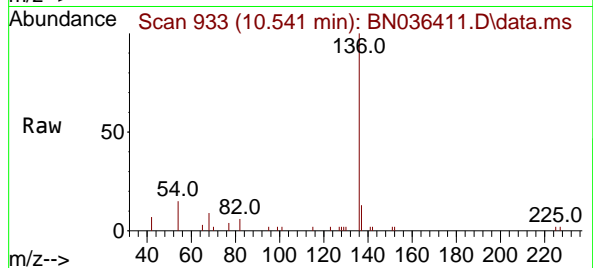
BNA\_N

ClientSampleId :

SSTDICCC0.4

Tgt Ion:136 Resp: 5528

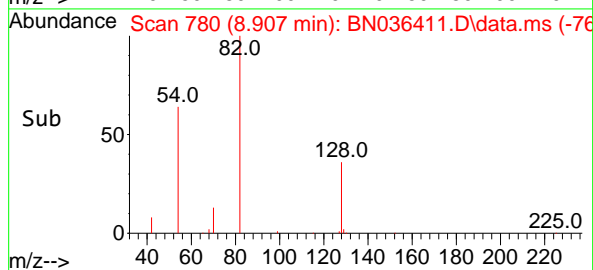
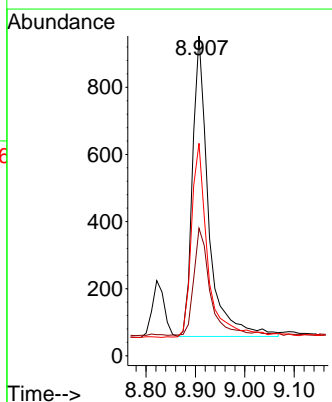
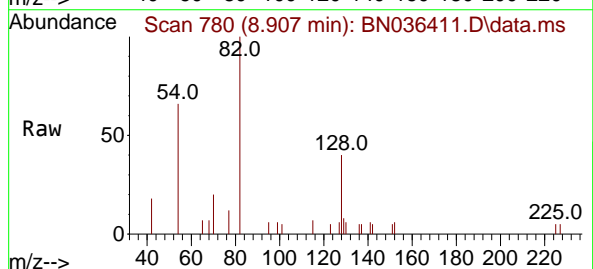
Ion	Ratio	Lower	Upper
136	100		
137	12.6	10.1	15.1
54	14.7	11.8	17.6
68	9.0	7.2	10.8

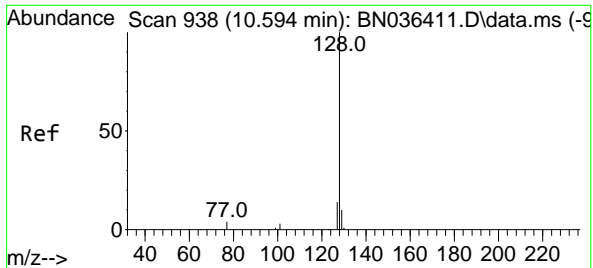


#8  
 Nitrobenzene-d5  
 Concen: 0.391 ng  
 RT: 8.907 min Scan# 780  
 Delta R.T. 0.000 min  
 Lab File: BN036411.D  
 Acq: 10 Feb 2025 13:36

Tgt Ion: 82 Resp: 2015

Ion	Ratio	Lower	Upper
82	100		
128	39.9	31.9	47.9
54	66.4	53.1	79.7



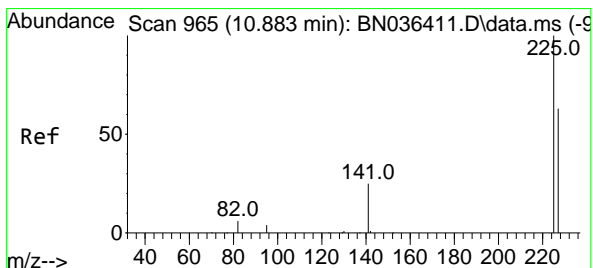
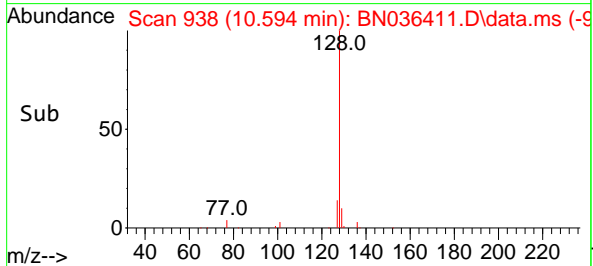
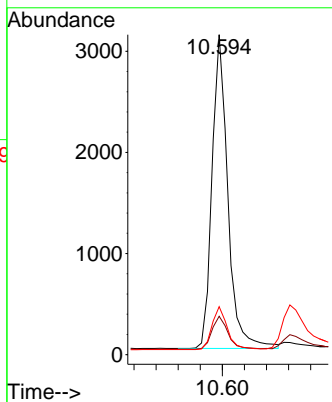
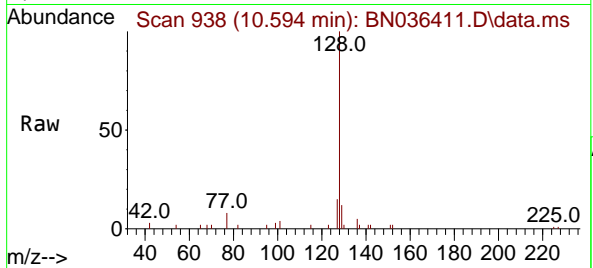


#9  
**Naphthalene**  
 Concen: 0.391 ng  
 RT: 10.594 min Scan# 911  
 Delta R.T. 0.000 min  
 Lab File: BN036411.D  
 Acq: 10 Feb 2025 13:36

**Instrument :**  
 BNA\_N  
**ClientSampleId :**  
 SSTDICCC0.4

Tgt Ion:128 Resp: 6168

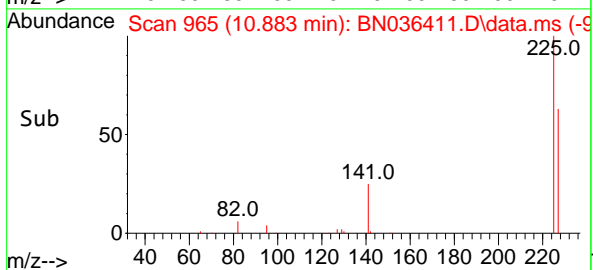
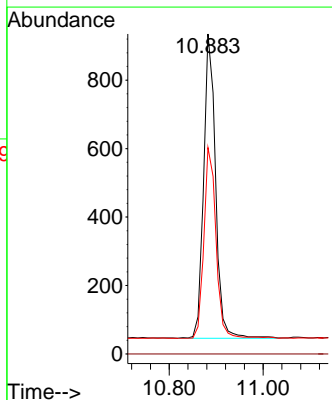
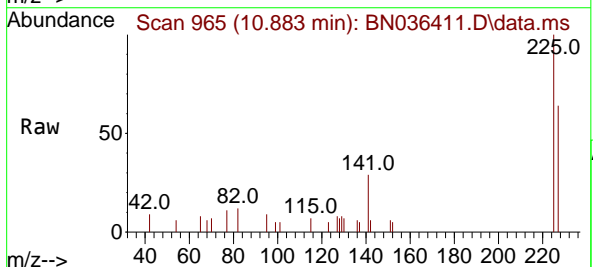
Ion	Ratio	Lower	Upper
128	100		
129	12.0	9.6	14.4
127	15.0	12.0	18.0

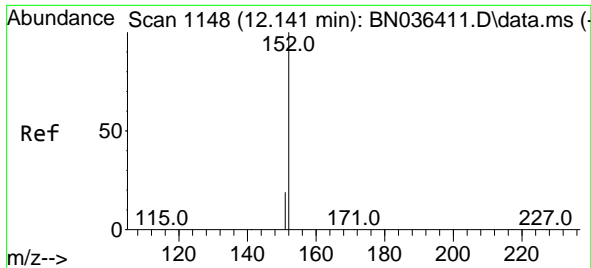


#10  
**Hexachlorobutadiene**  
 Concen: 0.317 ng  
 RT: 10.883 min Scan# 965  
 Delta R.T. 0.000 min  
 Lab File: BN036411.D  
 Acq: 10 Feb 2025 13:36

Tgt Ion:225 Resp: 1567

Ion	Ratio	Lower	Upper
225	100		
223	0.0	0.0	0.0
227	63.6	50.9	76.3

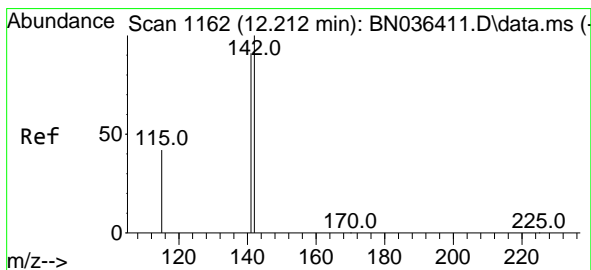
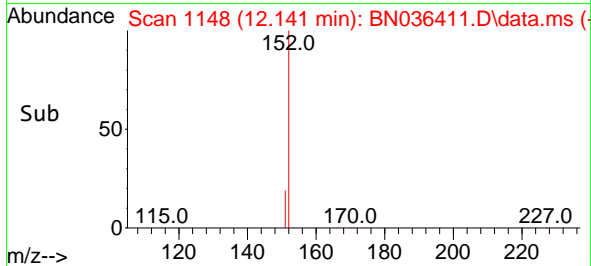
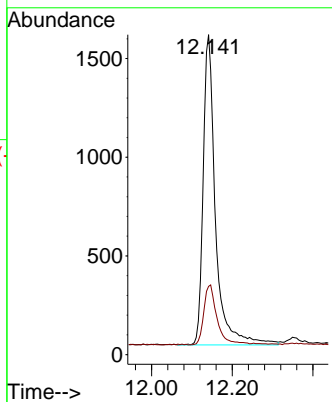
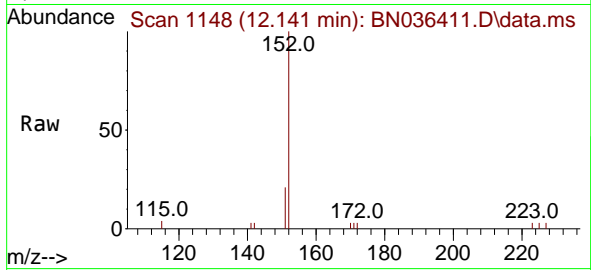




#11  
 2-Methylnaphthalene-d10  
 Concen: 0.440 ng  
 RT: 12.141 min Scan# 1148  
 Delta R.T. 0.000 min  
 Lab File: BN036411.D  
 Acq: 10 Feb 2025 13:36

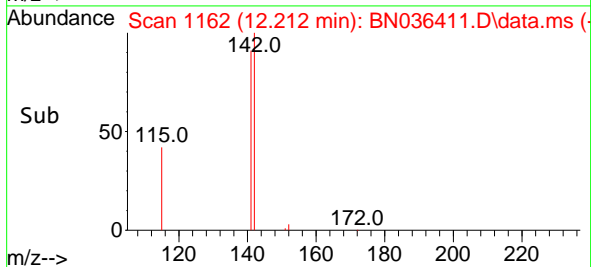
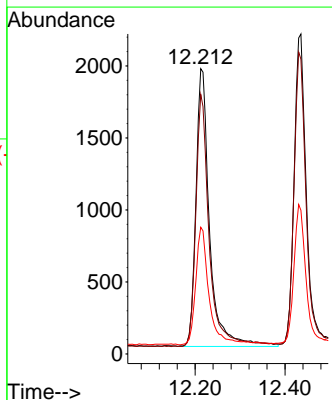
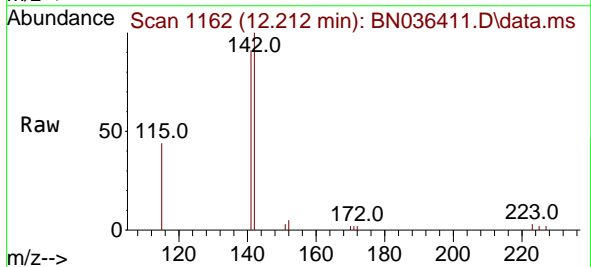
Instrument : BNA\_N  
 ClientSampleId : BN036411.D  
 SSTDICCC0.4

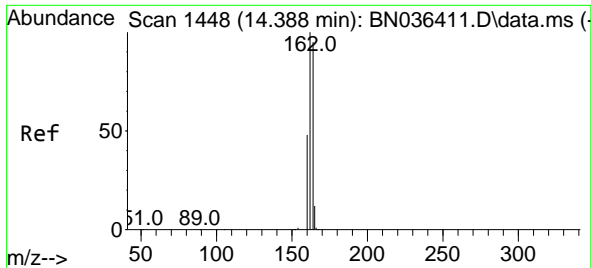
Tgt Ion:152 Resp: 3329  
 Ion Ratio Lower Upper  
 152 100  
 151 20.8 16.6 25.0



#12  
 2-Methylnaphthalene  
 Concen: 0.411 ng  
 RT: 12.212 min Scan# 1162  
 Delta R.T. 0.000 min  
 Lab File: BN036411.D  
 Acq: 10 Feb 2025 13:36

Tgt Ion:142 Resp: 4078  
 Ion Ratio Lower Upper  
 142 100  
 141 91.0 72.8 109.2  
 115 44.4 35.5 53.3

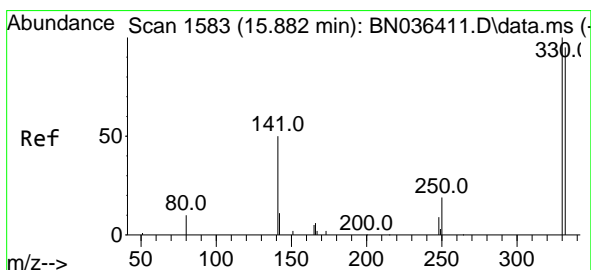
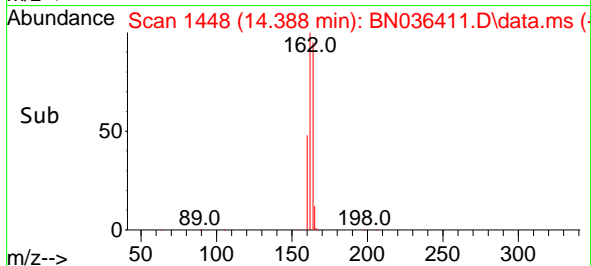
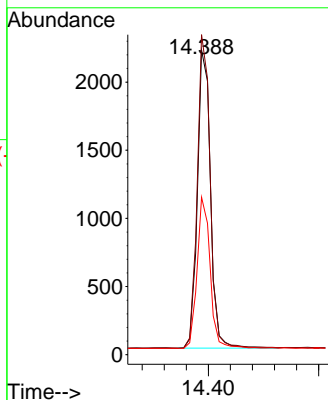
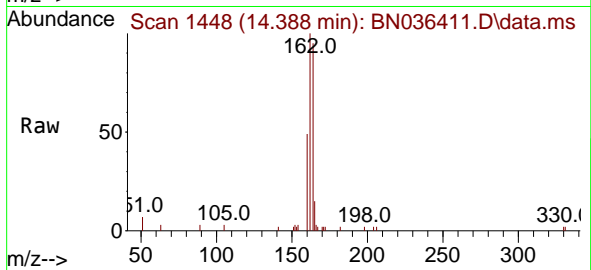




#13  
 Acenaphthene-d10  
 Concen: 0.400 ng  
 RT: 14.388 min Scan# 1448  
 Delta R.T. 0.000 min  
 Lab File: BN036411.D  
 Acq: 10 Feb 2025 13:36

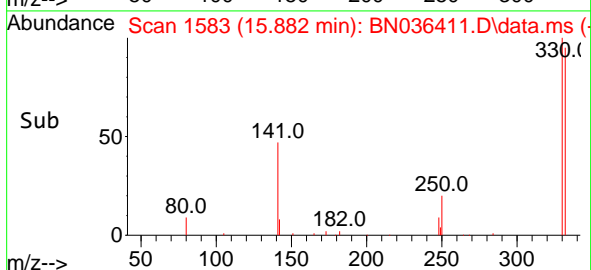
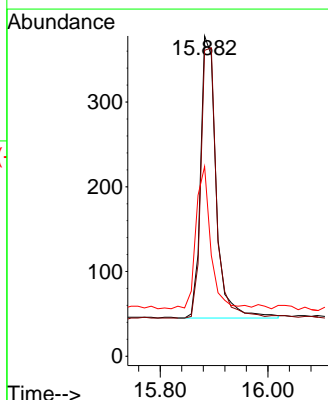
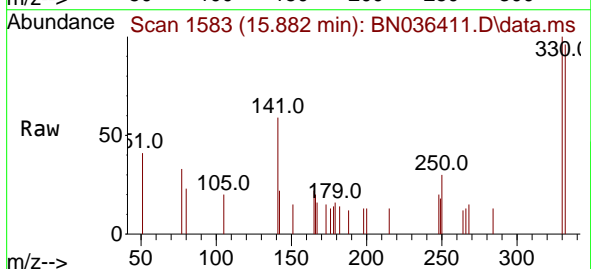
Instrument : BNA\_N  
 Client Sample Id : BN036411.D  
 SSTDICCC0.4

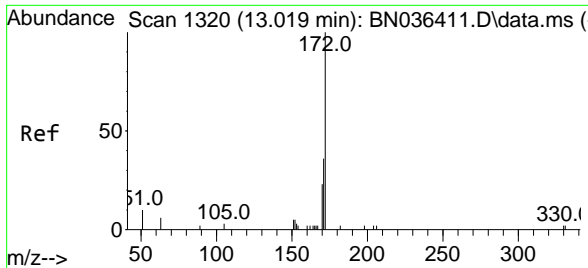
Tgt Ion	Resp	Lower	Upper
164	100		
162	105.1	84.1	126.1
160	51.7	41.4	62.0



#14  
 2,4,6-Tribromophenol  
 Concen: 0.302 ng  
 RT: 15.882 min Scan# 1583  
 Delta R.T. 0.000 min  
 Lab File: BN036411.D  
 Acq: 10 Feb 2025 13:36

Tgt Ion	Resp	Lower	Upper
330	100		
332	95.7	76.6	114.8
141	47.3	37.8	56.8





#15  
 2-Fluorobiphenyl  
 Concen: 0.323 ng  
 RT: 13.019 min Scan# 111  
 Delta R.T. 0.000 min  
 Lab File: BN036411.D  
 Acq: 10 Feb 2025 13:36

Instrument :

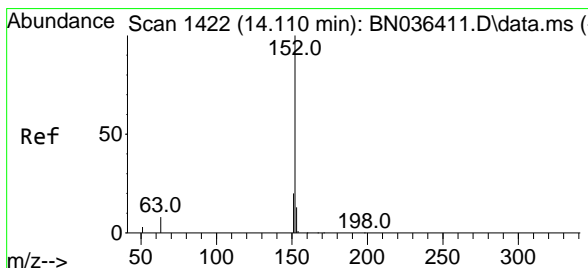
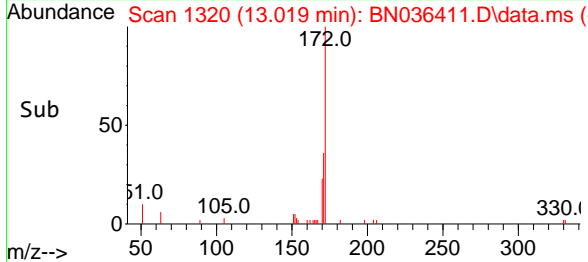
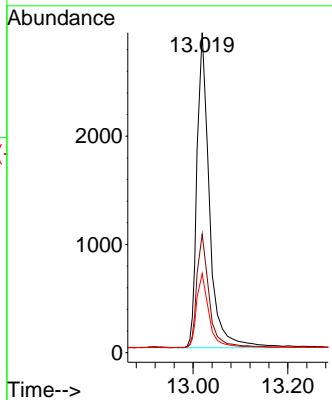
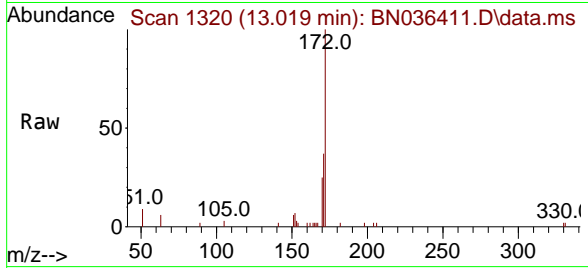
BNA\_N

ClientSampleId :

SSTDICCC0.4

Tgt Ion:172 Resp: 4965

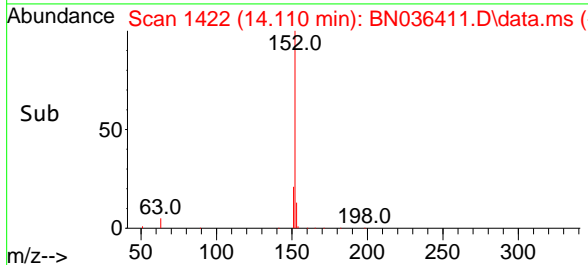
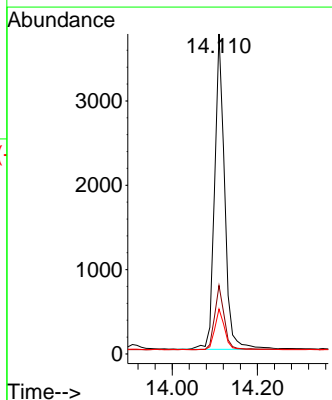
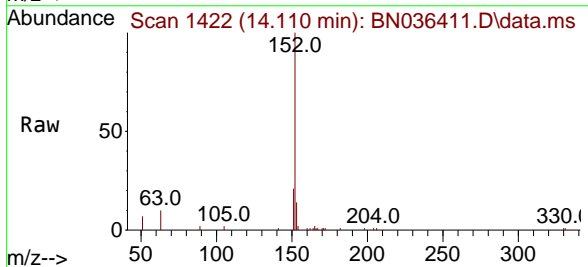
Ion	Ratio	Lower	Upper
172	100		
171	37.0	29.6	44.4
170	24.7	19.8	29.6

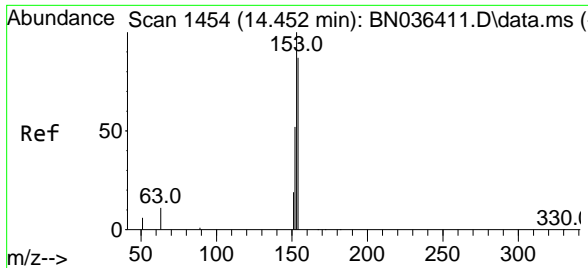


#16  
 Acenaphthylene  
 Concen: 0.366 ng  
 RT: 14.110 min Scan# 1422  
 Delta R.T. 0.000 min  
 Lab File: BN036411.D  
 Acq: 10 Feb 2025 13:36

Tgt Ion:152 Resp: 6103

Ion	Ratio	Lower	Upper
152	100		
151	19.8	15.8	23.8
153	12.7	10.2	15.2





#17  
 Acenaphthene  
 Concen: 0.362 ng  
 RT: 14.452 min Scan# 1454  
 Delta R.T. 0.000 min  
 Lab File: BN036411.D  
 Acq: 10 Feb 2025 13:36

Instrument :

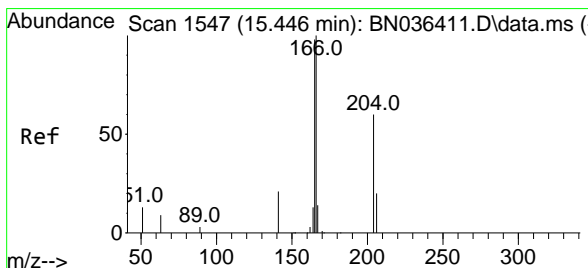
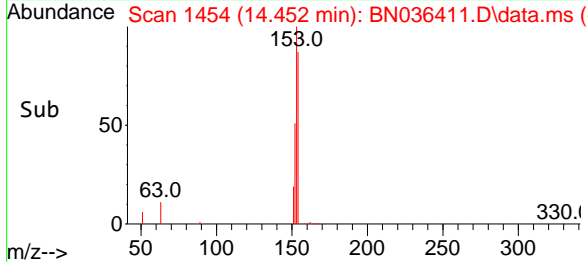
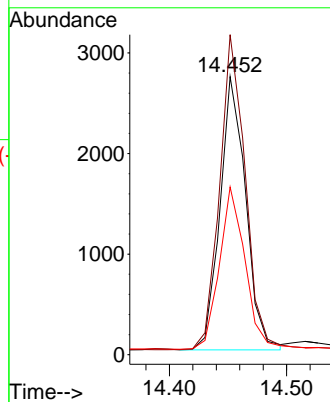
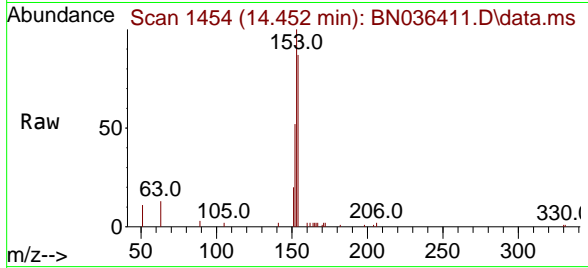
BNA\_N

ClientSampleId :

SSTDICCC0.4

Tgt Ion:154 Resp: 4132

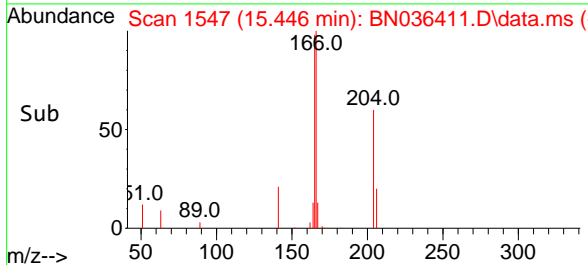
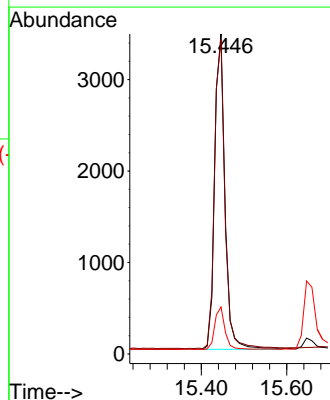
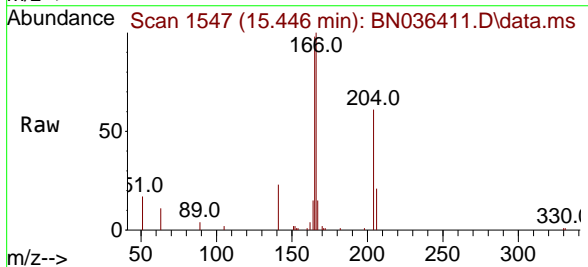
Ion	Ratio	Lower	Upper
154	100		
153	116.6	93.3	139.9
152	61.0	48.8	73.2



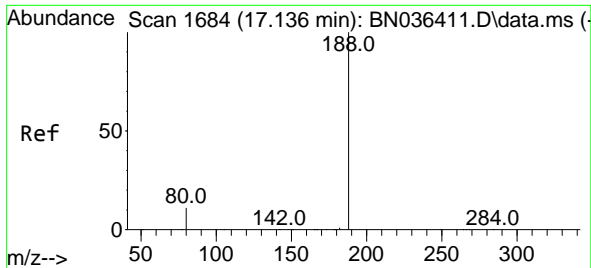
#18  
 Fluorene  
 Concen: 0.407 ng  
 RT: 15.446 min Scan# 1547  
 Delta R.T. 0.000 min  
 Lab File: BN036411.D  
 Acq: 10 Feb 2025 13:36

Tgt Ion:166 Resp: 5991

Ion	Ratio	Lower	Upper
166	100		
165	100.0	79.5	119.3
167	13.0	10.4	15.6







#19  
 Phenanthrene-d10  
 Concen: 0.400 ng  
 RT: 17.136 min Scan# 1684  
 Delta R.T. 0.000 min  
 Lab File: BN036411.D  
 Acq: 10 Feb 2025 13:36

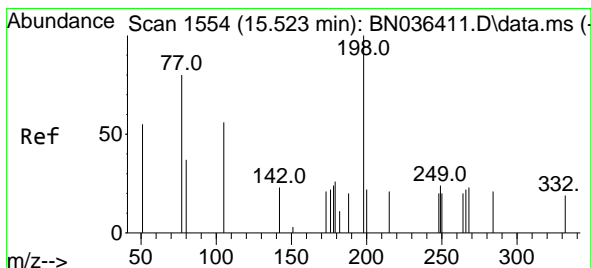
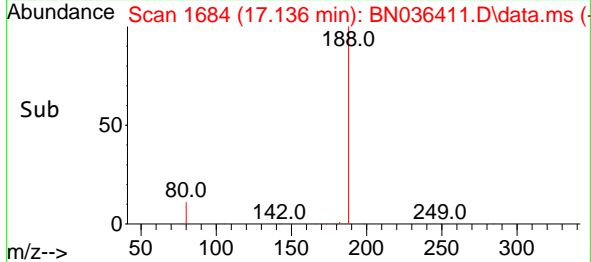
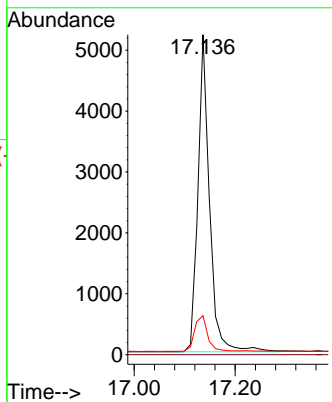
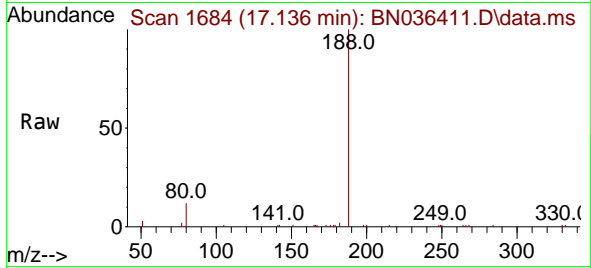
Instrument :

BNA\_N

Client Sample Id :

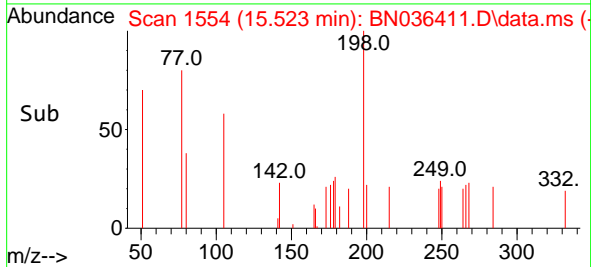
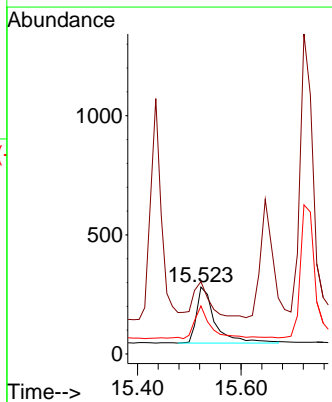
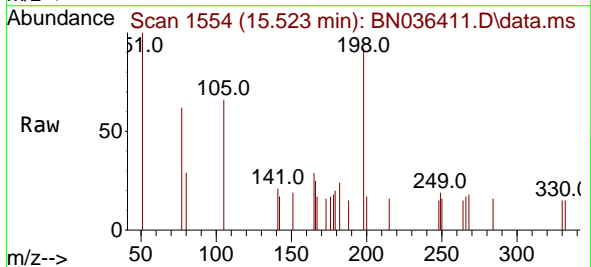
SSTDICCC0.4

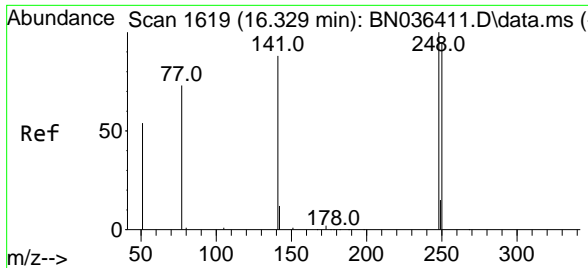
Tgt Ion	Resp	Lower	Upper
188	8328		
94	0.0	0.0	0.0
80	12.2	9.8	14.6



#20  
 4,6-Dinitro-2-methylphenol  
 Concen: 0.307 ng  
 RT: 15.523 min Scan# 1554  
 Delta R.T. 0.000 min  
 Lab File: BN036411.D  
 Acq: 10 Feb 2025 13:36

Tgt Ion	Resp	Lower	Upper
198	572		
51	108.2	86.6	129.8
105	71.9	57.5	86.3



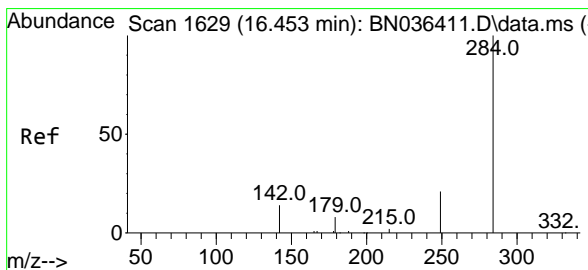
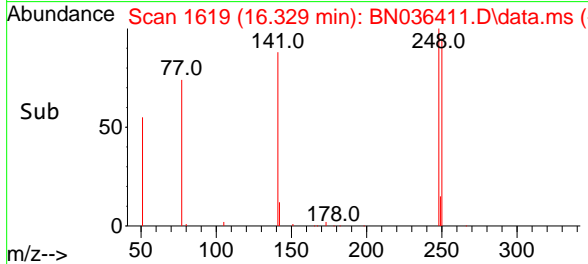
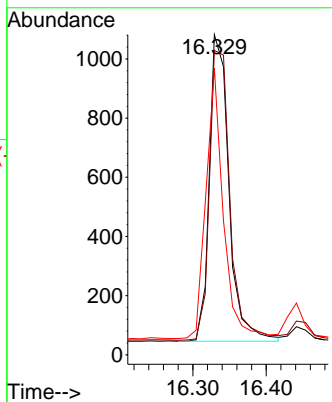
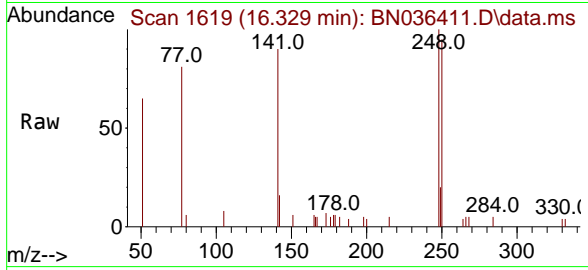


#21  
 4-Bromophenyl-phenylether  
 Concen: 0.337 ng  
 RT: 16.329 min Scan# 1619  
 Delta R.T. 0.000 min  
 Lab File: BN036411.D  
 Acq: 10 Feb 2025 13:36

Instrument :  
 BNA\_N  
 ClientSampleId :  
 SSTDICCC0.4

Tgt Ion:248 Resp: 1920

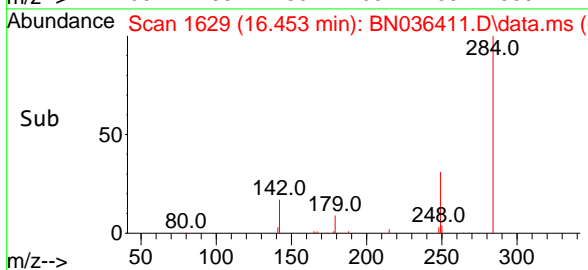
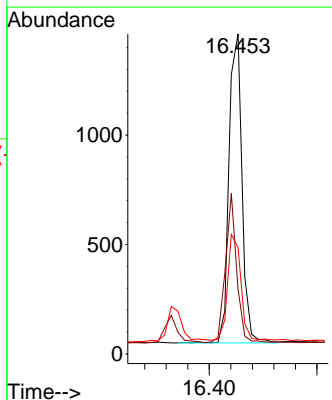
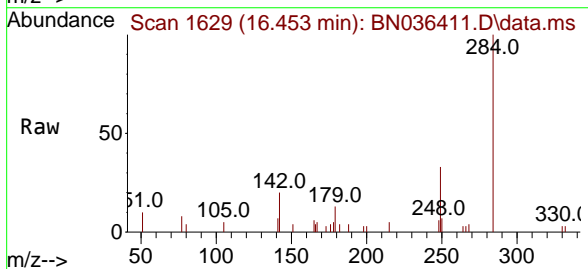
Ion	Ratio	Lower	Upper
248	100		
250	95.1	76.1	114.1
141	89.6	71.7	107.5

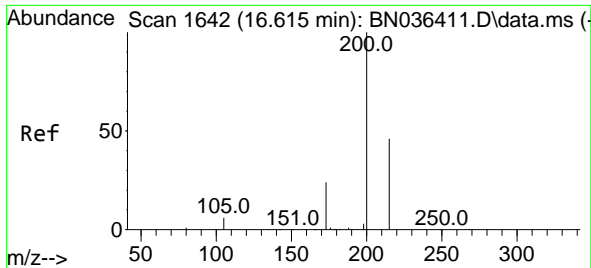


#22  
 Hexachlorobenzene  
 Concen: 0.318 ng  
 RT: 16.453 min Scan# 1629  
 Delta R.T. 0.000 min  
 Lab File: BN036411.D  
 Acq: 10 Feb 2025 13:36

Tgt Ion:284 Resp: 2369

Ion	Ratio	Lower	Upper
284	100		
142	41.7	33.4	50.0
249	35.4	28.6	43.0





#23  
 Atrazine  
 Concen: 0.372 ng  
 RT: 16.615 min Scan# 1642  
 Delta R.T. 0.000 min  
 Lab File: BN036411.D  
 Acq: 10 Feb 2025 13:36

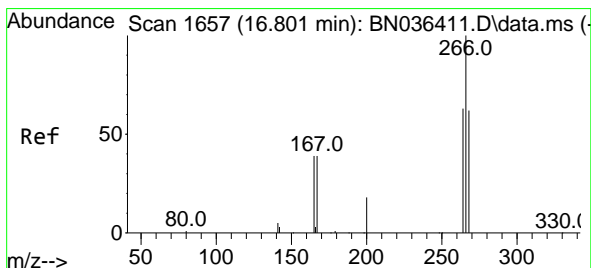
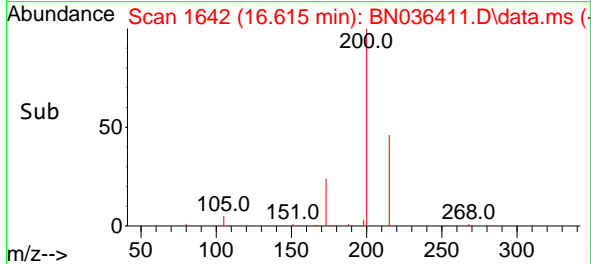
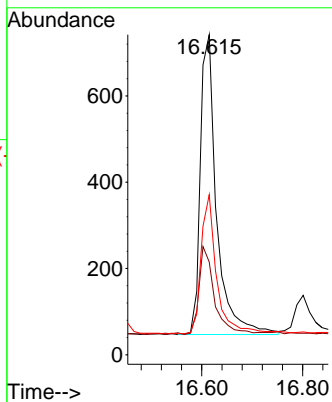
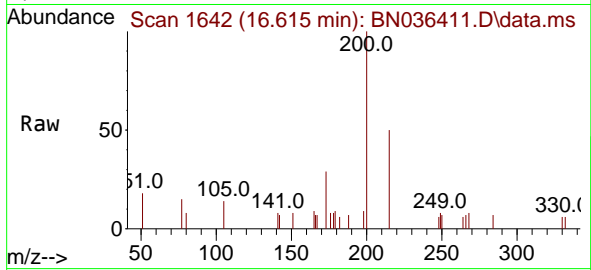
Instrument :

BNA\_N

ClientSampleId :

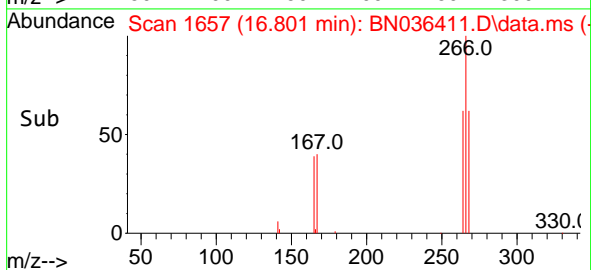
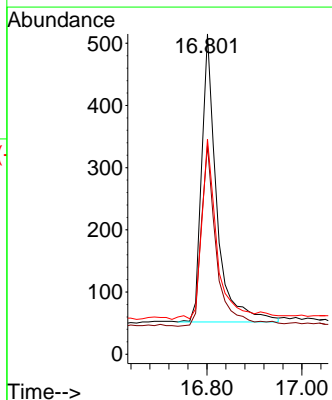
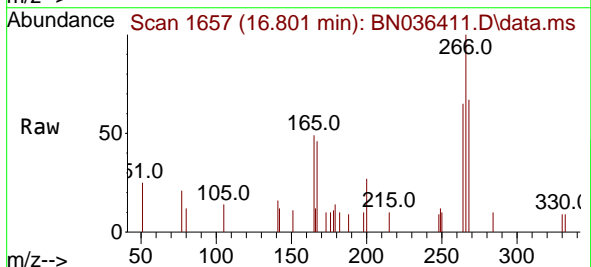
SSTDICCC0.4

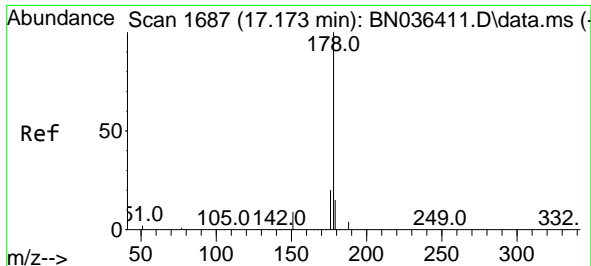
Tgt Ion	Resp	Lower	Upper
200	1560	100	100
173	29.0	23.2	34.8
215	50.0	40.0	60.0



#24  
 Pentachlorophenol  
 Concen: 0.313 ng  
 RT: 16.801 min Scan# 1657  
 Delta R.T. 0.000 min  
 Lab File: BN036411.D  
 Acq: 10 Feb 2025 13:36

Tgt Ion	Resp	Lower	Upper
266	1018	100	100
264	64.0	50.6	76.0
268	65.1	51.9	77.9

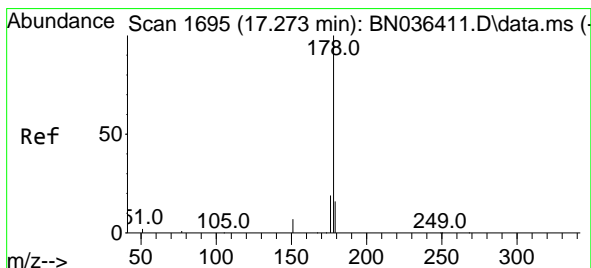
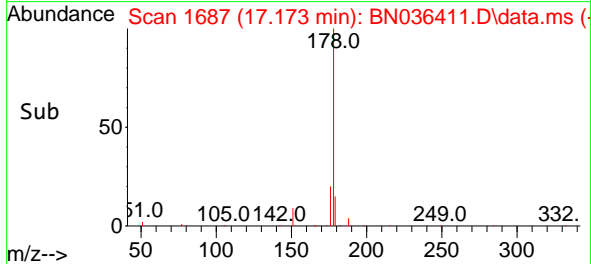
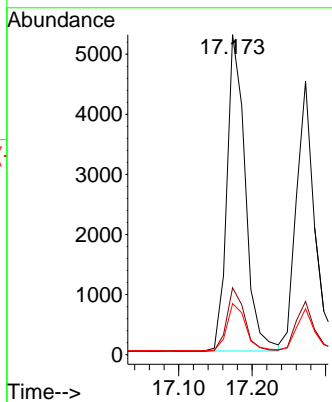
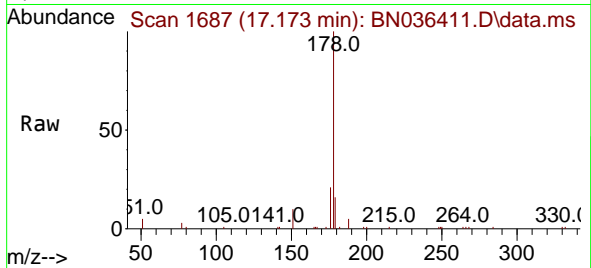




#25  
 Phenanthrene  
 Concen: 0.374 ng  
 RT: 17.173 min Scan# 1687  
 Delta R.T. 0.000 min  
 Lab File: BN036411.D  
 Acq: 10 Feb 2025 13:36

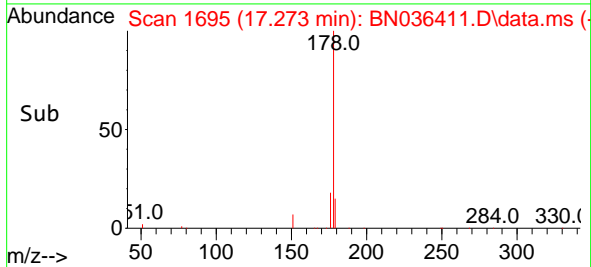
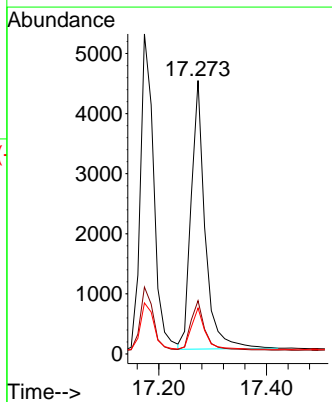
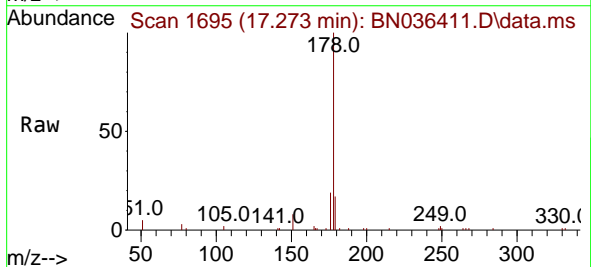
Instrument : BNA\_N  
 Client Sample Id : BN036411.D  
 SSTDICCC0.4

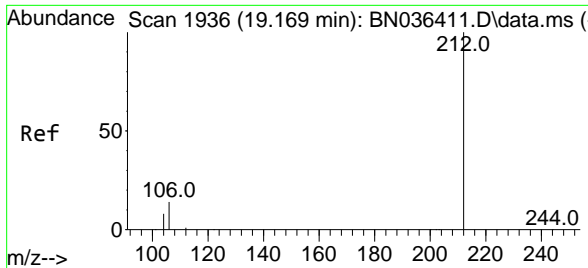
Tgt Ion	Resp	Lower	Upper
178	9119		
176	19.6	15.7	23.5
179	15.5	12.4	18.6



#26  
 Anthracene  
 Concen: 0.363 ng  
 RT: 17.273 min Scan# 1695  
 Delta R.T. 0.000 min  
 Lab File: BN036411.D  
 Acq: 10 Feb 2025 13:36

Tgt Ion	Resp	Lower	Upper
178	8056		
176	18.7	14.9	22.3
179	15.3	12.4	18.6





#27  
 Fluoranthene-d10  
 Concen: 0.413 ng  
 RT: 19.169 min Scan# 1936  
 Delta R.T. 0.000 min  
 Lab File: BN036411.D  
 Acq: 10 Feb 2025 13:36

Instrument :

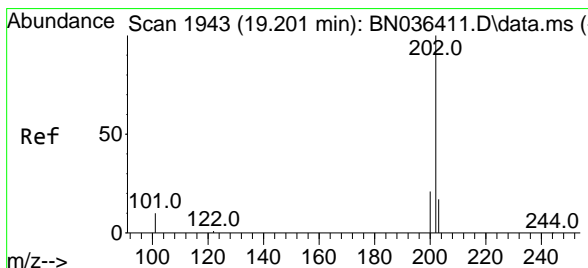
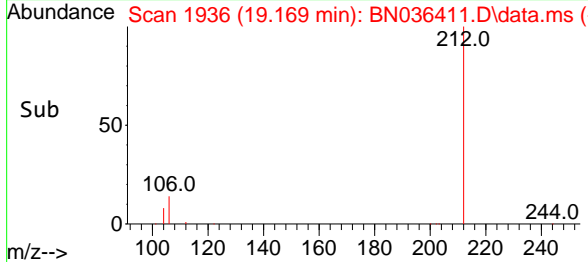
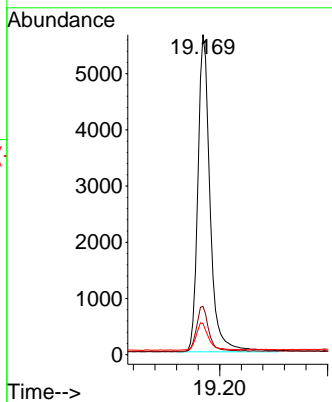
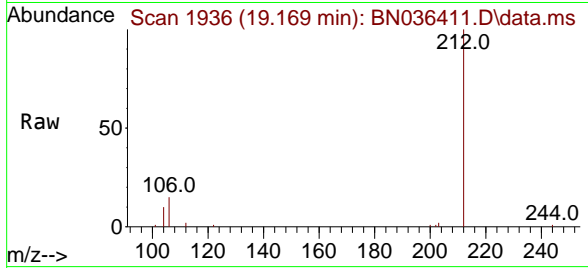
BNA\_N

ClientSampleId :

SSTDICCC0.4

Tgt Ion:212 Resp: 8851

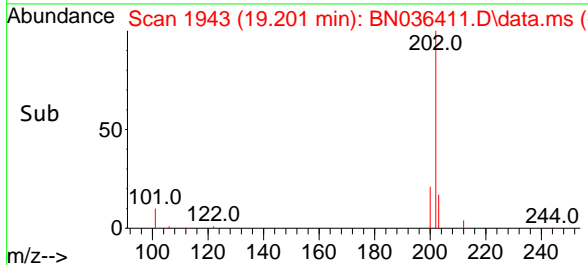
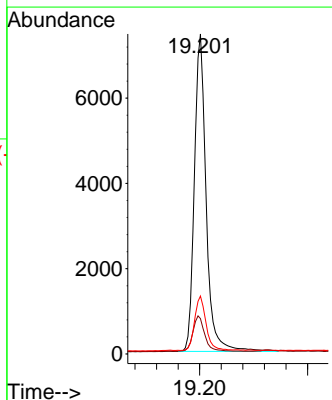
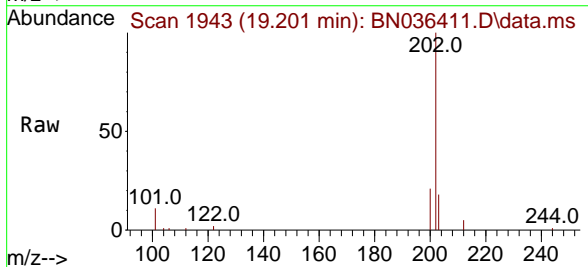
Ion	Ratio	Lower	Upper
212	100		
106	14.4	11.5	17.3
104	8.9	7.1	10.7

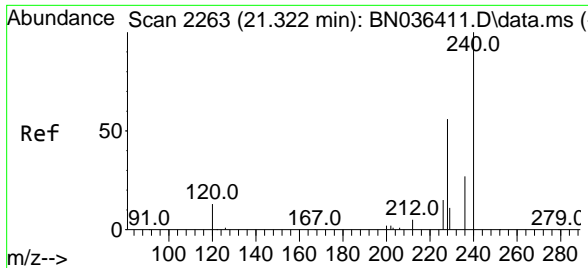


#28  
 Fluoranthene  
 Concen: 0.389 ng  
 RT: 19.201 min Scan# 1943  
 Delta R.T. 0.000 min  
 Lab File: BN036411.D  
 Acq: 10 Feb 2025 13:36

Tgt Ion:202 Resp: 11264

Ion	Ratio	Lower	Upper
202	100		
101	11.5	9.2	13.8
203	16.7	13.4	20.0

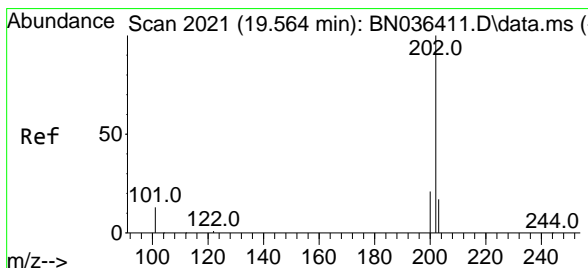

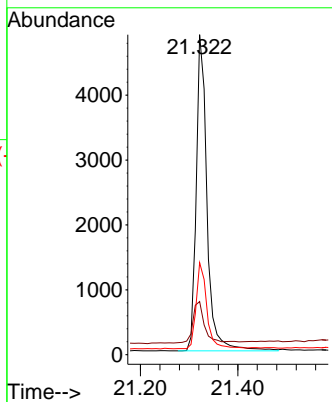
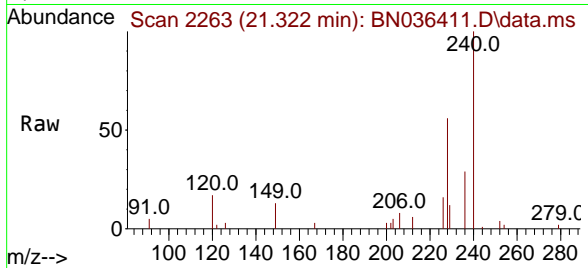




#29  
 Chrysene-d12  
 Concen: 0.400 ng  
 RT: 21.322 min Scan# 21  
 Delta R.T. 0.000 min  
 Lab File: BN036411.D  
 Acq: 10 Feb 2025 13:36

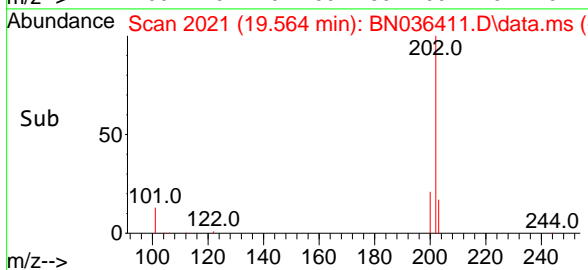
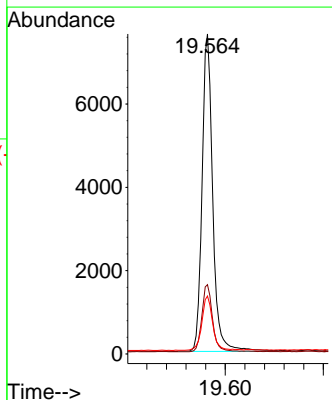
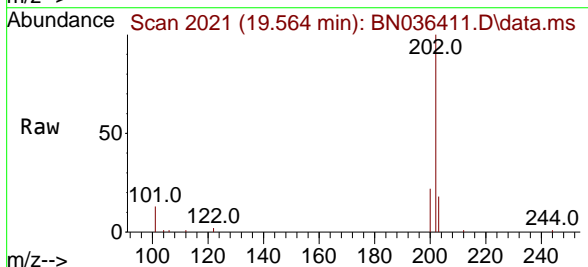
Instrument : BNA\_N  
 ClientSampleId : SSTDICCC0.4

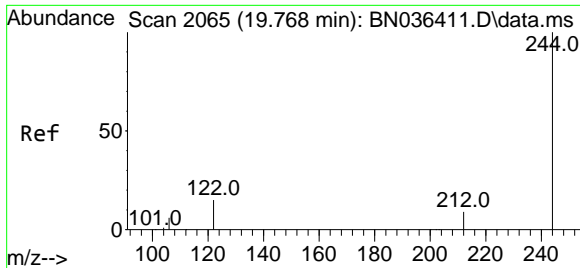
Tgt Ion	Resp	Ion Ratio	Lower	Upper
240	7484	100		
120	16.6	13.3	19.9	
236	28.8	23.0	34.6	



#30  
 Pyrene  
 Concen: 0.384 ng  
 RT: 19.564 min Scan# 2021  
 Delta R.T. 0.000 min  
 Lab File: BN036411.D  
 Acq: 10 Feb 2025 13:36

Tgt Ion	Resp	Ion Ratio	Lower	Upper
202	11479	100		
200	21.1	16.9	25.3	
203	17.4	13.9	20.9	





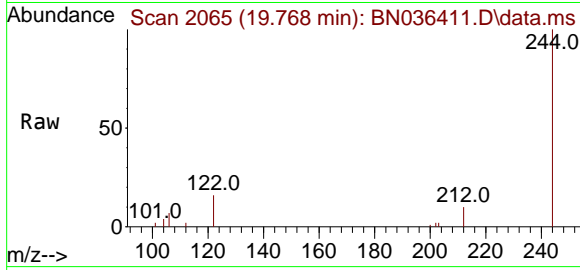
#31  
 Terphenyl-d14  
 Concen: 0.412 ng  
 RT: 19.768 min Scan# 2065  
 Delta R.T. 0.000 min  
 Lab File: BN036411.D  
 Acq: 10 Feb 2025 13:36

Instrument :

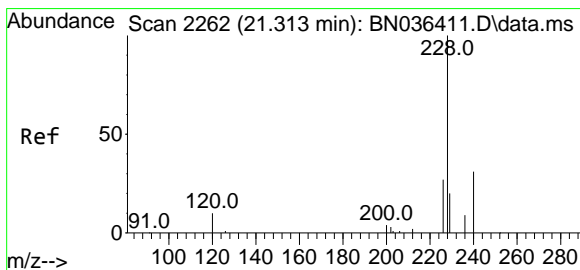
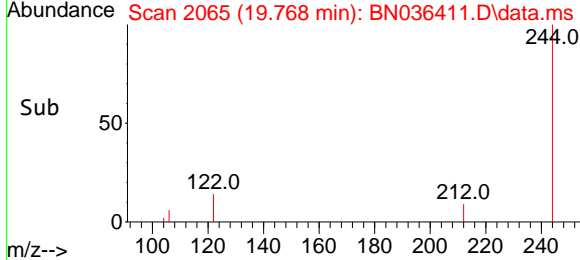
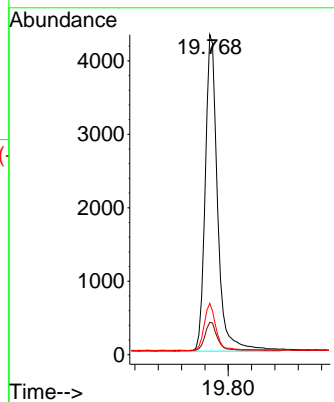
BNA\_N

ClientSampleId :

SSTDICCC0.4

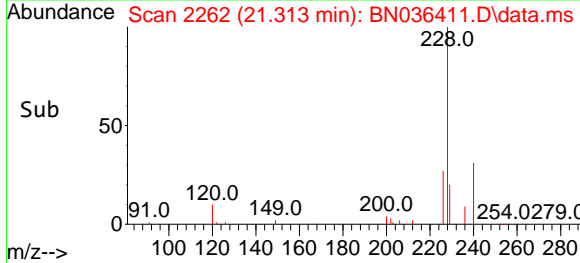
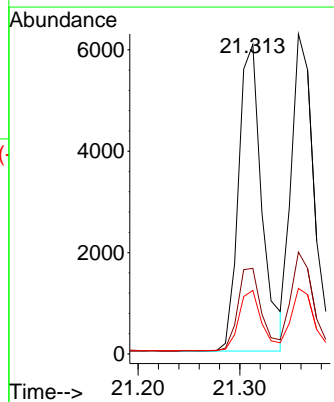
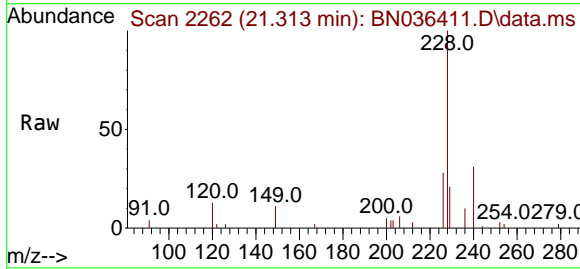


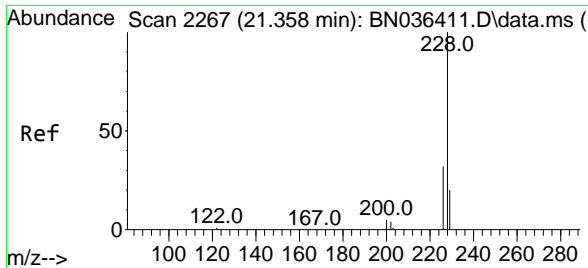
Tgt Ion:244 Resp: 6378  
 Ion Ratio Lower Upper  
 244 100  
 212 10.1 8.1 12.1  
 122 16.0 12.8 19.2



#32  
 Benzo(a)anthracene  
 Concen: 0.364 ng  
 RT: 21.313 min Scan# 2262  
 Delta R.T. 0.000 min  
 Lab File: BN036411.D  
 Acq: 10 Feb 2025 13:36

Tgt Ion:228 Resp: 9677  
 Ion Ratio Lower Upper  
 228 100  
 226 27.7 22.2 33.2  
 229 20.6 16.5 24.7





#33  
 Chrysene  
 Concen: 0.373 ng  
 RT: 21.358 min Scan# 21  
 Delta R.T. 0.000 min  
 Lab File: BN036411.D  
 Acq: 10 Feb 2025 13:36

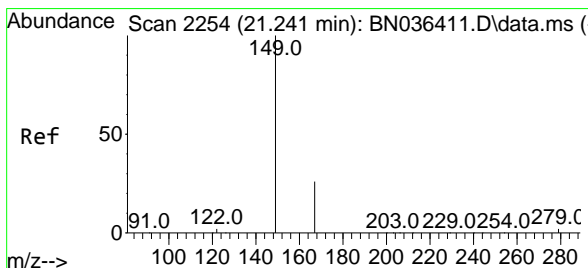
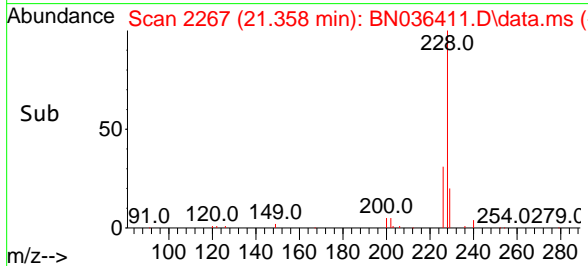
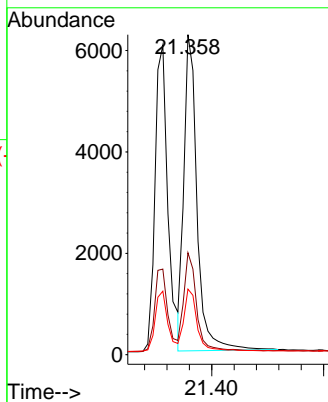
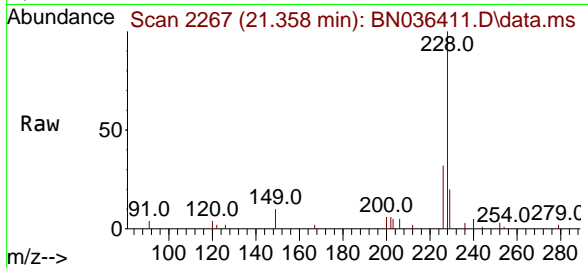
Instrument :

BNA\_N

ClientSampleId :

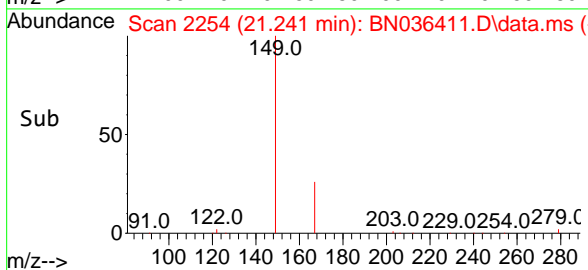
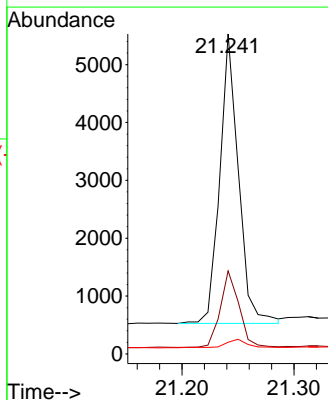
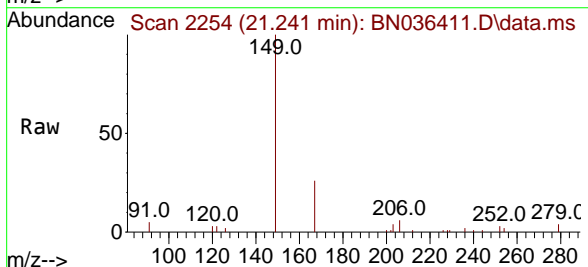
SSTDICCC0.4

Tgt Ion	Resp	Lower	Upper
228	10178		
226	31.9	25.5	38.3
229	20.5	16.4	24.6

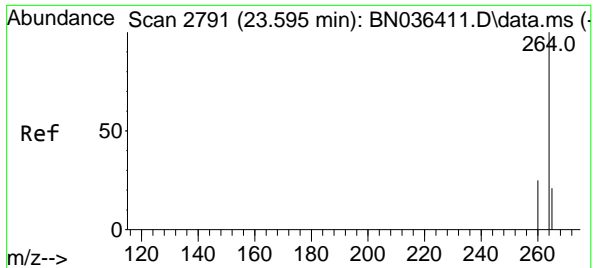


#34  
 Bis(2-ethylhexyl)phthalate  
 Concen: 0.392 ng  
 RT: 21.241 min Scan# 2254  
 Delta R.T. 0.000 min  
 Lab File: BN036411.D  
 Acq: 10 Feb 2025 13:36

Tgt Ion	Resp	Lower	Upper
149	5815		
167	26.5	21.2	31.8
279	3.4	2.7	4.1







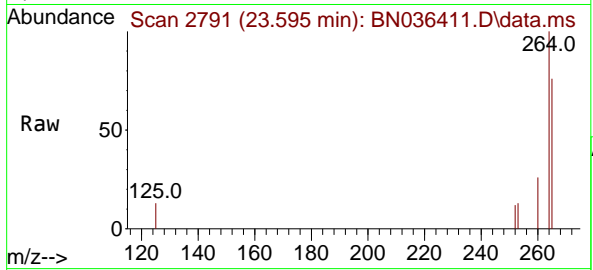
#35  
 Perylene-d12  
 Concen: 0.400 ng  
 RT: 23.595 min Scan# 21  
 Delta R.T. 0.000 min  
 Lab File: BN036411.D  
 Acq: 10 Feb 2025 13:36

Instrument :

BNA\_N

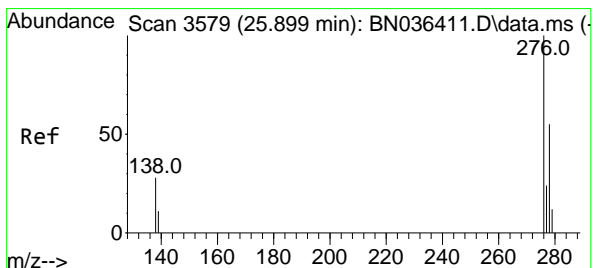
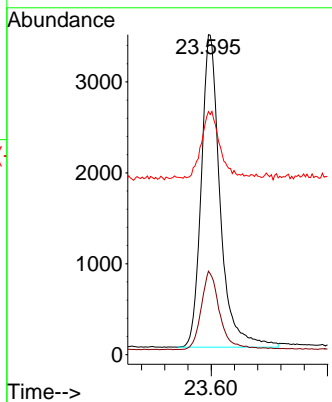
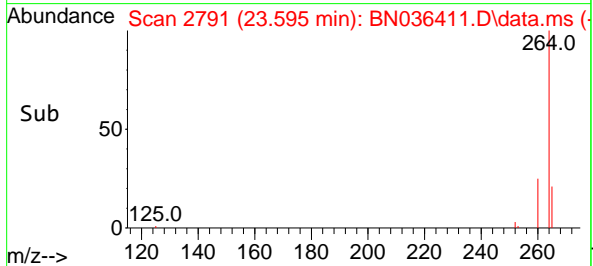
ClientSampleId :

SSTDICCC0.4

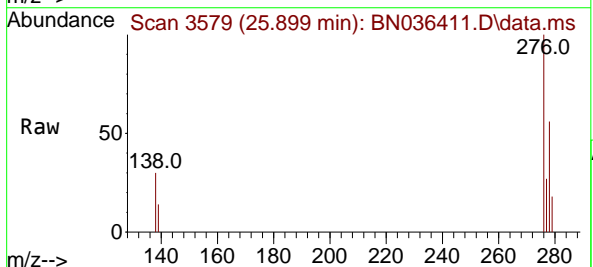


Tgt Ion:264 Resp: 7735

Ion	Ratio	Lower	Upper
264	100		
260	26.1	20.9	31.3
265	75.9	60.7	91.1

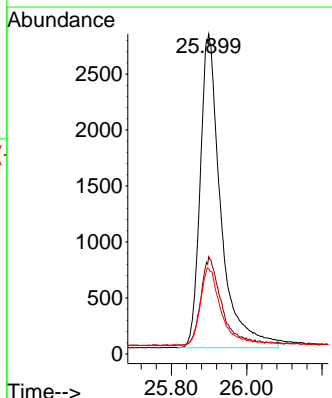
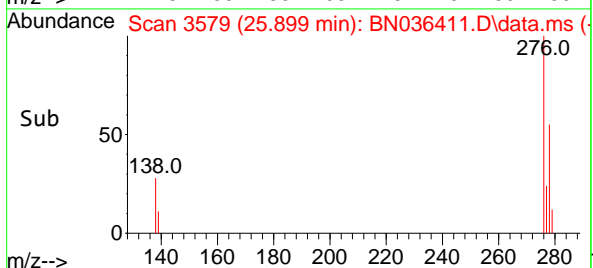


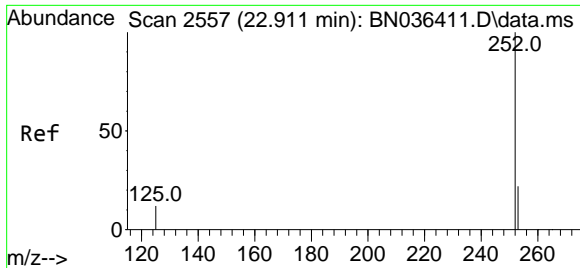
#36  
 Indeno(1,2,3-cd)pyrene  
 Concen: 0.351 ng  
 RT: 25.899 min Scan# 3579  
 Delta R.T. 0.000 min  
 Lab File: BN036411.D  
 Acq: 10 Feb 2025 13:36



Tgt Ion:276 Resp: 10661

Ion	Ratio	Lower	Upper
276	100		
138	27.8	22.2	33.2
277	24.8	19.8	29.6





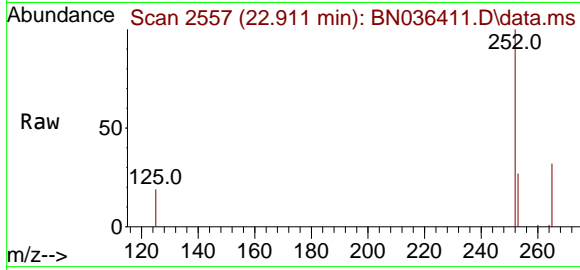
#37  
 Benzo(b)fluoranthene  
 Concen: 0.355 ng  
 RT: 22.911 min Scan# 2557  
 Delta R.T. 0.000 min  
 Lab File: BN036411.D  
 Acq: 10 Feb 2025 13:36

Instrument :

BNA\_N

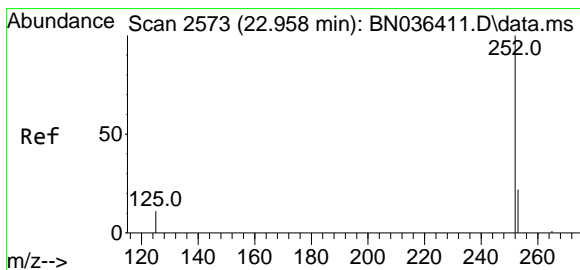
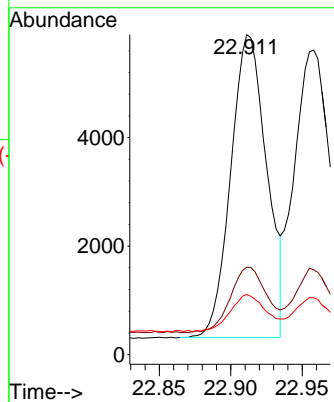
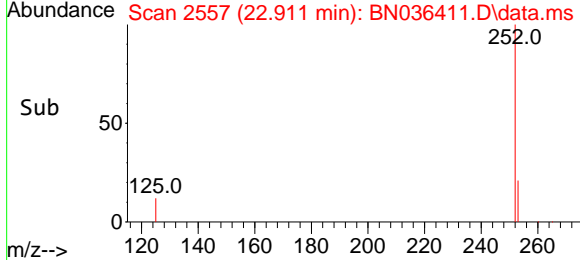
ClientSampleId :

SSTDICCC0.4



Tgt Ion:252 Resp: 9743

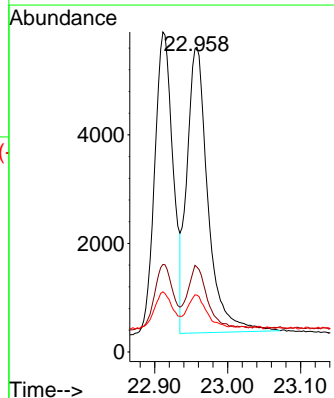
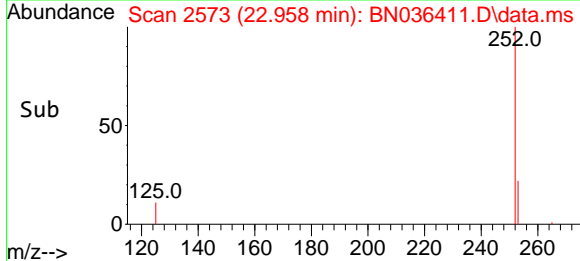
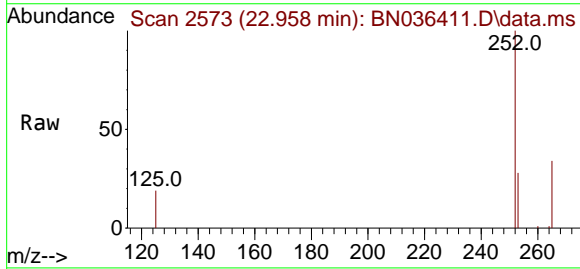
Ion	Ratio	Lower	Upper
252	100		
253	27.4	21.9	32.9
125	18.8	15.0	22.6

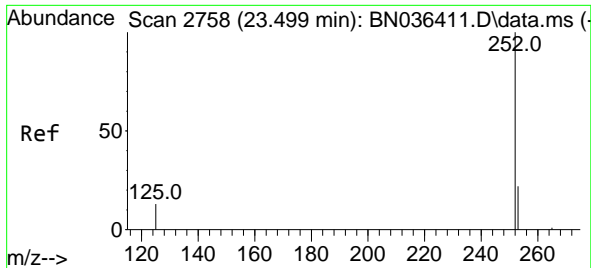


#38  
 Benzo(k)fluoranthene  
 Concen: 0.377 ng  
 RT: 22.958 min Scan# 2573  
 Delta R.T. 0.000 min  
 Lab File: BN036411.D  
 Acq: 10 Feb 2025 13:36

Tgt Ion:252 Resp: 10543

Ion	Ratio	Lower	Upper
252	100		
253	27.8	22.2	33.4
125	18.7	15.0	22.4



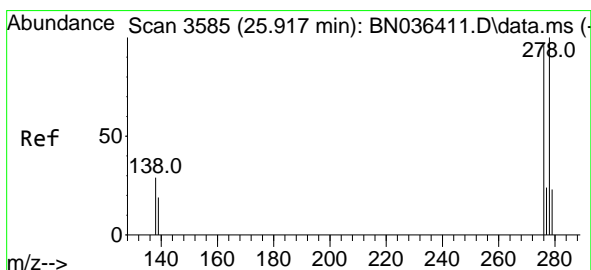
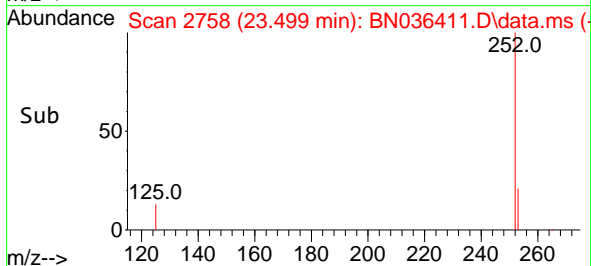
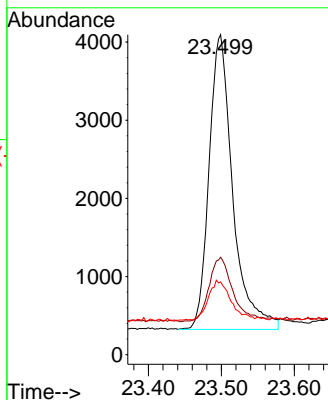
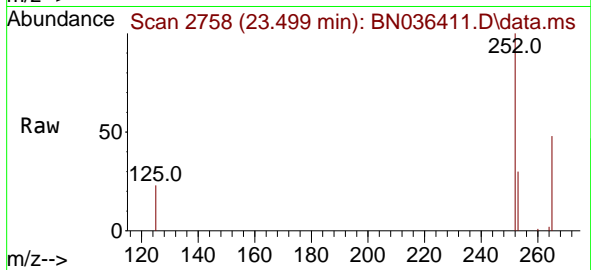


#39  
 Benzo(a)pyrene  
 Concen: 0.362 ng  
 RT: 23.499 min Scan# 21  
 Delta R.T. 0.000 min  
 Lab File: BN036411.D  
 Acq: 10 Feb 2025 13:36

Instrument :  
 BNA\_N  
 ClientSampleId :  
 SSTDICCC0.4

Tgt Ion:252 Resp: 8521

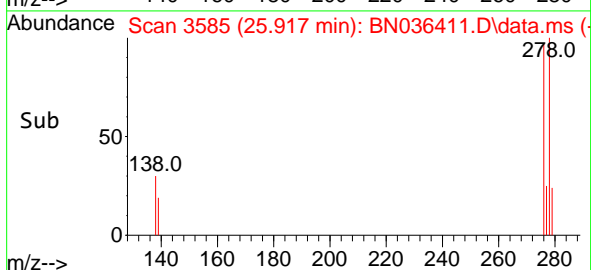
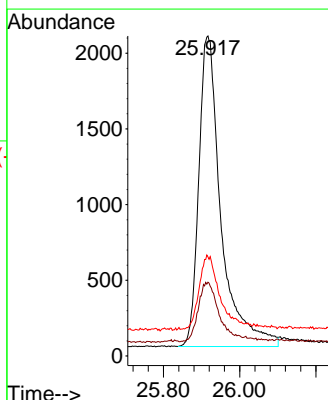
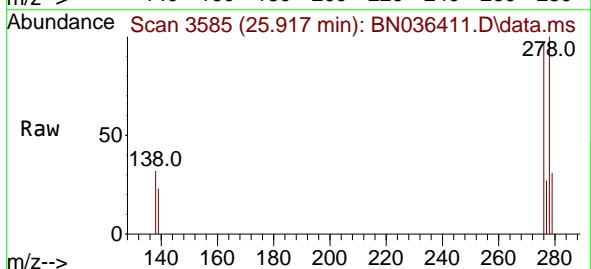
Ion	Ratio	Lower	Upper
252	100		
253	30.5	24.4	36.6
125	22.7	18.2	27.2

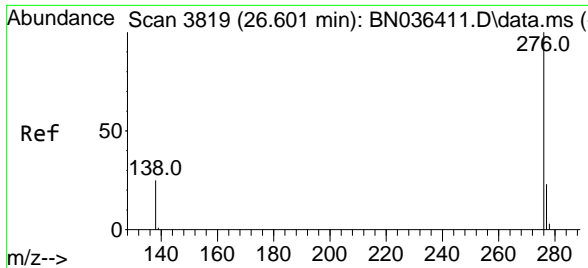


#40  
 Dibenzo(a,h)anthracene  
 Concen: 0.344 ng  
 RT: 25.917 min Scan# 3585  
 Delta R.T. 0.000 min  
 Lab File: BN036411.D  
 Acq: 10 Feb 2025 13:36

Tgt Ion:278 Resp: 8314

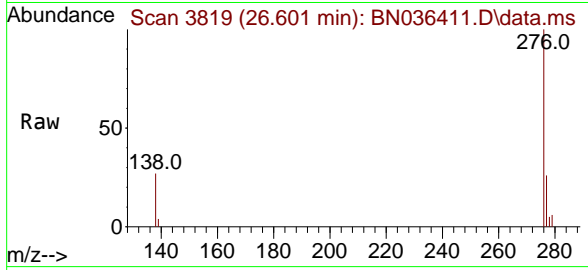
Ion	Ratio	Lower	Upper
278	100		
139	23.1	18.5	27.7
279	31.0	24.8	37.2



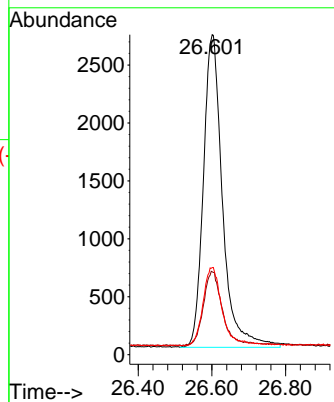
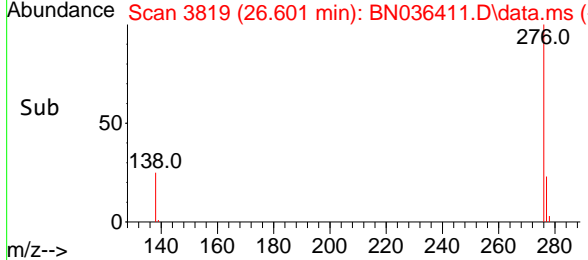


#41  
Benzo(g,h,i)perylene  
Concen: 0.366 ng  
RT: 26.601 min Scan# 3819  
Delta R.T. 0.000 min  
Lab File: BN036411.D  
Acq: 10 Feb 2025 13:36

Instrument : BNA\_N  
ClientSampleId : SSTDICCC0.4



Tgt Ion	Resp	Ion Ratio	Lower	Upper
276	9701	100		
277		25.9	20.7	31.1
138		27.2	21.8	32.6



Data Path : Z:\svoasrv\HPCHEM1\BNA\_N\Data\BN021025\  
 Data File : BN036412.D  
 Acq On : 10 Feb 2025 14:12  
 Operator : RC/JU  
 Sample : SSTDICC0.8  
 Misc :  
 ALS Vial : 5 Sample Multiplier: 1

Instrument :  
 BNA\_N  
 ClientSampleId :  
 SSTDICC0.8

Quant Time: Feb 11 00:36:15 2025  
 Quant Method : Z:\svoasrv\HPCHEM1\BNA\_N\Methods\8270-SIM-BN021025.M  
 Quant Title : ASP BNA STANDARDS FOR 5 POINT CALIBRATION  
 QLast Update : Tue Feb 11 00:33:05 2025  
 Response via : Initial Calibration

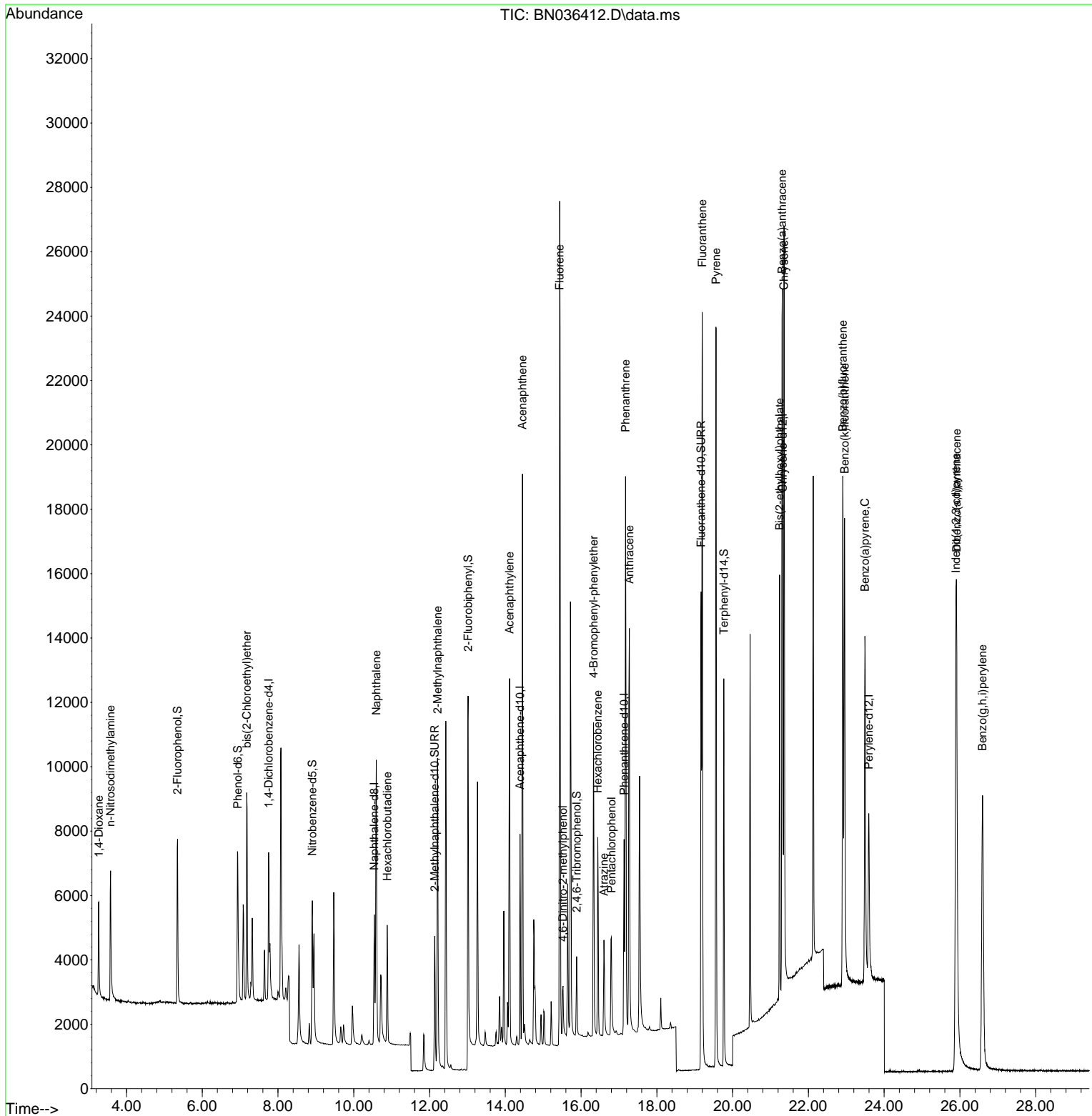
Compound	R.T.	QIon	Response	Conc	Units	Dev(Min)	
Internal Standards							
1) 1,4-Dichlorobenzene-d4	7.753	152	2190	0.400	ng	0.00	
7) Naphthalene-d8	10.541	136	5510	0.400	ng	0.00	
13) Acenaphthene-d10	14.388	164	3611	0.400	ng	0.00	
19) Phenanthrene-d10	17.136	188	8139	0.400	ng	0.00	
29) Chrysene-d12	21.322	240	7521	0.400	ng	0.00	
35) Perylene-d12	23.595	264	7758	0.400	ng	0.00	
System Monitoring Compounds							
4) 2-Fluorophenol	5.348	112	4030	0.723	ng	0.00	
5) Phenol-d6	6.937	99	4653	0.715	ng	0.00	
8) Nitrobenzene-d5	8.907	82	4082	0.795	ng	0.00	
11) 2-Methylnaphthalene-d10	12.136	152	6480	0.860	ng	0.00	
14) 2,4,6-Tribromophenol	15.883	330	1331	0.598	ng	0.00	
15) 2-Fluorobiphenyl	13.019	172	10765	0.699	ng	0.00	
27) Fluoranthene-d10	19.169	212	17242	0.823	ng	0.00	
31) Terphenyl-d14	19.768	244	12467	0.800	ng	0.00	
Target Compounds							
2) 1,4-Dioxane	3.268	88	1812	0.748	ng	99	
3) n-Nitrosodimethylamine	3.579	42	3171	0.729	ng	#	98
6) bis(2-Chloroethyl)ether	7.176	93	4947	0.915	ng		97
9) Naphthalene	10.594	128	11992	0.762	ng		98
10) Hexachlorobutadiene	10.883	225	2996	0.608	ng	#	100
12) 2-Methylnaphthalene	12.212	142	7947	0.804	ng		97
16) Acenaphthylene	14.110	152	12153	0.727	ng		99
17) Acenaphthene	14.452	154	8143	0.712	ng		98
18) Fluorene	15.435	166	11752	0.798	ng		100
20) 4,6-Dinitro-2-methylph...	15.523	198	1199	0.658	ng	#	66
21) 4-Bromophenyl-phenylether	16.329	248	3776	0.677	ng		94
22) Hexachlorobenzene	16.441	284	4670	0.642	ng		96
23) Atrazine	16.602	200	3020	0.737	ng		94
24) Pentachlorophenol	16.801	266	1989	0.625	ng		99
25) Phenanthrene	17.173	178	18094	0.758	ng		99
26) Anthracene	17.273	178	15928	0.735	ng		99
28) Fluoranthene	19.197	202	22075	0.781	ng		99
30) Pyrene	19.564	202	22410	0.746	ng		99
32) Benzo(a)anthracene	21.304	228	18881	0.707	ng		98
33) Chrysene	21.358	228	21269	0.776	ng		97
34) Bis(2-ethylhexyl)phtha...	21.241	149	11207	0.752	ng		99
36) Indeno(1,2,3-cd)pyrene	25.893	276	21570	0.708	ng		98
37) Benzo(b)fluoranthene	22.908	252	20019	0.727	ng	#	93
38) Benzo(k)fluoranthene	22.955	252	20570	0.733	ng	#	93
39) Benzo(a)pyrene	23.493	252	17289	0.731	ng	#	91
40) Dibenzo(a,h)anthracene	25.911	278	16872	0.697	ng		93
41) Benzo(g,h,i)perylene	26.598	276	19078	0.718	ng		98

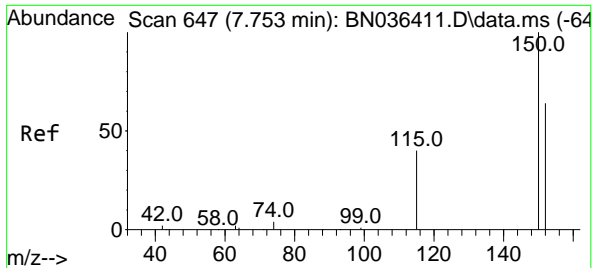
(#) = qualifier out of range (m) = manual integration (+) = signals summed

Data Path : Z:\svoasrv\HPCHEM1\BNA\_N\Data\BN021025\  
 Data File : BN036412.D  
 Acq On : 10 Feb 2025 14:12  
 Operator : RC/JU  
 Sample : SSTDICC0.8  
 Misc :  
 ALS Vial : 5 Sample Multiplier: 1

Instrument :  
 BNA\_N  
 ClientSampleId :  
 SSTDICC0.8

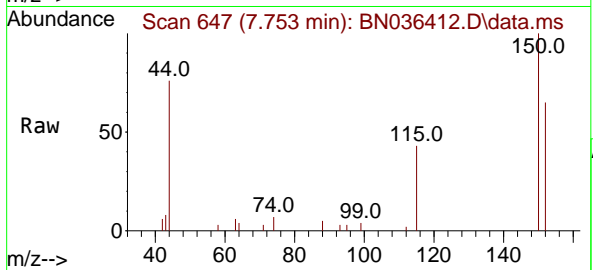
Quant Time: Feb 11 00:36:15 2025  
 Quant Method : Z:\svoasrv\HPCHEM1\BNA\_N\Methods\8270-SIM-BN021025.M  
 Quant Title : ASP BNA STANDARDS FOR 5 POINT CALIBRATION  
 QLast Update : Tue Feb 11 00:33:05 2025  
 Response via : Initial Calibration



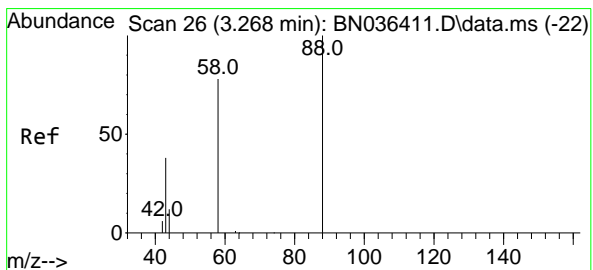
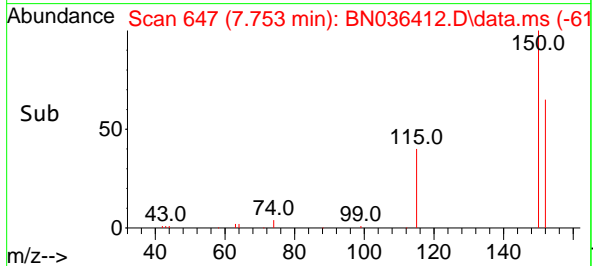
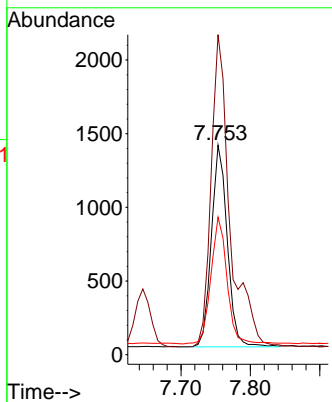


#1  
 1,4-Dichlorobenzene-d4  
 Concen: 0.400 ng  
 RT: 7.753 min Scan# 64  
 Delta R.T. 0.000 min  
 Lab File: BN036412.D  
 Acq: 10 Feb 2025 14:12

Instrument :  
 BNA\_N  
 ClientSampleId :  
 SSTDICC0.8

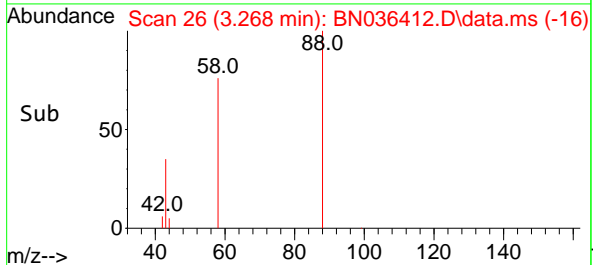
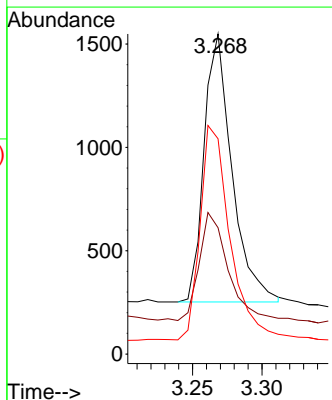
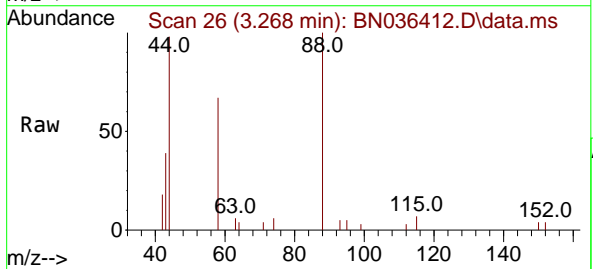


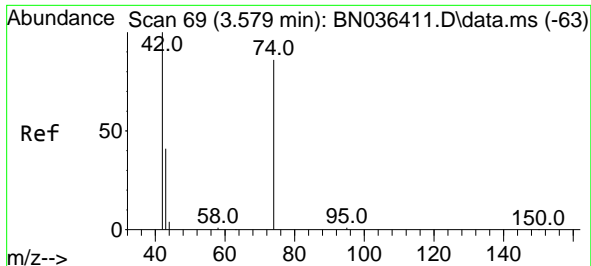
Tgt Ion:152 Resp: 2190  
 Ion Ratio Lower Upper  
 152 100  
 150 152.7 123.7 185.5  
 115 65.6 52.5 78.7



#2  
 1,4-Dioxane  
 Concen: 0.748 ng  
 RT: 3.268 min Scan# 26  
 Delta R.T. 0.000 min  
 Lab File: BN036412.D  
 Acq: 10 Feb 2025 14:12

Tgt Ion: 88 Resp: 1812  
 Ion Ratio Lower Upper  
 88 100  
 43 41.0 33.7 50.5  
 58 86.3 68.9 103.3



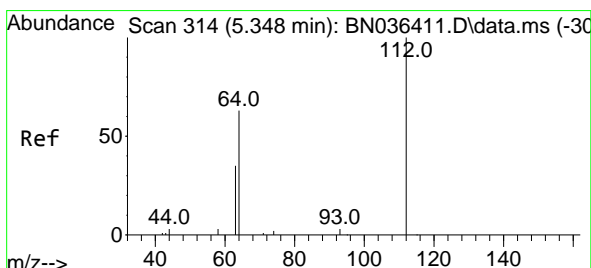
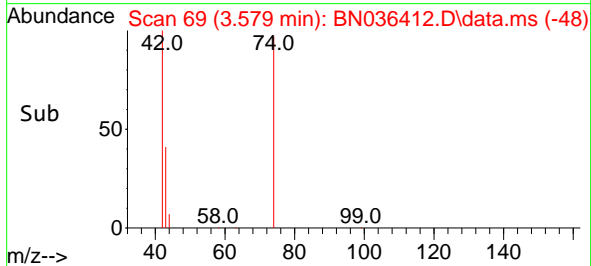
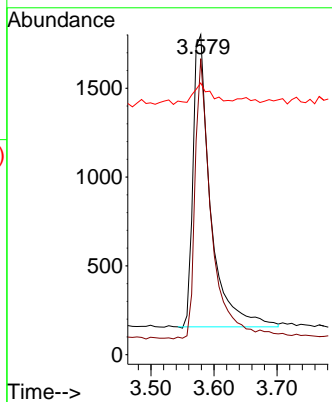
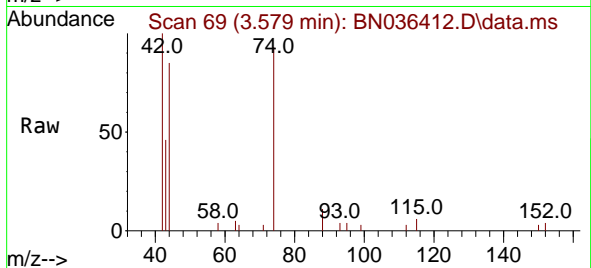


#3  
 n-Nitrosodimethylamine  
 Concen: 0.729 ng  
 RT: 3.579 min Scan# 69  
 Delta R.T. 0.000 min  
 Lab File: BN036412.D  
 Acq: 10 Feb 2025 14:12

Instrument :  
 BNA\_N  
 ClientSampleId :  
 SSTDICC0.8

Tgt Ion: 42 Resp: 3171

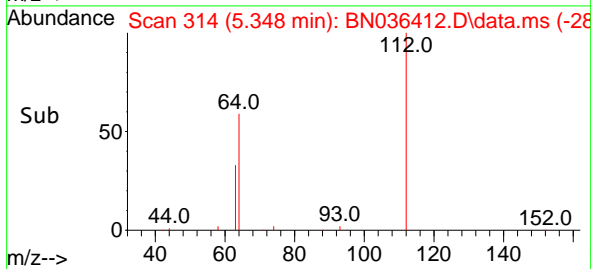
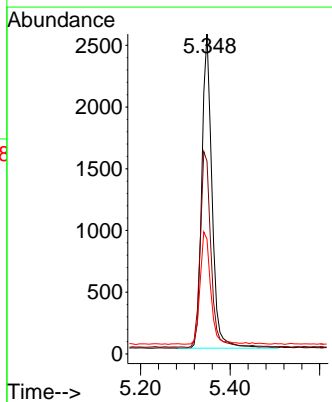
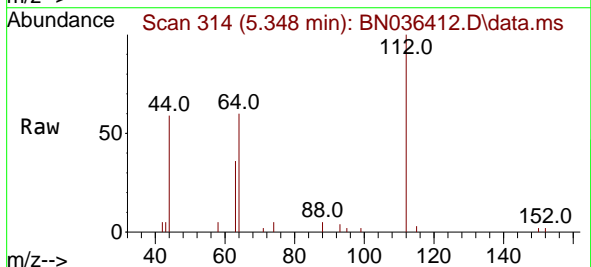
Ion	Ratio	Lower	Upper
42	100		
74	91.4	71.8	107.6
44	7.2	7.8	11.6#



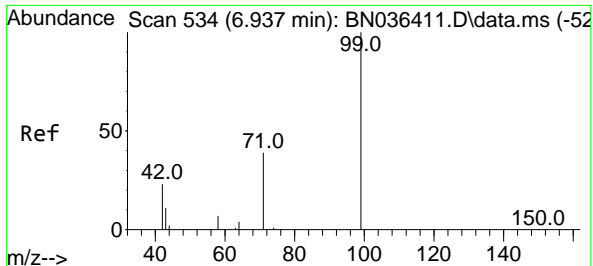
#4  
 2-Fluorophenol  
 Concen: 0.723 ng  
 RT: 5.348 min Scan# 314  
 Delta R.T. 0.000 min  
 Lab File: BN036412.D  
 Acq: 10 Feb 2025 14:12

Tgt Ion: 112 Resp: 4030

Ion	Ratio	Lower	Upper
112	100		
64	65.3	53.4	80.0
63	36.6	30.3	45.5



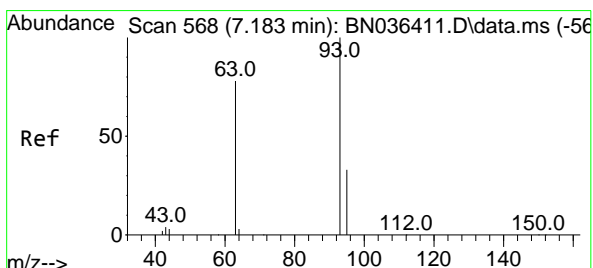
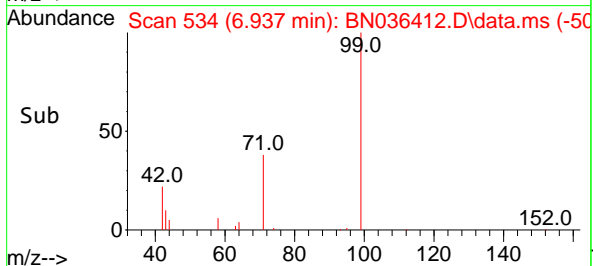
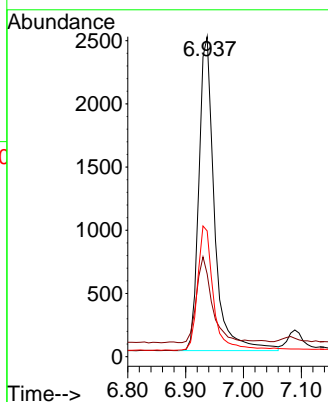
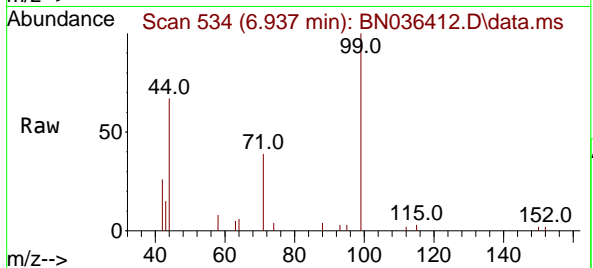




#5  
 Phenol-d6  
 Concen: 0.715 ng  
 RT: 6.937 min Scan# 51  
 Delta R.T. 0.000 min  
 Lab File: BN036412.D  
 Acq: 10 Feb 2025 14:12

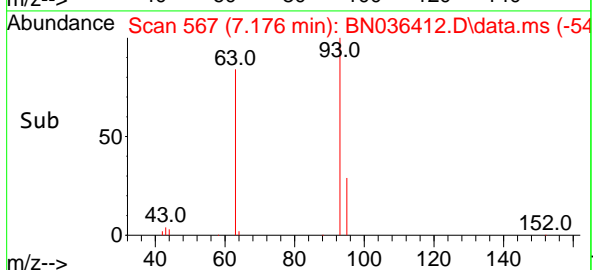
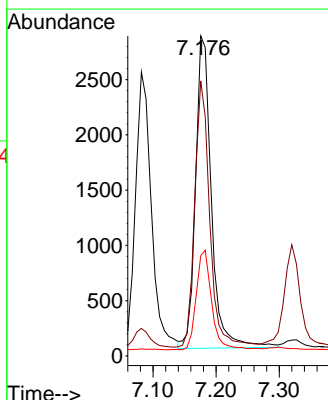
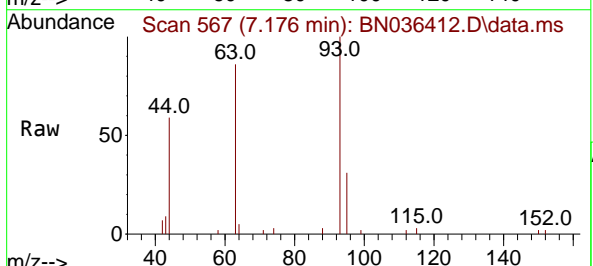
Instrument :  
 BNA\_N  
 ClientSampleId :  
 SSTDICC0.8

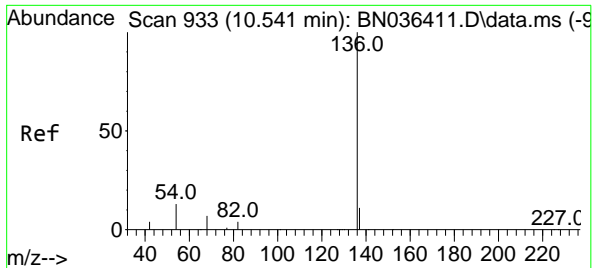
Tgt Ion	Resp	Ion Ratio	Lower	Upper
99	4653	100		
42		27.6	21.7	32.5
71		40.0	32.6	49.0



#6  
 bis(2-Chloroethyl)ether  
 Concen: 0.915 ng  
 RT: 7.176 min Scan# 567  
 Delta R.T. -0.007 min  
 Lab File: BN036412.D  
 Acq: 10 Feb 2025 14:12

Tgt Ion	Resp	Ion Ratio	Lower	Upper
93	4947	100		
63		80.8	66.3	99.5
95		31.0	26.2	39.4





#7  
 Naphthalene-d8  
 Concen: 0.400 ng  
 RT: 10.541 min Scan# 911  
 Delta R.T. 0.000 min  
 Lab File: BN036412.D  
 Acq: 10 Feb 2025 14:12

Instrument :

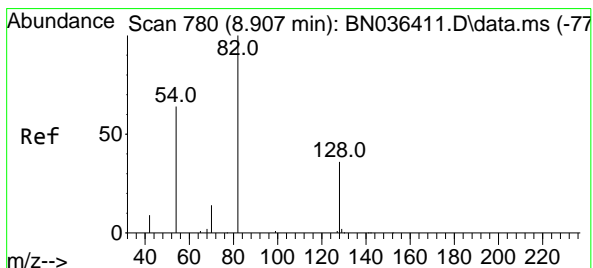
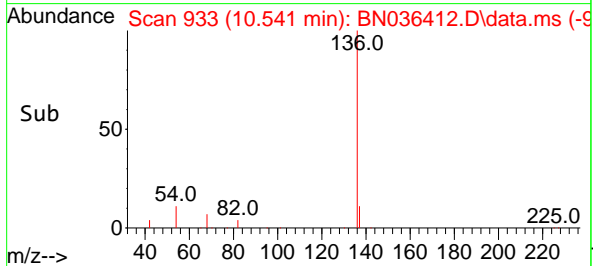
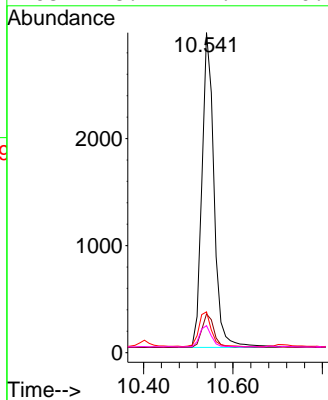
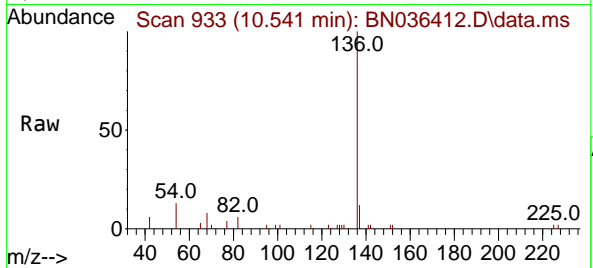
BNA\_N

ClientSampleId :

SSTDICC0.8

Tgt Ion:136 Resp: 5510

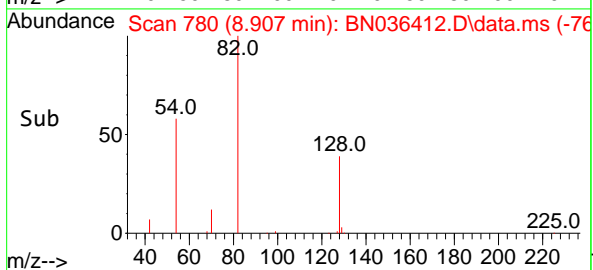
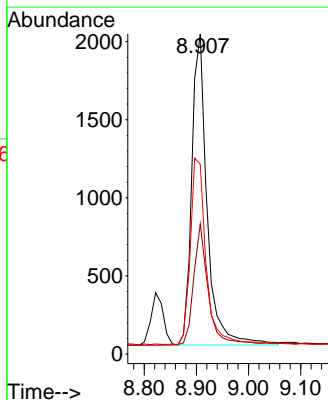
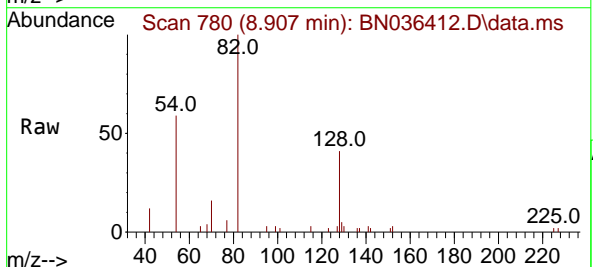
Ion	Ratio	Lower	Upper
136	100		
137	12.1	10.1	15.1
54	12.7	11.8	17.6
68	8.4	7.2	10.8

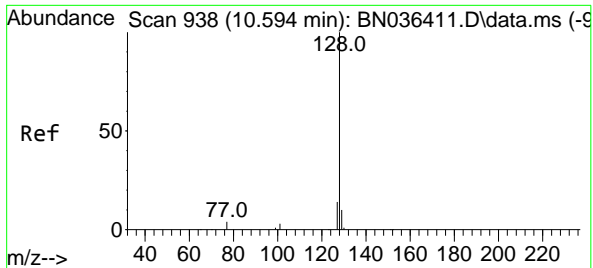


#8  
 Nitrobenzene-d5  
 Concen: 0.795 ng  
 RT: 8.907 min Scan# 780  
 Delta R.T. 0.000 min  
 Lab File: BN036412.D  
 Acq: 10 Feb 2025 14:12

Tgt Ion: 82 Resp: 4082

Ion	Ratio	Lower	Upper
82	100		
128	40.7	31.9	47.9
54	59.3	53.1	79.7



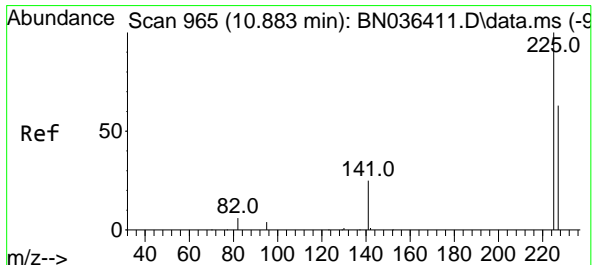
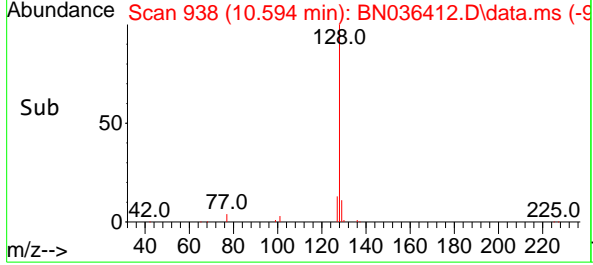
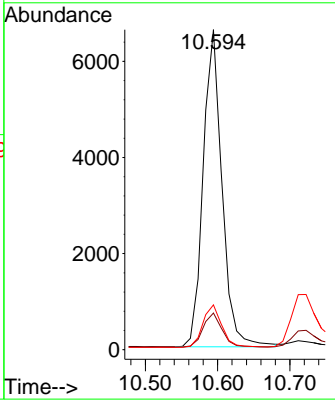
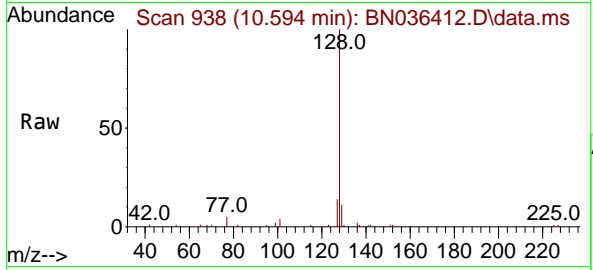


#9  
Naphthalene  
Concen: 0.762 ng  
RT: 10.594 min Scan# 911  
Delta R.T. 0.000 min  
Lab File: BN036412.D  
Acq: 10 Feb 2025 14:12

Instrument : BNA\_N  
ClientSampleId : SSTDICC0.8

Tgt Ion:128 Resp: 11992

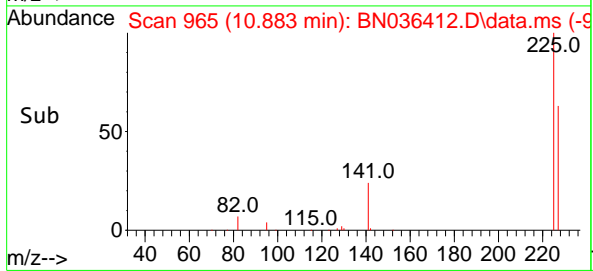
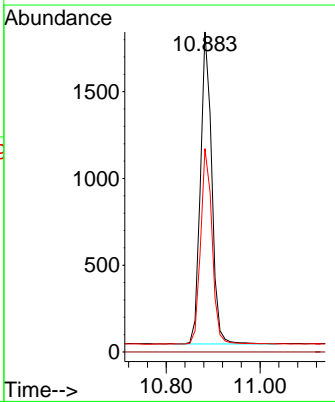
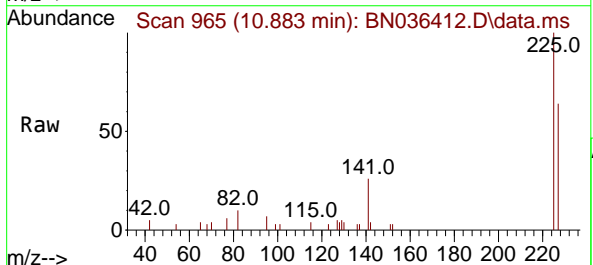
Ion	Ratio	Lower	Upper
128	100		
129	11.5	9.6	14.4
127	14.0	12.0	18.0

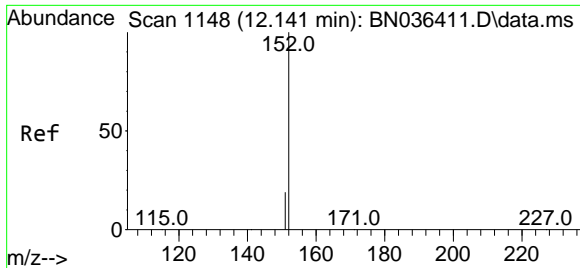


#10  
Hexachlorobutadiene  
Concen: 0.608 ng  
RT: 10.883 min Scan# 965  
Delta R.T. 0.000 min  
Lab File: BN036412.D  
Acq: 10 Feb 2025 14:12

Tgt Ion:225 Resp: 2996

Ion	Ratio	Lower	Upper
225	100		
223	0.0	0.0	0.0
227	64.0	50.9	76.3





#11  
 2-Methylnaphthalene-d10  
 Concen: 0.860 ng  
 RT: 12.136 min Scan# 1147  
 Delta R.T. -0.005 min  
 Lab File: BN036412.D  
 Acq: 10 Feb 2025 14:12

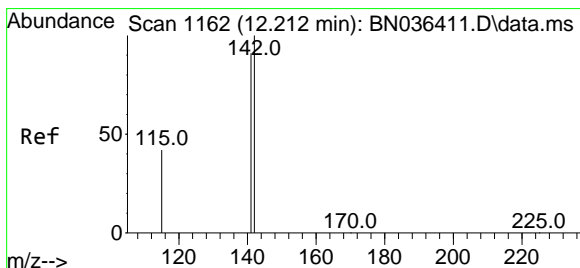
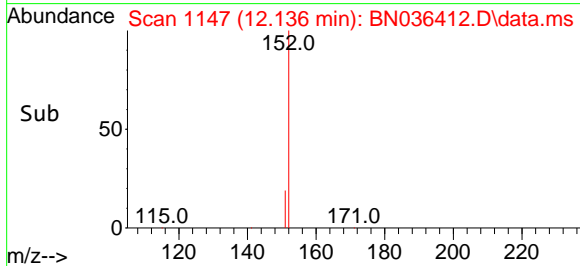
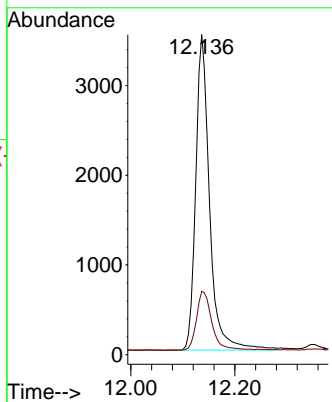
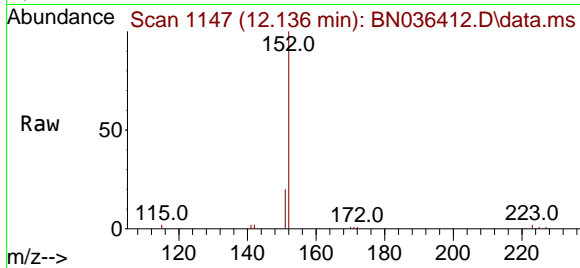
Instrument :

BNA\_N

ClientSampleId :

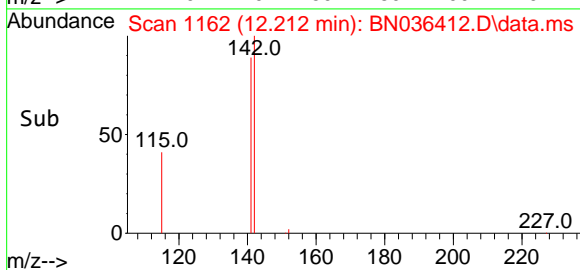
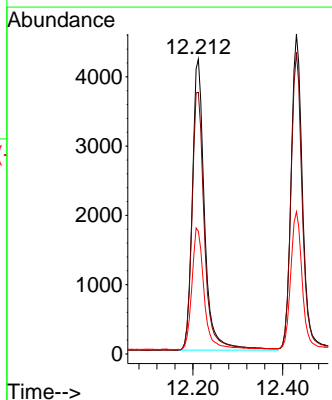
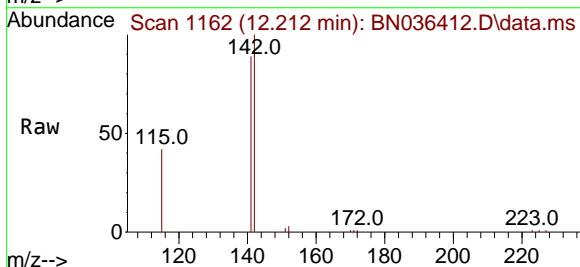
SSTDICC0.8

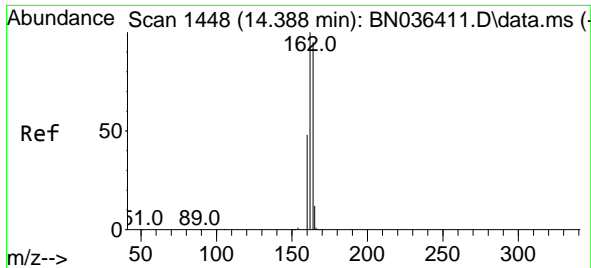
Tgt Ion:152 Resp: 6480  
 Ion Ratio Lower Upper  
 152 100  
 151 20.7 16.6 25.0



#12  
 2-Methylnaphthalene  
 Concen: 0.804 ng  
 RT: 12.212 min Scan# 1162  
 Delta R.T. 0.000 min  
 Lab File: BN036412.D  
 Acq: 10 Feb 2025 14:12

Tgt Ion:142 Resp: 7947  
 Ion Ratio Lower Upper  
 142 100  
 141 88.7 72.8 109.2  
 115 41.6 35.5 53.3



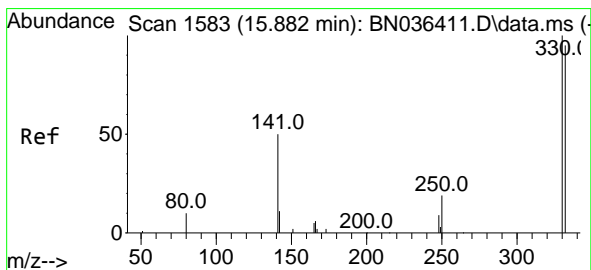
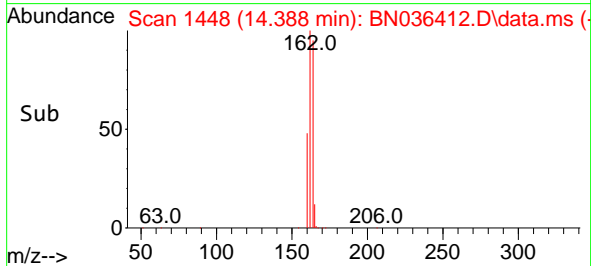
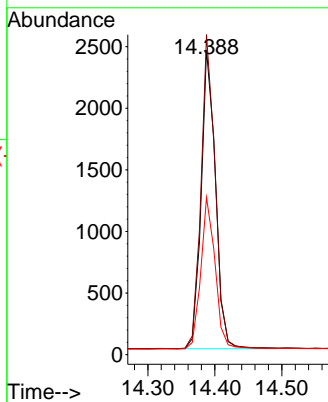
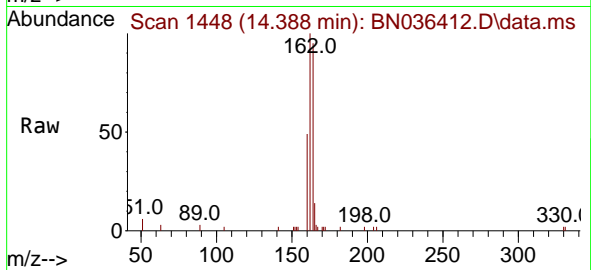


#13  
 Acenaphthene-d10  
 Concen: 0.400 ng  
 RT: 14.388 min Scan# 1448  
 Delta R.T. 0.000 min  
 Lab File: BN036412.D  
 Acq: 10 Feb 2025 14:12

Instrument :  
 BNA\_N  
 ClientSampleId :  
 SSTDICC0.8

Tgt Ion:164 Resp: 3611

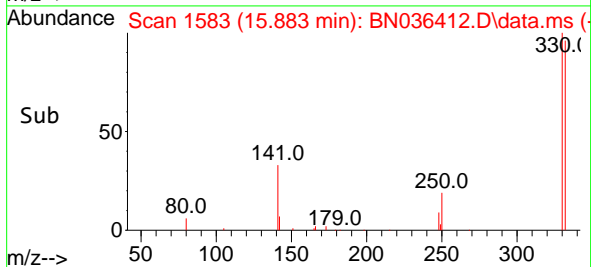
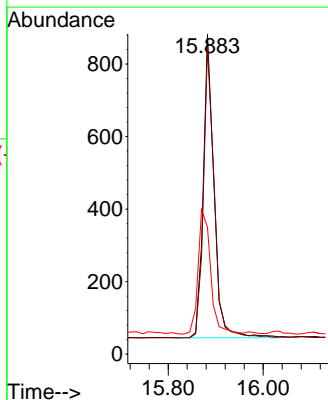
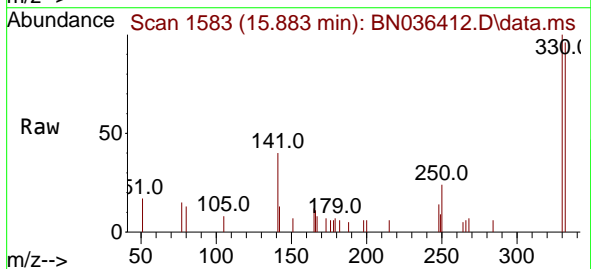
Ion	Ratio	Lower	Upper
164	100		
162	105.0	84.1	126.1
160	51.6	41.4	62.0

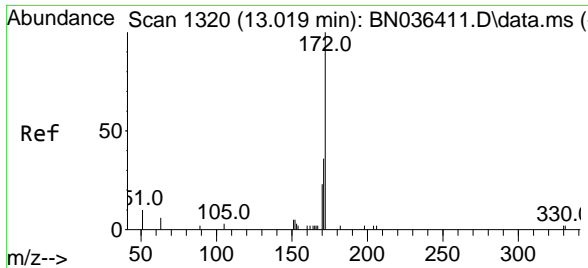


#14  
 2,4,6-Tribromophenol  
 Concen: 0.598 ng  
 RT: 15.883 min Scan# 1583  
 Delta R.T. 0.000 min  
 Lab File: BN036412.D  
 Acq: 10 Feb 2025 14:12

Tgt Ion:330 Resp: 1331

Ion	Ratio	Lower	Upper
330	100		
332	95.8	76.6	114.8
141	47.5	37.8	56.8



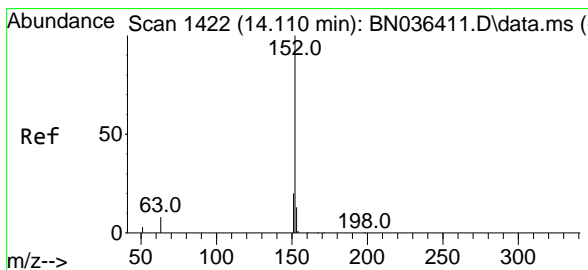
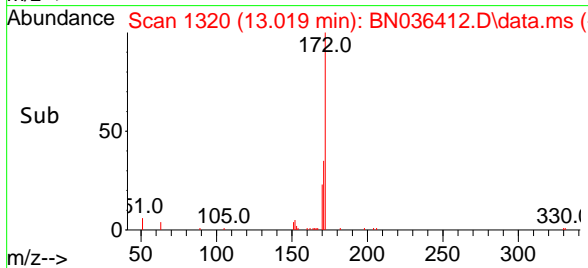
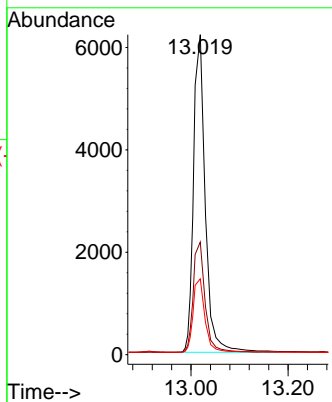
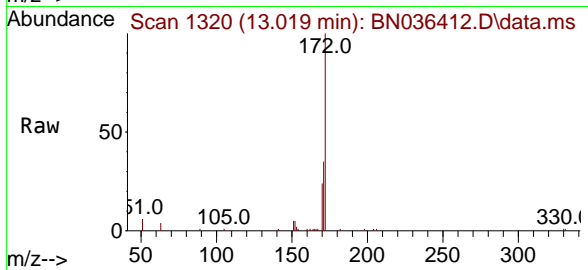


#15  
 2-Fluorobiphenyl  
 Concen: 0.699 ng  
 RT: 13.019 min Scan# 11  
 Delta R.T. 0.000 min  
 Lab File: BN036412.D  
 Acq: 10 Feb 2025 14:12

Instrument : BNA\_N  
 ClientSampleId : SSTDICC0.8

Tgt Ion:172 Resp: 10765

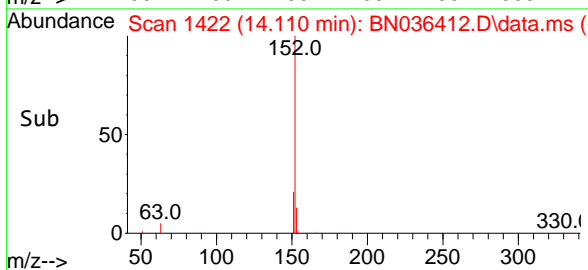
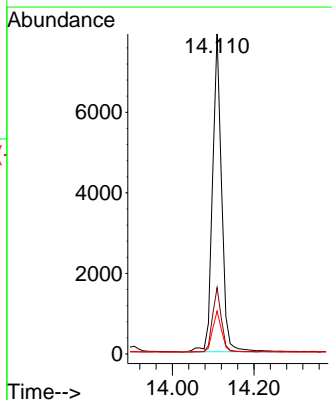
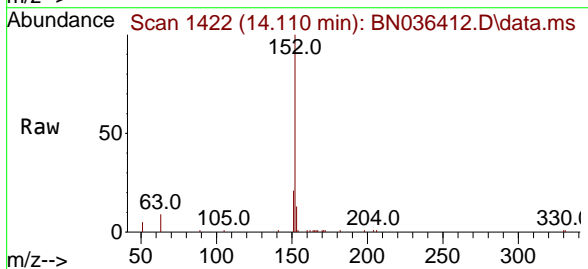
Ion	Ratio	Lower	Upper
172	100		
171	35.2	29.6	44.4
170	23.7	19.8	29.6

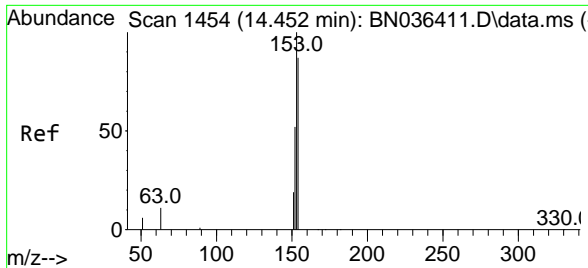


#16  
 Acenaphthylene  
 Concen: 0.727 ng  
 RT: 14.110 min Scan# 1422  
 Delta R.T. 0.000 min  
 Lab File: BN036412.D  
 Acq: 10 Feb 2025 14:12

Tgt Ion:152 Resp: 12153

Ion	Ratio	Lower	Upper
152	100		
151	20.0	15.8	23.8
153	13.0	10.2	15.2

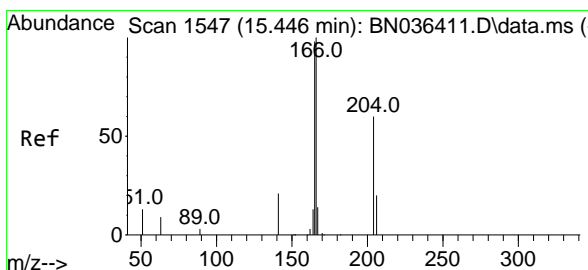
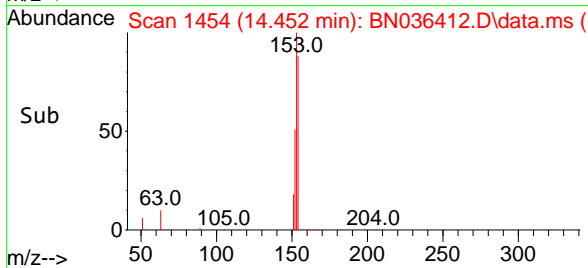
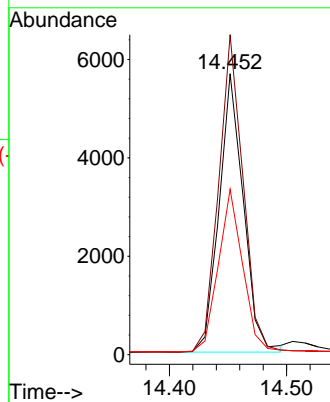
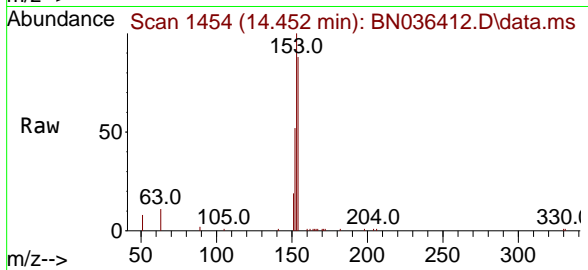




#17  
 Acenaphthene  
 Concen: 0.712 ng  
 RT: 14.452 min Scan# 14  
 Delta R.T. 0.000 min  
 Lab File: BN036412.D  
 Acq: 10 Feb 2025 14:12

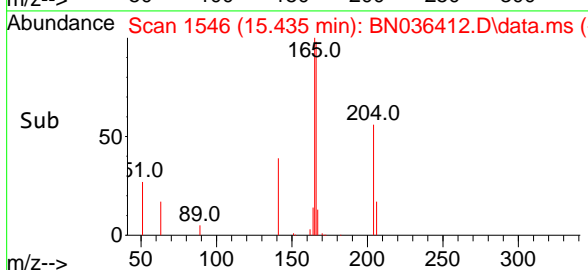
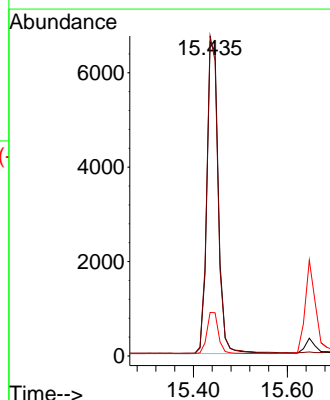
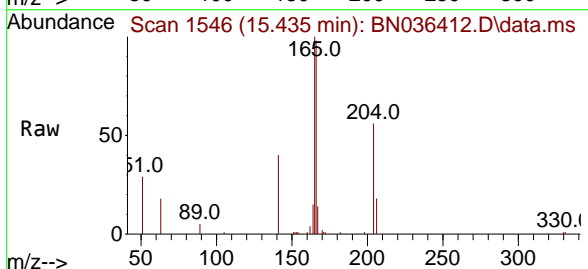
Instrument :  
 BNA\_N  
 ClientSampleId :  
 SSTDICC0.8

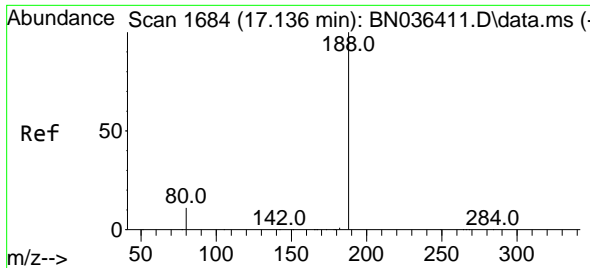
Tgt Ion	Resp	Lower	Upper
154	100		
153	115.5	93.3	139.9
152	59.0	48.8	73.2



#18  
 Fluorene  
 Concen: 0.798 ng  
 RT: 15.435 min Scan# 1546  
 Delta R.T. -0.011 min  
 Lab File: BN036412.D  
 Acq: 10 Feb 2025 14:12

Tgt Ion	Resp	Lower	Upper
166	100		
165	99.6	79.5	119.3
167	13.3	10.4	15.6

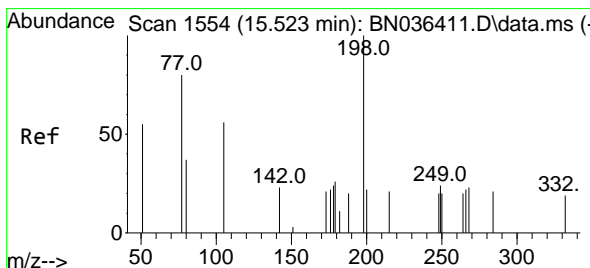
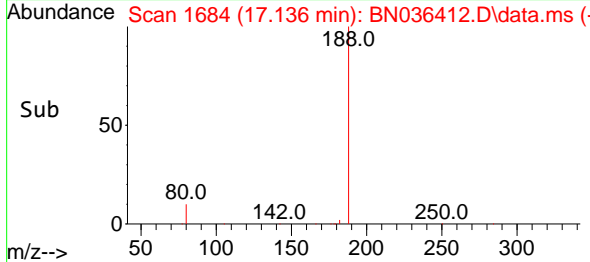
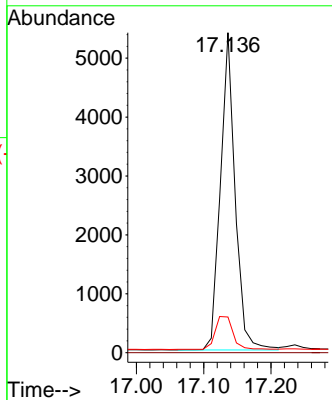
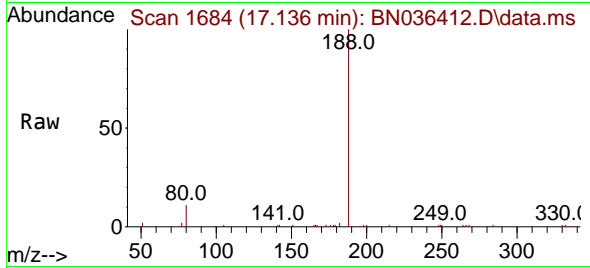




#19  
 Phenanthrene-d10  
 Concen: 0.400 ng  
 RT: 17.136 min Scan# 1684  
 Delta R.T. 0.000 min  
 Lab File: BN036412.D  
 Acq: 10 Feb 2025 14:12

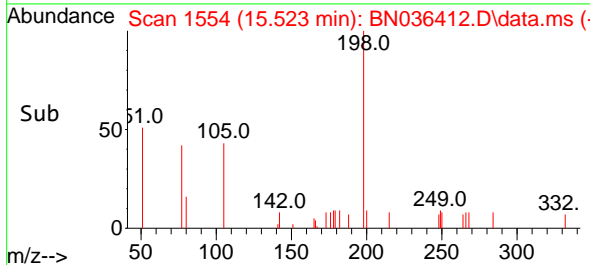
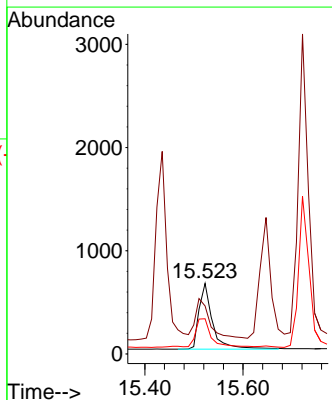
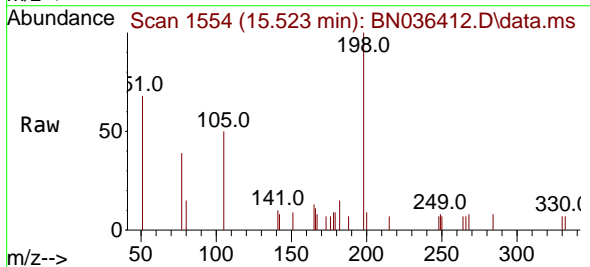
Instrument :  
 BNA\_N  
 ClientSampleId :  
 SSTDICC0.8

Tgt Ion	Resp	Lower	Upper
188	100		
94	0.0	0.0	0.0
80	11.1	9.8	14.6

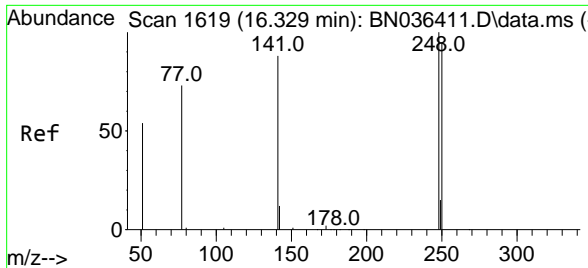


#20  
 4,6-Dinitro-2-methylphenol  
 Concen: 0.658 ng  
 RT: 15.523 min Scan# 1554  
 Delta R.T. 0.000 min  
 Lab File: BN036412.D  
 Acq: 10 Feb 2025 14:12

Tgt Ion	Resp	Lower	Upper
198	100		
51	68.0	86.6	129.8#
105	49.9	57.5	86.3#







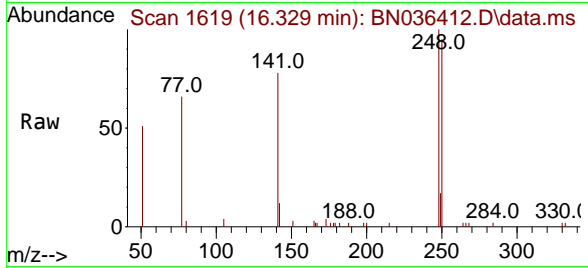
#21  
 4-Bromophenyl-phenylether  
 Concen: 0.677 ng  
 RT: 16.329 min Scan# 1619  
 Delta R.T. 0.000 min  
 Lab File: BN036412.D  
 Acq: 10 Feb 2025 14:12

Instrument :

BNA\_N

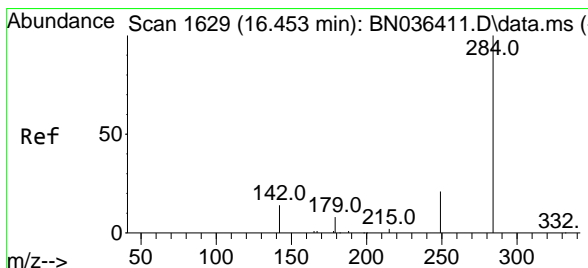
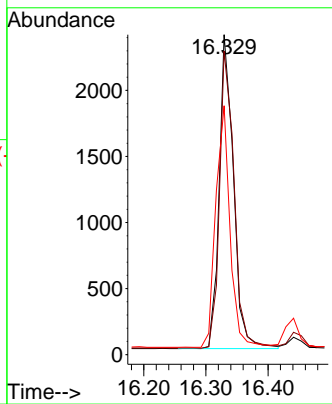
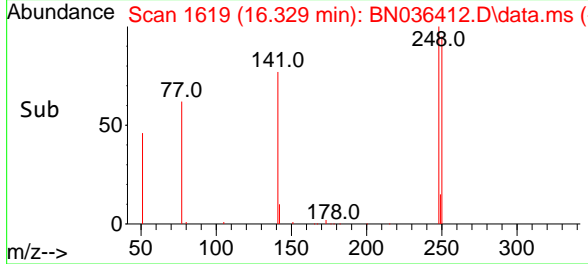
ClientSampleId :

SSTDICC0.8



Tgt Ion:248 Resp: 3776

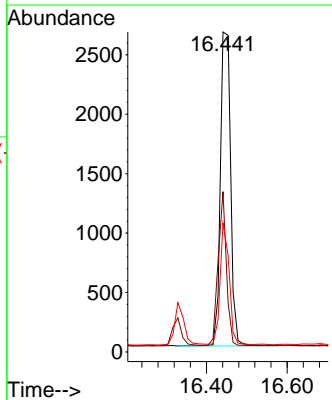
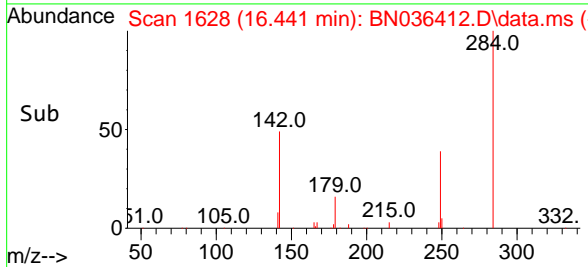
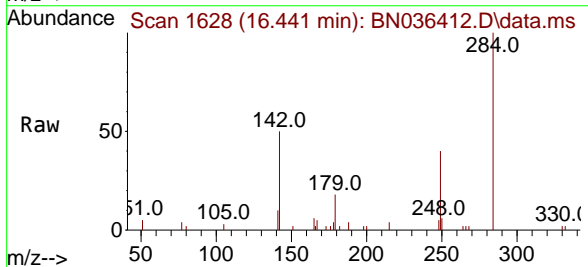
Ion	Ratio	Lower	Upper
248	100		
250	94.9	76.1	114.1
141	77.8	71.7	107.5

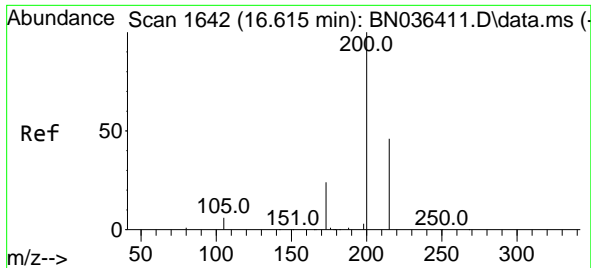


#22  
 Hexachlorobenzene  
 Concen: 0.642 ng  
 RT: 16.441 min Scan# 1628  
 Delta R.T. -0.012 min  
 Lab File: BN036412.D  
 Acq: 10 Feb 2025 14:12

Tgt Ion:284 Resp: 4670

Ion	Ratio	Lower	Upper
284	100		
142	39.5	33.4	50.0
249	33.7	28.6	43.0



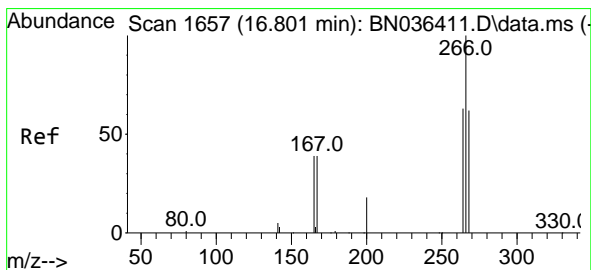
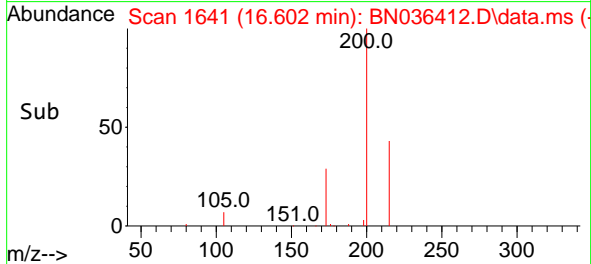
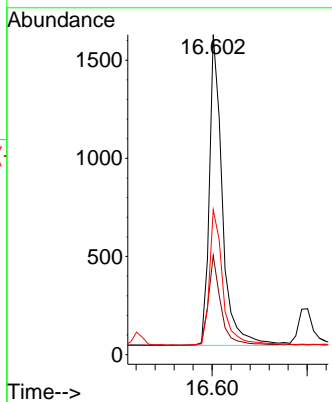
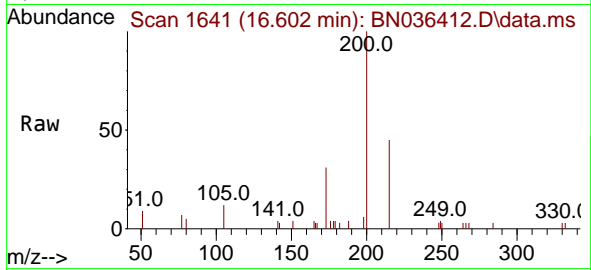


#23  
 Atrazine  
 Concen: 0.737 ng  
 RT: 16.602 min Scan# 1641  
 Delta R.T. -0.012 min  
 Lab File: BN036412.D  
 Acq: 10 Feb 2025 14:12

Instrument :  
 BNA\_N  
 ClientSampleId :  
 SSTDICC0.8

Tgt Ion:200 Resp: 3020

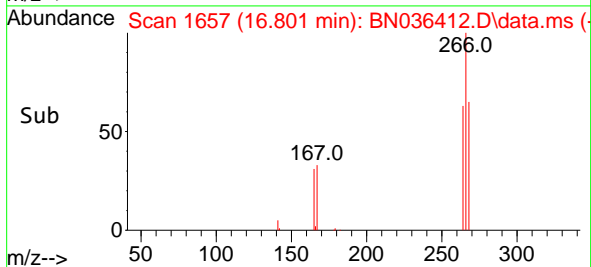
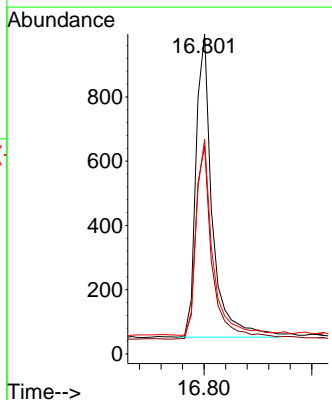
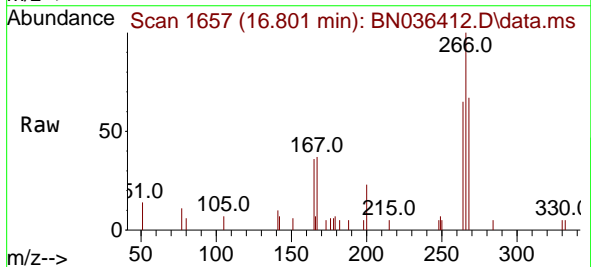
Ion	Ratio	Lower	Upper
200	100		
173	31.0	23.2	34.8
215	45.3	40.0	60.0

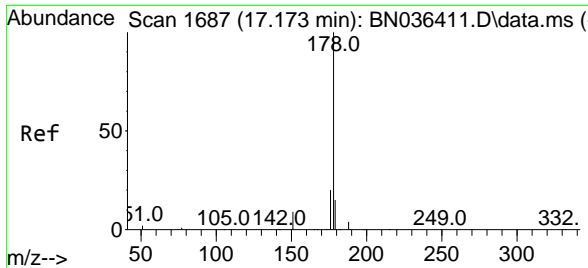


#24  
 Pentachlorophenol  
 Concen: 0.625 ng  
 RT: 16.801 min Scan# 1657  
 Delta R.T. 0.000 min  
 Lab File: BN036412.D  
 Acq: 10 Feb 2025 14:12

Tgt Ion:266 Resp: 1989

Ion	Ratio	Lower	Upper
266	100		
264	64.5	50.6	76.0
268	64.4	51.9	77.9

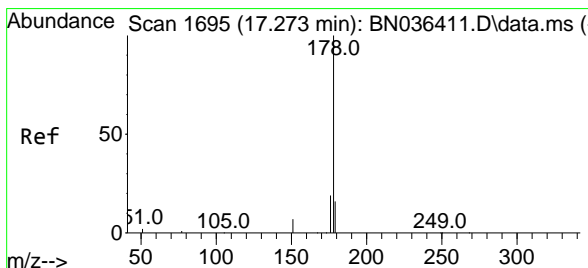
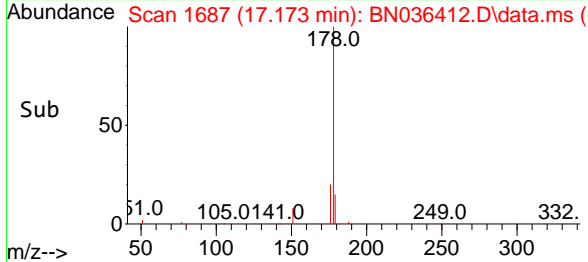
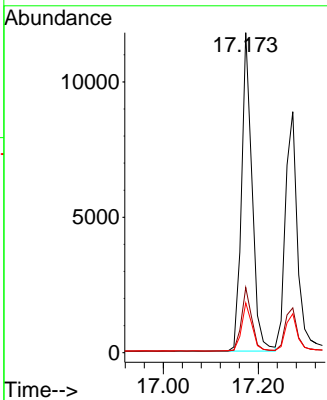
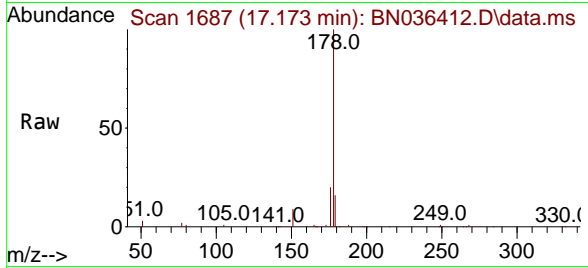




#25  
 Phenanthrene  
 Concen: 0.758 ng  
 RT: 17.173 min Scan# 1687  
 Delta R.T. 0.000 min  
 Lab File: BN036412.D  
 Acq: 10 Feb 2025 14:12

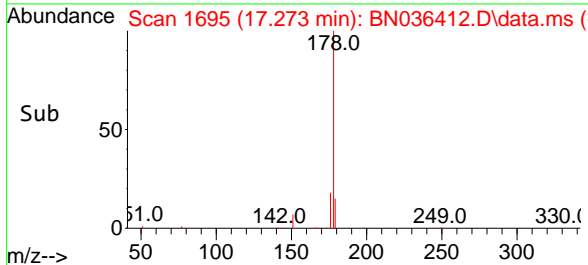
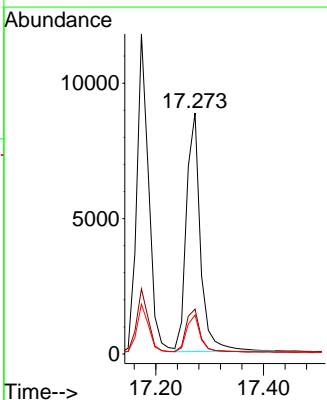
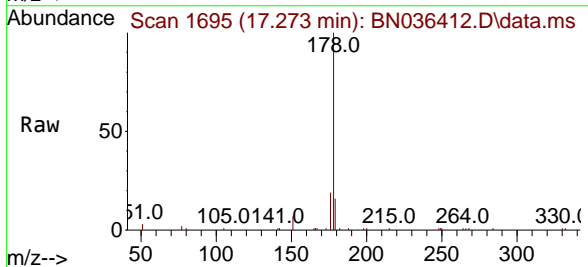
Instrument : BNA\_N  
 Client Sample Id : BN036412.D  
 SSTDICC0.8

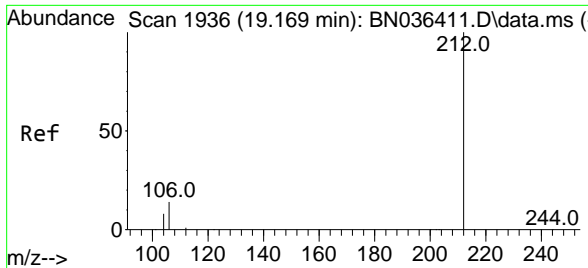
Tgt Ion	Resp	Lower	Upper
178	18094		
176	19.8	15.7	23.5
179	15.1	12.4	18.6



#26  
 Anthracene  
 Concen: 0.735 ng  
 RT: 17.273 min Scan# 1695  
 Delta R.T. 0.000 min  
 Lab File: BN036412.D  
 Acq: 10 Feb 2025 14:12

Tgt Ion	Resp	Lower	Upper
178	15928		
176	18.3	14.9	22.3
179	15.4	12.4	18.6





#27  
 Fluoranthene-d10  
 Concen: 0.823 ng  
 RT: 19.169 min Scan# 1936  
 Delta R.T. 0.000 min  
 Lab File: BN036412.D  
 Acq: 10 Feb 2025 14:12

Instrument :

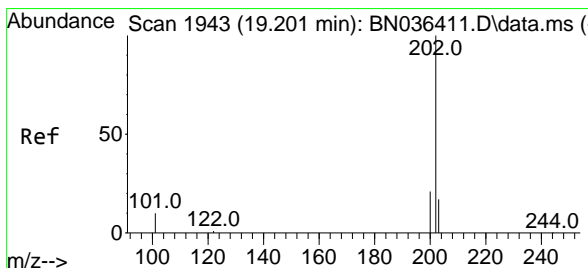
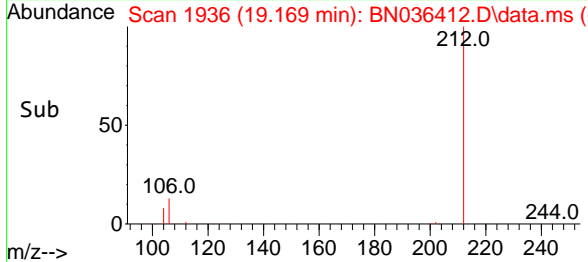
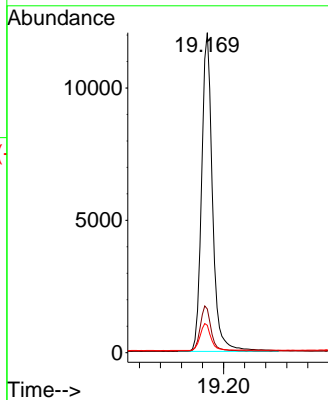
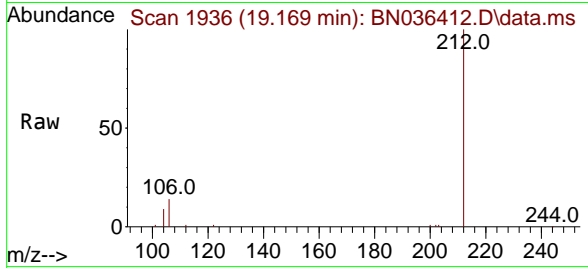
BNA\_N

ClientSampleId :

SSTDICC0.8

Tgt Ion:212 Resp: 17242

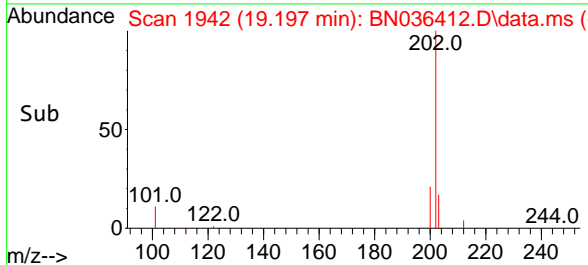
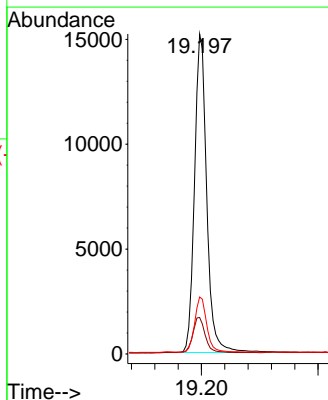
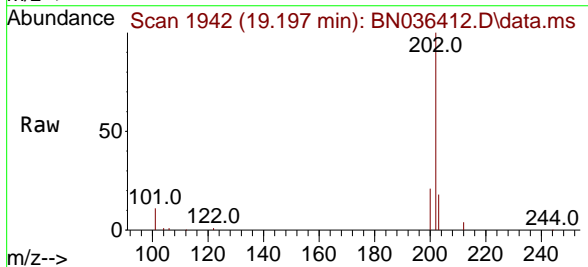
Ion	Ratio	Lower	Upper
212	100		
106	14.2	11.5	17.3
104	8.4	7.1	10.7

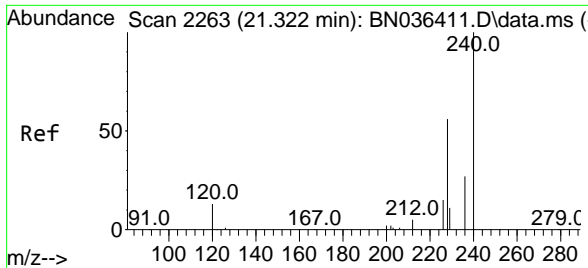


#28  
 Fluoranthene  
 Concen: 0.781 ng  
 RT: 19.197 min Scan# 1942  
 Delta R.T. -0.005 min  
 Lab File: BN036412.D  
 Acq: 10 Feb 2025 14:12

Tgt Ion:202 Resp: 22075

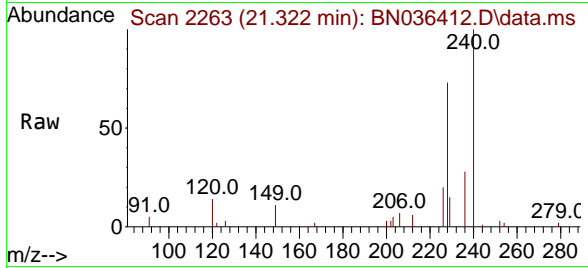
Ion	Ratio	Lower	Upper
202	100		
101	11.4	9.2	13.8
203	17.0	13.4	20.0





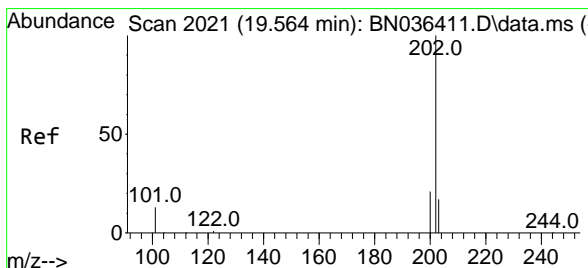

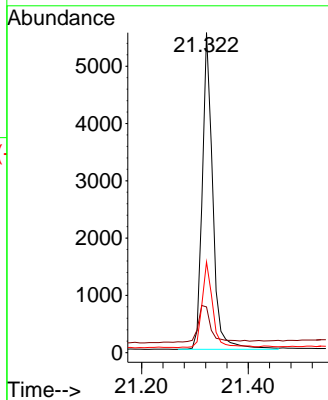
#29  
 Chrysene-d12  
 Concen: 0.400 ng  
 RT: 21.322 min Scan# 21  
 Delta R.T. 0.000 min  
 Lab File: BN036412.D  
 Acq: 10 Feb 2025 14:12

Instrument :  
 BNA\_N  
 ClientSampleId :  
 SSTDICC0.8



Tgt Ion: 240 Resp: 7521

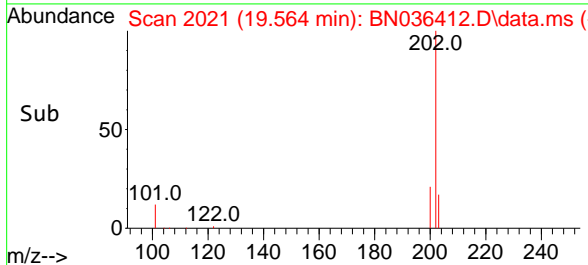
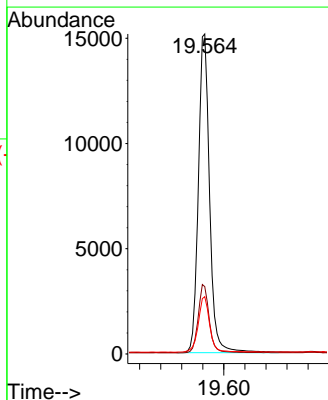
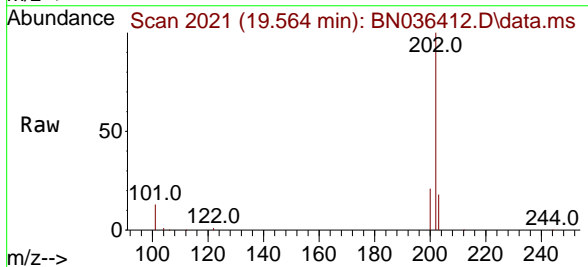
Ion	Ratio	Lower	Upper
240	100		
120	14.3	13.3	19.9
236	28.3	23.0	34.6

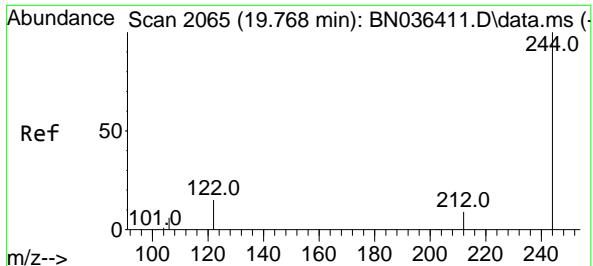


#30  
 Pyrene  
 Concen: 0.746 ng  
 RT: 19.564 min Scan# 2021  
 Delta R.T. 0.000 min  
 Lab File: BN036412.D  
 Acq: 10 Feb 2025 14:12

Tgt Ion: 202 Resp: 22410

Ion	Ratio	Lower	Upper
202	100		
200	21.2	16.9	25.3
203	17.9	13.9	20.9





#31  
 Terphenyl-d14  
 Concen: 0.800 ng  
 RT: 19.768 min Scan# 2065  
 Delta R.T. 0.000 min  
 Lab File: BN036412.D  
 Acq: 10 Feb 2025 14:12

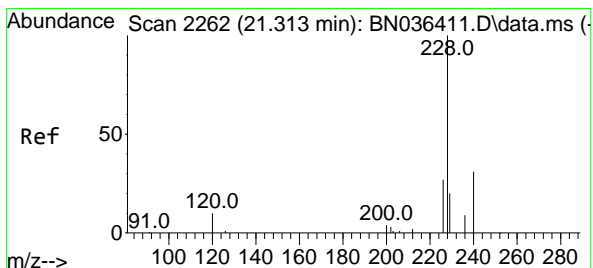
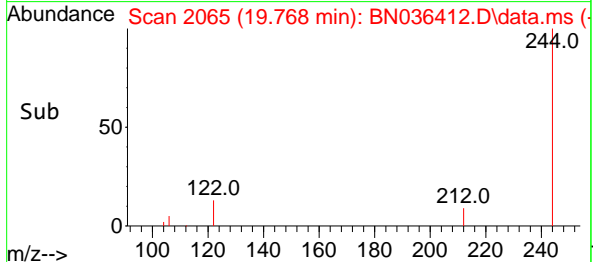
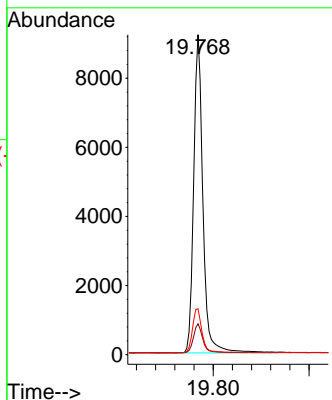
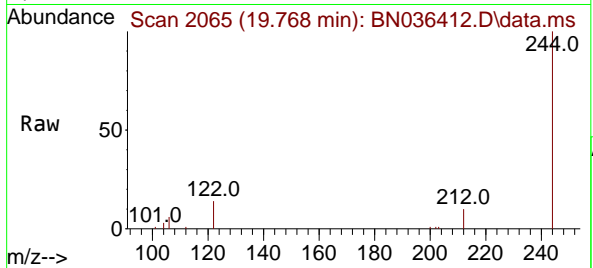
Instrument :

BNA\_N

ClientSampleId :


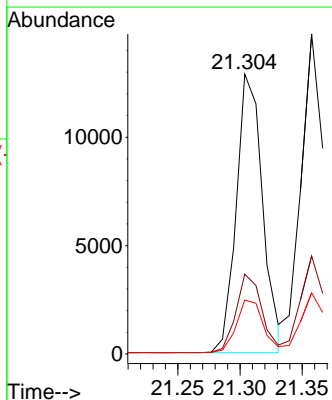
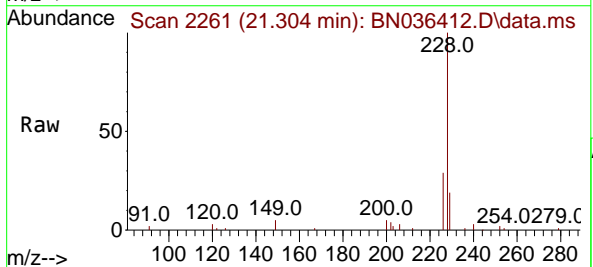
SSTDICC0.8

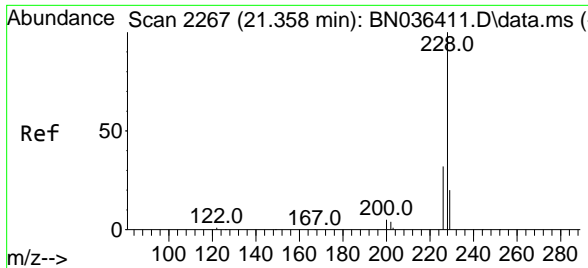
Tgt Ion:244 Resp: 12467  
 Ion Ratio Lower Upper  
 244 100  
 212 9.6 8.1 12.1  
 122 14.3 12.8 19.2



#32  
 Benzo(a)anthracene  
 Concen: 0.707 ng  
 RT: 21.304 min Scan# 2261  
 Delta R.T. -0.009 min  
 Lab File: BN036412.D  
 Acq: 10 Feb 2025 14:12

Tgt Ion:228 Resp: 18881  
 Ion Ratio Lower Upper  
 228 100  
 226 28.5 22.2 33.2  
 229 19.3 16.5 24.7



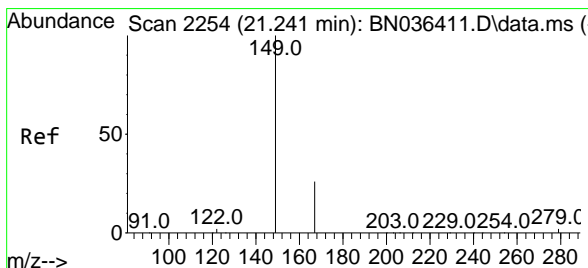
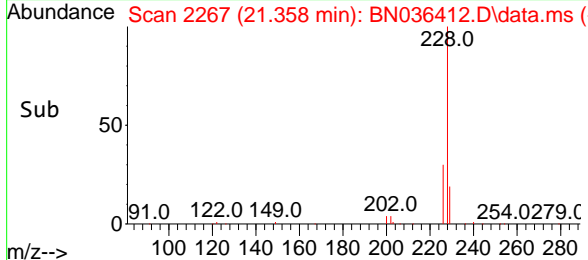
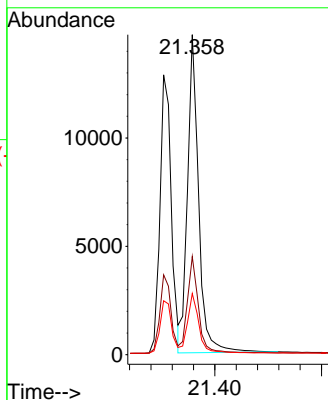
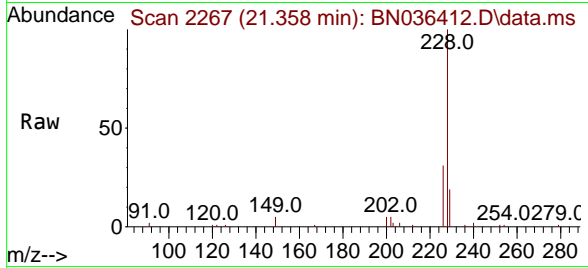


#33  
 Chrysene  
 Concen: 0.776 ng  
 RT: 21.358 min Scan# 21  
 Delta R.T. 0.000 min  
 Lab File: BN036412.D  
 Acq: 10 Feb 2025 14:12

Instrument :  
 BNA\_N  
 ClientSampleId :  
 SSTDICC0.8

Tgt Ion:228 Resp: 21269

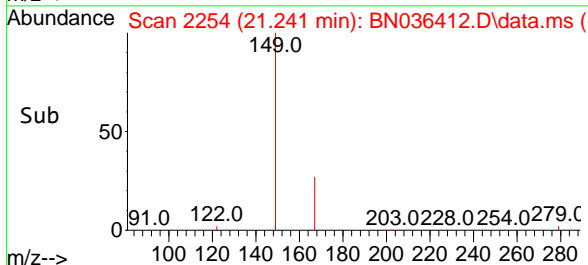
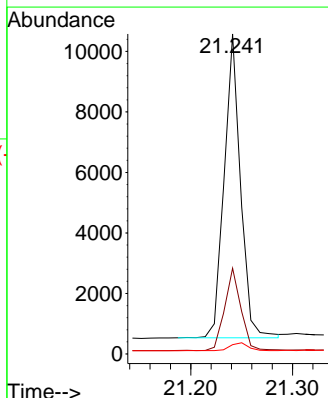
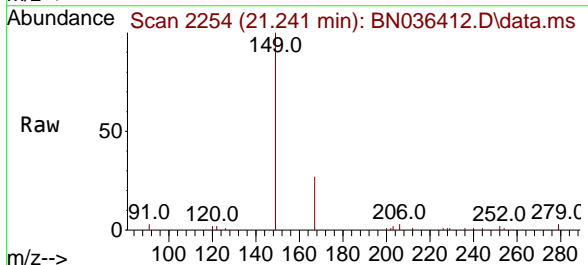
Ion	Ratio	Lower	Upper
228	100		
226	30.6	25.5	38.3
229	19.1	16.4	24.6

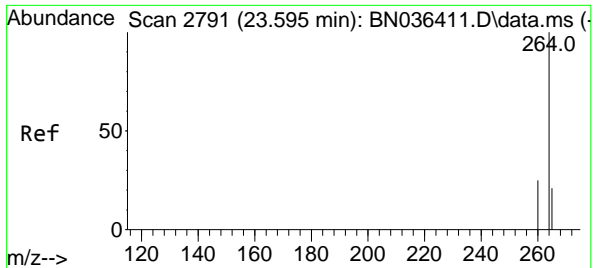


#34  
 Bis(2-ethylhexyl)phthalate  
 Concen: 0.752 ng  
 RT: 21.241 min Scan# 2254  
 Delta R.T. 0.000 min  
 Lab File: BN036412.D  
 Acq: 10 Feb 2025 14:12

Tgt Ion:149 Resp: 11207

Ion	Ratio	Lower	Upper
149	100		
167	27.0	21.2	31.8
279	2.9	2.7	4.1



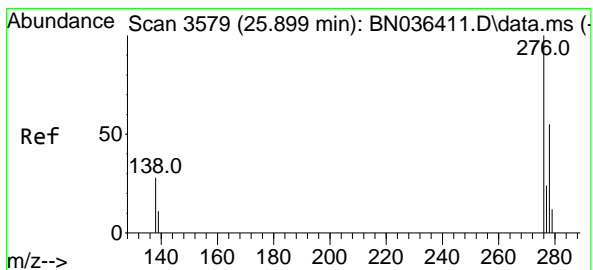
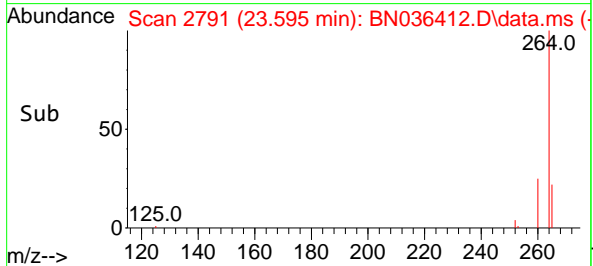
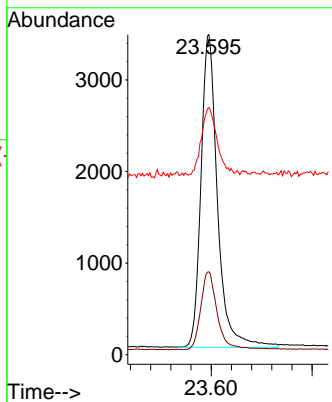
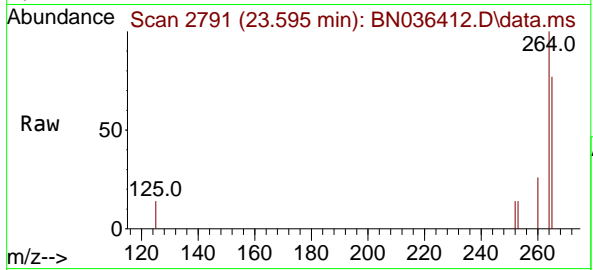


#35  
 Perylene-d12  
 Concen: 0.400 ng  
 RT: 23.595 min Scan# 21  
 Delta R.T. 0.000 min  
 Lab File: BN036412.D  
 Acq: 10 Feb 2025 14:12

Instrument :  
 BNA\_N  
 ClientSampleId :  
 SSTDICC0.8

Tgt Ion:264 Resp: 7758

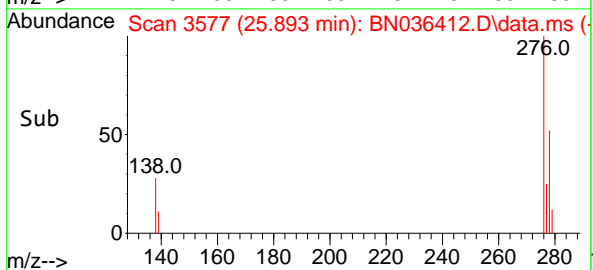
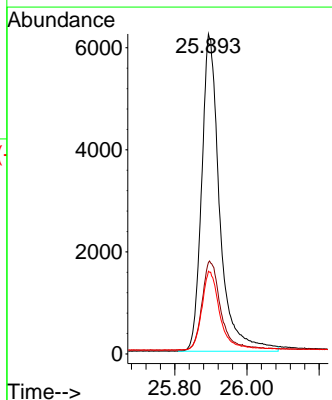
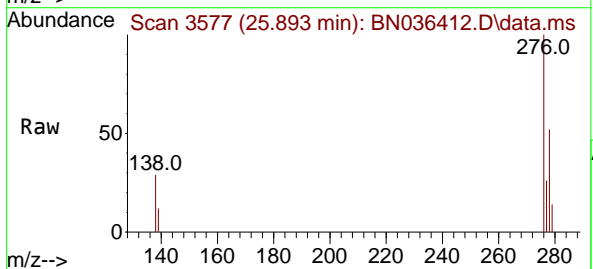
Ion	Ratio	Lower	Upper
264	100		
260	25.9	20.9	31.3
265	77.2	60.7	91.1



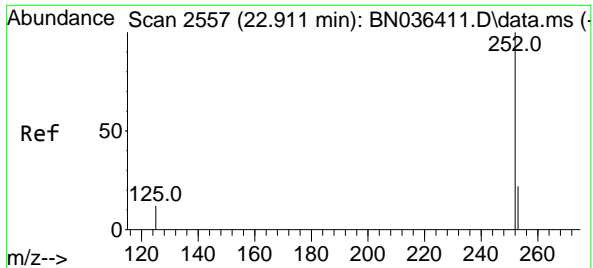
#36  
 Indeno(1,2,3-cd)pyrene  
 Concen: 0.708 ng  
 RT: 25.893 min Scan# 3577  
 Delta R.T. -0.006 min  
 Lab File: BN036412.D  
 Acq: 10 Feb 2025 14:12

Tgt Ion:276 Resp: 21570

Ion	Ratio	Lower	Upper
276	100		
138	28.9	22.2	33.2
277	23.9	19.8	29.6





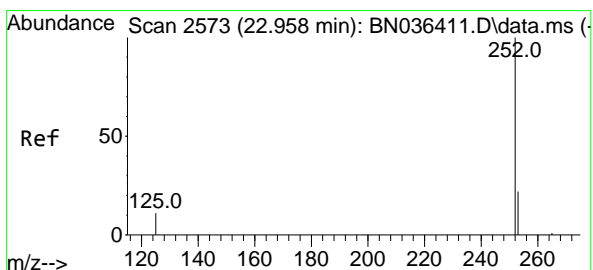
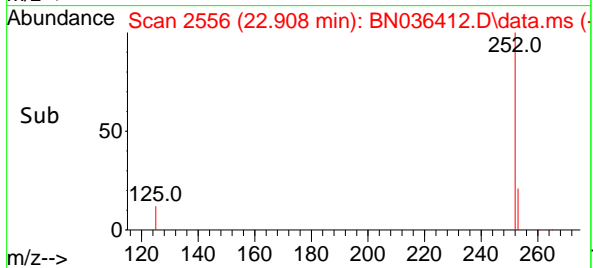
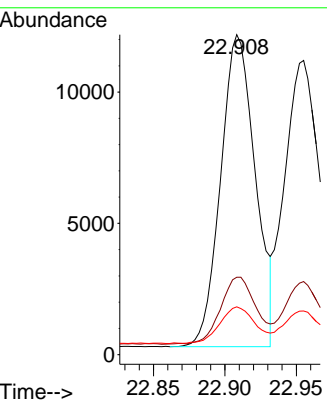
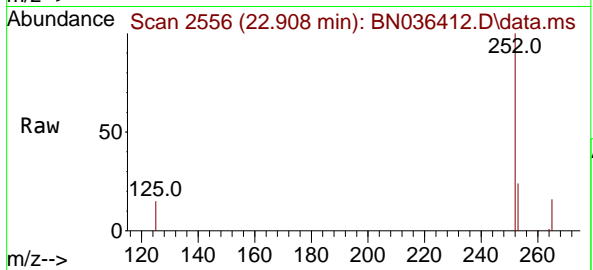


#37  
 Benzo(b)fluoranthene  
 Concen: 0.727 ng  
 RT: 22.908 min Scan# 2556  
 Delta R.T. -0.003 min  
 Lab File: BN036412.D  
 Acq: 10 Feb 2025 14:12

Instrument : BNA\_N  
 ClientSampleId : SSTDICC0.8

Tgt Ion:252 Resp: 20019

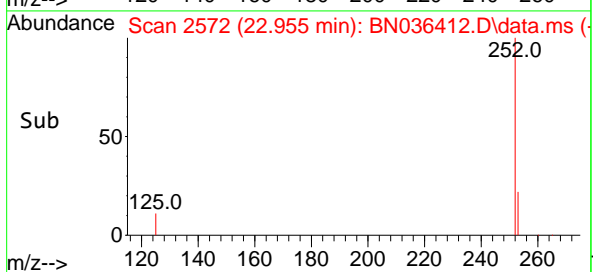
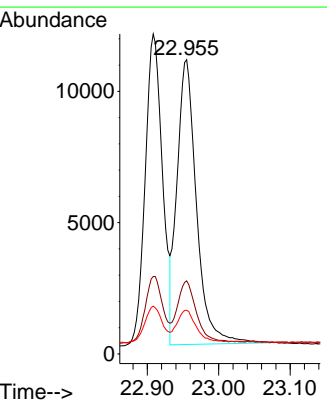
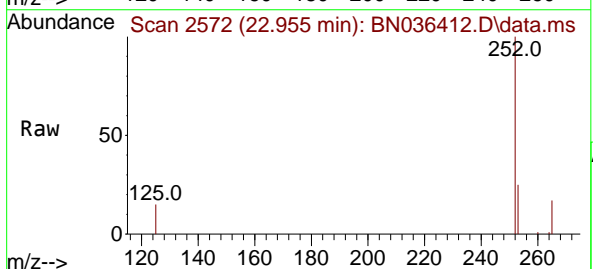
Ion	Ratio	Lower	Upper
252	100		
253	24.2	21.9	32.9
125	15.0	15.0	22.6

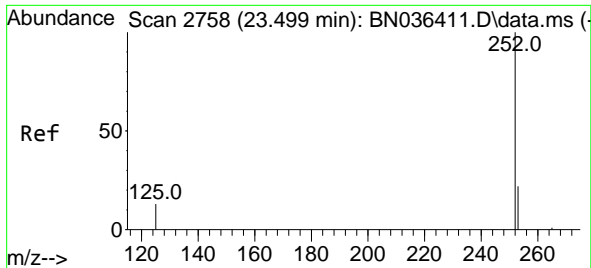


#38  
 Benzo(k)fluoranthene  
 Concen: 0.733 ng  
 RT: 22.955 min Scan# 2572  
 Delta R.T. -0.003 min  
 Lab File: BN036412.D  
 Acq: 10 Feb 2025 14:12

Tgt Ion:252 Resp: 20570

Ion	Ratio	Lower	Upper
252	100		
253	24.9	22.2	33.4
125	14.8	15.0	22.4





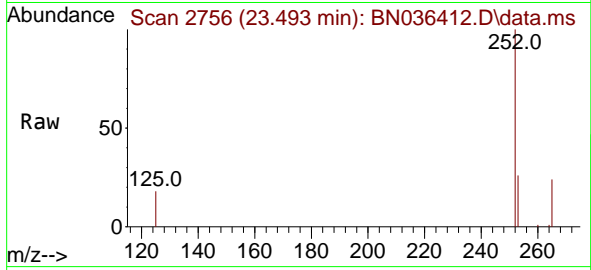
#39  
 Benzo(a)pyrene  
 Concen: 0.731 ng  
 RT: 23.493 min Scan# 21  
 Delta R.T. -0.006 min  
 Lab File: BN036412.D  
 Acq: 10 Feb 2025 14:12

Instrument :

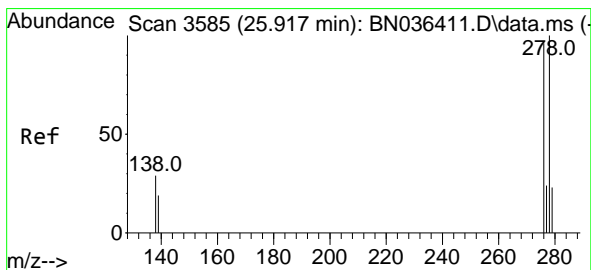
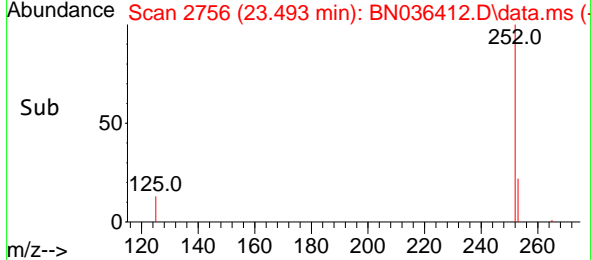
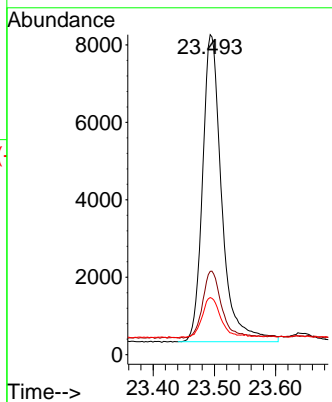
BNA\_N

ClientSampleId :

SSTDIC0.8

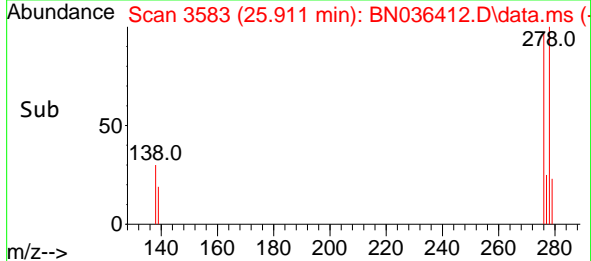
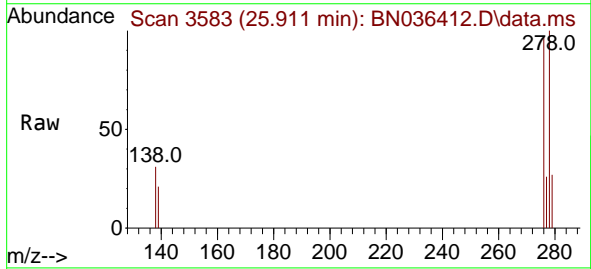
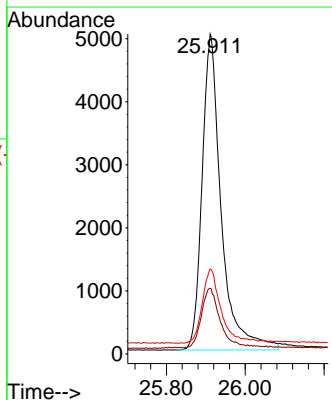


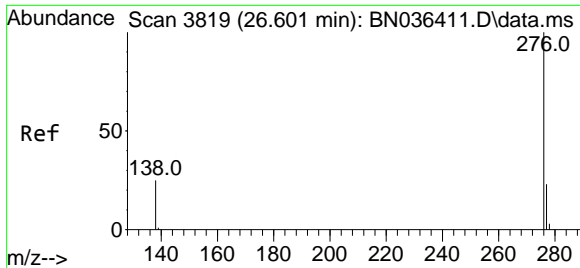
Tgt Ion:252 Resp: 17289  
 Ion Ratio Lower Upper  
 252 100  
 253 26.0 24.4 36.6  
 125 17.9 18.2 27.2#



#40  
 Dibenzo(a,h)anthracene  
 Concen: 0.697 ng  
 RT: 25.911 min Scan# 3583  
 Delta R.T. -0.006 min  
 Lab File: BN036412.D  
 Acq: 10 Feb 2025 14:12

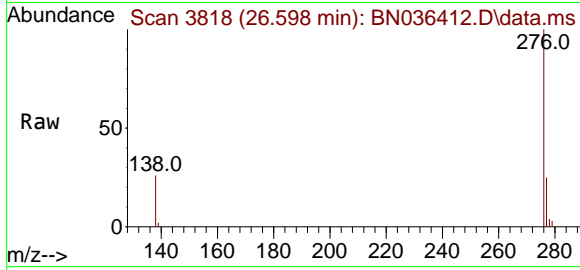
Tgt Ion:278 Resp: 16872  
 Ion Ratio Lower Upper  
 278 100  
 139 20.6 18.5 27.7  
 279 26.5 24.8 37.2





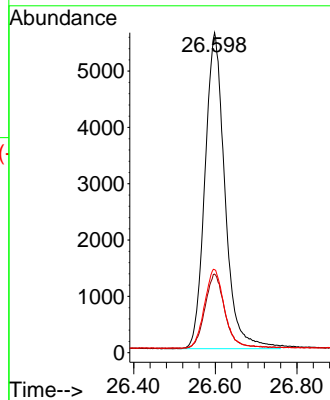
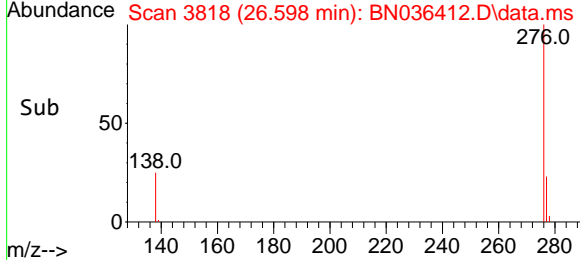
#41  
 Benzo(g,h,i)perylene  
 Concen: 0.718 ng  
 RT: 26.598 min Scan# 3818  
 Delta R.T. -0.003 min  
 Lab File: BN036412.D  
 Acq: 10 Feb 2025 14:12

Instrument :  
 BNA\_N  
 ClientSampleId :  
 SSTDICC0.8



Tgt Ion:276 Resp: 19078

Ion	Ratio	Lower	Upper
276	100		
277	24.6	20.7	31.1
138	26.0	21.8	32.6



Data Path : Z:\svoasrv\HPCHEM1\BNA\_N\Data\BN021025\  
 Data File : BN036413.D  
 Acq On : 10 Feb 2025 14:48  
 Operator : RC/JU  
 Sample : SSTDICC1.6  
 Misc :  
 ALS Vial : 6 Sample Multiplier: 1

Instrument :  
 BNA\_N  
 ClientSampleId :  
 SSTDICC1.6

Quant Time: Feb 11 00:36:38 2025  
 Quant Method : Z:\svoasrv\HPCHEM1\BNA\_N\Methods\8270-SIM-BN021025.M  
 Quant Title : ASP BNA STANDARDS FOR 5 POINT CALIBRATION  
 QLast Update : Tue Feb 11 00:33:05 2025  
 Response via : Initial Calibration

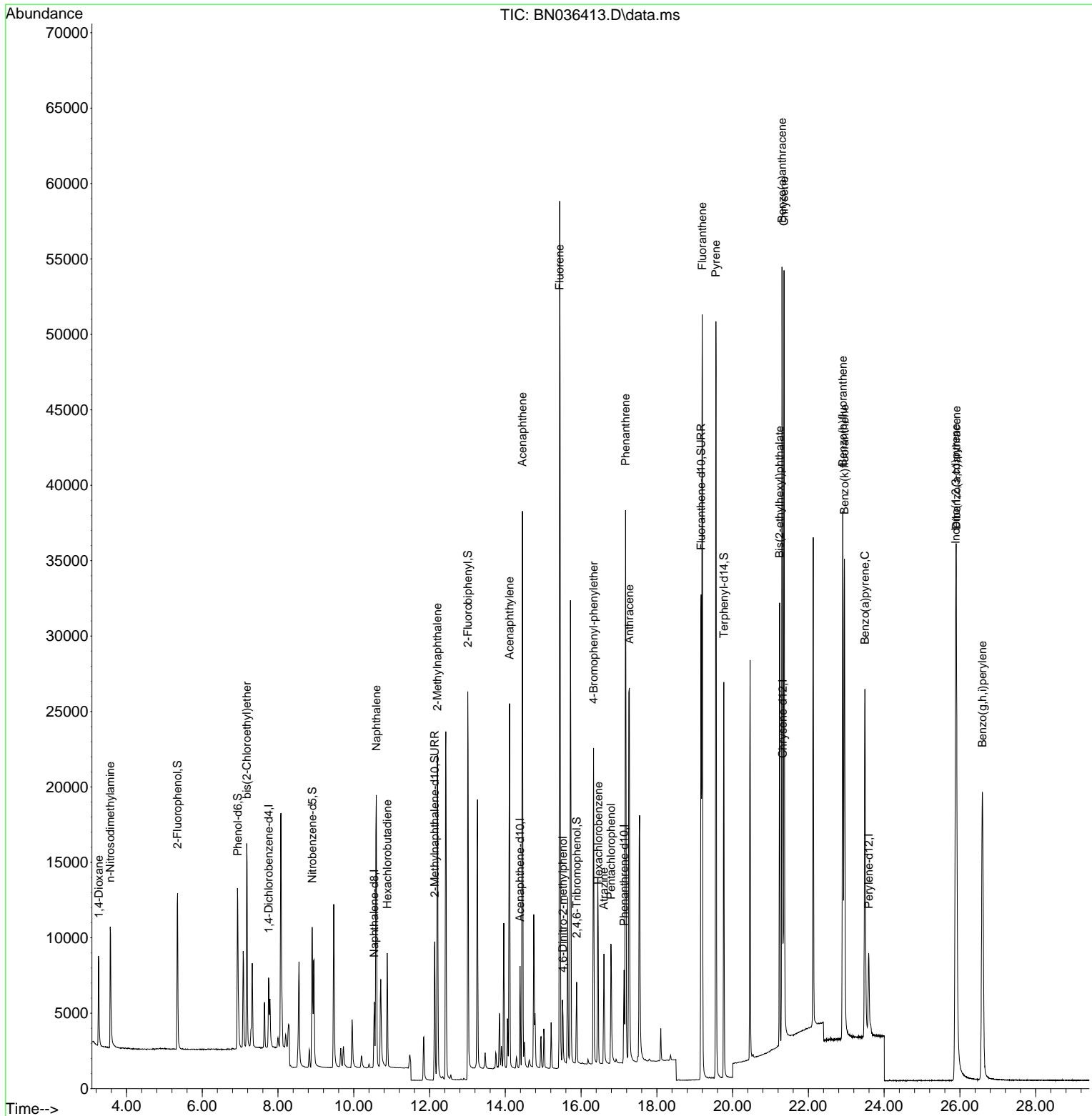
Compound	R.T.	QIon	Response	Conc	Units	Dev(Min)	
Internal Standards							
1) 1,4-Dichlorobenzene-d4	7.753	152	2193	0.400	ng	0.00	
7) Naphthalene-d8	10.541	136	5625	0.400	ng	0.00	
13) Acenaphthene-d10	14.388	164	3645	0.400	ng	0.00	
19) Phenanthrene-d10	17.136	188	8137	0.400	ng	0.00	
29) Chrysene-d12	21.322	240	7773	0.400	ng	0.00	#
35) Perylene-d12	23.592	264	7967	0.400	ng	0.00	
System Monitoring Compounds							
4) 2-Fluorophenol	5.348	112	8016	1.436	ng	0.00	
5) Phenol-d6	6.937	99	9644	1.481	ng	0.00	
8) Nitrobenzene-d5	8.907	82	8250	1.574	ng	0.00	
11) 2-Methylnaphthalene-d10	12.136	152	13436	1.746	ng	0.00	
14) 2,4,6-Tribromophenol	15.882	330	2844	1.266	ng	0.00	
15) 2-Fluorobiphenyl	13.008	172	22810	1.467	ng	-0.01	
27) Fluoranthene-d10	19.169	212	35740	1.707	ng	0.00	
31) Terphenyl-d14	19.768	244	25927	1.611	ng	0.00	
Target Compounds							
2) 1,4-Dioxane	3.268	88	3606	1.487	ng	98	Qvalue
3) n-Nitrosodimethylamine	3.572	42	6208	1.425	ng	99	
6) bis(2-Chloroethyl)ether	7.175	93	9821	1.813	ng	98	
9) Naphthalene	10.594	128	24185	1.505	ng	97	
10) Hexachlorobutadiene	10.882	225	5933	1.178	ng	100	#
12) 2-Methylnaphthalene	12.207	142	16325	1.617	ng	99	
16) Acenaphthylene	14.110	152	25289	1.499	ng	100	
17) Acenaphthene	14.452	154	17130	1.483	ng	97	
18) Fluorene	15.435	166	24341	1.638	ng	100	
20) 4,6-Dinitro-2-methylph...	15.522	198	2725	1.497	ng	47	#
21) 4-Bromophenyl-phenylether	16.329	248	7690	1.379	ng	91	
22) Hexachlorobenzene	16.453	284	9401	1.292	ng	97	
23) Atrazine	16.602	200	6316	1.541	ng	95	
24) Pentachlorophenol	16.789	266	4352	1.368	ng	99	
25) Phenanthrene	17.173	178	37027	1.552	ng	100	
26) Anthracene	17.273	178	33031	1.524	ng	99	
28) Fluoranthene	19.197	202	45708	1.617	ng	99	
30) Pyrene	19.559	202	46256	1.489	ng	100	
32) Benzo(a)anthracene	21.304	228	40416	1.463	ng	99	
33) Chrysene	21.357	228	43661	1.542	ng	97	
34) Bis(2-ethylhexyl)phtha...	21.241	149	23672	1.538	ng	99	
36) Indeno(1,2,3-cd)pyrene	25.890	276	46083	1.472	ng	98	
37) Benzo(b)fluoranthene	22.908	252	42491	1.502	ng	89	#
38) Benzo(k)fluoranthene	22.952	252	42933	1.489	ng	89	#
39) Benzo(a)pyrene	23.493	252	36490	1.503	ng	86	#
40) Dibenzo(a,h)anthracene	25.905	278	36765	1.478	ng	90	#
41) Benzo(g,h,i)perylene	26.592	276	40441	1.482	ng	98	

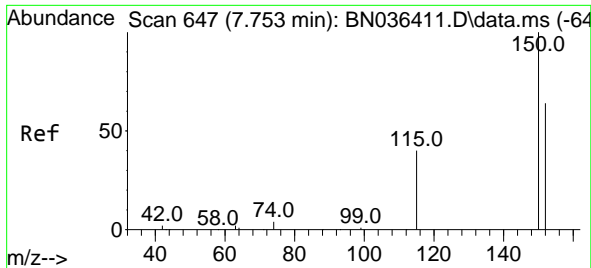
(#) = qualifier out of range (m) = manual integration (+) = signals summed

Data Path : Z:\svoasrv\HPCHEM1\BNA\_N\Data\BN021025\  
 Data File : BN036413.D  
 Acq On : 10 Feb 2025 14:48  
 Operator : RC/JU  
 Sample : SSTDICC1.6  
 Misc :  
 ALS Vial : 6 Sample Multiplier: 1

Instrument :  
 BNA\_N  
 ClientSampleId :  
 SSTDICC1.6

Quant Time: Feb 11 00:36:38 2025  
 Quant Method : Z:\svoasrv\HPCHEM1\BNA\_N\Methods\8270-SIM-BN021025.M  
 Quant Title : ASP BNA STANDARDS FOR 5 POINT CALIBRATION  
 QLast Update : Tue Feb 11 00:33:05 2025  
 Response via : Initial Calibration



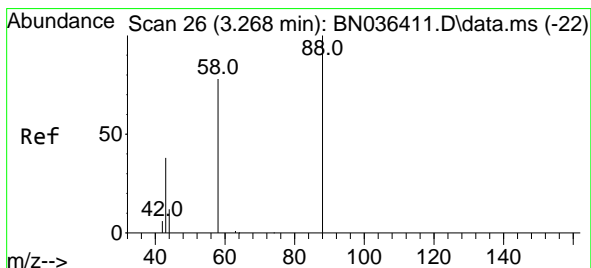
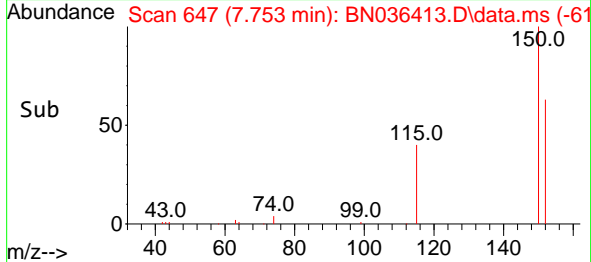
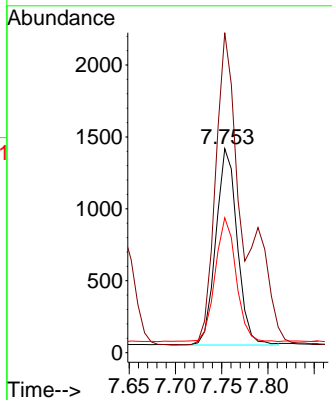
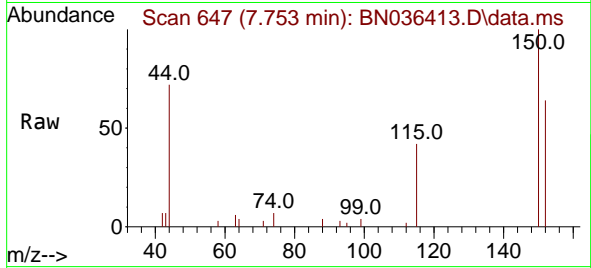


#1  
 1,4-Dichlorobenzene-d4  
 Concen: 0.400 ng  
 RT: 7.753 min Scan# 64  
 Delta R.T. 0.000 min  
 Lab File: BN036413.D  
 Acq: 10 Feb 2025 14:48

Instrument :  
 BNA\_N  
 ClientSampleId :  
 SSTDICC1.6

Tgt Ion:152 Resp: 2193

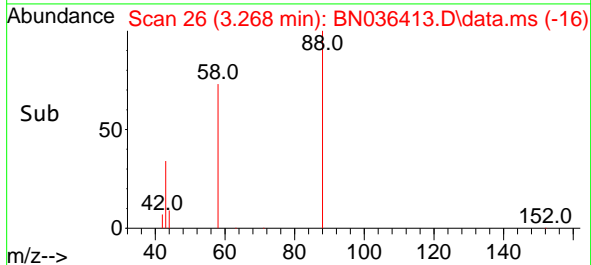
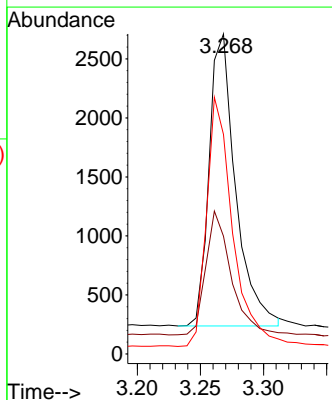
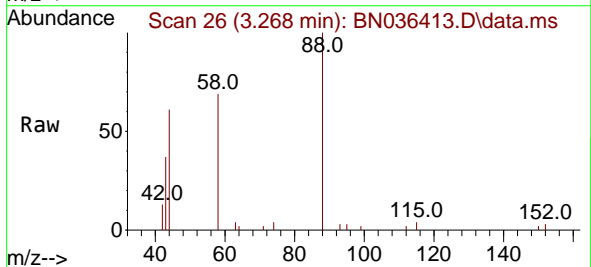
Ion	Ratio	Lower	Upper
152	100		
150	156.9	123.7	185.5
115	66.1	52.5	78.7

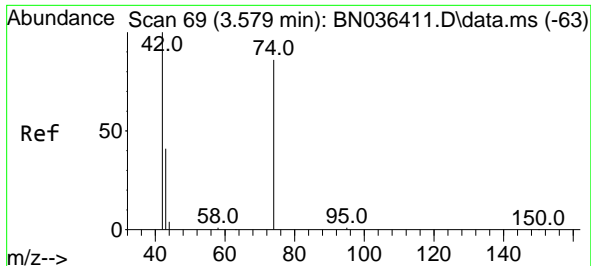


#2  
 1,4-Dioxane  
 Concen: 1.487 ng  
 RT: 3.268 min Scan# 26  
 Delta R.T. -0.000 min  
 Lab File: BN036413.D  
 Acq: 10 Feb 2025 14:48

Tgt Ion: 88 Resp: 3606

Ion	Ratio	Lower	Upper
88	100		
43	40.7	33.7	50.5
58	84.0	68.9	103.3

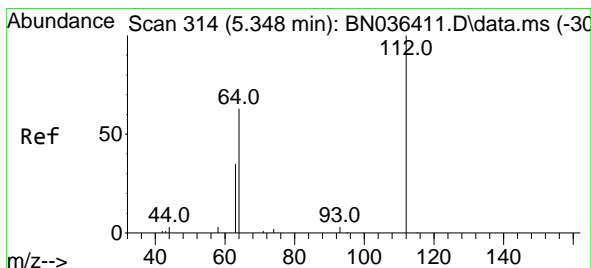
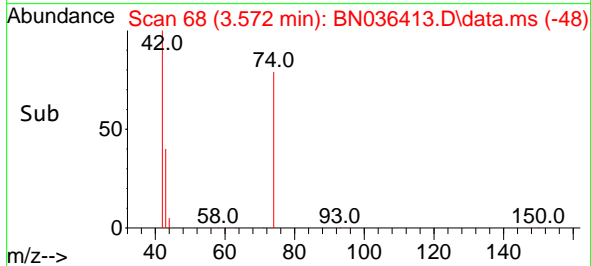
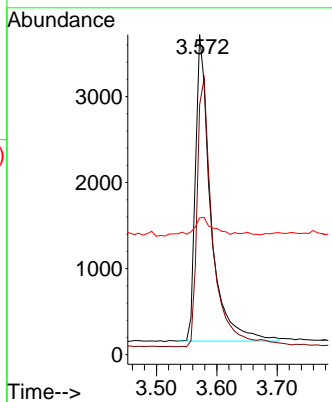
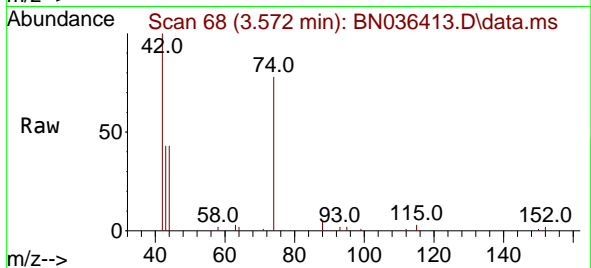




#3  
 n-Nitrosodimethylamine  
 Concen: 1.425 ng  
 RT: 3.572 min Scan# 61  
 Delta R.T. -0.007 min  
 Lab File: BN036413.D  
 Acq: 10 Feb 2025 14:48

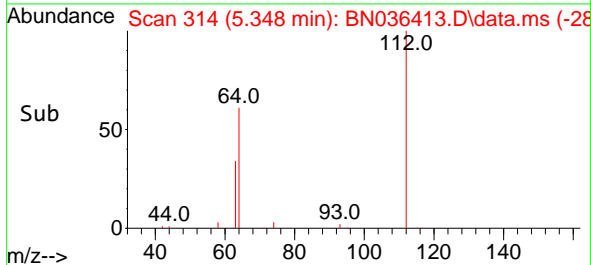
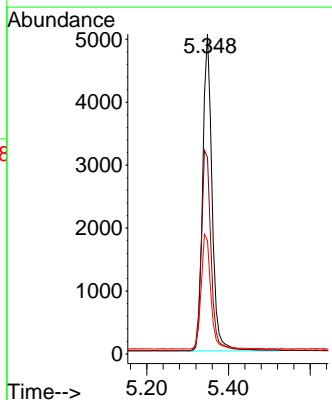
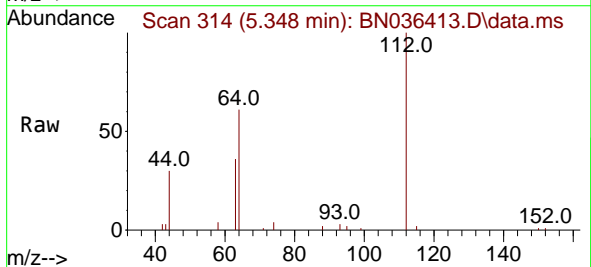
Instrument :  
 BNA\_N  
 ClientSampleId :  
 SSTDICC1.6

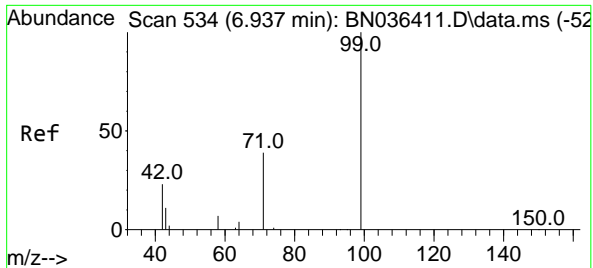
Tgt Ion	Resp	Lower	Upper
42	6208	100	
74	90.8	71.8	107.6
44	7.9	7.8	11.6



#4  
 2-Fluorophenol  
 Concen: 1.436 ng  
 RT: 5.348 min Scan# 314  
 Delta R.T. -0.000 min  
 Lab File: BN036413.D  
 Acq: 10 Feb 2025 14:48

Tgt Ion	Resp	Lower	Upper
112	8016	100	
64	65.9	53.4	80.0
63	37.6	30.3	45.5





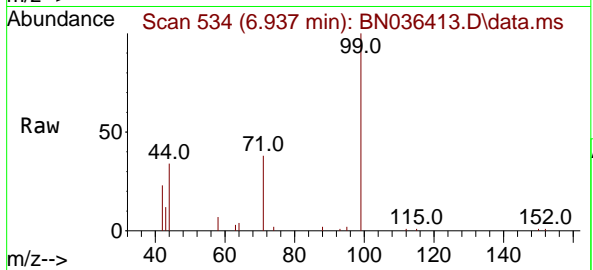
#5  
 Phenol-d6  
 Concen: 1.481 ng  
 RT: 6.937 min Scan# 51  
 Delta R.T. -0.000 min  
 Lab File: BN036413.D  
 Acq: 10 Feb 2025 14:48

Instrument :

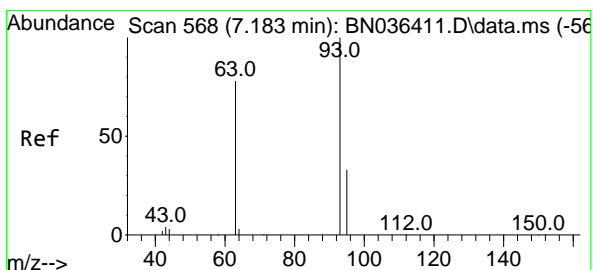
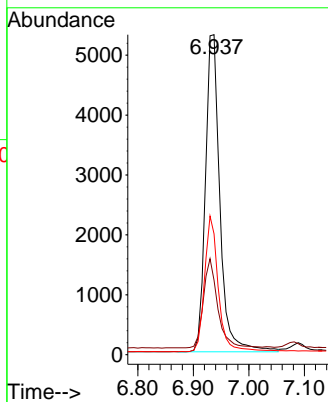
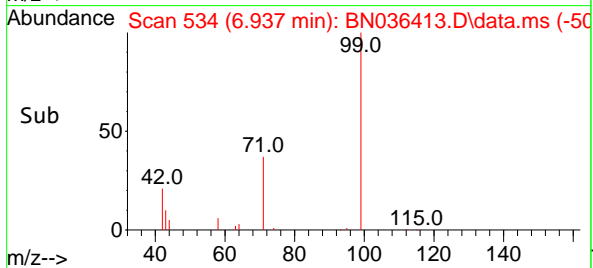
BNA\_N

ClientSampleId :

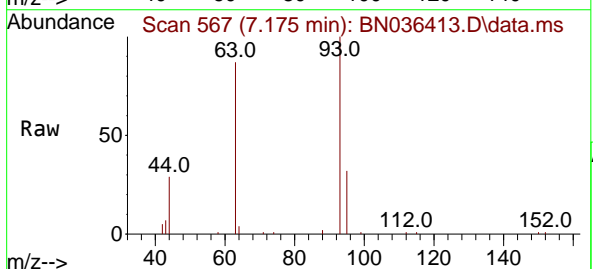
SSTDICC1.6



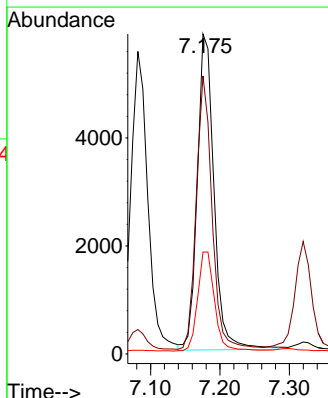
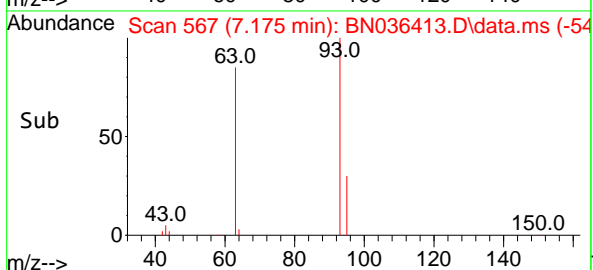
Tgt Ion	Resp	Ion Ratio	Lower	Upper
99	9644	100		
42		27.7	21.7	32.5
71		41.1	32.6	49.0



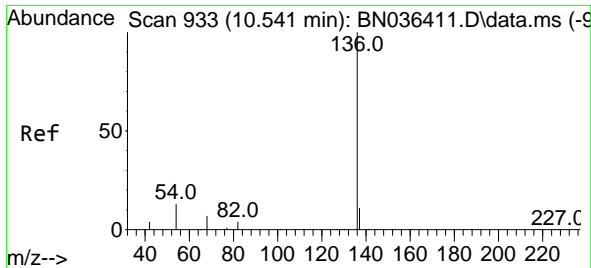
#6  
 bis(2-Chloroethyl)ether  
 Concen: 1.813 ng  
 RT: 7.175 min Scan# 567  
 Delta R.T. -0.007 min  
 Lab File: BN036413.D  
 Acq: 10 Feb 2025 14:48



Tgt Ion	Resp	Ion Ratio	Lower	Upper
93	9821	100		
63		81.0	66.3	99.5
95		31.5	26.2	39.4





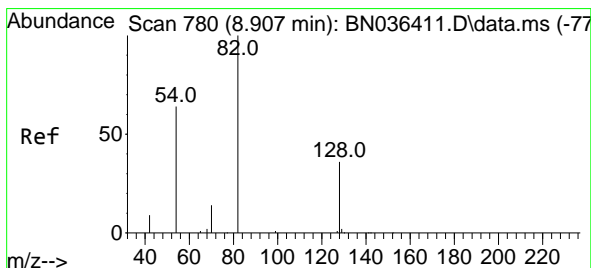
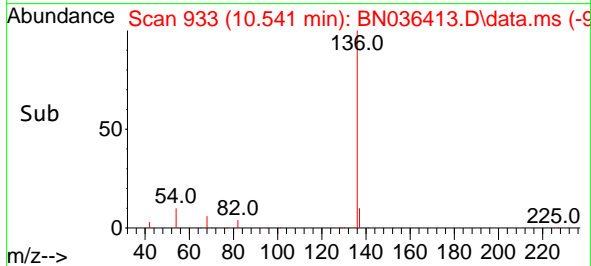
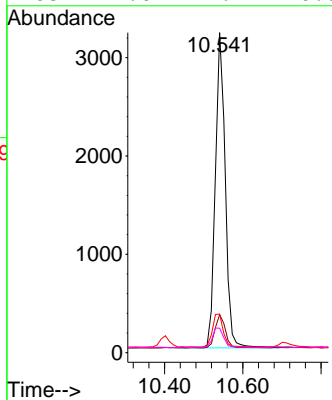
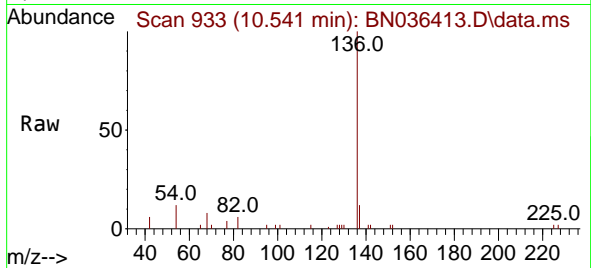


#7  
Naphthalene-d8  
Concen: 0.400 ng  
RT: 10.541 min Scan# 911  
Delta R.T. -0.000 min  
Lab File: BN036413.D  
Acq: 10 Feb 2025 14:48

Instrument :  
BNA\_N  
ClientSampleId :  
SSTDICC1.6

Tgt Ion:136 Resp: 5625

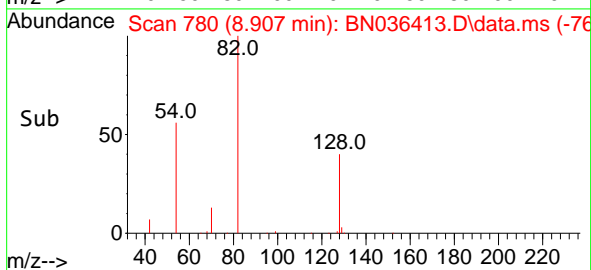
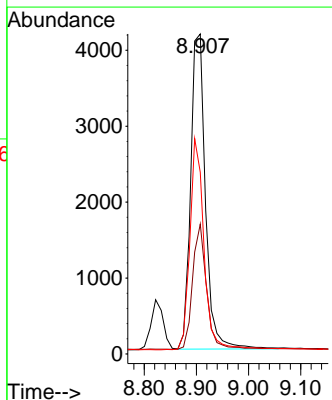
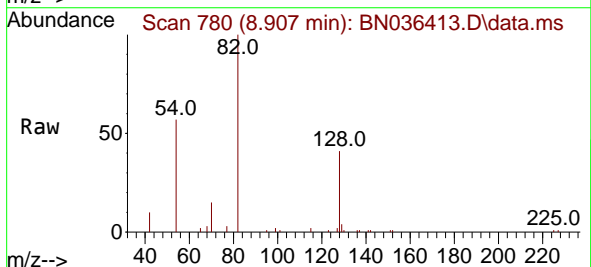
Ion	Ratio	Lower	Upper
136	100		
137	11.9	10.1	15.1
54	12.0	11.8	17.6
68	7.6	7.2	10.8

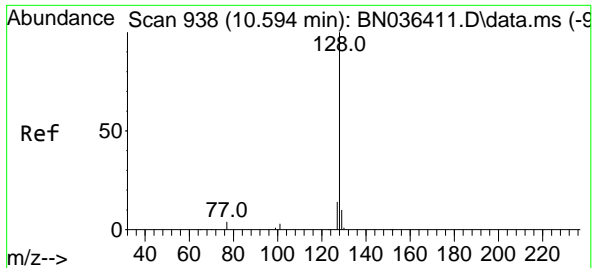


#8  
Nitrobenzene-d5  
Concen: 1.574 ng  
RT: 8.907 min Scan# 780  
Delta R.T. -0.000 min  
Lab File: BN036413.D  
Acq: 10 Feb 2025 14:48

Tgt Ion: 82 Resp: 8250

Ion	Ratio	Lower	Upper
82	100		
128	40.6	31.9	47.9
54	56.8	53.1	79.7



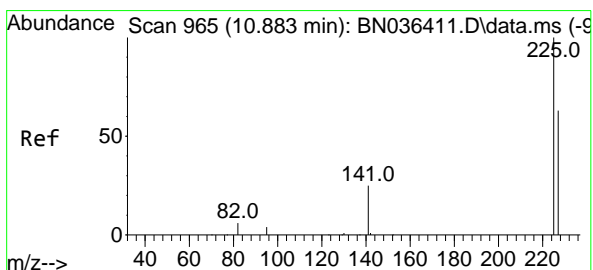
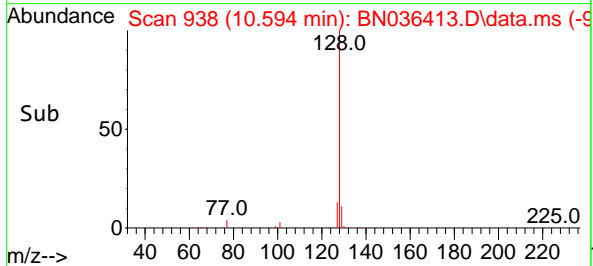
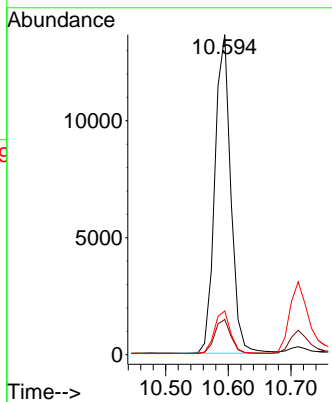
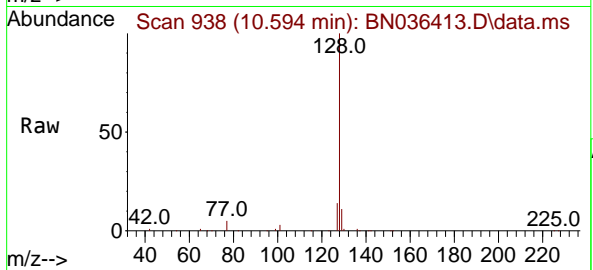


#9  
 Naphthalene  
 Concen: 1.505 ng  
 RT: 10.594 min Scan# 911  
 Delta R.T. -0.000 min  
 Lab File: BN036413.D  
 Acq: 10 Feb 2025 14:48

Instrument : BNA\_N  
 ClientSampleId : SSTDICC1.6

Tgt Ion:128 Resp: 24185

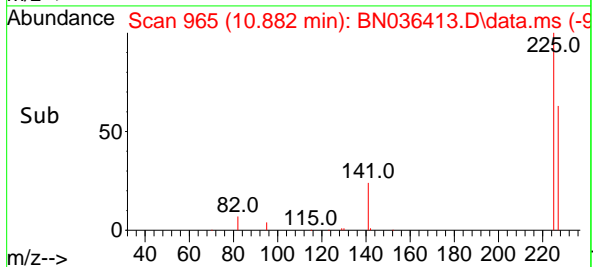
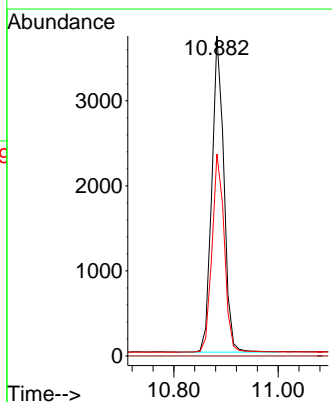
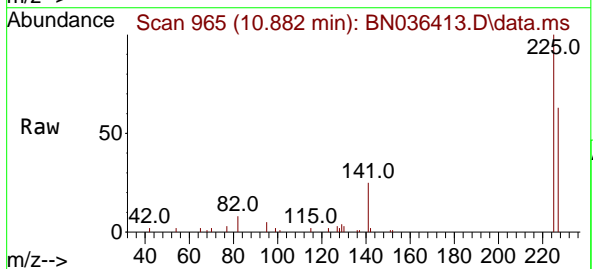
Ion	Ratio	Lower	Upper
128	100		
129	11.0	9.6	14.4
127	13.7	12.0	18.0

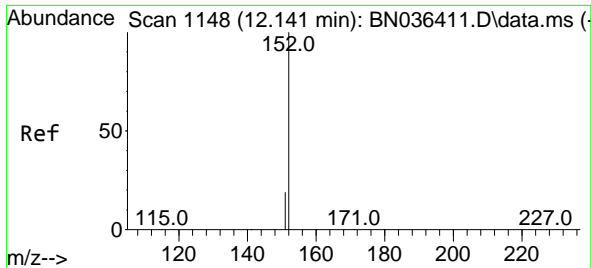


#10  
 Hexachlorobutadiene  
 Concen: 1.178 ng  
 RT: 10.882 min Scan# 965  
 Delta R.T. -0.000 min  
 Lab File: BN036413.D  
 Acq: 10 Feb 2025 14:48

Tgt Ion:225 Resp: 5933

Ion	Ratio	Lower	Upper
225	100		
223	0.0	0.0	0.0
227	63.8	50.9	76.3





#11  
 2-Methylnaphthalene-d10  
 Concen: 1.746 ng  
 RT: 12.136 min Scan# 1147  
 Delta R.T. -0.005 min  
 Lab File: BN036413.D  
 Acq: 10 Feb 2025 14:48

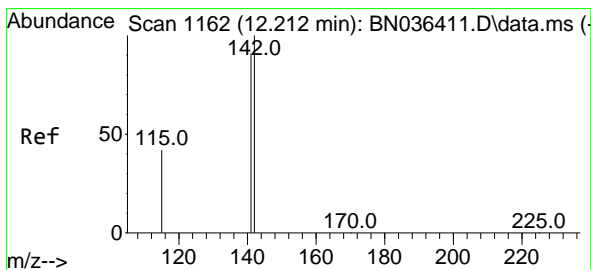
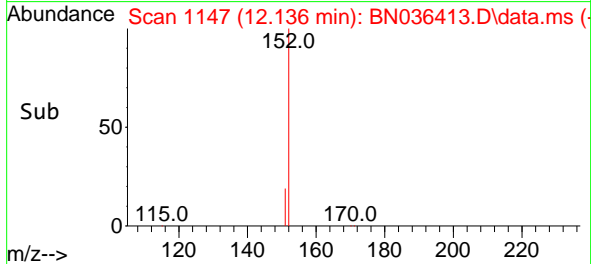
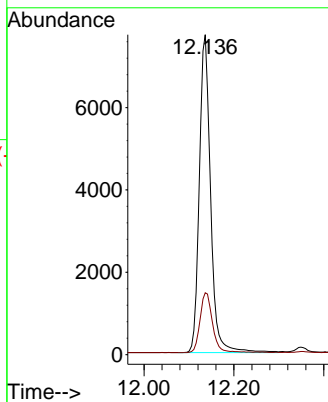
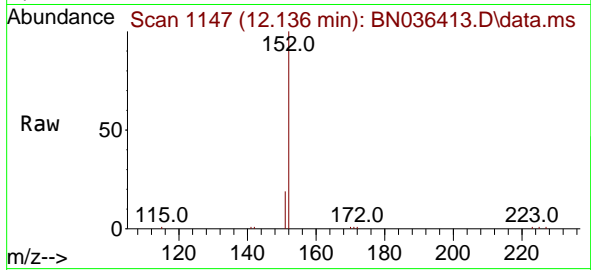
Instrument :

BNA\_N

ClientSampleId :

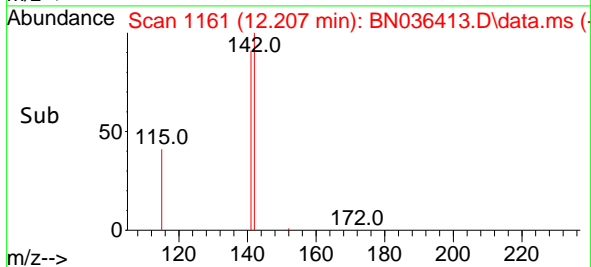
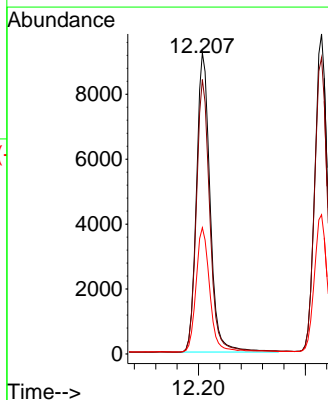
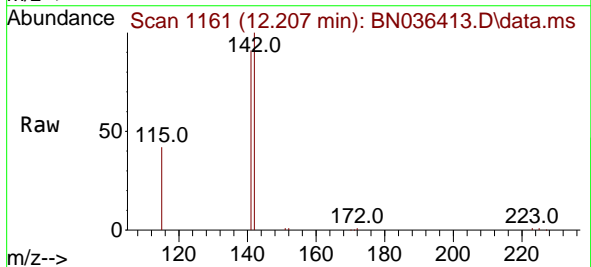
SSTDICC1.6

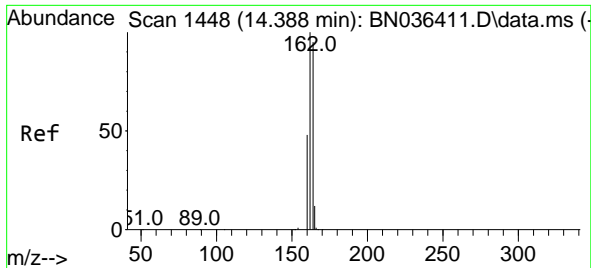
Tgt Ion:152 Resp: 13436  
 Ion Ratio Lower Upper  
 152 100  
 151 20.8 16.6 25.0



#12  
 2-Methylnaphthalene  
 Concen: 1.617 ng  
 RT: 12.207 min Scan# 1161  
 Delta R.T. -0.005 min  
 Lab File: BN036413.D  
 Acq: 10 Feb 2025 14:48

Tgt Ion:142 Resp: 16325  
 Ion Ratio Lower Upper  
 142 100  
 141 91.0 72.8 109.2  
 115 41.9 35.5 53.3

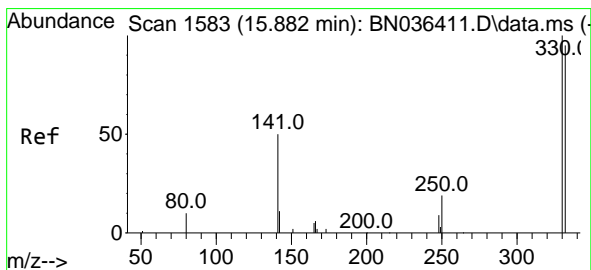
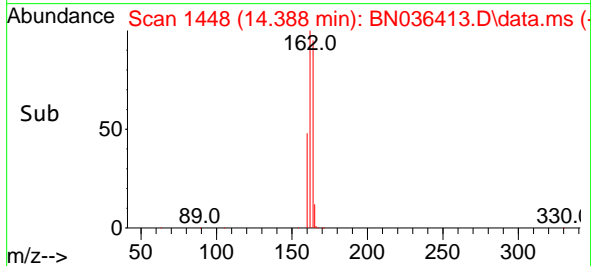
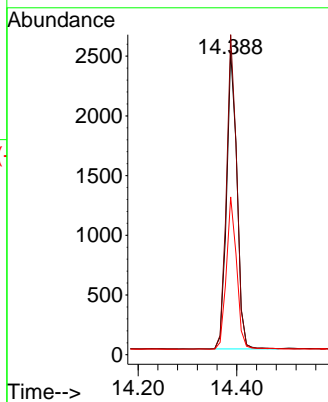
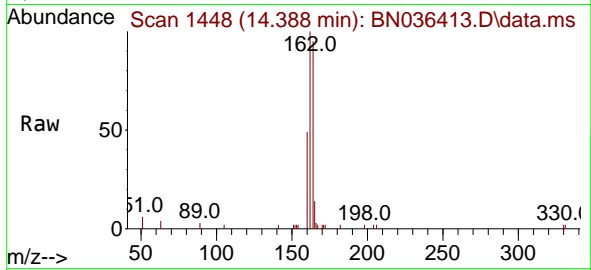




#13  
 Acenaphthene-d10  
 Concen: 0.400 ng  
 RT: 14.388 min Scan# 1448  
 Delta R.T. -0.000 min  
 Lab File: BN036413.D  
 Acq: 10 Feb 2025 14:48

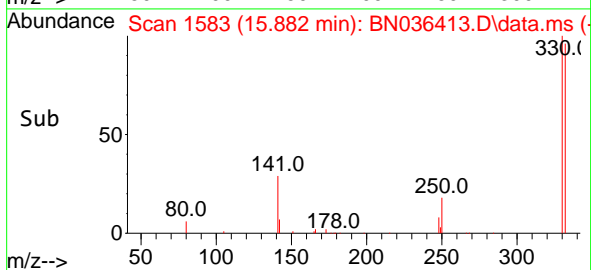
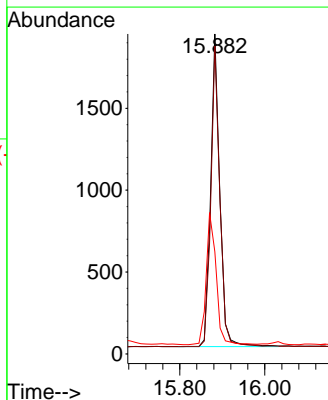
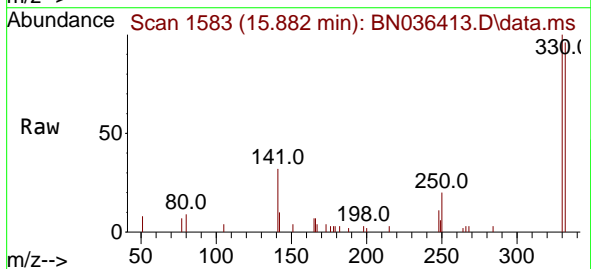
Instrument : BNA\_N  
 Client Sample Id : SSTDICC1.6

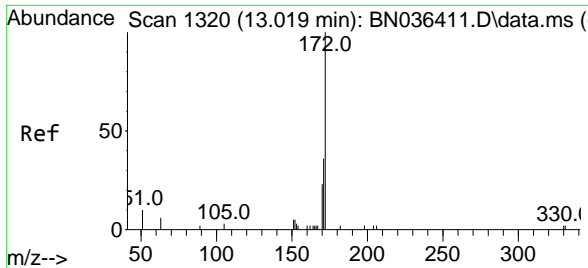
Tgt Ion	Resp	Lower	Upper
164	3645		
162	105.5	84.1	126.1
160	52.0	41.4	62.0



#14  
 2,4,6-Tribromophenol  
 Concen: 1.266 ng  
 RT: 15.882 min Scan# 1583  
 Delta R.T. -0.000 min  
 Lab File: BN036413.D  
 Acq: 10 Feb 2025 14:48

Tgt Ion	Resp	Lower	Upper
330	2844		
332	94.6	76.6	114.8
141	46.0	37.8	56.8





#15  
 2-Fluorobiphenyl  
 Concen: 1.467 ng  
 RT: 13.008 min Scan# 1319  
 Delta R.T. -0.011 min  
 Lab File: BN036413.D  
 Acq: 10 Feb 2025 14:48

Instrument :

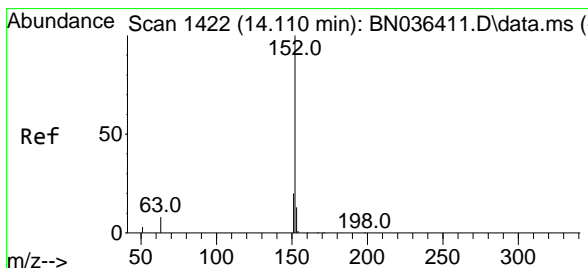
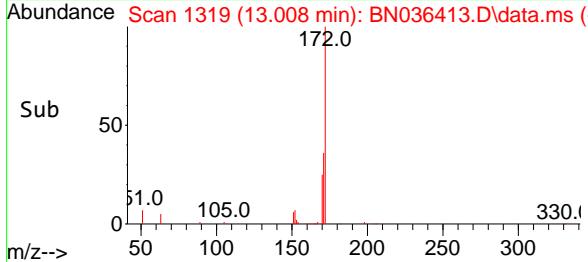
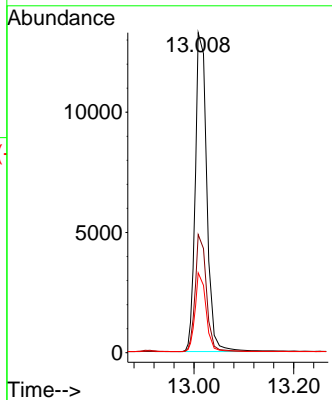
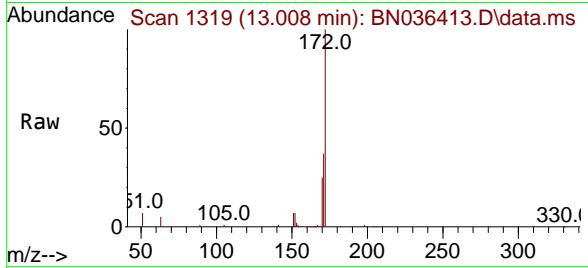
BNA\_N

ClientSampleId :

SSTDICC1.6

Tgt Ion:172 Resp: 22810

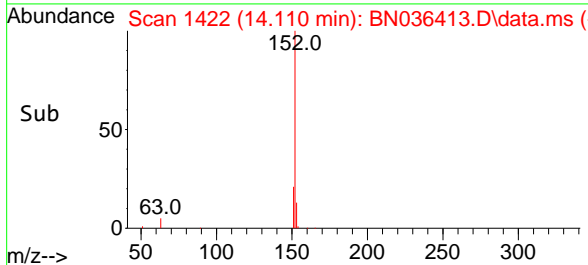
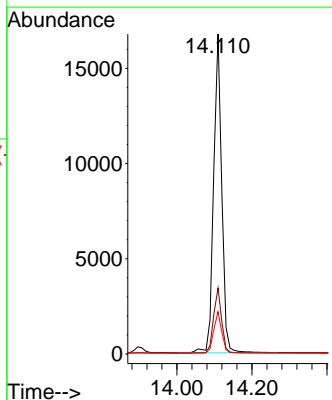
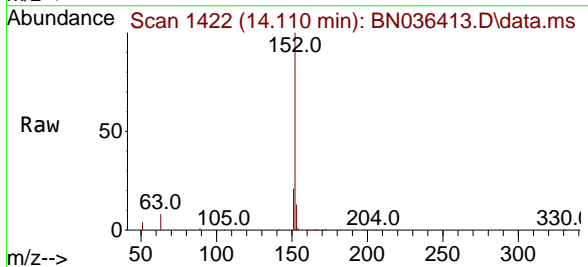
Ion	Ratio	Lower	Upper
172	100		
171	36.9	29.6	44.4
170	25.0	19.8	29.6

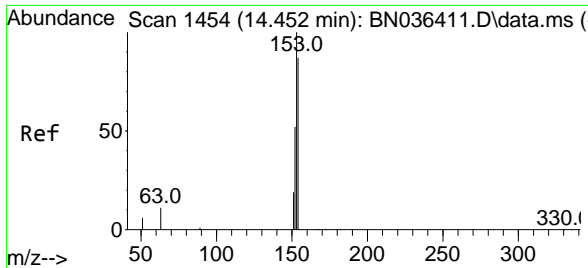


#16  
 Acenaphthylene  
 Concen: 1.499 ng  
 RT: 14.110 min Scan# 1422  
 Delta R.T. -0.000 min  
 Lab File: BN036413.D  
 Acq: 10 Feb 2025 14:48

Tgt Ion:152 Resp: 25289

Ion	Ratio	Lower	Upper
152	100		
151	20.0	15.8	23.8
153	12.9	10.2	15.2





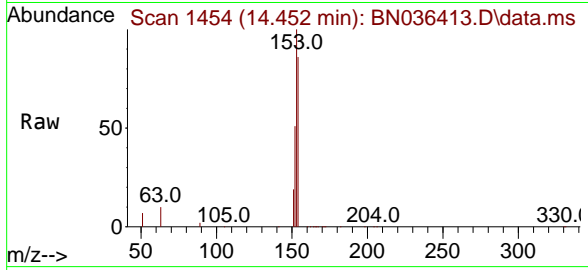
#17  
 Acenaphthene  
 Concen: 1.483 ng  
 RT: 14.452 min Scan# 14  
 Delta R.T. -0.000 min  
 Lab File: BN036413.D  
 Acq: 10 Feb 2025 14:48

Instrument :

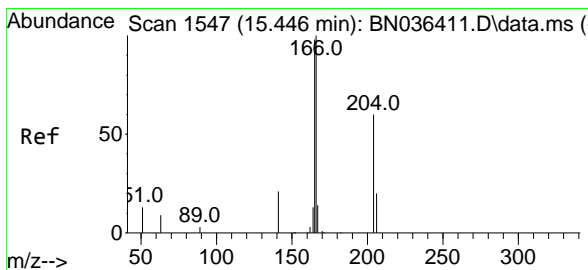
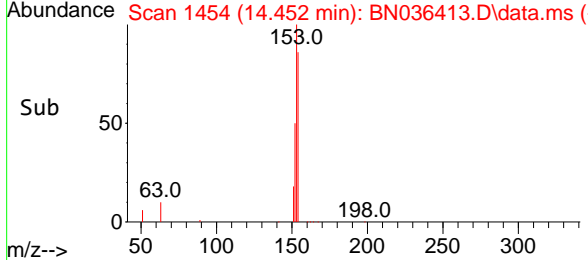
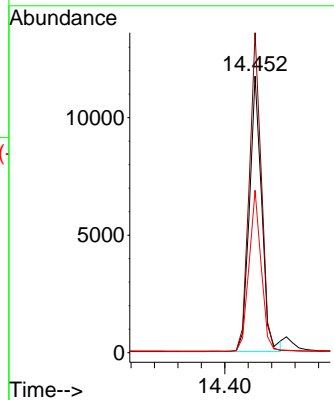
BNA\_N

ClientSampleId :

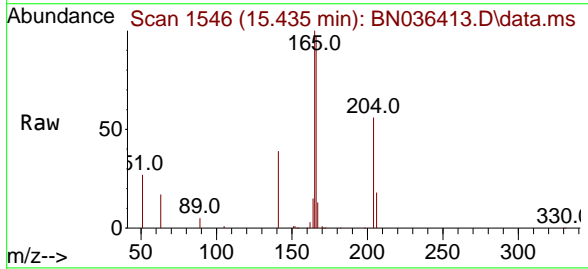
SSTDICC1.6



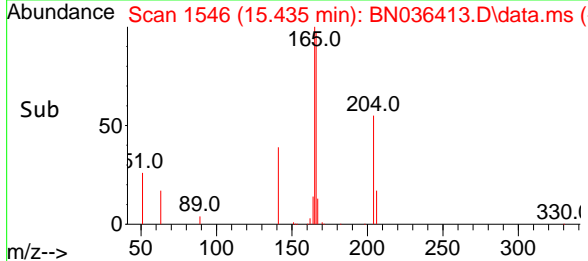
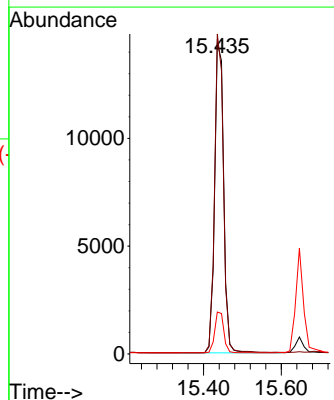
Tgt Ion:154 Resp: 17130  
 Ion Ratio Lower Upper  
 154 100  
 153 114.1 93.3 139.9  
 152 58.1 48.8 73.2

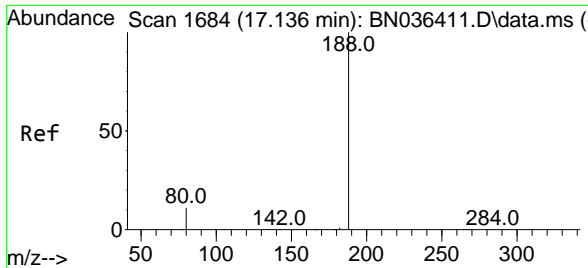


#18  
 Fluorene  
 Concen: 1.638 ng  
 RT: 15.435 min Scan# 1546  
 Delta R.T. -0.011 min  
 Lab File: BN036413.D  
 Acq: 10 Feb 2025 14:48



Tgt Ion:166 Resp: 24341  
 Ion Ratio Lower Upper  
 166 100  
 165 99.5 79.5 119.3  
 167 13.2 10.4 15.6



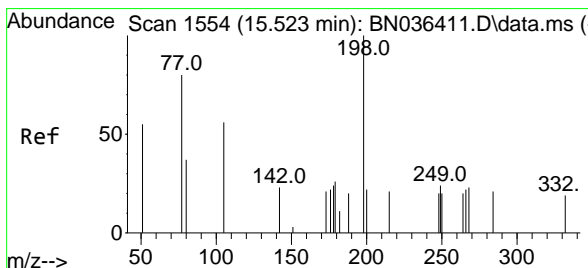
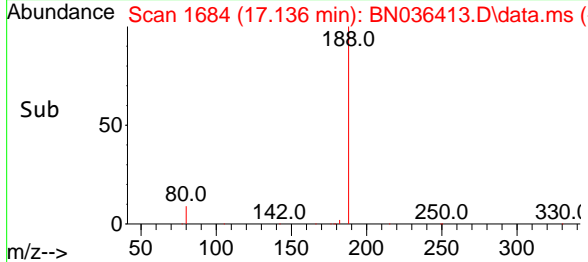
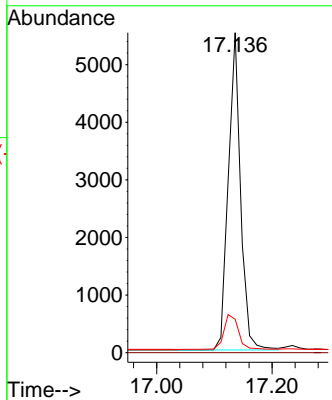
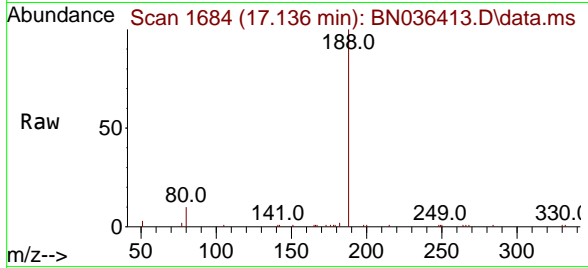


#19  
 Phenanthrene-d10  
 Concen: 0.400 ng  
 RT: 17.136 min Scan# 11  
 Delta R.T. -0.000 min  
 Lab File: BN036413.D  
 Acq: 10 Feb 2025 14:48

Instrument :  
 BNA\_N  
 ClientSampleId :  
 SSTDICC1.6

Tgt Ion:188 Resp: 8137

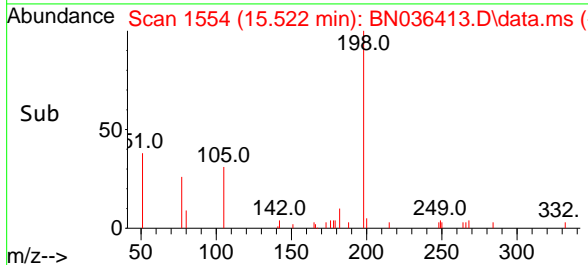
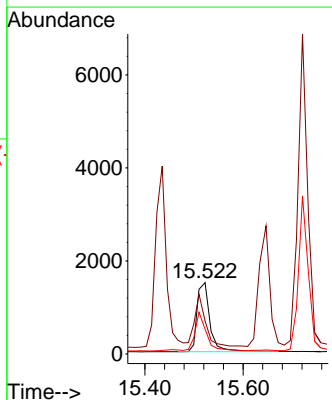
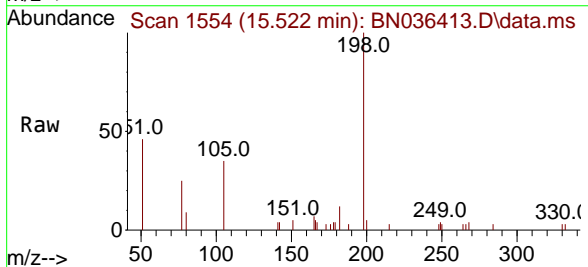
Ion	Ratio	Lower	Upper
188	100		
94	0.0	0.0	0.0
80	10.5	9.8	14.6

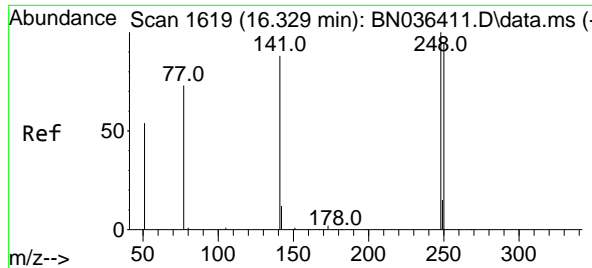


#20  
 4,6-Dinitro-2-methylphenol  
 Concen: 1.497 ng  
 RT: 15.522 min Scan# 1554  
 Delta R.T. -0.000 min  
 Lab File: BN036413.D  
 Acq: 10 Feb 2025 14:48

Tgt Ion:198 Resp: 2725

Ion	Ratio	Lower	Upper
198	100		
51	46.4	86.6	129.8#
105	34.9	57.5	86.3#



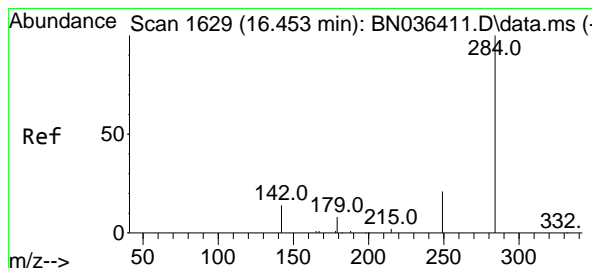
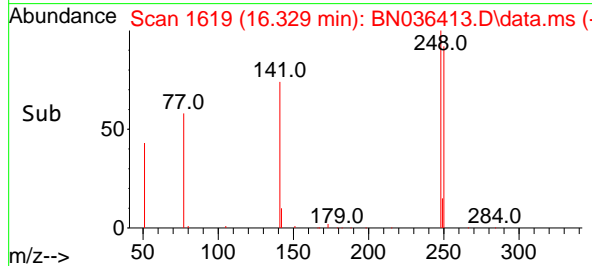
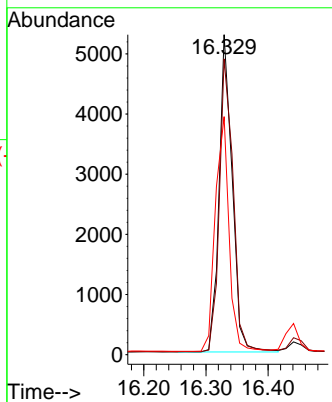
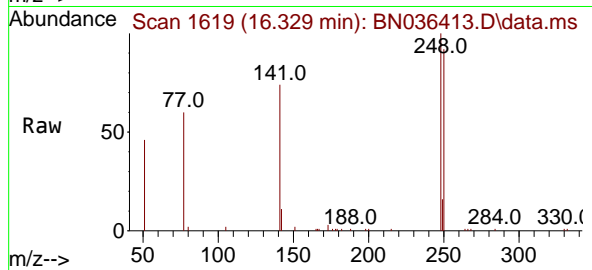


#21  
 4-Bromophenyl-phenylether  
 Concen: 1.379 ng  
 RT: 16.329 min Scan# 1619  
 Delta R.T. -0.000 min  
 Lab File: BN036413.D  
 Acq: 10 Feb 2025 14:48

Instrument : BNA\_N  
 ClientSampleId : SSTDICC1.6

Tgt Ion:248 Resp: 7690

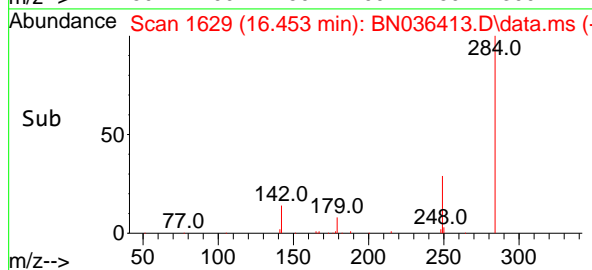
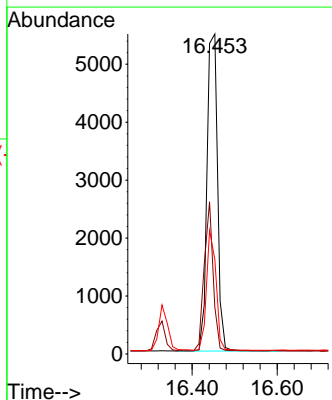
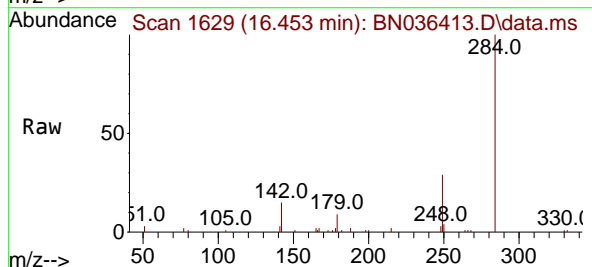
Ion	Ratio	Lower	Upper
248	100		
250	92.4	76.1	114.1
141	74.4	71.7	107.5



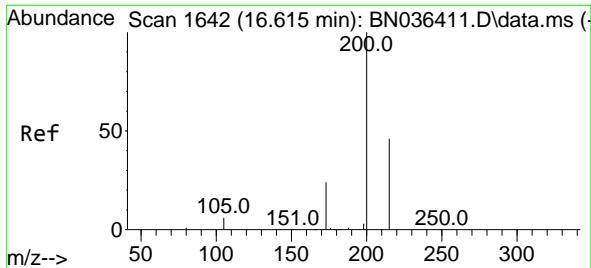
#22  
 Hexachlorobenzene  
 Concen: 1.292 ng  
 RT: 16.453 min Scan# 1629  
 Delta R.T. -0.000 min  
 Lab File: BN036413.D  
 Acq: 10 Feb 2025 14:48

Tgt Ion:284 Resp: 9401

Ion	Ratio	Lower	Upper
284	100		
142	39.9	33.4	50.0
249	34.3	28.6	43.0





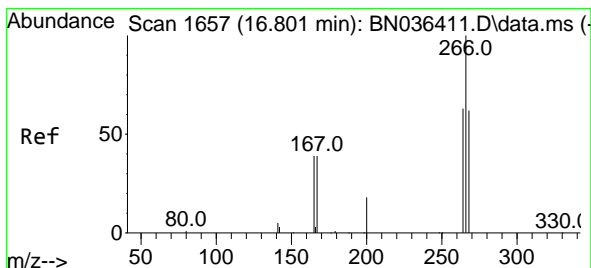
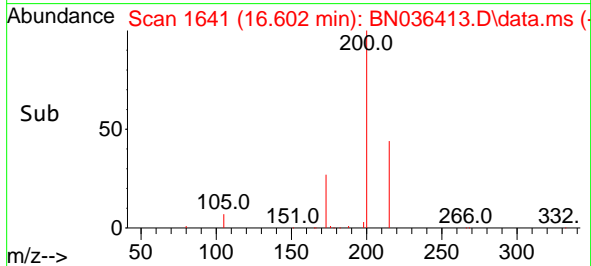
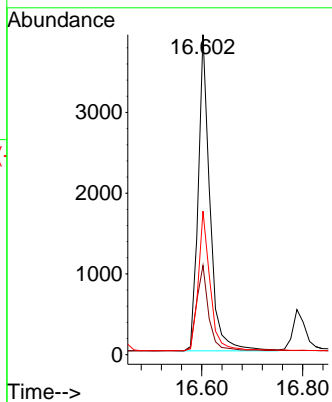
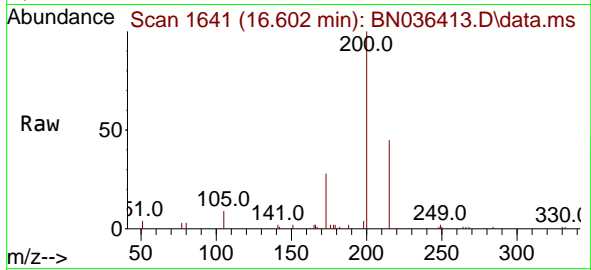


#23  
 Atrazine  
 Concen: 1.541 ng  
 RT: 16.602 min Scan# 1641  
 Delta R.T. -0.012 min  
 Lab File: BN036413.D  
 Acq: 10 Feb 2025 14:48

Instrument :  
 BNA\_N  
 ClientSampleId :  
 SSTDICC1.6

Tgt Ion:200 Resp: 6316

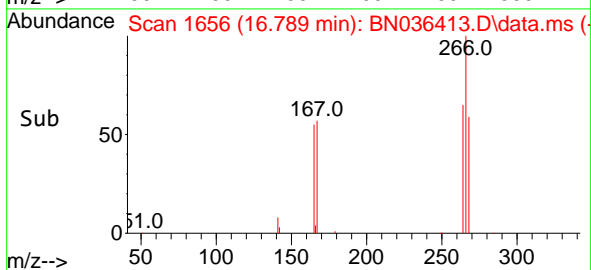
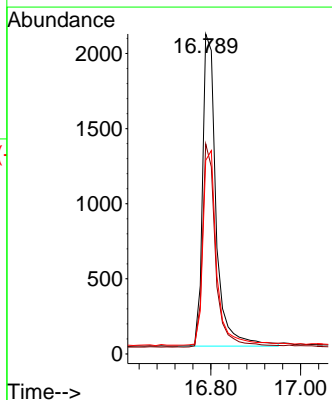
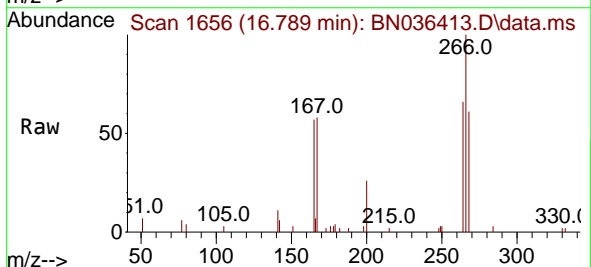
Ion	Ratio	Lower	Upper
200	100		
173	27.9	23.2	34.8
215	44.8	40.0	60.0

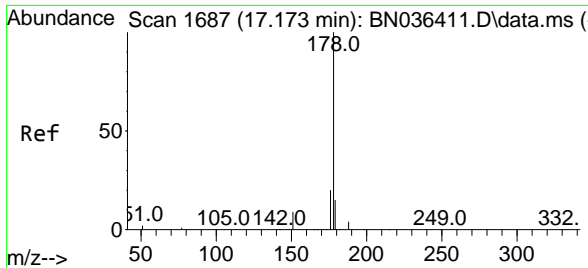


#24  
 Pentachlorophenol  
 Concen: 1.368 ng  
 RT: 16.789 min Scan# 1656  
 Delta R.T. -0.012 min  
 Lab File: BN036413.D  
 Acq: 10 Feb 2025 14:48

Tgt Ion:266 Resp: 4352

Ion	Ratio	Lower	Upper
266	100		
264	63.3	50.6	76.0
268	63.3	51.9	77.9

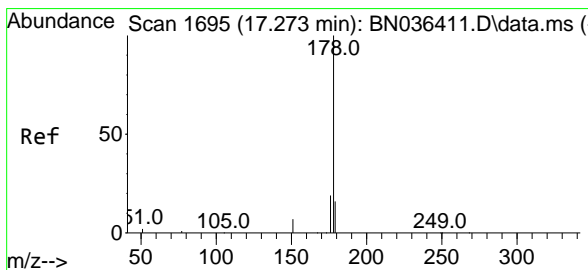
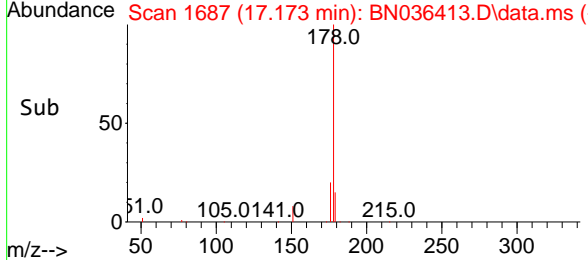
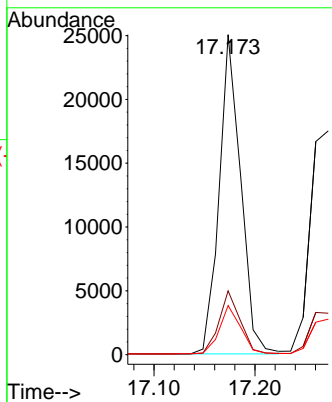
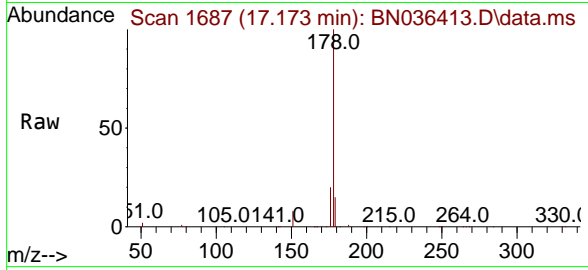




#25  
 Phenanthrene  
 Concen: 1.552 ng  
 RT: 17.173 min Scan# 1687  
 Delta R.T. -0.000 min  
 Lab File: BN036413.D  
 Acq: 10 Feb 2025 14:48

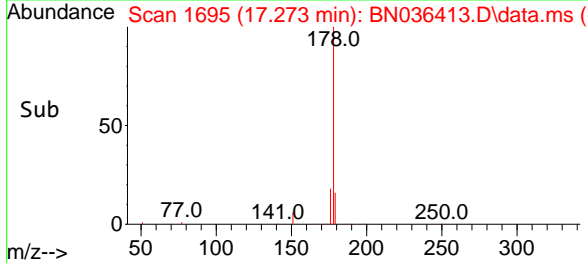
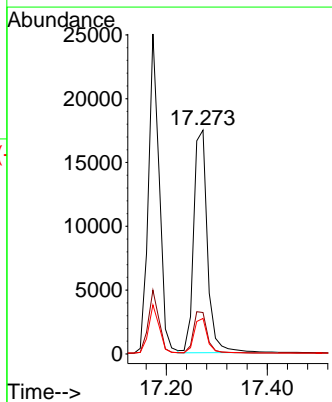
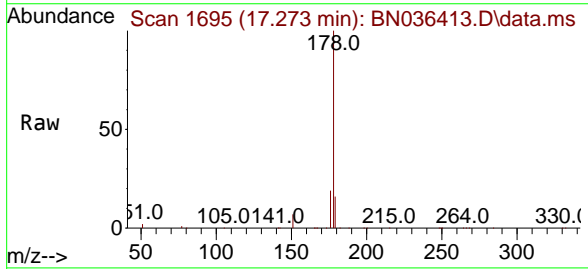
Instrument : BNA\_N  
 ClientSampleId : SSTDICC1.6

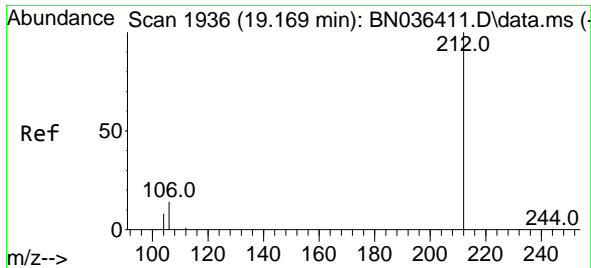
Tgt Ion	Resp	Ion Ratio	Lower	Upper
178	37027	100		
176	19.6	15.7	15.7	23.5
179	15.1	12.4	12.4	18.6



#26  
 Anthracene  
 Concen: 1.524 ng  
 RT: 17.273 min Scan# 1695  
 Delta R.T. -0.000 min  
 Lab File: BN036413.D  
 Acq: 10 Feb 2025 14:48

Tgt Ion	Resp	Ion Ratio	Lower	Upper
178	33031	100		
176	18.9	14.9	14.9	22.3
179	15.2	12.4	12.4	18.6





#27  
 Fluoranthene-d10  
 Concen: 1.707 ng  
 RT: 19.169 min Scan# 1936  
 Delta R.T. -0.000 min  
 Lab File: BN036413.D  
 Acq: 10 Feb 2025 14:48

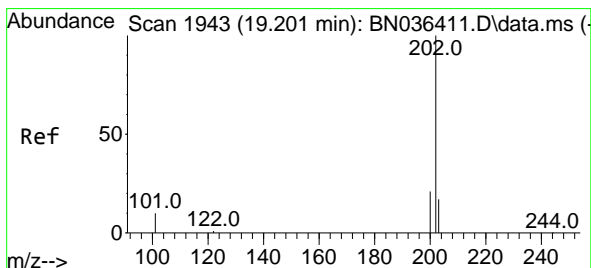
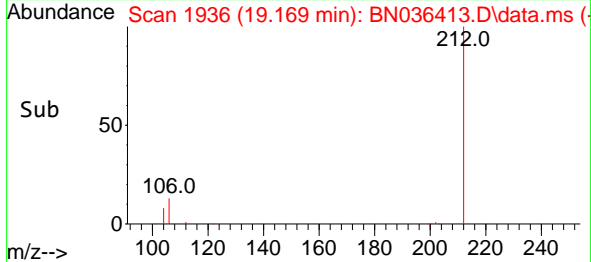
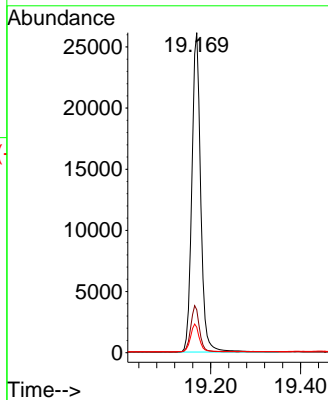
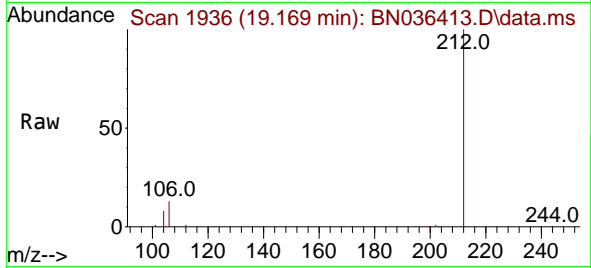
Instrument :

BNA\_N

ClientSampleId :

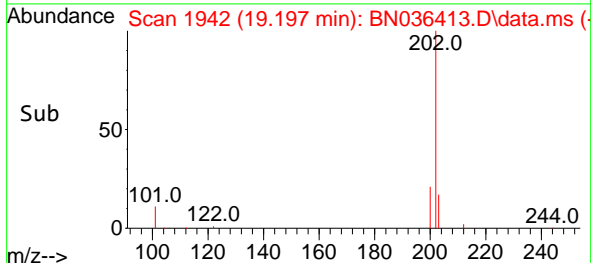
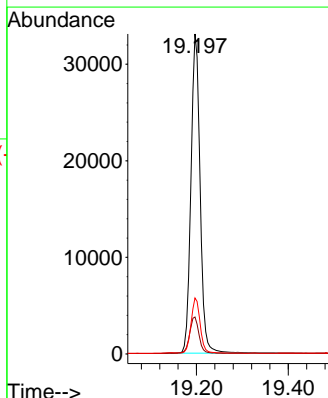
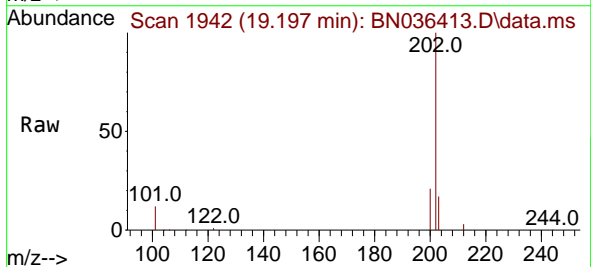
SSTDICC1.6

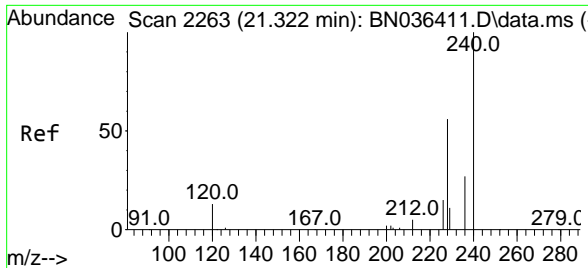
Tgt Ion:212 Resp: 35740  
 Ion Ratio Lower Upper  
 212 100  
 106 14.4 11.5 17.3  
 104 8.5 7.1 10.7



#28  
 Fluoranthene  
 Concen: 1.617 ng  
 RT: 19.197 min Scan# 1942  
 Delta R.T. -0.005 min  
 Lab File: BN036413.D  
 Acq: 10 Feb 2025 14:48

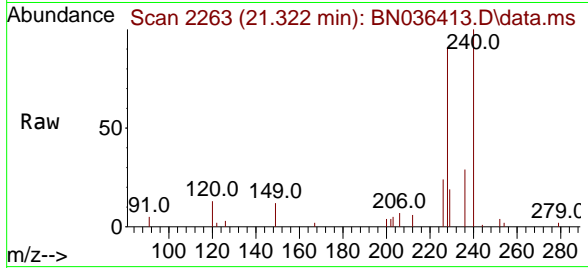
Tgt Ion:202 Resp: 45708  
 Ion Ratio Lower Upper  
 202 100  
 101 11.8 9.2 13.8  
 203 17.0 13.4 20.0





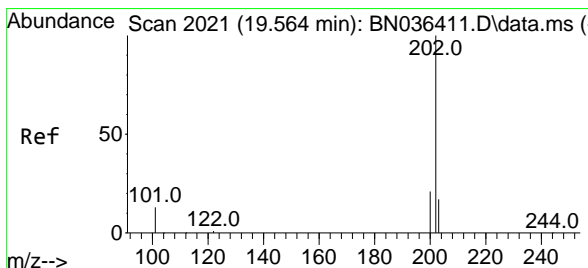
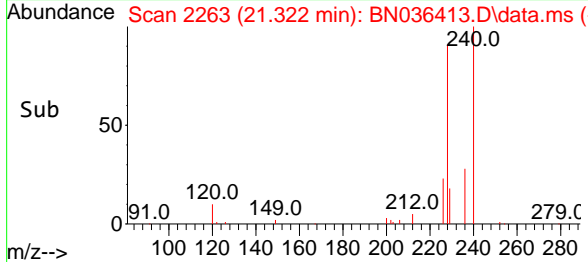
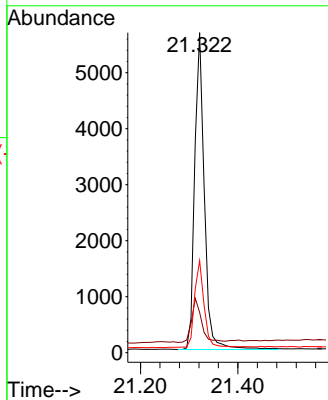
#29  
 Chrysene-d12  
 Concen: 0.400 ng  
 RT: 21.322 min Scan# 21  
 Delta R.T. -0.000 min  
 Lab File: BN036413.D  
 Acq: 10 Feb 2025 14:48

Instrument :  
 BNA\_N  
 ClientSampleId :  
 SSTDICC1.6



Tgt Ion: 240 Resp: 7773

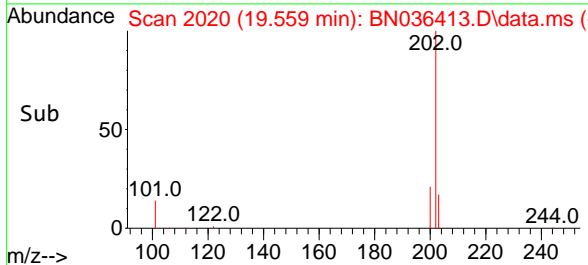
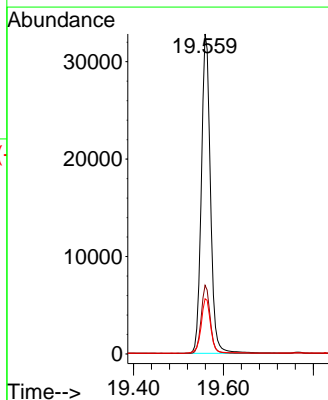
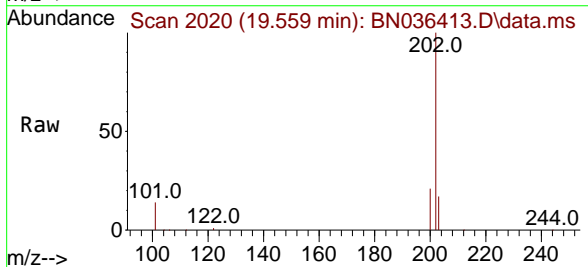
Ion	Ratio	Lower	Upper
240	100		
120	12.6	13.3	19.9#
236	28.8	23.0	34.6

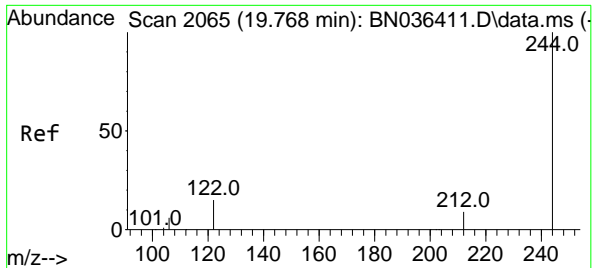


#30  
 Pyrene  
 Concen: 1.489 ng  
 RT: 19.559 min Scan# 2020  
 Delta R.T. -0.005 min  
 Lab File: BN036413.D  
 Acq: 10 Feb 2025 14:48

Tgt Ion: 202 Resp: 46256

Ion	Ratio	Lower	Upper
202	100		
200	21.2	16.9	25.3
203	17.7	13.9	20.9





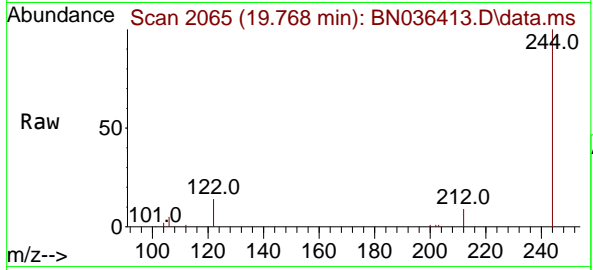
#31  
 Terphenyl-d14  
 Concen: 1.611 ng  
 RT: 19.768 min Scan# 2065  
 Delta R.T. -0.000 min  
 Lab File: BN036413.D  
 Acq: 10 Feb 2025 14:48

Instrument :

BNA\_N

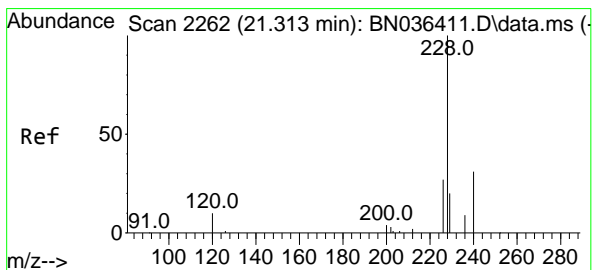
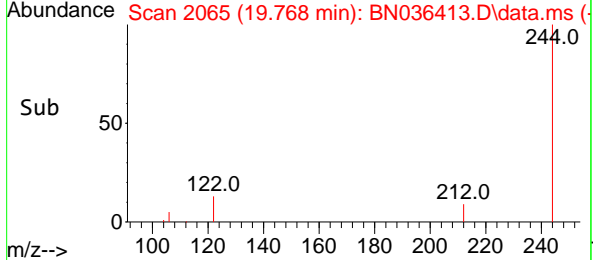
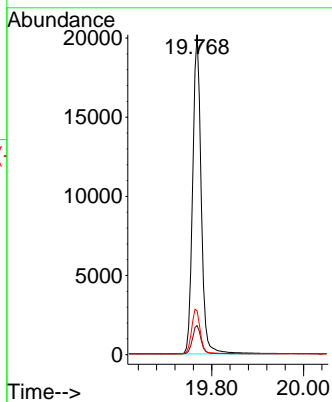
Client Sample Id :

SSTDICC1.6



Tgt Ion: 244 Resp: 25927


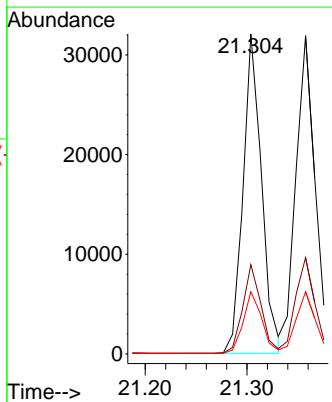
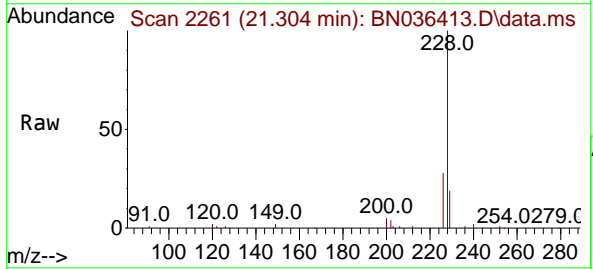
Ion	Ratio	Lower	Upper
244	100		
212	9.1	8.1	12.1
122	13.8	12.8	19.2

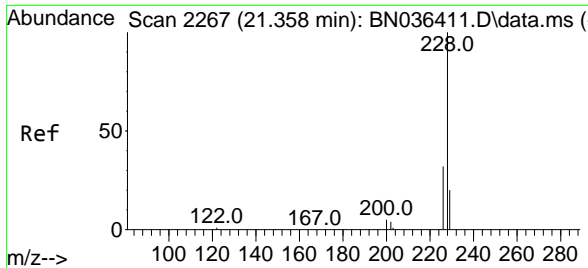


#32  
 Benzo(a)anthracene  
 Concen: 1.463 ng  
 RT: 21.304 min Scan# 2261  
 Delta R.T. -0.009 min  
 Lab File: BN036413.D  
 Acq: 10 Feb 2025 14:48

Tgt Ion: 228 Resp: 40416

Ion	Ratio	Lower	Upper
228	100		
226	27.9	22.2	33.2
229	19.5	16.5	24.7





#33  
 Chrysene  
 Concen: 1.542 ng  
 RT: 21.357 min Scan# 21  
 Delta R.T. -0.000 min  
 Lab File: BN036413.D  
 Acq: 10 Feb 2025 14:48

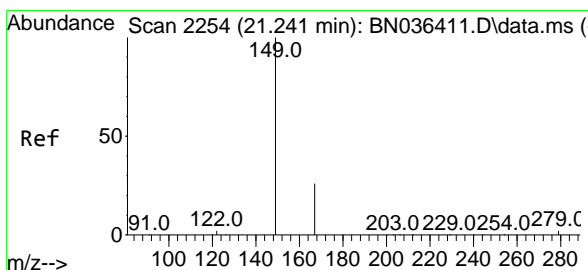
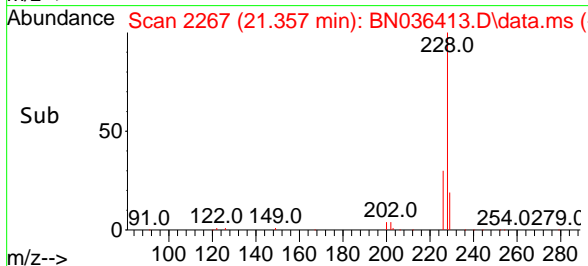
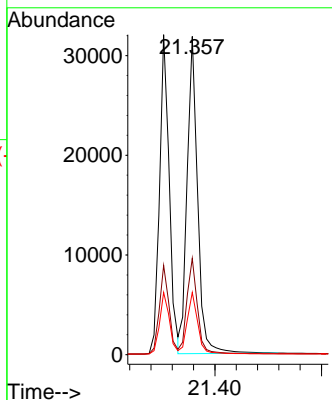

Instrument :

BNA\_N

ClientSampleId :

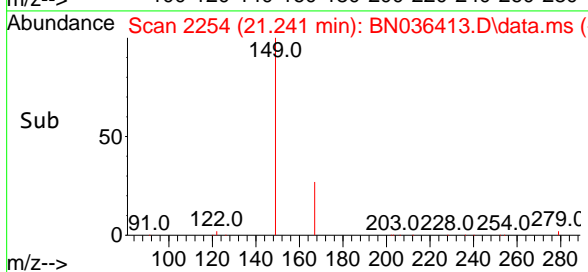
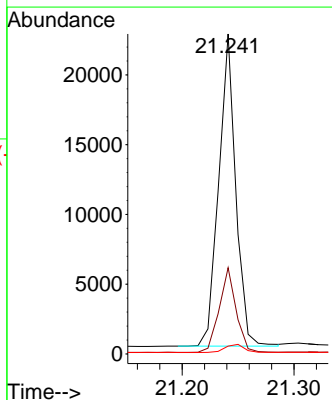
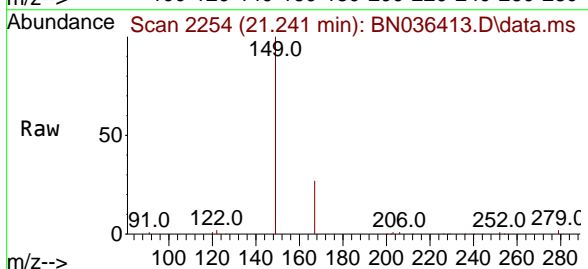
SSTDICC1.6

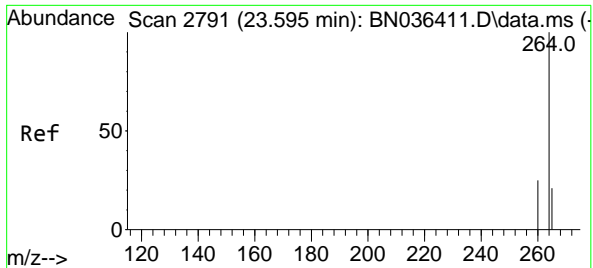
Tgt Ion	Resp	Lower	Upper
228	43661	100	100
226	30.3	25.5	38.3
229	19.5	16.4	24.6



#34  
 Bis(2-ethylhexyl)phthalate  
 Concen: 1.538 ng  
 RT: 21.241 min Scan# 2254  
 Delta R.T. -0.000 min  
 Lab File: BN036413.D  
 Acq: 10 Feb 2025 14:48

Tgt Ion	Resp	Lower	Upper
149	23672	100	100
167	26.9	21.2	31.8
279	3.0	2.7	4.1





#35  
 Perylene-d12  
 Concen: 0.400 ng  
 RT: 23.592 min Scan# 21  
 Delta R.T. -0.003 min  
 Lab File: BN036413.D  
 Acq: 10 Feb 2025 14:48

Instrument :

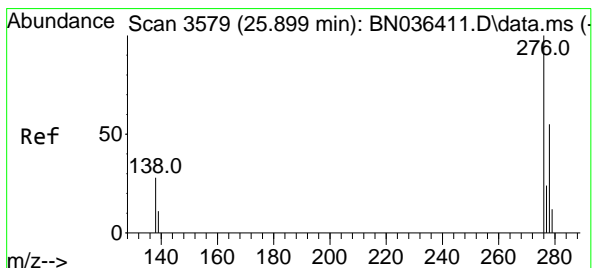
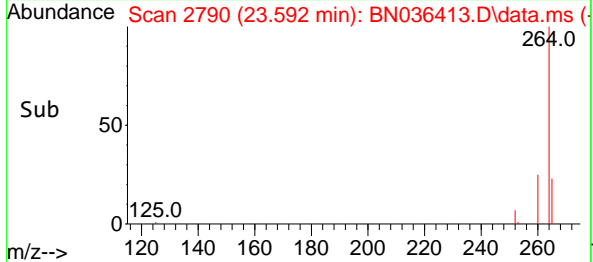
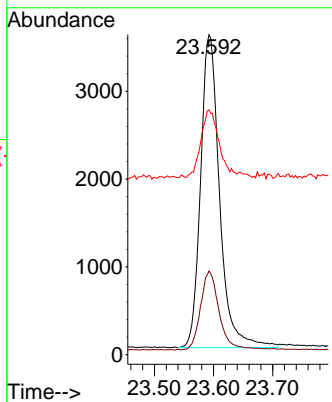
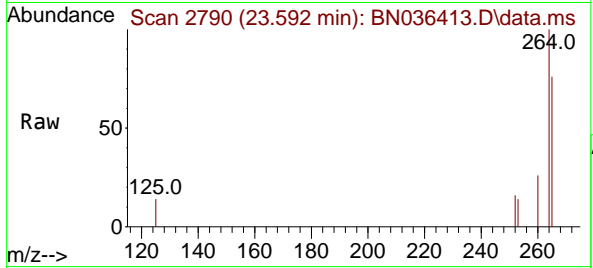
BNA\_N

ClientSampleId :

SSTDICC1.6

Tgt Ion:264 Resp: 7967

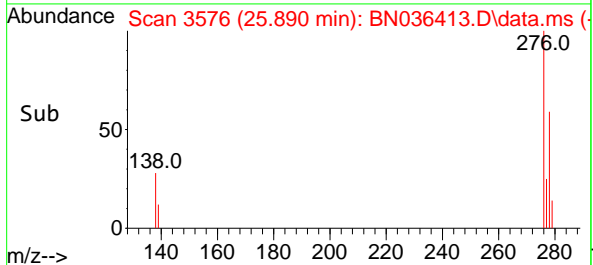
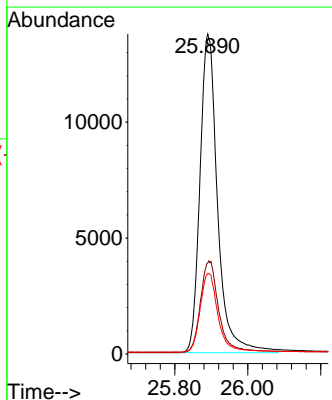
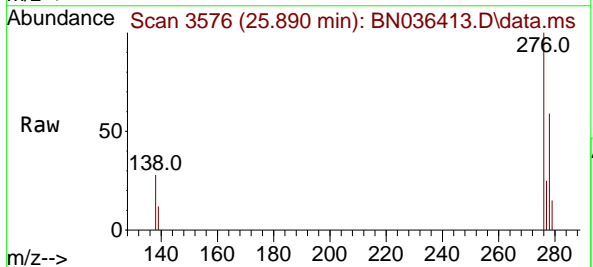
Ion	Ratio	Lower	Upper
264	100		
260	26.1	20.9	31.3
265	76.5	60.7	91.1

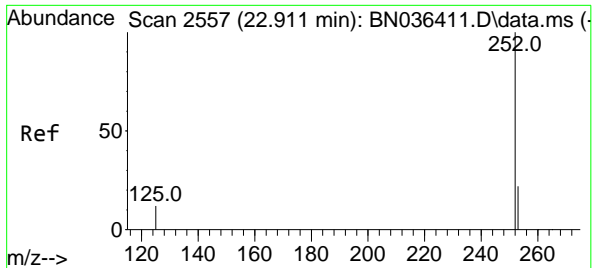


#36  
 Indeno(1,2,3-cd)pyrene  
 Concen: 1.472 ng  
 RT: 25.890 min Scan# 3576  
 Delta R.T. -0.009 min  
 Lab File: BN036413.D  
 Acq: 10 Feb 2025 14:48

Tgt Ion:276 Resp: 46083

Ion	Ratio	Lower	Upper
276	100		
138	29.4	22.2	33.2
277	25.3	19.8	29.6





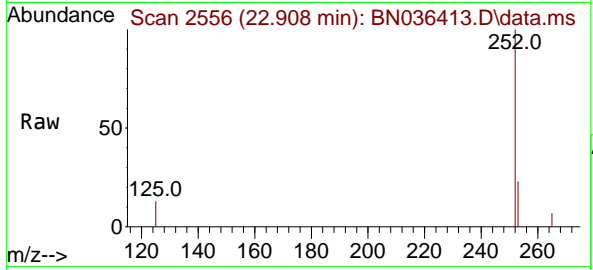
#37  
 Benzo(b)fluoranthene  
 Concen: 1.502 ng  
 RT: 22.908 min Scan# 2556  
 Delta R.T. -0.003 min  
 Lab File: BN036413.D  
 Acq: 10 Feb 2025 14:48

Instrument :

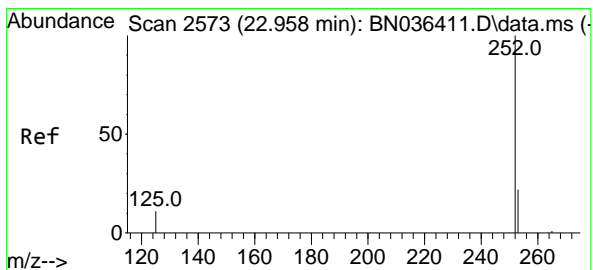
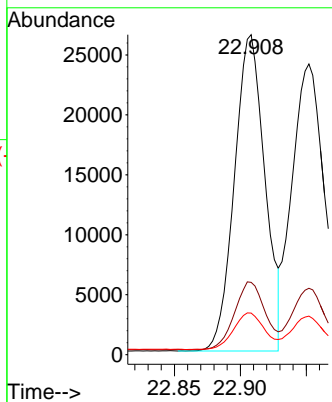
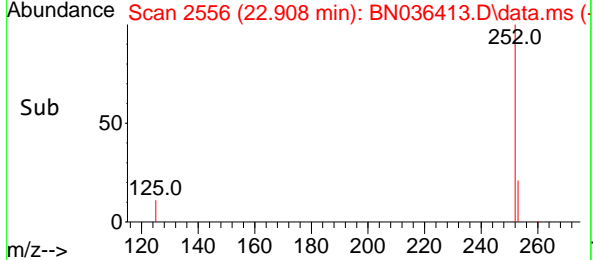
BNA\_N

Client Sample Id :

SSTDICC1.6

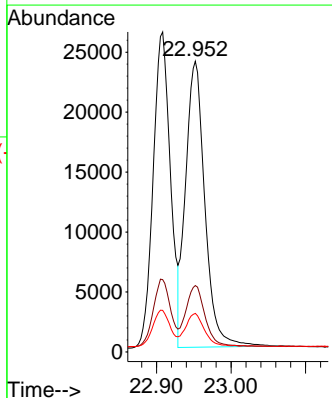
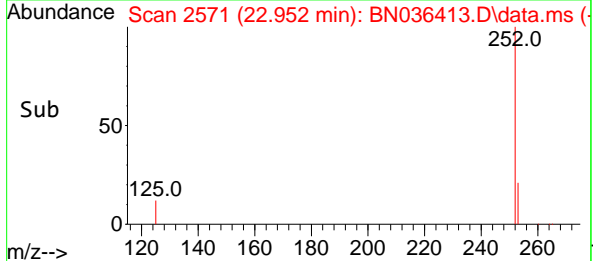
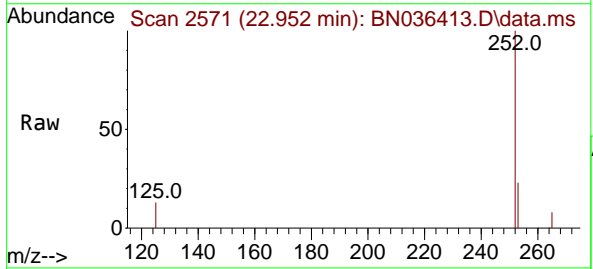


Tgt Ion:252 Resp: 42491  
 Ion Ratio Lower Upper  
 252 100  
 253 22.6 21.9 32.9  
 125 13.0 15.0 22.6#

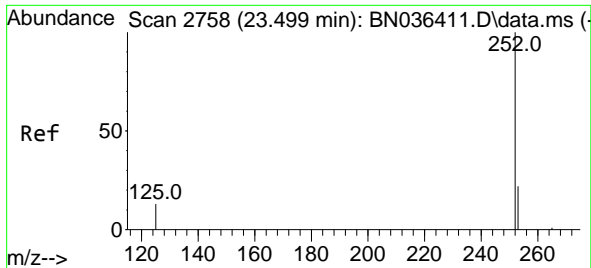


#38  
 Benzo(k)fluoranthene  
 Concen: 1.489 ng  
 RT: 22.952 min Scan# 2571  
 Delta R.T. -0.006 min  
 Lab File: BN036413.D  
 Acq: 10 Feb 2025 14:48

Tgt Ion:252 Resp: 42933  
 Ion Ratio Lower Upper  
 252 100  
 253 22.8 22.2 33.4  
 125 13.2 15.0 22.4#







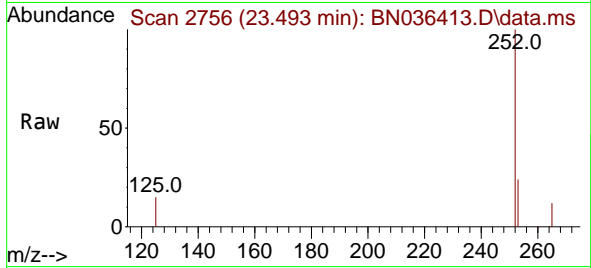
#39  
 Benzo(a)pyrene  
 Concen: 1.503 ng  
 RT: 23.493 min Scan# 21  
 Delta R.T. -0.006 min  
 Lab File: BN036413.D  
 Acq: 10 Feb 2025 14:48

Instrument :

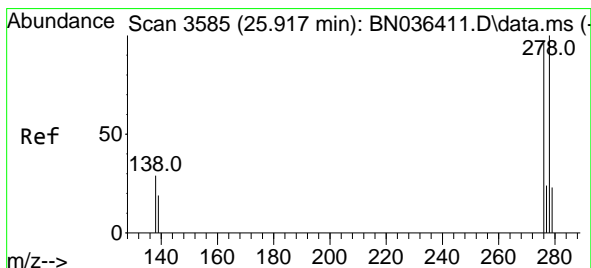
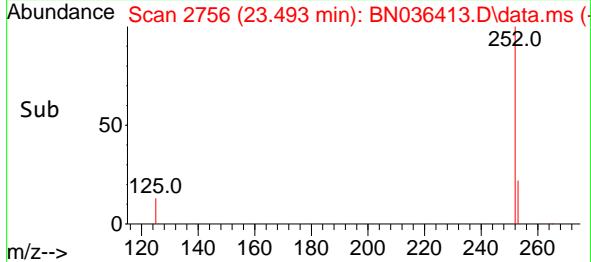
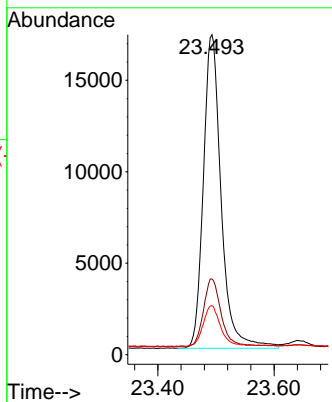
BNA\_N

ClientSampleId :

SSTDICC1.6

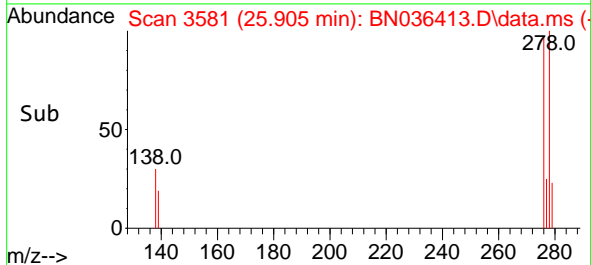
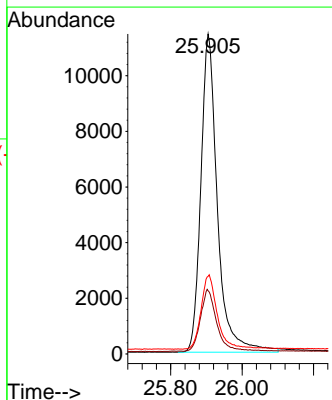
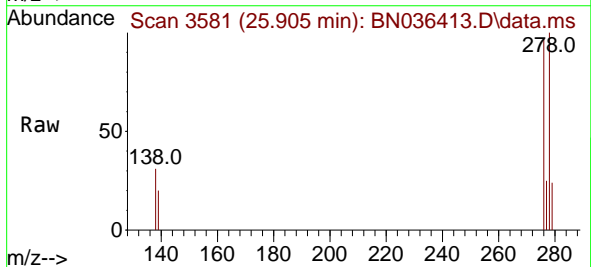


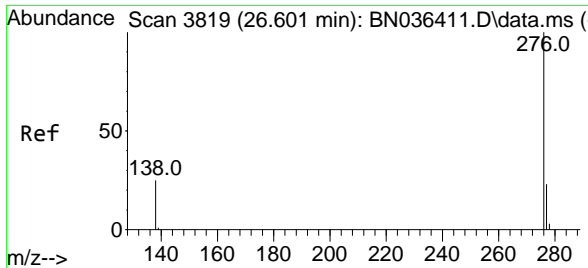
Tgt Ion:252 Resp: 36490  
 Ion Ratio Lower Upper  
 252 100  
 253 23.7 24.4 36.6#  
 125 15.3 18.2 27.2#



#40  
 Dibenzo(a,h)anthracene  
 Concen: 1.478 ng  
 RT: 25.905 min Scan# 3581  
 Delta R.T. -0.012 min  
 Lab File: BN036413.D  
 Acq: 10 Feb 2025 14:48

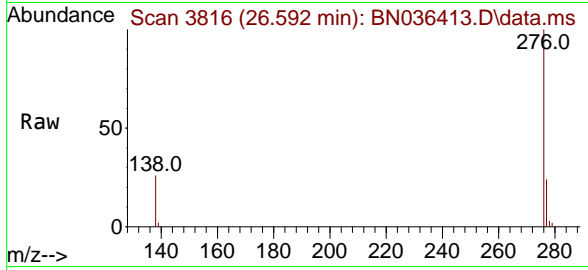
Tgt Ion:278 Resp: 36765  
 Ion Ratio Lower Upper  
 278 100  
 139 19.7 18.5 27.7  
 279 24.3 24.8 37.2#





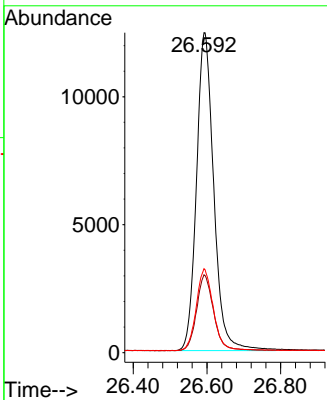
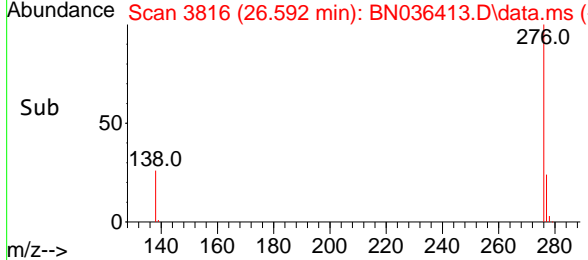
#41  
Benzo(g,h,i)perylene  
Concen: 1.482 ng  
RT: 26.592 min Scan# 3816  
Delta R.T. -0.009 min  
Lab File: BN036413.D  
Acq: 10 Feb 2025 14:48

Instrument : BNA\_N  
ClientSampleId : SSTDICC1.6



Tgt Ion: 276 Resp: 40441

Ion	Ratio	Lower	Upper
276	100		
277	24.3	20.7	31.1
138	26.3	21.8	32.6



Data Path : Z:\svoasrv\HPCHEM1\BNA\_N\Data\BN021025\  
 Data File : BN036414.D  
 Acq On : 10 Feb 2025 15:24  
 Operator : RC/JU  
 Sample : SSTDICC3.2  
 Misc :  
 ALS Vial : 7 Sample Multiplier: 1

Instrument :  
 BNA\_N  
 ClientSampleId :  
 SSTDICC3.2

Quant Time: Feb 11 00:37:03 2025  
 Quant Method : Z:\svoasrv\HPCHEM1\BNA\_N\Methods\8270-SIM-BN021025.M  
 Quant Title : ASP BNA STANDARDS FOR 5 POINT CALIBRATION  
 QLast Update : Tue Feb 11 00:33:05 2025  
 Response via : Initial Calibration

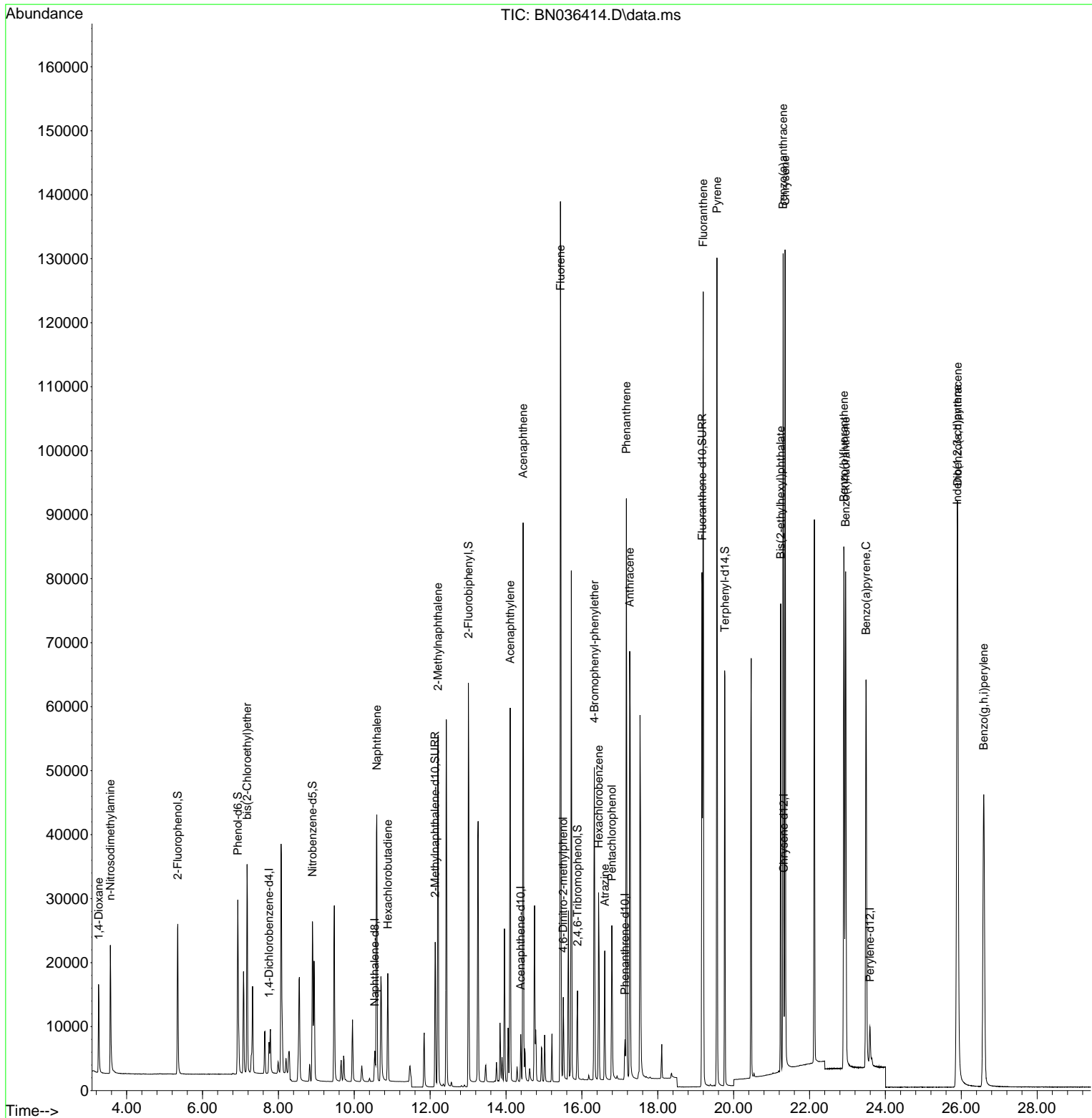
Compound	R.T.	QIon	Response	Conc	Units	Dev(Min)	
Internal Standards							
1) 1,4-Dichlorobenzene-d4	7.753	152	2264	0.400	ng	0.00	
7) Naphthalene-d8	10.541	136	5888	0.400	ng	# 0.00	
13) Acenaphthene-d10	14.388	164	3870	0.400	ng	0.00	
19) Phenanthrene-d10	17.136	188	8443	0.400	ng	0.00	
29) Chrysene-d12	21.322	240	8450	0.400	ng	# 0.00	
35) Perylene-d12	23.592	264	8327	0.400	ng	0.00	
System Monitoring Compounds							
4) 2-Fluorophenol	5.348	112	18096	3.140	ng	0.00	
5) Phenol-d6	6.930	99	22949	3.414	ng	0.00	
8) Nitrobenzene-d5	8.897	82	19636	3.579	ng	-0.01	
11) 2-Methylnaphthalene-d10	12.131	152	31489	3.909	ng	-0.01	
14) 2,4,6-Tribromophenol	15.883	330	7004	2.937	ng	0.00	
15) 2-Fluorobiphenyl	13.009	172	53807	3.260	ng	-0.01	
27) Fluoranthene-d10	19.169	212	84968	3.911	ng	0.00	
31) Terphenyl-d14	19.768	244	61695	3.526	ng	0.00	
Target Compounds							
2) 1,4-Dioxane	3.261	88	7842	3.133	ng	97	Qvalue
3) n-Nitrosodimethylamine	3.572	42	13931	3.098	ng	# 98	
6) bis(2-Chloroethyl)ether	7.176	93	22184	3.968	ng	99	
9) Naphthalene	10.594	128	55857	3.321	ng	97	
10) Hexachlorobutadiene	10.883	225	13261	2.516	ng	# 100	
12) 2-Methylnaphthalene	12.207	142	38458	3.640	ng	98	
16) Acenaphthylene	14.110	152	60797	3.395	ng	100	
17) Acenaphthene	14.452	154	39414	3.214	ng	98	
18) Fluorene	15.435	166	56634	3.589	ng	100	
20) 4,6-Dinitro-2-methylph...	15.510	198	7256	3.841	ng	# 74	
21) 4-Bromophenyl-phenylether	16.329	248	17824	3.081	ng	# 86	
22) Hexachlorobenzene	16.441	284	21378	2.832	ng	97	
23) Atrazine	16.602	200	15456	3.634	ng	92	
24) Pentachlorophenol	16.789	266	11492	3.481	ng	100	
25) Phenanthrene	17.173	178	85950	3.473	ng	99	
26) Anthracene	17.260	178	78802	3.504	ng	99	
28) Fluoranthene	19.197	202	108527	3.700	ng	99	
30) Pyrene	19.559	202	110153	3.262	ng	100	
32) Benzo(a)anthracene	21.304	228	99445	3.312	ng	99	
33) Chrysene	21.358	228	103234	3.354	ng	97	
34) Bis(2-ethylhexyl)phtha...	21.241	149	58234	3.480	ng	99	
36) Indeno(1,2,3-cd)pyrene	25.890	276	108596	3.320	ng	97	
37) Benzo(b)fluoranthene	22.905	252	101833	3.445	ng	# 88	
38) Benzo(k)fluoranthene	22.952	252	102040	3.385	ng	# 88	
39) Benzo(a)pyrene	23.490	252	87191	3.437	ng	# 84	
40) Dibenzo(a,h)anthracene	25.905	278	86887	3.343	ng	# 90	
41) Benzo(g,h,i)perylene	26.592	276	93260	3.269	ng	97	

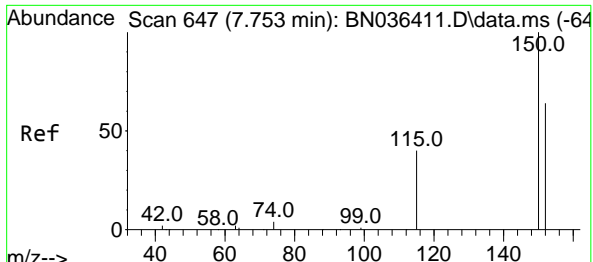
(#) = qualifier out of range (m) = manual integration (+) = signals summed

Data Path : Z:\svoasrv\HPCHEM1\BNA\_N\Data\BN021025\  
 Data File : BN036414.D  
 Acq On : 10 Feb 2025 15:24  
 Operator : RC/JU  
 Sample : SSTDICC3.2  
 Misc :  
 ALS Vial : 7 Sample Multiplier: 1

**Instrument :**  
 BNA\_N  
**ClientSampleId :**  
 SSTDICC3.2

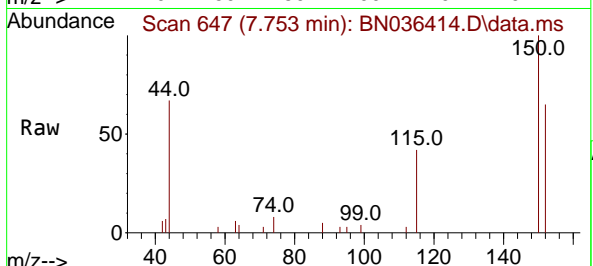
Quant Time: Feb 11 00:37:03 2025  
 Quant Method : Z:\svoasrv\HPCHEM1\BNA\_N\Methods\8270-SIM-BN021025.M  
 Quant Title : ASP BNA STANDARDS FOR 5 POINT CALIBRATION  
 QLast Update : Tue Feb 11 00:33:05 2025  
 Response via : Initial Calibration



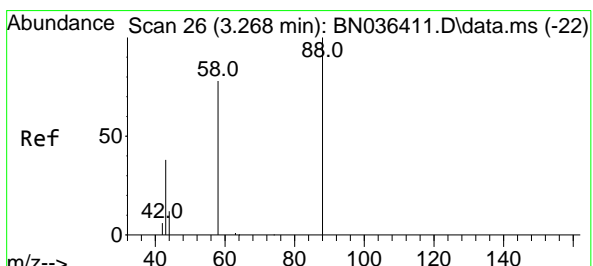
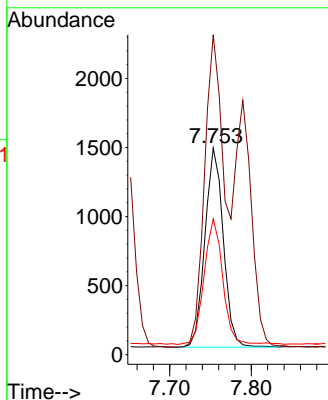
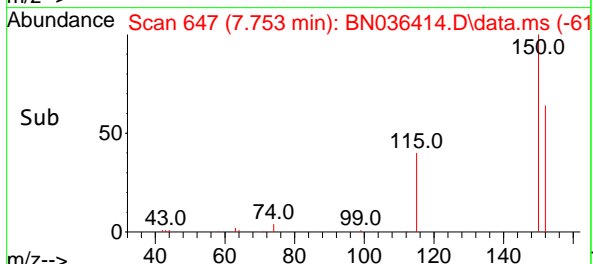


#1  
 1,4-Dichlorobenzene-d4  
 Concen: 0.400 ng  
 RT: 7.753 min Scan# 64  
 Delta R.T. 0.000 min  
 Lab File: BN036414.D  
 Acq: 10 Feb 2025 15:24

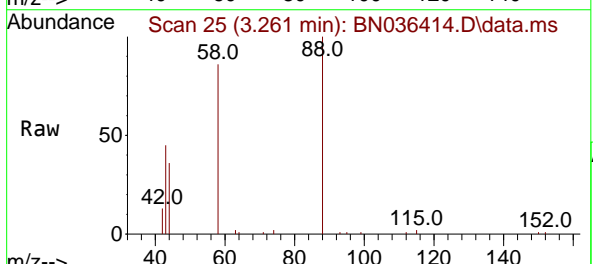
Instrument :  
 BNA\_N  
 ClientSampleId :  
 SSTDICC3.2



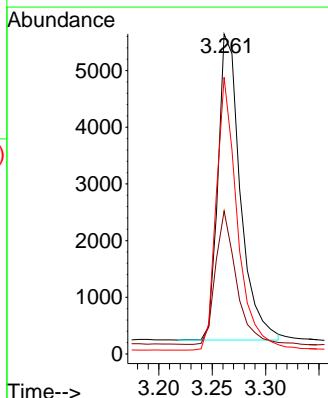
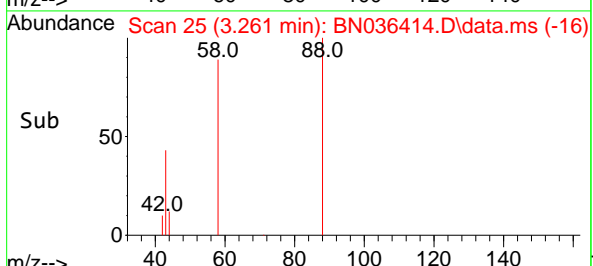
Tgt Ion:152 Resp: 2264  
 Ion Ratio Lower Upper  
 152 100  
 150 154.9 123.7 185.5  
 115 65.7 52.5 78.7

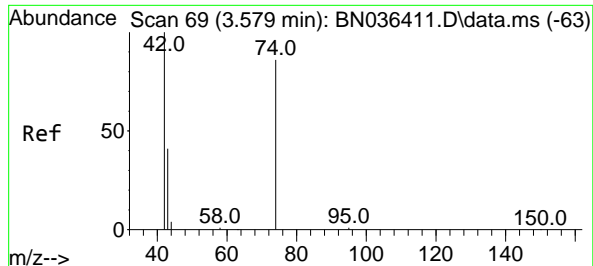


#2  
 1,4-Dioxane  
 Concen: 3.133 ng  
 RT: 3.261 min Scan# 25  
 Delta R.T. -0.007 min  
 Lab File: BN036414.D  
 Acq: 10 Feb 2025 15:24



Tgt Ion: 88 Resp: 7842  
 Ion Ratio Lower Upper  
 88 100  
 43 40.6 33.7 50.5  
 58 83.7 68.9 103.3

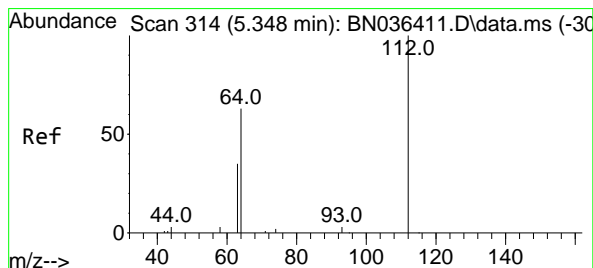
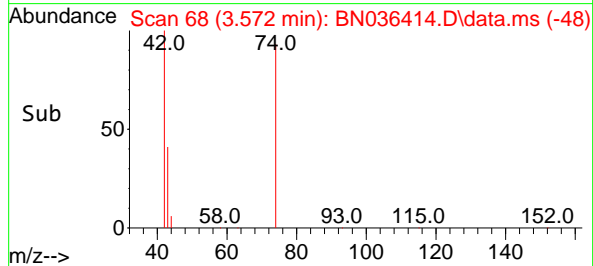
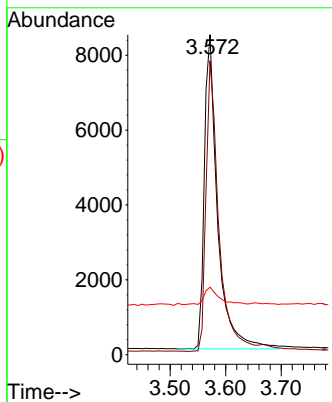
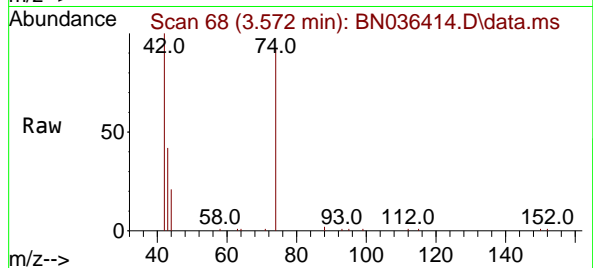




#3  
 n-Nitrosodimethylamine  
 Concen: 3.098 ng  
 RT: 3.572 min Scan# 61  
 Delta R.T. -0.007 min  
 Lab File: BN036414.D  
 Acq: 10 Feb 2025 15:24

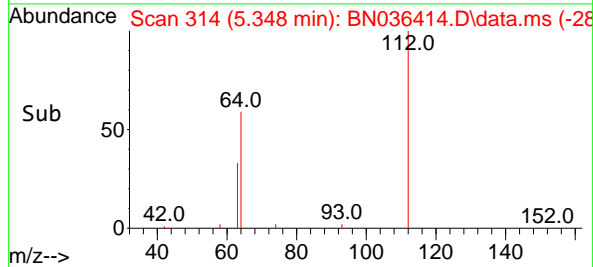
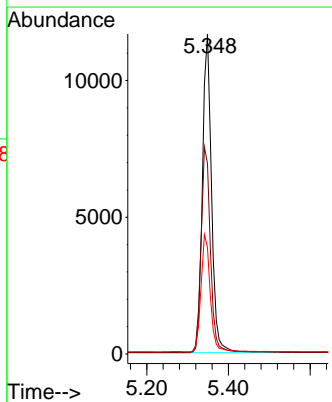
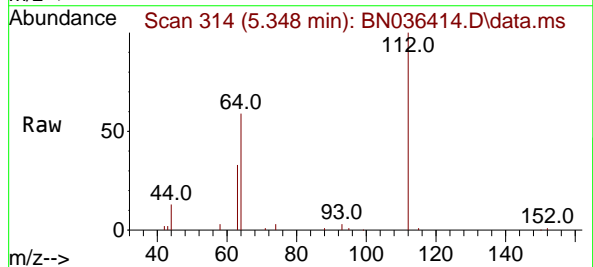
Instrument :  
 BNA\_N  
 ClientSampleId :  
 SSTDICC3.2

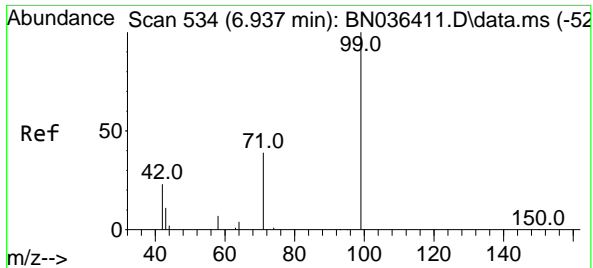
Tgt Ion	Resp	Lower	Upper
42	13931		
42	100		
74	91.3	71.8	107.6
44	6.4	7.8	11.6



#4  
 2-Fluorophenol  
 Concen: 3.140 ng  
 RT: 5.348 min Scan# 314  
 Delta R.T. 0.000 min  
 Lab File: BN036414.D  
 Acq: 10 Feb 2025 15:24

Tgt Ion	Resp	Lower	Upper
112	18096		
112	100		
64	66.2	53.4	80.0
63	36.9	30.3	45.5

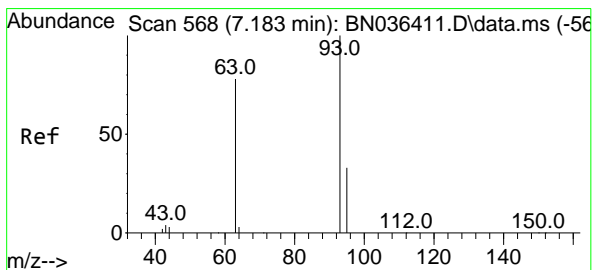
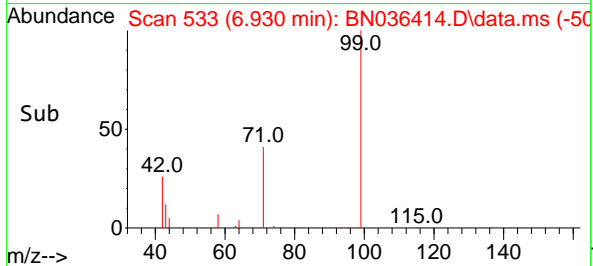
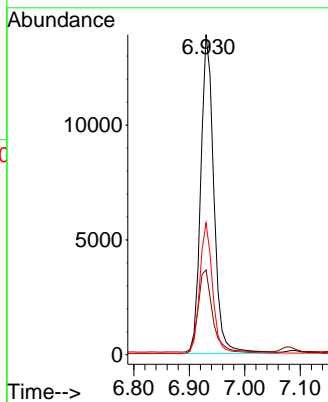
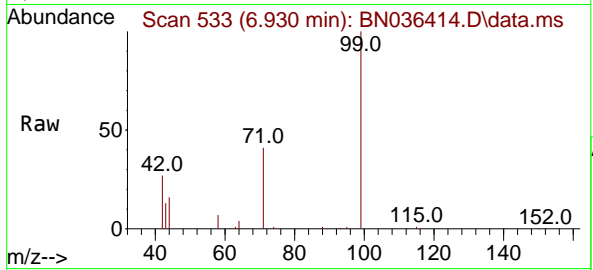




#5  
 Phenol-d6  
 Concen: 3.414 ng  
 RT: 6.930 min Scan# 51  
 Delta R.T. -0.007 min  
 Lab File: BN036414.D  
 Acq: 10 Feb 2025 15:24

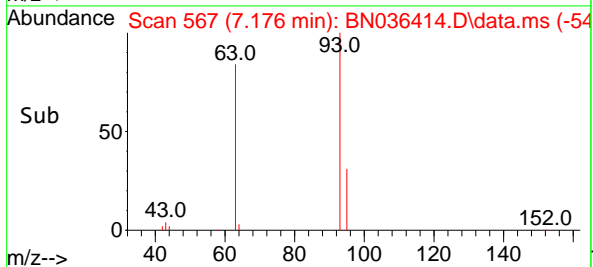
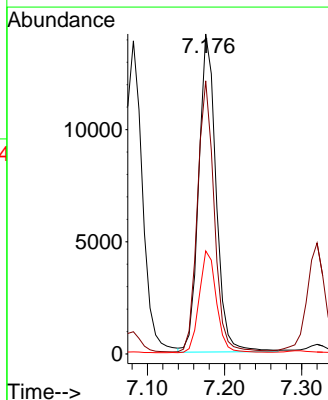
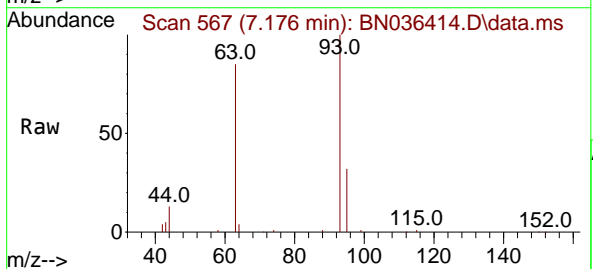
Instrument :  
 BNA\_N  
 ClientSampleId :  
 SSTDICC3.2

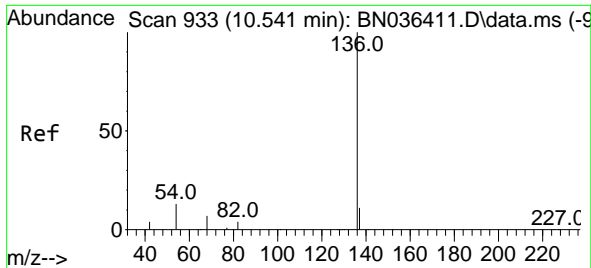
Tgt Ion	Resp	Ion Ratio	Lower	Upper
99	22949	100		
42	28.0	21.7	32.5	
71	40.5	32.6	49.0	



#6  
 bis(2-Chloroethyl)ether  
 Concen: 3.968 ng  
 RT: 7.176 min Scan# 567  
 Delta R.T. -0.007 min  
 Lab File: BN036414.D  
 Acq: 10 Feb 2025 15:24

Tgt Ion	Resp	Ion Ratio	Lower	Upper
93	22184	100		
63	82.3	66.3	99.5	
95	31.7	26.2	39.4	



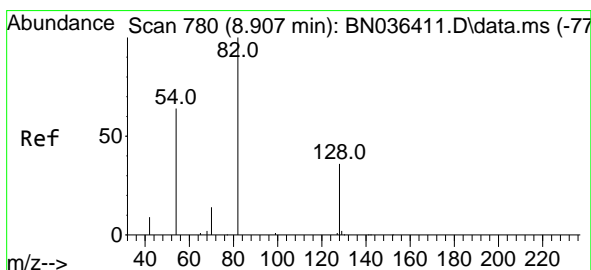
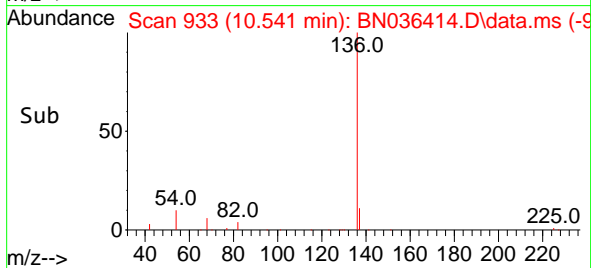
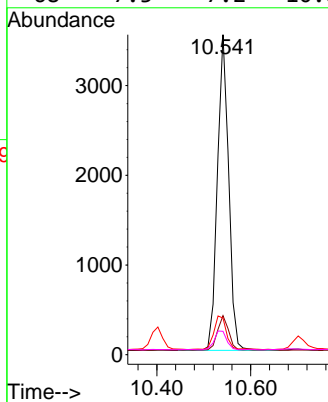
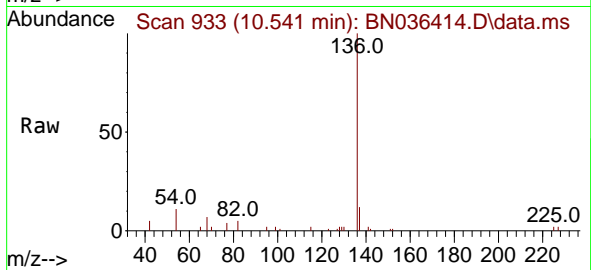


#7  
 Naphthalene-d8  
 Concen: 0.400 ng  
 RT: 10.541 min Scan# 911  
 Delta R.T. 0.000 min  
 Lab File: BN036414.D  
 Acq: 10 Feb 2025 15:24

Instrument :  
 BNA\_N  
 ClientSampleId :  
 SSTDICC3.2

Tgt Ion:136 Resp: 5888

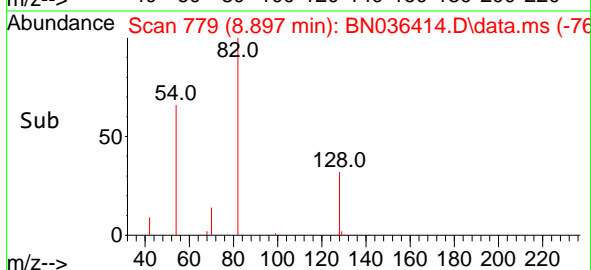
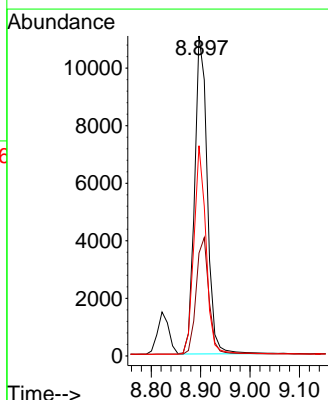
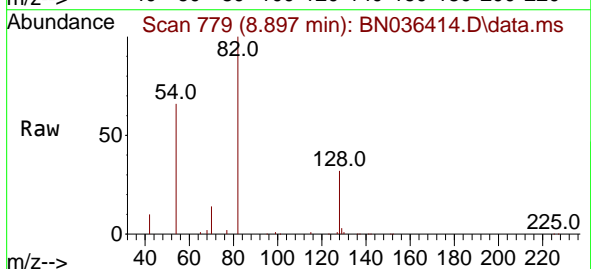
Ion	Ratio	Lower	Upper
136	100		
137	12.2	10.1	15.1
54	11.4	11.8	17.6#
68	7.3	7.2	10.8



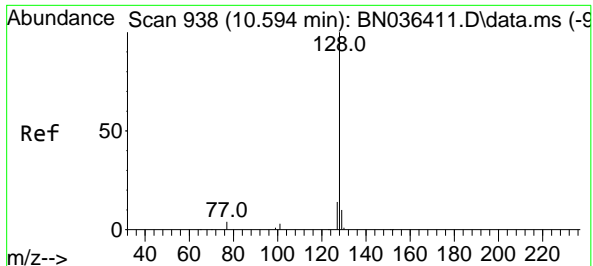
#8  
 Nitrobenzene-d5  
 Concen: 3.579 ng  
 RT: 8.897 min Scan# 779  
 Delta R.T. -0.011 min  
 Lab File: BN036414.D  
 Acq: 10 Feb 2025 15:24

Tgt Ion: 82 Resp: 19636

Ion	Ratio	Lower	Upper
82	100		
128	32.1	31.9	47.9
54	65.7	53.1	79.7







#9  
 Naphthalene  
 Concen: 3.321 ng  
 RT: 10.594 min Scan# 91  
 Delta R.T. 0.000 min  
 Lab File: BN036414.D  
 Acq: 10 Feb 2025 15:24

Instrument :

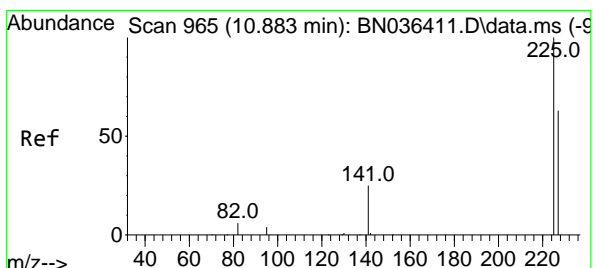
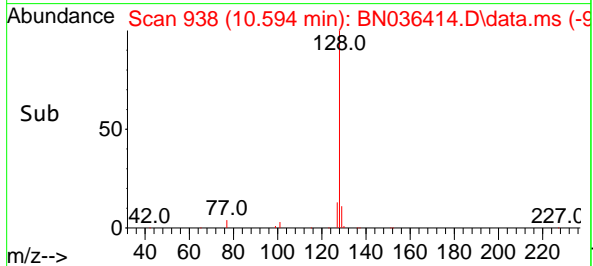
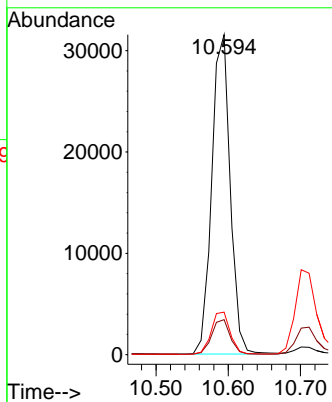
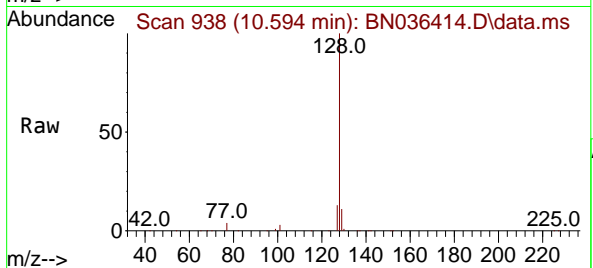
BNA\_N

ClientSampleId :

SSTDICC3.2

Tgt Ion:128 Resp: 55857

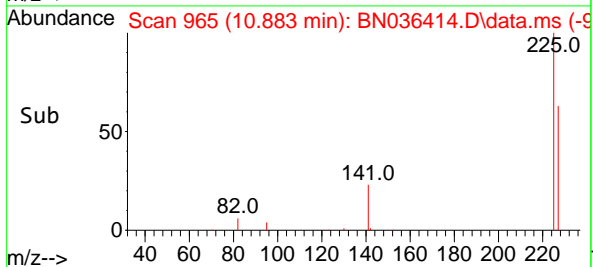
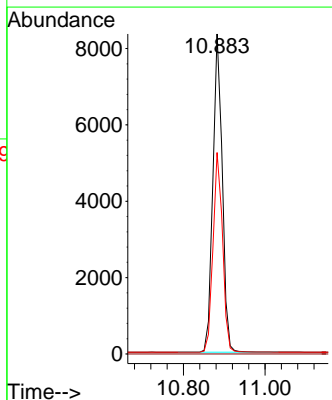
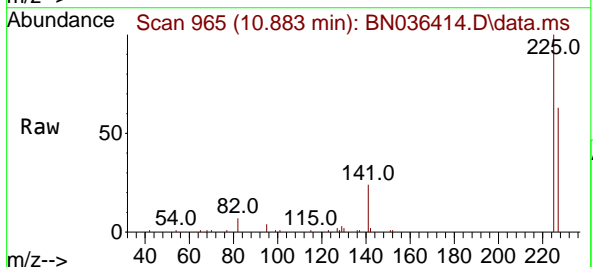
Ion	Ratio	Lower	Upper
128	100		
129	11.0	9.6	14.4
127	13.3	12.0	18.0

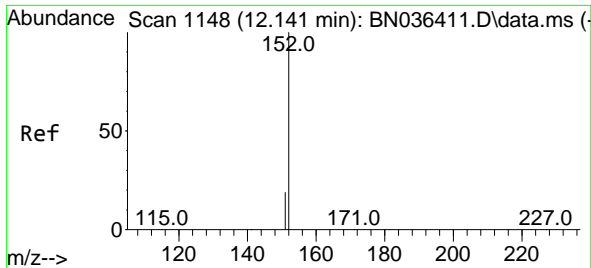


#10  
 Hexachlorobutadiene  
 Concen: 2.516 ng  
 RT: 10.883 min Scan# 965  
 Delta R.T. 0.000 min  
 Lab File: BN036414.D  
 Acq: 10 Feb 2025 15:24

Tgt Ion:225 Resp: 13261

Ion	Ratio	Lower	Upper
225	100		
223	0.0	0.0	0.0
227	63.6	50.9	76.3

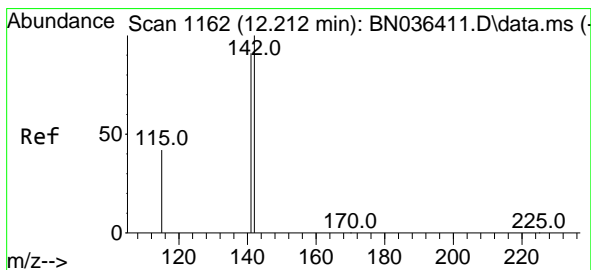
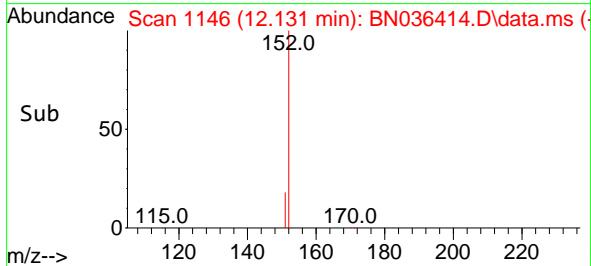
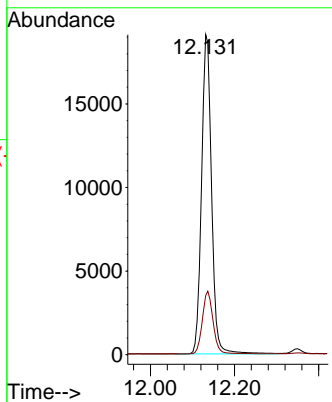
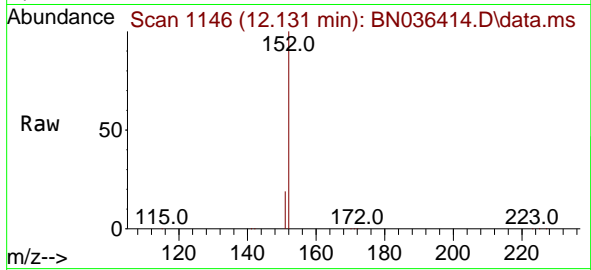




#11  
2-Methylnaphthalene-d10  
Concen: 3.909 ng  
RT: 12.131 min Scan# 1146  
Delta R.T. -0.010 min  
Lab File: BN036414.D  
Acq: 10 Feb 2025 15:24

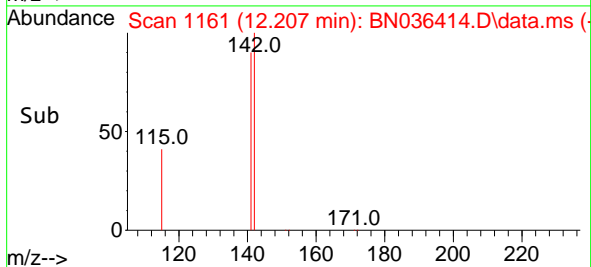
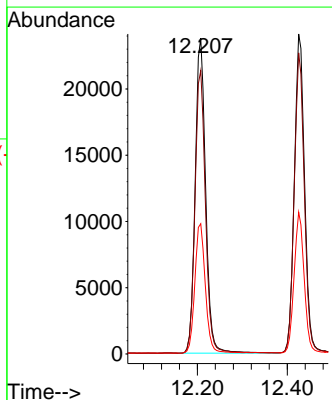
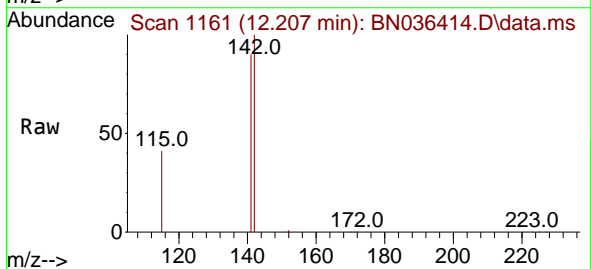
Instrument : BNA\_N  
ClientSampleId : SSTDICC3.2

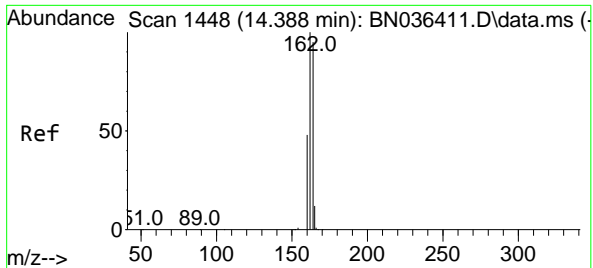
Tgt Ion:152 Resp: 31489  
Ion Ratio Lower Upper  
152 100  
151 21.0 16.6 25.0



#12  
2-Methylnaphthalene  
Concen: 3.640 ng  
RT: 12.207 min Scan# 1161  
Delta R.T. -0.005 min  
Lab File: BN036414.D  
Acq: 10 Feb 2025 15:24

Tgt Ion:142 Resp: 38458  
Ion Ratio Lower Upper  
142 100  
141 89.8 72.8 109.2  
115 41.3 35.5 53.3



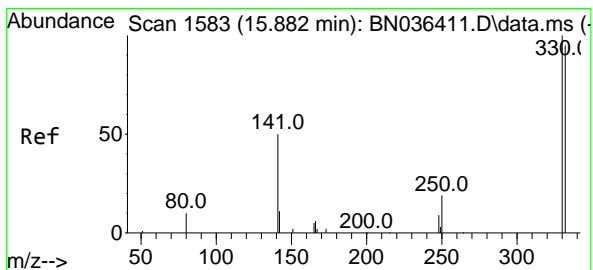
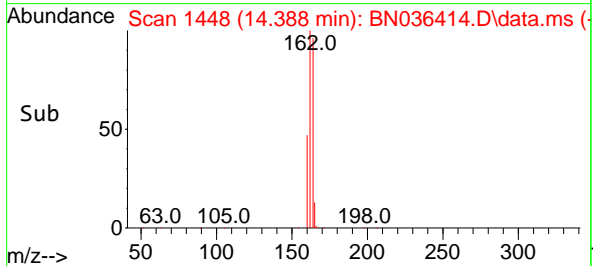
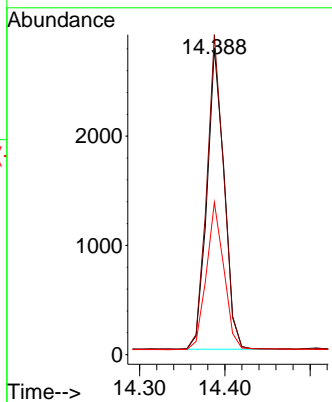
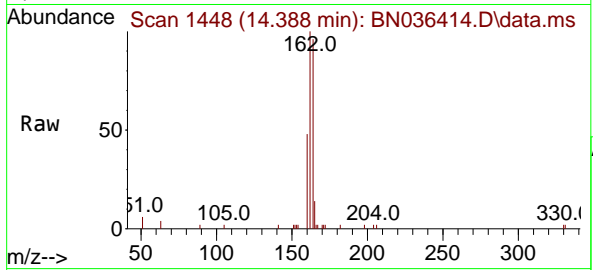


#13  
 Acenaphthene-d10  
 Concen: 0.400 ng  
 RT: 14.388 min Scan# 1448  
 Delta R.T. 0.000 min  
 Lab File: BN036414.D  
 Acq: 10 Feb 2025 15:24

Instrument : BNA\_N  
 ClientSampleId : SSTDICC3.2

Tgt Ion:164 Resp: 3870

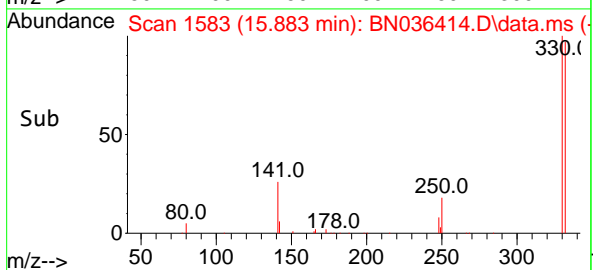
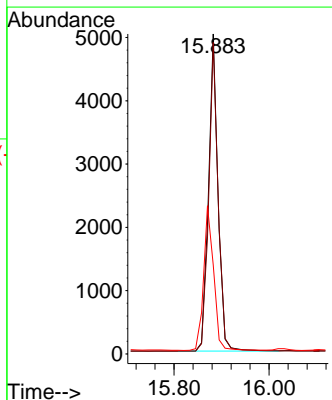
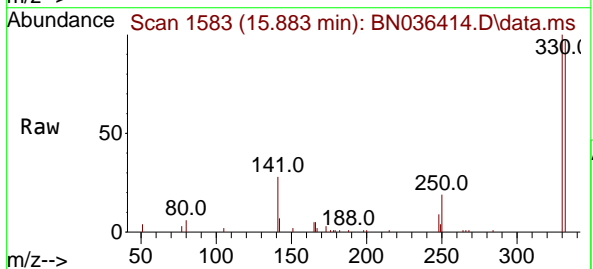
Ion	Ratio	Lower	Upper
164	100		
162	104.3	84.1	126.1
160	49.6	41.4	62.0

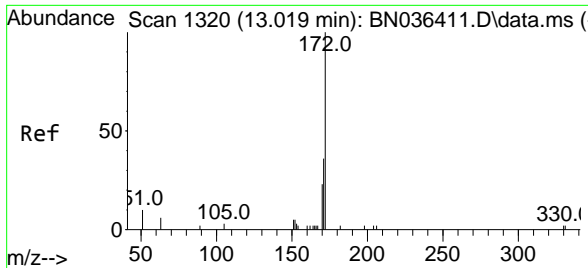


#14  
 2,4,6-Tribromophenol  
 Concen: 2.937 ng  
 RT: 15.883 min Scan# 1583  
 Delta R.T. 0.000 min  
 Lab File: BN036414.D  
 Acq: 10 Feb 2025 15:24

Tgt Ion:330 Resp: 7004

Ion	Ratio	Lower	Upper
330	100		
332	96.5	76.6	114.8
141	48.2	37.8	56.8



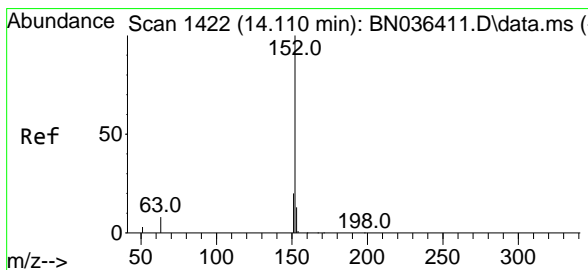
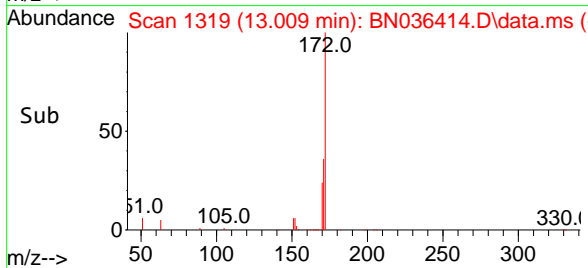
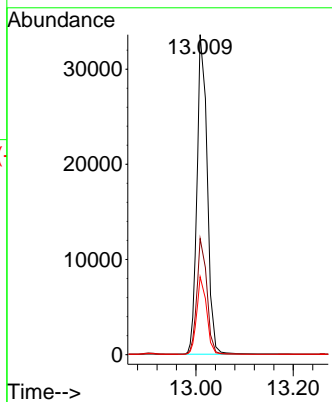
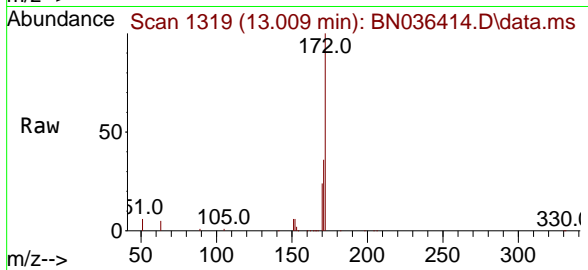


#15  
 2-Fluorobiphenyl  
 Concen: 3.260 ng  
 RT: 13.009 min Scan# 11  
 Delta R.T. -0.011 min  
 Lab File: BN036414.D  
 Acq: 10 Feb 2025 15:24

Instrument : BNA\_N  
 Client Sample Id : SSTDICC3.2

Tgt Ion:172 Resp: 53807

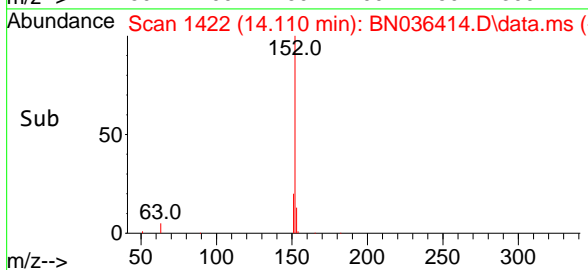
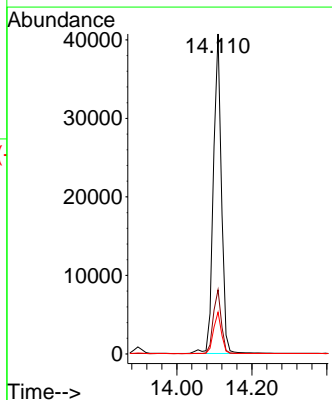
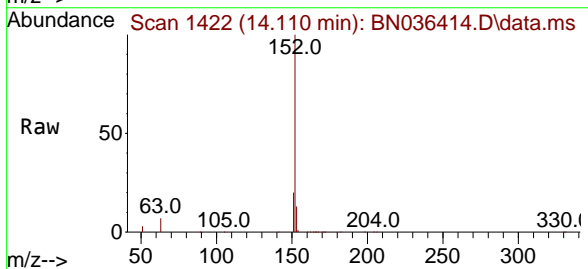
Ion	Ratio	Lower	Upper
172	100		
171	36.3	29.6	44.4
170	24.4	19.8	29.6

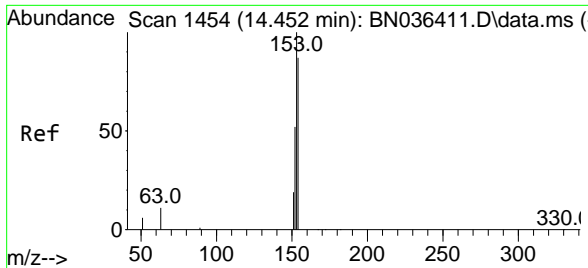


#16  
 Acenaphthylene  
 Concen: 3.395 ng  
 RT: 14.110 min Scan# 1422  
 Delta R.T. 0.000 min  
 Lab File: BN036414.D  
 Acq: 10 Feb 2025 15:24

Tgt Ion:152 Resp: 60797

Ion	Ratio	Lower	Upper
152	100		
151	19.8	15.8	23.8
153	12.9	10.2	15.2

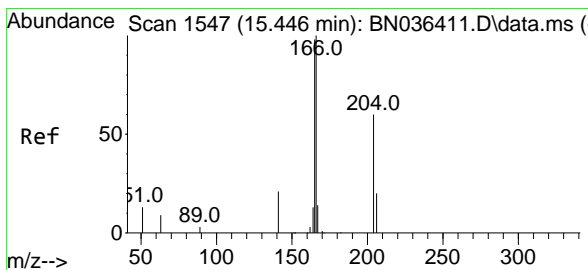
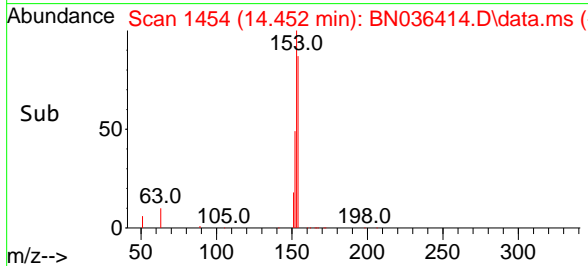
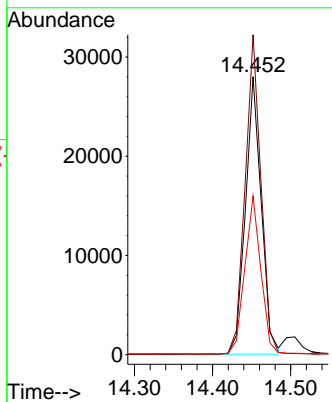
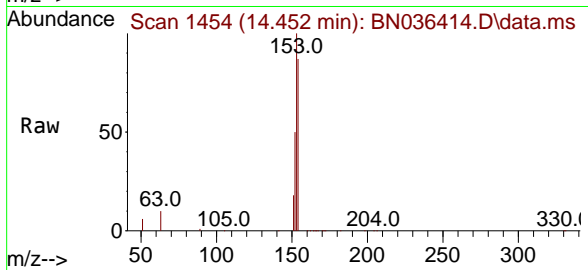




#17  
 Acenaphthene  
 Concen: 3.214 ng  
 RT: 14.452 min Scan# 14  
 Delta R.T. 0.000 min  
 Lab File: BN036414.D  
 Acq: 10 Feb 2025 15:24

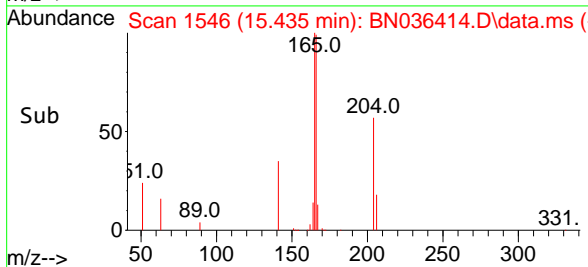
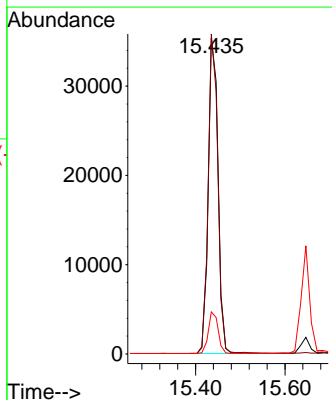
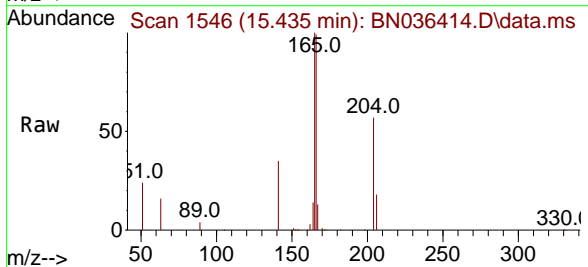
Instrument : BNA\_N  
 Client Sample Id : SSTDICC3.2

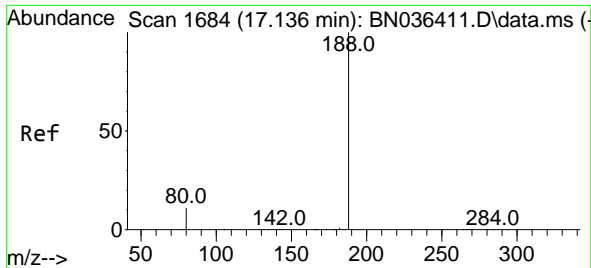
Tgt Ion	Resp	Lower	Upper
154	39414		
153	115.0	93.3	139.9
152	57.9	48.8	73.2



#18  
 Fluorene  
 Concen: 3.589 ng  
 RT: 15.435 min Scan# 1546  
 Delta R.T. -0.011 min  
 Lab File: BN036414.D  
 Acq: 10 Feb 2025 15:24

Tgt Ion	Resp	Lower	Upper
166	56634		
165	99.4	79.5	119.3
167	12.6	10.4	15.6

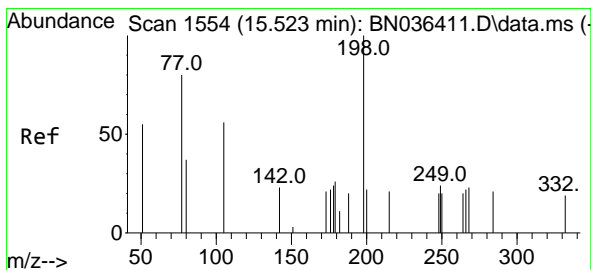
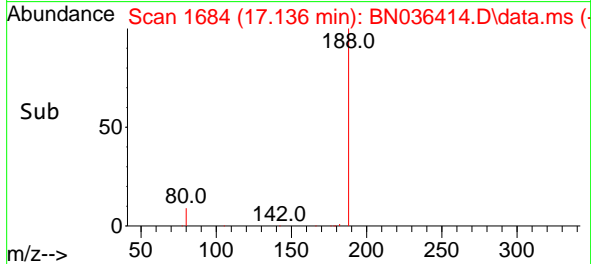
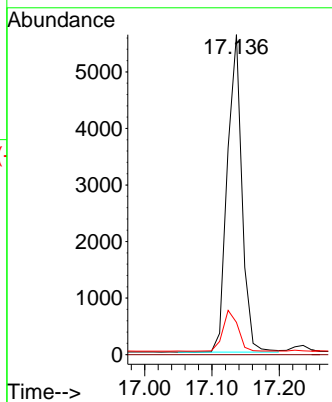
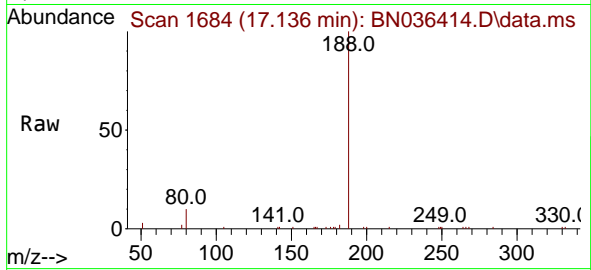




#19  
 Phenanthrene-d10  
 Concen: 0.400 ng  
 RT: 17.136 min Scan# 10  
 Delta R.T. 0.000 min  
 Lab File: BN036414.D  
 Acq: 10 Feb 2025 15:24

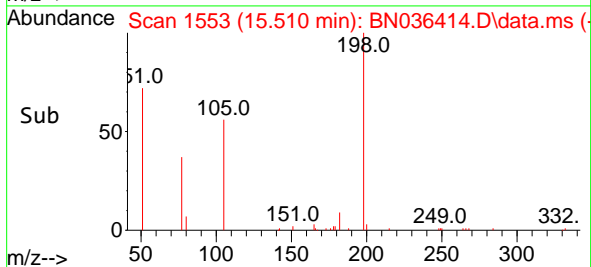
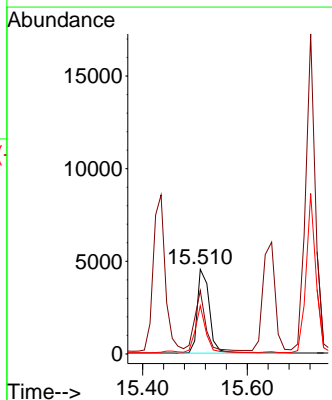
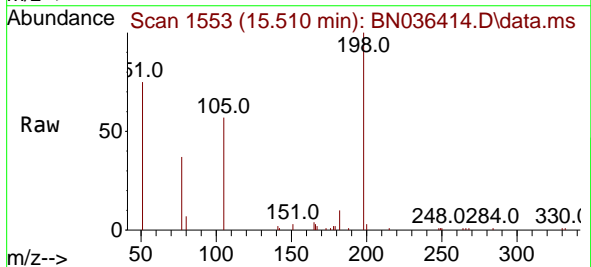
Instrument :  
 BNA\_N  
 ClientSampleId :  
 SSTDICC3.2

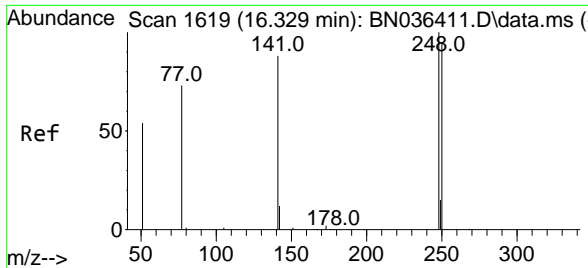
Tgt Ion	Resp	Lower	Upper
188	100		
94	0.0	0.0	0.0
80	10.1	9.8	14.6



#20  
 4,6-Dinitro-2-methylphenol  
 Concen: 3.841 ng  
 RT: 15.510 min Scan# 1553  
 Delta R.T. -0.012 min  
 Lab File: BN036414.D  
 Acq: 10 Feb 2025 15:24

Tgt Ion	Resp	Lower	Upper
198	100		
51	74.8	86.6	129.8#
105	57.0	57.5	86.3#

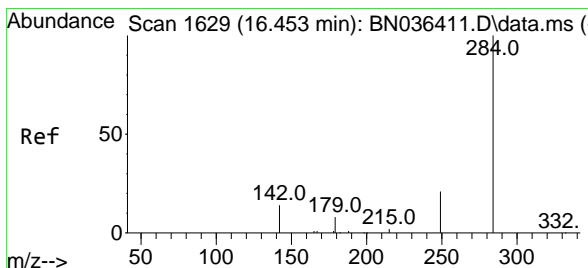
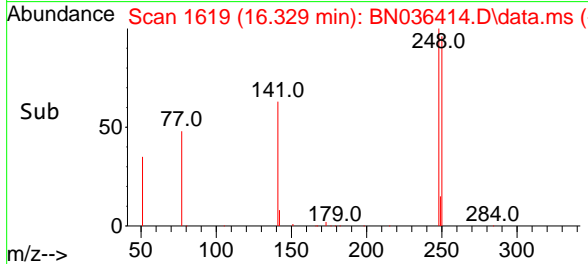
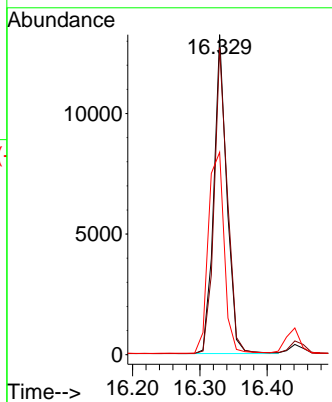
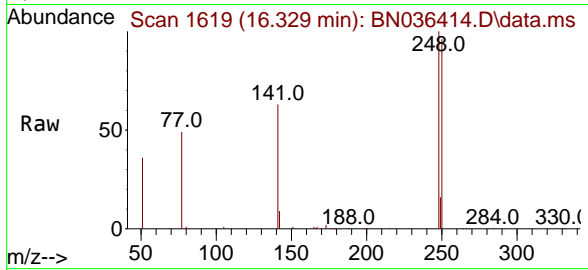




#21  
 4-Bromophenyl-phenylether  
 Concen: 3.081 ng  
 RT: 16.329 min Scan# 1619  
 Delta R.T. 0.000 min  
 Lab File: BN036414.D  
 Acq: 10 Feb 2025 15:24

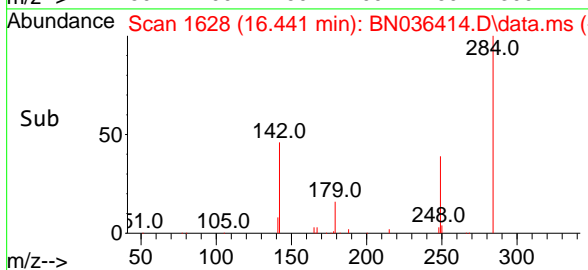
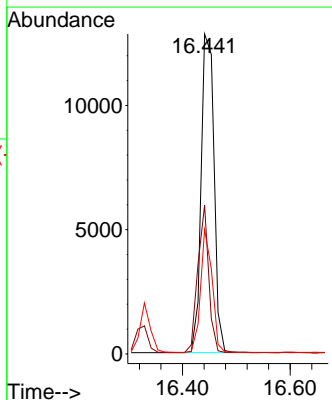
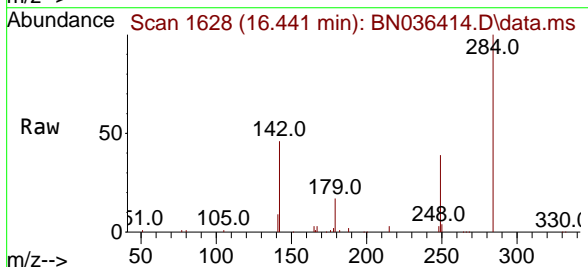
Instrument : BNA\_N  
 ClientSampleId : SSTDICC3.2

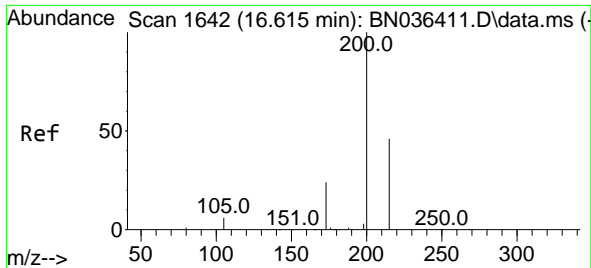
Tgt Ion	Resp	Lower	Upper
248	17824		
248	100		
250	95.9	76.1	114.1
141	63.3	71.7	107.5#



#22  
 Hexachlorobenzene  
 Concen: 2.832 ng  
 RT: 16.441 min Scan# 1628  
 Delta R.T. -0.012 min  
 Lab File: BN036414.D  
 Acq: 10 Feb 2025 15:24

Tgt Ion	Resp	Lower	Upper
284	21378		
284	100		
142	39.4	33.4	50.0
249	34.3	28.6	43.0

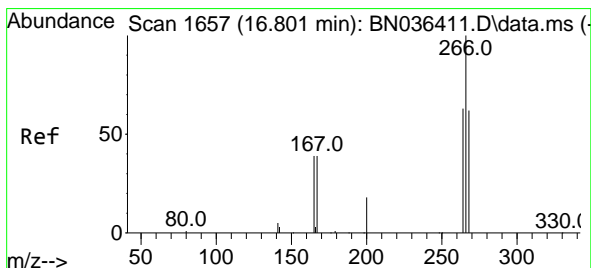
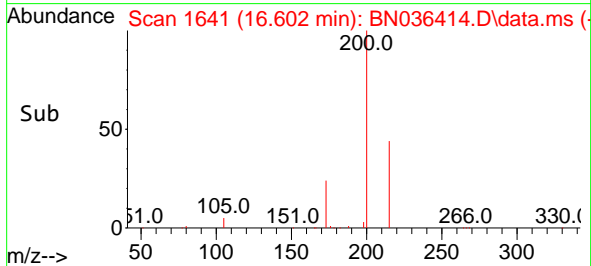
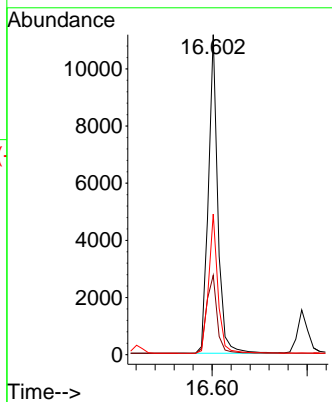
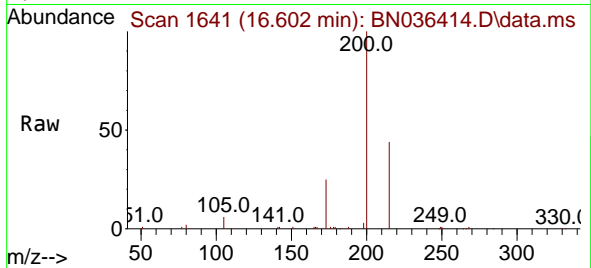




#23  
 Atrazine  
 Concen: 3.634 ng  
 RT: 16.602 min Scan# 1641  
 Delta R.T. -0.012 min  
 Lab File: BN036414.D  
 Acq: 10 Feb 2025 15:24

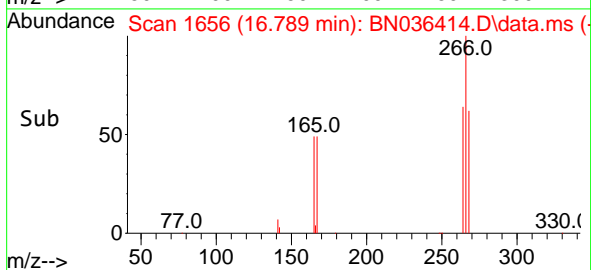
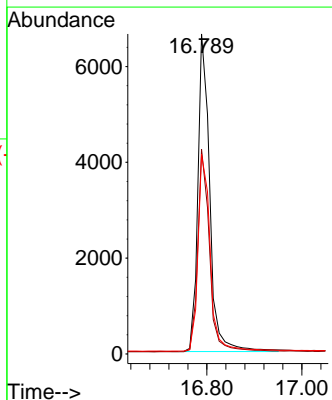
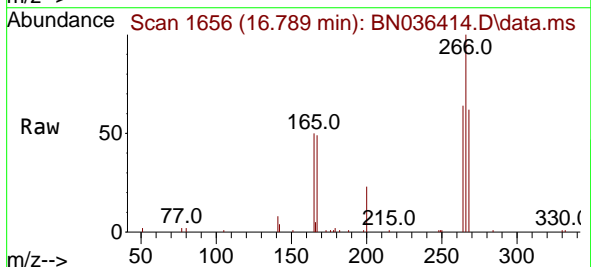
Instrument : BNA\_N  
 Client Sample Id : BN036414.D  
 SSTDICC3.2

Tgt Ion	Resp	Lower	Upper
200	15456	100	100
173	24.8	23.2	34.8
215	44.0	40.0	60.0

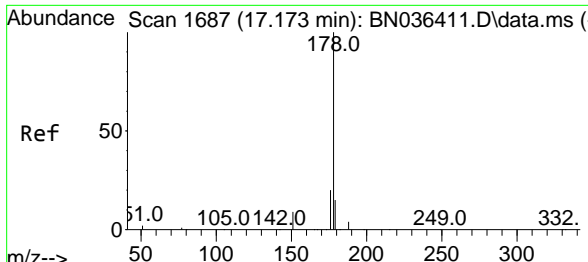


#24  
 Pentachlorophenol  
 Concen: 3.481 ng  
 RT: 16.789 min Scan# 1656  
 Delta R.T. -0.012 min  
 Lab File: BN036414.D  
 Acq: 10 Feb 2025 15:24

Tgt Ion	Resp	Lower	Upper
266	11492	100	100
264	63.3	50.6	76.0
268	64.3	51.9	77.9



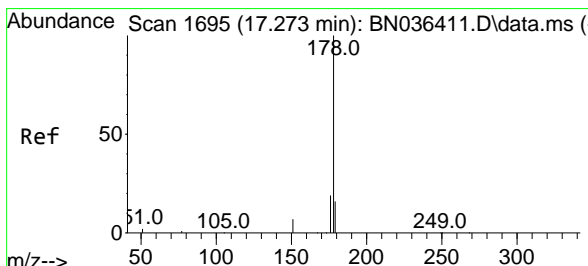
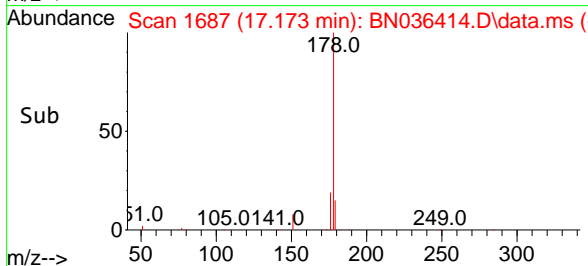
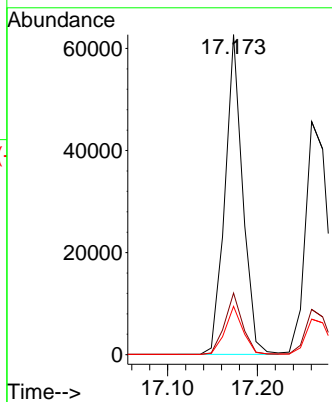
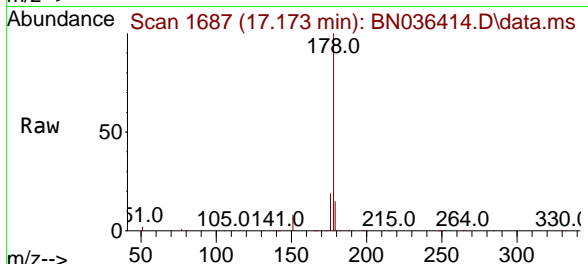




#25  
 Phenanthrene  
 Concen: 3.473 ng  
 RT: 17.173 min Scan# 1687  
 Delta R.T. 0.000 min  
 Lab File: BN036414.D  
 Acq: 10 Feb 2025 15:24

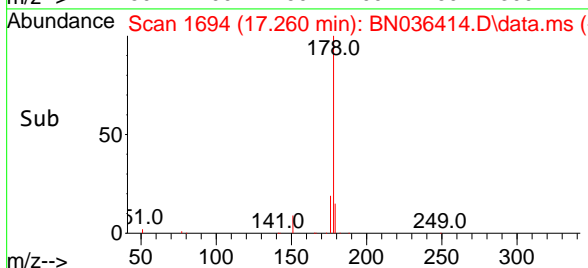
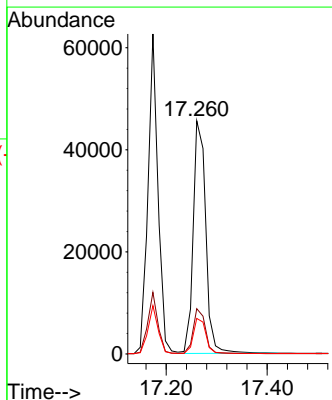
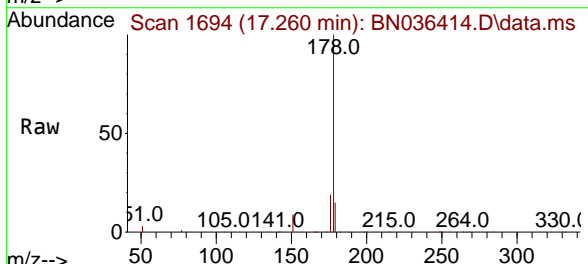
Instrument : BNA\_N  
 Client Sample Id : BN036414.D  
 SSTDICC3.2

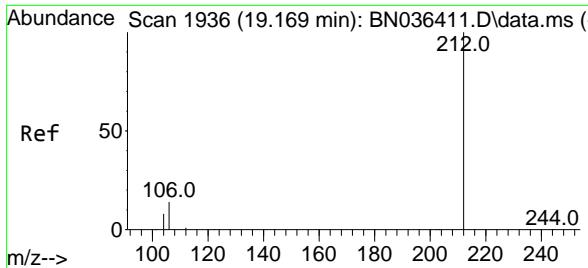
Tgt Ion	Resp	Lower	Upper
178	85950	100	100
176	19.3	15.7	23.5
179	15.1	12.4	18.6



#26  
 Anthracene  
 Concen: 3.504 ng  
 RT: 17.260 min Scan# 1694  
 Delta R.T. -0.012 min  
 Lab File: BN036414.D  
 Acq: 10 Feb 2025 15:24

Tgt Ion	Resp	Lower	Upper
178	78802	100	100
176	18.9	14.9	22.3
179	15.2	12.4	18.6





#27  
 Fluoranthene-d10  
 Concen: 3.911 ng  
 RT: 19.169 min Scan# 1936  
 Delta R.T. 0.000 min  
 Lab File: BN036414.D  
 Acq: 10 Feb 2025 15:24

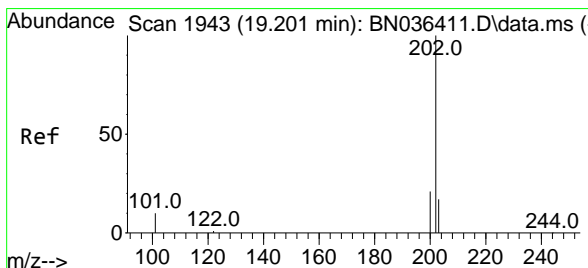
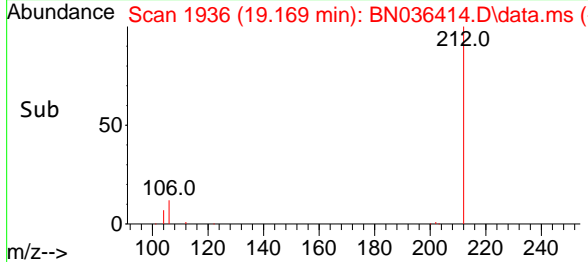
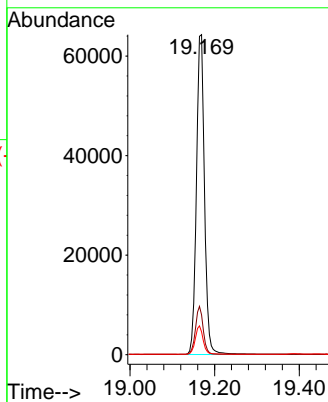
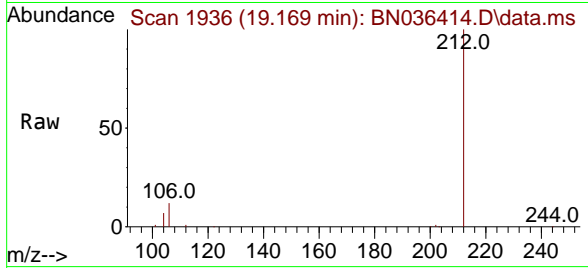
Instrument :

BNA\_N

ClientSampleId :

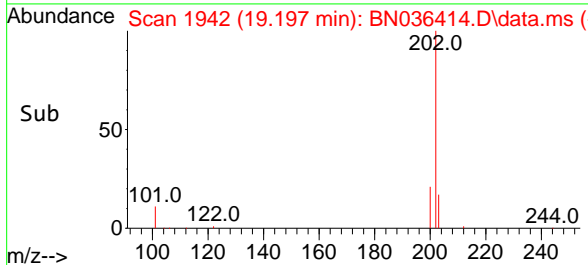
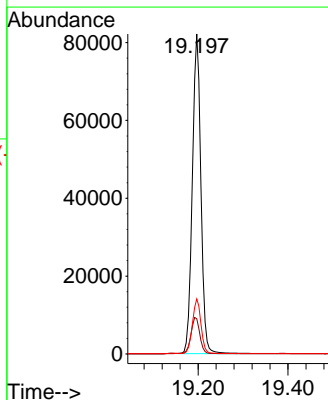
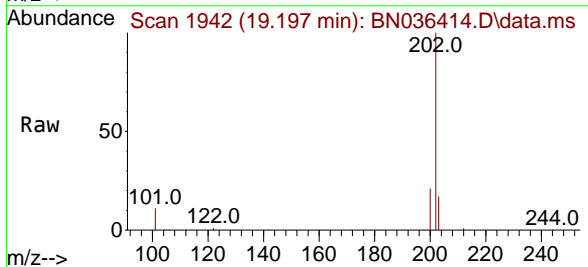
SSTDICC3.2

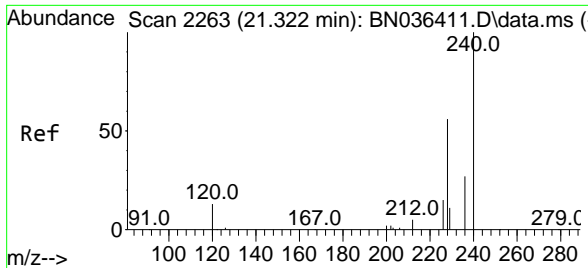
Tgt Ion	Resp	Lower	Upper
212	84968		
212	100		
106	14.5	11.5	17.3
104	8.6	7.1	10.7



#28  
 Fluoranthene  
 Concen: 3.700 ng  
 RT: 19.197 min Scan# 1942  
 Delta R.T. -0.005 min  
 Lab File: BN036414.D  
 Acq: 10 Feb 2025 15:24

Tgt Ion	Resp	Lower	Upper
202	108527		
202	100		
101	11.9	9.2	13.8
203	17.1	13.4	20.0

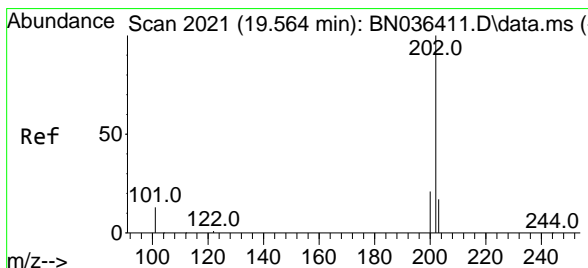
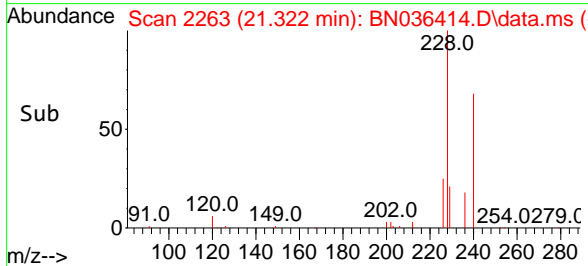
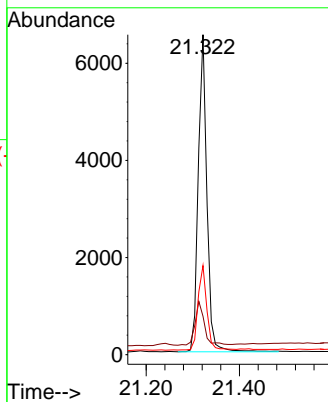
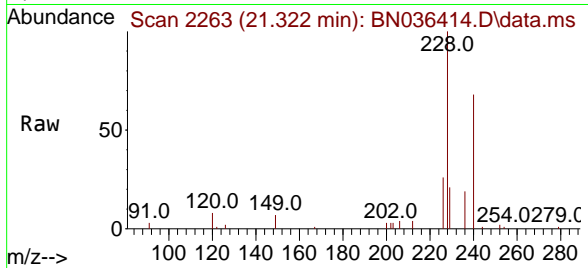




#29  
 Chrysene-d12  
 Concen: 0.400 ng  
 RT: 21.322 min Scan# 21  
 Delta R.T. 0.000 min  
 Lab File: BN036414.D  
 Acq: 10 Feb 2025 15:24

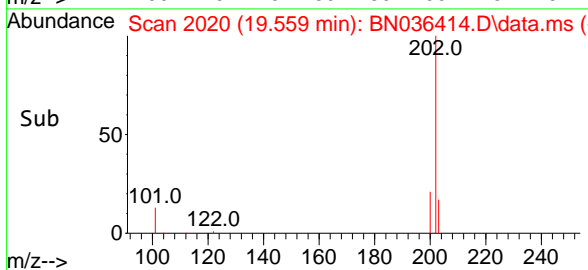
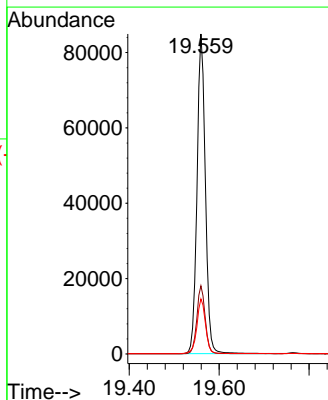
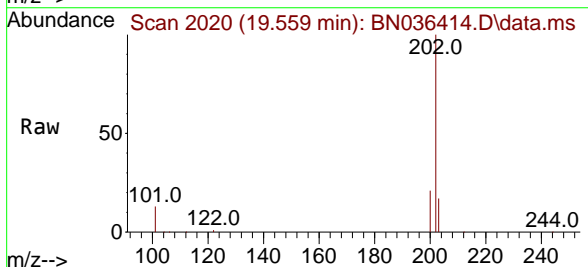
Instrument :  
 BNA\_N  
 ClientSampleId :  
 SSTDICC3.2

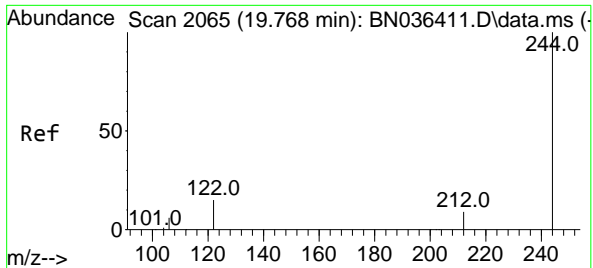
Tgt Ion	Resp	Ion Ratio	Lower	Upper
240	8450	100		
120	12.0	13.3	19.9	
236	27.8	23.0	34.6	



#30  
 Pyrene  
 Concen: 3.262 ng  
 RT: 19.559 min Scan# 2020  
 Delta R.T. -0.005 min  
 Lab File: BN036414.D  
 Acq: 10 Feb 2025 15:24

Tgt Ion	Resp	Ion Ratio	Lower	Upper
202	110153	100		
200	21.2	16.9	25.3	
203	17.7	13.9	20.9	

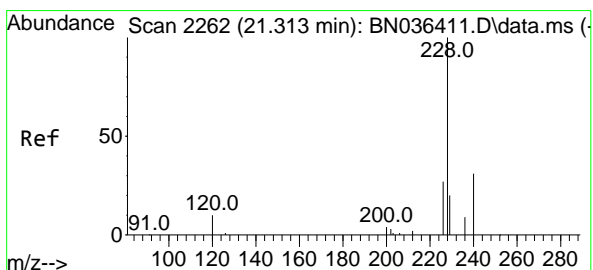
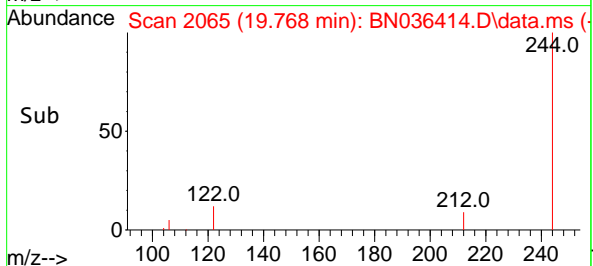
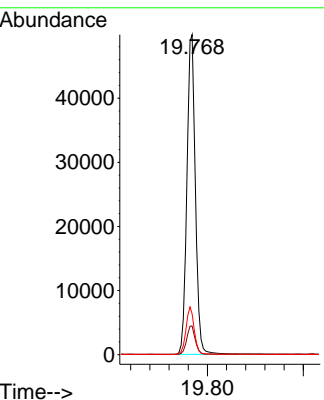
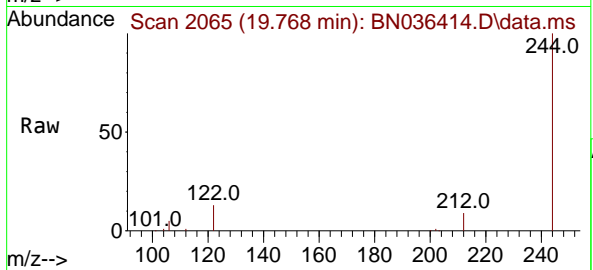




#31  
Terphenyl-d14  
Concen: 3.526 ng  
RT: 19.768 min Scan# 2065  
Delta R.T. 0.000 min  
Lab File: BN036414.D  
Acq: 10 Feb 2025 15:24

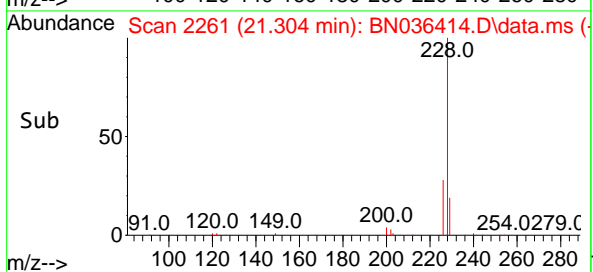
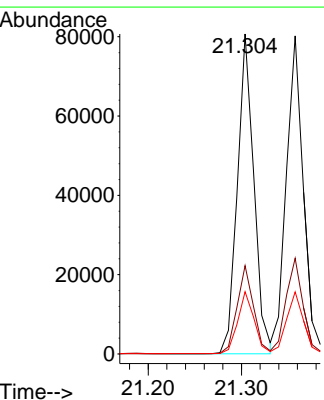

Instrument : BNA\_N  
Client Sample Id : BN036414.D  
SSTDICC3.2

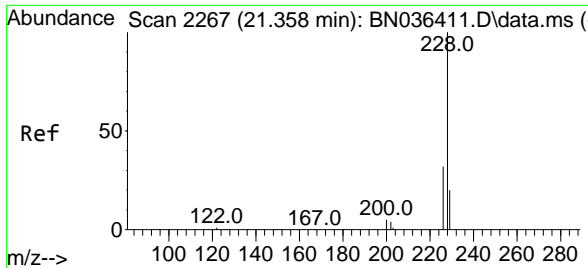
Tgt Ion	Resp	Lower	Upper
244	100		
212	8.9	8.1	12.1
122	12.8	12.8	19.2#



#32  
Benzo(a)anthracene  
Concen: 3.312 ng  
RT: 21.304 min Scan# 2261  
Delta R.T. -0.009 min  
Lab File: BN036414.D  
Acq: 10 Feb 2025 15:24

Tgt Ion	Resp	Lower	Upper
228	100		
226	27.6	22.2	33.2
229	19.5	16.5	24.7

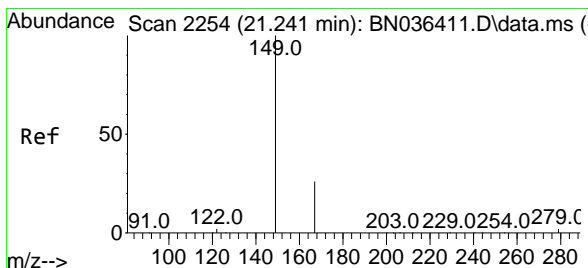

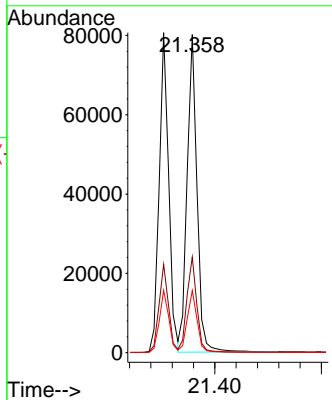
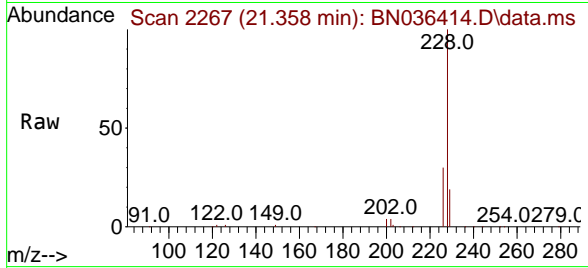




#33  
 Chrysene  
 Concen: 3.354 ng  
 RT: 21.358 min Scan# 21  
 Delta R.T. 0.000 min  
 Lab File: BN036414.D  
 Acq: 10 Feb 2025 15:24

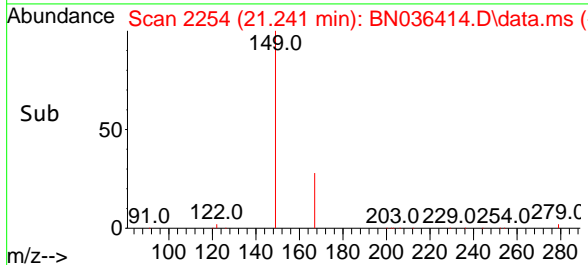
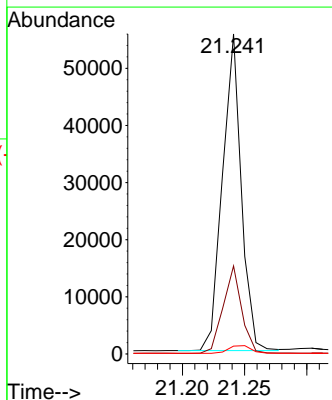
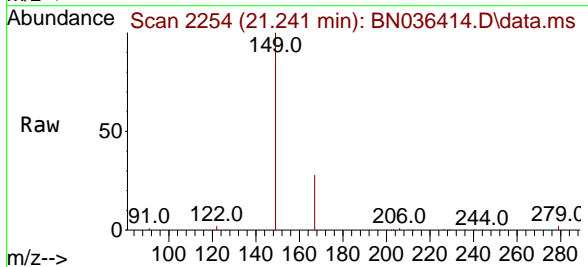
Instrument :  
 BNA\_N  
 ClientSampleId :  
 SSTDICC3.2

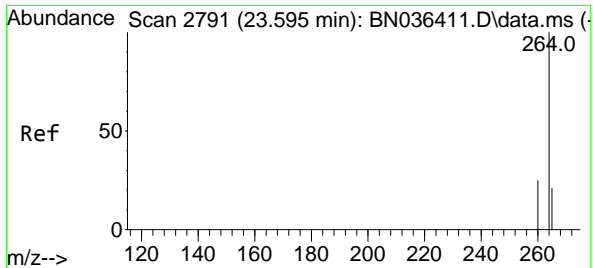
Tgt Ion	Resp	Lower	Upper
228	103234		
226	30.1	25.5	38.3
229	19.5	16.4	24.6



#34  
 Bis(2-ethylhexyl)phthalate  
 Concen: 3.480 ng  
 RT: 21.241 min Scan# 2254  
 Delta R.T. 0.000 min  
 Lab File: BN036414.D  
 Acq: 10 Feb 2025 15:24

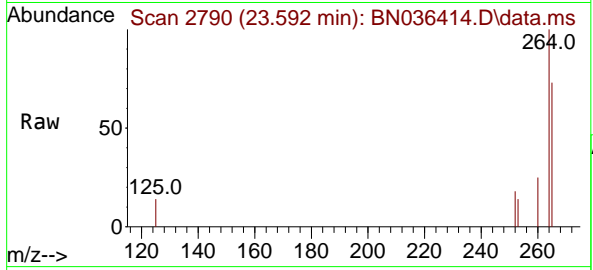
Tgt Ion	Resp	Lower	Upper
149	58234		
167	27.1	21.2	31.8
279	3.0	2.7	4.1





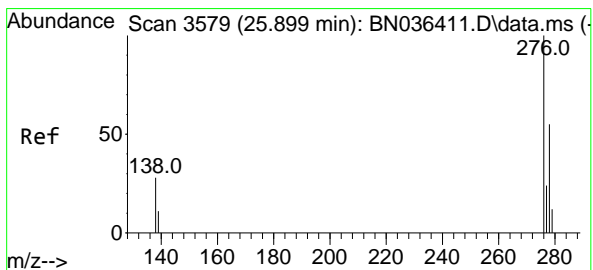
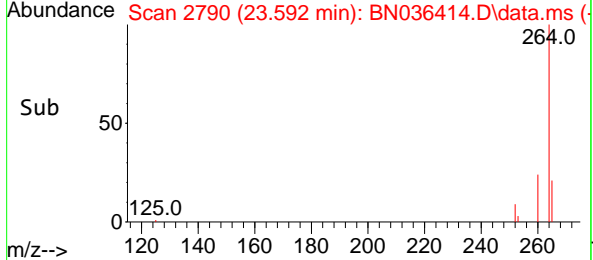
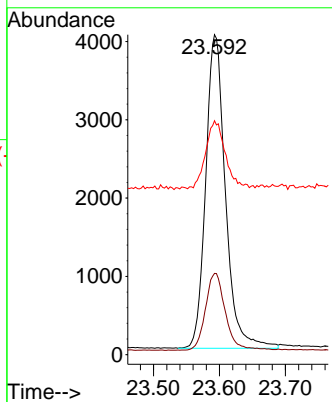
#35  
 Perylene-d12  
 Concen: 0.400 ng  
 RT: 23.592 min Scan# 21  
 Delta R.T. -0.003 min  
 Lab File: BN036414.D  
 Acq: 10 Feb 2025 15:24

Instrument :  
 BNA\_N  
 ClientSampleId :  
 SSTDICC3.2



Tgt Ion:264 Resp: 8327

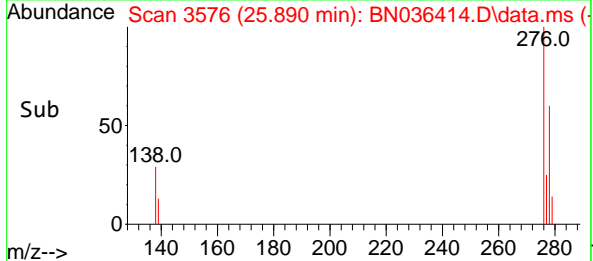
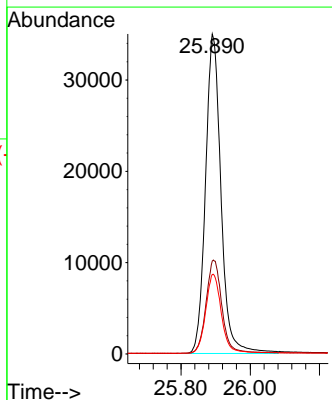
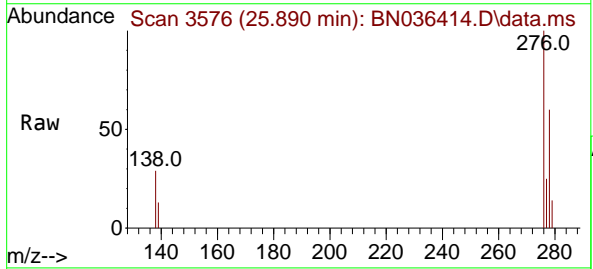
Ion	Ratio	Lower	Upper
264	100		
260	25.4	20.9	31.3
265	73.1	60.7	91.1

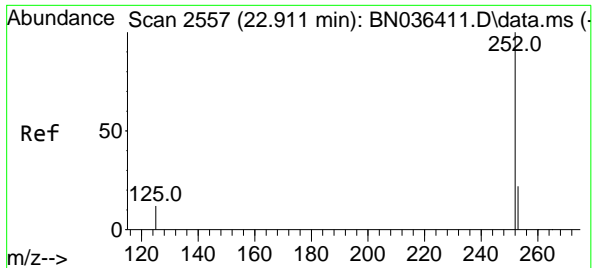


#36  
 Indeno(1,2,3-cd)pyrene  
 Concen: 3.320 ng  
 RT: 25.890 min Scan# 3576  
 Delta R.T. -0.009 min  
 Lab File: BN036414.D  
 Acq: 10 Feb 2025 15:24

Tgt Ion:276 Resp: 108596

Ion	Ratio	Lower	Upper
276	100		
138	29.9	22.2	33.2
277	25.1	19.8	29.6



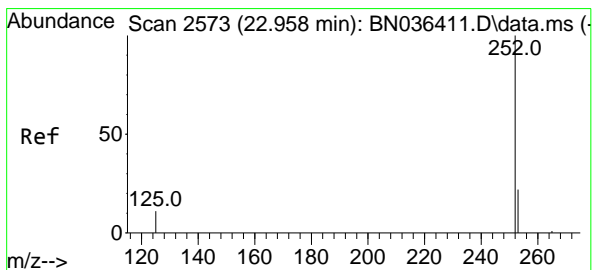
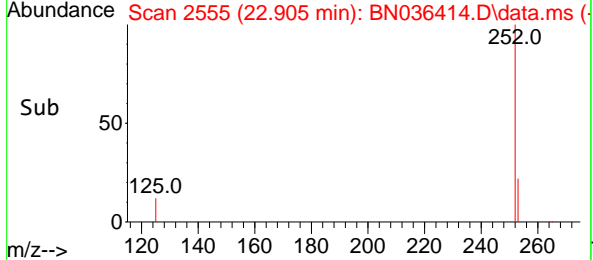
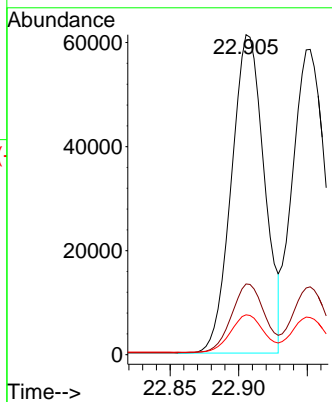
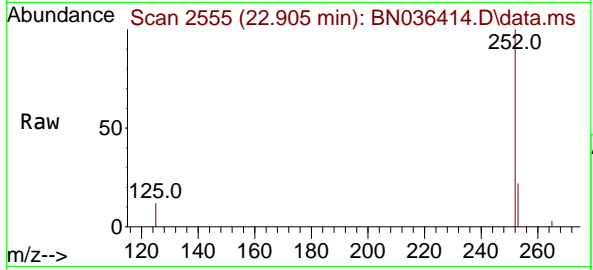


#37  
 Benzo(b)fluoranthene  
 Concen: 3.445 ng  
 RT: 22.905 min Scan# 21  
 Delta R.T. -0.006 min  
 Lab File: BN036414.D  
 Acq: 10 Feb 2025 15:24

Instrument : BNA\_N  
 ClientSampleId : SSTDICC3.2

Tgt Ion:252 Resp: 101833

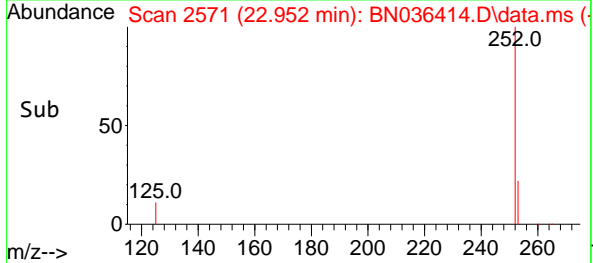
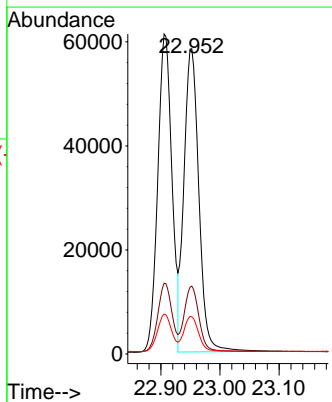
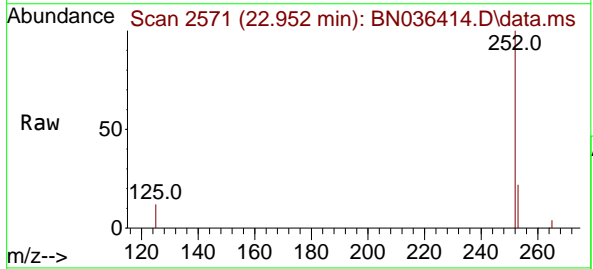
Ion	Ratio	Lower	Upper
252	100		
253	22.1	21.9	32.9
125	12.5	15.0	22.6#

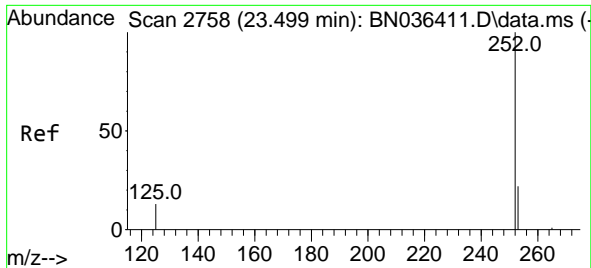


#38  
 Benzo(k)fluoranthene  
 Concen: 3.385 ng  
 RT: 22.952 min Scan# 2571  
 Delta R.T. -0.006 min  
 Lab File: BN036414.D  
 Acq: 10 Feb 2025 15:24

Tgt Ion:252 Resp: 102040

Ion	Ratio	Lower	Upper
252	100		
253	22.2	22.2	33.4#
125	12.2	15.0	22.4#



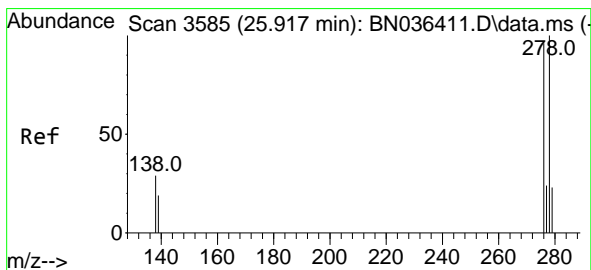
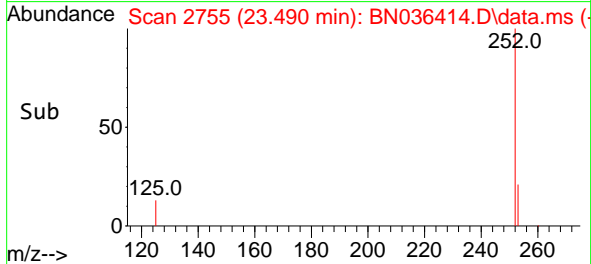
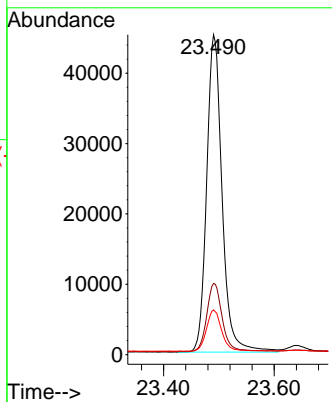
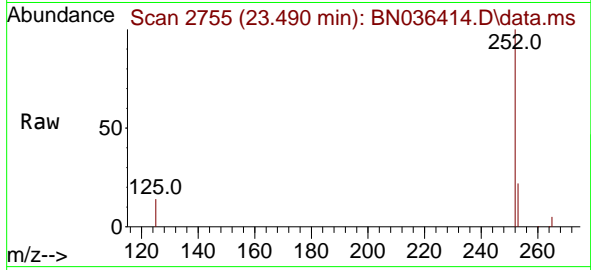


#39  
 Benzo(a)pyrene  
 Concen: 3.437 ng  
 RT: 23.490 min Scan# 21  
 Delta R.T. -0.009 min  
 Lab File: BN036414.D  
 Acq: 10 Feb 2025 15:24

Instrument :  
 BNA\_N  
 ClientSampleId :  
 SSTDICC3.2

Tgt Ion:252 Resp: 87191

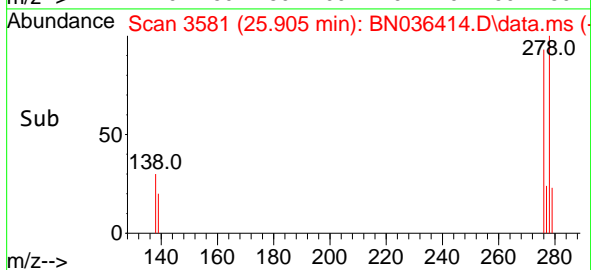
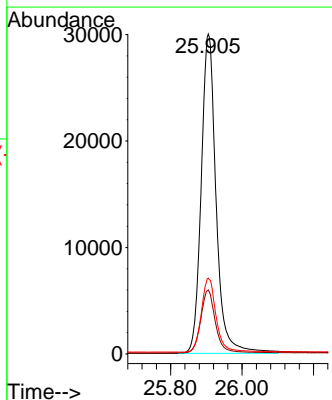
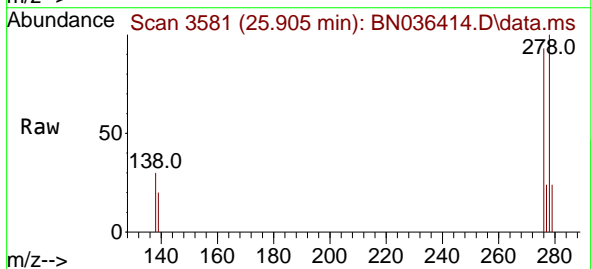
Ion	Ratio	Lower	Upper
252	100		
253	22.2	24.4	36.6#
125	14.0	18.2	27.2#



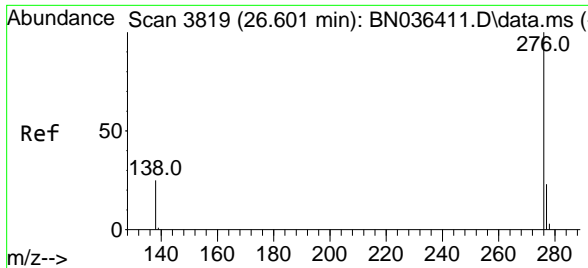
#40  
 Dibenzo(a,h)anthracene  
 Concen: 3.343 ng  
 RT: 25.905 min Scan# 3581  
 Delta R.T. -0.012 min  
 Lab File: BN036414.D  
 Acq: 10 Feb 2025 15:24

Tgt Ion:278 Resp: 86887

Ion	Ratio	Lower	Upper
278	100		
139	20.0	18.5	27.7
279	23.7	24.8	37.2#

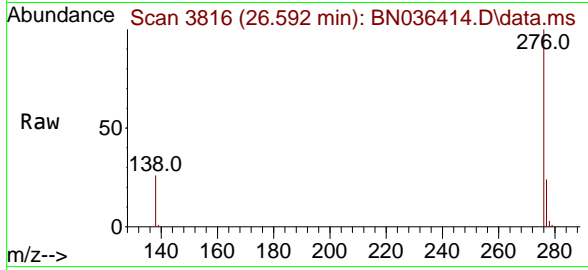






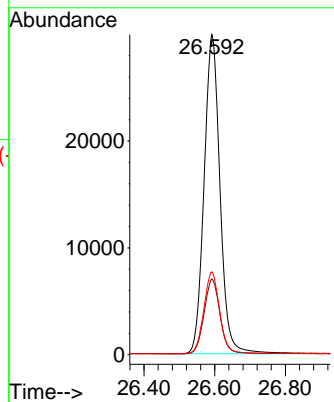
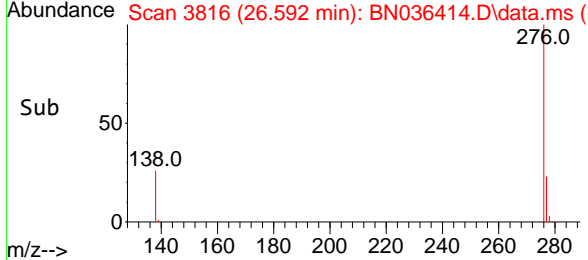
#41  
Benzo(g,h,i)perylene  
Concen: 3.269 ng  
RT: 26.592 min Scan# 3816  
Delta R.T. -0.009 min  
Lab File: BN036414.D  
Acq: 10 Feb 2025 15:24

Instrument :  
BNA\_N  
ClientSampleId :  
SSTDICC3.2



Tgt Ion:276 Resp: 93260

Ion	Ratio	Lower	Upper
276	100		
277	23.7	20.7	31.1
138	25.9	21.8	32.6



Data Path : Z:\svoasrv\HPCHEM1\BNA\_N\Data\BN021025\  
 Data File : BN036415.D  
 Acq On : 10 Feb 2025 16:00  
 Operator : RC/JU  
 Sample : SSTDICC5.0  
 Misc :  
 ALS Vial : 8 Sample Multiplier: 1

Instrument :  
 BNA\_N  
 ClientSampleId :  
 SSTDICC5.0

Quant Time: Feb 11 00:37:30 2025  
 Quant Method : Z:\svoasrv\HPCHEM1\BNA\_N\Methods\8270-SIM-BN021025.M  
 Quant Title : ASP BNA STANDARDS FOR 5 POINT CALIBRATION  
 QLast Update : Tue Feb 11 00:33:05 2025  
 Response via : Initial Calibration

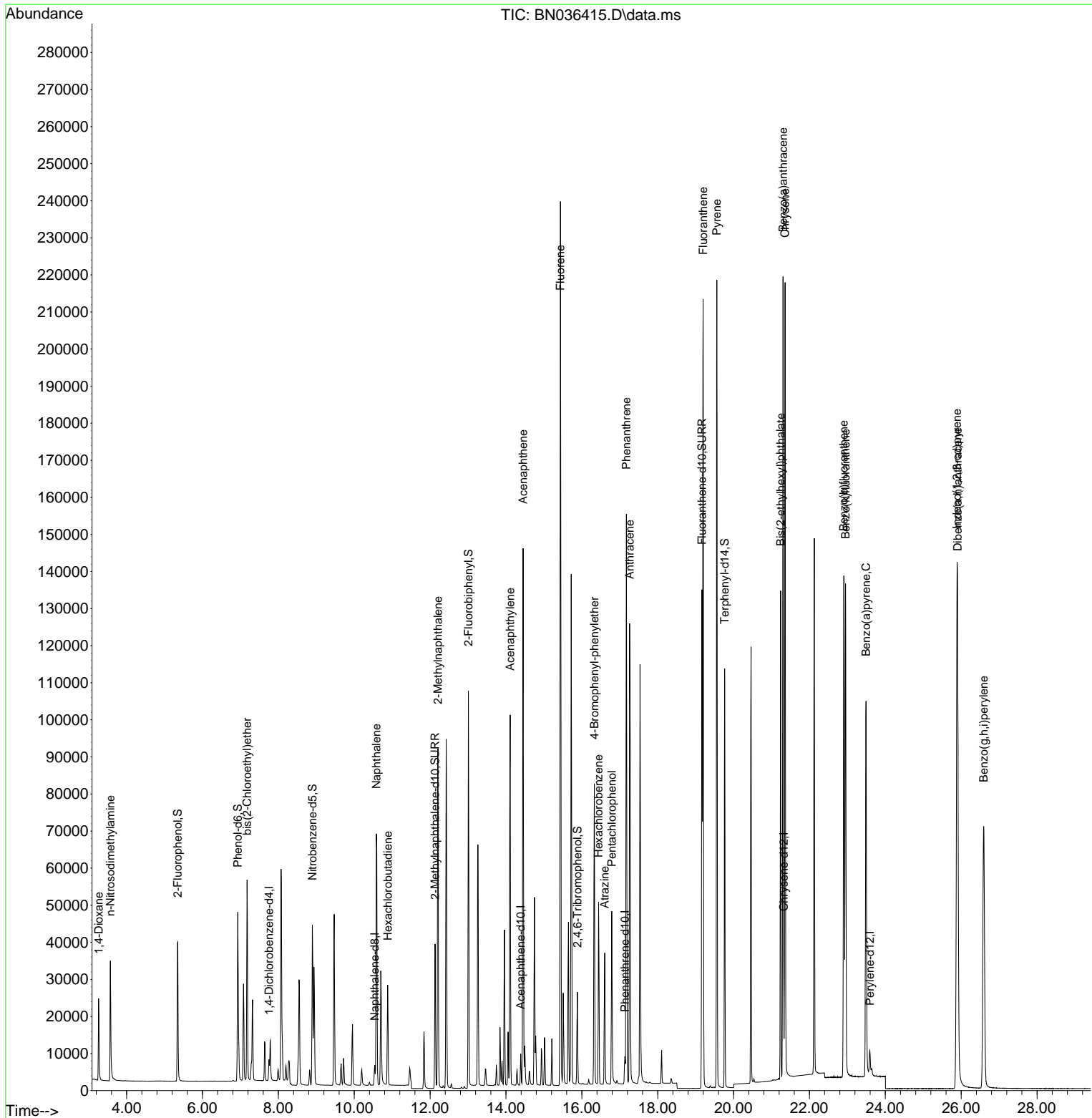
Compound	R.T.	QIon	Response	Conc	Units	Dev(Min)	
Internal Standards							
1) 1,4-Dichlorobenzene-d4	7.753	152	2586	0.400	ng	0.00	
7) Naphthalene-d8	10.541	136	6761	0.400	ng	# 0.00	
13) Acenaphthene-d10	14.388	164	4542	0.400	ng	0.00	
19) Phenanthrene-d10	17.136	188	9953	0.400	ng	# 0.00	
29) Chrysene-d12	21.322	240	9960	0.400	ng	# 0.00	
35) Perylene-d12	23.592	264	9411	0.400	ng	0.00	
System Monitoring Compounds							
4) 2-Fluorophenol	5.348	112	28619	4.348	ng	0.00	
5) Phenol-d6	6.930	99	37616	4.898	ng	0.00	
8) Nitrobenzene-d5	8.897	82	32241	5.118	ng	-0.01	
11) 2-Methylnaphthalene-d10	12.131	152	52187	5.642	ng	-0.01	
14) 2,4,6-Tribromophenol	15.883	330	12444	4.447	ng	0.00	
15) 2-Fluorobiphenyl	13.009	172	88478	4.567	ng	-0.01	
27) Fluoranthene-d10	19.164	212	143795	5.615	ng	0.00	
31) Terphenyl-d14	19.764	244	104936	5.088	ng	0.00	
Target Compounds							
2) 1,4-Dioxane	3.261	88	12303	4.303	ng	97	
3) n-Nitrosodimethylamine	3.572	42	21660	4.216	ng	# 99	
6) bis(2-Chloroethyl)ether	7.176	93	35791	5.604	ng	99	
9) Naphthalene	10.584	128	90689	4.696	ng	97	
10) Hexachlorobutadiene	10.883	225	21383	3.534	ng	# 100	
12) 2-Methylnaphthalene	12.207	142	63405	5.226	ng	97	
16) Acenaphthylene	14.110	152	103358	4.917	ng	99	
17) Acenaphthene	14.452	154	66375	4.612	ng	97	
18) Fluorene	15.435	166	93442	5.045	ng	96	
21) 4-Bromophenyl-phenylether	16.329	248	29550	4.334	ng	# 86	
22) Hexachlorobenzene	16.441	284	35446	3.983	ng	97	
23) Atrazine	16.602	200	26508	5.288	ng	92	
24) Pentachlorophenol	16.789	266	20784	5.340	ng	99	
25) Phenanthrene	17.173	178	143424	4.916	ng	100	
26) Anthracene	17.260	178	135332	5.105	ng	100	
28) Fluoranthene	19.197	202	181794	5.257	ng	99	
30) Pyrene	19.559	202	185711	4.666	ng	100	
32) Benzo(a)anthracene	21.304	228	169514	4.790	ng	99	
33) Chrysene	21.358	228	170028	4.687	ng	97	
34) Bis(2-ethylhexyl)phtha...	21.241	149	101929	5.168	ng	99	
36) Indeno(1,2,3-cd)pyrene	25.890	276	172989	4.679	ng	97	
37) Benzo(b)fluoranthene	22.905	252	166596	4.986	ng	# 88	
38) Benzo(k)fluoranthene	22.952	252	166186	4.879	ng	# 88	
39) Benzo(a)pyrene	23.490	252	141837	4.947	ng	# 83	
40) Dibenzo(a,h)anthracene	25.905	278	138330	4.709	ng	# 89	
41) Benzo(g,h,i)perylene	26.595	276	146932	4.557	ng	96	

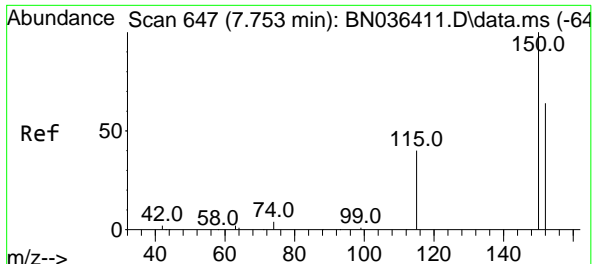
(#) = qualifier out of range (m) = manual integration (+) = signals summed

Data Path : Z:\svoasrv\HPCHEM1\BNA\_N\Data\BN021025\  
 Data File : BN036415.D  
 Acq On : 10 Feb 2025 16:00  
 Operator : RC/JU  
 Sample : SSTDICC5.0  
 Misc :  
 ALS Vial : 8 Sample Multiplier: 1

Instrument :  
 BNA\_N  
 ClientSampleId :  
 SSTDICC5.0

Quant Time: Feb 11 00:37:30 2025  
 Quant Method : Z:\svoasrv\HPCHEM1\BNA\_N\Methods\8270-SIM-BN021025.M  
 Quant Title : ASP BNA STANDARDS FOR 5 POINT CALIBRATION  
 QLast Update : Tue Feb 11 00:33:05 2025  
 Response via : Initial Calibration





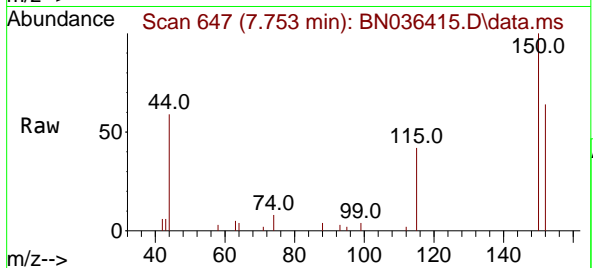
#1  
 1,4-Dichlorobenzene-d4  
 Concen: 0.400 ng  
 RT: 7.753 min Scan# 64  
 Delta R.T. 0.000 min  
 Lab File: BN036415.D  
 Acq: 10 Feb 2025 16:00

Instrument :

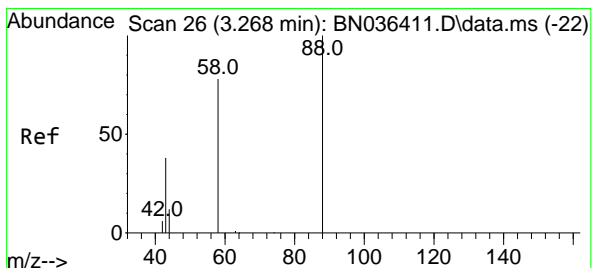
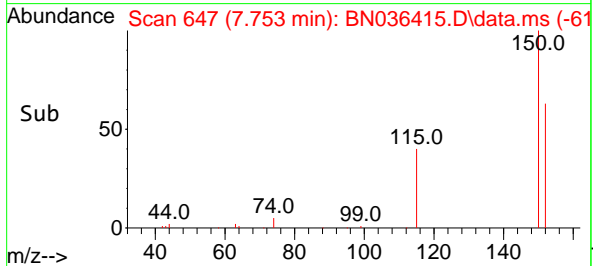
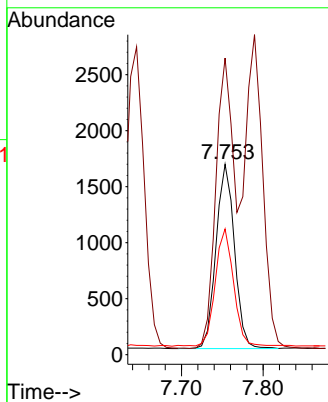
BNA\_N

ClientSampleId :

SSTDICC5.0

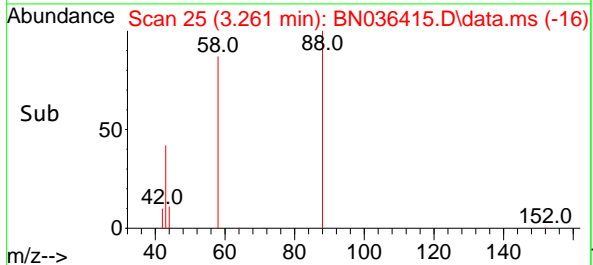
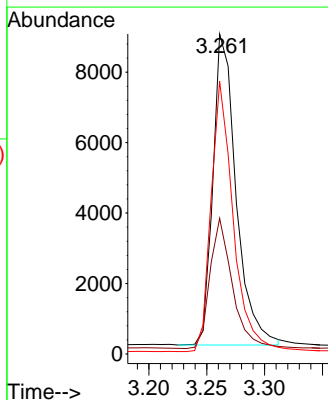
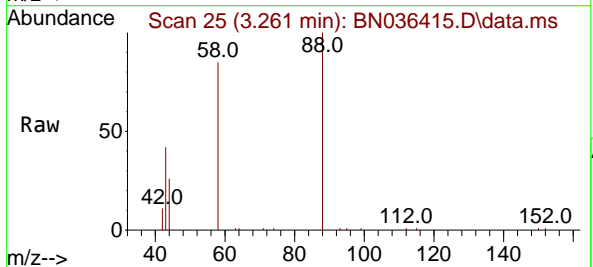


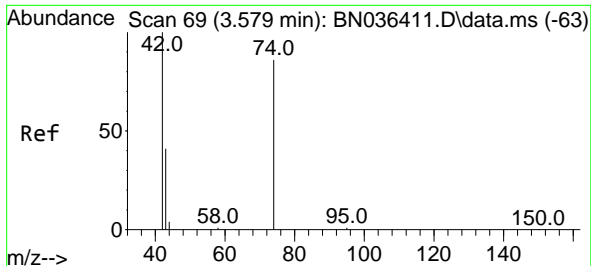
Tgt Ion:152 Resp: 2586  
 Ion Ratio Lower Upper  
 152 100  
 150 155.8 123.7 185.5  
 115 66.1 52.5 78.7



#2  
 1,4-Dioxane  
 Concen: 4.303 ng  
 RT: 3.261 min Scan# 25  
 Delta R.T. -0.007 min  
 Lab File: BN036415.D  
 Acq: 10 Feb 2025 16:00

Tgt Ion: 88 Resp: 12303  
 Ion Ratio Lower Upper  
 88 100  
 43 40.4 33.7 50.5  
 58 82.9 68.9 103.3



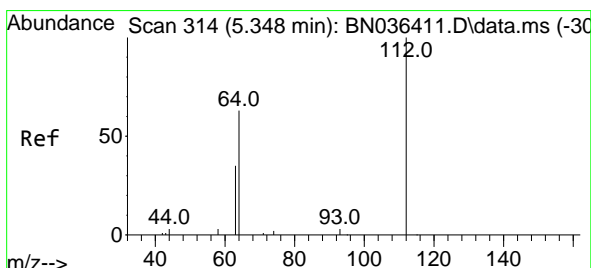
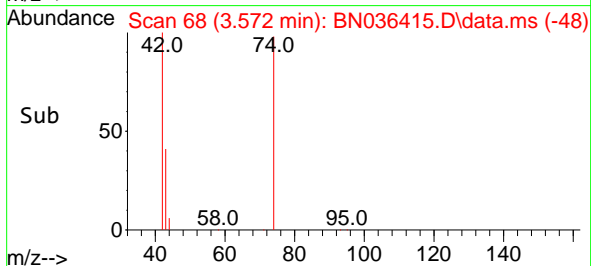
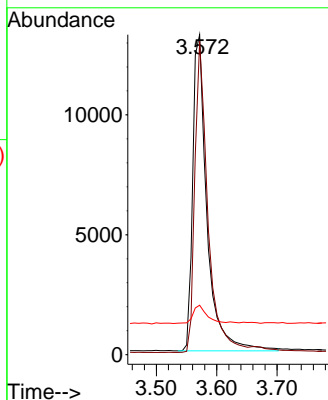
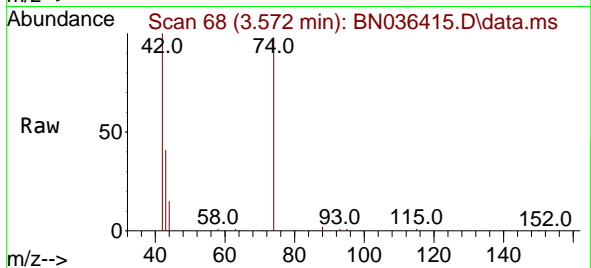


#3  
 n-Nitrosodimethylamine  
 Concen: 4.216 ng  
 RT: 3.572 min Scan# 61  
 Delta R.T. -0.007 min  
 Lab File: BN036415.D  
 Acq: 10 Feb 2025 16:00

Instrument :  
 BNA\_N  
 ClientSampleId :  
 SSTDICC5.0

Tgt Ion: 42 Resp: 21660

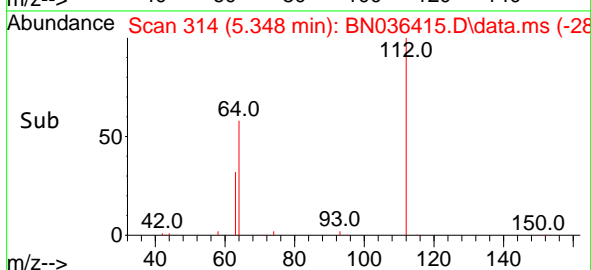
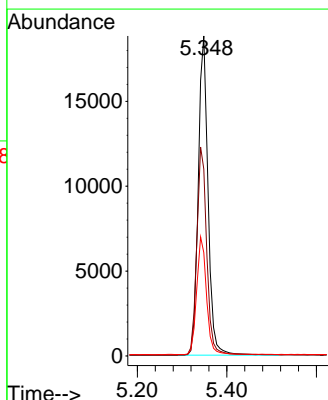
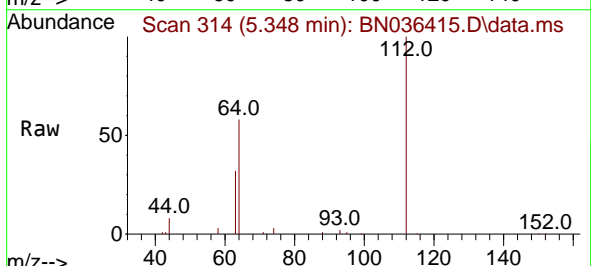
Ion	Ratio	Lower	Upper
42	100		
74	89.7	71.8	107.6
44	5.6	7.8	11.6#

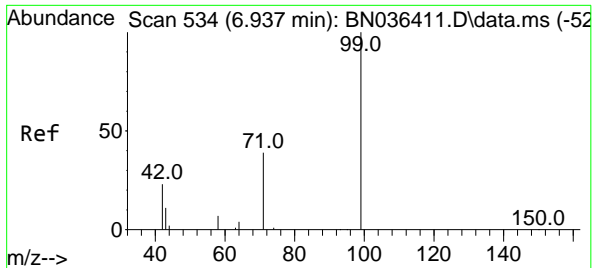


#4  
 2-Fluorophenol  
 Concen: 4.348 ng  
 RT: 5.348 min Scan# 314  
 Delta R.T. 0.000 min  
 Lab File: BN036415.D  
 Acq: 10 Feb 2025 16:00

Tgt Ion: 112 Resp: 28619

Ion	Ratio	Lower	Upper
112	100		
64	66.1	53.4	80.0
63	37.1	30.3	45.5

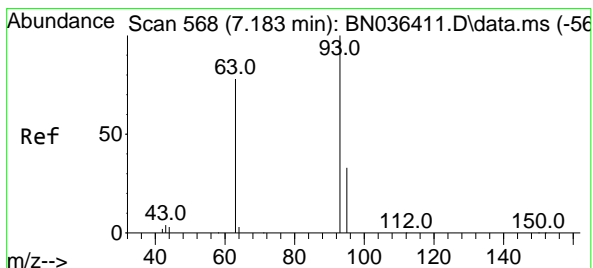
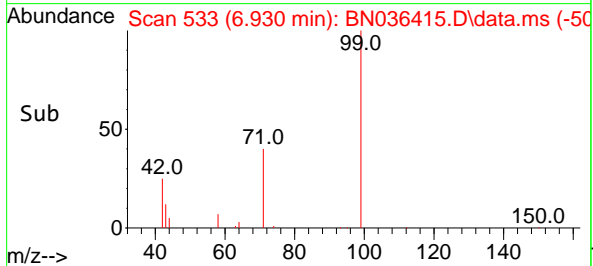
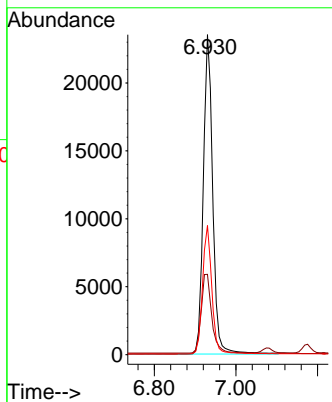
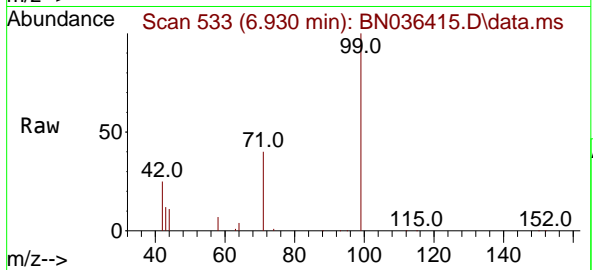




#5  
 Phenol-d6  
 Concen: 4.898 ng  
 RT: 6.930 min Scan# 51  
 Delta R.T. -0.007 min  
 Lab File: BN036415.D  
 Acq: 10 Feb 2025 16:00

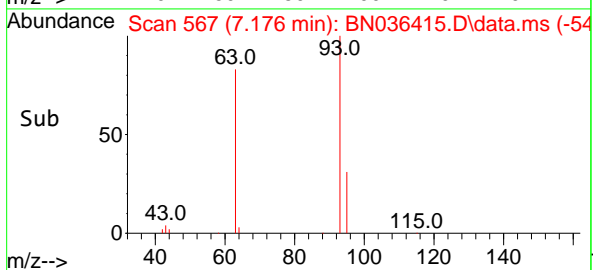
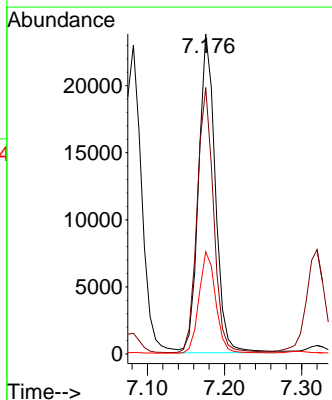
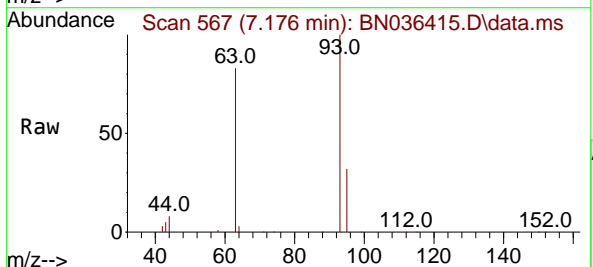
Instrument :  
 BNA\_N  
 ClientSampleId :  
 SSTDICC5.0

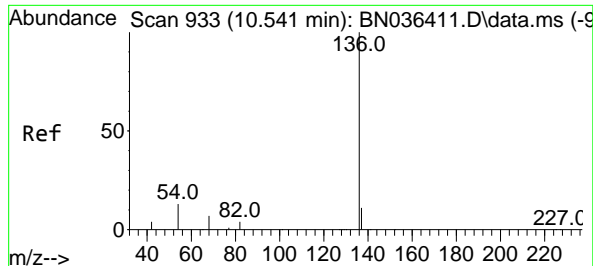
Tgt Ion	Resp	Ion Ratio	Lower	Upper
99	37616	100		
42		27.6	21.7	32.5
71		40.0	32.6	49.0



#6  
 bis(2-Chloroethyl)ether  
 Concen: 5.604 ng  
 RT: 7.176 min Scan# 567  
 Delta R.T. -0.007 min  
 Lab File: BN036415.D  
 Acq: 10 Feb 2025 16:00

Tgt Ion	Resp	Ion Ratio	Lower	Upper
93	35791	100		
63		81.8	66.3	99.5
95		31.7	26.2	39.4



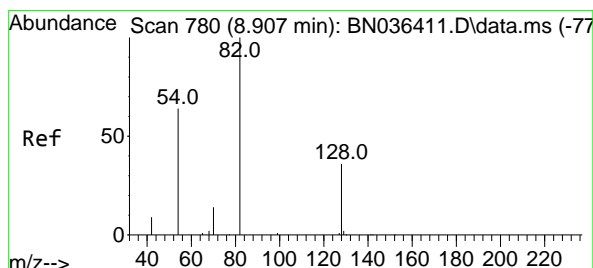
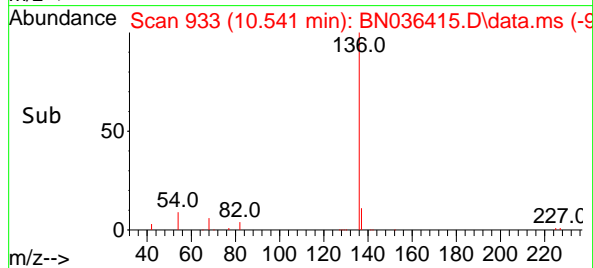
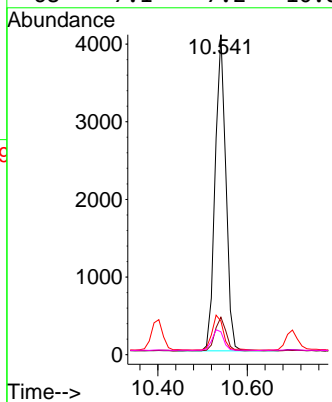
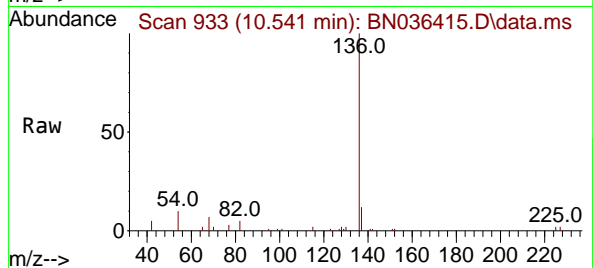


#7  
 Naphthalene-d8  
 Concen: 0.400 ng  
 RT: 10.541 min Scan# 911  
 Delta R.T. 0.000 min  
 Lab File: BN036415.D  
 Acq: 10 Feb 2025 16:00

Instrument :  
 BNA\_N  
 ClientSampleId :  
 SSTDICC5.0

Tgt Ion:136 Resp: 6761

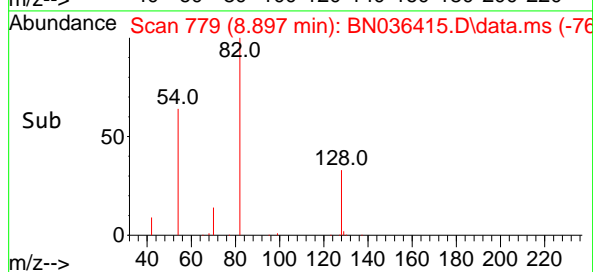
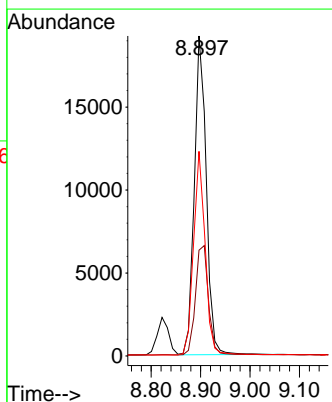
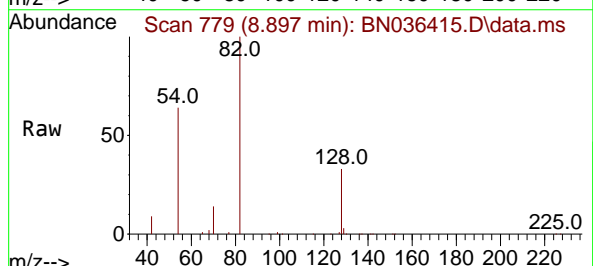
Ion	Ratio	Lower	Upper
136	100		
137	11.7	10.1	15.1
54	10.5	11.8	17.6#
68	7.1	7.2	10.8#

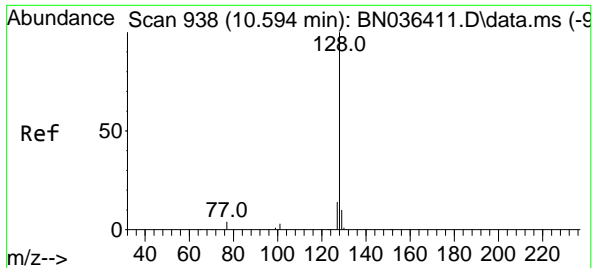


#8  
 Nitrobenzene-d5  
 Concen: 5.118 ng  
 RT: 8.897 min Scan# 779  
 Delta R.T. -0.011 min  
 Lab File: BN036415.D  
 Acq: 10 Feb 2025 16:00

Tgt Ion: 82 Resp: 32241

Ion	Ratio	Lower	Upper
82	100		
128	33.1	31.9	47.9
54	64.0	53.1	79.7



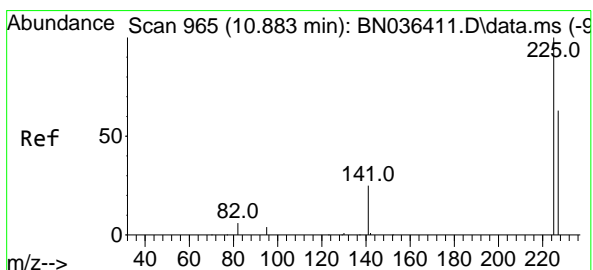
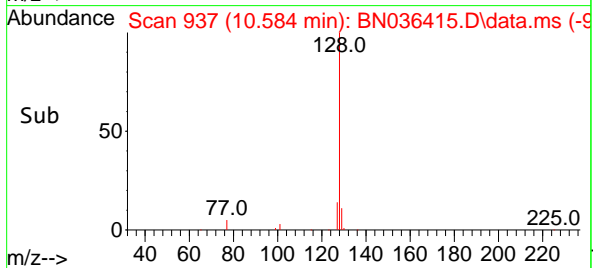
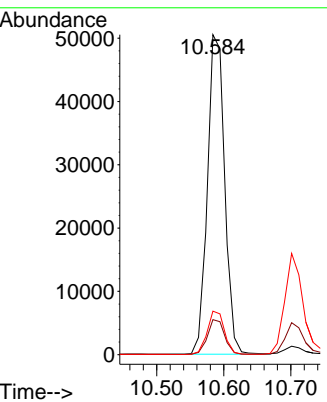
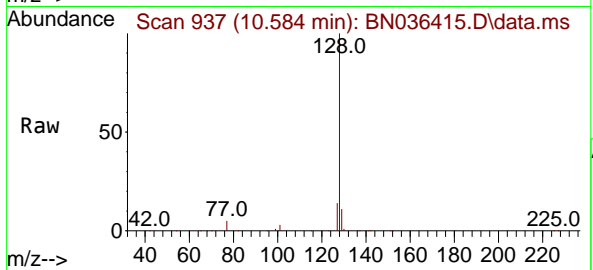


#9  
 Naphthalene  
 Concen: 4.696 ng  
 RT: 10.584 min Scan# 911  
 Delta R.T. -0.011 min  
 Lab File: BN036415.D  
 Acq: 10 Feb 2025 16:00

Instrument : BNA\_N  
 ClientSampleId : SSTDICC5.0

Tgt Ion:128 Resp: 90689

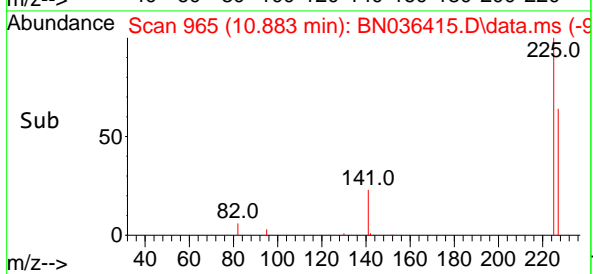
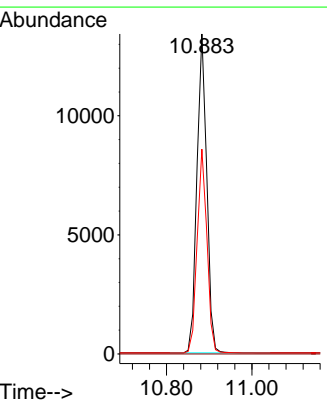
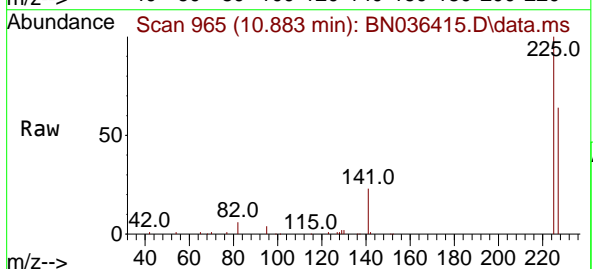
Ion	Ratio	Lower	Upper
128	100		
129	10.9	9.6	14.4
127	13.6	12.0	18.0



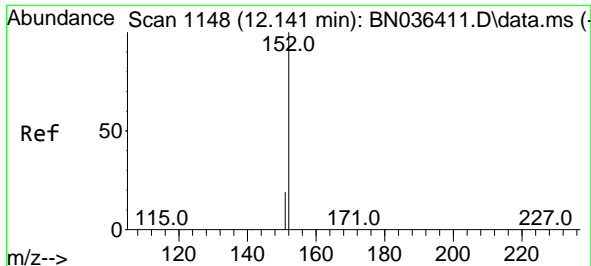
#10  
 Hexachlorobutadiene  
 Concen: 3.534 ng  
 RT: 10.883 min Scan# 965  
 Delta R.T. 0.000 min  
 Lab File: BN036415.D  
 Acq: 10 Feb 2025 16:00

Tgt Ion:225 Resp: 21383

Ion	Ratio	Lower	Upper
225	100		
223	0.0	0.0	0.0
227	63.5	50.9	76.3



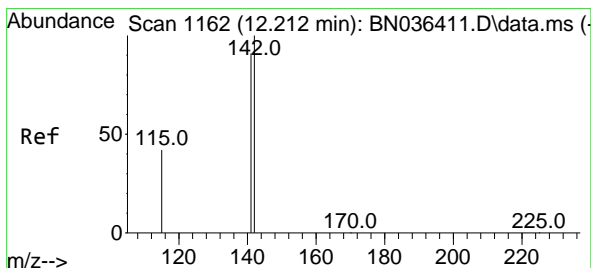
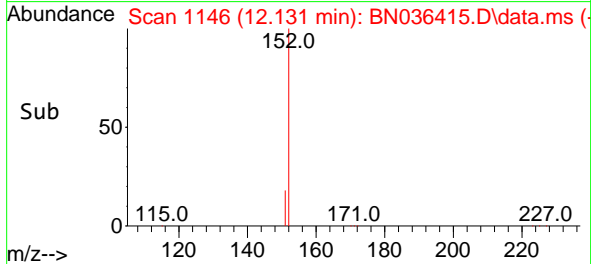
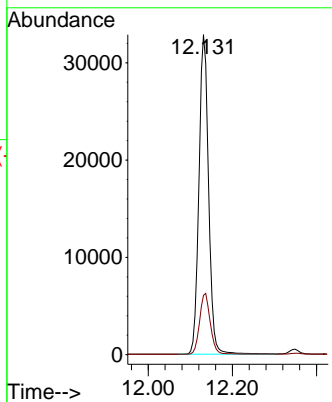
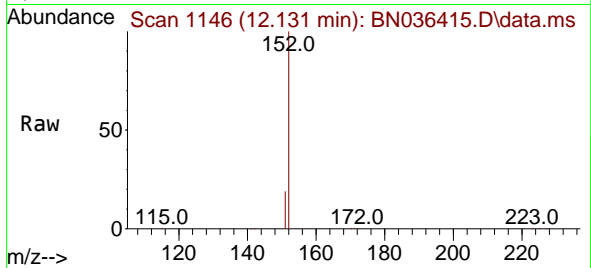




#11  
 2-Methylnaphthalene-d10  
 Concen: 5.642 ng  
 RT: 12.131 min Scan# 1146  
 Delta R.T. -0.010 min  
 Lab File: BN036415.D  
 Acq: 10 Feb 2025 16:00

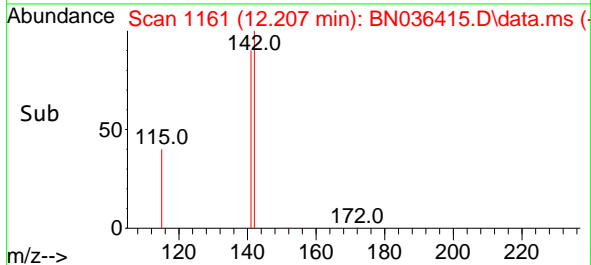
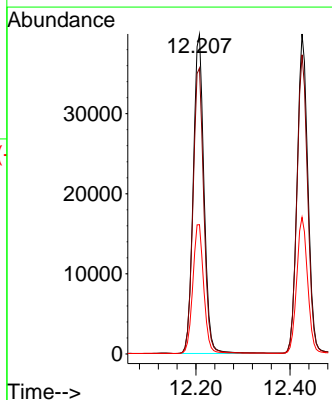
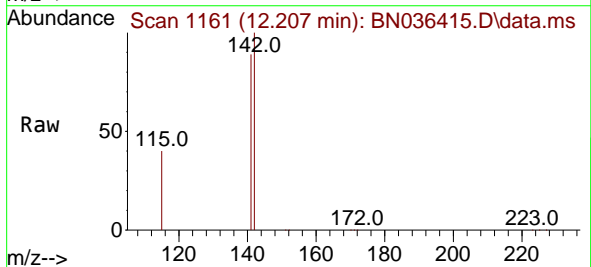
Instrument : BNA\_N  
 ClientSampleId : BN036415.D  
 SSTDICC5.0

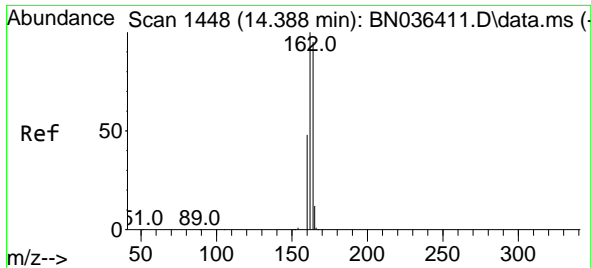
Tgt Ion:152 Resp: 52187  
 Ion Ratio Lower Upper  
 152 100  
 151 21.0 16.6 25.0



#12  
 2-Methylnaphthalene  
 Concen: 5.226 ng  
 RT: 12.207 min Scan# 1161  
 Delta R.T. -0.005 min  
 Lab File: BN036415.D  
 Acq: 10 Feb 2025 16:00

Tgt Ion:142 Resp: 63405  
 Ion Ratio Lower Upper  
 142 100  
 141 89.5 72.8 109.2  
 115 40.5 35.5 53.3

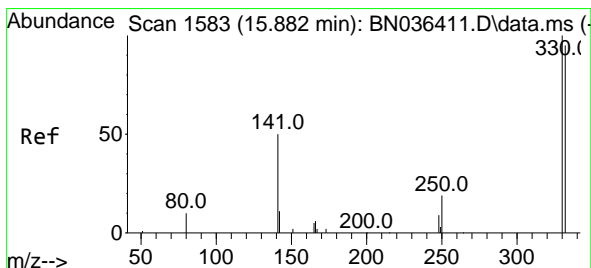
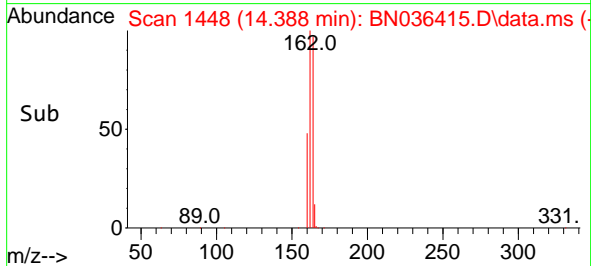
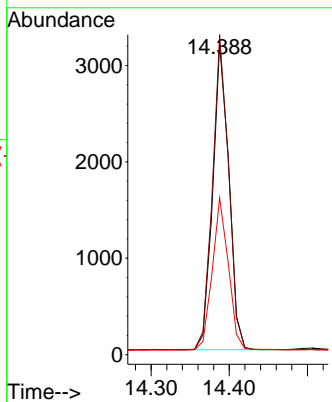
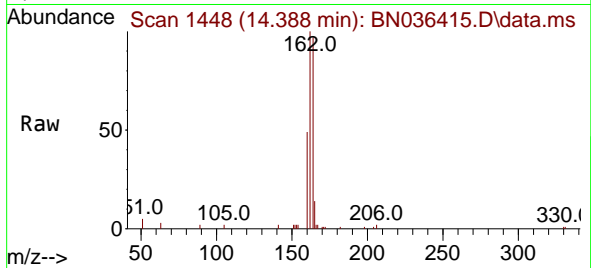




#13  
 Acenaphthene-d10  
 Concen: 0.400 ng  
 RT: 14.388 min Scan# 1448  
 Delta R.T. 0.000 min  
 Lab File: BN036415.D  
 Acq: 10 Feb 2025 16:00

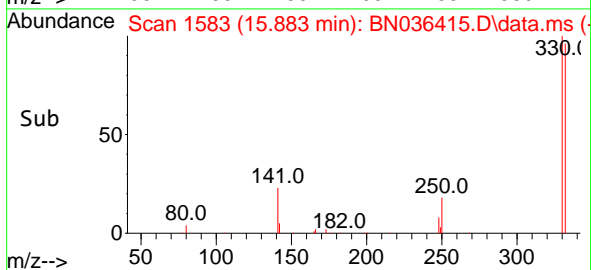
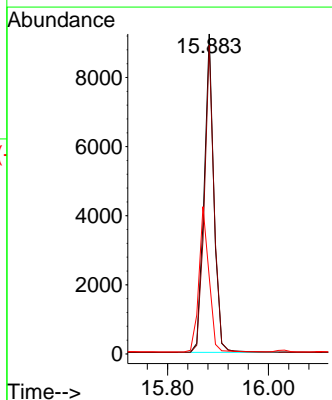
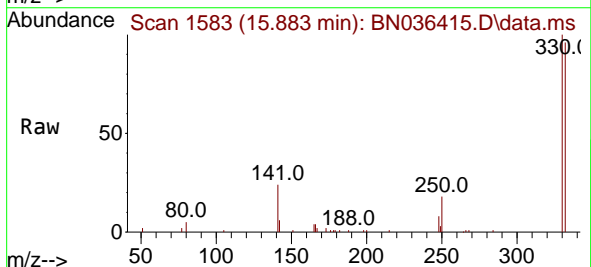
Instrument : BNA\_N  
 Client Sample Id : SSTDICC5.0

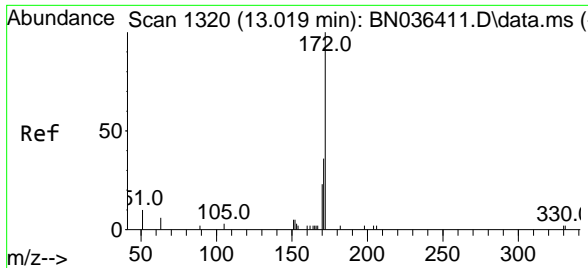
Tgt Ion	Resp	Lower	Upper
164	4542		
162	102.9	84.1	126.1
160	50.4	41.4	62.0



#14  
 2,4,6-Tribromophenol  
 Concen: 4.447 ng  
 RT: 15.883 min Scan# 1583  
 Delta R.T. 0.000 min  
 Lab File: BN036415.D  
 Acq: 10 Feb 2025 16:00

Tgt Ion	Resp	Lower	Upper
330	12444		
332	95.6	76.6	114.8
141	46.6	37.8	56.8





#15  
 2-Fluorobiphenyl  
 Concen: 4.567 ng  
 RT: 13.009 min Scan# 11  
 Delta R.T. -0.011 min  
 Lab File: BN036415.D  
 Acq: 10 Feb 2025 16:00

Instrument :

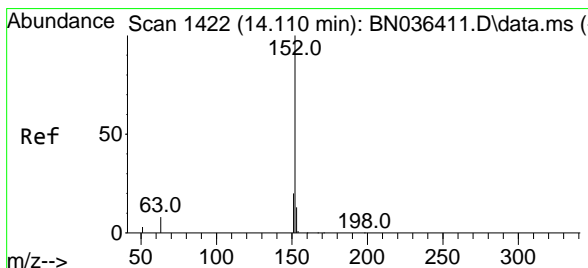
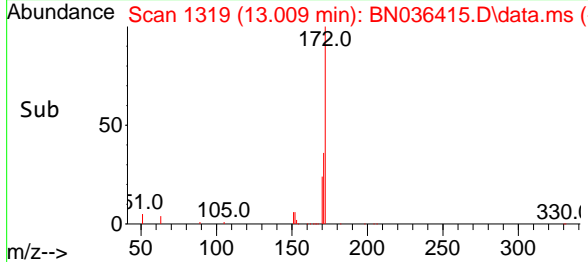
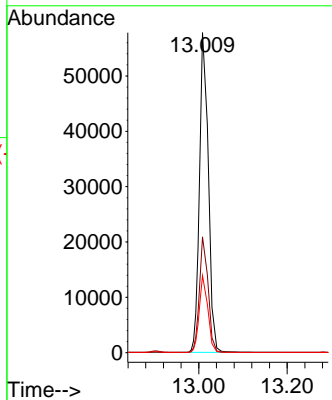
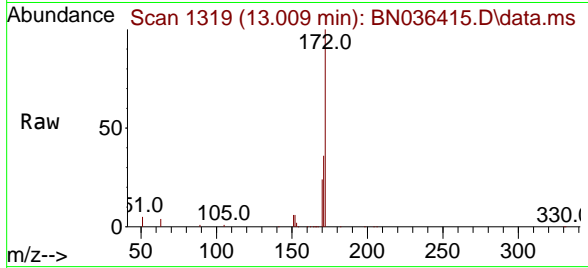
BNA\_N

ClientSampleId :

SSTDICC5.0

Tgt Ion:172 Resp: 88478

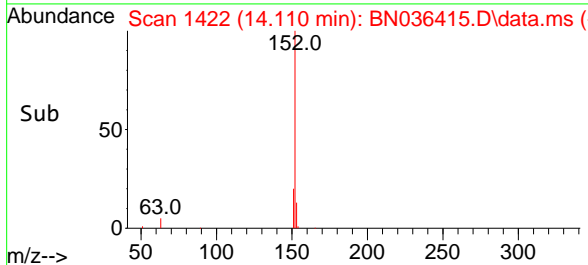
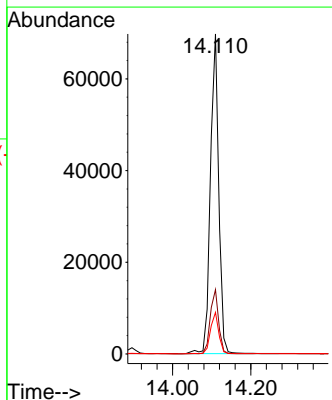
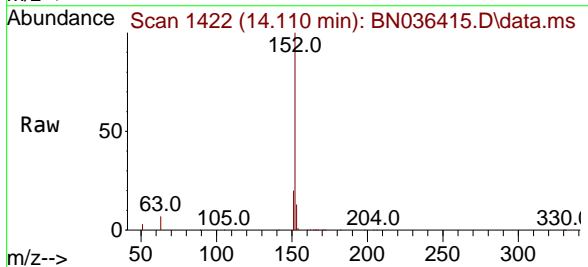
Ion	Ratio	Lower	Upper
172	100		
171	36.2	29.6	44.4
170	24.0	19.8	29.6

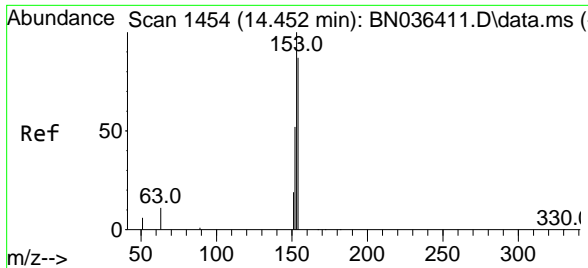


#16  
 Acenaphthylene  
 Concen: 4.917 ng  
 RT: 14.110 min Scan# 1422  
 Delta R.T. 0.000 min  
 Lab File: BN036415.D  
 Acq: 10 Feb 2025 16:00

Tgt Ion:152 Resp: 103358

Ion	Ratio	Lower	Upper
152	100		
151	20.1	15.8	23.8
153	12.9	10.2	15.2



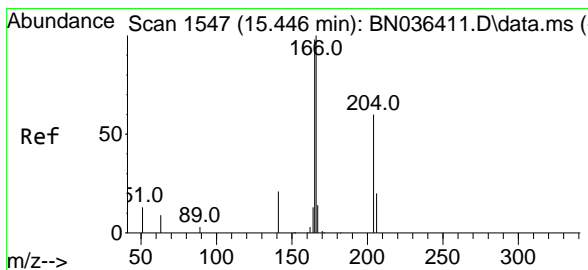
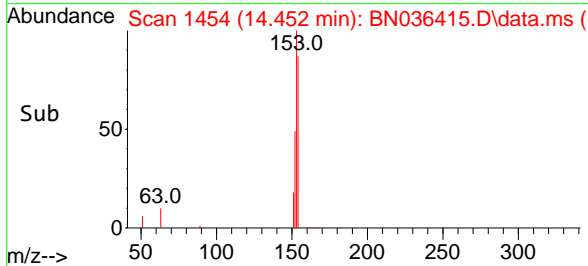
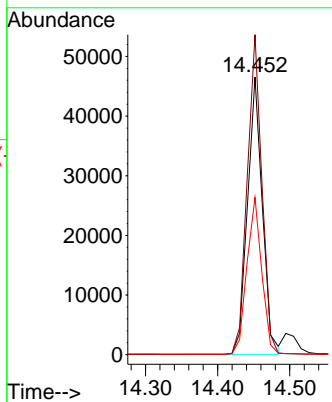
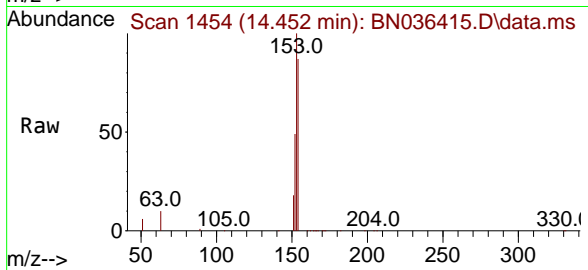


#17  
 Acenaphthene  
 Concen: 4.612 ng  
 RT: 14.452 min Scan# 14  
 Delta R.T. 0.000 min  
 Lab File: BN036415.D  
 Acq: 10 Feb 2025 16:00

Instrument : BNA\_N  
 ClientSampleId : SSTDICC5.0

Tgt Ion:154 Resp: 66375

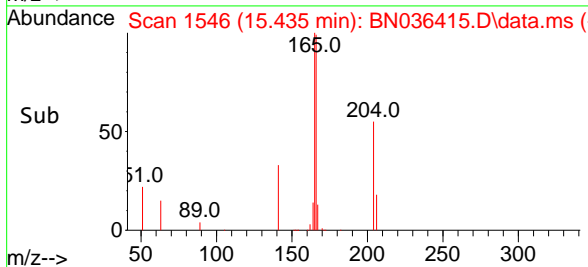
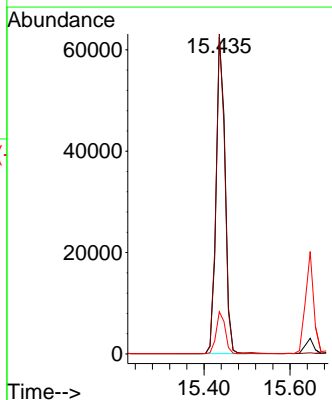
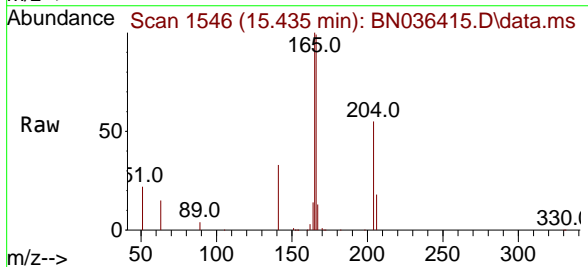
Ion	Ratio	Lower	Upper
154	100		
153	114.4	93.3	139.9
152	57.1	48.8	73.2

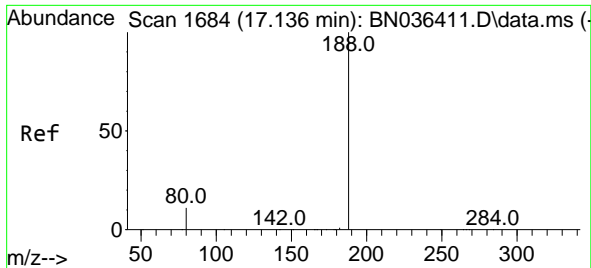


#18  
 Fluorene  
 Concen: 5.045 ng  
 RT: 15.435 min Scan# 1546  
 Delta R.T. -0.011 min  
 Lab File: BN036415.D  
 Acq: 10 Feb 2025 16:00

Tgt Ion:166 Resp: 93442

Ion	Ratio	Lower	Upper
166	100		
165	95.5	79.5	119.3
167	12.8	10.4	15.6



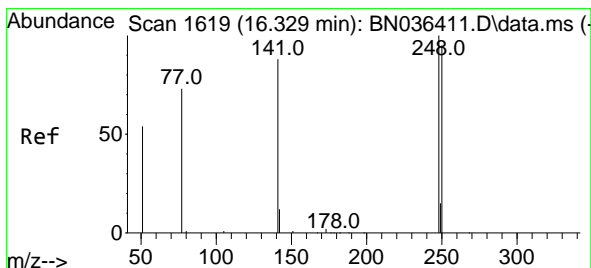
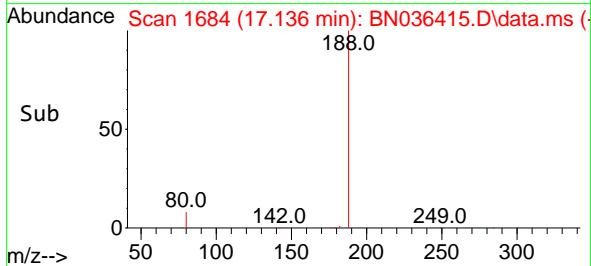
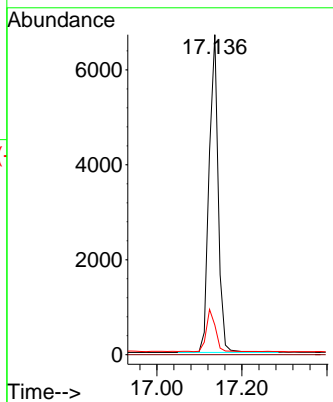
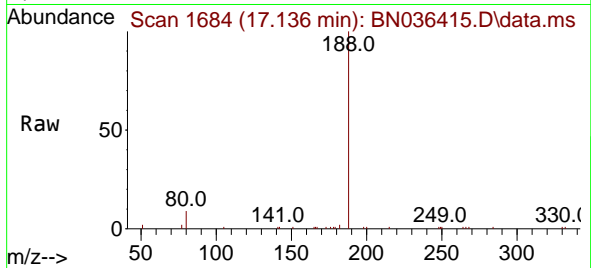


#19  
 Phenanthrene-d10  
 Concen: 0.400 ng  
 RT: 17.136 min Scan# 1684  
 Delta R.T. 0.000 min  
 Lab File: BN036415.D  
 Acq: 10 Feb 2025 16:00

Instrument : BNA\_N  
 ClientSampleId : BN036415.D  
 SSTDICC5.0

Tgt Ion:188 Resp: 9953

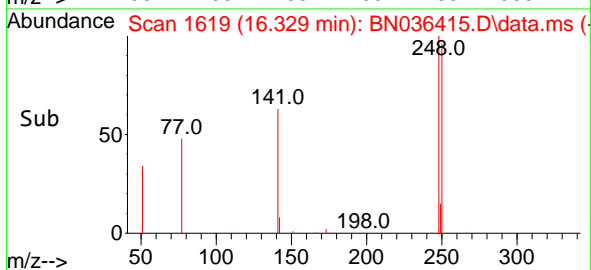
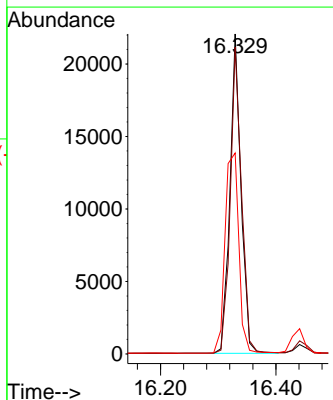
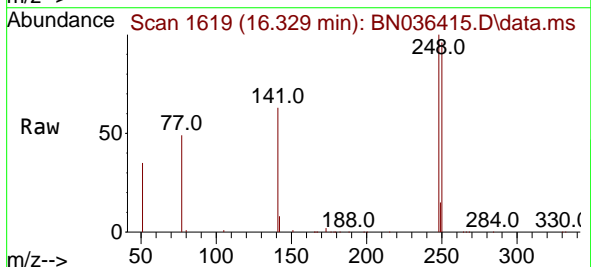
Ion	Ratio	Lower	Upper
188	100		
94	0.0	0.0	0.0
80	9.3	9.8	14.6#

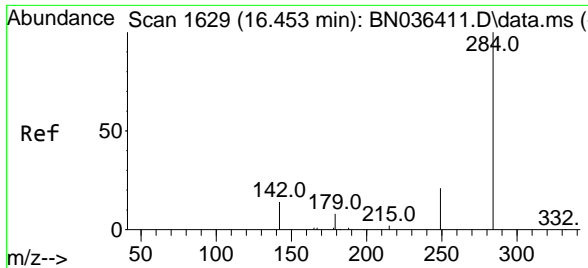


#21  
 4-Bromophenyl-phenylether  
 Concen: 4.334 ng  
 RT: 16.329 min Scan# 1619  
 Delta R.T. 0.000 min  
 Lab File: BN036415.D  
 Acq: 10 Feb 2025 16:00

Tgt Ion:248 Resp: 29550

Ion	Ratio	Lower	Upper
248	100		
250	95.8	76.1	114.1
141	62.8	71.7	107.5#





#22  
 Hexachlorobenzene  
 Concen: 3.983 ng  
 RT: 16.441 min Scan# 1641  
 Delta R.T. -0.012 min  
 Lab File: BN036415.D  
 Acq: 10 Feb 2025 16:00

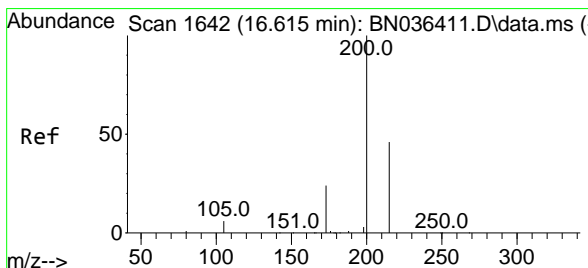
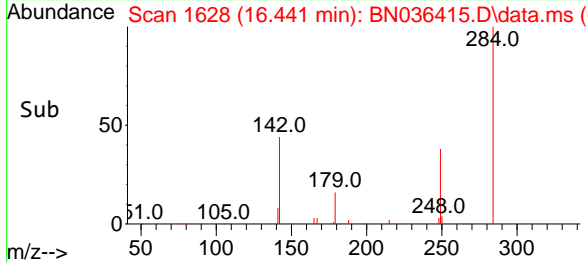
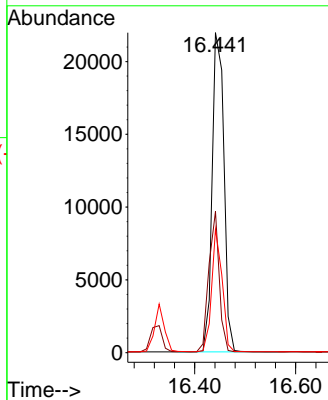
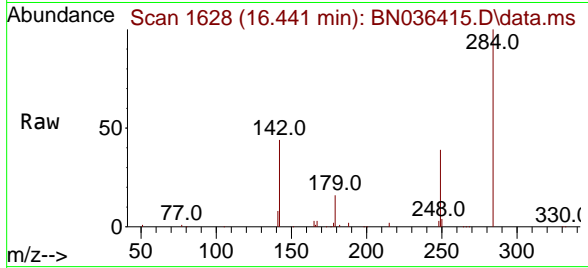
Instrument :

BNA\_N

ClientSampleId :

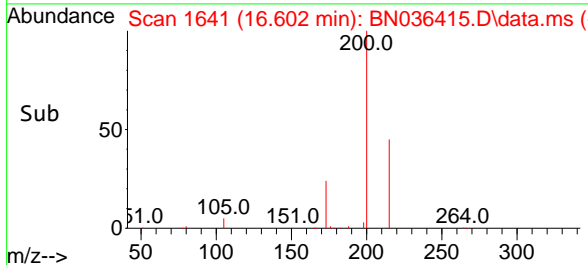
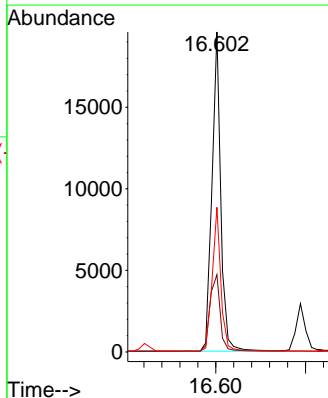
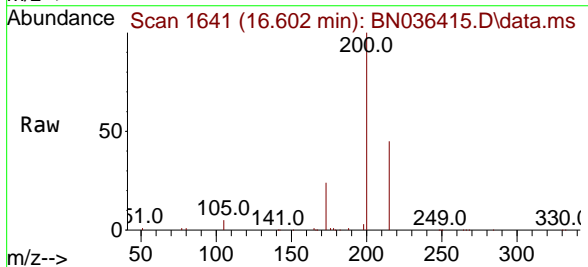
SSTDICC5.0

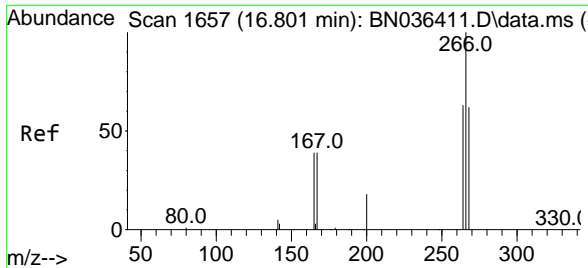
Tgt Ion:284 Resp: 35446  
 Ion Ratio Lower Upper  
 284 100  
 142 39.2 33.4 50.0  
 249 34.2 28.6 43.0



#23  
 Atrazine  
 Concen: 5.288 ng  
 RT: 16.602 min Scan# 1641  
 Delta R.T. -0.012 min  
 Lab File: BN036415.D  
 Acq: 10 Feb 2025 16:00

Tgt Ion:200 Resp: 26508  
 Ion Ratio Lower Upper  
 200 100  
 173 24.1 23.2 34.8  
 215 45.2 40.0 60.0





#24  
 Pentachlorophenol  
 Concen: 5.340 ng  
 RT: 16.789 min Scan# 1656  
 Delta R.T. -0.012 min  
 Lab File: BN036415.D  
 Acq: 10 Feb 2025 16:00

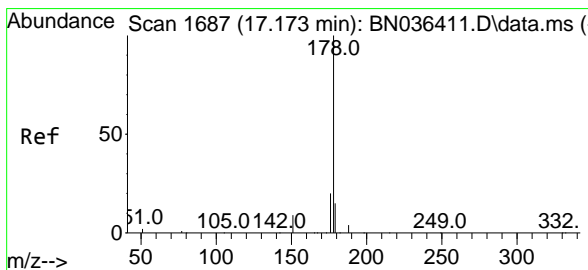
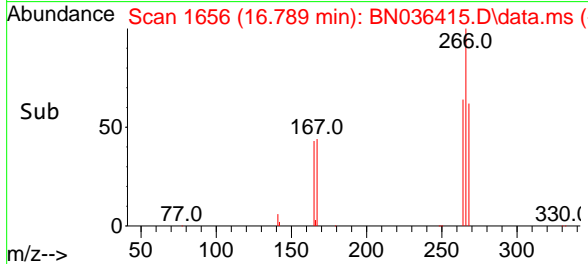
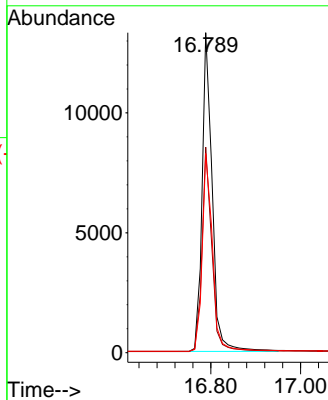
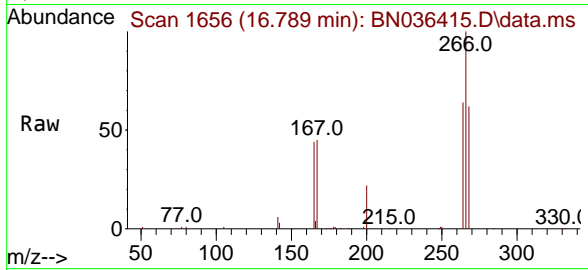
Instrument :

BNA\_N

ClientSampleId :

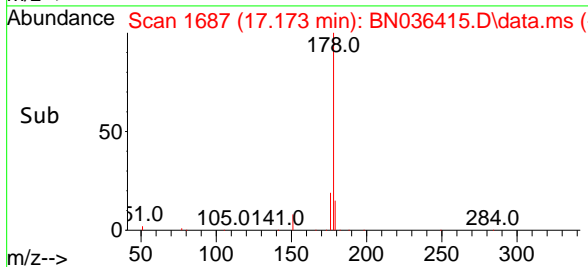
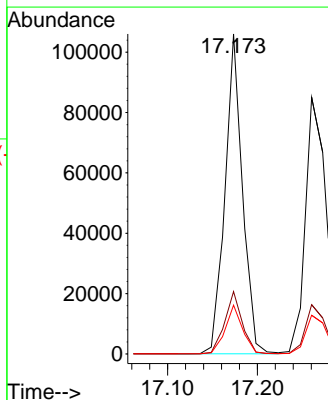
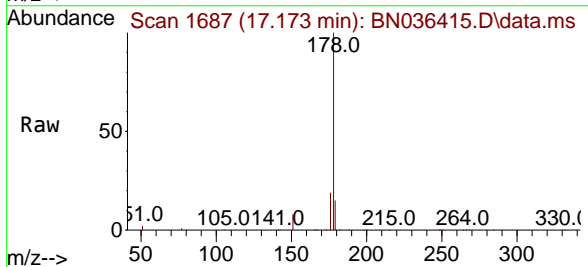
SSTDICC5.0

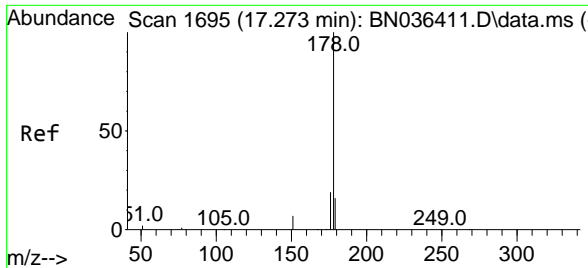
Tgt Ion:266 Resp: 20784  
 Ion Ratio Lower Upper  
 266 100  
 264 63.1 50.6 76.0  
 268 63.4 51.9 77.9



#25  
 Phenanthrene  
 Concen: 4.916 ng  
 RT: 17.173 min Scan# 1687  
 Delta R.T. 0.000 min  
 Lab File: BN036415.D  
 Acq: 10 Feb 2025 16:00

Tgt Ion:178 Resp: 143424  
 Ion Ratio Lower Upper  
 178 100  
 176 19.5 15.7 23.5  
 179 15.2 12.4 18.6



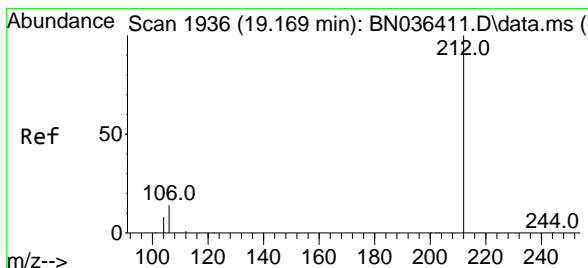
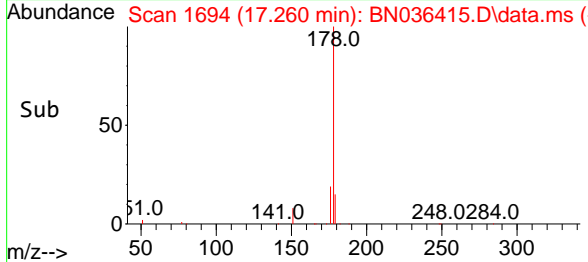
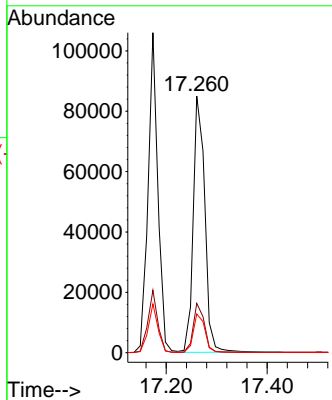
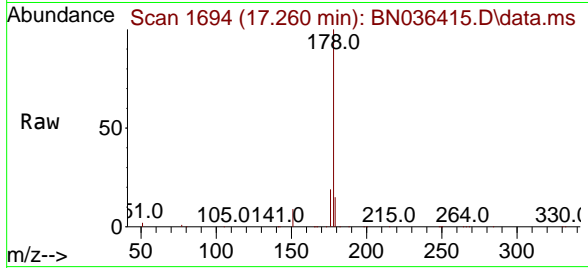


#26  
 Anthracene  
 Concen: 5.105 ng  
 RT: 17.260 min Scan# 1694  
 Delta R.T. -0.012 min  
 Lab File: BN036415.D  
 Acq: 10 Feb 2025 16:00

Instrument : BNA\_N  
 Client Sample Id : BN036415.D  
 SSTDICC5.0

Tgt Ion:178 Resp: 135332

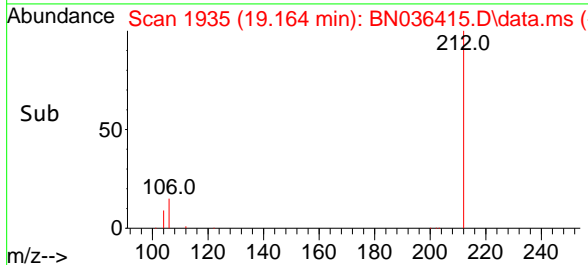
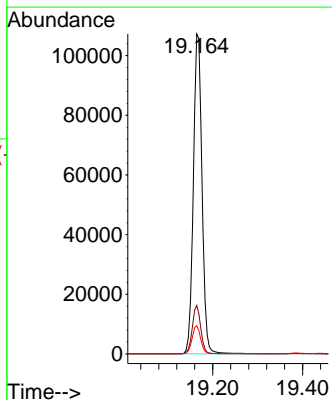
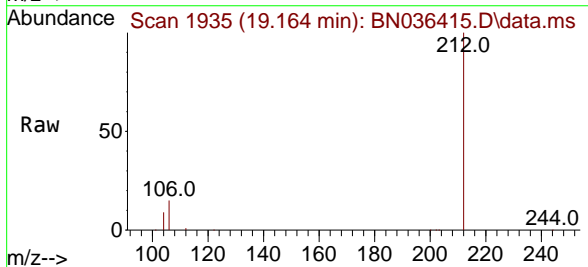
Ion	Ratio	Lower	Upper
178	100		
176	18.7	14.9	22.3
179	15.2	12.4	18.6



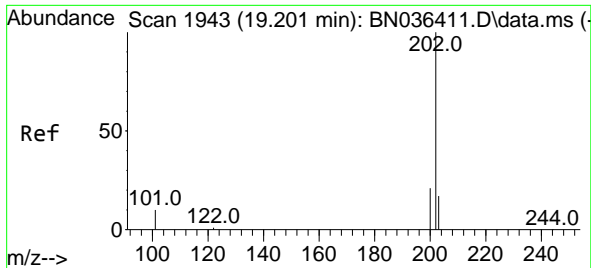
#27  
 Fluoranthene-d10  
 Concen: 5.615 ng  
 RT: 19.164 min Scan# 1935  
 Delta R.T. -0.005 min  
 Lab File: BN036415.D  
 Acq: 10 Feb 2025 16:00

Tgt Ion:212 Resp: 143795

Ion	Ratio	Lower	Upper
212	100		
106	14.7	11.5	17.3
104	8.6	7.1	10.7







#28  
 Fluoranthene  
 Concen: 5.257 ng  
 RT: 19.197 min Scan# 1942  
 Delta R.T. -0.005 min  
 Lab File: BN036415.D  
 Acq: 10 Feb 2025 16:00

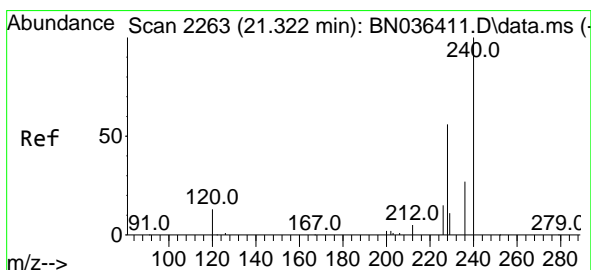
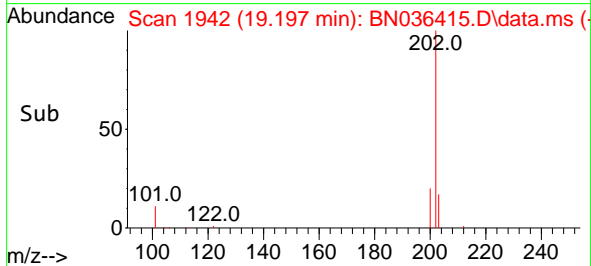
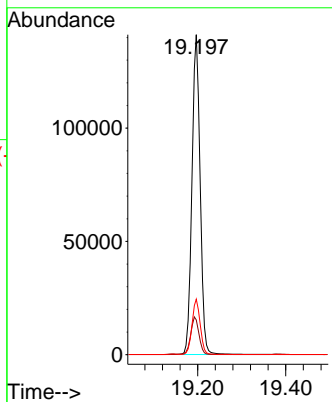
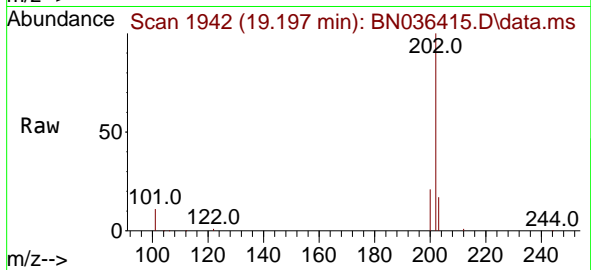
Instrument :

BNA\_N

ClientSampleId :

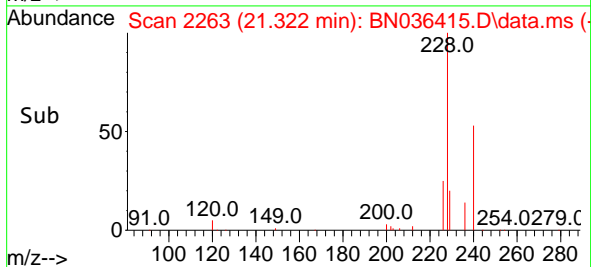
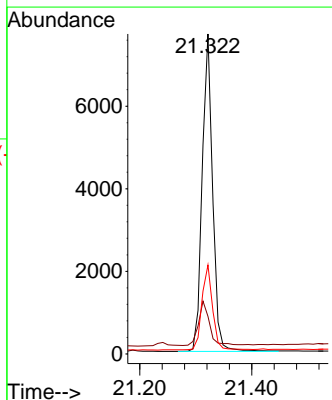
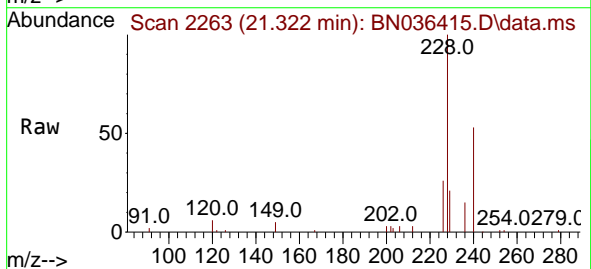
SSTDICC5.0

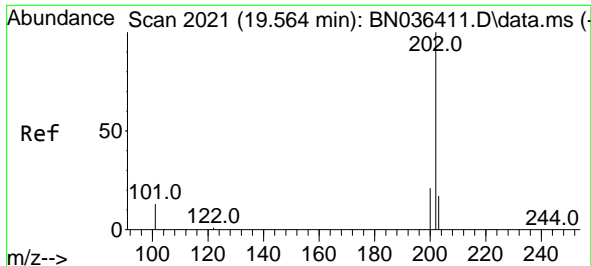
Tgt Ion:202 Resp: 181794  
 Ion Ratio Lower Upper  
 202 100  
 101 12.0 9.2 13.8  
 203 17.3 13.4 20.0



#29  
 Chrysene-d12  
 Concen: 0.400 ng  
 RT: 21.322 min Scan# 2263  
 Delta R.T. 0.000 min  
 Lab File: BN036415.D  
 Acq: 10 Feb 2025 16:00

Tgt Ion:240 Resp: 9960  
 Ion Ratio Lower Upper  
 240 100  
 120 11.8 13.3 19.9#  
 236 27.8 23.0 34.6



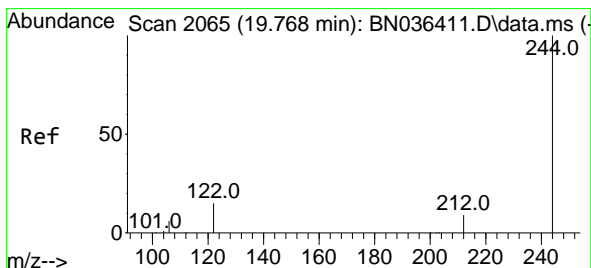
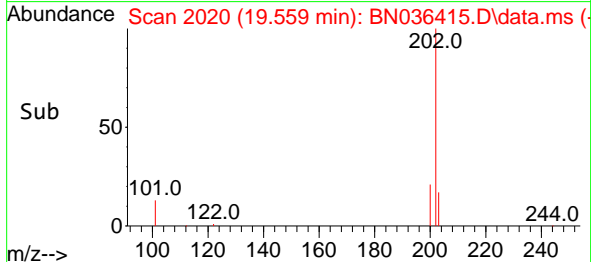
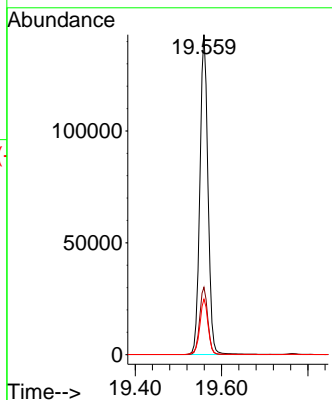
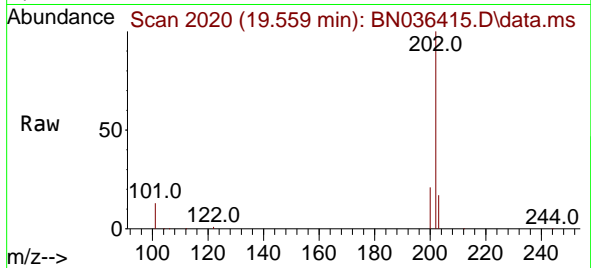


#30  
 Pyrene  
 Concen: 4.666 ng  
 RT: 19.559 min Scan# 2020  
 Delta R.T. -0.005 min  
 Lab File: BN036415.D  
 Acq: 10 Feb 2025 16:00

Instrument : BNA\_N  
 Client Sample Id : BN036415.D  
 SSTDICC5.0

Tgt Ion: 202 Resp: 185711

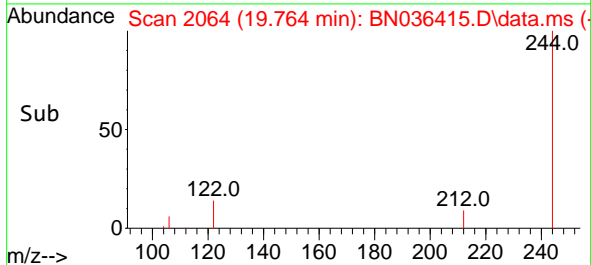
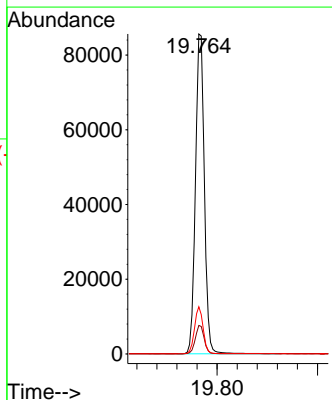
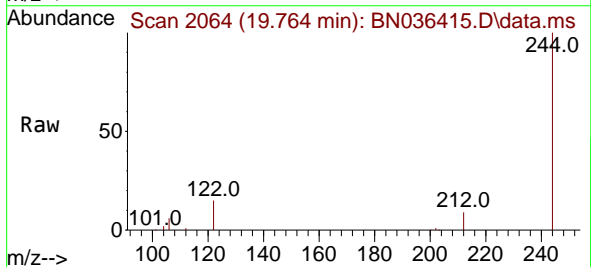
Ion	Ratio	Lower	Upper
202	100		
200	21.2	16.9	25.3
203	17.7	13.9	20.9

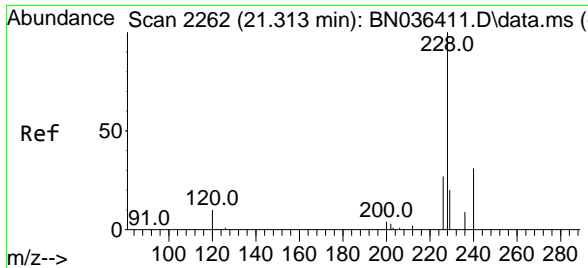


#31  
 Terphenyl-d14  
 Concen: 5.088 ng  
 RT: 19.764 min Scan# 2064  
 Delta R.T. -0.005 min  
 Lab File: BN036415.D  
 Acq: 10 Feb 2025 16:00

Tgt Ion: 244 Resp: 104936

Ion	Ratio	Lower	Upper
244	100		
212	8.9	8.1	12.1
122	14.8	12.8	19.2



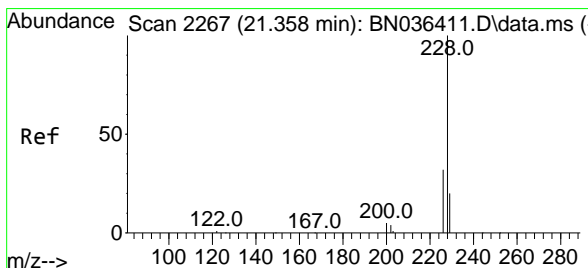
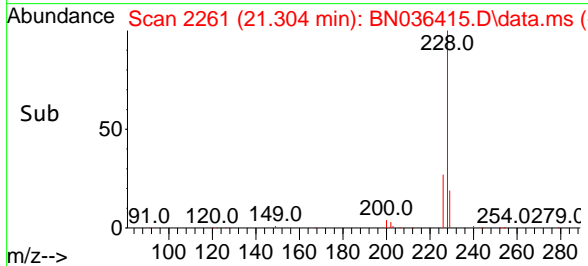
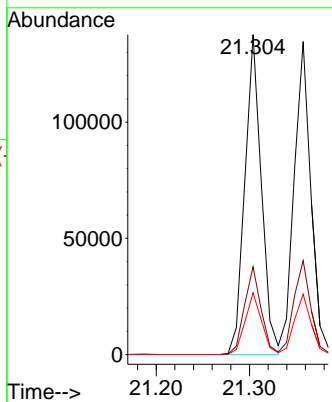
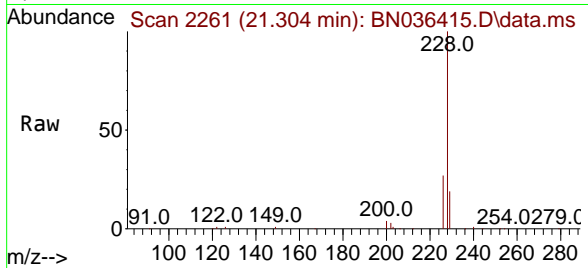


#32  
 Benzo(a)anthracene  
 Concen: 4.790 ng  
 RT: 21.304 min Scan# 21  
 Delta R.T. -0.009 min  
 Lab File: BN036415.D  
 Acq: 10 Feb 2025 16:00

Instrument :  
 BNA\_N  
 ClientSampleId :  
 SSTDICC5.0

Tgt Ion:228 Resp: 169514

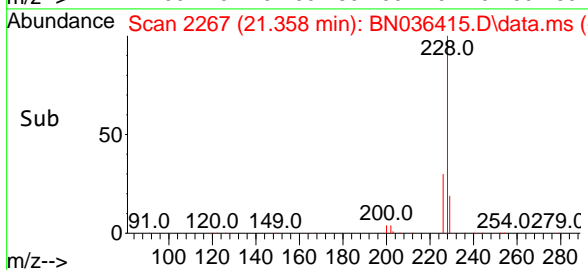
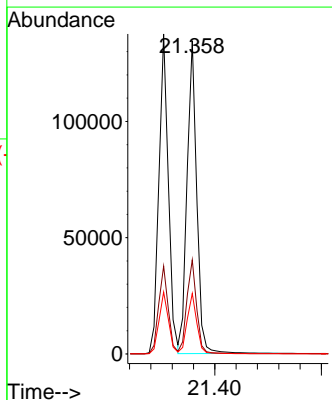
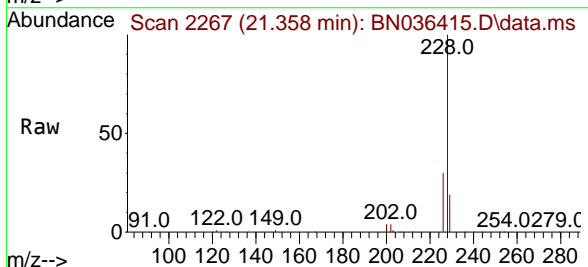
Ion	Ratio	Lower	Upper
228	100		
226	27.5	22.2	33.2
229	19.4	16.5	24.7

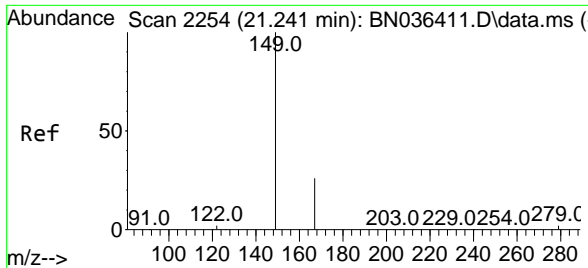


#33  
 Chrysene  
 Concen: 4.687 ng  
 RT: 21.358 min Scan# 2267  
 Delta R.T. 0.000 min  
 Lab File: BN036415.D  
 Acq: 10 Feb 2025 16:00

Tgt Ion:228 Resp: 170028

Ion	Ratio	Lower	Upper
228	100		
226	30.0	25.5	38.3
229	19.3	16.4	24.6



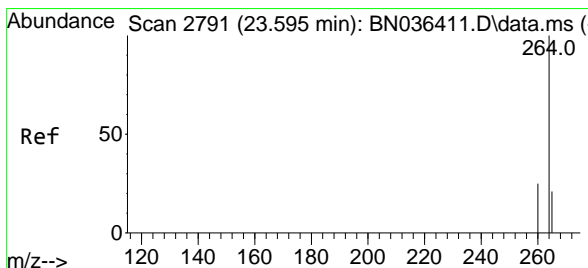
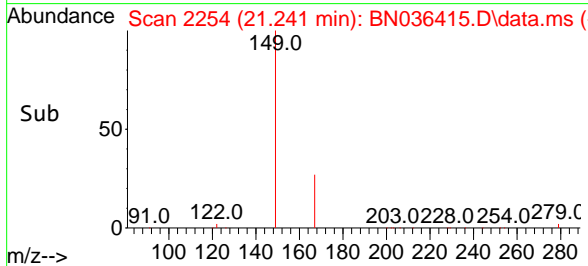
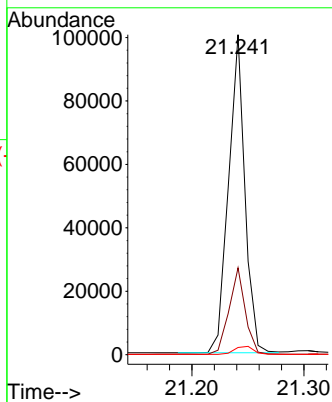
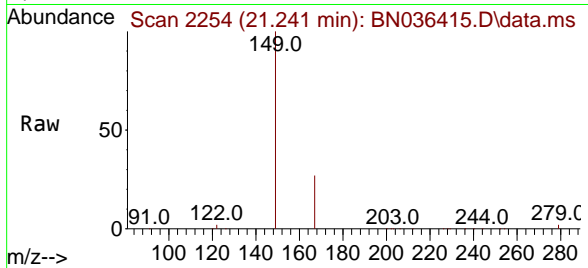


#34  
 Bis(2-ethylhexyl)phthalate  
 Concen: 5.168 ng  
 RT: 21.241 min Scan# 21  
 Delta R.T. 0.000 min  
 Lab File: BN036415.D  
 Acq: 10 Feb 2025 16:00

Instrument :  
 BNA\_N  
 ClientSampleId :  
 SSTDICC5.0

Tgt Ion:149 Resp: 101929

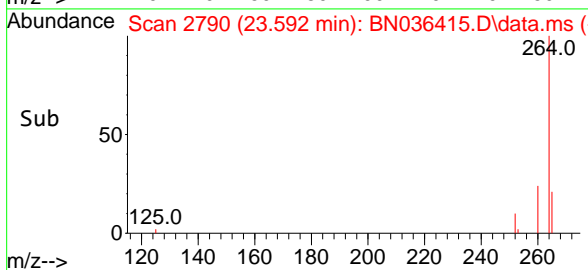
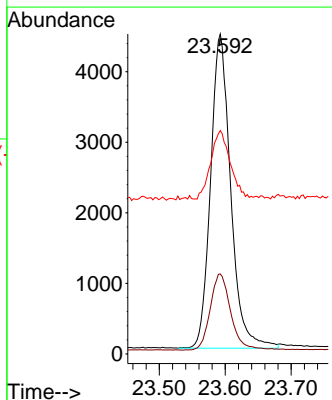
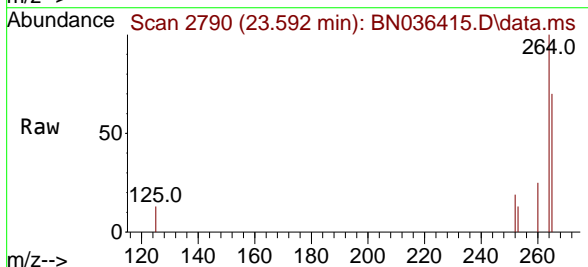
Ion	Ratio	Lower	Upper
149	100		
167	26.9	21.2	31.8
279	2.9	2.7	4.1

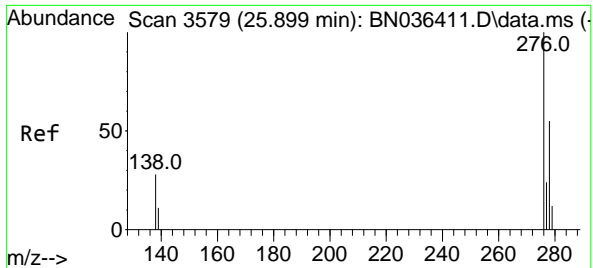


#35  
 Perylene-d12  
 Concen: 0.400 ng  
 RT: 23.592 min Scan# 2790  
 Delta R.T. -0.003 min  
 Lab File: BN036415.D  
 Acq: 10 Feb 2025 16:00

Tgt Ion:264 Resp: 9411

Ion	Ratio	Lower	Upper
264	100		
260	25.0	20.9	31.3
265	69.8	60.7	91.1





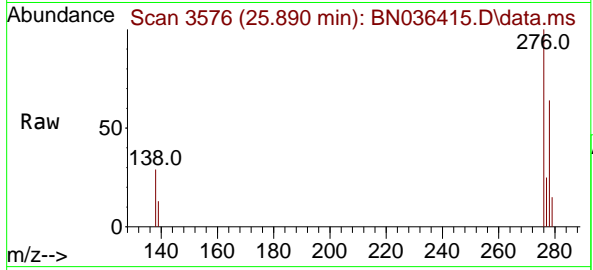
#36  
 Indeno(1,2,3-cd)pyrene  
 Concen: 4.679 ng  
 RT: 25.890 min Scan# 31  
 Delta R.T. -0.009 min  
 Lab File: BN036415.D  
 Acq: 10 Feb 2025 16:00

Instrument :

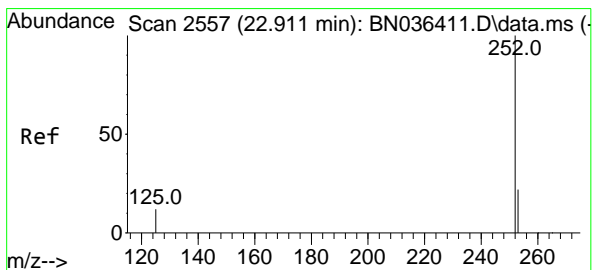
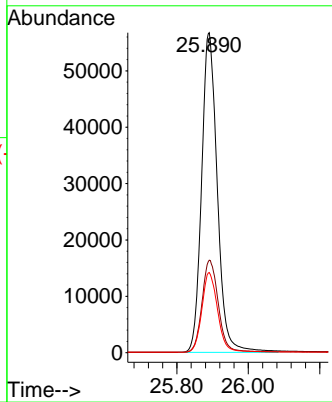
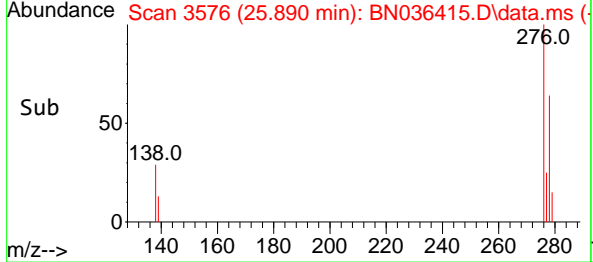
BNA\_N

ClientSampleId :

SSTDICC5.0

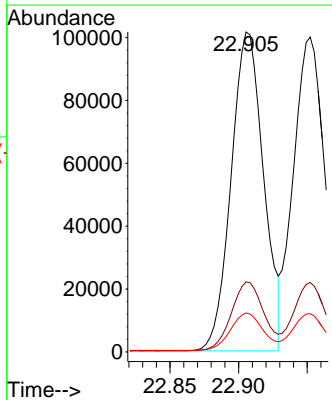
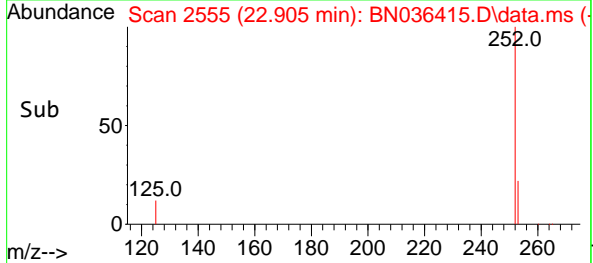
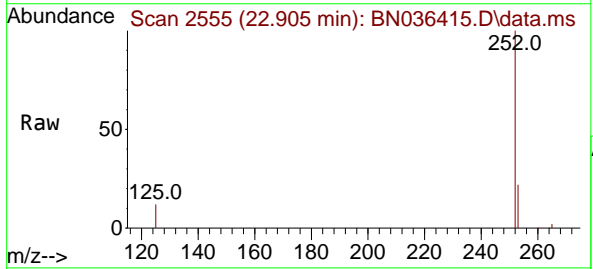


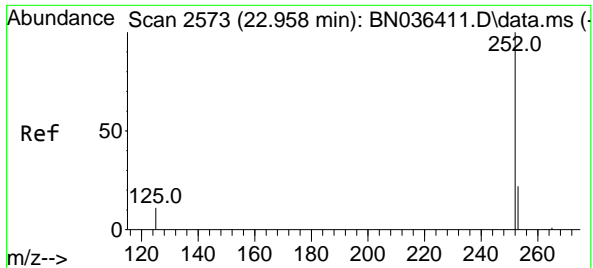
Tgt Ion:276 Resp: 172989  
 Ion Ratio Lower Upper  
 276 100  
 138 30.0 22.2 33.2  
 277 25.2 19.8 29.6



#37  
 Benzo(b)fluoranthene  
 Concen: 4.986 ng  
 RT: 22.905 min Scan# 2555  
 Delta R.T. -0.006 min  
 Lab File: BN036415.D  
 Acq: 10 Feb 2025 16:00

Tgt Ion:252 Resp: 166596  
 Ion Ratio Lower Upper  
 252 100  
 253 21.9 21.9 32.9#  
 125 12.2 15.0 22.6#





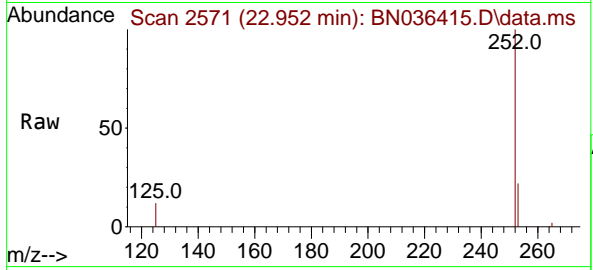
#38  
 Benzo(k)fluoranthene  
 Concen: 4.879 ng  
 RT: 22.952 min Scan# 21  
 Delta R.T. -0.006 min  
 Lab File: BN036415.D  
 Acq: 10 Feb 2025 16:00

Instrument :

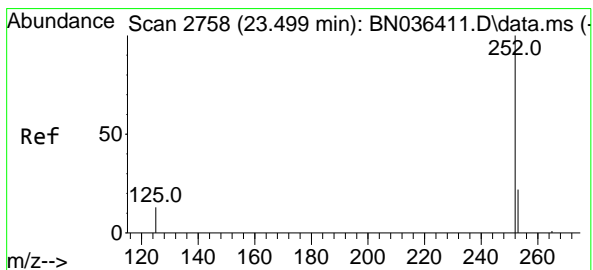
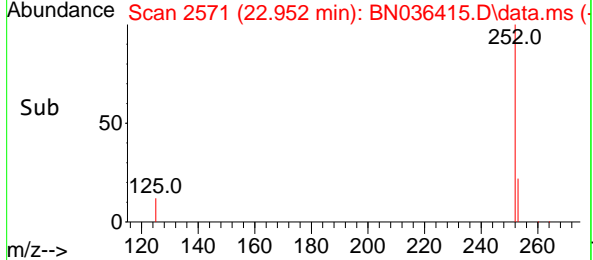
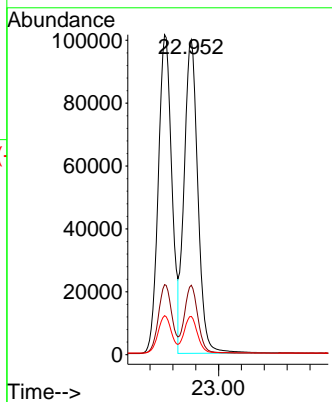
BNA\_N

ClientSampleId :

SSTDICC5.0

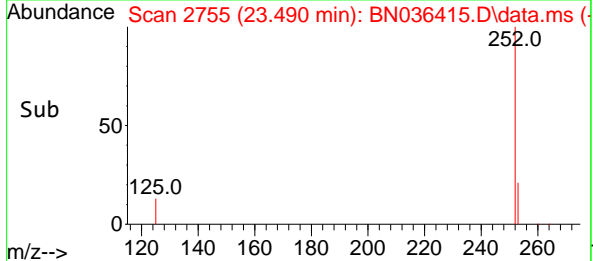
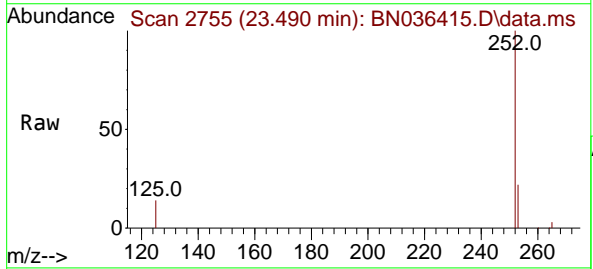
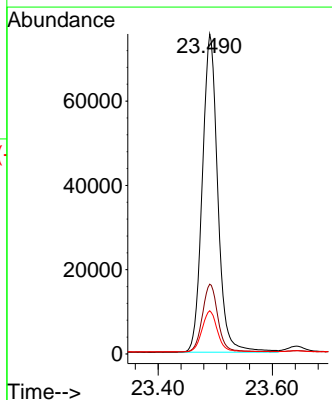


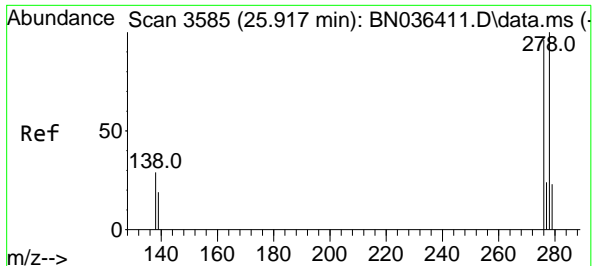
Tgt Ion:252 Resp: 166186  
 Ion Ratio Lower Upper  
 252 100  
 253 22.0 22.2 33.4#  
 125 12.1 15.0 22.4#



#39  
 Benzo(a)pyrene  
 Concen: 4.947 ng  
 RT: 23.490 min Scan# 2755  
 Delta R.T. -0.009 min  
 Lab File: BN036415.D  
 Acq: 10 Feb 2025 16:00

Tgt Ion:252 Resp: 141837  
 Ion Ratio Lower Upper  
 252 100  
 253 21.8 24.4 36.6#  
 125 13.5 18.2 27.2#

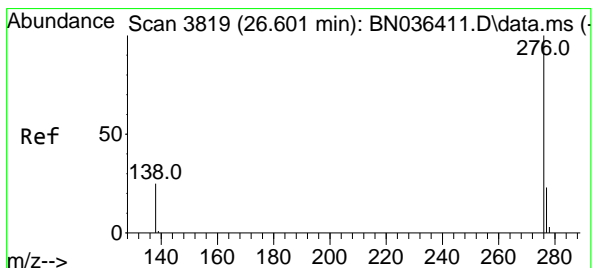
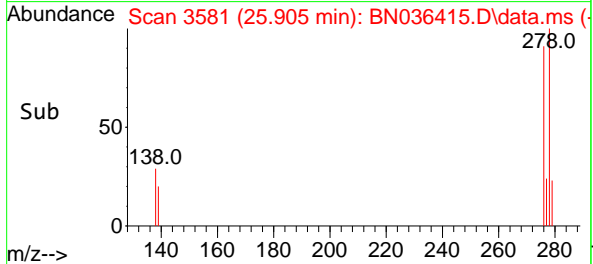
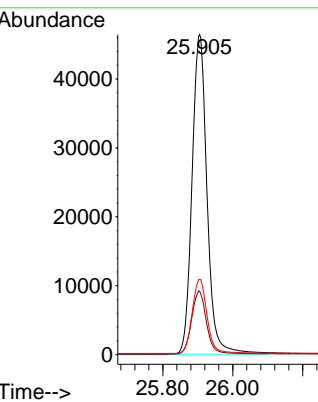
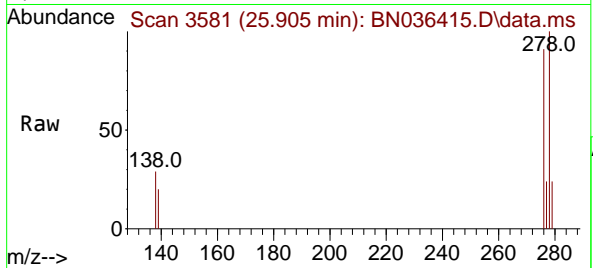




#40  
 Dibenzo(a,h)anthracene  
 Concen: 4.709 ng  
 RT: 25.905 min Scan# 31  
 Delta R.T. -0.012 min  
 Lab File: BN036415.D  
 Acq: 10 Feb 2025 16:00

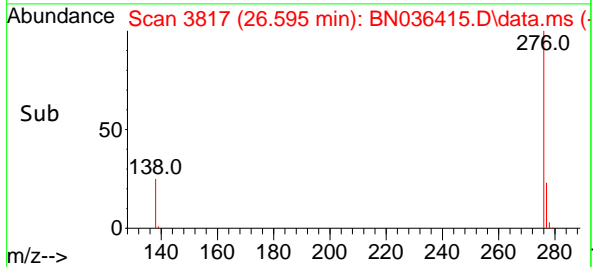
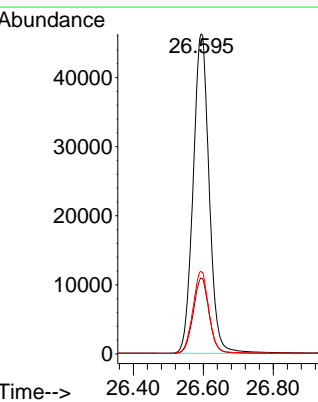
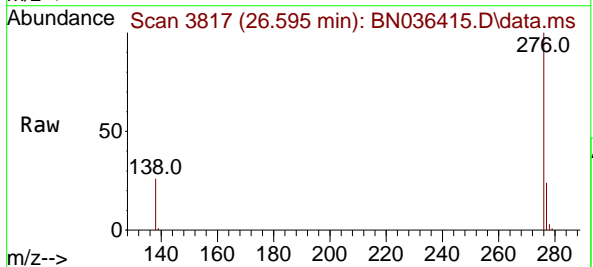
Instrument :  
 BNA\_N  
 ClientSampleId :  
 SSTDICC5.0

Tgt Ion:278 Resp: 138330  
 Ion Ratio Lower Upper  
 278 100  
 139 19.8 18.5 27.7  
 279 23.5 24.8 37.2#



#41  
 Benzo(g,h,i)perylene  
 Concen: 4.557 ng  
 RT: 26.595 min Scan# 3817  
 Delta R.T. -0.006 min  
 Lab File: BN036415.D  
 Acq: 10 Feb 2025 16:00

Tgt Ion:276 Resp: 146932  
 Ion Ratio Lower Upper  
 276 100  
 277 23.6 20.7 31.1  
 138 25.5 21.8 32.6



Data Path : Z:\svoasrv\HPCHEM1\BNA\_N\Data\BN021025\  
 Data File : BN036416.D  
 Acq On : 10 Feb 2025 16:36  
 Operator : RC/JU  
 Sample : SSTDICV0.4  
 Misc :  
 ALS Vial : 9 Sample Multiplier: 1

Instrument :  
 BNA\_N  
 ClientSampleId :  
 ICVBN021025

Quant Time: Feb 11 01:25:46 2025  
 Quant Method : Z:\svoasrv\HPCHEM1\BNA\_N\Methods\8270-SIM-BN021025.M  
 Quant Title : ASP BNA STANDARDS FOR 5 POINT CALIBRATION  
 QLast Update : Tue Feb 11 01:17:14 2025  
 Response via : Initial Calibration

Compound	R.T.	QIon	Response	Conc Units	Dev(Min)	
Internal Standards						
1) 1,4-Dichlorobenzene-d4	7.753	152	2722	0.400 ng	0.00	
7) Naphthalene-d8	10.541	136	6737	0.400 ng	0.00	
13) Acenaphthene-d10	14.388	164	4328	0.400 ng	0.00	
19) Phenanthrene-d10	17.136	188	9717	0.400 ng	0.00	
29) Chrysene-d12	21.322	240	8903	0.400 ng	0.00	
35) Perylene-d12	23.592	264	8977	0.400 ng	0.00	
System Monitoring Compounds						
4) 2-Fluorophenol	5.348	112	2386	0.371 ng	0.00	
5) Phenol-d6	6.937	99	2616	0.347 ng	0.00	
8) Nitrobenzene-d5	8.907	82	2386	0.359 ng	0.00	
11) 2-Methylnaphthalene-d10	12.136	152	4026	0.389 ng	0.00	
14) 2,4,6-Tribromophenol	15.882	330	713	0.332 ng	0.00	
15) 2-Fluorobiphenyl	13.019	172	6616	0.407 ng	0.00	
27) Fluoranthene-d10	19.169	212	10243	0.379 ng	0.00	
31) Terphenyl-d14	19.768	244	7744	0.407 ng	0.00	
Target Compounds						
2) 1,4-Dioxane	3.268	88	1221	0.410 ng		98
3) n-Nitrosodimethylamine	3.579	42	1993	0.385 ng		96
6) bis(2-Chloroethyl)ether	7.183	93	3230	0.409 ng		96
9) Naphthalene	10.594	128	7554	0.389 ng		99
10) Hexachlorobutadiene	10.882	225	1910	0.404 ng	#	99
12) 2-Methylnaphthalene	12.212	142	5146	0.404 ng		98
16) Acenaphthylene	14.110	152	8061	0.422 ng		100
17) Acenaphthene	14.452	154	5199	0.407 ng		99
18) Fluorene	15.446	166	7222	0.397 ng		98
20) 4,6-Dinitro-2-methylph...	15.522	198	664	0.348 ng		92
21) 4-Bromophenyl-phenylether	16.329	248	2290	0.395 ng		96
22) Hexachlorobenzene	16.453	284	2904	0.406 ng		97
23) Atrazine	16.615	200	1916	0.396 ng		98
24) Pentachlorophenol	16.801	266	1075	0.316 ng		99
25) Phenanthrene	17.173	178	11446	0.408 ng		100
26) Anthracene	17.273	178	10171	0.411 ng		99
28) Fluoranthene	19.197	202	13415	0.389 ng		100
30) Pyrene	19.559	202	13881	0.405 ng		100
32) Benzo(a)anthracene	21.304	228	11819	0.403 ng		99
33) Chrysene	21.357	228	13425	0.423 ng		98
34) Bis(2-ethylhexyl)phtha...	21.241	149	6985	0.383 ng		98
36) Indeno(1,2,3-cd)pyrene	25.896	276	13738	0.438 ng		100
37) Benzo(b)fluoranthene	22.908	252	12283	0.415 ng		97
38) Benzo(k)fluoranthene	22.955	252	13099	0.430 ng		97
39) Benzo(a)pyrene	23.493	252	11703	0.454 ng		95
40) Dibenzo(a,h)anthracene	25.908	278	10585	0.427 ng		96
41) Benzo(g,h,i)perylene	26.595	276	10921	0.389 ng		98

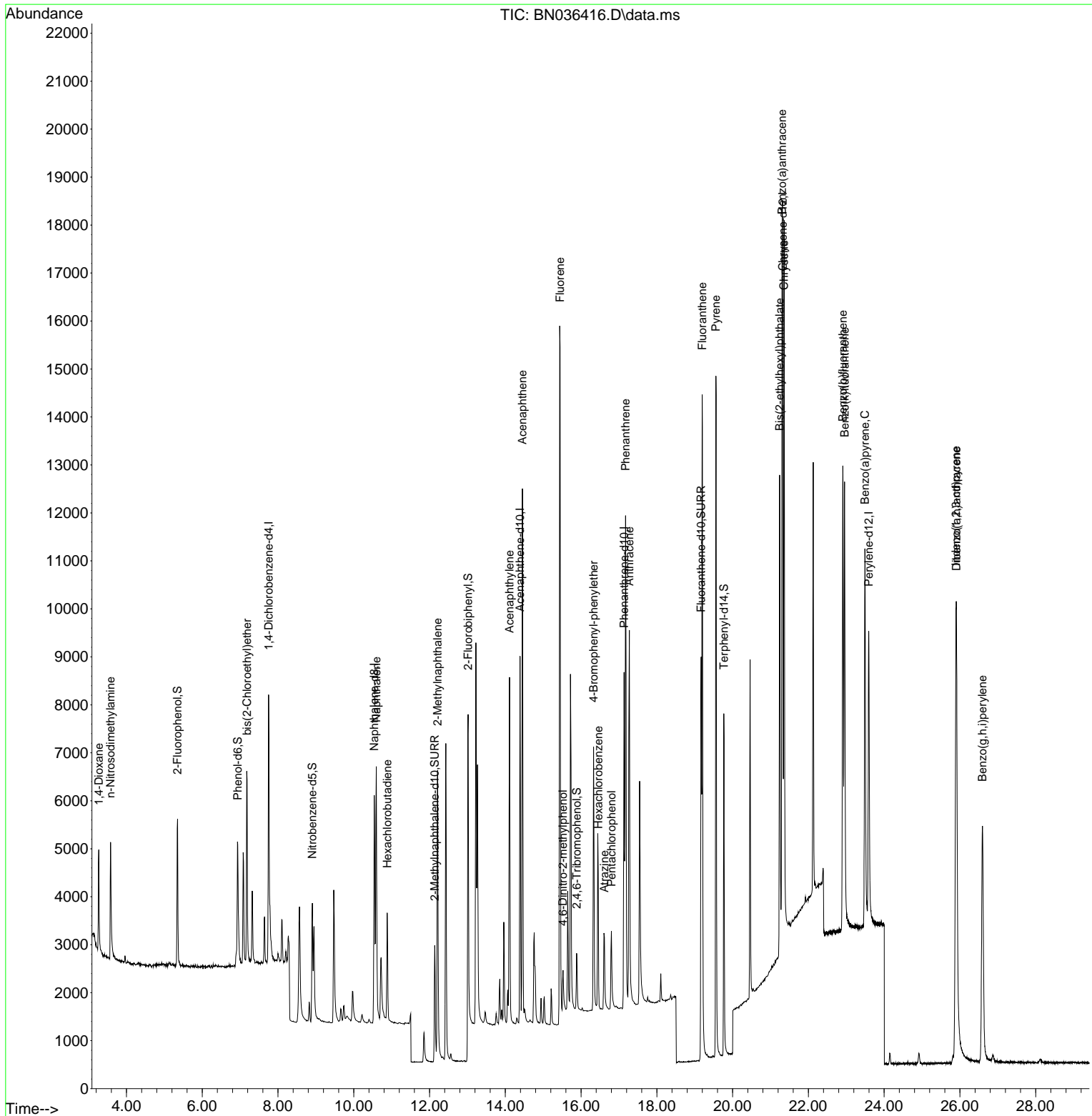
(#) = qualifier out of range (m) = manual integration (+) = signals summed

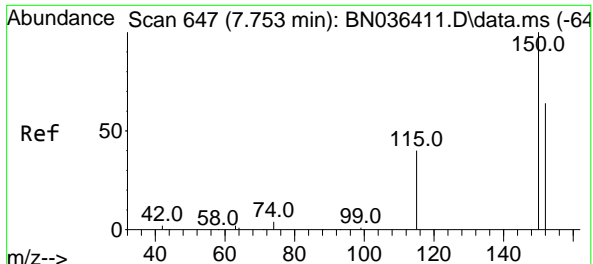


Data Path : Z:\svoasrv\HPCHEM1\BNA\_N\Data\BN021025\  
 Data File : BN036416.D  
 Acq On : 10 Feb 2025 16:36  
 Operator : RC/JU  
 Sample : SSTDICV0.4  
 Misc :  
 ALS Vial : 9 Sample Multiplier: 1

Instrument :  
 BNA\_N  
 ClientSampleId :  
 ICVBN021025

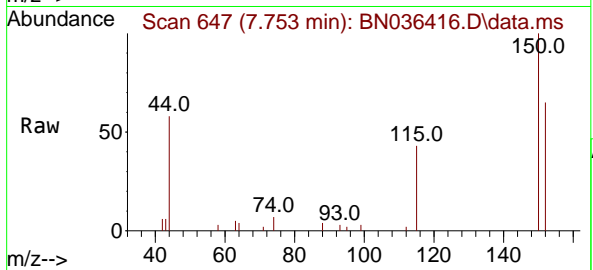
Quant Time: Feb 11 01:25:46 2025  
 Quant Method : Z:\svoasrv\HPCHEM1\BNA\_N\Methods\8270-SIM-BN021025.M  
 Quant Title : ASP BNA STANDARDS FOR 5 POINT CALIBRATION  
 QLast Update : Tue Feb 11 01:17:14 2025  
 Response via : Initial Calibration



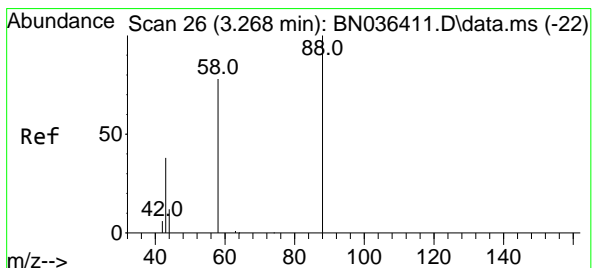
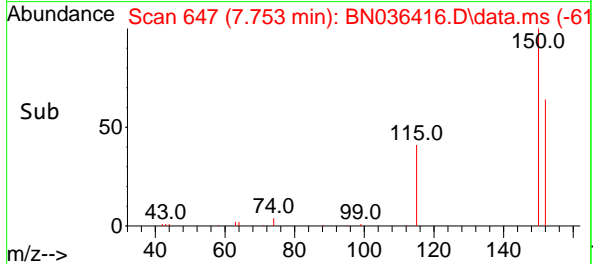
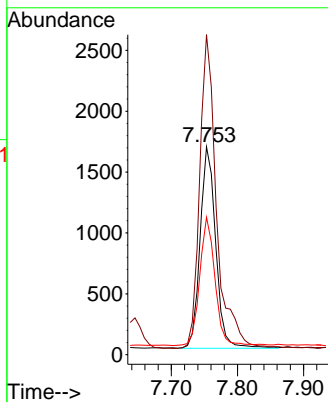


#1  
 1,4-Dichlorobenzene-d4  
 Concen: 0.400 ng  
 RT: 7.753 min Scan# 64  
 Delta R.T. 0.000 min  
 Lab File: BN036416.D  
 Acq: 10 Feb 2025 16:36

Instrument :  
 BNA\_N  
 ClientSampleId :  
 ICVBN021025

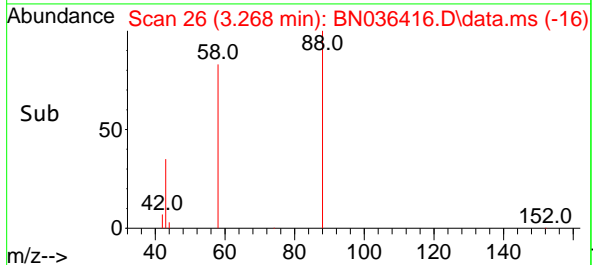
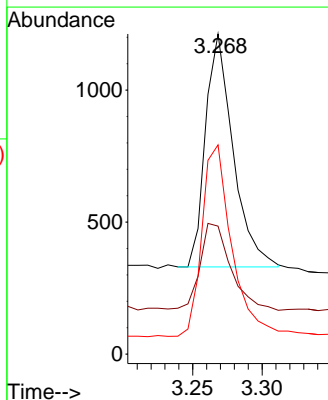
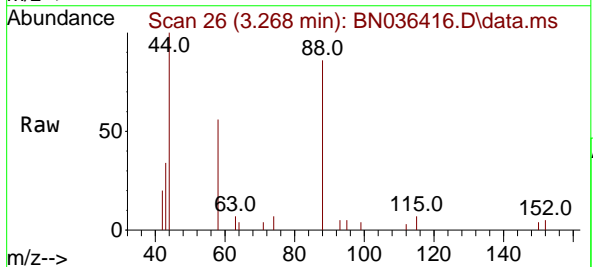


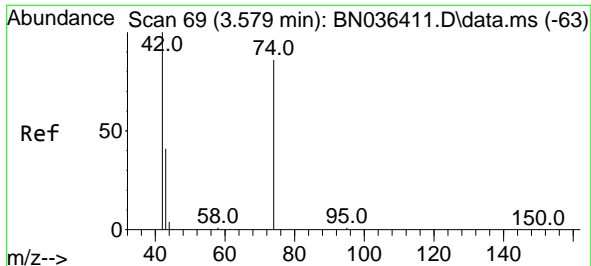
Tgt Ion:152 Resp: 2722  
 Ion Ratio Lower Upper  
 152 100  
 150 154.0 123.7 185.5  
 115 66.1 52.5 78.7



#2  
 1,4-Dioxane  
 Concen: 0.410 ng  
 RT: 3.268 min Scan# 26  
 Delta R.T. -0.000 min  
 Lab File: BN036416.D  
 Acq: 10 Feb 2025 16:36

Tgt Ion: 88 Resp: 1221  
 Ion Ratio Lower Upper  
 88 100  
 43 41.8 33.7 50.5  
 58 89.2 68.9 103.3





#3  
 n-Nitrosodimethylamine  
 Concen: 0.385 ng  
 RT: 3.579 min Scan# 69  
 Delta R.T. -0.000 min  
 Lab File: BN036416.D  
 Acq: 10 Feb 2025 16:36

Instrument :

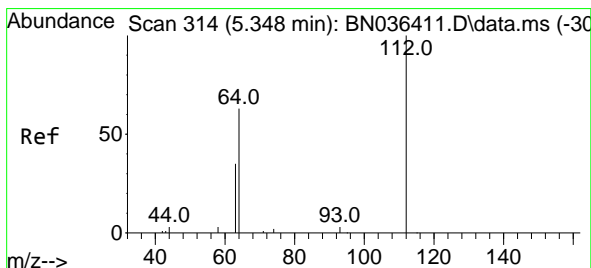
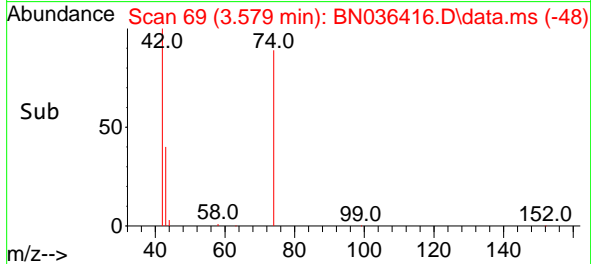
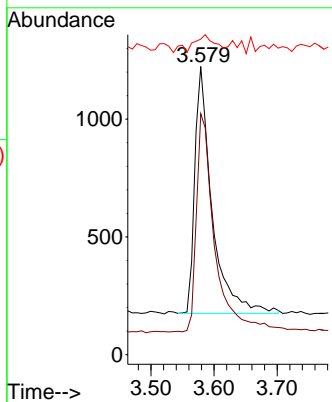
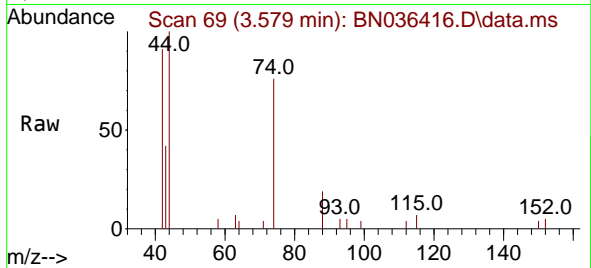
BNA\_N

ClientSampleId :

ICVBN021025

Tgt Ion: 42 Resp: 1993

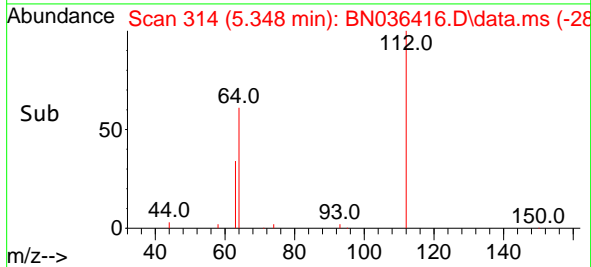
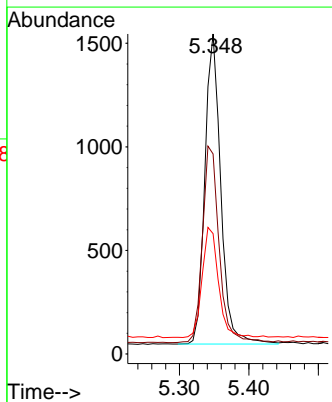
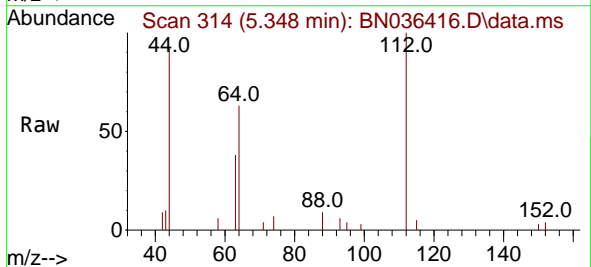
Ion	Ratio	Lower	Upper
42	100		
74	93.5	71.8	107.6
44	7.9	7.8	11.6

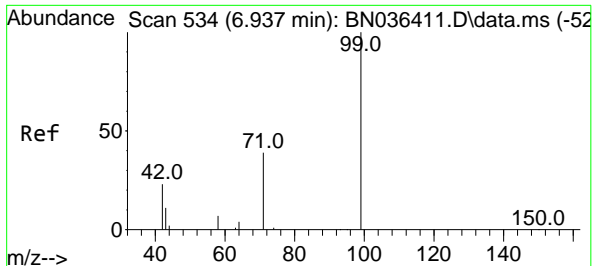


#4  
 2-Fluorophenol  
 Concen: 0.371 ng  
 RT: 5.348 min Scan# 314  
 Delta R.T. -0.000 min  
 Lab File: BN036416.D  
 Acq: 10 Feb 2025 16:36

Tgt Ion: 112 Resp: 2386

Ion	Ratio	Lower	Upper
112	100		
64	66.4	53.4	80.0
63	36.3	30.3	45.5



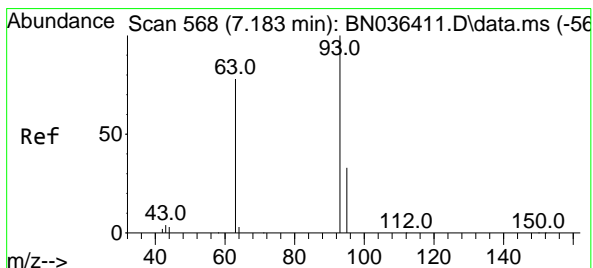
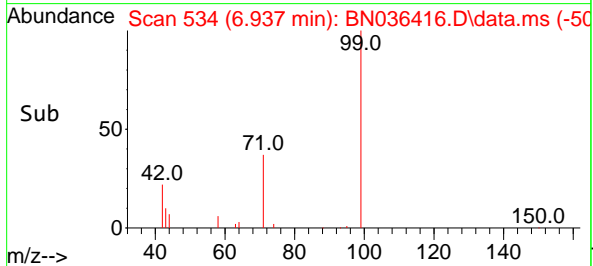
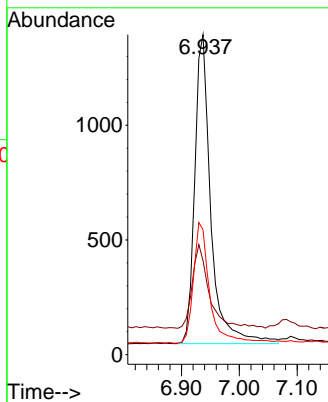
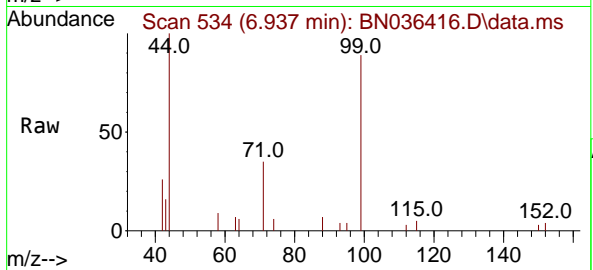


#5  
 Phenol-d6  
 Concen: 0.347 ng  
 RT: 6.937 min Scan# 511  
 Delta R.T. -0.000 min  
 Lab File: BN036416.D  
 Acq: 10 Feb 2025 16:36

Instrument :  
 BNA\_N  
 ClientSampleId :  
 ICVBN021025

Tgt Ion: 99 Resp: 2616

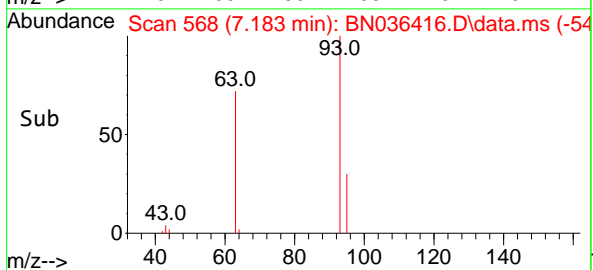
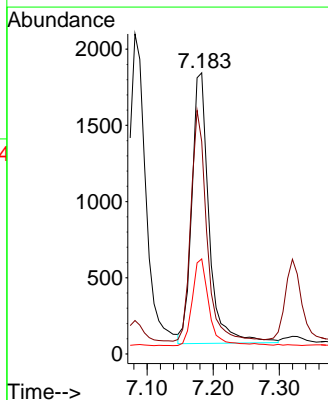
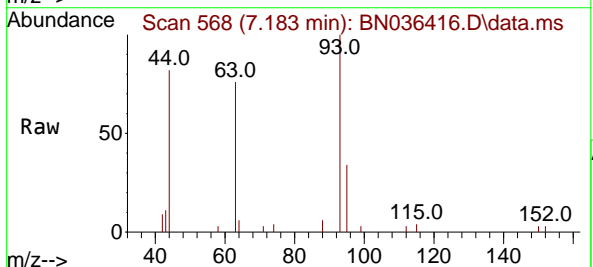
Ion	Ratio	Lower	Upper
99	100		
42	28.4	21.7	32.5
71	39.6	32.6	49.0

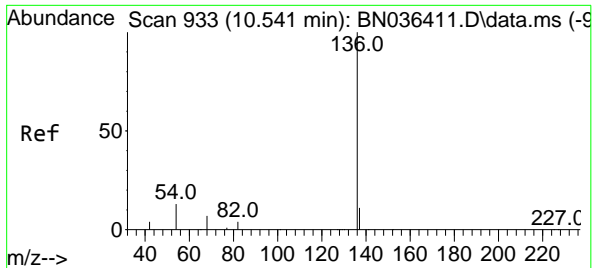


#6  
 bis(2-Chloroethyl)ether  
 Concen: 0.409 ng  
 RT: 7.183 min Scan# 568  
 Delta R.T. -0.000 min  
 Lab File: BN036416.D  
 Acq: 10 Feb 2025 16:36

Tgt Ion: 93 Resp: 3230

Ion	Ratio	Lower	Upper
93	100		
63	78.7	66.3	99.5
95	31.0	26.2	39.4



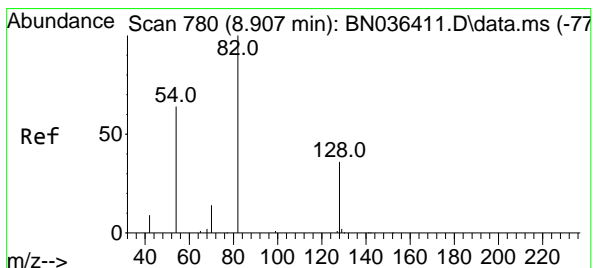
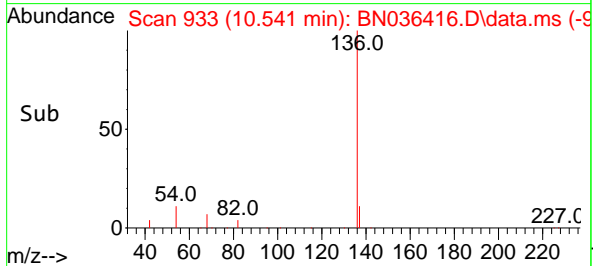
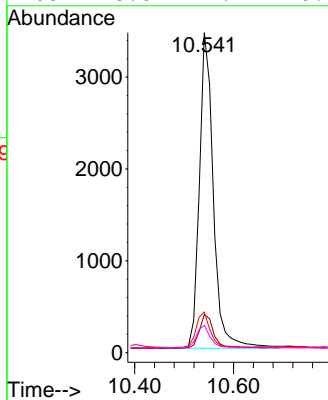
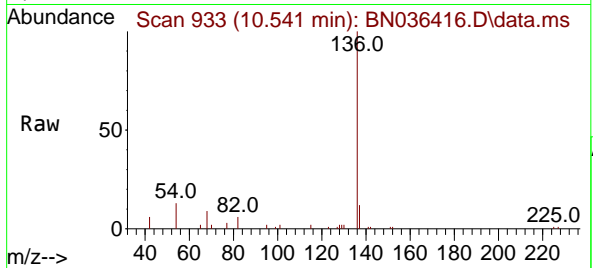


#7  
 Naphthalene-d8  
 Concen: 0.400 ng  
 RT: 10.541 min Scan# 911  
 Delta R.T. -0.000 min  
 Lab File: BN036416.D  
 Acq: 10 Feb 2025 16:36

Instrument : BNA\_N  
 ClientSampleId : ICVBN021025

Tgt Ion: 136 Resp: 6737

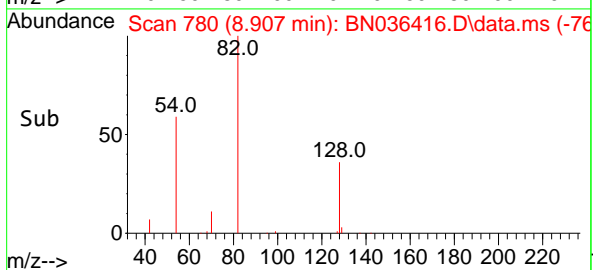
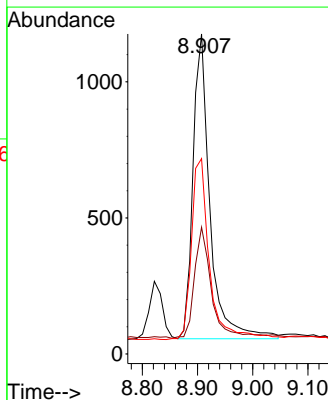
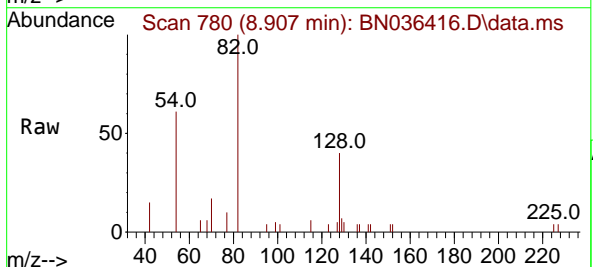
Ion	Ratio	Lower	Upper
136	100		
137	11.9	10.1	15.1
54	12.7	11.8	17.6
68	8.6	7.2	10.8

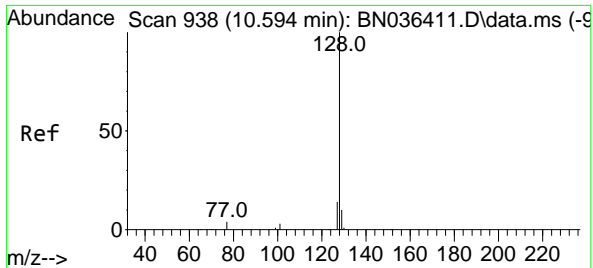


#8  
 Nitrobenzene-d5  
 Concen: 0.359 ng  
 RT: 8.907 min Scan# 780  
 Delta R.T. -0.000 min  
 Lab File: BN036416.D  
 Acq: 10 Feb 2025 16:36

Tgt Ion: 82 Resp: 2386

Ion	Ratio	Lower	Upper
82	100		
128	39.6	31.9	47.9
54	61.1	53.1	79.7





#9  
 Naphthalene  
 Concen: 0.389 ng  
 RT: 10.594 min Scan# 911  
 Delta R.T. -0.000 min  
 Lab File: BN036416.D  
 Acq: 10 Feb 2025 16:36

Instrument :

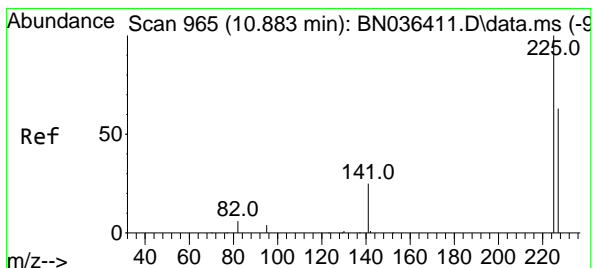
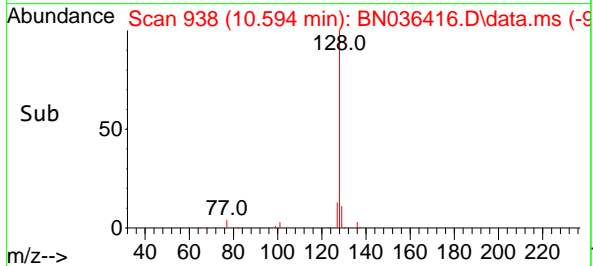
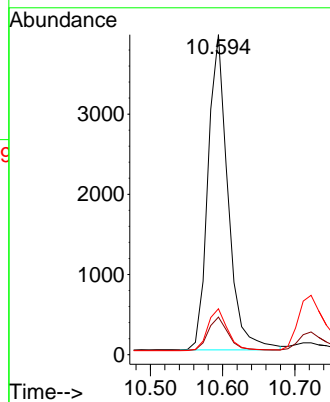
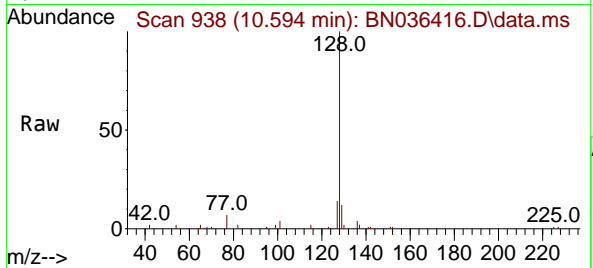
BNA\_N

ClientSampleId :

ICVBN021025

Tgt Ion:128 Resp: 7554

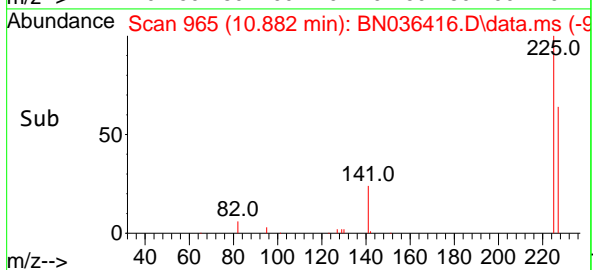
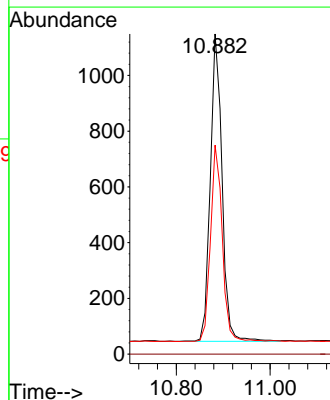
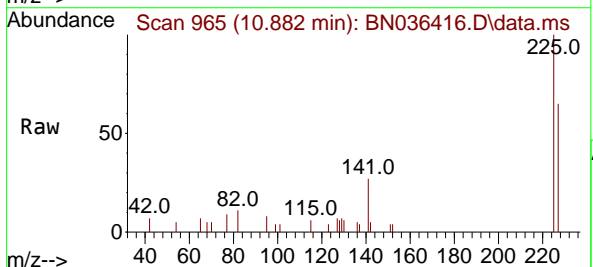
Ion	Ratio	Lower	Upper
128	100		
129	11.8	9.6	14.4
127	14.3	12.0	18.0

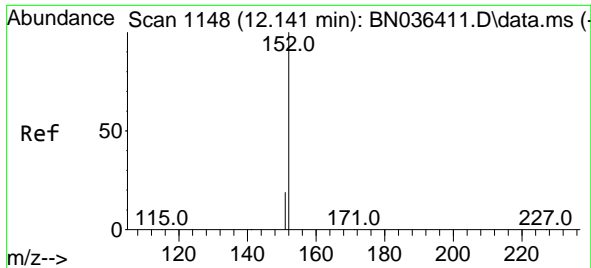


#10  
 Hexachlorobutadiene  
 Concen: 0.404 ng  
 RT: 10.882 min Scan# 965  
 Delta R.T. -0.000 min  
 Lab File: BN036416.D  
 Acq: 10 Feb 2025 16:36

Tgt Ion:225 Resp: 1910

Ion	Ratio	Lower	Upper
225	100		
223	0.0	0.0	0.0
227	64.6	50.9	76.3

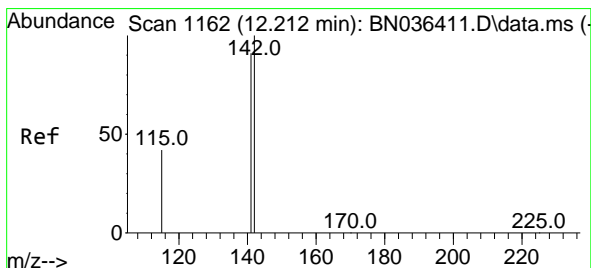
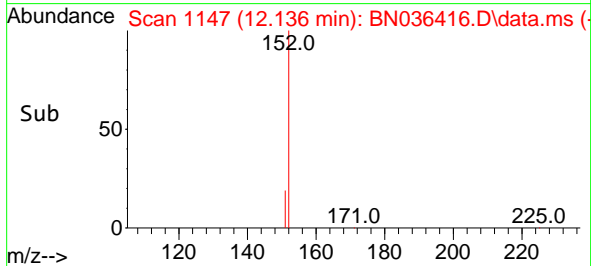
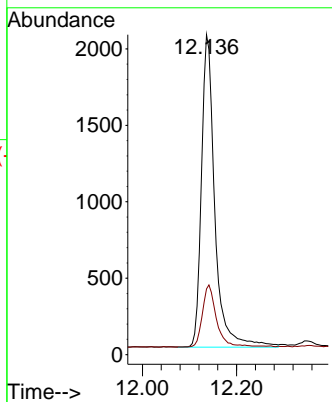
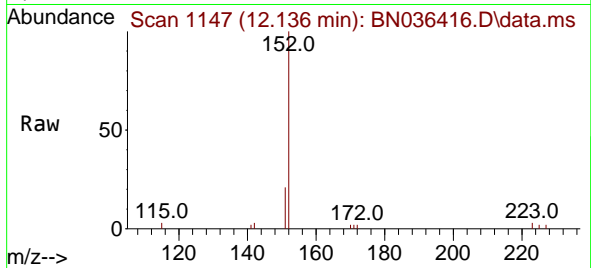




#11  
 2-Methylnaphthalene-d10  
 Concen: 0.389 ng  
 RT: 12.136 min Scan# 1147  
 Delta R.T. -0.005 min  
 Lab File: BN036416.D  
 Acq: 10 Feb 2025 16:36

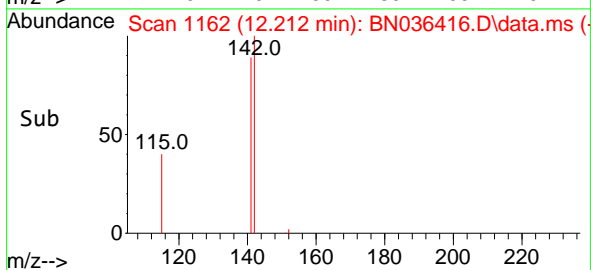
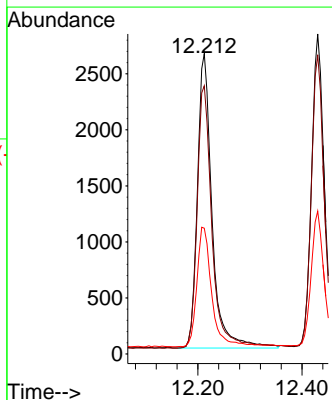
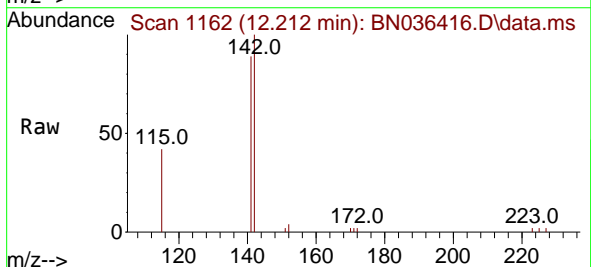
Instrument : BNA\_N  
 ClientSampleId : ICVBN021025

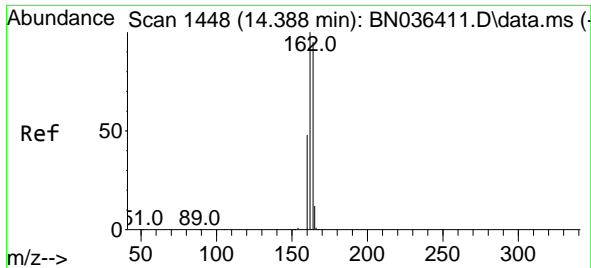
Tgt Ion:152 Resp: 4026  
 Ion Ratio Lower Upper  
 152 100  
 151 20.9 16.6 25.0



#12  
 2-Methylnaphthalene  
 Concen: 0.404 ng  
 RT: 12.212 min Scan# 1162  
 Delta R.T. -0.000 min  
 Lab File: BN036416.D  
 Acq: 10 Feb 2025 16:36

Tgt Ion:142 Resp: 5146  
 Ion Ratio Lower Upper  
 142 100  
 141 89.3 72.8 109.2  
 115 41.9 35.5 53.3



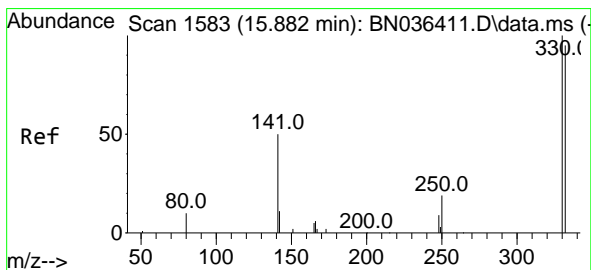
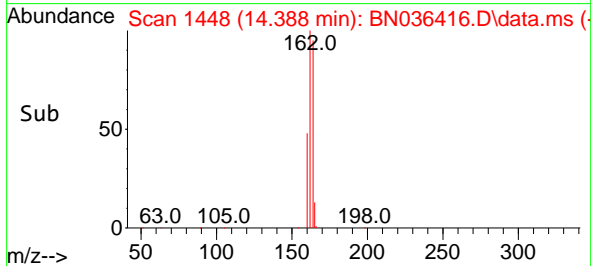
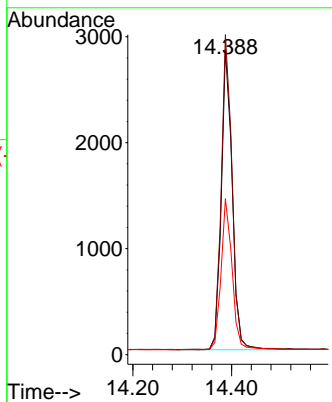
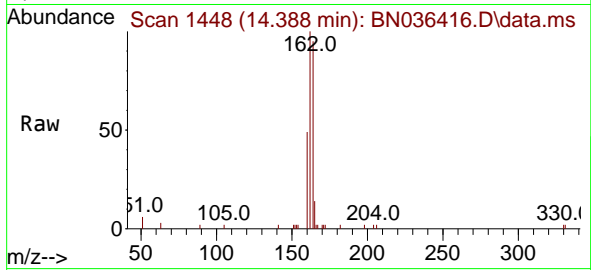


#13  
 Acenaphthene-d10  
 Concen: 0.400 ng  
 RT: 14.388 min Scan# 1448  
 Delta R.T. -0.000 min  
 Lab File: BN036416.D  
 Acq: 10 Feb 2025 16:36

Instrument : BNA\_N  
 ClientSampleId : ICVBN021025

Tgt Ion:164 Resp: 4328

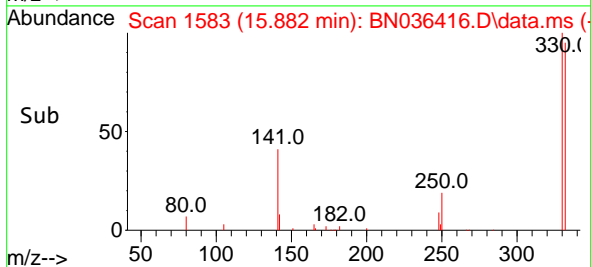
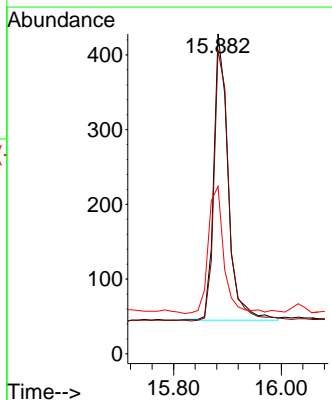
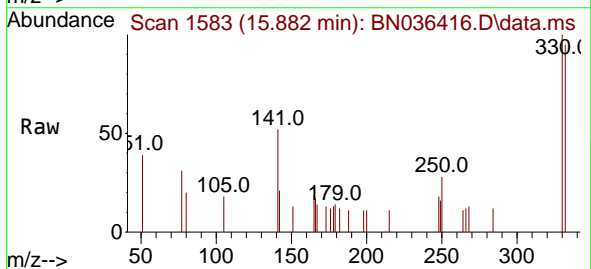
Ion	Ratio	Lower	Upper
164	100		
162	104.9	84.1	126.1
160	51.1	41.4	62.0



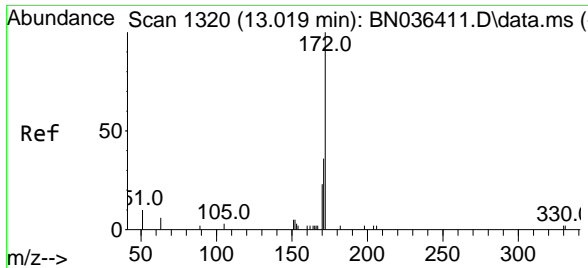
#14  
 2,4,6-Tribromophenol  
 Concen: 0.332 ng  
 RT: 15.882 min Scan# 1583  
 Delta R.T. -0.000 min  
 Lab File: BN036416.D  
 Acq: 10 Feb 2025 16:36

Tgt Ion:330 Resp: 713

Ion	Ratio	Lower	Upper
330	100		
332	97.6	76.6	114.8
141	48.9	37.8	56.8







#15  
 2-Fluorobiphenyl  
 Concen: 0.407 ng  
 RT: 13.019 min Scan# 1320  
 Delta R.T. -0.000 min  
 Lab File: BN036416.D  
 Acq: 10 Feb 2025 16:36

Instrument :

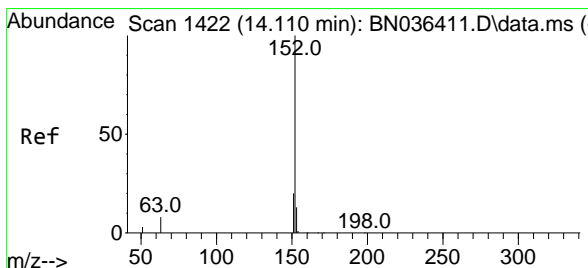
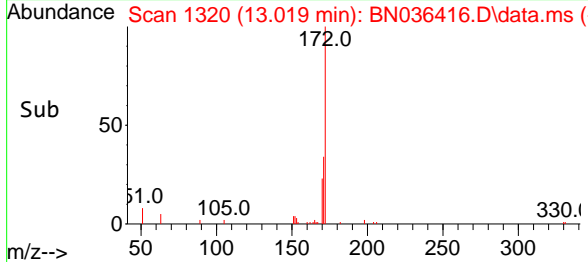
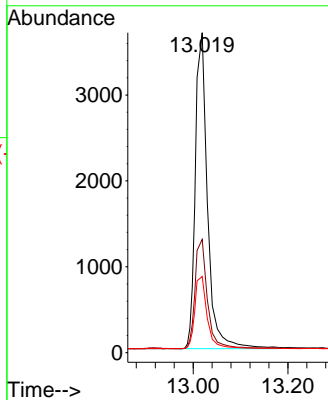
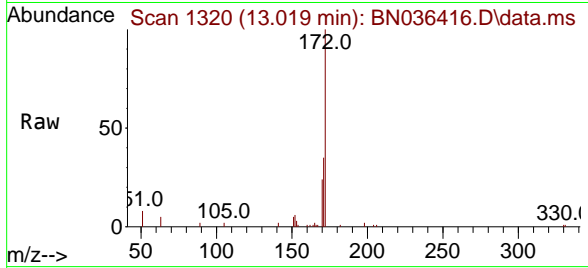
BNA\_N

ClientSampleId :

ICVBN021025

Tgt Ion:172 Resp: 6616

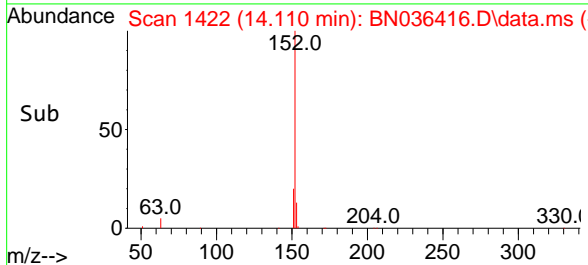
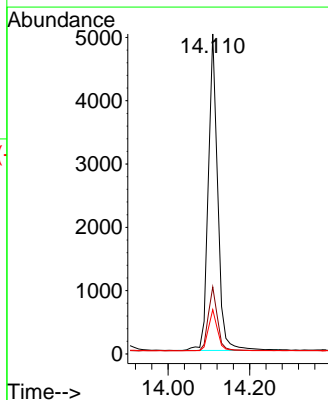
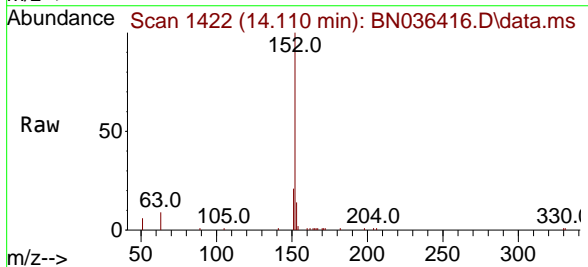
Ion	Ratio	Lower	Upper
172	100		
171	35.4	29.6	44.4
170	23.8	19.8	29.6

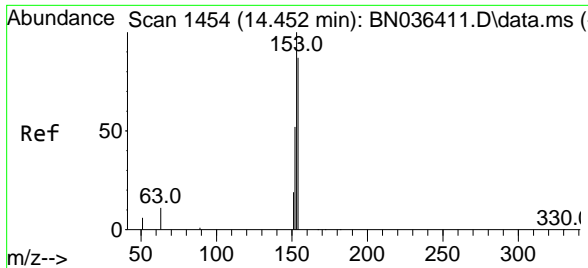


#16  
 Acenaphthylene  
 Concen: 0.422 ng  
 RT: 14.110 min Scan# 1422  
 Delta R.T. -0.000 min  
 Lab File: BN036416.D  
 Acq: 10 Feb 2025 16:36

Tgt Ion:152 Resp: 8061

Ion	Ratio	Lower	Upper
152	100		
151	19.8	15.8	23.8
153	12.9	10.2	15.2





#17  
 Acenaphthene  
 Concen: 0.407 ng  
 RT: 14.452 min Scan# 1454  
 Delta R.T. -0.000 min  
 Lab File: BN036416.D  
 Acq: 10 Feb 2025 16:36

Instrument :

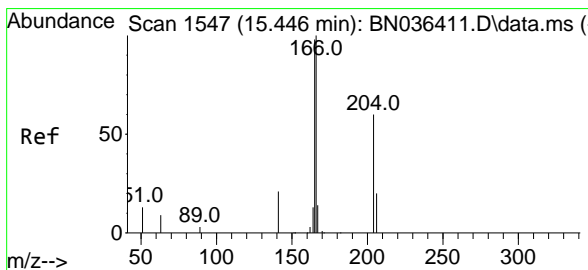
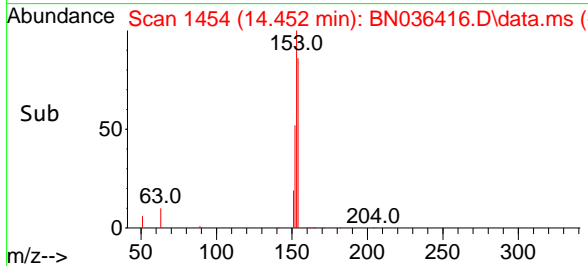
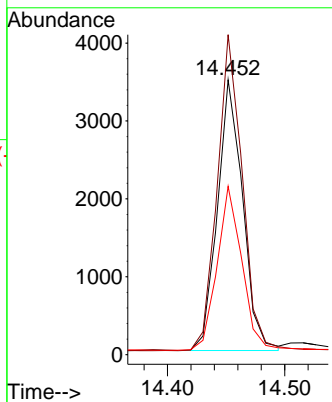
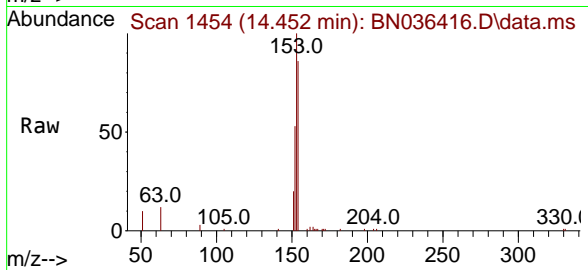
BNA\_N

ClientSampleId :

ICVBN021025

Tgt Ion:154 Resp: 5199

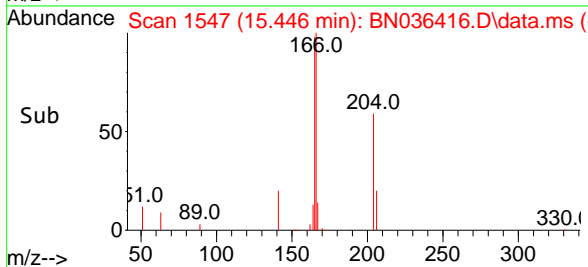
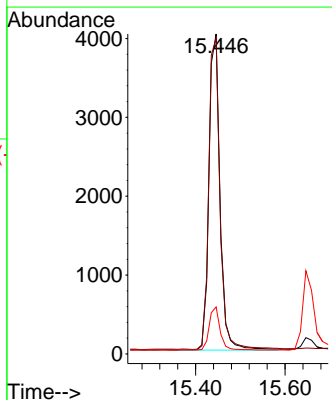
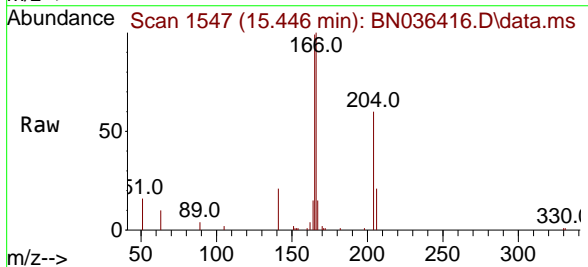
Ion	Ratio	Lower	Upper
154	100		
153	117.1	93.3	139.9
152	60.5	48.8	73.2

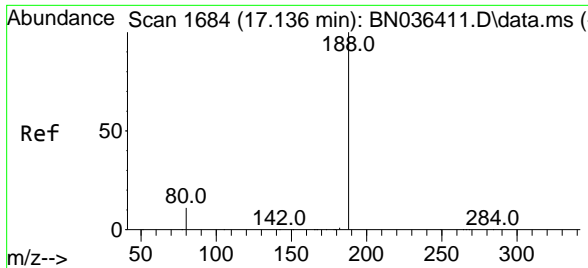


#18  
 Fluorene  
 Concen: 0.397 ng  
 RT: 15.446 min Scan# 1547  
 Delta R.T. -0.000 min  
 Lab File: BN036416.D  
 Acq: 10 Feb 2025 16:36

Tgt Ion:166 Resp: 7222

Ion	Ratio	Lower	Upper
166	100		
165	101.4	79.5	119.3
167	13.7	10.4	15.6



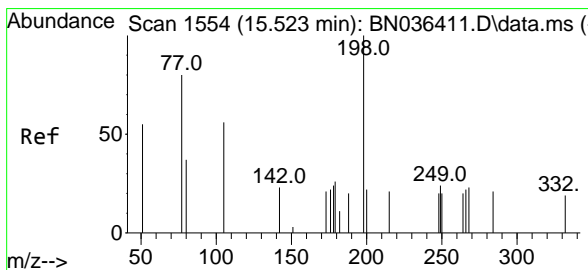
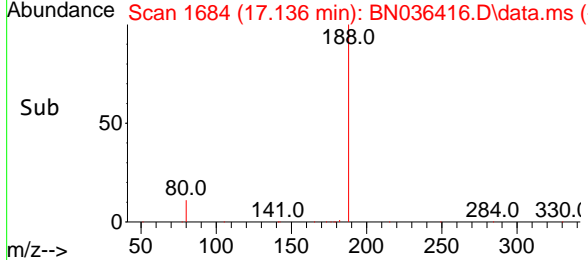
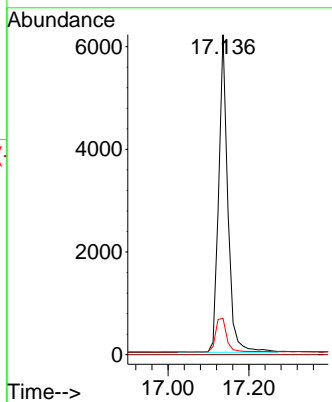
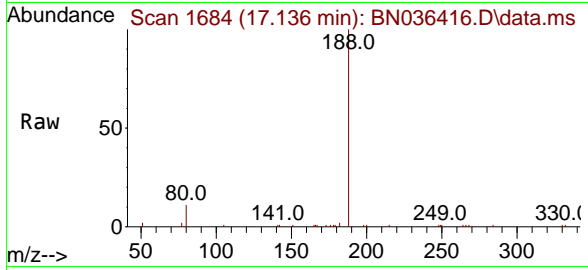


#19  
 Phenanthrene-d10  
 Concen: 0.400 ng  
 RT: 17.136 min Scan# 1684  
 Delta R.T. -0.000 min  
 Lab File: BN036416.D  
 Acq: 10 Feb 2025 16:36

Instrument : BNA\_N  
 ClientSampleId : ICVBN021025

Tgt Ion:188 Resp: 9717

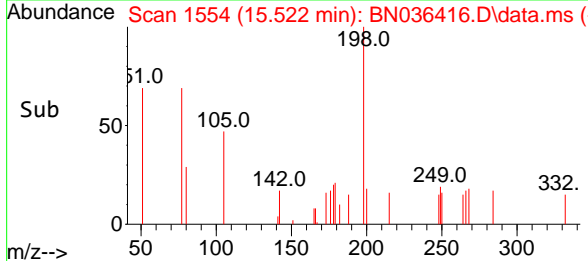
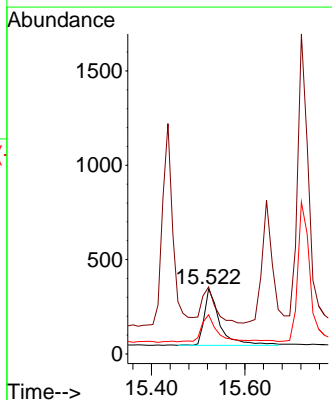
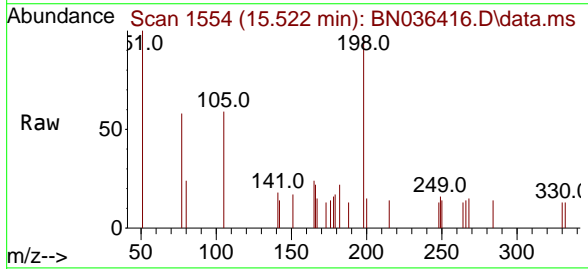
Ion	Ratio	Lower	Upper
188	100		
94	0.0	0.0	0.0
80	11.3	9.8	14.6

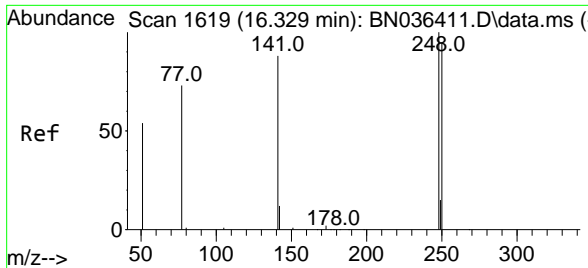


#20  
 4,6-Dinitro-2-methylphenol  
 Concen: 0.348 ng  
 RT: 15.522 min Scan# 1554  
 Delta R.T. -0.001 min  
 Lab File: BN036416.D  
 Acq: 10 Feb 2025 16:36

Tgt Ion:198 Resp: 664

Ion	Ratio	Lower	Upper
198	100		
51	103.2	86.6	129.8
105	60.5	57.5	86.3





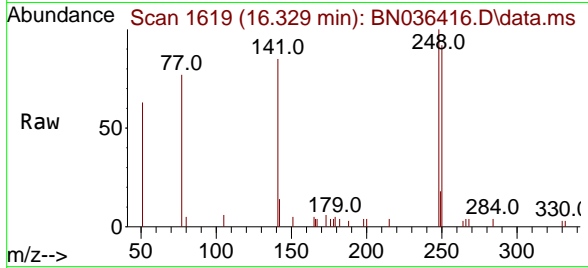
#21  
 4-Bromophenyl-phenylether  
 Concen: 0.395 ng  
 RT: 16.329 min Scan# 1619  
 Delta R.T. -0.000 min  
 Lab File: BN036416.D  
 Acq: 10 Feb 2025 16:36

Instrument :

BNA\_N

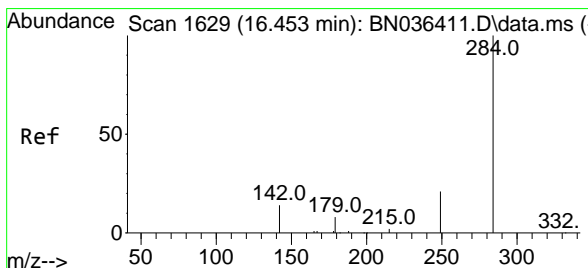
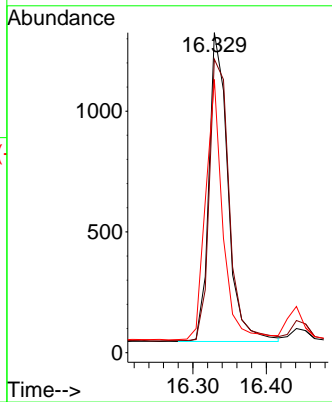
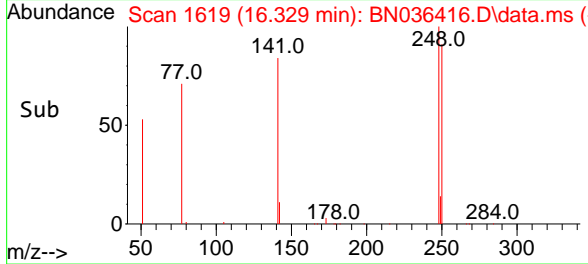
ClientSampleId :

ICVBN021025



Tgt Ion:248 Resp: 2290

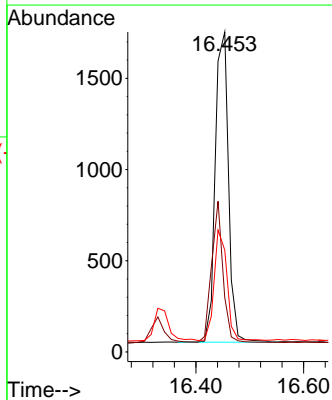
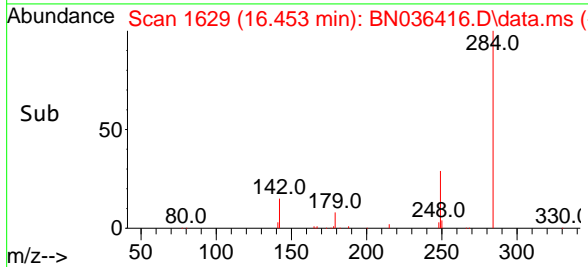
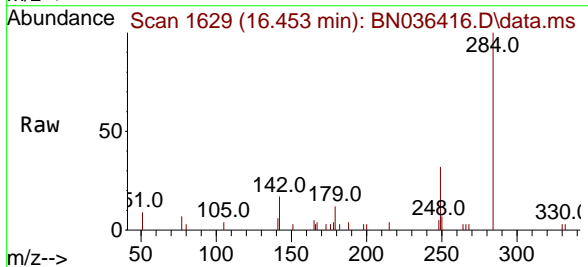
Ion	Ratio	Lower	Upper
248	100		
250	91.7	76.1	114.1
141	85.4	71.7	107.5

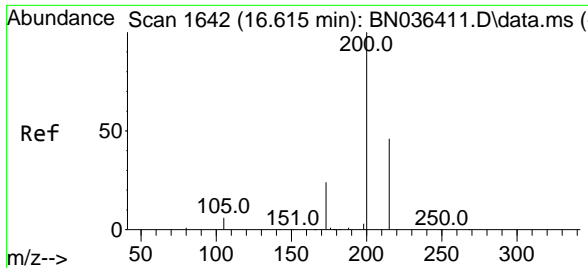


#22  
 Hexachlorobenzene  
 Concen: 0.406 ng  
 RT: 16.453 min Scan# 1629  
 Delta R.T. -0.000 min  
 Lab File: BN036416.D  
 Acq: 10 Feb 2025 16:36

Tgt Ion:284 Resp: 2904

Ion	Ratio	Lower	Upper
284	100		
142	39.4	33.4	50.0
249	34.2	28.6	43.0





#23  
 Atrazine  
 Concen: 0.396 ng  
 RT: 16.615 min Scan# 1642  
 Delta R.T. -0.000 min  
 Lab File: BN036416.D  
 Acq: 10 Feb 2025 16:36

Instrument :

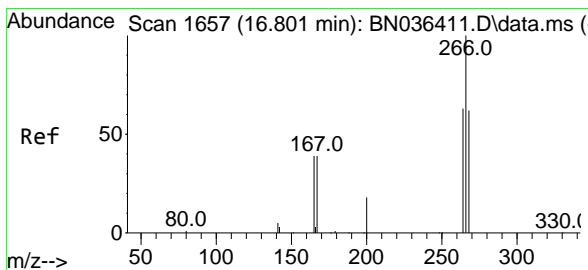
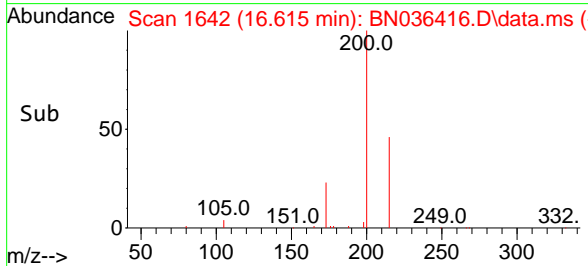
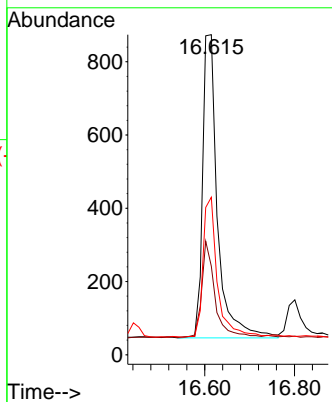
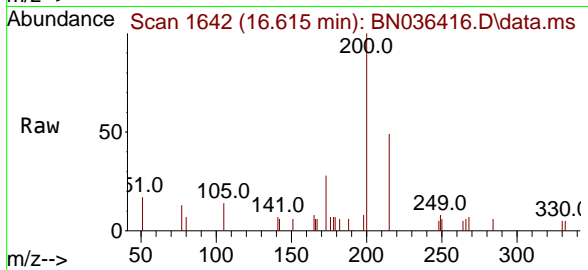
BNA\_N

ClientSampleId :

ICVBN021025

Tgt Ion:200 Resp: 1916

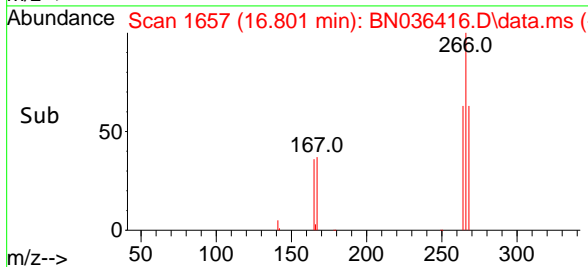
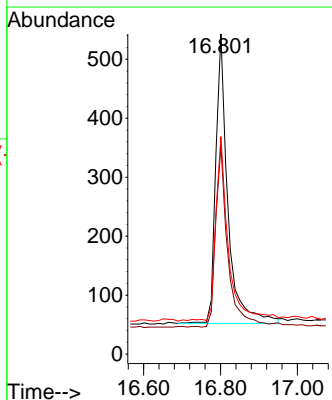
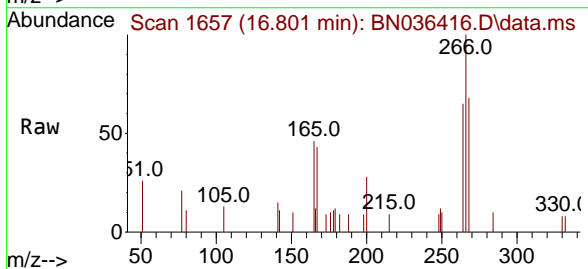
Ion	Ratio	Lower	Upper
200	100		
173	27.7	23.2	34.8
215	49.2	40.0	60.0

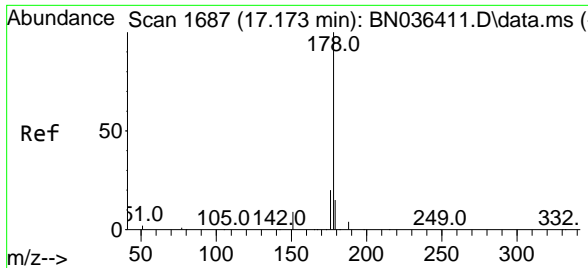


#24  
 Pentachlorophenol  
 Concen: 0.316 ng  
 RT: 16.801 min Scan# 1657  
 Delta R.T. -0.000 min  
 Lab File: BN036416.D  
 Acq: 10 Feb 2025 16:36

Tgt Ion:266 Resp: 1075

Ion	Ratio	Lower	Upper
266	100		
264	62.2	50.6	76.0
268	63.9	51.9	77.9

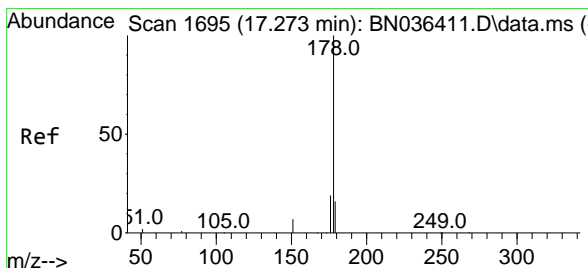
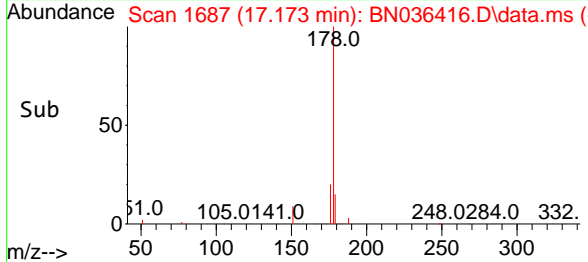
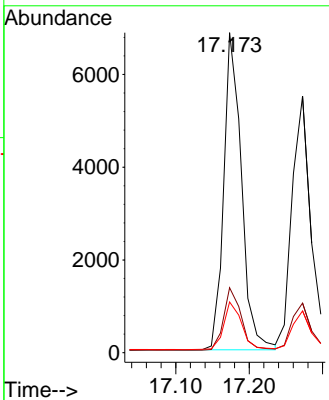
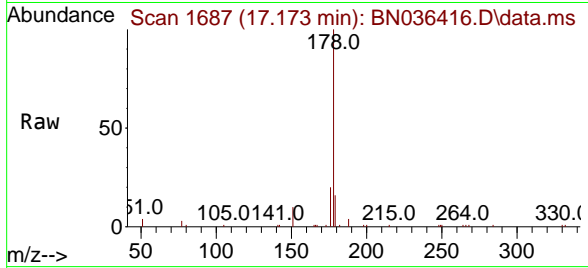




#25  
 Phenanthrene  
 Concen: 0.408 ng  
 RT: 17.173 min Scan# 1687  
 Delta R.T. -0.000 min  
 Lab File: BN036416.D  
 Acq: 10 Feb 2025 16:36

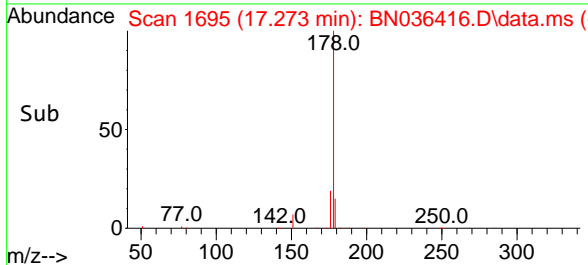
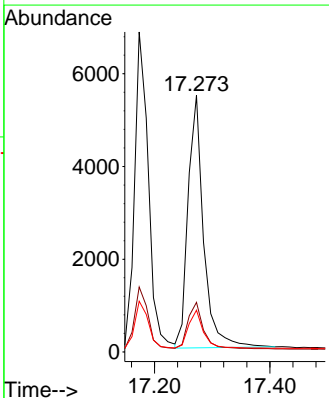
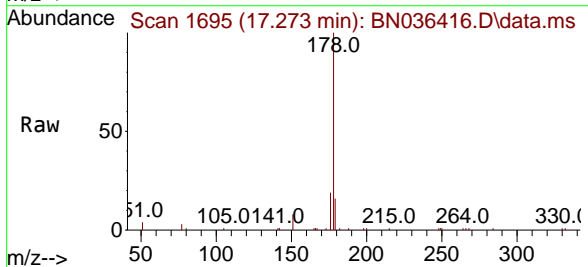
Instrument : BNA\_N  
 Client Sample Id : ICVBN021025

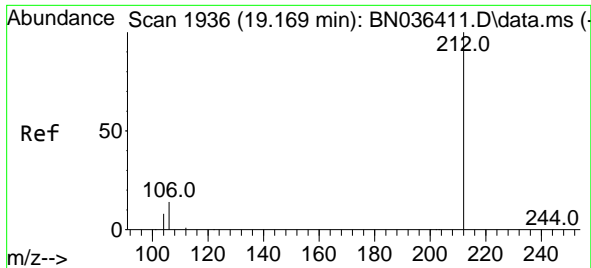
Tgt Ion	Resp	Lower	Upper
178	11446		
176	19.5	15.7	23.5
179	15.3	12.4	18.6



#26  
 Anthracene  
 Concen: 0.411 ng  
 RT: 17.273 min Scan# 1695  
 Delta R.T. -0.000 min  
 Lab File: BN036416.D  
 Acq: 10 Feb 2025 16:36

Tgt Ion	Resp	Lower	Upper
178	10171		
176	18.8	14.9	22.3
179	15.2	12.4	18.6





#27  
 Fluoranthene-d10  
 Concen: 0.379 ng  
 RT: 19.169 min Scan# 1936  
 Delta R.T. -0.000 min  
 Lab File: BN036416.D  
 Acq: 10 Feb 2025 16:36

Instrument :

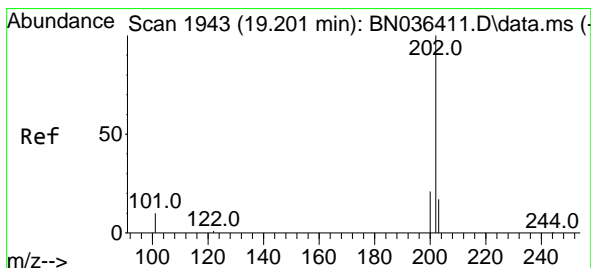
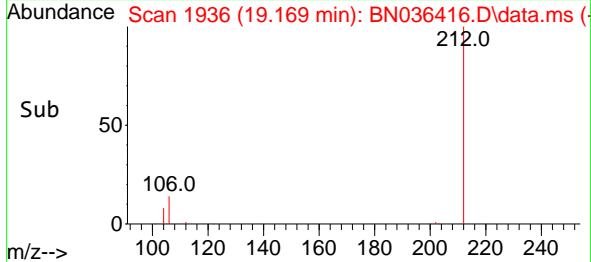
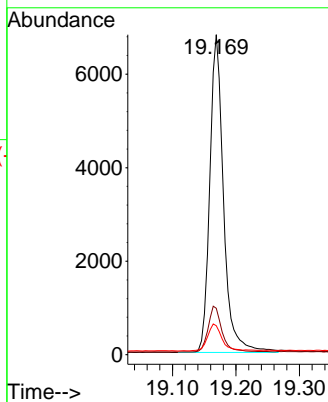
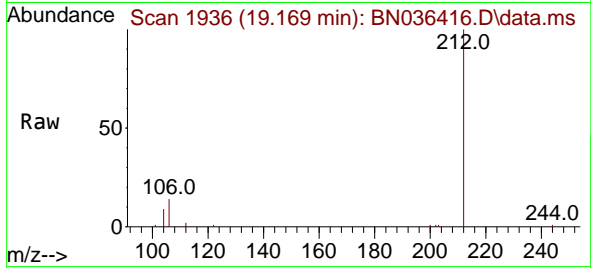
BNA\_N

ClientSampleId :

ICVBN021025

Tgt Ion:212 Resp: 10243

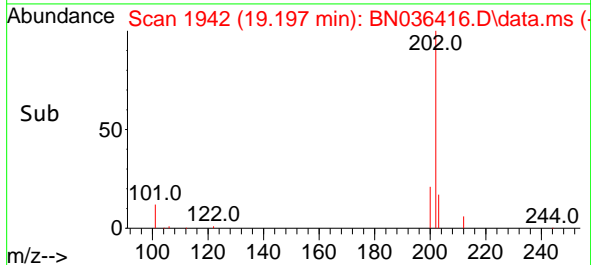
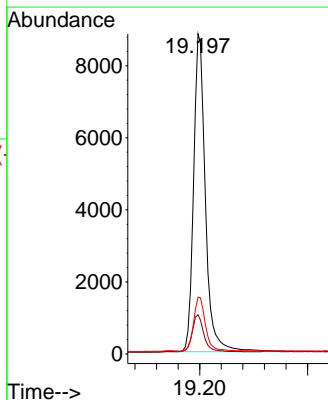
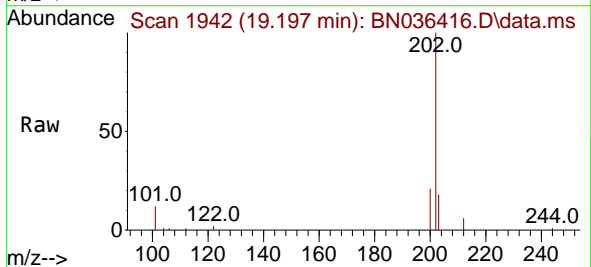
Ion	Ratio	Lower	Upper
212	100		
106	14.6	11.5	17.3
104	8.6	7.1	10.7

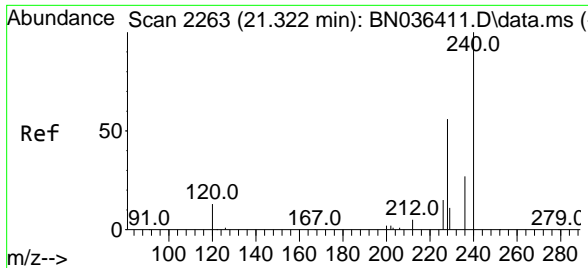


#28  
 Fluoranthene  
 Concen: 0.389 ng  
 RT: 19.197 min Scan# 1942  
 Delta R.T. -0.005 min  
 Lab File: BN036416.D  
 Acq: 10 Feb 2025 16:36

Tgt Ion:202 Resp: 13415

Ion	Ratio	Lower	Upper
202	100		
101	11.4	9.2	13.8
203	16.9	13.4	20.0

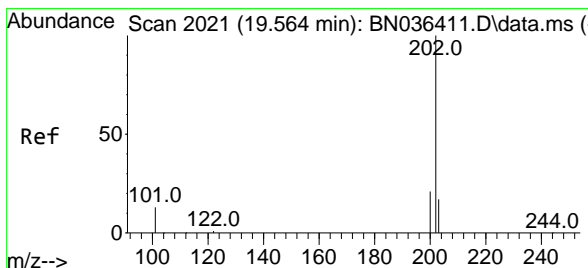

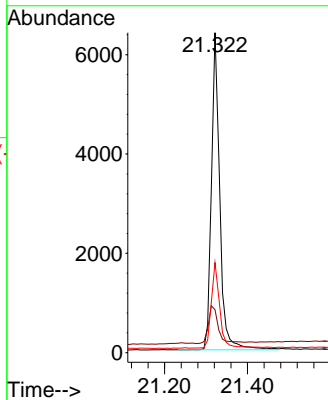
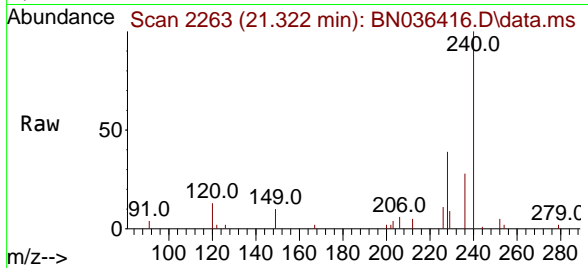




#29  
 Chrysene-d12  
 Concen: 0.400 ng  
 RT: 21.322 min Scan# 21  
 Delta R.T. -0.000 min  
 Lab File: BN036416.D  
 Acq: 10 Feb 2025 16:36

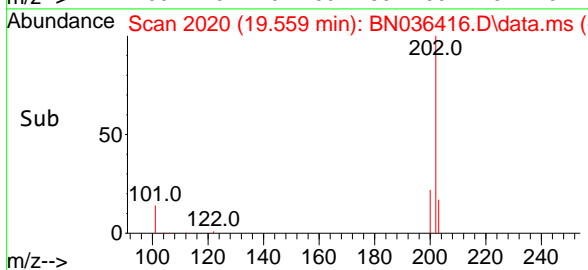
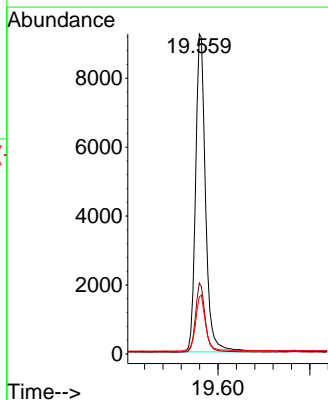
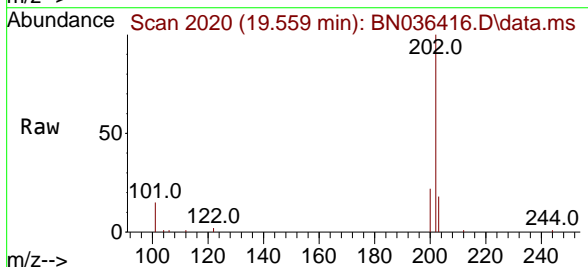
Instrument :  
 BNA\_N  
 ClientSampleId :  
 ICVBN021025

Tgt Ion	Resp	Ion Ratio	Lower	Upper
240	8903	100		
120	13.4	13.3	19.9	
236	28.2	23.0	34.6	

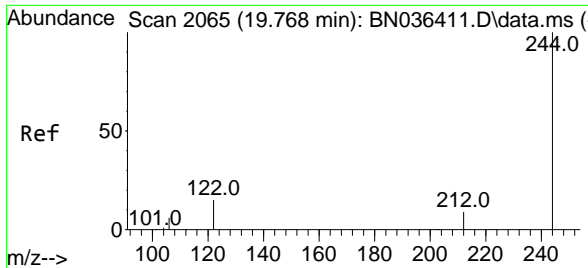


#30  
 Pyrene  
 Concen: 0.405 ng  
 RT: 19.559 min Scan# 2020  
 Delta R.T. -0.005 min  
 Lab File: BN036416.D  
 Acq: 10 Feb 2025 16:36

Tgt Ion	Resp	Ion Ratio	Lower	Upper
202	13881	100		
200	21.2	16.9	25.3	
203	17.4	13.9	20.9	







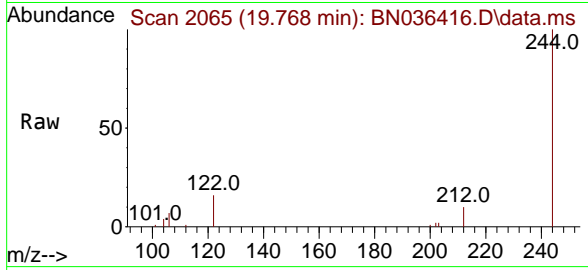
#31  
 Terphenyl-d14  
 Concen: 0.407 ng  
 RT: 19.768 min Scan# 2065  
 Delta R.T. -0.000 min  
 Lab File: BN036416.D  
 Acq: 10 Feb 2025 16:36

Instrument :

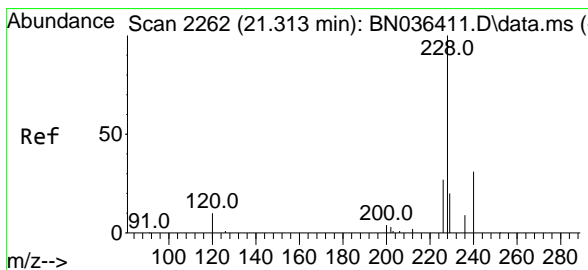
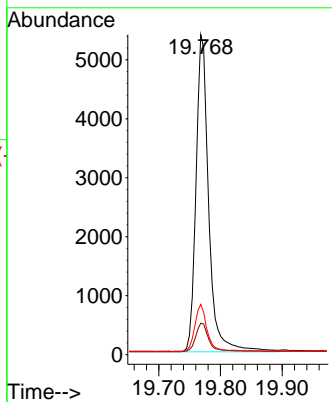
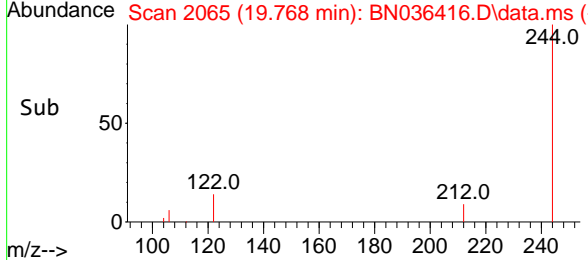
BNA\_N

Client Sample Id :

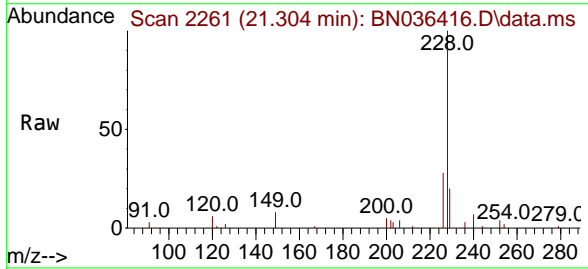
ICVBN021025



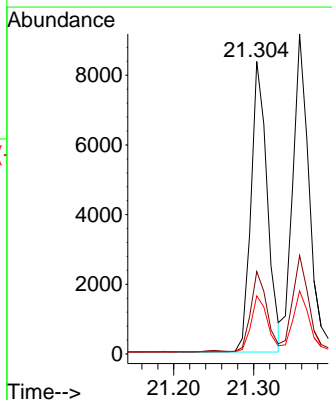

Tgt Ion: 244 Resp: 7744  
 Ion Ratio Lower Upper  
 244 100  
 212 9.8 8.1 12.1  
 122 15.7 12.8 19.2

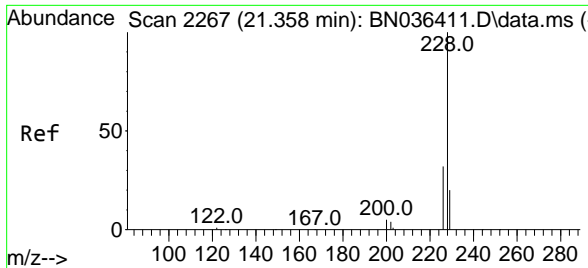


#32  
 Benzo(a)anthracene  
 Concen: 0.403 ng  
 RT: 21.304 min Scan# 2261  
 Delta R.T. -0.009 min  
 Lab File: BN036416.D  
 Acq: 10 Feb 2025 16:36



Tgt Ion: 228 Resp: 11819  
 Ion Ratio Lower Upper  
 228 100  
 226 28.2 22.2 33.2  
 229 19.9 16.5 24.7

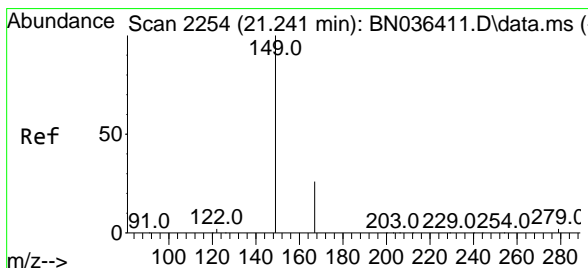
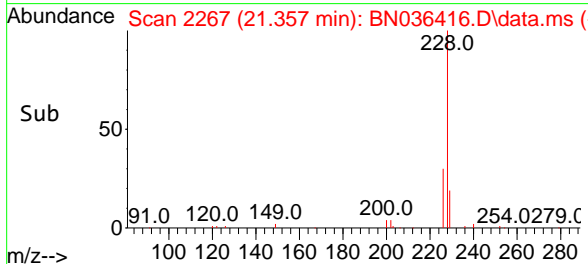
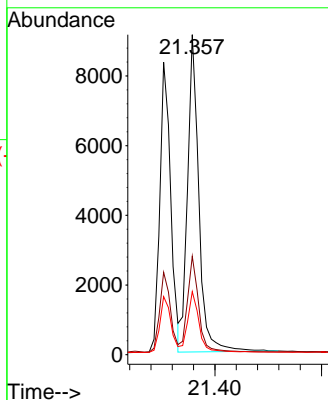
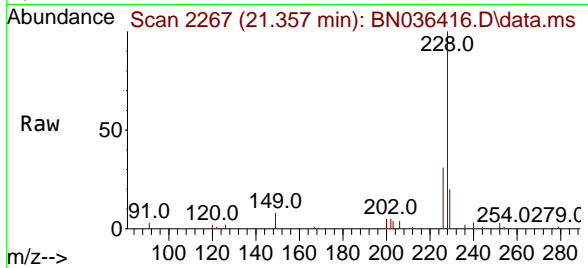




#33  
 Chrysene  
 Concen: 0.423 ng  
 RT: 21.357 min Scan# 21  
 Delta R.T. -0.000 min  
 Lab File: BN036416.D  
 Acq: 10 Feb 2025 16:36

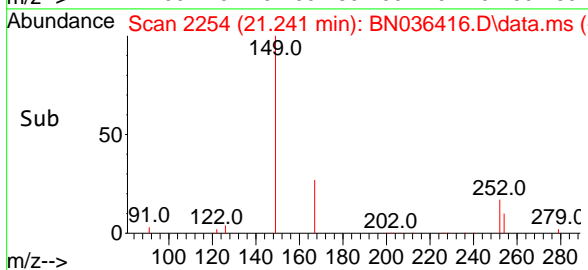
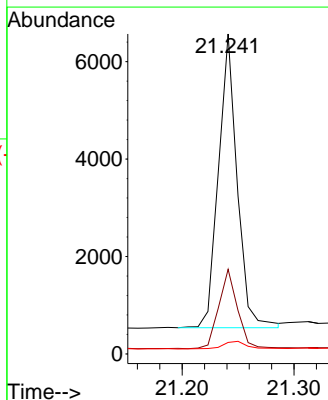
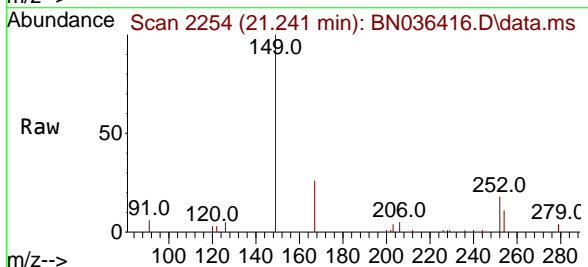
Instrument :  
 BNA\_N  
 ClientSampleId :  
 ICVBN021025

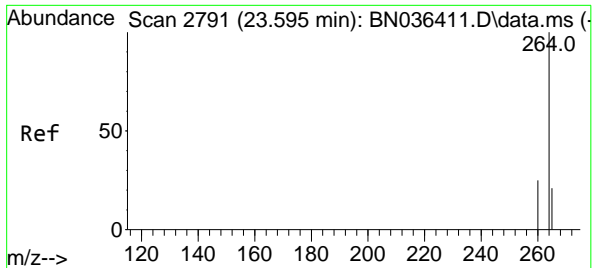
Tgt Ion	Resp	Lower	Upper
228	13425		
226	30.7	25.5	38.3
229	19.7	16.4	24.6



#34  
 Bis(2-ethylhexyl)phthalate  
 Concen: 0.383 ng  
 RT: 21.241 min Scan# 2254  
 Delta R.T. -0.000 min  
 Lab File: BN036416.D  
 Acq: 10 Feb 2025 16:36

Tgt Ion	Resp	Lower	Upper
149	6985		
167	27.5	21.2	31.8
279	3.5	2.7	4.1





#35  
 Perylene-d12  
 Concen: 0.400 ng  
 RT: 23.592 min Scan# 21  
 Delta R.T. -0.003 min  
 Lab File: BN036416.D  
 Acq: 10 Feb 2025 16:36

Instrument :

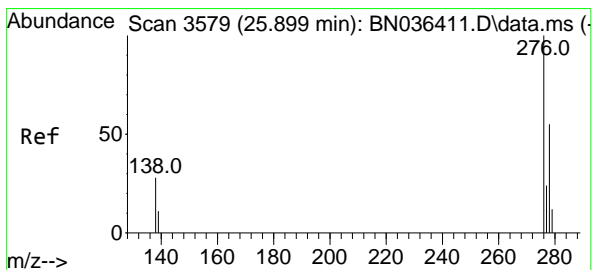
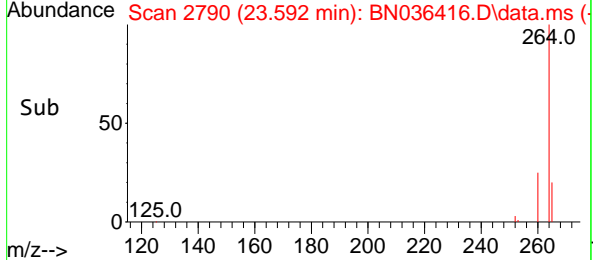
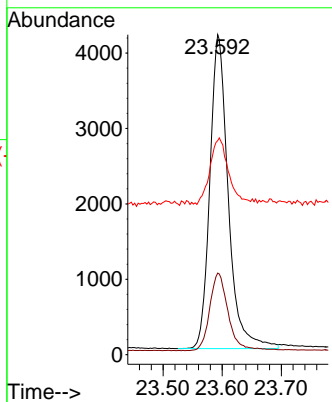
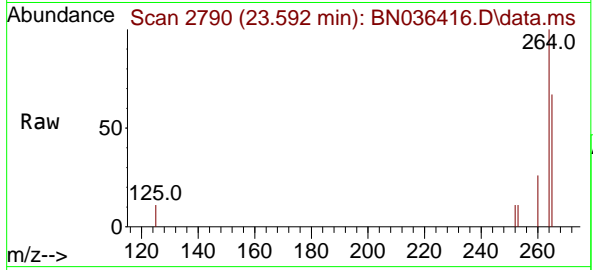
BNA\_N

ClientSampleId :

ICVBN021025

Tgt Ion:264 Resp: 8977

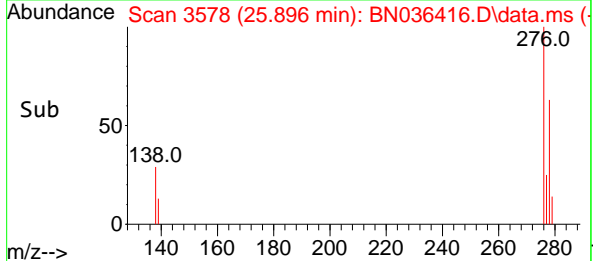
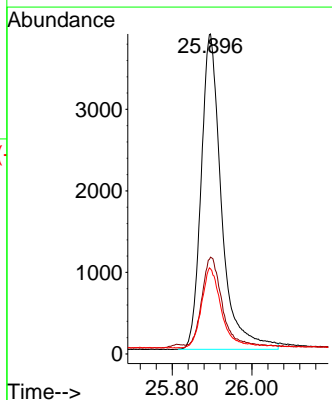
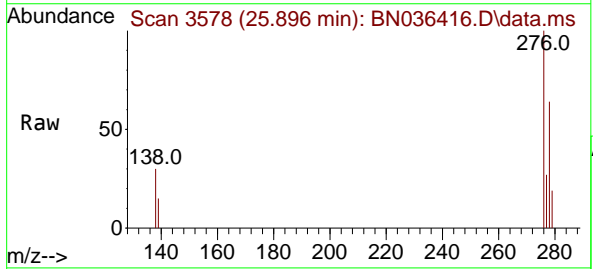
Ion	Ratio	Lower	Upper
264	100		
260	25.5	20.9	31.3
265	66.9	60.7	91.1

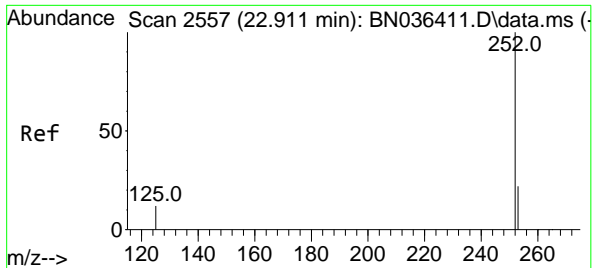


#36  
 Indeno(1,2,3-cd)pyrene  
 Concen: 0.438 ng  
 RT: 25.896 min Scan# 3578  
 Delta R.T. -0.003 min  
 Lab File: BN036416.D  
 Acq: 10 Feb 2025 16:36

Tgt Ion:276 Resp: 13738

Ion	Ratio	Lower	Upper
276	100		
138	27.6	22.2	33.2
277	24.3	19.8	29.6



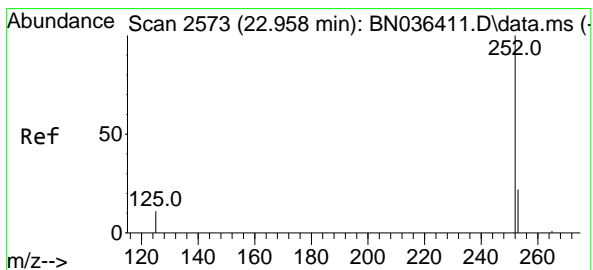
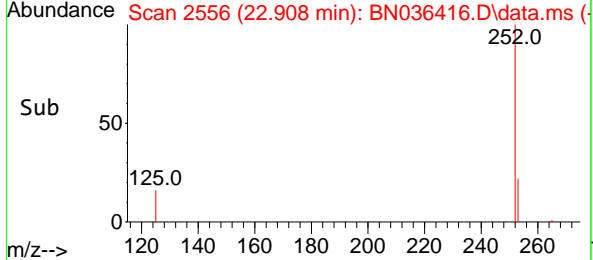
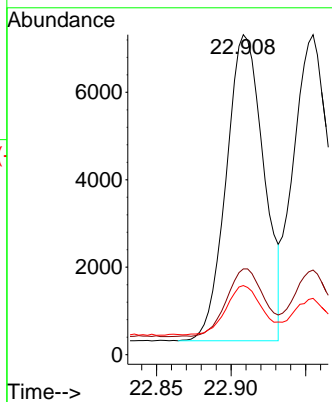
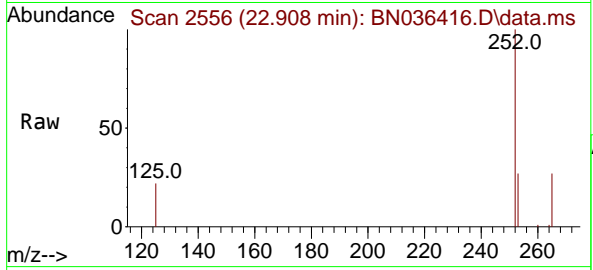


#37  
 Benzo(b)fluoranthene  
 Concen: 0.415 ng  
 RT: 22.908 min Scan# 21  
 Delta R.T. -0.003 min  
 Lab File: BN036416.D  
 Acq: 10 Feb 2025 16:36

Instrument : BNA\_N  
 ClientSampleId : ICVBN021025

Tgt Ion:252 Resp: 12283

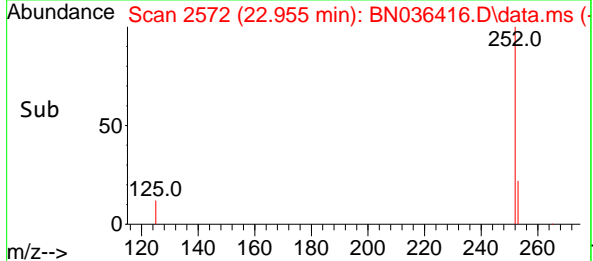
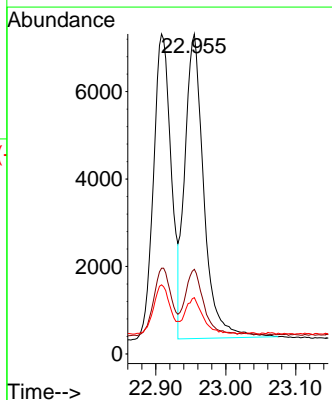
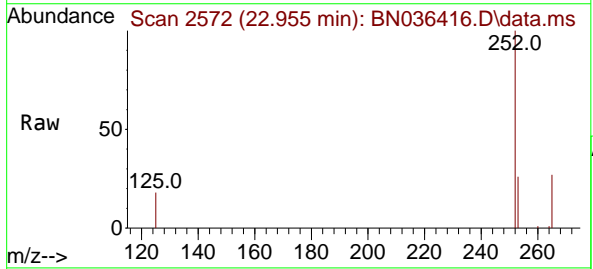
Ion	Ratio	Lower	Upper
252	100		
253	26.8	21.9	32.9
125	21.6	15.0	22.6

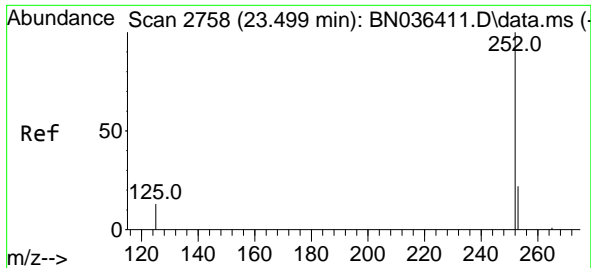


#38  
 Benzo(k)fluoranthene  
 Concen: 0.430 ng  
 RT: 22.955 min Scan# 2572  
 Delta R.T. -0.003 min  
 Lab File: BN036416.D  
 Acq: 10 Feb 2025 16:36

Tgt Ion:252 Resp: 13099

Ion	Ratio	Lower	Upper
252	100		
253	26.5	22.2	33.4
125	17.6	15.0	22.4



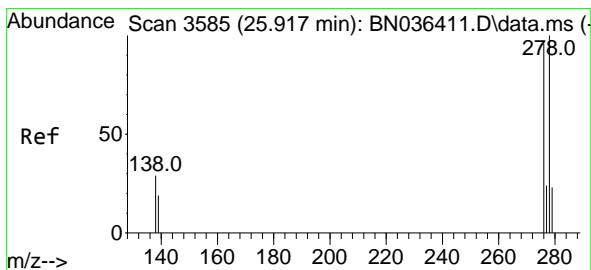
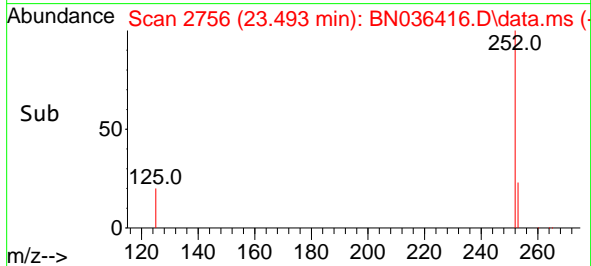
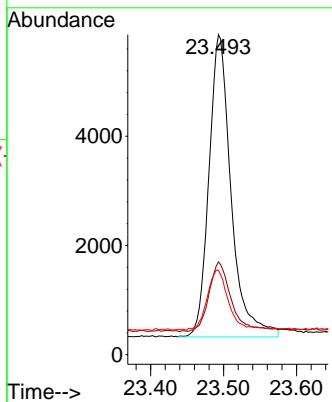
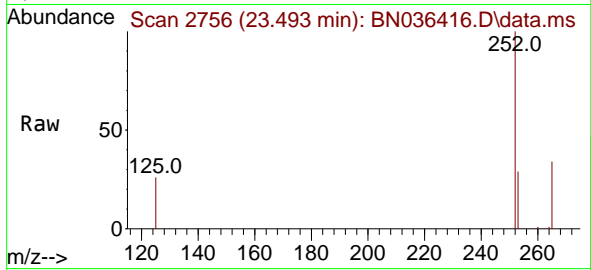


#39  
 Benzo(a)pyrene  
 Concen: 0.454 ng  
 RT: 23.493 min Scan# 21  
 Delta R.T. -0.006 min  
 Lab File: BN036416.D  
 Acq: 10 Feb 2025 16:36

Instrument : BNA\_N  
 ClientSampleId : ICVBN021025

Tgt Ion:252 Resp: 11703

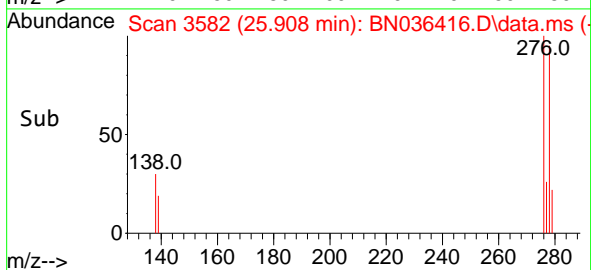
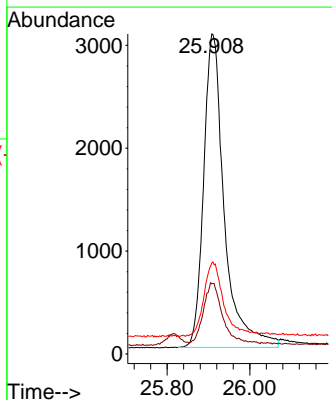
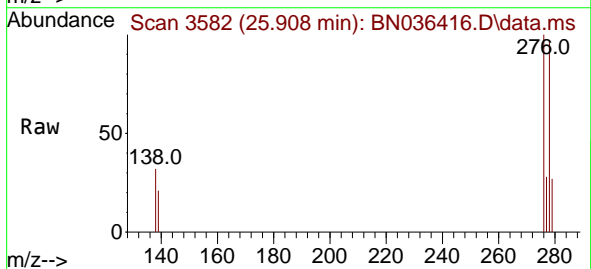
Ion	Ratio	Lower	Upper
252	100		
253	29.0	24.4	36.6
125	26.4	18.2	27.2

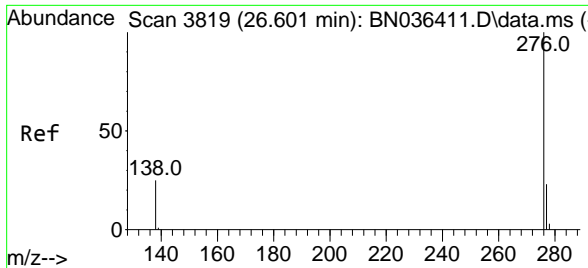


#40  
 Dibenzo(a,h)anthracene  
 Concen: 0.427 ng  
 RT: 25.908 min Scan# 3582  
 Delta R.T. -0.009 min  
 Lab File: BN036416.D  
 Acq: 10 Feb 2025 16:36

Tgt Ion:278 Resp: 10585

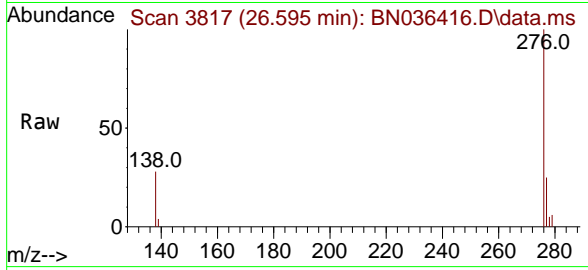
Ion	Ratio	Lower	Upper
278	100		
139	21.9	18.5	27.7
279	28.4	24.8	37.2





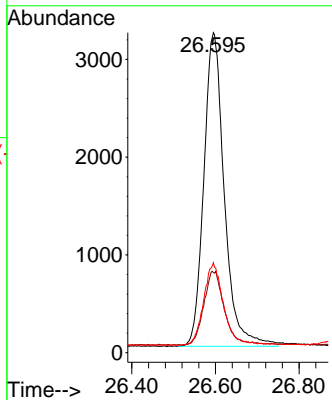
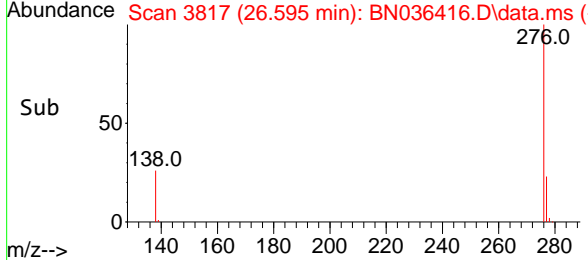
#41  
Benzo(g,h,i)perylene  
Concen: 0.389 ng  
RT: 26.595 min Scan# 3817  
Delta R.T. -0.006 min  
Lab File: BN036416.D  
Acq: 10 Feb 2025 16:36

Instrument :  
BNA\_N  
ClientSampleId :  
ICVBN021025



Tgt Ion:276 Resp: 10921

Ion	Ratio	Lower	Upper
276	100		
277	25.1	20.7	31.1
138	28.1	21.8	32.6



Data Path : Z:\svoasrv\HPCHEM1\BNA\_N\Data\BN021025\  
 Data File : BN036416.D  
 Acq On : 10 Feb 2025 16:36  
 Operator : RC/JU  
 Sample : SSTDICV0.4  
 Misc :  
 ALS Vial : 9 Sample Multiplier: 1

Instrument :  
 BNA\_N  
 ClientSampleId :  
 ICVBN021025

Quant Time: Feb 11 01:25:46 2025  
 Quant Method : Z:\svoasrv\HPCHEM1\BNA\_N\Methods\8270-SIM-BN021025.M  
 Quant Title : ASP BNA STANDARDS FOR 5 POINT CALIBRATION  
 QLast Update : Tue Feb 11 01:17:14 2025  
 Response via : Initial Calibration

Min. RRF : 0.000 Min. Rel. Area : 50% Max. R.T. Dev 0.50min  
 Max. RRF Dev : 25% Max. Rel. Area : 150%

	Compound	AvgRF	CCRF	%Dev	Area%	Dev(min)
1 I	1,4-Dichlorobenzene-d4	1.000	1.000	0.0	123	0.00
2	1,4-Dioxane	0.438	0.449	-2.5	127	0.00
3	n-Nitrosodimethylamine	0.760	0.732	3.7	118	0.00
4 S	2-Fluorophenol	0.945	0.877	7.2	115	0.00
5 S	Phenol-d6	1.109	0.961	13.3	114	0.00
6	bis(2-Chloroethyl)ether	1.160	1.187	-2.3	134	0.00
7 I	Naphthalene-d8	1.000	1.000	0.0	122	0.00
8 S	Nitrobenzene-d5	0.395	0.354	10.4	118	0.00
9	Naphthalene	1.154	1.121	2.9	122	0.00
10	Hexachlorobutadiene	0.281	0.284	-1.1	122	0.00
11 SURR	2-Methylnaphthalene-d10	0.615	0.598	2.8	121	0.00
12	2-Methylnaphthalene	0.757	0.764	-0.9	126	0.00
13 I	Acenaphthene-d10	1.000	1.000	0.0	120	0.00
14 S	2,4,6-Tribromophenol	0.198	0.165	16.7	106	0.00
15 S	2-Fluorobiphenyl	1.504	1.529	-1.7	133	0.00
16	Acenaphthylene	1.767	1.863	-5.4	132	0.00
17	Acenaphthene	1.180	1.201	-1.8	126	0.00
18	Fluorene	1.680	1.669	0.7	121	0.00
19 I	Phenanthrene-d10	1.000	1.000	0.0	117	0.00
20	4,6-Dinitro-2-methylphenol	0.078	0.068	12.8	116	0.00
21	4-Bromophenyl-phenylether	0.239	0.236	1.3	119	0.00
22	Hexachlorobenzene	0.295	0.299	-1.4	123	0.00
23	Atrazine	0.199	0.197	1.0	123	0.00
24	Pentachlorophenol	0.140	0.111	20.7	106	0.00
25	Phenanthrene	1.156	1.178	-1.9	126	0.00
26	Anthracene	1.020	1.047	-2.6	126	0.00
27 SURR	Fluoranthene-d10	1.112	1.054	5.2	116	0.00
28	Fluoranthene	1.421	1.381	2.8	119	0.00
29 I	Chrysene-d12	1.000	1.000	0.0	119	0.00
30	Pyrene	1.541	1.559	-1.2	121	0.00
31 S	Terphenyl-d14	0.854	0.870	-1.9	121	0.00
32	Benzo(a)anthracene	1.316	1.328	-0.9	122	0.00
33	Chrysene	1.425	1.508	-5.8	132	0.00
34	Bis(2-ethylhexyl)phthalate	0.820	0.785	4.3	120	0.00
35 I	Perylene-d12	1.000	1.000	0.0	116	0.00
36	Indeno(1,2,3-cd)pyrene	1.398	1.530	-9.4	129	0.00
37	Benzo(b)fluoranthene	1.317	1.368	-3.9	126	0.00
38	Benzo(k)fluoranthene	1.356	1.459	-7.6	124	0.00
39 C	Benzo(a)pyrene	1.150	1.304	-13.4	137	0.00
40	Dibenzo(a,h)anthracene	1.103	1.179	-6.9	127	0.00
41	Benzo(g,h,i)perylene	1.250	1.217	2.6	113	0.00

(#) = Out of Range

SPCC's out = 0 CCC's out = 0

Data Path : Z:\svoasrv\HPCHEM1\BNA\_N\Data\BN021025\  
 Data File : BN036416.D  
 Acq On : 10 Feb 2025 16:36  
 Operator : RC/JU  
 Sample : SSTDICV0.4  
 Misc :  
 ALS Vial : 9 Sample Multiplier: 1

Instrument :  
 BNA\_N  
 ClientSampleId :  
 ICVBN021025

Quant Time: Feb 11 01:25:46 2025  
 Quant Method : Z:\svoasrv\HPCHEM1\BNA\_N\Methods\8270-SIM-BN021025.M  
 Quant Title : ASP BNA STANDARDS FOR 5 POINT CALIBRATION  
 QLast Update : Tue Feb 11 01:17:14 2025  
 Response via : Initial Calibration

Min. RRF : 0.000 Min. Rel. Area : 50% Max. R.T. Dev 0.50min  
 Max. RRF Dev : 25% Max. Rel. Area : 150%

	Compound	Amount	Calc.	%Dev	Area%	Dev(min)
1 I	1,4-Dichlorobenzene-d4	0.400	0.400	0.0	123	0.00
2	1,4-Dioxane	0.400	0.410	-2.5	127	0.00
3	n-Nitrosodimethylamine	0.400	0.385	3.8	118	0.00
4 S	2-Fluorophenol	0.400	0.371	7.3	115	0.00
5 S	Phenol-d6	0.400	0.347	13.3	114	0.00
6	bis(2-Chloroethyl)ether	0.400	0.409	-2.2	134	0.00
7 I	Naphthalene-d8	0.400	0.400	0.0	122	0.00
8 S	Nitrobenzene-d5	0.400	0.359	10.3	118	0.00
9	Naphthalene	0.400	0.389	2.8	122	0.00
10	Hexachlorobutadiene	0.400	0.404	-1.0	122	0.00
11 SURR	2-Methylnaphthalene-d10	0.400	0.389	2.8	121	0.00
12	2-Methylnaphthalene	0.400	0.404	-1.0	126	0.00
13 I	Acenaphthene-d10	0.400	0.400	0.0	120	0.00
14 S	2,4,6-Tribromophenol	0.400	0.332	17.0	106	0.00
15 S	2-Fluorobiphenyl	0.400	0.407	-1.7	133	0.00
16	Acenaphthylene	0.400	0.422	-5.5	132	0.00
17	Acenaphthene	0.400	0.407	-1.7	126	0.00
18	Fluorene	0.400	0.397	0.8	121	0.00
19 I	Phenanthrene-d10	0.400	0.400	0.0	117	0.00
20	4,6-Dinitro-2-methylphenol	0.400	0.348	13.0	116	0.00
21	4-Bromophenyl-phenylether	0.400	0.395	1.3	119	0.00
22	Hexachlorobenzene	0.400	0.406	-1.5	123	0.00
23	Atrazine	0.400	0.396	1.0	123	0.00
24	Pentachlorophenol	0.400	0.316	21.0	106	0.00
25	Phenanthrene	0.400	0.408	-2.0	126	0.00
26	Anthracene	0.400	0.411	-2.7	126	0.00
27 SURR	Fluoranthene-d10	0.400	0.379	5.3	116	0.00
28	Fluoranthene	0.400	0.389	2.8	119	0.00
29 I	Chrysene-d12	0.400	0.400	0.0	119	0.00
30	Pyrene	0.400	0.405	-1.3	121	0.00
31 S	Terphenyl-d14	0.400	0.407	-1.7	121	0.00
32	Benzo(a)anthracene	0.400	0.403	-0.8	122	0.00
33	Chrysene	0.400	0.423	-5.7	132	0.00
34	Bis(2-ethylhexyl)phthalate	0.400	0.383	4.3	120	0.00
35 I	Perylene-d12	0.400	0.400	0.0	116	0.00
36	Indeno(1,2,3-cd)pyrene	0.400	0.438	-9.5	129	0.00
37	Benzo(b)fluoranthene	0.400	0.415	-3.7	126	0.00
38	Benzo(k)fluoranthene	0.400	0.430	-7.5	124	0.00
39 C	Benzo(a)pyrene	0.400	0.454	-13.5	137	0.00
40	Dibenzo(a,h)anthracene	0.400	0.427	-6.7	127	0.00
41	Benzo(g,h,i)perylene	0.400	0.389	2.8	113	0.00

(#) = Out of Range

SPCC's out = 0 CCC's out = 0





284 Sheffield Street, Mountainside, New Jersey 07092, Phone : 908 789 8900,  
Fax : 908 789 8922

7C

## SEMIVOLATILE CONTINUING CALIBRATION CHECK

Lab Name: CHEMTECH Contract: TETRO6  
 Lab Code: CHEM Case No.: Q1423 SAS No.: Q1423 SDG No.: Q1423  
 Instrument ID: BNA\_N Calibration Date/Time: 02/26/2025 13:43  
 Lab File ID: BN036508.D Init. Calib. Date(s): 02/10/2025 02/10/2025  
 EPA Sample No.: SSTDCCC0.4 Init. Calib. Time(s): 12:25 16:00  
 GC Column: ZB-GR ID: 0.25 (mm)

COMPOUND	RRF	RRF0.4	MIN RRF	%D	MAX%D
2-Methylnaphthalene-d10	0.615	0.593		-3.6	20.0
Fluoranthene-d10	1.112	1.020		-8.3	20.0
2-Fluorophenol	0.945	0.858		-9.2	20.0
Phenol-d6	1.109	1.001		-9.7	20.0
Nitrobenzene-d5	0.395	0.386		-2.3	20.0
2-Fluorobiphenyl	1.504	1.669		11.0	20.0
2,4,6-Tribromophenol	0.198	0.154		-22.2	20.0
Terphenyl-d14	0.854	0.911		6.7	20.0
1,4-Dioxane	0.438	0.467		6.6	20.0

All other compounds must meet a minimum RRF of 0.010.

Data Path : Z:\svoasrv\HPCHEM1\BNA\_N\Data\BN022625\  
 Data File : BN036508.D  
 Acq On : 26 Feb 2025 13:43  
 Operator : RC/JU  
 Sample : SSTDCCC0.4  
 Misc :  
 ALS Vial : 2 Sample Multiplier: 1

Instrument :  
 BNA\_N  
 ClientSampleId :  
 SSTDCCC0.4

Quant Time: Feb 26 14:09:37 2025  
 Quant Method : Z:\svoasrv\HPCHEM1\BNA\_N\Methods\8270-SIM-BN021025.M  
 Quant Title : ASP BNA STANDARDS FOR 5 POINT CALIBRATION  
 QLast Update : Tue Feb 11 01:17:14 2025  
 Response via : Initial Calibration

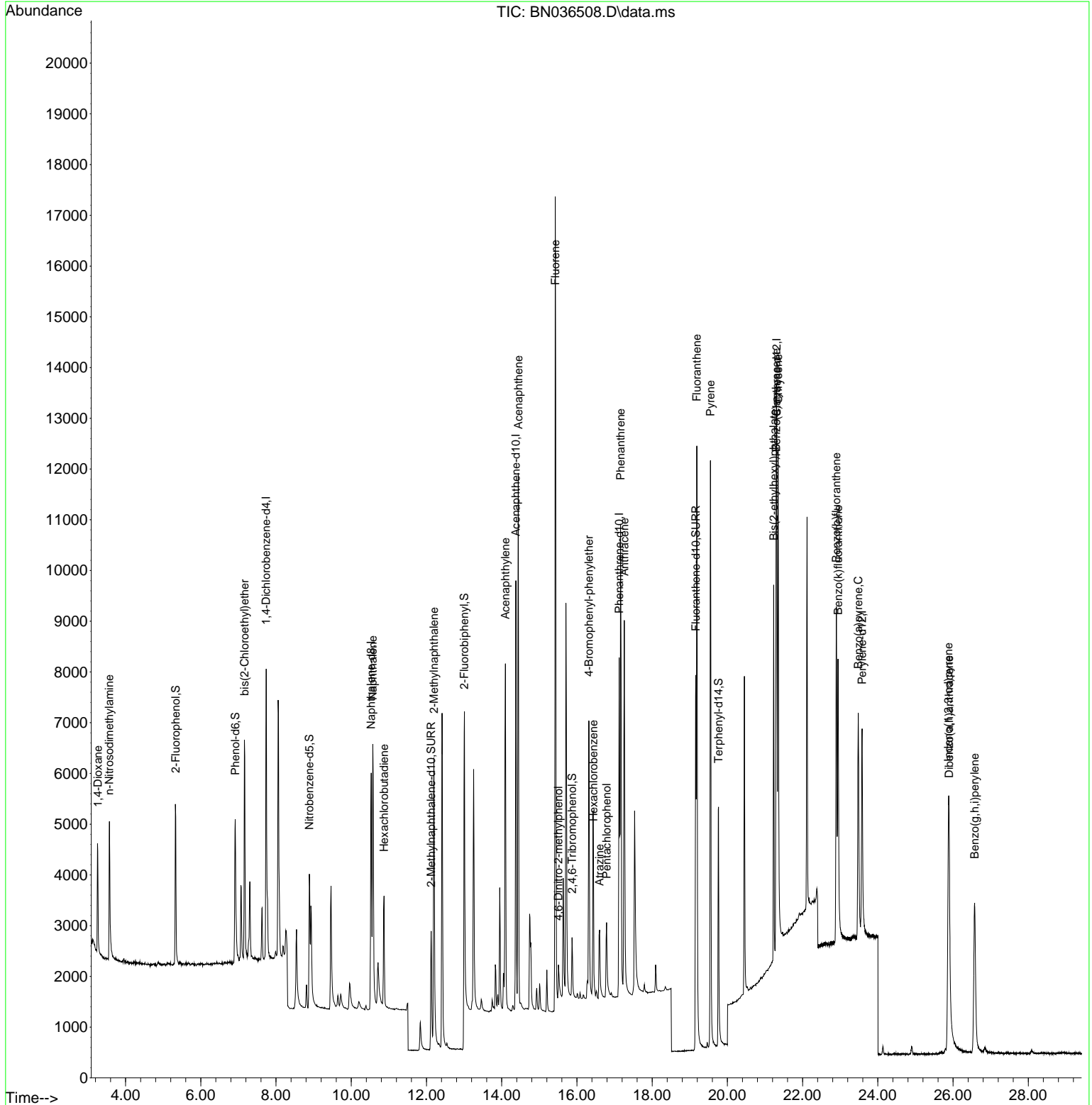
Compound	R.T.	QIon	Response	Conc	Units	Dev(Min)	
Internal Standards							
1) 1,4-Dichlorobenzene-d4	7.739	152	2772	0.400	ng	-0.01	
7) Naphthalene-d8	10.530	136	6909	0.400	ng	#-0.01	
13) Acenaphthene-d10	14.377	164	4680	0.400	ng	-0.01	
19) Phenanthrene-d10	17.124	188	9092	0.400	ng	-0.01	
29) Chrysene-d12	21.313	240	6639	0.400	ng	0.00	
35) Perylene-d12	23.581	264	6000	0.400	ng	-0.01	
System Monitoring Compounds							
4) 2-Fluorophenol	5.334	112	2377	0.363	ng	-0.01	
5) Phenol-d6	6.915	99	2776	0.361	ng	-0.02	
8) Nitrobenzene-d5	8.886	82	2668	0.391	ng	-0.02	
11) 2-Methylnaphthalene-d10	12.126	152	4099	0.386	ng	-0.02	
14) 2,4,6-Tribromophenol	15.870	330	719	0.310	ng	-0.01	
15) 2-Fluorobiphenyl	13.003	172	7811	0.444	ng	-0.02	
27) Fluoranthene-d10	19.160	212	9278	0.367	ng	0.00	
31) Terphenyl-d14	19.764	244	6045	0.427	ng	0.00	
Target Compounds							
2) 1,4-Dioxane	3.261	88	1294	0.427	ng		97
3) n-Nitrosodimethylamine	3.564	42	2267	0.430	ng		92
6) bis(2-Chloroethyl)ether	7.161	93	3244	0.404	ng		98
9) Naphthalene	10.573	128	7777	0.390	ng		99
10) Hexachlorobutadiene	10.872	225	1886	0.389	ng	#	98
12) 2-Methylnaphthalene	12.197	142	5047	0.386	ng		99
16) Acenaphthylene	14.099	152	7894	0.382	ng		99
17) Acenaphthene	14.441	154	5057	0.366	ng		99
18) Fluorene	15.425	166	7106	0.362	ng		100
20) 4,6-Dinitro-2-methylph...	15.510	198	548	0.307	ng		92
21) 4-Bromophenyl-phenylether	16.317	248	2189	0.404	ng		98
22) Hexachlorobenzene	16.441	284	2720	0.406	ng		95
23) Atrazine	16.602	200	1700	0.375	ng		98
24) Pentachlorophenol	16.789	266	1101	0.346	ng		98
25) Phenanthrene	17.161	178	10441	0.397	ng		99
26) Anthracene	17.260	178	9164	0.395	ng		99
28) Fluoranthene	19.188	202	11838	0.367	ng		99
30) Pyrene	19.550	202	11970	0.468	ng		100
32) Benzo(a)anthracene	21.295	228	8384	0.384	ng		98
33) Chrysene	21.349	228	9942	0.420	ng		99
34) Bis(2-ethylhexyl)phtha...	21.232	149	6526	0.479	ng		100
36) Indeno(1,2,3-cd)pyrene	25.879	276	7809	0.372	ng		98
37) Benzo(b)fluoranthene	22.897	252	8294m	0.420	ng		
38) Benzo(k)fluoranthene	22.943	252	8277	0.407	ng		100
39) Benzo(a)pyrene	23.481	252	7264	0.421	ng	#	90
40) Dibenzo(a,h)anthracene	25.896	278	5914	0.357	ng		98
41) Benzo(g,h,i)perylene	26.572	276	6890	0.367	ng		98

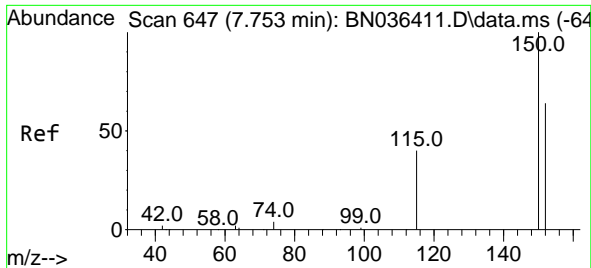
(#) = qualifier out of range (m) = manual integration (+) = signals summed

Data Path : Z:\svoasrv\HPCHEM1\BNA\_N\Data\BN022625\  
 Data File : BN036508.D  
 Acq On : 26 Feb 2025 13:43  
 Operator : RC/JU  
 Sample : SSTDCCC0.4  
 Misc :  
 ALS Vial : 2 Sample Multiplier: 1

**Instrument :**  
 BNA\_N  
**ClientSampleId :**  
 SSTDCCC0.4

Quant Time: Feb 26 14:09:37 2025  
 Quant Method : Z:\svoasrv\HPCHEM1\BNA\_N\Methods\8270-SIM-BN021025.M  
 Quant Title : ASP BNA STANDARDS FOR 5 POINT CALIBRATION  
 QLast Update : Tue Feb 11 01:17:14 2025  
 Response via : Initial Calibration



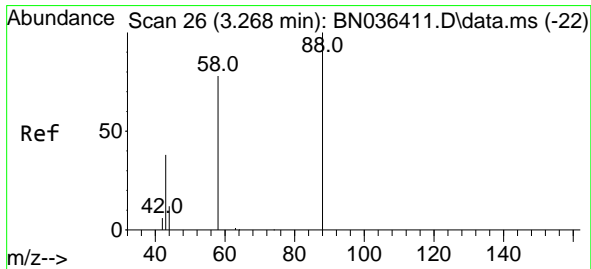
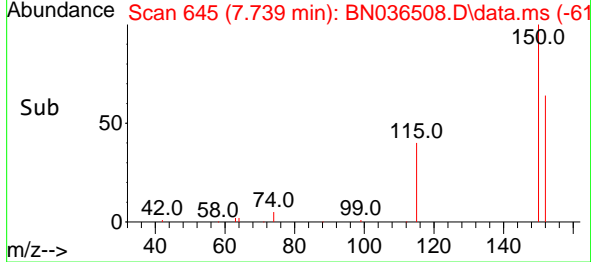
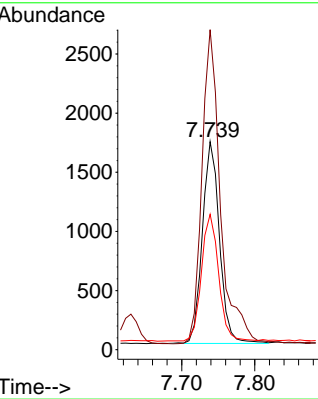
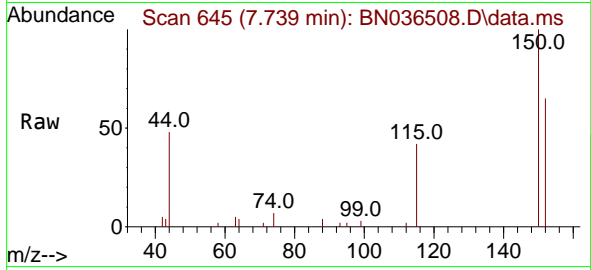


#1  
 1,4-Dichlorobenzene-d4  
 Concen: 0.400 ng  
 RT: 7.739 min Scan# 64  
 Delta R.T. -0.014 min  
 Lab File: BN036508.D  
 Acq: 26 Feb 2025 13:43

Instrument :  
 BNA\_N  
 ClientSampleId :  
 SSTDCCC0.4

Tgt Ion:152 Resp: 2772

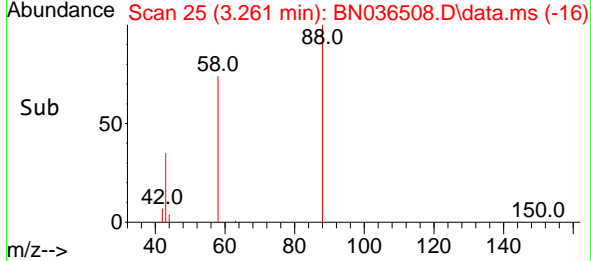
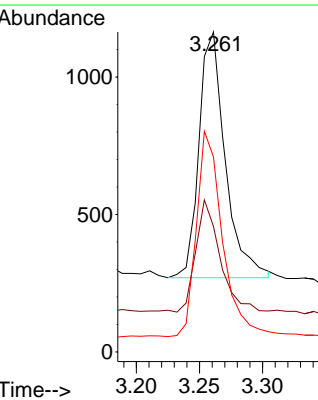
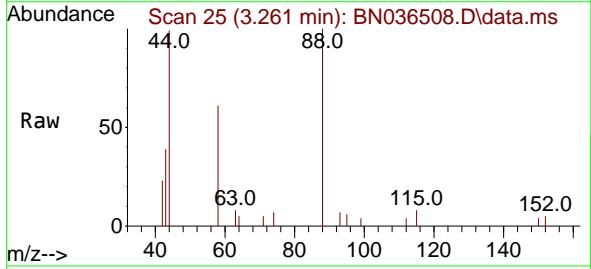
Ion	Ratio	Lower	Upper
152	100		
150	153.8	123.7	185.5
115	65.1	52.5	78.7

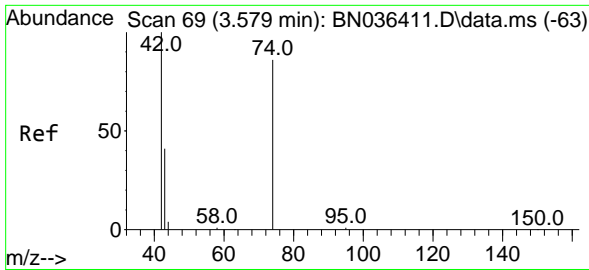


#2  
 1,4-Dioxane  
 Concen: 0.427 ng  
 RT: 3.261 min Scan# 25  
 Delta R.T. -0.007 min  
 Lab File: BN036508.D  
 Acq: 26 Feb 2025 13:43

Tgt Ion: 88 Resp: 1294

Ion	Ratio	Lower	Upper
88	100		
43	40.8	33.7	50.5
58	82.4	68.9	103.3



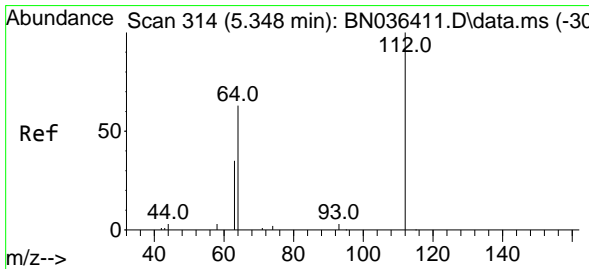
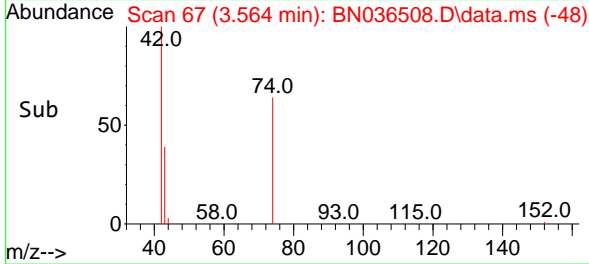
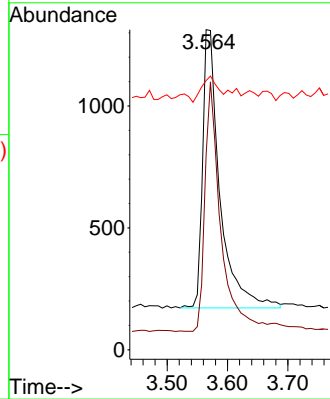
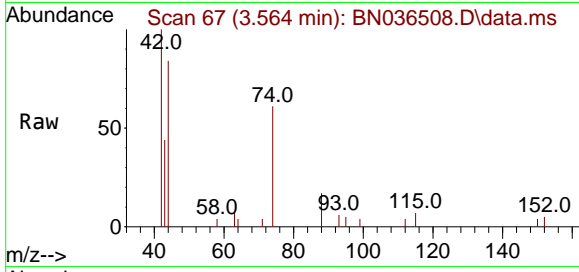


#3  
 n-Nitrosodimethylamine  
 Concen: 0.430 ng  
 RT: 3.564 min Scan# 61  
 Delta R.T. -0.014 min  
 Lab File: BN036508.D  
 Acq: 26 Feb 2025 13:43

Instrument :  
 BNA\_N  
 ClientSampleId :  
 SSTDCCC0.4

Tgt Ion: 42 Resp: 2267

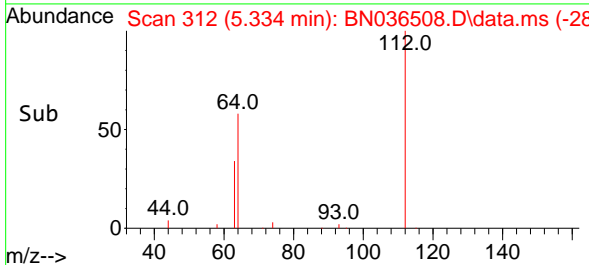
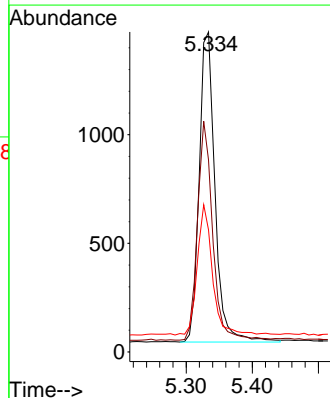
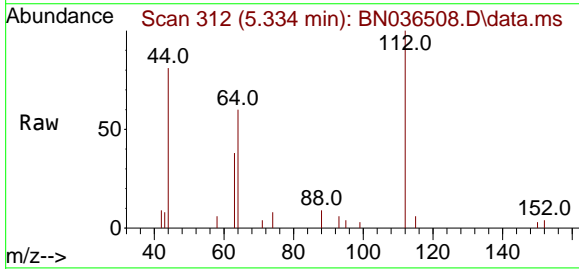
Ion	Ratio	Lower	Upper
42	100		
74	81.6	71.8	107.6
44	8.6	7.8	11.6

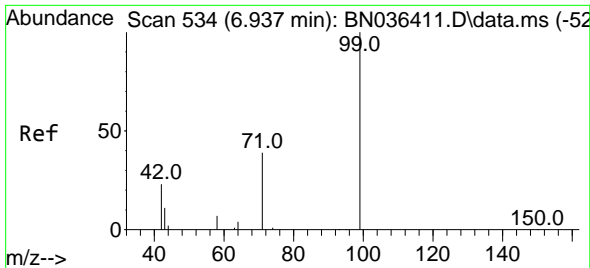


#4  
 2-Fluorophenol  
 Concen: 0.363 ng  
 RT: 5.334 min Scan# 312  
 Delta R.T. -0.014 min  
 Lab File: BN036508.D  
 Acq: 26 Feb 2025 13:43

Tgt Ion: 112 Resp: 2377

Ion	Ratio	Lower	Upper
112	100		
64	67.5	53.4	80.0
63	40.8	30.3	45.5



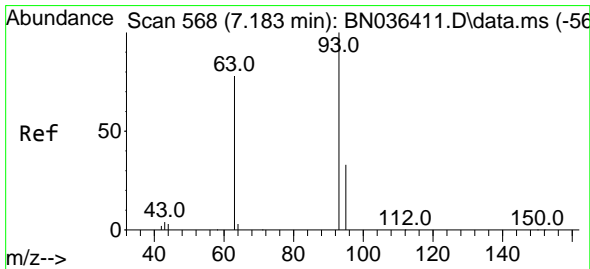
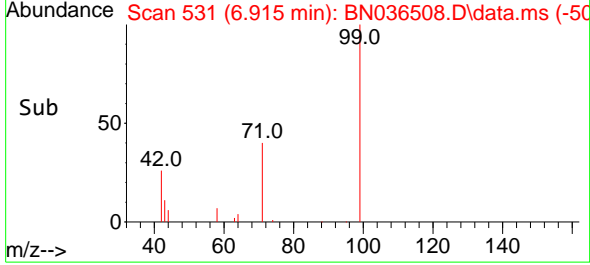
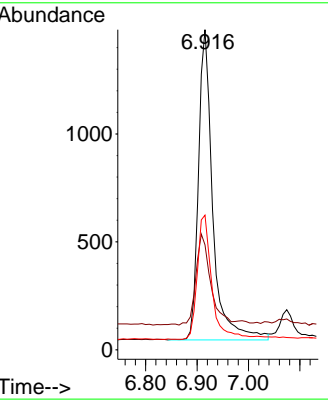
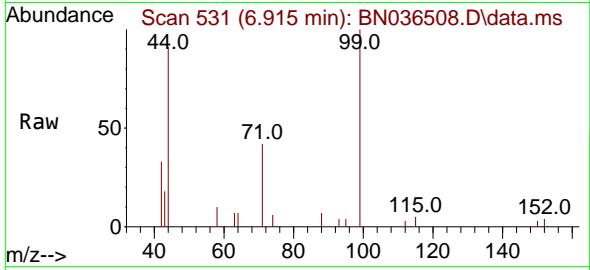


#5  
 Phenol-d6  
 Concen: 0.361 ng  
 RT: 6.915 min Scan# 511  
 Delta R.T. -0.022 min  
 Lab File: BN036508.D  
 Acq: 26 Feb 2025 13:43

Instrument :  
 BNA\_N  
 ClientSampleId :  
 SSTDCCC0.4

Tgt Ion: 99 Resp: 2776

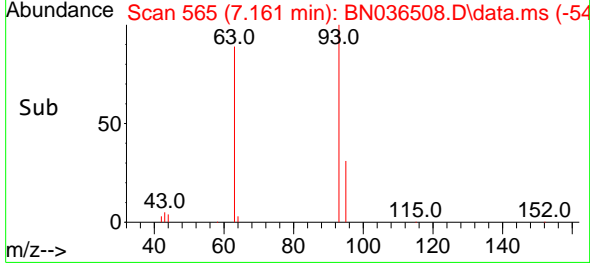
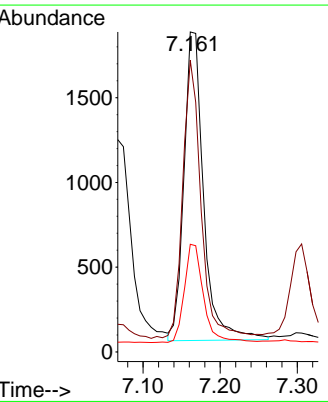
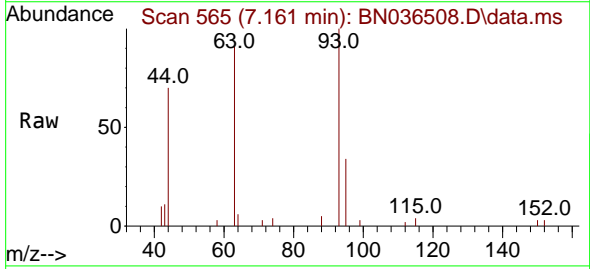
Ion	Ratio	Lower	Upper
99	100		
42	30.0	21.7	32.5
71	40.6	32.6	49.0

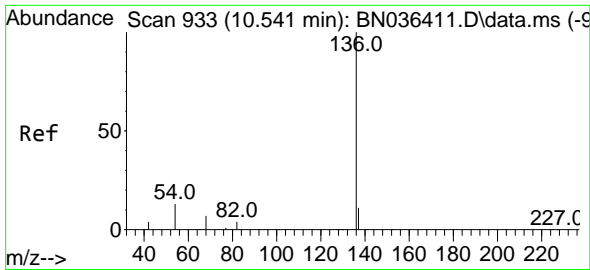


#6  
 bis(2-Chloroethyl)ether  
 Concen: 0.404 ng  
 RT: 7.161 min Scan# 565  
 Delta R.T. -0.022 min  
 Lab File: BN036508.D  
 Acq: 26 Feb 2025 13:43

Tgt Ion: 93 Resp: 3244

Ion	Ratio	Lower	Upper
93	100		
63	83.8	66.3	99.5
95	31.1	26.2	39.4

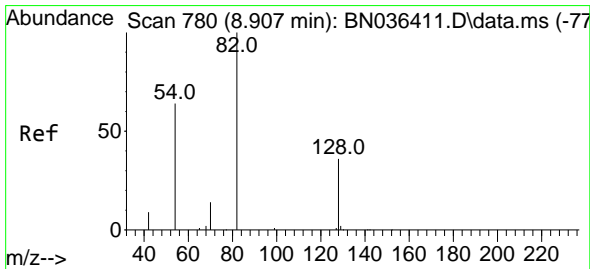
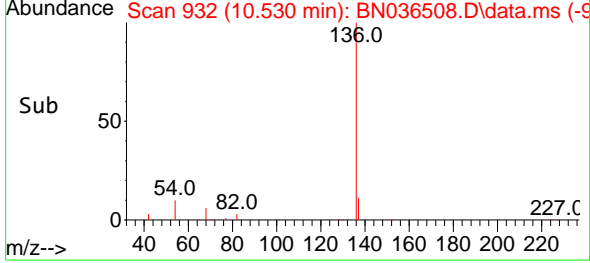
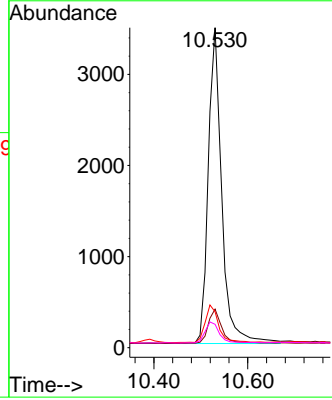
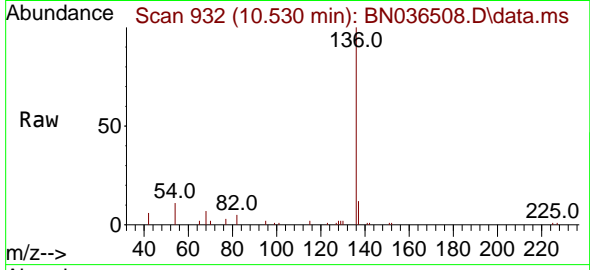




#7  
 Naphthalene-d8  
 Concen: 0.400 ng  
 RT: 10.530 min Scan# 91  
 Delta R.T. -0.011 min  
 Lab File: BN036508.D  
 Acq: 26 Feb 2025 13:43

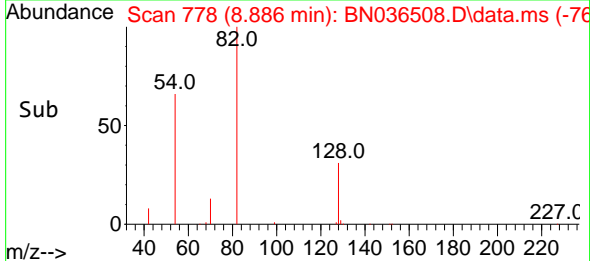
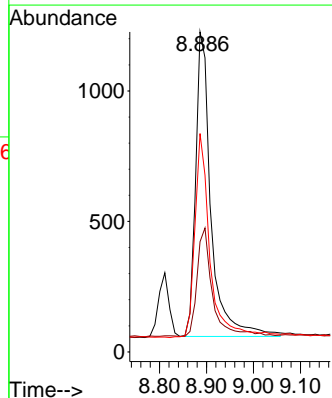
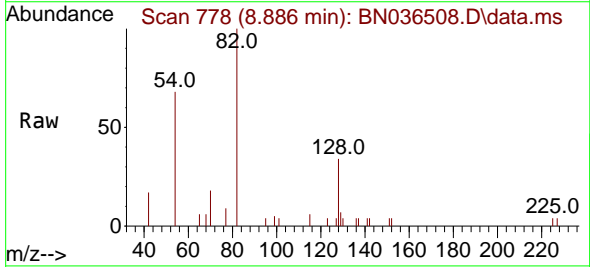
Instrument : BNA\_N  
 ClientSampleId : SSTDCCC0.4

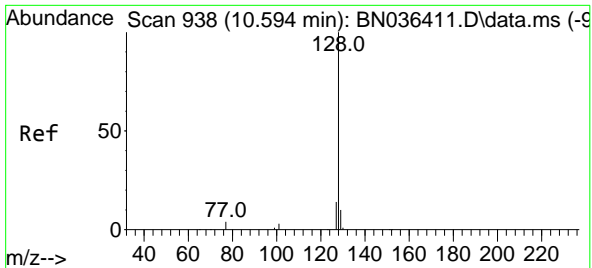
Tgt Ion	Resp	Lower	Upper
136	100		
137	12.1	10.1	15.1
54	11.2	11.8	17.6#
68	7.3	7.2	10.8



#8  
 Nitrobenzene-d5  
 Concen: 0.391 ng  
 RT: 8.886 min Scan# 778  
 Delta R.T. -0.021 min  
 Lab File: BN036508.D  
 Acq: 26 Feb 2025 13:43

Tgt Ion	Resp	Lower	Upper
82	100		
128	34.4	31.9	47.9
54	68.3	53.1	79.7



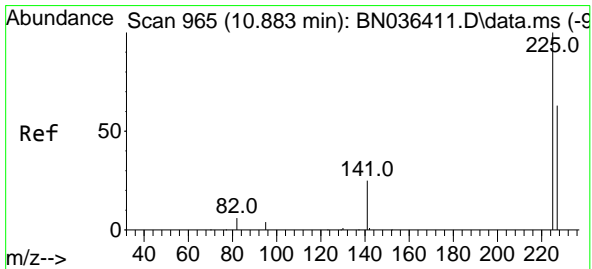
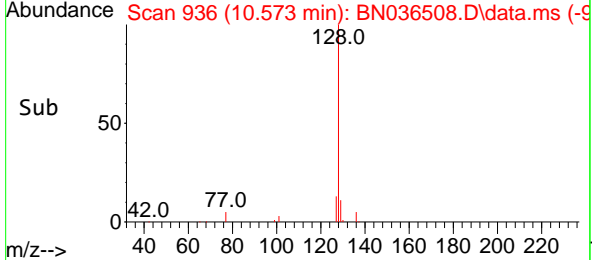
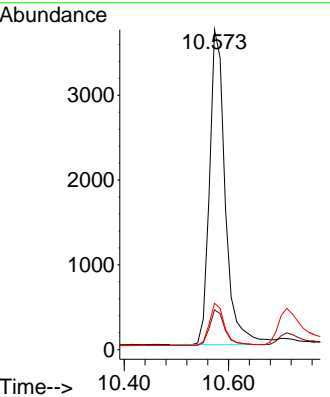
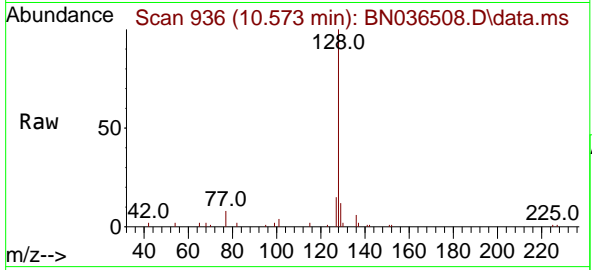


#9  
 Naphthalene  
 Concen: 0.390 ng  
 RT: 10.573 min Scan# 91  
 Delta R.T. -0.021 min  
 Lab File: BN036508.D  
 Acq: 26 Feb 2025 13:43

Instrument : BNA\_N  
 ClientSampleId : SSTDCCC0.4

Tgt Ion:128 Resp: 7777

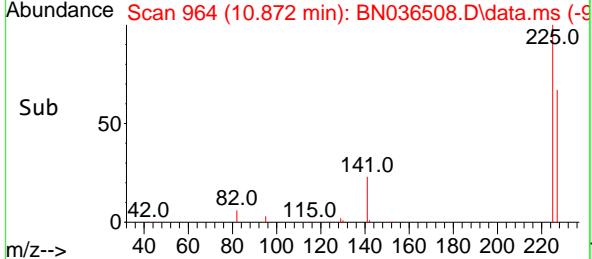
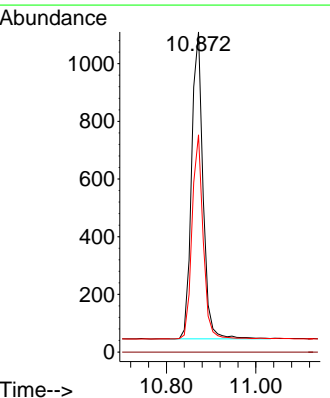
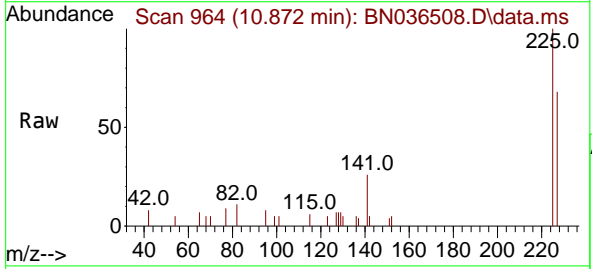
Ion	Ratio	Lower	Upper
128	100		
129	12.5	9.6	14.4
127	14.5	12.0	18.0



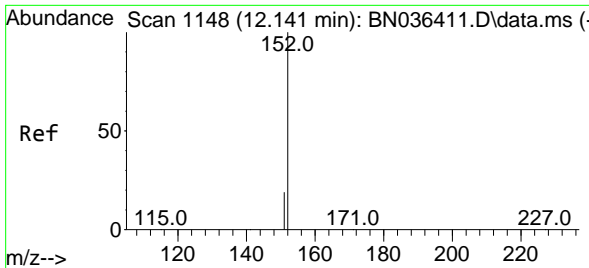
#10  
 Hexachlorobutadiene  
 Concen: 0.389 ng  
 RT: 10.872 min Scan# 964  
 Delta R.T. -0.011 min  
 Lab File: BN036508.D  
 Acq: 26 Feb 2025 13:43

Tgt Ion:225 Resp: 1886

Ion	Ratio	Lower	Upper
225	100		
223	0.0	0.0	0.0
227	64.9	50.9	76.3

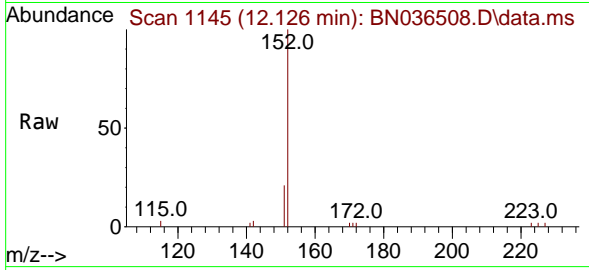




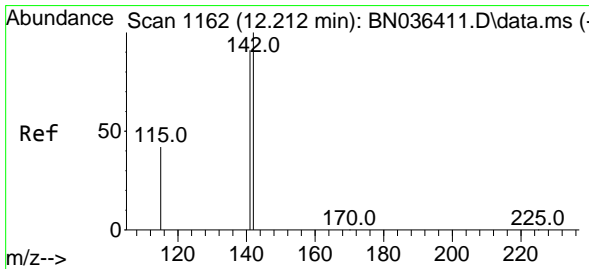
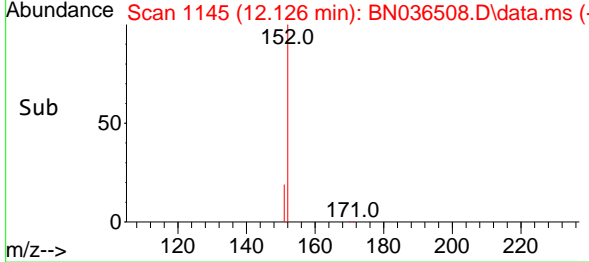
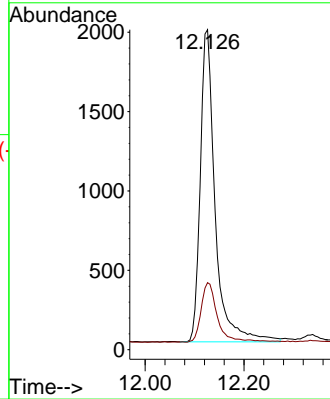


#11  
 2-Methylnaphthalene-d10  
 Concen: 0.386 ng  
 RT: 12.126 min Scan# 1145  
 Delta R.T. -0.015 min  
 Lab File: BN036508.D  
 Acq: 26 Feb 2025 13:43

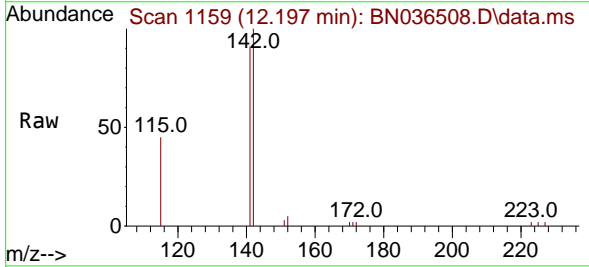
Instrument :  
 BNA\_N  
 ClientSampleId :  
 SSTDCCC0.4



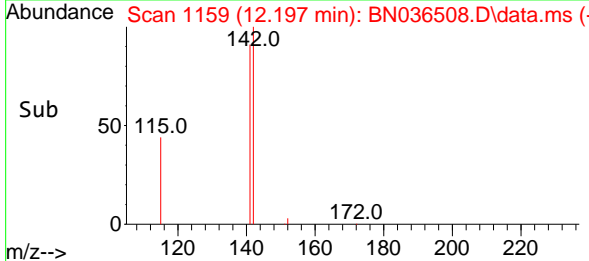
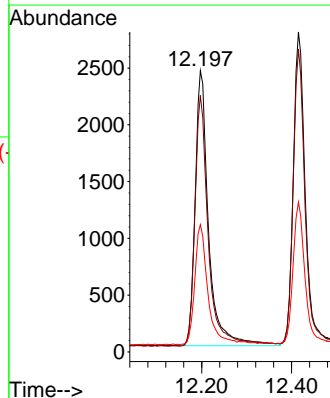
Tgt Ion:152 Resp: 4099  
 Ion Ratio Lower Upper  
 152 100  
 151 20.2 16.6 25.0

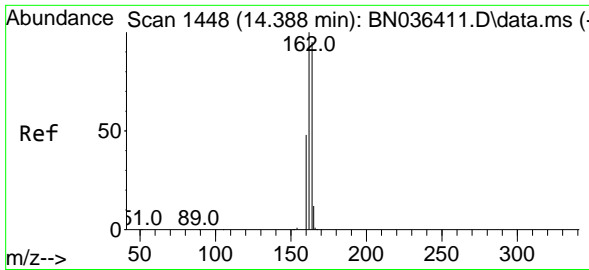


#12  
 2-Methylnaphthalene  
 Concen: 0.386 ng  
 RT: 12.197 min Scan# 1159  
 Delta R.T. -0.015 min  
 Lab File: BN036508.D  
 Acq: 26 Feb 2025 13:43



Tgt Ion:142 Resp: 5047  
 Ion Ratio Lower Upper  
 142 100  
 141 91.2 72.8 109.2  
 115 45.3 35.5 53.3



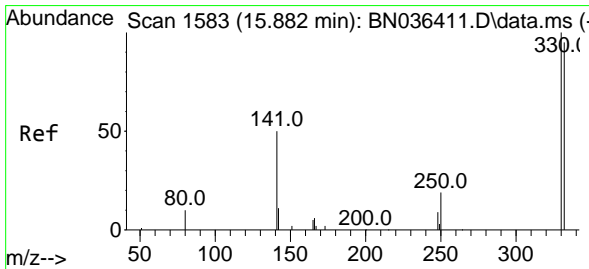
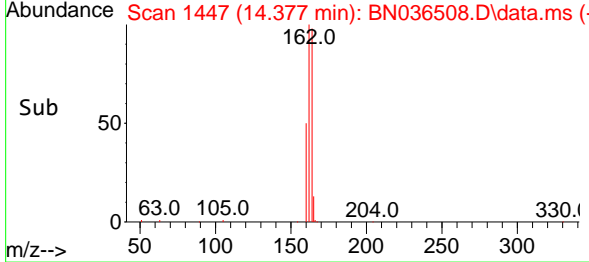
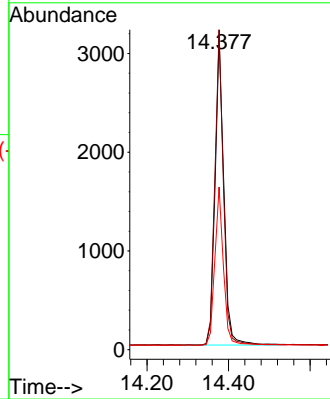
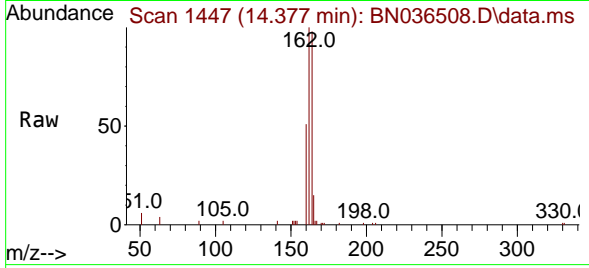


#13  
 Acenaphthene-d10  
 Concen: 0.400 ng  
 RT: 14.377 min Scan# 14  
 Delta R.T. -0.011 min  
 Lab File: BN036508.D  
 Acq: 26 Feb 2025 13:43

Instrument :  
 BNA\_N  
 ClientSampleId :  
 SSTDCCC0.4

Tgt Ion:164 Resp: 4680

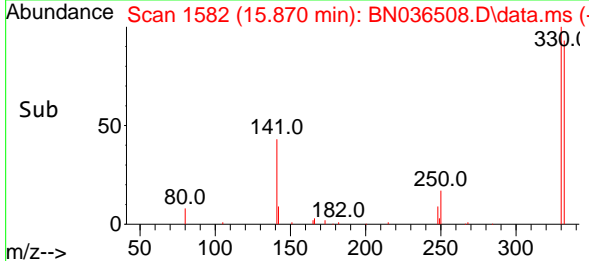
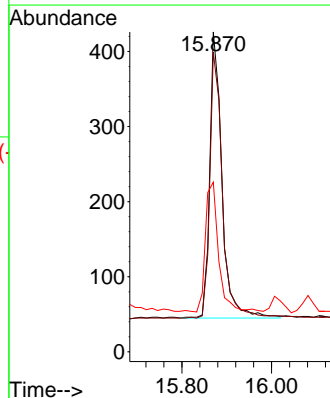
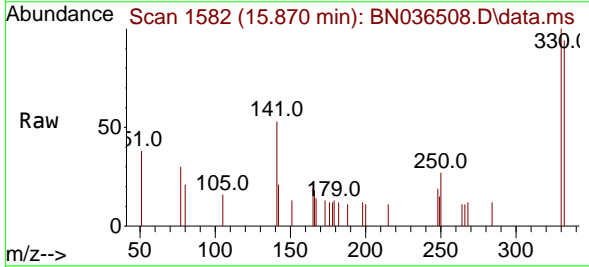
Ion	Ratio	Lower	Upper
164	100		
162	102.2	84.1	126.1
160	51.9	41.4	62.0

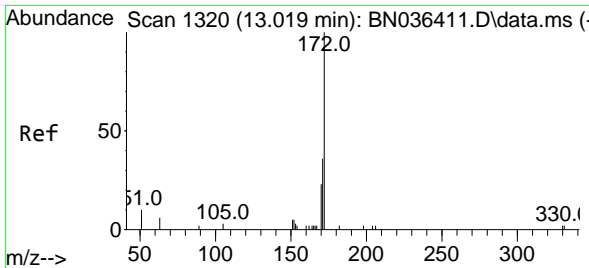


#14  
 2,4,6-Tribromophenol  
 Concen: 0.310 ng  
 RT: 15.870 min Scan# 1582  
 Delta R.T. -0.012 min  
 Lab File: BN036508.D  
 Acq: 26 Feb 2025 13:43

Tgt Ion:330 Resp: 719

Ion	Ratio	Lower	Upper
330	100		
332	95.0	76.6	114.8
141	47.8	37.8	56.8



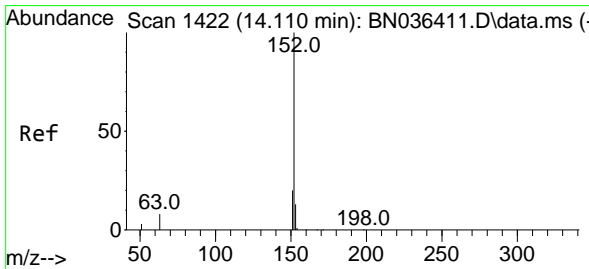
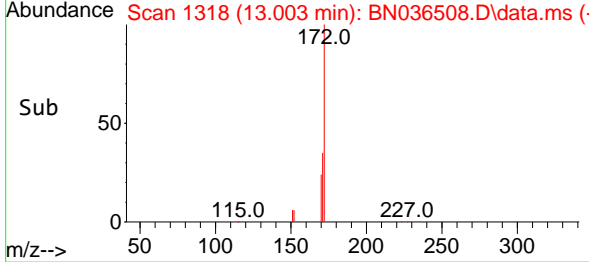
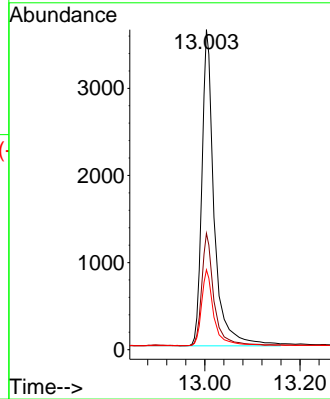
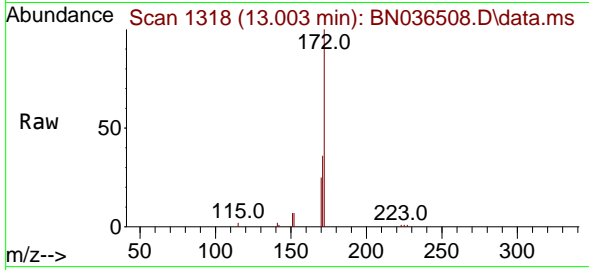


#15  
 2-Fluorobiphenyl  
 Concen: 0.444 ng  
 RT: 13.003 min Scan# 11  
 Delta R.T. -0.016 min  
 Lab File: BN036508.D  
 Acq: 26 Feb 2025 13:43

Instrument :  
 BNA\_N  
 ClientSampleId :  
 SSTDCCC0.4

Tgt Ion:172 Resp: 7811

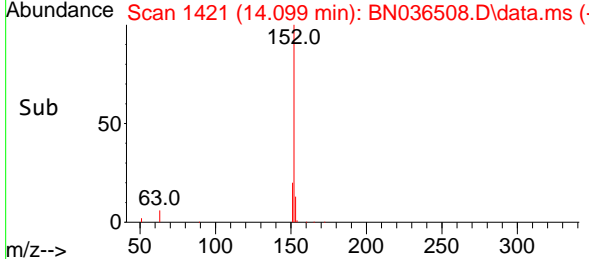
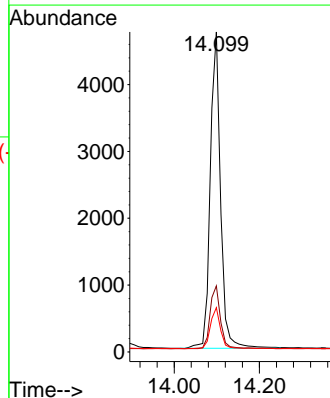
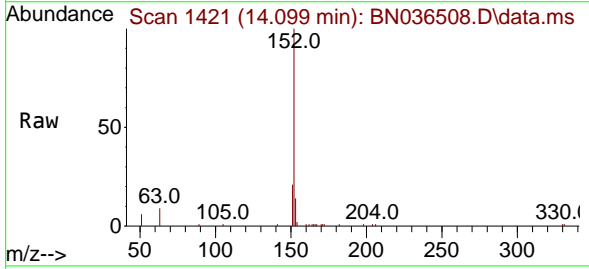
Ion	Ratio	Lower	Upper
172	100		
171	36.3	29.6	44.4
170	25.0	19.8	29.6

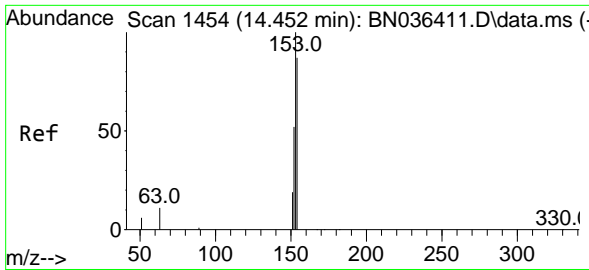


#16  
 Acenaphthylene  
 Concen: 0.382 ng  
 RT: 14.099 min Scan# 1421  
 Delta R.T. -0.011 min  
 Lab File: BN036508.D  
 Acq: 26 Feb 2025 13:43

Tgt Ion:152 Resp: 7894

Ion	Ratio	Lower	Upper
152	100		
151	20.1	15.8	23.8
153	12.8	10.2	15.2

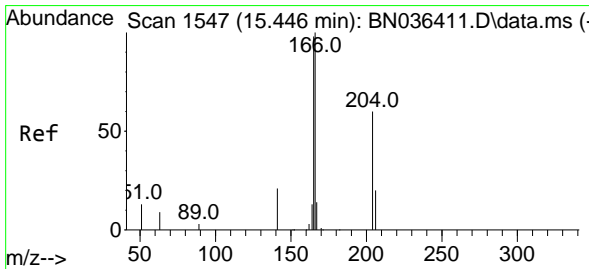
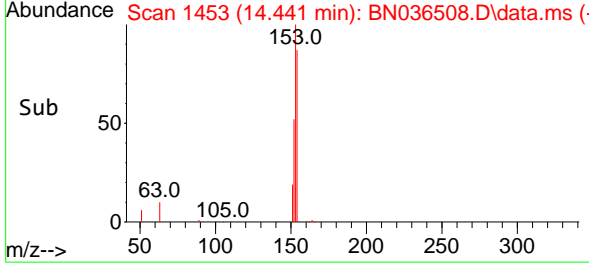
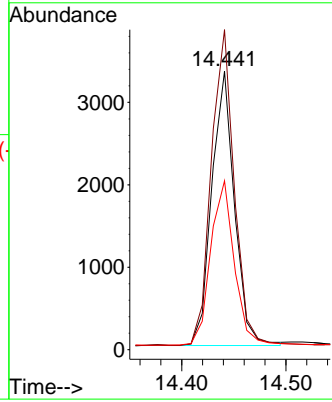
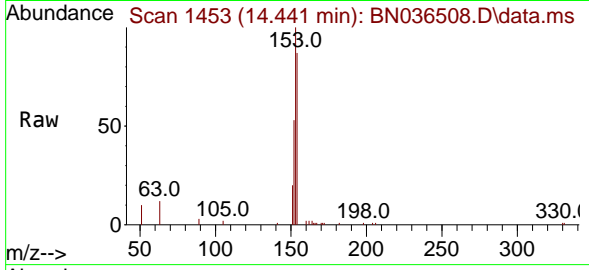




#17  
 Acenaphthene  
 Concen: 0.366 ng  
 RT: 14.441 min Scan# 14  
 Delta R.T. -0.011 min  
 Lab File: BN036508.D  
 Acq: 26 Feb 2025 13:43

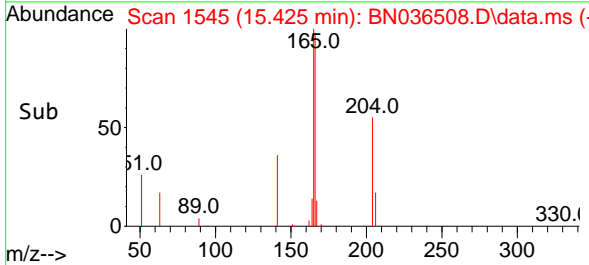
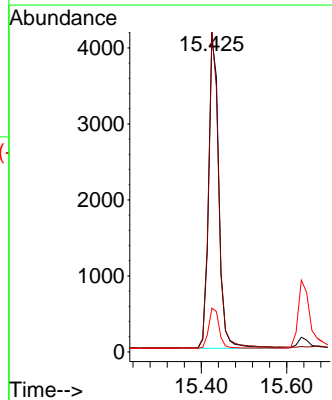
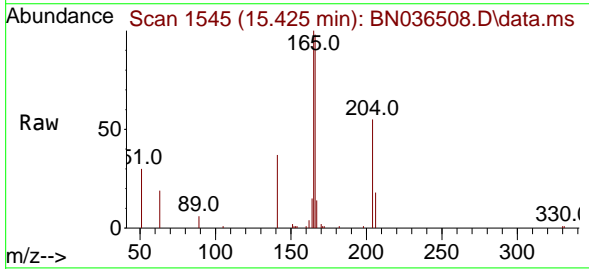
Instrument : BNA\_N  
 ClientSampleId : SSTDCCC0.4

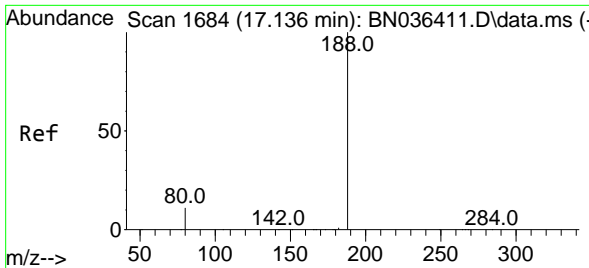
Tgt Ion	Resp	Lower	Upper
154	100		
153	117.0	93.3	139.9
152	63.2	48.8	73.2



#18  
 Fluorene  
 Concen: 0.362 ng  
 RT: 15.425 min Scan# 1545  
 Delta R.T. -0.021 min  
 Lab File: BN036508.D  
 Acq: 26 Feb 2025 13:43

Tgt Ion	Resp	Lower	Upper
166	100		
165	99.3	79.5	119.3
167	12.7	10.4	15.6

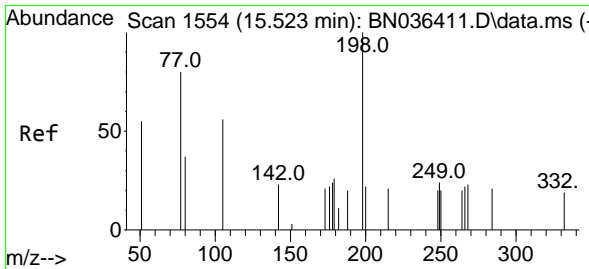
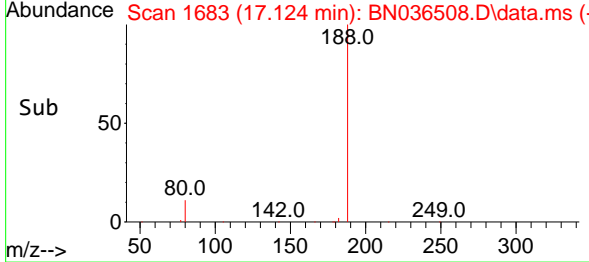
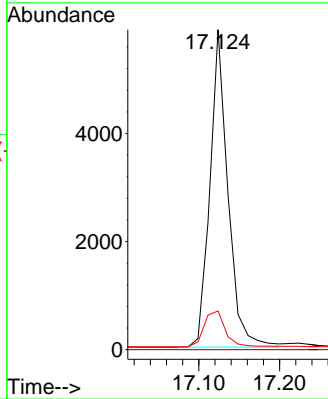
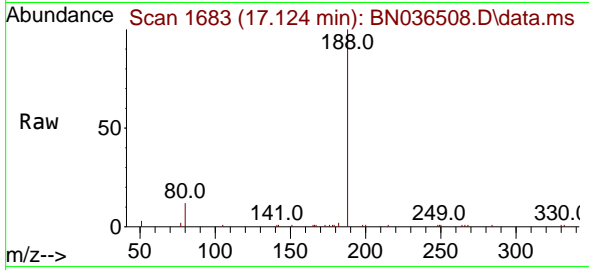




#19  
 Phenanthrene-d10  
 Concen: 0.400 ng  
 RT: 17.124 min Scan# 1683  
 Delta R.T. -0.012 min  
 Lab File: BN036508.D  
 Acq: 26 Feb 2025 13:43

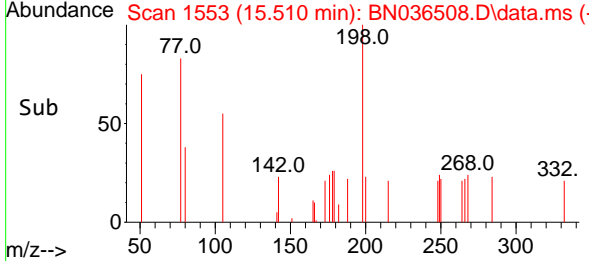
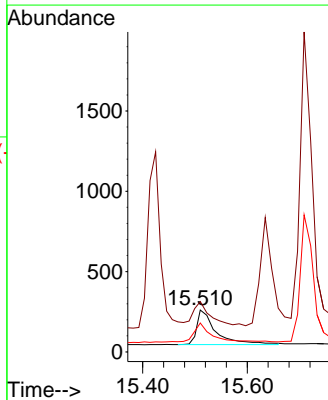
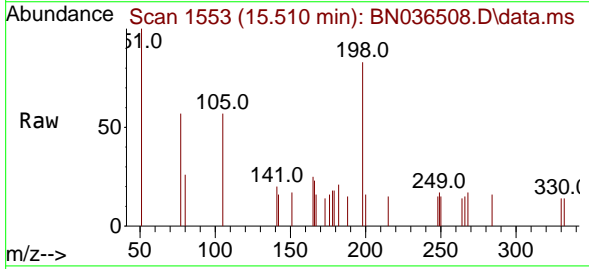
Instrument : BNA\_N  
 ClientSampleId : SSTDCCC0.4

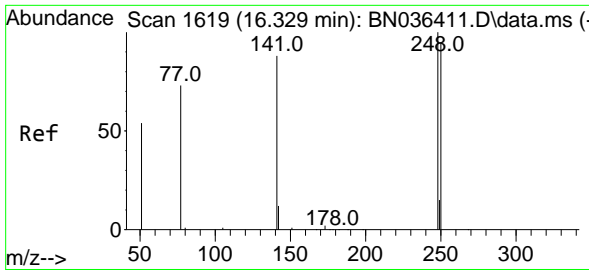
Tgt Ion	Resp	Lower	Upper
188	100		
94	0.0	0.0	0.0
80	12.1	9.8	14.6



#20  
 4,6-Dinitro-2-methylphenol  
 Concen: 0.307 ng  
 RT: 15.510 min Scan# 1553  
 Delta R.T. -0.013 min  
 Lab File: BN036508.D  
 Acq: 26 Feb 2025 13:43

Tgt Ion	Resp	Lower	Upper
198	100		
51	120.3	86.6	129.8
105	69.0	57.5	86.3



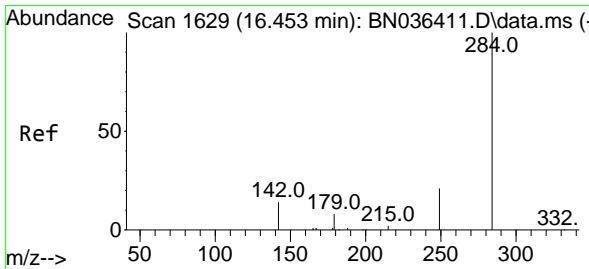
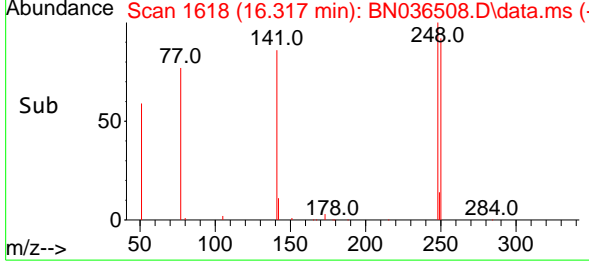
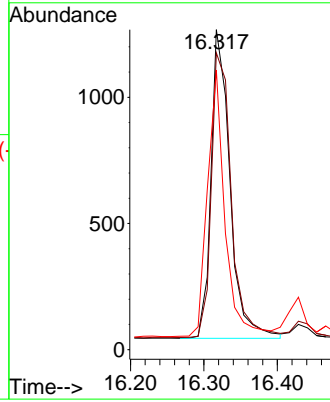
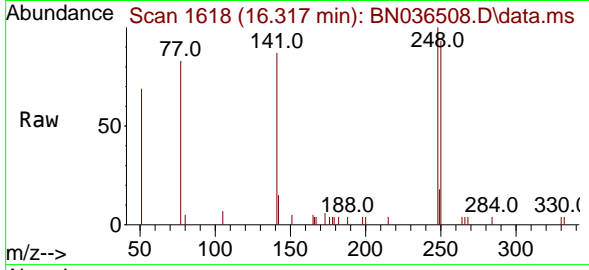


#21  
 4-Bromophenyl-phenylether  
 Concen: 0.404 ng  
 RT: 16.317 min Scan# 1618  
 Delta R.T. -0.012 min  
 Lab File: BN036508.D  
 Acq: 26 Feb 2025 13:43

Instrument :  
 BNA\_N  
 ClientSampleId :  
 SSTDCCC0.4

Tgt Ion:248 Resp: 2189

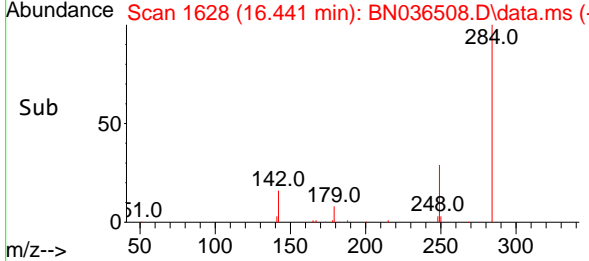
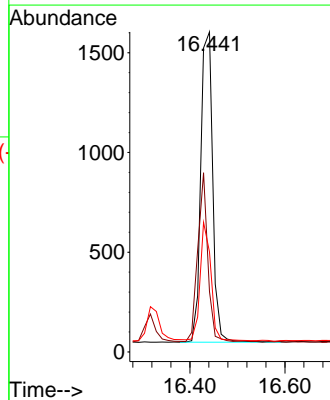
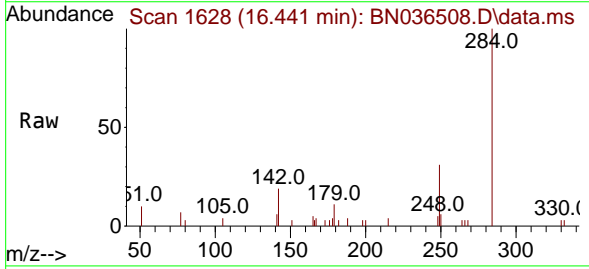
Ion	Ratio	Lower	Upper
248	100		
250	92.7	76.1	114.1
141	87.4	71.7	107.5

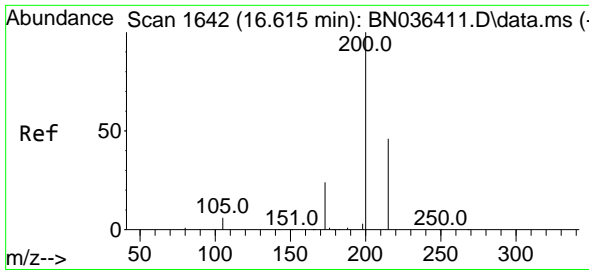


#22  
 Hexachlorobenzene  
 Concen: 0.406 ng  
 RT: 16.441 min Scan# 1628  
 Delta R.T. -0.012 min  
 Lab File: BN036508.D  
 Acq: 26 Feb 2025 13:43

Tgt Ion:284 Resp: 2720

Ion	Ratio	Lower	Upper
284	100		
142	46.4	33.4	50.0
249	34.2	28.6	43.0



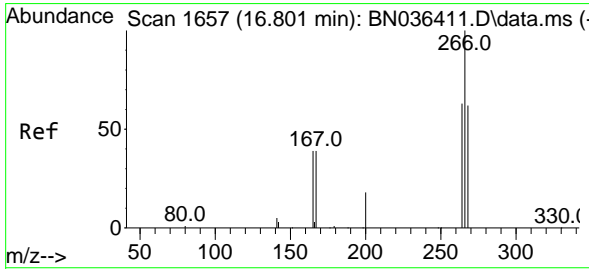
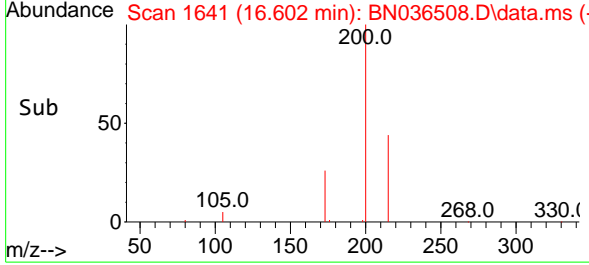
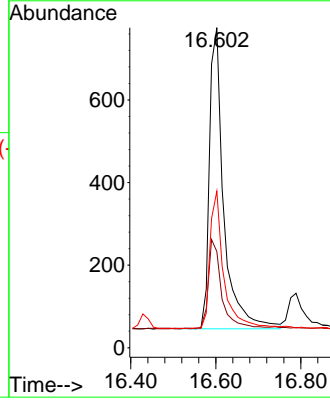
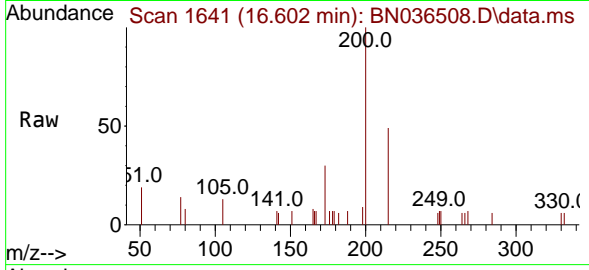


#23  
 Atrazine  
 Concen: 0.375 ng  
 RT: 16.602 min Scan# 1641  
 Delta R.T. -0.012 min  
 Lab File: BN036508.D  
 Acq: 26 Feb 2025 13:43

Instrument :  
 BNA\_N  
 ClientSampleId :  
 SSTDCCC0.4

Tgt Ion:200 Resp: 1700

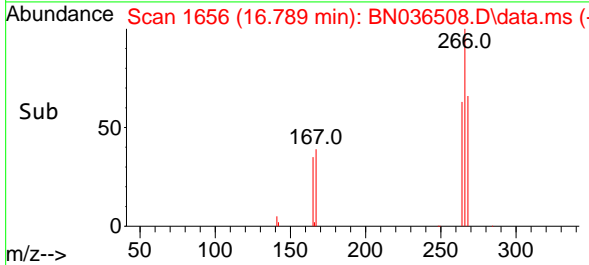
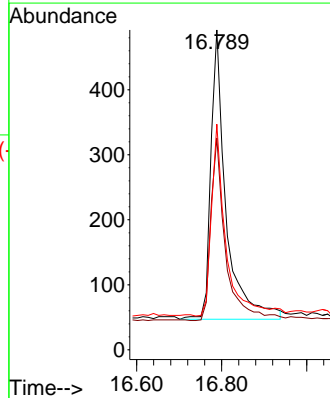
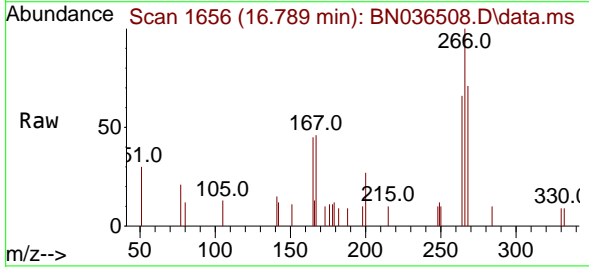
Ion	Ratio	Lower	Upper
200	100		
173	30.1	23.2	34.8
215	48.9	40.0	60.0

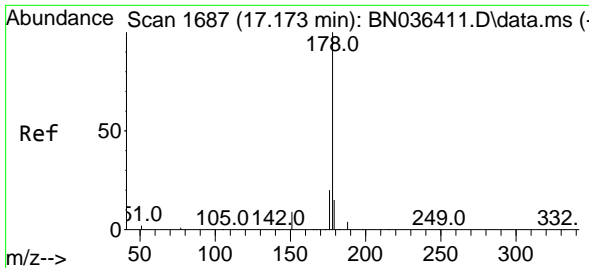


#24  
 Pentachlorophenol  
 Concen: 0.346 ng  
 RT: 16.789 min Scan# 1656  
 Delta R.T. -0.012 min  
 Lab File: BN036508.D  
 Acq: 26 Feb 2025 13:43

Tgt Ion:266 Resp: 1101

Ion	Ratio	Lower	Upper
266	100		
264	61.3	50.6	76.0
268	63.4	51.9	77.9



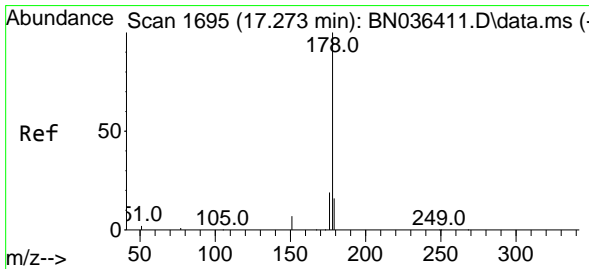
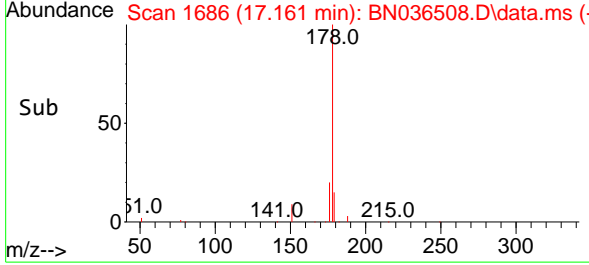
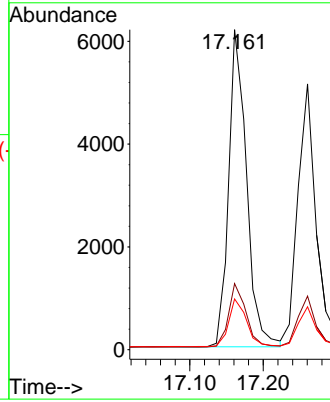
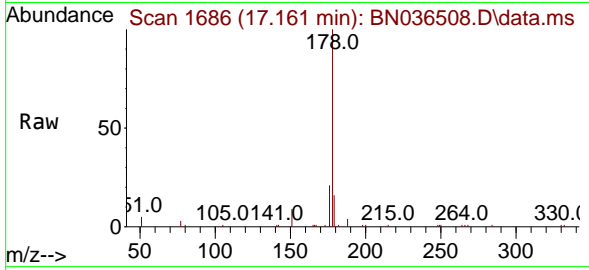


#25  
 Phenanthrene  
 Concen: 0.397 ng  
 RT: 17.161 min Scan# 1686  
 Delta R.T. -0.012 min  
 Lab File: BN036508.D  
 Acq: 26 Feb 2025 13:43

Instrument :  
 BNA\_N  
 ClientSampleId :  
 SSTDCCC0.4

Tgt Ion:178 Resp: 10441

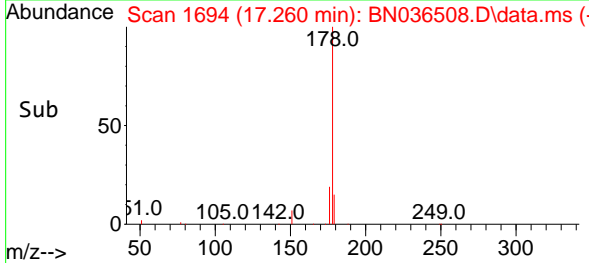
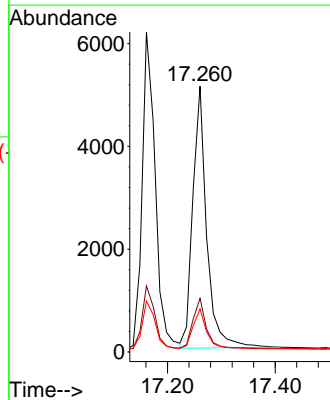
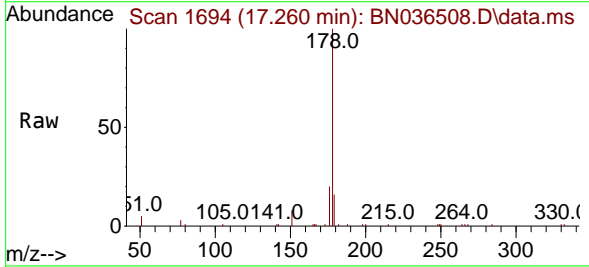
Ion	Ratio	Lower	Upper
178	100		
176	19.8	15.7	23.5
179	15.2	12.4	18.6



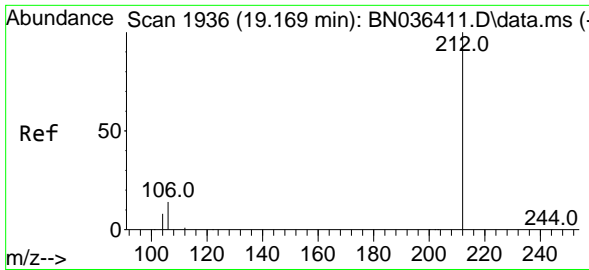
#26  
 Anthracene  
 Concen: 0.395 ng  
 RT: 17.260 min Scan# 1694  
 Delta R.T. -0.012 min  
 Lab File: BN036508.D  
 Acq: 26 Feb 2025 13:43

Tgt Ion:178 Resp: 9164

Ion	Ratio	Lower	Upper
178	100		
176	18.9	14.9	22.3
179	15.0	12.4	18.6





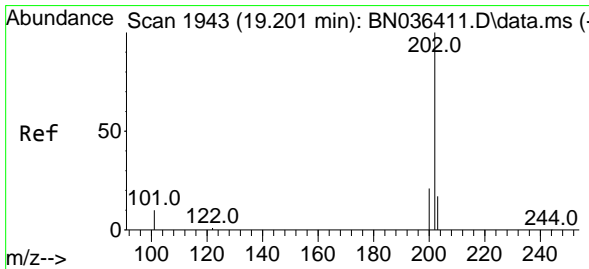
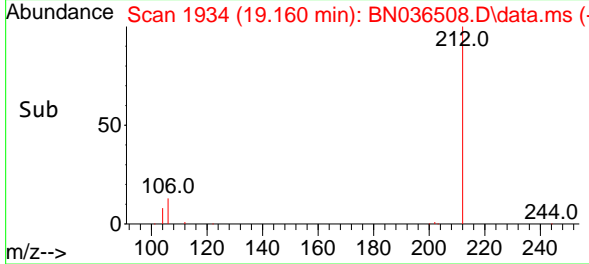
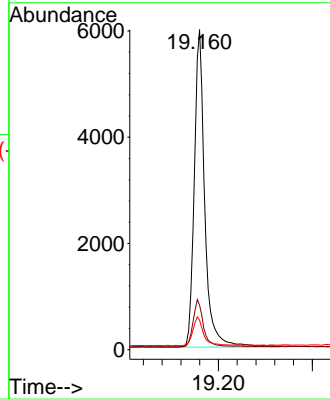
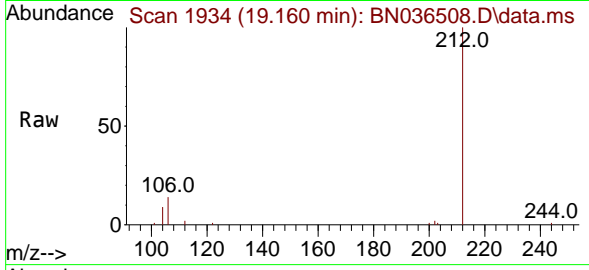


#27  
 Fluoranthene-d10  
 Concen: 0.367 ng  
 RT: 19.160 min Scan# 1936  
 Delta R.T. -0.009 min  
 Lab File: BN036508.D  
 Acq: 26 Feb 2025 13:43

Instrument : BNA\_N  
 ClientSampleId : SSTDCCC0.4

Tgt Ion: 212 Resp: 9278

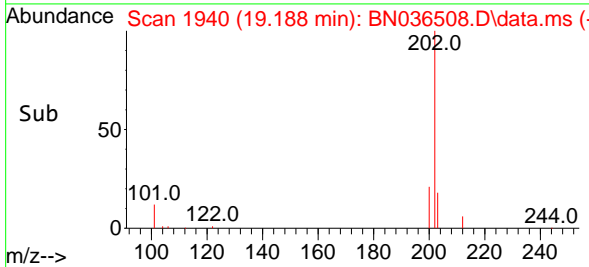
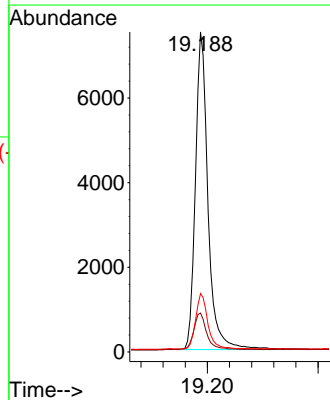
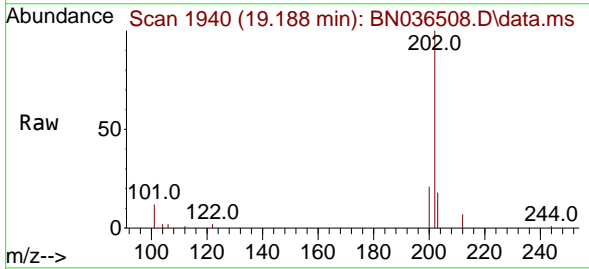
Ion	Ratio	Lower	Upper
212	100		
106	14.5	11.5	17.3
104	9.0	7.1	10.7

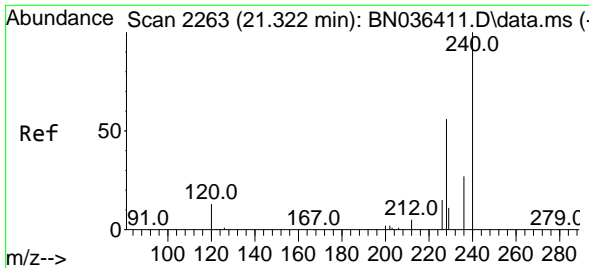


#28  
 Fluoranthene  
 Concen: 0.367 ng  
 RT: 19.188 min Scan# 1940  
 Delta R.T. -0.014 min  
 Lab File: BN036508.D  
 Acq: 26 Feb 2025 13:43

Tgt Ion: 202 Resp: 11838

Ion	Ratio	Lower	Upper
202	100		
101	11.8	9.2	13.8
203	17.1	13.4	20.0



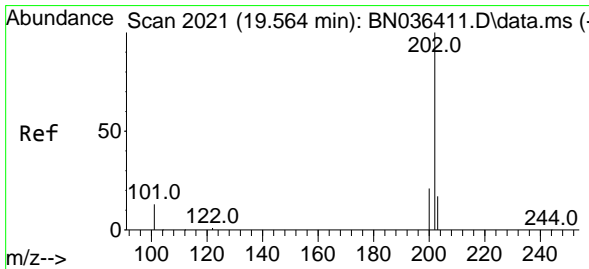

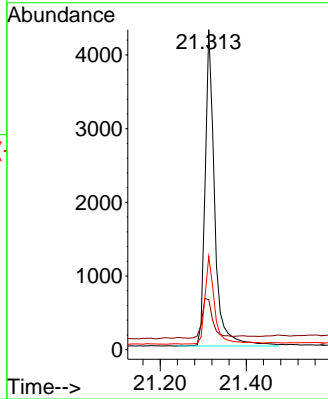
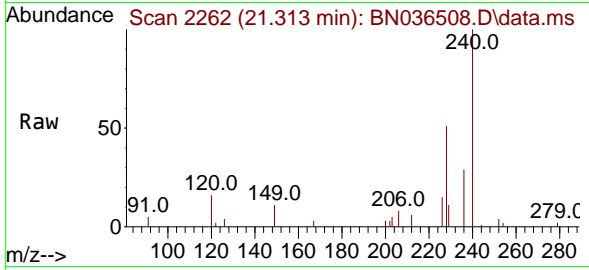


#29  
 Chrysene-d12  
 Concen: 0.400 ng  
 RT: 21.313 min Scan# 21  
 Delta R.T. -0.009 min  
 Lab File: BN036508.D  
 Acq: 26 Feb 2025 13:43

Instrument : BNA\_N  
 ClientSampleId : SSTDCCC0.4

Tgt Ion:240 Resp: 6639

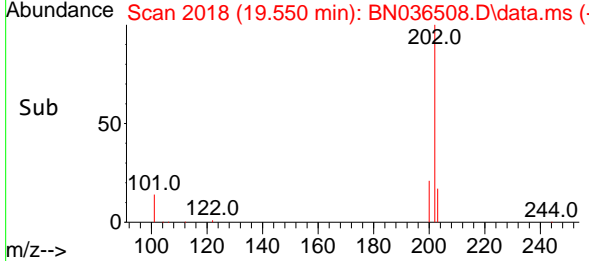
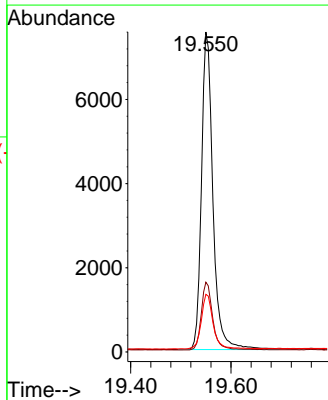
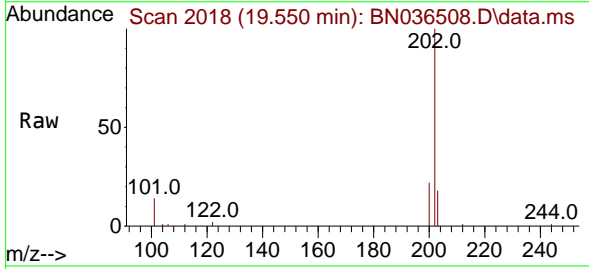
Ion	Ratio	Lower	Upper
240	100		
120	15.7	13.3	19.9
236	29.1	23.0	34.6

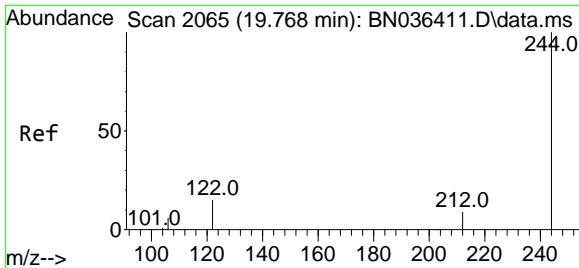


#30  
 Pyrene  
 Concen: 0.468 ng  
 RT: 19.550 min Scan# 2018  
 Delta R.T. -0.014 min  
 Lab File: BN036508.D  
 Acq: 26 Feb 2025 13:43

Tgt Ion:202 Resp: 11970

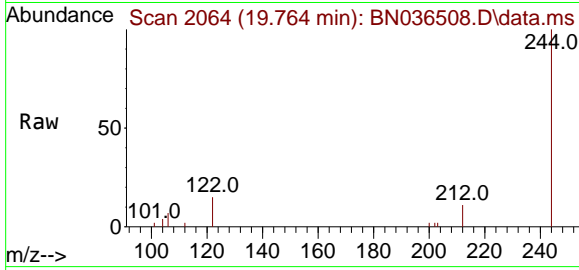
Ion	Ratio	Lower	Upper
202	100		
200	21.3	16.9	25.3
203	17.7	13.9	20.9





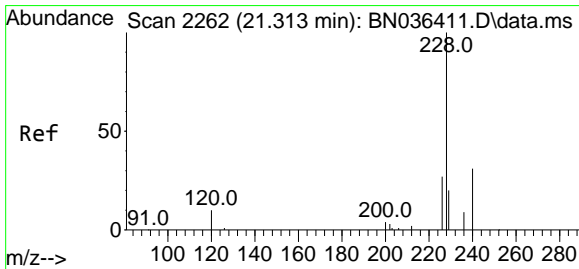
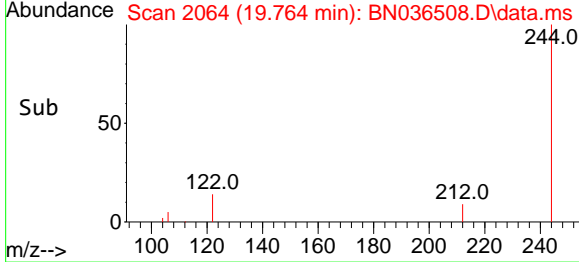
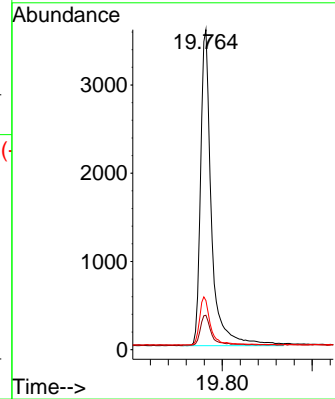
#31  
 Terphenyl-d14  
 Concen: 0.427 ng  
 RT: 19.764 min Scan# 2064  
 Delta R.T. -0.005 min  
 Lab File: BN036508.D  
 Acq: 26 Feb 2025 13:43

Instrument : BNA\_N  
 Client Sample Id : SSTDCCC0.4



Tgt Ion: 244 Resp: 6045

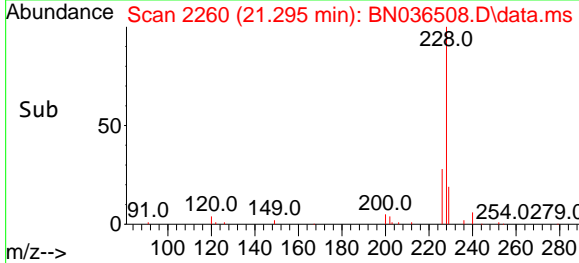
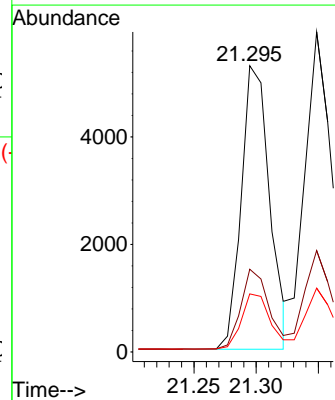
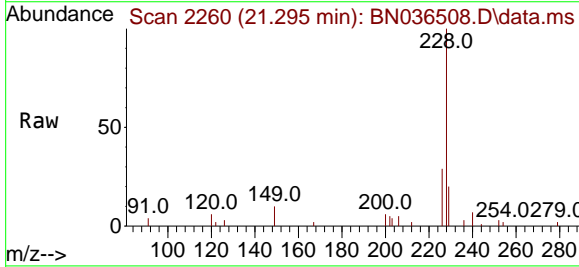
Ion	Ratio	Lower	Upper
244	100		
212	10.8	8.1	12.1
122	15.4	12.8	19.2

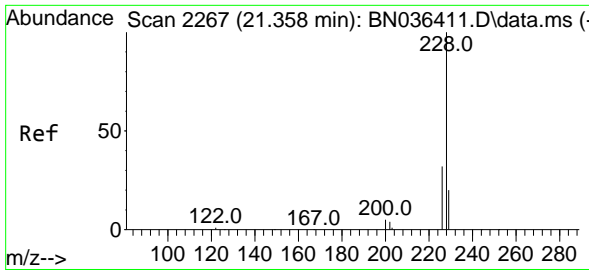


#32  
 Benzo(a)anthracene  
 Concen: 0.384 ng  
 RT: 21.295 min Scan# 2260  
 Delta R.T. -0.018 min  
 Lab File: BN036508.D  
 Acq: 26 Feb 2025 13:43

Tgt Ion: 228 Resp: 8384

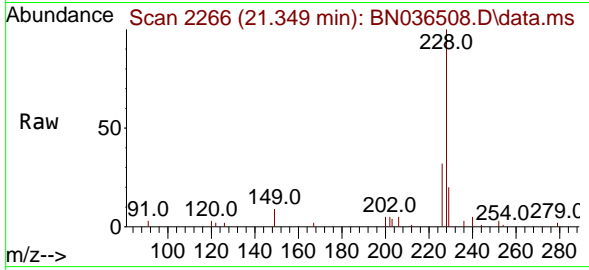
Ion	Ratio	Lower	Upper
228	100		
226	28.9	22.2	33.2
229	20.3	16.5	24.7





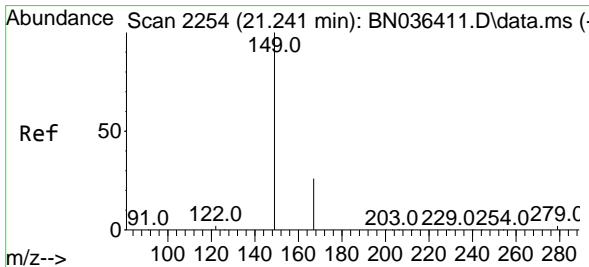
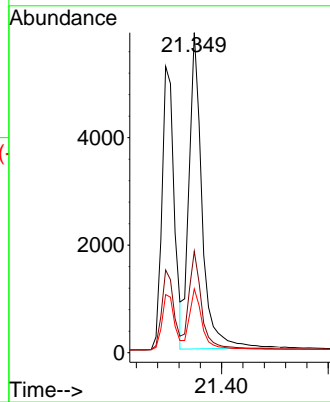
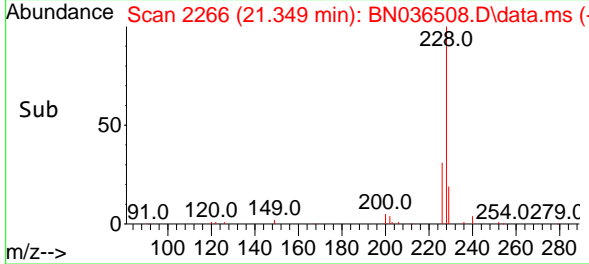
#33  
 Chrysene  
 Concen: 0.420 ng  
 RT: 21.349 min Scan# 21  
 Delta R.T. -0.009 min  
 Lab File: BN036508.D  
 Acq: 26 Feb 2025 13:43

Instrument :  
 BNA\_N  
 ClientSampleId :  
 SSTDCCC0.4

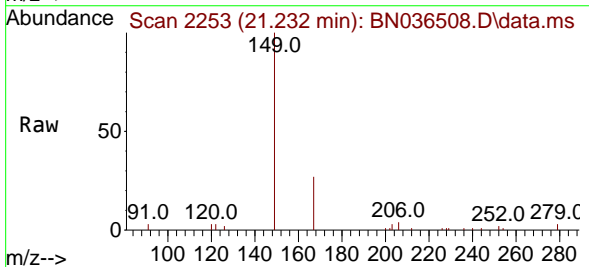


Tgt Ion: 228 Resp: 9942

Ion	Ratio	Lower	Upper
228	100		
226	31.7	25.5	38.3
229	19.9	16.4	24.6

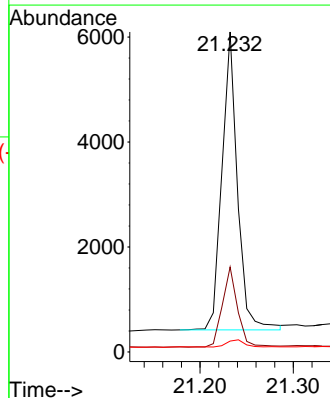
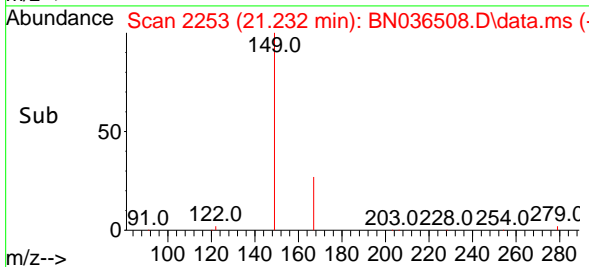


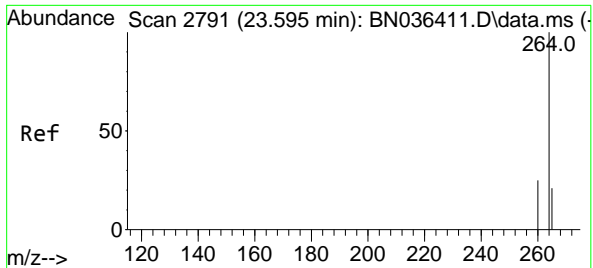
#34  
 Bis(2-ethylhexyl)phthalate  
 Concen: 0.479 ng  
 RT: 21.232 min Scan# 2253  
 Delta R.T. -0.009 min  
 Lab File: BN036508.D  
 Acq: 26 Feb 2025 13:43



Tgt Ion: 149 Resp: 6526

Ion	Ratio	Lower	Upper
149	100		
167	26.6	21.2	31.8
279	2.7	2.7	4.1



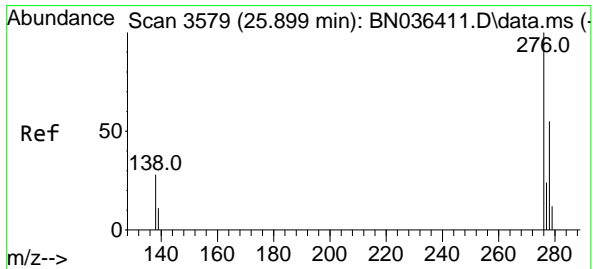
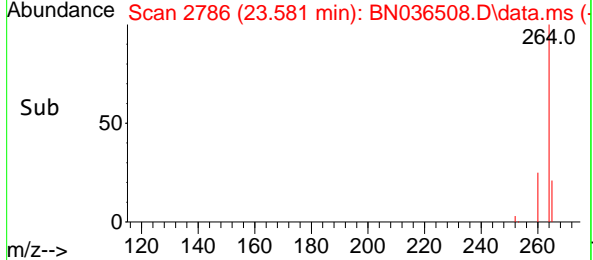
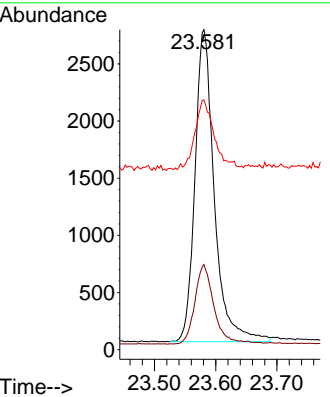
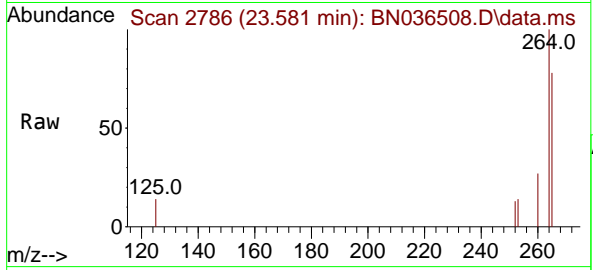


#35  
**Perylene-d12**  
 Concen: 0.400 ng  
 RT: 23.581 min Scan# 21  
 Delta R.T. -0.015 min  
 Lab File: BN036508.D  
 Acq: 26 Feb 2025 13:43

**Instrument :**  
 BNA\_N  
**ClientSampleId :**  
 SSTDCCC0.4

Tgt Ion:264 Resp: 6000

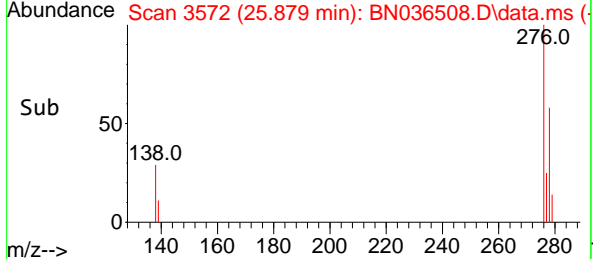
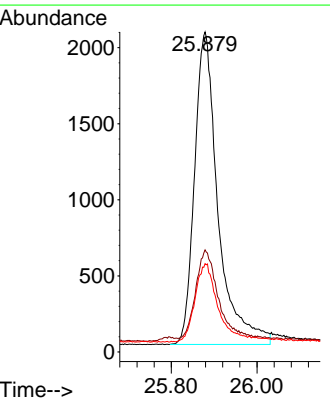
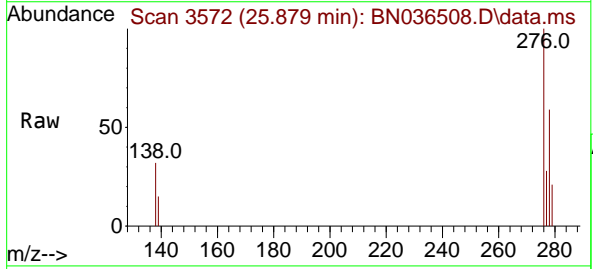
Ion	Ratio	Lower	Upper
264	100		
260	26.6	20.9	31.3
265	78.1	60.7	91.1

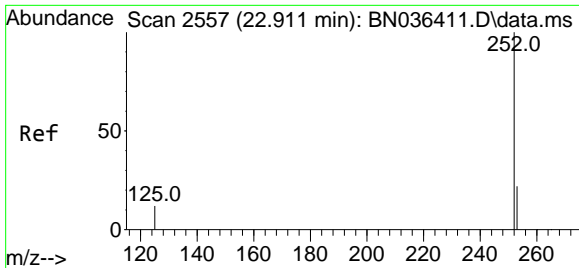


#36  
**Indeno(1,2,3-cd)pyrene**  
 Concen: 0.372 ng  
 RT: 25.879 min Scan# 3572  
 Delta R.T. -0.020 min  
 Lab File: BN036508.D  
 Acq: 26 Feb 2025 13:43

Tgt Ion:276 Resp: 7809

Ion	Ratio	Lower	Upper
276	100		
138	26.5	22.2	33.2
277	24.2	19.8	29.6



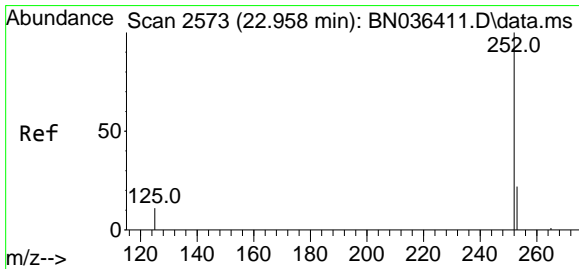
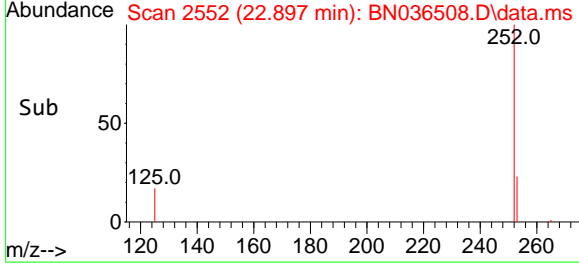
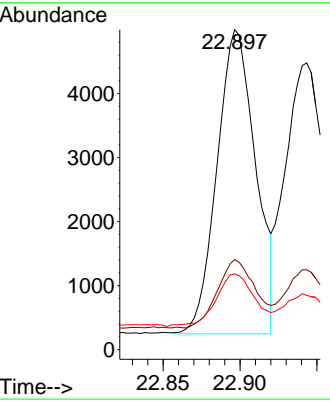
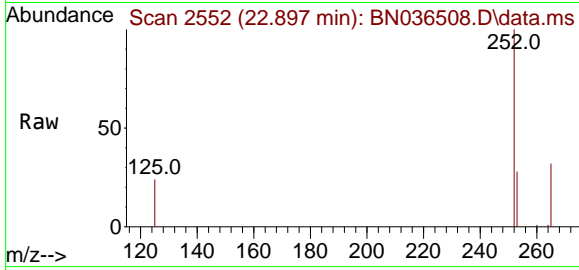


#37  
 Benzo(b)fluoranthene  
 Concen: 0.420 ng m  
 RT: 22.897 min Scan# 21  
 Delta R.T. -0.015 min  
 Lab File: BN036508.D  
 Acq: 26 Feb 2025 13:43

Instrument : BNA\_N  
 ClientSampleId : SSTDCCC0.4

Tgt Ion:252 Resp: 8294

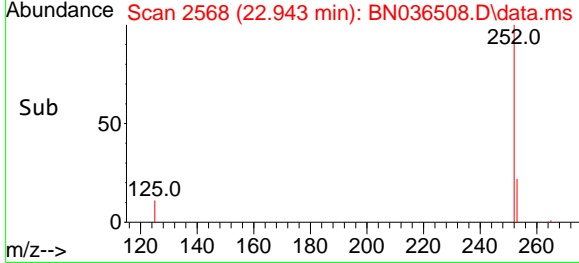
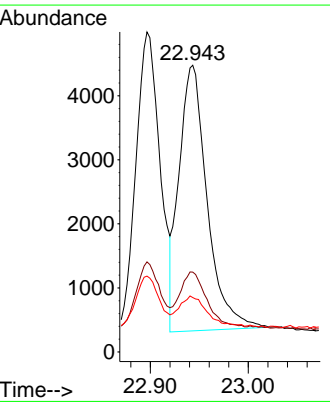
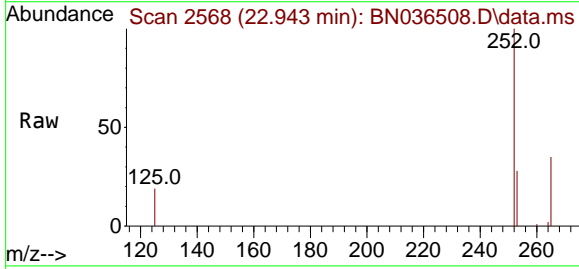
Ion	Ratio	Lower	Upper
252	100		
253	28.1	21.9	32.9
125	23.7	15.0	22.6

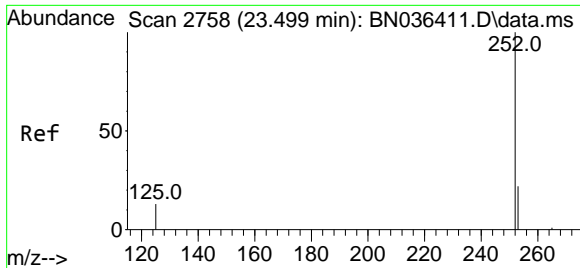


#38  
 Benzo(k)fluoranthene  
 Concen: 0.407 ng  
 RT: 22.943 min Scan# 2568  
 Delta R.T. -0.015 min  
 Lab File: BN036508.D  
 Acq: 26 Feb 2025 13:43

Tgt Ion:252 Resp: 8277

Ion	Ratio	Lower	Upper
252	100		
253	27.9	22.2	33.4
125	19.0	15.0	22.4



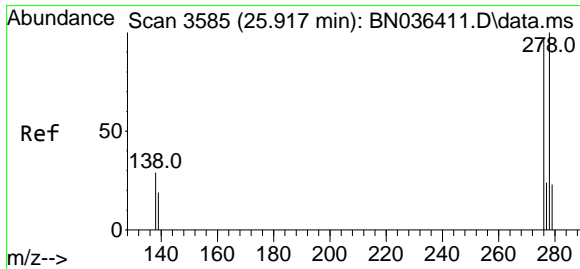
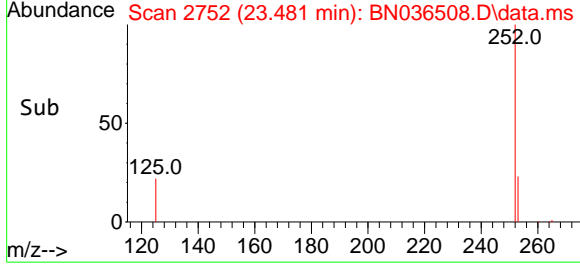
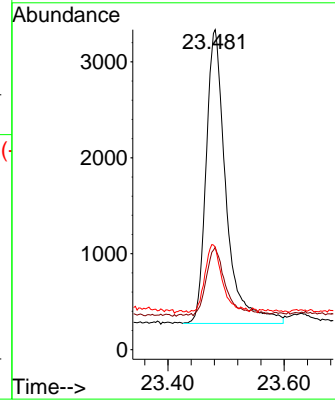
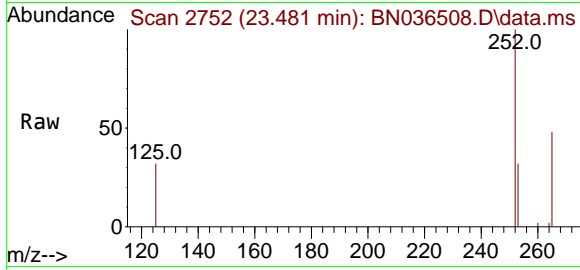


#39  
 Benzo(a)pyrene  
 Concen: 0.421 ng  
 RT: 23.481 min Scan# 21  
 Delta R.T. -0.018 min  
 Lab File: BN036508.D  
 Acq: 26 Feb 2025 13:43

Instrument :  
 BNA\_N  
 ClientSampleId :  
 SSTDCCC0.4

Tgt Ion:252 Resp: 7264

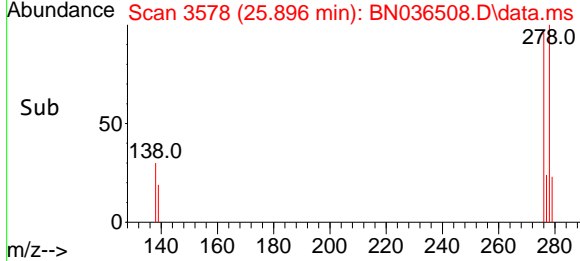
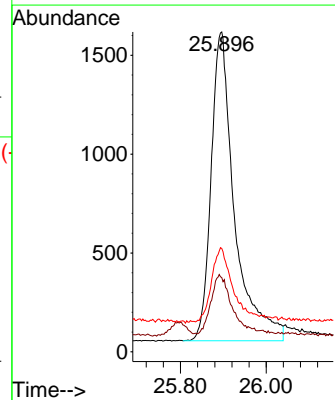
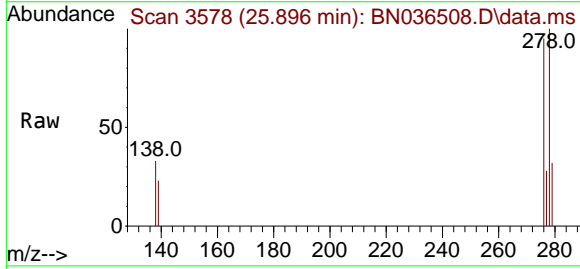
Ion	Ratio	Lower	Upper
252	100		
253	32.0	24.4	36.6
125	32.1	18.2	27.2#

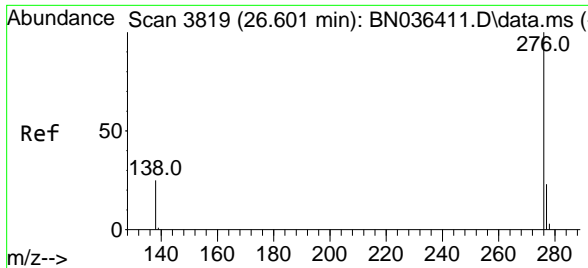


#40  
 Dibenzo(a,h)anthracene  
 Concen: 0.357 ng  
 RT: 25.896 min Scan# 3578  
 Delta R.T. -0.020 min  
 Lab File: BN036508.D  
 Acq: 26 Feb 2025 13:43

Tgt Ion:278 Resp: 5914

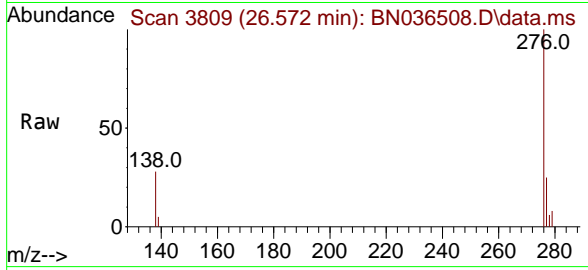
Ion	Ratio	Lower	Upper
278	100		
139	23.2	18.5	27.7
279	32.3	24.8	37.2





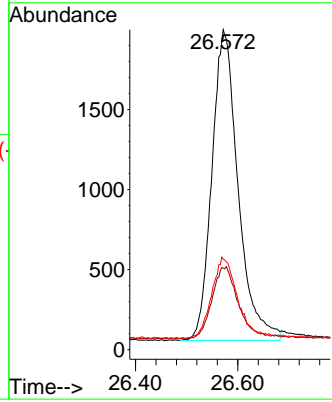
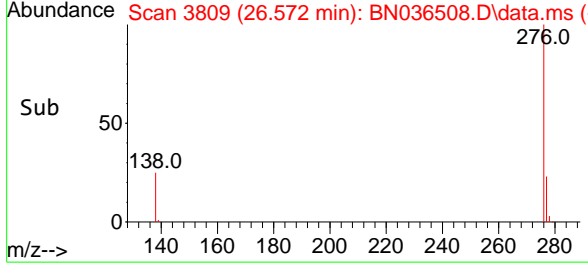
#41  
 Benzo(g,h,i)perylene  
 Concen: 0.367 ng  
 RT: 26.572 min Scan# 3809  
 Delta R.T. -0.029 min  
 Lab File: BN036508.D  
 Acq: 26 Feb 2025 13:43

Instrument : BNA\_N  
 ClientSampleId : SSTDCCC0.4



Tgt Ion: 276 Resp: 6890

Ion	Ratio	Lower	Upper
276	100		
277	25.4	20.7	31.1
138	28.3	21.8	32.6





Data Path : Z:\svoasrv\HPCHEM1\BNA\_N\Data\BN022625\  
 Data File : BN036508.D  
 Acq On : 26 Feb 2025 13:43  
 Operator : RC/JU  
 Sample : SSTDCCC0.4  
 Misc :  
 ALS Vial : 2 Sample Multiplier: 1

Instrument :  
 BNA\_N  
 LabSampleId :  
 SSTDCCC0.4

Quant Time: Feb 26 14:09:37 2025  
 Quant Method : Z:\svoasrv\HPCHEM1\BNA\_N\Methods\8270-SIM-BN021025.M  
 Quant Title : ASP BNA STANDARDS FOR 5 POINT CALIBRATION  
 QLast Update : Tue Feb 11 01:17:14 2025  
 Response via : Initial Calibration

Min. RRF : 0.000 Min. Rel. Area : 50% Max. R.T. Dev 0.50min  
 Max. RRF Dev : 25% Max. Rel. Area : 150%

	Compound	AvgRF	CCRF	%Dev	Area%	Dev(min)
1 I	1,4-Dichlorobenzene-d4	1.000	1.000	0.0	125	-0.01
2	1,4-Dioxane	0.438	0.467	-6.6	135	0.00
3	n-Nitrosodimethylamine	0.760	0.818	-7.6	134	-0.01
4 S	2-Fluorophenol	0.945	0.858	9.2	114	-0.01
5 S	Phenol-d6	1.109	1.001	9.7	121	-0.02
6	bis(2-Chloroethyl)ether	1.160	1.170	-0.9	135	-0.02
7 I	Naphthalene-d8	1.000	1.000	0.0	125	-0.01
8 S	Nitrobenzene-d5	0.395	0.386	2.3	132	-0.02
9	Naphthalene	1.154	1.126	2.4	126	-0.02
10	Hexachlorobutadiene	0.281	0.273	2.8	120	-0.01
11 SURR	2-Methylnaphthalene-d10	0.615	0.593	3.6	123	-0.02
12	2-Methylnaphthalene	0.757	0.730	3.6	124	-0.02
13 I	Acenaphthene-d10	1.000	1.000	0.0	130	-0.01
14 S	2,4,6-Tribromophenol	0.198	0.154	22.2	107	-0.01
15 S	2-Fluorobiphenyl	1.504	1.669	-11.0	157#	-0.02
16	Acenaphthylene	1.767	1.687	4.5	129	-0.01
17	Acenaphthene	1.180	1.081	8.4	122	-0.01
18	Fluorene	1.680	1.518	9.6	119	-0.02
19 I	Phenanthrene-d10	1.000	1.000	0.0	109	-0.01
20	4,6-Dinitro-2-methylphenol	0.078	0.060	23.1	96	-0.01
21	4-Bromophenyl-phenylether	0.239	0.241	-0.8	114	-0.01
22	Hexachlorobenzene	0.295	0.299	-1.4	115	-0.01
23	Atrazine	0.199	0.187	6.0	109	-0.01
24	Pentachlorophenol	0.140	0.121	13.6	108	-0.01
25	Phenanthrene	1.156	1.148	0.7	114	-0.01
26	Anthracene	1.020	1.008	1.2	114	-0.01
27 SURR	Fluoranthene-d10	1.112	1.020	8.3	105	0.00
28	Fluoranthene	1.421	1.302	8.4	105	-0.01
29 I	Chrysene-d12	1.000	1.000	0.0	89	0.00
30	Pyrene	1.541	1.803	-17.0	104	-0.01
31 S	Terphenyl-d14	0.854	0.911	-6.7	95	0.00
32	Benzo(a)anthracene	1.316	1.263	4.0	87	-0.02
33	Chrysene	1.425	1.498	-5.1	98	0.00
34	Bis(2-ethylhexyl)phthalate	0.820	0.983	-19.9	112	0.00
35 I	Perylene-d12	1.000	1.000	0.0	78	-0.01
36	Indeno(1,2,3-cd)pyrene	1.398	1.302	6.9	73	-0.02
37	Benzo(b)fluoranthene	1.317	1.382	-4.9	85	-0.01
38	Benzo(k)fluoranthene	1.356	1.380	-1.8	79	-0.01
39 C	Benzo(a)pyrene	1.150	1.211	-5.3	85	-0.02
40	Dibenzo(a,h)anthracene	1.103	0.986	10.6	71	-0.02
41	Benzo(g,h,i)perylene	1.250	1.148	8.2	71	-0.03

(#) = Out of Range

SPCC's out = 0 CCC's out = 0

Data Path : Z:\svoasrv\HPCHEM1\BNA\_N\Data\BN022625\  
 Data File : BN036508.D  
 Acq On : 26 Feb 2025 13:43  
 Operator : RC/JU  
 Sample : SSTDCCC0.4  
 Misc :  
 ALS Vial : 2 Sample Multiplier: 1

Instrument :  
 BNA\_N  
 LabSampleId :  
 SSTDCCC0.4

Quant Time: Feb 26 14:09:37 2025  
 Quant Method : Z:\svoasrv\HPCHEM1\BNA\_N\Methods\8270-SIM-BN021025.M  
 Quant Title : ASP BNA STANDARDS FOR 5 POINT CALIBRATION  
 QLast Update : Tue Feb 11 01:17:14 2025  
 Response via : Initial Calibration

Min. RRF : 0.000 Min. Rel. Area : 50% Max. R.T. Dev 0.50min  
 Max. RRF Dev : 25% Max. Rel. Area : 150%

	Compound	Amount	Calc.	%Dev	Area%	Dev(min)
1 I	1,4-Dichlorobenzene-d4	0.400	0.400	0.0	125	-0.01
2	1,4-Dioxane	0.400	0.427	-6.7	135	0.00
3	n-Nitrosodimethylamine	0.400	0.430	-7.5	134	-0.01
4 S	2-Fluorophenol	0.400	0.363	9.3	114	-0.01
5 S	Phenol-d6	0.400	0.361	9.8	121	-0.02
6	bis(2-Chloroethyl)ether	0.400	0.404	-1.0	135	-0.02
7 I	Naphthalene-d8	0.400	0.400	0.0	125	-0.01
8 S	Nitrobenzene-d5	0.400	0.391	2.3	132	-0.02
9	Naphthalene	0.400	0.390	2.5	126	-0.02
10	Hexachlorobutadiene	0.400	0.389	2.8	120	-0.01
11 SURR	2-Methylnaphthalene-d10	0.400	0.386	3.5	123	-0.02
12	2-Methylnaphthalene	0.400	0.386	3.5	124	-0.02
13 I	Acenaphthene-d10	0.400	0.400	0.0	130	-0.01
14 S	2,4,6-Tribromophenol	0.400	0.310	22.5	107	-0.01
15 S	2-Fluorobiphenyl	0.400	0.444	-11.0	157	-0.02
16	Acenaphthylene	0.400	0.382	4.5	129	-0.01
17	Acenaphthene	0.400	0.366	8.5	122	-0.01
18	Fluorene	0.400	0.362	9.5	119	-0.02
19 I	Phenanthrene-d10	0.400	0.400	0.0	109	-0.01
20	4,6-Dinitro-2-methylphenol	0.400	0.307	23.3	96	-0.01
21	4-Bromophenyl-phenylether	0.400	0.404	-1.0	114	-0.01
22	Hexachlorobenzene	0.400	0.406	-1.5	115	-0.01
23	Atrazine	0.400	0.375	6.3	109	-0.01
24	Pentachlorophenol	0.400	0.346	13.5	108	-0.01
25	Phenanthrene	0.400	0.397	0.8	114	-0.01
26	Anthracene	0.400	0.395	1.3	114	-0.01
27 SURR	Fluoranthene-d10	0.400	0.367	8.3	105	0.00
28	Fluoranthene	0.400	0.367	8.3	105	-0.01
29 I	Chrysene-d12	0.400	0.400	0.0	89	0.00
30	Pyrene	0.400	0.468	-17.0	104	-0.01
31 S	Terphenyl-d14	0.400	0.427	-6.7	95	0.00
32	Benzo(a)anthracene	0.400	0.384	4.0	87	-0.02
33	Chrysene	0.400	0.420	-5.0	98	0.00
34	Bis(2-ethylhexyl)phthalate	0.400	0.479	-19.7	112	0.00
35 I	Perylene-d12	0.400	0.400	0.0	78	-0.01
36	Indeno(1,2,3-cd)pyrene	0.400	0.372	7.0	73	-0.02
37	Benzo(b)fluoranthene	0.400	0.420	-5.0	85	-0.01
38	Benzo(k)fluoranthene	0.400	0.407	-1.7	79	-0.01
39 C	Benzo(a)pyrene	0.400	0.421	-5.2	85	-0.02
40	Dibenzo(a,h)anthracene	0.400	0.357	10.8	71	-0.02
41	Benzo(g,h,i)perylene	0.400	0.367	8.3	71	-0.03

(#) = Out of Range

SPCC's out = 0 CCC's out = 0



284 Sheffield Street, Mountainside, New Jersey 07092, Phone : 908 789 8900,  
Fax : 908 789 8922

7C

## SEMIVOLATILE CONTINUING CALIBRATION CHECK

Lab Name: CHEMTECH Contract: TETRO6  
 Lab Code: CHEM Case No.: Q1423 SAS No.: Q1423 SDG No.: Q1423  
 Instrument ID: BNA\_N Calibration Date/Time: 02/26/2025 17:20  
 Lab File ID: BN036514.D Init. Calib. Date(s): 02/10/2025 02/10/2025  
 EPA Sample No.: SSTDCCC0.4EC Init. Calib. Time(s): 12:25 16:00  
 GC Column: ZB-GR ID: 0.25 (mm)

COMPOUND	RRF	RRF0.4	MIN RRF	%D	MAX%D
2-Methylnaphthalene-d10	0.615	0.591		-3.9	50.0
Fluoranthene-d10	1.112	0.974		-12.4	50.0
2-Fluorophenol	0.945	0.869		-8.0	50.0
Phenol-d6	1.109	0.989		-10.8	50.0
Nitrobenzene-d5	0.395	0.396		0.3	50.0
2-Fluorobiphenyl	1.504	1.666		10.8	50.0
2,4,6-Tribromophenol	0.198	0.160		-19.2	50.0
Terphenyl-d14	0.854	0.937		9.7	50.0
1,4-Dioxane	0.438	0.440		0.5	50.0

All other compounds must meet a minimum RRF of 0.010.

Data Path : Z:\svoasrv\HPCHEM1\BNA\_N\Data\BN022625\  
 Data File : BN036514.D  
 Acq On : 26 Feb 2025 17:20  
 Operator : RC/JU  
 Sample : SSTDCCC0.4  
 Misc :  
 ALS Vial : 8 Sample Multiplier: 1

Instrument :  
 BNA\_N  
 ClientSampleId :  
 SSTDCCC0.4EC

Manual Integrations  
**APPROVED**

Reviewed By :Rahul Chavli 02/27/2025  
 Supervised By :mohammad ahmed 02/28/2025

Quant Time: Feb 26 17:47:00 2025  
 Quant Method : Z:\svoasrv\HPCHEM1\BNA\_N\Methods\8270-SIM-BN021025.M  
 Quant Title : ASP BNA STANDARDS FOR 5 POINT CALIBRATION  
 QLast Update : Tue Feb 11 01:17:14 2025  
 Response via : Initial Calibration

Compound	R.T.	QIon	Response	Conc	Units	Dev(Min)	
Internal Standards							
1) 1,4-Dichlorobenzene-d4	7.739	152	2419	0.400	ng	-0.01	
7) Naphthalene-d8	10.530	136	5911	0.400	ng	-0.01	
13) Acenaphthene-d10	14.377	164	4026	0.400	ng	-0.01	
19) Phenanthrene-d10	17.124	188	7872	0.400	ng	-0.01	
29) Chrysene-d12	21.313	240	5200	0.400	ng	0.00	
35) Perylene-d12	23.581	264	4873	0.400	ng	-0.01	
System Monitoring Compounds							
4) 2-Fluorophenol	5.334	112	2103	0.368	ng	-0.01	
5) Phenol-d6	6.915	99	2393	0.357	ng	-0.02	
8) Nitrobenzene-d5	8.896	82	2340	0.401	ng	-0.01	
11) 2-Methylnaphthalene-d10	12.126	152	3493	0.384	ng	-0.02	
14) 2,4,6-Tribromophenol	15.870	330	646	0.324	ng	-0.01	
15) 2-Fluorobiphenyl	13.008	172	6709	0.443	ng	-0.01	
27) Fluoranthene-d10	19.159	212	7665	0.350	ng	0.00	
31) Terphenyl-d14	19.763	244	4873	0.439	ng	0.00	
Target Compounds							
2) 1,4-Dioxane	3.261	88	1065	0.402	ng	#	93
3) n-Nitrosodimethylamine	3.571	42	1968	0.428	ng	#	92
6) bis(2-Chloroethyl)ether	7.168	93	2797	0.399	ng		98
9) Naphthalene	10.583	128	6691	0.392	ng		99
10) Hexachlorobutadiene	10.872	225	1663	0.401	ng	#	98
12) 2-Methylnaphthalene	12.197	142	4411	0.394	ng		98
16) Acenaphthylene	14.099	152	6958	0.391	ng		99
17) Acenaphthene	14.441	154	4551	0.383	ng		99
18) Fluorene	15.424	166	6233	0.369	ng		99
20) 4,6-Dinitro-2-methylph...	15.522	198	460	0.298	ng		89
21) 4-Bromophenyl-phenylether	16.329	248	1910	0.407	ng	#	77
22) Hexachlorobenzene	16.441	284	2423	0.418	ng		97
23) Atrazine	16.602	200	1468	0.374	ng		97
24) Pentachlorophenol	16.788	266	905	0.329	ng		99
25) Phenanthrene	17.161	178	8907	0.391	ng		100
26) Anthracene	17.260	178	7860	0.392	ng		99
28) Fluoranthene	19.187	202	9979	0.357	ng		99
30) Pyrene	19.554	202	10060	0.502	ng		100
32) Benzo(a)anthracene	21.304	228	6902	0.403	ng		100
33) Chrysene	21.348	228	7654	0.413	ng		99
34) Bis(2-ethylhexyl)phtha...	21.232	149	5377	0.504	ng		99
36) Indeno(1,2,3-cd)pyrene	25.876	276	6718	0.394	ng		99
37) Benzo(b)fluoranthene	22.896	252	6886m	0.429	ng		
38) Benzo(k)fluoranthene	22.943	252	7096	0.430	ng		97
39) Benzo(a)pyrene	23.481	252	5929	0.423	ng	#	84
40) Dibenzo(a,h)anthracene	25.893	278	5024	0.374	ng		96
41) Benzo(g,h,i)perylene	26.574	276	6064	0.398	ng		98

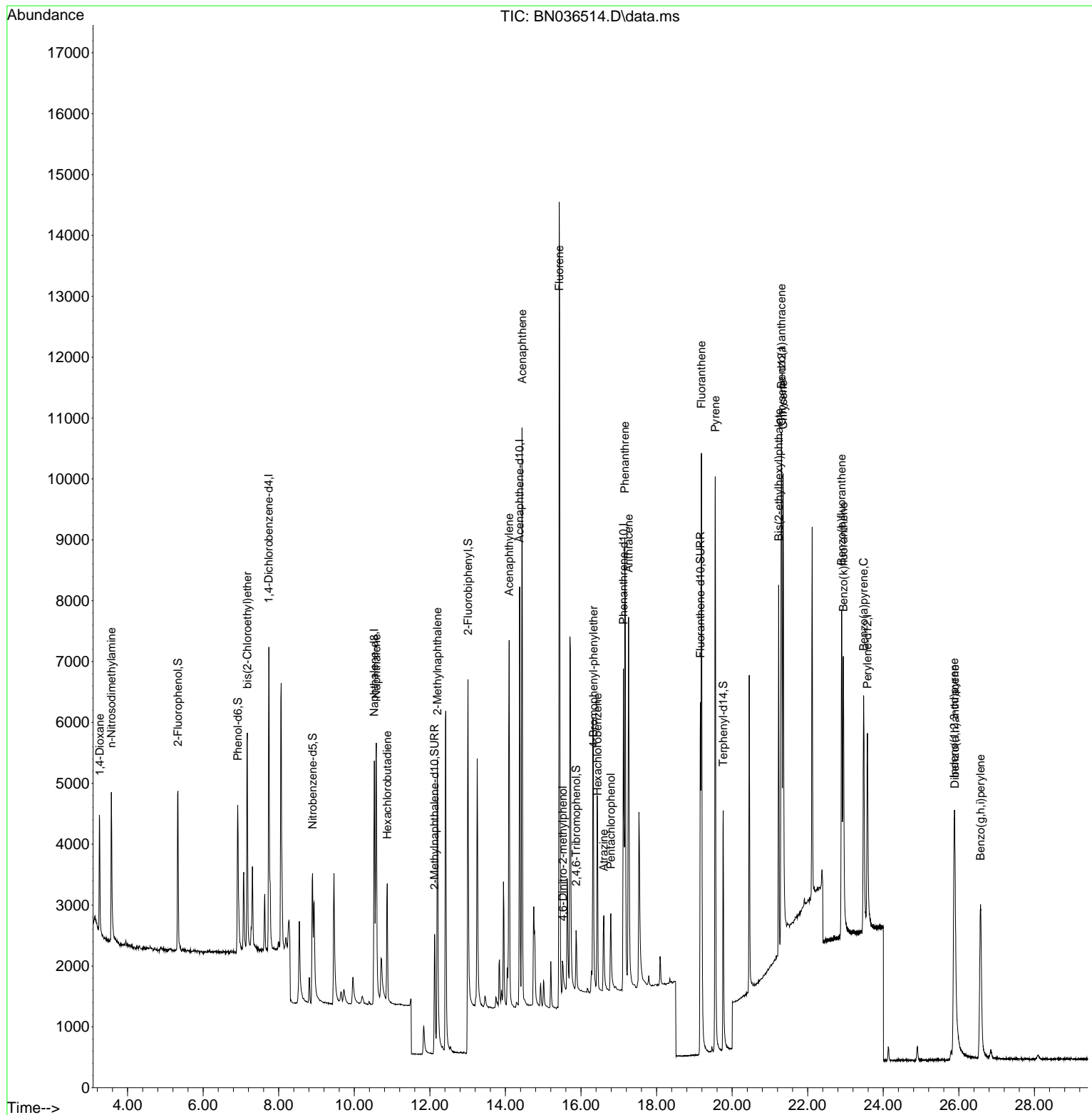
(#) = qualifier out of range (m) = manual integration (+) = signals summed

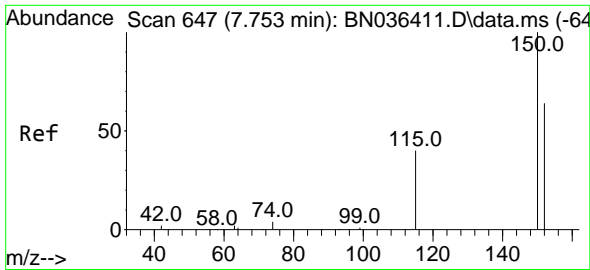
Data Path : Z:\svoasrv\HPCHEM1\BNA\_N\Data\BN022625\  
 Data File : BN036514.D  
 Acq On : 26 Feb 2025 17:20  
 Operator : RC/JU  
 Sample : SSTDCCC0.4  
 Misc :  
 ALS Vial : 8 Sample Multiplier: 1

**Instrument :**  
 BNA\_N  
**ClientSampleId :**  
 SSTDCCC0.4EC

Quant Time: Feb 26 17:47:00 2025  
 Quant Method : Z:\svoasrv\HPCHEM1\BNA\_N\Methods\8270-SIM-BN021025.M  
 Quant Title : ASP BNA STANDARDS FOR 5 POINT CALIBRATION  
 QLast Update : Tue Feb 11 01:17:14 2025  
 Response via : Initial Calibration

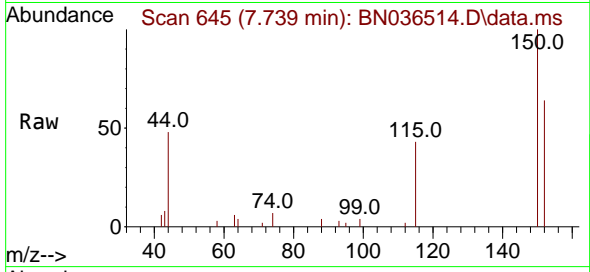
**Manual Integrations**  
**APPROVED**  
 Reviewed By :Rahul Chavli 02/27/2025  
 Supervised By :mohammad ahmed 02/28/2025





#1  
 1,4-Dichlorobenzene-d4  
 Concen: 0.400 ng  
 RT: 7.739 min Scan# 64  
 Delta R.T. -0.014 min  
 Lab File: BN036514.D  
 Acq: 26 Feb 2025 17:20

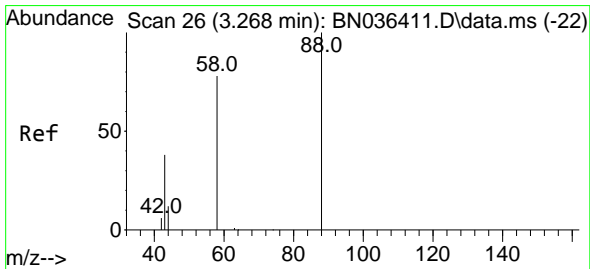
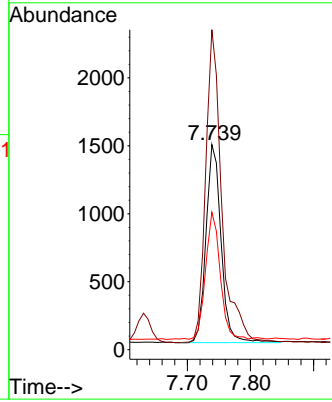
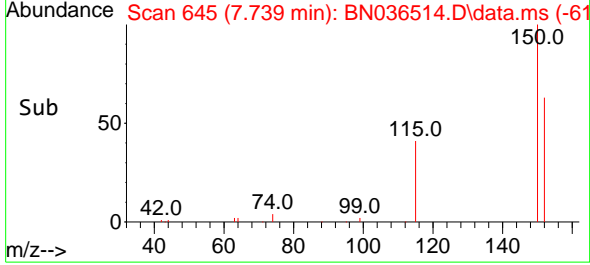
Instrument : BNA\_N  
 ClientSampleId : SSTDCCC0.4EC



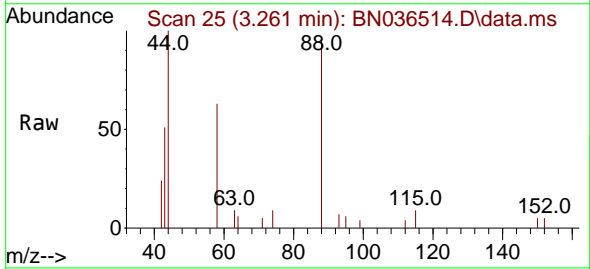
Tgt Ion: 152 Resp: 2419  
 Ion Ratio Lower Upper  
 152 100  
 150 156.1 123.7 185.5  
 115 67.0 52.5 78.7

Manual Integrations  
**APPROVED**

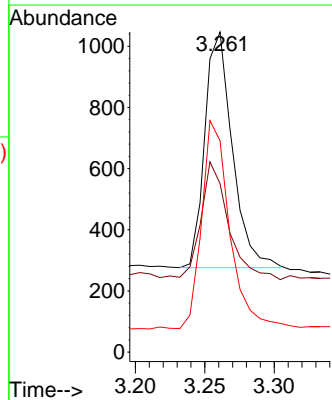
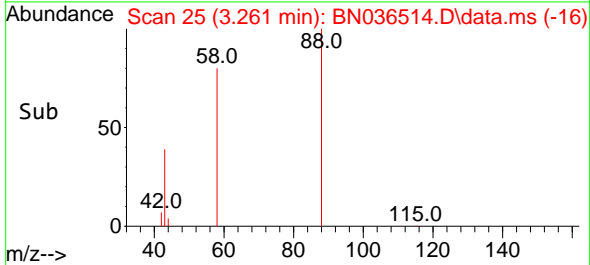
Reviewed By :Rahul Chavli 02/27/2025  
 Supervised By :mohammad ahmed 02/28/2025

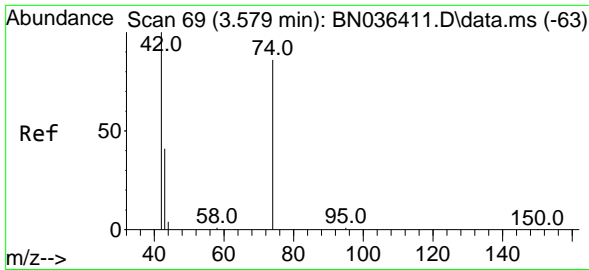


#2  
 1,4-Dioxane  
 Concen: 0.402 ng  
 RT: 3.261 min Scan# 25  
 Delta R.T. -0.007 min  
 Lab File: BN036514.D  
 Acq: 26 Feb 2025 17:20



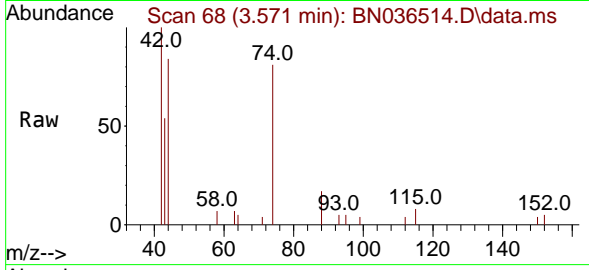
Tgt Ion: 88 Resp: 1065  
 Ion Ratio Lower Upper  
 88 100  
 43 50.6 33.7 50.5#  
 58 90.1 68.9 103.3





#3  
 n-Nitrosodimethylamine  
 Concen: 0.428 ng  
 RT: 3.571 min Scan# 60  
 Delta R.T. -0.007 min  
 Lab File: BN036514.D  
 Acq: 26 Feb 2025 17:20

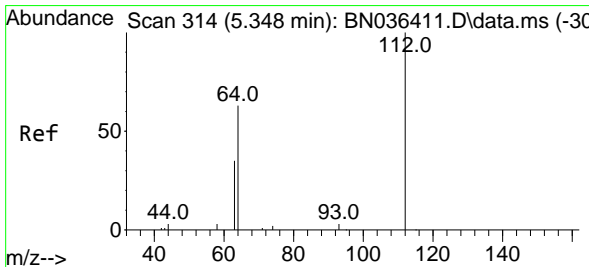
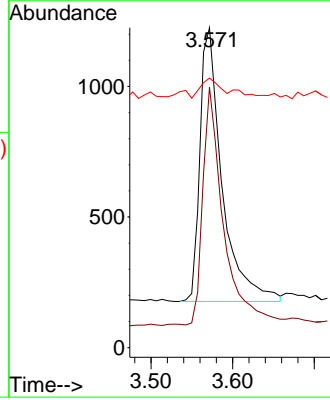
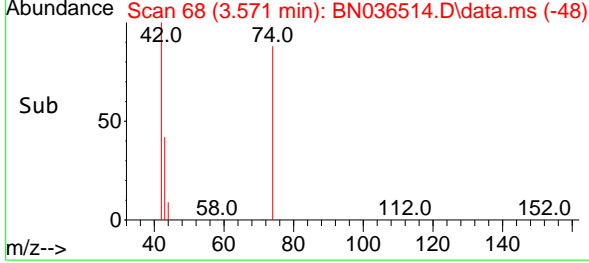
Instrument :  
 BNA\_N  
 ClientSampleId :  
 SSTDCCC0.4EC



Tgt Ion: 42 Resp: 196  
 Ion Ratio Lower Upper  
 42 100  
 74 82.8 71.8 107.6  
 44 6.1 7.8 11.6

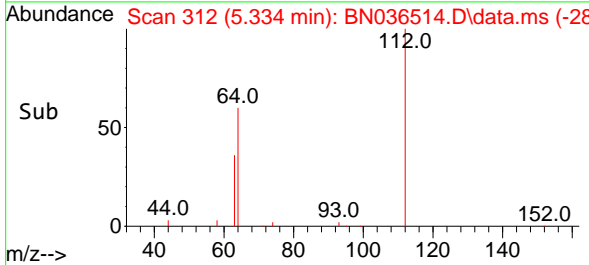
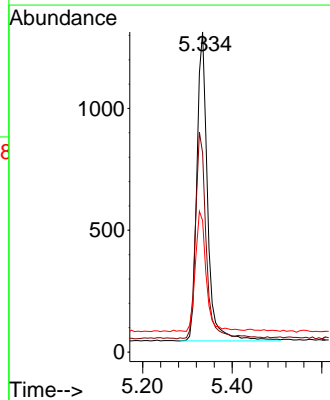
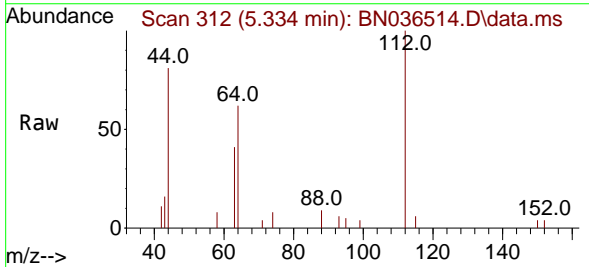
Manual Integrations  
**APPROVED**

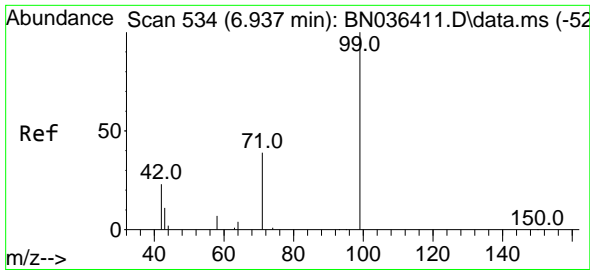
Reviewed By :Rahul Chavli 02/27/2025  
 Supervised By :mohammad ahmed 02/28/2025



#4  
 2-Fluorophenol  
 Concen: 0.368 ng  
 RT: 5.334 min Scan# 312  
 Delta R.T. -0.015 min  
 Lab File: BN036514.D  
 Acq: 26 Feb 2025 17:20

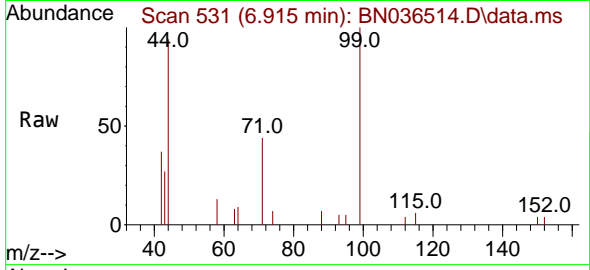
Tgt Ion:112 Resp: 2103  
 Ion Ratio Lower Upper  
 112 100  
 64 66.2 53.4 80.0  
 63 38.8 30.3 45.5





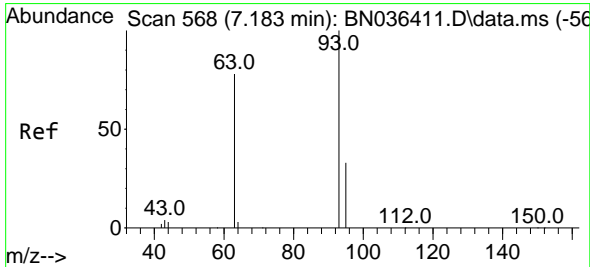
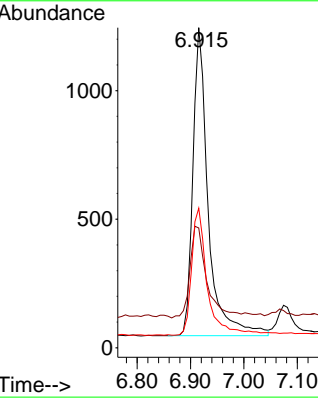
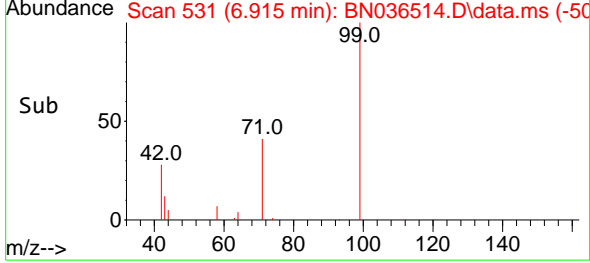
#5  
 Phenol-d6  
 Concen: 0.357 ng  
 RT: 6.915 min Scan# 511  
 Delta R.T. -0.022 min  
 Lab File: BN036514.D  
 Acq: 26 Feb 2025 17:20

**Instrument :**  
 BNA\_N  
**ClientSampleId :**  
 SSTDCCC0.4EC

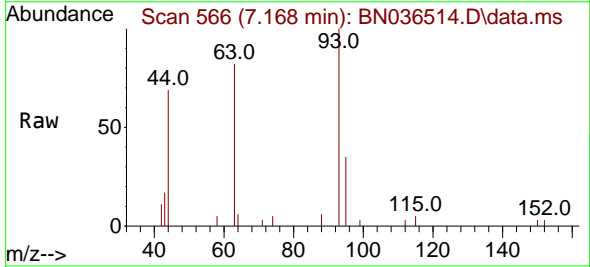


Tgt Ion: 99 Resp: 239  
 Ion Ratio Lower Upper  
 99 100  
 42 32.6 21.7 32.5  
 71 42.7 32.6 49.0

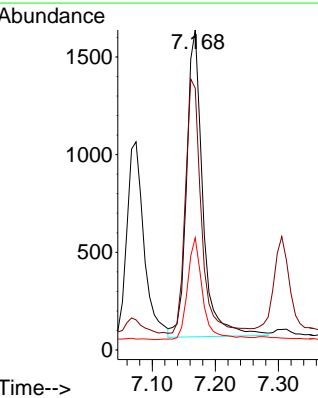
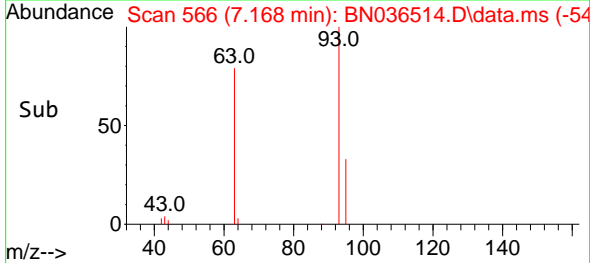
**Manual Integrations**  
**APPROVED**  
 Reviewed By :Rahul Chavli 02/27/2025  
 Supervised By :mohammad ahmed 02/28/2025



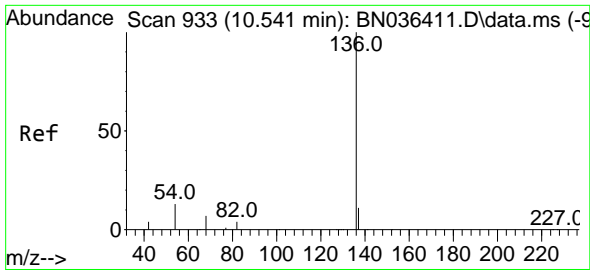
#6  
 bis(2-Chloroethyl)ether  
 Concen: 0.399 ng  
 RT: 7.168 min Scan# 566  
 Delta R.T. -0.015 min  
 Lab File: BN036514.D  
 Acq: 26 Feb 2025 17:20



Tgt Ion: 93 Resp: 2797  
 Ion Ratio Lower Upper  
 93 100  
 63 81.7 66.3 99.5  
 95 31.4 26.2 39.4

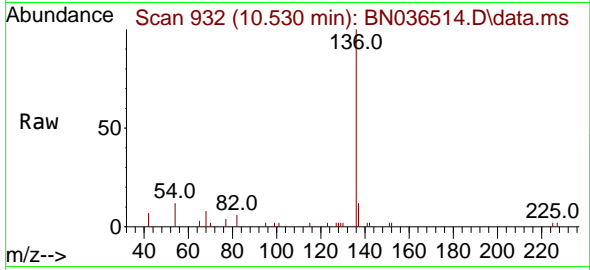






#7  
**Naphthalene-d8**  
 Concen: 0.400 ng  
 RT: 10.530 min Scan# 911  
 Delta R.T. -0.011 min  
 Lab File: BN036514.D  
 Acq: 26 Feb 2025 17:20

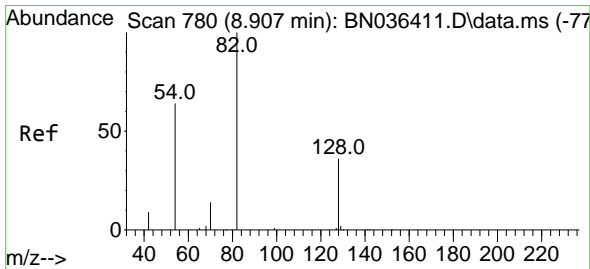
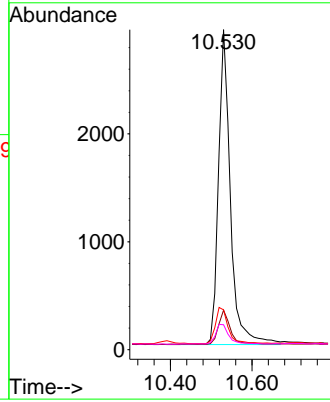
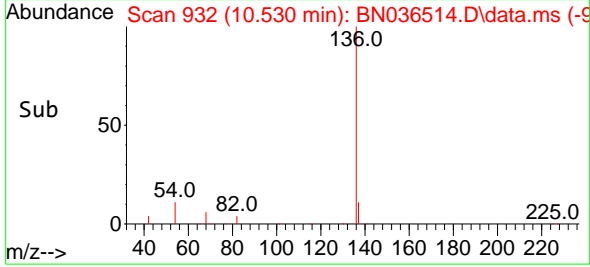
**Instrument :**  
 BNA\_N  
**ClientSampleId :**  
 SSTDCCC0.4EC



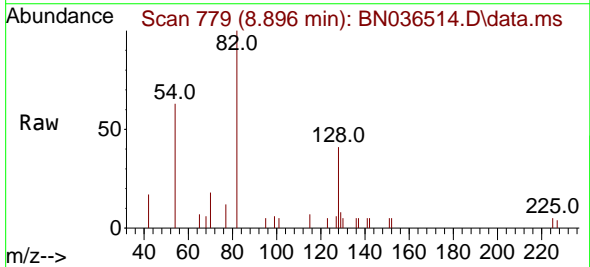
Tgt Ion:136 Resp: 591  
 Ion Ratio Lower Upper  
 136 100  
 137 12.3 10.1 15.1  
 54 12.5 11.8 17.6  
 68 7.8 7.2 10.8

**Manual Integrations**  
**APPROVED**

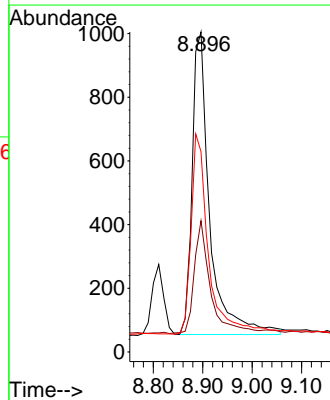
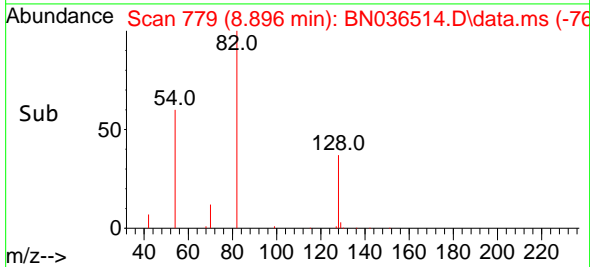
Reviewed By :Rahul Chavli 02/27/2025  
 Supervised By :mohammad ahmed 02/28/2025

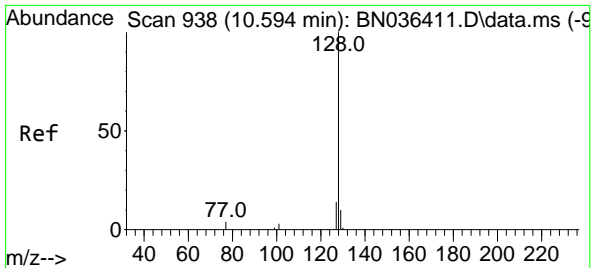


#8  
**Nitrobenzene-d5**  
 Concen: 0.401 ng  
 RT: 8.896 min Scan# 779  
 Delta R.T. -0.011 min  
 Lab File: BN036514.D  
 Acq: 26 Feb 2025 17:20



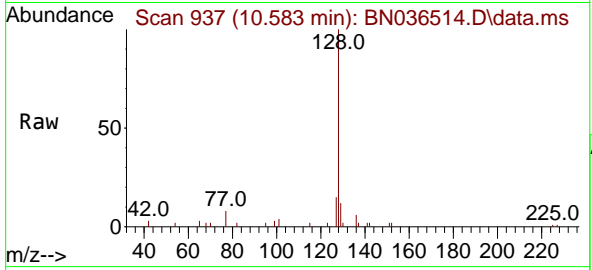
Tgt Ion: 82 Resp: 2340  
 Ion Ratio Lower Upper  
 82 100  
 128 41.0 31.9 47.9  
 54 62.6 53.1 79.7





#9  
**Naphthalene**  
 Concen: 0.392 ng  
 RT: 10.583 min Scan# 911  
 Delta R.T. -0.011 min  
 Lab File: BN036514.D  
 Acq: 26 Feb 2025 17:20

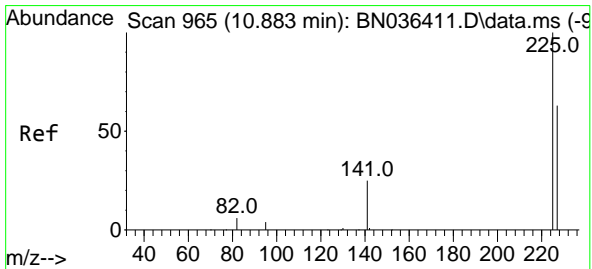
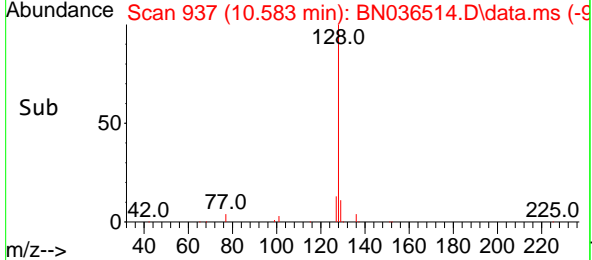
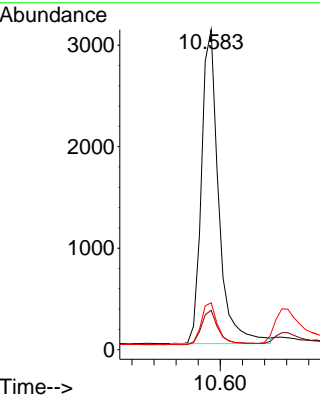
**Instrument :**  
 BNA\_N  
**ClientSampleId :**  
 SSTDCCC0.4EC



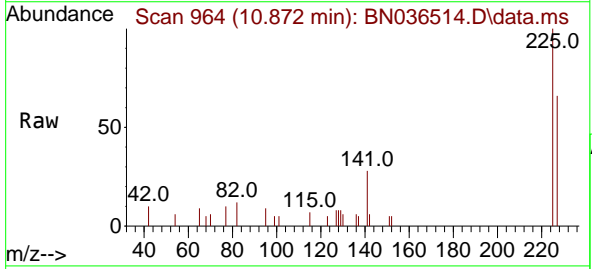
Tgt Ion:128 Resp: 669

Ion	Ratio	Lower	Upper
128	100		
129	12.3	9.6	14.4
127	14.6	12.0	18.0

**Manual Integrations**  
**APPROVED**  
 Reviewed By :Rahul Chavli 02/27/2025  
 Supervised By :mohammad ahmed 02/28/2025

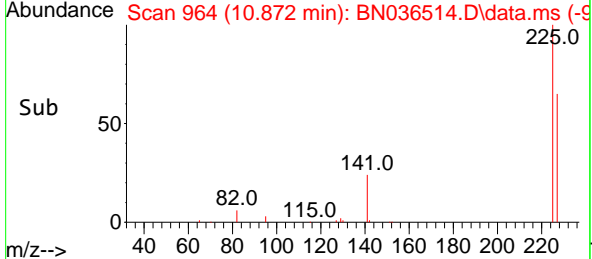
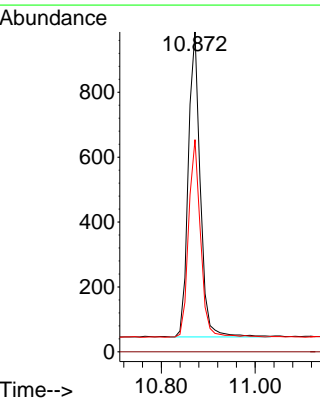


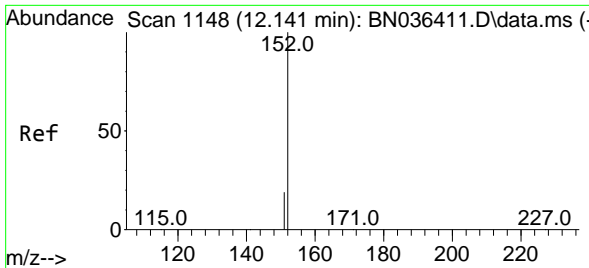
#10  
**Hexachlorobutadiene**  
 Concen: 0.401 ng  
 RT: 10.872 min Scan# 964  
 Delta R.T. -0.011 min  
 Lab File: BN036514.D  
 Acq: 26 Feb 2025 17:20



Tgt Ion:225 Resp: 1663

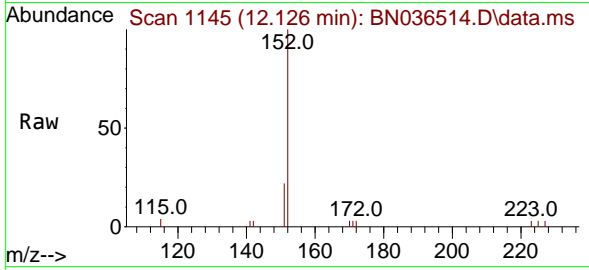
Ion	Ratio	Lower	Upper
225	100		
223	0.0	0.0	0.0
227	64.9	50.9	76.3





#11  
 2-Methylnaphthalene-d10  
 Concen: 0.384 ng  
 RT: 12.126 min Scan# 1145  
 Delta R.T. -0.015 min  
 Lab File: BN036514.D  
 Acq: 26 Feb 2025 17:20

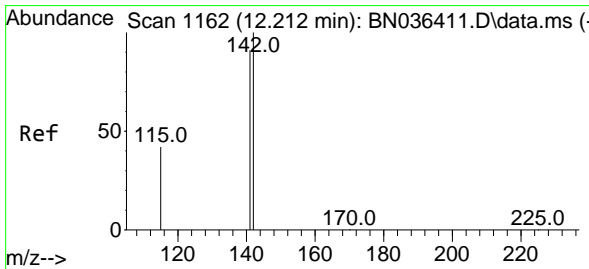
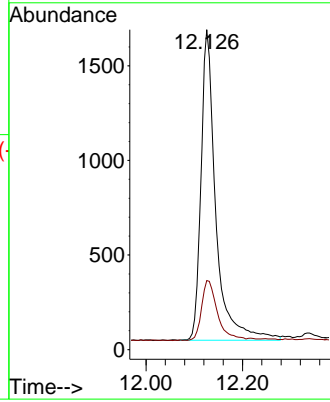
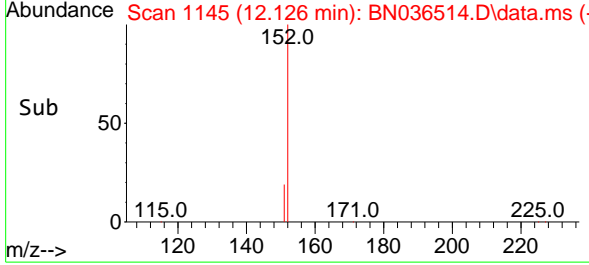
Instrument : BNA\_N  
 ClientSampleId : SSTDCCC0.4EC



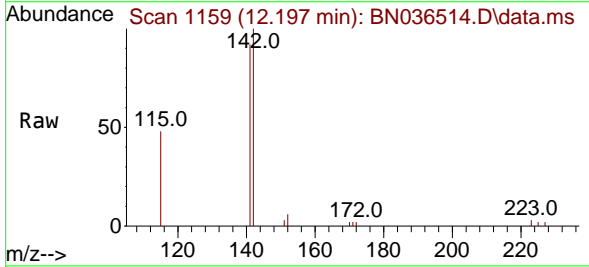
Tgt Ion:152 Resp: 349  
 Ion Ratio Lower Upper  
 152 100  
 151 20.6 16.6 25.0

Manual Integrations  
**APPROVED**

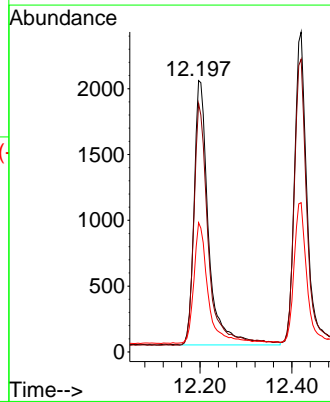
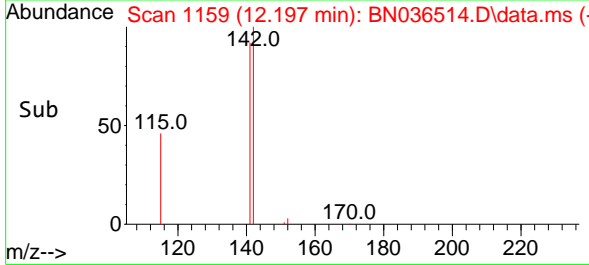
Reviewed By :Rahul Chavli 02/27/2025  
 Supervised By :mohammad ahmed 02/28/2025

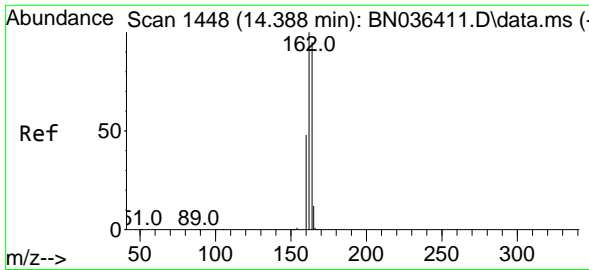


#12  
 2-Methylnaphthalene  
 Concen: 0.394 ng  
 RT: 12.197 min Scan# 1159  
 Delta R.T. -0.015 min  
 Lab File: BN036514.D  
 Acq: 26 Feb 2025 17:20



Tgt Ion:142 Resp: 4411  
 Ion Ratio Lower Upper  
 142 100  
 141 91.6 72.8 109.2  
 115 47.6 35.5 53.3





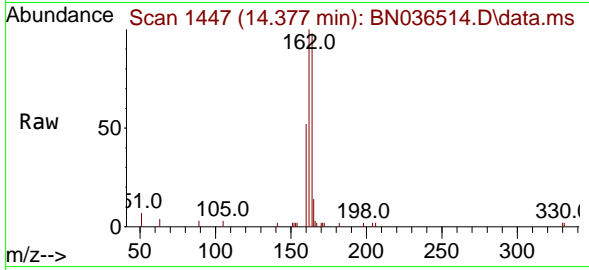
#13  
 Acenaphthene-d10  
 Concen: 0.400 ng  
 RT: 14.377 min Scan# 1447  
 Delta R.T. -0.011 min  
 Lab File: BN036514.D  
 Acq: 26 Feb 2025 17:20

Instrument :

BNA\_N

ClientSampleId :

SSTDCCC0.4EC



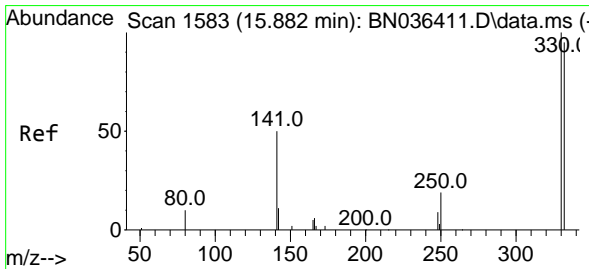
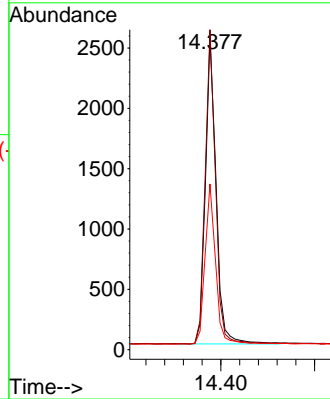
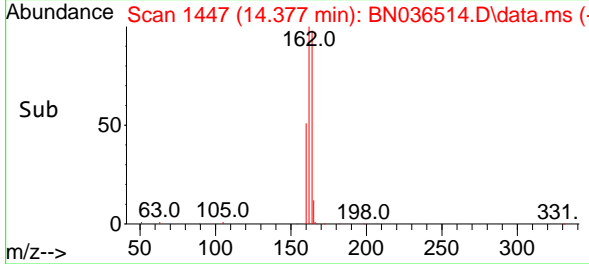
Tgt Ion:164 Resp: 4020  
 Ion Ratio Lower Upper  
 164 100  
 162 102.4 84.1 126.1  
 160 53.0 41.4 62.0

Manual Integrations

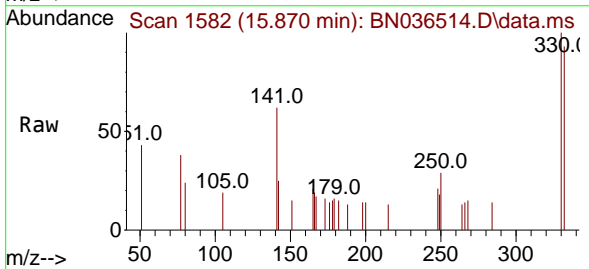
APPROVED

Reviewed By :Rahul Chavli 02/27/2025

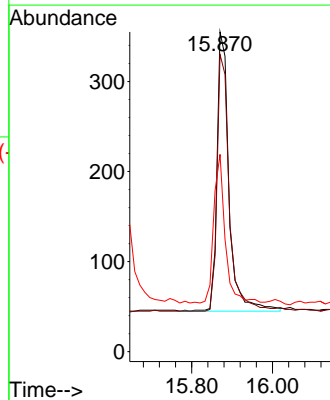
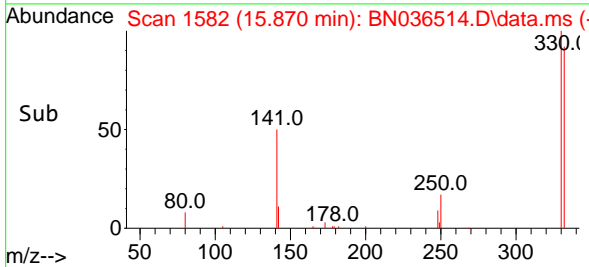
Supervised By :mohammad ahmed 02/28/2025

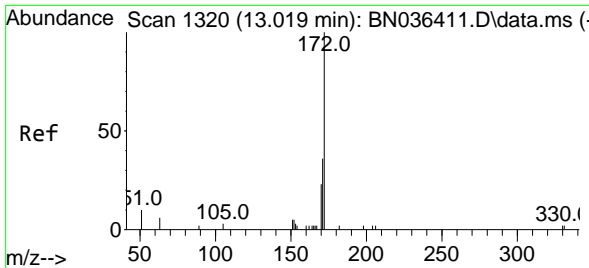


#14  
 2,4,6-Tribromophenol  
 Concen: 0.324 ng  
 RT: 15.870 min Scan# 1582  
 Delta R.T. -0.013 min  
 Lab File: BN036514.D  
 Acq: 26 Feb 2025 17:20



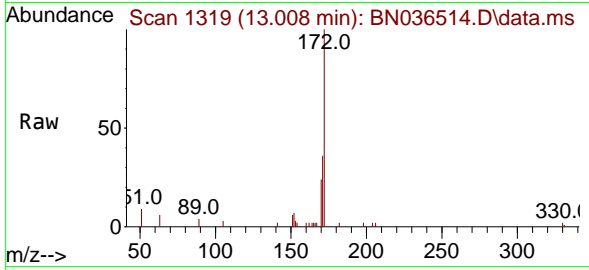
Tgt Ion:330 Resp: 646  
 Ion Ratio Lower Upper  
 330 100  
 332 92.9 76.6 114.8  
 141 50.3 37.8 56.8





#15  
 2-Fluorobiphenyl  
 Concen: 0.443 ng  
 RT: 13.008 min Scan# 11  
 Delta R.T. -0.011 min  
 Lab File: BN036514.D  
 Acq: 26 Feb 2025 17:20

Instrument :  
 BNA\_N  
 ClientSampleId :  
 SSTDCCC0.4EC

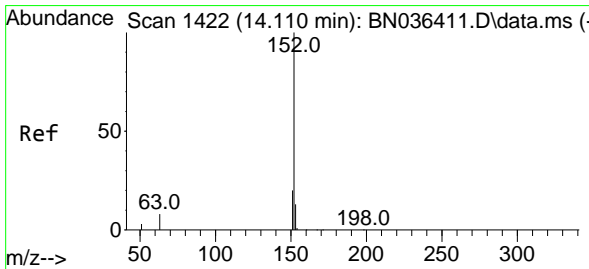
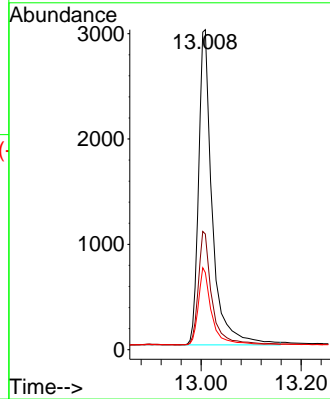
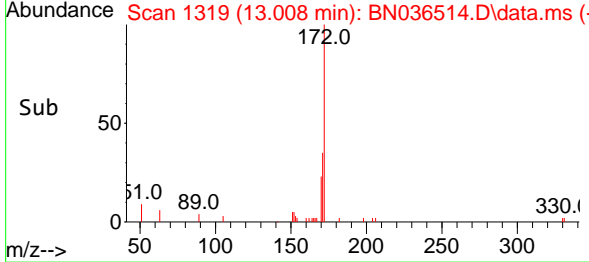


Tgt Ion:172 Resp: 6709

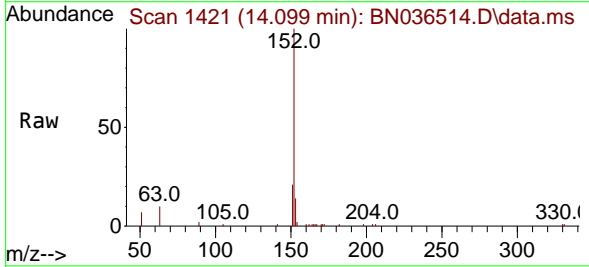
Ion	Ratio	Lower	Upper
172	100		
171	36.2	29.6	44.4
170	24.1	19.8	29.6

Manual Integrations  
**APPROVED**

Reviewed By :Rahul Chavli 02/27/2025  
 Supervised By :mohammad ahmed 02/28/2025

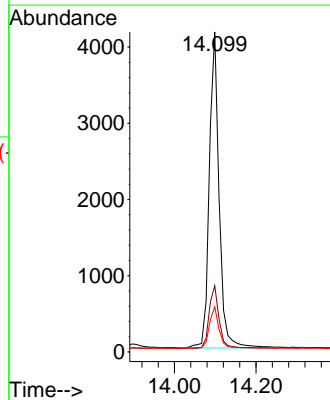
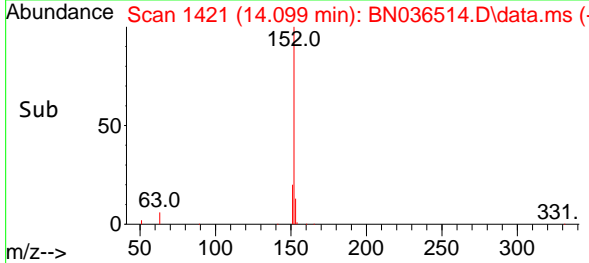


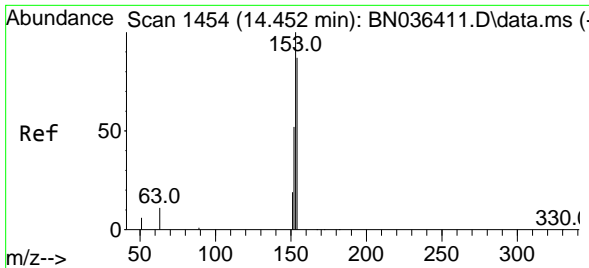
#16  
 Acenaphthylene  
 Concen: 0.391 ng  
 RT: 14.099 min Scan# 1421  
 Delta R.T. -0.011 min  
 Lab File: BN036514.D  
 Acq: 26 Feb 2025 17:20



Tgt Ion:152 Resp: 6958

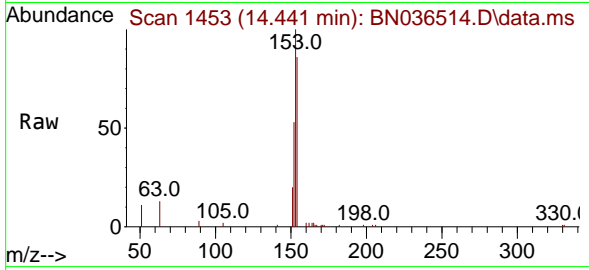
Ion	Ratio	Lower	Upper
152	100		
151	20.0	15.8	23.8
153	12.9	10.2	15.2





#17  
 Acenaphthene  
 Concen: 0.383 ng  
 RT: 14.441 min Scan# 1453  
 Delta R.T. -0.011 min  
 Lab File: BN036514.D  
 Acq: 26 Feb 2025 17:20

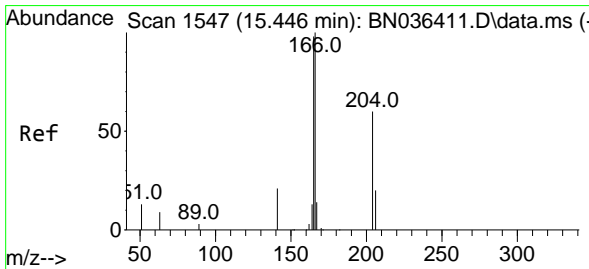
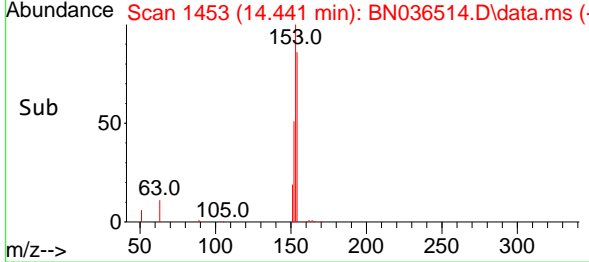
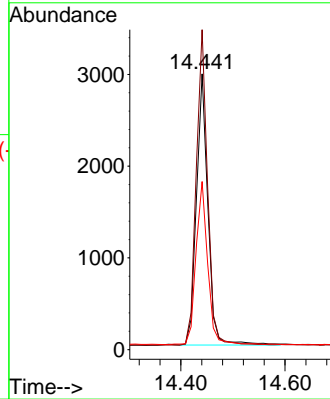
Instrument : BNA\_N  
 ClientSampleId : SSTDCCC0.4EC



Tgt Ion:154 Resp: 455  
 Ion Ratio Lower Upper  
 154 100  
 153 114.4 93.3 139.9  
 152 61.2 48.8 73.2

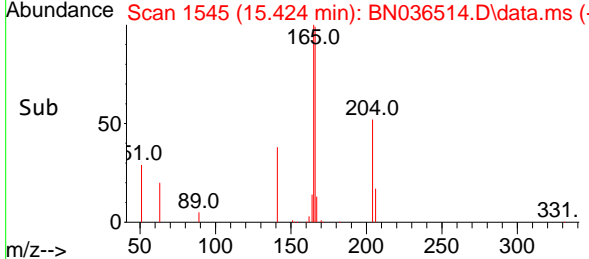
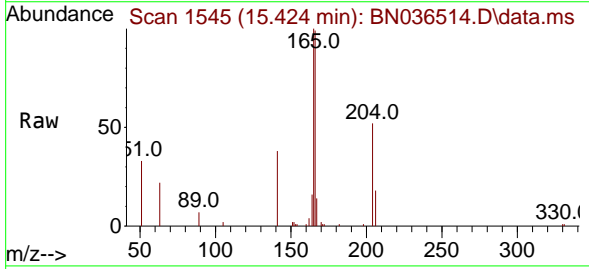
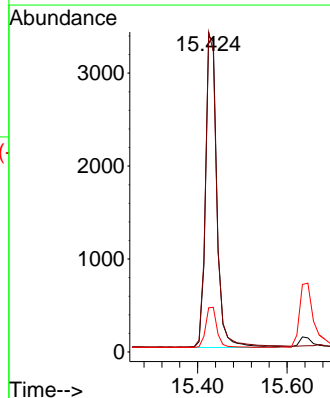
Manual Integrations  
**APPROVED**

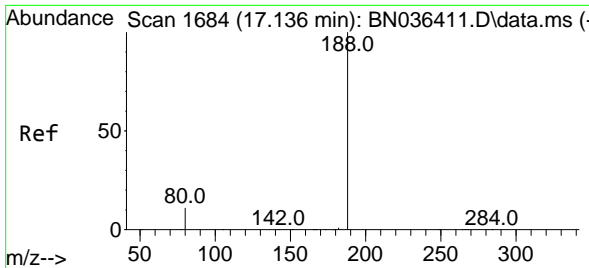
Reviewed By :Rahul Chavli 02/27/2025  
 Supervised By :mohammad ahmed 02/28/2025



#18  
 Fluorene  
 Concen: 0.369 ng  
 RT: 15.424 min Scan# 1545  
 Delta R.T. -0.022 min  
 Lab File: BN036514.D  
 Acq: 26 Feb 2025 17:20

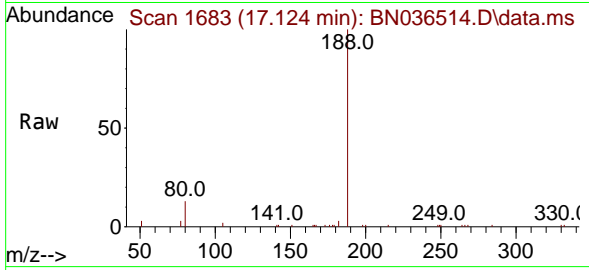
Tgt Ion:166 Resp: 6233  
 Ion Ratio Lower Upper  
 166 100  
 165 98.8 79.5 119.3  
 167 12.7 10.4 15.6





#19  
 Phenanthrene-d10  
 Concen: 0.400 ng  
 RT: 17.124 min Scan# 1683  
 Delta R.T. -0.013 min  
 Lab File: BN036514.D  
 Acq: 26 Feb 2025 17:20

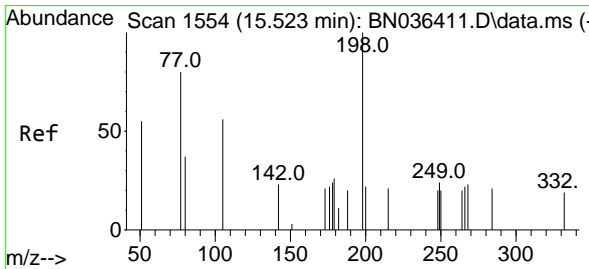
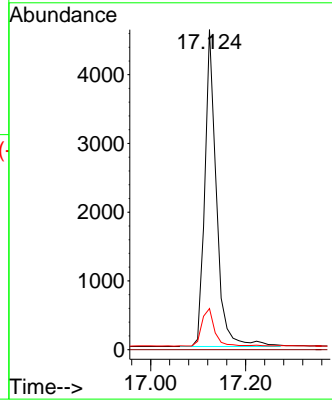
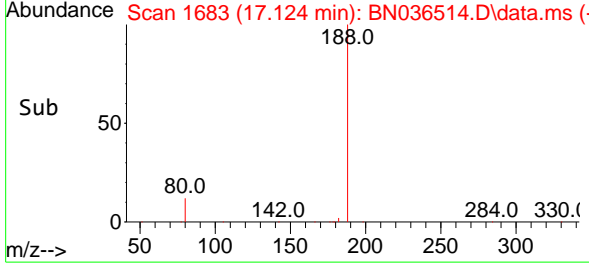
Instrument : BNA\_N  
 ClientSampleId : SSTDCCC0.4EC



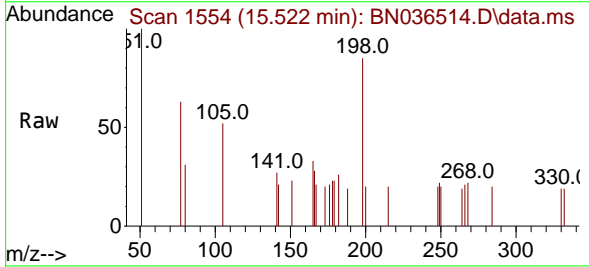
Tgt Ion:188 Resp: 787  
 Ion Ratio Lower Upper  
 188 100  
 94 0.0 0.0 0.0  
 80 12.8 9.8 14.6

Manual Integrations  
**APPROVED**

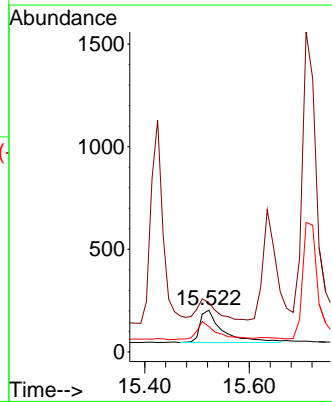
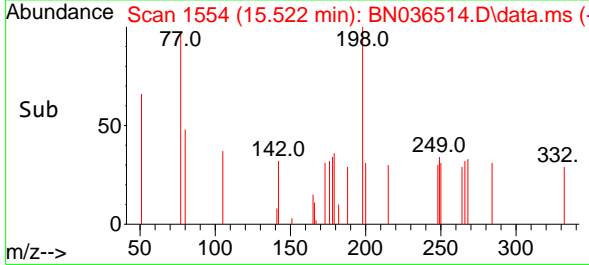
Reviewed By :Rahul Chavli 02/27/2025  
 Supervised By :mohammad ahmed 02/28/2025

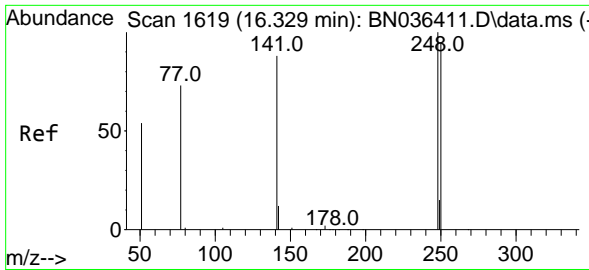


#20  
 4,6-Dinitro-2-methylphenol  
 Concen: 0.298 ng  
 RT: 15.522 min Scan# 1554  
 Delta R.T. -0.001 min  
 Lab File: BN036514.D  
 Acq: 26 Feb 2025 17:20



Tgt Ion:198 Resp: 460  
 Ion Ratio Lower Upper  
 198 100  
 51 118.2 86.6 129.8  
 105 61.1 57.5 86.3





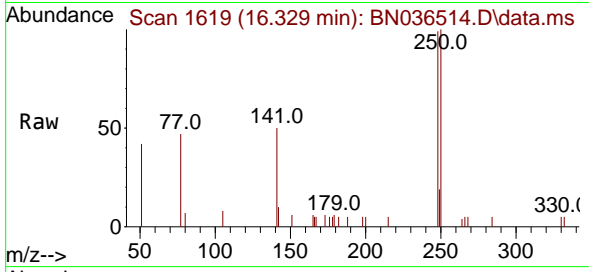
#21  
 4-Bromophenyl-phenylether  
 Concen: 0.407 ng  
 RT: 16.329 min Scan# 1619  
 Delta R.T. -0.000 min  
 Lab File: BN036514.D  
 Acq: 26 Feb 2025 17:20

Instrument :

BNA\_N

ClientSampleId :

SSTDCCC0.4EC



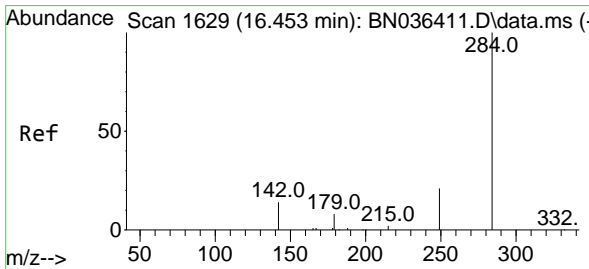
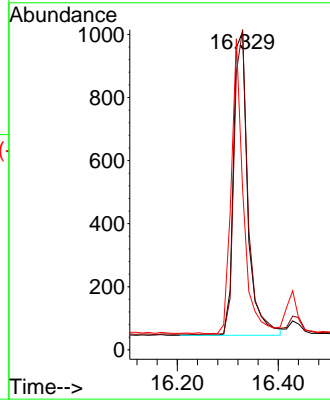
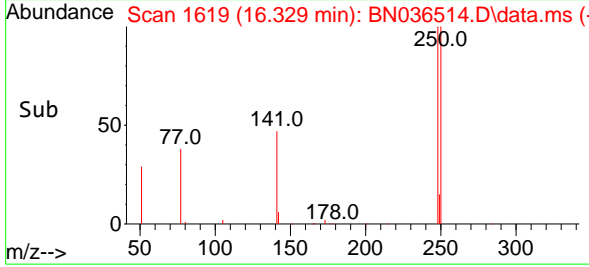
Tgt Ion:248 Resp: 1910  
 Ion Ratio Lower Upper  
 248 100  
 250 100.6 76.1 114.1  
 141 50.5 71.7 107.5

Manual Integrations

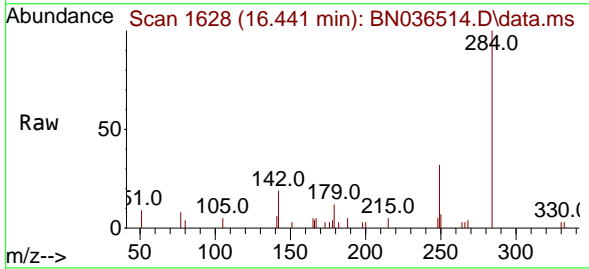
APPROVED

Reviewed By :Rahul Chavli 02/27/2025

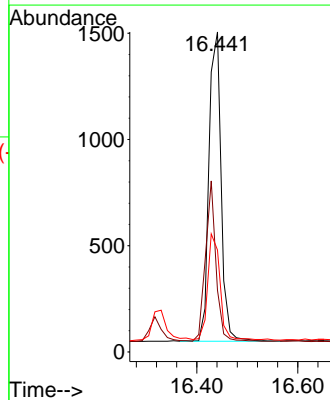
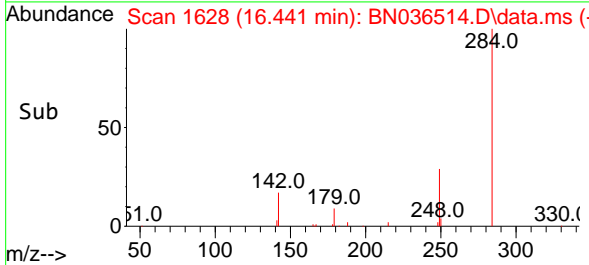
Supervised By :mohammad ahmed 02/28/2025



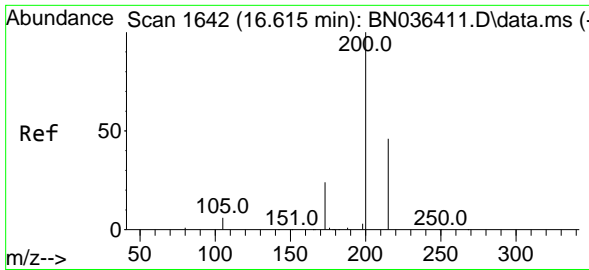
#22  
 Hexachlorobenzene  
 Concen: 0.418 ng  
 RT: 16.441 min Scan# 1628  
 Delta R.T. -0.013 min  
 Lab File: BN036514.D  
 Acq: 26 Feb 2025 17:20



Tgt Ion:284 Resp: 2423  
 Ion Ratio Lower Upper  
 284 100  
 142 45.0 33.4 50.0  
 249 35.6 28.6 43.0

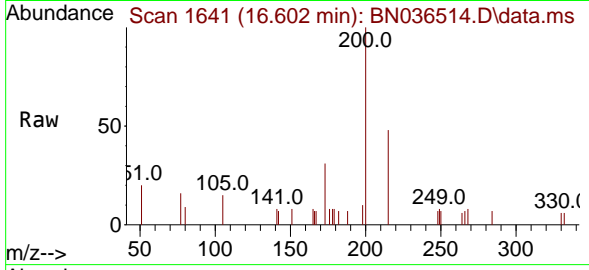






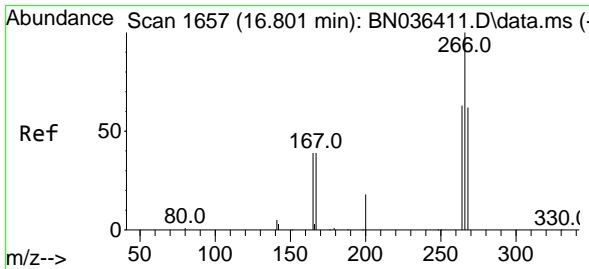
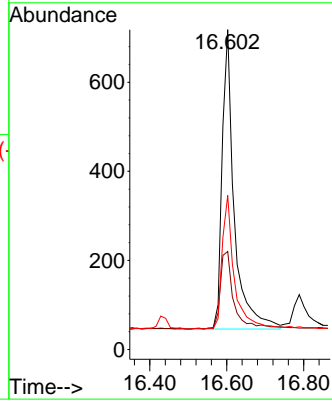
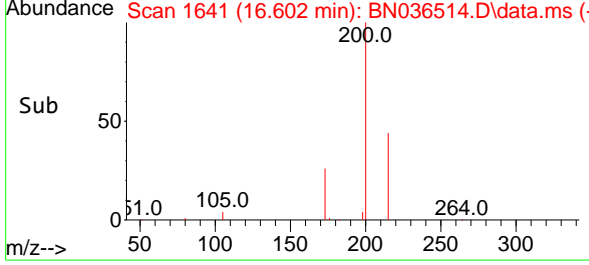
#23  
**Atrazine**  
 Concen: 0.374 ng  
 RT: 16.602 min Scan# 1641  
 Delta R.T. -0.013 min  
 Lab File: BN036514.D  
 Acq: 26 Feb 2025 17:20

**Instrument :**  
 BNA\_N  
**ClientSampleId :**  
 SSTDCCC0.4EC

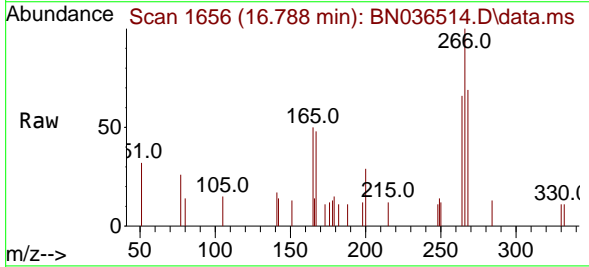


Tgt Ion:200 Resp: 146  
 Ion Ratio Lower Upper  
 200 100  
 173 30.6 23.2 34.8  
 215 48.2 40.0 60.0

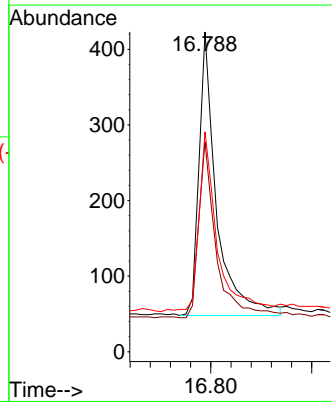
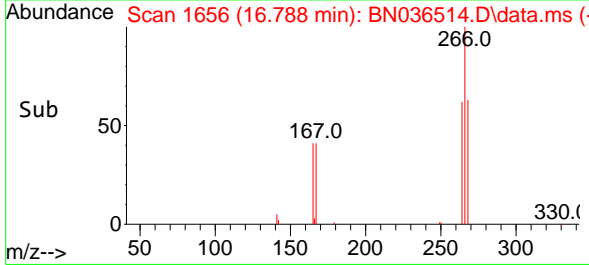
**Manual Integrations**  
**APPROVED**  
 Reviewed By :Rahul Chavli 02/27/2025  
 Supervised By :mohammad ahmed 02/28/2025

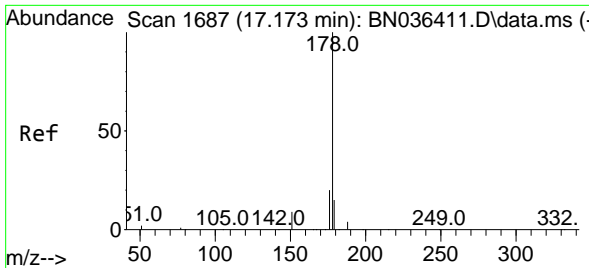


#24  
**Pentachlorophenol**  
 Concen: 0.329 ng  
 RT: 16.788 min Scan# 1656  
 Delta R.T. -0.013 min  
 Lab File: BN036514.D  
 Acq: 26 Feb 2025 17:20



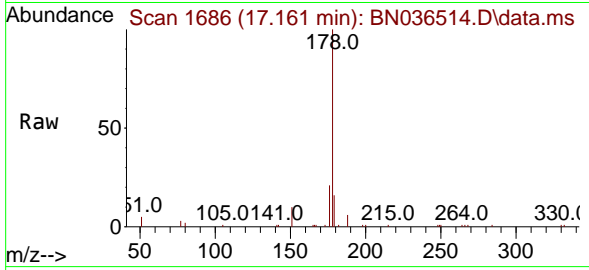
Tgt Ion:266 Resp: 905  
 Ion Ratio Lower Upper  
 266 100  
 264 62.1 50.6 76.0  
 268 65.7 51.9 77.9





#25  
 Phenanthrene  
 Concen: 0.391 ng  
 RT: 17.161 min Scan# 1686  
 Delta R.T. -0.013 min  
 Lab File: BN036514.D  
 Acq: 26 Feb 2025 17:20

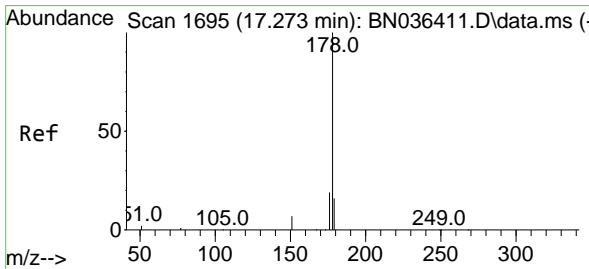
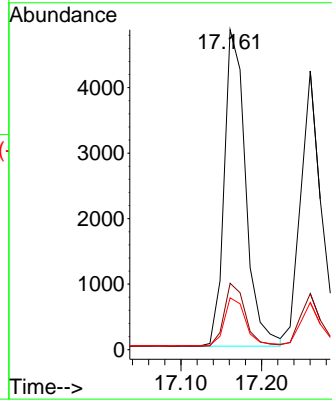
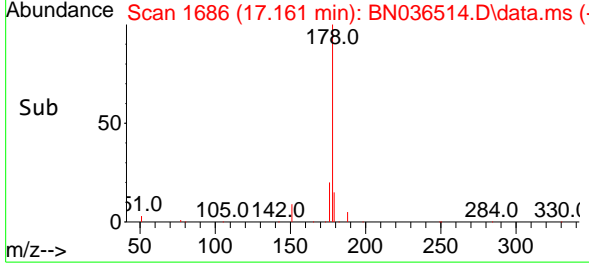
Instrument : BNA\_N  
 ClientSampleId : SSTDCCC0.4EC



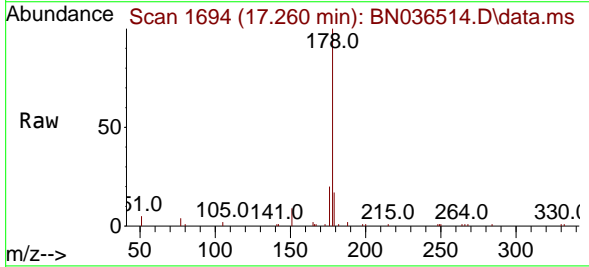
Tgt Ion:178 Resp: 890  
 Ion Ratio Lower Upper  
 178 100  
 176 19.6 15.7 23.5  
 179 15.3 12.4 18.6

Manual Integrations  
**APPROVED**

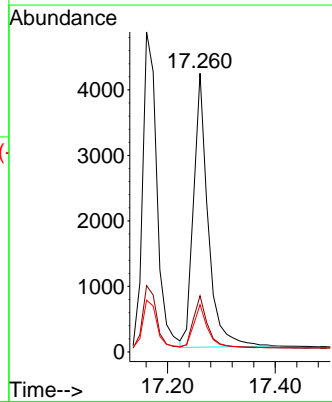
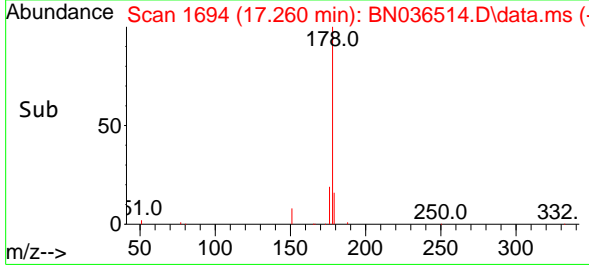
Reviewed By :Rahul Chavli 02/27/2025  
 Supervised By :mohammad ahmed 02/28/2025

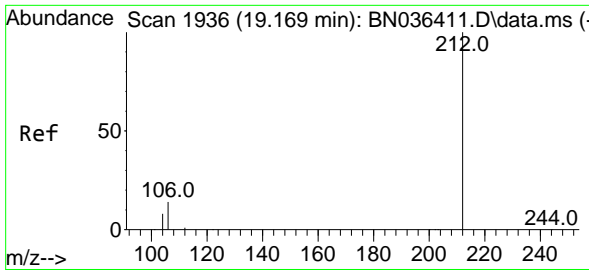


#26  
 Anthracene  
 Concen: 0.392 ng  
 RT: 17.260 min Scan# 1694  
 Delta R.T. -0.013 min  
 Lab File: BN036514.D  
 Acq: 26 Feb 2025 17:20



Tgt Ion:178 Resp: 7860  
 Ion Ratio Lower Upper  
 178 100  
 176 19.2 14.9 22.3  
 179 15.1 12.4 18.6





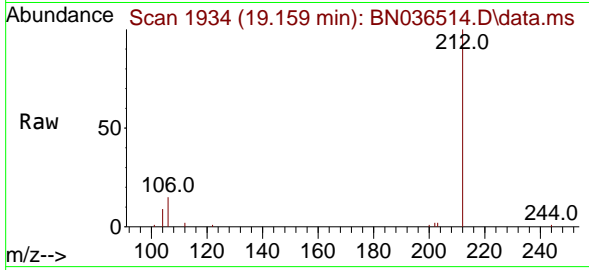
#27  
 Fluoranthene-d10  
 Concen: 0.350 ng  
 RT: 19.159 min Scan# 1934  
 Delta R.T. -0.009 min  
 Lab File: BN036514.D  
 Acq: 26 Feb 2025 17:20

Instrument :

BNA\_N

ClientSampleId :

SSTDCCC0.4EC



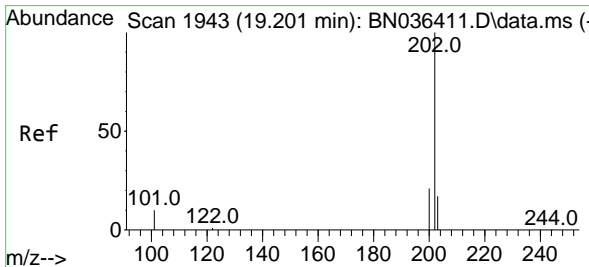
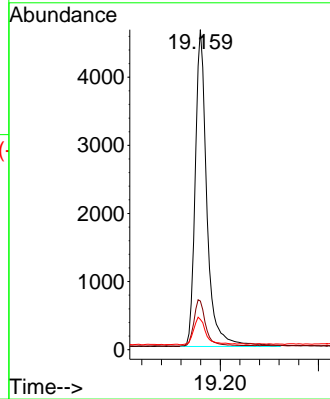
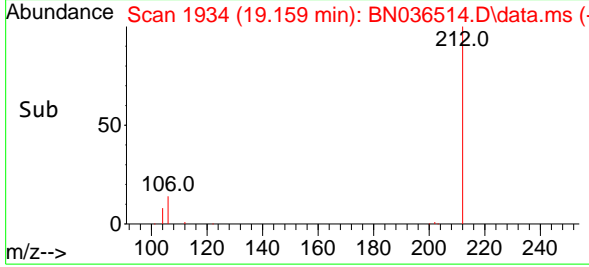
Tgt Ion:212 Resp: 766  
 Ion Ratio Lower Upper  
 212 100  
 106 14.8 11.5 17.3  
 104 8.9 7.1 10.7

Manual Integrations

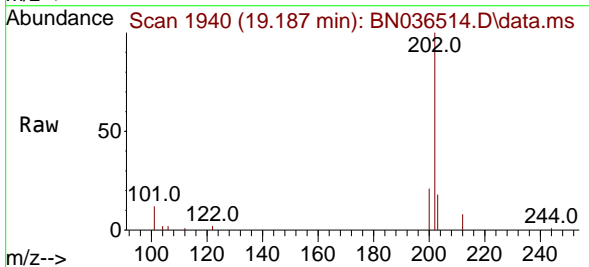
APPROVED

Reviewed By :Rahul Chavli 02/27/2025

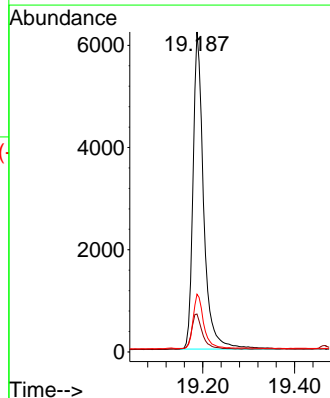
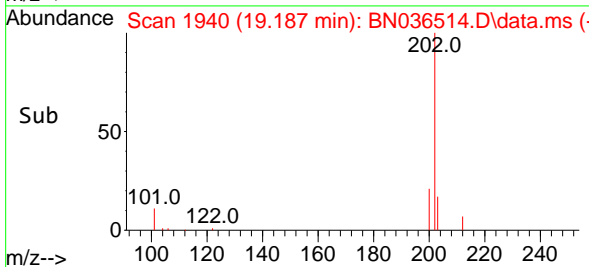
Supervised By :mohammad ahmed 02/28/2025

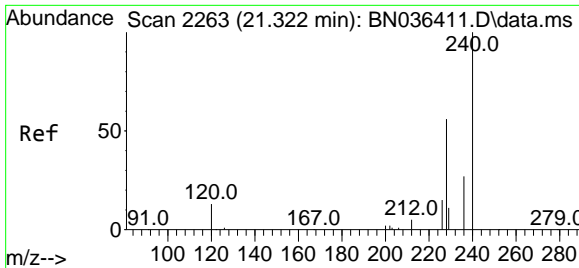


#28  
 Fluoranthene  
 Concen: 0.357 ng  
 RT: 19.187 min Scan# 1940  
 Delta R.T. -0.014 min  
 Lab File: BN036514.D  
 Acq: 26 Feb 2025 17:20



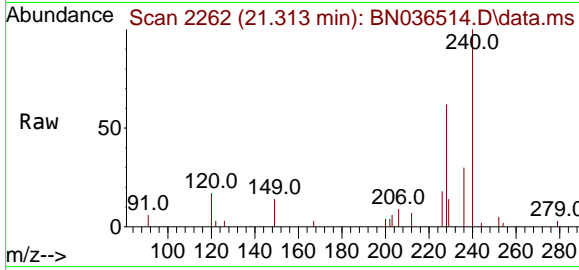
Tgt Ion:202 Resp: 9979  
 Ion Ratio Lower Upper  
 202 100  
 101 11.9 9.2 13.8  
 203 17.0 13.4 20.0





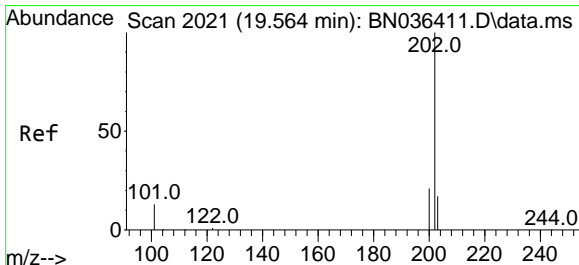
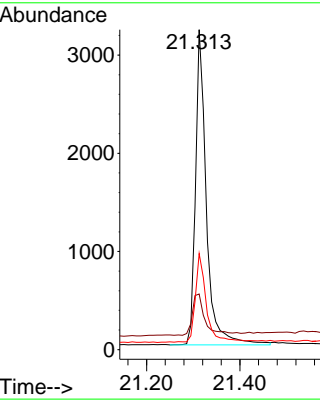

#29  
**Chrysene-d12**  
 Concen: 0.400 ng  
 RT: 21.313 min Scan# 21  
 Delta R.T. -0.009 min  
 Lab File: BN036514.D  
 Acq: 26 Feb 2025 17:20

**Instrument :**  
 BNA\_N  
**ClientSampleId :**  
 SSTDCCC0.4EC

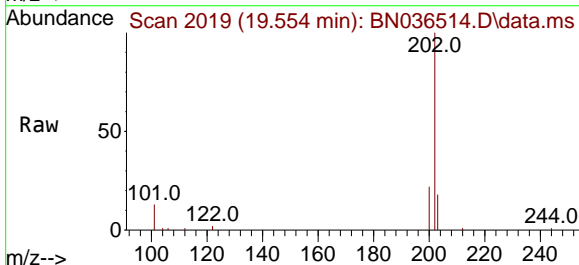


Tgt Ion:240 Resp: 5200  
 Ion Ratio Lower Upper  
 240 100  
 120 17.4 13.3 19.9  
 236 30.0 23.0 34.6

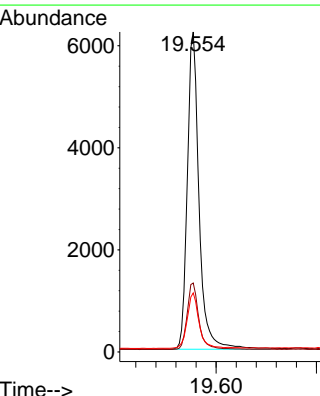
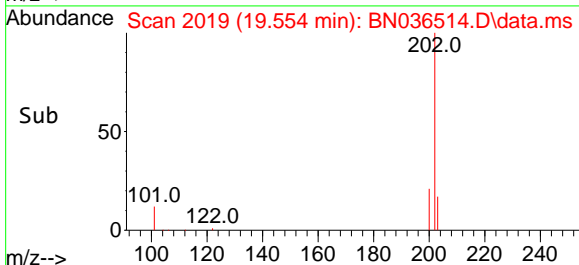
**Manual Integrations**  
**APPROVED**  
 Reviewed By :Rahul Chavli 02/27/2025  
 Supervised By :mohammad ahmed 02/28/2025

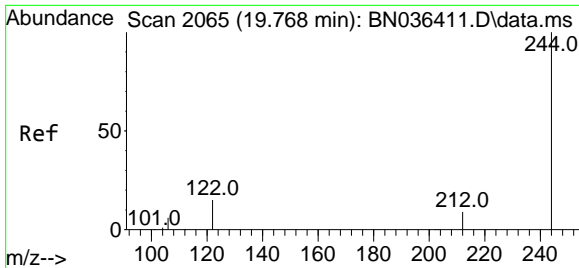


#30  
**Pyrene**  
 Concen: 0.502 ng  
 RT: 19.554 min Scan# 2019  
 Delta R.T. -0.009 min  
 Lab File: BN036514.D  
 Acq: 26 Feb 2025 17:20



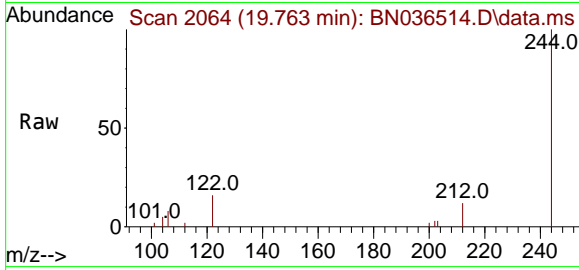
Tgt Ion:202 Resp: 10060  
 Ion Ratio Lower Upper  
 202 100  
 200 21.1 16.9 25.3  
 203 17.6 13.9 20.9





#31  
 Terphenyl-d14  
 Concen: 0.439 ng  
 RT: 19.763 min Scan# 2064  
 Delta R.T. -0.005 min  
 Lab File: BN036514.D  
 Acq: 26 Feb 2025 17:20

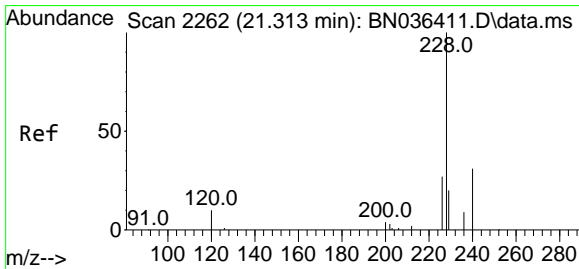
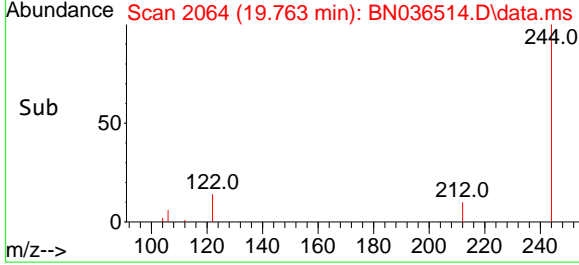
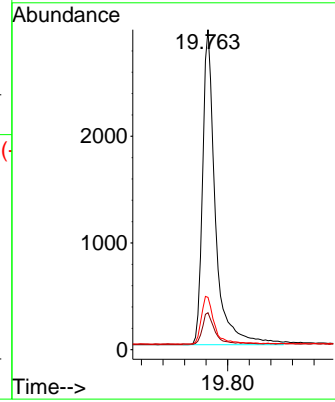
**Instrument :**  
 BNA\_N  
**ClientSampleId :**  
 SSTDCCC0.4EC



Tgt Ion:244 Resp: 487

Ion	Ratio	Lower	Upper
244	100		
212	11.5	8.1	12.1
122	16.3	12.8	19.2

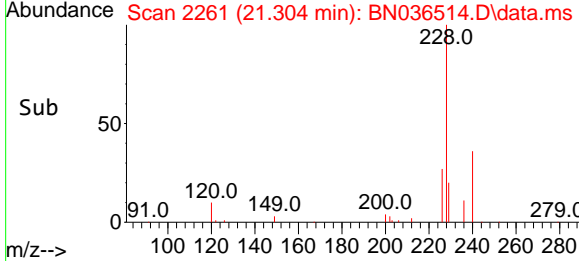
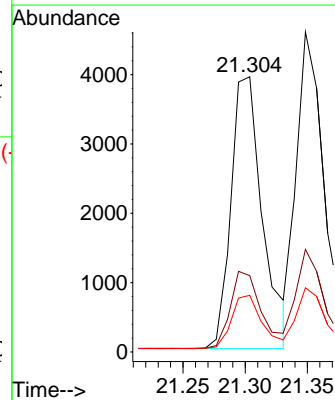
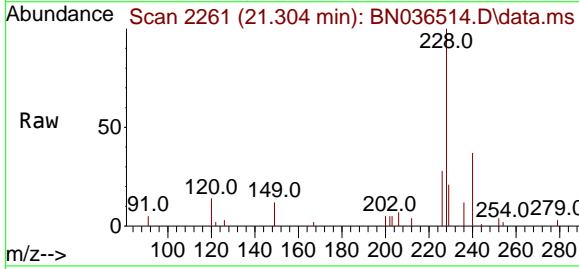
**Manual Integrations**  
**APPROVED**  
 Reviewed By :Rahul Chavli 02/27/2025  
 Supervised By :mohammad ahmed 02/28/2025

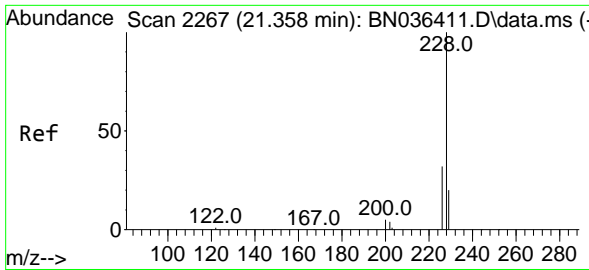


#32  
 Benzo(a)anthracene  
 Concen: 0.403 ng  
 RT: 21.304 min Scan# 2261  
 Delta R.T. -0.009 min  
 Lab File: BN036514.D  
 Acq: 26 Feb 2025 17:20

Tgt Ion:228 Resp: 6902

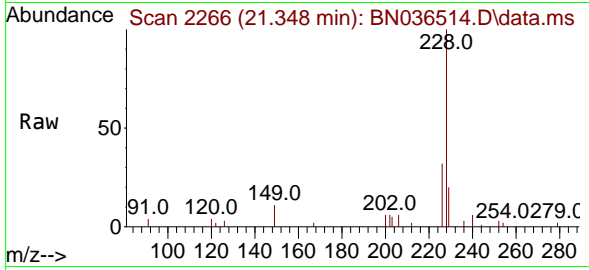
Ion	Ratio	Lower	Upper
228	100		
226	27.7	22.2	33.2
229	20.6	16.5	24.7





#33  
**Chrysene**  
 Concen: 0.413 ng  
 RT: 21.348 min Scan# 21  
 Delta R.T. -0.009 min  
 Lab File: BN036514.D  
 Acq: 26 Feb 2025 17:20

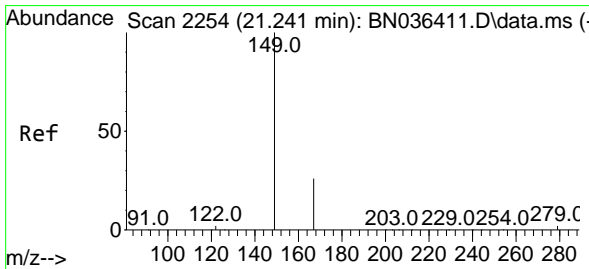
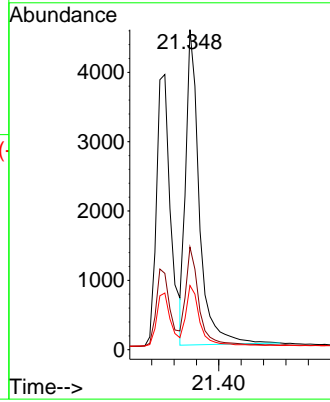

**Instrument :**  
 BNA\_N  
**ClientSampleId :**  
 SSTDCCC0.4EC



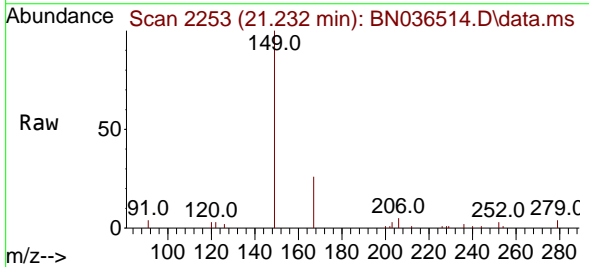
Tgt Ion:228 Resp: 7654  
 Ion Ratio Lower Upper  
 228 100  
 226 32.0 25.5 38.3  
 229 20.1 16.4 24.6

**Manual Integrations**  
**APPROVED**

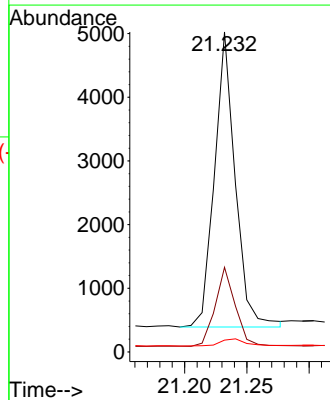
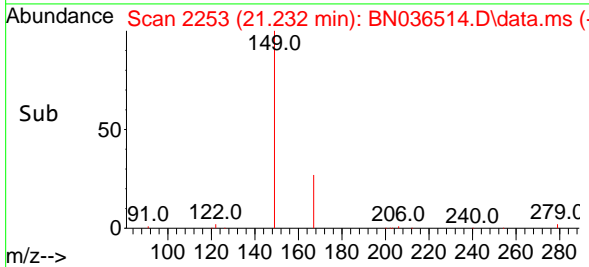
Reviewed By :Rahul Chavli 02/27/2025  
 Supervised By :mohammad ahmed 02/28/2025

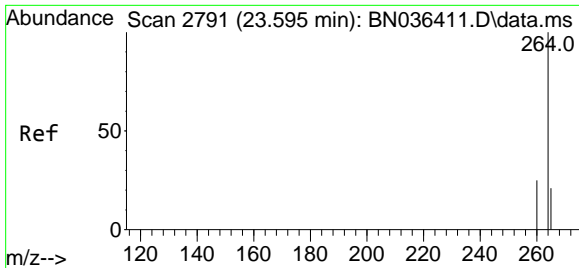


#34  
**Bis(2-ethylhexyl)phthalate**  
 Concen: 0.504 ng  
 RT: 21.232 min Scan# 2253  
 Delta R.T. -0.009 min  
 Lab File: BN036514.D  
 Acq: 26 Feb 2025 17:20



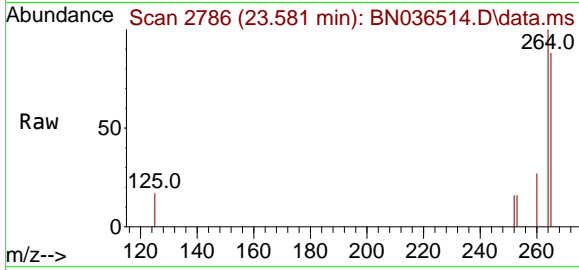
Tgt Ion:149 Resp: 5377  
 Ion Ratio Lower Upper  
 149 100  
 167 26.0 21.2 31.8  
 279 3.0 2.7 4.1





#35  
**Perylene-d12**  
 Concen: 0.400 ng  
 RT: 23.581 min Scan# 21  
 Delta R.T. -0.015 min  
 Lab File: BN036514.D  
 Acq: 26 Feb 2025 17:20

**Instrument :**  
 BNA\_N  
**ClientSampleId :**  
 SSTDCCC0.4EC

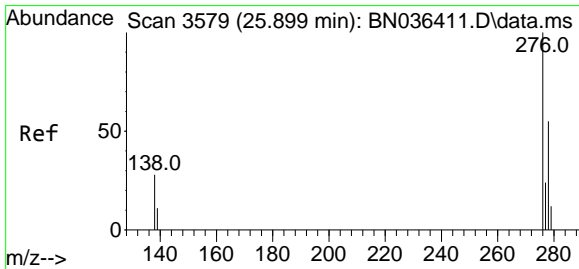
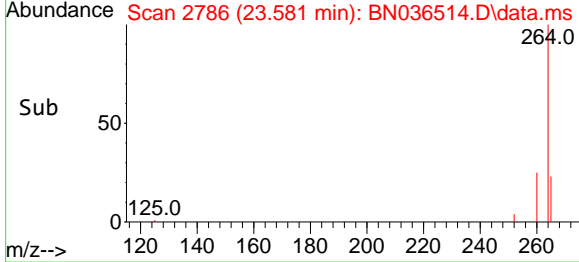
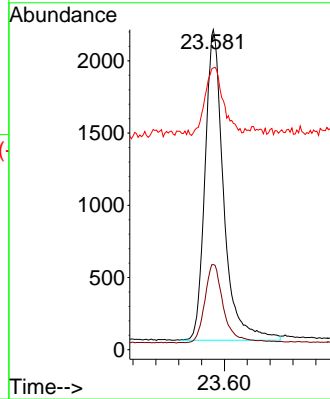


Tgt Ion:264 Resp: 487

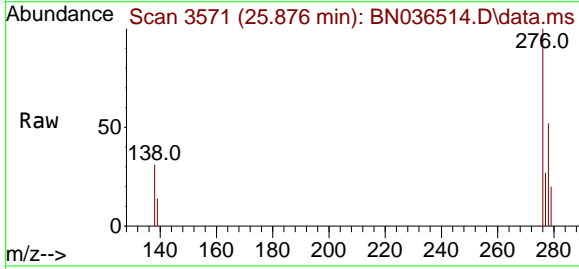
Ion	Ratio	Lower	Upper
264	100		
260	26.6	20.9	31.3
265	88.0	60.7	91.1

**Manual Integrations**  
**APPROVED**

Reviewed By :Rahul Chavli 02/27/2025  
 Supervised By :mohammad ahmed 02/28/2025

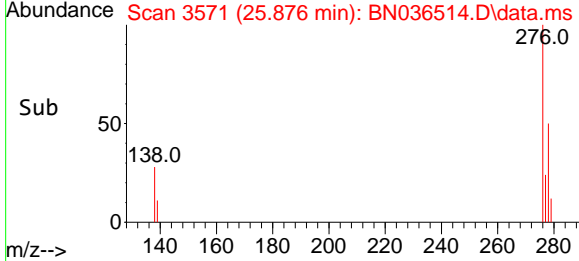
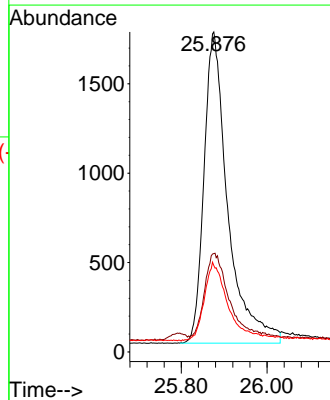


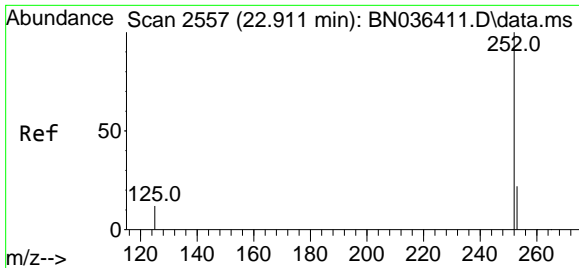
#36  
**Indeno(1,2,3-cd)pyrene**  
 Concen: 0.394 ng  
 RT: 25.876 min Scan# 3571  
 Delta R.T. -0.024 min  
 Lab File: BN036514.D  
 Acq: 26 Feb 2025 17:20



Tgt Ion:276 Resp: 6718

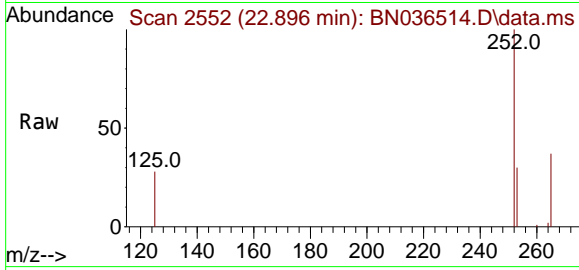
Ion	Ratio	Lower	Upper
276	100		
138	27.1	22.2	33.2
277	24.5	19.8	29.6





#37  
 Benzo(b)fluoranthene  
 Concen: 0.429 ng m  
 RT: 22.896 min Scan# 21  
 Delta R.T. -0.015 min  
 Lab File: BN036514.D  
 Acq: 26 Feb 2025 17:20

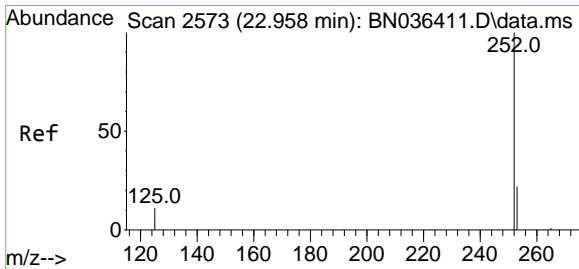
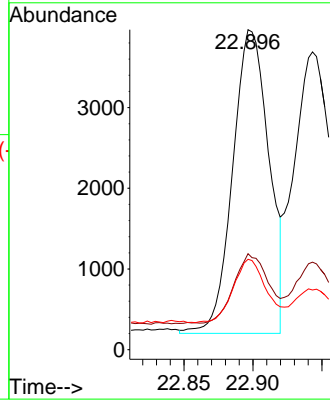
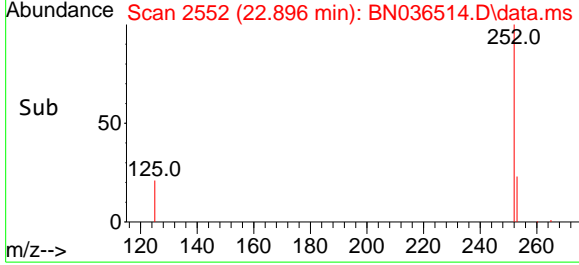
Instrument : BNA\_N  
 ClientSampleId : SSTDCCC0.4EC



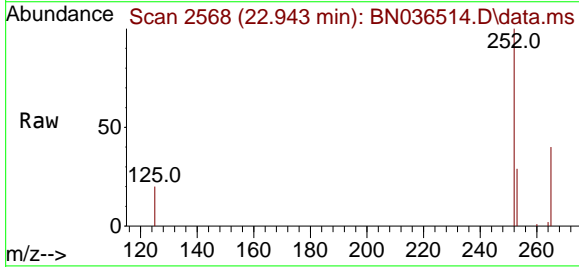
Tgt Ion:252 Resp: 6880  
 Ion Ratio Lower Upper  
 252 100  
 253 30.0 21.9 32.9  
 125 28.3 15.0 22.6

Manual Integrations  
**APPROVED**

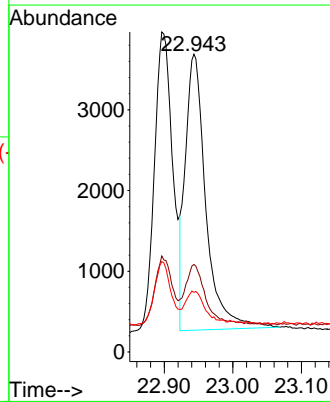
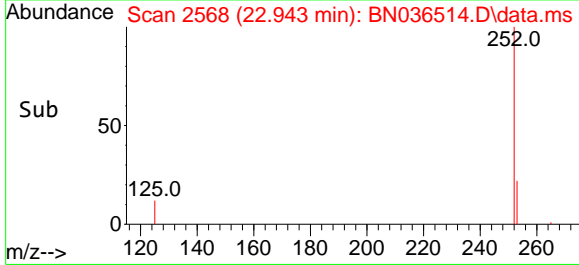
Reviewed By :Rahul Chavli 02/27/2025  
 Supervised By :mohammad ahmed 02/28/2025



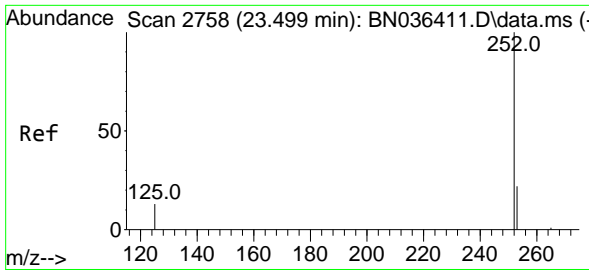
#38  
 Benzo(k)fluoranthene  
 Concen: 0.430 ng  
 RT: 22.943 min Scan# 2568  
 Delta R.T. -0.015 min  
 Lab File: BN036514.D  
 Acq: 26 Feb 2025 17:20



Tgt Ion:252 Resp: 7096  
 Ion Ratio Lower Upper  
 252 100  
 253 29.4 22.2 33.4  
 125 20.1 15.0 22.4

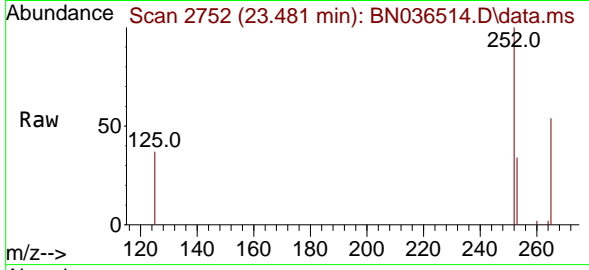






#39  
 Benzo(a)pyrene  
 Concen: 0.423 ng  
 RT: 23.481 min Scan# 21  
 Delta R.T. -0.018 min  
 Lab File: BN036514.D  
 Acq: 26 Feb 2025 17:20

Instrument : BNA\_N  
 ClientSampleId : SSTDCCC0.4EC

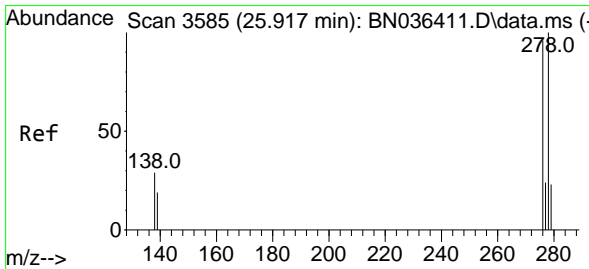
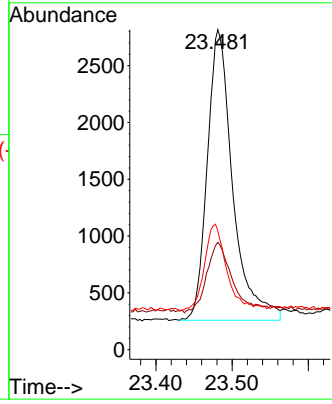
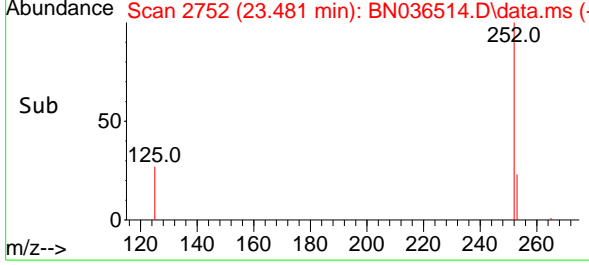


Tgt Ion: 252 Resp: 5929

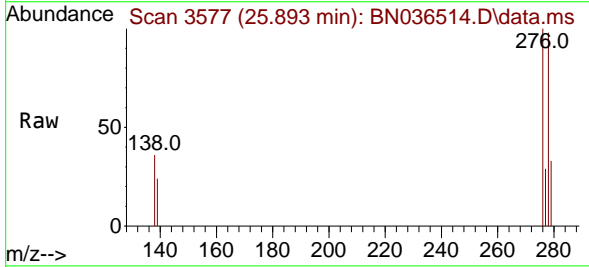
Ion	Ratio	Lower	Upper
252	100		
253	33.5	24.4	36.6
125	37.1	18.2	27.2

Manual Integrations  
**APPROVED**

Reviewed By :Rahul Chavli 02/27/2025  
 Supervised By :mohammad ahmed 02/28/2025

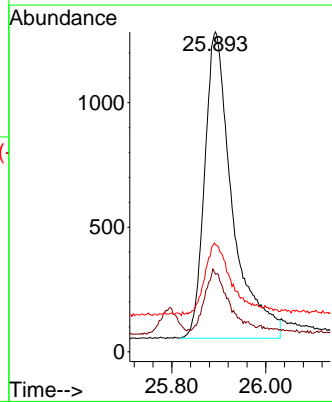
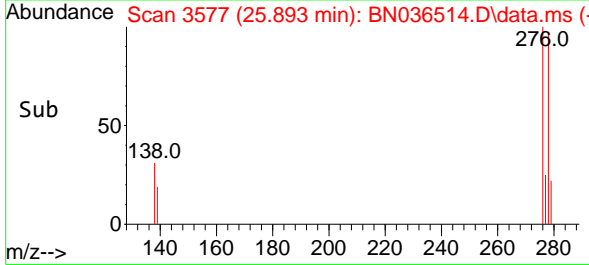


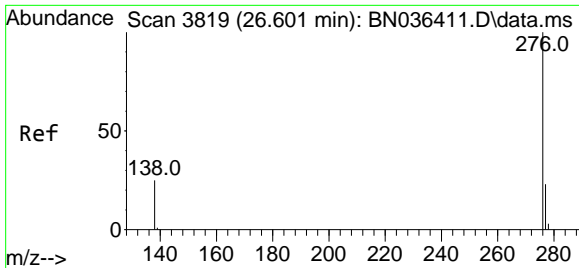
#40  
 Dibenzo(a,h)anthracene  
 Concen: 0.374 ng  
 RT: 25.893 min Scan# 3577  
 Delta R.T. -0.024 min  
 Lab File: BN036514.D  
 Acq: 26 Feb 2025 17:20



Tgt Ion: 278 Resp: 5024

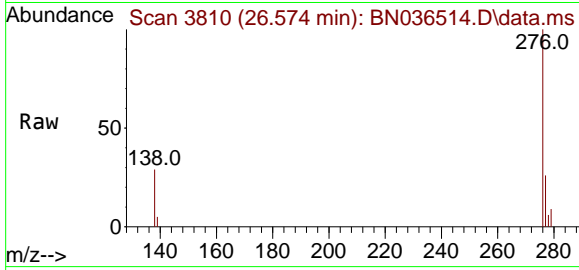
Ion	Ratio	Lower	Upper
278	100		
139	24.3	18.5	27.7
279	33.4	24.8	37.2





#41  
 Benzo(g,h,i)perylene  
 Concen: 0.398 ng  
 RT: 26.574 min Scan# 3810  
 Delta R.T. -0.026 min  
 Lab File: BN036514.D  
 Acq: 26 Feb 2025 17:20

Instrument :  
 BNA\_N  
 ClientSampleId :  
 SSTDCCC0.4EC

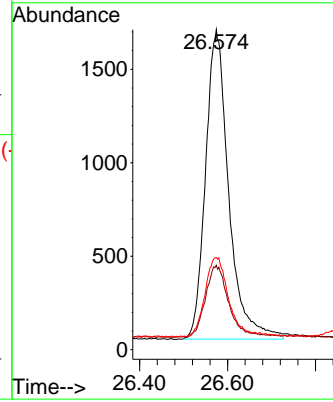
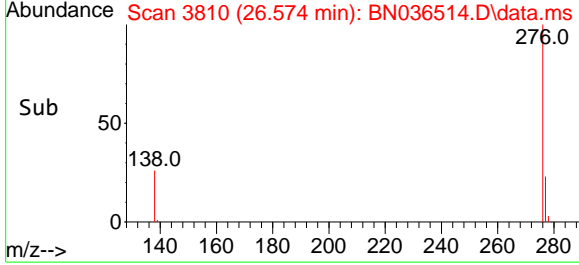


Tgt Ion: 276 Resp: 6064

Ion	Ratio	Lower	Upper
276	100		
277	26.4	20.7	31.1
138	28.8	21.8	32.6

Manual Integrations  
**APPROVED**

Reviewed By :Rahul Chavli 02/27/2025  
 Supervised By :mohammad ahmed 02/28/2025



Data Path : Z:\svoasrv\HPCHEM1\BNA\_N\Data\BN022625\  
 Data File : BN036514.D  
 Acq On : 26 Feb 2025 17:20  
 Operator : RC/JU  
 Sample : SSTDCCC0.4  
 Misc :  
 ALS Vial : 8 Sample Multiplier: 1

Instrument :  
 BNA\_N  
 LabSampleId :  
 SSTDCCC0.4

Quant Time: Feb 26 17:47:00 2025  
 Quant Method : Z:\svoasrv\HPCHEM1\BNA\_N\Methods\8270-SIM-BN021025.M  
 Quant Title : ASP BNA STANDARDS FOR 5 POINT CALIBRATION  
 QLast Update : Tue Feb 11 01:17:14 2025  
 Response via : Initial Calibration

Min. RRF : 0.000 Min. Rel. Area : 50% Max. R.T. Dev 0.50min  
 Max. RRF Dev : 25% Max. Rel. Area : 150%

	Compound	AvgRF	CCRF	%Dev	Area%	Dev(min)
1 I	1,4-Dichlorobenzene-d4	1.000	1.000	0.0	109	-0.01
2	1,4-Dioxane	0.438	0.440	-0.5	111	0.00
3	n-Nitrosodimethylamine	0.760	0.814	-7.1	116	0.00
4 S	2-Fluorophenol	0.945	0.869	8.0	101	-0.01
5 S	Phenol-d6	1.109	0.989	10.8	104	-0.02
6	bis(2-Chloroethyl)ether	1.160	1.156	0.3	116	-0.01
7 I	Naphthalene-d8	1.000	1.000	0.0	107	-0.01
8 S	Nitrobenzene-d5	0.395	0.396	-0.3	116	-0.01
9	Naphthalene	1.154	1.132	1.9	108	-0.01
10	Hexachlorobutadiene	0.281	0.281	0.0	106	-0.01
11 SURR	2-Methylnaphthalene-d10	0.615	0.591	3.9	105	-0.02
12	2-Methylnaphthalene	0.757	0.746	1.5	108	-0.02
13 I	Acenaphthene-d10	1.000	1.000	0.0	112	-0.01
14 S	2,4,6-Tribromophenol	0.198	0.160	19.2	96	-0.01
15 S	2-Fluorobiphenyl	1.504	1.666	-10.8	135	-0.01
16	Acenaphthylene	1.767	1.728	2.2	114	-0.01
17	Acenaphthene	1.180	1.130	4.2	110	-0.01
18	Fluorene	1.680	1.548	7.9	104	-0.02
19 I	Phenanthrene-d10	1.000	1.000	0.0	95	-0.01
20	4,6-Dinitro-2-methylphenol	0.078	0.058	25.6#	80	0.00
21	4-Bromophenyl-phenylether	0.239	0.243	-1.7	99	0.00
22	Hexachlorobenzene	0.295	0.308	-4.4	102	-0.01
23	Atrazine	0.199	0.186	6.5	94	-0.01
24	Pentachlorophenol	0.140	0.115	17.9	89	-0.01
25	Phenanthrene	1.156	1.131	2.2	98	-0.01
26	Anthracene	1.020	0.998	2.2	98	-0.01
27 SURR	Fluoranthene-d10	1.112	0.974	12.4	87	0.00
28	Fluoranthene	1.421	1.268	10.8	89	-0.01
29 I	Chrysene-d12	1.000	1.000	0.0	69	0.00
30	Pyrene	1.541	1.935	-25.6#	88	0.00
31 S	Terphenyl-d14	0.854	0.937	-9.7	76	0.00
32	Benzo(a)anthracene	1.316	1.327	-0.8	71	0.00
33	Chrysene	1.425	1.472	-3.3	75	0.00
34	Bis(2-ethylhexyl)phthalate	0.820	1.034	-26.1#	92	0.00
35 I	Perylene-d12	1.000	1.000	0.0	63	-0.01
36	Indeno(1,2,3-cd)pyrene	1.398	1.379	1.4	63	-0.02
37	Benzo(b)fluoranthene	1.317	1.413	-7.3	71	-0.01
38	Benzo(k)fluoranthene	1.356	1.456	-7.4	67	-0.01
39 C	Benzo(a)pyrene	1.150	1.217	-5.8	70	-0.02
40	Dibenzo(a,h)anthracene	1.103	1.031	6.5	60	-0.02
41	Benzo(g,h,i)perylene	1.250	1.244	0.5	63	-0.03

(#) = Out of Range

SPCC's out = 0 CCC's out = 0

Data Path : Z:\svoasrv\HPCHEM1\BNA\_N\Data\BN022625\  
 Data File : BN036514.D  
 Acq On : 26 Feb 2025 17:20  
 Operator : RC/JU  
 Sample : SSTDCCC0.4  
 Misc :  
 ALS Vial : 8 Sample Multiplier: 1

Instrument :  
 BNA\_N  
 LabSampleId :  
 SSTDCCC0.4

Quant Time: Feb 26 17:47:00 2025  
 Quant Method : Z:\svoasrv\HPCHEM1\BNA\_N\Methods\8270-SIM-BN021025.M  
 Quant Title : ASP BNA STANDARDS FOR 5 POINT CALIBRATION  
 QLast Update : Tue Feb 11 01:17:14 2025  
 Response via : Initial Calibration

Min. RRF : 0.000 Min. Rel. Area : 50% Max. R.T. Dev 0.50min  
 Max. RRF Dev : 25% Max. Rel. Area : 150%

	Compound	Amount	Calc.	%Dev	Area%	Dev(min)
1 I	1,4-Dichlorobenzene-d4	0.400	0.400	0.0	109	-0.01
2	1,4-Dioxane	0.400	0.402	-0.5	111	0.00
3	n-Nitrosodimethylamine	0.400	0.428	-7.0	116	0.00
4 S	2-Fluorophenol	0.400	0.368	8.0	101	-0.01
5 S	Phenol-d6	0.400	0.357	10.8	104	-0.02
6	bis(2-Chloroethyl)ether	0.400	0.399	0.3	116	-0.01
7 I	Naphthalene-d8	0.400	0.400	0.0	107	-0.01
8 S	Nitrobenzene-d5	0.400	0.401	-0.3	116	-0.01
9	Naphthalene	0.400	0.392	2.0	108	-0.01
10	Hexachlorobutadiene	0.400	0.401	-0.3	106	-0.01
11 SURR	2-Methylnaphthalene-d10	0.400	0.384	4.0	105	-0.02
12	2-Methylnaphthalene	0.400	0.394	1.5	108	-0.02
13 I	Acenaphthene-d10	0.400	0.400	0.0	112	-0.01
14 S	2,4,6-Tribromophenol	0.400	0.324	19.0	96	-0.01
15 S	2-Fluorobiphenyl	0.400	0.443	-10.7	135	-0.01
16	Acenaphthylene	0.400	0.391	2.3	114	-0.01
17	Acenaphthene	0.400	0.383	4.3	110	-0.01
18	Fluorene	0.400	0.369	7.8	104	-0.02
19 I	Phenanthrene-d10	0.400	0.400	0.0	95	-0.01
20	4,6-Dinitro-2-methylphenol	0.400	0.298	25.5#	80	0.00
21	4-Bromophenyl-phenylether	0.400	0.407	-1.7	99	0.00
22	Hexachlorobenzene	0.400	0.418	-4.5	102	-0.01
23	Atrazine	0.400	0.374	6.5	94	-0.01
24	Pentachlorophenol	0.400	0.329	17.8	89	-0.01
25	Phenanthrene	0.400	0.391	2.3	98	-0.01
26	Anthracene	0.400	0.392	2.0	98	-0.01
27 SURR	Fluoranthene-d10	0.400	0.350	12.5	87	0.00
28	Fluoranthene	0.400	0.357	10.8	89	-0.01
29 I	Chrysene-d12	0.400	0.400	0.0	69	0.00
30	Pyrene	0.400	0.502	-25.5#	88	0.00
31 S	Terphenyl-d14	0.400	0.439	-9.7	76	0.00
32	Benzo(a)anthracene	0.400	0.403	-0.8	71	0.00
33	Chrysene	0.400	0.413	-3.2	75	0.00
34	Bis(2-ethylhexyl)phthalate	0.400	0.504	-26.0#	92	0.00
35 I	Perylene-d12	0.400	0.400	0.0	63	-0.01
36	Indeno(1,2,3-cd)pyrene	0.400	0.394	1.5	63	-0.02
37	Benzo(b)fluoranthene	0.400	0.429	-7.2	71	-0.01
38	Benzo(k)fluoranthene	0.400	0.430	-7.5	67	-0.01
39 C	Benzo(a)pyrene	0.400	0.423	-5.7	70	-0.02
40	Dibenzo(a,h)anthracene	0.400	0.374	6.5	60	-0.02
41	Benzo(g,h,i)perylene	0.400	0.398	0.5	63	-0.03

(#) = Out of Range

SPCC's out = 0 CCC's out = 0



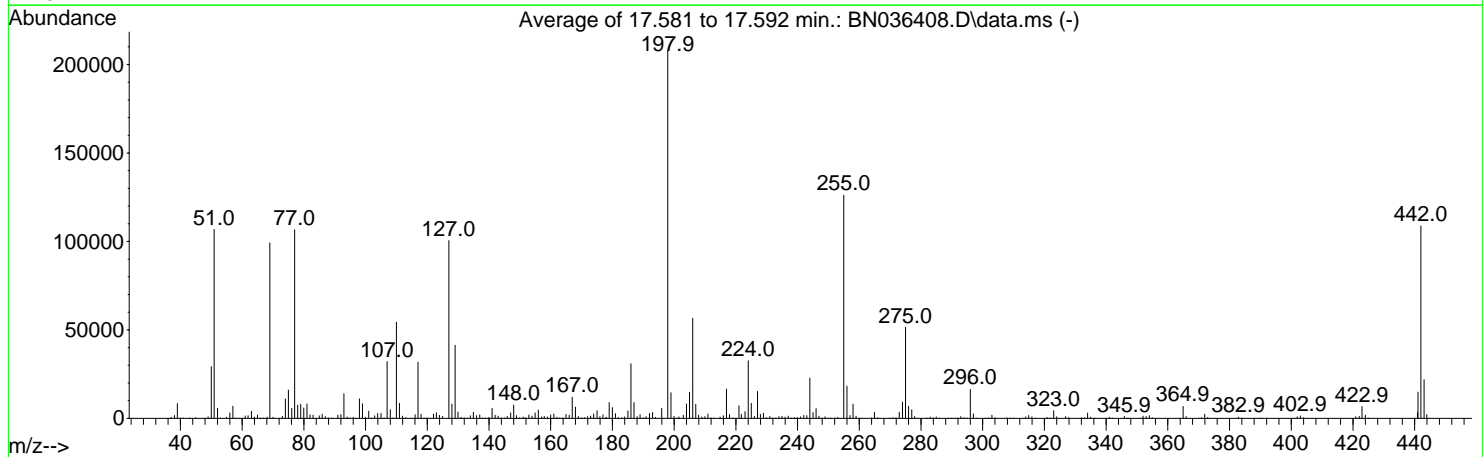
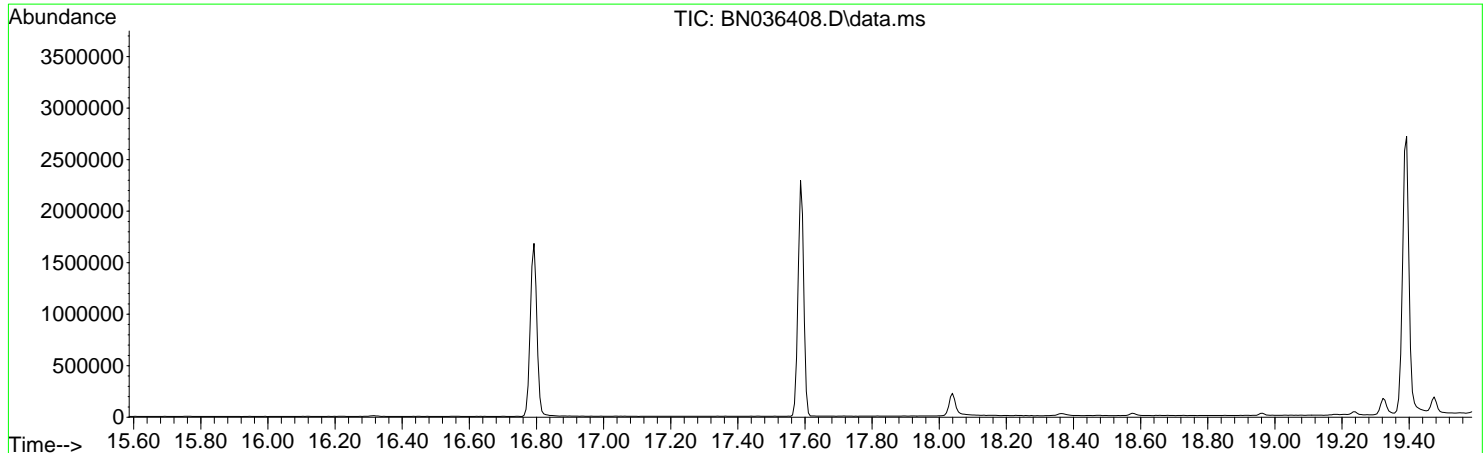
# QC SAMPLE DATA

Data Path : Z:\svoasrv\HPCHEM1\BNA\_N\Data\BN021025\  
 Data File : BN036408.D  
 Acq On : 10 Feb 2025 11:46  
 Operator : RC/JU  
 Sample : DFTPP  
 Misc :  
 ALS Vial : 1 Sample Multiplier: 1

Instrument :  
 BNA\_N  
 ClientSampleId :  
 DFTPP

Integration File: rteint.p

Method : Z:\svoasrv\HPCHEM1\BNA\_N\Methods\8270-SIM-BN021025.M  
 Title : ASP BNA STANDARDS FOR 5 POINT CALIBRATION  
 Last Update : Tue Feb 11 01:17:14 2025



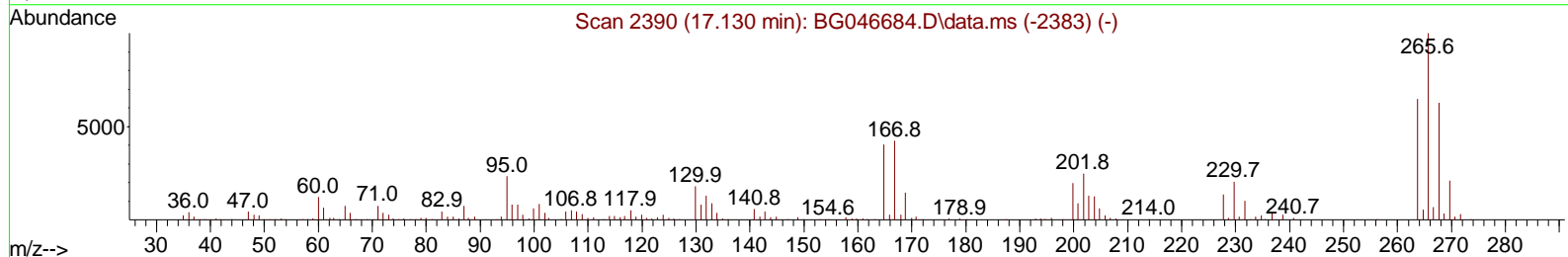
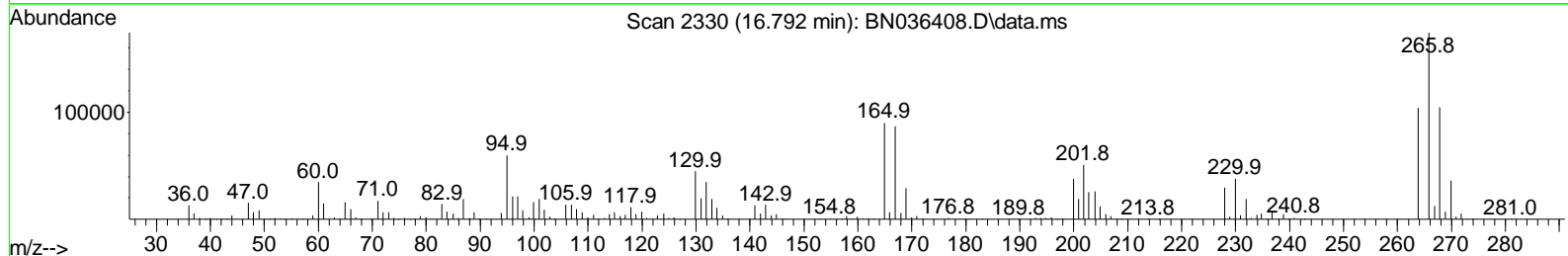
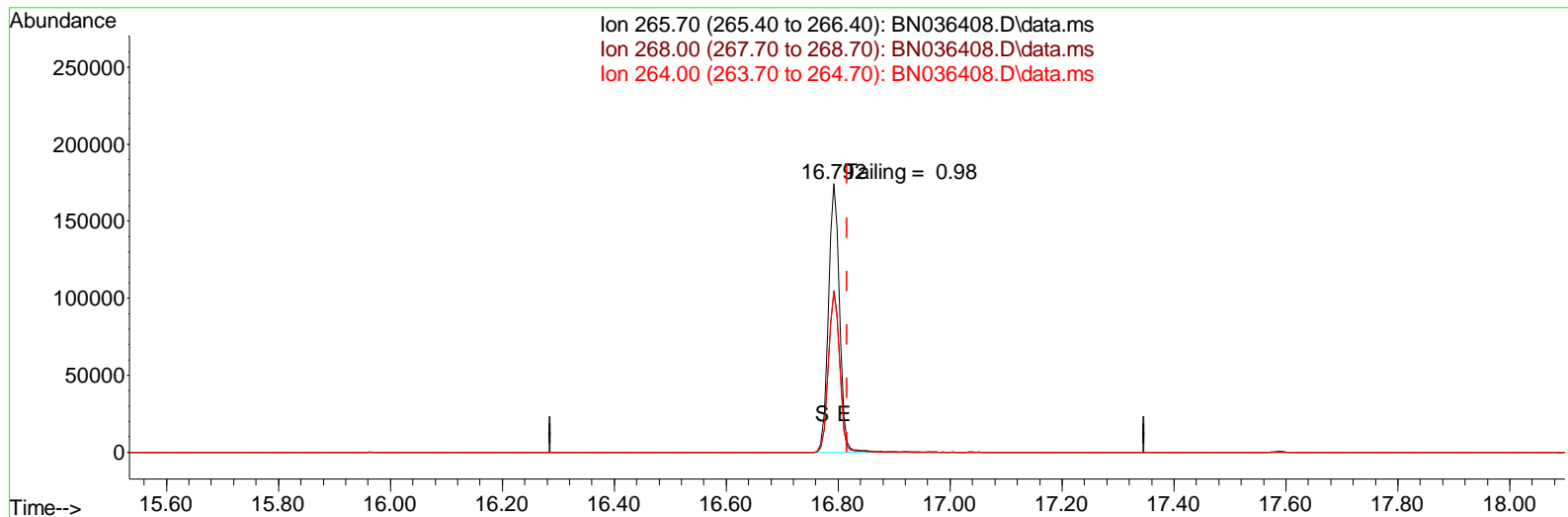
AutoFind: Scans 2464, 2465, 2466; Background Corrected with Scan 2458

Target Mass	Rel. to Mass	Lower Limit%	Upper Limit%	Rel. Abn%	Raw Abn	Result Pass/Fail
51	198	10	80	51.4	106809	PASS
68	69	0.00	2	0.7	724	PASS
69	198	0.00	100	47.7	99211	PASS
70	69	0.00	2	0.6	601	PASS
127	198	10	80	48.3	100501	PASS
197	198	0.00	2	0.0	0	PASS
198	198	100	100	100.0	207936	PASS
199	198	5	9	7.0	14493	PASS
275	198	10	60	24.7	51437	PASS
365	198	1	100	3.3	6829	PASS
441	198	0.01	100	7.1	14816	PASS
442	442	50	100	100.0	108824	PASS
443	442	15	24	20.1	21911	PASS

Data Path : Z:\svoasrv\HPCHEM1\BNA\_N\Data\BN021025\  
 Data File : BN036408.D  
 Acq On : 10 Feb 2025 11:46  
 Operator : RC/JU  
 Sample : DFTPP  
 Misc :  
 ALS Vial : 1 Sample Multiplier: 1

**Instrument :**  
 BNA\_N  
**ClientSampleId :**  
 DFTPP

Quant Time: Feb 11 01:55:02 2025  
 Quant Method : Z:\svoasrv\HPCHEM1\BNA\_N\Methods\8270E-Tune.M  
 Quant Title : ASP BNA STANDARDS FOR 5 POINT CALIBRATION  
 QLast Update : Wed Dec 25 04:23:53 2024  
 Response via : Initial Calibration



TIC: BN036408.D\data.ms

(70) Pentachlorophenol (C)

16.792min (-0.024) 22697.76 ng

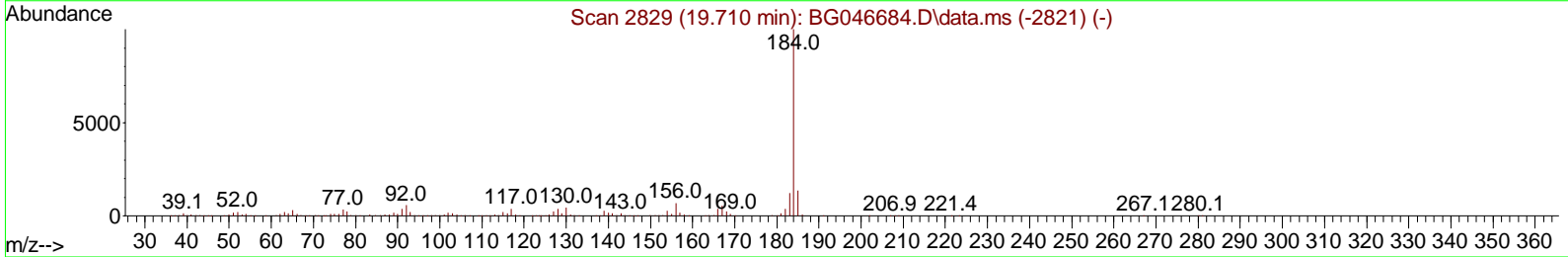
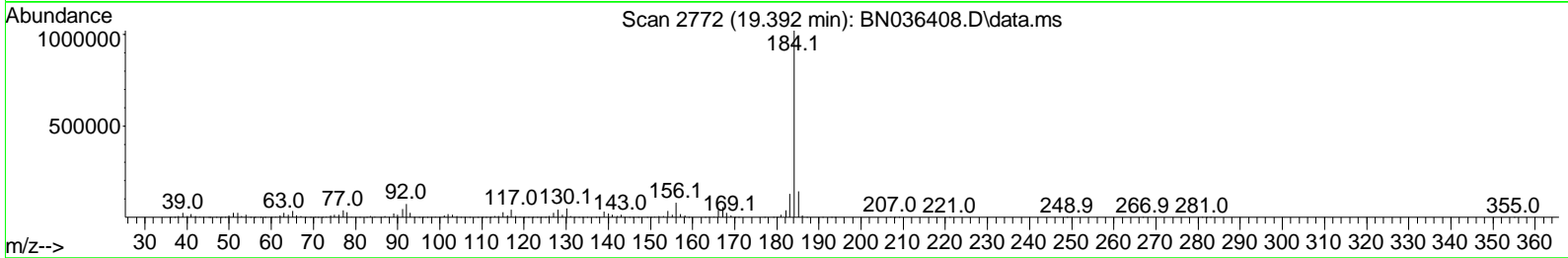
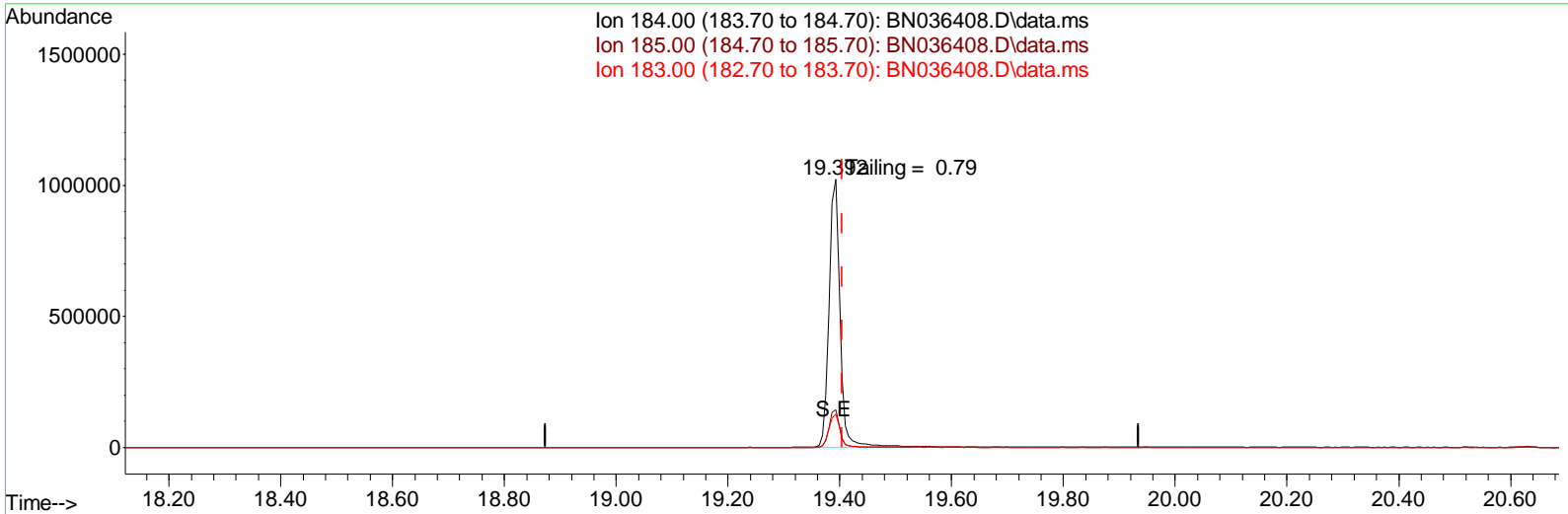
response 239758

Ion	Exp%	Act%
265.70	100.00	100.00
268.00	62.20	60.20
264.00	61.60	59.58
0.00	0.00	0.00

Data Path : Z:\svoasrv\HPCHEM1\BNA\_N\Data\BN021025\  
 Data File : BN036408.D  
 Acq On : 10 Feb 2025 11:46  
 Operator : RC/JU  
 Sample : DFTPP  
 Misc :  
 ALS Vial : 1 Sample Multiplier: 1

**Instrument :**  
 BNA\_N  
**ClientSampleId :**  
 DFTPP

Quant Time: Feb 11 01:55:02 2025  
 Quant Method : Z:\svoasrv\HPCHEM1\BNA\_N\Methods\8270E-Tune.M  
 Quant Title : ASP BNA STANDARDS FOR 5 POINT CALIBRATION  
 QLast Update : Wed Dec 25 04:23:53 2024  
 Response via : Initial Calibration



TIC: BN036408.D\data.ms

(77) Benzidine

19.392min (-0.012) 0.00 ng

response 1390167

Ion	Exp%	Act%
184.00	100.00	100.00
185.00	15.50	14.06
183.00	13.20	12.43
0.00	0.00	0.00



Instrument :  
BNA\_N  
ClientSampleId :  
DFTPP

DDT Breakdown

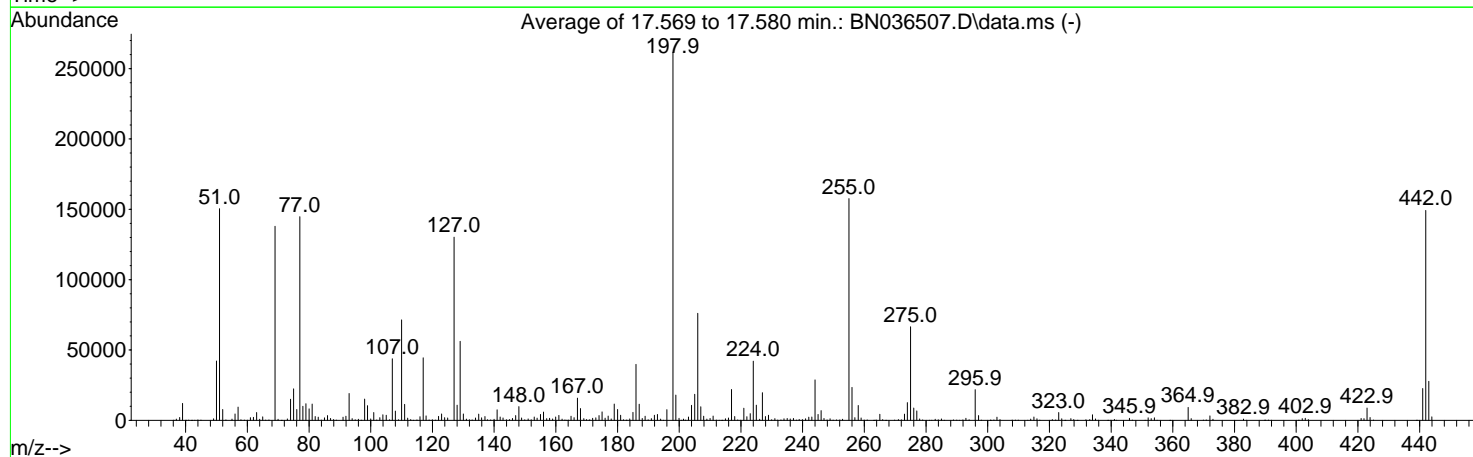
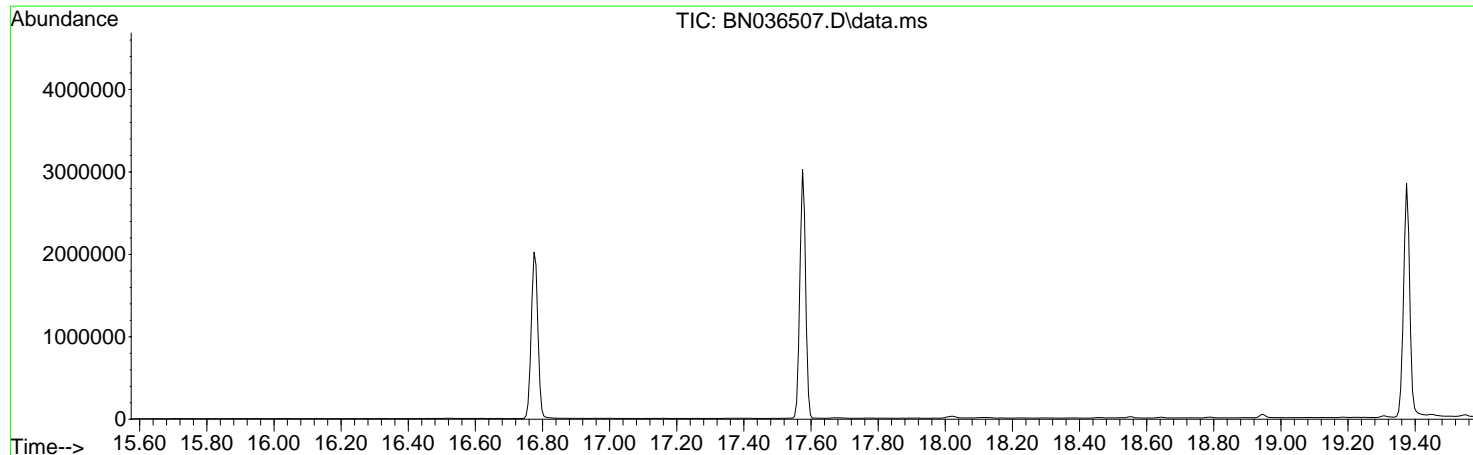
Date	Instrument Name	DFTPP Data File
2/10/2025	BNA_N	<u>BN036408.D</u>
Compound Name	Response	Retention Time
DDT	740190	20.628
DDD	8470	20.239
DDE	0	19.728
SUM(DDD+DDE)	SUM(DDT+DDD+DDE)	% Breakdown Of DDT
8470	748660	1.13

Data Path : Z:\svoasrv\HPCHEM1\BNA\_N\Data\BN022625\  
 Data File : BN036507.D  
 Acq On : 26 Feb 2025 13:04  
 Operator : RC/JU  
 Sample : DFTPP  
 Misc :  
 ALS Vial : 1 Sample Multiplier: 1

Instrument :  
 BNA\_N  
 ClientSampleId :  
 DFTPP

Integration File: rteint.p

Method : Z:\svoasrv\HPCHEM1\BNA\_N\Methods\8270-SIM-BN021025.M  
 Title : ASP BNA STANDARDS FOR 5 POINT CALIBRATION  
 Last Update : Tue Feb 11 01:17:14 2025



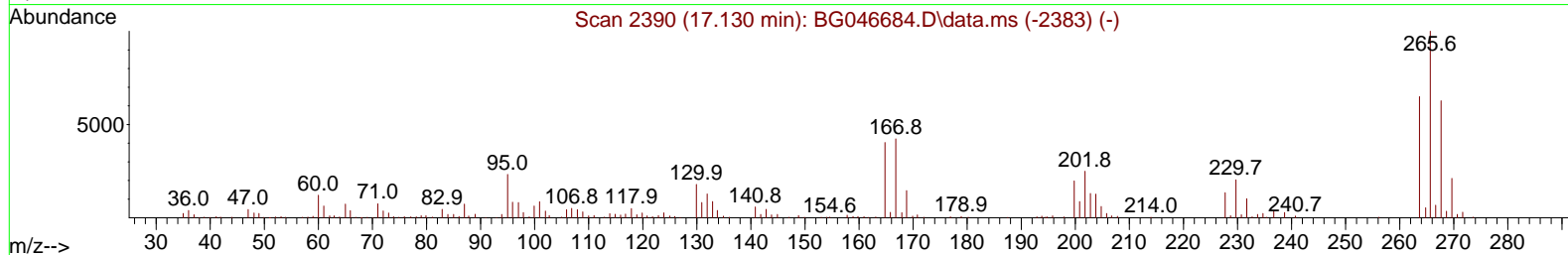
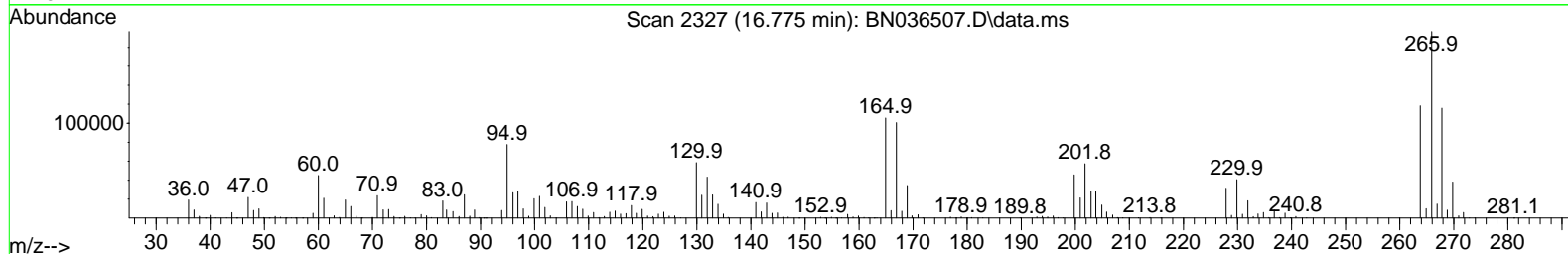
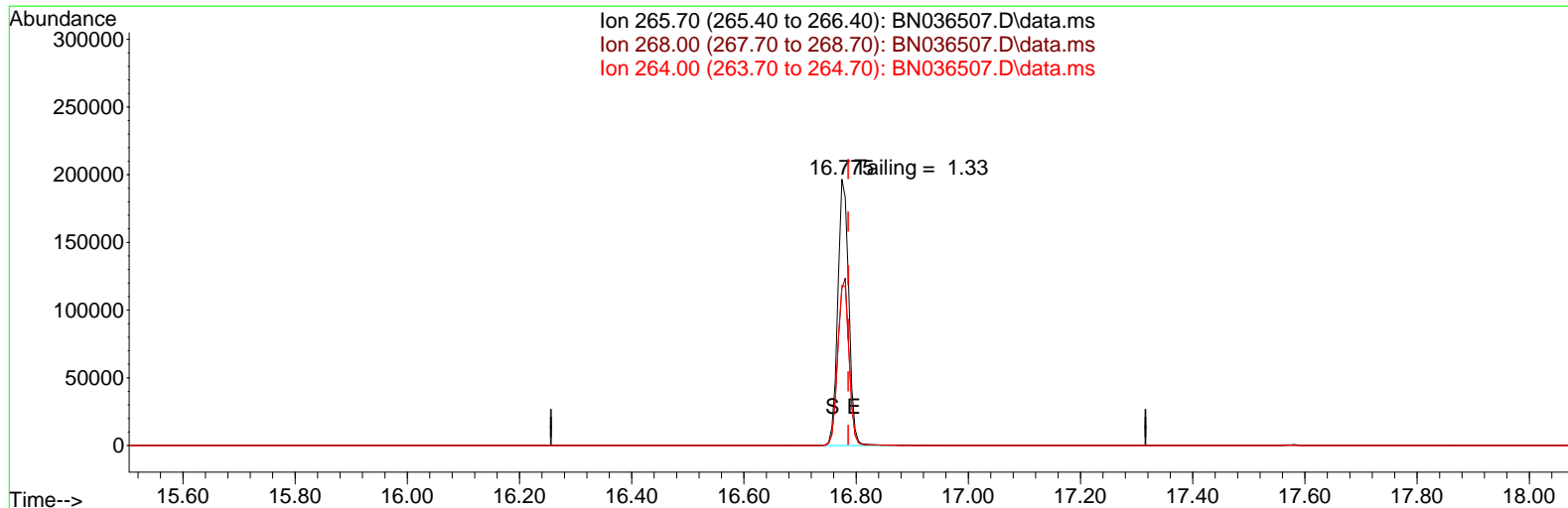
AutoFind: Scans 2462, 2463, 2464; Background Corrected with Scan 2456

Target Mass	Rel. to Mass	Lower Limit%	Upper Limit%	Rel. Abn%	Raw Abn	Result Pass/Fail
51	198	10	80	57.6	150493	PASS
68	69	0.00	2	0.0	0	PASS
69	198	0.00	100	52.7	137916	PASS
70	69	0.00	2	0.6	786	PASS
127	198	10	80	49.8	130195	PASS
197	198	0.00	2	0.0	0	PASS
198	198	100	100	100.0	261483	PASS
199	198	5	9	6.9	17983	PASS
275	198	10	60	25.4	66488	PASS
365	198	1	100	3.5	9279	PASS
441	198	0.01	100	8.7	22672	PASS
442	442	50	100	100.0	149224	PASS
443	442	15	24	18.6	27735	PASS

Data Path : Z:\svoasrv\HPCHEM1\BNA\_N\Data\BN022625\  
 Data File : BN036507.D  
 Acq On : 26 Feb 2025 13:04  
 Operator : RC/JU  
 Sample : DFTPP  
 Misc :  
 ALS Vial : 1 Sample Multiplier: 1

**Instrument :**  
 BNA\_N  
**ClientSampleId :**  
 DFTPP

Quant Time: Feb 26 14:31:20 2025  
 Quant Method : Z:\svoasrv\HPCHEM1\BNA\_N\Methods\8270E-Tune.M  
 Quant Title : ASP BNA STANDARDS FOR 5 POINT CALIBRATION  
 QLast Update : Wed Dec 25 04:23:53 2024  
 Response via : Initial Calibration



TIC: BN036507.D\data.ms

(70) Pentachlorophenol (C)

16.775min (-0.011) 18096.47 ng

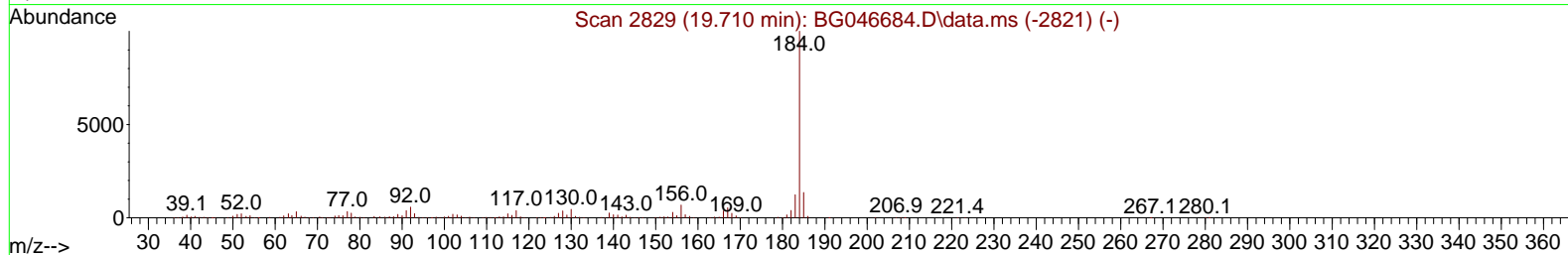
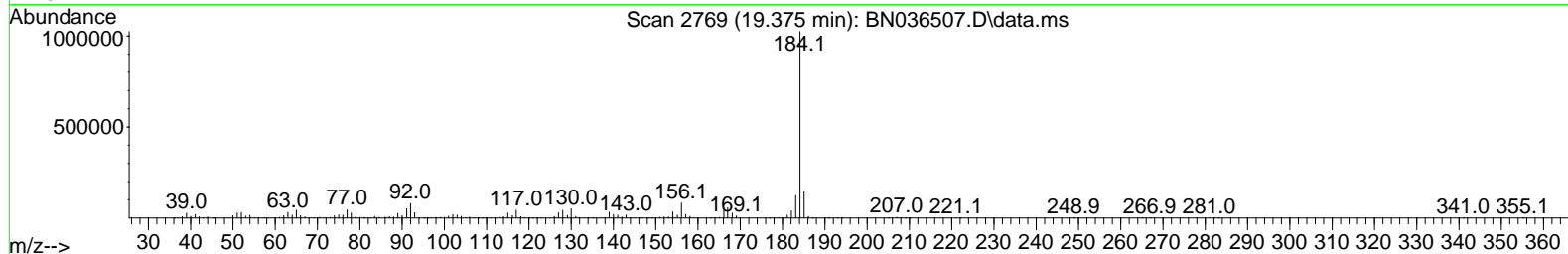
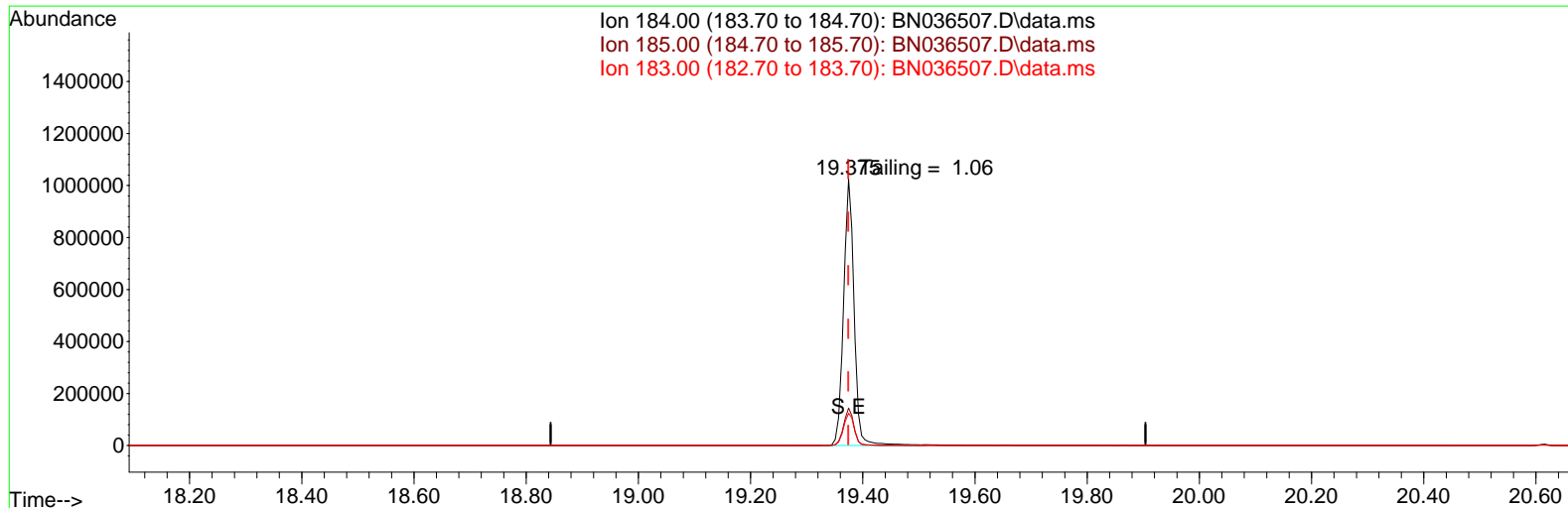
response 266565

Ion	Exp%	Act%
265.70	100.00	100.00
268.00	62.20	58.93
264.00	61.60	60.18
0.00	0.00	0.00

Data Path : Z:\svoasrv\HPCHEM1\BNA\_N\Data\BN022625\  
 Data File : BN036507.D  
 Acq On : 26 Feb 2025 13:04  
 Operator : RC/JU  
 Sample : DFTPP  
 Misc :  
 ALS Vial : 1 Sample Multiplier: 1

**Instrument :**  
 BNA\_N  
**ClientSampleId :**  
 DFTPP

Quant Time: Feb 26 14:31:20 2025  
 Quant Method : Z:\svoasrv\HPCHEM1\BNA\_N\Methods\8270E-Tune.M  
 Quant Title : ASP BNA STANDARDS FOR 5 POINT CALIBRATION  
 QLast Update : Wed Dec 25 04:23:53 2024  
 Response via : Initial Calibration



TIC: BN036507.D\data.ms

(77) Benzidine

19.375min (+ 0.000) 0.00 ng

response 1337406

Ion	Exp%	Act%
184.00	100.00	100.00
185.00	15.50	14.07
183.00	13.20	12.12
0.00	0.00	0.00

Instrument :  
BNA\_N  
ClientSampleId :  
DFTPP

DDT Breakdown

Date	Instrument Name	DFTPP Data File
2/26/2025	BNA_N	<u>BN036507.D</u>
Compound Name	Response	Retention Time
DDT	887081	20.616
DDD	9813	20.227
DDE	276	19.663
SUM(DDD+DDE)	SUM(DDT+DDD+DDE)	% Breakdown Of DDT
10089	897170	1.12

### Report of Analysis

Client:	Tetra Tech NUS, Inc.	Date Collected:	
Project:	CTO WE13	Date Received:	
Client Sample ID:	PB166876BL	SDG No.:	Q1423
Lab Sample ID:	PB166876BL	Matrix:	Water
Analytical Method:	SW8270ESIM	% Solid:	0
Sample Wt/Vol:	1000 Units: mL	Final Vol:	1000 uL
Soil Aliquot Vol:	uL	Test:	SVOC-SIMGroup1
Extraction Type :	Decanted : N	Level :	LOW
Injection Volume :	GPC Factor : 1.0	GPC Cleanup :	N PH :
Prep Method :			

File ID/Qc Batch:	Dilution:	Prep Date	Date Analyzed	Prep Batch ID
BN036509.D	1	02/26/25 08:52	02/26/25 14:19	PB166876

CAS Number	Parameter	Conc.	Qualifier	MDL	LOD	LOQ / CRQL	Units
<b>TARGETS</b>							
123-91-1	1,4-Dioxane	0.20	U	0.070	0.20	0.20	ug/L
<b>SURROGATES</b>							
7297-45-2	2-Methylnaphthalene-d10	0.34		30 - 150		84%	SPK: 0.4
93951-69-0	Fluoranthene-d10	0.38		30 - 150		94%	SPK: 0.4
4165-60-0	Nitrobenzene-d5	0.34		55 - 111		86%	SPK: 0.4
321-60-8	2-Fluorobiphenyl	0.30		53 - 106		75%	SPK: 0.4
1718-51-0	Terphenyl-d14	0.45		58 - 132		113%	SPK: 0.4
<b>INTERNAL STANDARDS</b>							
3855-82-1	1,4-Dichlorobenzene-d4	2590		7.746			
1146-65-2	Naphthalene-d8	5220		10.551			
15067-26-2	Acenaphthene-d10	3050		14.387			
1517-22-2	Phenanthrene-d10	5700		17.148			
1719-03-5	Chrysene-d12	3990		21.322			
1520-96-3	Perylene-d12	3510		23.589			

U = Not Detected

LOQ = Limit of Quantitation

MDL = Method Detection Limit

LOD = Limit of Detection

E = Value Exceeds Calibration Range

Q = indicates LCS control criteria did not meet requirements

M = MS/MSD acceptance criteria did not meet requirements

J = Estimated Value

B = Analyte Found in Associated Method Blank

N = Presumptive Evidence of a Compound

\* = Values outside of QC limits

D = Dilution

() = Laboratory InHouse Limit

A = Aldol-Condensation Reaction Products

Data Path : Z:\svoasrv\HPCHEM1\BNA\_N\Data\BN022625\  
 Data File : BN036509.D  
 Acq On : 26 Feb 2025 14:19  
 Operator : RC/JU  
 Sample : PB166876BL  
 Misc :  
 ALS Vial : 3 Sample Multiplier: 1

Instrument :  
 BNA\_N  
 ClientSampleId :  
 PB166876BL

Quant Time: Feb 26 14:42:17 2025  
 Quant Method : Z:\svoasrv\HPCHEM1\BNA\_N\Methods\8270-SIM-BN021025.M  
 Quant Title : ASP BNA STANDARDS FOR 5 POINT CALIBRATION  
 QLast Update : Tue Feb 11 01:17:14 2025  
 Response via : Initial Calibration

Compound	R.T.	QIon	Response	Conc Units	Dev(Min)
Internal Standards					
1) 1,4-Dichlorobenzene-d4	7.746	152	2585	0.400 ng	0.00
7) Naphthalene-d8	10.551	136	5224	0.400 ng	0.01
13) Acenaphthene-d10	14.387	164	3049	0.400 ng	0.00
19) Phenanthrene-d10	17.148	188	5698	0.400 ng	0.01
29) Chrysene-d12	21.322	240	3989	0.400 ng	# 0.00
35) Perylene-d12	23.589	264	3507	0.400 ng	# 0.00
System Monitoring Compounds					
4) 2-Fluorophenol	5.334	112	2211	0.362 ng	-0.01
5) Phenol-d6	6.923	99	2027	0.283 ng	-0.01
8) Nitrobenzene-d5	8.907	82	1771	0.344 ng	0.00
11) 2-Methylnaphthalene-d10	12.156	152	2713	0.338 ng	0.02
14) 2,4,6-Tribromophenol	15.907	330	293	0.194 ng	0.02
15) 2-Fluorobiphenyl	13.030	172	3429	0.299 ng	0.01
27) Fluoranthene-d10	19.169	212	5992	0.378 ng	0.00
31) Terphenyl-d14	19.768	244	3868	0.454 ng	0.00

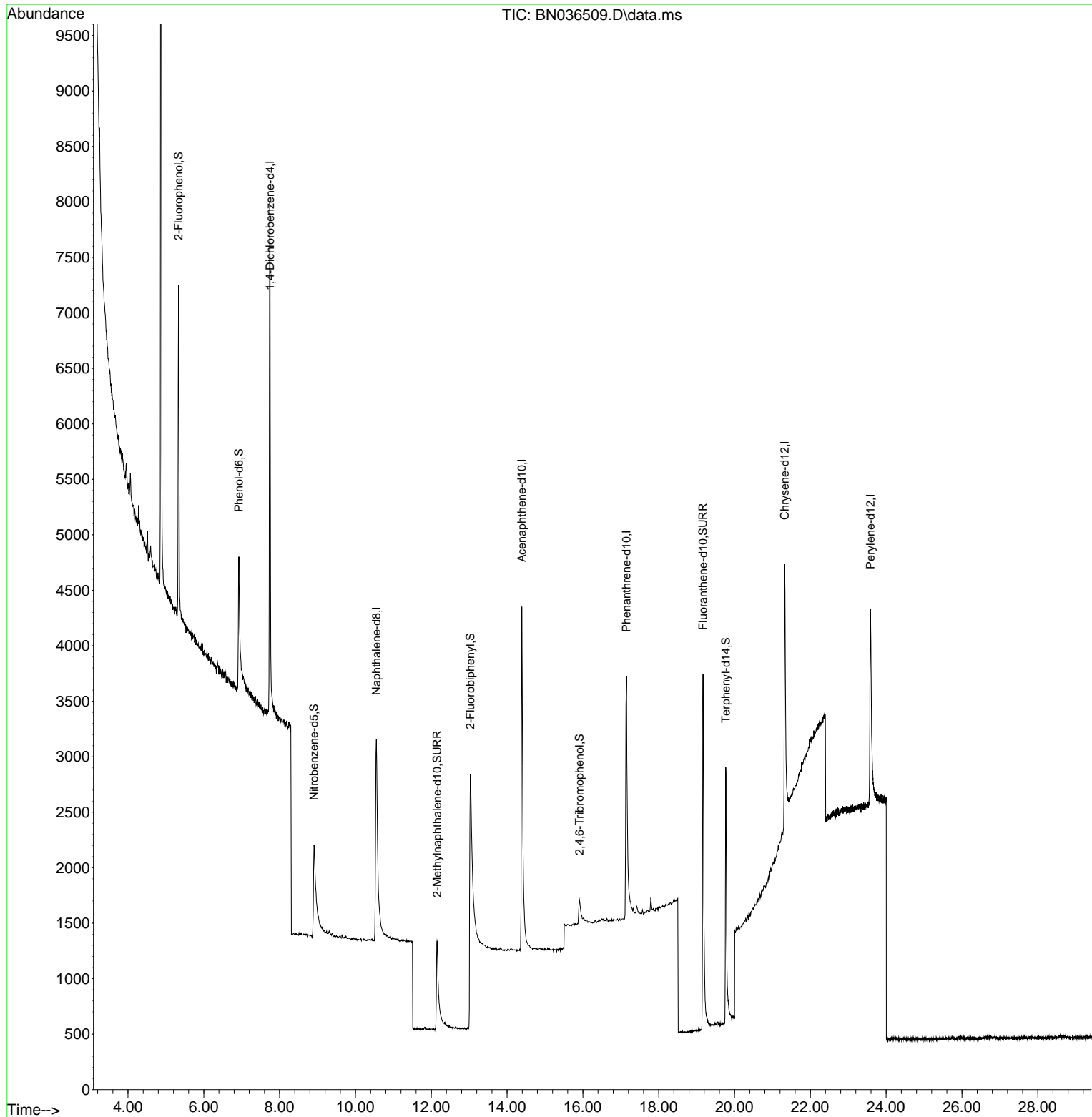
Target Compounds Qvalue

(#) = qualifier out of range (m) = manual integration (+) = signals summed

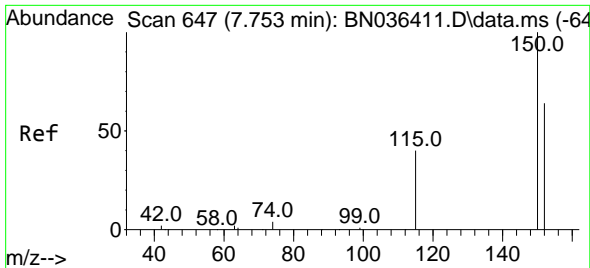
Data Path : Z:\svoasrv\HPCHEM1\BNA\_N\Data\BN022625\  
Data File : BN036509.D  
Acq On : 26 Feb 2025 14:19  
Operator : RC/JU  
Sample : PB166876BL  
Misc :  
ALS Vial : 3 Sample Multiplier: 1

Instrument :  
BNA\_N  
ClientSampleId :  
PB166876BL

Quant Time: Feb 26 14:42:17 2025  
Quant Method : Z:\svoasrv\HPCHEM1\BNA\_N\Methods\8270-SIM-BN021025.M  
Quant Title : ASP BNA STANDARDS FOR 5 POINT CALIBRATION  
QLast Update : Tue Feb 11 01:17:14 2025  
Response via : Initial Calibration

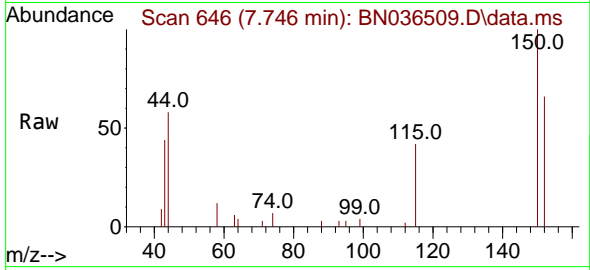




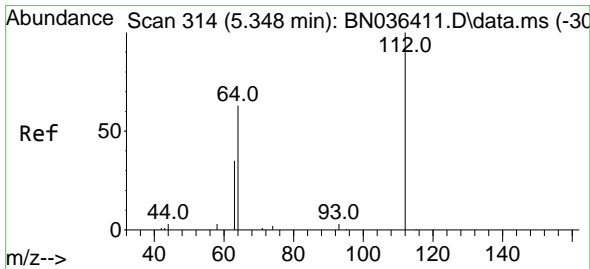
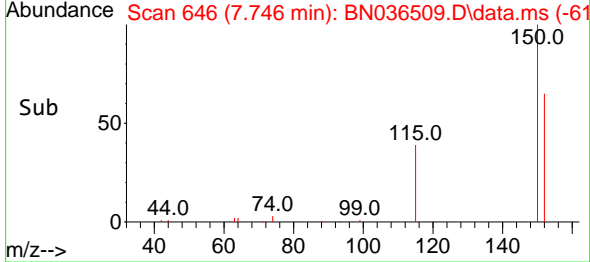
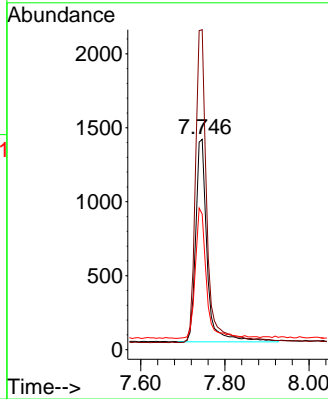


#1  
 1,4-Dichlorobenzene-d4  
 Concen: 0.400 ng  
 RT: 7.746 min Scan# 64  
 Delta R.T. -0.007 min  
 Lab File: BN036509.D  
 Acq: 26 Feb 2025 14:19

Instrument :  
 BNA\_N  
 ClientSampleId :  
 PB166876BL

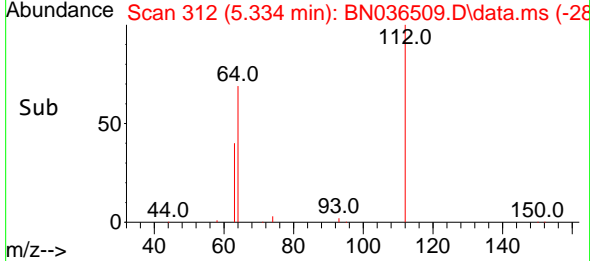
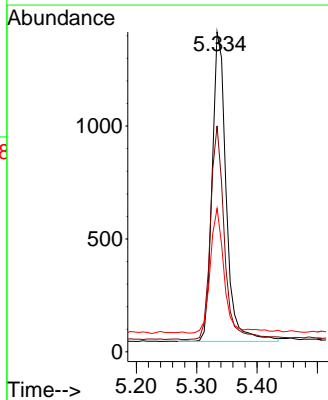
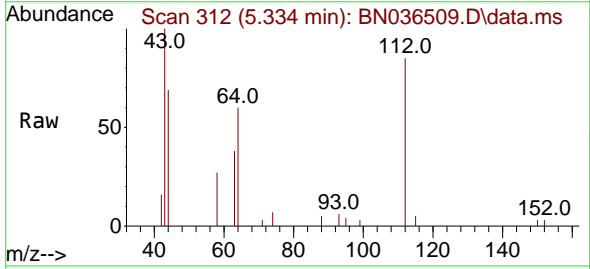


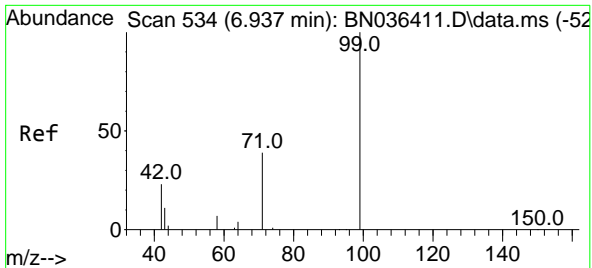
Tgt Ion:152 Resp: 2585  
 Ion Ratio Lower Upper  
 152 100  
 150 152.1 123.7 185.5  
 115 64.4 52.5 78.7



#4  
 2-Fluorophenol  
 Concen: 0.362 ng  
 RT: 5.334 min Scan# 312  
 Delta R.T. -0.015 min  
 Lab File: BN036509.D  
 Acq: 26 Feb 2025 14:19

Tgt Ion:112 Resp: 2211  
 Ion Ratio Lower Upper  
 112 100  
 64 69.3 53.4 80.0  
 63 40.9 30.3 45.5



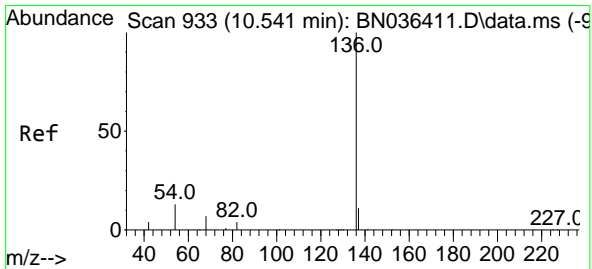
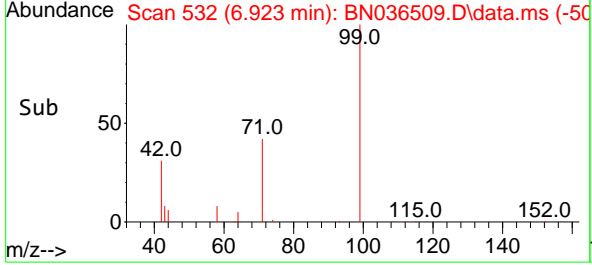
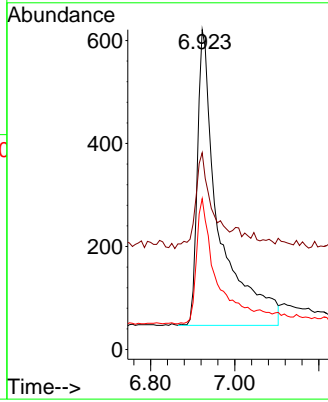
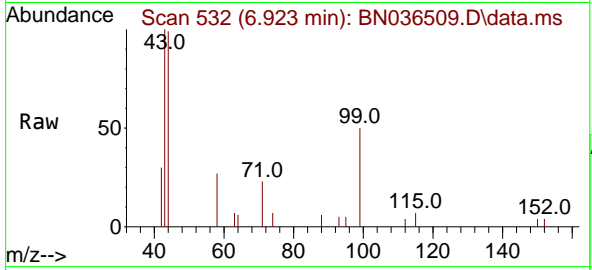


#5  
 Phenol-d6  
 Concen: 0.283 ng  
 RT: 6.923 min Scan# 51  
 Delta R.T. -0.015 min  
 Lab File: BN036509.D  
 Acq: 26 Feb 2025 14:19

Instrument :  
 BNA\_N  
 ClientSampleId :  
 PB166876BL

Tgt Ion: 99 Resp: 2027

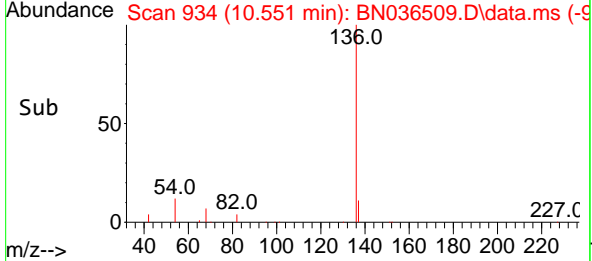
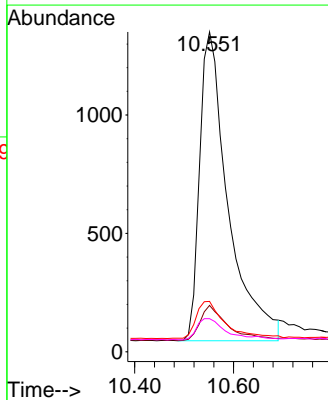
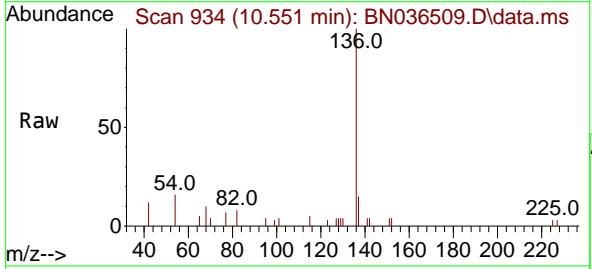
Ion	Ratio	Lower	Upper
99	100		
42	24.9	21.7	32.5
71	38.4	32.6	49.0

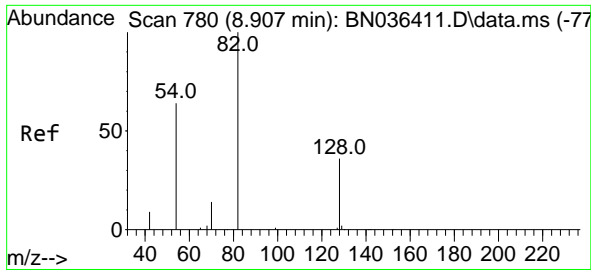


#7  
 Naphthalene-d8  
 Concen: 0.400 ng  
 RT: 10.551 min Scan# 934  
 Delta R.T. 0.011 min  
 Lab File: BN036509.D  
 Acq: 26 Feb 2025 14:19

Tgt Ion: 136 Resp: 5224

Ion	Ratio	Lower	Upper
136	100		
137	14.5	10.1	15.1
54	15.8	11.8	17.6
68	10.4	7.2	10.8



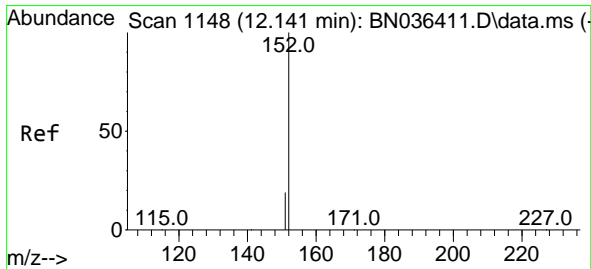
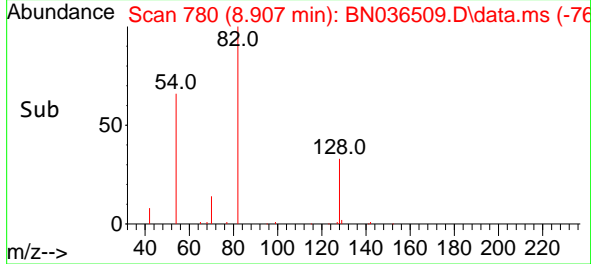
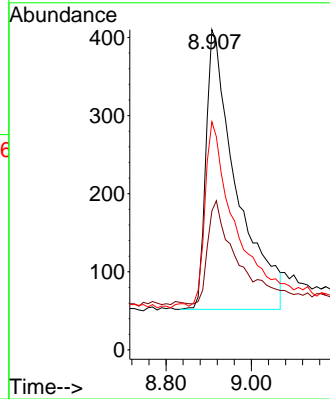
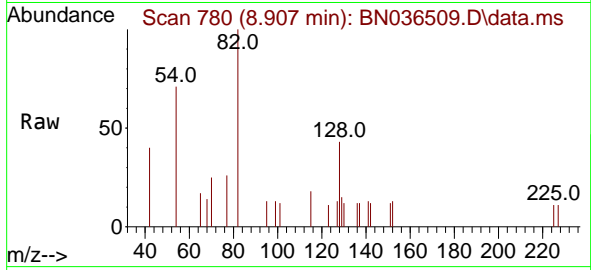


#8  
 Nitrobenzene-d5  
 Concen: 0.344 ng  
 RT: 8.907 min Scan# 71  
 Delta R.T. -0.000 min  
 Lab File: BN036509.D  
 Acq: 26 Feb 2025 14:19

Instrument :  
 BNA\_N  
 ClientSampleId :  
 PB166876BL

Tgt Ion: 82 Resp: 1771

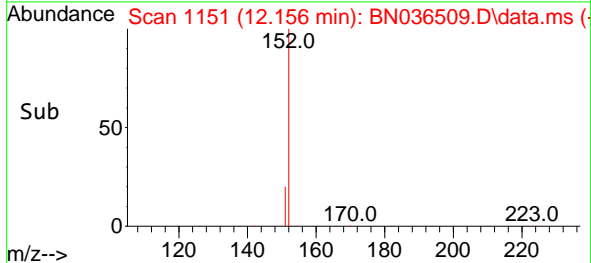
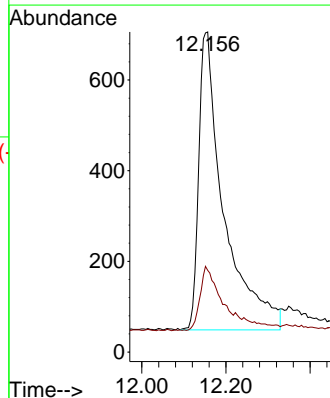
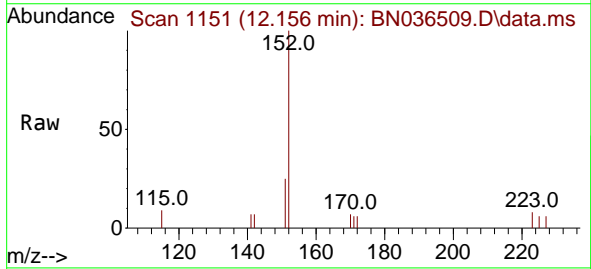
Ion	Ratio	Lower	Upper
82	100		
128	43.4	31.9	47.9
54	71.2	53.1	79.7

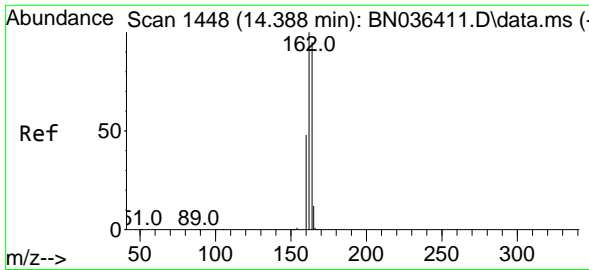


#11  
 2-Methylnaphthalene-d10  
 Concen: 0.338 ng  
 RT: 12.156 min Scan# 1151  
 Delta R.T. 0.015 min  
 Lab File: BN036509.D  
 Acq: 26 Feb 2025 14:19

Tgt Ion: 152 Resp: 2713

Ion	Ratio	Lower	Upper
152	100		
151	21.2	16.6	25.0



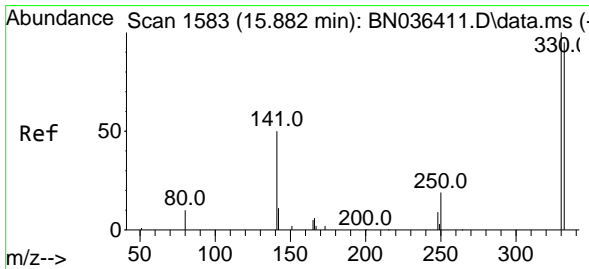
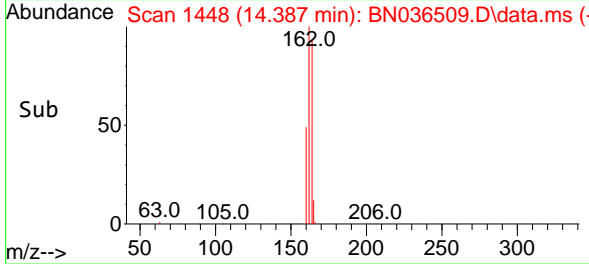
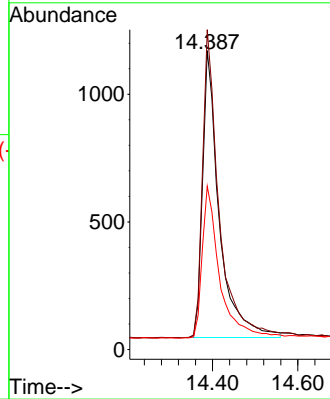
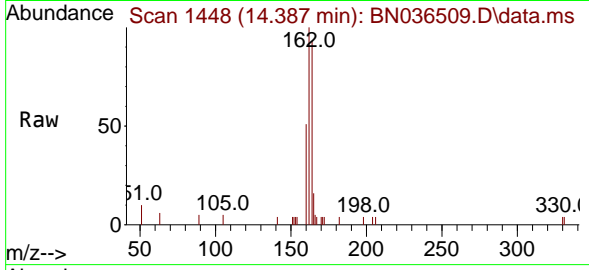


#13  
 Acenaphthene-d10  
 Concen: 0.400 ng  
 RT: 14.387 min Scan# 14  
 Delta R.T. -0.000 min  
 Lab File: BN036509.D  
 Acq: 26 Feb 2025 14:19

Instrument :  
 BNA\_N  
 ClientSampleId :  
 PB166876BL

Tgt Ion:164 Resp: 3049

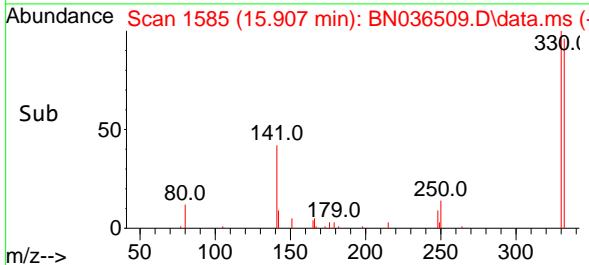
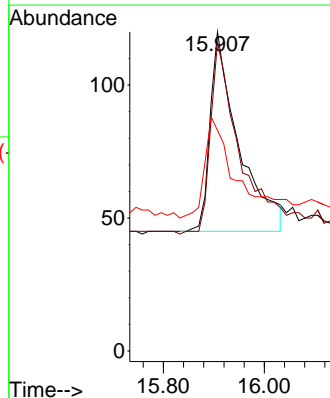
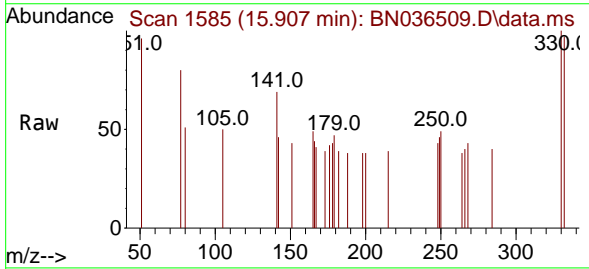
Ion	Ratio	Lower	Upper
164	100		
162	107.0	84.1	126.1
160	54.7	41.4	62.0

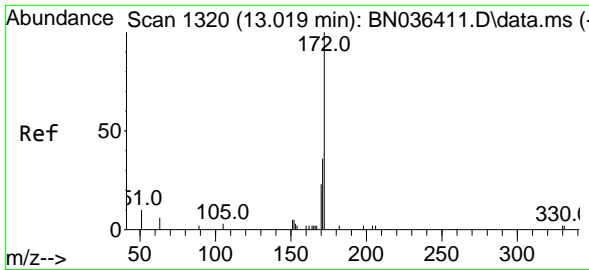


#14  
 2,4,6-Tribromophenol  
 Concen: 0.194 ng  
 RT: 15.907 min Scan# 1585  
 Delta R.T. 0.025 min  
 Lab File: BN036509.D  
 Acq: 26 Feb 2025 14:19

Tgt Ion:330 Resp: 293

Ion	Ratio	Lower	Upper
330	100		
332	98.0	76.6	114.8
141	53.2	37.8	56.8



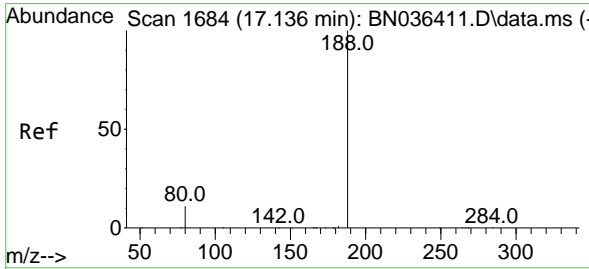
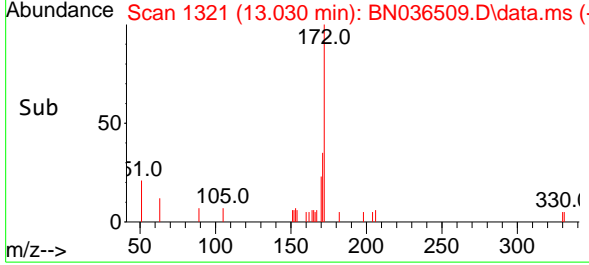
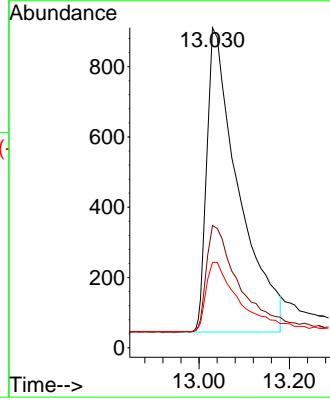
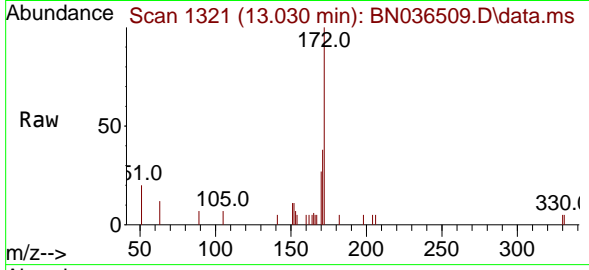


#15  
 2-Fluorobiphenyl  
 Concen: 0.299 ng  
 RT: 13.030 min Scan# 11  
 Delta R.T. 0.011 min  
 Lab File: BN036509.D  
 Acq: 26 Feb 2025 14:19

Instrument :  
 BNA\_N  
 ClientSampleId :  
 PB166876BL

Tgt Ion:172 Resp: 3429

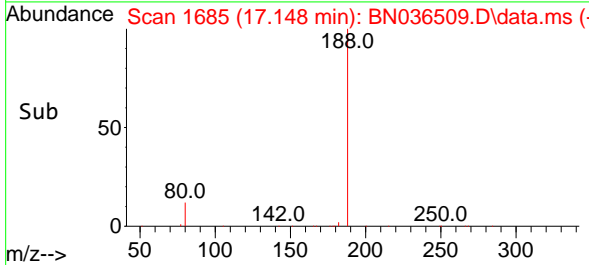
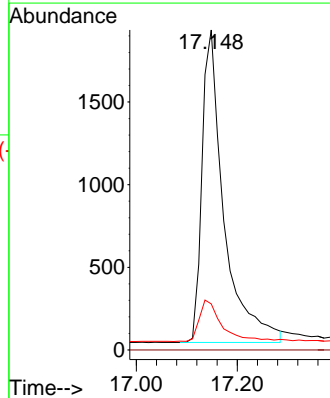
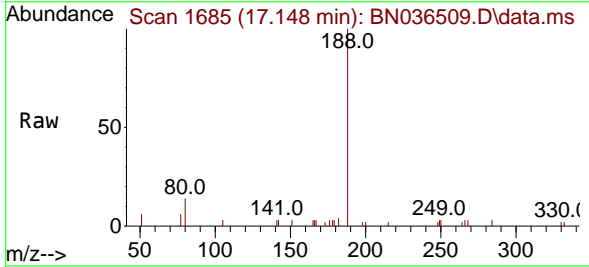
Ion	Ratio	Lower	Upper
172	100		
171	38.2	29.6	44.4
170	26.7	19.8	29.6

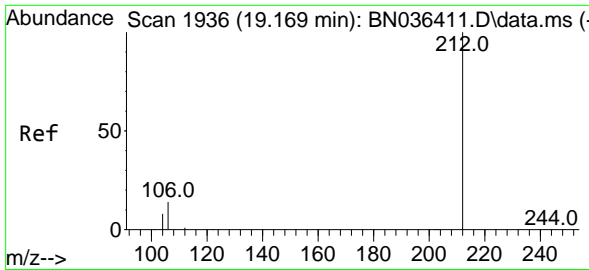


#19  
 Phenanthrene-d10  
 Concen: 0.400 ng  
 RT: 17.148 min Scan# 1685  
 Delta R.T. 0.012 min  
 Lab File: BN036509.D  
 Acq: 26 Feb 2025 14:19

Tgt Ion:188 Resp: 5698

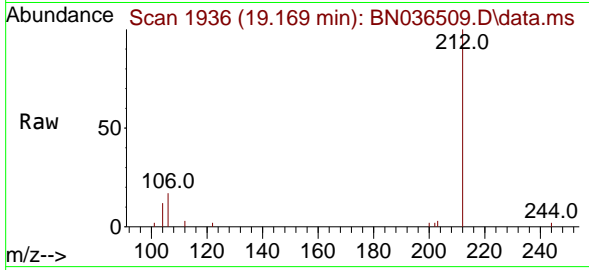
Ion	Ratio	Lower	Upper
188	100		
94	0.0	0.0	0.0
80	14.4	9.8	14.6





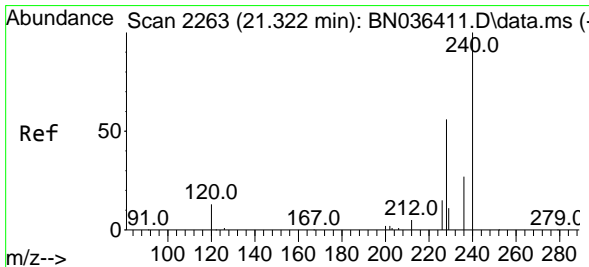
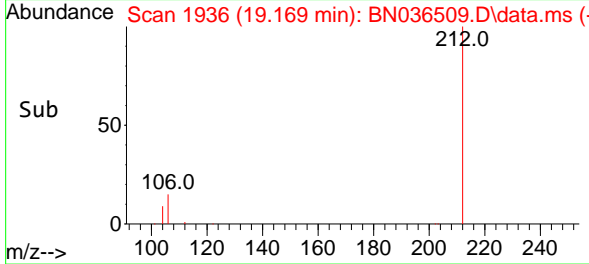
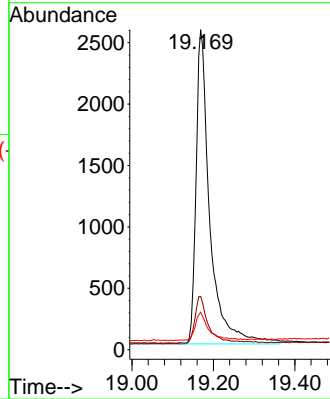
#27  
 Fluoranthene-d10  
 Concen: 0.378 ng  
 RT: 19.169 min Scan# 1936  
 Delta R.T. -0.000 min  
 Lab File: BN036509.D  
 Acq: 26 Feb 2025 14:19

Instrument :  
 BNA\_N  
 ClientSampleId :  
 PB166876BL



Tgt Ion:212 Resp: 5992


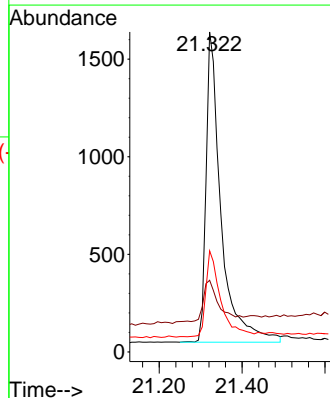
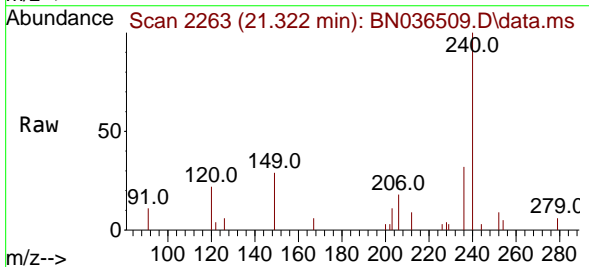
Ion	Ratio	Lower	Upper
212	100		
106	14.1	11.5	17.3
104	8.2	7.1	10.7

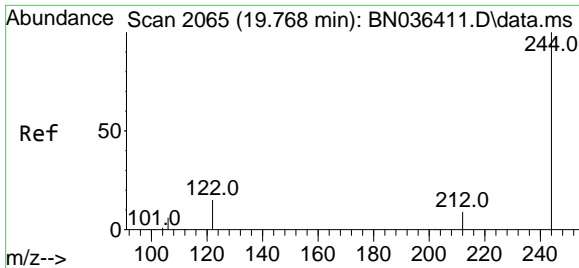


#29  
 Chrysene-d12  
 Concen: 0.400 ng  
 RT: 21.322 min Scan# 2263  
 Delta R.T. -0.000 min  
 Lab File: BN036509.D  
 Acq: 26 Feb 2025 14:19

Tgt Ion:240 Resp: 3989

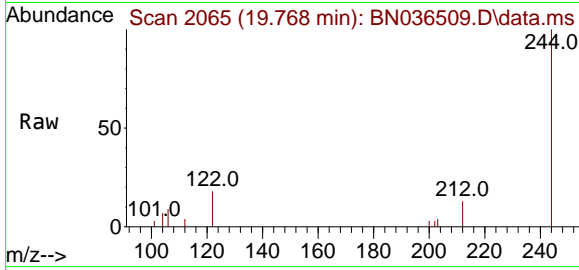
Ion	Ratio	Lower	Upper
240	100		
120	22.4	13.3	19.9
236	31.6	23.0	34.6





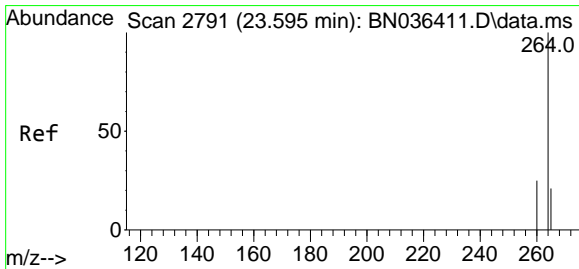
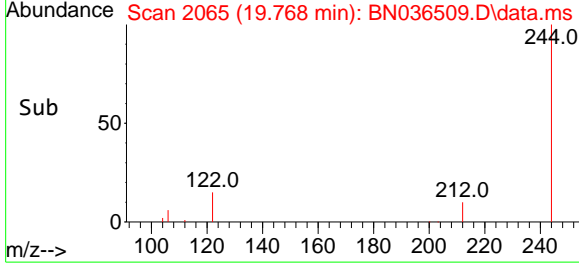
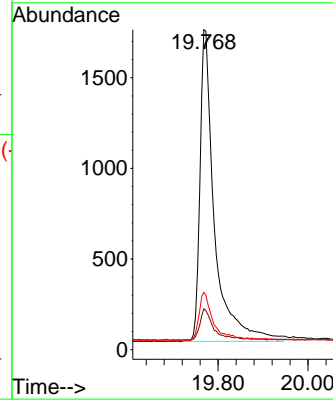
#31  
 Terphenyl-d14  
 Concen: 0.454 ng  
 RT: 19.768 min Scan# 2065  
 Delta R.T. -0.000 min  
 Lab File: BN036509.D  
 Acq: 26 Feb 2025 14:19

Instrument :  
 BNA\_N  
 ClientSampleId :  
 PB166876BL



Tgt Ion:244 Resp: 3868

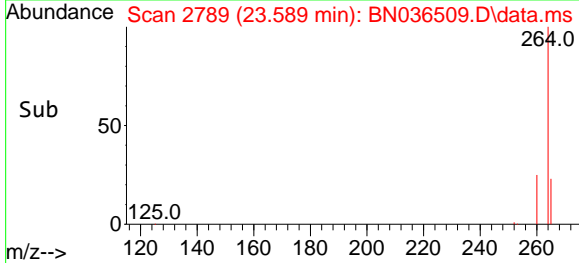
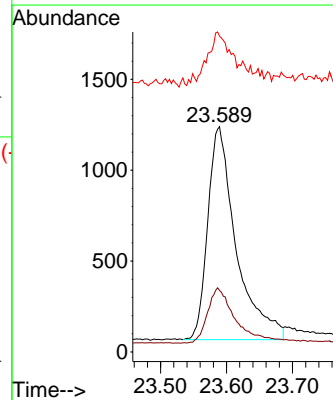
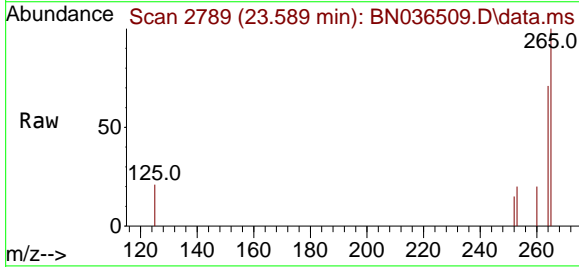
Ion	Ratio	Lower	Upper
244	100		
212	12.8	8.1	12.1#
122	17.9	12.8	19.2



#35  
 Perylene-d12  
 Concen: 0.400 ng  
 RT: 23.589 min Scan# 2789  
 Delta R.T. -0.006 min  
 Lab File: BN036509.D  
 Acq: 26 Feb 2025 14:19

Tgt Ion:264 Resp: 3507

Ion	Ratio	Lower	Upper
264	100		
260	27.3	20.9	31.3
265	140.2	60.7	91.1#



### Report of Analysis

Client:	Tetra Tech NUS, Inc.	Date Collected:	
Project:	CTO WE13	Date Received:	
Client Sample ID:	PB166876BS	SDG No.:	Q1423
Lab Sample ID:	PB166876BS	Matrix:	Water
Analytical Method:	SW8270ESIM	% Solid:	0
Sample Wt/Vol:	1000 Units: mL	Final Vol:	1000 uL
Soil Aliquot Vol:	uL	Test:	SVOC-SIMGroup1
Extraction Type :	Decanted : N	Level :	LOW
Injection Volume :	GPC Factor : 1.0	GPC Cleanup :	N PH :
Prep Method :			

File ID/Qc Batch:	Dilution:	Prep Date	Date Analyzed	Prep Batch ID
BN036512.D	1	02/26/25 08:52	02/26/25 16:07	PB166876

CAS Number	Parameter	Conc.	Qualifier	MDL	LOD	LOQ / CRQL	Units
<b>TARGETS</b>							
123-91-1	1,4-Dioxane	0.37		0.070	0.20	0.20	ug/L
<b>SURROGATES</b>							
7297-45-2	2-Methylnaphthalene-d10	0.43		30 - 150		108%	SPK: 0.4
93951-69-0	Fluoranthene-d10	0.34		30 - 150		85%	SPK: 0.4
4165-60-0	Nitrobenzene-d5	0.38		55 - 111		96%	SPK: 0.4
321-60-8	2-Fluorobiphenyl	0.49	*	53 - 106		123%	SPK: 0.4
1718-51-0	Terphenyl-d14	0.48		58 - 132		119%	SPK: 0.4
<b>INTERNAL STANDARDS</b>							
3855-82-1	1,4-Dichlorobenzene-d4	2530		7.739			
1146-65-2	Naphthalene-d8	5760		10.53			
15067-26-2	Acenaphthene-d10	3210		14.377			
1517-22-2	Phenanthrene-d10	5800		17.124			
1719-03-5	Chrysene-d12	3660		21.313			
1520-96-3	Perylene-d12	3290		23.584			

U = Not Detected

LOQ = Limit of Quantitation

MDL = Method Detection Limit

LOD = Limit of Detection

E = Value Exceeds Calibration Range

Q = indicates LCS control criteria did not meet requirements

M = MS/MSD acceptance criteria did not meet requirements

J = Estimated Value

B = Analyte Found in Associated Method Blank

N = Presumptive Evidence of a Compound

\* = Values outside of QC limits

D = Dilution

() = Laboratory InHouse Limit

A = Aldol-Condensation Reaction Products



Data Path : Z:\svoasrv\HPCHEM1\BNA\_N\Data\BN022625\  
 Data File : BN036512.D  
 Acq On : 26 Feb 2025 16:07  
 Operator : RC/JU  
 Sample : PB166876BS  
 Misc :  
 ALS Vial : 6 Sample Multiplier: 1

**Instrument :**  
 BNA\_N  
**ClientSampleId :**  
 PB166876BS

**Manual Integrations**  
**APPROVED**

Reviewed By :Rahul Chavli 02/27/2025  
 Supervised By :mohammad ahmed 02/28/2025

Quant Time: Feb 26 16:36:58 2025  
 Quant Method : Z:\svoasrv\HPCHEM1\BNA\_N\Methods\8270-SIM-BN021025.M  
 Quant Title : ASP BNA STANDARDS FOR 5 POINT CALIBRATION  
 QLast Update : Tue Feb 11 01:17:14 2025  
 Response via : Initial Calibration

Compound	R.T.	QIon	Response	Conc	Units	Dev(Min)	
<b>Internal Standards</b>							
1) 1,4-Dichlorobenzene-d4	7.739	152	2531	0.400	ng	-0.01	
7) Naphthalene-d8	10.530	136	5759	0.400	ng	-0.01	
13) Acenaphthene-d10	14.377	164	3208	0.400	ng	-0.01	
19) Phenanthrene-d10	17.124	188	5804	0.400	ng	#-0.01	
29) Chrysene-d12	21.313	240	3657	0.400	ng	# 0.00	
35) Perylene-d12	23.584	264	3285	0.400	ng	#-0.01	
<b>System Monitoring Compounds</b>							
4) 2-Fluorophenol	5.334	112	2271	0.380	ng	-0.01	
5) Phenol-d6	6.923	99	2497	0.356	ng	-0.01	
8) Nitrobenzene-d5	8.897	82	2175	0.383	ng	-0.01	
11) 2-Methylnaphthalene-d10	12.126	152	3830m	0.433	ng	-0.02	
14) 2,4,6-Tribromophenol	15.882	330	467	0.294	ng	0.00	
15) 2-Fluorobiphenyl	13.008	172	5925	0.491	ng	-0.01	
27) Fluoranthene-d10	19.160	212	5465	0.339	ng	0.00	
31) Terphenyl-d14	19.763	244	3729	0.478	ng	0.00	
<b>Target Compounds</b>							
2) 1,4-Dioxane	3.261	88	1032	0.373	ng	#	66
3) n-Nitrosodimethylamine	3.564	42	2081	0.433	ng		93
6) bis(2-Chloroethyl)ether	7.168	93	2797	0.381	ng		99
9) Naphthalene	10.584	128	6618	0.398	ng		99
10) Hexachlorobutadiene	10.872	225	1683	0.416	ng	#	99
12) 2-Methylnaphthalene	12.202	142	4224	0.388	ng		98
16) Acenaphthylene	14.099	152	6576	0.464	ng		99
17) Acenaphthene	14.441	154	4081	0.431	ng		99
18) Fluorene	15.435	166	5322	0.395	ng		99
20) 4,6-Dinitro-2-methylph...	15.522	198	352	0.309	ng		94
21) 4-Bromophenyl-phenylether	16.329	248	1533	0.443	ng	#	80
22) Hexachlorobenzene	16.441	284	1936	0.453	ng		95
23) Atrazine	16.602	200	1219	0.422	ng		96
24) Pentachlorophenol	16.789	266	1174	0.578	ng		98
25) Phenanthrene	17.161	178	7256	0.433	ng		100
26) Anthracene	17.260	178	6809	0.460	ng		99
28) Fluoranthene	19.192	202	7477	0.363	ng		99
30) Pyrene	19.554	202	7603	0.540	ng		99
32) Benzo(a)anthracene	21.304	228	5112	0.425	ng		98
33) Chrysene	21.357	228	5975	0.459	ng		99
34) Bis(2-ethylhexyl)phtha...	21.232	149	3504	0.467	ng		99
36) Indeno(1,2,3-cd)pyrene	25.884	276	5525	0.481	ng		100
37) Benzo(b)fluoranthene	22.899	252	4703	0.435	ng	#	92
38) Benzo(k)fluoranthene	22.946	252	5500	0.494	ng	#	91
39) Benzo(a)pyrene	23.487	252	4670	0.495	ng	#	88
40) Dibenzo(a,h)anthracene	25.902	278	4122	0.455	ng	#	90
41) Benzo(g,h,i)perylene	26.577	276	4481	0.436	ng		96

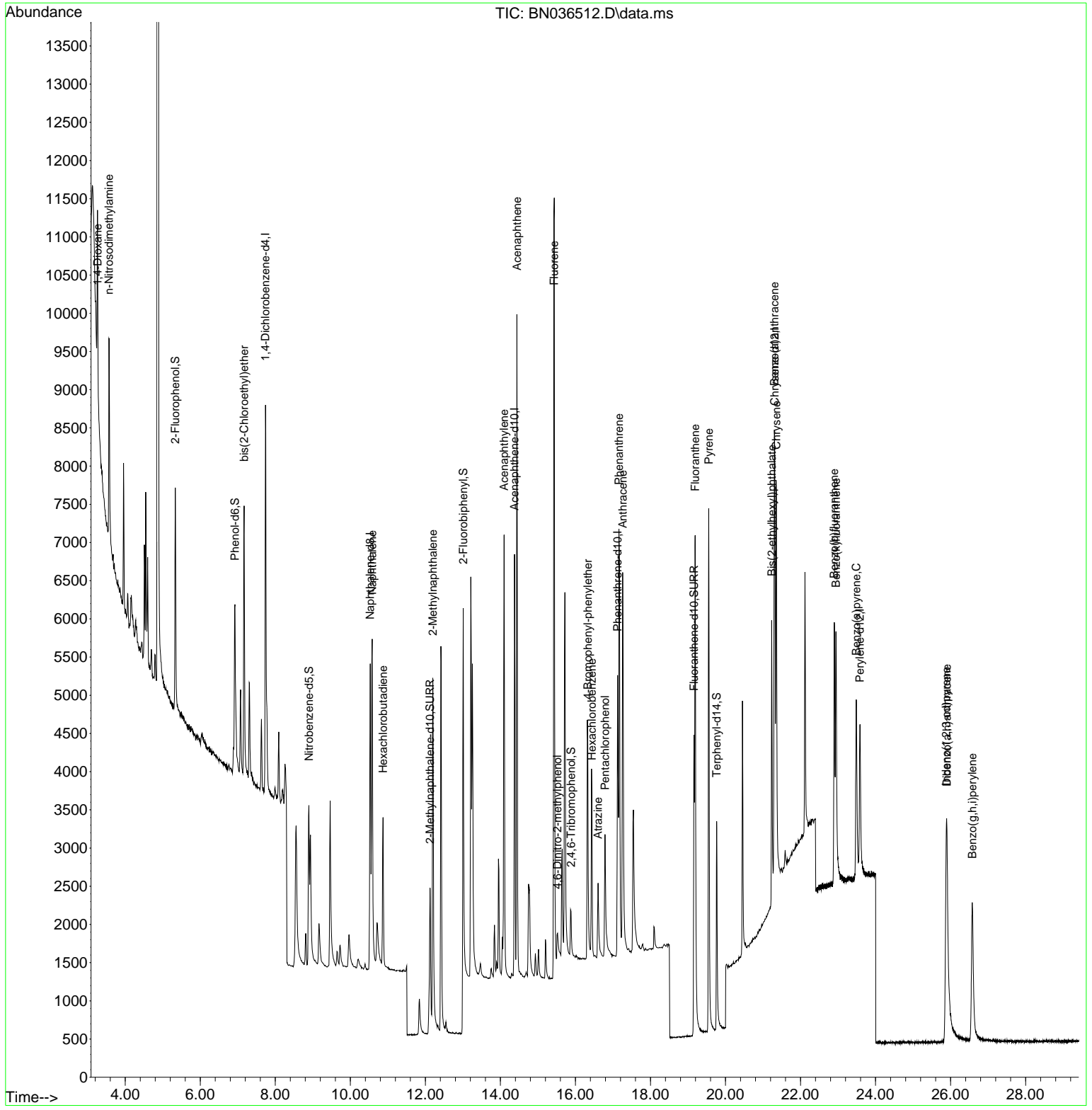
(#) = qualifier out of range (m) = manual integration (+) = signals summed

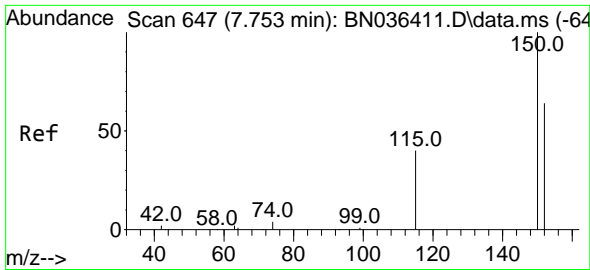
Data Path : Z:\svoasrv\HPCHEM1\BNA\_N\Data\BN022625\  
 Data File : BN036512.D  
 Acq On : 26 Feb 2025 16:07  
 Operator : RC/JU  
 Sample : PB166876BS  
 Misc :  
 ALS Vial : 6 Sample Multiplier: 1

**Instrument :**  
 BNA\_N  
**ClientSampleId :**  
 PB166876BS

Quant Time: Feb 26 16:36:58 2025  
 Quant Method : Z:\svoasrv\HPCHEM1\BNA\_N\Methods\8270-SIM-BN021025.M  
 Quant Title : ASP BNA STANDARDS FOR 5 POINT CALIBRATION  
 QLast Update : Tue Feb 11 01:17:14 2025  
 Response via : Initial Calibration

**Manual Integrations**  
**APPROVED**  
 Reviewed By :Rahul Chavli 02/27/2025  
 Supervised By :mohammad ahmed 02/28/2025





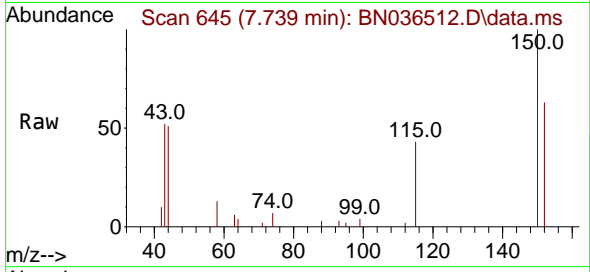
#1  
 1,4-Dichlorobenzene-d4  
 Concen: 0.400 ng  
 RT: 7.739 min Scan# 64  
 Delta R.T. -0.014 min  
 Lab File: BN036512.D  
 Acq: 26 Feb 2025 16:07

Instrument :

BNA\_N

ClientSampleId :

PB166876BS



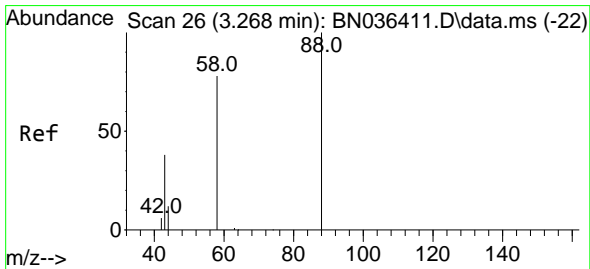
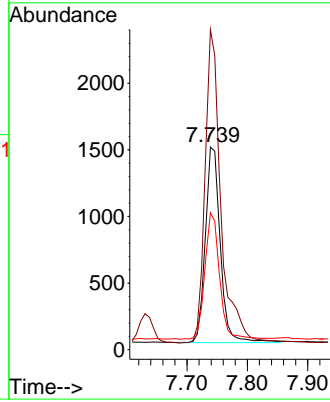
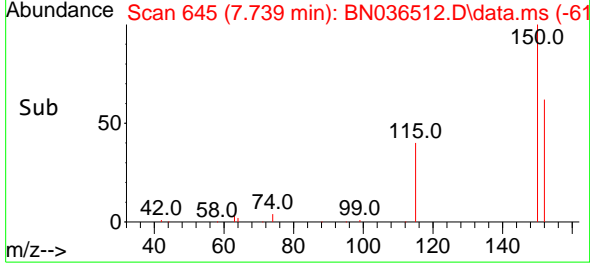
Tgt Ion:152 Resp: 253  
 Ion Ratio Lower Upper  
 152 100  
 150 158.0 123.7 185.5  
 115 67.6 52.5 78.7

Manual Integrations

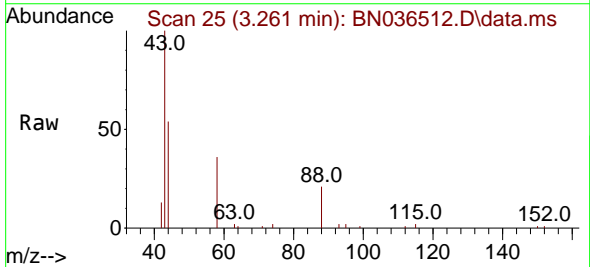
APPROVED

Reviewed By :Rahul Chavli 02/27/2025

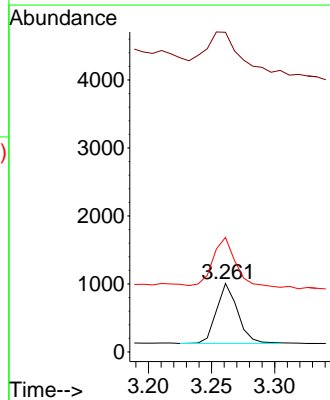
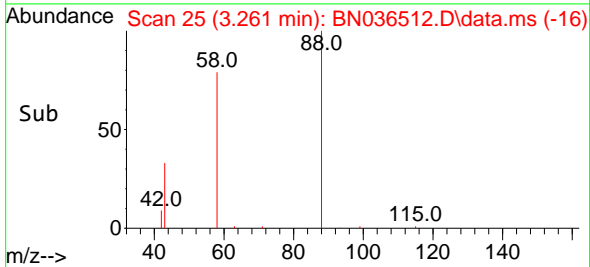
Supervised By :mohammad ahmed 02/28/2025

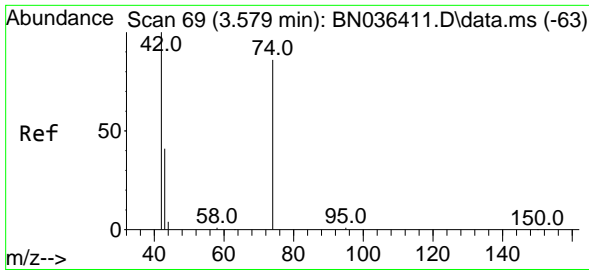


#2  
 1,4-Dioxane  
 Concen: 0.373 ng  
 RT: 3.261 min Scan# 25  
 Delta R.T. -0.007 min  
 Lab File: BN036512.D  
 Acq: 26 Feb 2025 16:07



Tgt Ion: 88 Resp: 1032  
 Ion Ratio Lower Upper  
 88 100  
 43 102.6 33.7 50.5#  
 58 90.2 68.9 103.3





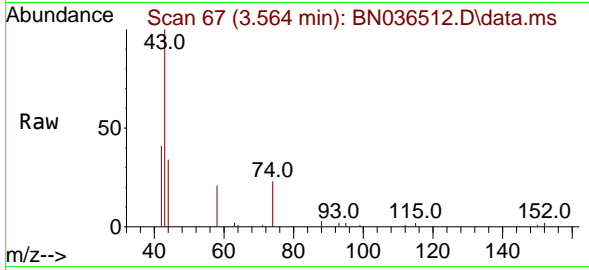
#3  
 n-Nitrosodimethylamine  
 Concen: 0.433 ng  
 RT: 3.564 min Scan# 61  
 Delta R.T. -0.015 min  
 Lab File: BN036512.D  
 Acq: 26 Feb 2025 16:07

Instrument :

BNA\_N

ClientSampleId :

PB166876BS



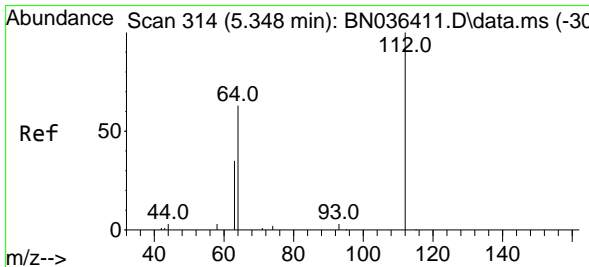
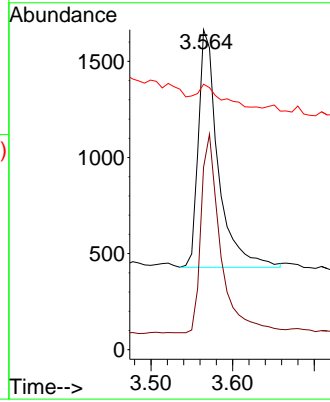
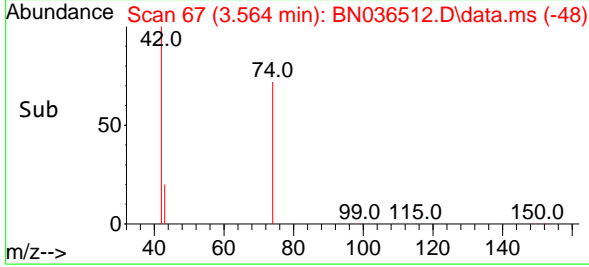
Tgt Ion: 42 Resp: 208  
 Ion Ratio Lower Upper  
 42 100  
 74 82.7 71.8 107.6  
 44 11.4 7.8 11.6

Manual Integrations

APPROVED

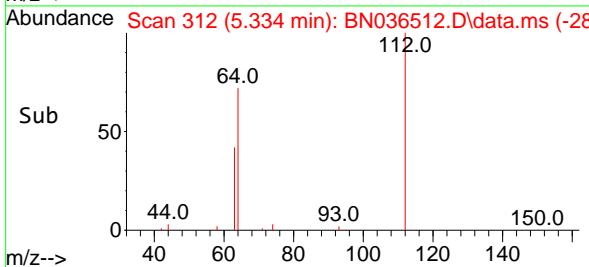
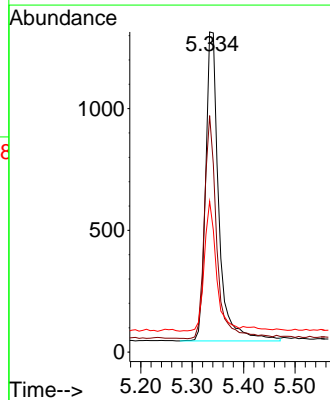
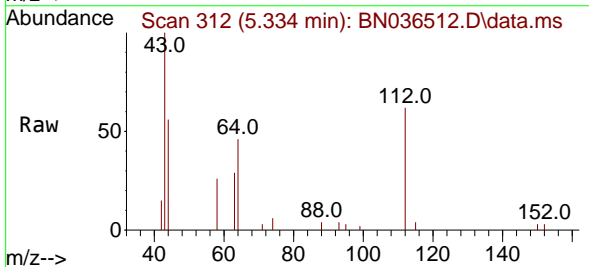
Reviewed By :Rahul Chavli 02/27/2025

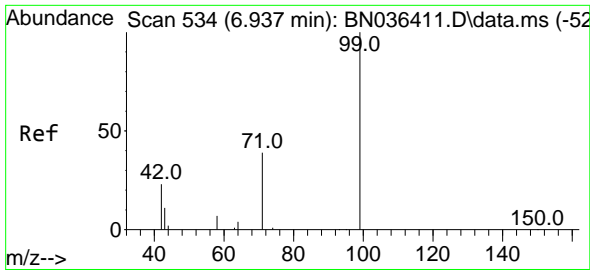
Supervised By :mohammad ahmed 02/28/2025



#4  
 2-Fluorophenol  
 Concen: 0.380 ng  
 RT: 5.334 min Scan# 312  
 Delta R.T. -0.015 min  
 Lab File: BN036512.D  
 Acq: 26 Feb 2025 16:07

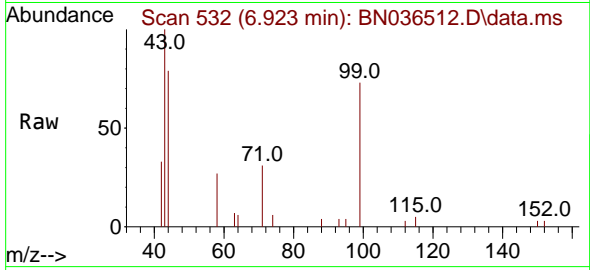
Tgt Ion:112 Resp: 2271  
 Ion Ratio Lower Upper  
 112 100  
 64 68.0 53.4 80.0  
 63 38.2 30.3 45.5





#5  
 Phenol-d6  
 Concen: 0.356 ng  
 RT: 6.923 min Scan# 51  
 Delta R.T. -0.015 min  
 Lab File: BN036512.D  
 Acq: 26 Feb 2025 16:07

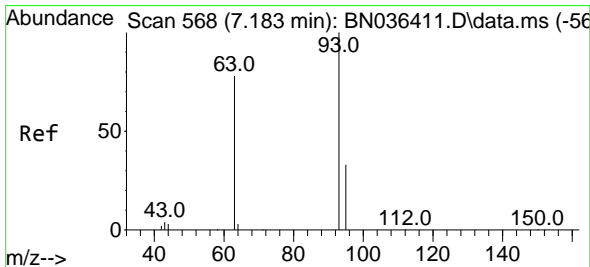
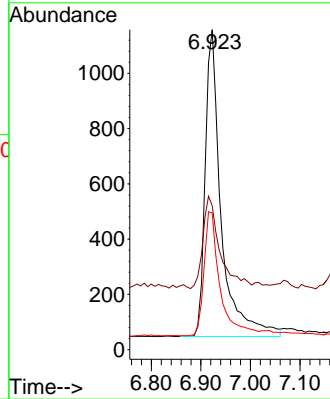
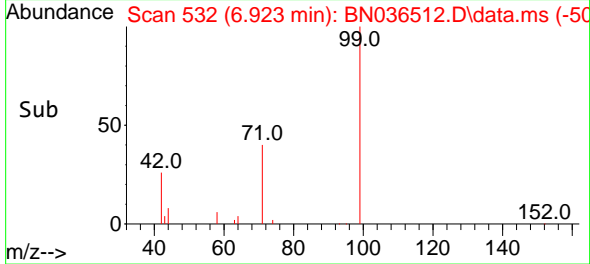
**Instrument :**  
 BNA\_N  
**ClientSampleId :**  
 PB166876BS



Tgt Ion: 99 Resp: 249  
 Ion Ratio Lower Upper  
 99 100  
 42 31.8 21.7 32.5  
 71 40.2 32.6 49.0

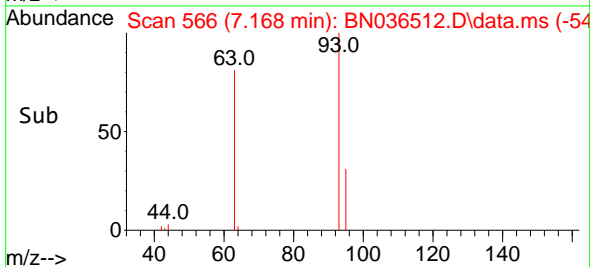
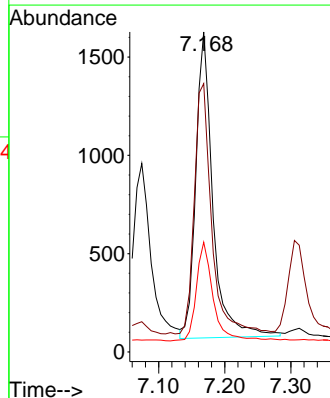
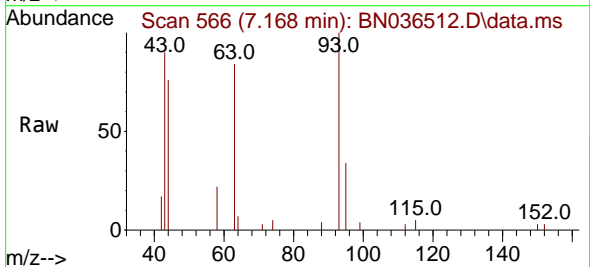
**Manual Integrations**  
**APPROVED**

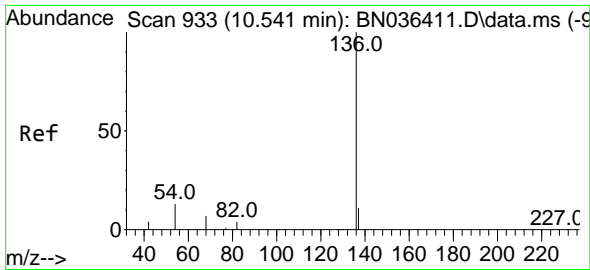
Reviewed By :Rahul Chavli 02/27/2025  
 Supervised By :mohammad ahmed 02/28/2025



#6  
 bis(2-Chloroethyl)ether  
 Concen: 0.381 ng  
 RT: 7.168 min Scan# 566  
 Delta R.T. -0.015 min  
 Lab File: BN036512.D  
 Acq: 26 Feb 2025 16:07

Tgt Ion: 93 Resp: 2797  
 Ion Ratio Lower Upper  
 93 100  
 63 83.2 66.3 99.5  
 95 31.7 26.2 39.4





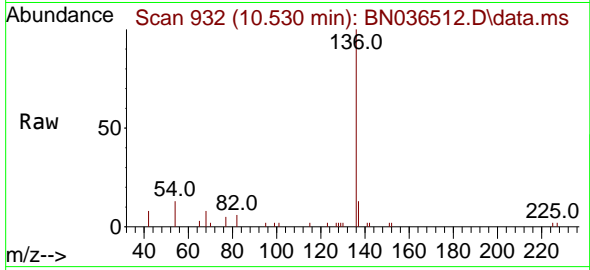
#7  
 Naphthalene-d8  
 Concen: 0.400 ng  
 RT: 10.530 min Scan# 911  
 Delta R.T. -0.011 min  
 Lab File: BN036512.D  
 Acq: 26 Feb 2025 16:07

Instrument :

BNA\_N

ClientSampleId :

PB166876BS



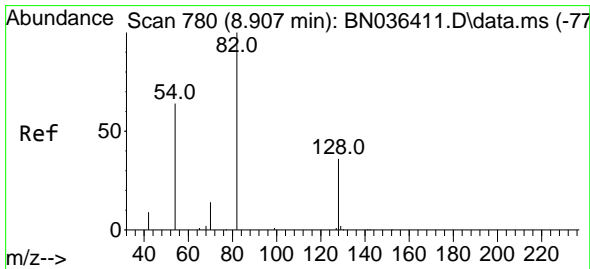
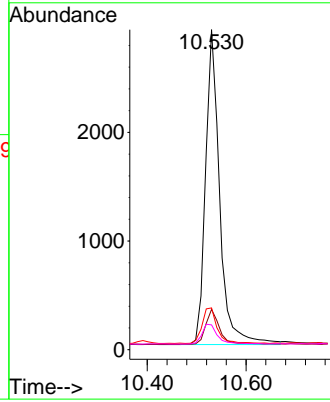
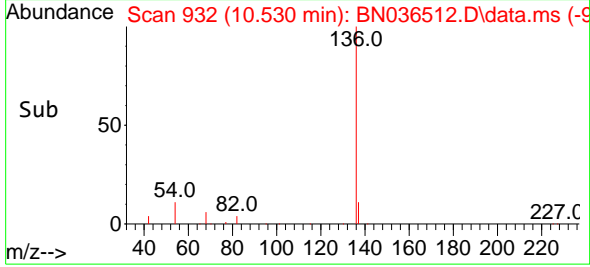
Tgt Ion:136 Resp: 575  
 Ion Ratio Lower Upper  
 136 100  
 137 12.6 10.1 15.1  
 54 13.1 11.8 17.6  
 68 7.8 7.2 10.8

Manual Integrations

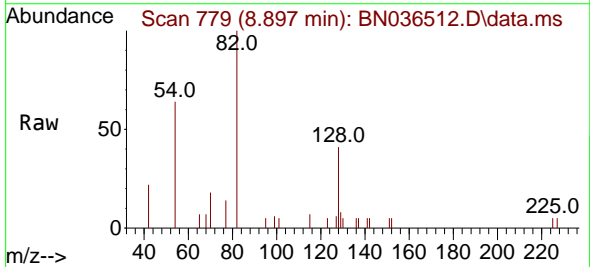
APPROVED

Reviewed By :Rahul Chavli 02/27/2025

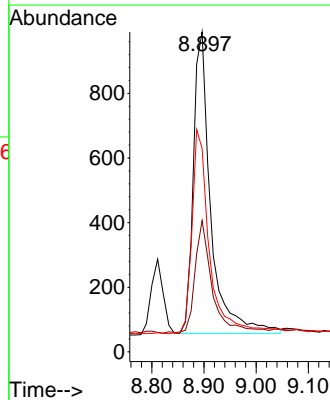
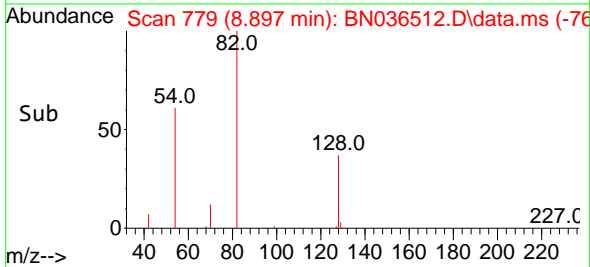
Supervised By :mohammad ahmed 02/28/2025

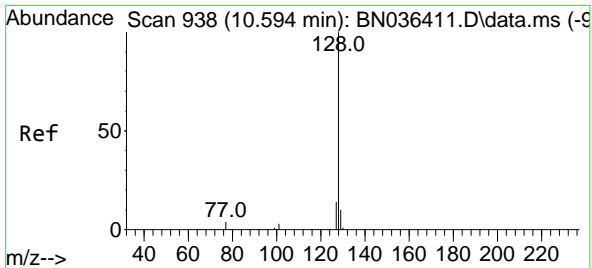


#8  
 Nitrobenzene-d5  
 Concen: 0.383 ng  
 RT: 8.897 min Scan# 779  
 Delta R.T. -0.011 min  
 Lab File: BN036512.D  
 Acq: 26 Feb 2025 16:07



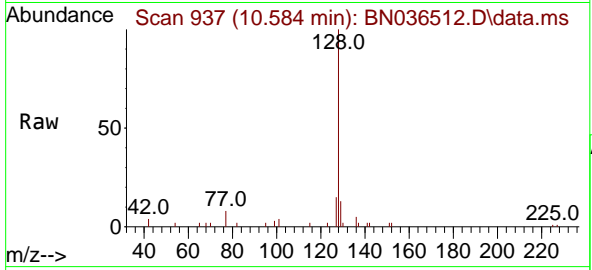
Tgt Ion: 82 Resp: 2175  
 Ion Ratio Lower Upper  
 82 100  
 128 41.0 31.9 47.9  
 54 63.5 53.1 79.7





#9  
**Naphthalene**  
 Concen: 0.398 ng  
 RT: 10.584 min Scan# 911  
 Delta R.T. -0.011 min  
 Lab File: BN036512.D  
 Acq: 26 Feb 2025 16:07

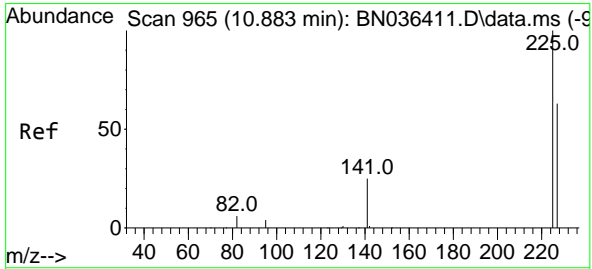
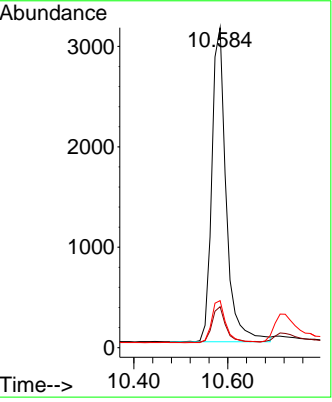
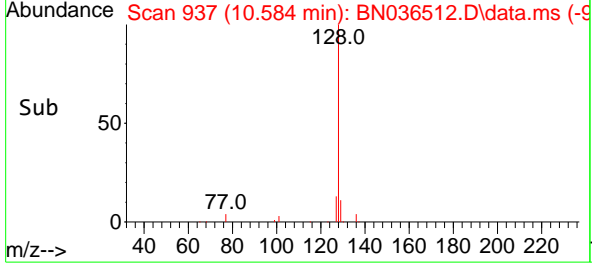
**Instrument :**  
 BNA\_N  
**ClientSampleId :**  
 PB166876BS



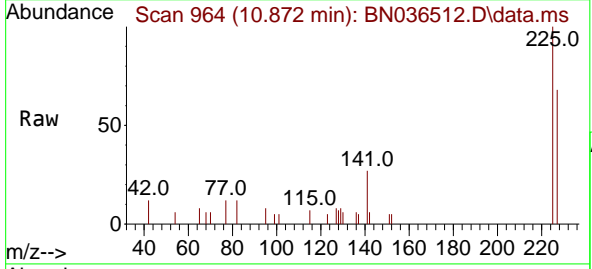
Tgt Ion:128 Resp: 6618

Ion	Ratio	Lower	Upper
128	100		
129	12.8	9.6	14.4
127	14.7	12.0	18.0

**Manual Integrations**  
**APPROVED**  
 Reviewed By :Rahul Chavli 02/27/2025  
 Supervised By :mohammad ahmed 02/28/2025

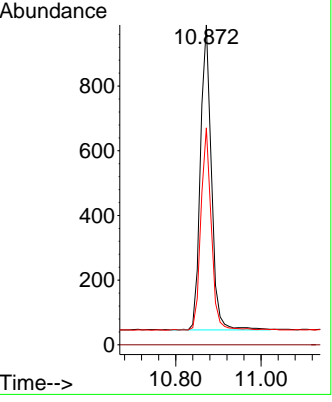
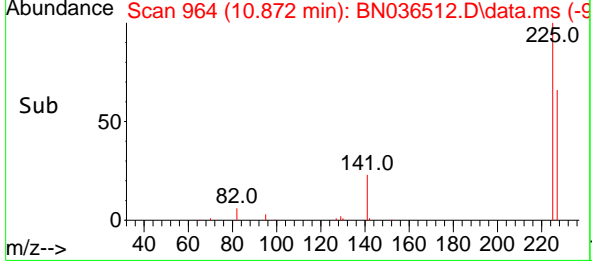


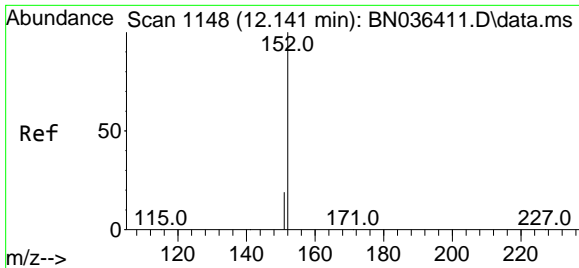
#10  
**Hexachlorobutadiene**  
 Concen: 0.416 ng  
 RT: 10.872 min Scan# 964  
 Delta R.T. -0.011 min  
 Lab File: BN036512.D  
 Acq: 26 Feb 2025 16:07



Tgt Ion:225 Resp: 1683

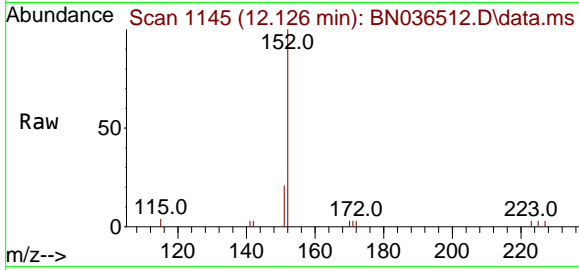
Ion	Ratio	Lower	Upper
225	100		
223	0.0	0.0	0.0
227	62.4	50.9	76.3





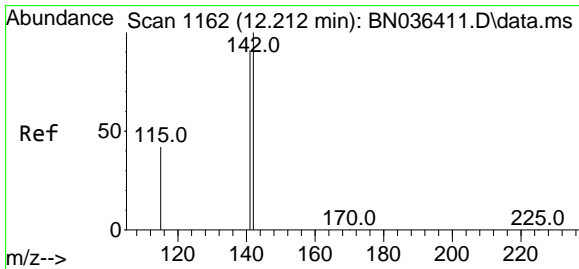
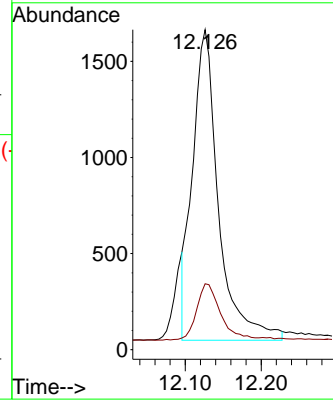
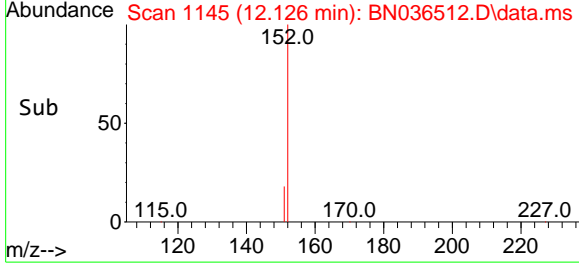
#11  
 2-Methylnaphthalene-d10  
 Concen: 0.433 ng m  
 RT: 12.126 min Scan# 1145  
 Delta R.T. -0.015 min  
 Lab File: BN036512.D  
 Acq: 26 Feb 2025 16:07

**Instrument :**  
 BNA\_N  
**ClientSampleId :**  
 PB166876BS

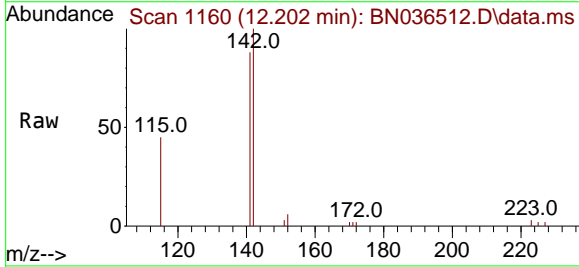


Tgt Ion:152 Resp: 3830  
 Ion Ratio Lower Upper  
 152 100  
 151 17.0 16.6 25.0

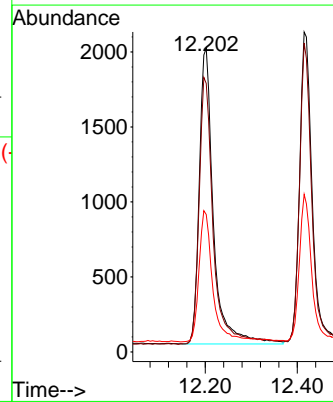
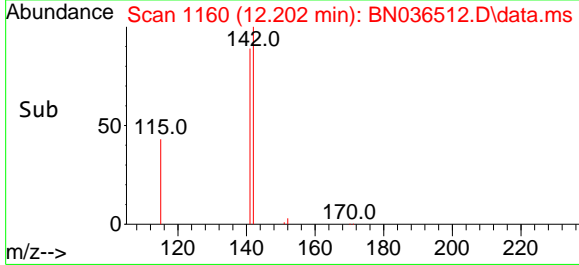
**Manual Integrations**  
**APPROVED**  
 Reviewed By :Rahul Chavli 02/27/2025  
 Supervised By :mohammad ahmed 02/28/2025



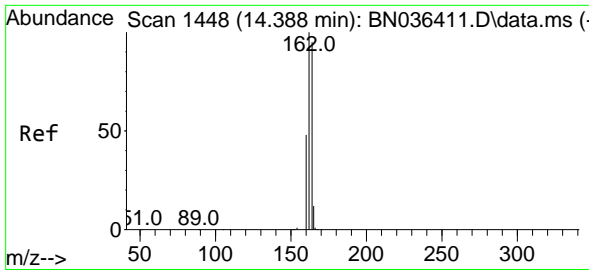
#12  
 2-Methylnaphthalene  
 Concen: 0.388 ng  
 RT: 12.202 min Scan# 1160  
 Delta R.T. -0.010 min  
 Lab File: BN036512.D  
 Acq: 26 Feb 2025 16:07



Tgt Ion:142 Resp: 4224  
 Ion Ratio Lower Upper  
 142 100  
 141 88.4 72.8 109.2  
 115 45.3 35.5 53.3







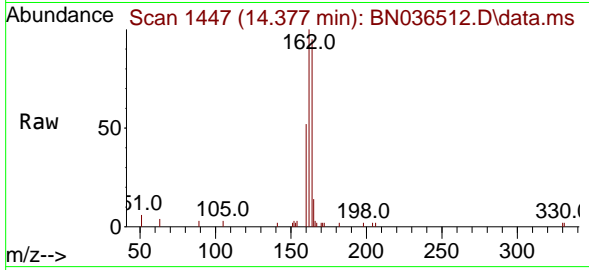
#13  
 Acenaphthene-d10  
 Concen: 0.400 ng  
 RT: 14.377 min Scan# 1447  
 Delta R.T. -0.011 min  
 Lab File: BN036512.D  
 Acq: 26 Feb 2025 16:07

Instrument :

BNA\_N

ClientSampleId :

PB166876BS



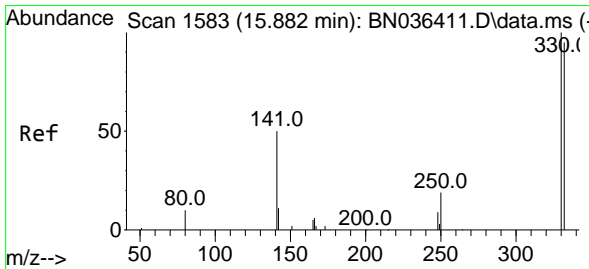
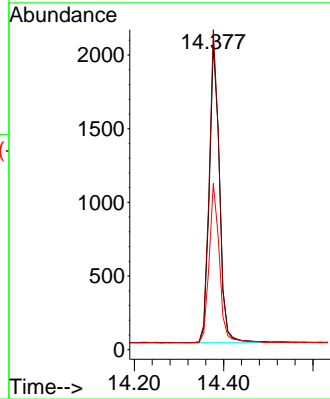
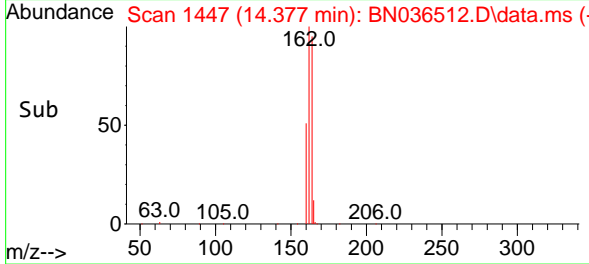
Tgt Ion:164 Resp: 3208  
 Ion Ratio Lower Upper  
 164 100  
 162 104.8 84.1 126.1  
 160 54.5 41.4 62.0

Manual Integrations

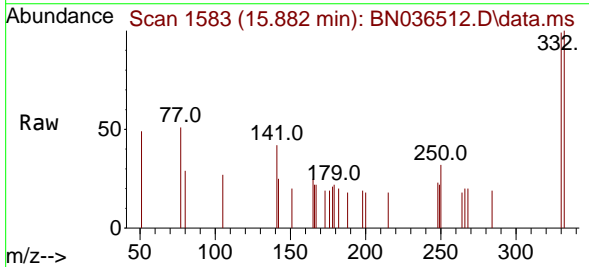
APPROVED

Reviewed By :Rahul Chavli 02/27/2025

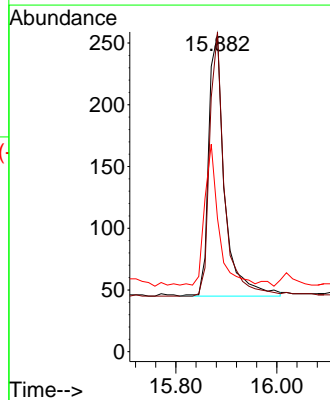
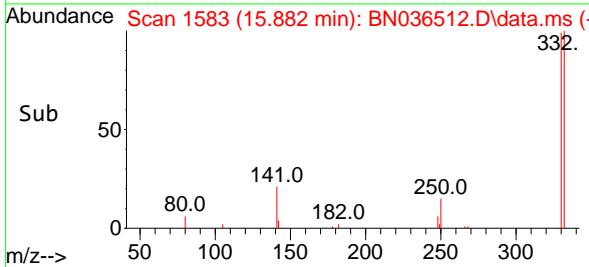
Supervised By :mohammad ahmed 02/28/2025

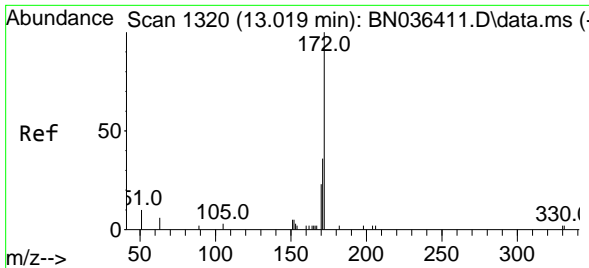


#14  
 2,4,6-Tribromophenol  
 Concen: 0.294 ng  
 RT: 15.882 min Scan# 1583  
 Delta R.T. -0.000 min  
 Lab File: BN036512.D  
 Acq: 26 Feb 2025 16:07



Tgt Ion:330 Resp: 467  
 Ion Ratio Lower Upper  
 330 100  
 332 93.1 76.6 114.8  
 141 49.7 37.8 56.8





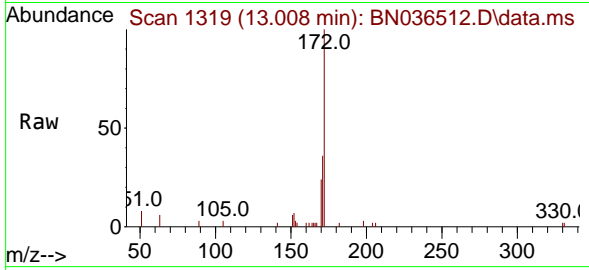
#15  
 2-Fluorobiphenyl  
 Concen: 0.491 ng  
 RT: 13.008 min Scan# 11  
 Delta R.T. -0.011 min  
 Lab File: BN036512.D  
 Acq: 26 Feb 2025 16:07

Instrument :

BNA\_N

ClientSampleId :

PB166876BS



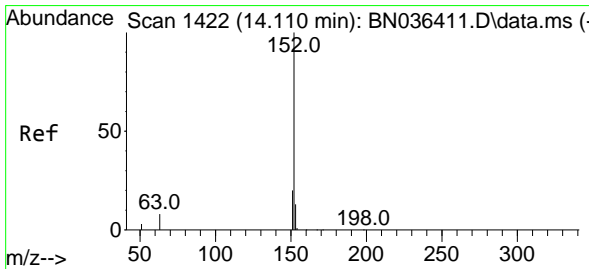
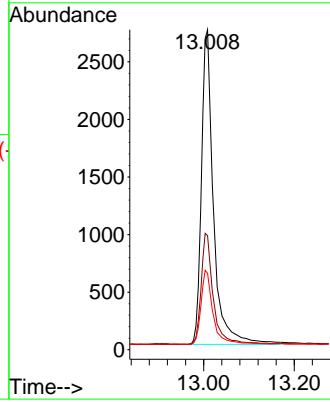
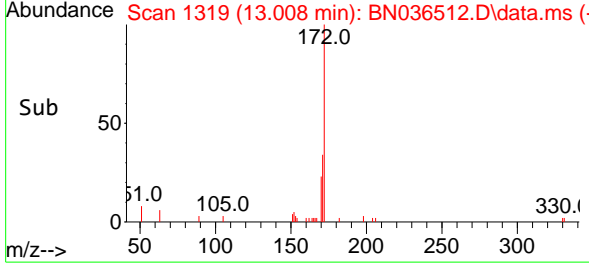
Tgt Ion:172 Resp: 592  
 Ion Ratio Lower Upper  
 172 100  
 171 35.7 29.6 44.4  
 170 23.9 19.8 29.6

Manual Integrations

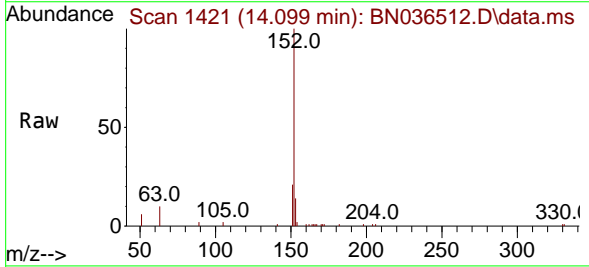
APPROVED

Reviewed By :Rahul Chavli 02/27/2025

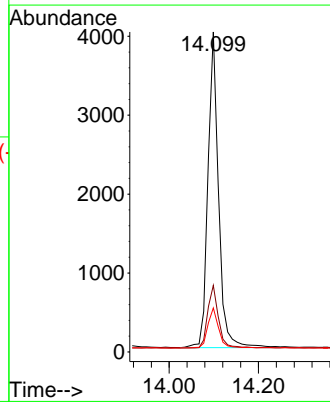
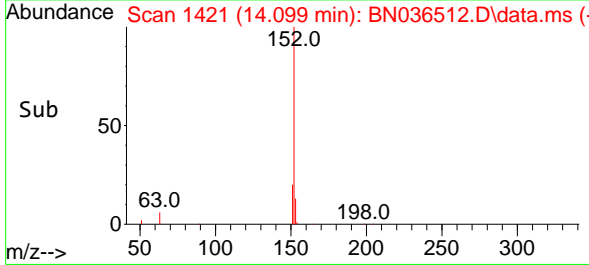
Supervised By :mohammad ahmed 02/28/2025

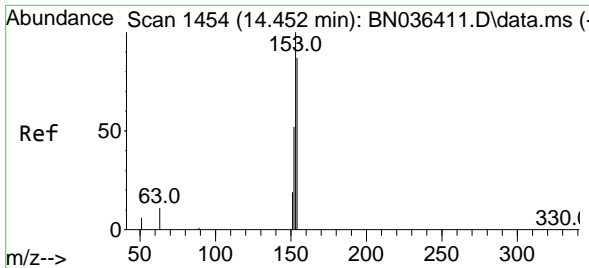


#16  
 Acenaphthylene  
 Concen: 0.464 ng  
 RT: 14.099 min Scan# 1421  
 Delta R.T. -0.011 min  
 Lab File: BN036512.D  
 Acq: 26 Feb 2025 16:07



Tgt Ion:152 Resp: 6576  
 Ion Ratio Lower Upper  
 152 100  
 151 20.1 15.8 23.8  
 153 13.0 10.2 15.2





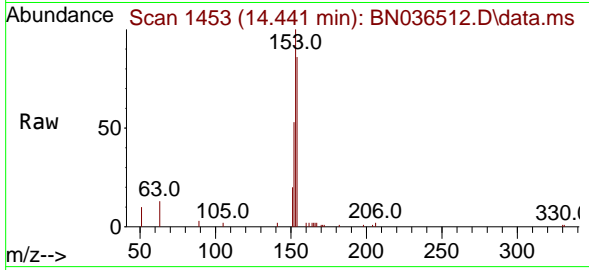
#17  
**Acenaphthene**  
 Concen: 0.431 ng  
 RT: 14.441 min Scan# 14  
 Delta R.T. -0.011 min  
 Lab File: BN036512.D  
 Acq: 26 Feb 2025 16:07

Instrument :

BNA\_N

ClientSampleId :

PB166876BS

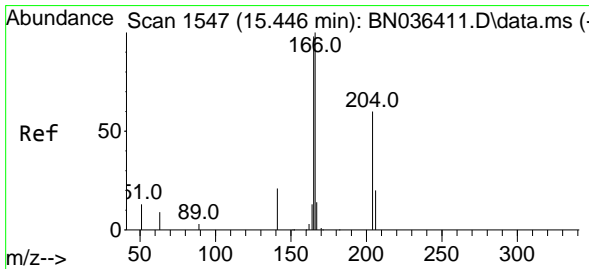
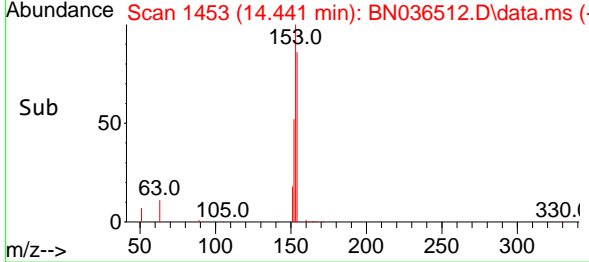
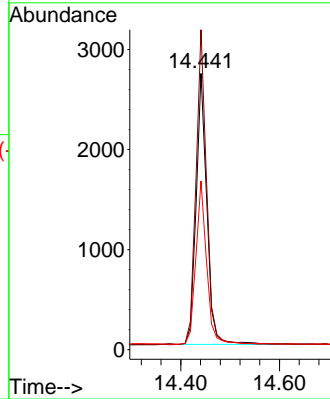


Tgt Ion:154 Resp: 408  
 Ion Ratio Lower Upper  
 154 100  
 153 115.4 93.3 139.9  
 152 60.6 48.8 73.2

Manual Integrations

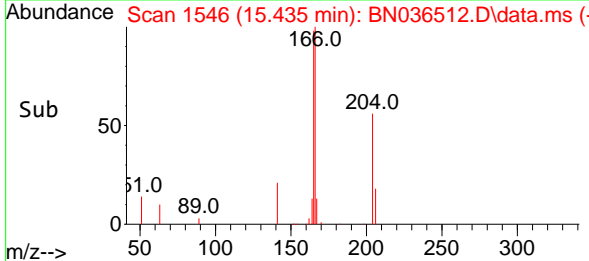
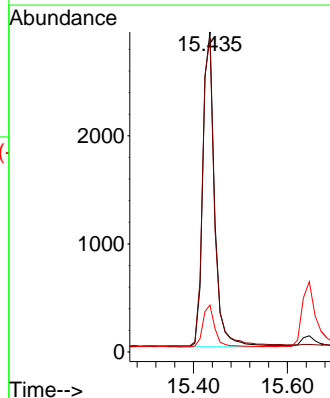
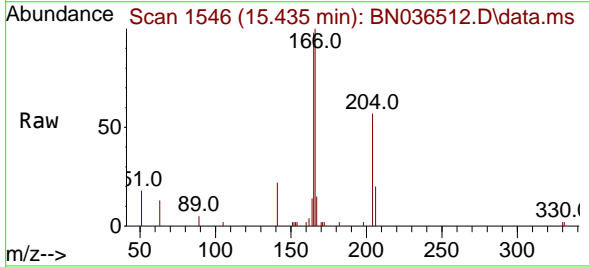
APPROVED

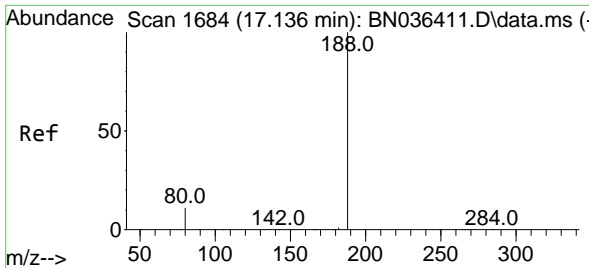
Reviewed By :Rahul Chavli 02/27/2025  
 Supervised By :mohammad ahmed 02/28/2025



#18  
**Fluorene**  
 Concen: 0.395 ng  
 RT: 15.435 min Scan# 1546  
 Delta R.T. -0.011 min  
 Lab File: BN036512.D  
 Acq: 26 Feb 2025 16:07

Tgt Ion:166 Resp: 5322  
 Ion Ratio Lower Upper  
 166 100  
 165 98.2 79.5 119.3  
 167 13.2 10.4 15.6





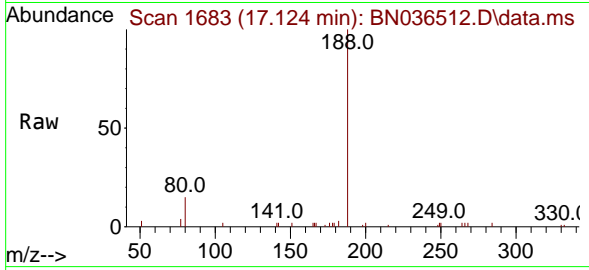
#19  
 Phenanthrene-d10  
 Concen: 0.400 ng  
 RT: 17.124 min Scan# 1683  
 Delta R.T. -0.012 min  
 Lab File: BN036512.D  
 Acq: 26 Feb 2025 16:07

Instrument :

BNA\_N

Client Sample Id :

PB166876BS

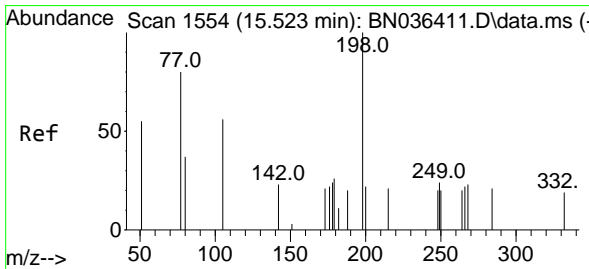
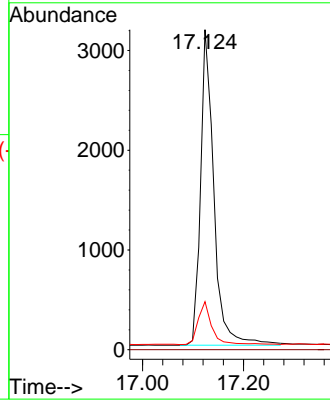
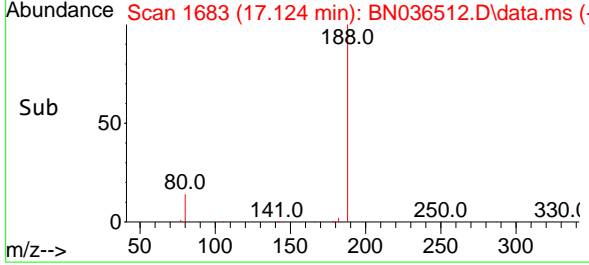


Tgt Ion:188 Resp: 5804  
 Ion Ratio Lower Upper  
 188 100  
 94 0.0 0.0 0.0  
 80 15.0 9.8 14.6

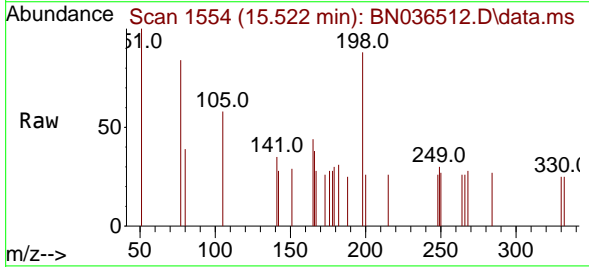
Manual Integrations

APPROVED

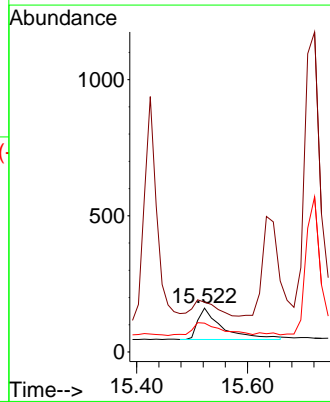
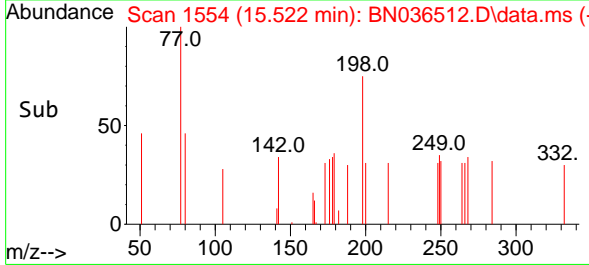
Reviewed By :Rahul Chavli 02/27/2025  
 Supervised By :mohammad ahmed 02/28/2025

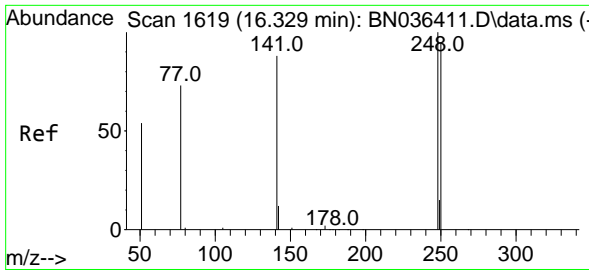


#20  
 4,6-Dinitro-2-methylphenol  
 Concen: 0.309 ng  
 RT: 15.522 min Scan# 1554  
 Delta R.T. -0.001 min  
 Lab File: BN036512.D  
 Acq: 26 Feb 2025 16:07



Tgt Ion:198 Resp: 352  
 Ion Ratio Lower Upper  
 198 100  
 51 113.7 86.6 129.8  
 105 65.8 57.5 86.3





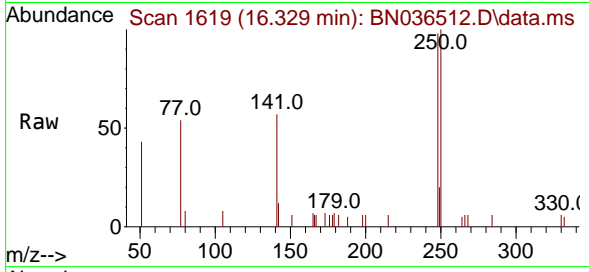
#21  
 4-Bromophenyl-phenylether  
 Concen: 0.443 ng  
 RT: 16.329 min Scan# 1619  
 Delta R.T. -0.000 min  
 Lab File: BN036512.D  
 Acq: 26 Feb 2025 16:07

Instrument :

BNA\_N

ClientSampleId :

PB166876BS



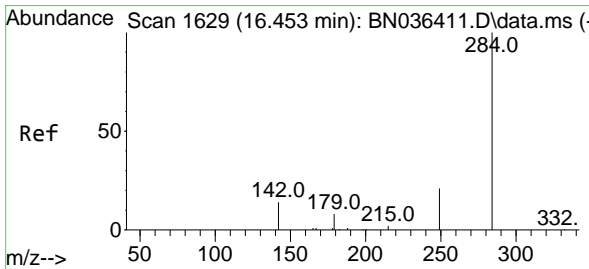
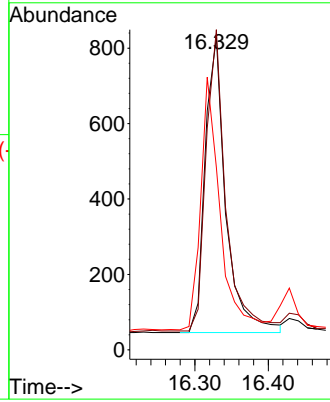
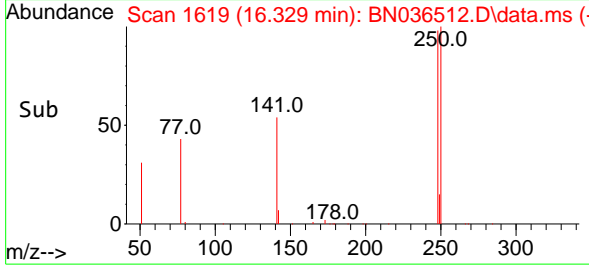
Tgt Ion:248 Resp: 153  
 Ion Ratio Lower Upper  
 248 100  
 250 102.4 76.1 114.1  
 141 58.4 71.7 107.5

Manual Integrations

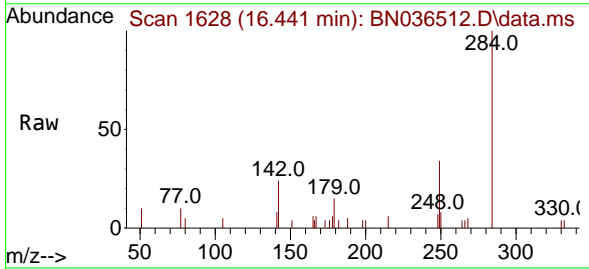
APPROVED

Reviewed By :Rahul Chavli 02/27/2025

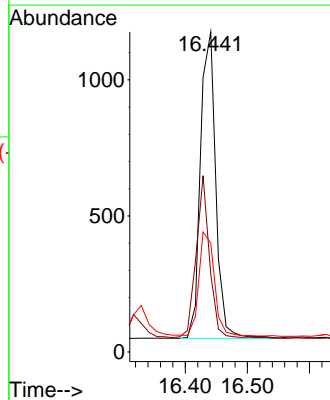
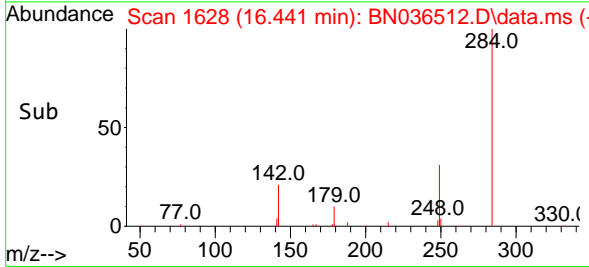
Supervised By :mohammad ahmed 02/28/2025

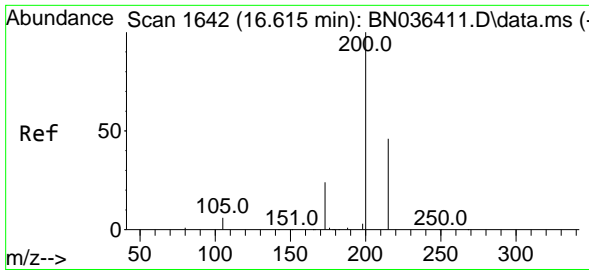


#22  
 Hexachlorobenzene  
 Concen: 0.453 ng  
 RT: 16.441 min Scan# 1628  
 Delta R.T. -0.012 min  
 Lab File: BN036512.D  
 Acq: 26 Feb 2025 16:07



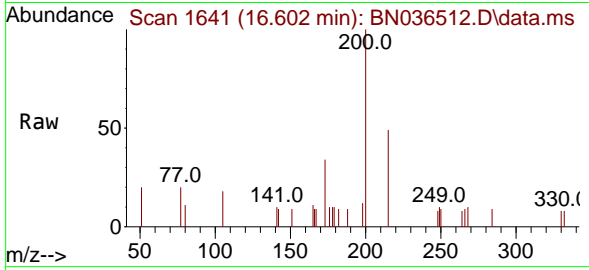
Tgt Ion:284 Resp: 1936  
 Ion Ratio Lower Upper  
 284 100  
 142 47.2 33.4 50.0  
 249 35.3 28.6 43.0





#23  
**Atrazine**  
 Concen: 0.422 ng  
 RT: 16.602 min Scan# 1641  
 Delta R.T. -0.012 min  
 Lab File: BN036512.D  
 Acq: 26 Feb 2025 16:07

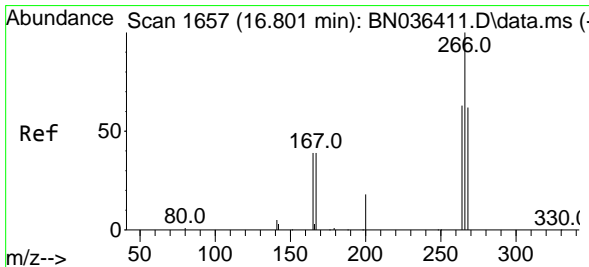
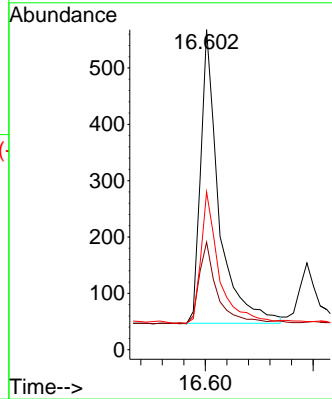
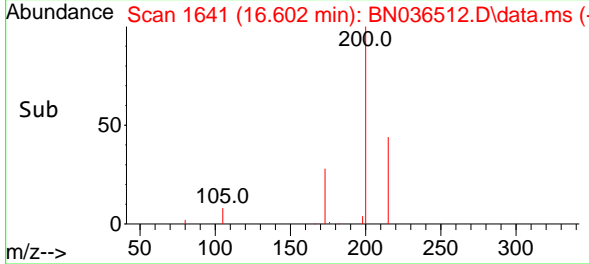
**Instrument :**  
 BNA\_N  
**ClientSampleId :**  
 PB166876BS



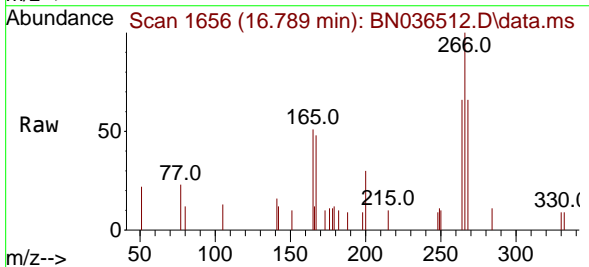
Tgt Ion: 200 Resp: 1219  
 Ion Ratio Lower Upper  
 200 100  
 173 33.6 23.2 34.8  
 215 49.3 40.0 60.0

**Manual Integrations**  
**APPROVED**

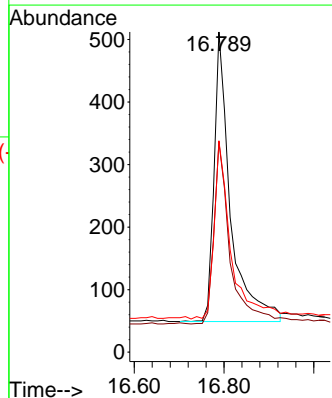
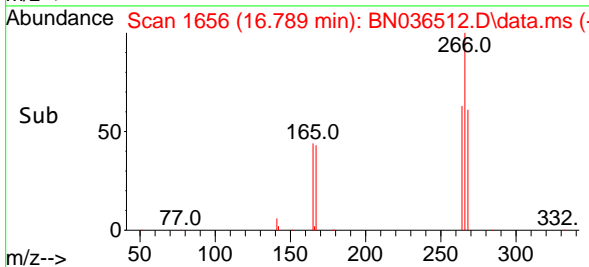
Reviewed By :Rahul Chavli 02/27/2025  
 Supervised By :mohammad ahmed 02/28/2025

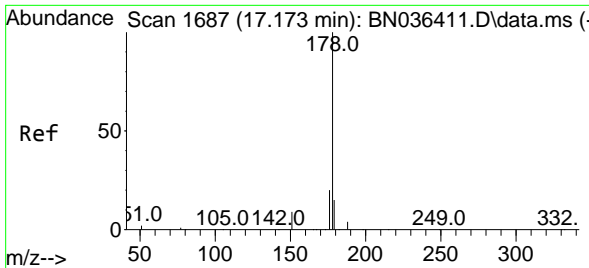


#24  
**Pentachlorophenol**  
 Concen: 0.578 ng  
 RT: 16.789 min Scan# 1656  
 Delta R.T. -0.012 min  
 Lab File: BN036512.D  
 Acq: 26 Feb 2025 16:07



Tgt Ion: 266 Resp: 1174  
 Ion Ratio Lower Upper  
 266 100  
 264 62.8 50.6 76.0  
 268 63.0 51.9 77.9





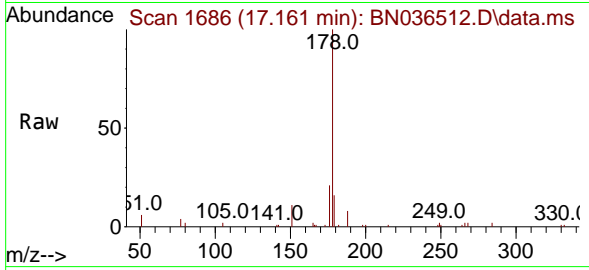
#25  
 Phenanthrene  
 Concen: 0.433 ng  
 RT: 17.161 min Scan# 1686  
 Delta R.T. -0.012 min  
 Lab File: BN036512.D  
 Acq: 26 Feb 2025 16:07

Instrument :

BNA\_N

Client Sample Id :

PB166876BS



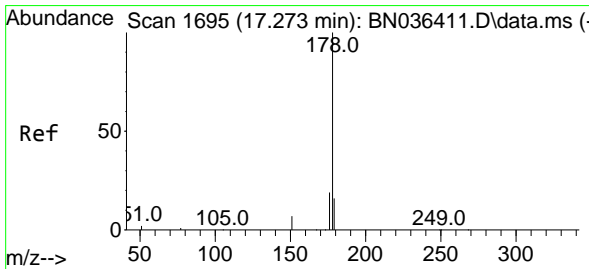
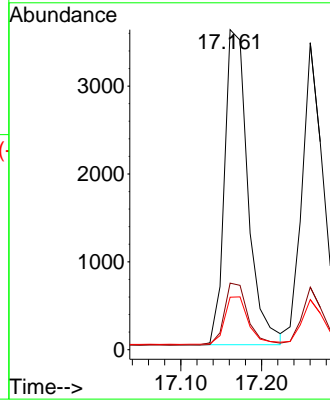
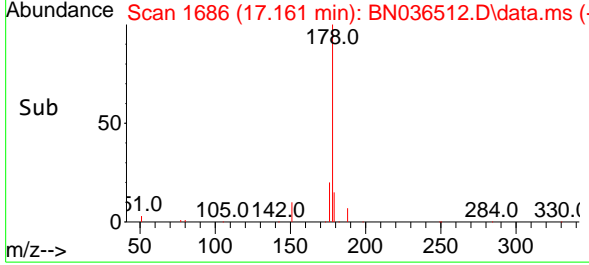
Tgt Ion:178 Resp: 7250  
 Ion Ratio Lower Upper  
 178 100  
 176 19.6 15.7 23.5  
 179 15.6 12.4 18.6

Manual Integrations

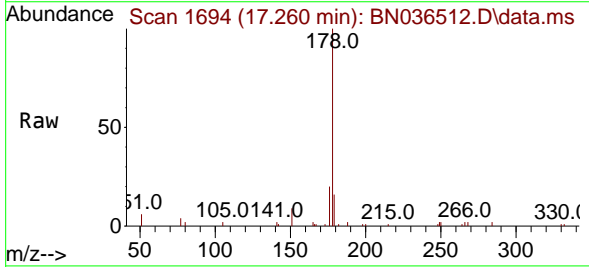
APPROVED

Reviewed By :Rahul Chavli 02/27/2025

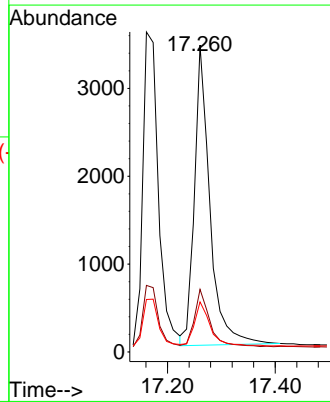
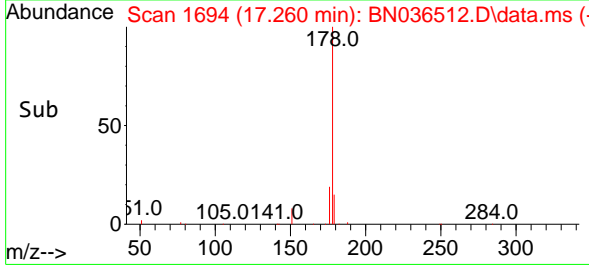
Supervised By :mohammad ahmed 02/28/2025

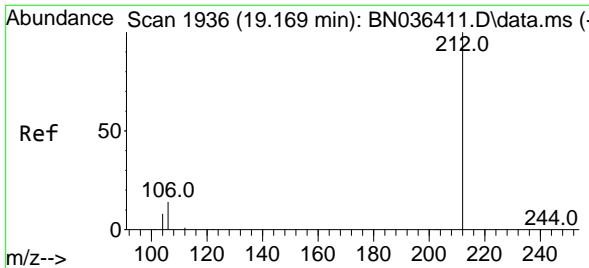


#26  
 Anthracene  
 Concen: 0.460 ng  
 RT: 17.260 min Scan# 1694  
 Delta R.T. -0.012 min  
 Lab File: BN036512.D  
 Acq: 26 Feb 2025 16:07



Tgt Ion:178 Resp: 6809  
 Ion Ratio Lower Upper  
 178 100  
 176 19.1 14.9 22.3  
 179 15.3 12.4 18.6





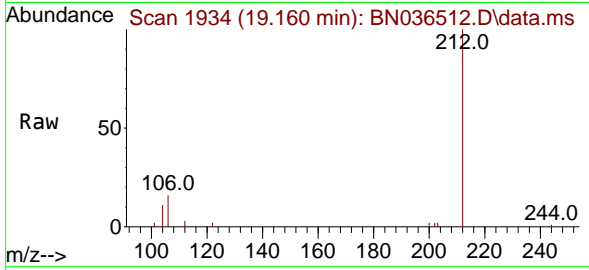
#27  
 Fluoranthene-d10  
 Concen: 0.339 ng  
 RT: 19.160 min Scan# 1934  
 Delta R.T. -0.009 min  
 Lab File: BN036512.D  
 Acq: 26 Feb 2025 16:07

Instrument :

BNA\_N

ClientSampleId :

PB166876BS

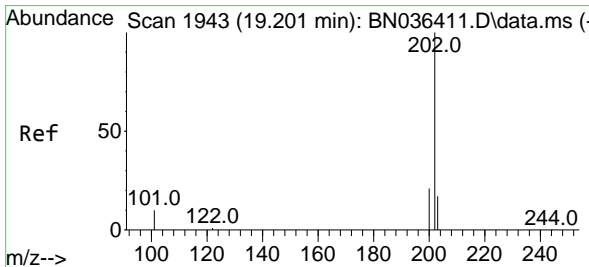
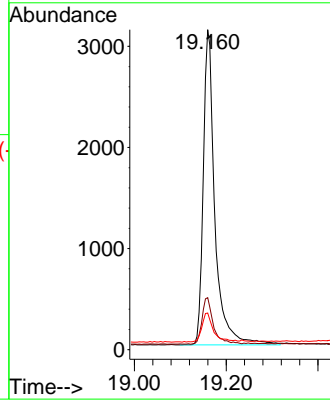
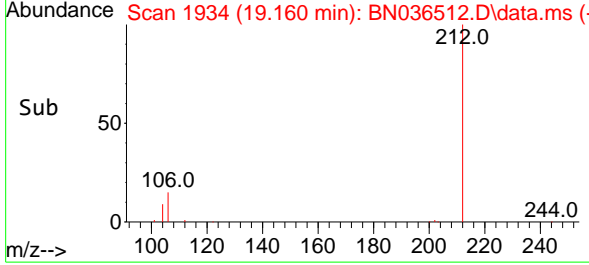


Tgt Ion:212 Resp: 546  
 Ion Ratio Lower Upper  
 212 100  
 106 14.3 11.5 17.3  
 104 9.0 7.1 10.7

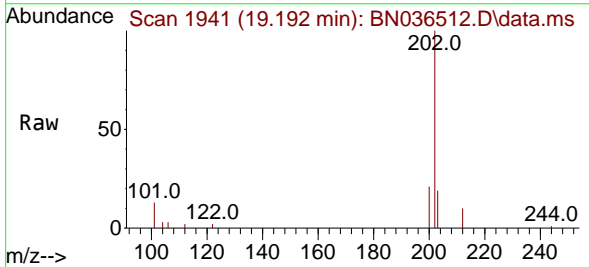
Manual Integrations

APPROVED

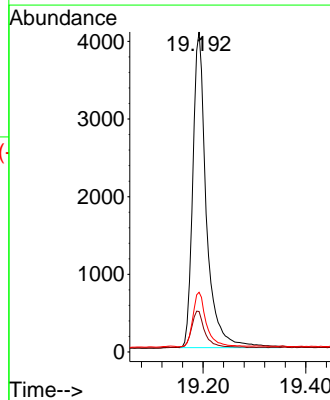
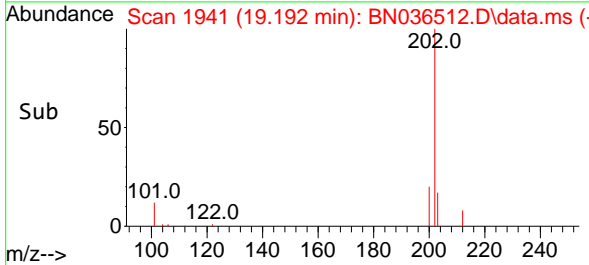
Reviewed By :Rahul Chavli 02/27/2025  
 Supervised By :mohammad ahmed 02/28/2025




#28  
 Fluoranthene  
 Concen: 0.363 ng  
 RT: 19.192 min Scan# 1941  
 Delta R.T. -0.009 min  
 Lab File: BN036512.D  
 Acq: 26 Feb 2025 16:07



Tgt Ion:202 Resp: 7477  
 Ion Ratio Lower Upper  
 202 100  
 101 12.1 9.2 13.8  
 203 17.2 13.4 20.0







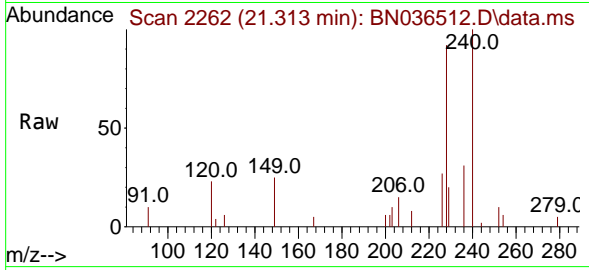
#29  
 Chrysene-d12  
 Concen: 0.400 ng  
 RT: 21.313 min Scan# 21  
 Delta R.T. -0.009 min  
 Lab File: BN036512.D  
 Acq: 26 Feb 2025 16:07

Instrument :

BNA\_N

ClientSampleId :

PB166876BS

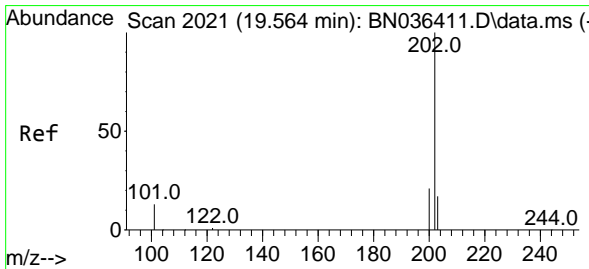
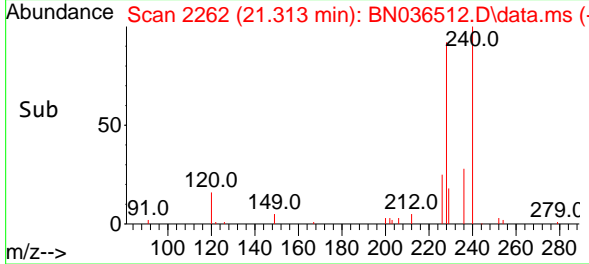
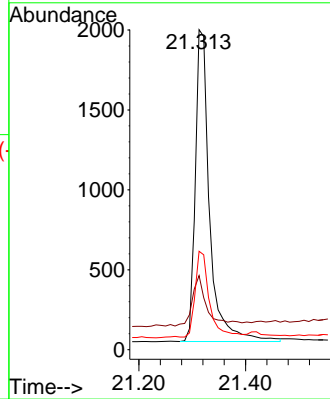


Tgt Ion:240 Resp: 365  
 Ion Ratio Lower Upper  
 240 100  
 120 23.2 13.3 19.9  
 236 30.8 23.0 34.6

Manual Integrations

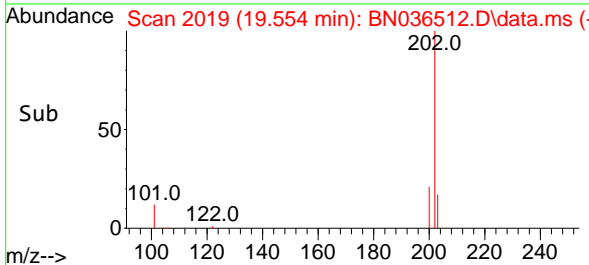
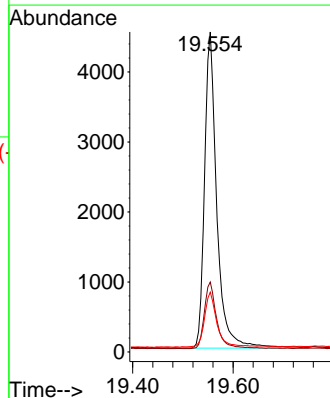
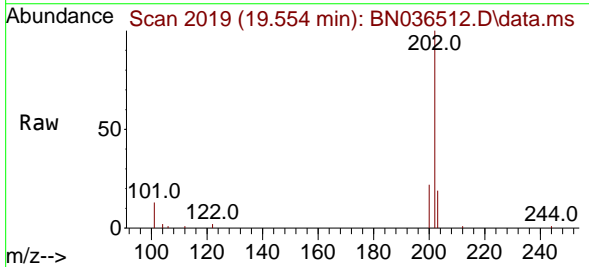
APPROVED

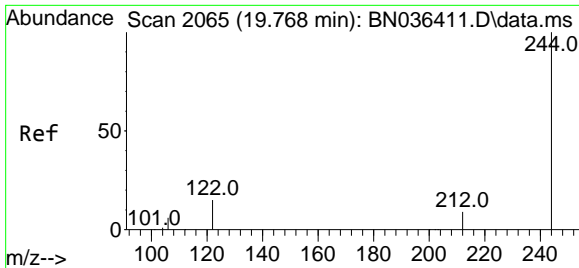
Reviewed By :Rahul Chavli 02/27/2025  
 Supervised By :mohammad ahmed 02/28/2025



#30  
 Pyrene  
 Concen: 0.540 ng  
 RT: 19.554 min Scan# 2019  
 Delta R.T. -0.009 min  
 Lab File: BN036512.D  
 Acq: 26 Feb 2025 16:07

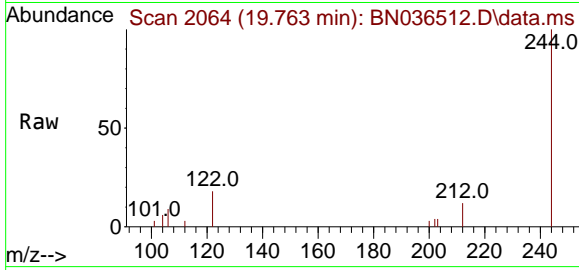
Tgt Ion:202 Resp: 7603  
 Ion Ratio Lower Upper  
 202 100  
 200 21.2 16.9 25.3  
 203 18.0 13.9 20.9





#31  
 Terphenyl-d14  
 Concen: 0.478 ng  
 RT: 19.763 min Scan# 2064  
 Delta R.T. -0.005 min  
 Lab File: BN036512.D  
 Acq: 26 Feb 2025 16:07

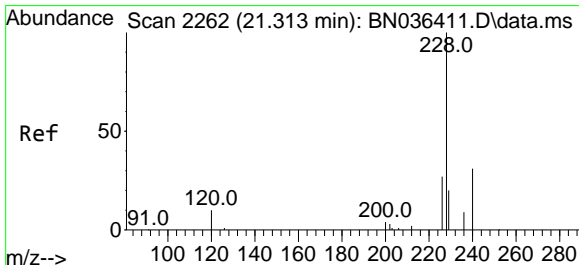
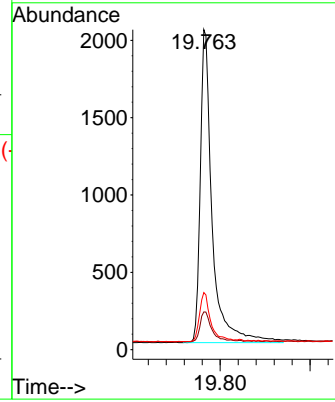
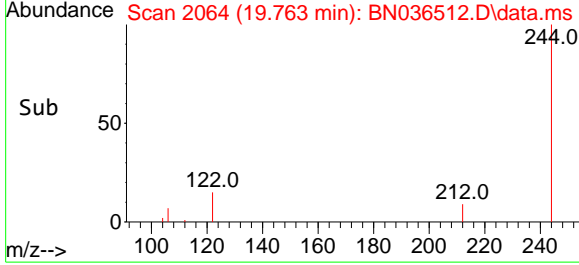
**Instrument :**  
 BNA\_N  
**ClientSampleId :**  
 PB166876BS



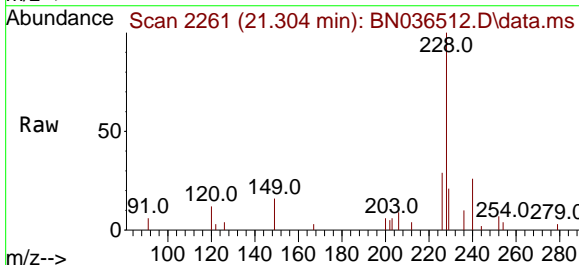
Tgt Ion: 244 Resp: 3729

Ion	Ratio	Lower	Upper
244	100		
212	11.8	8.1	12.1
122	17.8	12.8	19.2

**Manual Integrations**  
**APPROVED**  
 Reviewed By :Rahul Chavli 02/27/2025  
 Supervised By :mohammad ahmed 02/28/2025

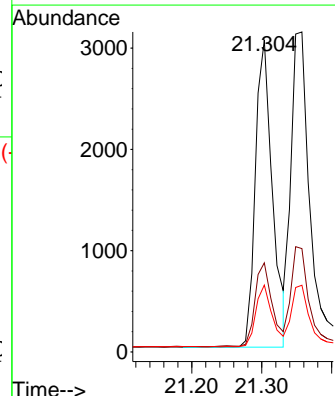



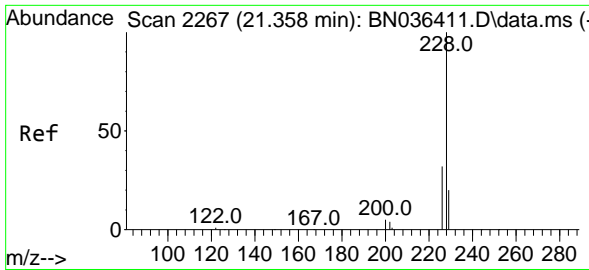
#32  
 Benzo(a)anthracene  
 Concen: 0.425 ng  
 RT: 21.304 min Scan# 2261  
 Delta R.T. -0.009 min  
 Lab File: BN036512.D  
 Acq: 26 Feb 2025 16:07



Tgt Ion: 228 Resp: 5112

Ion	Ratio	Lower	Upper
228	100		
226	28.6	22.2	33.2
229	21.4	16.5	24.7





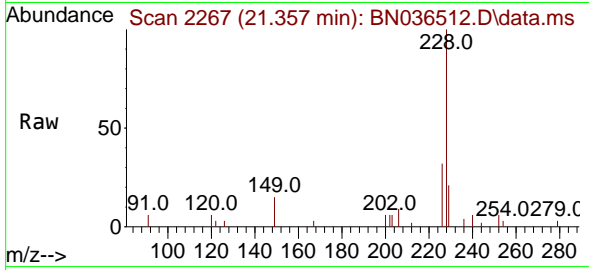
#33  
**Chrysene**  
 Concen: 0.459 ng  
 RT: 21.357 min Scan# 21  
 Delta R.T. -0.000 min  
 Lab File: BN036512.D  
 Acq: 26 Feb 2025 16:07

Instrument :

BNA\_N

ClientSampleId :

PB166876BS

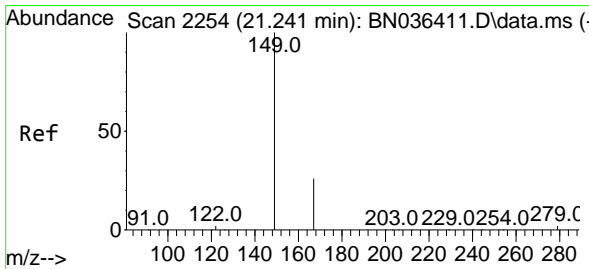
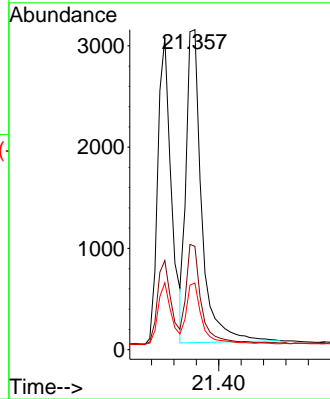



Tgt Ion:228 Resp: 597  
 Ion Ratio Lower Upper  
 228 100  
 226 32.3 25.5 38.3  
 229 20.8 16.4 24.6

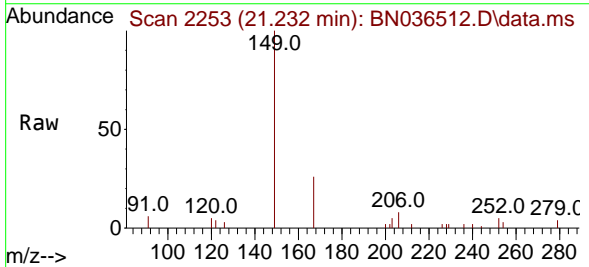
Manual Integrations

APPROVED

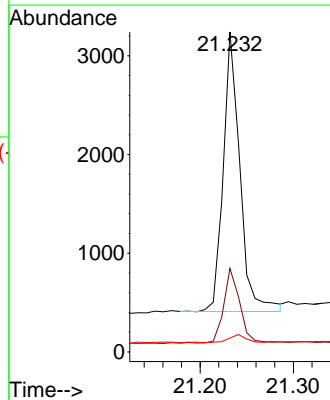
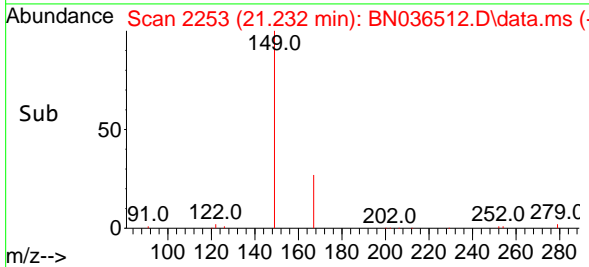
Reviewed By :Rahul Chavli 02/27/2025  
 Supervised By :mohammad ahmed 02/28/2025

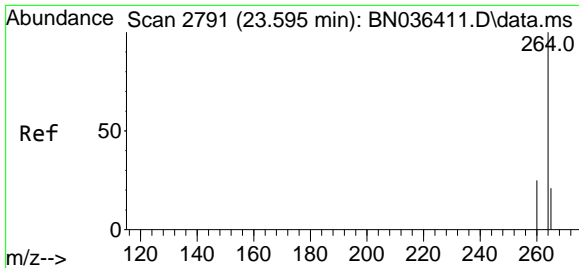


#34  
**Bis(2-ethylhexyl)phthalate**  
 Concen: 0.467 ng  
 RT: 21.232 min Scan# 2253  
 Delta R.T. -0.009 min  
 Lab File: BN036512.D  
 Acq: 26 Feb 2025 16:07



Tgt Ion:149 Resp: 3504  
 Ion Ratio Lower Upper  
 149 100  
 167 26.2 21.2 31.8  
 279 2.9 2.7 4.1





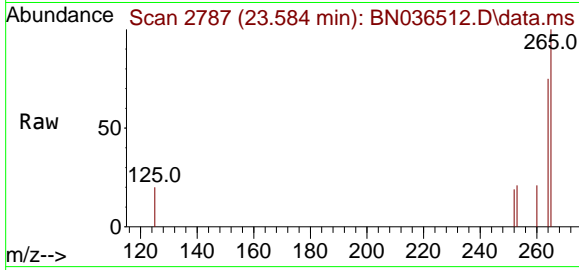
#35  
**Perylene-d12**  
 Concen: 0.400 ng  
 RT: 23.584 min Scan# 21  
 Delta R.T. -0.012 min  
 Lab File: BN036512.D  
 Acq: 26 Feb 2025 16:07

Instrument :

BNA\_N

ClientSampleId :

PB166876BS



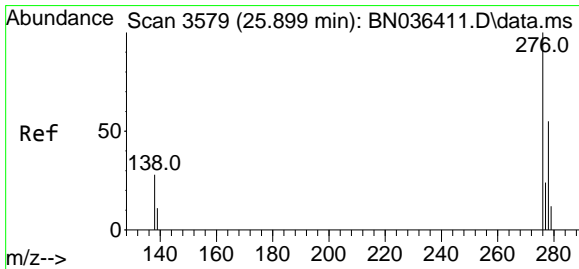
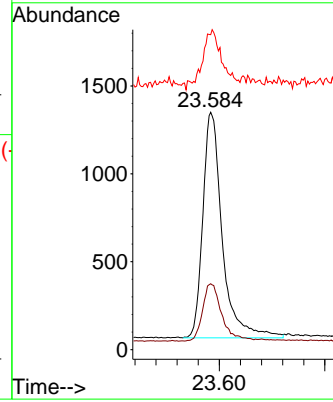
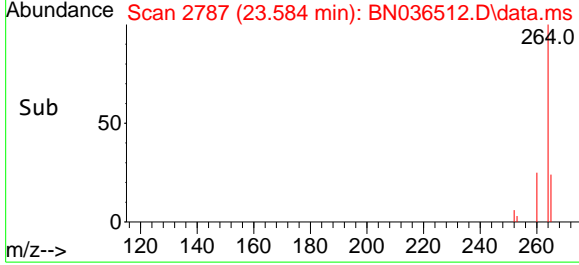
Tgt Ion:264 Resp: 328

Ion	Ratio	Lower	Upper
264	100		
260	27.8	20.9	31.3
265	132.7	60.7	91.1

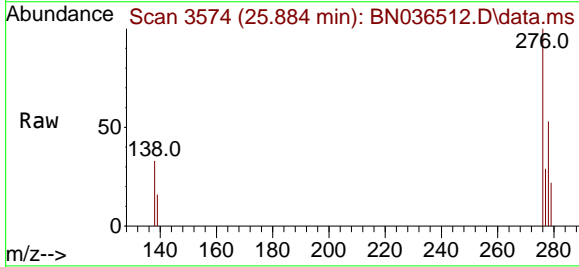
Manual Integrations

**APPROVED**

Reviewed By :Rahul Chavli 02/27/2025  
 Supervised By :mohammad ahmed 02/28/2025

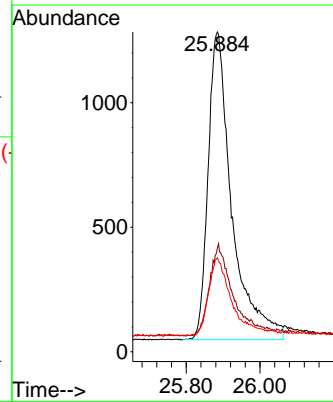
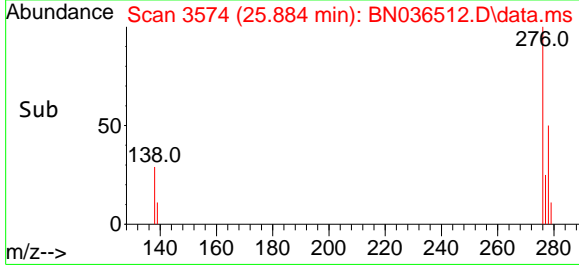


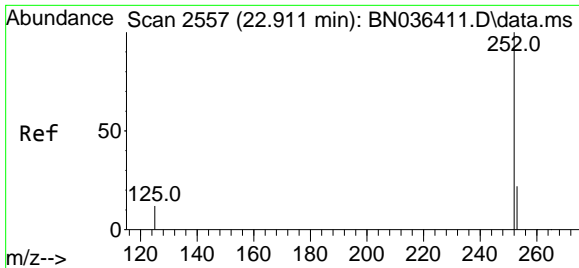
#36  
**Indeno(1,2,3-cd)pyrene**  
 Concen: 0.481 ng  
 RT: 25.884 min Scan# 3574  
 Delta R.T. -0.015 min  
 Lab File: BN036512.D  
 Acq: 26 Feb 2025 16:07



Tgt Ion:276 Resp: 5525

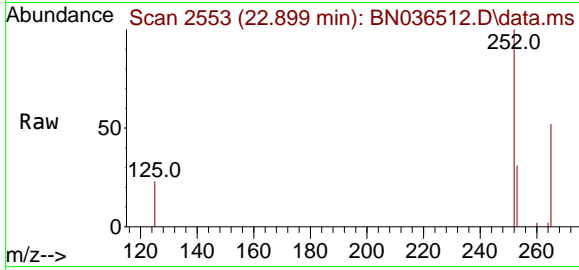
Ion	Ratio	Lower	Upper
276	100		
138	27.6	22.2	33.2
277	24.3	19.8	29.6





#37  
 Benzo(b)fluoranthene  
 Concen: 0.435 ng  
 RT: 22.899 min Scan# 2553  
 Delta R.T. -0.012 min  
 Lab File: BN036512.D  
 Acq: 26 Feb 2025 16:07

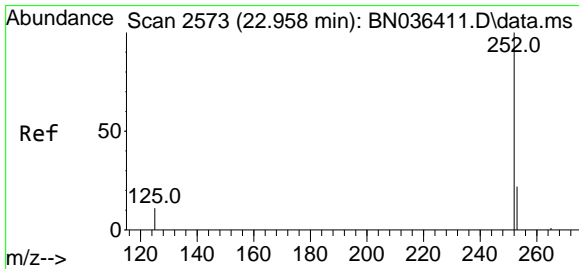
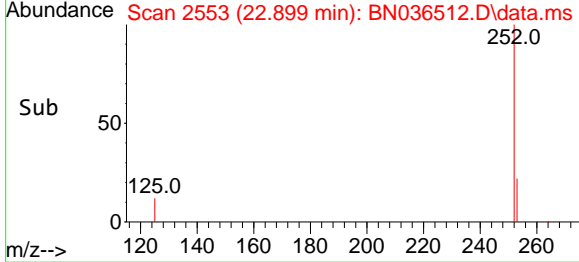
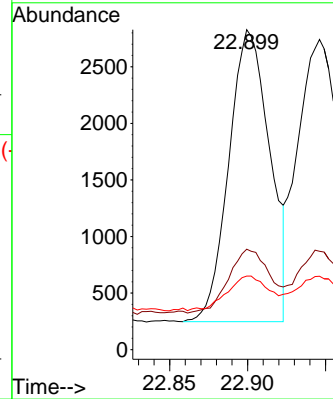
Instrument : BNA\_N  
 Client Sample Id : PB166876BS



Tgt Ion: 252 Resp: 4700

Ion	Ratio	Lower	Upper
252	100		
253	31.4	21.9	32.9
125	23.0	15.0	22.6

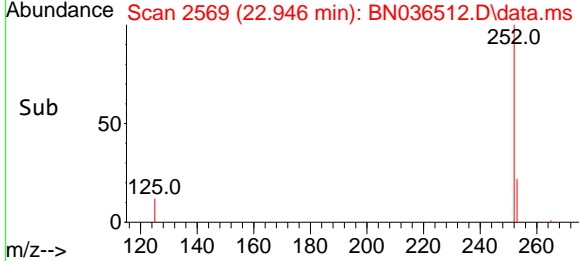
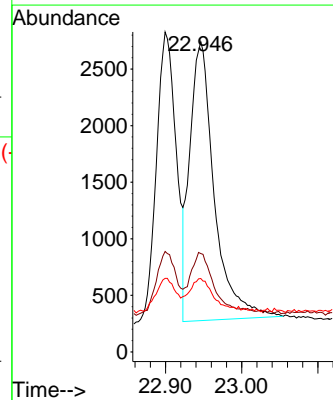
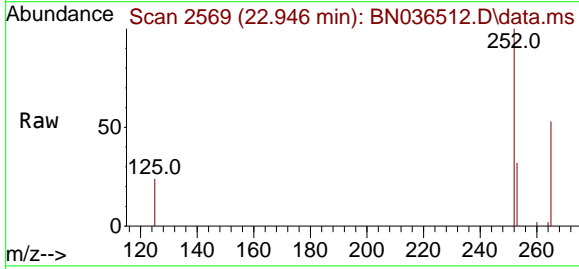
Manual Integrations  
**APPROVED**  
 Reviewed By :Rahul Chavli 02/27/2025  
 Supervised By :mohammad ahmed 02/28/2025

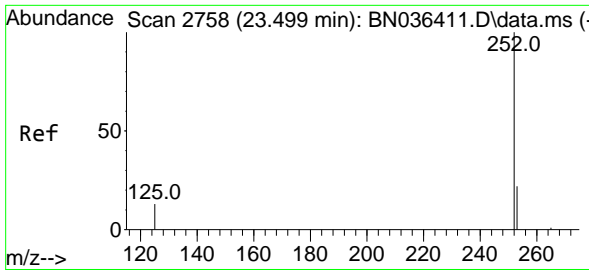


#38  
 Benzo(k)fluoranthene  
 Concen: 0.494 ng  
 RT: 22.946 min Scan# 2569  
 Delta R.T. -0.012 min  
 Lab File: BN036512.D  
 Acq: 26 Feb 2025 16:07

Tgt Ion: 252 Resp: 5500

Ion	Ratio	Lower	Upper
252	100		
253	31.7	22.2	33.4
125	23.7	15.0	22.4





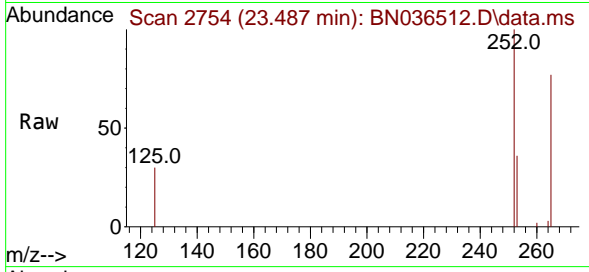
#39  
 Benzo(a)pyrene  
 Concen: 0.495 ng  
 RT: 23.487 min Scan# 21  
 Delta R.T. -0.012 min  
 Lab File: BN036512.D  
 Acq: 26 Feb 2025 16:07

Instrument :

BNA\_N

ClientSampleId :

PB166876BS

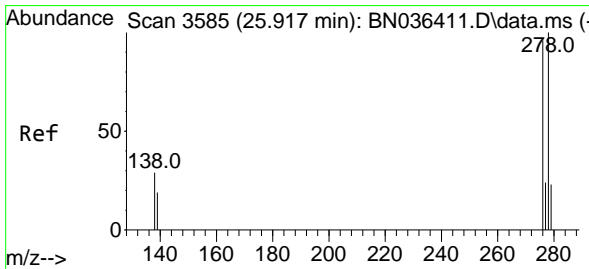
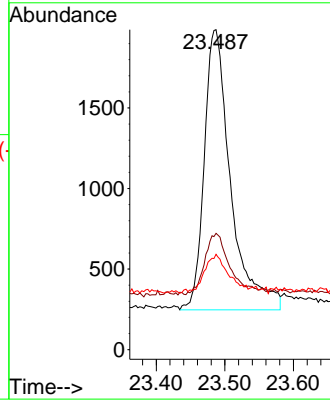
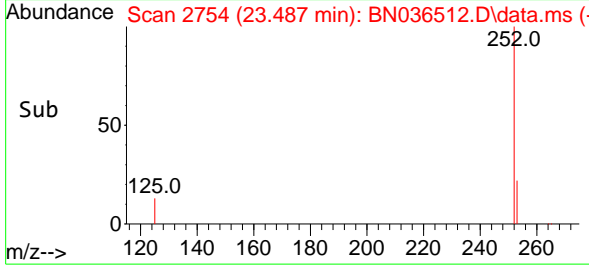


Tgt Ion:252 Resp: 4670  
 Ion Ratio Lower Upper  
 252 100  
 253 36.4 24.4 36.6  
 125 29.8 18.2 27.2

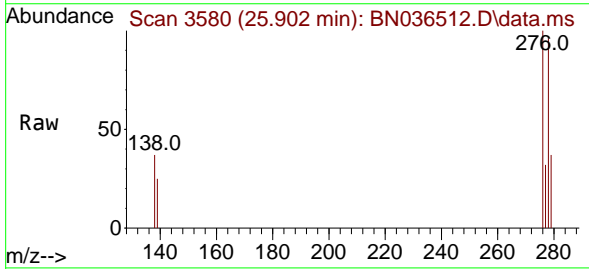
Manual Integrations

APPROVED

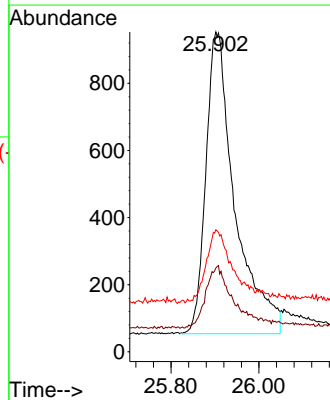
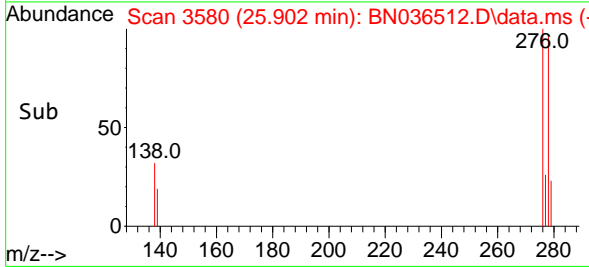
Reviewed By :Rahul Chavli 02/27/2025  
 Supervised By :mohammad ahmed 02/28/2025

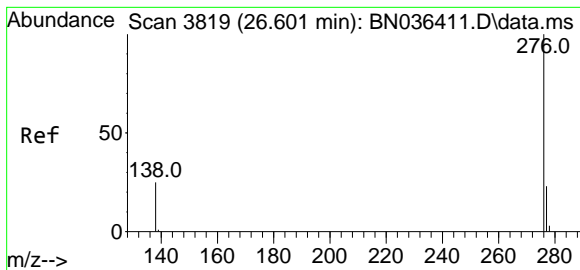


#40  
 Dibenzo(a,h)anthracene  
 Concen: 0.455 ng  
 RT: 25.902 min Scan# 3580  
 Delta R.T. -0.015 min  
 Lab File: BN036512.D  
 Acq: 26 Feb 2025 16:07



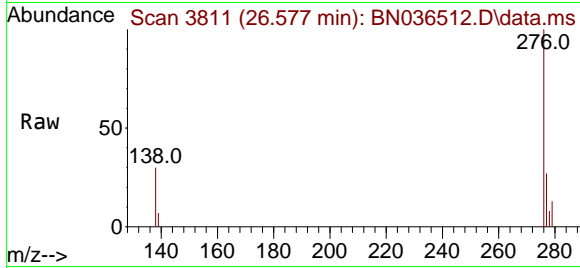
Tgt Ion:278 Resp: 4122  
 Ion Ratio Lower Upper  
 278 100  
 139 26.2 18.5 27.7  
 279 38.2 24.8 37.2#





#41  
 Benzo(g,h,i)perylene  
 Concen: 0.436 ng  
 RT: 26.577 min Scan# 3811  
 Delta R.T. -0.023 min  
 Lab File: BN036512.D  
 Acq: 26 Feb 2025 16:07

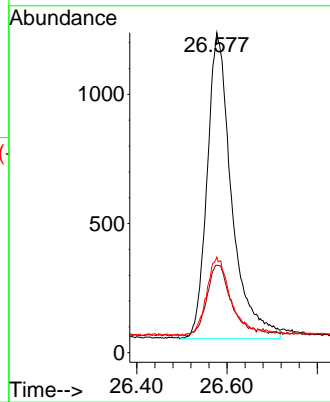
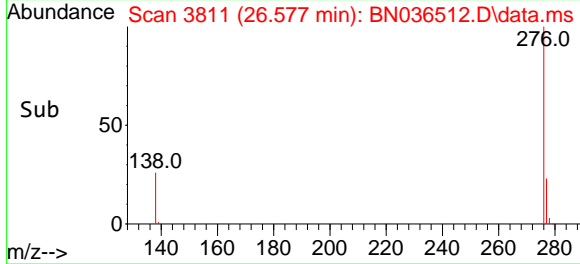
Instrument :  
 BNA\_N  
 ClientSampleId :  
 PB166876BS



Tgt Ion: 276 Resp: 448

Ion	Ratio	Lower	Upper
276	100		
277	27.4	20.7	31.1
138	29.9	21.8	32.6

Manual Integrations  
**APPROVED**  
 Reviewed By :Rahul Chavli 02/27/2025  
 Supervised By :mohammad ahmed 02/28/2025



### Report of Analysis

Client:	Tetra Tech NUS, Inc.	Date Collected:	
Project:	CTO WE13	Date Received:	
Client Sample ID:	PB166876BSD	SDG No.:	Q1423
Lab Sample ID:	PB166876BSD	Matrix:	Water
Analytical Method:	SW8270ESIM	% Solid:	0
Sample Wt/Vol:	1000 Units: mL	Final Vol:	1000 uL
Soil Aliquot Vol:	uL	Test:	SVOC-SIMGroup1
Extraction Type :	Decanted : N	Level :	LOW
Injection Volume :	GPC Factor : 1.0	GPC Cleanup :	N PH :
Prep Method :			

File ID/Qc Batch:	Dilution:	Prep Date	Date Analyzed	Prep Batch ID
BN036513.D	1	02/26/25 08:52	02/26/25 16:44	PB166876

CAS Number	Parameter	Conc.	Qualifier	MDL	LOD	LOQ / CRQL	Units
<b>TARGETS</b>							
123-91-1	1,4-Dioxane	0.37		0.070	0.20	0.20	ug/L
<b>SURROGATES</b>							
7297-45-2	2-Methylnaphthalene-d10	0.42		30 - 150		106%	SPK: 0.4
93951-69-0	Fluoranthene-d10	0.34		30 - 150		84%	SPK: 0.4
4165-60-0	Nitrobenzene-d5	0.39		55 - 111		97%	SPK: 0.4
321-60-8	2-Fluorobiphenyl	0.51	*	53 - 106		127%	SPK: 0.4
1718-51-0	Terphenyl-d14	0.47		58 - 132		118%	SPK: 0.4
<b>INTERNAL STANDARDS</b>							
3855-82-1	1,4-Dichlorobenzene-d4	2480		7.739			
1146-65-2	Naphthalene-d8	5550		10.53			
15067-26-2	Acenaphthene-d10	2910		14.377			
1517-22-2	Phenanthrene-d10	5250		17.124			
1719-03-5	Chrysene-d12	3330		21.313			
1520-96-3	Perylene-d12	2990		23.583			

U = Not Detected

LOQ = Limit of Quantitation

MDL = Method Detection Limit

LOD = Limit of Detection

E = Value Exceeds Calibration Range

Q = indicates LCS control criteria did not meet requirements

M = MS/MSD acceptance criteria did not meet requirements

J = Estimated Value

B = Analyte Found in Associated Method Blank

N = Presumptive Evidence of a Compound

\* = Values outside of QC limits

D = Dilution

() = Laboratory InHouse Limit

A = Aldol-Condensation Reaction Products



Data Path : Z:\svoasrv\HPCHEM1\BNA\_N\Data\BN022625\  
 Data File : BN036513.D  
 Acq On : 26 Feb 2025 16:44  
 Operator : RC/JU  
 Sample : PB166876BSD  
 Misc :  
 ALS Vial : 7 Sample Multiplier: 1

**Instrument :**  
 BNA\_N  
**ClientSampleId :**  
 PB166876BSD

**Manual Integrations**  
**APPROVED**

Reviewed By :Rahul Chavli 02/27/2025  
 Supervised By :mohammad ahmed 02/28/2025

Quant Time: Feb 26 17:08:47 2025  
 Quant Method : Z:\svoasrv\HPCHEM1\BNA\_N\Methods\8270-SIM-BN021025.M  
 Quant Title : ASP BNA STANDARDS FOR 5 POINT CALIBRATION  
 QLast Update : Tue Feb 11 01:17:14 2025  
 Response via : Initial Calibration

Compound	R.T.	QIon	Response	Conc	Units	Dev(Min)	
<b>Internal Standards</b>							
1) 1,4-Dichlorobenzene-d4	7.739	152	2476	0.400	ng	-0.01	
7) Naphthalene-d8	10.530	136	5554	0.400	ng	-0.01	
13) Acenaphthene-d10	14.377	164	2910	0.400	ng	-0.01	
19) Phenanthrene-d10	17.124	188	5252	0.400	ng	#-0.01	
29) Chrysene-d12	21.313	240	3329	0.400	ng	# 0.00	
35) Perylene-d12	23.583	264	2986	0.400	ng	#-0.01	
<b>System Monitoring Compounds</b>							
4) 2-Fluorophenol	5.334	112	2191	0.374	ng	-0.01	
5) Phenol-d6	6.923	99	2453	0.357	ng	-0.01	
8) Nitrobenzene-d5	8.896	82	2140	0.390	ng	-0.01	
11) 2-Methylnaphthalene-d10	12.126	152	3618m	0.424	ng	-0.02	
14) 2,4,6-Tribromophenol	15.882	330	413	0.286	ng	0.00	
15) 2-Fluorobiphenyl	13.008	172	5561	0.508	ng	-0.01	
27) Fluoranthene-d10	19.160	212	4937	0.338	ng	0.00	
31) Terphenyl-d14	19.768	244	3361	0.473	ng	0.00	
<b>Target Compounds</b>							
2) 1,4-Dioxane	3.261	88	1012	0.374	ng	#	64
3) n-Nitrosodimethylamine	3.564	42	2128	0.452	ng	#	90
6) bis(2-Chloroethyl)ether	7.168	93	2692	0.375	ng		99
9) Naphthalene	10.583	128	6389	0.399	ng		99
10) Hexachlorobutadiene	10.872	225	1621	0.416	ng	#	100
12) 2-Methylnaphthalene	12.202	142	3889	0.370	ng		98
16) Acenaphthylene	14.099	152	6135	0.477	ng		99
17) Acenaphthene	14.441	154	3815	0.444	ng		99
18) Fluorene	15.435	166	4829	0.395	ng		98
20) 4,6-Dinitro-2-methylph...	15.522	198	284	0.276	ng	#	81
21) 4-Bromophenyl-phenylether	16.329	248	1401	0.447	ng	#	83
22) Hexachlorobenzene	16.441	284	1790	0.463	ng		96
23) Atrazine	16.602	200	1070	0.409	ng	#	95
24) Pentachlorophenol	16.788	266	1005	0.547	ng		99
25) Phenanthrene	17.173	178	6582	0.434	ng		99
26) Anthracene	17.260	178	6077	0.454	ng		100
28) Fluoranthene	19.192	202	6786	0.364	ng		99
30) Pyrene	19.554	202	6905	0.539	ng		99
32) Benzo(a)anthracene	21.304	228	4649	0.424	ng		99
33) Chrysene	21.348	228	5551	0.468	ng		99
34) Bis(2-ethylhexyl)phtha...	21.232	149	3065	0.449	ng		100
36) Indeno(1,2,3-cd)pyrene	25.881	276	5305	0.508	ng		98
37) Benzo(b)fluoranthene	22.899	252	4341	0.441	ng	#	88
38) Benzo(k)fluoranthene	22.943	252	5111	0.505	ng	#	91
39) Benzo(a)pyrene	23.484	252	4229	0.493	ng	#	86
40) Dibenzo(a,h)anthracene	25.902	278	3859	0.469	ng	#	90
41) Benzo(g,h,i)perylene	26.580	276	4322	0.463	ng		96

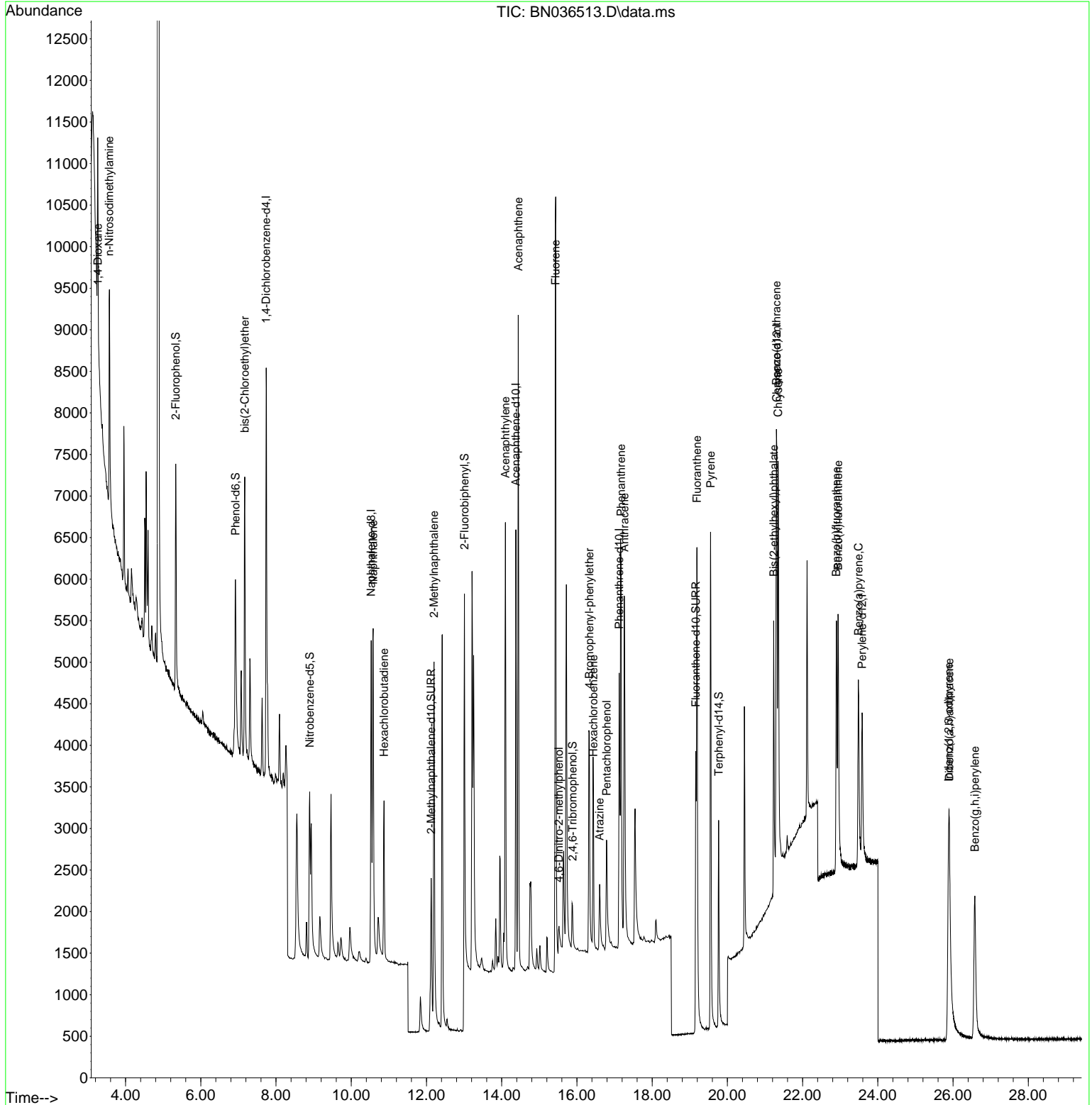
(#) = qualifier out of range (m) = manual integration (+) = signals summed

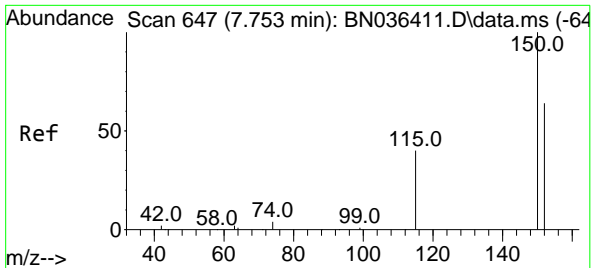
Data Path : Z:\svoasrv\HPCHEM1\BNA\_N\Data\BN022625\  
 Data File : BN036513.D  
 Acq On : 26 Feb 2025 16:44  
 Operator : RC/JU  
 Sample : PB166876BSD  
 Misc :  
 ALS Vial : 7 Sample Multiplier: 1

**Instrument :**  
 BNA\_N  
**ClientSampleId :**  
 PB166876BSD

Quant Time: Feb 26 17:08:47 2025  
 Quant Method : Z:\svoasrv\HPCHEM1\BNA\_N\Methods\8270-SIM-BN021025.M  
 Quant Title : ASP BNA STANDARDS FOR 5 POINT CALIBRATION  
 QLast Update : Tue Feb 11 01:17:14 2025  
 Response via : Initial Calibration

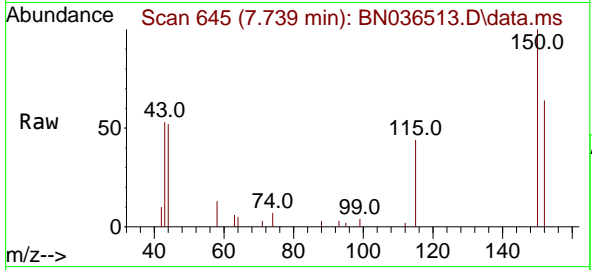
**Manual Integrations**  
**APPROVED**  
 Reviewed By :Rahul Chavli 02/27/2025  
 Supervised By :mohammad ahmed 02/28/2025





#1  
 1,4-Dichlorobenzene-d4  
 Concen: 0.400 ng  
 RT: 7.739 min Scan# 64  
 Delta R.T. -0.014 min  
 Lab File: BN036513.D  
 Acq: 26 Feb 2025 16:44

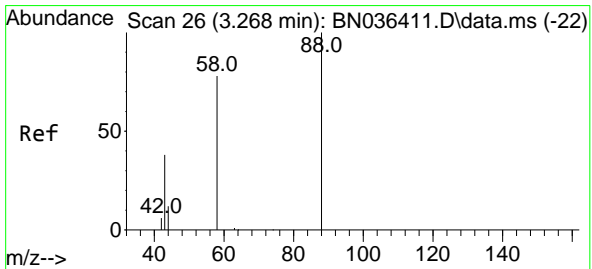
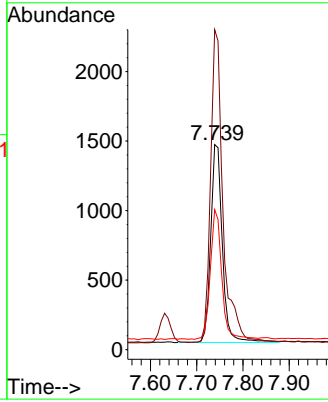
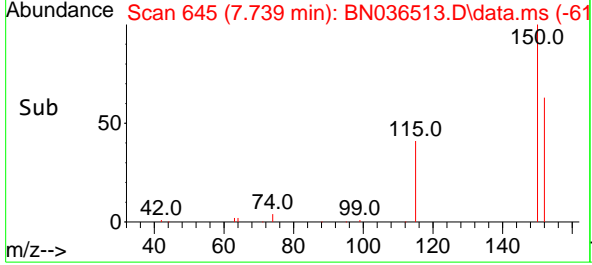
Instrument :  
 BNA\_N  
 ClientSampleId :  
 PB166876BSD



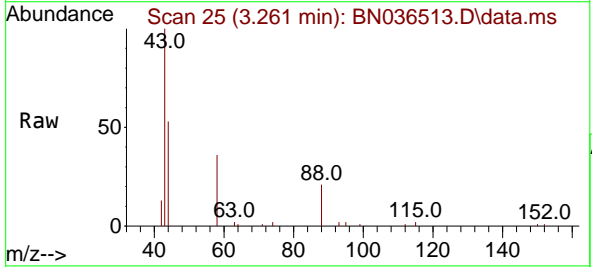
Tgt Ion:152 Resp: 2470  
 Ion Ratio Lower Upper  
 152 100  
 150 156.0 123.7 185.5  
 115 68.3 52.5 78.7

Manual Integrations  
**APPROVED**

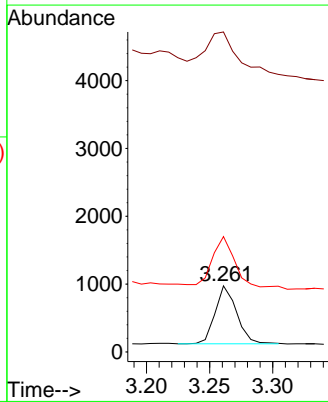
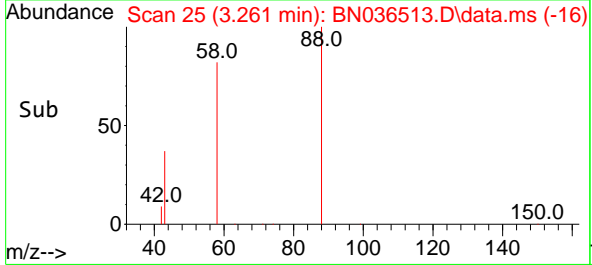
Reviewed By :Rahul Chavli 02/27/2025  
 Supervised By :mohammad ahmed 02/28/2025

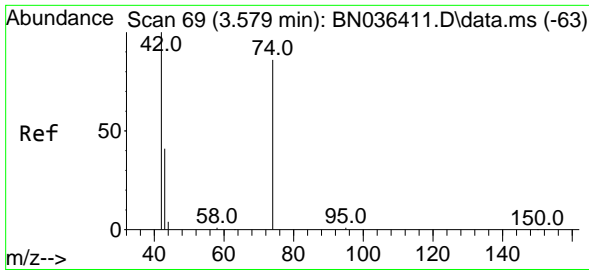


#2  
 1,4-Dioxane  
 Concen: 0.374 ng  
 RT: 3.261 min Scan# 25  
 Delta R.T. -0.007 min  
 Lab File: BN036513.D  
 Acq: 26 Feb 2025 16:44



Tgt Ion: 88 Resp: 1012  
 Ion Ratio Lower Upper  
 88 100  
 43 110.8 33.7 50.5#  
 58 85.6 68.9 103.3





#3  
 n-Nitrosodimethylamine  
 Concen: 0.452 ng  
 RT: 3.564 min Scan# 61  
 Delta R.T. -0.015 min  
 Lab File: BN036513.D  
 Acq: 26 Feb 2025 16:44

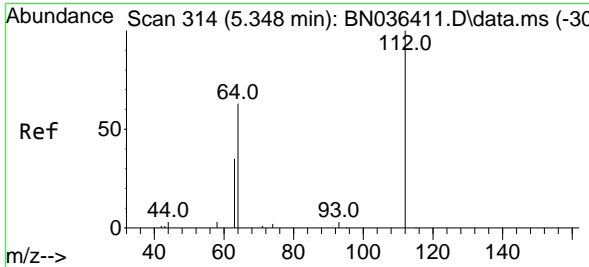
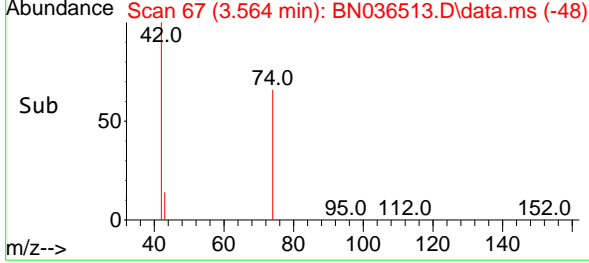
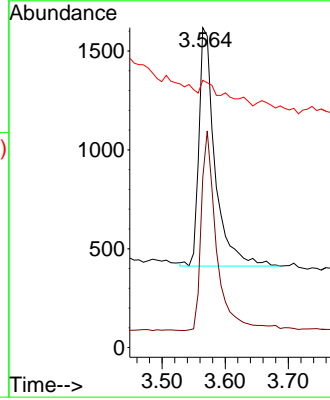
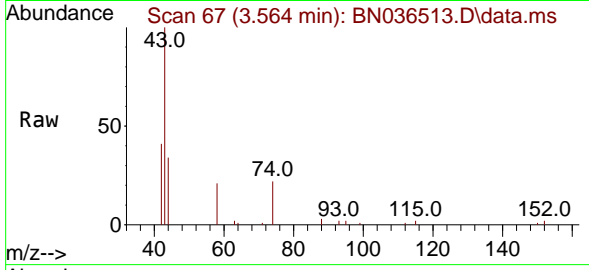
Instrument :  
 BNA\_N  
 ClientSampleId :  
 PB166876BSD

Tgt Ion: 42 Resp: 2128

Ion	Ratio	Lower	Upper
42	100		
74	80.4	71.8	107.6
44	14.5	7.8	11.6

Manual Integrations  
**APPROVED**

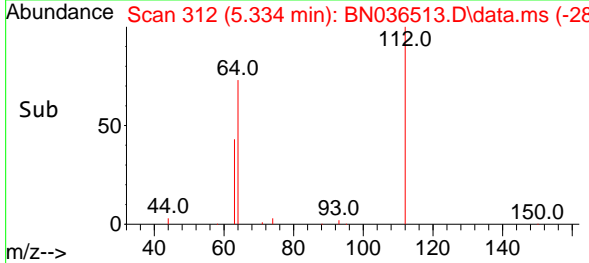
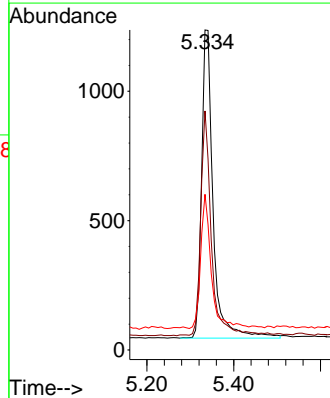
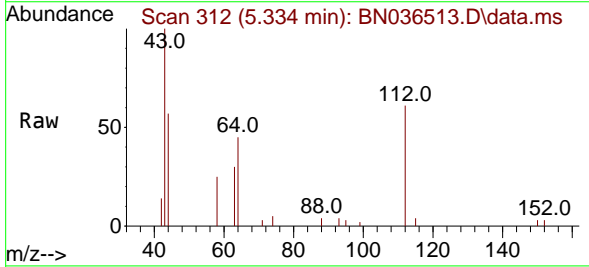
Reviewed By :Rahul Chavli 02/27/2025  
 Supervised By :mohammad ahmed 02/28/2025

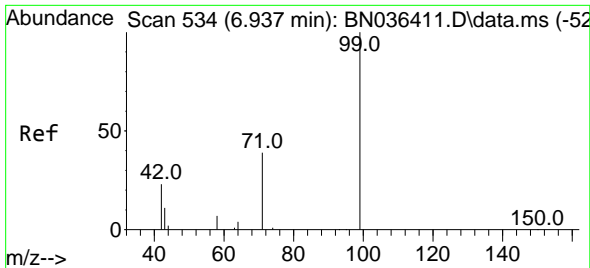


#4  
 2-Fluorophenol  
 Concen: 0.374 ng  
 RT: 5.334 min Scan# 312  
 Delta R.T. -0.015 min  
 Lab File: BN036513.D  
 Acq: 26 Feb 2025 16:44

Tgt Ion:112 Resp: 2191

Ion	Ratio	Lower	Upper
112	100		
64	66.8	53.4	80.0
63	40.1	30.3	45.5





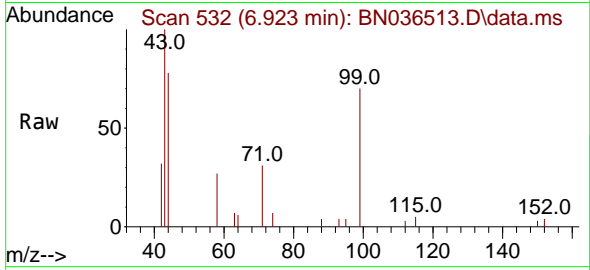
#5  
 Phenol-d6  
 Concen: 0.357 ng  
 RT: 6.923 min Scan# 511  
 Delta R.T. -0.015 min  
 Lab File: BN036513.D  
 Acq: 26 Feb 2025 16:44

Instrument :

BNA\_N

ClientSampleId :

PB166876BSD



Tgt Ion: 99 Resp: 245

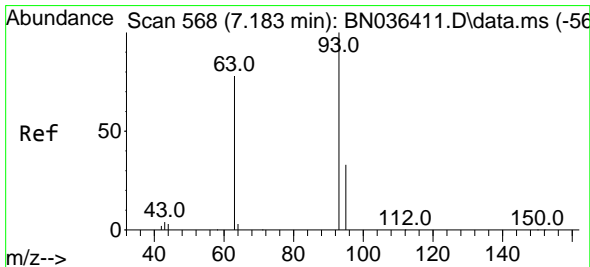
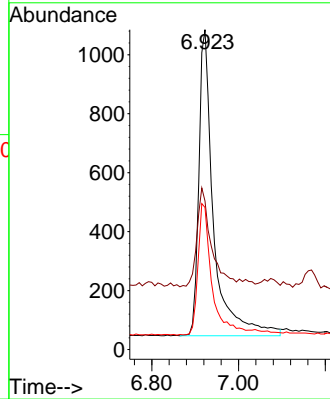
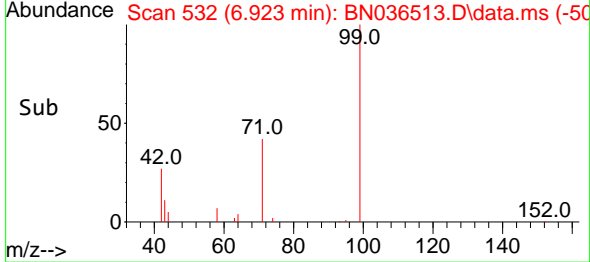
Ion	Ratio	Lower	Upper
99	100		
42	31.2	21.7	32.5
71	40.7	32.6	49.0

Manual Integrations

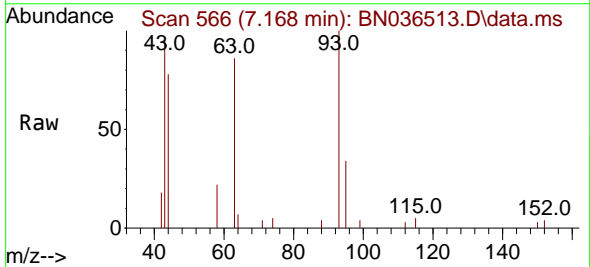
APPROVED

Reviewed By :Rahul Chavli 02/27/2025

Supervised By :mohammad ahmed 02/28/2025

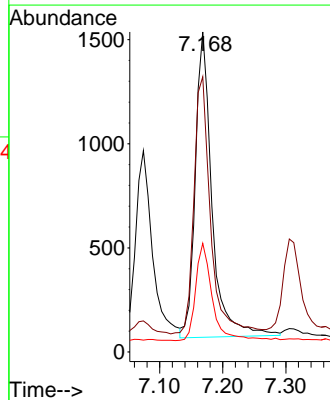
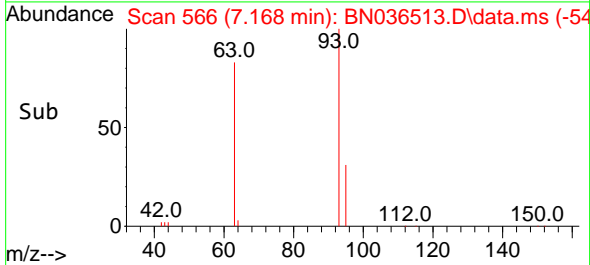


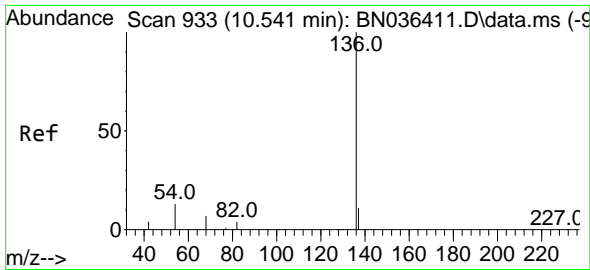
#6  
 bis(2-Chloroethyl)ether  
 Concen: 0.375 ng  
 RT: 7.168 min Scan# 566  
 Delta R.T. -0.015 min  
 Lab File: BN036513.D  
 Acq: 26 Feb 2025 16:44



Tgt Ion: 93 Resp: 2692

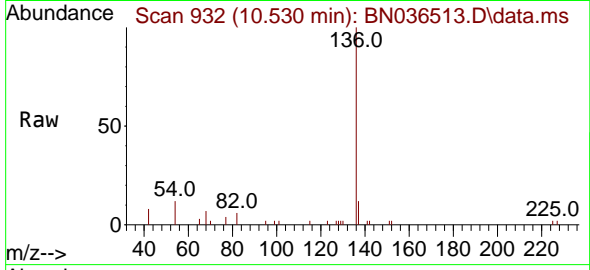
Ion	Ratio	Lower	Upper
93	100		
63	83.8	66.3	99.5
95	31.9	26.2	39.4





#7  
 Naphthalene-d8  
 Concen: 0.400 ng  
 RT: 10.530 min Scan# 911  
 Delta R.T. -0.011 min  
 Lab File: BN036513.D  
 Acq: 26 Feb 2025 16:44

Instrument :  
 BNA\_N  
 ClientSampleId :  
 PB166876BSD

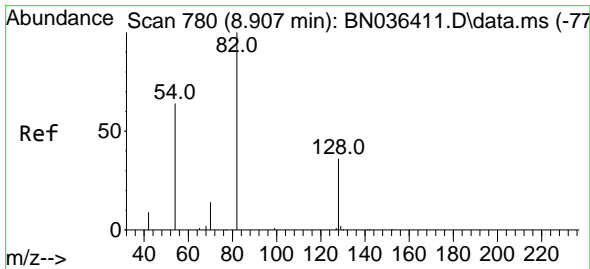
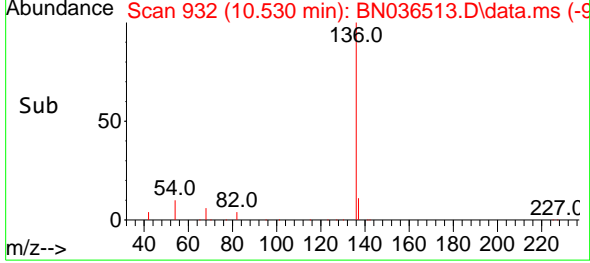
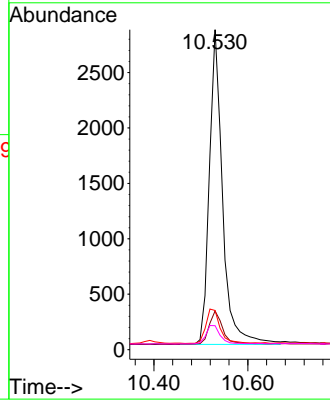


Tgt Ion: 136 Resp: 5554

Ion	Ratio	Lower	Upper
136	100		
137	12.1	10.1	15.1
54	12.2	11.8	17.6
68	7.5	7.2	10.8

Manual Integrations  
**APPROVED**

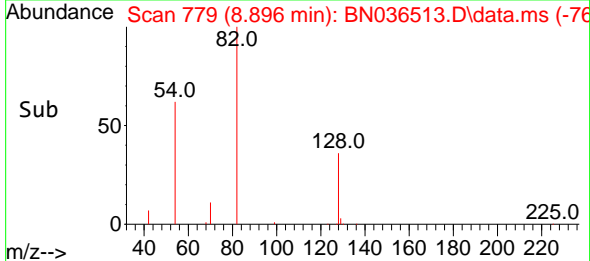
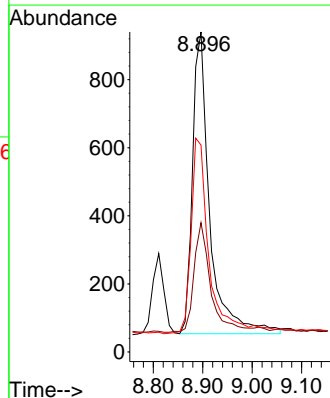
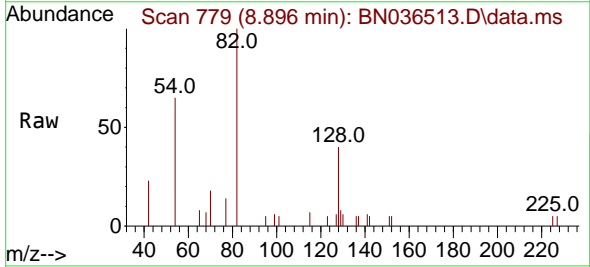
Reviewed By :Rahul Chavli 02/27/2025  
 Supervised By :mohammad ahmed 02/28/2025

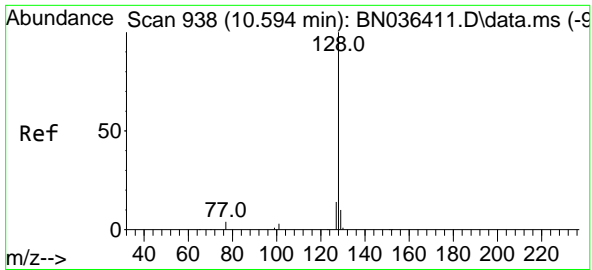


#8  
 Nitrobenzene-d5  
 Concen: 0.390 ng  
 RT: 8.896 min Scan# 779  
 Delta R.T. -0.011 min  
 Lab File: BN036513.D  
 Acq: 26 Feb 2025 16:44

Tgt Ion: 82 Resp: 2140

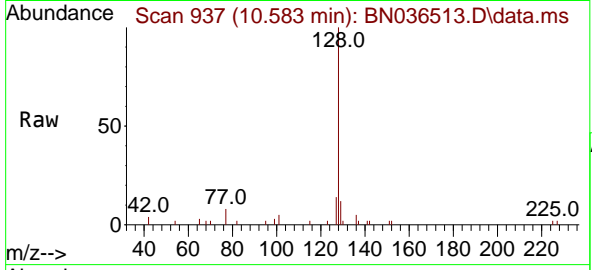
Ion	Ratio	Lower	Upper
82	100		
128	40.4	31.9	47.9
54	64.7	53.1	79.7





#9  
**Naphthalene**  
 Concen: 0.399 ng  
 RT: 10.583 min Scan# 911  
 Delta R.T. -0.011 min  
 Lab File: BN036513.D  
 Acq: 26 Feb 2025 16:44

**Instrument :**  
 BNA\_N  
**ClientSampleId :**  
 PB166876BSD

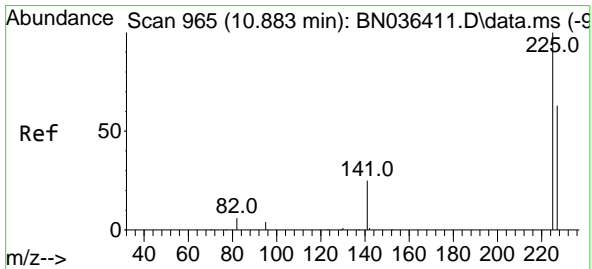
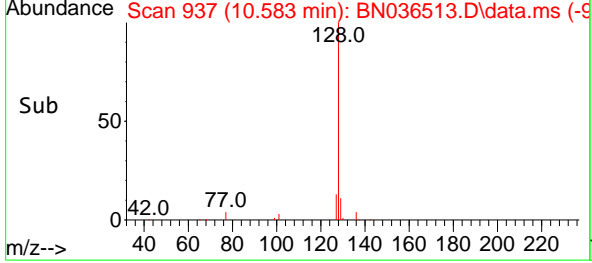
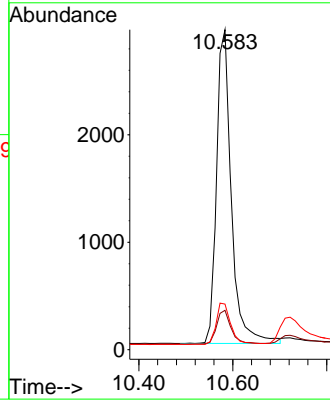


Tgt Ion:128 Resp: 6389

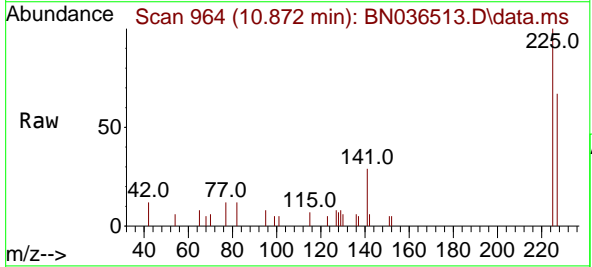
Ion	Ratio	Lower	Upper
128	100		
129	12.3	9.6	14.4
127	14.2	12.0	18.0

**Manual Integrations**  
**APPROVED**

Reviewed By :Rahul Chavli 02/27/2025  
 Supervised By :mohammad ahmed 02/28/2025

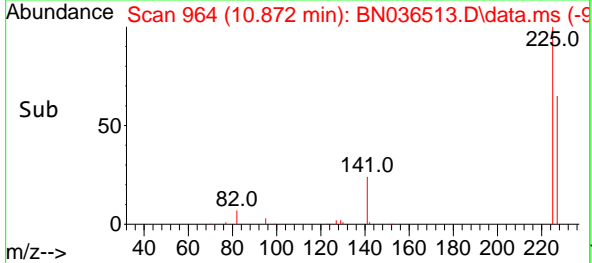
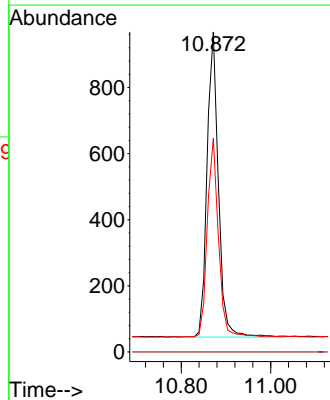


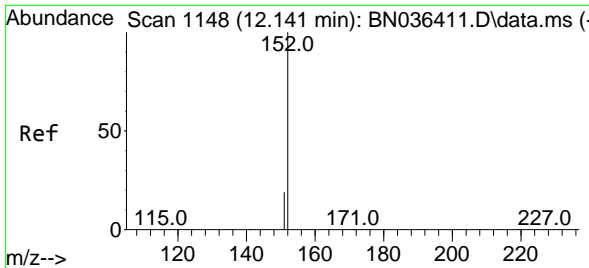
#10  
**Hexachlorobutadiene**  
 Concen: 0.416 ng  
 RT: 10.872 min Scan# 964  
 Delta R.T. -0.011 min  
 Lab File: BN036513.D  
 Acq: 26 Feb 2025 16:44



Tgt Ion:225 Resp: 1621

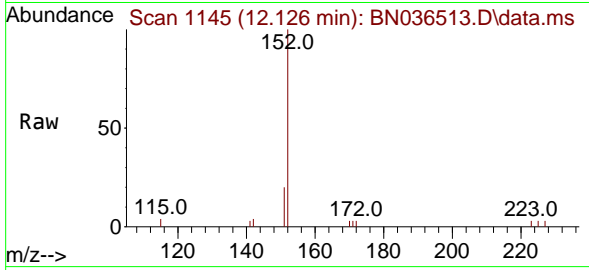
Ion	Ratio	Lower	Upper
225	100		
223	0.0	0.0	0.0
227	63.5	50.9	76.3





#11  
 2-Methylnaphthalene-d10  
 Concen: 0.424 ng m  
 RT: 12.126 min Scan# 1145  
 Delta R.T. -0.015 min  
 Lab File: BN036513.D  
 Acq: 26 Feb 2025 16:44

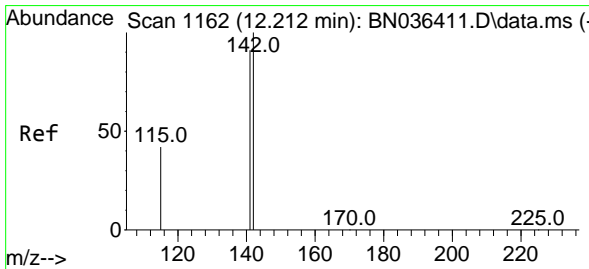
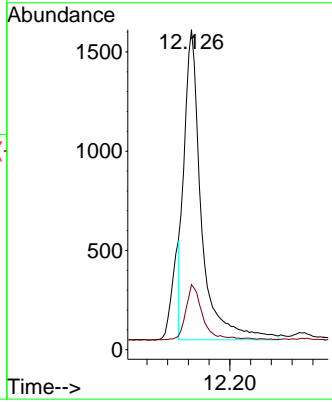
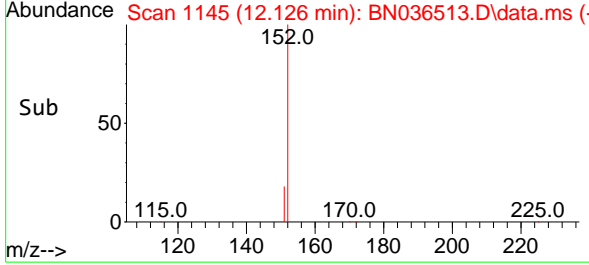
**Instrument :**  
 BNA\_N  
**ClientSampleId :**  
 PB166876BSD



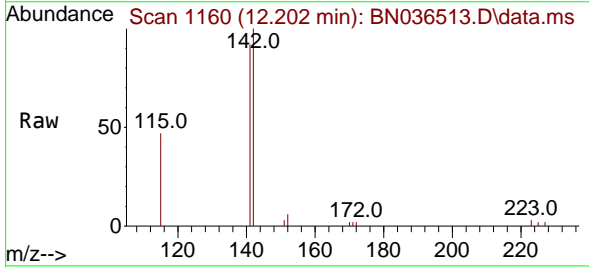
Tgt Ion:152 Resp: 3618  
 Ion Ratio Lower Upper  
 152 100  
 151 17.6 16.6 25.0

**Manual Integrations**  
**APPROVED**

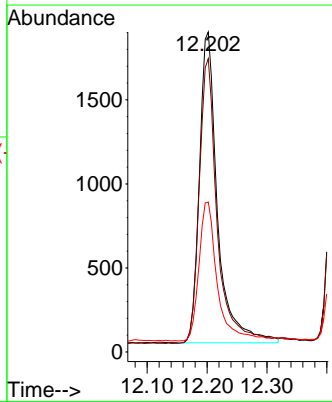
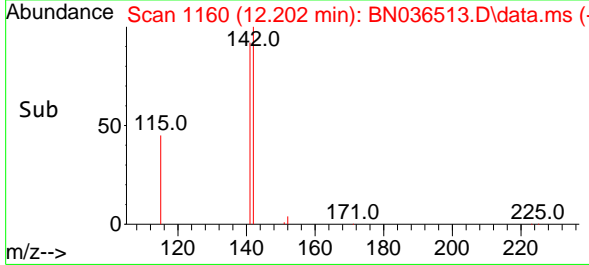
Reviewed By :Rahul Chavli 02/27/2025  
 Supervised By :mohammad ahmed 02/28/2025



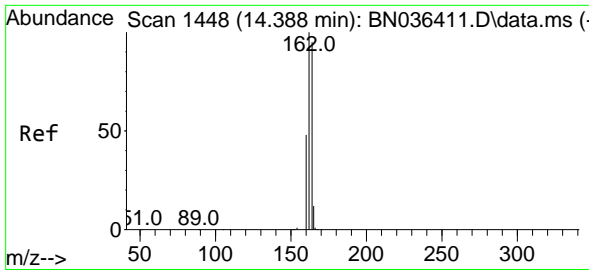
#12  
 2-Methylnaphthalene  
 Concen: 0.370 ng  
 RT: 12.202 min Scan# 1160  
 Delta R.T. -0.010 min  
 Lab File: BN036513.D  
 Acq: 26 Feb 2025 16:44



Tgt Ion:142 Resp: 3889  
 Ion Ratio Lower Upper  
 142 100  
 141 91.6 72.8 109.2  
 115 46.8 35.5 53.3







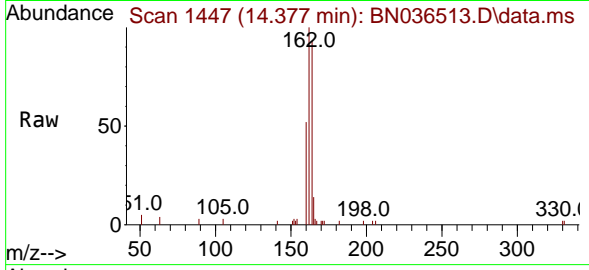
#13  
 Acenaphthene-d10  
 Concen: 0.400 ng  
 RT: 14.377 min Scan# 1447  
 Delta R.T. -0.011 min  
 Lab File: BN036513.D  
 Acq: 26 Feb 2025 16:44

Instrument :

BNA\_N

ClientSampleId :

PB166876BSD



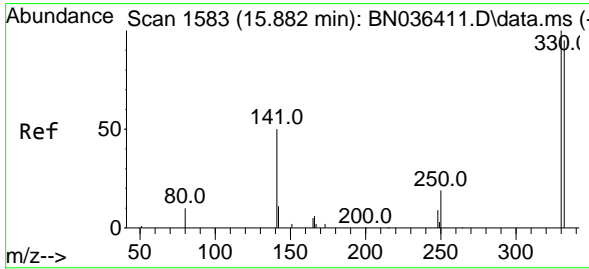
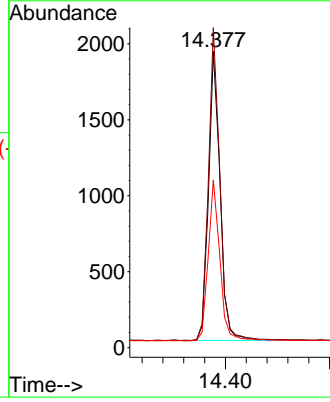
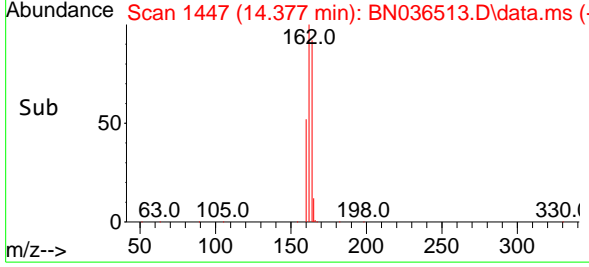
Tgt Ion:164 Resp: 2910  
 Ion Ratio Lower Upper  
 164 100  
 162 108.1 84.1 126.1  
 160 56.6 41.4 62.0

Manual Integrations

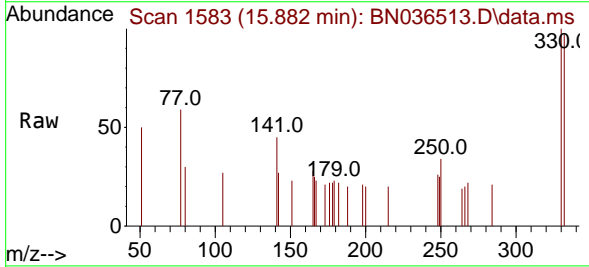
APPROVED

Reviewed By :Rahul Chavli 02/27/2025

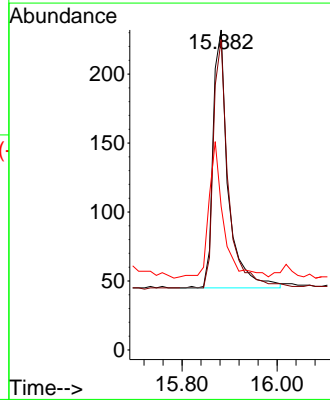
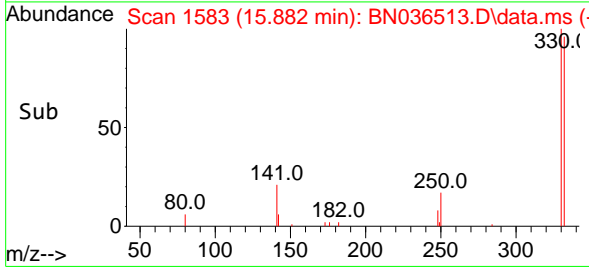
Supervised By :mohammad ahmed 02/28/2025

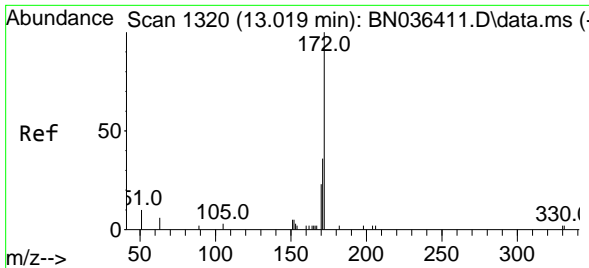


#14  
 2,4,6-Tribromophenol  
 Concen: 0.286 ng  
 RT: 15.882 min Scan# 1583  
 Delta R.T. -0.000 min  
 Lab File: BN036513.D  
 Acq: 26 Feb 2025 16:44



Tgt Ion:330 Resp: 413  
 Ion Ratio Lower Upper  
 330 100  
 332 95.6 76.6 114.8  
 141 51.8 37.8 56.8





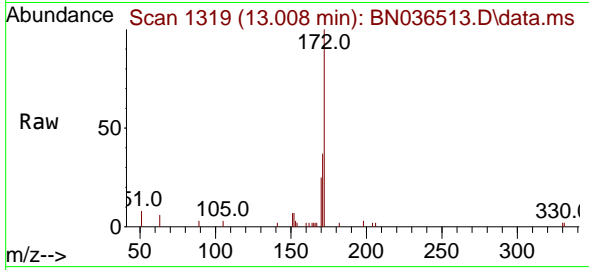
#15  
 2-Fluorobiphenyl  
 Concen: 0.508 ng  
 RT: 13.008 min Scan# 11  
 Delta R.T. -0.011 min  
 Lab File: BN036513.D  
 Acq: 26 Feb 2025 16:44

Instrument :

BNA\_N

ClientSampleId :

PB166876BSD



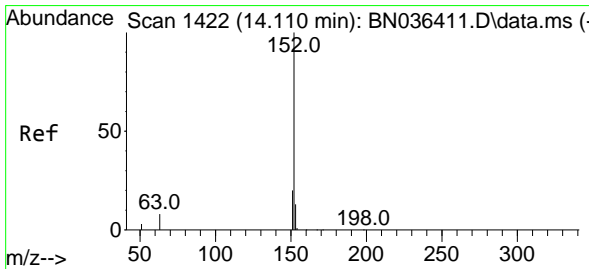
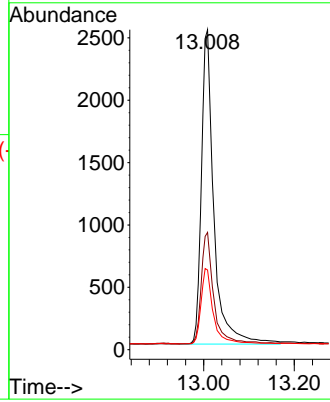
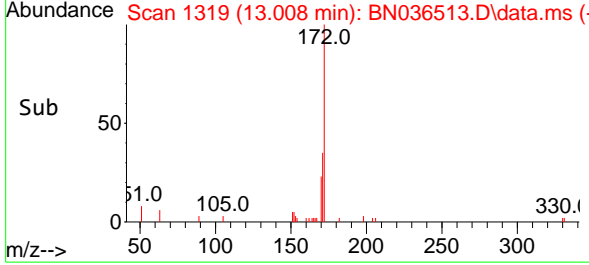
Tgt Ion:172 Resp: 556  
 Ion Ratio Lower Upper  
 172 100  
 171 36.7 29.6 44.4  
 170 24.9 19.8 29.6

Manual Integrations

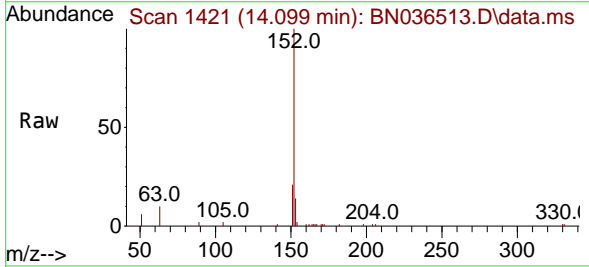
APPROVED

Reviewed By :Rahul Chavli 02/27/2025

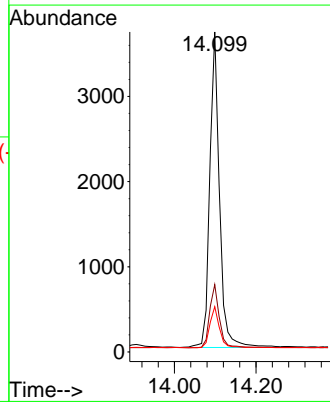
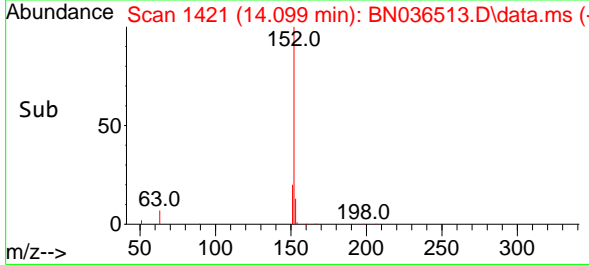
Supervised By :mohammad ahmed 02/28/2025

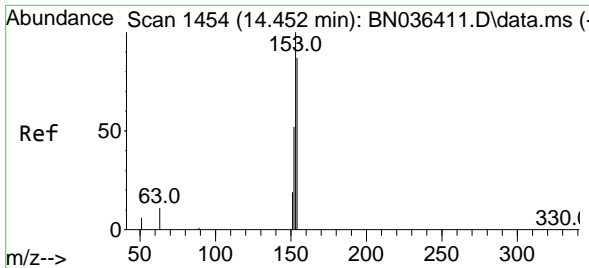


#16  
 Acenaphthylene  
 Concen: 0.477 ng  
 RT: 14.099 min Scan# 1421  
 Delta R.T. -0.011 min  
 Lab File: BN036513.D  
 Acq: 26 Feb 2025 16:44



Tgt Ion:152 Resp: 6135  
 Ion Ratio Lower Upper  
 152 100  
 151 20.3 15.8 23.8  
 153 13.0 10.2 15.2





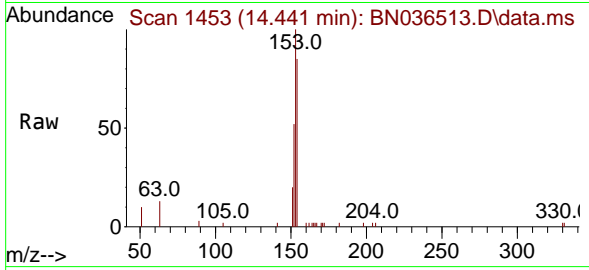
#17  
 Acenaphthene  
 Concen: 0.444 ng  
 RT: 14.441 min Scan# 14  
 Delta R.T. -0.011 min  
 Lab File: BN036513.D  
 Acq: 26 Feb 2025 16:44

Instrument :

BNA\_N

ClientSampleId :

PB166876BSD



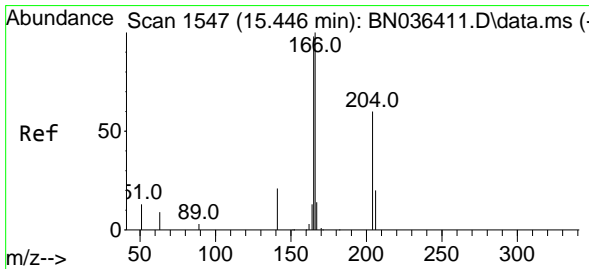
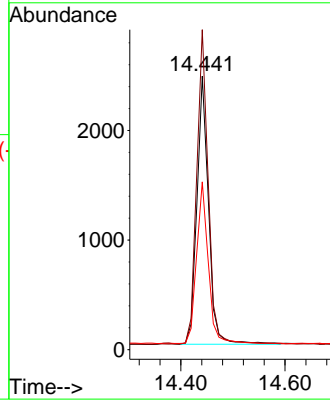
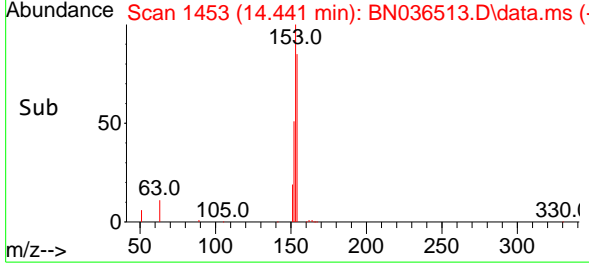
Tgt Ion:154 Resp: 381  
 Ion Ratio Lower Upper  
 154 100  
 153 115.6 93.3 139.9  
 152 61.0 48.8 73.2

Manual Integrations

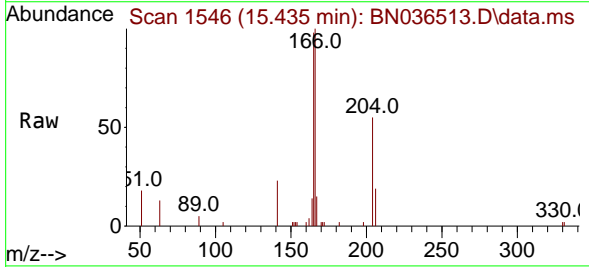
APPROVED

Reviewed By :Rahul Chavli 02/27/2025

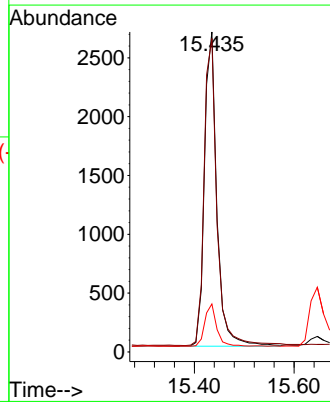
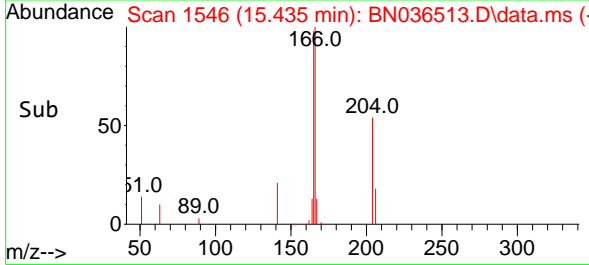
Supervised By :mohammad ahmed 02/28/2025

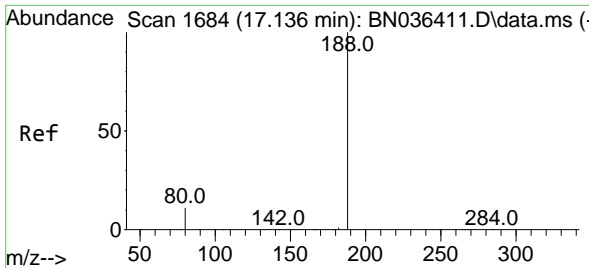


#18  
 Fluorene  
 Concen: 0.395 ng  
 RT: 15.435 min Scan# 1546  
 Delta R.T. -0.011 min  
 Lab File: BN036513.D  
 Acq: 26 Feb 2025 16:44



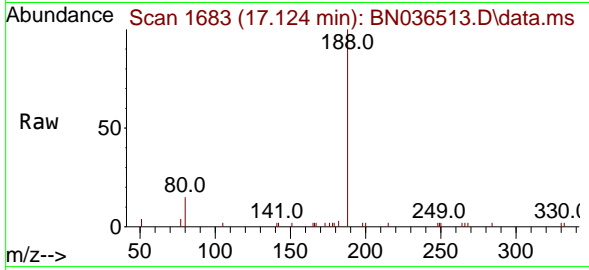
Tgt Ion:166 Resp: 4829  
 Ion Ratio Lower Upper  
 166 100  
 165 101.4 79.5 119.3  
 167 12.7 10.4 15.6





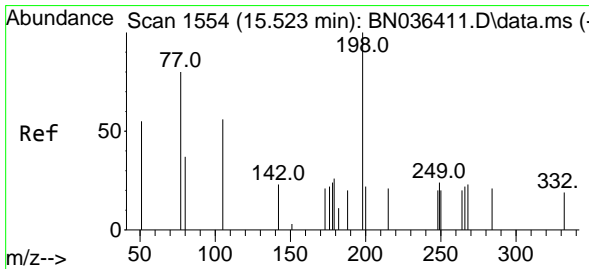
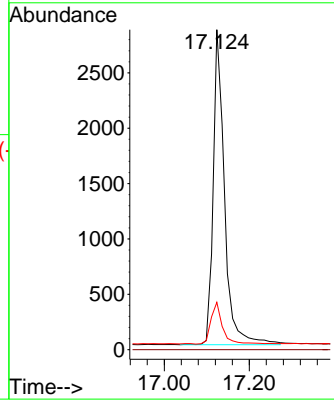
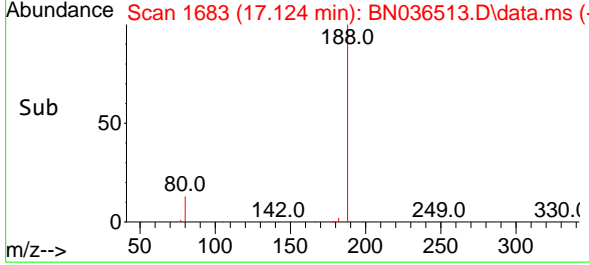
#19  
 Phenanthrene-d10  
 Concen: 0.400 ng  
 RT: 17.124 min Scan# 1683  
 Delta R.T. -0.013 min  
 Lab File: BN036513.D  
 Acq: 26 Feb 2025 16:44

**Instrument :**  
 BNA\_N  
**ClientSampleId :**  
 PB166876BSD

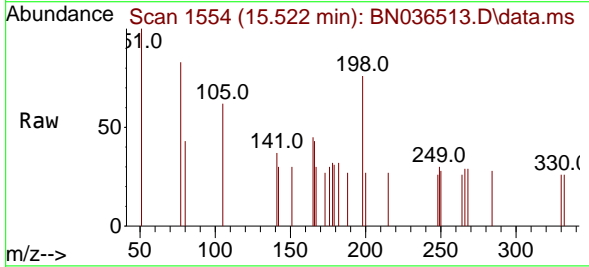


Tgt Ion:188 Resp: 525  
 Ion Ratio Lower Upper  
 188 100  
 94 0.0 0.0 0.0  
 80 14.8 9.8 14.6

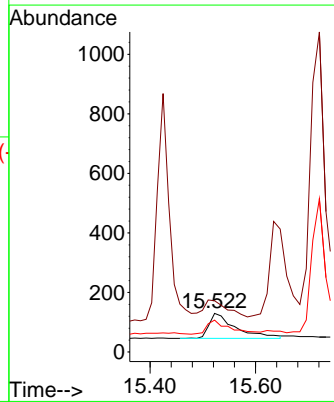
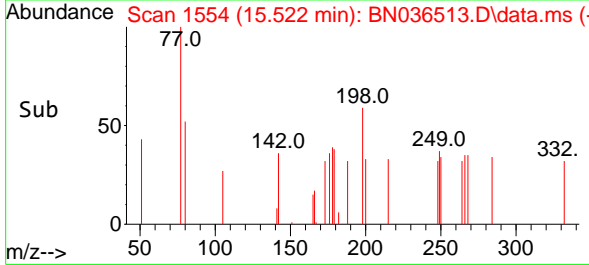
**Manual Integrations**  
**APPROVED**  
 Reviewed By :Rahul Chavli 02/27/2025  
 Supervised By :mohammad ahmed 02/28/2025

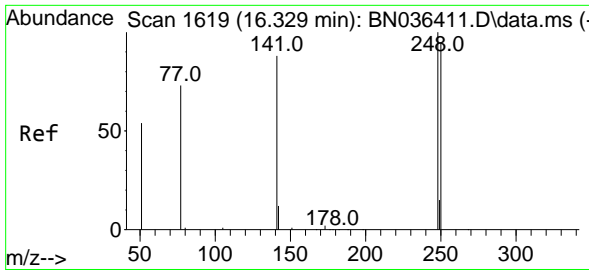


#20  
 4,6-Dinitro-2-methylphenol  
 Concen: 0.276 ng  
 RT: 15.522 min Scan# 1554  
 Delta R.T. -0.001 min  
 Lab File: BN036513.D  
 Acq: 26 Feb 2025 16:44



Tgt Ion:198 Resp: 284  
 Ion Ratio Lower Upper  
 198 100  
 51 132.3 86.6 129.8#  
 105 82.3 57.5 86.3





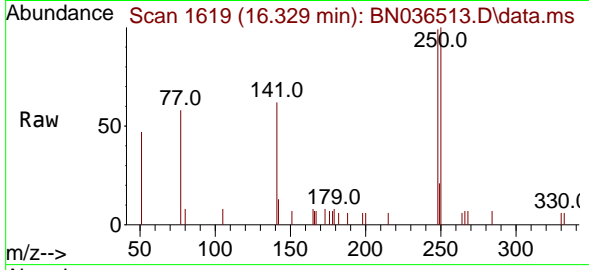
#21  
 4-Bromophenyl-phenylether  
 Concen: 0.447 ng  
 RT: 16.329 min Scan# 1619  
 Delta R.T. -0.000 min  
 Lab File: BN036513.D  
 Acq: 26 Feb 2025 16:44

Instrument :

BNA\_N

ClientSampleId :

PB166876BSD



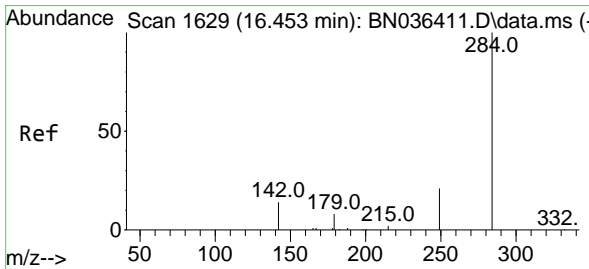
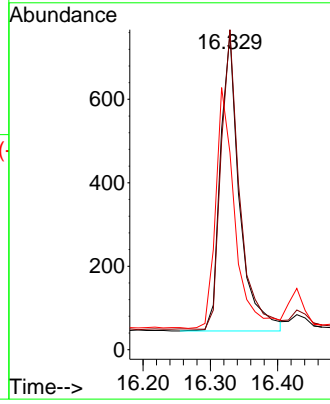
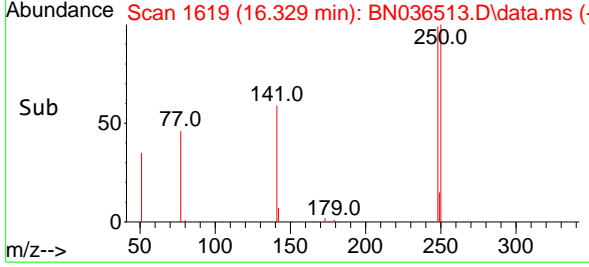
Tgt Ion:248 Resp: 140  
 Ion Ratio Lower Upper  
 248 100  
 250 101.2 76.1 114.1  
 141 62.3 71.7 107.5

Manual Integrations

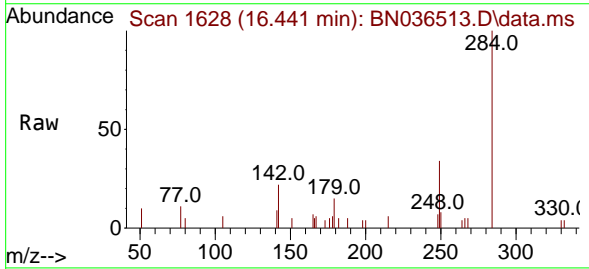
APPROVED

Reviewed By :Rahul Chavli 02/27/2025

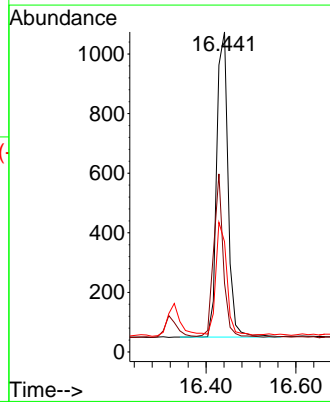
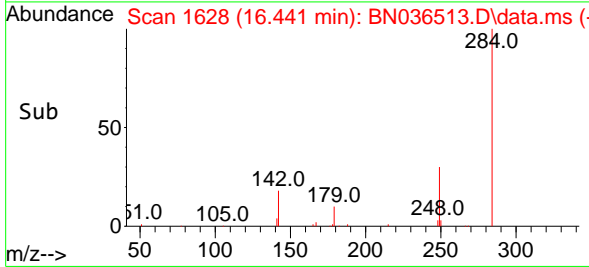
Supervised By :mohammad ahmed 02/28/2025

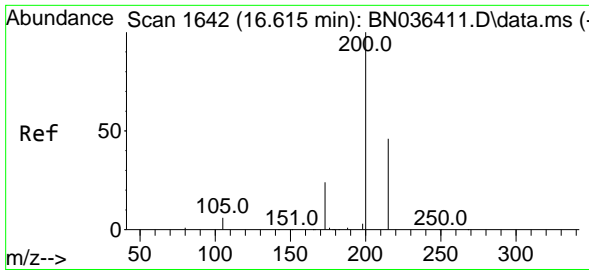


#22  
 Hexachlorobenzene  
 Concen: 0.463 ng  
 RT: 16.441 min Scan# 1628  
 Delta R.T. -0.013 min  
 Lab File: BN036513.D  
 Acq: 26 Feb 2025 16:44



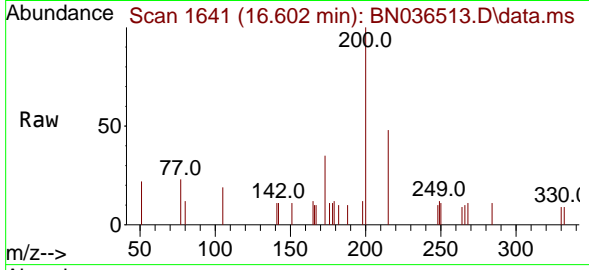
Tgt Ion:284 Resp: 1790  
 Ion Ratio Lower Upper  
 284 100  
 142 45.9 33.4 50.0  
 249 36.5 28.6 43.0





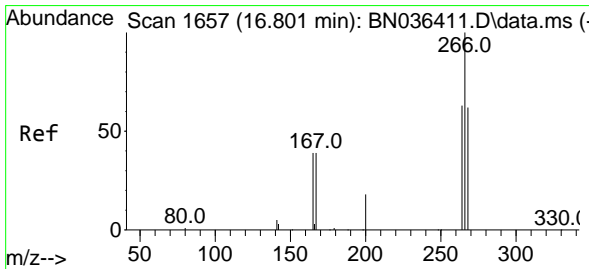
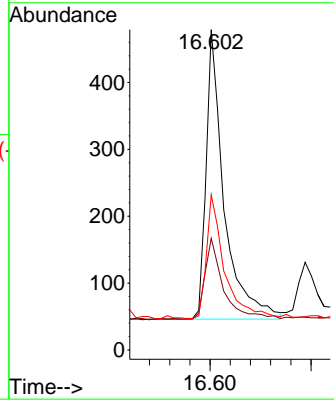
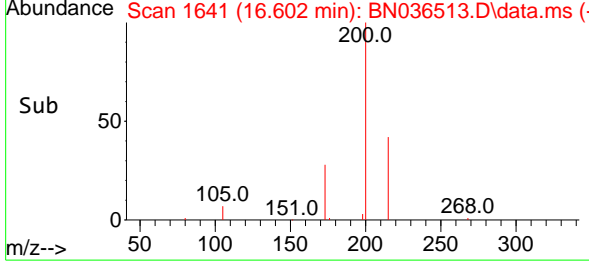
#23  
**Atrazine**  
 Concen: 0.409 ng  
 RT: 16.602 min Scan# 1641  
 Delta R.T. -0.013 min  
 Lab File: BN036513.D  
 Acq: 26 Feb 2025 16:44

**Instrument :**  
 BNA\_N  
**ClientSampleId :**  
 PB166876BSD

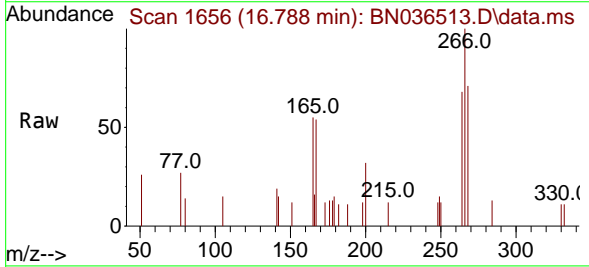


Tgt Ion:200 Resp: 1070  
 Ion Ratio Lower Upper  
 200 100  
 173 34.9 23.2 34.8  
 215 48.4 40.0 60.0

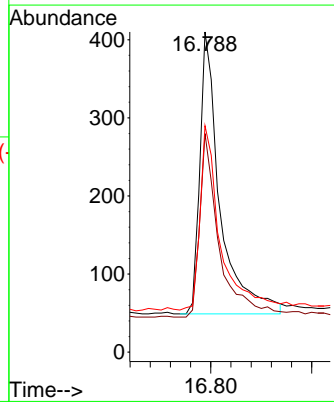
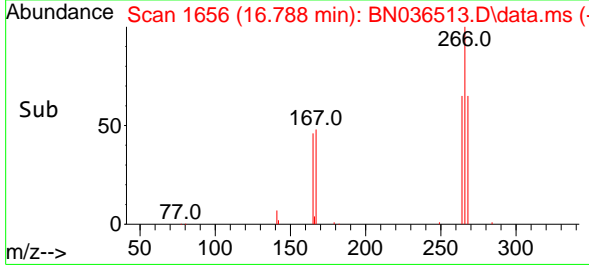
**Manual Integrations**  
**APPROVED**  
 Reviewed By :Rahul Chavli 02/27/2025  
 Supervised By :mohammad ahmed 02/28/2025

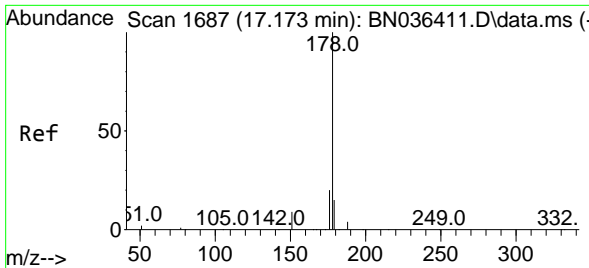


#24  
**Pentachlorophenol**  
 Concen: 0.547 ng  
 RT: 16.788 min Scan# 1656  
 Delta R.T. -0.013 min  
 Lab File: BN036513.D  
 Acq: 26 Feb 2025 16:44



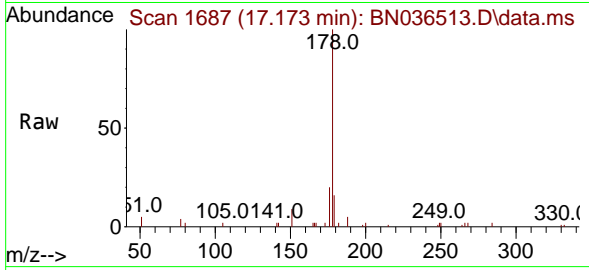
Tgt Ion:266 Resp: 1005  
 Ion Ratio Lower Upper  
 266 100  
 264 62.9 50.6 76.0  
 268 65.5 51.9 77.9





#25  
 Phenanthrene  
 Concen: 0.434 ng  
 RT: 17.173 min Scan# 1687  
 Delta R.T. -0.000 min  
 Lab File: BN036513.D  
 Acq: 26 Feb 2025 16:44

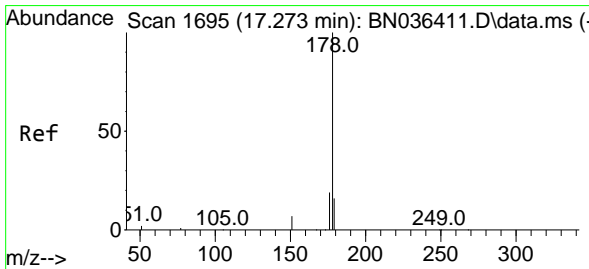
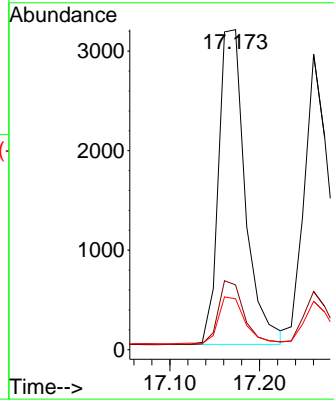
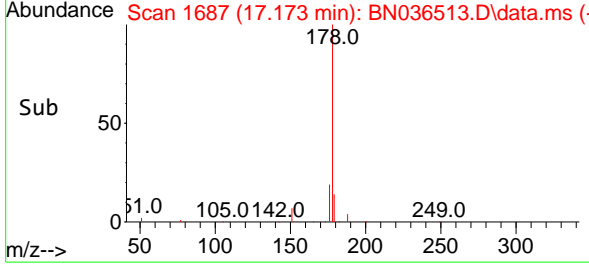
**Instrument :**  
 BNA\_N  
**ClientSampleId :**  
 PB166876BSD



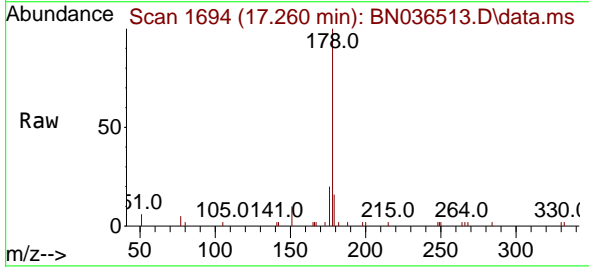
Tgt Ion:178 Resp: 658  
 Ion Ratio Lower Upper  
 178 100  
 176 19.8 15.7 23.5  
 179 15.2 12.4 18.6

**Manual Integrations**  
**APPROVED**

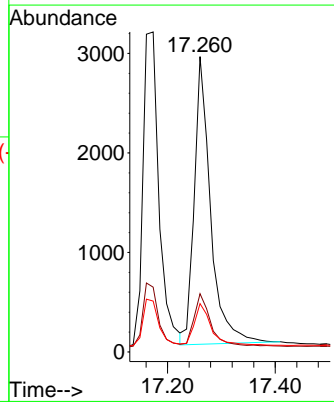
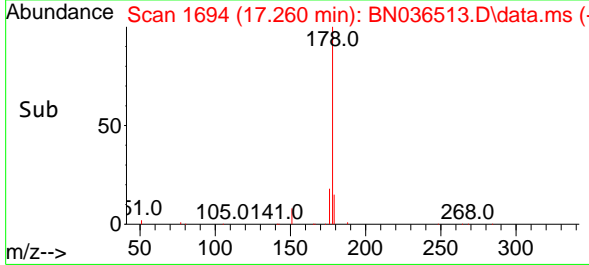
Reviewed By :Rahul Chavli 02/27/2025  
 Supervised By :mohammad ahmed 02/28/2025

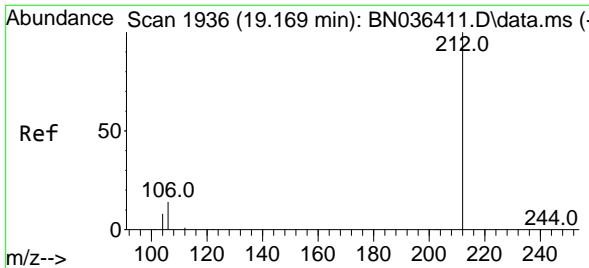


#26  
 Anthracene  
 Concen: 0.454 ng  
 RT: 17.260 min Scan# 1694  
 Delta R.T. -0.013 min  
 Lab File: BN036513.D  
 Acq: 26 Feb 2025 16:44



Tgt Ion:178 Resp: 6077  
 Ion Ratio Lower Upper  
 178 100  
 176 18.8 14.9 22.3  
 179 15.3 12.4 18.6





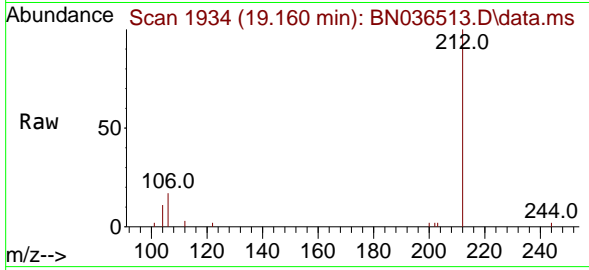
#27  
 Fluoranthene-d10  
 Concen: 0.338 ng  
 RT: 19.160 min Scan# 1936  
 Delta R.T. -0.009 min  
 Lab File: BN036513.D  
 Acq: 26 Feb 2025 16:44

Instrument :

BNA\_N

ClientSampleId :

PB166876BSD

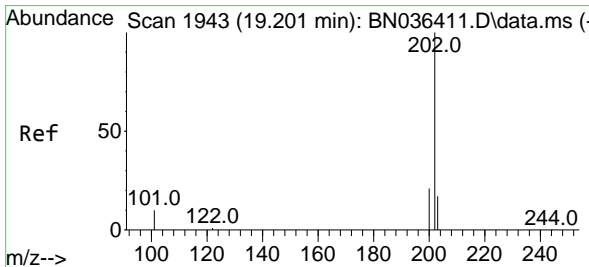
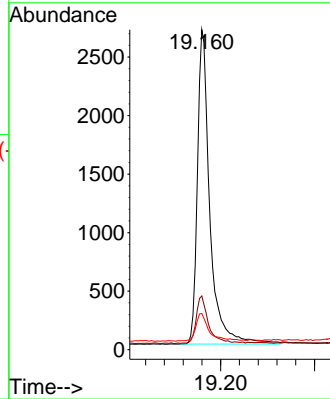
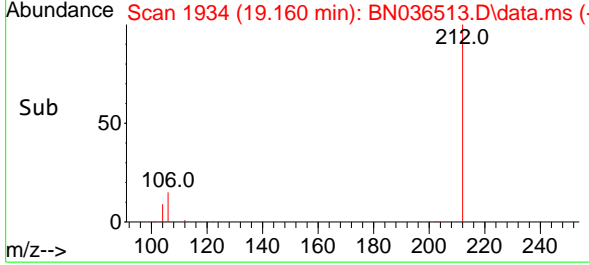


Tgt Ion:212 Resp: 493  
 Ion Ratio Lower Upper  
 212 100  
 106 14.5 11.5 17.3  
 104 9.8 7.1 10.7

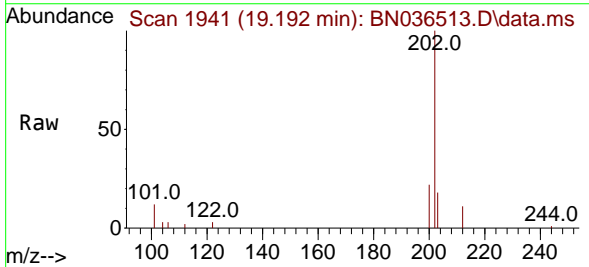
Manual Integrations

APPROVED

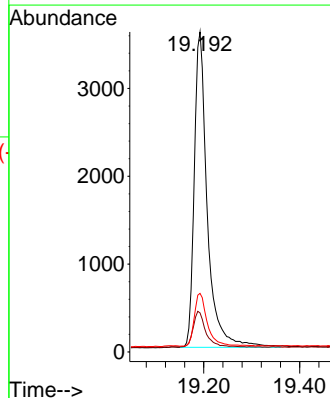
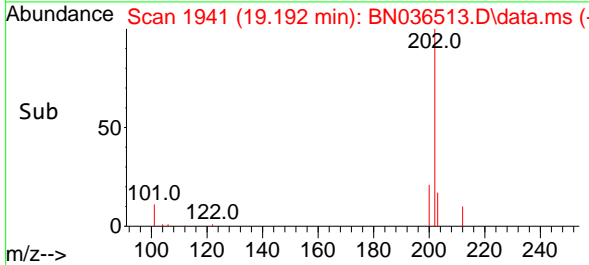
Reviewed By :Rahul Chavli 02/27/2025  
 Supervised By :mohammad ahmed 02/28/2025




#28  
 Fluoranthene  
 Concen: 0.364 ng  
 RT: 19.192 min Scan# 1941  
 Delta R.T. -0.009 min  
 Lab File: BN036513.D  
 Acq: 26 Feb 2025 16:44



Tgt Ion:202 Resp: 6786  
 Ion Ratio Lower Upper  
 202 100  
 101 11.2 9.2 13.8  
 203 17.0 13.4 20.0

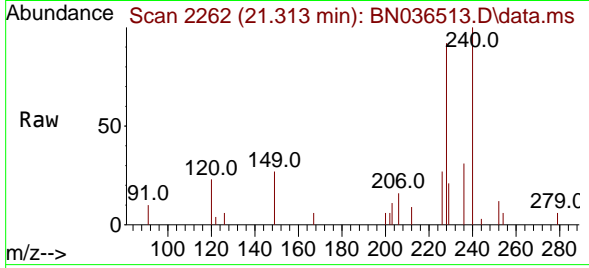






#29  
 Chrysene-d12  
 Concen: 0.400 ng  
 RT: 21.313 min Scan# 21  
 Delta R.T. -0.009 min  
 Lab File: BN036513.D  
 Acq: 26 Feb 2025 16:44

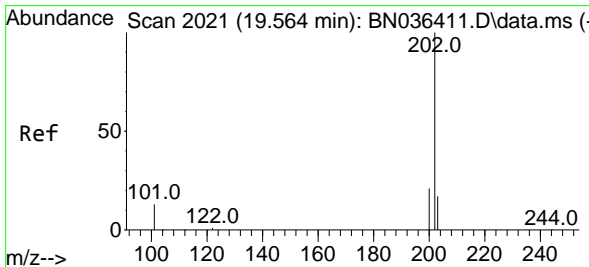
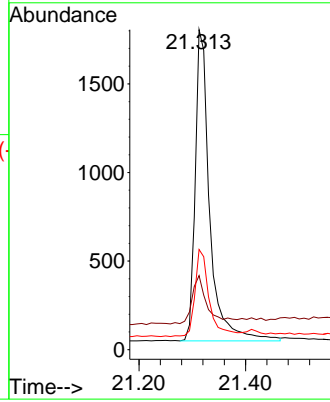
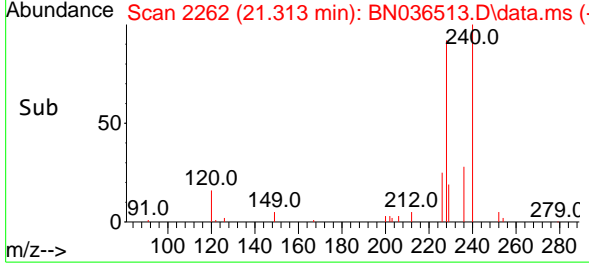
**Instrument :**  
 BNA\_N  
**ClientSampleId :**  
 PB166876BSD



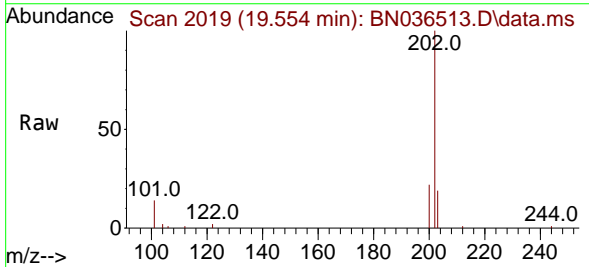
Tgt Ion:240 Resp: 3329  
 Ion Ratio Lower Upper  
 240 100  
 120 23.1 13.3 19.9  
 236 31.3 23.0 34.6

**Manual Integrations**  
**APPROVED**

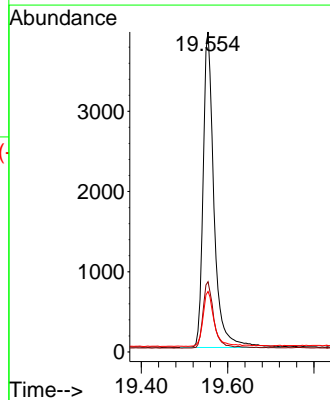
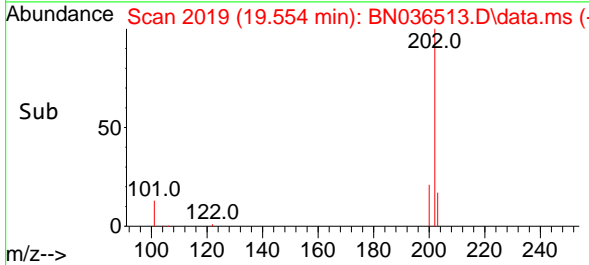
Reviewed By :Rahul Chavli 02/27/2025  
 Supervised By :mohammad ahmed 02/28/2025

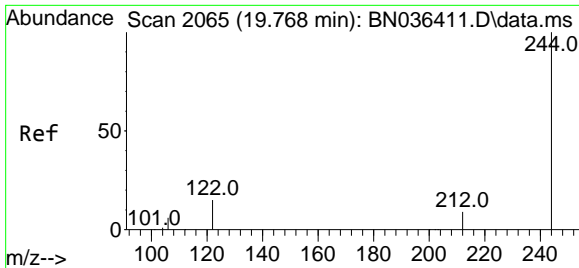


#30  
 Pyrene  
 Concen: 0.539 ng  
 RT: 19.554 min Scan# 2019  
 Delta R.T. -0.009 min  
 Lab File: BN036513.D  
 Acq: 26 Feb 2025 16:44



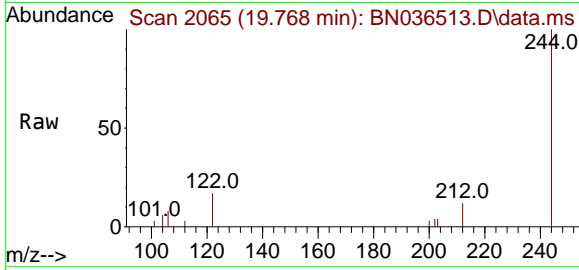
Tgt Ion:202 Resp: 6905  
 Ion Ratio Lower Upper  
 202 100  
 200 20.5 16.9 25.3  
 203 17.6 13.9 20.9





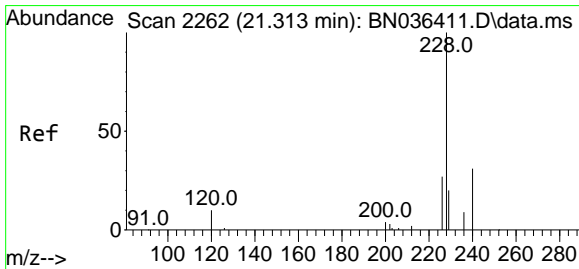
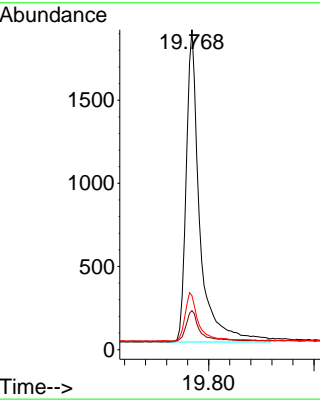
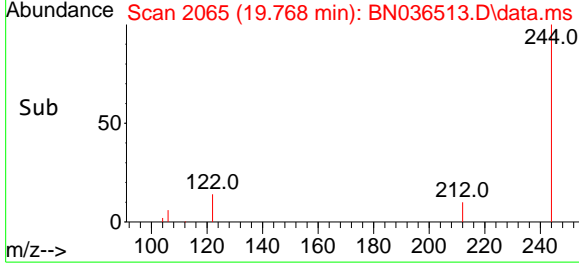
#31  
 Terphenyl-d14  
 Concen: 0.473 ng  
 RT: 19.768 min Scan# 2065  
 Delta R.T. -0.000 min  
 Lab File: BN036513.D  
 Acq: 26 Feb 2025 16:44

**Instrument :**  
 BNA\_N  
**ClientSampleId :**  
 PB166876BSD

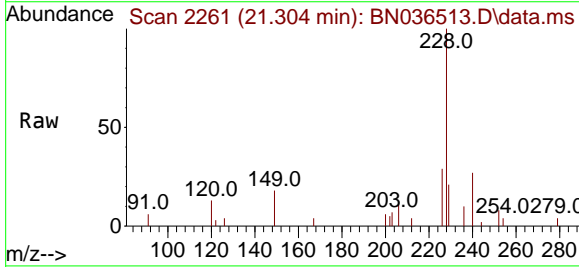


Tgt Ion:244 Resp: 336  
 Ion Ratio Lower Upper  
 244 100  
 212 12.2 8.1 12.1  
 122 16.9 12.8 19.2

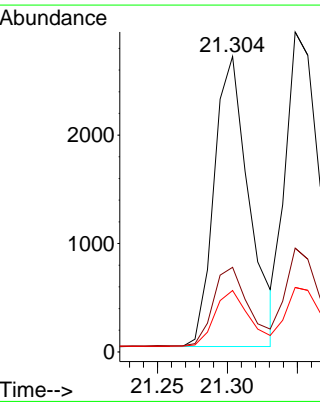

**Manual Integrations**  
**APPROVED**  
 Reviewed By :Rahul Chavli 02/27/2025  
 Supervised By :mohammad ahmed 02/28/2025

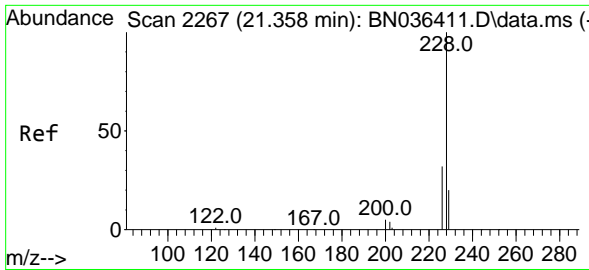


#32  
 Benzo(a)anthracene  
 Concen: 0.424 ng  
 RT: 21.304 min Scan# 2261  
 Delta R.T. -0.009 min  
 Lab File: BN036513.D  
 Acq: 26 Feb 2025 16:44



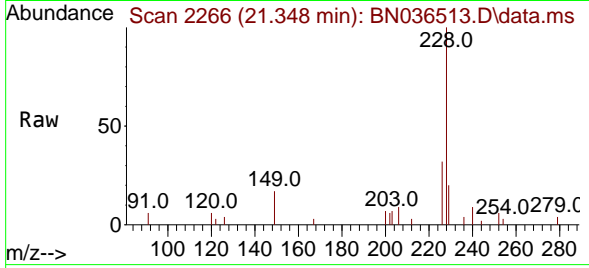
Tgt Ion:228 Resp: 4649  
 Ion Ratio Lower Upper  
 228 100  
 226 28.6 22.2 33.2  
 229 20.8 16.5 24.7





#33  
 Chrysene  
 Concen: 0.468 ng  
 RT: 21.348 min Scan# 21  
 Delta R.T. -0.009 min  
 Lab File: BN036513.D  
 Acq: 26 Feb 2025 16:44

Instrument :  
 BNA\_N  
 ClientSampleId :  
 PB166876BSD

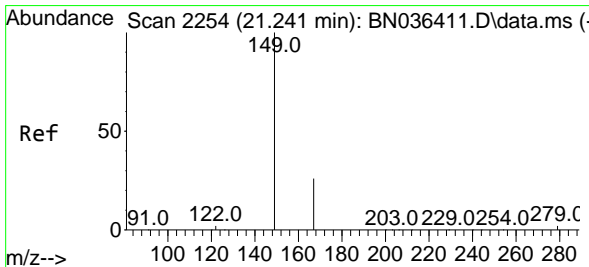
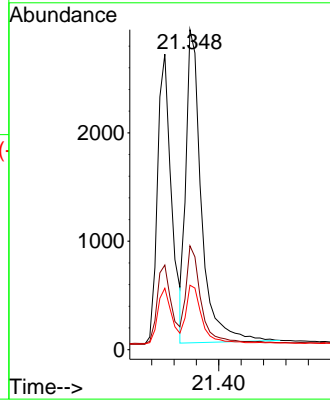



Tgt Ion:228 Resp: 555

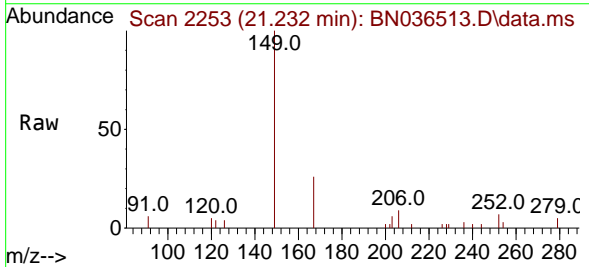
Ion	Ratio	Lower	Upper
228	100		
226	32.5	25.5	38.3
229	20.2	16.4	24.6

Manual Integrations  
**APPROVED**

Reviewed By :Rahul Chavli 02/27/2025  
 Supervised By :mohammad ahmed 02/28/2025

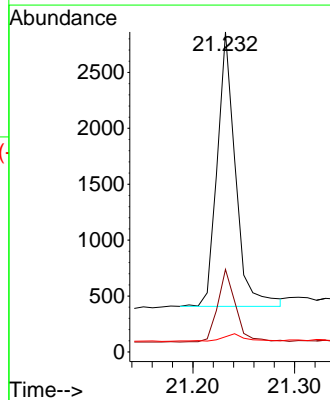
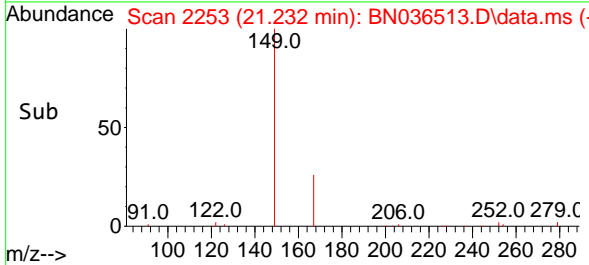


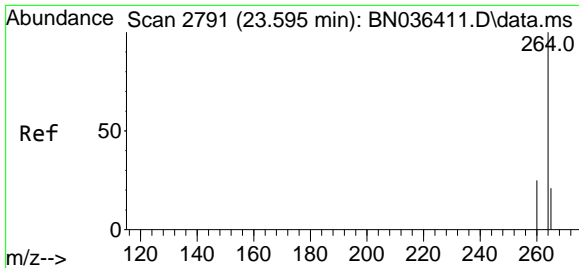
#34  
 Bis(2-ethylhexyl)phthalate  
 Concen: 0.449 ng  
 RT: 21.232 min Scan# 2253  
 Delta R.T. -0.009 min  
 Lab File: BN036513.D  
 Acq: 26 Feb 2025 16:44



Tgt Ion:149 Resp: 3065

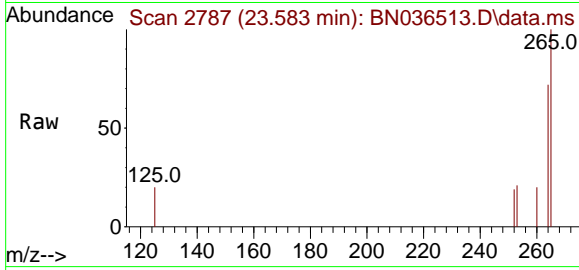
Ion	Ratio	Lower	Upper
149	100		
167	26.4	21.2	31.8
279	3.3	2.7	4.1





#35  
**Perylene-d12**  
 Concen: 0.400 ng  
 RT: 23.583 min Scan# 2787  
 Delta R.T. -0.012 min  
 Lab File: BN036513.D  
 Acq: 26 Feb 2025 16:44

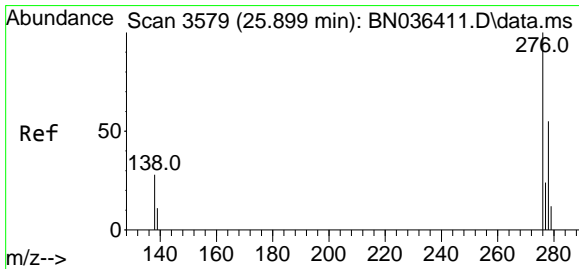
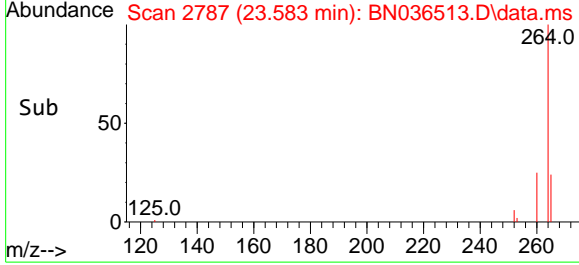
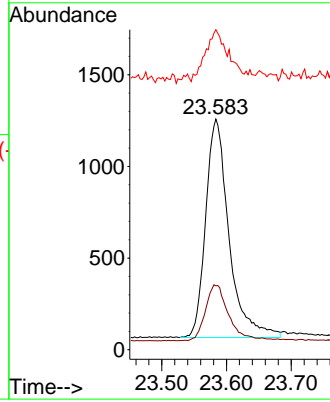
**Instrument :**  
 BNA\_N  
**ClientSampleId :**  
 PB166876BSD



Tgt Ion: 264 Resp: 2980

Ion	Ratio	Lower	Upper
264	100		
260	27.7	20.9	31.3
265	138.8	60.7	91.1

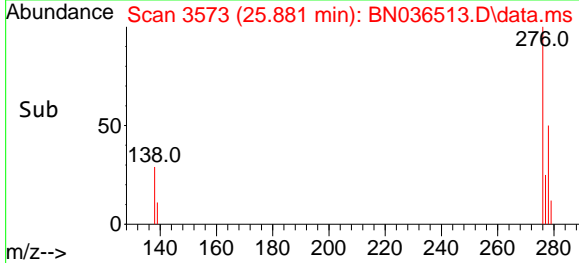
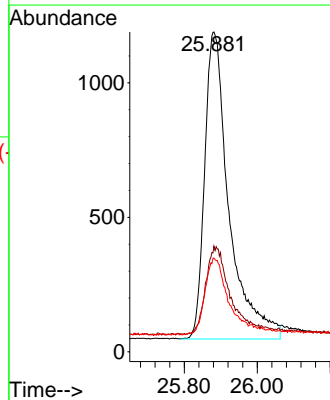
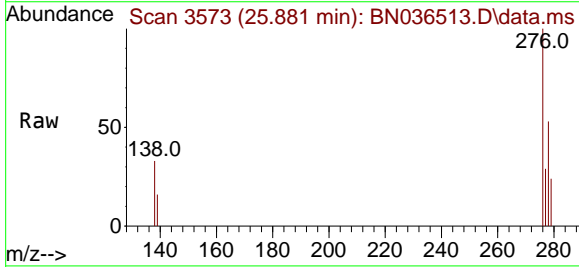
**Manual Integrations**  
**APPROVED**  
 Reviewed By :Rahul Chavli 02/27/2025  
 Supervised By :mohammad ahmed 02/28/2025

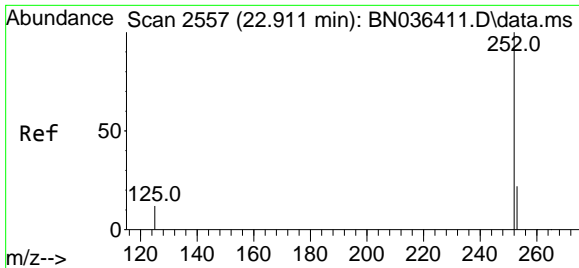


#36  
**Indeno(1,2,3-cd)pyrene**  
 Concen: 0.508 ng  
 RT: 25.881 min Scan# 3573  
 Delta R.T. -0.018 min  
 Lab File: BN036513.D  
 Acq: 26 Feb 2025 16:44

Tgt Ion: 276 Resp: 5305

Ion	Ratio	Lower	Upper
276	100		
138	27.4	22.2	33.2
277	23.2	19.8	29.6





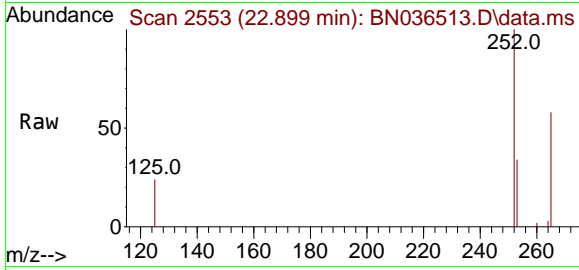
#37  
 Benzo(b)fluoranthene  
 Concen: 0.441 ng  
 RT: 22.899 min Scan# 2553  
 Delta R.T. -0.012 min  
 Lab File: BN036513.D  
 Acq: 26 Feb 2025 16:44

Instrument :

BNA\_N

Client Sample Id :

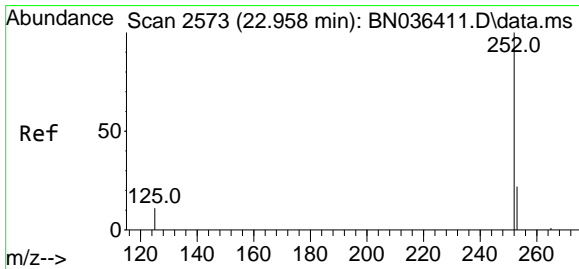
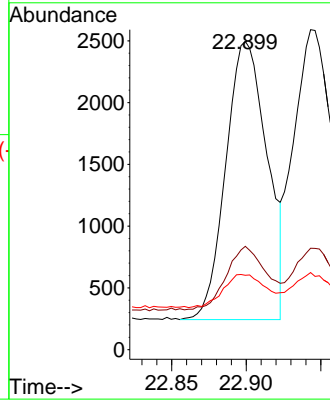
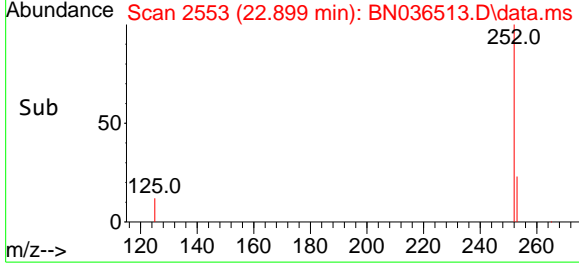
PB166876BSD



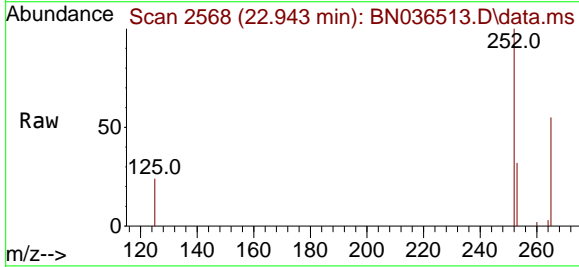
Tgt Ion:252 Resp: 434  
 Ion Ratio Lower Upper  
 252 100  
 253 33.5 21.9 32.9  
 125 24.1 15.0 22.6

Manual Integrations  
**APPROVED**

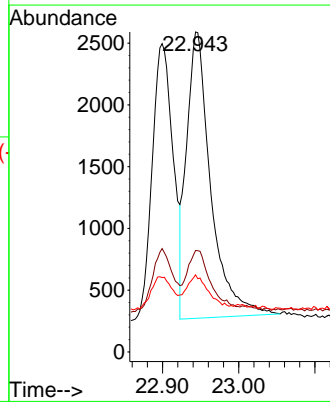
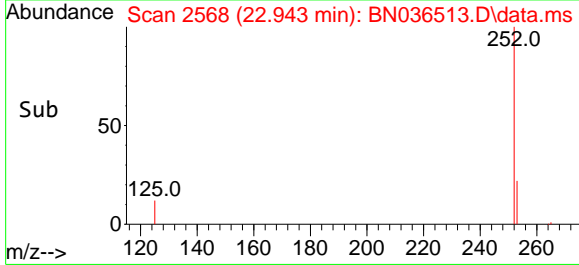
Reviewed By :Rahul Chavli 02/27/2025  
 Supervised By :mohammad ahmed 02/28/2025

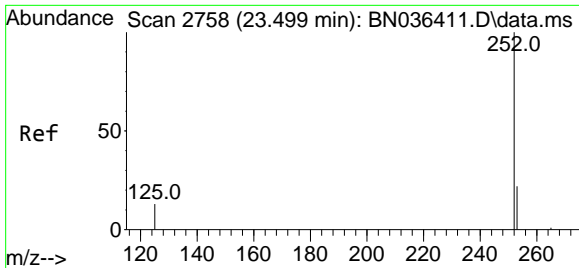


#38  
 Benzo(k)fluoranthene  
 Concen: 0.505 ng  
 RT: 22.943 min Scan# 2568  
 Delta R.T. -0.015 min  
 Lab File: BN036513.D  
 Acq: 26 Feb 2025 16:44



Tgt Ion:252 Resp: 5111  
 Ion Ratio Lower Upper  
 252 100  
 253 31.7 22.2 33.4  
 125 24.1 15.0 22.4





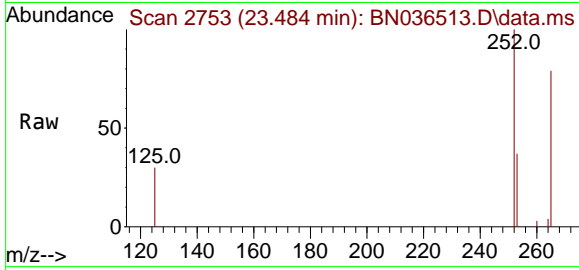
#39  
 Benzo(a)pyrene  
 Concen: 0.493 ng  
 RT: 23.484 min Scan# 21  
 Delta R.T. -0.015 min  
 Lab File: BN036513.D  
 Acq: 26 Feb 2025 16:44

Instrument :

BNA\_N

ClientSampleId :

PB166876BSD



Tgt Ion:252 Resp: 4229

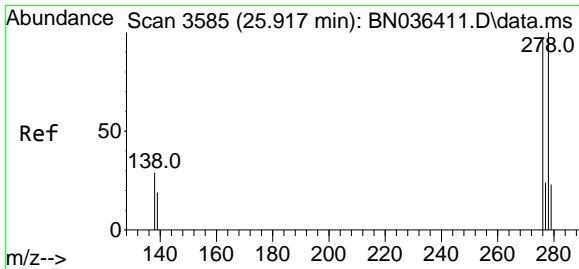
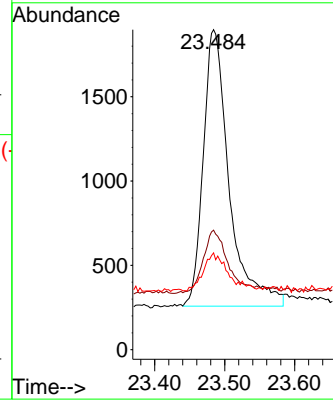
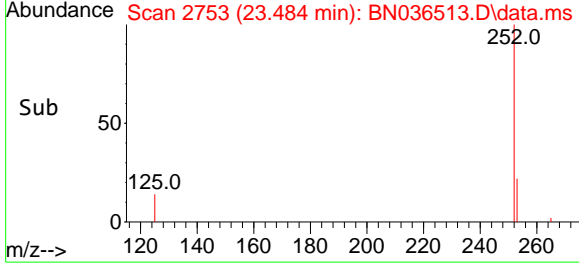
Ion	Ratio	Lower	Upper
252	100		
253	37.4	24.4	36.6
125	30.2	18.2	27.2

Manual Integrations

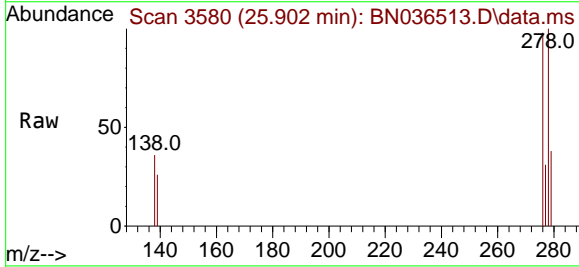
APPROVED

Reviewed By :Rahul Chavli 02/27/2025

Supervised By :mohammad ahmed 02/28/2025

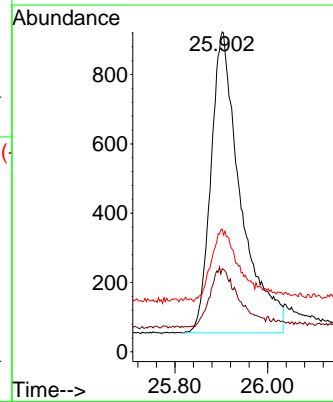
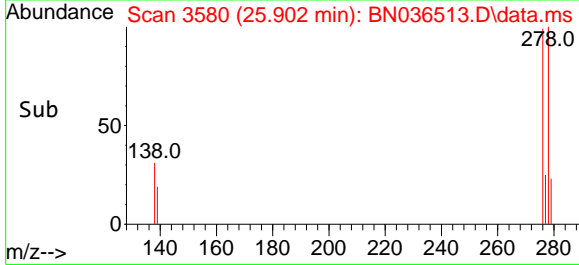


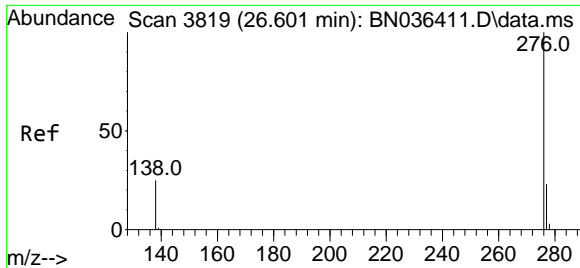
#40  
 Dibenzo(a,h)anthracene  
 Concen: 0.469 ng  
 RT: 25.902 min Scan# 3580  
 Delta R.T. -0.015 min  
 Lab File: BN036513.D  
 Acq: 26 Feb 2025 16:44



Tgt Ion:278 Resp: 3859

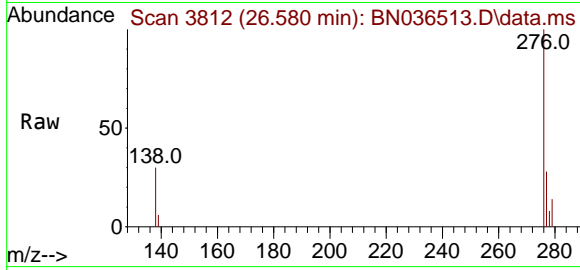
Ion	Ratio	Lower	Upper
278	100		
139	26.0	18.5	27.7
279	38.4	24.8	37.2





#41  
 Benzo(g,h,i)perylene  
 Concen: 0.463 ng  
 RT: 26.580 min Scan# 3812  
 Delta R.T. -0.021 min  
 Lab File: BN036513.D  
 Acq: 26 Feb 2025 16:44

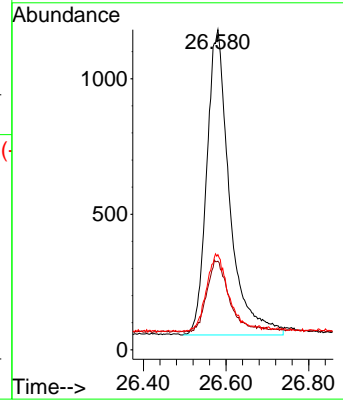
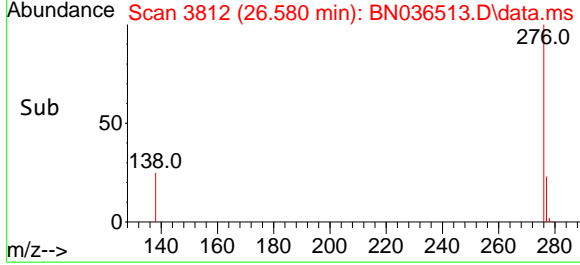
Instrument :  
 BNA\_N  
 ClientSampleId :  
 PB166876BSD



Tgt Ion: 276 Resp: 432

Ion	Ratio	Lower	Upper
276	100		
277	27.7	20.7	31.1
138	29.7	21.8	32.6

Manual Integrations  
**APPROVED**  
 Reviewed By :Rahul Chavli 02/27/2025  
 Supervised By :mohammad ahmed 02/28/2025





284 Sheffield Street, Mountainside, New Jersey 07092, Phone : 908 789 8900, Fax : 908 789 8922

### Manual Integration Report

Sequence:	BN021025	Instrument	BNA_n
-----------	----------	------------	-------

Sample ID	File ID	Parameter	Review By	Review On	Supervised By	Supervised On	Reason
-----------	---------	-----------	-----------	-----------	---------------	---------------	--------



### Manual Integration Report

Sequence:	BN022625	Instrument	BNA_n
-----------	----------	------------	-------

Sample ID	File ID	Parameter	Review By	Review On	Supervised By	Supervised On	Reason
SSTDCCC0.4	BN036508.D	Benzo(b)fluoranthene	Rahul	2/27/2025 11:20:09 AM	mohammad	2/28/2025 7:32:27 AM	Peak Integrated by Software
Q1423-03	BN036511.D	Dibenzo(a,h)anthracene	Rahul	2/27/2025 11:20:55 AM	mohammad	2/28/2025 7:32:27 AM	Peak Integrated by Software
Q1423-03	BN036511.D	Indeno(1,2,3-cd)pyrene	Rahul	2/27/2025 11:20:55 AM	mohammad	2/28/2025 7:32:27 AM	Peak Integrated by Software
PB166876BS	BN036512.D	2-Methylnaphthalene-d1 0	Rahul	2/27/2025 11:21:02 AM	mohammad	2/28/2025 7:32:27 AM	Peak Integrated by Software
PB166876BSD	BN036513.D	2-Methylnaphthalene-d1 0	Rahul	2/27/2025 11:21:07 AM	mohammad	2/28/2025 7:32:27 AM	Peak Integrated by Software
SSTDCCC0.4	BN036514.D	Benzo(b)fluoranthene	Rahul	2/27/2025 11:52:41 AM	mohammad	2/28/2025 7:32:27 AM	Peak Integrated by Software

Instrument ID: BNA\_N

Daily Analysis Runlog For Sequence/QC Batch ID # BN021025

Review By	Rahul	Review On	2/11/2025 4:21:36 PM		
Supervise By	Jagrut	Supervise On	2/11/2025 6:22:45 PM		
SubDirectory	BN021025	HP Acquire Method	BNA_N, 8270_SiM	HP Processing Method	bn021025
<b>STD. NAME</b>	<b>STD REF.#</b>				
Tune/Reschk	SP6717				
Initial Calibration Stds	SP6738,SP6736,SP6735,SP6734,SP6733,SP6732,SP6731				
CCC	SP6735				
Internal Standard/PEM	SP6682,1ul/100ul sample				
ICV/I.BLK	SP6684				
Surrogate Standard					
MS/MSD Standard					
LCS Standard					

Sr#	SampleId	Data File Name	Date-Time	Operator	Status
1	DFTPP	BN036408.D	10 Feb 2025 11:46	RC/JU	Ok
2	SSTDICC0.1	BN036409.D	10 Feb 2025 12:25	RC/JU	Ok
3	SSTDICC0.2	BN036410.D	10 Feb 2025 13:01	RC/JU	Ok
4	SSTDICCC0.4	BN036411.D	10 Feb 2025 13:36	RC/JU	Ok
5	SSTDICC0.8	BN036412.D	10 Feb 2025 14:12	RC/JU	Ok
6	SSTDICC1.6	BN036413.D	10 Feb 2025 14:48	RC/JU	Ok
7	SSTDICC3.2	BN036414.D	10 Feb 2025 15:24	RC/JU	Ok
8	SSTDICC5.0	BN036415.D	10 Feb 2025 16:00	RC/JU	Ok
9	SSTDICV0.4	BN036416.D	10 Feb 2025 16:36	RC/JU	Ok
10	PB166297BL	BN036417.D	10 Feb 2025 17:48	RC/JU	Ok

M : Manual Integration

Instrument ID: **BNA\_N**

**Daily Analysis Runlog For Sequence/QC Batch ID # BN022625**

Review By	Rahul	Review On	2/27/2025 11:53:02 AM		
Supervise By	mohammad	Supervise On	2/28/2025 7:32:27 AM		
SubDirectory	BN022625	HP Acquire Method	BNA_N, 8270_SiM	HP Processing Method	bn021025
<b>STD. NAME</b>	<b>STD REF.#</b>				
Tune/Reschk	SP6717				
Initial Calibration Stds	SP6738,SP6736,SP6735,SP6734,SP6733,SP6732,SP6731				
CCC	SP6735				
Internal Standard/PEM	SP6740,1ul/100ul sample				
ICV/I.BLK	SP6684				
Surrogate Standard					
MS/MSD Standard					
LCS Standard					

Sr#	SampleId	Data File Name	Date-Time	Operator	Status
1	DFTPP	BN036507.D	26 Feb 2025 13:04	RC/JU	Ok
2	SSTDCCC0.4	BN036508.D	26 Feb 2025 13:43	RC/JU	Ok,M
3	PB166876BL	BN036509.D	26 Feb 2025 14:19	RC/JU	Ok
4	Q1423-02	BN036510.D	26 Feb 2025 14:55	RC/JU	Ok
5	Q1423-03	BN036511.D	26 Feb 2025 15:31	RC/JU	Ok,M
6	PB166876BS	BN036512.D	26 Feb 2025 16:07	RC/JU	Ok,M
7	PB166876BSD	BN036513.D	26 Feb 2025 16:44	RC/JU	Ok,M
8	SSTDCCC0.4	BN036514.D	26 Feb 2025 17:20	RC/JU	Ok,M

M : Manual Integration

Instrument ID: BNA\_N

**Daily Analysis Runlog For Sequence/QC Batch ID # BN021025**

Review By	Rahul	Review On	2/11/2025 4:21:36 PM
Supervise By	Jagrut	Supervise On	2/11/2025 6:22:45 PM
SubDirectory	BN021025	HP Acquire Method	BNA_N, 8270_HP Processing Method bn021025

STD. NAME	STD REF.#
Tune/Reschk	SP6717
Initial Calibration Stds	SP6738,SP6736,SP6735,SP6734,SP6733,SP6732,SP6731
CCC	SP6735
Internal Standard/PEM	SP6682,1ul/100ul sample
ICV/I.BLK	SP6684
Surrogate Standard	
MS/MSD Standard	
LCS Standard	

Sr#	Sampleld	ClientID	Data File Name	Date-Time	Comment	Operator	Status
1	DFTPP	DFTPP	BN036408.D	10 Feb 2025 11:46		RC/JU	Ok
2	SSTDICC0.1	SSTDICC0.1	BN036409.D	10 Feb 2025 12:25		RC/JU	Ok
3	SSTDICC0.2	SSTDICC0.2	BN036410.D	10 Feb 2025 13:01		RC/JU	Ok
4	SSTDICCC0.4	SSTDICCC0.4	BN036411.D	10 Feb 2025 13:36	The Calibration is Good For DOD	RC/JU	Ok
5	SSTDICC0.8	SSTDICC0.8	BN036412.D	10 Feb 2025 14:12		RC/JU	Ok
6	SSTDICC1.6	SSTDICC1.6	BN036413.D	10 Feb 2025 14:48		RC/JU	Ok
7	SSTDICC3.2	SSTDICC3.2	BN036414.D	10 Feb 2025 15:24		RC/JU	Ok
8	SSTDICC5.0	SSTDICC5.0	BN036415.D	10 Feb 2025 16:00	Compound #20 removed from 5.0ppm	RC/JU	Ok
9	SSTDICV0.4	ICVBN021025	BN036416.D	10 Feb 2025 16:36		RC/JU	Ok
10	PB166297BL	PB166297BL	BN036417.D	10 Feb 2025 17:48	Analyzed for contamination check	RC/JU	Ok

M : Manual Integration

Instrument ID: BNA\_N

**Daily Analysis Runlog For Sequence/QC Batch ID # BN022625**

Review By	Rahul	Review On	2/27/2025 11:53:02 AM
Supervise By	mohammad	Supervise On	2/28/2025 7:32:27 AM
SubDirectory	BN022625	HP Acquire Method	BNA_N, 8270_HP Processing Method bn021025

STD. NAME	STD REF.#
Tune/Reschk	SP6717
Initial Calibration Stds	SP6738,SP6736,SP6735,SP6734,SP6733,SP6732,SP6731
CCC	SP6735
Internal Standard/PEM	SP6740,1ul/100ul sample
ICV/I.BLK	SP6684
Surrogate Standard	
MS/MSD Standard	
LCS Standard	

Sr#	SampleId	ClientID	Data File Name	Date-Time	Comment	Operator	Status
1	DFTPP	DFTPP	BN036507.D	26 Feb 2025 13:04		RC/JU	Ok
2	SSTDCCC0.4	SSTDCCC0.4	BN036508.D	26 Feb 2025 13:43		RC/JU	Ok,M
3	PB166876BL	PB166876BL	BN036509.D	26 Feb 2025 14:19		RC/JU	Ok
4	Q1423-02	VPB192-HYD-2025022	BN036510.D	26 Feb 2025 14:55	Surrogate Fail	RC/JU	Ok
5	Q1423-03	BP-VPB-192-EB-20250	BN036511.D	26 Feb 2025 15:31		RC/JU	Ok,M
6	PB166876BS	PB166876BS	BN036512.D	26 Feb 2025 16:07		RC/JU	Ok,M
7	PB166876BSD	PB166876BSD	BN036513.D	26 Feb 2025 16:44		RC/JU	Ok,M
8	SSTDCCC0.4	SSTDCCC0.4EC	BN036514.D	26 Feb 2025 17:20		RC/JU	Ok,M

M : Manual Integration

**SOP ID:** M3510C,3580A-Extraction SVOC-20

**Clean Up SOP #:** N/A      **Extraction Start Date :** 02/26/2025

**Matrix :** Water      **Extraction Start Time :** 08:52

**Weigh By:** N/A      **Extraction By:** RS      **Extraction End Date :** 02/26/2025

**Balance check:** N/A      **Filter By:** RS      **Extraction End Time :** 13:55

**Balance ID:** N/A      **pH Meter ID:** N/A      **Concentration By:** EH

**pH Strip Lot#:** E3880      **Hood ID:** 4,6,7      **Supervisor By :** RUPESH

**Extraction Method:**     Separatory Funnel     Continuous Liquid/Liquid     Sonication     Waste Dilution     Soxhlet

Standard Name	MLS USED	Concentration ug/mL	STD REF. # FROM LOG
Spike Sol 1	1.0ML	0.4 PPM	SP6739
Surrogate	1.0ML	0.4 PPM	SP6718
N/A	N/A	N/A	N/A
N/A	N/A	N/A	N/A
N/A	N/A	N/A	N/A

Chemical Used	ML/SAMPLE USED	Lot Number
Methylene Chloride	N/A	E3878
Baked Na2SO4	N/A	EP2589
10N NaOH	N/A	EP2559
H2SO4 1:1	N/A	EP2565
N/A	N/A	N/A
N/A	N/A	N/A
N/A	N/A	N/A
N/A	N/A	N/A
N/A	N/A	N/A
N/A	N/A	N/A
N/A	N/A	N/A
N/A	N/A	N/A
N/A	N/A	N/A
N/A	N/A	N/A
N/A	N/A	N/A

**Extraction Conformance/Non-Conformance Comments:**

1.5 ML Vial lot# 2210673. pH Adjusted <2 with 1:1 H2SO4 & >11 with 10 N NaOH.

**KD Bath ID:** Water bath -01,02      **Envap ID:** NEVAP-02

**KD Bath Temperature:** 60 °C      **Envap Temperature:** 40 °C

Date / Time	Prepped Sample Relinquished By/Location	Received By/Location
2/26/25	RS (Bct-Lab)	ACIS-DC
14:00	Preparation Group	Analysis Group

Analytical Method: M3510C,3580A-Extraction SVOC-20

Concentration Date: 02/26/2025

Sample ID	Client Sample ID	Test	g / mL	PH	Surr/Spike By:		Final Vol. (mL)	JarID	Comments	Prep Pos
					AddedBy	VerifiedBy				
PB166876BL	SBLK876	SVOC-SIMGrou p1	1000	6	RUPESH	ritesh	1			SEP-6
PB166876BS	SLCS876	SVOC-SIMGrou p1	1000	6	RUPESH	ritesh	1			7
PB166876BS D	SLCSD876	SVOC-SIMGrou p1	1000	6	RUPESH	ritesh	1			8
Q1423-02	VPB-192-HYD-20250221	SVOC-SIMGrou p1	890	6	RUPESH	ritesh	1	C		9
Q1423-03	BP-VPB-192-EB-20250221	SVOC-SIMGrou p1	900	6	RUPESH	ritesh	1	C		10

*Handwritten initials and date:*  
R  
2/26

\* Extracts relinquished on the same date as received.

168874  
8:52

# WORKLIST(Hardcopy Internal Chain)

WorkList Name : Q1423      WorkList ID : 187893      Department : Extraction      Date : 02-26-2025 08:47:54

Sample	Customer Sample	Matrix	Test	Preservative	Customer	Raw Sample Storage Location	Collect Date	Method
Q1423-02	VPB-192-HYD-20250221	Water	SVOC-SIMGroup1	Cool 4 deg C	TETR06	H33	02/21/2025	8270-Modified
Q1423-03	BP-VPB-192-EB-20250221	Water	SVOC-SIMGroup1	Cool 4 deg C	TETR06	H33	02/21/2025	8270-Modified

Date/Time 2/26/25 8:48  
Raw Sample Received by: RS (Ext Lab)  
Raw Sample Relinquished by: CR SM

Date/Time 2/26/25 9:15  
Raw Sample Received by: CR SM  
Raw Sample Relinquished by: RS (Ext Lab)



### Prep Standard - Chemical Standard Summary

**Order ID :** Q1423  
**Test :** SVOC-SIMGroup1  
**Prepbatch ID :** PB166876,  
**Sequence ID/Qc Batch ID:** BN022625,

**Standard ID :**  
EP2559,EP2565,EP2589,SP6682,SP6683,SP6684,SP6717,SP6718,SP6730,SP6731,SP6732,SP6733,SP6734,SP6735,SP6736,SP6738,SP6739,SP6740,

**Chemical ID :**  
1ul/100ul  
sample,E3551,E3657,E3828,E3846,E3871,E3873,E3874,E3878,M5173,S10104,S10246,S11074,S11495,S11650,S11785,S11831,S11832,S12114,S12142,S12189,S12208,S12270,S12328,S12469,S12478,S12517,S12525,S12651,S12791,S12966,W3112,

### Extractions STANDARD PREPARATION LOG

<u>Recipe ID</u>	<u>NAME</u>	<u>NO.</u>	<u>Prep Date</u>	<u>Expiration Date</u>	<u>Prepared By</u>	<u>ScaleID</u>	<u>PipetteID</u>	<u>Supervised By</u>
1874	10 N SODIUM HYDROXIDE SOLN	<a href="#">EP2559</a>	11/14/2024	05/14/2025	Rajesh Parikh	Extraction_SC ALE_2	None	RUPESHKUMAR SHAH 11/14/2024

**FROM** 1000.00000ml of W3112 + 400.00000gram of E3657 = Final Quantity: 1000.000 ml  
 (EX-SC-2)

<u>Recipe ID</u>	<u>NAME</u>	<u>NO.</u>	<u>Prep Date</u>	<u>Expiration Date</u>	<u>Prepared By</u>	<u>ScaleID</u>	<u>PipetteID</u>	<u>Supervised By</u>
314	1.1 H2SO4 SOLN	<a href="#">EP2565</a>	11/20/2024	05/20/2025	Rajesh Parikh	None	None	RUPESHKUMAR SHAH 11/20/2024

**FROM** 1000.00000ml of M5173 + 1000.00000ml of W3112 = Final Quantity: 2000.000 ml

### Extractions STANDARD PREPARATION LOG

<u>Recipe ID</u>	<u>NAME</u>	<u>NO.</u>	<u>Prep Date</u>	<u>Expiration Date</u>	<u>Prepared By</u>	<u>ScaleID</u>	<u>PipetteID</u>	<u>Supervised By</u>
3923	Baked Sodium Sulfate	<a href="#">EP2589</a>	02/14/2025	07/01/2025	Rajesh Parikh	Extraction_SC ALE_2 (EX-SC-2)	None	RUPESHKUMAR SHAH 02/14/2025

**FROM** 4000.00000gram of E3551 = Final Quantity: 4000.000 gram

<u>Recipe ID</u>	<u>NAME</u>	<u>NO.</u>	<u>Prep Date</u>	<u>Expiration Date</u>	<u>Prepared By</u>	<u>ScaleID</u>	<u>PipetteID</u>	<u>Supervised By</u>
3493	Internal Standard 0.4 PPM	<a href="#">SP6682</a>	11/15/2024	05/09/2025	Jagrut Upadhyay	None	None	Yogesh Patel 12/03/2024

**FROM** 0.10000ml of S12328 + 4.90000ml of E3828 = Final Quantity: 5.000 ml

### SVOC STANDARD PREPARATION LOG

<u>Recipe ID</u>	<u>NAME</u>	<u>NO.</u>	<u>Prep Date</u>	<u>Expiration Date</u>	<u>Prepared By</u>	<u>ScaleID</u>	<u>PipetteID</u>	<u>Supervised By</u>
3355	8270-SIM MDL-3.2PPM CALIBRATION STOCK SOL- 2ND	<a href="#">SP6683</a>	11/15/2024	04/10/2025	Jagrut Upadhyay	None	None	Yogesh Patel 12/03/2024
<b>SOURCE</b> <b>FROM</b> 0.00630ml of S12189 + 0.01280ml of S12208 + 0.03200ml of S11074 + 0.03200ml of S11831 + 0.06400ml of S12142 + 0.06400ml of S12469 + 0.06400ml of S12517 + 19.72490ml of E3828 = Final Quantity: 20.000 ml								

<u>Recipe ID</u>	<u>NAME</u>	<u>NO.</u>	<u>Prep Date</u>	<u>Expiration Date</u>	<u>Prepared By</u>	<u>ScaleID</u>	<u>PipetteID</u>	<u>Supervised By</u>
3356	8270-SIM MDL-0.4PPM CALIBRATION SOL ICV-2ND	<a href="#">SP6684</a>	11/15/2024	04/10/2025	Jagrut Upadhyay	None	None	Yogesh Patel 12/03/2024
<b>SOURCE</b> <b>FROM</b> 0.87500ml of E3828 + 0.01000ml of SP6682 + 0.12500ml of SP6683 = Final Quantity: 1.010 ml								

### SVOC STANDARD PREPARATION LOG

<u>Recipe ID</u>	<u>NAME</u>	<u>NO.</u>	<u>Prep Date</u>	<u>Expiration Date</u>	<u>Prepared By</u>	<u>ScaleID</u>	<u>PipetteID</u>	<u>Supervised By</u>
3895	50 ug/ml DFTPP 8270E	<a href="#">SP6717</a>	01/15/2025	03/31/2025	Rahul Chavli	None	None	Yogesh Patel 01/16/2025

**FROM** 1.00000ml of S10246 + 19.00000ml of E3871 = Final Quantity: 20.000 ml

<u>Recipe ID</u>	<u>NAME</u>	<u>NO.</u>	<u>Prep Date</u>	<u>Expiration Date</u>	<u>Prepared By</u>	<u>ScaleID</u>	<u>PipetteID</u>	<u>Supervised By</u>
3491	8270-SIM-Surrogate 0.4 PPM	<a href="#">SP6718</a>	01/17/2025	04/10/2025	Rahul Chavli	None	None	Shreena Patel 02/07/2025

**FROM** 0.00400ml of S12189 + 0.00800ml of S12208 + 0.02000ml of S11831 + 99.96800ml of E3846 = Final Quantity: 100.000 ml

### SVOC STANDARD PREPARATION LOG

<u>Recipe ID</u>	<u>NAME</u>	<u>NO.</u>	<u>Prep Date</u>	<u>Expiration Date</u>	<u>Prepared By</u>	<u>ScaleID</u>	<u>PipetteID</u>	<u>Supervised By</u>
3339	8270 sim calibration stock 10ppm (CPI)	<a href="#">SP6730</a>	02/04/2025	05/12/2025	Jagrut Upadhyay	None	None	Shreena Patel 02/07/2025

**FROM** 0.03350ml of S10104 + 0.05000ml of S11495 + 0.12500ml of S11832 + 0.12500ml of S12114 + 0.25000ml of S12270 + 0.25000ml of S12791 + 24.16650ml of E3874 = Final Quantity: 25.000 ml

<u>Recipe ID</u>	<u>NAME</u>	<u>NO.</u>	<u>Prep Date</u>	<u>Expiration Date</u>	<u>Prepared By</u>	<u>ScaleID</u>	<u>PipetteID</u>	<u>Supervised By</u>
3361	8270-SIM MDL-5PPM CALIBRATION SOLUTION	<a href="#">SP6731</a>	02/04/2025	05/09/2025	Jagrut Upadhyay	None	None	Shreena Patel 02/07/2025

**FROM** 0.50000ml of E3874 + 0.01000ml of SP6682 + 0.50000ml of SP6730 = Final Quantity: 1.010 ml

### SVOC STANDARD PREPARATION LOG

<u>Recipe ID</u>	<u>NAME</u>	<u>NO.</u>	<u>Prep Date</u>	<u>Expiration Date</u>	<u>Prepared By</u>	<u>ScaleID</u>	<u>PipetteID</u>	<u>Supervised By</u>
3341	8270-SIM MDL-3.2PPM CALIBRATION SOLUTION	<a href="#">SP6732</a>	02/04/2025	05/09/2025	Jagrut Upadhyay	None	None	Shreena Patel 02/07/2025

**FROM** 0.68000ml of E3874 + 0.01000ml of SP6682 + 0.32000ml of SP6730 = Final Quantity: 1.010 ml

<u>Recipe ID</u>	<u>NAME</u>	<u>NO.</u>	<u>Prep Date</u>	<u>Expiration Date</u>	<u>Prepared By</u>	<u>ScaleID</u>	<u>PipetteID</u>	<u>Supervised By</u>
3344	8270-SIM MDL-1.6PPM CALIBRATION SOLUTION	<a href="#">SP6733</a>	02/04/2025	05/09/2025	Jagrut Upadhyay	None	None	Shreena Patel 02/07/2025

**FROM** 0.84000ml of E3874 + 0.01000ml of SP6682 + 0.16000ml of SP6730 = Final Quantity: 1.010 ml

### SVOC STANDARD PREPARATION LOG

<u>Recipe ID</u>	<u>NAME</u>	<u>NO.</u>	<u>Prep Date</u>	<u>Expiration Date</u>	<u>Prepared By</u>	<u>ScaleID</u>	<u>PipetteID</u>	<u>Supervised By</u>
3342	8270-SIM MDL-0.8PPM CALIBRATION SOLUTION	<a href="#">SP6734</a>	02/04/2025	05/09/2025	Jagrut Upadhyay	None	None	Shreena Patel 02/07/2025

**FROM** 0.92000ml of E3874 + 0.01000ml of SP6682 + 0.08000ml of SP6730 = Final Quantity: 1.010 ml

<u>Recipe ID</u>	<u>NAME</u>	<u>NO.</u>	<u>Prep Date</u>	<u>Expiration Date</u>	<u>Prepared By</u>	<u>ScaleID</u>	<u>PipetteID</u>	<u>Supervised By</u>
3343	8270-SIM MDL-0.4PPM CALIBRATION SOLUTION	<a href="#">SP6735</a>	02/04/2025	05/09/2025	Jagrut Upadhyay	None	None	Shreena Patel 02/07/2025

**FROM** 0.96000ml of E3874 + 0.01000ml of SP6682 + 0.04000ml of SP6730 = Final Quantity: 1.010 ml



### SVOC STANDARD PREPARATION LOG

<u>Recipe ID</u>	<u>NAME</u>	<u>NO.</u>	<u>Prep Date</u>	<u>Expiration Date</u>	<u>Prepared By</u>	<u>ScaleID</u>	<u>PipetteID</u>	<u>Supervised By</u>
3345	8270-SIM MDL-0.2PPM CALIBRATION SOLUTION	<a href="#">SP6736</a>	02/04/2025	05/09/2025	Jagrut Upadhyay	None	None	Shreena Patel 02/07/2025

**FROM** 0.50000ml of E3874 + 0.01000ml of SP6682 + 0.50000ml of SP6735 = Final Quantity: 1.010 ml

<u>Recipe ID</u>	<u>NAME</u>	<u>NO.</u>	<u>Prep Date</u>	<u>Expiration Date</u>	<u>Prepared By</u>	<u>ScaleID</u>	<u>PipetteID</u>	<u>Supervised By</u>
3346	8270-SIM MDL-0.1PPM CALIBRATION SOLUTION	<a href="#">SP6738</a>	02/04/2025	05/09/2025	Jagrut Upadhyay	None	None	Shreena Patel 02/07/2025

**FROM** 0.75000ml of E3874 + 0.01000ml of SP6682 + 0.25000ml of SP6735 = Final Quantity: 1.010 ml

### SVOC STANDARD PREPARATION LOG

<u>Recipe ID</u>	<u>NAME</u>	<u>NO.</u>	<u>Prep Date</u>	<u>Expiration Date</u>	<u>Prepared By</u>	<u>ScaleID</u>	<u>PipetteID</u>	<u>Supervised By</u>
3492	8270-SIM-Spike 0.4 PPM	<a href="#">SP6739</a>	02/05/2025	07/29/2025	Jagrut Upadhyay	None	None	Shreena Patel 02/07/2025

**FROM** 0.00080ml of S11650 + 0.01000ml of S11785 + 0.02000ml of S12478 + 0.02000ml of S12525 + 0.02000ml of S12966 + 49.92920ml of E3873 = Final Quantity: 50.000 ml

<u>Recipe ID</u>	<u>NAME</u>	<u>NO.</u>	<u>Prep Date</u>	<u>Expiration Date</u>	<u>Prepared By</u>	<u>ScaleID</u>	<u>PipetteID</u>	<u>Supervised By</u>
3493	Internal Standard 0.4 PPM	<a href="#">SP6740</a>	02/13/2025	07/30/2025	Rahul Chavli	None	None	Yogesh Patel 02/28/2025

**FROM** 0.10000ml of S12651 + 4.90000ml of E3874 = Final Quantity: 5.000 ml

### CHEMICAL RECEIPT LOG BOOK

Supplier	ItemCode / ItemName	Lot #	Expiration Date	Date Opened / Opened By	Received Date / Received By	Chemtech Lot #
PCI Scientific Supply, Inc.	PC19631-100 / SODIUM SULFATE, ANHYDROUS, PEST GRADE, 1	313201	07/01/2025	01/03/2024 / Rajesh	07/20/2023 / Rajesh	E3551

Supplier	ItemCode / ItemName	Lot #	Expiration Date	Date Opened / Opened By	Received Date / Received By	Chemtech Lot #
PCI Scientific Supply, Inc.	PC19510-5 / Sodium Hydroxide Pellets 2.5 Kg, Pk of 4	23B1556310	12/31/2025	12/04/2023 / Rajesh	12/01/2023 / Rajesh	E3657

Supplier	ItemCode / ItemName	Lot #	Expiration Date	Date Opened / Opened By	Received Date / Received By	Chemtech Lot #
Seidler Chemical	BA-9644-A4 / Methylene Chloride,U-Resi, Cycle-Tainer (215L)	24G0862003	05/09/2025	11/09/2024 / Rajesh	11/04/2024 / Rajesh	E3828

Supplier	ItemCode / ItemName	Lot #	Expiration Date	Date Opened / Opened By	Received Date / Received By	Chemtech Lot #
Seidler Chemical	BA-9254-03 / Acetone, Ultra Resi (cs/4x4L)	24H2762008	06/26/2025	12/26/2024 / Rajesh	12/13/2024 / Rajesh	E3846

Supplier	ItemCode / ItemName	Lot #	Expiration Date	Date Opened / Opened By	Received Date / Received By	Chemtech Lot #
Seidler Chemical	BA-9644-A4 / Methylene Chloride,U-Resi, Cycle-Tainer (215L)	24K1762005	07/14/2025	01/14/2025 / Rajesh	12/27/2024 / Rajesh	E3871

Supplier	ItemCode / ItemName	Lot #	Expiration Date	Date Opened / Opened By	Received Date / Received By	Chemtech Lot #
Seidler Chemical	BA-9254-03 / Acetone, Ultra Resi (cs/4x4L)	24H2762008	07/29/2025	01/29/2025 / Rajesh	01/29/2025 / Rajesh	E3873

### CHEMICAL RECEIPT LOG BOOK

Supplier	ItemCode / ItemName	Lot #	Expiration Date	Date Opened / Opened By	Received Date / Received By	Chemtech Lot #
Seidler Chemical	BA-9644-A4 / Methylene Chloride,U-Resi, Cycle-Tainer (215L)	25A0262002	07/30/2025	01/30/2025 / Rajesh	01/20/2025 / Rajesh	E3874

Supplier	ItemCode / ItemName	Lot #	Expiration Date	Date Opened / Opened By	Received Date / Received By	Chemtech Lot #
Seidler Chemical	BA-9644-A4 / Methylene Chloride,U-Resi, Cycle-Tainer (215L)	24K1762005	08/14/2025	02/14/2025 / Rajesh	12/27/2024 / Rajesh	E3878

Supplier	ItemCode / ItemName	Lot #	Expiration Date	Date Opened / Opened By	Received Date / Received By	Chemtech Lot #
Seidler Chemical	BA-9673-33 / Sulfuric Acid, Instra-Analyzed (cs/6c2.5L)	0000281827	06/02/2025	06/01/2022 /	04/05/2022 / william	M5173

Supplier	ItemCode / ItemName	Lot #	Expiration Date	Date Opened / Opened By	Received Date / Received By	Chemtech Lot #
CPI International	Z-112090-04 / CLP Acid Surrogate Solution, 7500 mg/L, 1ml	440246	07/30/2025	01/30/2025 / anahy	12/09/2021 / Christian	S10104

Supplier	ItemCode / ItemName	Lot #	Expiration Date	Date Opened / Opened By	Received Date / Received By	Chemtech Lot #
Restek	31615 / SV Mixture, GC/MS Tuning Mixture, CH2Cl2, 1mL,	A0182667	03/31/2025	01/15/2025 / Rahul	03/18/2022 / Christian	S10246

Supplier	ItemCode / ItemName	Lot #	Expiration Date	Date Opened / Opened By	Received Date / Received By	Chemtech Lot #
Restek	31853 / 1,4-Dioxane, 2000 ug/ml , Solvent: Methylene Chloride	A0187043	05/15/2025	11/15/2024 / Jagrut	02/06/2023 / Christian	S11074

### CHEMICAL RECEIPT LOG BOOK

Supplier	ItemCode / ItemName	Lot #	Expiration Date	Date Opened / Opened By	Received Date / Received By	Chemtech Lot #
CPI International	Z-110094-02 / CLP Base/Neutral Surrogate Solution, 5000 mg/L, 1ml	506889	05/12/2025	11/12/2024 / Jagrut	08/11/2023 / Yogesh	S11495

Supplier	ItemCode / ItemName	Lot #	Expiration Date	Date Opened / Opened By	Received Date / Received By	Chemtech Lot #
Restek	555872 / Custom Standard, pentachlorophenol Std [CS 5328-5]	A0201728	07/29/2025	01/29/2025 / anahy	11/09/2023 / Yogesh	S11650

Supplier	ItemCode / ItemName	Lot #	Expiration Date	Date Opened / Opened By	Received Date / Received By	Chemtech Lot #
Restek	31853 / 1,4-Dioxane, 2000 ug/ml , Solvent: Methylene Chloride	A0196453	07/29/2025	01/29/2025 / anahy	11/21/2023 / Rahul	S11785

Supplier	ItemCode / ItemName	Lot #	Expiration Date	Date Opened / Opened By	Received Date / Received By	Chemtech Lot #
Restek	33913 / SOM01.0 SIM Analysis Standard (Surrogate), 2000 PPM	A0201976	04/11/2025	10/11/2024 / Jagrut	11/21/2023 / rahul	S11831

Supplier	ItemCode / ItemName	Lot #	Expiration Date	Date Opened / Opened By	Received Date / Received By	Chemtech Lot #
Restek	33913 / SOM01.0 SIM Analysis Standard (Surrogate), 2000 PPM	A0201976	07/24/2025	01/24/2025 / anahy	11/21/2023 / rahul	S11832

Supplier	ItemCode / ItemName	Lot #	Expiration Date	Date Opened / Opened By	Received Date / Received By	Chemtech Lot #
CPI International	z-010223-01 / 1,4-Dioxane Solution, 2,000mg/L, 1ml	454157	05/12/2025	11/12/2024 / Jagrut	03/08/2024 / Rahul	S12114

### CHEMICAL RECEIPT LOG BOOK

Supplier	ItemCode / ItemName	Lot #	Expiration Date	Date Opened / Opened By	Received Date / Received By	Chemtech Lot #
Restek	31850 / 8270 SV Mix, 8270 Mega Mix 1mL, 1000ug/mL, CH <sub>2</sub> Cl <sub>2</sub> [New Solvent 100% CH <sub>2</sub> Cl <sub>2</sub> ]	A0203726	04/30/2025	11/14/2024 / anahy	03/15/2024 / Rahul	S12142

Supplier	ItemCode / ItemName	Lot #	Expiration Date	Date Opened / Opened By	Received Date / Received By	Chemtech Lot #
Restek	31087 / Acid Surrogate 10,000ug/ml, methanol, 5ml/ ampul	A0206206	04/10/2025	10/10/2024 / anahy	03/15/2024 / Rahul	S12189

Supplier	ItemCode / ItemName	Lot #	Expiration Date	Date Opened / Opened By	Received Date / Received By	Chemtech Lot #
Restek	31086 / Base Neutral Surrogate 5000ug/ml, CH <sub>2</sub> Cl <sub>2</sub> , 5ml	A0206381	05/15/2025	11/15/2024 / Jagrut	03/15/2024 / Rahul	S12208

Supplier	ItemCode / ItemName	Lot #	Expiration Date	Date Opened / Opened By	Received Date / Received By	Chemtech Lot #
CPI International	z-110381-01 / 8270 Calibration Solution, 76-1, 500 & 1,000 mg/L, 1ml	520963	07/30/2025	01/30/2025 / anahy	05/24/2024 / Rahul	S12270

Supplier	ItemCode / ItemName	Lot #	Expiration Date	Date Opened / Opened By	Received Date / Received By	Chemtech Lot #
Restek	31206 / SV Mix, CLP method, Internal Std, 2000ug/mL, CH <sub>2</sub> Cl <sub>2</sub> , 1mL	A0206540	05/13/2025	11/13/2024 / anahy	05/30/2024 / Rahul	S12328

Supplier	ItemCode / ItemName	Lot #	Expiration Date	Date Opened / Opened By	Received Date / Received By	Chemtech Lot #
Restek	555223 / Custom 8270 Plus Std #1 [2nd lot at \$100 per ampul if requested - contact ARM with Request]	A0214021	05/14/2025	11/14/2024 / anahy	07/23/2024 / RAHUL	S12469

[CS 4978-1]

### CHEMICAL RECEIPT LOG BOOK

Supplier	ItemCode / ItemName	Lot #	Expiration Date	Date Opened / Opened By	Received Date / Received By	Chemtech Lot #
Restek	555223 / Custom 8270 Plus Std #1 [2nd lot at \$100 per ampul if requested - contact ARM with Request]	A0214021	07/29/2025	01/29/2025 / anahy	07/23/2024 / RAHUL	S12478

[CS 4978-1]

Supplier	ItemCode / ItemName	Lot #	Expiration Date	Date Opened / Opened By	Received Date / Received By	Chemtech Lot #
Restek	555224 / Custom 8270 Plus Std #2 [2nd lot at \$85 per ampul if requested - contact ARM with Request]	A0214017	05/14/2025	11/14/2024 / anahy	07/23/2024 / RAHUL	S12517

[CS 4978-2]

Supplier	ItemCode / ItemName	Lot #	Expiration Date	Date Opened / Opened By	Received Date / Received By	Chemtech Lot #
Restek	555224 / Custom 8270 Plus Std #2 [2nd lot at \$85 per ampul if requested - contact ARM with Request]	A0214017	07/29/2025	01/29/2025 / anahy	07/23/2024 / RAHUL	S12525

[CS 4978-2]

Supplier	ItemCode / ItemName	Lot #	Expiration Date	Date Opened / Opened By	Received Date / Received By	Chemtech Lot #
Restek	31206 / SV Mix, CLP method, Internal Std, 2000ug/mL, CH2Cl2, 1mL	A0212266	08/07/2025	02/07/2025 / anahy	09/20/2024 / anahy	S12651

Supplier	ItemCode / ItemName	Lot #	Expiration Date	Date Opened / Opened By	Received Date / Received By	Chemtech Lot #
CPI International	Z-110816-01 / Custom 8270 Mix, 4-79, 1000 mg/L, 1 mL, (Maximum Expiration: 180 Days)	414127	06/21/2025	01/30/2025 / anahy	05/24/2024 / Rahul	S12791

Supplier	ItemCode / ItemName	Lot #	Expiration Date	Date Opened / Opened By	Received Date / Received By	Chemtech Lot #
Restek	31850 / 8270 SV Mix, 8270 Mega Mix 1mL, 1000ug/mL, CH2Cl2 [New Solvent 100% CH2Cl2]	A0219438	07/29/2025	01/29/2025 / anahy	12/11/2024 / anahy	S12966



284 Sheffield Street, Mountainside, New Jersey 07092, Phone : 908 789 8900,  
Fax : 908 789 8922

### CHEMICAL RECEIPT LOG BOOK

Supplier	ItemCode / ItemName	Lot #	Expiration Date	Date Opened / Opened By	Received Date / Received By	Chemtech Lot #
Seidler Chemical	DIW / DI Water	Daily Lab-Certified	07/03/2029	07/03/2024 / lwona	07/03/2024 / lwona	W3112





5580 Skylane Blvd  
Santa Rosa, CA 95403

Manufacturer's Quality System  
Audited & Registered  
by TUV USA to ISO 9001:2015

(707)525-5788  
(800)878-7654 Toll Free  
(707)545-7901 Fax

Date Received: \_\_\_\_\_

### Certificate of Analysis

Rev 0

Page 1 of 1

<b>Catalog No.:</b> Z-112090	<b>Lot No.:</b> 440246	<b>Storage:</b> ≤ -10 °C	<b>Solvent:</b> Methylene Chloride	<b>Exp. Date:</b> 2/16/2026	<b>Description:</b> CLP Acid Surrogate Solution, 7,500 mg/L, 1 mL
-04					

<u>Compound</u>	<u>CAS No.</u>	<u>Purity (%)</u>	<u>Compound Lot No.</u>	<u>Concentration, mg/L</u>
2-chlorophenol-d <sub>4</sub>	93951-73-6	99.3	248.12.7P	7487 ± 17.2
2-fluorophenol	367-12-4	99.8	10.7.3.3P	7513 ± 17.26
phenol-d <sub>6</sub>	13127-88-3	99.9	949.120.8P	7481 ± 17.19
2,4,6-tribromophenol	118-79-6	99.8	12.1.6P	7469 ± 17.17

Received on

02/25/21

by  
CG

S9236  
to

S9240

\*Not a certified value

Manufactured by o2si smart solutions, Accredited to ISO 9001:2008 by NSF and ISO/IEC 17025:2005 (Certification No. 3031.01) and ISO Guide 34:2009 (Certification No. 3031.02) by A2LA

Certified By:

Erica Castiglione  
Chemist

All weights are traceable through N. I. S. T. Test No. 822/264157-00.  
Concentration (correct for purity) and uncertainty (95% confidence) values listed are determined gravimetrically.



# CERTIFIED REFERENCE MATERIAL

110 Benner Circle  
Bellefonte, PA 16823-8812  
Tel: (800)356-1688  
Fax: (814)353-1309

www.restek.com

## Certificate of Analysis



### FOR LABORATORY USE ONLY-READ SDS PRIOR TO USE.

*This Reference Material is intended for Laboratory Use Only as a standard for the qualitative and/or quantitative determination of the analyte(s) listed.*

Received on  
03/10/22  
by  
CG  
S10242  
to  
S10247

**Catalog No. :** 31615 **Lot No.:** A0182667

**Description :** GC/MS Tuning Mixture  
GC/MS Tuning Mixture 1,000µg/mL, Methylene Chloride, 1mL/ampul

**Container Size :** 2 mL **Pkg Amt:** > 1 mL

**Expiration Date :** March 31, 2025 **Storage:** 10°C or colder

**Handling:** Contains carcinogen/reproductive toxin. **Ship:** Ambient

### CERTIFIED VALUES

Elution Order	Compound	Grav. Conc. (weight/volume)	Expanded Uncertainty (95% C.L.; K=2)			
1	Pentachlorophenol	1,003.6 µg/mL	+/-	5.8897	µg/mL	Gravimetric
	CAS # 87-86-5 (Lot 211229RSR)		+/-	45.7132	µg/mL	Unstressed
	Purity 99%		+/-	66.0037	µg/mL	Stressed
2	DFTPP (Decafluorotriphenylphosphine)	1,006.6 µg/mL	+/-	5.9074	µg/mL	Gravimetric
	CAS # 5074-71-5 (Lot Q117-147)		+/-	45.8508	µg/mL	Unstressed
	Purity 95%		+/-	66.2023	µg/mL	Stressed
3	Benzidine	1,008.4 µg/mL	+/-	5.9179	µg/mL	Gravimetric
	CAS # 92-87-5 (Lot 211228JLM)		+/-	45.9318	µg/mL	Unstressed
	Purity 99%		+/-	66.3193	µg/mL	Stressed
4	4,4'-DDT	1,007.6 µg/mL	+/-	5.9132	µg/mL	Gravimetric
	CAS # 50-29-3 (Lot 210916JLM)		+/-	45.8954	µg/mL	Unstressed
	Purity 99%		+/-	66.2667	µg/mL	Stressed

**Solvent:** Methylene chloride  
CAS # 75-09-2  
Purity 99%

**Column:**  
30m x 0.25mm x 0.25µm  
Rtx-5 (cat.#10223)

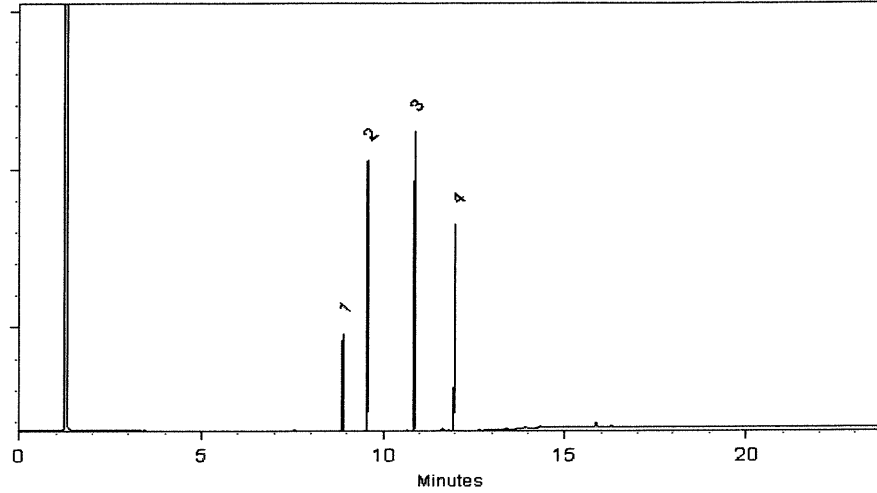
**Carrier Gas:**  
hydrogen-constant pressure 10 psi.

**Temp. Program:**  
75°C (hold 1 min.) to 330°C  
@ 20°C/min. (hold 10 min.)

**Inj. Temp:**  
250°C

**Det. Temp:**  
330°C

**Det. Type:**  
FID



This chromatogram represents a general set of testing conditions chosen for product acceptance. For optimal results in your lab, conditions should be adjusted for your specific instrument, method, and application.

Morgan Craighead - Mix Technician

**Date Mixed:** 08-Mar-2022      **Balance:** B345965662

Marlina Cowan - Operations Tech I

**Date Passed:** 10-Mar-2022

Manufactured under Restek's ISO 9001:2015  
Registered Quality System  
Certificate #FM 80397



# CERTIFIED REFERENCE MATERIAL

110 Benner Circle  
Bellefonte, PA 16823-8812  
Tel: (800)356-1688  
Fax: (814)353-1309

www.restek.com

## Certificate of Analysis



### FOR LABORATORY USE ONLY-READ SDS PRIOR TO USE.

*This Reference Material is intended for Laboratory Use Only as a standard for the qualitative and/or quantitative determination of the analyte(s) listed.*

Received on  
02/08/23

b1

CG

S 11071

to

S 11075

Catalog No. : 31853 Lot No.: A0187043

Description : 1,4-dioxane  
1,4-Dioxane 2,000µg/mL, Methylene Chloride, 1mL/ampul

Container Size : 2 mL Pkg Amt: > 1 mL

Expiration Date : July 31, 2027 Storage: 0°C or colder

Ship: Ambient

### CERTIFIED VALUES

Elution Order	Compound	Grav. Conc. (weight/volume)	Expanded Uncertainty (95% C.L.; K=2)			
1	1,4-Dioxane CAS # 123-91-1 Purity 99% (Lot SHBN5929)	2,019.0 µg/mL	+/-	11.8486	µg/mL	Gravimetric
			+/-	43.2570	µg/mL	Unstressed
			+/-	44.5129	µg/mL	Stressed

Solvent: Methylene chloride  
CAS # 75-09-2  
Purity 99%

**Column:**  
105m x 0.53mm x 3.0µm  
Rtx-502.2 (cat.#10910)

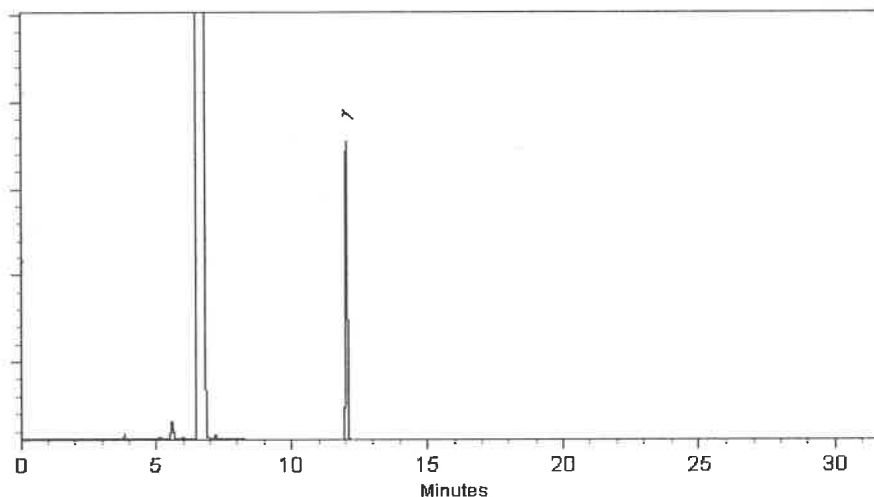
**Carrier Gas:**  
hydrogen-constant pressure 11.0 psi.

**Temp. Program:**  
40°C (hold 2 min.) to 240°C  
@ 8°C/min. (hold 5 min.)

**Inj. Temp:**  
200°C

**Det. Temp:**  
250°C

**Det. Type:**  
FID



This chromatogram represents a general set of testing conditions chosen for product acceptance. For optimal results in your lab, conditions should be adjusted for your specific instrument, method, and application.

  
Brittany Federinko - Operations Tech I

**Date Mixed:** 07-Jul-2022      **Balance:** 1128360905

  
Martina Cowan - Operations Tech II ARM QC

**Date Passed:** 12-Jul-2022

Manufactured under Restek's ISO 9001:2015  
Registered Quality System  
Certificate #FM 80397



**PRODUCTOS  
QUÍMICOS  
MONTERREY, S.A. DE C.V.**

MIRADOR 201, COL. MIRADOR  
MONTERREY, N.L. MEXICO  
CP 64070  
TEL +52 81 13 52 57 57  
www.pqm.com.mx

## CERTIFICATE OF ANALYSIS

PRODUCT :	SODIUM SULFATE CRYSTALS ANHYDROUS		
QUALITY :	ACS (CODE RMB3375)	FORMULA :	Na <sub>2</sub> SO <sub>4</sub>
SPECIFICATION NUMBER :	6399	RELEASE DATE:	ABR/21/2023
LOT NUMBER :	313201		

TEST	SPECIFICATIONS	LOT VALUES
Assay (Na <sub>2</sub> SO <sub>4</sub> )	Min. 99.0%	99.7 %
pH of a 5% solution at 25°C	5.2 - 9.2	6.1
Insoluble matter	Max. 0.01%	0.005 %
Loss on ignition	Max. 0.5%	0.1 %
Chloride (Cl)	Max. 0.001%	<0.001 %
Nitrogen compounds (as N)	Max. 5 ppm	<5 ppm
Phosphate (PO <sub>4</sub> )	Max. 0.001%	<0.001 %
Heavy metals (as Pb)	Max. 5 ppm	<5 ppm
Iron (Fe)	Max. 0.001%	<0.001 %
Calcium (Ca)	Max. 0.01%	0.002 %
Magnesium (Mg)	Max. 0.005%	0.001 %
Potassium (K)	Max. 0.008%	0.003 %
Extraction-concentration suitability	Passes test	Passes test
Appearance	Passes test	Passes test
Identification	Passes test	Passes test
Solubility and foreign matter	Passes test	Passes test
Retained on US Standard No. 10 sieve	Max. 1%	0.1 %
Retained on US Standard No. 60 sieve	Min. 94%	97.3 %
Through US Standard No. 60 sieve	Max. 5%	2.5 %
Through US Standard No. 100 sieve	Max. 10%	0.1 %

### COMMENTS

QC: PhC Irma Belmares

If you need further details, please call our factory or contact our local distributor.

Recd. by R3 on 7/29/23 E 3551



# Certificate of Analysis

## Sodium Hydroxide (Pellets)

**Material:** 0583  
**Grade:** ACS GRADE  
**Batch Number:** 23B1556310

Chemical Formula: NaOH  
 Molecular Weight: 40  
 CAS #: 1310-73-2  
 Appearance:

Manufacture Date: 12/14/2022  
 Expiration Date: 12/31/2025

Storage: Room Temperature

Pellets

TEST	SPECIFICATION	ANALYSIS	DISPOSITION
Calcium	<= 0.005 %	<0.005 %	PASS
Chloride	<= 0.005 %	0.002 %	PASS
Heavy Metals	<= 0.002 %	<0.002 %	PASS
Iron	<= 0.001 %	<0.001 %	PASS
Magnesium	<= 0.002 %	<0.002 %	PASS
Mercury	<= 0.1 ppm	<0.1 ppm	PASS
Nickel	<= 0.001 %	<0.001 %	PASS
Nitrogen Compounds	<= 0.001 %	<0.001 %	PASS
Phosphate	<= 0.001 %	<0.001 %	PASS
Potassium	<= 0.02 %	<0.02 %	PASS
Purity	>= 97.0 %	99.2 %	PASS
Sodium Carbonate	<= 1.0 %	0.5 %	PASS
Sulfate	<= 0.003 %	<0.003 %	PASS

Internal ID #: 710

### Signature

We certify that this batch conforms to the specifications listed.

This document has been electronically produced and is valid without a signature.

Leona Edwardson, Quality Control Sr. Manager - Solon  
 VWR Chemicals, LLC.  
 28600 Fountain Parkway, Solon OH 44139 USA

### Additional Information

Analysis may have been rounded to significant digits in specification limits.

Product meets analytical specifications of the grades listed.

E 3657	E 3659
E 3654	E 3660

Methylene Chloride  
ULTRA RESI-ANALYZED  
For Organic Residue Analysis  
(dichloromethane)

avantors™



Material No.: 9266-A4  
Batch No.: 24J0862003  
Manufactured Date: 2024-09-12  
Expiration Date: 2025-12-12  
Revision No.: 0

## Certificate of Analysis

Test	Specification	Result
FID-Sensitive Impurities (as 2-Octanol) Single Impurity Peak (ng/mL)	$\leq 5$	2
ECD Sensitive Impurities (as Heptachlor Epoxide) Single Peak (pg/mL)	$\leq 10$	1
Assay (CH <sub>2</sub> Cl <sub>2</sub> ) (by GC, exclusive of preservative, corrected for water)	$\geq 99.8\%$	100.0%
Color (APHA)	$\leq 10$	5
Residue after Evaporation	$\leq 1.0$ ppm	0.2 ppm
Titration Acid ( $\mu$ eq/g)	$\leq 0.3$	$< 0.1$
Chloride (Cl)	$\leq 10$ ppm	$< 5$ ppm
Water (by KF, coulometric)	$\leq 0.02\%$	$< 0.01\%$

For Laboratory, Research, or Manufacturing Use  
MEETS SPECIFICATIONS WITHIN THE EXPIRATION PERIOD

Country of Origin: United States  
Packaging Site: Phillipsburg Mfg Ctr & DC

E 3828

Jamie Croak  
Director Quality Operations, Bioscience Production

For questions on this Certificate of Analysis please contact Technical Services at 855.282.6867 or +1.610.386.1700

Avantor Performance Materials LLC



Acetone  
BAKER RESI-ANALYZED® Reagent  
For Organic Residue Analysis

avantor™



Material No.: 9254-03  
Batch No.: 24H2762008  
Manufactured Date: 2024-04-18  
Expiration Date: 2027-04-18  
Revision No.: 0

## Certificate of Analysis

Test	Specification	Result
Assay ((CH <sub>3</sub> ) <sub>2</sub> CO) (by GC, corrected for water)	>= 99.4 %	100.0 %
Color (APHA)	<= 10	5
Residue after Evaporation	<= 1.0 ppm	0.0 ppm
Substances Reducing Permanganate	Passes Test	Passes Test
Titration Acid (µeq/g)	<= 0.3	0.2
Titration Base (µeq/g)	<= 0.6	<0.1
Water (H <sub>2</sub> O)	<= 0.5 %	<0.1 %
FID-Sensitive Impurities (as 2-Octanol) Single Impurity Peak (ng/mL)	<= 5	1
ECD Sensitive Impurities (as Heptachlor Epoxide) Single Peak (pg/mL)	<= 10	1

For Laboratory, Research, or Manufacturing Use  
MEETS SPECIFICATIONS WITHIN THE EXPIRATION PERIOD

Country of Origin: United States  
Packaging Site: Phillipsburg Mfg Ctr & DC

Recd by RP On 12/13/24

E 3846

Jamie Croak  
Director Quality Operations, Bioscience Production

For questions on this Certificate of Analysis please contact Technical Services at 855.282.6867 or +1.610.386.1700

Avantor Performance Materials LLC

Methylene Chloride  
ULTRA RESI-ANALYZED  
For Organic Residue Analysis  
(dichloromethane)



Material No.: 9266-A4  
Batch No.: 24K1762005  
Manufactured Date: 2024-10-08  
Expiration Date: 2026-01-07  
Revision No.: 0

### Certificate of Analysis

Test	Specification	Result
FID-Sensitive Impurities (as 2-Octanol) Single Impurity Peak (ng/mL)	<= 5	1
ECD Sensitive Impurities (as HeptachlorEpoxide) Single Peak (pg/mL)	<= 10	2
Assay (CH <sub>2</sub> Cl <sub>2</sub> ) (by GC, exclusive of preservative, corrected for water)	>= 99.8 %	100.0 %
Color (APHA)	<= 10	5
Residue after Evaporation	<= 1.0 ppm	0.5 ppm
Titration Acid (µeq/g)	<= 0.3	0.0
Chloride (Cl)	<= 10 ppm	<5 ppm
Water (by KF, coulometric)	<= 0.02 %	0.01 %

For Laboratory, Research, or Manufacturing Use  
MEETS SPECIFICATIONS WITHIN THE EXPIRATION PERIOD

Country of Origin: United States  
Packaging Site: Phillipsburg Mfg Ctr & DC

E 3871

Jamie Croak  
Director Quality Operations, Bioscience Production

For questions on this Certificate of Analysis please contact Technical Services at 855.282.6867 or +1.610.386.1700

Avantor Performance Materials, LLC  
100 Matsonford Rd, Suite 200, Radnor, PA, 19087, U.S.A. Phone 610.386.1700

Acetone  
BAKER RESI-ANALYZED® Reagent  
For Organic Residue Analysis

Avantor™



Material No.: 9254-03  
Batch No.: 24H2762008  
Manufactured Date: 2024-04-18  
Expiration Date: 2027-04-18  
Revision No.: 0

## Certificate of Analysis

Test	Specification	Result
Assay ((CH <sub>3</sub> ) <sub>2</sub> CO) (by GC, corrected for water)	>= 99.4 %	100.0 %
Color (APHA)	<= 10	5
Residue after Evaporation	<= 1.0 ppm	0.0 ppm
Substances Reducing Permanganate	Passes Test	Passes Test
Titration Acid (µeq/g)	<= 0.3	0.2
Titration Base (µeq/g)	<= 0.6	<0.1
Water (H <sub>2</sub> O)	<= 0.5 %	<0.1 %
FID-Sensitive Impurities (as 2-Octanol) Single Impurity Peak (ng/mL)	<= 5	1
ECD Sensitive Impurities (as Heptachlor Epoxide) Single Peak (pg/mL)	<= 10	1

For Laboratory, Research, or Manufacturing Use  
MEETS SPECIFICATIONS WITHIN THE EXPIRATION PERIOD

Country of Origin: United States  
Packaging Site: Phillipsburg Mfg Ctr & DC

Recd. by RP on 1/29/25

E 3873

Jamie Croak  
Director Quality Operations, Bioscience Production

For questions on this Certificate of Analysis please contact Technical Services at 855.282.6867 or +1.610.386.1700

Avantor Performance Materials LLC

Methylene Chloride  
ULTRA RESI-ANALYZED  
For Organic Residue Analysis  
(dichloromethane)



Material No.: 9266-A4  
Batch No.: 25A0262002  
Manufactured Date: 2024-11-21  
Expiration Date: 2026-02-20  
Revision No.: 0

### Certificate of Analysis

Test	Specification	Result
FID-Sensitive Impurities (as 2-Octanol) Single Impurity Peak (ng/mL)	<= 5	1
ECD Sensitive Impurities (as HeptachlorEpoxide) Single Peak (pg/mL)	<= 10	4
Assay (CH <sub>2</sub> Cl <sub>2</sub> ) (by GC, exclusive of preservative, corrected for water)	>= 99.8 %	99.9 %
Color (APHA)	<= 10	10
Residue after Evaporation	<= 1.0 ppm	0.8 ppm
Titration Acid (µeq/g)	<= 0.3	<0.1
Chloride (Cl)	<= 10 ppm	<5 ppm
Water (by KF, coulometric)	<= 0.02 %	<0.01 %

For Laboratory, Research, or Manufacturing Use  
MEETS SPECIFICATIONS WITHIN THE EXPIRATION PERIOD

Country of Origin: United States  
Packaging Site: Phillipsburg Mfg Ctr & DC

E 3874



Jamie Croak  
Director Quality Operations, Bioscience Production

For questions on this Certificate of Analysis please contact Technical Services at 855.282.6867 or +1.610.386.1700

Avantor Performance Materials, LLC

100 Matsonford Rd, Suite 200, Radnor, PA, 19087, U.S.A. Phone 610.386.1700

Methylene Chloride  
ULTRA RESI-ANALYZED  
For Organic Residue Analysis  
(dichloromethane)

Avantor



Material No.: 9266-A4  
Batch No.: 24K1762005  
Manufactured Date: 2024-10-08  
Expiration Date: 2026-01-07  
Revision No.: 0

## Certificate of Analysis

Test	Specification	Result
FID-Sensitive Impurities (as 2-Octanol) Single Impurity Peak (ng/mL)	$\leq 5$	1
ECD Sensitive Impurities (as HeptachlorEpoxide) Single Peak (pg/mL)	$\leq 10$	2
Assay (CH <sub>2</sub> Cl <sub>2</sub> ) (by GC, exclusive of preservative, corrected for water)	$\geq 99.8 \%$	100.0 %
Color (APHA)	$\leq 10$	5
Residue after Evaporation	$\leq 1.0 \text{ ppm}$	0.5 ppm
Titration Acid ( $\mu\text{eq/g}$ )	$\leq 0.3$	0.0
Chloride (Cl)	$\leq 10 \text{ ppm}$	$< 5 \text{ ppm}$
Water (by KF, coulometric)	$\leq 0.02 \%$	0.01 %

For Laboratory, Research, or Manufacturing Use  
MEETS SPECIFICATIONS WITHIN THE EXPIRATION PERIOD

Country of Origin: United States  
Packaging Site: Phillipsburg Mfg Ctr & DC

E 3878

Jamie Croak  
Director Quality Operations, Bioscience Production

For questions on this Certificate of Analysis please contact Technical Services at 855.282.6867 or +1.610.386.1700

Avantor Performance Materials, LLC

100 Matsonford Rd, Suite 200, Radnor, PA, 19087, U.S.A. Phone 610.386.1700

Hydrochloric Acid, 36.5–38.0%  
 BAKER INSTRA-ANALYZED® Reagent  
 For Trace Metal Analysis



Material No.: 9530-33  
 Batch No.: 0000281827  
 Manufactured Date: 2021/03/30  
 Retest Date: 2026/03/29  
 Revision No: 1

## Certificate of Analysis

Test	Specification	Result
ACS – Assay (as HCl) (by acid–base titrn)	36.5 – 38.0 %	37.6
ACS – Color (APHA)	<= 10	5
ACS – Residue after Ignition	<= 3 ppm	1
ACS – Specific Gravity at 60°/60°F	1.185 – 1.192	1.189
ACS – Bromide (Br)	<= 0.005 %	< 0.005
ACS – Extractable Organic Substances	<= 5 ppm	< 1
ACS – Free Chlorine (as Cl <sub>2</sub> )	<= 0.5 ppm	< 0.5
Phosphate (PO <sub>4</sub> )	<= 0.05 ppm	< 0.03
Sulfate (SO <sub>4</sub> )	<= 0.5 ppm	< 0.3
Sulfite (SO <sub>3</sub> )	<= 0.8 ppm	0.3
Ammonium (NH <sub>4</sub> )	<= 3 ppm	< 1
Trace Impurities – Arsenic (As)	<= 0.010 ppm	< 0.003
Trace Impurities – Aluminum (Al)	<= 10.0 ppb	0.5
Arsenic and Antimony (as As)	<= 5 ppb	< 3
Trace Impurities – Barium (Ba)	<= 1.0 ppb	< 0.2
Trace Impurities – Beryllium (Be)	<= 1.0 ppb	< 0.2
Trace Impurities – Bismuth (Bi)	<= 10.0 ppb	< 1.0
Trace Impurities – Boron (B)	<= 20.0 ppb	< 5.0
Trace Impurities – Cadmium (Cd)	<= 1.0 ppb	< 0.3
Trace Impurities – Calcium (Ca)	<= 50.0 ppb	15.0
Trace Impurities – Chromium (Cr)	<= 1.0 ppb	< 0.4
Trace Impurities – Cobalt (Co)	<= 1.0 ppb	< 0.3
Trace Impurities – Copper (Cu)	<= 1.0 ppb	< 0.1
Trace Impurities – Gallium (Ga)	<= 1.0 ppb	< 0.2

For questions on this Certificate of Analysis please contact Technical Services at 855.282.6867 or +1.610.386.1700  
 Avantor Performance Materials, LLC  
 100 Matsonford Rd, Suite 200, Radnor, PA 19087. U.S.A. Phone: 610.386.1700

Test	Specification	Result
Trace Impurities – Germanium (Ge)	<= 3.0 ppb	< 2.0
Trace Impurities – Gold (Au)	<= 4.0 ppb	3.0
Heavy Metals (as Pb)	<= 100 ppb	< 50
Trace Impurities – Iron (Fe)	<= 15.0 ppb	1.0
Trace Impurities – Lead (Pb)	<= 1.0 ppb	< 0.5
Trace Impurities – Lithium (Li)	<= 1.0 ppb	< 0.2
Trace Impurities – Magnesium (Mg)	<= 10.0 ppb	< 0.4
Trace Impurities – Manganese (Mn)	<= 1.0 ppb	< 0.4
Trace Impurities – Mercury (Hg)	<= 0.5 ppb	0.2
Trace Impurities – Molybdenum (Mo)	<= 10.0 ppb	< 5.0
Trace Impurities – Nickel (Ni)	<= 4.0 ppb	< 0.3
Trace Impurities – Niobium (Nb)	<= 1.0 ppb	< 0.2
Trace Impurities – Potassium (K)	<= 9.0 ppb	< 2.0
Trace Impurities – Selenium (Se), For Information Only	ppb	1.0
Trace Impurities – Silicon (Si)	<= 100.0 ppb	18.0
Trace Impurities – Silver (Ag)	<= 1.0 ppb	< 0.3
Trace Impurities – Sodium (Na)	<= 100.0 ppb	< 5.0
Trace Impurities – Strontium (Sr)	<= 1.0 ppb	< 0.2
Trace Impurities – Tantalum (Ta)	<= 1.0 ppb	< 0.9
Trace Impurities – Thallium (Tl)	<= 5.0 ppb	< 2.0
Trace Impurities – Tin (Sn)	<= 5.0 ppb	< 0.8
Trace Impurities – Titanium (Ti)	<= 1.0 ppb	< 0.2
Trace Impurities – Vanadium (V)	<= 1.0 ppb	< 0.2
Trace Impurities – Zinc (Zn)	<= 5.0 ppb	0.4
Trace Impurities – Zirconium (Zr)	<= 1.0 ppb	< 0.1

For Laboratory, Research or Manufacturing Use

Product Information (not specifications):

Appearance (clear, fuming liquid)

Meets ACS Specifications

Country of Origin: US

Packaging Site: Phillipsburg Mfg Ctr & DC



Jamie Ethier  
 Vice President Global Quality

For questions on this Certificate of Analysis please contact Technical Services at 855.282.6867 or +1.610.386.1700  
 Avantor Performance Materials, LLC

100 Matsonford Rd, Suite 200, Radnor, PA 19087. U.S.A. Phone: 610.386.1700



5580 Skylane Blvd  
 Santa Rosa, CA 95403  
 (707)525-5788  
 (800)878-7654 Toll Free  
 (707)545-7901 Fax

Manufacturer's Quality System  
 Audited & Registered  
 by TUV USA to ISO 9001:2015

Date Received: \_\_\_\_\_

## Certificate of Analysis

Page 1 of 1

Catalog No.: Lot No.: Storage:      Solvent:      Exp. Date:

Z-110094-02    506889    ≤ -10 °C      Methylene Chloride      7/25/2028      CLP Base/Neutral Surrogate Solution, 5,000 mg/L, 1 ml

Description:

Compound	CAS No.	Purity (%)	Compound Lot No.	Concentration, mg/L
1,2-dichlorobenzene-d <sub>4</sub>	2199-69-1	99.7	247.29.3P	5035 ± 28.02
2-fluorobiphenyl	321-60-8	99.69	8.286.1.1P	4999 ± 103.66
nitrobenzene-d <sub>5</sub>	4165-60-0	99.67	7.9.3P	4988 ± 27.32
p-terphenyl-d14	1718-51-0	99.3	9.120.8P	5005 ± 27.85

511494 } Y.P.  
 ↓ } 08/11/2023  
 511498 }

\*Not a certified value

Clint Tipton  
 Chemist

Certified By: \_\_\_\_\_

All weights are traceable through N. I. S. T. Test No. 822/264157-00.  
 Concentration (correct for purity) and uncertainty (95% confidence) values  
 listed are determined gravimetrically.









CERTIFIED REFERENCE MATERIAL

110 Benner Circle  
Bellefonte, PA 16823-8812  
Tel: 1-814-353-1300  
Fax: 1-814-353-1309

www.restek.com



# Certificate of Analysis

gravimetric

### FOR LABORATORY USE ONLY-READ SDS PRIOR TO USE.

*This Reference Material is intended for Laboratory Use Only as a standard for the qualitative and/or quantitative determination of the analyte(s) listed.*

Catalog No.: 555872 Lot No.: A0201728  
Description: Custom Pentachlorophenol Standard  
Custom Pentachlorophenol Standard 25,000µg/mL, Methanol, 1mL/ampul  
Container Size: 2 mL Pkg Amt: > 1 mL  
Expiration Date: September 30, 2026 Storage: 10°C or colder  
Ship: Ambient

51164g } Y.P.  
↓ 11/13/23  
51165g }

### CERTIFIED VALUES

Component #	Compound	CAS #	Lot #	Purity	Grav. Conc. (weight/volume)	Expanded Uncertainty* (95% C.L.; K=2)
1	Pentachlorophenol	87-86-5	RP230530RSR	99%	25,000.0 µg/mL	+/- 777.0837

Solvent: Methanol  
CAS # 67-56-1  
Purity 99%

*Josh McCloskey*  
Josh McCloskey - Operations Technician I

Date Mixed: 05-Sep-2023 Balance: B251644995

Manufactured under Restek's ISO 9001:2015  
Registered Quality System  
Certificate #FM 80397



## General Certified Reference Material Notes

### Expiration Notes:

- Expiration date valid for unopened ampul stored in compliance with the recommended conditions.
- Uncertainty, concentration, and expiration of the CRM are based on the unopened product being stored according to the recommended condition found in the storage field.

### Purity Notes:

- Purity and/or chemical identity are determined by one or more of the following techniques: GC/FID, HPLC, GC/μECD, GC/MS, LC/MS, RI, and/or melting point.
- Compounds with a listed purity of less than 99% have been weight corrected to compensate for impurities and/or salts. A correction factor is used to calculate the amount of compound necessary to achieve the desired concentration of the parent compound in solution.
- Purity of isomeric compounds is reported as the sum of the isomers.
- Purity values are rounded to the nearest whole number.

### Certified Uncertainty Value Notes:

- The uncertainties are determined in accordance with ISO 17034 and Guide 35. The certified expanded uncertainty value includes gravimetric uncertainty, homogeneity between-ampul uncertainty, storage stability uncertainty and shipping stability uncertainty and were combined using the following formula:

$$U_{combined\ uncertainty} = k \sqrt{u_{gravimetric}^2 + u_{homogeneity}^2 + u_{storage\ stability}^2 + u_{shipping\ stability}^2}$$

*k* is a coverage factor of 2, which gives a level of confidence of approximately 95%.

- The packaged amount is the minimum sample size for which uncertainty is valid. The ampuls are over-filled to ensure that the minimum packaged amount can be sufficiently transferred.

### Manufacturing Notes:

- Concentration is based upon gravimetric preparation using either a balance whose calibration has been verified daily using NIST traceable weights, and/or dilutions with Class A glassware.

### Handling Notes:

- Stability of the unopened product, when stored in compliance with the recommended conditions, is guaranteed through the expiration displayed on the product label and certificate. Contact Restek for additional opened product stability information, with the knowledge/understanding that open product stability is subject to the specific handling and environmental conditions to which the product is exposed. For your convenience Restek supplies deactivated vials with most standards packed in 2mL ampuls. Larger volume deactivated vials are available through Restek as a custom ordered item. Additionally, Restek sells DMDCS for the purpose of glassware deactivation as catalog number 31861, which includes complete instructions.
- If any undissolved material is visible inside the ampul, sonicate the unopened ampul until the material is completely dissolved.



110 Benner Circle  
 Bellefonte, PA 16823-8812  
 Tel: 1-814-353-1300  
 Fax: 1-814-353-1309

www.restek.com

CERTIFIED REFERENCE MATERIAL

Certificate of Analysis  
*chromatographic plus*



FOR LABORATORY USE ONLY-READ SDS PRIOR TO USE.

*This Reference Material is intended for Laboratory Use Only as a standard for the qualitative and/or quantitative determination of the analyte(s) listed.*

**Catalog No. :** 31853 **Lot No.:** A0196453  
**Description :** 1,4-dioxane  
1,4-Dioxane 2,000µg/mL, Methylene Chloride, 1mL/ampul  
**Container Size :** 2 mL **Pkg Amt:** > 1 mL  
**Expiration Date :** March 31, 2028 **Storage:** 0°C or colder  
**Ship:** Ambient

S11749  
 ↓  
 S11794 } RC /  
 11/30/23

CERTIFIED VALUES

Elution Order	Compound	CAS #	Lot #	Purity	Grav. Conc. (weight/volume)	Expanded Uncertainty * (95% C.L.; K=2)
1	1,4-Dioxane	123-91-1	SHBN3770	99%	2,013.0 µg/mL	+/- 25.0521

\* Expanded Uncertainty displayed in same units as Grav. Conc.

**Solvent:** Methylene chloride  
**CAS #** 75-09-2  
**Purity** 99%

# Quality Confirmation Test

**Column:**  
30m x 0.25mm x 0.25µm  
Rtx-5 (cat.#10223)

**Carrier Gas:**  
hydrogen-constant flow 1.8 mL/min.

**Temp. Program:**  
80°C (hold 0.1 min.) to 330°C  
@ 9.6°C/min. (hold 2.86 min.)

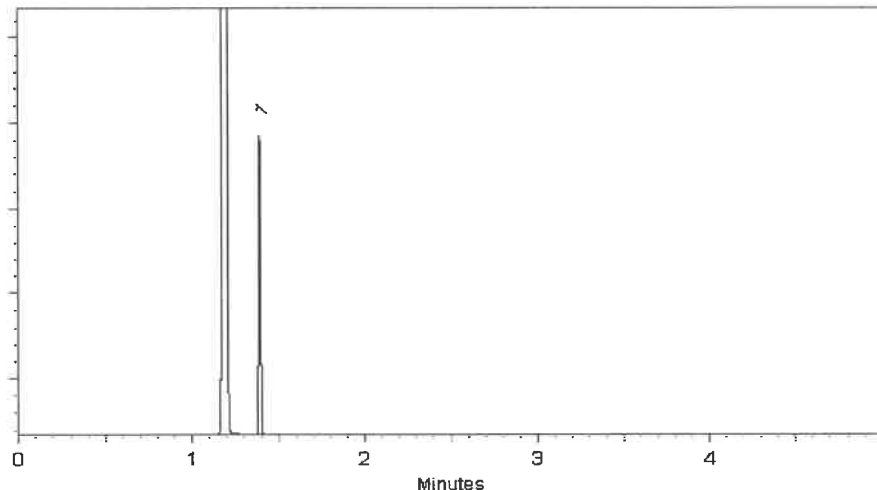
**Inj. Temp:**  
250°C

**Det. Temp:**  
340°C

**Det. Type:**  
FID

**Split Vent:**  
100 ml/min.

**Inj. Vol**  
1µl



This chromatogram represents a general set of testing conditions chosen for product acceptance. For optimal results in your lab, conditions should be adjusted for your specific instrument, method, and application.

*Sam Moodler*  
Sam Moodler - Operations Tech I

**Date Mixed:** 30-Mar-2023      **Balance Serial #** B707717271

*Jennifer Pollino*  
Jennifer Pollino - Operations Tech III - ARM QC

**Date Passed:** 31-Mar-2023

Manufactured under Restek's ISO 9001:2015  
Registered Quality System  
Certificate #FM 80397

## General Certified Reference Material Notes

### Expiration Notes:

- Expiration date valid for unopened ampul stored in compliance with the recommended conditions.
- Uncertainty, concentration, and expiration of the CRM are based on the unopened product being stored according to the recommended condition found in the storage field.

### Purity Notes:

- Purity and/or chemical identity are determined by one or more of the following techniques: GC/FID, HPLC, GC/ $\mu$ ECD, GC/MS, LC/MS, RI, and/or melting point.
- Compounds with a listed purity of less than 99% have been weight corrected to compensate for impurities and/or salts. A correction factor is used to calculate the amount of compound necessary to achieve the desired concentration of the parent compound in solution.
- Purity of isomeric compounds is reported as the sum of the isomers.
- Purity values are rounded to the nearest whole number.

### Certified Uncertainty Value Notes:

- The uncertainties are determined in accordance with ISO 17034 and Guide 35. The certified expanded uncertainty value includes gravimetric uncertainty, homogeneity between-ampul uncertainty, storage stability uncertainty and shipping stability uncertainty and were combined using the following formula:

$$U_{\text{combined uncertainty}} = k \sqrt{u_{\text{gravimetric}}^2 + u_{\text{homogeneity}}^2 + u_{\text{storage stability}}^2 + u_{\text{shipping stability}}^2}$$

$k$  is a coverage factor of 2, which gives a level of confidence of approximately 95%.

- The packaged amount is the minimum sample size for which uncertainty is valid. The ampuls are over-filled to ensure that the minimum packaged amount can be sufficiently transferred.

### Manufacturing Notes:

- Concentration is based upon gravimetric preparation using either a balance whose calibration has been verified daily using NIST traceable weights, and/or dilutions with Class A glassware.

### Handling Notes:

- Stability of the unopened product, when stored in compliance with the recommended conditions, is guaranteed through the expiration displayed on the product label and certificate. Contact Restek for additional opened product stability information, with the knowledge/understanding that open product stability is subject to the specific handling and environmental conditions to which the product is exposed. For your convenience Restek supplies deactivated vials with most standards packed in 2mL ampuls. Larger volume deactivated vials are available through Restek as a custom ordered item. Additionally, Restek sells DMDCS for the purpose of glassware deactivation as catalog number 31861, which includes complete instructions.
- If any undissolved material is visible inside the ampul, sonicate the unopened ampul until the material is completely dissolved.





110 Benner Circle  
 Bellefonte, PA 16823-8812  
 Tel: 1-814-353-1300  
 Fax: 1-814-353-1309

www.restek.com

CERTIFIED REFERENCE MATERIAL

**Certificate of Analysis**  
*chromatographic plus*



**FOR LABORATORY USE ONLY-READ SDS PRIOR TO USE.**

*This Reference Material is intended for Laboratory Use Only as a standard for the qualitative and/or quantitative determination of the analyte(s) listed.*

**Catalog No. :** 33913 **Lot No.:** A0201976  
**Description :** SOM01.0 SIM Analysis Standard  
SOM01.0 SIM Analysis Standard 2000µg/mL, Methylene chloride, 1mL /ampul  
**Container Size :** 2 mL **Pkg Amt:** > 1 mL  
**Expiration Date :** August 31, 2029 **Storage:** 10°C or colder  
**Handling:** Sonication required. Mix is photosensitive. **Ship:** Ambient

S11828  
 ↓  
 S11832 } RC/  
 11/30/23

CERTIFIED VALUES

Elution Order	Compound	CAS #	Lot #	Purity	Grav. Conc. (weight/volume)	Expanded Uncertainty * (95% C.L.; K=2)
1	2-Methylnaphthalene-d10	7297-45-2	EF-135	98%	2,015.9 µg/mL	+/- 90.8098
2	Fluoranthene-d10	93951-69-0	PR-32557	99%	2,020.0 µg/mL	+/- 90.9963

\* Expanded Uncertainty displayed in same units as Grav. Conc.

**Solvent:** Methylene chloride  
**CAS #** 75-09-2  
**Purity** 99%



# Quality Confirmation Test

**Column:**

30m x 0.25mm x 0.25µm  
Rtx-5 (cat.#10223)

**Carrier Gas:**

hydrogen-constant pressure 10 psi.

**Temp. Program:**

75°C (hold 1 min.) to 330°C  
@ 20°C/min. (hold 10 min.)

**Inj. Temp:**

250°C

**Det. Temp:**

330°C

**Det. Type:**

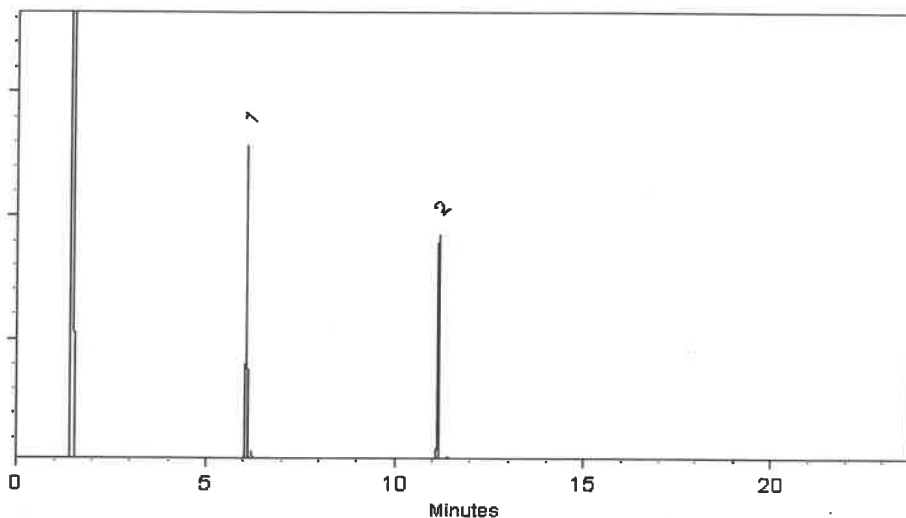
FID

**Split Vent:**

10 ml/min.

**Inj. Vol**

1µl



This chromatogram represents a general set of testing conditions chosen for product acceptance. For optimal results in your lab, conditions should be adjusted for your specific instrument, method, and application.

Dakota Parson - Operations Technician I

Date Mixed: 13-Sep-2023

Balance Serial # B442140311

Jennifer Pollino - Operations Tech III - ARM QC

Date Passed: 28-Sep-2023

Manufactured under Restek's ISO 9001:2015  
Registered Quality System  
Certificate #FM 80397

## General Certified Reference Material Notes

### Expiration Notes:

- Expiration date valid for unopened ampul stored in compliance with the recommended conditions.
- Uncertainty, concentration, and expiration of the CRM are based on the unopened product being stored according to the recommended condition found in the storage field.

### Purity Notes:

- Purity and/or chemical identity are determined by one or more of the following techniques: GC/FID, HPLC, GC/μECD, GC/MS, LC/MS, RI, and/or melting point.
- Compounds with a listed purity of less than 99% have been weight corrected to compensate for impurities and/or salts. A correction factor is used to calculate the amount of compound necessary to achieve the desired concentration of the parent compound in solution.
- Purity of isomeric compounds is reported as the sum of the isomers.
- Purity values are rounded to the nearest whole number.

### Certified Uncertainty Value Notes:

- The uncertainties are determined in accordance with ISO 17034 and Guide 35. The certified expanded uncertainty value includes gravimetric uncertainty, homogeneity between-ampul uncertainty, storage stability uncertainty and shipping stability uncertainty and were combined using the following formula:

$$U_{\text{combined uncertainty}} = k \sqrt{u_{\text{gravimetric}}^2 + u_{\text{homogeneity}}^2 + u_{\text{storage stability}}^2 + u_{\text{shipping stability}}^2}$$

$k$  is a coverage factor of 2, which gives a level of confidence of approximately 95%.

- The packaged amount is the minimum sample size for which uncertainty is valid. The ampuls are over-filled to ensure that the minimum packaged amount can be sufficiently transferred.

### Manufacturing Notes:

- Concentration is based upon gravimetric preparation using either a balance whose calibration has been verified daily using NIST traceable weights, and/or dilutions with Class A glassware.

### Handling Notes:

- Stability of the unopened product, when stored in compliance with the recommended conditions, is guaranteed through the expiration displayed on the product label and certificate. Contact Restek for additional opened product stability information, with the knowledge/understanding that open product stability is subject to the specific handling and environmental conditions to which the product is exposed. For your convenience Restek supplies deactivated vials with most standards packed in 2mL ampuls. Larger volume deactivated vials are available through Restek as a custom ordered item. Additionally, Restek sells DMDCS for the purpose of glassware deactivation as catalog number 31861, which includes complete instructions.
- If any undissolved material is visible inside the ampul, sonicate the unopened ampul until the material is completely dissolved.



110 Benner Circle  
 Bellefonte, PA 16823-8812  
 Tel: 1-814-353-1300  
 Fax: 1-814-353-1309

www.restek.com

CERTIFIED REFERENCE MATERIAL

Certificate of Analysis  
*chromatographic plus*



FOR LABORATORY USE ONLY-READ SDS PRIOR TO USE.

*This Reference Material is intended for Laboratory Use Only as a standard for the qualitative and/or quantitative determination of the analyte(s) listed.*

**Catalog No. :** 33913 **Lot No.:** A0201976  
**Description :** SOM01.0 SIM Analysis Standard  
SOM01.0 SIM Analysis Standard 2000µg/mL, Methylene chloride, 1mL /ampul  
**Container Size :** 2 mL **Pkg Amt:** > 1 mL  
**Expiration Date :** August 31, 2029 **Storage:** 10°C or colder  
**Handling:** Sonication required. Mix is photosensitive. **Ship:** Ambient

S11828  
 ↓  
 S11832 } RC/  
 11/30/23

CERTIFIED VALUES

Elution Order	Compound	CAS #	Lot #	Purity	Grav. Conc. (weight/volume)	Expanded Uncertainty* (95% C.L.; K=2)
1	2-Methylnaphthalene-d10	7297-45-2	EF-135	98%	2,015.9 µg/mL	+/- 90.8098
2	Fluoranthene-d10	93951-69-0	PR-32557	99%	2,020.0 µg/mL	+/- 90.9963

\* Expanded Uncertainty displayed in same units as Grav. Conc.

**Solvent:** Methylene chloride  
**CAS #** 75-09-2  
**Purity** 99%

# Quality Confirmation Test

**Column:**

30m x 0.25mm x 0.25µm  
Rtx-5 (cat.#10223)

**Carrier Gas:**

hydrogen-constant pressure 10 psi.

**Temp. Program:**

75°C (hold 1 min.) to 330°C  
@ 20°C/min. (hold 10 min.)

**Inj. Temp:**

250°C

**Det. Temp:**

330°C

**Det. Type:**

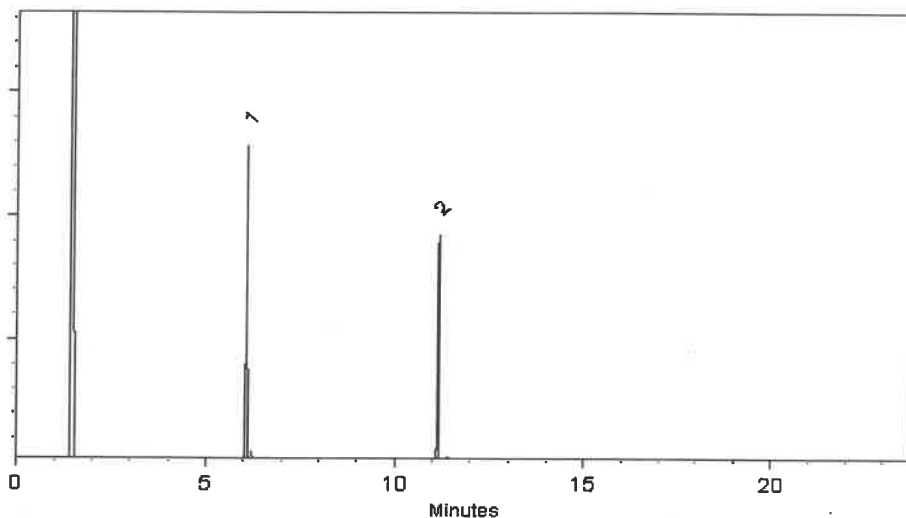
FID

**Split Vent:**

10 ml/min.

**Inj. Vol**

1µl



This chromatogram represents a general set of testing conditions chosen for product acceptance. For optimal results in your lab, conditions should be adjusted for your specific instrument, method, and application.

Dakota Parson - Operations Technician I

Date Mixed: 13-Sep-2023

Balance Serial # B442140311

Jennifer Pollino - Operations Tech III - ARM QC

Date Passed: 28-Sep-2023

Manufactured under Restek's ISO 9001:2015  
Registered Quality System  
Certificate #FM 80397

## General Certified Reference Material Notes

### Expiration Notes:

- Expiration date valid for unopened ampul stored in compliance with the recommended conditions.
- Uncertainty, concentration, and expiration of the CRM are based on the unopened product being stored according to the recommended condition found in the storage field.

### Purity Notes:

- Purity and/or chemical identity are determined by one or more of the following techniques: GC/FID, HPLC, GC/μECD, GC/MS, LC/MS, RI, and/or melting point.
- Compounds with a listed purity of less than 99% have been weight corrected to compensate for impurities and/or salts. A correction factor is used to calculate the amount of compound necessary to achieve the desired concentration of the parent compound in solution.
- Purity of isomeric compounds is reported as the sum of the isomers.
- Purity values are rounded to the nearest whole number.

### Certified Uncertainty Value Notes:

- The uncertainties are determined in accordance with ISO 17034 and Guide 35. The certified expanded uncertainty value includes gravimetric uncertainty, homogeneity between-ampul uncertainty, storage stability uncertainty and shipping stability uncertainty and were combined using the following formula:

$$U_{\text{combined uncertainty}} = k \sqrt{u_{\text{gravimetric}}^2 + u_{\text{homogeneity}}^2 + u_{\text{storage stability}}^2 + u_{\text{shipping stability}}^2}$$

$k$  is a coverage factor of 2, which gives a level of confidence of approximately 95%.

- The packaged amount is the minimum sample size for which uncertainty is valid. The ampuls are over-filled to ensure that the minimum packaged amount can be sufficiently transferred.

### Manufacturing Notes:

- Concentration is based upon gravimetric preparation using either a balance whose calibration has been verified daily using NIST traceable weights, and/or dilutions with Class A glassware.

### Handling Notes:

- Stability of the unopened product, when stored in compliance with the recommended conditions, is guaranteed through the expiration displayed on the product label and certificate. Contact Restek for additional opened product stability information, with the knowledge/understanding that open product stability is subject to the specific handling and environmental conditions to which the product is exposed. For your convenience Restek supplies deactivated vials with most standards packed in 2mL ampuls. Larger volume deactivated vials are available through Restek as a custom ordered item. Additionally, Restek sells DMDCS for the purpose of glassware deactivation as catalog number 31861, which includes complete instructions.
- If any undissolved material is visible inside the ampul, sonicate the unopened ampul until the material is completely dissolved.



5580 Skylane Blvd  
Santa Rosa, CA 95403

(707)525-5788  
(800)878-7654 Toll Free  
(707)545-7901 Fax

Manufacturer's Quality System  
Audited & Registered  
by TUV USA to ISO 9001:2015

Date Received: \_\_\_\_\_

### Certificate of Analysis

Rev 0

Page 1 of 1

Catalog No.:	Lot No.:	Storage:	Solvent:	Exp. Date:	Description:
Z-020223-01	454157	≤ -10 °C	P/T Methanol	6/10/2026	1,4-Dioxane Solution, 2000 mg/L, 1 mL

<u>Compound</u>	<u>CAS No.</u>	<u>Purity (%)</u>	<u>Compound Lot No.</u>	<u>Concentration, mg/L</u>
1,4-dioxane	123-91-1	100	223.1.3P	1997 ± 57.08

512112 } RC/  
↓ }  
912116 } 03/08/24

\*Not a certified value

Certified By: Melissa Workoff  
Melissa Workoff  
Chemist

All weights are traceable through N. I. S. T. Test No. 822/264157-00.  
Concentration (correct for purity) and uncertainty (95% confidence) values  
listed are determined gravimetrically.



110 Benner Circle  
 Bellefonte, PA 16823-8812  
 Tel: 1-814-353-1300  
 Fax: 1-814-353-1309

www.restek.com

CERTIFIED REFERENCE MATERIAL

Certificate of Analysis  
*chromatographic plus*



FOR LABORATORY USE ONLY-READ SDS PRIOR TO USE.

*This Reference Material is intended for Laboratory Use Only as a standard for the qualitative and/or quantitative determination of the analyte(s) listed.*

**Catalog No. :** 31850 **Lot No.:** A0203726  
**Description :** 8270 MegaMix®  
8270 MegaMix® 500-1000 µg/mL, Methylene Chloride, 1mL/ampul  
**Container Size :** 2 mL **Pkg Amt:** > 1 mL  
**Expiration Date :** April 30, 2025 **Storage:** 0°C or colder  
**Handling:** Sonication required. Mix is photosensitive. **Ship:** Ambient

512117 } RC/  
 ↓ } 03/18/24  
 512146 }

CERTIFIED VALUES

Elution Order	Compound	CAS #	Lot #	Purity	Grav. Conc. (weight/volume)	Expanded Uncertainty * (95% C.L.; K=2)
1	Pyridine	110-86-1	SHBP6240	99%	1,001.6 µg/mL	+/- 36.4412
2	N-Nitrosodimethylamine	62-75-9	230209JLM	99%	1,005.9 µg/mL	+/- 36.5968
3	Phenol	108-95-2	MKCK1120	99%	1,003.3 µg/mL	+/- 36.5038
4	Aniline	62-53-3	X22F726	99%	1,005.8 µg/mL	+/- 36.5928
5	Bis(2-chloroethyl)ether	111-44-4	SHBL6942	99%	1,008.1 µg/mL	+/- 36.6776
6	2-Chlorophenol	95-57-8	STBJ3909	99%	1,001.8 µg/mL	+/- 36.4492
7	1,3-Dichlorobenzene	541-73-1	BCCD5315	99%	1,002.3 µg/mL	+/- 36.4654
8	1,4-Dichlorobenzene	106-46-7	MKBS7929V	99%	1,003.7 µg/mL	+/- 36.5159
9	Benzyl alcohol	100-51-6	SHBK5469	99%	1,008.7 µg/mL	+/- 36.6979
10	1,2-Dichlorobenzene	95-50-1	SHBN3835	99%	1,000.3 µg/mL	+/- 36.3926
11	2-Methylphenol (o-cresol)	95-48-7	SHBN7598	99%	1,003.5 µg/mL	+/- 36.5099
12	2,2'-oxybis(1-chloropropane)	108-60-1	29-MAR-45-5	99%	1,007.3 µg/mL	+/- 36.6493
13	3-Methylphenol (m-cresol)	108-39-4	STBJ0710	99%	504.3 µg/mL	+/- 18.3500
14	4-Methylphenol (p-cresol)	106-44-5	SHBN3411	99%	503.6 µg/mL	+/- 18.3237
15	N-Nitroso-di-n-propylamine	621-64-7	N63MG	99%	1,008.3 µg/mL	+/- 36.6857
16	Hexachloroethane	67-72-1	QTORH	99%	1,007.5 µg/mL	+/- 36.6554
17	Nitrobenzene	98-95-3	10224044	99%	1,008.6 µg/mL	+/- 36.6938

18	Isophorone	78-59-1	MKCC9506	99%	1,005.9	µg/mL	+/- 36.5988
19	2-Nitrophenol	88-75-5	RP230710	99%	1,003.2	µg/mL	+/- 36.4998
20	2,4-Dimethylphenol	105-67-9	XW5GK	99%	1,003.8	µg/mL	+/- 36.5200
21	Bis(2-chloroethoxy)methane	111-91-1	13670200	99%	1,002.1	µg/mL	+/- 36.4573
22	2,4-Dichlorophenol	120-83-2	BCBZ6787	99%	1,003.7	µg/mL	+/- 36.5180
23	1,2,4-Trichlorobenzene	120-82-1	SHBP5900	99%	1,007.6	µg/mL	+/- 36.6574
24	Naphthalene	91-20-3	STBL1057	99%	1,008.3	µg/mL	+/- 36.6837
25	4-Chloroaniline	106-47-8	BCCJ3217	99%	1,001.3	µg/mL	+/- 36.4290
26	Hexachlorobutadiene	87-68-3	RP230823RSR	98%	1,008.3	µg/mL	+/- 36.6829
27	4-Chloro-3-methylphenol	59-50-7	BCCD4461	99%	1,003.1	µg/mL	+/- 36.4937
28	2-Methylnaphthalene	91-57-6	STBK0259	96%	1,001.9	µg/mL	+/- 36.4505
29	1-Methylnaphthalene	90-12-0	5234.00-8	98%	1,000.0	µg/mL	+/- 36.3838
30	Hexachlorocyclopentadiene	77-47-4	099063I14L	98%	1,008.5	µg/mL	+/- 36.6909
31	2,4,6-Trichlorophenol	88-06-2	STBJ5914	99%	1,004.4	µg/mL	+/- 36.5442
32	2,4,5-Trichlorophenol	95-95-4	FHN01	98%	1,001.9	µg/mL	+/- 36.4512
33	2-Chloronaphthalene	91-58-7	RPN7O	99%	1,001.1	µg/mL	+/- 36.4230
34	2-Nitroaniline	88-74-4	RP230531	99%	1,002.9	µg/mL	+/- 36.4876
35	1,4-Dinitrobenzene	100-25-4	RP230816	99%	1,005.7	µg/mL	+/- 36.5887
36	Acenaphthylene	208-96-8	p06V	98%	1,009.5	µg/mL	+/- 36.7265
37	1,3-Dinitrobenzene	99-65-0	1-DXX-24-1	99%	1,004.4	µg/mL	+/- 36.5422
38	Dimethylphthalate	131-11-3	358221L17K	99%	1,005.9	µg/mL	+/- 36.5968
39	2,6-Dinitrotoluene	606-20-2	BCCG1833	99%	1,003.2	µg/mL	+/- 36.4998
40	1,2-Dinitrobenzene	528-29-0	RP230428	99%	1,002.2	µg/mL	+/- 36.4634
41	Acenaphthene	83-32-9	MKCR7169	99%	1,009.3	µg/mL	+/- 36.7221
42	3-Nitroaniline	99-09-2	RP230822RSR	99%	1,003.9	µg/mL	+/- 36.5240
43	2,4-Dinitrophenol	51-28-5	DR230417RSR	99%	1,002.0	µg/mL	+/- 36.4553
44	Dibenzofuran	132-64-9	MKCD9952	99%	1,006.7	µg/mL	+/- 36.6251
45	2,4-Dinitrotoluene	121-14-2	MKAA0690V	99%	1,003.8	µg/mL	+/- 36.5220
46	4-Nitrophenol	100-02-7	RP230627	99%	1,002.3	µg/mL	+/- 36.4674
47	2,3,4,6-Tetrachlorophenol	58-90-2	PR-30126	99%	1,008.7	µg/mL	+/- 36.6979
48	2,3,5,6-Tetrachlorophenol	935-95-5	RP230919	99%	1,006.3	µg/mL	+/- 36.6130
49	Fluorene	86-73-7	10241100	99%	1,008.3	µg/mL	+/- 36.6857
50	4-Chlorophenyl phenyl ether	7005-72-3	MKCT7248	99%	1,003.8	µg/mL	+/- 36.5220
51	Diethylphthalate	84-66-2	MKCD2547	99%	1,008.6	µg/mL	+/- 36.6958
52	4-Nitroaniline	100-01-6	RP230111	99%	1,001.1	µg/mL	+/- 36.4230
53	4,6-Dinitro-2-methylphenol (Dinitro-o-cresol)	534-52-1	230718JLM	99%	1,002.0	µg/mL	+/- 36.4553



54	Diphenylamine	122-39-4	MKCH1042	99%	1,002.3	µg/mL	+/- 36.4674
55	Azobenzene	103-33-3	BCKK0887	99%	1,005.8	µg/mL	+/- 36.5928
56	4-Bromophenyl phenyl ether	101-55-3	STBH6361	99%	1,003.0	µg/mL	+/- 36.4917
57	Hexachlorobenzene	118-74-1	14821700	99%	1,007.5	µg/mL	+/- 36.6554
58	Pentachlorophenol	87-86-5	RP230530RSR	99%	1,008.8	µg/mL	+/- 36.7019
59	Phenanthrene	85-01-8	MKCQ8876	99%	1,008.4	µg/mL	+/- 36.6877
60	Anthracene	120-12-7	MKCR0570	99%	1,009.0	µg/mL	+/- 36.7100
61	Carbazole	86-74-8	14351100	99%	1,000.9	µg/mL	+/- 36.4149
62	Di-n-butylphthalate	84-74-2	MKCN4337	99%	1,007.6	µg/mL	+/- 36.6595
63	Fluoranthene	206-44-0	MKCQ4728	99%	1,009.6	µg/mL	+/- 36.7302
64	Pyrene	129-00-0	BCCG8479	98%	1,007.2	µg/mL	+/- 36.6453
65	Benzyl butyl phthalate	85-68-7	X12I018	99%	1,002.1	µg/mL	+/- 36.4573
66	Bis(2-ethylhexyl)adipate	103-23-1	MKCM1988	99%	1,005.2	µg/mL	+/- 36.5705
67	Benz(a)anthracene	56-55-3	I220012022BAA	99%	1,002.2	µg/mL	+/- 36.4614
68	Chrysene	218-01-9	RP230601	99%	1,008.3	µg/mL	+/- 36.6837
69	Bis(2-ethylhexyl)phthalate	117-81-7	MKCQ3468	99%	1,001.8	µg/mL	+/- 36.4472
70	Di-n-octyl phthalate	117-84-0	14382700	99%	1,006.0	µg/mL	+/- 36.6008
71	Benzo(b)fluoranthene	205-99-2	012013B	99%	1,002.8	µg/mL	+/- 36.4836
72	Benzo(k)fluoranthene	207-08-9	012022K	99%	1,003.0	µg/mL	+/- 36.4917
73	Benzo(a)pyrene	50-32-8	P54915-0703	99%	1,002.3	µg/mL	+/- 36.4674
74	Indeno(1,2,3-cd)pyrene	193-39-5	12-JKL-118-9	97%	1,009.4	µg/mL	+/- 36.7243
75	Dibenz(a,h)anthracene	53-70-3	2-ASA-59-1	99%	1,007.6	µg/mL	+/- 36.6595
76	Benzo(g,h,i)perylene	191-24-2	RP231003RSR	99%	1,002.9	µg/mL	+/- 36.4876

\* Expanded Uncertainty displayed in same units as Grav. Conc.

**Solvent:** Methylene chloride  
**CAS #** 75-09-2  
**Purity** 99%





110 Benner Circle  
 Bellefonte, PA 16823-8812  
 Tel: 1-814-353-1300  
 Fax: 1-814-353-1309

www.restek.com

CERTIFIED REFERENCE MATERIAL

Certificate of Analysis  
*chromatographic plus*



FOR LABORATORY USE ONLY-READ SDS PRIOR TO USE.

*This Reference Material is intended for Laboratory Use Only as a standard for the qualitative and/or quantitative determination of the analyte(s) listed.*

**Catalog No. :** 31087 **Lot No.:** A0206206  
**Description :** Acid Surrogate Mix (4/89 SOW)  
Acid Surrogate 10, 000µg/mL, Methanol, 5mL/ampul  
**Container Size :** 5 mL **Pkg Amt:** > 5 mL  
**Expiration Date :** January 31, 2032 **Storage:** 10°C or colder  
**Ship:** Ambient

S12187 } RC/  
 ↓ }  
 S12206 } 03/18/24

CERTIFIED VALUES

Elution Order	Compound	CAS #	Lot #	Purity	Grav. Conc. (weight/volume)	Expanded Uncertainty* (95% C.L.; K=2)
1	2-Fluorophenol	367-12-4	STBK1705	99%	10,005.3 µg/mL	+/- 302.5390
2	Phenol-d6	13127-88-3	PR-33287A	99%	10,005.5 µg/mL	+/- 302.5475
3	2,4,6-Tribromophenol	118-79-6	RP230831RSR	99%	10,006.6 µg/mL	+/- 302.5783

\* Expanded Uncertainty displayed in same units as Grav. Conc.

**Solvent:** Methanol  
**CAS #** 67-56-1  
**Purity** 99%



# Quality Confirmation Test

**Column:**

30m x 0.25mm x 0.25µm  
Rtx-5 (cat.#10223)

**Carrier Gas:**

hydrogen-constant pressure 10 psi.

**Temp. Program:**

40°C (hold 2 min.) to 330°C  
@ 10°C/min. (hold 10 min.)

**Inj. Temp:**

250°C

**Det. Temp:**

330°C

**Det. Type:**

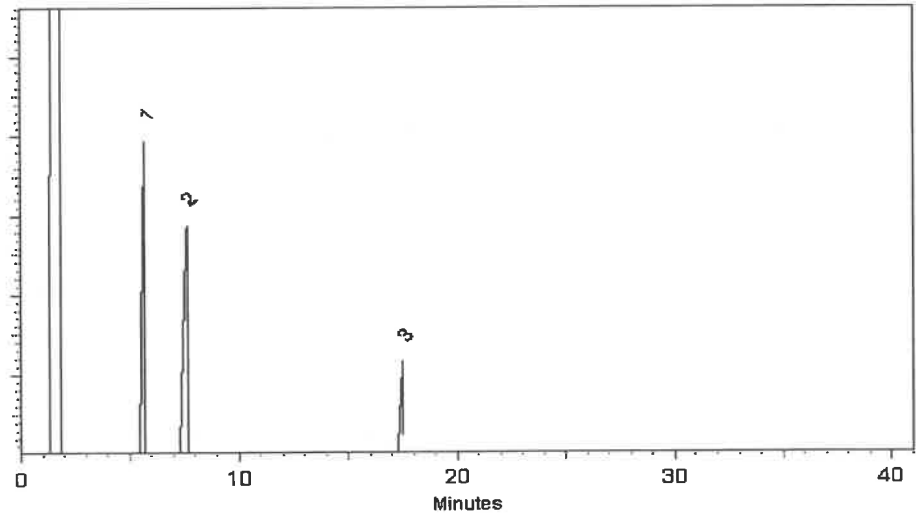
FID

**Split Vent:**

2 ml/min.

**Inj. Vol**

1µl



This chromatogram represents a general set of testing conditions chosen for product acceptance. For optimal results in your lab, conditions should be adjusted for your specific instrument, method, and application.

*Penelope A. Riglin*

Penelope Riglin - Operations Tech I

Date Mixed: 04-Jan-2024

Balance Serial # 1128360905

*Christie Mills*

Christie Mills - Operations Lead Tech - ARM QC

Date Passed: 08-Jan-2024

Manufactured under Restek's ISO 9001:2015  
Registered Quality System  
Certificate #FM 80397



110 Benner Circle  
 Bellefonte, PA 16823-8812  
 Tel: 1-814-353-1300  
 Fax: 1-814-353-1309

www.restek.com

CERTIFIED REFERENCE MATERIAL

Certificate of Analysis  
*chromatographic plus*



FOR LABORATORY USE ONLY-READ SDS PRIOR TO USE.

*This Reference Material is intended for Laboratory Use Only as a standard for the qualitative and/or quantitative determination of the analyte(s) listed.*

**Catalog No. :** 31086 **Lot No.:** A0206381  
**Description :** B/N Surrogate Mix (4/89 SOW)  
Base Neutral Surrogate 5000µg/mL, Methylene Chloride, 5mL/ampul  
**Container Size :** 5 mL **Pkg Amt:** > 5 mL  
**Expiration Date :** December 31, 2029 **Storage:** 10°C or colder  
**Handling:** Sonicate prior to use. **Ship:** Ambient

S12207 } RC/  
 ↓  
 S12221 } 03/18/24

CERTIFIED VALUES

Elution Order	Compound	CAS #	Lot #	Purity	Grav. Conc. (weight/volume)	Expanded Uncertainty* (95% C.L.; K=2)
1	Nitrobenzene-d5	4165-60-0	I-25158	99%	5,029.3 µg/mL	+/- 226.5204
2	2-Fluorobiphenyl	321-60-8	00021384	99%	5,030.9 µg/mL	+/- 226.5936
3	p-Terphenyl-d14	1718-51-0	PR-32599	99%	5,026.4 µg/mL	+/- 226.3909

\* Expanded Uncertainty displayed in same units as Grav. Conc.

**Solvent:** Methylene chloride  
**CAS #** 75-09-2  
**Purity** 99%

**Tech Tips:**

Due to the limited solubility of p-terphenyl-d14 in methanol, we do not recommend that this mixture be diluted in methanol.



# Quality Confirmation Test

**Column:**

30m x 0.25mm x 0.25µm  
Rtx-S (cat.#10223)

**Carrier Gas:**

hydrogen-constant pressure 10 psi.

**Temp. Program:**

40°C (hold 2 min.) to 330°C  
@ 10°C/min. (hold 10 min.)

**Inj. Temp:**

250°C

**Det. Temp:**

330°C

**Det. Type:**

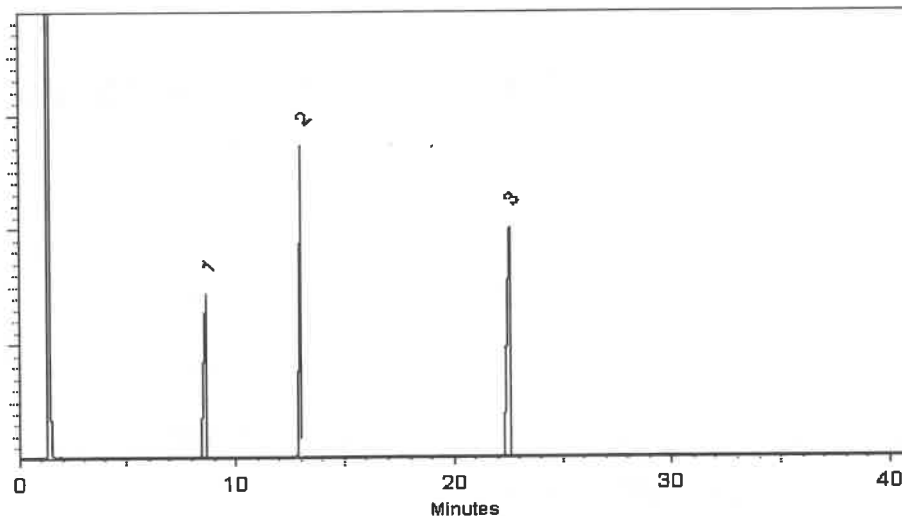
FID

**Split Vent:**

2 ml/min.

**Inj. Vol**

1µl



This chromatogram represents a general set of testing conditions chosen for product acceptance. For optimal results in your lab, conditions should be adjusted for your specific instrument, method, and application.

Jess Hoy - Operations Tech I

Date Mixed: 09-Jan-2024      Balance Serial # 1128360905

Jennifer Pollino - Operations Tech III - ARM QC

Date Passed: 11-Jan-2024

Manufactured under Restek's ISO 9001:2015  
Registered Quality System  
Certificate #FM 80397



5580 Skylane Blvd  
Santa Rosa, CA 95403

(707)525-5788  
(800)878-7654 Toll Free  
(707)545-7901 Fax

Manufacturer's Quality System  
Audited & Registered  
by TUV USA to ISO 9001:2015

Date Received: \_\_\_\_\_

### Certificate of Analysis

Rev 0

Page 1 of 4

<b>Catalog No.:</b> Z-110381-01	<b>Lot No.:</b> 520963	<b>Storage:</b> ≤ -10 °C	<b>Solvent:</b> Methylene Chloride	<b>Exp. Date:</b> 10/10/2028	<b>Description:</b> Method 8270 Calibration Solution, 76-1, 500 & 1,000 mg/L, 1 mL
---------------------------------	------------------------	--------------------------	------------------------------------	------------------------------	--

Compound	CAS No.	Purity (%)	Compound Lot No.	Concentration, mg/L
acenaphthene	83-32-9	99.9	13.1.5P	1010 ± 9.89
acenaphthylene	208-96-8	97.6	14.290.1P	1014 ± 9.93
aniline	62-53-3	99.97	64.1.4P	1001 ± 9.8
anthracene	120-12-7	99.5	15.7.1P	999.6 ± 9.79
azobenzene	103-33-3	98.1	252.7.2P	999.1 ± 9.8
benzo[a]anthracene	56-55-3	100	16.7.3P	1007 ± 9.86
benzo[b]fluoranthene	205-99-2	99.8	17.421.3P	1011 ± 14.11
benzo[k]fluoranthene	207-08-9	98.9	18.421.4P	1001 ± 10.96
benzo[ghi]perylene	191-24-2	93	19.286.4P	999.6 ± 13.95
benzo[a]pyrene	50-32-8	97	20.286.2P	999.9 ± 22.24
benzyl alcohol	100-51-6	99.9	65.18.1P	1001 ± 9.82
bis(2-chloroethoxy)methane	111-91-1	99.1	31.3.15P	1000 ± 14.69
bis(2-chloroethyl)ether	111-44-4	99.8	32.7.1P	1003 ± 13.89
bis(2-chloro-1-methylethyl) ether	108-60-1	99.5	34.3.15P	999.4 ± 14.68
bis(2-ethylhexyl)adipate	103-23-1	99.5	874.7.1P	999.5 ± 9.8
bis(2-ethylhexyl)phthalate	117-81-7	99.4	33.29.1P	998.8 ± 17.03
4-bromophenyl phenyl ether	101-55-3	99.4	35.7.1.1P	1000 ± 13.85
butyl benzyl phthalate	85-68-7	98.4	36.1.6P	984.7 ± 16.79
carbazole	86-74-8	99.4	239.7.2P	1000 ± 9.8

512270 } RC/  
↓  
512274 } 05/24/24

\*Not a certified value

*Kerry E Kane*

Certified By: \_\_\_\_\_

Kerry Kane  
Chemist

All weights are traceable through N. I. S. T. Test No. 822/264157-00.  
Concentration (correct for purity) and uncertainty (95% confidence) values listed are determined gravimetrically.

# Certificate of Analysis

Catalog No.: Z-110381-01

Lot No.: 520963

Expiration Date: 10/10/2028

Compound	CAS No.	Purity (%)	Compound Lot No.	Concentration, mg/L
4-chloroaniline	106-47-8	100	66.7.1P	1000 ± 9.79
4-chlorophenylphenyl ether	7005-72-3	98	37.158.2P	1001 ± 17.07
4-chloro-3-methylphenol	59-50-7	99	102.1.2P	1006 ± 17.16
2-chloronaphthalene	91-58-7	99.9	42.7.6P	1000 ± 9.79
2-chlorophenol	95-57-8	99.8	103.7.1P	1007 ± 13.96
chrysene	218-01-9	96	21.286.2P	998.4 ± 12.85
dibenz[a,h]anthracene	53-70-3	99.44	22.286.3P	1000 ± 9.74
dibenzofuran	132-64-9	100	67.7.2.1P	1002 ± 9.77
di-n-butyl phthalate	84-74-2	99.84	40.286.1P	1007 ± 24.48
1,2-dichlorobenzene	95-50-1	99.8	43.7.1P	1000 ± 9.79
1,3-dichlorobenzene	541-73-1	99.5	44.1.3P	999.4 ± 9.79
1,4-dichlorobenzene	106-46-7	99.9	45.29.2P	1000 ± 9.79
2,4-dichlorophenol	120-83-2	99.6	104.7.1.1P	1005 ± 13.93
diethyl phthalate	84-66-2	99.8	38.7.1P	1011 ± 14
2,4-dimethylphenol	105-67-9	99.6	105.7.1.1P	1009 ± 13.98
dimethyl phthalate	131-11-3	99.9	39.9.2P	996.5 ± 13.8
1,2-dinitrobenzene	528-29-0	99.86	86.7.3.1P	999.5 ± 9.75
1,3-dinitrobenzene	99-65-0	100	313.7.2P	998 ± 9.79
1,4-dinitrobenzene	100-25-4	100	907.7.1P	999.5 ± 9.8
2,4-dinitrophenol	51-28-5	99.9	106.1.6DP	1002 ± 13.89
2,4-dinitrotoluene	121-14-2	100	87.7.3P	999.8 ± 13.85
2,6-dinitrotoluene	606-20-2	99.4	88.7.2.1P	999.6 ± 13.85
di-n-octyl phthalate	117-84-0	99.1	41.7.5P	991.6 ± 13.74
diphenylamine	122-39-4	100	78.1.6P	998 ± 13.79
2,3,5,6-tetrachlorophenol	935-95-5	97	1112.286.1P	1004 ± 14.02
fluoranthene	206-44-0	98.6	23.7.4P	999.6 ± 9.79
fluorene	86-73-7	98.4	24.7.1P	999.7 ± 9.79

\*Not a certified value

*Kerry E Kane*

Certified By: \_\_\_\_\_  
Kerry Kane  
Chemist

All weights are traceable through N. I. S. T. Test No. 822/264157-00.  
 Concentration (correct for purity) and uncertainty (95% confidence) values listed are determined gravimetrically.



# Certificate of Analysis

Catalog No.: Z-110381-01

Lot No.: 520963

Expiration Date: 10/10/2028

Compound	CAS No.	Purity (%)	Compound Lot No.	Concentration, mg/L
hexachlorobenzene	118-74-1	99	46.158.4P	999.9 ± 13.96
hexachlorobutadiene	87-68-3	97.4	47.1.4P	1000 ± 9.79
hexachlorocyclopentadiene	77-47-4	99.2	48.2.2P	1001 ± 9.8
hexachloroethane	67-72-1	99.9	49.1.4P	1003 ± 9.82
indeno[1,2,3-cd]pyrene	193-39-5	98	25.286.4P	999.4 ± 22.23
isophorone	78-59-1	98.9	90.1.4P	999.9 ± 13.85
2-methyl-4,6-dinitrophenol	534-52-1	99.6	107.421.2DP	991 ± 24.09
1-methylnaphthalene	90-12-0	97.1	249.7.5P	999.2 ± 13.95
2-methylnaphthalene	91-57-6	97.4	68.7.2P	1006 ± 22.38
2-methylphenol	95-48-7	99.6	114.7.3P	1001 ± 13.87
3-methylphenol	108-39-4	99.1	115.7.4P	499.7 ± 6.92
4-methylphenol	106-44-5	99.5	116.7.1P	501.2 ± 6.94
naphthalene	91-20-3	99.8	26.9.1P	1018 ± 9.97
2-nitroaniline	88-74-4	99.7	69.29.1P	999.6 ± 9.79
3-nitroaniline	99-09-2	100	70.7.3P	1000 ± 9.74
4-nitroaniline	100-01-6	99.7	71.29.1P	1001 ± 9.8
nitrobenzene	98-95-3	100	94.7.1P	1000 ± 13.85
2-nitrophenol	88-75-5	99.1	108.29.1P	996.5 ± 13.81
4-nitrophenol	100-02-7	100	109.7.1P	1000 ± 13.82
N-nitrosodimethylamine	62-75-9	99.5	57.3.19P	998.5 ± 14.67
N-nitrosodi-n-propylamine	621-64-7	99.8	59.286.1P	996.8 ± 17
pentachlorophenol	87-86-5	99	110.1.7P	1004 ± 13.92
phenanthrene	85-01-8	99.7	27.1.5P	999 ± 12.87
phenol	108-95-2	100	112.7.1P	998.5 ± 13.8
pyrene	129-00-0	99.2	28.9.2P	998.9 ± 9.78
pyridine	110-86-1	100	101.24.1P	999 ± 9.73
2,3,4,6-Tetrachlorophenol	58-90-2	91.8	120.421.1P	996.5 ± 13.92

\*Not a certified value

*Kerry E Kane*

Certified By:

Kerry Kane  
Chemist

All weights are traceable through N. I. S. T. Test No. 822/264157-00. Concentration (correct for purity) and uncertainty (95% confidence) values listed are determined gravimetrically.

# Certificate of Analysis

Catalog No.: Z-110381-01

Lot No.: 520963

Expiration Date: 10/10/2028

<u>Compound</u>	<u>CAS No.</u>	<u>Purity (%)</u>	<u>Compound Lot No.</u>	<u>Concentration, mg/L</u>
1,2,4-trichlorobenzene	120-82-1	99.6	54.29.1P	999.6 ± 9.79
2,4,5-trichlorophenol	95-95-4	96.5	121.7.1.1P	999.5 ± 13.85
2,4,6-trichlorophenol	88-06-2	99.6	113.7.1P	996 ± 13.8

\*Not a certified value



Certified By: \_\_\_\_\_

Kerry Kane  
Chemist

All weights are traceable through N. I. S. T. Test No. 822/264157-00.  
Concentration (correct for purity) and uncertainty (95% confidence) values listed are determined gravimetrically.



110 Benner Circle  
 Bellefonte, PA 16823-8812  
 Tel: 1-814-353-1300  
 Fax: 1-814-353-1309

www.restek.com

CERTIFIED REFERENCE MATERIAL

Certificate of Analysis  
*chromatographic plus*



**FOR LABORATORY USE ONLY-READ SDS PRIOR TO USE.**

*This Reference Material is intended for Laboratory Use Only as a standard for the qualitative and/or quantitative determination of the analyte(s) listed.*

**Catalog No. :** 31206 **Lot No.:** A0206540  
**Description :** SV Internal Standard Mix 2mg/ml  
SV Internal Standard Mix 2mg/ml 2000 µg/ml, Methylene Chloride, 1mL/ampul  
**Container Size :** 2 mL **Pkg Amt:** > 1 mL  
**Expiration Date :** December 31, 2029 **Storage:** 10°C or colder  
**Handling:** Sonication required. Mix is photosensitive. **Ship:** Ambient

S12312 } RC/  
 ↓ } 05/30/24  
 S12331 }

CERTIFIED VALUES

Elution Order	Compound	CAS #	Lot #	Purity	Grav. Conc. (weight/volume)	Expanded Uncertainty * (95% C.L.; K=2)
1	1,4-Dichlorobenzene-d4	3855-82-1	PR-30447	99%	2,007.1 µg/mL	+/- 90.4025
2	Naphthalene-d8	1146-65-2	M-2180	99%	2,005.9 µg/mL	+/- 90.3454
3	Accenaphthene-d10	15067-26-2	PR-33507	99%	2,007.9 µg/mL	+/- 90.4385
4	Phenanthrene-d10	1517-22-2	PR-32303	99%	2,006.7 µg/mL	+/- 90.3845
5	Chrysene-d12	1719-03-5	PR-32210	99%	2,015.5 µg/mL	+/- 90.7778
6	Perylene-d12	1520-96-3	PR-33205	99%	2,014.7 µg/mL	+/- 90.7448

\* Expanded Uncertainty displayed in same units as Grav. Conc.

**Solvent:** Methylene chloride  
**CAS #** 75-09-2  
**Purity** 99%

# Quality Confirmation Test

**Column:**

30m x 0.25mm x 0.25µm  
Rtx-5 (cat.#10223)

**Carrier Gas:**

hydrogen-constant pressure 10 psi.

**Temp. Program:**

75°C (hold 1 min.) to 330°C  
@ 20°C/min. (hold 10 min.)

**Inj. Temp:**

250°C

**Det. Temp:**

330°C

**Det. Type:**

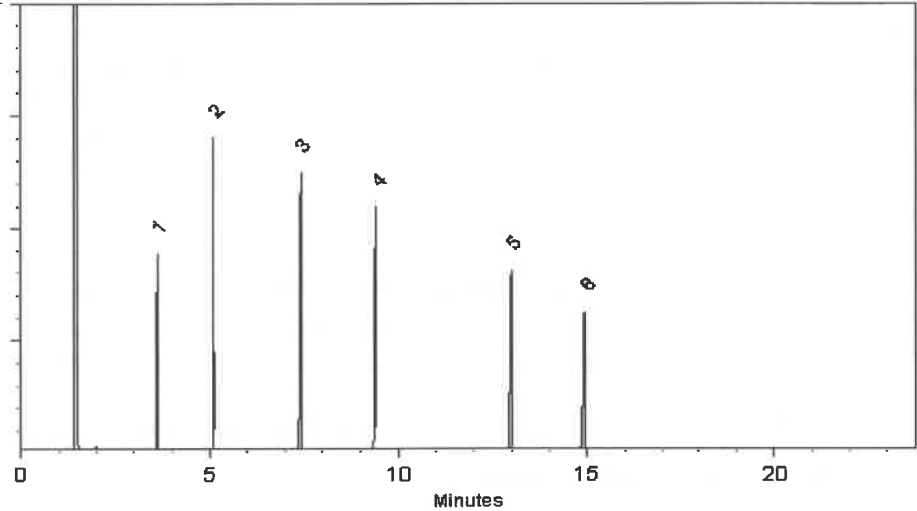
FID

**Split Vent:**

10 ml/min.

**Inj. Vol**

1µl



This chromatogram represents a general set of testing conditions chosen for product acceptance. For optimal results in your lab, conditions should be adjusted for your specific instrument, method, and application.

Malina Homan - Operations Technician I

Date Mixed: 12-Jan-2024

Balance Serial # 1128360905

Jennifer Pollino - Operations Tech III - ARM QC

Date Passed: 16-Jan-2024

Manufactured under Restek's ISO 9001:2015  
Registered Quality System  
Certificate #FM 80397



110 Benner Circle  
 Bellefonte, PA 16823-8812  
 Tel: 1-814-353-1300  
 Fax: 1-814-353-1309

www.restek.com

CERTIFIED REFERENCE MATERIAL

Certificate of Analysis  
*gravimetric*



FOR LABORATORY USE ONLY-READ SDS PRIOR TO USE.

*This Reference Material is intended for Laboratory Use Only as a standard for the qualitative and/or quantitative determination of the analyte(s) listed.*

**Catalog No. :** 555223 **Lot No.:** A0214021  
**Description :** Custom 8270 Plus Standard #1  
Custom 8270 Plus Standard #1 1,000µg/mL, Methylene Chloride, 1mL/ampul  
**Container Size :** 2 mL **Pkg Amt:** > 1 mL  
**Expiration Date :** July 31, 2026 **Storage:** 10°C or colder  
**Handling:** This product is photosensitive. **Ship:** Ambient

CERTIFIED VALUES

Component #	Compound	CAS #	Lot #	Purity	Grav. Conc. (weight/volume)	Expanded Uncertainty * (95% C.L.; K=2)
1	3,3'-Dichlorobenzidine	91-94-1	S240326RSR	99%	1,004.0 µg/mL	+/- 23.0487
2	Atrazine	1912-24-9	5FYWL	99%	1,005.0 µg/mL	+/- 23.0717
3	Benzidine	92-87-5	S240430RSR	99%	1,006.0 µg/mL	+/- 23.0947
4	epsilon-Caprolactam	105-60-2	Y16H012	99%	1,000.0 µg/mL	+/- 22.9569

**Solvent:** Methylene chloride  
**CAS #** 75-09-2  
**Purity** 99%

S12449 } RC/  
 ↓  
 S12508 } 7/24/24

Rebecca Gingerich - Operations Tech II

**Date Mixed:** 18-Jul-2024 **Balance:** 1128353505

Manufactured under Restek's ISO 9001:2015  
 Registered Quality System  
 Certificate #FM 80397

## General Certified Reference Material Notes

### Expiration Notes:

- Expiration date valid for unopened ampul stored in compliance with the recommended conditions.
- Uncertainty, concentration, and expiration of the CRM are based on the unopened product being stored according to the recommended condition found in the storage field.

### Purity Notes:

- Purity and/or chemical identity are determined by one or more of the following techniques: GC/FID, HPLC, GC/μECD, GC/MS, LC/MS, RI, and/or melting point.
- Compounds with a listed purity of less than 99% have been weight corrected to compensate for impurities and/or salts. A correction factor is used to calculate the amount of compound necessary to achieve the desired concentration of the parent compound in solution.
- Purity of isomeric compounds is reported as the sum of the isomers.
- Purity values are rounded to the nearest whole number.

### Certified Uncertainty Value Notes:

- The uncertainties are determined in accordance with ISO 17034 and Guide 35. The certified expanded uncertainty value includes gravimetric uncertainty, homogeneity between-ampul uncertainty, storage stability uncertainty and shipping stability uncertainty and were combined using the following formula:

$$U_{combined\ uncertainty} = k \sqrt{u_{gravimetric}^2 + u_{homogeneity}^2 + u_{storage\ stability}^2 + u_{shipping\ stability}^2}$$

*k* is a coverage factor of 2, which gives a level of confidence of approximately 95%.

- The packaged amount is the minimum sample size for which uncertainty is valid. The ampuls are over-filled to ensure that the minimum packaged amount can be sufficiently transferred.

### Manufacturing Notes:

- Concentration is based upon gravimetric preparation using either a balance whose calibration has been verified daily using NIST traceable weights, and/or dilutions with Class A glassware.

### Handling Notes:

- Stability of the unopened product, when stored in compliance with the recommended conditions, is guaranteed through the expiration displayed on the product label and certificate. Contact Restek for additional opened product stability information, with the knowledge/understanding that open product stability is subject to the specific handling and environmental conditions to which the product is exposed. For your convenience Restek supplies deactivated vials with most standards packed in 2mL ampuls. Larger volume deactivated vials are available through Restek as a custom ordered item. Additionally, Restek sells DMDCS for the purpose of glassware deactivation as catalog number 31861, which includes complete instructions.
- If any undissolved material is visible inside the ampul, sonicate the unopened ampul until the material is completely dissolved.



110 Benner Circle  
 Bellefonte, PA 16823-8812  
 Tel: 1-814-353-1300  
 Fax: 1-814-353-1309

www.restek.com

CERTIFIED REFERENCE MATERIAL

Certificate of Analysis  
*gravimetric*



FOR LABORATORY USE ONLY-READ SDS PRIOR TO USE.

*This Reference Material is intended for Laboratory Use Only as a standard for the qualitative and/or quantitative determination of the analyte(s) listed.*

**Catalog No. :** 555223 **Lot No.:** A0214021  
**Description :** Custom 8270 Plus Standard #1  
Custom 8270 Plus Standard #1 1,000µg/mL, Methylene Chloride, 1mL/ampul  
**Container Size :** 2 mL **Pkg Amt:** > 1 mL  
**Expiration Date :** July 31, 2026 **Storage:** 10°C or colder  
**Handling:** This product is photosensitive. **Ship:** Ambient

CERTIFIED VALUES

Component #	Compound	CAS #	Lot #	Purity	Grav. Conc. (weight/volume)	Expanded Uncertainty * (95% C.L.; K=2)
1	3,3'-Dichlorobenzidine	91-94-1	S240326RSR	99%	1,004.0 µg/mL	+/- 23.0487
2	Atrazine	1912-24-9	5FYWL	99%	1,005.0 µg/mL	+/- 23.0717
3	Benzidine	92-87-5	S240430RSR	99%	1,006.0 µg/mL	+/- 23.0947
4	epsilon-Caprolactam	105-60-2	Y16H012	99%	1,000.0 µg/mL	+/- 22.9569

**Solvent:** Methylene chloride  
**CAS #** 75-09-2  
**Purity** 99%

S12449 } RC/  
 ↓  
 S12508 } 7/24/24

Rebecca Gingerich - Operations Tech II

**Date Mixed:** 18-Jul-2024 **Balance:** 1128353505

Manufactured under Restek's ISO 9001:2015  
 Registered Quality System  
 Certificate #FM 80397

## General Certified Reference Material Notes

### Expiration Notes:

- Expiration date valid for unopened ampul stored in compliance with the recommended conditions.
- Uncertainty, concentration, and expiration of the CRM are based on the unopened product being stored according to the recommended condition found in the storage field.

### Purity Notes:

- Purity and/or chemical identity are determined by one or more of the following techniques: GC/FID, HPLC, GC/ $\mu$ ECD, GC/MS, LC/MS, RI, and/or melting point.
- Compounds with a listed purity of less than 99% have been weight corrected to compensate for impurities and/or salts. A correction factor is used to calculate the amount of compound necessary to achieve the desired concentration of the parent compound in solution.
- Purity of isomeric compounds is reported as the sum of the isomers.
- Purity values are rounded to the nearest whole number.

### Certified Uncertainty Value Notes:

- The uncertainties are determined in accordance with ISO 17034 and Guide 35. The certified expanded uncertainty value includes gravimetric uncertainty, homogeneity between-ampul uncertainty, storage stability uncertainty and shipping stability uncertainty and were combined using the following formula:

$$U_{combined\ uncertainty} = k \sqrt{u_{gravimetric}^2 + u_{homogeneity}^2 + u_{storage\ stability}^2 + u_{shipping\ stability}^2}$$

$k$  is a coverage factor of 2, which gives a level of confidence of approximately 95%.

- The packaged amount is the minimum sample size for which uncertainty is valid. The ampuls are over-filled to ensure that the minimum packaged amount can be sufficiently transferred.

### Manufacturing Notes:

- Concentration is based upon gravimetric preparation using either a balance whose calibration has been verified daily using NIST traceable weights, and/or dilutions with Class A glassware.

### Handling Notes:

- Stability of the unopened product, when stored in compliance with the recommended conditions, is guaranteed through the expiration displayed on the product label and certificate. Contact Restek for additional opened product stability information, with the knowledge/understanding that open product stability is subject to the specific handling and environmental conditions to which the product is exposed. For your convenience Restek supplies deactivated vials with most standards packed in 2mL ampuls. Larger volume deactivated vials are available through Restek as a custom ordered item. Additionally, Restek sells DMDCS for the purpose of glassware deactivation as catalog number 31861, which includes complete instructions.
- If any undissolved material is visible inside the ampul, sonicate the unopened ampul until the material is completely dissolved.





110 Benner Circle  
 Bellefonte, PA 16823-8812  
 Tel: 1-814-353-1300  
 Fax: 1-814-353-1309

www.restek.com

CERTIFIED REFERENCE MATERIAL

Certificate of Analysis  
*gravimetric*



**FOR LABORATORY USE ONLY-READ SDS PRIOR TO USE.**

*This Reference Material is intended for Laboratory Use Only as a standard for the qualitative and/or quantitative determination of the analyte(s) listed.*

**Catalog No. :** 555224 **Lot No.:** A0214017  
**Description :** Custom 8270 Plus Standard #2  
Custom 8270 Plus Standard #2 1,000µg/mL, Methylene Chloride, 1mL/ampul  
**Container Size :** 2 mL **Pkg Amt:** > 1 mL  
**Expiration Date :** July 31, 2026 **Storage:** 10°C or colder  
**Ship:** Ambient

CERTIFIED VALUES

Component #	Compound	CAS #	Lot #	Purity	Grav. Conc. (weight/volume)	Expanded Uncertainty * (95% C.L.; K=2)
1	1,2,4,5-Tetrachlorobenzene	95-94-3	MKCT9480	99%	1,005.0 µg/mL	+/- 29.541899
2	Acetophenone	98-86-2	STBH8205	99%	1,005.0 µg/mL	+/- 29.541899
3	Benzaldehyde	100-52-7	RD231129RSRA	99%	1,008.0 µg/mL	+/- 29.630084
4	Benzoic acid	65-85-0	MKCR2694	99%	1,010.0 µg/mL	+/- 29.688874
5	Biphenyl	92-52-4	MKCS5928	99%	1,008.0 µg/mL	+/- 29.630084

**Solvent:** Methylene chloride  
 CAS # 75-09-2  
 Purity 99%

S12509 } RC/  
 ↓  
 S12568 } 7/24/24

  
 Jess Hoy - Operations Tech I      Date Mixed: 18-Jul-2024      Balance: 1128360905

Manufactured under Restek's ISO 9001:2015  
 Registered Quality System  
 Certificate #FM 80397

## General Certified Reference Material Notes

### Expiration Notes:

- Expiration date valid for unopened ampul stored in compliance with the recommended conditions.
- Uncertainty, concentration, and expiration of the CRM are based on the unopened product being stored according to the recommended condition found in the storage field.

### Purity Notes:

- Purity and/or chemical identity are determined by one or more of the following techniques: GC/FID, HPLC, GC/ $\mu$ ECD, GC/MS, LC/MS, RI, and/or melting point.
- Compounds with a listed purity of less than 99% have been weight corrected to compensate for impurities and/or salts. A correction factor is used to calculate the amount of compound necessary to achieve the desired concentration of the parent compound in solution.
- Purity of isomeric compounds is reported as the sum of the isomers.
- Purity values are rounded to the nearest whole number.

### Certified Uncertainty Value Notes:

- The uncertainties are determined in accordance with ISO 17034 and Guide 35. The certified expanded uncertainty value includes gravimetric uncertainty, homogeneity between-ampul uncertainty, storage stability uncertainty and shipping stability uncertainty and were combined using the following formula:

$$U_{combined\ uncertainty} = k \sqrt{u_{gravimetric}^2 + u_{homogeneity}^2 + u_{storage\ stability}^2 + u_{shipping\ stability}^2}$$

$k$  is a coverage factor of 2, which gives a level of confidence of approximately 95%.

- The packaged amount is the minimum sample size for which uncertainty is valid. The ampuls are over-filled to ensure that the minimum packaged amount can be sufficiently transferred.

### Manufacturing Notes:

- Concentration is based upon gravimetric preparation using either a balance whose calibration has been verified daily using NIST traceable weights, and/or dilutions with Class A glassware.

### Handling Notes:

- Stability of the unopened product, when stored in compliance with the recommended conditions, is guaranteed through the expiration displayed on the product label and certificate. Contact Restek for additional opened product stability information, with the knowledge/understanding that open product stability is subject to the specific handling and environmental conditions to which the product is exposed. For your convenience Restek supplies deactivated vials with most standards packed in 2mL ampuls. Larger volume deactivated vials are available through Restek as a custom ordered item. Additionally, Restek sells DMDCS for the purpose of glassware deactivation as catalog number 31861, which includes complete instructions.
- If any undissolved material is visible inside the ampul, sonicate the unopened ampul until the material is completely dissolved.



110 Benner Circle  
 Bellefonte, PA 16823-8812  
 Tel: 1-814-353-1300  
 Fax: 1-814-353-1309

www.restek.com

CERTIFIED REFERENCE MATERIAL

Certificate of Analysis  
*gravimetric*



**FOR LABORATORY USE ONLY-READ SDS PRIOR TO USE.**

*This Reference Material is intended for Laboratory Use Only as a standard for the qualitative and/or quantitative determination of the analyte(s) listed.*

**Catalog No. :** 555224 **Lot No.:** A0214017  
**Description :** Custom 8270 Plus Standard #2  
Custom 8270 Plus Standard #2 1,000µg/mL, Methylene Chloride, 1mL/ampul  
**Container Size :** 2 mL **Pkg Amt:** > 1 mL  
**Expiration Date :** July 31, 2026 **Storage:** 10°C or colder  
**Ship:** Ambient

CERTIFIED VALUES

Component #	Compound	CAS #	Lot #	Purity	Grav. Conc. (weight/volume)	Expanded Uncertainty * (95% C.L.; K=2)
1	1,2,4,5-Tetrachlorobenzene	95-94-3	MKCT9480	99%	1,005.0 µg/mL	+/- 29.541899
2	Acetophenone	98-86-2	STBH8205	99%	1,005.0 µg/mL	+/- 29.541899
3	Benzaldehyde	100-52-7	RD231129RSRA	99%	1,008.0 µg/mL	+/- 29.630084
4	Benzoic acid	65-85-0	MKCR2694	99%	1,010.0 µg/mL	+/- 29.688874
5	Biphenyl	92-52-4	MKCS5928	99%	1,008.0 µg/mL	+/- 29.630084

**Solvent:** Methylene chloride  
 CAS # 75-09-2  
 Purity 99%

S12509 } RC/  
 ↓  
 S12568 } 7/24/24

  
 Jess Hoy - Operations Tech I      Date Mixed: 18-Jul-2024      Balance: 1128360905

Manufactured under Restek's ISO 9001:2015  
 Registered Quality System  
 Certificate #FM 80397

## General Certified Reference Material Notes

### Expiration Notes:

- Expiration date valid for unopened ampul stored in compliance with the recommended conditions.
- Uncertainty, concentration, and expiration of the CRM are based on the unopened product being stored according to the recommended condition found in the storage field.

### Purity Notes:

- Purity and/or chemical identity are determined by one or more of the following techniques: GC/FID, HPLC, GC/ $\mu$ ECD, GC/MS, LC/MS, RI, and/or melting point.
- Compounds with a listed purity of less than 99% have been weight corrected to compensate for impurities and/or salts. A correction factor is used to calculate the amount of compound necessary to achieve the desired concentration of the parent compound in solution.
- Purity of isomeric compounds is reported as the sum of the isomers.
- Purity values are rounded to the nearest whole number.

### Certified Uncertainty Value Notes:

- The uncertainties are determined in accordance with ISO 17034 and Guide 35. The certified expanded uncertainty value includes gravimetric uncertainty, homogeneity between-ampul uncertainty, storage stability uncertainty and shipping stability uncertainty and were combined using the following formula:

$$U_{combined\ uncertainty} = k \sqrt{u_{gravimetric}^2 + u_{homogeneity}^2 + u_{storage\ stability}^2 + u_{shipping\ stability}^2}$$

$k$  is a coverage factor of 2, which gives a level of confidence of approximately 95%.

- The packaged amount is the minimum sample size for which uncertainty is valid. The ampuls are over-filled to ensure that the minimum packaged amount can be sufficiently transferred.

### Manufacturing Notes:

- Concentration is based upon gravimetric preparation using either a balance whose calibration has been verified daily using NIST traceable weights, and/or dilutions with Class A glassware.

### Handling Notes:

- Stability of the unopened product, when stored in compliance with the recommended conditions, is guaranteed through the expiration displayed on the product label and certificate. Contact Restek for additional opened product stability information, with the knowledge/understanding that open product stability is subject to the specific handling and environmental conditions to which the product is exposed. For your convenience Restek supplies deactivated vials with most standards packed in 2mL ampuls. Larger volume deactivated vials are available through Restek as a custom ordered item. Additionally, Restek sells DMDCS for the purpose of glassware deactivation as catalog number 31861, which includes complete instructions.
- If any undissolved material is visible inside the ampul, sonicate the unopened ampul until the material is completely dissolved.



110 Benner Circle  
 Bellefonte, PA 16823-8812  
 Tel: 1-814-353-1300  
 Fax: 1-814-353-1309

www.restek.com

CERTIFIED REFERENCE MATERIAL

Certificate of Analysis  
*chromatographic plus*



**FOR LABORATORY USE ONLY-READ SDS PRIOR TO USE.**

*This Reference Material is intended for Laboratory Use Only as a standard for the qualitative and/or quantitative determination of the analyte(s) listed.*

**Catalog No. :** 31206 **Lot No.:** A0212266  
**Description :** SV Internal Standard Mix 2mg/ml  
SV Internal Standard Mix 2mg/ml 2000 µg/ml, Methylene Chloride, 1mL/ampul  
**Container Size :** 2 mL **Pkg Amt:** > 1 mL  
**Expiration Date :** April 30, 2030 **Storage:** 10°C or colder  
**Handling:** Sonication required. Mix is photosensitive. **Ship:** Ambient

CERTIFIED VALUES

Elution Order	Compound	CAS #	Lot #	Purity	Grav. Conc. (weight/volume)	Expanded Uncertainty * (95% C.L.; K=2)
1	1,4-Dichlorobenzene-d4	3855-82-1	PR-30447	99%	2,000.6 µg/mL	+/- 90.1075
2	Naphthalene-d8	1146-65-2	M-2180	99%	2,000.3 µg/mL	+/- 90.0925
3	Acenaphthene-d10	15067-26-2	PR-33507	99%	2,000.4 µg/mL	+/- 90.1000
4	Phenanthrene-d10	1517-22-2	PR-34099	99%	2,000.5 µg/mL	+/- 90.1037
5	Chrysene-d12	1719-03-5	PR-33506	99%	2,000.7 µg/mL	+/- 90.1112
6	Perylene-d12	1520-96-3	PR-33205	99%	2,000.6 µg/mL	+/- 90.1075

\* Expanded Uncertainty displayed in same units as Grav. Conc.

**Solvent:** Methylene chloride  
**CAS #** 75-09-2  
**Purity** 99%

S12645 } AC  
 ↓  
 S12674 } 10/1/24



5580 Skylane Blvd  
Santa Rosa, CA 95403

(707)525-5788  
(800)878-7654 Toll Free  
(707)545-7901 Fax

Manufacturer's Quality System  
Audited & Registered  
by TUV USA to ISO 9001:2015

Date Received: \_\_\_\_\_

### Certificate of Analysis

Rev 0

Page 1 of 1

Catalog No.:	Lot No.:	Storage:	Solvent:	Exp. Date:	Description:
Z-110816-01	414127	≤ -10 °C	Methylene Chloride	6/21/2025	Custom 8270 Mix, 4-79, 1000 mg/L, 1 mL

Compound	CAS No.	Purity (%)	Compound Lot No.	Concentration, mg/L
atrazine	1912-24-9	99.5	337.7.3P	997 ± 5.81
benzidine	92-87-5	99.9	124.18.6.2P	991.8 ± 5.77
caprolactam	105-60-2	99.9	271.1.6P	999 ± 5.82


~~512280~~ } RCL  
 ↓  
~~512284~~ } 05/24/24

New Numbers Generated.

512790 } RCL  
 ↓  
 512794 } 11/12/24

\*Not a certified value

Manufactured by o2si smart solutions, Accredited to ISO 9001:2008 by NSF and ISO/IEC 17025:2005 (Certification No. 3031.01) and ISO Guide 34:2009 (Certification No. 3031.02) by A2LA

Certified By:   
 Shane Overcash  
 Chemist

All weights are traceable through N. I. S. T. Test No. 822/264157-00.  
Concentration (correct for purity) and uncertainty (95% confidence) values listed are determined gravimetrically.



110 Benner Circle  
 Bellefonte, PA 16823-8812  
 Tel: 1-814-353-1300  
 Fax: 1-814-353-1309

www.restek.com

CERTIFIED REFERENCE MATERIAL

Certificate of Analysis  
*chromatographic plus*



FOR LABORATORY USE ONLY-READ SDS PRIOR TO USE.

*This Reference Material is intended for Laboratory Use Only as a standard for the qualitative and/or quantitative determination of the analyte(s) listed.*

**Catalog No. :** 31850 **Lot No.:** A0219438  
**Description :** 8270 MegaMix®  
 8270 MegaMix® 500-1000 µg/mL, Methylene Chloride, 1mL/ampul  
**Container Size :** 2 mL **Pkg Amt:** > 1 mL  
**Expiration Date :** September 30, 2025 **Storage:** 0°C or colder  
**Handling:** Sonication required. Mix is photosensitive. **Ship:** Ambient

S12963 } AC  
 ↓  
 S12992 } 12/17/24

CERTIFIED VALUES

Elution Order	Compound	CAS #	Lot #	Purity	Grav. Conc. (weight/volume)	Expanded Uncertainty * (95% C.L.; K=2)
1	Pyridine	110-86-1	SHBP6240	99%	1,008.3 µg/mL	+/- 36.6849
2	N-Nitrosodimethylamine	62-75-9	S240313RSR	99%	1,008.6 µg/mL	+/- 36.6985
3	Phenol	108-95-2	MKCK1120	99%	1,003.5 µg/mL	+/- 36.5120
4	Aniline	62-53-3	X22F726	99%	1,002.9 µg/mL	+/- 36.4893
5	Bis(2-chloroethyl)ether	111-44-4	002891T24M	99%	1,003.0 µg/mL	+/- 36.4938
6	2-Chlorophenol	95-57-8	STBJ3909	99%	1,005.6 µg/mL	+/- 36.5894
7	1,3-Dichlorobenzene	541-73-1	BCCD5315	99%	1,004.1 µg/mL	+/- 36.5348
8	1,4-Dichlorobenzene	106-46-7	MKBS7929V	99%	1,002.1 µg/mL	+/- 36.4620
9	Benzyl alcohol	100-51-6	SHBK5469	99%	1,003.5 µg/mL	+/- 36.5120
10	1,2-Dichlorobenzene	95-50-1	SHBL6287	99%	1,005.3 µg/mL	+/- 36.5757
11	2-Methylphenol (o-cresol)	95-48-7	SHBN7598	99%	1,008.4 µg/mL	+/- 36.6894
12	2,2'-oxybis(1-chloropropane)	108-60-1	29-MAR-45-5	99%	1,004.6 µg/mL	+/- 36.5530
13	3-Methylphenol (m-cresol)	108-39-4	STBJ0710	99%	502.1 µg/mL	+/- 18.2697
14	4-Methylphenol (p-cresol)	106-44-5	SHBN3411	99%	503.8 µg/mL	+/- 18.3288
15	N-Nitroso-di-n-propylamine	621-64-7	N63MG	99%	1,006.5 µg/mL	+/- 36.6212
16	Hexachloroethane	67-72-1	DAXRI	99%	1,004.5 µg/mL	+/- 36.5484
17	Nitrobenzene	98-95-3	10224044	99%	1,002.5 µg/mL	+/- 36.4757

18	Isophorone	78-59-1	MKCR3249	99%	1,003.4	µg/mL	+/- 36.5075
19	2-Nitrophenol	88-75-5	RP230710	99%	1,002.5	µg/mL	+/- 36.4757
20	2,4-Dimethylphenol	105-67-9	XW5GK	99%	1,006.5	µg/mL	+/- 36.6212
21	Bis(2-chloroethoxy)methane	111-91-1	15705100	99%	1,006.6	µg/mL	+/- 36.6257
22	2,4-Dichlorophenol	120-83-2	BCCK6969	99%	1,001.5	µg/mL	+/- 36.4393
23	1,2,4-Trichlorobenzene	120-82-1	SHBP5900	99%	1,006.4	µg/mL	+/- 36.6166
24	Naphthalene	91-20-3	STBL1057	99%	1,002.1	µg/mL	+/- 36.4620
25	4-Chloroaniline	106-47-8	BCCJ3217	99%	1,004.4	µg/mL	+/- 36.5439
26	Hexachlorobutadiene	87-68-3	X05J	98%	1,002.5	µg/mL	+/- 36.4771
27	4-Chloro-3-methylphenol	59-50-7	BCCD4461	99%	1,004.5	µg/mL	+/- 36.5484
28	2-Methylnaphthalene	91-57-6	STBL3028	99%	1,000.0	µg/mL	+/- 36.3847
29	1-Methylnaphthalene	90-12-0	5234.00-8	98%	990.2	µg/mL	+/- 36.0269
30	Hexachlorocyclopentadiene	77-47-4	099063I14L	98%	1,001.3	µg/mL	+/- 36.4325
31	2,4,6-Trichlorophenol	88-06-2	STBK8870	99%	1,006.4	µg/mL	+/- 36.6166
32	2,4,5-Trichlorophenol	95-95-4	3YFRE	97%	1,004.6	µg/mL	+/- 36.5505
33	2-Chloronaphthalene	91-58-7	RPN7O	99%	1,004.3	µg/mL	+/- 36.5393
34	2-Nitroaniline	88-74-4	RP240715RSR	99%	1,004.4	µg/mL	+/- 36.5439
35	1,4-Dinitrobenzene	100-25-4	RP240703RSR	99%	1,002.8	µg/mL	+/- 36.4847
36	Acenaphthylene	208-96-8	RP241029RSR	98%	1,000.0	µg/mL	+/- 36.3835
37	1,3-Dinitrobenzene	99-65-0	TRC3-1075941-2-1	99%	1,006.3	µg/mL	+/- 36.6121
38	Dimethylphthalate	131-11-3	358221L17K	99%	1,008.9	µg/mL	+/- 36.7076
39	2,6-Dinitrotoluene	606-20-2	BCCG1833	99%	1,006.6	µg/mL	+/- 36.6257
40	1,2-Dinitrobenzene	528-29-0	RP240701RSR	99%	1,002.5	µg/mL	+/- 36.4757
41	Acenaphthene	83-32-9	MKCR7169	99%	1,000.0	µg/mL	+/- 36.3847
42	3-Nitroaniline	99-09-2	RP240708RSR	99%	1,004.6	µg/mL	+/- 36.5530
43	2,4-Dinitrophenol	51-28-5	D240927RSR	----%	1,005.6	µg/mL	+/- 36.5894
44	Dibenzofuran	132-64-9	MKCN1772	99%	1,003.5	µg/mL	+/- 36.5120
45	2,4-Dinitrotoluene	121-14-2	102869V26E	99%	1,008.3	µg/mL	+/- 36.6849
46	4-Nitrophenol	100-02-7	20241029-2-AN	99%	1,004.8	µg/mL	+/- 36.5575
47	2,3,4,6-Tetrachlorophenol	58-90-2	PR-34476	99%	1,005.8	µg/mL	+/- 36.5939
48	2,3,5,6-Tetrachlorophenol	935-95-5	RP231219RSR	99%	1,006.4	µg/mL	+/- 36.6166
49	Fluorene	86-73-7	10246250	98%	1,000.7	µg/mL	+/- 36.4102
50	4-Chlorophenyl phenyl ether	7005-72-3	MKCT7248	99%	1,004.9	µg/mL	+/- 36.5621
51	Diethylphthalate	84-66-2	BCCJ6241	99%	1,003.9	µg/mL	+/- 36.5257
52	4-Nitroaniline	100-01-6	RP230111	99%	1,006.6	µg/mL	+/- 36.6257
53	4,6-Dinitro-2-methylphenol (Dinitro-o-cresol)	534-52-1	S241008RSR	99%	1,001.3	µg/mL	+/- 36.4302



54	Diphenylamine	122-39-4	MKCT1512	99%	1,003.0	µg/mL	+/- 36.4938
55	Azobenzene	103-33-3	BCKK0887	99%	1,002.4	µg/mL	+/- 36.4711
56	4-Bromophenyl phenyl ether	101-55-3	STBH6361	99%	1,008.8	µg/mL	+/- 36.7031
57	Hexachlorobenzene	118-74-1	15458400	99%	1,005.1	µg/mL	+/- 36.5712
58	Pentachlorophenol	87-86-5	RP240517RSR	99%	1,005.9	µg/mL	+/- 36.5984
59	Phenanthrene	85-01-8	MKCT3391	99%	1,004.9	µg/mL	+/- 36.5621
60	Anthracene	120-12-7	101492T18R	99%	1,005.1	µg/mL	+/- 36.5712
61	Carbazole	86-74-8	15276700	99%	1,005.4	µg/mL	+/- 36.5803
62	Di-n-butylphthalate	84-74-2	MKCN4337	99%	1,006.3	µg/mL	+/- 36.6121
63	Fluoranthene	206-44-0	MKCQ4728	99%	1,003.5	µg/mL	+/- 36.5120
64	Pyrene	129-00-0	BCKK2592	99%	1,002.0	µg/mL	+/- 36.4575
65	Benzyl butyl phthalate	85-68-7	X12I018	99%	1,007.5	µg/mL	+/- 36.6576
66	Bis(2-ethylhexyl)adipate	103-23-1	MKCM1988	99%	1,005.9	µg/mL	+/- 36.5984
67	Benz(a)anthracene	56-55-3	I70012022BAA	99%	1,005.5	µg/mL	+/- 36.5848
68	Chrysene	218-01-9	RP241007RSR	99%	1,005.3	µg/mL	+/- 36.5757
69	Bis(2-ethylhexyl)phthalate	117-81-7	MKCS8065	99%	1,007.5	µg/mL	+/- 36.6576
70	Di-n-octyl phthalate	117-84-0	15566400	99%	1,002.3	µg/mL	+/- 36.4666
71	Benzo(b)fluoranthene	205-99-2	052013B	99%	1,004.1	µg/mL	+/- 36.5348
72	Benzo(k)fluoranthene	207-08-9	012022K	99%	1,002.8	µg/mL	+/- 36.4847
73	Benzo(a)pyrene	50-32-8	NQLXA	98%	1,006.2	µg/mL	+/- 36.6108
74	Indeno(1,2,3-cd)pyrene	193-39-5	12-JKL-118-9	97%	1,001.8	µg/mL	+/- 36.4490
75	Dibenz(a,h)anthracene	53-70-3	2-ASA-59-1	99%	1,003.3	µg/mL	+/- 36.5029
76	Benzo(g,h,i)perylene	191-24-2	RP241014RSR	98%	1,003.8	µg/mL	+/- 36.5217

\* Expanded Uncertainty displayed in same units as Grav. Conc.

**Solvent:** Methylene chloride  
**CAS #** 75-09-2  
**Purity** 99%

#### Tech Tips:

N-Nitrosodiphenylamine (86-30-6) is prone to breakdown in the injection port and will be converted to Diphenylamine (122-39-4). When comparing the response of Diphenylamine to mixtures manufactured using N-Nitrosodiphenylamine, a difference in response will be observed. The ratio of the MW can be used to calculate the theoretical concentration of the N-Nitrosodiphenylamine.





# SHIPPING DOCUMENTS

# CHEMTECH

CHAIN OF CUSTODY RECORD

284 Sheffield Street, Mountainside, NJ 07092  
 (908) 789-8900 Fax: (908) 78-8922  
 www.chemtech.net

Chemtech Project Number: Q1423

COC Number:

CLIENT INFORMATION			PROJECT INFORMATION			BILLING INFORMATION		
COMPANY: Tetra Tech			PROJECT NAME: NWIRP Bethpage			BILL TO: SEE CONTRACT PO#		
ADDRESS: 4433 Corporation Lane Suite 300			PROJECT #: 112G08005-WE13 LOCATION: VPB-192			ADDRESS:		
CITY: Virginia Beach	STATE: VA	ZIP: 23462	PROJECT MANAGER: Ernie Wu			CITY: STATE: ZIP:		
ATTENTION: Ernie Wu			E-MAIL: ernie.wu@tetrattech.com			ATTENTION: PHONE:		
PHONE: 757-466-4901 FAX: 757-461-4148			PHONE: 757-466-4901 FAX: 757-461-4148					

DATA TURNAROUND INFORMATION			DATA DELIVERABLE INFORMATION			ANALYSIS									COMMENTS
FAX: _____ 10 _____ DAYS*			<input type="checkbox"/> RESULTS ONLY	<input type="checkbox"/> USEPA CLP	VOC(SW846-8260B) 1,4 Dioxane (8270 Sili) 1 2 3 4 5 6 7 8 9										
HARD COPY: _____ 10 _____ DAYS*			<input type="checkbox"/> RESULTS + QC	<input type="checkbox"/> New York State ASP "B"											
EDD _____ 10 _____ DAYS*			<input type="checkbox"/> New Jersey REDUCED	<input type="checkbox"/> New York State ASP "A"											
* TO BE APPROVED BY CHEMTECH			<input type="checkbox"/> New Jersey CLP	<input type="checkbox"/> Other _____											
STANDARD TURNAROUND TIME IS 10 BUSINESS DAYS			<input type="checkbox"/> EDD Format _____												

CHEMTECH SAMPLE ID	PROJECT SAMPLE IDENTIFICATION	SAMPLE MATRIX	SAMPLE TYPE		SAMPLE COLLECTION		# of Bottles	PRESERVATIVES									COMMENTS		
			COMP	GRAB	DATE	TIME		A	1	2	3	4	5	6	7	8		9	
1.	BP-VPB-192-TB-20250220	QA		X	2/20/25	9:00	2	2											Trip blank
2.	VPB-192-HYD-20250221	AQ		X	2/21/25	14:00	3	2	1										
3.	BP-VPB-192-EB-20250221	QA		X	2/21/25	9:30	2	2	1										Equipment Blank
4.	BP-VPB-192-GW-925-927	AQ		X	2/20/25	9:35	2	2											
5.																			
6.																			
7.																			
8.																			
9.																			
10.																			

**SAMPLE CUSTODY MUST BE DOCUMENTED BELOW EACH TIME SAMPLES CHANGE PROSESSION INCLUDING COURIER DELIVERY**

RELINQUISHED BY SAMPLER	DATE/TIME	RECEIVED BY	Conditions of bottles or coolers at receipt: <input type="checkbox"/> q Compliant <input type="checkbox"/> q Non Compliant <input type="checkbox"/> q Cooler Temp <u>2.3°C</u> MeOH extraction requires an additional 4oz. Jar for percent solid Comments: Standard TAT
1. <i>[Signature]</i>	2/24/25 1530	1. <i>[Signature]</i> 1530	
RELINQUISHED BY	DATE/TIME	RECEIVED BY	
2.		2.	
RELINQUISHED BY	DATE/TIME	RECEIVED FOR LAB BY	SHIPPED VIA: CLIENT: <input type="checkbox"/> Hand Delivered <input type="checkbox"/> Overnight CHEMTECH: <input type="checkbox"/> Picked Up <input type="checkbox"/> Overnight
3. <i>[Signature]</i>	2-24-25 1828	3.	Shipment Complete <input type="checkbox"/> YES <input type="checkbox"/> NO

Page 1 of 1

WHITE - CHEMTECH COPY FOR RETURN TO CLIENT    YELLOW - CHEMTECH COPY    PINK - SAMPLER COPY

**Laboratory Certification**

Certified By	License No.
CAS EPA CLP Contract	68HERH20D0011
Connecticut	PH-0830
DOD ELAP (ANAB)	L2219
Maine	2024021
Maryland	296
New Hampshire	255424 Rev 1
New Jersey	20012
New York	11376
Pennsylvania	68-00548
Soil Permit	525-24-234-08441
Texas	T104704488






284 Sheffield Street, Mountainside, New Jersey 07092, Phone : 908 789 8900,  
 Fax : 908 789 8922

### LOGIN REPORT/SAMPLE TRANSFER

<b>Order ID :</b> Q1423	TETR06	<b>Order Date :</b> 2/25/2025 10:55:00 AM	<b>Project Mgr :</b>
<b>Client Name :</b> Tetra Tech NUS, Inc.		<b>Project Name :</b> CTO WE13	<b>Report Type :</b> Level 4
<b>Client Contact :</b> Ernie Wu		<b>Receive DateTime :</b> 2/24/2025 6:28:00 PM	<b>EDD Type :</b> ADAPT
<b>Invoice Name :</b> Tetra Tech NUS, Inc.		<b>Purchase Order :</b>	<b>Hard Copy Date :</b>
<b>Invoice Contact :</b> Ernie Wu			<b>Date Signoff :</b>

LAB ID	CLIENT ID	MATRIX	SAMPLE DATE	SAMPLE TIME	TEST	TEST GROUP	METHOD	FAX DATE	DUE DATES
Q1423-01	BP-VPB-192-TB-20250220	Water	02/20/2025	09:00					
					VOCMS Group1		8260-Low		10 Bus. Days
Q1423-02	VPB-192-HYD-20250221	Water	02/21/2025	14:00					
					VOCMS Group1		8260-Low		10 Bus. Days
Q1423-03	BP-VPB-192-EB-20250221	Water	02/21/2025	09:30					
					VOCMS Group1		8260-Low		10 Bus. Days
Q1423-04	BP-VPB-192-GW-925-927	Water	02/20/2025	09:35					
					VOCMS Group1		8260-Low		10 Bus. Days

**Relinquished By :**   
**Date / Time :** 2/25/25 11:05

**Received By :**   
**Date / Time :** 02/25/25 11:05 

**Storage Area :** VOA Refridgerator Room

Data Path : Z:\svoasrv\HPCHEM1\BNA\_N\Data\BN022625\  
 Data File : BN036508.D  
 Acq On : 26 Feb 2025 13:43  
 Operator : RC/JU  
 Sample : SSTDCCC0.4  
 Misc :  
 ALS Vial : 2 Sample Multiplier: 1

**Instrument :**  
 BNA\_N  
**ClientSampleId :**  
 SSTDCCC0.4

Quant Time: Feb 26 14:09:37 2025  
 Quant Method : Z:\svoasrv\HPCHEM1\BNA\_N\Methods\8270-SIM-BN021025.M  
 Quant Title : ASP BNA STANDARDS FOR 5 POINT CALIBRATION  
 QLast Update : Tue Feb 11 01:17:14 2025  
 Response via : Initial Calibration

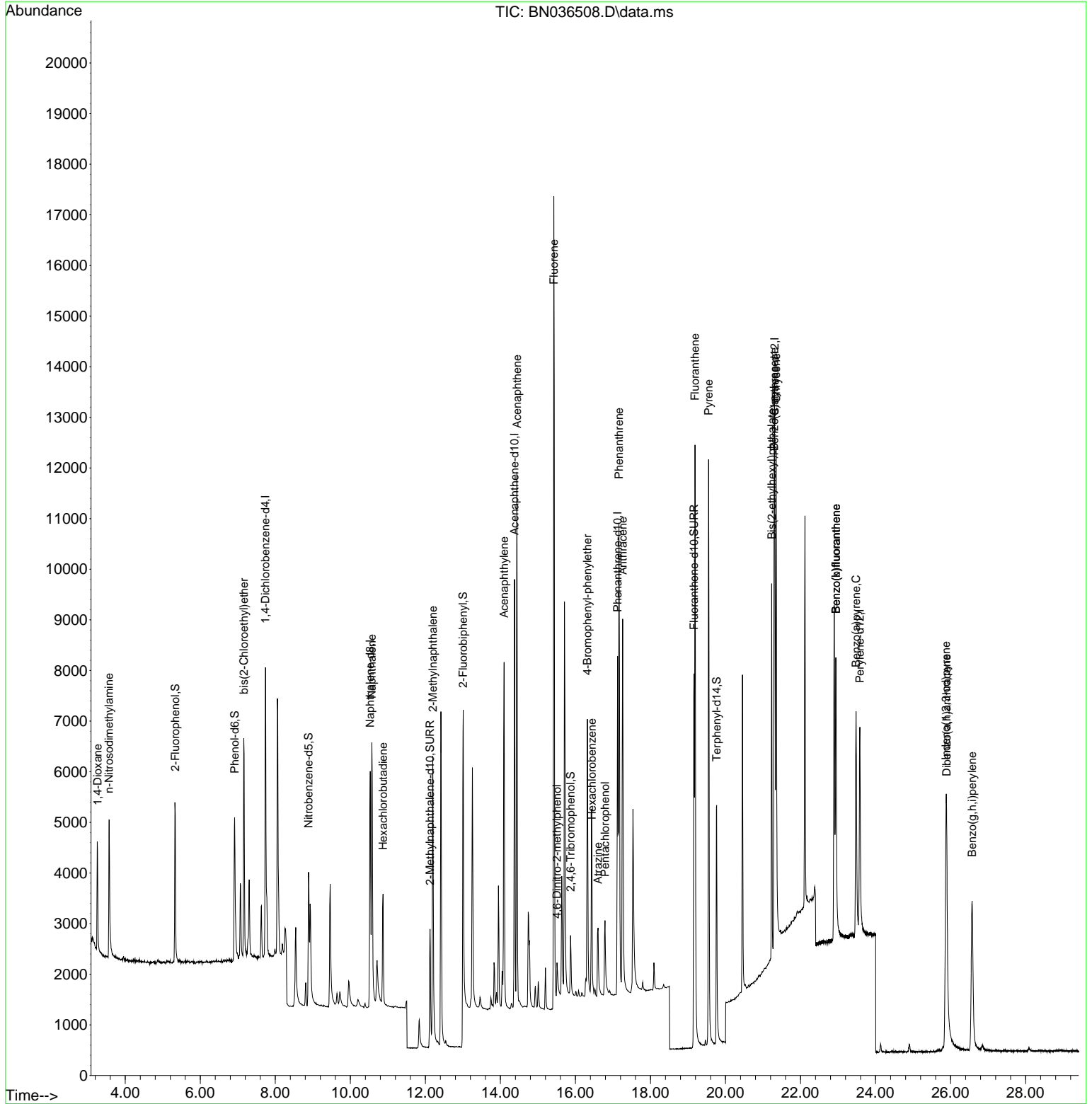
Compound	R.T.	QI on	Response	Conc	Units	Dev(Min)	
<b>Internal Standards</b>							
1) 1,4-Dichlorobenzene-d4	7.739	152	2772	0.400	ng	-0.01	
7) Naphthalene-d8	10.530	136	6909	0.400	ng	#-0.01	
13) Acenaphthene-d10	14.377	164	4680	0.400	ng	-0.01	
19) Phenanthrene-d10	17.124	188	9092	0.400	ng	-0.01	
29) Chrysene-d12	21.313	240	6639	0.400	ng	0.00	
35) Perylene-d12	23.581	264	6000	0.400	ng	-0.01	
<b>System Monitoring Compounds</b>							
4) 2-Fluorophenol	5.334	112	2377	0.363	ng	-0.01	
5) Phenol-d6	6.915	99	2776	0.361	ng	-0.02	
8) Nitrobenzene-d5	8.886	82	2668	0.391	ng	-0.02	
11) 2-Methylnaphthalene-d10	12.126	152	4099	0.386	ng	-0.02	
14) 2,4,6-Tribromophenol	15.870	330	719	0.310	ng	-0.01	
15) 2-Fluorobiphenyl	13.003	172	7811	0.444	ng	-0.02	
27) Fluoranthene-d10	19.160	212	9278	0.367	ng	0.00	
31) Terphenyl-d14	19.764	244	6045	0.427	ng	0.00	
<b>Target Compounds</b>							
2) 1,4-Dioxane	3.261	88	1294	0.427	ng		97
3) n-Nitrosodimethylamine	3.564	42	2267	0.430	ng		92
6) bis(2-Chloroethyl)ether	7.161	93	3244	0.404	ng		98
9) Naphthalene	10.573	128	7777	0.390	ng		99
10) Hexachlorobutadiene	10.872	225	1886	0.389	ng	#	98
12) 2-Methylnaphthalene	12.197	142	5047	0.386	ng		99
16) Acenaphthylene	14.099	152	7894	0.382	ng		99
17) Acenaphthene	14.441	154	5057	0.366	ng		99
18) Fluorene	15.425	166	7106	0.362	ng		100
20) 4,6-Dinitro-2-methylph...	15.510	198	548	0.307	ng		92
21) 4-Bromophenyl-phenyl ether	16.317	248	2189	0.404	ng		98
22) Hexachlorobenzene	16.441	284	2720	0.406	ng		95
23) Atrazine	16.602	200	1700	0.375	ng		98
24) Pentachlorophenol	16.789	266	1101	0.346	ng		98
25) Phenanthrene	17.161	178	10441	0.397	ng		99
26) Anthracene	17.260	178	9164	0.395	ng		99
28) Fluoranthene	19.188	202	11838	0.367	ng		99
30) Pyrene	19.550	202	11970	0.468	ng		100
32) Benzo(a)anthracene	21.295	228	8384	0.384	ng		98
33) Chrysene	21.349	228	9942	0.420	ng		99
34) Bis(2-ethylhexyl)phtha...	21.232	149	6526	0.479	ng		100
36) Indeno(1,2,3-cd)pyrene	25.879	276	7809	0.372	ng		98
37) Benzo(b)fluoranthene	22.943	252	8277	0.419	ng		99
38) Benzo(k)fluoranthene	22.943	252	8277	0.407	ng		100
39) Benzo(a)pyrene	23.481	252	7264	0.421	ng	#	90
40) Di benzo(a,h)anthracene	25.896	278	5914	0.357	ng		98
41) Benzo(g,h,i)perylene	26.572	276	6890	0.367	ng		98

(#) = qualifier out of range (m) = manual integration (+) = signals summed

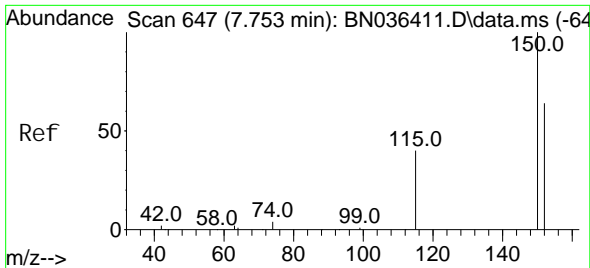
Data Path : Z:\svoasrv\HPCHEM1\BNA\_N\Data\BN022625\  
 Data File : BN036508.D  
 Acq On : 26 Feb 2025 13: 43  
 Operator : RC/JU  
 Sample : SSTDCCC0. 4  
 Mi sc :  
 ALS Vial : 2 Sample Multiplier: 1

**Instrument :**  
 BNA\_N  
**ClientSampleId :**  
 SSTDCCC0.4

Quant Time: Feb 26 14:09:37 2025  
 Quant Method : Z:\svoasrv\HPCHEM1\BNA\_N\Methods\8270-SIM-BN021025.M  
 Quant Title : ASP BNA STANDARDS FOR 5 POINT CALIBRATION  
 QLast Update : Tue Feb 11 01:17:14 2025  
 Response via : Initial Calibration

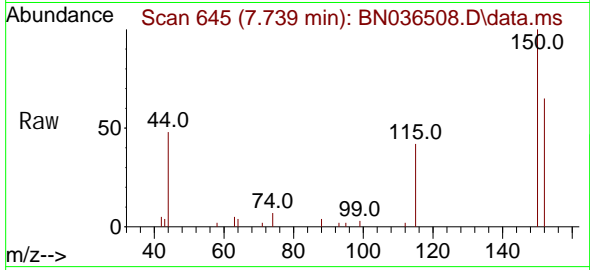




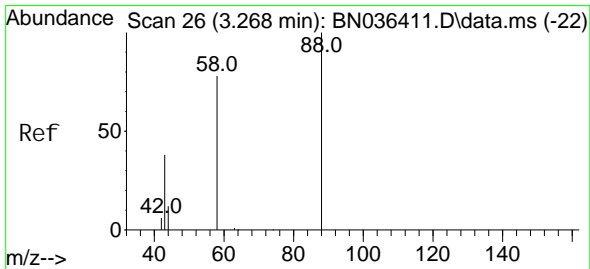
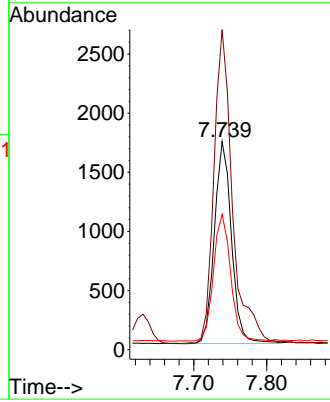
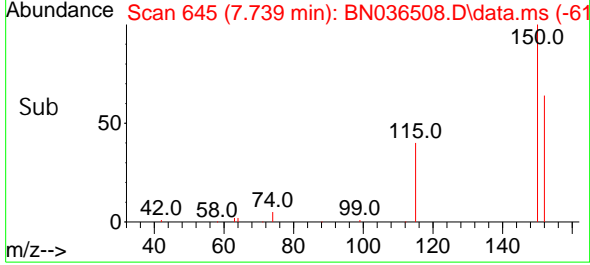


#1  
 1, 4-Di chl orobenzene-d4  
 Concen: 0.400 ng  
 RT: 7.739 min Scan# 64  
 Delta R.T. -0.014 min  
 Lab File: BN036508.D  
 Acq: 26 Feb 2025 13: 43

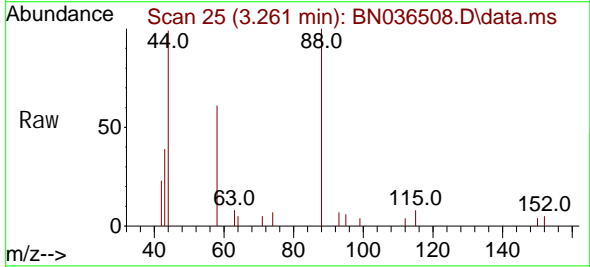
Instrument :  
 BNA\_N  
 ClientSampleId :  
 SSTDCCC0.4



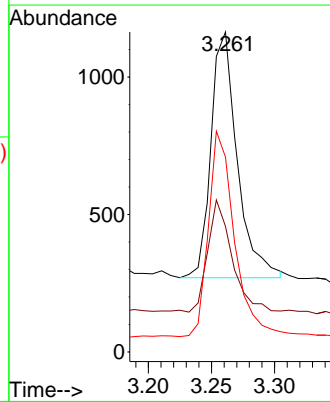
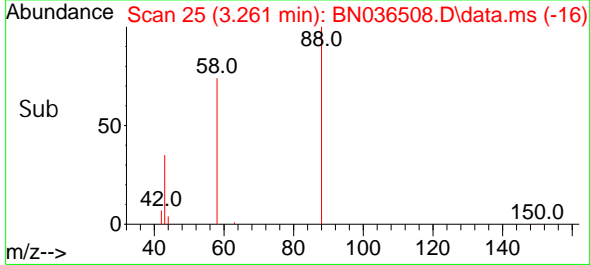
Tgt Ion: 152 Resp: 2772  
 Ion Ratio Lower Upper  
 152 100  
 150 153.8 123.7 185.5  
 115 65.1 52.5 78.7

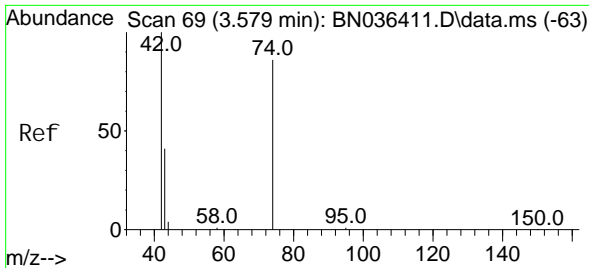


#2  
 1, 4-Di oxane  
 Concen: 0.427 ng  
 RT: 3.261 min Scan# 25  
 Delta R.T. -0.007 min  
 Lab File: BN036508.D  
 Acq: 26 Feb 2025 13: 43



Tgt Ion: 88 Resp: 1294  
 Ion Ratio Lower Upper  
 88 100  
 43 40.8 33.7 50.5  
 58 82.4 68.9 103.3



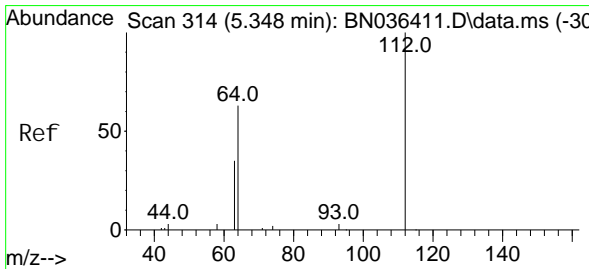
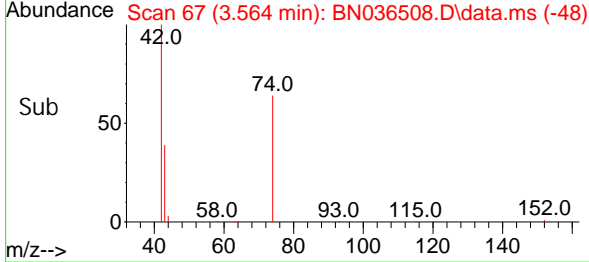
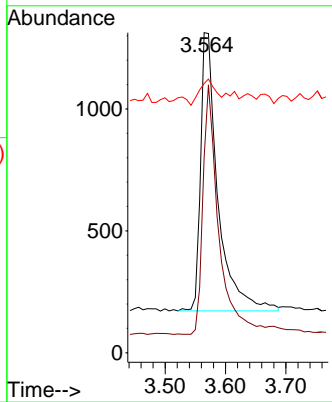
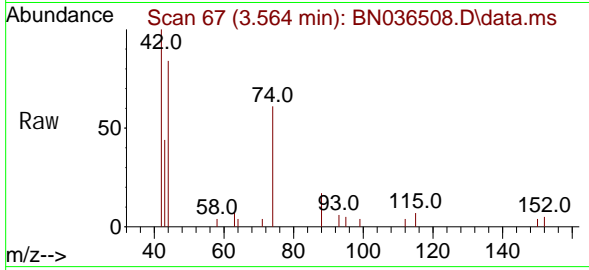


#3  
 n-Nitrosodimethylamine  
 Concen: 0.430 ng  
 RT: 3.564 min Scan# 61  
 Delta R.T. -0.014 min  
 Lab File: BN036508.D  
 Acq: 26 Feb 2025 13:43

Instrument : BNA\_N  
 ClientSampleId : SSTDCCC0.4

Tgt Ion: 42 Resp: 2267

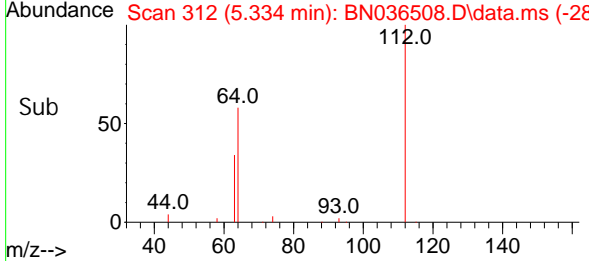
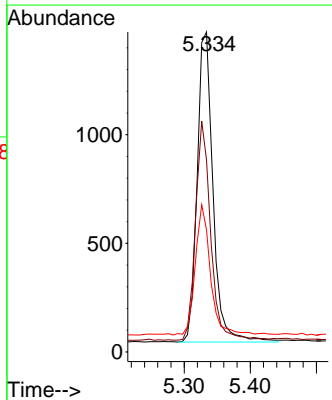
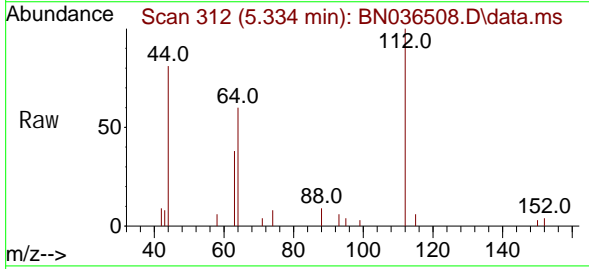
Ion	Ratio	Lower	Upper
42	100		
74	81.6	71.8	107.6
44	8.6	7.8	11.6

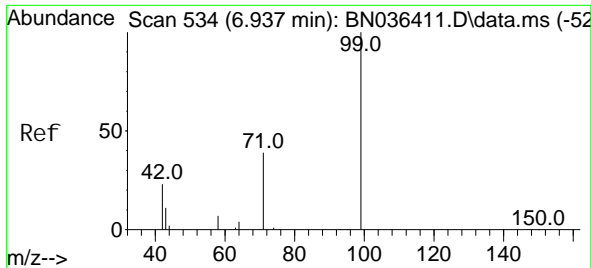


#4  
 2-Fluorophenol  
 Concen: 0.363 ng  
 RT: 5.334 min Scan# 312  
 Delta R.T. -0.014 min  
 Lab File: BN036508.D  
 Acq: 26 Feb 2025 13:43

Tgt Ion: 112 Resp: 2377

Ion	Ratio	Lower	Upper
112	100		
64	67.5	53.4	80.0
63	40.8	30.3	45.5

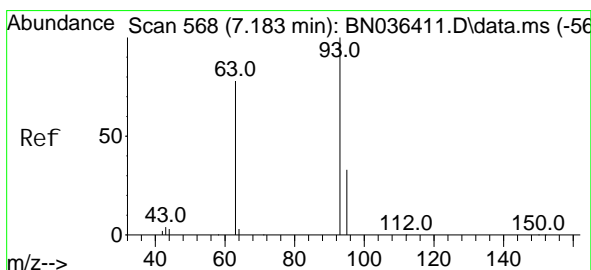
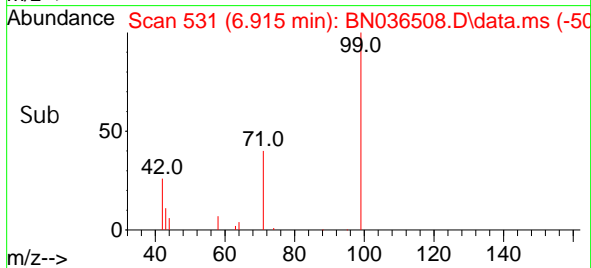
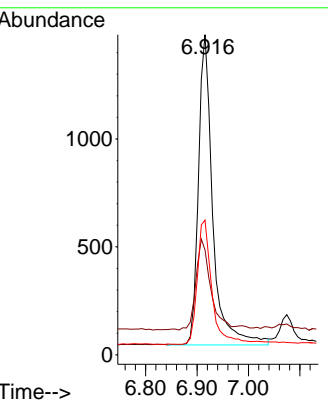
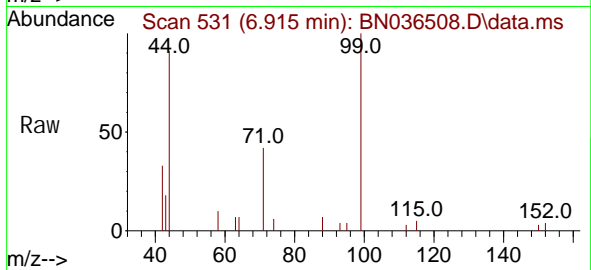




#5  
 Phenol -d6  
 Concen: 0.361 ng  
 RT: 6.915 min Scan# 51  
 Delta R.T. -0.022 min  
 Lab File: BN036508.D  
 Acq: 26 Feb 2025 13:43

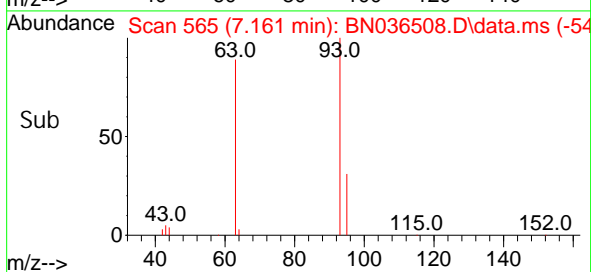
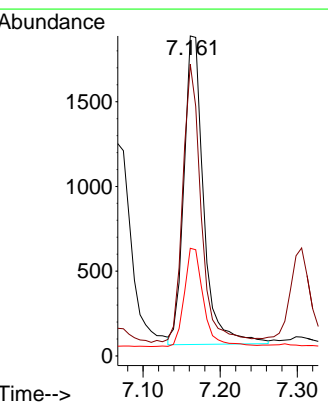
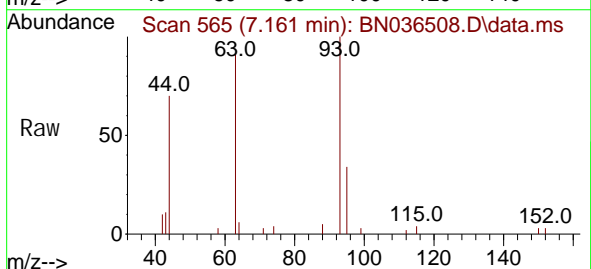
Instrument :  
 BNA\_N  
 ClientSampleId :  
 SSTDCCC0.4

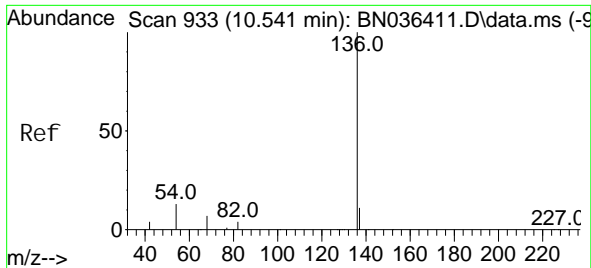
Tgt Ion	Resp	Lower	Upper
99	2776		
99	100		
42	30.0	21.7	32.5
71	40.6	32.6	49.0



#6  
 bis(2-Chloroethyl) ether  
 Concen: 0.404 ng  
 RT: 7.161 min Scan# 565  
 Delta R.T. -0.022 min  
 Lab File: BN036508.D  
 Acq: 26 Feb 2025 13:43

Tgt Ion	Resp	Lower	Upper
93	3244		
93	100		
63	83.8	66.3	99.5
95	31.1	26.2	39.4



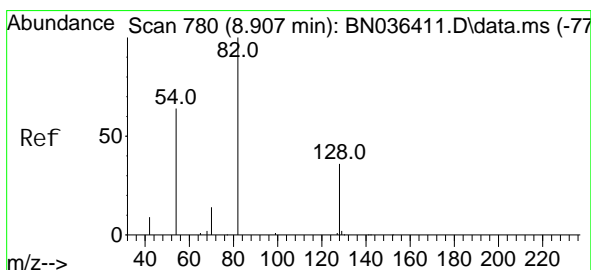
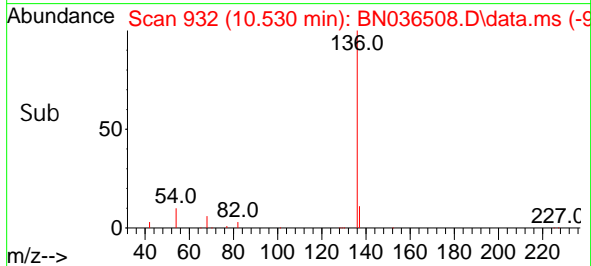
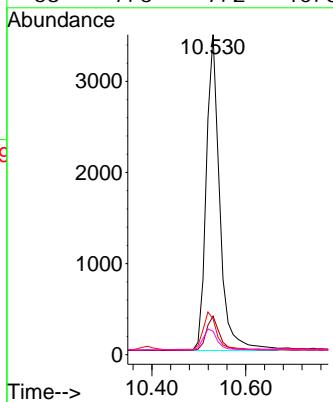
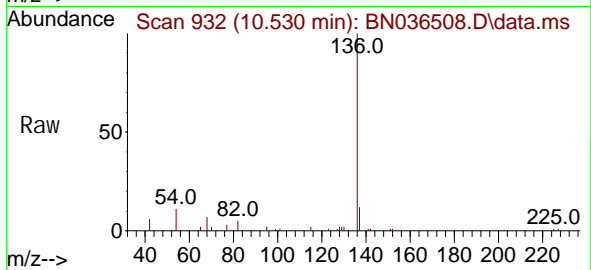


#7  
 Naphthalene-d8  
 Concen: 0.400 ng  
 RT: 10.530 min Scan# 91  
 Delta R.T. -0.011 min  
 Lab File: BN036508.D  
 Acq: 26 Feb 2025 13:43

Instrument :  
 BNA\_N  
 ClientSampleId :  
 SSTDCCC0.4

Tgt Ion: 136 Resp: 6909

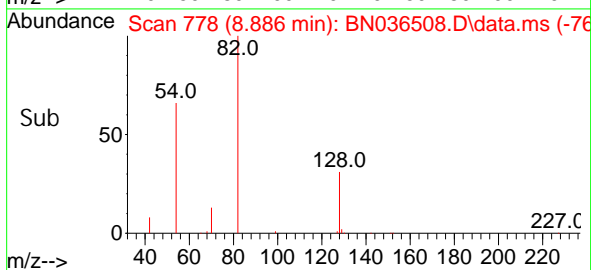
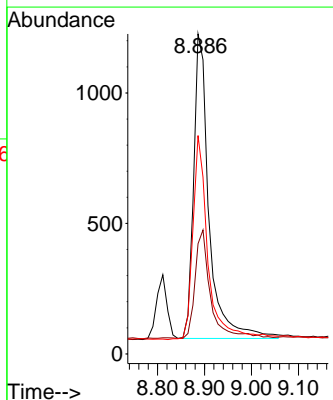
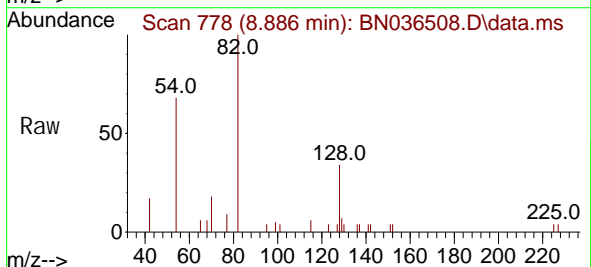
Ion	Ratio	Lower	Upper
136	100		
137	12.1	10.1	15.1
54	11.2	11.8	17.6
68	7.3	7.2	10.8

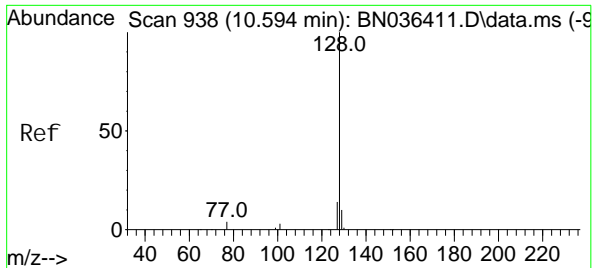


#8  
 Nitrobenzene-d5  
 Concen: 0.391 ng  
 RT: 8.886 min Scan# 778  
 Delta R.T. -0.021 min  
 Lab File: BN036508.D  
 Acq: 26 Feb 2025 13:43

Tgt Ion: 82 Resp: 2668

Ion	Ratio	Lower	Upper
82	100		
128	34.4	31.9	47.9
54	68.3	53.1	79.7



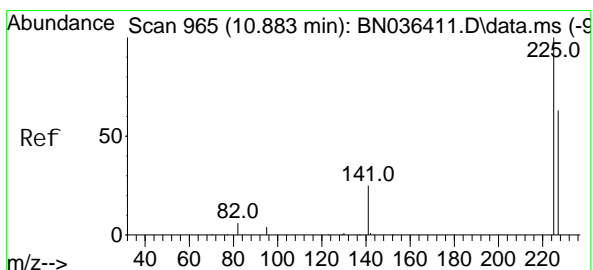
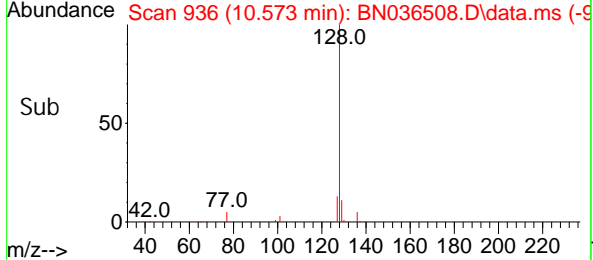
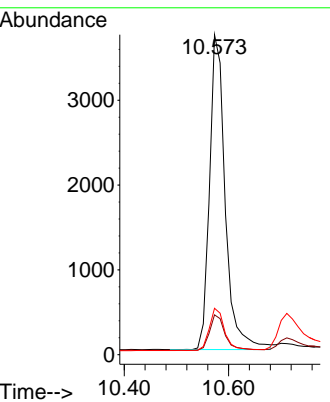
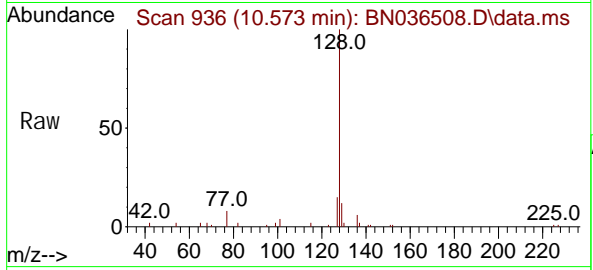


#9  
 Naphthalene  
 Concen: 0.390 ng  
 RT: 10.573 min Scan# 91  
 Delta R.T. -0.021 min  
 Lab File: BN036508.D  
 Acq: 26 Feb 2025 13:43

Instrument : BNA\_N  
 ClientSampleId : SSTDCCC0.4

Tgt Ion: 128 Resp: 7777

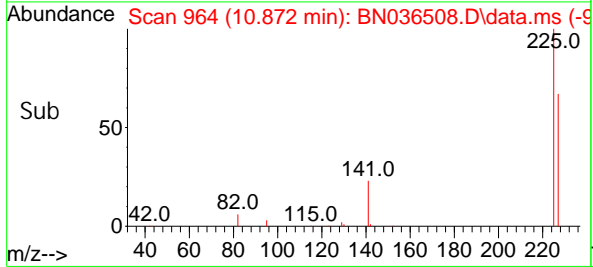
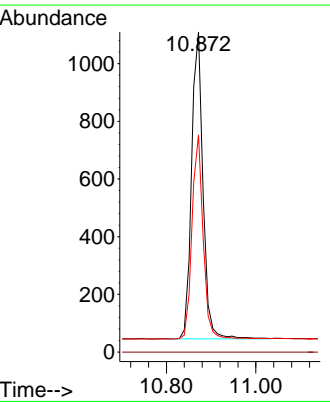
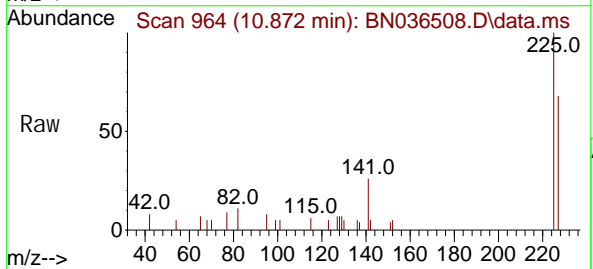
Ion	Ratio	Lower	Upper
128	100		
129	12.5	9.6	14.4
127	14.5	12.0	18.0

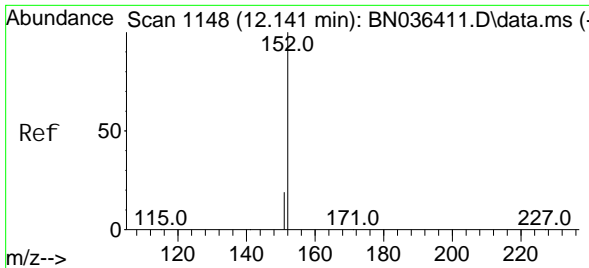


#10  
 Hexachlorobutadiene  
 Concen: 0.389 ng  
 RT: 10.872 min Scan# 964  
 Delta R.T. -0.011 min  
 Lab File: BN036508.D  
 Acq: 26 Feb 2025 13:43

Tgt Ion: 225 Resp: 1886

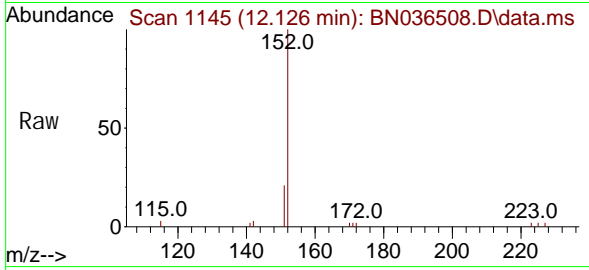
Ion	Ratio	Lower	Upper
225	100		
223	0.0	0.0	0.0
227	64.9	50.9	76.3



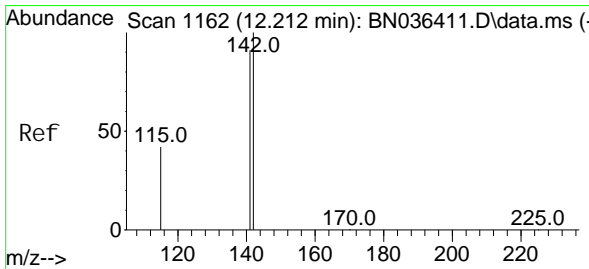
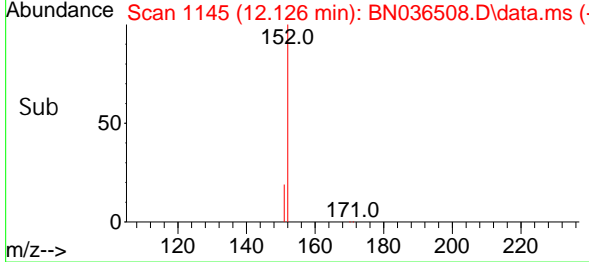
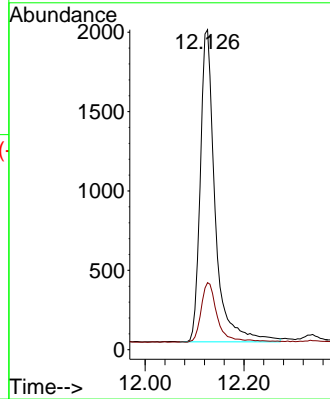


#11  
 2-Methyl naphthal ene-d10  
 Concen: 0.386 ng  
 RT: 12.126 min Scan# 1115  
 Delta R.T. -0.015 min  
 Lab File: BN036508.D  
 Acq: 26 Feb 2025 13:43

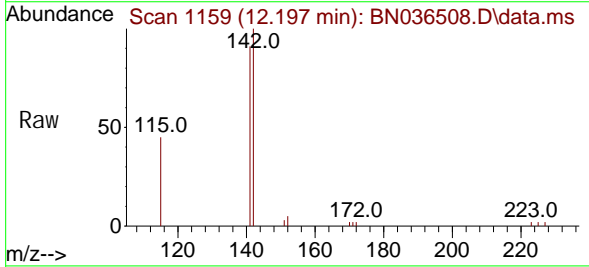
Instrument :  
 BNA\_N  
 ClientSampleId :  
 SSTDCCC0.4



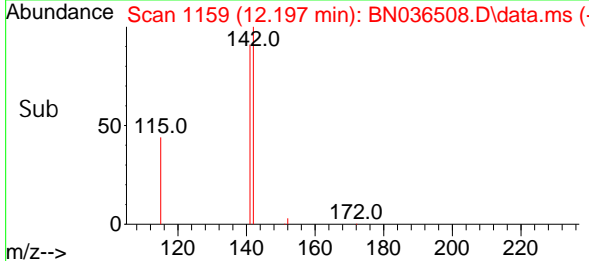
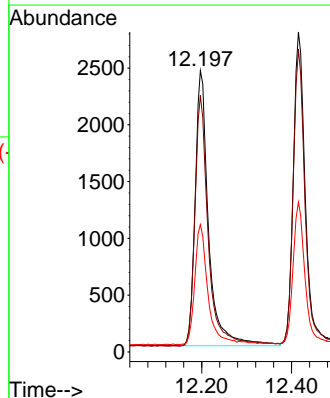
Tgt Ion: 152 Resp: 4099  
 Ion Ratio Lower Upper  
 152 100  
 151 20.2 16.6 25.0

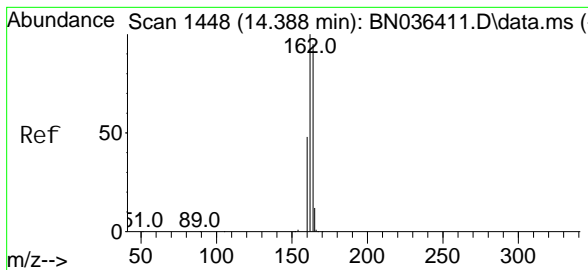


#12  
 2-Methyl naphthal ene  
 Concen: 0.386 ng  
 RT: 12.197 min Scan# 1159  
 Delta R.T. -0.015 min  
 Lab File: BN036508.D  
 Acq: 26 Feb 2025 13:43



Tgt Ion: 142 Resp: 5047  
 Ion Ratio Lower Upper  
 142 100  
 141 91.2 72.8 109.2  
 115 45.3 35.5 53.3

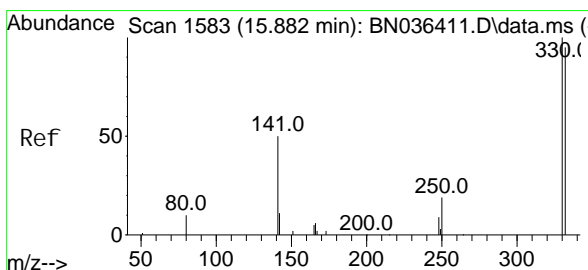
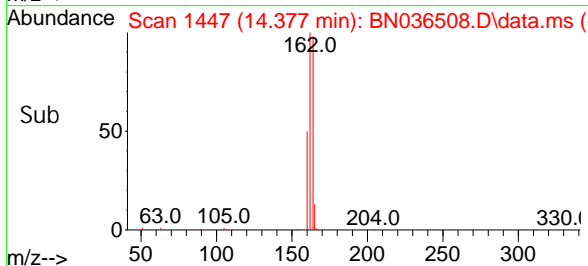
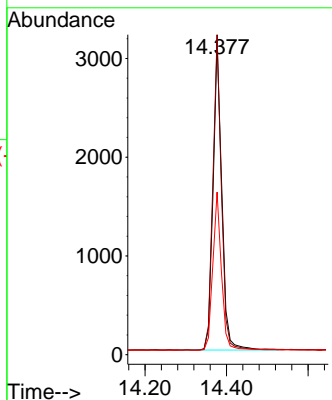
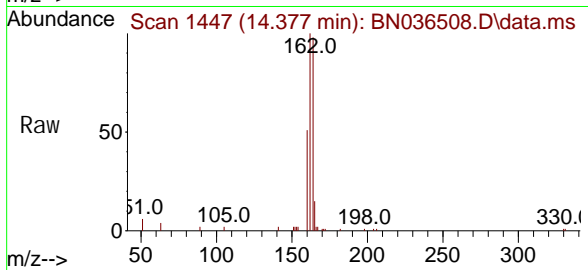




#13  
 Acenaphthene-d10  
 Concen: 0.400 ng  
 RT: 14.377 min Scan# 1447  
 Delta R.T. -0.011 min  
 Lab File: BN036508.D  
 Acq: 26 Feb 2025 13:43

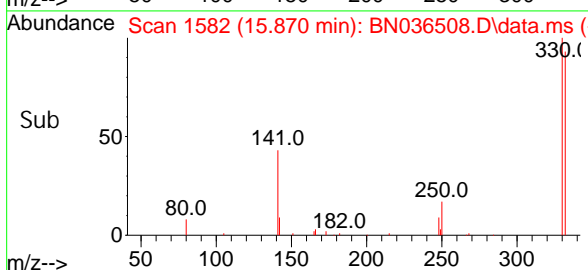
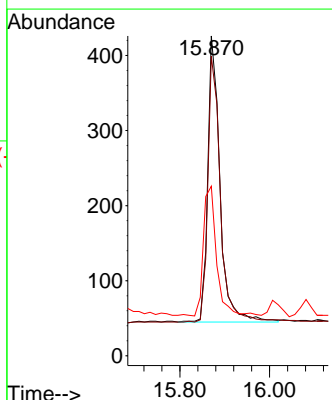
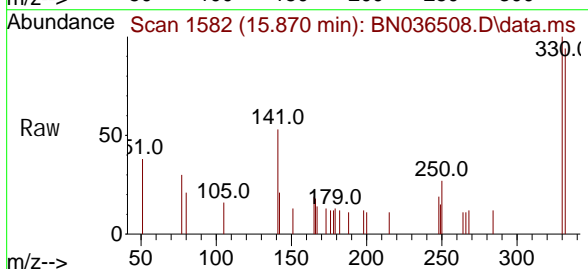
Instrument : BNA\_N  
 ClientSampleId : SSTDCCC0.4

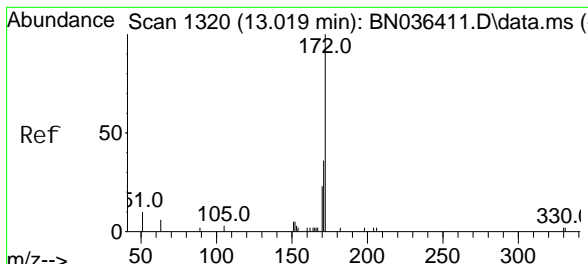
Tgt Ion	Resp	Lower	Upper
164	100		
162	102.2	84.1	126.1
160	51.9	41.4	62.0



#14  
 2,4,6-Tri bromophenol  
 Concen: 0.310 ng  
 RT: 15.870 min Scan# 1582  
 Delta R.T. -0.012 min  
 Lab File: BN036508.D  
 Acq: 26 Feb 2025 13:43

Tgt Ion	Resp	Lower	Upper
330	100		
332	95.0	76.6	114.8
141	47.8	37.8	56.8



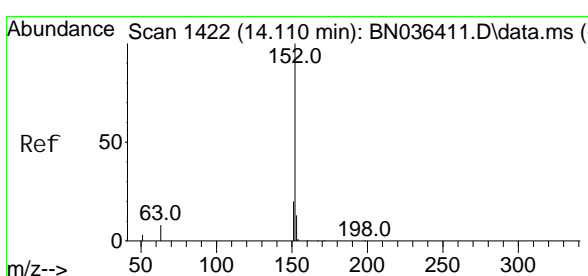
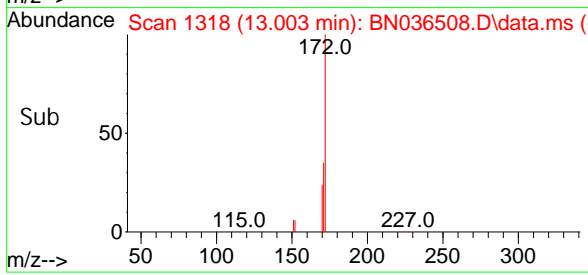
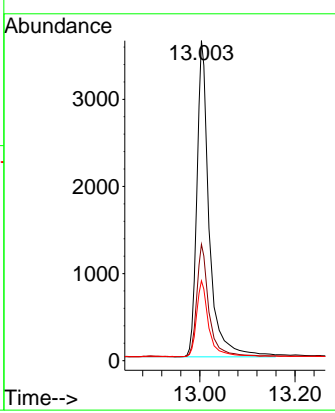
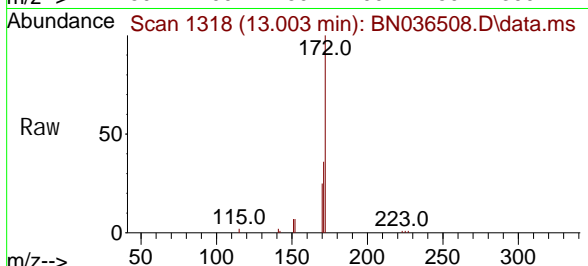


#15  
 2-Fluorophenyl  
 Concen: 0.444 ng  
 RT: 13.003 min Scan# 11  
 Delta R.T. -0.016 min  
 Lab File: BN036508.D  
 Acq: 26 Feb 2025 13:43

Instrument : BNA\_N  
 ClientSampleId : SSTDCCC0.4

Tgt Ion: 172 Resp: 7811

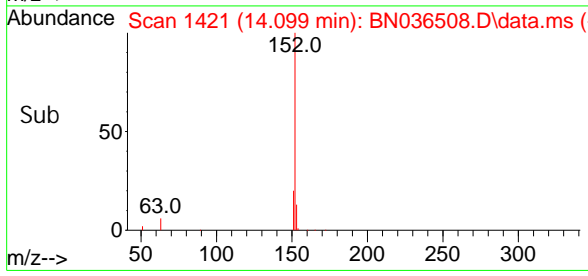
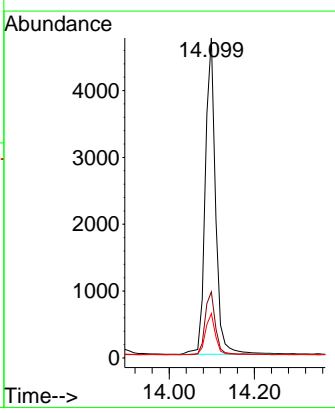
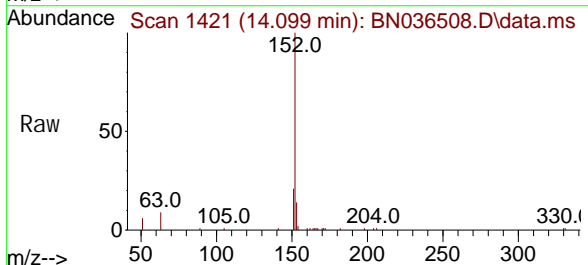
Ion	Ratio	Lower	Upper
172	100		
171	36.3	29.6	44.4
170	25.0	19.8	29.6



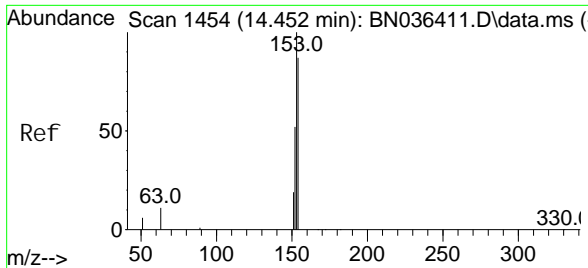
#16  
 Acenaphthylene  
 Concen: 0.382 ng  
 RT: 14.099 min Scan# 1421  
 Delta R.T. -0.011 min  
 Lab File: BN036508.D  
 Acq: 26 Feb 2025 13:43

Tgt Ion: 152 Resp: 7894

Ion	Ratio	Lower	Upper
152	100		
151	20.1	15.8	23.8
153	12.8	10.2	15.2







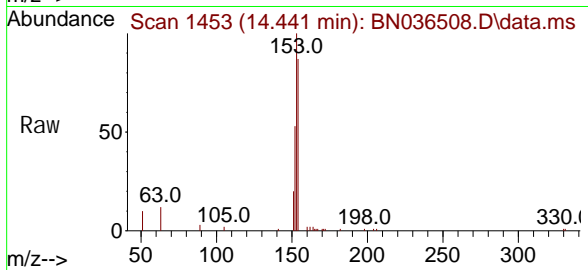
#17  
 Acenaphthene  
 Concen: 0.366 ng  
 RT: 14.441 min Scan# 1453  
 Delta R.T. -0.011 min  
 Lab File: BN036508.D  
 Acq: 26 Feb 2025 13:43

Instrument :

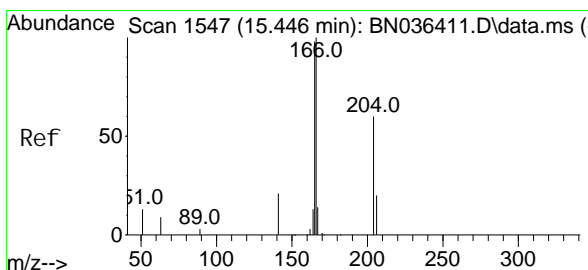
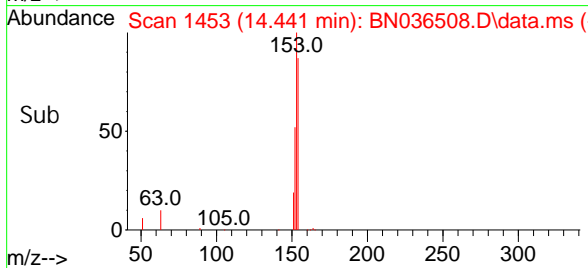
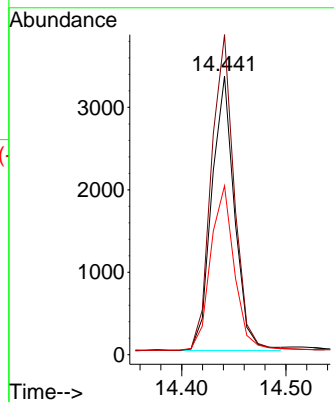
BNA\_N

ClientSampleId :

SSTDCCC0.4

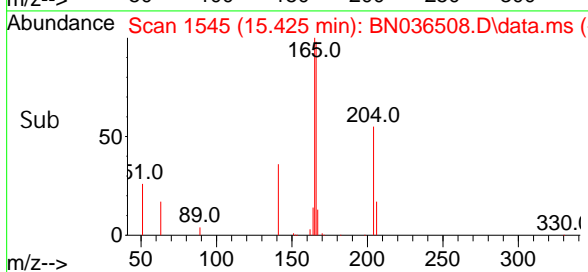
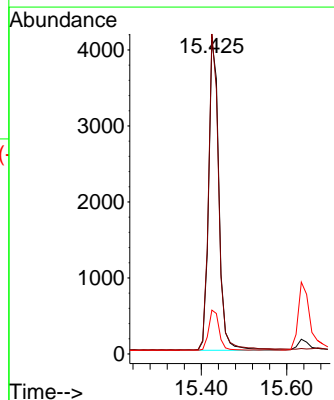
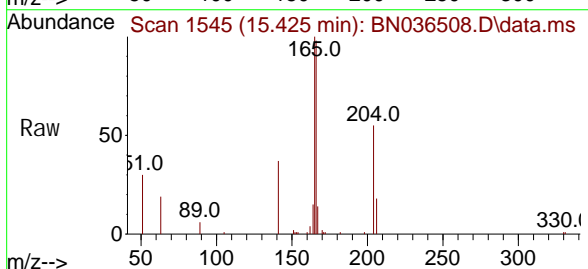


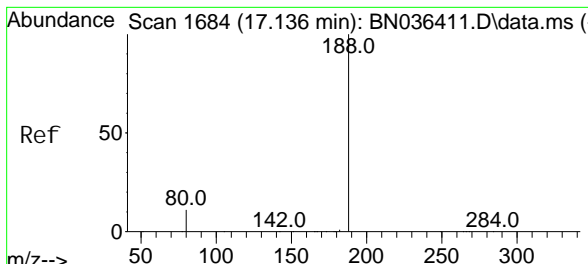
Tgt Ion: 154 Resp: 5057  
 Ion Ratio Lower Upper  
 154 100  
 153 117.0 93.3 139.9  
 152 63.2 48.8 73.2



#18  
 Fluorene  
 Concen: 0.362 ng  
 RT: 15.425 min Scan# 1545  
 Delta R.T. -0.021 min  
 Lab File: BN036508.D  
 Acq: 26 Feb 2025 13:43

Tgt Ion: 166 Resp: 7106  
 Ion Ratio Lower Upper  
 166 100  
 165 99.3 79.5 119.3  
 167 12.7 10.4 15.6

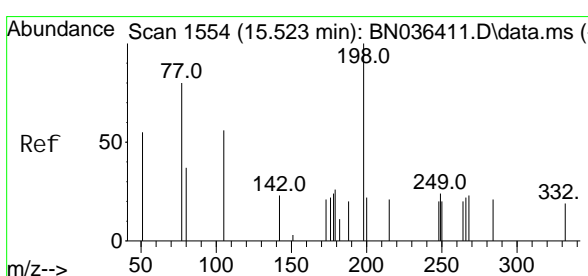
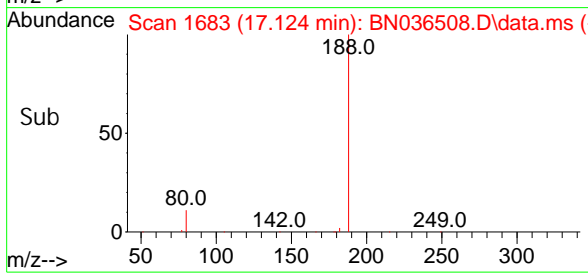
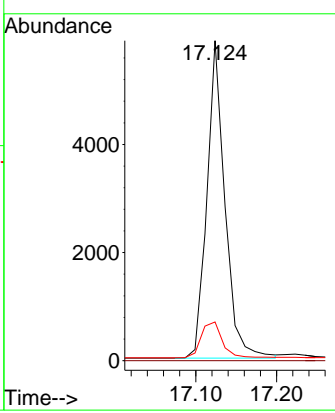
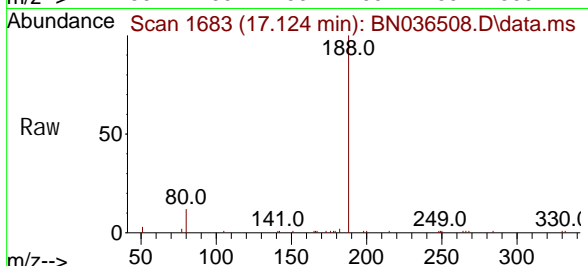




#19  
 Phenanthrene-d10  
 Concen: 0.400 ng  
 RT: 17.124 min Scan# 1683  
 Delta R.T. -0.012 min  
 Lab File: BN036508.D  
 Acq: 26 Feb 2025 13:43

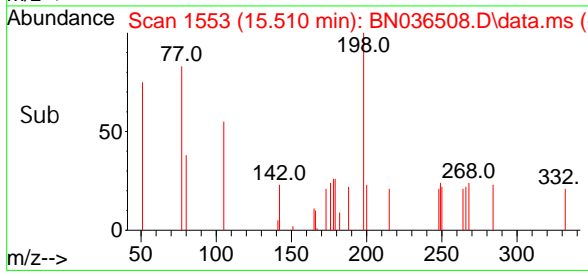
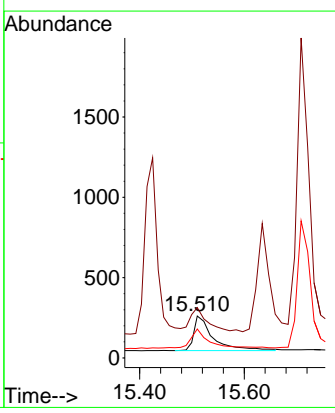
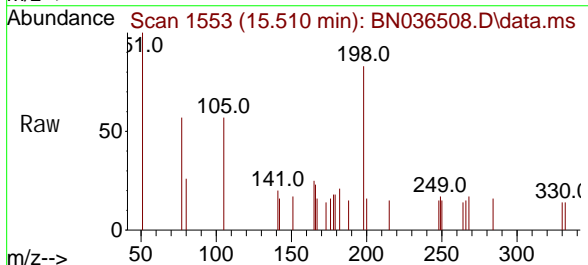
**Instrument :**  
 BNA\_N  
**ClientSampleId :**  
 SSTDCCC0.4

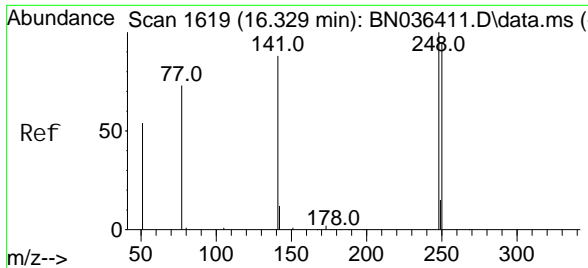
Tgt Ion	Resp	Lower	Upper
188	100		
94	0.0	0.0	0.0
80	12.1	9.8	14.6



#20  
 4,6-Dinitro-2-methyl phenol  
 Concen: 0.307 ng  
 RT: 15.510 min Scan# 1553  
 Delta R.T. -0.013 min  
 Lab File: BN036508.D  
 Acq: 26 Feb 2025 13:43

Tgt Ion	Resp	Lower	Upper
198	100		
51	120.3	86.6	129.8
105	69.0	57.5	86.3



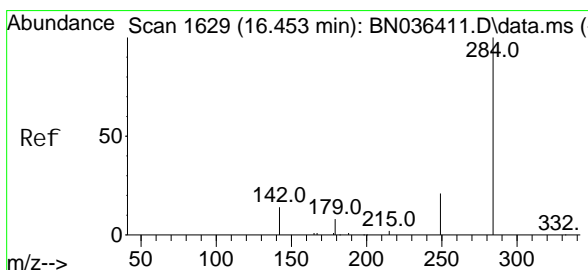
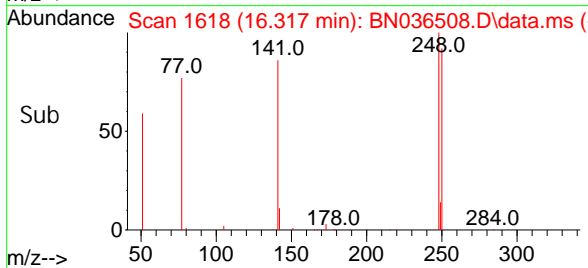
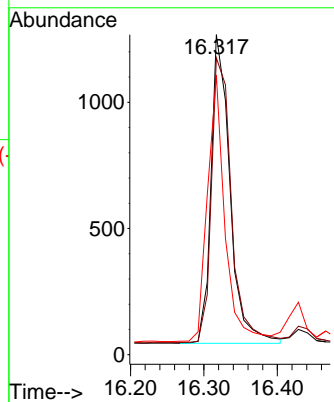
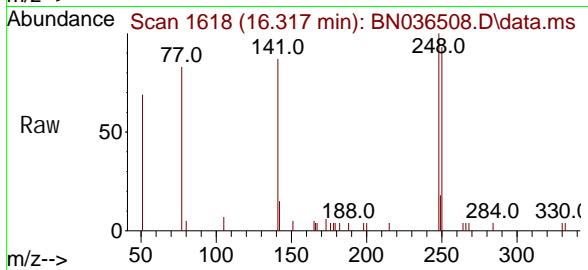


#21  
 4-Bromophenyl -phenyl ether  
 Concen: 0.404 ng  
 RT: 16.317 min Scan# 1618  
 Delta R.T. -0.012 min  
 Lab File: BN036508.D  
 Acq: 26 Feb 2025 13:43

Instrument :  
 BNA\_N  
 ClientSampleId :  
 SSTDCCC0.4

Tgt Ion: 248 Resp: 2189

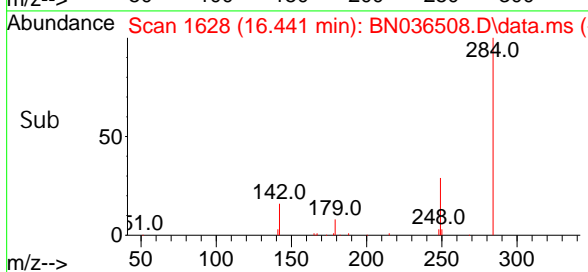
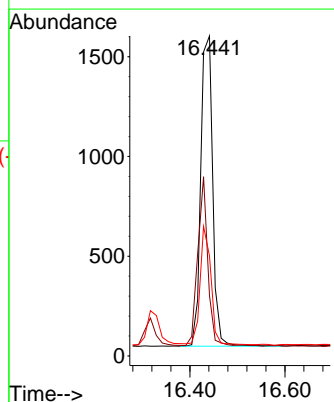
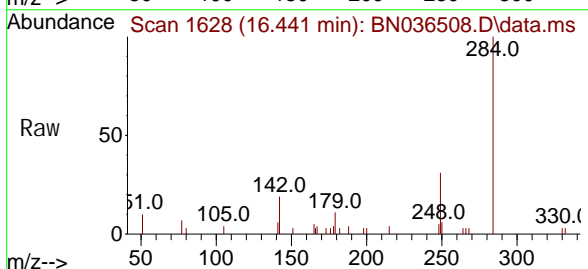
Ion	Ratio	Lower	Upper
248	100		
250	92.7	76.1	114.1
141	87.4	71.7	107.5

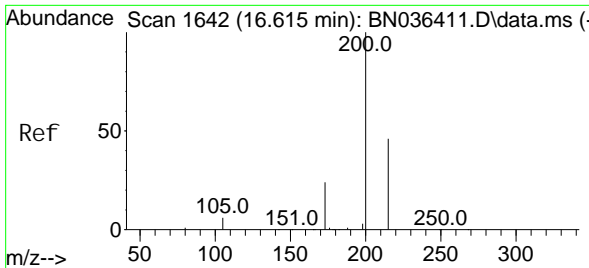


#22  
 Hexachlorobenzene  
 Concen: 0.406 ng  
 RT: 16.441 min Scan# 1628  
 Delta R.T. -0.012 min  
 Lab File: BN036508.D  
 Acq: 26 Feb 2025 13:43

Tgt Ion: 284 Resp: 2720

Ion	Ratio	Lower	Upper
284	100		
142	46.4	33.4	50.0
249	34.2	28.6	43.0





#23  
 Atrazine  
 Concen: 0.375 ng  
 RT: 16.602 min Scan# 1641  
 Delta R.T. -0.012 min  
 Lab File: BN036508.D  
 Acq: 26 Feb 2025 13:43

Instrument :

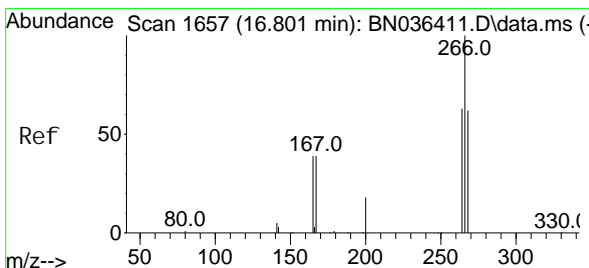
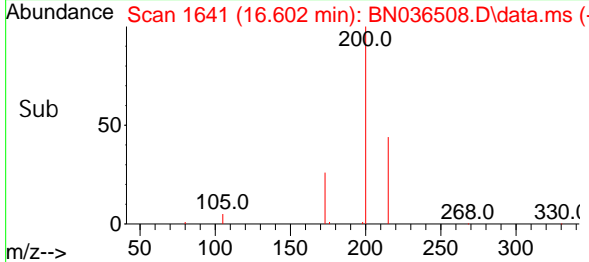
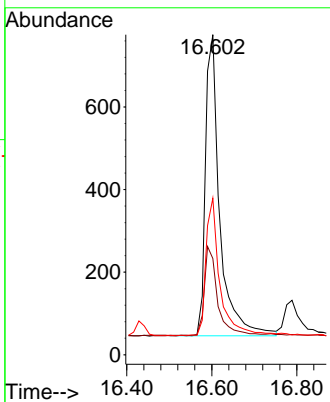
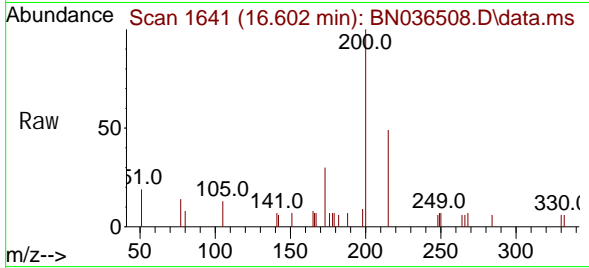
BNA\_N

ClientSampleId :

SSTDCCC0.4

Tgt Ion: 200 Resp: 1700

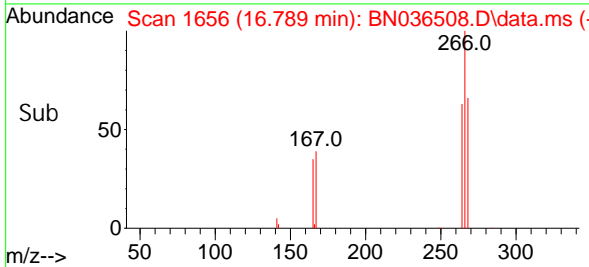
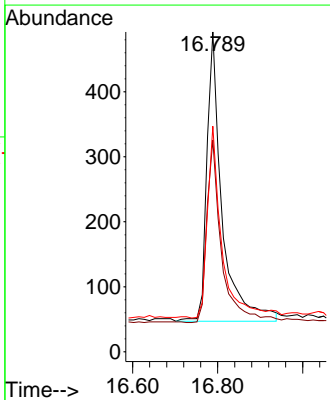
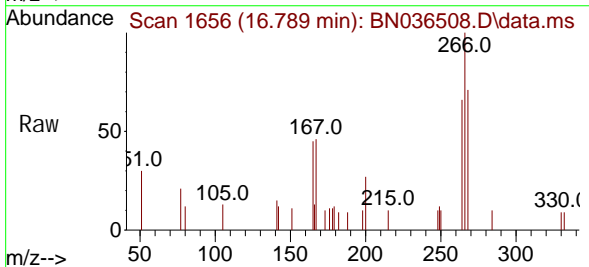
Ion	Ratio	Lower	Upper
200	100		
173	30.1	23.2	34.8
215	48.9	40.0	60.0

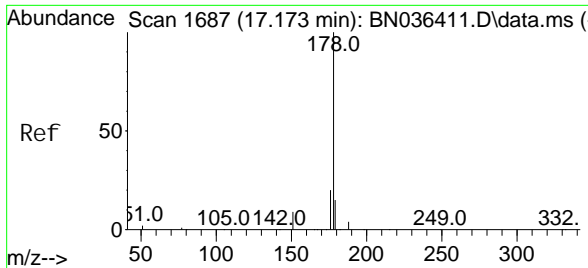


#24  
 Pentachlorophenol  
 Concen: 0.346 ng  
 RT: 16.789 min Scan# 1656  
 Delta R.T. -0.012 min  
 Lab File: BN036508.D  
 Acq: 26 Feb 2025 13:43

Tgt Ion: 266 Resp: 1101

Ion	Ratio	Lower	Upper
266	100		
264	61.3	50.6	76.0
268	63.4	51.9	77.9



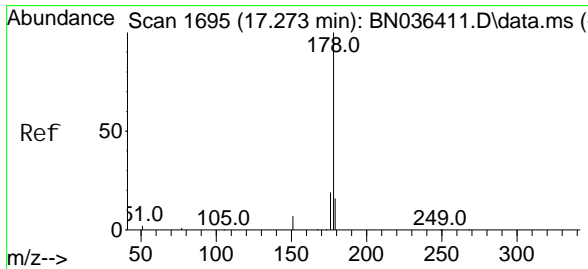
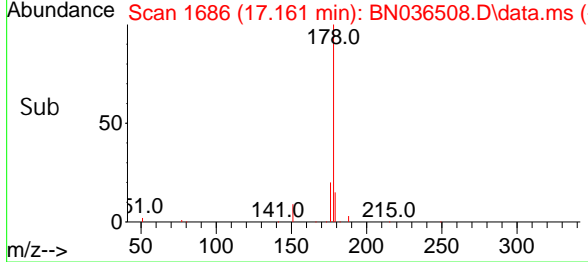
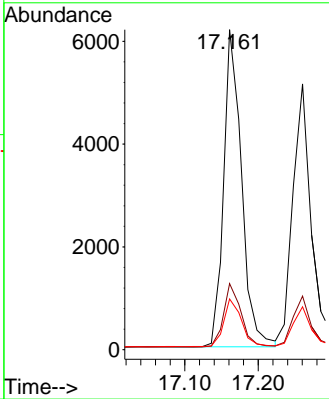
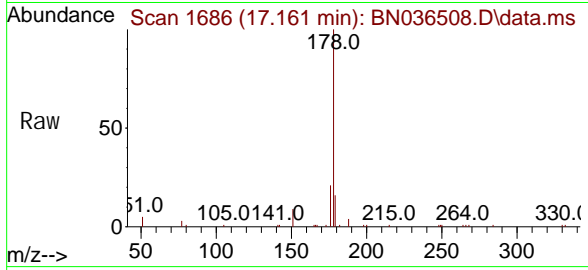


#25  
 Phenanthrene  
 Concen: 0.397 ng  
 RT: 17.161 min Scan# 1686  
 Delta R.T. -0.012 min  
 Lab File: BN036508.D  
 Acq: 26 Feb 2025 13:43

**Instrument :**  
 BNA\_N  
**ClientSampleId :**  
 SSTDCCC0.4

Tgt Ion: 178 Resp: 10441

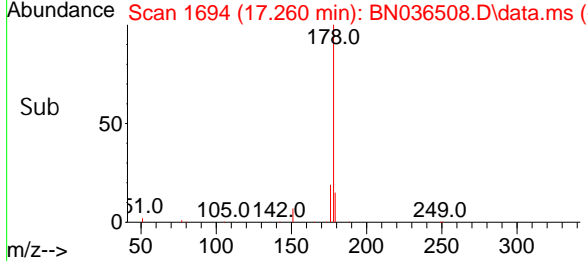
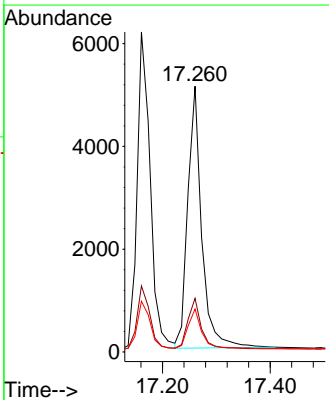
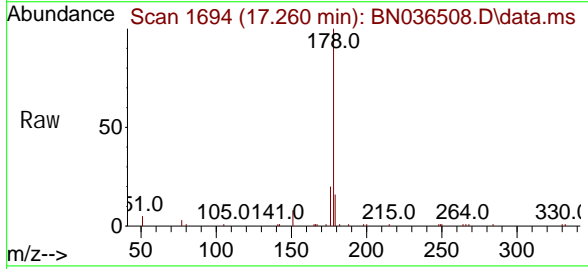
Ion	Ratio	Lower	Upper
178	100		
176	19.8	15.7	23.5
179	15.2	12.4	18.6

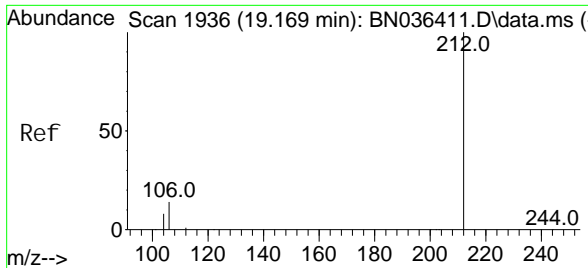


#26  
 Anthracene  
 Concen: 0.395 ng  
 RT: 17.260 min Scan# 1694  
 Delta R.T. -0.012 min  
 Lab File: BN036508.D  
 Acq: 26 Feb 2025 13:43

Tgt Ion: 178 Resp: 9164

Ion	Ratio	Lower	Upper
178	100		
176	18.9	14.9	22.3
179	15.0	12.4	18.6



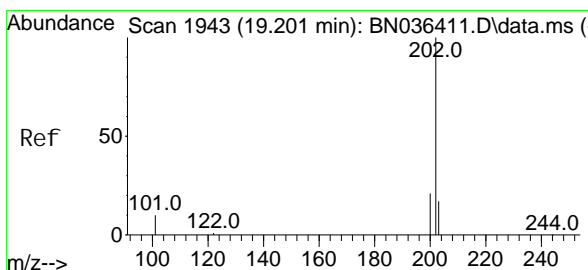
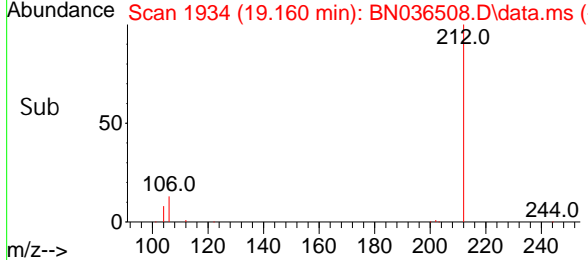
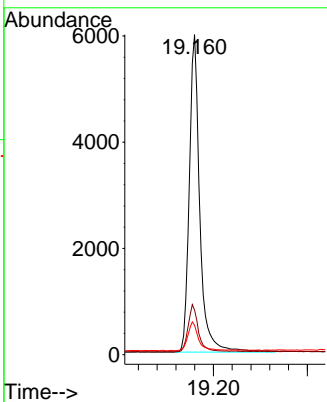
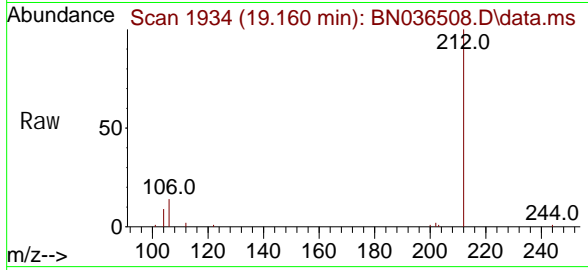


#27  
 Fluoranthene-d10  
 Concen: 0.367 ng  
 RT: 19.160 min Scan# 1934  
 Delta R.T. -0.009 min  
 Lab File: BN036508.D  
 Acq: 26 Feb 2025 13:43

**Instrument :**  
 BNA\_N  
**ClientSampleId :**  
 SSTDCCC0.4

Tgt Ion: 212 Resp: 9278

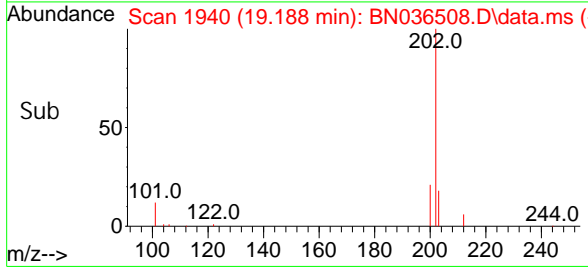
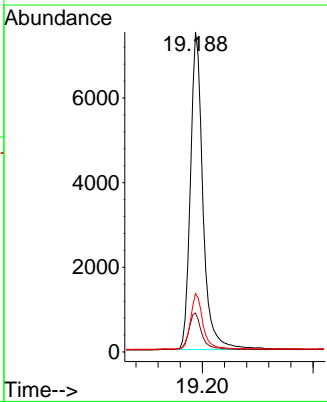
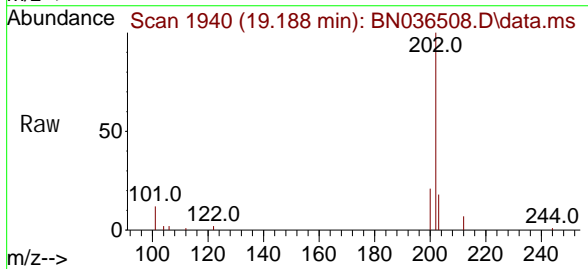
Ion	Ratio	Lower	Upper
212	100		
106	14.5	11.5	17.3
104	9.0	7.1	10.7

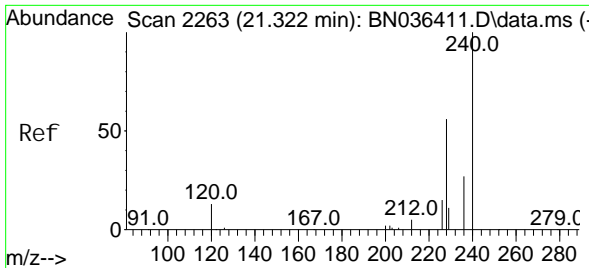


#28  
 Fluoranthene  
 Concen: 0.367 ng  
 RT: 19.188 min Scan# 1940  
 Delta R.T. -0.014 min  
 Lab File: BN036508.D  
 Acq: 26 Feb 2025 13:43

Tgt Ion: 202 Resp: 11838

Ion	Ratio	Lower	Upper
202	100		
101	11.8	9.2	13.8
203	17.1	13.4	20.0



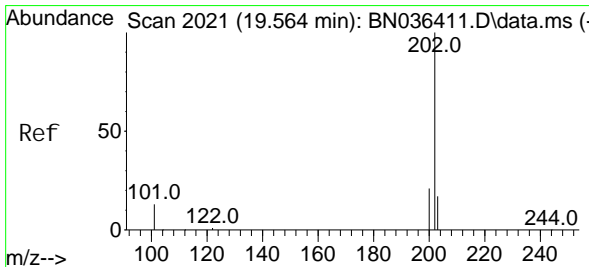

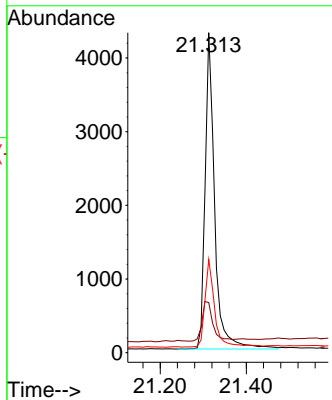
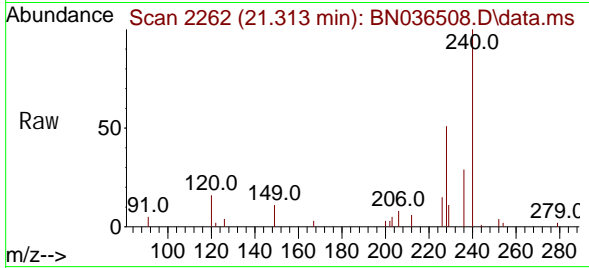


#29  
 Chrysene-d12  
 Concen: 0.400 ng  
 RT: 21.313 min Scan# 21  
 Delta R.T. -0.009 min  
 Lab File: BN036508.D  
 Acq: 26 Feb 2025 13:43

Instrument : BNA\_N  
 ClientSampleId : SSTDCCC0.4

Tgt Ion: 240 Resp: 6639

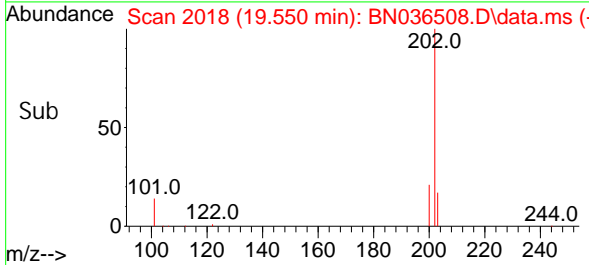
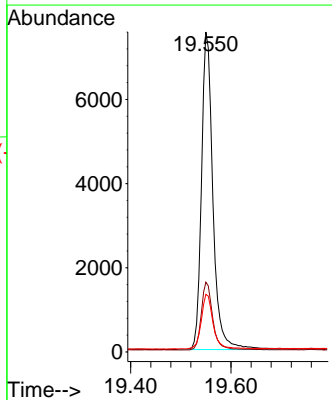
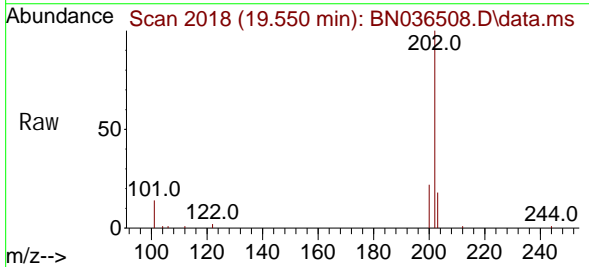
Ion	Ratio	Lower	Upper
240	100		
120	15.7	13.3	19.9
236	29.1	23.0	34.6

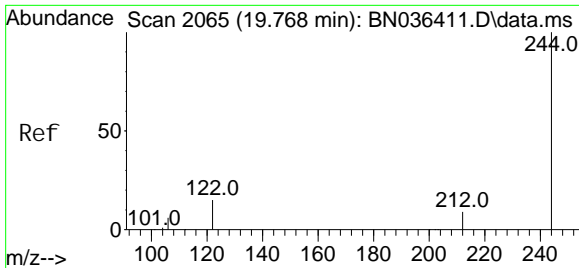


#30  
 Pyrene  
 Concen: 0.468 ng  
 RT: 19.550 min Scan# 2018  
 Delta R.T. -0.014 min  
 Lab File: BN036508.D  
 Acq: 26 Feb 2025 13:43

Tgt Ion: 202 Resp: 11970

Ion	Ratio	Lower	Upper
202	100		
200	21.3	16.9	25.3
203	17.7	13.9	20.9



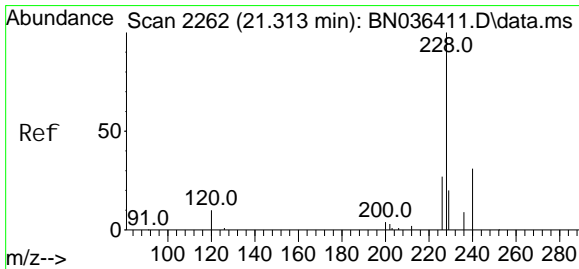
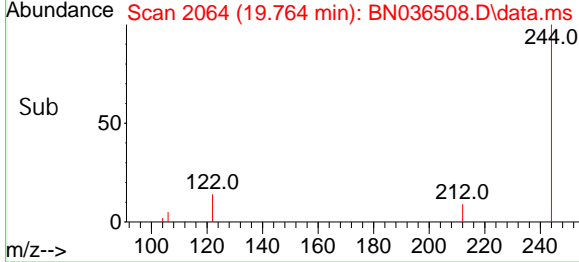
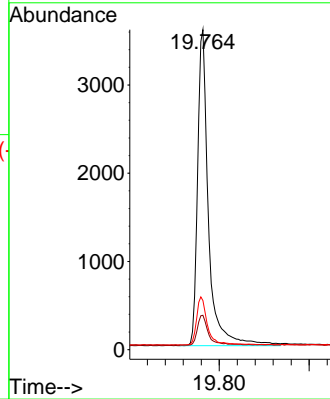
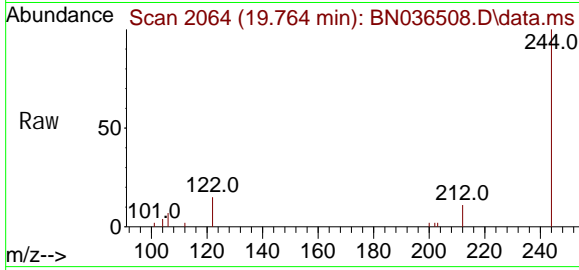


#31  
 Terphenyl -d14  
 Concen: 0.427 ng  
 RT: 19.764 min Scan# 2064  
 Delta R.T. -0.005 min  
 Lab File: BN036508.D  
 Acq: 26 Feb 2025 13:43

Instrument : BNA\_N  
 ClientSampleId : SSTDCCC0.4

Tgt Ion: 244 Resp: 6045

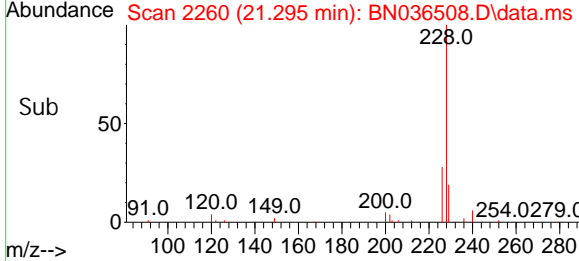
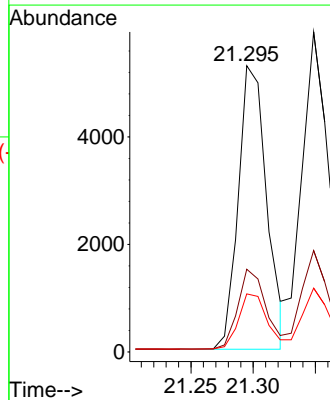

Ion	Ratio	Lower	Upper
244	100		
212	10.8	8.1	12.1
122	15.4	12.8	19.2



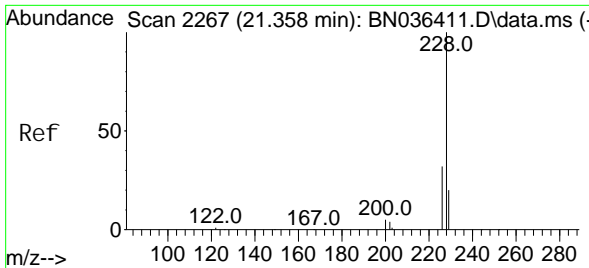
#32  
 Benzo(a)anthracene  
 Concen: 0.384 ng  
 RT: 21.295 min Scan# 2260  
 Delta R.T. -0.018 min  
 Lab File: BN036508.D  
 Acq: 26 Feb 2025 13:43

Tgt Ion: 228 Resp: 8384

Ion	Ratio	Lower	Upper
228	100		
226	28.9	22.2	33.2
229	20.3	16.5	24.7



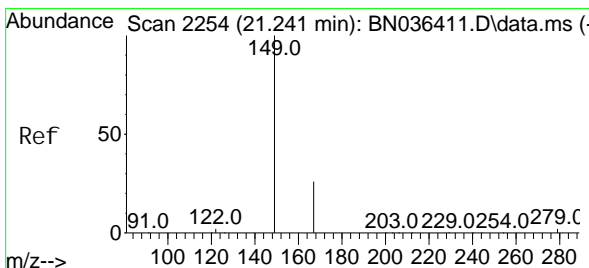
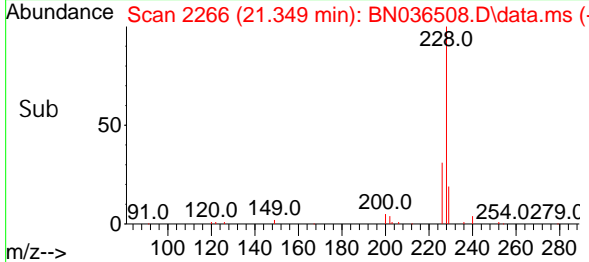
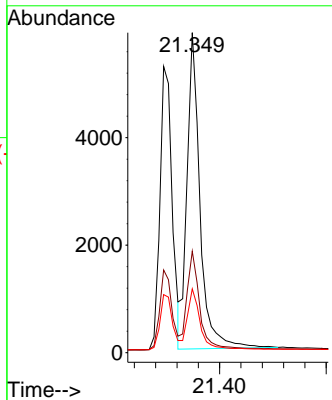
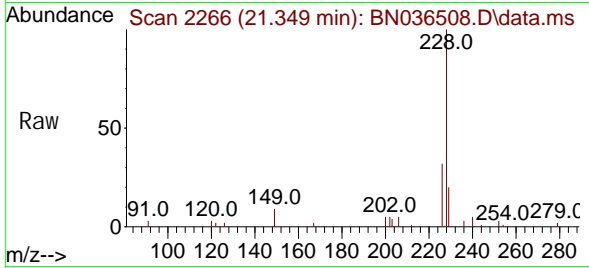




#33  
 Chrysene  
 Concen: 0.420 ng  
 RT: 21.349 min Scan# 21  
 Delta R.T. -0.009 min  
 Lab File: BN036508.D  
 Acq: 26 Feb 2025 13:43

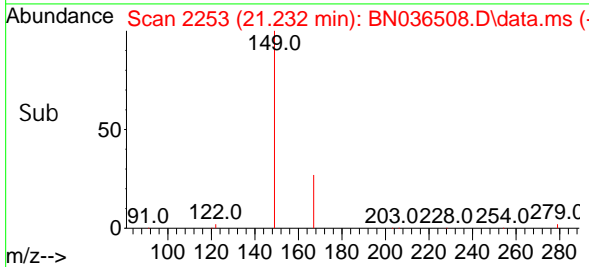
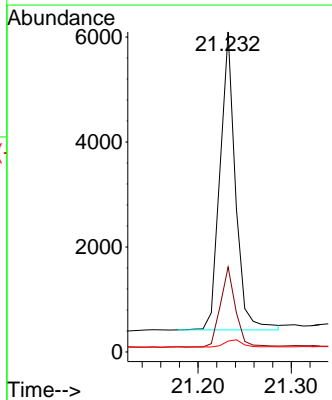
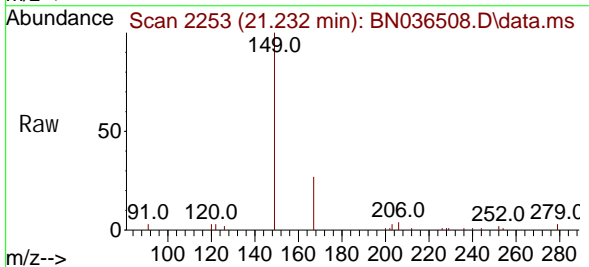
Instrument :  
 BNA\_N  
 ClientSampleId :  
 SSTDCCC0.4

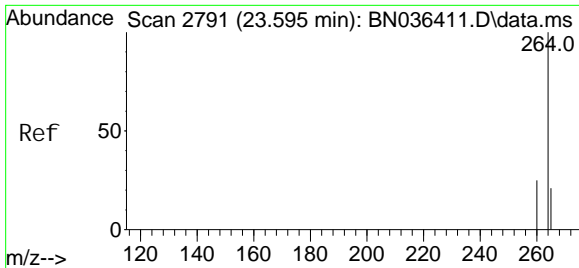
Tgt Ion	Resp	Lower	Upper
228	9942		
226	31.7	25.5	38.3
229	19.9	16.4	24.6



#34  
 Bis(2-ethyl hexyl) phthalate  
 Concen: 0.479 ng  
 RT: 21.232 min Scan# 2253  
 Delta R.T. -0.009 min  
 Lab File: BN036508.D  
 Acq: 26 Feb 2025 13:43

Tgt Ion	Resp	Lower	Upper
149	6526		
167	26.6	21.2	31.8
279	2.7	2.7	4.1



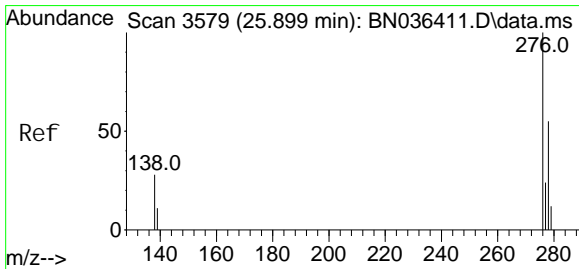
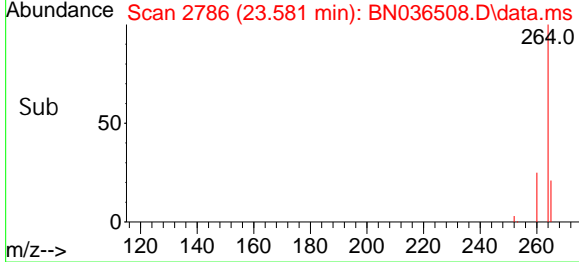
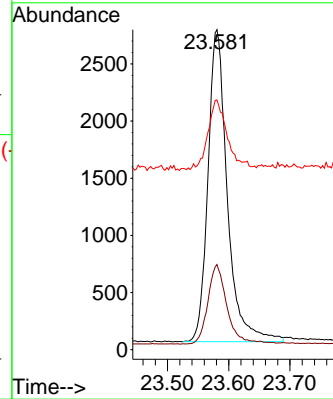
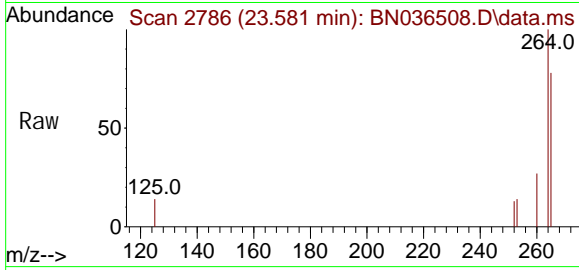


#35  
 Perylene-d12  
 Concen: 0.400 ng  
 RT: 23.581 min Scan# 21  
 Delta R.T. -0.015 min  
 Lab File: BN036508.D  
 Acq: 26 Feb 2025 13:43

Instrument :  
 BNA\_N  
 ClientSampleId :  
 SSTDCCC0.4

Tgt Ion: 264 Resp: 6000

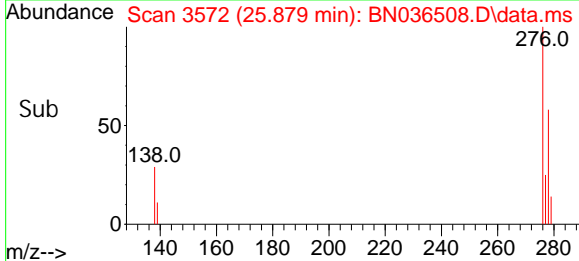
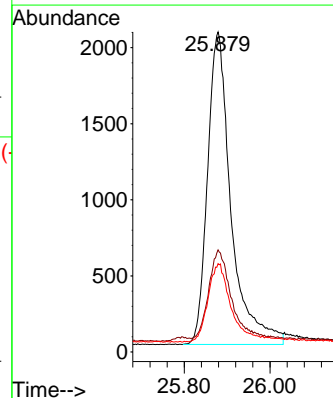
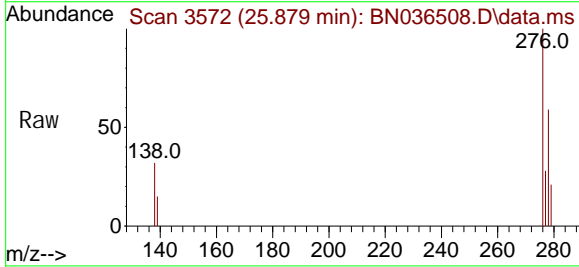
Ion	Ratio	Lower	Upper
264	100		
260	26.6	20.9	31.3
265	78.1	60.7	91.1

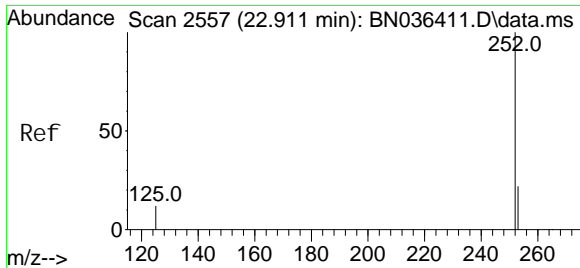


#36  
 Indeno(1,2,3-cd)pyrene  
 Concen: 0.372 ng  
 RT: 25.879 min Scan# 3572  
 Delta R.T. -0.020 min  
 Lab File: BN036508.D  
 Acq: 26 Feb 2025 13:43

Tgt Ion: 276 Resp: 7809

Ion	Ratio	Lower	Upper
276	100		
138	26.5	22.2	33.2
277	24.2	19.8	29.6

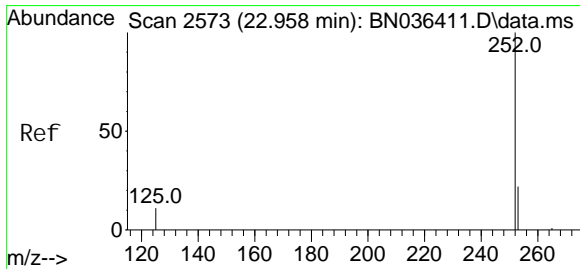
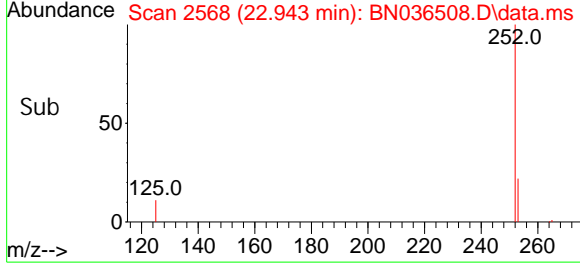
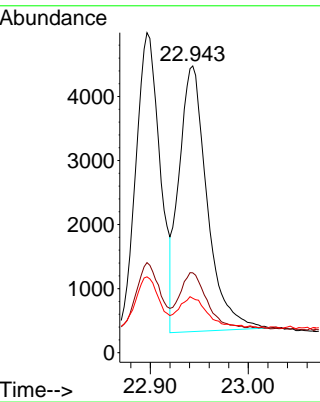
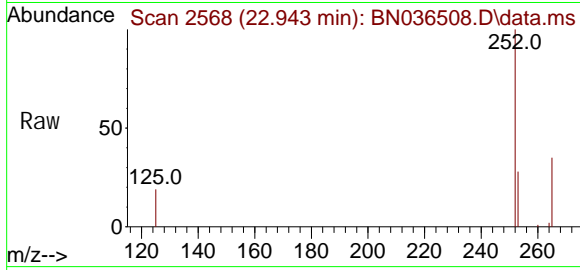




#37  
 Benzo(b)fl uoranthene  
 Concen: 0.419 ng  
 RT: 22.943 min Scan# 2568  
 Del ta R. T. 0.032 min  
 Lab File: BN036508.D  
 Acq: 26 Feb 2025 13:43

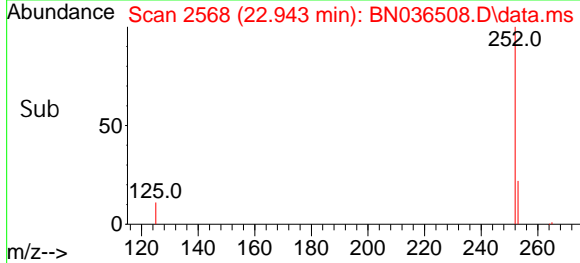
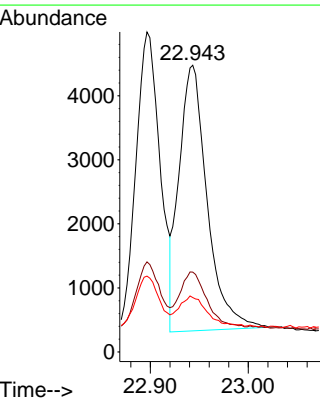
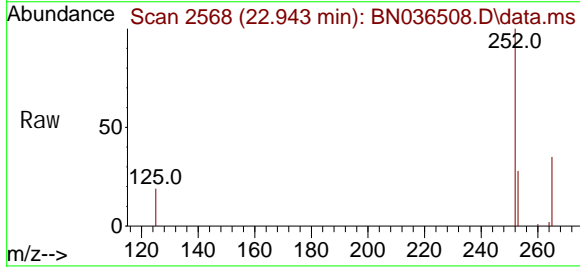
Instrument : BNA\_N  
 ClientSampleId : SSTDCCC0.4

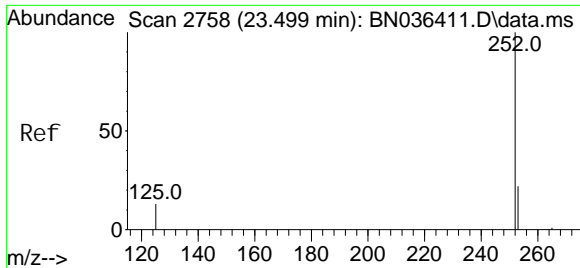
Tgt Ion	Resp	Lower	Upper
252	100		
253	27.9	21.9	32.9
125	19.0	15.0	22.6



#38  
 Benzo(k)fl uoranthene  
 Concen: 0.407 ng  
 RT: 22.943 min Scan# 2568  
 Del ta R. T. -0.015 min  
 Lab File: BN036508.D  
 Acq: 26 Feb 2025 13:43

Tgt Ion	Resp	Lower	Upper
252	100		
253	27.9	22.2	33.4
125	19.0	15.0	22.4



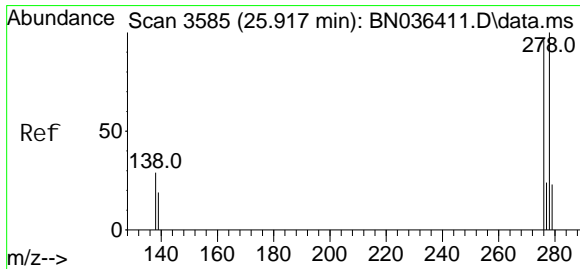
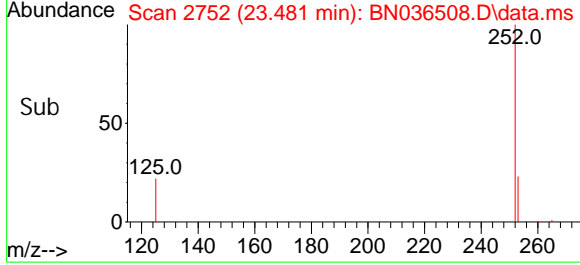
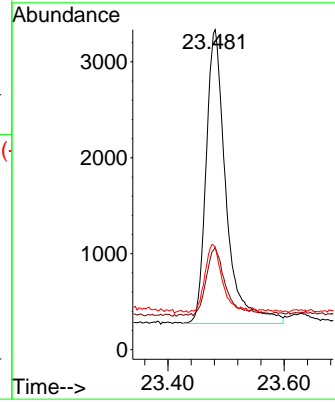
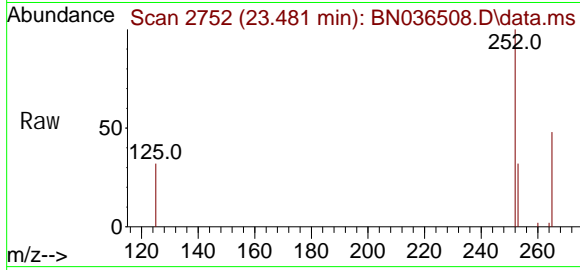


#39  
 Benzo(a)pyrene  
 Concen: 0.421 ng  
 RT: 23.481 min Scan# 21  
 Delta R.T. -0.018 min  
 Lab File: BN036508.D  
 Acq: 26 Feb 2025 13:43

Instrument : BNA\_N  
 ClientSampleId : SSTDCCC0.4

Tgt Ion: 252 Resp: 7264

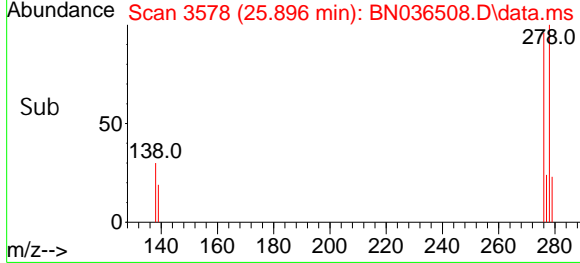
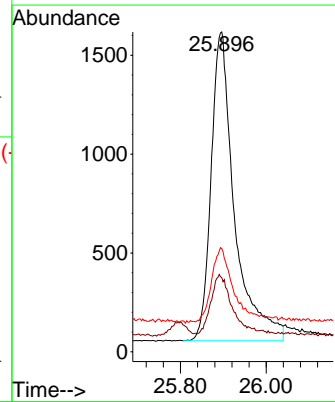
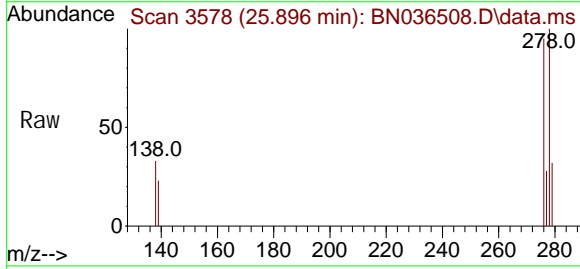
Ion	Ratio	Lower	Upper
252	100		
253	32.0	24.4	36.6
125	32.1	18.2	27.2

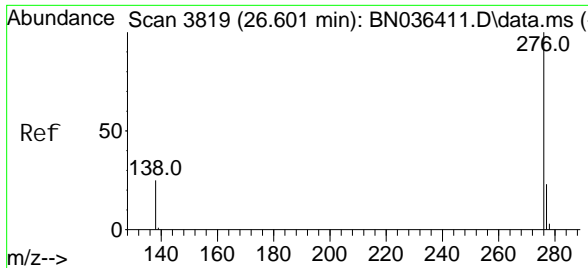


#40  
 Di benzo(a, h)anthracene  
 Concen: 0.357 ng  
 RT: 25.896 min Scan# 3578  
 Delta R.T. -0.020 min  
 Lab File: BN036508.D  
 Acq: 26 Feb 2025 13:43

Tgt Ion: 278 Resp: 5914

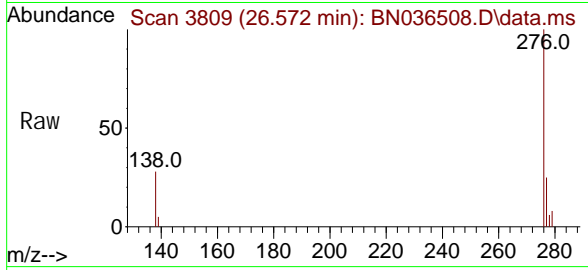
Ion	Ratio	Lower	Upper
278	100		
139	23.2	18.5	27.7
279	32.3	24.8	37.2





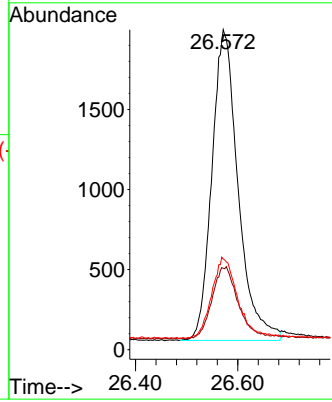
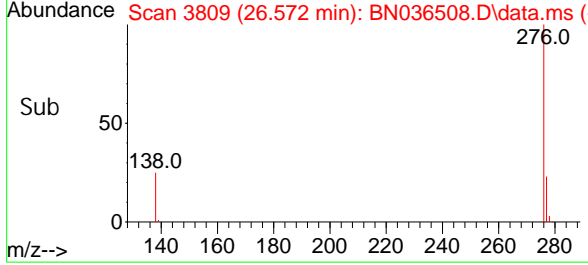
#41  
 Benzo(g, h, i)peryl ene  
 Concen: 0.367 ng  
 RT: 26.572 min Scan# 3809  
 Delta R.T. -0.029 min  
 Lab File: BN036508.D  
 Acq: 26 Feb 2025 13:43

Instrument : BNA\_N  
 ClientSampleId : SSTDCCC0.4



Tgt Ion: 276 Resp: 6890

Ion	Ratio	Lower	Upper
276	100		
277	25.4	20.7	31.1
138	28.3	21.8	32.6



Data Path : Z:\svoasrv\HPCHEM1\BNA\_N\Data\BN022625\  
 Data File : BN036511.D  
 Acq On : 26 Feb 2025 15:31  
 Operator : RC/JU  
 Sample : Q1423-03  
 Misc :  
 ALS Vial : 5 Sample Multiplier: 1

**Instrument :**  
 BNA\_N  
**ClientSampleId :**  
 BP-VPB-192-EB-20250221

Quant Time: Feb 26 15:55:31 2025  
 Quant Method : Z:\svoasrv\HPCHEM1\BNA\_N\Methods\8270-SIM-BN021025.M  
 Quant Title : ASP BNA STANDARDS FOR 5 POINT CALIBRATION  
 QLast Update : Tue Feb 11 01:17:14 2025  
 Response via : Initial Calibration

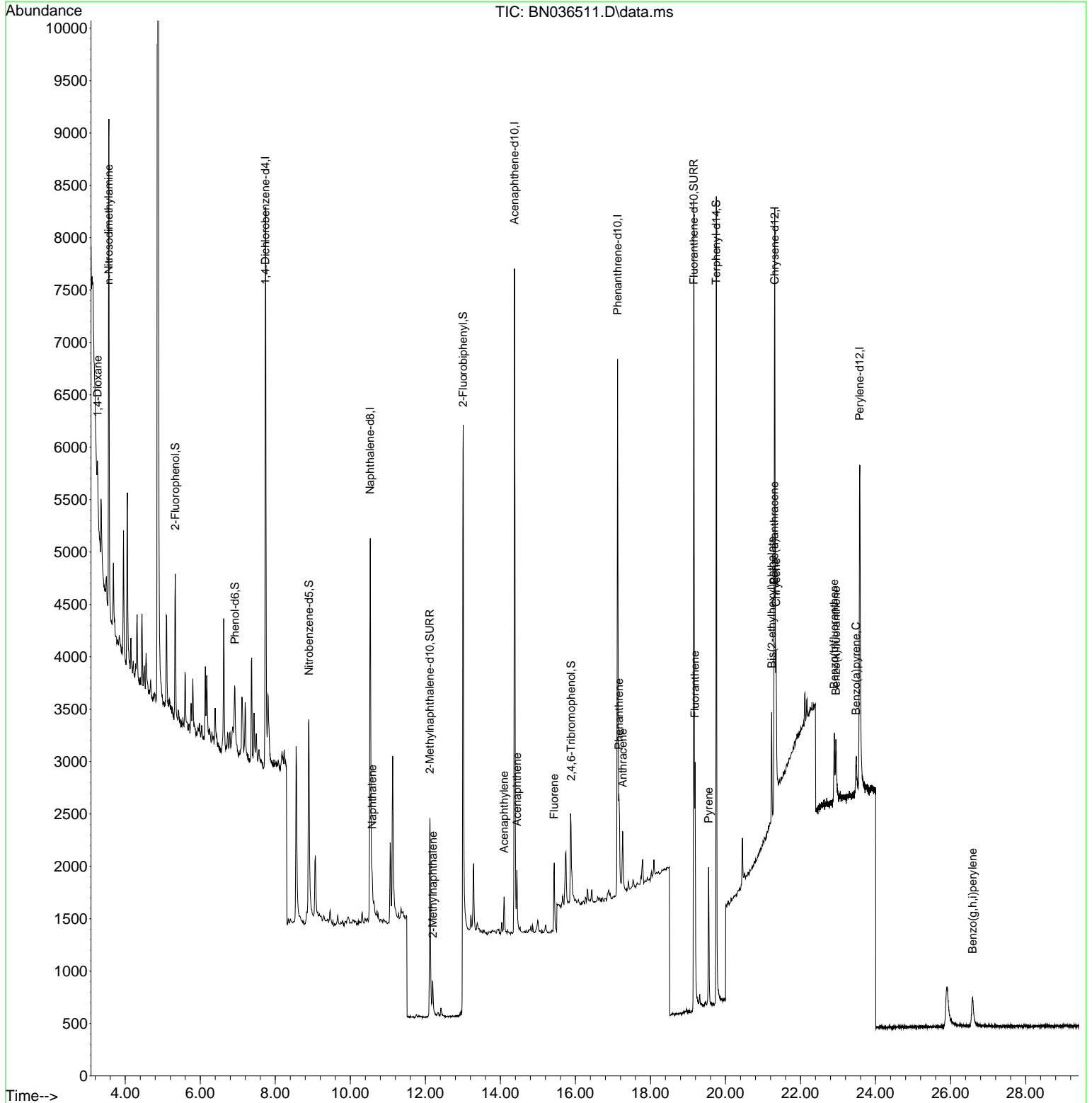
Compound	R. T.	QI on	Response	Conc	Units	Dev(Min)
<b>Internal Standards</b>						
1) 1,4-Dichlorobenzene-d4	7.739	152	2561	0.400	ng	-0.01
7) Naphthalene-d8	10.530	136	5724	0.400	ng	-0.01
13) Acenaphthene-d10	14.377	164	3696	0.400	ng	-0.01
19) Phenanthrene-d10	17.124	188	7691	0.400	ng	-0.01
29) Chrysene-d12	21.313	240	5768	0.400	ng	0.00
35) Perylene-d12	23.578	264	5083	0.400	ng	#-0.02
<b>System Monitoring Compounds</b>						
4) 2-Fluorophenol	5.334	112	957	0.158	ng	-0.01
5) Phenol-d6	6.923	99	596	0.084	ng	-0.01
8) Nitrobenzene-d5	8.897	82	2065	0.366	ng	-0.01
11) 2-Methylnaphthalene-d10	12.121	152	3255	0.370	ng	-0.02
14) 2,4,6-Tribromophenol	15.882	330	623	0.340	ng	0.00
15) 2-Fluorobiphenyl	13.003	172	6877	0.495	ng	-0.02
27) Fluoranthene-d10	19.155	212	9001	0.421	ng	-0.01
31) Terphenyl-d14	19.754	244	7770	0.631	ng	-0.01
<b>Target Compounds</b>						
2) 1,4-Dioxane	3.261	88	149	0.053	ng	# 27
3) n-Nitrosodimethylamine	3.557	42	504	0.104	ng	# 5
9) Naphthalene	10.584	128	434	0.026	ng	# 55
12) 2-Methylnaphthalene	12.197	142	240	0.022	ng	# 82
16) Acenaphthylene	14.099	152	415	0.025	ng	# 91
17) Acenaphthene	14.441	154	256	0.023	ng	98
18) Fluorene	15.435	166	446	0.029	ng	# 96
25) Phenanthrene	17.161	178	886	0.040	ng	95
26) Anthracene	17.260	178	719	0.037	ng	97
28) Fluoranthene	19.187	202	1310	0.048	ng	# 64
30) Pyrene	19.550	202	1284	0.058	ng	99
32) Benzo(a)anthracene	21.295	228	913	0.048	ng	# 89
33) Chrysene	21.348	228	1129	0.055	ng	# 92
34) Bis(2-ethylhexyl)phthalate	21.232	149	962	0.081	ng	# 94
37) Benzo(b)fluoranthene	22.899	252	902	0.054	ng	# 29
38) Benzo(k)fluoranthene	22.943	252	779	0.045	ng	# 19
39) Benzo(a)pyrene	23.481	252	818	0.056	ng	# 6
41) Benzo(g,h,i)perylene	26.583	276	699	0.044	ng	# 56

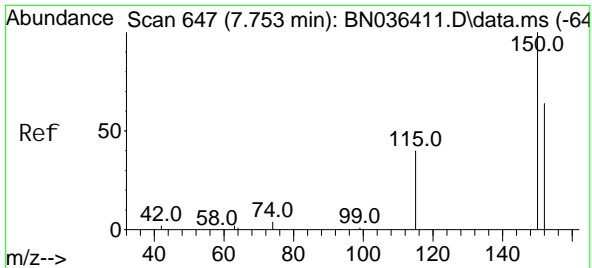
(#) = qualifier out of range (m) = manual integration (+) = signals summed

Data Path : Z:\svoasrv\HPCHEM1\BNA\_N\Data\BN022625\  
 Data File : BN036511.D  
 Acq On : 26 Feb 2025 15:31  
 Operator : RC/JU  
 Sample : Q1423-03  
 Misc :  
 ALS Vial : 5 Sample Multiplier: 1

**Instrument :**  
 BNA\_N  
**ClientSampleId :**  
 BP-VPB-192-EB-20250221

Quant Time: Feb 26 15:55:31 2025  
 Quant Method : Z:\svoasrv\HPCHEM1\BNA\_N\Methods\8270-SIM-BN021025.M  
 Quant Title : ASP BNA STANDARDS FOR 5 POINT CALIBRATION  
 QLast Update : Tue Feb 11 01:17:14 2025  
 Response via : Initial Calibration



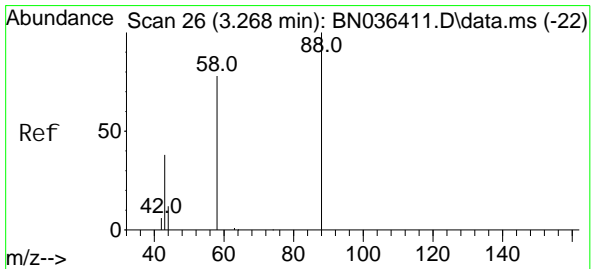
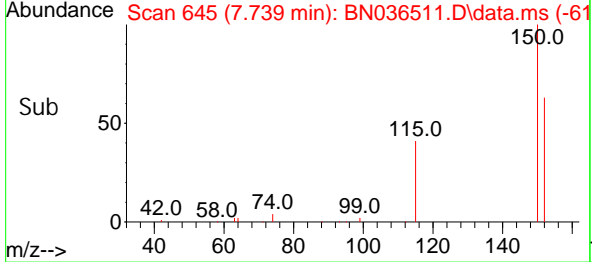
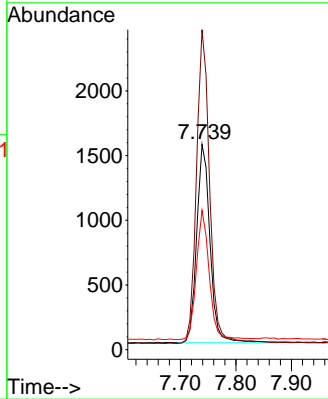
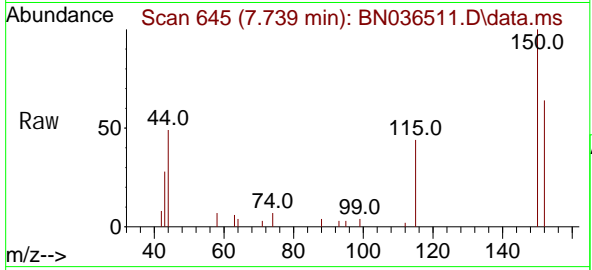


#1  
 1, 4-Di chl orobenzene-d4  
 Concen: 0.400 ng  
 RT: 7.739 min Scan# 64  
 Delta R.T. -0.014 min  
 Lab File: BN036511.D  
 Acq: 26 Feb 2025 15:31

Instrument :  
 BNA\_N  
 ClientSampleId :  
 BP-VPB-192-EB-20250221

Tgt Ion: 152 Resp: 2561

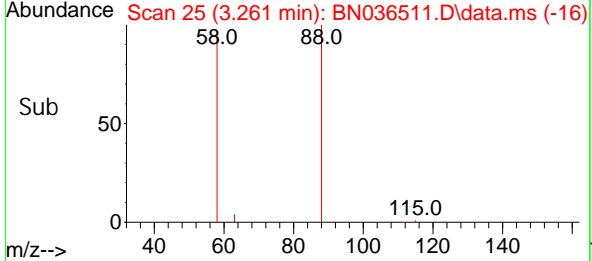
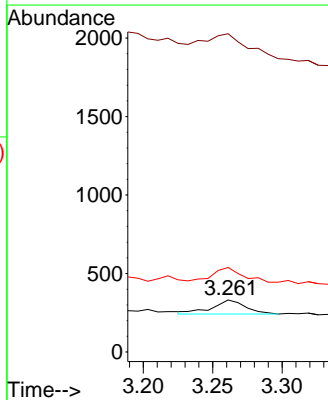
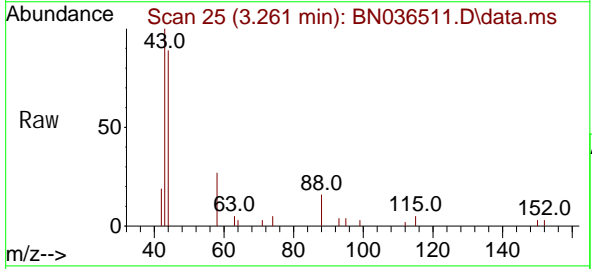
Ion	Ratio	Lower	Upper
152	100		
150	155.8	123.7	185.5
115	67.9	52.5	78.7



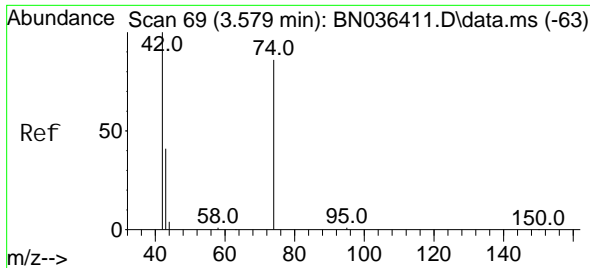
#2  
 1, 4-Di oxane  
 Concen: 0.053 ng  
 RT: 3.261 min Scan# 25  
 Delta R.T. -0.007 min  
 Lab File: BN036511.D  
 Acq: 26 Feb 2025 15:31

Tgt Ion: 88 Resp: 149

Ion	Ratio	Lower	Upper
88	100		
43	173.8	33.7	50.5
58	91.9	68.9	103.3



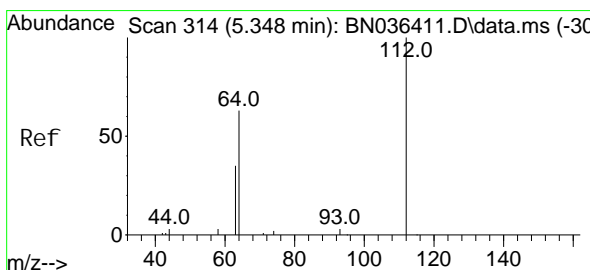
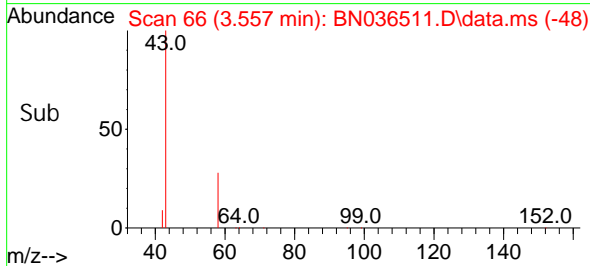
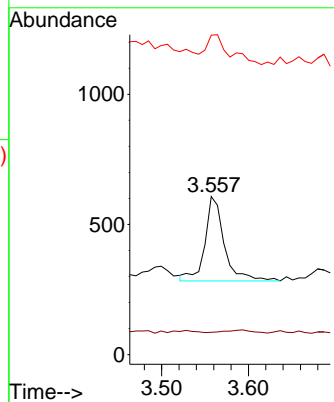
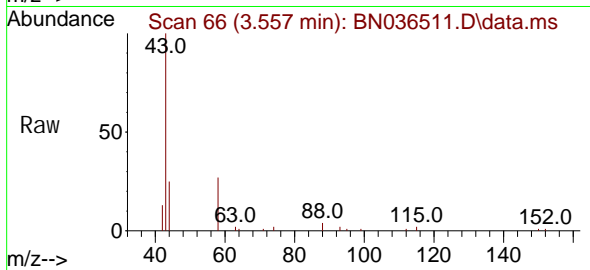




#3  
 n-Nitrosodimethylamine  
 Concen: 0.104 ng  
 RT: 3.557 min Scan# 60  
 Delta R.T. -0.022 min  
 Lab File: BN036511.D  
 Acq: 26 Feb 2025 15:31

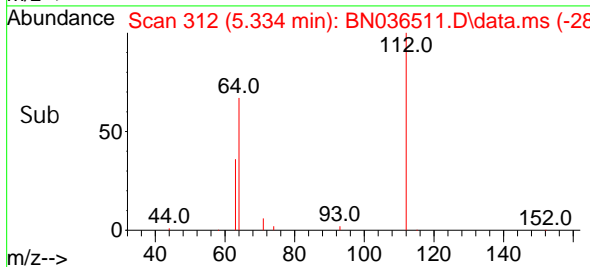
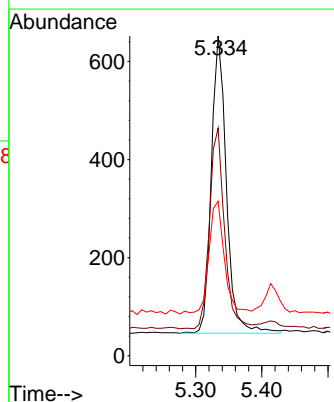
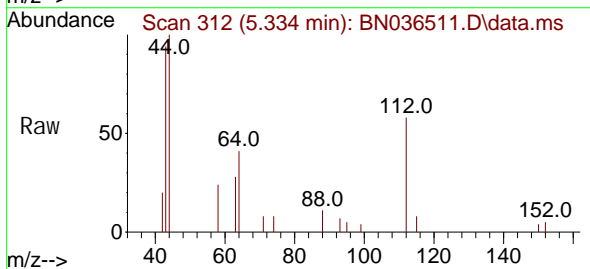
Instrument :  
 BNA\_N  
 ClientSampleId :  
 BP-VPB-192-EB-20250221

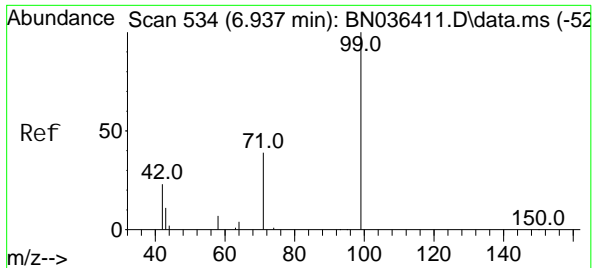
Tgt Ion: 42 Resp: 504  
 Ion Ratio Lower Upper  
 42 100  
 74 0.0 71.8 107.6#  
 44 41.7 7.8 11.6#



#4  
 2-Fluorophenol  
 Concen: 0.158 ng  
 RT: 5.334 min Scan# 312  
 Delta R.T. -0.014 min  
 Lab File: BN036511.D  
 Acq: 26 Feb 2025 15:31

Tgt Ion: 112 Resp: 957  
 Ion Ratio Lower Upper  
 112 100  
 64 66.5 53.4 80.0  
 63 39.4 30.3 45.5

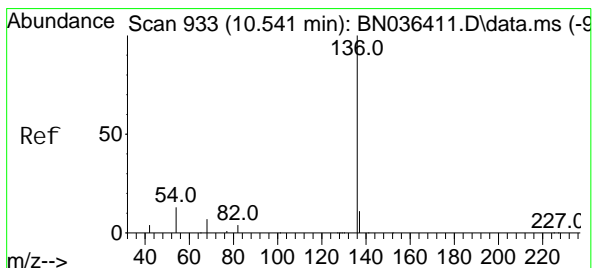
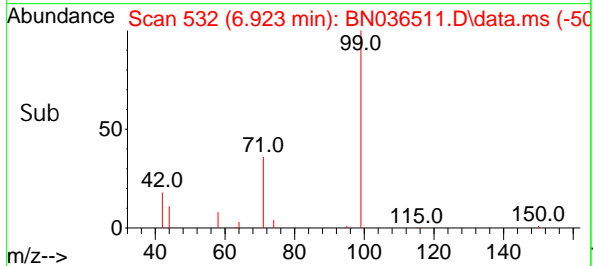
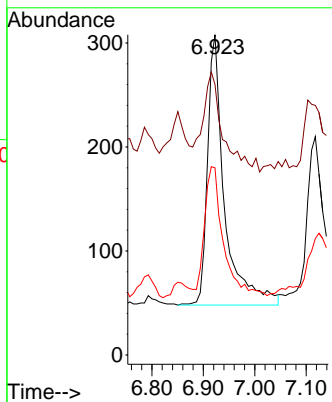
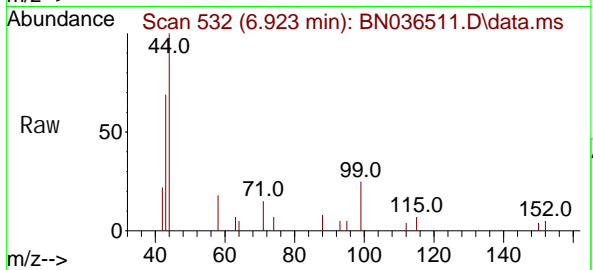




#5  
 Phenol -d6  
 Concen: 0.084 ng  
 RT: 6.923 min Scan# 51  
 Delta R.T. -0.014 min  
 Lab File: BN036511.D  
 Acq: 26 Feb 2025 15:31

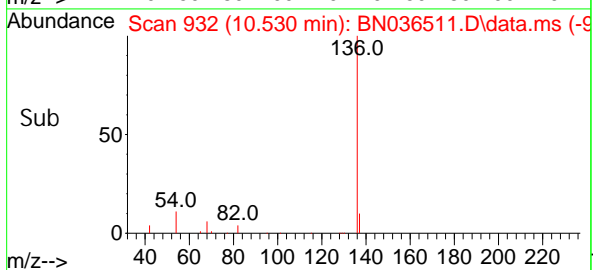
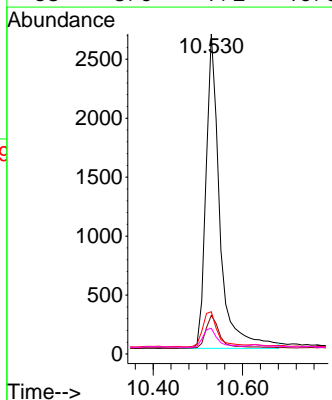
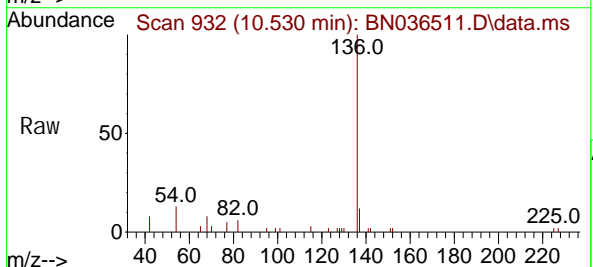
Instrument :  
 BNA\_N  
 ClientSampleId :  
 BP-VPB-192-EB-20250221

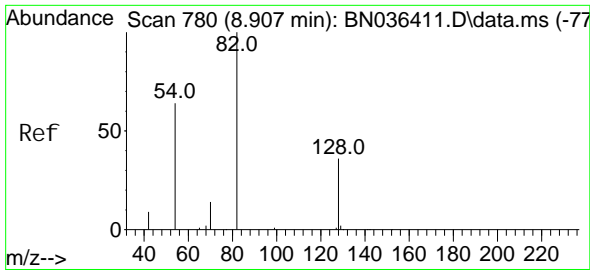
Tgt Ion	Resp	Lower	Upper
99	100		
42	43.8	21.7	32.5#
71	52.9	32.6	49.0#



#7  
 Naphthalene-d8  
 Concen: 0.400 ng  
 RT: 10.530 min Scan# 932  
 Delta R.T. -0.011 min  
 Lab File: BN036511.D  
 Acq: 26 Feb 2025 15:31

Tgt Ion	Resp	Lower	Upper
136	100		
137	12.0	10.1	15.1
54	13.2	11.8	17.6
68	8.0	7.2	10.8



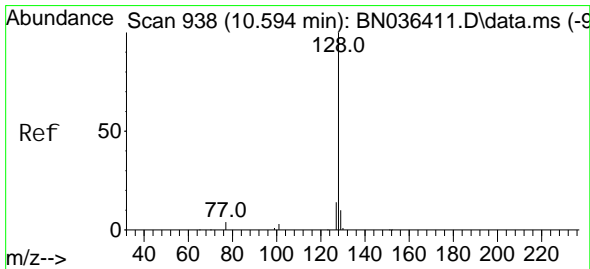
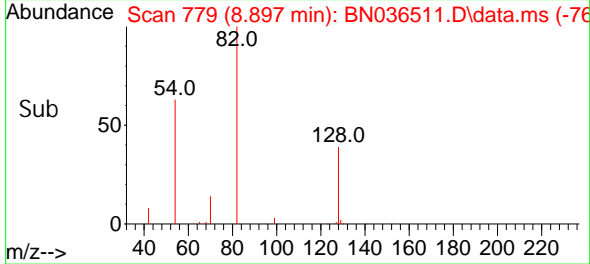
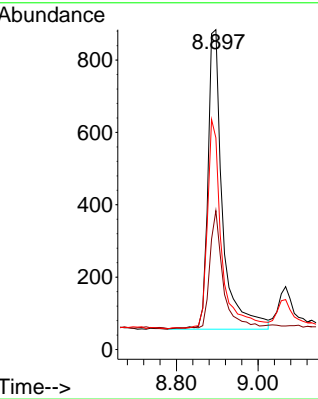
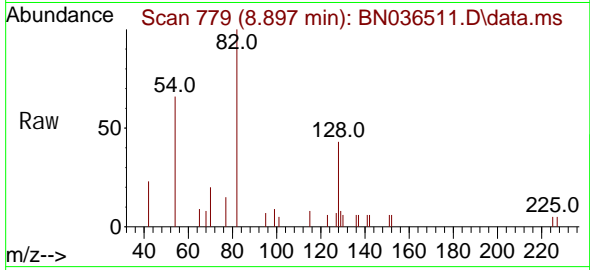


#8  
 Ni trobenzene-d5  
 Concen: 0.366 ng  
 RT: 8.897 min Scan# 779  
 Delta R.T. -0.011 min  
 Lab File: BN036511.D  
 Acq: 26 Feb 2025 15:31

Instrument :  
 BNA\_N  
 ClientSampleId :  
 BP-VPB-192-EB-20250221

Tgt Ion: 82 Resp: 2065

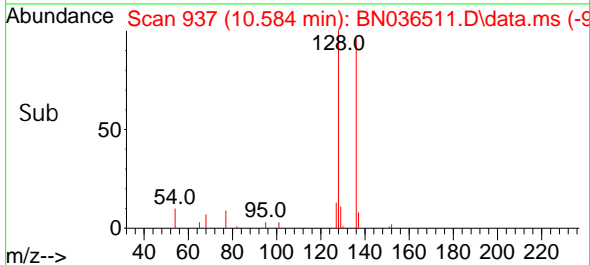
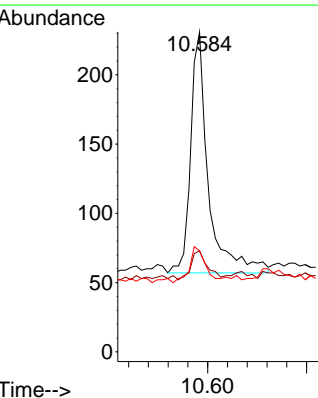
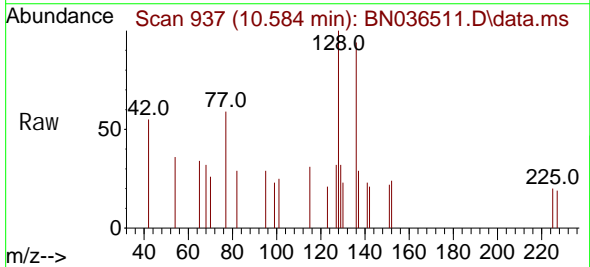
Ion	Ratio	Lower	Upper
82	100		
128	43.4	31.9	47.9
54	66.2	53.1	79.7

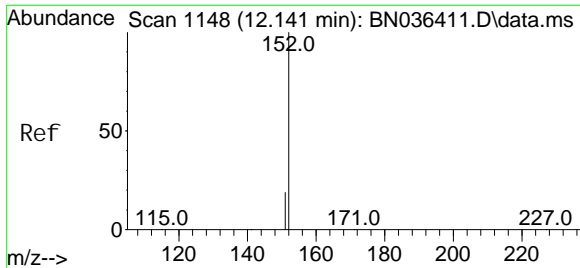


#9  
 Naphthalene  
 Concen: 0.026 ng  
 RT: 10.584 min Scan# 937  
 Delta R.T. -0.011 min  
 Lab File: BN036511.D  
 Acq: 26 Feb 2025 15:31

Tgt Ion: 128 Resp: 434

Ion	Ratio	Lower	Upper
128	100		
129	31.6	9.6	14.4#
127	31.6	12.0	18.0#

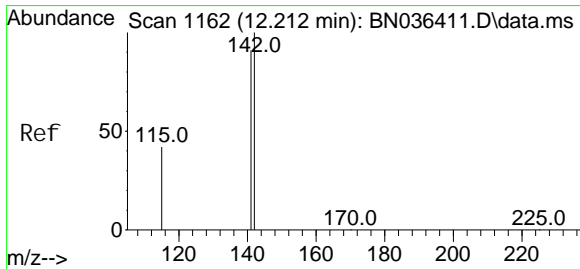
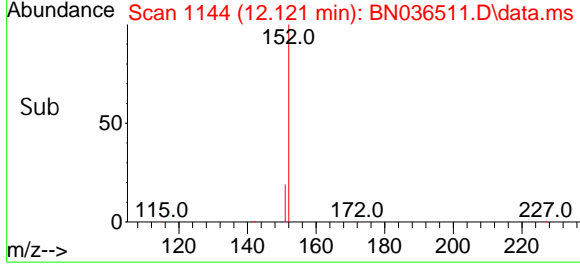
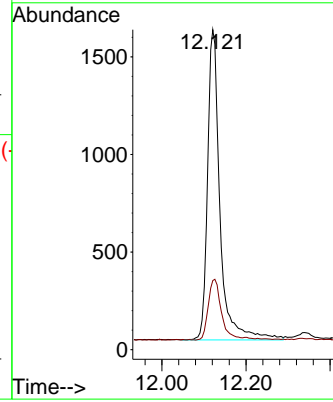
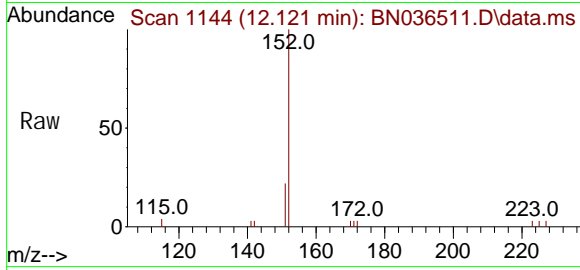




#11  
 2-Methyl naphthal ene-d10  
 Concen: 0.370 ng  
 RT: 12.121 min Scan# 1114  
 Delta R.T. -0.020 min  
 Lab File: BN036511.D  
 Acq: 26 Feb 2025 15:31

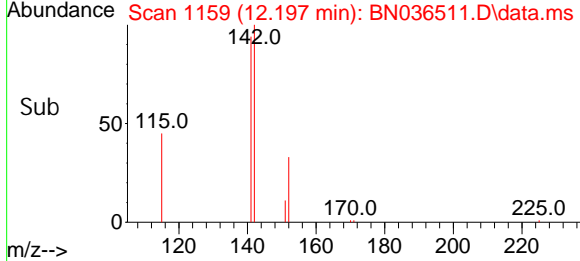
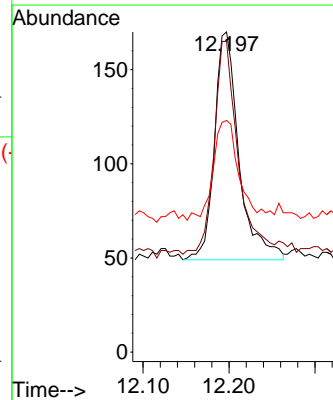
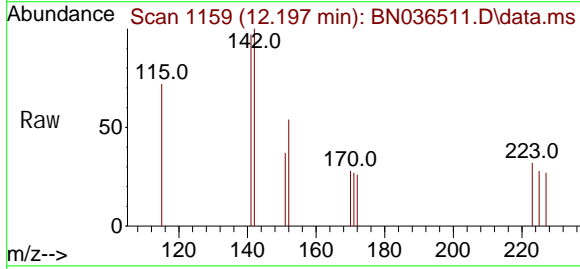
Instrument :  
 BNA\_N  
 ClientSampleId :  
 BP-VPB-192-EB-20250221

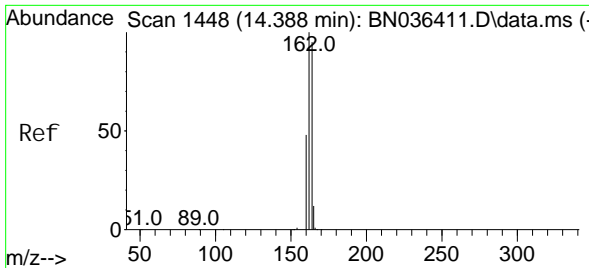
Tgt Ion: 152 Resp: 3255  
 Ion Ratio Lower Upper  
 152 100  
 151 20.8 16.6 25.0



#12  
 2-Methyl naphthal ene  
 Concen: 0.022 ng  
 RT: 12.197 min Scan# 1159  
 Delta R.T. -0.015 min  
 Lab File: BN036511.D  
 Acq: 26 Feb 2025 15:31

Tgt Ion: 142 Resp: 240  
 Ion Ratio Lower Upper  
 142 100  
 141 97.1 72.8 109.2  
 115 72.4 35.5 53.3#

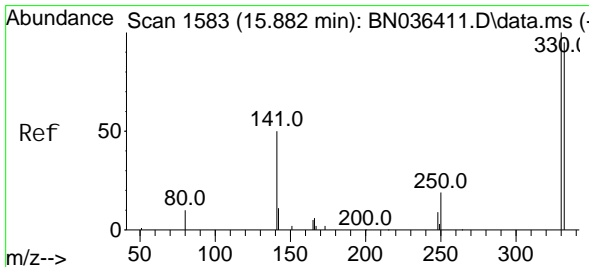
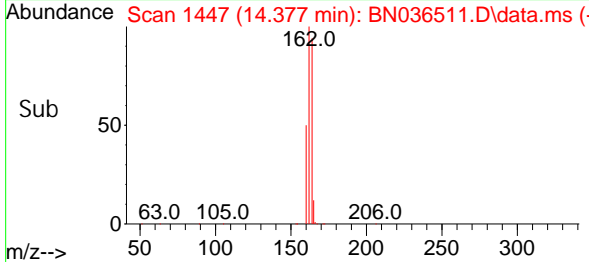
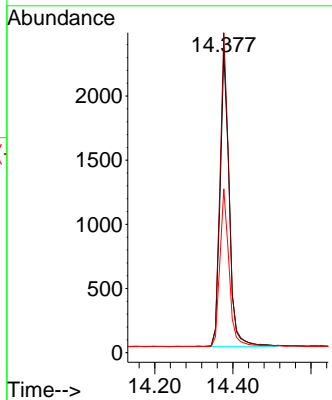
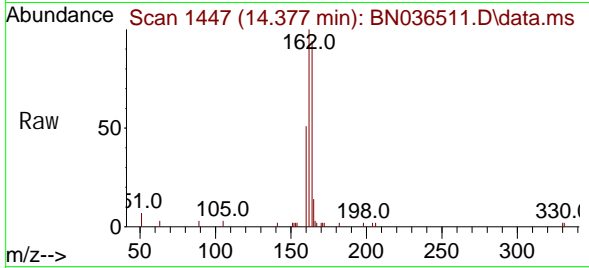




#13  
 Acenaphthene-d10  
 Concen: 0.400 ng  
 RT: 14.377 min Scan# 1447  
 Delta R.T. -0.011 min  
 Lab File: BN036511.D  
 Acq: 26 Feb 2025 15:31

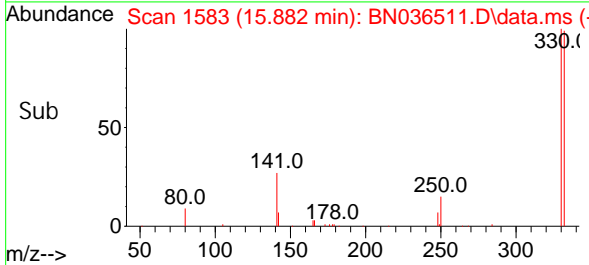
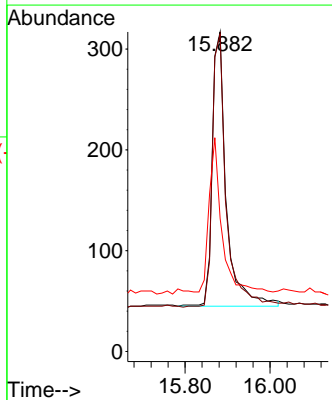
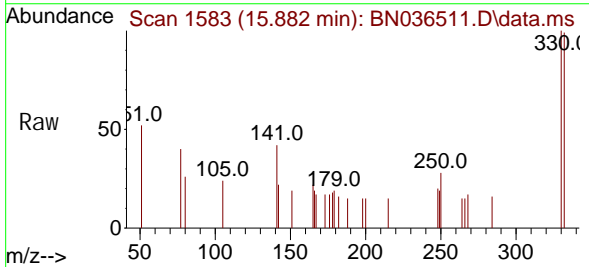
**Instrument :**  
 BNA\_N  
**ClientSampleId :**  
 BP-VPB-192-EB-20250221

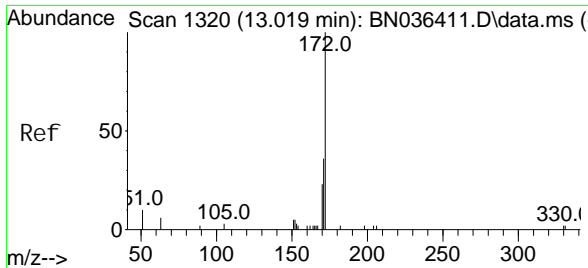
Tgt Ion	Resp	Lower	Upper
164	100		
162	106.5	84.1	126.1
160	54.5	41.4	62.0



#14  
 2,4,6-Tri bromophenol  
 Concen: 0.340 ng  
 RT: 15.882 min Scan# 1583  
 Delta R.T. -0.000 min  
 Lab File: BN036511.D  
 Acq: 26 Feb 2025 15:31

Tgt Ion	Resp	Lower	Upper
330	100		
332	98.6	76.6	114.8
141	50.7	37.8	56.8

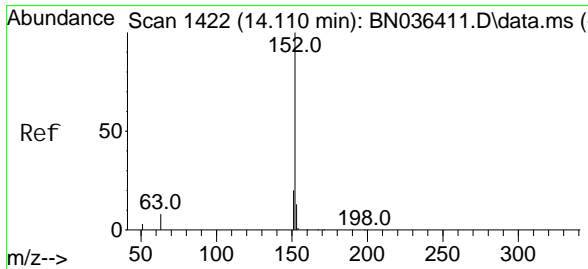
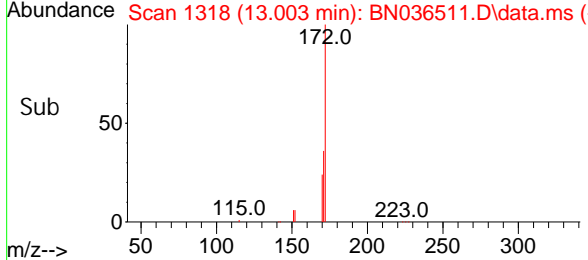
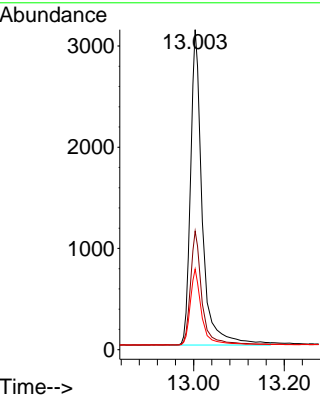
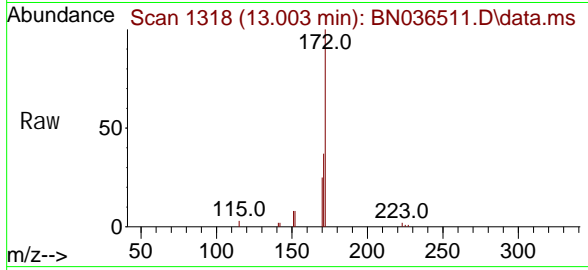




#15  
 2-Fluorophenyl  
 Concen: 0.495 ng  
 RT: 13.003 min Scan# 11  
 Delta R.T. -0.016 min  
 Lab File: BN036511.D  
 Acq: 26 Feb 2025 15:31

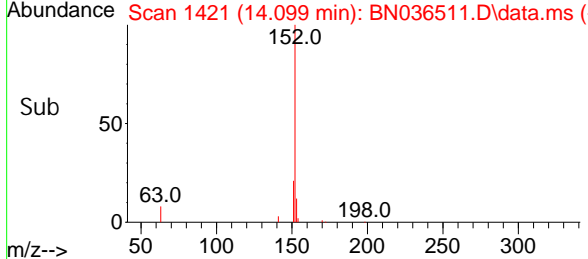
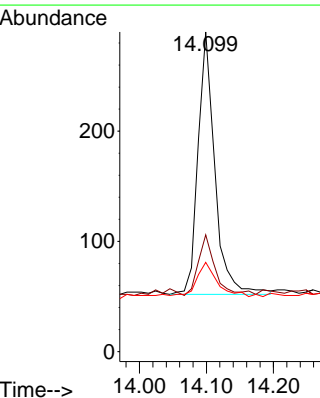
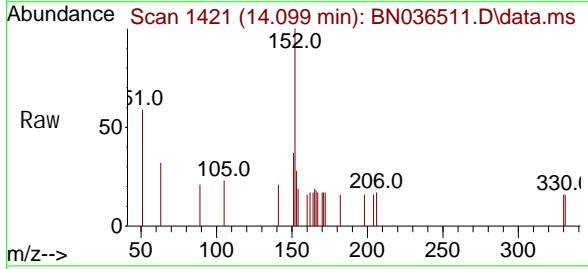
**Instrument :**  
 BNA\_N  
**ClientSampleId :**  
 BP-VPB-192-EB-20250221

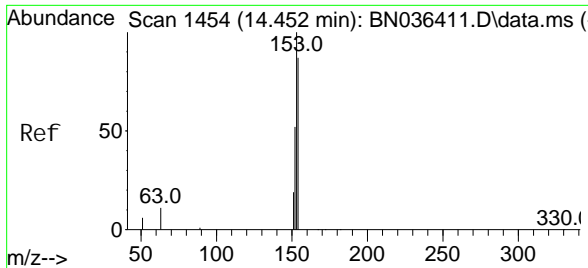
Tgt Ion	Resp	Lower	Upper
172	100		
171	37.1	29.6	44.4
170	25.2	19.8	29.6



#16  
 Acenaphthylene  
 Concen: 0.025 ng  
 RT: 14.099 min Scan# 1421  
 Delta R.T. -0.011 min  
 Lab File: BN036511.D  
 Acq: 26 Feb 2025 15:31

Tgt Ion	Resp	Lower	Upper
152	100		
151	22.7	15.8	23.8
153	17.6	10.2	15.2

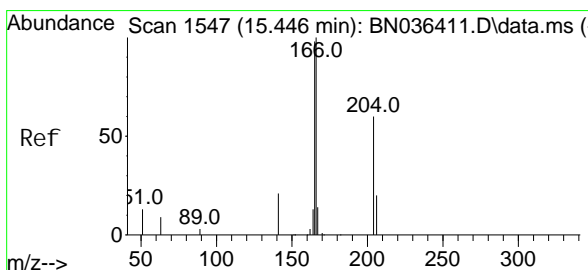
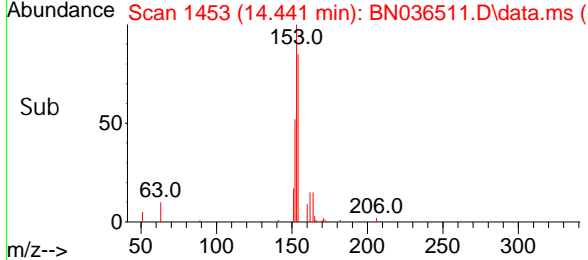
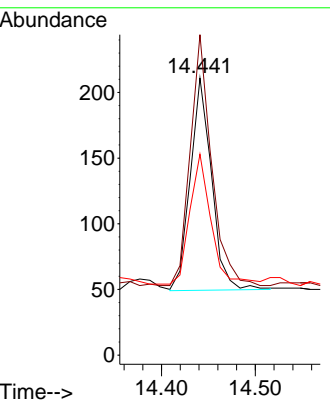
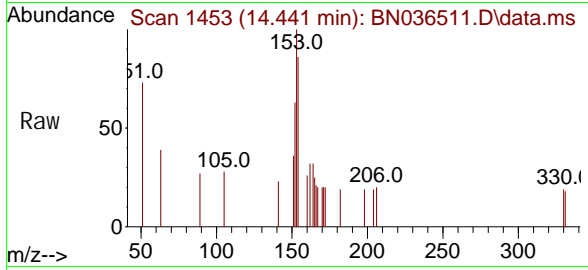




#17  
 Acenaphthene  
 Concen: 0.023 ng  
 RT: 14.441 min Scan# 1453  
 Delta R.T. -0.011 min  
 Lab File: BN036511.D  
 Acq: 26 Feb 2025 15:31

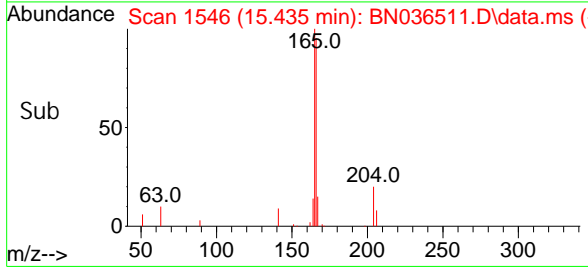
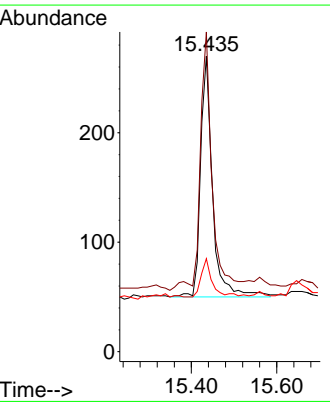
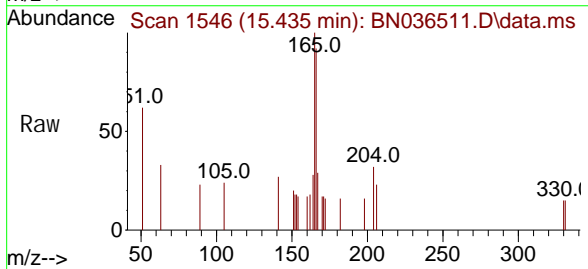
**Instrument :**  
 BNA\_N  
**ClientSampleId :**  
 BP-VPB-192-EB-20250221

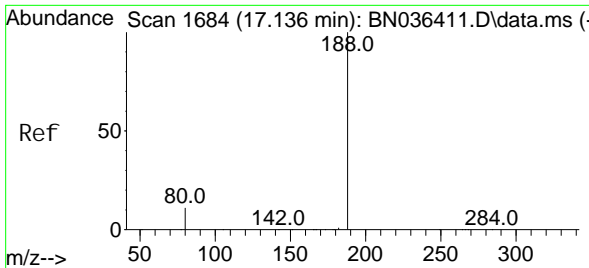
Tgt Ion	Resp	Lower	Upper
154	100		
153	118.8	93.3	139.9
152	62.9	48.8	73.2



#18  
 Fluorene  
 Concen: 0.029 ng  
 RT: 15.435 min Scan# 1546  
 Delta R.T. -0.011 min  
 Lab File: BN036511.D  
 Acq: 26 Feb 2025 15:31

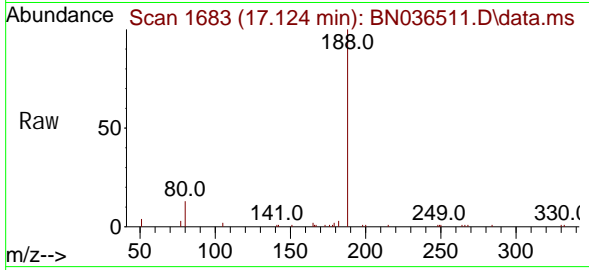
Tgt Ion	Resp	Lower	Upper
166	100		
165	102.9	79.5	119.3
167	15.9	10.4	15.6



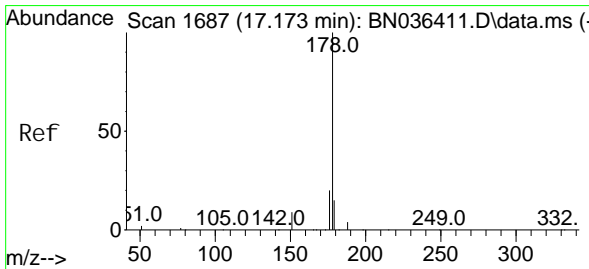
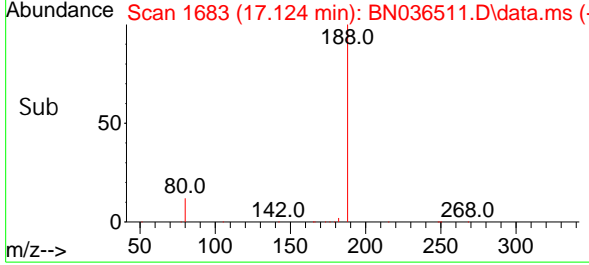
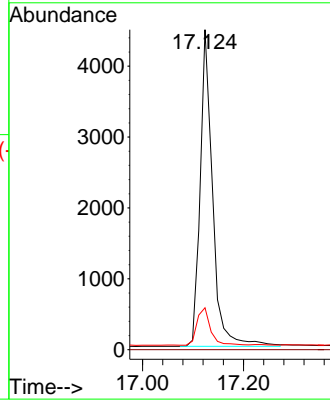


#19  
 Phenanthrene-d10  
 Concen: 0.400 ng  
 RT: 17.124 min Scan# 1683  
 Delta R.T. -0.012 min  
 Lab File: BN036511.D  
 Acq: 26 Feb 2025 15:31

**Instrument :**  
 BNA\_N  
**ClientSampleId :**  
 BP-VPB-192-EB-20250221

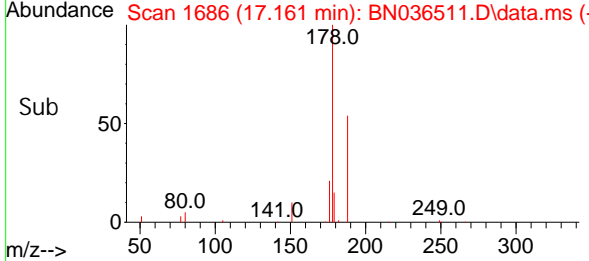
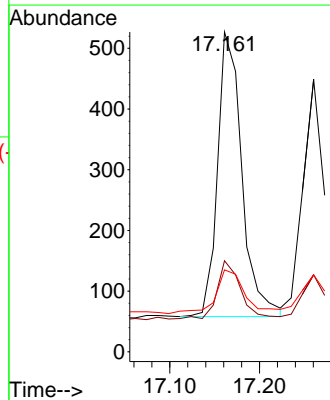
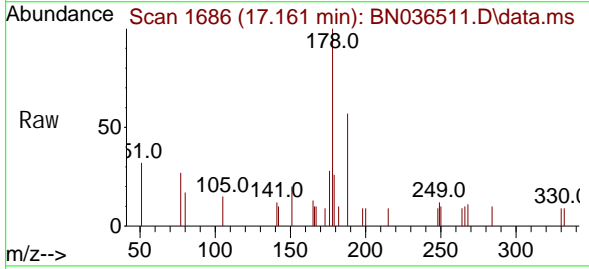


Tgt Ion: 188 Resp: 7691  
 Ion Ratio Lower Upper  
 188 100  
 94 0.0 0.0 0.0  
 80 13.1 9.8 14.6

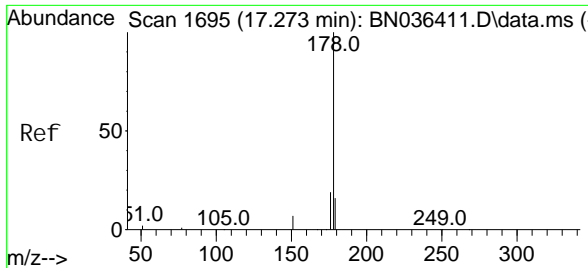


#25  
 Phenanthrene  
 Concen: 0.040 ng  
 RT: 17.161 min Scan# 1686  
 Delta R.T. -0.012 min  
 Lab File: BN036511.D  
 Acq: 26 Feb 2025 15:31

Tgt Ion: 178 Resp: 886  
 Ion Ratio Lower Upper  
 178 100  
 176 21.2 15.7 23.5  
 179 18.4 12.4 18.6



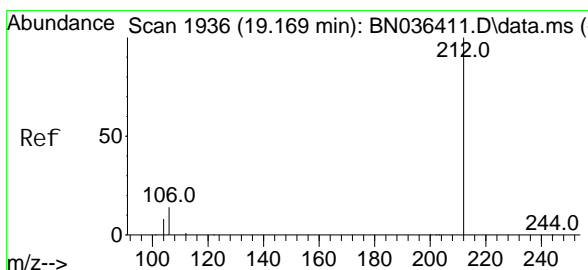
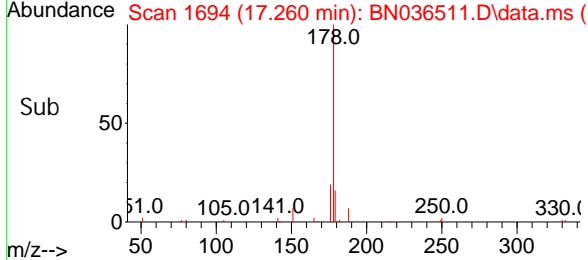
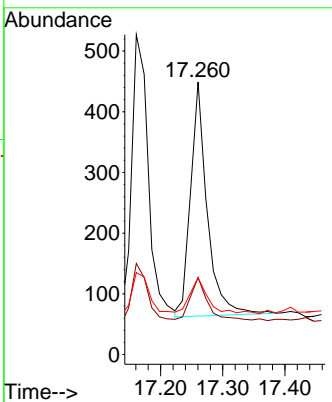
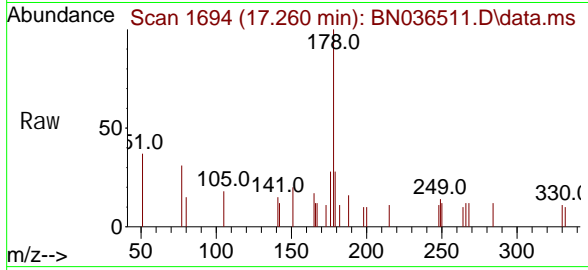




#26  
 Anthracene  
 Concen: 0.037 ng  
 RT: 17.260 min Scan# 1694  
 Delta R.T. -0.012 min  
 Lab File: BN036511.D  
 Acq: 26 Feb 2025 15:31

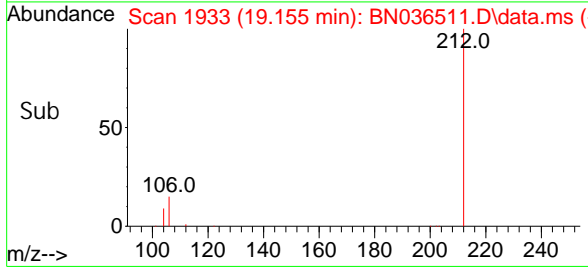
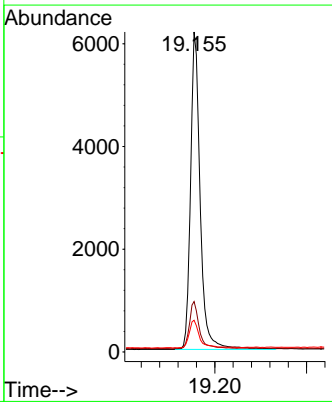
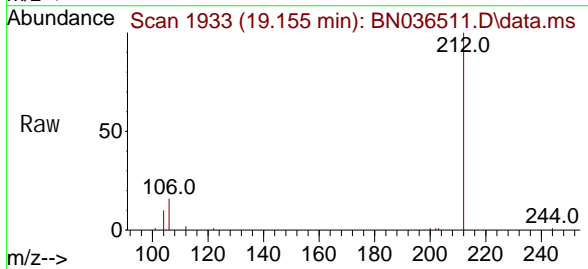
**Instrument :**  
 BNA\_N  
**ClientSampleId :**  
 BP-VPB-192-EB-20250221

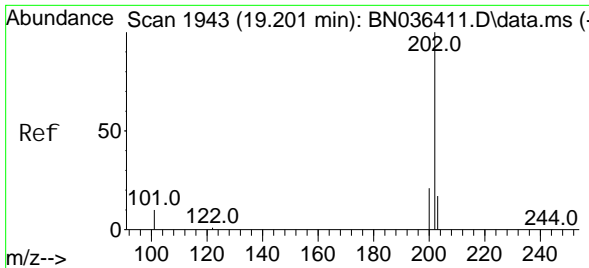
Tgt Ion	Resp	Lower	Upper
178	100		
176	18.5	14.9	22.3
179	18.4	12.4	18.6



#27  
 Fluoranthene-d10  
 Concen: 0.421 ng  
 RT: 19.155 min Scan# 1933  
 Delta R.T. -0.014 min  
 Lab File: BN036511.D  
 Acq: 26 Feb 2025 15:31

Tgt Ion	Resp	Lower	Upper
212	100		
106	15.3	11.5	17.3
104	9.3	7.1	10.7



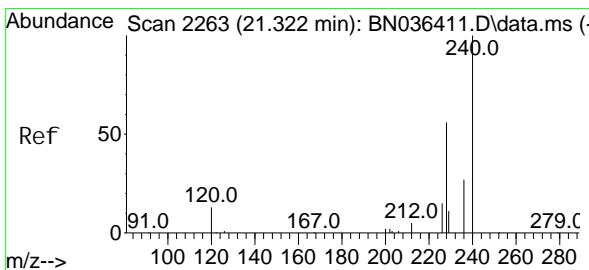
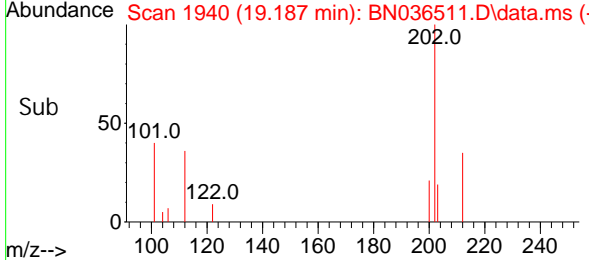
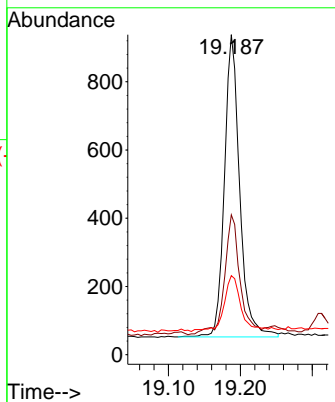
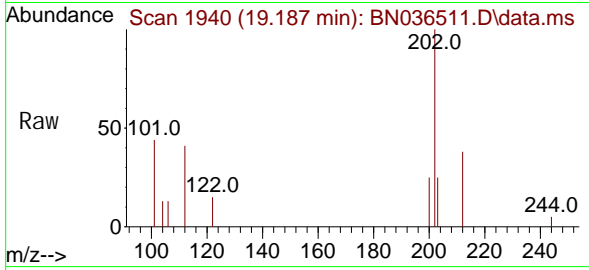


#28  
 Fluoranthene  
 Concen: 0.048 ng  
 RT: 19.187 min Scan# 1940  
 Delta R.T. -0.014 min  
 Lab File: BN036511.D  
 Acq: 26 Feb 2025 15:31

**Instrument :**  
 BNA\_N  
**ClientSampleId :**  
 BP-VPB-192-EB-20250221

Tgt Ion: 202 Resp: 1310


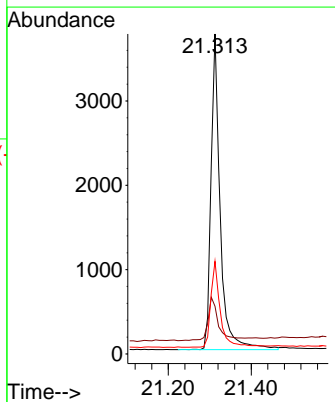
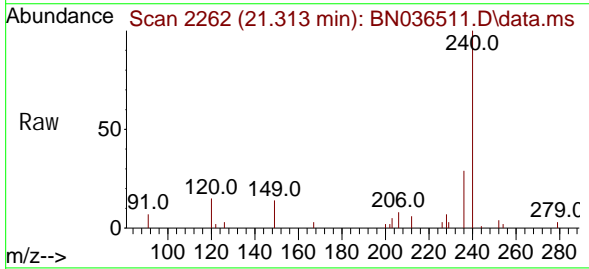
Ion	Ratio	Lower	Upper
202	100		
101	40.3	9.2	13.8#
203	20.7	13.4	20.0#

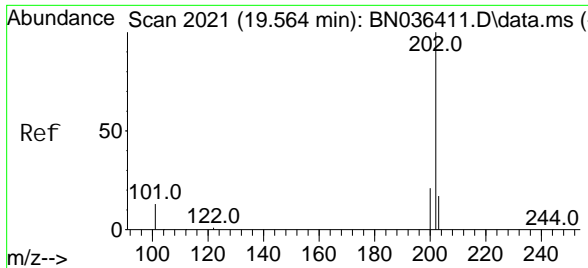


#29  
 Chrysene-d12  
 Concen: 0.400 ng  
 RT: 21.313 min Scan# 2262  
 Delta R.T. -0.009 min  
 Lab File: BN036511.D  
 Acq: 26 Feb 2025 15:31

Tgt Ion: 240 Resp: 5768

Ion	Ratio	Lower	Upper
240	100		
120	14.9	13.3	19.9
236	29.0	23.0	34.6



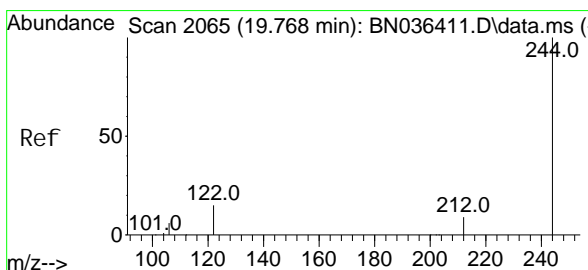
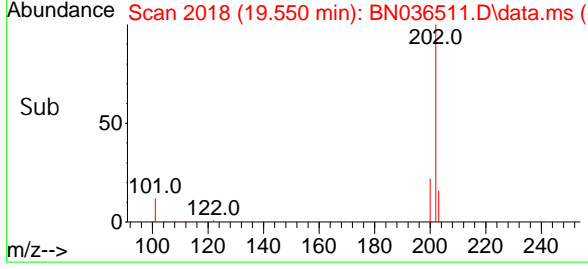
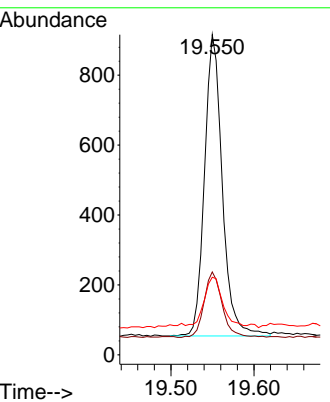
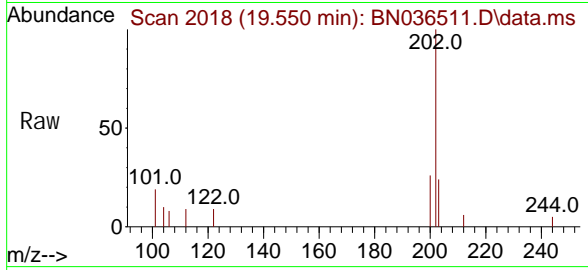


#30  
 Pyrene  
 Concen: 0.058 ng  
 RT: 19.550 min Scan# 20  
 Delta R.T. -0.014 min  
 Lab File: BN036511.D  
 Acq: 26 Feb 2025 15:31

**Instrument :**  
 BNA\_N  
**ClientSampleId :**  
 BP-VPB-192-EB-20250221

Tgt Ion: 202 Resp: 1284

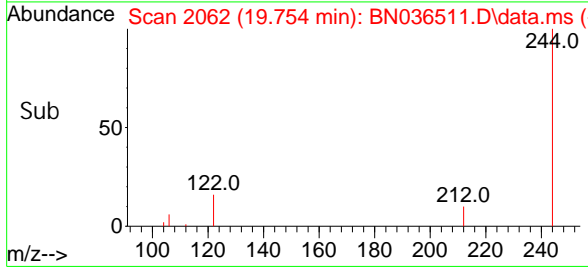
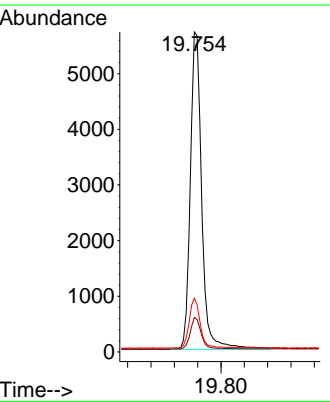
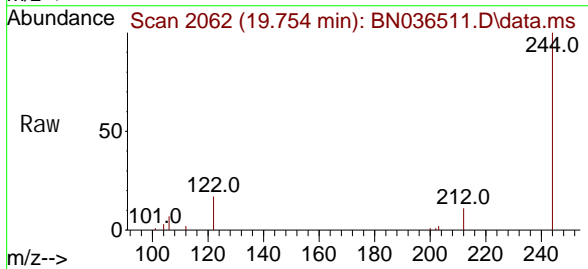
Ion	Ratio	Lower	Upper
202	100		
200	22.0	16.9	25.3
203	17.6	13.9	20.9

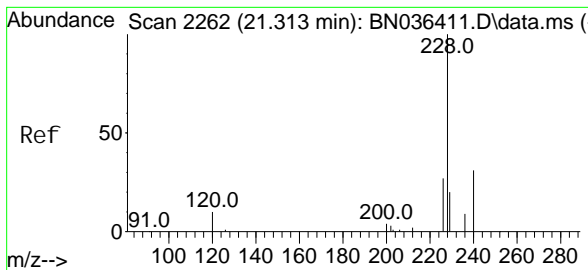


#31  
 Terphenyl -d14  
 Concen: 0.631 ng  
 RT: 19.754 min Scan# 2062  
 Delta R.T. -0.014 min  
 Lab File: BN036511.D  
 Acq: 26 Feb 2025 15:31

Tgt Ion: 244 Resp: 7770

Ion	Ratio	Lower	Upper
244	100		
212	10.8	8.1	12.1
122	16.8	12.8	19.2

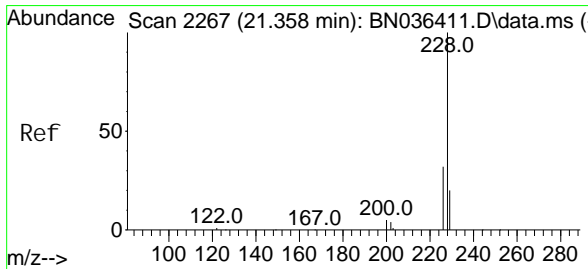
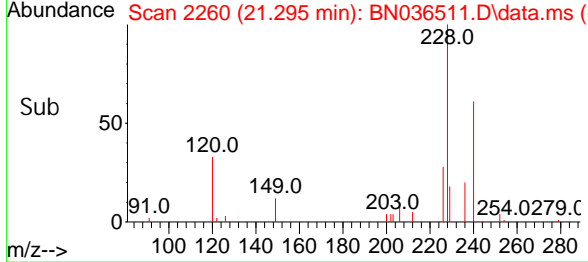
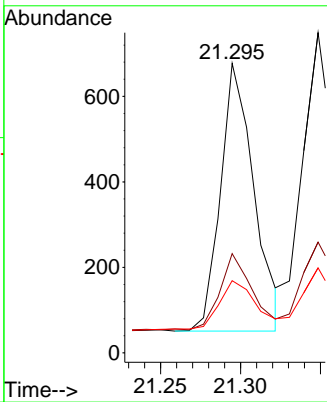
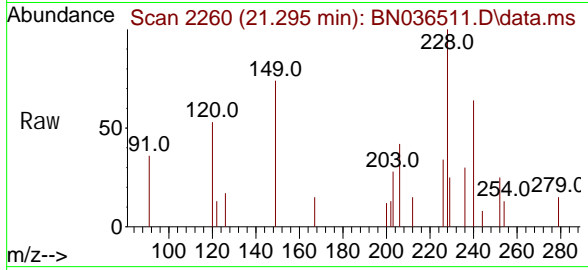




#32  
 Benzo(a)anthracene  
 Concen: 0.048 ng  
 RT: 21.295 min Scan# 2126  
 Delta R.T. -0.018 min  
 Lab File: BN036511.D  
 Acq: 26 Feb 2025 15:31

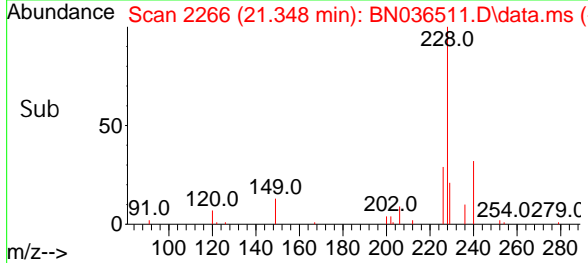
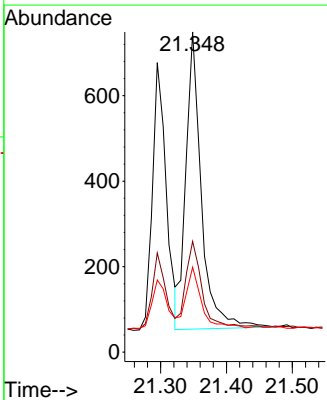
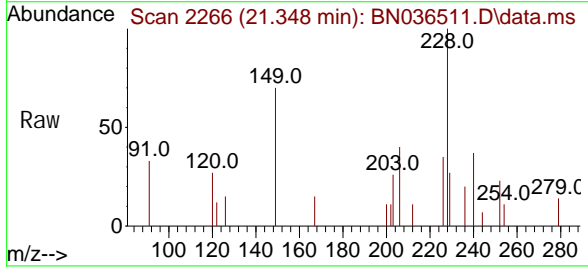
**Instrument :**  
 BNA\_N  
**ClientSampleId :**  
 BP-VPB-192-EB-20250221

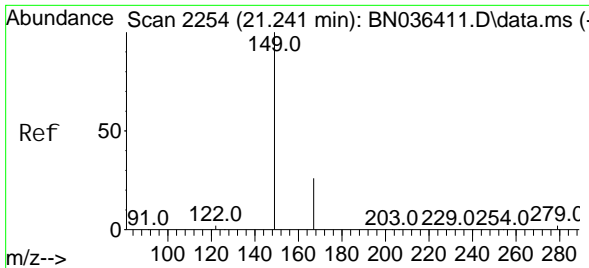
Tgt Ion	Resp	Lower	Upper
228	100		
226	34.3	22.2	33.2#
229	25.0	16.5	24.7#



#33  
 Chrysene  
 Concen: 0.055 ng  
 RT: 21.348 min Scan# 2266  
 Delta R.T. -0.009 min  
 Lab File: BN036511.D  
 Acq: 26 Feb 2025 15:31

Tgt Ion	Resp	Lower	Upper
228	100		
226	34.6	25.5	38.3
229	26.6	16.4	24.6#



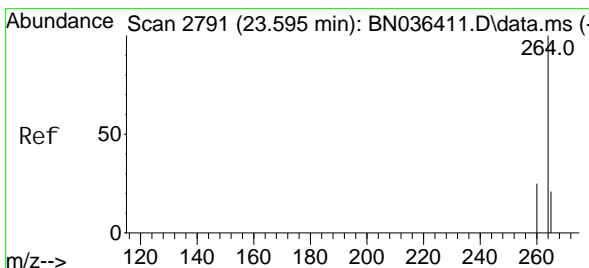
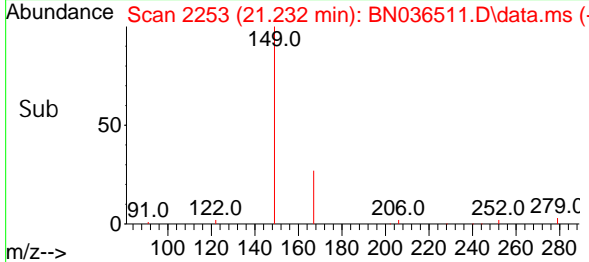
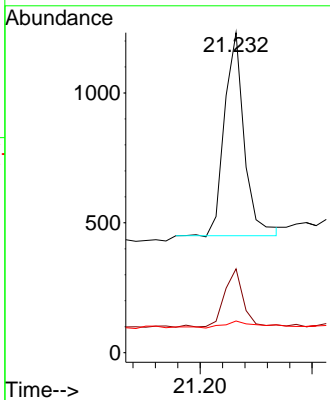
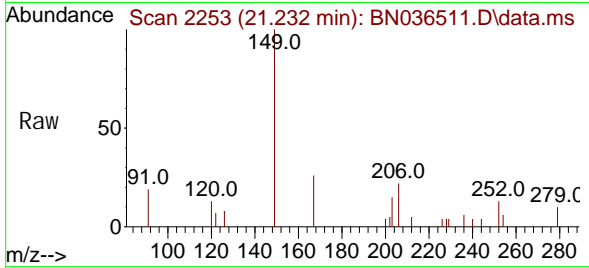


#34  
 Bi s(2-ethyl hexyl )phtal ate  
 Concen: 0.081 ng  
 RT: 21.232 min Scan# 21  
 Del ta R. T. -0.009 min  
 Lab File: BN036511.D  
 Acq: 26 Feb 2025 15:31

**Instrument :**  
 BNA\_N  
**ClientSampleId :**  
 BP-VPB-192-EB-20250221

Tgt Ion: 149 Resp: 962

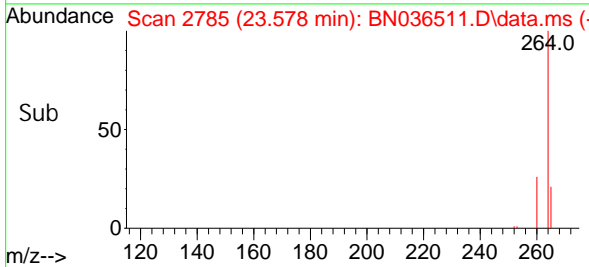
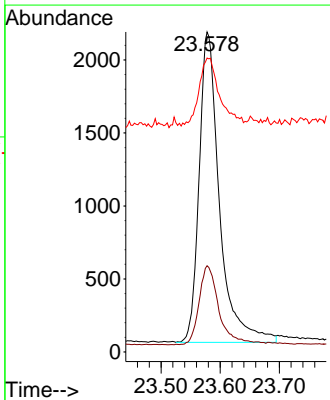
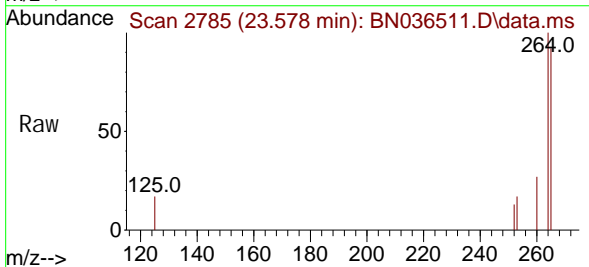
Ion	Ratio	Lower	Upper
149	100		
167	29.1	21.2	31.8
279	6.3	2.7	4.1#

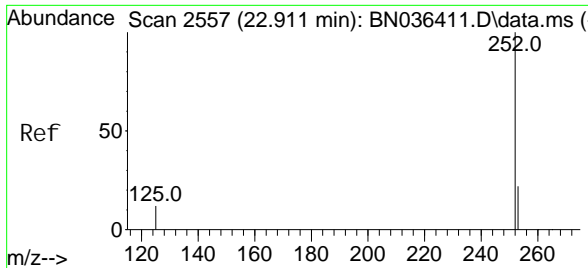


#35  
 Peryl ene-d12  
 Concen: 0.400 ng  
 RT: 23.578 min Scan# 2785  
 Del ta R. T. -0.018 min  
 Lab File: BN036511.D  
 Acq: 26 Feb 2025 15:31

Tgt Ion: 264 Resp: 5083

Ion	Ratio	Lower	Upper
264	100		
260	27.0	20.9	31.3
265	91.8	60.7	91.1#



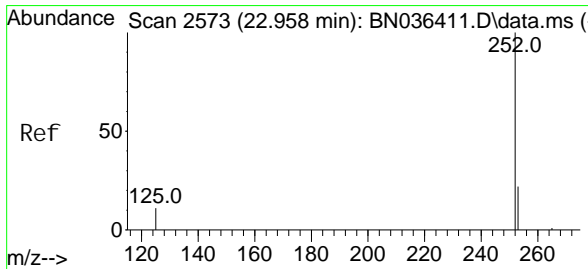
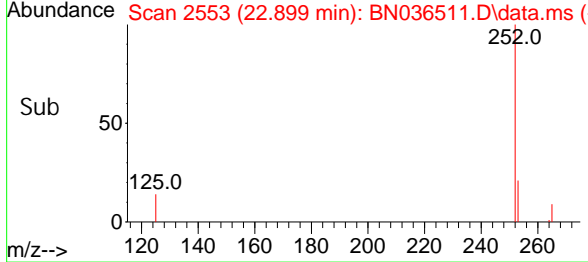
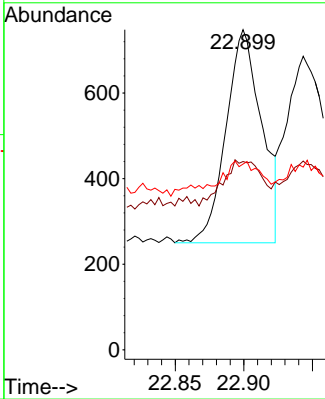
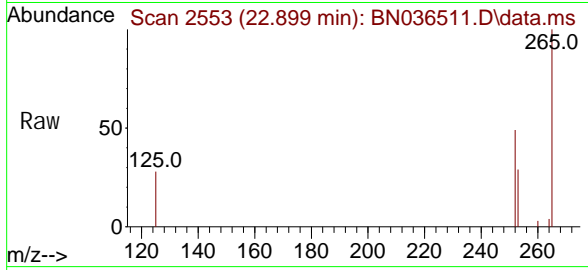


#37  
 Benzo(b)fl uoranthene  
 Concen: 0.054 ng  
 RT: 22.899 min Scan# 21  
 Delta R. T. -0.012 min  
 Lab File: BN036511.D  
 Acq: 26 Feb 2025 15:31

**Instrument :**  
 BNA\_N  
**ClientSampleId :**  
 BP-VPB-192-EB-20250221

Tgt Ion: 252 Resp: 902

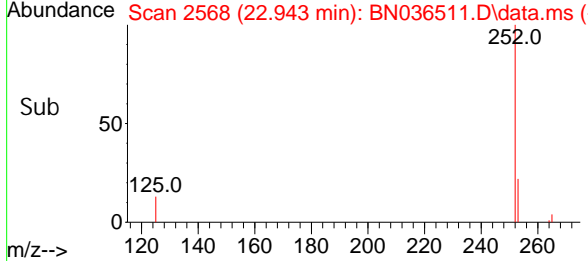
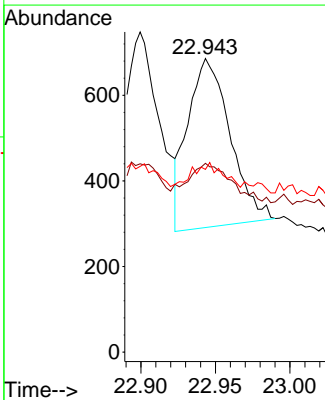
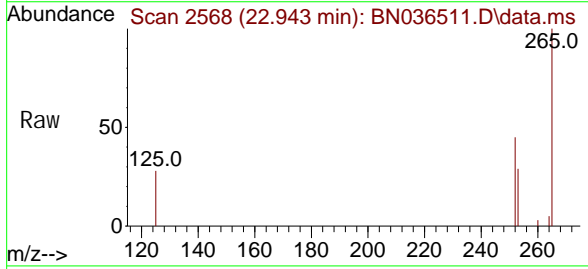
Ion	Ratio	Lower	Upper
252	100		
253	58.8	21.9	32.9#
125	58.0	15.0	22.6#

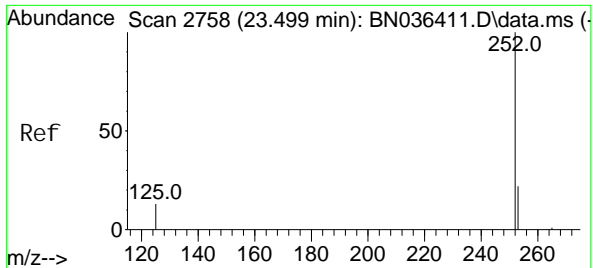


#38  
 Benzo(k)fl uoranthene  
 Concen: 0.045 ng  
 RT: 22.943 min Scan# 2568  
 Delta R. T. -0.015 min  
 Lab File: BN036511.D  
 Acq: 26 Feb 2025 15:31

Tgt Ion: 252 Resp: 779

Ion	Ratio	Lower	Upper
252	100		
253	64.3	22.2	33.4#
125	62.2	15.0	22.4#

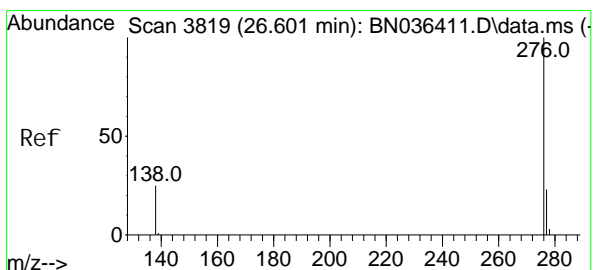
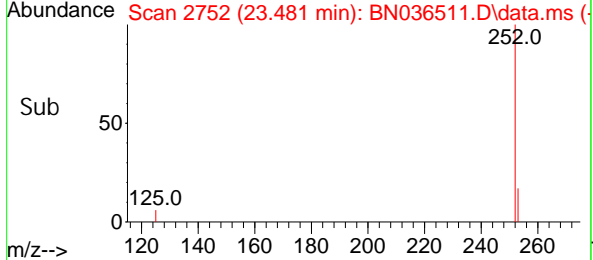
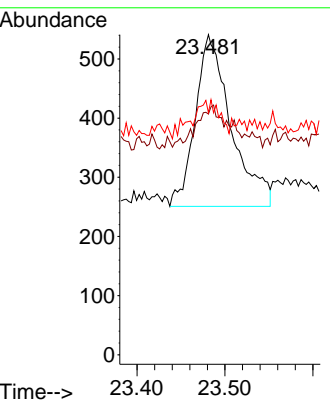
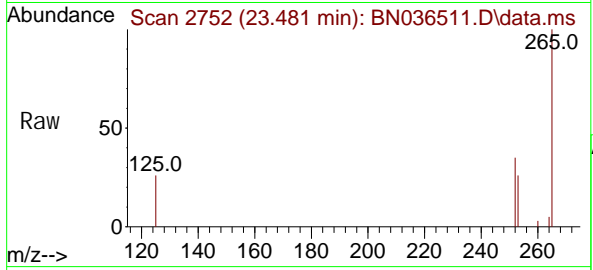




#39  
 Benzo(a)pyrene  
 Concen: 0.056 ng  
 RT: 23.481 min Scan# 21  
 Delta R.T. -0.018 min  
 Lab File: BN036511.D  
 Acq: 26 Feb 2025 15:31

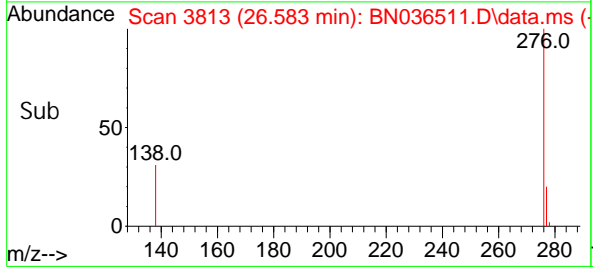
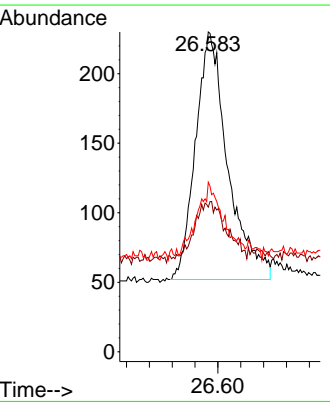
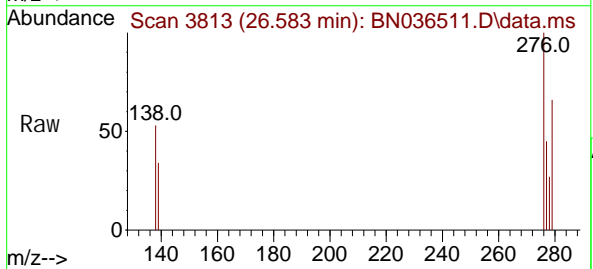
**Instrument :**  
 BNA\_N  
**ClientSampleId :**  
 BP-VPB-192-EB-20250221

Tgt Ion	Resp	Lower	Upper
252	100		
253	75.2	24.4	36.6#
125	75.6	18.2	27.2#



#41  
 Benzo(g, h, i)perylene  
 Concen: 0.044 ng  
 RT: 26.583 min Scan# 3813  
 Delta R.T. -0.018 min  
 Lab File: BN036511.D  
 Acq: 26 Feb 2025 15:31

Tgt Ion	Resp	Lower	Upper
276	100		
277	45.2	20.7	31.1#
138	53.0	21.8	32.6#



Data Path : Z:\svoasrv\HPCHEM1\BNA\_N\Data\BN022625\  
 Data File : BN036512.D  
 Acq On : 26 Feb 2025 16:07  
 Operator : RC/JU  
 Sample : PB166876BS  
 Misc :  
 ALS Vial : 6 Sample Multiplier: 1

**Instrument :**  
 BNA\_N  
**ClientSampleId :**  
 PB166876BS

Quant Time: Feb 26 16:36:58 2025  
 Quant Method : Z:\svoasrv\HPCHEM1\BNA\_N\Methods\8270-SIM-BN021025.M  
 Quant Title : ASP BNA STANDARDS FOR 5 POINT CALIBRATION  
 QLast Update : Tue Feb 11 01:17:14 2025  
 Response via : Initial Calibration

Compound	R. T.	QI on	Response	Conc	Units	Dev(Min)
<b>Internal Standards</b>						
1) 1,4-Dichlorobenzene-d4	7.739	152	2531	0.400	ng	-0.01
7) Naphthalene-d8	10.530	136	5759	0.400	ng	-0.01
13) Acenaphthene-d10	14.377	164	3208	0.400	ng	-0.01
19) Phenanthrene-d10	17.124	188	5804	0.400	ng	#-0.01
29) Chrysene-d12	21.313	240	3657	0.400	ng	# 0.00
35) Perylene-d12	23.584	264	3285	0.400	ng	#-0.01
<b>System Monitoring Compounds</b>						
4) 2-Fluorophenol	5.334	112	2271	0.380	ng	-0.01
5) Phenol-d6	6.923	99	2497	0.356	ng	-0.01
8) Nitrobenzene-d5	8.897	82	2175	0.383	ng	-0.01
11) 2-Methylnaphthalene-d10	12.126	152	4334	0.490	ng	-0.02
14) 2,4,6-Tribromophenol	15.882	330	467	0.294	ng	0.00
15) 2-Fluorobiphenyl	13.008	172	5925	0.491	ng	-0.01
27) Fluoranthene-d10	19.160	212	5465	0.339	ng	0.00
31) Terphenyl-d14	19.763	244	3729	0.478	ng	0.00
<b>Target Compounds</b>						
2) 1,4-Dioxane	3.261	88	1032	0.373	ng	# 66
3) n-Nitrosodimethylamine	3.564	42	2081	0.433	ng	93
6) bis(2-Chloroethyl)ether	7.168	93	2797	0.381	ng	99
9) Naphthalene	10.584	128	6618	0.398	ng	99
10) Hexachlorobutadiene	10.872	225	1683	0.416	ng	# 99
12) 2-Methylnaphthalene	12.202	142	4224	0.388	ng	98
16) Acenaphthylene	14.099	152	6576	0.464	ng	99
17) Acenaphthene	14.441	154	4081	0.431	ng	99
18) Fluorene	15.435	166	5322	0.395	ng	99
20) 4,6-Dinitro-2-methylph...	15.522	198	352	0.309	ng	94
21) 4-Bromophenyl-phenyl ether	16.329	248	1533	0.443	ng	# 80
22) Hexachlorobenzene	16.441	284	1936	0.453	ng	95
23) Atrazine	16.602	200	1219	0.422	ng	96
24) Pentachlorophenol	16.789	266	1174	0.578	ng	98
25) Phenanthrene	17.161	178	7256	0.433	ng	100
26) Anthracene	17.260	178	6809	0.460	ng	99
28) Fluoranthene	19.192	202	7477	0.363	ng	99
30) Pyrene	19.554	202	7603	0.540	ng	99
32) Benzo(a)anthracene	21.304	228	5112	0.425	ng	98
33) Chrysene	21.357	228	5975	0.459	ng	99
34) Bis(2-ethylhexyl)phtha...	21.232	149	3504	0.467	ng	99
36) Indeno(1,2,3-cd)pyrene	25.884	276	5525	0.481	ng	100
37) Benzo(b)fluoranthene	22.899	252	4703	0.435	ng	# 92
38) Benzo(k)fluoranthene	22.946	252	5500	0.494	ng	# 91
39) Benzo(a)pyrene	23.487	252	4670	0.495	ng	# 88
40) Di benzo(a,h)anthracene	25.902	278	4122	0.455	ng	# 90
41) Benzo(g,h,i)perylene	26.577	276	4481	0.436	ng	96

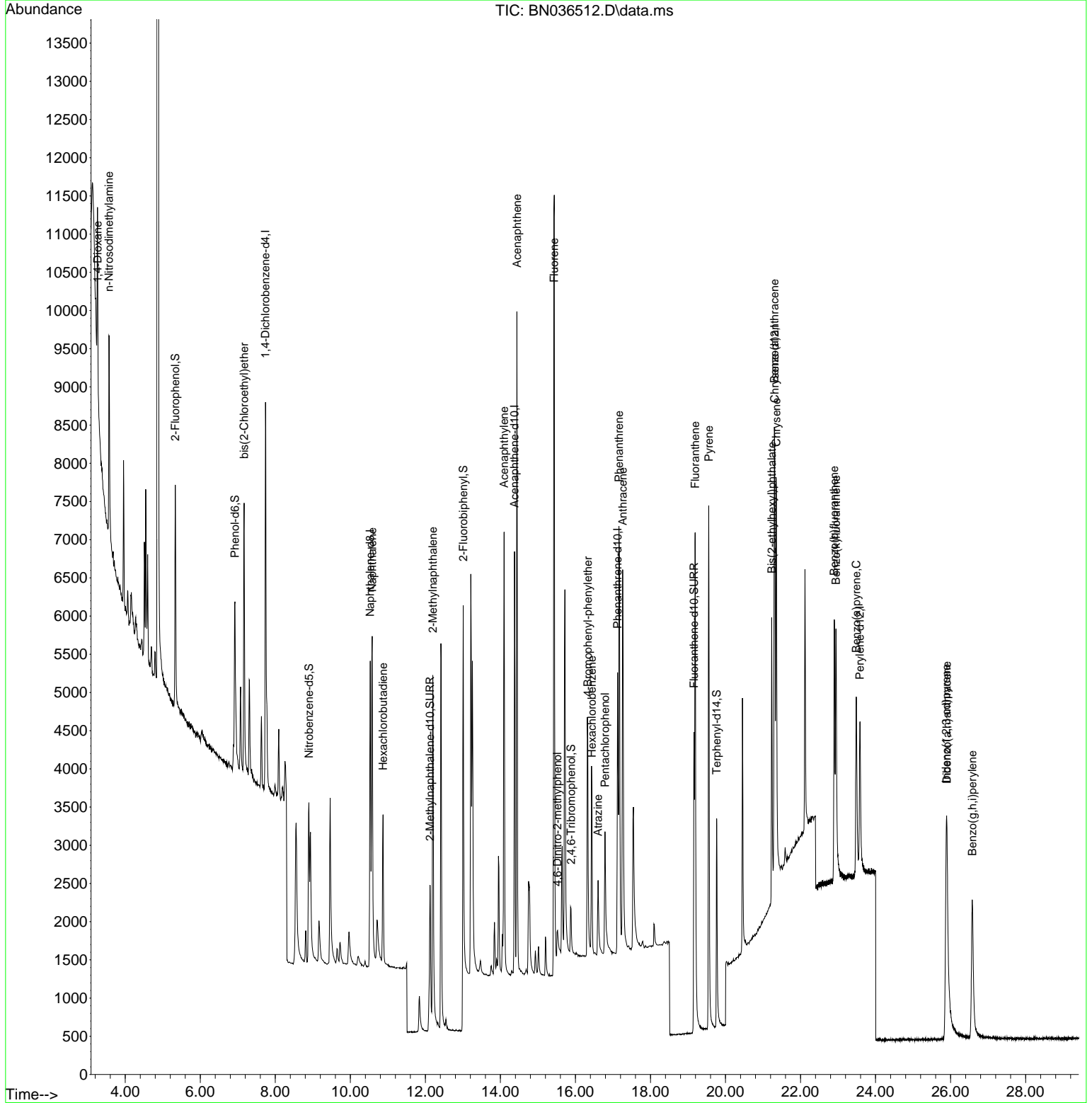
(#) = qualifier out of range (m) = manual integration (+) = signals summed

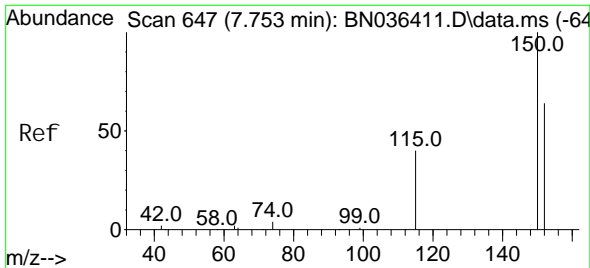


Data Path : Z:\svoasrv\HPCHEM1\BNA\_N\Data\BN022625\  
 Data File : BN036512.D  
 Acq On : 26 Feb 2025 16:07  
 Operator : RC/JU  
 Sample : PB166876BS  
 Mi sc :  
 ALS Vial : 6 Sample Multiplier: 1

Instrument :  
 BNA\_N  
 ClientSampleId :  
 PB166876BS

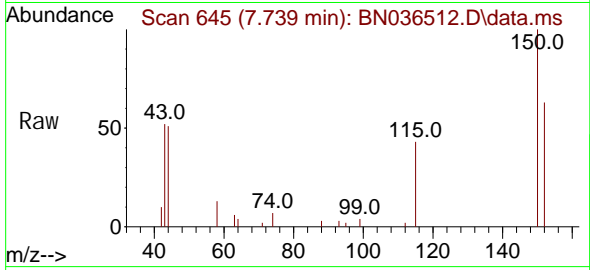
Quant Time: Feb 26 16:36:58 2025  
 Quant Method : Z:\svoasrv\HPCHEM1\BNA\_N\Methods\8270-SIM-BN021025.M  
 Quant Title : ASP BNA STANDARDS FOR 5 POINT CALIBRATION  
 QLast Update : Tue Feb 11 01:17:14 2025  
 Response via : Initial Calibration



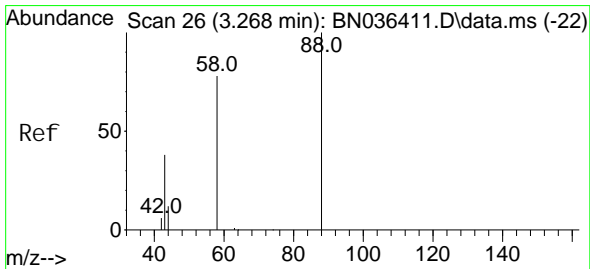
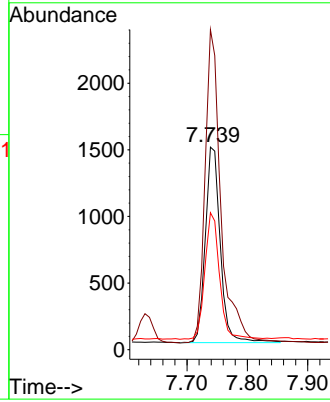
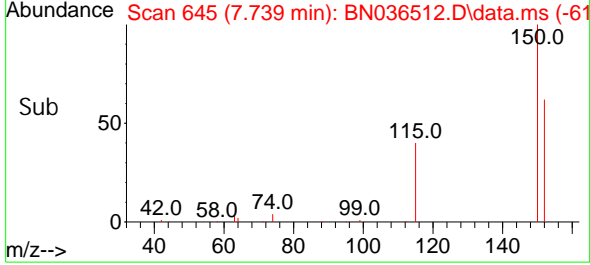


#1  
 1, 4-Di chl oro benzene-d4  
 Concen: 0.400 ng  
 RT: 7.739 min Scan# 64  
 Delta R.T. -0.014 min  
 Lab File: BN036512.D  
 Acq: 26 Feb 2025 16:07

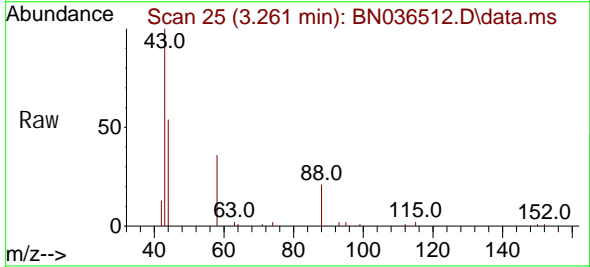
Instrument :  
 BNA\_N  
 Client Sample Id :  
 PB166876BS



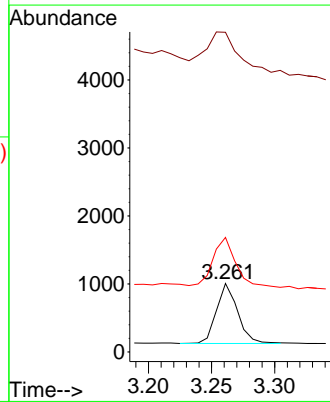
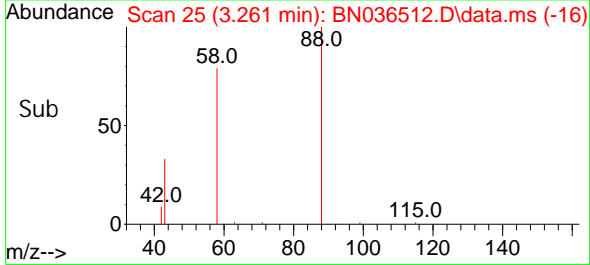
Tgt Ion: 152 Resp: 2531  
 Ion Ratio Lower Upper  
 152 100  
 150 158.0 123.7 185.5  
 115 67.6 52.5 78.7

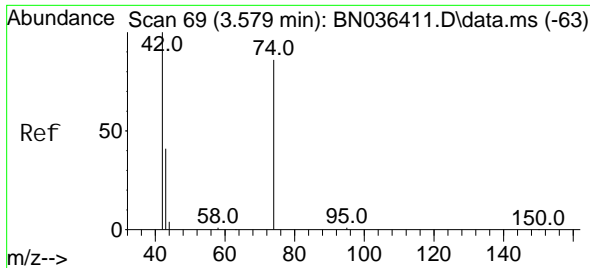


#2  
 1, 4-Di oxane  
 Concen: 0.373 ng  
 RT: 3.261 min Scan# 25  
 Delta R.T. -0.007 min  
 Lab File: BN036512.D  
 Acq: 26 Feb 2025 16:07



Tgt Ion: 88 Resp: 1032  
 Ion Ratio Lower Upper  
 88 100  
 43 102.6 33.7 50.5#  
 58 90.2 68.9 103.3



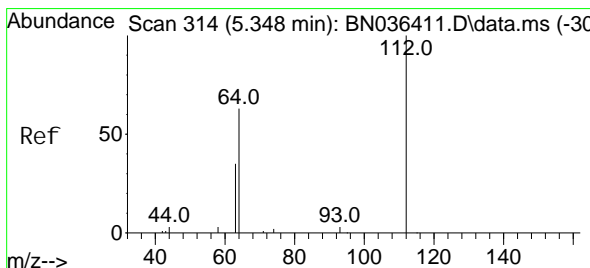
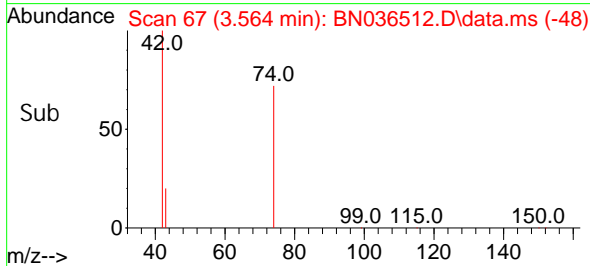
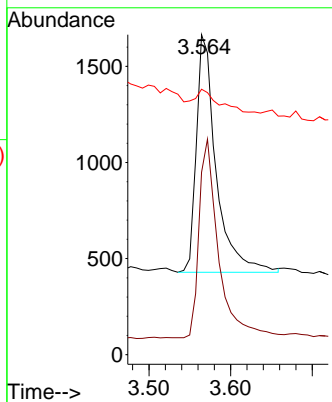
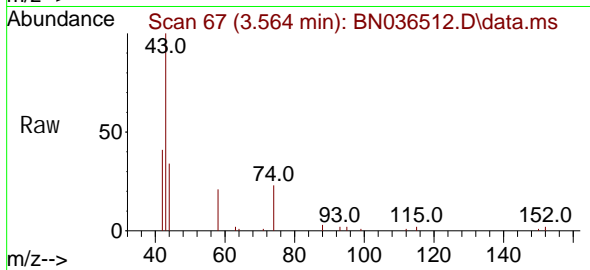


#3  
 n-Nitrosodimethylamine  
 Concen: 0.433 ng  
 RT: 3.564 min Scan# 6  
 Delta R.T. -0.015 min  
 Lab File: BN036512.D  
 Acq: 26 Feb 2025 16:07

Instrument : BNA\_N  
 ClientSampleId : PB166876BS

Tgt Ion: 42 Resp: 2081

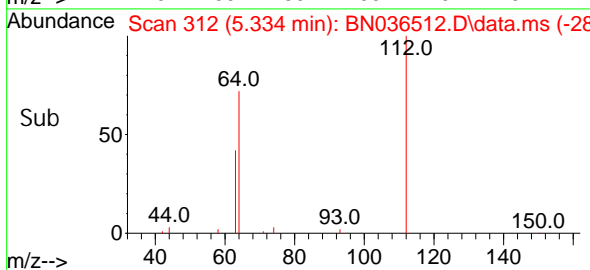
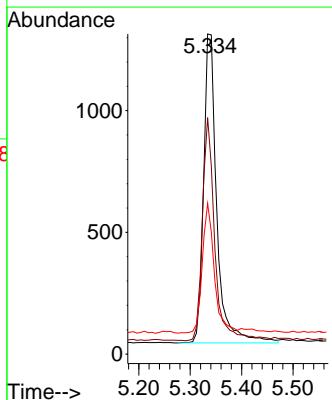
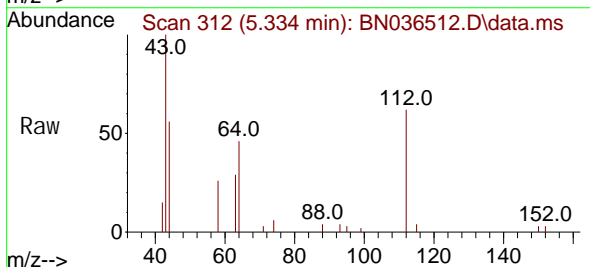
Ion	Ratio	Lower	Upper
42	100		
74	82.7	71.8	107.6
44	11.4	7.8	11.6

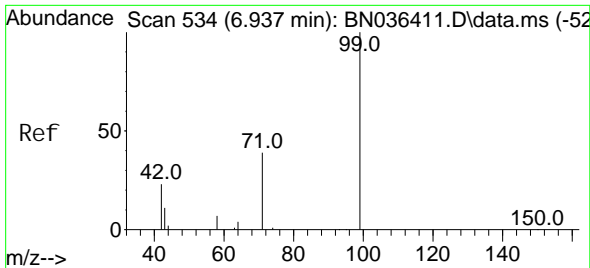


#4  
 2-Fluorophenol  
 Concen: 0.380 ng  
 RT: 5.334 min Scan# 312  
 Delta R.T. -0.015 min  
 Lab File: BN036512.D  
 Acq: 26 Feb 2025 16:07

Tgt Ion: 112 Resp: 2271

Ion	Ratio	Lower	Upper
112	100		
64	68.0	53.4	80.0
63	38.2	30.3	45.5

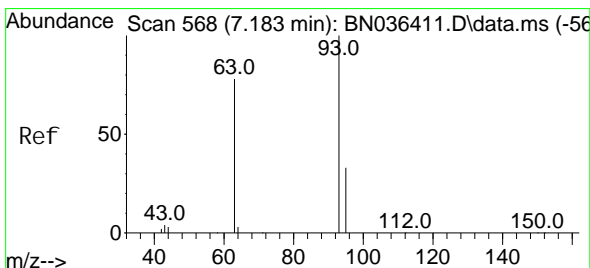
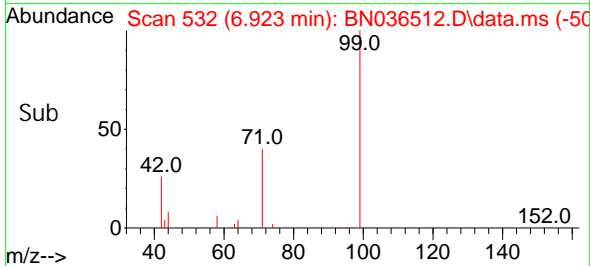
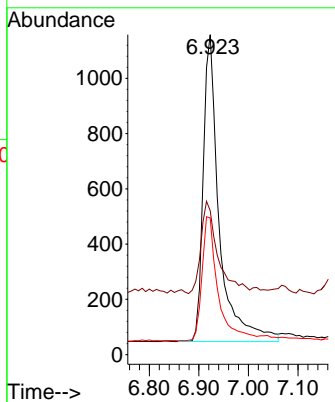
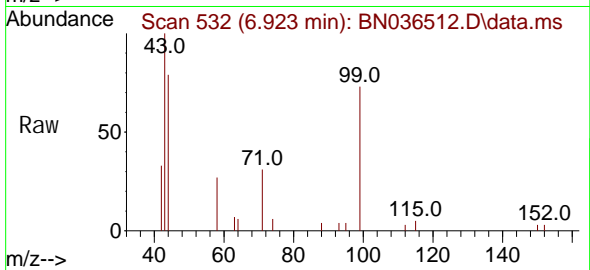




#5  
 Phenol -d6  
 Concen: 0.356 ng  
 RT: 6.923 min Scan# 51  
 Delta R.T. -0.015 min  
 Lab File: BN036512.D  
 Acq: 26 Feb 2025 16:07

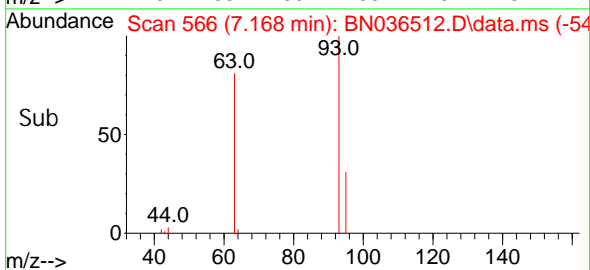
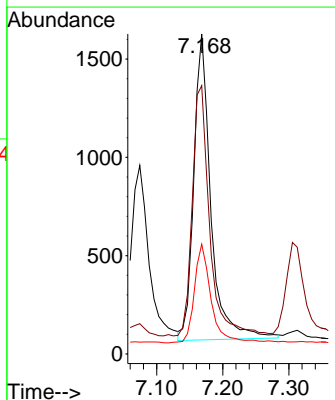
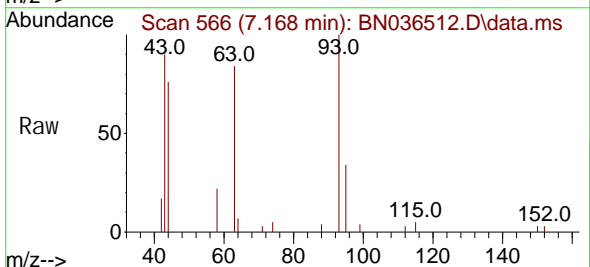
Instrument :  
 BNA\_N  
 ClientSampleId :  
 PB166876BS

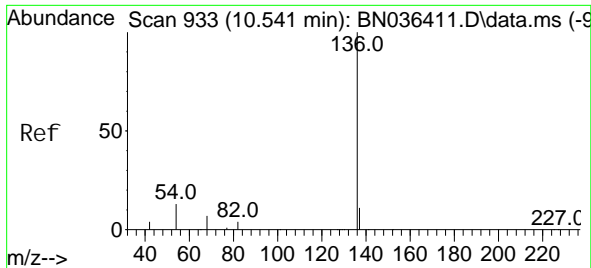
Tgt Ion	Resp	Ion Ratio	Lower	Upper
99	2497	100		
42		31.8	21.7	32.5
71		40.2	32.6	49.0



#6  
 bis(2-Chloroethyl) ether  
 Concen: 0.381 ng  
 RT: 7.168 min Scan# 566  
 Delta R.T. -0.015 min  
 Lab File: BN036512.D  
 Acq: 26 Feb 2025 16:07

Tgt Ion	Resp	Ion Ratio	Lower	Upper
93	2797	100		
63		83.2	66.3	99.5
95		31.7	26.2	39.4





#7  
 Naphthalene-d8  
 Concen: 0.400 ng  
 RT: 10.530 min Scan# 911  
 Delta R.T. -0.011 min  
 Lab File: BN036512.D  
 Acq: 26 Feb 2025 16:07

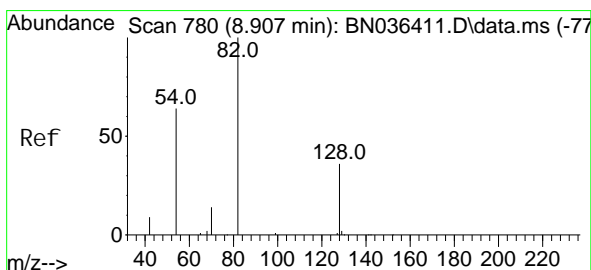
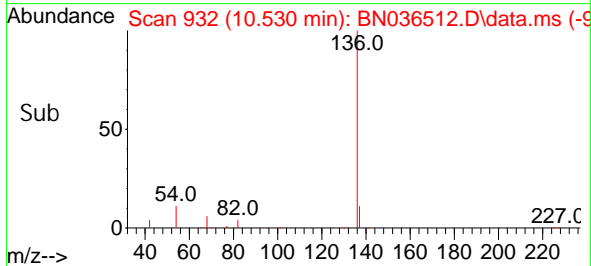
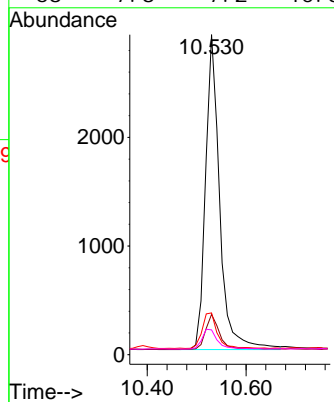
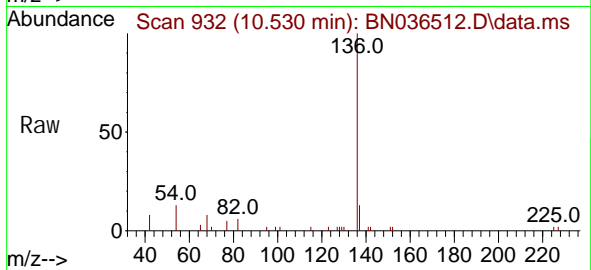
Instrument :

BNA\_N

ClientSampleId :

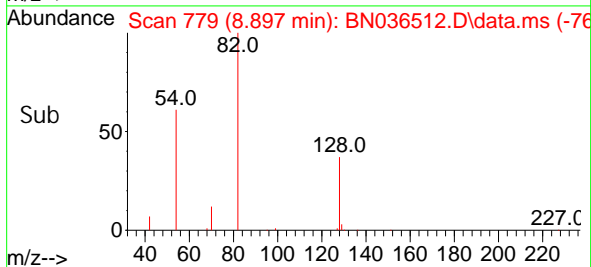
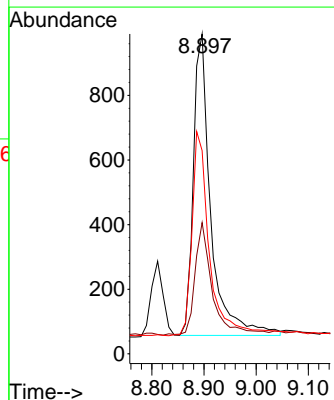
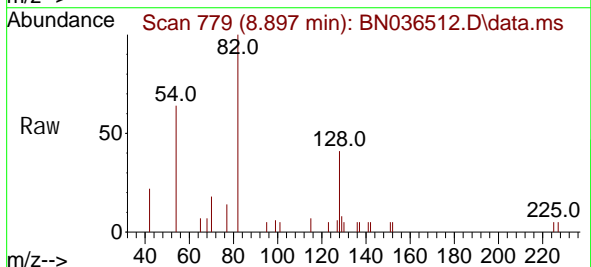
PB166876BS

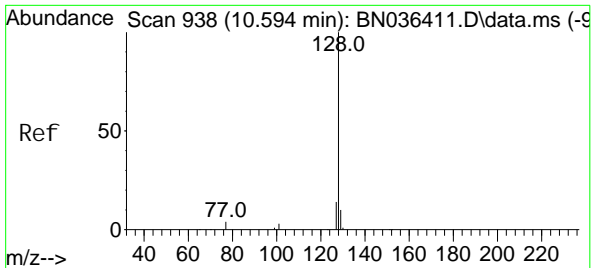
Tgt Ion: 136 Resp: 5759  
 Ion Ratio Lower Upper  
 136 100  
 137 12.6 10.1 15.1  
 54 13.1 11.8 17.6  
 68 7.8 7.2 10.8



#8  
 Nitrobenzene-d5  
 Concen: 0.383 ng  
 RT: 8.897 min Scan# 779  
 Delta R.T. -0.011 min  
 Lab File: BN036512.D  
 Acq: 26 Feb 2025 16:07

Tgt Ion: 82 Resp: 2175  
 Ion Ratio Lower Upper  
 82 100  
 128 41.0 31.9 47.9  
 54 63.5 53.1 79.7



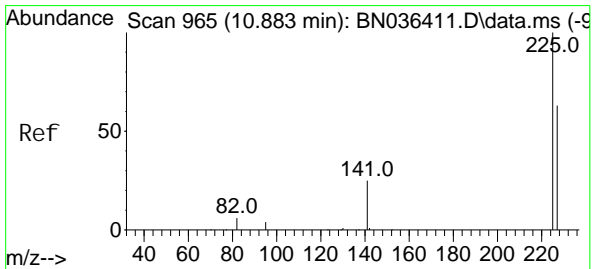
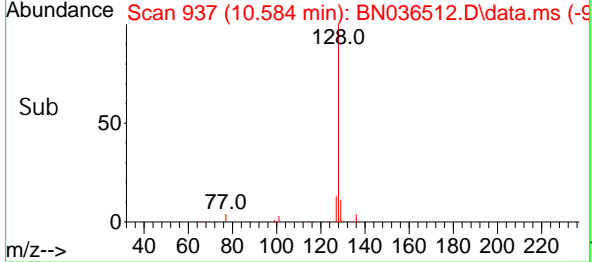
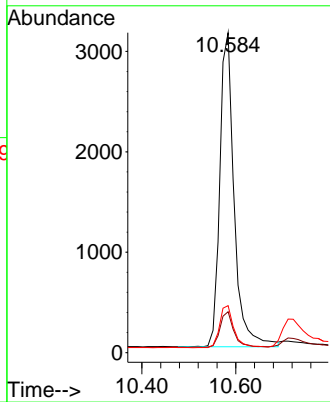
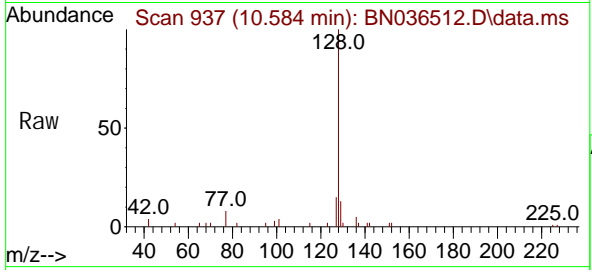


#9  
 Naphthalene  
 Concen: 0.398 ng  
 RT: 10.584 min Scan# 91  
 Delta R.T. -0.011 min  
 Lab File: BN036512.D  
 Acq: 26 Feb 2025 16:07

Instrument : BNA\_N  
 ClientSampleId : PB166876BS

Tgt Ion: 128 Resp: 6618

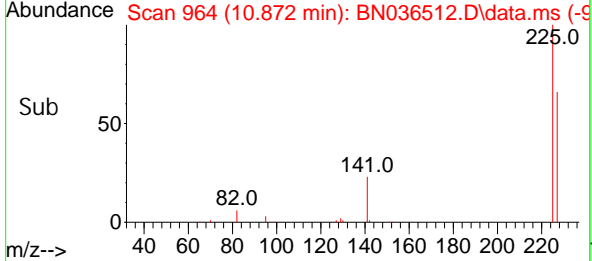
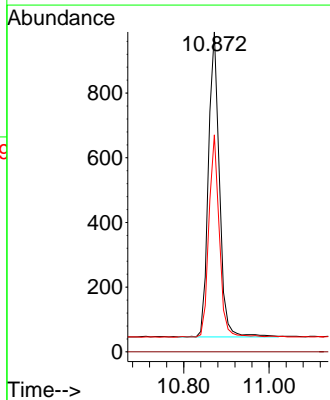
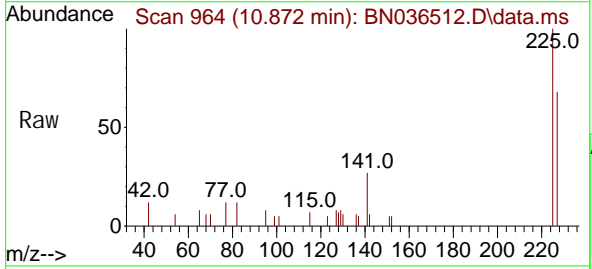
Ion	Ratio	Lower	Upper
128	100		
129	12.8	9.6	14.4
127	14.7	12.0	18.0

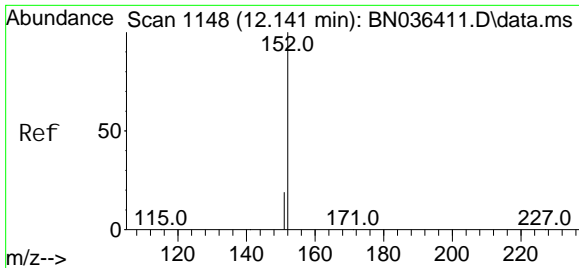


#10  
 Hexachlorobutadiene  
 Concen: 0.416 ng  
 RT: 10.872 min Scan# 964  
 Delta R.T. -0.011 min  
 Lab File: BN036512.D  
 Acq: 26 Feb 2025 16:07

Tgt Ion: 225 Resp: 1683

Ion	Ratio	Lower	Upper
225	100		
223	0.0	0.0	0.0
227	62.4	50.9	76.3

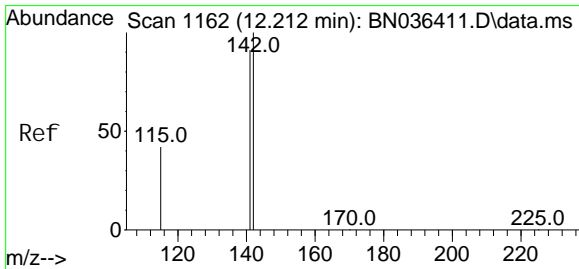
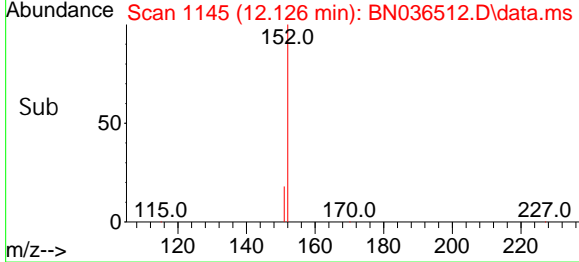
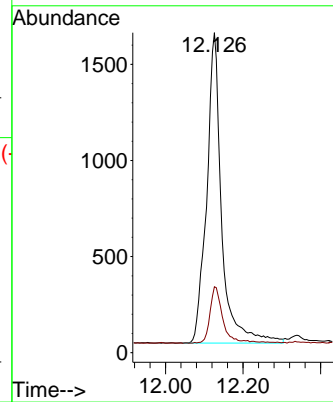
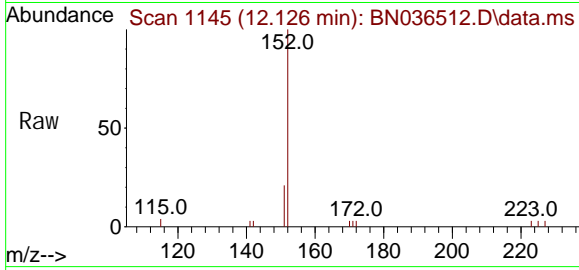




#11  
 2-Methyl naphthal ene-d10  
 Concen: 0.490 ng  
 RT: 12.126 min Scan# 1145  
 Delta R.T. -0.015 min  
 Lab File: BN036512.D  
 Acq: 26 Feb 2025 16:07

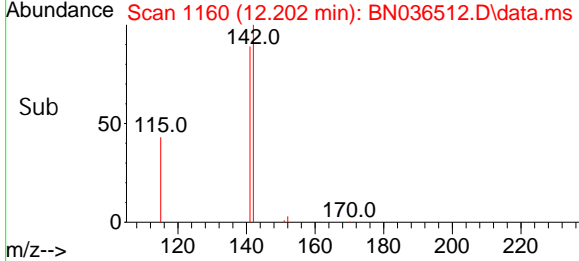
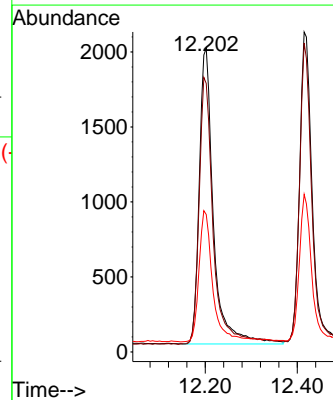
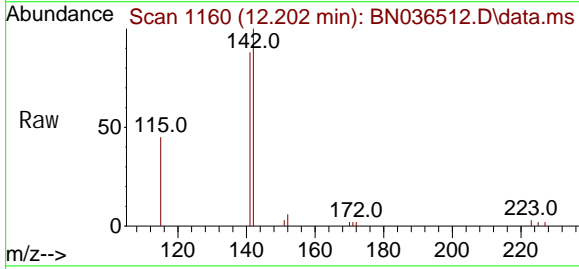
**Instrument :**  
 BNA\_N  
**ClientSampleId :**  
 PB166876BS

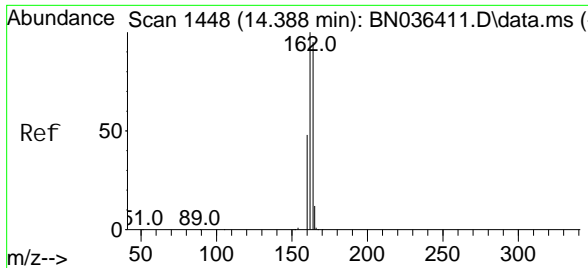
Tgt Ion: 152 Resp: 4334  
 Ion Ratio Lower Upper  
 152 100  
 151 15.1 16.6 25.0#



#12  
 2-Methyl naphthal ene  
 Concen: 0.388 ng  
 RT: 12.202 min Scan# 1160  
 Delta R.T. -0.010 min  
 Lab File: BN036512.D  
 Acq: 26 Feb 2025 16:07

Tgt Ion: 142 Resp: 4224  
 Ion Ratio Lower Upper  
 142 100  
 141 88.4 72.8 109.2  
 115 45.3 35.5 53.3



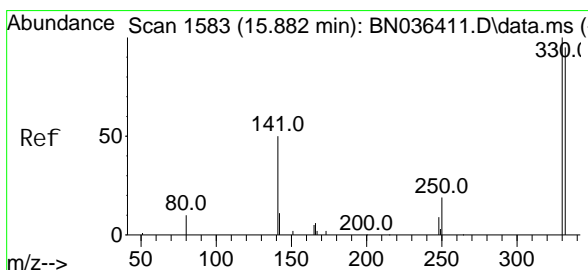
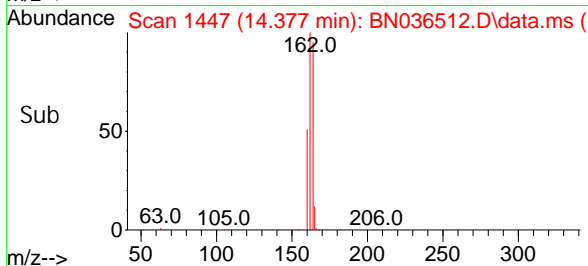
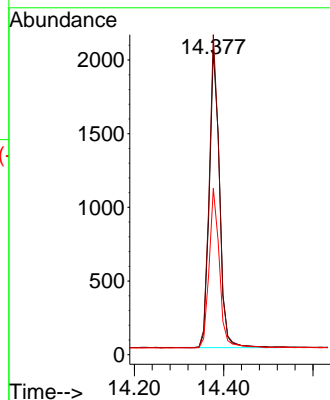
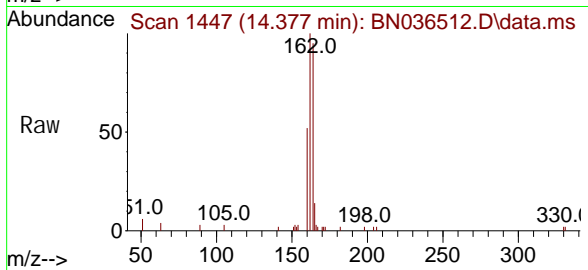


#13  
 Acenaphthene-d10  
 Concen: 0.400 ng  
 RT: 14.377 min Scan# 1447  
 Delta R.T. -0.011 min  
 Lab File: BN036512.D  
 Acq: 26 Feb 2025 16:07

Instrument : BNA\_N  
 ClientSampleId : PB166876BS

Tgt Ion: 164 Resp: 3208

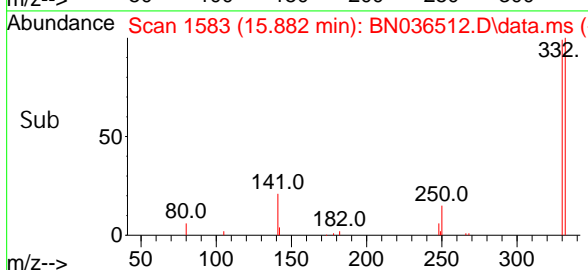
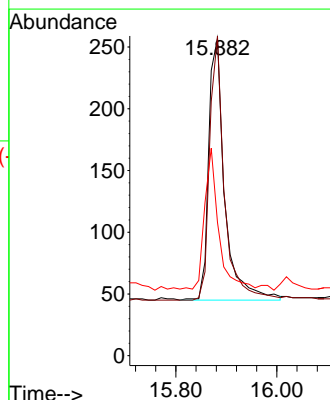
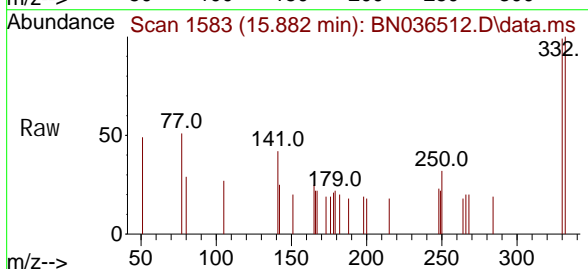
Ion	Ratio	Lower	Upper
164	100		
162	104.8	84.1	126.1
160	54.5	41.4	62.0



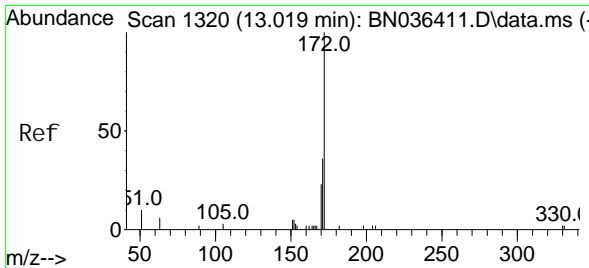
#14  
 2,4,6-Tri bromophenol  
 Concen: 0.294 ng  
 RT: 15.882 min Scan# 1583  
 Delta R.T. -0.000 min  
 Lab File: BN036512.D  
 Acq: 26 Feb 2025 16:07

Tgt Ion: 330 Resp: 467

Ion	Ratio	Lower	Upper
330	100		
332	93.1	76.6	114.8
141	49.7	37.8	56.8





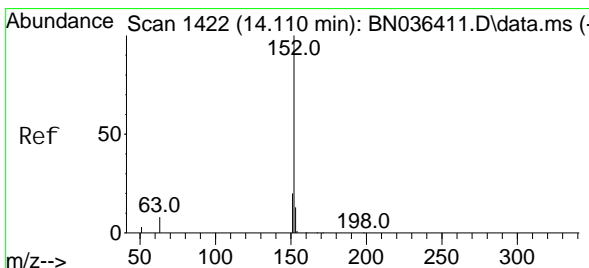
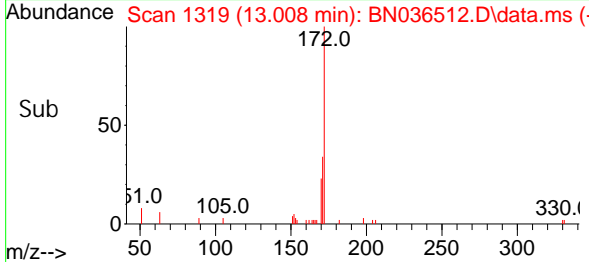
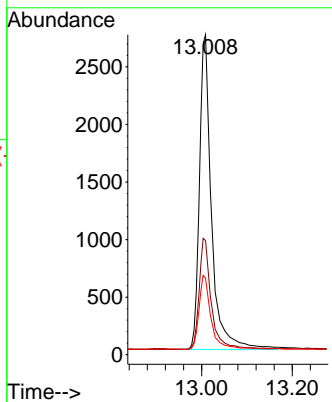
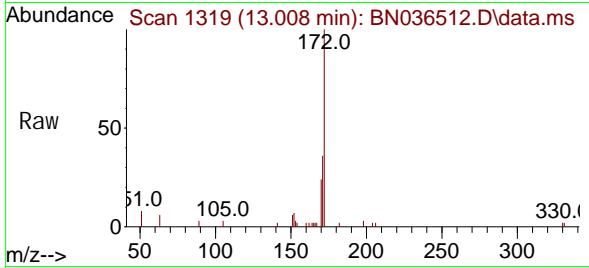


#15  
 2-Fluorophenyl  
 Concen: 0.491 ng  
 RT: 13.008 min Scan# 1319  
 Delta R.T. -0.011 min  
 Lab File: BN036512.D  
 Acq: 26 Feb 2025 16:07

Instrument :  
 BNA\_N  
 ClientSampleId :  
 PB166876BS

Tgt Ion: 172 Resp: 5925

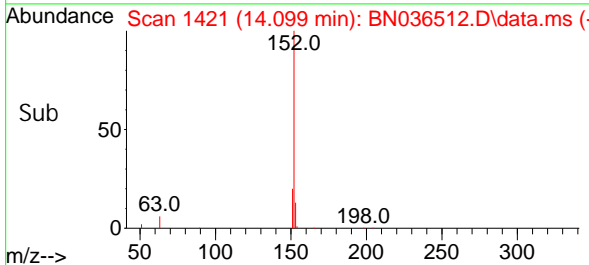
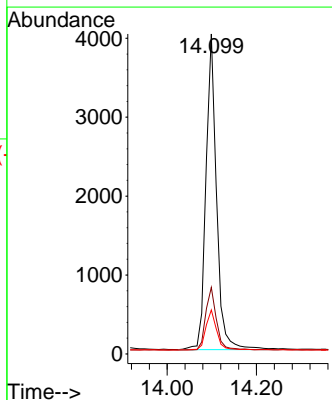
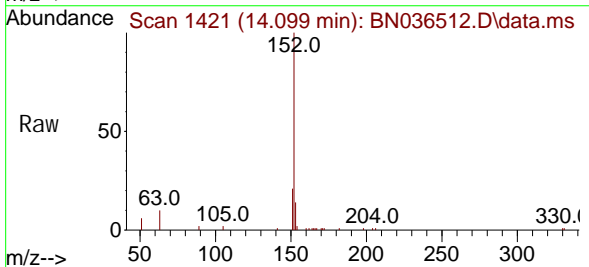
Ion	Ratio	Lower	Upper
172	100		
171	35.7	29.6	44.4
170	23.9	19.8	29.6

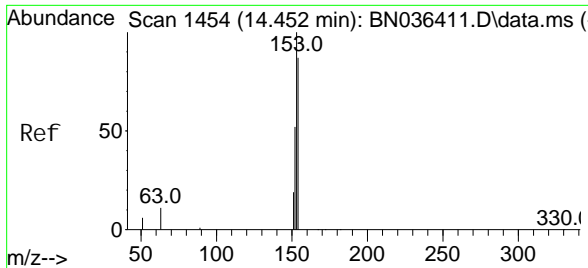


#16  
 Acenaphthylene  
 Concen: 0.464 ng  
 RT: 14.099 min Scan# 1421  
 Delta R.T. -0.011 min  
 Lab File: BN036512.D  
 Acq: 26 Feb 2025 16:07

Tgt Ion: 152 Resp: 6576

Ion	Ratio	Lower	Upper
152	100		
151	20.1	15.8	23.8
153	13.0	10.2	15.2



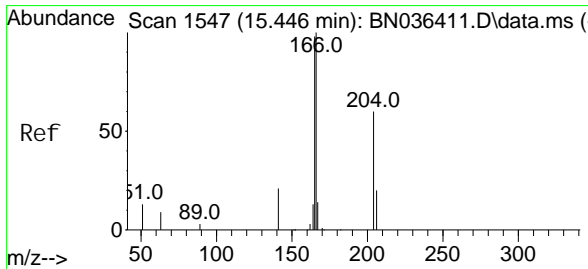
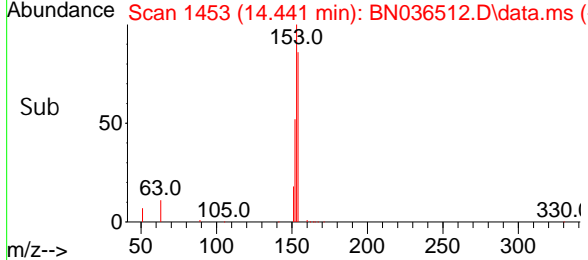
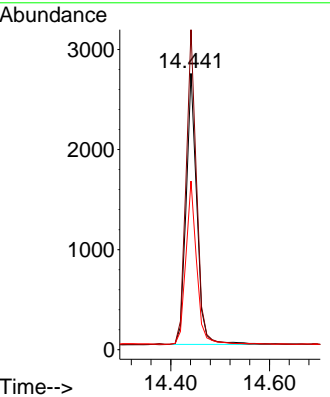
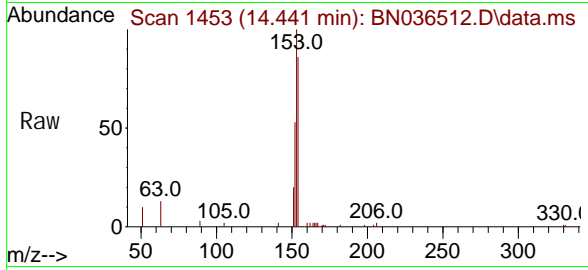


#17  
 Acenaphthene  
 Concen: 0.431 ng  
 RT: 14.441 min Scan# 1441  
 Delta R.T. -0.011 min  
 Lab File: BN036512.D  
 Acq: 26 Feb 2025 16:07

**Instrument :**  
 BNA\_N  
**ClientSampleId :**  
 PB166876BS

Tgt Ion: 154 Resp: 4081

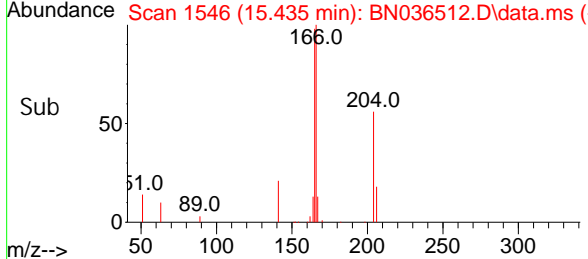
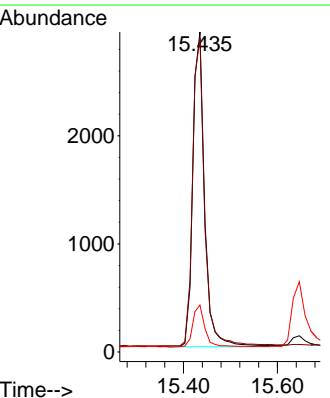
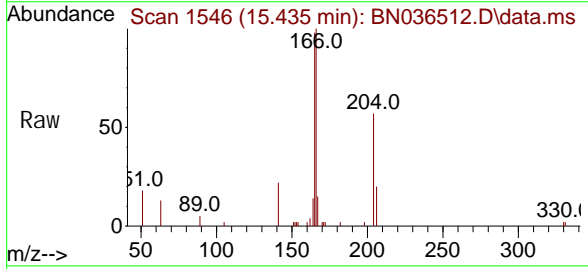
Ion	Ratio	Lower	Upper
154	100		
153	115.4	93.3	139.9
152	60.6	48.8	73.2

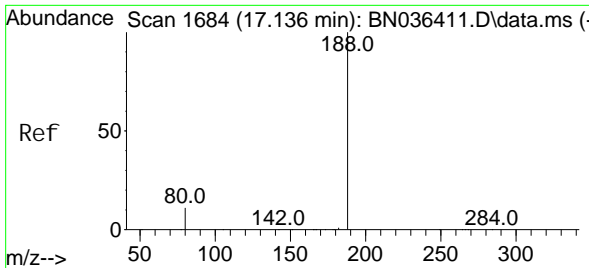


#18  
 Fluorene  
 Concen: 0.395 ng  
 RT: 15.435 min Scan# 1546  
 Delta R.T. -0.011 min  
 Lab File: BN036512.D  
 Acq: 26 Feb 2025 16:07

Tgt Ion: 166 Resp: 5322

Ion	Ratio	Lower	Upper
166	100		
165	98.2	79.5	119.3
167	13.2	10.4	15.6





#19  
 Phenanthrene-d10  
 Concen: 0.400 ng  
 RT: 17.124 min Scan# 1683  
 Delta R.T. -0.012 min  
 Lab File: BN036512.D  
 Acq: 26 Feb 2025 16:07

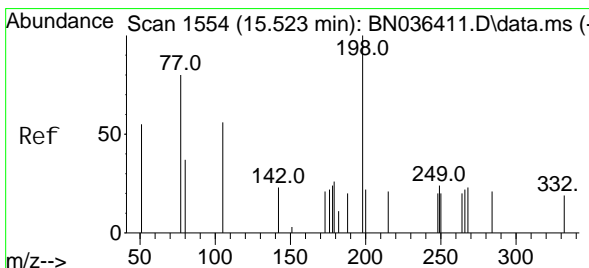
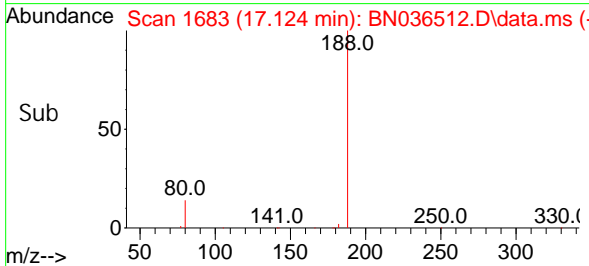
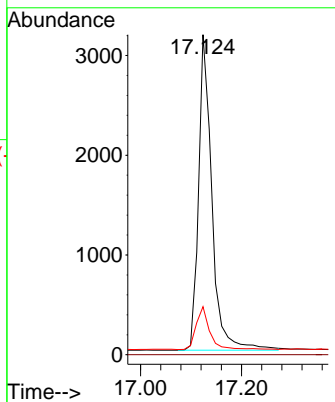
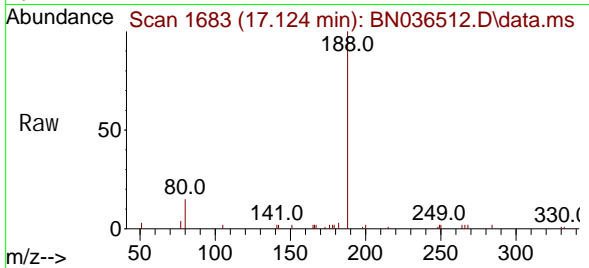
Instrument :

BNA\_N

Client Sample Id :

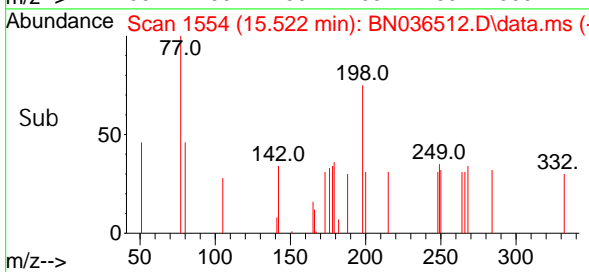
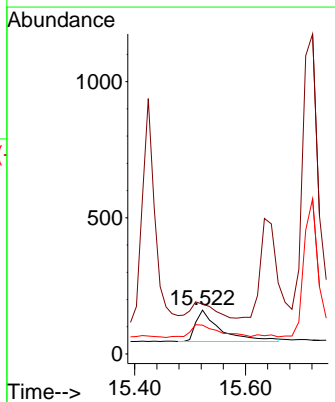
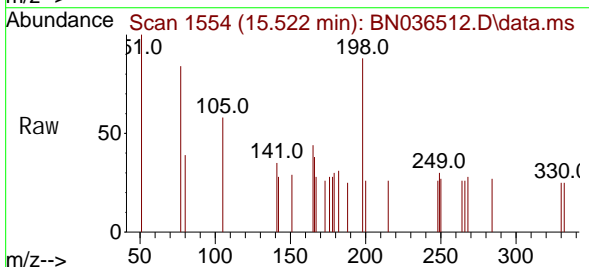
PB166876BS

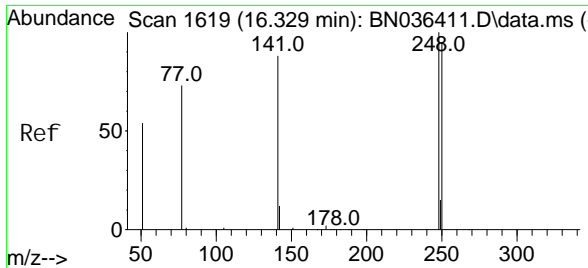
Tgt Ion	Resp	Lower	Upper
188	5804		
94	0.0	0.0	0.0
80	15.0	9.8	14.6



#20  
 4,6-Dinitro-2-methyl phenol  
 Concen: 0.309 ng  
 RT: 15.522 min Scan# 1554  
 Delta R.T. -0.001 min  
 Lab File: BN036512.D  
 Acq: 26 Feb 2025 16:07

Tgt Ion	Resp	Lower	Upper
198	352		
51	113.7	86.6	129.8
105	65.8	57.5	86.3

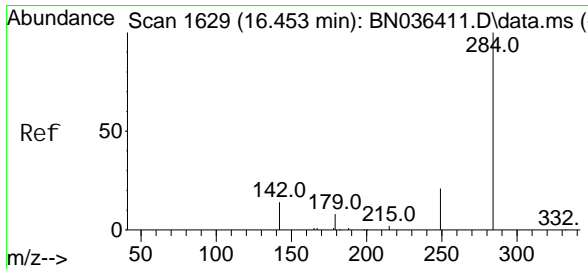
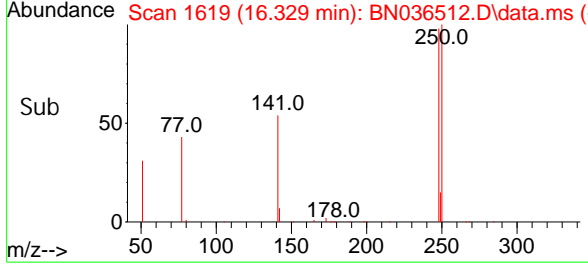
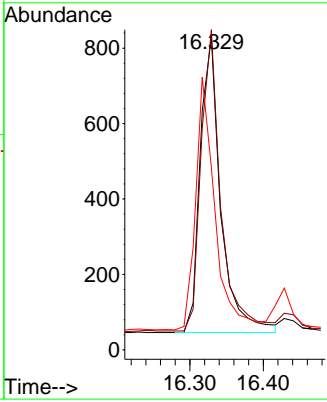
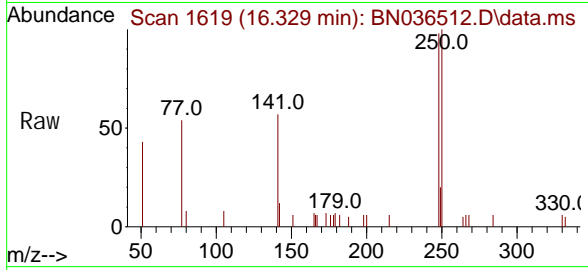




#21  
 4-Bromophenyl -phenyl ether  
 Concen: 0.443 ng  
 RT: 16.329 min Scan# 1619  
 Delta R.T. -0.000 min  
 Lab File: BN036512.D  
 Acq: 26 Feb 2025 16:07

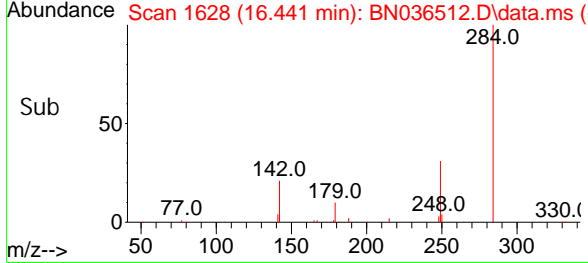
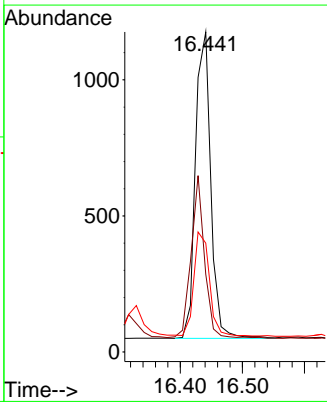
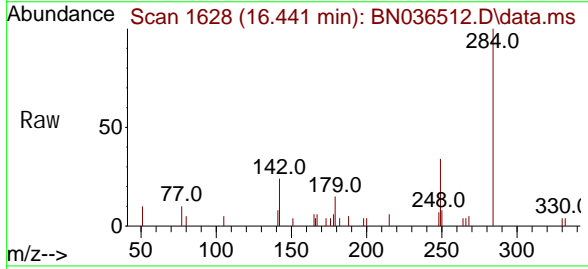
**Instrument :**  
 BNA\_N  
**ClientSampleId :**  
 PB166876BS

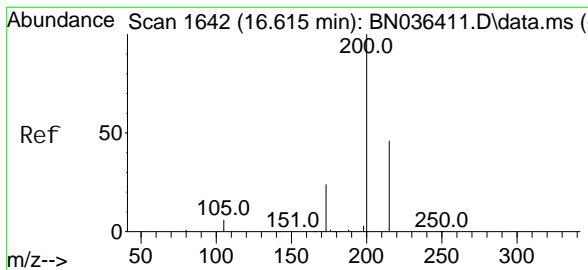
Tgt Ion	Resp	Lower	Upper
248	100		
250	102.4	76.1	114.1
141	58.4	71.7	107.5



#22  
 Hexachlorobenzene  
 Concen: 0.453 ng  
 RT: 16.441 min Scan# 1628  
 Delta R.T. -0.012 min  
 Lab File: BN036512.D  
 Acq: 26 Feb 2025 16:07

Tgt Ion	Resp	Lower	Upper
284	100		
142	47.2	33.4	50.0
249	35.3	28.6	43.0

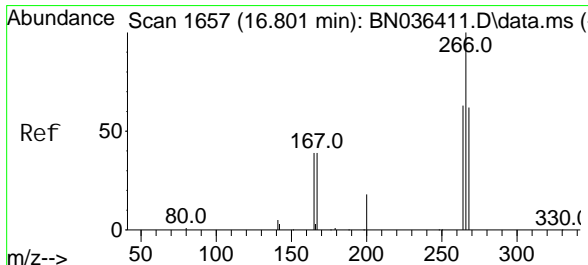
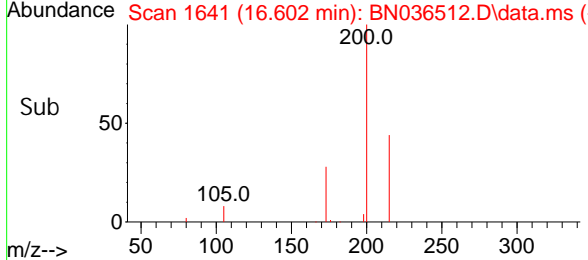
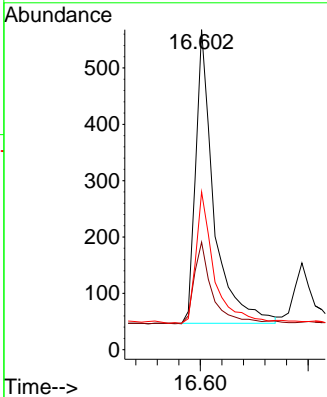
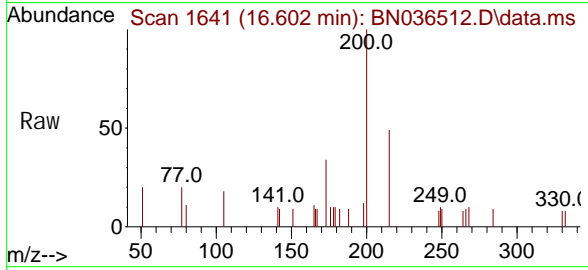




#23  
 Atrazine  
 Concen: 0.422 ng  
 RT: 16.602 min Scan# 1641  
 Delta R.T. -0.012 min  
 Lab File: BN036512.D  
 Acq: 26 Feb 2025 16:07

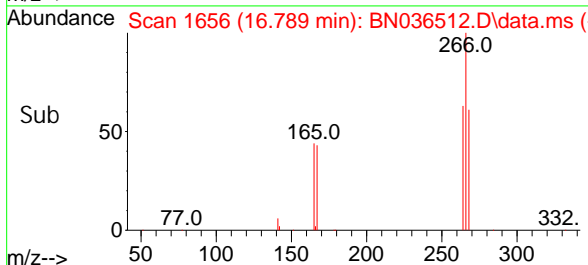
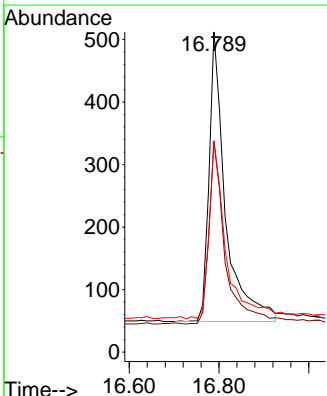
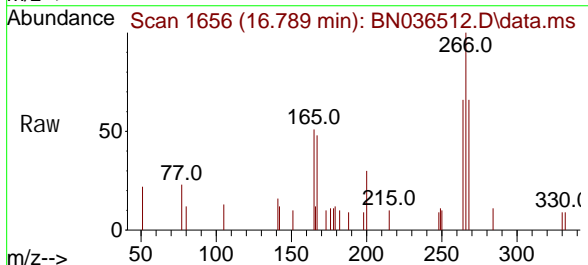
Instrument : BNA\_N  
 ClientSampleId : PB166876BS

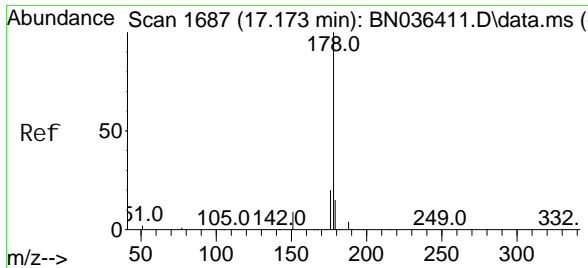
Tgt Ion	Resp	Lower	Upper
200	1219		
173	33.6	23.2	34.8
215	49.3	40.0	60.0



#24  
 Pentachlorophenol  
 Concen: 0.578 ng  
 RT: 16.789 min Scan# 1656  
 Delta R.T. -0.012 min  
 Lab File: BN036512.D  
 Acq: 26 Feb 2025 16:07

Tgt Ion	Resp	Lower	Upper
266	1174		
264	62.8	50.6	76.0
268	63.0	51.9	77.9



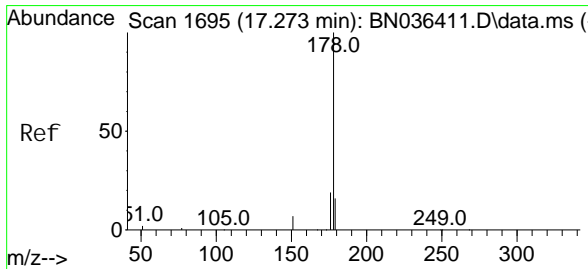
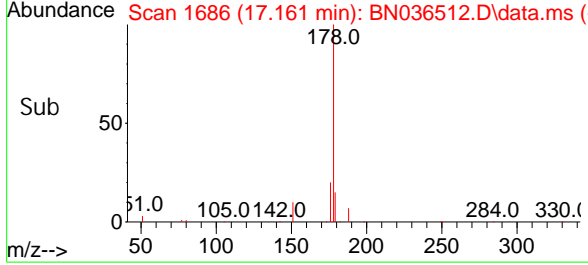
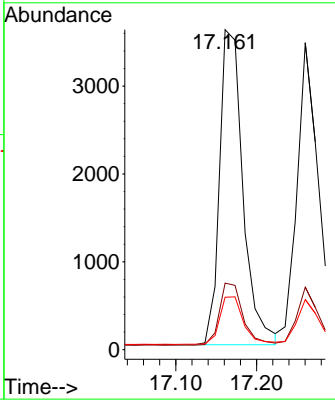
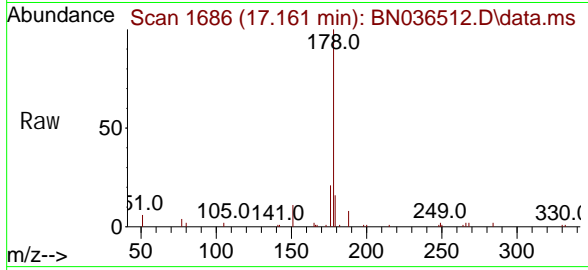


#25  
 Phenanthrene  
 Concen: 0.433 ng  
 RT: 17.161 min Scan# 1686  
 Delta R.T. -0.012 min  
 Lab File: BN036512.D  
 Acq: 26 Feb 2025 16:07

**Instrument :**  
 BNA\_N  
**ClientSampleId :**  
 PB166876BS

Tgt Ion: 178 Resp: 7256

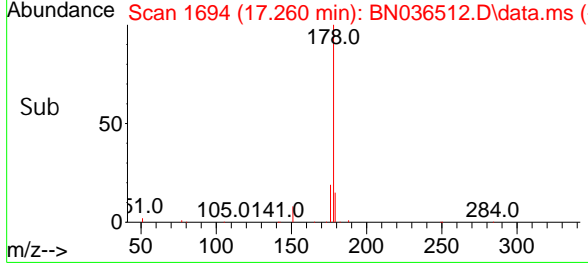
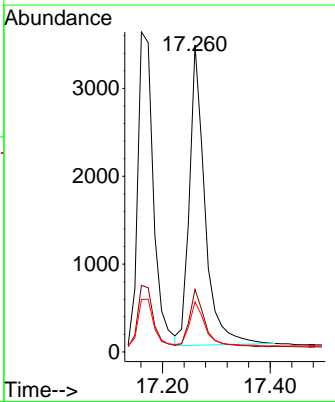
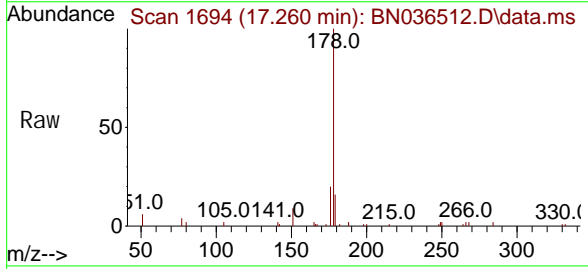
Ion	Ratio	Lower	Upper
178	100		
176	19.6	15.7	23.5
179	15.6	12.4	18.6

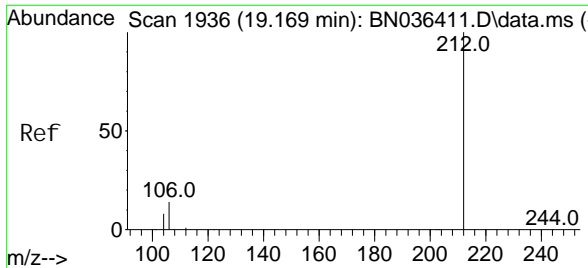


#26  
 Anthracene  
 Concen: 0.460 ng  
 RT: 17.260 min Scan# 1694  
 Delta R.T. -0.012 min  
 Lab File: BN036512.D  
 Acq: 26 Feb 2025 16:07

Tgt Ion: 178 Resp: 6809

Ion	Ratio	Lower	Upper
178	100		
176	19.1	14.9	22.3
179	15.3	12.4	18.6



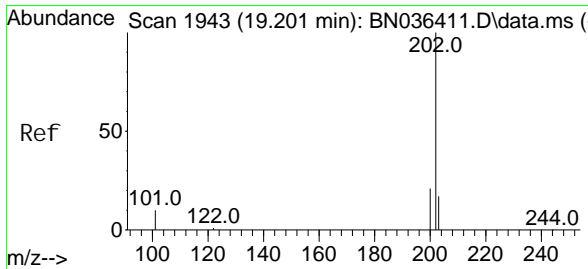
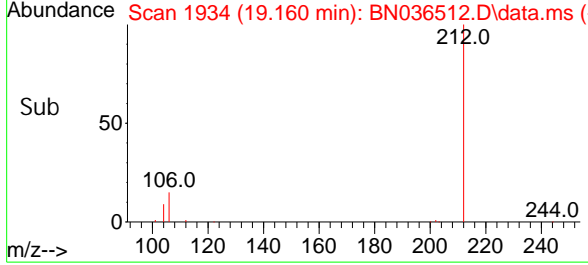
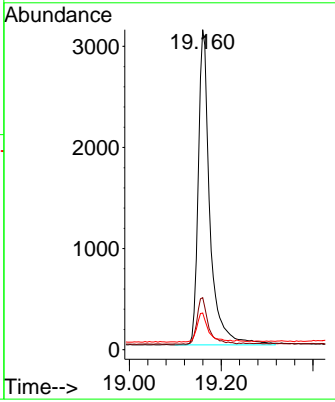
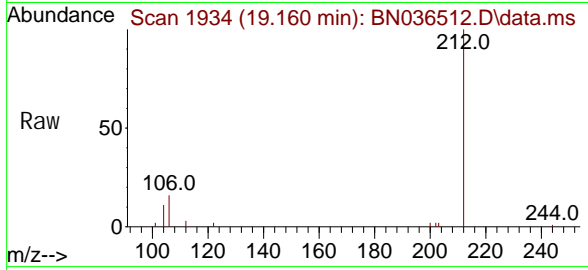


#27  
 Fluoranthene-d10  
 Concen: 0.339 ng  
 RT: 19.160 min Scan# 1934  
 Delta R.T. -0.009 min  
 Lab File: BN036512.D  
 Acq: 26 Feb 2025 16:07

**Instrument :**  
 BNA\_N  
**ClientSampleId :**  
 PB166876BS

Tgt Ion: 212 Resp: 5465

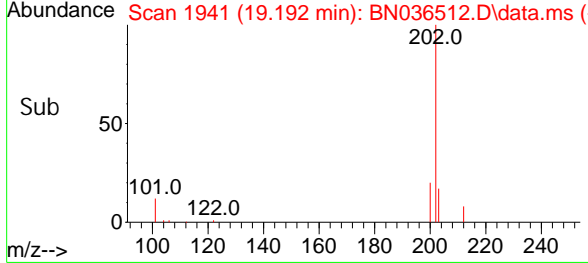
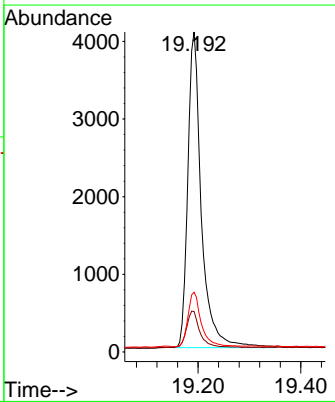
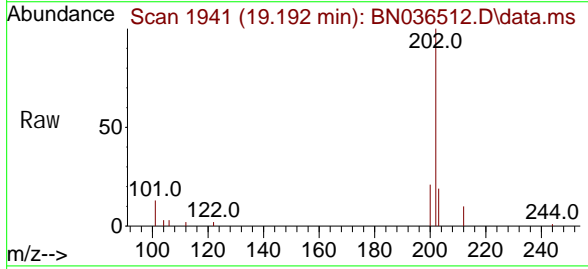
Ion	Ratio	Lower	Upper
212	100		
106	14.3	11.5	17.3
104	9.0	7.1	10.7

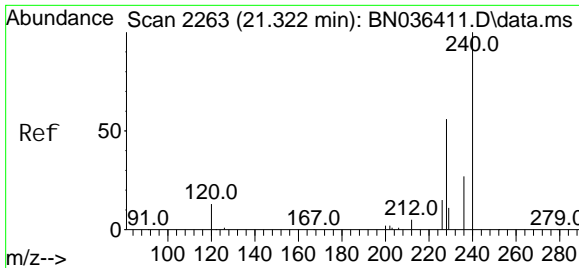


#28  
 Fluoranthene  
 Concen: 0.363 ng  
 RT: 19.192 min Scan# 1941  
 Delta R.T. -0.009 min  
 Lab File: BN036512.D  
 Acq: 26 Feb 2025 16:07

Tgt Ion: 202 Resp: 7477

Ion	Ratio	Lower	Upper
202	100		
101	12.1	9.2	13.8
203	17.2	13.4	20.0



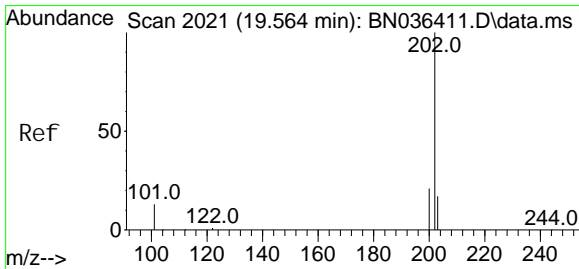

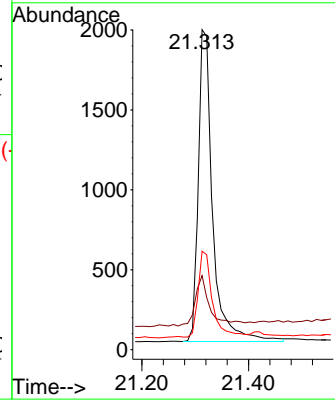
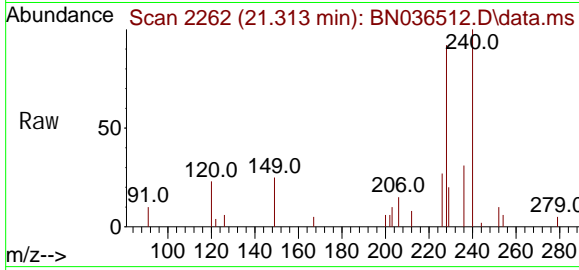


#29  
 Chrysene-d12  
 Concen: 0.400 ng  
 RT: 21.313 min Scan# 21  
 Delta R.T. -0.009 min  
 Lab File: BN036512.D  
 Acq: 26 Feb 2025 16:07

**Instrument :**  
 BNA\_N  
**ClientSampleId :**  
 PB166876BS

Tgt Ion: 240 Resp: 3657

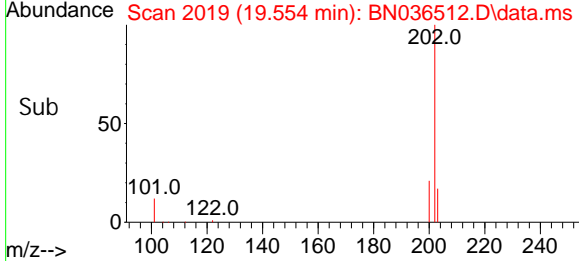
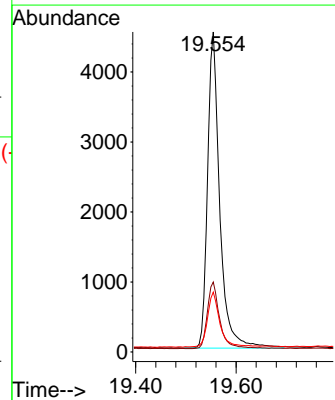
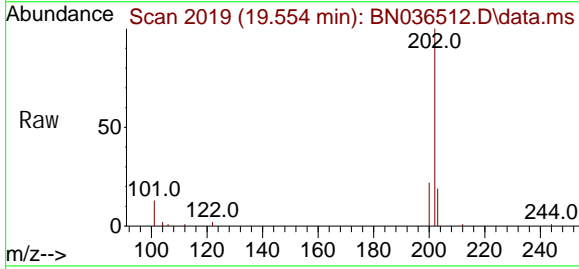
Ion	Ratio	Lower	Upper
240	100		
120	23.2	13.3	19.9#
236	30.8	23.0	34.6



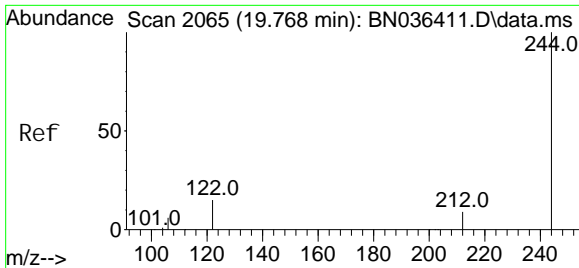
#30  
 Pyrene  
 Concen: 0.540 ng  
 RT: 19.554 min Scan# 2019  
 Delta R.T. -0.009 min  
 Lab File: BN036512.D  
 Acq: 26 Feb 2025 16:07

Tgt Ion: 202 Resp: 7603

Ion	Ratio	Lower	Upper
202	100		
200	21.2	16.9	25.3
203	18.0	13.9	20.9





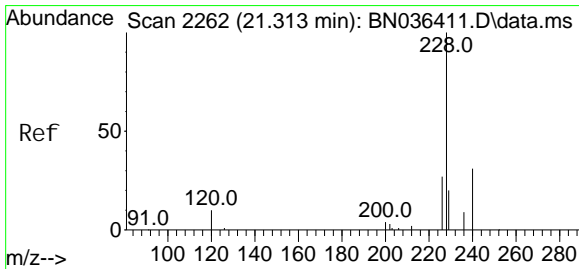
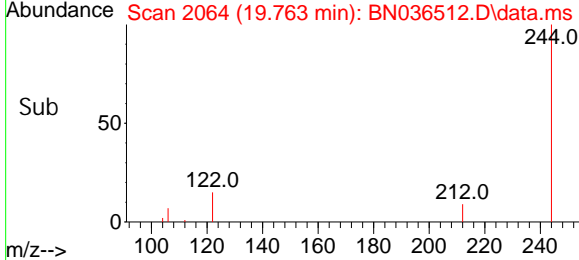
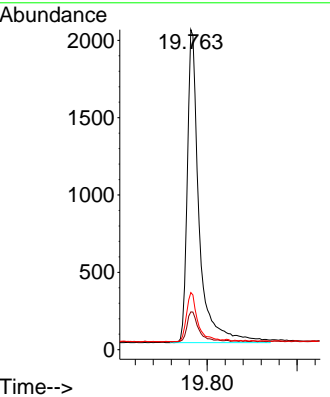
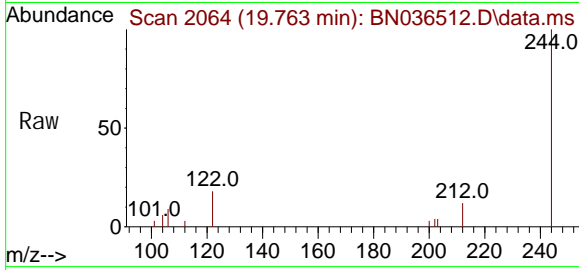


#31  
 Terphenyl -d14  
 Concen: 0.478 ng  
 RT: 19.763 min Scan# 2064  
 Delta R.T. -0.005 min  
 Lab File: BN036512.D  
 Acq: 26 Feb 2025 16:07

Instrument : BNA\_N  
 Client Sample Id : PB166876BS

Tgt Ion: 244 Resp: 3729

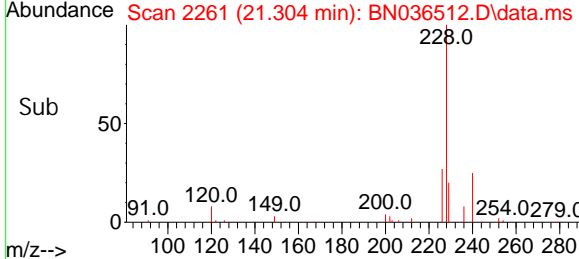
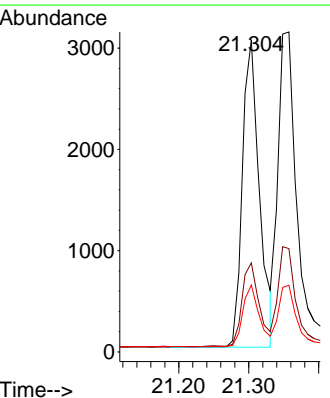
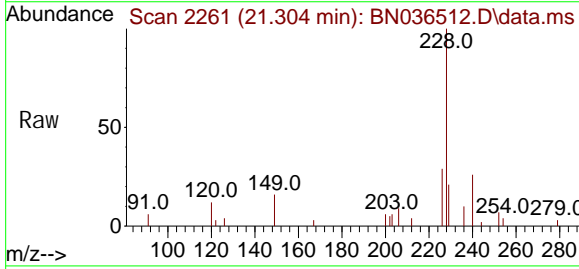
Ion	Ratio	Lower	Upper
244	100		
212	11.8	8.1	12.1
122	17.8	12.8	19.2

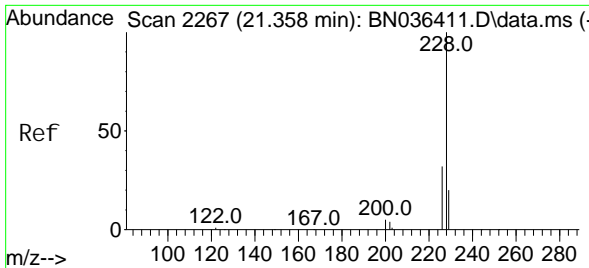


#32  
 Benzo(a)anthracene  
 Concen: 0.425 ng  
 RT: 21.304 min Scan# 2261  
 Delta R.T. -0.009 min  
 Lab File: BN036512.D  
 Acq: 26 Feb 2025 16:07

Tgt Ion: 228 Resp: 5112

Ion	Ratio	Lower	Upper
228	100		
226	28.6	22.2	33.2
229	21.4	16.5	24.7

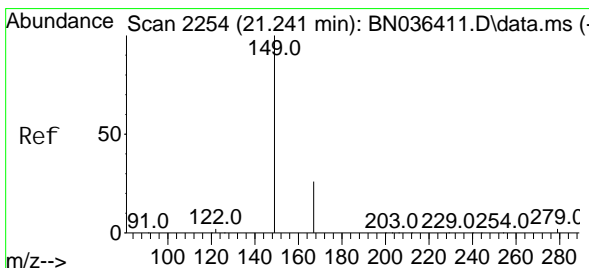

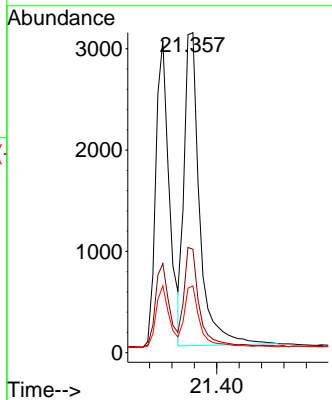
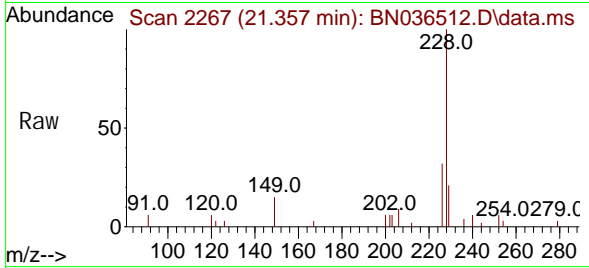




#33  
 Chrysene  
 Concen: 0.459 ng  
 RT: 21.357 min Scan# 21  
 Delta R.T. -0.000 min  
 Lab File: BN036512.D  
 Acq: 26 Feb 2025 16:07

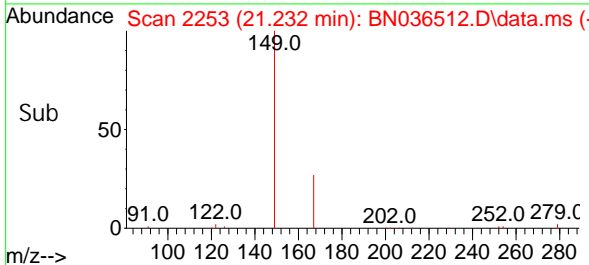
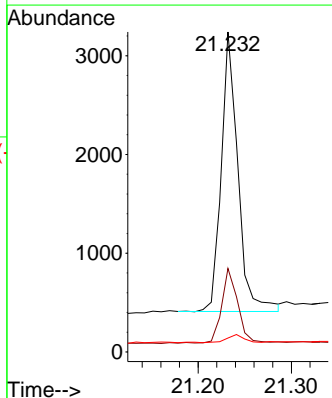
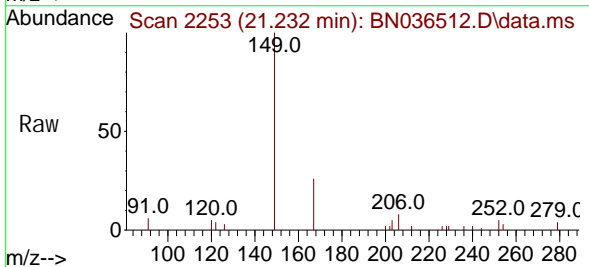
Instrument :  
 BNA\_N  
 ClientSampleId :  
 PB166876BS

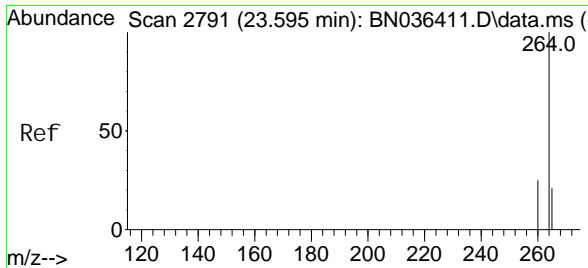
Tgt Ion	Resp	Lower	Upper
228	5975		
226	32.3	25.5	38.3
229	20.8	16.4	24.6



#34  
 Bis(2-ethyl hexyl) phthalate  
 Concen: 0.467 ng  
 RT: 21.232 min Scan# 2253  
 Delta R.T. -0.009 min  
 Lab File: BN036512.D  
 Acq: 26 Feb 2025 16:07

Tgt Ion	Resp	Lower	Upper
149	3504		
167	26.2	21.2	31.8
279	2.9	2.7	4.1



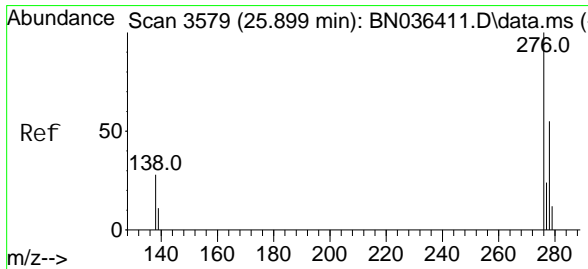
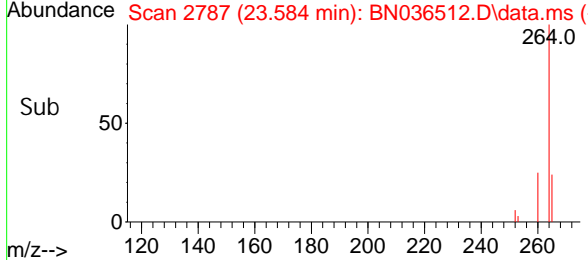
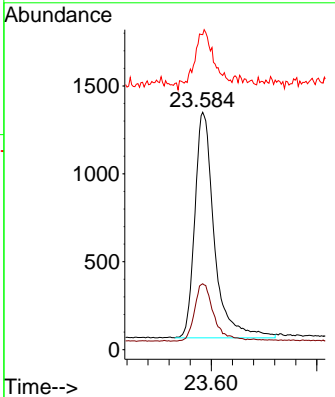
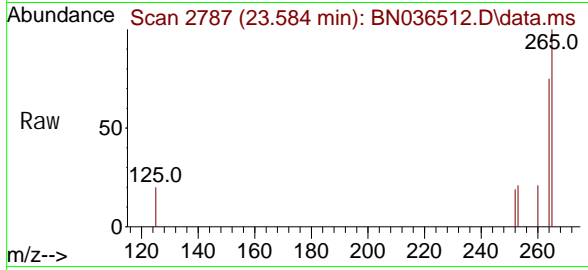


#35  
 Perylene-d12  
 Concen: 0.400 ng  
 RT: 23.584 min Scan# 21  
 Delta R.T. -0.012 min  
 Lab File: BN036512.D  
 Acq: 26 Feb 2025 16:07

**Instrument :**  
 BNA\_N  
**ClientSampleId :**  
 PB166876BS

Tgt Ion: 264 Resp: 3285

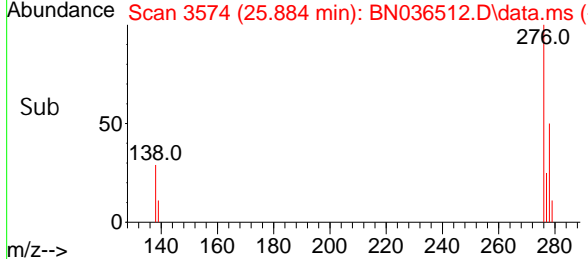
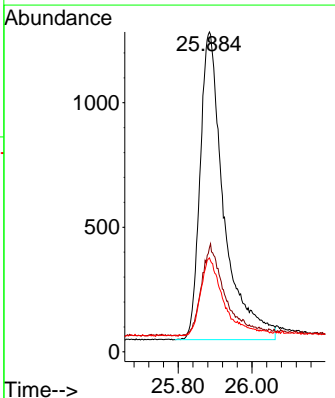
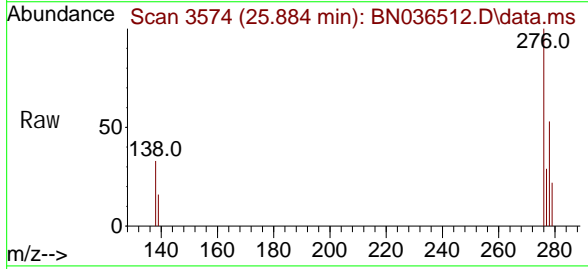
Ion	Ratio	Lower	Upper
264	100		
260	27.8	20.9	31.3
265	132.7	60.7	91.1#

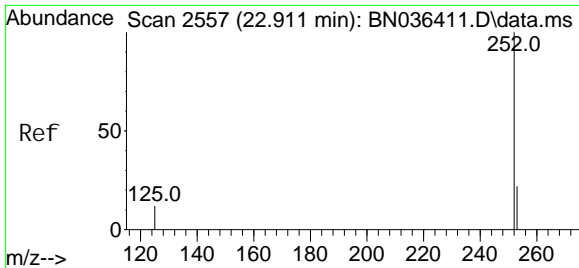


#36  
 Indeno(1,2,3-cd)pyrene  
 Concen: 0.481 ng  
 RT: 25.884 min Scan# 3574  
 Delta R.T. -0.015 min  
 Lab File: BN036512.D  
 Acq: 26 Feb 2025 16:07

Tgt Ion: 276 Resp: 5525

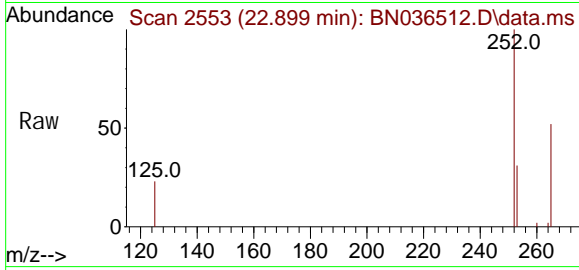
Ion	Ratio	Lower	Upper
276	100		
138	27.6	22.2	33.2
277	24.3	19.8	29.6





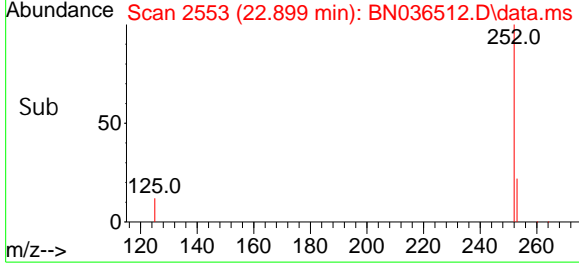
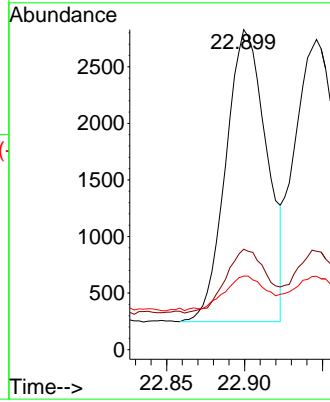
#37  
 Benzo(b)fl uoranthene  
 Concen: 0.435 ng  
 RT: 22.899 min Scan# 21  
 Delta R.T. -0.012 min  
 Lab File: BN036512.D  
 Acq: 26 Feb 2025 16:07

Instrument : BNA\_N  
 ClientSampleId : PB166876BS

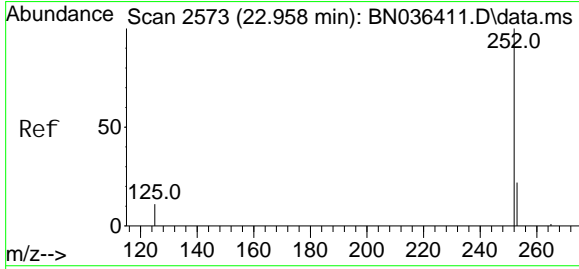


Tgt Ion: 252 Resp: 4703

Ion	Ratio	Lower	Upper
252	100		
253	31.4	21.9	32.9
125	23.0	15.0	22.6

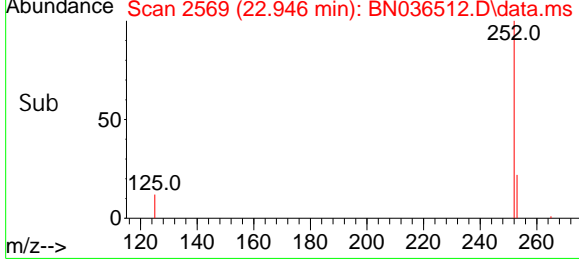
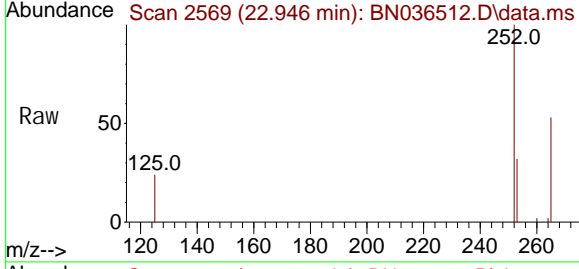
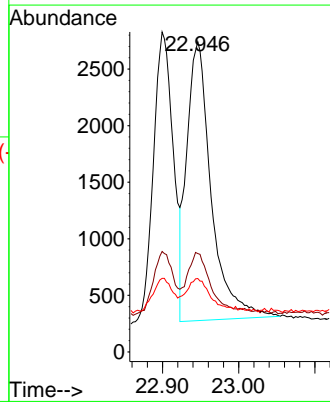


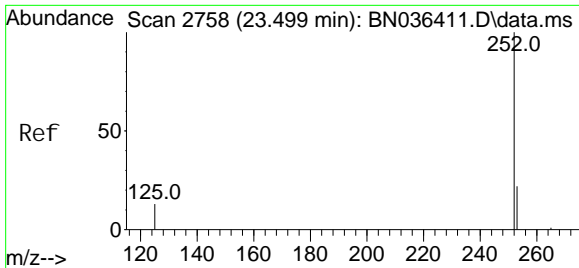
#38  
 Benzo(k)fl uoranthene  
 Concen: 0.494 ng  
 RT: 22.946 min Scan# 2569  
 Delta R.T. -0.012 min  
 Lab File: BN036512.D  
 Acq: 26 Feb 2025 16:07



Tgt Ion: 252 Resp: 5500

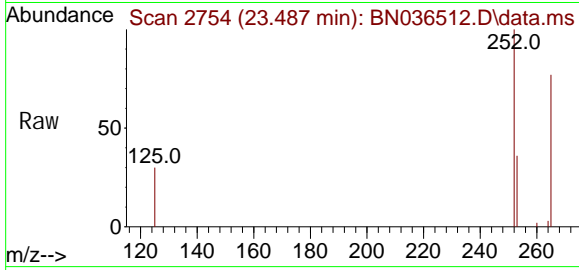
Ion	Ratio	Lower	Upper
252	100		
253	31.7	22.2	33.4
125	23.7	15.0	22.4



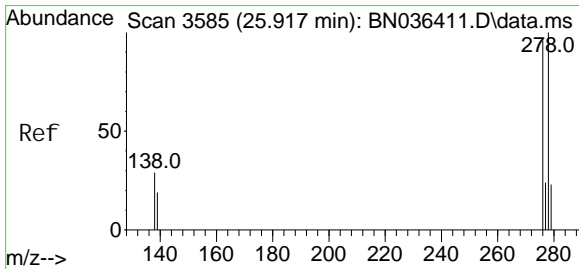
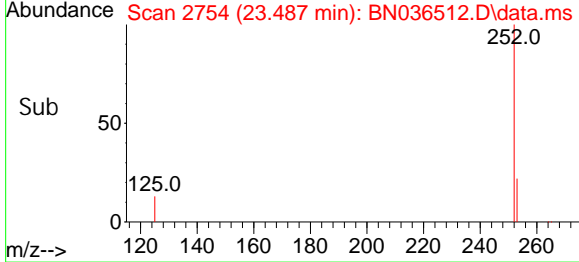
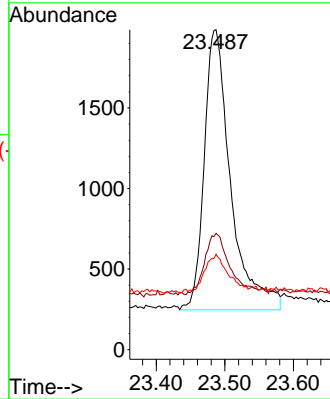


#39  
 Benzo(a)pyrene  
 Concen: 0.495 ng  
 RT: 23.487 min Scan# 21  
 Delta R.T. -0.012 min  
 Lab File: BN036512.D  
 Acq: 26 Feb 2025 16:07

Instrument :  
 BNA\_N  
 ClientSampleId :  
 PB166876BS

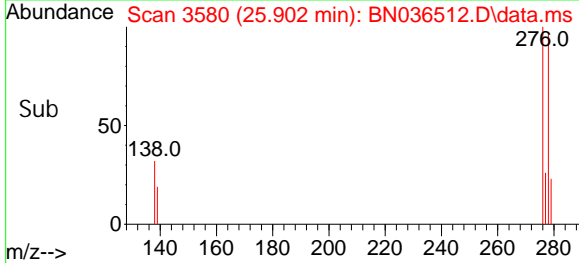
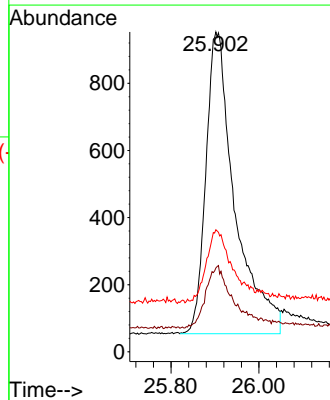
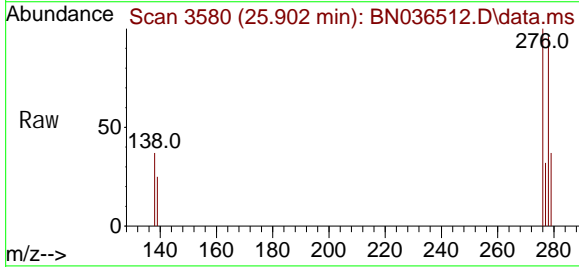


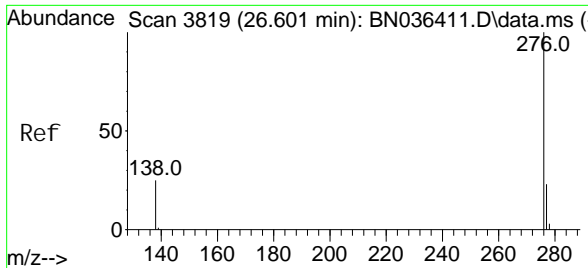
Tgt Ion: 252 Resp: 4670  
 Ion Ratio Lower Upper  
 252 100  
 253 36.4 24.4 36.6  
 125 29.8 18.2 27.2#



#40  
 Di benzo(a, h)anthracene  
 Concen: 0.455 ng  
 RT: 25.902 min Scan# 3580  
 Delta R.T. -0.015 min  
 Lab File: BN036512.D  
 Acq: 26 Feb 2025 16:07

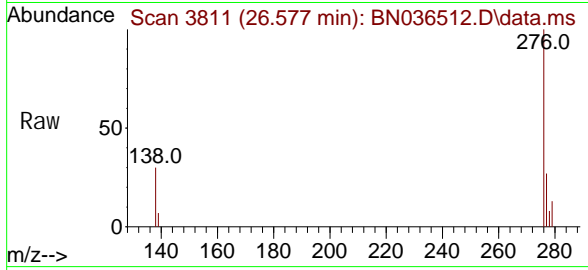
Tgt Ion: 278 Resp: 4122  
 Ion Ratio Lower Upper  
 278 100  
 139 26.2 18.5 27.7  
 279 38.2 24.8 37.2#





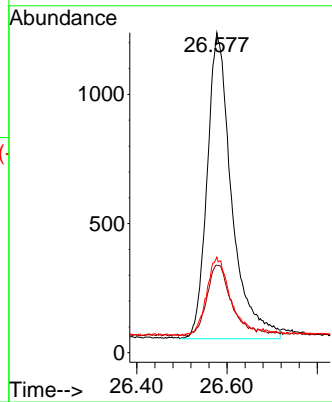
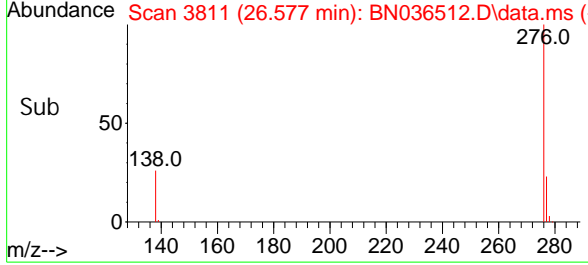
#41  
 Benzo(g, h, i)peryl ene  
 Concen: 0.436 ng  
 RT: 26.577 min Scan# 3811  
 Del ta R.T. -0.023 min  
 Lab File: BN036512.D  
 Acq: 26 Feb 2025 16:07

Instrument : BNA\_N  
 ClientSampleId : PB166876BS



Tgt Ion: 276 Resp: 4481

Ion	Ratio	Lower	Upper
276	100		
277	27.4	20.7	31.1
138	29.9	21.8	32.6



Data Path : Z:\svoasrv\HPCHEM1\BNA\_N\Data\BN022625\  
 Data File : BN036513.D  
 Acq On : 26 Feb 2025 16:44  
 Operator : RC/JU  
 Sample : PB166876BSD  
 Misc :  
 ALS Vial : 7 Sample Multiplier: 1

**Instrument :**  
 BNA\_N  
**ClientSampleId :**  
 PB166876BSD

Quant Time: Feb 26 17:08:47 2025  
 Quant Method : Z:\svoasrv\HPCHEM1\BNA\_N\Methods\8270-SIM-BN021025.M  
 Quant Title : ASP BNA STANDARDS FOR 5 POINT CALIBRATION  
 QLast Update : Tue Feb 11 01:17:14 2025  
 Response via : Initial Calibration

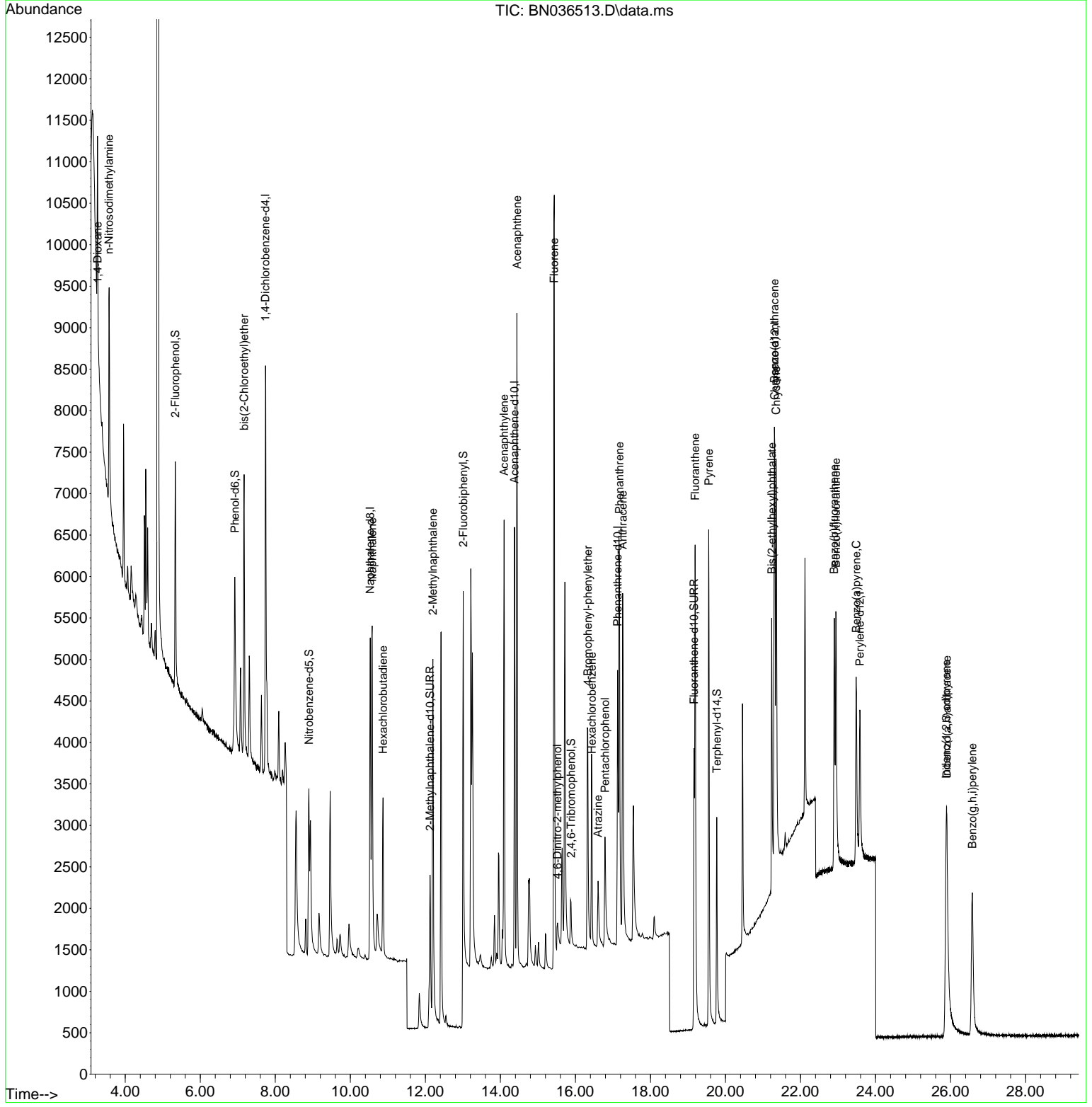
Compound	R. T.	QI on	Response	Conc	Units	Dev(Min)	
<b>Internal Standards</b>							
1) 1,4-Dichlorobenzene-d4	7.739	152	2476	0.400	ng	-0.01	
7) Naphthalene-d8	10.530	136	5554	0.400	ng	-0.01	
13) Acenaphthene-d10	14.377	164	2910	0.400	ng	-0.01	
19) Phenanthrene-d10	17.124	188	5252	0.400	ng	#-0.01	
29) Chrysene-d12	21.313	240	3329	0.400	ng	# 0.00	
35) Perylene-d12	23.583	264	2986	0.400	ng	#-0.01	
<b>System Monitoring Compounds</b>							
4) 2-Fluorophenol	5.334	112	2191	0.374	ng	-0.01	
5) Phenol-d6	6.923	99	2453	0.357	ng	-0.01	
8) Nitrobenzene-d5	8.896	82	2140	0.390	ng	-0.01	
11) 2-Methylnaphthalene-d10	12.126	152	4120	0.483	ng	-0.02	
14) 2,4,6-Tribromophenol	15.882	330	413	0.286	ng	0.00	
15) 2-Fluorobiphenyl	13.008	172	5561	0.508	ng	-0.01	
27) Fluoranthene-d10	19.160	212	4937	0.338	ng	0.00	
31) Terphenyl-d14	19.768	244	3361	0.473	ng	0.00	
<b>Target Compounds</b>							
2) 1,4-Dioxane	3.261	88	1012	0.374	ng	#	64
3) n-Nitrosodimethylamine	3.564	42	2128	0.452	ng	#	90
6) bis(2-Chloroethyl)ether	7.168	93	2692	0.375	ng		99
9) Naphthalene	10.583	128	6389	0.399	ng		99
10) Hexachlorobutadiene	10.872	225	1621	0.416	ng	#	100
12) 2-Methylnaphthalene	12.202	142	3889	0.370	ng		98
16) Acenaphthylene	14.099	152	6135	0.477	ng		99
17) Acenaphthene	14.441	154	3815	0.444	ng		99
18) Fluorene	15.435	166	4829	0.395	ng		98
20) 4,6-Dinitro-2-methylph...	15.522	198	284	0.276	ng	#	81
21) 4-Bromophenyl-phenyl ether	16.329	248	1401	0.447	ng	#	83
22) Hexachlorobenzene	16.441	284	1790	0.463	ng		96
23) Atrazine	16.602	200	1070	0.409	ng	#	95
24) Pentachlorophenol	16.788	266	1005	0.547	ng		99
25) Phenanthrene	17.173	178	6582	0.434	ng		99
26) Anthracene	17.260	178	6077	0.454	ng		100
28) Fluoranthene	19.192	202	6786	0.364	ng		99
30) Pyrene	19.554	202	6905	0.539	ng		99
32) Benzo(a)anthracene	21.304	228	4649	0.424	ng		99
33) Chrysene	21.348	228	5551	0.468	ng		99
34) Bis(2-ethylhexyl)phtha...	21.232	149	3065	0.449	ng		100
36) Indeno(1,2,3-cd)pyrene	25.881	276	5305	0.508	ng		98
37) Benzo(b)fluoranthene	22.899	252	4341	0.441	ng	#	88
38) Benzo(k)fluoranthene	22.943	252	5111	0.505	ng	#	91
39) Benzo(a)pyrene	23.484	252	4229	0.493	ng	#	86
40) Di benzo(a,h)anthracene	25.902	278	3859	0.469	ng	#	90
41) Benzo(g,h,i)perylene	26.580	276	4322	0.463	ng		96

(#) = qualifier out of range (m) = manual integration (+) = signals summed

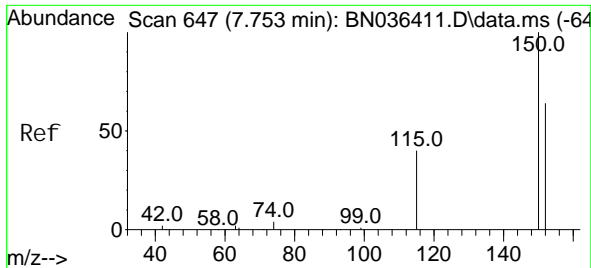
Data Path : Z:\svoasrv\HPCHEM1\BNA\_N\Data\BN022625\  
 Data File : BN036513.D  
 Acq On : 26 Feb 2025 16:44  
 Operator : RC/JU  
 Sample : PB166876BSD  
 Mi sc :  
 ALS Vial : 7 Sample Multiplier: 1

**Instrument :**  
 BNA\_N  
**ClientSampleId :**  
 PB166876BSD

Quant Time: Feb 26 17:08:47 2025  
 Quant Method : Z:\svoasrv\HPCHEM1\BNA\_N\Methods\8270-SIM-BN021025.M  
 Quant Title : ASP BNA STANDARDS FOR 5 POINT CALIBRATION  
 QLast Update : Tue Feb 11 01:17:14 2025  
 Response via : Initial Calibration



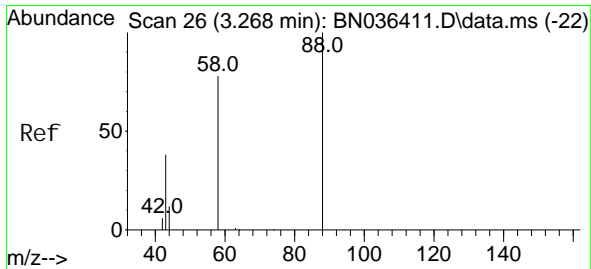
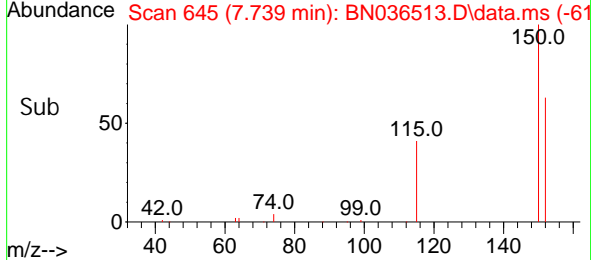
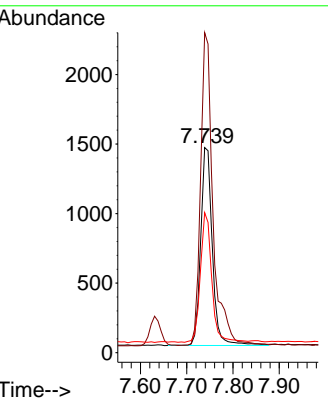
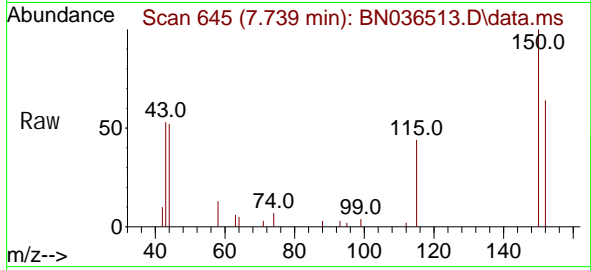




#1  
 1, 4-Di chl orobenzene-d4  
 Concen: 0.400 ng  
 RT: 7.739 min Scan# 64  
 Delta R.T. -0.014 min  
 Lab File: BN036513.D  
 Acq: 26 Feb 2025 16:44

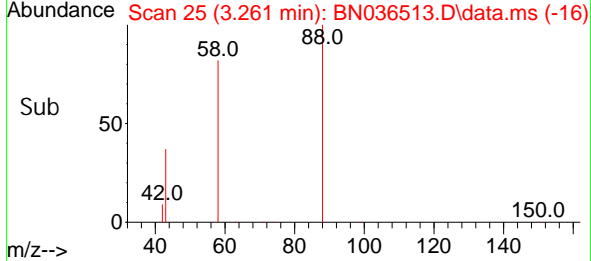
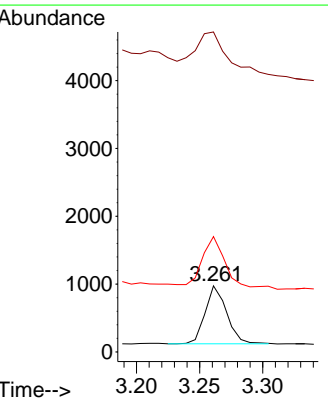
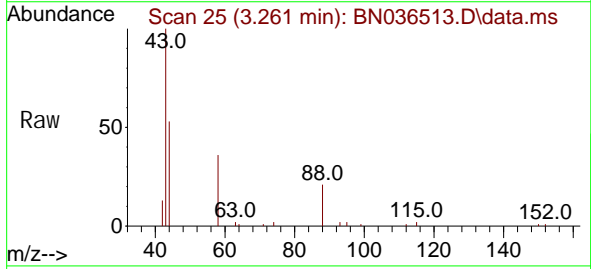
**Instrument :**  
 BNA\_N  
**ClientSampleId :**  
 PB166876BSD

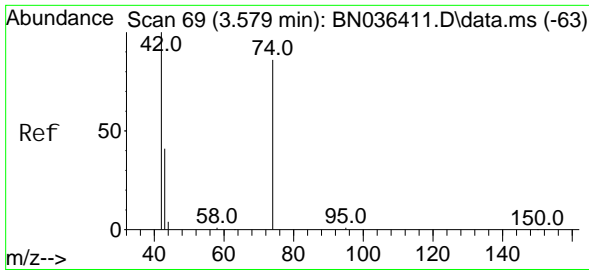
Tgt Ion: 152 Resp: 2476  
 Ion Ratio Lower Upper  
 152 100  
 150 156.0 123.7 185.5  
 115 68.3 52.5 78.7



#2  
 1, 4-Di oxane  
 Concen: 0.374 ng  
 RT: 3.261 min Scan# 25  
 Delta R.T. -0.007 min  
 Lab File: BN036513.D  
 Acq: 26 Feb 2025 16:44

Tgt Ion: 88 Resp: 1012  
 Ion Ratio Lower Upper  
 88 100  
 43 110.8 33.7 50.5#  
 58 85.6 68.9 103.3



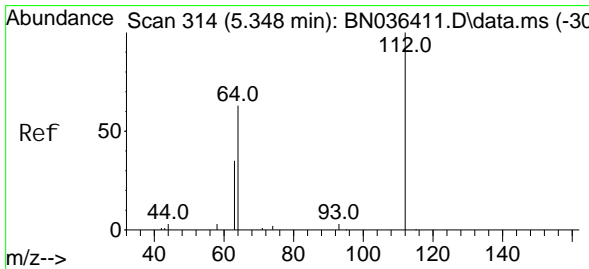
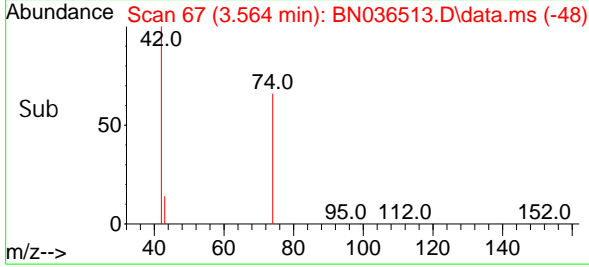
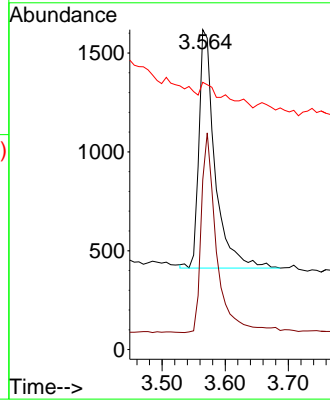
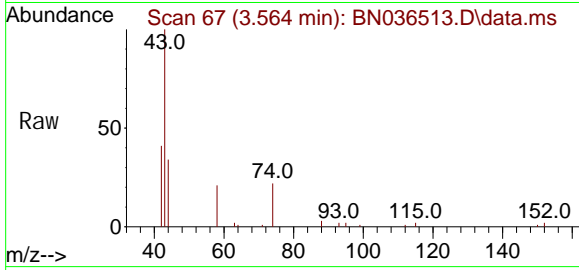


#3

n-Nitrosodimethylamine  
 Concen: 0.452 ng  
 RT: 3.564 min Scan# 61  
 Delta R.T. -0.015 min  
 Lab File: BN036513.D  
 Acq: 26 Feb 2025 16:44

Instrument :  
 BNA\_N  
 ClientSampleId :  
 PB166876BSD

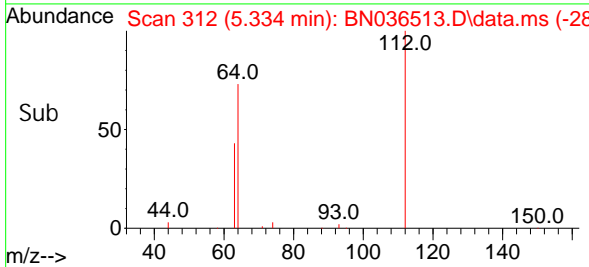
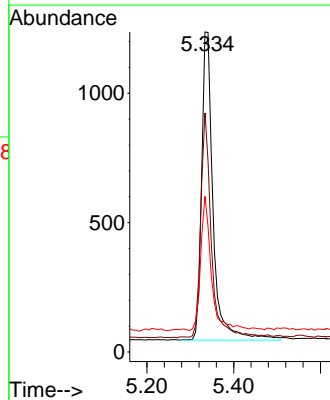
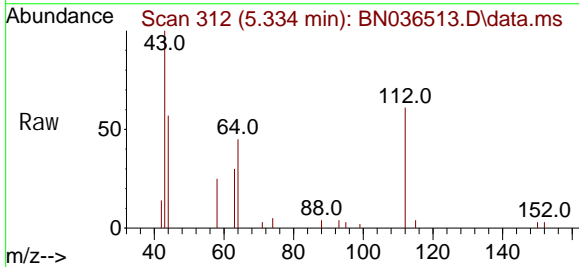
Tgt Ion: 42 Resp: 2128  
 Ion Ratio Lower Upper  
 42 100  
 74 80.4 71.8 107.6  
 44 14.5 7.8 11.6#

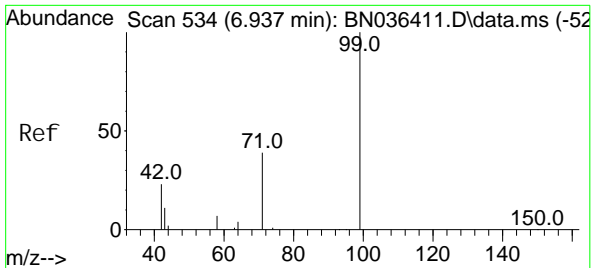


#4

2-Fluorophenol  
 Concen: 0.374 ng  
 RT: 5.334 min Scan# 312  
 Delta R.T. -0.015 min  
 Lab File: BN036513.D  
 Acq: 26 Feb 2025 16:44

Tgt Ion: 112 Resp: 2191  
 Ion Ratio Lower Upper  
 112 100  
 64 66.8 53.4 80.0  
 63 40.1 30.3 45.5

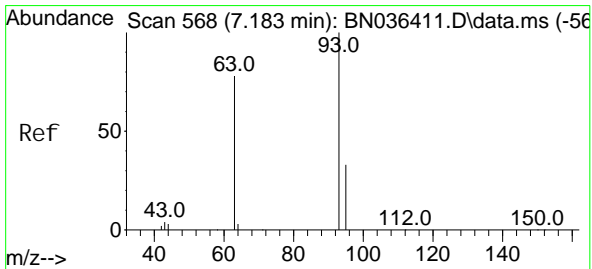
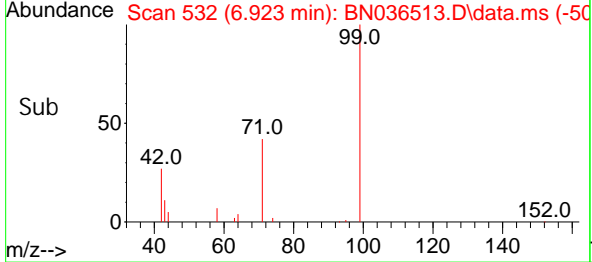
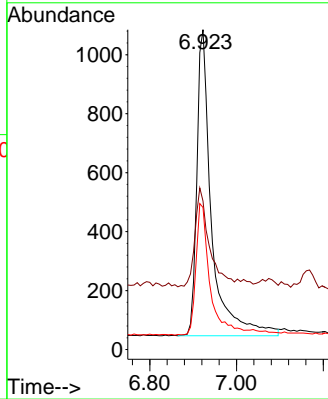
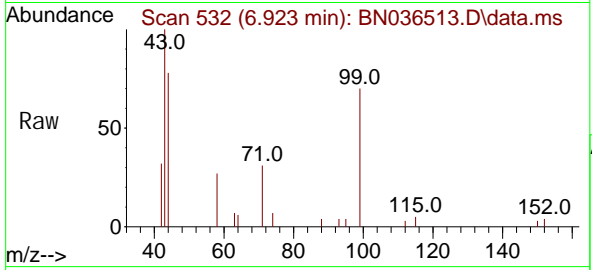




#5  
 Phenol -d6  
 Concen: 0.357 ng  
 RT: 6.923 min Scan# 511  
 Delta R.T. -0.015 min  
 Lab File: BN036513.D  
 Acq: 26 Feb 2025 16:44

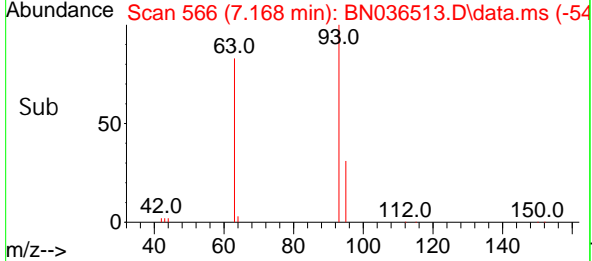
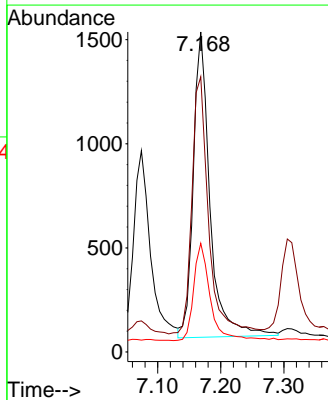
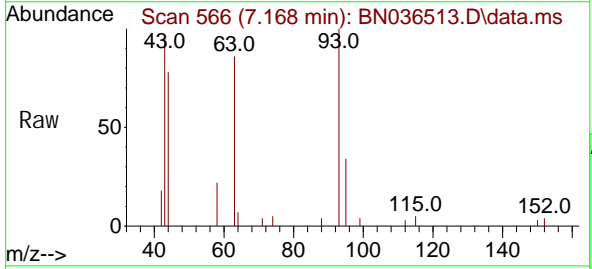
**Instrument :**  
 BNA\_N  
**ClientSampleId :**  
 PB166876BSD

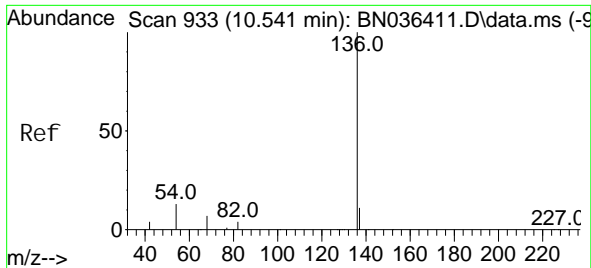
Tgt Ion	Resp	Lower	Upper
99	2453		
42	31.2	21.7	32.5
71	40.7	32.6	49.0



#6  
 bis(2-Chloroethyl) ether  
 Concen: 0.375 ng  
 RT: 7.168 min Scan# 566  
 Delta R.T. -0.015 min  
 Lab File: BN036513.D  
 Acq: 26 Feb 2025 16:44

Tgt Ion	Resp	Lower	Upper
93	2692		
63	83.8	66.3	99.5
95	31.9	26.2	39.4

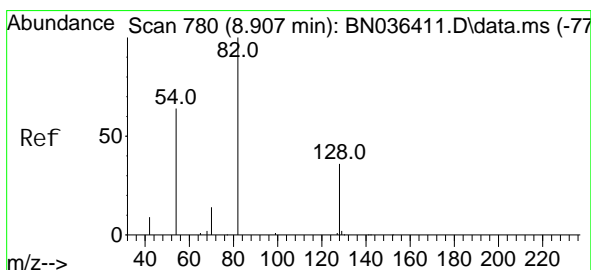
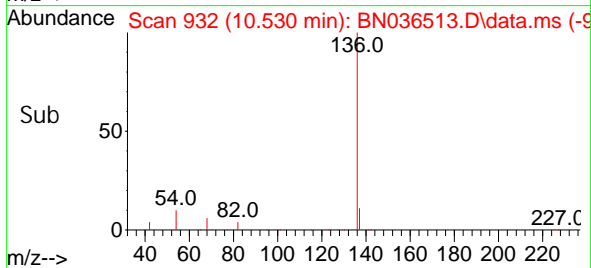
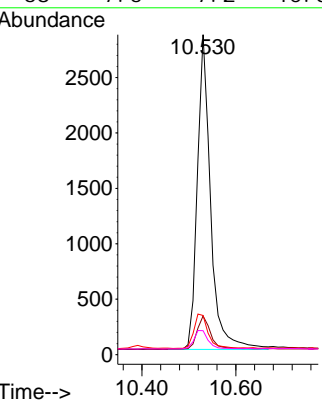
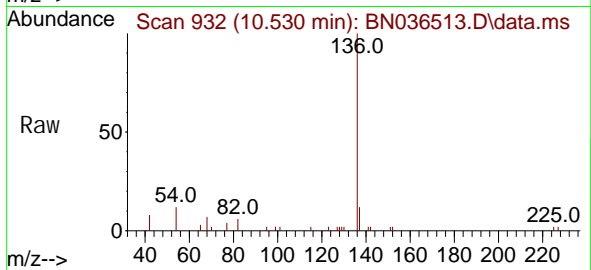




#7  
 Naphthalene-d8  
 Concen: 0.400 ng  
 RT: 10.530 min Scan# 911  
 Delta R.T. -0.011 min  
 Lab File: BN036513.D  
 Acq: 26 Feb 2025 16:44

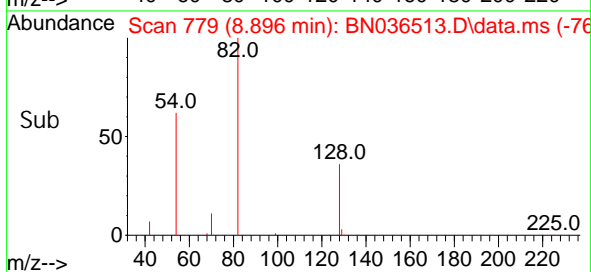
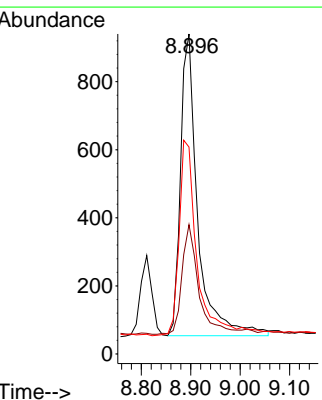
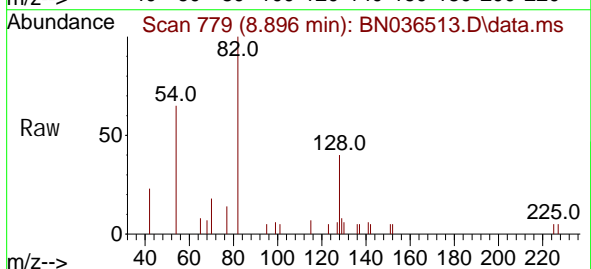
Instrument :  
 BNA\_N  
 ClientSampleId :  
 PB166876BSD

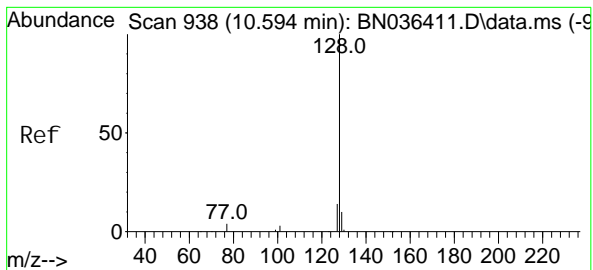
Tgt Ion	Resp	Lower	Upper
136	100		
137	12.1	10.1	15.1
54	12.2	11.8	17.6
68	7.5	7.2	10.8



#8  
 Nitrobenzene-d5  
 Concen: 0.390 ng  
 RT: 8.896 min Scan# 779  
 Delta R.T. -0.011 min  
 Lab File: BN036513.D  
 Acq: 26 Feb 2025 16:44

Tgt Ion	Resp	Lower	Upper
82	100		
128	40.4	31.9	47.9
54	64.7	53.1	79.7



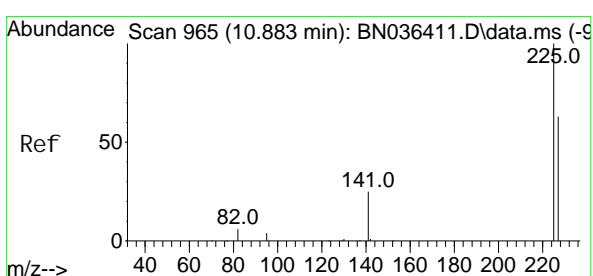
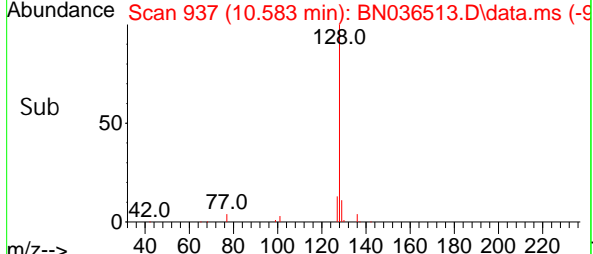
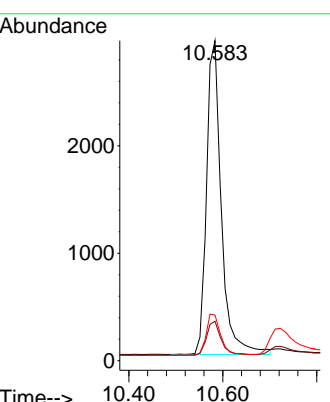
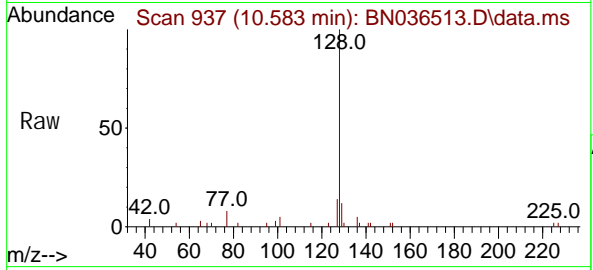


#9  
 Naphthalene  
 Concen: 0.399 ng  
 RT: 10.583 min Scan# 911  
 Delta R.T. -0.011 min  
 Lab File: BN036513.D  
 Acq: 26 Feb 2025 16:44

Instrument : BNA\_N  
 ClientSampleId : PB166876BSD

Tgt Ion: 128 Resp: 6389

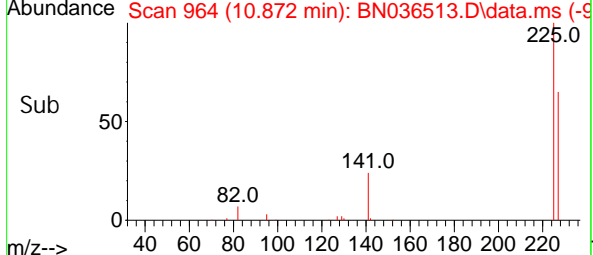
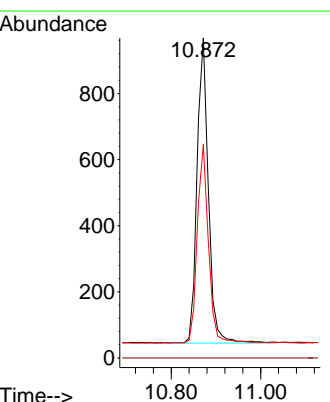
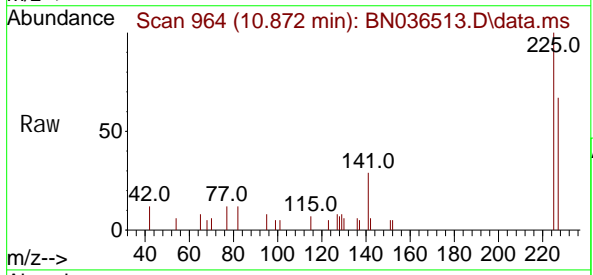
Ion	Ratio	Lower	Upper
128	100		
129	12.3	9.6	14.4
127	14.2	12.0	18.0

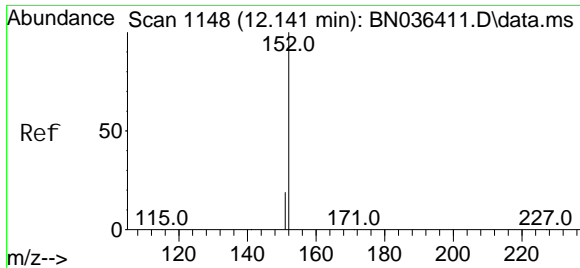


#10  
 Hexachlorobutadiene  
 Concen: 0.416 ng  
 RT: 10.872 min Scan# 964  
 Delta R.T. -0.011 min  
 Lab File: BN036513.D  
 Acq: 26 Feb 2025 16:44

Tgt Ion: 225 Resp: 1621

Ion	Ratio	Lower	Upper
225	100		
223	0.0	0.0	0.0
227	63.5	50.9	76.3

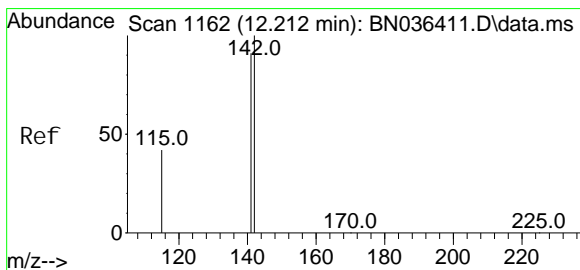
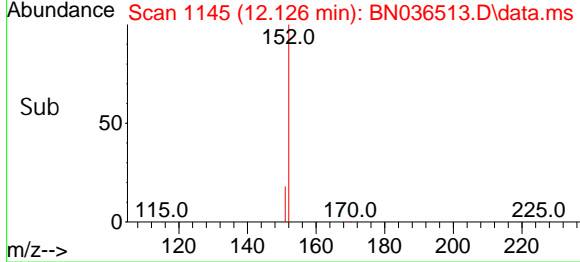
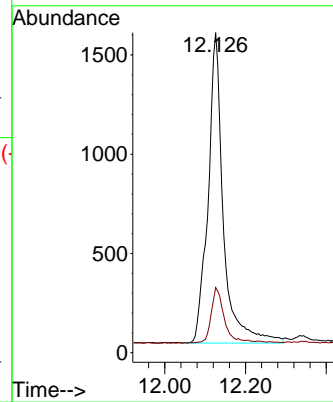
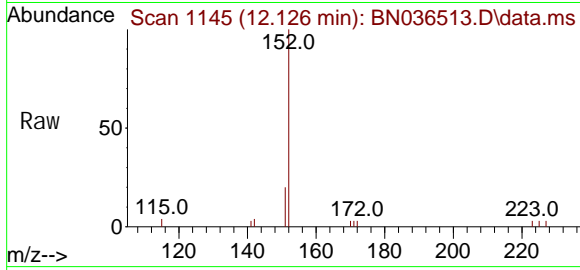




#11  
 2-Methyl naphthal ene-d10  
 Concen: 0.483 ng  
 RT: 12.126 min Scan# 1145  
 Delta R.T. -0.015 min  
 Lab File: BN036513.D  
 Acq: 26 Feb 2025 16:44

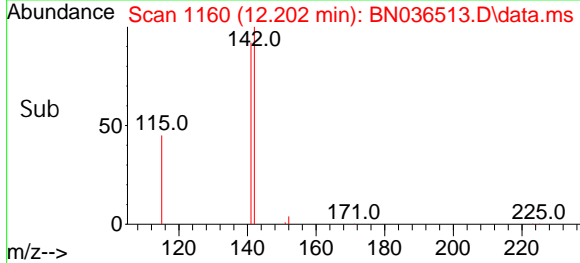
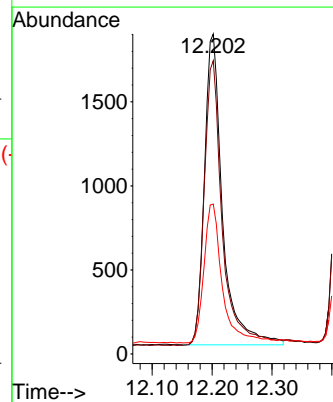
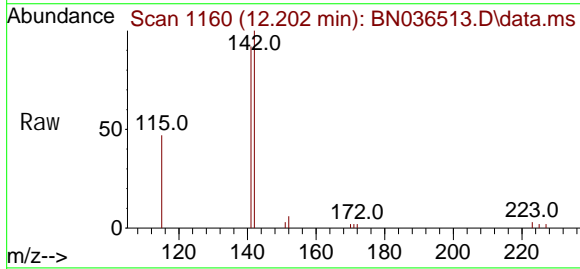
**Instrument :**  
 BNA\_N  
**ClientSampleId :**  
 PB166876BSD

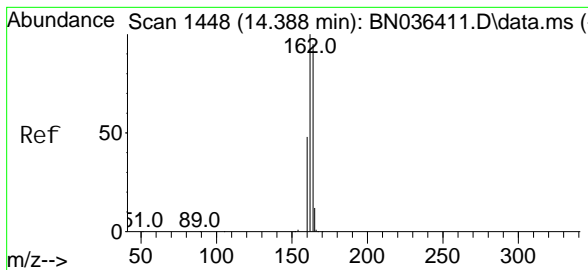
Tgt Ion: 152 Resp: 4120  
 Ion Ratio Lower Upper  
 152 100  
 151 15.5 16.6 25.0#



#12  
 2-Methyl naphthal ene  
 Concen: 0.370 ng  
 RT: 12.202 min Scan# 1160  
 Delta R.T. -0.010 min  
 Lab File: BN036513.D  
 Acq: 26 Feb 2025 16:44

Tgt Ion: 142 Resp: 3889  
 Ion Ratio Lower Upper  
 142 100  
 141 91.6 72.8 109.2  
 115 46.8 35.5 53.3

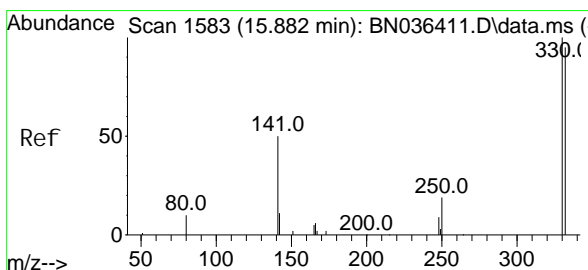
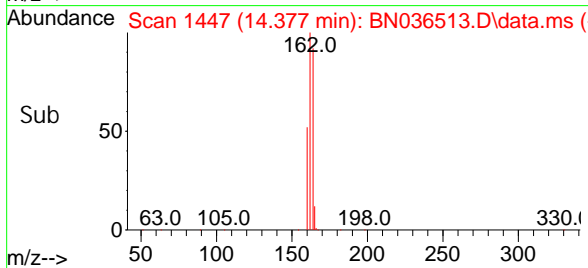
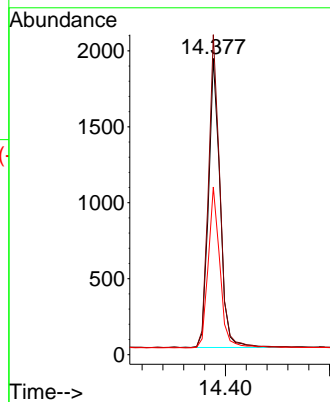
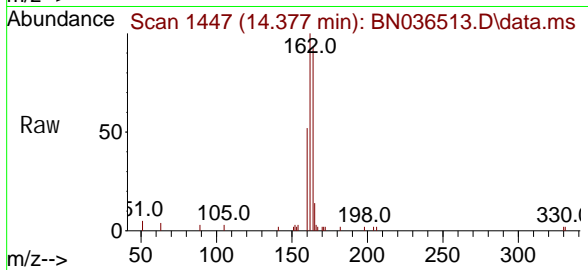




#13  
 Acenaphthene-d10  
 Concen: 0.400 ng  
 RT: 14.377 min Scan# 1447  
 Delta R.T. -0.011 min  
 Lab File: BN036513.D  
 Acq: 26 Feb 2025 16:44

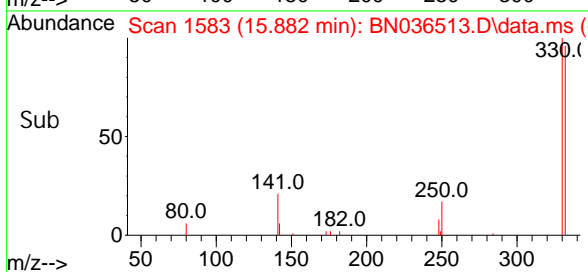
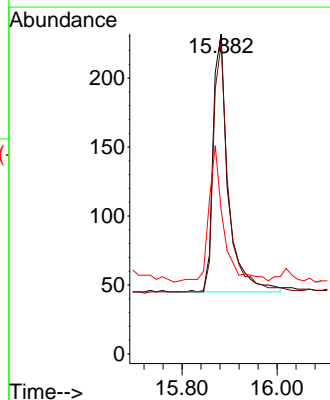
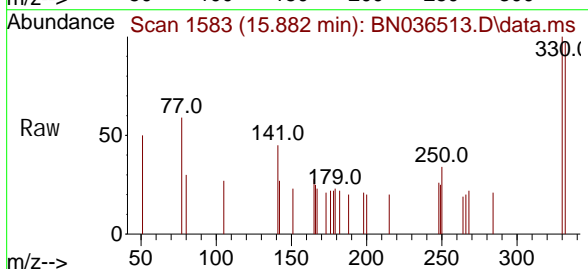
**Instrument :**  
 BNA\_N  
**ClientSampleId :**  
 PB166876BSD

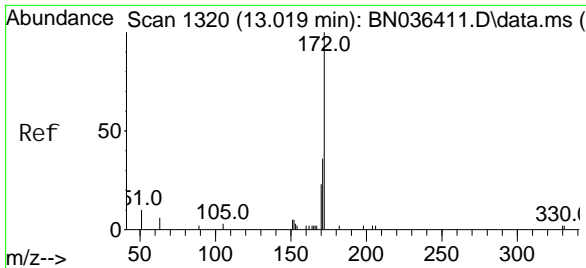
Tgt Ion	Resp	Lower	Upper
164	100		
162	108.1	84.1	126.1
160	56.6	41.4	62.0



#14  
 2,4,6-Tri bromophenol  
 Concen: 0.286 ng  
 RT: 15.882 min Scan# 1583  
 Delta R.T. -0.000 min  
 Lab File: BN036513.D  
 Acq: 26 Feb 2025 16:44

Tgt Ion	Resp	Lower	Upper
330	100		
332	95.6	76.6	114.8
141	51.8	37.8	56.8

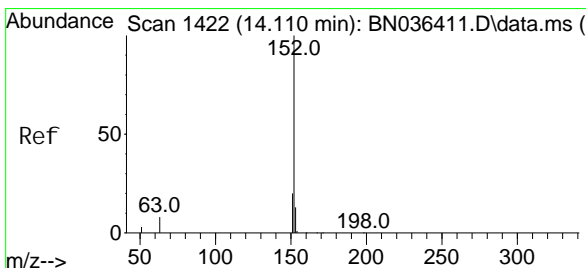
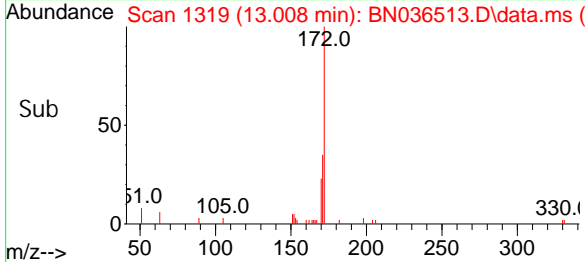
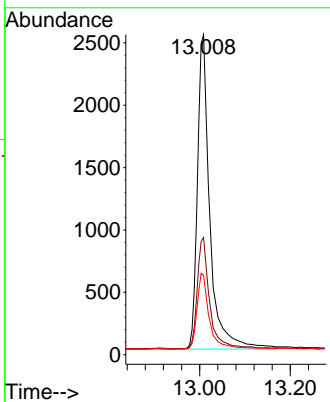
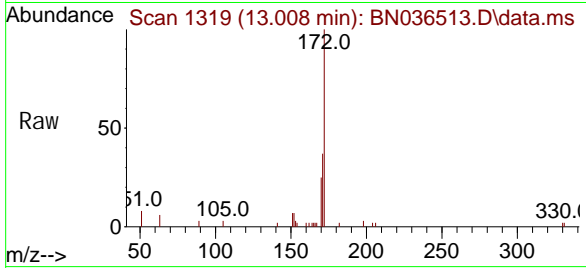




#15  
 2-Fluorophenyl  
 Concen: 0.508 ng  
 RT: 13.008 min Scan# 11  
 Delta R.T. -0.011 min  
 Lab File: BN036513.D  
 Acq: 26 Feb 2025 16:44

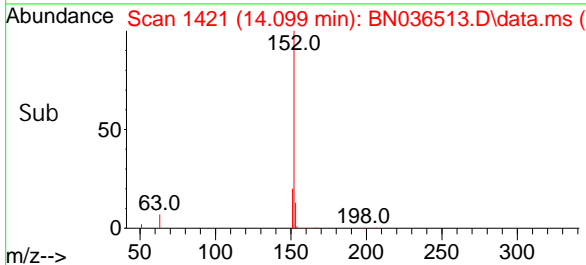
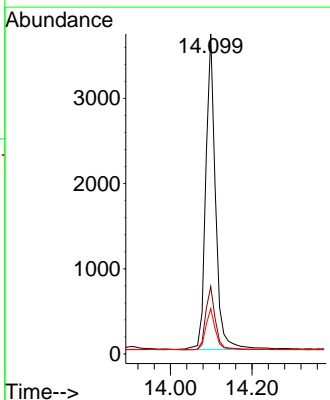
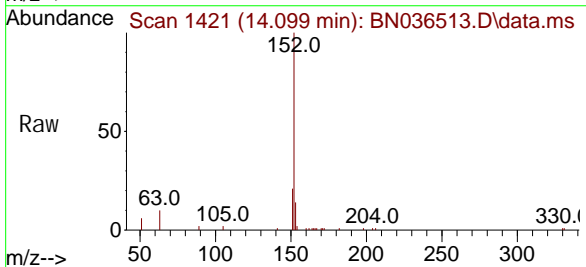
Instrument :  
 BNA\_N  
 ClientSampleId :  
 PB166876BSD

Tgt Ion	Resp	Lower	Upper
172	100		
171	36.7	29.6	44.4
170	24.9	19.8	29.6

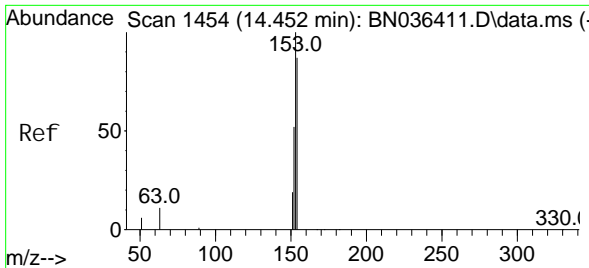


#16  
 Acenaphthylene  
 Concen: 0.477 ng  
 RT: 14.099 min Scan# 1421  
 Delta R.T. -0.011 min  
 Lab File: BN036513.D  
 Acq: 26 Feb 2025 16:44

Tgt Ion	Resp	Lower	Upper
152	100		
151	20.3	15.8	23.8
153	13.0	10.2	15.2

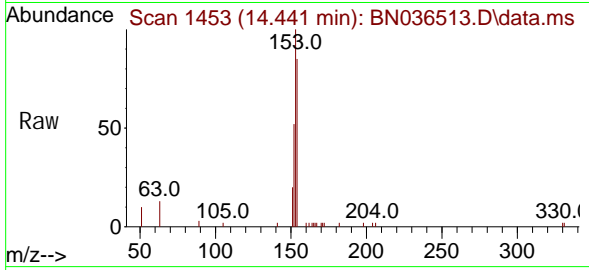






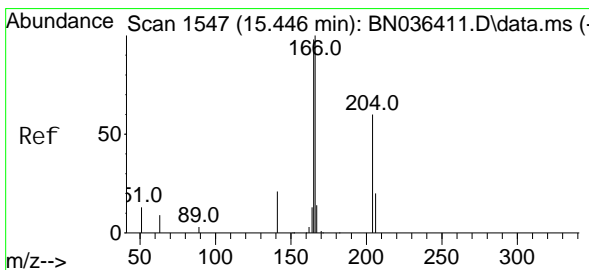
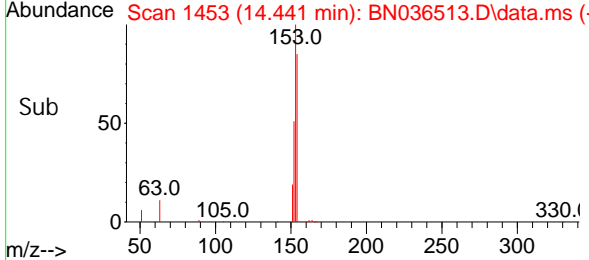
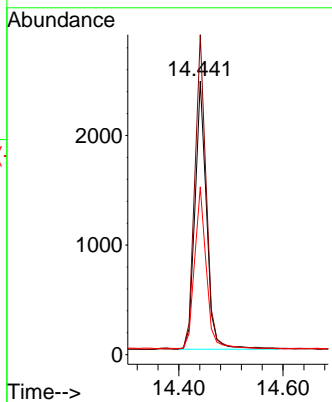
#17  
 Acenaphthene  
 Concen: 0.444 ng  
 RT: 14.441 min Scan# 1443  
 Delta R.T. -0.011 min  
 Lab File: BN036513.D  
 Acq: 26 Feb 2025 16:44

Instrument :  
 BNA\_N  
 ClientSampleId :  
 PB166876BSD



Tgt Ion: 154 Resp: 3815

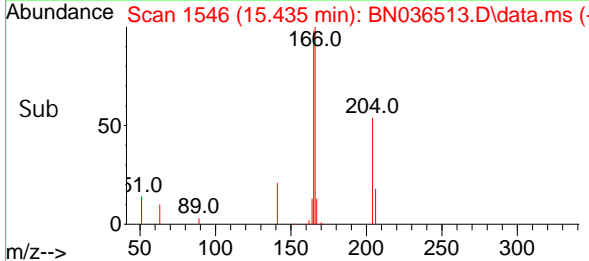
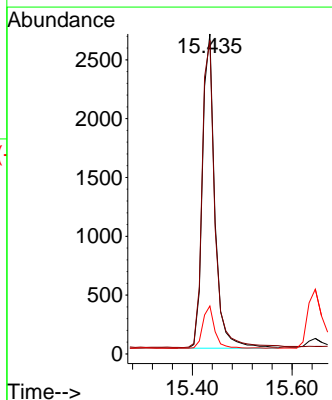
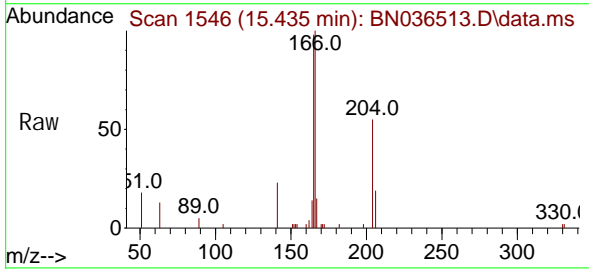
Ion	Ratio	Lower	Upper
154	100		
153	115.6	93.3	139.9
152	61.0	48.8	73.2

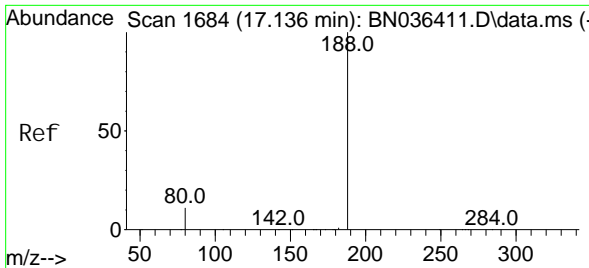


#18  
 Fluorene  
 Concen: 0.395 ng  
 RT: 15.435 min Scan# 1546  
 Delta R.T. -0.011 min  
 Lab File: BN036513.D  
 Acq: 26 Feb 2025 16:44

Tgt Ion: 166 Resp: 4829

Ion	Ratio	Lower	Upper
166	100		
165	101.4	79.5	119.3
167	12.7	10.4	15.6



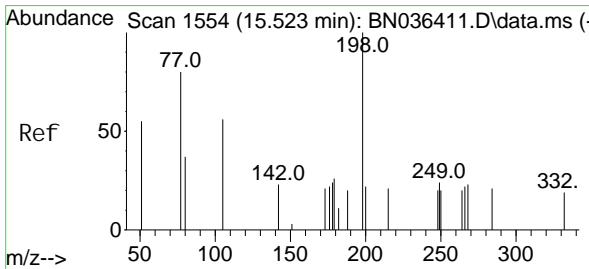
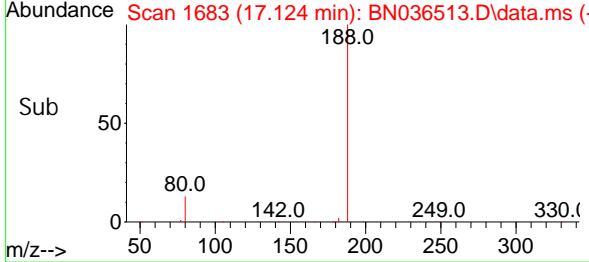
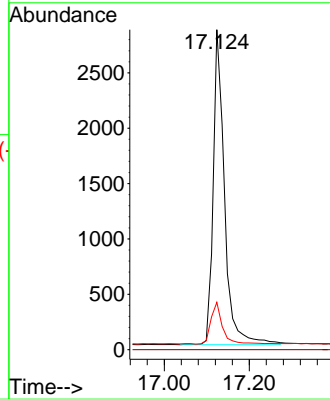
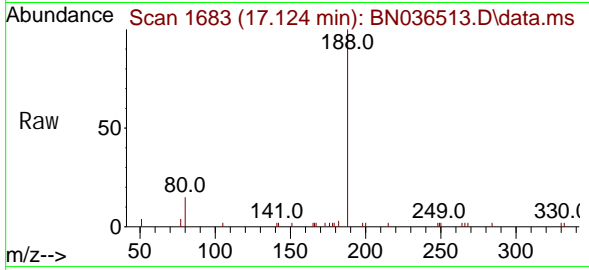


#19  
 Phenanthrene-d10  
 Concen: 0.400 ng  
 RT: 17.124 min Scan# 1683  
 Delta R.T. -0.013 min  
 Lab File: BN036513.D  
 Acq: 26 Feb 2025 16:44

Instrument :  
 BNA\_N  
 ClientSampleId :  
 PB166876BSD

Tgt Ion: 188 Resp: 5252

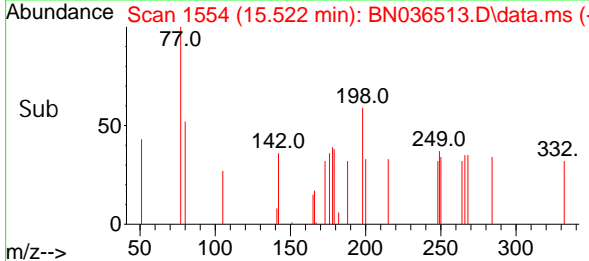
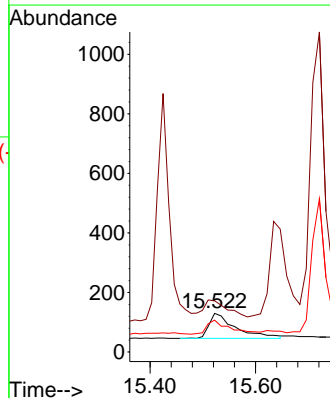
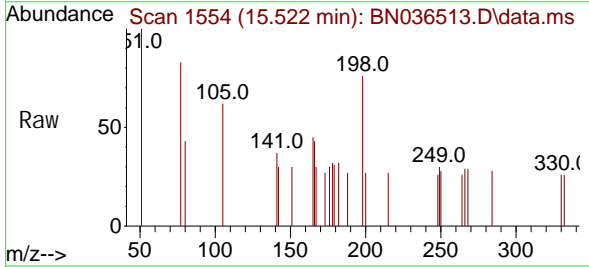
Ion	Ratio	Lower	Upper
188	100		
94	0.0	0.0	0.0
80	14.8	9.8	14.6

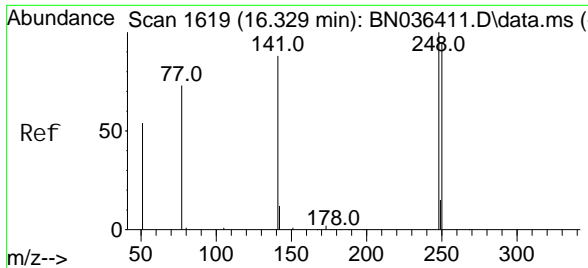


#20  
 4,6-Dinitro-2-methyl phenol  
 Concen: 0.276 ng  
 RT: 15.522 min Scan# 1554  
 Delta R.T. -0.001 min  
 Lab File: BN036513.D  
 Acq: 26 Feb 2025 16:44

Tgt Ion: 198 Resp: 284

Ion	Ratio	Lower	Upper
198	100		
51	132.3	86.6	129.8
105	82.3	57.5	86.3

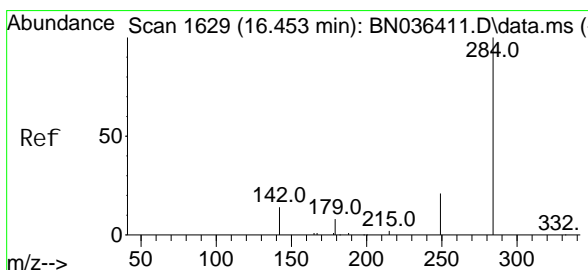
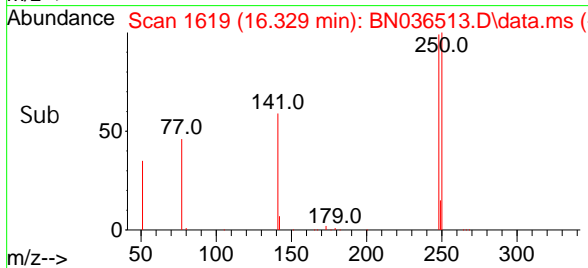
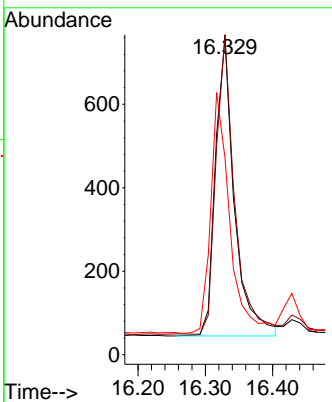
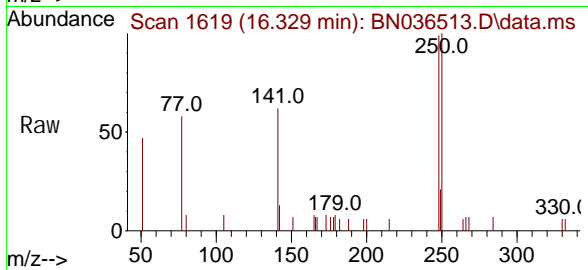




#21  
 4-Bromophenyl -phenyl ether  
 Concen: 0.447 ng  
 RT: 16.329 min Scan# 1619  
 Delta R.T. -0.000 min  
 Lab File: BN036513.D  
 Acq: 26 Feb 2025 16:44

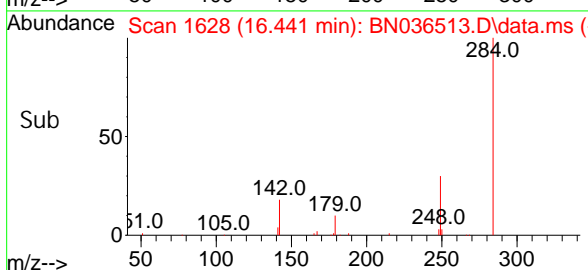
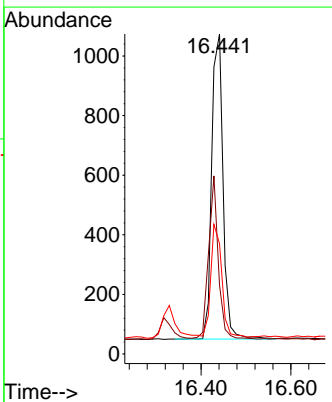
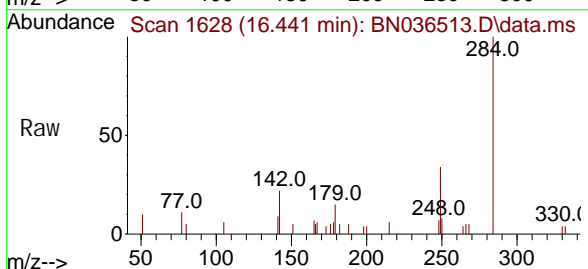
Instrument :  
 BNA\_N  
 ClientSampleId :  
 PB166876BSD

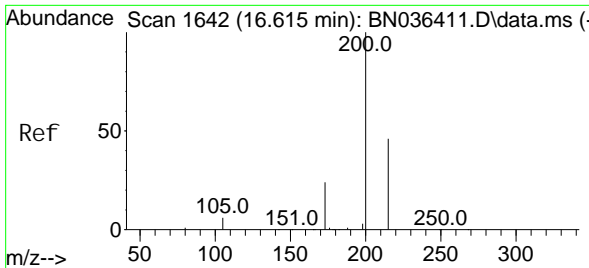
Tgt Ion	Resp	Lower	Upper
248	100		
250	101.2	76.1	114.1
141	62.3	71.7	107.5



#22  
 Hexachlorobenzene  
 Concen: 0.463 ng  
 RT: 16.441 min Scan# 1628  
 Delta R.T. -0.013 min  
 Lab File: BN036513.D  
 Acq: 26 Feb 2025 16:44

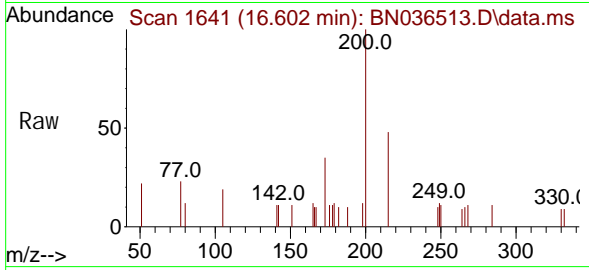
Tgt Ion	Resp	Lower	Upper
284	100		
142	45.9	33.4	50.0
249	36.5	28.6	43.0



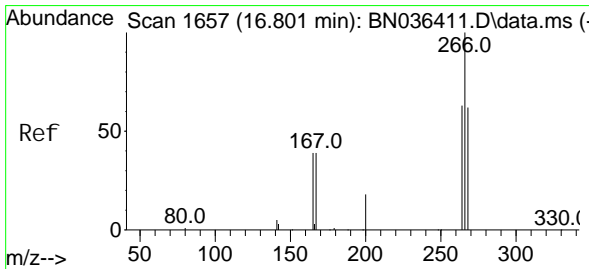
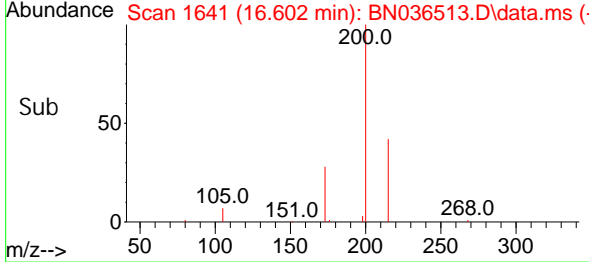
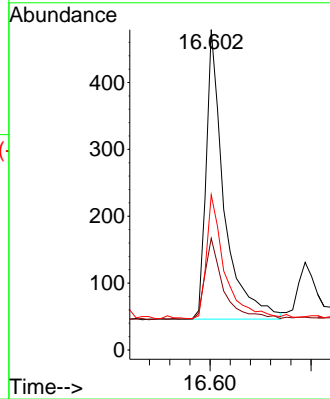


#23  
 Atrazine  
 Concen: 0.409 ng  
 RT: 16.602 min Scan# 1641  
 Delta R.T. -0.013 min  
 Lab File: BN036513.D  
 Acq: 26 Feb 2025 16:44

Instrument :  
 BNA\_N  
 ClientSampleId :  
 PB166876BSD

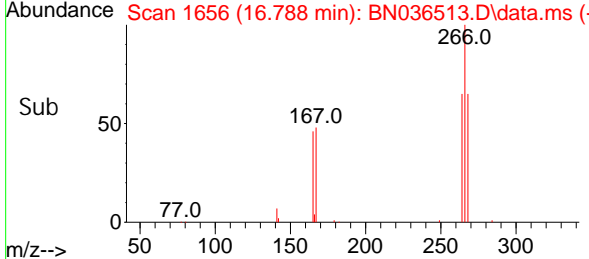
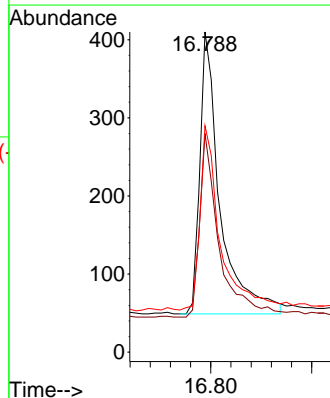
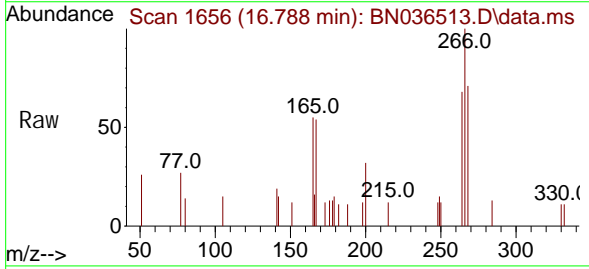


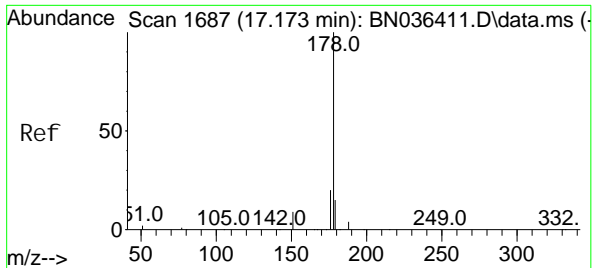
Tgt Ion: 200 Resp: 1070  
 Ion Ratio Lower Upper  
 200 100  
 173 34.9 23.2 34.8#  
 215 48.4 40.0 60.0



#24  
 Pentachlorophenol  
 Concen: 0.547 ng  
 RT: 16.788 min Scan# 1656  
 Delta R.T. -0.013 min  
 Lab File: BN036513.D  
 Acq: 26 Feb 2025 16:44

Tgt Ion: 266 Resp: 1005  
 Ion Ratio Lower Upper  
 266 100  
 264 62.9 50.6 76.0  
 268 65.5 51.9 77.9



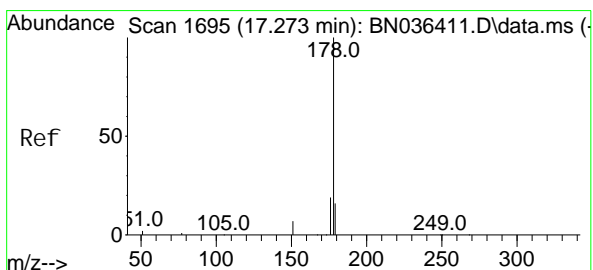
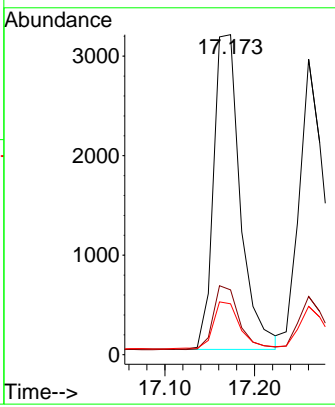
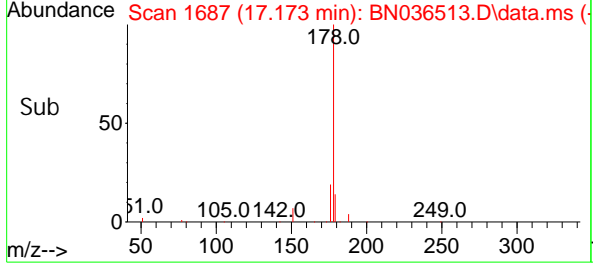
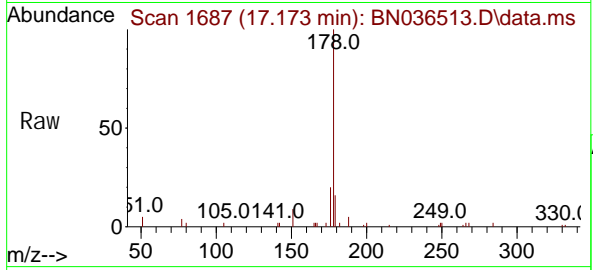


#25  
 Phenanthrene  
 Concen: 0.434 ng  
 RT: 17.173 min Scan# 1687  
 Delta R.T. -0.000 min  
 Lab File: BN036513.D  
 Acq: 26 Feb 2025 16:44

**Instrument :**  
 BNA\_N  
**ClientSampleId :**  
 PB166876BSD

Tgt Ion: 178 Resp: 6582

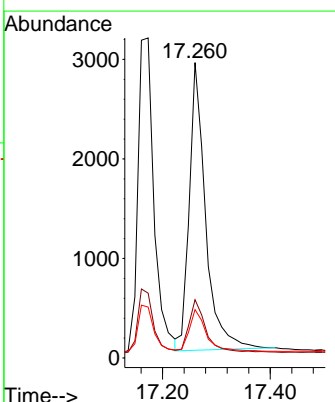
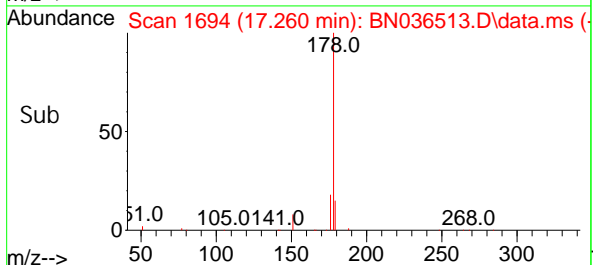
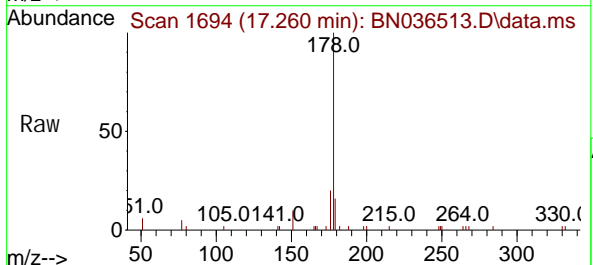
Ion	Ratio	Lower	Upper
178	100		
176	19.8	15.7	23.5
179	15.2	12.4	18.6

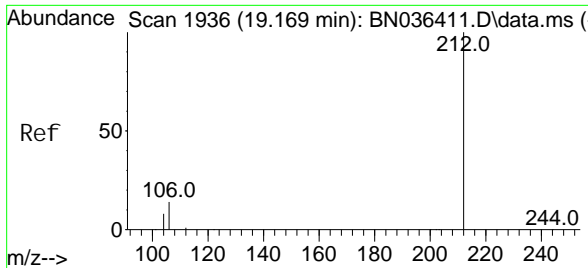


#26  
 Anthracene  
 Concen: 0.454 ng  
 RT: 17.260 min Scan# 1694  
 Delta R.T. -0.013 min  
 Lab File: BN036513.D  
 Acq: 26 Feb 2025 16:44

Tgt Ion: 178 Resp: 6077

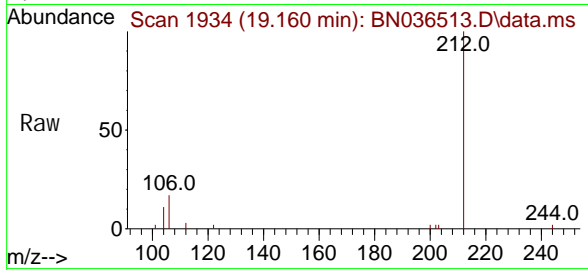
Ion	Ratio	Lower	Upper
178	100		
176	18.8	14.9	22.3
179	15.3	12.4	18.6



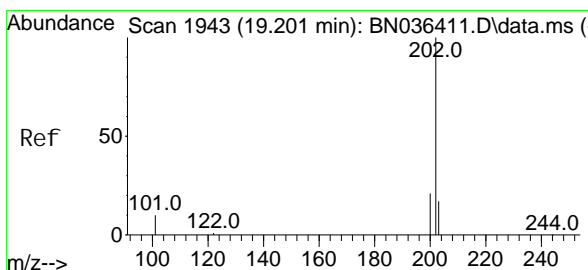
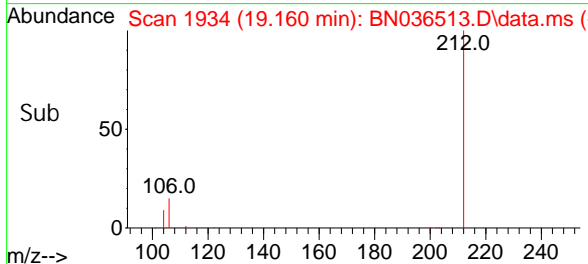
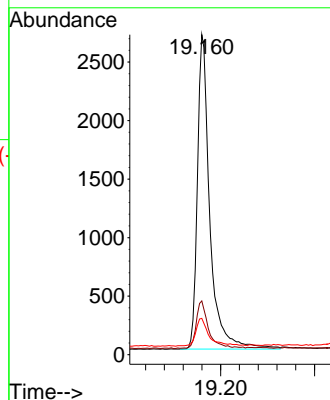


#27  
 Fluoranthene-d10  
 Concen: 0.338 ng  
 RT: 19.160 min Scan# 1934  
 Delta R.T. -0.009 min  
 Lab File: BN036513.D  
 Acq: 26 Feb 2025 16:44

Instrument :  
 BNA\_N  
 ClientSampleId :  
 PB166876BSD

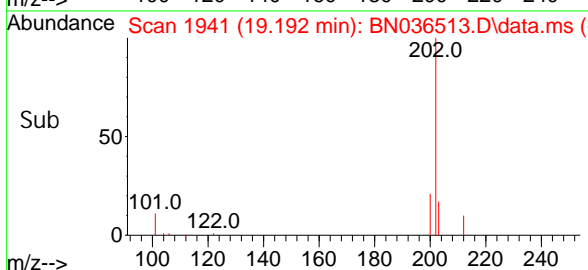
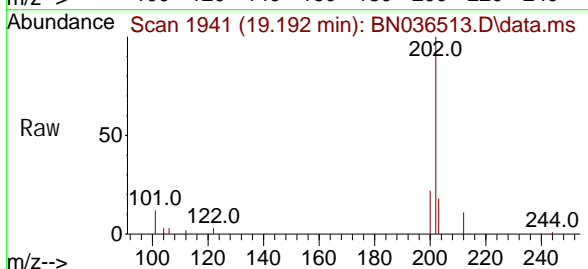
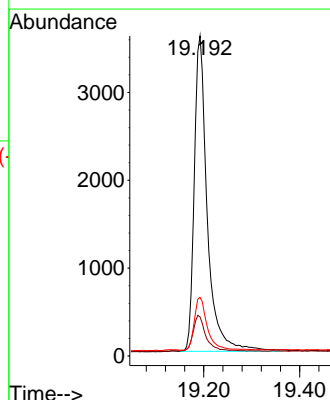


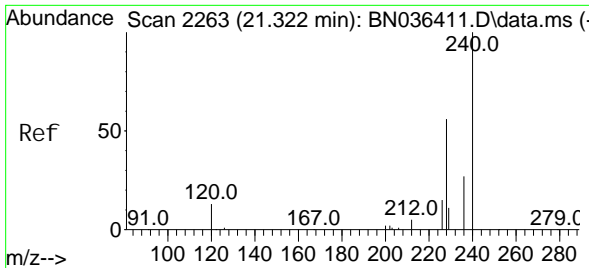
Tgt Ion: 212 Resp: 4937  
 Ion Ratio Lower Upper  
 212 100  
 106 14.5 11.5 17.3  
 104 9.8 7.1 10.7



#28  
 Fluoranthene  
 Concen: 0.364 ng  
 RT: 19.192 min Scan# 1941  
 Delta R.T. -0.009 min  
 Lab File: BN036513.D  
 Acq: 26 Feb 2025 16:44

Tgt Ion: 202 Resp: 6786  
 Ion Ratio Lower Upper  
 202 100  
 101 11.2 9.2 13.8  
 203 17.0 13.4 20.0



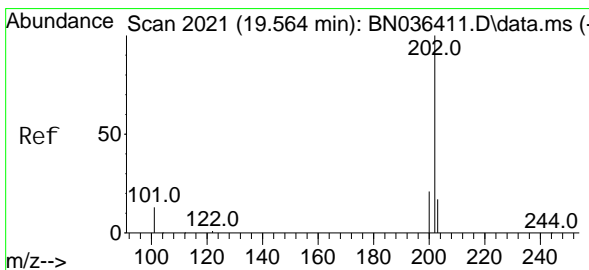
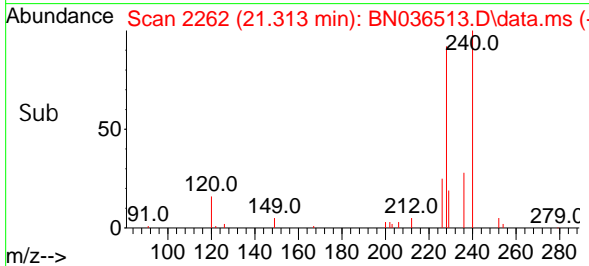
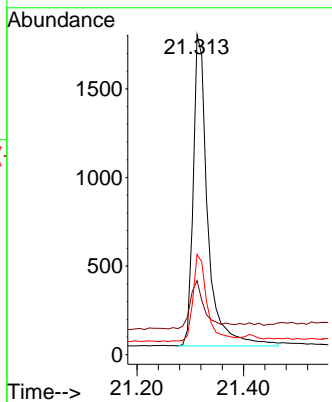
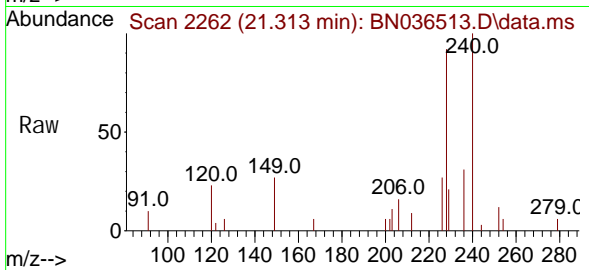


#29  
 Chrysene-d12  
 Concen: 0.400 ng  
 RT: 21.313 min Scan# 21  
 Delta R.T. -0.009 min  
 Lab File: BN036513.D  
 Acq: 26 Feb 2025 16:44

Instrument :  
 BNA\_N  
 ClientSampleId :  
 PB166876BSD

Tgt Ion: 240 Resp: 3329

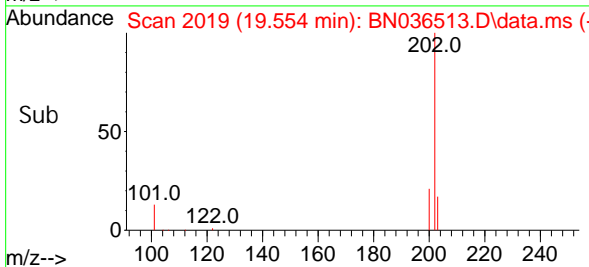
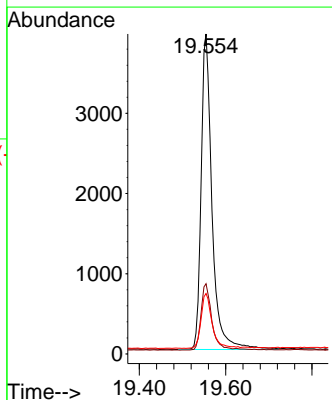
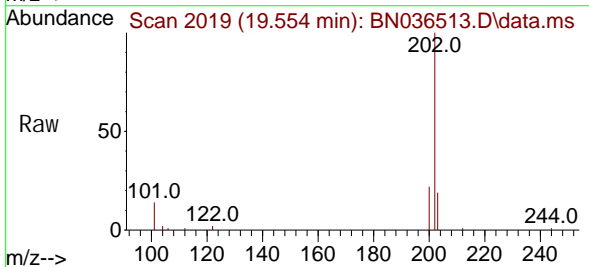
Ion	Ratio	Lower	Upper
240	100		
120	23.1	13.3	19.9#
236	31.3	23.0	34.6

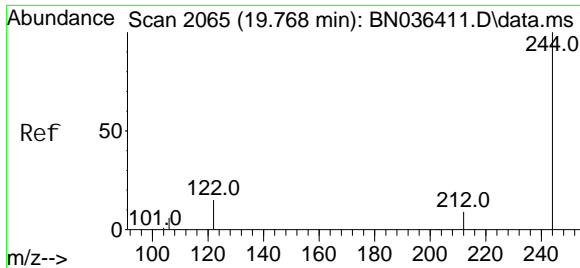


#30  
 Pyrene  
 Concen: 0.539 ng  
 RT: 19.554 min Scan# 2019  
 Delta R.T. -0.009 min  
 Lab File: BN036513.D  
 Acq: 26 Feb 2025 16:44

Tgt Ion: 202 Resp: 6905

Ion	Ratio	Lower	Upper
202	100		
200	20.5	16.9	25.3
203	17.6	13.9	20.9



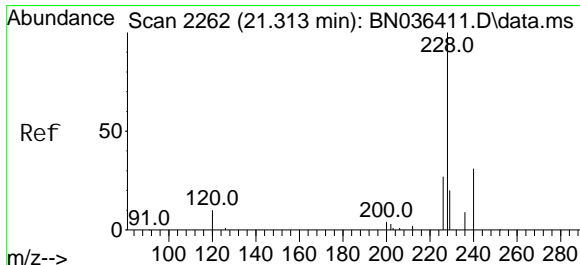
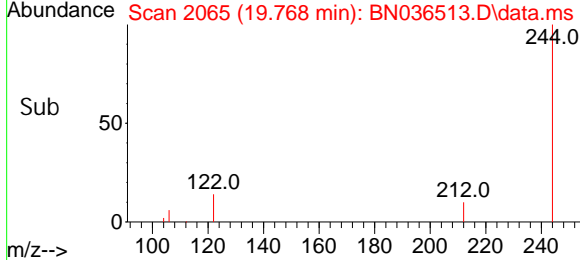
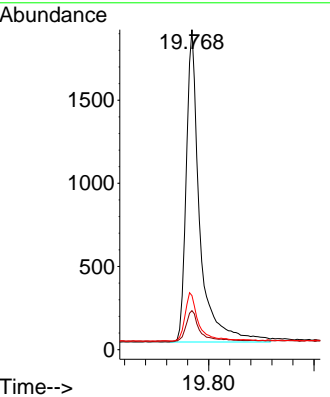
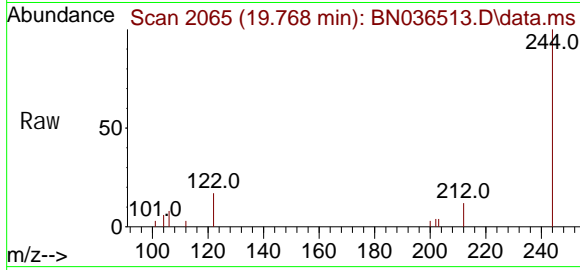


#31  
 Terphenyl -d14  
 Concen: 0.473 ng  
 RT: 19.768 min Scan# 2065  
 Delta R.T. -0.000 min  
 Lab File: BN036513.D  
 Acq: 26 Feb 2025 16:44

**Instrument :**  
 BNA\_N  
**ClientSampleId :**  
 PB166876BSD

Tgt Ion: 244 Resp: 3361


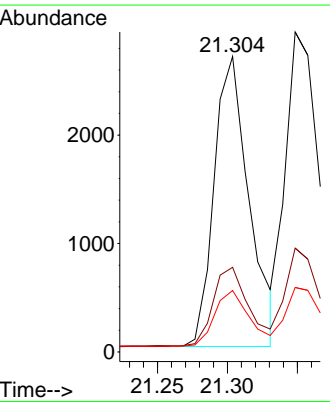
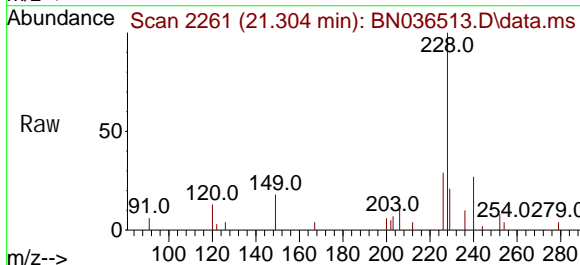
Ion	Ratio	Lower	Upper
244	100		
212	12.2	8.1	12.1#
122	16.9	12.8	19.2



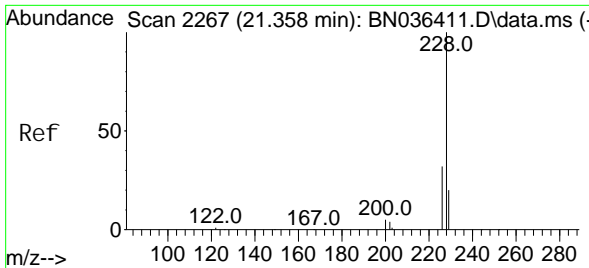
#32  
 Benzo(a)anthracene  
 Concen: 0.424 ng  
 RT: 21.304 min Scan# 2261  
 Delta R.T. -0.009 min  
 Lab File: BN036513.D  
 Acq: 26 Feb 2025 16:44

Tgt Ion: 228 Resp: 4649

Ion	Ratio	Lower	Upper
228	100		
226	28.6	22.2	33.2
229	20.8	16.5	24.7



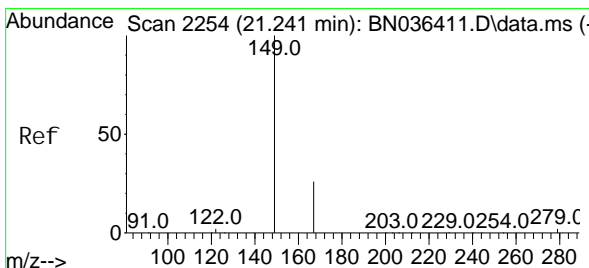

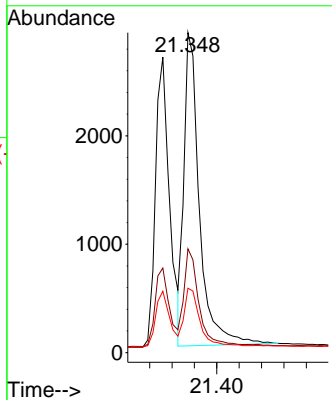
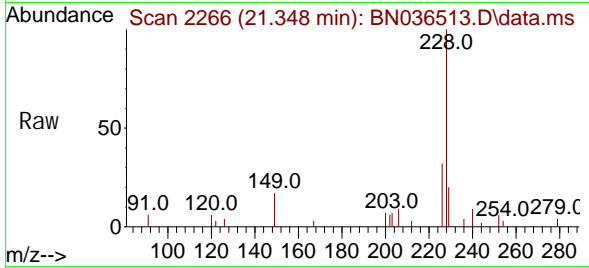




#33  
 Chrysene  
 Concen: 0.468 ng  
 RT: 21.348 min Scan# 21  
 Delta R.T. -0.009 min  
 Lab File: BN036513.D  
 Acq: 26 Feb 2025 16:44

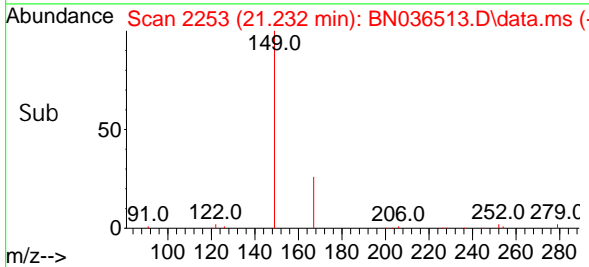
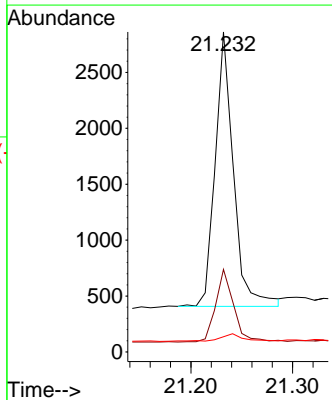
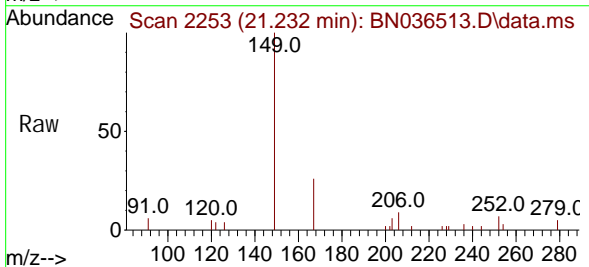
Instrument :  
 BNA\_N  
 ClientSampleId :  
 PB166876BSD

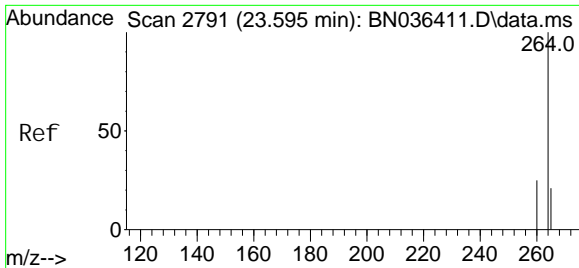
Tgt Ion	Resp	Lower	Upper
228	100		
226	32.5	25.5	38.3
229	20.2	16.4	24.6



#34  
 Bis(2-ethyl hexyl)phthalate  
 Concen: 0.449 ng  
 RT: 21.232 min Scan# 2253  
 Delta R.T. -0.009 min  
 Lab File: BN036513.D  
 Acq: 26 Feb 2025 16:44

Tgt Ion	Resp	Lower	Upper
149	100		
167	26.4	21.2	31.8
279	3.3	2.7	4.1



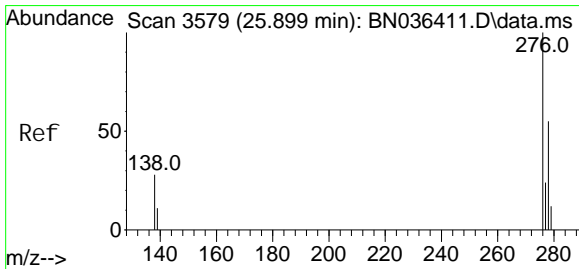
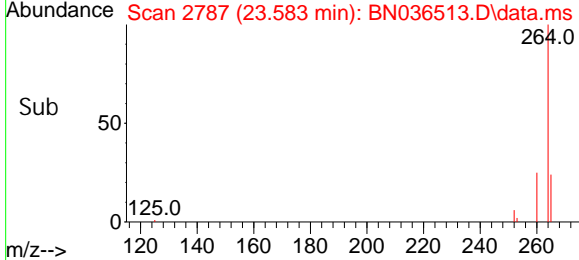
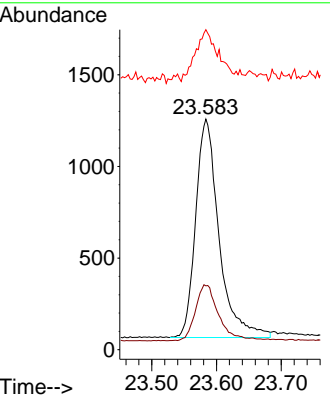
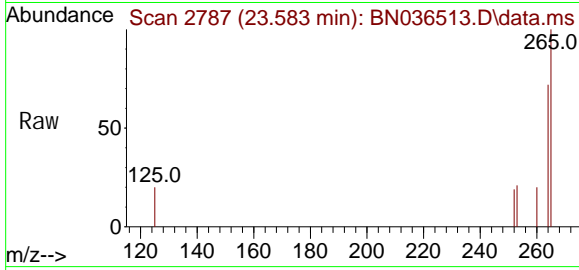


#35  
 Perylene-d12  
 Concen: 0.400 ng  
 RT: 23.583 min Scan# 21  
 Delta R.T. -0.012 min  
 Lab File: BN036513.D  
 Acq: 26 Feb 2025 16:44

**Instrument :**  
 BNA\_N  
**ClientSampleId :**  
 PB166876BSD

Tgt Ion: 264 Resp: 2986

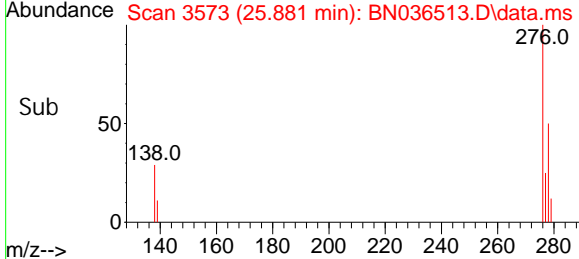
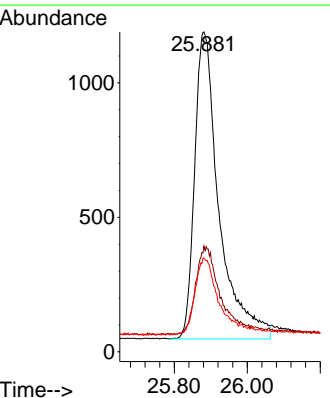
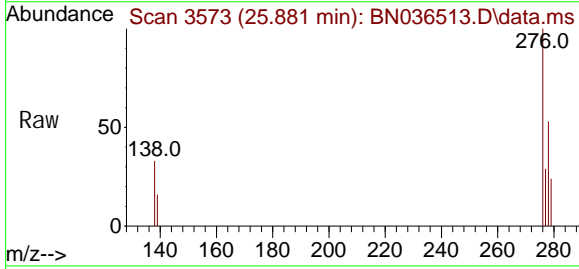
Ion	Ratio	Lower	Upper
264	100		
260	27.7	20.9	31.3
265	138.8	60.7	91.1#

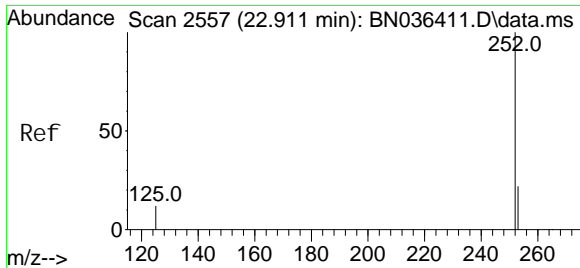


#36  
 Indeno(1,2,3-cd)pyrene  
 Concen: 0.508 ng  
 RT: 25.881 min Scan# 3573  
 Delta R.T. -0.018 min  
 Lab File: BN036513.D  
 Acq: 26 Feb 2025 16:44

Tgt Ion: 276 Resp: 5305

Ion	Ratio	Lower	Upper
276	100		
138	27.4	22.2	33.2
277	23.2	19.8	29.6



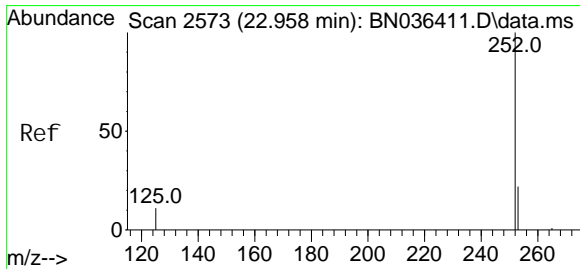
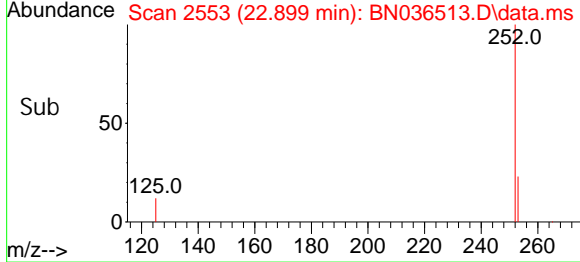
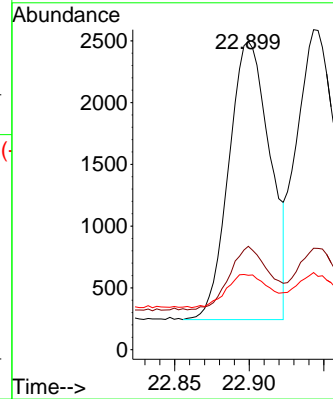
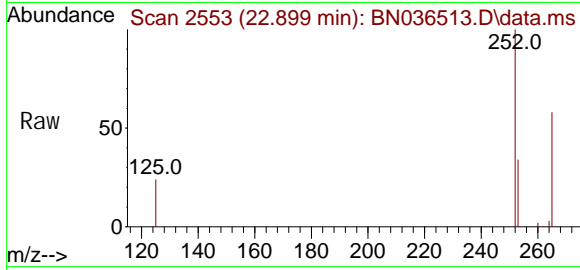


#37  
 Benzo(b)fl uoranthene  
 Concen: 0.441 ng  
 RT: 22.899 min Scan# 2553  
 Del ta R. T. -0.012 min  
 Lab File: BN036513.D  
 Acq: 26 Feb 2025 16:44

**Instrument :**  
 BNA\_N  
**ClientSampleId :**  
 PB166876BSD

Tgt Ion: 252 Resp: 4341

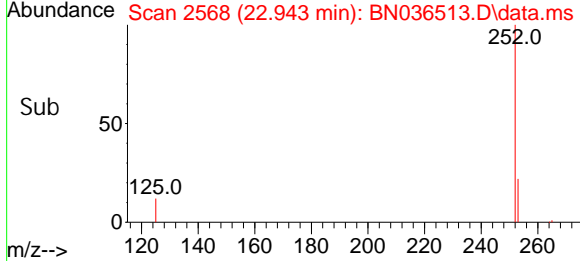
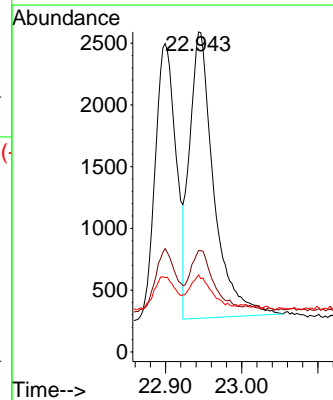
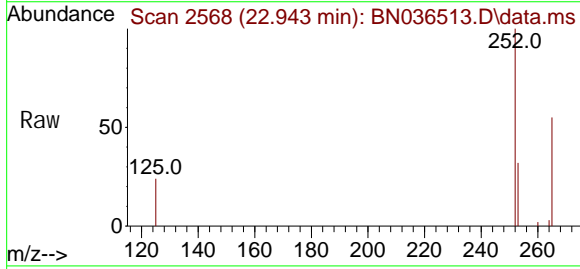
Ion	Ratio	Lower	Upper
252	100		
253	33.5	21.9	32.9#
125	24.1	15.0	22.6#

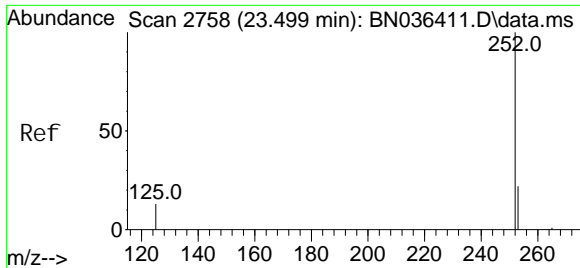


#38  
 Benzo(k)fl uoranthene  
 Concen: 0.505 ng  
 RT: 22.943 min Scan# 2568  
 Del ta R. T. -0.015 min  
 Lab File: BN036513.D  
 Acq: 26 Feb 2025 16:44

Tgt Ion: 252 Resp: 5111

Ion	Ratio	Lower	Upper
252	100		
253	31.7	22.2	33.4
125	24.1	15.0	22.4#



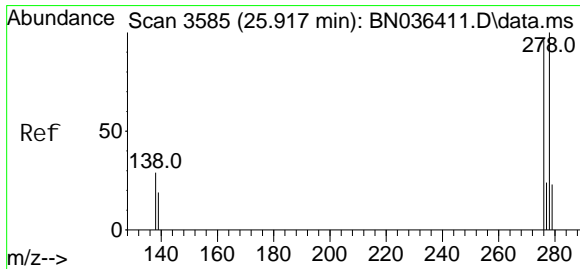
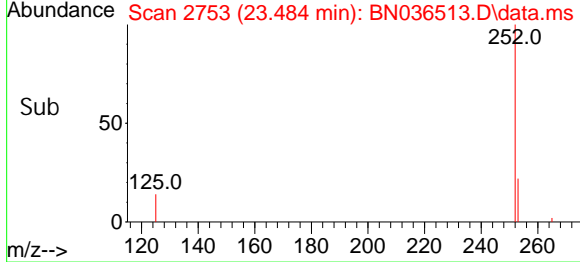
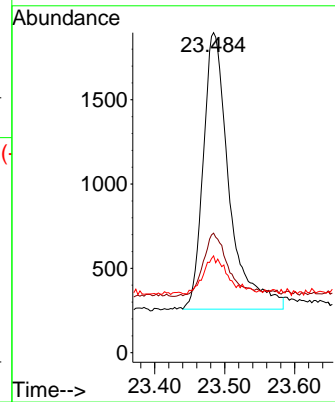
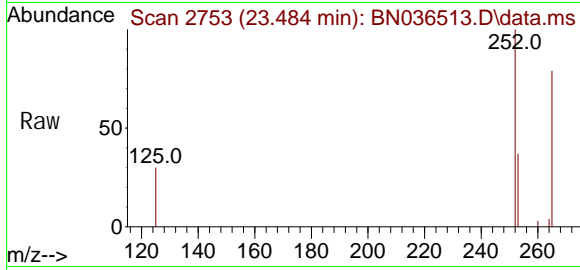


#39  
 Benzo(a)pyrene  
 Concen: 0.493 ng  
 RT: 23.484 min Scan# 21  
 Delta R.T. -0.015 min  
 Lab File: BN036513.D  
 Acq: 26 Feb 2025 16:44

**Instrument :**  
 BNA\_N  
**ClientSampleId :**  
 PB166876BSD

Tgt Ion: 252 Resp: 4229

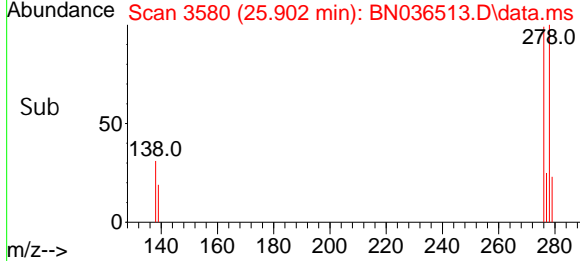
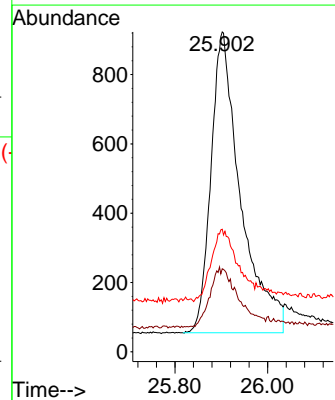
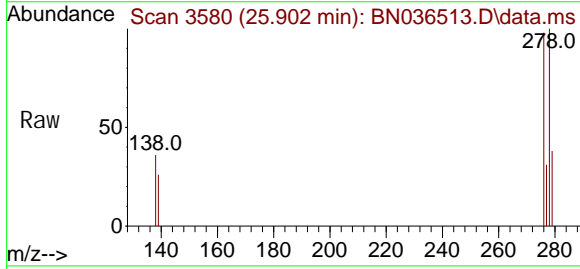
Ion	Ratio	Lower	Upper
252	100		
253	37.4	24.4	36.6#
125	30.2	18.2	27.2#

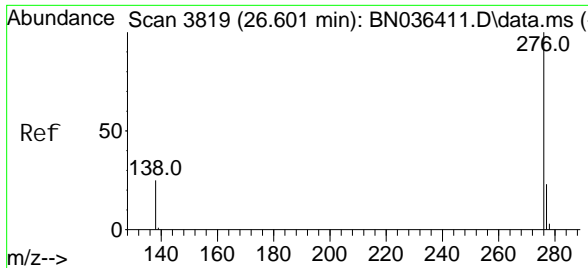


#40  
 Di benzo(a, h)anthracene  
 Concen: 0.469 ng  
 RT: 25.902 min Scan# 3580  
 Delta R.T. -0.015 min  
 Lab File: BN036513.D  
 Acq: 26 Feb 2025 16:44

Tgt Ion: 278 Resp: 3859

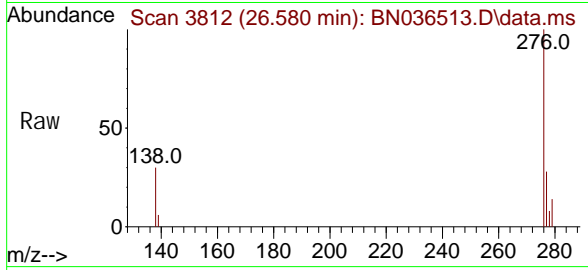
Ion	Ratio	Lower	Upper
278	100		
139	26.0	18.5	27.7
279	38.4	24.8	37.2#





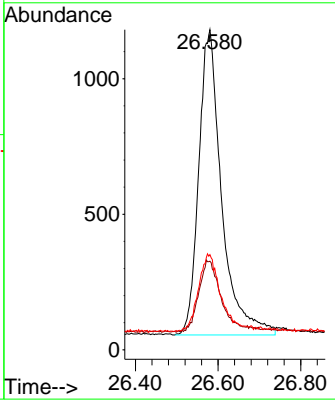
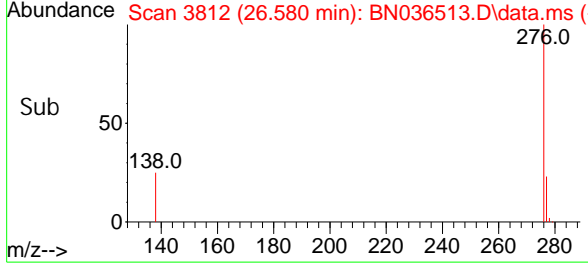
#41  
 Benzo(g, h, i)peryl ene  
 Concen: 0.463 ng  
 RT: 26.580 min Scan# 3812  
 Delta R.T. -0.021 min  
 Lab File: BN036513.D  
 Acq: 26 Feb 2025 16:44

Instrument :  
 BNA\_N  
 ClientSampleId :  
 PB166876BSD



Tgt Ion: 276 Resp: 4322

Ion	Ratio	Lower	Upper
276	100		
277	27.7	20.7	31.1
138	29.7	21.8	32.6



Data Path : Z:\svoasrv\HPCHEM1\BNA\_N\Data\BN022625\  
 Data File : BN036514.D  
 Acq On : 26 Feb 2025 17:20  
 Operator : RC/JU  
 Sample : SSTDCCC0.4  
 Misc :  
 ALS Vial : 8 Sample Multiplier: 1

Instrument :  
 BNA\_N  
 ClientSampleId :  
 SSTDCCC0.4EC

Quant Time: Feb 26 17:47:00 2025  
 Quant Method : Z:\svoasrv\HPCHEM1\BNA\_N\Methods\8270-SIM-BN021025.M  
 Quant Title : ASP BNA STANDARDS FOR 5 POINT CALIBRATION  
 QLast Update : Tue Feb 11 01:17:14 2025  
 Response via : Initial Calibration

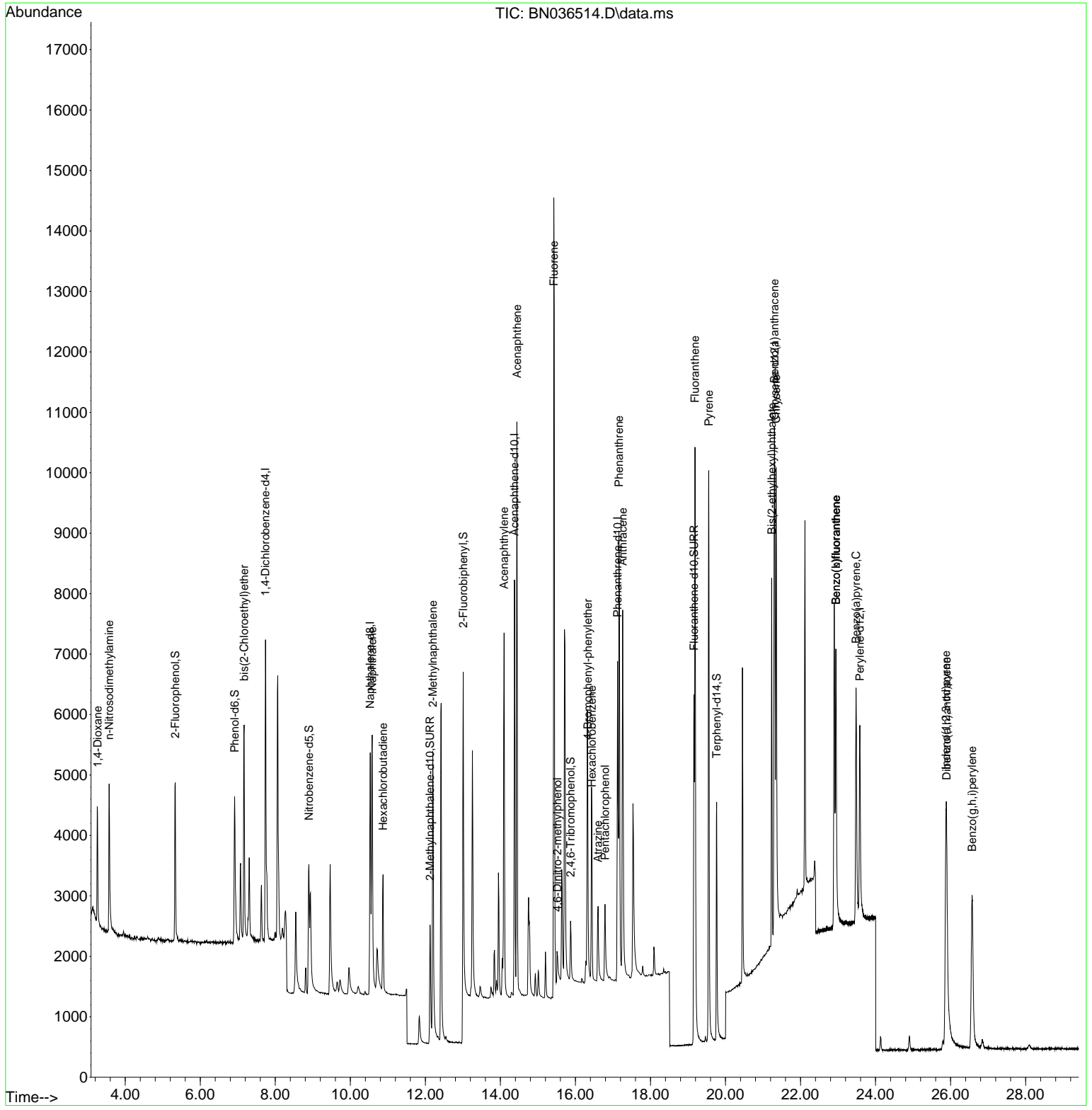
Compound	R.T.	QIon	Response	Conc	Units	Dev(Min)	
-----							
Internal Standards							
1) 1,4-Dichlorobenzene-d4	7.739	152	2419	0.400	ng	-0.01	
7) Naphthalene-d8	10.530	136	5911	0.400	ng	-0.01	
13) Acenaphthene-d10	14.377	164	4026	0.400	ng	-0.01	
19) Phenanthrene-d10	17.124	188	7872	0.400	ng	-0.01	
29) Chrysene-d12	21.313	240	5200	0.400	ng	0.00	
35) Perylene-d12	23.581	264	4873	0.400	ng	-0.01	
System Monitoring Compounds							
4) 2-Fluorophenol	5.334	112	2103	0.368	ng	-0.01	
5) Phenol-d6	6.915	99	2393	0.357	ng	-0.02	
8) Nitrobenzene-d5	8.896	82	2340	0.401	ng	-0.01	
11) 2-Methylnaphthalene-d10	12.126	152	3493	0.384	ng	-0.02	
14) 2,4,6-Tribromophenol	15.870	330	646	0.324	ng	-0.01	
15) 2-Fluorobiphenyl	13.008	172	6709	0.443	ng	-0.01	
27) Fluoranthene-d10	19.159	212	7665	0.350	ng	0.00	
31) Terphenyl-d14	19.763	244	4873	0.439	ng	0.00	
Target Compounds							
2) 1,4-Dioxane	3.261	88	1065	0.402	ng	#	93
3) n-Nitrosodimethylamine	3.571	42	1968	0.428	ng	#	92
6) bis(2-Chloroethyl)ether	7.168	93	2797	0.399	ng		98
9) Naphthalene	10.583	128	6691	0.392	ng		99
10) Hexachlorobutadiene	10.872	225	1663	0.401	ng	#	98
12) 2-Methylnaphthalene	12.197	142	4411	0.394	ng		98
16) Acenaphthylene	14.099	152	6958	0.391	ng		99
17) Acenaphthene	14.441	154	4551	0.383	ng		99
18) Fluorene	15.424	166	6233	0.369	ng		99
20) 4,6-Dinitro-2-methylph...	15.522	198	460	0.298	ng		89
21) 4-Bromophenyl-phenylether	16.329	248	1910	0.407	ng	#	77
22) Hexachlorobenzene	16.441	284	2423	0.418	ng		97
23) Atrazine	16.602	200	1468	0.374	ng		97
24) Pentachlorophenol	16.788	266	905	0.329	ng		99
25) Phenanthrene	17.161	178	8907	0.391	ng		100
26) Anthracene	17.260	178	7860	0.392	ng		99
28) Fluoranthene	19.187	202	9979	0.357	ng		99
30) Pyrene	19.554	202	10060	0.502	ng		100
32) Benzo(a)anthracene	21.304	228	6902	0.403	ng		100
33) Chrysene	21.348	228	7654	0.413	ng		99
34) Bis(2-ethylhexyl)phtha...	21.232	149	5377	0.504	ng		99
36) Indeno(1,2,3-cd)pyrene	25.876	276	6718	0.394	ng		99
37) Benzo(b)fluoranthene	22.943	252	7096	0.442	ng		97
38) Benzo(k)fluoranthene	22.943	252	7096	0.430	ng		97
39) Benzo(a)pyrene	23.481	252	5929	0.423	ng	#	84
40) Dibenzo(a,h)anthracene	25.893	278	5024	0.374	ng		96
41) Benzo(g,h,i)perylene	26.574	276	6064	0.398	ng		98

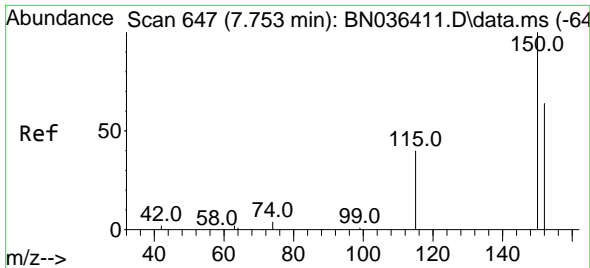
(#) = qualifier out of range (m) = manual integration (+) = signals summed

Data Path : Z:\svoasrv\HPCHEM1\BNA\_N\Data\BN022625\  
 Data File : BN036514.D  
 Acq On : 26 Feb 2025 17:20  
 Operator : RC/JU  
 Sample : SSTDCCC0.4  
 Misc :  
 ALS Vial : 8 Sample Multiplier: 1

**Instrument :**  
 BNA\_N  
**ClientSampleId :**  
 SSTDCCC0.4EC

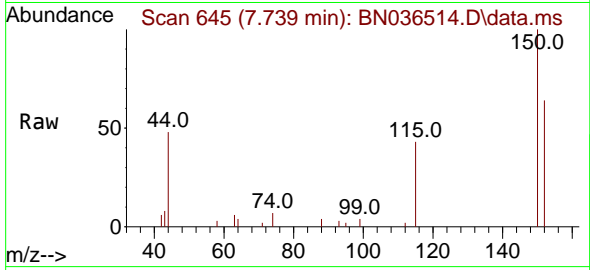
Quant Time: Feb 26 17:47:00 2025  
 Quant Method : Z:\svoasrv\HPCHEM1\BNA\_N\Methods\8270-SIM-BN021025.M  
 Quant Title : ASP BNA STANDARDS FOR 5 POINT CALIBRATION  
 QLast Update : Tue Feb 11 01:17:14 2025  
 Response via : Initial Calibration



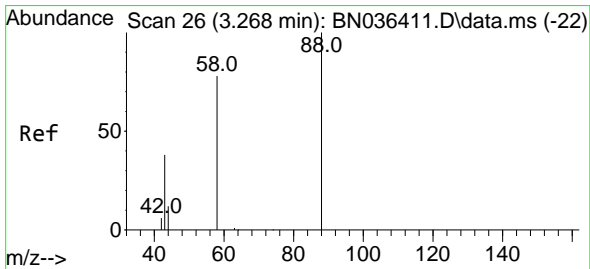
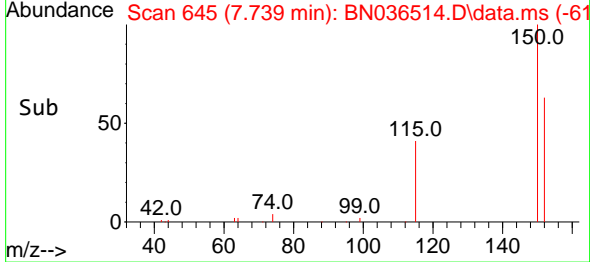
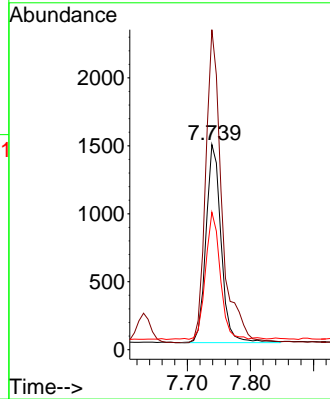


#1  
 1,4-Dichlorobenzene-d4  
 Concen: 0.400 ng  
 RT: 7.739 min Scan# 64  
 Delta R.T. -0.014 min  
 Lab File: BN036514.D  
 Acq: 26 Feb 2025 17:20

Instrument :  
 BNA\_N  
 ClientSampleId :  
 SSTDCCC0.4EC

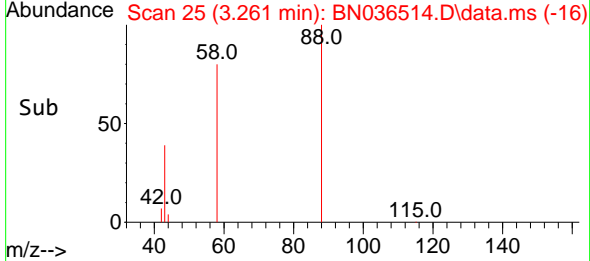
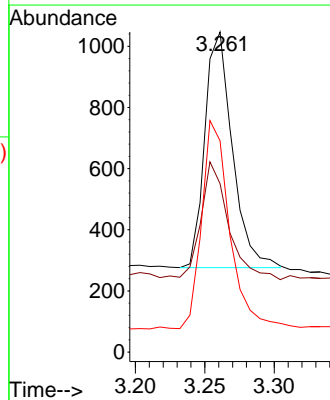
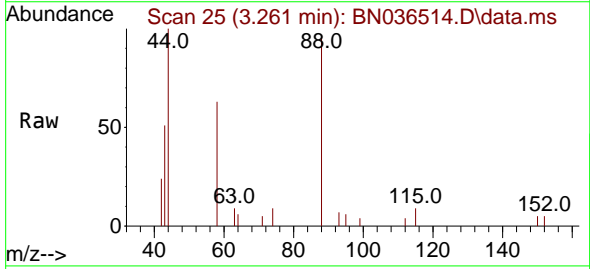


Tgt Ion:152 Resp: 2419  
 Ion Ratio Lower Upper  
 152 100  
 150 156.1 123.7 185.5  
 115 67.0 52.5 78.7

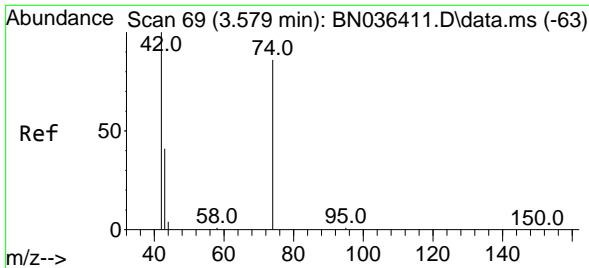


#2  
 1,4-Dioxane  
 Concen: 0.402 ng  
 RT: 3.261 min Scan# 25  
 Delta R.T. -0.007 min  
 Lab File: BN036514.D  
 Acq: 26 Feb 2025 17:20

Tgt Ion: 88 Resp: 1065  
 Ion Ratio Lower Upper  
 88 100  
 43 50.6 33.7 50.5#  
 58 90.1 68.9 103.3





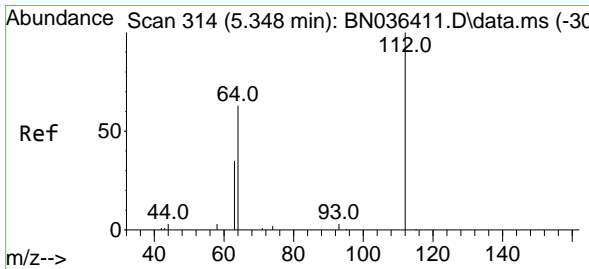
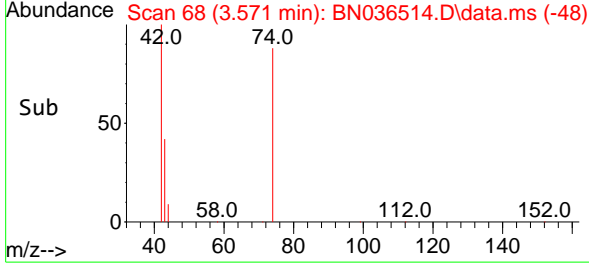
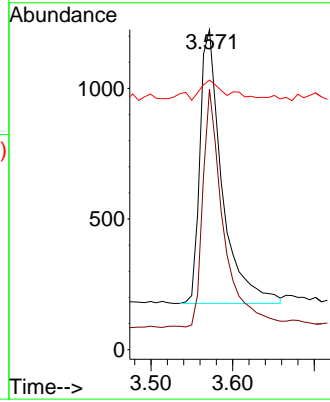
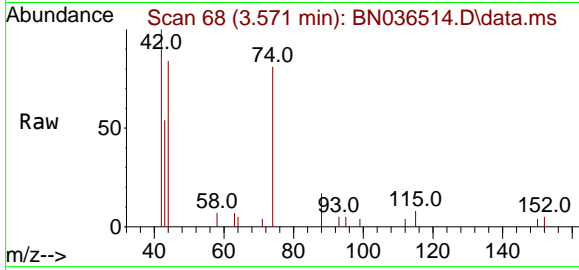


#3  
 n-Nitrosodimethylamine  
 Concen: 0.428 ng  
 RT: 3.571 min Scan# 61  
 Delta R.T. -0.007 min  
 Lab File: BN036514.D  
 Acq: 26 Feb 2025 17:20

Instrument :  
 BNA\_N  
 ClientSampleId :  
 SSTDCCC0.4EC

Tgt Ion: 42 Resp: 1968

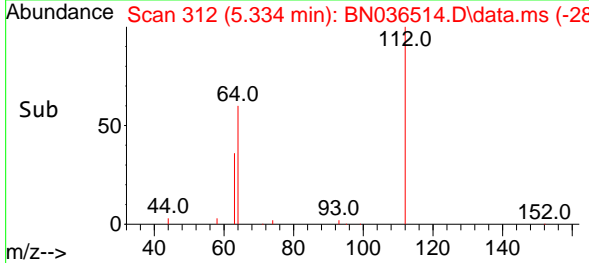
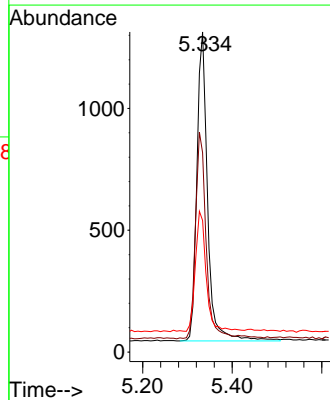
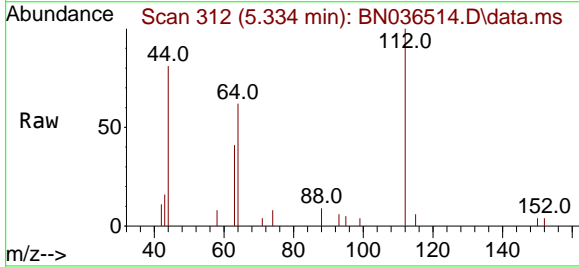
Ion	Ratio	Lower	Upper
42	100		
74	82.8	71.8	107.6
44	6.1	7.8	11.6#

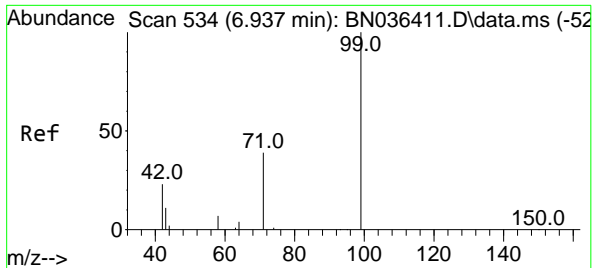


#4  
 2-Fluorophenol  
 Concen: 0.368 ng  
 RT: 5.334 min Scan# 312  
 Delta R.T. -0.015 min  
 Lab File: BN036514.D  
 Acq: 26 Feb 2025 17:20

Tgt Ion: 112 Resp: 2103

Ion	Ratio	Lower	Upper
112	100		
64	66.2	53.4	80.0
63	38.8	30.3	45.5

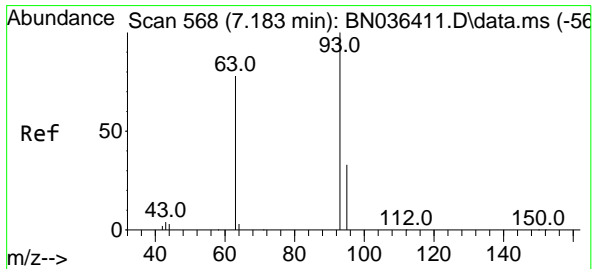
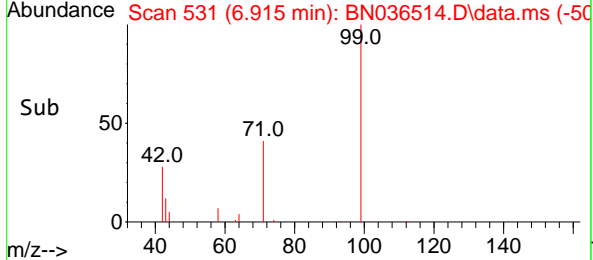
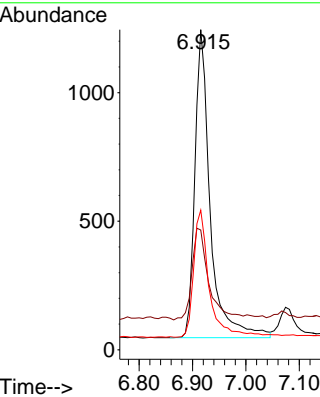
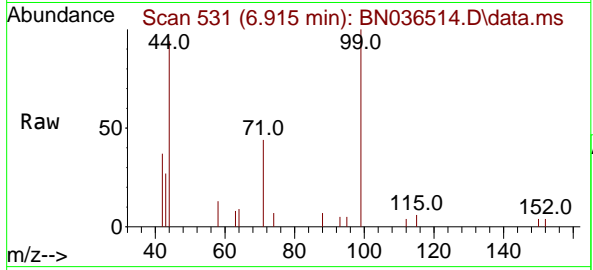




#5  
 Phenol-d6  
 Concen: 0.357 ng  
 RT: 6.915 min Scan# 51  
 Delta R.T. -0.022 min  
 Lab File: BN036514.D  
 Acq: 26 Feb 2025 17:20

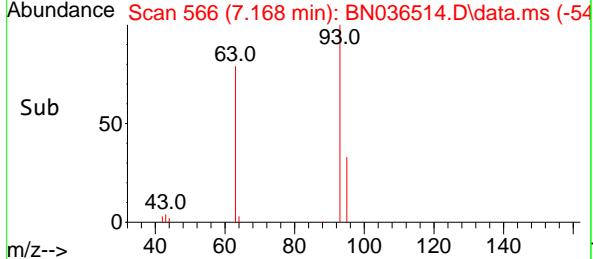
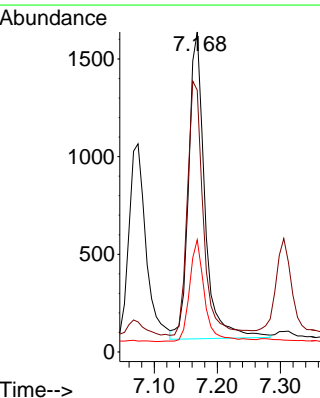
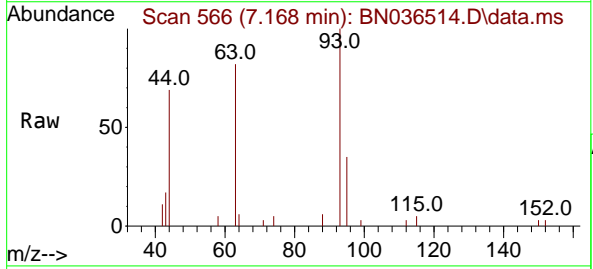
Instrument : BNA\_N  
 ClientSampleId : SSTDCCC0.4EC

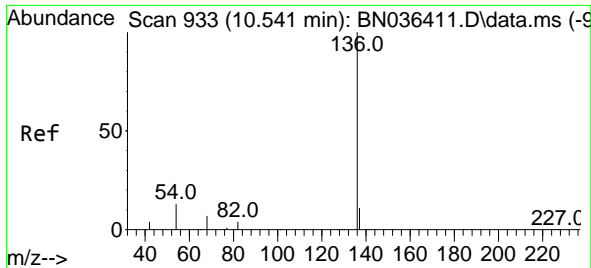
Tgt Ion	Resp	Ion Ratio	Lower	Upper
99	2393	100		
42		32.6	21.7	32.5#
71		42.7	32.6	49.0



#6  
 bis(2-Chloroethyl)ether  
 Concen: 0.399 ng  
 RT: 7.168 min Scan# 566  
 Delta R.T. -0.015 min  
 Lab File: BN036514.D  
 Acq: 26 Feb 2025 17:20

Tgt Ion	Resp	Ion Ratio	Lower	Upper
93	2797	100		
63		81.7	66.3	99.5
95		31.4	26.2	39.4

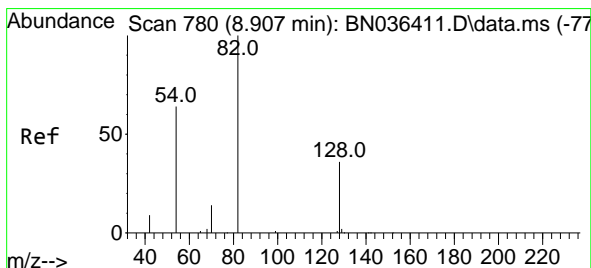
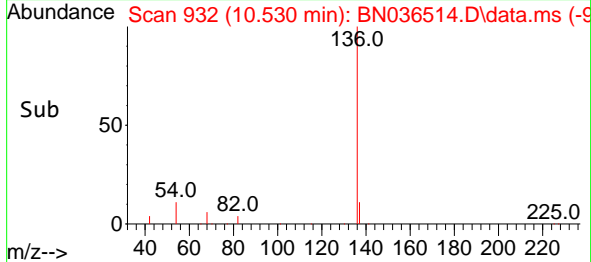
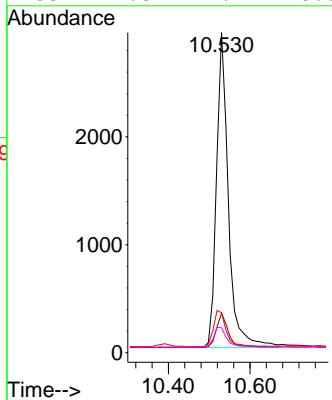
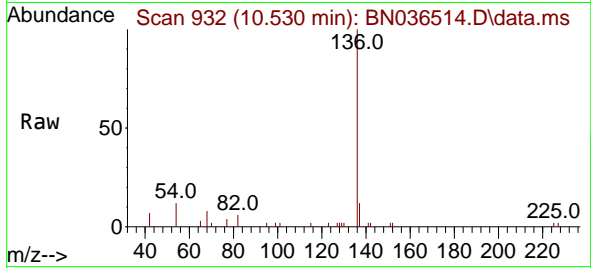




#7  
 Naphthalene-d8  
 Concen: 0.400 ng  
 RT: 10.530 min Scan# 911  
 Delta R.T. -0.011 min  
 Lab File: BN036514.D  
 Acq: 26 Feb 2025 17:20

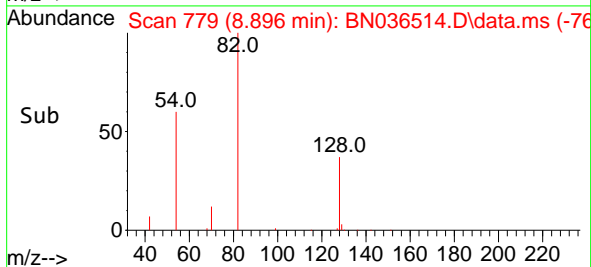
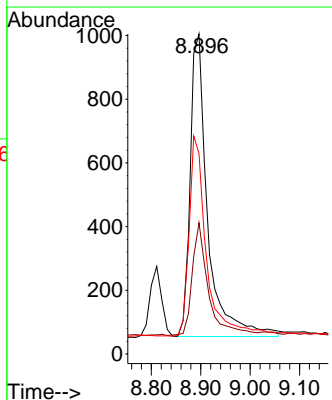
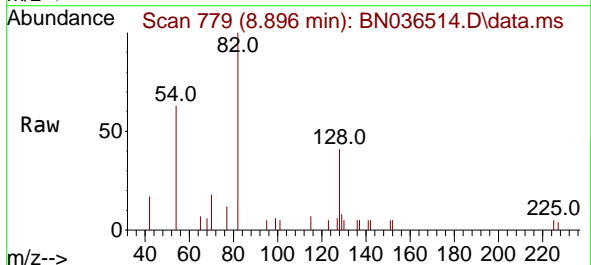
Instrument :  
 BNA\_N  
 ClientSampleId :  
 SSTDCCC0.4EC

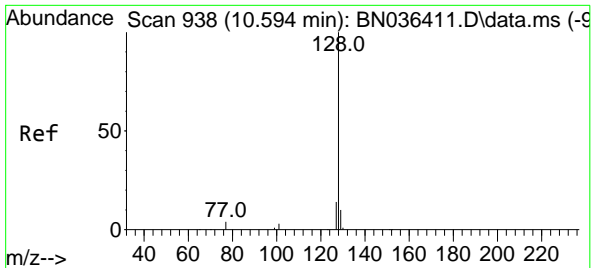
Tgt Ion	Resp	Lower	Upper
136	5911		
136	100		
137	12.3	10.1	15.1
54	12.5	11.8	17.6
68	7.8	7.2	10.8



#8  
 Nitrobenzene-d5  
 Concen: 0.401 ng  
 RT: 8.896 min Scan# 779  
 Delta R.T. -0.011 min  
 Lab File: BN036514.D  
 Acq: 26 Feb 2025 17:20

Tgt Ion	Resp	Lower	Upper
82	2340		
82	100		
128	41.0	31.9	47.9
54	62.6	53.1	79.7



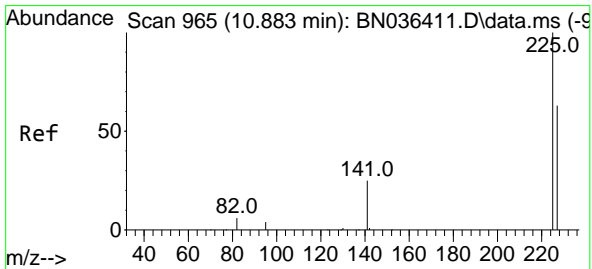
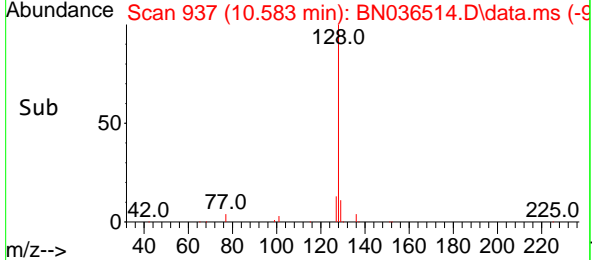
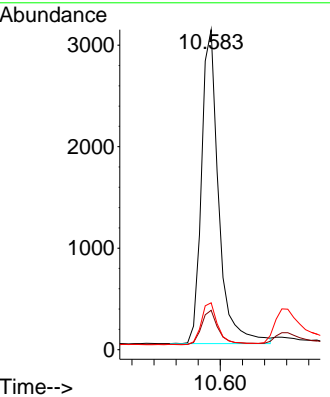
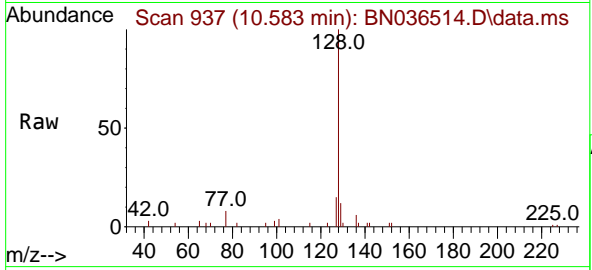


#9  
 Naphthalene  
 Concen: 0.392 ng  
 RT: 10.583 min Scan# 91  
 Delta R.T. -0.011 min  
 Lab File: BN036514.D  
 Acq: 26 Feb 2025 17:20

Instrument : BNA\_N  
 ClientSampleId : SSTDCCC0.4EC

Tgt Ion:128 Resp: 6691

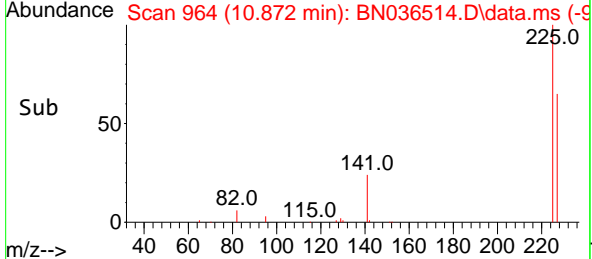
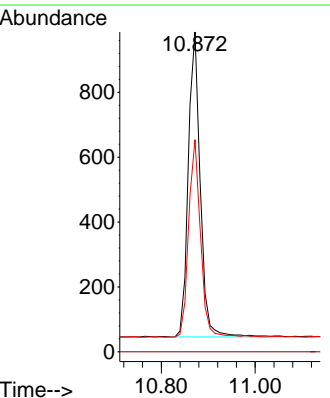
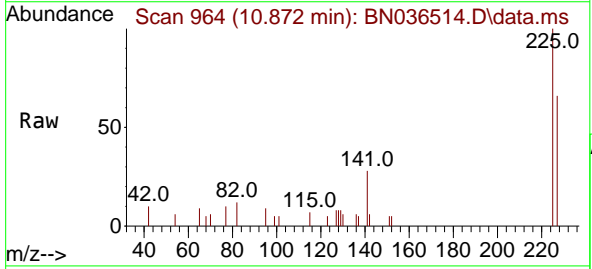
Ion	Ratio	Lower	Upper
128	100		
129	12.3	9.6	14.4
127	14.6	12.0	18.0

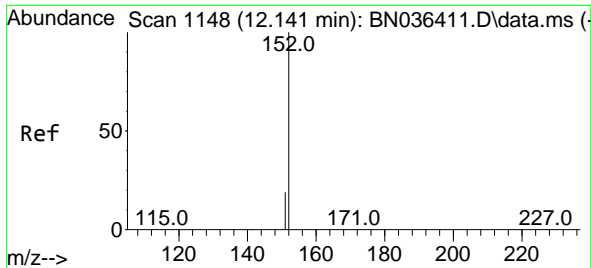


#10  
 Hexachlorobutadiene  
 Concen: 0.401 ng  
 RT: 10.872 min Scan# 964  
 Delta R.T. -0.011 min  
 Lab File: BN036514.D  
 Acq: 26 Feb 2025 17:20

Tgt Ion:225 Resp: 1663

Ion	Ratio	Lower	Upper
225	100		
223	0.0	0.0	0.0
227	64.9	50.9	76.3

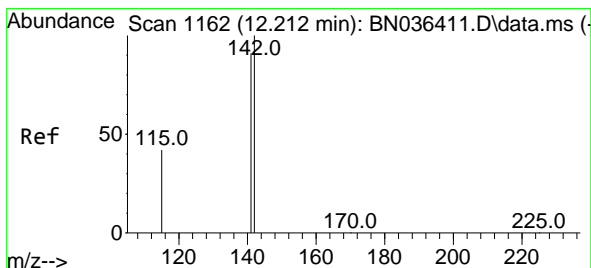
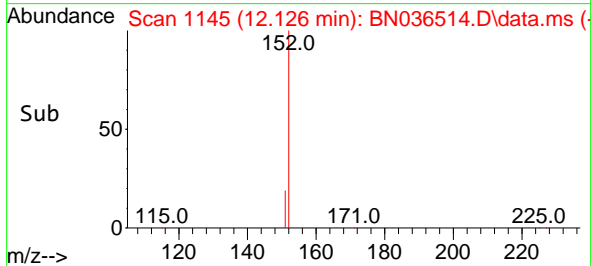
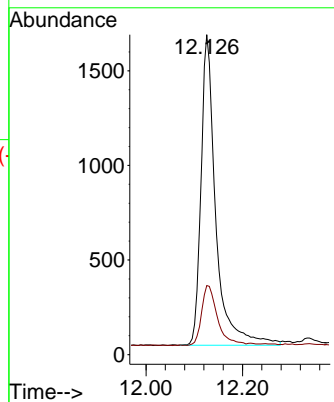
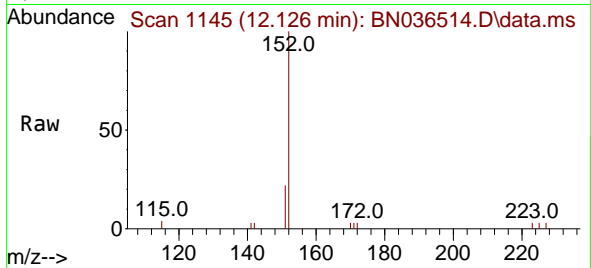




#11  
 2-Methylnaphthalene-d10  
 Concen: 0.384 ng  
 RT: 12.126 min Scan# 1145  
 Delta R.T. -0.015 min  
 Lab File: BN036514.D  
 Acq: 26 Feb 2025 17:20

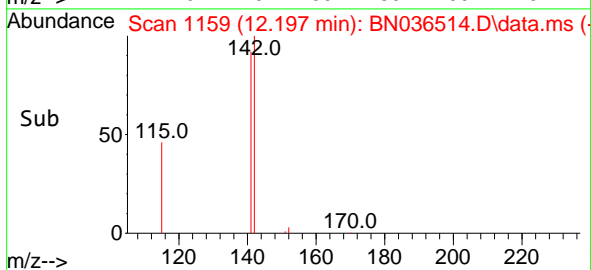
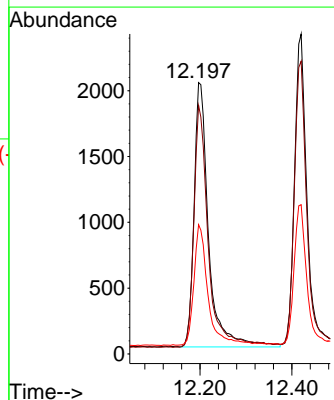
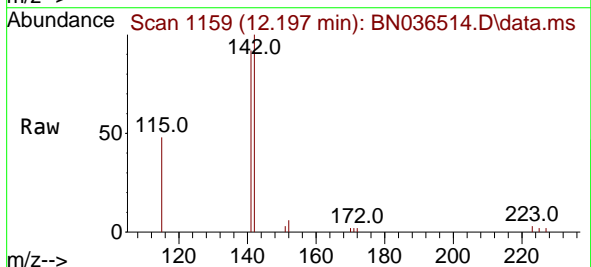
Instrument : BNA\_N  
 ClientSampleId : SSTDCCC0.4EC

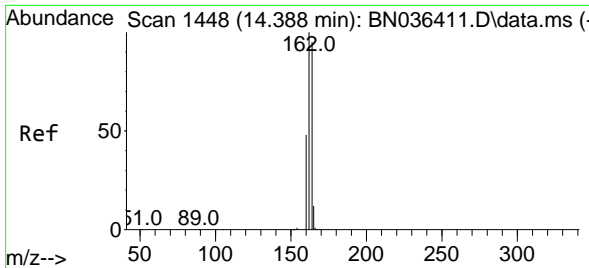
Tgt Ion:152 Resp: 3493  
 Ion Ratio Lower Upper  
 152 100  
 151 20.6 16.6 25.0



#12  
 2-Methylnaphthalene  
 Concen: 0.394 ng  
 RT: 12.197 min Scan# 1159  
 Delta R.T. -0.015 min  
 Lab File: BN036514.D  
 Acq: 26 Feb 2025 17:20

Tgt Ion:142 Resp: 4411  
 Ion Ratio Lower Upper  
 142 100  
 141 91.6 72.8 109.2  
 115 47.6 35.5 53.3

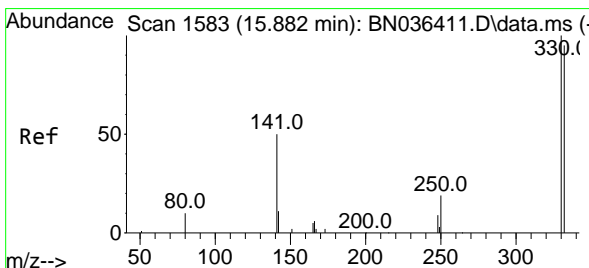
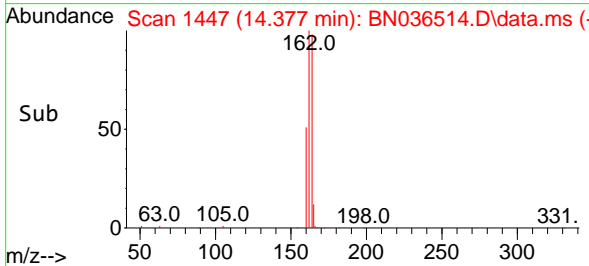
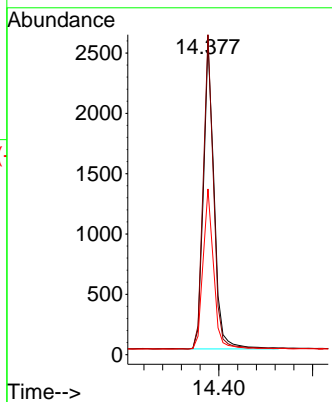
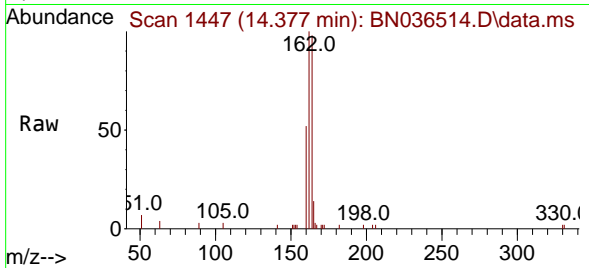




#13  
 Acenaphthene-d10  
 Concen: 0.400 ng  
 RT: 14.377 min Scan# 14  
 Delta R.T. -0.011 min  
 Lab File: BN036514.D  
 Acq: 26 Feb 2025 17:20

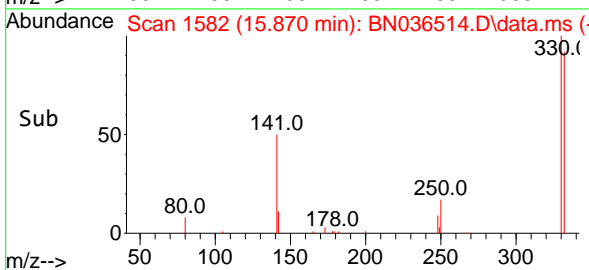
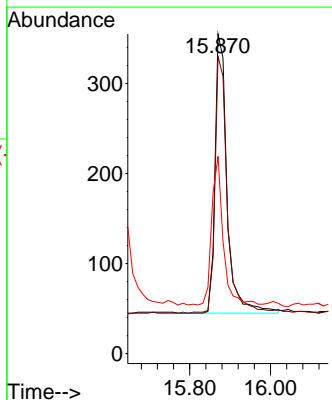
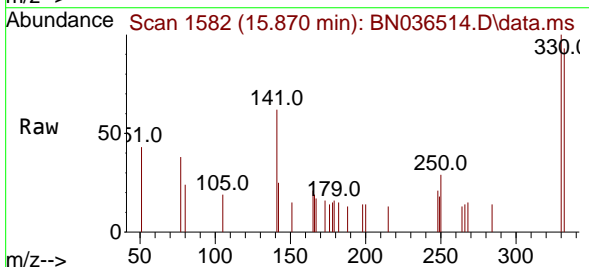
Instrument :  
 BNA\_N  
 ClientSampleId :  
 SSTDCCC0.4EC

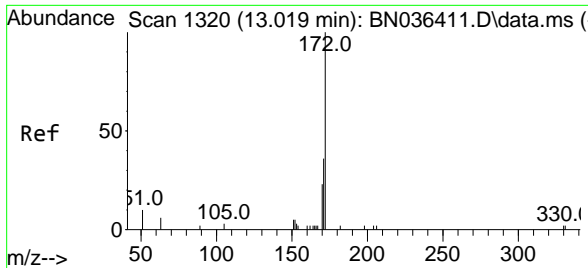
Tgt Ion	Resp	Lower	Upper
164	4026		
162	102.4	84.1	126.1
160	53.0	41.4	62.0



#14  
 2,4,6-Tribromophenol  
 Concen: 0.324 ng  
 RT: 15.870 min Scan# 1582  
 Delta R.T. -0.013 min  
 Lab File: BN036514.D  
 Acq: 26 Feb 2025 17:20

Tgt Ion	Resp	Lower	Upper
330	646		
332	92.9	76.6	114.8
141	50.3	37.8	56.8



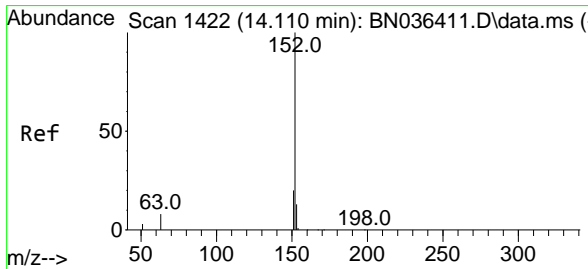
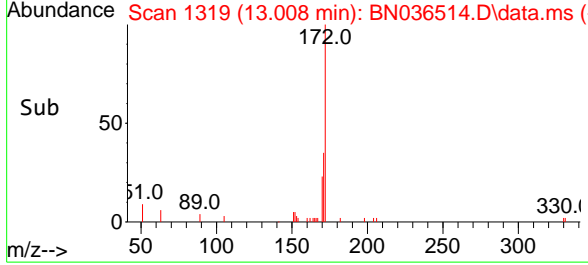
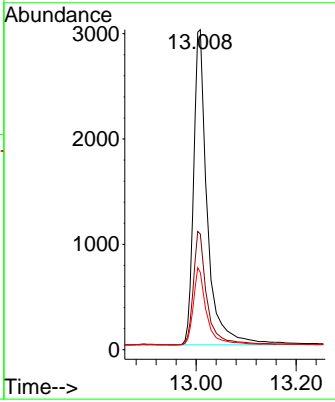
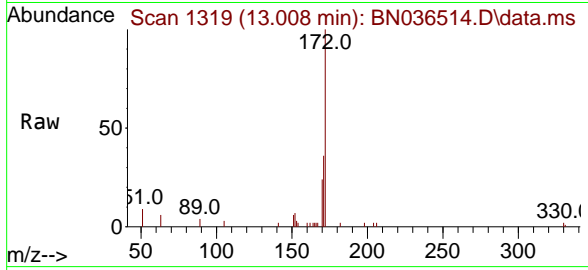


#15  
 2-Fluorobiphenyl  
 Concen: 0.443 ng  
 RT: 13.008 min Scan# 11  
 Delta R.T. -0.011 min  
 Lab File: BN036514.D  
 Acq: 26 Feb 2025 17:20

Instrument : BNA\_N  
 ClientSampleId : SSTDCCC0.4EC

Tgt Ion:172 Resp: 6709

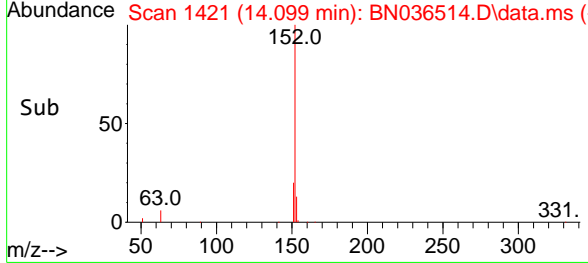
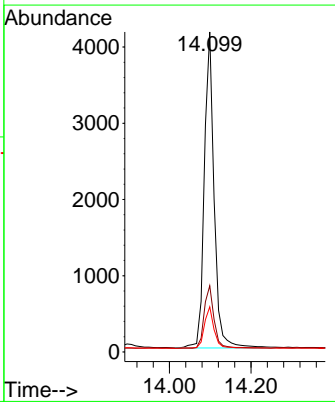
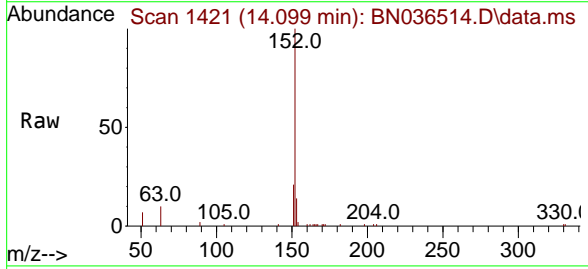
Ion	Ratio	Lower	Upper
172	100		
171	36.2	29.6	44.4
170	24.1	19.8	29.6

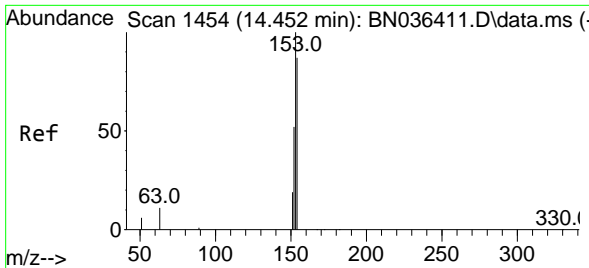


#16  
 Acenaphthylene  
 Concen: 0.391 ng  
 RT: 14.099 min Scan# 1421  
 Delta R.T. -0.011 min  
 Lab File: BN036514.D  
 Acq: 26 Feb 2025 17:20

Tgt Ion:152 Resp: 6958

Ion	Ratio	Lower	Upper
152	100		
151	20.0	15.8	23.8
153	12.9	10.2	15.2



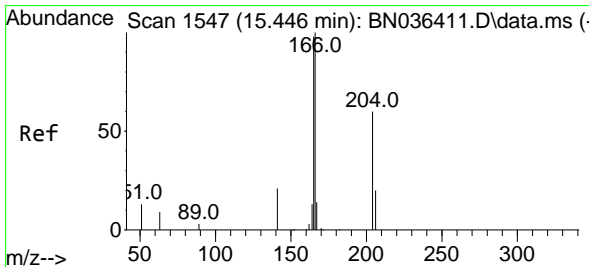
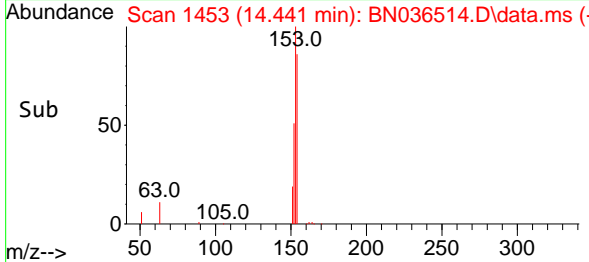
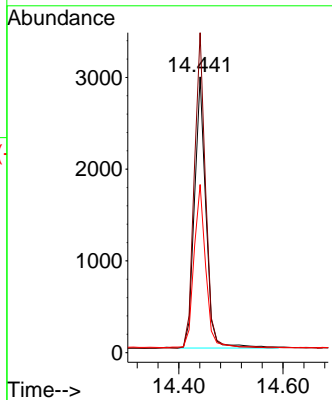
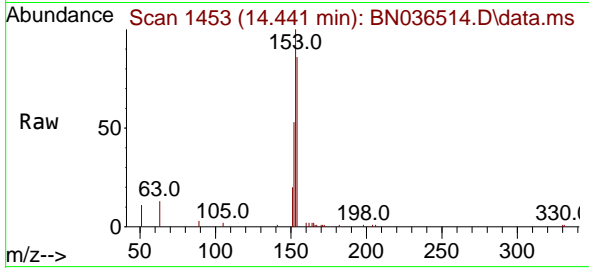


#17  
 Acenaphthene  
 Concen: 0.383 ng  
 RT: 14.441 min Scan# 14  
 Delta R.T. -0.011 min  
 Lab File: BN036514.D  
 Acq: 26 Feb 2025 17:20

Instrument :  
 BNA\_N  
 ClientSampleId :  
 SSTDCCC0.4EC

Tgt Ion:154 Resp: 4551

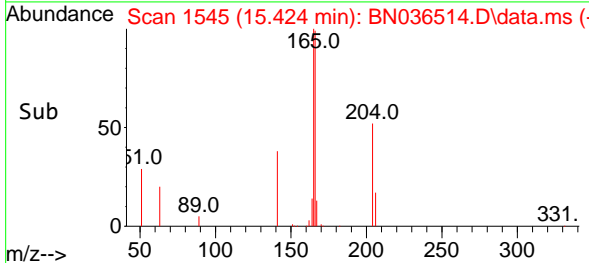
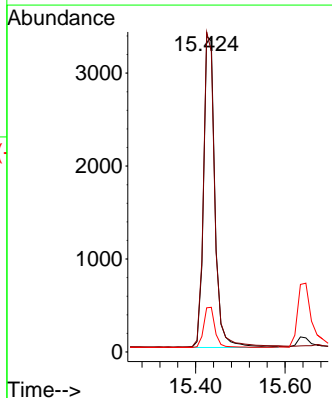
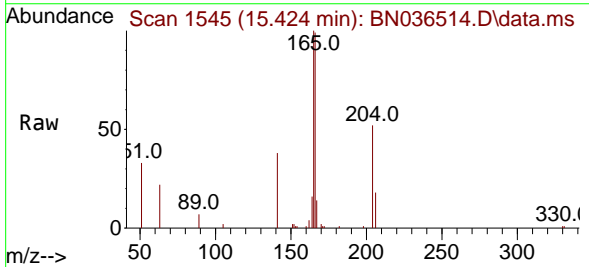
Ion	Ratio	Lower	Upper
154	100		
153	114.4	93.3	139.9
152	61.2	48.8	73.2



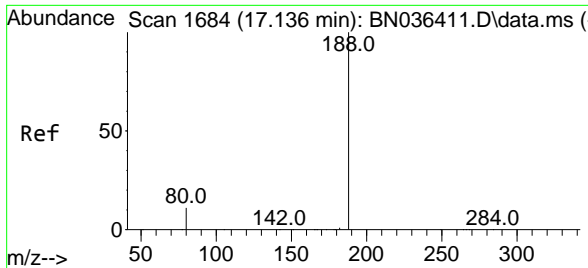
#18  
 Fluorene  
 Concen: 0.369 ng  
 RT: 15.424 min Scan# 1545  
 Delta R.T. -0.022 min  
 Lab File: BN036514.D  
 Acq: 26 Feb 2025 17:20

Tgt Ion:166 Resp: 6233

Ion	Ratio	Lower	Upper
166	100		
165	98.8	79.5	119.3
167	12.7	10.4	15.6



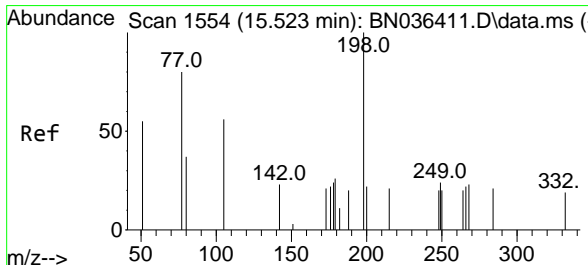
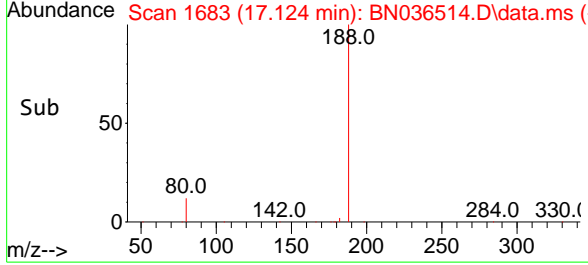
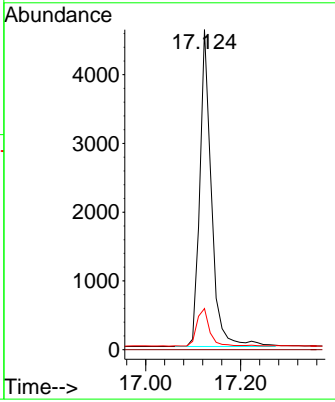
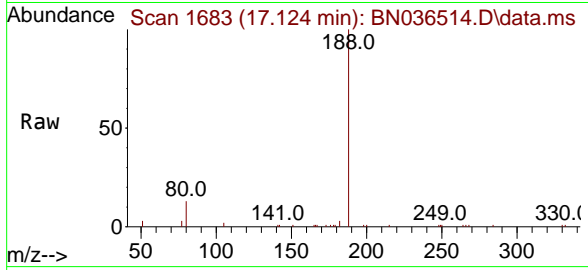




#19  
 Phenanthrene-d10  
 Concen: 0.400 ng  
 RT: 17.124 min Scan# 11  
 Delta R.T. -0.013 min  
 Lab File: BN036514.D  
 Acq: 26 Feb 2025 17:20

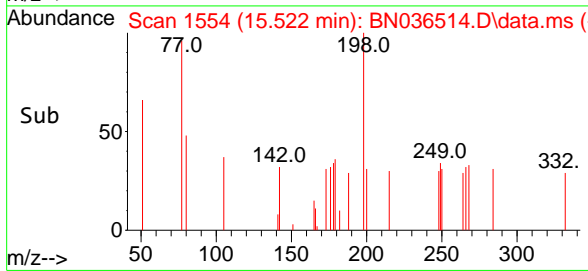
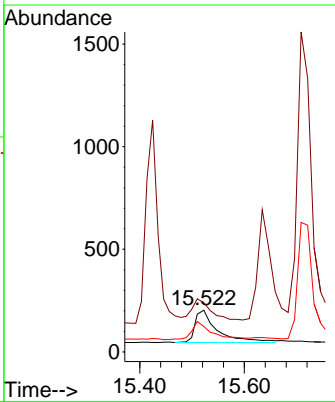
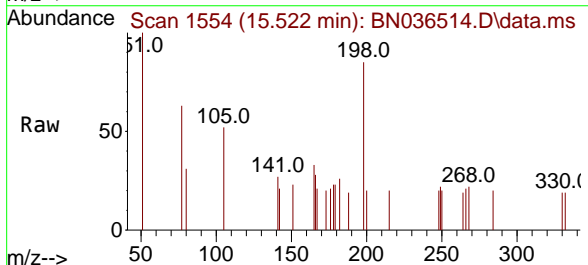
Instrument : BNA\_N  
 ClientSampleId : SSTDCCC0.4EC

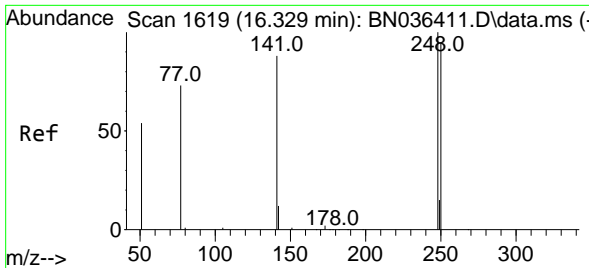
Tgt Ion	Resp	Lower	Upper
188	7872		
94	0.0	0.0	0.0
80	12.8	9.8	14.6



#20  
 4,6-Dinitro-2-methylphenol  
 Concen: 0.298 ng  
 RT: 15.522 min Scan# 1554  
 Delta R.T. -0.001 min  
 Lab File: BN036514.D  
 Acq: 26 Feb 2025 17:20

Tgt Ion	Resp	Lower	Upper
198	460		
51	118.2	86.6	129.8
105	61.1	57.5	86.3



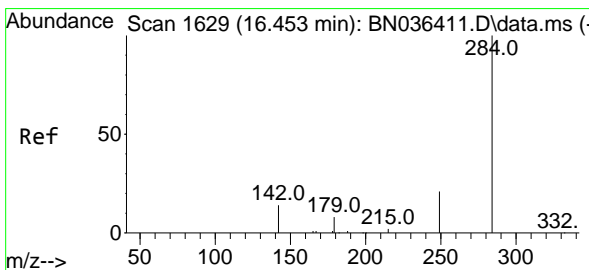
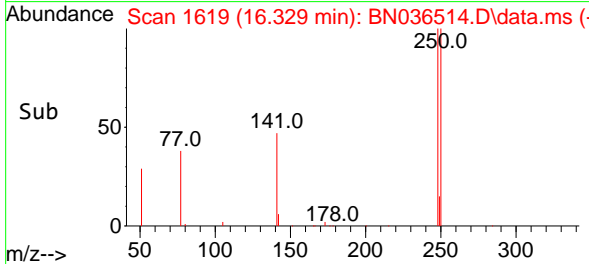
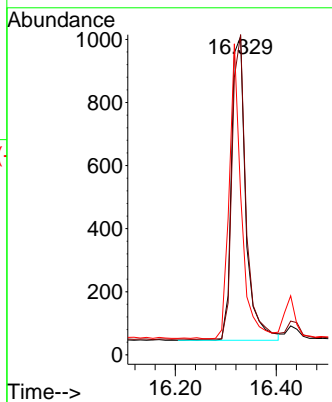
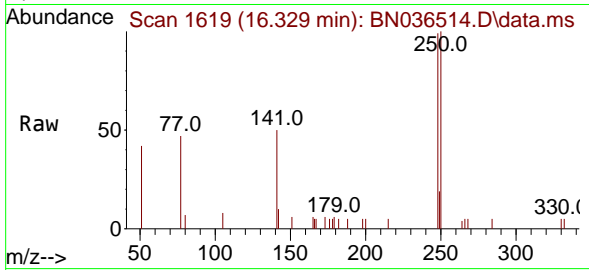


#21  
 4-Bromophenyl-phenylether  
 Concen: 0.407 ng  
 RT: 16.329 min Scan# 1619  
 Delta R.T. -0.000 min  
 Lab File: BN036514.D  
 Acq: 26 Feb 2025 17:20

Instrument :  
 BNA\_N  
 ClientSampleId :  
 SSTDCCC0.4EC

Tgt Ion:248 Resp: 1910

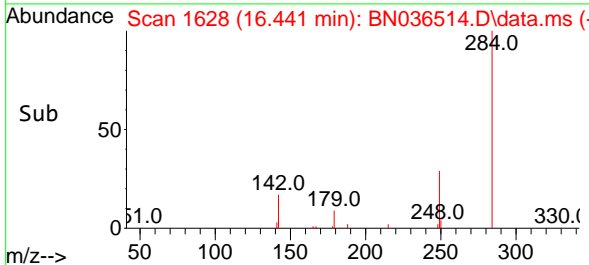
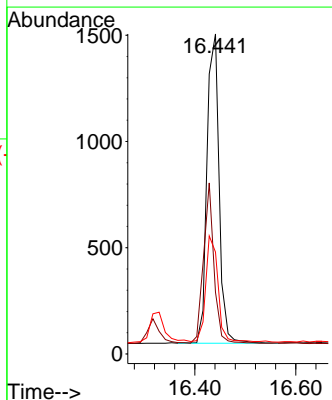
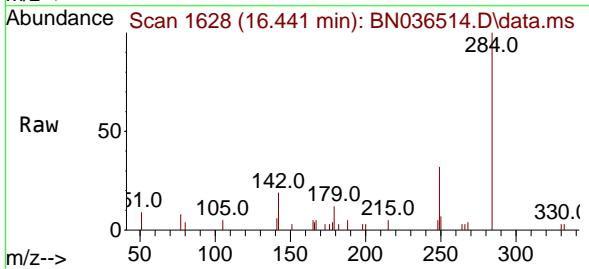
Ion	Ratio	Lower	Upper
248	100		
250	100.6	76.1	114.1
141	50.5	71.7	107.5#

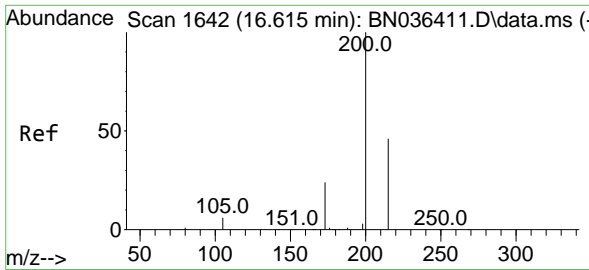


#22  
 Hexachlorobenzene  
 Concen: 0.418 ng  
 RT: 16.441 min Scan# 1628  
 Delta R.T. -0.013 min  
 Lab File: BN036514.D  
 Acq: 26 Feb 2025 17:20

Tgt Ion:284 Resp: 2423

Ion	Ratio	Lower	Upper
284	100		
142	45.0	33.4	50.0
249	35.6	28.6	43.0

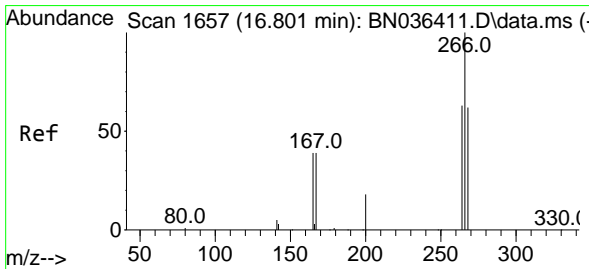
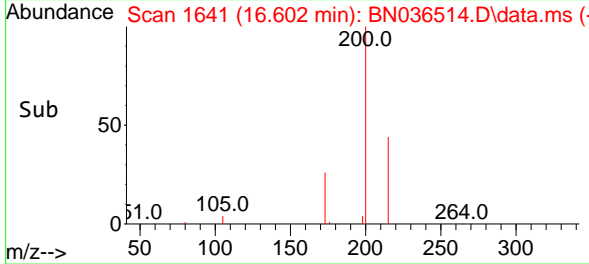
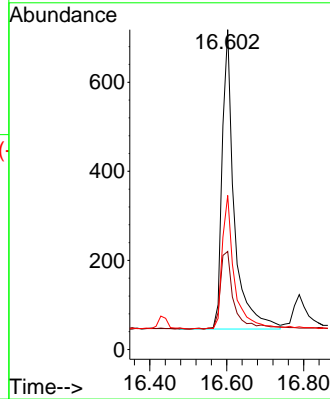
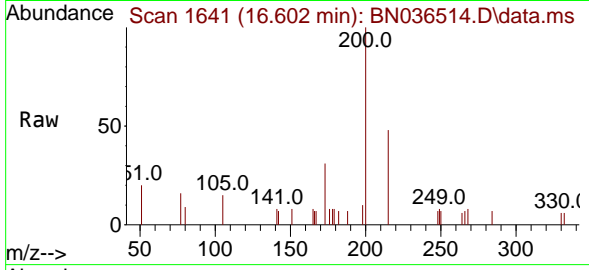




#23  
 Atrazine  
 Concen: 0.374 ng  
 RT: 16.602 min Scan# 1641  
 Delta R.T. -0.013 min  
 Lab File: BN036514.D  
 Acq: 26 Feb 2025 17:20

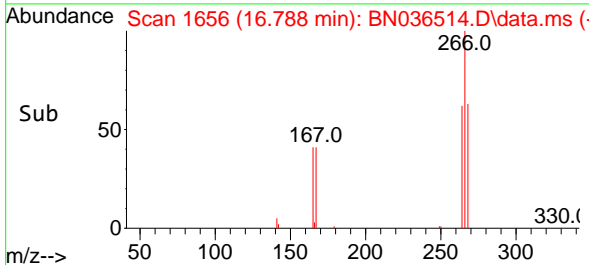
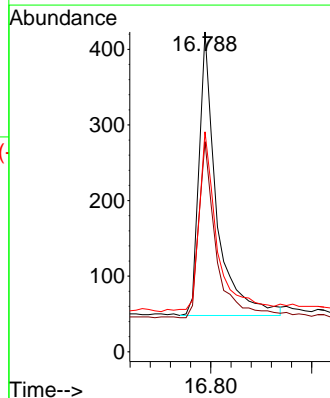
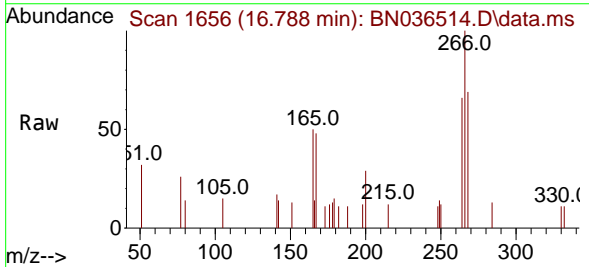
Instrument :  
 BNA\_N  
 ClientSampleId :  
 SSTDCCC0.4EC

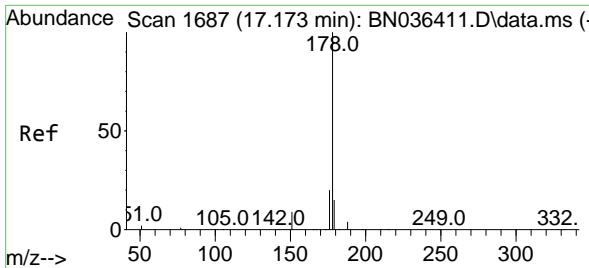
Tgt Ion:200 Resp: 1468  
 Ion Ratio Lower Upper  
 200 100  
 173 30.6 23.2 34.8  
 215 48.2 40.0 60.0



#24  
 Pentachlorophenol  
 Concen: 0.329 ng  
 RT: 16.788 min Scan# 1656  
 Delta R.T. -0.013 min  
 Lab File: BN036514.D  
 Acq: 26 Feb 2025 17:20

Tgt Ion:266 Resp: 905  
 Ion Ratio Lower Upper  
 266 100  
 264 62.1 50.6 76.0  
 268 65.7 51.9 77.9

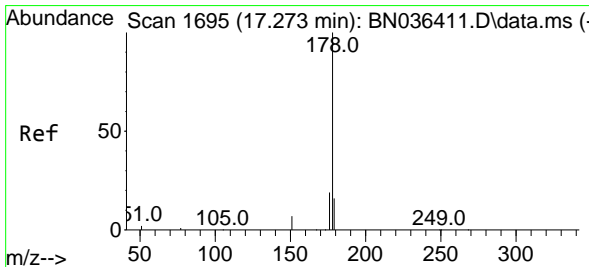
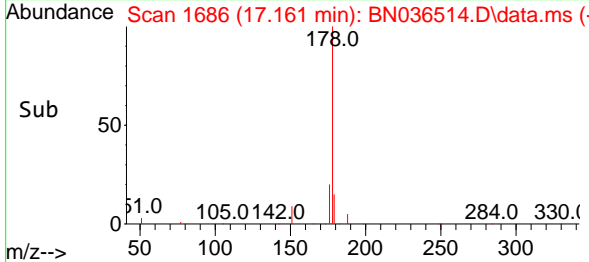
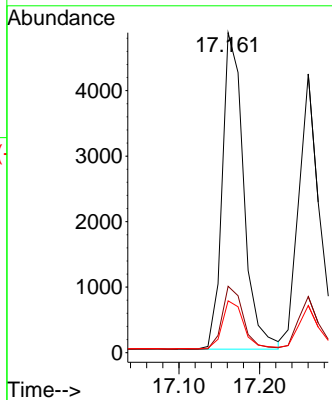
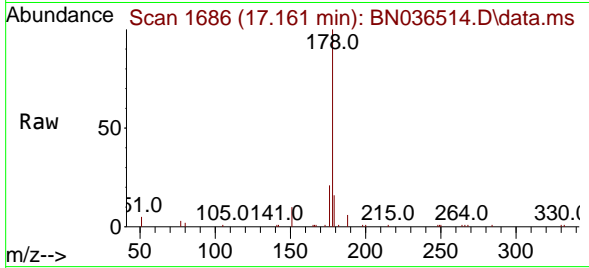




#25  
 Phenanthrene  
 Concen: 0.391 ng  
 RT: 17.161 min Scan# 1686  
 Delta R.T. -0.013 min  
 Lab File: BN036514.D  
 Acq: 26 Feb 2025 17:20

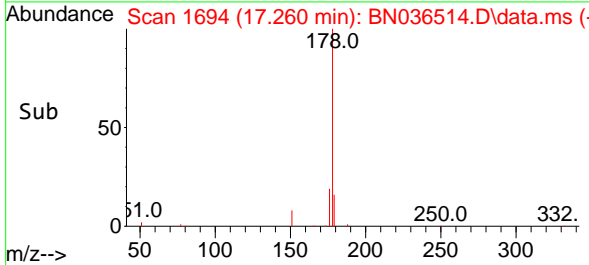
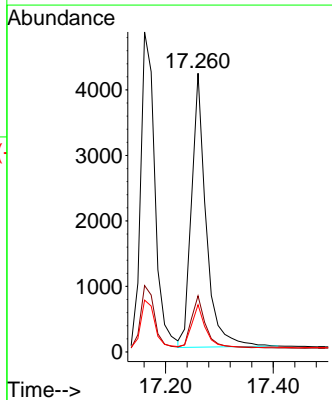
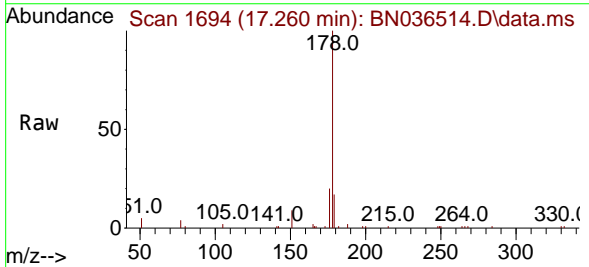
Instrument : BNA\_N  
 ClientSampleId : SSTDCCC0.4EC

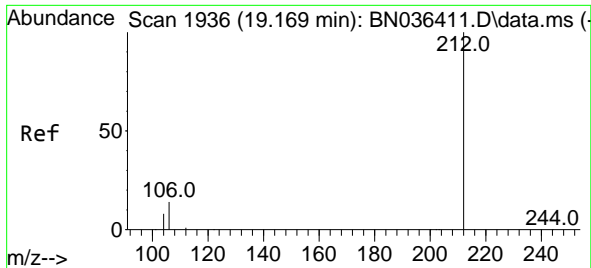
Tgt Ion	Resp	Lower	Upper
178	8907		
176	19.6	15.7	23.5
179	15.3	12.4	18.6



#26  
 Anthracene  
 Concen: 0.392 ng  
 RT: 17.260 min Scan# 1694  
 Delta R.T. -0.013 min  
 Lab File: BN036514.D  
 Acq: 26 Feb 2025 17:20

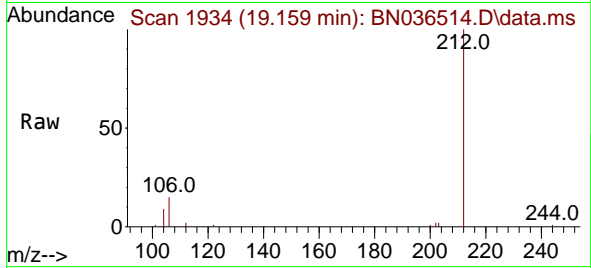
Tgt Ion	Resp	Lower	Upper
178	7860		
176	19.2	14.9	22.3
179	15.1	12.4	18.6



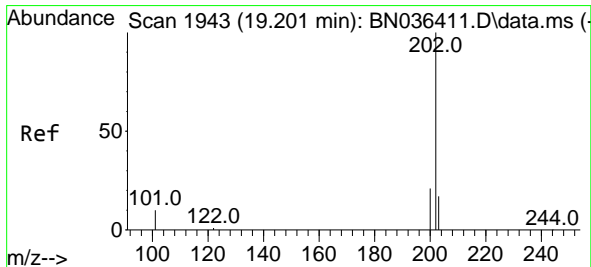
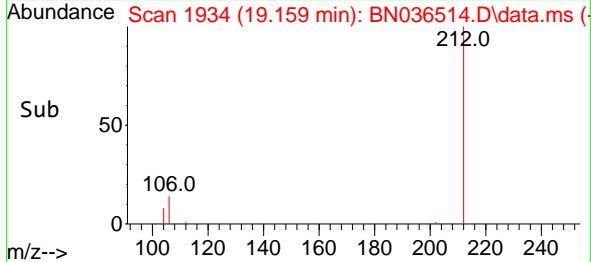
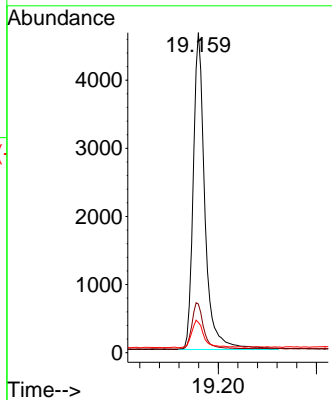


#27  
 Fluoranthene-d10  
 Concen: 0.350 ng  
 RT: 19.159 min Scan# 1934  
 Delta R.T. -0.009 min  
 Lab File: BN036514.D  
 Acq: 26 Feb 2025 17:20

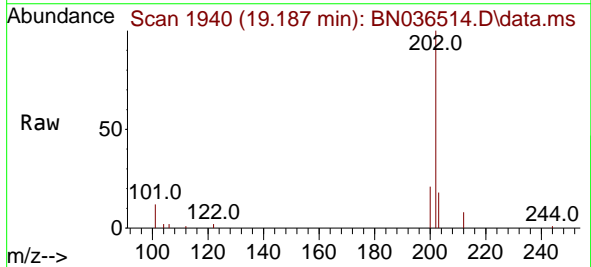
Instrument :  
 BNA\_N  
 ClientSampleId :  
 SSTDCCC0.4EC



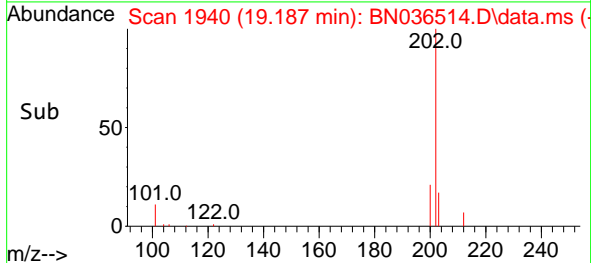
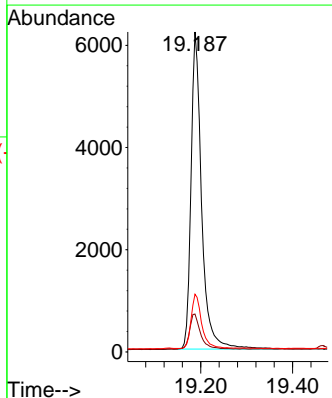
Tgt Ion:212 Resp: 7665  
 Ion Ratio Lower Upper  
 212 100  
 106 14.8 11.5 17.3  
 104 8.9 7.1 10.7

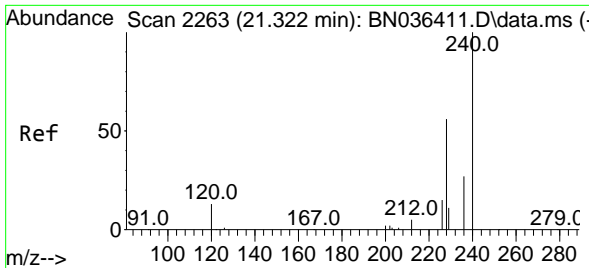


#28  
 Fluoranthene  
 Concen: 0.357 ng  
 RT: 19.187 min Scan# 1940  
 Delta R.T. -0.014 min  
 Lab File: BN036514.D  
 Acq: 26 Feb 2025 17:20



Tgt Ion:202 Resp: 9979  
 Ion Ratio Lower Upper  
 202 100  
 101 11.9 9.2 13.8  
 203 17.0 13.4 20.0

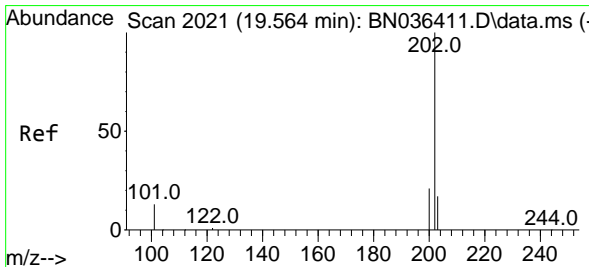

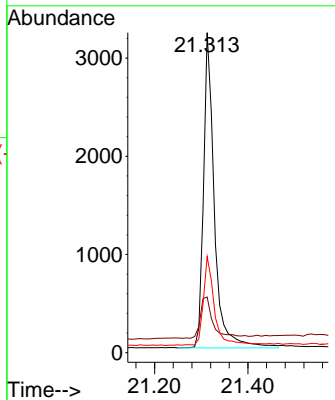
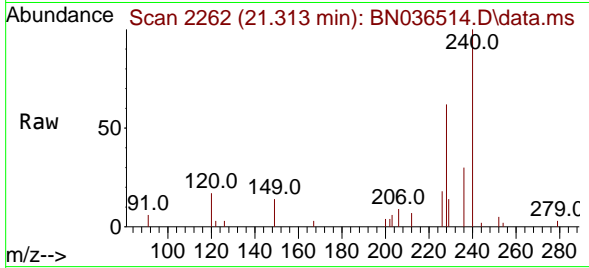




#29  
 Chrysene-d12  
 Concen: 0.400 ng  
 RT: 21.313 min Scan# 21  
 Delta R.T. -0.009 min  
 Lab File: BN036514.D  
 Acq: 26 Feb 2025 17:20

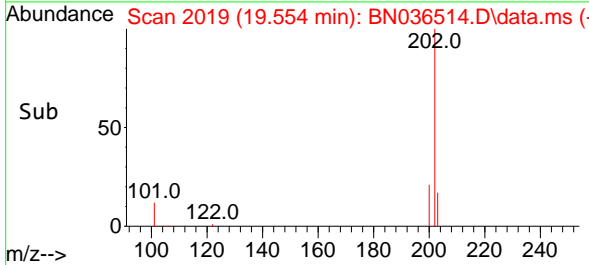
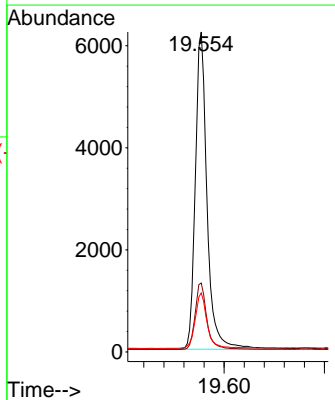
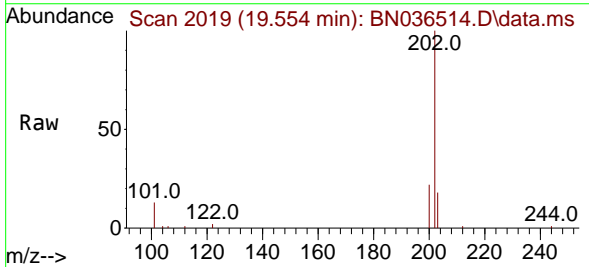
Instrument :  
 BNA\_N  
 ClientSampleId :  
 SSTDCCC0.4EC

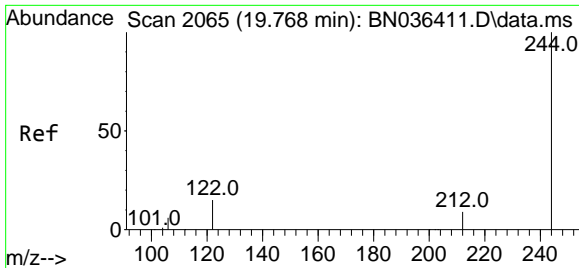
Tgt Ion	Resp	Ion Ratio	Lower	Upper
240	5200	100		
120		17.4	13.3	19.9
236		30.0	23.0	34.6



#30  
 Pyrene  
 Concen: 0.502 ng  
 RT: 19.554 min Scan# 2019  
 Delta R.T. -0.009 min  
 Lab File: BN036514.D  
 Acq: 26 Feb 2025 17:20

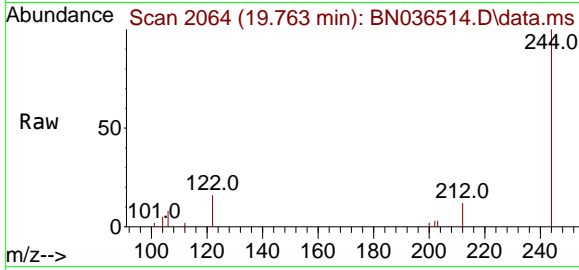
Tgt Ion	Resp	Ion Ratio	Lower	Upper
202	10060	100		
200		21.1	16.9	25.3
203		17.6	13.9	20.9





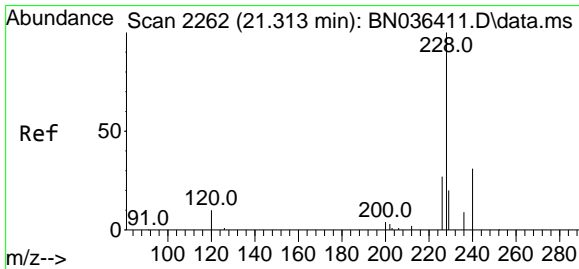
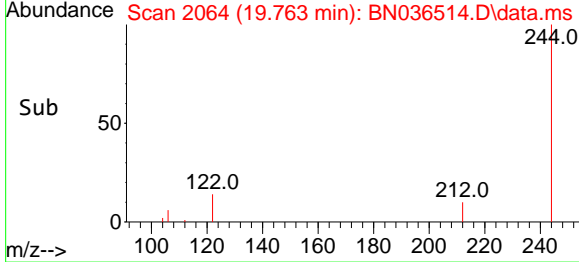
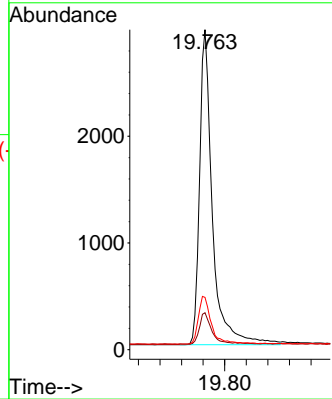
#31  
 Terphenyl-d14  
 Concen: 0.439 ng  
 RT: 19.763 min Scan# 2064  
 Delta R.T. -0.005 min  
 Lab File: BN036514.D  
 Acq: 26 Feb 2025 17:20

Instrument : BNA\_N  
 ClientSampleId : SSTDCCC0.4EC

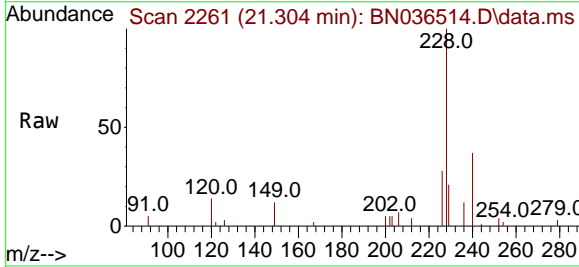


Tgt Ion:244 Resp: 4873

Ion	Ratio	Lower	Upper
244	100		
212	11.5	8.1	12.1
122	16.3	12.8	19.2

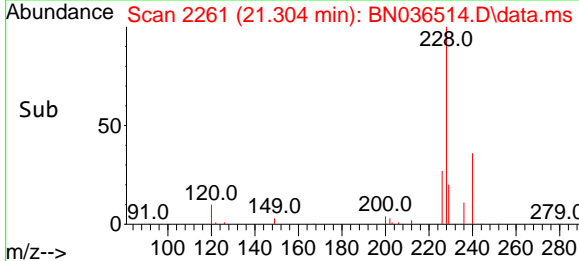
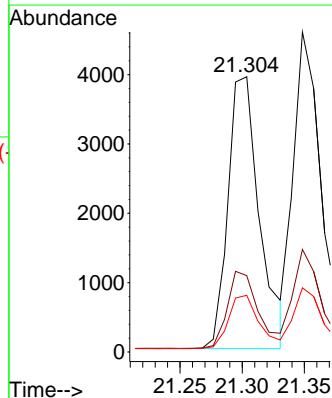


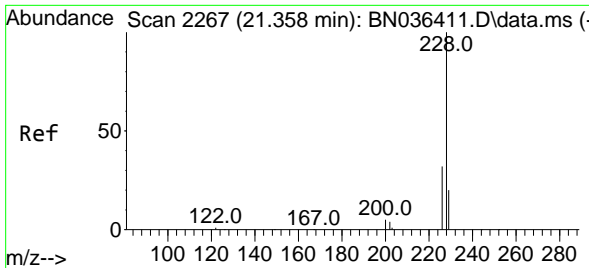
#32  
 Benzo(a)anthracene  
 Concen: 0.403 ng  
 RT: 21.304 min Scan# 2261  
 Delta R.T. -0.009 min  
 Lab File: BN036514.D  
 Acq: 26 Feb 2025 17:20



Tgt Ion:228 Resp: 6902

Ion	Ratio	Lower	Upper
228	100		
226	27.7	22.2	33.2
229	20.6	16.5	24.7

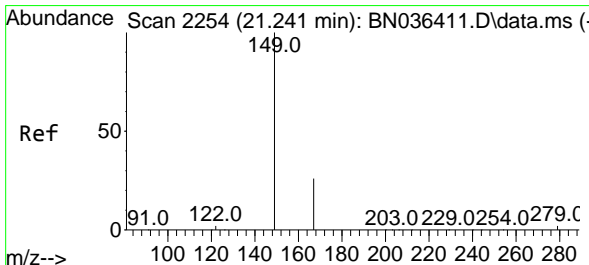

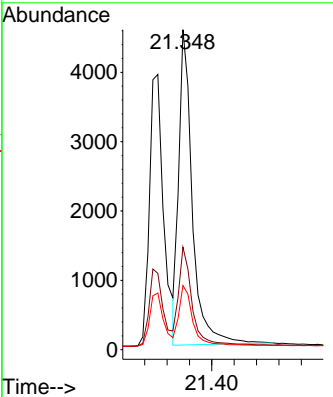
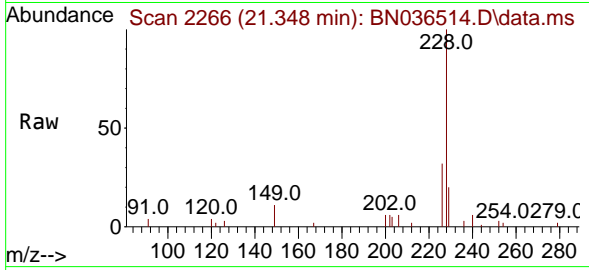




#33  
 Chrysene  
 Concen: 0.413 ng  
 RT: 21.348 min Scan# 21  
 Delta R.T. -0.009 min  
 Lab File: BN036514.D  
 Acq: 26 Feb 2025 17:20

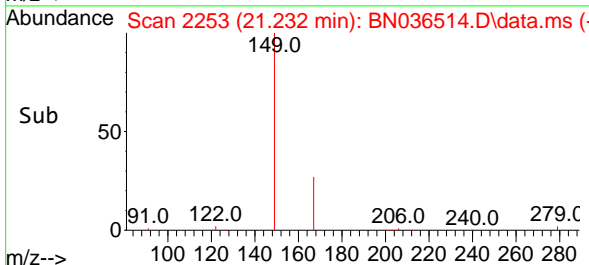
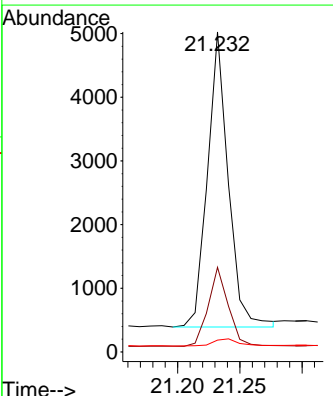
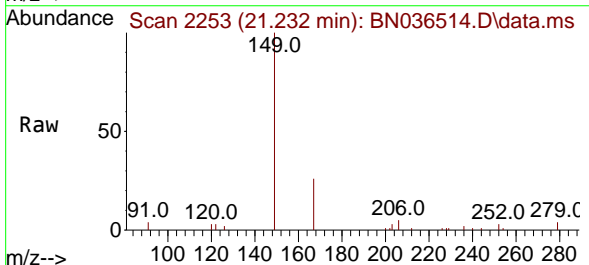
Instrument : BNA\_N  
 ClientSampleId : SSTDCCC0.4EC

Tgt Ion	Resp	Lower	Upper
228	100		
226	32.0	25.5	38.3
229	20.1	16.4	24.6

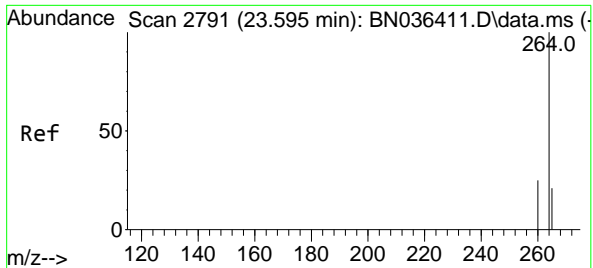


#34  
 Bis(2-ethylhexyl)phthalate  
 Concen: 0.504 ng  
 RT: 21.232 min Scan# 2253  
 Delta R.T. -0.009 min  
 Lab File: BN036514.D  
 Acq: 26 Feb 2025 17:20

Tgt Ion	Resp	Lower	Upper
149	100		
167	26.0	21.2	31.8
279	3.0	2.7	4.1





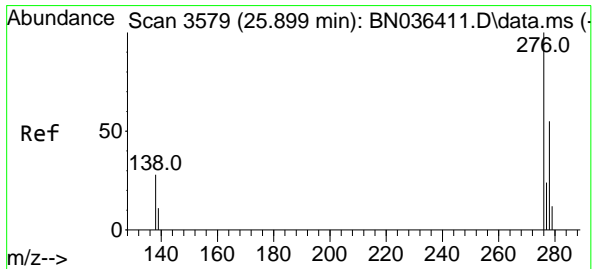
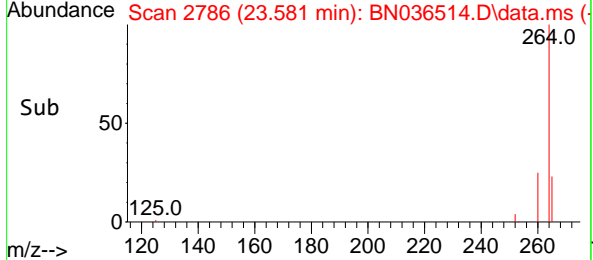
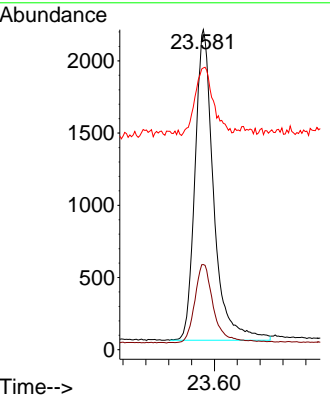
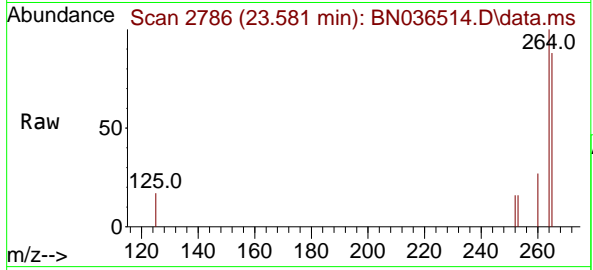


#35  
 Perylene-d12  
 Concen: 0.400 ng  
 RT: 23.581 min Scan# 21  
 Delta R.T. -0.015 min  
 Lab File: BN036514.D  
 Acq: 26 Feb 2025 17:20

Instrument : BNA\_N  
 ClientSampleId : SSTDCCC0.4EC

Tgt Ion:264 Resp: 4873

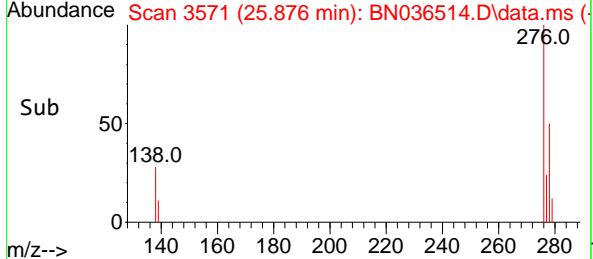
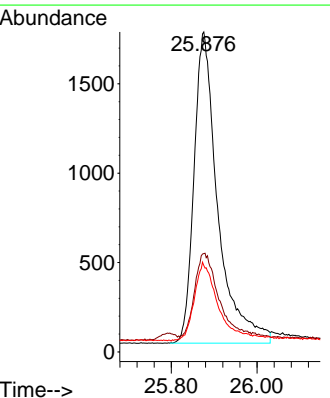
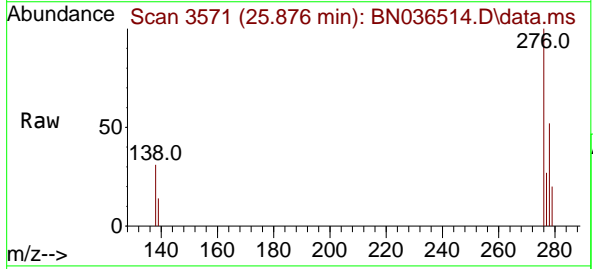
Ion	Ratio	Lower	Upper
264	100		
260	26.6	20.9	31.3
265	88.0	60.7	91.1

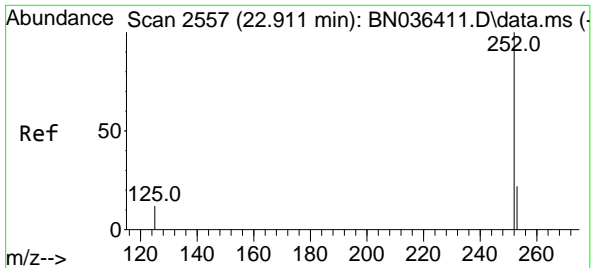


#36  
 Indeno(1,2,3-cd)pyrene  
 Concen: 0.394 ng  
 RT: 25.876 min Scan# 3571  
 Delta R.T. -0.024 min  
 Lab File: BN036514.D  
 Acq: 26 Feb 2025 17:20

Tgt Ion:276 Resp: 6718

Ion	Ratio	Lower	Upper
276	100		
138	27.1	22.2	33.2
277	24.5	19.8	29.6



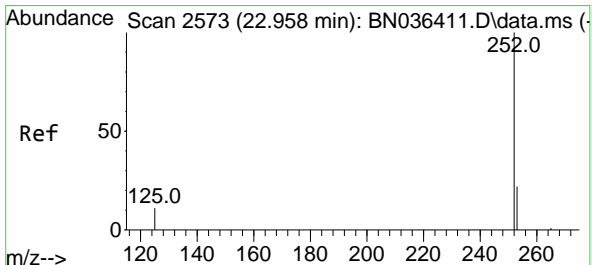
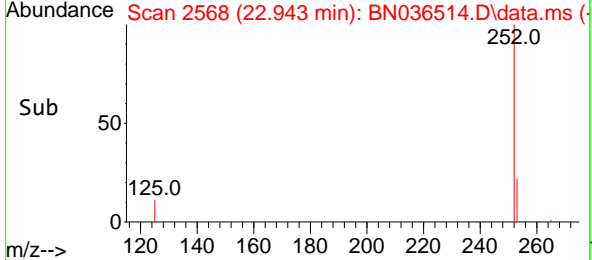
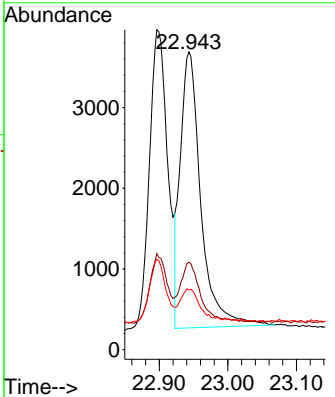
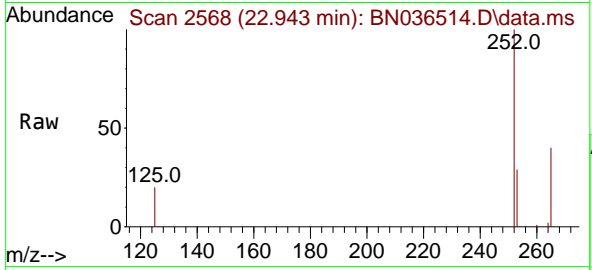


#37  
 Benzo(b)fluoranthene  
 Concen: 0.442 ng  
 RT: 22.943 min Scan# 21  
 Delta R.T. 0.032 min  
 Lab File: BN036514.D  
 Acq: 26 Feb 2025 17:20

Instrument : BNA\_N  
 ClientSampleId : SSTDCCC0.4EC

Tgt Ion:252 Resp: 7096

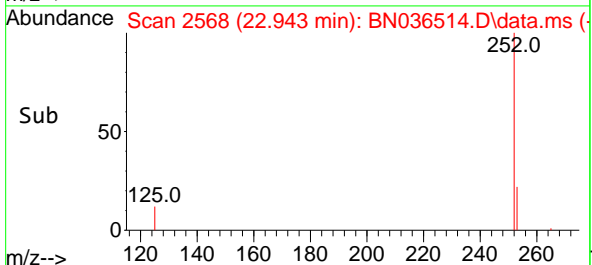
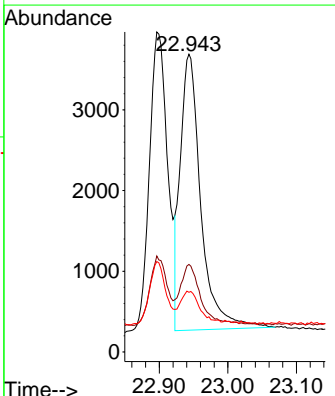
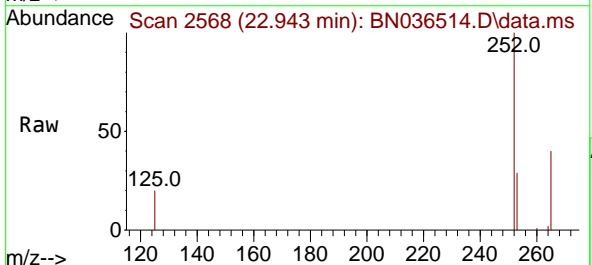
Ion	Ratio	Lower	Upper
252	100		
253	29.4	21.9	32.9
125	20.1	15.0	22.6

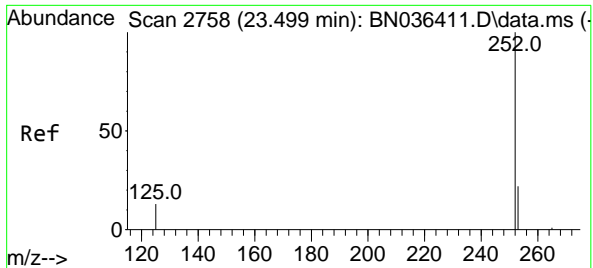


#38  
 Benzo(k)fluoranthene  
 Concen: 0.430 ng  
 RT: 22.943 min Scan# 2568  
 Delta R.T. -0.015 min  
 Lab File: BN036514.D  
 Acq: 26 Feb 2025 17:20

Tgt Ion:252 Resp: 7096

Ion	Ratio	Lower	Upper
252	100		
253	29.4	22.2	33.4
125	20.1	15.0	22.4



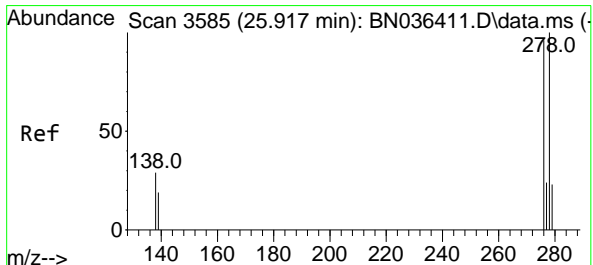
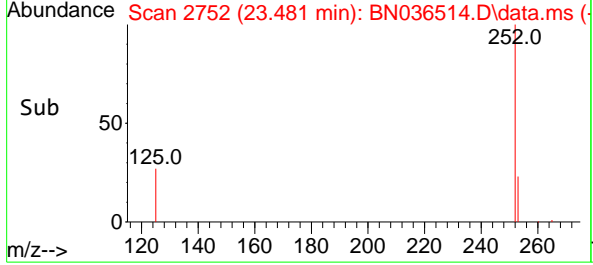
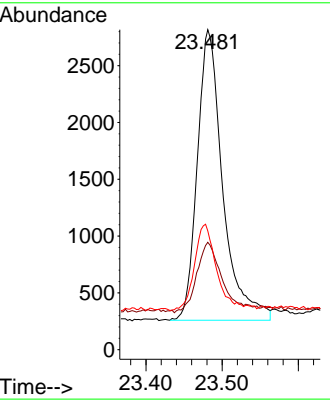
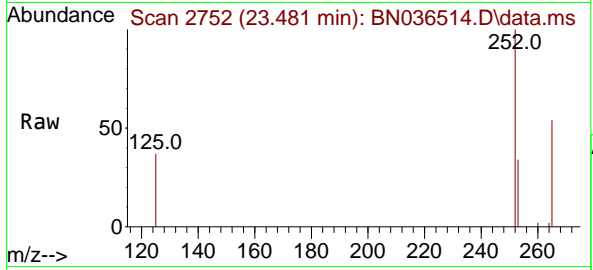


#39  
 Benzo(a)pyrene  
 Concen: 0.423 ng  
 RT: 23.481 min Scan# 21  
 Delta R.T. -0.018 min  
 Lab File: BN036514.D  
 Acq: 26 Feb 2025 17:20

Instrument : BNA\_N  
 ClientSampleId : SSTDCCC0.4EC

Tgt Ion:252 Resp: 5929

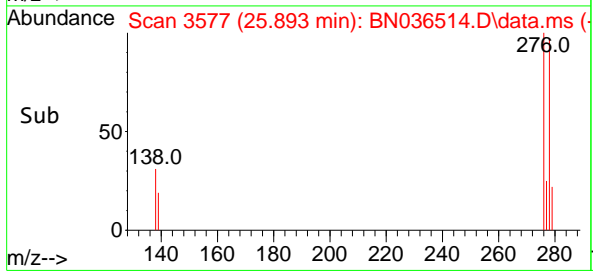
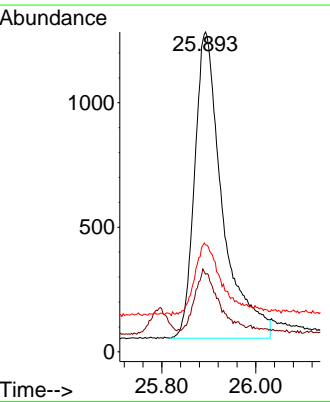
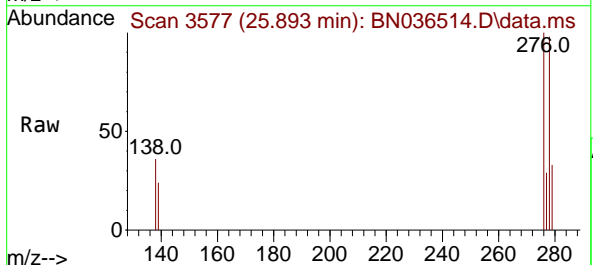
Ion	Ratio	Lower	Upper
252	100		
253	33.5	24.4	36.6
125	37.1	18.2	27.2

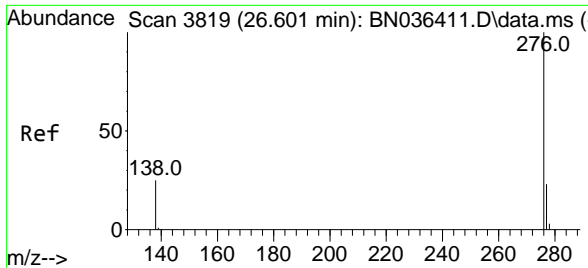


#40  
 Dibenzo(a,h)anthracene  
 Concen: 0.374 ng  
 RT: 25.893 min Scan# 3577  
 Delta R.T. -0.024 min  
 Lab File: BN036514.D  
 Acq: 26 Feb 2025 17:20

Tgt Ion:278 Resp: 5024

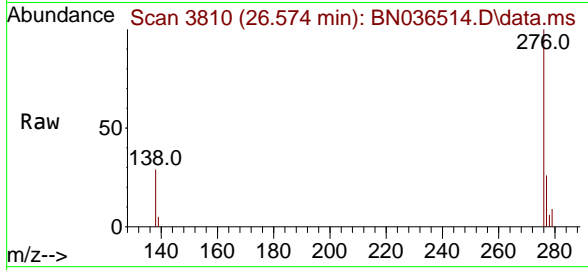
Ion	Ratio	Lower	Upper
278	100		
139	24.3	18.5	27.7
279	33.4	24.8	37.2





#41  
 Benzo(g,h,i)perylene  
 Concen: 0.398 ng  
 RT: 26.574 min Scan# 3810  
 Delta R.T. -0.026 min  
 Lab File: BN036514.D  
 Acq: 26 Feb 2025 17:20

Instrument : BNA\_N  
 ClientSampleId : SSTDCCC0.4EC



Tgt Ion: 276 Resp: 6064

Ion	Ratio	Lower	Upper
276	100		
277	26.4	20.7	31.1
138	28.8	21.8	32.6

