

## **DATA PACKAGE**

VOLATILE ORGANICS  
GENERAL CHEMISTRY  
METALS

**PROJECT NAME : TRANSFER STATION-SPDES**

**TULLY ENVIRONMENTAL, INC**

**127-50 Northern Blvd.**

**Flushing, NY - 11368**

**Phone No: 718-446-7000**

**ORDER ID : Q1495**

**ATTENTION : Dean Devoe**



**Laboratory Certification ID # 20012**



1) Signature Page	3
2) Case Narrative	4
2.1) VOC-BTEX- Case Narrative	4
2.2) Metals-AES- Case Narrative	6
2.3) Genchem- Case Narrative	7
3) Qualifier Page	9
4) QA Checklist	11
5) VOC-BTEX Data	12
6) Metals-AES Data	17
7) Genchem Data	22
8) Shipping Document	28
8.1) CHAIN OF CUSTODY	29
8.2) ROC	30
8.3) Lab Certificate	32
8.4) Internal COC	33

1
2
3
4
5
6
7
8

## Cover Page

**Order ID :** Q1495

**Project ID :** Transfer Station-SPDES

**Client :** Tully Environmental, Inc

**Lab Sample Number**

Q1495-01  
Q1495-02

**Client Sample Number**

001-WILLETS-PT-BLVD(MAR)  
002-35TH-AVE(MAR)

I certify that the data package is in compliance with the terms and conditions of the contract, both technically and for completeness, for other than the conditions detailed above. Release of the data contained in this hard copy data package has been authorized by the laboratory manager or his designee, as verified by the following signature.

Signature :

**APPROVED**

*By Nimisha Pandya, QA/QC Supervisor at 8:00 am, Mar 18, 2025*

Date: 3/18/2025

NYDOH CERTIFICATION NO - 11376

NJDEP CERTIFICATION NO - 20012

## **CASE NARRATIVE**

**Tully Environmental, Inc**

**Project Name: Transfer Station-SPDES**

**Project # N/A**

**Chemtech Project # Q1495**

**Test Name: VOC-BTEX**

### **A. Number of Samples and Date of Receipt:**

2 Water samples were received on 03/05/2025.

### **B. Parameters**

According to the Chain of Custody document, the following analyses were requested: Ammonia, BOD5, Metals Group 9, Oil and Grease, TSS and VOC-BTEX. This data package contains results for VOC-BTEX.

### **C. Analytical Techniques:**

The analysis performed on instrument MSVOA\_X were done using GC column DB-624UI 20m 0.18mm 1.0 um. Cat#121-1324UI The analysis of VOC-BTEX was based on method 624.1.

### **D. QA/ QC Samples:**

The Holding Times were met for all analysis.

The Surrogate recoveries met the acceptable criteria.

The Internal Standards Areas met the acceptable requirements.

The Retention Times were acceptable for all samples.

The RPD met criteria .

The Blank Spike met requirements for all samples .

The Blank Spike Duplicate met requirements for all samples .

The Blank analysis did not indicate the presence of lab contamination.

The Initial Calibration met the requirements .

The Continuous Calibration met the requirements .

The Tuning criteria met requirements.

### **E. Additional Comments:**

Trip Blank was not provided with this set of samples.

As per method, MS/MSD is required to be performed with the sample analysis. However, Lab did not receive sufficient volume to perform the MS/MSD therefore MS/MSD were not performed for this project. However, Lab has performed LCS/LCSD instead.

Please use %D calculated based on Avg RF and CCRF for all compounds using Average Response Factor when the %RSD value for a compound is <35% for the Initial Calibration curve and use %D calculated based on Amount added and Calculated amount

for all compounds using Linear Regression when the %RSD value for a compound is > 35% for the Initial Calibration curve for SW-846 analysis.

**F. Manual Integration Comments:**

Please refer to the Manual integration Report included with the Run Logs for information on the manual integrations performed.

---

I certify that the data package is in compliance with the terms and conditions of the contract, both technically and for completeness, for other than the conditions detailed above. The laboratory manager or his designee, as verified by the following signature has authorized release of the data contained in this hard copy data package.

**APPROVED**

*By Nimisha Pandya, QA/QC Supervisor at 8:00 am, Mar 18, 2025*

Signature\_\_\_\_\_



284 Sheffield Street, Mountainside, NJ 07092 Phone: 908 789 8900 Fax: 908 789 8922

## **CASE NARRATIVE**

**Tully Environmental, Inc**

**Project Name: Transfer Station-SPDES**

**Project # N/A**

**Chemtech Project # Q1495**

**Test Name: Metals Group 9**

### **A. Number of Samples and Date of Receipt:**

2 Water samples were received on 03/05/2025.

### **B. Parameters:**

According to the Chain of Custody document, the following analyses were requested: Ammonia, BOD5, Metals Group 9, Oil and Grease, TSS and VOC-BTEX. This data package contains results for Metals Group 9.

### **C. Analytical Techniques:**

The analysis and digestion of Metals Group 9 was based on method 200.7.

### **D. QA/ QC Samples:**

The Holding Times were met for all analysis.

The Blank Spike met requirements for all samples.

The Duplicate analysis met criteria for all samples.

The Matrix Spike analysis met criteria for all samples.

The Matrix Spike Duplicate analysis met criteria for all samples.

The Blank analysis did not indicate the presence of lab contamination.

The Calibration met the requirements.

The Serial Dilution met the acceptable requirements.

### **E. Additional Comments:**

---

I certify that the data package is in compliance with the terms and conditions of the contract, both technically and for completeness, for other than the conditions detailed above. The laboratory manager or his designee, as verified by the following signature has authorized release of the data contained in this hard copy data package.

Signature \_\_\_\_\_

**APPROVED**

*By Nimisha Pandya, QA/QC Supervisor at 8:01 am, Mar 18, 2025*

## **CASE NARRATIVE**

**Tully Environmental, Inc**

**Project Name: Transfer Station-SPDES**

**Project # N/A**

**Chemtech Project # Q1495**

**Test Name: Oil and Grease,Ammonia,BOD5,TSS**

### **A. Number of Samples and Date of Receipt:**

2 Water samples were received on 03/05/2025.

### **B. Parameters:**

According to the Chain of Custody document, the following analyses were requested: Ammonia, BOD5, Metals Group 9, Oil and Grease, TSS and VOC-BTEX. This data package contains results for Oil and Grease,Ammonia,BOD5,TSS.

### **C. Analytical Techniques:**

The analysis of Oil and Grease was based on method 1664A, The analysis of TSS was based on method SM2540 D, The analysis of Ammonia was based on method SM4500-NH3 and The analysis of BOD5 was based on method SM5210 B.

### **D. QA/ QC Samples:**

The Holding Times were met for all analysis.

Sample 001-WILLETS-PT-BLVD(MAR) was diluted due to high concentrations for Ammonia as N & Sample 002-35TH-AVE(MAR) was diluted due to high concentrations for Ammonia as N.

The Blank Spike met requirements for all samples.

The Duplicate analysis met criteria for all samples.

The Matrix Spike analysis met criteria for all samples.

The Matrix Spike Duplicate analysis met criteria for all samples.

The Blank analysis did not indicate the presence of lab contamination.

The Calibration met the requirements.

### **E. Additional Comments:**

As per method 1664A, MS/MSD is required to be performed with the sample analysis. However, Lab did not receive sufficient volume to perform the MS/MSD therefore MS/MSD were not performed for this project.

---

I certify that the data package is in compliance with the terms and conditions of the contract, both technically and for completeness, for other than the conditions detailed



above. The laboratory manager or his designee, as verified by the following signature has authorized release of the data contained in this hard copy data package.

Signature\_\_\_\_\_

***APPROVED***

*By Nimisha Pandya, QA/QC Supervisor at 8:01 am, Mar 18, 2025*



## DATA REPORTING QUALIFIERS- INORGANIC

For reporting results, the following “ Results Qualifiers” are used:

<b>J</b>	Indicates the reported value was obtained from a reading that was less than the Contract Required Detection Limit (CRDL), but greater than or equal to the Instrument Detection Limit (IDL).
<b>U</b>	Indicates the analyte was analyzed for, but not detected.
<b>ND</b>	Indicates the analyte was analyzed for, but not detected
<b>E</b>	Indicates the reported value is estimated because of the presence of interference
<b>M</b>	Indicates Duplicate injection precision not met.
<b>N</b>	Indicates the spiked sample recovery is not within control limits.
<b>S</b>	Indicates the reported value was determined by the Method of Standard Addition (MSA).
<b>*</b>	Indicates that the duplicate analysis is not within control limits.
<b>+</b>	Indicates the correlation coefficient for the MSA is less than 0.995.
<b>D</b>	Indicates the reported value is from a secondary analysis with a dilution factor. The original analysis exceeded the calibration range.
<b>M</b>	Method qualifiers “P” for ICP instrument “PM” for ICP when Microwave Digestion is used “CV” for Manual Cold Vapor AA “AV” for automated Cold Vapor AA “CA” for MIDI-Distillation Spectrophotometric “AS” for Semi -Automated Spectrophotometric “C” for Manual Spectrophotometric “T” for Titrimetric “NR” for analyte not required to be analyzed
<b>OR</b>	Indicates the analyte’s concentration exceeds the calibrated range of the instrument for that specific analysis.
<b>Q</b>	Indicates the LCS did not meet the control limits requirements
<b>H</b>	Sample Analysis Out Of Hold Time

## DATA REPORTING QUALIFIERS- ORGANIC

For reporting results, the following “Results Qualifiers” are used:

Value	If the result is a value greater than or equal to the detection limit, report the value
<b>U</b>	Indicates the compound was analyzed for but was not detected. Report the minimum detection limit for the sample with the U, i.e. “10 U”. This is not necessarily the instrument detection limit attainable for this particular sample based on any concentration or dilution that may have been required.
<b>ND</b>	Indicates the analyte was analyzed for, but not detected
<b>J</b>	Indicates an estimated value. This flag is used: <ul style="list-style-type: none"> <li>(1) When estimating a concentration for a tentatively identified compound (library search hits, where a 1:1 response is assumed.)</li> <li>(2) When the mass spectral data indicated the identification, however the result was less than the specified detection limit greater than zero. If the detection limit was 10ug/L and a concentration of 3 ug/L was calculated report as 3 J. This flag is used when similar situation arise on any organic parameter i.e. Pest, PCB and others.</li> </ul>
<b>B</b>	Indicates the analyte was found in the blank as well as the sample report as “12 B”.
<b>E</b>	Indicates the analyte ‘s concentration exceeds the calibrated range of the instrument for that specific analysis.
<b>D</b>	This flag identifies all compounds identified in an analysis at a secondary dilution factor.
<b>P</b>	This flag is used for Pesticide/PCB target analyte when there is >25% difference for detected concentrations between the two GC columns. The lower of the two values is reported on Form 1 and flagged with a “P”.
<b>N</b>	This flag indicates presumptive evidence of a compound. This is only used for tentatively identified compounds (TICs), where the identification is based on a mass spectral library search. It applies to all TIC results. For generic characterization of a TIC, such as chlorinated hydrocarbon, the flag is not used.
<b>A</b>	This flag indicates that a Tentatively Identified Compound is a suspected aldol-condensation product.
<b>Q</b>	Indicates the LCS did not meet the control limits requirements

## APPENDIX A

### QA REVIEW GENERAL DOCUMENTATION

Project #: Q1495

Completed

For thorough review, the report must have the following:

#### GENERAL:

Are all original paperwork present (chain of custody, record of communication,airbill, sample management lab chronicle, login page)

✓

Check chain-of-custody for proper relinquish/return of samples

✓

Is the chain of custody signed and complete

✓

Check internal chain-of-custody for proper relinquish/return of samples /sample extracts

✓

Collect information for each project id from server. Were all requirements followed

✓

#### COVER PAGE:

Do numbers of samples correspond to the number of samples in the Chain of Custody on login page

✓

Do lab numbers and client Ids on cover page agree with the Chain of Custody

✓

#### CHAIN OF CUSTODY:

Do requested analyses on Chain of Custody agree with form I results

✓

Do requested analyses on Chain of Custody agree with the log-in page

✓

Were the correct method log-in for analysis according to the Analytical Request and Chain of Custody

✓

Were the samples received within hold time

✓

Were any problems found with the samples at arrival recorded in the Sample Management Laboratory Chronicle

✓

#### ANALYTICAL:

Was method requirement followed?

✓

Was client requirement followed?

✓

Does the case narrative summarize all QC failure?

✓

All runlogs and manual integration are reviewed for requirements

✓

All manual calculations and /or hand notations verified

✓

QA Review Signature: SOHIL JODHANI

Date: 03/18/2025

**Hit Summary Sheet**  
**SW-846**

**SDG No.:** Q1495  
**Client:** Tully Environmental, Inc

Sample ID	Client ID	Matrix	Parameter	Concentration	C	MDL	RDL	Units
<b>Client ID:</b> Q1495-01	<b>001-WILLETS-PT-BLVD(MAR)</b> 001-WILLETS-PT-BLVD Water		Toluene	18.7		0.46	5.00	ug/L
			<b>Total Voc :</b>	18.7				
			<b>Total Concentration:</b>	18.7				
<b>Client ID:</b> Q1495-02	<b>002-35TH-AVE(MAR)</b> 002-35TH-AVE(MAR) Water		Toluene	20.9		0.46	5.00	ug/L
			<b>Total Voc :</b>	20.9				
			<b>Total Concentration:</b>	20.9				



# SAMPLE DATA

## Report of Analysis

Client:	Tully Environmental, Inc		Date Collected:	03/04/25	
Project:	Transfer Station-SPDES		Date Received:	03/05/25	
Client Sample ID:	001-WILLETS-PT-BLVD(MAR)		SDG No.:	Q1495	
Lab Sample ID:	Q1495-01		Matrix:	Water	
Analytical Method:	E624.1		% Solid:	0	
Sample Wt/Vol:	5	Units: mL	Final Vol:	5000	uL
Soil Aliquot Vol:		uL	Test:	VOC-BTEX	
GC Column:	DB-624UI	ID : 0.18	Level :	LOW	
Prep Method :					

File ID/Qc Batch:	Dilution:	Prep Date	Date Analyzed	Prep Batch ID
VX045291.D	1		03/14/25 12:59	VX031425

CAS Number	Parameter	Conc.	Qualifier	MDL	LOQ / CRQL	Units
<b>TARGETS</b>						
71-43-2	Benzene	0.45	U	0.45	5.00	ug/L
108-88-3	Toluene	18.7		0.46	5.00	ug/L
100-41-4	Ethyl Benzene	0.56	U	0.56	5.00	ug/L
179601-23-1	m/p-Xylenes	1.30	U	1.30	10.0	ug/L
95-47-6	o-Xylene	0.67	U	0.67	5.00	ug/L
<b>SURROGATES</b>						
17060-07-0	1,2-Dichloroethane-d4	32.4		91 - 110	108%	SPK: 30
2037-26-5	Toluene-d8	29.5		91 - 112	98%	SPK: 30
460-00-4	4-Bromofluorobenzene	29.2		63 - 112	97%	SPK: 30
<b>INTERNAL STANDARDS</b>						
74-97-5	Bromochloromethane	16800	4.898			
540-36-3	1,4-Difluorobenzene	89600	6.757			
3114-55-4	Chlorobenzene-d5	84100	10.055			

U = Not Detected

LOQ = Limit of Quantitation

MDL = Method Detection Limit

LOD = Limit of Detection

E = Value Exceeds Calibration Range

Q = indicates LCS control criteria did not meet requirements

M = MS/MSD acceptance criteria did not meet requirements

J = Estimated Value

B = Analyte Found in Associated Method Blank

N = Presumptive Evidence of a Compound

\* = Values outside of QC limits

D = Dilution

() = Laboratory InHouse Limit

A = Aldol-Condensation Reaction Products

## Report of Analysis

Client:	Tully Environmental, Inc		Date Collected:	03/04/25	
Project:	Transfer Station-SPDES		Date Received:	03/05/25	
Client Sample ID:	002-35TH-AVE(MAR)		SDG No.:	Q1495	
Lab Sample ID:	Q1495-02		Matrix:	Water	
Analytical Method:	E624.1		% Solid:	0	
Sample Wt/Vol:	5	Units: mL	Final Vol:	5000	uL
Soil Aliquot Vol:		uL	Test:	VOC-BTEX	
GC Column:	DB-624UI	ID : 0.18	Level :	LOW	
Prep Method :					

File ID/Qc Batch:	Dilution:	Prep Date	Date Analyzed	Prep Batch ID
VX045292.D	1		03/14/25 13:22	VX031425

CAS Number	Parameter	Conc.	Qualifier	MDL	LOQ / CRQL	Units
<b>TARGETS</b>						
71-43-2	Benzene	0.45	U	0.45	5.00	ug/L
108-88-3	Toluene	20.9		0.46	5.00	ug/L
100-41-4	Ethyl Benzene	0.56	U	0.56	5.00	ug/L
179601-23-1	m/p-Xylenes	1.30	U	1.30	10.0	ug/L
95-47-6	o-Xylene	0.67	U	0.67	5.00	ug/L
<b>SURROGATES</b>						
17060-07-0	1,2-Dichloroethane-d4	32.0		91 - 110	107%	SPK: 30
2037-26-5	Toluene-d8	29.9		91 - 112	100%	SPK: 30
460-00-4	4-Bromofluorobenzene	29.9		63 - 112	100%	SPK: 30
<b>INTERNAL STANDARDS</b>						
74-97-5	Bromochloromethane	16100	4.898			
540-36-3	1,4-Difluorobenzene	84800	6.757			
3114-55-4	Chlorobenzene-d5	76300	10.055			

U = Not Detected

LOQ = Limit of Quantitation

MDL = Method Detection Limit

LOD = Limit of Detection

E = Value Exceeds Calibration Range

Q = indicates LCS control criteria did not meet requirements

M = MS/MSD acceptance criteria did not meet requirements

J = Estimated Value

B = Analyte Found in Associated Method Blank

N = Presumptive Evidence of a Compound

\* = Values outside of QC limits

D = Dilution

() = Laboratory InHouse Limit

A = Aldol-Condensation Reaction Products

## LAB CHRONICLE

<b>OrderID:</b>	Q1495	<b>OrderDate:</b>	3/5/2025 1:48:00 PM
<b>Client:</b>	Tully Environmental, Inc	<b>Project:</b>	Transfer Station-SPDES
<b>Contact:</b>	Dean Devoe	<b>Location:</b>	I21,VOA Ref. #3 Water

LabID	ClientID	Matrix	Test	Method	Sample Date	Prep Date	Anal Date	Received
<b>Q1495-01</b>	<b>001-WILLETS-PT-BLV D(MAR)</b>	<b>Water</b>			<b>03/04/25</b>			<b>03/05/25</b>
			VOC-BTEX	624.1			03/14/25	
<b>Q1495-02</b>	<b>002-35TH-AVE(MAR)</b>	<b>Water</b>			<b>03/04/25</b>			<b>03/05/25</b>
			VOC-BTEX	624.1			03/14/25	



**Hit Summary Sheet**  
**SW-846**

**SDG No.:** Q1495 **Order ID:** Q1495  
**Client:** Tully Environmental, Inc **Project ID:** Transfer Station-SPDES

Sample ID	Client ID	Matrix	Parameter	Concentration	C	MDL	RDL	Units
<b>Client ID : 001-WILLETS-PT-BLVD(MAR)</b>								
Q1495-01	001-WILLETS-PT-BLVD(MAR)	Water	Chromium	3.54	J	0.52	5.00	ug/L
Q1495-01	001-WILLETS-PT-BLVD(MAR)	Water	Copper	14.1		1.52	10.0	ug/L
Q1495-01	001-WILLETS-PT-BLVD(MAR)	Water	Iron	8170		12.4	50.0	ug/L
Q1495-01	001-WILLETS-PT-BLVD(MAR)	Water	Lead	14.8		1.57	6.00	ug/L
<b>Client ID : 002-35TH-AVE(MAR)</b>								
Q1495-02	002-35TH-AVE(MAR)	Water	Arsenic	6.15	J	2.84	10.0	ug/L
Q1495-02	002-35TH-AVE(MAR)	Water	Chromium	4.61	J	0.52	5.00	ug/L
Q1495-02	002-35TH-AVE(MAR)	Water	Copper	16.0		1.52	10.0	ug/L
Q1495-02	002-35TH-AVE(MAR)	Water	Iron	9730		12.4	50.0	ug/L
Q1495-02	002-35TH-AVE(MAR)	Water	Lead	17.9		1.57	6.00	ug/L



# SAMPLE DATA

## Report of Analysis

Client:	Tully Environmental, Inc	Date Collected:	03/04/25
Project:	Transfer Station-SPDES	Date Received:	03/05/25
Client Sample ID:	001-WILLETS-PT-BLVD(MAR)	SDG No.:	Q1495
Lab Sample ID:	Q1495-01	Matrix:	Water
Level (low/med):	low	% Solid:	0

Cas	Parameter	Conc.	Qua.	DF	MDL	LOQ / CRQL	Units	Prep Date	Date Ana.	Ana Met.	Prep Met.
7440-38-2	Arsenic	2.84	U	1	2.84	10.0	ug/L	03/06/25 08:40	03/13/25 14:53	EPA 200.7	
7440-43-9	Cadmium	0.21	U	1	0.21	3.00	ug/L	03/06/25 08:40	03/13/25 14:53	EPA 200.7	
7440-47-3	Chromium	3.54	J	1	0.52	5.00	ug/L	03/06/25 08:40	03/13/25 14:53	EPA 200.7	
7440-50-8	Copper	14.1		1	1.52	10.0	ug/L	03/06/25 08:40	03/13/25 14:53	EPA 200.7	
7439-89-6	Iron	8170		1	12.4	50.0	ug/L	03/06/25 08:40	03/13/25 14:53	EPA 200.7	
7439-92-1	Lead	14.8		1	1.57	6.00	ug/L	03/06/25 08:40	03/13/25 14:53	EPA 200.7	
7782-49-2	Selenium	3.07	U	1	3.07	10.0	ug/L	03/06/25 08:40	03/13/25 14:53	EPA 200.7	

Color Before:	Colorless	Clarity Before:	Clear	Texture:
Color After:	Colorless	Clarity After:	Clear	Artifacts:
Comments:	Metals Group 9			

U = Not Detected  
LOQ = Limit of Quantitation  
MDL = Method Detection Limit  
LOD = Limit of Detection  
D = Dilution  
Q = indicates LCS control criteria did not meet requirements

J = Estimated Value  
B = Analyte Found in Associated Method Blank  
\* = indicates the duplicate analysis is not within control limits.  
E = Indicates the reported value is estimated because of the presence of interference.  
OR = Over Range  
N =Spiked sample recovery not within control limits

## Report of Analysis

Client:	Tully Environmental, Inc	Date Collected:	03/04/25
Project:	Transfer Station-SPDES	Date Received:	03/05/25
Client Sample ID:	002-35TH-AVE(MAR)	SDG No.:	Q1495
Lab Sample ID:	Q1495-02	Matrix:	Water
Level (low/med):	low	% Solid:	0

Cas	Parameter	Conc.	Qua.	DF	MDL	LOQ / CRQL	Units	Prep Date	Date Ana.	Ana Met.	Prep Met.
7440-38-2	Arsenic	6.15	J	1	2.84	10.0	ug/L	03/06/25 08:40	03/13/25 14:57	EPA 200.7	
7440-43-9	Cadmium	0.21	U	1	0.21	3.00	ug/L	03/06/25 08:40	03/13/25 14:57	EPA 200.7	
7440-47-3	Chromium	4.61	J	1	0.52	5.00	ug/L	03/06/25 08:40	03/13/25 14:57	EPA 200.7	
7440-50-8	Copper	16.0		1	1.52	10.0	ug/L	03/06/25 08:40	03/13/25 14:57	EPA 200.7	
7439-89-6	Iron	9730		1	12.4	50.0	ug/L	03/06/25 08:40	03/13/25 14:57	EPA 200.7	
7439-92-1	Lead	17.9		1	1.57	6.00	ug/L	03/06/25 08:40	03/13/25 14:57	EPA 200.7	
7782-49-2	Selenium	3.07	U	1	3.07	10.0	ug/L	03/06/25 08:40	03/13/25 14:57	EPA 200.7	

Color Before:	Colorless	Clarity Before:	Clear	Texture:
Color After:	Colorless	Clarity After:	Clear	Artifacts:
Comments:	Metals Group 9			

U = Not Detected  
 LOQ = Limit of Quantitation  
 MDL = Method Detection Limit  
 LOD = Limit of Detection  
 D = Dilution  
 Q = indicates LCS control criteria did not meet requirements

J = Estimated Value  
 B = Analyte Found in Associated Method Blank  
 \* = indicates the duplicate analysis is not within control limits.  
 E = Indicates the reported value is estimated because of the presence of interference.  
 OR = Over Range  
 N =Spiked sample recovery not within control limits

## LAB CHRONICLE

<b>OrderID:</b>	Q1495	<b>OrderDate:</b>	3/5/2025 1:48:00 PM
<b>Client:</b>	Tully Environmental, Inc	<b>Project:</b>	Transfer Station-SPDES
<b>Contact:</b>	Dean Devoe	<b>Location:</b>	I21,VOA Ref. #3 Water

LabID	ClientID	Matrix	Test	Method	Sample Date	Prep Date	Anal Date	Received
<b>Q1495-01</b>	<b>001-WILLETS-PT-BLV D(MAR)</b>	<b>Water</b>			<b>03/04/25</b>			<b>03/05/25</b>
			Metals Group 9	200.7		03/06/25	03/13/25	
<b>Q1495-02</b>	<b>002-35TH-AVE(MAR)</b>	<b>Water</b>			<b>03/04/25</b>			<b>03/05/25</b>
			Metals Group 9	200.7		03/06/25	03/13/25	



# SAMPLE DATA

## Report of Analysis

Client:	Tully Environmental, Inc	Date Collected:	03/04/25 12:15
Project:	Transfer Station-SPDES	Date Received:	03/05/25
Client Sample ID:	001-WILLETS-PT-BLVD(MAR)	SDG No.:	Q1495
Lab Sample ID:	Q1495-01	Matrix:	WATER
		% Solid:	0

Parameter	Conc.	Qua.	DF	MDL	LOQ / CRQL	Units	Prep Date	Date Ana.	Ana Met.
Ammonia as N	5.40	OR	1	0.045	0.10	mg/L	03/05/25 14:15	03/06/25 10:20	SM 4500-NH3 B plus G-11
BOD5	64.5		1	0.17	2.00	mg/L		03/05/25 17:30	SM 5210 B-16
Oil and Grease	3.70	J	1	0.40	5.00	mg/L		03/07/25 11:40	1664A
TSS	48.4		1	1.00	4.00	mg/L		03/06/25 10:00	SM 2540 D-15

Comments: \_\_\_\_\_

U = Not Detected  
LOQ = Limit of Quantitation  
MDL = Method Detection Limit  
LOD = Limit of Detection  
D = Dilution  
Q = indicates LCS control criteria did not meet requirements  
H = Sample Analysis Out Of Hold Time

J = Estimated Value  
B = Analyte Found in Associated Method Blank  
\* = indicates the duplicate analysis is not within control limits.  
E = Indicates the reported value is estimated because of the presence of interference.  
OR = Over Range  
N =Spiked sample recovery not within control limits

## Report of Analysis

Client:	Tully Environmental, Inc	Date Collected:	03/04/25 12:15
Project:	Transfer Station-SPDES	Date Received:	03/05/25
Client Sample ID:	001-WILLETS-PT-BLVD(MAR)DL	SDG No.:	Q1495
Lab Sample ID:	Q1495-01DL	Matrix:	WATER
		% Solid:	0

Parameter	Conc.	Qua.	DF	MDL	LOQ / CRQL	Units	Prep Date	Date Ana.	Ana Met.
Ammonia as N	5.10	D	5	0.23	0.50	mg/L	03/05/25 14:15	03/06/25 10:48	SM 4500-NH3 B plus G-11

Comments:

U = Not Detected  
LOQ = Limit of Quantitation  
MDL = Method Detection Limit  
LOD = Limit of Detection  
D = Dilution  
Q = indicates LCS control criteria did not meet requirements  
H = Sample Analysis Out Of Hold Time

J = Estimated Value  
B = Analyte Found in Associated Method Blank  
\* = indicates the duplicate analysis is not within control limits.  
E = Indicates the reported value is estimated because of the presence of interference.  
OR = Over Range  
N = Spiked sample recovery not within control limits



## Report of Analysis

Client:	Tully Environmental, Inc	Date Collected:	03/04/25 12:15
Project:	Transfer Station-SPDES	Date Received:	03/05/25
Client Sample ID:	002-35TH-AVE(MAR)	SDG No.:	Q1495
Lab Sample ID:	Q1495-02	Matrix:	WATER
		% Solid:	0

Parameter	Conc.	Qua.	DF	MDL	LOQ / CRQL	Units	Prep Date	Date Ana.	Ana Met.
Ammonia as N	5.50	OR	1	0.045	0.10	mg/L	03/05/25 14:15	03/06/25 10:20	SM 4500-NH3 B plus G-11
BOD5	51.9		1	0.17	2.00	mg/L		03/05/25 17:30	SM 5210 B-16
Oil and Grease	4.20	J	1	0.40	5.00	mg/L		03/07/25 11:40	1664A
TSS	63.2		1	1.00	4.00	mg/L		03/06/25 10:00	SM 2540 D-15

Comments:

U = Not Detected  
LOQ = Limit of Quantitation  
MDL = Method Detection Limit  
LOD = Limit of Detection  
D = Dilution  
Q = indicates LCS control criteria did not meet requirements  
H = Sample Analysis Out Of Hold Time

J = Estimated Value  
B = Analyte Found in Associated Method Blank  
\* = indicates the duplicate analysis is not within control limits.  
E = Indicates the reported value is estimated because of the presence of interference.  
OR = Over Range  
N =Spiked sample recovery not within control limits

## Report of Analysis

Client:	Tully Environmental, Inc	Date Collected:	03/04/25 12:15
Project:	Transfer Station-SPDES	Date Received:	03/05/25
Client Sample ID:	002-35TH-AVE(MAR)DL	SDG No.:	Q1495
Lab Sample ID:	Q1495-02DL	Matrix:	WATER
		% Solid:	0

Parameter	Conc.	Qua.	DF	MDL	LOQ / CRQL	Units	Prep Date	Date Ana.	Ana Met.
Ammonia as N	5.30	D	5	0.23	0.50	mg/L	03/05/25 14:15	03/06/25 10:48	SM 4500-NH3 B plus G-11

Comments:

U = Not Detected  
LOQ = Limit of Quantitation  
MDL = Method Detection Limit  
LOD = Limit of Detection  
D = Dilution  
Q = indicates LCS control criteria did not meet requirements  
H = Sample Analysis Out Of Hold Time

J = Estimated Value  
B = Analyte Found in Associated Method Blank  
\* = indicates the duplicate analysis is not within control limits.  
E = Indicates the reported value is estimated because of the presence of interference.  
OR = Over Range  
N =Spiked sample recovery not within control limits

## LAB CHRONICLE

<b>OrderID:</b>	Q1495	<b>OrderDate:</b>	3/5/2025 1:48:00 PM
<b>Client:</b>	Tully Environmental, Inc	<b>Project:</b>	Transfer Station-SPDES
<b>Contact:</b>	Dean Devoe	<b>Location:</b>	I21,VOA Ref. #3 Water

LabID	ClientID	Matrix	Test	Method	Sample Date	Prep Date	Anal Date	Received
Q1495-01	001-WILLETS-PT-BLV D(MAR)	WATER			03/04/25 12:15	03/05/25		03/05/25
			Ammonia	SM4500-NH3			03/06/25 10:20	
			BOD5	SM5210 B			03/05/25 17:30	
			Oil and Grease	1664A			03/07/25 11:40	
			TSS	SM2540 D			03/06/25 10:00	
Q1495-01DL	001-WILLETS-PT-BLV D(MAR)DL	WATER			03/04/25 12:15	03/05/25	03/06/25 10:48	03/05/25
Q1495-02	002-35TH-AVE(MAR)	WATER			03/04/25 12:15	03/05/25		03/05/25
			Ammonia	SM4500-NH3			03/06/25 10:20	
			BOD5	SM5210 B			03/05/25 17:30	
			Oil and Grease	1664A			03/07/25 11:40	
			TSS	SM2540 D			03/06/25 10:00	
Q1495-02DL	002-35TH-AVE(MAR)D L	WATER			03/04/25 12:15	03/05/25	03/06/25 10:48	03/05/25



# SHIPPING DOCUMENTS

CLIENT INFORMATION

REPORT TO BE SENT TO:

COMPANY: Tully Environmental Inc  
ADDRESS: 57 Seaview Blvd  
CITY: Pt Washington STATE: NY ZIP: 11050  
ATTENTION: D Derbe  
PHONE: 718 446 7000 FAX:

CLIENT PROJECT INFORMATION

PROJECT NAME: Transfer Station SPDS  
PROJECT NO.: 252113 LOCATION:  
PROJECT MANAGER:  
e-mail:  
PHONE: FAX:

CLIENT BILLING INFORMATION

BILL TO: Same PO#: ADDRESS:  
CITY STATE: ZIP: ATTENTION: PHONE:

ANALYSIS

DATA TURNAROUND INFORMATION

FAX (RUSH) DAYS\*  
HARDCOPY (DATA PACKAGE): DAYS\*  
EDD: DAYS\*

\*TO BE APPROVED BY CHEMTECH

STANDARD HARDCOPY TURNAROUND TIME IS 10 BUSINESS

DATA DELIVERABLE INFORMATION

☐ Level 1 (Results Only) ☐ Level 4 (QC + Full Raw Data)  
☐ Level 2 (Results + QC) ☐ NJ Reduced ☐ US EPA CLP  
☐ Level 3 (Results + QC) ☐ NYS ASP A ☐ NYS ASP B  
+ Raw Data ☐ Other  
☐ EDD FORMAT

1. Cu Pb 2. BODS 3. TSS 4. Hg 5. BTEX 6. OSG 7. Ammonia 8. 9.

PRESERVATIVES

COMMENTS

Specify Preservatives  
A-HCl D-NaOH  
B-HNO3 E-ICE  
C-H2SO4 F-OTHER

ALLIANCE SAMPLE ID	PROJECT SAMPLE IDENTIFICATION	SAMPLE MATRIX	SAMPLE TYPE		SAMPLE COLLECTION		# OF BOTTLES										
			COMP	GRAB	DATE	TIME		1	2	3	4	5	6	7	8	9	
1.	001 Willet Pt Blvd (mar)	W		X	3/5	1215		X	X	X	X	X	X				PH 1.0
2.	002 35th Ave (mar)	W		X	3/5	1215		X	X	X	X	X	X				PH 1.0
3.																	
4.																	
5.																	
6.																	
7.																	
8.																	
9.																	
10.																	

SAMPLE CUSTODY MUST BE DOCUMENTED BELOW EACH TIME SAMPLES CHANGE POSSESSION INCLUDING COURIER DELIVERY

RELINQUISHED BY SAMPLER: 1. D Derbe	DATE/TIME: 3/5/25	RECEIVED BY: 1. _____	Conditions of bottles or coolers at receipt: <input type="checkbox"/> COMPLIANT <input type="checkbox"/> NON COMPLIANT <input type="checkbox"/> COOLER TEMP 4.6 °C Comments:
RELINQUISHED BY SAMPLER: 2. _____	DATE/TIME: 1310 3/5/25	RECEIVED BY: 2. _____	
RELINQUISHED BY SAMPLER: 3. _____	DATE/TIME:	RECEIVED BY: 3. _____	

Page \_\_\_\_ of CLIENT: ☐ Hand Delivered ☐ Other Shipment Complete ☐ YES ☐ NO

---

**From:** Dean Devoe <DDevoe@tullyconstruction.com>  
**Sent:** Tuesday, March 04, 2025 2:47 PM  
**To:** yazmeen@chemtech.net  
**Subject:** RE: Report Details For Project Transfer Station-SPDES-Q1316.  
**Attachments:** 20250304141331038.pdf

Hi Yazmeen - I inadvertently put March 5 as sampling date. Please correct to March 4. These are on the way. Please expedite Feb samples. Thanks Dean

---

**From:** Yazmeen Gomez <yazmeen@chemtech.net>  
**Sent:** Tuesday, February 18, 2025 2:31 PM  
**To:** Dean Devoe <DDevoe@tullyconstruction.com>  
**Subject:** RE: Report Details For Project Transfer Station-SPDES-Q1316.

EXTERNAL EMAIL - This email was sent by a person from outside your organization. Exercise caution when clicking links, opening attachments or taking further action, before validating its authenticity.






Good afternoon Dean,

Please see attached.

Confirmed, I will be sending out the glassware for delivery tomorrow.

Best Regards,



**Yazmeen Gomez**  
**Sr. Project Manager**  
**An Alliance Technical Group Company**  
**Main:** 908-789-8900  
**Direct:** 908-728-3147  
**Address:** 284 Sheffield St, Ste 1, Mountainside, NJ 07092  
[www.alliancetg.com](http://www.alliancetg.com)     

---

**From:** Dean Devoe <[DDevoe@tullyconstruction.com](mailto:DDevoe@tullyconstruction.com)>  
**Sent:** Tuesday, February 18, 2025 2:27 PM  
**To:** Yazmeen Gomez <[yazmeen@chemtech.net](mailto:yazmeen@chemtech.net)>  
**Subject:** FW: Report Details For Project Transfer Station-SPDES-Q1316.

Good afternoon Yazmeen – please provide mercury results for Q1316. Also, please send glassware for 2 TSS. Thank you Dean

---

**From:** [CHEMTECH-Data@chemtech.net](mailto:CHEMTECH-Data@chemtech.net) <[CHEMTECH-Data@chemtech.net](mailto:CHEMTECH-Data@chemtech.net)>  
**Sent:** Tuesday, February 18, 2025 11:14 AM

**To:** Dean Devoe <DDevoe@tullyconstruction.com>; [chemworld@comcast.net](mailto:chemworld@comcast.net)

**Subject:** Report Details For Project Transfer Station-SPDES-Q1316.

8

8.2

EXTERNAL EMAIL - This email was sent by a person from outside your organization. Exercise caution when clicking links, opening attachments or taking further action, before validating its authenticity.

To Dean Devoe;

Please see the attached Report for the following project, or download the file using your login credentials from the link below.

**Order ID** : Q1316  
**Project ID** : Transfer Station-SPDES  
**Download File** : <https://chemtech.net/secureLogin.aspx>  
**Order Date** : 2/6/2025 10:57:00 AM

**CHEMTECH's Project Manager** : YAZMEEN GOMEZ , [YAZMEEN@CHEMTECH.NET](mailto:YAZMEEN@CHEMTECH.NET) , 908-357-0579 Ext : 3149  
**CHEMTECH's Sales Executive** : Jordan Hedvat , [jordan@chemtech.net](mailto:jordan@chemtech.net) , 908-728-3144 Ext :

Thank you for the opportunity to provide you with our services. For any questions please feel free to contact your project manager.

Click Here for our short online customer Survey [//chemtech.net/ClientSurvey.aspx](https://chemtech.net/ClientSurvey.aspx).

**Thank you,**

**Alliance Technical Group LLC.**

Notice: The information transmitted in this e-mail message and in any attachments is intended Solely for the attention of the named addressee(s) and may contain confidential and/or privileged material. Any review, retransmission, dissemination or other use of, or taking of any action in reliance upon, this information by persons or entities other than the intended recipient is strictly prohibited and may be unlawful. If you have received this transmission in error, please notify us immediately by return e-mail, and permanently delete this transmission, including attachments if any, from any computer.

### Laboratory Certification

Certified By	License No.
CAS EPA CLP Contract	68HERH20D0011
Connecticut	PH-0830
DOD ELAP (ANAB)	L2219
Maine	2024021
Maryland	296
New Hampshire	255424 Rev 1
New Jersey	20012
New York	11376
Pennsylvania	68-00548
Soil Permit	525-24-234-08441
Texas	T104704488



## LOGIN REPORT/SAMPLE TRANSFER

<b>Order ID :</b> Q1495	TULL01	<b>Order Date :</b> 3/5/2025 1:48:00 PM	<b>Project Mgr :</b>
<b>Client Name :</b> Tully Environmental, Inc		<b>Project Name :</b> Transfer Station-SPDES	<b>Report Type :</b> Results Only
<b>Client Contact :</b> Dean Devoe		<b>Receive DateTime :</b> 3/5/2025 12:00:00 AM	<b>EDD Type :</b> EXCEL NOCLEANUP
<b>Invoice Name :</b> Tully Environmental, Inc		<b>Purchase Order :</b> 13:10	<b>Hard Copy Date :</b>
<b>Invoice Contact :</b> Dean Devoe			<b>Date Signoff :</b>

LAB ID	CLIENT ID	MATRIX	SAMPLE DATE	SAMPLE TIME	TEST	TEST GROUP	METHOD	FAX DATE	DUE DATES
Q1495-01	001-WILLETS-PT-BLVD(MAR)	Water	03/04/2025	12:15	VOC-BTEX		624.1	10 Bus. Days	
Q1495-02	002-35TH-AVE(MAR)	Water	03/04/2025	12:15	VOC-BTEX		624.1	10 Bus. Days	

Relinquished By :

Date / Time : 3-5-25 1455

Received By :

Date / Time : 03/05/25

Storage Area : VOA Refridgerator Room