

Data Path : Z:\voasrv\HPCHEM1\MSVOA_N\Data\VN031825\
 Data File : VN086000.D
 Acq On : 18 Mar 2025 13:21
 Operator : JC\MD
 Sample : VSTDIC005
 Misc : 5.0mL/MSVOA_N/WATER
 ALS Vial : 8 Sample Multiplier: 1

Instrument :
 MSVOA_N
 ClientSampleId :
 VSTDIC005

Quant Time: Mar 19 02:56:20 2025
 Quant Method : Z:\voasrv\HPCHEM1\MSVOA_N\methods\82N031825W.M
 Quant Title : SW846 8260
 QLast Update : Wed Mar 19 02:30:27 2025
 Response via : Initial Calibration

Compound	R.T.	QIon	Response	Conc	Units	Dev(Min)

Internal Standards						
1) Pentafluorobenzene	8.224	168	163796	50.000	ug/l	0.00
34) 1,4-Difluorobenzene	9.100	114	271211	50.000	ug/l	0.00
63) Chlorobenzene-d5	11.865	117	232728	50.000	ug/l	0.00
72) 1,4-Dichlorobenzene-d4	13.788	152	108673	50.000	ug/l	0.00
System Monitoring Compounds						
33) 1,2-Dichloroethane-d4	8.577	65	12074	5.383	ug/l	0.00
Spiked Amount	50.000	Range	74 - 125	Recovery	=	10.760%#
35) Dibromofluoromethane	8.165	113	9983	5.274	ug/l	0.00
Spiked Amount	50.000	Range	75 - 124	Recovery	=	10.540%#
50) Toluene-d8	10.565	98	32999	4.803	ug/l	0.00
Spiked Amount	50.000	Range	86 - 113	Recovery	=	9.600%#
62) 4-Bromofluorobenzene	12.847	95	10615	4.332	ug/l	0.00
Spiked Amount	50.000	Range	77 - 121	Recovery	=	8.660%#
Target Compounds						
						Qvalue
2) Dichlorodifluoromethane	2.124	85	11420	5.263	ug/l	92
3) Chloromethane	2.359	50	10021	5.268	ug/l	99
4) Vinyl Chloride	2.506	62	10389	5.341	ug/l	100
5) Bromomethane	2.942	94	7641	5.767	ug/l	94
6) Chloroethane	3.106	64	6607	5.384	ug/l	94
7) Trichlorofluoromethane	3.489	101	18136	5.187	ug/l	94
8) Diethyl Ether	3.965	74	5061	4.728	ug/l	95
9) 1,1,2-Trichlorotrifluo...	4.371	101	9669	5.203	ug/l	97
10) Methyl Iodide	4.589	142	12547	5.181	ug/l	94
11) Tert butyl alcohol	5.518	59	8843	27.847	ug/l #	93
12) 1,1-Dichloroethene	4.336	96	9006	5.367	ug/l	91
13) Acrolein	4.183	56	9429	27.839	ug/l	97
14) Allyl chloride	5.018	41	11201	5.350	ug/l	95
15) Acrylonitrile	5.724	53	22174	26.440	ug/l	98
16) Acetone	4.436	43	17456	25.474	ug/l	96
17) Carbon Disulfide	4.706	76	28904	5.237	ug/l	98
18) Methyl Acetate	5.024	43	8878	5.237	ug/l	96
19) Methyl tert-butyl Ether	5.794	73	26823	4.878	ug/l	94
20) Methylene Chloride	5.277	84	10471	5.223	ug/l	86
21) trans-1,2-Dichloroethene	5.783	96	9241	5.039	ug/l	85
22) Diisopropyl ether	6.671	45	22716	5.092	ug/l	91
23) Vinyl Acetate	6.606	43	83783	24.772	ug/l	98
24) 1,1-Dichloroethane	6.571	63	16897	5.151	ug/l	99
25) 2-Butanone	7.482	43	26095	26.392	ug/l	96
26) 2,2-Dichloropropane	7.488	77	16658	5.274	ug/l	97
27) cis-1,2-Dichloroethene	7.482	96	10741	5.154	ug/l	98
28) Bromochloromethane	7.812	49	7039	5.064	ug/l #	99
29) Tetrahydrofuran	7.847	42	16104	26.382	ug/l	97
30) Chloroform	7.965	83	18814	5.188	ug/l	95
31) Cyclohexane	8.247	56	15682	5.611	ug/l	87
32) 1,1,1-Trichloroethane	8.165	97	17962	5.233	ug/l	92
36) 1,1-Dichloropropene	8.365	75	12303	4.936	ug/l	96
37) Ethyl Acetate	7.565	43	11164	5.309	ug/l	98
38) Carbon Tetrachloride	8.359	117	16628	5.074	ug/l	99
39) Methylcyclohexane	9.600	83	11562	4.675	ug/l #	86
40) Benzene	8.606	78	39414	5.037	ug/l	98

Data Path : Z:\voasrv\HPCHEM1\MSVOA_N\Data\VN031825\
 Data File : VN086000.D
 Acq On : 18 Mar 2025 13:21
 Operator : JC\MD
 Sample : VSTDIC005
 Misc : 5.0mL/MSVOA_N/WATER
 ALS Vial : 8 Sample Multiplier: 1

Instrument :
 MSVOA_N
 ClientSampleId :
 VSTDIC005

Quant Time: Mar 19 02:56:20 2025
 Quant Method : Z:\voasrv\HPCHEM1\MSVOA_N\methods\82N031825W.M
 Quant Title : SW846 8260
 QLast Update : Wed Mar 19 02:30:27 2025
 Response via : Initial Calibration

Compound	R.T.	QIon	Response	Conc	Units	Dev(Min)
41) Methacrylonitrile	7.782	41	5095	5.074	ug/l	94
42) 1,2-Dichloroethane	8.671	62	14311	5.249	ug/l	97
43) Isopropyl Acetate	8.688	43	22794	4.992	ug/l #	87
44) Trichloroethene	9.353	130	10304	5.081	ug/l	93
45) 1,2-Dichloropropane	9.618	63	9026	5.071	ug/l	100
46) Dibromomethane	9.706	93	7270	5.194	ug/l	95
47) Bromodichloromethane	9.888	83	15203	5.197	ug/l	93
48) Methyl methacrylate	9.682	41	6970	4.635	ug/l	95
49) 1,4-Dioxane	9.700	88	3831	107.772	ug/l #	89
51) 4-Methyl-2-Pentanone	10.441	43	50081	24.920	ug/l	95
52) Toluene	10.629	92	23224	4.836	ug/l	99
53) t-1,3-Dichloropropene	10.835	75	13594	4.785	ug/l	100
54) cis-1,3-Dichloropropene	10.312	75	14556	4.856	ug/l	98
55) 1,1,2-Trichloroethane	11.012	97	9178	5.007	ug/l	95
56) Ethyl methacrylate	10.870	69	11206	4.940	ug/l	93
57) 1,3-Dichloropropane	11.165	76	15126	4.858	ug/l	98
58) 2-Chloroethyl Vinyl ether	10.159	63	25811	31.548	ug/l	100
59) 2-Hexanone	11.194	43	35455	24.217	ug/l	96
60) Dibromochloromethane	11.359	129	11813	4.994	ug/l	99
61) 1,2-Dibromoethane	11.465	107	9143	4.859	ug/l	90
64) Tetrachloroethene	11.106	164	9809	5.284	ug/l	93
65) Chlorobenzene	11.888	112	26908	5.053	ug/l	93
66) 1,1,1,2-Tetrachloroethane	11.959	131	10358	5.232	ug/l	96
67) Ethyl Benzene	11.965	91	40845	4.795	ug/l	99
68) m/p-Xylenes	12.065	106	30743	9.182	ug/l	98
69) o-Xylene	12.400	106	13604	4.427	ug/l	94
70) Styrene	12.406	104	24028	4.578	ug/l	99
71) Bromoform	12.570	173	8257	4.989	ug/l #	95
73) Isopropylbenzene	12.694	105	35476	4.780	ug/l	99
74) N-amyl acetate	12.494	43	11933	4.806	ug/l	98
75) 1,1,2,2-Tetrachloroethane	12.935	83	13700	5.457	ug/l	94
76) 1,2,3-Trichloropropane	12.988	75	17734	7.158	ug/l	66
77) Bromobenzene	12.976	156	10805	5.222	ug/l	94
78) n-propylbenzene	13.035	91	40052	4.766	ug/l	98
79) 2-Chlorotoluene	13.123	91	27970	5.011	ug/l	98
80) 1,3,5-Trimethylbenzene	13.170	105	28674	4.576	ug/l	97
81) trans-1,4-Dichloro-2-b...	12.741	75	4314	4.688	ug/l	96
82) 4-Chlorotoluene	13.217	91	27891	4.859	ug/l	98
83) tert-Butylbenzene	13.435	119	24760	4.621	ug/l	98
84) 1,2,4-Trimethylbenzene	13.482	105	29165	4.615	ug/l	100
85) sec-Butylbenzene	13.617	105	32694	4.677	ug/l	97
86) p-Isopropyltoluene	13.729	119	26188	4.425	ug/l	97
87) 1,3-Dichlorobenzene	13.735	146	18666	5.004	ug/l	97
88) 1,4-Dichlorobenzene	13.806	146	20725	5.288	ug/l	96
89) n-Butylbenzene	14.059	91	21529	4.468	ug/l	96
90) Hexachloroethane	14.335	117	7037	5.154	ug/l	95
91) 1,2-Dichlorobenzene	14.106	146	18733	5.052	ug/l	98
92) 1,2-Dibromo-3-Chloropr...	14.717	75	2714	5.415	ug/l	93
93) 1,2,4-Trichlorobenzene	15.394	180	9252	4.962	ug/l	95
94) Hexachlorobutadiene	15.500	225	5668	5.240	ug/l	97
95) Naphthalene	15.641	128	24023	4.450	ug/l	100
96) 1,2,3-Trichlorobenzene	15.841	180	8594	4.858	ug/l	98

Data Path : Z:\voasrv\HPCHEM1\MSVOA_N\Data\VN031825\
Data File : VN086000.D
Acq On : 18 Mar 2025 13:21
Operator : JC\MD
Sample : VSTDIC005
Misc : 5.0mL/MSVOA_N/WATER
ALS Vial : 8 Sample Multiplier: 1

Instrument :
MSVOA_N
ClientSampleId :
VSTDIC005

Quant Time: Mar 19 02:56:20 2025
Quant Method : Z:\voasrv\HPCHEM1\MSVOA_N\methods\82N031825W.M
Quant Title : SW846 8260
QLast Update : Wed Mar 19 02:30:27 2025
Response via : Initial Calibration

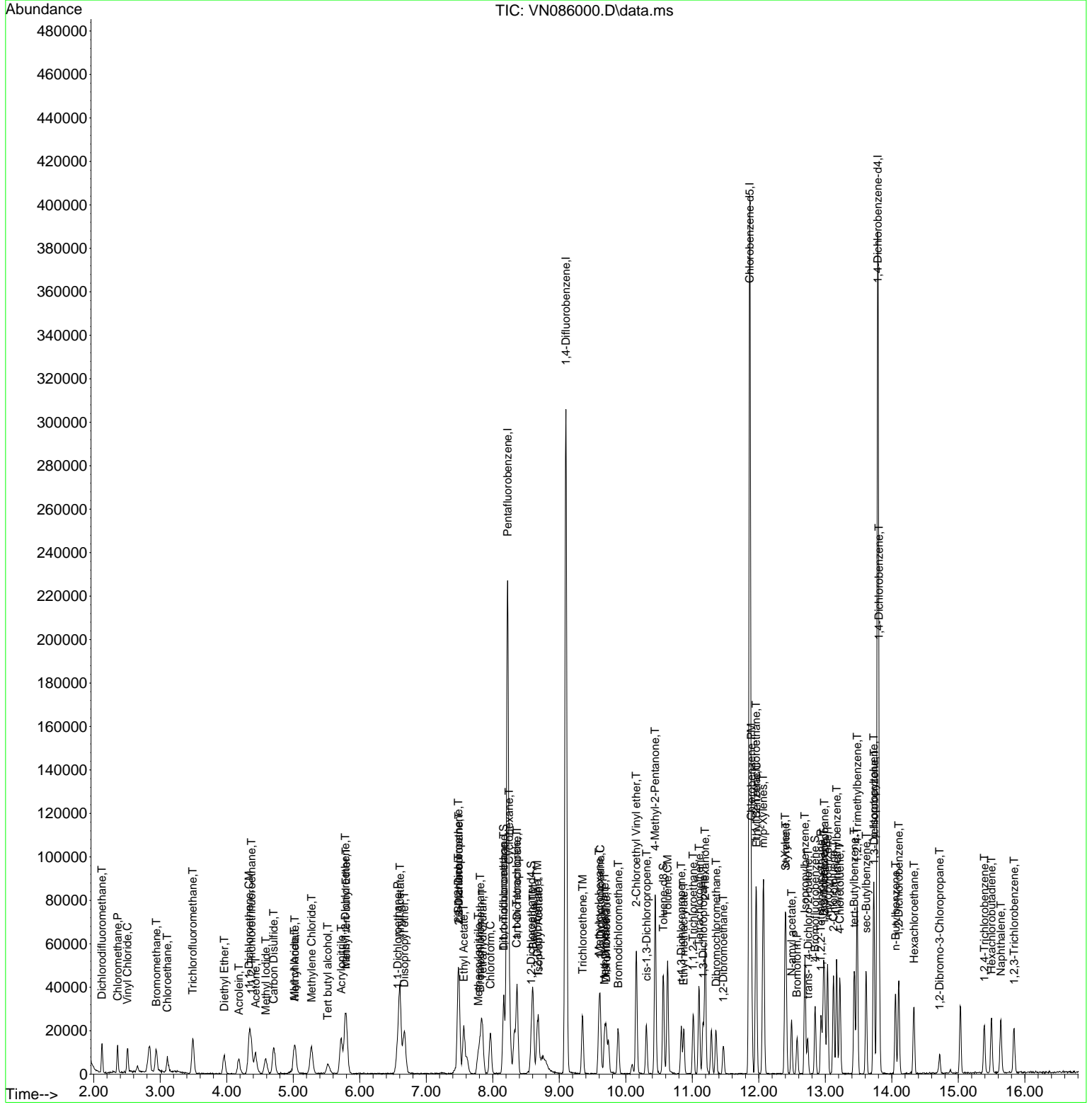
Compound	R.T.	QIon	Response	Conc	Units	Dev(Min)
----------	------	------	----------	------	-------	----------

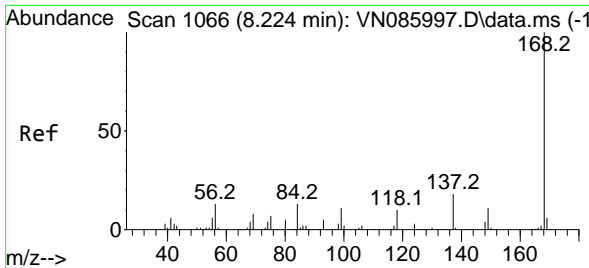
(#) = qualifier out of range (m) = manual integration (+) = signals summed

Data Path : Z:\voasrv\HPCHEM1\MSVOA_N\Data\VN031825\
 Data File : VN086000.D
 Acq On : 18 Mar 2025 13:21
 Operator : JC\MD
 Sample : VSTDIC005
 Misc : 5.0mL/MSVOA_N/WATER
 ALS Vial : 8 Sample Multiplier: 1

Instrument :
 MSVOA_N
 Client Sample Id :
 VSTDIC005

Quant Time: Mar 19 02:56:20 2025
 Quant Method : Z:\voasrv\HPCHEM1\MSVOA_N\methods\82N031825W.M
 Quant Title : SW846 8260
 QLast Update : Wed Mar 19 02:30:27 2025
 Response via : Initial Calibration

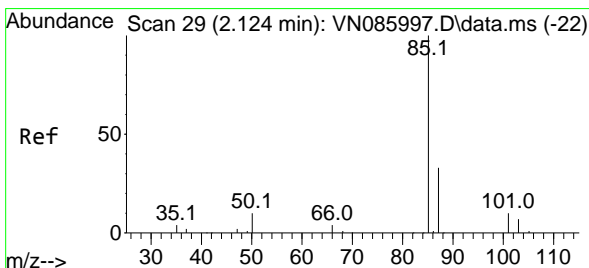
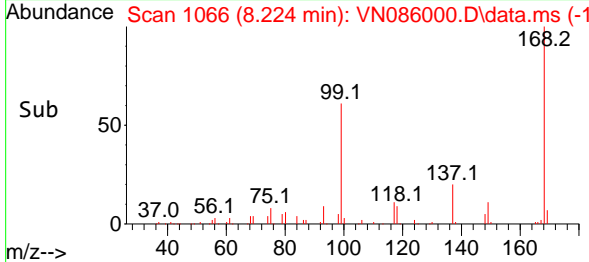
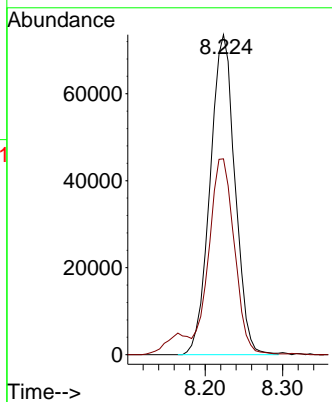
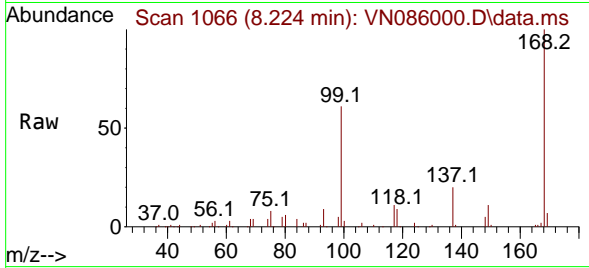




#1
 Pentafluorobenzene
 Concen: 50.000 ug/l
 RT: 8.224 min Scan# 1066
 Delta R.T. -0.000 min
 Lab File: VN086000.D
 Acq: 18 Mar 2025 13:21

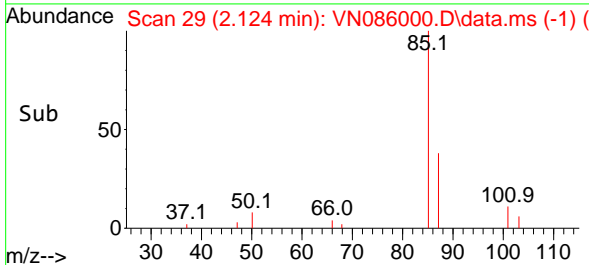
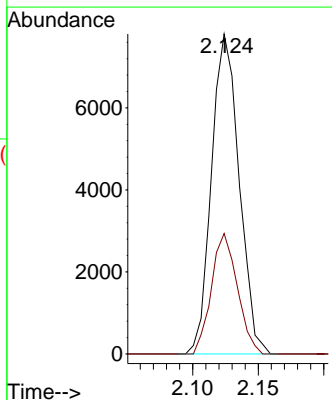
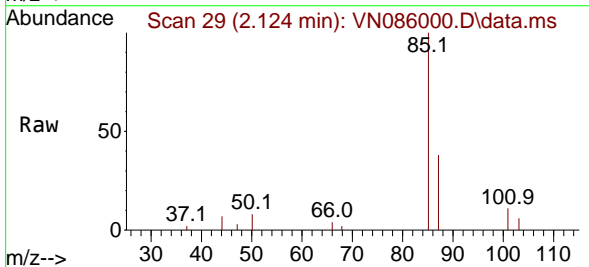
Instrument : MSVOA_N
 ClientSampleId : VSTDIC005

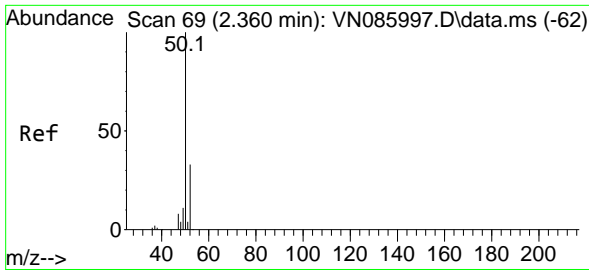
Tgt Ion:168 Resp: 163796
 Ion Ratio Lower Upper
 168 100
 99 60.9 49.4 74.2



#2
 Dichlorodifluoromethane
 Concen: 5.263 ug/l
 RT: 2.124 min Scan# 29
 Delta R.T. -0.000 min
 Lab File: VN086000.D
 Acq: 18 Mar 2025 13:21

Tgt Ion: 85 Resp: 11420
 Ion Ratio Lower Upper
 85 100
 87 37.7 16.5 49.5

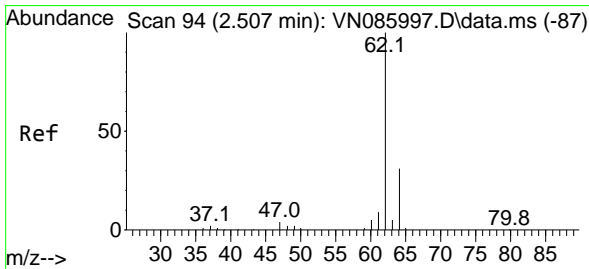
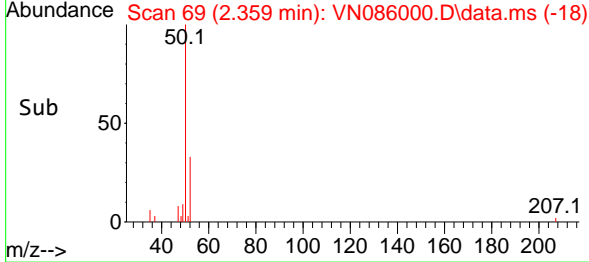
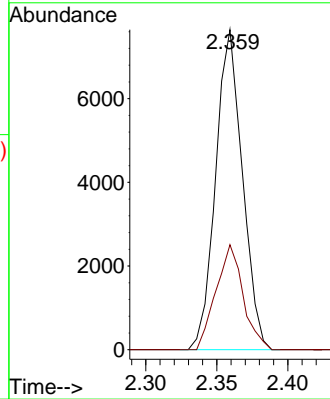
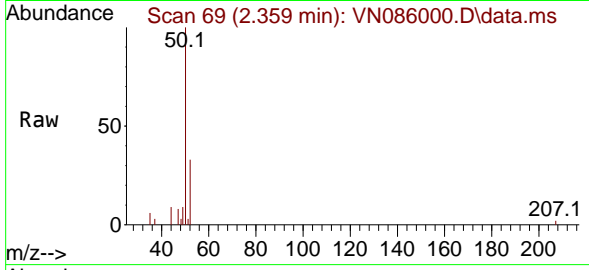




#3
 Chloromethane
 Concen: 5.268 ug/l
 RT: 2.359 min Scan# 69
 Delta R.T. -0.000 min
 Lab File: VN086000.D
 Acq: 18 Mar 2025 13:21

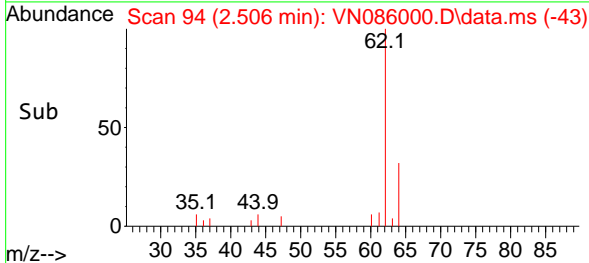
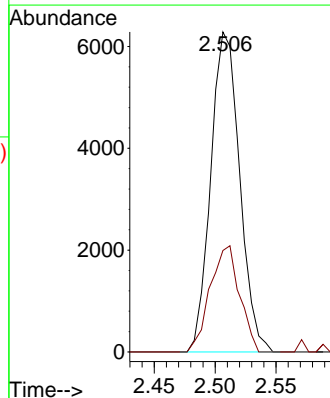
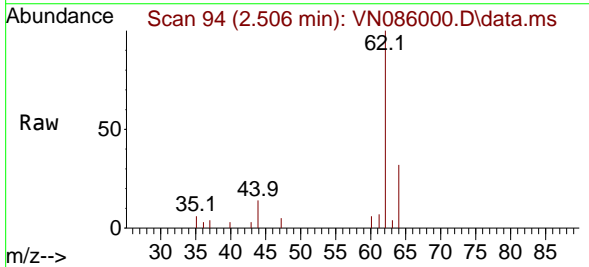
Instrument :
 MSVOA_N
 ClientSampleId :
 VSTDIC005

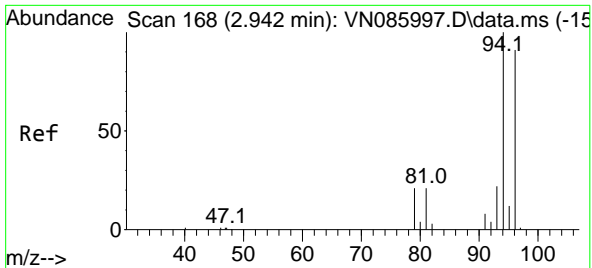
Tgt Ion: 50 Resp: 10021
 Ion Ratio Lower Upper
 50 100
 52 32.8 26.0 39.0



#4
 Vinyl Chloride
 Concen: 5.341 ug/l
 RT: 2.506 min Scan# 94
 Delta R.T. -0.000 min
 Lab File: VN086000.D
 Acq: 18 Mar 2025 13:21

Tgt Ion: 62 Resp: 10389
 Ion Ratio Lower Upper
 62 100
 64 31.7 25.2 37.8

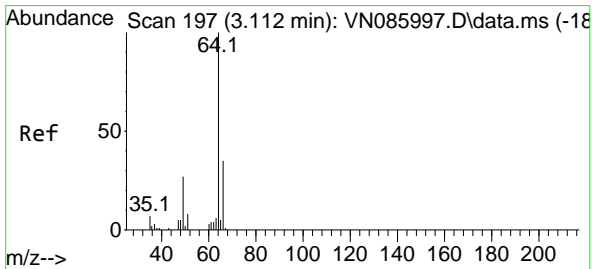
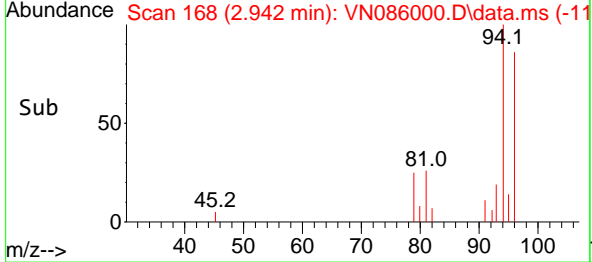
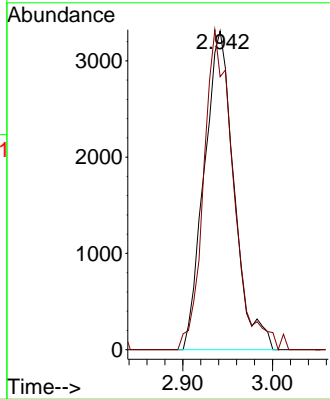
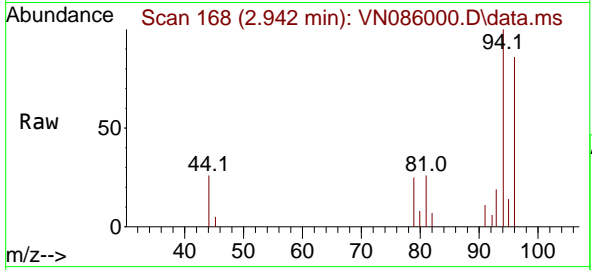




#5
 Bromomethane
 Concen: 5.767 ug/l
 RT: 2.942 min Scan# 11
 Delta R.T. -0.000 min
 Lab File: VN086000.D
 Acq: 18 Mar 2025 13:21

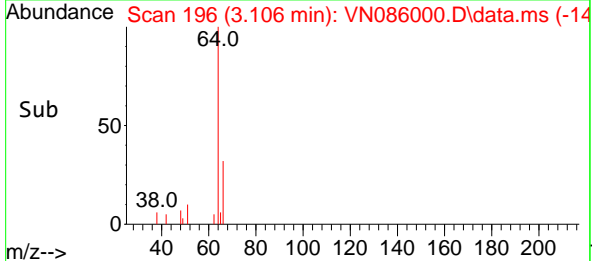
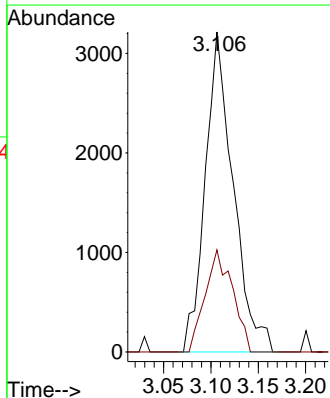
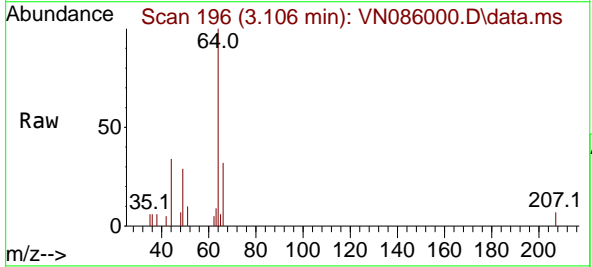
Instrument : MSVOA_N
 ClientSampleId : VSTDIC005

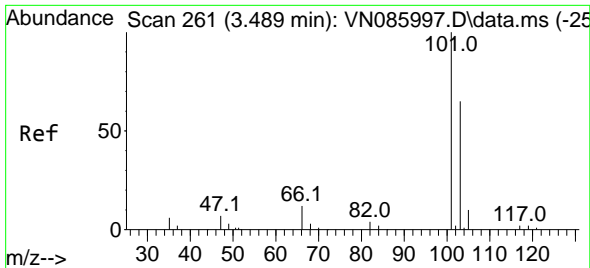
Tgt Ion: 94 Resp: 7641
 Ion Ratio Lower Upper
 94 100
 96 85.6 72.8 109.2



#6
 Chloroethane
 Concen: 5.384 ug/l
 RT: 3.106 min Scan# 196
 Delta R.T. -0.006 min
 Lab File: VN086000.D
 Acq: 18 Mar 2025 13:21

Tgt Ion: 64 Resp: 6607
 Ion Ratio Lower Upper
 64 100
 66 31.9 28.3 42.5

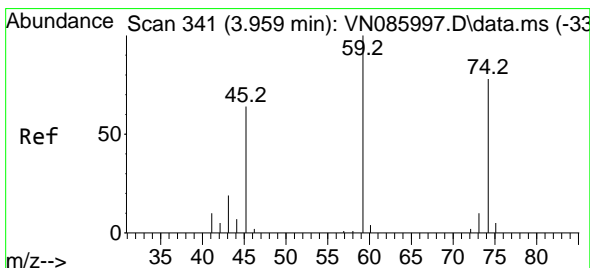
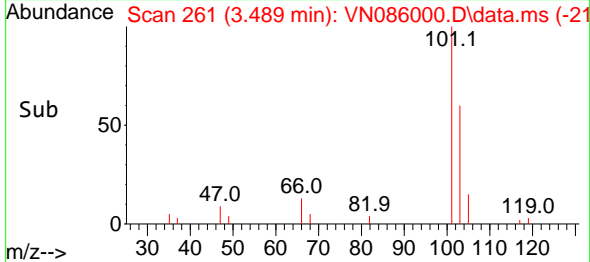
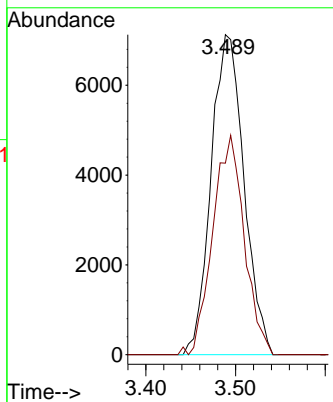
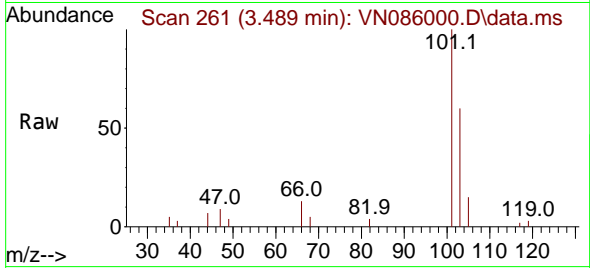




#7
 Trichlorofluoromethane
 Concen: 5.187 ug/l
 RT: 3.489 min Scan# 20
 Delta R.T. -0.000 min
 Lab File: VN086000.D
 Acq: 18 Mar 2025 13:21

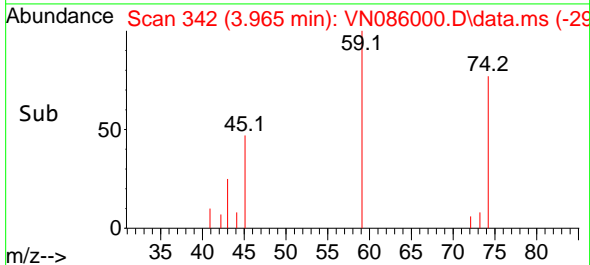
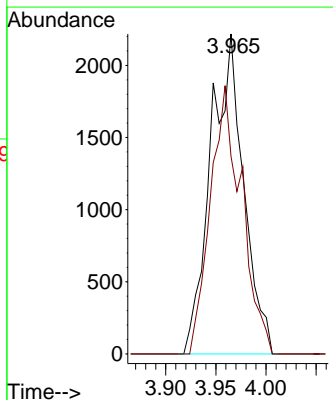
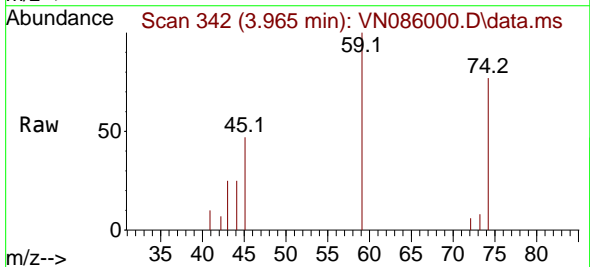
Instrument :
 MSVOA_N
 ClientSampleId :
 VSTDIC005

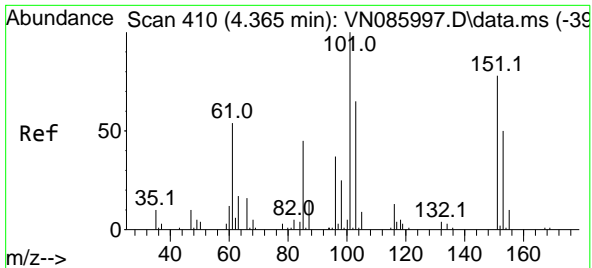
Tgt Ion:101 Resp: 18136
 Ion Ratio Lower Upper
 101 100
 103 59.8 51.7 77.5



#8
 Diethyl Ether
 Concen: 4.728 ug/l
 RT: 3.965 min Scan# 342
 Delta R.T. 0.006 min
 Lab File: VN086000.D
 Acq: 18 Mar 2025 13:21

Tgt Ion: 74 Resp: 5061
 Ion Ratio Lower Upper
 74 100
 45 79.9 38.0 113.9

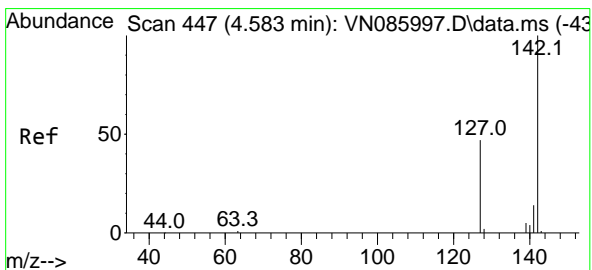
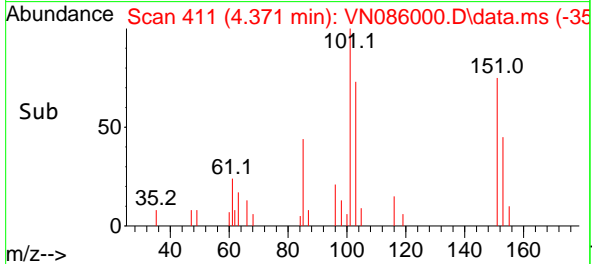
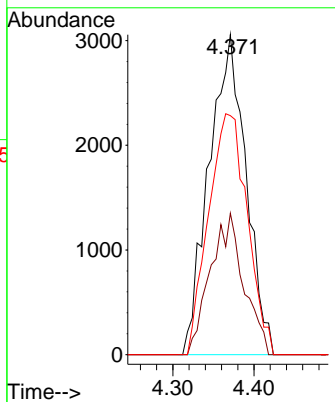
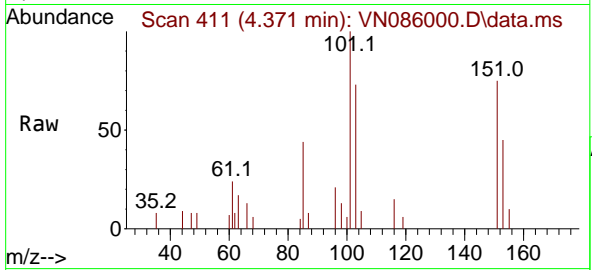




#9
 1,1,2-Trichlorotrifluoroethane
 Concen: 5.203 ug/l
 RT: 4.371 min Scan# 411
 Delta R.T. 0.006 min
 Lab File: VN086000.D
 Acq: 18 Mar 2025 13:21

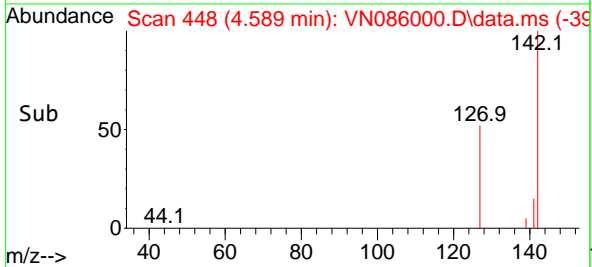
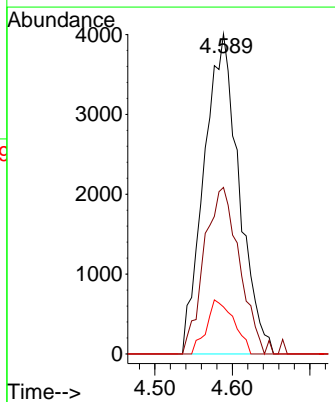
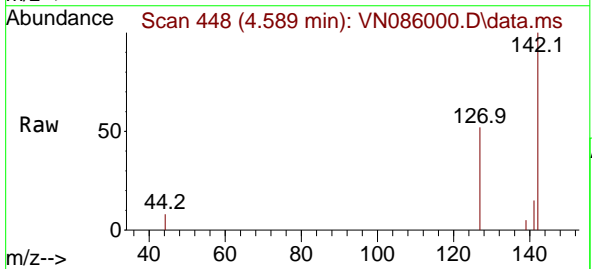
Instrument : MSVOA_N
 ClientSampleId : VSTDIC005

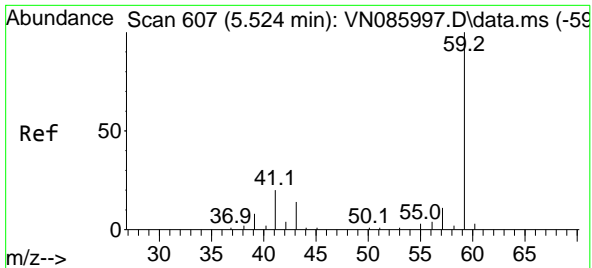
Tgt Ion	Resp	Lower	Upper
101	9669		
101	100		
85	40.0	36.5	54.7
151	79.0	63.4	95.0



#10
 Methyl Iodide
 Concen: 5.181 ug/l
 RT: 4.589 min Scan# 448
 Delta R.T. 0.006 min
 Lab File: VN086000.D
 Acq: 18 Mar 2025 13:21

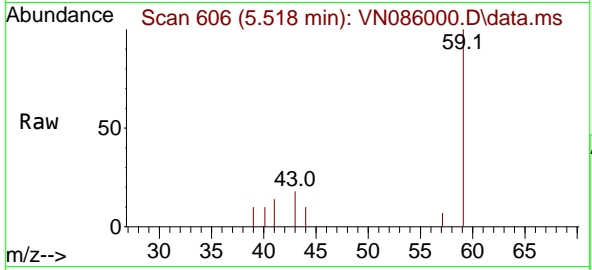
Tgt Ion	Resp	Lower	Upper
142	12547		
142	100		
127	52.0	37.5	56.3
141	14.7	11.0	16.6



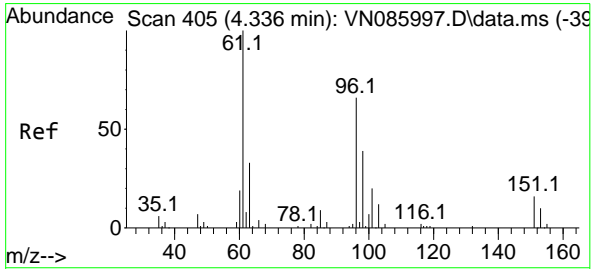
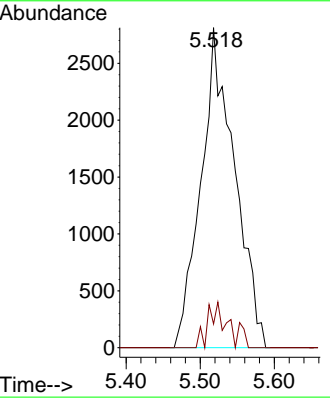
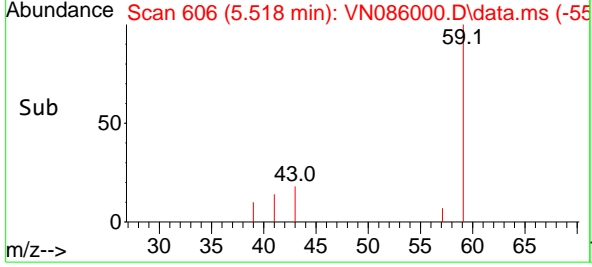


#11
 Tert butyl alcohol
 Concen: 27.847 ug/l
 RT: 5.518 min Scan# 607
 Delta R.T. -0.006 min
 Lab File: VN086000.D
 Acq: 18 Mar 2025 13:21

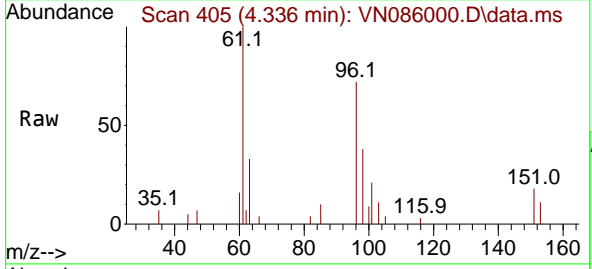
Instrument : MSVOA_N
 ClientSampleId : VSTDIC005



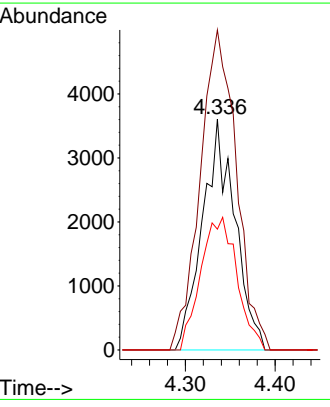
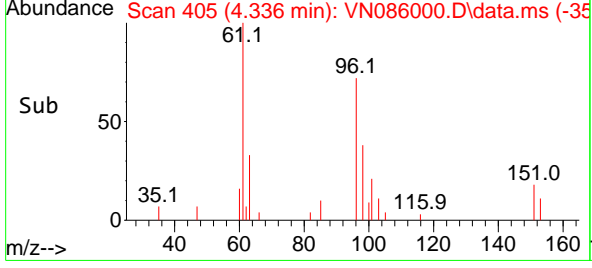
Tgt Ion: 59 Resp: 8843
 Ion Ratio Lower Upper
 59 100
 57 7.1 7.9 11.9#

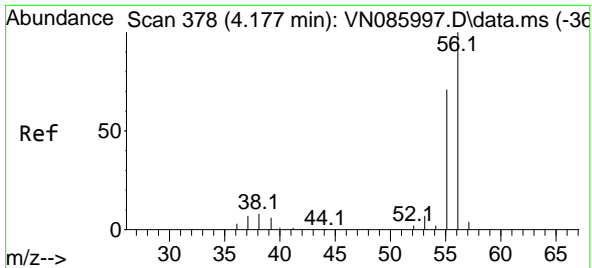


#12
 1,1-Dichloroethene
 Concen: 5.367 ug/l
 RT: 4.336 min Scan# 405
 Delta R.T. -0.000 min
 Lab File: VN086000.D
 Acq: 18 Mar 2025 13:21



Tgt Ion: 96 Resp: 9006
 Ion Ratio Lower Upper
 96 100
 61 138.6 120.5 180.7
 98 52.3 47.4 71.0

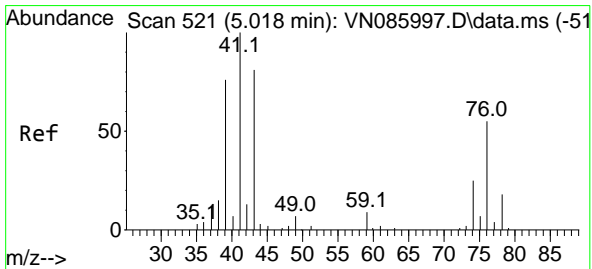
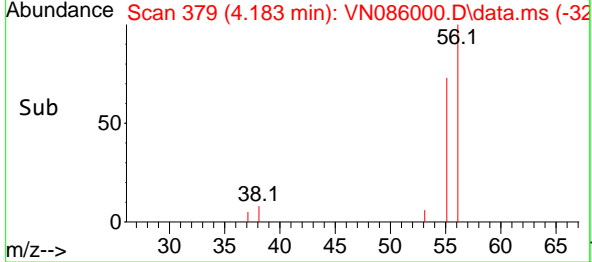
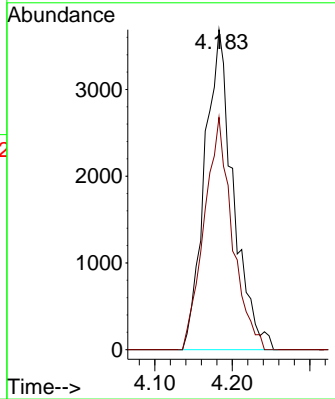
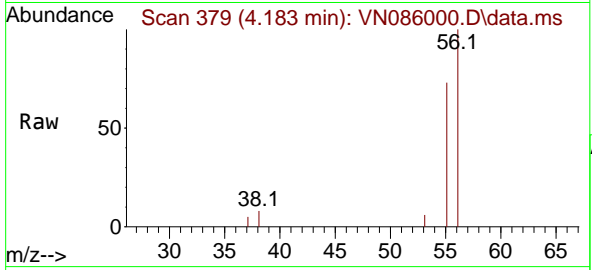




#13
 Acrolein
 Concen: 27.839 ug/l
 RT: 4.183 min Scan# 31
 Delta R.T. 0.006 min
 Lab File: VN086000.D
 Acq: 18 Mar 2025 13:21

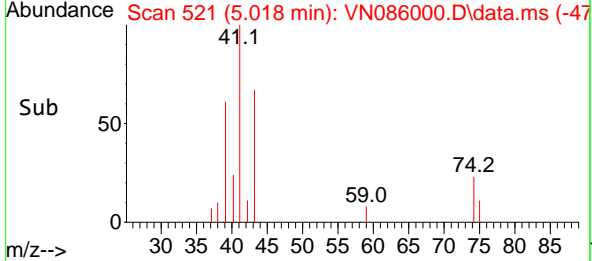
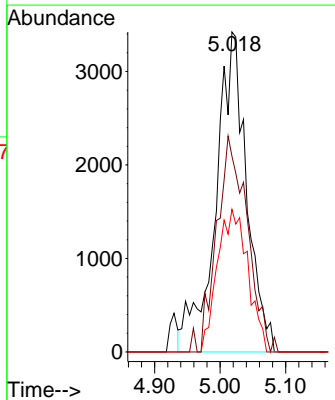
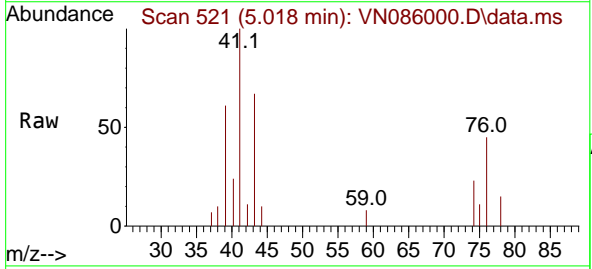
Instrument : MSVOA_N
 ClientSampleId : VSTDIC005

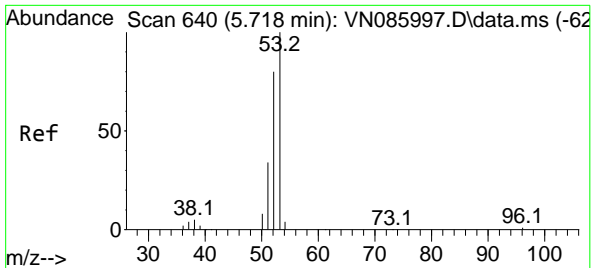
Tgt Ion	Resp	Ion Ratio	Lower	Upper
56	9429	100		
55		71.5	55.1	82.7



#14
 Allyl chloride
 Concen: 5.350 ug/l
 RT: 5.018 min Scan# 521
 Delta R.T. -0.000 min
 Lab File: VN086000.D
 Acq: 18 Mar 2025 13:21

Tgt Ion	Resp	Ion Ratio	Lower	Upper
41	11201	100		
39		66.6	55.5	83.3
76		43.8	39.1	58.7

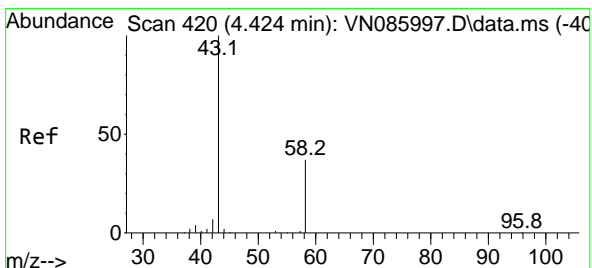
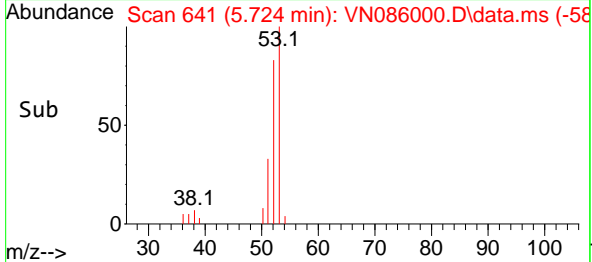
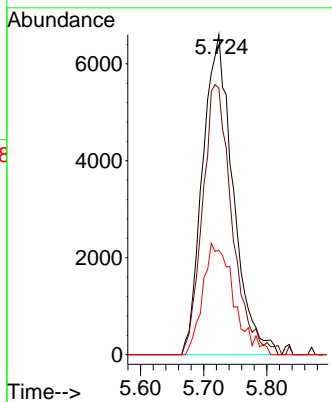
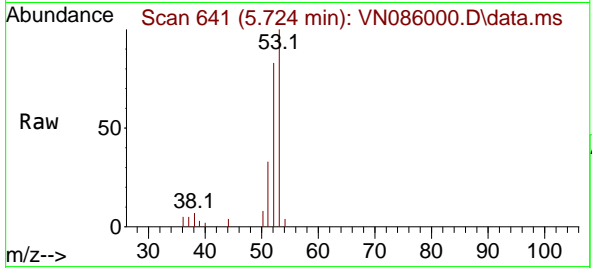




#15
 Acrylonitrile
 Concen: 26.440 ug/l
 RT: 5.724 min Scan# 641
 Delta R.T. 0.006 min
 Lab File: VN086000.D
 Acq: 18 Mar 2025 13:21

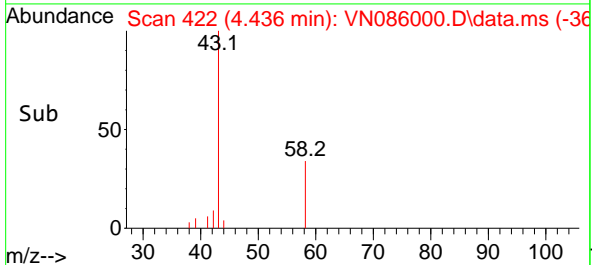
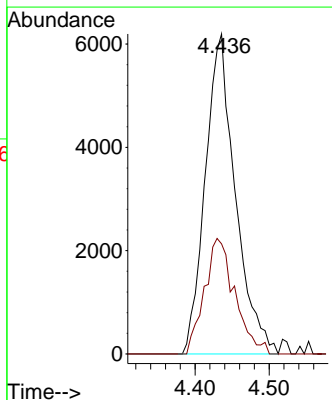
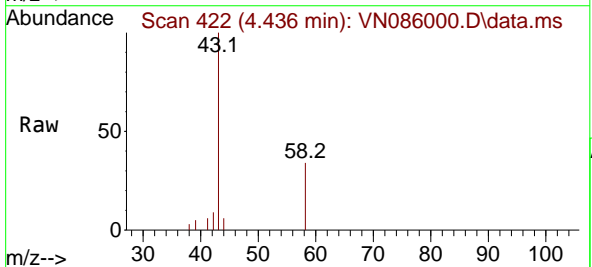
Instrument : MSVOA_N
 ClientSampleId : VSTDIC005

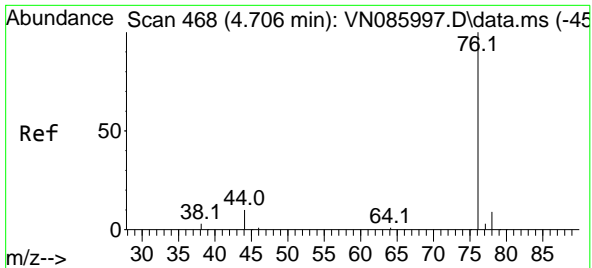
Tgt Ion	Resp	Lower	Upper
53	22174		
52	81.9	63.9	95.9
51	35.5	27.1	40.7



#16
 Acetone
 Concen: 25.474 ug/l
 RT: 4.436 min Scan# 422
 Delta R.T. 0.011 min
 Lab File: VN086000.D
 Acq: 18 Mar 2025 13:21

Tgt Ion	Resp	Lower	Upper
43	17456		
58	34.4	29.4	44.2

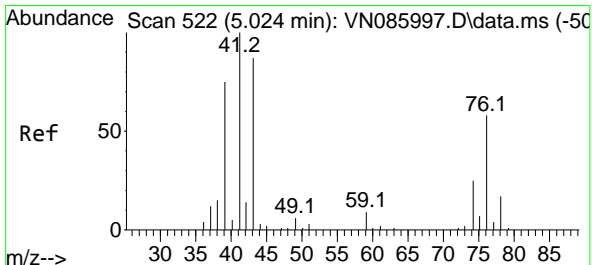
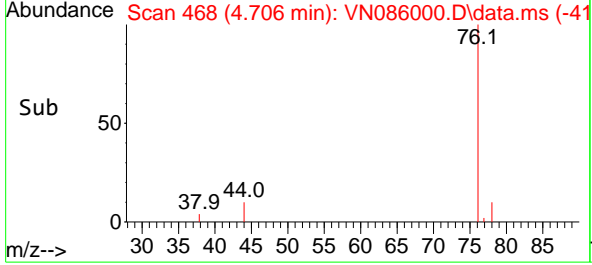
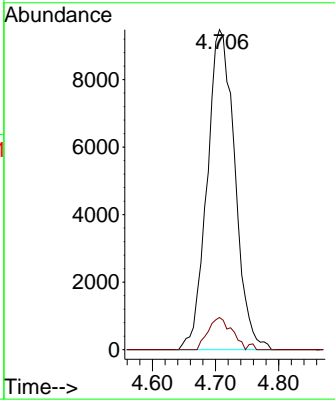
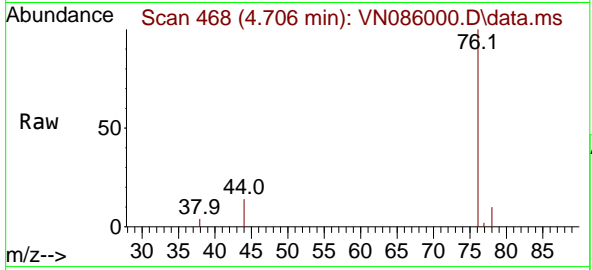




#17
 Carbon Disulfide
 Concen: 5.237 ug/l
 RT: 4.706 min Scan# 41
 Delta R.T. -0.000 min
 Lab File: VN086000.D
 Acq: 18 Mar 2025 13:21

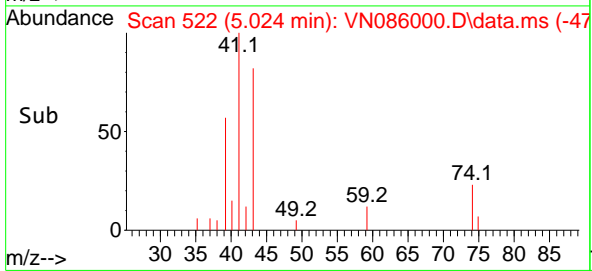
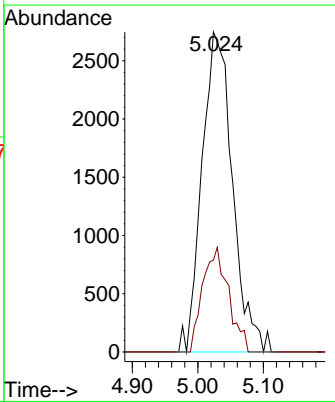
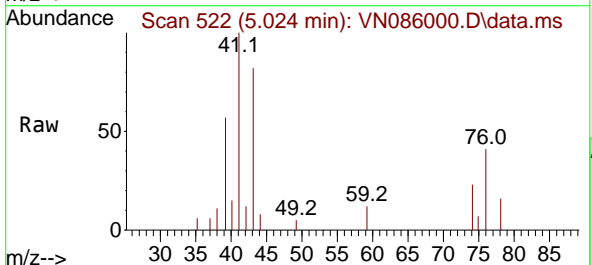
Instrument : MSVOA_N
 ClientSampleId : VSTDIC005

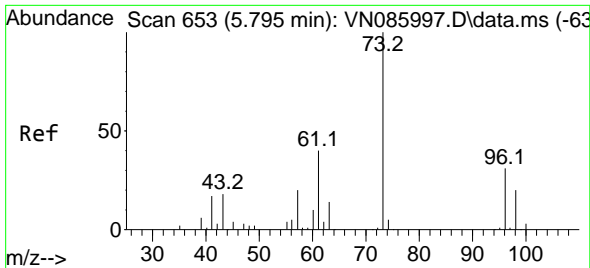
Tgt Ion	Resp	Lower	Upper
76	100		
78	10.0	7.4	11.2



#18
 Methyl Acetate
 Concen: 5.237 ug/l
 RT: 5.024 min Scan# 522
 Delta R.T. -0.000 min
 Lab File: VN086000.D
 Acq: 18 Mar 2025 13:21

Tgt Ion	Resp	Lower	Upper
43	100		
74	27.6	23.9	35.9

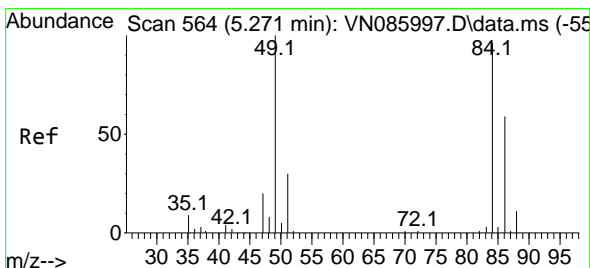
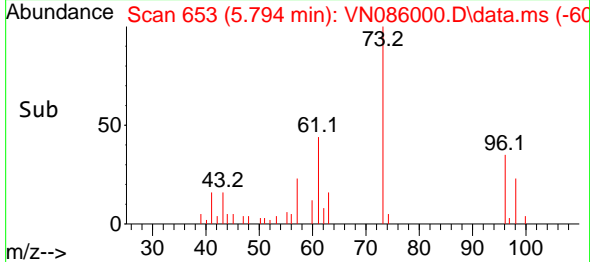
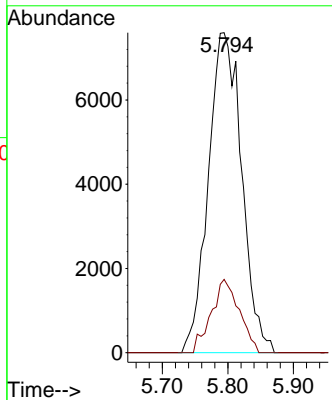
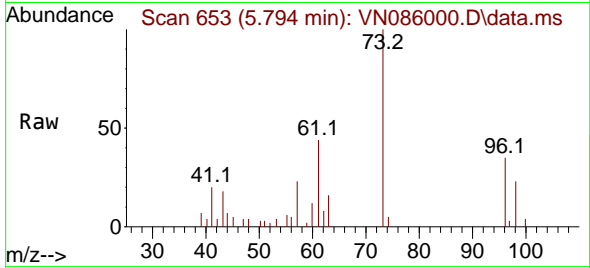




#19
 Methyl tert-butyl Ether
 Concen: 4.878 ug/l
 RT: 5.794 min Scan# 611
 Delta R.T. -0.000 min
 Lab File: VN086000.D
 Acq: 18 Mar 2025 13:21

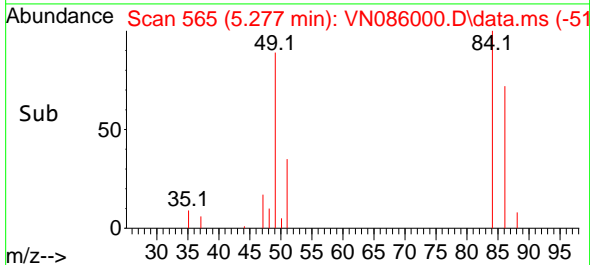
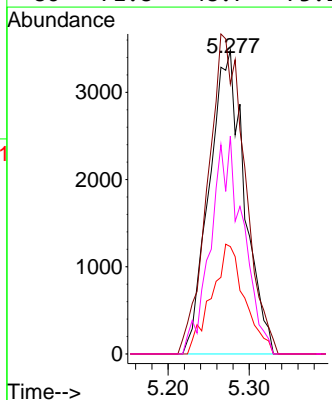
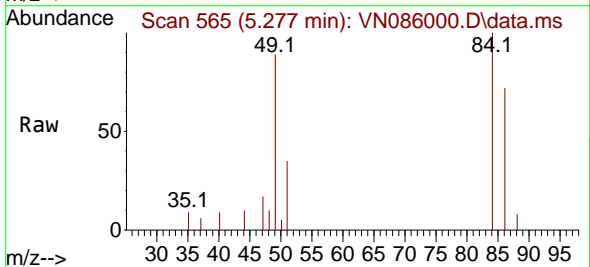
Instrument : MSVOA_N
 ClientSampleId : VSTDIC005

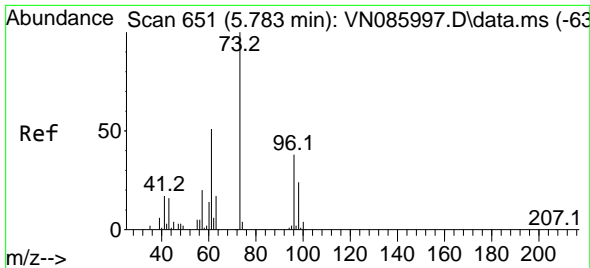
Tgt Ion: 73 Resp: 26823
 Ion Ratio Lower Upper
 73 100
 57 22.9 16.1 24.1



#20
 Methylene Chloride
 Concen: 5.223 ug/l
 RT: 5.277 min Scan# 565
 Delta R.T. 0.006 min
 Lab File: VN086000.D
 Acq: 18 Mar 2025 13:21

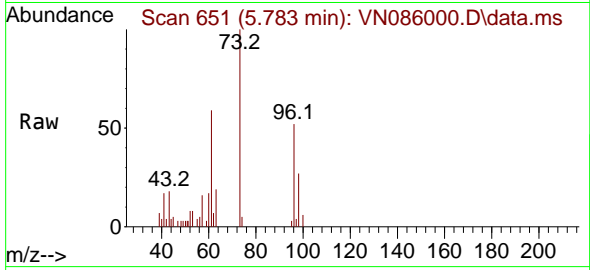
Tgt Ion: 84 Resp: 10471
 Ion Ratio Lower Upper
 84 100
 49 88.9 83.3 124.9
 51 35.4 24.8 37.2
 86 71.8 48.7 73.1





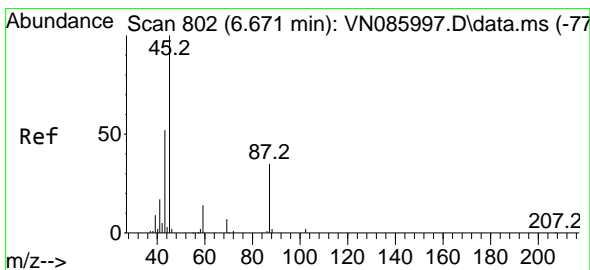
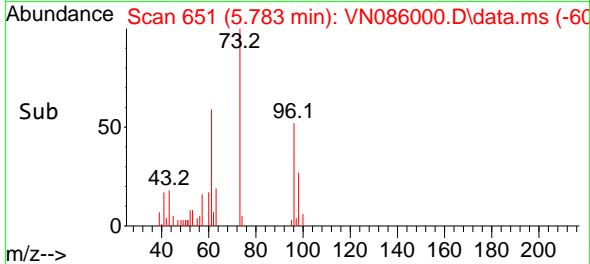
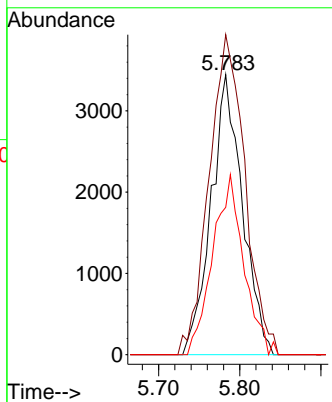
#21
 trans-1,2-Dichloroethene
 Concen: 5.039 ug/l
 RT: 5.783 min Scan# 651
 Delta R.T. -0.000 min
 Lab File: VN086000.D
 Acq: 18 Mar 2025 13:21

Instrument : MSVOA_N
 ClientSampleId : VSTDIC005

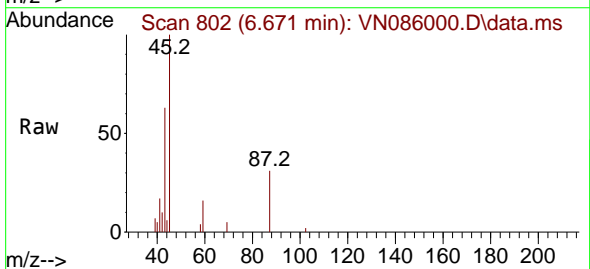


Tgt Ion: 96 Resp: 9241

Ion	Ratio	Lower	Upper
96	100		
61	114.3	106.6	160.0
98	52.6	50.0	75.0

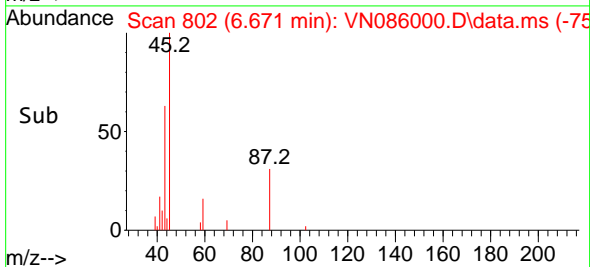
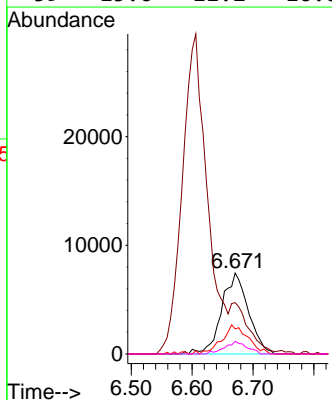


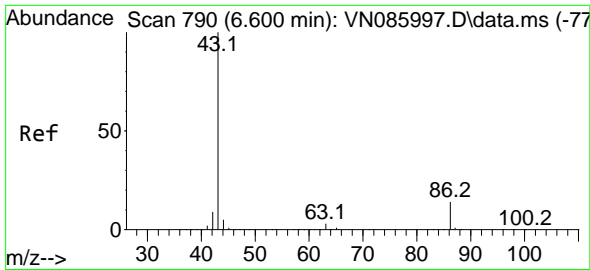
#22
 Diisopropyl ether
 Concen: 5.092 ug/l
 RT: 6.671 min Scan# 802
 Delta R.T. -0.000 min
 Lab File: VN086000.D
 Acq: 18 Mar 2025 13:21



Tgt Ion: 45 Resp: 22716

Ion	Ratio	Lower	Upper
45	100		
43	59.9	41.2	61.8
87	31.1	28.5	42.7
59	15.6	11.2	16.8

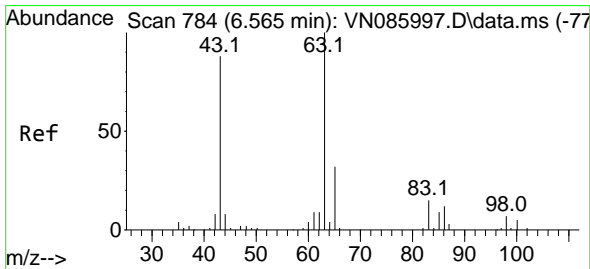
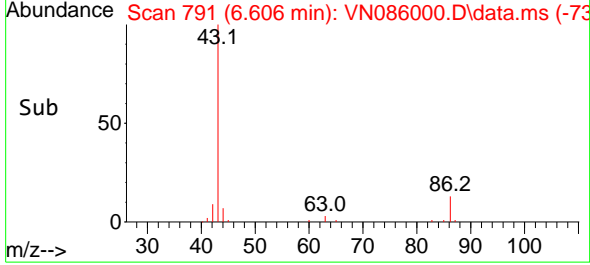
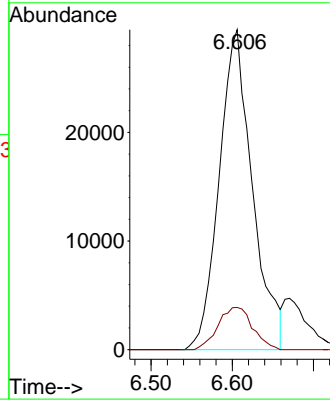
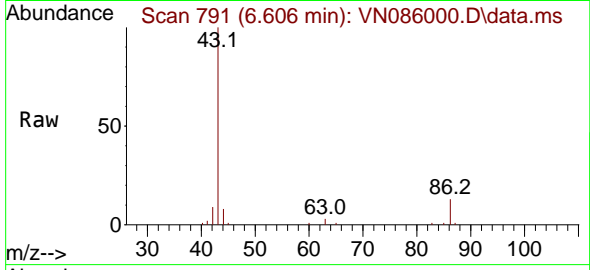




#23
 Vinyl Acetate
 Concen: 24.772 ug/l
 RT: 6.606 min Scan# 791
 Delta R.T. 0.006 min
 Lab File: VN086000.D
 Acq: 18 Mar 2025 13:21

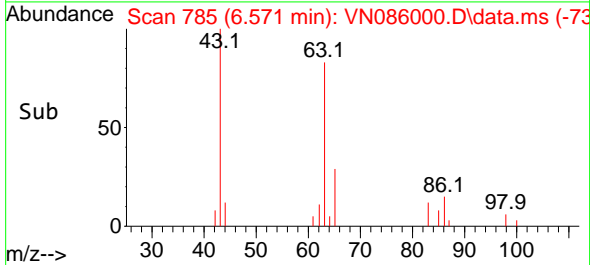
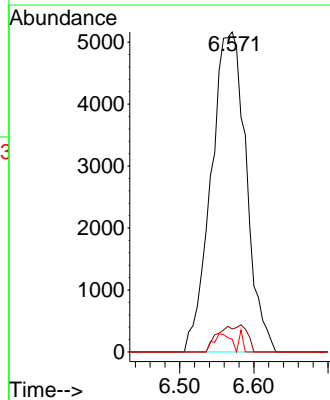
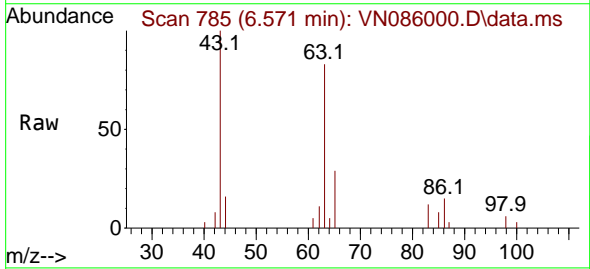
Instrument :
 MSVOA_N
 ClientSampleId :
 VSTDIC005

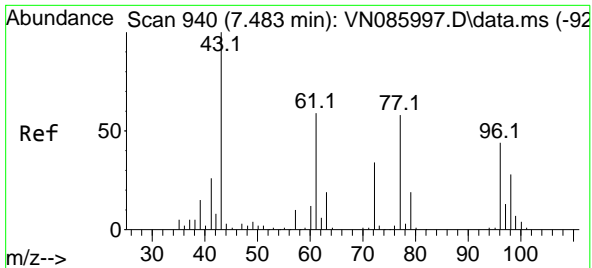
Tgt Ion: 43 Resp: 83783
 Ion Ratio Lower Upper
 43 100
 86 13.2 11.2 16.8



#24
 1,1-Dichloroethane
 Concen: 5.151 ug/l
 RT: 6.571 min Scan# 785
 Delta R.T. 0.006 min
 Lab File: VN086000.D
 Acq: 18 Mar 2025 13:21

Tgt Ion: 63 Resp: 16897
 Ion Ratio Lower Upper
 63 100
 98 7.2 3.6 10.9
 100 4.0 2.5 7.5

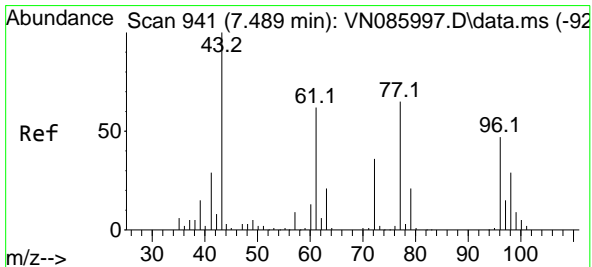
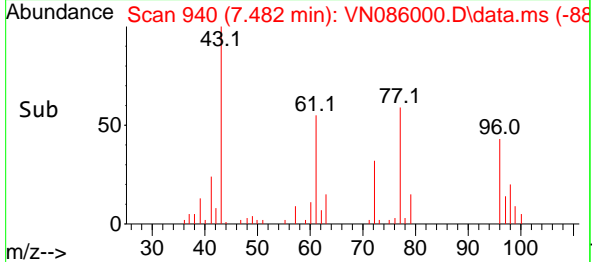
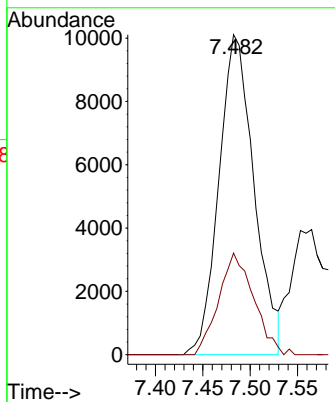
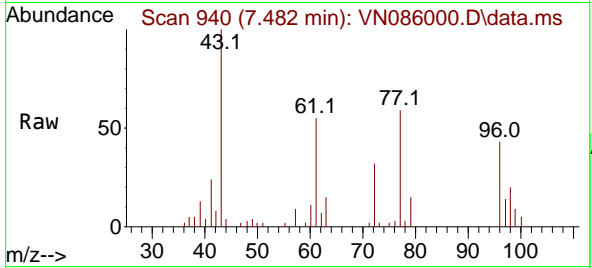




#25
 2-Butanone
 Concen: 26.392 ug/l
 RT: 7.482 min Scan# 940
 Delta R.T. -0.000 min
 Lab File: VN086000.D
 Acq: 18 Mar 2025 13:21

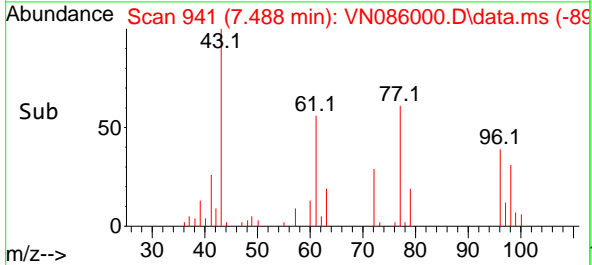
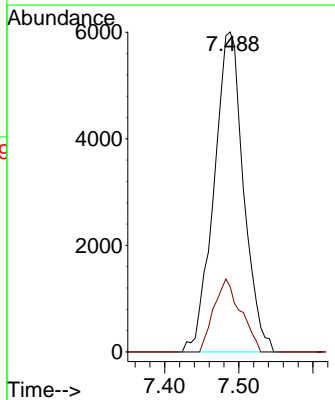
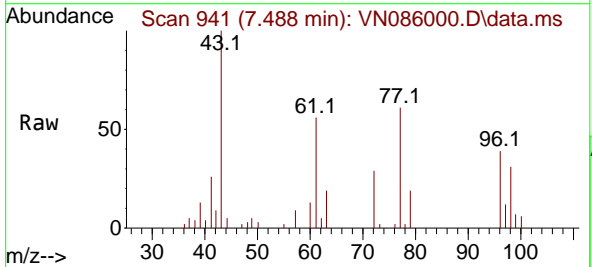
Instrument : MSVOA_N
 ClientSampleId : VSTDIC005

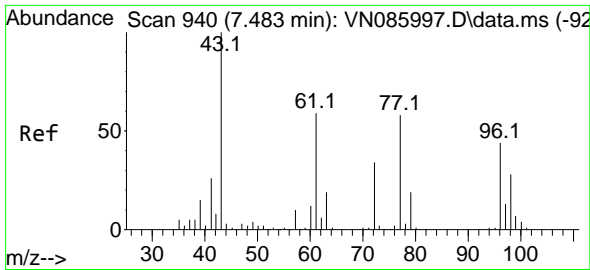
Tgt Ion: 43 Resp: 26095
 Ion Ratio Lower Upper
 43 100
 72 31.8 27.4 41.0



#26
 2,2-Dichloropropane
 Concen: 5.274 ug/l
 RT: 7.488 min Scan# 941
 Delta R.T. -0.000 min
 Lab File: VN086000.D
 Acq: 18 Mar 2025 13:21

Tgt Ion: 77 Resp: 16658
 Ion Ratio Lower Upper
 77 100
 97 20.7 11.2 33.5



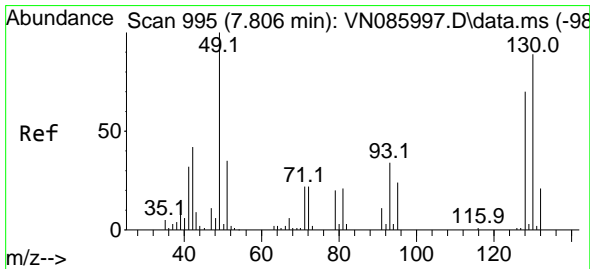
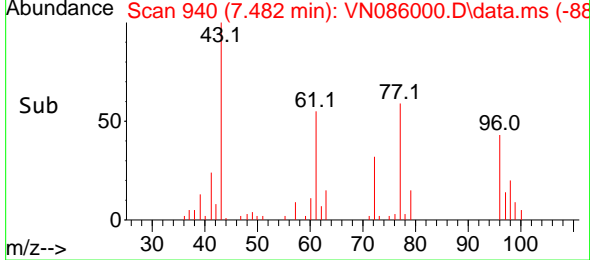
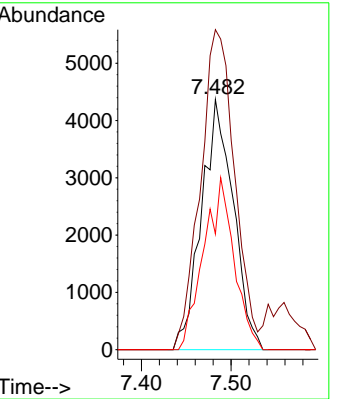
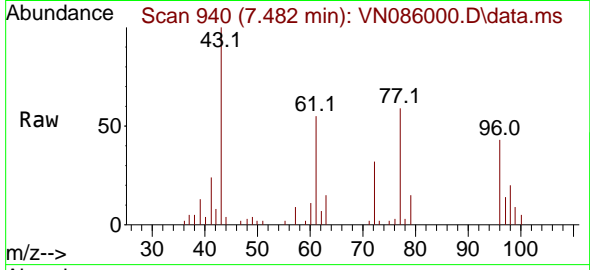


#27
 cis-1,2-Dichloroethene
 Concen: 5.154 ug/l
 RT: 7.482 min Scan# 940
 Delta R.T. -0.000 min
 Lab File: VN086000.D
 Acq: 18 Mar 2025 13:21

Instrument : MSVOA_N
 ClientSampleId : VSTDIC005

Tgt Ion: 96 Resp: 10741

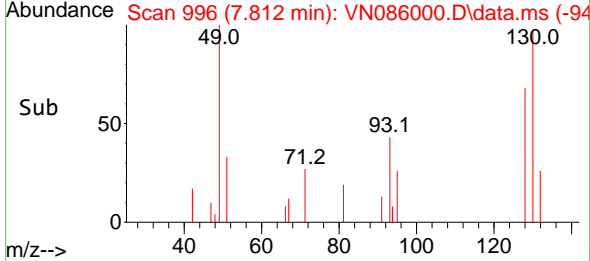
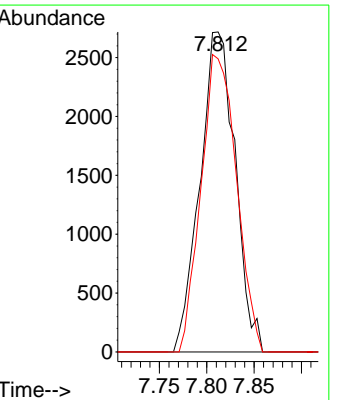
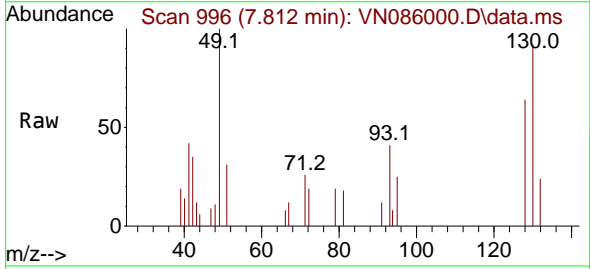
Ion	Ratio	Lower	Upper
96	100		
61	137.8	0.0	272.8
98	65.5	0.0	124.8

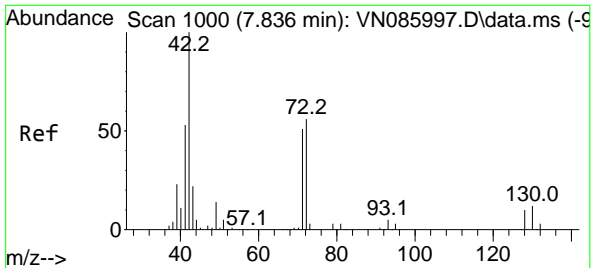


#28
 Bromochloromethane
 Concen: 5.064 ug/l
 RT: 7.812 min Scan# 996
 Delta R.T. 0.006 min
 Lab File: VN086000.D
 Acq: 18 Mar 2025 13:21

Tgt Ion: 49 Resp: 7039

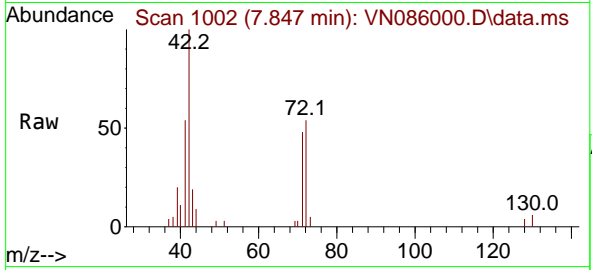
Ion	Ratio	Lower	Upper
49	100		
129	0.0	0.0	4.2
130	93.4	74.2	111.4





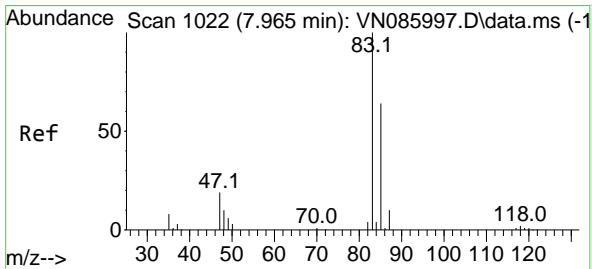
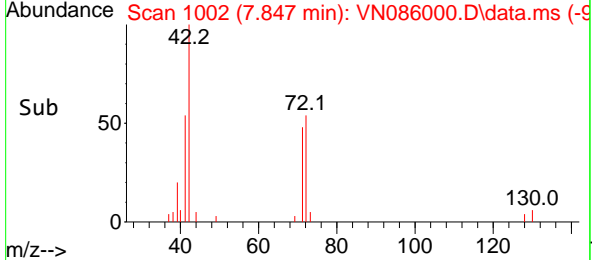
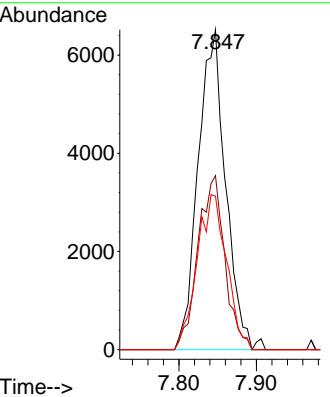
#29
 Tetrahydrofuran
 Concen: 26.382 ug/l
 RT: 7.847 min Scan# 1002
 Delta R.T. 0.011 min
 Lab File: VN086000.D
 Acq: 18 Mar 2025 13:21

Instrument : MSVOA_N
 ClientSampleId : VSTDIC005

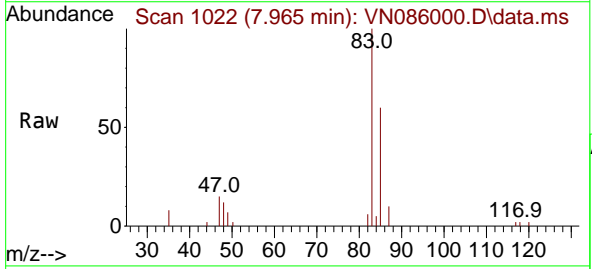


Tgt Ion: 42 Resp: 16104

Ion	Ratio	Lower	Upper
42	100		
72	53.0	45.0	67.4
71	51.9	41.9	62.9

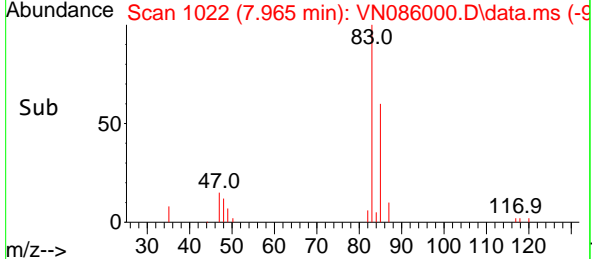
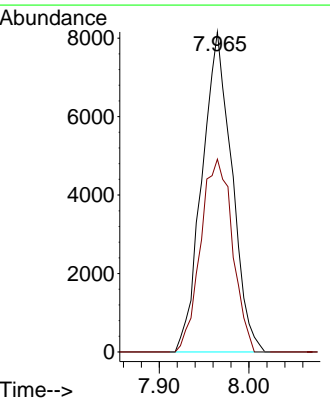


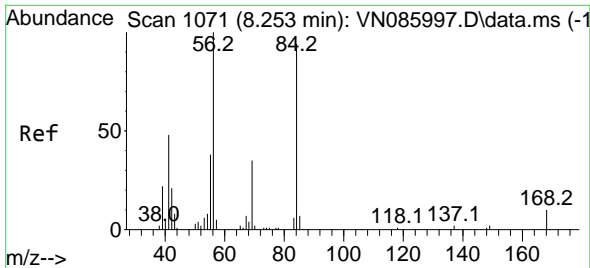
#30
 Chloroform
 Concen: 5.188 ug/l
 RT: 7.965 min Scan# 1022
 Delta R.T. -0.000 min
 Lab File: VN086000.D
 Acq: 18 Mar 2025 13:21



Tgt Ion: 83 Resp: 18814

Ion	Ratio	Lower	Upper
83	100		
85	60.2	51.5	77.3

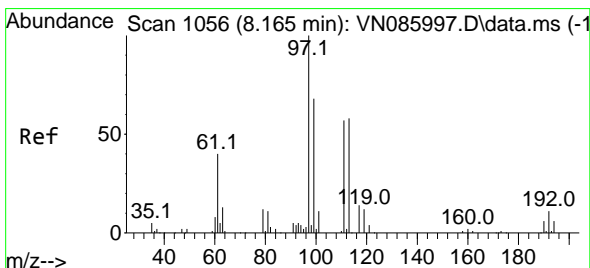
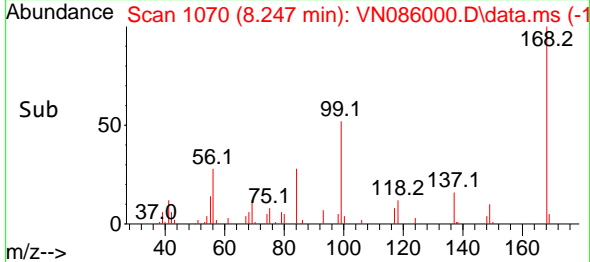
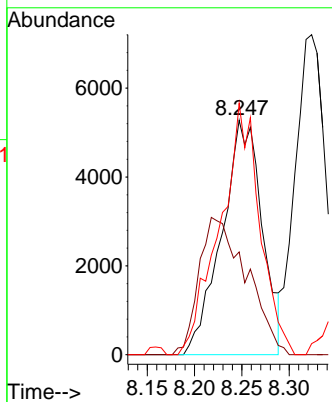
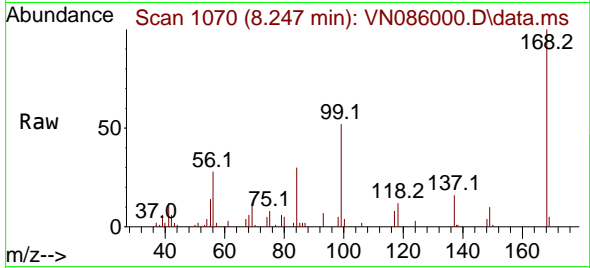




#31
 Cyclohexane
 Concen: 5.611 ug/l
 RT: 8.247 min Scan# 1070
 Delta R.T. -0.006 min
 Lab File: VN086000.D
 Acq: 18 Mar 2025 13:21

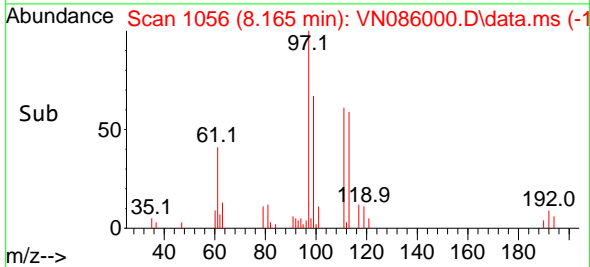
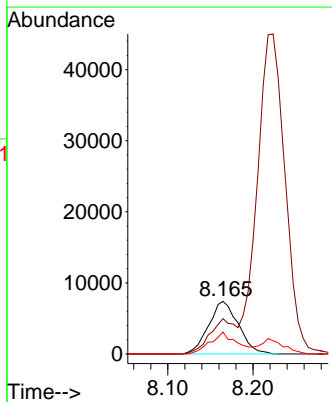
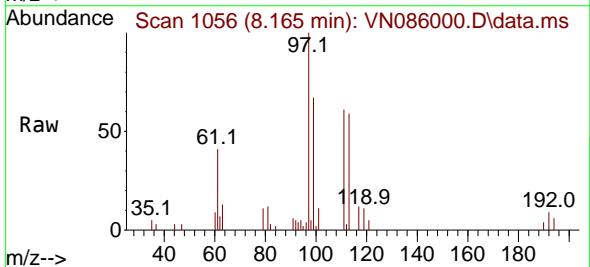
Instrument : MSVOA_N
 ClientSampleId : VSTDIC005

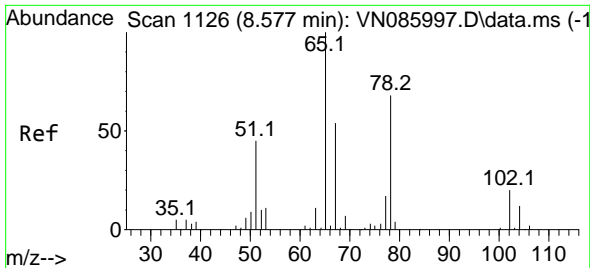
Tgt Ion	Resp	Lower	Upper
56	15682		
56	100		
69	40.9	28.0	42.0
84	107.2	75.0	112.6



#32
 1,1,1-Trichloroethane
 Concen: 5.233 ug/l
 RT: 8.165 min Scan# 1056
 Delta R.T. -0.000 min
 Lab File: VN086000.D
 Acq: 18 Mar 2025 13:21

Tgt Ion	Resp	Lower	Upper
97	17962		
97	100		
99	58.7	52.8	79.2
61	37.7	33.6	50.4





#33
 1,2-Dichloroethane-d4
 Concen: 5.383 ug/l
 RT: 8.577 min Scan# 1126
 Delta R.T. -0.000 min
 Lab File: VN086000.D
 Acq: 18 Mar 2025 13:21

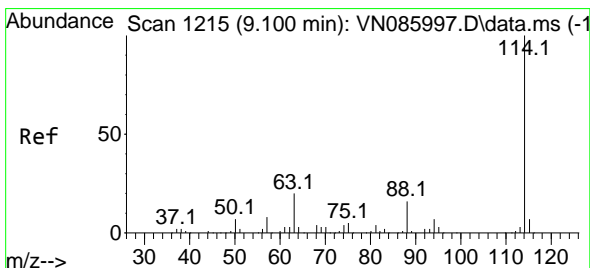
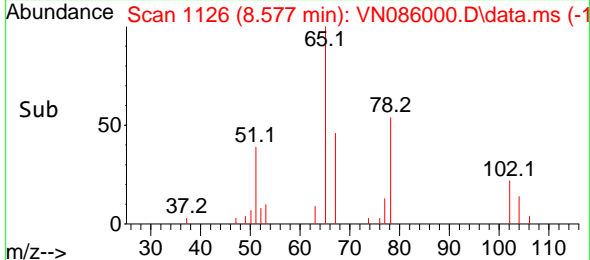
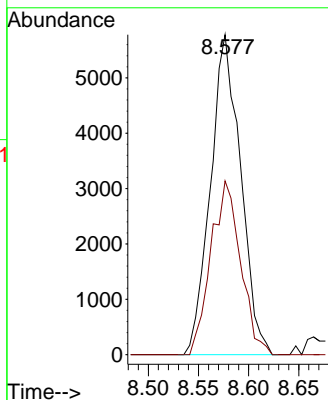
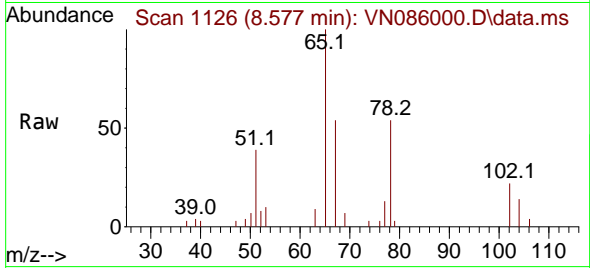
Instrument :

MSVOA_N

ClientSampleId :

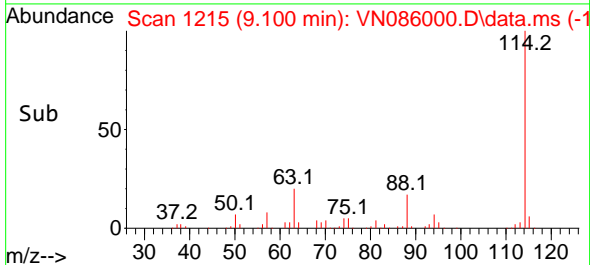
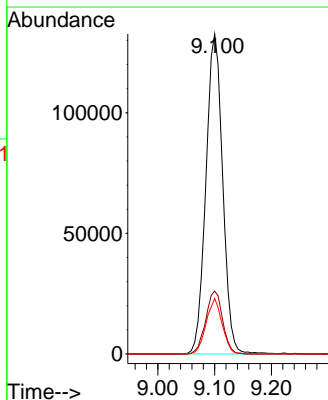
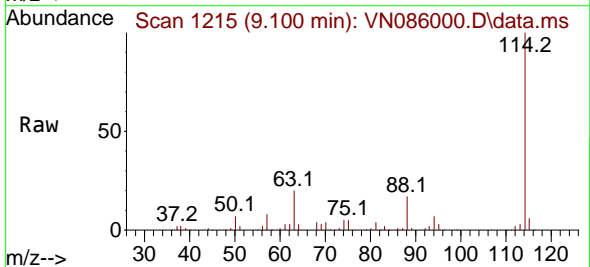
VSTDIC005

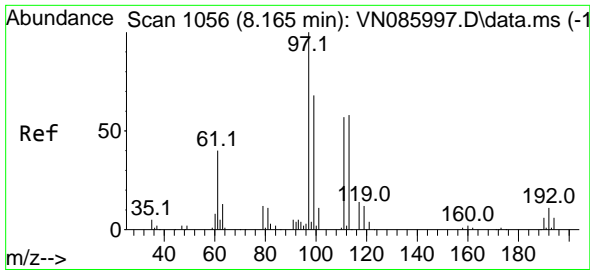
Tgt Ion: 65 Resp: 12074
 Ion Ratio Lower Upper
 65 100
 67 53.6 0.0 102.2



#34
 1,4-Difluorobenzene
 Concen: 50.000 ug/l
 RT: 9.100 min Scan# 1215
 Delta R.T. -0.000 min
 Lab File: VN086000.D
 Acq: 18 Mar 2025 13:21

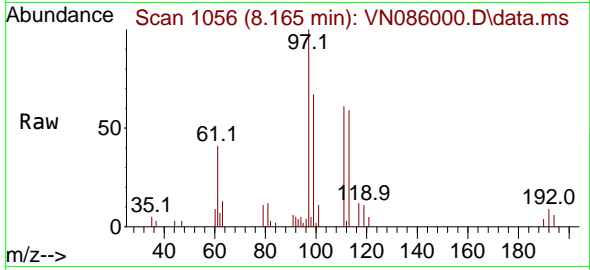
Tgt Ion: 114 Resp: 271211
 Ion Ratio Lower Upper
 114 100
 63 19.7 0.0 39.6
 88 17.3 0.0 32.6



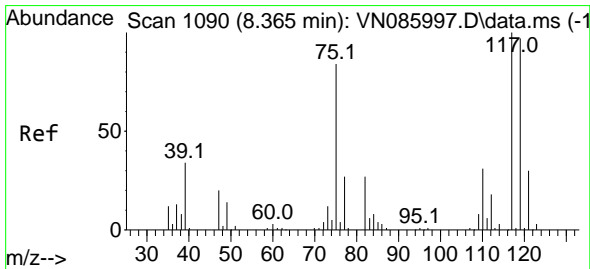
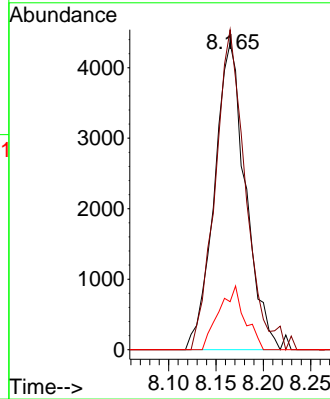
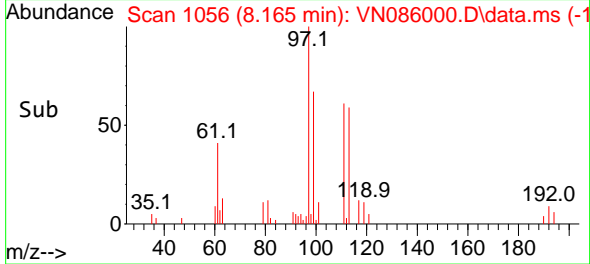


#35
 Dibromofluoromethane
 Concen: 5.274 ug/l
 RT: 8.165 min Scan# 1056
 Delta R.T. -0.000 min
 Lab File: VN086000.D
 Acq: 18 Mar 2025 13:21

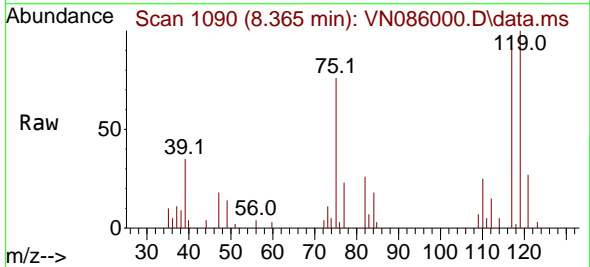
Instrument : MSVOA_N
 ClientSampleId : VSTDIC005



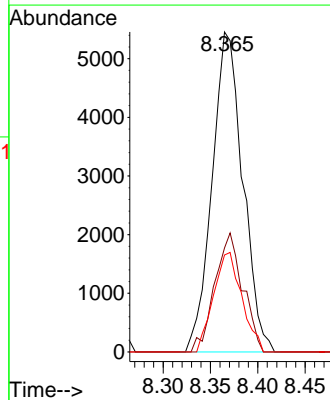
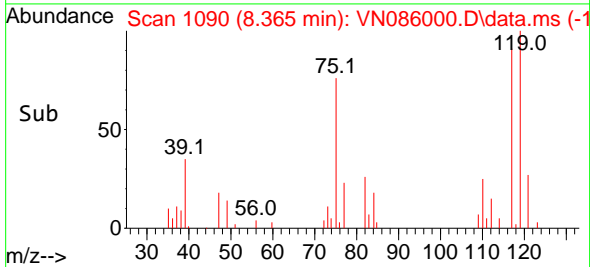
Tgt Ion: 113 Resp: 9983
 Ion Ratio Lower Upper
 113 100
 111 101.6 81.8 122.8
 192 17.2 15.9 23.9

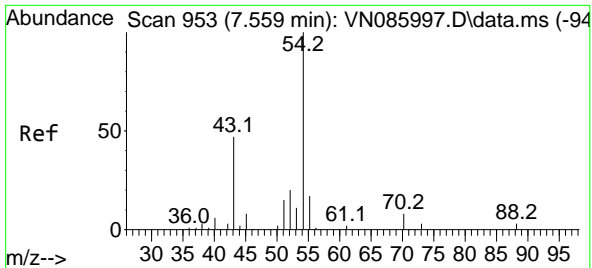


#36
 1,1-Dichloropropene
 Concen: 4.936 ug/l
 RT: 8.365 min Scan# 1090
 Delta R.T. -0.000 min
 Lab File: VN086000.D
 Acq: 18 Mar 2025 13:21



Tgt Ion: 75 Resp: 12303
 Ion Ratio Lower Upper
 75 100
 110 33.9 17.8 53.3
 77 28.6 25.0 37.4



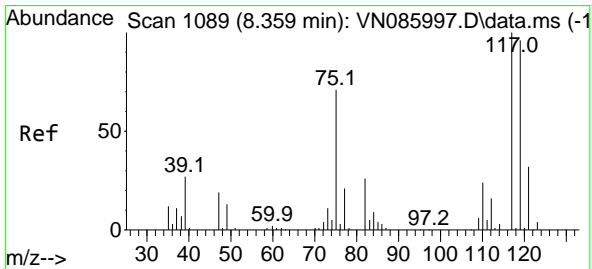
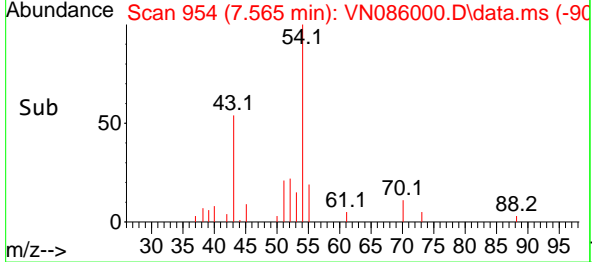
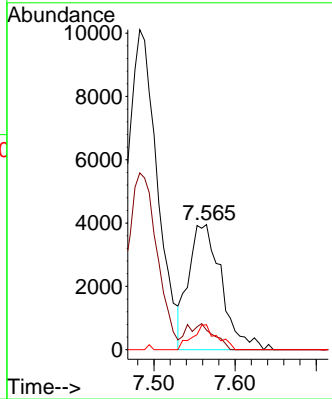
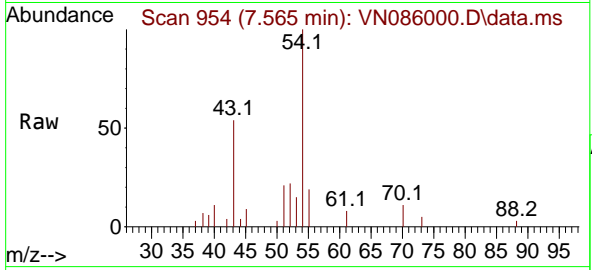


#37
 Ethyl Acetate
 Concen: 5.309 ug/l
 RT: 7.565 min Scan# 911
 Delta R.T. 0.006 min
 Lab File: VN086000.D
 Acq: 18 Mar 2025 13:21

Instrument : MSVOA_N
 ClientSampleId : VSTDIC005

Tgt Ion: 43 Resp: 11164

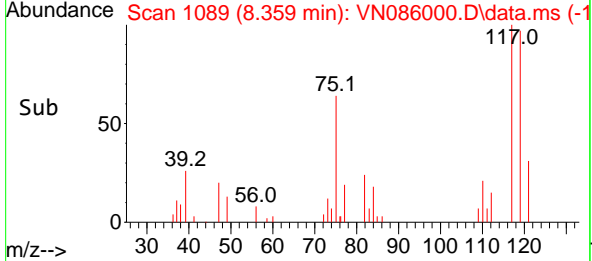
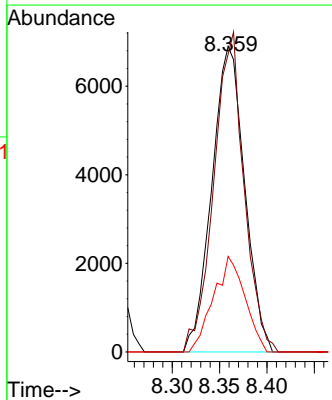
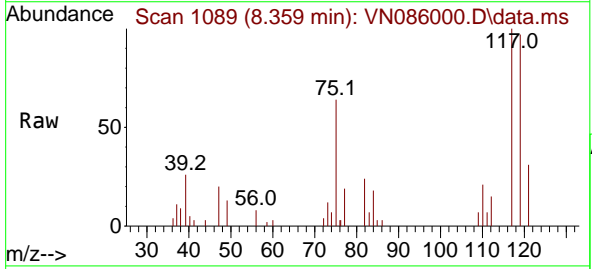
Ion	Ratio	Lower	Upper
43	100		
61	17.1	13.0	19.4
70	14.8	11.0	16.6

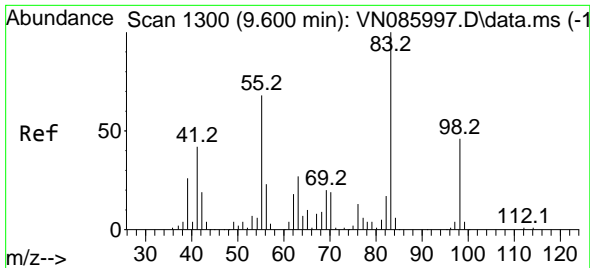


#38
 Carbon Tetrachloride
 Concen: 5.074 ug/l
 RT: 8.359 min Scan# 1089
 Delta R.T. -0.000 min
 Lab File: VN086000.D
 Acq: 18 Mar 2025 13:21

Tgt Ion: 117 Resp: 16628

Ion	Ratio	Lower	Upper
117	100		
119	97.4	77.0	115.4
121	31.3	25.6	38.4





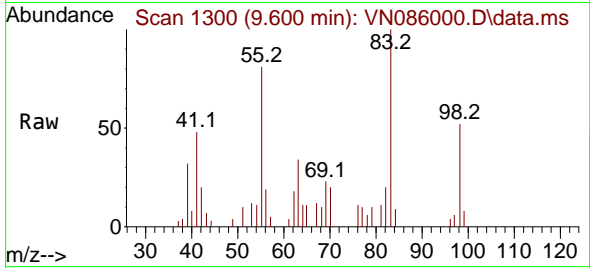
#39
 Methylcyclohexane
 Concen: 4.675 ug/l
 RT: 9.600 min Scan# 11300
 Delta R.T. -0.000 min
 Lab File: VN086000.D
 Acq: 18 Mar 2025 13:21

Instrument :

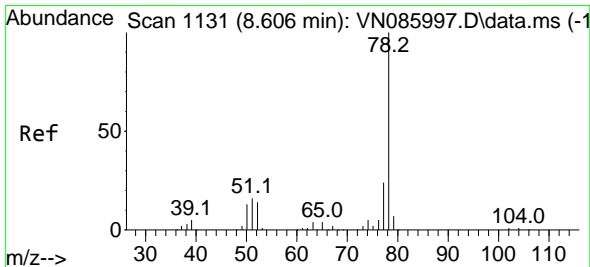
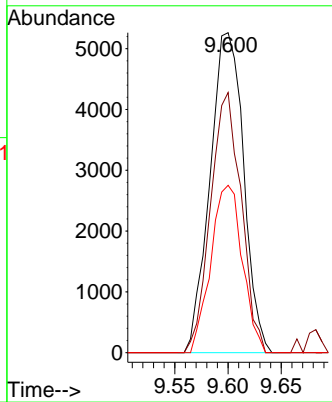
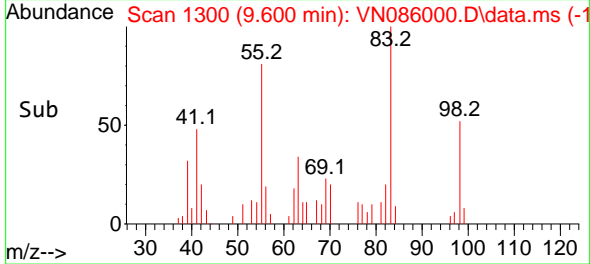
MSVOA_N

ClientSampleId :

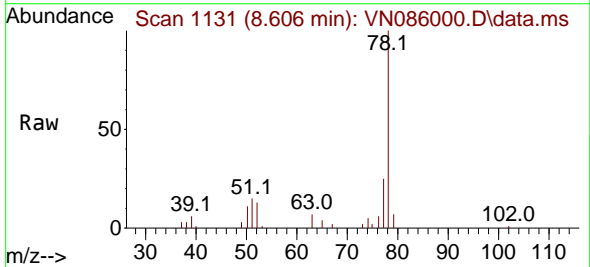
VSTDIC005



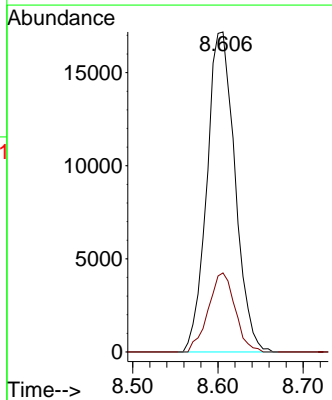
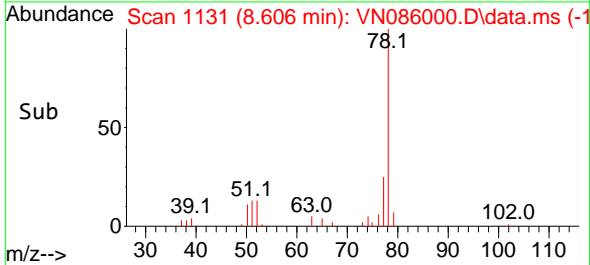
Tgt Ion: 83 Resp: 11562
 Ion Ratio Lower Upper
 83 100
 55 81.3 54.2 81.2#
 98 52.3 37.1 55.7

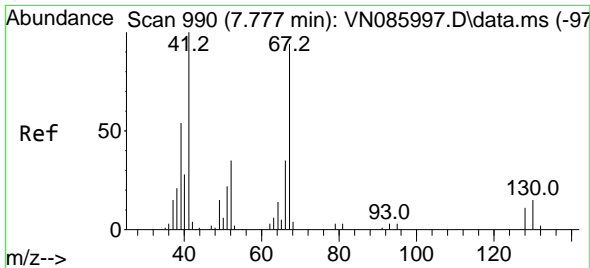


#40
 Benzene
 Concen: 5.037 ug/l
 RT: 8.606 min Scan# 1131
 Delta R.T. -0.000 min
 Lab File: VN086000.D
 Acq: 18 Mar 2025 13:21



Tgt Ion: 78 Resp: 39414
 Ion Ratio Lower Upper
 78 100
 77 24.7 18.9 28.3





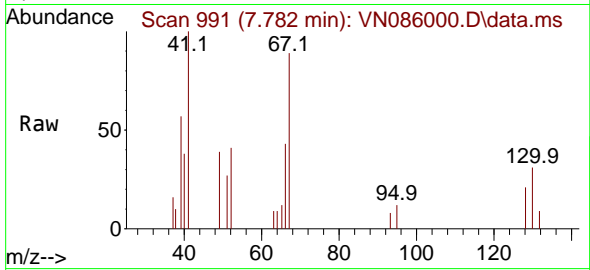
#41
 Methacrylonitrile
 Concen: 5.074 ug/l
 RT: 7.782 min Scan# 991
 Delta R.T. 0.006 min
 Lab File: VN086000.D
 Acq: 18 Mar 2025 13:21

Instrument :

MSVOA_N

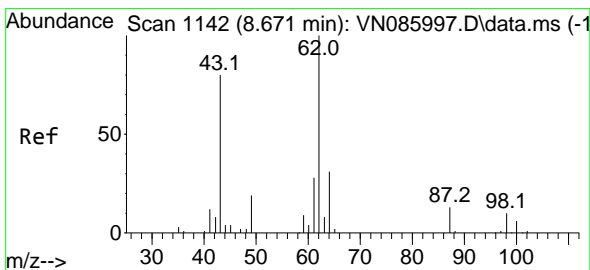
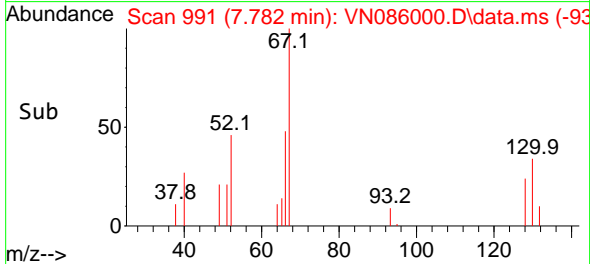
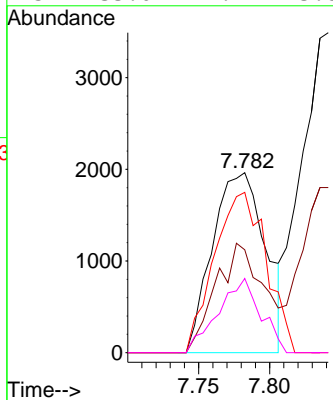
ClientSampleId :

VSTDIC005



Tgt Ion: 41 Resp: 5095

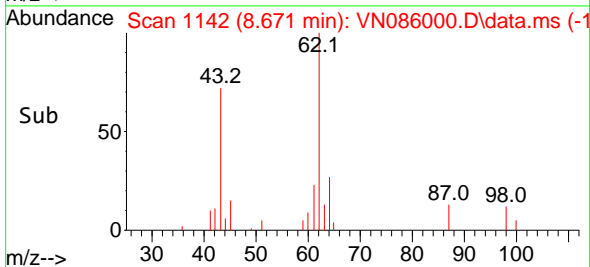
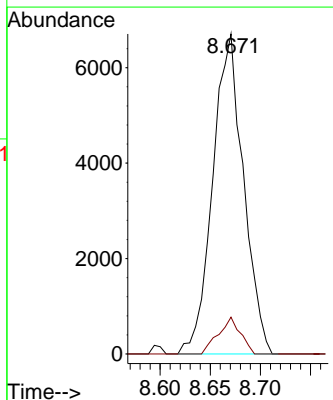
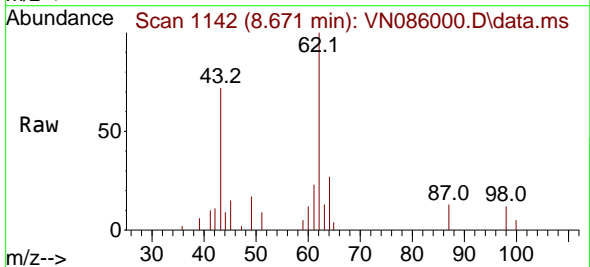
Ion	Ratio	Lower	Upper
41	100		
39	54.5	46.2	69.2
67	87.1	75.9	113.9
52	33.0	29.2	43.8

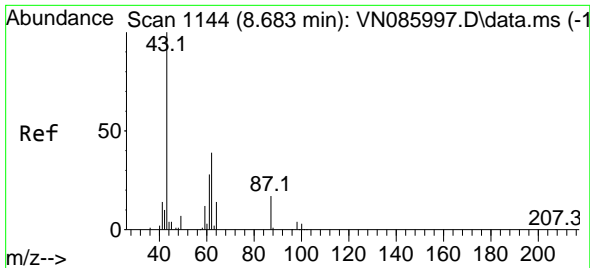


#42
 1,2-Dichloroethane
 Concen: 5.249 ug/l
 RT: 8.671 min Scan# 1142
 Delta R.T. -0.000 min
 Lab File: VN086000.D
 Acq: 18 Mar 2025 13:21

Tgt Ion: 62 Resp: 14311

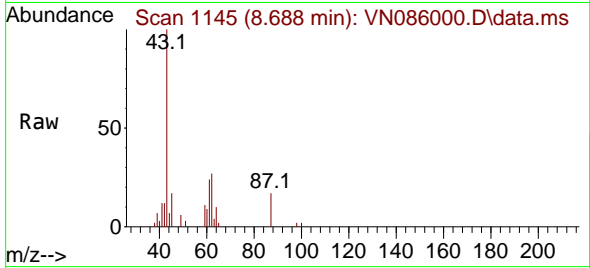
Ion	Ratio	Lower	Upper
62	100		
98	8.2	0.0	18.6



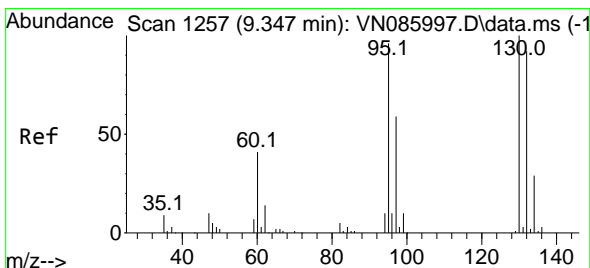
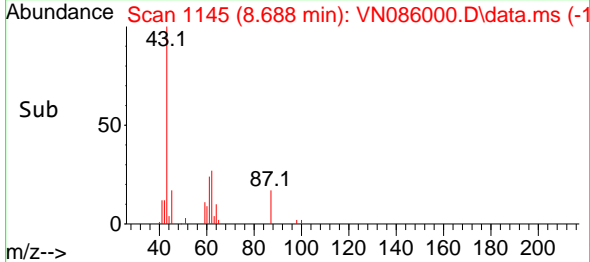
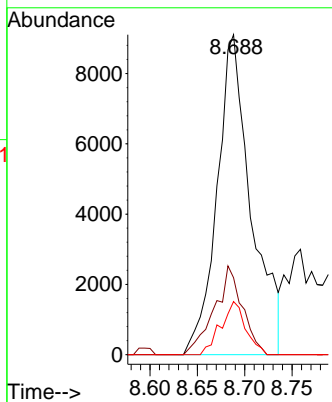


#43
 Isopropyl Acetate
 Concen: 4.992 ug/l
 RT: 8.688 min Scan# 1145
 Delta R.T. 0.006 min
 Lab File: VN086000.D
 Acq: 18 Mar 2025 13:21

Instrument : MSVOA_N
 ClientSampleId : VSTDIC005

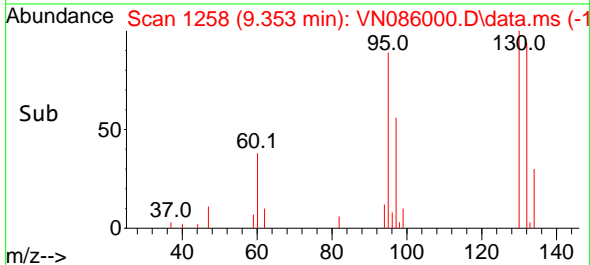
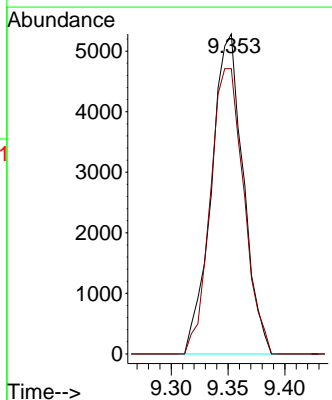
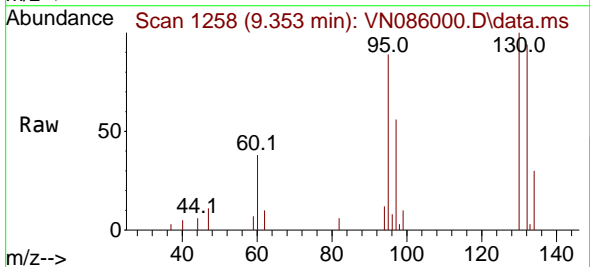


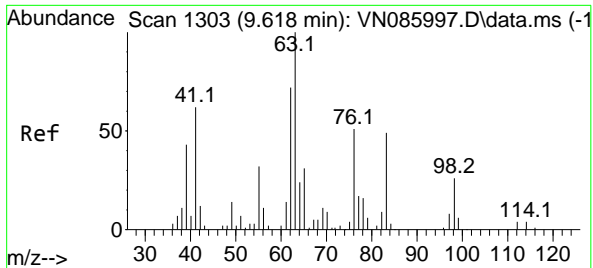
Tgt Ion: 43 Resp: 22794
 Ion Ratio Lower Upper
 43 100
 61 22.9 25.0 37.6#
 87 12.2 13.0 19.4#



#44
 Trichloroethene
 Concen: 5.081 ug/l
 RT: 9.353 min Scan# 1258
 Delta R.T. 0.006 min
 Lab File: VN086000.D
 Acq: 18 Mar 2025 13:21

Tgt Ion:130 Resp: 10304
 Ion Ratio Lower Upper
 130 100
 95 89.2 0.0 191.6

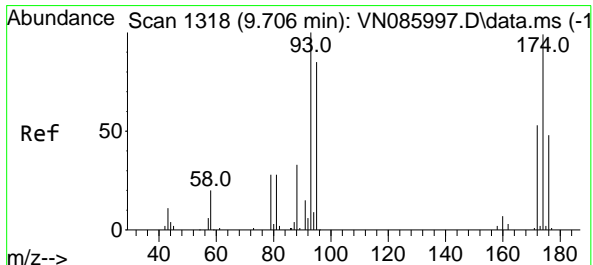
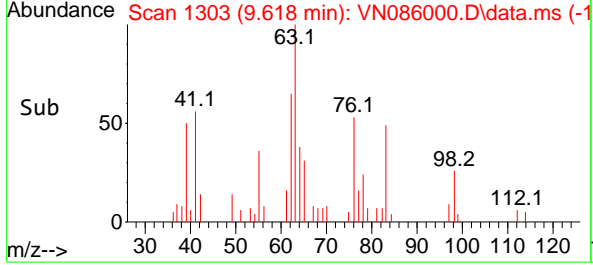
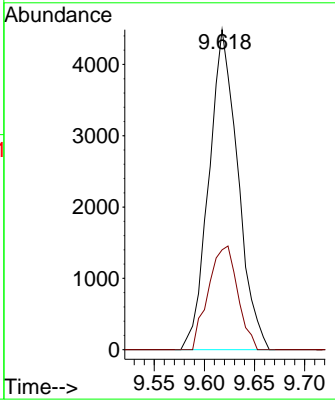
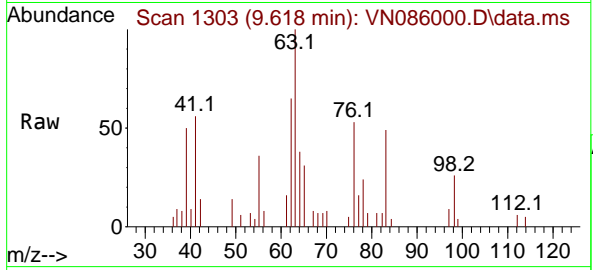




#45
 1,2-Dichloropropane
 Concen: 5.071 ug/l
 RT: 9.618 min Scan# 11
 Delta R.T. -0.000 min
 Lab File: VN086000.D
 Acq: 18 Mar 2025 13:21

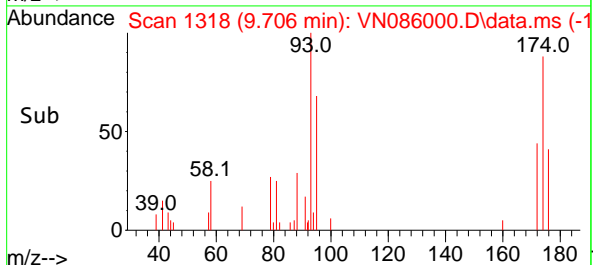
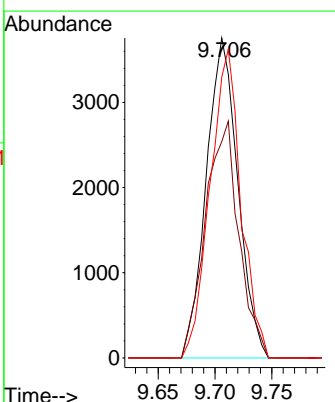
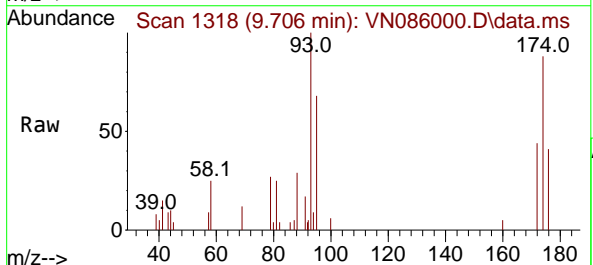
Instrument : MSVOA_N
 ClientSampleId : VSTDIC005

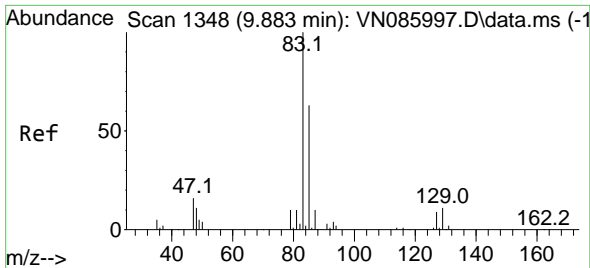
Tgt Ion: 63 Resp: 9026
 Ion Ratio Lower Upper
 63 100
 65 31.2 24.7 37.1



#46
 Dibromomethane
 Concen: 5.194 ug/l
 RT: 9.706 min Scan# 1318
 Delta R.T. -0.000 min
 Lab File: VN086000.D
 Acq: 18 Mar 2025 13:21

Tgt Ion: 93 Resp: 7270
 Ion Ratio Lower Upper
 93 100
 95 78.3 66.2 99.2
 174 94.3 80.1 120.1



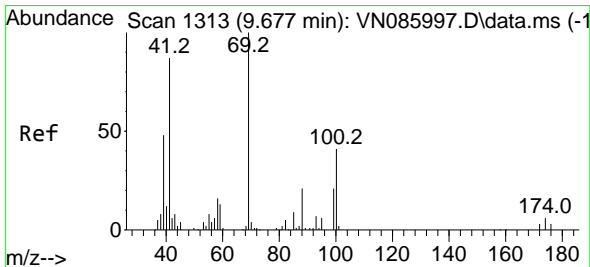
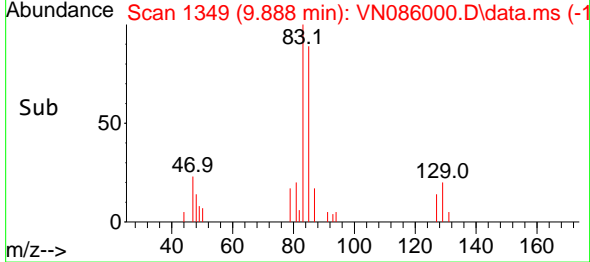
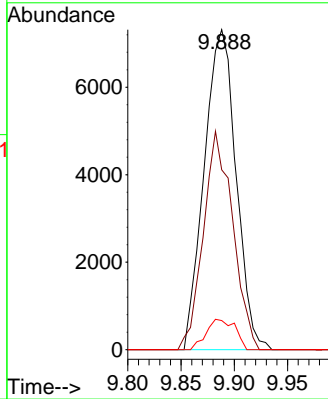
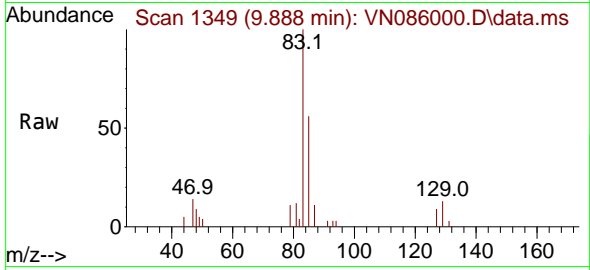


#47
 Bromodichloromethane
 Concen: 5.197 ug/l
 RT: 9.888 min Scan# 1349
 Delta R.T. 0.006 min
 Lab File: VN086000.D
 Acq: 18 Mar 2025 13:21

Instrument : MSVOA_N
 ClientSampleId : VSTDIC005

Tgt Ion: 83 Resp: 15203

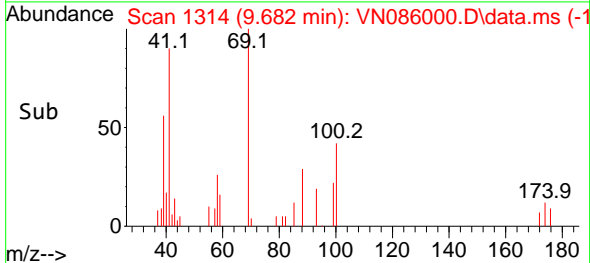
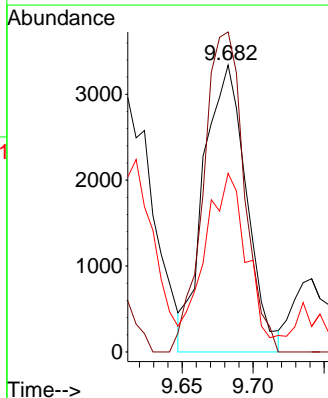
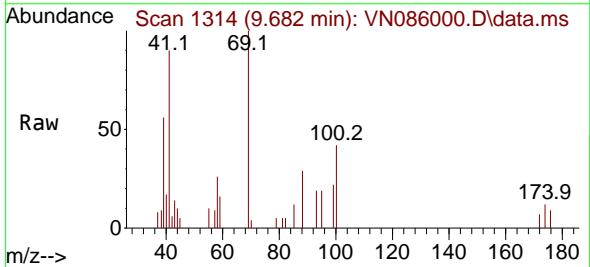
Ion	Ratio	Lower	Upper
83	100		
85	56.2	50.2	75.2
127	9.1	7.1	10.7

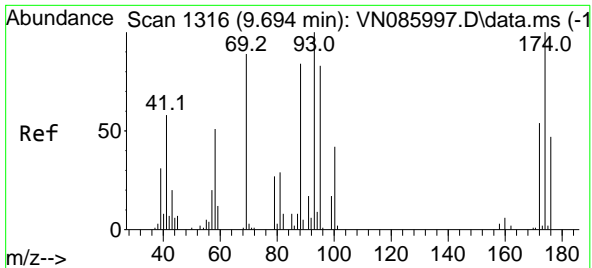


#48
 Methyl methacrylate
 Concen: 4.635 ug/l
 RT: 9.682 min Scan# 1314
 Delta R.T. 0.006 min
 Lab File: VN086000.D
 Acq: 18 Mar 2025 13:21

Tgt Ion: 41 Resp: 6970

Ion	Ratio	Lower	Upper
41	100		
69	106.7	83.1	124.7
39	63.4	45.6	68.4

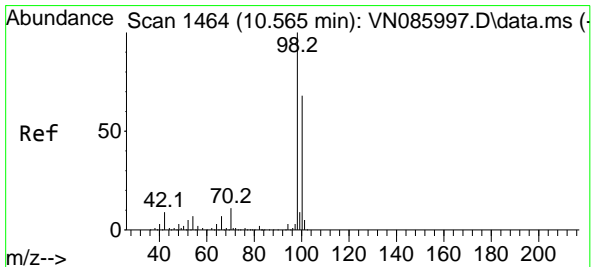
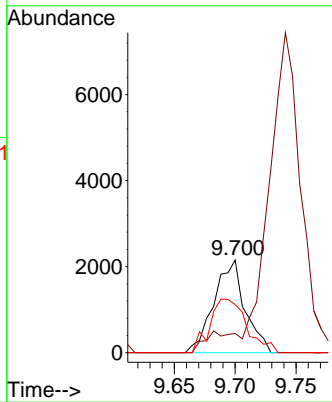
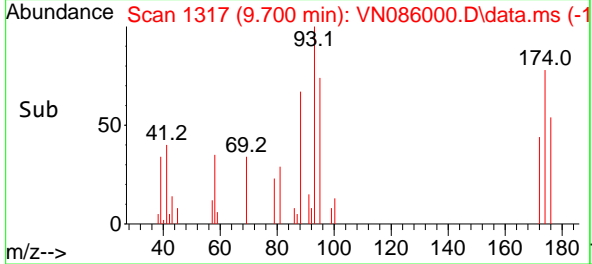
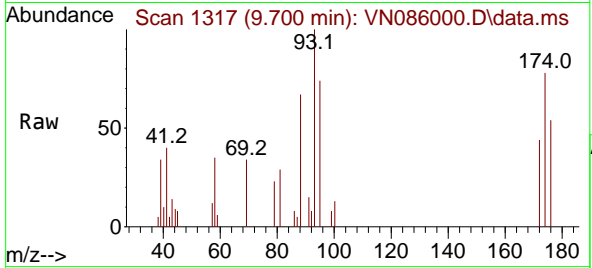




#49
 1,4-Dioxane
 Concen: 107.772 ug/l
 RT: 9.700 min Scan# 11
 Delta R.T. 0.006 min
 Lab File: VN086000.D
 Acq: 18 Mar 2025 13:21

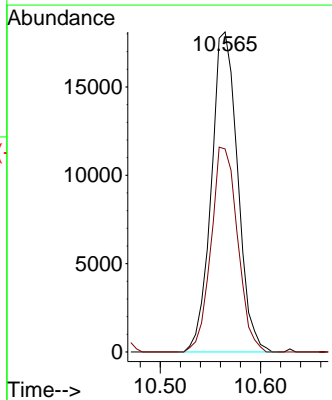
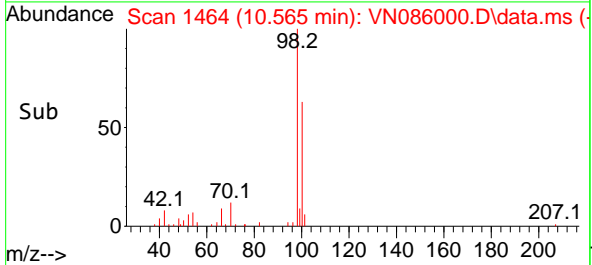
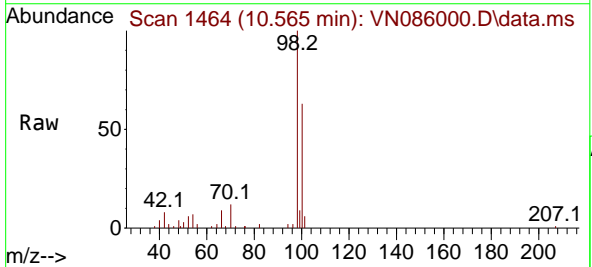
Instrument :
 MSVOA_N
 ClientSampleId :
 VSTDIC005

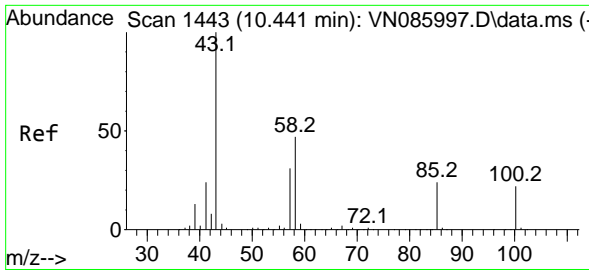
Tgt Ion	Resp	Ion Ratio	Lower	Upper
88	3831	100		
43		17.1	21.7	32.5#
58		68.3	50.4	75.6



#50
 Toluene-d8
 Concen: 4.803 ug/l
 RT: 10.565 min Scan# 1464
 Delta R.T. -0.000 min
 Lab File: VN086000.D
 Acq: 18 Mar 2025 13:21

Tgt Ion	Resp	Ion Ratio	Lower	Upper
98	32999	100		
100		64.5	53.1	79.7

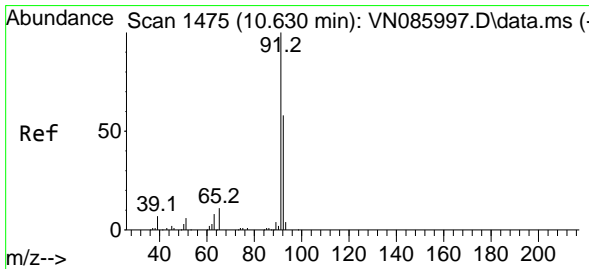
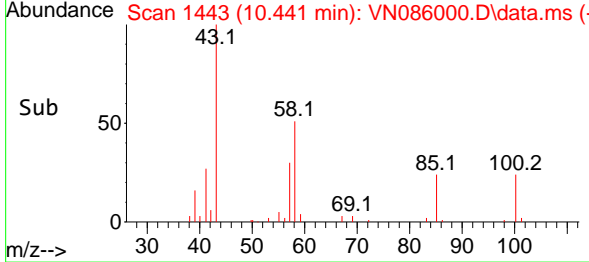
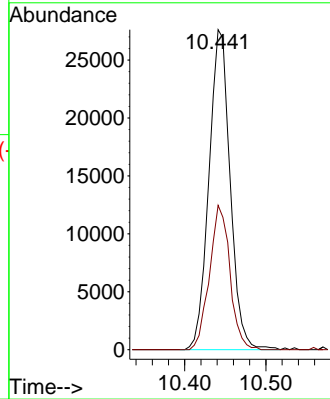
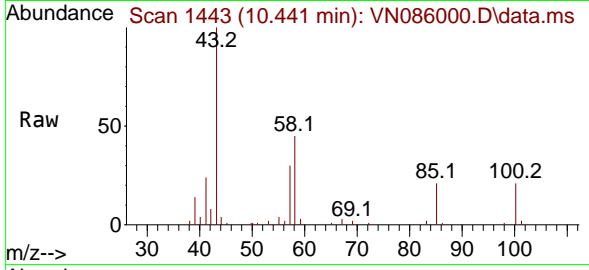




#51
 4-Methyl-2-Pentanone
 Concen: 24.920 ug/l
 RT: 10.441 min Scan# 1443
 Delta R.T. -0.000 min
 Lab File: VN086000.D
 Acq: 18 Mar 2025 13:21

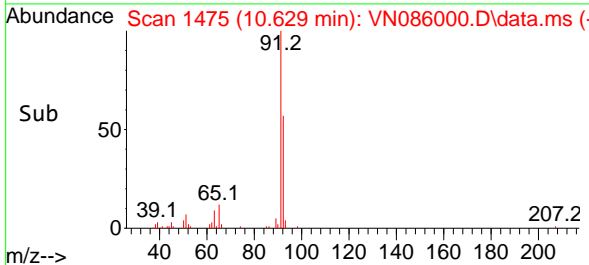
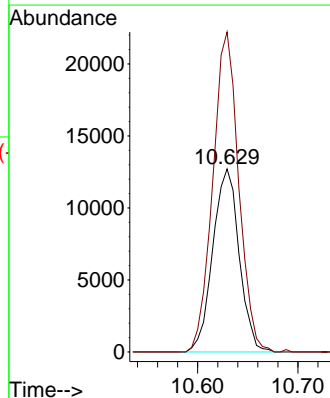
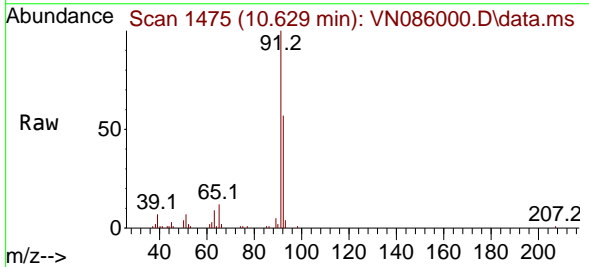
Instrument : MSVOA_N
 ClientSampleId : VSTDIC005

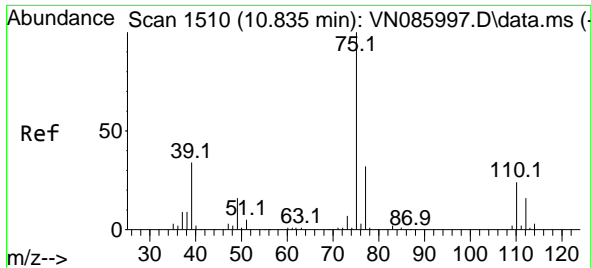
Tgt Ion: 43 Resp: 50081
 Ion Ratio Lower Upper
 43 100
 58 43.5 37.4 56.0



#52
 Toluene
 Concen: 4.836 ug/l
 RT: 10.629 min Scan# 1475
 Delta R.T. -0.000 min
 Lab File: VN086000.D
 Acq: 18 Mar 2025 13:21

Tgt Ion: 92 Resp: 23224
 Ion Ratio Lower Upper
 92 100
 91 171.3 136.2 204.4

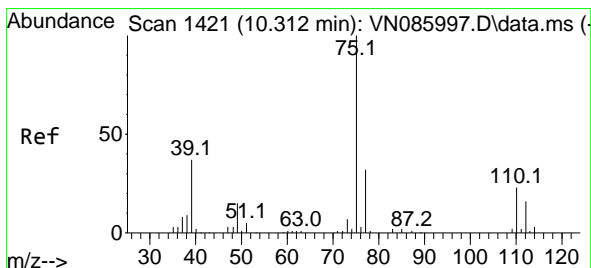
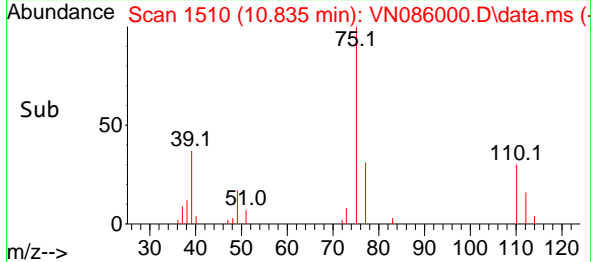
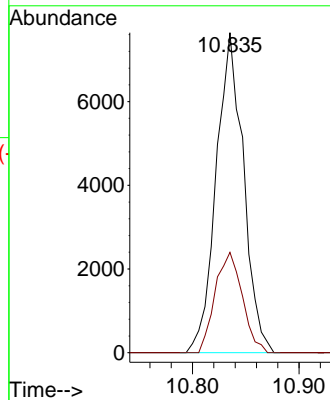
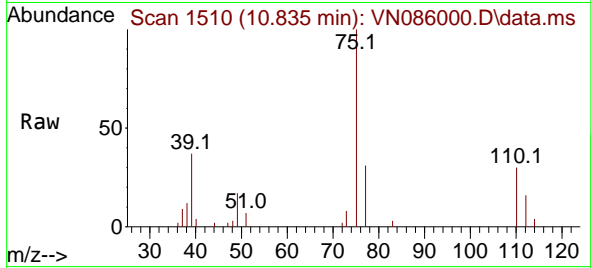




#53
 t-1,3-Dichloropropene
 Concen: 4.785 ug/l
 RT: 10.835 min Scan# 1510
 Delta R.T. -0.000 min
 Lab File: VN086000.D
 Acq: 18 Mar 2025 13:21

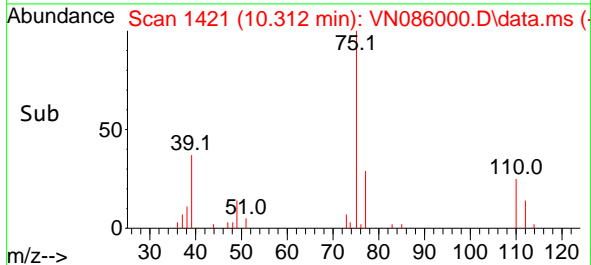
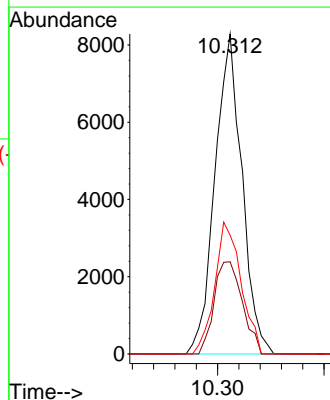
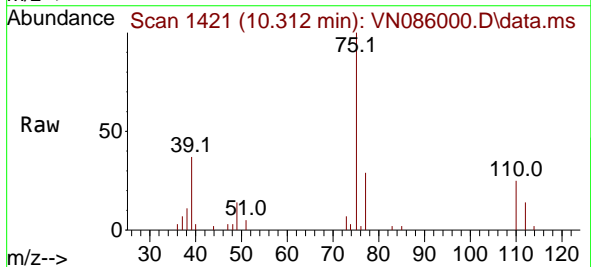
Instrument : MSVOA_N
 ClientSampleId : VSTDIC005

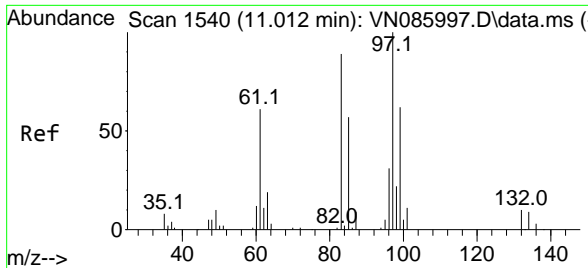
Tgt Ion: 75 Resp: 13594
 Ion Ratio Lower Upper
 75 100
 77 31.4 25.3 37.9



#54
 cis-1,3-Dichloropropene
 Concen: 4.856 ug/l
 RT: 10.312 min Scan# 1421
 Delta R.T. -0.000 min
 Lab File: VN086000.D
 Acq: 18 Mar 2025 13:21

Tgt Ion: 75 Resp: 14556
 Ion Ratio Lower Upper
 75 100
 77 28.8 25.3 37.9
 39 37.1 29.6 44.4

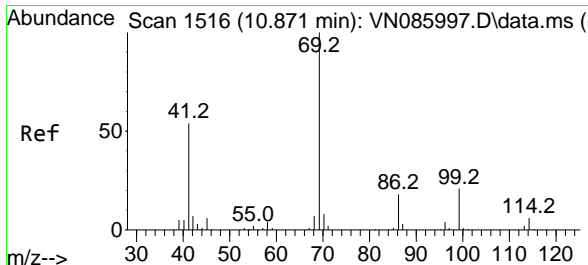
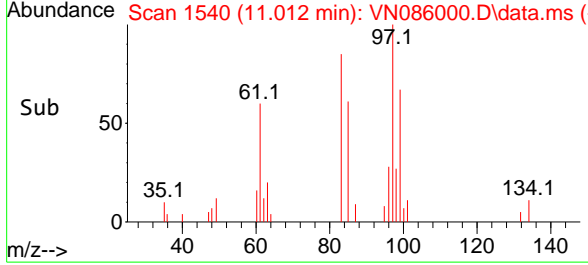
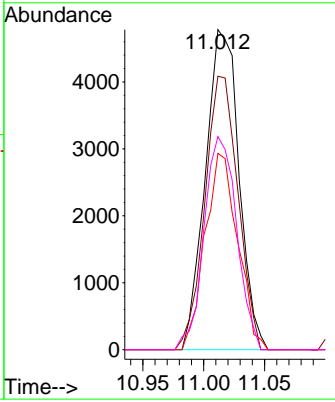
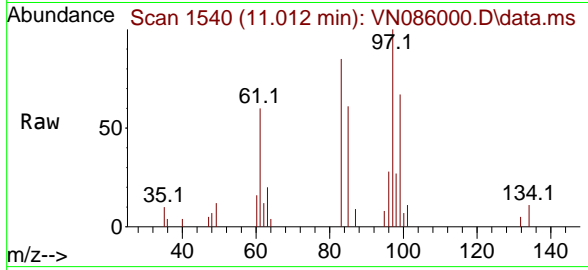




#55
 1,1,2-Trichloroethane
 Concen: 5.007 ug/l
 RT: 11.012 min Scan# 11
 Delta R.T. -0.000 min
 Lab File: VN086000.D
 Acq: 18 Mar 2025 13:21

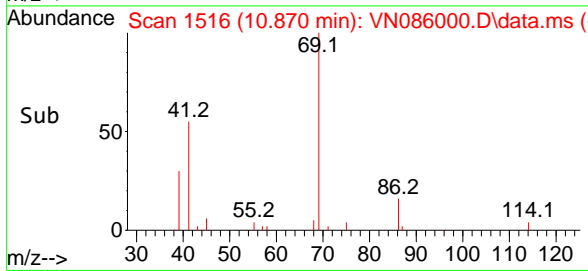
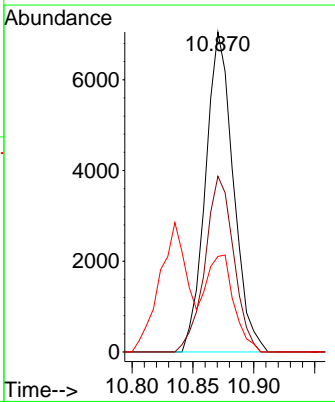
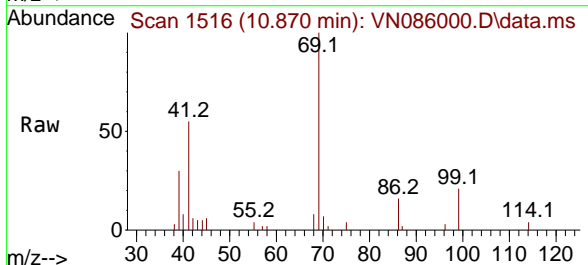
Instrument : MSVOA_N
 ClientSampleId : VSTDIC005

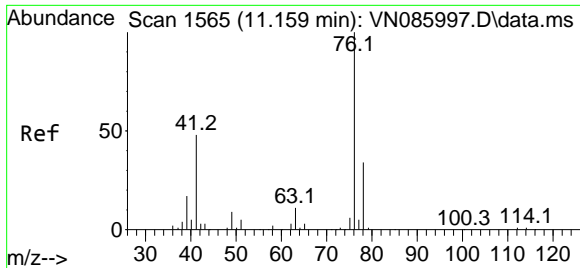
Tgt Ion	Resp	Lower	Upper
97	100		
83	85.5	71.2	106.8
85	61.3	45.4	68.0
99	66.6	49.5	74.3



#56
 Ethyl methacrylate
 Concen: 4.940 ug/l
 RT: 10.870 min Scan# 1516
 Delta R.T. -0.001 min
 Lab File: VN086000.D
 Acq: 18 Mar 2025 13:21

Tgt Ion	Resp	Lower	Upper
69	100		
41	56.6	41.6	62.4
39	30.7	21.8	32.8

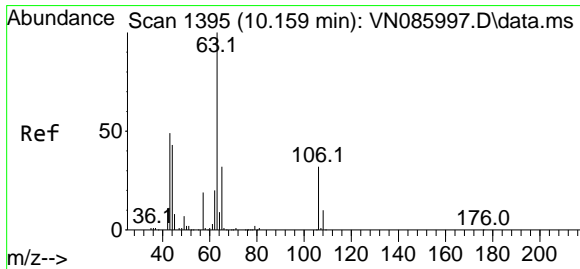
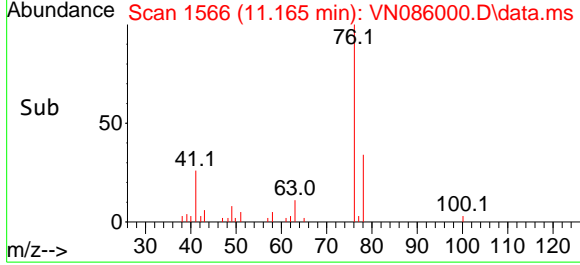
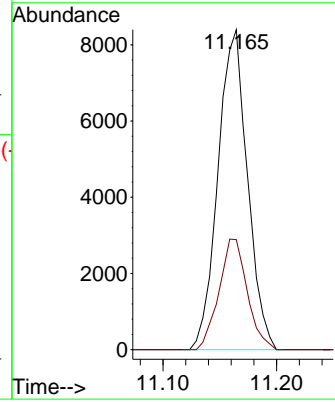
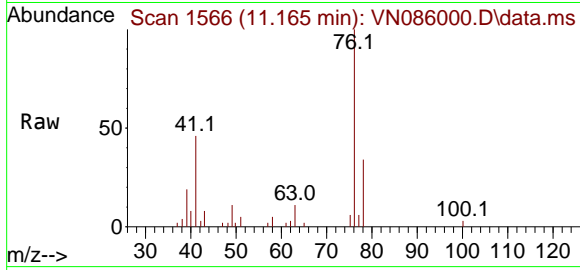




#57
 1,3-Dichloropropane
 Concen: 4.858 ug/l
 RT: 11.165 min Scan# 11165
 Delta R.T. 0.006 min
 Lab File: VN086000.D
 Acq: 18 Mar 2025 13:21

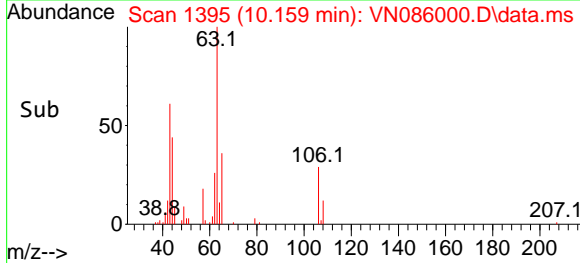
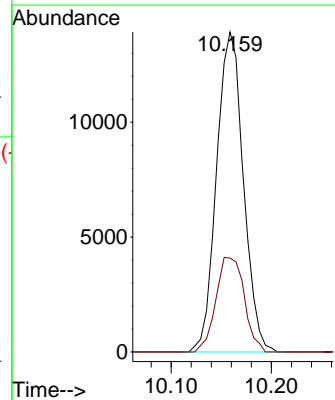
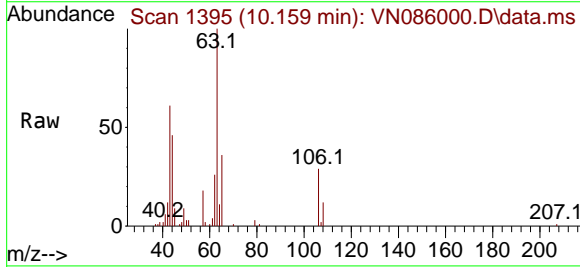
Instrument : MSVOA_N
 ClientSampleId : VSTDIC005

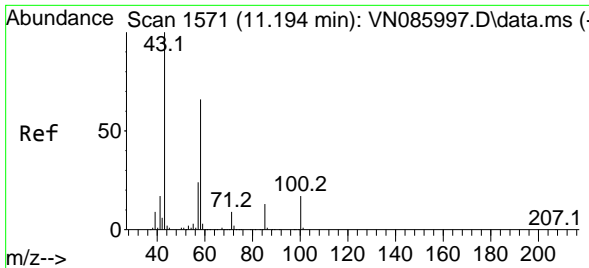
Tgt Ion: 76 Resp: 15126
 Ion Ratio Lower Upper
 76 100
 78 33.2 25.8 38.6



#58
 2-Chloroethyl Vinyl ether
 Concen: 31.548 ug/l
 RT: 10.159 min Scan# 1395
 Delta R.T. -0.000 min
 Lab File: VN086000.D
 Acq: 18 Mar 2025 13:21

Tgt Ion: 63 Resp: 25811
 Ion Ratio Lower Upper
 63 100
 106 31.3 25.0 37.6

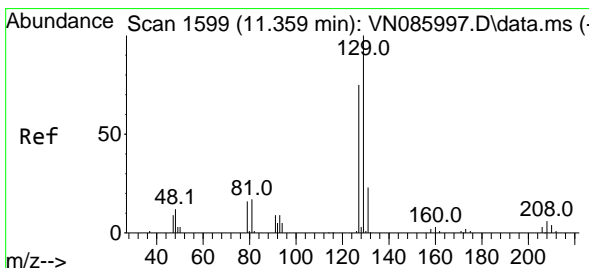
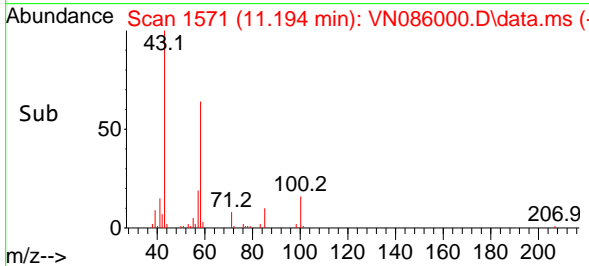
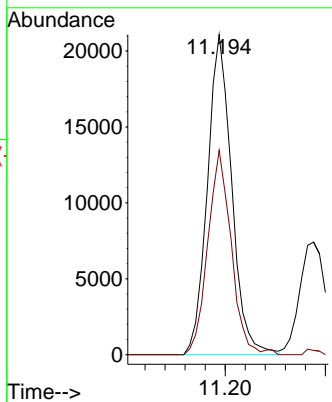
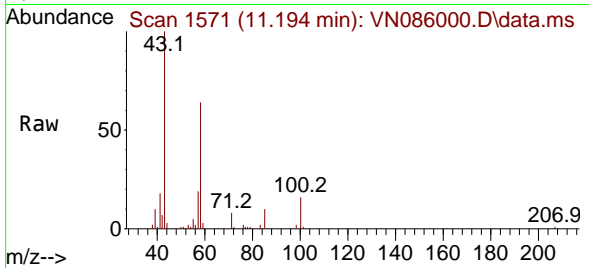




#59
 2-Hexanone
 Concen: 24.217 ug/l
 RT: 11.194 min Scan# 11
 Delta R.T. -0.000 min
 Lab File: VN086000.D
 Acq: 18 Mar 2025 13:21

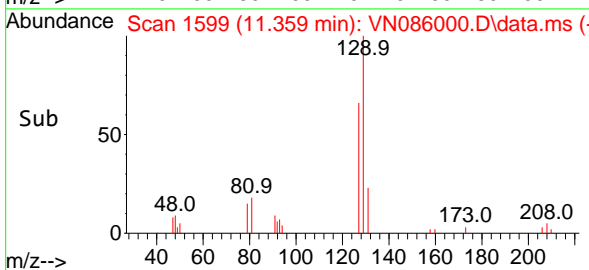
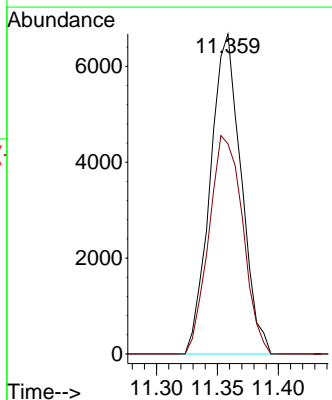
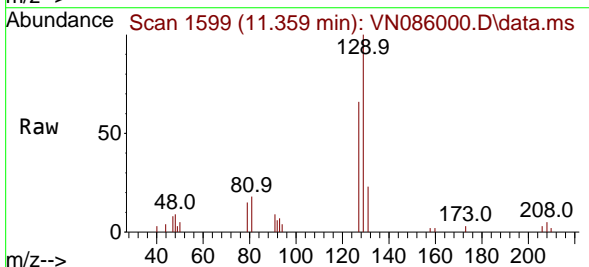
Instrument :
 MSVOA_N
 ClientSampleId :
 VSTDIC005

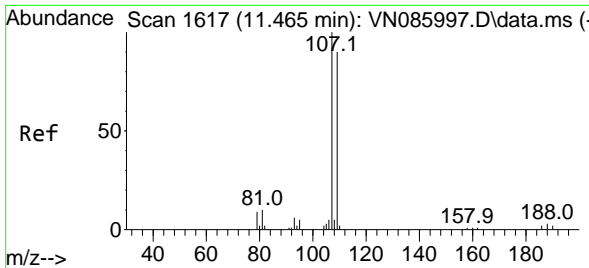
Tgt Ion: 43 Resp: 35455
 Ion Ratio Lower Upper
 43 100
 58 61.7 32.4 97.2



#60
 Dibromochloromethane
 Concen: 4.994 ug/l
 RT: 11.359 min Scan# 1599
 Delta R.T. -0.000 min
 Lab File: VN086000.D
 Acq: 18 Mar 2025 13:21

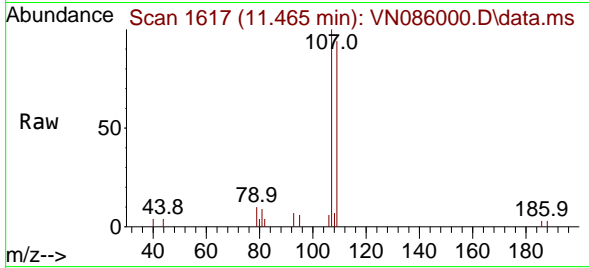
Tgt Ion: 129 Resp: 11813
 Ion Ratio Lower Upper
 129 100
 127 74.5 37.8 113.4



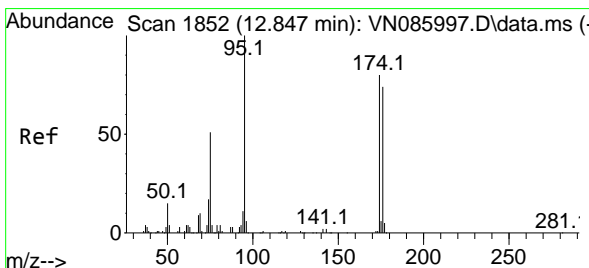
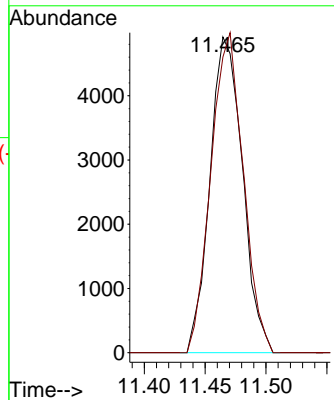
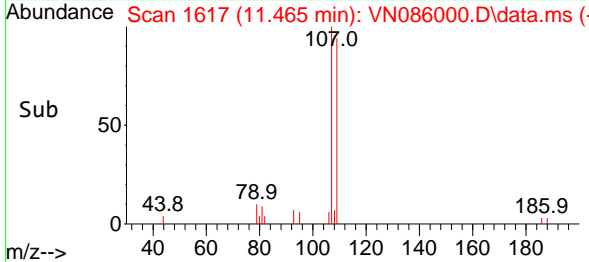


#61
 1,2-Dibromoethane
 Concen: 4.859 ug/l
 RT: 11.465 min Scan# 1617
 Delta R.T. -0.000 min
 Lab File: VN086000.D
 Acq: 18 Mar 2025 13:21

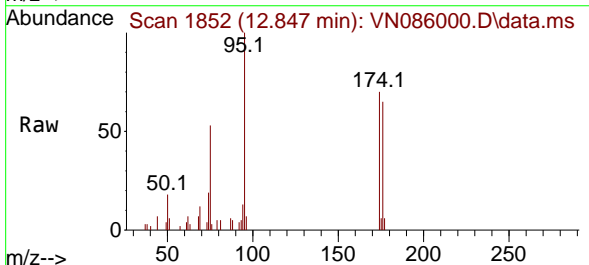
Instrument : MSVOA_N
 ClientSampleId : VSTDIC005



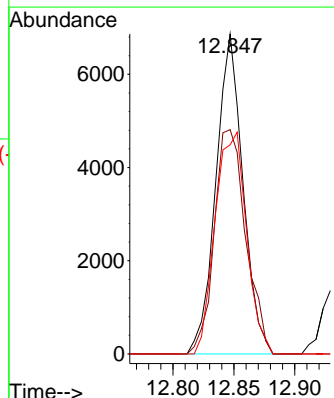
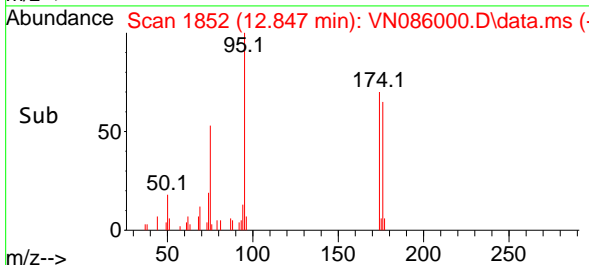
Tgt Ion:107 Resp: 9143
 Ion Ratio Lower Upper
 107 100
 109 100.7 73.3 109.9

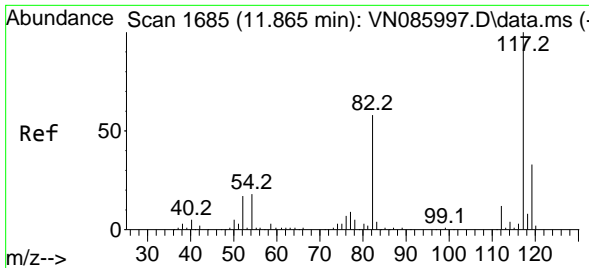


#62
 4-Bromofluorobenzene
 Concen: 4.332 ug/l
 RT: 12.847 min Scan# 1852
 Delta R.T. -0.000 min
 Lab File: VN086000.D
 Acq: 18 Mar 2025 13:21



Tgt Ion: 95 Resp: 10615
 Ion Ratio Lower Upper
 95 100
 174 81.6 0.0 156.8
 176 80.4 0.0 152.2



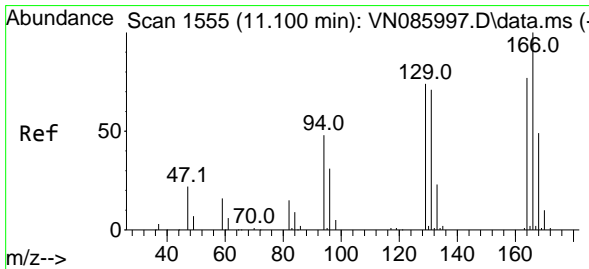
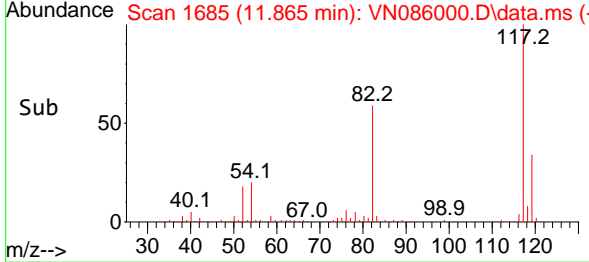
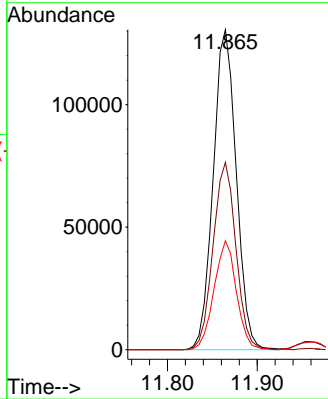
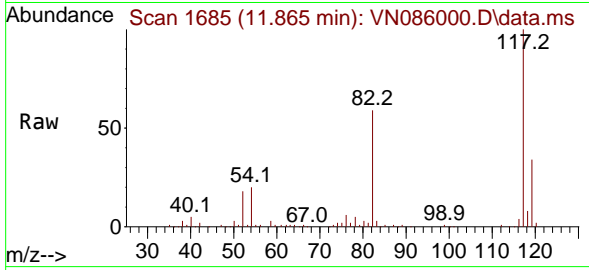


#63
 Chlorobenzene-d5
 Concen: 50.000 ug/l
 RT: 11.865 min Scan# 117
 Delta R.T. -0.000 min
 Lab File: VN086000.D
 Acq: 18 Mar 2025 13:21

Instrument : MSVOA_N
 ClientSampleId : VSTDIC005

Tgt Ion:117 Resp: 232728

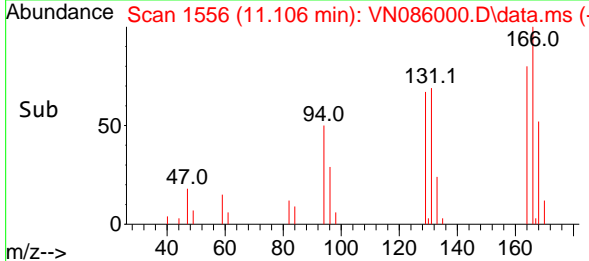
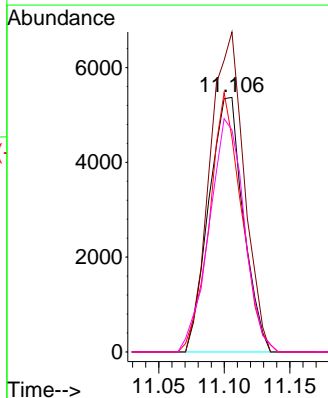
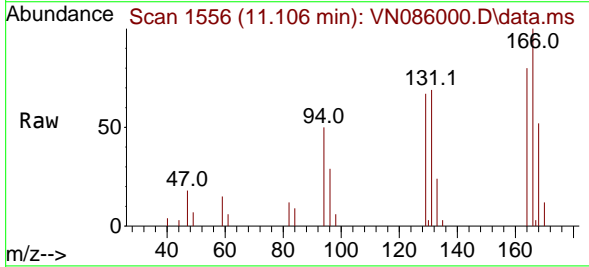
Ion	Ratio	Lower	Upper
117	100		
82	58.5	46.7	70.1
119	34.0	26.5	39.7

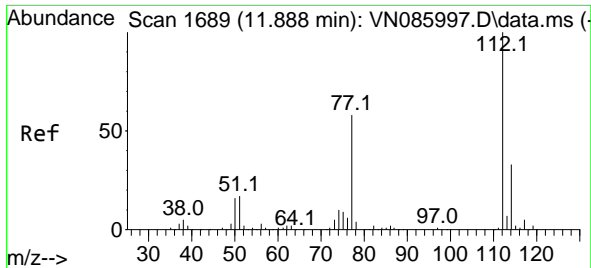


#64
 Tetrachloroethene
 Concen: 5.284 ug/l
 RT: 11.106 min Scan# 1556
 Delta R.T. 0.006 min
 Lab File: VN086000.D
 Acq: 18 Mar 2025 13:21

Tgt Ion:164 Resp: 9809

Ion	Ratio	Lower	Upper
164	100		
166	125.7	103.7	155.5
129	84.1	77.1	115.7
131	87.1	73.3	109.9

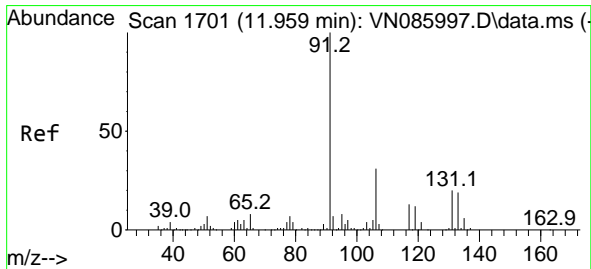
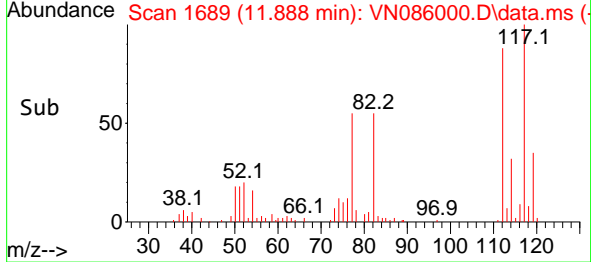
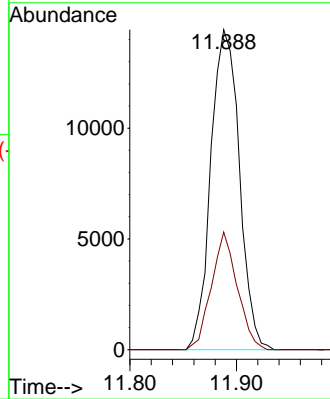
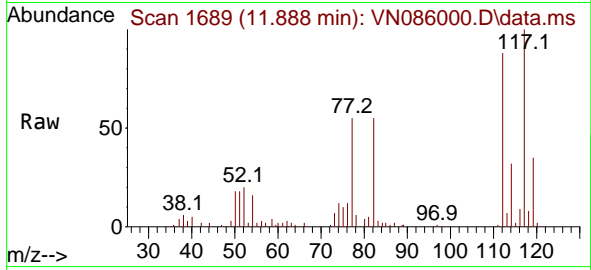




#65
 Chlorobenzene
 Concen: 5.053 ug/l
 RT: 11.888 min Scan# 111
 Delta R.T. -0.000 min
 Lab File: VN086000.D
 Acq: 18 Mar 2025 13:21

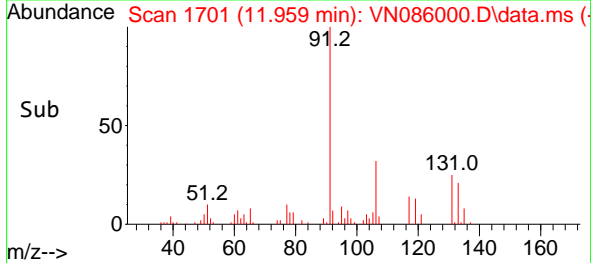
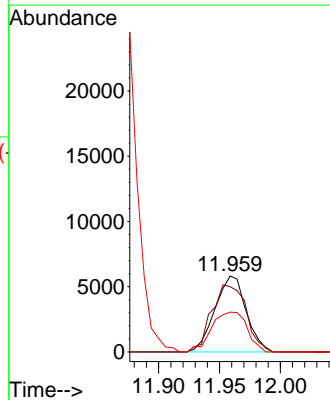
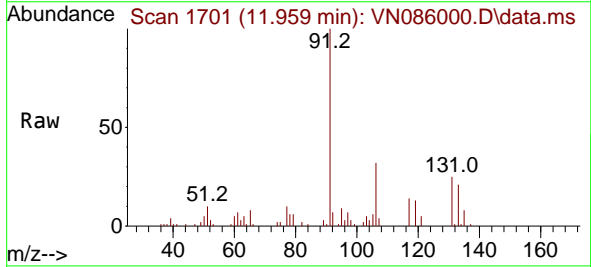
Instrument : MSVOA_N
 ClientSampleId : VSTDIC005

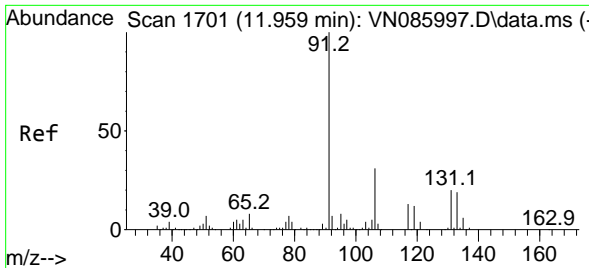
Tgt Ion:112 Resp: 26908
 Ion Ratio Lower Upper
 112 100
 114 36.8 26.3 39.5



#66
 1,1,1,2-Tetrachloroethane
 Concen: 5.232 ug/l
 RT: 11.959 min Scan# 1701
 Delta R.T. -0.000 min
 Lab File: VN086000.D
 Acq: 18 Mar 2025 13:21

Tgt Ion:131 Resp: 10358
 Ion Ratio Lower Upper
 131 100
 133 98.3 47.0 141.0
 119 59.6 31.4 94.0

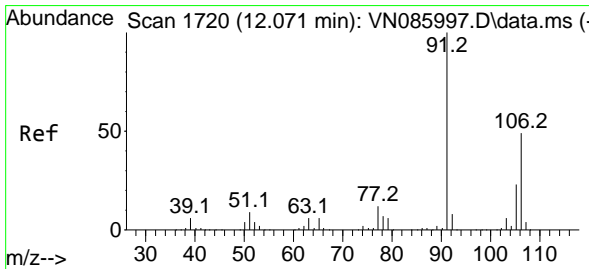
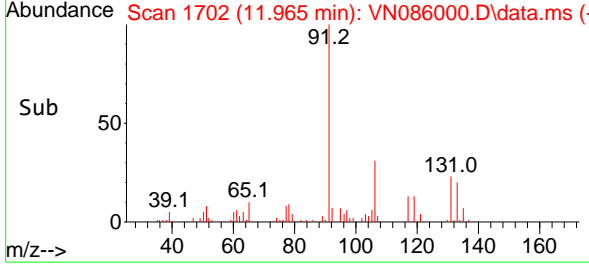
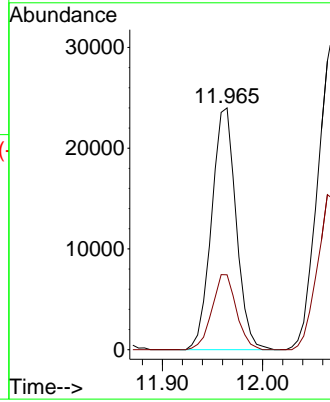
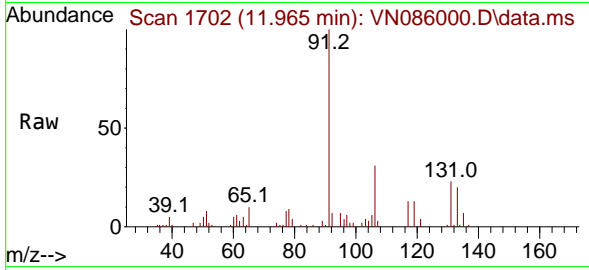




#67
 Ethyl Benzene
 Concen: 4.795 ug/l
 RT: 11.965 min Scan# 1719
 Delta R.T. 0.006 min
 Lab File: VN086000.D
 Acq: 18 Mar 2025 13:21

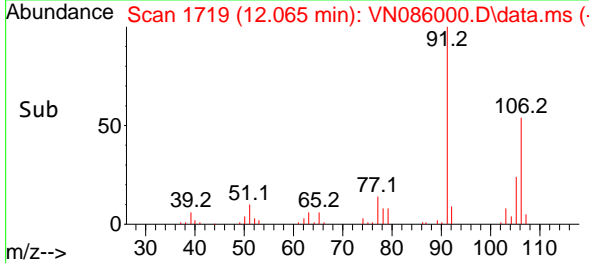
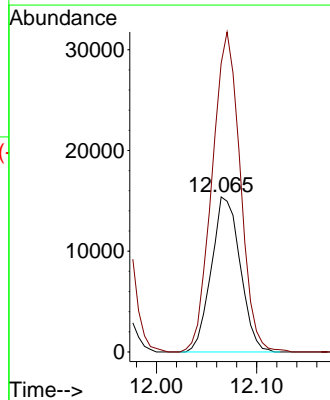
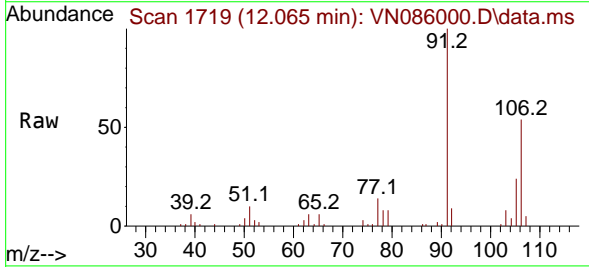
Instrument : MSVOA_N
 ClientSampleId : VSTDIC005

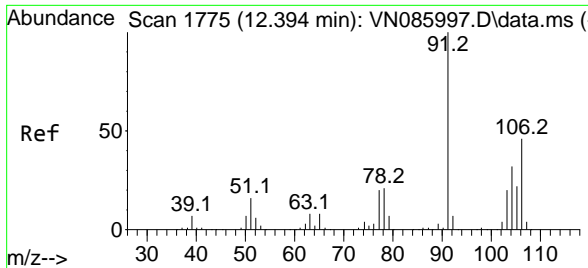
Tgt Ion: 91 Resp: 40845
 Ion Ratio Lower Upper
 91 100
 106 31.0 24.5 36.7



#68
 m/p-Xylenes
 Concen: 9.182 ug/l
 RT: 12.065 min Scan# 1719
 Delta R.T. -0.006 min
 Lab File: VN086000.D
 Acq: 18 Mar 2025 13:21

Tgt Ion:106 Resp: 30743
 Ion Ratio Lower Upper
 106 100
 91 201.6 163.9 245.9

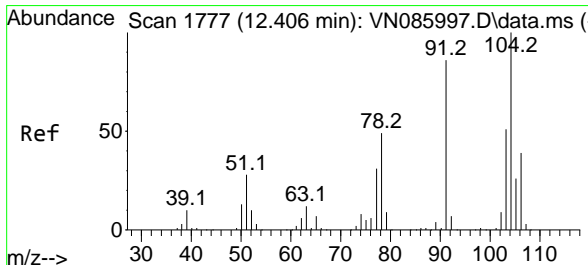
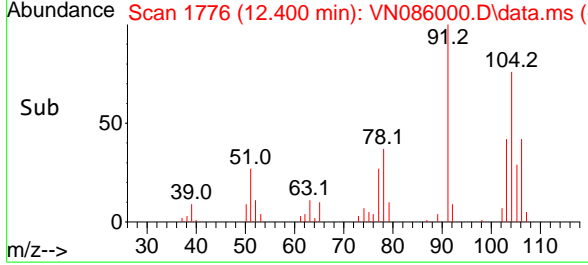
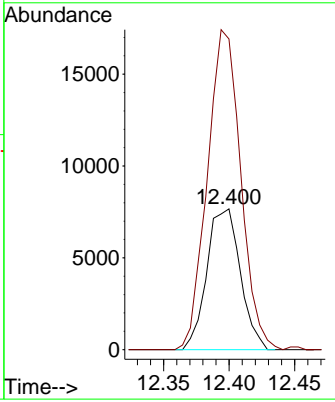
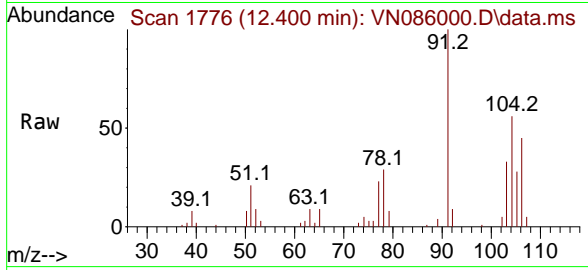




#69
 o-Xylene
 Concen: 4.427 ug/l
 RT: 12.400 min Scan# 1775
 Delta R.T. 0.006 min
 Lab File: VN086000.D
 Acq: 18 Mar 2025 13:21

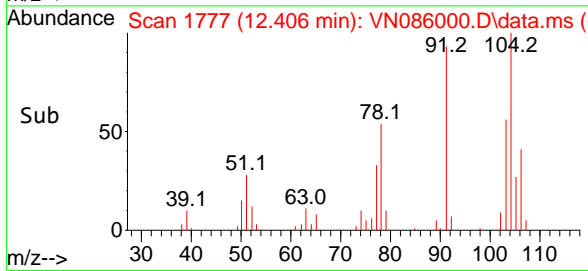
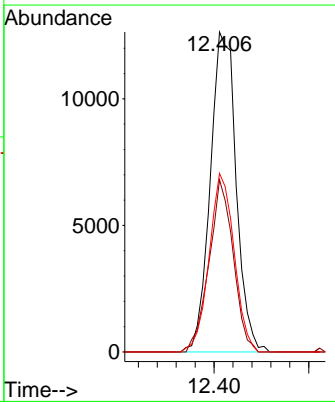
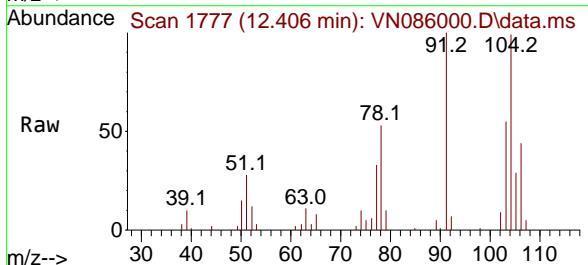
Instrument : MSVOA_N
 ClientSampleId : VSTDIC005

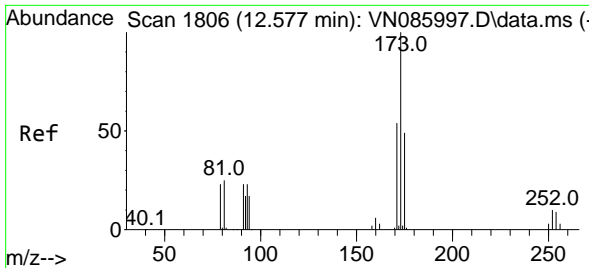
Tgt Ion:106 Resp: 13604
 Ion Ratio Lower Upper
 106 100
 91 227.0 109.1 327.2



#70
 Styrene
 Concen: 4.578 ug/l
 RT: 12.406 min Scan# 1777
 Delta R.T. -0.000 min
 Lab File: VN086000.D
 Acq: 18 Mar 2025 13:21

Tgt Ion:104 Resp: 24028
 Ion Ratio Lower Upper
 104 100
 78 50.1 41.4 62.2
 103 53.9 42.9 64.3



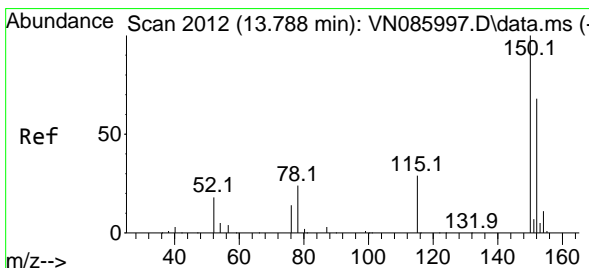
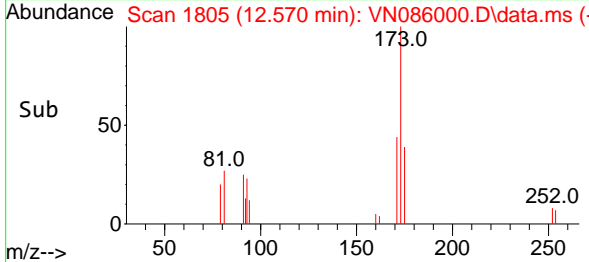
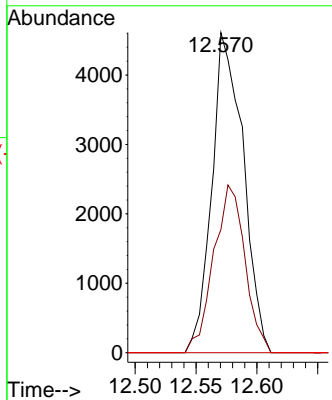
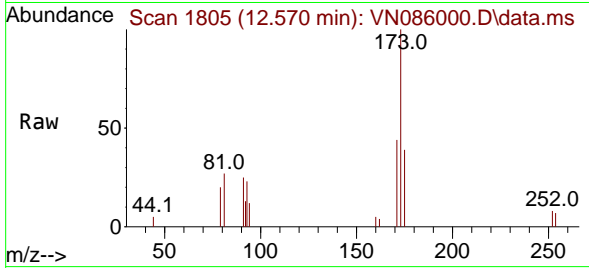


#71
 Bromoform
 Concen: 4.989 ug/l
 RT: 12.570 min Scan# 1805
 Delta R.T. -0.006 min
 Lab File: VN086000.D
 Acq: 18 Mar 2025 13:21

Instrument : MSVOA_N
 ClientSampleId : VSTDIC005

Tgt Ion:173 Resp: 8257

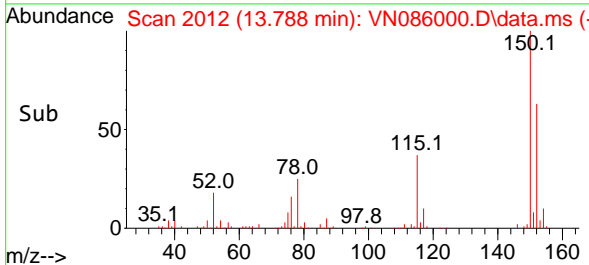
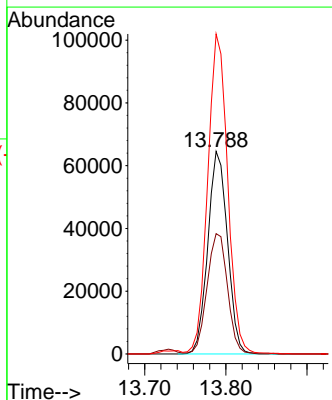
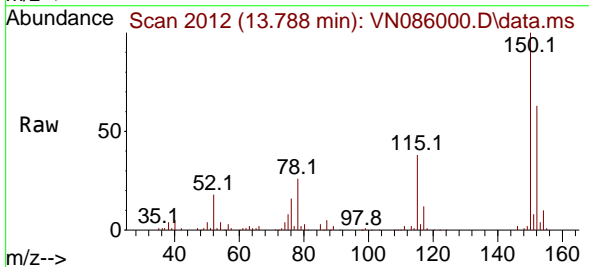
Ion	Ratio	Lower	Upper
173	100		
175	52.4	24.3	73.0
254	0.0	0.0	0.0

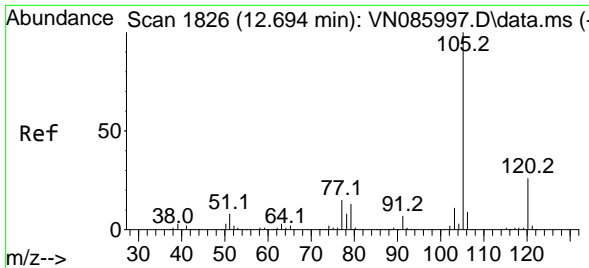


#72
 1,4-Dichlorobenzene-d4
 Concen: 50.000 ug/l
 RT: 13.788 min Scan# 2012
 Delta R.T. -0.000 min
 Lab File: VN086000.D
 Acq: 18 Mar 2025 13:21

Tgt Ion:152 Resp: 108673

Ion	Ratio	Lower	Upper
152	100		
115	61.6	31.1	93.2
150	160.3	0.0	359.6





#73
 Isopropylbenzene
 Concen: 4.780 ug/l
 RT: 12.694 min Scan# 1826
 Delta R.T. -0.000 min
 Lab File: VN086000.D
 Acq: 18 Mar 2025 13:21

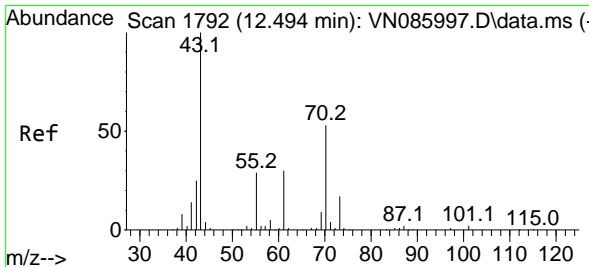
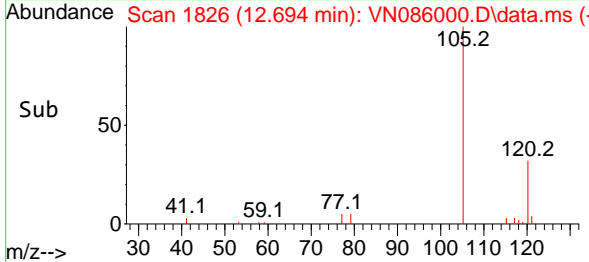
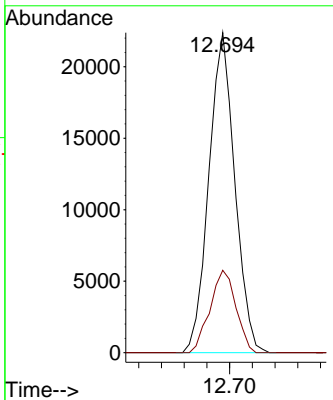
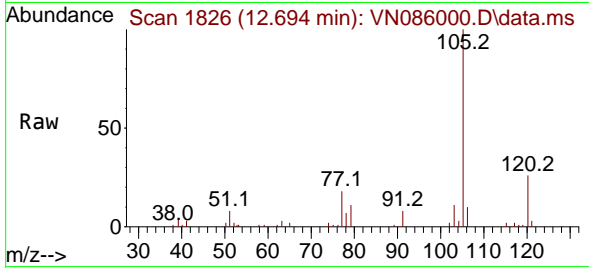
Instrument :

MSVOA_N

ClientSampleId :

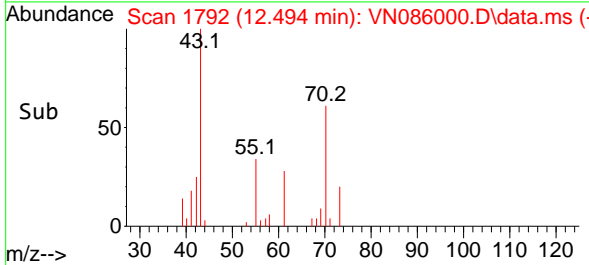
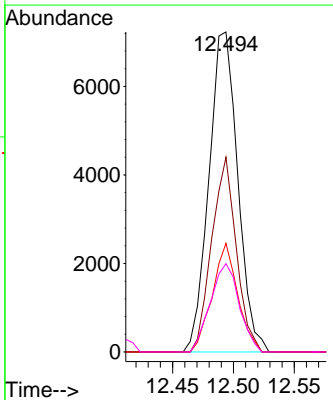
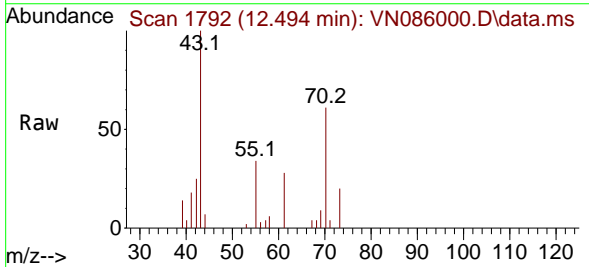
VSTDIC005

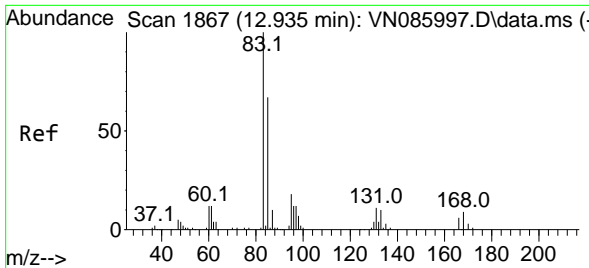
Tgt Ion:105 Resp: 35476
 Ion Ratio Lower Upper
 105 100
 120 25.7 13.0 39.0



#74
 N-ethyl acetate
 Concen: 4.806 ug/l
 RT: 12.494 min Scan# 1792
 Delta R.T. -0.000 min
 Lab File: VN086000.D
 Acq: 18 Mar 2025 13:21

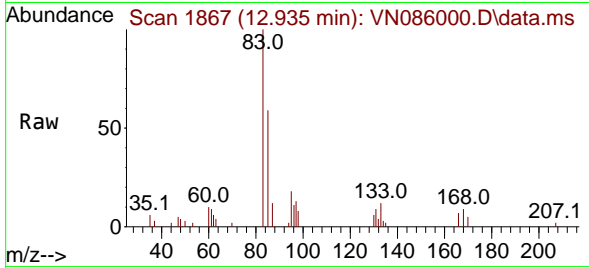
Tgt Ion: 43 Resp: 11933
 Ion Ratio Lower Upper
 43 100
 70 51.9 43.0 64.4
 55 30.0 23.8 35.8
 61 27.5 23.4 35.0



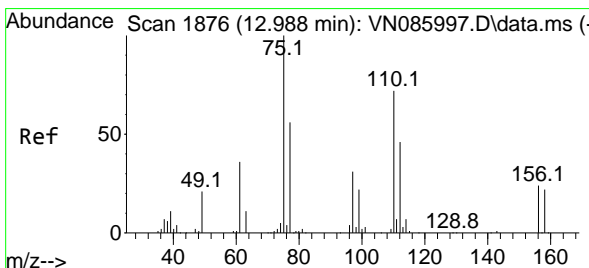
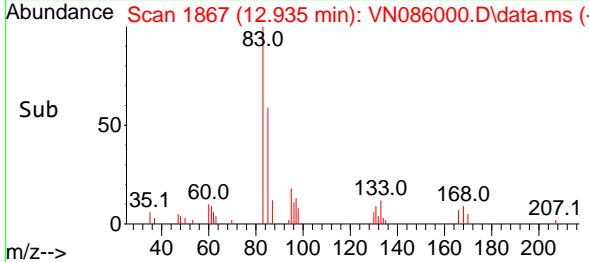
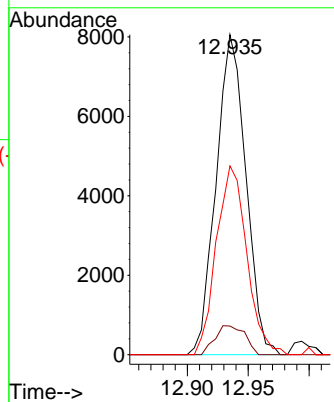


#75
 1,1,2,2-Tetrachloroethane
 Concen: 5.457 ug/l
 RT: 12.935 min Scan# 1867
 Delta R.T. -0.000 min
 Lab File: VN086000.D
 Acq: 18 Mar 2025 13:21

Instrument : MSVOA_N
 ClientSampleId : VSTDIC005

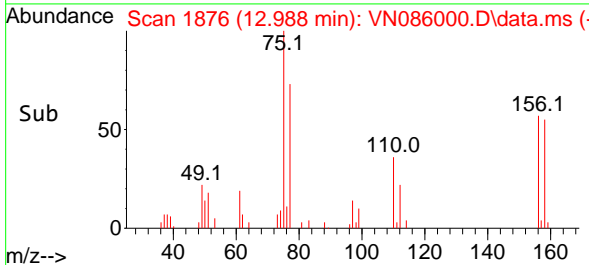
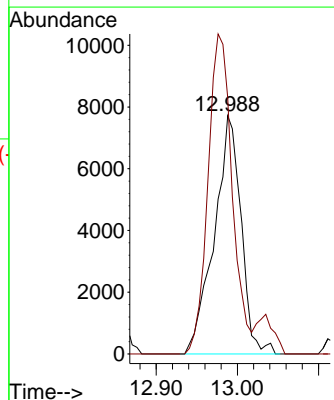
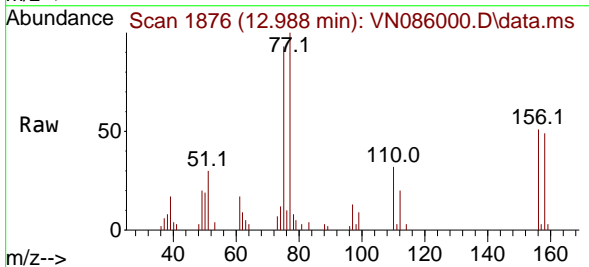


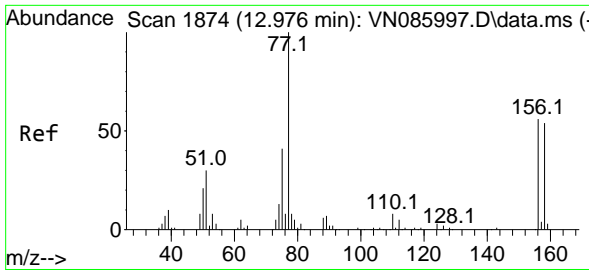
Tgt Ion: 83 Resp: 13700
 Ion Ratio Lower Upper
 83 100
 131 9.1 5.5 16.5
 85 60.4 32.6 97.8



#76
 1,2,3-Trichloropropane
 Concen: 7.158 ug/l
 RT: 12.988 min Scan# 1876
 Delta R.T. -0.000 min
 Lab File: VN086000.D
 Acq: 18 Mar 2025 13:21

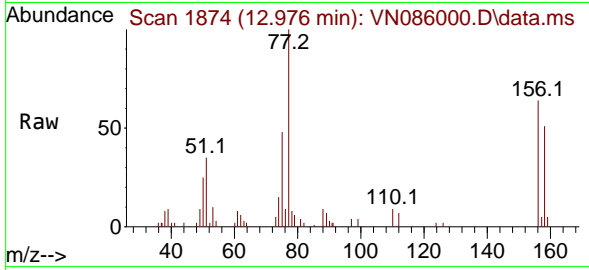
Tgt Ion: 75 Resp: 17734
 Ion Ratio Lower Upper
 75 100
 77 121.1 83.7 251.0



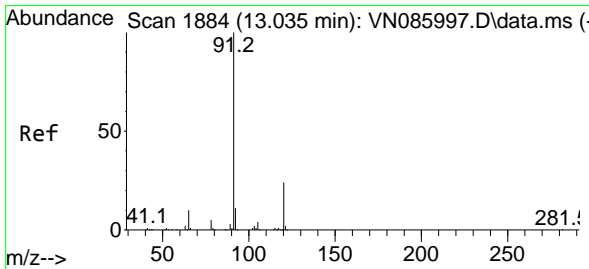
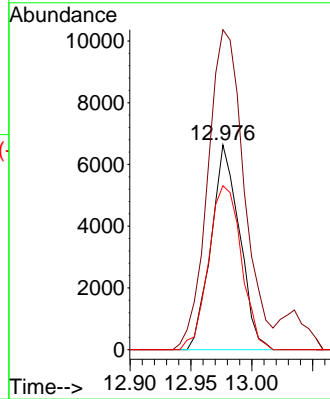
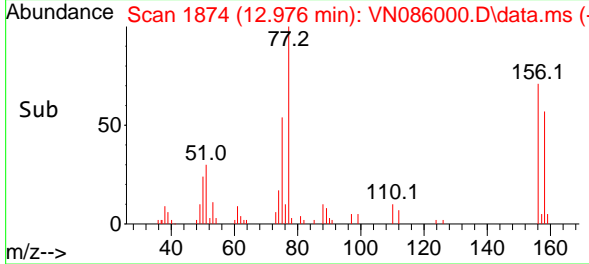


#77
 Bromobenzene
 Concen: 5.222 ug/l
 RT: 12.976 min Scan# 1874
 Delta R.T. -0.000 min
 Lab File: VN086000.D
 Acq: 18 Mar 2025 13:21

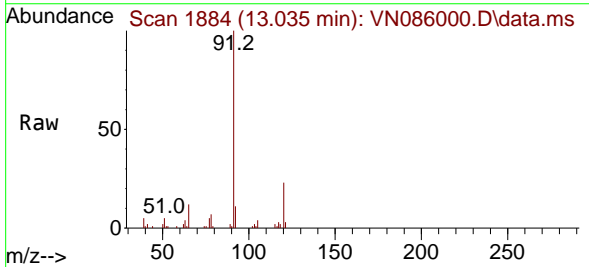
Instrument : MSVOA_N
 ClientSampleId : VSTDIC005



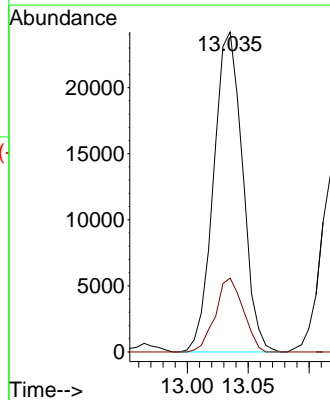
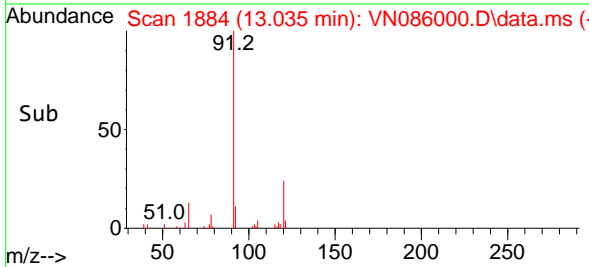
Tgt Ion:156 Resp: 10805
 Ion Ratio Lower Upper
 156 100
 77 198.8 104.1 312.3
 158 92.3 49.0 147.0

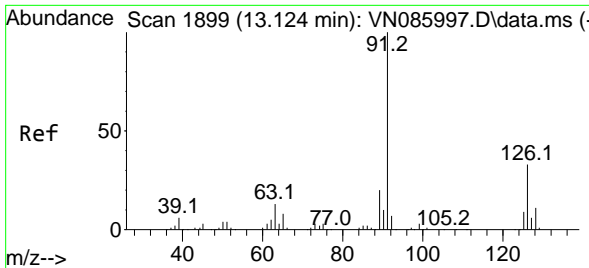


#78
 n-propylbenzene
 Concen: 4.766 ug/l
 RT: 13.035 min Scan# 1884
 Delta R.T. -0.000 min
 Lab File: VN086000.D
 Acq: 18 Mar 2025 13:21



Tgt Ion: 91 Resp: 40052
 Ion Ratio Lower Upper
 91 100
 120 22.1 11.7 35.0



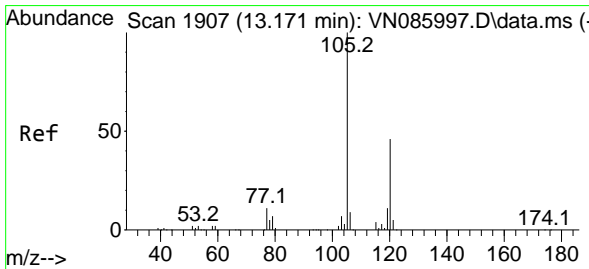
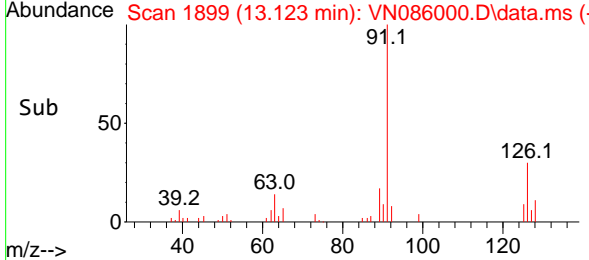
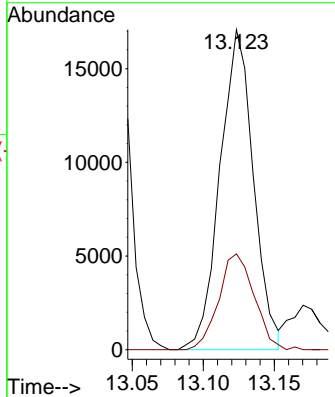
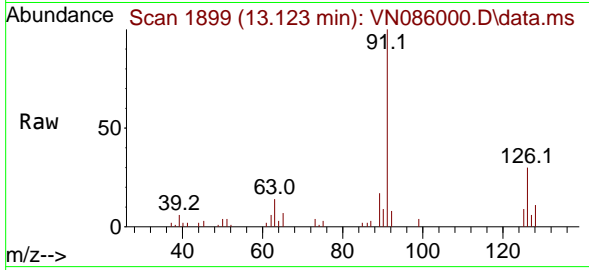


#79
 2-Chlorotoluene
 Concen: 5.011 ug/l
 RT: 13.123 min Scan# 1899
 Delta R.T. -0.000 min
 Lab File: VN086000.D
 Acq: 18 Mar 2025 13:21

Instrument : MSVOA_N
 ClientSampleId : VSTDIC005

Tgt Ion: 91 Resp: 27970

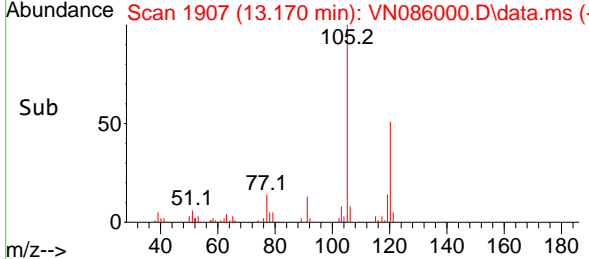
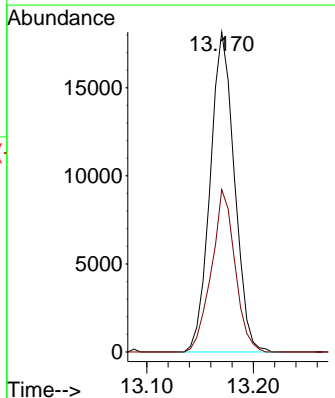
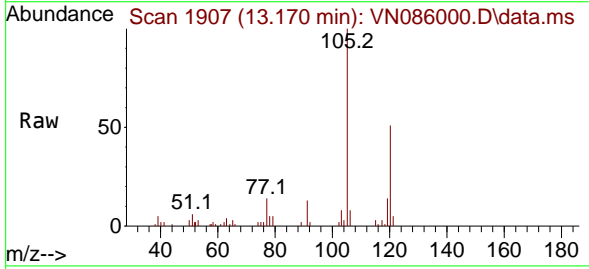
Ion	Ratio	Lower	Upper
91	100		
126	31.9	16.4	49.2

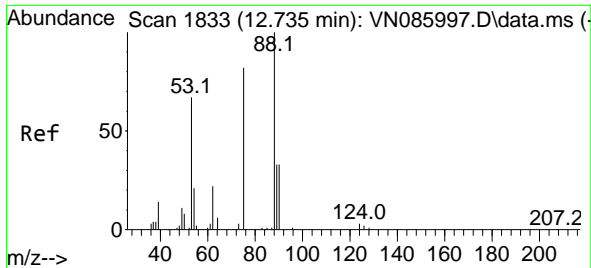


#80
 1,3,5-Trimethylbenzene
 Concen: 4.576 ug/l
 RT: 13.170 min Scan# 1907
 Delta R.T. -0.000 min
 Lab File: VN086000.D
 Acq: 18 Mar 2025 13:21

Tgt Ion: 105 Resp: 28674

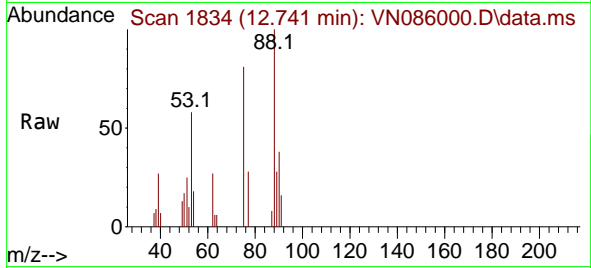
Ion	Ratio	Lower	Upper
105	100		
120	49.3	23.7	71.1





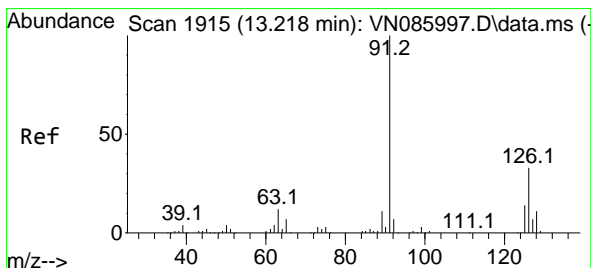
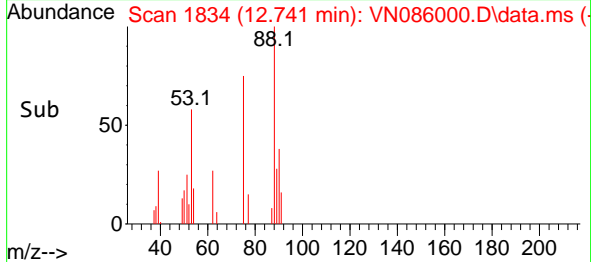
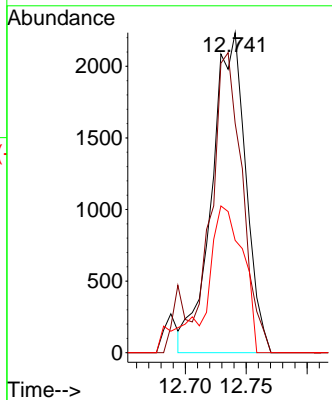
#81
 trans-1,4-Dichloro-2-butene
 Concen: 4.688 ug/l
 RT: 12.741 min Scan# 1834
 Delta R.T. 0.006 min
 Lab File: VN086000.D
 Acq: 18 Mar 2025 13:21

Instrument : MSVOA_N
 ClientSampleId : VSTDIC005



Tgt Ion: 75 Resp: 4314

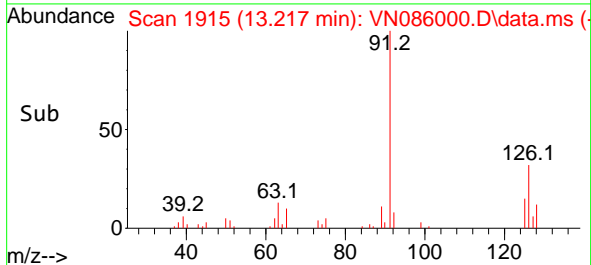
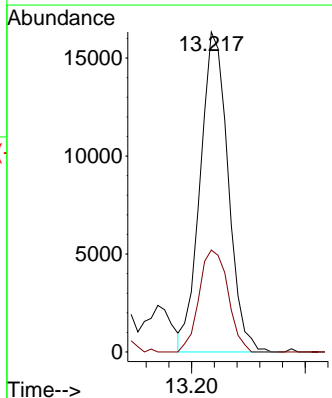
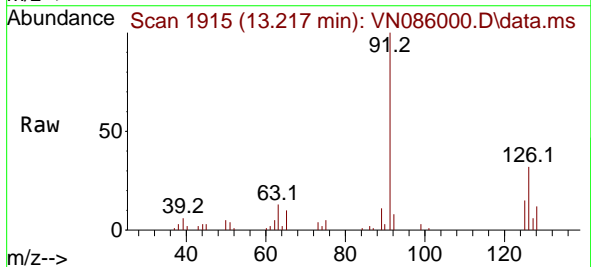
Ion	Ratio	Lower	Upper
75	100		
53	83.7	66.0	99.0
89	51.6	36.9	55.3

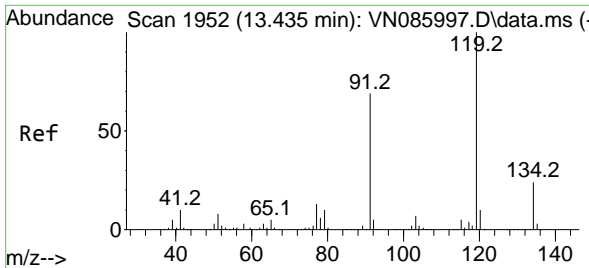


#82
 4-Chlorotoluene
 Concen: 4.859 ug/l
 RT: 13.217 min Scan# 1915
 Delta R.T. -0.000 min
 Lab File: VN086000.D
 Acq: 18 Mar 2025 13:21

Tgt Ion: 91 Resp: 27891

Ion	Ratio	Lower	Upper
91	100		
126	33.0	16.1	48.2



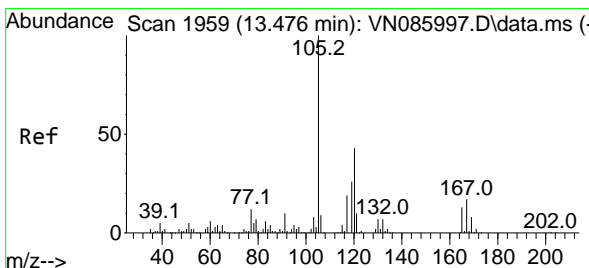
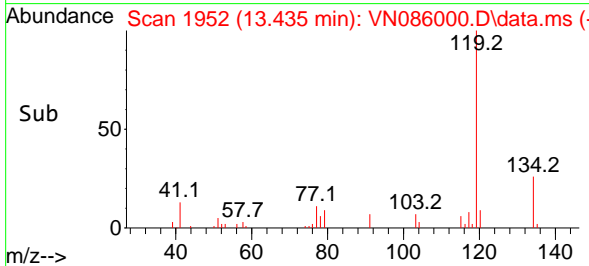
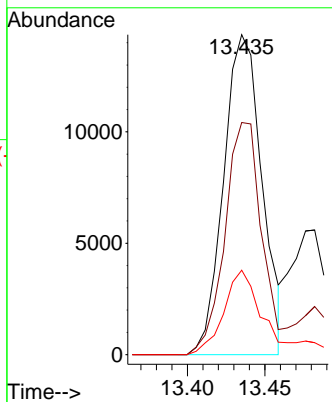
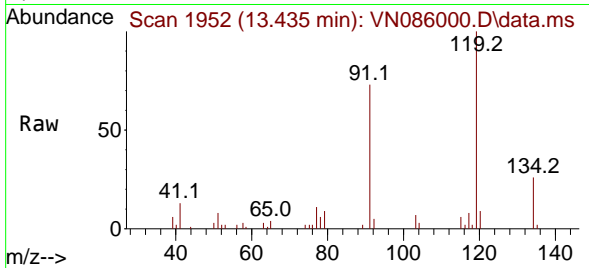


#83
 tert-Butylbenzene
 Concen: 4.621 ug/l
 RT: 13.435 min Scan# 1952
 Delta R.T. -0.000 min
 Lab File: VN086000.D
 Acq: 18 Mar 2025 13:21

Instrument : MSVOA_N
 ClientSampleId : VSTDIC005

Tgt Ion:119 Resp: 24760

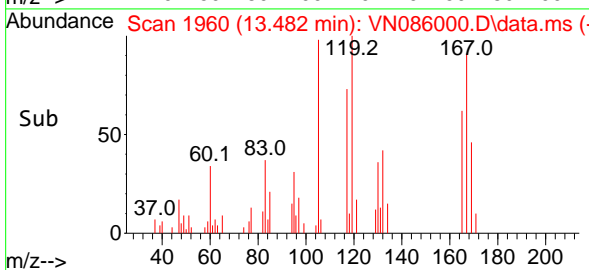
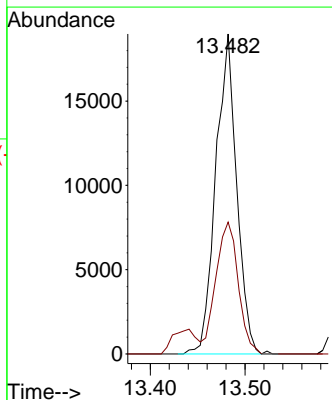
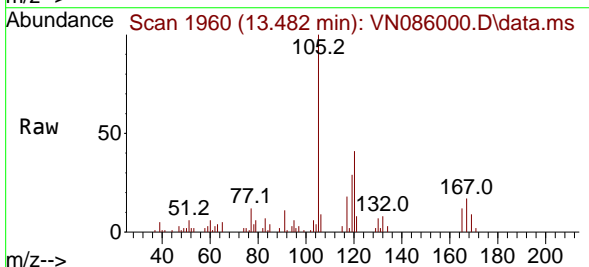
Ion	Ratio	Lower	Upper
119	100		
91	70.6	34.3	102.9
134	26.2	13.5	40.5

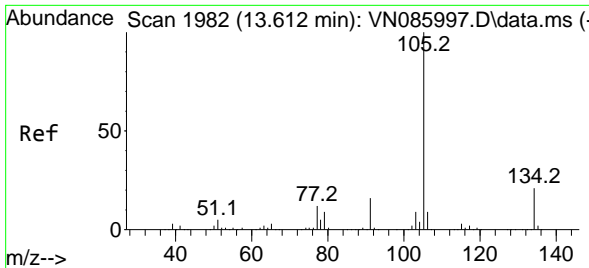


#84
 1,2,4-Trimethylbenzene
 Concen: 4.615 ug/l
 RT: 13.482 min Scan# 1960
 Delta R.T. 0.006 min
 Lab File: VN086000.D
 Acq: 18 Mar 2025 13:21

Tgt Ion:105 Resp: 29165

Ion	Ratio	Lower	Upper
105	100		
120	44.2	21.9	65.8

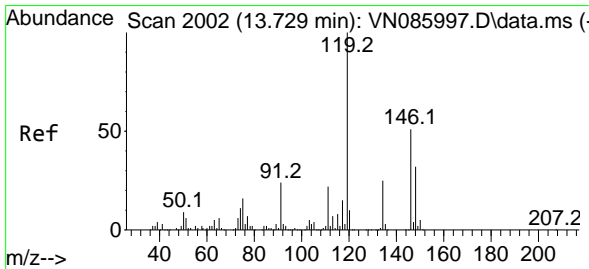
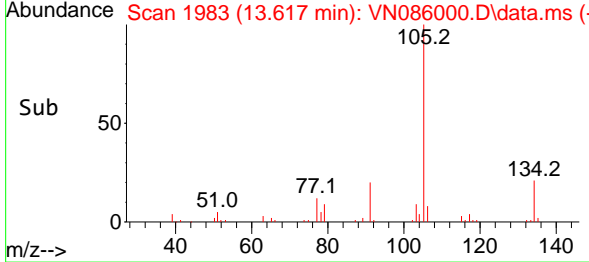
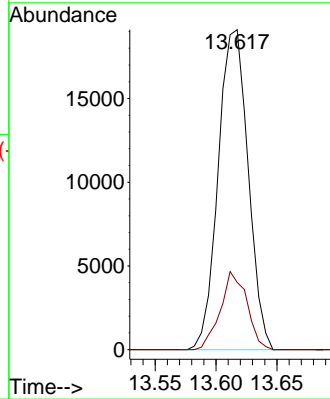
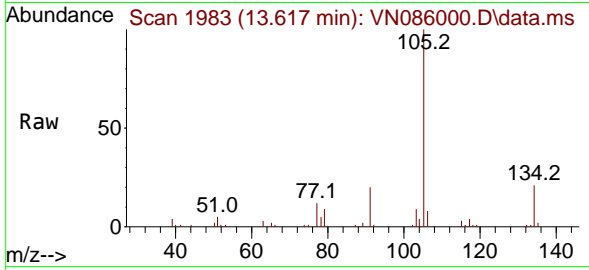




#85
 sec-Butylbenzene
 Concen: 4.677 ug/l
 RT: 13.617 min Scan# 1983
 Delta R.T. 0.006 min
 Lab File: VN086000.D
 Acq: 18 Mar 2025 13:21

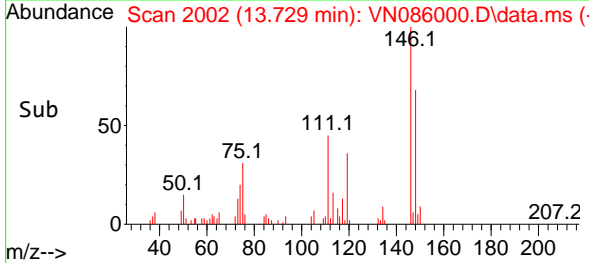
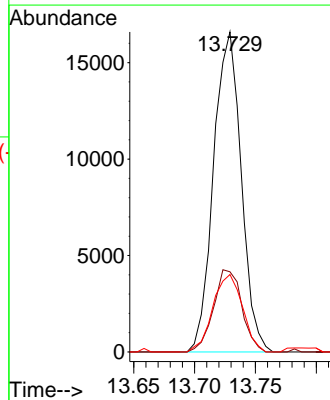
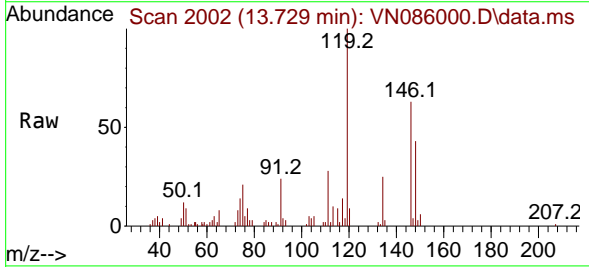
Instrument : MSVOA_N
 ClientSampleId : VSTDIC005

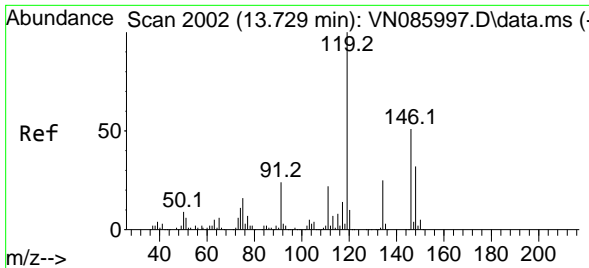
Tgt Ion:105 Resp: 32694
 Ion Ratio Lower Upper
 105 100
 134 21.7 10.1 30.1



#86
 p-Isopropyltoluene
 Concen: 4.425 ug/l
 RT: 13.729 min Scan# 2002
 Delta R.T. -0.000 min
 Lab File: VN086000.D
 Acq: 18 Mar 2025 13:21

Tgt Ion:119 Resp: 26188
 Ion Ratio Lower Upper
 119 100
 134 26.3 12.6 37.8
 91 26.0 12.3 36.8



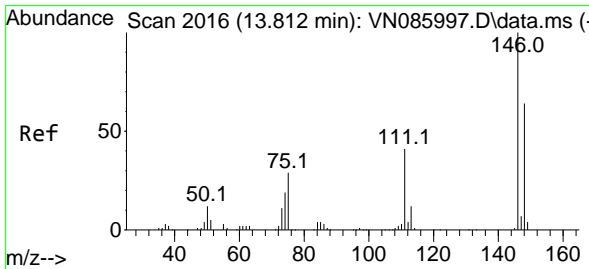
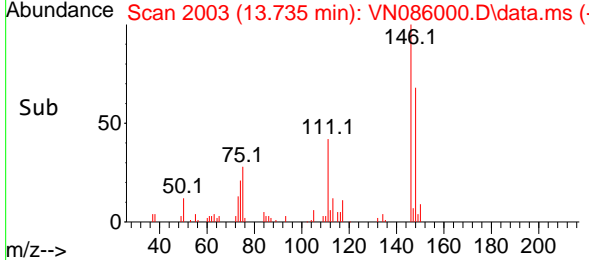
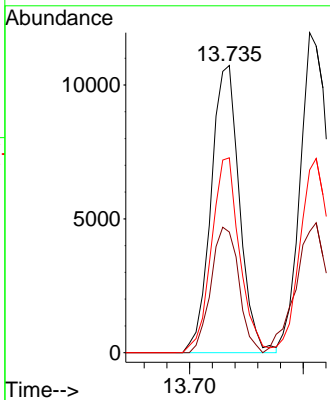
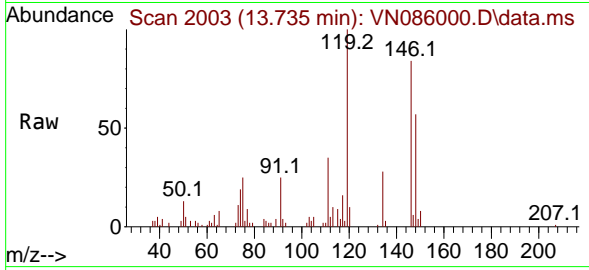


#87
 1,3-Dichlorobenzene
 Concen: 5.004 ug/l
 RT: 13.735 min Scan# 2003
 Delta R.T. 0.006 min
 Lab File: VN086000.D
 Acq: 18 Mar 2025 13:21

Instrument : MSVOA_N
 ClientSampleId : VSTDIC005

Tgt Ion:146 Resp: 18666

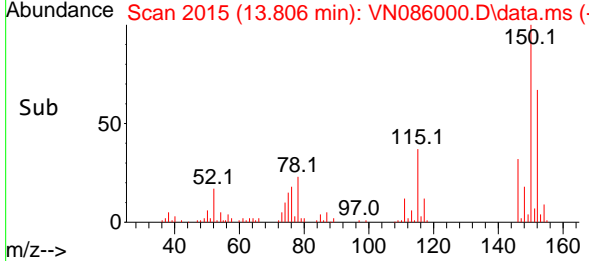
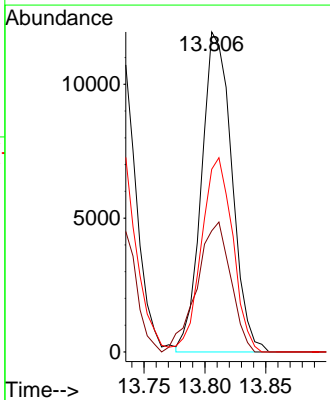
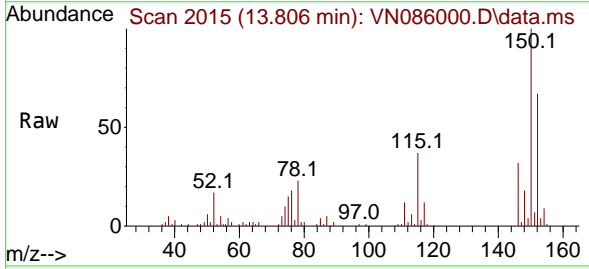
Ion	Ratio	Lower	Upper
146	100		
111	42.7	21.2	63.6
148	67.4	31.8	95.4

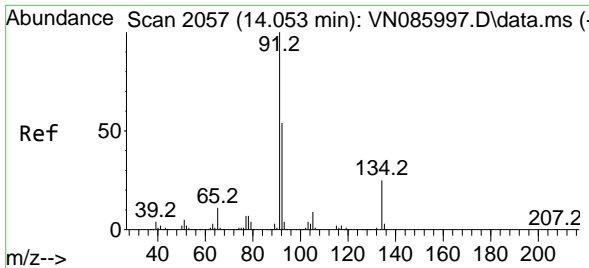


#88
 1,4-Dichlorobenzene
 Concen: 5.288 ug/l
 RT: 13.806 min Scan# 2015
 Delta R.T. -0.006 min
 Lab File: VN086000.D
 Acq: 18 Mar 2025 13:21

Tgt Ion:146 Resp: 20725

Ion	Ratio	Lower	Upper
146	100		
111	45.3	20.4	61.3
148	62.6	32.1	96.5



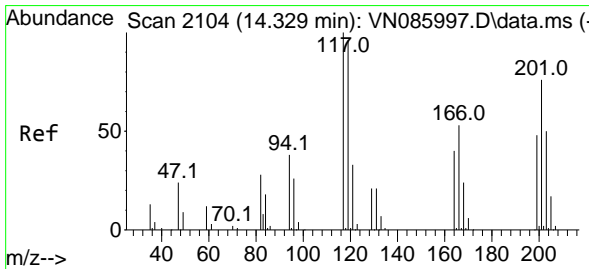
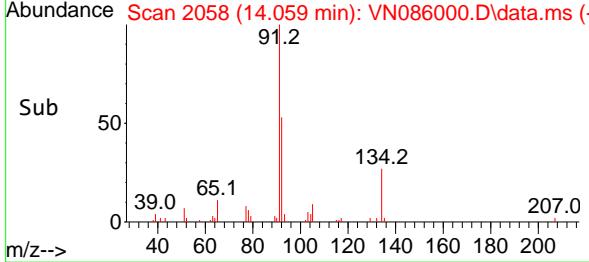
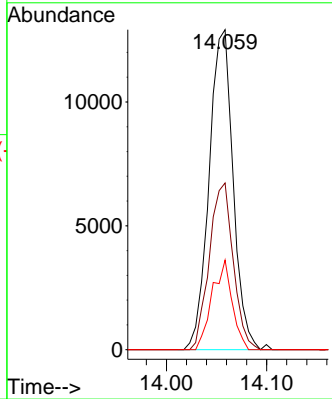
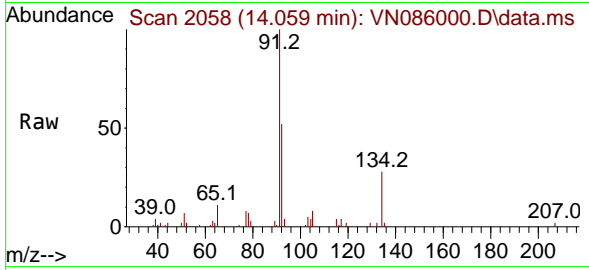


#89
 n-Butylbenzene
 Concen: 4.468 ug/l
 RT: 14.059 min Scan# 2058
 Delta R.T. 0.006 min
 Lab File: VN086000.D
 Acq: 18 Mar 2025 13:21

Instrument : MSVOA_N
 ClientSampleId : VSTDIC005

Tgt Ion: 91 Resp: 21529

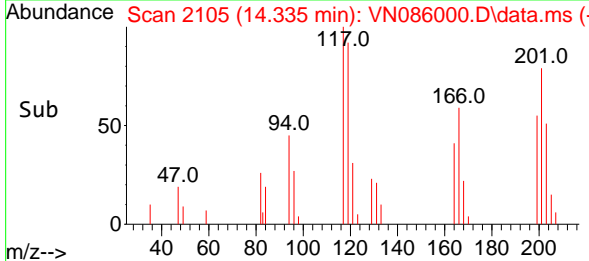
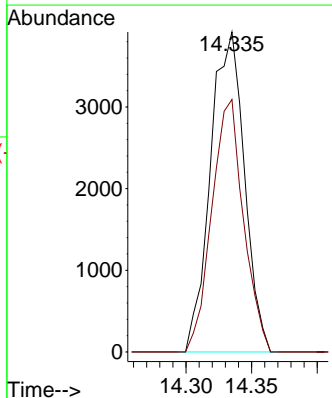
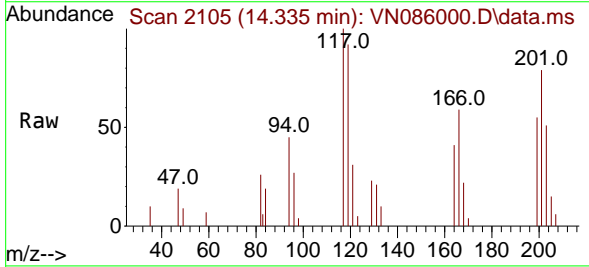
Ion	Ratio	Lower	Upper
91	100		
92	51.7	26.9	80.6
134	23.4	13.0	39.0

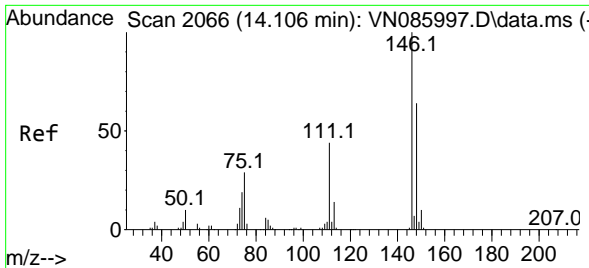


#90
 Hexachloroethane
 Concen: 5.154 ug/l
 RT: 14.335 min Scan# 2105
 Delta R.T. 0.006 min
 Lab File: VN086000.D
 Acq: 18 Mar 2025 13:21

Tgt Ion: 117 Resp: 7037

Ion	Ratio	Lower	Upper
117	100		
201	73.8	39.1	117.3

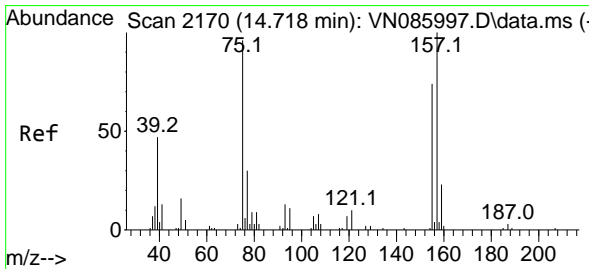
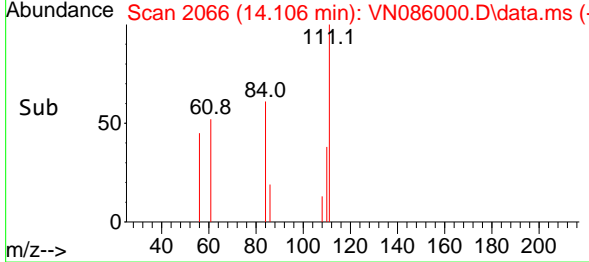
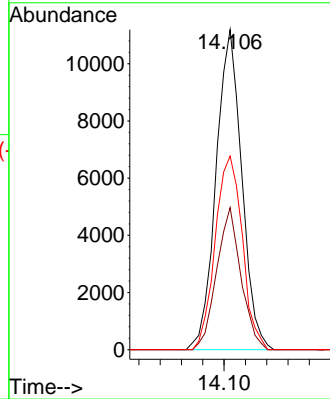
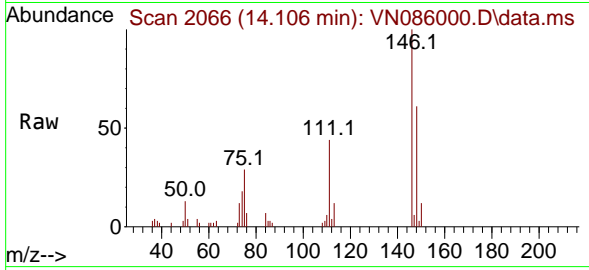




#91
 1,2-Dichlorobenzene
 Concen: 5.052 ug/l
 RT: 14.106 min Scan# 2066
 Delta R.T. -0.000 min
 Lab File: VN086000.D
 Acq: 18 Mar 2025 13:21

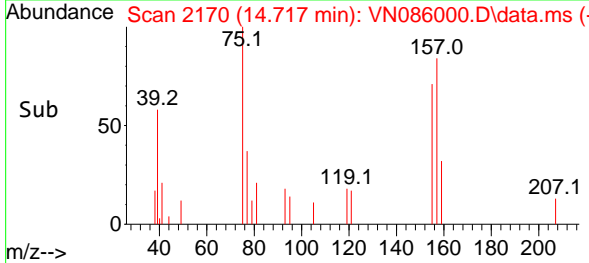
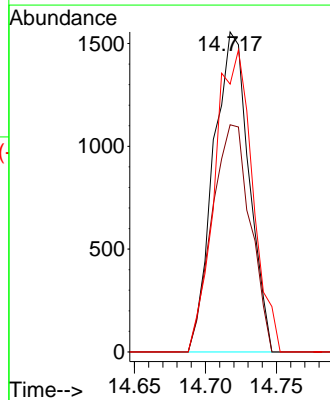
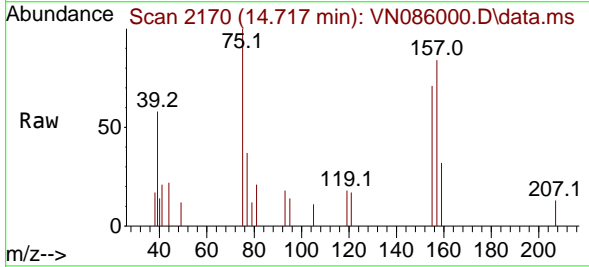
Instrument : MSVOA_N
 ClientSampleId : VSTDIC005

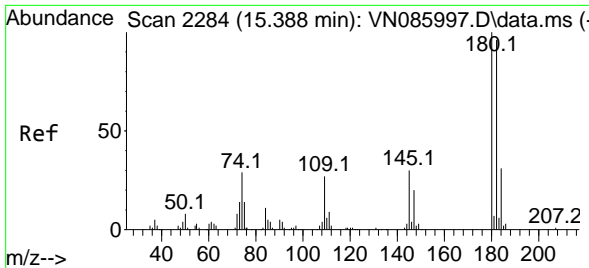
Tgt Ion	Resp	Lower	Upper
146	18733		
111	42.1	22.3	66.8
148	63.8	32.1	96.5



#92
 1,2-Dibromo-3-Chloropropane
 Concen: 5.415 ug/l
 RT: 14.717 min Scan# 2170
 Delta R.T. -0.000 min
 Lab File: VN086000.D
 Acq: 18 Mar 2025 13:21

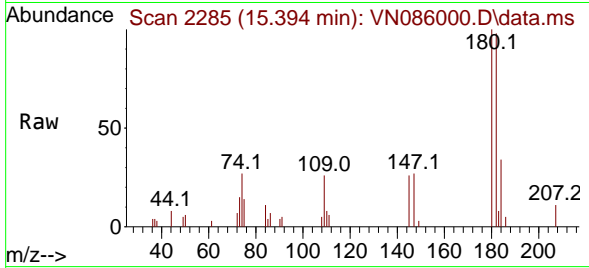
Tgt Ion	Resp	Lower	Upper
75	2714		
155	76.3	41.0	123.0
157	100.4	53.7	161.1



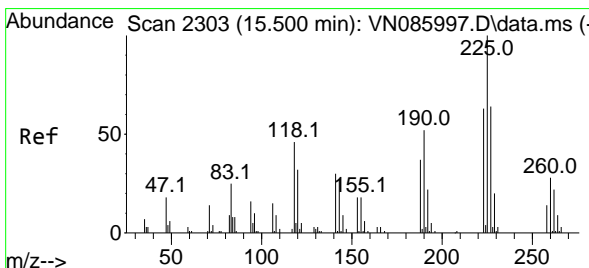
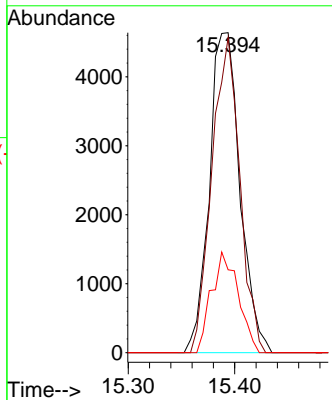
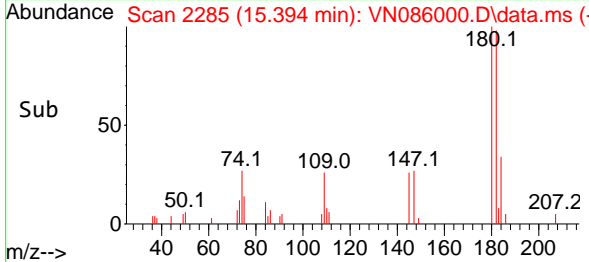


#93
 1,2,4-Trichlorobenzene
 Concen: 4.962 ug/l
 RT: 15.394 min Scan# 21
 Delta R.T. 0.006 min
 Lab File: VN086000.D
 Acq: 18 Mar 2025 13:21

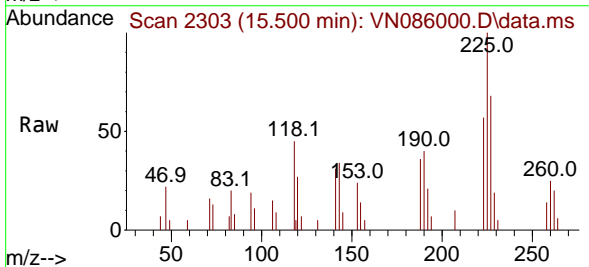
Instrument :
 MSVOA_N
 ClientSampleId :
 VSTDIC005



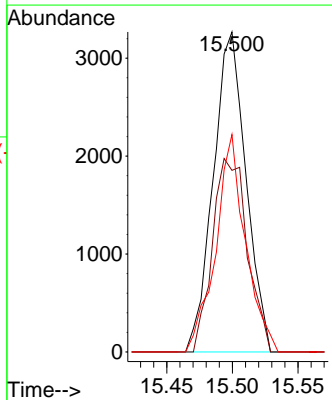
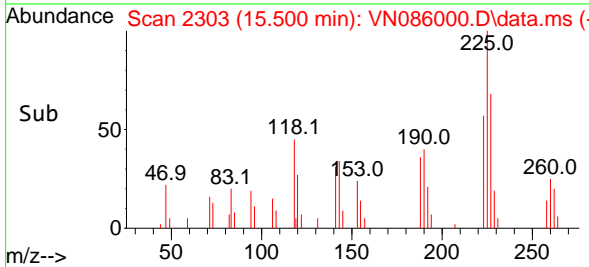
Tgt Ion:180 Resp: 9252
 Ion Ratio Lower Upper
 180 100
 182 89.9 47.0 141.0
 145 27.5 15.5 46.5

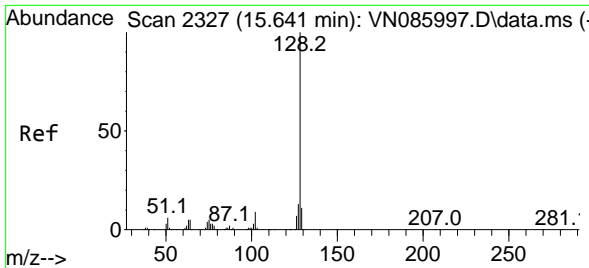


#94
 Hexachlorobutadiene
 Concen: 5.240 ug/l
 RT: 15.500 min Scan# 2303
 Delta R.T. -0.000 min
 Lab File: VN086000.D
 Acq: 18 Mar 2025 13:21



Tgt Ion:225 Resp: 5668
 Ion Ratio Lower Upper
 225 100
 223 64.4 31.3 93.9
 227 61.7 32.1 96.3

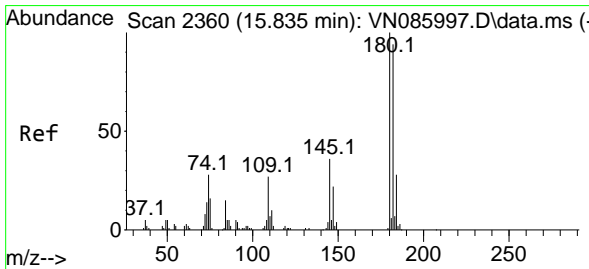
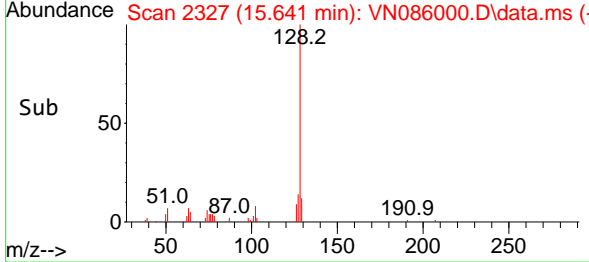
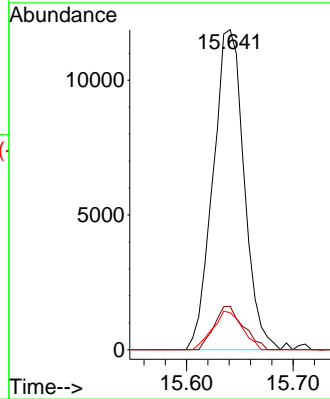
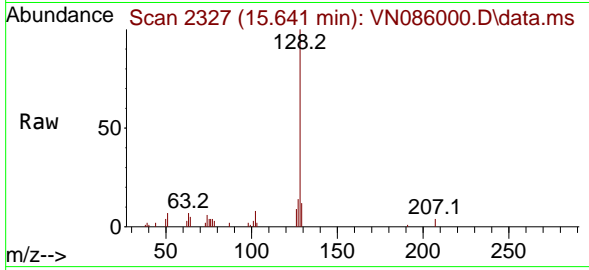




#95
 Naphthalene
 Concen: 4.450 ug/l
 RT: 15.641 min Scan# 21
 Delta R.T. -0.000 min
 Lab File: VN086000.D
 Acq: 18 Mar 2025 13:21

Instrument : MSVOA_N
 ClientSampleId : VSTDIC005

Tgt Ion	Resp	Lower	Upper
128	100		
127	12.8	10.2	15.4
129	11.5	9.0	13.6



#96
 1,2,3-Trichlorobenzene
 Concen: 4.858 ug/l
 RT: 15.841 min Scan# 2361
 Delta R.T. 0.006 min
 Lab File: VN086000.D
 Acq: 18 Mar 2025 13:21

Tgt Ion	Resp	Lower	Upper
180	100		
182	94.2	47.5	142.5
145	32.3	17.7	53.1

