284 Sheffield Street, Mountainside, New Jersey 07092, Phone : 908 789 8900,
Fax : 908 789 8922

DATA PACKAGE

VOLATILE ORGANICS

PROJECT NAME : US EPA RIVERSIDE INDUSTRIAL PARK SUPERFUND SITE

WOODARD & CURRAN

800 Westchester Avenue, Suite N507

Suite N507

Rye Brook, NY - 10573

Phone No: 800-807-4080

ORDER ID : Q1728

ATTENTION : Bryan Maurer

Laboratory Certification ID # 20012

Table Of Contents for Q1728

284 Sheffield Street, Mountainside, New Jersey 07092, Phone : 908 789 8900,
Fax : 908 789 8922

Cover Page

Order ID : Q1728

Project ID : US EPA Riverside Industrial Park Superfund Site

Client : Woodard & Curran

Lab Sample Number	Client Sample Number
Q1728-01	SSSG-B14-2-04012025
Q1728-02	SSSG-B1-5-04012025
Q1728-03	SSSG-B2-2-04022025
Q1728-04	SSSG-B2-7-04022025
Q1728-05	SSSG-B2-6-04022025
Q1728-06	SSSG-B2-5-04022025
Q1728-07	SSSG-B1-1-04012025
Q1728-08	SSSG-B2-4-04022025
Q1728-09	SSSG-B2-1-04022025
Q1728-10	SSSG-B14-4-04022025
Q1728-11	SSSG-B1-4-04012025
Q1728-12	SSSG-B1-3-04012025

I certify that the data package is in compliance with the terms and conditions of the contract,both technically and for completeness, for other than the conditions detailed above. Release of the data contained in this hard copy data package has been authorized by the laboratory manager or his designee, as verified by the following signature.

Signature : APPROVED
By Nimisha Pandya, QA/QC Supervisor at 10:28 am, Apr 16, 2025

Date: 4/15/2025

NYDOH CERTIFICATION NO - 11376

NJDEP CERTIFICATION NO - 20012

SHIPPING DOCUMENTS

Alliance TECHNICAL GROUP

284 Sheffield Street, Mountainside, New Jersey 07092 Phone : 908 789 8900 Fax : 908 789 8922

Alliance Project No. : Q1728

Client Contact Information	Bottle Order ID : **B2503008**	Courier :	_____ of _____ COCs
Client ID : **WOOD06** Project ID :	**NYCHHC Environmental Services**	Sampler Name(s) : Clayton Hetrick	Analysis / Matrix
Customer Name : **Woodard & Curran**	Project Manager : **YAZMEEN GOMEZ**	AIR ANALYSIS CHAIN-OF-CUSTODY	
Address : **800 Westchester Avenue, Suite N507** **Suite N507**	Phone Number : **800-807-4080**		
	Fax Number : **914-448-0147**		
	Site Details:	Batch Certified	
City : **Rye Brook**			
State : **NY**	Analysis Turnaround Time		
Zip Code : **10573**	Standard : **10 business days** **OR**	Data Package Type :	
Country :	Rush (Specify): _____ **Days**	EDD Type :	

Sample Identification	Sample Date(s)	Time Start (24 hr Clock)	Time Stop (24 hr Clock)	Can Vacuum in Field ("Hg) (Start)	Can Vacuum in Field ("Hg) (Stop)**	Interior Temp. (F) (Start)	Interior Temp. (F) (Stop)	Out going Can Pressure ("Hg)(Lab)	In coming Can Pressure ("Hg)(Lab)	Flow Reg. ID	Can ID		Flow Controller Readout (ml/min)	Can Cert ID	TO-15			Indoor/Ambinet Air	Soil Gas		
SSG-B14-2-4/1/2025	4/1/25	1556	1607	-30	-9.5	65	65	-30	-9.6	10571 ~~10607~~	10130 ~~10652~~	1.4 L	200	~~VL042053-D~~	X				X		

Temperature (Fahrenheit)	Ambient	Maximum	Minimum	
Start	56			
Stop	56			

Pressure (Inches of Hg)	Ambient	Maximum	Minimum	
Start	30.02			
Stop	30.02			

GC/MS Analyst Signature (TO-15)

** Submittal of this COC indicates approval of the analysis based on existing conditions.

Please follow the instructions on the back of this COC.

Special Instructions/QC Requirements & Comments :

Suspected Contamination: High Medium Low PID Readings: 0.1ppm

Sampling site (State):

Quick Connector required : YES

Canisters Shiped by:	Date/Time: 03/26/25	Canisters Received by:	Date/Time: 4/3/25 1005
Samples Relinquished by:	Date/Time: 4/3/25 1005	Received by:	Date/Time:
Relinquished by:	Date/Time:	Received by:	Date/Time:

B2503008 - 22

Alliance TECHNICAL GROUP

284 Sheffield Street, Mountainside, New Jersey 07092 Phone : 908 789 8900 Fax : 908 789 8922

Alliance Project No. : _____

Client Contact Information	Bottle Order ID : **B2503008**	Courier :	_____ of _____ COCs
Client ID : **WOOD06** Project ID :	**NYCHHC Environmental Services**	Sampler Name(s) :	Analysis / Matrix
Customer Name : **Woodard & Curran**	Project Manager : **YAZMEEN GOMEZ**	AIR ANALYSIS CHAIN-OF-CUSTODY	
Address : **800 Westchester Avenue, Suite N507** **Suite N507**	Phone Number : **800-807-4080**	Batch Certified	
	Fax Number : **914-448-0147**		
	Site Details:		
City : **Rye Brook**			
State : **NY**	Analysis Turnaround Time		
Zip Code : **10573**	Standard : **10 business days** **OR**	Data Package Type :	
Country :	Rush (Specify): _____ **Days**	EDD Type :	

Sample Identification	Sample Date(s)	Time Start (24 hr Clock)	Time Stop (24 hr Clock)	Can Vacuum in Field ("Hg) (Start)	Can Vacuum in Field ("Hg) (Stop)**	Interior Temp. (F) (Start)	Interior Temp. (F) (Stop)	Out going Can Pressure ("Hg)(Lab)	In coming Can Pressure ("Hg)(Lab)	Flow Reg. ID	Can ID		Flow Controller Readout (ml/min)	Can Cert ID	TO-15				Indoor/Ambinet Air	Soil Gas		
SSG-BI-5-4/1/2025	4/1/25	1210	1219	-27	-4.5	51	51	-30	-7.1	10254 ~~10559~~	10149 ~~10471~~	1.4 L	200	VL042092.D	X					X		

	Temperature (Fahrenheit)			
	Ambient	Maximum	Minimum	
Start	45			
Stop	45			

	Pressure (Inches of Hg)			
	Ambient	Maximum	Minimum	
Start	29.96			
Stop	29.96			

GC/MS Analyst Signature (TO-15): [signature]

** Submittal of this COC indicates approval of the analysis based on existing conditions.

Please follow the instructions on the back of this COC.

Special Instructions/QC Requirements & Comments :

Suspected Contamination: High Medium Low PID Readings: 0.1 ppm

Sampling site (State): NJ

Quick Connector required : Yes

Canisters Shiped by: Sam	Date/Time: 3/26/25	Canisters Received by: [signature]	Date/Time: 4/3/25 1005
Samples Relinquished by: [signature]	Date/Time: 4/3/25 1005	Received by:	Date/Time:
Relinquished by:	Date/Time:	Received by:	Date/Time:

B2503008 - 20

Alliance TECHNICAL GROUP

284 Sheffield Street, Mountainside, New Jersey 07092 Phone : 908 789 8900 Fax : 908 789 8922

Alliance Project No. : _____

Client Contact Information	Bottle Order ID : **B2503008**	Courier :	_____ of _____ COCs
Client ID : **WOOD06** Project ID :	**NYCHHC Environmental Services**	Sampler Name(s) :	Analysis / Matrix
Customer Name : **Woodard & Curran**	Project Manager : **YAZMEEN GOMEZ**	AIR ANALYSIS CHAIN-OF-CUSTODY	
	Phone Number : **800-807-4080**		
Address : **800 Westchester Avenue, Suite N507** **Suite N507**	Fax Number : **914-448-0147**		
	Site Details:	Batch Certified	
City : **Rye Brook**			
State : **NY**	Analysis Turnaround Time		
Zip Code : **10573**	Standard : **10 business days** **OR**	Data Package Type :	
Country :	Rush (Specify): _____ **Days**	EDD Type :	

Sample Identification	Sample Date(s)	Time Start (24 hr Clock)	Time Stop (24 hr Clock)	Can Vacuum in Field ("Hg) (Start)	Can Vacuum in Field ("Hg) (Stop)**	Interior Temp. (F) (Start)	Interior Temp. (F) (Stop)	Out going Can Pressure ("Hg)(Lab)	In coming Can Pressure ("Hg)(Lab)	Flow Reg. ID	Can ID		Flow Controller Readout (ml/min)	Can Cert ID	TO-15				Indoor/Ambinet Air	Soil Gas		
SSG-B2-2-4/2/2025	4/2/25	1508	1516	-30	-4.5	69	69	-30	-8.4	10237 ~~10500~~	10458 ~~10452~~	1.4 L	200	~~VL042053.D~~	X					X		

	Temperature (Fahrenheit)				
		Ambient	Maximum	Minimum	
	Start	49			
	Stop	49			

	Pressure (Inches of Hg)				
		Ambient	Maximum	Minimum	
	Start				
	Stop				

GC/MS Analyst Signature (TO-15) [signature]

** Submittal of this COC indicates approval of the analysis based on existing conditions.

Please follow the instructions on the back of this COC.

Special Instructions/QC Requirements & Comments :

Suspected Contamination: High Medium Low PID Readings: 0.0 ppm

Sampling site (State): NJ

Quick Connector required : yes

Canisters Shiped by: Sam	Date/Time: 03/26/25	Canisters Received by: [signature]	Date/Time: 4/3/25 1005
Samples Relinquished by: CDH	Date/Time: 4/3/25 1005	Received by:	Date/Time:
Relinquished by:	Date/Time:	Received by:	Date/Time:

B2503008 - 13

Alliance TECHNICAL GROUP

284 Sheffield Street, Mountainside, New Jersey 07092 Phone : 908 789 8900 Fax : 908 789 8922

Alliance Project No. : _____

Client Contact Information	Bottle Order ID : **B2503008**	Courier :	_____ of _____ COCs
Client ID : **WOOD06** Project ID :	**NYCHHC Environmental Services**	Sampler Name(s) : Clyde Hutton	Analysis / Matrix
Customer Name : **Woodard & Curran**	Project Manager : **YAZMEEN GOMEZ**	AIR ANALYSIS CHAIN-OF-CUSTODY	
	Phone Number : **800-807-4080**		
Address : **800 Westchester Avenue, Suite N507** **Suite N507**	Fax Number : **914-448-0147**	Batch Certified	
	Site Details:		
City : **Rye Brook**			
State : **NY**	Analysis Turnaround Time		
Zip Code : **10573**	Standard : **10 business days** **OR**	Data Package Type :	
Country :	Rush (Specify): _____ **Days**	EDD Type :	

Sample Identification	Sample Date(s)	Time Start (24 hr Clock)	Time Stop (24 hr Clock)	Can Vacuum in Field ("Hg) (Start)	Can Vacuum in Field ("Hg) (Stop)**	Interior Temp. (F) (Start)	Interior Temp. (F) (Stop)	Out going Can Pressure ("Hg)(Lab)	In coming Can Pressure ("Hg)(Lab)	Flow Reg. ID	Can ID		Flow Controller Readout (ml/min)	Can Cert ID	TO-15				Indoor/Ambinet Air	Soil Gas		
SSSG-B2-7-4/2/2025	4/2/25	1453	1508	-32	-4.5	69	69	-30	-7.1	10572 ~~10475~~	10663 ~~10573~~	1.4 L	200	~~VL042053.D~~	X					X		

	Temperature (Fahrenheit)			
	Ambient	Maximum	Minimum	
Start	49			
Stop	49			

	Pressure (Inches of Hg)			
	Ambient	Maximum	Minimum	
Start	30.44			
Stop	30.44			

GC/MS Analyst Signature (TO-15) [signature]

** Submittal of this COC indicates approval of the analysis based on existing conditions.

Please follow the instructions on the back of this COC.

Special Instructions/QC Requirements & Comments :

Suspected Contamination: High Medium Low PID Readings: 0.1 ppm

Sampling site (State): NJ

Quick Connector required : Yes

Canisters Shiped by: [signature]	Date/Time 03/26/25	Canisters Received by: [signature]	Date/Time: 4/3/25 1000
Samples Relinquished by [signature]	Date/Time: 4/3/25 1005	Received by:	Date/Time:
Relinquished by:	Date/Time:	Received by:	Date/Time:

B2503008 - 27

Alliance TECHNICAL GROUP

284 Sheffield Street, Mountainside, New Jersey 07092 Phone : 908 789 8900 Fax : 908 789 8922

Alliance Project No. : _____

Client Contact Information	Bottle Order ID : **B2503008**	Courier :	_____ of _____ COCs
Client ID : **WOOD06** Project ID :	**NYCHHC Environmental Services**	Sampler Name(s) : Chester Hutne	Analysis / Matrix
Customer Name : **Woodard & Curran**	Project Manager : **YAZMEEN GOMEZ**	AIR ANALYSIS CHAIN-OF-CUSTODY	
Address : **800 Westchester Avenue, Suite N507** **Suite N507**	Phone Number : **800-807-4080**	Batch Certified	
	Fax Number : **914-448-0147**		
	Site Details:		
City : **Rye Brook**			
State : **NY**	Analysis Turnaround Time		
Zip Code : **10573**	Standard : **10 business days** **OR**	Data Package Type :	
Country :	Rush (Specify): _____ **Days**	EDD Type :	

Sample Identification	Sample Date(s)	Time Start (24 hr Clock)	Time Stop (24 hr Clock)	Can Vacuum in Field ("Hg) (Start)	Can Vacuum in Field ("Hg) (Stop)**	Interior Temp. (F) (Start)	Interior Temp. (F) (Stop)	Out going Can Pressure ("Hg)(Lab)	In coming Can Pressure ("Hg)(Lab)	Flow Reg. ID	Can ID		Flow Controller Readout (ml/min)	Can Cert ID	TO-15				Indoor/Ambinet Air	Soil Gas		
SSSG-B2-6-4/2/2025	4/2/25	1522	1533	-30	-4	69	69	-30	-8.4	10211 ~~10166~~	10662 ~~10669~~	1.4 L	200	~~VL042053.D~~	X					X		

Temperature (Fahrenheit)	Ambient	Maximum	Minimum	
Start	49			
Stop	49			

Pressure (Inches of Hg)	Ambient	Maximum	Minimum	
Start	30.44			
Stop	30.44			

GC/MS Analyst Signature (TO-15) [signature]

** Submittal of this COC indicates approval of the analysis based on existing conditions.

Please follow the instructions on the back of this COC.

Special Instructions/QC Requirements & Comments :

Suspected Contamination: High Medium Low PID Readings: 0.1 ppm

Sampling site (State): NJ

Quick Connector required : Yes

Canisters Shiped by: Sam	Date/Time: 03/26/25	Canisters Received by: [signature]	Date/Time: 4/3/25 1005
Samples Relinquished by: [signature]	Date/Time: 4/3/25 1005	Received by:	Date/Time:
Relinquished by:	Date/Time:	Received by:	Date/Time:

B2503008 - 26

Alliance TECHNICAL GROUP

284 Sheffield Street, Mountainside, New Jersey 07092 Phone : 908 789 8900 Fax : 908 789 8922

Alliance Project No. : _____

Client Contact Information	Bottle Order ID : **B2503008**	Courier :	_____ of _____ COCs
Client ID : **WOOD06** Project ID :	**NYCHHC Environmental Services**	Sampler Name(s) : Clyde Hatin	Analysis / Matrix
Customer Name : **Woodard & Curran**	Project Manager : **YAZMEEN GOMEZ**	AIR ANALYSIS CHAIN-OF-CUSTODY	
	Phone Number : **800-807-4080**		
Address : **800 Westchester Avenue, Suite N507** **Suite N507**	Fax Number : **914-448-0147**	Batch Certified	
	Site Details:		
City : **Rye Brook**			
State : **NY**	Analysis Turnaround Time		
Zip Code : **10573**	Standard : **10 business days** **OR**	Data Package Type :	
Country :	Rush (Specify): _____ **Days**	EDD Type :	

Sample Identification	Sample Date(s)	Time Start (24 hr Clock)	Time Stop (24 hr Clock)	Can Vacuum in Field ("Hg) (Start)	Can Vacuum in Field ("Hg) (Stop)**	Interior Temp. (F) (Start)	Interior Temp. (F) (Stop)	Out going Can Pressure ("Hg)(Lab)	In coming Can Pressure ("Hg)(Lab)	Flow Reg. ID	Can ID		Flow Controller Readout (ml/min)	Can Cert ID	TO-15				Indoor/Ambinet Air	Soil Gas		
SSSG-B2-S-4/2/2025	4/2/25	1555	1606	-31	-4.5	69	69	-30	-8.8	10484 ~~10543~~	10119 ~~10455~~	1.4 L	200	~~VL042053.D~~	X					X		

	Temperature (Fahrenheit)			
	Ambient	Maximum	Minimum	
Start	49			
Stop	49			

	Pressure (Inches of Hg)			
	Ambient	Maximum	Minimum	
Start	30.44			
Stop	30.44			

GC/MS Analyst Signature (TO-15): [signature]

** Submittal of this COC indicates approval of the analysis based on existing conditions.

Please follow the instructions on the back of this COC.

Special Instructions/QC Requirements & Comments :

Suspected Contamination: High Medium Low PID Readings: 0.0 ppm

Sampling site (State): NJ

Quick Connector required : Yes

Canisters Shiped by: Sam	Date/Time: 3/26/25	Canisters Received by: [signature]	Date/Time: 4/3/25 1005
Samples Relinquished by: [signature]	Date/Time: 4/3/25 1005	Received by:	Date/Time:
Relinquished by:	Date/Time:	Received by:	Date/Time:

B2503008 - 15

Alliance TECHNICAL GROUP

284 Sheffield Street, Mountainside, New Jersey 07092 Phone : 908 789 8900 Fax : 908 789 8922

Alliance Project No. : _____

Client Contact Information	Bottle Order ID : **B2503008**	Courier :	_____ of _____ COCs
Client ID : **WOOD06** Project ID :	**NYCHHC Environmental Services**	Sampler Name(s) : Clyde Hatter	Analysis / Matrix
Customer Name : **Woodard & Curran**	Project Manager : **YAZMEEN GOMEZ**	AIR ANALYSIS CHAIN-OF-CUSTODY	
	Phone Number : **800-807-4080**		
Address : **800 Westchester Avenue, Suite N507** **Suite N507**	Fax Number : **914-448-0147**		
	Site Details:	Batch Certified	
City : **Rye Brook**			
State : **NY**	Analysis Turnaround Time		
Zip Code : **10573**	Standard : **10 business days** **OR**	Data Package Type :	
Country :	Rush (Specify): _____ **Days**	EDD Type :	

Sample Identification	Sample Date(s)	Time Start (24 hr Clock)	Time Stop (24 hr Clock)	Can Vacuum in Field ("Hg) (Start)	Can Vacuum in Field ("Hg) (Stop)**	Interior Temp. (F) (Start)	Interior Temp. (F) (Stop)	Out going Can Pressure ("Hg)(Lab)	In coming Can Pressure ("Hg)(Lab)	Flow Reg. ID	Can ID		Flow Controller Readout (ml/min)	Can Cert ID	TO-15				Indoor/Ambinet Air	Soil Gas		
SSSG-01-1-4/1/2025	4/1/25	1050	1058	-28	-4.75	51	51	-30	-10.0	10571 ~~10600~~	10467 ~~10650~~	1.4 L	200	~~VL042092.D~~	X					X		

	Temperature (Fahrenheit)				
		Ambient	Maximum	Minimum	
	Start	41			
	Stop	45			

	Pressure (Inches of Hg)				
		Ambient	Maximum	Minimum	
	Start	29.88			
	Stop	29.95			

GC/MS Analyst Signature (TO-15) [signature]

** Submittal of this COC indicates approval of the analysis based on existing conditions.

Please follow the instructions on the back of this COC.

Special Instructions/QC Requirements & Comments :

Suspected Contamination: High Medium Low PID Readings: 0.0 ppm

Sampling site (State): NJ

Quick Connector required : Yes

Canisters Shiped by: Sean	Date/Time: 03/26/25	Canisters Received by: [signature]	Date/Time: 4/3/25 1005
Samples Relinquished by: [signature]	Date/Time: 4/3/25 1005	Received by:	Date/Time:
Relinquished by:	Date/Time:	Received by:	Date/Time:

B2503008 - 21

Alliance TECHNICAL GROUP

284 Sheffield Street, Mountainside, New Jersey 07092 Phone : 908 789 8900 Fax : 908 789 8922

Alliance Project No. : _____

Client Contact Information	Bottle Order ID : **B2503008**	Courier :	_____ of _____ COCs
Client ID : **WOOD06** Project ID :	**NYCHHC Environmental Services**	Sampler Name(s) : Christopher	Analysis / Matrix
Customer Name : **Woodard & Curran**	Project Manager : **YAZMEEN GOMEZ**	AIR ANALYSIS CHAIN-OF-CUSTODY	
Address : **800 Westchester Avenue, Suite N507** **Suite N507**	Phone Number : **800-807-4080**	Batch Certified	
	Fax Number : **914-448-0147**		
	Site Details:		
City : **Rye Brook**			
State : **NY**	Analysis Turnaround Time		
Zip Code : **10573**	Standard : **10 business days** **OR**	Data Package Type :	
Country :	Rush (Specify): _____ **Days**	EDD Type :	

Sample Identification	Sample Date(s)	Time Start (24 hr Clock)	Time Stop (24 hr Clock)	Can Vacuum in Field ("Hg) (Start)	Can Vacuum in Field ("Hg) (Stop)**	Interior Temp. (F) (Start)	Interior Temp. (F) (Stop)	Out going Can Pressure ("Hg)(Lab)	In coming Can Pressure ("Hg)(Lab)	Flow Reg. ID	Can ID		Flow Controller Readout (ml/min)	Can Cert ID	TO-15				Indoor/Ambinet Air	Soil Gas		
SSG-B2-4-4/2/2025	4/2/25	1614	1622	-30	-4.5	69	69	-30	-9.2	10247 ~~10165~~	10749 ~~10454~~	1.4 L	200	VL042053.D	X					X		

Temperature (Fahrenheit)	Ambient	Maximum	Minimum	
Start	49			
Stop	49			

Pressure (Inches of Hg)	Ambient	Maximum	Minimum	
Start	30.44			
Stop	30.44			

GC/MS Analyst Signature (TO-15) [signature]

** Submittal of this COC indicates approval of the analysis based on existing conditions.

Please follow the instructions on the back of this COC.

Special Instructions/QC Requirements & Comments :

Suspected Contamination: High Medium Low PID Readings: 0.0ppm

Sampling site (State): NJ

Quick Connector required : yes

Canisters Shiped by: Sean	Date/Time: 3/26/25	Canisters Received by: [signature]	Date/Time: 4/3/25 1005
Samples Relinquished by: CMR	Date/Time: 4/3/25 1005	Received by:	Date/Time:
Relinquished by:	Date/Time:	Received by:	Date/Time:

B2503008 - 14

Alliance TECHNICAL GROUP

284 Sheffield Street, Mountainside, New Jersey 07092 Phone : 908 789 8900 Fax : 908 789 8922

Alliance Project No. : _____

Client Contact Information	Bottle Order ID : **B2503008**	Courier :	_____ of _____ COCs
Client ID : **WOOD06** Project ID :	**NYCHHC Environmental Services**	Sampler Name(s) : Cheyt Hutn	Analysis / Matrix
Customer Name : **Woodard & Curran**	Project Manager : **YAZMEEN GOMEZ**	AIR ANALYSIS CHAIN-OF-CUSTODY	
	Phone Number : **800-807-4080**		
Address : **800 Westchester Avenue, Suite N507** **Suite N507**	Fax Number : **914-448-0147**	Batch Certified	
	Site Details:		
City : **Rye Brook**			
State : **NY**	Analysis Turnaround Time		
Zip Code : **10573**	Standard : **10 business days** **OR**	Data Package Type :	
Country :	Rush (Specify): _____ **Days**	EDD Type :	

Sample Identification	Sample Date(s)	Time Start (24 hr Clock)	Time Stop (24 hr Clock)	Can Vacuum in Field ("Hg) (Start)	Can Vacuum in Field ("Hg) (Stop)**	Interior Temp. (F) (Start)	Interior Temp. (F) (Stop)	Out going Can Pressure ("Hg)(Lab)	In coming Can Pressure ("Hg)(Lab)	Flow Reg. ID	Can ID		Flow Controller Readout (ml/min)	Can Cert ID	TO-15				Indoor/Ambinet Air	Soil Gas		
SSG-B2-1-4/2/2025	4/2/25	1538	1545	-30	-4.25	69	69	-30	-0.4	10244 ~~10239~~	10722 ~~10450~~	1.4 L	200	~~VL042092.D~~	X					X		

Temperature (Fahrenheit)	Ambient	Maximum	Minimum	
Start	49			
Stop	49			

Pressure (Inches of Hg)	Ambient	Maximum	Minimum	
Start	30.44			
Stop	30.44			

GC/MS Analyst Signature (TO-15)

** Submittal of this COC indicates approval of the analysis based on existing conditions.

Please follow the instructions on the back of this COC.

Special Instructions/QC Requirements & Comments :

Suspected Contamination: High Medium Low PID Readings:

Sampling site (State): NJ

Quick Connector required : Yes

Canisters Shiped by: Seum	Date/Time: 03/26/25	Canisters Received by:	Date/Time: 4/3/25 1005
Samples Relinquished by: CMH	Date/Time: 4/3/25 1025	Received by:	Date/Time:
Relinquished by:	Date/Time:	Received by:	Date/Time:

B2503008 - 12

Alliance TECHNICAL GROUP

284 Sheffield Street, Mountainside, New Jersey 07092 Phone : 908 789 8900 Fax : 908 789 8922

Alliance Project No. : _____

Client Contact Information	Bottle Order ID : **B2503008**	Courier :	_____ of _____ COCs
Client ID : **WOOD06** Project ID :	**NYCHHC Environmental Services**	Sampler Name(s) : Clayton Hoton	Analysis / Matrix
Customer Name : **Woodard & Curran**	Project Manager : **YAZMEEN GOMEZ**	AIR ANALYSIS CHAIN-OF-CUSTODY	
	Phone Number : **800-807-4080**		
Address : **800 Westchester Avenue, Suite N507** **Suite N507**	Fax Number : **914-448-0147**	Batch Certified	
	Site Details:		
City : **Rye Brook**			
State : **NY**	Analysis Turnaround Time		
Zip Code : **10573**	Standard : **10 business days** **OR**	Data Package Type :	
Country :	Rush (Specify): _____ **Days**	EDD Type :	

Sample Identification	Sample Date(s)	Time Start (24 hr Clock)	Time Stop (24 hr Clock)	Can Vacuum in Field ("Hg) (Start)	Can Vacuum in Field ("Hg) (Stop)**	Interior Temp. (F) (Start)	Interior Temp. (F) (Stop)	Out going Can Pressure ("Hg)(Lab)	In coming Can Pressure ("Hg)(Lab)	Flow Reg. ID	Can ID		Flow Controller Readout (ml/min)	Can Cert ID	TO-15				Indoor/Ambinet Air	Soil Gas		
SSSG-BM-4-4/2/2025	4/2/25	1350	1400	-30	-4.75	69	69	-30	-9.2	10230 ~~10583~~	10116 ~~10431~~	1.4 L	200	VL0~~42092~~D	X					X		

Temperature (Fahrenheit)	Ambient	Maximum	Minimum	
Start	46			
Stop	46			

Pressure (Inches of Hg)	Ambient	Maximum	Minimum	
Start	30.49			
Stop	30.49			

GC/MS Analyst Signature (TO-15)

** Submittal of this COC indicates approval of the analysis based on existing conditions.

Please follow the instructions on the back of this COC.

Special Instructions/QC Requirements & Comments :

Suspected Contamination: High Medium Low

PID Readings: 0.1 ppm

Sampling site (State): NJ

Quick Connector required : Yes

Canisters Shiped by: Sean	Date/Time: 03/26/25	Canisters Received by:	Date/Time: 4/3/25 1005
Samples Relinquished by: CMM	Date/Time: 4/3/25 1005	Received by:	Date/Time:
Relinquished by:	Date/Time:	Received by:	Date/Time:

B2503008 - 11

Alliance TECHNICAL GROUP

284 Sheffield Street, Mountainside, New Jersey 07092 Phone : 908 789 8900 Fax : 908 789 8922

Alliance Project No. : _____

Client Contact Information	Bottle Order ID : **B2503008**	Courier :	_____ of _____ COCs
Client ID : **WOOD06** Project ID :	**NYCHHC Environmental Services**	Sampler Name(s) : Cleste Flotner	Analysis / Matrix
Customer Name : **Woodard & Curran**	Project Manager : **YAZMEEN GOMEZ**	AIR ANALYSIS CHAIN-OF-CUSTODY	
	Phone Number : **800-807-4080**		
Address : **800 Westchester Avenue, Suite N507** **Suite N507**	Fax Number : **914-448-0147**	Batch Certified	
	Site Details:		
City : **Rye Brook**			
State : **NY**	Analysis Turnaround Time		
Zip Code : **10573**	Standard : **10 business days** **OR**	Data Package Type :	
Country :	Rush (Specify): _____ **Days**	EDD Type :	

Sample Identification	Sample Date(s)	Time Start (24 hr Clock)	Time Stop (24 hr Clock)	Can Vacuum in Field ("Hg) (Start)	Can Vacuum in Field ("Hg) (Stop)**	Interior Temp. (F) (Start)	Interior Temp. (F) (Stop)	Out going Can Pressure ("Hg)(Lab)	In coming Can Pressure ("Hg)(Lab)	Flow Reg. ID	Can ID		Flow Controller Readout (ml/min)	Can Cert ID	TO-15				Indoor/Ambinet Air	Soil Gas		
SSSG-01-4-4/1/2025	4/1/25	1132	1143	-29.5	-4.5	51	51	-30	-10.4	10487 ~~10484~~	10466 ~~10116~~	1.4 L	200	~~VL042053.D~~	X					X		

Temperature (Fahrenheit)	Ambient	Maximum	Minimum	
Start	45			
Stop	45			

Pressure (Inches of Hg)	Ambient	Maximum	Minimum	
Start	29.96			
Stop	29.96			

GC/MS Analyst Signature (TO-15): [signature]

** Submittal of this COC indicates approval of the analysis based on existing conditions.

Please follow the instructions on the back of this COC.

Special Instructions/QC Requirements & Comments :

Suspected Contamination: High Medium Low PID Readings: 0.0 ppm

Sampling site (State): NJ

Quick Connector required : Yes

Canisters Shiped by: Sam	Date/Time: 03/26/25	Canisters Received by: [signature]	Date/Time: 4/3/25 1005
Samples Relinquished by: CDM	Date/Time: 4/3/25 1005	Received by:	Date/Time:
Relinquished by:	Date/Time:	Received by:	Date/Time:

B2503008 - 2

Alliance TECHNICAL GROUP

284 Sheffield Street, Mountainside, New Jersey 07092 Phone : 908 789 8900 Fax : 908 789 8922

Alliance Project No. : _____

Client Contact Information	Bottle Order ID : **B2503008**	Courier :	_____ of _____ COCs
Client ID : **WOOD06** Project ID :	**NYCHHC Environmental Services**	Sampler Name(s) : Clyde Hutner	Analysis / Matrix
Customer Name : **Woodard & Curran**	Project Manager : **YAZMEEN GOMEZ**	AIR ANALYSIS CHAIN-OF-CUSTODY	
	Phone Number : **800-807-4080**		
Address : **800 Westchester Avenue, Suite N507 Suite N507**	Fax Number : **914-448-0147**		
	Site Details:	Individual Certified	
City : **Rye Brook**			
State : **NY**	Analysis Turnaround Time		
Zip Code : **10573**	Standard : **10 business days** **OR**	Data Package Type :	
Country :	Rush (Specify): _____ **Days**	EDD Type :	

Sample Identification	Sample Date(s)	Time Start (24 hr Clock)	Time Stop (24 hr Clock)	Can Vacuum in Field ("Hg) (Start)	Can Vacuum in Field ("Hg) (Stop)**	Interior Temp. (F) (Start)	Interior Temp. (F) (Stop)	Out going Can Pressure ("Hg)(Lab)	In coming Can Pressure ("Hg)(Lab)	Flow Reg. ID	Can ID		Flow Controller Readout (ml/min)	Can Cert ID	TO-15				Indoor/Ambinet Air	Soil Gas		
555G-B1-3-4/1/2025	4/1/25	1132	1143	-30	-5	51	51	-30	-8.0	10512 ~~10255~~	10462 ~~10746~~	1.4 L	200	~~VL047090.D~~	X					X		

Temperature (Fahrenheit)	Ambient	Maximum	Minimum	
Start	45			
Stop	45			

Pressure (Inches of Hg)	Ambient	Maximum	Minimum	
Start	29.96			
Stop	29.96			

GC/MS Analyst Signature (TO-15)

** Submittal of this COC indicates approval of the analysis based on existing conditions.

Please follow the instructions on the back of this COC.

Special Instructions/QC Requirements & Comments :

Suspected Contamination: High Medium Low PID Readings: 0.0 ppm

Sampling site (State): NJ

Quick Connector required : Yes

Canisters Shiped by: Sam	Date/Time: 03/26/25	Canisters Received by:	Date/Time: 4/3/25 1001
Samples Relinquished by: CDM	Date/Time: 4/3/25 1005	Received by:	Date/Time:
Relinquished by:	Date/Time:	Received by:	Date/Time:

B2503008 - 34

From: Stephanie Rogacki <SRogacki@woodardcurran.com>
Sent: Tuesday, April 8, 2025 11:44 AM
To: Yazmeen Gomez; Jordan Hedvat
Cc: Jill Tribley; Bryan Maurer; Clayton Hefner
Subject: Re: Login Summary Details For Project US EPA Riverside Industrial Park Superfund Site-Q1728.

Hi Yazmeen,

Please follow the COC. B14 was sampled on 4/1/2025 not on 4/2/2025, so my email with the corrections should be applied to the SAF.

Best regards,
Steph

Stephanie Rogacki, MS, CSM
Environmental Scientist 3| she/her

Woodard & Curran

914.460.5641 201.774.0238 woodardcurran.com

srogacki@woodardcurran.com

800 Westchester Avenue, Suite N507, Rye Brook, NY 10573

From: Yazmeen Gomez
Sent: Tuesday, April 8, 2025 10:56 AM

To: Stephanie Rogacki; Jordan Hedvat
Cc: Jill Tribley; Bryan Maurer; Clayton Hefner
Subject: RE: Login Summary Details For Project US EPA Riverside Industrial Park Superfund Site-Q1728.

Hi Stephanie,

I meant to send an email regarding these sample IDS. The COC mentions what you have down below, however the TAGS on the Summa Cans all have “B14” instead of “B2”.

Confirming you want us to follow the COC not the Summa Can Tags?

Best Regards,

Yazmeen Gomez
Sr. Project Manager
An Alliance Technical Group Company
Main: 908-789-8900
Direct: 908-728-3147
Address: 284 Sheffield St, Ste 1, Mountainside, NJ 07092
www.alliancetg.com AST AEM AAS

From: Stephanie Rogacki <SRogacki@woodardcurran.com>
Sent: Monday, April 7, 2025 5:06 PM
To: Yazmeen Gomez <Yazmeen.Gomez@alliancetg.com>; Jordan Hedvat <Jordan.Hedvat@alliancetg.com>
Cc: Jill Tribley <jtribley@woodardcurran.com>; Bryan Maurer <bmaurer@woodardcurran.com>; Clayton Hefner <CHefner@woodardcurran.com>
Subject: Re: Login Summary Details For Project US EPA Riverside Industrial Park Superfund Site-Q1728.

Hi Yazmeen,

- SSSG-B14-7-04022025 (4th down on SAF) is supposed to be SSSG-B2-7-04022025
- SSSG-B14-6-04022025 should be SSSG-B2-6-04022025
- SSSG-B14-5-04022025 should be SSSG-B2-5-04022025

Best regards,
Steph

Stephanie Rogacki, MS, CSM
Environmental Scientist 3| she/her

Woodard & Curran

914.460.5641 201.774.0238 woodardcurran.com

srogacki@woodardcurran.com

800 Westchester Avenue, Suite N507, Rye Brook, NY 10573

From: Data-EWR@alliancetg.com <Data-EWR@alliancetg.com>
Sent: Monday, April 7, 2025 4:06 PM
To: Bryan Maurer <bmaurer@woodardcurran.com>; Jill Tribley <jtribley@woodardcurran.com>; Stephanie Rogacki <SRogacki@woodardcurran.com>
Cc: YAZMEEN@CHEMTECH.NET <YAZMEEN@CHEMTECH.NET>
Subject: Login Summary Details For Project US EPA Riverside Industrial Park Superfund Site-Q1728.

> You don't often get email from data-ewr@alliancetg.com. Learn why this is important

To Bryan Maurer;

Please see the attached Login Summary for the following project, or download the file using your login credentials from the link below.

Order ID	: Q1728
Project ID	: US EPA Riverside Industrial Park Superfund Site
Download File	: https://chemtech.net/secureLogin.aspx
Order Date	: 4/4/2025 10:39:00 AM

CHEMTECH's Project Manager	: YAZMEEN GOMEZ , YAZMEEN@CHEMTECH.NET , 908-357-0579 Ext :3149
CHEMTECH's Sales Executive	: Jordan Hedvat , jordan@chemtech.net , 908-728-3144 Ext :

Thank you for the opportunity to provide you with our services. For any questions please feel free to contact your project manager.

Click Here for our short online customer Survey http://chemtech.net/ClientSurvey.aspx .

Thank you,

Alliance Technical Group LLC.

284 Sheffield Street, Mountainside NJ 07092 (908)-789-8900 Fax : 908 789 8922

Laboratory Certification

Certified By	License No.
CAS EPA CLP Contract	68HERH20D0011
Connecticut	PH-0830
DOD ELAP (ANAB)	L2219
Maine	2024021
Maryland	296
New Hampshire	255424 Rev 1
New Jersey	20012
New York	11376
Pennsylvania	68-00548
Soil Permit	525-24-234-08441
Texas	T104704488

New Jersey Department of Environmental Protection

Internal Chain of Custody

Instructions: Use 1 form for each 20 samples of aliquot

Laboratory Person Breaking Field Seal on Sample Shuttle & Accepting Responsibility for Sample

Laboratory: Chemtech
Location: 284 Sheffield Street, Mountainside,NJ 7092
~~NAME~~:
Title: Sample Custodian
Field Sample Seal No.: Q1728
Date Broken: 4/3/2025
Military Time Seal Broken: 10:05:00
Case No.: US EPA Riverside Industria
Analytical Parameter/Fraction: TO-15

Sample No.	Aliquot/Extract No.	Sample No.	Aliquot/Extract No.
Q1728-01	SSSG-B14-2-04012025	Q1728-11	SSSG-B1-4-04012025
Q1728-02	SSSG-B1-5-04012025	Q1728-12	SSSG-B1-3-04012025
Q1728-03	SSSG-B2-2-04022025		
Q1728-04	SSS~~G-B~~14-7-0~~4022~~2025 SSSG-B2-7-04022025		
Q1728-05	SSS~~G-B~~4-6-~~04022~~2025 SSSG-B2-6-04022025		
Q1728-06	SSS~~G-B14-5-04022~~2025 SSSG-B2-5-04022025		
Q1728-07	SSSG-B1-1-04012025		
Q1728-08	SSSG-B2-4-04022025		
Q1728-09	SSSG-B2-1-04022025		
Q1728-10	SSSG-B14-4-04022025		

Date	Time	Relinquished By	Received By	Purpose of Change of Custody
4-7-25	10:33	Signature	Signature	
		Printed Name Cassanova Pena	Printed Name	
		Signature	Signature	
		Printed Name	Printed Name	
		Signature	Signature	
		Printed Name	Printed Name	
		Signature	Signature	
		Printed Name	Printed Name	
		Signature	Signature	
		Printed Name	Printed Name	
		Signature	Signature	
		Printed Name	Printed Name	
		Signature	Signature	
		Printed Name	Printed Name	
		Signature	Signature	
		Printed Name	Printed Name	

Distribution: White - Original (Sent With Report) *Yellow - Contractor Archive* *Pink - Sample Custodian - Interim Copy*

YG 04/15/2025

CHEMTECH 284 Sheffield Street Mountainside, NJ 07092

AIR SAMPLE PRESSURE & DILUTION LOGBOOK

Analyst Signature: _____ Supervisor Signature: _____

METHOD: TO-15 Pressure Gauge ID: AZ559711

Date	Sample Number	Canister #	Initial Pressure psia	Initial Pressure Hg	Final Pressure psia	Final Pressure Hg	Dilution Factor	Comment
04/03/25	Q1725-01	10153	11.8	-5.9				SY
	Q1725-02	10321	12.4	-4.7				SY
	Q1725-03	10296	10.4	-8.8				
	Q1725-04	10605	14.0	-1.4				
	Q1725-05	10279	11.8	-5.9				
	Q1725-06	10596	13.4	-2.7				
	Q1725-07	10303	11.2	-7.1				
	Q1725-08	10333	11.2	-7.1				
4/03/25	Q1726-01	10597	13.8	-1.8				
	Q1726-02	10280	11.4	-6.7				
	Q1726-03	10410	11.2	-7.1				
	Q1726-04	10054	13.8	-1.8				
	Q1726-05	10295	12.2	-5.1				
	Q1726-06	10590	11.4	-6.7				
	Q1726-07	10448	12.0	-5.5				
04/03/25	~~Q1730-01~~ Q1728-01	10130	10.0	-9.6				SY
	Q1728-02	10149	11.2	-7.1				
	Q1728-03	10458	10.6	-8.4				
	Q1728-04	10663	~~12.5~~ 11.2	-7.1				
	Q1728-05	10662	10.6	-8.4				
	Q1728-06	10119	10.4	-8.8				

AIR SAMPLE PRESSURE & DILUTION LOGBOOK

Analyst Signature: _____ Supervisor Signature: _____

METHOD: TO-15 Pressure Gauge ID: A7 55971

Date	Sample Number	Canister #	Initial Pressure psia	Initial Pressure Hg	Final Pressure psia	Final Pressure Hg	Dilution Factor	Comment
04/03/25	Q1728-07	10467	9.8	-10.0				Sy
	Q1728-08	10749	10.2	-9.2				
	Q1728-09	10722	9.6	-10.4				
	~~Q1728~~ Q1728-10	10116	10.2	-9.2				
	Q1728-11	10466	9.6	-10.4				
	Q1728-12	10462	10.8	-8.0				
4/8/25	Q1757-01	10401	12.0	-5.5				Sy
	Q1757-02	10258	11.6	-6.3				

CHEMTECH
284 Sheffield Street, Mountainside, NJ 07092 P: (908) 789-8900 F: (908)789-8922

Client Sample ID #: SSSG-B1-5-4/1/2025
Client Name: W&C
Project Name:
Date: 4/1/2025 Time: 12:19
Analysis: TO-15
Comments:

CHEMTECH
Date Received Disposal:

Storage Location: Air Lab
Sample: Q1728-02
Cust #: SSSG-B1-5-04012025

1.7
1019
B250 3008

CHEMTECH
284 Sheffield Street, Mountainside, NJ 07092 P: (908) 789-8900 F: (908)789-8922

Client Sample ID #: SSSG-B14-2-4/1/2025
Client Name: W+C
Project Name: Riverside
Date: 4/1/2025 Time: 1607
Analysis: TO-15
Comments: Went 4 mins over time

CHEMTECH
Date Received Disposal:

Storage Location: Air Lab
Sample: Q1728-01
Cust #: SSSG-B14-2-04012025

9.6
1030
B250 3008

CHEMTECH
284 Sheffield Street, Mountainside, NJ 07092 P: (908) 789-8900 F: (908)789-8922

Client Sample ID #: SSSG-B2-2-4/1/2025
Client Name: W&C
Project Name:
Date: 4/1/2025 Time: 13:16
Analysis: TO-15
Comments:

CHEMTECH
Date Received Disposal:

Storage Location: Air Lab
Sample: Q1728-03
Cust #: SSSG-B2-2-04022025

20Y-468
B250 3008
7.8
0854
01

CHEMTECH

284 Sheffield Street, Mountainside, NJ 07092 P: (908) 789-8900 F: (908)789-8922

Client Sample ID #: SSSG-B14-6-4/2/2025

Client Name: W+C

Project Name: Riverside

Date: 4/2/2025 Time: 1533

Analysis: TO-15

Comments:

CHEMTEC

Date Recei

of Disposal:

B2503008

Storage Location: Air Lab

Sample: Q1728-05

Cust #: SSSG-B2-6-04022025

B14

CHEMTECH

284 Sheffield Street, Mountainside, NJ 07092 P: (908) 789-8900 F: (908)789-8922

Client Sample ID #: SSSG-B14-7-4/2/2025

Client Name: W+C

Project Name: Riverside

Date: 4/2/2025 Time: 1508

Analysis: TO-15

Comments:

CHEMTECH'S SAI

Date Received:

al:

B2503008

Storage Location: Air Lab

Sample: Q1728-04

Cust #: SSSG-B2-7-04022025

B14

CHEMTECH

284 Sheffield Street, Mountainside, NJ 07092 P: (908) 789-8900 F: (908)789-8922

Client Sample ID #: SSSG-B14-5-4/2/2025

Client Name: W+C

Project Name: Riverside

Date: 4/2/2025 Time: 1606

Analysis: TO-15

Comments:

CHEMTECH'S

Date Received:

B2503008

Storage Location: Air Lab

Sample: Q1728-06

Cust #: SSSG-B2-5-04022025

B14

CHEMTECH

284 Sheffield Street, Mountainside, NJ 07092 P: (908) 789-8900 F: (908)789-8922

Client Sample ID #: SSSG-B2-4-4/2/2025

Client Name: WBC

Project Name:

Date: 4/2/2025 Time: 1622

Analysis: TO-15

Comments

CHEMTEC

Date Receiv

f Disposal:

B2503008

Storage Location: Air Lab

Sample: Q1728-08

Cust #: SSSG-B2-4-04022025

CHEMTECH

284 Sheffield Street, Mountainside, NJ 07092 P: (908) 789-8900 F: (908)789-8922

Client Sample ID #: SSSG-B1-1-4/1/2025

Client Name: WBC

Project Name:

Date: 4/1/2025 Time: 1058

Analysis: TO-15

Comments:

CHEMTECH

Date Received

Disposal:

B2503008

Storage Location: Air Lab

Sample: Q1728-07

Cust #: SSSG-B1-1-04012025

CHEMTECH

284 Sheffield Street, Mountainside, NJ 07092 P: (908) 789-8900 F: (908)789-8922

Client Sample ID #: SSSG-B2-1-4/2/2025

Client Name: WBC

Project Name:

Date: 4/2/2025 Time:

Analysis: TO-15

Comments:

CHEMTECH

Date Receive

Disposal:

Storage Location: Air Lab

Sample: Q1728-09

Cust #: SSSG-B2-1-04022025

CHEMTECH

284 Sheffield Street, Mountainside, NJ 07092 P: (908) 789-8900 F: (908)789-8922

Client Sample ID #: SSSG-B1-4-4/1/2025

Client Name: W&C

Project Name:

Date: 4/1/2025 Time: 11:43

Analysis: TO-15

Comments:

CHEMTECH'S

Date Received: Disposal:

B2503008

Storage Location: Air Lab

Sample: Q1728-11

Cust #: SSSG-B1-4-04012025

CHEMTECH

284 Sheffield Street, Mountainside, NJ 07092 P: (908) 789-8900 F: (908)789-8922

Client Sample ID #: SSSG-B14-4-4/2/2025

Client Name: W&C

Project Name: Riverside

Date: 4/2/2025 Time: 1400

Analysis: TO-15

Comments:

CHEMTECH'S

Date Received: Disposal:

B2503008

Storage Location: Air Lab

Sample: Q1728-10

Cust #: SSSG-B14-4-04022025

CHEMTECH

284 Sheffield Street, Mountainside, NJ 07092 P: (908) 789-8900 F: (908)789-8922

Client Sample ID #: SSSG-B1-3-4/1/2025

Client Name: W&C

Project Name: Riverside

Date: 4/1/2025 Time: 1149

Analysis: TO-15

Comments:

CHEMTECH

Date Received: Disposal:

B2503008

Storage Location: Air Lab

Sample: Q1728-12

Cust #: SSSG-B1-3-04012025

284 Sheffield Street, Mountainside, NJ 07092
Phone: 908 789 8900 Fax: 908 789 8922

CASE NARRATIVE

Woodard & Curran
Project Name: US EPA Riverside Industrial Park Superfund Site
Project # N/A
Chemtech Project # Q1728
Test Name: TO-15

A. Number of Samples and Date of Receipt:
12 Air samples were received on 04/03/2025.

B. Parameters
According to the Chain of Custody document, the following analyses were requested: TO-15. This data package contains results for TO-15.

C. Analytical Techniques:
The analysis performed on instrument MSVOA_L were done using GC column RTX-1, which is 60 meters, 0.32 mm id, 1.0 um df, Restek Cat. #10157. The Trap was supplied by Entech, glass bead and Tenax , Entech 7100A Preconcentrator.The analysis of TO-15 was based on method TO-15.

D. QA/ QC Samples:
The Holding Times were met for all analysis.
The Surrogate recoveries met the acceptable criteria.
The Internal Standards Areas met the acceptable requirements.
The Retention Times were acceptable for all samples.
The RPD met criteria .
The Blank Spike met requirements for all samples .
The Blank analysis did not indicate the presence of lab contamination.
The Initial Calibration met the requirements .
The Continuous Calibration met the requirements .
The Tuning criteria met requirements.

Due to potential high concentration of target analytes, Samples SSSG-B14-2-04012025, SSSG-B1-5-04012025, SSSG-B2-2-04022025, SSSG-B2-7-04022025, SSSG-B2-6-04022025, SSSG-B2-5-04022025, SSSG-B1-1-04012025, SSSG-B2-4-04022025, SSSG-B2-1-04022025, SSSG-B14-4-04022025, SSSG-B1-4-04012025 and SSSG-B1-3-04012025 were initially diluted.

Samples SSSG-B14-2-04012025, SSSG-B2-7-04022025, SSSG-B2-6-04022025, SSSG-B2-5-04022025 and SSSG-B2-4-04022025 were diluted due to high concentrations.

E. Additional Comments:
The not QT review data is reported in the Miscellaneous.

284 Sheffield Street, Mountainside, NJ 07092
Phone: 908 789 8900 Fax: 908 789 8922

The Samples # SSSG-B14-2-04012025, SSSG-B14-2-04012025DL, SSSG-B1-5-04012025, SSSG-B2-7-04022025, SSSG-B2-6-04022025, SSSG-B2-5-04022025DL, SSSG-B1-1-04012025, SSSG-B14-4-04022025, SSSG-B1-4-04012025, SSSG-B1-3-04012025 have the concentration of target compound below Method detection limits, therefore it is not reported as Hit in Form1.

The Form 6 is not included in the data package because the Initial Calibration was performed using 7 points.
The Manual Integrations are performed for the followings.

Manual Integration Report			
Sequence	VL032725	Instrument	MSVOA_I

Sample ID	File ID	Parameter	Review By	Review On	Supervised By	Supervised On	Reason
VSTDICCC010	VL042172.D	m/p-Xylene	SAM	3/31/2025 11:24:55 AM	MMDadoda	4/3/2025 8:05:09 AM	Peak Integrated by Software incorrectly
VSTDICC002	VL042173.D	1,4-Dioxane	SAM	3/31/2025 11:25:00 AM	MMDadoda	4/3/2025 8:05:13 AM	Peak Integrated by Software incorrectly
VSTDICC002	VL042173.D	Ethanol	SAM	3/31/2025 11:25:00 AM	MMDadoda	4/3/2025 8:05:13 AM	Peak Integrated by Software incorrectly
VSTDICC002	VL042173.D	m/p-Xylene	SAM	3/31/2025 11:25:00 AM	MMDadoda	4/3/2025 8:05:13 AM	Peak Integrated by Software incorrectly
VSTDICC001	VL042174.D	1,4-Dioxane	SAM	3/31/2025	MMDadoda	4/3/2025	Peak Integrat

284 Sheffield Street, Mountainside, NJ 07092
Phone: 908 789 8900 Fax: 908 789 8922

				11:26:28 AM		8:05:22 AM	ed by Software incorrectly
VSTDICC001	VL042174.D	4-Methyl-2-Pentanone	SAM	3/31/2025 11:26:28 AM	MMDadoda	4/3/2025 8:05:22 AM	Peak Integrated by Software incorrectly
VSTDICC001	VL042174.D	Ethanol	SAM	3/31/2025 11:26:28 AM	MMDadoda	4/3/2025 8:05:22 AM	Peak Integrated by Software incorrectly
VSTDICC001	VL042174.D	m/p-Xylene	SAM	3/31/2025 11:26:28 AM	MMDadoda	4/3/2025 8:05:22 AM	Peak Integrated by Software incorrectly
VSTDICC001	VL042174.D	Methyl Methacrylate	SAM	3/31/2025 11:26:28 AM	MMDadoda	4/3/2025 8:05:22 AM	Peak Integrated by Software incorrectly
VSTDICC001	VL042174.D	Propene	SAM	3/31/2025 11:26:28 AM	MMDadoda	4/3/2025 8:05:22 AM	Peak Integrated by Software incorrectly
VSTDICC001	VL042174.D	t-1,3-Dichloropropene	SAM	3/31/2025 11:26:28 AM	MMDadoda	4/3/2025 8:05:22 AM	Peak Integrated by Software incorrectly
VSTDICC00	VL042174	trans-1,2-	SAM	3/31/20	MMDado	4/3/202	Peak

284 Sheffield Street, Mountainside, NJ 07092
Phone: 908 789 8900 Fax: 908 789 8922

1	.D	Dichloroethene		25 11:26:28 AM	da	5 8:05:22 AM	Integrated by Software incorrectly
VSTDICC001	VL042174.D	Vinyl Acetate	SAM	3/31/2025 11:26:28 AM	MMDadoda	4/3/2025 8:05:22 AM	Peak Integrated by Software incorrectly
VSTDICC0.5	VL042175.D	1,1,2-Trichloroethane	SAM	3/31/2025 11:26:33 AM	MMDadoda	4/3/2025 8:05:37 AM	Peak Integrated by Software incorrectly
VSTDICC0.5	VL042175.D	1,4-Dioxane	SAM	3/31/2025 11:26:33 AM	MMDadoda	4/3/2025 8:05:37 AM	Peak Integrated by Software incorrectly
VSTDICC0.5	VL042175.D	cis-1,3-Dichloropropene	SAM	3/31/2025 11:26:33 AM	MMDadoda	4/3/2025 8:05:37 AM	Peak Integrated by Software incorrectly
VSTDICC0.5	VL042175.D	Cyclohexane	SAM	3/31/2025 11:26:33 AM	MMDadoda	4/3/2025 8:05:37 AM	Peak Integrated by Software incorrectly
VSTDICC0.5	VL042175.D	m/p-Xylene	SAM	3/31/2025 11:26:33 AM	MMDadoda	4/3/2025 8:05:37 AM	Peak Integrated by Software incorrectly

284 Sheffield Street, Mountainside, NJ 07092
Phone: 908 789 8900 Fax: 908 789 8922

VSTDICC0.5	VL042175.D	Methyl Methacrylate	SAM	3/31/2025 11:26:33 AM	MMDadoda	4/3/2025 8:05:37 AM	Peak Integrated by Software incorrectly
VSTDICC0.5	VL042175.D	Propene	SAM	3/31/2025 11:26:33 AM	MMDadoda	4/3/2025 8:05:37 AM	Peak Integrated by Software incorrectly
VSTDICC0.5	VL042175.D	Tetrahydrofuran	SAM	3/31/2025 11:26:33 AM	MMDadoda	4/3/2025 8:05:37 AM	Peak Integrated by Software incorrectly
VSTDICC0.5	VL042175.D	Trichloroethene	SAM	3/31/2025 11:26:33 AM	MMDadoda	4/3/2025 8:05:37 AM	Peak Integrated by Software incorrectly
VSTDICC0.1	VL042176.D	1,1,1-Trichloroethane	SAM	3/31/2025 11:25:04 AM	MMDadoda	4/3/2025 8:05:45 AM	Peak Integrated by Software incorrectly
VSTDICC0.1	VL042176.D	1,1,2,2-Tetrachloroethane	SAM	3/31/2025 11:25:04 AM	MMDadoda	4/3/2025 8:05:45 AM	Peak Integrated by Software incorrectly
VSTDICC0.1	VL042176.D	1,2-Dibromoethane	SAM	3/31/2025 11:25:04 AM	MMDadoda	4/3/2025 8:05:45 AM	Peak Integrated by Software incorrectly

284 Sheffield Street, Mountainside, NJ 07092
Phone: 908 789 8900 Fax: 908 789 8922

VSTDICC0.1	VL042176.D	Carbon Tetrachloride	SAM	3/31/2025 11:25:04 AM	MMDadoda	4/3/2025 8:05:45 AM	Peak Integrated by Software incorrectly
VSTDICC0.1	VL042176.D	Trichloroethene	SAM	3/31/2025 11:25:04 AM	MMDadoda	4/3/2025 8:05:45 AM	Peak Integrated by Software incorrectly
VSTDICC0.03	VL042177.D	1,1,1-Trichloroethane	SAM	3/31/2025 11:26:39 AM	MMDadoda	4/3/2025 8:05:59 AM	Peak Integrated by Software incorrectly
VSTDICC0.03	VL042177.D	1,1,2,2-Tetrachloroethane	SAM	3/31/2025 11:26:39 AM	MMDadoda	4/3/2025 8:05:59 AM	Peak Integrated by Software incorrectly
VSTDICC0.03	VL042177.D	Carbon Tetrachloride	SAM	3/31/2025 11:26:39 AM	MMDadoda	4/3/2025 8:05:59 AM	Peak Integrated by Software incorrectly
VSTDICC0.03	VL042177.D	Tetrachloroethene	SAM	3/31/2025 11:26:39 AM	MMDadoda	4/3/2025 8:05:59 AM	Peak Integrated by Software incorrectly
VSTDICC0.03	VL042177.D	Trichloroethene	SAM	3/31/2025 11:26:39 AM	MMDadoda	4/3/2025 8:05:59 AM	Peak Integrated by Software incorrectly

284 Sheffield Street, Mountainside, NJ 07092
Phone: 908 789 8900 Fax: 908 789 8922

VSTDICC0.03	VL042177.D	Vinyl Chloride	SAM	3/31/2025 11:26:39 AM	MMDadoda	4/3/2025 8:05:59 AM	Peak Integrated by Software incorrectly
VSTDICC015	VL042178.D	m/p-Xylene	SAM	3/31/2025 11:25:14 AM	MMDadoda	4/3/2025 8:06:09 AM	Peak Integrated by Software incorrectly
VSTDICV010	VL042179.D	m/p-Xylene	SAM	3/31/2025 11:28:50 AM	MMDadoda	4/3/2025 8:06:14 AM	Peak Integrated by Software incorrectly

Manual Integration Report			
Sequence	vl040825	Instrument	MSVOA_I

Sample ID	File ID	Parameter	Review By	Review On	Supervised By	Supervised On	Reason
VSTDCCC010	VL042253.D	m/p-Xylene	SAM	4/9/2025 11:25:40 AM	MMDadoda	4/9/2025 11:41:57 AM	Peak Integrated by Software incorrectly
VL0408ABS01	VL042255.D	m/p-Xylene	SAM	4/9/2025 11:25:44 AM	MMDadoda	4/9/2025 11:41:59 AM	Peak Integrated by Software incorrectly
Q1728-06DL	VL042261.D	Cyclohexane	MMDadoda	4/9/2025 3:24:01 PM	SAM	4/10/2025 11:29:58 AM	Peak Integrated by Software

284 Sheffield Street, Mountainside, NJ 07092
Phone: 908 789 8900 Fax: 908 789 8922

							incorrectly
Q1728-06DL	VL042261.D	Heptane	MMDadoda	4/9/2025 3:24:01 PM	SAM	4/10/2025 11:29:58 AM	Peak Integrated by Software incorrectly
Q1728-06DL	VL042261.D	Hexane	MMDadoda	4/9/2025 3:24:01 PM	SAM	4/10/2025 11:29:58 AM	Peak Integrated by Software incorrectly
Q1728-06DL	VL042261.D	m/p-Xylene	MMDadoda	4/9/2025 3:24:01 PM	SAM	4/10/2025 11:29:58 AM	Peak Integrated by Software incorrectly
Q1728-08	VL042263.D	2,2,4-Trimethylpentane	MMDadoda	4/9/2025 3:24:46 PM	SAM	4/10/2025 11:30:05 AM	Peak Integrated by Software incorrectly
Q1728-08	VL042263.D	Heptane	MMDadoda	4/9/2025 3:24:46 PM	SAM	4/10/2025 11:30:05 AM	Peak Integrated by Software incorrectly
Q1728-08	VL042263.D	Trichloroethene	MMDadoda	4/9/2025 3:24:46 PM	SAM	4/10/2025 11:30:05 AM	Peak Integrated by Software incorrectly
Q1728-09	VL042266.D	Ethanol	MMDadoda	4/9/2025 3:25:09 PM	SAM	4/10/2025 11:30:17 AM	Peak Integrated by Softwar

284 Sheffield Street, Mountainside, NJ 07092
Phone: 908 789 8900 Fax: 908 789 8922

							e incorrectly
Q1728-09	VL042266.D	m/p-Xylene	MMDadoda	4/9/2025 3:25:09 PM	SAM	4/10/2025 11:30:17 AM	Peak Integrated by Software incorrectly
Q1728-09	VL042266.D	Toluene	MMDadoda	4/9/2025 3:25:09 PM	SAM	4/10/2025 11:30:17 AM	Peak Integrated by Software incorrectly
Q1728-01DL	VL042267.D	Ethanol	MMDadoda	4/9/2025 3:25:13 PM	SAM	4/10/2025 11:30:19 AM	Peak Integrated by Software incorrectly
Q1728-01DL	VL042267.D	Propene	MMDadoda	4/9/2025 3:25:13 PM	SAM	4/10/2025 11:30:19 AM	Peak Integrated by Software incorrectly
Q1728-01DL	VL042267.D	Toluene	MMDadoda	4/9/2025 3:25:13 PM	SAM	4/10/2025 11:30:19 AM	Peak Integrated by Software incorrectly
Q1728-07	VL042272.D	2-Butanone	MMDadoda	4/9/2025 3:27:19 PM	SAM	4/10/2025 11:30:28 AM	Peak Integrated by Software incorrectly
Q1728-07	VL042272.D	Chlorodifluoromethane	MMDadoda	4/9/2025 3:27:1	SAM	4/10/2025 11:30:2	Peak Integrated by

284 Sheffield Street, Mountainside, NJ 07092
Phone: 908 789 8900 Fax: 908 789 8922

				9 PM		8 AM	Software incorrectly
Q1728-07	VL042272.D	Ethanol	MMDadoda	4/9/2025 3:27:19 PM	SAM	4/10/2025 11:30:28 AM	Peak Integrated by Software incorrectly
Q1728-07	VL042272.D	o-Xylene	MMDadoda	4/9/2025 3:27:19 PM	SAM	4/10/2025 11:30:28 AM	Peak Integrated by Software incorrectly
Q1728-08DL	VL042273.D	Ethyl Benzene	MMDadoda	4/9/2025 3:26:27 PM	SAM	4/10/2025 11:30:30 AM	Peak Integrated by Software incorrectly
Q1728-08DL	VL042273.D	m/p-Xylene	MMDadoda	4/9/2025 3:26:27 PM	SAM	4/10/2025 11:30:30 AM	Peak Integrated by Software incorrectly
Q1728-11	VL042274.D	4-Methyl-2-Pentanone	MMDadoda	4/9/2025 3:26:32 PM	SAM	4/10/2025 11:30:33 AM	Peak Integrated by Software incorrectly
Q1728-11	VL042274.D	Carbon Tetrachloride	MMDadoda	4/9/2025 3:26:32 PM	SAM	4/10/2025 11:30:33 AM	Peak Integrated by Software incorrectly
Q1728-11	VL042274.D	Chlorodifluoromethane	MMDadoda	4/9/2025	SAM	4/10/2025	Peak Integrat

284 Sheffield Street, Mountainside, NJ 07092
Phone: 908 789 8900 Fax: 908 789 8922

				3:26:32 PM		11:30:33 AM	ed by Software incorrectly
Q1728-11	VL042274.D	Styrene	MMDadoda	4/9/2025 3:26:32 PM	SAM	4/10/2025 11:30:33 AM	Peak Integrated by Software incorrectly
Q1728-11	VL042274.D	Tetrachloroethene	MMDadoda	4/9/2025 3:26:32 PM	SAM	4/10/2025 11:30:33 AM	Peak Integrated by Software incorrectly
Q1728-11	VL042274.D	Trichloroethene	MMDadoda	4/9/2025 3:26:32 PM	SAM	4/10/2025 11:30:33 AM	Peak Integrated by Software incorrectly
Q1728-11	VL042274.D	Trichlorofluoromethane	MMDadoda	4/9/2025 3:26:32 PM	SAM	4/10/2025 11:30:33 AM	Peak Integrated by Software incorrectly
Q1728-12	VL042275.D	Benzene	MMDadoda	4/9/2025 3:26:36 PM	SAM	4/10/2025 11:30:34 AM	Peak Integrated by Software incorrectly
Q1728-12	VL042275.D	Carbon Tetrachloride	MMDadoda	4/9/2025 3:26:36 PM	SAM	4/10/2025 11:30:34 AM	Peak Integrated by Software incorrectly
Q1728-12	VL04227	Chlorodifluoromet	MMDad	4/9/20	SAM	4/10/20	Peak

284 Sheffield Street, Mountainside, NJ 07092
Phone: 908 789 8900 Fax: 908 789 8922

	5.D	hane	oda	25 3:26:36 PM		25 11:30:34 AM	Integrated by Software incorrectly
Q1728-12	VL042275.D	m/p-Xylene	MMDadoda	4/9/2025 3:26:36 PM	SAM	4/10/2025 11:30:34 AM	Peak Integrated by Software incorrectly
Q1728-12	VL042275.D	Tetrachloroethene	MMDadoda	4/9/2025 3:26:36 PM	SAM	4/10/2025 11:30:34 AM	Peak Integrated by Software incorrectly
Q1728-12	VL042275.D	Toluene	MMDadoda	4/9/2025 3:26:36 PM	SAM	4/10/2025 11:30:34 AM	Peak Integrated by Software incorrectly
Q1728-12	VL042275.D	Trichloroethene	MMDadoda	4/9/2025 3:26:36 PM	SAM	4/10/2025 11:30:34 AM	Peak Integrated by Software incorrectly
Q1728-09DUP	VL042276.D	Ethanol	MMDadoda	4/9/2025 3:48:23 PM	SAM	4/10/2025 11:30:37 AM	Peak Integrated by Software incorrectly
Q1728-09DUP	VL042276.D	n-propylbenzene	MMDadoda	4/9/2025 3:48:23 PM	SAM	4/10/2025 11:30:37 AM	Peak Integrated by Software incorrectly

284 Sheffield Street, Mountainside, NJ 07092
Phone: 908 789 8900 Fax: 908 789 8922

Q1728-09DUP	VL042276.D	Tetrachloroethene	MMDadoda	4/9/2025 3:48:23 PM	SAM	4/10/2025 11:30:37 AM	Peak Integrated by Software incorrectly
Q1728-01	VL042277.D	Carbon Tetrachloride	MMDadoda	4/9/2025 3:26:45 PM	SAM	4/10/2025 11:30:39 AM	Peak Integrated by Software incorrectly
Q1728-01	VL042277.D	Chlorodifluoromethane	MMDadoda	4/9/2025 3:26:45 PM	SAM	4/10/2025 11:30:39 AM	Peak Integrated by Software incorrectly
Q1728-01	VL042277.D	Heptane	MMDadoda	4/9/2025 3:26:45 PM	SAM	4/10/2025 11:30:39 AM	Peak Integrated by Software incorrectly
Q1728-01	VL042277.D	Propene	MMDadoda	4/9/2025 3:26:45 PM	SAM	4/10/2025 11:30:39 AM	Peak Integrated by Software incorrectly
Q1728-01	VL042277.D	Tetrachloroethene	MMDadoda	4/9/2025 3:26:45 PM	SAM	4/10/2025 11:30:39 AM	Peak Integrated by Software incorrectly
Q1728-02	VL042278.D	Carbon Tetrachloride	MMDadoda	4/9/2025 3:26:50 PM	SAM	4/10/2025 11:30:41 AM	Peak Integrated by Software incorrectly

284 Sheffield Street, Mountainside, NJ 07092
Phone: 908 789 8900 Fax: 908 789 8922

Q1728-02	VL042278.D	Chlorodifluoromethane	MMDadoda	4/9/2025 3:26:50 PM	SAM	4/10/2025 11:30:41 AM	Peak Integrated by Software incorrectly
Q1728-02	VL042278.D	m/p-Xylene	MMDadoda	4/9/2025 3:26:50 PM	SAM	4/10/2025 11:30:41 AM	Peak Integrated by Software incorrectly
Q1728-02	VL042278.D	Trichloroethene	MMDadoda	4/9/2025 3:26:50 PM	SAM	4/10/2025 11:30:41 AM	Peak Integrated by Software incorrectly
Q1728-04	VL042279.D	4-Methyl-2-Pentanone	MMDadoda	4/9/2025 3:26:54 PM	SAM	4/10/2025 11:31:16 AM	Peak Integrated by Software incorrectly
Q1728-04	VL042279.D	Tetrachloroethene	MMDadoda	4/9/2025 3:26:54 PM	SAM	4/10/2025 11:31:16 AM	Peak Integrated by Software incorrectly
Q1728-04DL	VL042280.D	Benzene	MMDadoda	4/9/2025 3:26:58 PM	SAM	4/10/2025 11:31:17 AM	Peak Integrated by Software incorrectly
Q1728-04DL	VL042280.D	Toluene	MMDadoda	4/9/2025 3:26:58 PM	SAM	4/10/2025 11:31:17 AM	Peak Integrated by Software incorrectly

284 Sheffield Street, Mountainside, NJ 07092
Phone: 908 789 8900 Fax: 908 789 8922

Q1728-05	VL042281.D	4-Methyl-2-Pentanone	MMDadoda	4/9/2025 3:27:02 PM	SAM	4/10/2025 11:31:41 AM	Peak Integrated by Software incorrectly
Q1728-05	VL042281.D	Trichloroethene	MMDadoda	4/9/2025 3:27:02 PM	SAM	4/10/2025 11:31:41 AM	Peak Integrated by Software incorrectly
Q1728-10	VL042283.D	Carbon Tetrachloride	MMDadoda	4/9/2025 3:27:06 PM	SAM	4/10/2025 11:31:47 AM	Peak Integrated by Software incorrectly
Q1728-10	VL042283.D	Chlorodifluoromethane	MMDadoda	4/9/2025 3:27:06 PM	SAM	4/10/2025 11:31:47 AM	Peak Integrated by Software incorrectly
Q1728-10	VL042283.D	Propene	MMDadoda	4/9/2025 3:27:06 PM	SAM	4/10/2025 11:31:47 AM	Peak Integrated by Software incorrectly
Q1728-10	VL042283.D	Styrene	MMDadoda	4/9/2025 3:27:06 PM	SAM	4/10/2025 11:31:47 AM	Peak Integrated by Software incorrectly
Q1728-10	VL042283.D	Trichloroethene	MMDadoda	4/9/2025 3:27:06 PM	SAM	4/10/2025 11:31:47 AM	Peak Integrated by Software incorrectly

284 Sheffield Street, Mountainside, NJ 07092
Phone: 908 789 8900 Fax: 908 789 8922

Q1728-10	VL042283.D	Trichlorofluoromethane	MMDadoda	4/9/2025 3:27:06 PM	SAM	4/10/2025 11:31:47 AM	Peak Integrated by Software incorrectly
Q1728-03	VL042284.D	Cyclohexane	MMDadoda	4/9/2025 3:27:10 PM	SAM	4/10/2025 11:31:49 AM	Peak Integrated by Software incorrectly
Q1728-03	VL042284.D	Ethanol	MMDadoda	4/9/2025 3:27:10 PM	SAM	4/10/2025 11:31:49 AM	Peak Integrated by Software incorrectly
Q1728-03	VL042284.D	Heptane	MMDadoda	4/9/2025 3:27:10 PM	SAM	4/10/2025 11:31:49 AM	Peak Integrated by Software incorrectly
Q1728-03	VL042284.D	m/p-Xylene	MMDadoda	4/9/2025 3:27:10 PM	SAM	4/10/2025 11:31:49 AM	Peak Integrated by Software incorrectly

F. Manual Integration Comments:

Please refer to the Manual integration Report included with the Run Logs for information on the manual integrations performed.

I certify that the data package is in compliance with the terms and conditions of the contract, both technically and for completeness, for other than the conditions detailed

284 Sheffield Street, Mountainside, NJ 07092
Phone: 908 789 8900 Fax: 908 789 8922

above. The laboratory manager or his designee, as verified by the following signature has authorized release of the data contained in this hard copy data package.

Signature APPROVED

By Nimisha Pandya, QA/QC Supervisor at 10:28 am, Apr 16, 2025

284 Sheffield Street, Mountainside NJ 07092 Tel. 908-789-8900 Fax: 908-789-8922

DATA REPORTING QUALIFIERS- ORGANIC

For reporting results, the following " Results Qualifiers" are used:

Value	If the result is a value greater than or equal to the detection limit, report the value
U	Indicates the compound was analyzed for but was not detected. Report the minimum detection limit for the sample with the U, i.e. "10 U". This is not necessarily the instrument detection limit attainable for this particular sample based on any concentration or dilution that may have been required.
ND	Indicates the analyte was analyzed for, but not detected
J	Indicates an estimated value. This flag is used: (1) When estimating a concentration for a tentatively identified compound (library search hits, where a 1:1 response is assumed.) (2) When the mass spectral data indicated the identification, however the result was less than the specified detection limit greater than zero. If the detection limit was 10ug/L and a concentration of 3 ug/L was calculated report as 3 J. This is flag is used when similar situation arise on any organic parameter i.e. Pest, PCB and others.
B	Indicates the analyte was found in the blank as well as the sample report as "12 B".
E	Indicates the analyte 's concentration exceeds the calibrated range of the instrument for that specific analysis.
D	This flag identifies all compounds identified in an analysis at a secondary dilution factor.
P	This flag is used for Pesticide/PCB target analyte when there is >25% difference for detected concentrations between the two GC columns. The lower of the two values is reported on Form 1 and flagged with a "P".
N	This flag indicates presumptive evidence of a compound. This is only used for tentatively identified compounds (TICs), where the identification is based on a mass spectral library search. It applies to all TIC results. For generic characterization of a TIC, such as chlorinated hydrocarbon, the flag is not used.
A	This flag indicates that a Tentatively Identified Compound is a suspected aldol-condensation product.
Q	Indicates the LCS did not meet the control limits requirements

QA Control # A3040960

284 Sheffield Street, Mountainside, New Jersey 07092, Phone : 908 789 8900,
Fax : 908 789 8922

APPENDIX A

QA REVIEW GENERAL DOCUMENTATION

Project #: **Q1728**

	Completed
For thorough review, the report must have the following:	
GENERAL:	
Are all original paperwork present (chain of custody, record of communication,airbill, sample management lab chronicle, login page)	✓
Check chain-of-custody for proper relinquish/return of samples	✓
Is the chain of custody signed and complete	✓
Check internal chain-of-custody for proper relinquish/return of samples /sample extracts	✓
Collect information for each project id from server. Were all requirements followed	✓
COVER PAGE:	
Do numbers of samples correspond to the number of samples in the Chain of Custody on login page	✓
Do lab numbers and client Ids on cover page agree with the Chain of Custody	✓
CHAIN OF CUSTODY:	
Do requested analyses on Chain of Custody agree with form I results	✓
Do requested analyses on Chain of Custody agree with the log-in page	✓
Were the correct method log-in for analysis according to the Analytical Request and Chain of Castody	✓
Were the samples received within hold time	✓
Were any problems found with the samples at arrival recorded in the Sample Management Laboratory Chronicle	✓
ANALYTICAL:	
Was method requirement followed?	✓
Was client requirement followed?	✓
Does the case narrative summarize all QC failure?	✓
All runlogs and manual integration are reviewed for requirements	✓
All manual calculations and /or hand notations verified	✓

QA Review Signature: **SOHIL JODHANI** **Date:** **04/15/2025**

284 Sheffield Street, Mountainside, New Jersey 07092, Phone : 908 789 8900, Fax : 908 789 8922

LAB CHRONICLE

OrderID:	Q1728	**OrderDate:**	4/4/2025 10:39:00 AM
Client:	Woodard & Curran	**Project:**	US EPA Riverside Industrial Park Superfund Site
Contact:	Bryan Maurer	**Location:**	Air Lab

LabID	ClientID	Matrix	Test	Method	Sample Date	Prep Date	Anal Date	Received
Q1728-01	**SSSG-B14-2-04012025**	**Air**			**04/01/25**			**04/03/25**
			TO-15	TO-15			04/08/25	
Q1728-01DL	**SSSG-B14-2-04012025DL**	**Air**			**04/01/25**			**04/03/25**
			TO-15	TO-15			04/08/25	
Q1728-02	**SSSG-B1-5-04012025**	**Air**			**04/01/25**			**04/03/25**
			TO-15	TO-15			04/09/25	
Q1728-03	**SSSG-B2-2-04022025**	**Air**			**04/02/25**			**04/03/25**
			TO-15	TO-15			04/09/25	
Q1728-04	**SSSG-B2-7-04022025**	**Air**			**04/02/25**			**04/03/25**
			TO-15	TO-15			04/09/25	
Q1728-04DL	**SSSG-B2-7-04022025DL**	**Air**			**04/02/25**			**04/03/25**
			TO-15	TO-15			04/09/25	
Q1728-05	**SSSG-B2-6-04022025**	**Air**			**04/02/25**			**04/03/25**
			TO-15	TO-15			04/09/25	
Q1728-05DL	**SSSG-B2-6-04022025DL**	**Air**			**04/02/25**			**04/03/25**
			TO-15	TO-15			04/09/25	
Q1728-06	**SSSG-B2-5-04022025**	**Air**			**04/02/25**			**04/03/25**
			TO-15	TO-15			04/08/25	
Q1728-06DL	**SSSG-B2-5-04022025DL**	**Air**			**04/02/25**			**04/03/25**
			TO-15	TO-15			04/08/25	

284 Sheffield Street, Mountainside, New Jersey 07092, Phone : 908 789 8900, Fax : 908 789 8922

LAB CHRONICLE

Q1728-07	**SSSG-B1-1-04012025**	**Air**			**04/01/25**		**04/03/25**
			TO-15	TO-15		04/08/25	
Q1728-08	**SSSG-B2-4-04022025**	**Air**			**04/02/25**		**04/03/25**
			TO-15	TO-15		04/08/25	
Q1728-08DL	**SSSG-B2-4-04022025 DL**	**Air**			**04/02/25**		**04/03/25**
			TO-15	TO-15		04/08/25	
Q1728-09	**SSSG-B2-1-04022025**	**Air**			**04/02/25**		**04/03/25**
			TO-15	TO-15		04/08/25	
Q1728-10	**SSSG-B14-4-04022025**	**Air**			**04/02/25**		**04/03/25**
			TO-15	TO-15		04/09/25	
Q1728-11	**SSSG-B1-4-04012025**	**Air**			**04/01/25**		**04/03/25**
			TO-15	TO-15		04/08/25	
Q1728-12	**SSSG-B1-3-04012025**	**Air**			**04/01/25**		**04/03/25**
			TO-15	TO-15		04/08/25	

284 Sheffield Street, Mountainside, New Jersey 07092, Phone : 908 789 8900,
Fax : 908 789 8922

Hit Summary Sheet
SW-846

SDG No.: Q1728

Client: Woodard & Curran

Sample ID	Client ID	Matrix	Parameter		Concentration	C	MDL	RDL	Units
Client ID:	**SSSG-B14-2-04012025**								
Q1728-01	SSSG-B14-2-04012	Air	Dichlorodifluoromethane		2.42	J	2.08	4.94	ug/m3
Q1728-01	SSSG-B14-2-04012	Air	Chloromethane		1.16	J	0.41	2.07	ug/m3
Q1728-01	SSSG-B14-2-04012	Air	Heptane		0.94	J	0.90	4.10	ug/m3
Q1728-01	SSSG-B14-2-04012	Air	Acetone		127	E	1.14	2.38	ug/m3
Q1728-01	SSSG-B14-2-04012	Air	Methylene Chloride		13.9		1.32	3.47	ug/m3
Q1728-01	SSSG-B14-2-04012	Air	2-Butanone		2.33	J	0.71	2.95	ug/m3
Q1728-01	SSSG-B14-2-04012	Air	Carbon Tetrachloride		0.50		0.13	0.38	ug/m3
Q1728-01	SSSG-B14-2-04012	Air	Chloroform		1.12	J	0.83	4.88	ug/m3
Q1728-01	SSSG-B14-2-04012	Air	Benzene		1.02	J	0.54	3.19	ug/m3
Q1728-01	SSSG-B14-2-04012	Air	Toluene		5.28		0.83	3.77	ug/m3
Q1728-01	SSSG-B14-2-04012	Air	Tetrachloroethene		0.54		0.20	0.41	ug/m3
Q1728-01	SSSG-B14-2-04012	Air	Ethyl Benzene		4.13	J	1.04	4.34	ug/m3
Q1728-01	SSSG-B14-2-04012	Air	m/p-Xylene		16.1		1.82	8.69	ug/m3
Q1728-01	SSSG-B14-2-04012	Air	o-Xylene		3.74	J	1.04	4.34	ug/m3
Q1728-01	SSSG-B14-2-04012	Air	Styrene		2.17	J	0.94	4.26	ug/m3
Q1728-01	SSSG-B14-2-04012	Air	1,2,4-Trimethylbenzene		1.62	J	0.79	4.92	ug/m3
Q1728-01	SSSG-B14-2-04012	Air	Hexane		4.23		0.78	3.52	ug/m3
			Total Voc :		188				
Q1728-01	SSSG-B14-2-04012	Air	unknown12.257	*	2.40	J	0	0	ppbv
Q1728-01	SSSG-B14-2-04012	Air	Hexane, 3,3-dimethyl-	*	2.70	J	0	0	ppbv
Q1728-01	SSSG-B14-2-04012	Air	Butanoic acid, 2-methyl-, ethyl	*	2.40	J	0	0	ppbv
Q1728-01	SSSG-B14-2-04012	Air	Dodecane, 3-methyl-	*	2.30	J	0	0	ppbv
Q1728-01	SSSG-B14-2-04012	Air	Chlorodifluoromethane	*	0.29	J	0.18	1.00	ppbv
Q1728-01	SSSG-B14-2-04012	Air	Propene	*	0.54	J	0.30	1.00	ppbv
			Total Tics :		10.6				
			Total Concentration:		198				
Client ID:	**SSSG-B14-2-04012025DL**								
Q1728-01DL	SSSG-B14-2-04012	Air	Acetone		150	D	5.70	11.9	ug/m3
Q1728-01DL	SSSG-B14-2-04012	Air	Methylene Chloride		14.9	JD	6.60	17.4	ug/m3
Q1728-01DL	SSSG-B14-2-04012	Air	Toluene		6.03	JD	4.15	18.8	ug/m3
Q1728-01DL	SSSG-B14-2-04012	Air	m/p-Xylene		13.0	JD	9.12	43.4	ug/m3
Q1728-01DL	SSSG-B14-2-04012	Air	Hexane		3.88	JD	3.88	17.6	ug/m3
			Total Voc :		188				
			Total Concentration:		188				
Client ID:	**SSSG-B1-5-04012025**								
Q1728-02	SSSG-B1-5-040120	Air	Dichlorodifluoromethane		2.23	J	2.08	4.94	ug/m3

284 Sheffield Street, Mountainside, New Jersey 07092, Phone : 908 789 8900,
Fax : 908 789 8922

Hit Summary Sheet
SW-846

SDG No.: Q1728

Client: Woodard & Curran

Sample ID	Client ID	Matrix	Parameter		Concentration	C	MDL	RDL	Units
Q1728-02	SSSG-B1-5-040120	Air	Chloromethane		0.58	J	0.41	2.07	ug/m3
Q1728-02	SSSG-B1-5-040120	Air	Acetone		22.3		1.14	2.38	ug/m3
Q1728-02	SSSG-B1-5-040120	Air	Methylene Chloride		5.21		1.32	3.47	ug/m3
Q1728-02	SSSG-B1-5-040120	Air	2-Butanone		1.03	J	0.71	2.95	ug/m3
Q1728-02	SSSG-B1-5-040120	Air	Carbon Tetrachloride		0.57		0.13	0.38	ug/m3
Q1728-02	SSSG-B1-5-040120	Air	Benzene		0.67	J	0.54	3.19	ug/m3
Q1728-02	SSSG-B1-5-040120	Air	Trichloroethene		0.38		0.16	0.32	ug/m3
Q1728-02	SSSG-B1-5-040120	Air	Toluene		3.69	J	0.83	3.77	ug/m3
Q1728-02	SSSG-B1-5-040120	Air	m/p-Xylene		3.17	J	1.82	8.69	ug/m3
Q1728-02	SSSG-B1-5-040120	Air	o-Xylene		1.17	J	1.04	4.34	ug/m3
Q1728-02	SSSG-B1-5-040120	Air	Styrene		1.28	J	0.94	4.26	ug/m3
Q1728-02	SSSG-B1-5-040120	Air	Hexane		1.62	J	0.78	3.52	ug/m3
			Total Voc :		43.9				
Q1728-02	SSSG-B1-5-040120	Air	unknown12.254	*	2.70	J	0	0	ppbv
Q1728-02	SSSG-B1-5-040120	Air	Undecane, 4,8-dimethyl-	*	2.20	J	0	0	ppbv
Q1728-02	SSSG-B1-5-040120	Air	Chlorodifluoromethane	*	0.26	J	0.18	1.00	ppbv
			Total Tics :		5.16				
			Total Concentration:		49.1				
Client ID:	**SSSG-B2-2-04022025**								
Q1728-03	SSSG-B2-2-040220	Air	Heptane		54.1	J	18.0	82.0	ug/m3
Q1728-03	SSSG-B2-2-040220	Air	Acetone		237		22.8	47.5	ug/m3
Q1728-03	SSSG-B2-2-040220	Air	Carbon Disulfide		78.5		19.9	62.3	ug/m3
Q1728-03	SSSG-B2-2-040220	Air	Methylene Chloride		51.4	J	26.4	69.5	ug/m3
Q1728-03	SSSG-B2-2-040220	Air	Cyclohexane		96.4		30.3	68.8	ug/m3
Q1728-03	SSSG-B2-2-040220	Air	2-Butanone		20.1	J	14.2	59.0	ug/m3
Q1728-03	SSSG-B2-2-040220	Air	Toluene		85.9		16.6	75.4	ug/m3
Q1728-03	SSSG-B2-2-040220	Air	Ethyl Benzene		203		20.9	86.9	ug/m3
Q1728-03	SSSG-B2-2-040220	Air	m/p-Xylene		2220		36.5	174	ug/m3
Q1728-03	SSSG-B2-2-040220	Air	o-Xylene		1740		20.9	86.9	ug/m3
Q1728-03	SSSG-B2-2-040220	Air	1,3,5-Trimethylbenzene		885		21.6	98.3	ug/m3
Q1728-03	SSSG-B2-2-040220	Air	1,2,4-Trimethylbenzene		1030		15.2	98.3	ug/m3
Q1728-03	SSSG-B2-2-040220	Air	4-Ethyltoluene		364		23.6	98.3	ug/m3
			Total Voc :		7060				
Q1728-03	SSSG-B2-2-040220	Air	unknown5.794	*	5600	J	0	0	ppbv
Q1728-03	SSSG-B2-2-040220	Air	unknown7.642	*	540	J	0	0	ppbv
Q1728-03	SSSG-B2-2-040220	Air	Cyclohexane, methyl-	*	3900	J	0	0	ppbv
Q1728-03	SSSG-B2-2-040220	Air	Pentane, 2,3-dimethyl-	*	1300	J	0	0	ppbv

284 Sheffield Street, Mountainside, New Jersey 07092, Phone : 908 789 8900,
Fax : 908 789 8922

Hit Summary Sheet
SW-846

SDG No.: Q1728

Client: Woodard & Curran

Sample ID	Client ID	Matrix	Parameter		Concentration	C	MDL	RDL	Units
Q1728-03	SSSG-B2-2-040220	Air	Hexane, 2,4-dimethyl-	*	4500	J	0	0	ppbv
Q1728-03	SSSG-B2-2-040220	Air	Hexane, 2,5-dimethyl-	*	6000	J	0	0	ppbv
Q1728-03	SSSG-B2-2-040220	Air	Isopropylcyclobutane	*	1100	J	0	0	ppbv
Q1728-03	SSSG-B2-2-040220	Air	Cyclopentane, 1,3-dimethyl-, ci	*	1100	J	0	0	ppbv
Q1728-03	SSSG-B2-2-040220	Air	Cyclohexane, 1,2-dimethyl-, tra	*	490	J	0	0	ppbv
Q1728-03	SSSG-B2-2-040220	Air	Propene	*	11.2	J	6.00	20.0	ppbv
Q1728-03	SSSG-B2-2-040220	Air	Isopropylbenzene	*	48.4	J	3.50	20.0	ppbv
Q1728-03	SSSG-B2-2-040220	Air	tert-Butylbenzene	*	24.4	J	3.70	20.0	ppbv
Q1728-03	SSSG-B2-2-040220	Air	p-Isopropyltoluene	*	5.20	J	3.40	20.0	ppbv
			Total Tics :		24600				
			Total Concentration:		31700				
Client ID:	**SSSG-B2-7-04022025**								
Q1728-04	SSSG-B2-7-040220	Air	Chloromethane		1.63	J	0.81	4.13	ug/m3
Q1728-04	SSSG-B2-7-040220	Air	tert-Butyl alcohol		9.40		2.30	6.06	ug/m3
Q1728-04	SSSG-B2-7-040220	Air	Heptane		4.92	J	1.80	8.20	ug/m3
Q1728-04	SSSG-B2-7-040220	Air	Acetone		618	E	2.28	4.75	ug/m3
Q1728-04	SSSG-B2-7-040220	Air	Carbon Disulfide		34.3		1.99	6.23	ug/m3
Q1728-04	SSSG-B2-7-040220	Air	Methylene Chloride		13.6		2.64	6.95	ug/m3
Q1728-04	SSSG-B2-7-040220	Air	2-Butanone		46.6		1.42	5.90	ug/m3
Q1728-04	SSSG-B2-7-040220	Air	Chloroform		2.00	J	1.61	9.77	ug/m3
Q1728-04	SSSG-B2-7-040220	Air	2,2,4-Trimethylpentane		14.0		1.87	9.34	ug/m3
Q1728-04	SSSG-B2-7-040220	Air	Benzene		13.1		1.12	6.39	ug/m3
Q1728-04	SSSG-B2-7-040220	Air	4-Methyl-2-Pentanone		9.43		1.52	8.20	ug/m3
Q1728-04	SSSG-B2-7-040220	Air	Toluene		54.3		1.66	7.54	ug/m3
Q1728-04	SSSG-B2-7-040220	Air	Ethyl Benzene		3.26	J	2.08	8.69	ug/m3
Q1728-04	SSSG-B2-7-040220	Air	m/p-Xylene		11.3	J	3.65	17.4	ug/m3
Q1728-04	SSSG-B2-7-040220	Air	o-Xylene		3.61	J	2.08	8.69	ug/m3
Q1728-04	SSSG-B2-7-040220	Air	Styrene		3.32	J	1.87	8.52	ug/m3
Q1728-04	SSSG-B2-7-040220	Air	Hexane		7.40		1.55	7.05	ug/m3
			Total Voc :		850				
Q1728-04	SSSG-B2-7-040220	Air	Pentane, 2-methyl-	*	4.00	J	0	0	ppbv
Q1728-04	SSSG-B2-7-040220	Air	1-Propene, 2-methyl-	*	5.20	J	0	0	ppbv
Q1728-04	SSSG-B2-7-040220	Air	Propene	*	6.90	J	0.60	2.00	ppbv
			Total Tics :		16.1				
			Total Concentration:		866				
Client ID:	**SSSG-B2-7-04022025DL**								
Q1728-04DL	SSSG-B2-7-040220	Air	Acetone		736	D	22.8	47.5	ug/m3

284 Sheffield Street, Mountainside, New Jersey 07092, Phone : 908 789 8900,
Fax : 908 789 8922

Hit Summary Sheet
SW-846

SDG No.: Q1728

Client: Woodard & Curran

Sample ID	Client ID	Matrix	Parameter		Concentration	C	MDL	RDL	Units
Q1728-04DL	SSSG-B2-7-040220	Air	Carbon Disulfide		29.9	JD	19.9	62.3	ug/m3
Q1728-04DL	SSSG-B2-7-040220	Air	Methylene Chloride		37.9	JD	26.4	69.5	ug/m3
Q1728-04DL	SSSG-B2-7-040220	Air	2-Butanone		42.5	JD	14.2	59.0	ug/m3
Q1728-04DL	SSSG-B2-7-040220	Air	Benzene		12.5	JD	11.2	63.9	ug/m3
Q1728-04DL	SSSG-B2-7-040220	Air	Toluene		34.3	JD	16.6	75.4	ug/m3
			Total Voc :		893				
			Total Concentration:		893				
Client ID:	**SSSG-B2-6-04022025**								
Q1728-05	SSSG-B2-6-040220	Air	Chloromethane		1.22	J	0.81	4.13	ug/m3
Q1728-05	SSSG-B2-6-040220	Air	tert-Butyl alcohol		8.19		2.30	6.06	ug/m3
Q1728-05	SSSG-B2-6-040220	Air	Heptane		5.74	J	1.80	8.20	ug/m3
Q1728-05	SSSG-B2-6-040220	Air	Acetone		808	E	2.28	4.75	ug/m3
Q1728-05	SSSG-B2-6-040220	Air	Methylene Chloride		17.7		2.64	6.95	ug/m3
Q1728-05	SSSG-B2-6-040220	Air	2-Butanone		54.0		1.42	5.90	ug/m3
Q1728-05	SSSG-B2-6-040220	Air	2,2,4-Trimethylpentane		20.6		1.87	9.34	ug/m3
Q1728-05	SSSG-B2-6-040220	Air	Benzene		3.83	J	1.12	6.39	ug/m3
Q1728-05	SSSG-B2-6-040220	Air	Trichloroethene		1.61		0.38	0.64	ug/m3
Q1728-05	SSSG-B2-6-040220	Air	4-Methyl-2-Pentanone		3.28	J	1.52	8.20	ug/m3
Q1728-05	SSSG-B2-6-040220	Air	Toluene		86.3		1.66	7.54	ug/m3
Q1728-05	SSSG-B2-6-040220	Air	Chlorobenzene		3.45	J	1.38	9.21	ug/m3
Q1728-05	SSSG-B2-6-040220	Air	Ethyl Benzene		4.78	J	2.08	8.69	ug/m3
Q1728-05	SSSG-B2-6-040220	Air	m/p-Xylene		14.8	J	3.65	17.4	ug/m3
Q1728-05	SSSG-B2-6-040220	Air	o-Xylene		6.52	J	2.08	8.69	ug/m3
Q1728-05	SSSG-B2-6-040220	Air	Styrene		2.55	J	1.87	8.52	ug/m3
Q1728-05	SSSG-B2-6-040220	Air	2-Chlorotoluene		88.0		2.28	10.4	ug/m3
Q1728-05	SSSG-B2-6-040220	Air	1,2,4-Trimethylbenzene		2.06	J	1.52	9.83	ug/m3
Q1728-05	SSSG-B2-6-040220	Air	Hexane		6.34	J	1.55	7.05	ug/m3
			Total Voc :		1140				
Q1728-05	SSSG-B2-6-040220	Air	unknown4.056	*	6.10	J	0	0	ppbv
Q1728-05	SSSG-B2-6-040220	Air	Pentane, 2-methyl-	*	4.10	J	0	0	ppbv
Q1728-05	SSSG-B2-6-040220	Air	1-Propene, 2-methyl-	*	15.2	J	0	0	ppbv
Q1728-05	SSSG-B2-6-040220	Air	Cyclohexane, 1,2-dimethyl- (ci	*	4.40	J	0	0	ppbv
Q1728-05	SSSG-B2-6-040220	Air	Heptane, 2,6-dimethyl-	*	5.90	J	0	0	ppbv
Q1728-05	SSSG-B2-6-040220	Air	Cyclohexane, 1,2-dimethyl-, cis	*	5.50	J	0	0	ppbv
Q1728-05	SSSG-B2-6-040220	Air	Cyclohexane, 1,2-dimethyl-, tra	*	4.00	J	0	0	ppbv
Q1728-05	SSSG-B2-6-040220	Air	Heptane, 3-ethyl-	*	7.80	J	0	0	ppbv
Q1728-05	SSSG-B2-6-040220	Air	Propene	*	3.70	J	0.60	2.00	ppbv

284 Sheffield Street, Mountainside, New Jersey 07092, Phone : 908 789 8900,
Fax : 908 789 8922

Hit Summary Sheet
SW-846

SDG No.: Q1728

Client: Woodard & Curran

Sample ID	Client ID	Matrix	Parameter		Concentration	C	MDL	RDL	Units
			Total Tics :		56.7				
			Total Concentration:		1200				
Client ID:	**SSSG-B2-6-04022025DL**								
Q1728-05DL	SSSG-B2-6-040220	Air	Acetone		1070	D	22.8	47.5	ug/m3
Q1728-05DL	SSSG-B2-6-040220	Air	Methylene Chloride		36.5	JD	26.4	69.5	ug/m3
Q1728-05DL	SSSG-B2-6-040220	Air	2-Butanone		44.8	JD	14.2	59.0	ug/m3
Q1728-05DL	SSSG-B2-6-040220	Air	Toluene		47.1	JD	16.6	75.4	ug/m3
Q1728-05DL	SSSG-B2-6-040220	Air	2-Chlorotoluene		41.9	JD	22.8	104	ug/m3
			Total Voc :		1240				
			Total Concentration:		1240				
Client ID:	**SSSG-B2-5-04022025**								
Q1728-06	SSSG-B2-5-040220	Air	Chloromethane		2.07	J	2.02	10.3	ug/m3
Q1728-06	SSSG-B2-5-040220	Air	tert-Butyl alcohol		7.28	J	5.76	15.2	ug/m3
Q1728-06	SSSG-B2-5-040220	Air	Heptane		27.9		4.51	20.5	ug/m3
Q1728-06	SSSG-B2-5-040220	Air	Acetone		974	E	5.70	11.9	ug/m3
Q1728-06	SSSG-B2-5-040220	Air	Carbon Disulfide		75.0		4.98	15.6	ug/m3
Q1728-06	SSSG-B2-5-040220	Air	Methylene Chloride		31.6		6.60	17.4	ug/m3
Q1728-06	SSSG-B2-5-040220	Air	Cyclohexane		28.9		7.57	17.2	ug/m3
Q1728-06	SSSG-B2-5-040220	Air	2-Butanone		79.0		3.54	14.8	ug/m3
Q1728-06	SSSG-B2-5-040220	Air	2,2,4-Trimethylpentane		61.2		4.67	23.4	ug/m3
Q1728-06	SSSG-B2-5-040220	Air	Benzene		42.5		2.78	16.0	ug/m3
Q1728-06	SSSG-B2-5-040220	Air	Toluene		215		4.15	18.8	ug/m3
Q1728-06	SSSG-B2-5-040220	Air	Chlorobenzene		5.07	J	3.50	23.0	ug/m3
Q1728-06	SSSG-B2-5-040220	Air	Ethyl Benzene		30.8		5.21	21.7	ug/m3
Q1728-06	SSSG-B2-5-040220	Air	m/p-Xylene		92.1		9.12	43.4	ug/m3
Q1728-06	SSSG-B2-5-040220	Air	o-Xylene		38.2		5.21	21.7	ug/m3
Q1728-06	SSSG-B2-5-040220	Air	2-Chlorotoluene		29.5		5.70	25.9	ug/m3
Q1728-06	SSSG-B2-5-040220	Air	1,2,4-Trimethylbenzene		9.83	J	3.83	24.6	ug/m3
Q1728-06	SSSG-B2-5-040220	Air	Hexane		15.9	J	3.88	17.6	ug/m3
			Total Voc :		1770				
Q1728-06	SSSG-B2-5-040220	Air	Cyclohexane, methyl-	*	25.6	J	0	0	ppbv
Q1728-06	SSSG-B2-5-040220	Air	Octane	*	11.3	J	0	0	ppbv
Q1728-06	SSSG-B2-5-040220	Air	1-Propene, 2-methyl-	*	22.8	J	0	0	ppbv
Q1728-06	SSSG-B2-5-040220	Air	Hexane, 2-methyl-	*	10.2	J	0	0	ppbv
Q1728-06	SSSG-B2-5-040220	Air	Cyclohexane, 1,4-dimethyl-, cis	*	12.8	J	0	0	ppbv
Q1728-06	SSSG-B2-5-040220	Air	Propene	*	14.8	J	1.50	5.00	ppbv
			Total Tics :		97.5				
			Total Concentration:		1860				

284 Sheffield Street, Mountainside, New Jersey 07092, Phone : 908 789 8900,
Fax : 908 789 8922

Hit Summary Sheet
SW-846

SDG No.: Q1728

Client: Woodard & Curran

Sample ID	Client ID	Matrix	Parameter	Concentration	C	MDL	RDL	Units
Client ID:	**SSSG-B2-5-04022025DL**							
Q1728-06DL	SSSG-B2-5-040220	Air	Heptane	24.2	JD	18.0	82.0	ug/m3
Q1728-06DL	SSSG-B2-5-040220	Air	Acetone	974	D	22.8	47.5	ug/m3
Q1728-06DL	SSSG-B2-5-040220	Air	Carbon Disulfide	62.6	D	19.9	62.3	ug/m3
Q1728-06DL	SSSG-B2-5-040220	Air	Methylene Chloride	44.8	JD	26.4	69.5	ug/m3
Q1728-06DL	SSSG-B2-5-040220	Air	2-Butanone	74.0	D	14.2	59.0	ug/m3
Q1728-06DL	SSSG-B2-5-040220	Air	2,2,4-Trimethylpentane	50.9	JD	18.7	93.4	ug/m3
Q1728-06DL	SSSG-B2-5-040220	Air	Benzene	40.3	JD	11.2	63.9	ug/m3
Q1728-06DL	SSSG-B2-5-040220	Air	Toluene	185	D	16.6	75.4	ug/m3
Q1728-06DL	SSSG-B2-5-040220	Air	Ethyl Benzene	26.1	JD	20.9	86.9	ug/m3
Q1728-06DL	SSSG-B2-5-040220	Air	m/p-Xylene	68.2	JD	36.5	174	ug/m3
Q1728-06DL	SSSG-B2-5-040220	Air	o-Xylene	29.1	JD	20.9	86.9	ug/m3
Q1728-06DL	SSSG-B2-5-040220	Air	2-Chlorotoluene	22.8	JD	22.8	104	ug/m3
			Total Voc :	1600				
			Total Concentration:	1600				
Client ID:	**SSSG-B1-1-04012025**							
Q1728-07	SSSG-B1-1-040120	Air	Acetone	8.79		2.28	4.75	ug/m3
Q1728-07	SSSG-B1-1-040120	Air	Methylene Chloride	4.86	J	2.64	6.95	ug/m3
Q1728-07	SSSG-B1-1-040120	Air	Chloroform	5.37	J	1.61	9.77	ug/m3
Q1728-07	SSSG-B1-1-040120	Air	Toluene	11.7		1.66	7.54	ug/m3
Q1728-07	SSSG-B1-1-040120	Air	m/p-Xylene	4.78	J	3.65	17.4	ug/m3
Q1728-07	SSSG-B1-1-040120	Air	Hexane	2.04	J	1.55	7.05	ug/m3
			Total Voc :	37.5				
Q1728-07	SSSG-B1-1-040120	Air	Chlorodifluoromethane	* 0.41	J	0.35	2.00	ppbv
			Total Tics :	0.41				
			Total Concentration:	37.9				
Client ID:	**SSSG-B2-4-04022025**							
Q1728-08	SSSG-B2-4-040220	Air	tert-Butyl alcohol	7.88	J	5.76	15.2	ug/m3
Q1728-08	SSSG-B2-4-040220	Air	Heptane	9.02	J	4.51	20.5	ug/m3
Q1728-08	SSSG-B2-4-040220	Air	Acetone	808	E	5.70	11.9	ug/m3
Q1728-08	SSSG-B2-4-040220	Air	Methylene Chloride	41.3		6.60	17.4	ug/m3
Q1728-08	SSSG-B2-4-040220	Air	2-Butanone	13.6	J	3.54	14.8	ug/m3
Q1728-08	SSSG-B2-4-040220	Air	2,2,4-Trimethylpentane	7.94	J	4.67	23.4	ug/m3
Q1728-08	SSSG-B2-4-040220	Air	Trichloroethene	5.37		0.91	1.61	ug/m3
Q1728-08	SSSG-B2-4-040220	Air	Toluene	35.0		4.15	18.8	ug/m3
Q1728-08	SSSG-B2-4-040220	Air	Ethyl Benzene	30.8		5.21	21.7	ug/m3
Q1728-08	SSSG-B2-4-040220	Air	m/p-Xylene	428		9.12	43.4	ug/m3
Q1728-08	SSSG-B2-4-040220	Air	o-Xylene	325		5.21	21.7	ug/m3

284 Sheffield Street, Mountainside, New Jersey 07092, Phone : 908 789 8900,
Fax : 908 789 8922

Hit Summary Sheet
SW-846

SDG No.: Q1728

Client: Woodard & Curran

Sample ID	Client ID	Matrix	Parameter		Concentration	C	MDL	RDL	Units
Q1728-08	SSSG-B2-4-040220	Air	1,3,5-Trimethylbenzene		159		5.41	24.6	ug/m3
Q1728-08	SSSG-B2-4-040220	Air	1,2,4-Trimethylbenzene		186		3.83	24.6	ug/m3
Q1728-08	SSSG-B2-4-040220	Air	4-Ethyltoluene		64.4		5.90	24.6	ug/m3
Q1728-08	SSSG-B2-4-040220	Air	Hexane		8.46	J	3.88	17.6	ug/m3
			Total Voc :		2130				
Q1728-08	SSSG-B2-4-040220	Air	Cyclotetrasiloxane, octamethyl-	*	27.6	J	0	0	ppbv
Q1728-08	SSSG-B2-4-040220	Air	Cyclohexane, 1,2-dimethyl- (ci	*	28.4	J	0	0	ppbv
Q1728-08	SSSG-B2-4-040220	Air	Heptane, 3,5-dimethyl-	*	55.0	J	0	0	ppbv
Q1728-08	SSSG-B2-4-040220	Air	Cyclohexane, ethyl-	*	36.5	J	0	0	ppbv
Q1728-08	SSSG-B2-4-040220	Air	Decane, 4-methyl-	*	28.1	J	0	0	ppbv
Q1728-08	SSSG-B2-4-040220	Air	Cyclohexane, 1,1,3-trimethyl-	*	36.5	J	0	0	ppbv
Q1728-08	SSSG-B2-4-040220	Air	Octane, 2-methyl-	*	28.6	J	0	0	ppbv
Q1728-08	SSSG-B2-4-040220	Air	1-Ethyl-4-methylcyclohexane	*	30.4	J	0	0	ppbv
Q1728-08	SSSG-B2-4-040220	Air	Cyclohexane, 1,2-dimethyl-, tra	*	29.7	J	0	0	ppbv
Q1728-08	SSSG-B2-4-040220	Air	Propene	*	2.50	J	1.50	5.00	ppbv
Q1728-08	SSSG-B2-4-040220	Air	Isopropylbenzene	*	2.80	J	0.87	5.00	ppbv
Q1728-08	SSSG-B2-4-040220	Air	n-propylbenzene	*	2.70	J	0.78	5.00	ppbv
Q1728-08	SSSG-B2-4-040220	Air	tert-Butylbenzene	*	4.30	J	0.93	5.00	ppbv
Q1728-08	SSSG-B2-4-040220	Air	p-Isopropyltoluene	*	1.60	J	0.86	5.00	ppbv
			Total Tics :		315				
			Total Concentration:		2440				
Client ID:	**SSSG-B2-4-04022025DL**								
Q1728-08DL	SSSG-B2-4-040220	Air	Acetone		903	D	22.8	47.5	ug/m3
Q1728-08DL	SSSG-B2-4-040220	Air	Methylene Chloride		61.5	JD	26.4	69.5	ug/m3
Q1728-08DL	SSSG-B2-4-040220	Air	2-Butanone		14.4	JD	14.2	59.0	ug/m3
Q1728-08DL	SSSG-B2-4-040220	Air	Toluene		27.5	JD	16.6	75.4	ug/m3
Q1728-08DL	SSSG-B2-4-040220	Air	Ethyl Benzene		23.9	JD	20.9	86.9	ug/m3
Q1728-08DL	SSSG-B2-4-040220	Air	m/p-Xylene		345	D	36.5	174	ug/m3
Q1728-08DL	SSSG-B2-4-040220	Air	o-Xylene		268	D	20.9	86.9	ug/m3
Q1728-08DL	SSSG-B2-4-040220	Air	1,3,5-Trimethylbenzene		144	D	21.6	98.3	ug/m3
Q1728-08DL	SSSG-B2-4-040220	Air	1,2,4-Trimethylbenzene		157	D	15.2	98.3	ug/m3
Q1728-08DL	SSSG-B2-4-040220	Air	4-Ethyltoluene		51.1	JD	23.6	98.3	ug/m3
			Total Voc :		1990				
			Total Concentration:		1990				
Client ID:	**SSSG-B2-1-04022025**								
Q1728-09	SSSG-B2-1-040220	Air	Acetone		51.1		5.70	11.9	ug/m3
Q1728-09	SSSG-B2-1-040220	Air	Methylene Chloride		8.69	J	6.60	17.4	ug/m3

284 Sheffield Street, Mountainside, New Jersey 07092, Phone : 908 789 8900,
Fax : 908 789 8922

Hit Summary Sheet
SW-846

SDG No.: Q1728

Client: Woodard & Curran

Sample ID	Client ID	Matrix	Parameter		Concentration	C	MDL	RDL	Units
Q1728-09	SSSG-B2-1-040220	Air	2-Butanone		3.83	J	3.54	14.8	ug/m3
Q1728-09	SSSG-B2-1-040220	Air	Chloroform		17.1	J	4.05	24.4	ug/m3
Q1728-09	SSSG-B2-1-040220	Air	Toluene		16.2	J	4.15	18.8	ug/m3
Q1728-09	SSSG-B2-1-040220	Air	Ethyl Benzene		23.9		5.21	21.7	ug/m3
Q1728-09	SSSG-B2-1-040220	Air	m/p-Xylene		387		9.12	43.4	ug/m3
Q1728-09	SSSG-B2-1-040220	Air	o-Xylene		317		5.21	21.7	ug/m3
Q1728-09	SSSG-B2-1-040220	Air	1,3,5-Trimethylbenzene		331		5.41	24.6	ug/m3
Q1728-09	SSSG-B2-1-040220	Air	1,2,4-Trimethylbenzene		485		3.83	24.6	ug/m3
			Total Voc :		1640				
Q1728-09	SSSG-B2-1-040220	Air	Benzene, 1-ethyl-2-methyl-	*	50.3	J	0	0	ppbv
Q1728-09	SSSG-B2-1-040220	Air	Heptane, 3,5-dimethyl-	*	94.0	J	0	0	ppbv
Q1728-09	SSSG-B2-1-040220	Air	Cyclohexane, ethyl-	*	55.2	J	0	0	ppbv
Q1728-09	SSSG-B2-1-040220	Air	Decane, 4-methyl-	*	47.0	J	0	0	ppbv
Q1728-09	SSSG-B2-1-040220	Air	Cyclohexane, 1,1,3-trimethyl-	*	47.9	J	0	0	ppbv
Q1728-09	SSSG-B2-1-040220	Air	Cyclohexane, 1-ethyl-2-methyl	*	48.3	J	0	0	ppbv
Q1728-09	SSSG-B2-1-040220	Air	Cyclohexane, 1,2,4-trimethyl-,	*	40.8	J	0	0	ppbv
Q1728-09	SSSG-B2-1-040220	Air	Tridecane, 4-methyl-	*	45.3	J	0	0	ppbv
Q1728-09	SSSG-B2-1-040220	Air	3,5-Dimethyl-3-heptene	*	39.4	J	0	0	ppbv
Q1728-09	SSSG-B2-1-040220	Air	Isopropylbenzene	*	4.00	J	0.87	5.00	ppbv
Q1728-09	SSSG-B2-1-040220	Air	n-propylbenzene	*	5.10	J	0.78	5.00	ppbv
Q1728-09	SSSG-B2-1-040220	Air	tert-Butylbenzene	*	10.5	J	0.93	5.00	ppbv
Q1728-09	SSSG-B2-1-040220	Air	sec-Butylbenzene	*	2.80	J	0.94	5.00	ppbv
Q1728-09	SSSG-B2-1-040220	Air	p-Isopropyltoluene	*	4.00	J	0.86	5.00	ppbv
			Total Tics :		495				
			Total Concentration:		2130				
Client ID:	**SSSG-B14-4-04022025**								
Q1728-10	SSSG-B14-4-04022	Air	Dichlorodifluoromethane		2.52	J	2.08	4.94	ug/m3
Q1728-10	SSSG-B14-4-04022	Air	Chloromethane		1.03	J	0.41	2.07	ug/m3
Q1728-10	SSSG-B14-4-04022	Air	Acetone		60.3		1.14	2.38	ug/m3
Q1728-10	SSSG-B14-4-04022	Air	Methylene Chloride		25.4		1.32	3.47	ug/m3
Q1728-10	SSSG-B14-4-04022	Air	2-Butanone		1.95	J	0.71	2.95	ug/m3
Q1728-10	SSSG-B14-4-04022	Air	Carbon Tetrachloride		0.50		0.13	0.38	ug/m3
Q1728-10	SSSG-B14-4-04022	Air	Toluene		2.03	J	0.83	3.77	ug/m3
Q1728-10	SSSG-B14-4-04022	Air	Ethyl Benzene		1.82	J	1.04	4.34	ug/m3
Q1728-10	SSSG-B14-4-04022	Air	m/p-Xylene		7.38	J	1.82	8.69	ug/m3
Q1728-10	SSSG-B14-4-04022	Air	o-Xylene		1.69	J	1.04	4.34	ug/m3
Q1728-10	SSSG-B14-4-04022	Air	Styrene		1.02	J	0.94	4.26	ug/m3

284 Sheffield Street, Mountainside, New Jersey 07092, Phone : 908 789 8900,
Fax : 908 789 8922

Hit Summary Sheet
SW-846

SDG No.: Q1728

Client: Woodard & Curran

Sample ID	Client ID	Matrix	Parameter		Concentration	C	MDL	RDL	Units
Q1728-10	SSSG-B14-4-04022	Air	1,2,4-Trimethylbenzene		1.03	J	0.79	4.92	ug/m3
Q1728-10	SSSG-B14-4-04022	Air	Hexane		5.64		0.78	3.52	ug/m3
			Total Voc :		112				
Q1728-10	SSSG-B14-4-04022	Air	Propanoic acid, ethyl ester	*	4.50	J	0	0	ppbv
Q1728-10	SSSG-B14-4-04022	Air	Propanoic acid, butyl ester	*	8.30	J	0	0	ppbv
Q1728-10	SSSG-B14-4-04022	Air	Chlorodifluoromethane	*	0.27	J	0.18	1.00	ppbv
Q1728-10	SSSG-B14-4-04022	Air	Propene	*	1.10	J	0.30	1.00	ppbv
			Total Tics :		14.2				
			Total Concentration:		126				
Client ID:	**SSSG-B1-4-04012025**								
Q1728-11	SSSG-B1-4-040120	Air	Dichlorodifluoromethane		2.13	J	2.08	4.94	ug/m3
Q1728-11	SSSG-B1-4-040120	Air	Acetone		27.8		1.14	2.38	ug/m3
Q1728-11	SSSG-B1-4-040120	Air	Methylene Chloride		2.33	J	1.32	3.47	ug/m3
Q1728-11	SSSG-B1-4-040120	Air	2-Butanone		1.21	J	0.71	2.95	ug/m3
Q1728-11	SSSG-B1-4-040120	Air	Carbon Tetrachloride		0.94		0.13	0.38	ug/m3
Q1728-11	SSSG-B1-4-040120	Air	Chloroform		2.73	J	0.83	4.88	ug/m3
Q1728-11	SSSG-B1-4-040120	Air	Benzene		0.93	J	0.54	3.19	ug/m3
Q1728-11	SSSG-B1-4-040120	Air	Trichloroethene		1.07		0.16	0.32	ug/m3
Q1728-11	SSSG-B1-4-040120	Air	4-Methyl-2-Pentanone		0.86	J	0.78	4.10	ug/m3
Q1728-11	SSSG-B1-4-040120	Air	Toluene		5.65		0.83	3.77	ug/m3
Q1728-11	SSSG-B1-4-040120	Air	Tetrachloroethene		1.97		0.20	0.41	ug/m3
Q1728-11	SSSG-B1-4-040120	Air	Ethyl Benzene		1.35	J	1.04	4.34	ug/m3
Q1728-11	SSSG-B1-4-040120	Air	m/p-Xylene		5.65	J	1.82	8.69	ug/m3
Q1728-11	SSSG-B1-4-040120	Air	o-Xylene		2.26	J	1.04	4.34	ug/m3
Q1728-11	SSSG-B1-4-040120	Air	Styrene		2.38	J	0.94	4.26	ug/m3
Q1728-11	SSSG-B1-4-040120	Air	1,2,4-Trimethylbenzene		1.52	J	0.79	4.92	ug/m3
Q1728-11	SSSG-B1-4-040120	Air	Hexane		1.48	J	0.78	3.52	ug/m3
			Total Voc :		62.3				
Q1728-11	SSSG-B1-4-040120	Air	unknown12.257	*	3.30	J	0	0	ppbv
Q1728-11	SSSG-B1-4-040120	Air	Undecane	*	3.20	J	0	0	ppbv
Q1728-11	SSSG-B1-4-040120	Air	Ether, heptyl hexyl	*	2.70	J	0	0	ppbv
Q1728-11	SSSG-B1-4-040120	Air	Chlorodifluoromethane	*	0.30	J	0.18	1.00	ppbv
Q1728-11	SSSG-B1-4-040120	Air	Propene	*	0.33	J	0.30	1.00	ppbv
			Total Tics :		9.83				
			Total Concentration:		72.1				
Client ID:	**SSSG-B1-3-04012025**								
Q1728-12	SSSG-B1-3-040120	Air	Dichlorodifluoromethane		2.27	J	2.08	4.94	ug/m3

284 Sheffield Street, Mountainside, New Jersey 07092, Phone : 908 789 8900,
Fax : 908 789 8922

Hit Summary Sheet
SW-846

SDG No.: Q1728

Client: Woodard & Curran

Sample ID	Client ID	Matrix	Parameter		Concentration	C	MDL	RDL	Units
Q1728-12	SSSG-B1-3-040120	Air	Chloromethane		0.47	J	0.41	2.07	ug/m3
Q1728-12	SSSG-B1-3-040120	Air	tert-Butyl alcohol		1.36	J	1.15	3.03	ug/m3
Q1728-12	SSSG-B1-3-040120	Air	Acetone		48.5		1.14	2.38	ug/m3
Q1728-12	SSSG-B1-3-040120	Air	Methylene Chloride		7.99		1.32	3.47	ug/m3
Q1728-12	SSSG-B1-3-040120	Air	2-Butanone		1.47	J	0.71	2.95	ug/m3
Q1728-12	SSSG-B1-3-040120	Air	Carbon Tetrachloride		0.88		0.13	0.38	ug/m3
Q1728-12	SSSG-B1-3-040120	Air	Chloroform		30.3		0.83	4.88	ug/m3
Q1728-12	SSSG-B1-3-040120	Air	Benzene		0.89	J	0.54	3.19	ug/m3
Q1728-12	SSSG-B1-3-040120	Air	Trichloroethene		0.54		0.16	0.32	ug/m3
Q1728-12	SSSG-B1-3-040120	Air	Toluene		3.58	J	0.83	3.77	ug/m3
Q1728-12	SSSG-B1-3-040120	Air	Tetrachloroethene		3.25		0.20	0.41	ug/m3
Q1728-12	SSSG-B1-3-040120	Air	m/p-Xylene		3.04	J	1.82	8.69	ug/m3
Q1728-12	SSSG-B1-3-040120	Air	o-Xylene		1.22	J	1.04	4.34	ug/m3
Q1728-12	SSSG-B1-3-040120	Air	1,2,4-Trimethylbenzene		1.13	J	0.79	4.92	ug/m3
Q1728-12	SSSG-B1-3-040120	Air	Hexane		2.26	J	0.78	3.52	ug/m3
			Total Voc :		109				
Q1728-12	SSSG-B1-3-040120	Air	1-Propene, 2-methyl-	*	2.30	J	0	0	ppbv
Q1728-12	SSSG-B1-3-040120	Air	Undecane, 4,6-dimethyl-	*	3.40	J	0	0	ppbv
Q1728-12	SSSG-B1-3-040120	Air	Propane, 1-(1,1-dimethylethoxy	*	3.60	J	0	0	ppbv
Q1728-12	SSSG-B1-3-040120	Air	Octane, 2,2,6-trimethyl-	*	2.30	J	0	0	ppbv
Q1728-12	SSSG-B1-3-040120	Air	Chlorodifluoromethane	*	0.35	J	0.18	1.00	ppbv
Q1728-12	SSSG-B1-3-040120	Air	Propene	*	0.42	J	0.30	1.00	ppbv
			Total Tics :		12.4				
			Total Concentration:		121				

284 Sheffield Street, Mountainside, New Jersey 07092, Phone : 908 789 8900,
Fax : 908 789 8922

Project : US EPA Riverside Industrial Park Superfund Site

Sampling Date : 04/01/25

Field Id Number : SSSG-B14-2-04012025

Analysis Date : 04/08/25

Laboratory Id Number : Q1728-01

Target Analyts : Air Results

Chemical	Cas Number	Molecular Weight	Insert Results in PPBV	Qualifier	Generate Results in ug/m3	QAS Decision	Foot Notes
Dichlorodifluoromethane	75-71-8	120.9	0.49	J	2.42		
Chloromethane	74-87-3	50.49	0.56	J	1.16		
Vinyl Chloride	75-01-4	62.5	0.03	U	0.08		
Bromomethane	74-83-9	94.94	0.28	U	1.09		
Chloroethane	75-00-3	64.52	0.34	U	0.9		
Tetrahydrofuran	109-99-9	72.11	0.26	U	0.77		
Trichlorofluoromethane	75-69-4	137.4	0.32	U	1.8		
Dichlorotetrafluoroethane	76-14-2	170.9	0.18	U	1.26		
1,1,2-Trichlorotrifluoroethane	76-13-1	187.4	0.32	U	2.45		
tert-Butyl alcohol	75-65-0	74.12	0.38	U	1.15		
Heptane	142-82-5	100.2	0.23	J	0.94		
1,1-Dichloroethene	75-35-4	96.94	0.28	U	1.11		
Acetone	67-64-1	58.08	53.3	E	126		
Carbon Disulfide	75-15-0	76.14	0.32	U	1		
Methyl tert-Butyl Ether	1634-04-4	88.15	0.24	U	0.87		
Methylene Chloride	75-09-2	84.94	4		13.9		
trans-1,2-Dichloroethene	156-60-5	96.94	0.38	U	1.51		
1,1-Dichloroethane	75-34-3	98.96	0.26	U	1.05		
Cyclohexane	110-82-7	84.16	0.44	U	1.51		
2-Butanone	78-93-3	72.11	0.79	J	2.33		
Carbon Tetrachloride	56-23-5	153.8	0.08		0.5		
cis-1,2-Dichloroethene	156-59-2	96.94	0.18	U	0.71		
Chloroform	67-66-3	119.4	0.23	J	1.12		
1,1,1-Trichloroethane	71-55-6	133.4	0.02	U	0.11		
2,2,4-Trimethylpentane	540-84-1	114.2	0.2	U	0.93		
Benzene	71-43-2	78.11	0.32	J	1.02		
1,2-Dichloroethane	107-06-2	98.96	0.18	U	0.73		
Trichloroethene	79-01-6	131.4	0.03	U	0.16		
1,2-Dichloropropane	78-87-5	113	0.22	U	1.02		
Bromodichloromethane	75-27-4	163.8	0.15	U	1		
4-Methyl-2-Pentanone	108-10-1	100.2	0.19	U	0.78		
Toluene	108-88-3	92.14	1.4		5.28		
t-1,3-Dichloropropene	10061-02-6	111	0.12	U	0.54		
cis-1,3-Dichloropropene	10061-01-5	111	0.13	U	0.59		
1,1,2-Trichloroethane	79-00-5	133.4	0.14	U	0.76		

284 Sheffield Street, Mountainside, New Jersey 07092, Phone : 908 789 8900,
Fax : 908 789 8922

Project : US EPA Riverside Industrial Park Superfund Site

Sampling Date : 04/01/25

Field Id Number : SSSG-B14-2-04012025

Analysis Date : 04/08/25

Laboratory Id Number : Q1728-01

Target Analyts : Air Results

Dibromochloromethane	124-48-1	208.3	0.13	U	1.11		
1,2-Dibromoethane	106-93-4	187.9	0.14	U	1.08		
Tetrachloroethene	127-18-4	165.8	0.08		0.54		
Chlorobenzene	108-90-7	112.6	0.15	U	0.69		
Ethyl Benzene	100-41-4	106.2	0.95	J	4.13		
m/p-Xylene	179601-23-1	106.2	3.7		16.1		
o-Xylene	95-47-6	106.2	0.86	J	3.74		
Styrene	100-42-5	104.1	0.51	J	2.17		
Bromoform	75-25-2	252.8	0.11	U	1.14		
1,1,2,2-Tetrachloroethane	79-34-5	167.9	0.02	U	0.14		
2-Chlorotoluene	95-49-8	126.6	0.22	U	1.14		
1,3,5-Trimethylbenzene	108-67-8	120.2	0.22	U	1.08		
1,2,4-Trimethylbenzene	95-63-6	120.2	0.33	J	1.62		
1,3-Dichlorobenzene	541-73-1	147	0.16	U	0.96		
1,4-Dichlorobenzene	106-46-7	147	0.11	U	0.66		
1,2-Dichlorobenzene	95-50-1	147	0.15	U	0.9		
1,2,4-Trichlorobenzene	120-82-1	181.5	0.17	U	1.26		
Hexachloro-1,3-Butadiene	87-68-3	260.8	0.17	U	1.81		
Naphthalene	91-20-3	128.17	0.15	U	0.79		
1,3-Butadiene	106-99-0	54.09	0.26	U	0.58		
4-Ethyltoluene	622-96-8	120.2	0.24	U	1.18		
Hexane	110-54-3	86.17	1.2		4.23		
Allyl Chloride	107-05-1	76.53	0.3	U	0.94		
1,4-Dioxane	123-91-1	88.12	0.42	U	1.51		
Methyl Methacrylate	80-62-6	100.117	0.17	U	0.7		

284 Sheffield Street, Mountainside, New Jersey 07092, Phone : 908 789 8900,
Fax : 908 789 8922

Project : US EPA Riverside Industrial Park Superfund Site

Sampling Date : 04/01/25

Field Id Number : SSSG-B14-2-04012025D

Analysis Date : 04/08/25

Laboratory Id Number : Q1728-01DL

Target Analyts : Air Results

Chemical	Cas Number	Molecular Weight	Insert Results in PPBV	Qualifier	Generate Results in ug/m3	QAS Decision	Foot Notes
Dichlorodifluoromethane	75-71-8	120.9	2.1	UD	10.4		
Chloromethane	74-87-3	50.49	0.98	UD	2.02		
Vinyl Chloride	75-01-4	62.5	0.14	UD	0.36		
Bromomethane	74-83-9	94.94	1.4	UD	5.44		
Chloroethane	75-00-3	64.52	1.7	UD	4.49		
Tetrahydrofuran	109-99-9	72.11	1.3	UD	3.83		
Trichlorofluoromethane	75-69-4	137.4	1.6	UD	8.99		
Dichlorotetrafluoroethane	76-14-2	170.9	0.88	UD	6.15		
1,1,2-Trichlorotrifluoroethane	76-13-1	187.4	1.6	UD	12.3		
tert-Butyl alcohol	75-65-0	74.12	1.9	UD	5.76		
Heptane	142-82-5	100.2	1.1	UD	4.51		
1,1-Dichloroethene	75-35-4	96.94	1.4	UD	5.55		
Acetone	67-64-1	58.08	63.1	D	149		
Carbon Disulfide	75-15-0	76.14	1.6	UD	4.98		
Methyl tert-Butyl Ether	1634-04-4	88.15	1.2	UD	4.33		
Methylene Chloride	75-09-2	84.94	4.3	JD	14.9		
trans-1,2-Dichloroethene	156-60-5	96.94	1.9	UD	7.53		
1,1-Dichloroethane	75-34-3	98.96	1.3	UD	5.26		
Cyclohexane	110-82-7	84.16	2.2	UD	7.57		
2-Butanone	78-93-3	72.11	1.2	UD	3.54		
Carbon Tetrachloride	56-23-5	153.8	0.11	UD	0.69		
cis-1,2-Dichloroethene	156-59-2	96.94	0.89	UD	3.53		
Chloroform	67-66-3	119.4	0.83	UD	4.05		
1,1,1-Trichloroethane	71-55-6	133.4	0.1	UD	0.55		
2,2,4-Trimethylpentane	540-84-1	114.2	1	UD	4.67		
Benzene	71-43-2	78.11	0.87	UD	2.78		
1,2-Dichloroethane	107-06-2	98.96	0.91	UD	3.68		
Trichloroethene	79-01-6	131.4	0.17	UD	0.91		
1,2-Dichloropropane	78-87-5	113	1.1	UD	5.08		
Bromodichloromethane	75-27-4	163.8	0.77	UD	5.16		
4-Methyl-2-Pentanone	108-10-1	100.2	0.93	UD	3.81		
Toluene	108-88-3	92.14	1.6	JD	6.03		
t-1,3-Dichloropropene	10061-02-6	111	0.6	UD	2.72		
cis-1,3-Dichloropropene	10061-01-5	111	0.64	UD	2.91		
1,1,2-Trichloroethane	79-00-5	133.4	0.71	UD	3.87		

284 Sheffield Street, Mountainside, New Jersey 07092, Phone : 908 789 8900,
Fax : 908 789 8922

Project : US EPA Riverside Industrial Park Superfund Site

Sampling Date : 04/01/25

Field Id Number : SSSG-B14-2-04012025D

Analysis Date : 04/08/25

Laboratory Id Number : Q1728-01DL

Target Analyts : Air Results

Dibromochloromethane	124-48-1	208.3	0.66	UD	5.62		
1,2-Dibromoethane	106-93-4	187.9	0.72	UD	5.53		
Tetrachloroethene	127-18-4	165.8	0.15	UD	1.02		
Chlorobenzene	108-90-7	112.6	0.76	UD	3.5		
Ethyl Benzene	100-41-4	106.2	1.2	UD	5.21		
m/p-Xylene	179601-23-1	106.2	3	JD	13.0		
o-Xylene	95-47-6	106.2	1.2	UD	5.21		
Styrene	100-42-5	104.1	1.1	UD	4.68		
Bromoform	75-25-2	252.8	0.57	UD	5.89		
1,1,2,2-Tetrachloroethane	79-34-5	167.9	0.11	UD	0.76		
2-Chlorotoluene	95-49-8	126.6	1.1	UD	5.7		
1,3,5-Trimethylbenzene	108-67-8	120.2	1.1	UD	5.41		
1,2,4-Trimethylbenzene	95-63-6	120.2	0.78	UD	3.83		
1,3-Dichlorobenzene	541-73-1	147	0.8	UD	4.81		
1,4-Dichlorobenzene	106-46-7	147	0.53	UD	3.19		
1,2-Dichlorobenzene	95-50-1	147	0.75	UD	4.51		
1,2,4-Trichlorobenzene	120-82-1	181.5	0.85	UD	6.31		
Hexachloro-1,3-Butadiene	87-68-3	260.8	0.85	UD	9.07		
Naphthalene	91-20-3	128.17	0.75	UD	3.93		
1,3-Butadiene	106-99-0	54.09	1.3	UD	2.88		
4-Ethyltoluene	622-96-8	120.2	1.2	UD	5.9		
Hexane	110-54-3	86.17	1.1	JD	3.88		
Allyl Chloride	107-05-1	76.53	1.5	UD	4.7		
1,4-Dioxane	123-91-1	88.12	2.1	UD	7.57		
Methyl Methacrylate	80-62-6	100.117	0.86	UD	3.52		

284 Sheffield Street, Mountainside, New Jersey 07092, Phone : 908 789 8900,
Fax : 908 789 8922

Project : US EPA Riverside Industrial Park Superfund Site

Sampling Date : 04/01/25

Field Id Number : SSSG-B1-5-04012025

Analysis Date : 04/09/25

Laboratory Id Number : Q1728-02

Target Analyts : Air Results

Chemical	Cas Number	Molecular Weight	Insert Results in PPBV	Qualifier	Generate Results in ug/m3	QAS Decision	Foot Notes
Dichlorodifluoromethane	75-71-8	120.9	0.45	J	2.23		
Chloromethane	74-87-3	50.49	0.28	J	0.58		
Vinyl Chloride	75-01-4	62.5	0.03	U	0.08		
Bromomethane	74-83-9	94.94	0.28	U	1.09		
Chloroethane	75-00-3	64.52	0.34	U	0.9		
Tetrahydrofuran	109-99-9	72.11	0.26	U	0.77		
Trichlorofluoromethane	75-69-4	137.4	0.32	U	1.8		
Dichlorotetrafluoroethane	76-14-2	170.9	0.18	U	1.26		
1,1,2-Trichlorotrifluoroethane	76-13-1	187.4	0.32	U	2.45		
tert-Butyl alcohol	75-65-0	74.12	0.38	U	1.15		
Heptane	142-82-5	100.2	0.22	U	0.9		
1,1-Dichloroethene	75-35-4	96.94	0.28	U	1.11		
Acetone	67-64-1	58.08	9.4		22.3		
Carbon Disulfide	75-15-0	76.14	0.32	U	1		
Methyl tert-Butyl Ether	1634-04-4	88.15	0.24	U	0.87		
Methylene Chloride	75-09-2	84.94	1.5		5.21		
trans-1,2-Dichloroethene	156-60-5	96.94	0.38	U	1.51		
1,1-Dichloroethane	75-34-3	98.96	0.26	U	1.05		
Cyclohexane	110-82-7	84.16	0.44	U	1.51		
2-Butanone	78-93-3	72.11	0.35	J	1.03		
Carbon Tetrachloride	56-23-5	153.8	0.09		0.57		
cis-1,2-Dichloroethene	156-59-2	96.94	0.18	U	0.71		
Chloroform	67-66-3	119.4	0.17	U	0.83		
1,1,1-Trichloroethane	71-55-6	133.4	0.02	U	0.11		
2,2,4-Trimethylpentane	540-84-1	114.2	0.2	U	0.93		
Benzene	71-43-2	78.11	0.21	J	0.67		
1,2-Dichloroethane	107-06-2	98.96	0.18	U	0.73		
Trichloroethene	79-01-6	131.4	0.07		0.38		
1,2-Dichloropropane	78-87-5	113	0.22	U	1.02		
Bromodichloromethane	75-27-4	163.8	0.15	U	1		
4-Methyl-2-Pentanone	108-10-1	100.2	0.19	U	0.78		
Toluene	108-88-3	92.14	0.98	J	3.69		
t-1,3-Dichloropropene	10061-02-6	111	0.12	U	0.54		
cis-1,3-Dichloropropene	10061-01-5	111	0.13	U	0.59		
1,1,2-Trichloroethane	79-00-5	133.4	0.14	U	0.76		

284 Sheffield Street, Mountainside, New Jersey 07092, Phone : 908 789 8900,
Fax : 908 789 8922

Project : US EPA Riverside Industrial Park Superfund Site

Sampling Date : 04/01/25

Field Id Number : SSSG-B1-5-04012025

Analysis Date : 04/09/25

Laboratory Id Number : Q1728-02

Target Analyts : Air Results

Dibromochloromethane	124-48-1	208.3	0.13	U	1.11		
1,2-Dibromoethane	106-93-4	187.9	0.14	U	1.08		
Tetrachloroethene	127-18-4	165.8	0.03	U	0.2		
Chlorobenzene	108-90-7	112.6	0.15	U	0.69		
Ethyl Benzene	100-41-4	106.2	0.24	U	1.04		
m/p-Xylene	179601-23-1	106.2	0.73	J	3.17		
o-Xylene	95-47-6	106.2	0.27	J	1.17		
Styrene	100-42-5	104.1	0.3	J	1.28		
Bromoform	75-25-2	252.8	0.11	U	1.14		
1,1,2,2-Tetrachloroethane	79-34-5	167.9	0.02	U	0.14		
2-Chlorotoluene	95-49-8	126.6	0.22	U	1.14		
1,3,5-Trimethylbenzene	108-67-8	120.2	0.22	U	1.08		
1,2,4-Trimethylbenzene	95-63-6	120.2	0.16	U	0.79		
1,3-Dichlorobenzene	541-73-1	147	0.16	U	0.96		
1,4-Dichlorobenzene	106-46-7	147	0.11	U	0.66		
1,2-Dichlorobenzene	95-50-1	147	0.15	U	0.9		
1,2,4-Trichlorobenzene	120-82-1	181.5	0.17	U	1.26		
Hexachloro-1,3-Butadiene	87-68-3	260.8	0.17	U	1.81		
Naphthalene	91-20-3	128.17	0.15	U	0.79		
1,3-Butadiene	106-99-0	54.09	0.26	U	0.58		
4-Ethyltoluene	622-96-8	120.2	0.24	U	1.18		
Hexane	110-54-3	86.17	0.46	J	1.62		
Allyl Chloride	107-05-1	76.53	0.3	U	0.94		
1,4-Dioxane	123-91-1	88.12	0.42	U	1.51		
Methyl Methacrylate	80-62-6	100.117	0.17	U	0.7		

284 Sheffield Street, Mountainside, New Jersey 07092, Phone : 908 789 8900,
Fax : 908 789 8922

Project : US EPA Riverside Industrial Park Superfund Site

Sampling Date : 04/02/25

Field Id Number : SSSG-B2-2-04022025

Analysis Date : 04/09/25

Laboratory Id Number : Q1728-03

Target Analyts : Air Results

Chemical	Cas Number	Molecular Weight	Insert Results in PPBV	Qualifier	Generate Results in ug/m3	QAS Decision	Foot Notes
Dichlorodifluoromethane	75-71-8	120.9	8.4	U	41.5		
Chloromethane	74-87-3	50.49	3.9	U	8.05		
Vinyl Chloride	75-01-4	62.5	0.56	U	1.43		
Bromomethane	74-83-9	94.94	5.6	U	21.7		
Chloroethane	75-00-3	64.52	6.8	U	17.9		
Tetrahydrofuran	109-99-9	72.11	5.2	U	15.3		
Trichlorofluoromethane	75-69-4	137.4	6.4	U	36.0		
Dichlorotetrafluoroethane	76-14-2	170.9	3.5	U	24.5		
1,1,2-Trichlorotrifluoroethane	76-13-1	187.4	6.4	U	49.0		
tert-Butyl alcohol	75-65-0	74.12	7.6	U	23.0		
Heptane	142-82-5	100.2	13.2	J	54.1		
1,1-Dichloroethene	75-35-4	96.94	5.6	U	22.2		
Acetone	67-64-1	58.08	99.6		236		
Carbon Disulfide	75-15-0	76.14	25.2		78.5		
Methyl tert-Butyl Ether	1634-04-4	88.15	4.8	U	17.3		
Methylene Chloride	75-09-2	84.94	14.8	J	51.4		
trans-1,2-Dichloroethene	156-60-5	96.94	7.6	U	30.1		
1,1-Dichloroethane	75-34-3	98.96	5.2	U	21.0		
Cyclohexane	110-82-7	84.16	28		96.4		
2-Butanone	78-93-3	72.11	6.8	J	20.1		
Carbon Tetrachloride	56-23-5	153.8	0.44	U	2.77		
cis-1,2-Dichloroethene	156-59-2	96.94	3.6	U	14.3		
Chloroform	67-66-3	119.4	3.3	U	16.1		
1,1,1-Trichloroethane	71-55-6	133.4	0.38	U	2.07		
2,2,4-Trimethylpentane	540-84-1	114.2	4	U	18.7		
Benzene	71-43-2	78.11	3.5	U	11.2		
1,2-Dichloroethane	107-06-2	98.96	3.6	U	14.6		
Trichloroethene	79-01-6	131.4	0.68	U	3.65		
1,2-Dichloropropane	78-87-5	113	4.4	U	20.3		
Bromodichloromethane	75-27-4	163.8	3.1	U	20.8		
4-Methyl-2-Pentanone	108-10-1	100.2	3.7	U	15.2		
Toluene	108-88-3	92.14	22.8		85.9		
t-1,3-Dichloropropene	10061-02-6	111	2.4	U	10.9		
cis-1,3-Dichloropropene	10061-01-5	111	2.6	U	11.8		
1,1,2-Trichloroethane	79-00-5	133.4	2.8	U	15.3		

284 Sheffield Street, Mountainside, New Jersey 07092, Phone : 908 789 8900,
Fax : 908 789 8922

Project : US EPA Riverside Industrial Park Superfund Site

Sampling Date : 04/02/25

Field Id Number : SSSG-B2-2-04022025

Analysis Date : 04/09/25

Laboratory Id Number : Q1728-03

Target Analyts : Air Results

Dibromochloromethane	124-48-1	208.3	2.6	U	22.2		
1,2-Dibromoethane	106-93-4	187.9	2.9	U	22.3		
Tetrachloroethene	127-18-4	165.8	0.6	U	4.07		
Chlorobenzene	108-90-7	112.6	3	U	13.8		
Ethyl Benzene	100-41-4	106.2	46.8		203		
m/p-Xylene	179601-23-1	106.2	510		2215		
o-Xylene	95-47-6	106.2	400		1737		
Styrene	100-42-5	104.1	4.4	U	18.7		
Bromoform	75-25-2	252.8	2.3	U	23.8		
1,1,2,2-Tetrachloroethane	79-34-5	167.9	0.44	U	3.02		
2-Chlorotoluene	95-49-8	126.6	4.4	U	22.8		
1,3,5-Trimethylbenzene	108-67-8	120.2	180		884		
1,2,4-Trimethylbenzene	95-63-6	120.2	210		1032		
1,3-Dichlorobenzene	541-73-1	147	3.2	U	19.2		
1,4-Dichlorobenzene	106-46-7	147	2.1	U	12.6		
1,2-Dichlorobenzene	95-50-1	147	3	U	18.0		
1,2,4-Trichlorobenzene	120-82-1	181.5	3.4	U	25.2		
Hexachloro-1,3-Butadiene	87-68-3	260.8	3.4	U	36.3		
Naphthalene	91-20-3	128.17	3	U	15.7		
1,3-Butadiene	106-99-0	54.09	5.2	U	11.5		
4-Ethyltoluene	622-96-8	120.2	74		363		
Hexane	110-54-3	86.17	4.4	U	15.5		
Allyl Chloride	107-05-1	76.53	6	U	18.8		
1,4-Dioxane	123-91-1	88.12	8.4	U	30.3		
Methyl Methacrylate	80-62-6	100.117	3.4	U	13.9		

284 Sheffield Street, Mountainside, New Jersey 07092, Phone : 908 789 8900,
Fax : 908 789 8922

Project : US EPA Riverside Industrial Park Superfund Site

Sampling Date : 04/02/25

Field Id Number : SSSG-B2-7-04022025

Analysis Date : 04/09/25

Laboratory Id Number : Q1728-04

Target Analyts : Air Results

Chemical	Cas Number	Molecular Weight	Insert Results in PPBV	Qualifier	Generate Results in ug/m3	QAS Decision	Foot Notes
Dichlorodifluoromethane	75-71-8	120.9	0.84	U	4.15		
Chloromethane	74-87-3	50.49	0.79	J	1.63		
Vinyl Chloride	75-01-4	62.5	0.06	U	0.15		
Bromomethane	74-83-9	94.94	0.56	U	2.17		
Chloroethane	75-00-3	64.52	0.68	U	1.79		
Tetrahydrofuran	109-99-9	72.11	0.52	U	1.53		
Trichlorofluoromethane	75-69-4	137.4	0.64	U	3.6		
Dichlorotetrafluoroethane	76-14-2	170.9	0.35	U	2.45		
1,1,2-Trichlorotrifluoroethane	76-13-1	187.4	0.64	U	4.91		
tert-Butyl alcohol	75-65-0	74.12	3.1		9.4		
Heptane	142-82-5	100.2	1.2	J	4.92		
1,1-Dichloroethene	75-35-4	96.94	0.56	U	2.22		
Acetone	67-64-1	58.08	260	E	617		
Carbon Disulfide	75-15-0	76.14	11		34.3		
Methyl tert-Butyl Ether	1634-04-4	88.15	0.48	U	1.73		
Methylene Chloride	75-09-2	84.94	3.9		13.6		
trans-1,2-Dichloroethene	156-60-5	96.94	0.76	U	3.01		
1,1-Dichloroethane	75-34-3	98.96	0.52	U	2.1		
Cyclohexane	110-82-7	84.16	0.88	U	3.03		
2-Butanone	78-93-3	72.11	15.8		46.6		
Carbon Tetrachloride	56-23-5	153.8	0.04	U	0.25		
cis-1,2-Dichloroethene	156-59-2	96.94	0.36	U	1.43		
Chloroform	67-66-3	119.4	0.41	J	2		
1,1,1-Trichloroethane	71-55-6	133.4	0.04	U	0.22		
2,2,4-Trimethylpentane	540-84-1	114.2	3		14.0		
Benzene	71-43-2	78.11	4.1		13.1		
1,2-Dichloroethane	107-06-2	98.96	0.36	U	1.46		
Trichloroethene	79-01-6	131.4	0.07	U	0.38		
1,2-Dichloropropane	78-87-5	113	0.44	U	2.03		
Bromodichloromethane	75-27-4	163.8	0.31	U	2.08		
4-Methyl-2-Pentanone	108-10-1	100.2	2.3		9.43		
Toluene	108-88-3	92.14	14.4		54.3		
t-1,3-Dichloropropene	10061-02-6	111	0.24	U	1.09		
cis-1,3-Dichloropropene	10061-01-5	111	0.26	U	1.18		
1,1,2-Trichloroethane	79-00-5	133.4	0.28	U	1.53		

284 Sheffield Street, Mountainside, New Jersey 07092, Phone : 908 789 8900,
Fax : 908 789 8922

Project : US EPA Riverside Industrial Park Superfund Site

Sampling Date : 04/02/25

Field Id Number : SSSG-B2-7-04022025

Analysis Date : 04/09/25

Laboratory Id Number : Q1728-04

Target Analyts : Air Results

Dibromochloromethane	124-48-1	208.3	0.26	U	2.22		
1,2-Dibromoethane	106-93-4	187.9	0.29	U	2.23		
Tetrachloroethene	127-18-4	165.8	0.06	U	0.41		
Chlorobenzene	108-90-7	112.6	0.3	U	1.38		
Ethyl Benzene	100-41-4	106.2	0.75	J	3.26		
m/p-Xylene	179601-23-1	106.2	2.6	J	11.3		
o-Xylene	95-47-6	106.2	0.83	J	3.61		
Styrene	100-42-5	104.1	0.78	J	3.32		
Bromoform	75-25-2	252.8	0.23	U	2.38		
1,1,2,2-Tetrachloroethane	79-34-5	167.9	0.04	U	0.27		
2-Chlorotoluene	95-49-8	126.6	0.44	U	2.28		
1,3,5-Trimethylbenzene	108-67-8	120.2	0.44	U	2.16		
1,2,4-Trimethylbenzene	95-63-6	120.2	0.31	U	1.52		
1,3-Dichlorobenzene	541-73-1	147	0.32	U	1.92		
1,4-Dichlorobenzene	106-46-7	147	0.21	U	1.26		
1,2-Dichlorobenzene	95-50-1	147	0.3	U	1.8		
1,2,4-Trichlorobenzene	120-82-1	181.5	0.34	U	2.52		
Hexachloro-1,3-Butadiene	87-68-3	260.8	0.34	U	3.63		
Naphthalene	91-20-3	128.17	0.3	U	1.57		
1,3-Butadiene	106-99-0	54.09	0.52	U	1.15		
4-Ethyltoluene	622-96-8	120.2	0.48	U	2.36		
Hexane	110-54-3	86.17	2.1		7.4		
Allyl Chloride	107-05-1	76.53	0.6	U	1.88		
1,4-Dioxane	123-91-1	88.12	0.84	U	3.03		
Methyl Methacrylate	80-62-6	100.117	0.34	U	1.39		

284 Sheffield Street, Mountainside, New Jersey 07092, Phone : 908 789 8900,
Fax : 908 789 8922

Project : US EPA Riverside Industrial Park Superfund Site

Sampling Date : 04/02/25

Field Id Number : SSSG-B2-7-04022025DL

Analysis Date : 04/09/25

Laboratory Id Number : Q1728-04DL

Target Analyts : Air Results

Chemical	Cas Number	Molecular Weight	Insert Results in PPBV	Qualifier	Generate Results in ug/m3	QAS Decision	Foot Notes
Dichlorodifluoromethane	75-71-8	120.9	8.4	UD	41.5		
Chloromethane	74-87-3	50.49	3.9	UD	8.05		
Vinyl Chloride	75-01-4	62.5	0.56	UD	1.43		
Bromomethane	74-83-9	94.94	5.6	UD	21.7		
Chloroethane	75-00-3	64.52	6.8	UD	17.9		
Tetrahydrofuran	109-99-9	72.11	5.2	UD	15.3		
Trichlorofluoromethane	75-69-4	137.4	6.4	UD	36.0		
Dichlorotetrafluoroethane	76-14-2	170.9	3.5	UD	24.5		
1,1,2-Trichlorotrifluoroethane	76-13-1	187.4	6.4	UD	49.0		
tert-Butyl alcohol	75-65-0	74.12	7.6	UD	23.0		
Heptane	142-82-5	100.2	4.4	UD	18.0		
1,1-Dichloroethene	75-35-4	96.94	5.6	UD	22.2		
Acetone	67-64-1	58.08	310	D	736		
Carbon Disulfide	75-15-0	76.14	9.6	JD	29.9		
Methyl tert-Butyl Ether	1634-04-4	88.15	4.8	UD	17.3		
Methylene Chloride	75-09-2	84.94	10.9	JD	37.9		
trans-1,2-Dichloroethene	156-60-5	96.94	7.6	UD	30.1		
1,1-Dichloroethane	75-34-3	98.96	5.2	UD	21.0		
Cyclohexane	110-82-7	84.16	8.8	UD	30.3		
2-Butanone	78-93-3	72.11	14.4	JD	42.5		
Carbon Tetrachloride	56-23-5	153.8	0.44	UD	2.77		
cis-1,2-Dichloroethene	156-59-2	96.94	3.6	UD	14.3		
Chloroform	67-66-3	119.4	3.3	UD	16.1		
1,1,1-Trichloroethane	71-55-6	133.4	0.38	UD	2.07		
2,2,4-Trimethylpentane	540-84-1	114.2	4	UD	18.7		
Benzene	71-43-2	78.11	3.9	JD	12.5		
1,2-Dichloroethane	107-06-2	98.96	3.6	UD	14.6		
Trichloroethene	79-01-6	131.4	0.68	UD	3.65		
1,2-Dichloropropane	78-87-5	113	4.4	UD	20.3		
Bromodichloromethane	75-27-4	163.8	3.1	UD	20.8		
4-Methyl-2-Pentanone	108-10-1	100.2	3.7	UD	15.2		
Toluene	108-88-3	92.14	9.1	JD	34.3		
t-1,3-Dichloropropene	10061-02-6	111	2.4	UD	10.9		
cis-1,3-Dichloropropene	10061-01-5	111	2.6	UD	11.8		
1,1,2-Trichloroethane	79-00-5	133.4	2.8	UD	15.3		

284 Sheffield Street, Mountainside, New Jersey 07092, Phone : 908 789 8900,
Fax : 908 789 8922

Project : US EPA Riverside Industrial Park Superfund Site

Sampling Date : 04/02/25

Field Id Number : SSSG-B2-7-04022025DL

Analysis Date : 04/09/25

Laboratory Id Number : Q1728-04DL

Target Analyts : Air Results

Dibromochloromethane	124-48-1	208.3	2.6	UD	22.2		
1,2-Dibromoethane	106-93-4	187.9	2.9	UD	22.3		
Tetrachloroethene	127-18-4	165.8	0.6	UD	4.07		
Chlorobenzene	108-90-7	112.6	3	UD	13.8		
Ethyl Benzene	100-41-4	106.2	4.8	UD	20.8		
m/p-Xylene	179601-23-1	106.2	8.4	UD	36.5		
o-Xylene	95-47-6	106.2	4.8	UD	20.8		
Styrene	100-42-5	104.1	4.4	UD	18.7		
Bromoform	75-25-2	252.8	2.3	UD	23.8		
1,1,2,2-Tetrachloroethane	79-34-5	167.9	0.44	UD	3.02		
2-Chlorotoluene	95-49-8	126.6	4.4	UD	22.8		
1,3,5-Trimethylbenzene	108-67-8	120.2	4.4	UD	21.6		
1,2,4-Trimethylbenzene	95-63-6	120.2	3.1	UD	15.2		
1,3-Dichlorobenzene	541-73-1	147	3.2	UD	19.2		
1,4-Dichlorobenzene	106-46-7	147	2.1	UD	12.6		
1,2-Dichlorobenzene	95-50-1	147	3	UD	18.0		
1,2,4-Trichlorobenzene	120-82-1	181.5	3.4	UD	25.2		
Hexachloro-1,3-Butadiene	87-68-3	260.8	3.4	UD	36.3		
Naphthalene	91-20-3	128.17	3	UD	15.7		
1,3-Butadiene	106-99-0	54.09	5.2	UD	11.5		
4-Ethyltoluene	622-96-8	120.2	4.8	UD	23.6		
Hexane	110-54-3	86.17	4.4	UD	15.5		
Allyl Chloride	107-05-1	76.53	6	UD	18.8		
1,4-Dioxane	123-91-1	88.12	8.4	UD	30.3		
Methyl Methacrylate	80-62-6	100.117	3.4	UD	13.9		

284 Sheffield Street, Mountainside, New Jersey 07092, Phone : 908 789 8900,
Fax : 908 789 8922

Project : US EPA Riverside Industrial Park Superfund Site

Sampling Date : 04/02/25

Field Id Number : SSSG-B2-6-04022025

Analysis Date : 04/09/25

Laboratory Id Number : Q1728-05

Target Analyts : Air Results

Chemical	Cas Number	Molecular Weight	Insert Results in PPBV	Qualifier	Generate Results in ug/m3	QAS Decision	Foot Notes
Dichlorodifluoromethane	75-71-8	120.9	0.84	U	4.15		
Chloromethane	74-87-3	50.49	0.59	J	1.22		
Vinyl Chloride	75-01-4	62.5	0.06	U	0.15		
Bromomethane	74-83-9	94.94	0.56	U	2.17		
Chloroethane	75-00-3	64.52	0.68	U	1.79		
Tetrahydrofuran	109-99-9	72.11	0.52	U	1.53		
Trichlorofluoromethane	75-69-4	137.4	0.64	U	3.6		
Dichlorotetrafluoroethane	76-14-2	170.9	0.35	U	2.45		
1,1,2-Trichlorotrifluoroethane	76-13-1	187.4	0.64	U	4.91		
tert-Butyl alcohol	75-65-0	74.12	2.7		8.19		
Heptane	142-82-5	100.2	1.4	J	5.74		
1,1-Dichloroethene	75-35-4	96.94	0.56	U	2.22		
Acetone	67-64-1	58.08	340	E	807		
Carbon Disulfide	75-15-0	76.14	0.64	U	1.99		
Methyl tert-Butyl Ether	1634-04-4	88.15	0.48	U	1.73		
Methylene Chloride	75-09-2	84.94	5.1		17.7		
trans-1,2-Dichloroethene	156-60-5	96.94	0.76	U	3.01		
1,1-Dichloroethane	75-34-3	98.96	0.52	U	2.1		
Cyclohexane	110-82-7	84.16	0.88	U	3.03		
2-Butanone	78-93-3	72.11	18.3		54.0		
Carbon Tetrachloride	56-23-5	153.8	0.04	U	0.25		
cis-1,2-Dichloroethene	156-59-2	96.94	0.36	U	1.43		
Chloroform	67-66-3	119.4	0.33	U	1.61		
1,1,1-Trichloroethane	71-55-6	133.4	0.04	U	0.22		
2,2,4-Trimethylpentane	540-84-1	114.2	4.4		20.6		
Benzene	71-43-2	78.11	1.2	J	3.83		
1,2-Dichloroethane	107-06-2	98.96	0.36	U	1.46		
Trichloroethene	79-01-6	131.4	0.3		1.61		
1,2-Dichloropropane	78-87-5	113	0.44	U	2.03		
Bromodichloromethane	75-27-4	163.8	0.31	U	2.08		
4-Methyl-2-Pentanone	108-10-1	100.2	0.8	J	3.28		
Toluene	108-88-3	92.14	22.9		86.3		
t-1,3-Dichloropropene	10061-02-6	111	0.24	U	1.09		
cis-1,3-Dichloropropene	10061-01-5	111	0.26	U	1.18		
1,1,2-Trichloroethane	79-00-5	133.4	0.28	U	1.53		

284 Sheffield Street, Mountainside, New Jersey 07092, Phone : 908 789 8900,
Fax : 908 789 8922

Project : US EPA Riverside Industrial Park Superfund Site

Sampling Date : 04/02/25

Field Id Number : SSSG-B2-6-04022025

Analysis Date : 04/09/25

Laboratory Id Number : Q1728-05

Target Analyts : Air Results

Dibromochloromethane	124-48-1	208.3	0.26	U	2.22		
1,2-Dibromoethane	106-93-4	187.9	0.29	U	2.23		
Tetrachloroethene	127-18-4	165.8	0.06	U	0.41		
Chlorobenzene	108-90-7	112.6	0.75	J	3.45		
Ethyl Benzene	100-41-4	106.2	1.1	J	4.78		
m/p-Xylene	179601-23-1	106.2	3.4	J	14.8		
o-Xylene	95-47-6	106.2	1.5	J	6.52		
Styrene	100-42-5	104.1	0.6	J	2.55		
Bromoform	75-25-2	252.8	0.23	U	2.38		
1,1,2,2-Tetrachloroethane	79-34-5	167.9	0.04	U	0.27		
2-Chlorotoluene	95-49-8	126.6	17		88.0		
1,3,5-Trimethylbenzene	108-67-8	120.2	0.44	U	2.16		
1,2,4-Trimethylbenzene	95-63-6	120.2	0.42	J	2.06		
1,3-Dichlorobenzene	541-73-1	147	0.32	U	1.92		
1,4-Dichlorobenzene	106-46-7	147	0.21	U	1.26		
1,2-Dichlorobenzene	95-50-1	147	0.3	U	1.8		
1,2,4-Trichlorobenzene	120-82-1	181.5	0.34	U	2.52		
Hexachloro-1,3-Butadiene	87-68-3	260.8	0.34	U	3.63		
1,3-Butadiene	106-99-0	54.09	0.52	U	1.15		
Naphthalene	91-20-3	128.17	0.3	U	1.57		
4-Ethyltoluene	622-96-8	120.2	0.48	U	2.36		
Hexane	110-54-3	86.17	1.8	J	6.34		
Allyl Chloride	107-05-1	76.53	0.6	U	1.88		
1,4-Dioxane	123-91-1	88.12	0.84	U	3.03		
Methyl Methacrylate	80-62-6	100.117	0.34	U	1.39		

284 Sheffield Street, Mountainside, New Jersey 07092, Phone : 908 789 8900,
Fax : 908 789 8922

Project : US EPA Riverside Industrial Park Superfund Site

Sampling Date : 04/02/25

Field Id Number : SSSG-B2-6-04022025DL

Analysis Date : 04/09/25

Laboratory Id Number : Q1728-05DL

Target Analyts : Air Results

Chemical	Cas Number	Molecular Weight	Insert Results in PPBV	Qualifier	Generate Results in ug/m3	QAS Decision	Foot Notes
Dichlorodifluoromethane	75-71-8	120.9	8.4	UD	41.5		
Chloromethane	74-87-3	50.49	3.9	UD	8.05		
Vinyl Chloride	75-01-4	62.5	0.56	UD	1.43		
Bromomethane	74-83-9	94.94	5.6	UD	21.7		
Chloroethane	75-00-3	64.52	6.8	UD	17.9		
Tetrahydrofuran	109-99-9	72.11	5.2	UD	15.3		
Trichlorofluoromethane	75-69-4	137.4	6.4	UD	36.0		
Dichlorotetrafluoroethane	76-14-2	170.9	3.5	UD	24.5		
1,1,2-Trichlorotrifluoroethane	76-13-1	187.4	6.4	UD	49.0		
tert-Butyl alcohol	75-65-0	74.12	7.6	UD	23.0		
Heptane	142-82-5	100.2	4.4	UD	18.0		
1,1-Dichloroethene	75-35-4	96.94	5.6	UD	22.2		
Acetone	67-64-1	58.08	450	D	1068		
Carbon Disulfide	75-15-0	76.14	6.4	UD	19.9		
Methyl tert-Butyl Ether	1634-04-4	88.15	4.8	UD	17.3		
Methylene Chloride	75-09-2	84.94	10.5	JD	36.5		
trans-1,2-Dichloroethene	156-60-5	96.94	7.6	UD	30.1		
1,1-Dichloroethane	75-34-3	98.96	5.2	UD	21.0		
Cyclohexane	110-82-7	84.16	8.8	UD	30.3		
2-Butanone	78-93-3	72.11	15.2	JD	44.8		
Carbon Tetrachloride	56-23-5	153.8	0.44	UD	2.77		
cis-1,2-Dichloroethene	156-59-2	96.94	3.6	UD	14.3		
Chloroform	67-66-3	119.4	3.3	UD	16.1		
1,1,1-Trichloroethane	71-55-6	133.4	0.38	UD	2.07		
2,2,4-Trimethylpentane	540-84-1	114.2	4	UD	18.7		
Benzene	71-43-2	78.11	3.5	UD	11.2		
1,2-Dichloroethane	107-06-2	98.96	3.6	UD	14.6		
Trichloroethene	79-01-6	131.4	0.68	UD	3.65		
1,2-Dichloropropane	78-87-5	113	4.4	UD	20.3		
Bromodichloromethane	75-27-4	163.8	3.1	UD	20.8		
4-Methyl-2-Pentanone	108-10-1	100.2	3.7	UD	15.2		
Toluene	108-88-3	92.14	12.5	JD	47.1		
t-1,3-Dichloropropene	10061-02-6	111	2.4	UD	10.9		
cis-1,3-Dichloropropene	10061-01-5	111	2.6	UD	11.8		
1,1,2-Trichloroethane	79-00-5	133.4	2.8	UD	15.3		

284 Sheffield Street, Mountainside, New Jersey 07092, Phone : 908 789 8900,
Fax : 908 789 8922

Project : US EPA Riverside Industrial Park Superfund Site

Sampling Date : 04/02/25

Field Id Number : SSSG-B2-6-04022025DL

Analysis Date : 04/09/25

Laboratory Id Number : Q1728-05DL

Target Analyts : Air Results

Dibromochloromethane	124-48-1	208.3	2.6	UD	22.2		
1,2-Dibromoethane	106-93-4	187.9	2.9	UD	22.3		
Tetrachloroethene	127-18-4	165.8	0.6	UD	4.07		
Chlorobenzene	108-90-7	112.6	3	UD	13.8		
Ethyl Benzene	100-41-4	106.2	4.8	UD	20.8		
m/p-Xylene	179601-23-1	106.2	8.4	UD	36.5		
o-Xylene	95-47-6	106.2	4.8	UD	20.8		
Styrene	100-42-5	104.1	4.4	UD	18.7		
Bromoform	75-25-2	252.8	2.3	UD	23.8		
1,1,2,2-Tetrachloroethane	79-34-5	167.9	0.44	UD	3.02		
2-Chlorotoluene	95-49-8	126.6	8.1	JD	41.9		
1,3,5-Trimethylbenzene	108-67-8	120.2	4.4	UD	21.6		
1,2,4-Trimethylbenzene	95-63-6	120.2	3.1	UD	15.2		
1,3-Dichlorobenzene	541-73-1	147	3.2	UD	19.2		
1,4-Dichlorobenzene	106-46-7	147	2.1	UD	12.6		
1,2-Dichlorobenzene	95-50-1	147	3	UD	18.0		
1,2,4-Trichlorobenzene	120-82-1	181.5	3.4	UD	25.2		
Hexachloro-1,3-Butadiene	87-68-3	260.8	3.4	UD	36.3		
Naphthalene	91-20-3	128.17	3	UD	15.7		
1,3-Butadiene	106-99-0	54.09	5.2	UD	11.5		
4-Ethyltoluene	622-96-8	120.2	4.8	UD	23.6		
Hexane	110-54-3	86.17	4.4	UD	15.5		
Allyl Chloride	107-05-1	76.53	6	UD	18.8		
1,4-Dioxane	123-91-1	88.12	8.4	UD	30.3		
Methyl Methacrylate	80-62-6	100.117	3.4	UD	13.9		

284 Sheffield Street, Mountainside, New Jersey 07092, Phone : 908 789 8900,
Fax : 908 789 8922

Project : US EPA Riverside Industrial Park Superfund Site

Sampling Date : 04/02/25

Field Id Number : SSSG-B2-5-04022025

Analysis Date : 04/08/25

Laboratory Id Number : Q1728-06

Target Analyts : Air Results

Chemical	Cas Number	Molecular Weight	Insert Results in PPBV	Qualifier	Generate Results in ug/m3	QAS Decision	Foot Notes
Dichlorodifluoromethane	75-71-8	120.9	2.1	U	10.4		
Chloromethane	74-87-3	50.49	1	J	2.07		
Vinyl Chloride	75-01-4	62.5	0.14	U	0.36		
Bromomethane	74-83-9	94.94	1.4	U	5.44		
Chloroethane	75-00-3	64.52	1.7	U	4.49		
Tetrahydrofuran	109-99-9	72.11	1.3	U	3.83		
Trichlorofluoromethane	75-69-4	137.4	1.6	U	8.99		
Dichlorotetrafluoroethane	76-14-2	170.9	0.88	U	6.15		
1,1,2-Trichlorotrifluoroethane	76-13-1	187.4	1.6	U	12.3		
tert-Butyl alcohol	75-65-0	74.12	2.4	J	7.28		
Heptane	142-82-5	100.2	6.8		27.9		
1,1-Dichloroethene	75-35-4	96.94	1.4	U	5.55		
Acetone	67-64-1	58.08	410	E	973		
Carbon Disulfide	75-15-0	76.14	24.1		75.0		
Methyl tert-Butyl Ether	1634-04-4	88.15	1.2	U	4.33		
Methylene Chloride	75-09-2	84.94	9.1		31.6		
trans-1,2-Dichloroethene	156-60-5	96.94	1.9	U	7.53		
1,1-Dichloroethane	75-34-3	98.96	1.3	U	5.26		
Cyclohexane	110-82-7	84.16	8.4		28.9		
2-Butanone	78-93-3	72.11	26.8		79.0		
Carbon Tetrachloride	56-23-5	153.8	0.11	U	0.69		
cis-1,2-Dichloroethene	156-59-2	96.94	0.89	U	3.53		
Chloroform	67-66-3	119.4	0.83	U	4.05		
1,1,1-Trichloroethane	71-55-6	133.4	0.1	U	0.55		
2,2,4-Trimethylpentane	540-84-1	114.2	13.1		61.2		
Benzene	71-43-2	78.11	13.3		42.5		
1,2-Dichloroethane	107-06-2	98.96	0.91	U	3.68		
Trichloroethene	79-01-6	131.4	0.17	U	0.91		
1,2-Dichloropropane	78-87-5	113	1.1	U	5.08		
Bromodichloromethane	75-27-4	163.8	0.77	U	5.16		
4-Methyl-2-Pentanone	108-10-1	100.2	0.93	U	3.81		
Toluene	108-88-3	92.14	57		214		
t-1,3-Dichloropropene	10061-02-6	111	0.6	U	2.72		
cis-1,3-Dichloropropene	10061-01-5	111	0.64	U	2.91		
1,1,2-Trichloroethane	79-00-5	133.4	0.71	U	3.87		

284 Sheffield Street, Mountainside, New Jersey 07092, Phone : 908 789 8900,
Fax : 908 789 8922

Project : US EPA Riverside Industrial Park Superfund Site

Sampling Date : 04/02/25

Field Id Number : SSSG-B2-5-04022025

Analysis Date : 04/08/25

Laboratory Id Number : Q1728-06

Target Analyts : Air Results

Dibromochloromethane	124-48-1	208.3	0.66	U	5.62		
1,2-Dibromoethane	106-93-4	187.9	0.72	U	5.53		
Tetrachloroethene	127-18-4	165.8	0.15	U	1.02		
Chlorobenzene	108-90-7	112.6	1.1	J	5.07		
Ethyl Benzene	100-41-4	106.2	7.1		30.8		
m/p-Xylene	179601-23-1	106.2	21.2		92.1		
o-Xylene	95-47-6	106.2	8.8		38.2		
Styrene	100-42-5	104.1	1.1	U	4.68		
Bromoform	75-25-2	252.8	0.57	U	5.89		
1,1,2,2-Tetrachloroethane	79-34-5	167.9	0.11	U	0.76		
2-Chlorotoluene	95-49-8	126.6	5.7		29.5		
1,3,5-Trimethylbenzene	108-67-8	120.2	1.1	U	5.41		
1,2,4-Trimethylbenzene	95-63-6	120.2	2	J	9.83		
1,3-Dichlorobenzene	541-73-1	147	0.8	U	4.81		
1,4-Dichlorobenzene	106-46-7	147	0.53	U	3.19		
1,2-Dichlorobenzene	95-50-1	147	0.75	U	4.51		
1,2,4-Trichlorobenzene	120-82-1	181.5	0.85	U	6.31		
Hexachloro-1,3-Butadiene	87-68-3	260.8	0.85	U	9.07		
Naphthalene	91-20-3	128.17	0.75	U	3.93		
1,3-Butadiene	106-99-0	54.09	1.3	U	2.88		
4-Ethyltoluene	622-96-8	120.2	1.2	U	5.9		
Hexane	110-54-3	86.17	4.5	J	15.9		
Allyl Chloride	107-05-1	76.53	1.5	U	4.7		
1,4-Dioxane	123-91-1	88.12	2.1	U	7.57		
Methyl Methacrylate	80-62-6	100.117	0.86	U	3.52		

284 Sheffield Street, Mountainside, New Jersey 07092, Phone : 908 789 8900,
Fax : 908 789 8922

Project : US EPA Riverside Industrial Park Superfund Site

Sampling Date : 04/02/25

Field Id Number : SSSG-B2-5-04022025DL

Analysis Date : 04/08/25

Laboratory Id Number : Q1728-06DL

Target Analyts : Air Results

Chemical	Cas Number	Molecular Weight	Insert Results in PPBV	Qualifier	Generate Results in ug/m3	QAS Decision	Foot Notes
Dichlorodifluoromethane	75-71-8	120.9	8.4	UD	41.5		
Chloromethane	74-87-3	50.49	3.9	UD	8.05		
Vinyl Chloride	75-01-4	62.5	0.56	UD	1.43		
Bromomethane	74-83-9	94.94	5.6	UD	21.7		
Chloroethane	75-00-3	64.52	6.8	UD	17.9		
Tetrahydrofuran	109-99-9	72.11	5.2	UD	15.3		
Trichlorofluoromethane	75-69-4	137.4	6.4	UD	36.0		
Dichlorotetrafluoroethane	76-14-2	170.9	3.5	UD	24.5		
1,1,2-Trichlorotrifluoroethane	76-13-1	187.4	6.4	UD	49.0		
tert-Butyl alcohol	75-65-0	74.12	7.6	UD	23.0		
Heptane	142-82-5	100.2	5.9	JD	24.2		
1,1-Dichloroethene	75-35-4	96.94	5.6	UD	22.2		
Acetone	67-64-1	58.08	410	D	973		
Carbon Disulfide	75-15-0	76.14	20.1	D	62.6		
Methyl tert-Butyl Ether	1634-04-4	88.15	4.8	UD	17.3		
Methylene Chloride	75-09-2	84.94	12.9	JD	44.8		
trans-1,2-Dichloroethene	156-60-5	96.94	7.6	UD	30.1		
1,1-Dichloroethane	75-34-3	98.96	5.2	UD	21.0		
Cyclohexane	110-82-7	84.16	8.8	UD	30.3		
2-Butanone	78-93-3	72.11	25.1	D	74.0		
Carbon Tetrachloride	56-23-5	153.8	0.44	UD	2.77		
cis-1,2-Dichloroethene	156-59-2	96.94	3.6	UD	14.3		
Chloroform	67-66-3	119.4	3.3	UD	16.1		
1,1,1-Trichloroethane	71-55-6	133.4	0.38	UD	2.07		
2,2,4-Trimethylpentane	540-84-1	114.2	10.9	JD	50.9		
Benzene	71-43-2	78.11	12.6	JD	40.2		
1,2-Dichloroethane	107-06-2	98.96	3.6	UD	14.6		
Trichloroethene	79-01-6	131.4	0.68	UD	3.65		
1,2-Dichloropropane	78-87-5	113	4.4	UD	20.3		
Bromodichloromethane	75-27-4	163.8	3.1	UD	20.8		
4-Methyl-2-Pentanone	108-10-1	100.2	3.7	UD	15.2		
Toluene	108-88-3	92.14	49.1	D	185		
t-1,3-Dichloropropene	10061-02-6	111	2.4	UD	10.9		
cis-1,3-Dichloropropene	10061-01-5	111	2.6	UD	11.8		
1,1,2-Trichloroethane	79-00-5	133.4	2.8	UD	15.3		

284 Sheffield Street, Mountainside, New Jersey 07092, Phone : 908 789 8900,
Fax : 908 789 8922

Project : US EPA Riverside Industrial Park Superfund Site

Sampling Date : 04/02/25

Field Id Number : SSSG-B2-5-04022025DL

Analysis Date : 04/08/25

Laboratory Id Number : Q1728-06DL

Target Analyts : Air Results

Dibromochloromethane	124-48-1	208.3	2.6	UD	22.2		
1,2-Dibromoethane	106-93-4	187.9	2.9	UD	22.3		
Tetrachloroethene	127-18-4	165.8	0.6	UD	4.07		
Chlorobenzene	108-90-7	112.6	3	UD	13.8		
Ethyl Benzene	100-41-4	106.2	6	JD	26.1		
m/p-Xylene	179601-23-1	106.2	15.7	JD	68.2		
o-Xylene	95-47-6	106.2	6.7	JD	29.1		
Styrene	100-42-5	104.1	4.4	UD	18.7		
Bromoform	75-25-2	252.8	2.3	UD	23.8		
1,1,2,2-Tetrachloroethane	79-34-5	167.9	0.44	UD	3.02		
2-Chlorotoluene	95-49-8	126.6	4.4	JD	22.8		
1,3,5-Trimethylbenzene	108-67-8	120.2	4.4	UD	21.6		
1,2,4-Trimethylbenzene	95-63-6	120.2	3.1	UD	15.2		
1,3-Dichlorobenzene	541-73-1	147	3.2	UD	19.2		
1,4-Dichlorobenzene	106-46-7	147	2.1	UD	12.6		
1,2-Dichlorobenzene	95-50-1	147	3	UD	18.0		
1,2,4-Trichlorobenzene	120-82-1	181.5	3.4	UD	25.2		
Hexachloro-1,3-Butadiene	87-68-3	260.8	3.4	UD	36.3		
Naphthalene	91-20-3	128.17	3	UD	15.7		
1,3-Butadiene	106-99-0	54.09	5.2	UD	11.5		
4-Ethyltoluene	622-96-8	120.2	4.8	UD	23.6		
Hexane	110-54-3	86.17	4.4	UD	15.5		
Allyl Chloride	107-05-1	76.53	6	UD	18.8		
1,4-Dioxane	123-91-1	88.12	8.4	UD	30.3		
Methyl Methacrylate	80-62-6	100.117	3.4	UD	13.9		

284 Sheffield Street, Mountainside, New Jersey 07092, Phone : 908 789 8900,
Fax : 908 789 8922

Project : US EPA Riverside Industrial Park Superfund Site

Sampling Date : 04/01/25

Field Id Number : SSSG-B1-1-04012025

Analysis Date : 04/08/25

Laboratory Id Number : Q1728-07

Target Analyts : Air Results

Chemical	Cas Number	Molecular Weight	Insert Results in PPBV	Qualifier	Generate Results in ug/m3	QAS Decision	Foot Notes
Dichlorodifluoromethane	75-71-8	120.9	0.84	U	4.15		
Chloromethane	74-87-3	50.49	0.39	U	0.81		
Vinyl Chloride	75-01-4	62.5	0.06	U	0.15		
Bromomethane	74-83-9	94.94	0.56	U	2.17		
Chloroethane	75-00-3	64.52	0.68	U	1.79		
Tetrahydrofuran	109-99-9	72.11	0.52	U	1.53		
Trichlorofluoromethane	75-69-4	137.4	0.64	U	3.6		
Dichlorotetrafluoroethane	76-14-2	170.9	0.35	U	2.45		
1,1,2-Trichlorotrifluoroethane	76-13-1	187.4	0.64	U	4.91		
tert-Butyl alcohol	75-65-0	74.12	0.76	U	2.3		
Heptane	142-82-5	100.2	0.44	U	1.8		
1,1-Dichloroethene	75-35-4	96.94	0.56	U	2.22		
Acetone	67-64-1	58.08	3.7		8.79		
Carbon Disulfide	75-15-0	76.14	0.64	U	1.99		
Methyl tert-Butyl Ether	1634-04-4	88.15	0.48	U	1.73		
Methylene Chloride	75-09-2	84.94	1.4	J	4.86		
trans-1,2-Dichloroethene	156-60-5	96.94	0.76	U	3.01		
1,1-Dichloroethane	75-34-3	98.96	0.52	U	2.1		
Cyclohexane	110-82-7	84.16	0.88	U	3.03		
2-Butanone	78-93-3	72.11	0.48	U	1.42		
Carbon Tetrachloride	56-23-5	153.8	0.04	U	0.25		
cis-1,2-Dichloroethene	156-59-2	96.94	0.36	U	1.43		
Chloroform	67-66-3	119.4	1.1	J	5.37		
1,1,1-Trichloroethane	71-55-6	133.4	0.04	U	0.22		
2,2,4-Trimethylpentane	540-84-1	114.2	0.4	U	1.87		
Benzene	71-43-2	78.11	0.35	U	1.12		
1,2-Dichloroethane	107-06-2	98.96	0.36	U	1.46		
Trichloroethene	79-01-6	131.4	0.07	U	0.38		
1,2-Dichloropropane	78-87-5	113	0.44	U	2.03		
Bromodichloromethane	75-27-4	163.8	0.31	U	2.08		
4-Methyl-2-Pentanone	108-10-1	100.2	0.37	U	1.52		
Toluene	108-88-3	92.14	3.1		11.7		
t-1,3-Dichloropropene	10061-02-6	111	0.24	U	1.09		
cis-1,3-Dichloropropene	10061-01-5	111	0.26	U	1.18		
1,1,2-Trichloroethane	79-00-5	133.4	0.28	U	1.53		

284 Sheffield Street, Mountainside, New Jersey 07092, Phone : 908 789 8900,
Fax : 908 789 8922

Project : US EPA Riverside Industrial Park Superfund Site

Sampling Date : 04/01/25

Field Id Number : SSSG-B1-1-04012025

Analysis Date : 04/08/25

Laboratory Id Number : Q1728-07

Target Analyts : Air Results

Dibromochloromethane	124-48-1	208.3	0.26	U	2.22		
1,2-Dibromoethane	106-93-4	187.9	0.29	U	2.23		
Tetrachloroethene	127-18-4	165.8	0.06	U	0.41		
Chlorobenzene	108-90-7	112.6	0.3	U	1.38		
Ethyl Benzene	100-41-4	106.2	0.48	U	2.08		
m/p-Xylene	179601-23-1	106.2	1.1	J	4.78		
o-Xylene	95-47-6	106.2	0.48	U	2.08		
Styrene	100-42-5	104.1	0.44	U	1.87		
Bromoform	75-25-2	252.8	0.23	U	2.38		
1,1,2,2-Tetrachloroethane	79-34-5	167.9	0.04	U	0.27		
2-Chlorotoluene	95-49-8	126.6	0.44	U	2.28		
1,3,5-Trimethylbenzene	108-67-8	120.2	0.44	U	2.16		
1,2,4-Trimethylbenzene	95-63-6	120.2	0.31	U	1.52		
1,3-Dichlorobenzene	541-73-1	147	0.32	U	1.92		
1,4-Dichlorobenzene	106-46-7	147	0.21	U	1.26		
1,2-Dichlorobenzene	95-50-1	147	0.3	U	1.8		
1,2,4-Trichlorobenzene	120-82-1	181.5	0.34	U	2.52		
Hexachloro-1,3-Butadiene	87-68-3	260.8	0.34	U	3.63		
Naphthalene	91-20-3	128.17	0.3	U	1.57		
1,3-Butadiene	106-99-0	54.09	0.52	U	1.15		
4-Ethyltoluene	622-96-8	120.2	0.48	U	2.36		
Hexane	110-54-3	86.17	0.58	J	2.04		
Allyl Chloride	107-05-1	76.53	0.6	U	1.88		
1,4-Dioxane	123-91-1	88.12	0.84	U	3.03		
Methyl Methacrylate	80-62-6	100.117	0.34	U	1.39		

284 Sheffield Street, Mountainside, New Jersey 07092, Phone : 908 789 8900,
Fax : 908 789 8922

Project : US EPA Riverside Industrial Park Superfund Site

Sampling Date : 04/02/25

Field Id Number : SSSG-B2-4-04022025

Analysis Date : 04/08/25

Laboratory Id Number : Q1728-08

Target Analyts : Air Results

Chemical	Cas Number	Molecular Weight	Insert Results in PPBV	Qualifier	Generate Results in ug/m3	QAS Decision	Foot Notes
Dichlorodifluoromethane	75-71-8	120.9	2.1	U	10.4		
Chloromethane	74-87-3	50.49	0.98	U	2.02		
Vinyl Chloride	75-01-4	62.5	0.14	U	0.36		
Bromomethane	74-83-9	94.94	1.4	U	5.44		
Chloroethane	75-00-3	64.52	1.7	U	4.49		
Tetrahydrofuran	109-99-9	72.11	1.3	U	3.83		
Trichlorofluoromethane	75-69-4	137.4	1.6	U	8.99		
Dichlorotetrafluoroethane	76-14-2	170.9	0.88	U	6.15		
1,1,2-Trichlorotrifluoroethane	76-13-1	187.4	1.6	U	12.3		
tert-Butyl alcohol	75-65-0	74.12	2.6	J	7.88		
Heptane	142-82-5	100.2	2.2	J	9.02		
1,1-Dichloroethene	75-35-4	96.94	1.4	U	5.55		
Acetone	67-64-1	58.08	340	E	807		
Carbon Disulfide	75-15-0	76.14	1.6	U	4.98		
Methyl tert-Butyl Ether	1634-04-4	88.15	1.2	U	4.33		
Methylene Chloride	75-09-2	84.94	11.9		41.3		
trans-1,2-Dichloroethene	156-60-5	96.94	1.9	U	7.53		
1,1-Dichloroethane	75-34-3	98.96	1.3	U	5.26		
Cyclohexane	110-82-7	84.16	2.2	U	7.57		
2-Butanone	78-93-3	72.11	4.6	J	13.6		
Carbon Tetrachloride	56-23-5	153.8	0.11	U	0.69		
cis-1,2-Dichloroethene	156-59-2	96.94	0.89	U	3.53		
Chloroform	67-66-3	119.4	0.83	U	4.05		
1,1,1-Trichloroethane	71-55-6	133.4	0.1	U	0.55		
2,2,4-Trimethylpentane	540-84-1	114.2	1.7	J	7.94		
Benzene	71-43-2	78.11	0.87	U	2.78		
1,2-Dichloroethane	107-06-2	98.96	0.91	U	3.68		
Trichloroethene	79-01-6	131.4	1		5.37		
1,2-Dichloropropane	78-87-5	113	1.1	U	5.08		
Bromodichloromethane	75-27-4	163.8	0.77	U	5.16		
4-Methyl-2-Pentanone	108-10-1	100.2	0.93	U	3.81		
Toluene	108-88-3	92.14	9.3		35.0		
t-1,3-Dichloropropene	10061-02-6	111	0.6	U	2.72		
cis-1,3-Dichloropropene	10061-01-5	111	0.64	U	2.91		
1,1,2-Trichloroethane	79-00-5	133.4	0.71	U	3.87		

284 Sheffield Street, Mountainside, New Jersey 07092, Phone : 908 789 8900,
Fax : 908 789 8922

Project : US EPA Riverside Industrial Park Superfund Site

Sampling Date : 04/02/25

Field Id Number : SSSG-B2-4-04022025

Analysis Date : 04/08/25

Laboratory Id Number : Q1728-08

Target Analyts : Air Results

Dibromochloromethane	124-48-1	208.3	0.66	U	5.62		
1,2-Dibromoethane	106-93-4	187.9	0.72	U	5.53		
Tetrachloroethene	127-18-4	165.8	0.15	U	1.02		
Chlorobenzene	108-90-7	112.6	0.76	U	3.5		
Ethyl Benzene	100-41-4	106.2	7.1		30.8		
m/p-Xylene	179601-23-1	106.2	98.6		428		
o-Xylene	95-47-6	106.2	74.8		324		
Styrene	100-42-5	104.1	1.1	U	4.68		
Bromoform	75-25-2	252.8	0.57	U	5.89		
1,1,2,2-Tetrachloroethane	79-34-5	167.9	0.11	U	0.76		
2-Chlorotoluene	95-49-8	126.6	1.1	U	5.7		
1,3,5-Trimethylbenzene	108-67-8	120.2	32.4		159		
1,2,4-Trimethylbenzene	95-63-6	120.2	37.8		185		
1,3-Dichlorobenzene	541-73-1	147	0.8	U	4.81		
1,4-Dichlorobenzene	106-46-7	147	0.53	U	3.19		
1,2-Dichlorobenzene	95-50-1	147	0.75	U	4.51		
1,2,4-Trichlorobenzene	120-82-1	181.5	0.85	U	6.31		
Hexachloro-1,3-Butadiene	87-68-3	260.8	0.85	U	9.07		
Naphthalene	91-20-3	128.17	0.75	U	3.93		
1,3-Butadiene	106-99-0	54.09	1.3	U	2.88		
4-Ethyltoluene	622-96-8	120.2	13.1		64.4		
Hexane	110-54-3	86.17	2.4	J	8.46		
Allyl Chloride	107-05-1	76.53	1.5	U	4.7		
1,4-Dioxane	123-91-1	88.12	2.1	U	7.57		
Methyl Methacrylate	80-62-6	100.117	0.86	U	3.52		

284 Sheffield Street, Mountainside, New Jersey 07092, Phone : 908 789 8900,
Fax : 908 789 8922

Project : US EPA Riverside Industrial Park Superfund Site

Sampling Date : 04/02/25

Field Id Number : SSSG-B2-4-04022025DL

Analysis Date : 04/08/25

Laboratory Id Number : Q1728-08DL

Target Analyts : Air Results

Chemical	Cas Number	Molecular Weight	Insert Results in PPBV	Qualifier	Generate Results in ug/m3	QAS Decision	Foot Notes
Dichlorodifluoromethane	75-71-8	120.9	8.4	UD	41.5		
Chloromethane	74-87-3	50.49	3.9	UD	8.05		
Vinyl Chloride	75-01-4	62.5	0.56	UD	1.43		
Bromomethane	74-83-9	94.94	5.6	UD	21.7		
Chloroethane	75-00-3	64.52	6.8	UD	17.9		
Tetrahydrofuran	109-99-9	72.11	5.2	UD	15.3		
Trichlorofluoromethane	75-69-4	137.4	6.4	UD	36.0		
Dichlorotetrafluoroethane	76-14-2	170.9	3.5	UD	24.5		
1,1,2-Trichlorotrifluoroethane	76-13-1	187.4	6.4	UD	49.0		
tert-Butyl alcohol	75-65-0	74.12	7.6	UD	23.0		
Heptane	142-82-5	100.2	4.4	UD	18.0		
1,1-Dichloroethene	75-35-4	96.94	5.6	UD	22.2		
Acetone	67-64-1	58.08	380	D	902		
Carbon Disulfide	75-15-0	76.14	6.4	UD	19.9		
Methyl tert-Butyl Ether	1634-04-4	88.15	4.8	UD	17.3		
Methylene Chloride	75-09-2	84.94	17.7	JD	61.5		
trans-1,2-Dichloroethene	156-60-5	96.94	7.6	UD	30.1		
1,1-Dichloroethane	75-34-3	98.96	5.2	UD	21.0		
Cyclohexane	110-82-7	84.16	8.8	UD	30.3		
2-Butanone	78-93-3	72.11	4.9	JD	14.4		
Carbon Tetrachloride	56-23-5	153.8	0.44	UD	2.77		
cis-1,2-Dichloroethene	156-59-2	96.94	3.6	UD	14.3		
Chloroform	67-66-3	119.4	3.3	UD	16.1		
1,1,1-Trichloroethane	71-55-6	133.4	0.38	UD	2.07		
2,2,4-Trimethylpentane	540-84-1	114.2	4	UD	18.7		
Benzene	71-43-2	78.11	3.5	UD	11.2		
1,2-Dichloroethane	107-06-2	98.96	3.6	UD	14.6		
Trichloroethene	79-01-6	131.4	0.68	UD	3.65		
1,2-Dichloropropane	78-87-5	113	4.4	UD	20.3		
Bromodichloromethane	75-27-4	163.8	3.1	UD	20.8		
4-Methyl-2-Pentanone	108-10-1	100.2	3.7	UD	15.2		
Toluene	108-88-3	92.14	7.3	JD	27.5		
t-1,3-Dichloropropene	10061-02-6	111	2.4	UD	10.9		
cis-1,3-Dichloropropene	10061-01-5	111	2.6	UD	11.8		
1,1,2-Trichloroethane	79-00-5	133.4	2.8	UD	15.3		

284 Sheffield Street, Mountainside, New Jersey 07092, Phone : 908 789 8900,
Fax : 908 789 8922

Project : US EPA Riverside Industrial Park Superfund Site

Sampling Date : 04/02/25

Field Id Number : SSSG-B2-4-04022025DL

Analysis Date : 04/08/25

Laboratory Id Number : Q1728-08DL

Target Analyts : Air Results

Dibromochloromethane	124-48-1	208.3	2.6	UD	22.2		
1,2-Dibromoethane	106-93-4	187.9	2.9	UD	22.3		
Tetrachloroethene	127-18-4	165.8	0.6	UD	4.07		
Chlorobenzene	108-90-7	112.6	3	UD	13.8		
Ethyl Benzene	100-41-4	106.2	5.5	JD	23.9		
m/p-Xylene	179601-23-1	106.2	79.4	D	344		
o-Xylene	95-47-6	106.2	61.7	D	268		
Styrene	100-42-5	104.1	4.4	UD	18.7		
Bromoform	75-25-2	252.8	2.3	UD	23.8		
1,1,2,2-Tetrachloroethane	79-34-5	167.9	0.44	UD	3.02		
2-Chlorotoluene	95-49-8	126.6	4.4	UD	22.8		
1,3,5-Trimethylbenzene	108-67-8	120.2	29.2	D	143		
1,2,4-Trimethylbenzene	95-63-6	120.2	32	D	157		
1,3-Dichlorobenzene	541-73-1	147	3.2	UD	19.2		
1,4-Dichlorobenzene	106-46-7	147	2.1	UD	12.6		
1,2-Dichlorobenzene	95-50-1	147	3	UD	18.0		
1,2,4-Trichlorobenzene	120-82-1	181.5	3.4	UD	25.2		
Hexachloro-1,3-Butadiene	87-68-3	260.8	3.4	UD	36.3		
Naphthalene	91-20-3	128.17	3	UD	15.7		
1,3-Butadiene	106-99-0	54.09	5.2	UD	11.5		
4-Ethyltoluene	622-96-8	120.2	10.4	JD	51.1		
Hexane	110-54-3	86.17	4.4	UD	15.5		
Allyl Chloride	107-05-1	76.53	6	UD	18.8		
1,4-Dioxane	123-91-1	88.12	8.4	UD	30.3		
Methyl Methacrylate	80-62-6	100.117	3.4	UD	13.9		

284 Sheffield Street, Mountainside, New Jersey 07092, Phone : 908 789 8900,
Fax : 908 789 8922

Project : US EPA Riverside Industrial Park Superfund Site

Sampling Date : 04/02/25

Field Id Number : SSSG-B2-1-04022025

Analysis Date : 04/08/25

Laboratory Id Number : Q1728-09

Target Analyts : Air Results

Chemical	Cas Number	Molecular Weight	Insert Results in PPBV	Qualifier	Generate Results in ug/m3	QAS Decision	Foot Notes
Dichlorodifluoromethane	75-71-8	120.9	2.1	U	10.4		
Chloromethane	74-87-3	50.49	0.98	U	2.02		
Vinyl Chloride	75-01-4	62.5	0.14	U	0.36		
Bromomethane	74-83-9	94.94	1.4	U	5.44		
Chloroethane	75-00-3	64.52	1.7	U	4.49		
Tetrahydrofuran	109-99-9	72.11	1.3	U	3.83		
Trichlorofluoromethane	75-69-4	137.4	1.6	U	8.99		
Dichlorotetrafluoroethane	76-14-2	170.9	0.88	U	6.15		
1,1,2-Trichlorotrifluoroethane	76-13-1	187.4	1.6	U	12.3		
tert-Butyl alcohol	75-65-0	74.12	1.9	U	5.76		
Heptane	142-82-5	100.2	1.1	U	4.51		
1,1-Dichloroethene	75-35-4	96.94	1.4	U	5.55		
Acetone	67-64-1	58.08	21.5		51.1		
Carbon Disulfide	75-15-0	76.14	1.6	U	4.98		
Methyl tert-Butyl Ether	1634-04-4	88.15	1.2	U	4.33		
Methylene Chloride	75-09-2	84.94	2.5	J	8.69		
trans-1,2-Dichloroethene	156-60-5	96.94	1.9	U	7.53		
1,1-Dichloroethane	75-34-3	98.96	1.3	U	5.26		
Cyclohexane	110-82-7	84.16	2.2	U	7.57		
2-Butanone	78-93-3	72.11	1.3	J	3.83		
Carbon Tetrachloride	56-23-5	153.8	0.11	U	0.69		
cis-1,2-Dichloroethene	156-59-2	96.94	0.89	U	3.53		
Chloroform	67-66-3	119.4	3.5	J	17.1		
1,1,1-Trichloroethane	71-55-6	133.4	0.1	U	0.55		
2,2,4-Trimethylpentane	540-84-1	114.2	1	U	4.67		
Benzene	71-43-2	78.11	0.87	U	2.78		
1,2-Dichloroethane	107-06-2	98.96	0.91	U	3.68		
Trichloroethene	79-01-6	131.4	0.17	U	0.91		
1,2-Dichloropropane	78-87-5	113	1.1	U	5.08		
Bromodichloromethane	75-27-4	163.8	0.77	U	5.16		
4-Methyl-2-Pentanone	108-10-1	100.2	0.93	U	3.81		
Toluene	108-88-3	92.14	4.3	J	16.2		
t-1,3-Dichloropropene	10061-02-6	111	0.6	U	2.72		
cis-1,3-Dichloropropene	10061-01-5	111	0.64	U	2.91		
1,1,2-Trichloroethane	79-00-5	133.4	0.71	U	3.87		

284 Sheffield Street, Mountainside, New Jersey 07092, Phone : 908 789 8900,
Fax : 908 789 8922

Project : US EPA Riverside Industrial Park Superfund Site

Sampling Date : 04/02/25

Field Id Number : SSSG-B2-1-04022025

Analysis Date : 04/08/25

Laboratory Id Number : Q1728-09

Target Analyts : Air Results

Dibromochloromethane	124-48-1	208.3	0.66	U	5.62		
1,2-Dibromoethane	106-93-4	187.9	0.72	U	5.53		
Tetrachloroethene	127-18-4	165.8	0.15	U	1.02		
Chlorobenzene	108-90-7	112.6	0.76	U	3.5		
Ethyl Benzene	100-41-4	106.2	5.5		23.9		
m/p-Xylene	179601-23-1	106.2	89		386		
o-Xylene	95-47-6	106.2	72.9		316		
Styrene	100-42-5	104.1	1.1	U	4.68		
Bromoform	75-25-2	252.8	0.57	U	5.89		
1,1,2,2-Tetrachloroethane	79-34-5	167.9	0.11	U	0.76		
2-Chlorotoluene	95-49-8	126.6	1.1	U	5.7		
1,3,5-Trimethylbenzene	108-67-8	120.2	67.3		330		
1,2,4-Trimethylbenzene	95-63-6	120.2	98.6		484		
1,3-Dichlorobenzene	541-73-1	147	0.8	U	4.81		
1,4-Dichlorobenzene	106-46-7	147	0.53	U	3.19		
1,2-Dichlorobenzene	95-50-1	147	0.75	U	4.51		
1,2,4-Trichlorobenzene	120-82-1	181.5	0.85	U	6.31		
Hexachloro-1,3-Butadiene	87-68-3	260.8	0.85	U	9.07		
Naphthalene	91-20-3	128.17	0.75	U	3.93		
1,3-Butadiene	106-99-0	54.09	1.3	U	2.88		
4-Ethyltoluene	622-96-8	120.2	1.2	U	5.9		
Hexane	110-54-3	86.17	1.1	U	3.88		
Allyl Chloride	107-05-1	76.53	1.5	U	4.7		
1,4-Dioxane	123-91-1	88.12	2.1	U	7.57		
Methyl Methacrylate	80-62-6	100.117	0.86	U	3.52		

284 Sheffield Street, Mountainside, New Jersey 07092, Phone : 908 789 8900,
Fax : 908 789 8922

Project : US EPA Riverside Industrial Park Superfund Site

Sampling Date : 04/02/25

Field Id Number : SSSG-B14-4-04022025

Analysis Date : 04/09/25

Laboratory Id Number : Q1728-10

Target Analyts : Air Results

Chemical	Cas Number	Molecular Weight	Insert Results in PPBV	Qualifier	Generate Results in ug/m3	QAS Decision	Foot Notes
Dichlorodifluoromethane	75-71-8	120.9	0.51	J	2.52		
Chloromethane	74-87-3	50.49	0.5	J	1.03		
Vinyl Chloride	75-01-4	62.5	0.03	U	0.08		
Bromomethane	74-83-9	94.94	0.28	U	1.09		
Chloroethane	75-00-3	64.52	0.34	U	0.9		
Tetrahydrofuran	109-99-9	72.11	0.26	U	0.77		
Trichlorofluoromethane	75-69-4	137.4	0.32	U	1.8		
Dichlorotetrafluoroethane	76-14-2	170.9	0.18	U	1.26		
1,1,2-Trichlorotrifluoroethane	76-13-1	187.4	0.32	U	2.45		
tert-Butyl alcohol	75-65-0	74.12	0.38	U	1.15		
Heptane	142-82-5	100.2	0.22	U	0.9		
1,1-Dichloroethene	75-35-4	96.94	0.28	U	1.11		
Acetone	67-64-1	58.08	25.4		60.3		
Carbon Disulfide	75-15-0	76.14	0.32	U	1		
Methyl tert-Butyl Ether	1634-04-4	88.15	0.24	U	0.87		
Methylene Chloride	75-09-2	84.94	7.3		25.4		
trans-1,2-Dichloroethene	156-60-5	96.94	0.38	U	1.51		
1,1-Dichloroethane	75-34-3	98.96	0.26	U	1.05		
Cyclohexane	110-82-7	84.16	0.44	U	1.51		
2-Butanone	78-93-3	72.11	0.66	J	1.95		
Carbon Tetrachloride	56-23-5	153.8	0.08		0.5		
cis-1,2-Dichloroethene	156-59-2	96.94	0.18	U	0.71		
Chloroform	67-66-3	119.4	0.17	U	0.83		
1,1,1-Trichloroethane	71-55-6	133.4	0.02	U	0.11		
2,2,4-Trimethylpentane	540-84-1	114.2	0.2	U	0.93		
Benzene	71-43-2	78.11	0.17	U	0.54		
1,2-Dichloroethane	107-06-2	98.96	0.18	U	0.73		
Trichloroethene	79-01-6	131.4	0.03	U	0.16		
1,2-Dichloropropane	78-87-5	113	0.22	U	1.02		
Bromodichloromethane	75-27-4	163.8	0.15	U	1		
4-Methyl-2-Pentanone	108-10-1	100.2	0.19	U	0.78		
Toluene	108-88-3	92.14	0.54	J	2.03		
t-1,3-Dichloropropene	10061-02-6	111	0.12	U	0.54		
cis-1,3-Dichloropropene	10061-01-5	111	0.13	U	0.59		
1,1,2-Trichloroethane	79-00-5	133.4	0.14	U	0.76		

284 Sheffield Street, Mountainside, New Jersey 07092, Phone : 908 789 8900,
Fax : 908 789 8922

Project : US EPA Riverside Industrial Park Superfund Site

Sampling Date : 04/02/25

Field Id Number : SSSG-B14-4-04022025

Analysis Date : 04/09/25

Laboratory Id Number : Q1728-10

Target Analyts : Air Results

Dibromochloromethane	124-48-1	208.3	0.13	U	1.11		
1,2-Dibromoethane	106-93-4	187.9	0.14	U	1.08		
Tetrachloroethene	127-18-4	165.8	0.03	U	0.2		
Chlorobenzene	108-90-7	112.6	0.15	U	0.69		
Ethyl Benzene	100-41-4	106.2	0.42	J	1.82		
m/p-Xylene	179601-23-1	106.2	1.7	J	7.38		
o-Xylene	95-47-6	106.2	0.39	J	1.69		
Styrene	100-42-5	104.1	0.24	J	1.02		
Bromoform	75-25-2	252.8	0.11	U	1.14		
1,1,2,2-Tetrachloroethane	79-34-5	167.9	0.02	U	0.14		
2-Chlorotoluene	95-49-8	126.6	0.22	U	1.14		
1,3,5-Trimethylbenzene	108-67-8	120.2	0.22	U	1.08		
1,2,4-Trimethylbenzene	95-63-6	120.2	0.21	J	1.03		
1,3-Dichlorobenzene	541-73-1	147	0.16	U	0.96		
1,4-Dichlorobenzene	106-46-7	147	0.11	U	0.66		
1,2-Dichlorobenzene	95-50-1	147	0.15	U	0.9		
1,2,4-Trichlorobenzene	120-82-1	181.5	0.17	U	1.26		
Hexachloro-1,3-Butadiene	87-68-3	260.8	0.17	U	1.81		
1,3-Butadiene	106-99-0	54.09	0.26	U	0.58		
Naphthalene	91-20-3	128.17	0.15	U	0.79		
4-Ethyltoluene	622-96-8	120.2	0.24	U	1.18		
Hexane	110-54-3	86.17	1.6		5.64		
Allyl Chloride	107-05-1	76.53	0.3	U	0.94		
1,4-Dioxane	123-91-1	88.12	0.42	U	1.51		
Methyl Methacrylate	80-62-6	100.117	0.17	U	0.7		

284 Sheffield Street, Mountainside, New Jersey 07092, Phone : 908 789 8900,
Fax : 908 789 8922

Project : US EPA Riverside Industrial Park Superfund Site

Sampling Date : 04/01/25

Field Id Number : SSSG-B1-4-04012025

Analysis Date : 04/08/25

Laboratory Id Number : Q1728-11

Target Analyts : Air Results

Chemical	Cas Number	Molecular Weight	Insert Results in PPBV	Qualifier	Generate Results in ug/m3	QAS Decision	Foot Notes
Dichlorodifluoromethane	75-71-8	120.9	0.43	J	2.13		
Chloromethane	74-87-3	50.49	0.2	U	0.41		
Vinyl Chloride	75-01-4	62.5	0.03	U	0.08		
Bromomethane	74-83-9	94.94	0.28	U	1.09		
Chloroethane	75-00-3	64.52	0.34	U	0.9		
Tetrahydrofuran	109-99-9	72.11	0.26	U	0.77		
Trichlorofluoromethane	75-69-4	137.4	0.32	U	1.8		
Dichlorotetrafluoroethane	76-14-2	170.9	0.18	U	1.26		
1,1,2-Trichlorotrifluoroethane	76-13-1	187.4	0.32	U	2.45		
tert-Butyl alcohol	75-65-0	74.12	0.38	U	1.15		
Heptane	142-82-5	100.2	0.22	U	0.9		
1,1-Dichloroethene	75-35-4	96.94	0.28	U	1.11		
Acetone	67-64-1	58.08	11.7		27.8		
Carbon Disulfide	75-15-0	76.14	0.32	U	1		
Methyl tert-Butyl Ether	1634-04-4	88.15	0.24	U	0.87		
Methylene Chloride	75-09-2	84.94	0.67	J	2.33		
trans-1,2-Dichloroethene	156-60-5	96.94	0.38	U	1.51		
1,1-Dichloroethane	75-34-3	98.96	0.26	U	1.05		
Cyclohexane	110-82-7	84.16	0.44	U	1.51		
2-Butanone	78-93-3	72.11	0.41	J	1.21		
Carbon Tetrachloride	56-23-5	153.8	0.15		0.94		
cis-1,2-Dichloroethene	156-59-2	96.94	0.18	U	0.71		
Chloroform	67-66-3	119.4	0.56	J	2.73		
1,1,1-Trichloroethane	71-55-6	133.4	0.02	U	0.11		
2,2,4-Trimethylpentane	540-84-1	114.2	0.2	U	0.93		
Benzene	71-43-2	78.11	0.29	J	0.93		
1,2-Dichloroethane	107-06-2	98.96	0.18	U	0.73		
Trichloroethene	79-01-6	131.4	0.2		1.07		
1,2-Dichloropropane	78-87-5	113	0.22	U	1.02		
Bromodichloromethane	75-27-4	163.8	0.15	U	1		
4-Methyl-2-Pentanone	108-10-1	100.2	0.21	J	0.86		
Toluene	108-88-3	92.14	1.5		5.65		
t-1,3-Dichloropropene	10061-02-6	111	0.12	U	0.54		
cis-1,3-Dichloropropene	10061-01-5	111	0.13	U	0.59		
1,1,2-Trichloroethane	79-00-5	133.4	0.14	U	0.76		

284 Sheffield Street, Mountainside, New Jersey 07092, Phone : 908 789 8900,
Fax : 908 789 8922

Project : US EPA Riverside Industrial Park Superfund Site

Sampling Date : 04/01/25

Field Id Number : SSSG-B1-4-04012025

Analysis Date : 04/08/25

Laboratory Id Number : Q1728-11

Target Analyts : Air Results

Dibromochloromethane	124-48-1	208.3	0.13	U	1.11		
1,2-Dibromoethane	106-93-4	187.9	0.14	U	1.08		
Tetrachloroethene	127-18-4	165.8	0.29		1.97		
Chlorobenzene	108-90-7	112.6	0.15	U	0.69		
Ethyl Benzene	100-41-4	106.2	0.31	J	1.35		
m/p-Xylene	179601-23-1	106.2	1.3	J	5.65		
o-Xylene	95-47-6	106.2	0.52	J	2.26		
Styrene	100-42-5	104.1	0.56	J	2.38		
Bromoform	75-25-2	252.8	0.11	U	1.14		
1,1,2,2-Tetrachloroethane	79-34-5	167.9	0.02	U	0.14		
2-Chlorotoluene	95-49-8	126.6	0.22	U	1.14		
1,3,5-Trimethylbenzene	108-67-8	120.2	0.22	U	1.08		
1,2,4-Trimethylbenzene	95-63-6	120.2	0.31	J	1.52		
1,3-Dichlorobenzene	541-73-1	147	0.16	U	0.96		
1,4-Dichlorobenzene	106-46-7	147	0.11	U	0.66		
1,2-Dichlorobenzene	95-50-1	147	0.15	U	0.9		
1,2,4-Trichlorobenzene	120-82-1	181.5	0.17	U	1.26		
Hexachloro-1,3-Butadiene	87-68-3	260.8	0.17	U	1.81		
Naphthalene	91-20-3	128.17	0.15	U	0.79		
1,3-Butadiene	106-99-0	54.09	0.26	U	0.58		
4-Ethyltoluene	622-96-8	120.2	0.24	U	1.18		
Hexane	110-54-3	86.17	0.42	J	1.48		
Allyl Chloride	107-05-1	76.53	0.3	U	0.94		
1,4-Dioxane	123-91-1	88.12	0.42	U	1.51		
Methyl Methacrylate	80-62-6	100.117	0.17	U	0.7		

284 Sheffield Street, Mountainside, New Jersey 07092, Phone : 908 789 8900,
Fax : 908 789 8922

Project : US EPA Riverside Industrial Park Superfund Site

Sampling Date : 04/01/25

Field Id Number : SSSG-B1-3-04012025

Analysis Date : 04/08/25

Laboratory Id Number : Q1728-12

Target Analyts : Air Results

Chemical	Cas Number	Molecular Weight	Insert Results in PPBV	Qualifier	Generate Results in ug/m3	QAS Decision	Foot Notes
Dichlorodifluoromethane	75-71-8	120.9	0.46	J	2.27		
Chloromethane	74-87-3	50.49	0.23	J	0.47		
Vinyl Chloride	75-01-4	62.5	0.03	U	0.08		
Bromomethane	74-83-9	94.94	0.28	U	1.09		
Chloroethane	75-00-3	64.52	0.34	U	0.9		
Tetrahydrofuran	109-99-9	72.11	0.26	U	0.77		
Trichlorofluoromethane	75-69-4	137.4	0.32	U	1.8		
Dichlorotetrafluoroethane	76-14-2	170.9	0.18	U	1.26		
1,1,2-Trichlorotrifluoroethane	76-13-1	187.4	0.32	U	2.45		
tert-Butyl alcohol	75-65-0	74.12	0.45	J	1.36		
Heptane	142-82-5	100.2	0.22	U	0.9		
1,1-Dichloroethene	75-35-4	96.94	0.28	U	1.11		
Acetone	67-64-1	58.08	20.4		48.5		
Carbon Disulfide	75-15-0	76.14	0.32	U	1		
Methyl tert-Butyl Ether	1634-04-4	88.15	0.24	U	0.87		
Methylene Chloride	75-09-2	84.94	2.3		7.99		
trans-1,2-Dichloroethene	156-60-5	96.94	0.38	U	1.51		
1,1-Dichloroethane	75-34-3	98.96	0.26	U	1.05		
Cyclohexane	110-82-7	84.16	0.44	U	1.51		
2-Butanone	78-93-3	72.11	0.5	J	1.47		
Carbon Tetrachloride	56-23-5	153.8	0.14		0.88		
cis-1,2-Dichloroethene	156-59-2	96.94	0.18	U	0.71		
Chloroform	67-66-3	119.4	6.2		30.3		
1,1,1-Trichloroethane	71-55-6	133.4	0.02	U	0.11		
2,2,4-Trimethylpentane	540-84-1	114.2	0.2	U	0.93		
Benzene	71-43-2	78.11	0.28	J	0.89		
1,2-Dichloroethane	107-06-2	98.96	0.18	U	0.73		
Trichloroethene	79-01-6	131.4	0.1		0.54		
1,2-Dichloropropane	78-87-5	113	0.22	U	1.02		
Bromodichloromethane	75-27-4	163.8	0.15	U	1		
4-Methyl-2-Pentanone	108-10-1	100.2	0.19	U	0.78		
Toluene	108-88-3	92.14	0.95	J	3.58		
t-1,3-Dichloropropene	10061-02-6	111	0.12	U	0.54		
cis-1,3-Dichloropropene	10061-01-5	111	0.13	U	0.59		
1,1,2-Trichloroethane	79-00-5	133.4	0.14	U	0.76		

284 Sheffield Street, Mountainside, New Jersey 07092, Phone : 908 789 8900,
Fax : 908 789 8922

Project : US EPA Riverside Industrial Park Superfund Site

Sampling Date : 04/01/25

Field Id Number : SSSG-B1-3-04012025

Analysis Date : 04/08/25

Laboratory Id Number : Q1728-12

Target Analyts : Air Results

Dibromochloromethane	124-48-1	208.3	0.13	U	1.11		
1,2-Dibromoethane	106-93-4	187.9	0.14	U	1.08		
Tetrachloroethene	127-18-4	165.8	0.48		3.25		
Chlorobenzene	108-90-7	112.6	0.15	U	0.69		
Ethyl Benzene	100-41-4	106.2	0.24	U	1.04		
m/p-Xylene	179601-23-1	106.2	0.7	J	3.04		
o-Xylene	95-47-6	106.2	0.28	J	1.22		
Styrene	100-42-5	104.1	0.22	U	0.94		
Bromoform	75-25-2	252.8	0.11	U	1.14		
1,1,2,2-Tetrachloroethane	79-34-5	167.9	0.02	U	0.14		
2-Chlorotoluene	95-49-8	126.6	0.22	U	1.14		
1,3,5-Trimethylbenzene	108-67-8	120.2	0.22	U	1.08		
1,2,4-Trimethylbenzene	95-63-6	120.2	0.23	J	1.13		
1,3-Dichlorobenzene	541-73-1	147	0.16	U	0.96		
1,4-Dichlorobenzene	106-46-7	147	0.11	U	0.66		
1,2-Dichlorobenzene	95-50-1	147	0.15	U	0.9		
1,2,4-Trichlorobenzene	120-82-1	181.5	0.17	U	1.26		
Hexachloro-1,3-Butadiene	87-68-3	260.8	0.17	U	1.81		
Naphthalene	91-20-3	128.17	0.15	U	0.79		
1,3-Butadiene	106-99-0	54.09	0.26	U	0.58		
4-Ethyltoluene	622-96-8	120.2	0.24	U	1.18		
Hexane	110-54-3	86.17	0.64	J	2.26		
Allyl Chloride	107-05-1	76.53	0.3	U	0.94		
1,4-Dioxane	123-91-1	88.12	0.42	U	1.51		
Methyl Methacrylate	80-62-6	100.117	0.17	U	0.7		

Alliance TECHNICAL GROUP 284 Sheffield Street, Mountainside, New Jersey 07092 Phone: 908 789 8900 Fax: 908 789 8922

Method	Matrix	Parameter	Spike_Amt_ Added	Calculated MDL	MB Data	MB Datafile	New MDL TO Be Used	MDL Unit
TO-15	Air	1,1,1,2-Tetrachloroethane	0.4	0.090683682	0		0.091	ppbv
TO-15	Air	1,1,1-Trichloroethane	0.03	0.00947589	0		0.0095	ppbv
TO-15	Air	1,1,2,2-Tetrachloroethane	0.03	0.010183321	0		0.011	ppbv
TO-15	Air	1,1,2-Trichloroethane	0.4	0.070112514	0		0.071	ppbv
TO-15	Air	1,1,2-Trichlorotrifluoroethane	0.4	0.155560652	0		0.16	ppbv
TO-15	Air	1,1-Dichloroethane	0.4	0.122378743	0		0.13	ppbv
TO-15	Air	1,1-Dichloroethene	0.4	0.139735617	0		0.14	ppbv
TO-15	Air	1,2,4-Trichlorobenzene	0.4	0.084677012	0		0.085	ppbv
TO-15	Air	1,2,4-Trimethylbenzene	0.4	0.077496367	0		0.078	ppbv
TO-15	Air	1,2-Dibromoethane	0.4	0.071318853	0		0.072	ppbv
TO-15	Air	1,2-Dichlorobenzene	0.4	0.074250332	0		0.075	ppbv
TO-15	Air	1,2-Dichloroethane	0.4	0.090890005	0		0.091	ppbv
TO-15	Air	1,2-Dichloropropane	0.4	0.073346868	0.109	VL038919.D	0.11	ppbv
TO-15	Air	1,3,5-Trimethylbenzene	0.4	0.101198372	0		0.11	ppbv
TO-15	Air	1,3-Butadiene	0.4	0.124009143	0		0.13	ppbv
TO-15	Air	1,3-Dichlorobenzene	0.4	0.079013305	0		0.08	ppbv
TO-15	Air	1,4-Dichlorobenzene	0.4	0.052746151	0		0.053	ppbv
TO-15	Air	1,4-Dioxane	0.4	0.202123585	0		0.21	ppbv
TO-15	Air	2,2,4-Trimethylpentane	0.4	0.09988427	0		0.10	ppbv
TO-15	Air	2-Butanone	0.4	0.118687999	0		0.12	ppbv
TO-15	Air	2-Chlorotoluene	0.4	0.104141644	0		0.11	ppbv
TO-15	Air	2-Hexanone	0.4	0.080656229	0		0.081	ppbv
TO-15	Air	4-Ethyltoluene	0.4	0.112037051	0		0.12	ppbv
TO-15	Air	4-Methyl-2-Pentanone	0.4	0.092836933	0		0.093	ppbv
TO-15	Air	Acetone	0.4	0.234416891	0		0.24	ppbv
TO-15	Air	Allyl Chloride	0.4	0.145618654	0		0.15	ppbv
TO-15	Air	Benzene	0.4	0.086407689	0		0.087	ppbv
TO-15	Air	Benzyl Chloride	0.4	0.173895169	0		0.18	ppbv
TO-15	Air	Bromodichloromethane	0.4	0.076780313	0		0.077	ppbv
TO-15	Air	Bromoethene	0.4	0.115560124	0		0.12	ppbv
TO-15	Air	Bromoform	0.4	0.056947551	0		0.057	ppbv
TO-15	Air	Bromomethane	0.4	0.137678239	0		0.14	ppbv
TO-15	Air	Carbon Disulfide	0.4	0.157343925	0		0.16	ppbv
TO-15	Air	Carbon Tetrachloride	0.03	0.010617308	0		0.011	ppbv
TO-15	Air	Chlorobenzene	0.4	0.075202602	0		0.076	ppbv
TO-15	Air	Chlorodifluoromethane	0.4	0.087466815	0		0.088	ppbv
TO-15	Air	Chloroethane	0.4	0.163530318	0		0.17	ppbv
TO-15	Air	Chloroform	0.4	0.082232394	0		0.083	ppbv
TO-15	Air	Chloromethane	0.4	0.097292998	0		0.098	ppbv
TO-15	Air	cis-1,2-Dichloroethene	0.4	0.088332535	0		0.089	ppbv
TO-15	Air	cis-1,3-Dichloropropene	0.4	0.063248763	0		0.064	ppbv
TO-15	Air	Cyclohexane	0.4	0.217999816	0		0.22	ppbv
TO-15	Air	Dibromochloromethane	0.4	0.065703935	0		0.066	ppbv
TO-15	Air	Dichlorodifluoromethane	0.4	0.20957733	0		0.21	ppbv
TO-15	Air	Dichlorotetrafluoroethane	0.4	0.087348046	0		0.088	ppbv
TO-15	Air	Ethyl Acetate	0.4	0.078161123	0		0.079	ppbv
TO-15	Air	Ethyl Benzene	0.4	0.115413562	0		0.12	ppbv
TO-15	Air	Heptane	0.4	0.100800637	0		0.11	ppbv
TO-15	Air	Hexachloro-1,3-Butadiene	0.4	0.084169773	0		0.085	ppbv
TO-15	Air	Hexane	0.4	0.106485082	0		0.11	ppbv
TO-15	Air	Isopropyl Alcohol	0.4	0.068329134	0		0.069	ppbv
TO-15	Air	Isopropylbenzene	0.4	0.086744608	0		0.087	ppbv
TO-15	Air	m/p-Xylene	0.4	0.205831125	0		0.21	ppbv
TO-15	Air	Methyl Methacrylate	0.4	0.085528753	0		0.086	ppbv
TO-15	Air	Methyl tert-Butyl Ether	0.4	0.119546728	0		0.12	ppbv
TO-15	Air	Methylene Chloride	0.4	0.18405265	0.11	VL039022.D	0.19	ppbv
TO-15	Air	Naphthalene	0.4	0.074961199	0		0.075	ppbv
TO-15	Air	Naphthalene,2-methyl-	0.4	0.148496389	0		0.15	ppbv
TO-15	Air	n-Butylbenzene	0.4	0.08201719	0		0.083	ppbv
TO-15	Air	n-propylbenzene	0.4	0.0778963	0		0.078	ppbv
TO-15	Air	o-Xylene	0.4	0.117630235	0		0.12	ppbv
TO-15	Air	p-Isopropyltoluene	0.4	0.085704866	0		0.086	ppbv
TO-15	Air	Propene	0.4	0.143790814	0.14	VL039337.D	0.15	ppbv
TO-15	Air	sec-Butylbenzene	0.4	0.093164076	0		0.094	ppbv
TO-15	Air	Styrene	0.4	0.109444442	0		0.11	ppbv
TO-15	Air	t-1,3-Dichloropropene	0.4	0.059734415	0		0.06	ppbv
TO-15	Air	tert-Butyl alcohol	0.4	0.187711954	0		0.19	ppbv
TO-15	Air	tert-Butylbenzene	0.4	0.092760327	0		0.093	ppbv
TO-15	Air	Tetrachloroethene	0.03	0.014462962	0		0.015	ppbv
TO-15	Air	Tetrahydrofuran	0.4	0.122655048	0		0.13	ppbv
TO-15	Air	Toluene	0.4	0.109284	0		0.11	ppbv
TO-15	Air	trans-1,2-Dichloroethene	0.4	0.185264638	0		0.19	ppbv
TO-15	Air	Trichloroethene	0.03	0.016558175	0		0.017	ppbv
TO-15	Air	Trichlorofluoromethane	0.4	0.157465794	0		0.16	ppbv
TO-15	Air	Vinyl Acetate	0.4	0.152371485	0		0.16	ppbv
TO-15	Air	Vinyl Chloride	0.03	0.013585954	0		0.014	ppbv
TO-15	Air	Ethanol	0.4	0.317031286	0		0.32	ug/L

StdevVal	StudentsT Value	Instrument ID	Datafile1	Concentration1	Adate1	Datafile2	Concentration2
0.03485153	2.602	MSVOA_L	VL038602.D	0.51	03142022T18:52:00	VL038645.D	0.494
0.003641772	2.602	MSVOA_L	VL038599.D	0.03	03142022T17:01:00	VL038658.D	0.029
0.003913651	2.602	MSVOA_L	VL038599.D	0.03	03142022T17:01:00	VL038658.D	0.035
0.026945624	2.602	MSVOA_L	VL038602.D	0.44	03142022T18:52:00	VL038645.D	0.439
0.059785032	2.602	MSVOA_L	VL038602.D	0.47	03142022T18:52:00	VL038645.D	0.466
0.047032569	2.602	MSVOA_L	VL038602.D	0.45	03142022T18:52:00	VL038645.D	0.456
0.053703158	2.602	MSVOA_L	VL038602.D	0.43	03142022T18:52:00	VL038645.D	0.411
0.032543048	2.602	MSVOA_L	VL038602.D	0.3	03142022T18:52:00	VL038645.D	0.336
0.029783385	2.602	MSVOA_L	VL038602.D	0.38	03142022T18:52:00	VL038645.D	0.396
0.027409244	2.602	MSVOA_L	VL038602.D	0.38	03142022T18:52:00	VL038645.D	0.352
0.028535869	2.602	MSVOA_L	VL038602.D	0.45	03142022T18:52:00	VL038645.D	0.407
0.034930824	2.602	MSVOA_L	VL038602.D	0.41	03142022T18:52:00	VL038645.D	0.445
0.02818865	2.602	MSVOA_L	VL038602.D	0.43	03142022T18:52:00	VL038645.D	0.406
0.038892534	2.602	MSVOA_L	VL038602.D	0.33	03142022T18:52:00	VL038645.D	0.374
0.047659163	2.602	MSVOA_L	VL038602.D	0.42	03142022T18:52:00	VL038645.D	0.419
0.030366374	2.602	MSVOA_L	VL038602.D	0.42	03142022T18:52:00	VL038645.D	0.428
0.020271388	2.602	MSVOA_L	VL038602.D	0.42	03142022T18:52:00	VL038645.D	0.418
0.077680086	2.602	MSVOA_L	VL038602.D	0.46	03142022T18:52:00	VL038645.D	0.285
0.038387498	2.602	MSVOA_L	VL038602.D	0.39	03142022T18:52:00	VL038645.D	0.383
0.045614143	2.602	MSVOA_L	VL038602.D	0.4	03142022T18:52:00	VL038645.D	0.406
0.040023691	2.602	MSVOA_L	VL038602.D	0.37	03142022T18:52:00	VL038645.D	0.375
0.030997782	2.602	MSVOA_L	VL038602.D	0.3	03142022T18:52:00	VL038645.D	0.283
0.043058052	2.602	MSVOA_L	VL038602.D	0.34	03142022T18:52:00	VL038645.D	0.356
0.035679067	2.602	MSVOA_L	VL038602.D	0.3	03142022T18:52:00	VL038645.D	0.282
0.090091042	2.602	MSVOA_L	VL038602.D	0.43	03142022T18:52:00	VL038645.D	0.468
0.055964125	2.602	MSVOA_L	VL038602.D	0.4	03142022T18:52:00	VL038645.D	0.392
0.033208182	2.602	MSVOA_L	VL038602.D	0.38	03142022T18:52:00	VL038645.D	0.407
0.066831349	2.602	MSVOA_L	VL038602.D	0.44	03142022T18:52:00	VL038645.D	0.454
0.029508191	2.602	MSVOA_L	VL038602.D	0.43	03142022T18:52:00	VL038645.D	0.408
0.044412039	2.602	MSVOA_L	VL038602.D	0.42	03142022T18:52:00	VL038645.D	0.433
0.021886069	2.602	MSVOA_L	VL038602.D	0.38	03142022T18:52:00	VL038645.D	0.31
0.052912467	2.602	MSVOA_L	VL038602.D	0.43	03142022T18:52:00	VL038645.D	0.404
0.060470378	2.602	MSVOA_L	VL038602.D	0.37	03142022T18:52:00	VL038645.D	0.357
0.004080441	2.602	MSVOA_L	VL038599.D	0.03	03142022T17:01:00	VL038658.D	0.026
0.028901845	2.602	MSVOA_L	VL038602.D	0.48	03142022T18:52:00	VL038645.D	0.467
0.033615225	2.602	MSVOA_L	VL038602.D	0.45	03142022T18:52:00	VL038645.D	0.468
0.062847932	2.602	MSVOA_L	VL038602.D	0.44	03142022T18:52:00	VL038645.D	0.453
0.031603534	2.602	MSVOA_L	VL038602.D	0.45	03142022T18:52:00	VL038645.D	0.464
0.037391621	2.602	MSVOA_L	VL038602.D	0.47	03142022T18:52:00	VL038645.D	0.439
0.033947938	2.602	MSVOA_L	VL038602.D	0.36	03142022T18:52:00	VL038645.D	0.391
0.024307749	2.602	MSVOA_L	VL038602.D	0.3	03142022T18:52:00	VL038645.D	0.317
0.083781636	2.602	MSVOA_L	VL038602.D	0.42	03142022T18:52:00	VL038645.D	0.414
0.02525132	2.602	MSVOA_L	VL038602.D	0.39	03142022T18:52:00	VL038645.D	0.359
0.080544708	2.602	MSVOA_L	VL038602.D	0.49	03142022T18:52:00	VL038645.D	0.43
0.033569579	2.602	MSVOA_L	VL038602.D	0.5	03142022T18:52:00	VL038645.D	0.472
0.030038864	2.602	MSVOA_L	VL038602.D	0.39	03142022T18:52:00	VL038645.D	0.412
0.044355712	2.602	MSVOA_L	VL038602.D	0.33	03142022T18:52:00	VL038645.D	0.357
0.038739676	2.602	MSVOA_L	VL038602.D	0.35	03142022T18:52:00	VL038645.D	0.349
0.032348107	2.602	MSVOA_L	VL038602.D	0.48	03142022T18:52:00	VL038645.D	0.5
0.04092432	2.602	MSVOA_L	VL038602.D	0.37	03142022T18:52:00	VL038645.D	0.411
0.026260236	2.602	MSVOA_L	VL038602.D	0.47	03142022T18:52:00	VL038645.D	0.44
0.033337666	2.602	MSVOA_L	VL038602.D	0.4	03142022T18:52:00	VL038645.D	0.387
0.079104967	2.602	MSVOA_L	VL038602.D	0.76	03142022T18:52:00	VL038645.D	0.762
0.032870389	2.602	MSVOA_L	VL038602.D	0.31	03142022T18:52:00	VL038645.D	0.334
0.045944169	2.602	MSVOA_L	VL038602.D	0.41	03142022T18:52:00	VL038645.D	0.418
0.070735069	2.602	MSVOA_L	VL038602.D	0.49	03142022T18:52:00	VL038645.D	0.479
0.02880907	2.602	MSVOA_L	VL038602.D	0.25	03142022T18:52:00	VL038645.D	0.289
0.057070096	2.602	MSVOA_L	VL038602.D	0.14	03142022T18:52:00	VL038645.D	0.074
0.031520826	2.602	MSVOA_L	VL038602.D	0.35	03142022T18:52:00	VL038645.D	0.366
0.029937087	2.602	MSVOA_L	VL038602.D	0.37	03142022T18:52:00	VL038645.D	0.365
0.045207623	2.602	MSVOA_L	VL038602.D	0.36	03142022T18:52:00	VL038645.D	0.368
0.032938073	2.602	MSVOA_L	VL038602.D	0.35	03142022T18:52:00	VL038645.D	0.366
0.05526165	2.602	MSVOA_L	VL038602.D	0.44	03142022T18:52:00	VL038645.D	0.443
0.035804795	2.602	MSVOA_L	VL038602.D	0.38	03142022T18:52:00	VL038645.D	0.392
0.042061661	2.602	MSVOA_L	VL038602.D	0.26	03142022T18:52:00	VL038645.D	0.275
0.022957116	2.602	MSVOA_L	VL038602.D	0.27	03142022T18:52:00	VL038645.D	0.29
0.072141412	2.602	MSVOA_L	VL038602.D	0.44	03142022T18:52:00	VL038645.D	0.459
0.035649626	2.602	MSVOA_L	VL038602.D	0.37	03142022T18:52:00	VL038645.D	0.405
0.005558402	2.602	MSVOA_L	VL038599.D	0.03	03142022T17:01:00	VL038658.D	0.031
0.047138758	2.602	MSVOA_L	VL038602.D	0.3	03142022T18:52:00	VL038645.D	0.324
0.042	2.602	MSVOA_L	VL038602.D	0.31	03142022T18:52:00	VL038645.D	0.332
0.07120086	2.602	MSVOA_L	VL038602.D	0.4	03142022T18:52:00	VL038645.D	0.396
0.006363634	2.602	MSVOA_L	VL038599.D	0.03	03142022T17:01:00	VL038658.D	0.035
0.060517215	2.602	MSVOA_L	VL038602.D	0.46	03142022T18:52:00	VL038645.D	0.472
0.058559372	2.602	MSVOA_L	VL038602.D	0.4	03142022T18:52:00	VL038645.D	0.389
0.00522135	2.602	MSVOA_L	VL038599.D	0.03	03142022T17:01:00	VL038658.D	0.031
0.105747594	2.998	MSVOA_L	VL040210.D	0.438	02222023T00:52:00	VL040220.D	0.43

Adate2	Datafile3	Concentration3	Adate3	Datafile4	Concentration4	Adate4	Datafile5
03182022T03:39:00	VL039242.D	0.45	06082022T19:44:00	VL039436.D	0.45	07062022T02:26:00	VL039568.D
03212022T20:11:00	VL039329.D	0.036	06222022T20:53:00	VL039439.D	0.033	07062022T09:13:00	VL039570.D
03212022T20:11:00	VL039329.D	0.029	06222022T20:53:00	VL039439.D	0.035	07062022T09:13:00	VL039570.D
03182022T03:39:00	VL039242.D	0.417	06082022T19:44:00	VL039436.D	0.445	07062022T02:26:00	VL039568.D
03182022T03:39:00	VL039242.D	0.615	06082022T19:44:00	VL039436.D	0.498	07062022T02:26:00	VL039568.D
03182022T03:39:00	VL039242.D	0.493	06082022T19:44:00	VL039436.D	0.545	07062022T02:26:00	VL039568.D
03182022T03:39:00	VL039242.D	0.594	06082022T19:44:00	VL039436.D	0.485	07062022T02:26:00	VL039568.D
03182022T03:39:00	VL039242.D	0.318	06082022T19:44:00	VL039436.D	0.328	07062022T02:26:00	VL039568.D
03182022T03:39:00	VL039242.D	0.389	06082022T19:44:00	VL039436.D	0.387	07062022T02:26:00	VL039568.D
03182022T03:39:00	VL039242.D	0.392	06082022T19:44:00	VL039436.D	0.391	07062022T02:26:00	VL039568.D
03182022T03:39:00	VL039242.D	0.409	06082022T19:44:00	VL039436.D	0.393	07062022T02:26:00	VL039568.D
03182022T03:39:00	VL039242.D	0.494	06082022T19:44:00	VL039436.D	0.435	07062022T02:26:00	VL039568.D
03182022T03:39:00	VL039242.D	0.404	06082022T19:44:00	VL039436.D	0.451	07062022T02:26:00	VL039568.D
03182022T03:39:00	VL039242.D	0.421	06082022T19:44:00	VL039436.D	0.397	07062022T02:26:00	VL039568.D
03182022T03:39:00	VL039242.D	0.583	06082022T19:44:00	VL039436.D	0.486	07062022T02:26:00	VL039568.D
03182022T03:39:00	VL039242.D	0.409	06082022T19:44:00	VL039436.D	0.465	07062022T02:26:00	VL039568.D
03182022T03:39:00	VL039242.D	0.392	06082022T19:44:00	VL039436.D	0.41	07062022T02:26:00	VL039568.D
03182022T03:39:00	VL039242.D	0.454	06082022T19:44:00	VL039436.D	0.535	07062022T02:26:00	VL039568.D
03182022T03:39:00	VL039242.D	0.37	06082022T19:44:00	VL039436.D	0.425	07062022T02:26:00	VL039568.D
03182022T03:39:00	VL039242.D	0.438	06082022T19:44:00	VL039436.D	0.482	07062022T02:26:00	VL039568.D
03182022T03:39:00	VL039242.D	0.415	06082022T19:44:00	VL039436.D	0.401	07062022T02:26:00	VL039568.D
03182022T03:39:00	VL039242.D	0.309	06082022T19:44:00	VL039436.D	0.31	07062022T02:26:00	VL039568.D
03182022T03:39:00	VL039242.D	0.391	06082022T19:44:00	VL039436.D	0.393	07062022T02:26:00	VL039568.D
03182022T03:39:00	VL039242.D	0.371	06082022T19:44:00	VL039436.D	0.372	07062022T02:26:00	VL039568.D
03182022T03:39:00	VL039242.D	0.649	06082022T19:44:00	VL039436.D	0.621	07062022T02:26:00	VL039568.D
03182022T03:39:00	VL039242.D	0.58	06082022T19:44:00	VL039436.D	0.45	07062022T02:26:00	VL039568.D
03182022T03:39:00	VL039242.D	0.391	06082022T19:44:00	VL039436.D	0.429	07062022T02:26:00	VL039568.D
03182022T03:39:00	VL039242.D	0.328	06082022T19:44:00	VL039436.D	0.438	07062022T02:26:00	VL039568.D
03182022T03:39:00	VL039242.D	0.398	06082022T19:44:00	VL039436.D	0.395	07062022T02:26:00	VL039568.D
03182022T03:39:00	VL039242.D	0.526	06082022T19:44:00	VL039436.D	0.475	07062022T02:26:00	VL039568.D
03182022T03:39:00	VL039242.D	0.335	06082022T19:44:00	VL039436.D	0.322	07062022T02:26:00	VL039568.D
03182022T03:39:00	VL039242.D	0.535	06082022T19:44:00	VL039436.D	0.503	07062022T02:26:00	VL039568.D
03182022T03:39:00	VL039242.D	0.494	06082022T19:44:00	VL039436.D	0.389	07062022T02:26:00	VL039568.D
03212022T20:11:00	VL039329.D	0.028	06222022T20:53:00	VL039439.D	0.03	07062022T09:13:00	VL039570.D
03182022T03:39:00	VL039242.D	0.418	06082022T19:44:00	VL039436.D	0.473	07062022T02:26:00	VL039568.D
03182022T03:39:00	VL039242.D	0.489	06082022T19:44:00	VL039436.D	0.483	07062022T02:26:00	VL039568.D
03182022T03:39:00	VL039242.D	0.595	06082022T19:44:00	VL039436.D	0.52	07062022T02:26:00	VL039568.D
03182022T03:39:00	VL039242.D	0.453	06082022T19:44:00	VL039436.D	0.469	07062022T02:26:00	VL039568.D
03182022T03:39:00	VL039242.D	0.5	06082022T19:44:00	VL039436.D	0.482	07062022T02:26:00	VL039568.D
03182022T03:39:00	VL039242.D	0.403	06082022T19:44:00	VL039436.D	0.434	07062022T02:26:00	VL039568.D
03182022T03:39:00	VL039242.D	0.315	06082022T19:44:00	VL039436.D	0.327	07062022T02:26:00	VL039568.D
03182022T03:39:00	VL039242.D	0.428	06082022T19:44:00	VL039436.D	0.512	07062022T02:26:00	VL039568.D
03182022T03:39:00	VL039242.D	0.359	06082022T19:44:00	VL039436.D	0.37	07062022T02:26:00	VL039568.D
03182022T03:39:00	VL039242.D	0.618	06082022T19:44:00	VL039436.D	0.675	07062022T02:26:00	VL039568.D
03182022T03:39:00	VL039242.D	0.551	06082022T19:44:00	VL039436.D	0.51	07062022T02:26:00	VL039568.D
03182022T03:39:00	VL039242.D	0.376	06082022T19:44:00	VL039436.D	0.441	07062022T02:26:00	VL039568.D
03182022T03:39:00	VL039242.D	0.374	06082022T19:44:00	VL039436.D	0.381	07062022T02:26:00	VL039568.D
03182022T03:39:00	VL039242.D	0.33	06082022T19:44:00	VL039436.D	0.41	07062022T02:26:00	VL039568.D
03182022T03:39:00	VL039242.D	0.444	06082022T19:44:00	VL039436.D	0.472	07062022T02:26:00	VL039568.D
03182022T03:39:00	VL039242.D	0.394	06082022T19:44:00	VL039436.D	0.47	07062022T02:26:00	VL039568.D
03182022T03:39:00	VL039242.D	0.504	06082022T19:44:00	VL039436.D	0.465	07062022T02:26:00	VL039568.D
03182022T03:39:00	VL039242.D	0.425	06082022T19:44:00	VL039436.D	0.416	07062022T02:26:00	VL039568.D
03182022T03:39:00	VL039242.D	0.815	06082022T19:44:00	VL039436.D	0.805	07062022T02:26:00	VL039568.D
03182022T03:39:00	VL039242.D	0.347	06082022T19:44:00	VL039436.D	0.361	07062022T02:26:00	VL039568.D
03182022T03:39:00	VL039242.D	0.492	06082022T19:44:00	VL039436.D	0.452	07062022T02:26:00	VL039568.D
03182022T03:39:00	VL039242.D	0.684	06082022T19:44:00	VL039436.D	0.578	07062022T02:26:00	VL039568.D
03182022T03:39:00	VL039242.D	0.282	06082022T19:44:00	VL039436.D	0.302	07062022T02:26:00	VL039568.D
03182022T03:39:00	VL039242.D	0.155	06082022T19:44:00	VL039436.D	0.143	07062022T02:26:00	VL039568.D
03182022T03:39:00	VL039242.D	0.39	06082022T19:44:00	VL039436.D	0.374	07062022T02:26:00	VL039568.D
03182022T03:39:00	VL039242.D	0.394	06082022T19:44:00	VL039436.D	0.397	07062022T02:26:00	VL039568.D
03182022T03:39:00	VL039242.D	0.421	06082022T19:44:00	VL039436.D	0.403	07062022T02:26:00	VL039568.D
03182022T03:39:00	VL039242.D	0.378	06082022T19:44:00	VL039436.D	0.388	07062022T02:26:00	VL039568.D
03182022T03:39:00	VL039242.D	0.435	06082022T19:44:00	VL039436.D	0.521	07062022T02:26:00	VL039568.D
03182022T03:39:00	VL039242.D	0.411	06082022T19:44:00	VL039436.D	0.406	07062022T02:26:00	VL039568.D
03182022T03:39:00	VL039242.D	0.345	06082022T19:44:00	VL039436.D	0.302	07062022T02:26:00	VL039568.D
03182022T03:39:00	VL039242.D	0.309	06082022T19:44:00	VL039436.D	0.279	07062022T02:26:00	VL039568.D
03182022T03:39:00	VL039242.D	0.655	06082022T19:44:00	VL039436.D	0.505	07062022T02:26:00	VL039568.D
03182022T03:39:00	VL039242.D	0.403	06082022T19:44:00	VL039436.D	0.388	07062022T02:26:00	VL039568.D
03212022T20:11:00	VL039329.D	0.036	06222022T20:53:00	VL039439.D	0.034	07062022T09:13:00	VL039570.D
03182022T03:39:00	VL039242.D	0.346	06082022T19:44:00	VL039436.D	0.38	07062022T02:26:00	VL039568.D
03182022T03:39:00	VL039242.D	0.341	06082022T19:44:00	VL039436.D	0.37	07062022T02:26:00	VL039568.D
03182022T03:39:00	VL039242.D	0.64	06082022T19:44:00	VL039436.D	0.494	07062022T02:26:00	VL039568.D
03212022T20:11:00	VL039329.D	0.038	06222022T20:53:00	VL039439.D	0.034	07062022T09:13:00	VL039570.D
03182022T03:39:00	VL039242.D	0.596	06082022T19:44:00	VL039436.D	0.492	07062022T02:26:00	VL039568.D
03182022T03:39:00	VL039242.D	0.418	06082022T19:44:00	VL039436.D	0.437	07062022T02:26:00	VL039568.D
03212022T20:11:00	VL039329.D	0.043	06222022T20:53:00	VL039439.D	0.036	07062022T09:13:00	VL039570.D
03232023T13:12:00	VL040329.D	0.51	04102023T17:39:00	VL040349.D	0.633	04122023T23:23:00	VL040559.D

Concentration5	Adate5	Datafile6	Concentration6	Adate6	Datafile7	Concentration7	Adate7
0.433	08182022T21:04:00	VL039600.D	0.463	08262022T12:33:00	VL039709.D	0.402	10102022T23:30:00
0.03	08182022T22:24:00	VL039586.D	0.031	08252022T20:23:00	VL039711.D	0.03	10112022T00:45:00
0.03	08182022T22:24:00	VL039586.D	0.029	08252022T20:23:00	VL039711.D	0.03	10112022T00:45:00
0.404	08182022T21:04:00	VL039600.D	0.424	08262022T12:33:00	VL039709.D	0.412	10102022T23:30:00
0.448	08182022T21:04:00	VL039600.D	0.454	08262022T12:33:00	VL039709.D	0.438	10102022T23:30:00
0.426	08182022T21:04:00	VL039600.D	0.451	08262022T12:33:00	VL039709.D	0.445	10102022T23:30:00
0.394	08182022T21:04:00	VL039600.D	0.387	08262022T12:33:00	VL039709.D	0.427	10102022T23:30:00
0.314	08182022T21:04:00	VL039600.D	0.367	08262022T12:33:00	VL039709.D	0.373	10102022T23:30:00
0.342	08182022T21:04:00	VL039600.D	0.389	08262022T12:33:00	VL039709.D	0.389	10102022T23:30:00
0.361	08182022T21:04:00	VL039600.D	0.402	08262022T12:33:00	VL039709.D	0.375	10102022T23:30:00
0.408	08182022T21:04:00	VL039600.D	0.431	08262022T12:33:00	VL039709.D	0.448	10102022T23:30:00
0.411	08182022T21:04:00	VL039600.D	0.455	08262022T12:33:00	VL039709.D	0.418	10102022T23:30:00
0.444	08182022T21:04:00	VL039600.D	0.429	08262022T12:33:00	VL039709.D	0.373	10102022T23:30:00
0.331	08182022T21:04:00	VL039600.D	0.357	08262022T12:33:00	VL039709.D	0.342	10102022T23:30:00
0.405	08182022T21:04:00	VL039600.D	0.449	08262022T12:33:00	VL039709.D	0.422	10102022T23:30:00
0.368	08182022T21:04:00	VL039600.D	0.414	08262022T12:33:00	VL039709.D	0.399	10102022T23:30:00
0.404	08182022T21:04:00	VL039600.D	0.384	08262022T12:33:00	VL039709.D	0.439	10102022T23:30:00
0.373	08182022T21:04:00	VL039600.D	0.341	08262022T12:33:00	VL039709.D	0.418	10102022T23:30:00
0.348	08182022T21:04:00	VL039600.D	0.379	08262022T12:33:00	VL039709.D	0.392	10102022T23:30:00
0.314	08182022T21:04:00	VL039600.D	0.451	08262022T12:33:00	VL039709.D	0.354	10102022T23:30:00
0.312	08182022T21:04:00	VL039600.D	0.359	08262022T12:33:00	VL039709.D	0.348	10102022T23:30:00
0.27	08182022T21:04:00	VL039600.D	0.294	08262022T12:33:00	VL039709.D	0.326	10102022T23:30:00
0.284	08182022T21:04:00	VL039600.D	0.348	08262022T12:33:00	VL039709.D	0.355	10102022T23:30:00
0.322	08182022T21:04:00	VL039600.D	0.335	08262022T12:33:00	VL039709.D	0.32	10102022T23:30:00
0.363	08182022T21:04:00	VL039600.D	0.484	08262022T12:33:00	VL039709.D	0.5	10102022T23:30:00
0.418	08182022T21:04:00	VL039600.D	0.459	08262022T12:33:00	VL039709.D	0.379	10102022T23:30:00
0.345	08182022T21:04:00	VL039600.D	0.376	08262022T12:33:00	VL039709.D	0.398	10102022T23:30:00
0.394	08182022T21:04:00	VL039600.D	0.336	08262022T12:33:00	VL039709.D	0.356	10102022T23:30:00
0.382	08182022T21:04:00	VL039600.D	0.367	08262022T12:33:00	VL039709.D	0.377	10102022T23:30:00
0.408	08182022T21:04:00	VL039600.D	0.441	08262022T12:33:00	VL039709.D	0.388	10102022T23:30:00
0.305	08182022T21:04:00	VL039600.D	0.303	08262022T12:33:00	VL039709.D	0.293	10102022T23:30:00
0.364	08182022T21:04:00	VL039600.D	0.494	08262022T12:33:00	VL039709.D	0.464	10102022T23:30:00
0.399	08182022T21:04:00	VL039600.D	0.268	08262022T12:33:00	VL039709.D	0.332	10102022T23:30:00
0.03	08182022T22:24:00	VL039586.D	0.027	08252022T20:23:00	VL039711.D	0.03	10112022T00:45:00
0.431	08182022T21:04:00	VL039600.D	0.466	08262022T12:33:00	VL039709.D	0.46	10102022T23:30:00
0.456	08182022T21:04:00	VL039600.D	0.504	08262022T12:33:00	VL039709.D	0.446	10102022T23:30:00
0.462	08182022T21:04:00	VL039600.D	0.504	08262022T12:33:00	VL039709.D	0.531	10102022T23:30:00
0.423	08182022T21:04:00	VL039600.D	0.46	08262022T12:33:00	VL039709.D	0.411	10102022T23:30:00
0.392	08182022T21:04:00	VL039600.D	0.472	08262022T12:33:00	VL039709.D	0.485	10102022T23:30:00
0.36	08182022T21:04:00	VL039600.D	0.407	08262022T12:33:00	VL039709.D	0.438	10102022T23:30:00
0.277	08182022T21:04:00	VL039600.D	0.291	08262022T12:33:00	VL039709.D	0.284	10102022T23:30:00
0.376	08182022T21:04:00	VL039600.D	0.395	08262022T12:33:00	VL039709.D	0.383	10102022T23:30:00
0.339	08182022T21:04:00	VL039600.D	0.335	08262022T12:33:00	VL039709.D	0.301	10102022T23:30:00
0.62	08182022T21:04:00	VL039600.D	0.643	08262022T12:33:00	VL039709.D	0.694	10102022T23:30:00
0.454	08182022T21:04:00	VL039600.D	0.508	08262022T12:33:00	VL039709.D	0.473	10102022T23:30:00
0.341	08182022T21:04:00	VL039600.D	0.432	08262022T12:33:00	VL039709.D	0.395	10102022T23:30:00
0.297	08182022T21:04:00	VL039600.D	0.338	08262022T12:33:00	VL039709.D	0.334	10102022T23:30:00
0.347	08182022T21:04:00	VL039600.D	0.382	08262022T12:33:00	VL039709.D	0.407	10102022T23:30:00
0.447	08182022T21:04:00	VL039600.D	0.502	08262022T12:33:00	VL039709.D	0.468	10102022T23:30:00
0.385	08182022T21:04:00	VL039600.D	0.405	08262022T12:33:00	VL039709.D	0.435	10102022T23:30:00
0.458	08182022T21:04:00	VL039600.D	0.434	08262022T12:33:00	VL039709.D	0.481	10102022T23:30:00
0.361	08182022T21:04:00	VL039600.D	0.388	08262022T12:33:00	VL039709.D	0.405	10102022T23:30:00
0.673	08182022T21:04:00	VL039600.D	0.719	08262022T12:33:00	VL039709.D	0.688	10102022T23:30:00
0.3	08182022T21:04:00	VL039600.D	0.323	08262022T12:33:00	VL039709.D	0.346	10102022T23:30:00
0.337	08182022T21:04:00	VL039600.D	0.355	08262022T12:33:00	VL039709.D	0.396	10102022T23:30:00
0.536	08182022T21:04:00	VL039600.D	0.634	08262022T12:33:00	VL039709.D	0.499	10102022T23:30:00
0.28	08182022T21:04:00	VL039600.D	0.302	08262022T12:33:00	VL039709.D	0.291	10102022T23:30:00
0.158	08182022T21:04:00	VL039600.D	0.094	08262022T12:33:00	VL039709.D	0.149	10102022T23:30:00
0.321	08182022T21:04:00	VL039600.D	0.354	08262022T12:33:00	VL039709.D	0.358	10102022T23:30:00
0.332	08182022T21:04:00	VL039600.D	0.338	08262022T12:33:00	VL039709.D	0.347	10102022T23:30:00
0.315	08182022T21:04:00	VL039600.D	0.347	08262022T12:33:00	VL039709.D	0.354	10102022T23:30:00
0.316	08182022T21:04:00	VL039600.D	0.362	08262022T12:33:00	VL039709.D	0.358	10102022T23:30:00
0.499	08182022T21:04:00	VL039600.D	0.578	08262022T12:33:00	VL039709.D	0.533	10102022T23:30:00
0.359	08182022T21:04:00	VL039600.D	0.382	08262022T12:33:00	VL039709.D	0.371	10102022T23:30:00
0.23	08182022T21:04:00	VL039600.D	0.257	08262022T12:33:00	VL039709.D	0.278	10102022T23:30:00
0.252	08182022T21:04:00	VL039600.D	0.252	08262022T12:33:00	VL039709.D	0.273	10102022T23:30:00
0.384	08182022T21:04:00	VL039600.D	0.382	08262022T12:33:00	VL039709.D	0.454	10102022T23:30:00
0.345	08182022T21:04:00	VL039600.D	0.399	08262022T12:33:00	VL039709.D	0.371	10102022T23:30:00
0.03	08182022T22:24:00	VL039586.D	0.038	08252022T20:23:00	VL039711.D	0.03	10112022T00:45:00
0.299	08182022T21:04:00	VL039600.D	0.344	08262022T12:33:00	VL039709.D	0.389	10102022T23:30:00
0.288	08182022T21:04:00	VL039600.D	0.296	08262022T12:33:00	VL039709.D	0.33	10102022T23:30:00
0.375	08182022T21:04:00	VL039600.D	0.466	08262022T12:33:00	VL039709.D	0.437	10102022T23:30:00
0.03	08182022T22:24:00	VL039586.D	0.031	08252022T20:23:00	VL039711.D	0.04	10112022T00:45:00
0.436	08182022T21:04:00	VL039600.D	0.47	08262022T12:33:00	VL039709.D	0.385	10102022T23:30:00
0.42	08182022T21:04:00	VL039600.D	0.483	08262022T12:33:00	VL039709.D	0.363	10102022T23:30:00
0.03	08182022T22:24:00	VL039586.D	0.029	08252022T20:23:00	VL039711.D	0.03	10112022T00:45:00
0.636	07272023T03:27:00	VL040579.D	0.42	07312023T19:20:00	VL040747.D	0.607	10042023T19:33:00

Datafile8	Concentration8	Adate8	Datafile9	Concentration9	Adate9	Datafile10	Concentration10
VL040134.D	0.42	01302023T15:54:00	VL040210.D	0.383	02222023T00:52:00	VL040220.D	0.42
VL040136.D	0.03	01302023T17:08:00	VL040222.D	0.038	02232023T14:26:00	VL040223.D	0.033
VL040136.D	0.03	01302023T17:08:00	VL040222.D	0.032	02232023T14:26:00	VL040223.D	0.027
VL040134.D	0.41	01302023T15:54:00	VL040210.D	0.395	02222023T00:52:00	VL040220.D	0.43
VL040134.D	0.38	01302023T15:54:00	VL040210.D	0.476	02222023T00:52:00	VL040220.D	0.47
VL040134.D	0.38	01302023T15:54:00	VL040210.D	0.436	02222023T00:52:00	VL040220.D	0.45
VL040134.D	0.4	01302023T15:54:00	VL040210.D	0.452	02222023T00:52:00	VL040220.D	0.45
VL040134.D	0.32	01302023T15:54:00	VL040210.D	0.299	02222023T00:52:00	VL040220.D	0.32
VL040134.D	0.37	01302023T15:54:00	VL040210.D	0.375	02222023T00:52:00	VL040220.D	0.37
VL040134.D	0.39	01302023T15:54:00	VL040210.D	0.38	02222023T00:52:00	VL040220.D	0.38
VL040134.D	0.38	01302023T15:54:00	VL040210.D	0.378	02222023T00:52:00	VL040220.D	0.43
VL040134.D	0.4	01302023T15:54:00	VL040210.D	0.434	02222023T00:52:00	VL040220.D	0.44
VL040134.D	0.41	01302023T15:54:00	VL040210.D	0.432	02222023T00:52:00	VL040220.D	0.43
VL040134.D	0.35	01302023T15:54:00	VL040210.D	0.344	02222023T00:52:00	VL040220.D	0.34
VL040134.D	0.43	01302023T15:54:00	VL040210.D	0.396	02222023T00:52:00	VL040220.D	0.41
VL040134.D	0.37	01302023T15:54:00	VL040210.D	0.395	02222023T00:52:00	VL040220.D	0.42
VL040134.D	0.4	01302023T15:54:00	VL040210.D	0.402	02222023T00:52:00	VL040220.D	0.4
VL040134.D	0.41	01302023T15:54:00	VL040210.D	0.387	02222023T00:52:00	VL040220.D	0.43
VL040134.D	0.39	01302023T15:54:00	VL040210.D	0.352	02222023T00:52:00	VL040220.D	0.38
VL040134.D	0.38	01302023T15:54:00	VL040210.D	0.416	02222023T00:52:00	VL040220.D	0.44
VL040134.D	0.36	01302023T15:54:00	VL040210.D	0.34	02222023T00:52:00	VL040220.D	0.36
VL040134.D	0.32	01302023T15:54:00	VL040210.D	0.318	02222023T00:52:00	VL040220.D	0.34
VL040134.D	0.35	01302023T15:54:00	VL040210.D	0.321	02222023T00:52:00	VL040220.D	0.36
VL040134.D	0.36	01302023T15:54:00	VL040210.D	0.337	02222023T00:52:00	VL040220.D	0.37
VL040134.D	0.45	01302023T15:54:00	VL040210.D	0.482	02222023T00:52:00	VL040220.D	0.5
VL040134.D	0.36	01302023T15:54:00	VL040210.D	0.411	02222023T00:52:00	VL040220.D	0.45
VL040134.D	0.38	01302023T15:54:00	VL040210.D	0.359	02222023T00:52:00	VL040220.D	0.39
VL040134.D	0.29	01302023T15:54:00	VL040210.D	0.311	02222023T00:52:00	VL040220.D	0.38
VL040134.D	0.37	01302023T15:54:00	VL040210.D	0.378	02222023T00:52:00	VL040220.D	0.38
VL040134.D	0.37	01302023T15:54:00	VL040210.D	0.413	02222023T00:52:00	VL040220.D	0.42
VL040134.D	0.32	01302023T15:54:00	VL040210.D	0.32	02222023T00:52:00	VL040220.D	0.33
VL040134.D	0.4	01302023T15:54:00	VL040210.D	0.408	02222023T00:52:00	VL040220.D	0.49
VL040134.D	0.31	01302023T15:54:00	VL040210.D	0.391	02222023T00:52:00	VL040220.D	0.37
VL040136.D	0.03	01302023T17:08:00	VL040222.D	0.033	02232023T14:26:00	VL040223.D	0.037
VL040134.D	0.44	01302023T15:54:00	VL040210.D	0.414	02222023T00:52:00	VL040220.D	0.45
VL040134.D	0.43	01302023T15:54:00	VL040210.D	0.474	02222023T00:52:00	VL040220.D	0.46
VL040134.D	0.37	01302023T15:54:00	VL040210.D	0.416	02222023T00:52:00	VL040220.D	0.44
VL040134.D	0.47	01302023T15:54:00	VL040210.D	0.445	02222023T00:52:00	VL040220.D	0.42
VL040134.D	0.46	01302023T15:54:00	VL040210.D	0.443	02222023T00:52:00	VL040220.D	0.47
VL040134.D	0.38	01302023T15:54:00	VL040210.D	0.435	02222023T00:52:00	VL040220.D	0.38
VL040134.D	0.33	01302023T15:54:00	VL040210.D	0.284	02222023T00:52:00	VL040220.D	0.34
VL040134.D	0.49	01302023T15:54:00	VL040210.D	0.521	02222023T00:52:00	VL040220.D	0.34
VL040134.D	0.35	01302023T15:54:00	VL040210.D	0.343	02222023T00:52:00	VL040220.D	0.34
VL040134.D	0.48	01302023T15:54:00	VL040210.D	0.497	02222023T00:52:00	VL040220.D	0.49
VL040134.D	0.43	01302023T15:54:00	VL040210.D	0.431	02222023T00:52:00	VL040220.D	0.46
VL040134.D	0.39	01302023T15:54:00	VL040210.D	0.398	02222023T00:52:00	VL040220.D	0.42
VL040134.D	0.36	01302023T15:54:00	VL040210.D	0.309	02222023T00:52:00	VL040220.D	0.33
VL040134.D	0.34	01302023T15:54:00	VL040210.D	0.336	02222023T00:52:00	VL040220.D	0.37
VL040134.D	0.43	01302023T15:54:00	VL040210.D	0.421	02222023T00:52:00	VL040220.D	0.44
VL040134.D	0.41	01302023T15:54:00	VL040210.D	0.4	02222023T00:52:00	VL040220.D	0.41
VL040134.D	0.4	01302023T15:54:00	VL040210.D	0.479	02222023T00:52:00	VL040220.D	0.48
VL040134.D	0.38	01302023T15:54:00	VL040210.D	0.361	02222023T00:52:00	VL040220.D	0.4
VL040134.D	0.71	01302023T15:54:00	VL040210.D	0.699	02222023T00:52:00	VL040220.D	0.75
VL040134.D	0.35	01302023T15:54:00	VL040210.D	0.314	02222023T00:52:00	VL040220.D	0.35
VL040134.D	0.38	01302023T15:54:00	VL040210.D	0.421	02222023T00:52:00	VL040220.D	0.41
VL040134.D	0.44	01302023T15:54:00	VL040210.D	0.558	02222023T00:52:00	VL040220.D	0.57
VL040134.D	0.27	01302023T15:54:00	VL040210.D	0.246	02222023T00:52:00	VL040220.D	0.27
VL040134.D	0.19	01302023T15:54:00	VL040210.D	0.116	02222023T00:52:00	VL040220.D	0.21
VL040134.D	0.34	01302023T15:54:00	VL040210.D	0.349	02222023T00:52:00	VL040220.D	0.35
VL040134.D	0.34	01302023T15:54:00	VL040210.D	0.354	02222023T00:52:00	VL040220.D	0.36
VL040134.D	0.34	01302023T15:54:00	VL040210.D	0.331	02222023T00:52:00	VL040220.D	0.36
VL040134.D	0.33	01302023T15:54:00	VL040210.D	0.329	02222023T00:52:00	VL040220.D	0.34
VL040134.D	0.42	01302023T15:54:00	VL040210.D	0.432	02222023T00:52:00	VL040220.D	0.43
VL040134.D	0.36	01302023T15:54:00	VL040210.D	0.352	02222023T00:52:00	VL040220.D	0.37
VL040134.D	0.29	01302023T15:54:00	VL040210.D	0.262	02222023T00:52:00	VL040220.D	0.27
VL040134.D	0.3	01302023T15:54:00	VL040210.D	0.292	02222023T00:52:00	VL040220.D	0.3
VL040134.D	0.4	01302023T15:54:00	VL040210.D	0.395	02222023T00:52:00	VL040220.D	0.44
VL040134.D	0.35	01302023T15:54:00	VL040210.D	0.349	02222023T00:52:00	VL040220.D	0.36
VL040136.D	0.03	01302023T17:08:00	VL040222.D	0.029	02232023T14:26:00	VL040223.D	0.031
VL040134.D	0.42	01302023T15:54:00	VL040210.D	0.368	02222023T00:52:00	VL040220.D	0.42
VL040134.D	0.34	01302023T15:54:00	VL040210.D	0.297	02222023T00:52:00	VL040220.D	0.33
VL040134.D	0.35	01302023T15:54:00	VL040210.D	0.397	02222023T00:52:00	VL040220.D	0.42
VL040136.D	0.03	01302023T17:08:00	VL040222.D	0.027	02232023T14:26:00	VL040223.D	0.028
VL040134.D	0.4	01302023T15:54:00	VL040210.D	0.451	02222023T00:52:00	VL040220.D	0.45
VL040134.D	0.39	01302023T15:54:00	VL040210.D	0.438	02222023T00:52:00	VL040220.D	0.4
VL040136.D	0.03	01302023T17:08:00	VL040222.D	0.033	02232023T14:26:00	VL040223.D	0.038
VL040805.D	0.675	10252023T18:12:00					

Adate10	Datafile11	Concentration11	Adate11	Datafile12	Concentration12	Adate12	Datafile13
02232023T13:12:00	VL040329.D	0.45	04102023T17:39:00	VL040349.D	0.434	04122023T23:23:00	VL040559.D
02232023T15:04:00	VL040332.D	0.028	04102023T19:33:00	VL040346.D	0.027	04122023T19:50:00	VL040576.D
02232023T15:04:00	VL040332.D	0.023	04102023T19:33:00	VL040346.D	0.03	04122023T19:50:00	VL040576.D
02232023T13:12:00	VL040329.D	0.41	04102023T17:39:00	VL040349.D	0.403	04122023T23:23:00	VL040559.D
02232023T13:12:00	VL040329.D	0.42	04102023T17:39:00	VL040349.D	0.429	04122023T23:23:00	VL040559.D
02232023T13:12:00	VL040329.D	0.43	04102023T17:39:00	VL040349.D	0.4	04122023T23:23:00	VL040559.D
02232023T13:12:00	VL040329.D	0.44	04102023T17:39:00	VL040349.D	0.419	04122023T23:23:00	VL040559.D
02232023T13:12:00	VL040329.D	0.3	04102023T17:39:00	VL040349.D	0.302	04122023T23:23:00	VL040559.D
02232023T13:12:00	VL040329.D	0.34	04102023T17:39:00	VL040349.D	0.362	04122023T23:23:00	VL040559.D
02232023T13:12:00	VL040329.D	0.37	04102023T17:39:00	VL040349.D	0.398	04122023T23:23:00	VL040559.D
02232023T13:12:00	VL040329.D	0.38	04102023T17:39:00	VL040349.D	0.402	04122023T23:23:00	VL040559.D
02232023T13:12:00	VL040329.D	0.45	04102023T17:39:00	VL040349.D	0.427	04122023T23:23:00	VL040559.D
02232023T13:12:00	VL040329.D	0.41	04102023T17:39:00	VL040349.D	0.385	04122023T23:23:00	VL040559.D
02232023T13:12:00	VL040329.D	0.33	04102023T17:39:00	VL040349.D	0.311	04122023T23:23:00	VL040559.D
02232023T13:12:00	VL040329.D	0.38	04102023T17:39:00	VL040349.D	0.448	04122023T23:23:00	VL040559.D
02232023T13:12:00	VL040329.D	0.38	04102023T17:39:00	VL040349.D	0.392	04122023T23:23:00	VL040559.D
02232023T13:12:00	VL040329.D	0.39	04102023T17:39:00	VL040349.D	0.402	04122023T23:23:00	VL040559.D
02232023T13:12:00	VL040329.D	0.33	04102023T17:39:00	VL040349.D	0.33	04122023T23:23:00	VL040559.D
02232023T13:12:00	VL040329.D	0.35	04102023T17:39:00	VL040349.D	0.356	04122023T23:23:00	VL040559.D
02232023T13:12:00	VL040329.D	0.45	04102023T17:39:00	VL040349.D	0.451	04122023T23:23:00	VL040559.D
02232023T13:12:00	VL040329.D	0.32	04102023T17:39:00	VL040349.D	0.31	04122023T23:23:00	VL040559.D
02232023T13:12:00	VL040329.D	0.28	04102023T17:39:00	VL040349.D	0.29	04122023T23:23:00	VL040559.D
02232023T13:12:00	VL040329.D	0.32	04102023T17:39:00	VL040349.D	0.303	04122023T23:23:00	VL040559.D
02232023T13:12:00	VL040329.D	0.33	04102023T17:39:00	VL040349.D	0.339	04122023T23:23:00	VL040559.D
02232023T13:12:00	VL040329.D	0.58	04102023T17:39:00	VL040349.D	0.582	04122023T23:23:00	VL040559.D
02232023T13:12:00	VL040329.D	0.39	04102023T17:39:00	VL040349.D	0.402	04122023T23:23:00	VL040559.D
02232023T13:12:00	VL040329.D	0.37	04102023T17:39:00	VL040349.D	0.365	04122023T23:23:00	VL040559.D
02232023T13:12:00	VL040329.D	0.37	04102023T17:39:00	VL040349.D	0.421	04122023T23:23:00	VL040559.D
02232023T13:12:00	VL040329.D	0.38	04102023T17:39:00	VL040349.D	0.397	04122023T23:23:00	VL040559.D
02232023T13:12:00	VL040329.D	0.41	04102023T17:39:00	VL040349.D	0.415	04122023T23:23:00	VL040559.D
02232023T13:12:00	VL040329.D	0.31	04102023T17:39:00	VL040349.D	0.337	04122023T23:23:00	VL040559.D
02232023T13:12:00	VL040329.D	0.44	04102023T17:39:00	VL040349.D	0.51	04122023T23:23:00	VL040559.D
02232023T13:12:00	VL040329.D	0.34	04102023T17:39:00	VL040349.D	0.342	04122023T23:23:00	VL040559.D
02232023T15:04:00	VL040332.D	0.028	04102023T19:33:00	VL040346.D	0.025	04122023T19:50:00	VL040576.D
02232023T13:12:00	VL040329.D	0.45	04102023T17:39:00	VL040349.D	0.433	04122023T23:23:00	VL040559.D
02232023T13:12:00	VL040329.D	0.45	04102023T17:39:00	VL040349.D	0.453	04122023T23:23:00	VL040559.D
02232023T13:12:00	VL040329.D	0.4	04102023T17:39:00	VL040349.D	0.487	04122023T23:23:00	VL040559.D
02232023T13:12:00	VL040329.D	0.43	04102023T17:39:00	VL040349.D	0.456	04122023T23:23:00	VL040559.D
02232023T13:12:00	VL040329.D	0.47	04102023T17:39:00	VL040349.D	0.455	04122023T23:23:00	VL040559.D
02232023T13:12:00	VL040329.D	0.38	04102023T17:39:00	VL040349.D	0.376	04122023T23:23:00	VL040559.D
02232023T13:12:00	VL040329.D	0.29	04102023T17:39:00	VL040349.D	0.287	04122023T23:23:00	VL040559.D
02232023T13:12:00	VL040329.D	0.29	04102023T17:39:00	VL040349.D	0.35	04122023T23:23:00	VL040559.D
02232023T13:12:00	VL040329.D	0.35	04102023T17:39:00	VL040349.D	0.339	04122023T23:23:00	VL040559.D
02232023T13:12:00	VL040329.D	0.51	04102023T17:39:00	VL040349.D	0.483	04122023T23:23:00	VL040559.D
02232023T13:12:00	VL040329.D	0.46	04102023T17:39:00	VL040349.D	0.467	04122023T23:23:00	VL040559.D
02232023T13:12:00	VL040329.D	0.39	04102023T17:39:00	VL040349.D	0.394	04122023T23:23:00	VL040559.D
02232023T13:12:00	VL040329.D	0.32	04102023T17:39:00	VL040349.D	0.31	04122023T23:23:00	VL040559.D
02232023T13:12:00	VL040329.D	0.33	04102023T17:39:00	VL040349.D	0.336	04122023T23:23:00	VL040559.D
02232023T13:12:00	VL040329.D	0.45	04102023T17:39:00	VL040349.D	0.441	04122023T23:23:00	VL040559.D
02232023T13:12:00	VL040329.D	0.37	04102023T17:39:00	VL040349.D	0.365	04122023T23:23:00	VL040559.D
02232023T13:12:00	VL040329.D	0.47	04102023T17:39:00	VL040349.D	0.442	04122023T23:23:00	VL040559.D
02232023T13:12:00	VL040329.D	0.38	04102023T17:39:00	VL040349.D	0.363	04122023T23:23:00	VL040559.D
02232023T13:12:00	VL040329.D	0.66	04102023T17:39:00	VL040349.D	0.659	04122023T23:23:00	VL040559.D
02232023T13:12:00	VL040329.D	0.31	04102023T17:39:00	VL040349.D	0.305	04122023T23:23:00	VL040559.D
02232023T13:12:00	VL040329.D	0.41	04102023T17:39:00	VL040349.D	0.362	04122023T23:23:00	VL040559.D
02232023T13:12:00	VL040329.D	0.47	04102023T17:39:00	VL040349.D	0.533	04122023T23:23:00	VL040559.D
02232023T13:12:00	VL040329.D	0.26	04102023T17:39:00	VL040349.D	0.261	04122023T23:23:00	VL040559.D
02232023T13:12:00	VL040329.D	0.21	04102023T17:39:00	VL040349.D	0.19	04122023T23:23:00	VL040559.D
02232023T13:12:00	VL040329.D	0.33	04102023T17:39:00	VL040349.D	0.334	04122023T23:23:00	VL040559.D
02232023T13:12:00	VL040329.D	0.35	04102023T17:39:00	VL040349.D	0.345	04122023T23:23:00	VL040559.D
02232023T13:12:00	VL040329.D	0.31	04102023T17:39:00	VL040349.D	0.327	04122023T23:23:00	VL040559.D
02232023T13:12:00	VL040329.D	0.32	04102023T17:39:00	VL040349.D	0.314	04122023T23:23:00	VL040559.D
02232023T13:12:00	VL040329.D	0.42	04102023T17:39:00	VL040349.D	0.465	04122023T23:23:00	VL040559.D
02232023T13:12:00	VL040329.D	0.35	04102023T17:39:00	VL040349.D	0.335	04122023T23:23:00	VL040559.D
02232023T13:12:00	VL040329.D	0.26	04102023T17:39:00	VL040349.D	0.257	04122023T23:23:00	VL040559.D
02232023T13:12:00	VL040329.D	0.27	04102023T17:39:00	VL040349.D	0.256	04122023T23:23:00	VL040559.D
02232023T13:12:00	VL040329.D	0.46	04102023T17:39:00	VL040349.D	0.427	04122023T23:23:00	VL040559.D
02232023T13:12:00	VL040329.D	0.34	04102023T17:39:00	VL040349.D	0.327	04122023T23:23:00	VL040559.D
02232023T15:04:00	VL040332.D	0.022	04102023T19:33:00	VL040346.D	0.029	04122023T19:50:00	VL040576.D
02232023T13:12:00	VL040329.D	0.3	04102023T17:39:00	VL040349.D	0.347	04122023T23:23:00	VL040559.D
02232023T13:12:00	VL040329.D	0.29	04102023T17:39:00	VL040349.D	0.291	04122023T23:23:00	VL040559.D
02232023T13:12:00	VL040329.D	0.37	04102023T17:39:00	VL040349.D	0.391	04122023T23:23:00	VL040559.D
02232023T15:04:00	VL040332.D	0.029	04102023T19:33:00	VL040346.D	0.028	04122023T19:50:00	VL040576.D
02232023T13:12:00	VL040329.D	0.45	04102023T17:39:00	VL040349.D	0.47	04122023T23:23:00	VL040559.D
02232023T13:12:00	VL040329.D	0.37	04102023T17:39:00	VL040349.D	0.58	04122023T23:23:00	VL040559.D
02232023T15:04:00	VL040332.D	0.024	04102023T19:33:00	VL040346.D	0.029	04122023T19:50:00	VL040576.D

Concentration13	Adate13	Datafile14	Concentration14	Adate14	Datafile15	Concentration15	Adate15
0.48	07272023T03:27:00	VL040579.D	0.42	07312023T19:20:00	VL040747.D	0.488	10042023T19:33:00
0.03	07312023T17:18:00	VL040581.D	0.031	07312023T20:41:00	VL040772.D	0.035	10122023T01:48:00
0.031	07312023T17:18:00	VL040581.D	0.026	07312023T20:41:00	VL040772.D	0.029	10122023T01:48:00
0.459	07272023T03:27:00	VL040579.D	0.36	07312023T19:20:00	VL040747.D	0.405	10042023T19:33:00
0.573	07272023T03:27:00	VL040579.D	0.5	07312023T19:20:00	VL040747.D	0.557	10042023T19:33:00
0.535	07272023T03:27:00	VL040579.D	0.43	07312023T19:20:00	VL040747.D	0.527	10042023T19:33:00
0.527	07272023T03:27:00	VL040579.D	0.42	07312023T19:20:00	VL040747.D	0.481	10042023T19:33:00
0.33	07272023T03:27:00	VL040579.D	0.23	07312023T19:20:00	VL040747.D	0.305	10042023T19:33:00
0.389	07272023T03:27:00	VL040579.D	0.3	07312023T19:20:00	VL040747.D	0.361	10042023T19:33:00
0.425	07272023T03:27:00	VL040579.D	0.32	07312023T19:20:00	VL040747.D	0.359	10042023T19:33:00
0.442	07272023T03:27:00	VL040579.D	0.36	07312023T19:20:00	VL040747.D	0.45	10042023T19:33:00
0.519	07272023T03:27:00	VL040579.D	0.41	07312023T19:20:00	VL040747.D	0.426	10042023T19:33:00
0.452	07272023T03:27:00	VL040579.D	0.36	07312023T19:20:00	VL040747.D	0.42	10042023T19:33:00
0.33	07272023T03:27:00	VL040579.D	0.26	07312023T19:20:00	VL040747.D	0.321	10042023T19:33:00
0.412	07272023T03:27:00	VL040579.D	0.41	07312023T19:20:00	VL040747.D	0.466	10042023T19:33:00
0.388	07272023T03:27:00	VL040579.D	0.33	07312023T19:20:00	VL040747.D	0.412	10042023T19:33:00
0.438	07272023T03:27:00	VL040579.D	0.36	07312023T19:20:00	VL040747.D	0.382	10042023T19:33:00
0.373	07272023T03:27:00	VL040579.D	0.29	07312023T19:20:00	VL040747.D	0.257	10042023T19:33:00
0.398	07272023T03:27:00	VL040579.D	0.27	07312023T19:20:00	VL040747.D	0.335	10042023T19:33:00
0.448	07272023T03:27:00	VL040579.D	0.37	07312023T19:20:00	VL040747.D	0.443	10042023T19:33:00
0.35	07272023T03:27:00	VL040579.D	0.27	07312023T19:20:00	VL040747.D	0.325	10042023T19:33:00
0.303	07272023T03:27:00	VL040579.D	0.22	07312023T19:20:00	VL040747.D	0.283	10042023T19:33:00
0.32	07272023T03:27:00	VL040579.D	0.23	07312023T19:20:00	VL040747.D	0.317	10042023T19:33:00
0.348	07272023T03:27:00	VL040579.D	0.27	07312023T19:20:00	VL040747.D	0.302	10042023T19:33:00
0.674	07272023T03:27:00	VL040579.D	0.48	07312023T19:20:00	VL040747.D	0.65	10042023T19:33:00
0.436	07272023T03:27:00	VL040579.D	0.37	07312023T19:20:00	VL040747.D	0.511	10042023T19:33:00
0.397	07272023T03:27:00	VL040579.D	0.3	07312023T19:20:00	VL040747.D	0.386	10042023T19:33:00
0.425	07272023T03:27:00	VL040579.D	0.34	07312023T19:20:00	VL040747.D	0.307	10042023T19:33:00
0.467	07272023T03:27:00	VL040579.D	0.4	07312023T19:20:00	VL040747.D	0.409	10042023T19:33:00
0.508	07272023T03:27:00	VL040579.D	0.42	07312023T19:20:00	VL040747.D	0.506	10042023T19:33:00
0.352	07272023T03:27:00	VL040579.D	0.33	07312023T19:20:00	VL040747.D	0.349	10042023T19:33:00
0.543	07272023T03:27:00	VL040579.D	0.46	07312023T19:20:00	VL040747.D	0.496	10042023T19:33:00
0.46	07272023T03:27:00	VL040579.D	0.42	07312023T19:20:00	VL040747.D	0.477	10042023T19:33:00
0.036	07312023T17:18:00	VL040581.D	0.033	07312023T20:41:00	VL040772.D	0.031	10122023T01:48:00
0.481	07272023T03:27:00	VL040579.D	0.38	07312023T19:20:00	VL040747.D	0.489	10042023T19:33:00
0.526	07272023T03:27:00	VL040579.D	0.45	07312023T19:20:00	VL040747.D	0.55	10042023T19:33:00
0.516	07272023T03:27:00	VL040579.D	0.43	07312023T19:20:00	VL040747.D	0.576	10042023T19:33:00
0.521	07272023T03:27:00	VL040579.D	0.41	07312023T19:20:00	VL040747.D	0.501	10042023T19:33:00
0.486	07272023T03:27:00	VL040579.D	0.39	07312023T19:20:00	VL040747.D	0.544	10042023T19:33:00
0.405	07272023T03:27:00	VL040579.D	0.32	07312023T19:20:00	VL040747.D	0.431	10042023T19:33:00
0.295	07272023T03:27:00	VL040579.D	0.25	07312023T19:20:00	VL040747.D	0.298	10042023T19:33:00
0.301	07272023T03:27:00	VL040579.D	0.21	07312023T19:20:00	VL040747.D	0.317	10042023T19:33:00
0.403	07272023T03:27:00	VL040579.D	0.35	07312023T19:20:00	VL040747.D	0.381	10042023T19:33:00
0.54	07272023T03:27:00	VL040579.D	0.47	07312023T19:20:00	VL040747.D	0.562	10042023T19:33:00
0.516	07272023T03:27:00	VL040579.D	0.46	07312023T19:20:00	VL040747.D	0.509	10042023T19:33:00
0.424	07272023T03:27:00	VL040579.D	0.34	07312023T19:20:00	VL040747.D	0.441	10042023T19:33:00
0.32	07272023T03:27:00	VL040579.D	0.21	07312023T19:20:00	VL040747.D	0.299	10042023T19:33:00
0.341	07272023T03:27:00	VL040579.D	0.25	07312023T19:20:00	VL040747.D	0.355	10042023T19:33:00
0.466	07272023T03:27:00	VL040579.D	0.37	07312023T19:20:00	VL040747.D	0.479	10042023T19:33:00
0.38	07272023T03:27:00	VL040579.D	0.31	07312023T19:20:00	VL040747.D	0.465	10042023T19:33:00
0.451	07272023T03:27:00	VL040579.D	0.43	07312023T19:20:00	VL040747.D	0.426	10042023T19:33:00
0.379	07272023T03:27:00	VL040579.D	0.29	07312023T19:20:00	VL040747.D	0.386	10042023T19:33:00
0.735	07272023T03:27:00	VL040579.D	0.54	07312023T19:20:00	VL040747.D	0.682	10042023T19:33:00
0.283	07272023T03:27:00	VL040579.D	0.23	07312023T19:20:00	VL040747.D	0.324	10042023T19:33:00
0.468	07272023T03:27:00	VL040579.D	0.38	07312023T19:20:00	VL040747.D	0.472	10042023T19:33:00
0.619	07272023T03:27:00	VL040579.D	0.62	07312023T19:20:00	VL040747.D	0.625	10042023T19:33:00
0.274	07272023T03:27:00	VL040579.D	0.19	07312023T19:20:00	VL040747.D	0.258	10042023T19:33:00
0.107	07272023T03:27:00	VL040579.D	0.06	07312023T19:20:00	VL040747.D	0.133	10042023T19:33:00
0.361	07272023T03:27:00	VL040579.D	0.27	07312023T19:20:00	VL040747.D	0.343	10042023T19:33:00
0.355	07272023T03:27:00	VL040579.D	0.27	07312023T19:20:00	VL040747.D	0.369	10042023T19:33:00
0.355	07272023T03:27:00	VL040579.D	0.26	07312023T19:20:00	VL040747.D	0.301	10042023T19:33:00
0.357	07272023T03:27:00	VL040579.D	0.26	07312023T19:20:00	VL040747.D	0.313	10042023T19:33:00
0.436	07272023T03:27:00	VL040579.D	0.34	07312023T19:20:00	VL040747.D	0.471	10042023T19:33:00
0.393	07272023T03:27:00	VL040579.D	0.29	07312023T19:20:00	VL040747.D	0.354	10042023T19:33:00
0.242	07272023T03:27:00	VL040579.D	0.17	07312023T19:20:00	VL040747.D	0.266	10042023T19:33:00
0.283	07272023T03:27:00	VL040579.D	0.23	07312023T19:20:00	VL040747.D	0.312	10042023T19:33:00
0.539	07272023T03:27:00	VL040579.D	0.43	07312023T19:20:00	VL040747.D	0.394	10042023T19:33:00
0.366	07272023T03:27:00	VL040579.D	0.28	07312023T19:20:00	VL040747.D	0.381	10042023T19:33:00
0.025	07312023T17:18:00	VL040581.D	0.028	07312023T20:41:00	VL040772.D	0.044	10122023T01:48:00
0.353	07272023T03:27:00	VL040579.D	0.26	07312023T19:20:00	VL040747.D	0.351	10042023T19:33:00
0.285	07272023T03:27:00	VL040579.D	0.2	07312023T19:20:00	VL040747.D	0.288	10042023T19:33:00
0.477	07272023T03:27:00	VL040579.D	0.4	07312023T19:20:00	VL040747.D	0.507	10042023T19:33:00
0.027	07312023T17:18:00	VL040581.D	0.027	07312023T20:41:00	VL040772.D	0.039	10122023T01:48:00
0.589	07272023T03:27:00	VL040579.D	0.52	07312023T19:20:00	VL040747.D	0.561	10042023T19:33:00
0.487	07272023T03:27:00	VL040579.D	0.46	07312023T19:20:00	VL040747.D	0.456	10042023T19:33:00
0.03	07312023T17:18:00	VL040581.D	0.033	07312023T20:41:00	VL040772.D	0.041	10122023T01:48:00

Datafile16	Concentration16	Adate16	Department	AVG Concentration	Recovery
VL040805.D	0.428	10252023T18:12:00	VOC	0.45	110
VL040787.D	0.04	10232023T20:32:00	VOC	0.032	110
VL040787.D	0.04	10232023T20:32:00	VOC	0.03	100
VL040805.D	0.471	10252023T18:12:00	VOC	0.42	110
VL040805.D	0.476	10252023T18:12:00	VOC	0.48	120
VL040805.D	0.427	10252023T18:12:00	VOC	0.46	110
VL040805.D	0.47	10252023T18:12:00	VOC	0.45	110
VL040805.D	0.288	10252023T18:12:00	VOC	0.31	79
VL040805.D	0.435	10252023T18:12:00	VOC	0.37	93
VL040805.D	0.433	10252023T18:12:00	VOC	0.38	95
VL040805.D	0.405	10252023T18:12:00	VOC	0.41	100
VL040805.D	0.501	10252023T18:12:00	VOC	0.44	110
VL040805.D	0.456	10252023T18:12:00	VOC	0.42	100
VL040805.D	0.403	10252023T18:12:00	VOC	0.35	87
VL040805.D	0.455	10252023T18:12:00	VOC	0.44	110
VL040805.D	0.412	10252023T18:12:00	VOC	0.4	100
VL040805.D	0.414	10252023T18:12:00	VOC	0.4	100
VL040805.D	0.486	10252023T18:12:00	VOC	0.38	96
VL040805.D	0.434	10252023T18:12:00	VOC	0.37	93
VL040805.D	0.467	10252023T18:12:00	VOC	0.42	100
VL040805.D	0.42	10252023T18:12:00	VOC	0.35	88
VL040805.D	0.353	10252023T18:12:00	VOC	0.3	75
VL040805.D	0.397	10252023T18:12:00	VOC	0.34	84
VL040805.D	0.403	10252023T18:12:00	VOC	0.34	84
VL040805.D	0.576	10252023T18:12:00	VOC	0.53	130
VL040805.D	0.422	10252023T18:12:00	VOC	0.43	110
VL040805.D	0.445	10252023T18:12:00	VOC	0.38	96
VL040805.D	0.205	10252023T18:12:00	VOC	0.36	91
VL040805.D	0.458	10252023T18:12:00	VOC	0.4	100
VL040805.D	0.436	10252023T18:12:00	VOC	0.44	110
VL040805.D	0.34	10252023T18:12:00	VOC	0.33	82
VL040805.D	0.508	10252023T18:12:00	VOC	0.47	120
VL040805.D	0.361	10252023T18:12:00	VOC	0.38	95
VL040787.D	0.04	10232023T20:32:00	VOC	0.031	100
VL040805.D	0.454	10252023T18:12:00	VOC	0.45	110
VL040805.D	0.517	10252023T18:12:00	VOC	0.48	120
VL040805.D	0.435	10252023T18:12:00	VOC	0.47	120
VL040805.D	0.487	10252023T18:12:00	VOC	0.45	110
VL040805.D	0.458	10252023T18:12:00	VOC	0.46	120
VL040805.D	0.435	10252023T18:12:00	VOC	0.4	99
VL040805.D	0.335	10252023T18:12:00	VOC	0.3	75
VL040805.D	0.416	10252023T18:12:00	VOC	0.39	96
VL040805.D	0.384	10252023T18:12:00	VOC	0.36	89
VL040805.D	0.516	10252023T18:12:00	VOC	0.54	140
VL040805.D	0.505	10252023T18:12:00	VOC	0.48	120
VL040805.D	0.404	10252023T18:12:00	VOC	0.4	100
VL040805.D	0.406	10252023T18:12:00	VOC	0.33	82
VL040805.D	0.404	10252023T18:12:00	VOC	0.35	88
VL040805.D	0.446	10252023T18:12:00	VOC	0.45	110
VL040805.D	0.452	10252023T18:12:00	VOC	0.4	100
VL040805.D	0.442	10252023T18:12:00	VOC	0.45	110
VL040805.D	0.435	10252023T18:12:00	VOC	0.38	96
VL040805.D	0.888	10252023T18:12:00	VOC	0.72	180
VL040805.D	0.348	10252023T18:12:00	VOC	0.32	80
VL040805.D	0.353	10252023T18:12:00	VOC	0.41	100
VL040805.D	0.619	10252023T18:12:00	VOC	0.56	140
VL040805.D	0.226	10252023T18:12:00	VOC	0.27	66
VL040805.D	0	10252023T18:12:00	VOC	0.14	35
VL040805.D	0.415	10252023T18:12:00	VOC	0.35	88
VL040805.D	0.389	10252023T18:12:00	VOC	0.35	89
VL040805.D	0.439	10252023T18:12:00	VOC	0.35	87
VL040805.D	0.381	10252023T18:12:00	VOC	0.34	85
VL040805.D	0.467	10252023T18:12:00	VOC	0.46	110
VL040805.D	0.449	10252023T18:12:00	VOC	0.37	93
VL040805.D	0.35	10252023T18:12:00	VOC	0.27	67
VL040805.D	0.291	10252023T18:12:00	VOC	0.28	70
VL040805.D	0.37	10252023T18:12:00	VOC	0.45	110
VL040805.D	0.427	10252023T18:12:00	VOC	0.37	92
VL040787.D	0.04	10232023T20:32:00	VOC	0.032	110
VL040805.D	0.416	10252023T18:12:00	VOC	0.35	88
VL040805.D	0.38	10252023T18:12:00	VOC	0.31	78
VL040805.D	0.435	10252023T18:12:00	VOC	0.43	110
VL040787.D	0.05	10232023T20:32:00	VOC	0.033	110
VL040805.D	0.506	10252023T18:12:00	VOC	0.48	120
VL040805.D	0.341	10252023T18:12:00	VOC	0.43	110
VL040787.D	0.04	10232023T20:32:00	VOC	0.033	110
			VOC	0.544	136

QC SUMMARY

284 Sheffield Street, Mountainside, New Jersey 07092, Phone : 908 789 8900,
Fax : 908 789 8922

Surrogate Summary

SDG No.: Q1728

Client: Woodard & Curran

Analytical Method: SWTO-15

Lab Sample ID	Client ID	Parameter	Spike	Result	RecoveryQual	Limits Low	Limits High
Q1728-01	SSSG-B14-2-04012025	1-Bromo-4-Fluorobenzene	10	9.63	96	70 (65)	130 (135)
Q1728-01DL	SSSG-B14-2-04012025DL	1-Bromo-4-Fluorobenzene	10	9.52	95	70 (65)	130 (135)
Q1728-02	SSSG-B1-5-04012025	1-Bromo-4-Fluorobenzene	10	9.51	95	70 (65)	130 (135)
Q1728-03	SSSG-B2-2-04022025	1-Bromo-4-Fluorobenzene	10	11.1	111	70 (65)	130 (135)
Q1728-04	SSSG-B2-7-04022025	1-Bromo-4-Fluorobenzene	10	9.10	91	70 (65)	130 (135)
Q1728-04DL	SSSG-B2-7-04022025DL	1-Bromo-4-Fluorobenzene	10	9.22	92	70 (65)	130 (135)
Q1728-05	SSSG-B2-6-04022025	1-Bromo-4-Fluorobenzene	10	9.33	93	70 (65)	130 (135)
Q1728-05DL	SSSG-B2-6-04022025DL	1-Bromo-4-Fluorobenzene	10	9.20	92	70 (65)	130 (135)
Q1728-06	SSSG-B2-5-04022025	1-Bromo-4-Fluorobenzene	10	9.55	96	70 (65)	130 (135)
Q1728-06DL	SSSG-B2-5-04022025DL	1-Bromo-4-Fluorobenzene	10	9.20	92	70 (65)	130 (135)
Q1728-07	SSSG-B1-1-04012025	1-Bromo-4-Fluorobenzene	10	9.63	96	70 (65)	130 (135)
Q1728-08	SSSG-B2-4-04022025	1-Bromo-4-Fluorobenzene	10	9.51	95	70 (65)	130 (135)
Q1728-08DL	SSSG-B2-4-04022025DL	1-Bromo-4-Fluorobenzene	10	9.53	95	70 (65)	130 (135)
Q1728-09	SSSG-B2-1-04022025	1-Bromo-4-Fluorobenzene	10	9.59	96	70 (65)	130 (135)
Q1728-09DUP	SSSG-B2-1-04022025DUP	1-Bromo-4-Fluorobenzene	10	9.52	95	70 (65)	130 (135)
Q1728-10	SSSG-B14-4-04022025	1-Bromo-4-Fluorobenzene	10	10.2	102	70 (65)	130 (135)
Q1728-11	SSSG-B1-4-04012025	1-Bromo-4-Fluorobenzene	10	9.52	95	70 (65)	130 (135)
Q1728-12	SSSG-B1-3-04012025	1-Bromo-4-Fluorobenzene	10	9.47	95	70 (65)	130 (135)
VL0408ABL01	VL0408ABL01	1-Bromo-4-Fluorobenzene	10	9.48	95	70 (65)	130 (135)
VL0408ABS01	VL0408ABS01	1-Bromo-4-Fluorobenzene	10	10.0	100	70 (65)	130 (135)

( ) = LABORATORY INHOUSE LIMIT

284 Sheffield Street, Mountainside, New Jersey 07092, Phone : 908 789 8900,
Fax : 908 789 8922

Laboratory Control Sample/Laboratory Control Sample Duplicate Summary

SW-846

SDG No.: Q1728

Client: Woodard & Curran

Analytical Method: SWTO-15 **Datafile :** VL042255.D

Lab Sample ID	Parameter	Spike	Result	Unit	Rec	RPD	Qual	Limits Low	Limits High	RPD
VL0408ABS01	Dichlorodifluoromethane	10	9.70	ppbv	97			40 (70)	160 (130)	
	Chloromethane	10	9.80	ppbv	98			40 (70)	160 (130)	
	Vinyl Chloride	10	8.50	ppbv	85			70 (70)	130 (130)	
	Bromomethane	10	8.70	ppbv	87			40 (70)	160 (130)	
	Chloroethane	10	9.20	ppbv	92			40 (70)	160 (130)	
	Tetrahydrofuran	10	10.2	ppbv	102			70 (70)	130 (130)	
	Trichlorofluoromethane	10	9.60	ppbv	96			40 (70)	160 (130)	
	1,1,2-Trichlorotrifluoroethane	10	9.40	ppbv	94			70 (70)	130 (130)	
	Dichlorotetrafluoethane	10	9.70	ppbv	97			70 (70)	130 (130)	
	tert-Butyl Alcohol	10	8.40	ppbv	84			70 (70)	130 (130)	
	Heptane	10	9.50	ppbv	95			70 (70)	130 (130)	
	1,1-Dichloroethene	10	8.90	ppbv	89			70 (70)	130 (130)	
	Acetone	10	8.90	ppbv	89			40 (70)	160 (130)	
	Carbon disulfide	10	9.00	ppbv	90			40 (70)	160 (130)	
	Methyl tert-butyl Ether	10	8.50	ppbv	85			70 (70)	130 (130)	
	Methylene Chloride	10	8.40	ppbv	84			70 (70)	130 (130)	
	trans-1,2-Dichloroethene	10	8.80	ppbv	88			70 (70)	130 (130)	
	1,1-Dichloroethane	10	9.80	ppbv	98			70 (70)	130 (130)	
	Cyclohexane	10	9.10	ppbv	91			70 (70)	130 (130)	
	2-Butanone	10	10.6	ppbv	106			40 (70)	160 (130)	
	Carbon Tetrachloride	10	10.8	ppbv	108			70 (70)	130 (130)	
	cis-1,2-Dichloroethene	10	9.30	ppbv	93			70 (70)	130 (130)	
	Chloroform	10	10.5	ppbv	105			70 (70)	130 (130)	
	1,1,1-Trichloroethane	10	9.00	ppbv	90			70 (70)	130 (130)	
	2,2,4-Trimethylpentane	10	10.7	ppbv	107			70 (70)	130 (130)	
	Benzene	10	10.6	ppbv	106			70 (70)	130 (130)	
	1,2-Dichloroethane	10	11.2	ppbv	112			70 (70)	130 (130)	
	Trichloroethene	10	10.1	ppbv	101			70 (70)	130 (130)	
	1,2-Dichloropropane	10	10.4	ppbv	104			70 (70)	130 (130)	
	Bromodichloromethane	10	11.2	ppbv	112			70 (70)	130 (130)	
	4-Methyl-2-Pentanone	10	9.60	ppbv	96			40 (70)	160 (130)	
	Toluene	10	9.90	ppbv	99			70 (70)	130 (130)	
	t-1,3-Dichloropropene	10	8.30	ppbv	83			70 (70)	130 (130)	
	cis-1,3-Dichloropropene	10	9.10	ppbv	91			70 (70)	130 (130)	
	1,1,2-Trichloroethane	10	11.2	ppbv	112			70 (70)	130 (130)	
	Dibromochloromethane	10	10.9	ppbv	109			70 (70)	130 (130)	
	1,2-Dibromoethane	10	10.7	ppbv	107			70 (70)	130 (130)	
	Tetrachloroethene	10	9.00	ppbv	90			70 (70)	130 (130)	
	Chlorobenzene	10	11.4	ppbv	114			70 (70)	130 (130)	
	Ethyl Benzene	10	10.6	ppbv	106			70 (70)	130 (130)	
	m/p-Xylene	20	22.5	ppbv	113			70 (70)	130 (130)	
	o-Xylene	10	11.2	ppbv	112			70 (70)	130 (130)	
	Styrene	10	10.1	ppbv	101			70 (70)	130 (130)	
	Bromoform	10	10.7	ppbv	107			70 (70)	130 (130)	
	1,1,2,2-Tetrachloroethane	10	12.1	ppbv	121			70 (70)	130 (130)	
	2-Chlorotoluene	10	11.1	ppbv	111			70 (70)	130 (130)	
	1,3,5-Trimethylbenzene	10	11.2	ppbv	112			70 (70)	130 (130)	
	1,2,4-Trimethylbenzene	10	10.8	ppbv	108			70 (70)	130 (130)	

( ) = LABORATORY INHOUSE LIMIT

284 Sheffield Street, Mountainside, New Jersey 07092, Phone : 908 789 8900,
Fax : 908 789 8922

Laboratory Control Sample/Laboratory Control Sample Duplicate Summary

SW-846

SDG No.: Q1728

Client: Woodard & Curran

Analytical Method: SWTO-15 **Datafile :** VL042255.D

Lab Sample ID	Parameter	Spike	Result	Unit	Rec	RPD	Qual	Limits Low	Limits High	RPD
VL0408ABS01	1,3-Dichlorobenzene	10	11.7	ppbv	117			70 (70)	130 (130)	
	1,4-Dichlorobenzene	10	11.6	ppbv	116			70 (70)	130 (130)	
	1,2-Dichlorobenzene	10	11.9	ppbv	119			70 (70)	130 (130)	
	1,2,4-Trichlorobenzene	10	9.70	ppbv	97			70 (70)	130 (130)	
	Hexachloro-1,3-butadiene	10	8.80	ppbv	88			70 (70)	130 (130)	
	Naphthalene	10	10.1	ppbv	101			40 (70)	160 (130)	
	1,3-Butadiene	10	8.90	ppbv	89			70 (70)	130 (130)	
	4-Ethyltoluene	10	11.5	ppbv	115			70 (70)	130 (130)	
	Hexane	10	9.50	ppbv	95			70 (70)	130 (130)	
	Allyl Chloride	10	9.10	ppbv	91			70 (70)	130 (130)	
	1,4-Dioxane	10	9.60	ppbv	96			40 (70)	160 (130)	
	Methyl methacrylate	10	9.30	ppbv	93			70 (70)	130 (130)	

( ) = LABORATORY INHOUSE LIMIT

284 Sheffield Street, Mountainside, New Jersey 07092, Phone : 908 789 8900,
Fax : 908 789 8922

Duplicate Sample Summary

Lab Sample Id :	Q1728-09DUP	Q1728-09
Client Id :	SSSG-B2-1-04022025DUP	SSSG-B2-1-04022025
DF :	10	10
Datafile :	VL042276.D	VL042266.D
Anal Date & Time :	04/08/2025 23:13	04/08/2025 16:27

Parameter	Result	Result	RPD
1,1,1-Trichloroethane	0	0	0
1,1,2,2-Tetrachloroethane	0	0	0
1,1,2-Trichloroethane	0	0	0
1,1,2-Trichlorotrifluoroethane	0	0	0
1,1-Dichloroethane	0	0	0
1,1-Dichloroethene	0	0	0
1,2,4-Trichlorobenzene	0	0	0
1,2,4-Trimethylbenzene	100	98.6	1.4
1,2-Dibromoethane	0	0	0
1,2-Dichlorobenzene	0	0	0
1,2-Dichloroethane	0	0	0
1,2-Dichloropropane	0	0	0
1,3,5-Trimethylbenzene	69.8	67.3	3.6
1,3-Butadiene	0	0	0
1,3-Dichlorobenzene	0	0	0
1,4-Dichlorobenzene	0	0	0
1,4-Dioxane	0	0	0
2,2,4-Trimethylpentane	0	0	0
2-Butanone	1.3	1.3	0
2-Chlorotoluene	0	0	0
4-Ethyltoluene	0	0	0
4-Methyl-2-Pentanone	0	0	0
Acetone	21.5	21.5	0
Allyl Chloride	0	0	0
Benzene	0	0	0
Bromodichloromethane	0	0	0
Bromoform	0	0	0
Bromomethane	0	0	0
Carbon Disulfide	0	0	0
Carbon Tetrachloride	0	0	0

284 Sheffield Street, Mountainside, New Jersey 07092, Phone : 908 789 8900,
Fax : 908 789 8922

Duplicate Sample Summary

Lab Sample Id :	Q1728-09DUP		Q1728-09	
Client Id :	SSSG-B2-1-04022025DUP		SSSG-B2-1-04022025	
DF :	10		10	
Datafile :	VL042276.D		VL042266.D	
Anal Date & Time :	04/08/2025	23:13	04/08/2025	16:27

Parameter	Result	Result	RPD
Chlorobenzene	0	0	0
Chloroethane	0	0	0
Chloroform	3.6	3.5	2.8
Chloromethane	0	0	0
cis-1,2-Dichloroethene	0	0	0
cis-1,3-Dichloropropene	0	0	0
Cyclohexane	0	0	0
Dibromochloromethane	0	0	0
Dichlorodifluoromethane	0	0	0
Dichlorotetrafluoroethane	0	0	0
Ethyl Benzene	5	5.5	9.5
Heptane	0	0	0
Hexachloro-1,3-Butadiene	0	0	0
Hexane	0	0	0
m/p-Xylene	86.6	89	2.7
Methyl Methacrylate	0	0	0
Methyl tert-Butyl Ether	0	0	0
Methylene Chloride	2.8	2.5	11.3
Naphthalene	0	0	0
o-Xylene	72	72.9	1.2
Styrene	0	0	0
t-1,3-Dichloropropene	0	0	0
tert-Butyl alcohol	0	0	0
Tetrachloroethene	0	0	0
Tetrahydrofuran	0	0	0
Toluene	4	4.3	7.2
trans-1,2-Dichloroethene	0	0	0
Trichloroethene	0	0	0
Trichlorofluoromethane	0	0	0
Vinyl Chloride	0	0	0

284 Sheffield Street, Mountainside, New Jersey 07092, Phone : 908 789 8900,
Fax : 908 789 8922

VOLATILE METHOD BLANK SUMMARY

EPA SAMPLE NO.

VL0408ABL01

Lab Name: CHEMTECH Contract: WOOD06

Lab Code: CHEM Case No.: Q1728 SAS No.: Q1728 SDG NO.: Q1728

Lab File ID: VL042254.D Lab Sample ID: VL0408ABL01

Date Analyzed: 04/08/2025 Time Analyzed: 09:22

GC Column: RTX-1 ID: 0.32 (mm) Heated Purge: (Y/N) N

Instrument ID: MSVOA_L

THIS METHOD BLANK APPLIES TO THE FOLLOWING SAMPLES, MS AND MSD:

EPA SAMPLE NO.	LAB SAMPLE ID	LAB FILE ID	DATE ANALYZED
VL0408ABS01	VL0408ABS01	VL042255.D	04/08/2025
SSSG-B2-5-04022025	Q1728-06	VL042260.D	04/08/2025
SSSG-B2-5-04022025DL	Q1728-06DL	VL042261.D	04/08/2025
SSSG-B2-4-04022025	Q1728-08	VL042263.D	04/08/2025
SSSG-B2-1-04022025	Q1728-09	VL042266.D	04/08/2025
SSSG-B14-2-04012025DL	Q1728-01DL	VL042267.D	04/08/2025
SSSG-B1-1-04012025	Q1728-07	VL042272.D	04/08/2025
SSSG-B2-4-04022025DL	Q1728-08DL	VL042273.D	04/08/2025
SSSG-B1-4-04012025	Q1728-11	VL042274.D	04/08/2025
SSSG-B1-3-04012025	Q1728-12	VL042275.D	04/08/2025
SSSG-B2-1-04022025DUP	Q1728-09DUP	VL042276.D	04/08/2025
SSSG-B14-2-04012025	Q1728-01	VL042277.D	04/08/2025
SSSG-B1-5-04012025	Q1728-02	VL042278.D	04/09/2025
SSSG-B2-7-04022025	Q1728-04	VL042279.D	04/09/2025
SSSG-B2-7-04022025DL	Q1728-04DL	VL042280.D	04/09/2025
SSSG-B2-6-04022025	Q1728-05	VL042281.D	04/09/2025
SSSG-B2-6-04022025DL	Q1728-05DL	VL042282.D	04/09/2025
SSSG-B14-4-04022025	Q1728-10	VL042283.D	04/09/2025
SSSG-B2-2-04022025	Q1728-03	VL042284.D	04/09/2025

COMMENTS:

284 Sheffield Street, Mountainside, New Jersey 07092, Phone : 908 789 8900,
Fax : 908 789 8922

VOLATILE ORGANIC INSTRUMENT PERFORMANCE CHECK
BROMOFLUOROBENZENE (BFB)

Lab Name: CHEMTECH Contract: WOOD06

Lab Code: CHEM Case No.: Q1728 SAS No.: Q1728 SDG NO.: Q1728

Lab File ID: VL042171.D BFB Injection Date: 03/27/2025

Instrument ID: MSVOA_L BFB Injection Time: 07:44

GC Column: RTX-1 ID: 0.32 (mm) Heated Purge: Y/N N

m/e	ION ABUNDANCE CRITERIA	% RELATIVE ABUNDANCE
50	8.0 - 40.0% of mass 95	23
75	30.0 - 66.0% of mass 95	56.3
95	Base Peak, 100% relative abundance	100
96	5.0 - 9.0% of mass 95	6.6
173	Less than 2.0% of mass 174	0.0 (0.0) 1
174	50.0 - 120.0% of mass 95	63.8
175	4.0 - 9.0% of mass 174	5.1 (8) 1
176	93.0 - 101.0% of mass 174	61.1 (95.7) 1
177	5.0 - 9.0% of mass 176	4.2 (6.8) 2

1-Value is % mass 174 2-Value is % mass 176

THIS CHECK APPLIES TO THE FOLLOWING SAMPLES, MS, MSD, BLANKS, AND STANDARDS:

EPA SAMPLE NO.	LAB SAMPLE ID	LAB FILE ID	DATE ANALYZED	TIME ANALYZED
VSTDICCC010	VSTDICCC010	VL042172.D	03/27/2025	08:26
VSTDICC002	VSTDICC002	VL042173.D	03/27/2025	08:59
VSTDICC001	VSTDICC001	VL042174.D	03/27/2025	09:30
VSTDICC0.5	VSTDICC0.5	VL042175.D	03/27/2025	10:01
VSTDICC0.1	VSTDICC0.1	VL042176.D	03/27/2025	10:32
VSTDICC0.03	VSTDICC0.03	VL042177.D	03/27/2025	11:03
VSTDICC015	VSTDICC015	VL042178.D	03/27/2025	11:36

284 Sheffield Street, Mountainside, New Jersey 07092, Phone : 908 789 8900,
Fax : 908 789 8922

VOLATILE ORGANIC INSTRUMENT PERFORMANCE CHECK
BROMOFLUOROBENZENE (BFB)

Lab Name: CHEMTECH
Contract: WOOD06
Lab Code: CHEM
Case No.: Q1728
SAS No.: Q1728
SDG NO.: Q1728
Lab File ID: VL042252.D
BFB Injection Date: 04/08/2025
Instrument ID: MSVOA_L
BFB Injection Time: 07:57
GC Column: RTX-1 ID: 0.32 (mm)
Heated Purge: Y/N N

m/e	ION ABUNDANCE CRITERIA	% RELATIVE ABUNDANCE
50	8.0 - 40.0% of mass 95	23.2
75	30.0 - 66.0% of mass 95	56.8
95	Base Peak, 100% relative abundance	100
96	5.0 - 9.0% of mass 95	6.4
173	Less than 2.0% of mass 174	0.4 (0.7) 1
174	50.0 - 120.0% of mass 95	58.9
175	4.0 - 9.0% of mass 174	4.3 (7.4) 1
176	93.0 - 101.0% of mass 174	56.7 (96.2) 1
177	5.0 - 9.0% of mass 176	3.7 (6.5) 2

1-Value is % mass 174
2-Value is % mass 176

THIS CHECK APPLIES TO THE FOLLOWING SAMPLES, MS, MSD, BLANKS, AND STANDARDS:

EPA SAMPLE NO.	LAB SAMPLE ID	LAB FILE ID	DATE ANALYZED	TIME ANALYZED
VSTDCCC010	VSTDCCC010	VL042253.D	04/08/2025	08:39
VL0408ABL01	VL0408ABL01	VL042254.D	04/08/2025	09:22
VL0408ABS01	VL0408ABS01	VL042255.D	04/08/2025	10:05
SSSG-B2-5-04022025	Q1728-06	VL042260.D	04/08/2025	13:07
SSSG-B2-5-04022025DL	Q1728-06DL	VL042261.D	04/08/2025	13:52
SSSG-B2-4-04022025	Q1728-08	VL042263.D	04/08/2025	14:53
SSSG-B2-1-04022025	Q1728-09	VL042266.D	04/08/2025	16:27
SSSG-B14-2-04012025DL	Q1728-01DL	VL042267.D	04/08/2025	16:58
SSSG-B1-1-04012025	Q1728-07	VL042272.D	04/08/2025	20:30
SSSG-B2-4-04022025DL	Q1728-08DL	VL042273.D	04/08/2025	21:37
SSSG-B1-4-04012025	Q1728-11	VL042274.D	04/08/2025	22:11
SSSG-B1-3-04012025	Q1728-12	VL042275.D	04/08/2025	22:42
SSSG-B2-1-04022025DUP	Q1728-09DUP	VL042276.D	04/08/2025	23:13
SSSG-B14-2-04012025	Q1728-01	VL042277.D	04/08/2025	23:44
SSSG-B1-5-04012025	Q1728-02	VL042278.D	04/09/2025	00:15
SSSG-B2-7-04022025	Q1728-04	VL042279.D	04/09/2025	00:46
SSSG-B2-7-04022025DL	Q1728-04DL	VL042280.D	04/09/2025	01:18
SSSG-B2-6-04022025	Q1728-05	VL042281.D	04/09/2025	01:49

284 Sheffield Street, Mountainside, New Jersey 07092, Phone : 908 789 8900,
Fax : 908 789 8922

VOLATILE ORGANIC INSTRUMENT PERFORMANCE CHECK
BROMOFLUOROBENZENE (BFB)

Lab Name: CHEMTECH
Contract: WOOD06
Lab Code: CHEM
Case No.: Q1728
SAS No.: Q1728
SDG NO.: Q1728
Lab File ID: VL042252.D
BFB Injection Date: 04/08/2025
Instrument ID: MSVOA_L
BFB Injection Time: 07:57
GC Column: RTX-1 ID: 0.32 (mm)
Heated Purge: Y/N N

m/e	ION ABUNDANCE CRITERIA	% RELATIVE ABUNDANCE
50	8.0 - 40.0% of mass 95	23.2
75	30.0 - 66.0% of mass 95	56.8
95	Base Peak, 100% relative abundance	100
96	5.0 - 9.0% of mass 95	6.4
173	Less than 2.0% of mass 174	0.4 (0.7) 1
174	50.0 - 120.0% of mass 95	58.9
175	4.0 - 9.0% of mass 174	4.3 (7.4) 1
176	93.0 - 101.0% of mass 174	56.7 (96.2) 1
177	5.0 - 9.0% of mass 176	3.7 (6.5) 2

1-Value is % mass 174
2-Value is % mass 176

THIS CHECK APPLIES TO THE FOLLOWING SAMPLES, MS, MSD, BLANKS, AND STANDARDS:

EPA SAMPLE NO.	LAB SAMPLE ID	LAB FILE ID	DATE ANALYZED	TIME ANALYZED
SSSG-B2-6-04022025DL	Q1728-05DL	VL042282.D	04/09/2025	02:20
SSSG-B14-4-04022025	Q1728-10	VL042283.D	04/09/2025	02:51
SSSG-B2-2-04022025	Q1728-03	VL042284.D	04/09/2025	03:22

284 Sheffield Street, Mountainside, New Jersey 07092, Phone : 908 789 8900,
Fax : 908 789 8922

VOLATILE INTERNAL STANDARD AREA AND RT SUMMARY

Lab Name: CHEMTECH Contract: WOOD06

Lab Code: CHEM Case No.: Q1728 SAS No.: Q1728 SDG NO.: Q1728

Lab File ID: VL042253.D Date Analyzed: 04/08/2025

Instrument ID: MSVOA_L Time Analyzed: 08:39

GC Column: RTX-1 ID: 0.32 (mm) Heated Purge: (Y/N) N

	IS1 AREA #	RT #	IS2 AREA #	RT #	IS3 AREA #	RT #
12 HOUR STD	192748	2.80	496271	3.98	446954	8.90
UPPER LIMIT	269847	3.13	694779	4.31	625736	9.23
LOWER LIMIT	115649	2.47	297763	3.65	268172	8.57
EPA SAMPLE NO.						
SSSG-B14-2-04012025	164142	2.79	421001	3.97	366383	8.89
SSSG-B14-2-04012025DL	162199	2.80	442538	3.98	374779	8.90
SSSG-B1-5-04012025	158831	2.79	406344	3.96	351845	8.89
SSSG-B2-2-04022025	156706	2.79	394605	3.96	369232	8.89
SSSG-B2-7-04022025	154351	2.79	392096	3.97	376954	8.89
SSSG-B2-7-04022025DL	147116	2.79	371349	3.97	326259	8.89
SSSG-B2-6-04022025	153705	2.79	388271	3.96	381682	8.88
SSSG-B2-6-04022025DL	151544	2.79	379950	3.96	331294	8.88
SSSG-B2-5-04022025	155754	2.80	446160	3.98	402493	8.90
SSSG-B2-5-04022025DL	158005	2.80	439373	3.98	391568	8.90
SSSG-B1-1-04012025	160928	2.80	398547	3.98	347731	8.89
SSSG-B2-4-04022025	164494	2.80	443030	3.98	423016	8.90
SSSG-B2-4-04022025DL	152932	2.79	379227	3.97	368372	8.89
SSSG-B2-1-04022025	157346	2.80	411449	3.98	406705	8.90
SSSG-B2-1-04022025DUP	158259	2.79	390082	3.96	405082	8.89
SSSG-B14-4-04022025	155290	2.79	388359	3.96	341830	8.88
SSSG-B1-4-04012025	156372	2.79	398763	3.97	359554	8.89
SSSG-B1-3-04012025	160295	2.79	399383	3.97	355820	8.89
VL0408ABL01	194254	2.80	507155	3.98	433594	8.90
VL0408ABS01	190420	2.80	494678	3.98	447066	8.90

284 Sheffield Street, Mountainside, New Jersey 07092, Phone : 908 789 8900,
Fax : 908 789 8922

VOLATILE INTERNAL STANDARD AREA AND RT SUMMARY

Lab Name: CHEMTECH Contract: WOOD06

Lab Code: CHEM Case No.: Q1728 SAS No.: Q1728 SDG NO.: Q1728

Lab File ID: VL042253.D Date Analyzed: 04/08/2025

Instrument ID: MSVOA_L Time Analyzed: 08:39

GC Column: RTX-1 ID: 0.32 (mm) Heated Purge: (Y/N) N

	IS1 AREA #	RT #	IS2 AREA #	RT #	IS3 AREA #	RT #
12 HOUR STD	192748	2.80	496271	3.98	446954	8.90
UPPER LIMIT	269847	3.13	694779	4.31	625736	9.23
LOWER LIMIT	115649	2.47	297763	3.65	268172	8.57
EPA SAMPLE NO.						

IS1 = Bromochloromethane
IS2 = 1,4-Difluorobenzene
IS3 = Chlorobenzene-d5

AREA UPPER LIMIT = +40% of internal standard area
AREA LOWER LIMIT = -40% of internal standard area
RT UPPER LIMIT = +0.33 minutes of internal standard RT
RT LOWER LIMIT = -0.33 minutes of internal standard RT

Column used to flag values outside QC limits with an asterisk.
* Values outside of QC limits.

SAMPLE DATA

284 Sheffield Street, Mountainside, New Jersey 07092, Phone : 908 789 8900,
Fax : 908 789 8922

Report of Analysis

Client:	Woodard & Curran	Date Collected:	04/01/25
Project:	US EPA Riverside Industrial Park Superfund Site	Date Received:	04/03/25
Client Sample ID:	SSSG-B14-2-04012025	SDG No.:	Q1728
Lab Sample ID:	Q1728-01	Matrix:	Air
Analytical Method:	TO-15	Test:	TO-15
Sample Wt/Vol:	400 Units: mL		

File ID/Qc Batch:	Dilution:	Prep Date	Date Analyzed	Prep Batch ID
VL042277.D	2		04/08/25 23:44	VL040825

CAS Number	Parameter	Conc. ppbv	Conc. ug/M3	Qualifier	MDL	LOQ / CRQL	Units
TARGETS							
75-71-8	Dichlorodifluoromethane	0.49	2.42	J	2.08	4.94	ug/m3
74-87-3	Chloromethane	0.56	1.16	J	0.41	2.07	ug/m3
75-01-4	Vinyl Chloride	0.030	0.080	U	0.080	0.15	ug/m3
74-83-9	Bromomethane	0.28	1.09	U	1.09	3.88	ug/m3
75-00-3	Chloroethane	0.34	0.90	U	0.90	2.64	ug/m3
109-99-9	Tetrahydrofuran	0.26	0.77	U	0.77	2.95	ug/m3
75-69-4	Trichlorofluoromethane	0.32	1.80	U	1.80	5.62	ug/m3
76-13-1	1,1,2-Trichlorotrifluoroethane	0.32	2.45	U	2.45	7.66	ug/m3
76-14-2	Dichlorotetrafluoroethane	0.18	1.26	U	1.26	6.99	ug/m3
75-65-0	tert-Butyl alcohol	0.38	1.15	U	1.15	3.03	ug/m3
142-82-5	Heptane	0.23	0.94	J	0.90	4.10	ug/m3
75-35-4	1,1-Dichloroethene	0.28	1.11	U	1.11	3.96	ug/m3
67-64-1	Acetone	53.3	127	E	1.14	2.38	ug/m3
75-15-0	Carbon Disulfide	0.32	1.00	U	1.00	3.11	ug/m3
1634-04-4	Methyl tert-Butyl Ether	0.24	0.87	U	0.87	3.61	ug/m3
75-09-2	Methylene Chloride	4.00	13.9		1.32	3.47	ug/m3
156-60-5	trans-1,2-Dichloroethene	0.38	1.51	U	1.51	3.96	ug/m3
75-34-3	1,1-Dichloroethane	0.26	1.05	U	1.05	4.05	ug/m3
110-82-7	Cyclohexane	0.44	1.51	U	1.51	3.44	ug/m3
78-93-3	2-Butanone	0.79	2.33	J	0.71	2.95	ug/m3
56-23-5	Carbon Tetrachloride	0.080	0.50		0.13	0.38	ug/m3
156-59-2	cis-1,2-Dichloroethene	0.18	0.71	U	0.71	3.96	ug/m3
67-66-3	Chloroform	0.23	1.12	J	0.83	4.88	ug/m3
71-55-6	1,1,1-Trichloroethane	0.020	0.11	U	0.11	0.33	ug/m3
540-84-1	2,2,4-Trimethylpentane	0.20	0.93	U	0.93	4.67	ug/m3
71-43-2	Benzene	0.32	1.02	J	0.54	3.19	ug/m3
107-06-2	1,2-Dichloroethane	0.18	0.73	U	0.73	4.05	ug/m3
79-01-6	Trichloroethene	0.030	0.16	U	0.16	0.32	ug/m3
78-87-5	1,2-Dichloropropane	0.22	1.02	U	1.02	4.62	ug/m3
75-27-4	Bromodichloromethane	0.15	1.00	U	1.00	6.70	ug/m3
108-10-1	4-Methyl-2-Pentanone	0.19	0.78	U	0.78	4.10	ug/m3
108-88-3	Toluene	1.40	5.28		0.83	3.77	ug/m3
10061-02-6	t-1,3-Dichloropropene	0.12	0.54	U	0.54	4.54	ug/m3
10061-01-5	cis-1,3-Dichloropropene	0.13	0.59	U	0.59	4.54	ug/m3
79-00-5	1,1,2-Trichloroethane	0.14	0.76	U	0.76	5.46	ug/m3

284 Sheffield Street, Mountainside, New Jersey 07092, Phone : 908 789 8900,
Fax : 908 789 8922

Report of Analysis

Client:	Woodard & Curran	Date Collected:	04/01/25
Project:	US EPA Riverside Industrial Park Superfund Site	Date Received:	04/03/25
Client Sample ID:	SSSG-B14-2-04012025	SDG No.:	Q1728
Lab Sample ID:	Q1728-01	Matrix:	Air
Analytical Method:	TO-15	Test:	TO-15
Sample Wt/Vol:	400 Units: mL		

File ID/Qc Batch:	Dilution:	Prep Date	Date Analyzed	Prep Batch ID
VL042277.D	2		04/08/25 23:44	VL040825

CAS Number	Parameter	Conc. ppbv	Conc. ug/M3	Qualifier	MDL	LOQ / CRQL	Units
124-48-1	Dibromochloromethane	0.13	1.11	U	1.11	8.52	ug/m3
106-93-4	1,2-Dibromoethane	0.14	1.08	U	1.08	1.54	ug/m3
127-18-4	Tetrachloroethene	0.080	0.54		0.20	0.41	ug/m3
108-90-7	Chlorobenzene	0.15	0.69	U	0.69	4.61	ug/m3
100-41-4	Ethyl Benzene	0.95	4.13	J	1.04	4.34	ug/m3
179601-23-1	m/p-Xylene	3.70	16.1		1.82	8.69	ug/m3
95-47-6	o-Xylene	0.86	3.74	J	1.04	4.34	ug/m3
100-42-5	Styrene	0.51	2.17	J	0.94	4.26	ug/m3
75-25-2	Bromoform	0.11	1.14	U	1.14	10.3	ug/m3
79-34-5	1,1,2,2-Tetrachloroethane	0.020	0.14	U	0.14	0.41	ug/m3
95-49-8	2-Chlorotoluene	0.22	1.14	U	1.14	5.18	ug/m3
108-67-8	1,3,5-Trimethylbenzene	0.22	1.08	U	1.08	4.92	ug/m3
95-63-6	1,2,4-Trimethylbenzene	0.33	1.62	J	0.79	4.92	ug/m3
541-73-1	1,3-Dichlorobenzene	0.16	0.96	U	0.96	6.01	ug/m3
106-46-7	1,4-Dichlorobenzene	0.11	0.66	U	0.66	6.01	ug/m3
95-50-1	1,2-Dichlorobenzene	0.15	0.90	U	0.90	6.01	ug/m3
120-82-1	1,2,4-Trichlorobenzene	0.17	1.26	U	1.26	7.42	ug/m3
87-68-3	Hexachloro-1,3-Butadiene	0.17	1.81	U	1.81	10.7	ug/m3
106-99-0	1,3-Butadiene	0.26	0.58	U	0.58	2.21	ug/m3
91-20-3	Naphthalene	0.15	0.79	U	0.79	1.05	ug/m3
622-96-8	4-Ethyltoluene	0.24	1.18	U	1.18	4.92	ug/m3
110-54-3	Hexane	1.20	4.23		0.78	3.52	ug/m3
107-05-1	Allyl Chloride	0.30	0.94	U	0.94	3.13	ug/m3
123-91-1	1,4-Dioxane	0.42	1.51	U	1.51	3.60	ug/m3
80-62-6	Methyl Methacrylate	0.17	0.70	U	0.70	4.09	ug/m3
SURROGATES							
460-00-4	1-Bromo-4-Fluorobenzene	9.60			70 (65) - 130 (135)	96%	SPK: 10
INTERNAL STANDARDS							
74-97-5	Bromochloromethane	164000		2.793			
540-36-3	1,4-Difluorobenzene	421000		3.968			
3114-55-4	Chlorobenzene-d5	366000		8.891			
TENTITIVE IDENTIFIED COMPOUNDS							
75-45-6	Chlorodifluoromethane	0.29		J		1.48	ppbv
115-07-1	Propene	0.54		J		1.49	ppbv
64-17-5	Ethanol	28.2		J		1.73	ppbv

284 Sheffield Street, Mountainside, New Jersey 07092, Phone : 908 789 8900,
Fax : 908 789 8922

Report of Analysis

Client:	Woodard & Curran	Date Collected:	04/01/25
Project:	US EPA Riverside Industrial Park Superfund Site	Date Received:	04/03/25
Client Sample ID:	SSSG-B14-2-04012025	SDG No.:	Q1728
Lab Sample ID:	Q1728-01	Matrix:	Air
Analytical Method:	TO-15	Test:	TO-15
Sample Wt/Vol:	400 Units: mL		

File ID/Qc Batch:	Dilution:	Prep Date	Date Analyzed	Prep Batch ID
VL042277.D	2		04/08/25 23:44	VL040825

CAS Number	Parameter	Conc. ppbv	Conc. ug/M3	Qualifier	MDL	LOQ / CRQL	Units
67-63-0	Isopropyl Alcohol	170		J		1.89	ppbv
007452-79-1	Butanoic acid, 2-methyl-, ethyl es	2.40		J		9.16	ppbv
000563-16-6	Hexane, 3,3-dimethyl-	2.70		J		12.2	ppbv
	unknown12.257	2.40		J		12.3	ppbv
017312-57-1	Dodecane, 3-methyl-	2.30		J		12.4	ppbv

U = Not Detected
RL = Reporting Limit
MDL = Method Detection Limit
E = Value Exceeds Calibration Range
D = Dilution

J = Estimated Value
B = Analyte Found in Associated Method Blank
N = Presumptive Evidence of a Compound
* = Values outside of QC limits
Q = indicates LCS control criteria did not meet requirements

Quantitation Report (QT/LSC Reviewed)

Data Path : Z:\voasrv\HPCHEM1\MSVOA_L\Data\VL040825\
Data File : VL042277.D
Acq On : 08 Apr 2025 23:44
Operator : SY/MD
Sample : Q1728-01 2X
Misc : 400mL/MSVOA_L
ALS Vial : 1 Sample Multiplier: 1

Quant Time: Apr 09 02:02:31 2025
Quant Method : Z:\voasrv\HPCHEM1\MSVOA_L\methods\VL032725AIR.M
Quant Title : AIR ANALYSIS BY METHOD TO-15 Instrument: MSVOA_LFri Aug
QLast Update : Fri Mar 28 02:00:52 2025
Response via : Initial Calibration

Instrument :
MSVOA_L
ClientSampleId :
SSSG-B14-2-04012025

Manual Integrations
APPROVED
Reviewed By :Mahesh Dadoda 04/09/2025
Supervised By :Semsettin Yesilyurt 04/10/2025

Compound	R.T.	QIon	Response	Conc	Units	Dev(Min)
Internal Standards						
1) Bromochloromethane	2.793	49	164142	10.000	ppbv	0.00
33) 1,4-Difluorobenzene	3.968	114	421001	10.000	ppbv	0.02
55) Chlorobenzene-d5	8.891	117	366383	10.000	ppbv	0.02
System Monitoring Compounds						
68) 1-Bromo-4-Fluorobenzene	10.383	95	289703	9.629	ppbv	0.01
Spiked Amount 10.000	Range 65 - 135		Recovery = 96.300%			
Target Compounds						Qvalue
2) Dichlorodifluoromethane	1.502	85	5920	0.244	ppbv	89
3) Chlorodifluoromethane	1.479	51	3537m	0.143	ppbv	
4) Chloromethane	1.534	50	2769	0.280	ppbv	95
9) Propene	1.489	41	3082m	0.272	ppbv	
10) Heptane	4.991	43	3495m	0.116	ppbv	
11) Trichlorofluoromethane	1.881	101	2451	0.104	ppbv	86
13) Ethanol	1.725	45	15149	14.122	ppbv	79
15) Acetone	1.839	43	611384	26.633	ppbv	96
19) Isopropyl Alcohol	1.890	45	1073145	82.853	ppbv #	31
20) Methylene Chloride	2.065	84	17035	1.992	ppbv	93
26) Hexane	2.832	57	14226	0.618	ppbv #	38
29) Chloroform	2.855	83	3922	0.116	ppbv	84
34) 2-Butanone	2.567	43	12029	0.394	ppbv	100
35) Carbon Tetrachloride	3.781	117	1268m	0.039	ppbv	
36) Benzene	3.664	78	6732	0.161	ppbv #	89
52) Tetrachloroethene	8.228	164	648m	0.039	ppbv	
53) Toluene	6.943	91	35716	0.722	ppbv	97
58) Ethyl Benzene	9.364	91	30797	0.473	ppbv	92
59) m/p-Xylene	9.542	91	95378	1.835	ppbv	99
60) o-Xylene	9.969	91	22277	0.428	ppbv	96
61) Styrene	9.875	104	6538	0.254	ppbv	92
74) 1,2,4-Trimethylbenzene	11.545	105	10923	0.167	ppbv #	66

(#) = qualifier out of range (m) = manual integration (+) = signals summed

Quantitation Report (QT/LSC Reviewed)

Data Path : Z:\voasrv\HPCHEM1\MSVOA_L\Data\VL040825\
Data File : VL042277.D
Acq On : 08 Apr 2025 23:44
Operator : SY/MD
Sample : Q1728-01 2X
Misc : 400mL/MSVOA_L
ALS Vial : 1 Sample Multiplier: 1

Quant Time: Apr 09 02:02:31 2025
Quant Method : Z:\voasrv\HPCHEM1\MSVOA_L\methods\VL032725AIR.M
Quant Title : AIR ANALYSIS BY METHOD TO-15 Instrument: MSVOA_LFri Aug
QLast Update : Fri Mar 28 02:00:52 2025
Response via : Initial Calibration

Instrument :
MSVOA_L
ClientSampleId :
SSSG-B14-2-04012025

Manual Integrations APPROVED
Reviewed By :Mahesh Dadoda 04/09/2025
Supervised By :Semsettin Yesilyurt 04/10/2025

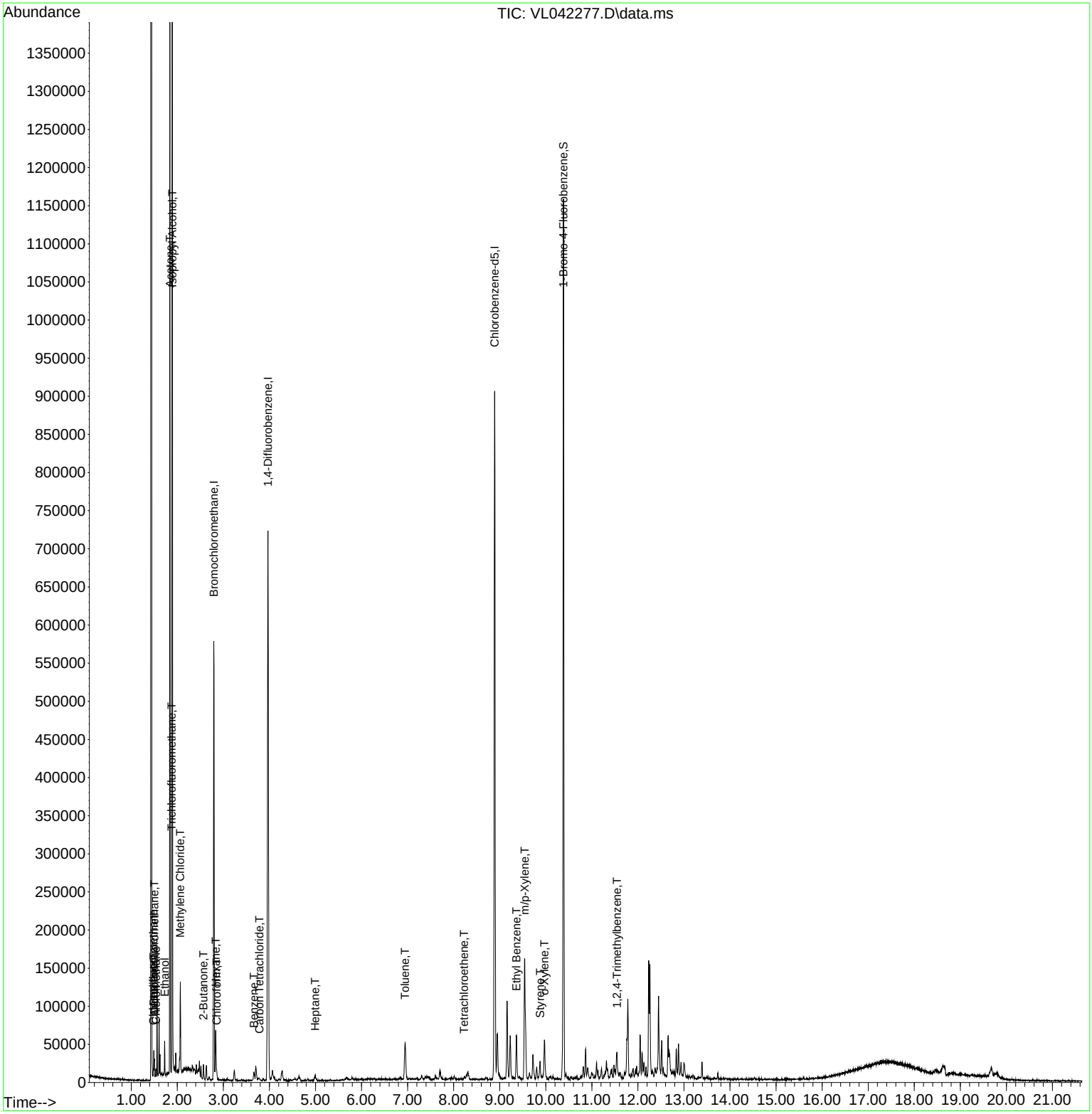

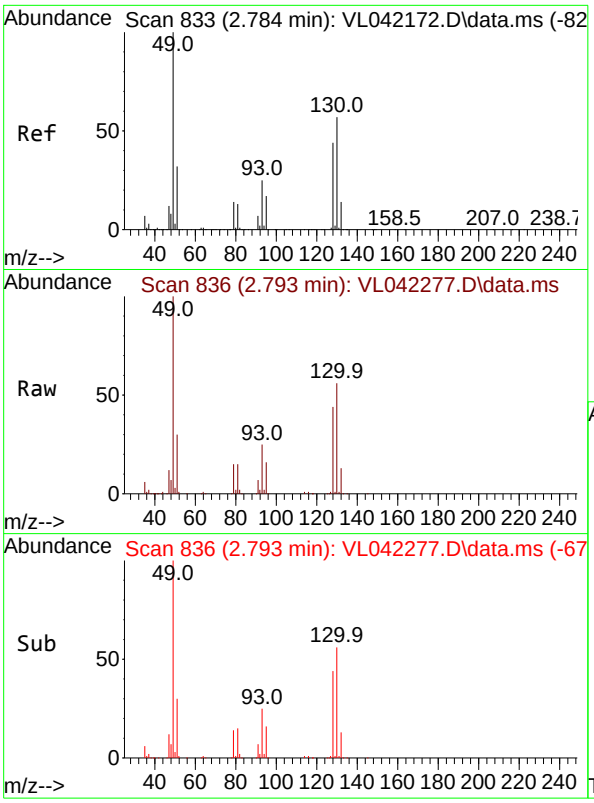

#1
Bromochloromethane
Concen: 10.000 ppbv
RT: 2.793 min Scan# 8
Delta R.T. 0.009 min
Lab File: VL042277.D
Acq: 08 Apr 2025 23:44

Tgt Ion: 49 Resp: 16414

Ion	Ratio	Lower	Upper
49	100		
128	44.0	22.9	68.5
130	56.5	28.8	86.4

Instrument :
MSVOA_L
ClientSampleId :
SSSG-B14-2-04012025

Manual Integrations
APPROVED

Reviewed By :Mahesh Dadoda 04/09/2025
Supervised By :Semsettin Yesilyurt 04/10/2025

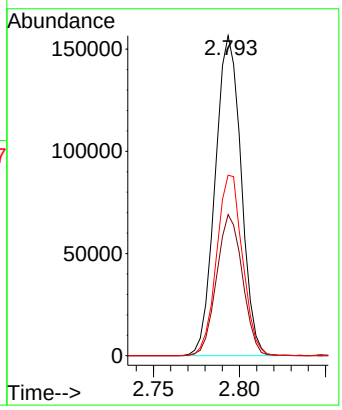

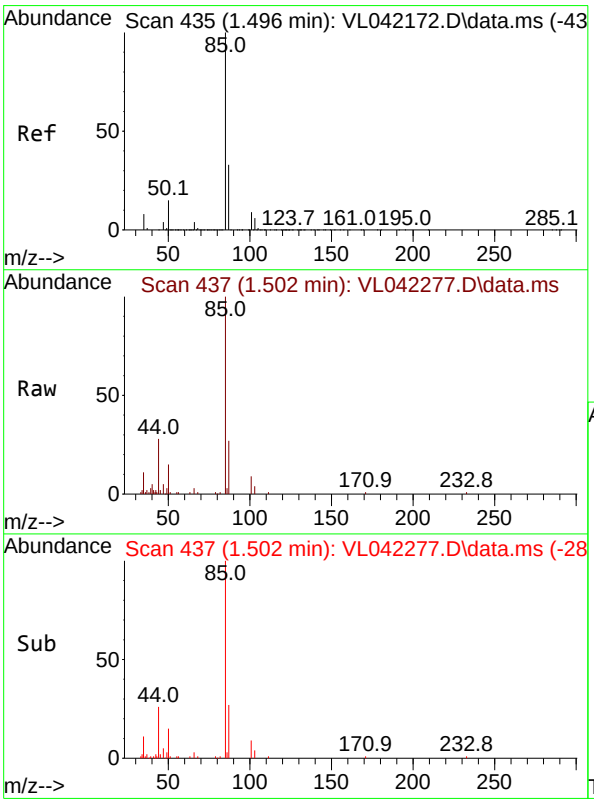

#2
Dichlorodifluoromethane
Concen: 0.244 ppbv
RT: 1.502 min Scan# 437
Delta R.T. 0.006 min
Lab File: VL042277.D
Acq: 08 Apr 2025 23:44

Tgt Ion: 85 Resp: 5920

Ion	Ratio	Lower	Upper
85	100		
87	26.7	26.1	39.1

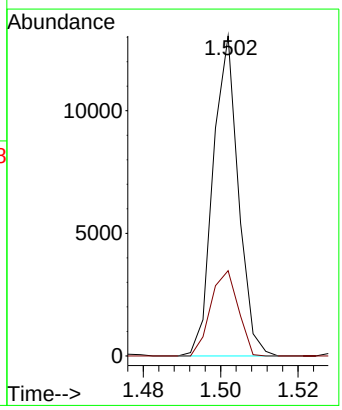

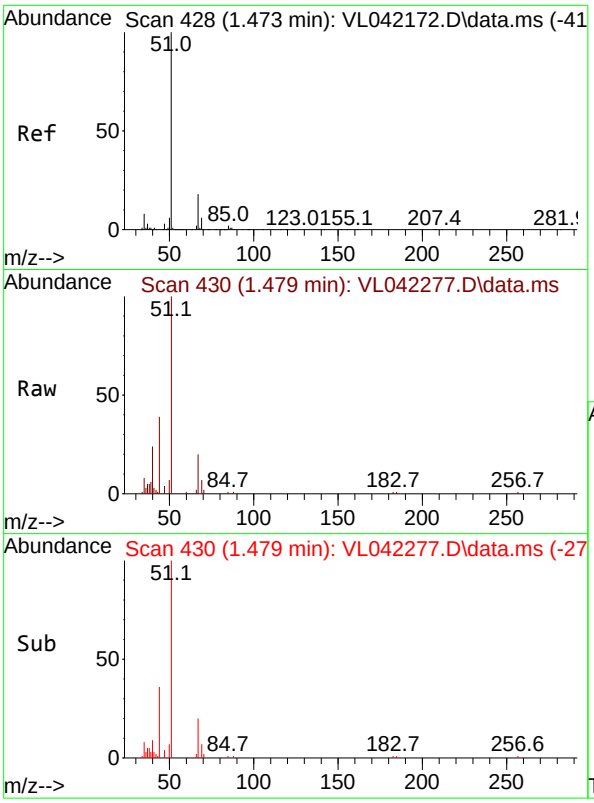

#3
Chlorodifluoromethane
Concen: 0.143 ppbv m
RT: 1.479 min Scan# 4
Delta R.T. 0.006 min
Lab File: VL042277.D
Acq: 08 Apr 2025 23:44

Tgt Ion: 51 Resp: 353

Ion	Ratio	Lower	Upper
51	100		
67	1.8	15.0	22.6

Instrument :
MSVOA_L
ClientSampleId :
SSSG-B14-2-04012025

Manual Integrations
APPROVED

Reviewed By :Mahesh Dadoda 04/09/2025
Supervised By :Semsettin Yesilyurt 04/10/2025

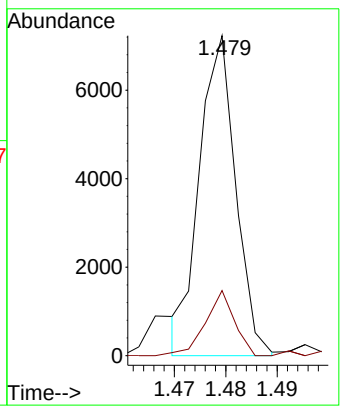

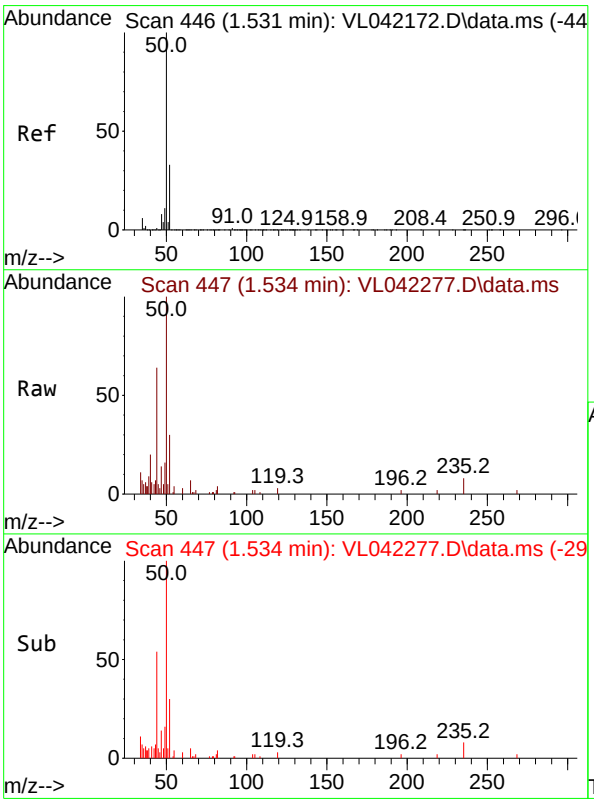

#4
Chloromethane
Concen: 0.280 ppbv
RT: 1.534 min Scan# 447
Delta R.T. 0.003 min
Lab File: VL042277.D
Acq: 08 Apr 2025 23:44

Tgt Ion: 50 Resp: 2769

Ion	Ratio	Lower	Upper
50	100		
52	30.0	26.1	39.1

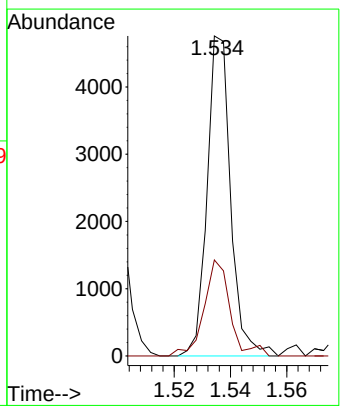

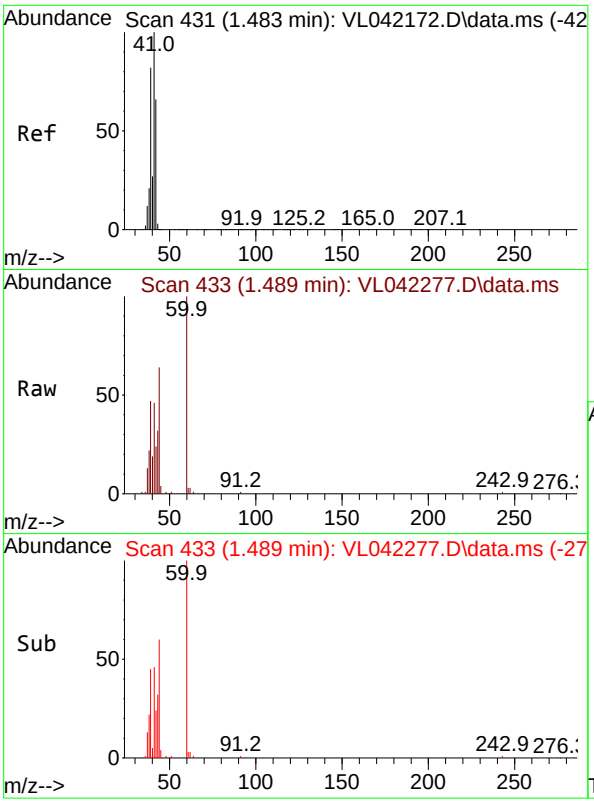

#9
Propene
Concen: 0.272 ppbv m
RT: 1.489 min Scan# 4
Delta R.T. 0.006 min
Lab File: VL042277.D
Acq: 08 Apr 2025 23:44

Tgt Ion: 41 Resp: 308

Ion	Ratio	Lower	Upper
41	100		
42	1999.1	55.4	83.

Instrument :
MSVOA_L
ClientSampleId :
SSSG-B14-2-04012025

Manual Integrations
APPROVED

Reviewed By :Mahesh Dadoda 04/09/2025
Supervised By :Semsettin Yesilyurt 04/10/2025

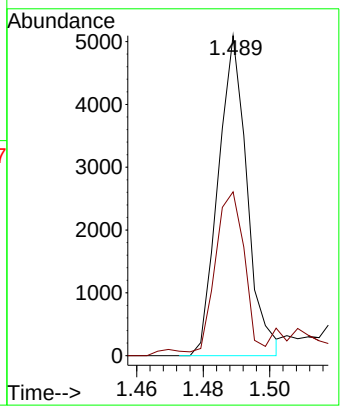

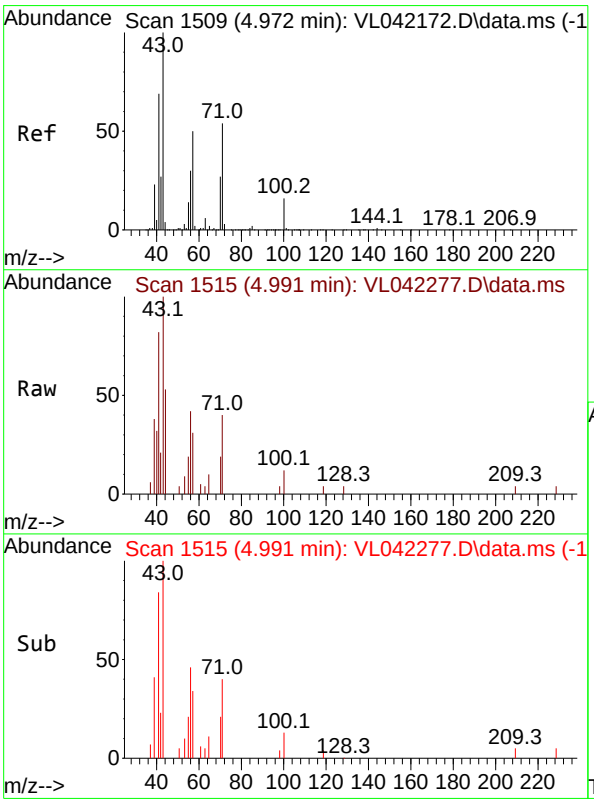

#10
Heptane
Concen: 0.116 ppbv m
RT: 4.991 min Scan# 1515
Delta R.T. 0.019 min
Lab File: VL042277.D
Acq: 08 Apr 2025 23:44

Tgt Ion: 43 Resp: 3495

Ion	Ratio	Lower	Upper
43	100		
57	0.0	39.4	59.2#

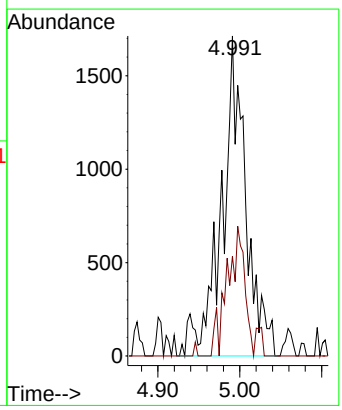

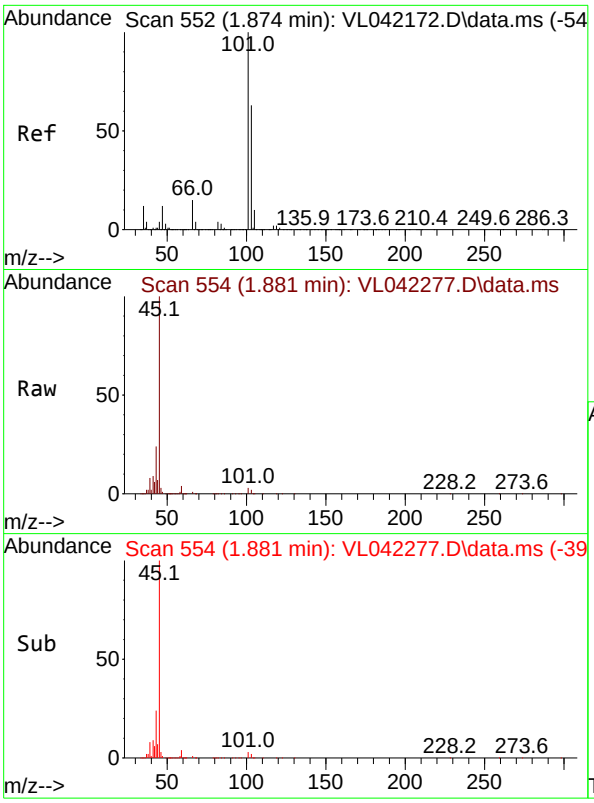

#11
Trichlorofluoromethane
Concen: 0.104 ppbv
RT: 1.881 min Scan# 5
Delta R.T. 0.006 min
Lab File: VL042277.D
Acq: 08 Apr 2025 23:44

Tgt Ion:101 Resp: 245

Ion	Ratio	Lower	Upper
101	100		
103	73.5	50.2	75.2

Instrument :
MSVOA_L
ClientSampleId :
SSSG-B14-2-04012025

Manual Integrations
APPROVED

Reviewed By :Mahesh Dadoda 04/09/2025
Supervised By :Semsettin Yesilyurt 04/10/2025

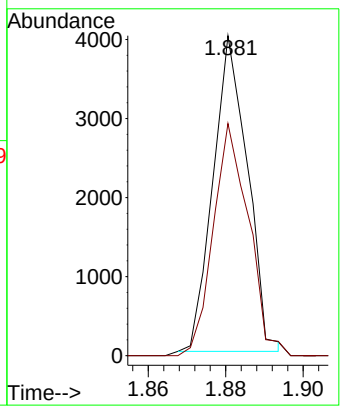

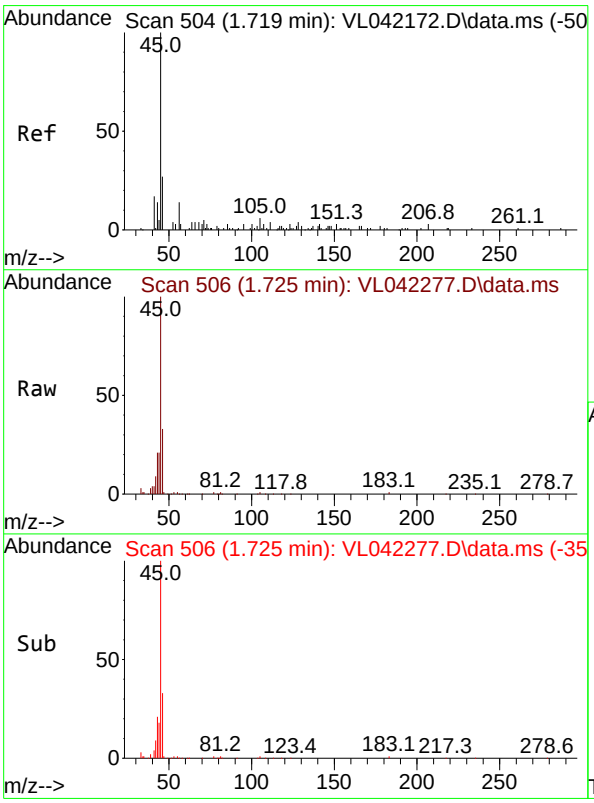

#13
Ethanol
Concen: 14.122 ppbv
RT: 1.725 min Scan# 506
Delta R.T. 0.006 min
Lab File: VL042277.D
Acq: 08 Apr 2025 23:44

Tgt Ion: 45 Resp: 15149

Ion	Ratio	Lower	Upper
45	100		
46	36.3	20.2	80.8

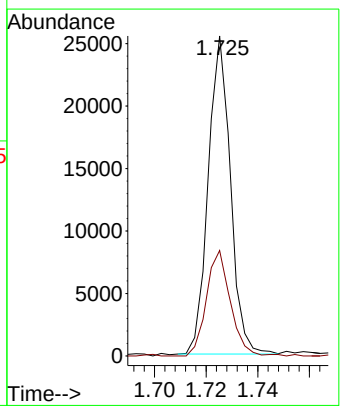



#15
Acetone
Concen: 26.633 ppbv
RT: 1.839 min Scan# 54
Delta R.T. 0.006 min
Lab File: VL042277.D
Acq: 08 Apr 2025 23:44

Tgt Ion: 43 Resp: 611384

Ion	Ratio	Lower	Upper
43	100		
58	26.8	23.2	34.8

Instrument :
MSVOA_L
ClientSampleId :
SSSG-B14-2-04012025

Manual Integrations
APPROVED

Reviewed By :Mahesh Dadoda 04/09/2025
Supervised By :Semsettin Yesilyurt 04/10/2025

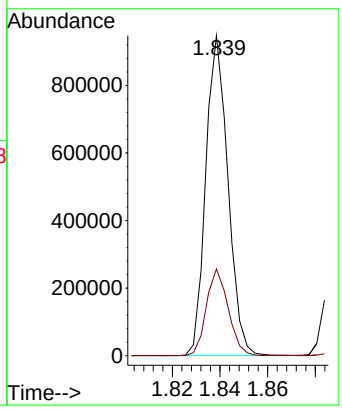



#19
Isopropyl Alcohol
Concen: 82.853 ppbv
RT: 1.890 min Scan# 557
Delta R.T. 0.006 min
Lab File: VL042277.D
Acq: 08 Apr 2025 23:44

Tgt Ion: 45 Resp: 1073145

Ion	Ratio	Lower	Upper
45	100		
58	0.7	36.9	55.3#

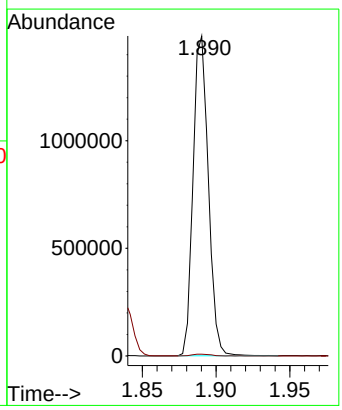

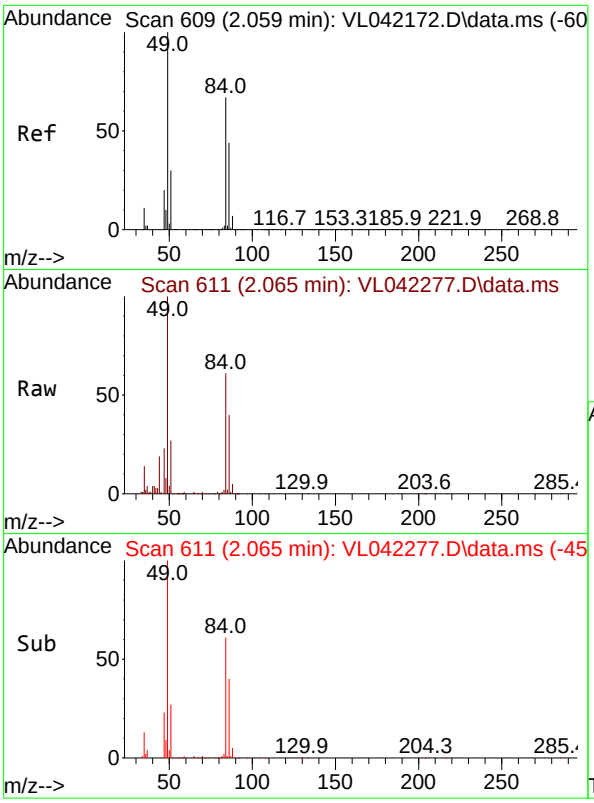

#20
Methylene Chloride
Concen: 1.992 ppbv
RT: 2.065 min Scan# 6
Delta R.T. 0.006 min
Lab File: VL042277.D
Acq: 08 Apr 2025 23:44

Tgt Ion: 84 Resp: 1703

Ion	Ratio	Lower	Upper
84	100		
49	163.9	120.2	180.4
51	44.4	37.4	56.0
86	65.7	52.4	78.6

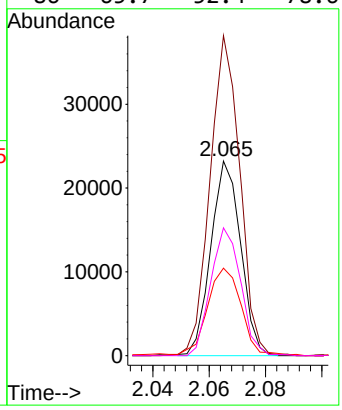

Instrument :
MSVOA_L
ClientSampleId :
SSSG-B14-2-04012025

Manual Integrations
APPROVED

Reviewed By :Mahesh Dadoda 04/09/2025
Supervised By :Semsettin Yesilyurt 04/10/2025

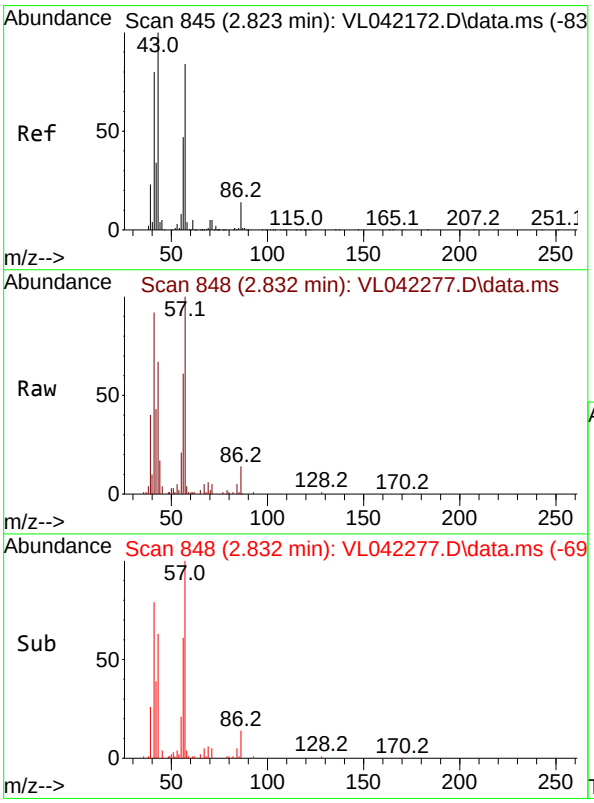

#26
Hexane
Concen: 0.618 ppbv
RT: 2.832 min Scan# 848
Delta R.T. 0.009 min
Lab File: VL042277.D
Acq: 08 Apr 2025 23:44

Tgt Ion: 57 Resp: 14226

Ion	Ratio	Lower	Upper
57	100		
41	100.1	76.6	114.8
43	92.9	207.8	311.8#
56	65.9	43.6	65.4#

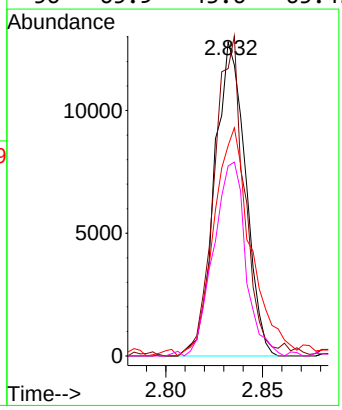

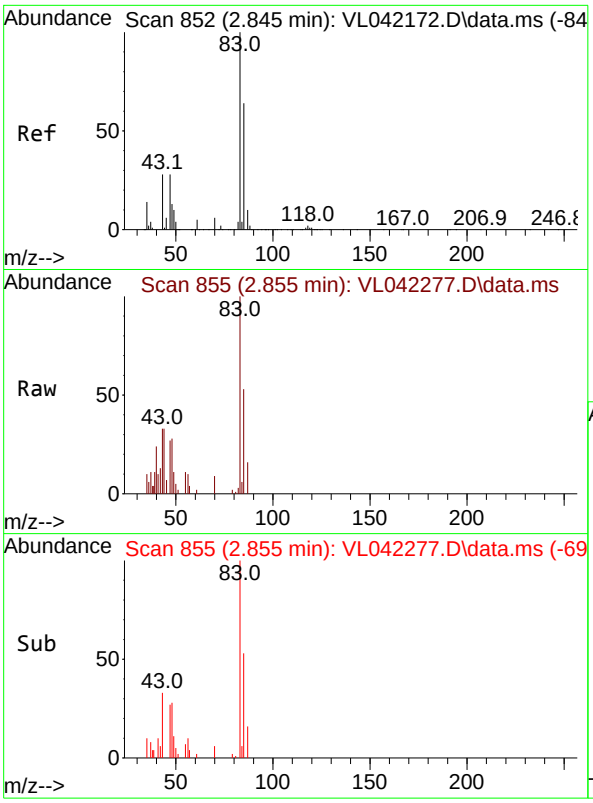

#29
Chloroform
Concen: 0.116 ppbv
RT: 2.855 min Scan# 8
Delta R.T. 0.009 min
Lab File: VL042277.D
Acq: 08 Apr 2025 23:44

Tgt Ion: 83 Resp: 392

Ion	Ratio	Lower	Upper
83	100		
85	51.5	51.4	77.2

Instrument :
MSVOA_L
ClientSampleId :
SSSG-B14-2-04012025

Manual Integrations
APPROVED

Reviewed By :Mahesh Dadoda 04/09/2025
Supervised By :Semsettin Yesilyurt 04/10/2025

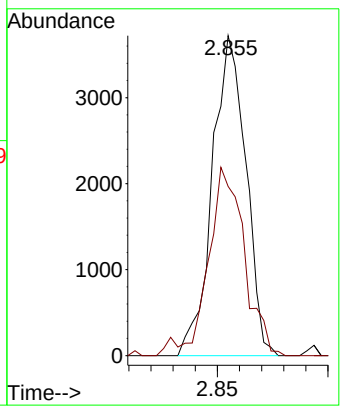

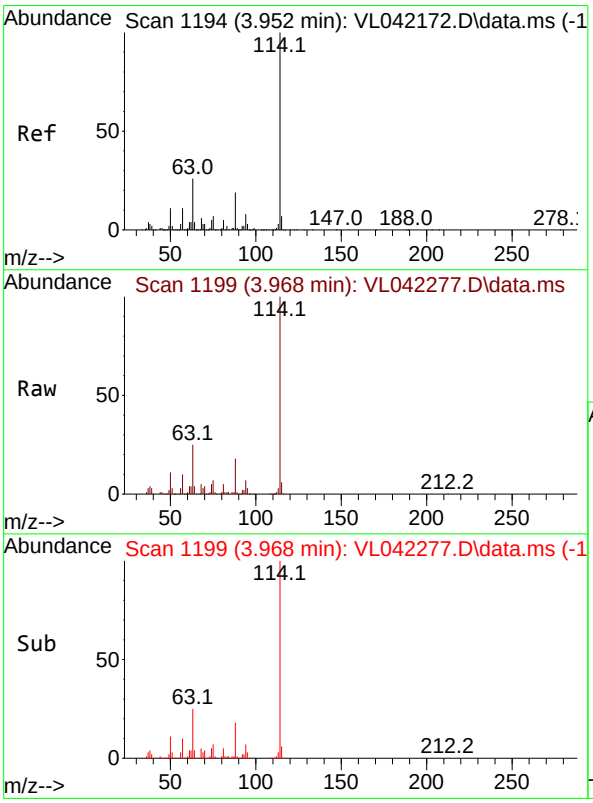

#33
1,4-Difluorobenzene
Concen: 10.000 ppbv
RT: 3.968 min Scan# 1199
Delta R.T. 0.016 min
Lab File: VL042277.D
Acq: 08 Apr 2025 23:44

Tgt Ion:114 Resp: 421001

Ion	Ratio	Lower	Upper
114	100		
63	25.3	20.7	31.1
88	17.6	15.0	22.4

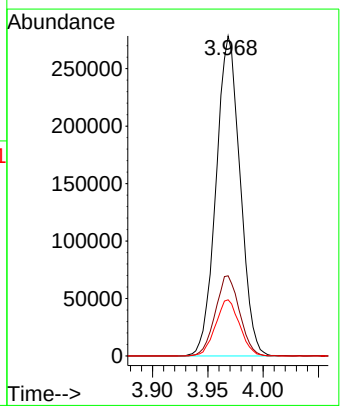

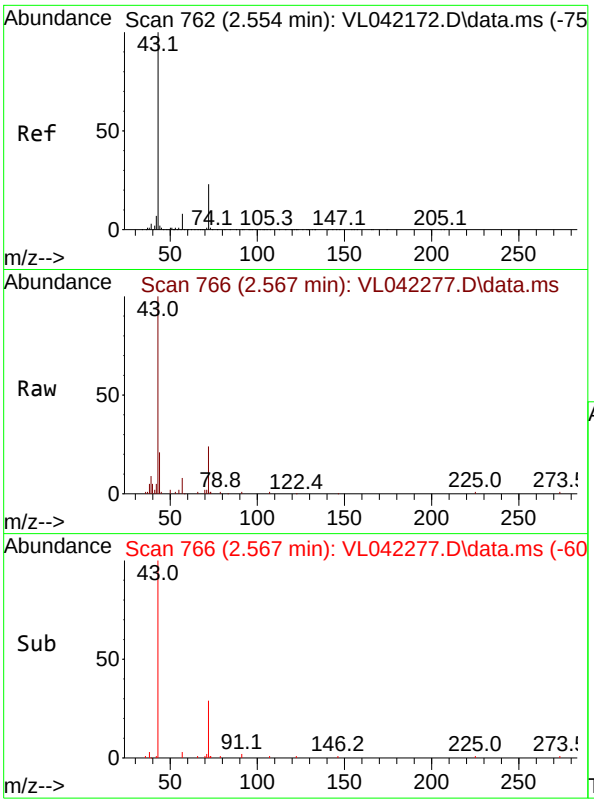

#34
2-Butanone
Concen: 0.394 ppbv
RT: 2.567 min Scan# 7
Delta R.T. 0.013 min
Lab File: VL042277.D
Acq: 08 Apr 2025 23:44

Tgt Ion: 43 Resp: 1202

Ion	Ratio	Lower	Upper
43	100		
72	22.7	18.2	27.2

Instrument :
MSVOA_L
ClientSampleId :
SSSG-B14-2-04012025

Manual Integrations
APPROVED

Reviewed By :Mahesh Dadoda 04/09/2025
Supervised By :Semsettin Yesilyurt 04/10/2025

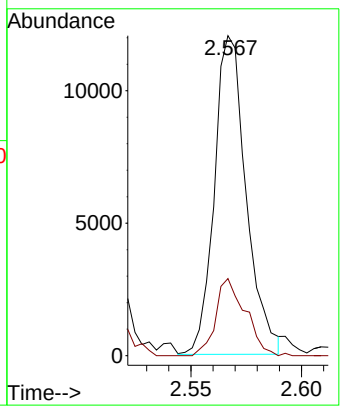

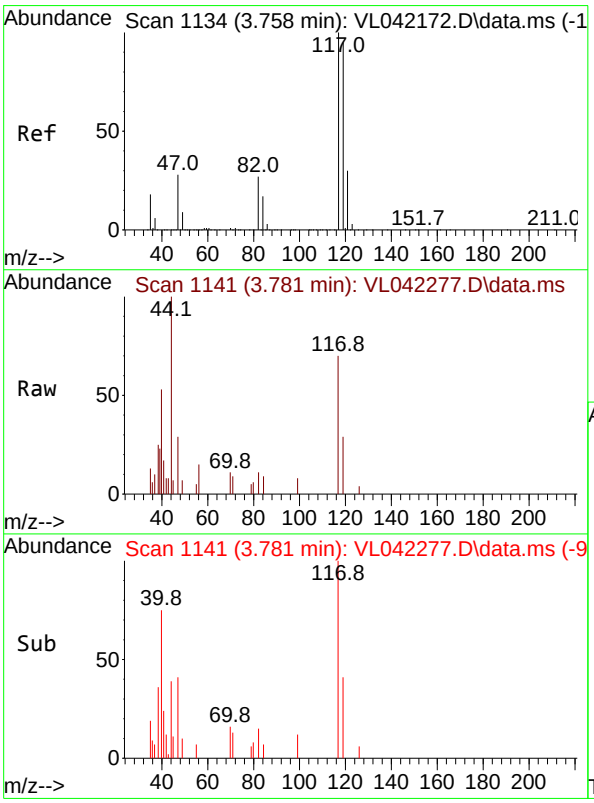

#35
Carbon Tetrachloride
Concen: 0.039 ppbv m
RT: 3.781 min Scan# 1141
Delta R.T. 0.022 min
Lab File: VL042277.D
Acq: 08 Apr 2025 23:44

Tgt Ion:117 Resp: 1268

Ion	Ratio	Lower	Upper
117	100		
119	41.4	76.2	114.2#
121	0.0	24.2	36.4#

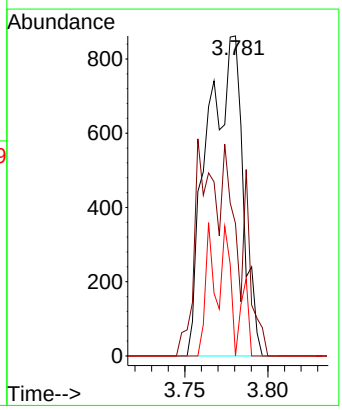

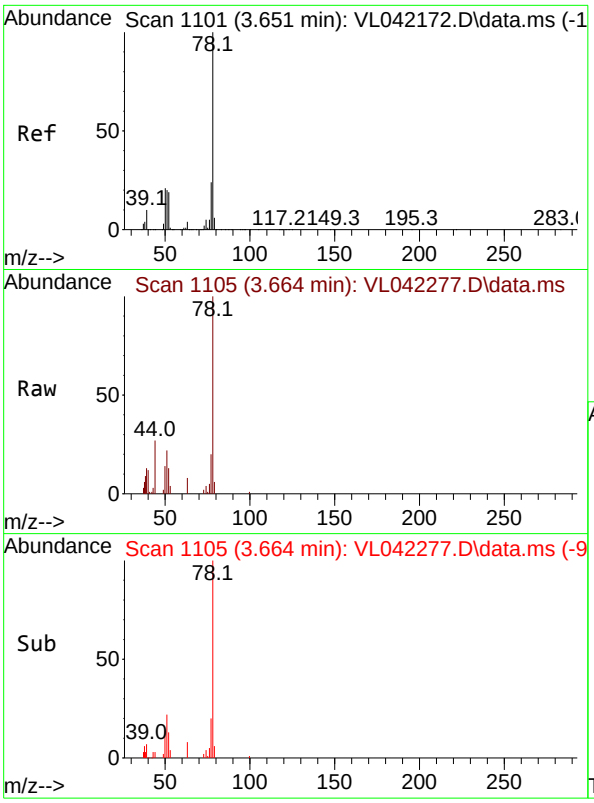

#36
Benzene
Concen: 0.161 ppbv
RT: 3.664 min Scan# 1
Delta R.T. 0.013 min
Lab File: VL042277.D
Acq: 08 Apr 2025 23:44

Tgt Ion: 78 Resp: 673

Ion	Ratio	Lower	Upper
78	100		
77	20.1	19.1	28.7
50	14.0	16.6	24.8

Instrument :
MSVOA_L
ClientSampleId :
SSSG-B14-2-04012025

Manual Integrations
APPROVED

Reviewed By :Mahesh Dadoda 04/09/2025
Supervised By :Semsettin Yesilyurt 04/10/2025

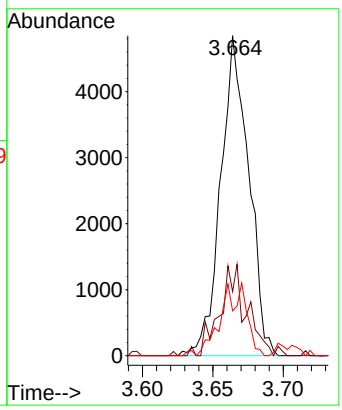

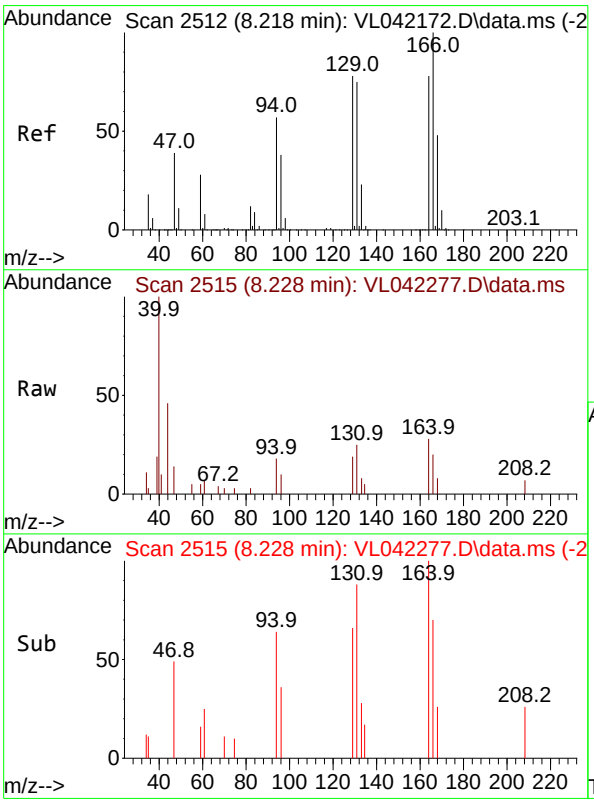

#52
Tetrachloroethene
Concen: 0.039 ppbv m
RT: 8.228 min Scan# 2515
Delta R.T. 0.009 min
Lab File: VL042277.D
Acq: 08 Apr 2025 23:44

Tgt Ion:164 Resp: 648

Ion	Ratio	Lower	Upper
164	100		
166	69.6	102.5	153.7#
129	66.1	79.8	119.8#
131	87.8	76.6	114.8

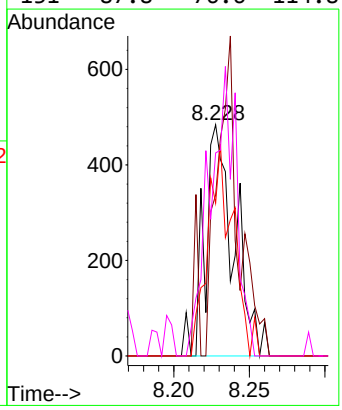

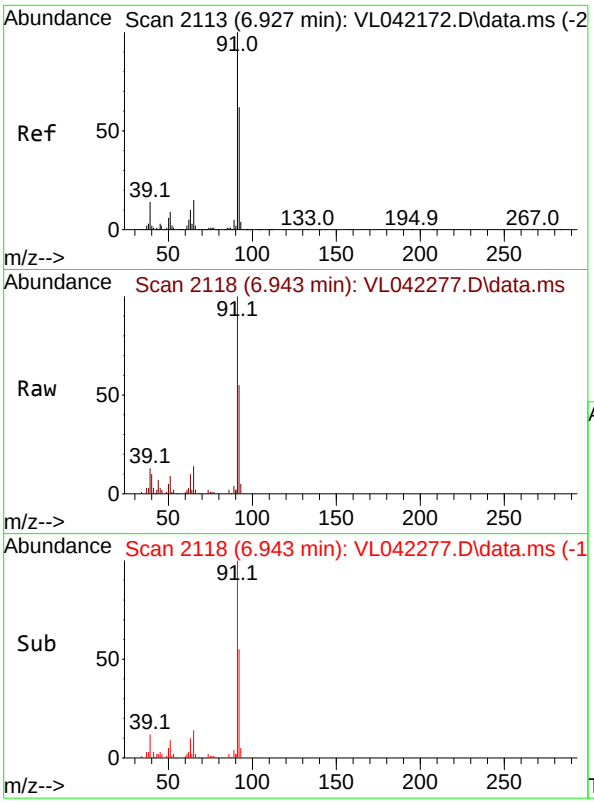

#53
Toluene
Concen: 0.722 ppbv
RT: 6.943 min Scan# 2
Delta R.T. 0.016 min
Lab File: VL042277.D
Acq: 08 Apr 2025 23:44

Tgt Ion: 91 Resp: 3571

Ion	Ratio	Lower	Upper
91	100		
92	57.9	48.4	72.6

Instrument :
MSVOA_L
ClientSampleId :
SSSG-B14-2-04012025

Manual Integrations
APPROVED

Reviewed By :Mahesh Dadoda 04/09/2025
Supervised By :Semsettin Yesilyurt 04/10/2025

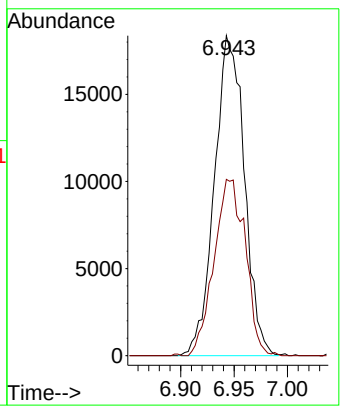

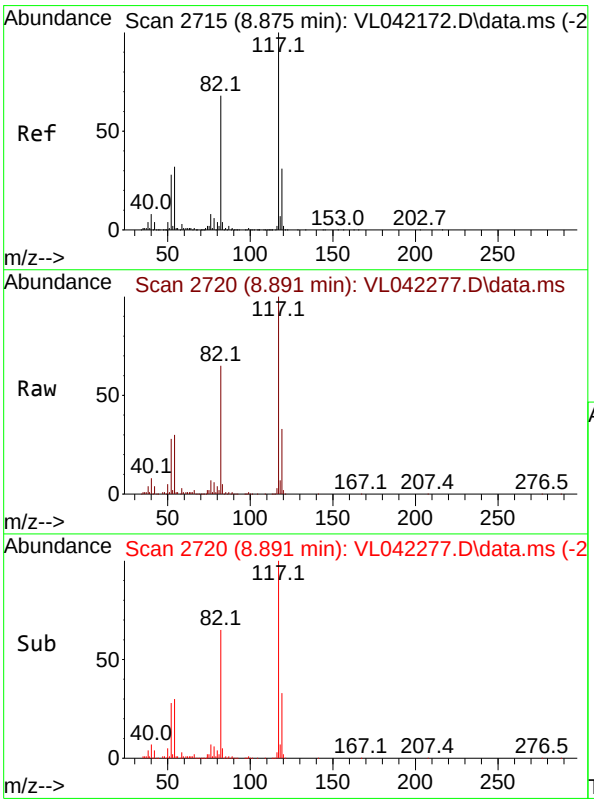

#55
Chlorobenzene-d5
Concen: 10.000 ppbv
RT: 8.891 min Scan# 2720
Delta R.T. 0.016 min
Lab File: VL042277.D
Acq: 08 Apr 2025 23:44

Tgt Ion:117 Resp: 366383

Ion	Ratio	Lower	Upper
117	100		
82	64.9	55.8	83.6
119	31.8	25.5	38.3

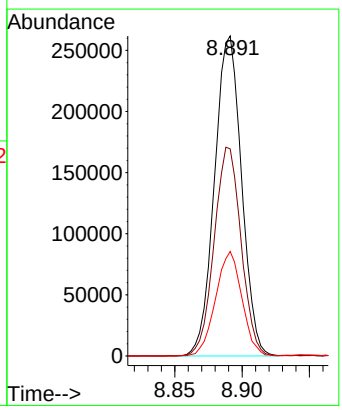

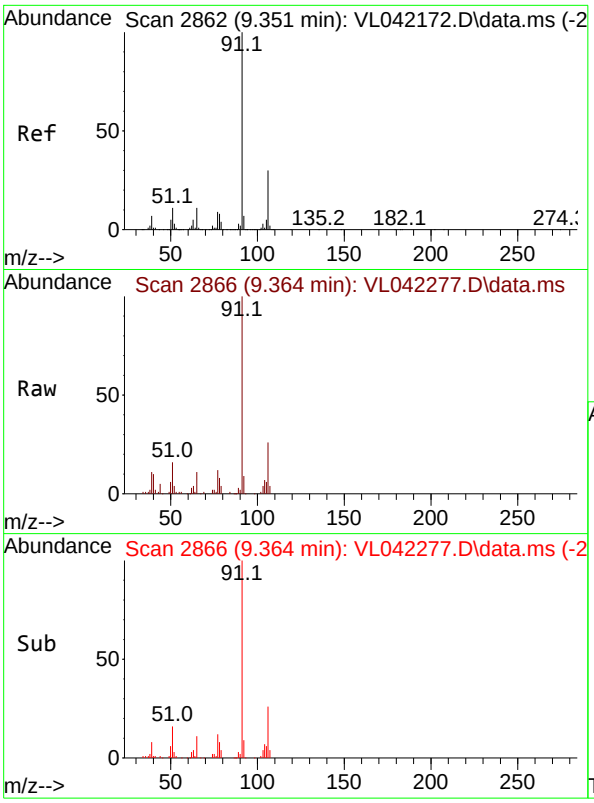

#58
Ethyl Benzene
Concen: 0.473 ppbv
RT: 9.364 min Scan# 2
Delta R.T. 0.013 min
Lab File: VL042277.D
Acq: 08 Apr 2025 23:44

Tgt Ion: 91 Resp: 3079

Ion	Ratio	Lower	Upper
91	100		
106	25.7	24.2	36.2

Instrument :
MSVOA_L
ClientSampleId :
SSSG-B14-2-04012025

Manual Integrations
APPROVED

Reviewed By :Mahesh Dadoda 04/09/2025
Supervised By :Semsettin Yesilyurt 04/10/2025

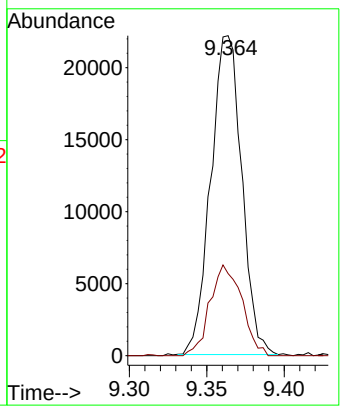

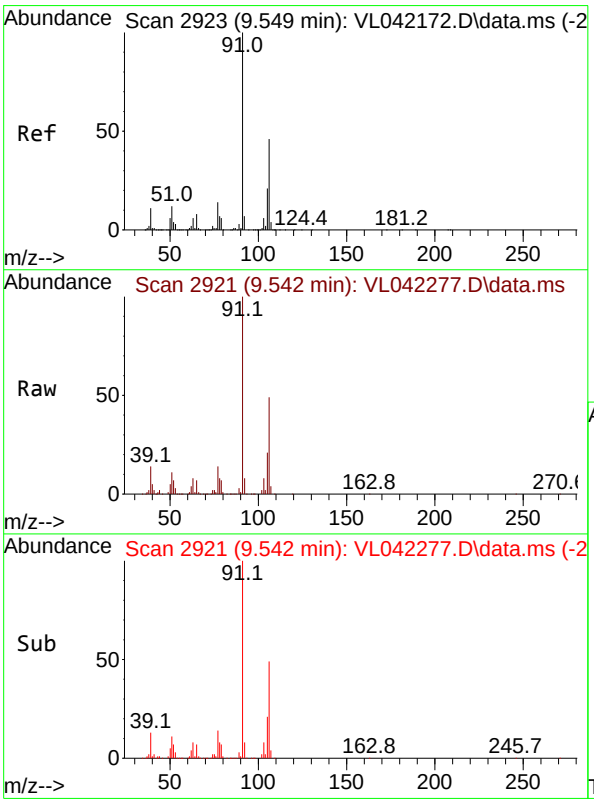

#59
m/p-Xylene
Concen: 1.835 ppbv
RT: 9.542 min Scan# 2921
Delta R.T. -0.007 min
Lab File: VL042277.D
Acq: 08 Apr 2025 23:44

Tgt Ion: 91 Resp: 95378

Ion	Ratio	Lower	Upper
91	100		
106	46.1	36.4	54.6

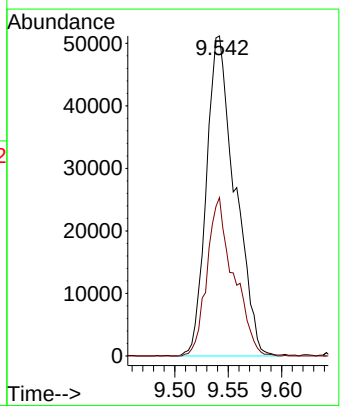

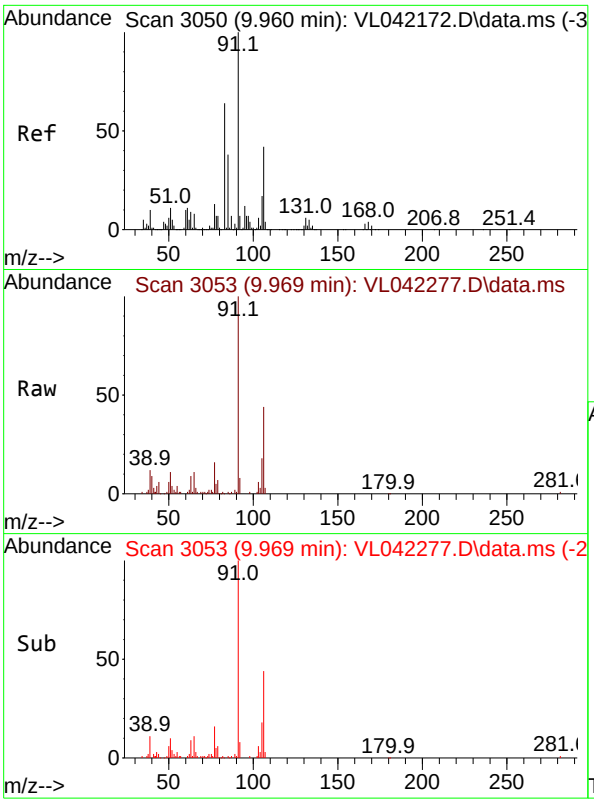

#60
o-Xylene
Concen: 0.428 ppbv
RT: 9.969 min Scan# 3
Delta R.T. 0.009 min
Lab File: VL042277.D
Acq: 08 Apr 2025 23:44

Tgt Ion: 91 Resp: 2227

Ion	Ratio	Lower	Upper
91	100		
106	44.2	20.8	62.5

Instrument :
MSVOA_L
ClientSampleId :
SSSG-B14-2-04012025

Manual Integrations
APPROVED

Reviewed By :Mahesh Dadoda 04/09/2025
Supervised By :Semsettin Yesilyurt 04/10/2025

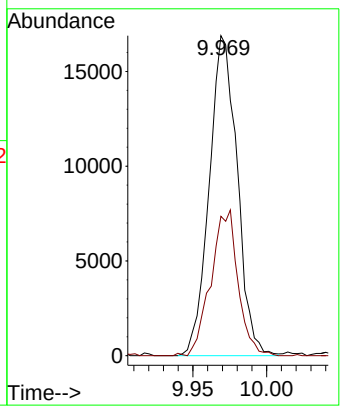

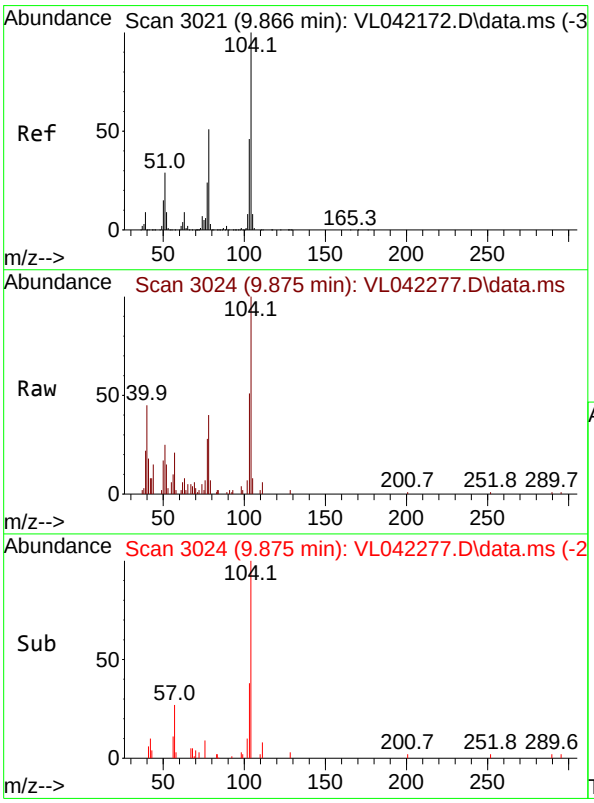

#61
Styrene
Concen: 0.254 ppbv
RT: 9.875 min Scan# 3024
Delta R.T. 0.009 min
Lab File: VL042277.D
Acq: 08 Apr 2025 23:44

Tgt Ion:104 Resp: 6538

Ion	Ratio	Lower	Upper
104	100		
78	46.9	41.8	62.6
103	51.9	37.0	55.4

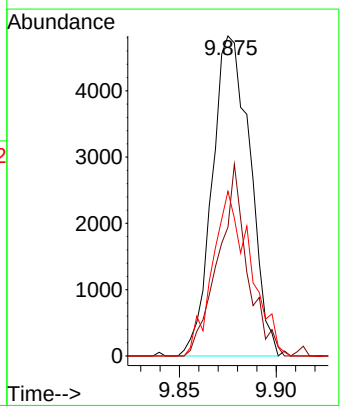

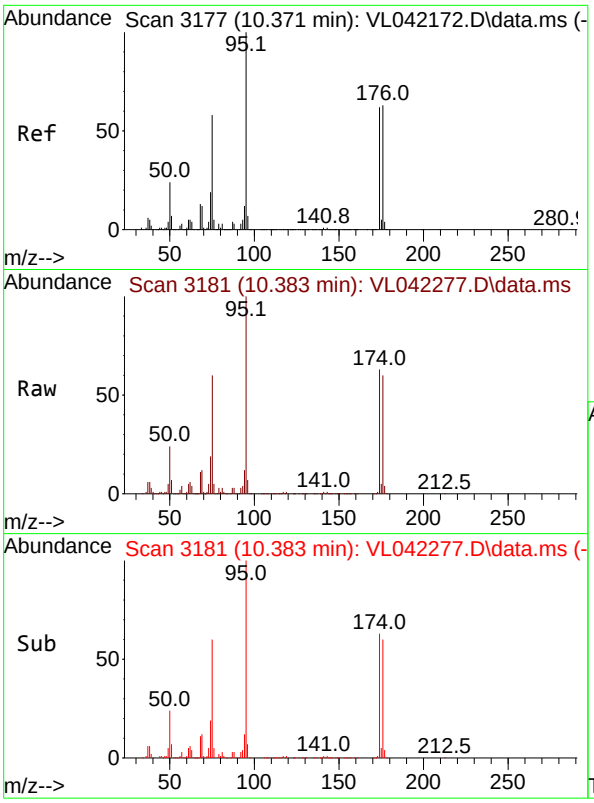

#68
1-Bromo-4-Fluorobenzene
Concen: 9.629 ppbv
RT: 10.383 min Scan# 3
Delta R.T. 0.013 min
Lab File: VL042277.D
Acq: 08 Apr 2025 23:44

Tgt Ion: 95 Resp: 28970

Ion	Ratio	Lower	Upper
95	100		
174	63.0	50.6	76.0
175	4.7	3.8	5.6

Instrument :
MSVOA_L
ClientSampleId :
SSSG-B14-2-04012025

Manual Integrations
APPROVED
Reviewed By :Mahesh Dadoda 04/09/2025
Supervised By :Semsettin Yesilyurt 04/10/2025

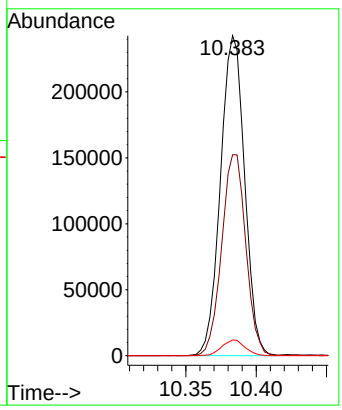

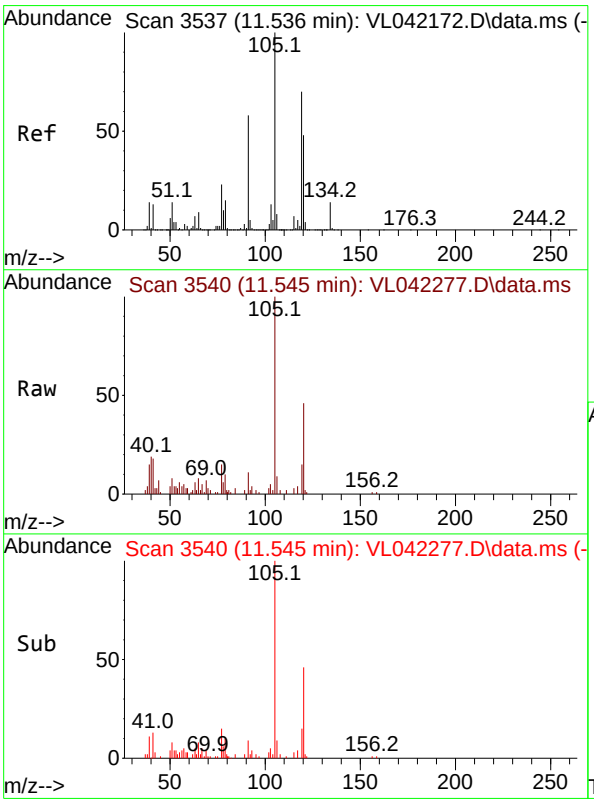

#74
1,2,4-Trimethylbenzene
Concen: 0.167 ppbv
RT: 11.545 min Scan# 3540
Delta R.T. 0.009 min
Lab File: VL042277.D
Acq: 08 Apr 2025 23:44

Tgt Ion:105 Resp: 10923

Ion	Ratio	Lower	Upper
105	100		
120	45.9	38.6	58.0
91	9.9	46.2	69.2#
77	14.0	18.6	27.8#

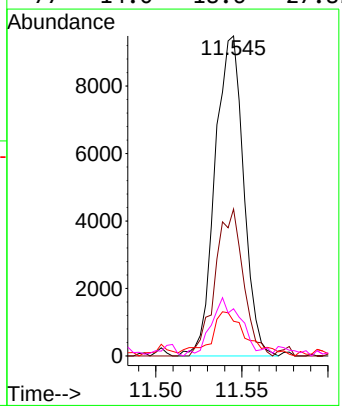

LSC Area Percent Report

Data Path : Z:\voasrv\HPCHEM1\MSVOA_L\Data\VL040825\
Data File : VL042277.D
Acq On : 08 Apr 2025 23:44
Operator : SY/MD
Sample : Q1728-01 2X
Misc : 400mL/MSVOA_L
ALS Vial : 1 Sample Multiplier: 1

Instrument :
MSVOA_L
ClientSampleId :
SSSG-B14-2-04012025

Integration Parameters: RTEINT.P
Integrator: RTE
Smoothing : ON Filtering: 5
Sampling : 3 Min Area: 3 % of largest Peak
Start Thrs: 0.001 Max Peaks: 100
Stop Thrs : 0 Peak Location: TOP

If leading or trailing edge < 100 prefer < Baseline drop else tangent >
Peak separation: 0

Method : Z:\voasrv\HPCHEM1\MSVOA_L\methods\VL032725AIR.M
Title : AIR ANALYSIS BY METHOD TO-15 Instrument: MSVOA_LFri Aug 26 06:05:16 2022

Signal : TIC: VL042277.D\data.ms

peak #	R.T. min	first scan	max scan	last scan	PK TY	peak height	corr. area	corr. % max.	% of total
1	1.434	411	416	421	rBV	4092978	4481916	100.00%	32.385%
2	1.560	451	455	459	rBV2	118010	66513	1.48%	0.481%
3	1.839	536	541	552	rBV	1450572	944257	21.07%	6.823%
4	1.890	552	557	570	rVB	2472701	1774519	39.59%	12.822%
5	2.065	607	611	620	rVB	118214	91072	2.03%	0.658%
6	2.793	828	836	843	rBV	575759	606914	13.54%	4.385%
7	2.835	843	849	863	rVB4	64885	90726	2.02%	0.656%
8	3.968	1185	1199	1213	rBV	720897	1107989	24.72%	8.006%
9	6.949	2107	2120	2130	rBV3	46750	96976	2.16%	0.701%
10	8.891	2705	2720	2730	rBV	902653	1301589	29.04%	9.405%
11	8.949	2730	2738	2747	rVB3	54898	88346	1.97%	0.638%
12	9.160	2792	2803	2814	rBV3	102374	157447	3.51%	1.138%
13	9.228	2814	2824	2835	rVB3	55477	82802	1.85%	0.598%
14	9.364	2855	2866	2880	rBV	57645	88218	1.97%	0.637%
15	9.538	2911	2920	2938	rVB2	157178	300800	6.71%	2.173%
16	9.720	2967	2976	2987	rBV3	30796	48514	1.08%	0.351%
17	9.969	3045	3053	3071	rVB2	51128	87681	1.96%	0.634%
18	10.383	3162	3181	3191	rBV	1155547	1401209	31.26%	10.125%
19	10.866	3322	3330	3337	rBV4	35615	44898	1.00%	0.324%
20	11.545	3530	3540	3550	rVB4	29244	49092	1.10%	0.355%
21	11.781	3597	3613	3621	rVB4	100572	169382	3.78%	1.224%
22	12.047	3689	3695	3702	rVB4	51594	56839	1.27%	0.411%
23	12.235	3744	3753	3757	rBV	151512	177857	3.97%	1.285%
24	12.257	3757	3760	3771	rVB	144128	158930	3.55%	1.148%
25	12.448	3811	3819	3833	rVB3	102641	146682	3.27%	1.060%
26	12.516	3833	3840	3847	rBV3	44357	53177	1.19%	0.384%
27	12.655	3874	3883	3887	rBV5	54487	69309	1.55%	0.501%
28	12.833	3929	3938	3945	rBV3	36996	46037	1.03%	0.333%
29	12.882	3945	3953	3960	rVB2	41278	49904	1.11%	0.361%

Sum of corrected areas: 13839595

Data Path : Z:\voasrv\HPCHEM1\MSVOA_L\Data\VL040825\
Data File : VL042277.D
Acq On : 08 Apr 2025 23:44
Operator : SY/MD
Sample : Q1728-01 2X
Misc : 400mL/MSVOA_L
ALS Vial : 1 Sample Multiplier: 1

Instrument :
MSVOA_L
ClientSampleId :
SSSG-B14-2-04012025

Quant Method : Z:\voasrv\HPCHEM1\MSVOA_L\methods\VL032725AIR.M
Quant Title : AIR ANALYSIS BY METHOD TO-15 Instrument: MSVOA_LFri Aug 26 06:05:16 2022

TIC Library : C:\Database\NIST20.L
TIC Integration Parameters: LSCINT.P

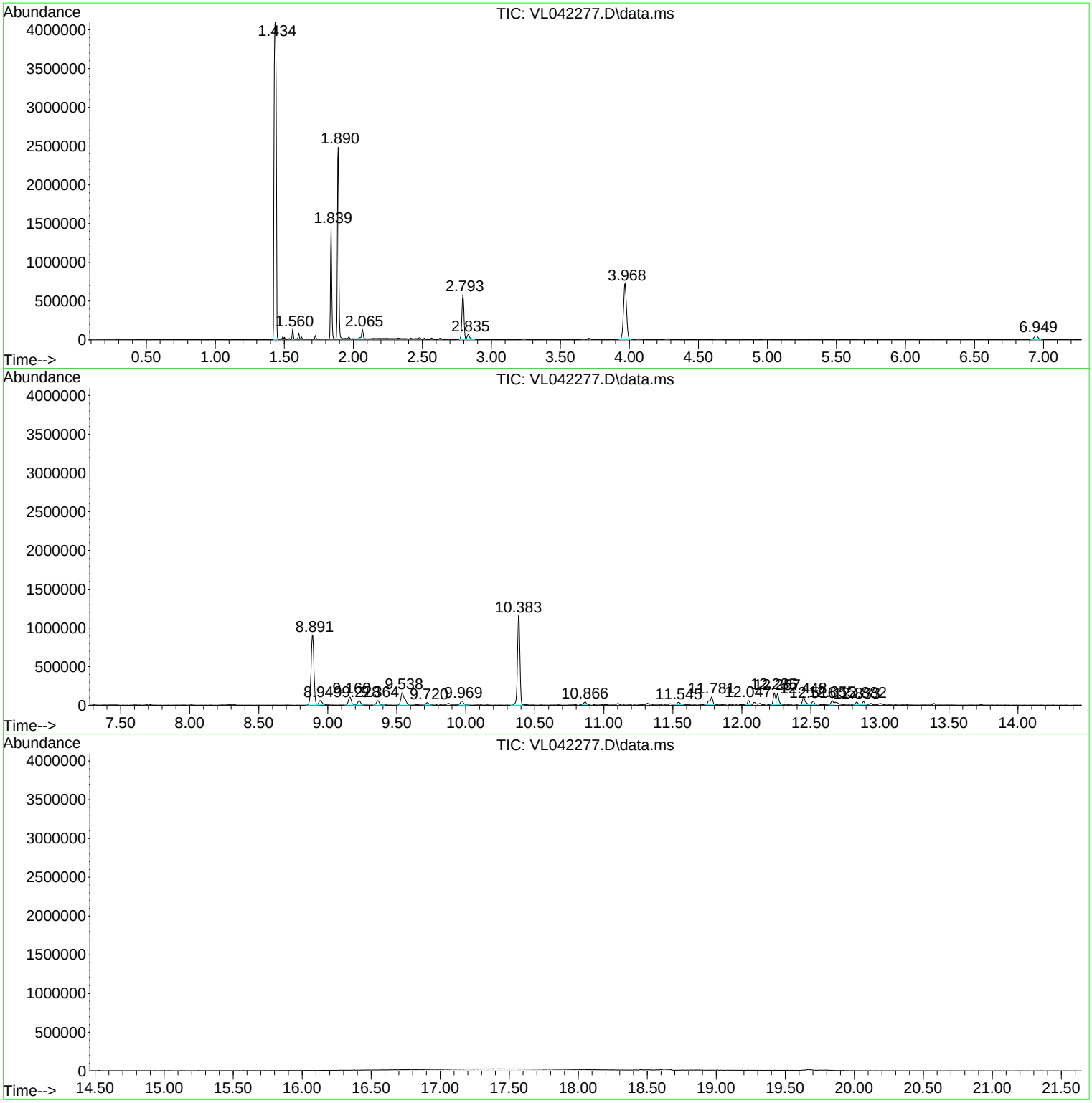

Library Search Compound Report

Data Path : Z:\voasrv\HPCHEM1\MSVOA_L\Data\VL040825\
Data File : VL042277.D
Acq On : 08 Apr 2025 23:44
Operator : SY/MD
Sample : Q1728-01 2X
Misc : 400mL/MSVOA_L
ALS Vial : 1 Sample Multiplier: 1

Instrument :
MSVOA_L
ClientSampleId :
SSSG-B14-2-04012025

Quant Method : Z:\voasrv\HPCHEM1\MSVOA_L\methods\VL032725AIR.M
Quant Title : AIR ANALYSIS BY METHOD TO-15 Instrument: MSVOA_LFri Aug 26 06:05:16 2022

TIC Library : C:\Database\NIST20.L
TIC Integration Parameters: LSCINT.P

****
Peak Number 1 Butanoic acid, 2-methyl-, e... Concentration Rank 4

R.T.	EstConc	Area	Relative to ISTD	R.T.
9.160	1.21 ppbv	157447	Chlorobenzene-d5	8.891

Hit# of 5	Tentative ID	MW	MolForm	CAS#	Qual
1	Butanoic acid, 2-methyl-, ethyl ...	130	C7H14O2	007452-79-1	90
2	Butanoic acid, 2-methyl-, ethyl ...	130	C7H14O2	007452-79-1	74
3	Butanoic acid, 2-methyl-, ethyl ...	130	C7H14O2	007452-79-1	58
4	Butanoic acid, 2-methyl-, ethyl ...	130	C7H14O2	007452-79-1	53
5	Butanoic acid, 2-methyl-, ethyl ...	130	C7H14O2	007452-79-1	50

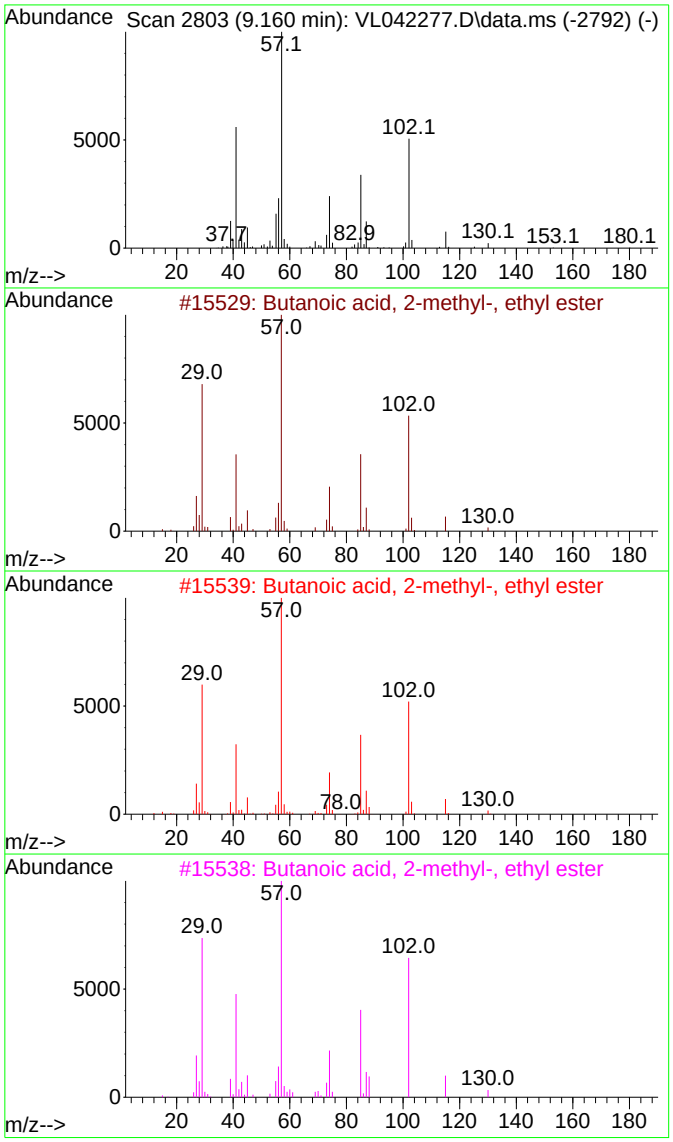

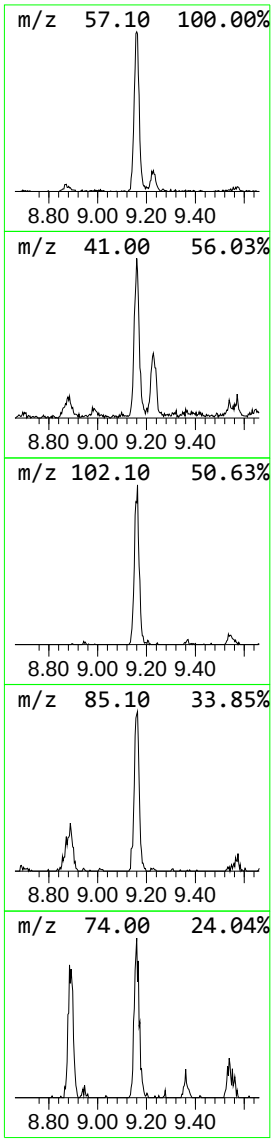

Data Path : Z:\voasrv\HPCHEM1\MSVOA_L\Data\VL040825\
Data File : VL042277.D
Acq On : 08 Apr 2025 23:44
Operator : SY/MD
Sample : Q1728-01 2X
Misc : 400mL/MSVOA_L
ALS Vial : 1 Sample Multiplier: 1

Instrument :
MSVOA_L
ClientSampleId :
SSSG-B14-2-04012025

Quant Method : Z:\voasrv\HPCHEM1\MSVOA_L\methods\VL032725AIR.M
Quant Title : AIR ANALYSIS BY METHOD TO-15 Instrument: MSVOA_LFri Aug 26 06:05:16 2022

TIC Library : C:\Database\NIST20.L
TIC Integration Parameters: LSCINT.P

****
Peak Number 3 Hexane, 3,3-dimethyl- Concentration Rank 1

R.T.	EstConc	Area	Relative to ISTD	R.T.
12.235	1.37 ppbv	177857	Chlorobenzene-d5	8.891

Hit# of 5	Tentative ID	MW	MolForm	CAS#	Qual
1	Hexane, 3,3-dimethyl-	114	C8H18	000563-16-6	59
2	Octane, 3,5-dimethyl-	142	C10H22	015869-93-9	53
3	Pentan-2-yl 2-methylbutanoate	172	C10H20O2	1000372-71-7	53
4	Dodecane, 4-methyl-	184	C13H28	006117-97-1	53
5	Hexane, 3,3-dimethyl-	114	C8H18	000563-16-6	50

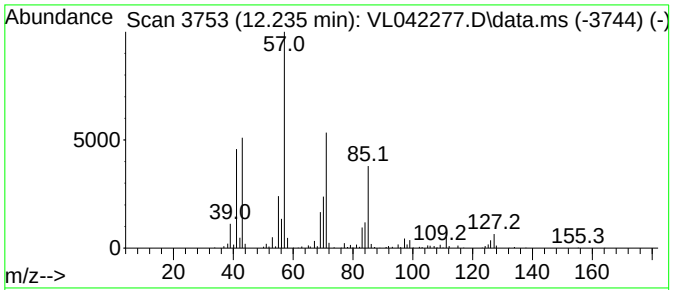

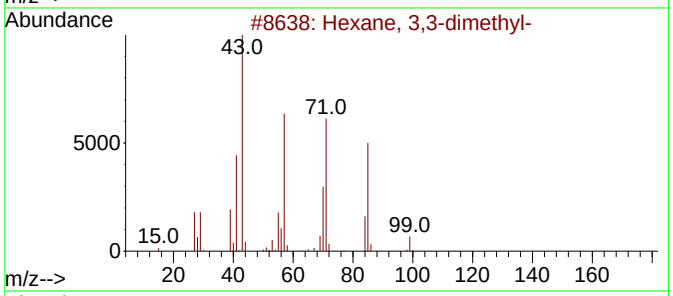

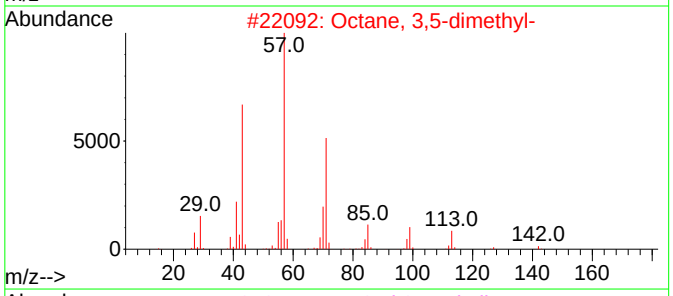

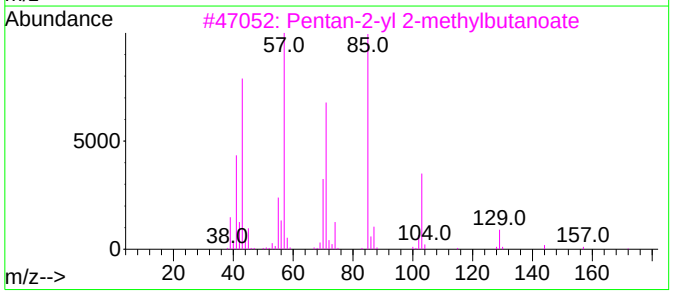

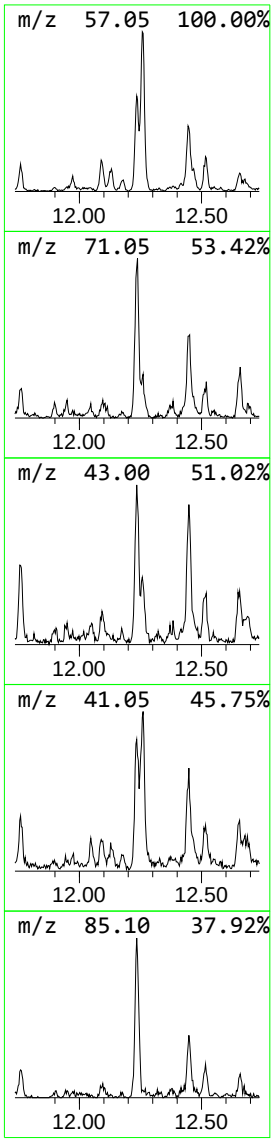

Data Path : Z:\voasrv\HPCHEM1\MSVOA_L\Data\VL040825\
Data File : VL042277.D
Acq On : 08 Apr 2025 23:44
Operator : SY/MD
Sample : Q1728-01 2X
Misc : 400mL/MSVOA_L
ALS Vial : 1 Sample Multiplier: 1

Instrument :
MSVOA_L
ClientSampleId :
SSSG-B14-2-04012025

Quant Method : Z:\voasrv\HPCHEM1\MSVOA_L\methods\VL032725AIR.M
Quant Title : AIR ANALYSIS BY METHOD TO-15 Instrument: MSVOA_LFri Aug 26 06:05:16 2022

TIC Library : C:\Database\NIST20.L
TIC Integration Parameters: LSCINT.P

****
Peak Number 4 unknown12.257 Concentration Rank 3

R.T.	EstConc	Area	Relative to ISTD	R.T.
12.257	1.22 ppbv	158930	Chlorobenzene-d5	8.891

Hit# of 5	Tentative ID	MW	MolForm	CAS#	Qual
1	di-tert-Butyl acetylenedicarboxy...	226	C12H18O4	066086-33-7	40
2	Octane, 2,6-dimethyl-	142	C10H22	002051-30-1	32
3	Disulfide, bis(1,1,3,3-tetrameth...	290	C16H34S2	029956-99-8	32
4	sec-Butyl isobutyl carbonate	174	C9H18O3	1000372-77-3	28
5	Glycerol, 2-tert-butyl ether	148	C7H16O3	1000381-76-3	28

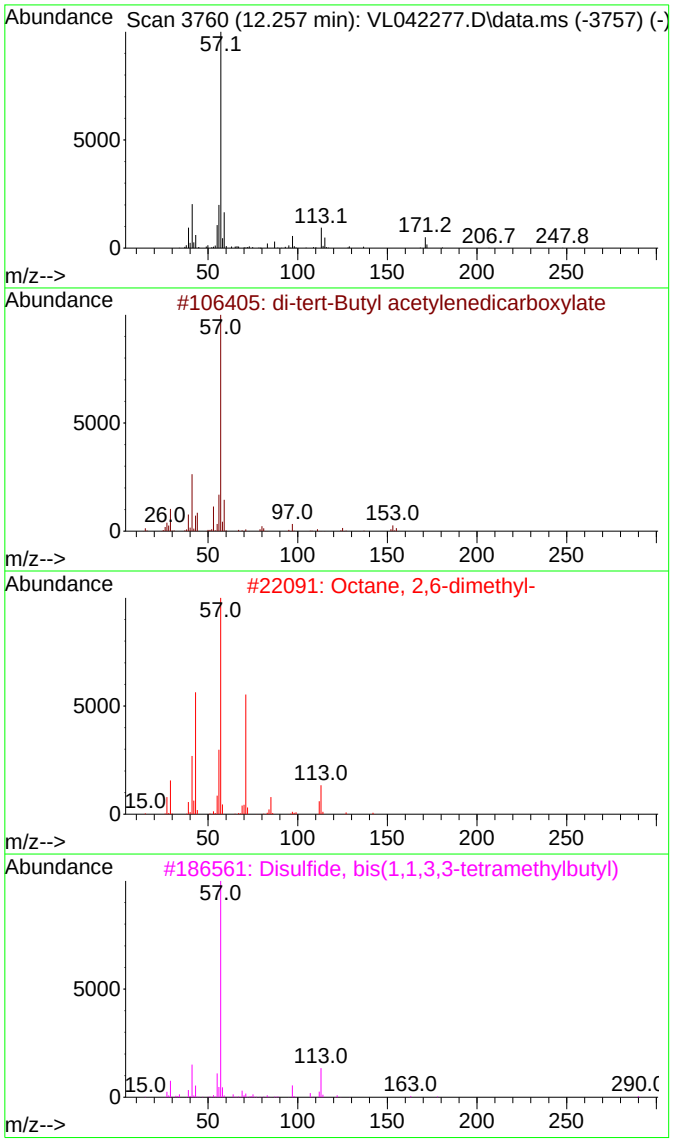

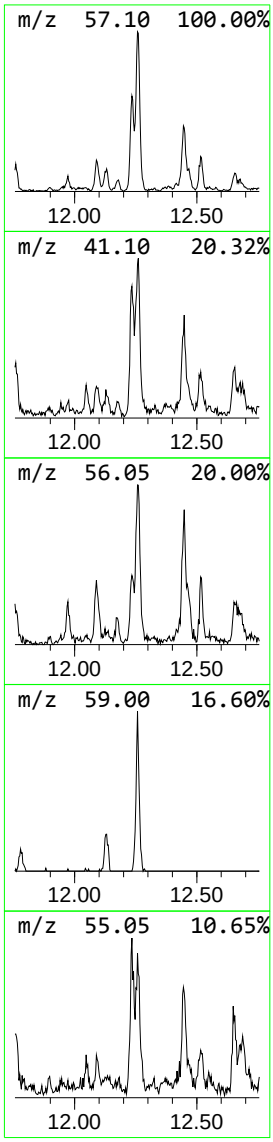

Data Path : Z:\voasrv\HPCHEM1\MSVOA_L\Data\VL040825\
Data File : VL042277.D
Acq On : 08 Apr 2025 23:44
Operator : SY/MD
Sample : Q1728-01 2X
Misc : 400mL/MSVOA_L
ALS Vial : 1 Sample Multiplier: 1

Instrument :
MSVOA_L
ClientSampleId :
SSSG-B14-2-04012025

Quant Method : Z:\voasrv\HPCHEM1\MSVOA_L\methods\VL032725AIR.M
Quant Title : AIR ANALYSIS BY METHOD TO-15 Instrument: MSVOA_LFri Aug 26 06:05:16 2022

TIC Library : C:\Database\NIST20.L
TIC Integration Parameters: LSCINT.P

****
Peak Number 5 Dodecane, 3-methyl- Concentration Rank 5

R.T.	EstConc	Area	Relative to ISTD	R.T.
12.448	1.13 ppbv	146682	Chlorobenzene-d5	8.891

Hit# of 5	Tentative ID	MW	MolForm	CAS#	Qual
1	Dodecane, 3-methyl-	184	C13H28	017312-57-1	59
2	Decane, 3-methyl-	156	C11H24	013151-34-3	50
3	Decane, 2,4-dimethyl-	170	C12H26	002801-84-5	50
4	Decane, 2,6,7-trimethyl-	184	C13H28	062108-25-2	50
5	Decane, 3,6-dimethyl-	170	C12H26	017312-53-7	49

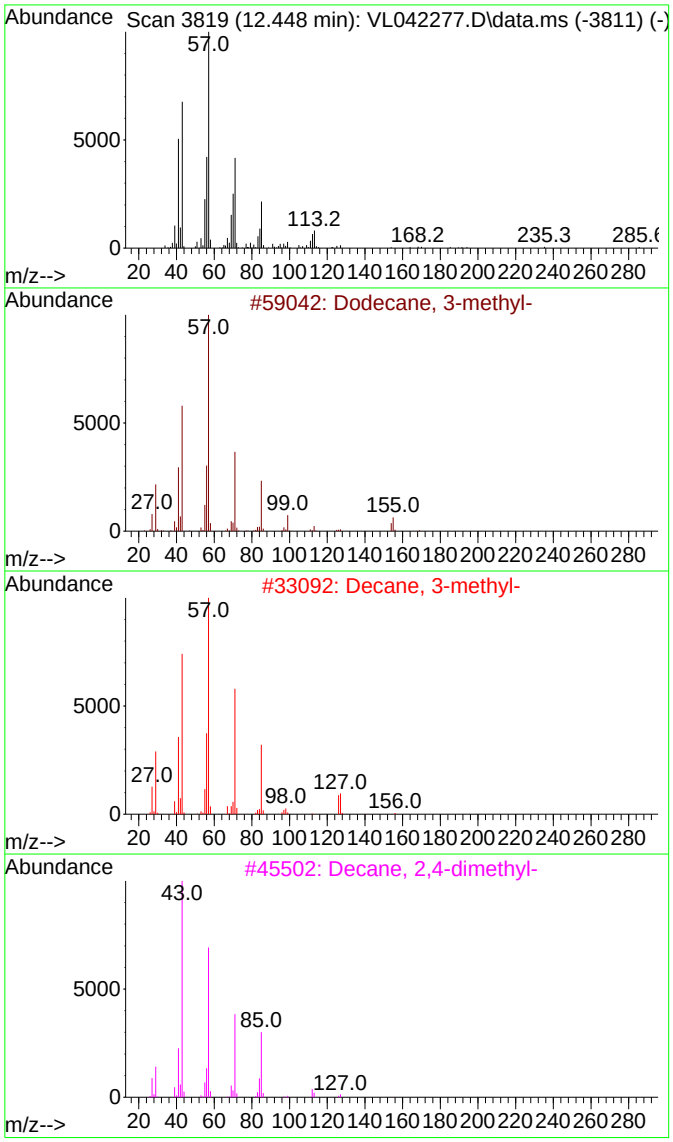

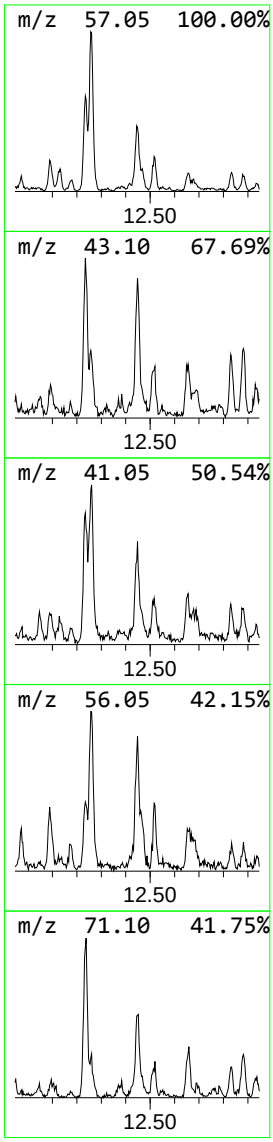

Tentatively Identified Compound (LSC) summary

Data Path : Z:\voasrv\HPCHEM1\MSVOA_L\Data\VL040825\
Data File : VL042277.D
Acq On : 08 Apr 2025 23:44
Operator : SY/MD
Sample : Q1728-01 2X
Misc : 400mL/MSVOA_L
ALS Vial : 1 Sample Multiplier: 1

Instrument :
MSVOA_L
ClientSampleId :
SSSG-B14-2-04012025

Quant Method : Z:\voasrv\HPCHEM1\MSVOA_L\methods\VL032725AIR.M
Quant Title : AIR ANALYSIS BY METHOD TO-15 Instrument: MSVOA_LFri Aug 26 06:05:16 2022

TIC Library : C:\Database\NIST20.L
TIC Integration Parameters: LSCINT.P

TIC Top Hit name	RT	EstConc	Units	Response	Internal Standard #	RT	Resp	Conc
Butanoic acid, ...	9.160	1.2	ppbv	157447	3	8.891	1301590	10.0
Hexane, 3,3-dim...	12.235	1.4	ppbv	177857	3	8.891	1301590	10.0
unknown12.257	12.257	1.2	ppbv	158930	3	8.891	1301590	10.0
Dodecane, 3-met...	12.448	1.1	ppbv	146682	3	8.891	1301590	10.0

284 Sheffield Street, Mountainside, New Jersey 07092, Phone : 908 789 8900,
Fax : 908 789 8922

Report of Analysis

Client:	Woodard & Curran	Date Collected:	04/01/25
Project:	US EPA Riverside Industrial Park Superfund Site	Date Received:	04/03/25
Client Sample ID:	SSSG-B14-2-04012025DL	SDG No.:	Q1728
Lab Sample ID:	Q1728-01DL	Matrix:	Air
Analytical Method:	TO-15	Test:	TO-15
Sample Wt/Vol:	400 Units: mL		

File ID/Qc Batch:	Dilution:	Prep Date	Date Analyzed	Prep Batch ID
VL042267.D	10		04/08/25 16:58	VL040825

CAS Number	Parameter	Conc. ppbv	Conc. ug/M3	Qualifier	MDL	LOQ / CRQL	Units
TARGETS							
75-71-8	Dichlorodifluoromethane	2.10	10.4	UD	10.4	24.7	ug/m3
74-87-3	Chloromethane	0.98	2.02	UD	2.02	10.3	ug/m3
75-01-4	Vinyl Chloride	0.14	0.36	UD	0.36	0.77	ug/m3
74-83-9	Bromomethane	1.40	5.44	UD	5.44	19.4	ug/m3
75-00-3	Chloroethane	1.70	4.49	UD	4.49	13.2	ug/m3
109-99-9	Tetrahydrofuran	1.30	3.83	UD	3.83	14.8	ug/m3
75-69-4	Trichlorofluoromethane	1.60	8.99	UD	8.99	28.1	ug/m3
76-13-1	1,1,2-Trichlorotrifluoroethane	1.60	12.3	UD	12.3	38.3	ug/m3
76-14-2	Dichlorotetrafluoroethane	0.88	6.15	UD	6.15	35.0	ug/m3
75-65-0	tert-Butyl alcohol	1.90	5.76	UD	5.76	15.2	ug/m3
142-82-5	Heptane	1.10	4.51	UD	4.51	20.5	ug/m3
75-35-4	1,1-Dichloroethene	1.40	5.55	UD	5.55	19.8	ug/m3
67-64-1	Acetone	63.1	150	D	5.70	11.9	ug/m3
75-15-0	Carbon Disulfide	1.60	4.98	UD	4.98	15.6	ug/m3
1634-04-4	Methyl tert-Butyl Ether	1.20	4.33	UD	4.33	18.0	ug/m3
75-09-2	Methylene Chloride	4.30	14.9	JD	6.60	17.4	ug/m3
156-60-5	trans-1,2-Dichloroethene	1.90	7.53	UD	7.53	19.8	ug/m3
75-34-3	1,1-Dichloroethane	1.30	5.26	UD	5.26	20.2	ug/m3
110-82-7	Cyclohexane	2.20	7.57	UD	7.57	17.2	ug/m3
78-93-3	2-Butanone	1.20	3.54	UD	3.54	14.8	ug/m3
56-23-5	Carbon Tetrachloride	0.11	0.69	UD	0.69	1.89	ug/m3
156-59-2	cis-1,2-Dichloroethene	0.89	3.53	UD	3.53	19.8	ug/m3
67-66-3	Chloroform	0.83	4.05	UD	4.05	24.4	ug/m3
71-55-6	1,1,1-Trichloroethane	0.10	0.55	UD	0.55	1.64	ug/m3
540-84-1	2,2,4-Trimethylpentane	1.00	4.67	UD	4.67	23.4	ug/m3
71-43-2	Benzene	0.87	2.78	UD	2.78	16.0	ug/m3
107-06-2	1,2-Dichloroethane	0.91	3.68	UD	3.68	20.2	ug/m3
79-01-6	Trichloroethene	0.17	0.91	UD	0.91	1.61	ug/m3
78-87-5	1,2-Dichloropropane	1.10	5.08	UD	5.08	23.1	ug/m3
75-27-4	Bromodichloromethane	0.77	5.16	UD	5.16	33.5	ug/m3
108-10-1	4-Methyl-2-Pentanone	0.93	3.81	UD	3.81	20.5	ug/m3
108-88-3	Toluene	1.60	6.03	JD	4.15	18.8	ug/m3
10061-02-6	t-1,3-Dichloropropene	0.60	2.72	UD	2.72	22.7	ug/m3
10061-01-5	cis-1,3-Dichloropropene	0.64	2.91	UD	2.91	22.7	ug/m3
79-00-5	1,1,2-Trichloroethane	0.71	3.87	UD	3.87	27.3	ug/m3

284 Sheffield Street, Mountainside, New Jersey 07092, Phone : 908 789 8900,
Fax : 908 789 8922

Report of Analysis

Client:	Woodard & Curran	Date Collected:	04/01/25
Project:	US EPA Riverside Industrial Park Superfund Site	Date Received:	04/03/25
Client Sample ID:	SSSG-B14-2-04012025DL	SDG No.:	Q1728
Lab Sample ID:	Q1728-01DL	Matrix:	Air
Analytical Method:	TO-15	Test:	TO-15
Sample Wt/Vol:	400 Units: mL		

File ID/Qc Batch:	Dilution:	Prep Date	Date Analyzed	Prep Batch ID
VL042267.D	10		04/08/25 16:58	VL040825

CAS Number	Parameter	Conc. ppbv	Conc. ug/M3	Qualifier	MDL	LOQ / CRQL	Units
124-48-1	Dibromochloromethane	0.66	5.62	UD	5.62	42.6	ug/m3
106-93-4	1,2-Dibromoethane	0.72	5.53	UD	5.53	7.69	ug/m3
127-18-4	Tetrachloroethene	0.15	1.02	UD	1.02	2.03	ug/m3
108-90-7	Chlorobenzene	0.76	3.50	UD	3.50	23.0	ug/m3
100-41-4	Ethyl Benzene	1.20	5.21	UD	5.21	21.7	ug/m3
179601-23-1	m/p-Xylene	3.00	13.0	JD	9.12	43.4	ug/m3
95-47-6	o-Xylene	1.20	5.21	UD	5.21	21.7	ug/m3
100-42-5	Styrene	1.10	4.68	UD	4.68	21.3	ug/m3
75-25-2	Bromoform	0.57	5.89	UD	5.89	51.7	ug/m3
79-34-5	1,1,2,2-Tetrachloroethane	0.11	0.76	UD	0.76	2.06	ug/m3
95-49-8	2-Chlorotoluene	1.10	5.70	UD	5.70	25.9	ug/m3
108-67-8	1,3,5-Trimethylbenzene	1.10	5.41	UD	5.41	24.6	ug/m3
95-63-6	1,2,4-Trimethylbenzene	0.78	3.83	UD	3.83	24.6	ug/m3
541-73-1	1,3-Dichlorobenzene	0.80	4.81	UD	4.81	30.1	ug/m3
106-46-7	1,4-Dichlorobenzene	0.53	3.19	UD	3.19	30.1	ug/m3
95-50-1	1,2-Dichlorobenzene	0.75	4.51	UD	4.51	30.1	ug/m3
120-82-1	1,2,4-Trichlorobenzene	0.85	6.31	UD	6.31	37.1	ug/m3
87-68-3	Hexachloro-1,3-Butadiene	0.85	9.07	UD	9.07	53.3	ug/m3
106-99-0	1,3-Butadiene	1.30	2.88	UD	2.88	11.1	ug/m3
91-20-3	Naphthalene	0.75	3.93	UD	3.93	5.24	ug/m3
622-96-8	4-Ethyltoluene	1.20	5.90	UD	5.90	24.6	ug/m3
110-54-3	Hexane	1.10	3.88	JD	3.88	17.6	ug/m3
107-05-1	Allyl Chloride	1.50	4.70	UD	4.70	15.7	ug/m3
123-91-1	1,4-Dioxane	2.10	7.57	UD	7.57	18.0	ug/m3
80-62-6	Methyl Methacrylate	0.86	3.52	UD	3.52	20.5	ug/m3
SURROGATES							
460-00-4	1-Bromo-4-Fluorobenzene	9.50			70 (65) - 130 (135)	95%	SPK: 10
INTERNAL STANDARDS							
74-97-5	Bromochloromethane	162000		2.8			
540-36-3	1,4-Difluorobenzene	443000		3.978			
3114-55-4	Chlorobenzene-d5	375000		8.901			

284 Sheffield Street, Mountainside, New Jersey 07092, Phone : 908 789 8900,
Fax : 908 789 8922

Report of Analysis

Client:	Woodard & Curran	Date Collected:	04/01/25
Project:	US EPA Riverside Industrial Park Superfund Site	Date Received:	04/03/25
Client Sample ID:	SSSG-B14-2-04012025DL	SDG No.:	Q1728
Lab Sample ID:	Q1728-01DL	Matrix:	Air
Analytical Method:	TO-15	Test:	TO-15
Sample Wt/Vol:	400 Units: mL		

File ID/Qc Batch:	Dilution:	Prep Date	Date Analyzed	Prep Batch ID
VL042267.D	10		04/08/25 16:58	VL040825

CAS Number	Parameter	Conc. ppbv	Conc. ug/M3	Qualifier	MDL	LOQ / CRQL	Units

U = Not Detected
RL = Reporting Limit
MDL = Method Detection Limit
E = Value Exceeds Calibration Range
D = Dilution

J = Estimated Value
B = Analyte Found in Associated Method Blank
N = Presumptive Evidence of a Compound
* = Values outside of QC limits
Q = indicates LCS control criteria did not meet requirements

Quantitation Report (QT Reviewed)

Data Path : Z:\voasrv\HPCHEM1\MSVOA_L\Data\VL040825\
Data File : VL042267.D
Acq On : 08 Apr 2025 16:58
Operator : SY/MD
Sample : Q1728-01DL 10X
Misc : 400mL/MSVOA_L
ALS Vial : 1 Sample Multiplier: 1

Quant Time: Apr 09 01:57:53 2025
Quant Method : Z:\voasrv\HPCHEM1\MSVOA_L\methods\VL032725AIR.M
Quant Title : AIR ANALYSIS BY METHOD TO-15 Instrument: MSVOA_LFri Aug
QLast Update : Fri Mar 28 02:00:52 2025
Response via : Initial Calibration

Instrument :
MSVOA_L
ClientSampleId :
SSSG-B14-2-04012025DL

Manual Integrations
APPROVED
Reviewed By :Mahesh Dadoda 04/09/2025
Supervised By :Semsettin Yesilyurt 04/10/2025

Compound	R.T.	QIon	Response	Conc	Units	Dev(Min)
Internal Standards						
1) Bromochloromethane	2.800	49	162199	10.000	ppbv	0.02
33) 1,4-Difluorobenzene	3.978	114	442538	10.000	ppbv	0.03
55) Chlorobenzene-d5	8.901	117	374779	10.000	ppbv	0.03
System Monitoring Compounds						
68) 1-Bromo-4-Fluorobenzene	10.393	95	293027	9.521	ppbv	0.02
Spiked Amount 10.000	Range 65 - 135		Recovery = 95.200%			
Target Compounds						Qvalue
9) Propene	1.489	41	1164m	0.104	ppbv	
13) Ethanol	1.729	45	3590m	3.387	ppbv	
15) Acetone	1.842	43	143227	6.314	ppbv	95
19) Isopropyl Alcohol	1.894	45	260805	20.377	ppbv #	32
20) Methylene Chloride	2.072	84	3668	0.434	ppbv #	94
26) Hexane	2.839	57	2560	0.113	ppbv #	36
34) 2-Butanone	2.573	43	3451	0.108	ppbv	99
53) Toluene	6.965	91	8374m	0.161	ppbv	
59) m/p-Xylene	9.548	91	16114	0.303	ppbv	89

(#) = qualifier out of range (m) = manual integration (+) = signals summed

Quantitation Report (QT Reviewed)

Data Path : Z:\voasrv\HPCHEM1\MSVOA_L\Data\VL040825\
Data File : VL042267.D
Acq On : 08 Apr 2025 16:58
Operator : SY/MD
Sample : Q1728-01DL 10X
Misc : 400mL/MSVOA_L
ALS Vial : 1 Sample Multiplier: 1

Quant Time: Apr 09 01:57:53 2025
Quant Method : Z:\voasrv\HPCHEM1\MSVOA_L\methods\VL032725AIR.M
Quant Title : AIR ANALYSIS BY METHOD TO-15 Instrument: MSVOA_LFri Aug
QLast Update : Fri Mar 28 02:00:52 2025
Response via : Initial Calibration

Instrument :
MSVOA_L
ClientSampleId :
SSSG-B14-2-04012025DL

Manual Integrations
APPROVED
Reviewed By :Mahesh Dadoda 04/09/2025
Supervised By :Semsettin Yesilyurt 04/10/2025



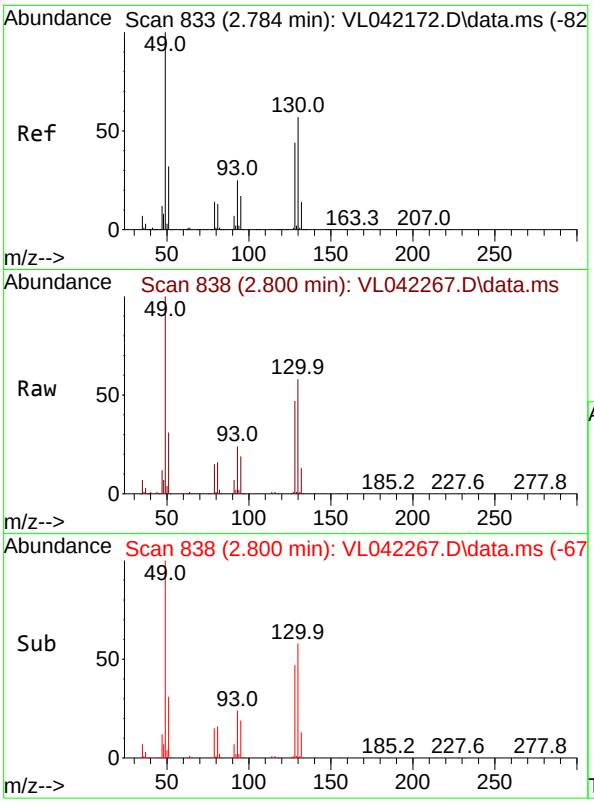

#1
Bromochloromethane
Concen: 10.000 ppbv
RT: 2.800 min Scan# 8
Delta R.T. 0.016 min
Lab File: VL042267.D
Acq: 08 Apr 2025 16:58

Tgt Ion: 49 Resp: 162199

Ion	Ratio	Lower	Upper
49	100		
128	45.9	22.9	68.5
130	59.1	28.8	86.4

Instrument :
MSVOA_L
ClientSampleId :
SSSG-B14-2-04012025DL

Manual Integrations
APPROVED

Reviewed By :Mahesh Dadoda 04/09/2025
Supervised By :Semsettin Yesilyurt 04/10/2025

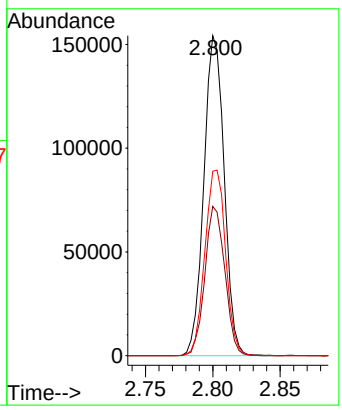

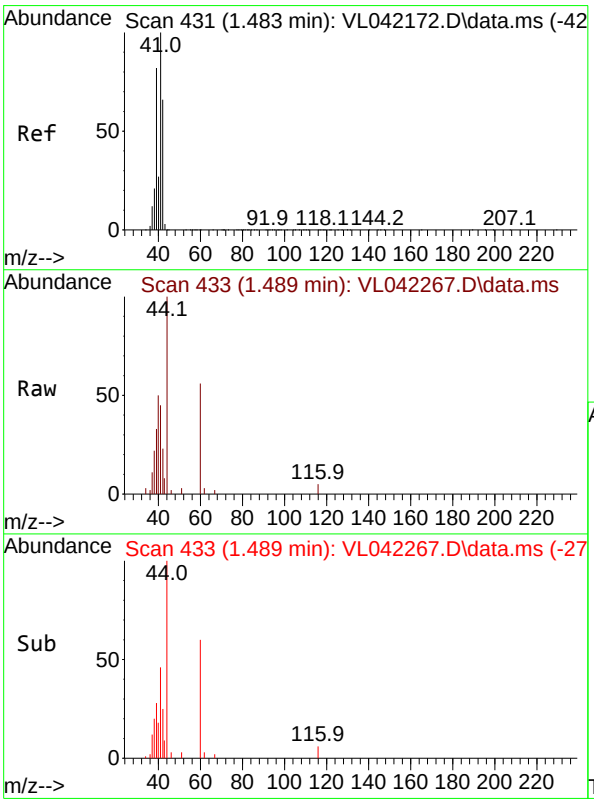

#9
Propene
Concen: 0.104 ppbv m
RT: 1.489 min Scan# 433
Delta R.T. 0.006 min
Lab File: VL042267.D
Acq: 08 Apr 2025 16:58

Tgt Ion: 41 Resp: 1164

Ion	Ratio	Lower	Upper
41	100		
42	1218.6	55.4	83.2#

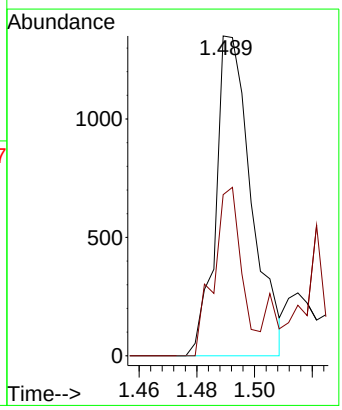

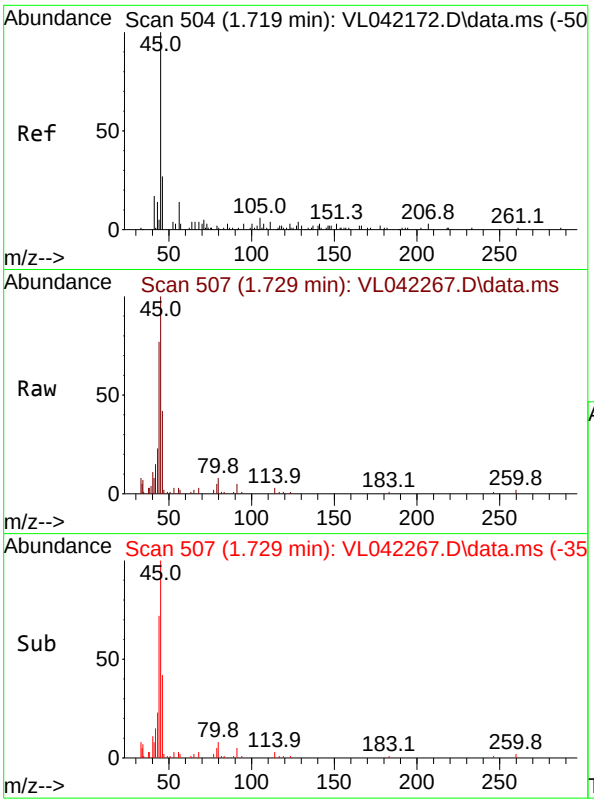

#13
Ethanol
Concen: 3.387 ppbv m
RT: 1.729 min Scan# 5(
Delta R.T. 0.010 min
Lab File: VL042267.D
Acq: 08 Apr 2025 16:58

Tgt Ion: 45 Resp: 359(

Ion	Ratio	Lower	Upper
45	100		
46	178.5	20.2	80.8

Instrument :
MSVOA_L
ClientSampleId :
SSSG-B14-2-04012025DL

Manual Integrations
APPROVED

Reviewed By :Mahesh Dadoda 04/09/2025
Supervised By :Semsettin Yesilyurt 04/10/2025

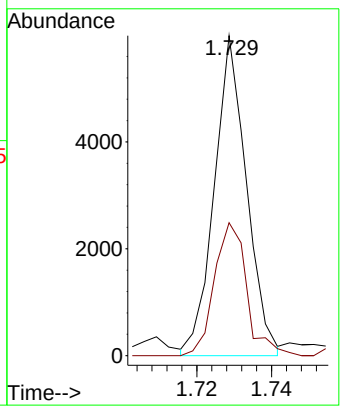

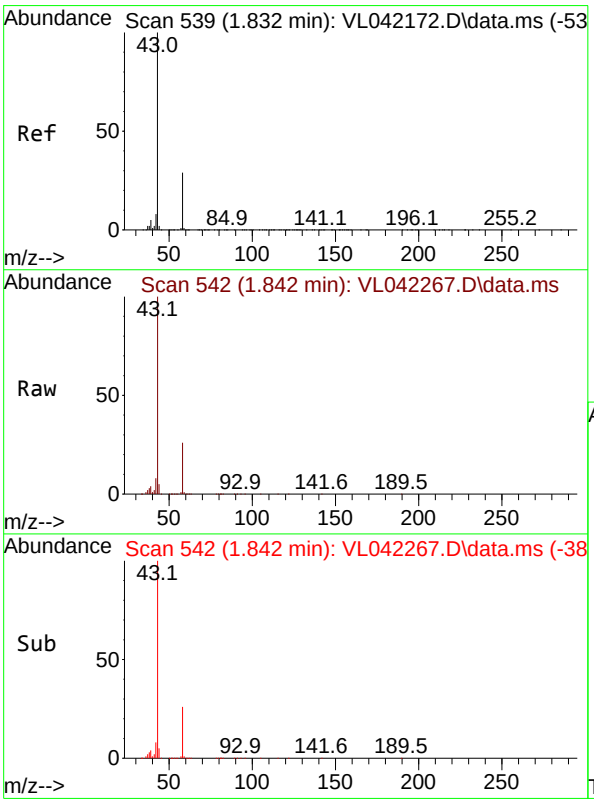

#15
Acetone
Concen: 6.314 ppbv
RT: 1.842 min Scan# 542
Delta R.T. 0.010 min
Lab File: VL042267.D
Acq: 08 Apr 2025 16:58

Tgt Ion: 43 Resp: 143227

Ion	Ratio	Lower	Upper
43	100		
58	26.5	23.2	34.8

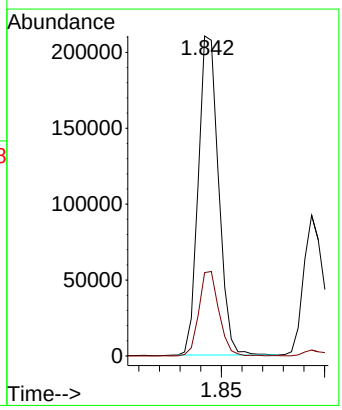

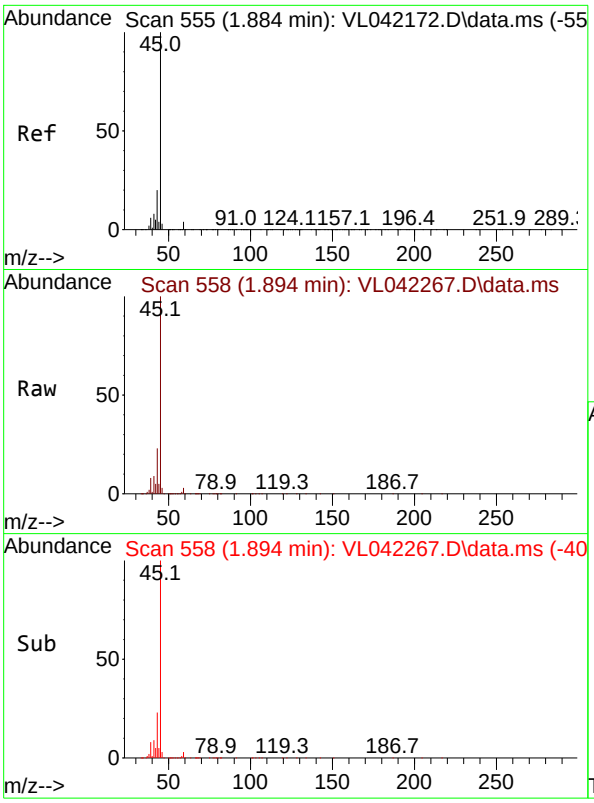

#19
Isopropyl Alcohol
Concen: 20.377 ppbv
RT: 1.894 min Scan# 5
Delta R.T. 0.010 min
Lab File: VL042267.D
Acq: 08 Apr 2025 16:58

Tgt Ion: 45 Resp: 26080

Ion	Ratio	Lower	Upper
45	100		
58	1.2	36.9	55.3#

Instrument :
MSVOA_L
ClientSampleId :
SSSG-B14-2-04012025DL

Manual Integrations
APPROVED

Reviewed By :Mahesh Dadoda 04/09/2025
Supervised By :Semsettin Yesilyurt 04/10/2025

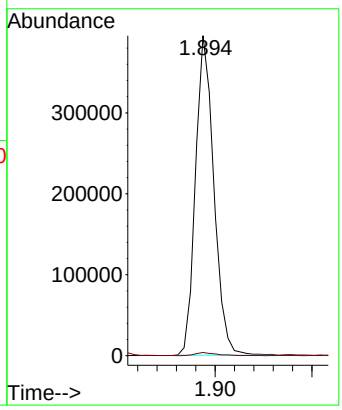

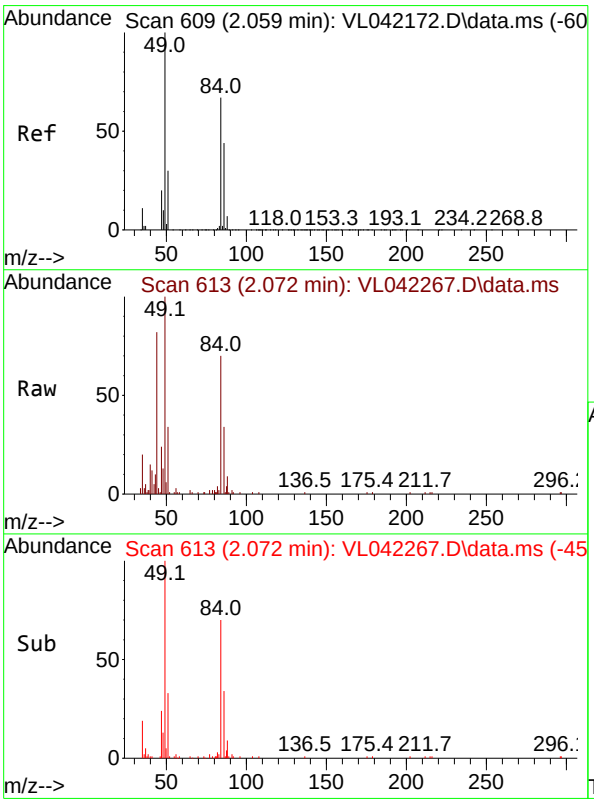

#20
Methylene Chloride
Concen: 0.434 ppbv
RT: 2.072 min Scan# 613
Delta R.T. 0.013 min
Lab File: VL042267.D
Acq: 08 Apr 2025 16:58

Tgt Ion: 84 Resp: 3668

Ion	Ratio	Lower	Upper
84	100		
49	150.8	120.2	180.4
51	47.2	37.4	56.0
86	48.7	52.4	78.6#

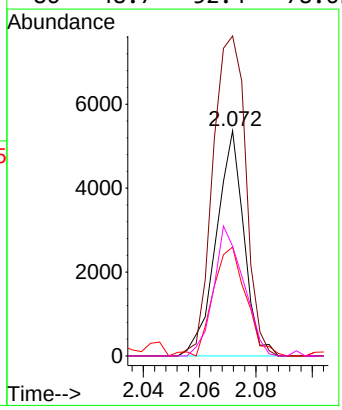

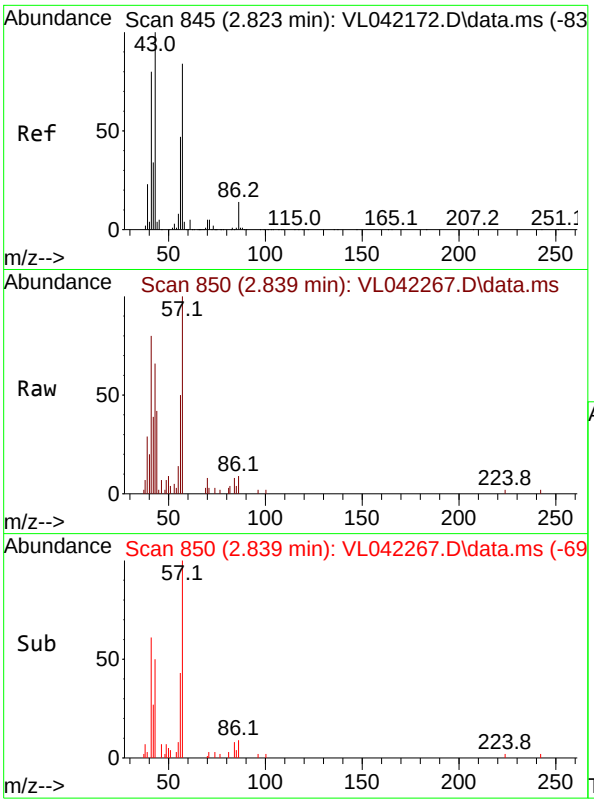

#26
Hexane
Concen: 0.113 ppbv
RT: 2.839 min Scan# 8
Delta R.T. 0.016 min
Lab File: VL042267.D
Acq: 08 Apr 2025 16:58

Tgt Ion: 57 Resp: 256

Ion	Ratio	Lower	Upper
57	100		
41	116.8	76.6	114.8
43	97.3	207.8	311.8
56	60.4	43.6	65.4

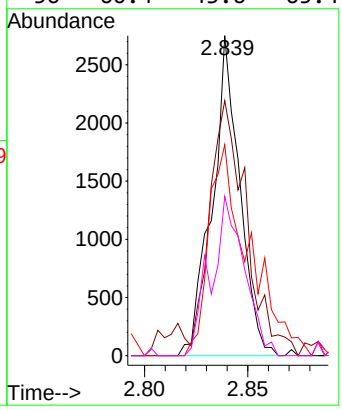

Instrument :
MSVOA_L
ClientSampleId :
SSSG-B14-2-04012025DL

Manual Integrations
APPROVED

Reviewed By :Mahesh Dadoda 04/09/2025
Supervised By :Semsettin Yesilyurt 04/10/2025

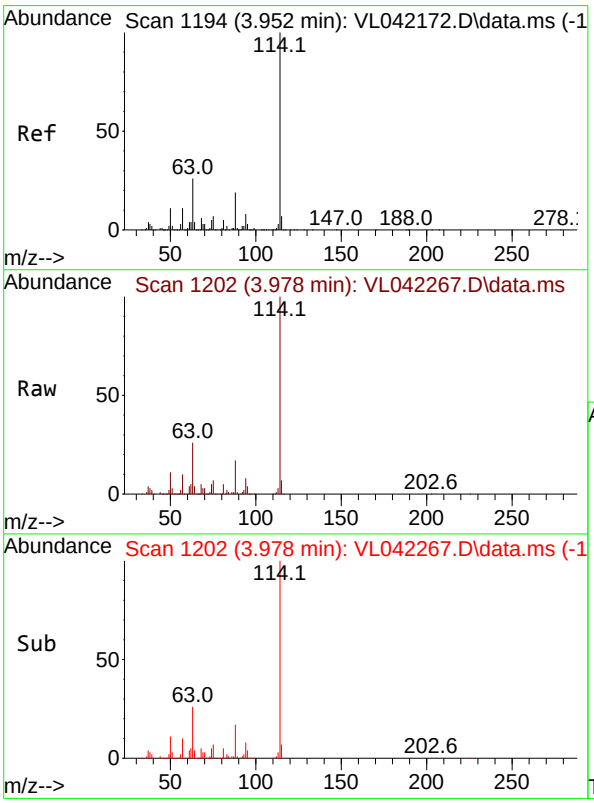

#33
1,4-Difluorobenzene
Concen: 10.000 ppbv
RT: 3.978 min Scan# 1202
Delta R.T. 0.026 min
Lab File: VL042267.D
Acq: 08 Apr 2025 16:58

Tgt Ion:114 Resp: 442538

Ion	Ratio	Lower	Upper
114	100		
63	25.4	20.7	31.1
88	18.1	15.0	22.4

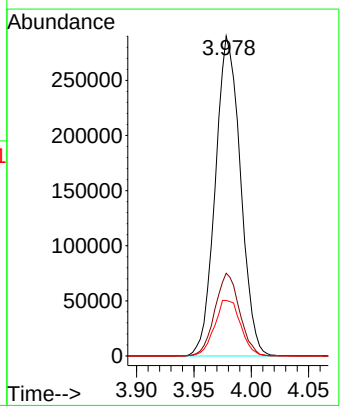

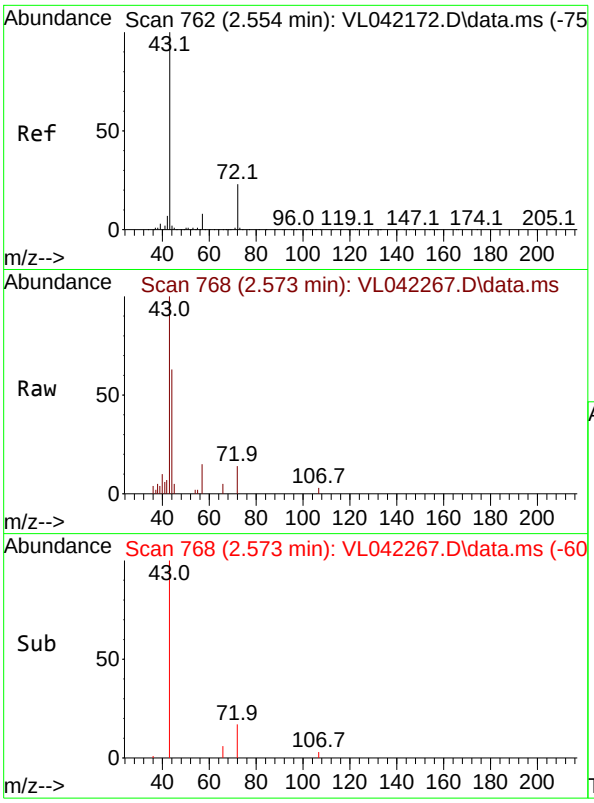

#34
2-Butanone
Concen: 0.108 ppbv
RT: 2.573 min Scan# 7
Delta R.T. 0.019 min
Lab File: VL042267.D
Acq: 08 Apr 2025 16:58

Tgt Ion: 43 Resp: 345

Ion	Ratio	Lower	Upper
43	100		
72	23.2	18.2	27.2

Instrument :
MSVOA_L
ClientSampleId :
SSSG-B14-2-04012025DL

Manual Integrations
APPROVED

Reviewed By :Mahesh Dadoda 04/09/2025
Supervised By :Semsettin Yesilyurt 04/10/2025

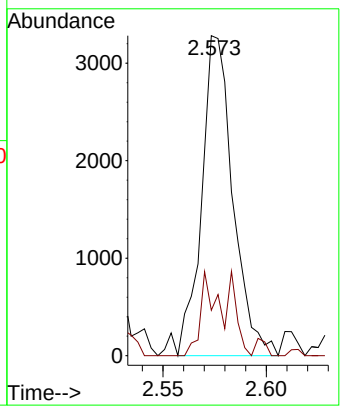

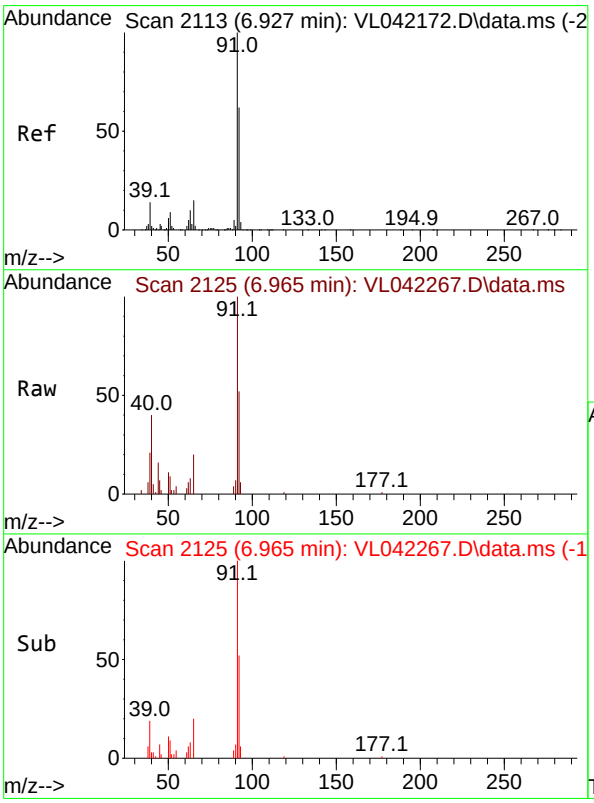

#53
Toluene
Concen: 0.161 ppbv m
RT: 6.965 min Scan# 2125
Delta R.T. 0.039 min
Lab File: VL042267.D
Acq: 08 Apr 2025 16:58

Tgt Ion: 91 Resp: 8374

Ion	Ratio	Lower	Upper
91	100		
92	0.0	48.4	72.6#

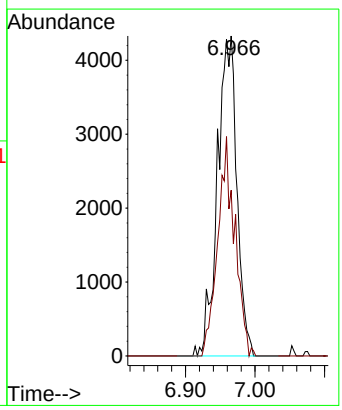

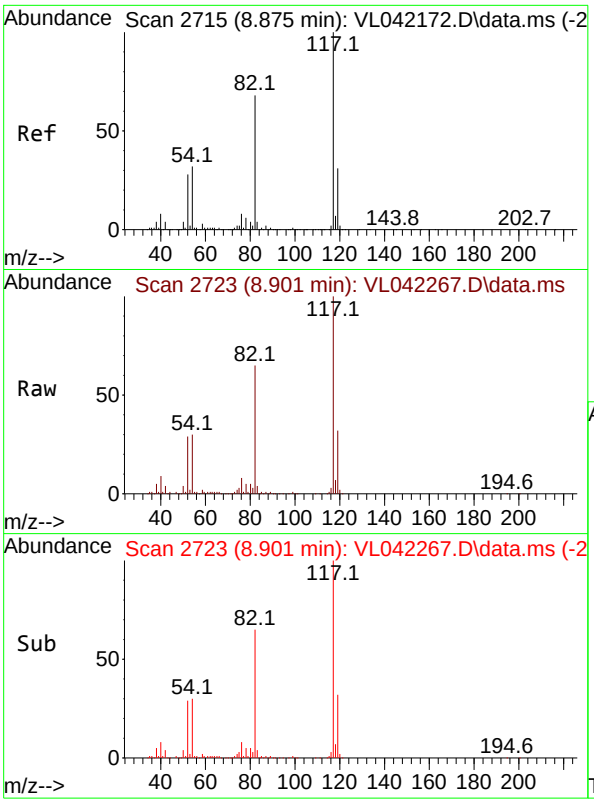

#55
Chlorobenzene-d5
Concen: 10.000 ppbv
RT: 8.901 min Scan# 2
Delta R.T. 0.026 min
Lab File: VL042267.D
Acq: 08 Apr 2025 16:58

Tgt Ion:117 Resp: 374779

Ion	Ratio	Lower	Upper
117	100		
82	66.2	55.8	83.6
119	32.3	25.5	38.3

Instrument :
MSVOA_L
ClientSampleId :
SSSG-B14-2-04012025DL

Manual Integrations
APPROVED

Reviewed By :Mahesh Dadoda 04/09/2025
Supervised By :Semsettin Yesilyurt 04/10/2025

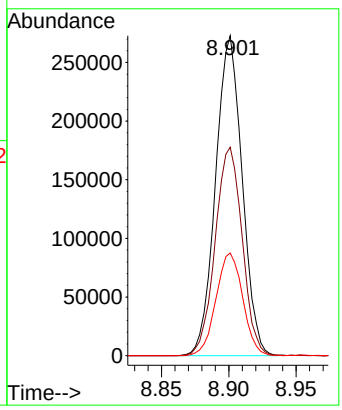

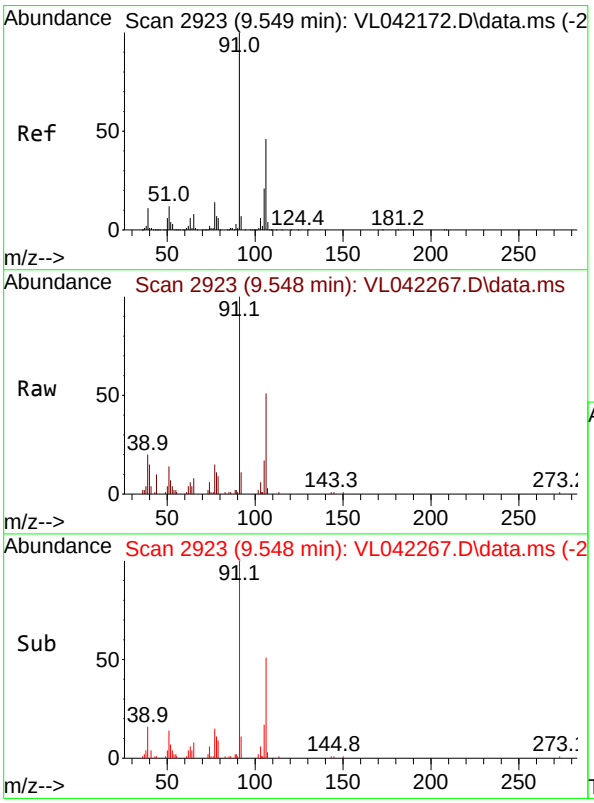

#59
m/p-Xylene
Concen: 0.303 ppbv
RT: 9.548 min Scan# 2923
Delta R.T. -0.000 min
Lab File: VL042267.D
Acq: 08 Apr 2025 16:58

Tgt Ion: 91 Resp: 16114

Ion	Ratio	Lower	Upper
91	100		
106	52.6	36.4	54.6

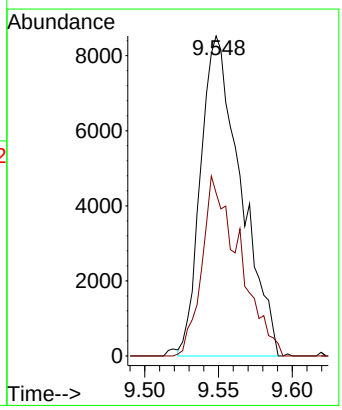

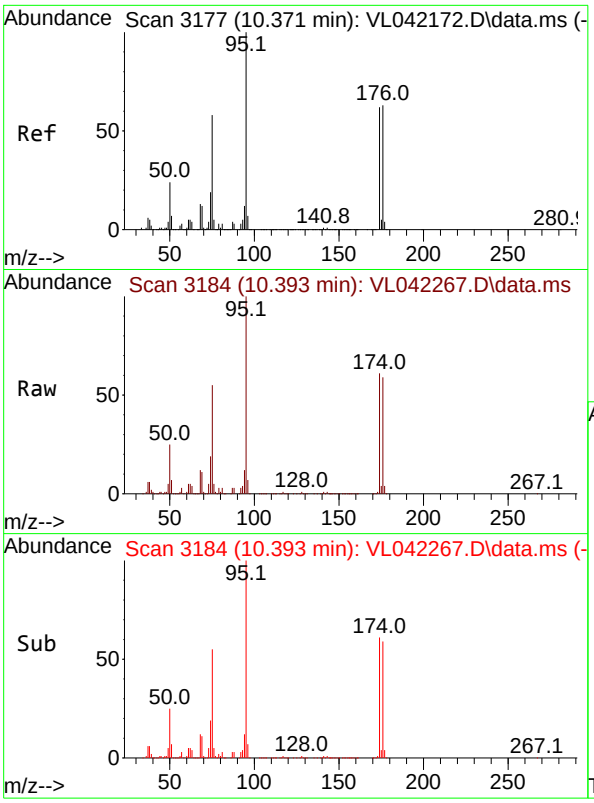

#68
1-Bromo-4-Fluorobenzene
Concen: 9.521 ppbv
RT: 10.393 min Scan# 3
Delta R.T. 0.022 min
Lab File: VL042267.D
Acq: 08 Apr 2025 16:58

Tgt Ion: 95 Resp: 29302

Ion	Ratio	Lower	Upper
95	100		
174	60.8	50.6	76.0
175	4.6	3.8	5.6

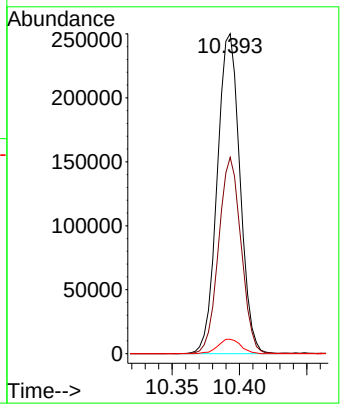

Instrument :
MSVOA_L
ClientSampleId :
SSSG-B14-2-04012025DL

Manual Integrations
APPROVED

Reviewed By :Mahesh Dadoda 04/09/2025
Supervised By :Semsettin Yesilyurt 04/10/2025

284 Sheffield Street, Mountainside, New Jersey 07092, Phone : 908 789 8900,
Fax : 908 789 8922

Report of Analysis

Client:	Woodard & Curran	Date Collected:	04/01/25
Project:	US EPA Riverside Industrial Park Superfund Site	Date Received:	04/03/25
Client Sample ID:	SSSG-B1-5-04012025	SDG No.:	Q1728
Lab Sample ID:	Q1728-02	Matrix:	Air
Analytical Method:	TO-15	Test:	TO-15
Sample Wt/Vol:	400 Units: mL		

File ID/Qc Batch:	Dilution:	Prep Date	Date Analyzed	Prep Batch ID
VL042278.D	2		04/09/25 00:15	VL040825

CAS Number	Parameter	Conc. ppbv	Conc. ug/M3	Qualifier	MDL	LOQ / CRQL	Units
TARGETS							
75-71-8	Dichlorodifluoromethane	0.45	2.23	J	2.08	4.94	ug/m3
74-87-3	Chloromethane	0.28	0.58	J	0.41	2.07	ug/m3
75-01-4	Vinyl Chloride	0.030	0.080	U	0.080	0.15	ug/m3
74-83-9	Bromomethane	0.28	1.09	U	1.09	3.88	ug/m3
75-00-3	Chloroethane	0.34	0.90	U	0.90	2.64	ug/m3
109-99-9	Tetrahydrofuran	0.26	0.77	U	0.77	2.95	ug/m3
75-69-4	Trichlorofluoromethane	0.32	1.80	U	1.80	5.62	ug/m3
76-13-1	1,1,2-Trichlorotrifluoroethane	0.32	2.45	U	2.45	7.66	ug/m3
76-14-2	Dichlorotetrafluoroethane	0.18	1.26	U	1.26	6.99	ug/m3
75-65-0	tert-Butyl alcohol	0.38	1.15	U	1.15	3.03	ug/m3
142-82-5	Heptane	0.22	0.90	U	0.90	4.10	ug/m3
75-35-4	1,1-Dichloroethene	0.28	1.11	U	1.11	3.96	ug/m3
67-64-1	Acetone	9.40	22.3		1.14	2.38	ug/m3
75-15-0	Carbon Disulfide	0.32	1.00	U	1.00	3.11	ug/m3
1634-04-4	Methyl tert-Butyl Ether	0.24	0.87	U	0.87	3.61	ug/m3
75-09-2	Methylene Chloride	1.50	5.21		1.32	3.47	ug/m3
156-60-5	trans-1,2-Dichloroethene	0.38	1.51	U	1.51	3.96	ug/m3
75-34-3	1,1-Dichloroethane	0.26	1.05	U	1.05	4.05	ug/m3
110-82-7	Cyclohexane	0.44	1.51	U	1.51	3.44	ug/m3
78-93-3	2-Butanone	0.35	1.03	J	0.71	2.95	ug/m3
56-23-5	Carbon Tetrachloride	0.090	0.57		0.13	0.38	ug/m3
156-59-2	cis-1,2-Dichloroethene	0.18	0.71	U	0.71	3.96	ug/m3
67-66-3	Chloroform	0.17	0.83	U	0.83	4.88	ug/m3
71-55-6	1,1,1-Trichloroethane	0.020	0.11	U	0.11	0.33	ug/m3
540-84-1	2,2,4-Trimethylpentane	0.20	0.93	U	0.93	4.67	ug/m3
71-43-2	Benzene	0.21	0.67	J	0.54	3.19	ug/m3
107-06-2	1,2-Dichloroethane	0.18	0.73	U	0.73	4.05	ug/m3
79-01-6	Trichloroethene	0.070	0.38		0.16	0.32	ug/m3
78-87-5	1,2-Dichloropropane	0.22	1.02	U	1.02	4.62	ug/m3
75-27-4	Bromodichloromethane	0.15	1.00	U	1.00	6.70	ug/m3
108-10-1	4-Methyl-2-Pentanone	0.19	0.78	U	0.78	4.10	ug/m3
108-88-3	Toluene	0.98	3.69	J	0.83	3.77	ug/m3
10061-02-6	t-1,3-Dichloropropene	0.12	0.54	U	0.54	4.54	ug/m3
10061-01-5	cis-1,3-Dichloropropene	0.13	0.59	U	0.59	4.54	ug/m3
79-00-5	1,1,2-Trichloroethane	0.14	0.76	U	0.76	5.46	ug/m3

284 Sheffield Street, Mountainside, New Jersey 07092, Phone : 908 789 8900,
Fax : 908 789 8922

Report of Analysis

Client:	Woodard & Curran	Date Collected:	04/01/25
Project:	US EPA Riverside Industrial Park Superfund Site	Date Received:	04/03/25
Client Sample ID:	SSSG-B1-5-04012025	SDG No.:	Q1728
Lab Sample ID:	Q1728-02	Matrix:	Air
Analytical Method:	TO-15	Test:	TO-15
Sample Wt/Vol:	400 Units: mL		

File ID/Qc Batch:	Dilution:	Prep Date	Date Analyzed	Prep Batch ID
VL042278.D	2		04/09/25 00:15	VL040825

CAS Number	Parameter	Conc. ppbv	Conc. ug/M3	Qualifier	MDL	LOQ / CRQL	Units
124-48-1	Dibromochloromethane	0.13	1.11	U	1.11	8.52	ug/m3
106-93-4	1,2-Dibromoethane	0.14	1.08	U	1.08	1.54	ug/m3
127-18-4	Tetrachloroethene	0.030	0.20	U	0.20	0.41	ug/m3
108-90-7	Chlorobenzene	0.15	0.69	U	0.69	4.61	ug/m3
100-41-4	Ethyl Benzene	0.24	1.04	U	1.04	4.34	ug/m3
179601-23-1	m/p-Xylene	0.73	3.17	J	1.82	8.69	ug/m3
95-47-6	o-Xylene	0.27	1.17	J	1.04	4.34	ug/m3
100-42-5	Styrene	0.30	1.28	J	0.94	4.26	ug/m3
75-25-2	Bromoform	0.11	1.14	U	1.14	10.3	ug/m3
79-34-5	1,1,2,2-Tetrachloroethane	0.020	0.14	U	0.14	0.41	ug/m3
95-49-8	2-Chlorotoluene	0.22	1.14	U	1.14	5.18	ug/m3
108-67-8	1,3,5-Trimethylbenzene	0.22	1.08	U	1.08	4.92	ug/m3
95-63-6	1,2,4-Trimethylbenzene	0.16	0.79	U	0.79	4.92	ug/m3
541-73-1	1,3-Dichlorobenzene	0.16	0.96	U	0.96	6.01	ug/m3
106-46-7	1,4-Dichlorobenzene	0.11	0.66	U	0.66	6.01	ug/m3
95-50-1	1,2-Dichlorobenzene	0.15	0.90	U	0.90	6.01	ug/m3
120-82-1	1,2,4-Trichlorobenzene	0.17	1.26	U	1.26	7.42	ug/m3
87-68-3	Hexachloro-1,3-Butadiene	0.17	1.81	U	1.81	10.7	ug/m3
106-99-0	1,3-Butadiene	0.26	0.58	U	0.58	2.21	ug/m3
91-20-3	Naphthalene	0.15	0.79	U	0.79	1.05	ug/m3
622-96-8	4-Ethyltoluene	0.24	1.18	U	1.18	4.92	ug/m3
110-54-3	Hexane	0.46	1.62	J	0.78	3.52	ug/m3
107-05-1	Allyl Chloride	0.30	0.94	U	0.94	3.13	ug/m3
123-91-1	1,4-Dioxane	0.42	1.51	U	1.51	3.60	ug/m3
80-62-6	Methyl Methacrylate	0.17	0.70	U	0.70	4.09	ug/m3
SURROGATES							
460-00-4	1-Bromo-4-Fluorobenzene	9.50			70 (65) - 130 (135)	95%	SPK: 10
INTERNAL STANDARDS							
74-97-5	Bromochloromethane	159000		2.79			
540-36-3	1,4-Difluorobenzene	406000		3.962			
3114-55-4	Chlorobenzene-d5	352000		8.885			
TENTITIVE IDENTIFIED COMPOUNDS							
75-45-6	Chlorodifluoromethane	0.26		J		1.48	ppbv
64-17-5	Ethanol	13.3		J		1.72	ppbv
017301-33-6	Undecane, 4,8-dimethyl-	2.20		J		12.2	ppbv

284 Sheffield Street, Mountainside, New Jersey 07092, Phone : 908 789 8900,
Fax : 908 789 8922

Report of Analysis

Client:	Woodard & Curran	Date Collected:	04/01/25
Project:	US EPA Riverside Industrial Park Superfund Site	Date Received:	04/03/25
Client Sample ID:	SSSG-B1-5-04012025	SDG No.:	Q1728
Lab Sample ID:	Q1728-02	Matrix:	Air
Analytical Method:	TO-15	Test:	TO-15
Sample Wt/Vol:	400 Units: mL		

File ID/Qc Batch:	Dilution:	Prep Date	Date Analyzed	Prep Batch ID
VL042278.D	2		04/09/25 00:15	VL040825

CAS Number	Parameter	Conc. ppbv	Conc. ug/M3	Qualifier	MDL	LOQ / CRQL	Units
	unknown12.254	2.70		J		12.3	ppbv

U = Not Detected
RL = Reporting Limit
MDL = Method Detection Limit
E = Value Exceeds Calibration Range
D = Dilution

J = Estimated Value
B = Analyte Found in Associated Method Blank
N = Presumptive Evidence of a Compound
* = Values outside of QC limits
Q = indicates LCS control criteria did not meet requirements

Quantitation Report (QT/LSC Reviewed)

Data Path : Z:\voasrv\HPCHEM1\MSVOA_L\Data\VL040825\
Data File : VL042278.D
Acq On : 09 Apr 2025 00:15
Operator : SY/MD
Sample : Q1728-02 2X
Misc : 400mL/MSVOA_L
ALS Vial : 1 Sample Multiplier: 1

Quant Time: Apr 09 02:03:01 2025
Quant Method : Z:\voasrv\HPCHEM1\MSVOA_L\methods\VL032725AIR.M
Quant Title : AIR ANALYSIS BY METHOD TO-15 Instrument: MSVOA_LFri Aug
QLast Update : Fri Mar 28 02:00:52 2025
Response via : Initial Calibration

Instrument :
MSVOA_L
ClientSampleId :
SSSG-B1-5-04012025

Manual Integrations
APPROVED
Reviewed By :Mahesh Dadoda 04/09/2025
Supervised By :Semsettin Yesilyurt 04/10/2025

Compound	R.T.	QIon	Response	Conc	Units	Dev(Min)
Internal Standards						
1) Bromochloromethane	2.790	49	158831	10.000	ppbv	0.00
33) 1,4-Difluorobenzene	3.962	114	406344	10.000	ppbv	0.00
55) Chlorobenzene-d5	8.885	117	351845	10.000	ppbv	0.00
System Monitoring Compounds						
68) 1-Bromo-4-Fluorobenzene	10.380	95	274750	9.509	ppbv	0.00
Spiked Amount 10.000	Range 65 - 135		Recovery = 95.100%			
Target Compounds						Qvalue
2) Dichlorodifluoromethane	1.499	85	5250	0.224	ppbv	95
3) Chlorodifluoromethane	1.476	51	3081m	0.129	ppbv	
4) Chloromethane	1.531	50	1329	0.139	ppbv #	87
11) Trichlorofluoromethane	1.881	101	2481	0.109	ppbv	87
13) Ethanol	1.722	45	6890	6.637	ppbv #	27
15) Acetone	1.839	43	104371	4.699	ppbv	93
20) Methylene Chloride	2.065	84	6266	0.757	ppbv #	92
26) Hexane	2.832	57	5174	0.232	ppbv #	35
34) 2-Butanone	2.567	43	5212	0.177	ppbv	99
35) Carbon Tetrachloride	3.768	117	1451m	0.046	ppbv	
36) Benzene	3.661	78	4257	0.106	ppbv	95
38) Trichloroethene	4.564	130	573m	0.034	ppbv	
53) Toluene	6.933	91	23321	0.488	ppbv	97
58) Ethyl Benzene	9.357	91	6275	0.100	ppbv	94
59) m/p-Xylene	9.535	91	18297m	0.367	ppbv	
60) o-Xylene	9.966	91	6832	0.137	ppbv	98
61) Styrene	9.869	104	3678	0.149	ppbv	99

(#) = qualifier out of range (m) = manual integration (+) = signals summed

Quantitation Report (QT/LSC Reviewed)

Data Path : Z:\voasrv\HPCHEM1\MSVOA_L\Data\VL040825\
Data File : VL042278.D
Acq On : 09 Apr 2025 00:15
Operator : SY/MD
Sample : Q1728-02 2X
Misc : 400mL/MSVOA_L
ALS Vial : 1 Sample Multiplier: 1

Quant Time: Apr 09 02:03:01 2025
Quant Method : Z:\voasrv\HPCHEM1\MSVOA_L\methods\VL032725AIR.M
Quant Title : AIR ANALYSIS BY METHOD TO-15 Instrument: MSVOA_LFri Aug
QLast Update : Fri Mar 28 02:00:52 2025
Response via : Initial Calibration

Instrument :
MSVOA_L
ClientSampleId :
SSSG-B1-5-04012025

Manual Integrations APPROVED
Reviewed By :Mahesh Dadoda 04/09/2025
Supervised By :Semsettin Yesilyurt 04/10/2025

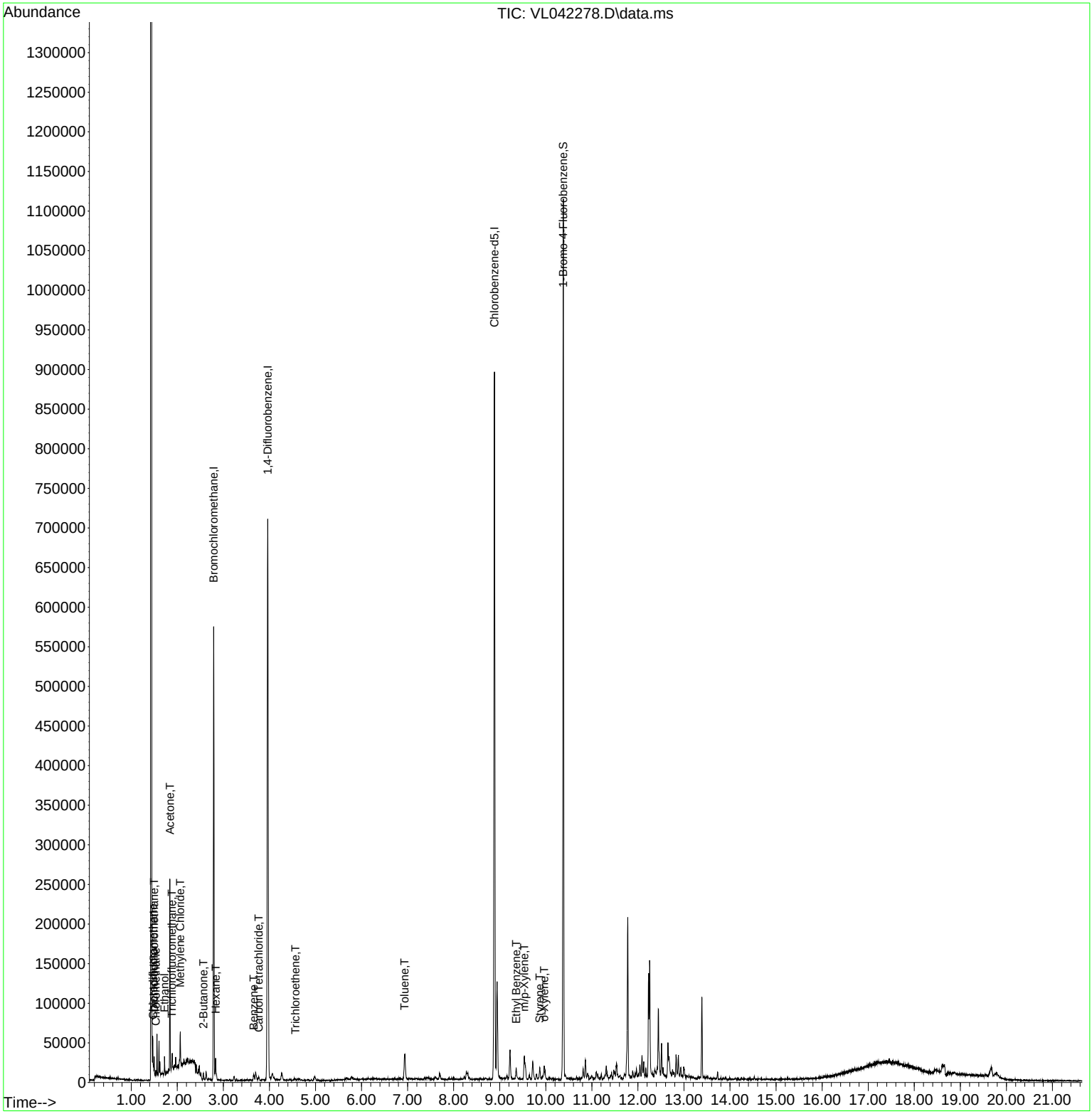

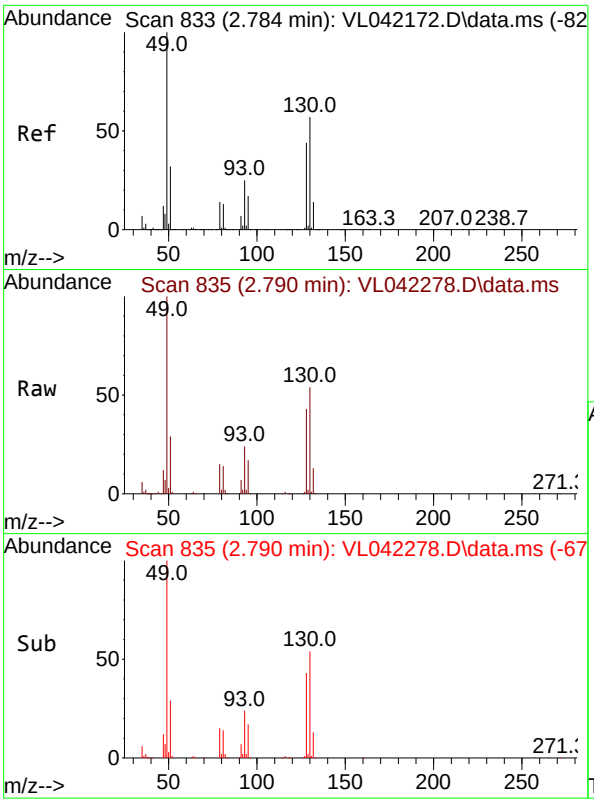

#1
Bromochloromethane
Concen: 10.000 ppbv
RT: 2.790 min Scan# 8
Delta R.T. 0.006 min
Lab File: VL042278.D
Acq: 09 Apr 2025 00:15

Tgt Ion: 49 Resp: 15883

Ion	Ratio	Lower	Upper
49	100		
128	44.7	22.9	68.5
130	57.5	28.8	86.4

Instrument :
MSVOA_L
ClientSampleId :
SSSG-B1-5-04012025

Manual Integrations
APPROVED

Reviewed By :Mahesh Dadoda 04/09/2025
Supervised By :Semsettin Yesilyurt 04/10/2025

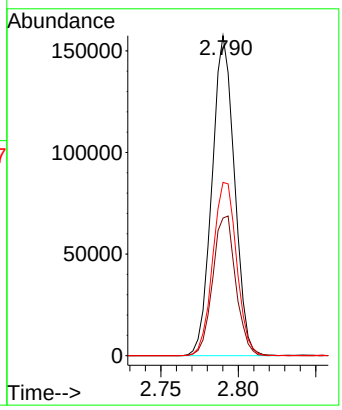

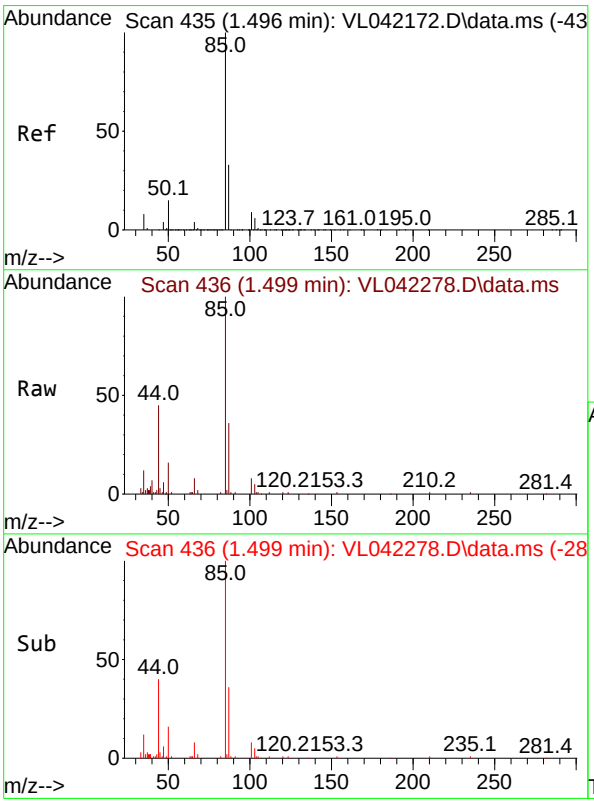

#2
Dichlorodifluoromethane
Concen: 0.224 ppbv
RT: 1.499 min Scan# 436
Delta R.T. 0.003 min
Lab File: VL042278.D
Acq: 09 Apr 2025 00:15

Tgt Ion: 85 Resp: 5250

Ion	Ratio	Lower	Upper
85	100		
87	35.6	26.1	39.1

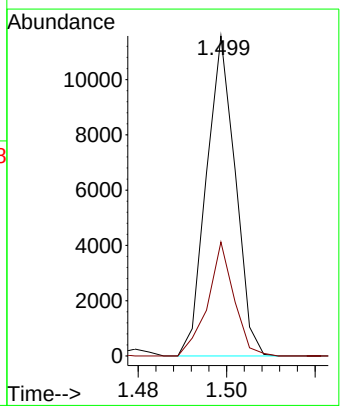

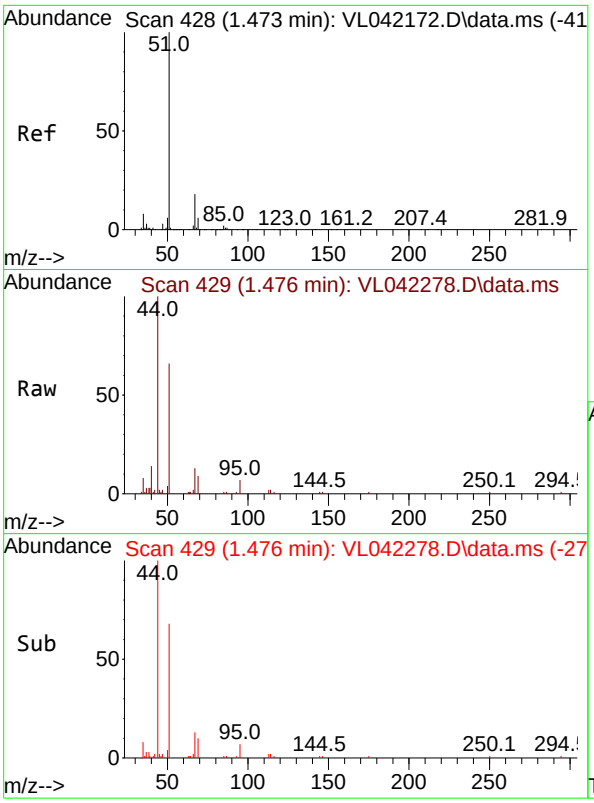

#3
Chlorodifluoromethane
Concen: 0.129 ppbv m
RT: 1.476 min Scan# 4
Delta R.T. 0.003 min
Lab File: VL042278.D
Acq: 09 Apr 2025 00:15

Tgt Ion: 51 Resp: 308

Ion	Ratio	Lower	Upper
51	100		
67	19.2	15.0	22.6

Instrument :
MSVOA_L
ClientSampleId :
SSSG-B1-5-04012025

Manual Integrations
APPROVED

Reviewed By :Mahesh Dadoda 04/09/2025
Supervised By :Semsettin Yesilyurt 04/10/2025

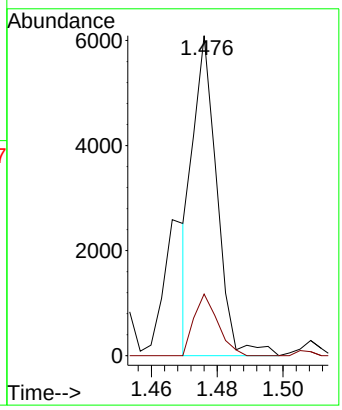

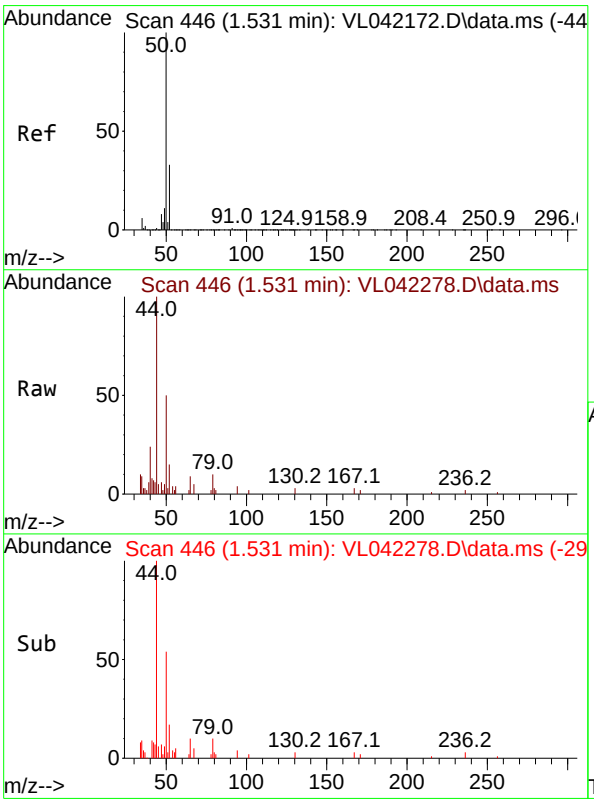

#4
Chloromethane
Concen: 0.139 ppbv
RT: 1.531 min Scan# 446
Delta R.T. -0.000 min
Lab File: VL042278.D
Acq: 09 Apr 2025 00:15

Tgt Ion: 50 Resp: 1329

Ion	Ratio	Lower	Upper
50	100		
52	25.3	26.1	39.1#

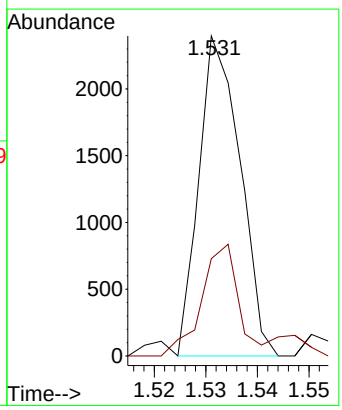

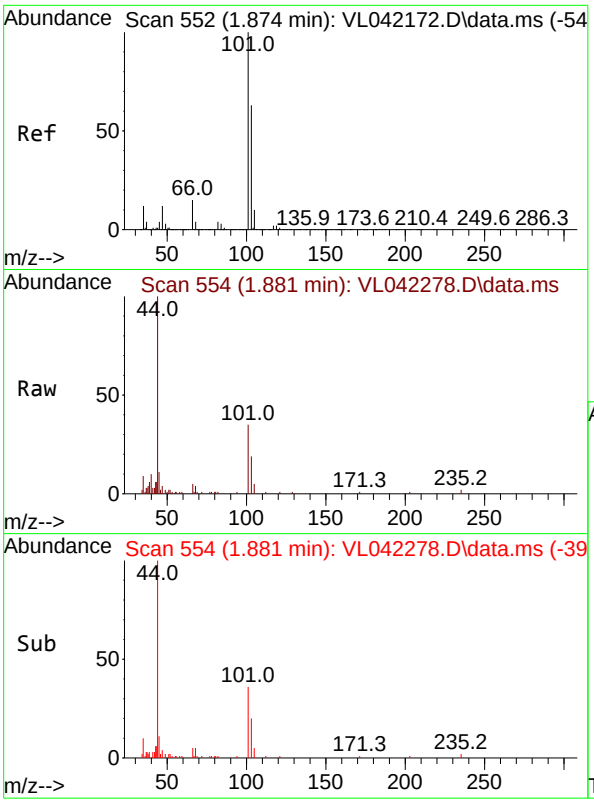

#11
Trichlorofluoromethane
Concen: 0.109 ppbv
RT: 1.881 min Scan# 5
Delta R.T. 0.006 min
Lab File: VL042278.D
Acq: 09 Apr 2025 00:15

Tgt Ion:101 Resp: 248

Ion	Ratio	Lower	Upper
101	100		
103	52.6	50.2	75.2

Instrument :
MSVOA_L
ClientSampleId :
SSSG-B1-5-04012025

Manual Integrations
APPROVED

Reviewed By :Mahesh Dadoda 04/09/2025
Supervised By :Semsettin Yesilyurt 04/10/2025

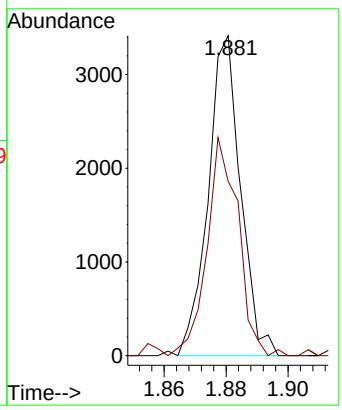

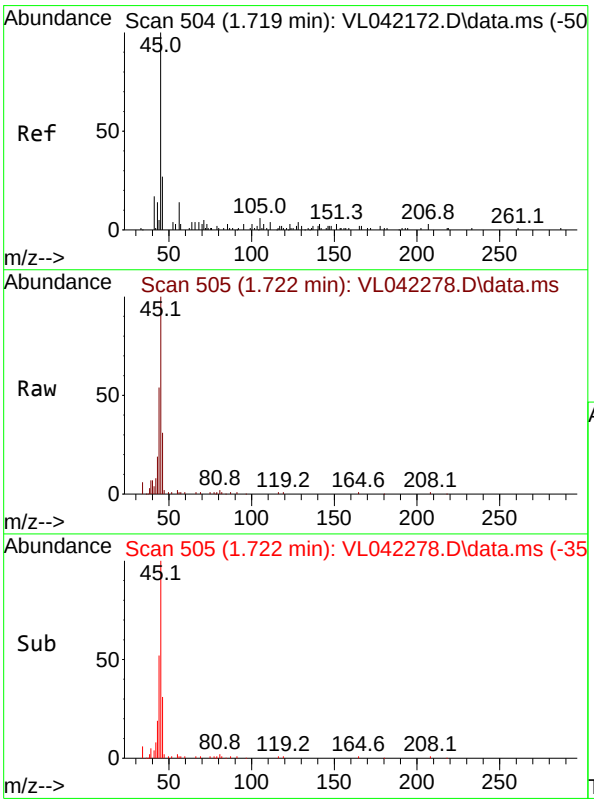

#13
Ethanol
Concen: 6.637 ppbv
RT: 1.722 min Scan# 505
Delta R.T. 0.003 min
Lab File: VL042278.D
Acq: 09 Apr 2025 00:15

Tgt Ion: 45 Resp: 6890

Ion	Ratio	Lower	Upper
45	100		
46	0.0	20.2	80.8#

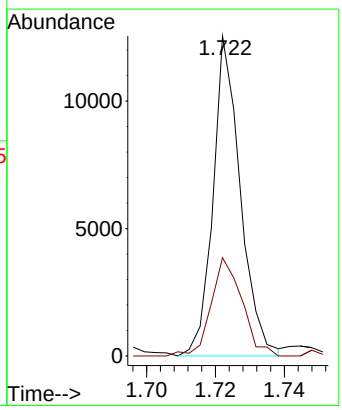



#15
Acetone
Concen: 4.699 ppbv
RT: 1.839 min Scan# 54
Delta R.T. 0.006 min
Lab File: VL042278.D
Acq: 09 Apr 2025 00:15

Tgt Ion: 43 Resp: 10437

Ion	Ratio	Lower	Upper
43	100		
58	25.4	23.2	34.8

Instrument :
MSVOA_L
ClientSampleId :
SSSG-B1-5-04012025

Manual Integrations
APPROVED

Reviewed By :Mahesh Dadoda 04/09/2025
Supervised By :Semsettin Yesilyurt 04/10/2025

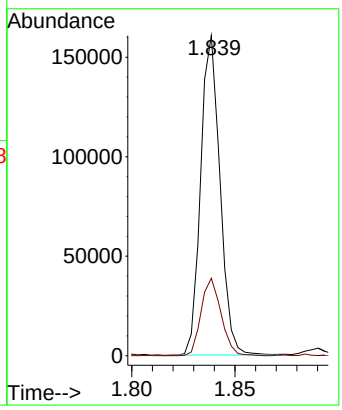

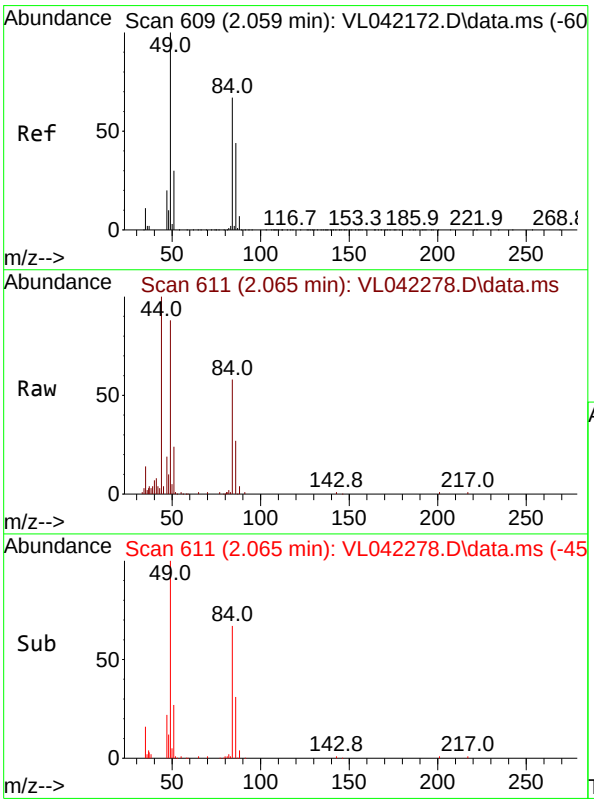

#20
Methylene Chloride
Concen: 0.757 ppbv
RT: 2.065 min Scan# 611
Delta R.T. 0.006 min
Lab File: VL042278.D
Acq: 09 Apr 2025 00:15

Tgt Ion: 84 Resp: 6266

Ion	Ratio	Lower	Upper
84	100		
49	149.1	120.2	180.4
51	41.2	37.4	56.0
86	45.1	52.4	78.6#

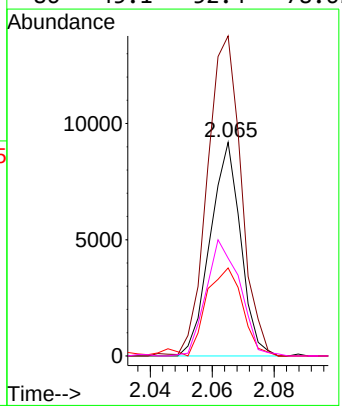

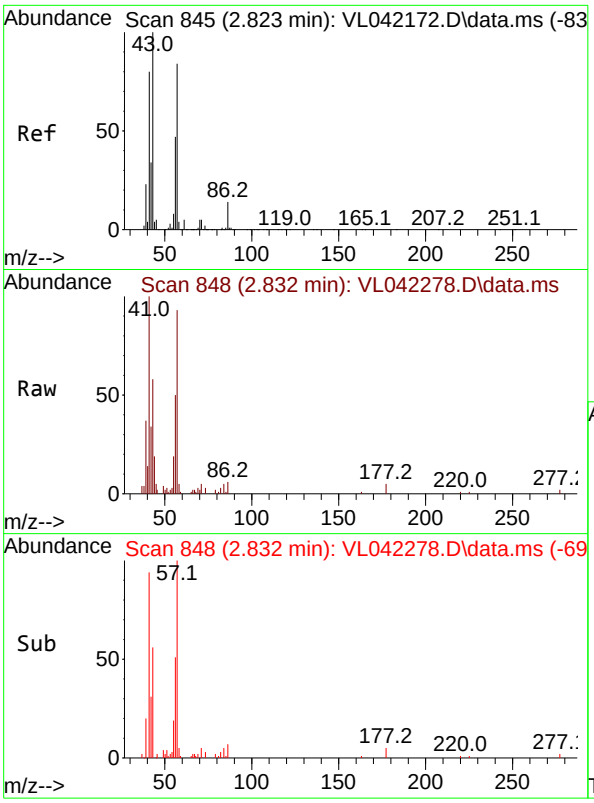

#26
Hexane
Concen: 0.232 ppbv
RT: 2.832 min Scan# 84
Delta R.T. 0.009 min
Lab File: VL042278.D
Acq: 09 Apr 2025 00:15

Tgt Ion: 57 Resp: 5174

Ion	Ratio	Lower	Upper
57	100		
41	121.1	76.6	114.8#
43	101.4	207.8	311.8#
56	70.3	43.6	65.4#

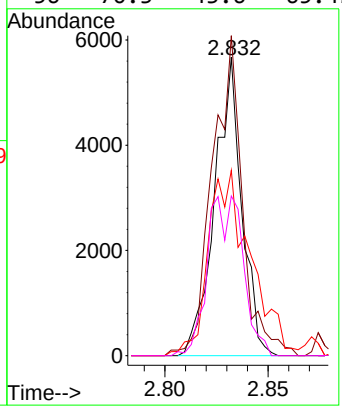

Instrument :
MSVOA_L
ClientSampleId :
SSSG-B1-5-04012025

Manual Integrations
APPROVED

Reviewed By :Mahesh Dadoda 04/09/2025
Supervised By :Semsettin Yesilyurt 04/10/2025

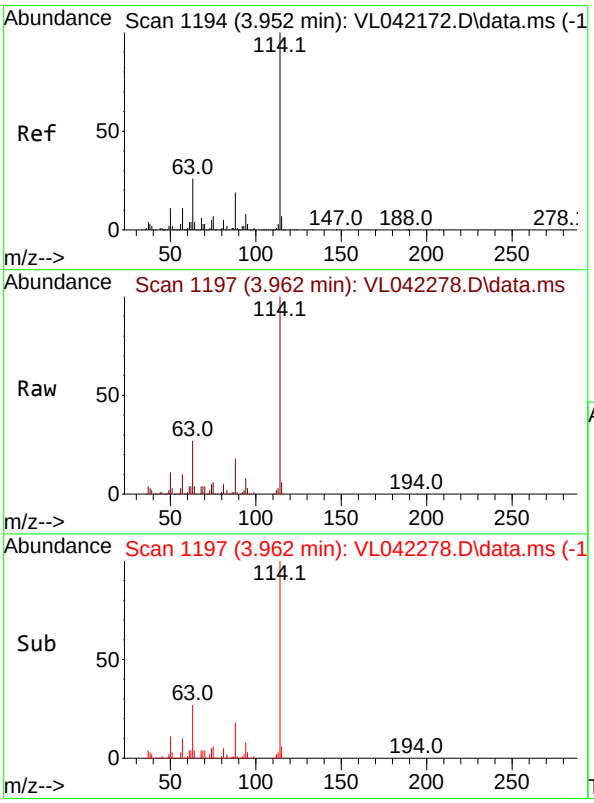

#33
1,4-Difluorobenzene
Concen: 10.000 ppbv
RT: 3.962 min Scan# 1197
Delta R.T. 0.009 min
Lab File: VL042278.D
Acq: 09 Apr 2025 00:15

Tgt Ion:114 Resp: 406344

Ion	Ratio	Lower	Upper
114	100		
63	25.6	20.7	31.1
88	17.6	15.0	22.4

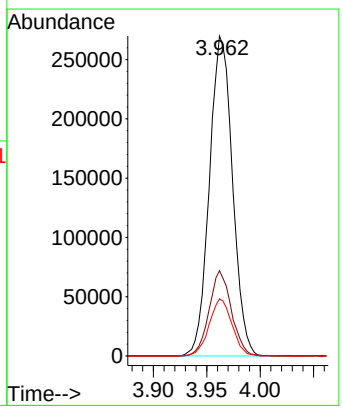

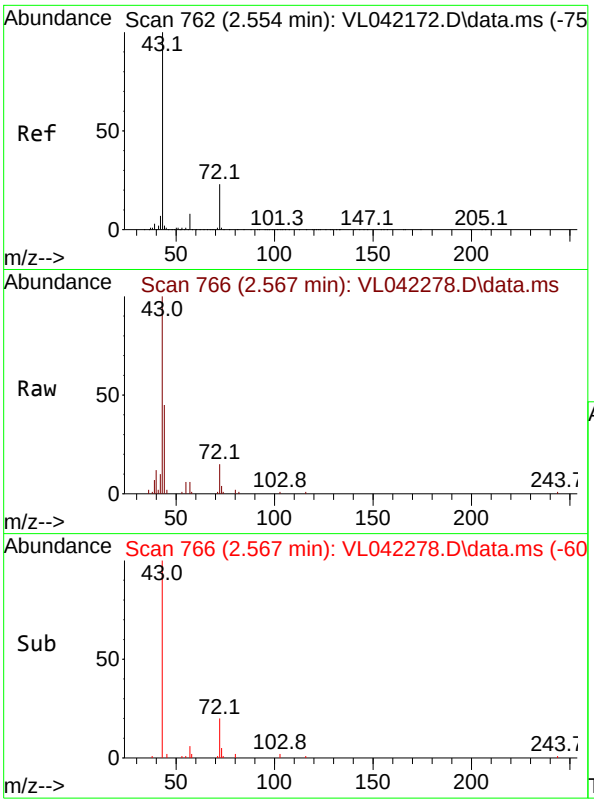

#34
2-Butanone
Concen: 0.177 ppbv
RT: 2.567 min Scan# 7
Delta R.T. 0.013 min
Lab File: VL042278.D
Acq: 09 Apr 2025 00:15

Tgt Ion: 43 Resp: 521

Ion	Ratio	Lower	Upper
43	100		
72	23.0	18.2	27.2

Instrument :
MSVOA_L
ClientSampleId :
SSSG-B1-5-04012025

Manual Integrations
APPROVED

Reviewed By :Mahesh Dadoda 04/09/2025
Supervised By :Semsettin Yesilyurt 04/10/2025

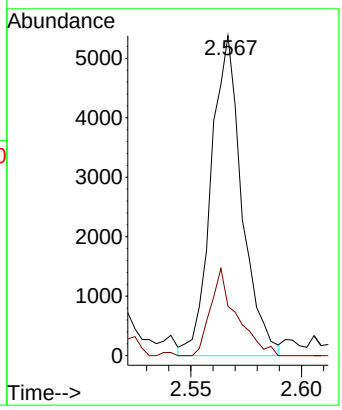

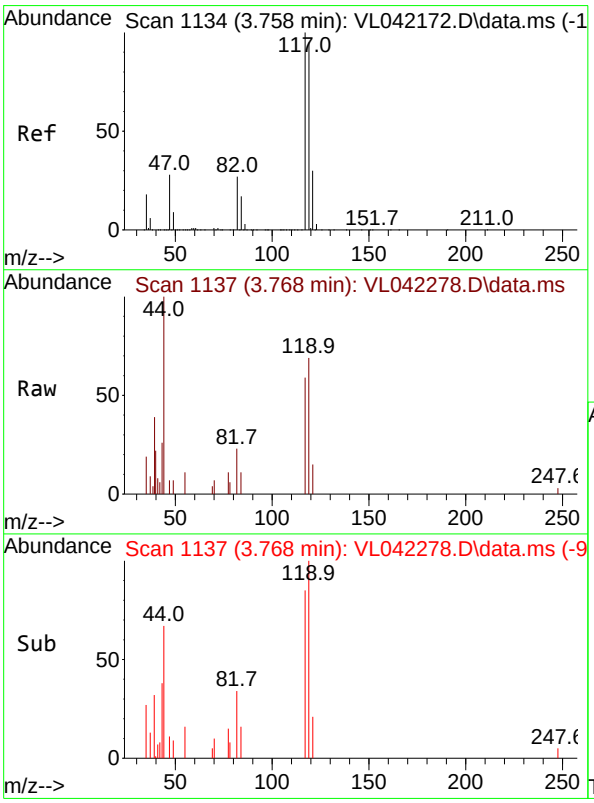

#35
Carbon Tetrachloride
Concen: 0.046 ppbv m
RT: 3.768 min Scan# 1137
Delta R.T. 0.009 min
Lab File: VL042278.D
Acq: 09 Apr 2025 00:15

Tgt Ion:117 Resp: 1451

Ion	Ratio	Lower	Upper
117	100		
119	118.0	76.2	114.2#
121	24.9	24.2	36.4

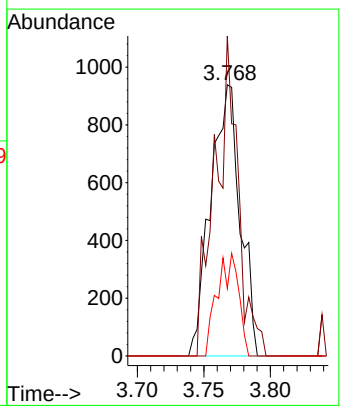

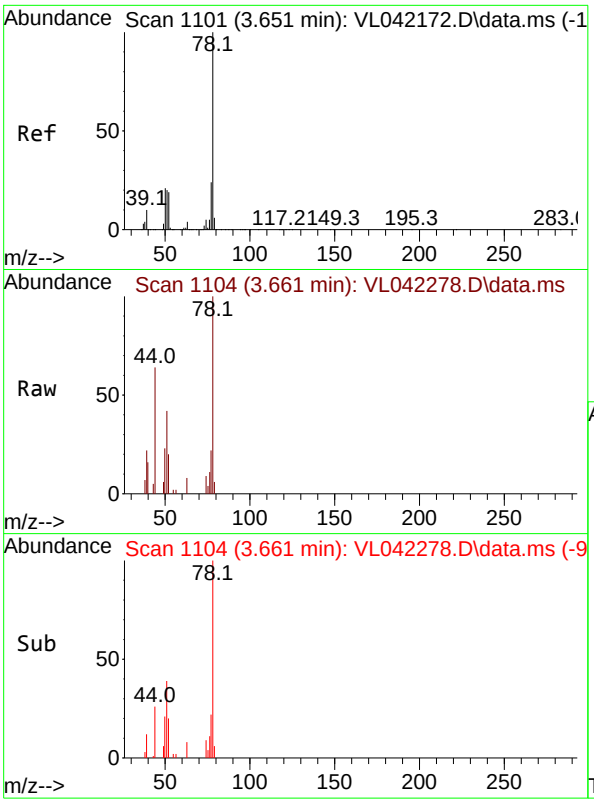

#36
Benzene
Concen: 0.106 ppbv
RT: 3.661 min Scan# 1
Delta R.T. 0.009 min
Lab File: VL042278.D
Acq: 09 Apr 2025 00:15

Tgt Ion: 78 Resp: 425

Ion	Ratio	Lower	Upper
78	100		
77	21.8	19.1	28.7
50	23.5	16.6	24.8

Instrument :
MSVOA_L
ClientSampleId :
SSSG-B1-5-04012025

Manual Integrations
APPROVED

Reviewed By :Mahesh Dadoda 04/09/2025
Supervised By :Semsettin Yesilyurt 04/10/2025

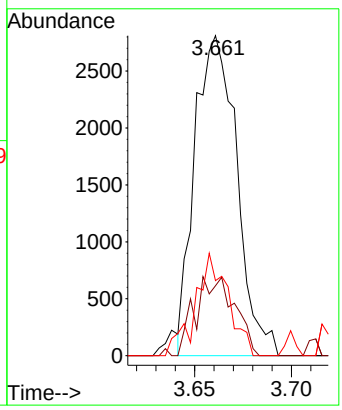

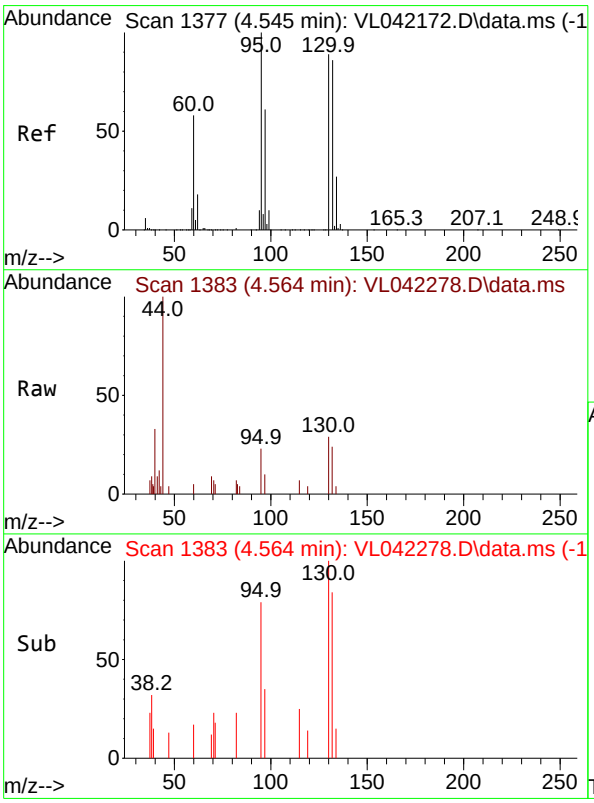

#38
Trichloroethene
Concen: 0.034 ppbv m
RT: 4.564 min Scan# 1383
Delta R.T. 0.019 min
Lab File: VL042278.D
Acq: 09 Apr 2025 00:15

Tgt Ion:130 Resp: 573

Ion	Ratio	Lower	Upper
130	100		
95	79.3	89.8	134.8#
132	83.5	77.4	116.2
97	34.7	55.1	82.7#

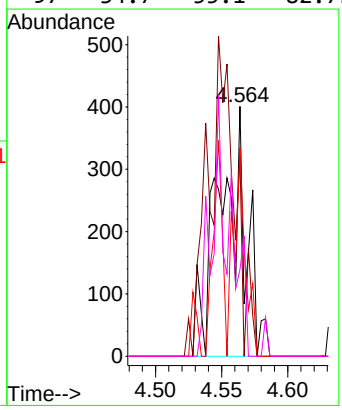

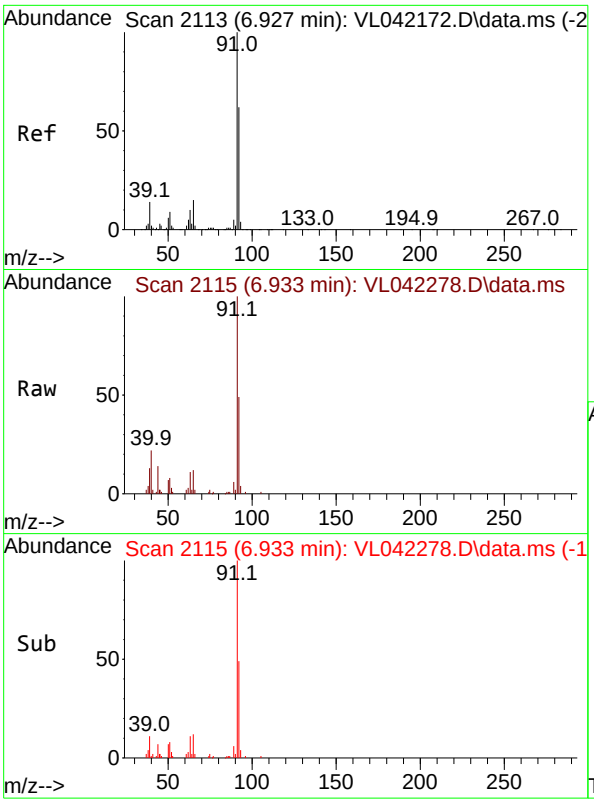

#53
Toluene
Concen: 0.488 ppbv
RT: 6.933 min Scan# 2
Delta R.T. 0.006 min
Lab File: VL042278.D
Acq: 09 Apr 2025 00:15

Tgt Ion: 91 Resp: 2332

Ion	Ratio	Lower	Upper
91	100		
92	58.3	48.4	72.6

Instrument :
MSVOA_L
ClientSampleId :
SSSG-B1-5-04012025

Manual Integrations
APPROVED

Reviewed By :Mahesh Dadoda 04/09/2025
Supervised By :Semsettin Yesilyurt 04/10/2025

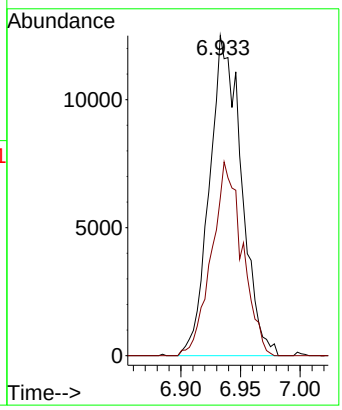

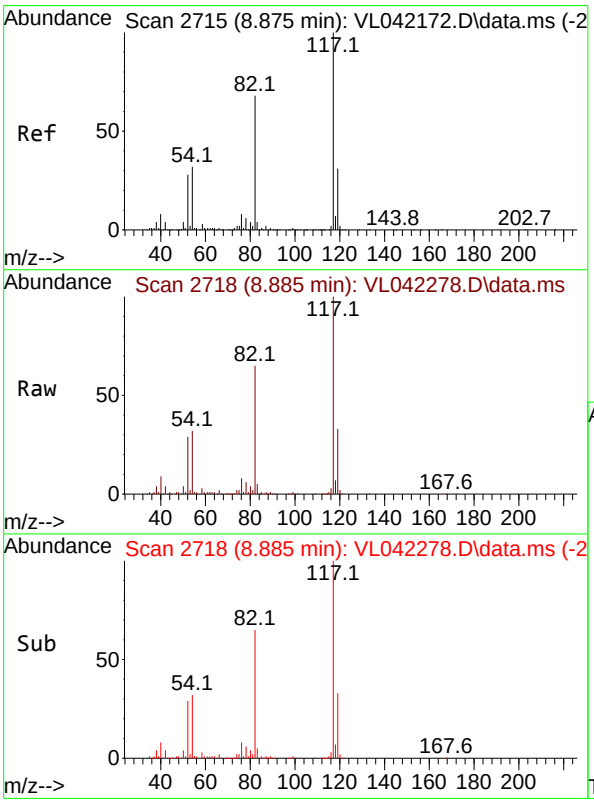

#55
Chlorobenzene-d5
Concen: 10.000 ppbv
RT: 8.885 min Scan# 2718
Delta R.T. 0.009 min
Lab File: VL042278.D
Acq: 09 Apr 2025 00:15

Tgt Ion:117 Resp: 351845

Ion	Ratio	Lower	Upper
117	100		
82	65.5	55.8	83.6
119	32.3	25.5	38.3

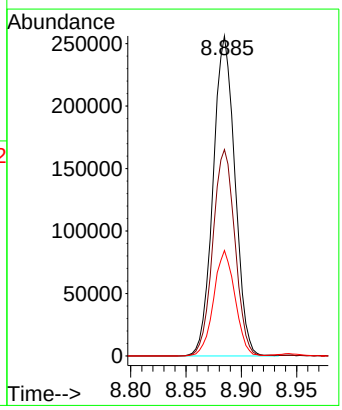

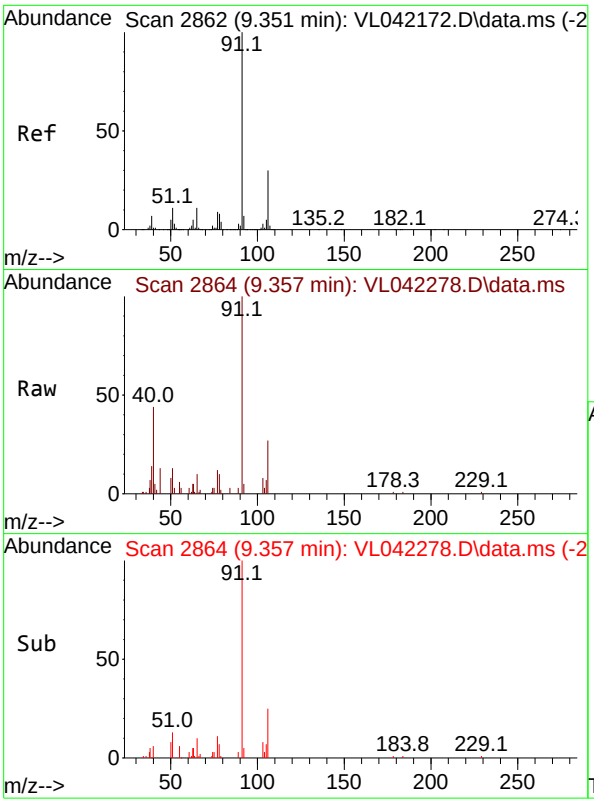

#58
Ethyl Benzene
Concen: 0.100 ppbv
RT: 9.357 min Scan# 2
Delta R.T. 0.006 min
Lab File: VL042278.D
Acq: 09 Apr 2025 00:15

Tgt Ion: 91 Resp: 627

Ion	Ratio	Lower	Upper
91	100		
106	27.1	24.2	36.2

Instrument :
MSVOA_L
ClientSampleId :
SSSG-B1-5-04012025

Manual Integrations
APPROVED

Reviewed By :Mahesh Dadoda 04/09/2025
Supervised By :Semsettin Yesilyurt 04/10/2025

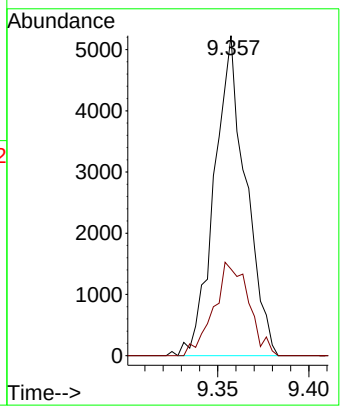

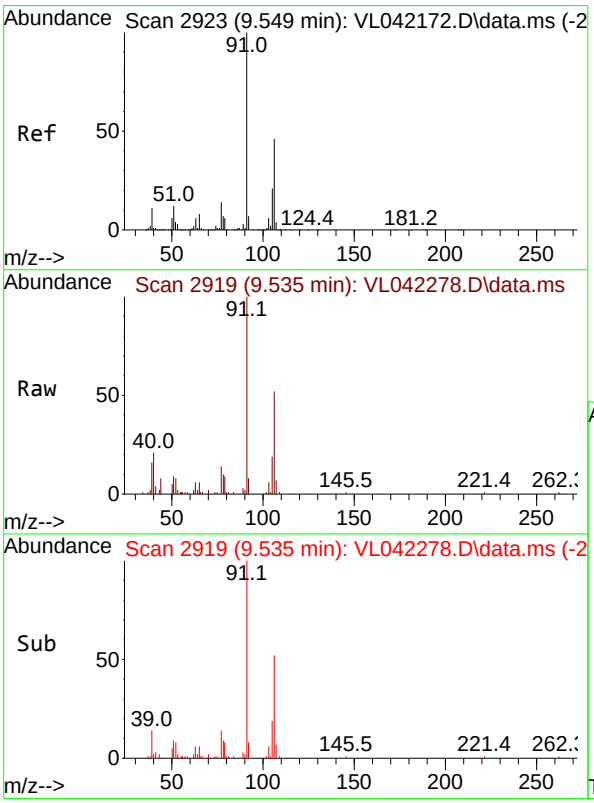

#59
m/p-Xylene
Concen: 0.367 ppbv m
RT: 9.535 min Scan# 2919
Delta R.T. -0.013 min
Lab File: VL042278.D
Acq: 09 Apr 2025 00:15

Tgt Ion: 91 Resp: 18297

Ion	Ratio	Lower	Upper
91	100		
106	0.0	36.4	54.6#

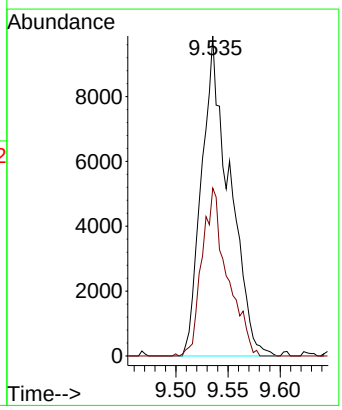

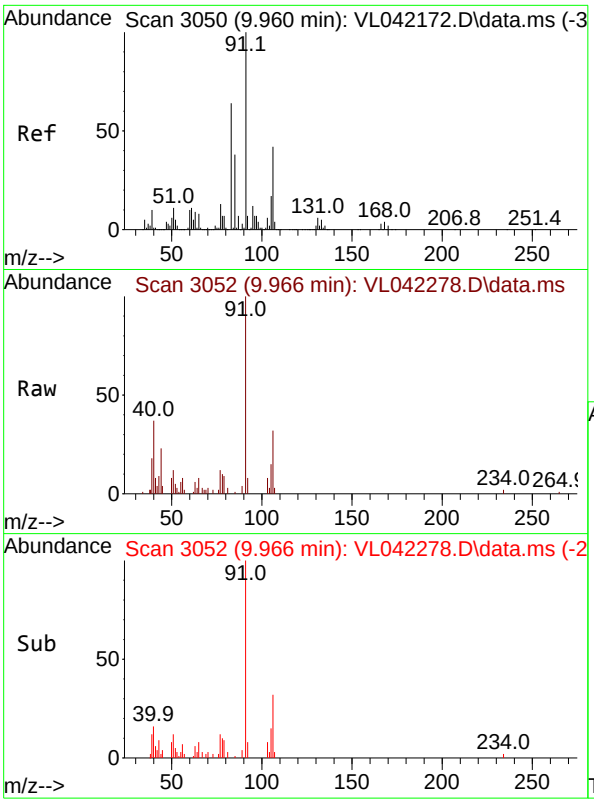

#60
o-Xylene
Concen: 0.137 ppbv
RT: 9.966 min Scan# 3
Delta R.T. 0.006 min
Lab File: VL042278.D
Acq: 09 Apr 2025 00:15

Tgt Ion: 91 Resp: 683

Ion	Ratio	Lower	Upper
91	100		
106	40.7	20.8	62.5

Instrument :
MSVOA_L
ClientSampleId :
SSSG-B1-5-04012025

Manual Integrations
APPROVED

Reviewed By :Mahesh Dadoda 04/09/2025
Supervised By :Semsettin Yesilyurt 04/10/2025

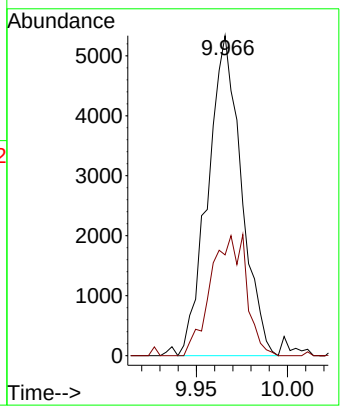

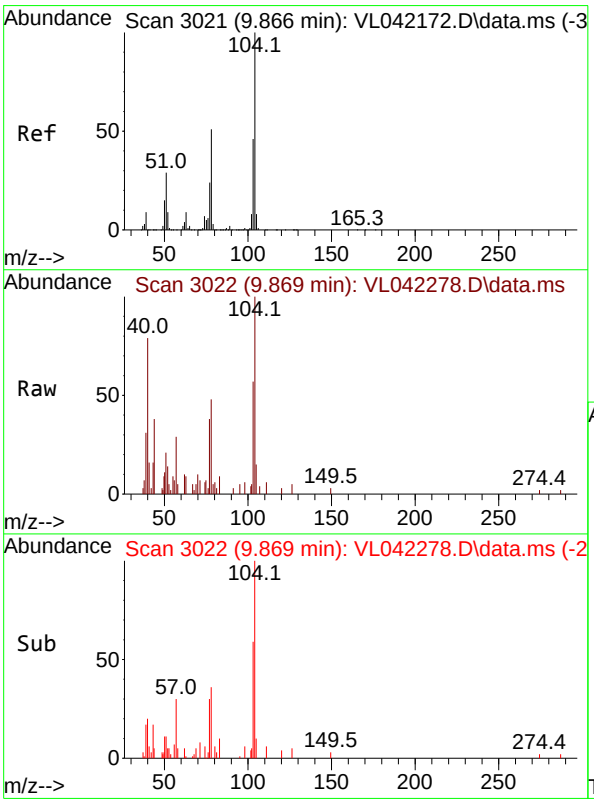

#61
Styrene
Concen: 0.149 ppbv
RT: 9.869 min Scan# 3022
Delta R.T. 0.003 min
Lab File: VL042278.D
Acq: 09 Apr 2025 00:15

Tgt Ion:104 Resp: 3678

Ion	Ratio	Lower	Upper
104	100		
78	50.7	41.8	62.6
103	45.7	37.0	55.4

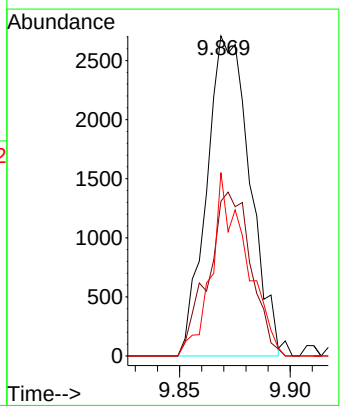

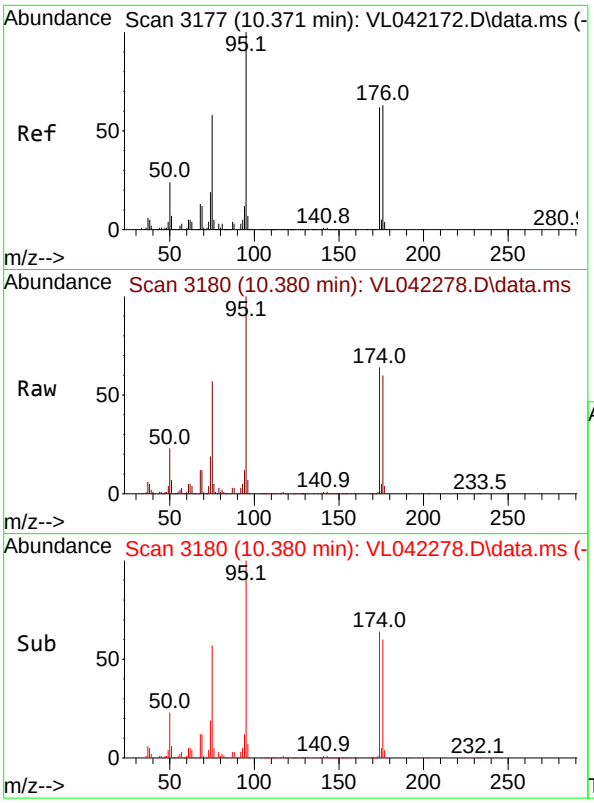

#68
1-Bromo-4-Fluorobenzene
Concen: 9.509 ppbv
RT: 10.380 min Scan# 3
Delta R.T. 0.009 min
Lab File: VL042278.D
Acq: 09 Apr 2025 00:15

Tgt Ion: 95 Resp: 27475

Ion	Ratio	Lower	Upper
95	100		
174	61.7	50.6	76.0
175	4.6	3.8	5.6

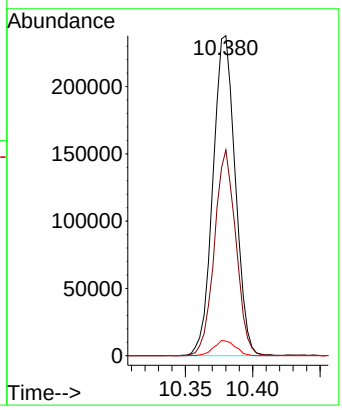

Instrument :
MSVOA_L
ClientSampleId :
SSSG-B1-5-04012025

Manual Integrations
APPROVED

Reviewed By :Mahesh Dadoda 04/09/2025
Supervised By :Semsettin Yesilyurt 04/10/2025

LSC Area Percent Report

Data Path : Z:\voasrv\HPCHEM1\MSVOA_L\Data\VL040825\
Data File : VL042278.D
Acq On : 09 Apr 2025 00:15
Operator : SY/MD
Sample : Q1728-02 2X
Misc : 400mL/MSVOA_L
ALS Vial : 1 Sample Multiplier: 1

Instrument :
MSVOA_L
ClientSampleId :
SSSG-B1-5-04012025

Integration Parameters: RTEINT.P
Integrator: RTE
Smoothing : ON Filtering: 5
Sampling : 3 Min Area: 3 % of largest Peak
Start Thrs: 0.001 Max Peaks: 100
Stop Thrs : 0 Peak Location: TOP

If leading or trailing edge < 100 prefer < Baseline drop else tangent >
Peak separation: 0

Method : Z:\voasrv\HPCHEM1\MSVOA_L\methods\VL032725AIR.M
Title : AIR ANALYSIS BY METHOD TO-15 Instrument: MSVOA_LFri Aug 26 06:05:16 2022

Signal : TIC: VL042278.D\data.ms

peak #	R.T. min	first scan	max scan	last scan	PK TY	peak height	corr. area	corr. % max.	% of total
1	1.424	410	413	416	rBV	3938151	3467436	100.00%	31.341%
2	1.437	416	417	421	rVB	4093688	1930928	55.69%	17.453%
3	1.839	537	541	549	rBV	242005	164666	4.75%	1.488%
4	2.790	824	835	843	rBV	573036	598318	17.26%	5.408%
5	3.962	1185	1197	1210	rBV	708522	1075426	31.02%	9.720%
6	6.936	2103	2116	2127	rBV4	32396	66851	1.93%	0.604%
7	8.885	2703	2718	2728	rBV	893399	1267969	36.57%	11.461%
8	8.943	2728	2736	2748	rVB2	120882	189755	5.47%	1.715%
9	9.225	2811	2823	2832	rBV7	36977	55486	1.60%	0.502%
10	9.535	2909	2919	2922	rBV4	29833	40466	1.17%	0.366%
11	10.380	3164	3180	3189	rBV	1112563	1308786	37.75%	11.830%
12	11.778	3598	3612	3620	rBV	200623	251509	7.25%	2.273%
13	12.231	3744	3752	3755	rBV2	130323	139190	4.01%	1.258%
14	12.254	3755	3759	3777	rVB2	145544	170506	4.92%	1.541%
15	12.442	3810	3817	3833	rVB3	83961	122968	3.55%	1.111%
16	12.513	3833	3839	3845	rBV3	40691	46701	1.35%	0.422%
17	12.652	3872	3882	3886	rBV5	44557	54794	1.58%	0.495%
18	13.387	4102	4109	4117	rBV	102286	111916	3.23%	1.012%

Sum of corrected areas: 11063671

Data Path : Z:\voasrv\HPCHEM1\MSVOA_L\Data\VL040825\
Data File : VL042278.D
Acq On : 09 Apr 2025 00:15
Operator : SY/MD
Sample : Q1728-02 2X
Misc : 400mL/MSVOA_L
ALS Vial : 1 Sample Multiplier: 1

Instrument :
MSVOA_L
ClientSampleId :
SSSG-B1-5-04012025

Quant Method : Z:\voasrv\HPCHEM1\MSVOA_L\methods\VL032725AIR.M
Quant Title : AIR ANALYSIS BY METHOD TO-15 Instrument: MSVOA_LFri Aug 26 06:05:16 2022

TIC Library : C:\Database\NIST20.L
TIC Integration Parameters: LSCINT.P

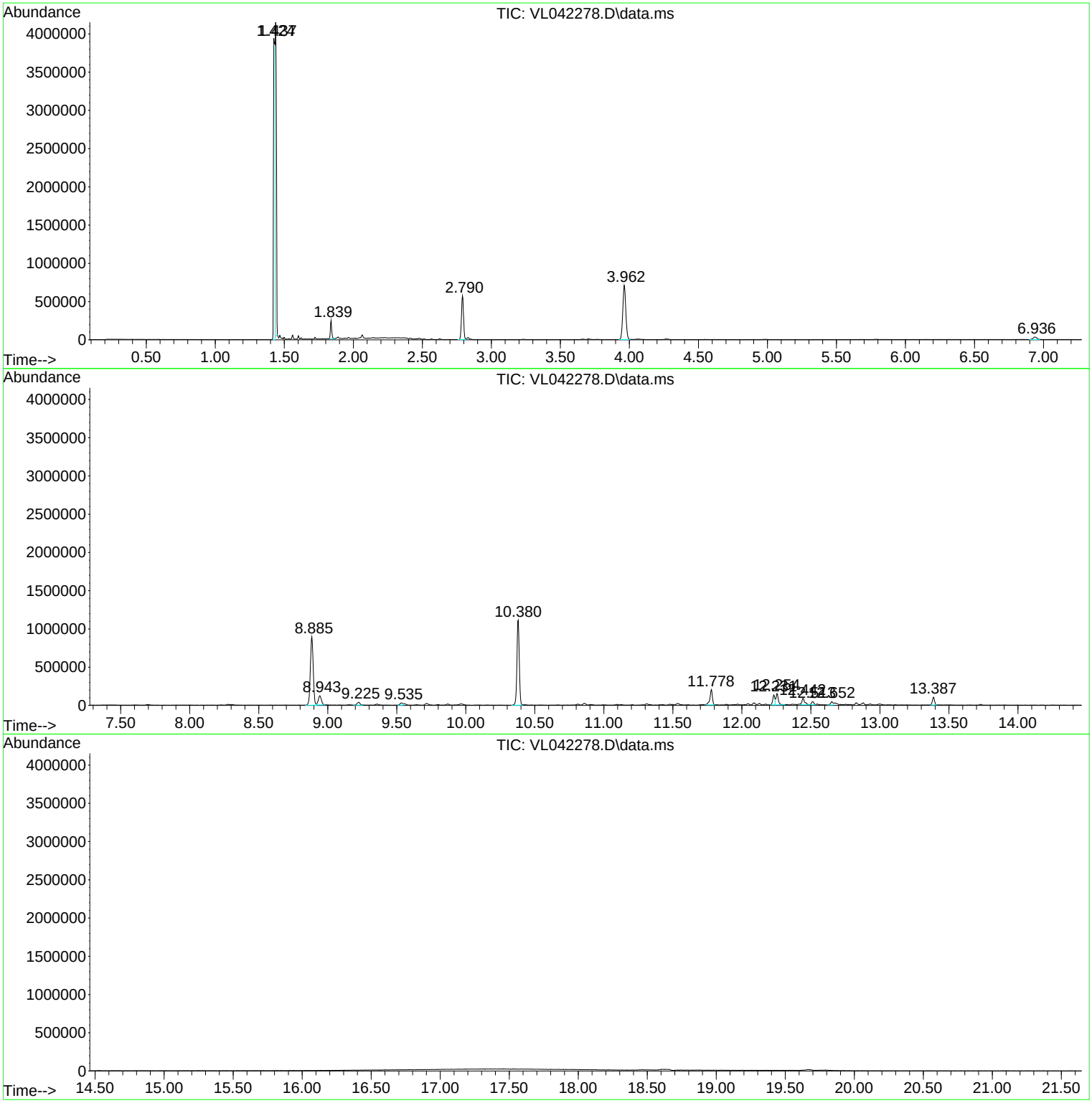

Data Path : Z:\voasrv\HPCHEM1\MSVOA_L\Data\VL040825\
Data File : VL042278.D
Acq On : 09 Apr 2025 00:15
Operator : SY/MD
Sample : Q1728-02 2X
Misc : 400mL/MSVOA_L
ALS Vial : 1 Sample Multiplier: 1

Instrument :
MSVOA_L
ClientSampleId :
SSSG-B1-5-04012025

Quant Method : Z:\voasrv\HPCHEM1\MSVOA_L\methods\VL032725AIR.M
Quant Title : AIR ANALYSIS BY METHOD TO-15 Instrument: MSVOA_LFri Aug 26 06:05:16 2022

TIC Library : C:\Database\NIST20.L
TIC Integration Parameters: LSCINT.P

****
Peak Number 4 Undecane, 4,8-dimethyl- Concentration Rank 5

R.T.	EstConc	Area	Relative to ISTD	R.T.
12.231	1.10 ppbv	139190	Chlorobenzene-d5	8.885

Hit# of 5	Tentative ID	MW	MolForm	CAS#	Qual
1	Undecane, 4,8-dimethyl-	184	C13H28	017301-33-6	59
2	Sulfurous acid, butyl nonyl ester	264	C13H28O3S	1000309-17-6	59
3	Hexane, 2,3,4-trimethyl-	128	C9H20	000921-47-1	59
4	Heptane, 2,4-dimethyl-	128	C9H20	002213-23-2	59
5	Ether, hexyl pentyl	172	C11H24O	032357-83-8	53

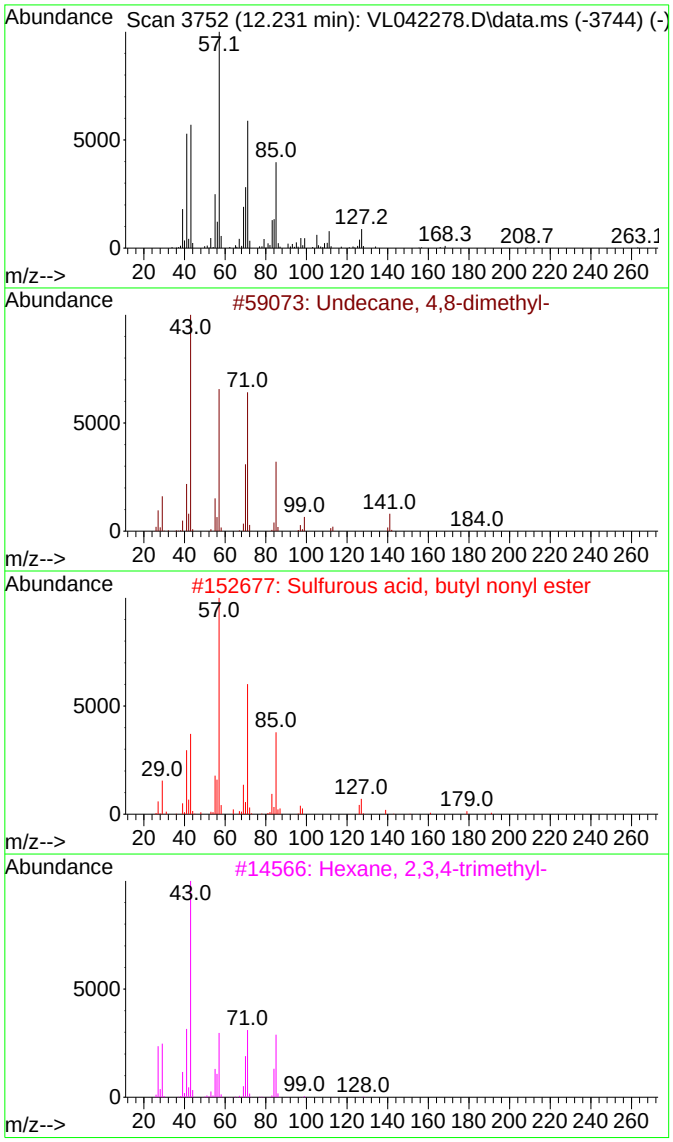

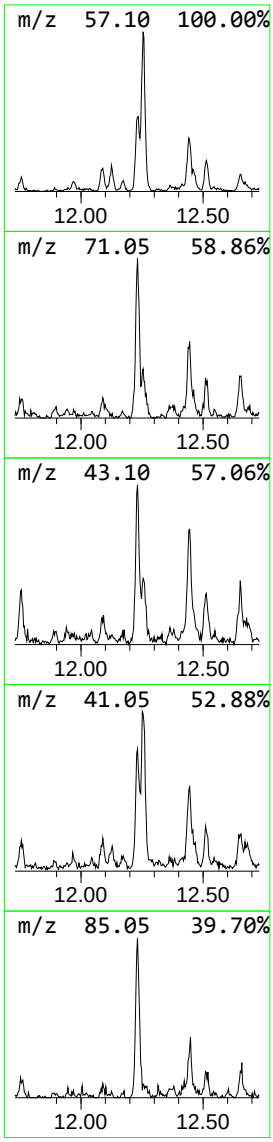

Data Path : Z:\voasrv\HPCHEM1\MSVOA_L\Data\VL040825\
Data File : VL042278.D
Acq On : 09 Apr 2025 00:15
Operator : SY/MD
Sample : Q1728-02 2X
Misc : 400mL/MSVOA_L
ALS Vial : 1 Sample Multiplier: 1

Instrument :
MSVOA_L
ClientSampleId :
SSSG-B1-5-04012025

Quant Method : Z:\voasrv\HPCHEM1\MSVOA_L\methods\VL032725AIR.M
Quant Title : AIR ANALYSIS BY METHOD TO-15 Instrument: MSVOA_LFri Aug 26 06:05:16 2022

TIC Library : C:\Database\NIST20.L
TIC Integration Parameters: LSCINT.P

****

Peak Number 5 unknown12.254 Concentration Rank 4

R.T.	EstConc	Area	Relative to ISTD	R.T.
12.254	1.34 ppbv	170506	Chlorobenzene-d5	8.885

Hit# of 5	Tentative ID	MW	MolForm	CAS#	Qual
1	Ether, 2-ethylhexyl tert-butyl	186	C12H26O	083704-03-4	40
2	Ether, 2-ethylhexyl tert-butyl	186	C12H26O	083704-03-4	40
3	1-Pentene, 2,4,4-trimethyl-	112	C8H16	000107-39-1	38
4	Propanoic acid, 2,2-dimethyl-, s...	208	C5H9AgO2	007324-58-5	32
5	Propane, 1-(1,1-dimethylethoxy)-...	144	C9H20O	032970-46-0	32

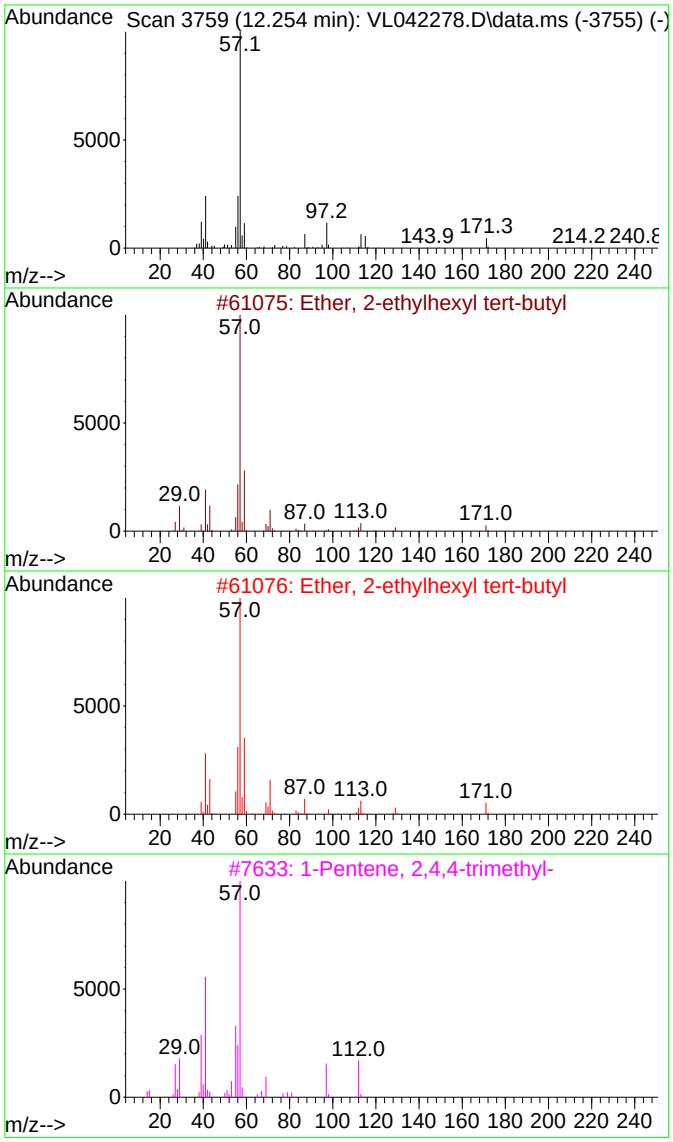

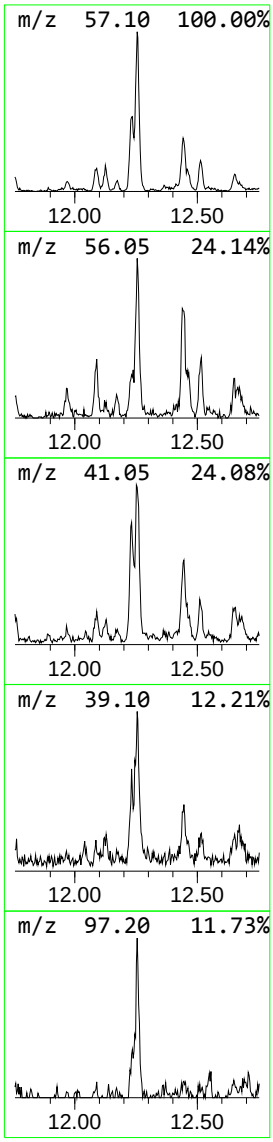

Tentatively Identified Compound (LSC) summary

Data Path : Z:\voasrv\HPCHEM1\MSVOA_L\Data\VL040825\
Data File : VL042278.D
Acq On : 09 Apr 2025 00:15
Operator : SY/MD
Sample : Q1728-02 2X
Misc : 400mL/MSVOA_L
ALS Vial : 1 Sample Multiplier: 1

Instrument :
MSVOA_L
ClientSampleId :
SSSG-B1-5-04012025

Quant Method : Z:\voasrv\HPCHEM1\MSVOA_L\methods\VL032725AIR.M
Quant Title : AIR ANALYSIS BY METHOD TO-15 Instrument: MSVOA_LFri Aug 26 06:05:16 2022

TIC Library : C:\Database\NIST20.L
TIC Integration Parameters: LSCINT.P

TIC Top Hit name	RT	EstConc	Units	Response	Internal Standard #	RT	Resp	Conc
Undecane, 4,8-d...	12.231	1.1	ppbv	139190	3	8.885	1267970	10.0
unknown12.254	12.254	1.3	ppbv	170506	3	8.885	1267970	10.0

284 Sheffield Street, Mountainside, New Jersey 07092, Phone : 908 789 8900,
Fax : 908 789 8922

Report of Analysis

Client:	Woodard & Curran	Date Collected:	04/02/25
Project:	US EPA Riverside Industrial Park Superfund Site	Date Received:	04/03/25
Client Sample ID:	SSSG-B2-2-04022025	SDG No.:	Q1728
Lab Sample ID:	Q1728-03	Matrix:	Air
Analytical Method:	TO-15	Test:	TO-15
Sample Wt/Vol:	400 Units: mL		

File ID/Qc Batch:	Dilution:	Prep Date	Date Analyzed	Prep Batch ID
VL042284.D	40		04/09/25 03:22	VL040825

CAS Number	Parameter	Conc. ppbv	Conc. ug/M3	Qualifier	MDL	LOQ / CRQL	Units
TARGETS							
75-71-8	Dichlorodifluoromethane	8.40	41.5	U	41.5	98.9	ug/m3
74-87-3	Chloromethane	3.90	8.05	U	8.05	41.3	ug/m3
75-01-4	Vinyl Chloride	0.56	1.43	U	1.43	3.07	ug/m3
74-83-9	Bromomethane	5.60	21.7	U	21.7	77.7	ug/m3
75-00-3	Chloroethane	6.80	17.9	U	17.9	52.8	ug/m3
109-99-9	Tetrahydrofuran	5.20	15.3	U	15.3	59.0	ug/m3
75-69-4	Trichlorofluoromethane	6.40	36.0	U	36.0	112	ug/m3
76-13-1	1,1,2-Trichlorotrifluoroethane	6.40	49.0	U	49.0	153	ug/m3
76-14-2	Dichlorotetrafluoroethane	3.50	24.5	U	24.5	140	ug/m3
75-65-0	tert-Butyl alcohol	7.60	23.0	U	23.0	60.6	ug/m3
142-82-5	Heptane	13.2	54.1	J	18.0	82.0	ug/m3
75-35-4	1,1-Dichloroethene	5.60	22.2	U	22.2	79.3	ug/m3
67-64-1	Acetone	99.6	237		22.8	47.5	ug/m3
75-15-0	Carbon Disulfide	25.2	78.5		19.9	62.3	ug/m3
1634-04-4	Methyl tert-Butyl Ether	4.80	17.3	U	17.3	72.1	ug/m3
75-09-2	Methylene Chloride	14.8	51.4	J	26.4	69.5	ug/m3
156-60-5	trans-1,2-Dichloroethene	7.60	30.1	U	30.1	79.3	ug/m3
75-34-3	1,1-Dichloroethane	5.20	21.1	U	21.1	81.0	ug/m3
110-82-7	Cyclohexane	28.0	96.4		30.3	68.8	ug/m3
78-93-3	2-Butanone	6.80	20.1	J	14.2	59.0	ug/m3
56-23-5	Carbon Tetrachloride	0.44	2.77	U	2.77	7.55	ug/m3
156-59-2	cis-1,2-Dichloroethene	3.60	14.3	U	14.3	79.3	ug/m3
67-66-3	Chloroform	3.30	16.1	U	16.1	97.7	ug/m3
71-55-6	1,1,1-Trichloroethane	0.38	2.07	U	2.07	6.55	ug/m3
540-84-1	2,2,4-Trimethylpentane	4.00	18.7	U	18.7	93.4	ug/m3
71-43-2	Benzene	3.50	11.2	U	11.2	63.9	ug/m3
107-06-2	1,2-Dichloroethane	3.60	14.6	U	14.6	81.0	ug/m3
79-01-6	Trichloroethene	0.68	3.65	U	3.65	6.45	ug/m3
78-87-5	1,2-Dichloropropane	4.40	20.3	U	20.3	92.4	ug/m3
75-27-4	Bromodichloromethane	3.10	20.8	U	20.8	134	ug/m3
108-10-1	4-Methyl-2-Pentanone	3.70	15.2	U	15.2	82.0	ug/m3
108-88-3	Toluene	22.8	85.9		16.6	75.4	ug/m3
10061-02-6	t-1,3-Dichloropropene	2.40	10.9	U	10.9	90.8	ug/m3
10061-01-5	cis-1,3-Dichloropropene	2.60	11.8	U	11.8	90.8	ug/m3
79-00-5	1,1,2-Trichloroethane	2.80	15.3	U	15.3	109	ug/m3

284 Sheffield Street, Mountainside, New Jersey 07092, Phone : 908 789 8900,
Fax : 908 789 8922

Report of Analysis

Client:	Woodard & Curran	Date Collected:	04/02/25
Project:	US EPA Riverside Industrial Park Superfund Site	Date Received:	04/03/25
Client Sample ID:	SSSG-B2-2-04022025	SDG No.:	Q1728
Lab Sample ID:	Q1728-03	Matrix:	Air
Analytical Method:	TO-15	Test:	TO-15
Sample Wt/Vol:	400 Units: mL		

File ID/Qc Batch:	Dilution:	Prep Date	Date Analyzed	Prep Batch ID
VL042284.D	40		04/09/25 03:22	VL040825

CAS Number	Parameter	Conc. ppbv	Conc. ug/M3	Qualifier	MDL	LOQ / CRQL	Units
124-48-1	Dibromochloromethane	2.60	22.1	U	22.1	170	ug/m3
106-93-4	1,2-Dibromoethane	2.90	22.3	U	22.3	30.7	ug/m3
127-18-4	Tetrachloroethene	0.60	4.07	U	4.07	8.14	ug/m3
108-90-7	Chlorobenzene	3.00	13.8	U	13.8	92.1	ug/m3
100-41-4	Ethyl Benzene	46.8	203		20.9	86.9	ug/m3
179601-23-1	m/p-Xylene	510	2220		36.5	174	ug/m3
95-47-6	o-Xylene	400	1740		20.9	86.9	ug/m3
100-42-5	Styrene	4.40	18.7	U	18.7	85.2	ug/m3
75-25-2	Bromoform	2.30	23.8	U	23.8	207	ug/m3
79-34-5	1,1,2,2-Tetrachloroethane	0.44	3.02	U	3.02	8.24	ug/m3
95-49-8	2-Chlorotoluene	4.40	22.8	U	22.8	104	ug/m3
108-67-8	1,3,5-Trimethylbenzene	180	885		21.6	98.3	ug/m3
95-63-6	1,2,4-Trimethylbenzene	210	1030		15.2	98.3	ug/m3
541-73-1	1,3-Dichlorobenzene	3.20	19.2	U	19.2	120	ug/m3
106-46-7	1,4-Dichlorobenzene	2.10	12.6	U	12.6	120	ug/m3
95-50-1	1,2-Dichlorobenzene	3.00	18.0	U	18.0	120	ug/m3
120-82-1	1,2,4-Trichlorobenzene	3.40	25.2	U	25.2	148	ug/m3
87-68-3	Hexachloro-1,3-Butadiene	3.40	36.3	U	36.3	213	ug/m3
106-99-0	1,3-Butadiene	5.20	11.5	U	11.5	44.3	ug/m3
91-20-3	Naphthalene	3.00	15.7	U	15.7	21.0	ug/m3
622-96-8	4-Ethyltoluene	74.0	364		23.6	98.3	ug/m3
110-54-3	Hexane	4.40	15.5	U	15.5	70.5	ug/m3
107-05-1	Allyl Chloride	6.00	18.8	U	18.8	62.6	ug/m3
123-91-1	1,4-Dioxane	8.40	30.3	U	30.3	72.1	ug/m3
80-62-6	Methyl Methacrylate	3.40	13.9	U	13.9	81.9	ug/m3
SURROGATES							
460-00-4	1-Bromo-4-Fluorobenzene	11.1			70 (65) - 130 (135)	111%	SPK: 10
INTERNAL STANDARDS							
74-97-5	Bromochloromethane	157000		2.787			
540-36-3	1,4-Difluorobenzene	395000		3.959			
3114-55-4	Chlorobenzene-d5	369000		8.885			
TENTITIVE IDENTIFIED COMPOUNDS							
115-07-1	Propene	11.2		J		1.48	ppbv
64-17-5	Ethanol	46.4		J		1.72	ppbv
000565-59-3	Pentane, 2,3-dimethyl-	1300		J		4.09	ppbv

284 Sheffield Street, Mountainside, New Jersey 07092, Phone : 908 789 8900,
Fax : 908 789 8922

Report of Analysis

Client:	Woodard & Curran	Date Collected:	04/02/25
Project:	US EPA Riverside Industrial Park Superfund Site	Date Received:	04/03/25
Client Sample ID:	SSSG-B2-2-04022025	SDG No.:	Q1728
Lab Sample ID:	Q1728-03	Matrix:	Air
Analytical Method:	TO-15	Test:	TO-15
Sample Wt/Vol:	400 Units: mL		

File ID/Qc Batch:	Dilution:	Prep Date	Date Analyzed	Prep Batch ID
VL042284.D	40		04/09/25 03:22	VL040825

CAS Number	Parameter	Conc. ppbv	Conc. ug/M3	Qualifier	MDL	LOQ / CRQL	Units
002532-58-3	Cyclopentane, 1,3-dimethyl-, cis-	1100		J		4.52	ppbv
000872-56-0	Isopropylcyclobutane	1100		J		4.60	ppbv
000108-87-2	Cyclohexane, methyl-	3900		J		5.67	ppbv
	unknown5.794	5600		J		5.79	ppbv
000592-13-2	Hexane, 2,5-dimethyl-	6000		J		6.21	ppbv
000589-43-5	Hexane, 2,4-dimethyl-	4500		J		6.28	ppbv
	unknown7.642	540		J		7.64	ppbv
006876-23-9	Cyclohexane, 1,2-dimethyl-, trans-	490		J		8.15	ppbv
98-82-8	Isopropylbenzene	48.4		J		10.5	ppbv
98-06-6	tert-Butylbenzene	24.4		J		11.5	ppbv
99-87-6	p-Isopropyltoluene	5.20		J		11.9	ppbv

U = Not Detected
RL = Reporting Limit
MDL = Method Detection Limit
E = Value Exceeds Calibration Range
D = Dilution

J = Estimated Value
B = Analyte Found in Associated Method Blank
N = Presumptive Evidence of a Compound
* = Values outside of QC limits
Q = indicates LCS control criteria did not meet requirements

Quantitation Report (LSC Reviewed)

Data Path : Z:\voasrv\HPCHEM1\MSVOA_L\Data\VL040825\
Data File : VL042284.D
Acq On : 09 Apr 2025 03:22
Operator : SY/MD
Sample : Q1728-03 40X
Misc : 400mL/MSVOA_L
ALS Vial : 1 Sample Multiplier: 1

Quant Time: Apr 09 05:23:08 2025
Quant Method : Z:\voasrv\HPCHEM1\MSVOA_L\methods\VL032725AIR.M
Quant Title : AIR ANALYSIS BY METHOD TO-15 Instrument: MSVOA_LFri Aug
QLast Update : Fri Mar 28 02:00:52 2025
Response via : Initial Calibration

Instrument :
MSVOA_L
ClientSampleId :
SSSG-B2-2-04022025

Manual Integrations
APPROVED
Reviewed By :Mahesh Dadoda 04/09/2025
Supervised By :Semsettin Yesilyurt 04/10/2025

Compound	R.T.	QIon	Response	Conc	Units	Dev(Min)
Internal Standards						
1) Bromochloromethane	2.787	49	156706	10.000	ppbv	0.00
33) 1,4-Difluorobenzene	3.959	114	394605	10.000	ppbv	0.00
55) Chlorobenzene-d5	8.885	117	369232	10.000	ppbv	# 0.00
System Monitoring Compounds						
68) 1-Bromo-4-Fluorobenzene	10.377	95	337277	11.123	ppbv	0.00
Spiked Amount 10.000	Range 65 - 135		Recovery = 111.200%			
Target Compounds						Qvalue
9) Propene	1.483	41	3071	0.283	ppbv #	81
10) Heptane	4.985	43	9496m	0.330	ppbv	
13) Ethanol	1.719	45	1188m	1.160	ppbv	
15) Acetone	1.835	43	54597	2.491	ppbv	94
20) Methylene Chloride	2.059	84	2997	0.367	ppbv #	85
27) Carbon Disulfide	2.149	76	14783	0.627	ppbv #	27
30) Cyclohexane	3.855	84	13277m	0.696	ppbv	
34) 2-Butanone	2.560	43	5000	0.175	ppbv	96
53) Toluene	6.933	91	26400	0.569	ppbv	99
58) Ethyl Benzene	9.364	91	76723	1.170	ppbv	99
59) m/p-Xylene	9.539	91	667927m	12.754	ppbv	
60) o-Xylene	9.966	91	523601	9.973	ppbv	97
62) Isopropylbenzene	10.542	105	95094	1.211	ppbv	98
65) tert-Butylbenzene	11.536	119	44016	0.606	ppbv #	78
69) p-Isopropyltoluene	11.927	119	10964	0.126	ppbv	93
72) 4-Ethyltoluene	11.128	105	121091	1.852	ppbv #	63
73) 1,3,5-Trimethylbenzene	11.205	105	259320	4.542	ppbv	99
74) 1,2,4-Trimethylbenzene	11.539	105	351232	5.340	ppbv #	65

(#) = qualifier out of range (m) = manual integration (+) = signals summed

Quantitation Report (LSC Reviewed)

Data Path : Z:\voasrv\HPCHEM1\MSVOA_L\Data\VL040825\
Data File : VL042284.D
Acq On : 09 Apr 2025 03:22
Operator : SY/MD
Sample : Q1728-03 40X
Misc : 400mL/MSVOA_L
ALS Vial : 1 Sample Multiplier: 1

Quant Time: Apr 09 05:23:08 2025
Quant Method : Z:\voasrv\HPCHEM1\MSVOA_L\methods\VL032725AIR.M
Quant Title : AIR ANALYSIS BY METHOD TO-15 Instrument: MSVOA_LFri Aug
QLast Update : Fri Mar 28 02:00:52 2025
Response via : Initial Calibration

Instrument :
MSVOA_L
ClientSampleId :
SSSG-B2-2-04022025

Manual Integrations APPROVED
Reviewed By :Mahesh Dadoda 04/09/2025
Supervised By :Semsettin Yesilyurt 04/10/2025

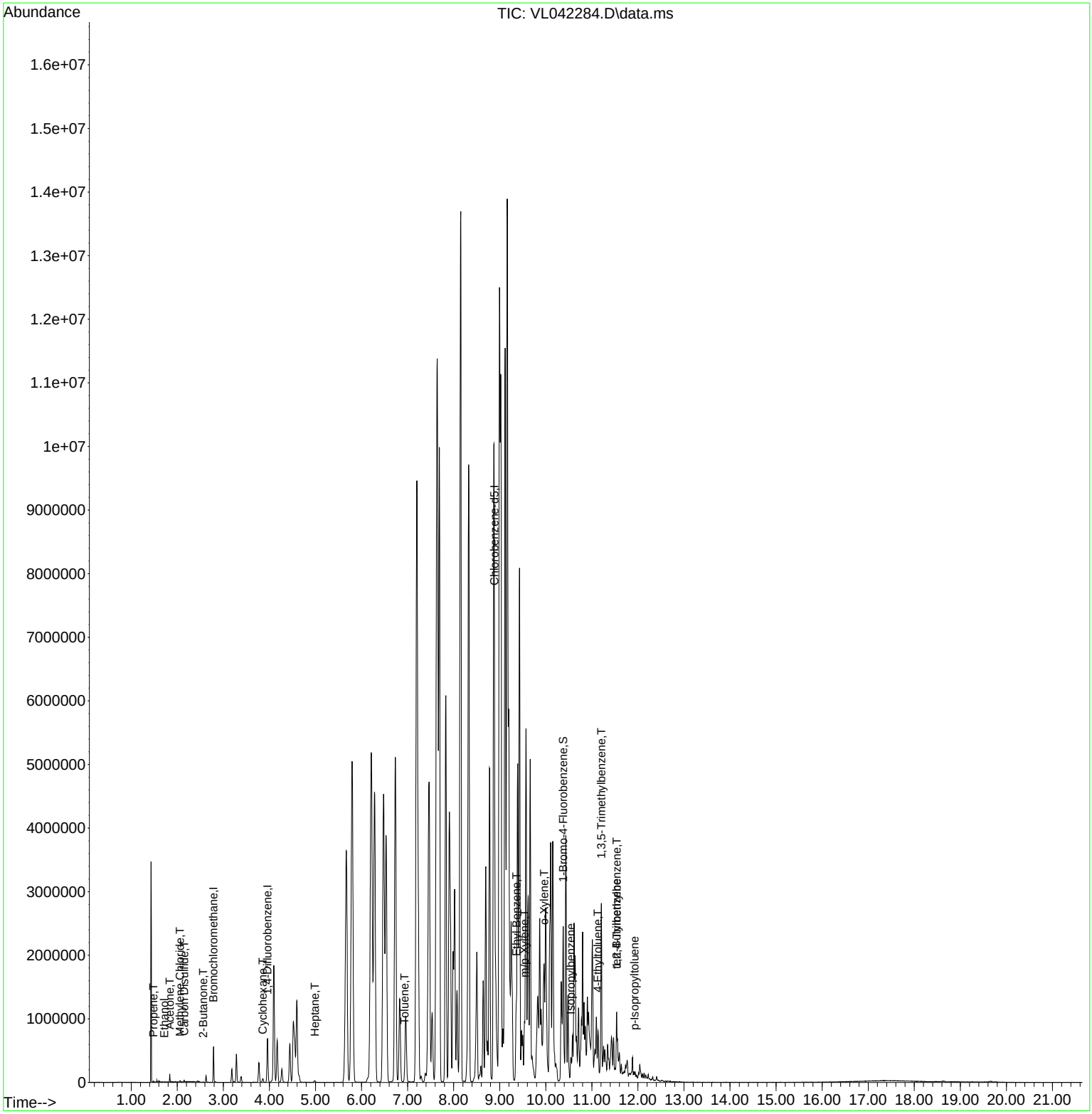

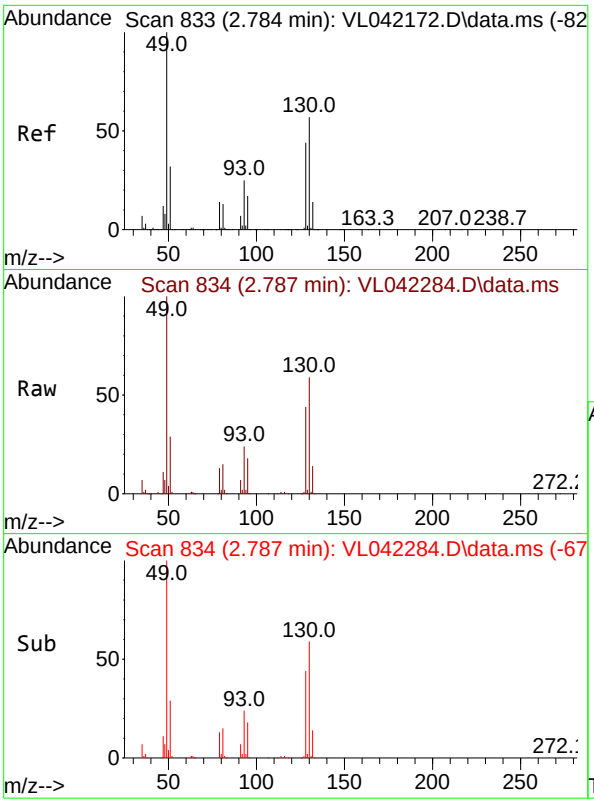

#1
Bromochloromethane
Concen: 10.000 ppbv
RT: 2.787 min Scan# 8
Delta R.T. 0.003 min
Lab File: VL042284.D
Acq: 09 Apr 2025 03:22

Tgt Ion: 49 Resp: 15670

Ion	Ratio	Lower	Upper
49	100		
128	43.8	22.9	68.5
130	57.5	28.8	86.4

Instrument :
MSVOA_L
ClientSampleId :
SSSG-B2-2-04022025

Manual Integrations
APPROVED

Reviewed By :Mahesh Dadoda 04/09/2025
Supervised By :Semsettin Yesilyurt 04/10/2025

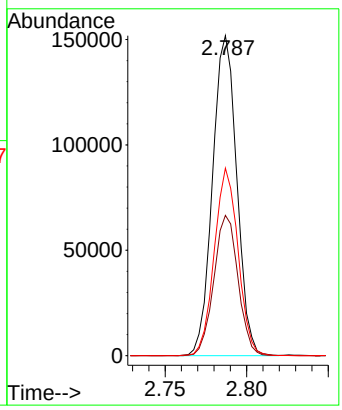

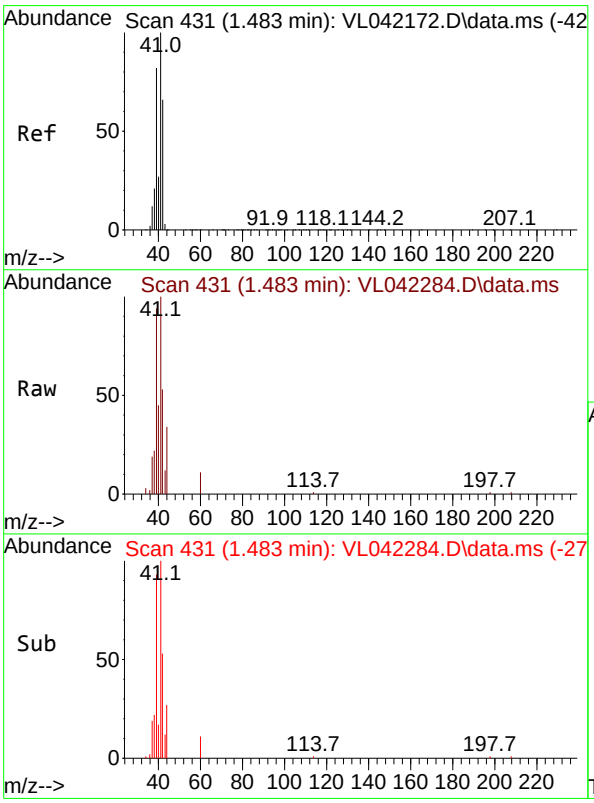

#9
Propene
Concen: 0.283 ppbv
RT: 1.483 min Scan# 431
Delta R.T. -0.000 min
Lab File: VL042284.D
Acq: 09 Apr 2025 03:22

Tgt Ion: 41 Resp: 3071

Ion	Ratio	Lower	Upper
41	100		
42	53.9	55.4	83.2#

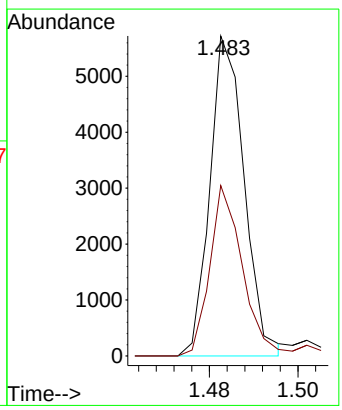

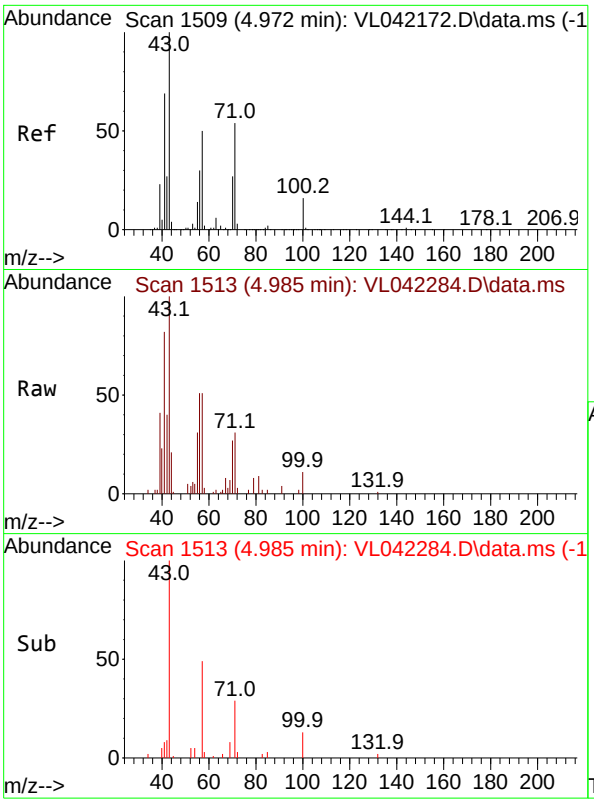

#10
Heptane
Concen: 0.330 ppbv m
RT: 4.985 min Scan# 1
Delta R.T. 0.013 min
Lab File: VL042284.D
Acq: 09 Apr 2025 03:22

Tgt Ion: 43 Resp: 9496

Ion	Ratio	Lower	Upper
43	100		
57	51.1	39.4	59.2

Instrument :
MSVOA_L
ClientSampleId :
SSSG-B2-2-04022025

Manual Integrations
APPROVED

Reviewed By :Mahesh Dadoda 04/09/2025
Supervised By :Semsettin Yesilyurt 04/10/2025

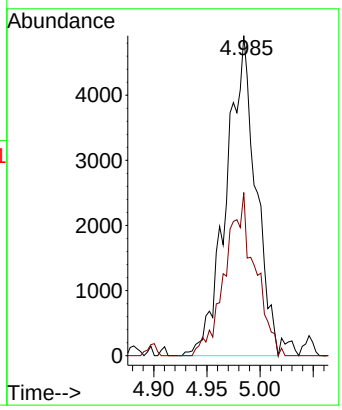

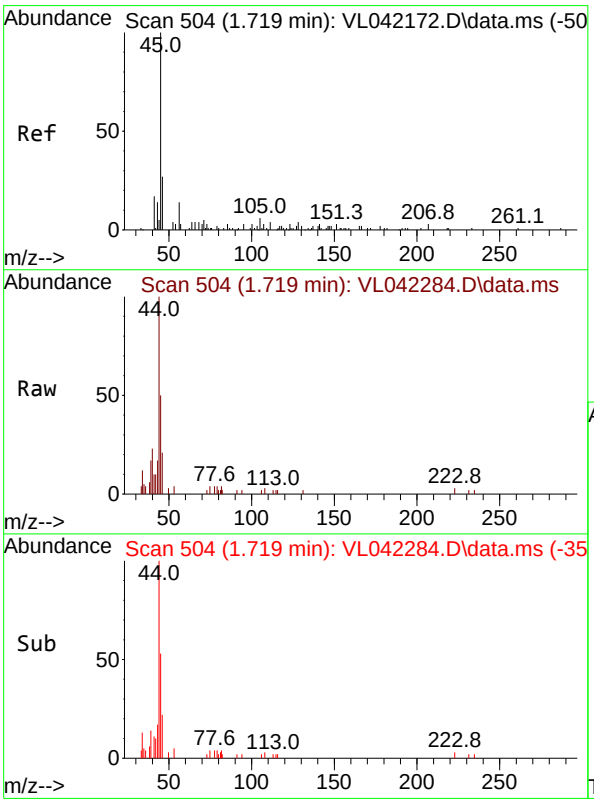

#13
Ethanol
Concen: 1.160 ppbv m
RT: 1.719 min Scan# 504
Delta R.T. -0.000 min
Lab File: VL042284.D
Acq: 09 Apr 2025 03:22

Tgt Ion: 45 Resp: 1188

Ion	Ratio	Lower	Upper
45	100		
46	0.0	20.2	80.8#

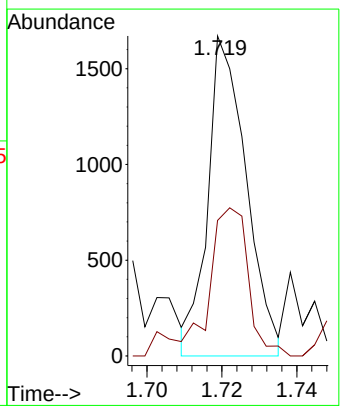

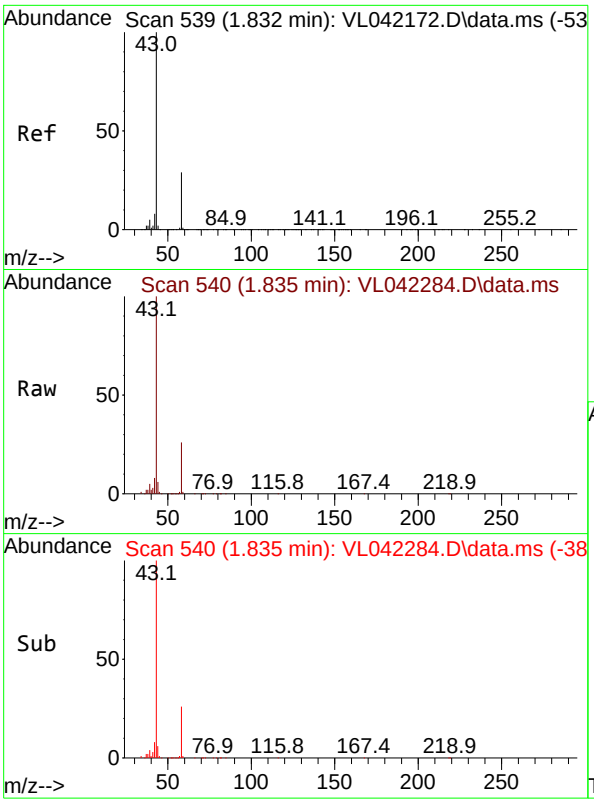

#15
Acetone
Concen: 2.491 ppbv
RT: 1.835 min Scan# 54
Delta R.T. 0.003 min
Lab File: VL042284.D
Acq: 09 Apr 2025 03:22

Tgt Ion: 43 Resp: 5459

Ion	Ratio	Lower	Upper
43	100		
58	26.0	23.2	34.8

Instrument :
MSVOA_L
ClientSampleId :
SSSG-B2-2-04022025

Manual Integrations
APPROVED

Reviewed By :Mahesh Dadoda 04/09/2025
Supervised By :Semsettin Yesilyurt 04/10/2025

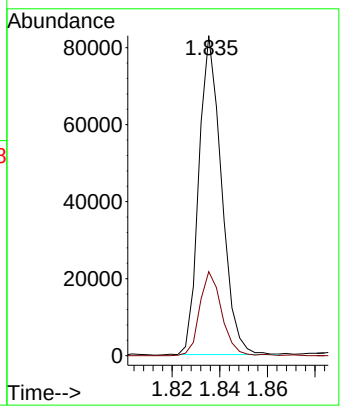

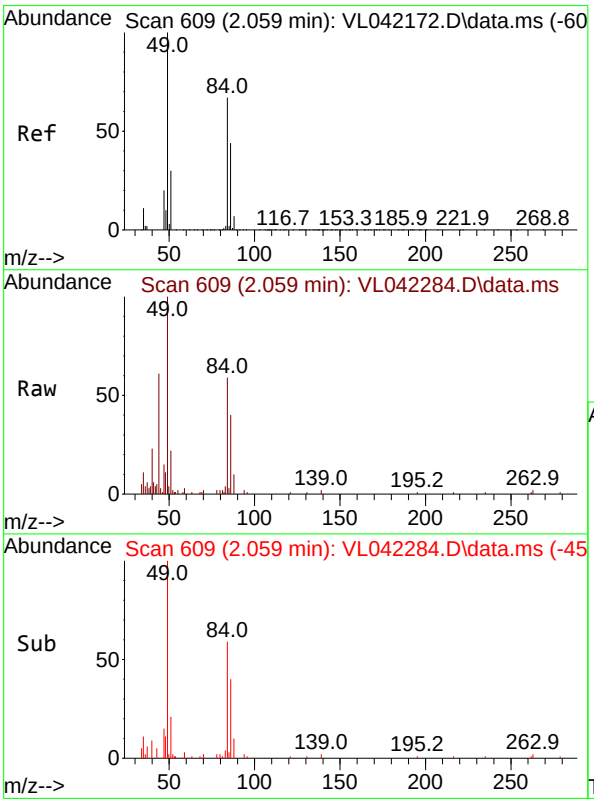

#20
Methylene Chloride
Concen: 0.367 ppbv
RT: 2.059 min Scan# 609
Delta R.T. -0.000 min
Lab File: VL042284.D
Acq: 09 Apr 2025 03:22

Tgt Ion: 84 Resp: 2997

Ion	Ratio	Lower	Upper
84	100		
49	176.5	120.2	180.4
51	37.1	37.4	56.0#
86	67.9	52.4	78.6

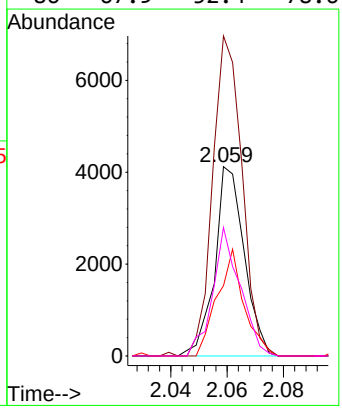

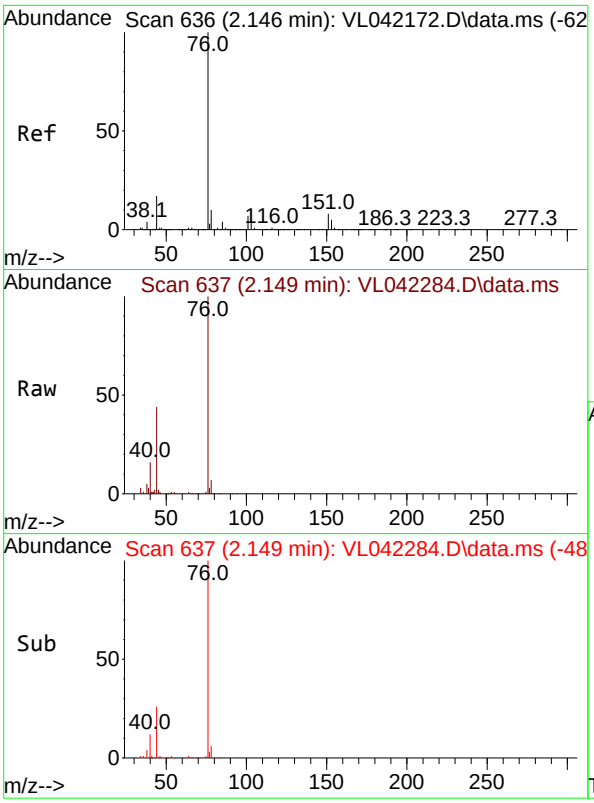

#27
Carbon Disulfide
Concen: 0.627 ppbv
RT: 2.149 min Scan# 6
Delta R.T. 0.003 min
Lab File: VL042284.D
Acq: 09 Apr 2025 03:22

Tgt Ion: 76 Resp: 1478

Ion	Ratio	Lower	Upper
76	100		
44	70.3	14.7	22.1#
78	9.7	9.3	13.9

Instrument :
MSVOA_L
ClientSampleId :
SSSG-B2-2-04022025

Manual Integrations
APPROVED

Reviewed By :Mahesh Dadoda 04/09/2025
Supervised By :Semsettin Yesilyurt 04/10/2025

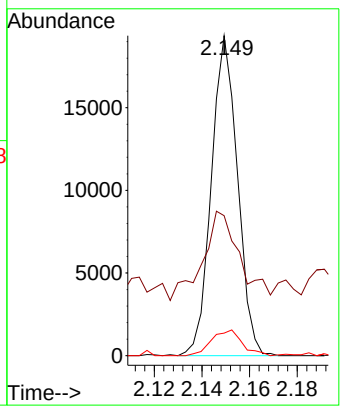

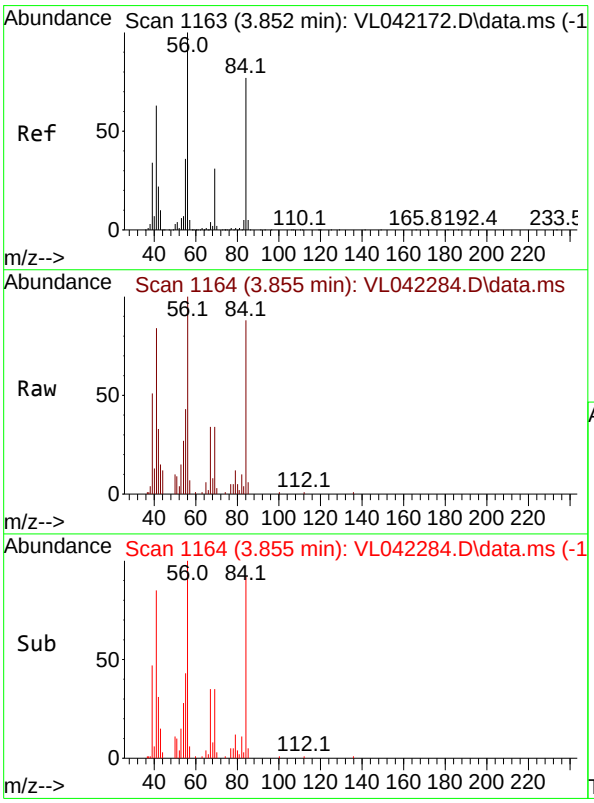

#30
Cyclohexane
Concen: 0.696 ppbv m
RT: 3.855 min Scan# 1164
Delta R.T. 0.003 min
Lab File: VL042284.D
Acq: 09 Apr 2025 03:22

Tgt Ion: 84 Resp: 13277

Ion	Ratio	Lower	Upper
84	100		
56	0.0	102.8	154.2#
41	0.0	66.5	99.7#

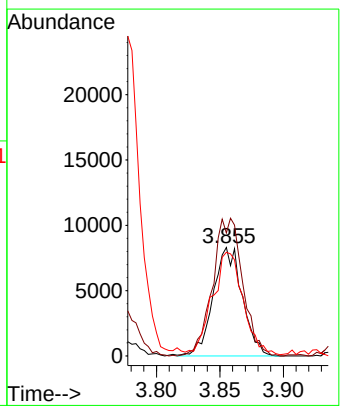

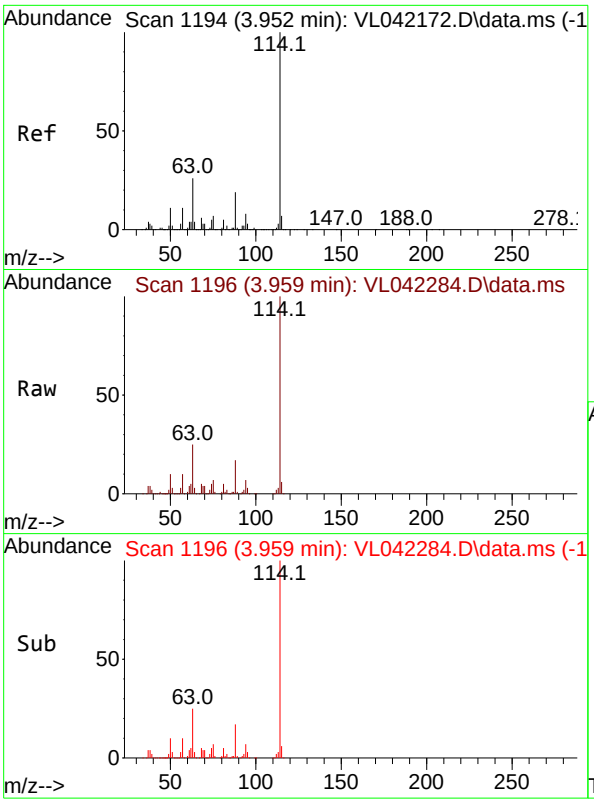

#33
1,4-Difluorobenzene
Concen: 10.000 ppbv
RT: 3.959 min Scan# 1
Delta R.T. 0.006 min
Lab File: VL042284.D
Acq: 09 Apr 2025 03:22

Tgt Ion:114 Resp: 39460

Ion	Ratio	Lower	Upper
114	100		
63	25.8	20.7	31.1
88	17.6	15.0	22.4

Instrument :
MSVOA_L
ClientSampleId :
SSSG-B2-2-04022025

Manual Integrations
APPROVED

Reviewed By :Mahesh Dadoda 04/09/2025
Supervised By :Semsettin Yesilyurt 04/10/2025

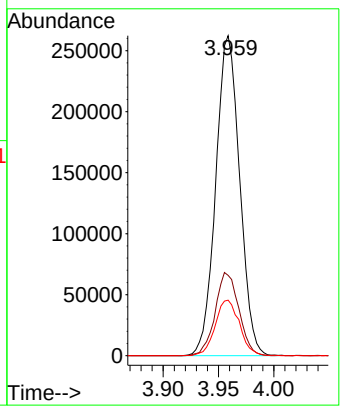

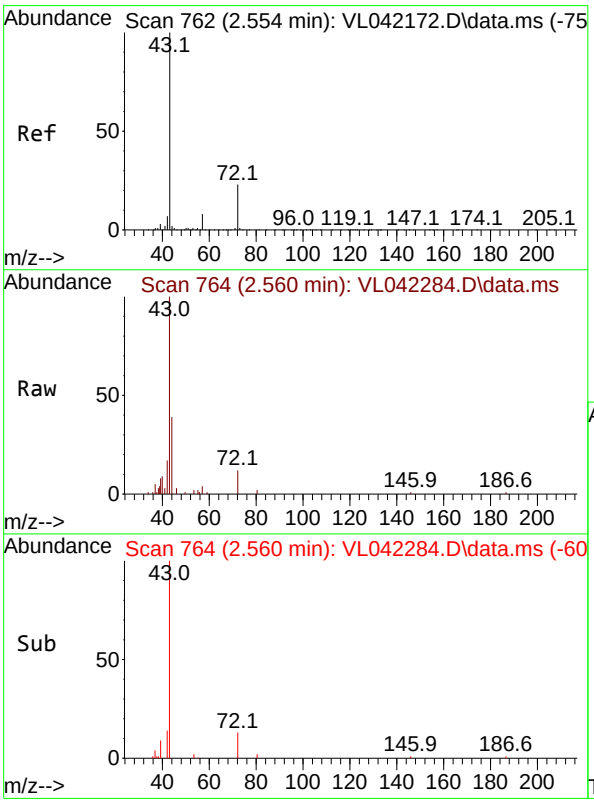

#34
2-Butanone
Concen: 0.175 ppbv
RT: 2.560 min Scan# 764
Delta R.T. 0.006 min
Lab File: VL042284.D
Acq: 09 Apr 2025 03:22

Tgt Ion: 43 Resp: 5000

Ion	Ratio	Lower	Upper
43	100		
72	20.8	18.2	27.2

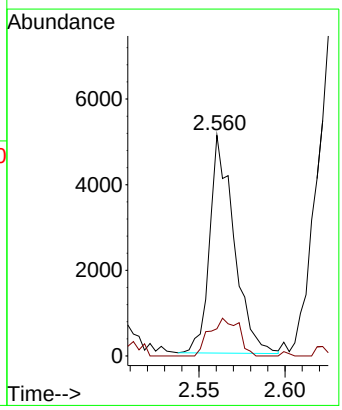

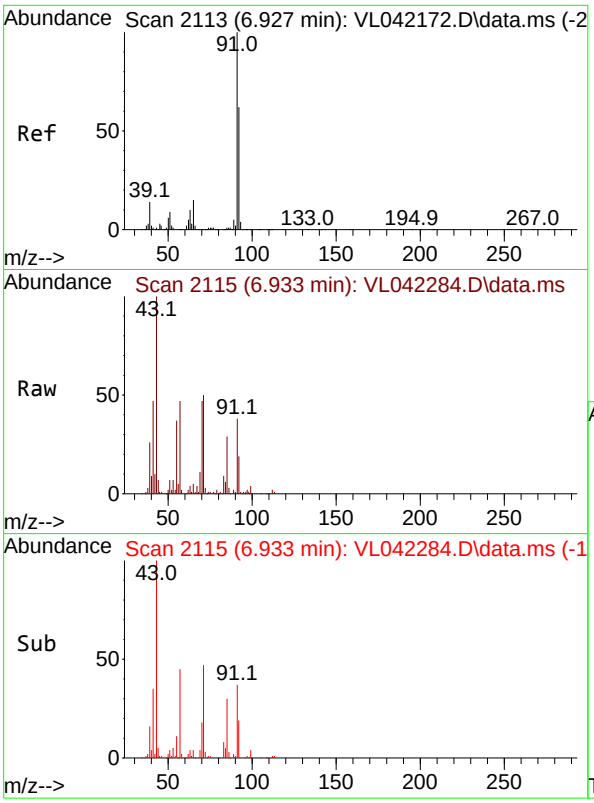

#53
Toluene
Concen: 0.569 ppbv
RT: 6.933 min Scan# 2
Delta R.T. 0.006 min
Lab File: VL042284.D
Acq: 09 Apr 2025 03:22

Tgt Ion: 91 Resp: 2640

Ion	Ratio	Lower	Upper
91	100		
92	61.2	48.4	72.6

Instrument :
MSVOA_L
ClientSampleId :
SSSG-B2-2-04022025

Manual Integrations
APPROVED

Reviewed By :Mahesh Dadoda 04/09/2025
Supervised By :Semsettin Yesilyurt 04/10/2025

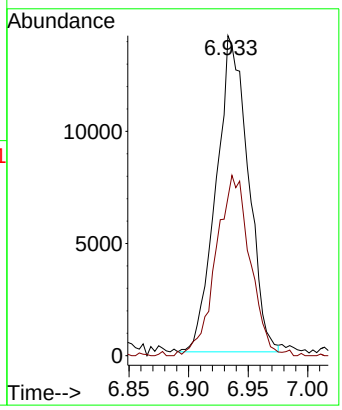

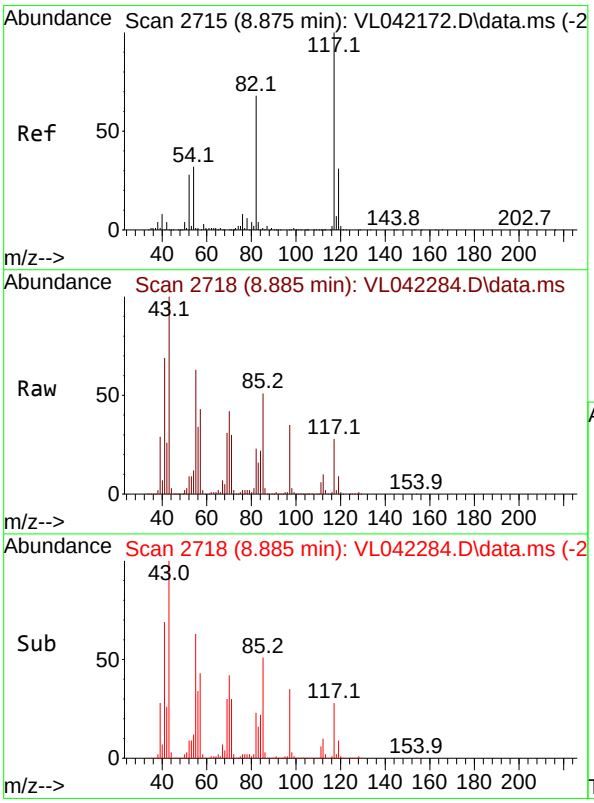

#55
Chlorobenzene-d5
Concen: 10.000 ppbv
RT: 8.885 min Scan# 2718
Delta R.T. 0.009 min
Lab File: VL042284.D
Acq: 09 Apr 2025 03:22

Tgt Ion:117 Resp: 369232

Ion	Ratio	Lower	Upper
117	100		
82	102.9	55.8	83.6#
119	31.6	25.5	38.3

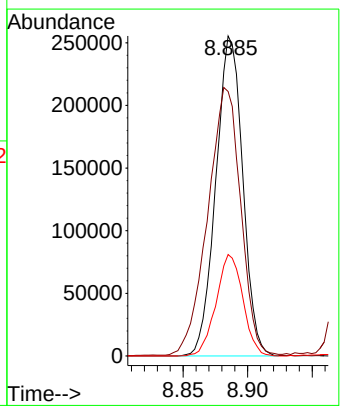

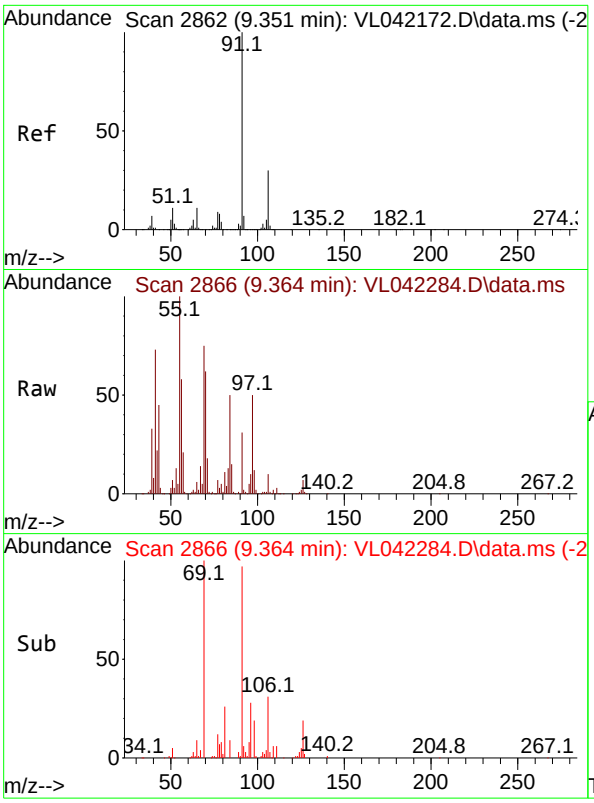

#58
Ethyl Benzene
Concen: 1.170 ppbv
RT: 9.364 min Scan# 2
Delta R.T. 0.013 min
Lab File: VL042284.D
Acq: 09 Apr 2025 03:22

Tgt Ion: 91 Resp: 7672

Ion	Ratio	Lower	Upper
91	100		
106	30.8	24.2	36.2

Instrument :
MSVOA_L
ClientSampleId :
SSSG-B2-2-04022025

Manual Integrations
APPROVED

Reviewed By :Mahesh Dadoda 04/09/2025
Supervised By :Semsettin Yesilyurt 04/10/2025

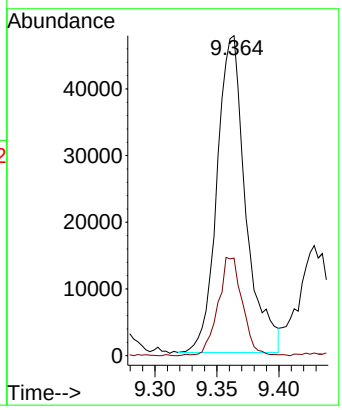

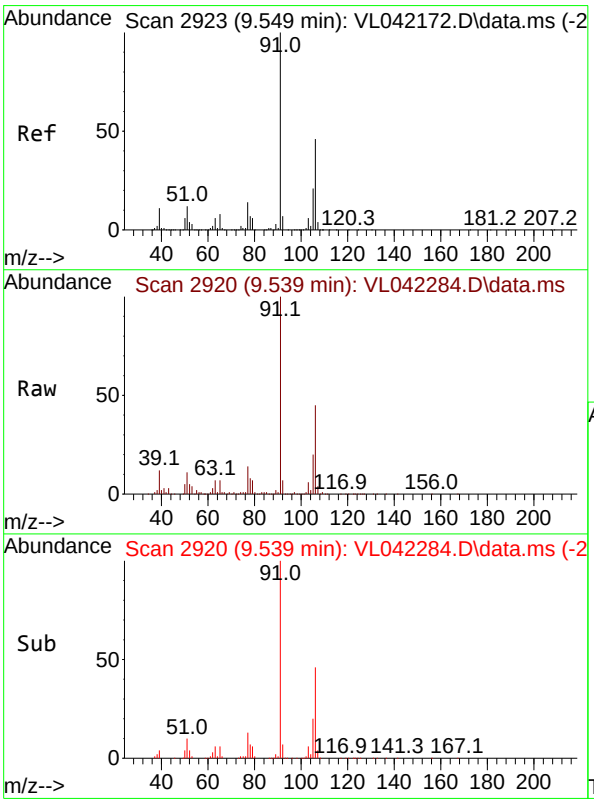

#59
m/p-Xylene
Concen: 12.754 ppbv m
RT: 9.539 min Scan# 2920
Delta R.T. -0.010 min
Lab File: VL042284.D
Acq: 09 Apr 2025 03:22

Tgt Ion: 91 Resp: 667927

Ion	Ratio	Lower	Upper
91	100		
106	45.6	36.4	54.6

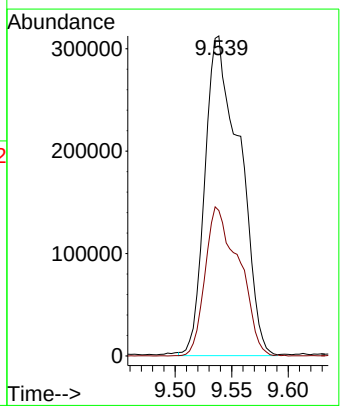

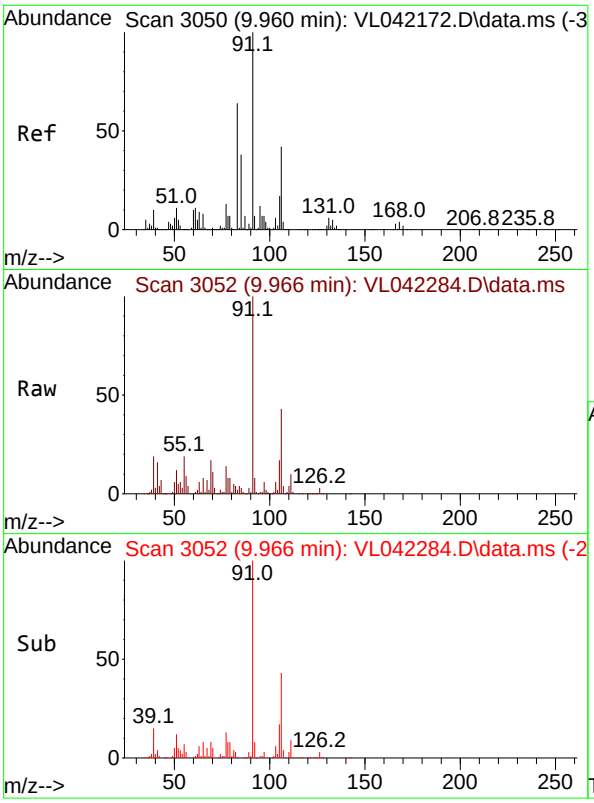

#60
o-Xylene
Concen: 9.973 ppbv
RT: 9.966 min Scan# 3
Delta R.T. 0.006 min
Lab File: VL042284.D
Acq: 09 Apr 2025 03:22

Tgt Ion: 91 Resp: 52360

Ion	Ratio	Lower	Upper
91	100		
106	43.5	20.8	62.5

Instrument :
MSVOA_L
ClientSampleId :
SSSG-B2-2-04022025

Manual Integrations
APPROVED

Reviewed By :Mahesh Dadoda 04/09/2025
Supervised By :Semsettin Yesilyurt 04/10/2025

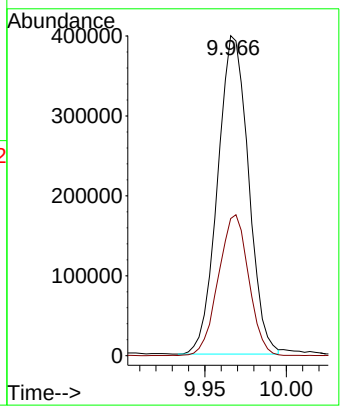

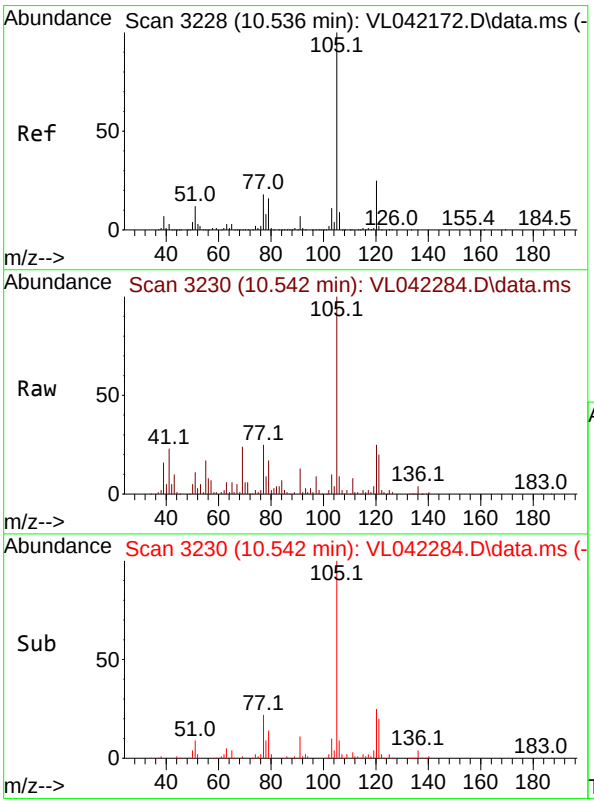

#62
Isopropylbenzene
Concen: 1.211 ppbv
RT: 10.542 min Scan# 3230
Delta R.T. 0.006 min
Lab File: VL042284.D
Acq: 09 Apr 2025 03:22

Tgt Ion:105 Resp: 95094

Ion	Ratio	Lower	Upper
105	100		
120	24.0	19.9	29.9

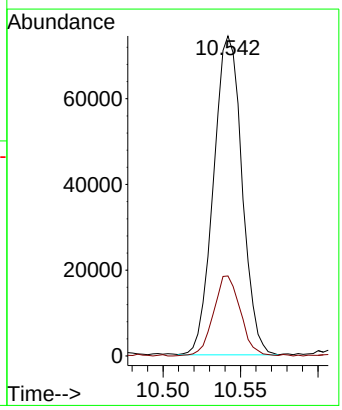

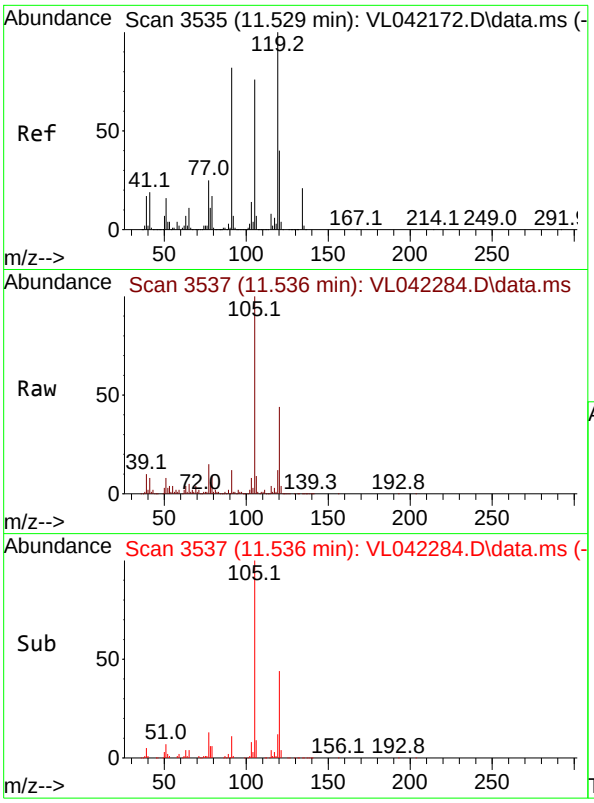

#65
tert-Butylbenzene
Concen: 0.606 ppbv
RT: 11.536 min Scan# 3
Delta R.T. 0.006 min
Lab File: VL042284.D
Acq: 09 Apr 2025 03:22

Tgt Ion:119 Resp: 4401

Ion	Ratio	Lower	Upper
119	100		
91	99.4	66.0	99.0#
134	4.6	16.7	25.1#

Instrument :
MSVOA_L
ClientSampleId :
SSSG-B2-2-04022025

Manual Integrations
APPROVED

Reviewed By :Mahesh Dadoda 04/09/2025
Supervised By :Semsettin Yesilyurt 04/10/2025

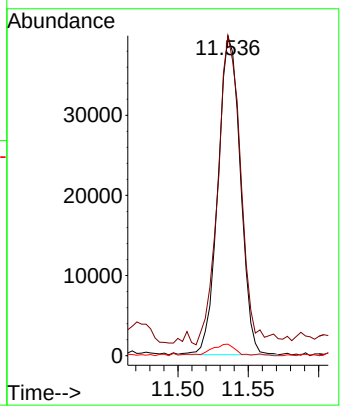

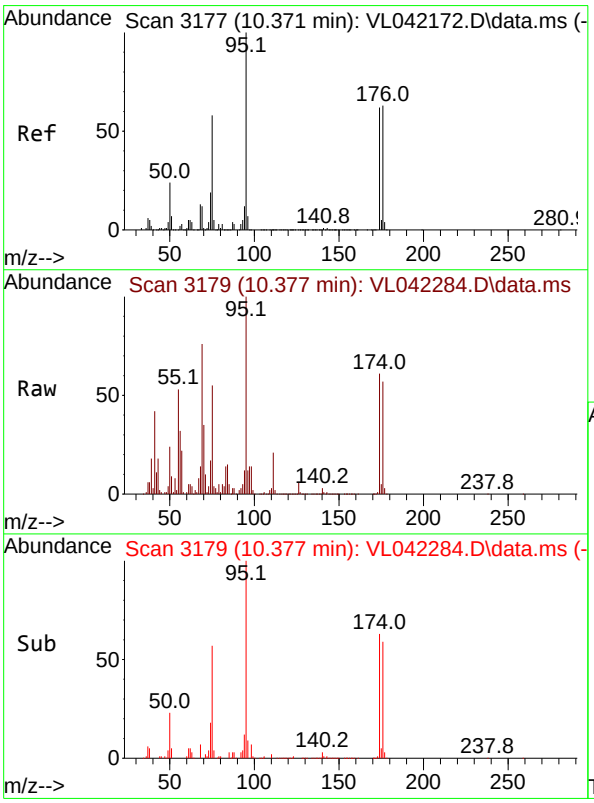

#68
1-Bromo-4-Fluorobenzene
Concen: 11.123 ppbv
RT: 10.377 min Scan# 3179
Delta R.T. 0.006 min
Lab File: VL042284.D
Acq: 09 Apr 2025 03:22

Tgt Ion: 95 Resp: 337277

Ion	Ratio	Lower	Upper
95	100		
174	60.0	50.6	76.0
175	4.6	3.8	5.6

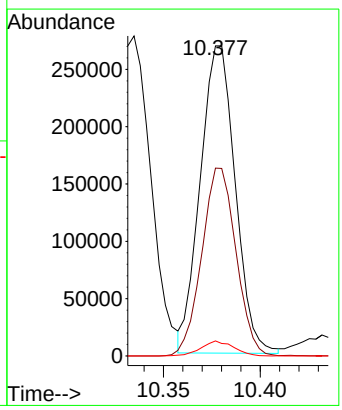

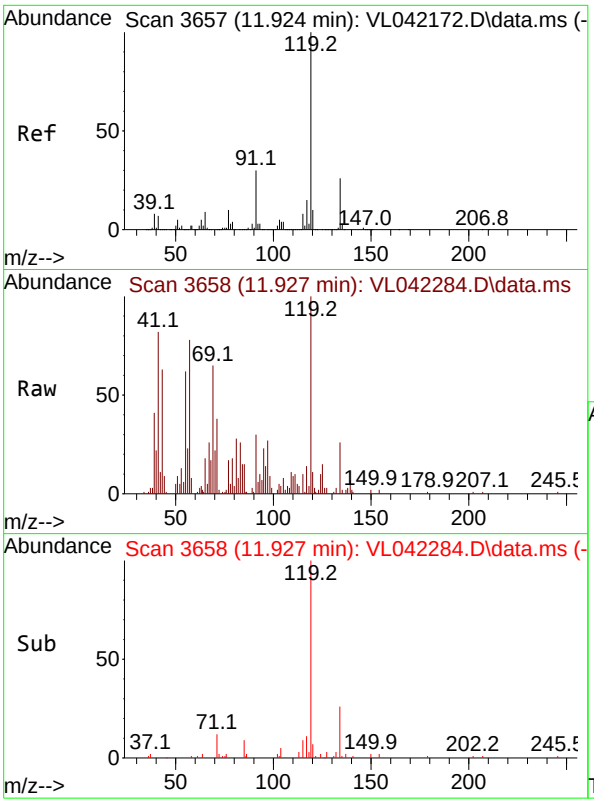

#69
p-Isopropyltoluene
Concen: 0.126 ppbv
RT: 11.927 min Scan# 3
Delta R.T. 0.003 min
Lab File: VL042284.D
Acq: 09 Apr 2025 03:22

Tgt Ion:119 Resp: 1096

Ion	Ratio	Lower	Upper
119	100		
134	27.2	20.4	30.6
91	35.1	23.7	35.5

Instrument :
MSVOA_L
ClientSampleId :
SSSG-B2-2-04022025

Manual Integrations
APPROVED

Reviewed By :Mahesh Dadoda 04/09/2025
Supervised By :Semsettin Yesilyurt 04/10/2025

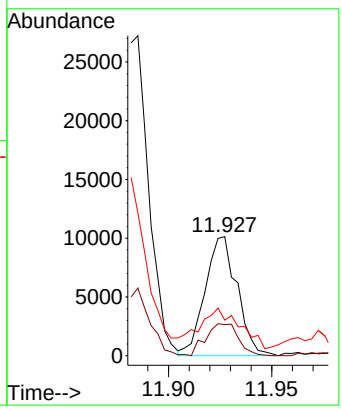

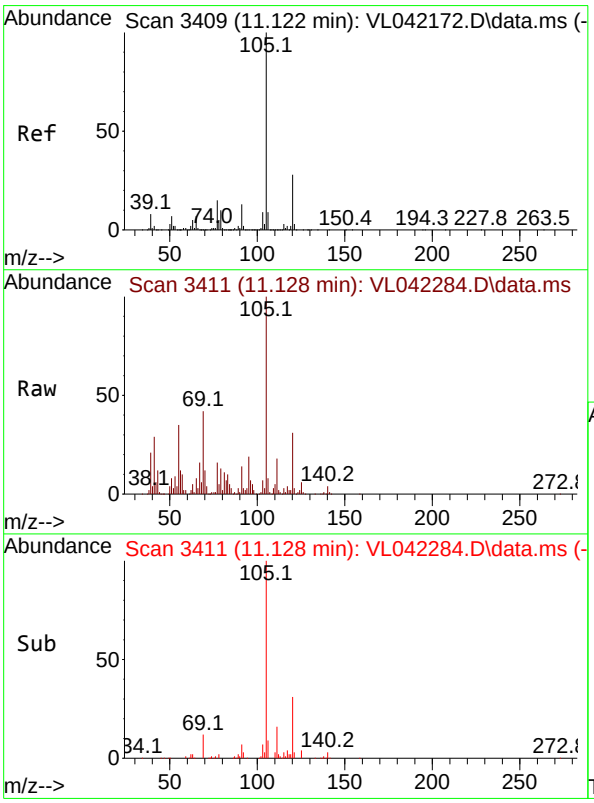

#72
4-Ethyltoluene
Concen: 1.852 ppbv
RT: 11.128 min Scan# 3411
Delta R.T. 0.006 min
Lab File: VL042284.D
Acq: 09 Apr 2025 03:22

Tgt Ion:105 Resp: 121091

Ion	Ratio	Lower	Upper
105	100		
120	0.0	23.4	35.0#
91	0.0	10.3	15.5#
77	16.7	11.4	17.2

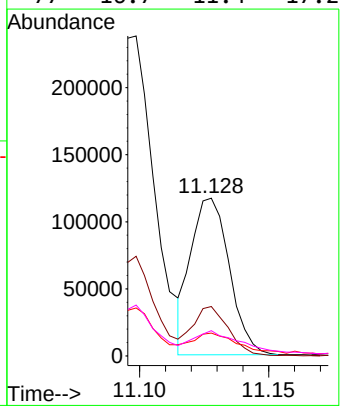

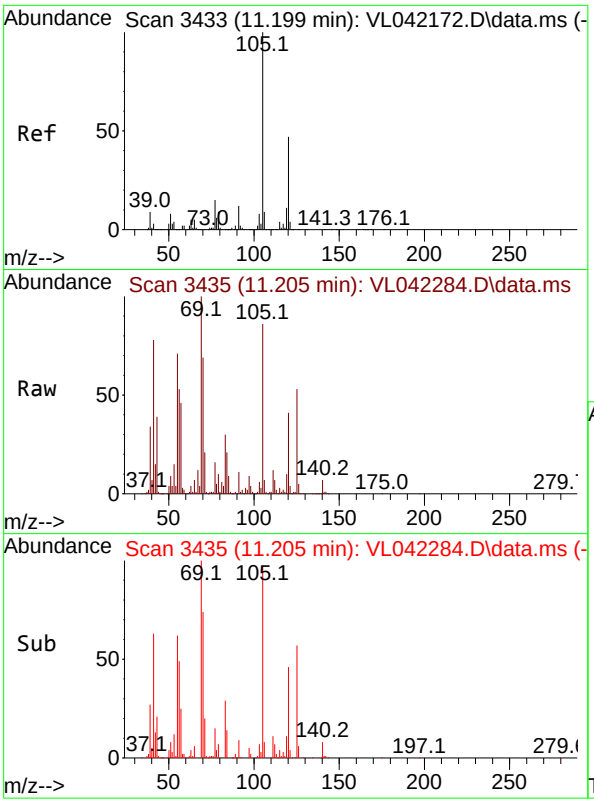

#73
1,3,5-Trimethylbenzene
Concen: 4.542 ppbv
RT: 11.205 min Scan# 3
Delta R.T. 0.006 min
Lab File: VL042284.D
Acq: 09 Apr 2025 03:22

Tgt Ion:105 Resp: 25932

Ion	Ratio	Lower	Upper
105	100		
120	47.5	37.4	56.0

Instrument :
MSVOA_L
ClientSampleId :
SSSG-B2-2-04022025

Manual Integrations
APPROVED

Reviewed By :Mahesh Dadoda 04/09/2025
Supervised By :Semsettin Yesilyurt 04/10/2025

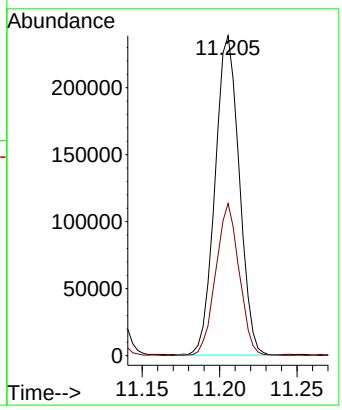

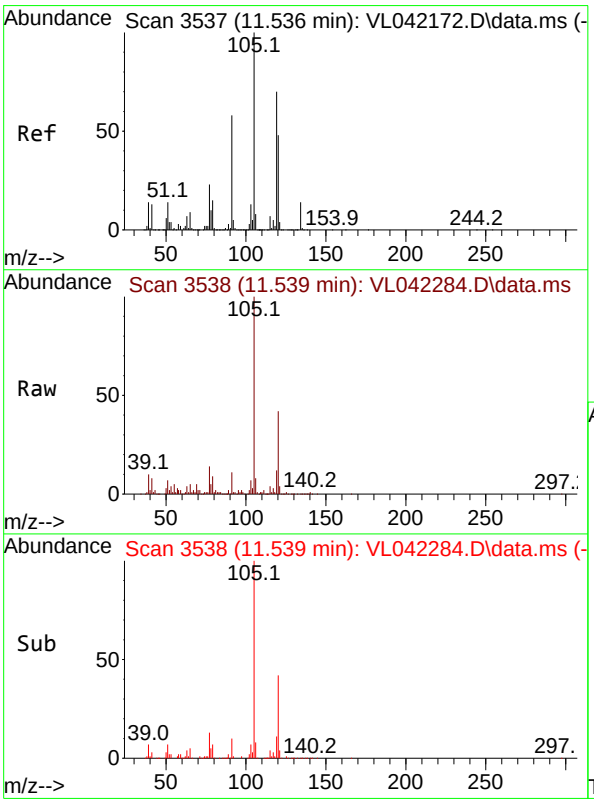

#74
1,2,4-Trimethylbenzene
Concen: 5.340 ppbv
RT: 11.539 min Scan# 3538
Delta R.T. 0.003 min
Lab File: VL042284.D
Acq: 09 Apr 2025 03:22

Tgt Ion:105 Resp: 351232

Ion	Ratio	Lower	Upper
105	100		
120	42.3	38.6	58.0
91	10.7	46.2	69.2#
77	13.6	18.6	27.8#

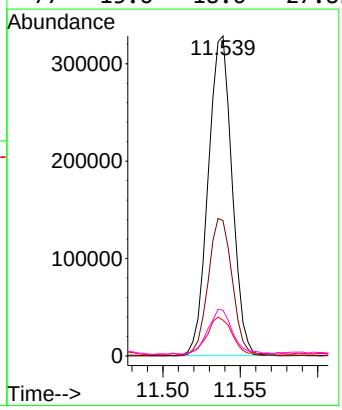

LSC Area Percent Report

Data Path : Z:\voasrv\HPCHEM1\MSVOA_L\Data\VL040825\
Data File : VL042284.D
Acq On : 09 Apr 2025 03:22
Operator : SY/MD
Sample : Q1728-03 40X
Misc : 400mL/MSVOA_L
ALS Vial : 1 Sample Multiplier: 1

Instrument :
MSVOA_L
ClientSampleId :
SSSG-B2-2-04022025

Integration Parameters: RTEINT.P
Integrator: RTE
Smoothing : ON Filtering: 5
Sampling : 3 Min Area: 3 % of largest Peak
Start Thrs: 0.001 Max Peaks: 100
Stop Thrs : 0 Peak Location: TOP

If leading or trailing edge < 100 prefer < Baseline drop else tangent >
Peak separation: 0

Method : Z:\voasrv\HPCHEM1\MSVOA_L\methods\VL032725AIR.M
Title : AIR ANALYSIS BY METHOD TO-15 Instrument: MSVOA_LFri Aug 26 06:05:16 2022

Signal : TIC: VL042284.D\data.ms

peak #	R.T. min	first scan	max scan	last scan	PK TY	peak height	corr. area	corr. % max.	% of total
1	1.431	410	415	420	rBV	3470942	3069305	9.99%	0.559%
2	2.787	823	834	843	rBV	560864	582258	1.90%	0.106%
3	3.285	977	988	1003	rVB	441373	612336	1.99%	0.112%
4	3.771	1123	1138	1154	rBV3	310666	518955	1.69%	0.095%
5	3.959	1182	1196	1210	rBV	690632	1056886	3.44%	0.193%
6	4.095	1214	1238	1250	rVV2	1840342	3456247	11.25%	0.630%
7	4.169	1250	1261	1276	rVV3	664604	1233026	4.01%	0.225%
8	4.269	1279	1292	1310	rVB2	207588	376941	1.23%	0.069%
9	4.444	1331	1346	1357	rBV2	604891	1138815	3.71%	0.208%
10	4.522	1357	1370	1384	rVV4	955445	2951456	9.61%	0.538%
11	4.596	1384	1393	1421	rVB2	1281877	2885997	9.39%	0.526%
12	5.668	1696	1724	1742	rBV2	3640651	10270538	33.43%	1.872%
13	5.794	1742	1763	1788	rVB4	5044440	14664734	47.74%	2.673%
14	6.211	1849	1892	1903	rBV2	5185800	15827935	51.52%	2.885%
15	6.283	1903	1914	1936	rVB	4559613	11868325	38.63%	2.163%
16	6.480	1954	1975	1983	rBV	4527895	11752170	38.25%	2.142%
17	6.532	1983	1991	2016	rVB	3878534	9063934	29.50%	1.652%
18	6.732	2033	2053	2069	rBV	5098037	11957217	38.92%	2.179%
19	6.826	2069	2082	2102	rVB2	1307089	2883043	9.38%	0.525%
20	6.959	2104	2123	2143	rVB3	1039000	2312096	7.53%	0.421%
21	7.202	2177	2198	2220	rBV	9452561	26946224	87.71%	4.911%
22	7.467	2260	2280	2292	rVV2	4715281	12810166	41.70%	2.335%
23	7.532	2292	2300	2313	rVV	1086525	2349170	7.65%	0.428%
24	7.642	2313	2334	2342	rVV6	11365262	30720881	100.00%	5.599%
25	7.690	2342	2349	2371	rVB	9978088	17580319	57.23%	3.204%
26	7.830	2373	2392	2403	rBV	6072167	11473471	37.35%	2.091%
27	7.907	2403	2416	2432	rVV2	4240339	11372934	37.02%	2.073%
28	7.988	2432	2441	2445	rVV	2047416	3535035	11.51%	0.644%
29	8.021	2445	2451	2460	rVV	3024622	5251461	17.09%	0.957%
30	8.072	2460	2467	2477	rVV3	1430682	2613092	8.51%	0.476%
31	8.153	2477	2492	2507	rVB	13679304	27644483	89.99%	5.038%
32	8.325	2522	2545	2564	rVB4	9702508	20099293	65.43%	3.663%
33	8.503	2569	2600	2611	rBV5	2039173	4405552	14.34%	0.803%
34	8.642	2633	2643	2650	rBV	1515727	2372942	7.72%	0.432%
35	8.697	2650	2660	2668	rVV	3299365	5474292	17.82%	0.998%
36	8.733	2668	2671	2676	rVV	542425	687994	2.24%	0.125%

Data Path : Z:\voasrv\HPCHEM1\MSVOA_L\Data\VL040825\
Data File : VL042284.D
Acq On : 09 Apr 2025 03:22
Operator : SY/MD
Sample : Q1728-03 40X
Misc : 400mL/MSVOA_L
ALS Vial : 1 Sample Multiplier: 1

Instrument :
MSVOA_L
ClientSampleId :
SSSG-B2-2-04022025

Integration Parameters: RTEINT.P
Integrator: RTE
Smoothing : ON Filtering: 5
Sampling : 3 Min Area: 3 % of largest Peak
Start Thrs: 0.001 Max Peaks: 100
Stop Thrs : 0 Peak Location: TOP

If leading or trailing edge < 100 prefer < Baseline drop else tangent >
Peak separation: 0

Method : Z:\voasrv\HPCHEM1\MSVOA_L\methods\VL032725AIR.M
Title : AIR ANALYSIS BY METHOD TO-15 Instrument: MSVOA_LFri Aug 26 06:05:16 2022

37	8.778	2676	2685	2701	rVB	4894397	8592498	27.97%	1.566%
38	8.875	2701	2715	2740	rBV4	9993424	22743328	74.03%	4.145%
39	8.995	2740	2752	2757	rVV2	12372638	23488214	76.46%	4.281%
40	9.021	2757	2760	2770	rVV	11000929	16322499	53.13%	2.975%
41	9.066	2770	2774	2779	rVV3	707860	1040497	3.39%	0.190%
42	9.118	2779	2790	2796	rVV	11407794	19797239	64.44%	3.608%
43	9.163	2796	2804	2811	rVV	13749305	26752209	87.08%	4.876%
44	9.195	2811	2814	2825	rVV	5725806	8582775	27.94%	1.564%
45	9.247	2825	2830	2851	rVB3	2502419	5547563	18.06%	1.011%
46	9.390	2851	2874	2879	rBV2	4979201	9780069	31.84%	1.782%
47	9.429	2879	2886	2894	rVV2	7915549	12235399	39.83%	2.230%
48	9.474	2894	2900	2904	rVV3	634662	907283	2.95%	0.165%
49	9.500	2904	2908	2913	rVV	567212	659976	2.15%	0.120%
50	9.535	2913	2919	2921	rVV	776385	806995	2.63%	0.147%
51	9.571	2921	2930	2937	rVV	5376854	8655184	28.17%	1.577%
52	9.616	2937	2944	2951	rVV	2733465	5110759	16.64%	0.931%
53	9.662	2951	2958	2968	rVV2	4886801	7267952	23.66%	1.325%
54	9.700	2968	2970	2991	rVB5	344576	652488	2.12%	0.119%
55	9.823	2991	3008	3015	rBV7	1280323	3323186	10.82%	0.606%
56	9.869	3015	3022	3028	rVV	2364152	3546471	11.54%	0.646%
57	9.898	3028	3031	3039	rVV2	931647	1349445	4.39%	0.246%
58	9.963	3039	3051	3056	rVV4	1637876	3578124	11.65%	0.652%
59	9.998	3056	3062	3080	rVB3	2579248	5026662	16.36%	0.916%
60	10.105	3080	3095	3102	rBV2	3605410	7895339	25.70%	1.439%
61	10.150	3102	3109	3126	rVB6	3546089	6481398	21.10%	1.181%
62	10.218	3126	3130	3146	rVB6	272290	607480	1.98%	0.111%
63	10.335	3149	3166	3173	rBV2	1566640	2846144	9.26%	0.519%
64	10.377	3173	3179	3189	rVV2	2181989	3074031	10.01%	0.560%
65	10.435	3189	3197	3206	rVV3	3607555	5040736	16.41%	0.919%
66	10.480	3206	3211	3223	rVB2	1290189	1787049	5.82%	0.326%
67	10.545	3223	3231	3235	rBV3	314720	453442	1.48%	0.083%
68	10.581	3235	3242	3246	rVV	447376	484912	1.58%	0.088%
69	10.613	3246	3252	3256	rVV	2213406	2843453	9.26%	0.518%
70	10.636	3256	3259	3266	rVV	1700125	2083105	6.78%	0.380%
71	10.665	3266	3268	3274	rVV3	429128	404981	1.32%	0.074%
72	10.710	3274	3282	3290	rVB4	918295	1333070	4.34%	0.243%
73	10.775	3290	3302	3304	rBV3	747683	1054360	3.43%	0.192%
74	10.801	3304	3310	3315	rVV	2054291	2594180	8.44%	0.473%
75	10.830	3315	3319	3324	rVV2	943942	1150728	3.75%	0.210%
76	10.856	3324	3327	3334	rVV4	558120	683750	2.23%	0.125%

LSC Area Percent Report

Data Path : Z:\voasrv\HPCHEM1\MSVOA_L\Data\VL040825\
Data File : VL042284.D
Acq On : 09 Apr 2025 03:22
Operator : SY/MD
Sample : Q1728-03 40X
Misc : 400mL/MSVOA_L
ALS Vial : 1 Sample Multiplier: 1

Instrument :
MSVOA_L
ClientSampleId :
SSSG-B2-2-04022025

Integration Parameters: RTEINT.P
Integrator: RTE
Smoothing : ON Filtering: 5
Sampling : 3 Min Area: 3 % of largest Peak
Start Thrs: 0.001 Max Peaks: 100
Stop Thrs : 0 Peak Location: TOP

If leading or trailing edge < 100 prefer < Baseline drop else tangent >
Peak separation: 0

Method : Z:\voasrv\HPCHEM1\MSVOA_L\methods\VL032725AIR.M
Title : AIR ANALYSIS BY METHOD TO-15 Instrument: MSVOA_LFri Aug 26 06:05:16 2022

77	10.904	3334	3342	3346	rVV	1020521	1361135	4.43%	0.248%
78	10.927	3346	3349	3364	rVV8	777161	1564696	5.09%	0.285%
79	11.011	3364	3375	3383	rVB6	2009882	3561463	11.59%	0.649%
80	11.066	3383	3392	3395	rBV8	276783	422059	1.37%	0.077%
81	11.099	3395	3402	3407	rVV2	685592	815397	2.65%	0.149%
82	11.134	3407	3413	3422	rVB5	662630	1004102	3.27%	0.183%
83	11.205	3422	3435	3442	rBV2	2666849	3509247	11.42%	0.640%
84	11.254	3442	3450	3454	rBV4	324192	405293	1.32%	0.074%
85	11.283	3454	3459	3471	rVB7	317615	556256	1.81%	0.101%
86	11.341	3471	3477	3483	rBV2	397373	549257	1.79%	0.100%
87	11.426	3490	3503	3511	rBV9	503277	1067683	3.48%	0.195%
88	11.471	3511	3517	3524	rVB2	500757	637686	2.08%	0.116%
89	11.539	3530	3538	3542	rBV	899732	1134108	3.69%	0.207%
90	11.555	3542	3543	3551	rVV	511093	510864	1.66%	0.093%
91	11.594	3551	3555	3564	rVB5	318539	432535	1.41%	0.079%
92	11.769	3601	3609	3616	rVB8	247510	446469	1.45%	0.081%
93	12.040	3688	3693	3705	rVB4	199028	313322	1.02%	0.057%

Sum of corrected areas: 548696068

Data Path : Z:\voasrv\HPCHEM1\MSVOA_L\Data\VL040825\
Data File : VL042284.D
Acq On : 09 Apr 2025 03:22
Operator : SY/MD
Sample : Q1728-03 40X
Misc : 400mL/MSVOA_L
ALS Vial : 1 Sample Multiplier: 1

Instrument :
MSVOA_L
ClientSampleId :
SSSG-B2-2-04022025

Quant Method : Z:\voasrv\HPCHEM1\MSVOA_L\methods\VL032725AIR.M
Quant Title : AIR ANALYSIS BY METHOD TO-15 Instrument: MSVOA_LFri Aug 26 06:05:16 2022

TIC Library : C:\Database\NIST20.L
TIC Integration Parameters: LSCINT.P

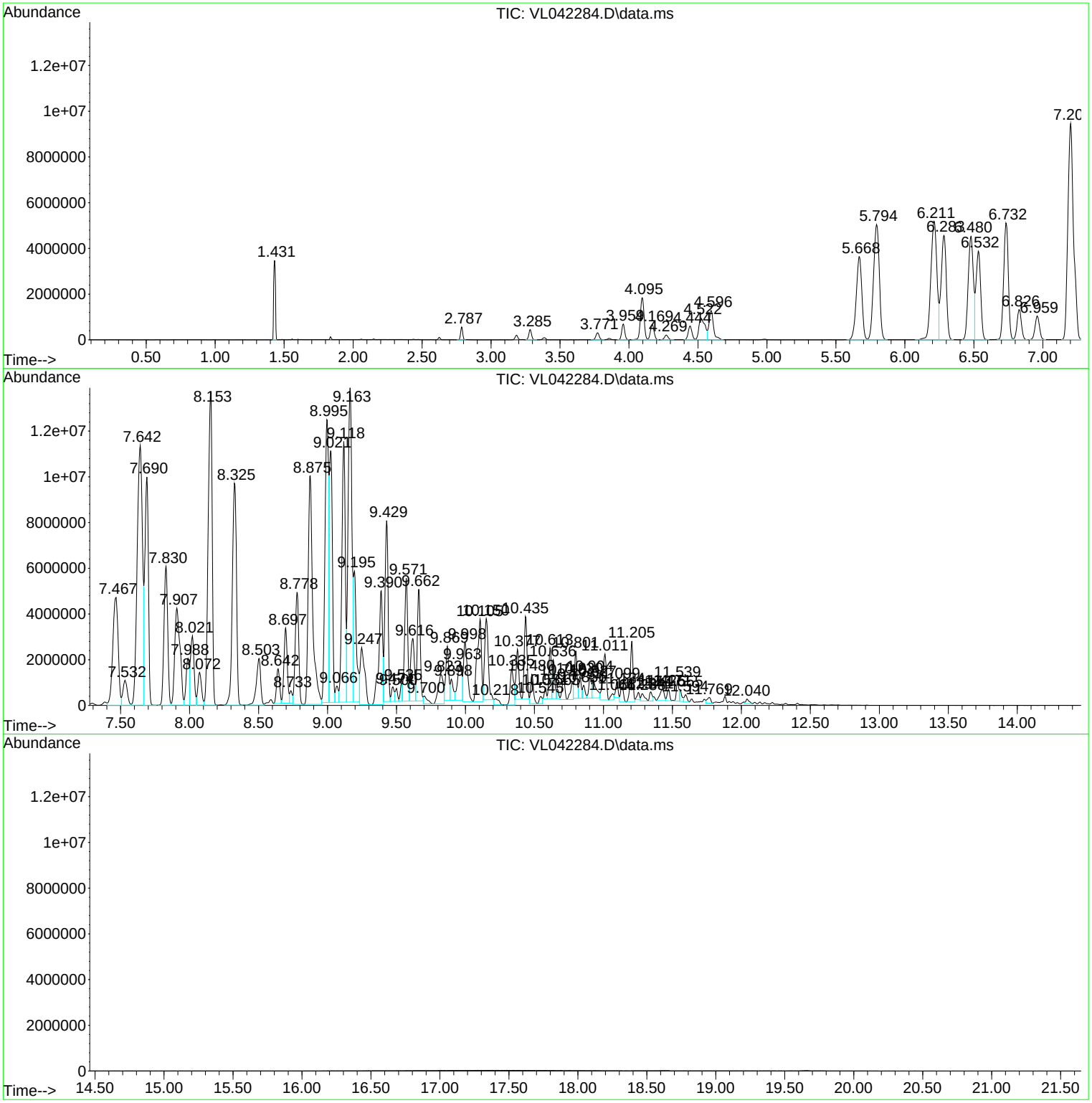

Data Path : Z:\voasrv\HPCHEM1\MSVOA_L\Data\VL040825\
Data File : VL042284.D
Acq On : 09 Apr 2025 03:22
Operator : SY/MD
Sample : Q1728-03 40X
Misc : 400mL/MSVOA_L
ALS Vial : 1 Sample Multiplier: 1

Instrument :
MSVOA_L
ClientSampleId :
SSSG-B2-2-04022025

Quant Method : Z:\voasrv\HPCHEM1\MSVOA_L\methods\VL032725AIR.M
Quant Title : AIR ANALYSIS BY METHOD TO-15 Instrument: MSVOA_LFri Aug 26 06:05:16 2022

TIC Library : C:\Database\NIST20.L
TIC Integration Parameters: LSCINT.P

****
Peak Number 2 Pentane, 2,3-dimethyl- Concentration Rank 6

R.T.	EstConc	Area	Relative to ISTD	R.T.
4.095	32.70 ppbv	3456250	1,4-Difluorobenzene	3.959

Hit# of 5	Tentative ID	MW	MolForm	CAS#	Qual
1	Pentane, 2,3-dimethyl-	100	C7H16	000565-59-3	91
2	Pentane, 2,3-dimethyl-	100	C7H16	000565-59-3	91
3	Pentane, 2,3-dimethyl-	100	C7H16	000565-59-3	91
4	Pentane, 2,3-dimethyl-	100	C7H16	000565-59-3	90
5	Oxirane, (1-methylethyl)-	86	C5H10O	001438-14-8	50

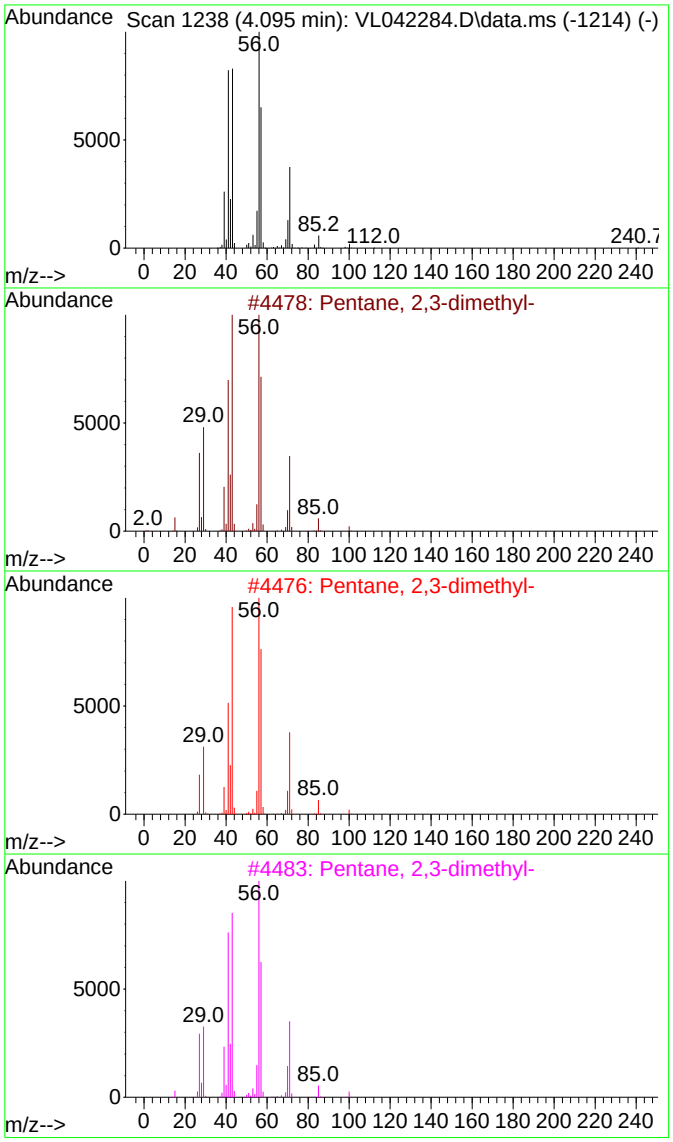

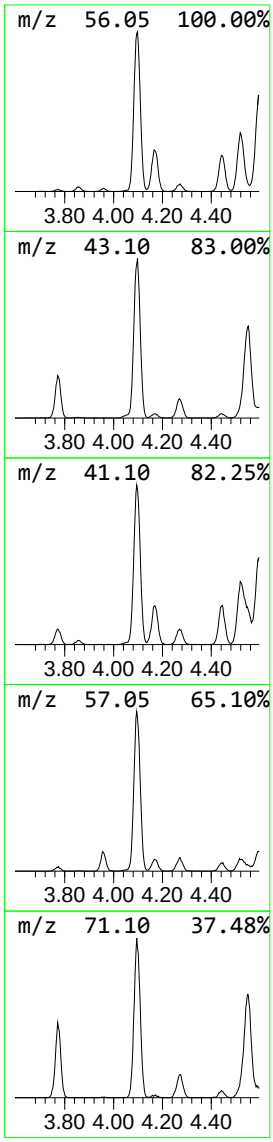

Data Path : Z:\voasrv\HPCHEM1\MSVOA_L\Data\VL040825\
Data File : VL042284.D
Acq On : 09 Apr 2025 03:22
Operator : SY/MD
Sample : Q1728-03 40X
Misc : 400mL/MSVOA_L
ALS Vial : 1 Sample Multiplier: 1

Instrument :
MSVOA_L
ClientSampleId :
SSSG-B2-2-04022025

Quant Method : Z:\voasrv\HPCHEM1\MSVOA_L\methods\VL032725AIR.M
Quant Title : AIR ANALYSIS BY METHOD TO-15 Instrument: MSVOA_LFri Aug 26 06:05:16 2022

TIC Library : C:\Database\NIST20.L
TIC Integration Parameters: LSCINT.P

****
Peak Number 3 Cyclopentane, 1,3-dimethyl-... Concentration Rank 7

R.T.	EstConc	Area	Relative to ISTD	R.T.
4.522	27.93 ppbv	2951460	1,4-Difluorobenzene	3.959

Hit# of 5	Tentative ID	MW	MolForm	CAS#	Qual
1	Cyclopentane, 1,3-dimethyl-, cis-	98	C7H14	002532-58-3	97
2	Cyclopentane, 1,3-dimethyl-	98	C7H14	002453-00-1	93
3	Cyclopentane, 1,2-dimethyl-, cis-	98	C7H14	001192-18-3	90
4	Cyclopentane, 1,3-dimethyl-, cis-	98	C7H14	002532-58-3	81
5	Cyclopentane, 1,3-dimethyl-	98	C7H14	002453-00-1	76

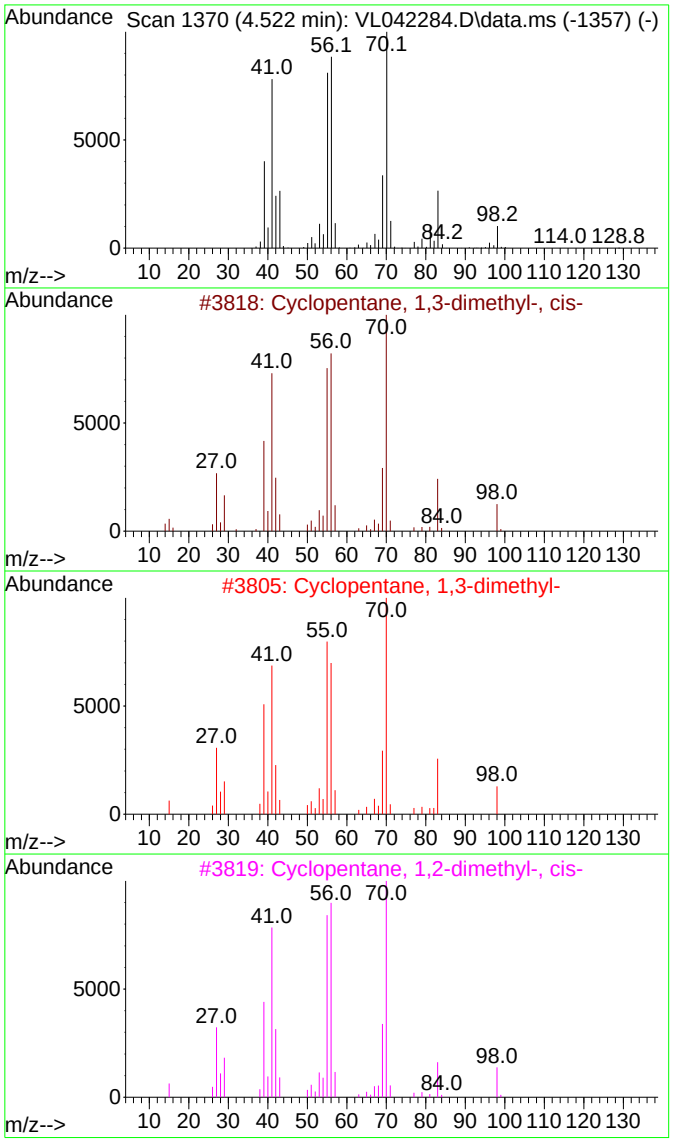

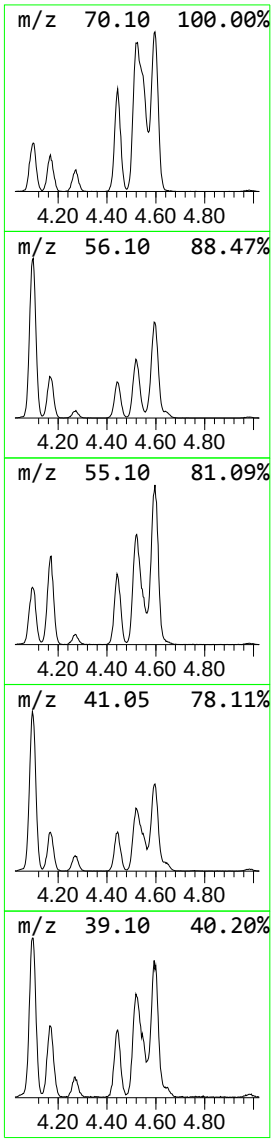

Data Path : Z:\voasrv\HPCHEM1\MSVOA_L\Data\VL040825\
Data File : VL042284.D
Acq On : 09 Apr 2025 03:22
Operator : SY/MD
Sample : Q1728-03 40X
Misc : 400mL/MSVOA_L
ALS Vial : 1 Sample Multiplier: 1

Instrument :
MSVOA_L
ClientSampleId :
SSSG-B2-2-04022025

Quant Method : Z:\voasrv\HPCHEM1\MSVOA_L\methods\VL032725AIR.M
Quant Title : AIR ANALYSIS BY METHOD TO-15 Instrument: MSVOA_LFri Aug 26 06:05:16 2022

TIC Library : C:\Database\NIST20.L
TIC Integration Parameters: LSCINT.P

****

Peak Number 4 Isopropylcyclobutane Concentration Rank 8

R.T.	EstConc	Area	Relative to ISTD	R.T.
4.596	27.31 ppbv	2886000	1,4-Difluorobenzene	3.959

Hit# of 5	Tentative ID	MW	MolForm	CAS#	Qual
1	Isopropylcyclobutane	98	C7H14	000872-56-0	94
2	Cyclopentane, 1,2-dimethyl-, trans-	98	C7H14	000822-50-4	91
3	Cyclopentane, 1,2-dimethyl-	98	C7H14	002452-99-5	78
4	5-Methyl-2-hexene,c&t	98	C7H14	003404-62-4	72
5	1-Heptene	98	C7H14	000592-76-7	72

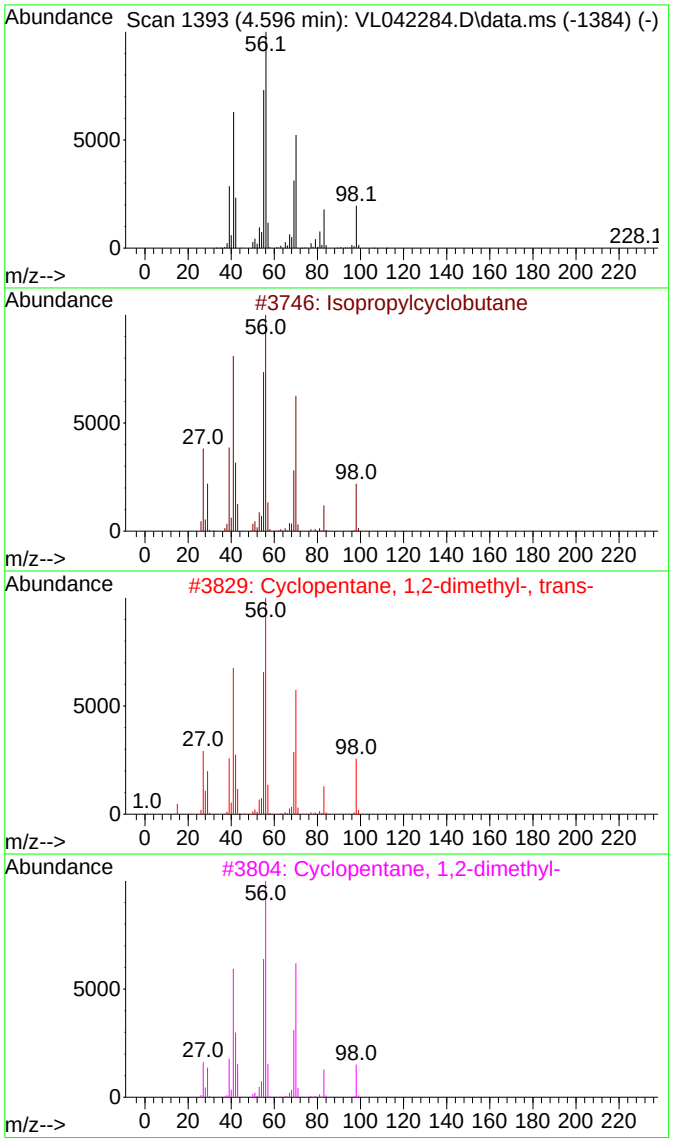

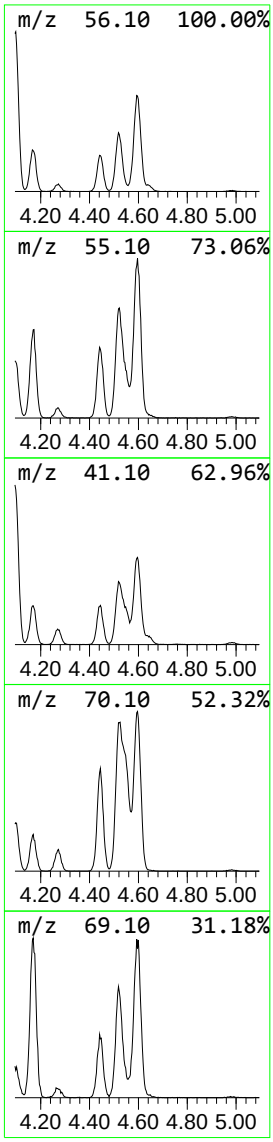

Library Search Compound Report

Data Path : Z:\voasrv\HPCHEM1\MSVOA_L\Data\VL040825\
Data File : VL042284.D
Acq On : 09 Apr 2025 03:22
Operator : SY/MD
Sample : Q1728-03 40X
Misc : 400mL/MSVOA_L
ALS Vial : 1 Sample Multiplier: 1

Instrument :
MSVOA_L
ClientSampleId :
SSSG-B2-2-04022025

Quant Method : Z:\voasrv\HPCHEM1\MSVOA_L\methods\VL032725AIR.M
Quant Title : AIR ANALYSIS BY METHOD TO-15 Instrument: MSVOA_LFri Aug 26 06:05:16 2022

TIC Library : C:\Database\NIST20.L
TIC Integration Parameters: LSCINT.P

****
Peak Number 5 Cyclohexane, methyl- Concentration Rank 4

R.T.	EstConc	Area	Relative to ISTD	R.T.
5.668	97.18 ppbv	10270500	1,4-Difluorobenzene	3.959

Hit# of 5	Tentative ID	MW	MolForm	CAS#	Qual
1	Cyclohexane, methyl-	98	C7H14	000108-87-2	97
2	Cyclohexane, methyl-	98	C7H14	000108-87-2	96
3	Cyclohexane, methyl-	98	C7H14	000108-87-2	96
4	Cyclohexane, methyl-	98	C7H14	000108-87-2	96
5	2-Pentene, 3,4-dimethyl-, (E)-	98	C7H14	004914-92-5	64

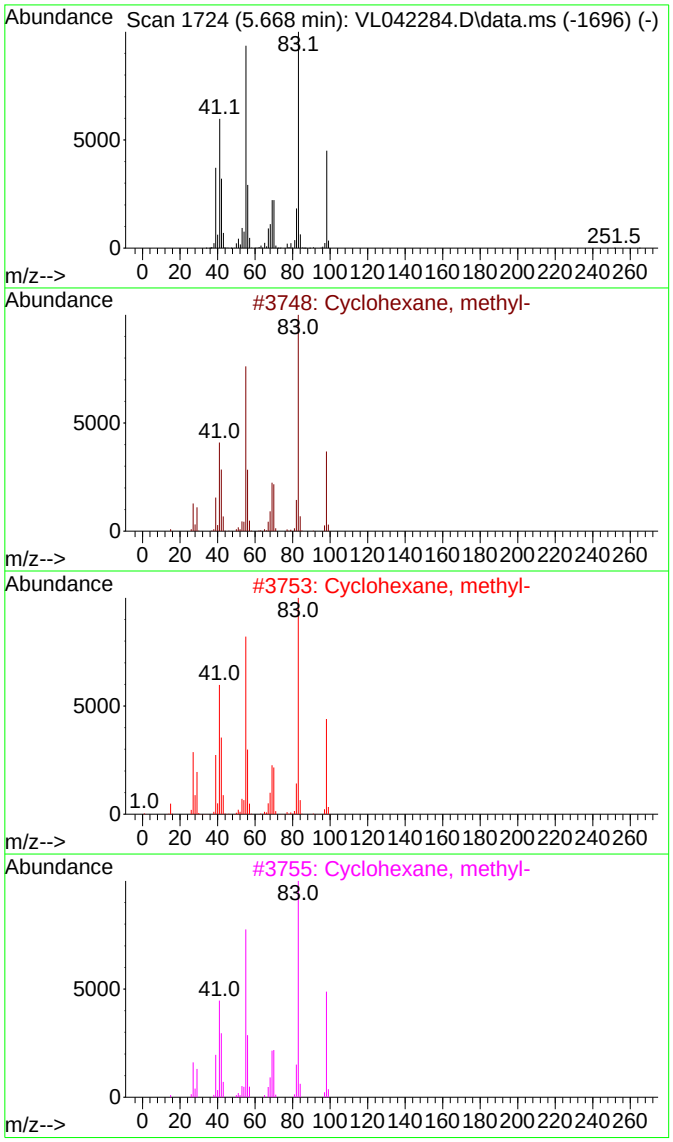

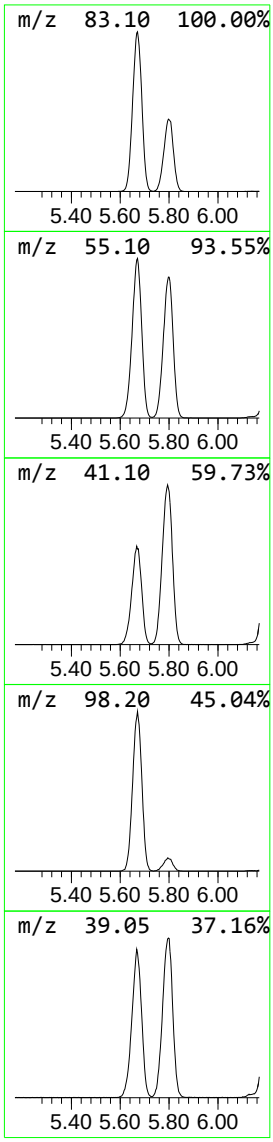

Data Path : Z:\voasrv\HPCHEM1\MSVOA_L\Data\VL040825\
Data File : VL042284.D
Acq On : 09 Apr 2025 03:22
Operator : SY/MD
Sample : Q1728-03 40X
Misc : 400mL/MSVOA_L
ALS Vial : 1 Sample Multiplier: 1

Instrument :
MSVOA_L
ClientSampleId :
SSSG-B2-2-04022025

Quant Method : Z:\voasrv\HPCHEM1\MSVOA_L\methods\VL032725AIR.M
Quant Title : AIR ANALYSIS BY METHOD TO-15 Instrument: MSVOA_LFri Aug 26 06:05:16 2022

TIC Library : C:\Database\NIST20.L
TIC Integration Parameters: LSCINT.P

****
Peak Number 6 unknown5.794 Concentration Rank 2

R.T.	EstConc	Area	Relative to ISTD	R.T.
5.794	138.75 ppbv	14664700	1,4-Difluorobenzene	3.959

Hit# of 5	Tentative ID	MW	MolForm	CAS#	Qual
1	2-Heptene, 6-methyl-	112	C8H16	073548-72-8	47
2	Cyclopentane, 1,1-dimethyl-	98	C7H14	001638-26-2	43
3	1-Hexene, 4-methyl-	98	C7H14	003769-23-1	43
4	Pentane, 2,4-dimethyl-2-nitro-	145	C7H15NO2	000597-45-5	42
5	2-Heptene	98	C7H14	000592-77-8	38

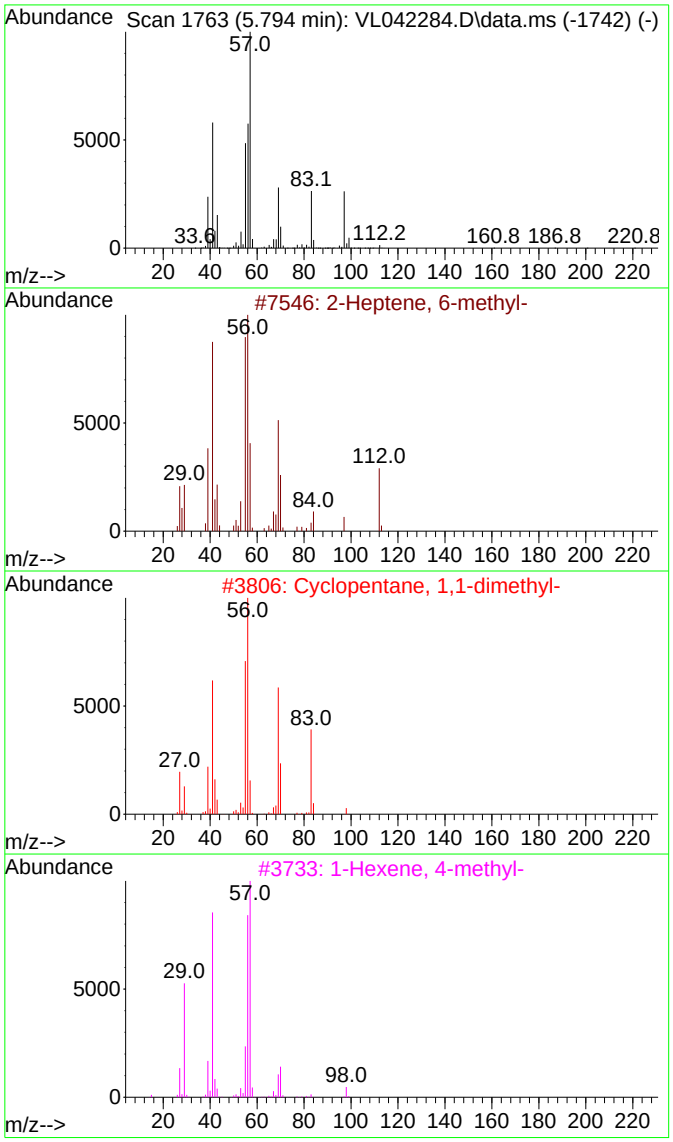

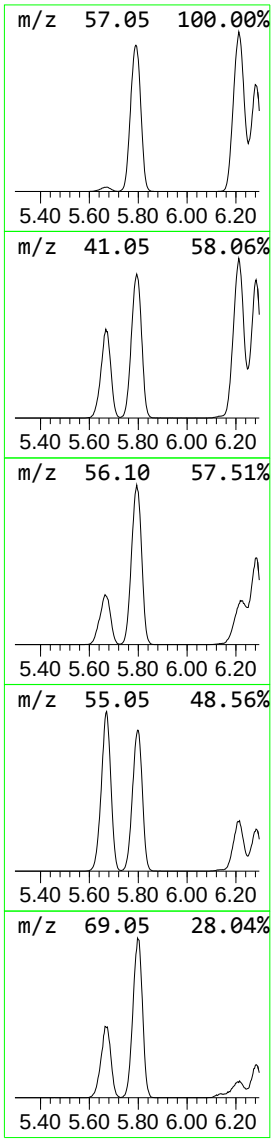

Data Path : Z:\voasrv\HPCHEM1\MSVOA_L\Data\VL040825\
Data File : VL042284.D
Acq On : 09 Apr 2025 03:22
Operator : SY/MD
Sample : Q1728-03 40X
Misc : 400mL/MSVOA_L
ALS Vial : 1 Sample Multiplier: 1

Instrument :
MSVOA_L
ClientSampleId :
SSSG-B2-2-04022025

Quant Method : Z:\voasrv\HPCHEM1\MSVOA_L\methods\VL032725AIR.M
Quant Title : AIR ANALYSIS BY METHOD TO-15 Instrument: MSVOA_LFri Aug 26 06:05:16 2022

TIC Library : C:\Database\NIST20.L
TIC Integration Parameters: LSCINT.P

****
Peak Number 7 Hexane, 2,5-dimethyl- Concentration Rank 1

R.T.	EstConc	Area	Relative to ISTD	R.T.
6.211	149.76 ppbv	15827900	1,4-Difluorobenzene	3.959

Hit# of 5	Tentative ID	MW	MolForm	CAS#	Qual
1	Hexane, 2,5-dimethyl-	114	C8H18	000592-13-2	94
2	Hexane, 2,5-dimethyl-	114	C8H18	000592-13-2	91
3	Heptane, 2-methyl-	114	C8H18	000592-27-8	72
4	Hexane, 2,5-dimethyl-	114	C8H18	000592-13-2	52
5	2-Isopropyl-4H-oxazol-5-one	127	C6H9NO2	1000190-01-9	50

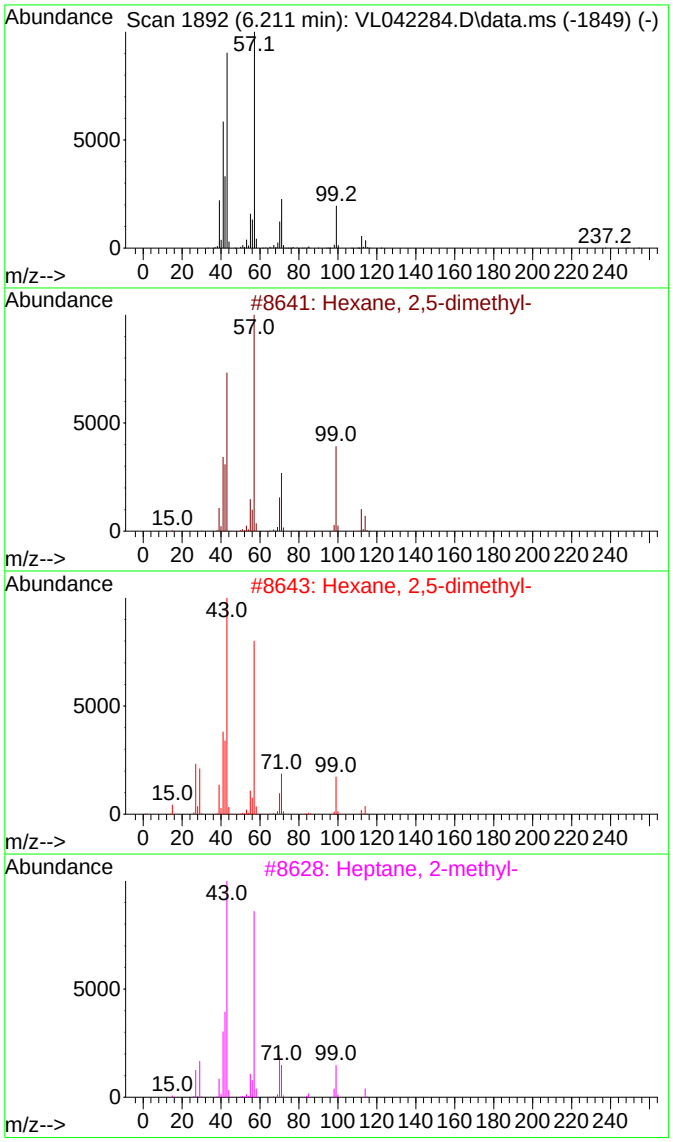

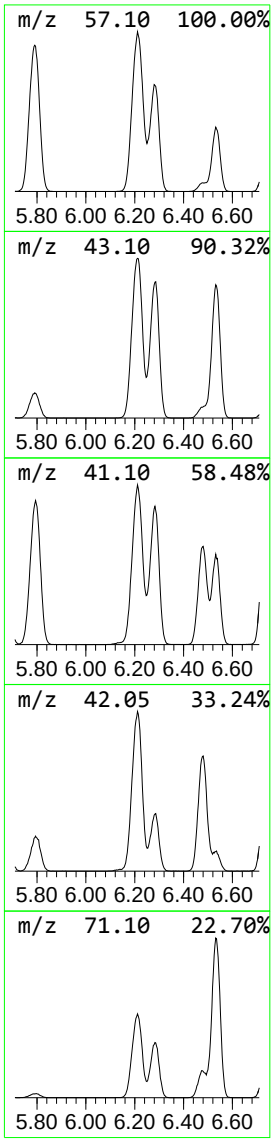

Data Path : Z:\voasrv\HPCHEM1\MSVOA_L\Data\VL040825\
Data File : VL042284.D
Acq On : 09 Apr 2025 03:22
Operator : SY/MD
Sample : Q1728-03 40X
Misc : 400mL/MSVOA_L
ALS Vial : 1 Sample Multiplier: 1

Instrument :
MSVOA_L
ClientSampleId :
SSSG-B2-2-04022025

Quant Method : Z:\voasrv\HPCHEM1\MSVOA_L\methods\VL032725AIR.M
Quant Title : AIR ANALYSIS BY METHOD TO-15 Instrument: MSVOA_LFri Aug 26 06:05:16 2022

TIC Library : C:\Database\NIST20.L
TIC Integration Parameters: LSCINT.P

****
Peak Number 8 Hexane, 2,4-dimethyl- Concentration Rank 3

R.T.	EstConc	Area	Relative to ISTD	R.T.
6.283	112.30 ppbv	11868300	1,4-Difluorobenzene	3.959

Hit# of 5	Tentative ID	MW	MolForm	CAS#	Qual
1	Hexane, 2,4-dimethyl-	114	C8H18	000589-43-5	78
2	Hexane, 1,1'-oxybis-	186	C12H26O	000112-58-3	59
3	Hexane, 1,1'-oxybis-	186	C12H26O	000112-58-3	59
4	Hexane, 2,2,3,3-tetramethyl-	142	C10H22	013475-81-5	53
5	Nonane, 5-methyl-	142	C10H22	015869-85-9	53

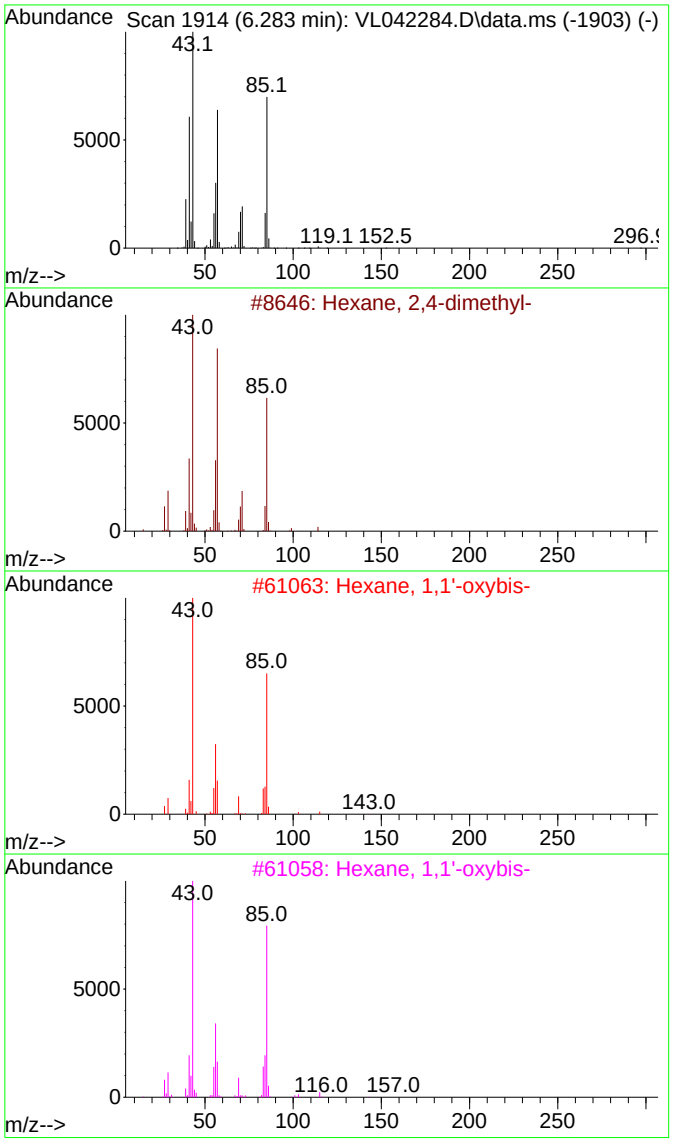

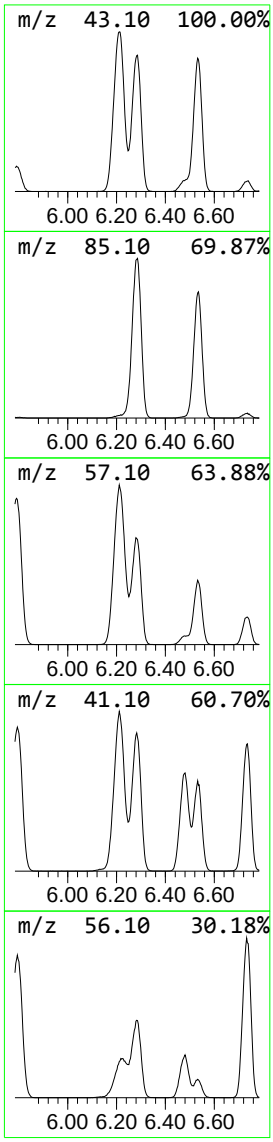

Data Path : Z:\voasrv\HPCHEM1\MSVOA_L\Data\VL040825\
Data File : VL042284.D
Acq On : 09 Apr 2025 03:22
Operator : SY/MD
Sample : Q1728-03 40X
Misc : 400mL/MSVOA_L
ALS Vial : 1 Sample Multiplier: 1

Instrument :
MSVOA_L
ClientSampleId :
SSSG-B2-2-04022025

Quant Method : Z:\voasrv\HPCHEM1\MSVOA_L\methods\VL032725AIR.M
Quant Title : AIR ANALYSIS BY METHOD TO-15 Instrument: MSVOA_LFri Aug 26 06:05:16 2022

TIC Library : C:\Database\NIST20.L
TIC Integration Parameters: LSCINT.P

****
Peak Number 9 unknown7.642 Concentration Rank 9

R.T.	EstConc	Area	Relative to ISTD	R.T.
7.642	13.51 ppbv	30720900	Chlorobenzene-d5	8.885

Hit# of 5	Tentative ID	MW	MolForm	CAS#	Qual
1	Cyclohexane, 1,2-dimethyl-, cis-	112	C8H16	002207-01-4	49
2	Hexane, 3-ethyl-	114	C8H18	000619-99-8	49
3	Cyclohexane, 1,2-dimethyl-, cis-	112	C8H16	002207-01-4	46
4	2-Octene	112	C8H16	000111-67-1	30
5	2-Octene, (E)-	112	C8H16	013389-42-9	30

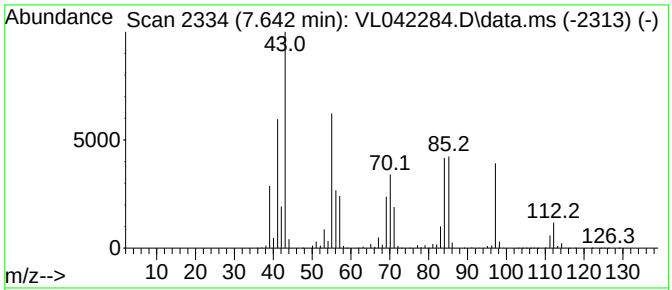

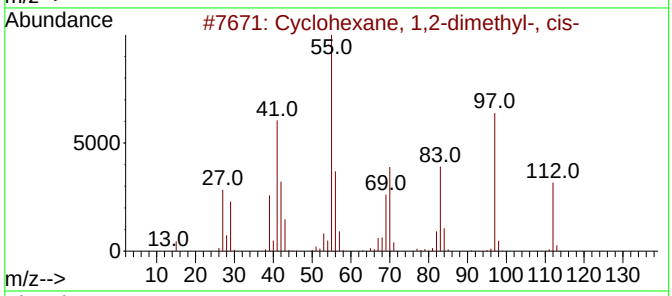

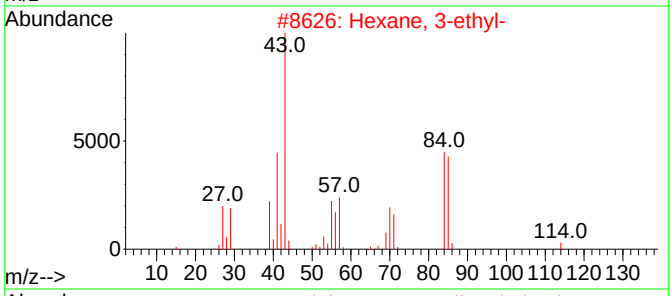

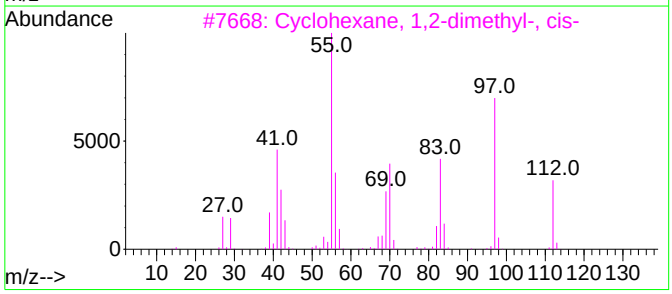

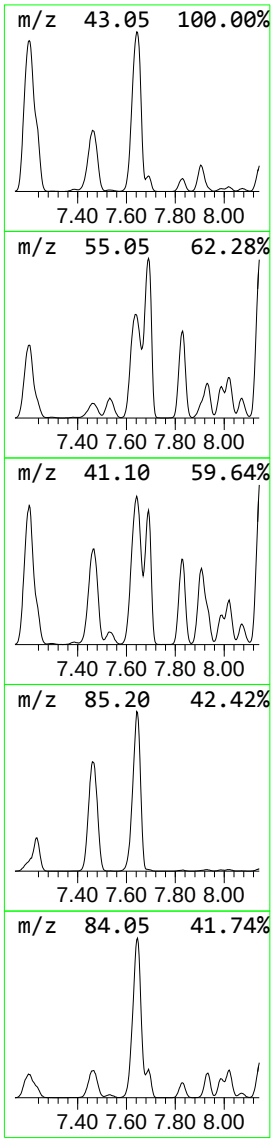

Data Path : Z:\voasrv\HPCHEM1\MSVOA_L\Data\VL040825\
Data File : VL042284.D
Acq On : 09 Apr 2025 03:22
Operator : SY/MD
Sample : Q1728-03 40X
Misc : 400mL/MSVOA_L
ALS Vial : 1 Sample Multiplier: 1

Instrument :
MSVOA_L
ClientSampleId :
SSSG-B2-2-04022025

Quant Method : Z:\voasrv\HPCHEM1\MSVOA_L\methods\VL032725AIR.M
Quant Title : AIR ANALYSIS BY METHOD TO-15 Instrument: MSVOA_LFri Aug 26 06:05:16 2022

TIC Library : C:\Database\NIST20.L
TIC Integration Parameters: LSCINT.P

****
Peak Number 10 Cyclohexane, 1,2-dimethyl-,... Concentration Rank 10

R.T.	EstConc	Area	Relative to ISTD	R.T.
8.153	12.15 ppbv	27644500	Chlorobenzene-d5	8.885

Hit# of 5	Tentative ID	MW	MolForm	CAS#	Qual
1	Cyclohexane, 1,2-dimethyl-, trans-	112	C8H16	006876-23-9	96
2	Cyclohexane, 1,2-dimethyl-, trans-	112	C8H16	006876-23-9	96
3	Cyclohexane, 1,2-dimethyl- (cis/...	112	C8H16	000583-57-3	95
4	Cyclohexane, 1,2-dimethyl- (cis/...	112	C8H16	000583-57-3	93
5	Cyclohexane, 1,3-dimethyl-, trans-	112	C8H16	002207-03-6	90

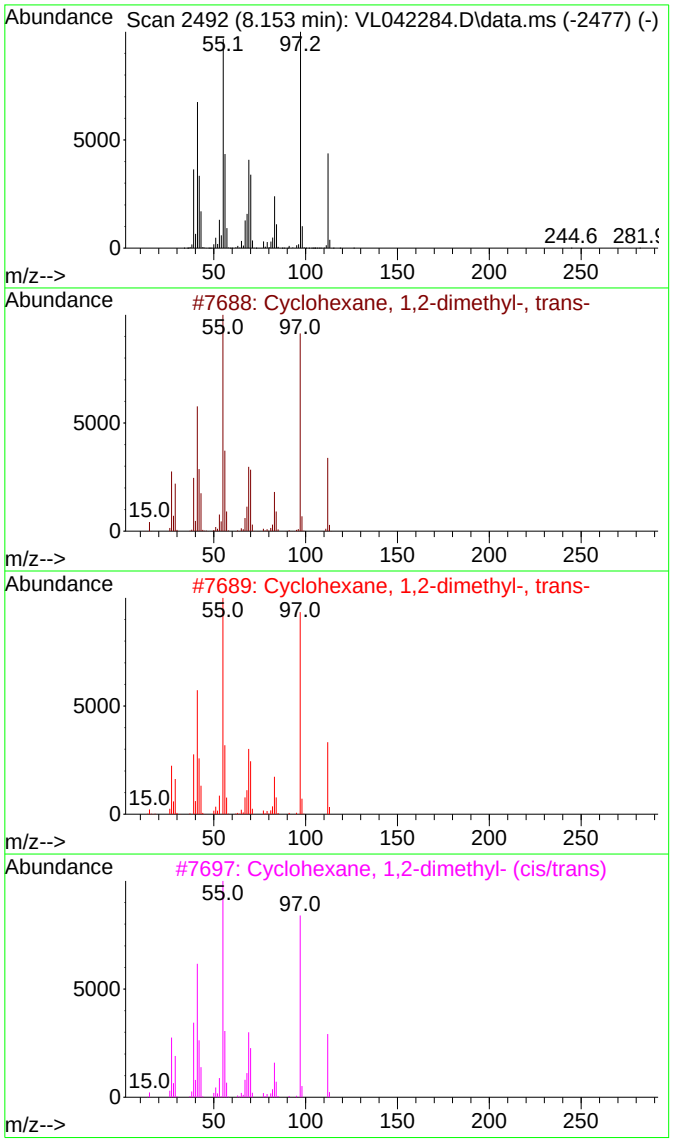

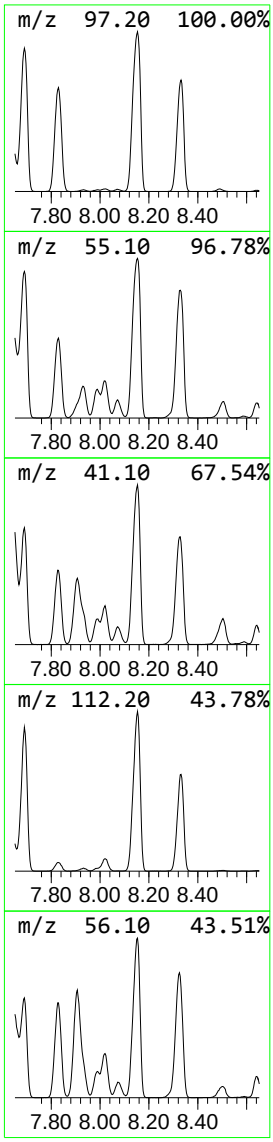

Tentatively Identified Compound (LSC) summary

Data Path : Z:\voasrv\HPCHEM1\MSVOA_L\Data\VL040825\
Data File : VL042284.D
Acq On : 09 Apr 2025 03:22
Operator : SY/MD
Sample : Q1728-03 40X
Misc : 400mL/MSVOA_L
ALS Vial : 1 Sample Multiplier: 1

Instrument :
MSVOA_L
ClientSampleId :
SSSG-B2-2-04022025

Quant Method : Z:\voasrv\HPCHEM1\MSVOA_L\methods\VL032725AIR.M
Quant Title : AIR ANALYSIS BY METHOD TO-15 Instrument: MSVOA_LFri Aug 26 06:05:16 2022

TIC Library : C:\Database\NIST20.L
TIC Integration Parameters: LSCINT.P

TIC Top Hit name	RT	EstConc	Units	Response	Internal Standard #	RT	Resp	Conc
Pentane, 2,3-di...	4.095	32.7	ppbv	3456250	2	3.959	1056890	10.0
Cyclopentane, 1...	4.522	27.9	ppbv	2951460	2	3.959	1056890	10.0
Isopropylcyclob...	4.596	27.3	ppbv	2886000	2	3.959	1056890	10.0
Cyclohexane, me...	5.668	97.2	ppbv	10270500	2	3.959	1056890	10.0
unknown5.794	5.794	138.8	ppbv	14664700	2	3.959	1056890	10.0
Hexane, 2,5-dim...	6.211	149.8	ppbv	15827900	2	3.959	1056890	10.0
Hexane, 2,4-dim...	6.283	112.3	ppbv	11868300	2	3.959	1056890	10.0
unknown7.642	7.642	13.5	ppbv	30720900	3	8.885	22743300	10.0
Cyclohexane, 1,...	8.153	12.2	ppbv	27644500	3	8.885	22743300	10.0

284 Sheffield Street, Mountainside, New Jersey 07092, Phone : 908 789 8900,
Fax : 908 789 8922

Report of Analysis

Client:	Woodard & Curran	Date Collected:	04/02/25
Project:	US EPA Riverside Industrial Park Superfund Site	Date Received:	04/03/25
Client Sample ID:	SSSG-B2-7-04022025	SDG No.:	Q1728
Lab Sample ID:	Q1728-04	Matrix:	Air
Analytical Method:	TO-15	Test:	TO-15
Sample Wt/Vol:	400 Units: mL		

File ID/Qc Batch:	Dilution:	Prep Date	Date Analyzed	Prep Batch ID
VL042279.D	4		04/09/25 00:46	VL040825

CAS Number	Parameter	Conc. ppbv	Conc. ug/M3	Qualifier	MDL	LOQ / CRQL	Units
TARGETS							
75-71-8	Dichlorodifluoromethane	0.84	4.15	U	4.15	9.89	ug/m3
74-87-3	Chloromethane	0.79	1.63	J	0.81	4.13	ug/m3
75-01-4	Vinyl Chloride	0.060	0.15	U	0.15	0.31	ug/m3
74-83-9	Bromomethane	0.56	2.17	U	2.17	7.77	ug/m3
75-00-3	Chloroethane	0.68	1.79	U	1.79	5.28	ug/m3
109-99-9	Tetrahydrofuran	0.52	1.53	U	1.53	5.90	ug/m3
75-69-4	Trichlorofluoromethane	0.64	3.60	U	3.60	11.2	ug/m3
76-13-1	1,1,2-Trichlorotrifluoroethane	0.64	4.91	U	4.91	15.3	ug/m3
76-14-2	Dichlorotetrafluoroethane	0.35	2.45	U	2.45	14.0	ug/m3
75-65-0	tert-Butyl alcohol	3.10	9.40		2.30	6.06	ug/m3
142-82-5	Heptane	1.20	4.92	J	1.80	8.20	ug/m3
75-35-4	1,1-Dichloroethene	0.56	2.22	U	2.22	7.93	ug/m3
67-64-1	Acetone	260	618	E	2.28	4.75	ug/m3
75-15-0	Carbon Disulfide	11.0	34.3		1.99	6.23	ug/m3
1634-04-4	Methyl tert-Butyl Ether	0.48	1.73	U	1.73	7.21	ug/m3
75-09-2	Methylene Chloride	3.90	13.6		2.64	6.95	ug/m3
156-60-5	trans-1,2-Dichloroethene	0.76	3.01	U	3.01	7.93	ug/m3
75-34-3	1,1-Dichloroethane	0.52	2.10	U	2.10	8.09	ug/m3
110-82-7	Cyclohexane	0.88	3.03	U	3.03	6.88	ug/m3
78-93-3	2-Butanone	15.8	46.6		1.42	5.90	ug/m3
56-23-5	Carbon Tetrachloride	0.040	0.25	U	0.25	0.75	ug/m3
156-59-2	cis-1,2-Dichloroethene	0.36	1.43	U	1.43	7.93	ug/m3
67-66-3	Chloroform	0.41	2.00	J	1.61	9.77	ug/m3
71-55-6	1,1,1-Trichloroethane	0.040	0.22	U	0.22	0.65	ug/m3
540-84-1	2,2,4-Trimethylpentane	3.00	14.0		1.87	9.34	ug/m3
71-43-2	Benzene	4.10	13.1		1.12	6.39	ug/m3
107-06-2	1,2-Dichloroethane	0.36	1.46	U	1.46	8.09	ug/m3
79-01-6	Trichloroethene	0.070	0.38	U	0.38	0.64	ug/m3
78-87-5	1,2-Dichloropropane	0.44	2.03	U	2.03	9.24	ug/m3
75-27-4	Bromodichloromethane	0.31	2.08	U	2.08	13.4	ug/m3
108-10-1	4-Methyl-2-Pentanone	2.30	9.43		1.52	8.20	ug/m3
108-88-3	Toluene	14.4	54.3		1.66	7.54	ug/m3
10061-02-6	t-1,3-Dichloropropene	0.24	1.09	U	1.09	9.08	ug/m3
10061-01-5	cis-1,3-Dichloropropene	0.26	1.18	U	1.18	9.08	ug/m3
79-00-5	1,1,2-Trichloroethane	0.28	1.53	U	1.53	10.9	ug/m3

284 Sheffield Street, Mountainside, New Jersey 07092, Phone : 908 789 8900,
Fax : 908 789 8922

Report of Analysis

Client:	Woodard & Curran	Date Collected:	04/02/25
Project:	US EPA Riverside Industrial Park Superfund Site	Date Received:	04/03/25
Client Sample ID:	SSSG-B2-7-04022025	SDG No.:	Q1728
Lab Sample ID:	Q1728-04	Matrix:	Air
Analytical Method:	TO-15	Test:	TO-15
Sample Wt/Vol:	400 Units: mL		

File ID/Qc Batch:	Dilution:	Prep Date	Date Analyzed	Prep Batch ID
VL042279.D	4		04/09/25 00:46	VL040825

CAS Number	Parameter	Conc. ppbv	Conc. ug/M3	Qualifier	MDL	LOQ / CRQL	Units
124-48-1	Dibromochloromethane	0.26	2.22	U	2.22	17.0	ug/m3
106-93-4	1,2-Dibromoethane	0.29	2.23	U	2.23	3.07	ug/m3
127-18-4	Tetrachloroethene	0.060	0.41	U	0.41	0.81	ug/m3
108-90-7	Chlorobenzene	0.30	1.38	U	1.38	9.21	ug/m3
100-41-4	Ethyl Benzene	0.75	3.26	J	2.08	8.69	ug/m3
179601-23-1	m/p-Xylene	2.60	11.3	J	3.65	17.4	ug/m3
95-47-6	o-Xylene	0.83	3.61	J	2.08	8.69	ug/m3
100-42-5	Styrene	0.78	3.32	J	1.87	8.52	ug/m3
75-25-2	Bromoform	0.23	2.38	U	2.38	20.7	ug/m3
79-34-5	1,1,2,2-Tetrachloroethane	0.040	0.27	U	0.27	0.82	ug/m3
95-49-8	2-Chlorotoluene	0.44	2.28	U	2.28	10.4	ug/m3
108-67-8	1,3,5-Trimethylbenzene	0.44	2.16	U	2.16	9.83	ug/m3
95-63-6	1,2,4-Trimethylbenzene	0.31	1.52	U	1.52	9.83	ug/m3
541-73-1	1,3-Dichlorobenzene	0.32	1.92	U	1.92	12.0	ug/m3
106-46-7	1,4-Dichlorobenzene	0.21	1.26	U	1.26	12.0	ug/m3
95-50-1	1,2-Dichlorobenzene	0.30	1.80	U	1.80	12.0	ug/m3
120-82-1	1,2,4-Trichlorobenzene	0.34	2.52	U	2.52	14.8	ug/m3
87-68-3	Hexachloro-1,3-Butadiene	0.34	3.63	U	3.63	21.3	ug/m3
106-99-0	1,3-Butadiene	0.52	1.15	U	1.15	4.42	ug/m3
91-20-3	Naphthalene	0.30	1.57	U	1.57	2.10	ug/m3
622-96-8	4-Ethyltoluene	0.48	2.36	U	2.36	9.83	ug/m3
110-54-3	Hexane	2.10	7.40		1.55	7.05	ug/m3
107-05-1	Allyl Chloride	0.60	1.88	U	1.88	6.26	ug/m3
123-91-1	1,4-Dioxane	0.84	3.03	U	3.03	7.21	ug/m3
80-62-6	Methyl Methacrylate	0.34	1.39	U	1.39	8.19	ug/m3
SURROGATES							
460-00-4	1-Bromo-4-Fluorobenzene	9.10			70 (65) - 130 (135)	91%	SPK: 10
INTERNAL STANDARDS							
74-97-5	Bromochloromethane	154000		2.791			
540-36-3	1,4-Difluorobenzene	392000		3.966			
3114-55-4	Chlorobenzene-d5	377000		8.885			
TENTITIVE IDENTIFIED COMPOUNDS							
115-07-1	Propene	6.90		J		1.49	ppbv
000115-11-7	1-Propene, 2-methyl-	5.20		J		1.60	ppbv
64-17-5	Ethanol	140		J		1.72	ppbv

284 Sheffield Street, Mountainside, New Jersey 07092, Phone : 908 789 8900,
Fax : 908 789 8922

Report of Analysis

Client:	Woodard & Curran	Date Collected:	04/02/25
Project:	US EPA Riverside Industrial Park Superfund Site	Date Received:	04/03/25
Client Sample ID:	SSSG-B2-7-04022025	SDG No.:	Q1728
Lab Sample ID:	Q1728-04	Matrix:	Air
Analytical Method:	TO-15	Test:	TO-15
Sample Wt/Vol:	400 Units: mL		

File ID/Qc Batch:	Dilution:	Prep Date	Date Analyzed	Prep Batch ID
VL042279.D	4		04/09/25 00:46	VL040825

CAS Number	Parameter	Conc. ppbv	Conc. ug/M3	Qualifier	MDL	LOQ / CRQL	Units
67-63-0	Isopropyl Alcohol	14.0		J		1.89	ppbv
000107-83-5	Pentane, 2-methyl-	4.00		J		2.48	ppbv

U = Not Detected
RL = Reporting Limit
MDL = Method Detection Limit
E = Value Exceeds Calibration Range
D = Dilution

J = Estimated Value
B = Analyte Found in Associated Method Blank
N = Presumptive Evidence of a Compound
* = Values outside of QC limits
Q = indicates LCS control criteria did not meet requirements

Quantitation Report (QT/LSC Reviewed)

Data Path : Z:\voasrv\HPCHEM1\MSVOA_L\Data\VL040825\
Data File : VL042279.D
Acq On : 09 Apr 2025 00:46
Operator : SY/MD
Sample : Q1728-04 4X
Misc : 400mL/MSVOA_L
ALS Vial : 1 Sample Multiplier: 1

Quant Time: Apr 09 07:55:28 2025
Quant Method : Z:\voasrv\HPCHEM1\MSVOA_L\methods\VL032725AIR.M
Quant Title : AIR ANALYSIS BY METHOD TO-15 Instrument: MSVOA_LFri Aug
QLast Update : Fri Mar 28 02:00:52 2025
Response via : Initial Calibration

Instrument :
MSVOA_L
ClientSampleId :
SSSG-B2-7-04022025

Manual Integrations
APPROVED
Reviewed By :Mahesh Dadoda 04/09/2025
Supervised By :Semsettin Yesilyurt 04/10/2025

Compound	R.T.	QIon	Response	Conc	Units	Dev(Min)
Internal Standards						
1) Bromochloromethane	2.791	49	154351	10.000	ppbv	0.00
33) 1,4-Difluorobenzene	3.966	114	392096	10.000	ppbv	0.01
55) Chlorobenzene-d5	8.885	117	376954	10.000	ppbv	0.00
System Monitoring Compounds						
68) 1-Bromo-4-Fluorobenzene	10.381	95	281576	9.096	ppbv	0.00
Spiked Amount 10.000	Range 65 - 135		Recovery = 91.000%			
Target Compounds						Qvalue
2) Dichlorodifluoromethane	1.499	85	2923	0.128	ppbv #	79
4) Chloromethane	1.535	50	1839	0.197	ppbv	94
9) Propene	1.486	41	18452	1.729	ppbv	87
10) Heptane	4.988	43	8556	0.301	ppbv	97
13) Ethanol	1.723	45	35645	35.335	ppbv	84
15) Acetone	1.836	43	1394020	64.577	ppbv	95
17) tert-Butyl alcohol	2.046	59	20709	0.770	ppbv	96
19) Isopropyl Alcohol	1.888	45	42662	3.503	ppbv #	30
20) Methylene Chloride	2.066	84	7869	0.979	ppbv	92
26) Hexane	2.829	57	11117	0.514	ppbv #	36
27) Carbon Disulfide	2.153	76	63719	2.746	ppbv #	86
29) Chloroform	2.852	83	3242	0.102	ppbv	84
30) Cyclohexane	3.862	84	2776	0.148	ppbv #	65
34) 2-Butanone	2.564	43	112551	3.959	ppbv	100
36) Benzene	3.661	78	39414	1.014	ppbv	96
44) 2,2,4-Trimethylpentane	4.648	57	48596	0.740	ppbv #	79
50) 4-Methyl-2-Pentanone	5.781	43	26080m	0.579	ppbv	
53) Toluene	6.940	91	166042	3.603	ppbv	98
58) Ethyl Benzene	9.358	91	12588	0.188	ppbv #	83
59) m/p-Xylene	9.536	91	34249	0.641	ppbv	99
60) o-Xylene	9.966	91	11082	0.207	ppbv	97
61) Styrene	9.872	104	5155	0.194	ppbv	97

(#) = qualifier out of range (m) = manual integration (+) = signals summed

Quantitation Report (QT/LSC Reviewed)

Data Path : Z:\voasrv\HPCHEM1\MSVOA_L\Data\VL040825\
Data File : VL042279.D
Acq On : 09 Apr 2025 00:46
Operator : SY/MD
Sample : Q1728-04 4X
Misc : 400mL/MSVOA_L
ALS Vial : 1 Sample Multiplier: 1

Quant Time: Apr 09 07:55:28 2025
Quant Method : Z:\voasrv\HPCHEM1\MSVOA_L\methods\VL032725AIR.M
Quant Title : AIR ANALYSIS BY METHOD TO-15 Instrument: MSVOA_LFri Aug
QLast Update : Fri Mar 28 02:00:52 2025
Response via : Initial Calibration

Instrument :
MSVOA_L
ClientSampleId :
SSSG-B2-7-04022025

Manual Integrations APPROVED
Reviewed By :Mahesh Dadoda 04/09/2025
Supervised By :Semsettin Yesilyurt 04/10/2025

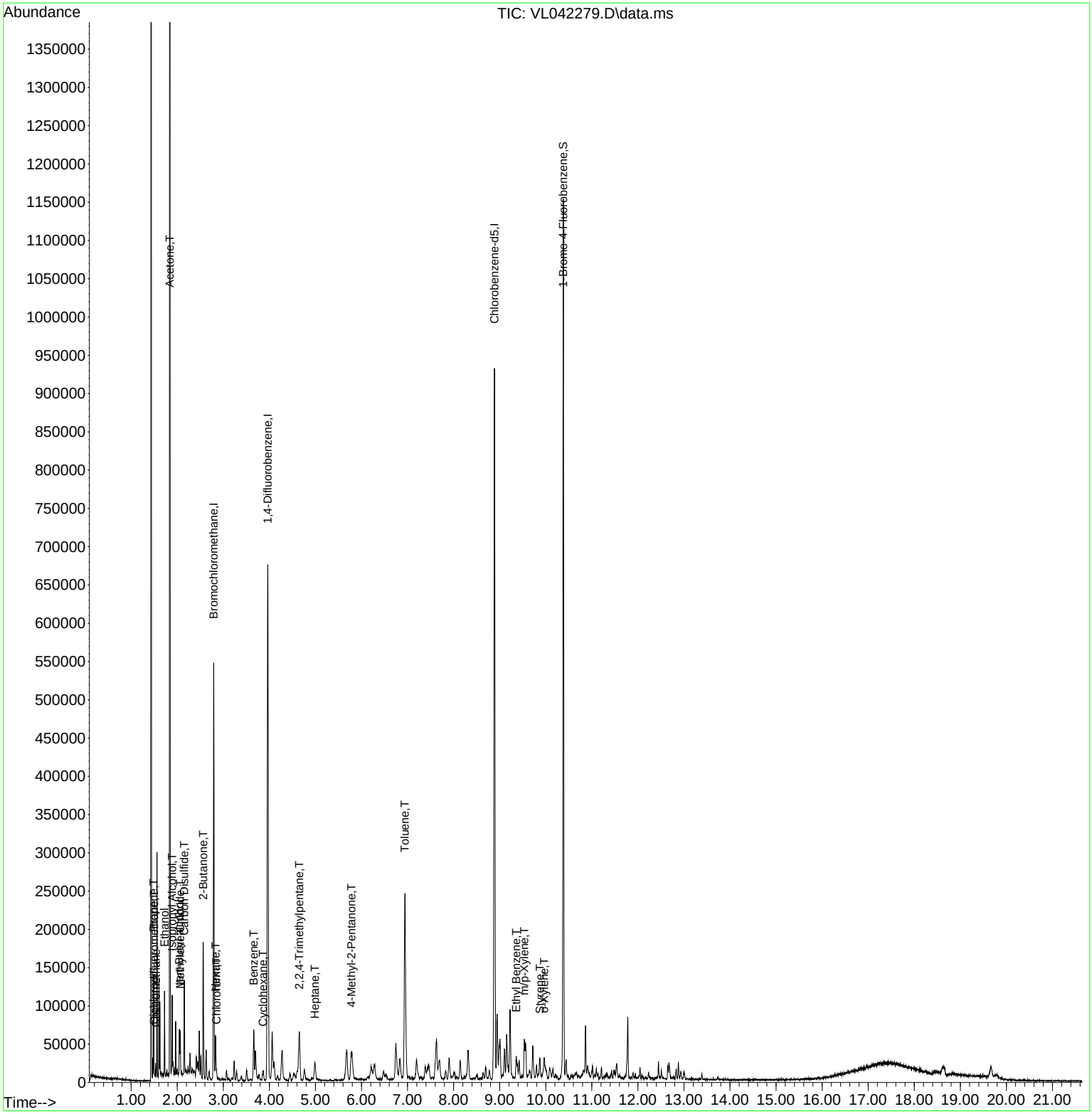

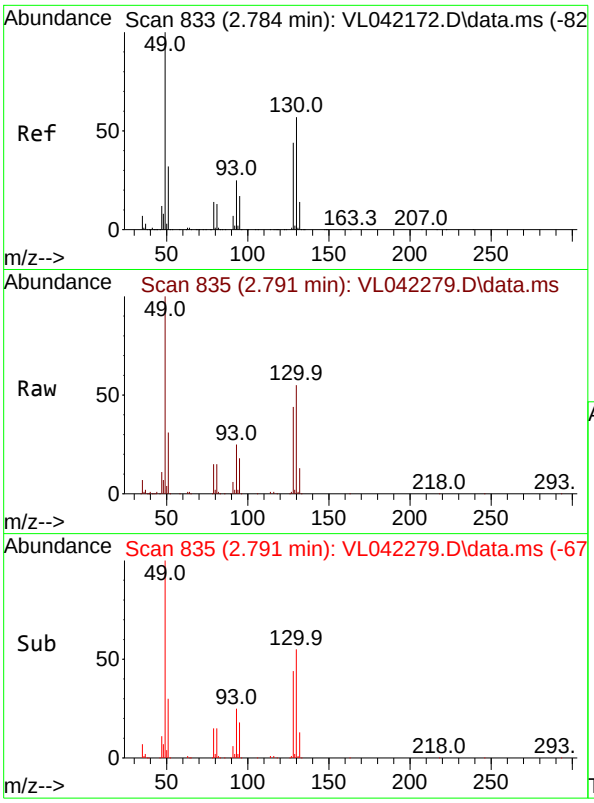

#1
Bromochloromethane
Concen: 10.000 ppbv
RT: 2.791 min Scan# 8
Delta R.T. 0.007 min
Lab File: VL042279.D
Acq: 09 Apr 2025 00:46

Tgt Ion: 49 Resp: 15435

Ion	Ratio	Lower	Upper
49	100		
128	45.2	22.9	68.5
130	55.5	28.8	86.4

Instrument :
MSVOA_L
ClientSampleId :
SSSG-B2-7-04022025

Manual Integrations
APPROVED

Reviewed By :Mahesh Dadoda 04/09/2025
Supervised By :Semsettin Yesilyurt 04/10/2025

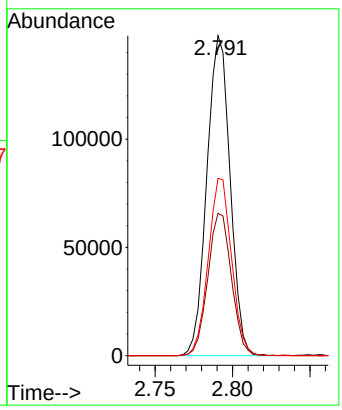

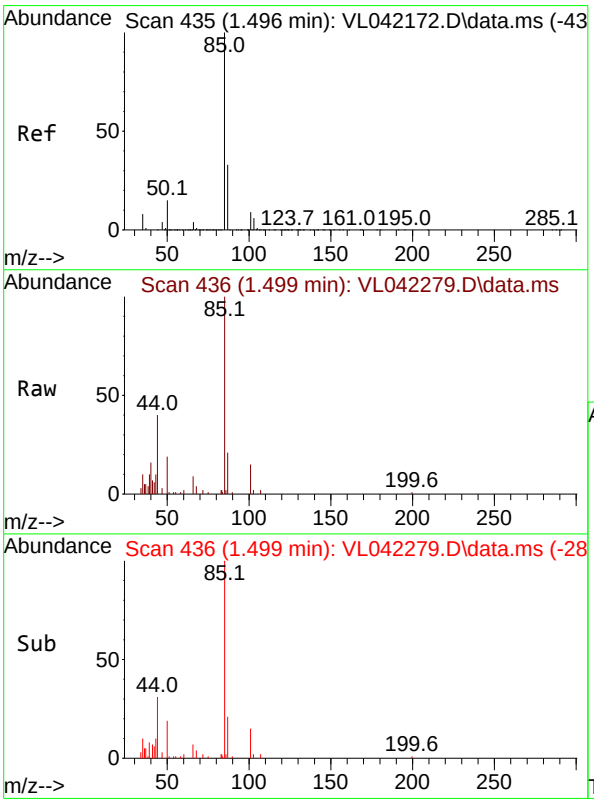

#2
Dichlorodifluoromethane
Concen: 0.128 ppbv
RT: 1.499 min Scan# 436
Delta R.T. 0.003 min
Lab File: VL042279.D
Acq: 09 Apr 2025 00:46

Tgt Ion: 85 Resp: 2923

Ion	Ratio	Lower	Upper
85	100		
87	20.7	26.1	39.1#

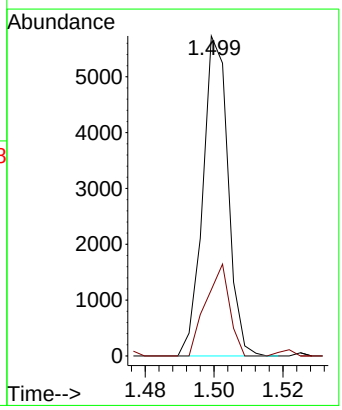

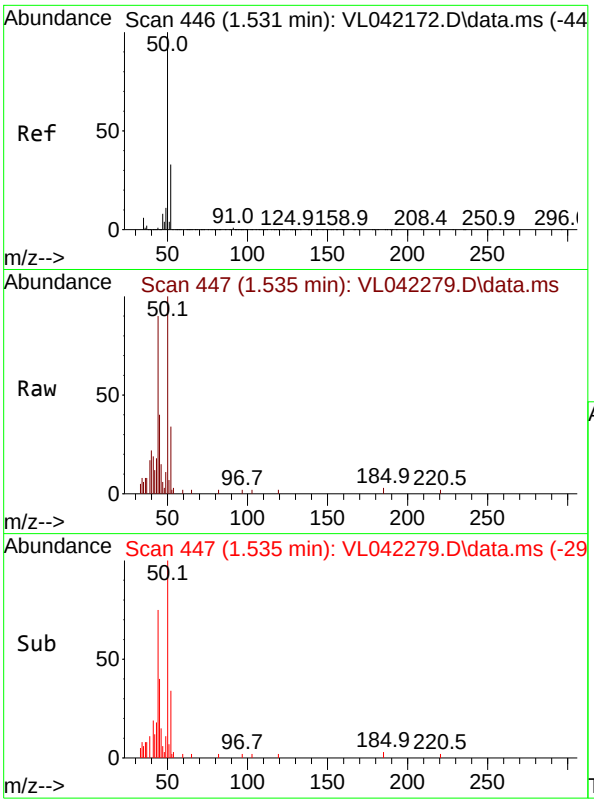

#4
Chloromethane
Concen: 0.197 ppbv
RT: 1.535 min Scan# 4
Delta R.T. 0.003 min
Lab File: VL042279.D
Acq: 09 Apr 2025 00:46

Tgt Ion: 50 Resp: 183

Ion	Ratio	Lower	Upper
50	100		
52	35.9	26.1	39.1

Instrument :
MSVOA_L
ClientSampleId :
SSSG-B2-7-04022025

Manual Integrations
APPROVED

Reviewed By :Mahesh Dadoda 04/09/2025
Supervised By :Semsettin Yesilyurt 04/10/2025

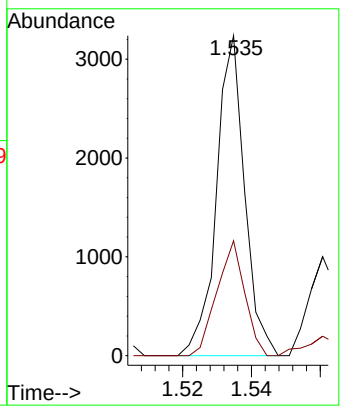

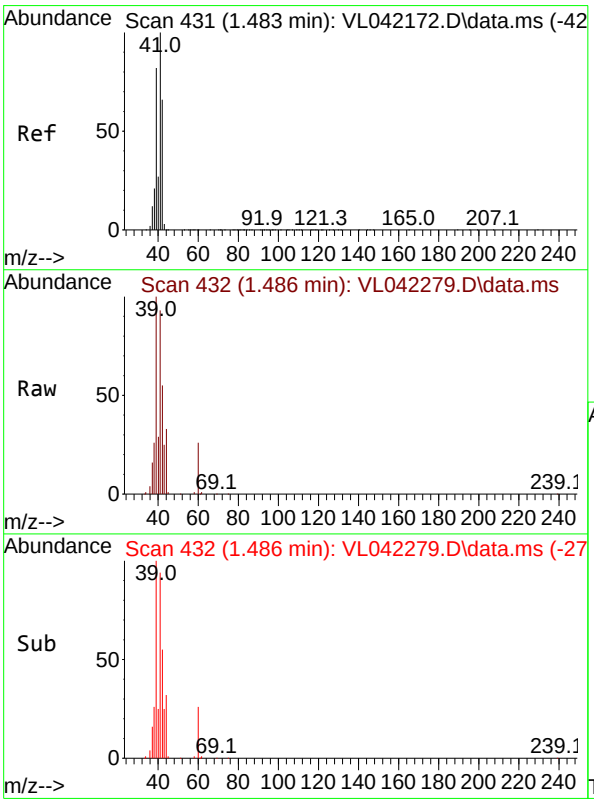

#9
Propene
Concen: 1.729 ppbv
RT: 1.486 min Scan# 432
Delta R.T. 0.003 min
Lab File: VL042279.D
Acq: 09 Apr 2025 00:46

Tgt Ion: 41 Resp: 18452

Ion	Ratio	Lower	Upper
41	100		
42	58.8	55.4	83.2

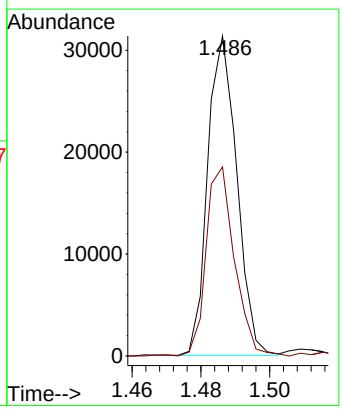

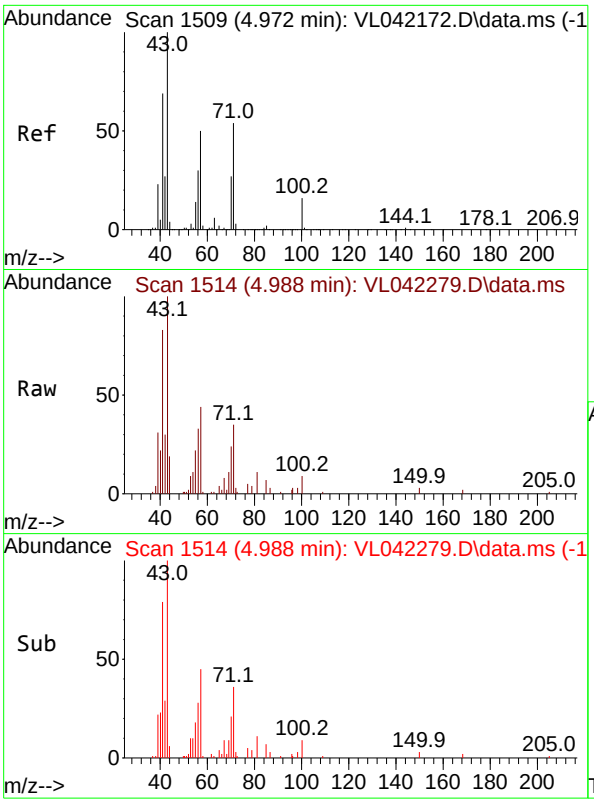

#10
Heptane
Concen: 0.301 ppbv
RT: 4.988 min Scan# 1
Delta R.T. 0.016 min
Lab File: VL042279.D
Acq: 09 Apr 2025 00:46

Tgt Ion: 43 Resp: 855

Ion	Ratio	Lower	Upper
43	100		
57	47.5	39.4	59.2

Instrument :
MSVOA_L
ClientSampleId :
SSSG-B2-7-04022025

Manual Integrations
APPROVED

Reviewed By :Mahesh Dadoda 04/09/2025
Supervised By :Semsettin Yesilyurt 04/10/2025

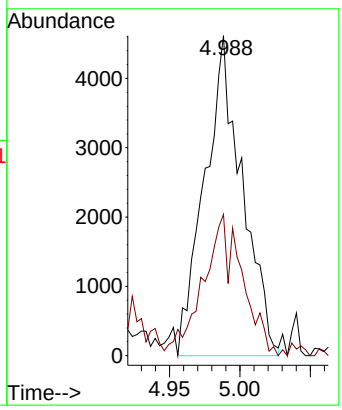

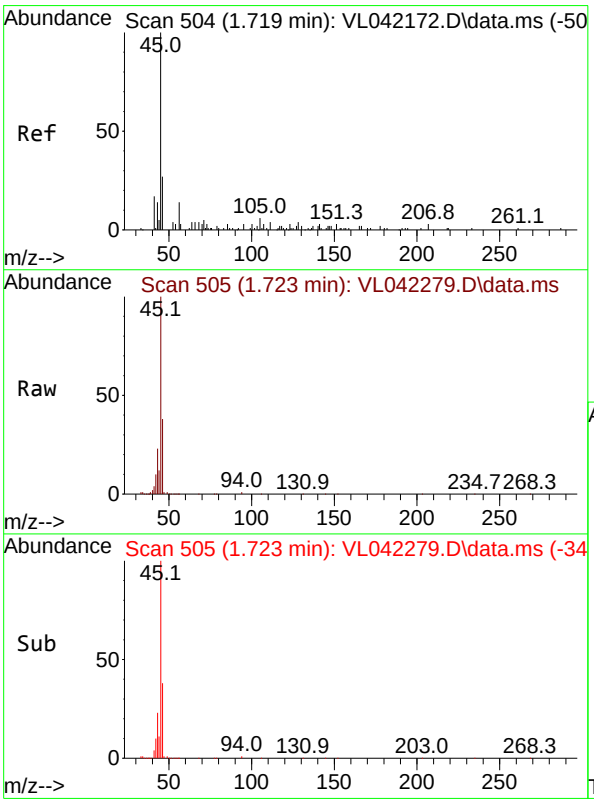

#13
Ethanol
Concen: 35.335 ppbv
RT: 1.723 min Scan# 505
Delta R.T. 0.003 min
Lab File: VL042279.D
Acq: 09 Apr 2025 00:46

Tgt Ion: 45 Resp: 35645

Ion	Ratio	Lower	Upper
45	100		
46	39.6	20.2	80.8

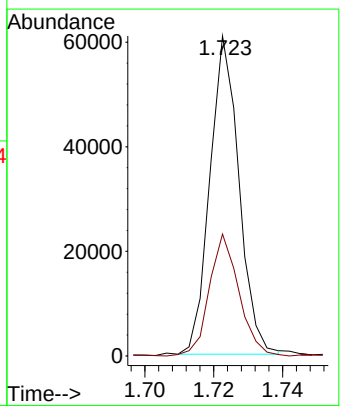

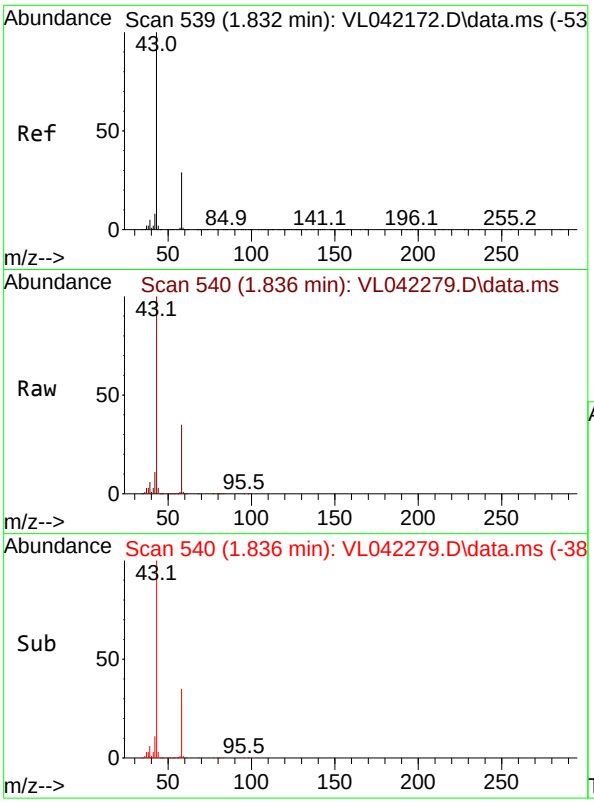

#15
Acetone
Concen: 64.577 ppbv
RT: 1.836 min Scan# 54
Delta R.T. 0.003 min
Lab File: VL042279.D
Acq: 09 Apr 2025 00:46

Tgt Ion: 43 Resp: 139402

Ion	Ratio	Lower	Upper
43	100		
58	31.7	23.2	34.8

Instrument :
MSVOA_L
ClientSampleId :
SSSG-B2-7-04022025

Manual Integrations
APPROVED

Reviewed By :Mahesh Dadoda 04/09/2025
Supervised By :Semsettin Yesilyurt 04/10/2025

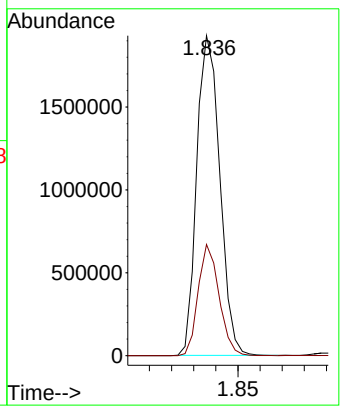

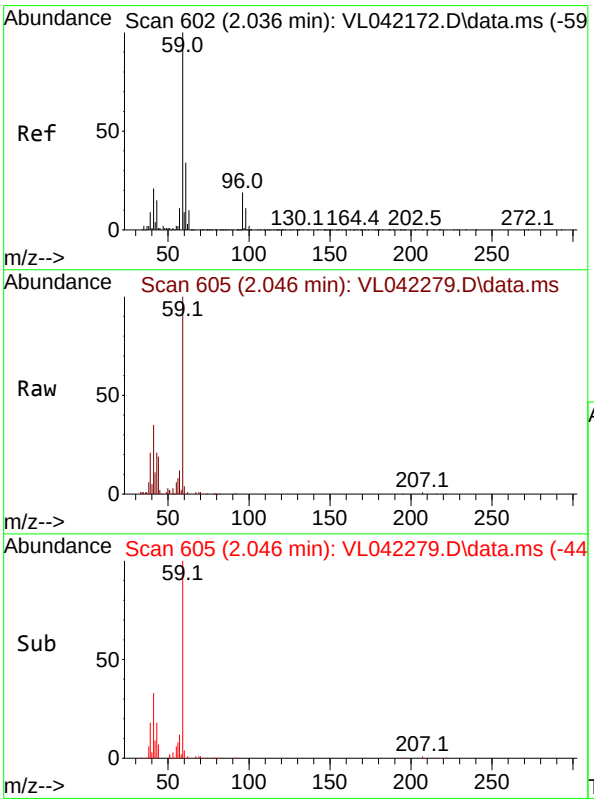

#17
tert-Butyl alcohol
Concen: 0.770 ppbv
RT: 2.046 min Scan# 605
Delta R.T. 0.010 min
Lab File: VL042279.D
Acq: 09 Apr 2025 00:46

Tgt Ion: 59 Resp: 20709

Ion	Ratio	Lower	Upper
59	100		
57	12.5	8.9	13.3

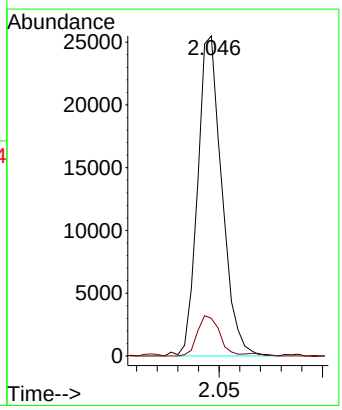

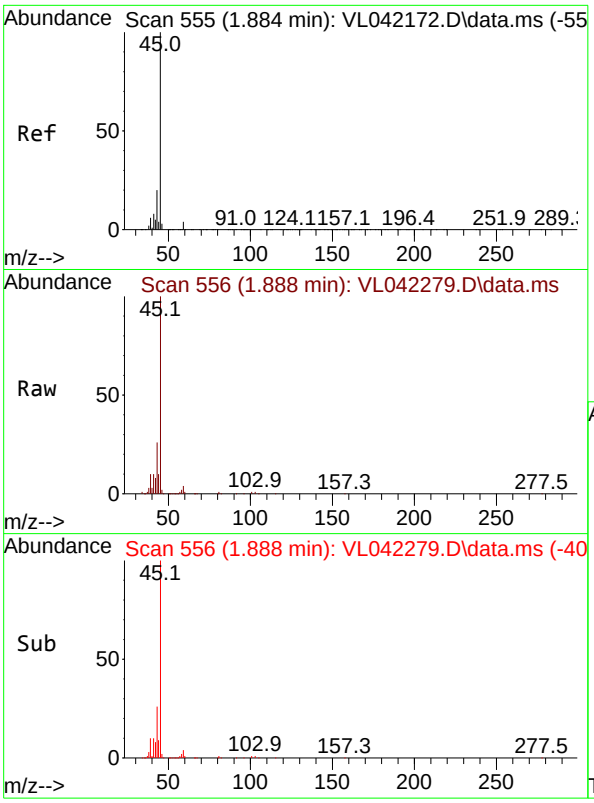

#19
Isopropyl Alcohol
Concen: 3.503 ppbv
RT: 1.888 min Scan# 5
Delta R.T. 0.003 min
Lab File: VL042279.D
Acq: 09 Apr 2025 00:46

Tgt Ion: 45 Resp: 4266

Ion	Ratio	Lower	Upper
45	100		
58	0.0	36.9	55.3

Instrument :
MSVOA_L
ClientSampleId :
SSSG-B2-7-04022025

Manual Integrations
APPROVED

Reviewed By :Mahesh Dadoda 04/09/2025
Supervised By :Semsettin Yesilyurt 04/10/2025

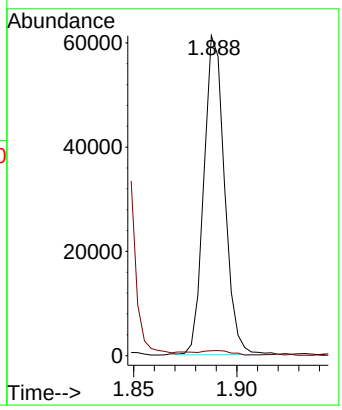

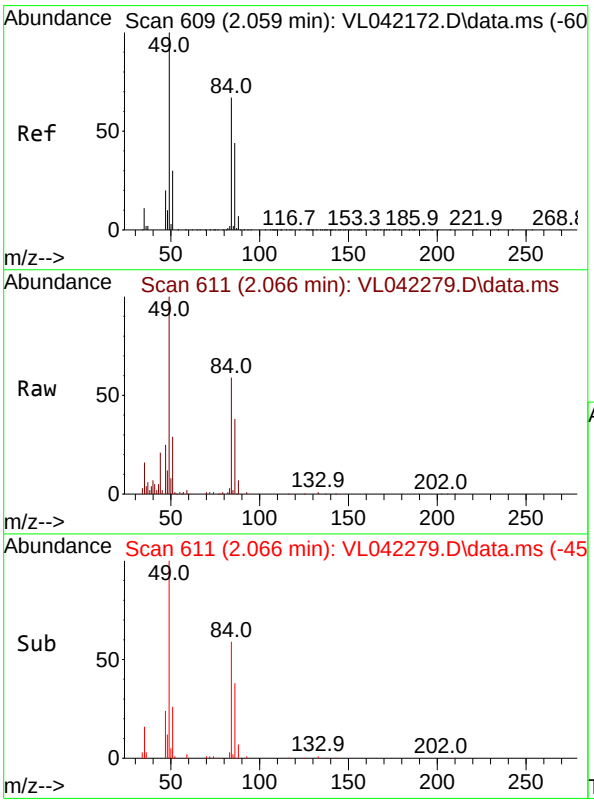

#20
Methylene Chloride
Concen: 0.979 ppbv
RT: 2.066 min Scan# 611
Delta R.T. 0.007 min
Lab File: VL042279.D
Acq: 09 Apr 2025 00:46

Tgt Ion: 84 Resp: 7869

Ion	Ratio	Lower	Upper
84	100		
49	168.9	120.2	180.4
51	46.6	37.4	56.0
86	65.3	52.4	78.6

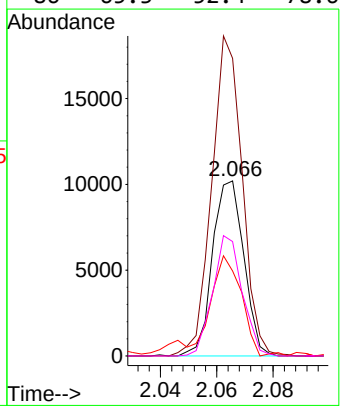

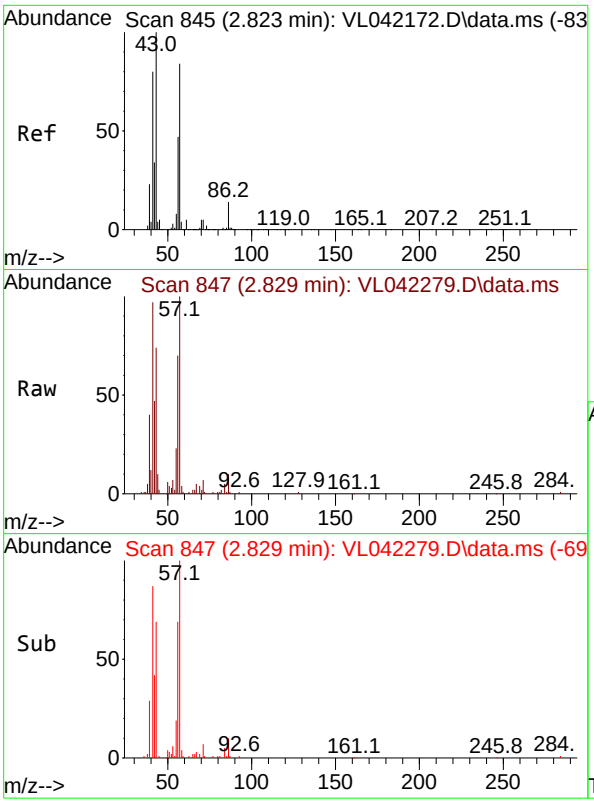

#26
Hexane
Concen: 0.514 ppbv
RT: 2.829 min Scan# 8
Delta R.T. 0.007 min
Lab File: VL042279.D
Acq: 09 Apr 2025 00:46

Tgt Ion: 57 Resp: 1111

Ion	Ratio	Lower	Upper
57	100		
41	118.7	76.6	114.8#
43	107.1	207.8	311.8#
56	75.6	43.6	65.4#

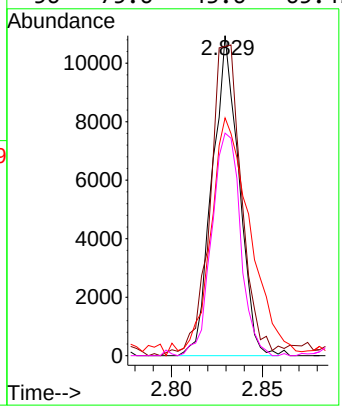

Instrument :
MSVOA_L
ClientSampleId :
SSSG-B2-7-04022025

Manual Integrations
APPROVED

Reviewed By :Mahesh Dadoda 04/09/2025
Supervised By :Semsettin Yesilyurt 04/10/2025

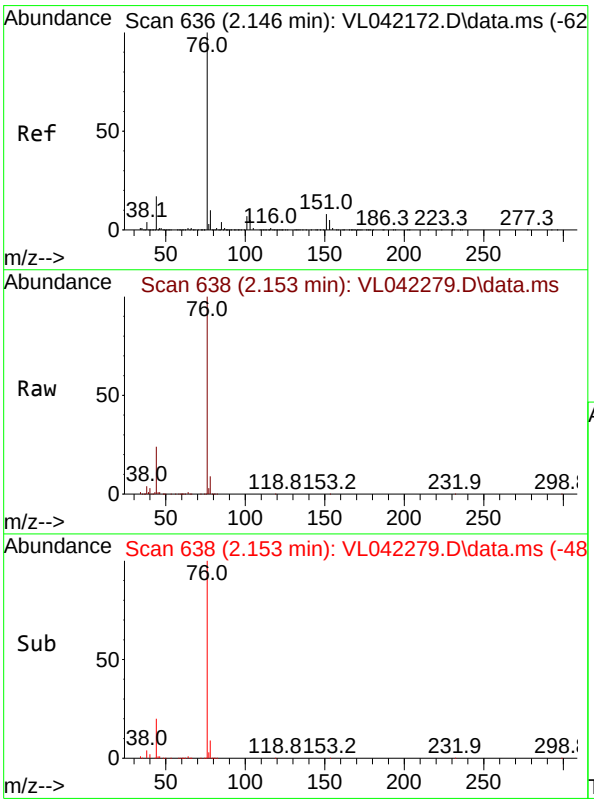

#27
Carbon Disulfide
Concen: 2.746 ppbv
RT: 2.153 min Scan# 638
Delta R.T. 0.007 min
Lab File: VL042279.D
Acq: 09 Apr 2025 00:46

Tgt Ion: 76 Resp: 63719

Ion	Ratio	Lower	Upper
76	100		
44	27.1	14.7	22.1#
78	9.2	9.3	13.9#

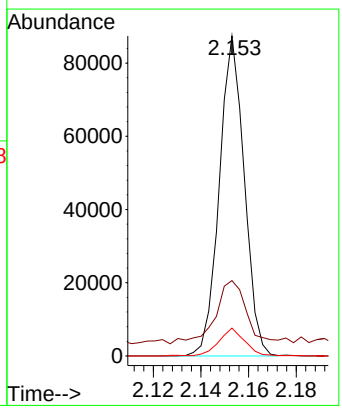

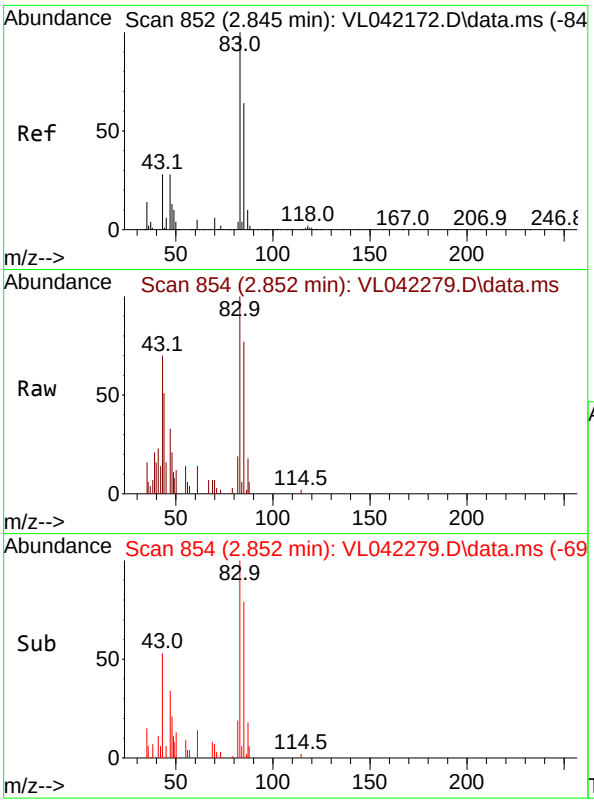

#29
Chloroform
Concen: 0.102 ppbv
RT: 2.852 min Scan# 8
Delta R.T. 0.007 min
Lab File: VL042279.D
Acq: 09 Apr 2025 00:46

Tgt Ion: 83 Resp: 324

Ion	Ratio	Lower	Upper
83	100		
85	76.6	51.4	77.2

Instrument :
MSVOA_L
ClientSampleId :
SSSG-B2-7-04022025

Manual Integrations
APPROVED

Reviewed By :Mahesh Dadoda 04/09/2025
Supervised By :Semsettin Yesilyurt 04/10/2025

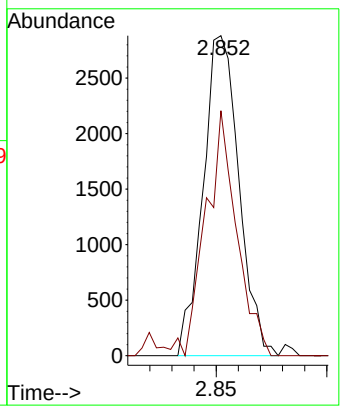

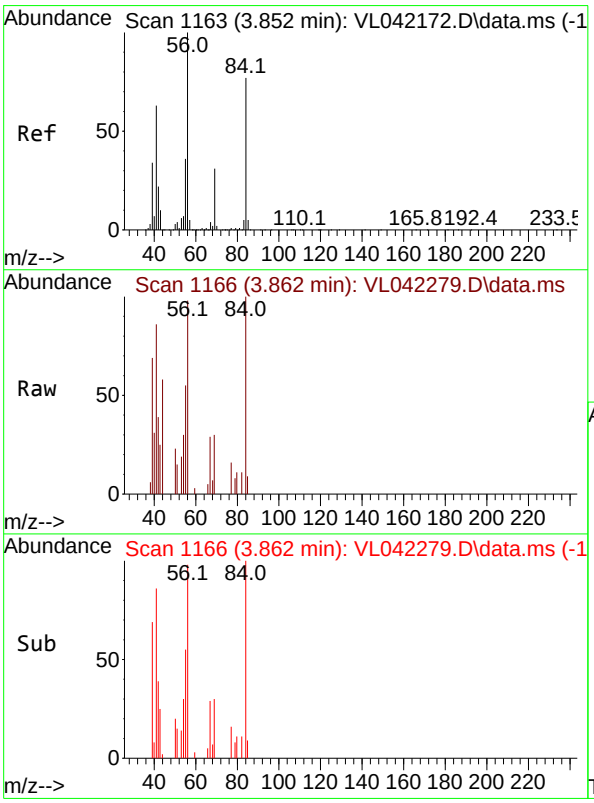

#30
Cyclohexane
Concen: 0.148 ppbv
RT: 3.862 min Scan# 1166
Delta R.T. 0.010 min
Lab File: VL042279.D
Acq: 09 Apr 2025 00:46

Tgt Ion: 84 Resp: 2776

Ion	Ratio	Lower	Upper
84	100		
56	153.2	102.8	154.2
41	134.2	66.5	99.7#

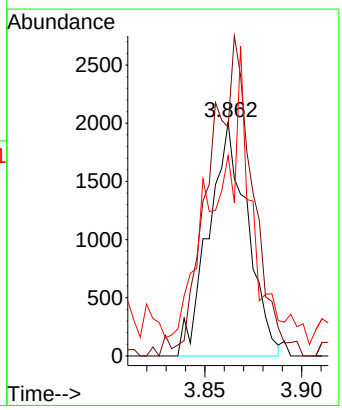

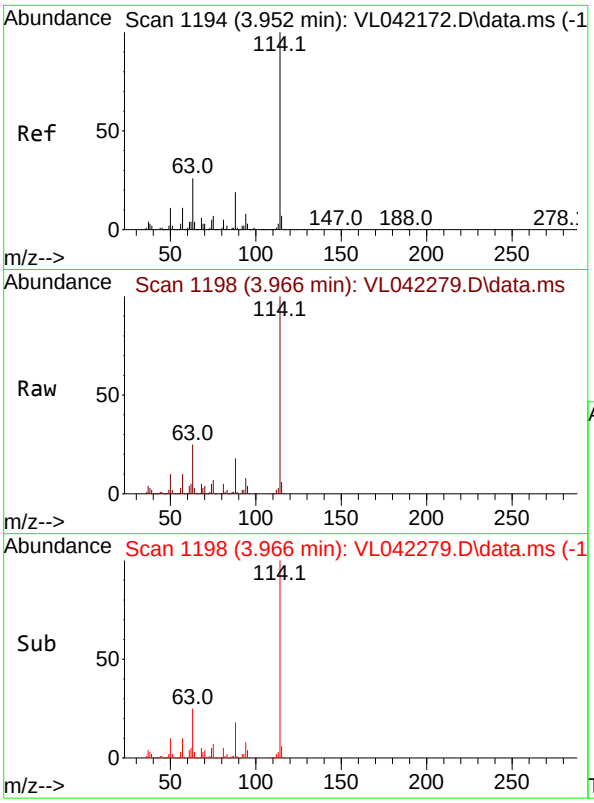

#33
1,4-Difluorobenzene
Concen: 10.000 ppbv
RT: 3.966 min Scan# 1
Delta R.T. 0.013 min
Lab File: VL042279.D
Acq: 09 Apr 2025 00:46

Tgt Ion:114 Resp: 39209

Ion	Ratio	Lower	Upper
114	100		
63	25.8	20.7	31.1
88	18.1	15.0	22.4

Instrument :
MSVOA_L
ClientSampleId :
SSSG-B2-7-04022025

Manual Integrations
APPROVED

Reviewed By :Mahesh Dadoda 04/09/2025
Supervised By :Semsettin Yesilyurt 04/10/2025

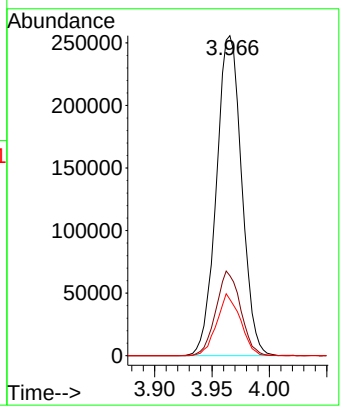

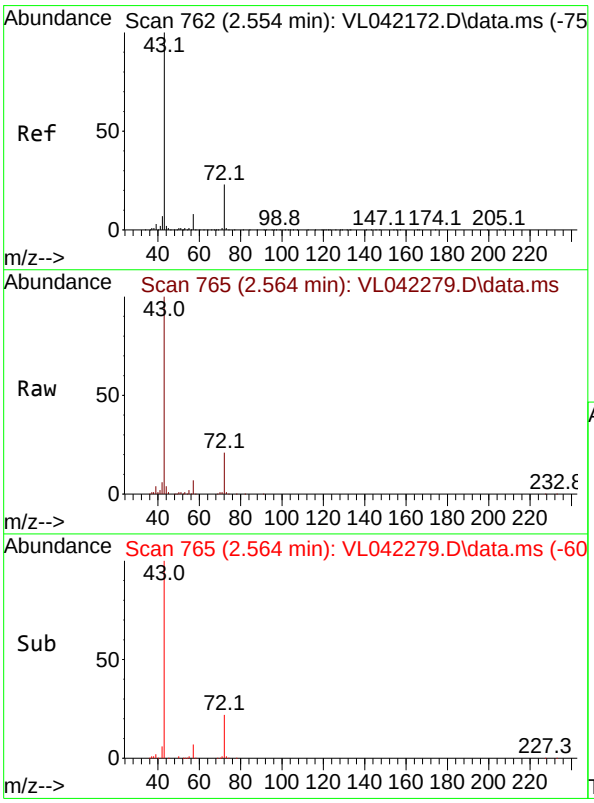

#34
2-Butanone
Concen: 3.959 ppbv
RT: 2.564 min Scan# 765
Delta R.T. 0.010 min
Lab File: VL042279.D
Acq: 09 Apr 2025 00:46

Tgt Ion: 43 Resp: 112551

Ion	Ratio	Lower	Upper
43	100		
72	22.5	18.2	27.2

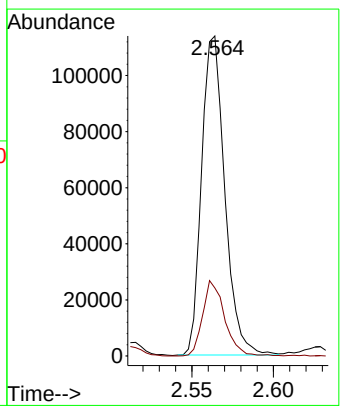

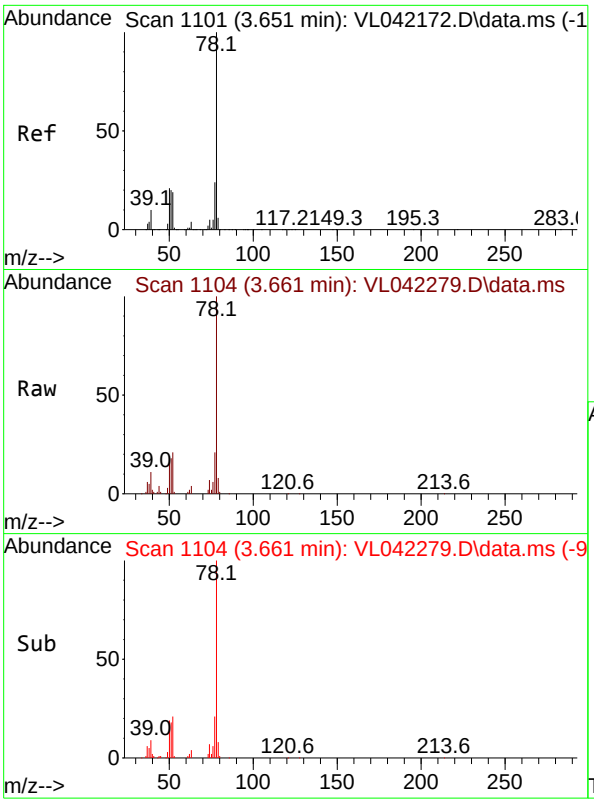

#36
Benzene
Concen: 1.014 ppbv
RT: 3.661 min Scan# 1
Delta R.T. 0.010 min
Lab File: VL042279.D
Acq: 09 Apr 2025 00:46

Tgt Ion: 78 Resp: 3941

Ion	Ratio	Lower	Upper
78	100		
77	21.4	19.1	28.7
50	19.0	16.6	24.8

Instrument :
MSVOA_L
ClientSampleId :
SSSG-B2-7-04022025

Manual Integrations
APPROVED

Reviewed By :Mahesh Dadoda 04/09/2025
Supervised By :Semsettin Yesilyurt 04/10/2025

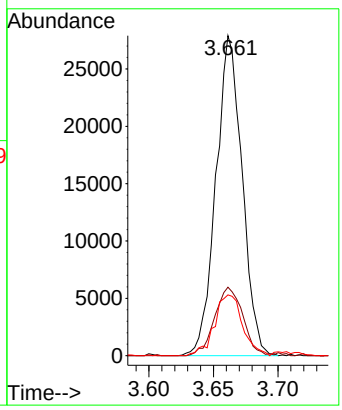

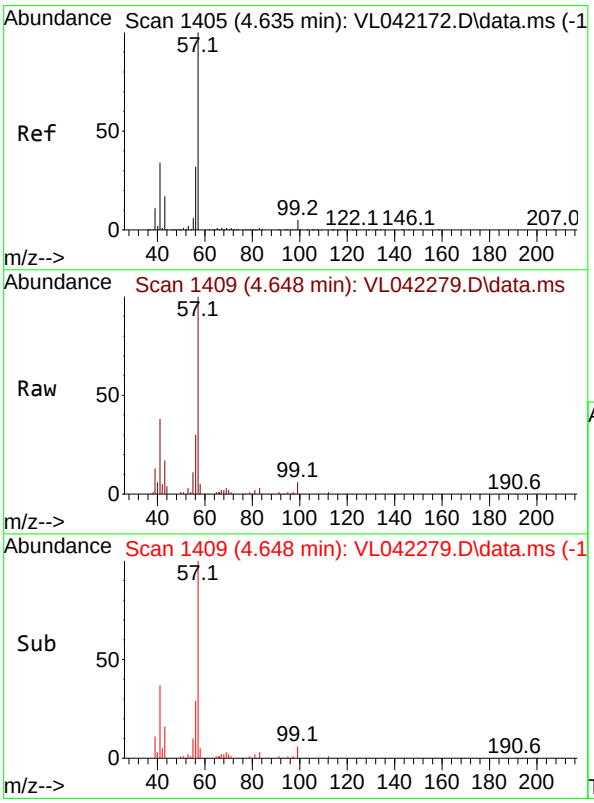

#44
2,2,4-Trimethylpentane
Concen: 0.740 ppbv
RT: 4.648 min Scan# 1409
Delta R.T. 0.013 min
Lab File: VL042279.D
Acq: 09 Apr 2025 00:46

Tgt Ion: 57 Resp: 48596

Ion	Ratio	Lower	Upper
57	100		
41	46.5	26.8	40.2#
56	42.7	25.6	38.4#

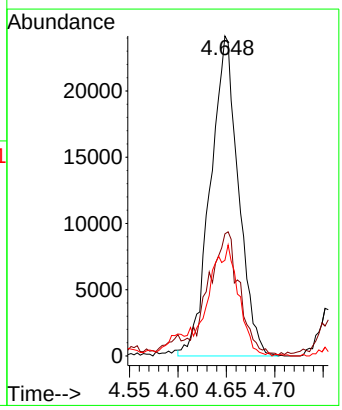

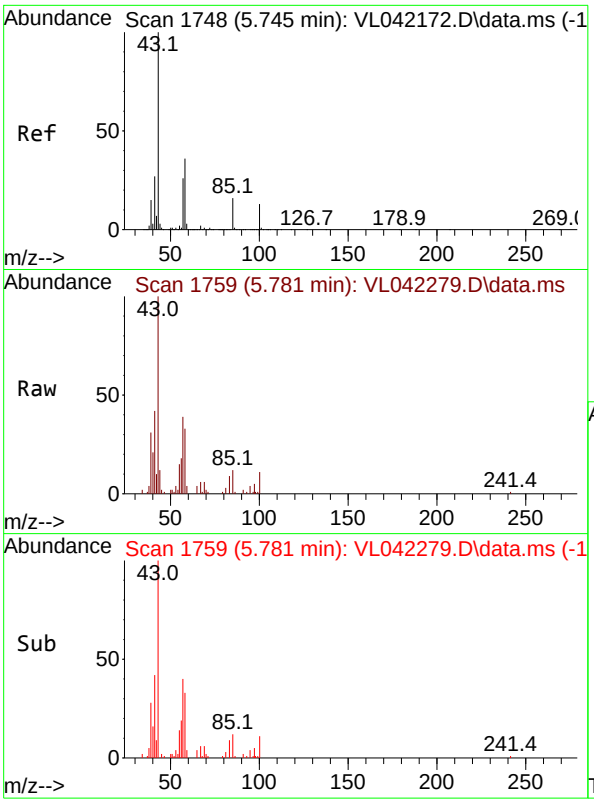

#50
4-Methyl-2-Pentanone
Concen: 0.579 ppbv m
RT: 5.781 min Scan# 1
Delta R.T. 0.036 min
Lab File: VL042279.D
Acq: 09 Apr 2025 00:46

Tgt Ion: 43 Resp: 2608

Ion	Ratio	Lower	Upper
43	100		
58	0.0	29.0	43.6

Instrument :
MSVOA_L
ClientSampleId :
SSSG-B2-7-04022025

Manual Integrations
APPROVED

Reviewed By :Mahesh Dadoda 04/09/2025
Supervised By :Semsettin Yesilyurt 04/10/2025

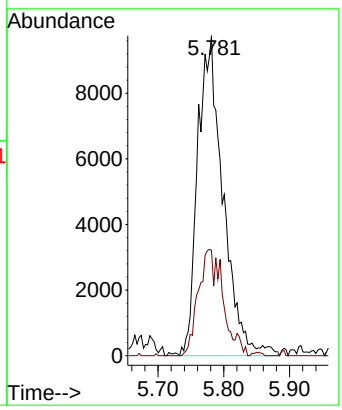

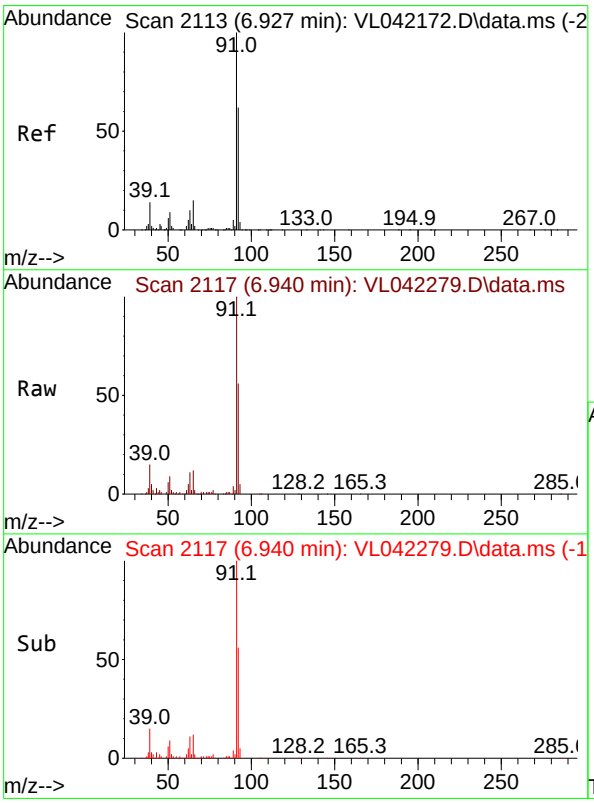

#53
Toluene
Concen: 3.603 ppbv
RT: 6.940 min Scan# 2117
Delta R.T. 0.013 min
Lab File: VL042279.D
Acq: 09 Apr 2025 00:46

Tgt Ion: 91 Resp: 166042

Ion	Ratio	Lower	Upper
91	100		
92	59.2	48.4	72.6

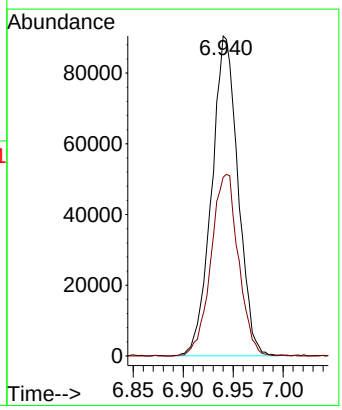

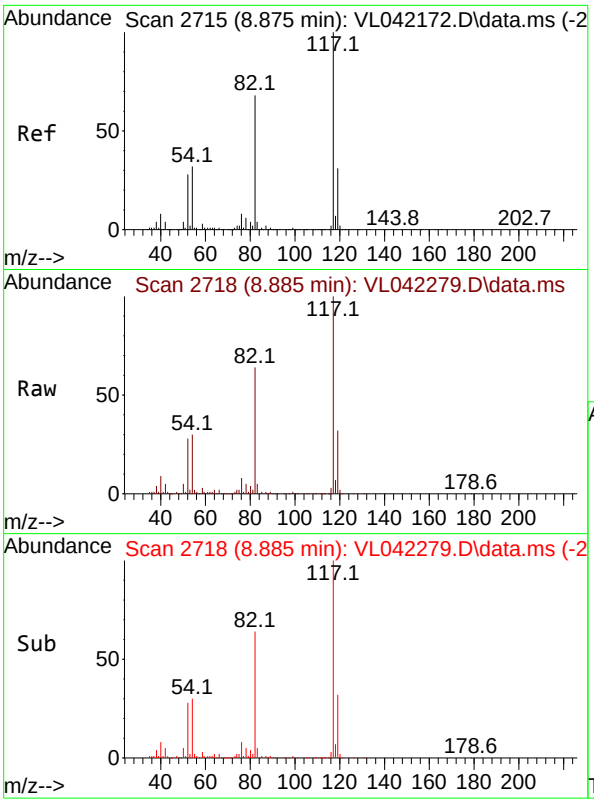

#55
Chlorobenzene-d5
Concen: 10.000 ppbv
RT: 8.885 min Scan# 2
Delta R.T. 0.010 min
Lab File: VL042279.D
Acq: 09 Apr 2025 00:46

Tgt Ion:117 Resp: 37695

Ion	Ratio	Lower	Upper
117	100		
82	64.7	55.8	83.6
119	31.7	25.5	38.3

Instrument :
MSVOA_L
ClientSampleId :
SSSG-B2-7-04022025

Manual Integrations
APPROVED

Reviewed By :Mahesh Dadoda 04/09/2025
Supervised By :Semsettin Yesilyurt 04/10/2025

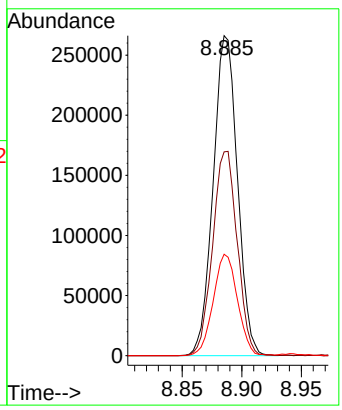

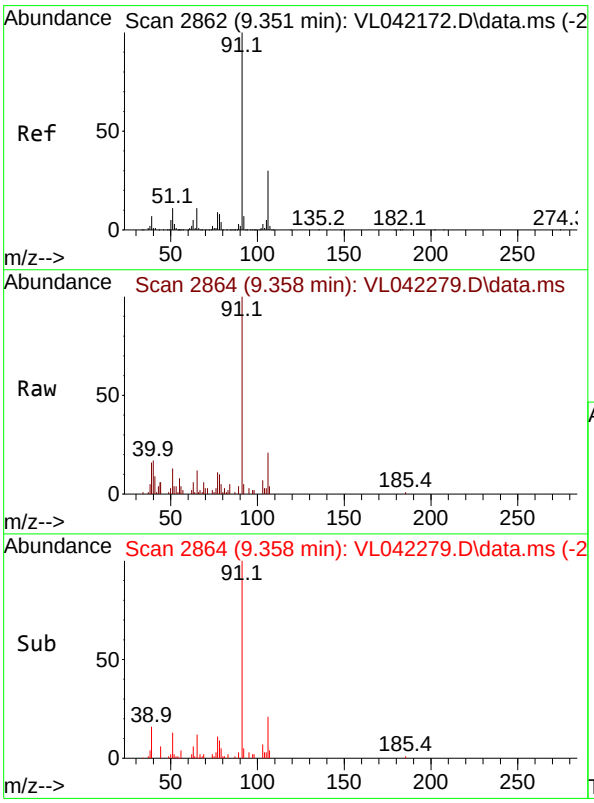

#58
Ethyl Benzene
Concen: 0.188 ppbv
RT: 9.358 min Scan# 2864
Delta R.T. 0.007 min
Lab File: VL042279.D
Acq: 09 Apr 2025 00:46

Tgt Ion: 91 Resp: 12588

Ion	Ratio	Lower	Upper
91	100		
106	20.9	24.2	36.2#

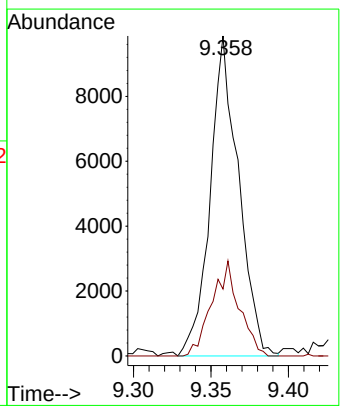

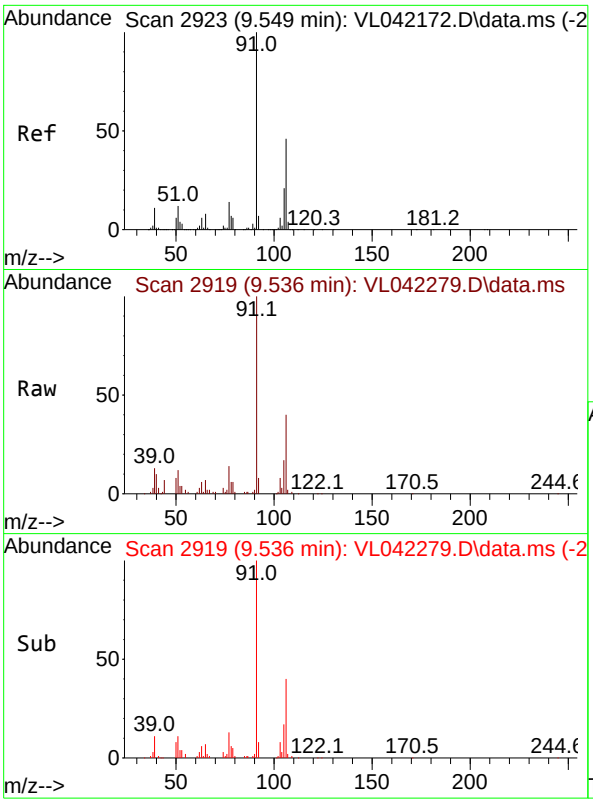

#59
m/p-Xylene
Concen: 0.641 ppbv
RT: 9.536 min Scan# 2
Delta R.T. -0.013 min
Lab File: VL042279.D
Acq: 09 Apr 2025 00:46

Tgt Ion: 91 Resp: 3424

Ion	Ratio	Lower	Upper
91	100		
106	45.1	36.4	54.6

Instrument :
MSVOA_L
ClientSampleId :
SSSG-B2-7-04022025

Manual Integrations
APPROVED

Reviewed By :Mahesh Dadoda 04/09/2025
Supervised By :Semsettin Yesilyurt 04/10/2025

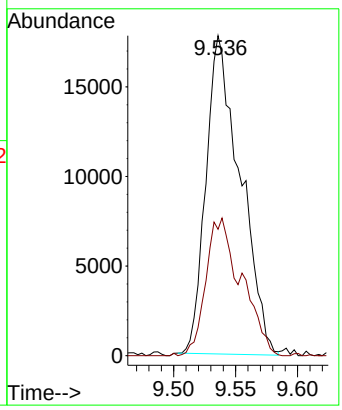

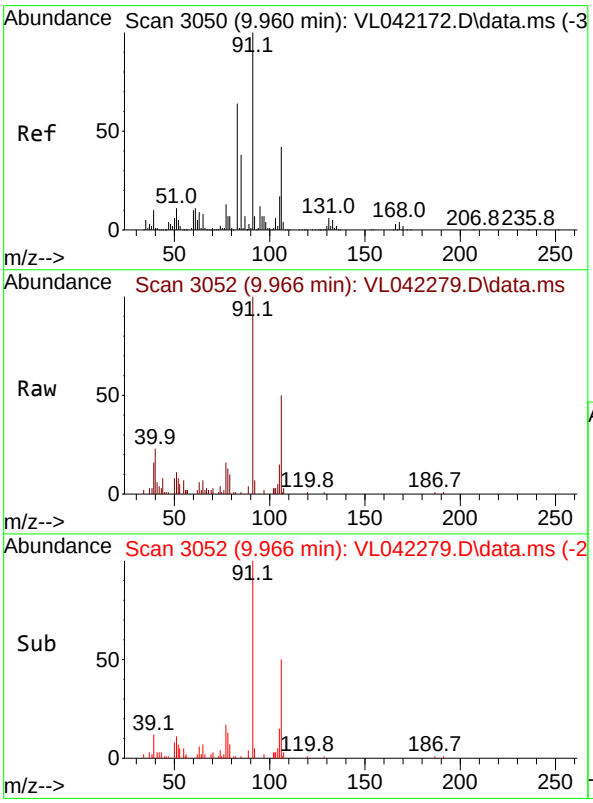

#60
o-Xylene
Concen: 0.207 ppbv
RT: 9.966 min Scan# 3052
Delta R.T. 0.007 min
Lab File: VL042279.D
Acq: 09 Apr 2025 00:46

Tgt Ion: 91 Resp: 11082

Ion	Ratio	Lower	Upper
91	100		
106	43.9	20.8	62.5

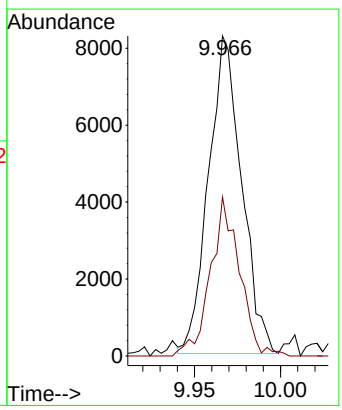

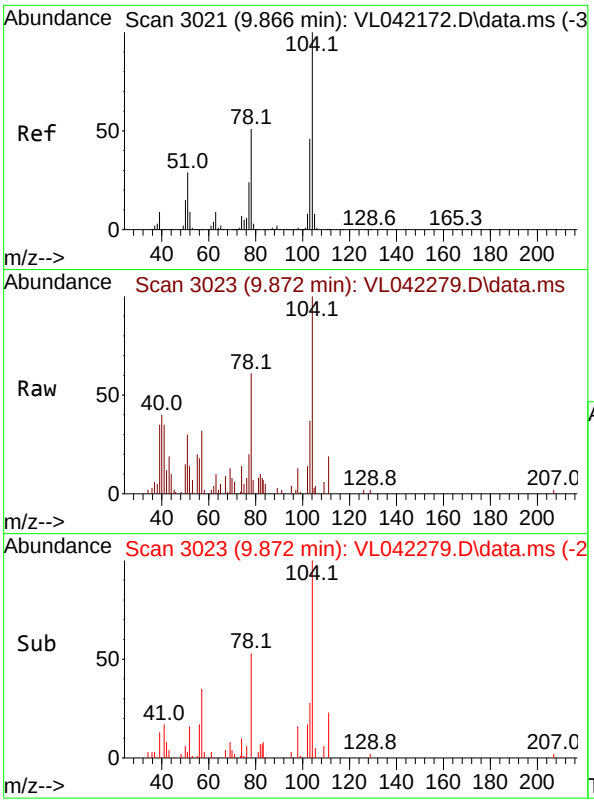

#61
Styrene
Concen: 0.194 ppbv
RT: 9.872 min Scan# 3(
Delta R.T. 0.007 min
Lab File: VL042279.D
Acq: 09 Apr 2025 00:46

Tgt Ion:104 Resp: 515!

Ion	Ratio	Lower	Upper
104	100		
78	53.3	41.8	62.6
103	43.2	37.0	55.4

Instrument :
MSVOA_L
ClientSampleId :
SSSG-B2-7-04022025

Manual Integrations
APPROVED

Reviewed By :Mahesh Dadoda 04/09/2025
Supervised By :Semsettin Yesilyurt 04/10/2025

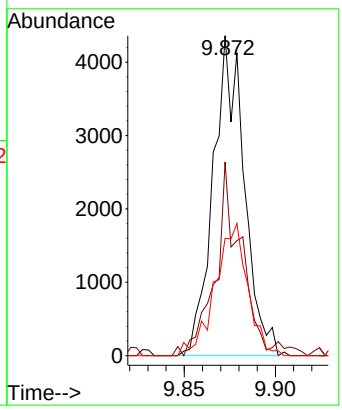

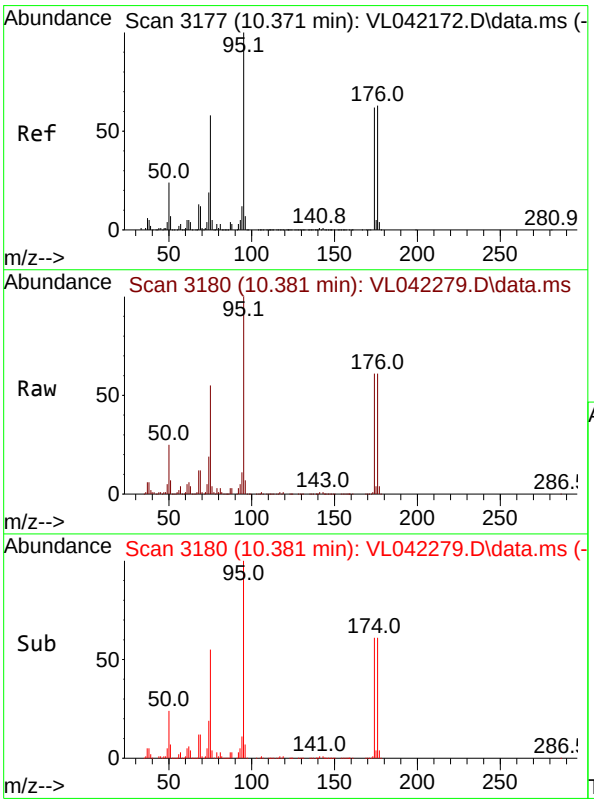

#68
1-Bromo-4-Fluorobenzene
Concen: 9.096 ppbv
RT: 10.381 min Scan# 3180
Delta R.T. 0.010 min
Lab File: VL042279.D
Acq: 09 Apr 2025 00:46

Tgt Ion: 95 Resp: 281576

Ion	Ratio	Lower	Upper
95	100		
174	62.8	50.6	76.0
175	4.8	3.8	5.6

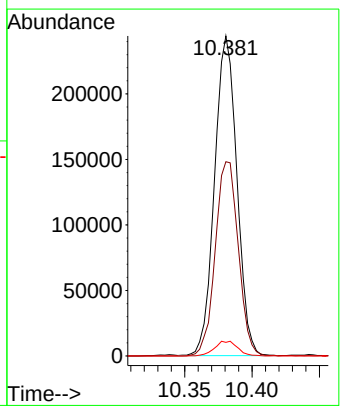

LSC Area Percent Report

Data Path : Z:\voasrv\HPCHEM1\MSVOA_L\Data\VL040825\
Data File : VL042279.D
Acq On : 09 Apr 2025 00:46
Operator : SY/MD
Sample : Q1728-04 4X
Misc : 400mL/MSVOA_L
ALS Vial : 1 Sample Multiplier: 1

Instrument :
MSVOA_L
ClientSampleId :
SSSG-B2-7-04022025

Integration Parameters: RTEINT.P
Integrator: RTE
Smoothing : ON Filtering: 5
Sampling : 3 Min Area: 3 % of largest Peak
Start Thrs: 0.001 Max Peaks: 100
Stop Thrs : 0 Peak Location: TOP

If leading or trailing edge < 100 prefer < Baseline drop else tangent >
Peak separation: 0

Method : Z:\voasrv\HPCHEM1\MSVOA_L\methods\VL032725AIR.M
Title : AIR ANALYSIS BY METHOD TO-15 Instrument: MSVOA_LFri Aug 26 06:05:16 2022

Signal : TIC: VL042279.D\data.ms

peak #	R.T. min	first scan	max scan	last scan	PK TY	peak height	corr. area	corr. % max.	% of total
1	1.431	411	415	421	rBV	2797591	2273873	98.13%	17.481%
2	1.489	428	433	436	rBV2	129521	83350	3.60%	0.641%
3	1.561	449	455	459	rBV	293164	161877	6.99%	1.244%
4	1.603	463	468	471	rBV	130056	73842	3.19%	0.568%
5	1.622	471	474	478	rVB	95943	50863	2.19%	0.391%
6	1.723	501	505	512	rVB	110663	66720	2.88%	0.513%
7	1.836	536	540	549	rVB	3268900	2317278	100.00%	17.815%
8	1.888	549	556	560	rBV	102570	73911	3.19%	0.568%
9	1.965	576	580	585	rBV	70099	48244	2.08%	0.371%
10	2.046	600	605	608	rBV	58541	47361	2.04%	0.364%
11	2.062	608	610	615	rVB	53066	36624	1.58%	0.282%
12	2.153	631	638	643	rBV	123143	93547	4.04%	0.719%
13	2.477	733	738	744	rVB2	57572	57354	2.48%	0.441%
14	2.512	744	749	759	rVB3	29752	31809	1.37%	0.245%
15	2.561	759	764	774	rBV	179229	177917	7.68%	1.368%
16	2.626	776	784	793	rVB2	38135	44389	1.92%	0.341%
17	2.791	824	835	842	rBV	543655	571074	24.64%	4.390%
18	2.829	842	847	853	rVV2	46523	50556	2.18%	0.389%
19	3.661	1091	1104	1110	rBV2	66624	98649	4.26%	0.758%
20	3.697	1110	1115	1127	rVB2	36115	56758	2.45%	0.436%
21	3.962	1184	1197	1212	rBV	673951	1051404	45.37%	8.083%
22	4.059	1216	1227	1234	rBV2	60665	97274	4.20%	0.748%
23	4.273	1279	1293	1305	rBV6	38346	80740	3.48%	0.621%
24	4.652	1396	1410	1421	rVB2	62608	138126	5.96%	1.062%
25	4.985	1505	1513	1525	rVB6	22653	42574	1.84%	0.327%
26	5.671	1707	1725	1726	rBV5	35218	52059	2.25%	0.400%
27	5.678	1726	1727	1742	rVB6	38688	47414	2.05%	0.365%
28	5.781	1744	1759	1760	rBV3	36885	55258	2.38%	0.425%
29	5.788	1760	1761	1777	rVB10	32668	51145	2.21%	0.393%
30	6.205	1879	1890	1903	rBV8	15216	38266	1.65%	0.294%
31	6.276	1903	1912	1931	rVB10	18797	50313	2.17%	0.387%
32	6.746	2040	2057	2073	rBV6	47459	114317	4.93%	0.879%
33	6.943	2101	2118	2136	rBV	241018	493694	21.30%	3.795%
34	7.196	2183	2196	2207	rBV5	24460	54618	2.36%	0.420%
35	7.383	2243	2254	2261	rBV8	16398	33296	1.44%	0.256%
36	7.626	2313	2329	2339	rBV9	51839	126257	5.45%	0.971%

LSC Area Percent Report

Data Path : Z:\voasrv\HPCHEM1\MSVOA_L\Data\VL040825\
Data File : VL042279.D
Acq On : 09 Apr 2025 00:46
Operator : SY/MD
Sample : Q1728-04 4X
Misc : 400mL/MSVOA_L
ALS Vial : 1 Sample Multiplier: 1

Instrument :
MSVOA_L
ClientSampleId :
SSSG-B2-7-04022025

Integration Parameters: RTEINT.P
Integrator: RTE
Smoothing : ON Filtering: 5
Sampling : 3 Min Area: 3 % of largest Peak
Start Thrs: 0.001 Max Peaks: 100
Stop Thrs : 0 Peak Location: TOP

If leading or trailing edge < 100 prefer < Baseline drop else tangent >
Peak separation: 0

Method : Z:\voasrv\HPCHEM1\MSVOA_L\methods\VL032725AIR.M
Title : AIR ANALYSIS BY METHOD TO-15 Instrument: MSVOA_LFri Aug 26 06:05:16 2022

37	7.901	2403	2414	2426	rBV3	28020	55554	2.40%	0.427%
38	8.141	2480	2488	2499	rVB7	23778	41989	1.81%	0.323%
39	8.312	2532	2541	2556	rVB10	37820	78218	3.38%	0.601%
40	8.885	2701	2718	2728	rBV	929416	1406616	60.70%	10.814%
41	8.947	2728	2737	2744	rVV2	83043	146233	6.31%	1.124%
42	9.005	2744	2755	2764	rVB9	49405	117422	5.07%	0.903%
43	9.102	2776	2785	2792	rBV4	35311	52816	2.28%	0.406%
44	9.151	2792	2800	2809	rBV3	49584	72190	3.12%	0.555%
45	9.225	2814	2823	2834	rVB4	85912	126995	5.48%	0.976%
46	9.361	2855	2865	2869	rBV2	28839	45125	1.95%	0.347%
47	9.422	2878	2884	2891	rVB6	22743	33119	1.43%	0.255%
48	9.533	2910	2918	2923	rBV3	49122	71952	3.11%	0.553%
49	9.558	2923	2926	2936	rVB8	44931	64412	2.78%	0.495%
50	9.717	2966	2975	2989	rBV2	42696	69590	3.00%	0.535%
51	9.872	3011	3023	3029	rVB7	23107	33894	1.46%	0.261%
52	9.966	3037	3052	3059	rBV4	25209	53843	2.32%	0.414%
53	10.381	3160	3180	3190	rBV	1149358	1376508	59.40%	10.582%
54	10.445	3190	3200	3209	rVB7	22621	37424	1.61%	0.288%
55	10.863	3322	3329	3337	rVB3	62015	70104	3.03%	0.539%
56	11.779	3599	3612	3621	rVB2	80108	110999	4.79%	0.853%

Sum of corrected areas: 13007754

Data Path : Z:\voasrv\HPCHEM1\MSVOA_L\Data\VL040825\
Data File : VL042279.D
Acq On : 09 Apr 2025 00:46
Operator : SY/MD
Sample : Q1728-04 4X
Misc : 400mL/MSVOA_L
ALS Vial : 1 Sample Multiplier: 1

Instrument :
MSVOA_L
ClientSampleId :
SSSG-B2-7-04022025

Quant Method : Z:\voasrv\HPCHEM1\MSVOA_L\methods\VL032725AIR.M
Quant Title : AIR ANALYSIS BY METHOD TO-15 Instrument: MSVOA_LFri Aug 26 06:05:16 2022

TIC Library : C:\Database\NIST20.L
TIC Integration Parameters: LSCINT.P

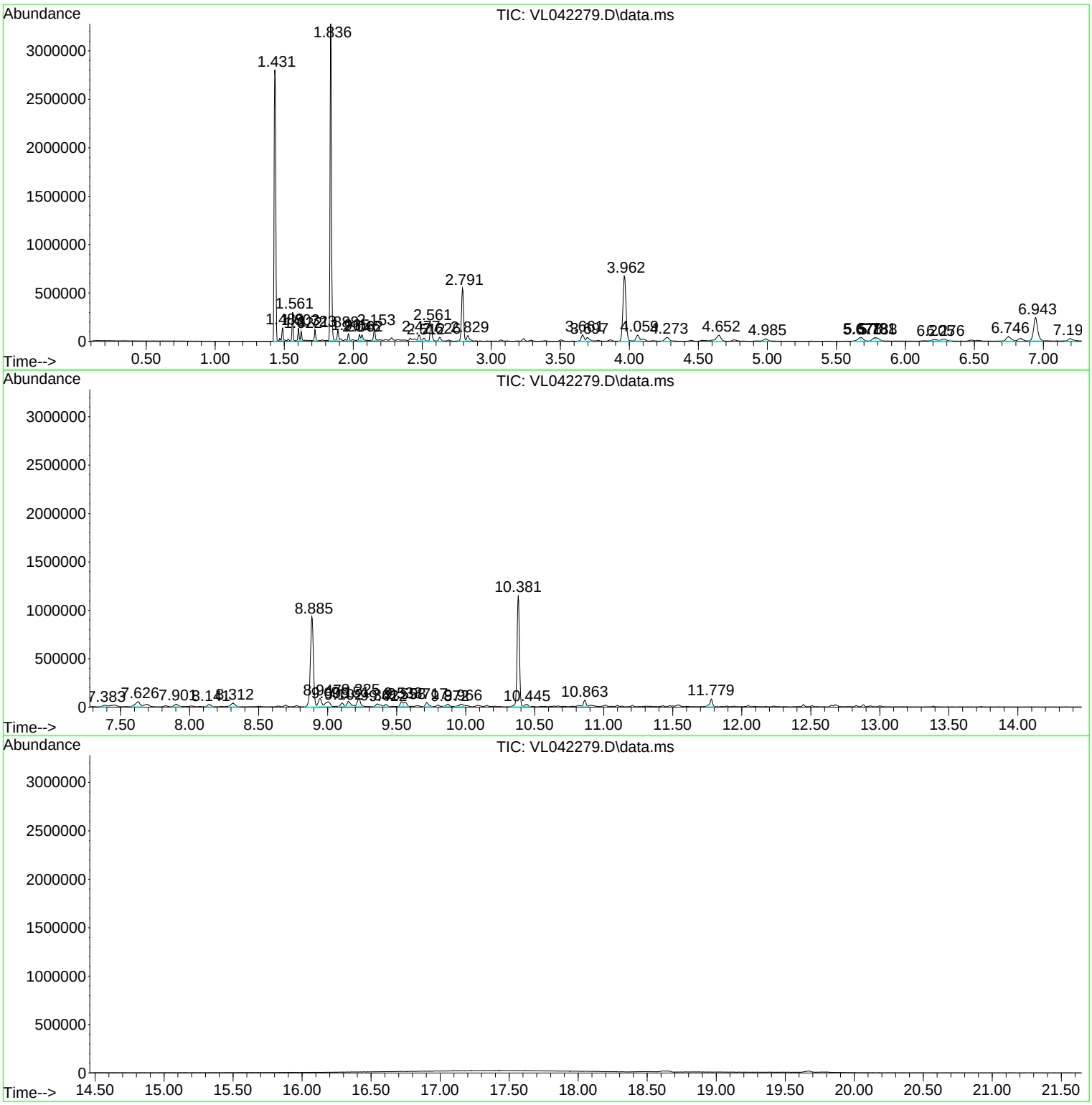

Data Path : Z:\voasrv\HPCHEM1\MSVOA_L\Data\VL040825\
Data File : VL042279.D
Acq On : 09 Apr 2025 00:46
Operator : SY/MD
Sample : Q1728-04 4X
Misc : 400mL/MSVOA_L
ALS Vial : 1 Sample Multiplier: 1

Instrument :
MSVOA_L
ClientSampleId :
SSSG-B2-7-04022025

Quant Method : Z:\voasrv\HPCHEM1\MSVOA_L\methods\VL032725AIR.M
Quant Title : AIR ANALYSIS BY METHOD TO-15 Instrument: MSVOA_LFri Aug 26 06:05:16 2022

TIC Library : C:\Database\NIST20.L
TIC Integration Parameters: LSCINT.P

****

Peak Number 2 1-Propene, 2-methyl- Concentration Rank 2

R.T.	EstConc	Area	Relative to ISTD	R.T.
1.603	1.29 ppbv	73842	Bromochloromethane	2.791

Hit# of 5	Tentative ID	MW	MolForm	CAS#	Qual
1	1-Propene, 2-methyl-	56	C4H8	000115-11-7	90
2	1-Butene	56	C4H8	000106-98-9	86
3	2-Butene	56	C4H8	000107-01-7	80
4	2-Butene, (Z)-	56	C4H8	000590-18-1	80
5	1-Propene, 2-methyl-	56	C4H8	000115-11-7	80

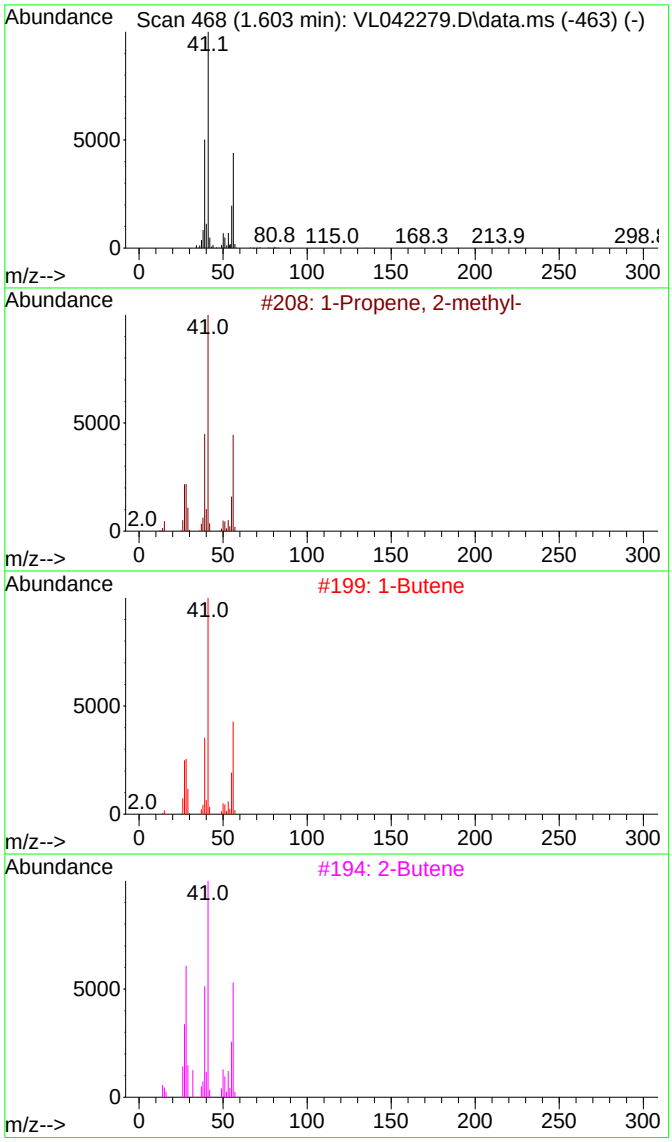

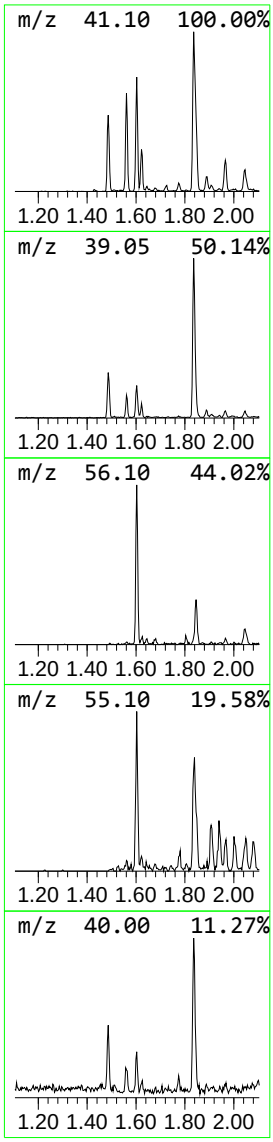

Data Path : Z:\voasrv\HPCHEM1\MSVOA_L\Data\VL040825\
Data File : VL042279.D
Acq On : 09 Apr 2025 00:46
Operator : SY/MD
Sample : Q1728-04 4X
Misc : 400mL/MSVOA_L
ALS Vial : 1 Sample Multiplier: 1

Instrument :
MSVOA_L
ClientSampleId :
SSSG-B2-7-04022025

Quant Method : Z:\voasrv\HPCHEM1\MSVOA_L\methods\VL032725AIR.M
Quant Title : AIR ANALYSIS BY METHOD TO-15 Instrument: MSVOA_LFri Aug 26 06:05:16 2022

TIC Library : C:\Database\NIST20.L
TIC Integration Parameters: LSCINT.P

****
Peak Number 3 Pentane, 2-methyl- Concentration Rank 4

R.T.	EstConc	Area	Relative to ISTD	R.T.
2.477	1.00 ppbv	57354	Bromochloromethane	2.791

Hit# of 5	Tentative ID	MW	MolForm	CAS#	Qual
1	Pentane, 2-methyl-	86	C6H14	000107-83-5	90
2	Pentane, 2-methyl-	86	C6H14	000107-83-5	86
3	Pentane, 2-methyl-	86	C6H14	000107-83-5	86
4	Pentane, 2-methyl-	86	C6H14	000107-83-5	74
5	Pentane, 2-methyl-	86	C6H14	000107-83-5	64

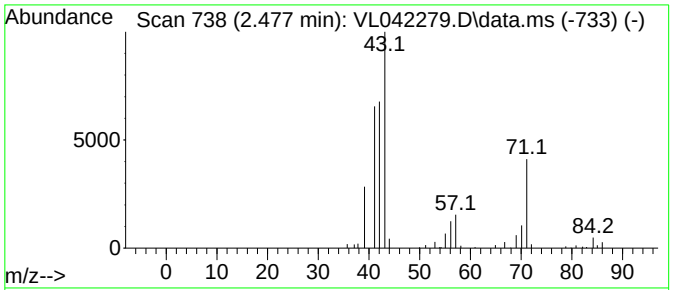

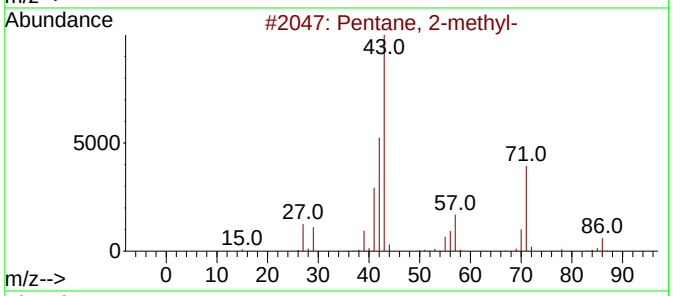

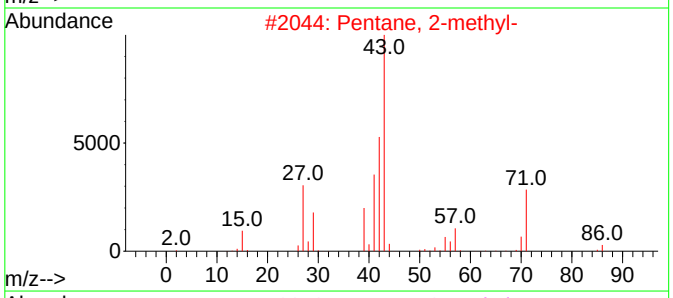

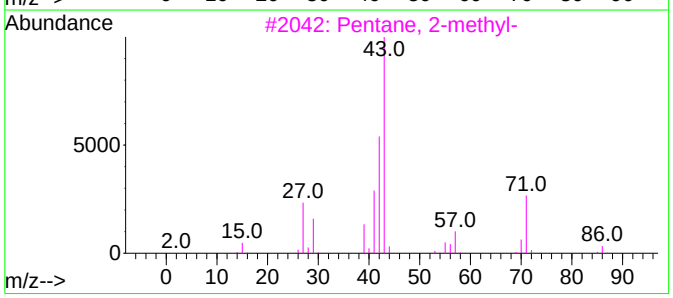

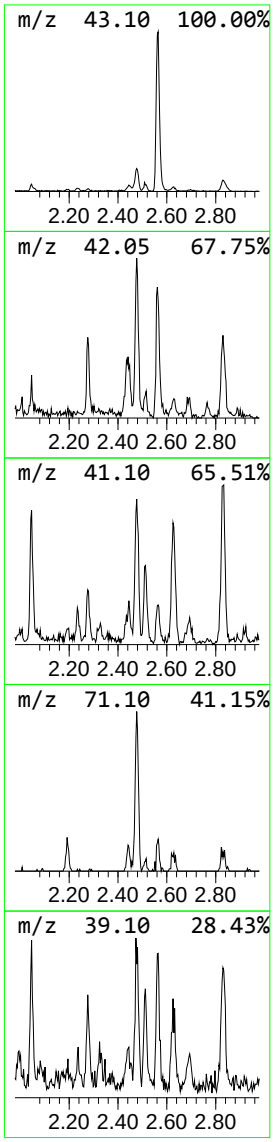

Tentatively Identified Compound (LSC) summary

Data Path : Z:\voasrv\HPCHEM1\MSVOA_L\Data\VL040825\
Data File : VL042279.D
Acq On : 09 Apr 2025 00:46
Operator : SY/MD
Sample : Q1728-04 4X
Misc : 400mL/MSVOA_L
ALS Vial : 1 Sample Multiplier: 1

Instrument :
MSVOA_L
ClientSampleId :
SSSG-B2-7-04022025

Quant Method : Z:\voasrv\HPCHEM1\MSVOA_L\methods\VL032725AIR.M
Quant Title : AIR ANALYSIS BY METHOD TO-15 Instrument: MSVOA_LFri Aug 26 06:05:16 2022

TIC Library : C:\Database\NIST20.L
TIC Integration Parameters: LSCINT.P

TIC Top Hit name	RT	EstConc	Units	Response	Internal Standard #	RT	Resp	Conc
1-Propene, 2-me...	1.603	1.3	ppbv	73842	1	2.791	571074	10.0
Pentane, 2-methyl-	2.477	1.0	ppbv	57354	1	2.791	571074	10.0

284 Sheffield Street, Mountainside, New Jersey 07092, Phone : 908 789 8900,
Fax : 908 789 8922

Report of Analysis

Client:	Woodard & Curran	Date Collected:	04/02/25
Project:	US EPA Riverside Industrial Park Superfund Site	Date Received:	04/03/25
Client Sample ID:	SSSG-B2-7-04022025DL	SDG No.:	Q1728
Lab Sample ID:	Q1728-04DL	Matrix:	Air
Analytical Method:	TO-15	Test:	TO-15
Sample Wt/Vol:	400 Units: mL		

File ID/Qc Batch:	Dilution:	Prep Date	Date Analyzed	Prep Batch ID
VL042280.D	40		04/09/25 01:18	VL040825

CAS Number	Parameter	Conc. ppbv	Conc. ug/M3	Qualifier	MDL	LOQ / CRQL	Units
TARGETS							
75-71-8	Dichlorodifluoromethane	8.40	41.5	UD	41.5	98.9	ug/m3
74-87-3	Chloromethane	3.90	8.05	UD	8.05	41.3	ug/m3
75-01-4	Vinyl Chloride	0.56	1.43	UD	1.43	3.07	ug/m3
74-83-9	Bromomethane	5.60	21.7	UD	21.7	77.7	ug/m3
75-00-3	Chloroethane	6.80	17.9	UD	17.9	52.8	ug/m3
109-99-9	Tetrahydrofuran	5.20	15.3	UD	15.3	59.0	ug/m3
75-69-4	Trichlorofluoromethane	6.40	36.0	UD	36.0	112	ug/m3
76-13-1	1,1,2-Trichlorotrifluoroethane	6.40	49.0	UD	49.0	153	ug/m3
76-14-2	Dichlorotetrafluoroethane	3.50	24.5	UD	24.5	140	ug/m3
75-65-0	tert-Butyl alcohol	7.60	23.0	UD	23.0	60.6	ug/m3
142-82-5	Heptane	4.40	18.0	UD	18.0	82.0	ug/m3
75-35-4	1,1-Dichloroethene	5.60	22.2	UD	22.2	79.3	ug/m3
67-64-1	Acetone	310	736	D	22.8	47.5	ug/m3
75-15-0	Carbon Disulfide	9.60	29.9	JD	19.9	62.3	ug/m3
1634-04-4	Methyl tert-Butyl Ether	4.80	17.3	UD	17.3	72.1	ug/m3
75-09-2	Methylene Chloride	10.9	37.9	JD	26.4	69.5	ug/m3
156-60-5	trans-1,2-Dichloroethene	7.60	30.1	UD	30.1	79.3	ug/m3
75-34-3	1,1-Dichloroethane	5.20	21.1	UD	21.1	81.0	ug/m3
110-82-7	Cyclohexane	8.80	30.3	UD	30.3	68.8	ug/m3
78-93-3	2-Butanone	14.4	42.5	JD	14.2	59.0	ug/m3
56-23-5	Carbon Tetrachloride	0.44	2.77	UD	2.77	7.55	ug/m3
156-59-2	cis-1,2-Dichloroethene	3.60	14.3	UD	14.3	79.3	ug/m3
67-66-3	Chloroform	3.30	16.1	UD	16.1	97.7	ug/m3
71-55-6	1,1,1-Trichloroethane	0.38	2.07	UD	2.07	6.55	ug/m3
540-84-1	2,2,4-Trimethylpentane	4.00	18.7	UD	18.7	93.4	ug/m3
71-43-2	Benzene	3.90	12.5	JD	11.2	63.9	ug/m3
107-06-2	1,2-Dichloroethane	3.60	14.6	UD	14.6	81.0	ug/m3
79-01-6	Trichloroethene	0.68	3.65	UD	3.65	6.45	ug/m3
78-87-5	1,2-Dichloropropane	4.40	20.3	UD	20.3	92.4	ug/m3
75-27-4	Bromodichloromethane	3.10	20.8	UD	20.8	134	ug/m3
108-10-1	4-Methyl-2-Pentanone	3.70	15.2	UD	15.2	82.0	ug/m3
108-88-3	Toluene	9.10	34.3	JD	16.6	75.4	ug/m3
10061-02-6	t-1,3-Dichloropropene	2.40	10.9	UD	10.9	90.8	ug/m3
10061-01-5	cis-1,3-Dichloropropene	2.60	11.8	UD	11.8	90.8	ug/m3
79-00-5	1,1,2-Trichloroethane	2.80	15.3	UD	15.3	109	ug/m3

284 Sheffield Street, Mountainside, New Jersey 07092, Phone : 908 789 8900,
Fax : 908 789 8922

Report of Analysis

Client:	Woodard & Curran	Date Collected:	04/02/25
Project:	US EPA Riverside Industrial Park Superfund Site	Date Received:	04/03/25
Client Sample ID:	SSSG-B2-7-04022025DL	SDG No.:	Q1728
Lab Sample ID:	Q1728-04DL	Matrix:	Air
Analytical Method:	TO-15	Test:	TO-15
Sample Wt/Vol:	400 Units: mL		

File ID/Qc Batch:	Dilution:	Prep Date	Date Analyzed	Prep Batch ID
VL042280.D	40		04/09/25 01:18	VL040825

CAS Number	Parameter	Conc. ppbv	Conc. ug/M3	Qualifier	MDL	LOQ / CRQL	Units
124-48-1	Dibromochloromethane	2.60	22.1	UD	22.1	170	ug/m3
106-93-4	1,2-Dibromoethane	2.90	22.3	UD	22.3	30.7	ug/m3
127-18-4	Tetrachloroethene	0.60	4.07	UD	4.07	8.14	ug/m3
108-90-7	Chlorobenzene	3.00	13.8	UD	13.8	92.1	ug/m3
100-41-4	Ethyl Benzene	4.80	20.9	UD	20.9	86.9	ug/m3
179601-23-1	m/p-Xylene	8.40	36.5	UD	36.5	174	ug/m3
95-47-6	o-Xylene	4.80	20.9	UD	20.9	86.9	ug/m3
100-42-5	Styrene	4.40	18.7	UD	18.7	85.2	ug/m3
75-25-2	Bromoform	2.30	23.8	UD	23.8	207	ug/m3
79-34-5	1,1,2,2-Tetrachloroethane	0.44	3.02	UD	3.02	8.24	ug/m3
95-49-8	2-Chlorotoluene	4.40	22.8	UD	22.8	104	ug/m3
108-67-8	1,3,5-Trimethylbenzene	4.40	21.6	UD	21.6	98.3	ug/m3
95-63-6	1,2,4-Trimethylbenzene	3.10	15.2	UD	15.2	98.3	ug/m3
541-73-1	1,3-Dichlorobenzene	3.20	19.2	UD	19.2	120	ug/m3
106-46-7	1,4-Dichlorobenzene	2.10	12.6	UD	12.6	120	ug/m3
95-50-1	1,2-Dichlorobenzene	3.00	18.0	UD	18.0	120	ug/m3
120-82-1	1,2,4-Trichlorobenzene	3.40	25.2	UD	25.2	148	ug/m3
87-68-3	Hexachloro-1,3-Butadiene	3.40	36.3	UD	36.3	213	ug/m3
106-99-0	1,3-Butadiene	5.20	11.5	UD	11.5	44.3	ug/m3
91-20-3	Naphthalene	3.00	15.7	UD	15.7	21.0	ug/m3
622-96-8	4-Ethyltoluene	4.80	23.6	UD	23.6	98.3	ug/m3
110-54-3	Hexane	4.40	15.5	UD	15.5	70.5	ug/m3
107-05-1	Allyl Chloride	6.00	18.8	UD	18.8	62.6	ug/m3
123-91-1	1,4-Dioxane	8.40	30.3	UD	30.3	72.1	ug/m3
80-62-6	Methyl Methacrylate	3.40	13.9	UD	13.9	81.9	ug/m3
SURROGATES							
460-00-4	1-Bromo-4-Fluorobenzene	9.20			70 (65) - 130 (135)	92%	SPK: 10
INTERNAL STANDARDS							
74-97-5	Bromochloromethane	147000		2.794			
540-36-3	1,4-Difluorobenzene	371000		3.968			
3114-55-4	Chlorobenzene-d5	326000		8.888			

284 Sheffield Street, Mountainside, New Jersey 07092, Phone : 908 789 8900,
Fax : 908 789 8922

Report of Analysis

Client:	Woodard & Curran	Date Collected:	04/02/25
Project:	US EPA Riverside Industrial Park Superfund Site	Date Received:	04/03/25
Client Sample ID:	SSSG-B2-7-04022025DL	SDG No.:	Q1728
Lab Sample ID:	Q1728-04DL	Matrix:	Air
Analytical Method:	TO-15	Test:	TO-15
Sample Wt/Vol:	400 Units: mL		

File ID/Qc Batch:	Dilution:	Prep Date	Date Analyzed	Prep Batch ID
VL042280.D	40		04/09/25 01:18	VL040825

CAS Number	Parameter	Conc. ppbv	Conc. ug/M3	Qualifier	MDL	LOQ / CRQL	Units

U = Not Detected
RL = Reporting Limit
MDL = Method Detection Limit
E = Value Exceeds Calibration Range
D = Dilution

J = Estimated Value
B = Analyte Found in Associated Method Blank
N = Presumptive Evidence of a Compound
* = Values outside of QC limits
Q = indicates LCS control criteria did not meet requirements

Quantitation Report (QT Reviewed)

Data Path : Z:\voasrv\HPCHEM1\MSVOA_L\Data\VL040825\
Data File : VL042280.D
Acq On : 09 Apr 2025 01:18
Operator : SY/MD
Sample : Q1728-04DL 40X
Misc : 400mL/MSVOA_L
ALS Vial : 1 Sample Multiplier: 1

Quant Time: Apr 09 05:21:09 2025
Quant Method : Z:\voasrv\HPCHEM1\MSVOA_L\methods\VL032725AIR.M
Quant Title : AIR ANALYSIS BY METHOD TO-15 Instrument: MSVOA_LFri Aug
QLast Update : Fri Mar 28 02:00:52 2025
Response via : Initial Calibration

Instrument :
MSVOA_L
ClientSampleId :
SSSG-B2-7-04022025DL

Manual Integrations
APPROVED
Reviewed By :Mahesh Dadoda 04/09/2025
Supervised By :Semsettin Yesilyurt 04/10/2025

Compound	R.T.	QIon	Response	Conc	Units	Dev(Min)
Internal Standards						
1) Bromochloromethane	2.794	49	147116	10.000	ppbv	0.00
33) 1,4-Difluorobenzene	3.968	114	371349	10.000	ppbv	0.02
55) Chlorobenzene-d5	8.888	117	326259	10.000	ppbv	0.01
System Monitoring Compounds						
68) 1-Bromo-4-Fluorobenzene	10.380	95	246947	9.217	ppbv	0.00
Spiked Amount 10.000	Range 65 - 135		Recovery = 92.200%			
Target Compounds						Qvalue
9) Propene	1.486	41	1659	0.163	ppbv #	56
13) Ethanol	1.725	45	3767	3.918	ppbv	96
15) Acetone	1.839	43	159209	7.738	ppbv	96
20) Methylene Chloride	2.065	84	2085	0.272	ppbv #	81
27) Carbon Disulfide	2.153	76	5281	0.239	ppbv #	1
34) 2-Butanone	2.564	43	9672	0.359	ppbv	99
36) Benzene	3.664	78	3578m	0.097	ppbv	
53) Toluene	6.949	91	9897m	0.227	ppbv	

(#) = qualifier out of range (m) = manual integration (+) = signals summed

Quantitation Report (QT Reviewed)

Data Path : Z:\voasrv\HPCHEM1\MSVOA_L\Data\VL040825\
Data File : VL042280.D
Acq On : 09 Apr 2025 01:18
Operator : SY/MD
Sample : Q1728-04DL 40X
Misc : 400mL/MSVOA_L
ALS Vial : 1 Sample Multiplier: 1

Quant Time: Apr 09 05:21:09 2025
Quant Method : Z:\voasrv\HPCHEM1\MSVOA_L\methods\VL032725AIR.M
Quant Title : AIR ANALYSIS BY METHOD TO-15 Instrument: MSVOA_LFri Aug
QLast Update : Fri Mar 28 02:00:52 2025
Response via : Initial Calibration

Instrument :
MSVOA_L
ClientSampleId :
SSSG-B2-7-04022025DL

Manual Integrations
APPROVED
Reviewed By :Mahesh Dadoda 04/09/2025
Supervised By :Semsettin Yesilyurt 04/10/2025

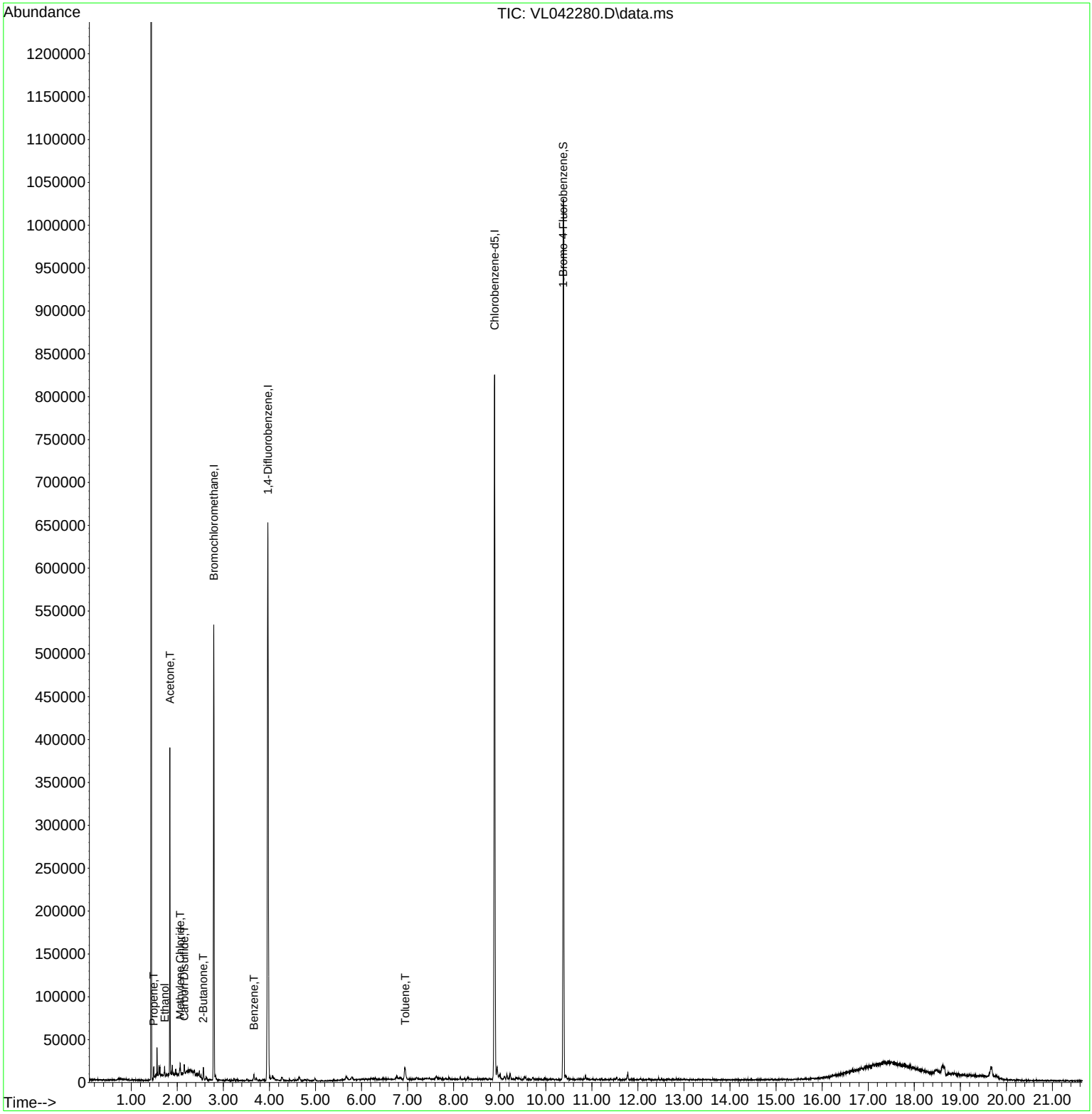

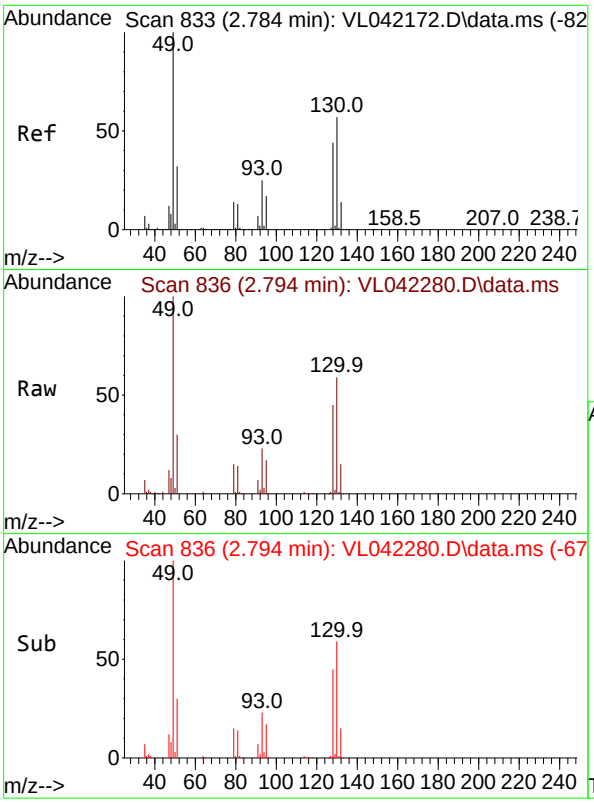

#1
Bromochloromethane
Concen: 10.000 ppbv
RT: 2.794 min Scan# 8
Delta R.T. 0.010 min
Lab File: VL042280.D
Acq: 09 Apr 2025 01:18

Tgt Ion: 49 Resp: 14711

Ion	Ratio	Lower	Upper
49	100		
128	45.8	22.9	68.5
130	59.1	28.8	86.4

Instrument :
MSVOA_L
ClientSampleId :
SSSG-B2-7-04022025DL

Manual Integrations
APPROVED

Reviewed By :Mahesh Dadoda 04/09/2025
Supervised By :Semsettin Yesilyurt 04/10/2025

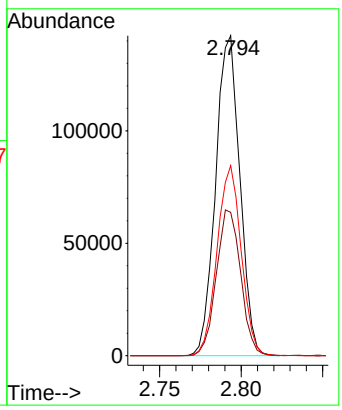

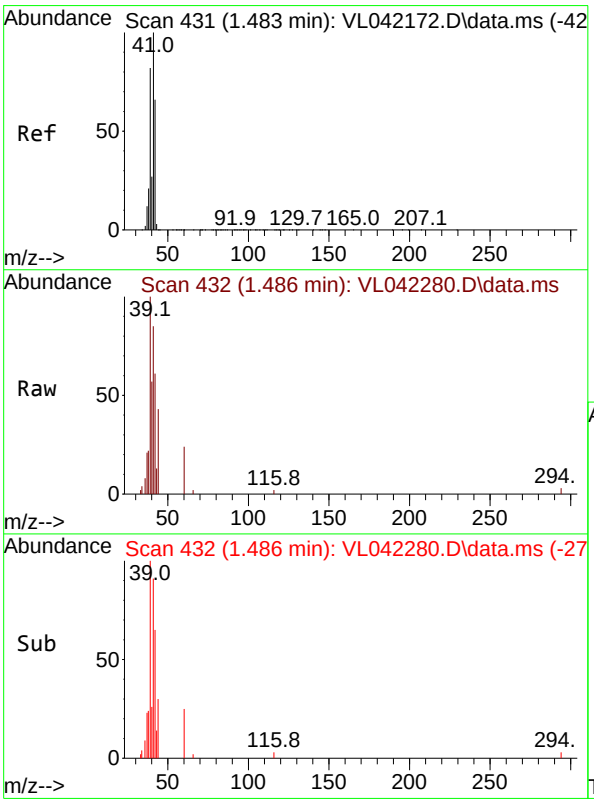

#9
Propene
Concen: 0.163 ppbv
RT: 1.486 min Scan# 432
Delta R.T. 0.003 min
Lab File: VL042280.D
Acq: 09 Apr 2025 01:18

Tgt Ion: 41 Resp: 1659

Ion	Ratio	Lower	Upper
41	100		
42	105.3	55.4	83.2#

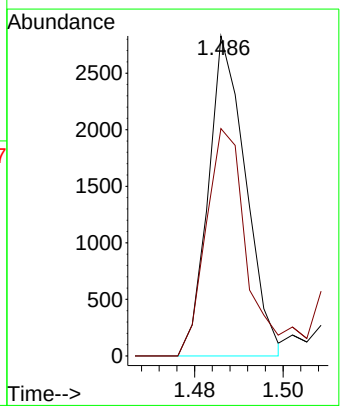

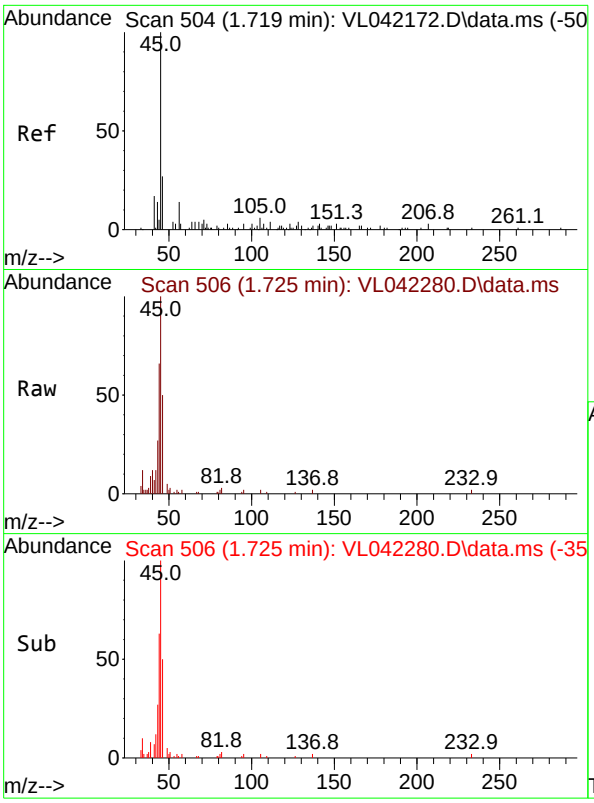

#13
Ethanol
Concen: 3.918 ppbv
RT: 1.725 min Scan# 5(
Delta R.T. 0.006 min
Lab File: VL042280.D
Acq: 09 Apr 2025 01:18

Tgt Ion: 45 Resp: 376

Ion	Ratio	Lower	Upper
45	100		
46	47.5	20.2	80.8

Instrument :
MSVOA_L
ClientSampleId :
SSSG-B2-7-04022025DL

Manual Integrations
APPROVED

Reviewed By :Mahesh Dadoda 04/09/2025
Supervised By :Semsettin Yesilyurt 04/10/2025

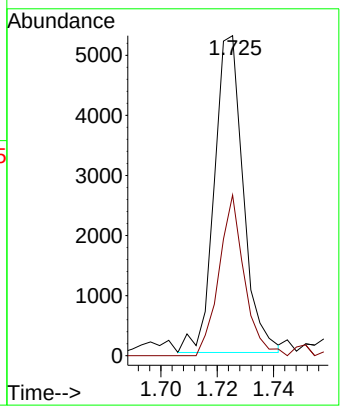

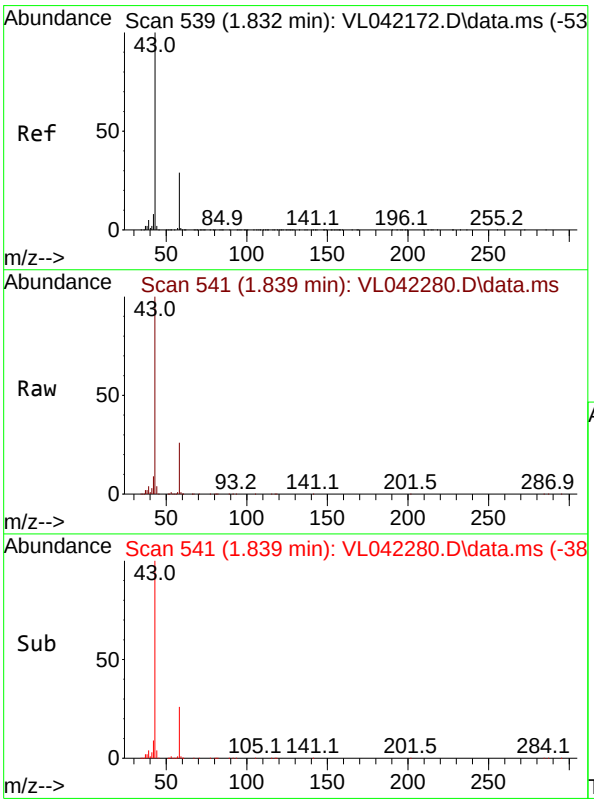

#15
Acetone
Concen: 7.738 ppbv
RT: 1.839 min Scan# 541
Delta R.T. 0.006 min
Lab File: VL042280.D
Acq: 09 Apr 2025 01:18

Tgt Ion: 43 Resp: 159209

Ion	Ratio	Lower	Upper
43	100		
58	26.9	23.2	34.8

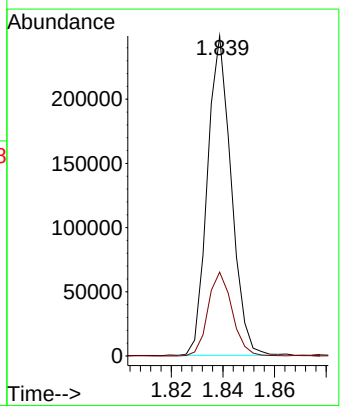

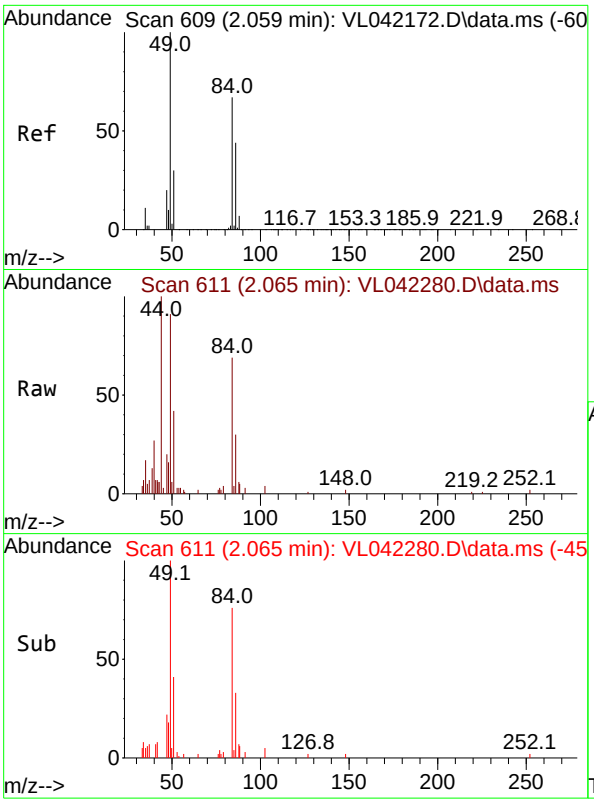

#20
Methylene Chloride
Concen: 0.272 ppbv
RT: 2.065 min Scan# 6
Delta R.T. 0.006 min
Lab File: VL042280.D
Acq: 09 Apr 2025 01:18

Tgt Ion: 84 Resp: 208

Ion	Ratio	Lower	Upper
84	100		
49	131.3	120.2	180.4
51	61.2	37.4	56.0#
86	43.7	52.4	78.6#

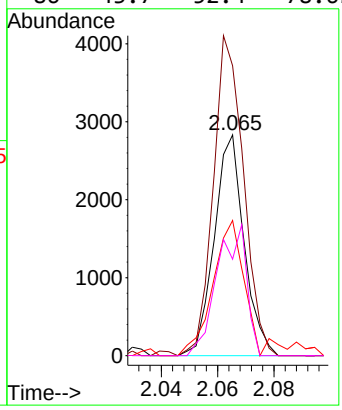

Instrument :
MSVOA_L
ClientSampleId :
SSSG-B2-7-04022025DL

Manual Integrations
APPROVED

Reviewed By :Mahesh Dadoda 04/09/2025
Supervised By :Semsettin Yesilyurt 04/10/2025

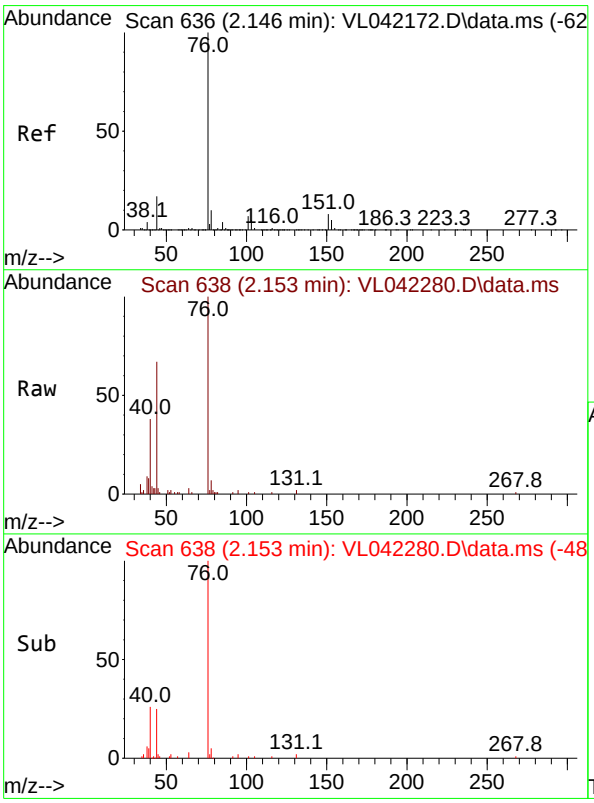

#27
Carbon Disulfide
Concen: 0.239 ppbv
RT: 2.153 min Scan# 638
Delta R.T. 0.006 min
Lab File: VL042280.D
Acq: 09 Apr 2025 01:18

Tgt Ion: 76 Resp: 5281

Ion	Ratio	Lower	Upper
76	100		
44	98.4	14.7	22.1#
78	14.8	9.3	13.9#

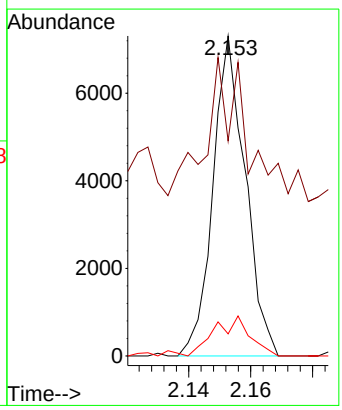

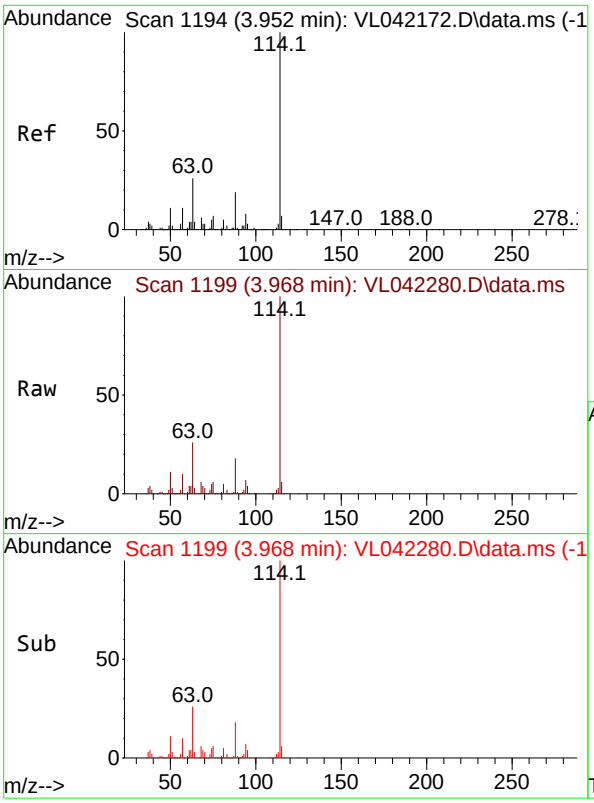

#33
1,4-Difluorobenzene
Concen: 10.000 ppbv
RT: 3.968 min Scan# 1
Delta R.T. 0.016 min
Lab File: VL042280.D
Acq: 09 Apr 2025 01:18

Tgt Ion:114 Resp: 371349

Ion	Ratio	Lower	Upper
114	100		
63	26.1	20.7	31.1
88	17.6	15.0	22.4

Instrument :
MSVOA_L
ClientSampleId :
SSSG-B2-7-04022025DL

Manual Integrations
APPROVED

Reviewed By :Mahesh Dadoda 04/09/2025
Supervised By :Semsettin Yesilyurt 04/10/2025

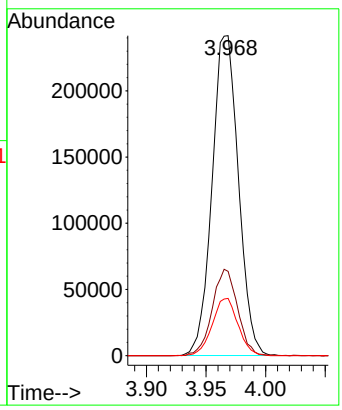

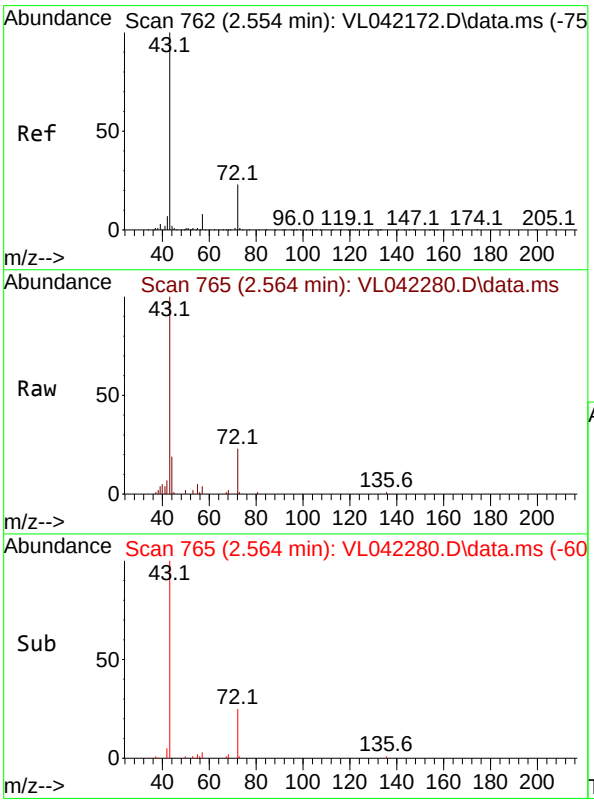

#34
2-Butanone
Concen: 0.359 ppbv
RT: 2.564 min Scan# 765
Delta R.T. 0.010 min
Lab File: VL042280.D
Acq: 09 Apr 2025 01:18

Tgt Ion: 43 Resp: 9672

Ion	Ratio	Lower	Upper
43	100		
72	22.4	18.2	27.2

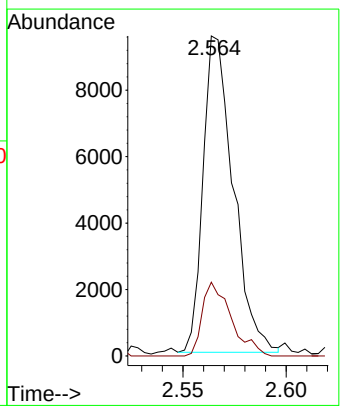

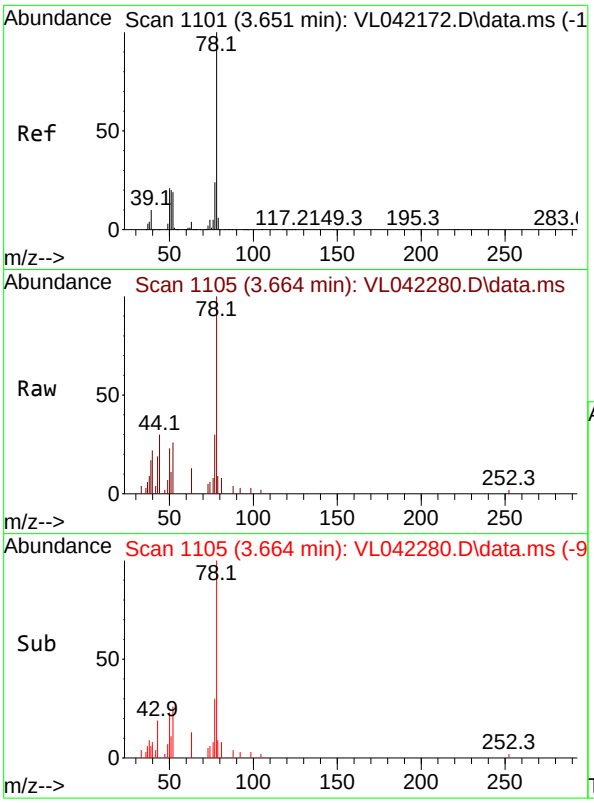

#36
Benzene
Concen: 0.097 ppbv m
RT: 3.664 min Scan# 1
Delta R.T. 0.013 min
Lab File: VL042280.D
Acq: 09 Apr 2025 01:18

Tgt Ion: 78 Resp: 357

Ion	Ratio	Lower	Upper
78	100		
77	30.5	19.1	28.7#
50	23.1	16.6	24.8

Instrument :
MSVOA_L
ClientSampleId :
SSSG-B2-7-04022025DL

Manual Integrations
APPROVED

Reviewed By :Mahesh Dadoda 04/09/2025
Supervised By :Semsettin Yesilyurt 04/10/2025

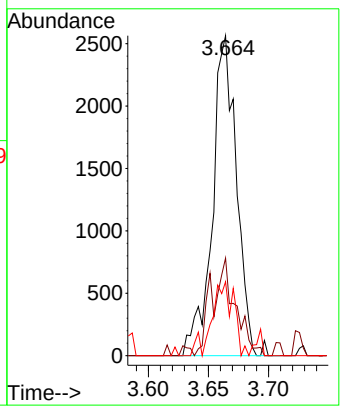

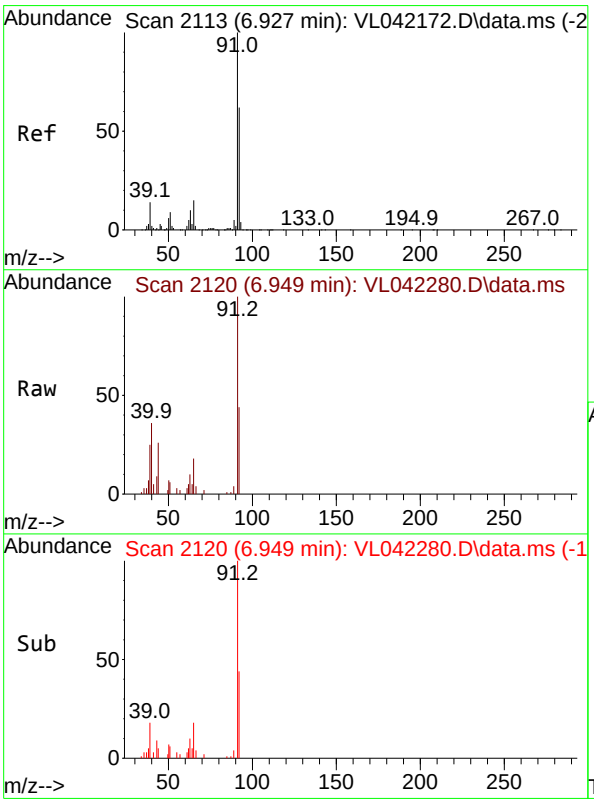

#53
Toluene
Concen: 0.227 ppbv m
RT: 6.949 min Scan# 2120
Delta R.T. 0.023 min
Lab File: VL042280.D
Acq: 09 Apr 2025 01:18

Tgt Ion: 91 Resp: 9897

Ion	Ratio	Lower	Upper
91	100		
92	0.0	48.4	72.6#

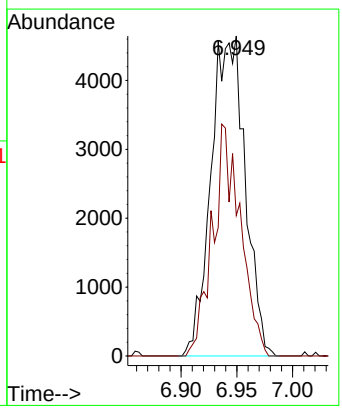

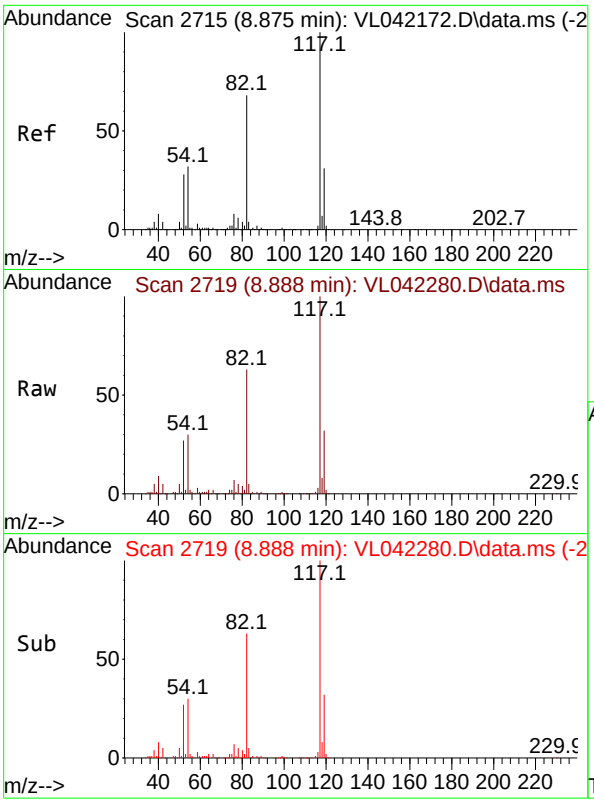

#55
Chlorobenzene-d5
Concen: 10.000 ppbv
RT: 8.888 min Scan# 2
Delta R.T. 0.013 min
Lab File: VL042280.D
Acq: 09 Apr 2025 01:18

Tgt Ion:117 Resp: 32625

Ion	Ratio	Lower	Upper
117	100		
82	64.1	55.8	83.6
119	32.2	25.5	38.3

Instrument :
MSVOA_L
ClientSampleId :
SSSG-B2-7-04022025DL

Manual Integrations
APPROVED

Reviewed By :Mahesh Dadoda 04/09/2025
Supervised By :Semsettin Yesilyurt 04/10/2025

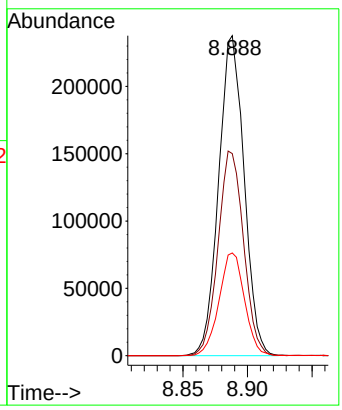

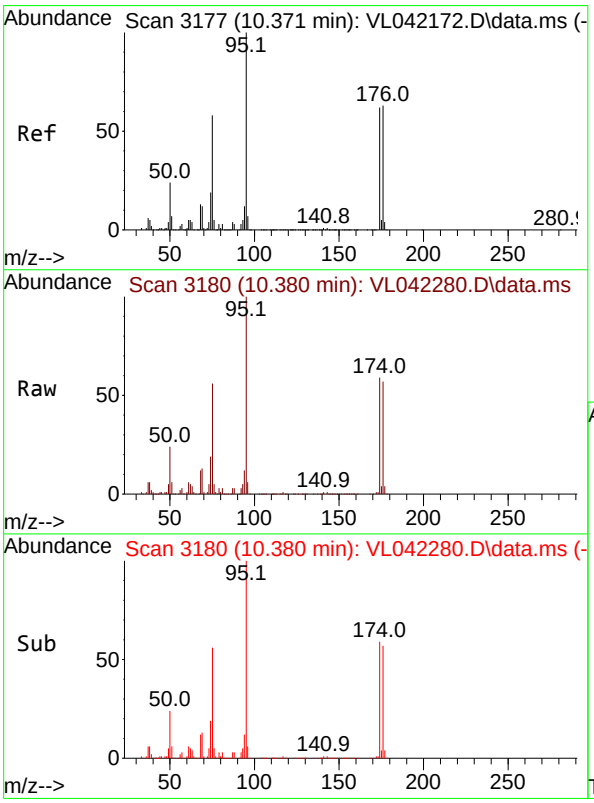

#68
1-Bromo-4-Fluorobenzene
Concen: 9.217 ppbv
RT: 10.380 min Scan# 3180
Delta R.T. 0.010 min
Lab File: VL042280.D
Acq: 09 Apr 2025 01:18

Tgt Ion: 95 Resp: 246947

Ion	Ratio	Lower	Upper
95	100		
174	61.5	50.6	76.0
175	4.4	3.8	5.6

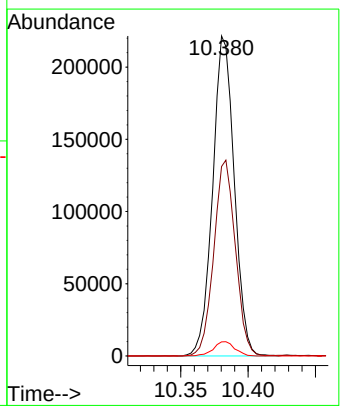

284 Sheffield Street, Mountainside, New Jersey 07092, Phone : 908 789 8900,
Fax : 908 789 8922

Report of Analysis

Client:	Woodard & Curran	Date Collected:	04/02/25
Project:	US EPA Riverside Industrial Park Superfund Site	Date Received:	04/03/25
Client Sample ID:	SSSG-B2-6-04022025	SDG No.:	Q1728
Lab Sample ID:	Q1728-05	Matrix:	Air
Analytical Method:	TO-15	Test:	TO-15
Sample Wt/Vol:	400 Units: mL		

File ID/Qc Batch:	Dilution:	Prep Date	Date Analyzed	Prep Batch ID
VL042281.D	4		04/09/25 01:49	VL040825

CAS Number	Parameter	Conc. ppbv	Conc. ug/M3	Qualifier	MDL	LOQ / CRQL	Units
TARGETS							
75-71-8	Dichlorodifluoromethane	0.84	4.15	U	4.15	9.89	ug/m3
74-87-3	Chloromethane	0.59	1.22	J	0.81	4.13	ug/m3
75-01-4	Vinyl Chloride	0.060	0.15	U	0.15	0.31	ug/m3
74-83-9	Bromomethane	0.56	2.17	U	2.17	7.77	ug/m3
75-00-3	Chloroethane	0.68	1.79	U	1.79	5.28	ug/m3
109-99-9	Tetrahydrofuran	0.52	1.53	U	1.53	5.90	ug/m3
75-69-4	Trichlorofluoromethane	0.64	3.60	U	3.60	11.2	ug/m3
76-13-1	1,1,2-Trichlorotrifluoroethane	0.64	4.91	U	4.91	15.3	ug/m3
76-14-2	Dichlorotetrafluoroethane	0.35	2.45	U	2.45	14.0	ug/m3
75-65-0	tert-Butyl alcohol	2.70	8.19		2.30	6.06	ug/m3
142-82-5	Heptane	1.40	5.74	J	1.80	8.20	ug/m3
75-35-4	1,1-Dichloroethene	0.56	2.22	U	2.22	7.93	ug/m3
67-64-1	Acetone	340	808	E	2.28	4.75	ug/m3
75-15-0	Carbon Disulfide	0.64	1.99	U	1.99	6.23	ug/m3
1634-04-4	Methyl tert-Butyl Ether	0.48	1.73	U	1.73	7.21	ug/m3
75-09-2	Methylene Chloride	5.10	17.7		2.64	6.95	ug/m3
156-60-5	trans-1,2-Dichloroethene	0.76	3.01	U	3.01	7.93	ug/m3
75-34-3	1,1-Dichloroethane	0.52	2.10	U	2.10	8.09	ug/m3
110-82-7	Cyclohexane	0.88	3.03	U	3.03	6.88	ug/m3
78-93-3	2-Butanone	18.3	54.0		1.42	5.90	ug/m3
56-23-5	Carbon Tetrachloride	0.040	0.25	U	0.25	0.75	ug/m3
156-59-2	cis-1,2-Dichloroethene	0.36	1.43	U	1.43	7.93	ug/m3
67-66-3	Chloroform	0.33	1.61	U	1.61	9.77	ug/m3
71-55-6	1,1,1-Trichloroethane	0.040	0.22	U	0.22	0.65	ug/m3
540-84-1	2,2,4-Trimethylpentane	4.40	20.6		1.87	9.34	ug/m3
71-43-2	Benzene	1.20	3.83	J	1.12	6.39	ug/m3
107-06-2	1,2-Dichloroethane	0.36	1.46	U	1.46	8.09	ug/m3
79-01-6	Trichloroethene	0.30	1.61		0.38	0.64	ug/m3
78-87-5	1,2-Dichloropropane	0.44	2.03	U	2.03	9.24	ug/m3
75-27-4	Bromodichloromethane	0.31	2.08	U	2.08	13.4	ug/m3
108-10-1	4-Methyl-2-Pentanone	0.80	3.28	J	1.52	8.20	ug/m3
108-88-3	Toluene	22.9	86.3		1.66	7.54	ug/m3
10061-02-6	t-1,3-Dichloropropene	0.24	1.09	U	1.09	9.08	ug/m3
10061-01-5	cis-1,3-Dichloropropene	0.26	1.18	U	1.18	9.08	ug/m3
79-00-5	1,1,2-Trichloroethane	0.28	1.53	U	1.53	10.9	ug/m3

284 Sheffield Street, Mountainside, New Jersey 07092, Phone : 908 789 8900,
Fax : 908 789 8922

Report of Analysis

Client:	Woodard & Curran	Date Collected:	04/02/25
Project:	US EPA Riverside Industrial Park Superfund Site	Date Received:	04/03/25
Client Sample ID:	SSSG-B2-6-04022025	SDG No.:	Q1728
Lab Sample ID:	Q1728-05	Matrix:	Air
Analytical Method:	TO-15	Test:	TO-15
Sample Wt/Vol:	400 Units: mL		

File ID/Qc Batch:	Dilution:	Prep Date	Date Analyzed	Prep Batch ID
VL042281.D	4		04/09/25 01:49	VL040825

CAS Number	Parameter	Conc. ppbv	Conc. ug/M3	Qualifier	MDL	LOQ / CRQL	Units
124-48-1	Dibromochloromethane	0.26	2.22	U	2.22	17.0	ug/m3
106-93-4	1,2-Dibromoethane	0.29	2.23	U	2.23	3.07	ug/m3
127-18-4	Tetrachloroethene	0.060	0.41	U	0.41	0.81	ug/m3
108-90-7	Chlorobenzene	0.75	3.45	J	1.38	9.21	ug/m3
100-41-4	Ethyl Benzene	1.10	4.78	J	2.08	8.69	ug/m3
179601-23-1	m/p-Xylene	3.40	14.8	J	3.65	17.4	ug/m3
95-47-6	o-Xylene	1.50	6.52	J	2.08	8.69	ug/m3
100-42-5	Styrene	0.60	2.55	J	1.87	8.52	ug/m3
75-25-2	Bromoform	0.23	2.38	U	2.38	20.7	ug/m3
79-34-5	1,1,2,2-Tetrachloroethane	0.040	0.27	U	0.27	0.82	ug/m3
95-49-8	2-Chlorotoluene	17.0	88.0		2.28	10.4	ug/m3
108-67-8	1,3,5-Trimethylbenzene	0.44	2.16	U	2.16	9.83	ug/m3
95-63-6	1,2,4-Trimethylbenzene	0.42	2.06	J	1.52	9.83	ug/m3
541-73-1	1,3-Dichlorobenzene	0.32	1.92	U	1.92	12.0	ug/m3
106-46-7	1,4-Dichlorobenzene	0.21	1.26	U	1.26	12.0	ug/m3
95-50-1	1,2-Dichlorobenzene	0.30	1.80	U	1.80	12.0	ug/m3
120-82-1	1,2,4-Trichlorobenzene	0.34	2.52	U	2.52	14.8	ug/m3
87-68-3	Hexachloro-1,3-Butadiene	0.34	3.63	U	3.63	21.3	ug/m3
106-99-0	1,3-Butadiene	0.52	1.15	U	1.15	4.42	ug/m3
91-20-3	Naphthalene	0.30	1.57	U	1.57	2.10	ug/m3
622-96-8	4-Ethyltoluene	0.48	2.36	U	2.36	9.83	ug/m3
110-54-3	Hexane	1.80	6.34	J	1.55	7.05	ug/m3
107-05-1	Allyl Chloride	0.60	1.88	U	1.88	6.26	ug/m3
123-91-1	1,4-Dioxane	0.84	3.03	U	3.03	7.21	ug/m3
80-62-6	Methyl Methacrylate	0.34	1.39	U	1.39	8.19	ug/m3
SURROGATES							
460-00-4	1-Bromo-4-Fluorobenzene	9.30			70 (65) - 130 (135)	93%	SPK: 10
INTERNAL STANDARDS							
74-97-5	Bromochloromethane	154000		2.787			
540-36-3	1,4-Difluorobenzene	388000		3.958			
3114-55-4	Chlorobenzene-d5	382000		8.881			
TENTITIVE IDENTIFIED COMPOUNDS							
115-07-1	Propene	3.70		J		1.49	ppbv
000115-11-7	1-Propene, 2-methyl-	15.2		J		1.60	ppbv
64-17-5	Ethanol	110		J		1.72	ppbv

284 Sheffield Street, Mountainside, New Jersey 07092, Phone : 908 789 8900,
Fax : 908 789 8922

Report of Analysis

Client:	Woodard & Curran	Date Collected:	04/02/25
Project:	US EPA Riverside Industrial Park Superfund Site	Date Received:	04/03/25
Client Sample ID:	SSSG-B2-6-04022025	SDG No.:	Q1728
Lab Sample ID:	Q1728-05	Matrix:	Air
Analytical Method:	TO-15	Test:	TO-15
Sample Wt/Vol:	400 Units: mL		

File ID/Qc Batch:	Dilution:	Prep Date	Date Analyzed	Prep Batch ID
VL042281.D	4		04/09/25 01:49	VL040825

CAS Number	Parameter	Conc. ppbv	Conc. ug/M3	Qualifier	MDL	LOQ / CRQL	Units
000107-83-5	Pentane, 2-methyl-	4.10		J		2.48	ppbv
	unknown4.056	6.10		J		4.06	ppbv
002207-01-4	Cyclohexane, 1,2-dimethyl-, cis-	5.50		J		7.62	ppbv
006876-23-9	Cyclohexane, 1,2-dimethyl-, trans-	4.00		J		8.14	ppbv
000583-57-3	Cyclohexane, 1,2-dimethyl- (cis/tr	4.40		J		8.31	ppbv
001072-05-5	Heptane, 2,6-dimethyl-	5.90		J		9.00	ppbv
015869-80-4	Heptane, 3-ethyl-	7.80		J		9.15	ppbv

U = Not Detected
RL = Reporting Limit
MDL = Method Detection Limit
E = Value Exceeds Calibration Range
D = Dilution

J = Estimated Value
B = Analyte Found in Associated Method Blank
N = Presumptive Evidence of a Compound
* = Values outside of QC limits
Q = indicates LCS control criteria did not meet requirements

Quantitation Report (QT/LSC Reviewed)

Data Path : Z:\voasrv\HPCHEM1\MSVOA_L\Data\VL040825\
Data File : VL042281.D
Acq On : 09 Apr 2025 01:49
Operator : SY/MD
Sample : Q1728-05 4X
Misc : 400mL/MSVOA_L
ALS Vial : 1 Sample Multiplier: 1

Quant Time: Apr 09 05:21:35 2025
Quant Method : Z:\voasrv\HPCHEM1\MSVOA_L\methods\VL032725AIR.M
Quant Title : AIR ANALYSIS BY METHOD TO-15 Instrument: MSVOA_LFri Aug
QLast Update : Fri Mar 28 02:00:52 2025
Response via : Initial Calibration

Instrument :
MSVOA_L
ClientSampleId :
SSSG-B2-6-04022025

Manual Integrations
APPROVED
Reviewed By :Mahesh Dadoda 04/09/2025
Supervised By :Semsettin Yesilyurt 04/10/2025

Compound	R.T.	QIon	Response	Conc	Units	Dev(Min)
Internal Standards						
1) Bromochloromethane	2.787	49	153705	10.000	ppbv	0.00
33) 1,4-Difluorobenzene	3.958	114	388271	10.000	ppbv	0.00
55) Chlorobenzene-d5	8.881	117	381682	10.000	ppbv	0.00
System Monitoring Compounds						
68) 1-Bromo-4-Fluorobenzene	10.377	95	292407	9.329	ppbv	0.00
Spiked Amount 10.000	Range 65 - 135		Recovery = 93.300%			
Target Compounds						Qvalue
2) Dichlorodifluoromethane	1.499	85	3000	0.132	ppbv	89
4) Chloromethane	1.534	50	1372	0.148	ppbv #	85
9) Propene	1.486	41	9825	0.925	ppbv #	15
10) Heptane	4.985	43	10112	0.358	ppbv	89
13) Ethanol	1.722	45	27425	27.301	ppbv	84
15) Acetone	1.835	43	1817333	84.541	ppbv #	87
17) tert-Butyl alcohol	2.042	59	18264	0.682	ppbv	95
20) Methylene Chloride	2.062	84	10120	1.264	ppbv #	81
26) Hexane	2.829	57	9763	0.453	ppbv #	32
30) Cyclohexane	3.858	84	3921	0.210	ppbv #	82
34) 2-Butanone	2.560	43	128691	4.571	ppbv	95
36) Benzene	3.658	78	11702	0.304	ppbv #	93
38) Trichloroethene	4.554	130	1226m	0.076	ppbv	
44) 2,2,4-Trimethylpentane	4.641	57	71853	1.105	ppbv #	79
50) 4-Methyl-2-Pentanone	5.781	43	8864m	0.199	ppbv	
53) Toluene	6.933	91	261772	5.737	ppbv	98
57) Chlorobenzene	8.920	112	6785	0.187	ppbv #	95
58) Ethyl Benzene	9.354	91	19066	0.281	ppbv	93
59) m/p-Xylene	9.532	91	46011	0.850	ppbv	98
60) o-Xylene	9.962	91	20160	0.371	ppbv	99
61) Styrene	9.872	104	4043	0.151	ppbv #	90
71) 2-Chlorotoluene	10.904	91	267528	4.247	ppbv	98
74) 1,2,4-Trimethylbenzene	11.535	105	7115	0.105	ppbv #	66

(#) = qualifier out of range (m) = manual integration (+) = signals summed

Quantitation Report (QT/LSC Reviewed)

Data Path : Z:\voasrv\HPCHEM1\MSVOA_L\Data\VL040825\
Data File : VL042281.D
Acq On : 09 Apr 2025 01:49
Operator : SY/MD
Sample : Q1728-05 4X
Misc : 400mL/MSVOA_L
ALS Vial : 1 Sample Multiplier: 1

Quant Time: Apr 09 05:21:35 2025
Quant Method : Z:\voasrv\HPCHEM1\MSVOA_L\methods\VL032725AIR.M
Quant Title : AIR ANALYSIS BY METHOD TO-15 Instrument: MSVOA_LFri Aug
QLast Update : Fri Mar 28 02:00:52 2025
Response via : Initial Calibration

Instrument :
MSVOA_L
ClientSampleId :
SSSG-B2-6-04022025

Manual Integrations
APPROVED
Reviewed By :Mahesh Dadoda 04/09/2025
Supervised By :Semsettin Yesilyurt 04/10/2025

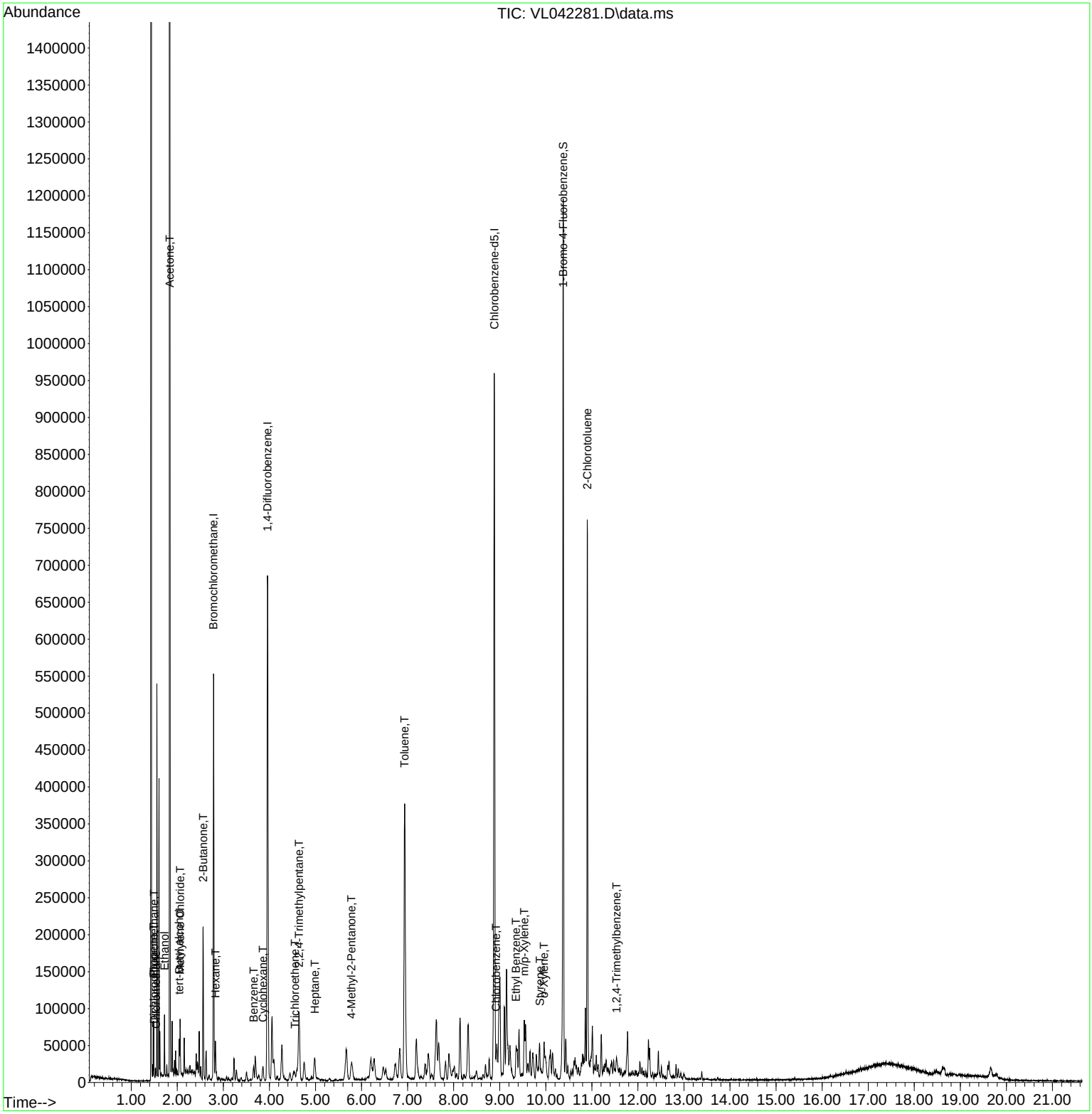

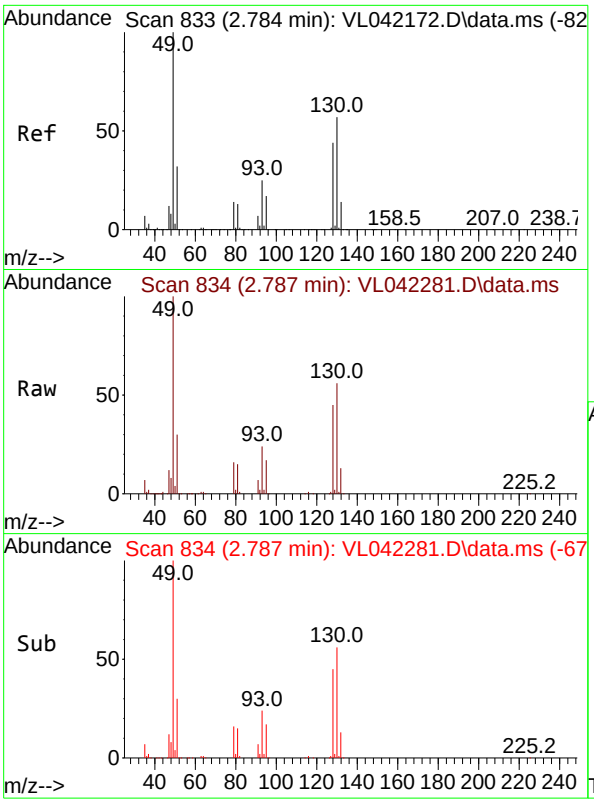

#1
Bromochloromethane
Concen: 10.000 ppbv
RT: 2.787 min Scan# 8
Delta R.T. 0.003 min
Lab File: VL042281.D
Acq: 09 Apr 2025 01:49

Tgt Ion: 49 Resp: 15370

Ion	Ratio	Lower	Upper
49	100		
128	44.9	22.9	68.5
130	57.1	28.8	86.4

Instrument :
MSVOA_L
ClientSampleId :
SSSG-B2-6-04022025

Manual Integrations
APPROVED

Reviewed By :Mahesh Dadoda 04/09/2025
Supervised By :Semsettin Yesilyurt 04/10/2025

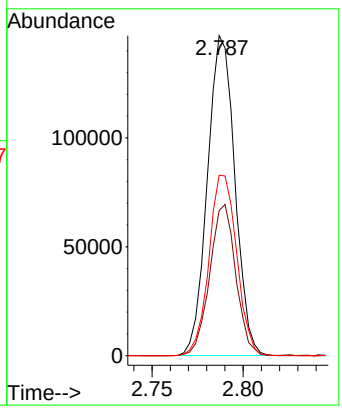

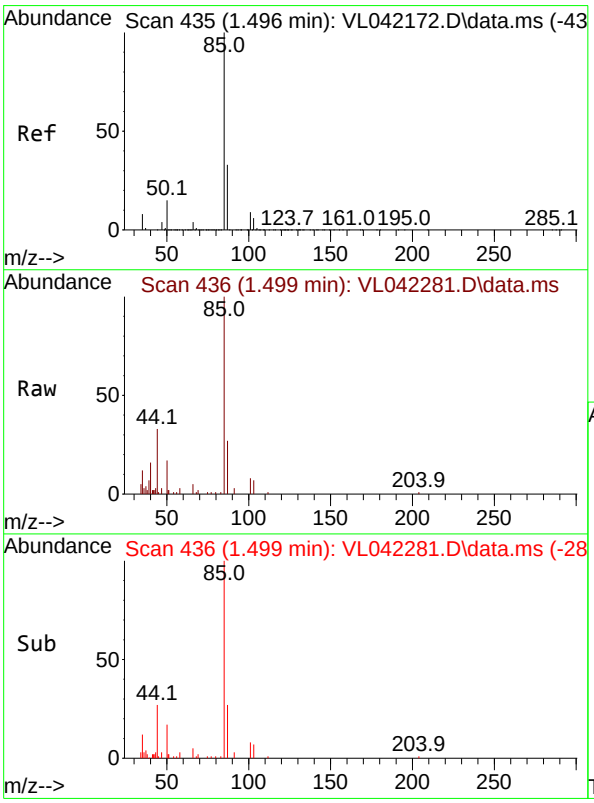

#2
Dichlorodifluoromethane
Concen: 0.132 ppbv
RT: 1.499 min Scan# 436
Delta R.T. 0.003 min
Lab File: VL042281.D
Acq: 09 Apr 2025 01:49

Tgt Ion: 85 Resp: 3000

Ion	Ratio	Lower	Upper
85	100		
87	26.6	26.1	39.1

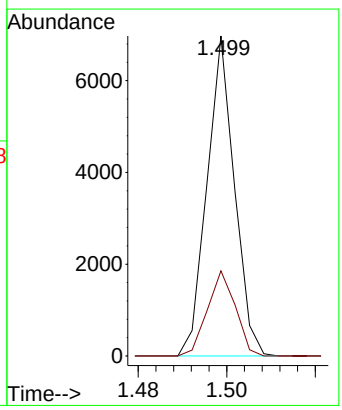

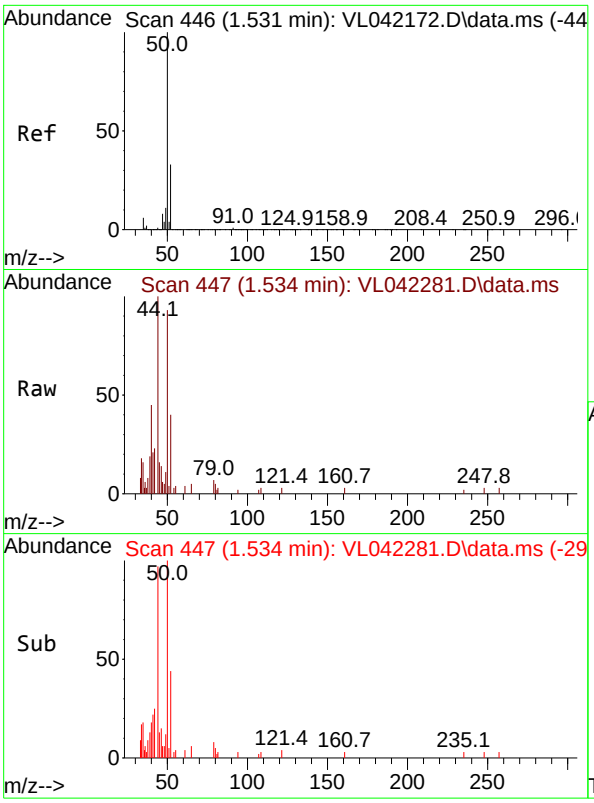

#4
Chloromethane
Concen: 0.148 ppbv
RT: 1.534 min Scan# 4
Delta R.T. 0.003 min
Lab File: VL042281.D
Acq: 09 Apr 2025 01:49

Tgt Ion: 50 Resp: 137

Ion	Ratio	Lower	Upper
50	100		
52	41.2	26.1	39.1#

Instrument :
MSVOA_L
ClientSampleId :
SSSG-B2-6-04022025

Manual Integrations
APPROVED

Reviewed By :Mahesh Dadoda 04/09/2025
Supervised By :Semsettin Yesilyurt 04/10/2025

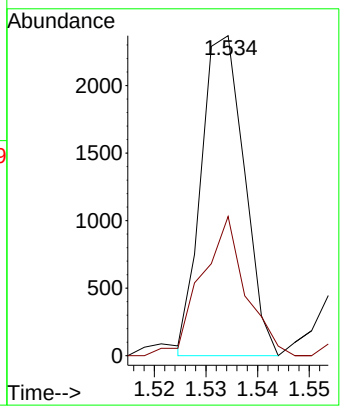

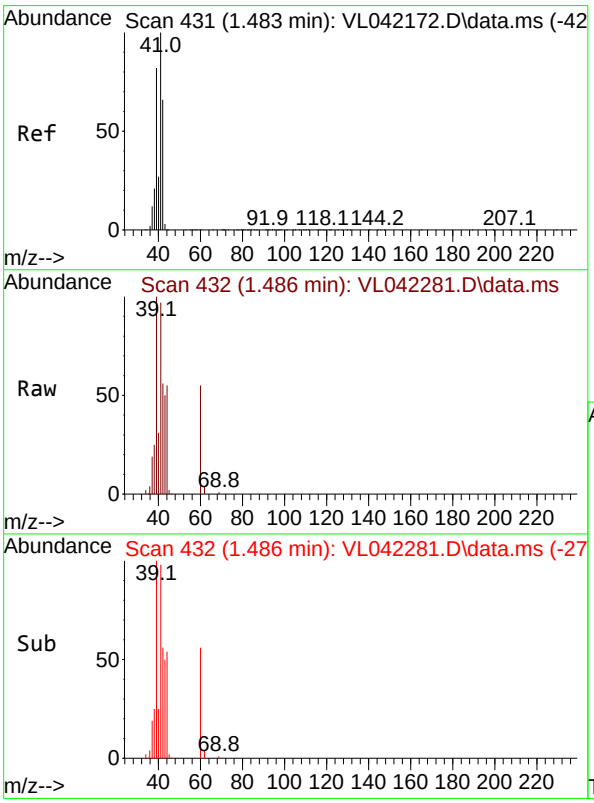

#9
Propene
Concen: 0.925 ppbv
RT: 1.486 min Scan# 432
Delta R.T. 0.003 min
Lab File: VL042281.D
Acq: 09 Apr 2025 01:49

Tgt Ion: 41 Resp: 9825

Ion	Ratio	Lower	Upper
41	100		
42	0.0	55.4	83.2#

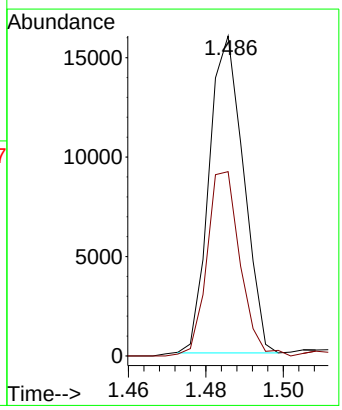

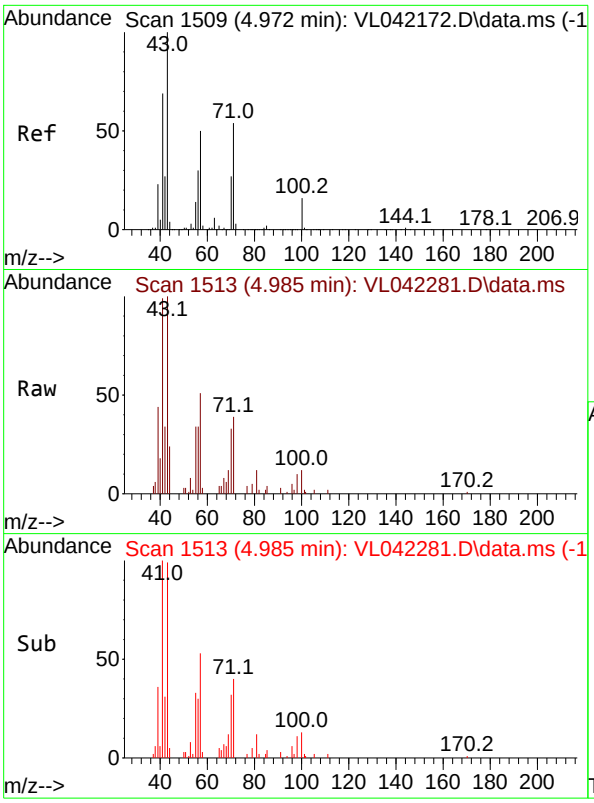

#10
Heptane
Concen: 0.358 ppbv
RT: 4.985 min Scan# 1
Delta R.T. 0.013 min
Lab File: VL042281.D
Acq: 09 Apr 2025 01:49

Tgt Ion: 43 Resp: 1011

Ion	Ratio	Lower	Upper
43	100		
57	56.7	39.4	59.2

Instrument :
MSVOA_L
ClientSampleId :
SSSG-B2-6-04022025

Manual Integrations
APPROVED

Reviewed By :Mahesh Dadoda 04/09/2025
Supervised By :Semsettin Yesilyurt 04/10/2025

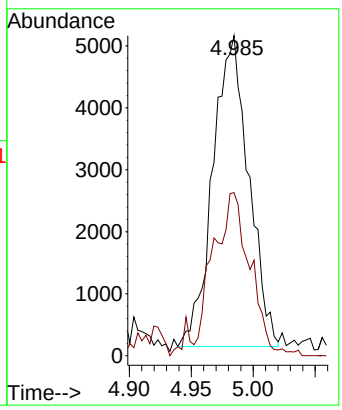

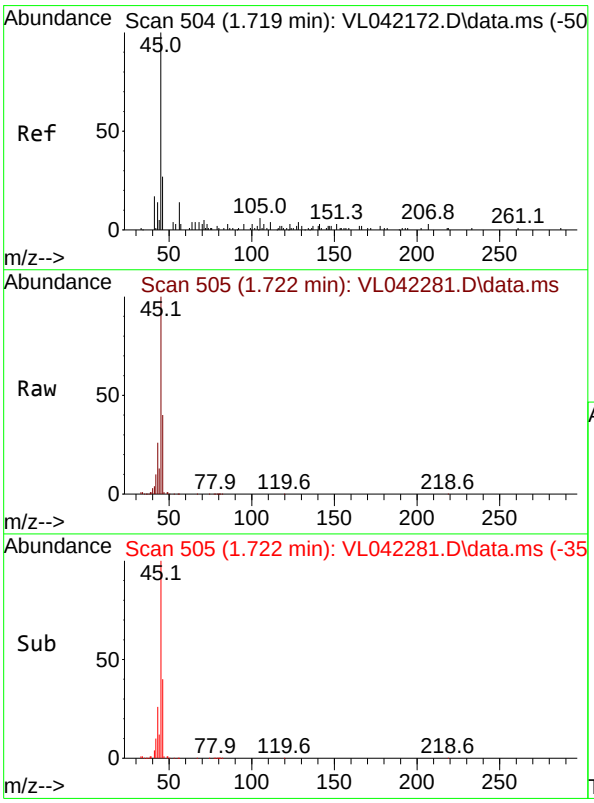

#13
Ethanol
Concen: 27.301 ppbv
RT: 1.722 min Scan# 505
Delta R.T. 0.003 min
Lab File: VL042281.D
Acq: 09 Apr 2025 01:49

Tgt Ion: 45 Resp: 27425

Ion	Ratio	Lower	Upper
45	100		
46	39.7	20.2	80.8

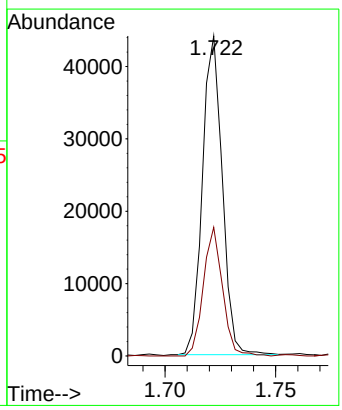

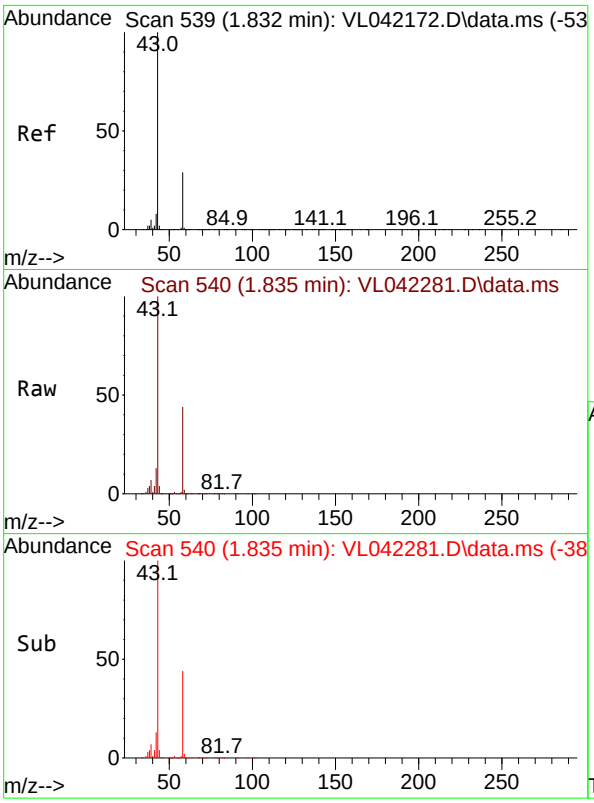

#15
Acetone
Concen: 84.541 ppbv
RT: 1.835 min Scan# 54
Delta R.T. 0.003 min
Lab File: VL042281.D
Acq: 09 Apr 2025 01:49

Tgt Ion: 43 Resp: 181733

Ion	Ratio	Lower	Upper
43	100		
58	36.1	23.2	34.8

Instrument :
MSVOA_L
ClientSampleId :
SSSG-B2-6-04022025

Manual Integrations
APPROVED

Reviewed By :Mahesh Dadoda 04/09/2025
Supervised By :Semsettin Yesilyurt 04/10/2025

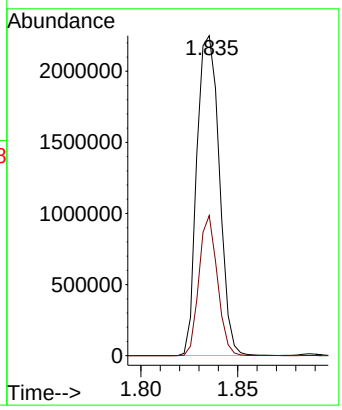

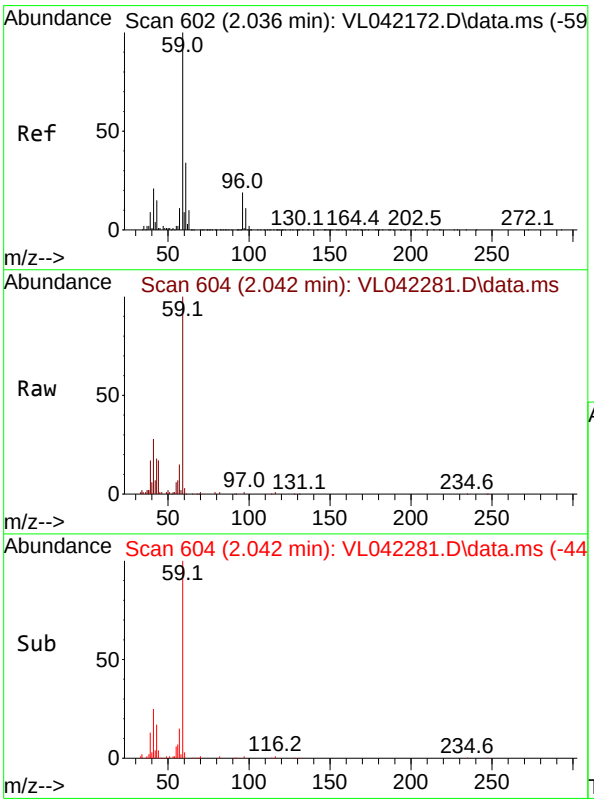

#17
tert-Butyl alcohol
Concen: 0.682 ppbv
RT: 2.042 min Scan# 604
Delta R.T. 0.006 min
Lab File: VL042281.D
Acq: 09 Apr 2025 01:49

Tgt Ion: 59 Resp: 18264

Ion	Ratio	Lower	Upper
59	100		
57	13.0	8.9	13.3

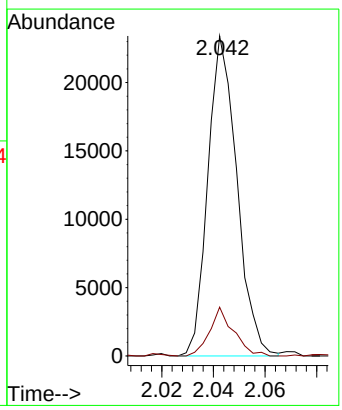

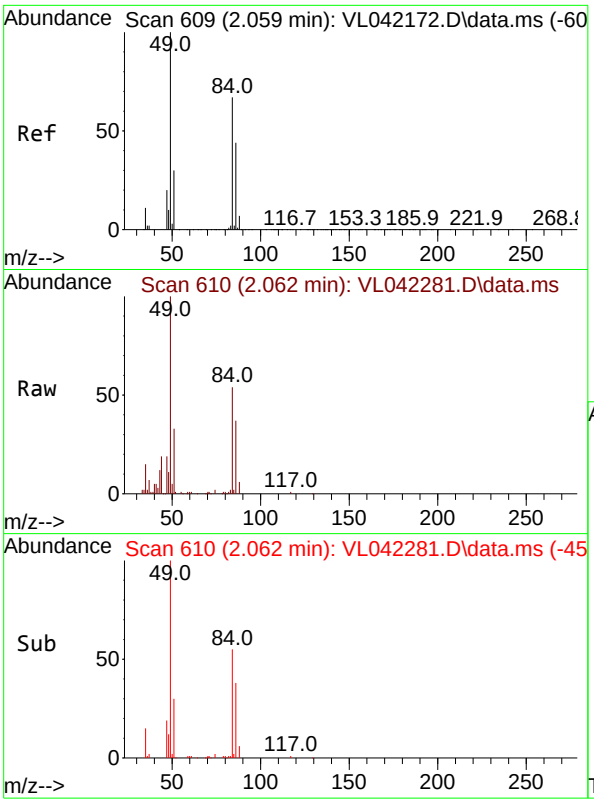

#20
Methylene Chloride
Concen: 1.264 ppbv
RT: 2.062 min Scan# 6
Delta R.T. 0.003 min
Lab File: VL042281.D
Acq: 09 Apr 2025 01:49

Tgt Ion: 84 Resp: 1012

Ion	Ratio	Lower	Upper
84	100		
49	184.0	120.2	180.4#
51	58.7	37.4	56.0#
86	67.9	52.4	78.6

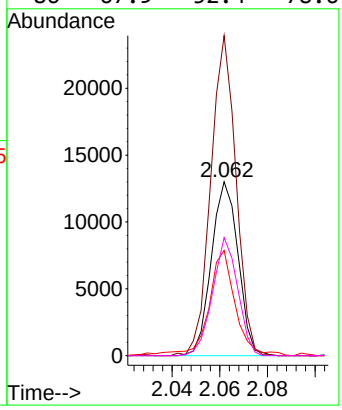

Instrument :
MSVOA_L
ClientSampleId :
SSSG-B2-6-04022025

Manual Integrations
APPROVED

Reviewed By :Mahesh Dadoda 04/09/2025
Supervised By :Semsettin Yesilyurt 04/10/2025

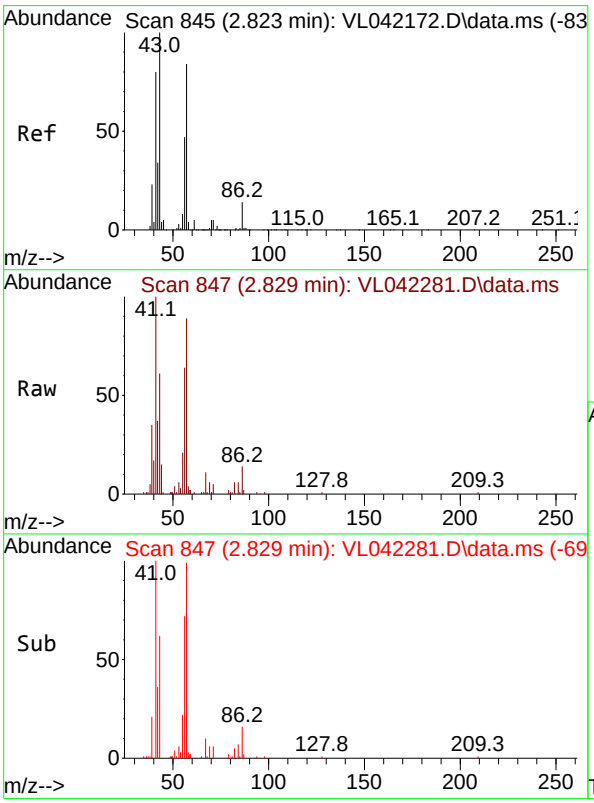

#26
Hexane
Concen: 0.453 ppbv
RT: 2.829 min Scan# 847
Delta R.T. 0.006 min
Lab File: VL042281.D
Acq: 09 Apr 2025 01:49

Tgt Ion: 57 Resp: 9763

Ion	Ratio	Lower	Upper
57	100		
41	119.4	76.6	114.8#
43	92.8	207.8	311.8#
56	72.8	43.6	65.4#

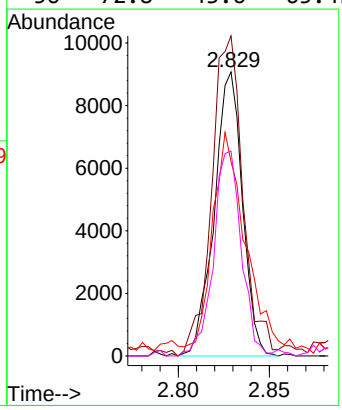

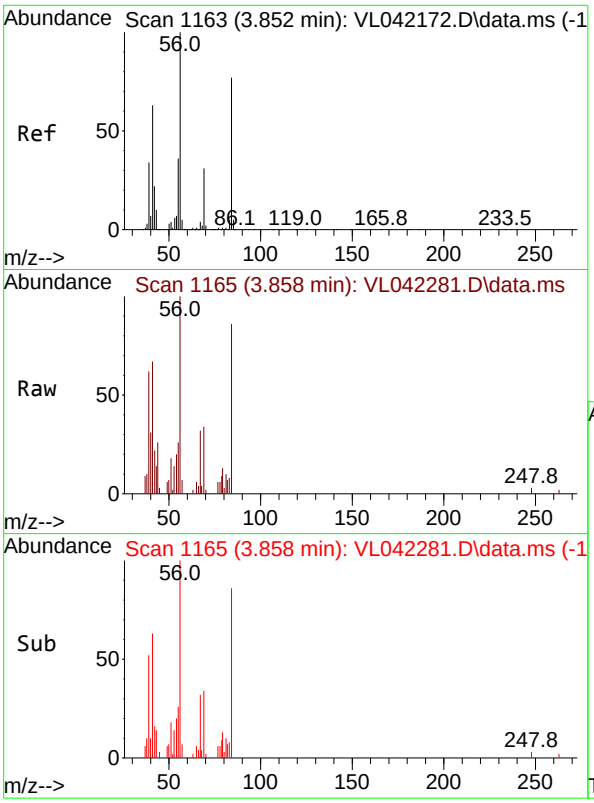

#30
Cyclohexane
Concen: 0.210 ppbv
RT: 3.858 min Scan# 1
Delta R.T. 0.006 min
Lab File: VL042281.D
Acq: 09 Apr 2025 01:49

Tgt Ion: 84 Resp: 392

Ion	Ratio	Lower	Upper
84	100		
56	129.2	102.8	154.2
41	122.6	66.5	99.7

Instrument :
MSVOA_L
ClientSampleId :
SSSG-B2-6-04022025

Manual Integrations
APPROVED

Reviewed By :Mahesh Dadoda 04/09/2025
Supervised By :Semsettin Yesilyurt 04/10/2025

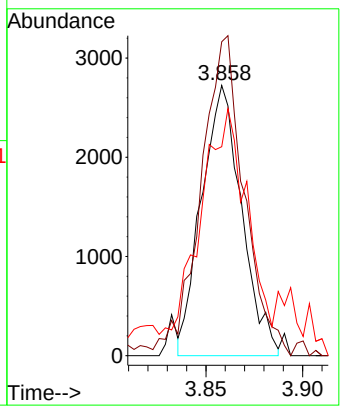

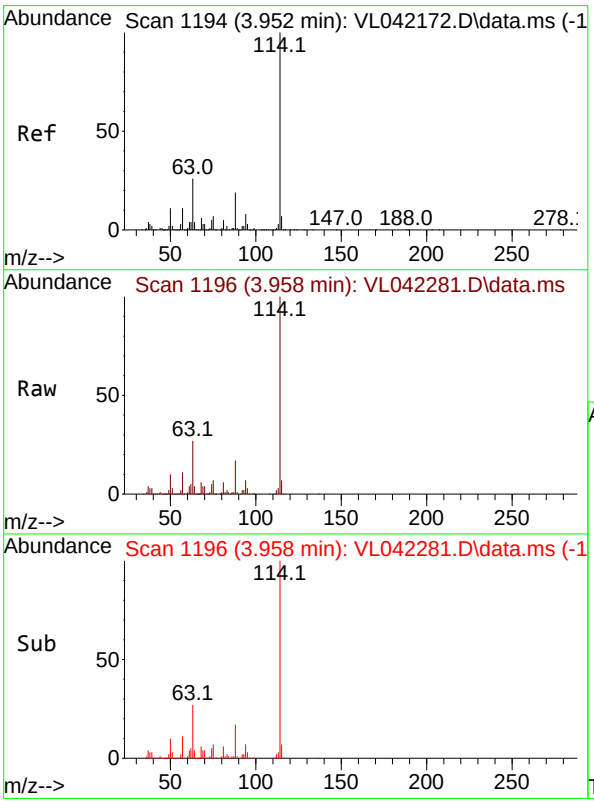

#33
1,4-Difluorobenzene
Concen: 10.000 ppbv
RT: 3.958 min Scan# 1196
Delta R.T. 0.006 min
Lab File: VL042281.D
Acq: 09 Apr 2025 01:49

Tgt Ion:114 Resp: 388271

Ion	Ratio	Lower	Upper
114	100		
63	26.1	20.7	31.1
88	17.6	15.0	22.4

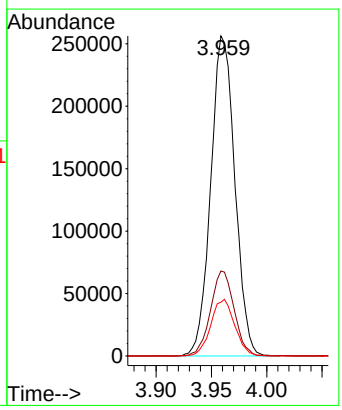

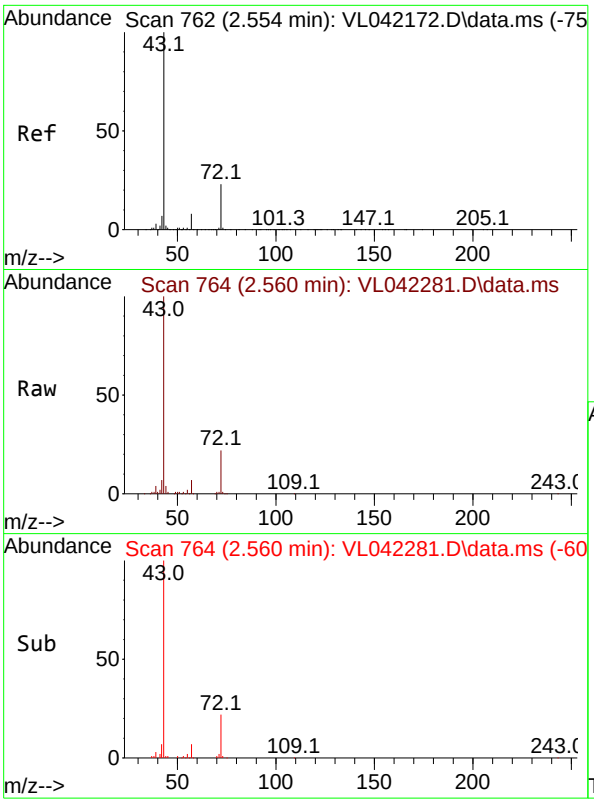

#34
2-Butanone
Concen: 4.571 ppbv
RT: 2.560 min Scan# 7(
Delta R.T. 0.006 min
Lab File: VL042281.D
Acq: 09 Apr 2025 01:49

Tgt Ion: 43 Resp: 12869

Ion	Ratio	Lower	Upper
43	100		
72	20.5	18.2	27.2

Instrument :
MSVOA_L
ClientSampleId :
SSSG-B2-6-04022025

Manual Integrations
APPROVED

Reviewed By :Mahesh Dadoda 04/09/2025
Supervised By :Semsettin Yesilyurt 04/10/2025

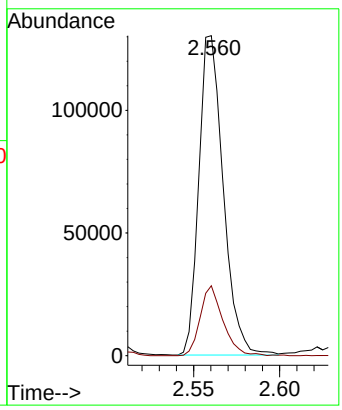

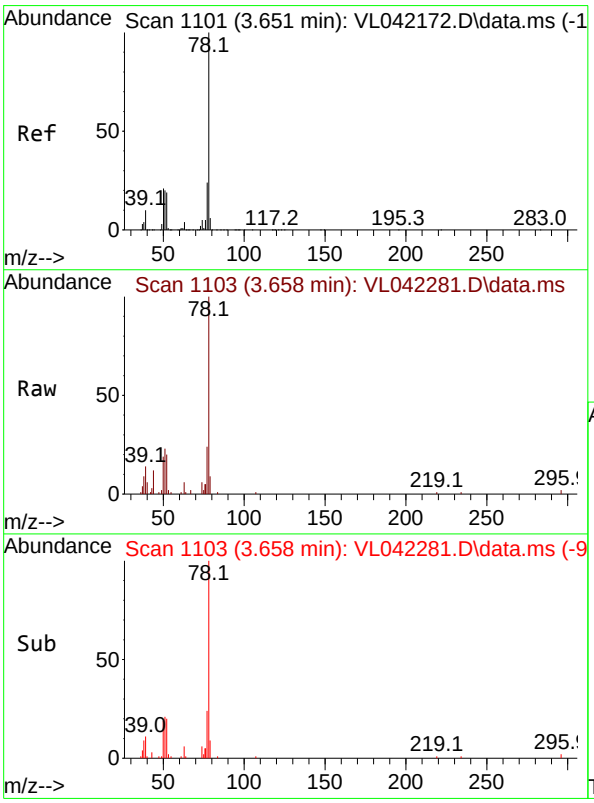

#36
Benzene
Concen: 0.304 ppbv
RT: 3.658 min Scan# 1103
Delta R.T. 0.006 min
Lab File: VL042281.D
Acq: 09 Apr 2025 01:49

Tgt Ion: 78 Resp: 11702

Ion	Ratio	Lower	Upper
78	100		
77	21.4	19.1	28.7
50	16.2	16.6	24.8#

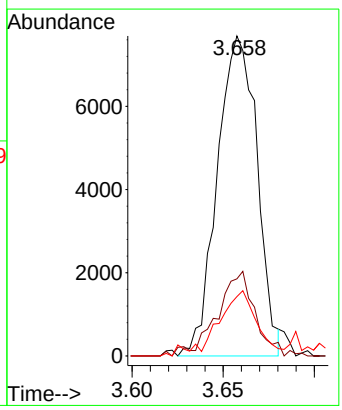

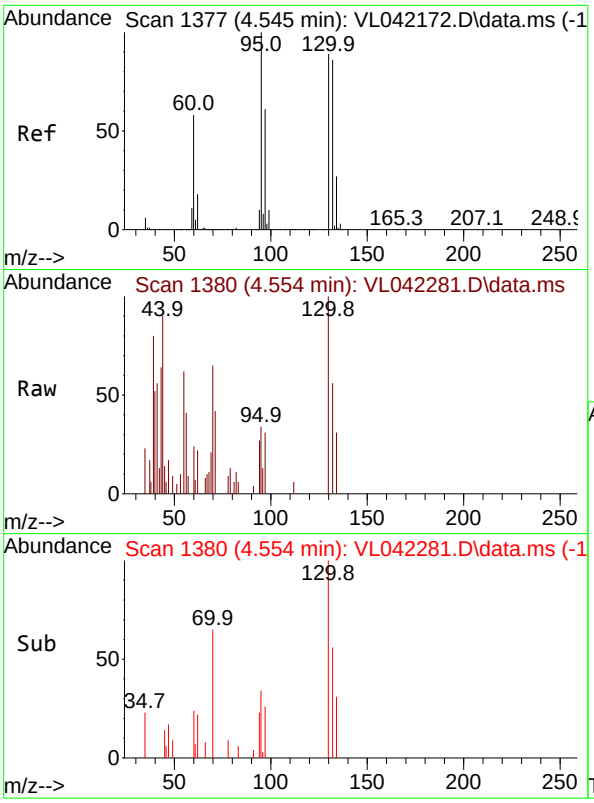

#38
Trichloroethene
Concen: 0.076 ppbv m
RT: 4.554 min Scan# 1
Delta R.T. 0.009 min
Lab File: VL042281.D
Acq: 09 Apr 2025 01:49

Tgt Ion:130 Resp: 122

Ion	Ratio	Lower	Upper
130	100		
95	34.3	89.8	134.8#
132	56.1	77.4	116.2#
97	31.5	55.1	82.7#

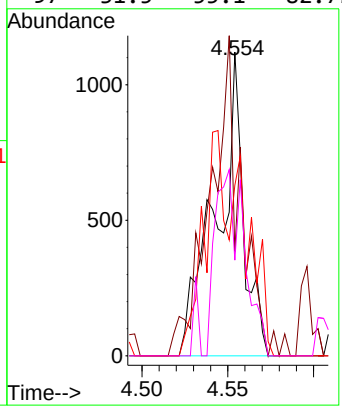

Instrument :
MSVOA_L
ClientSampleId :
SSSG-B2-6-04022025

Manual Integrations
APPROVED

Reviewed By :Mahesh Dadoda 04/09/2025
Supervised By :Semsettin Yesilyurt 04/10/2025

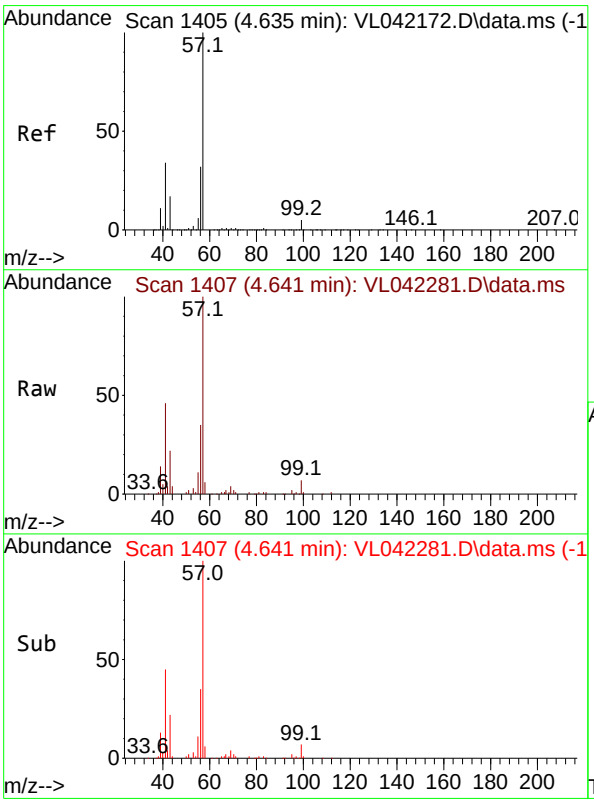

#44
2,2,4-Trimethylpentane
Concen: 1.105 ppbv
RT: 4.641 min Scan# 1407
Delta R.T. 0.006 min
Lab File: VL042281.D
Acq: 09 Apr 2025 01:49

Tgt Ion: 57 Resp: 71853

Ion	Ratio	Lower	Upper
57	100		
41	47.1	26.8	40.2#
56	41.7	25.6	38.4#

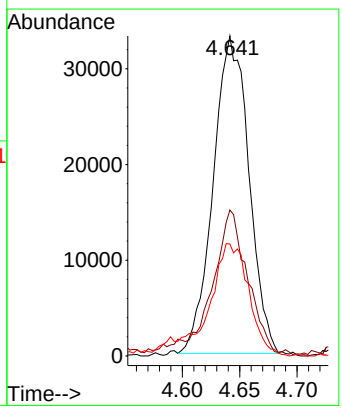

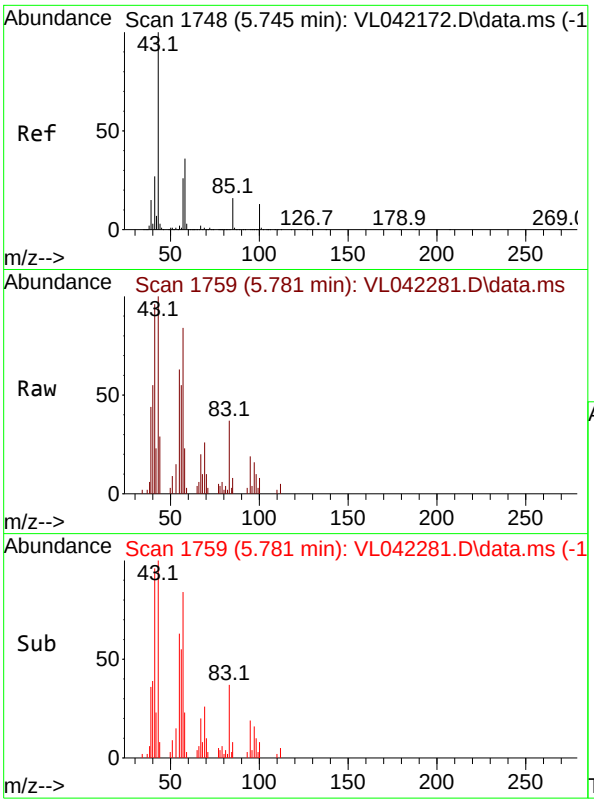

#50
4-Methyl-2-Pentanone
Concen: 0.199 ppbv m
RT: 5.781 min Scan# 1
Delta R.T. 0.035 min
Lab File: VL042281.D
Acq: 09 Apr 2025 01:49

Tgt Ion: 43 Resp: 886

Ion	Ratio	Lower	Upper
43	100		
58	0.0	29.0	43.6

Instrument :
MSVOA_L
ClientSampleId :
SSSG-B2-6-04022025

Manual Integrations
APPROVED

Reviewed By :Mahesh Dadoda 04/09/2025
Supervised By :Semsettin Yesilyurt 04/10/2025

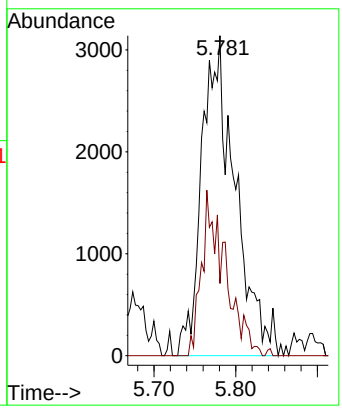

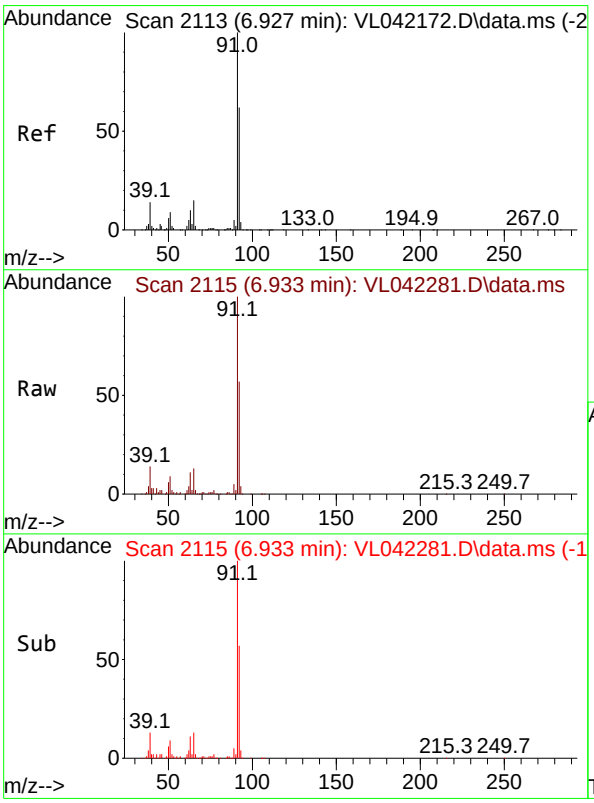

#53
Toluene
Concen: 5.737 ppbv
RT: 6.933 min Scan# 2115
Delta R.T. 0.006 min
Lab File: VL042281.D
Acq: 09 Apr 2025 01:49

Tgt Ion: 91 Resp: 261772

Ion	Ratio	Lower	Upper
91	100		
92	59.0	48.4	72.6

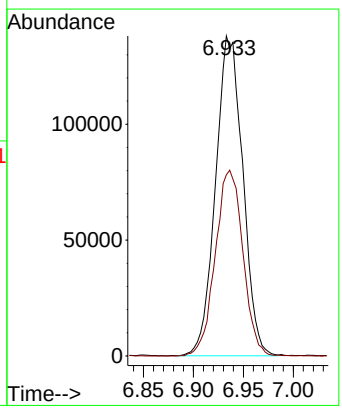

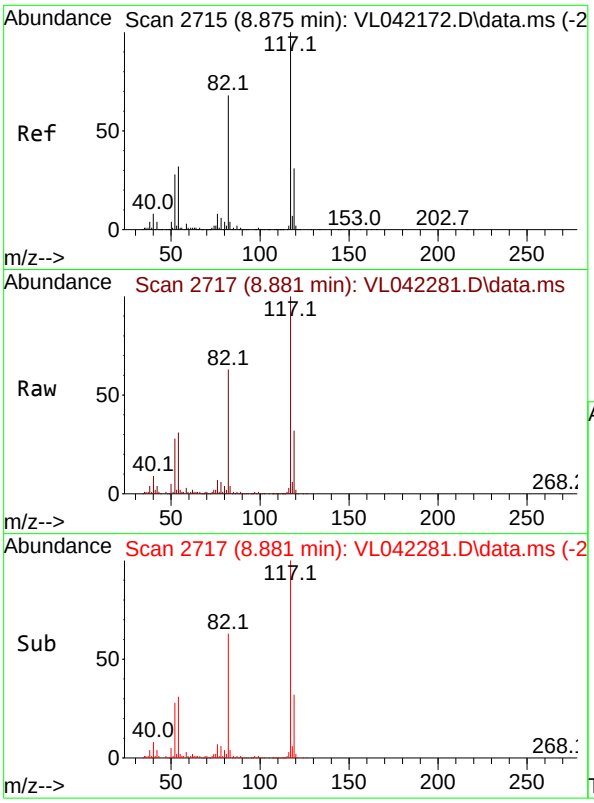

#55
Chlorobenzene-d5
Concen: 10.000 ppbv
RT: 8.881 min Scan# 2
Delta R.T. 0.006 min
Lab File: VL042281.D
Acq: 09 Apr 2025 01:49

Tgt Ion:117 Resp: 38168

Ion	Ratio	Lower	Upper
117	100		
82	66.0	55.8	83.6
119	32.2	25.5	38.3

Instrument :
MSVOA_L
ClientSampleId :
SSSG-B2-6-04022025

Manual Integrations
APPROVED

Reviewed By :Mahesh Dadoda 04/09/2025
Supervised By :Semsettin Yesilyurt 04/10/2025

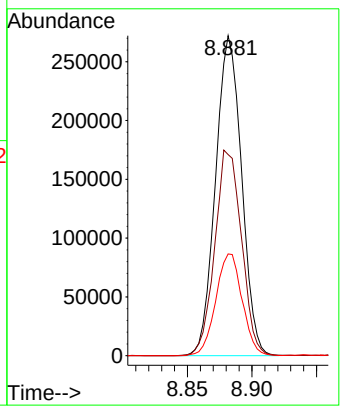

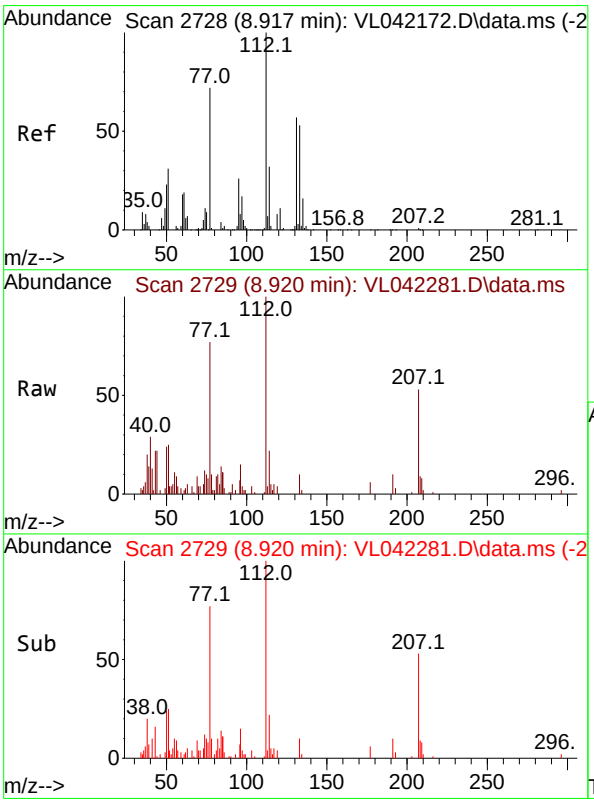

#57
Chlorobenzene
Concen: 0.187 ppbv
RT: 8.920 min Scan# 2729
Delta R.T. 0.003 min
Lab File: VL042281.D
Acq: 09 Apr 2025 01:49

Tgt Ion:112 Resp: 6785

Ion	Ratio	Lower	Upper
112	100		
77	72.9	58.2	87.2
114	23.0	29.1	35.5#

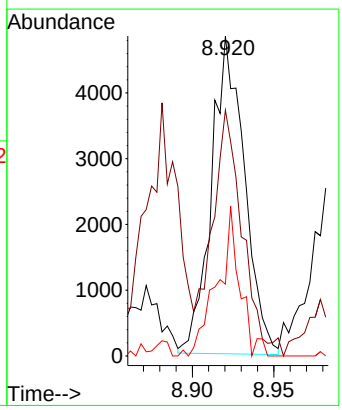

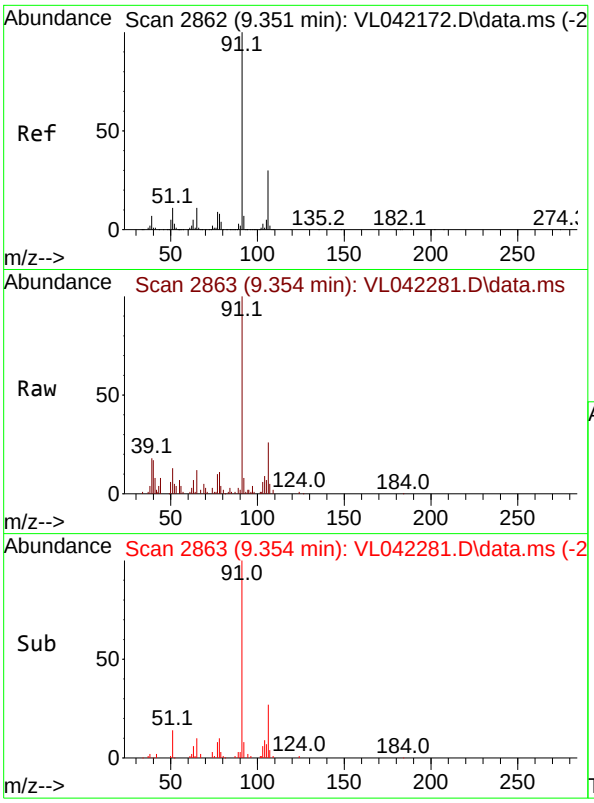

#58
Ethyl Benzene
Concen: 0.281 ppbv
RT: 9.354 min Scan# 2
Delta R.T. 0.003 min
Lab File: VL042281.D
Acq: 09 Apr 2025 01:49

Tgt Ion: 91 Resp: 1906

Ion	Ratio	Lower	Upper
91	100		
106	26.3	24.2	36.2

Instrument :
MSVOA_L
ClientSampleId :
SSSG-B2-6-04022025

Manual Integrations
APPROVED

Reviewed By :Mahesh Dadoda 04/09/2025
Supervised By :Semsettin Yesilyurt 04/10/2025

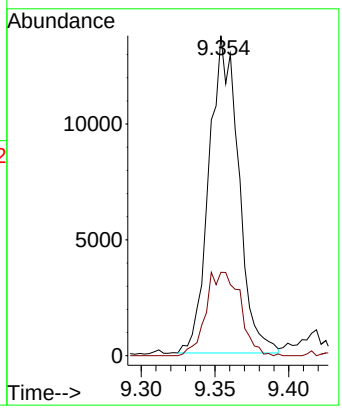

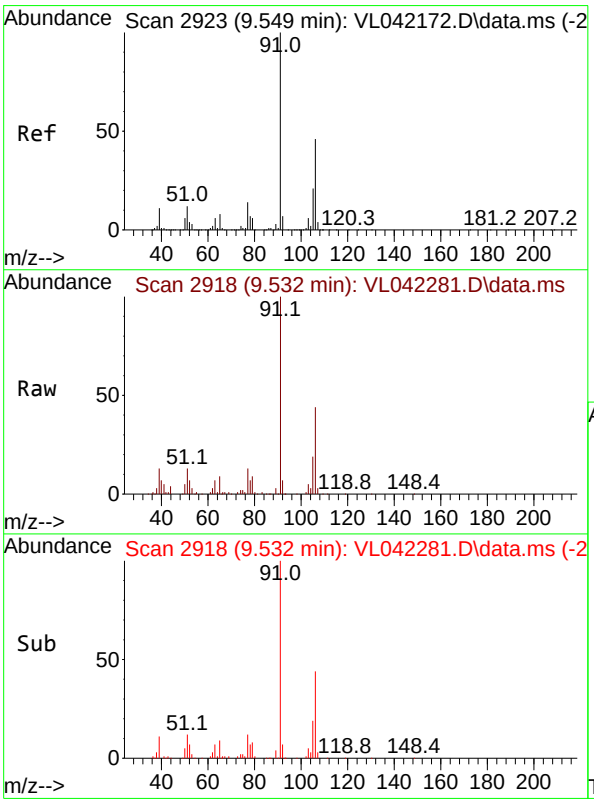

#59
m/p-Xylene
Concen: 0.850 ppbv
RT: 9.532 min Scan# 2918
Delta R.T. -0.017 min
Lab File: VL042281.D
Acq: 09 Apr 2025 01:49

Tgt Ion: 91 Resp: 46011

Ion	Ratio	Lower	Upper
91	100		
106	47.0	36.4	54.6

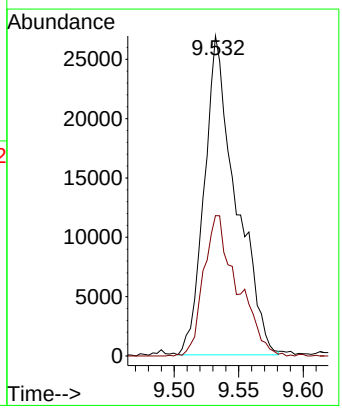

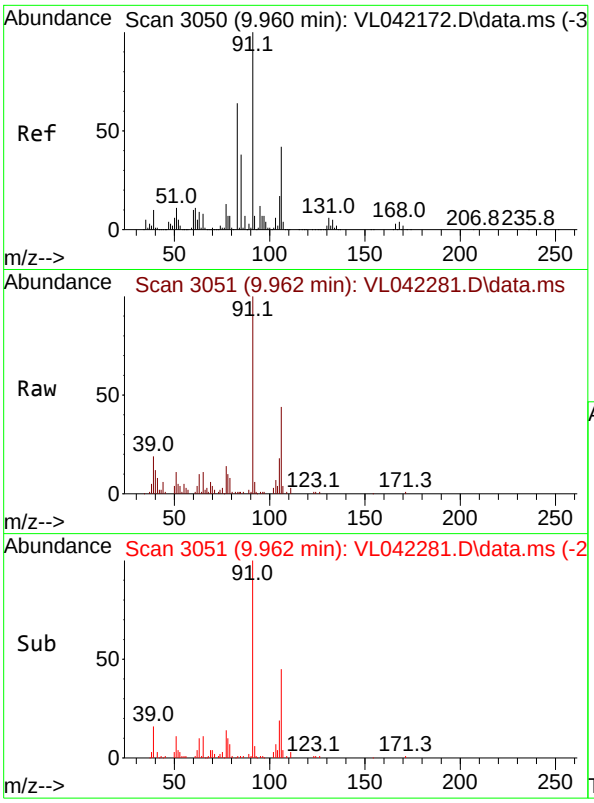

#60
o-Xylene
Concen: 0.371 ppbv
RT: 9.962 min Scan# 3(
Delta R.T. 0.003 min
Lab File: VL042281.D
Acq: 09 Apr 2025 01:49

Tgt Ion: 91 Resp: 2016(

Ion	Ratio	Lower	Upper
91	100		
106	41.4	20.8	62.5

Instrument :
MSVOA_L
ClientSampleId :
SSSG-B2-6-04022025

Manual Integrations
APPROVED

Reviewed By :Mahesh Dadoda 04/09/2025
Supervised By :Semsettin Yesilyurt 04/10/2025

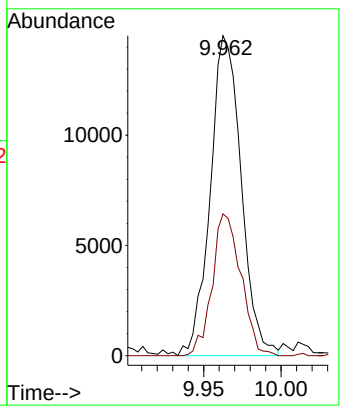

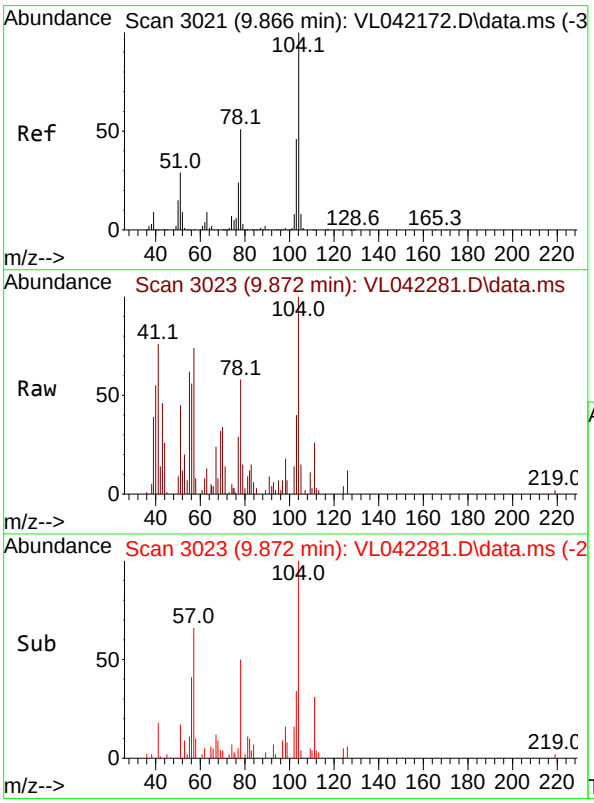

#61
Styrene
Concen: 0.151 ppbv
RT: 9.872 min Scan# 3023
Delta R.T. 0.006 min
Lab File: VL042281.D
Acq: 09 Apr 2025 01:49

Tgt Ion:104 Resp: 4043

Ion	Ratio	Lower	Upper
104	100		
78	63.1	41.8	62.6#
103	43.3	37.0	55.4

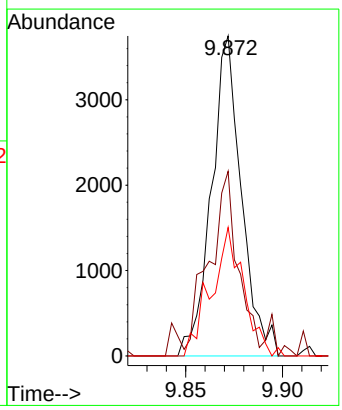

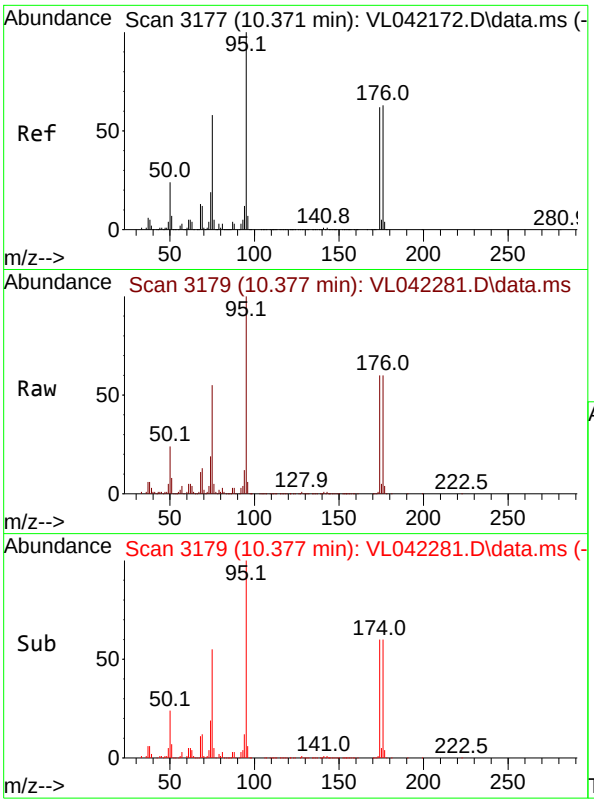

#68
1-Bromo-4-Fluorobenzene
Concen: 9.329 ppbv
RT: 10.377 min Scan# 3
Delta R.T. 0.006 min
Lab File: VL042281.D
Acq: 09 Apr 2025 01:49

Tgt Ion: 95 Resp: 29240

Ion	Ratio	Lower	Upper
95	100		
174	63.0	50.6	76.0
175	4.9	3.8	5.6

Instrument :
MSVOA_L
ClientSampleId :
SSSG-B2-6-04022025

Manual Integrations
APPROVED

Reviewed By :Mahesh Dadoda 04/09/2025
Supervised By :Semsettin Yesilyurt 04/10/2025

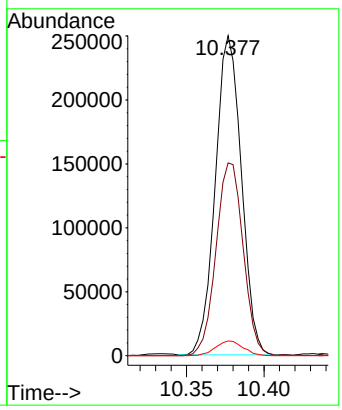

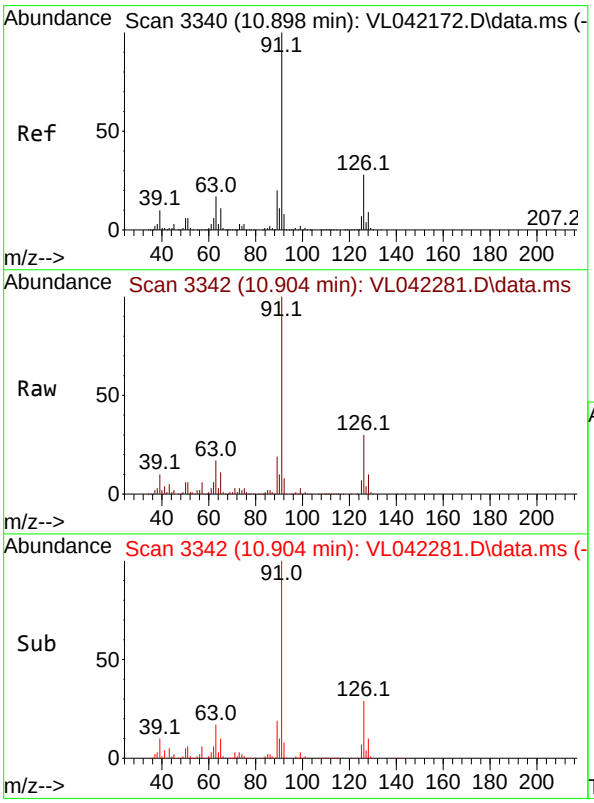

#71
2-Chlorotoluene
Concen: 4.247 ppbv
RT: 10.904 min Scan# 3342
Delta R.T. 0.006 min
Lab File: VL042281.D
Acq: 09 Apr 2025 01:49

Tgt Ion: 91 Resp: 267528

Ion	Ratio	Lower	Upper
91	100		
126	29.9	11.6	46.4

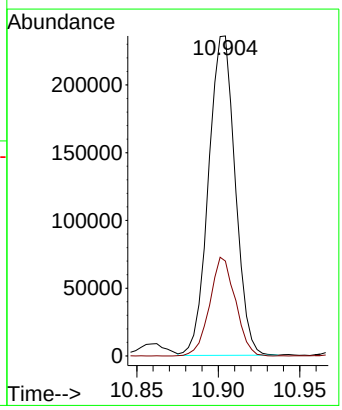

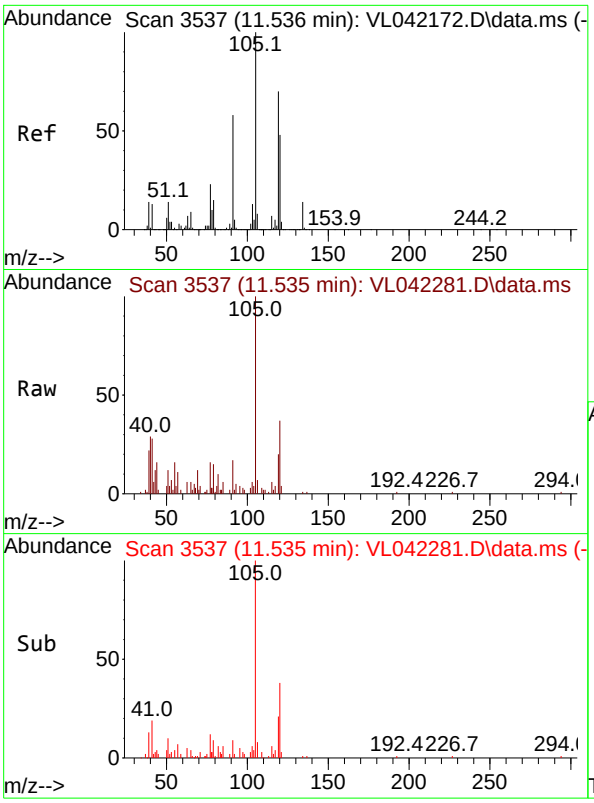

#74
1,2,4-Trimethylbenzene
Concen: 0.105 ppbv
RT: 11.535 min Scan# 3
Delta R.T. -0.000 min
Lab File: VL042281.D
Acq: 09 Apr 2025 01:49

Tgt Ion:105 Resp: 711

Ion	Ratio	Lower	Upper
105	100		
120	36.4	38.6	58.0#
91	16.3	46.2	69.2#
77	16.2	18.6	27.8#

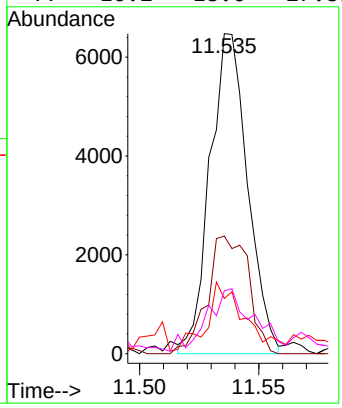

Instrument :
MSVOA_L
ClientSampleId :
SSSG-B2-6-04022025

Manual Integrations
APPROVED

Reviewed By :Mahesh Dadoda 04/09/2025
Supervised By :Semsettin Yesilyurt 04/10/2025

LSC Area Percent Report

Data Path : Z:\voasrv\HPCHEM1\MSVOA_L\Data\VL040825\
Data File : VL042281.D
Acq On : 09 Apr 2025 01:49
Operator : SY/MD
Sample : Q1728-05 4X
Misc : 400mL/MSVOA_L
ALS Vial : 1 Sample Multiplier: 1

Instrument :
MSVOA_L
ClientSampleId :
SSSG-B2-6-04022025

Integration Parameters: RTEINT.P
Integrator: RTE
Smoothing : ON Filtering: 5
Sampling : 3 Min Area: 3 % of largest Peak
Start Thrs: 0.001 Max Peaks: 100
Stop Thrs : 0 Peak Location: TOP

If leading or trailing edge < 100 prefer < Baseline drop else tangent >
Peak separation: 0

Method : Z:\voasrv\HPCHEM1\MSVOA_L\methods\VL032725AIR.M
Title : AIR ANALYSIS BY METHOD TO-15 Instrument: MSVOA_LFri Aug 26 06:05:16 2022

Signal : TIC: VL042281.D\data.ms

peak #	R.T. min	first scan	max scan	last scan	PK TY	peak height	corr. area	corr. % max.	% of total
1	1.431	410	415	420	rBV	3363868	2981239	94.30%	16.851%
2	1.486	428	432	441	rVB4	76721	53419	1.69%	0.302%
3	1.557	450	454	460	rBV	531517	299935	9.49%	1.695%
4	1.602	463	468	471	rBV	403213	218424	6.91%	1.235%
5	1.722	500	505	510	rVB	82428	49786	1.57%	0.281%
6	1.835	535	540	548	rBV	4204413	3161343	100.00%	17.869%
7	1.887	551	556	560	rVV	68890	45778	1.45%	0.259%
8	2.062	607	610	615	rVB	71804	49702	1.57%	0.281%
9	2.149	632	637	643	rBV	49514	42377	1.34%	0.240%
10	2.476	732	738	744	rVB	60573	59443	1.88%	0.336%
11	2.560	758	764	774	rBV	207336	204981	6.48%	1.159%
12	2.628	777	785	793	rVB2	39065	49843	1.58%	0.282%
13	2.787	823	834	842	rBV	548305	575252	18.20%	3.252%
14	2.826	842	846	860	rVB5	52594	68555	2.17%	0.387%
15	3.690	1109	1113	1128	rVB4	30125	47192	1.49%	0.267%
16	3.959	1182	1196	1212	rBV	683126	1046399	33.10%	5.915%
17	4.056	1215	1226	1235	rVV3	86093	158612	5.02%	0.897%
18	4.098	1235	1239	1253	rVB4	27455	43041	1.36%	0.243%
19	4.269	1278	1292	1303	rBV5	47576	94952	3.00%	0.537%
20	4.641	1386	1407	1423	rVB2	92194	228523	7.23%	1.292%
21	4.751	1432	1441	1455	rBV4	23327	50272	1.59%	0.284%
22	4.985	1500	1513	1524	rBV6	27906	57837	1.83%	0.327%
23	5.664	1707	1723	1725	rBV7	40547	64770	2.05%	0.366%
24	5.674	1725	1726	1741	rVB5	40601	46287	1.46%	0.262%
25	5.784	1748	1760	1778	rVB8	23452	69312	2.19%	0.392%
26	6.205	1877	1890	1898	rBV6	25584	59854	1.89%	0.338%
27	6.273	1907	1911	1928	rVB5	28153	54747	1.73%	0.309%
28	6.829	2068	2083	2097	rVB5	39882	89733	2.84%	0.507%
29	6.936	2100	2116	2135	rBV3	371363	785495	24.85%	4.440%
30	7.192	2181	2195	2216	rVB3	53661	130079	4.11%	0.735%
31	7.376	2238	2252	2262	rBV7	21035	44863	1.42%	0.254%
32	7.448	2265	2274	2288	rVB7	33529	82288	2.60%	0.465%
33	7.622	2311	2328	2338	rBV6	80511	204221	6.46%	1.154%
34	7.674	2338	2344	2361	rVB8	48555	105794	3.35%	0.598%
35	7.823	2379	2390	2400	rVB8	23556	43450	1.37%	0.246%
36	7.898	2402	2413	2419	rBV4	34699	63340	2.00%	0.358%

LSC Area Percent Report

Data Path : Z:\voasrv\HPCHEM1\MSVOA_L\Data\VL040825\
Data File : VL042281.D
Acq On : 09 Apr 2025 01:49
Operator : SY/MD
Sample : Q1728-05 4X
Misc : 400mL/MSVOA_L
ALS Vial : 1 Sample Multiplier: 1

Instrument :
MSVOA_L
ClientSampleId :
SSSG-B2-6-04022025

Integration Parameters: RTEINT.P
Integrator: RTE
Smoothing : ON Filtering: 5
Sampling : 3 Min Area: 3 % of largest Peak
Start Thrs: 0.001 Max Peaks: 100
Stop Thrs : 0 Peak Location: TOP

If leading or trailing edge < 100 prefer < Baseline drop else tangent >
Peak separation: 0

Method : Z:\voasrv\HPCHEM1\MSVOA_L\methods\VL032725AIR.M
Title : AIR ANALYSIS BY METHOD TO-15 Instrument: MSVOA_LFri Aug 26 06:05:16 2022

37	8.140	2475	2488	2498	rBV6	83074	149556	4.73%	0.845%
38	8.315	2526	2542	2555	rVB7	72840	163491	5.17%	0.924%
39	8.768	2675	2682	2694	rVB4	26979	42951	1.36%	0.243%
40	8.881	2702	2717	2728	rBV2	954158	1494886	47.29%	8.450%
41	8.982	2741	2748	2749	rBV	86281	72528	2.29%	0.410%
42	9.004	2749	2755	2765	rVB4	133047	219876	6.96%	1.243%
43	9.098	2775	2784	2791	rBV2	92110	138717	4.39%	0.784%
44	9.147	2791	2799	2816	rVV4	144030	293662	9.29%	1.660%
45	9.221	2816	2822	2844	rVB5	43158	90767	2.87%	0.513%
46	9.354	2850	2863	2868	rBV4	43822	72270	2.29%	0.408%
47	9.419	2876	2883	2893	rVB4	63731	89249	2.82%	0.504%
48	9.532	2909	2918	2923	rBV2	75244	107975	3.42%	0.610%
49	9.561	2923	2927	2935	rVB6	66272	89370	2.83%	0.505%
50	9.658	2950	2957	2966	rVB6	33151	45247	1.43%	0.256%
51	9.720	2975	2976	2990	rVB6	33561	42130	1.33%	0.238%
52	9.794	2990	2999	3009	rBV2	32333	55868	1.77%	0.316%
53	9.865	3014	3021	3028	rVB5	37390	53030	1.68%	0.300%
54	9.962	3038	3051	3056	rBV2	42526	67457	2.13%	0.381%
55	10.098	3088	3093	3101	rVB6	31716	44835	1.42%	0.253%
56	10.147	3101	3108	3120	rVB8	29782	52420	1.66%	0.296%
57	10.377	3157	3179	3190	rBV	1190759	1503157	47.55%	8.496%
58	10.432	3190	3196	3204	rVB3	47086	68799	2.18%	0.389%
59	10.859	3321	3328	3334	rBV2	74198	82115	2.60%	0.464%
60	10.901	3334	3341	3353	rVB	736221	836290	26.45%	4.727%
61	11.011	3366	3375	3384	rVB5	63554	96698	3.06%	0.547%
62	11.205	3423	3435	3442	rBV6	57721	81042	2.56%	0.458%
63	11.775	3599	3611	3618	rVB4	59454	99508	3.15%	0.562%
64	12.228	3744	3751	3756	rBV3	50710	63738	2.02%	0.360%
65	12.254	3756	3759	3769	rVB2	39189	42919	1.36%	0.243%

Sum of corrected areas: 17691689

Data Path : Z:\voasrv\HPCHEM1\MSVOA_L\Data\VL040825\
Data File : VL042281.D
Acq On : 09 Apr 2025 01:49
Operator : SY/MD
Sample : Q1728-05 4X
Misc : 400mL/MSVOA_L
ALS Vial : 1 Sample Multiplier: 1

Instrument :
MSVOA_L
ClientSampleId :
SSSG-B2-6-04022025

Quant Method : Z:\voasrv\HPCHEM1\MSVOA_L\methods\VL032725AIR.M
Quant Title : AIR ANALYSIS BY METHOD TO-15 Instrument: MSVOA_LFri Aug 26 06:05:16 2022

TIC Library : C:\Database\NIST20.L
TIC Integration Parameters: LSCINT.P

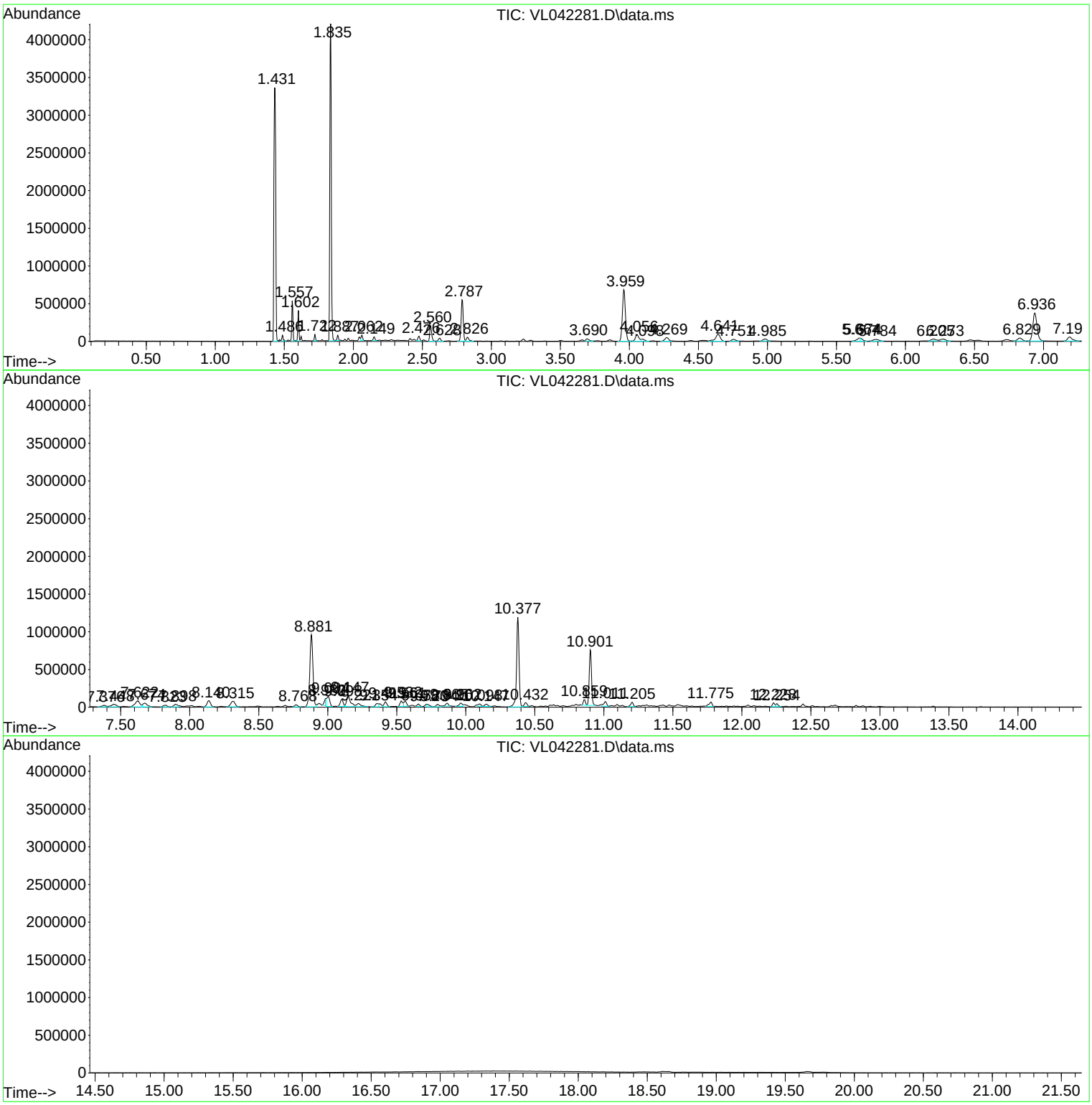

Data Path : Z:\voasrv\HPCHEM1\MSVOA_L\Data\VL040825\
Data File : VL042281.D
Acq On : 09 Apr 2025 01:49
Operator : SY/MD
Sample : Q1728-05 4X
Misc : 400mL/MSVOA_L
ALS Vial : 1 Sample Multiplier: 1

Instrument :
MSVOA_L
ClientSampleId :
SSSG-B2-6-04022025

Quant Method : Z:\voasrv\HPCHEM1\MSVOA_L\methods\VL032725AIR.M
Quant Title : AIR ANALYSIS BY METHOD TO-15 Instrument: MSVOA_LFri Aug 26 06:05:16 2022

TIC Library : C:\Database\NIST20.L
TIC Integration Parameters: LSCINT.P

****
Peak Number 2 1-Propene, 2-methyl- Concentration Rank 2

R.T.	EstConc	Area	Relative to ISTD	R.T.
1.602	3.80 ppbv	218424	Bromochloromethane	2.787

Hit# of 5	Tentative ID	MW	MolForm	CAS#	Qual
1	1-Propene, 2-methyl-	56	C4H8	000115-11-7	90
2	1-Propene, 2-methyl-	56	C4H8	000115-11-7	90
3	1-Propene, 2-methyl-	56	C4H8	000115-11-7	80
4	2-Butene, (Z)-	56	C4H8	000590-18-1	80
5	2-Butene, (Z)-	56	C4H8	000590-18-1	80

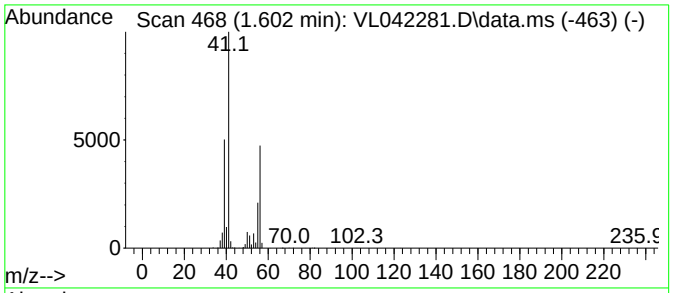

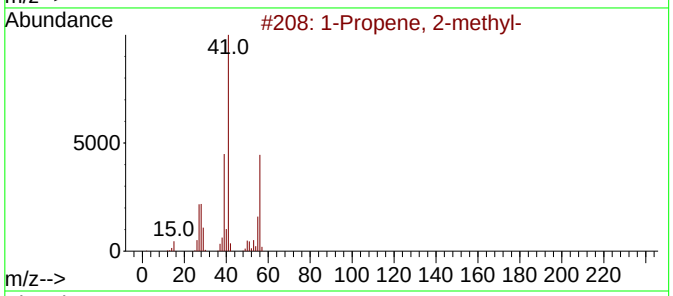

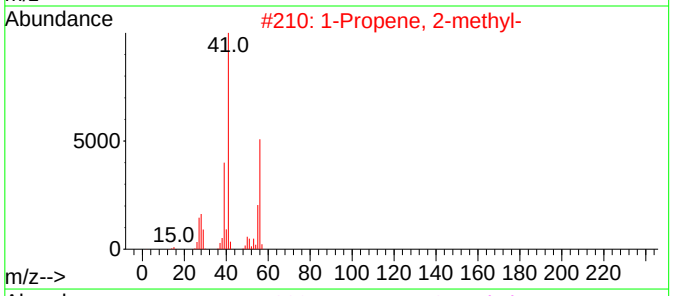

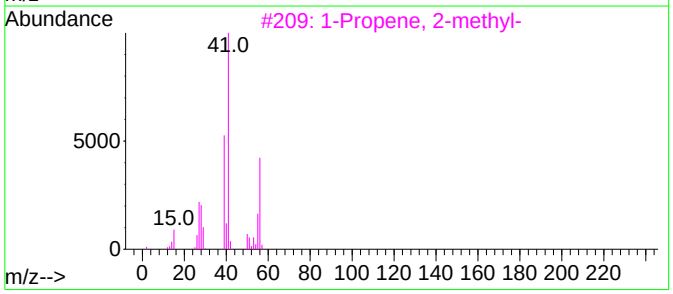

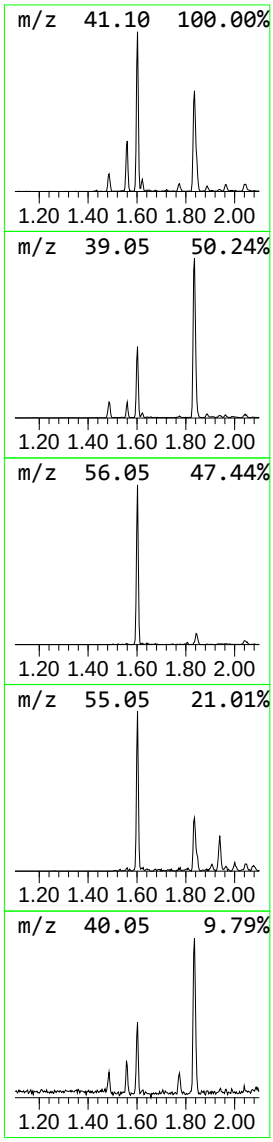

Data Path : Z:\voasrv\HPCHEM1\MSVOA_L\Data\VL040825\
Data File : VL042281.D
Acq On : 09 Apr 2025 01:49
Operator : SY/MD
Sample : Q1728-05 4X
Misc : 400mL/MSVOA_L
ALS Vial : 1 Sample Multiplier: 1

Instrument :
MSVOA_L
ClientSampleId :
SSSG-B2-6-04022025

Quant Method : Z:\voasrv\HPCHEM1\MSVOA_L\methods\VL032725AIR.M
Quant Title : AIR ANALYSIS BY METHOD TO-15 Instrument: MSVOA_LFri Aug 26 06:05:16 2022

TIC Library : C:\Database\NIST20.L
TIC Integration Parameters: LSCINT.P

****
Peak Number 3 Pentane, 2-methyl- Concentration Rank 8

R.T.	EstConc	Area	Relative to ISTD	R.T.
2.476	1.03 ppbv	59443	Bromochloromethane	2.787

Hit# of 5	Tentative ID	MW	MolForm	CAS#	Qual
1	Pentane, 2-methyl-	86	C6H14	000107-83-5	86
2	Pentane, 2-methyl-	86	C6H14	000107-83-5	64
3	Pentane, 2-methyl-	86	C6H14	000107-83-5	64
4	Pentane, 2-methyl-	86	C6H14	000107-83-5	64
5	Pentane, 2-methyl-	86	C6H14	000107-83-5	64

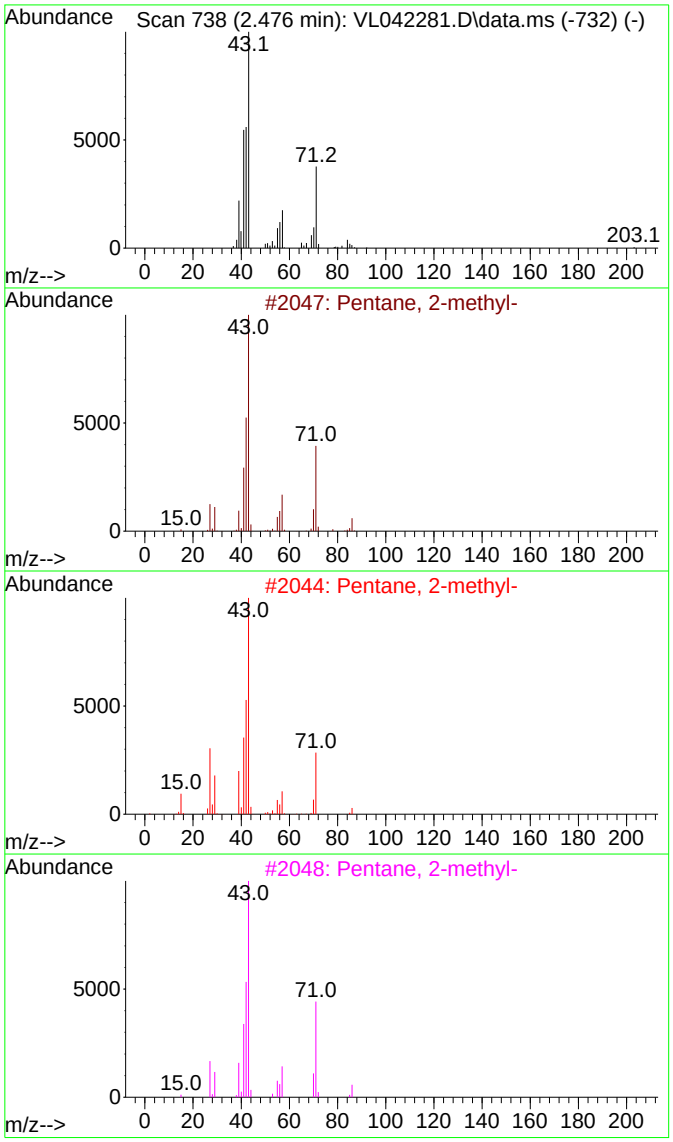

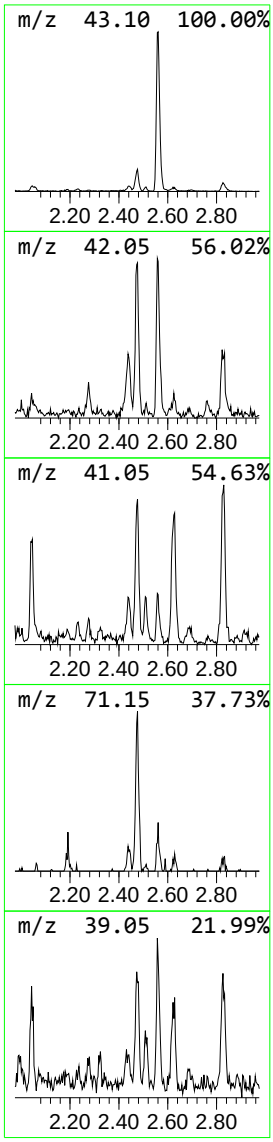

Library Search Compound Report

Data Path : Z:\voasrv\HPCHEM1\MSVOA_L\Data\VL040825\
Data File : VL042281.D
Acq On : 09 Apr 2025 01:49
Operator : SY/MD
Sample : Q1728-05 4X
Misc : 400mL/MSVOA_L
ALS Vial : 1 Sample Multiplier: 1

Instrument :
MSVOA_L
ClientSampleId :
SSSG-B2-6-04022025

Quant Method : Z:\voasrv\HPCHEM1\MSVOA_L\methods\VL032725AIR.M
Quant Title : AIR ANALYSIS BY METHOD TO-15 Instrument: MSVOA_LFri Aug 26 06:05:16 2022

TIC Library : C:\Database\NIST20.L
TIC Integration Parameters: LSCINT.P

****
Peak Number 4 unknown4.056 Concentration Rank 4

R.T.	EstConc	Area	Relative to ISTD	R.T.
4.056	1.52 ppbv	158612	1,4-Difluorobenzene	3.958

Hit# of 5	Tentative ID	MW	MolForm	CAS#	Qual
1	2-Pentanone	86	C5H10O	000107-87-9	46
2	2-Hexanone, 3,3-dimethyl-	128	C8H16O	026118-38-7	40
3	Oxalic acid, allyl isohexyl ester	214	C11H18O4	1000309-23-3	36
4	Oxalic acid, allyl hexyl ester	214	C11H18O4	1000309-23-4	33
5	Pentane, 2,4-dimethyl-	100	C7H16	000108-08-7	27

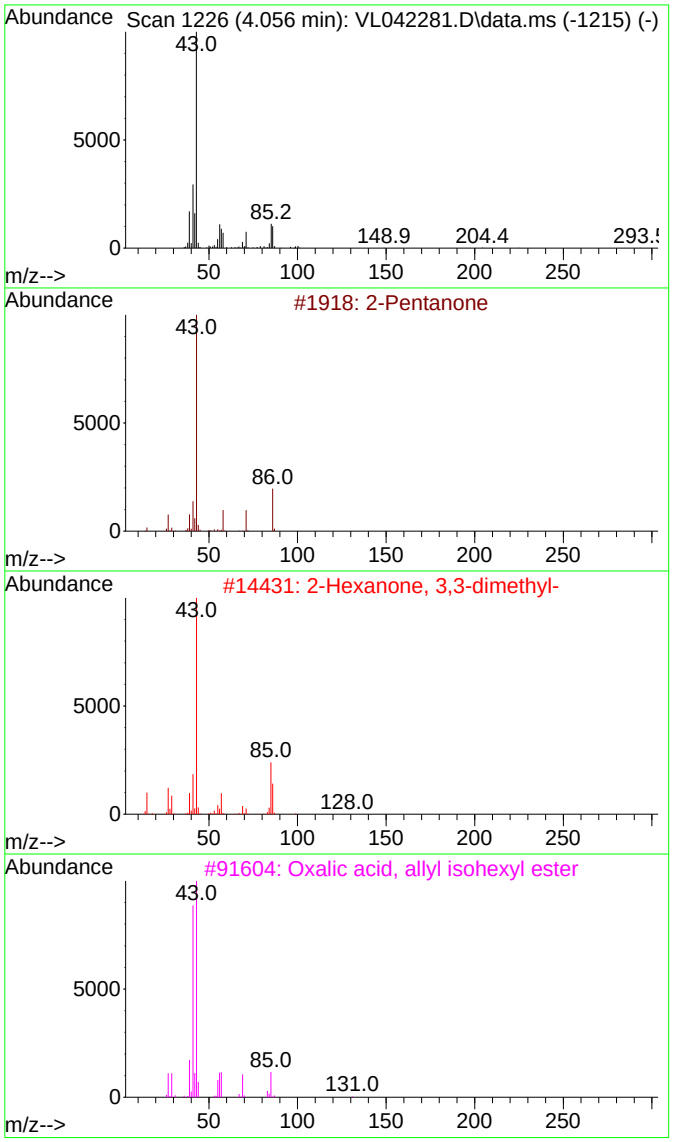

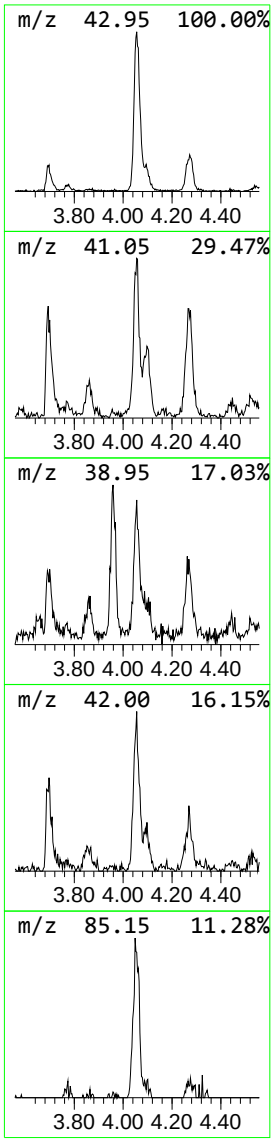

Data Path : Z:\voasrv\HPCHEM1\MSVOA_L\Data\VL040825\
Data File : VL042281.D
Acq On : 09 Apr 2025 01:49
Operator : SY/MD
Sample : Q1728-05 4X
Misc : 400mL/MSVOA_L
ALS Vial : 1 Sample Multiplier: 1

Instrument :
MSVOA_L
ClientSampleId :
SSSG-B2-6-04022025

Quant Method : Z:\voasrv\HPCHEM1\MSVOA_L\methods\VL032725AIR.M
Quant Title : AIR ANALYSIS BY METHOD TO-15 Instrument: MSVOA_LFri Aug 26 06:05:16 2022

TIC Library : C:\Database\NIST20.L
TIC Integration Parameters: LSCINT.P

****
Peak Number 5 Cyclohexane, 1,2-dimethyl-,... Concentration Rank 6

R.T.	EstConc	Area	Relative to ISTD	R.T.
7.622	1.37 ppbv	204221	Chlorobenzene-d5	8.881

Hit# of 5	Tentative ID	MW	MolForm	CAS#	Qual
1	Cyclohexane, 1,2-dimethyl-, cis-	112	C8H16	002207-01-4	70
2	Cyclohexane, 1,2-dimethyl-, cis-	112	C8H16	002207-01-4	62
3	4-Octene, (E)-	112	C8H16	014850-23-8	45
4	4-Octene, (E)-	112	C8H16	014850-23-8	43
5	4-Octene, (E)-	112	C8H16	014850-23-8	43

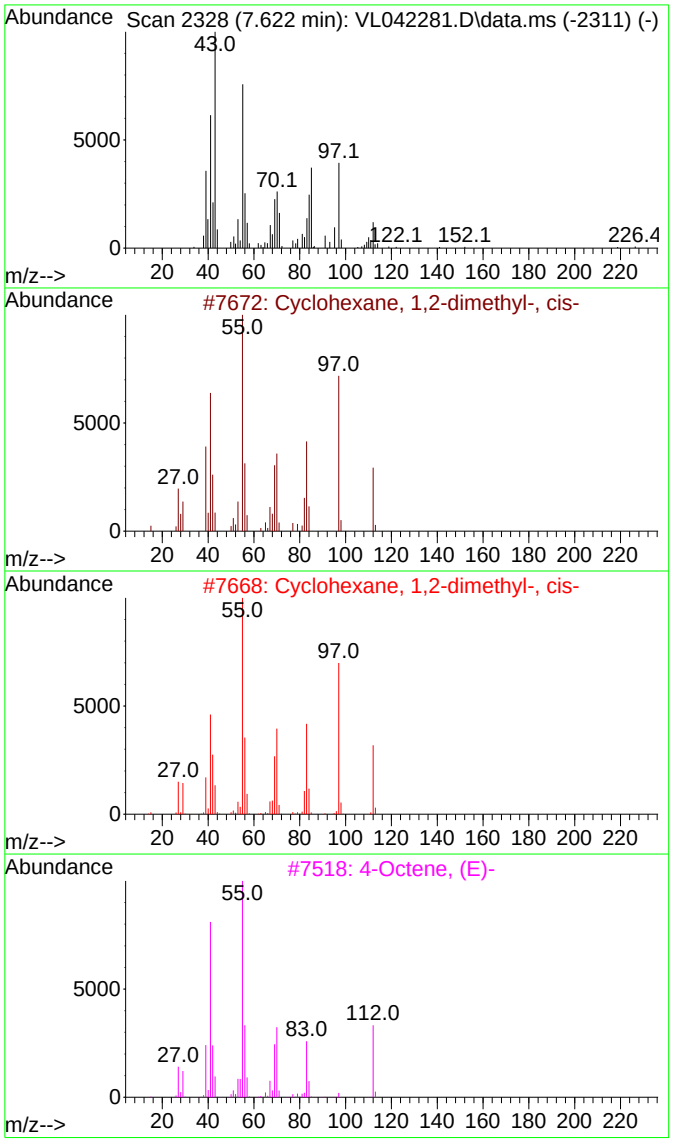

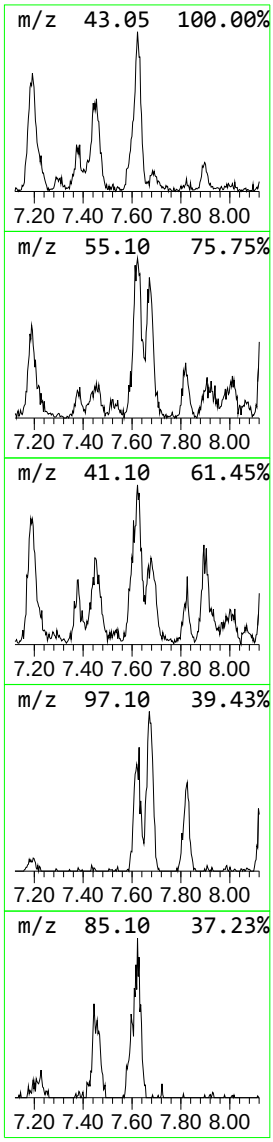

Data Path : Z:\voasrv\HPCHEM1\MSVOA_L\Data\VL040825\
Data File : VL042281.D
Acq On : 09 Apr 2025 01:49
Operator : SY/MD
Sample : Q1728-05 4X
Misc : 400mL/MSVOA_L
ALS Vial : 1 Sample Multiplier: 1

Instrument :
MSVOA_L
ClientSampleId :
SSSG-B2-6-04022025

Quant Method : Z:\voasrv\HPCHEM1\MSVOA_L\methods\VL032725AIR.M
Quant Title : AIR ANALYSIS BY METHOD TO-15 Instrument: MSVOA_LFri Aug 26 06:05:16 2022

TIC Library : C:\Database\NIST20.L
TIC Integration Parameters: LSCINT.P

****
Peak Number 6 Cyclohexane, 1,2-dimethyl-,... Concentration Rank 9

R.T.	EstConc	Area	Relative to ISTD	R.T.
8.140	1.00 ppbv	149556	Chlorobenzene-d5	8.881

Hit# of 5	Tentative ID	MW	MolForm	CAS#	Qual
1	Cyclohexane, 1,2-dimethyl- (cis/...	112	C8H16	000583-57-3	70
2	Cyclohexane, 1,2-dimethyl-, trans-	112	C8H16	006876-23-9	70
3	Cyclohexane, 1,3-dimethyl-, trans-	112	C8H16	002207-03-6	60
4	Cyclohexane, 1,3-dimethyl-, trans-	112	C8H16	002207-03-6	60
5	Cyclohexane, 1,3-dimethyl-, trans-	112	C8H16	002207-03-6	60

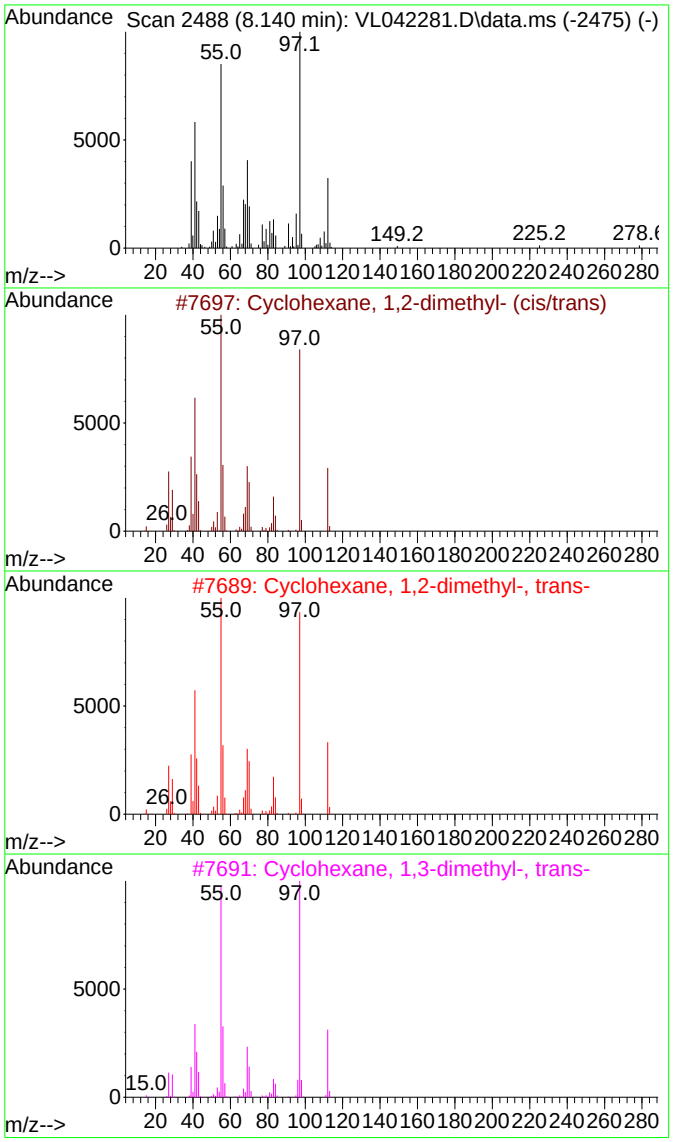

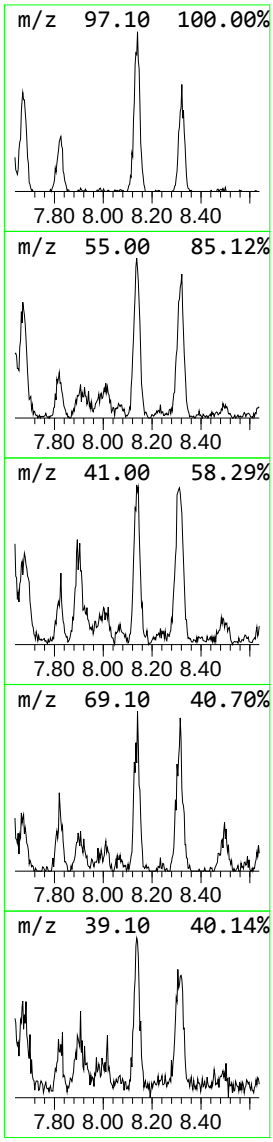

Data Path : Z:\voasrv\HPCHEM1\MSVOA_L\Data\VL040825\
Data File : VL042281.D
Acq On : 09 Apr 2025 01:49
Operator : SY/MD
Sample : Q1728-05 4X
Misc : 400mL/MSVOA_L
ALS Vial : 1 Sample Multiplier: 1

Instrument :
MSVOA_L
ClientSampleId :
SSSG-B2-6-04022025

Quant Method : Z:\voasrv\HPCHEM1\MSVOA_L\methods\VL032725AIR.M
Quant Title : AIR ANALYSIS BY METHOD TO-15 Instrument: MSVOA_LFri Aug 26 06:05:16 2022

TIC Library : C:\Database\NIST20.L
TIC Integration Parameters: LSCINT.P

****
Peak Number 7 Cyclohexane, 1,2-dimethyl- ... Concentration Rank 7

R.T.	EstConc	Area	Relative to ISTD	R.T.
8.315	1.09 ppbv	163491	Chlorobenzene-d5	8.881

Hit# of 5	Tentative ID	MW	MolForm	CAS#	Qual
1	Cyclohexane, 1,2-dimethyl- (cis/...	112	C8H16	000583-57-3	55
2	Cyclohexane, 1,2-dimethyl- (cis/...	112	C8H16	000583-57-3	55
3	Cyclohexane, 1,2-dimethyl-, trans-	112	C8H16	006876-23-9	49
4	1-Octene, 6-methyl-	126	C9H18	013151-10-5	49
5	Cyclohexane, 1,2-dimethyl-, trans-	112	C8H16	006876-23-9	46

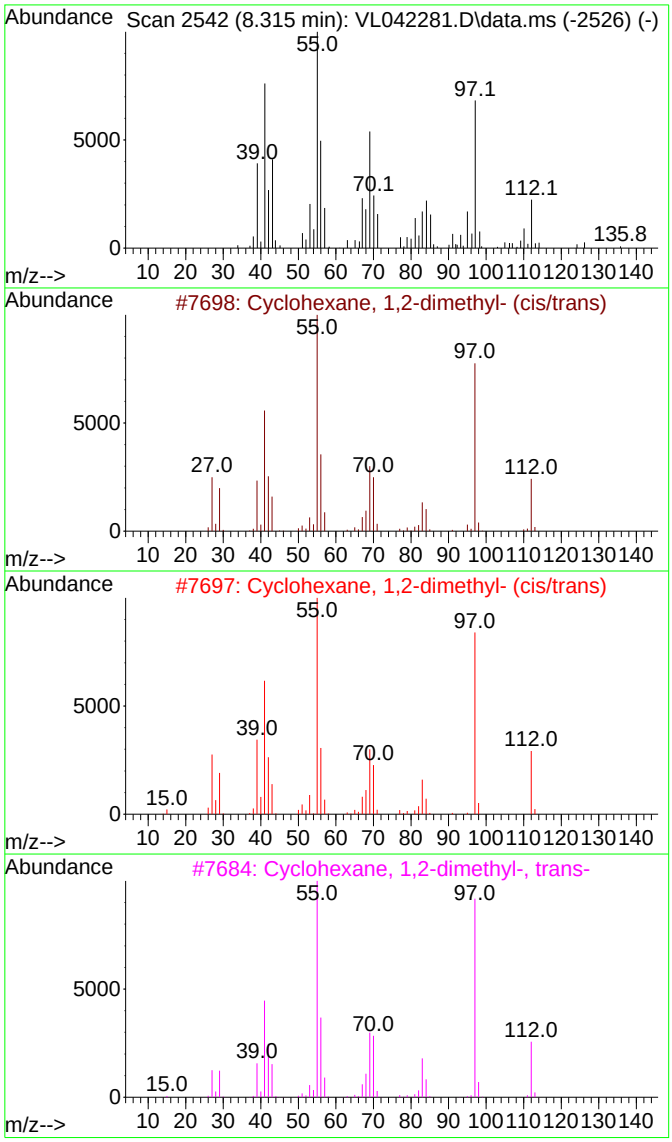

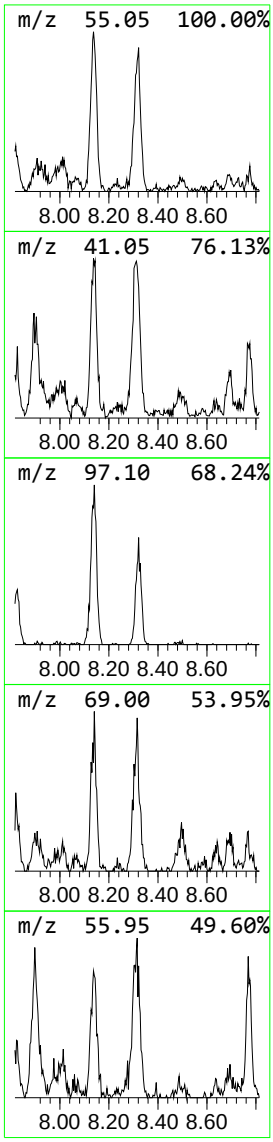

Data Path : Z:\voasrv\HPCHEM1\MSVOA_L\Data\VL040825\
Data File : VL042281.D
Acq On : 09 Apr 2025 01:49
Operator : SY/MD
Sample : Q1728-05 4X
Misc : 400mL/MSVOA_L
ALS Vial : 1 Sample Multiplier: 1

Instrument :
MSVOA_L
ClientSampleId :
SSSG-B2-6-04022025

Quant Method : Z:\voasrv\HPCHEM1\MSVOA_L\methods\VL032725AIR.M
Quant Title : AIR ANALYSIS BY METHOD TO-15 Instrument: MSVOA_LFri Aug 26 06:05:16 2022

TIC Library : C:\Database\NIST20.L
TIC Integration Parameters: LSCINT.P

****
Peak Number 8 Heptane, 2,6-dimethyl- Concentration Rank 5

R.T.	EstConc	Area	Relative to ISTD	R.T.
9.004	1.47 ppbv	219876	Chlorobenzene-d5	8.881

Hit# of 5	Tentative ID	MW	MolForm	CAS#	Qual
1	Heptane, 2,6-dimethyl-	128	C9H20	001072-05-5	64
2	Decane, 2-methyl-	156	C11H24	006975-98-0	64
3	Heptane, 2,6-dimethyl-	128	C9H20	001072-05-5	52
4	Hexane, 2,3-dimethyl-	114	C8H18	000584-94-1	47
5	Octane, 2-iodo-	240	C8H17I	000557-36-8	47

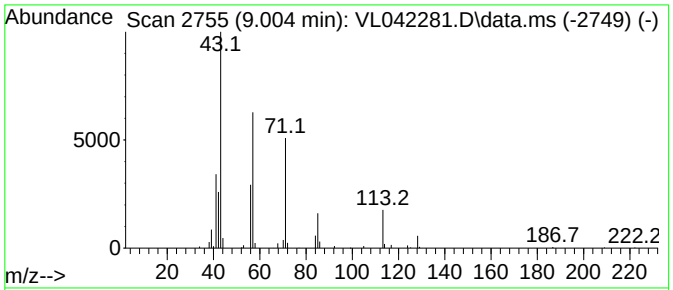

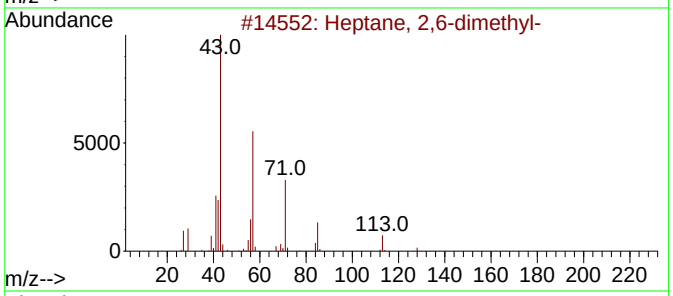

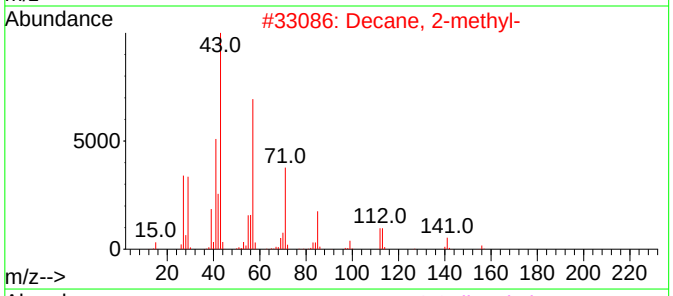

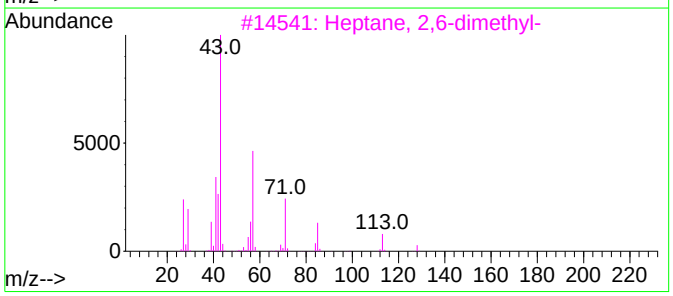

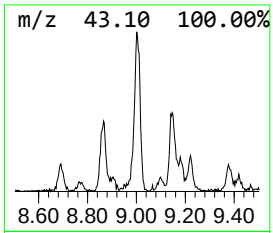

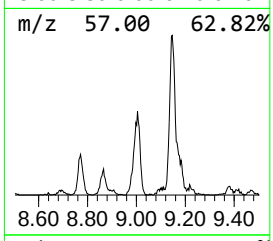

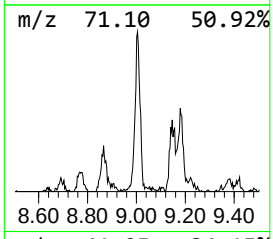

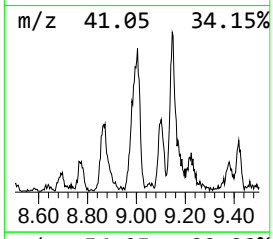

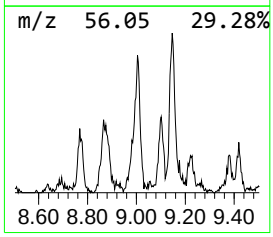

Data Path : Z:\voasrv\HPCHEM1\MSVOA_L\Data\VL040825\
Data File : VL042281.D
Acq On : 09 Apr 2025 01:49
Operator : SY/MD
Sample : Q1728-05 4X
Misc : 400mL/MSVOA_L
ALS Vial : 1 Sample Multiplier: 1

Instrument :
MSVOA_L
ClientSampleId :
SSSG-B2-6-04022025

Quant Method : Z:\voasrv\HPCHEM1\MSVOA_L\methods\VL032725AIR.M
Quant Title : AIR ANALYSIS BY METHOD TO-15 Instrument: MSVOA_LFri Aug 26 06:05:16 2022

TIC Library : C:\Database\NIST20.L
TIC Integration Parameters: LSCINT.P

****

Peak Number 9 Heptane, 3-ethyl- Concentration Rank 3

R.T.	EstConc	Area	Relative to ISTD	R.T.
9.147	1.96 ppbv	293662	Chlorobenzene-d5	8.881

Hit# of 5	Tentative ID	MW	MolForm	CAS#	Qual
1	Heptane, 3-ethyl-	128	C9H20	015869-80-4	74
2	Heptane, 3,5-dimethyl-	128	C9H20	000926-82-9	59
3	Heptane, 3-ethyl-	128	C9H20	015869-80-4	59
4	Octane, 3-methyl-	128	C9H20	002216-33-3	58
5	Hexane, 4-ethyl-2-methyl-	128	C9H20	003074-75-7	53

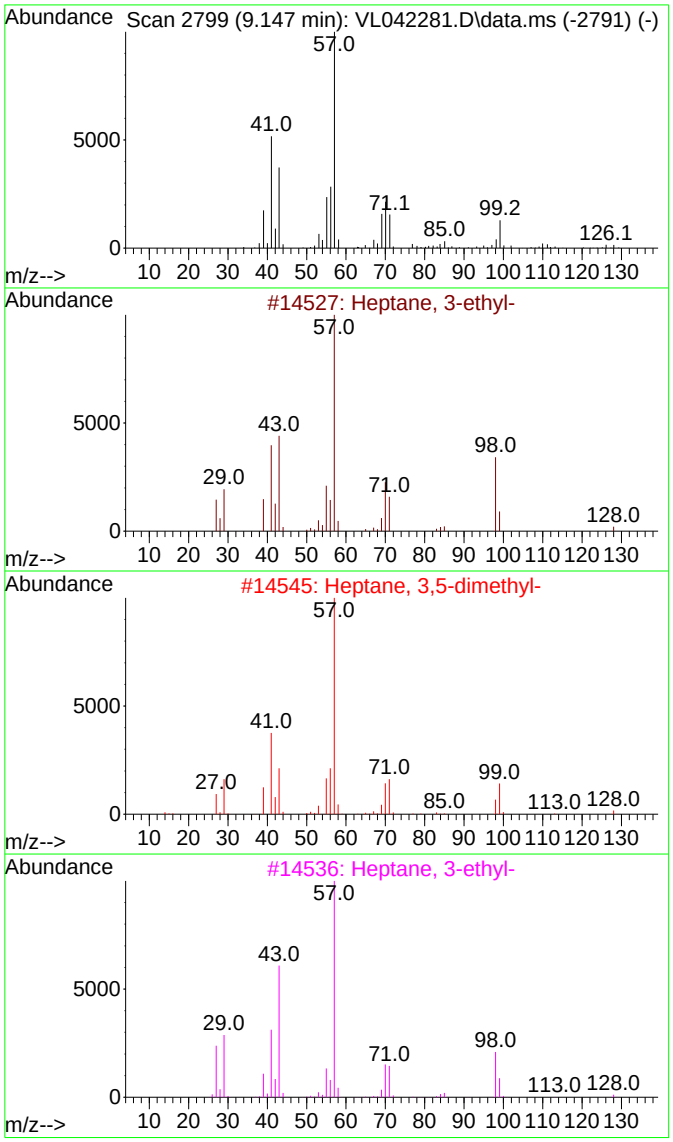

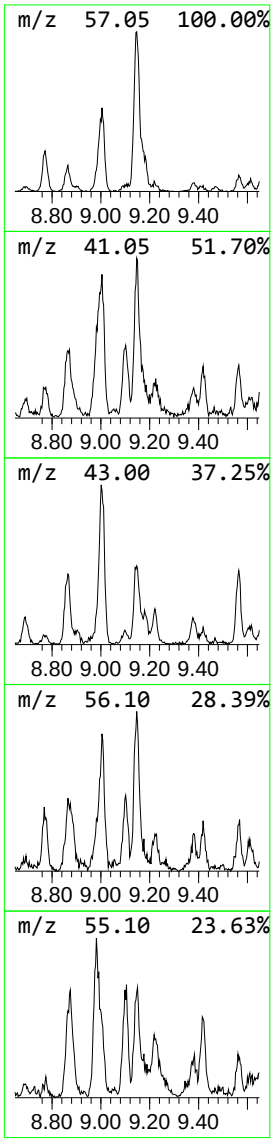

Tentatively Identified Compound (LSC) summary

Data Path : Z:\voasrv\HPCHEM1\MSVOA_L\Data\VL040825\
Data File : VL042281.D
Acq On : 09 Apr 2025 01:49
Operator : SY/MD
Sample : Q1728-05 4X
Misc : 400mL/MSVOA_L
ALS Vial : 1 Sample Multiplier: 1

Instrument :
MSVOA_L
ClientSampleId :
SSSG-B2-6-04022025

Quant Method : Z:\voasrv\HPCHEM1\MSVOA_L\methods\VL032725AIR.M
Quant Title : AIR ANALYSIS BY METHOD TO-15 Instrument: MSVOA_LFri Aug 26 06:05:16 2022

TIC Library : C:\Database\NIST20.L
TIC Integration Parameters: LSCINT.P

TIC Top Hit name	RT	EstConc	Units	Response	Internal Standard #	RT	Resp	Conc
1-Propene, 2-me...	1.602	3.8	ppbv	218424	1	2.787	575252	10.0
Pentane, 2-methyl-	2.476	1.0	ppbv	59443	1	2.787	575252	10.0
unknown4.056	4.056	1.5	ppbv	158612	2	3.958	1046400	10.0
Cyclohexane, 1,...	7.622	1.4	ppbv	204221	3	8.881	1494890	10.0
Cyclohexane, 1,...	8.140	1.0	ppbv	149556	3	8.881	1494890	10.0
Cyclohexane, 1,...	8.315	1.1	ppbv	163491	3	8.881	1494890	10.0
Heptane, 2,6-di...	9.004	1.5	ppbv	219876	3	8.881	1494890	10.0
Heptane, 3-ethyl-	9.147	2.0	ppbv	293662	3	8.881	1494890	10.0

284 Sheffield Street, Mountainside, New Jersey 07092, Phone : 908 789 8900,
Fax : 908 789 8922

Report of Analysis

Client:	Woodard & Curran	Date Collected:	04/02/25
Project:	US EPA Riverside Industrial Park Superfund Site	Date Received:	04/03/25
Client Sample ID:	SSSG-B2-6-04022025DL	SDG No.:	Q1728
Lab Sample ID:	Q1728-05DL	Matrix:	Air
Analytical Method:	TO-15	Test:	TO-15
Sample Wt/Vol:	400 Units: mL		

File ID/Qc Batch:	Dilution:	Prep Date	Date Analyzed	Prep Batch ID
VL042282.D	40		04/09/25 02:20	VL040825

CAS Number	Parameter	Conc. ppbv	Conc. ug/M3	Qualifier	MDL	LOQ / CRQL	Units
TARGETS							
75-71-8	Dichlorodifluoromethane	8.40	41.5	UD	41.5	98.9	ug/m3
74-87-3	Chloromethane	3.90	8.05	UD	8.05	41.3	ug/m3
75-01-4	Vinyl Chloride	0.56	1.43	UD	1.43	3.07	ug/m3
74-83-9	Bromomethane	5.60	21.7	UD	21.7	77.7	ug/m3
75-00-3	Chloroethane	6.80	17.9	UD	17.9	52.8	ug/m3
109-99-9	Tetrahydrofuran	5.20	15.3	UD	15.3	59.0	ug/m3
75-69-4	Trichlorofluoromethane	6.40	36.0	UD	36.0	112	ug/m3
76-13-1	1,1,2-Trichlorotrifluoroethane	6.40	49.0	UD	49.0	153	ug/m3
76-14-2	Dichlorotetrafluoroethane	3.50	24.5	UD	24.5	140	ug/m3
75-65-0	tert-Butyl alcohol	7.60	23.0	UD	23.0	60.6	ug/m3
142-82-5	Heptane	4.40	18.0	UD	18.0	82.0	ug/m3
75-35-4	1,1-Dichloroethene	5.60	22.2	UD	22.2	79.3	ug/m3
67-64-1	Acetone	450	1070	D	22.8	47.5	ug/m3
75-15-0	Carbon Disulfide	6.40	19.9	UD	19.9	62.3	ug/m3
1634-04-4	Methyl tert-Butyl Ether	4.80	17.3	UD	17.3	72.1	ug/m3
75-09-2	Methylene Chloride	10.5	36.5	JD	26.4	69.5	ug/m3
156-60-5	trans-1,2-Dichloroethene	7.60	30.1	UD	30.1	79.3	ug/m3
75-34-3	1,1-Dichloroethane	5.20	21.1	UD	21.1	81.0	ug/m3
110-82-7	Cyclohexane	8.80	30.3	UD	30.3	68.8	ug/m3
78-93-3	2-Butanone	15.2	44.8	JD	14.2	59.0	ug/m3
56-23-5	Carbon Tetrachloride	0.44	2.77	UD	2.77	7.55	ug/m3
156-59-2	cis-1,2-Dichloroethene	3.60	14.3	UD	14.3	79.3	ug/m3
67-66-3	Chloroform	3.30	16.1	UD	16.1	97.7	ug/m3
71-55-6	1,1,1-Trichloroethane	0.38	2.07	UD	2.07	6.55	ug/m3
540-84-1	2,2,4-Trimethylpentane	4.00	18.7	UD	18.7	93.4	ug/m3
71-43-2	Benzene	3.50	11.2	UD	11.2	63.9	ug/m3
107-06-2	1,2-Dichloroethane	3.60	14.6	UD	14.6	81.0	ug/m3
79-01-6	Trichloroethene	0.68	3.65	UD	3.65	6.45	ug/m3
78-87-5	1,2-Dichloropropane	4.40	20.3	UD	20.3	92.4	ug/m3
75-27-4	Bromodichloromethane	3.10	20.8	UD	20.8	134	ug/m3
108-10-1	4-Methyl-2-Pentanone	3.70	15.2	UD	15.2	82.0	ug/m3
108-88-3	Toluene	12.5	47.1	JD	16.6	75.4	ug/m3
10061-02-6	t-1,3-Dichloropropene	2.40	10.9	UD	10.9	90.8	ug/m3
10061-01-5	cis-1,3-Dichloropropene	2.60	11.8	UD	11.8	90.8	ug/m3
79-00-5	1,1,2-Trichloroethane	2.80	15.3	UD	15.3	109	ug/m3

284 Sheffield Street, Mountainside, New Jersey 07092, Phone : 908 789 8900,
Fax : 908 789 8922

Report of Analysis

Client:	Woodard & Curran	Date Collected:	04/02/25
Project:	US EPA Riverside Industrial Park Superfund Site	Date Received:	04/03/25
Client Sample ID:	SSSG-B2-6-04022025DL	SDG No.:	Q1728
Lab Sample ID:	Q1728-05DL	Matrix:	Air
Analytical Method:	TO-15	Test:	TO-15
Sample Wt/Vol:	400 Units: mL		

File ID/Qc Batch:	Dilution:	Prep Date	Date Analyzed	Prep Batch ID
VL042282.D	40		04/09/25 02:20	VL040825

CAS Number	Parameter	Conc. ppbv	Conc. ug/M3	Qualifier	MDL	LOQ / CRQL	Units
124-48-1	Dibromochloromethane	2.60	22.1	UD	22.1	170	ug/m3
106-93-4	1,2-Dibromoethane	2.90	22.3	UD	22.3	30.7	ug/m3
127-18-4	Tetrachloroethene	0.60	4.07	UD	4.07	8.14	ug/m3
108-90-7	Chlorobenzene	3.00	13.8	UD	13.8	92.1	ug/m3
100-41-4	Ethyl Benzene	4.80	20.9	UD	20.9	86.9	ug/m3
179601-23-1	m/p-Xylene	8.40	36.5	UD	36.5	174	ug/m3
95-47-6	o-Xylene	4.80	20.9	UD	20.9	86.9	ug/m3
100-42-5	Styrene	4.40	18.7	UD	18.7	85.2	ug/m3
75-25-2	Bromoform	2.30	23.8	UD	23.8	207	ug/m3
79-34-5	1,1,2,2-Tetrachloroethane	0.44	3.02	UD	3.02	8.24	ug/m3
95-49-8	2-Chlorotoluene	8.10	41.9	JD	22.8	104	ug/m3
108-67-8	1,3,5-Trimethylbenzene	4.40	21.6	UD	21.6	98.3	ug/m3
95-63-6	1,2,4-Trimethylbenzene	3.10	15.2	UD	15.2	98.3	ug/m3
541-73-1	1,3-Dichlorobenzene	3.20	19.2	UD	19.2	120	ug/m3
106-46-7	1,4-Dichlorobenzene	2.10	12.6	UD	12.6	120	ug/m3
95-50-1	1,2-Dichlorobenzene	3.00	18.0	UD	18.0	120	ug/m3
120-82-1	1,2,4-Trichlorobenzene	3.40	25.2	UD	25.2	148	ug/m3
87-68-3	Hexachloro-1,3-Butadiene	3.40	36.3	UD	36.3	213	ug/m3
106-99-0	1,3-Butadiene	5.20	11.5	UD	11.5	44.3	ug/m3
91-20-3	Naphthalene	3.00	15.7	UD	15.7	21.0	ug/m3
622-96-8	4-Ethyltoluene	4.80	23.6	UD	23.6	98.3	ug/m3
110-54-3	Hexane	4.40	15.5	UD	15.5	70.5	ug/m3
107-05-1	Allyl Chloride	6.00	18.8	UD	18.8	62.6	ug/m3
123-91-1	1,4-Dioxane	8.40	30.3	UD	30.3	72.1	ug/m3
80-62-6	Methyl Methacrylate	3.40	13.9	UD	13.9	81.9	ug/m3
SURROGATES							
460-00-4	1-Bromo-4-Fluorobenzene	9.20			70 (65) - 130 (135)	92%	SPK: 10
INTERNAL STANDARDS							
74-97-5	Bromochloromethane	152000		2.787			
540-36-3	1,4-Difluorobenzene	380000		3.959			
3114-55-4	Chlorobenzene-d5	331000		8.878			

284 Sheffield Street, Mountainside, New Jersey 07092, Phone : 908 789 8900,
Fax : 908 789 8922

Report of Analysis

Client:	Woodard & Curran	Date Collected:	04/02/25
Project:	US EPA Riverside Industrial Park Superfund Site	Date Received:	04/03/25
Client Sample ID:	SSSG-B2-6-04022025DL	SDG No.:	Q1728
Lab Sample ID:	Q1728-05DL	Matrix:	Air
Analytical Method:	TO-15	Test:	TO-15
Sample Wt/Vol:	400 Units: mL		

File ID/Qc Batch:	Dilution:	Prep Date	Date Analyzed	Prep Batch ID
VL042282.D	40		04/09/25 02:20	VL040825

CAS Number	Parameter	Conc. ppbv	Conc. ug/M3	Qualifier	MDL	LOQ / CRQL	Units

U = Not Detected
RL = Reporting Limit
MDL = Method Detection Limit
E = Value Exceeds Calibration Range
D = Dilution

J = Estimated Value
B = Analyte Found in Associated Method Blank
N = Presumptive Evidence of a Compound
* = Values outside of QC limits
Q = indicates LCS control criteria did not meet requirements

Quantitation Report (QT Reviewed)

Data Path : Z:\voasrv\HPCHEM1\MSVOA_L\Data\VL040825\
Data File : VL042282.D
Acq On : 09 Apr 2025 02:20
Operator : SY/MD
Sample : Q1728-05DL 40X
Misc : 400mL/MSVOA_L
ALS Vial : 1 Sample Multiplier: 1

Instrument :
MSVOA_L
ClientSampleId :
SSSG-B2-6-04022025DL

Quant Time: Apr 09 05:22:13 2025
Quant Method : Z:\voasrv\HPCHEM1\MSVOA_L\methods\VL032725AIR.M
Quant Title : AIR ANALYSIS BY METHOD TO-15 Instrument: MSVOA_LFri Aug 26 06:05:16 2022
QLast Update : Fri Mar 28 02:00:52 2025
Response via : Initial Calibration

Compound	R.T.	QIon	Response	Conc	Units	Dev(Min)
Internal Standards						
1) Bromochloromethane	2.787	49	151544	10.000	ppbv	0.00
33) 1,4-Difluorobenzene	3.959	114	379950	10.000	ppbv	0.00
55) Chlorobenzene-d5	8.878	117	331294	10.000	ppbv	0.00
System Monitoring Compounds						
68) 1-Bromo-4-Fluorobenzene	10.377	95	250221	9.197	ppbv	0.00
Spiked Amount 10.000	Range 65 - 135		Recovery = 92.000%			
Target Compounds						Qvalue
13) Ethanol	1.722	45	2925	2.953	ppbv #	27
15) Acetone	1.835	43	240014	11.324	ppbv	95
20) Methylene Chloride	2.062	84	2077	0.263	ppbv #	78
34) 2-Butanone	2.560	43	10478	0.380	ppbv	96
53) Toluene	6.933	91	13969	0.313	ppbv	96
71) 2-Chlorotoluene	10.901	91	11092	0.203	ppbv	94

(#) = qualifier out of range (m) = manual integration (+) = signals summed

Quantitation Report (QT Reviewed)

Data Path : Z:\voasrv\HPCHEM1\MSVOA_L\Data\VL040825\
Data File : VL042282.D
Acq On : 09 Apr 2025 02:20
Operator : SY/MD
Sample : Q1728-05DL 40X
Misc : 400mL/MSVOA_L
ALS Vial : 1 Sample Multiplier: 1

Instrument :
MSVOA_L
ClientSampleId :
SSSG-B2-6-04022025DL

Quant Time: Apr 09 05:22:13 2025
Quant Method : Z:\voasrv\HPCHEM1\MSVOA_L\methods\VL032725AIR.M
Quant Title : AIR ANALYSIS BY METHOD TO-15 Instrument: MSVOA_LFri Aug 26 06:05:16 2022
QLast Update : Fri Mar 28 02:00:52 2025
Response via : Initial Calibration

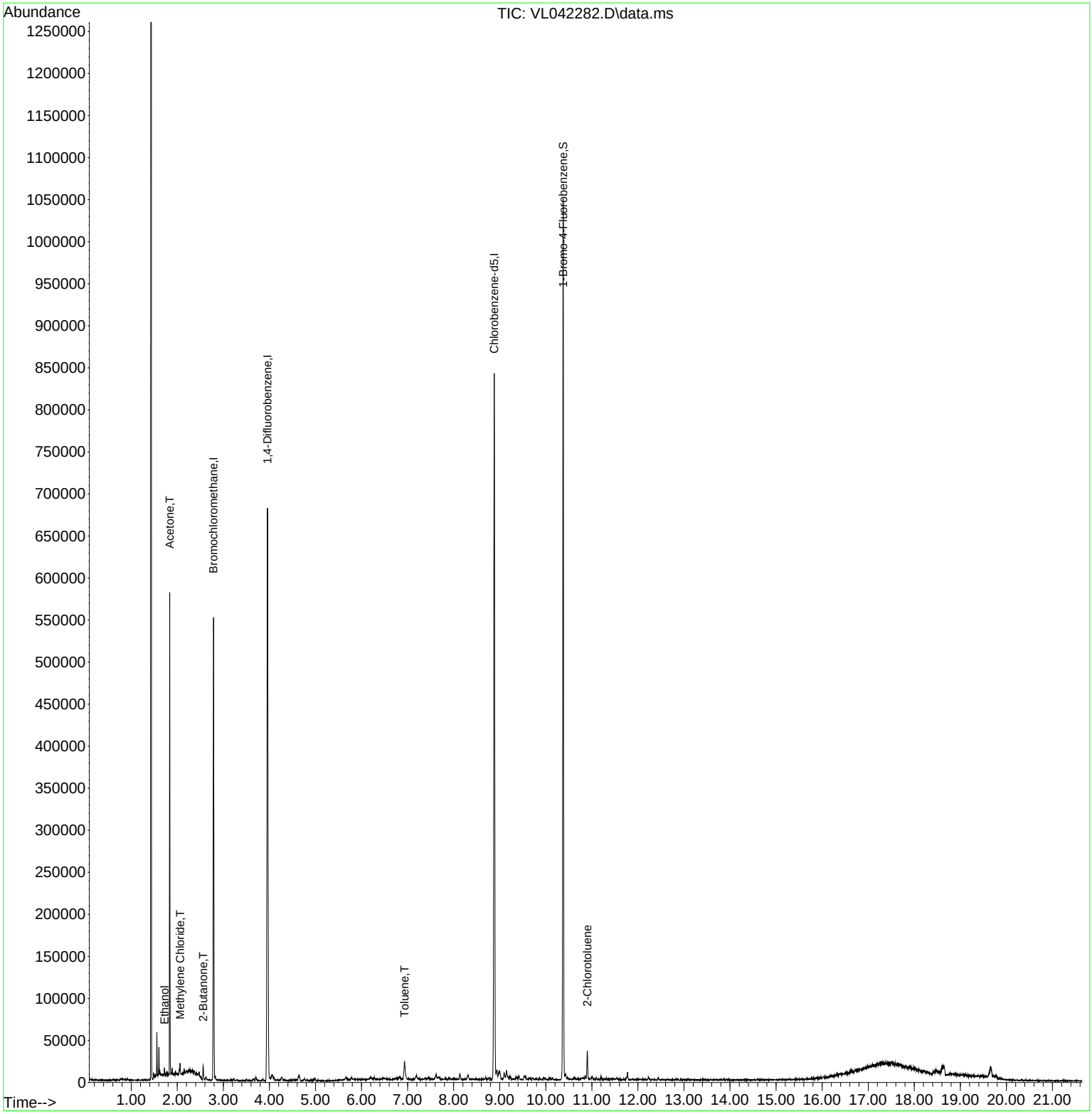

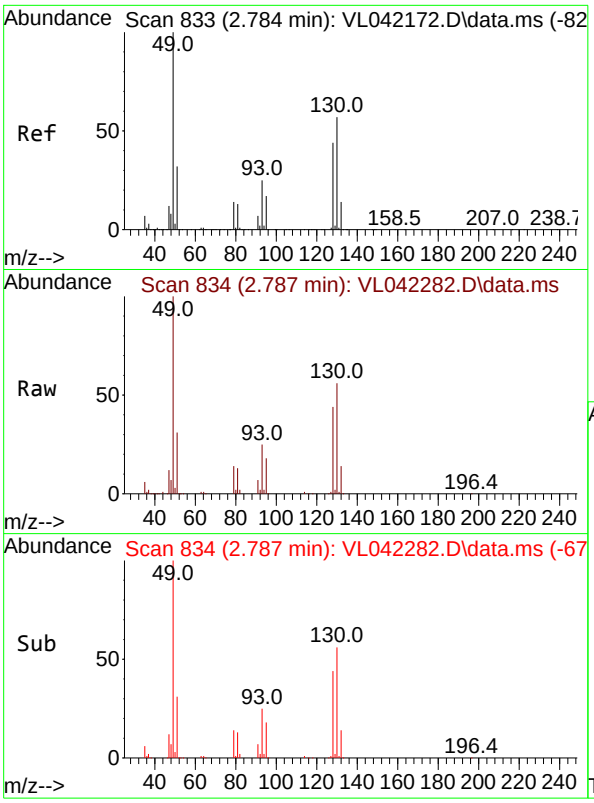

#1
Bromochloromethane
Concen: 10.000 ppbv
RT: 2.787 min Scan# 8
Delta R.T. 0.003 min
Lab File: VL042282.D
Acq: 09 Apr 2025 02:20

Instrument :
MSVOA_L
ClientSampleId :
SSSG-B2-6-04022025DL

Tgt Ion: 49 Resp: 151544

Ion	Ratio	Lower	Upper
49	100		
128	44.7	22.9	68.5
130	57.9	28.8	86.4

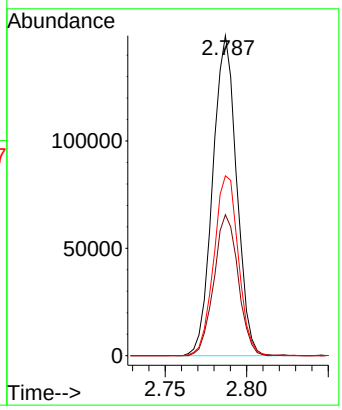

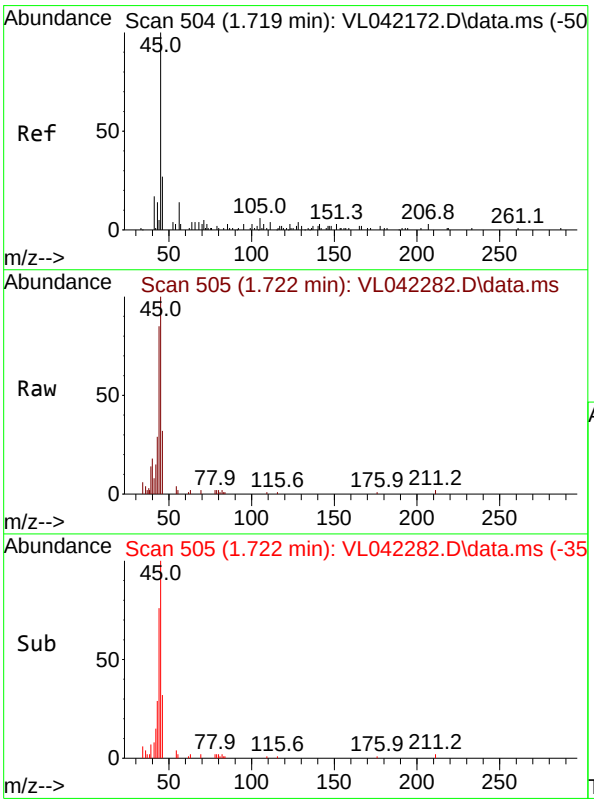

#13
Ethanol
Concen: 2.953 ppbv
RT: 1.722 min Scan# 505
Delta R.T. 0.003 min
Lab File: VL042282.D
Acq: 09 Apr 2025 02:20

Tgt Ion: 45 Resp: 2925

Ion	Ratio	Lower	Upper
45	100		
46	0.0	20.2	80.8#

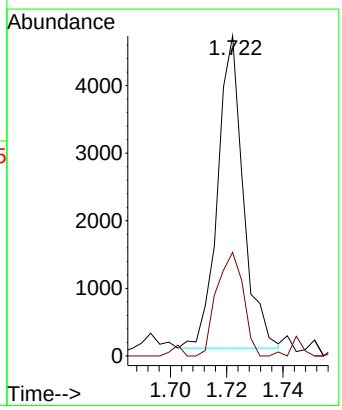

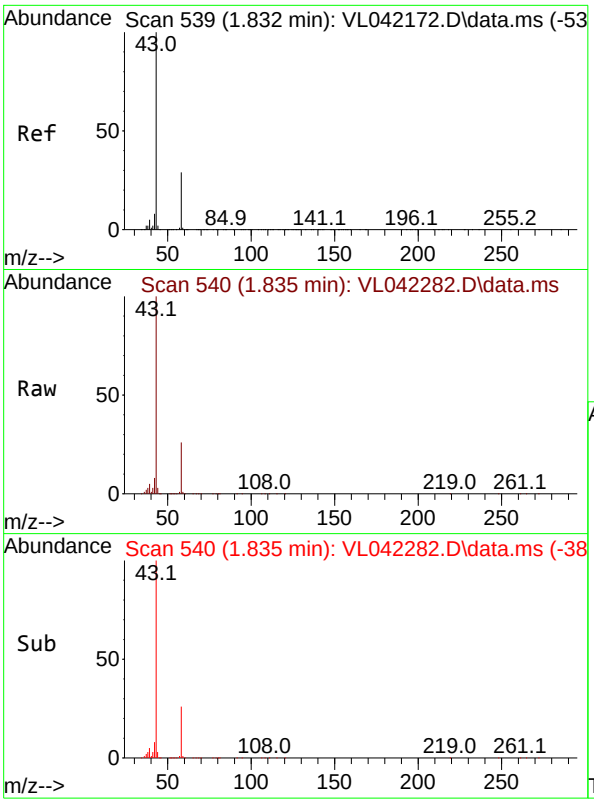

#15
Acetone
Concen: 11.324 ppbv
RT: 1.835 min Scan# 54
Delta R.T. 0.003 min
Lab File: VL042282.D
Acq: 09 Apr 2025 02:20

Instrument :
MSVOA_L
ClientSampleId :
SSSG-B2-6-04022025DL

Tgt Ion: 43 Resp: 240014

Ion	Ratio	Lower	Upper
43	100		
58	26.1	23.2	34.8

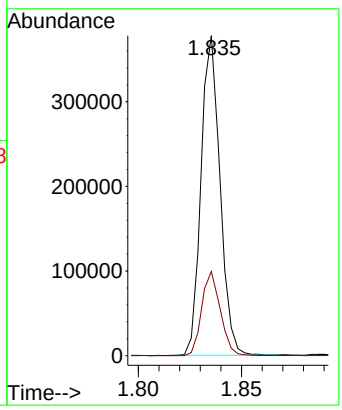

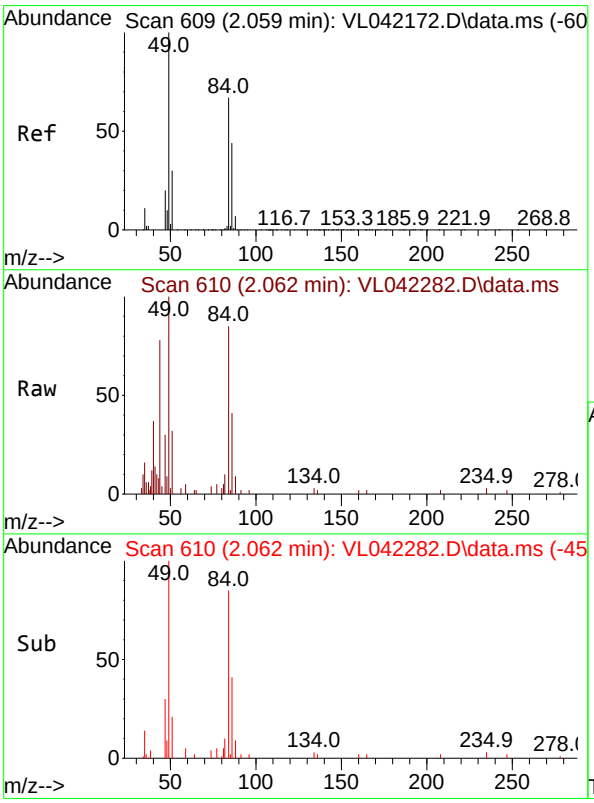

#20
Methylene Chloride
Concen: 0.263 ppbv
RT: 2.062 min Scan# 610
Delta R.T. 0.003 min
Lab File: VL042282.D
Acq: 09 Apr 2025 02:20

Tgt Ion: 84 Resp: 2077

Ion	Ratio	Lower	Upper
84	100		
49	118.2	120.2	180.4#
51	37.8	37.4	56.0
86	48.8	52.4	78.6#

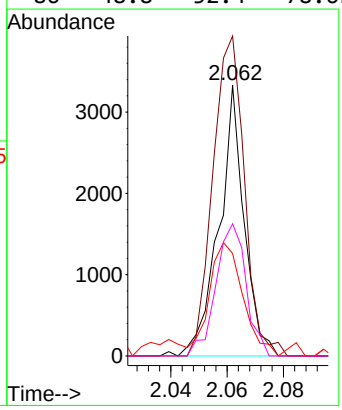

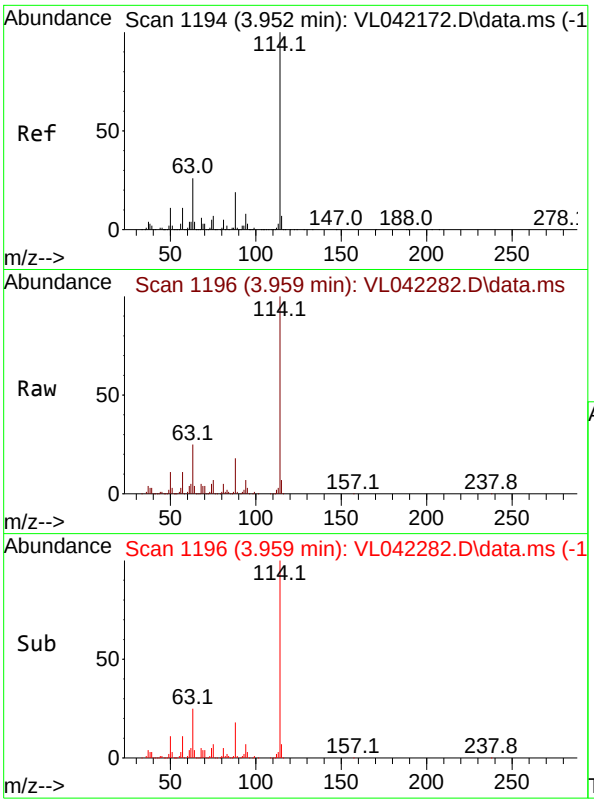

#33
1,4-Difluorobenzene
Concen: 10.000 ppbv
RT: 3.959 min Scan# 1
Delta R.T. 0.006 min
Lab File: VL042282.D
Acq: 09 Apr 2025 02:20

Instrument :
MSVOA_L
ClientSampleId :
SSSG-B2-6-04022025DL

Tgt Ion:114 Resp: 379950

Ion	Ratio	Lower	Upper
114	100		
63	25.3	20.7	31.1
88	17.7	15.0	22.4

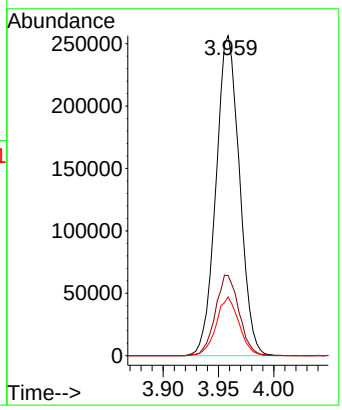

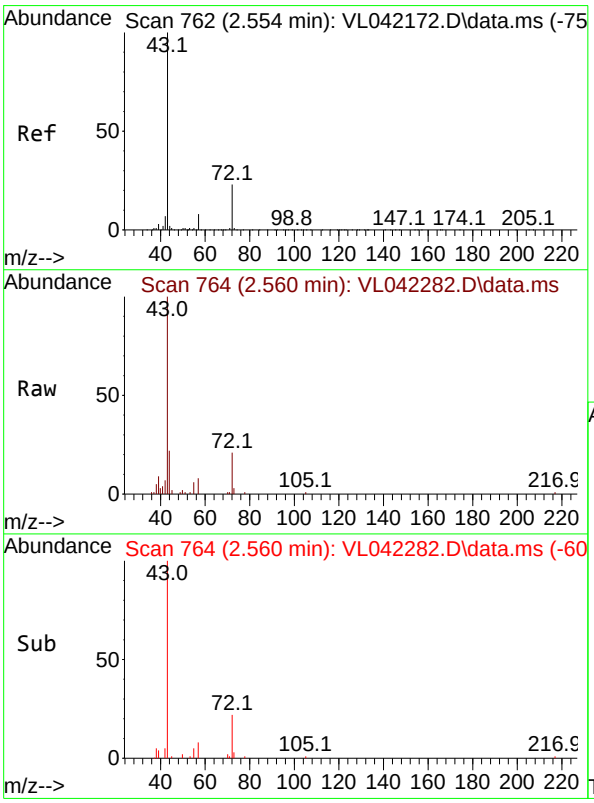

#34
2-Butanone
Concen: 0.380 ppbv
RT: 2.560 min Scan# 764
Delta R.T. 0.006 min
Lab File: VL042282.D
Acq: 09 Apr 2025 02:20

Tgt Ion: 43 Resp: 10478

Ion	Ratio	Lower	Upper
43	100		
72	20.9	18.2	27.2

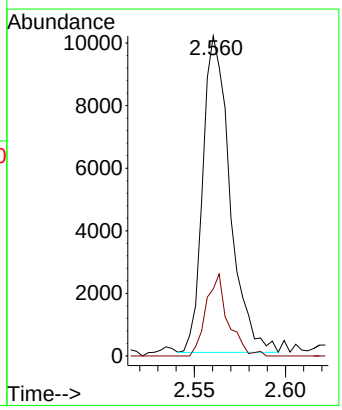

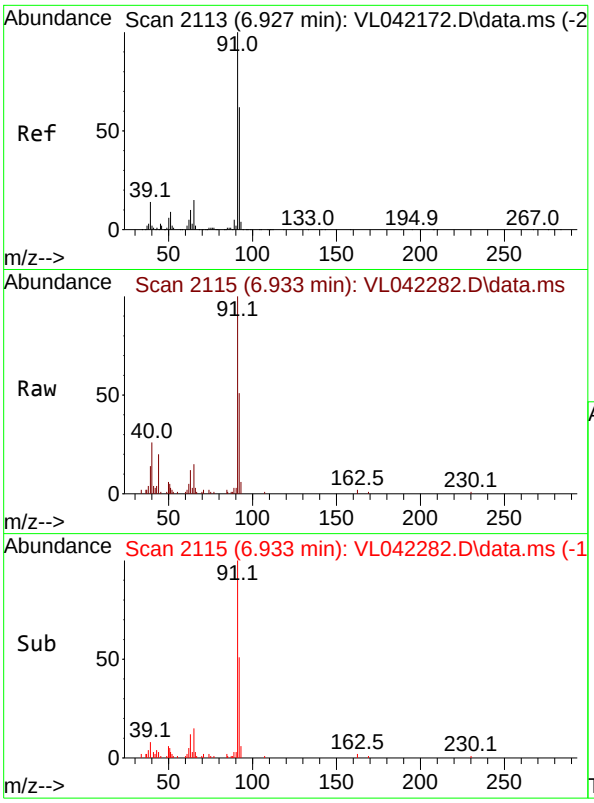

#53
Toluene
Concen: 0.313 ppbv
RT: 6.933 min Scan# 2
Delta R.T. 0.006 min
Lab File: VL042282.D
Acq: 09 Apr 2025 02:20

Instrument :
MSVOA_L
ClientSampleId :
SSSG-B2-6-04022025DL

Tgt Ion: 91 Resp: 13969

Ion	Ratio	Lower	Upper
91	100		
92	57.7	48.4	72.6

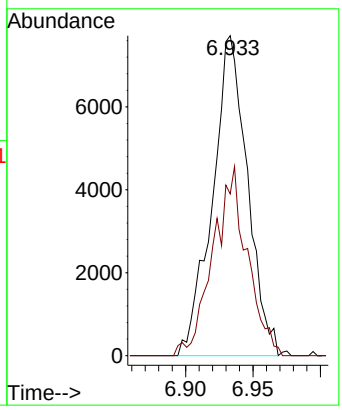

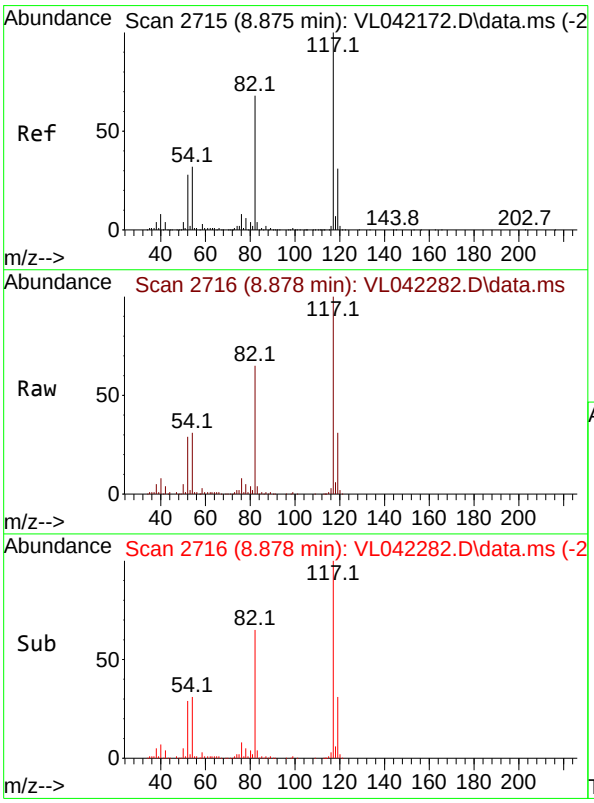

#55
Chlorobenzene-d5
Concen: 10.000 ppbv
RT: 8.878 min Scan# 2716
Delta R.T. 0.003 min
Lab File: VL042282.D
Acq: 09 Apr 2025 02:20

Tgt Ion:117 Resp: 331294

Ion	Ratio	Lower	Upper
117	100		
82	65.6	55.8	83.6
119	32.6	25.5	38.3

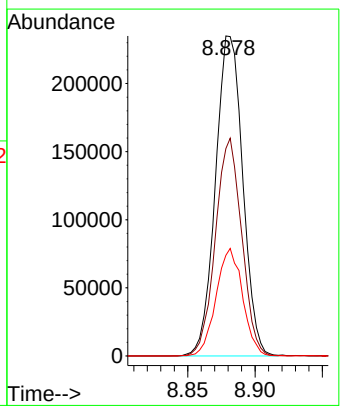

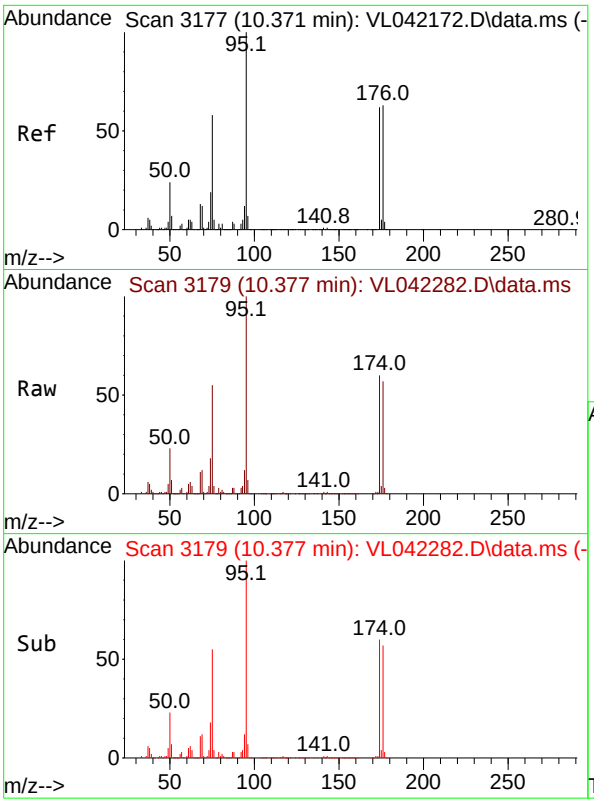

#68
1-Bromo-4-Fluorobenzene
Concen: 9.197 ppbv
RT: 10.377 min Scan# 3
Delta R.T. 0.006 min
Lab File: VL042282.D
Acq: 09 Apr 2025 02:20

Instrument :
MSVOA_L
ClientSampleId :
SSSG-B2-6-04022025DL

Tgt Ion: 95 Resp: 250221

Ion	Ratio	Lower	Upper
95	100		
174	62.0	50.6	76.0
175	4.5	3.8	5.6

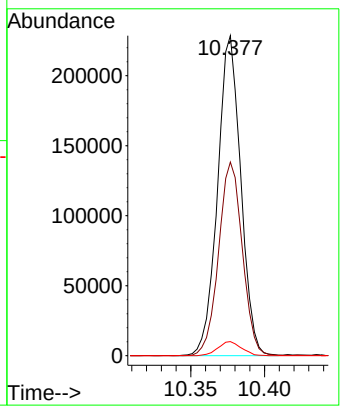

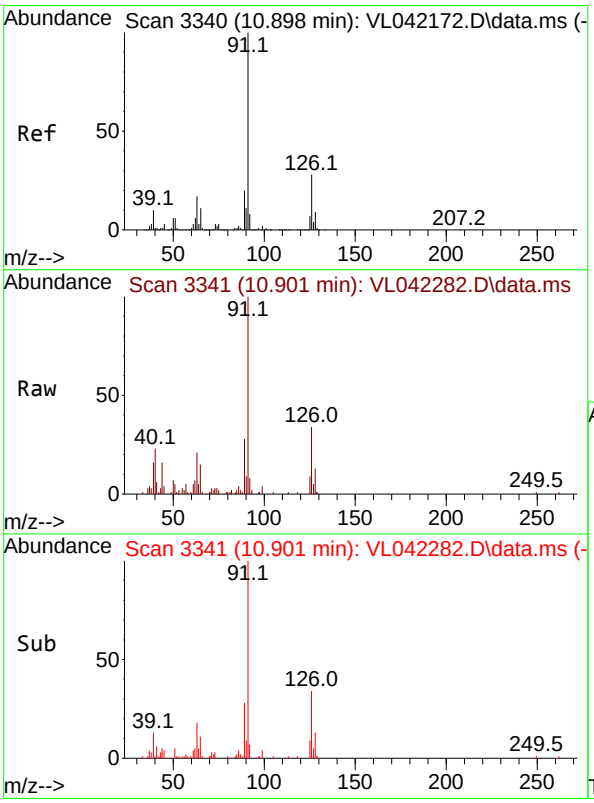

#71
2-Chlorotoluene
Concen: 0.203 ppbv
RT: 10.901 min Scan# 3341
Delta R.T. 0.003 min
Lab File: VL042282.D
Acq: 09 Apr 2025 02:20

Tgt Ion: 91 Resp: 11092

Ion	Ratio	Lower	Upper
91	100		
126	32.4	11.6	46.4

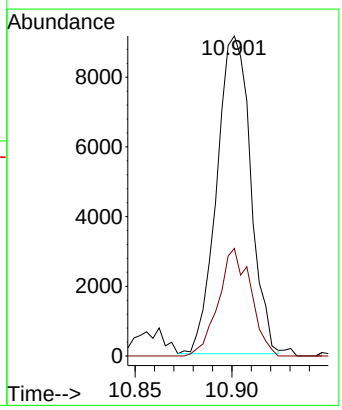

284 Sheffield Street, Mountainside, New Jersey 07092, Phone : 908 789 8900,
Fax : 908 789 8922

Report of Analysis

Client:	Woodard & Curran	Date Collected:	04/02/25
Project:	US EPA Riverside Industrial Park Superfund Site	Date Received:	04/03/25
Client Sample ID:	SSSG-B2-5-04022025	SDG No.:	Q1728
Lab Sample ID:	Q1728-06	Matrix:	Air
Analytical Method:	TO-15	Test:	TO-15
Sample Wt/Vol:	400 Units: mL		

File ID/Qc Batch:	Dilution:	Prep Date	Date Analyzed	Prep Batch ID
VL042260.D	10		04/08/25 13:07	VL040825

CAS Number	Parameter	Conc. ppbv	Conc. ug/M3	Qualifier	MDL	LOQ / CRQL	Units
TARGETS							
75-71-8	Dichlorodifluoromethane	2.10	10.4	U	10.4	24.7	ug/m3
74-87-3	Chloromethane	1.00	2.07	J	2.02	10.3	ug/m3
75-01-4	Vinyl Chloride	0.14	0.36	U	0.36	0.77	ug/m3
74-83-9	Bromomethane	1.40	5.44	U	5.44	19.4	ug/m3
75-00-3	Chloroethane	1.70	4.49	U	4.49	13.2	ug/m3
109-99-9	Tetrahydrofuran	1.30	3.83	U	3.83	14.8	ug/m3
75-69-4	Trichlorofluoromethane	1.60	8.99	U	8.99	28.1	ug/m3
76-13-1	1,1,2-Trichlorotrifluoroethane	1.60	12.3	U	12.3	38.3	ug/m3
76-14-2	Dichlorotetrafluoroethane	0.88	6.15	U	6.15	35.0	ug/m3
75-65-0	tert-Butyl alcohol	2.40	7.28	J	5.76	15.2	ug/m3
142-82-5	Heptane	6.80	27.9		4.51	20.5	ug/m3
75-35-4	1,1-Dichloroethene	1.40	5.55	U	5.55	19.8	ug/m3
67-64-1	Acetone	410	974	E	5.70	11.9	ug/m3
75-15-0	Carbon Disulfide	24.1	75.0		4.98	15.6	ug/m3
1634-04-4	Methyl tert-Butyl Ether	1.20	4.33	U	4.33	18.0	ug/m3
75-09-2	Methylene Chloride	9.10	31.6		6.60	17.4	ug/m3
156-60-5	trans-1,2-Dichloroethene	1.90	7.53	U	7.53	19.8	ug/m3
75-34-3	1,1-Dichloroethane	1.30	5.26	U	5.26	20.2	ug/m3
110-82-7	Cyclohexane	8.40	28.9		7.57	17.2	ug/m3
78-93-3	2-Butanone	26.8	79.0		3.54	14.8	ug/m3
56-23-5	Carbon Tetrachloride	0.11	0.69	U	0.69	1.89	ug/m3
156-59-2	cis-1,2-Dichloroethene	0.89	3.53	U	3.53	19.8	ug/m3
67-66-3	Chloroform	0.83	4.05	U	4.05	24.4	ug/m3
71-55-6	1,1,1-Trichloroethane	0.10	0.55	U	0.55	1.64	ug/m3
540-84-1	2,2,4-Trimethylpentane	13.1	61.2		4.67	23.4	ug/m3
71-43-2	Benzene	13.3	42.5		2.78	16.0	ug/m3
107-06-2	1,2-Dichloroethane	0.91	3.68	U	3.68	20.2	ug/m3
79-01-6	Trichloroethene	0.17	0.91	U	0.91	1.61	ug/m3
78-87-5	1,2-Dichloropropane	1.10	5.08	U	5.08	23.1	ug/m3
75-27-4	Bromodichloromethane	0.77	5.16	U	5.16	33.5	ug/m3
108-10-1	4-Methyl-2-Pentanone	0.93	3.81	U	3.81	20.5	ug/m3
108-88-3	Toluene	57.0	215		4.15	18.8	ug/m3
10061-02-6	t-1,3-Dichloropropene	0.60	2.72	U	2.72	22.7	ug/m3
10061-01-5	cis-1,3-Dichloropropene	0.64	2.91	U	2.91	22.7	ug/m3
79-00-5	1,1,2-Trichloroethane	0.71	3.87	U	3.87	27.3	ug/m3

284 Sheffield Street, Mountainside, New Jersey 07092, Phone : 908 789 8900,
Fax : 908 789 8922

Report of Analysis

Client:	Woodard & Curran	Date Collected:	04/02/25
Project:	US EPA Riverside Industrial Park Superfund Site	Date Received:	04/03/25
Client Sample ID:	SSSG-B2-5-04022025	SDG No.:	Q1728
Lab Sample ID:	Q1728-06	Matrix:	Air
Analytical Method:	TO-15	Test:	TO-15
Sample Wt/Vol:	400 Units: mL		

File ID/Qc Batch:	Dilution:	Prep Date	Date Analyzed	Prep Batch ID
VL042260.D	10		04/08/25 13:07	VL040825

CAS Number	Parameter	Conc. ppbv	Conc. ug/M3	Qualifier	MDL	LOQ / CRQL	Units
124-48-1	Dibromochloromethane	0.66	5.62	U	5.62	42.6	ug/m3
106-93-4	1,2-Dibromoethane	0.72	5.53	U	5.53	7.69	ug/m3
127-18-4	Tetrachloroethene	0.15	1.02	U	1.02	2.03	ug/m3
108-90-7	Chlorobenzene	1.10	5.07	J	3.50	23.0	ug/m3
100-41-4	Ethyl Benzene	7.10	30.8		5.21	21.7	ug/m3
179601-23-1	m/p-Xylene	21.2	92.1		9.12	43.4	ug/m3
95-47-6	o-Xylene	8.80	38.2		5.21	21.7	ug/m3
100-42-5	Styrene	1.10	4.68	U	4.68	21.3	ug/m3
75-25-2	Bromoform	0.57	5.89	U	5.89	51.7	ug/m3
79-34-5	1,1,2,2-Tetrachloroethane	0.11	0.76	U	0.76	2.06	ug/m3
95-49-8	2-Chlorotoluene	5.70	29.5		5.70	25.9	ug/m3
108-67-8	1,3,5-Trimethylbenzene	1.10	5.41	U	5.41	24.6	ug/m3
95-63-6	1,2,4-Trimethylbenzene	2.00	9.83	J	3.83	24.6	ug/m3
541-73-1	1,3-Dichlorobenzene	0.80	4.81	U	4.81	30.1	ug/m3
106-46-7	1,4-Dichlorobenzene	0.53	3.19	U	3.19	30.1	ug/m3
95-50-1	1,2-Dichlorobenzene	0.75	4.51	U	4.51	30.1	ug/m3
120-82-1	1,2,4-Trichlorobenzene	0.85	6.31	U	6.31	37.1	ug/m3
87-68-3	Hexachloro-1,3-Butadiene	0.85	9.07	U	9.07	53.3	ug/m3
106-99-0	1,3-Butadiene	1.30	2.88	U	2.88	11.1	ug/m3
91-20-3	Naphthalene	0.75	3.93	U	3.93	5.24	ug/m3
622-96-8	4-Ethyltoluene	1.20	5.90	U	5.90	24.6	ug/m3
110-54-3	Hexane	4.50	15.9	J	3.88	17.6	ug/m3
107-05-1	Allyl Chloride	1.50	4.70	U	4.70	15.7	ug/m3
123-91-1	1,4-Dioxane	2.10	7.57	U	7.57	18.0	ug/m3
80-62-6	Methyl Methacrylate	0.86	3.52	U	3.52	20.5	ug/m3
SURROGATES							
460-00-4	1-Bromo-4-Fluorobenzene	9.60			70 (65) - 130 (135)	96%	SPK: 10
INTERNAL STANDARDS							
74-97-5	Bromochloromethane	156000		2.797			
540-36-3	1,4-Difluorobenzene	446000		3.975			
3114-55-4	Chlorobenzene-d5	402000		8.898			
TENTITIVE IDENTIFIED COMPOUNDS							
115-07-1	Propene	14.8		J		1.49	ppbv
000115-11-7	1-Propene, 2-methyl-	22.8		J		1.61	ppbv
64-17-5	Ethanol	55.6		J		1.73	ppbv

284 Sheffield Street, Mountainside, New Jersey 07092, Phone : 908 789 8900,
Fax : 908 789 8922

Report of Analysis

Client:	Woodard & Curran	Date Collected:	04/02/25
Project:	US EPA Riverside Industrial Park Superfund Site	Date Received:	04/03/25
Client Sample ID:	SSSG-B2-5-04022025	SDG No.:	Q1728
Lab Sample ID:	Q1728-06	Matrix:	Air
Analytical Method:	TO-15	Test:	TO-15
Sample Wt/Vol:	400 Units: mL		

File ID/Qc Batch:	Dilution:	Prep Date	Date Analyzed	Prep Batch ID
VL042260.D	10		04/08/25 13:07	VL040825

CAS Number	Parameter	Conc. ppbv	Conc. ug/M3	Qualifier	MDL	LOQ / CRQL	Units
000591-76-4	Hexane, 2-methyl-	10.2		J		4.07	ppbv
000108-87-2	Cyclohexane, methyl-	25.6		J		5.69	ppbv
000624-29-3	Cyclohexane, 1,4-dimethyl-, cis-	12.8		J		7.64	ppbv
000111-65-9	Octane	11.3		J		8.32	ppbv

U = Not Detected
RL = Reporting Limit
MDL = Method Detection Limit
E = Value Exceeds Calibration Range
D = Dilution

J = Estimated Value
B = Analyte Found in Associated Method Blank
N = Presumptive Evidence of a Compound
* = Values outside of QC limits
Q = indicates LCS control criteria did not meet requirements

Quantitation Report (QT/LSC Reviewed)

Data Path : Z:\voasrv\HPCHEM1\MSVOA_L\Data\VL040825\
Data File : VL042260.D
Acq On : 08 Apr 2025 13:07
Operator : SY/MD
Sample : Q1728-06 10X
Misc : 400mL/MSVOA_L
ALS Vial : 1 Sample Multiplier: 1

Instrument :
MSVOA_L
ClientSampleId :
SSSG-B2-5-04022025

Quant Time: Apr 09 01:54:39 2025
Quant Method : Z:\voasrv\HPCHEM1\MSVOA_L\methods\VL032725AIR.M
Quant Title : AIR ANALYSIS BY METHOD TO-15 Instrument: MSVOA_LFri Aug 26 06:05:16 2022
QLast Update : Fri Mar 28 02:00:52 2025
Response via : Initial Calibration

Compound	R.T.	QIon	Response	Conc	Units	Dev(Min)
Internal Standards						
1) Bromochloromethane	2.797	49	155754	10.000	ppbv	0.01
33) 1,4-Difluorobenzene	3.975	114	446160	10.000	ppbv	0.02
55) Chlorobenzene-d5	8.898	117	402493	10.000	ppbv	0.02
System Monitoring Compounds						
68) 1-Bromo-4-Fluorobenzene	10.390	95	315753	9.553	ppbv	0.02
Spiked Amount 10.000	Range 65 - 135		Recovery = 95.500%			
Target Compounds						Qvalue
4) Chloromethane	1.538	50	942	0.100	ppbv	95
9) Propene	1.489	41	15937	1.480	ppbv	89
10) Heptane	5.004	43	19390	0.677	ppbv	97
13) Ethanol	1.726	45	5656	5.556	ppbv	80
15) Acetone	1.842	43	887725	40.753	ppbv	99
17) tert-Butyl alcohol	2.052	59	6563	0.242	ppbv #	88
20) Methylene Chloride	2.069	84	7394	0.911	ppbv	95
26) Hexane	2.839	57	9788	0.448	ppbv #	32
27) Carbon Disulfide	2.159	76	56360	2.407	ppbv #	97
30) Cyclohexane	3.878	84	15879	0.837	ppbv #	85
34) 2-Butanone	2.570	43	86784	2.682	ppbv	98
36) Benzene	3.674	78	58697	1.327	ppbv	94
44) 2,2,4-Trimethylpentane	4.664	57	98142	1.313	ppbv #	85
53) Toluene	6.956	91	298949	5.702	ppbv	98
57) Chlorobenzene	8.940	112	4055	0.106	ppbv #	79
58) Ethyl Benzene	9.374	91	50951	0.713	ppbv	91
59) m/p-Xylene	9.549	91	120893	2.118	ppbv	98
60) o-Xylene	9.979	91	50208	0.877	ppbv	95
71) 2-Chlorotoluene	10.914	91	37512	0.565	ppbv	97
74) 1,2,4-Trimethylbenzene	11.549	105	14207	0.198	ppbv #	70

(#) = qualifier out of range (m) = manual integration (+) = signals summed

Quantitation Report (QT/LSC Reviewed)

Data Path : Z:\voasrv\HPCHEM1\MSVOA_L\Data\VL040825\
Data File : VL042260.D
Acq On : 08 Apr 2025 13:07
Operator : SY/MD
Sample : Q1728-06 10X
Misc : 400mL/MSVOA_L
ALS Vial : 1 Sample Multiplier: 1

Instrument :
MSVOA_L
ClientSampleId :
SSSG-B2-5-04022025

Quant Time: Apr 09 01:54:39 2025
Quant Method : Z:\voasrv\HPCHEM1\MSVOA_L\methods\VL032725AIR.M
Quant Title : AIR ANALYSIS BY METHOD TO-15 Instrument: MSVOA_LFri Aug 26 06:05:16 2022
QLast Update : Fri Mar 28 02:00:52 2025
Response via : Initial Calibration

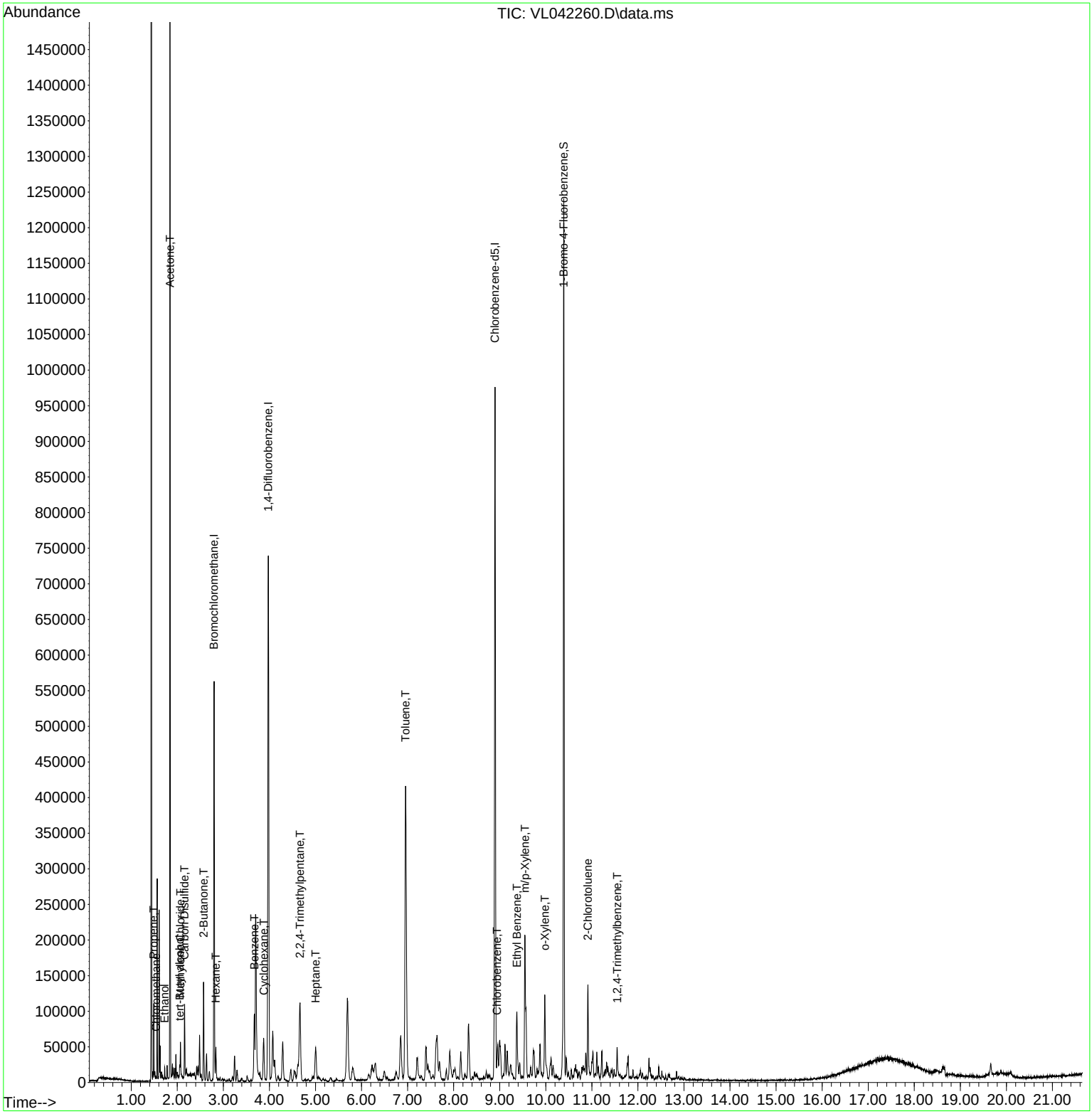

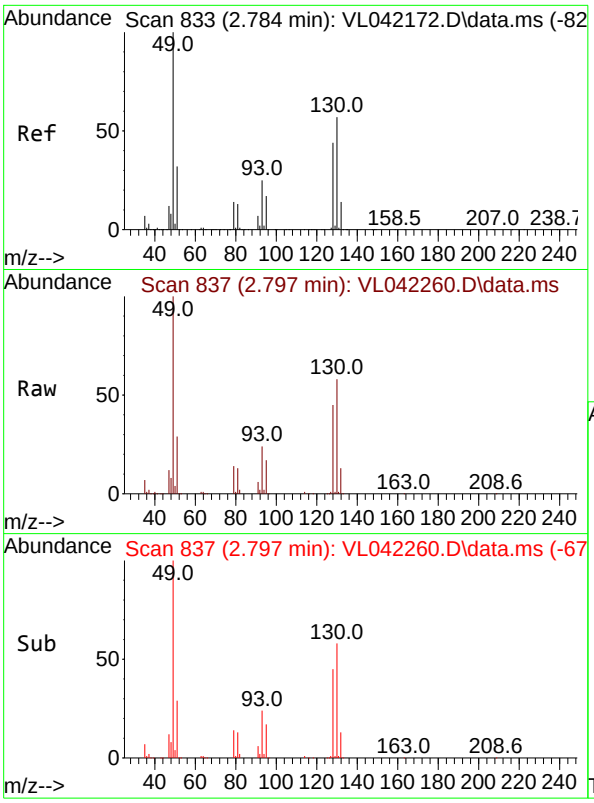

#1
Bromochloromethane
Concen: 10.000 ppbv
RT: 2.797 min Scan# 8
Delta R.T. 0.013 min
Lab File: VL042260.D
Acq: 08 Apr 2025 13:07

Instrument :
MSVOA_L
ClientSampleId :
SSSG-B2-5-04022025

Tgt Ion: 49 Resp: 155754

Ion	Ratio	Lower	Upper
49	100		
128	46.0	22.9	68.5
130	59.1	28.8	86.4

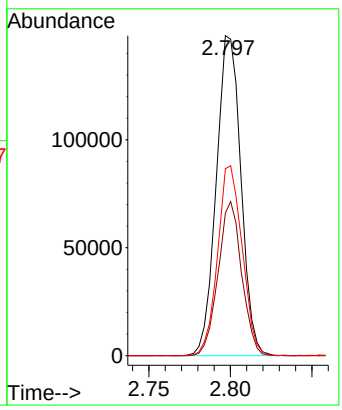

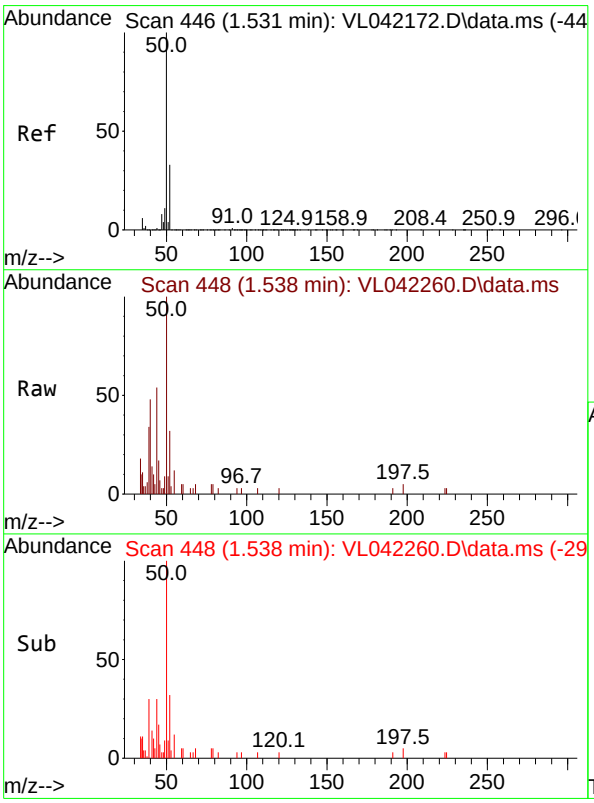

#4
Chloromethane
Concen: 0.100 ppbv
RT: 1.538 min Scan# 448
Delta R.T. 0.006 min
Lab File: VL042260.D
Acq: 08 Apr 2025 13:07

Tgt Ion: 50 Resp: 942

Ion	Ratio	Lower	Upper
50	100		
52	35.4	26.1	39.1

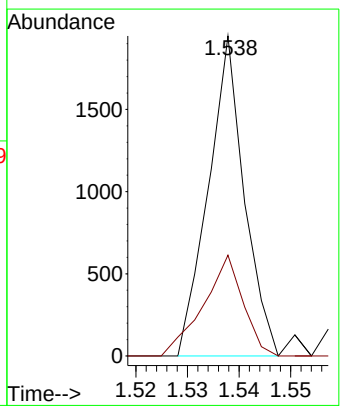

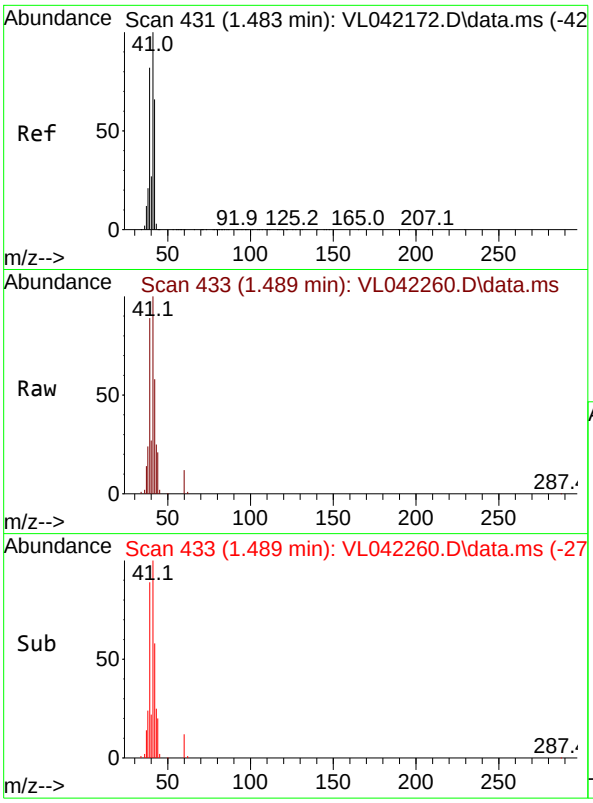

#9
Propene
Concen: 1.480 ppbv
RT: 1.489 min Scan# 4
Delta R.T. 0.006 min
Lab File: VL042260.D
Acq: 08 Apr 2025 13:07

Instrument :
MSVOA_L
ClientSampleId :
SSSG-B2-5-04022025

Tgt Ion: 41 Resp: 15937

Ion	Ratio	Lower	Upper
41	100		
42	60.3	55.4	83.2

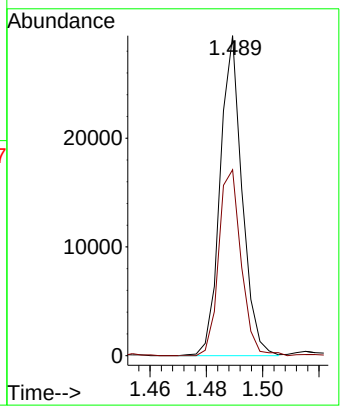

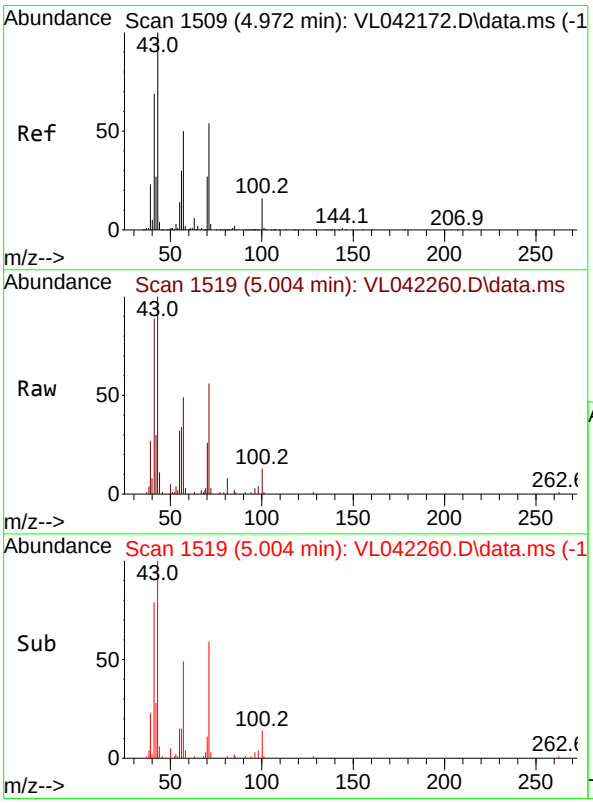

#10
Heptane
Concen: 0.677 ppbv
RT: 5.004 min Scan# 1519
Delta R.T. 0.032 min
Lab File: VL042260.D
Acq: 08 Apr 2025 13:07

Tgt Ion: 43 Resp: 19390

Ion	Ratio	Lower	Upper
43	100		
57	51.6	39.4	59.2

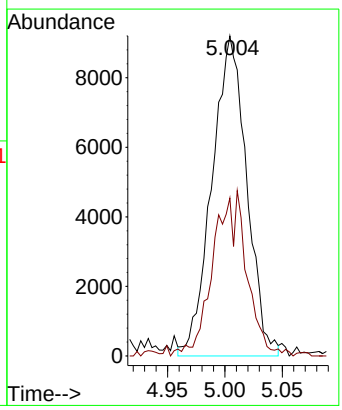

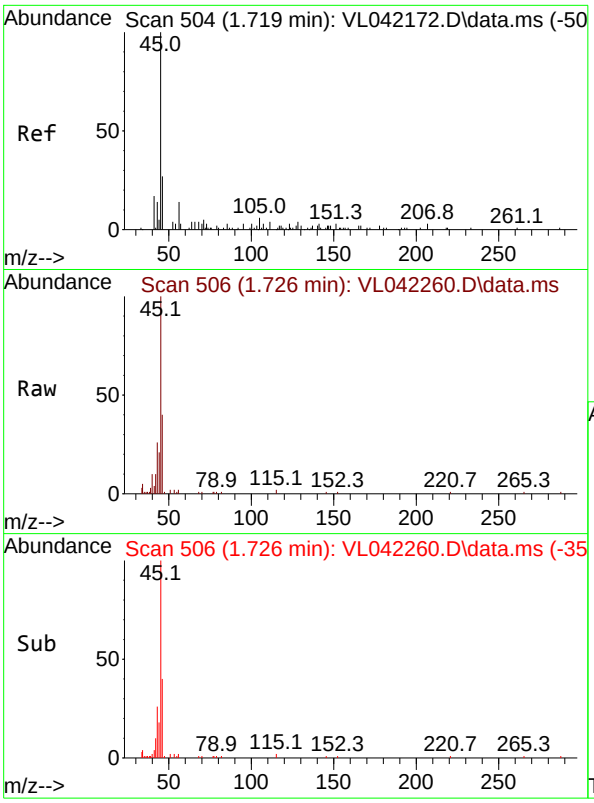

#13
Ethanol
Concen: 5.556 ppbv
RT: 1.726 min Scan# 5
Delta R.T. 0.006 min
Lab File: VL042260.D
Acq: 08 Apr 2025 13:07

Instrument :
MSVOA_L
ClientSampleId :
SSSG-B2-5-04022025

Tgt Ion: 45 Resp: 5656

Ion	Ratio	Lower	Upper
45	100		
46	36.9	20.2	80.8

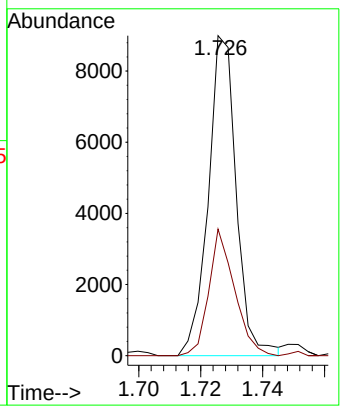

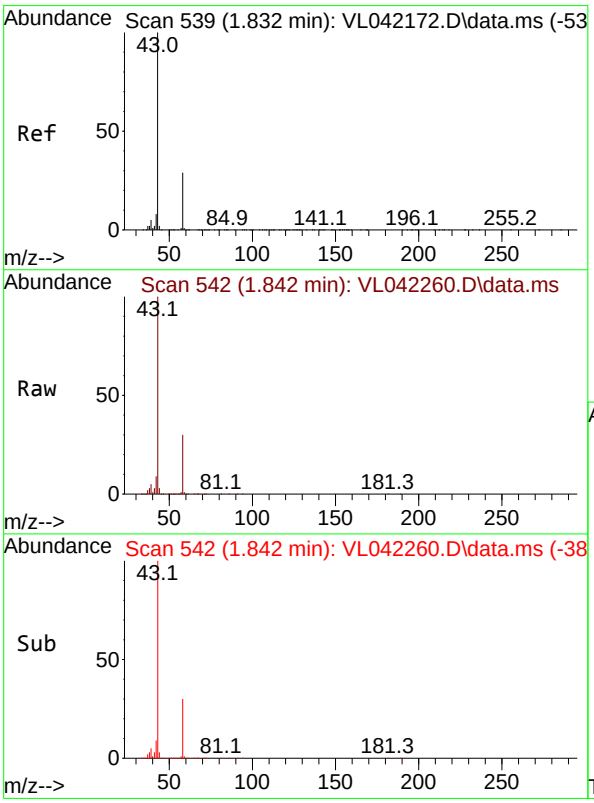

#15
Acetone
Concen: 40.753 ppbv
RT: 1.842 min Scan# 542
Delta R.T. 0.010 min
Lab File: VL042260.D
Acq: 08 Apr 2025 13:07

Tgt Ion: 43 Resp: 887725

Ion	Ratio	Lower	Upper
43	100		
58	28.3	23.2	34.8

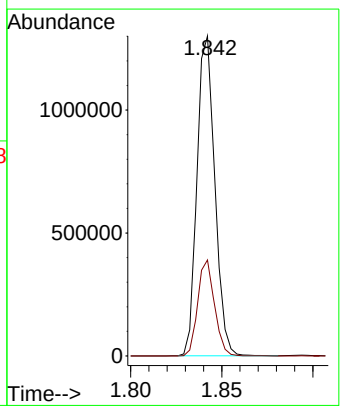

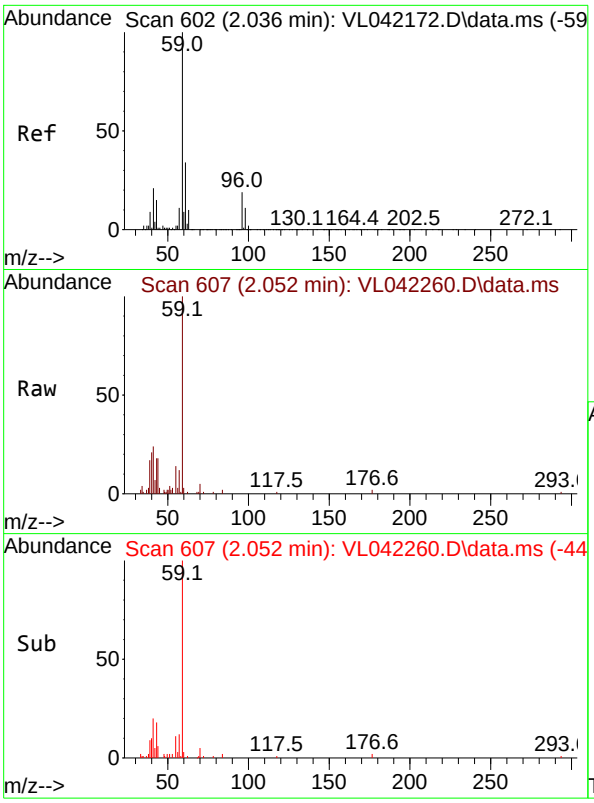

#17
tert-Butyl alcohol
Concen: 0.242 ppbv
RT: 2.052 min Scan# 6
Delta R.T. 0.016 min
Lab File: VL042260.D
Acq: 08 Apr 2025 13:07

Instrument :
MSVOA_L
ClientSampleId :
SSSG-B2-5-04022025

Tgt Ion: 59 Resp: 6563

Ion	Ratio	Lower	Upper
59	100		
57	15.7	8.9	13.3#

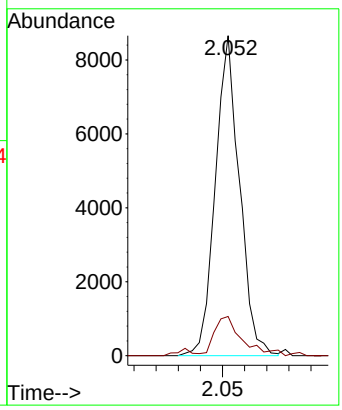

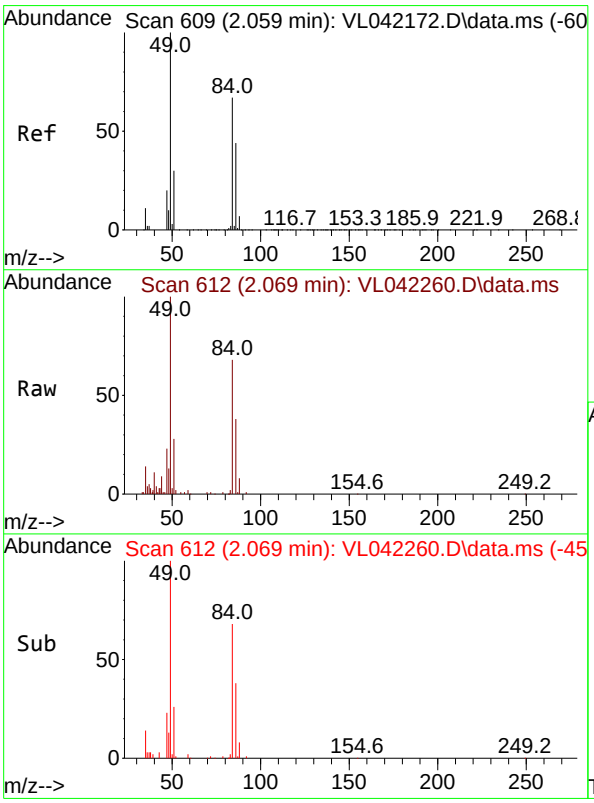

#20
Methylene Chloride
Concen: 0.911 ppbv
RT: 2.069 min Scan# 612
Delta R.T. 0.010 min
Lab File: VL042260.D
Acq: 08 Apr 2025 13:07

Tgt Ion: 84 Resp: 7394

Ion	Ratio	Lower	Upper
84	100		
49	147.8	120.2	180.4
51	41.1	37.4	56.0
86	56.4	52.4	78.6

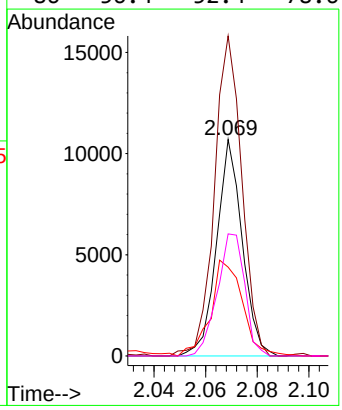

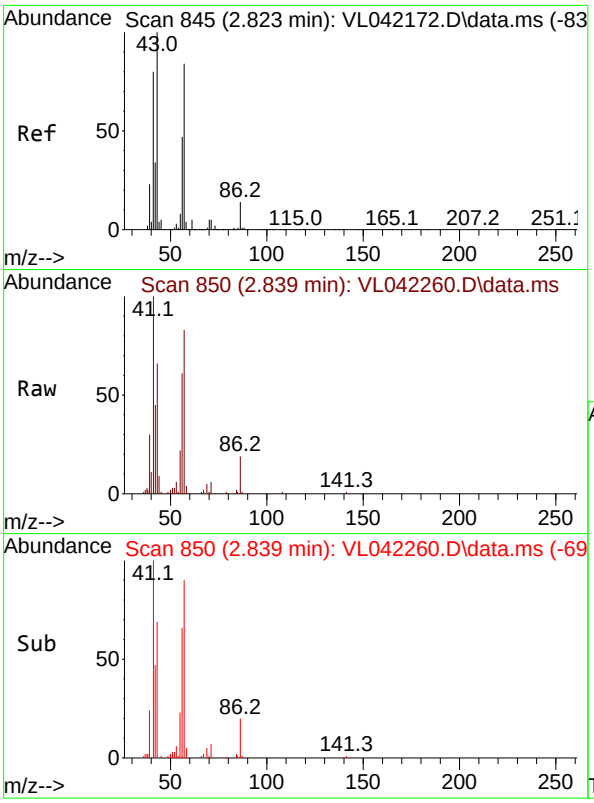

#26
Hexane
Concen: 0.448 ppbv
RT: 2.839 min Scan# 8
Delta R.T. 0.016 min
Lab File: VL042260.D
Acq: 08 Apr 2025 13:07

Instrument :
MSVOA_L
ClientSampleId :
SSSG-B2-5-04022025

Tgt Ion: 57 Resp: 9788

Ion	Ratio	Lower	Upper
57	100		
41	106.4	76.6	114.8
43	81.6	207.8	311.8#
56	65.9	43.6	65.4#

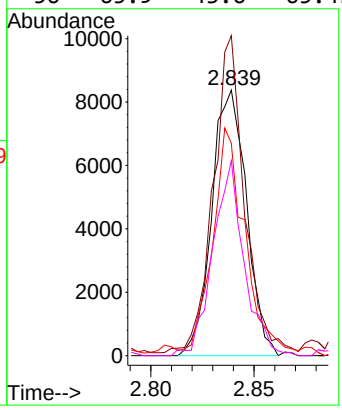

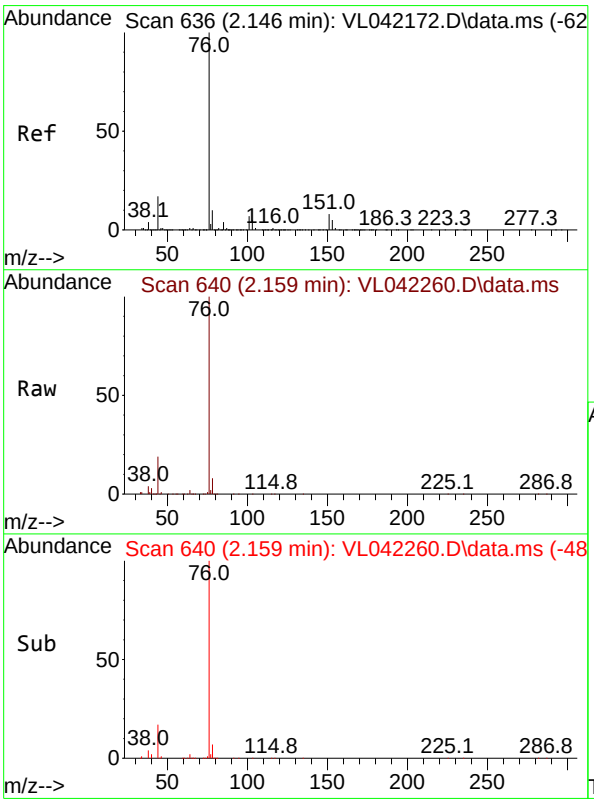

#27
Carbon Disulfide
Concen: 2.407 ppbv
RT: 2.159 min Scan# 640
Delta R.T. 0.013 min
Lab File: VL042260.D
Acq: 08 Apr 2025 13:07

Tgt Ion: 76 Resp: 56360

Ion	Ratio	Lower	Upper
76	100		
44	17.7	14.7	22.1
78	9.3	9.3	13.9#

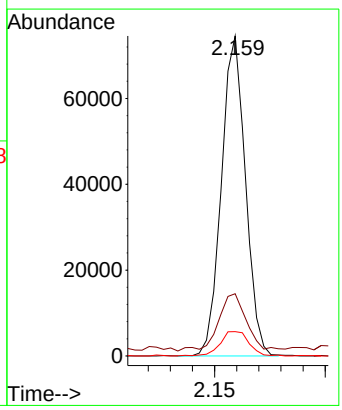

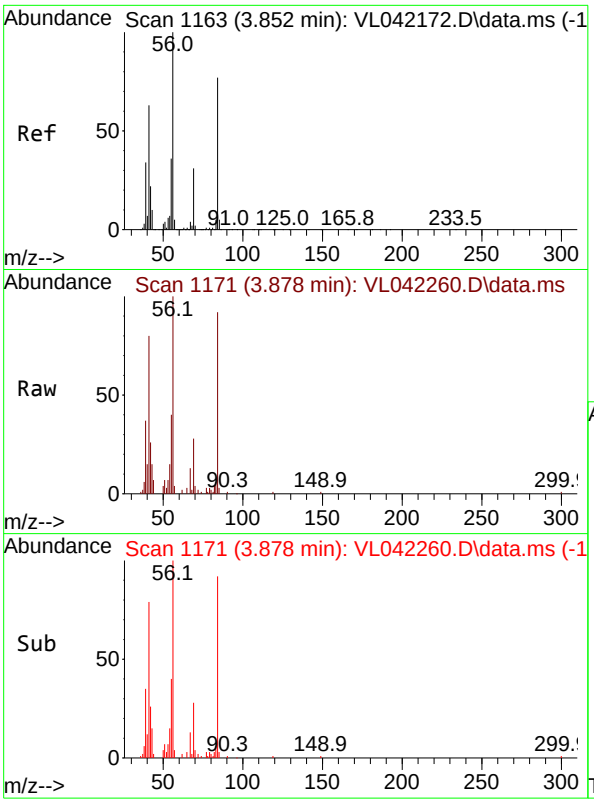

#30
Cyclohexane
Concen: 0.837 ppbv
RT: 3.878 min Scan# 1
Delta R.T. 0.026 min
Lab File: VL042260.D
Acq: 08 Apr 2025 13:07

Instrument :
MSVOA_L
ClientSampleId :
SSSG-B2-5-04022025

Tgt Ion: 84 Resp: 15879

Ion	Ratio	Lower	Upper
84	100		
56	138.3	102.8	154.2
41	106.3	66.5	99.7#

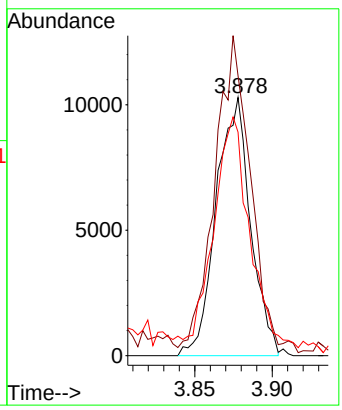

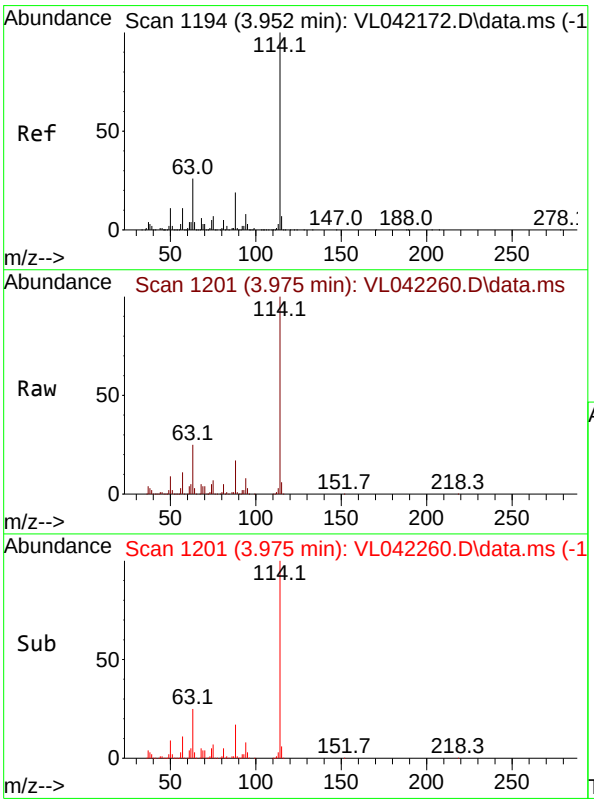

#33
1,4-Difluorobenzene
Concen: 10.000 ppbv
RT: 3.975 min Scan# 1201
Delta R.T. 0.023 min
Lab File: VL042260.D
Acq: 08 Apr 2025 13:07

Tgt Ion:114 Resp: 446160

Ion	Ratio	Lower	Upper
114	100		
63	25.6	20.7	31.1
88	17.7	15.0	22.4

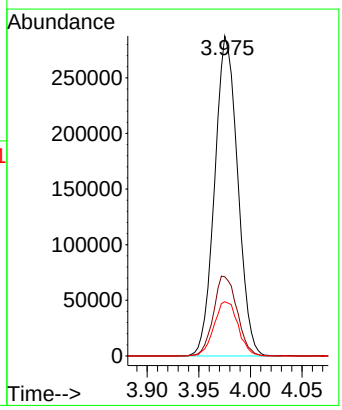



#34
2-Butanone
Concen: 2.682 ppbv
RT: 2.570 min Scan# 7
Delta R.T. 0.016 min
Lab File: VL042260.D
Acq: 08 Apr 2025 13:07

Instrument :
MSVOA_L
ClientSampleId :
SSSG-B2-5-04022025

Tgt Ion: 43 Resp: 86784

Ion	Ratio	Lower	Upper
43	100		
72	21.7	18.2	27.2

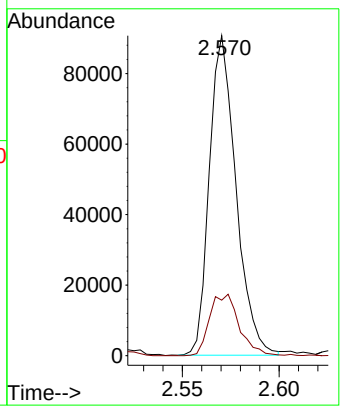

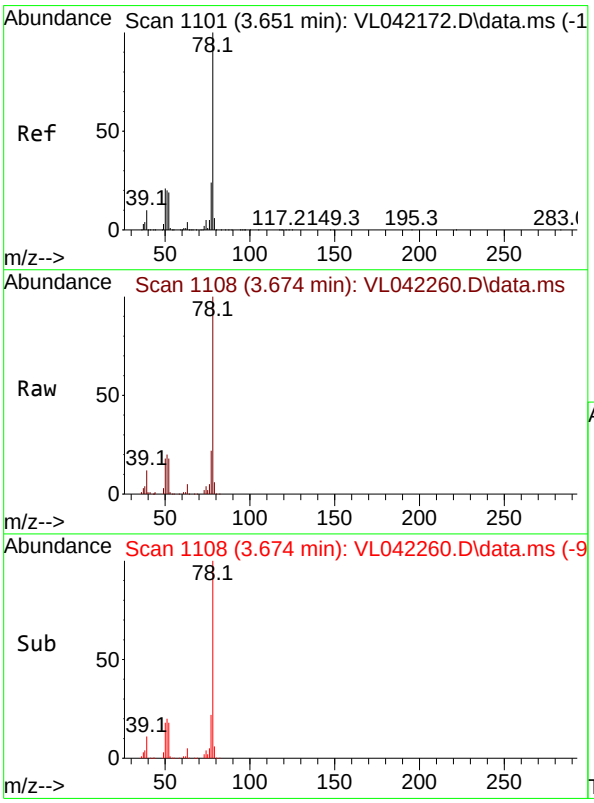

#36
Benzene
Concen: 1.327 ppbv
RT: 3.674 min Scan# 1108
Delta R.T. 0.023 min
Lab File: VL042260.D
Acq: 08 Apr 2025 13:07

Tgt Ion: 78 Resp: 58697

Ion	Ratio	Lower	Upper
78	100		
77	21.1	19.1	28.7
50	17.7	16.6	24.8

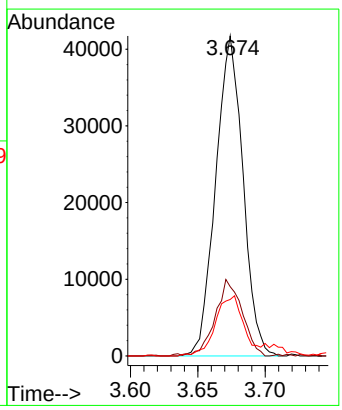

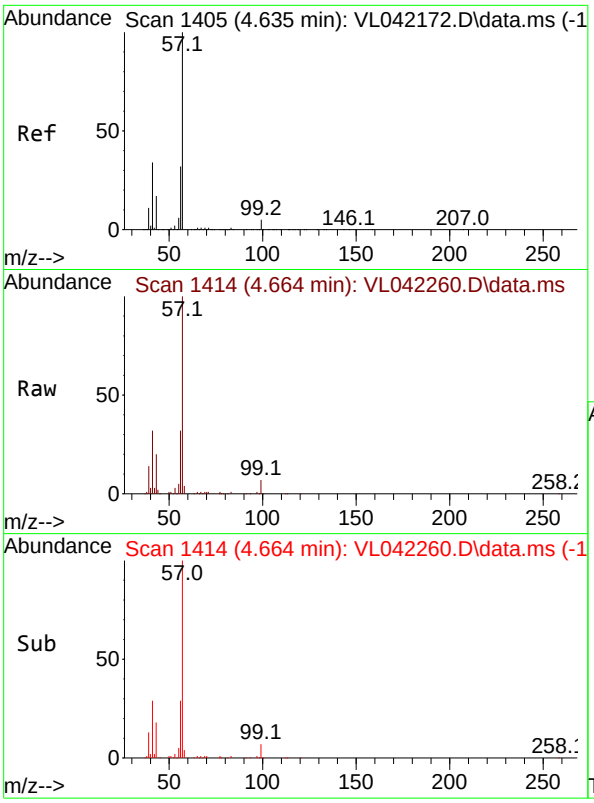

#44
2,2,4-Trimethylpentane
Concen: 1.313 ppbv
RT: 4.664 min Scan# 1
Delta R.T. 0.029 min
Lab File: VL042260.D
Acq: 08 Apr 2025 13:07

Instrument :
MSVOA_L
ClientSampleId :
SSSG-B2-5-04022025

Tgt Ion: 57 Resp: 98142

Ion	Ratio	Lower	Upper
57	100		
41	41.5	26.8	40.2#
56	40.6	25.6	38.4#

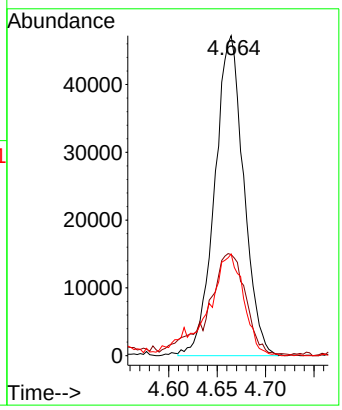

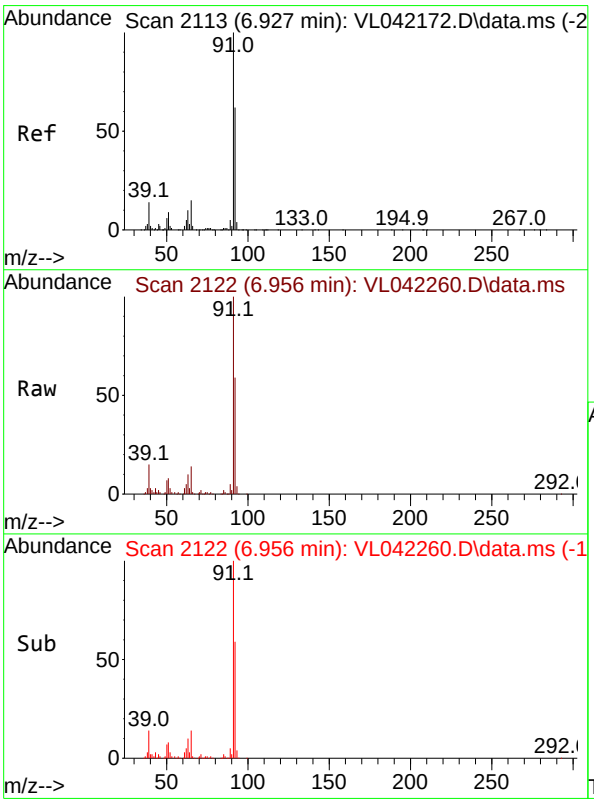

#53
Toluene
Concen: 5.702 ppbv
RT: 6.956 min Scan# 2122
Delta R.T. 0.029 min
Lab File: VL042260.D
Acq: 08 Apr 2025 13:07

Tgt Ion: 91 Resp: 298949

Ion	Ratio	Lower	Upper
91	100		
92	58.8	48.4	72.6

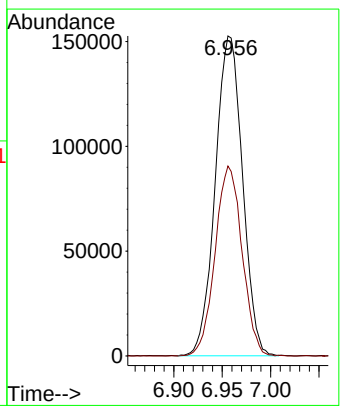

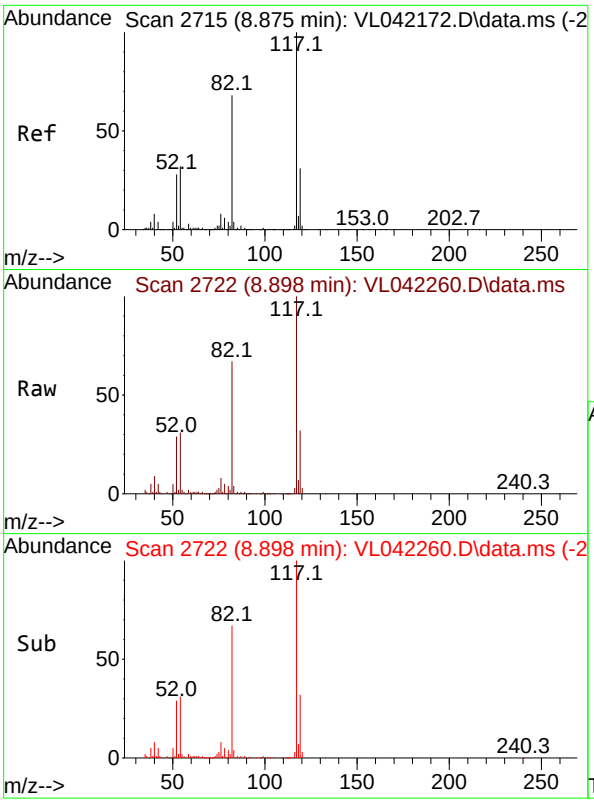

#55
Chlorobenzene-d5
Concen: 10.000 ppbv
RT: 8.898 min Scan# 2
Delta R.T. 0.023 min
Lab File: VL042260.D
Acq: 08 Apr 2025 13:07

Instrument :
MSVOA_L
ClientSampleId :
SSSG-B2-5-04022025

Tgt Ion:117 Resp: 402493

Ion	Ratio	Lower	Upper
117	100		
82	65.3	55.8	83.6
119	32.1	25.5	38.3

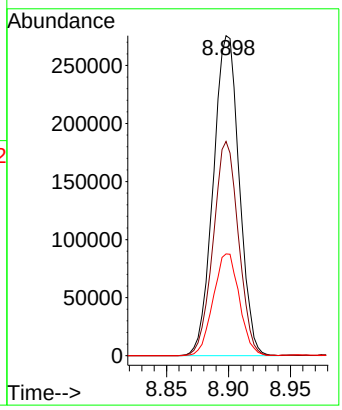

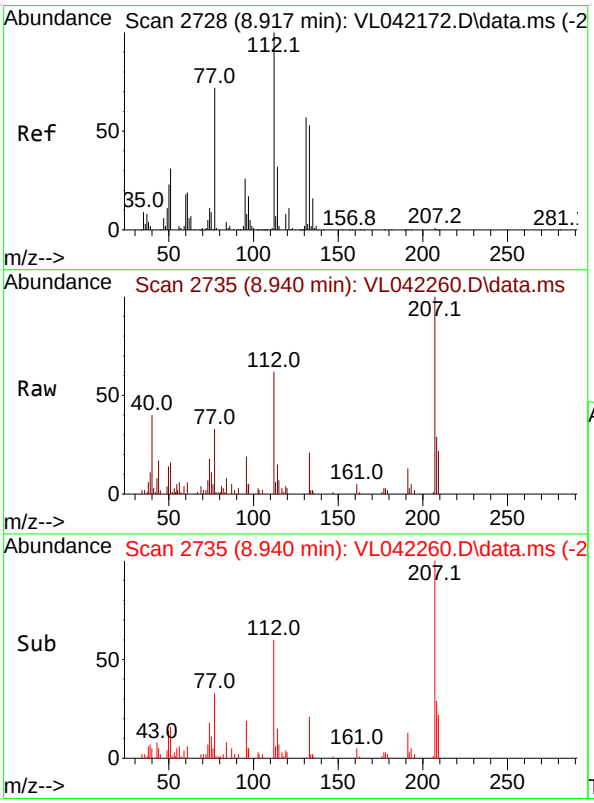

#57
Chlorobenzene
Concen: 0.106 ppbv
RT: 8.940 min Scan# 2735
Delta R.T. 0.023 min
Lab File: VL042260.D
Acq: 08 Apr 2025 13:07

Tgt Ion:112 Resp: 4055

Ion	Ratio	Lower	Upper
112	100		
77	52.0	58.2	87.2#
114	25.1	29.1	35.5#

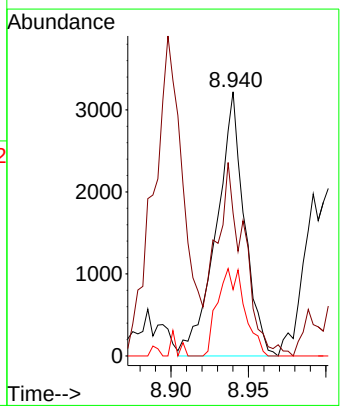

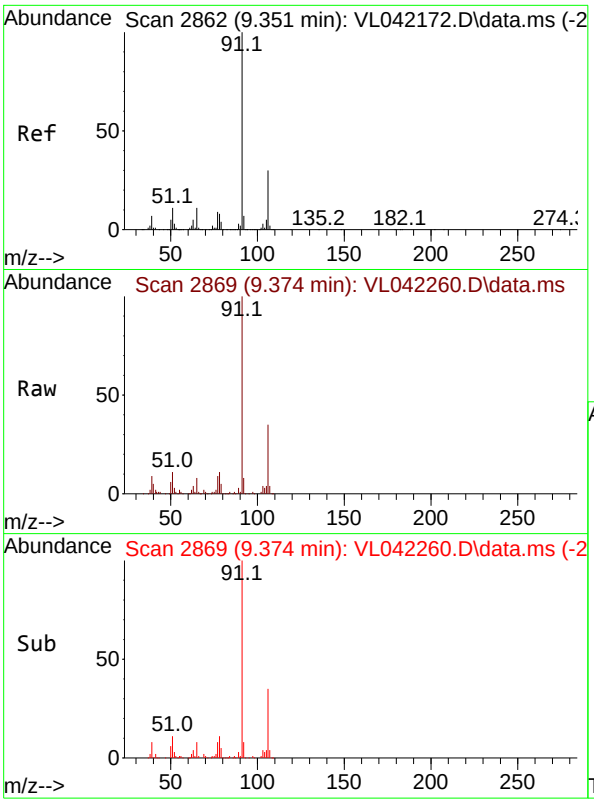

#58
Ethyl Benzene
Concen: 0.713 ppbv
RT: 9.374 min Scan# 2
Delta R.T. 0.023 min
Lab File: VL042260.D
Acq: 08 Apr 2025 13:07

Instrument :
MSVOA_L
ClientSampleId :
SSSG-B2-5-04022025

Tgt Ion: 91 Resp: 50951

Ion	Ratio	Lower	Upper
91	100		
106	35.1	24.2	36.2

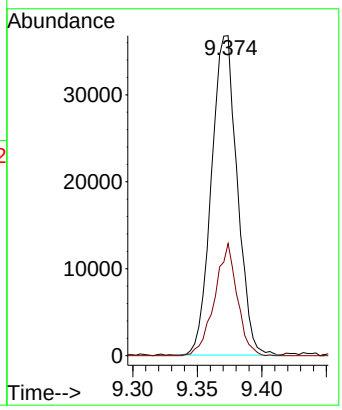

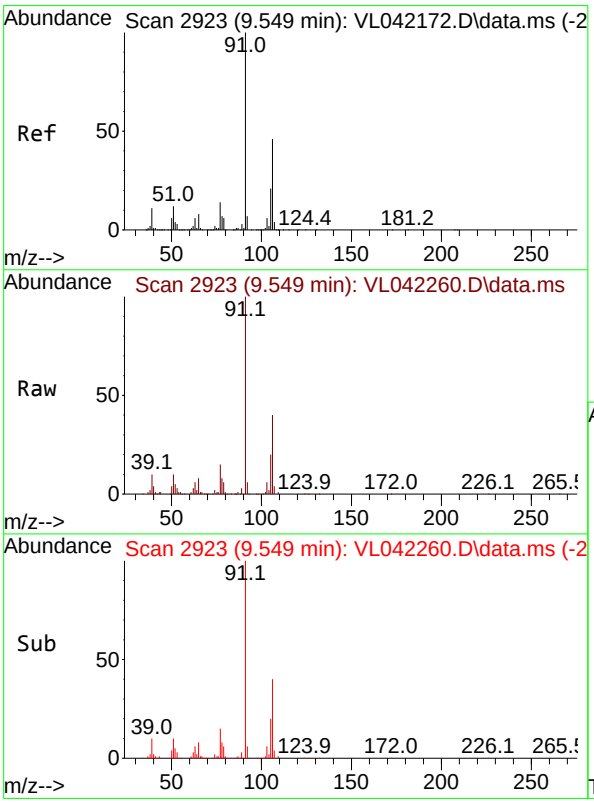

#59
m/p-Xylene
Concen: 2.118 ppbv
RT: 9.549 min Scan# 2923
Delta R.T. 0.000 min
Lab File: VL042260.D
Acq: 08 Apr 2025 13:07

Tgt Ion: 91 Resp: 120893

Ion	Ratio	Lower	Upper
91	100		
106	44.3	36.4	54.6

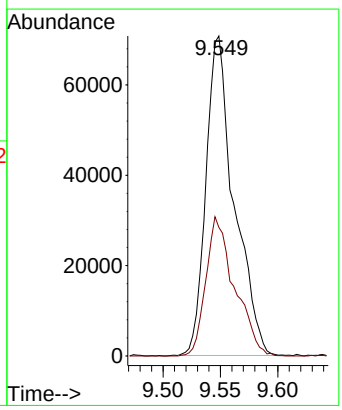

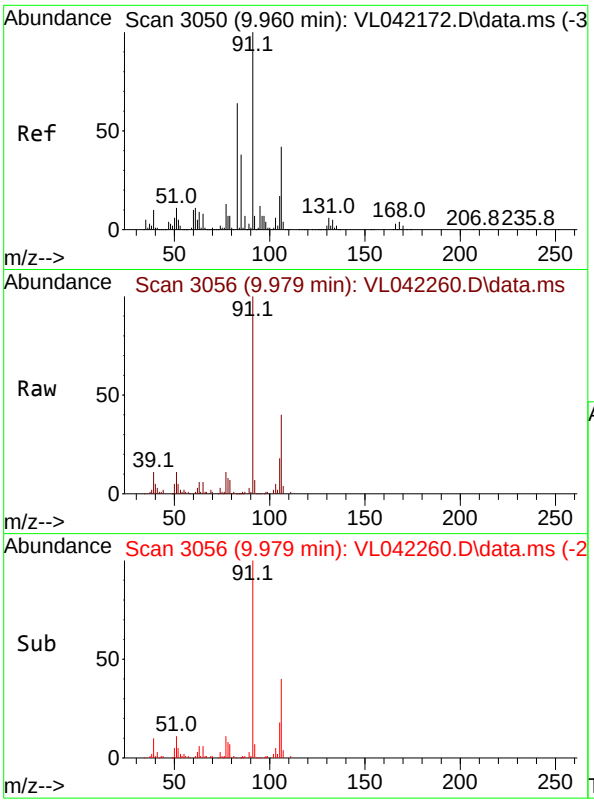

#60
o-Xylene
Concen: 0.877 ppbv
RT: 9.979 min Scan# 3(
Delta R.T. 0.019 min
Lab File: VL042260.D
Acq: 08 Apr 2025 13:07

Instrument :
MSVOA_L
ClientSampleId :
SSSG-B2-5-04022025

Tgt Ion: 91 Resp: 50208

Ion	Ratio	Lower	Upper
91	100		
106	44.8	20.8	62.5

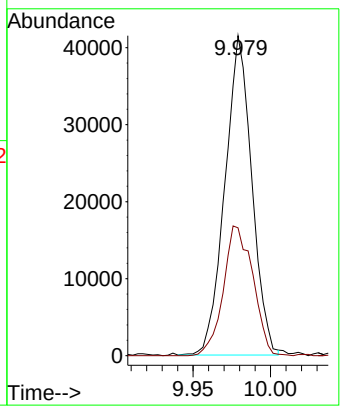

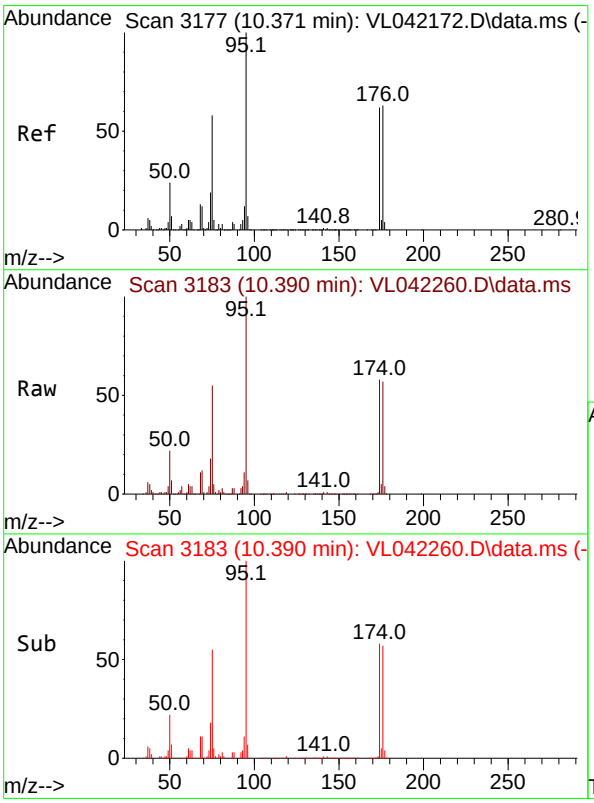

#68
1-Bromo-4-Fluorobenzene
Concen: 9.553 ppbv
RT: 10.390 min Scan# 3183
Delta R.T. 0.019 min
Lab File: VL042260.D
Acq: 08 Apr 2025 13:07

Tgt Ion: 95 Resp: 315753

Ion	Ratio	Lower	Upper
95	100		
174	61.0	50.6	76.0
175	4.7	3.8	5.6

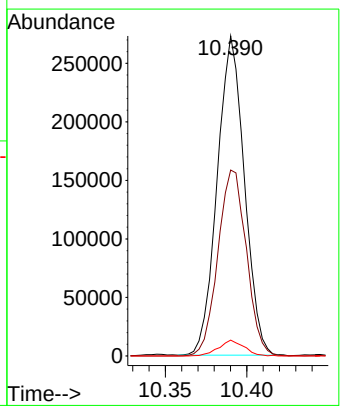

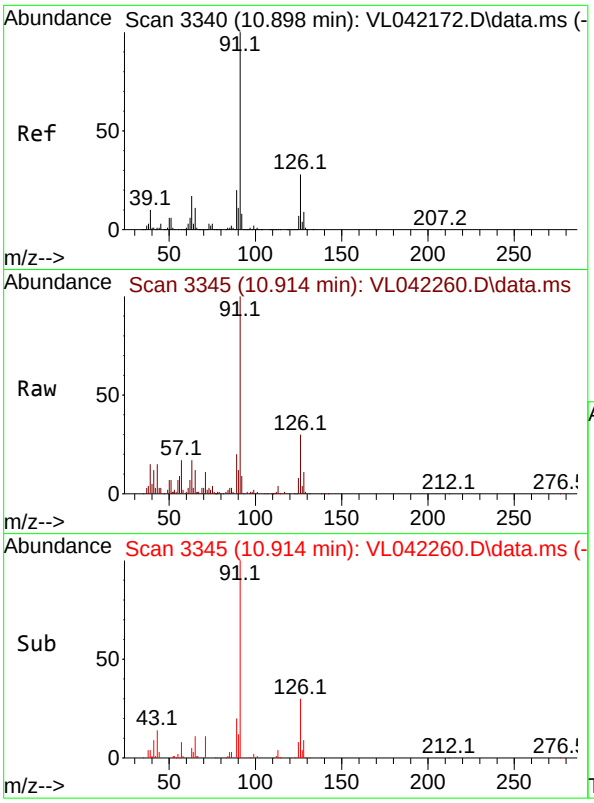

#71
2-Chlorotoluene
Concen: 0.565 ppbv
RT: 10.914 min Scan# 3
Delta R.T. 0.016 min
Lab File: VL042260.D
Acq: 08 Apr 2025 13:07

Instrument :
MSVOA_L
ClientSampleId :
SSSG-B2-5-04022025

Tgt Ion: 91 Resp: 37512

Ion	Ratio	Lower	Upper
91	100		
126	30.4	11.6	46.4

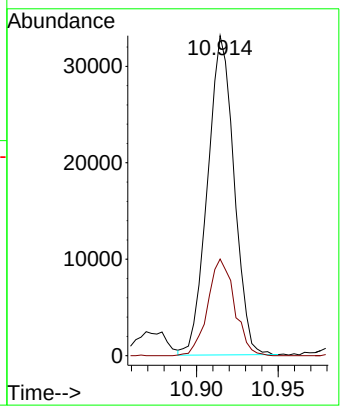

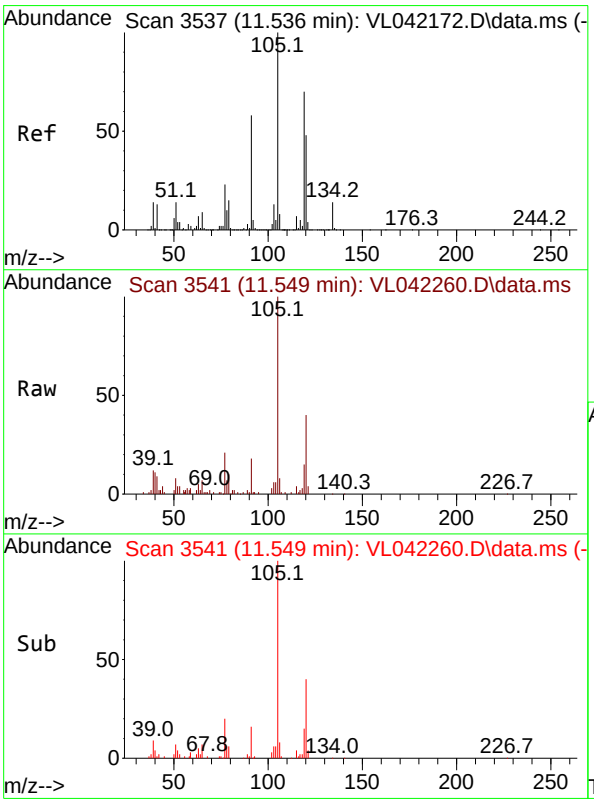

#74
1,2,4-Trimethylbenzene
Concen: 0.198 ppbv
RT: 11.549 min Scan# 3541
Delta R.T. 0.013 min
Lab File: VL042260.D
Acq: 08 Apr 2025 13:07

Tgt Ion:105 Resp: 14207

Ion	Ratio	Lower	Upper
105	100		
120	40.0	38.6	58.0
91	17.6	46.2	69.2#
77	19.4	18.6	27.8

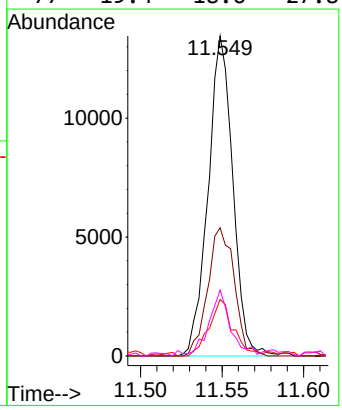

LSC Area Percent Report

Data Path : Z:\voasrv\HPCHEM1\MSVOA_L\Data\VL040825\
Data File : VL042260.D
Acq On : 08 Apr 2025 13:07
Operator : SY/MD
Sample : Q1728-06 10X
Misc : 400mL/MSVOA_L
ALS Vial : 1 Sample Multiplier: 1

Instrument :
MSVOA_L
ClientSampleId :
SSSG-B2-5-04022025

Integration Parameters: RTEINT.P
Integrator: RTE
Smoothing : ON Filtering: 5
Sampling : 3 Min Area: 3 % of largest Peak
Start Thrs: 0.001 Max Peaks: 100
Stop Thrs : 0 Peak Location: TOP

If leading or trailing edge < 100 prefer < Baseline drop else tangent >
Peak separation: 0

Method : Z:\voasrv\HPCHEM1\MSVOA_L\methods\VL032725AIR.M
Title : AIR ANALYSIS BY METHOD TO-15 Instrument: MSVOA_LFri Aug 26 06:05:16 2022

Signal : TIC: VL042260.D\data.ms

peak #	R.T. min	first scan	max scan	last scan	PK TY	peak height	corr. area	corr. % max.	% of total
1	1.434	412	416	422	rBV	2714597	2160542	100.00%	15.044%
2	1.489	430	433	437	rBV2	103703	61624	2.85%	0.429%
3	1.564	452	456	460	rBV	281062	154402	7.15%	1.075%
4	1.606	465	469	473	rBV	236342	134640	6.23%	0.938%
5	1.842	537	542	550	rBV	2064922	1414670	65.48%	9.850%
6	2.069	608	612	622	rVB2	48480	39207	1.81%	0.273%
7	2.159	632	640	645	rBV	103796	83913	3.88%	0.584%
8	2.483	734	740	747	rVB2	59877	57896	2.68%	0.403%
9	2.570	760	767	779	rBV2	138306	136590	6.32%	0.951%
10	2.635	779	787	796	rVB	38188	41753	1.93%	0.291%
11	2.800	828	838	845	rBV	559648	589466	27.28%	4.104%
12	2.839	845	850	856	rVB	43543	43705	2.02%	0.304%
13	3.244	967	975	984	rVB4	35058	46914	2.17%	0.327%
14	3.674	1092	1108	1112	rBV2	94191	140578	6.51%	0.979%
15	3.700	1112	1116	1137	rVB2	227186	362083	16.76%	2.521%
16	3.875	1161	1170	1180	rVB5	57685	92804	4.30%	0.646%
17	3.975	1188	1201	1214	rBV2	736280	1167752	54.05%	8.131%
18	4.072	1221	1231	1240	rBV3	65877	118880	5.50%	0.828%
19	4.111	1240	1243	1256	rVB5	29632	43574	2.02%	0.303%
20	4.289	1285	1298	1308	rBV3	53521	96506	4.47%	0.672%
21	4.467	1339	1353	1362	rBV8	15634	30263	1.40%	0.211%
22	4.535	1362	1374	1380	rBV6	14794	26261	1.22%	0.183%
23	4.664	1402	1414	1432	rVB	109735	248715	11.51%	1.732%
24	5.004	1507	1519	1531	rBV4	43996	88577	4.10%	0.617%
25	5.694	1709	1732	1751	rBV4	115997	299039	13.84%	2.082%
26	5.804	1753	1766	1769	rBV7	17628	27620	1.28%	0.192%
27	6.302	1913	1920	1934	rVB7	22412	47905	2.22%	0.334%
28	6.493	1966	1979	1989	rBV9	12555	29856	1.38%	0.208%
29	6.852	2074	2090	2103	rBV5	61074	145093	6.72%	1.010%
30	6.956	2105	2122	2142	rBV	410204	893447	41.35%	6.221%
31	7.202	2182	2198	2201	rBV6	31062	44498	2.06%	0.310%
32	7.396	2245	2258	2259	rBV4	46576	54413	2.52%	0.379%
33	7.639	2314	2333	2343	rBV9	61836	186265	8.62%	1.297%
34	7.694	2343	2350	2366	rVB7	25612	52563	2.43%	0.366%
35	7.917	2406	2419	2437	rBV4	40493	97270	4.50%	0.677%
36	8.027	2448	2453	2465	rVB10	15410	26946	1.25%	0.188%

LSC Area Percent Report

Data Path : Z:\voasrv\HPCHEM1\MSVOA_L\Data\VL040825\
Data File : VL042260.D
Acq On : 08 Apr 2025 13:07
Operator : SY/MD
Sample : Q1728-06 10X
Misc : 400mL/MSVOA_L
ALS Vial : 1 Sample Multiplier: 1

Instrument :
MSVOA_L
ClientSampleId :
SSSG-B2-5-04022025

Integration Parameters: RTEINT.P
Integrator: RTE
Smoothing : ON Filtering: 5
Sampling : 3 Min Area: 3 % of largest Peak
Start Thrs: 0.001 Max Peaks: 100
Stop Thrs : 0 Peak Location: TOP

If leading or trailing edge < 100 prefer < Baseline drop else tangent >
Peak separation: 0

Method : Z:\voasrv\HPCHEM1\MSVOA_L\methods\VL032725AIR.M
Title : AIR ANALYSIS BY METHOD TO-15 Instrument: MSVOA_LFri Aug 26 06:05:16 2022

37	8.154	2482	2492	2506	rVB7	39165	69643	3.22%	0.485%
38	8.325	2531	2545	2563	rVB8	78507	164434	7.61%	1.145%
39	8.898	2706	2722	2732	rBV	971758	1457354	67.45%	10.148%
40	8.956	2732	2740	2746	rVV4	48628	89294	4.13%	0.622%
41	9.002	2746	2754	2769	rVB8	53838	133745	6.19%	0.931%
42	9.115	2781	2789	2796	rBV2	44603	62708	2.90%	0.437%
43	9.160	2796	2803	2812	rVV4	32406	49709	2.30%	0.346%
44	9.235	2817	2826	2834	rBV10	14446	26164	1.21%	0.182%
45	9.374	2859	2869	2881	rBV2	94807	163778	7.58%	1.140%
46	9.432	2881	2887	2897	rVB6	22446	34472	1.60%	0.240%
47	9.545	2913	2922	2928	rBV	200553	298338	13.81%	2.077%
48	9.568	2928	2929	2941	rVB4	97215	96102	4.45%	0.669%
49	9.730	2970	2979	2981	rBV3	36908	41562	1.92%	0.289%
50	9.746	2983	2984	2994	rVB2	37166	30364	1.41%	0.211%
51	9.875	3015	3024	3033	rVB3	42142	60770	2.81%	0.423%
52	9.979	3047	3056	3065	rBV2	110532	154438	7.15%	1.075%
53	10.115	3094	3098	3105	rVB4	24657	30022	1.39%	0.209%
54	10.160	3105	3112	3123	rVB8	17556	28569	1.32%	0.199%
55	10.390	3164	3183	3194	rBV	1235345	1557956	72.11%	10.848%
56	10.442	3194	3199	3208	rVB6	27363	37943	1.76%	0.264%
57	10.869	3326	3331	3337	rVB5	30107	35848	1.66%	0.250%
58	10.914	3337	3345	3356	rBV2	125975	154937	7.17%	1.079%
59	11.021	3373	3378	3387	rVB7	36353	53377	2.47%	0.372%
60	11.109	3399	3405	3411	rBV	34071	39105	1.81%	0.272%
61	11.219	3427	3439	3446	rBV6	38915	54937	2.54%	0.383%
62	11.549	3534	3541	3553	rBV	39939	52014	2.41%	0.362%
63	11.788	3610	3615	3621	rVB3	30648	36871	1.71%	0.257%
64	12.241	3748	3755	3759	rBV3	29004	32930	1.52%	0.229%
65	19.663	6037	6048	6057	rBV3	14654	27946	1.29%	0.195%

Sum of corrected areas: 14361560

Data Path : Z:\voasrv\HPCHEM1\MSVOA_L\Data\VL040825\
Data File : VL042260.D
Acq On : 08 Apr 2025 13:07
Operator : SY/MD
Sample : Q1728-06 10X
Misc : 400mL/MSVOA_L
ALS Vial : 1 Sample Multiplier: 1

Instrument :
MSVOA_L
ClientSampleId :
SSSG-B2-5-04022025

Quant Method : Z:\voasrv\HPCHEM1\MSVOA_L\methods\VL032725AIR.M
Quant Title : AIR ANALYSIS BY METHOD TO-15 Instrument: MSVOA_LFri Aug 26 06:05:16 2022

TIC Library : C:\Database\NIST20.L
TIC Integration Parameters: LSCINT.P

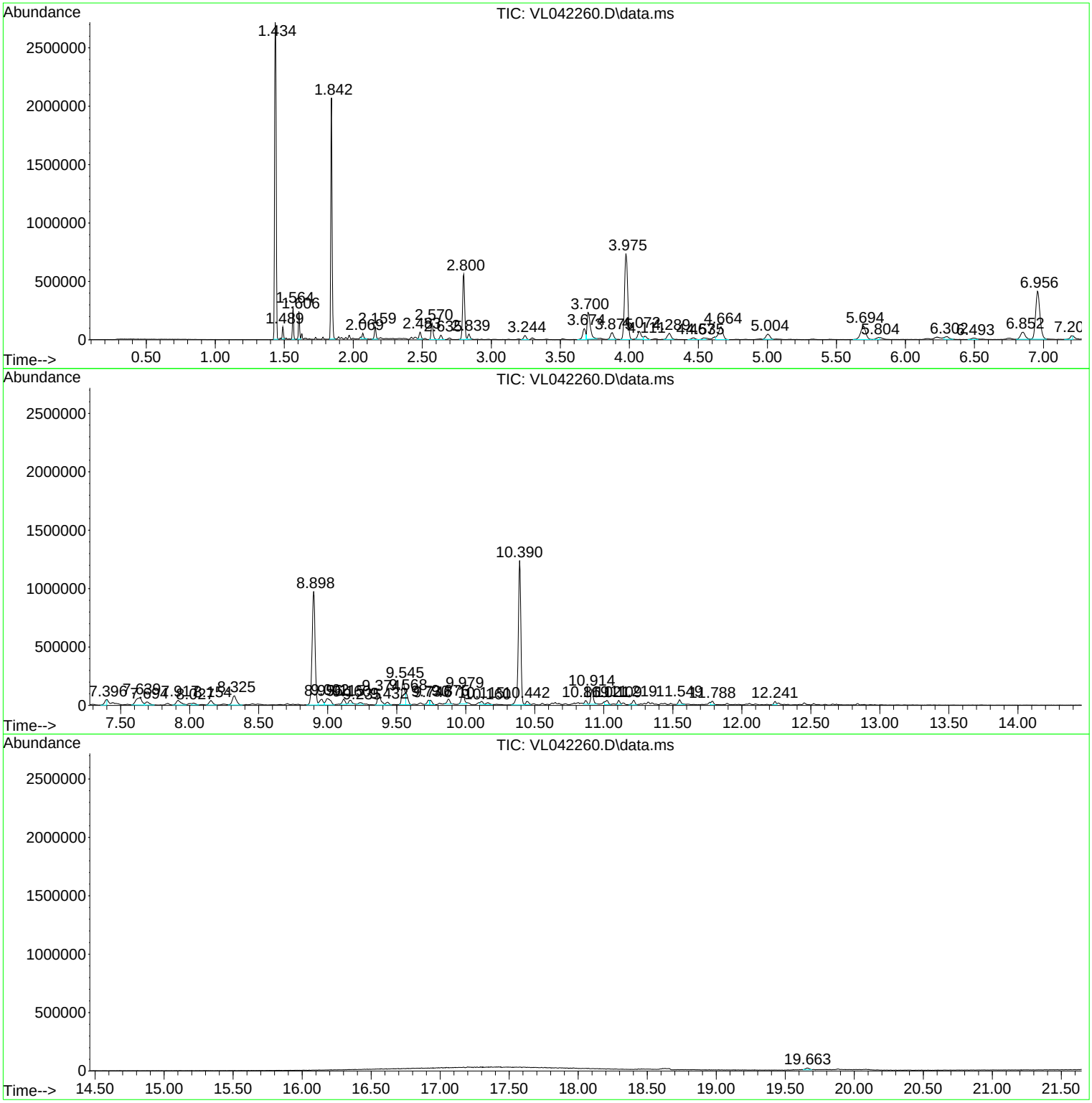

Data Path : Z:\voasrv\HPCHEM1\MSVOA_L\Data\VL040825\
Data File : VL042260.D
Acq On : 08 Apr 2025 13:07
Operator : SY/MD
Sample : Q1728-06 10X
Misc : 400mL/MSVOA_L
ALS Vial : 1 Sample Multiplier: 1

Instrument :
MSVOA_L
ClientSampleId :
SSSG-B2-5-04022025

Quant Method : Z:\voasrv\HPCHEM1\MSVOA_L\methods\VL032725AIR.M
Quant Title : AIR ANALYSIS BY METHOD TO-15 Instrument: MSVOA_LFri Aug 26 06:05:16 2022

TIC Library : C:\Database\NIST20.L
TIC Integration Parameters: LSCINT.P

****

Peak Number 2 1-Propene, 2-methyl- Concentration Rank 3

R.T.	EstConc	Area	Relative to ISTD	R.T.
1.606	2.28 ppbv	134640	Bromochloromethane	2.797

Hit# of 5	Tentative ID	MW	MolForm	CAS#	Qual
1	1-Propene, 2-methyl-	56	C4H8	000115-11-7	90
2	1-Propene, 2-methyl-	56	C4H8	000115-11-7	90
3	1-Butene	56	C4H8	000106-98-9	87
4	1-Butene	56	C4H8	000106-98-9	87
5	1-Butene	56	C4H8	000106-98-9	87

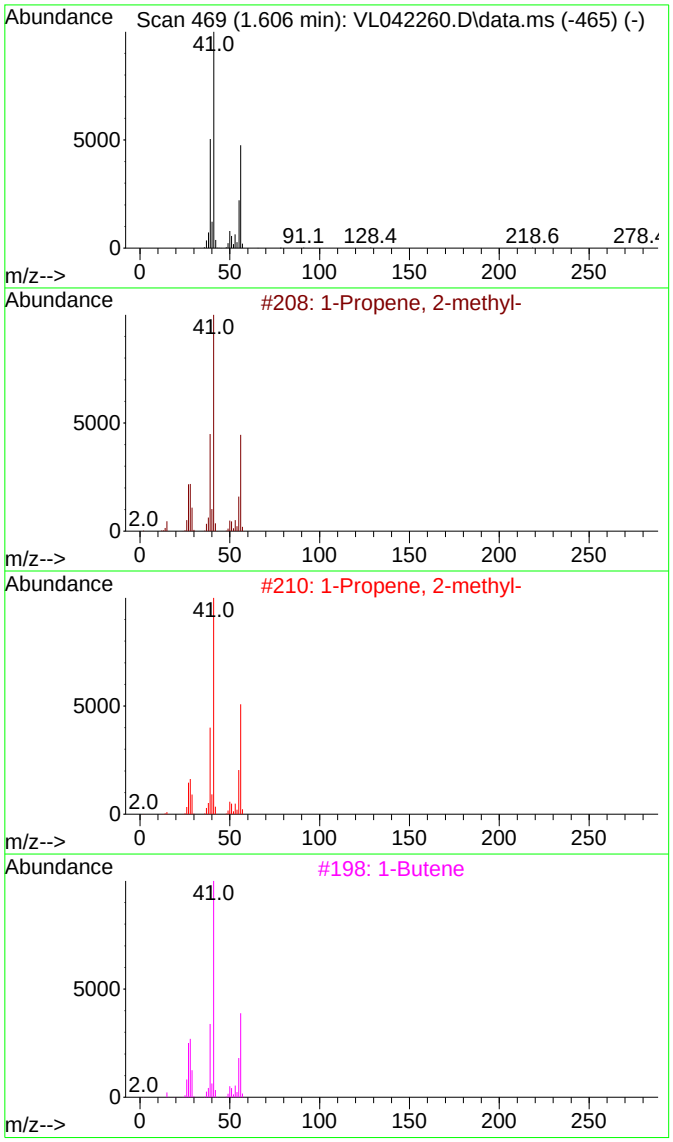

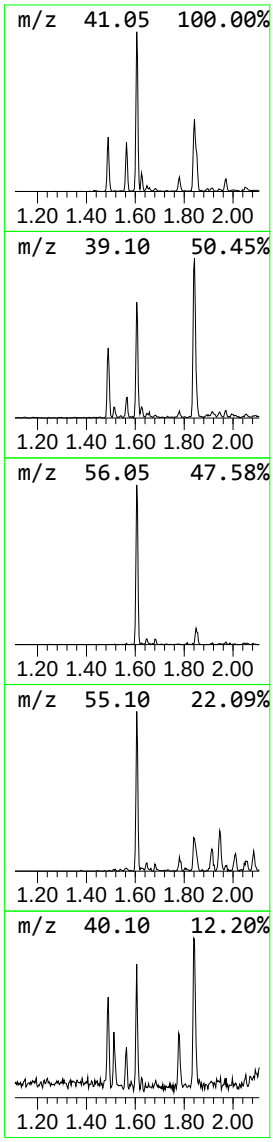

Data Path : Z:\voasrv\HPCHEM1\MSVOA_L\Data\VL040825\
Data File : VL042260.D
Acq On : 08 Apr 2025 13:07
Operator : SY/MD
Sample : Q1728-06 10X
Misc : 400mL/MSVOA_L
ALS Vial : 1 Sample Multiplier: 1

Instrument :
MSVOA_L
ClientSampleId :
SSSG-B2-5-04022025

Quant Method : Z:\voasrv\HPCHEM1\MSVOA_L\methods\VL032725AIR.M
Quant Title : AIR ANALYSIS BY METHOD TO-15 Instrument: MSVOA_LFri Aug 26 06:05:16 2022

TIC Library : C:\Database\NIST20.L
TIC Integration Parameters: LSCINT.P

****

Peak Number 3 Hexane, 2-methyl- Concentration Rank 6

R.T.	EstConc	Area	Relative to ISTD	R.T.
4.072	1.02 ppbv	118880	1,4-Difluorobenzene	3.975

Hit# of 5	Tentative ID	MW	MolForm	CAS#	Qual
1	Hexane, 2-methyl-	100	C7H16	000591-76-4	72
2	Hexane, 2-methyl-	100	C7H16	000591-76-4	72
3	Hexane, 2-methyl-	100	C7H16	000591-76-4	64
4	N-Vinylacetamide	85	C4H7NO	005202-78-8	50
5	Pentane, 2,4-dimethyl-	100	C7H16	000108-08-7	37

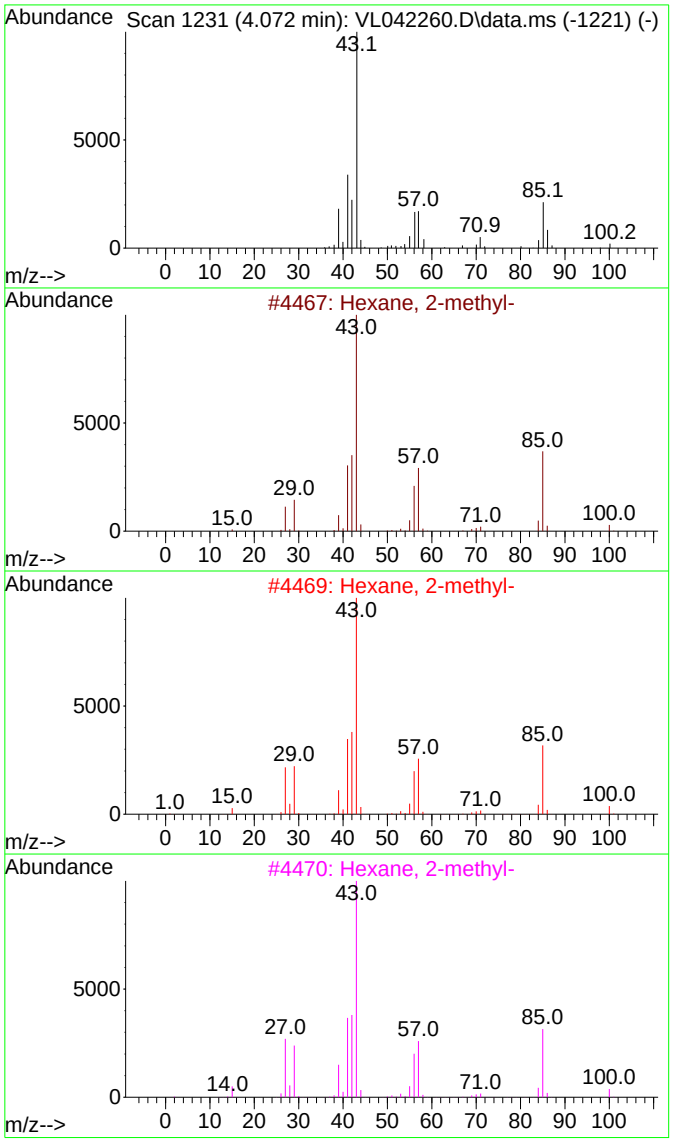

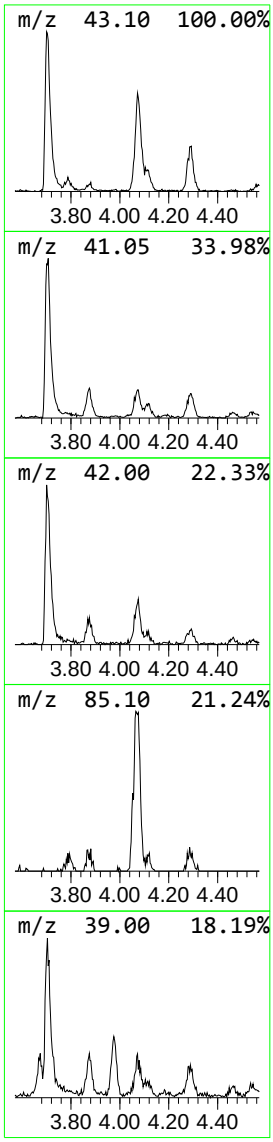

Data Path : Z:\voasrv\HPCHEM1\MSVOA_L\Data\VL040825\
Data File : VL042260.D
Acq On : 08 Apr 2025 13:07
Operator : SY/MD
Sample : Q1728-06 10X
Misc : 400mL/MSVOA_L
ALS Vial : 1 Sample Multiplier: 1

Instrument :
MSVOA_L
ClientSampleId :
SSSG-B2-5-04022025

Quant Method : Z:\voasrv\HPCHEM1\MSVOA_L\methods\VL032725AIR.M
Quant Title : AIR ANALYSIS BY METHOD TO-15 Instrument: MSVOA_LFri Aug 26 06:05:16 2022

TIC Library : C:\Database\NIST20.L
TIC Integration Parameters: LSCINT.P

****

Peak Number 4 Cyclohexane, methyl- Concentration Rank 2

R.T.	EstConc	Area	Relative to ISTD	R.T.
5.694	2.56 ppbv	299039	1,4-Difluorobenzene	3.975

Hit# of 5	Tentative ID	MW	MolForm	CAS#	Qual
1	Cyclohexane, methyl-	98	C7H14	000108-87-2	94
2	Cyclohexane, methyl-	98	C7H14	000108-87-2	94
3	Cyclohexane, methyl-	98	C7H14	000108-87-2	87
4	Cyclohexane, methyl-	98	C7H14	000108-87-2	87
5	Cyclohexane, methyl-	98	C7H14	000108-87-2	72

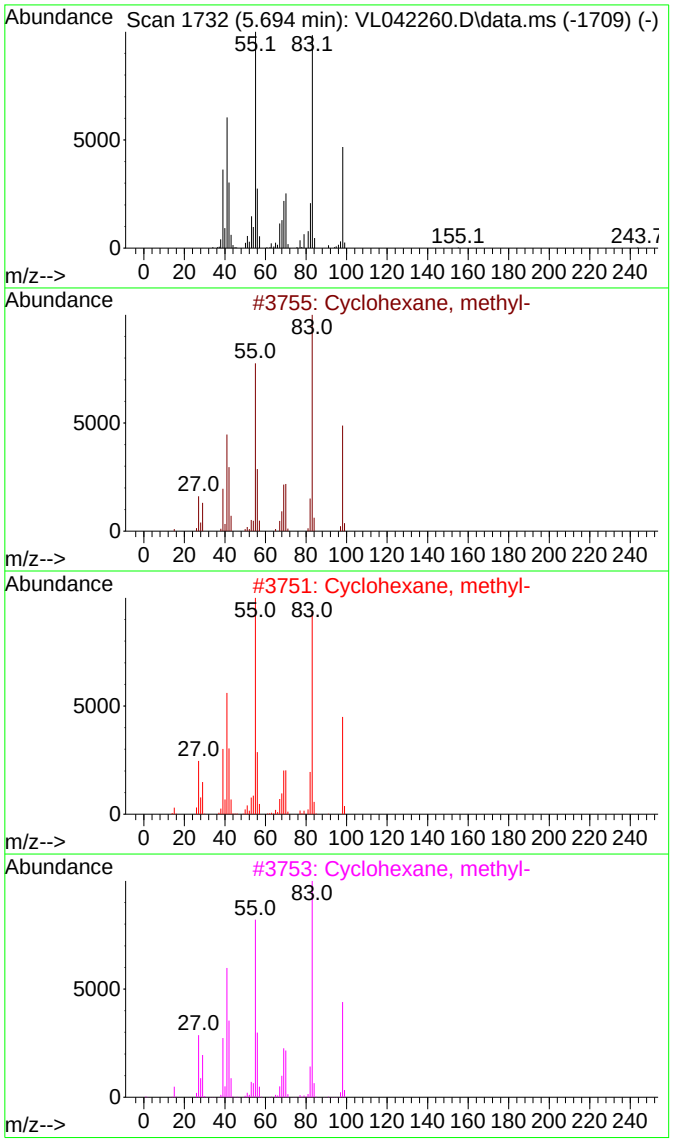

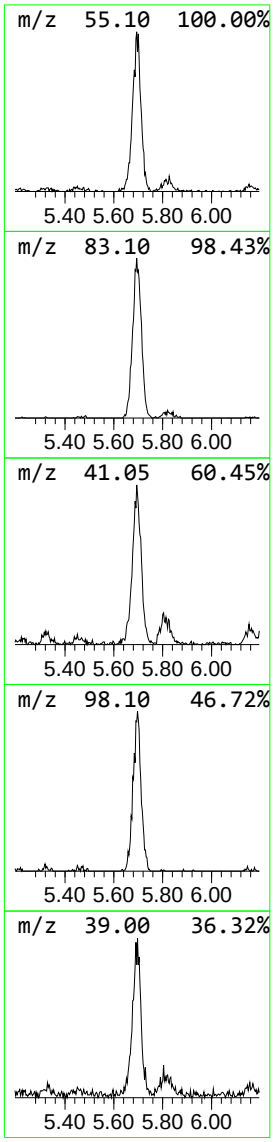

Data Path : Z:\voasrv\HPCHEM1\MSVOA_L\Data\VL040825\
Data File : VL042260.D
Acq On : 08 Apr 2025 13:07
Operator : SY/MD
Sample : Q1728-06 10X
Misc : 400mL/MSVOA_L
ALS Vial : 1 Sample Multiplier: 1

Instrument :
MSVOA_L
ClientSampleId :
SSSG-B2-5-04022025

Quant Method : Z:\voasrv\HPCHEM1\MSVOA_L\methods\VL032725AIR.M
Quant Title : AIR ANALYSIS BY METHOD TO-15 Instrument: MSVOA_LFri Aug 26 06:05:16 2022

TIC Library : C:\Database\NIST20.L
TIC Integration Parameters: LSCINT.P

****
Peak Number 5 Cyclohexane, 1,4-dimethyl-,... Concentration Rank 4

R.T.	EstConc	Area	Relative to ISTD	R.T.
7.639	1.28 ppbv	186265	Chlorobenzene-d5	8.898

Hit# of 5	Tentative ID	MW	MolForm	CAS#	Qual
1	Cyclohexane, 1,4-dimethyl-, cis-	112	C8H16	000624-29-3	87
2	Cyclohexane, 1,2-dimethyl- (cis/...	112	C8H16	000583-57-3	80
3	Cyclohexane, 1,3-dimethyl-, trans-	112	C8H16	002207-03-6	80
4	Cyclohexane, 1,2-dimethyl- (cis/...	112	C8H16	000583-57-3	80
5	Cyclohexane, 1,3-dimethyl-, trans-	112	C8H16	002207-03-6	80

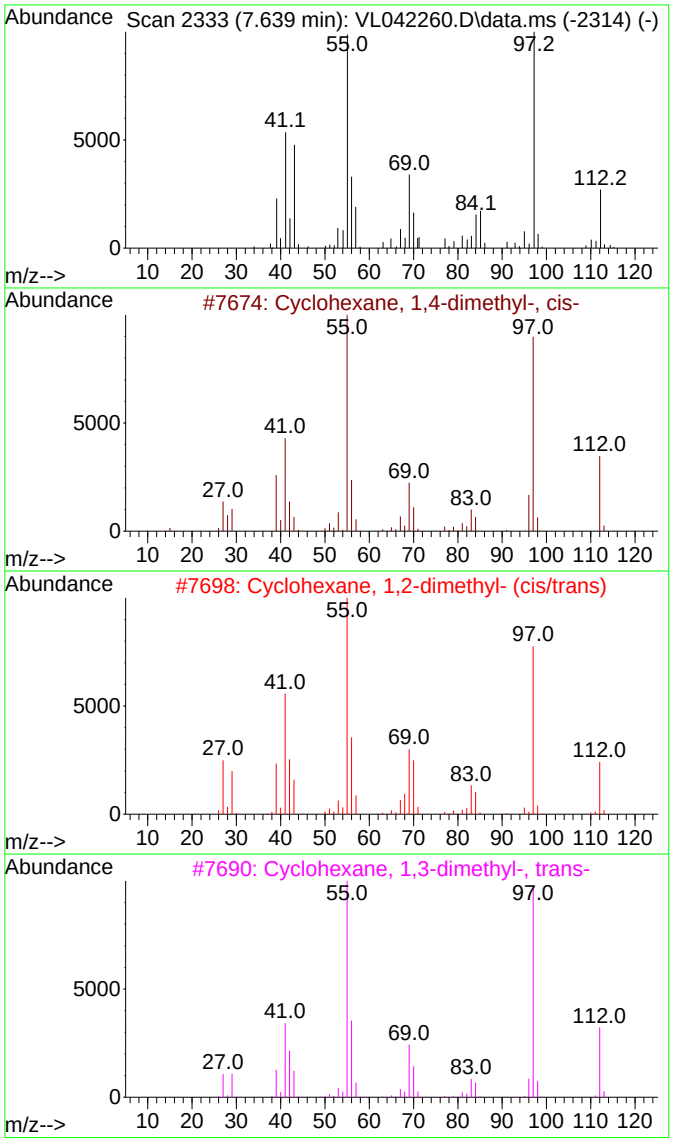

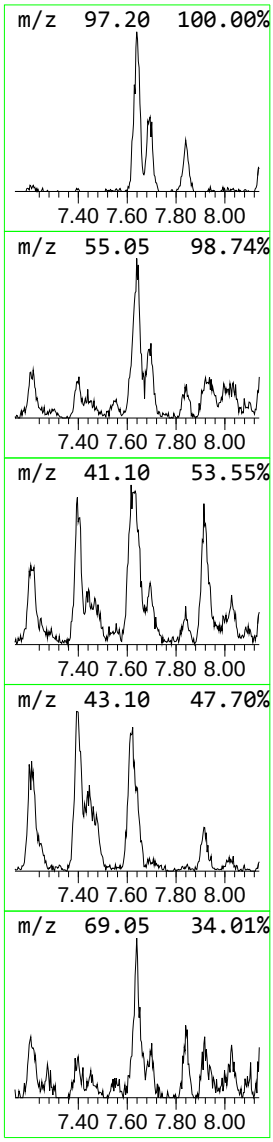

Data Path : Z:\voasrv\HPCHEM1\MSVOA_L\Data\VL040825\
Data File : VL042260.D
Acq On : 08 Apr 2025 13:07
Operator : SY/MD
Sample : Q1728-06 10X
Misc : 400mL/MSVOA_L
ALS Vial : 1 Sample Multiplier: 1

Instrument :
MSVOA_L
ClientSampleId :
SSSG-B2-5-04022025

Quant Method : Z:\voasrv\HPCHEM1\MSVOA_L\methods\VL032725AIR.M
Quant Title : AIR ANALYSIS BY METHOD TO-15 Instrument: MSVOA_LFri Aug 26 06:05:16 2022

TIC Library : C:\Database\NIST20.L
TIC Integration Parameters: LSCINT.P

****

Peak Number 6 Octane Concentration Rank 5

R.T.	EstConc	Area	Relative to ISTD	R.T.
8.325	1.13 ppbv	164434	Chlorobenzene-d5	8.898

Hit# of 5	Tentative ID	MW	MolForm	CAS#	Qual
1	Octane	114	C8H18	000111-65-9	83
2	Octane	114	C8H18	000111-65-9	80
3	Octane	114	C8H18	000111-65-9	80
4	Octane	114	C8H18	000111-65-9	59
5	Heptane, 2,4-dimethyl-	128	C9H20	002213-23-2	53

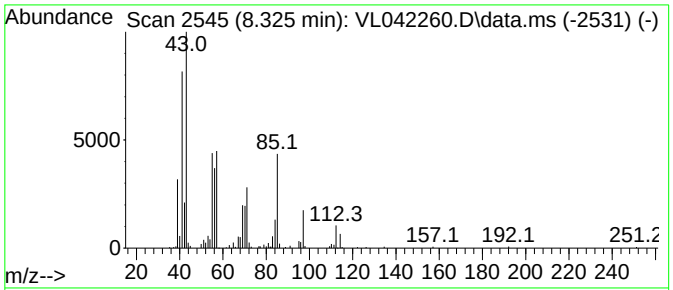

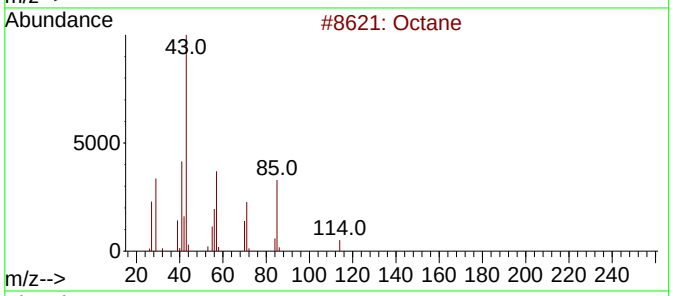

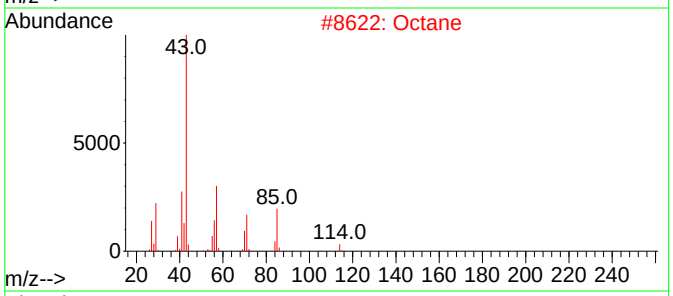

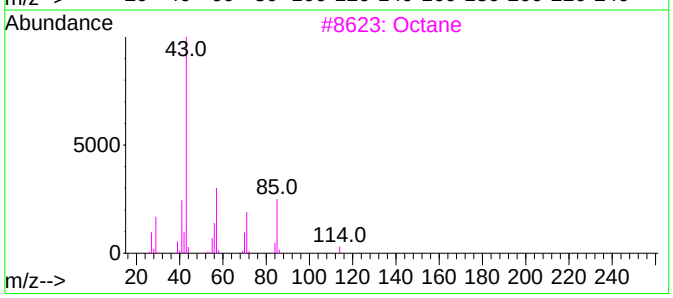

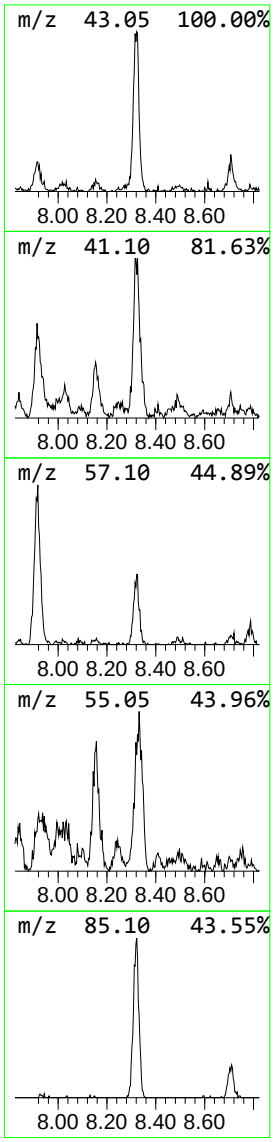

Tentatively Identified Compound (LSC) summary

Data Path : Z:\voasrv\HPCHEM1\MSVOA_L\Data\VL040825\
Data File : VL042260.D
Acq On : 08 Apr 2025 13:07
Operator : SY/MD
Sample : Q1728-06 10X
Misc : 400mL/MSVOA_L
ALS Vial : 1 Sample Multiplier: 1

Instrument :
MSVOA_L
ClientSampleId :
SSSG-B2-5-04022025

Quant Method : Z:\voasrv\HPCHEM1\MSVOA_L\methods\VL032725AIR.M
Quant Title : AIR ANALYSIS BY METHOD TO-15 Instrument: MSVOA_LFri Aug 26 06:05:16 2022

TIC Library : C:\Database\NIST20.L
TIC Integration Parameters: LSCINT.P

TIC Top Hit name	RT	EstConc	Units	Response	Internal Standard #	RT	Resp	Conc
1-Propene, 2-me...	1.606	2.3	ppbv	134640	1	2.797	589466	10.0
Hexane, 2-methyl-	4.072	1.0	ppbv	118880	2	3.975	1167750	10.0
Cyclohexane, me...	5.694	2.6	ppbv	299039	2	3.975	1167750	10.0
Cyclohexane, 1,...	7.639	1.3	ppbv	186265	3	8.898	1457350	10.0
Octane	8.325	1.1	ppbv	164434	3	8.898	1457350	10.0

284 Sheffield Street, Mountainside, New Jersey 07092, Phone : 908 789 8900,
Fax : 908 789 8922

Report of Analysis

Client:	Woodard & Curran	Date Collected:	04/02/25
Project:	US EPA Riverside Industrial Park Superfund Site	Date Received:	04/03/25
Client Sample ID:	SSSG-B2-5-04022025DL	SDG No.:	Q1728
Lab Sample ID:	Q1728-06DL	Matrix:	Air
Analytical Method:	TO-15	Test:	TO-15
Sample Wt/Vol:	400 Units: mL		

File ID/Qc Batch:	Dilution:	Prep Date	Date Analyzed	Prep Batch ID
VL042261.D	40		04/08/25 13:52	VL040825

CAS Number	Parameter	Conc. ppbv	Conc. ug/M3	Qualifier	MDL	LOQ / CRQL	Units
TARGETS							
75-71-8	Dichlorodifluoromethane	8.40	41.5	UD	41.5	98.9	ug/m3
74-87-3	Chloromethane	3.90	8.05	UD	8.05	41.3	ug/m3
75-01-4	Vinyl Chloride	0.56	1.43	UD	1.43	3.07	ug/m3
74-83-9	Bromomethane	5.60	21.7	UD	21.7	77.7	ug/m3
75-00-3	Chloroethane	6.80	17.9	UD	17.9	52.8	ug/m3
109-99-9	Tetrahydrofuran	5.20	15.3	UD	15.3	59.0	ug/m3
75-69-4	Trichlorofluoromethane	6.40	36.0	UD	36.0	112	ug/m3
76-13-1	1,1,2-Trichlorotrifluoroethane	6.40	49.0	UD	49.0	153	ug/m3
76-14-2	Dichlorotetrafluoroethane	3.50	24.5	UD	24.5	140	ug/m3
75-65-0	tert-Butyl alcohol	7.60	23.0	UD	23.0	60.6	ug/m3
142-82-5	Heptane	5.90	24.2	JD	18.0	82.0	ug/m3
75-35-4	1,1-Dichloroethene	5.60	22.2	UD	22.2	79.3	ug/m3
67-64-1	Acetone	410	974	D	22.8	47.5	ug/m3
75-15-0	Carbon Disulfide	20.1	62.6	D	19.9	62.3	ug/m3
1634-04-4	Methyl tert-Butyl Ether	4.80	17.3	UD	17.3	72.1	ug/m3
75-09-2	Methylene Chloride	12.9	44.8	JD	26.4	69.5	ug/m3
156-60-5	trans-1,2-Dichloroethene	7.60	30.1	UD	30.1	79.3	ug/m3
75-34-3	1,1-Dichloroethane	5.20	21.1	UD	21.1	81.0	ug/m3
110-82-7	Cyclohexane	8.80	30.3	UD	30.3	68.8	ug/m3
78-93-3	2-Butanone	25.1	74.0	D	14.2	59.0	ug/m3
56-23-5	Carbon Tetrachloride	0.44	2.77	UD	2.77	7.55	ug/m3
156-59-2	cis-1,2-Dichloroethene	3.60	14.3	UD	14.3	79.3	ug/m3
67-66-3	Chloroform	3.30	16.1	UD	16.1	97.7	ug/m3
71-55-6	1,1,1-Trichloroethane	0.38	2.07	UD	2.07	6.55	ug/m3
540-84-1	2,2,4-Trimethylpentane	10.9	50.9	JD	18.7	93.4	ug/m3
71-43-2	Benzene	12.6	40.3	JD	11.2	63.9	ug/m3
107-06-2	1,2-Dichloroethane	3.60	14.6	UD	14.6	81.0	ug/m3
79-01-6	Trichloroethene	0.68	3.65	UD	3.65	6.45	ug/m3
78-87-5	1,2-Dichloropropane	4.40	20.3	UD	20.3	92.4	ug/m3
75-27-4	Bromodichloromethane	3.10	20.8	UD	20.8	134	ug/m3
108-10-1	4-Methyl-2-Pentanone	3.70	15.2	UD	15.2	82.0	ug/m3
108-88-3	Toluene	49.1	185	D	16.6	75.4	ug/m3
10061-02-6	t-1,3-Dichloropropene	2.40	10.9	UD	10.9	90.8	ug/m3
10061-01-5	cis-1,3-Dichloropropene	2.60	11.8	UD	11.8	90.8	ug/m3
79-00-5	1,1,2-Trichloroethane	2.80	15.3	UD	15.3	109	ug/m3

284 Sheffield Street, Mountainside, New Jersey 07092, Phone : 908 789 8900,
Fax : 908 789 8922

Report of Analysis

Client:	Woodard & Curran	Date Collected:	04/02/25
Project:	US EPA Riverside Industrial Park Superfund Site	Date Received:	04/03/25
Client Sample ID:	SSSG-B2-5-04022025DL	SDG No.:	Q1728
Lab Sample ID:	Q1728-06DL	Matrix:	Air
Analytical Method:	TO-15	Test:	TO-15
Sample Wt/Vol:	400 Units: mL		

File ID/Qc Batch:	Dilution:	Prep Date	Date Analyzed	Prep Batch ID
VL042261.D	40		04/08/25 13:52	VL040825

CAS Number	Parameter	Conc. ppbv	Conc. ug/M3	Qualifier	MDL	LOQ / CRQL	Units
124-48-1	Dibromochloromethane	2.60	22.1	UD	22.1	170	ug/m3
106-93-4	1,2-Dibromoethane	2.90	22.3	UD	22.3	30.7	ug/m3
127-18-4	Tetrachloroethene	0.60	4.07	UD	4.07	8.14	ug/m3
108-90-7	Chlorobenzene	3.00	13.8	UD	13.8	92.1	ug/m3
100-41-4	Ethyl Benzene	6.00	26.1	JD	20.9	86.9	ug/m3
179601-23-1	m/p-Xylene	15.7	68.2	JD	36.5	174	ug/m3
95-47-6	o-Xylene	6.70	29.1	JD	20.9	86.9	ug/m3
100-42-5	Styrene	4.40	18.7	UD	18.7	85.2	ug/m3
75-25-2	Bromoform	2.30	23.8	UD	23.8	207	ug/m3
79-34-5	1,1,2,2-Tetrachloroethane	0.44	3.02	UD	3.02	8.24	ug/m3
95-49-8	2-Chlorotoluene	4.40	22.8	JD	22.8	104	ug/m3
108-67-8	1,3,5-Trimethylbenzene	4.40	21.6	UD	21.6	98.3	ug/m3
95-63-6	1,2,4-Trimethylbenzene	3.10	15.2	UD	15.2	98.3	ug/m3
541-73-1	1,3-Dichlorobenzene	3.20	19.2	UD	19.2	120	ug/m3
106-46-7	1,4-Dichlorobenzene	2.10	12.6	UD	12.6	120	ug/m3
95-50-1	1,2-Dichlorobenzene	3.00	18.0	UD	18.0	120	ug/m3
120-82-1	1,2,4-Trichlorobenzene	3.40	25.2	UD	25.2	148	ug/m3
87-68-3	Hexachloro-1,3-Butadiene	3.40	36.3	UD	36.3	213	ug/m3
106-99-0	1,3-Butadiene	5.20	11.5	UD	11.5	44.3	ug/m3
91-20-3	Naphthalene	3.00	15.7	UD	15.7	21.0	ug/m3
622-96-8	4-Ethyltoluene	4.80	23.6	UD	23.6	98.3	ug/m3
110-54-3	Hexane	4.40	15.5	UD	15.5	70.5	ug/m3
107-05-1	Allyl Chloride	6.00	18.8	UD	18.8	62.6	ug/m3
123-91-1	1,4-Dioxane	8.40	30.3	UD	30.3	72.1	ug/m3
80-62-6	Methyl Methacrylate	3.40	13.9	UD	13.9	81.9	ug/m3
SURROGATES							
460-00-4	1-Bromo-4-Fluorobenzene	9.20			70 (65) - 130 (135)	92%	SPK: 10
INTERNAL STANDARDS							
74-97-5	Bromochloromethane	158000		2.803			
540-36-3	1,4-Difluorobenzene	439000		3.981			
3114-55-4	Chlorobenzene-d5	392000		8.904			

284 Sheffield Street, Mountainside, New Jersey 07092, Phone : 908 789 8900,
Fax : 908 789 8922

Report of Analysis

Client:	Woodard & Curran	Date Collected:	04/02/25
Project:	US EPA Riverside Industrial Park Superfund Site	Date Received:	04/03/25
Client Sample ID:	SSSG-B2-5-04022025DL	SDG No.:	Q1728
Lab Sample ID:	Q1728-06DL	Matrix:	Air
Analytical Method:	TO-15	Test:	TO-15
Sample Wt/Vol:	400 Units: mL		

File ID/Qc Batch:	Dilution:	Prep Date	Date Analyzed	Prep Batch ID
VL042261.D	40		04/08/25 13:52	VL040825

CAS Number	Parameter	Conc. ppbv	Conc. ug/M3	Qualifier	MDL	LOQ / CRQL	Units

U = Not Detected
RL = Reporting Limit
MDL = Method Detection Limit
E = Value Exceeds Calibration Range
D = Dilution

J = Estimated Value
B = Analyte Found in Associated Method Blank
N = Presumptive Evidence of a Compound
* = Values outside of QC limits
Q = indicates LCS control criteria did not meet requirements

Quantitation Report (QT Reviewed)

Data Path : Z:\voasrv\HPCHEM1\MSVOA_L\Data\VL040825\
Data File : VL042261.D
Acq On : 08 Apr 2025 13:52
Operator : SY/MD
Sample : Q1728-06DL 40X
Misc : 400mL/MSVOA_L
ALS Vial : 1 Sample Multiplier: 1

Quant Time: Apr 09 01:55:11 2025
Quant Method : Z:\voasrv\HPCHEM1\MSVOA_L\methods\VL032725AIR.M
Quant Title : AIR ANALYSIS BY METHOD TO-15 Instrument: MSVOA_LFri Aug
QLast Update : Fri Mar 28 02:00:52 2025
Response via : Initial Calibration

Instrument :
MSVOA_L
ClientSampleId :
SSSG-B2-5-04022025DL

Manual Integrations APPROVED
Reviewed By :Mahesh Dadoda 04/09/2025
Supervised By :Semsettin Yesilyurt 04/10/2025

Compound	R.T.	QIon	Response	Conc	Units	Dev(Min)
Internal Standards						
1) Bromochloromethane	2.803	49	158005	10.000	ppbv	0.02
33) 1,4-Difluorobenzene	3.981	114	439373	10.000	ppbv	0.03
55) Chlorobenzene-d5	8.904	117	391568	10.000	ppbv	0.03
System Monitoring Compounds						
68) 1-Bromo-4-Fluorobenzene	10.393	95	295748	9.197	ppbv	0.02
Spiked Amount 10.000	Range 65 - 135		Recovery = 92.000%			
Target Compounds						Qvalue
9) Propene	1.489	41	4186	0.383	ppbv	91
10) Heptane	5.014	43	4293m	0.148	ppbv	
13) Ethanol	1.729	45	1531	1.483	ppbv	98
15) Acetone	1.845	43	225134	10.188	ppbv	96
20) Methylene Chloride	2.072	84	2648	0.322	ppbv #	88
26) Hexane	2.842	57	2402m	0.108	ppbv	
27) Carbon Disulfide	2.159	76	11933	0.502	ppbv #	40
30) Cyclohexane	3.878	84	3362m	0.175	ppbv	
34) 2-Butanone	2.577	43	19969	0.627	ppbv	98
36) Benzene	3.677	78	13713	0.315	ppbv	98
44) 2,2,4-Trimethylpentane	4.668	57	20025	0.272	ppbv #	79
53) Toluene	6.962	91	63357	1.227	ppbv	98
58) Ethyl Benzene	9.380	91	10341	0.149	ppbv #	88
59) m/p-Xylene	9.552	91	21814m	0.393	ppbv	
60) o-Xylene	9.982	91	9278	0.167	ppbv	92
71) 2-Chlorotoluene	10.918	91	7066	0.109	ppbv	98

(#) = qualifier out of range (m) = manual integration (+) = signals summed

Quantitation Report (QT Reviewed)

Data Path : Z:\voasrv\HPCHEM1\MSVOA_L\Data\VL040825\
Data File : VL042261.D
Acq On : 08 Apr 2025 13:52
Operator : SY/MD
Sample : Q1728-06DL 40X
Misc : 400mL/MSVOA_L
ALS Vial : 1 Sample Multiplier: 1

Quant Time: Apr 09 01:55:11 2025
Quant Method : Z:\voasrv\HPCHEM1\MSVOA_L\methods\VL032725AIR.M
Quant Title : AIR ANALYSIS BY METHOD TO-15 Instrument: MSVOA_LFri Aug
QLast Update : Fri Mar 28 02:00:52 2025
Response via : Initial Calibration

Instrument :
MSVOA_L
ClientSampleId :
SSSG-B2-5-04022025DL

Manual Integrations APPROVED
Reviewed By :Mahesh Dadoda 04/09/2025
Supervised By :Semsettin Yesilyurt 04/10/2025

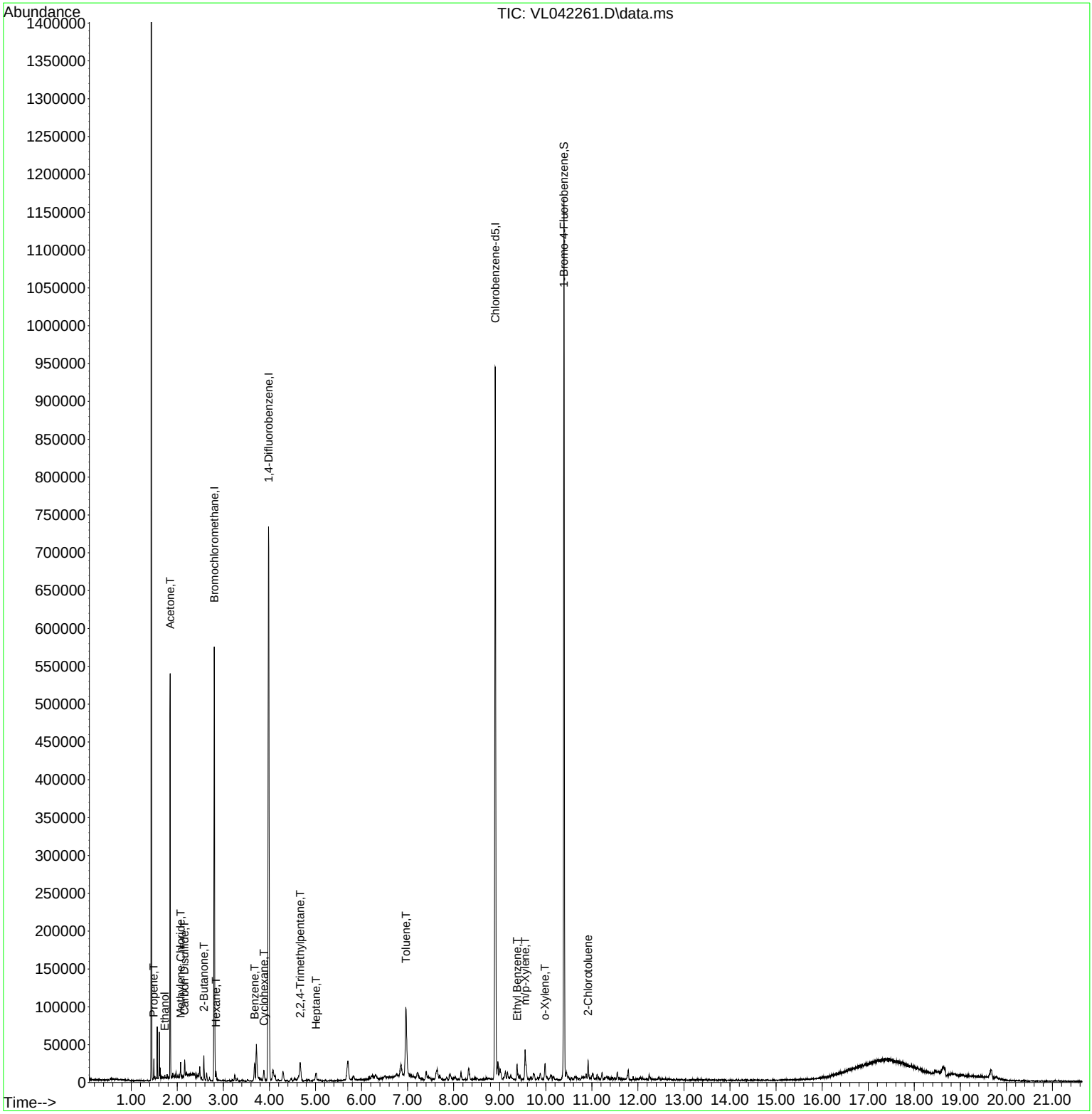

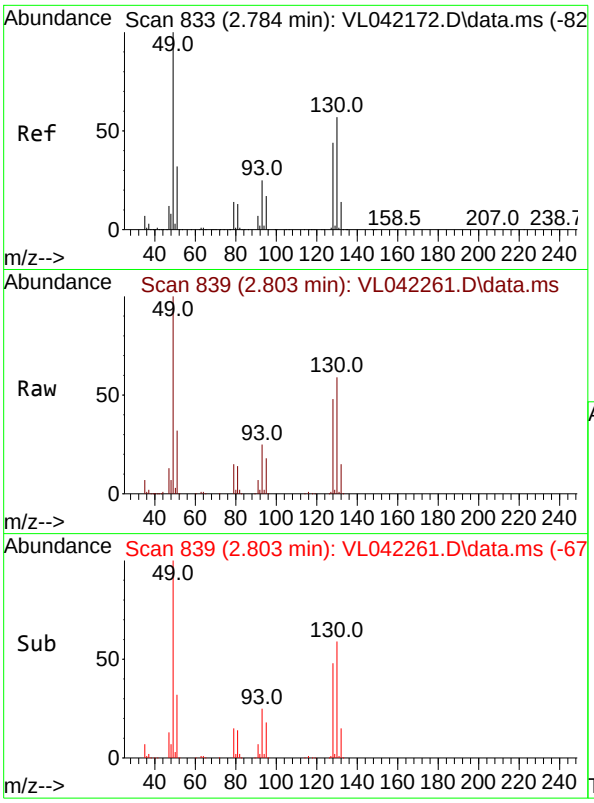

#1
Bromochloromethane
Concen: 10.000 ppbv
RT: 2.803 min Scan# 8
Delta R.T. 0.019 min
Lab File: VL042261.D
Acq: 08 Apr 2025 13:52

Tgt Ion: 49 Resp: 15800

Ion	Ratio	Lower	Upper
49	100		
128	46.0	22.9	68.5
130	58.5	28.8	86.4

Instrument :
MSVOA_L
ClientSampleId :
SSSG-B2-5-04022025DL

Manual Integrations
APPROVED

Reviewed By :Mahesh Dadoda 04/09/2025
Supervised By :Semsettin Yesilyurt 04/10/2025

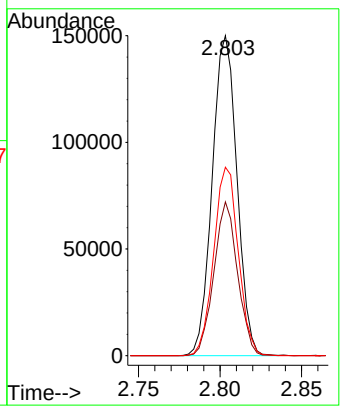

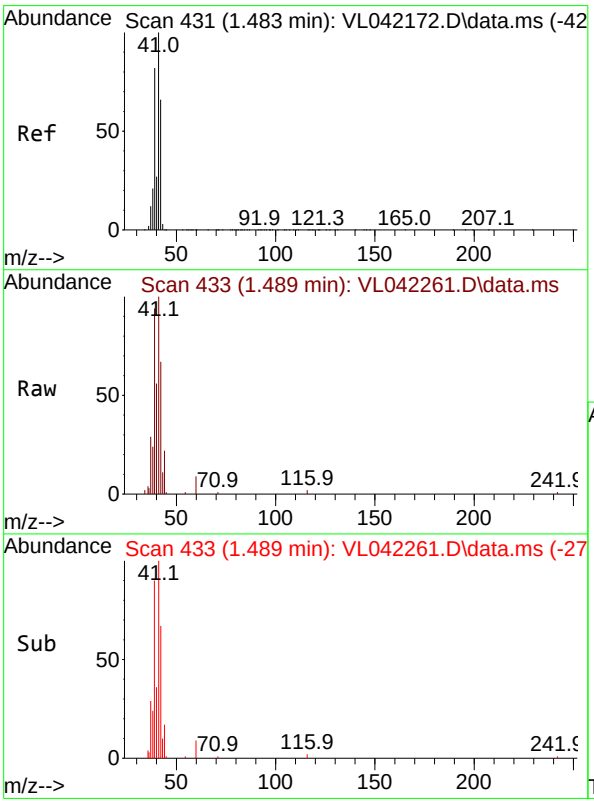

#9
Propene
Concen: 0.383 ppbv
RT: 1.489 min Scan# 433
Delta R.T. 0.006 min
Lab File: VL042261.D
Acq: 08 Apr 2025 13:52

Tgt Ion: 41 Resp: 4186

Ion	Ratio	Lower	Upper
41	100		
42	62.2	55.4	83.2

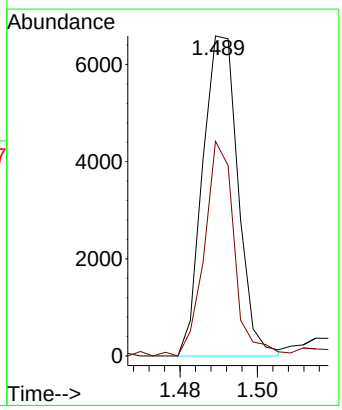

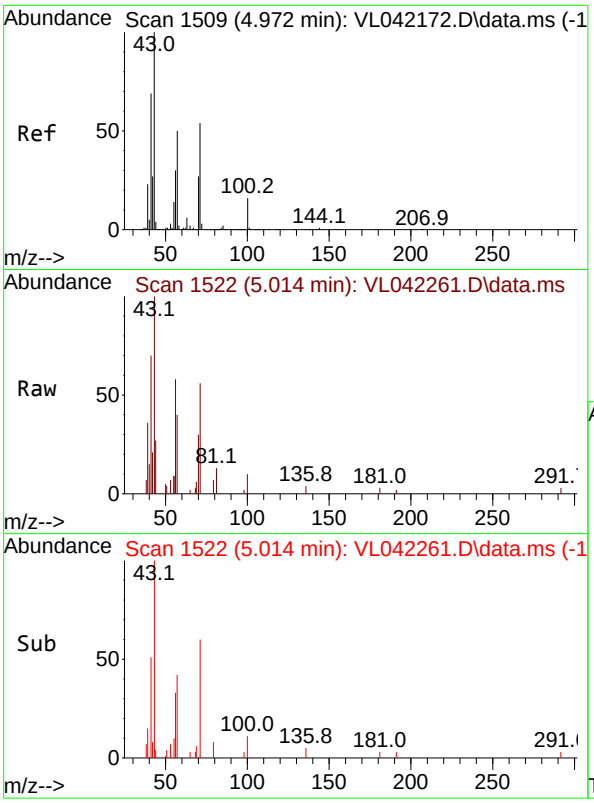

#10
Heptane
Concen: 0.148 ppbv m
RT: 5.014 min Scan# 1
Delta R.T. 0.042 min
Lab File: VL042261.D
Acq: 08 Apr 2025 13:52

Tgt Ion: 43 Resp: 429

Ion	Ratio	Lower	Upper
43	100		
57	57.3	39.4	59.2

Instrument :
MSVOA_L
ClientSampleId :
SSSG-B2-5-04022025DL

Manual Integrations
APPROVED

Reviewed By :Mahesh Dadoda 04/09/2025
Supervised By :Semsettin Yesilyurt 04/10/2025

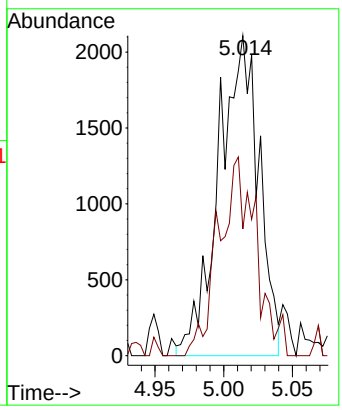

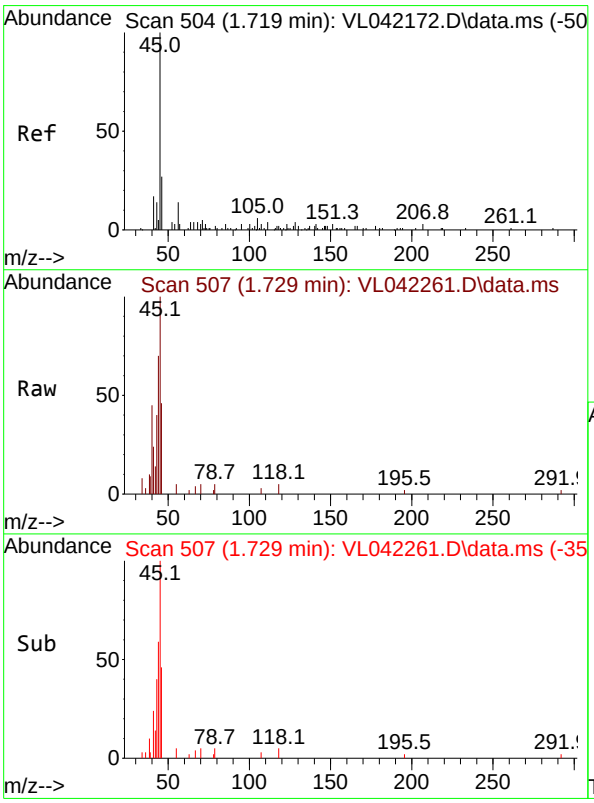

#13
Ethanol
Concen: 1.483 ppbv
RT: 1.729 min Scan# 507
Delta R.T. 0.010 min
Lab File: VL042261.D
Acq: 08 Apr 2025 13:52

Tgt Ion: 45 Resp: 1531

Ion	Ratio	Lower	Upper
45	100		
46	49.1	20.2	80.8

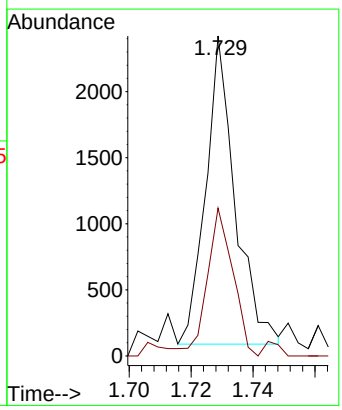

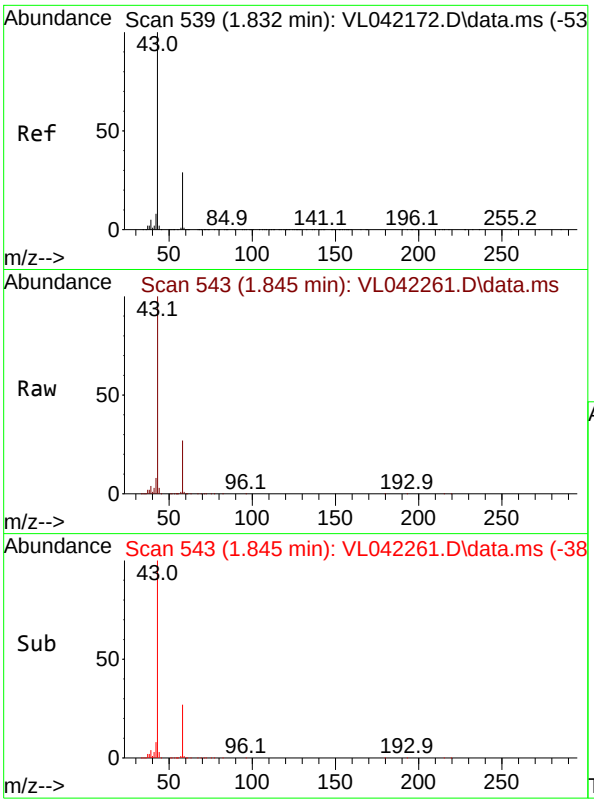

#15
Acetone
Concen: 10.188 ppbv
RT: 1.845 min Scan# 54
Delta R.T. 0.013 min
Lab File: VL042261.D
Acq: 08 Apr 2025 13:52

Tgt Ion: 43 Resp: 225134

Ion	Ratio	Lower	Upper
43	100		
58	26.7	23.2	34.8

Instrument :
MSVOA_L
ClientSampleId :
SSSG-B2-5-04022025DL

Manual Integrations
APPROVED

Reviewed By :Mahesh Dadoda 04/09/2025
Supervised By :Semsettin Yesilyurt 04/10/2025

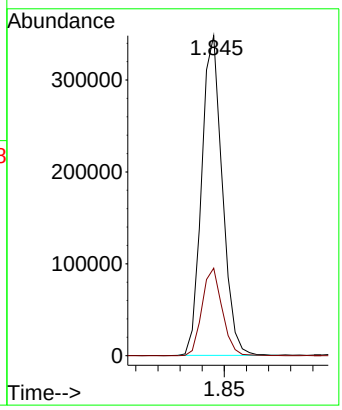

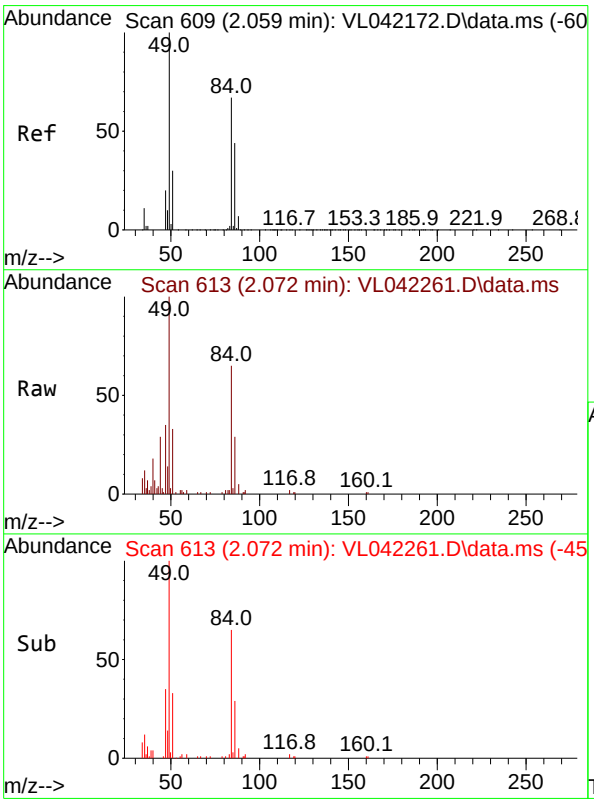

#20
Methylene Chloride
Concen: 0.322 ppbv
RT: 2.072 min Scan# 613
Delta R.T. 0.013 min
Lab File: VL042261.D
Acq: 08 Apr 2025 13:52

Tgt Ion: 84 Resp: 2648

Ion	Ratio	Lower	Upper
84	100		
49	158.8	120.2	180.4
51	51.7	37.4	56.0
86	45.2	52.4	78.6#

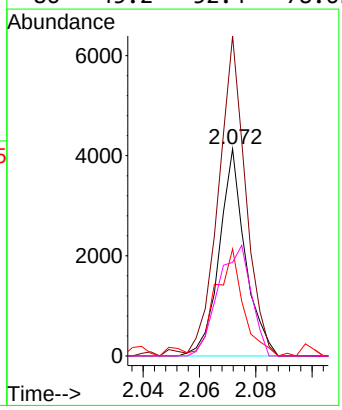

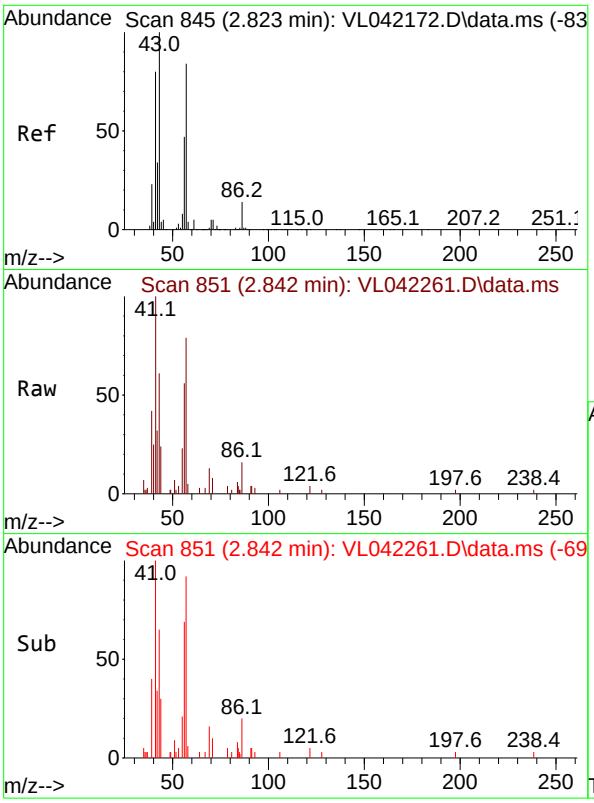

#26
Hexane
Concen: 0.108 ppbv m
RT: 2.842 min Scan# 8
Delta R.T. 0.019 min
Lab File: VL042261.D
Acq: 08 Apr 2025 13:52

Tgt Ion: 57 Resp: 240

Ion	Ratio	Lower	Upper
57	100		
41	157.3	76.6	114.8#
43	99.0	207.8	311.8#
56	65.9	43.6	65.4#

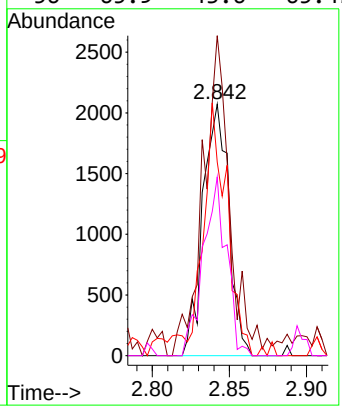

Instrument :
MSVOA_L
ClientSampleId :
SSSG-B2-5-04022025DL

Manual Integrations
APPROVED

Reviewed By :Mahesh Dadoda 04/09/2025
Supervised By :Semsettin Yesilyurt 04/10/2025

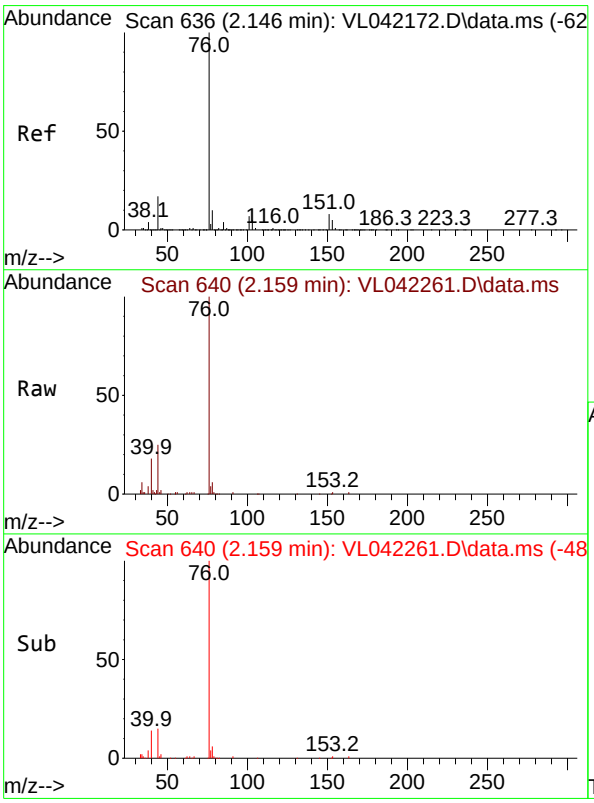

#27
Carbon Disulfide
Concen: 0.502 ppbv
RT: 2.159 min Scan# 640
Delta R.T. 0.013 min
Lab File: VL042261.D
Acq: 08 Apr 2025 13:52

Tgt Ion: 76 Resp: 11933

Ion	Ratio	Lower	Upper
76	100		
44	60.6	14.7	22.1#
78	10.1	9.3	13.9

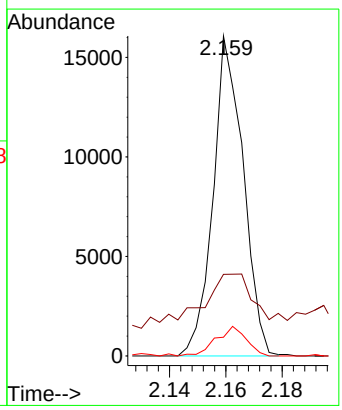

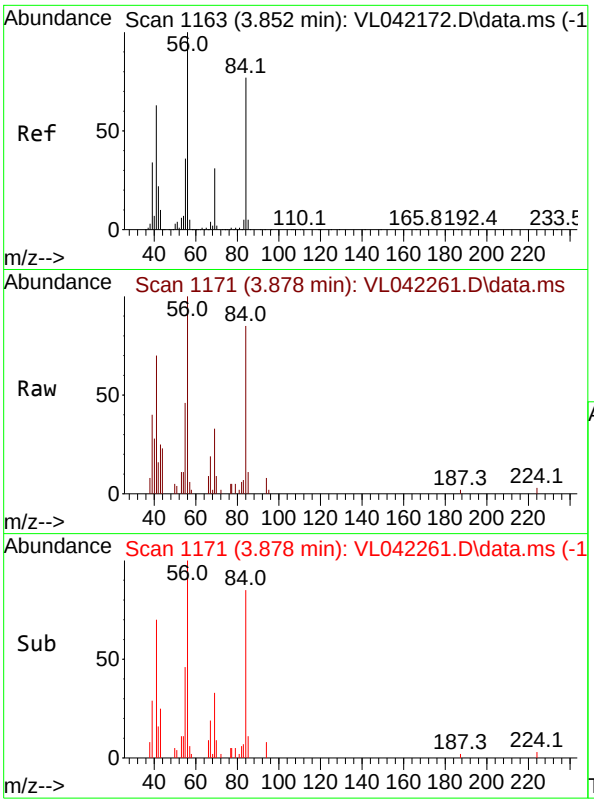

#30
Cyclohexane
Concen: 0.175 ppbv m
RT: 3.878 min Scan# 1
Delta R.T. 0.026 min
Lab File: VL042261.D
Acq: 08 Apr 2025 13:52

Tgt Ion: 84 Resp: 336

Ion	Ratio	Lower	Upper
84	100		
56	132.9	102.8	154.2
41	124.5	66.5	99.7#

Instrument :
MSVOA_L
ClientSampleId :
SSSG-B2-5-04022025DL

Manual Integrations
APPROVED

Reviewed By :Mahesh Dadoda 04/09/2025
Supervised By :Semsettin Yesilyurt 04/10/2025

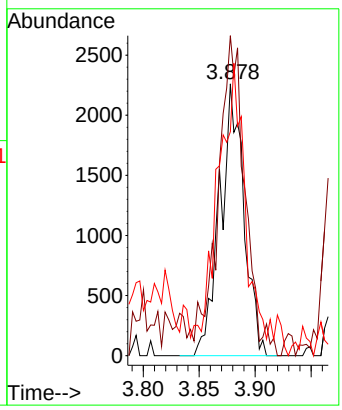

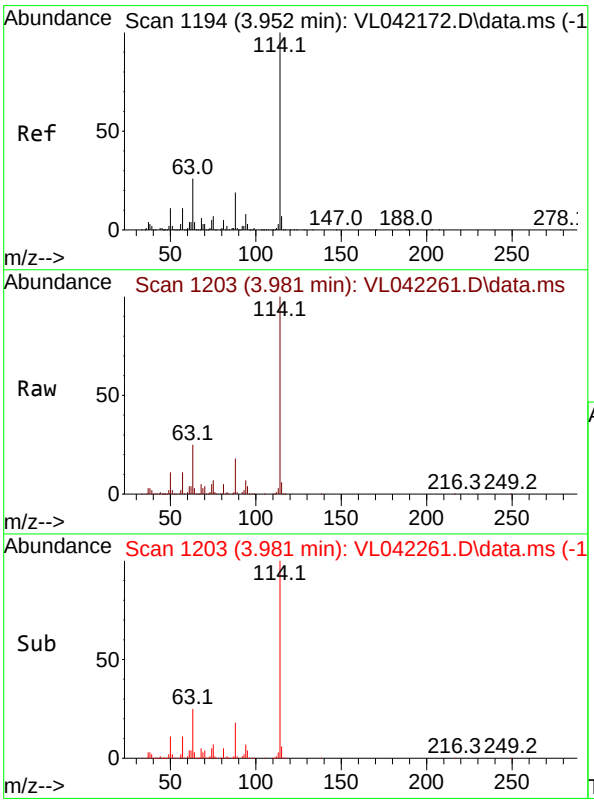

#33
1,4-Difluorobenzene
Concen: 10.000 ppbv
RT: 3.981 min Scan# 1203
Delta R.T. 0.029 min
Lab File: VL042261.D
Acq: 08 Apr 2025 13:52

Tgt Ion:114 Resp: 439373

Ion	Ratio	Lower	Upper
114	100		
63	25.5	20.7	31.1
88	17.8	15.0	22.4

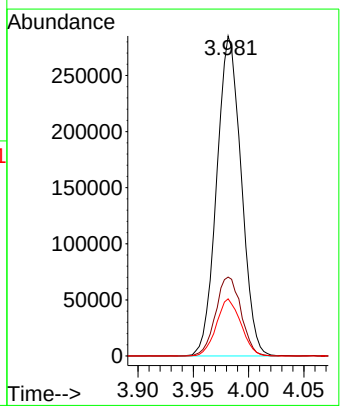

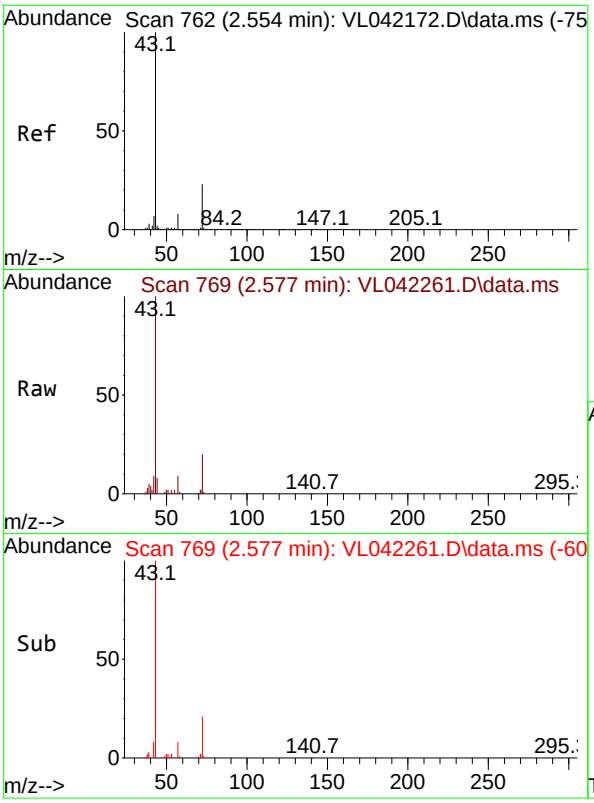

#34
2-Butanone
Concen: 0.627 ppbv
RT: 2.577 min Scan# 7
Delta R.T. 0.023 min
Lab File: VL042261.D
Acq: 08 Apr 2025 13:52

Tgt Ion: 43 Resp: 1996

Ion	Ratio	Lower	Upper
43	100		
72	21.9	18.2	27.2

Instrument :
MSVOA_L
ClientSampleId :
SSSG-B2-5-04022025DL

Manual Integrations
APPROVED

Reviewed By :Mahesh Dadoda 04/09/2025
Supervised By :Semsettin Yesilyurt 04/10/2025

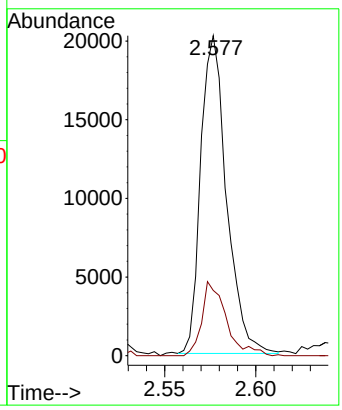

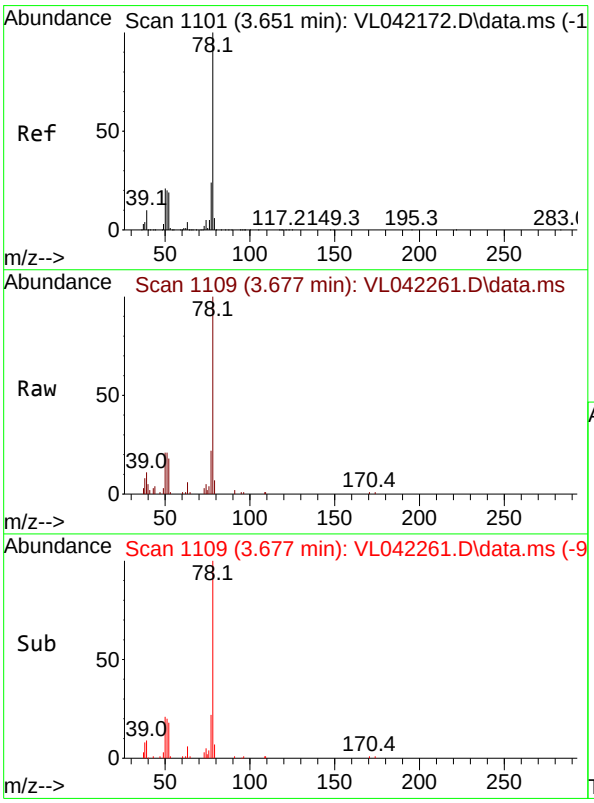

#36
Benzene
Concen: 0.315 ppbv
RT: 3.677 min Scan# 1109
Delta R.T. 0.026 min
Lab File: VL042261.D
Acq: 08 Apr 2025 13:52

Tgt Ion: 78 Resp: 13713

Ion	Ratio	Lower	Upper
78	100		
77	22.3	19.1	28.7
50	21.0	16.6	24.8

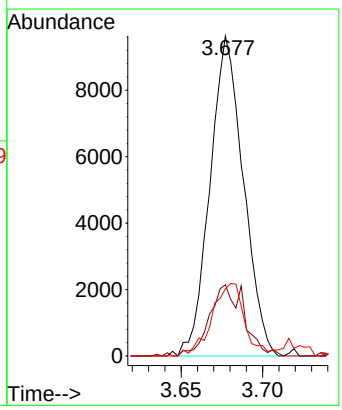

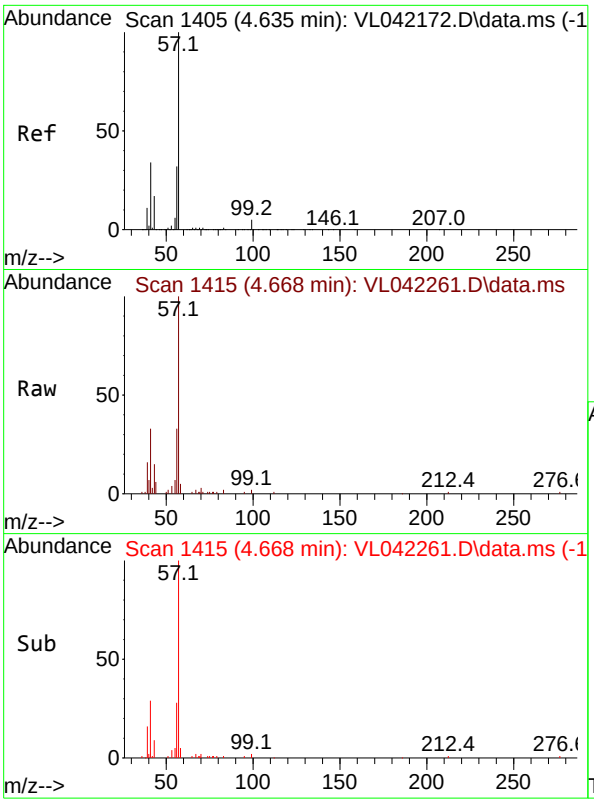

#44
2,2,4-Trimethylpentane
Concen: 0.272 ppbv
RT: 4.668 min Scan# 1
Delta R.T. 0.032 min
Lab File: VL042261.D
Acq: 08 Apr 2025 13:52

Tgt Ion: 57 Resp: 2002

Ion	Ratio	Lower	Upper
57	100		
41	46.0	26.8	40.2
56	43.0	25.6	38.4

Instrument :
MSVOA_L
ClientSampleId :
SSSG-B2-5-04022025DL

Manual Integrations
APPROVED

Reviewed By :Mahesh Dadoda 04/09/2025
Supervised By :Semsettin Yesilyurt 04/10/2025

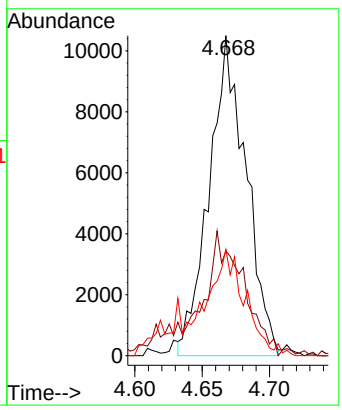

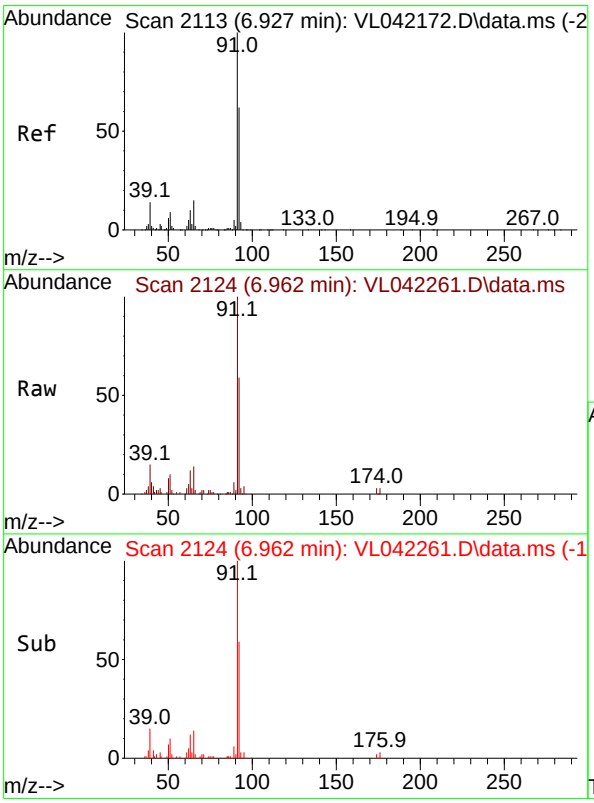

#53
Toluene
Concen: 1.227 ppbv
RT: 6.962 min Scan# 2124
Delta R.T. 0.035 min
Lab File: VL042261.D
Acq: 08 Apr 2025 13:52

Tgt Ion: 91 Resp: 63357

Ion	Ratio	Lower	Upper
91	100		
92	59.1	48.4	72.6

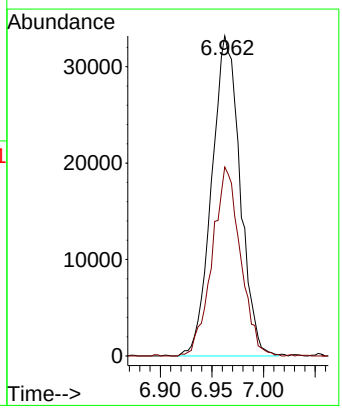

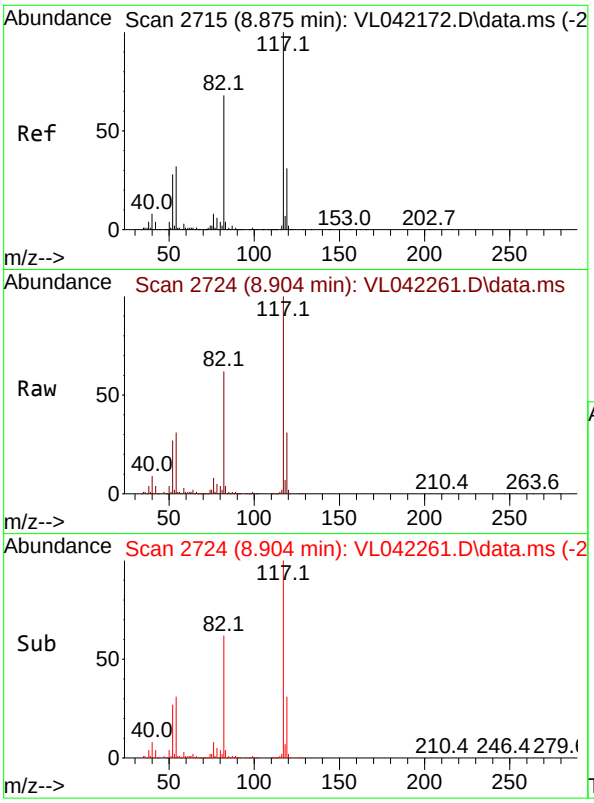

#55
Chlorobenzene-d5
Concen: 10.000 ppbv
RT: 8.904 min Scan# 2
Delta R.T. 0.029 min
Lab File: VL042261.D
Acq: 08 Apr 2025 13:52

Tgt Ion:117 Resp: 39156

Ion	Ratio	Lower	Upper
117	100		
82	63.5	55.8	83.6
119	31.6	25.5	38.3

Instrument :
MSVOA_L
ClientSampleId :
SSSG-B2-5-04022025DL

Manual Integrations
APPROVED

Reviewed By :Mahesh Dadoda 04/09/2025
Supervised By :Semsettin Yesilyurt 04/10/2025

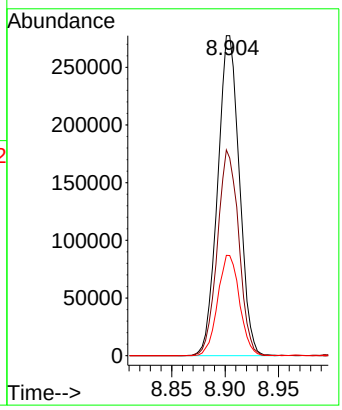

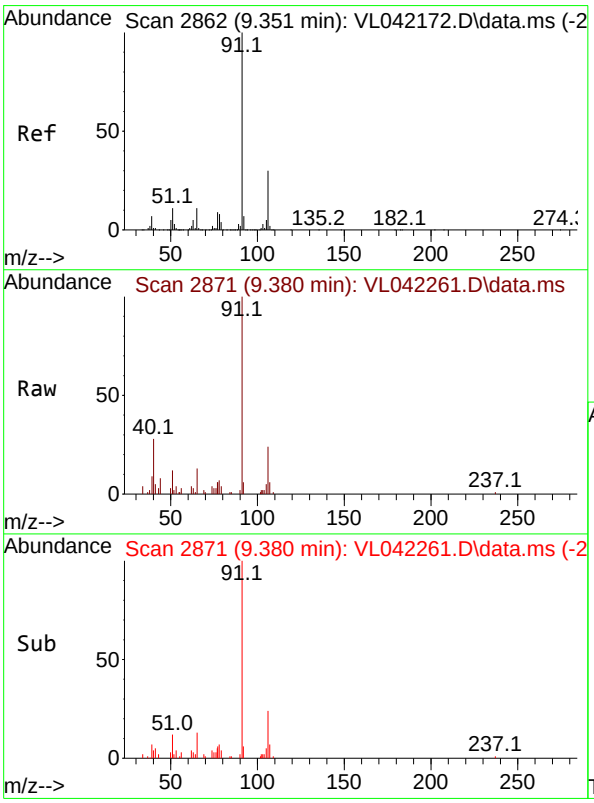

#58
Ethyl Benzene
Concen: 0.149 ppbv
RT: 9.380 min Scan# 2871
Delta R.T. 0.029 min
Lab File: VL042261.D
Acq: 08 Apr 2025 13:52

Tgt Ion: 91 Resp: 10341

Ion	Ratio	Lower	Upper
91	100		
106	23.6	24.2	36.2#

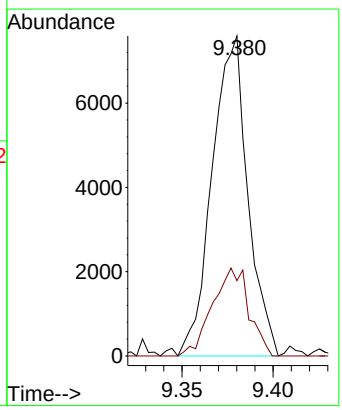

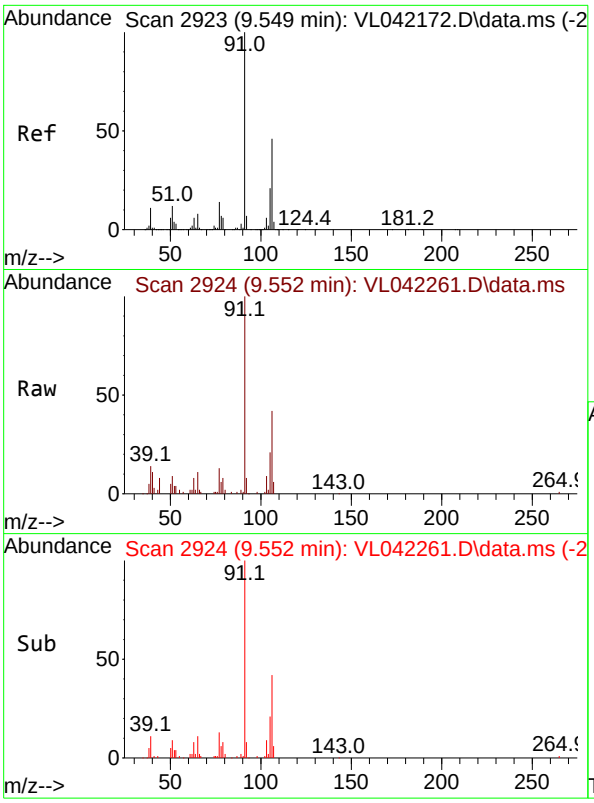

#59
m/p-Xylene
Concen: 0.393 ppbv m
RT: 9.552 min Scan# 2
Delta R.T. 0.003 min
Lab File: VL042261.D
Acq: 08 Apr 2025 13:52

Tgt Ion: 91 Resp: 2181

Ion	Ratio	Lower	Upper
91	100		
106	0.0	36.4	54.6

Instrument :
MSVOA_L
ClientSampleId :
SSSG-B2-5-04022025DL

Manual Integrations
APPROVED

Reviewed By :Mahesh Dadoda 04/09/2025
Supervised By :Semsettin Yesilyurt 04/10/2025

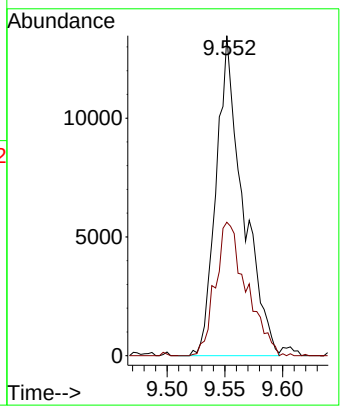

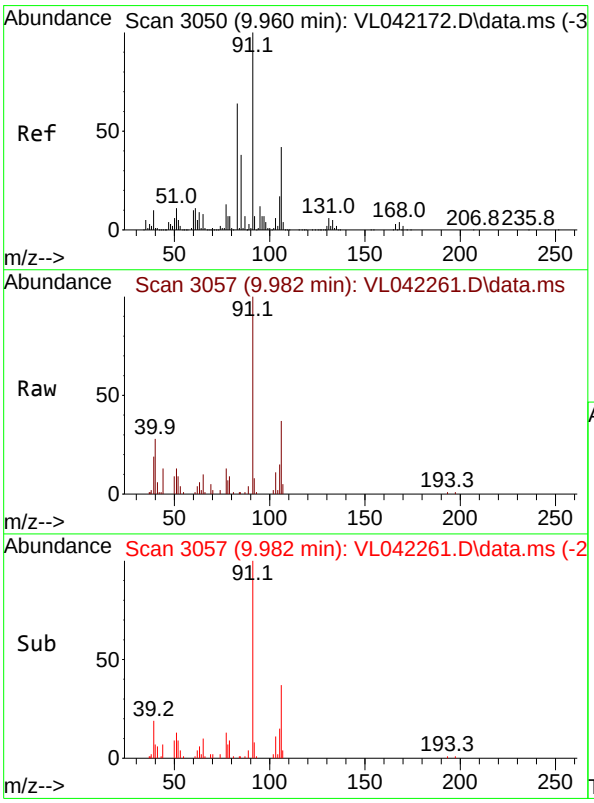

#60
o-Xylene
Concen: 0.167 ppbv
RT: 9.982 min Scan# 3057
Delta R.T. 0.023 min
Lab File: VL042261.D
Acq: 08 Apr 2025 13:52

Tgt Ion: 91 Resp: 9278

Ion	Ratio	Lower	Upper
91	100		
106	47.0	20.8	62.5

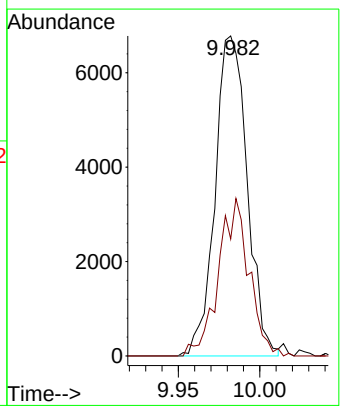

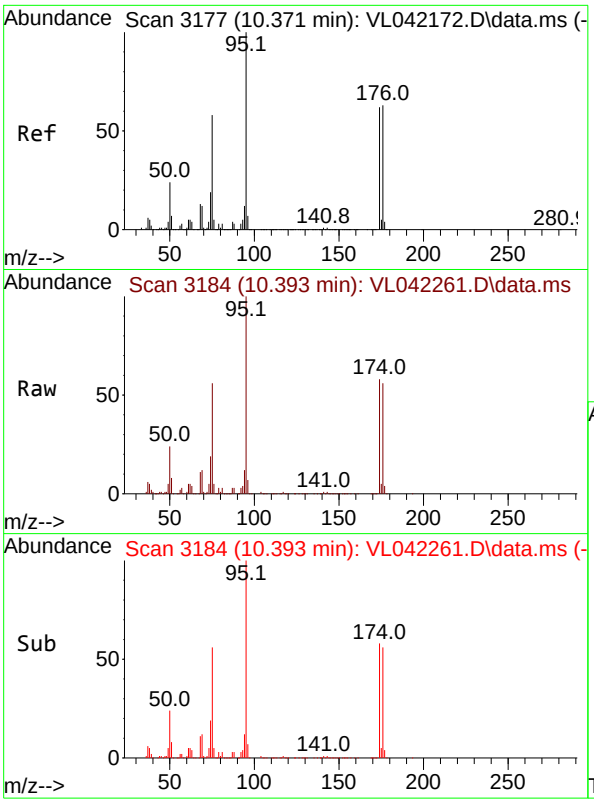

#68
1-Bromo-4-Fluorobenzene
Concen: 9.197 ppbv
RT: 10.393 min Scan# 3
Delta R.T. 0.023 min
Lab File: VL042261.D
Acq: 08 Apr 2025 13:52

Tgt Ion: 95 Resp: 29574

Ion	Ratio	Lower	Upper
95	100		
174	61.4	50.6	76.0
175	4.7	3.8	5.6

Instrument :
MSVOA_L
ClientSampleId :
SSSG-B2-5-04022025DL

Manual Integrations
APPROVED

Reviewed By :Mahesh Dadoda 04/09/2025
Supervised By :Semsettin Yesilyurt 04/10/2025

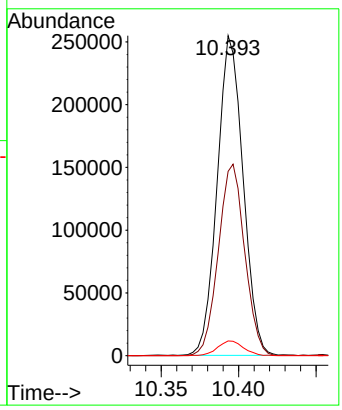

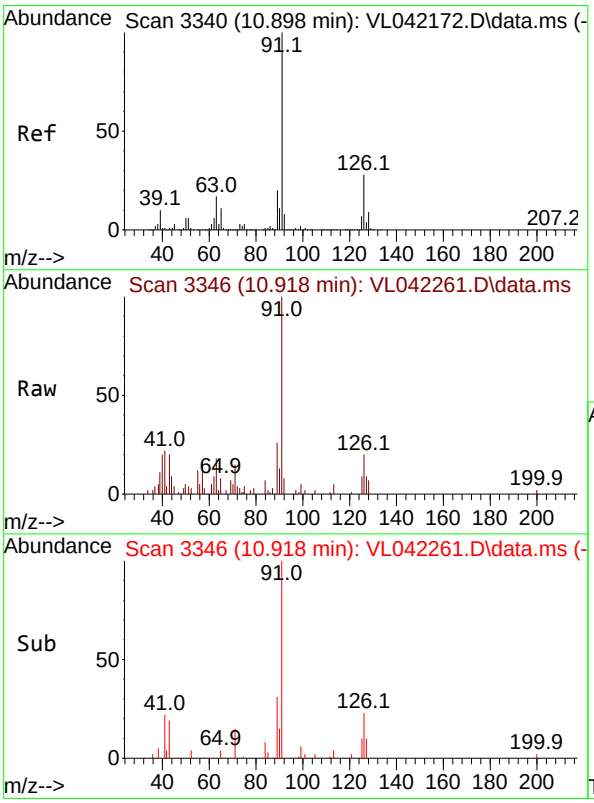

#71
2-Chlorotoluene
Concen: 0.109 ppbv
RT: 10.918 min Scan# 3346
Delta R.T. 0.019 min
Lab File: VL042261.D
Acq: 08 Apr 2025 13:52

Tgt Ion: 91 Resp: 7066

Ion	Ratio	Lower	Upper
91	100		
126	27.9	11.6	46.4

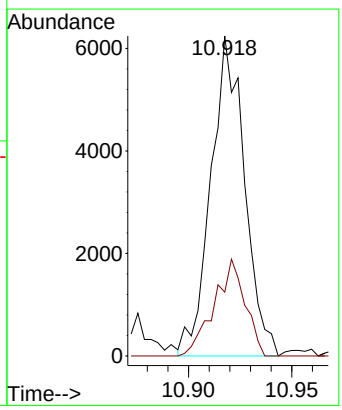

284 Sheffield Street, Mountainside, New Jersey 07092, Phone : 908 789 8900,
Fax : 908 789 8922

Report of Analysis

Client:	Woodard & Curran	Date Collected:	04/01/25
Project:	US EPA Riverside Industrial Park Superfund Site	Date Received:	04/03/25
Client Sample ID:	SSSG-B1-1-04012025	SDG No.:	Q1728
Lab Sample ID:	Q1728-07	Matrix:	Air
Analytical Method:	TO-15	Test:	TO-15
Sample Wt/Vol:	400 Units: mL		

File ID/Qc Batch:	Dilution:	Prep Date	Date Analyzed	Prep Batch ID
VL042272.D	4		04/08/25 20:30	VL040825

CAS Number	Parameter	Conc. ppbv	Conc. ug/M3	Qualifier	MDL	LOQ / CRQL	Units
TARGETS							
75-71-8	Dichlorodifluoromethane	0.84	4.15	U	4.15	9.89	ug/m3
74-87-3	Chloromethane	0.39	0.81	U	0.81	4.13	ug/m3
75-01-4	Vinyl Chloride	0.060	0.15	U	0.15	0.31	ug/m3
74-83-9	Bromomethane	0.56	2.17	U	2.17	7.77	ug/m3
75-00-3	Chloroethane	0.68	1.79	U	1.79	5.28	ug/m3
109-99-9	Tetrahydrofuran	0.52	1.53	U	1.53	5.90	ug/m3
75-69-4	Trichlorofluoromethane	0.64	3.60	U	3.60	11.2	ug/m3
76-13-1	1,1,2-Trichlorotrifluoroethane	0.64	4.91	U	4.91	15.3	ug/m3
76-14-2	Dichlorotetrafluoroethane	0.35	2.45	U	2.45	14.0	ug/m3
75-65-0	tert-Butyl alcohol	0.76	2.30	U	2.30	6.06	ug/m3
142-82-5	Heptane	0.44	1.80	U	1.80	8.20	ug/m3
75-35-4	1,1-Dichloroethene	0.56	2.22	U	2.22	7.93	ug/m3
67-64-1	Acetone	3.70	8.79		2.28	4.75	ug/m3
75-15-0	Carbon Disulfide	0.64	1.99	U	1.99	6.23	ug/m3
1634-04-4	Methyl tert-Butyl Ether	0.48	1.73	U	1.73	7.21	ug/m3
75-09-2	Methylene Chloride	1.40	4.86	J	2.64	6.95	ug/m3
156-60-5	trans-1,2-Dichloroethene	0.76	3.01	U	3.01	7.93	ug/m3
75-34-3	1,1-Dichloroethane	0.52	2.10	U	2.10	8.09	ug/m3
110-82-7	Cyclohexane	0.88	3.03	U	3.03	6.88	ug/m3
78-93-3	2-Butanone	0.48	1.42	U	1.42	5.90	ug/m3
56-23-5	Carbon Tetrachloride	0.040	0.25	U	0.25	0.75	ug/m3
156-59-2	cis-1,2-Dichloroethene	0.36	1.43	U	1.43	7.93	ug/m3
67-66-3	Chloroform	1.10	5.37	J	1.61	9.77	ug/m3
71-55-6	1,1,1-Trichloroethane	0.040	0.22	U	0.22	0.65	ug/m3
540-84-1	2,2,4-Trimethylpentane	0.40	1.87	U	1.87	9.34	ug/m3
71-43-2	Benzene	0.35	1.12	U	1.12	6.39	ug/m3
107-06-2	1,2-Dichloroethane	0.36	1.46	U	1.46	8.09	ug/m3
79-01-6	Trichloroethene	0.070	0.38	U	0.38	0.64	ug/m3
78-87-5	1,2-Dichloropropane	0.44	2.03	U	2.03	9.24	ug/m3
75-27-4	Bromodichloromethane	0.31	2.08	U	2.08	13.4	ug/m3
108-10-1	4-Methyl-2-Pentanone	0.37	1.52	U	1.52	8.20	ug/m3
108-88-3	Toluene	3.10	11.7		1.66	7.54	ug/m3
10061-02-6	t-1,3-Dichloropropene	0.24	1.09	U	1.09	9.08	ug/m3
10061-01-5	cis-1,3-Dichloropropene	0.26	1.18	U	1.18	9.08	ug/m3
79-00-5	1,1,2-Trichloroethane	0.28	1.53	U	1.53	10.9	ug/m3

284 Sheffield Street, Mountainside, New Jersey 07092, Phone : 908 789 8900,
Fax : 908 789 8922

Report of Analysis

Client:	Woodard & Curran	Date Collected:	04/01/25
Project:	US EPA Riverside Industrial Park Superfund Site	Date Received:	04/03/25
Client Sample ID:	SSSG-B1-1-04012025	SDG No.:	Q1728
Lab Sample ID:	Q1728-07	Matrix:	Air
Analytical Method:	TO-15	Test:	TO-15
Sample Wt/Vol:	400 Units: mL		

File ID/Qc Batch:	Dilution:	Prep Date	Date Analyzed	Prep Batch ID
VL042272.D	4		04/08/25 20:30	VL040825

CAS Number	Parameter	Conc. ppbv	Conc. ug/M3	Qualifier	MDL	LOQ / CRQL	Units
124-48-1	Dibromochloromethane	0.26	2.22	U	2.22	17.0	ug/m3
106-93-4	1,2-Dibromoethane	0.29	2.23	U	2.23	3.07	ug/m3
127-18-4	Tetrachloroethene	0.060	0.41	U	0.41	0.81	ug/m3
108-90-7	Chlorobenzene	0.30	1.38	U	1.38	9.21	ug/m3
100-41-4	Ethyl Benzene	0.48	2.08	U	2.08	8.69	ug/m3
179601-23-1	m/p-Xylene	1.10	4.78	J	3.65	17.4	ug/m3
95-47-6	o-Xylene	0.48	2.08	U	2.08	8.69	ug/m3
100-42-5	Styrene	0.44	1.87	U	1.87	8.52	ug/m3
75-25-2	Bromoform	0.23	2.38	U	2.38	20.7	ug/m3
79-34-5	1,1,2,2-Tetrachloroethane	0.040	0.27	U	0.27	0.82	ug/m3
95-49-8	2-Chlorotoluene	0.44	2.28	U	2.28	10.4	ug/m3
108-67-8	1,3,5-Trimethylbenzene	0.44	2.16	U	2.16	9.83	ug/m3
95-63-6	1,2,4-Trimethylbenzene	0.31	1.52	U	1.52	9.83	ug/m3
541-73-1	1,3-Dichlorobenzene	0.32	1.92	U	1.92	12.0	ug/m3
106-46-7	1,4-Dichlorobenzene	0.21	1.26	U	1.26	12.0	ug/m3
95-50-1	1,2-Dichlorobenzene	0.30	1.80	U	1.80	12.0	ug/m3
120-82-1	1,2,4-Trichlorobenzene	0.34	2.52	U	2.52	14.8	ug/m3
87-68-3	Hexachloro-1,3-Butadiene	0.34	3.63	U	3.63	21.3	ug/m3
106-99-0	1,3-Butadiene	0.52	1.15	U	1.15	4.42	ug/m3
91-20-3	Naphthalene	0.30	1.57	U	1.57	2.10	ug/m3
622-96-8	4-Ethyltoluene	0.48	2.36	U	2.36	9.83	ug/m3
110-54-3	Hexane	0.58	2.04	J	1.55	7.05	ug/m3
107-05-1	Allyl Chloride	0.60	1.88	U	1.88	6.26	ug/m3
123-91-1	1,4-Dioxane	0.84	3.03	U	3.03	7.21	ug/m3
80-62-6	Methyl Methacrylate	0.34	1.39	U	1.39	8.19	ug/m3
SURROGATES							
460-00-4	1-Bromo-4-Fluorobenzene	9.60			70 (65) - 130 (135)	96%	SPK: 10
INTERNAL STANDARDS							
74-97-5	Bromochloromethane	161000		2.8			
540-36-3	1,4-Difluorobenzene	399000		3.975			
3114-55-4	Chlorobenzene-d5	348000		8.894			
TENTITIVE IDENTIFIED COMPOUNDS							
75-45-6	Chlorodifluoromethane	0.41		J		1.48	ppbv
64-17-5	Ethanol	11.5		J		1.73	ppbv

284 Sheffield Street, Mountainside, New Jersey 07092, Phone : 908 789 8900,
Fax : 908 789 8922

Report of Analysis

Client:	Woodard & Curran	Date Collected:	04/01/25
Project:	US EPA Riverside Industrial Park Superfund Site	Date Received:	04/03/25
Client Sample ID:	SSSG-B1-1-04012025	SDG No.:	Q1728
Lab Sample ID:	Q1728-07	Matrix:	Air
Analytical Method:	TO-15	Test:	TO-15
Sample Wt/Vol:	400 Units: mL		

File ID/Qc Batch:	Dilution:	Prep Date	Date Analyzed	Prep Batch ID
VL042272.D	4		04/08/25 20:30	VL040825

CAS Number	Parameter	Conc. ppbv	Conc. ug/M3	Qualifier	MDL	LOQ / CRQL	Units

U = Not Detected
RL = Reporting Limit
MDL = Method Detection Limit
E = Value Exceeds Calibration Range
D = Dilution

J = Estimated Value
B = Analyte Found in Associated Method Blank
N = Presumptive Evidence of a Compound
* = Values outside of QC limits
Q = indicates LCS control criteria did not meet requirements

Quantitation Report (LSC Reviewed)

Data Path : Z:\voasrv\HPCHEM1\MSVOA_L\Data\VL040825\
Data File : VL042272.D
Acq On : 08 Apr 2025 20:30
Operator : SY/MD
Sample : Q1728-07 4X
Misc : 400mL/MSVOA_L
ALS Vial : 1 Sample Multiplier: 1

Quant Time: Apr 09 02:00:04 2025
Quant Method : Z:\voasrv\HPCHEM1\MSVOA_L\methods\VL032725AIR.M
Quant Title : AIR ANALYSIS BY METHOD TO-15 Instrument: MSVOA_LFri Aug
QLast Update : Fri Mar 28 02:00:52 2025
Response via : Initial Calibration

Instrument :
MSVOA_L
ClientSampleId :
SSSG-B1-1-04012025

Manual Integrations
APPROVED
Reviewed By :Mahesh Dadoda 04/09/2025
Supervised By :Semsettin Yesilyurt 04/10/2025

Compound	R.T.	QIon	Response	Conc	Units	Dev(Min)
Internal Standards						
1) Bromochloromethane	2.800	49	160928	10.000	ppbv	0.02
33) 1,4-Difluorobenzene	3.975	114	398547	10.000	ppbv	0.02
55) Chlorobenzene-d5	8.894	117	347731	10.000	ppbv	0.02
System Monitoring Compounds						
68) 1-Bromo-4-Fluorobenzene	10.387	95	274979	9.629	ppbv	0.02
Spiked Amount 10.000	Range 65 - 135		Recovery = 96.300%			
Target Compounds						Qvalue
2) Dichlorodifluoromethane	1.502	85	2800	0.118	ppbv	89
3) Chlorodifluoromethane	1.476	51	2506m	0.103	ppbv	
13) Ethanol	1.729	45	3033m	2.884	ppbv	
15) Acetone	1.842	43	20683	0.919	ppbv	94
20) Methylene Chloride	2.068	84	3032	0.362	ppbv #	87
26) Hexane	2.835	57	3283	0.146	ppbv #	41
29) Chloroform	2.861	83	9086	0.275	ppbv #	84
34) 2-Butanone	2.573	43	2976m	0.103	ppbv	
53) Toluene	6.956	91	36094	0.771	ppbv	100
59) m/p-Xylene	9.542	91	13334	0.270	ppbv	96
60) o-Xylene	9.972	91	5213m	0.105	ppbv	

(#) = qualifier out of range (m) = manual integration (+) = signals summed

Quantitation Report (LSC Reviewed)

Data Path : Z:\voasrv\HPCHEM1\MSVOA_L\Data\VL040825\
Data File : VL042272.D
Acq On : 08 Apr 2025 20:30
Operator : SY/MD
Sample : Q1728-07 4X
Misc : 400mL/MSVOA_L
ALS Vial : 1 Sample Multiplier: 1

Quant Time: Apr 09 02:00:04 2025
Quant Method : Z:\voasrv\HPCHEM1\MSVOA_L\methods\VL032725AIR.M
Quant Title : AIR ANALYSIS BY METHOD TO-15 Instrument: MSVOA_LFri Aug
QLast Update : Fri Mar 28 02:00:52 2025
Response via : Initial Calibration

Instrument :
MSVOA_L
ClientSampleId :
SSSG-B1-1-04012025

Manual Integrations APPROVED
Reviewed By :Mahesh Dadoda 04/09/2025
Supervised By :Semsettin Yesilyurt 04/10/2025

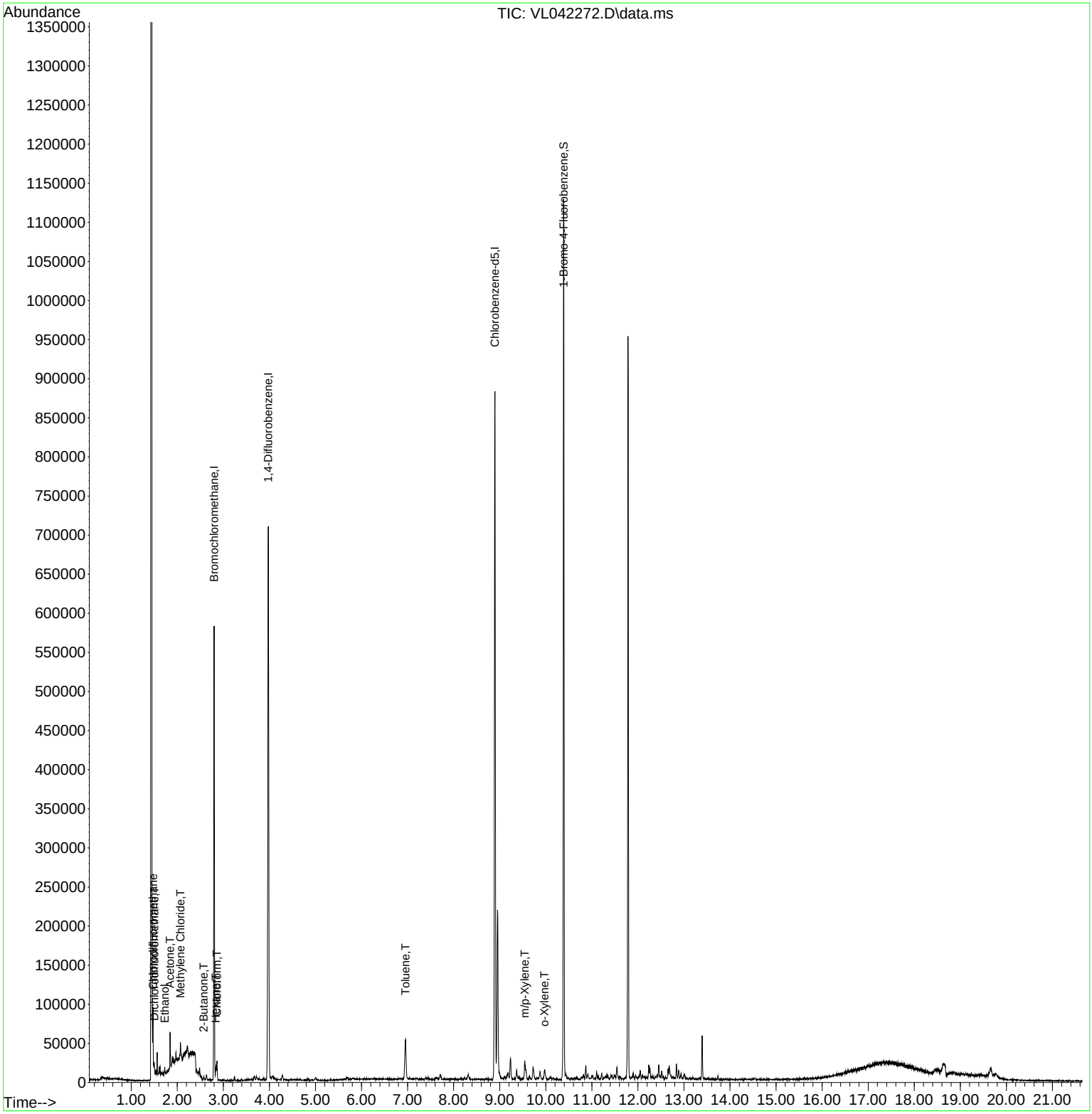

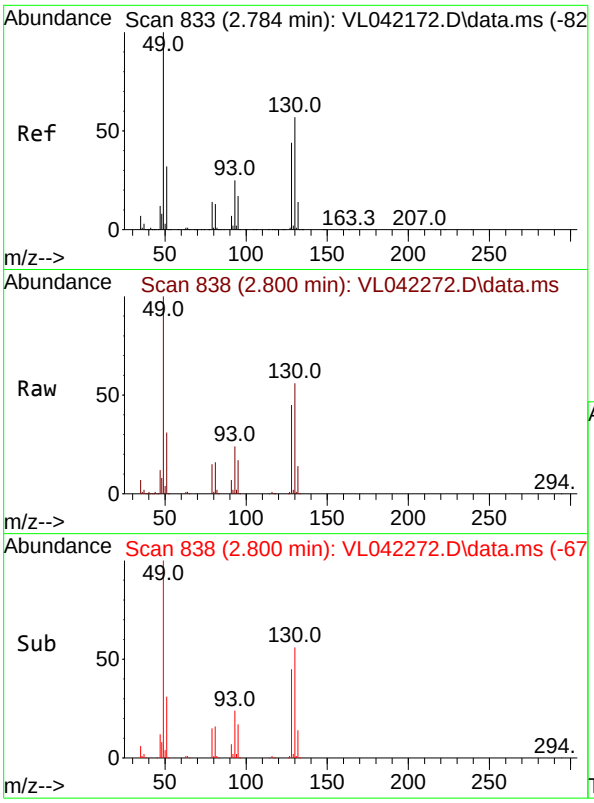

#1
Bromochloromethane
Concen: 10.000 ppbv
RT: 2.800 min Scan# 8
Delta R.T. 0.016 min
Lab File: VL042272.D
Acq: 08 Apr 2025 20:30

Tgt Ion: 49 Resp: 16092

Ion	Ratio	Lower	Upper
49	100		
128	44.8	22.9	68.5
130	55.4	28.8	86.4

Instrument :
MSVOA_L
ClientSampleId :
SSSG-B1-1-04012025

Manual Integrations
APPROVED

Reviewed By :Mahesh Dadoda 04/09/2025
Supervised By :Semsettin Yesilyurt 04/10/2025

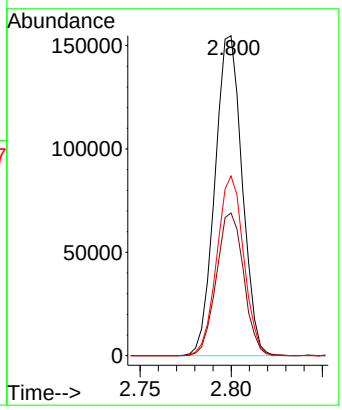

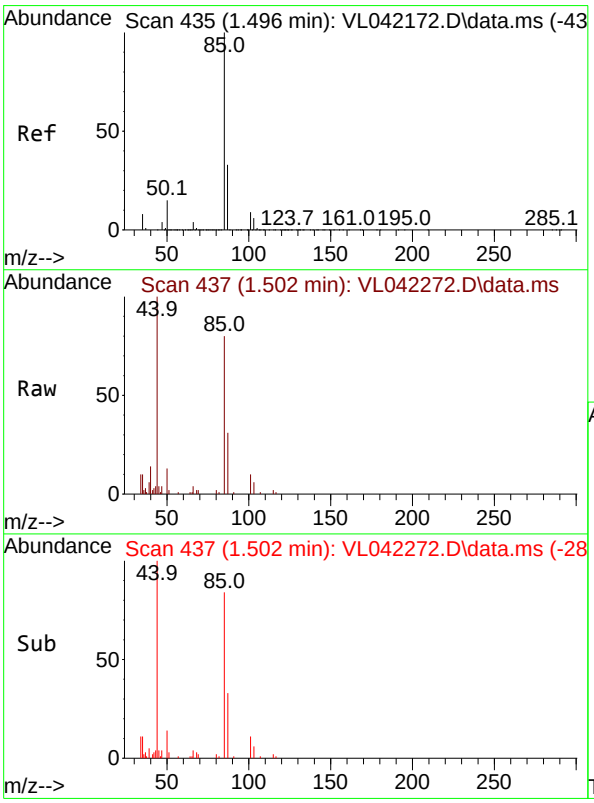

#2
Dichlorodifluoromethane
Concen: 0.118 ppbv
RT: 1.502 min Scan# 437
Delta R.T. 0.006 min
Lab File: VL042272.D
Acq: 08 Apr 2025 20:30

Tgt Ion: 85 Resp: 2800

Ion	Ratio	Lower	Upper
85	100		
87	39.0	26.1	39.1

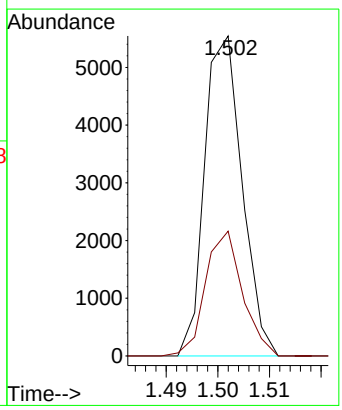

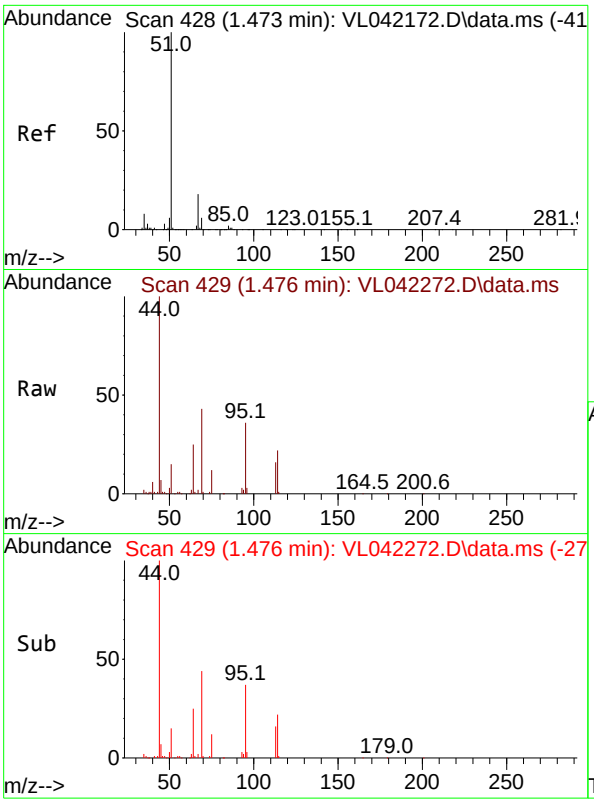

#3
Chlorodifluoromethane
Concen: 0.103 ppbv m
RT: 1.476 min Scan# 4
Delta R.T. 0.003 min
Lab File: VL042272.D
Acq: 08 Apr 2025 20:30

Tgt Ion: 51 Resp: 250

Ion	Ratio	Lower	Upper
51	100		
67	4.2	15.0	22.6#

Instrument :
MSVOA_L
ClientSampleId :
SSSG-B1-1-04012025

Manual Integrations
APPROVED

Reviewed By :Mahesh Dadoda 04/09/2025
Supervised By :Semsettin Yesilyurt 04/10/2025

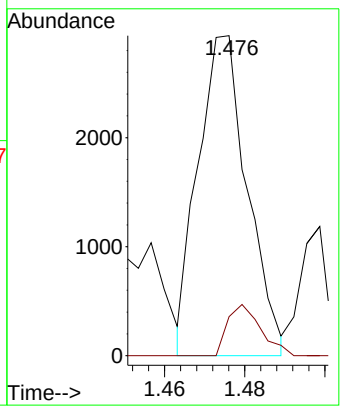

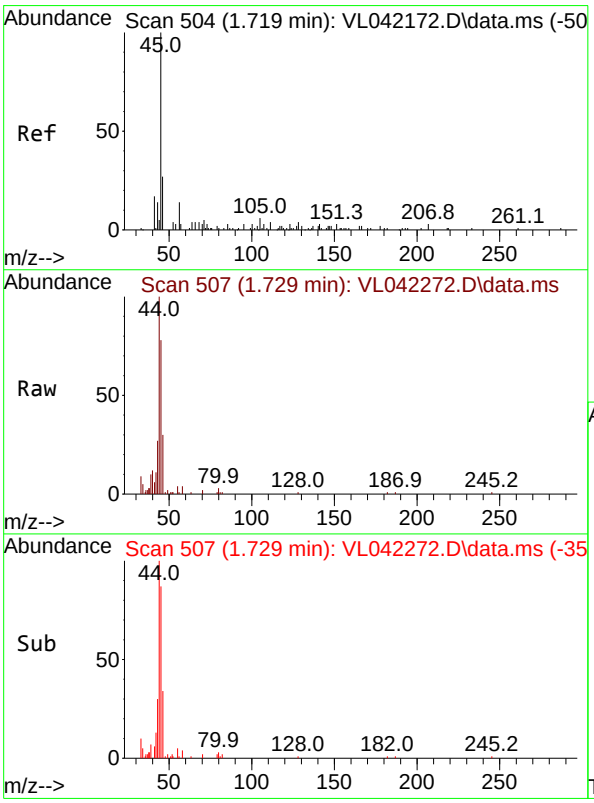

#13
Ethanol
Concen: 2.884 ppbv m
RT: 1.729 min Scan# 507
Delta R.T. 0.009 min
Lab File: VL042272.D
Acq: 08 Apr 2025 20:30

Tgt Ion: 45 Resp: 3033

Ion	Ratio	Lower	Upper
45	100		
46	8243.4	20.2	80.8#

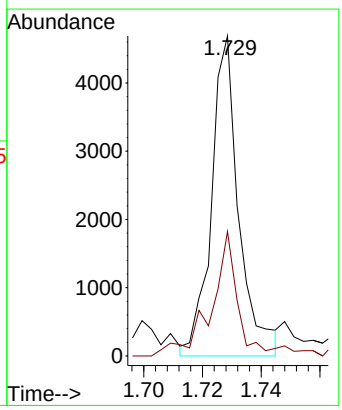



#15
Acetone
Concen: 0.919 ppbv
RT: 1.842 min Scan# 54
Delta R.T. 0.009 min
Lab File: VL042272.D
Acq: 08 Apr 2025 20:30

Tgt Ion: 43 Resp: 2068

Ion	Ratio	Lower	Upper
43	100		
58	25.8	23.2	34.8

Instrument :
MSVOA_L
ClientSampleId :
SSSG-B1-1-04012025

Manual Integrations
APPROVED

Reviewed By :Mahesh Dadoda 04/09/2025
Supervised By :Semsettin Yesilyurt 04/10/2025

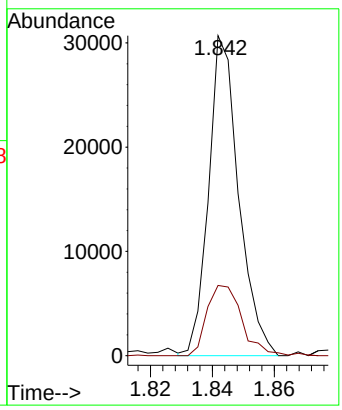

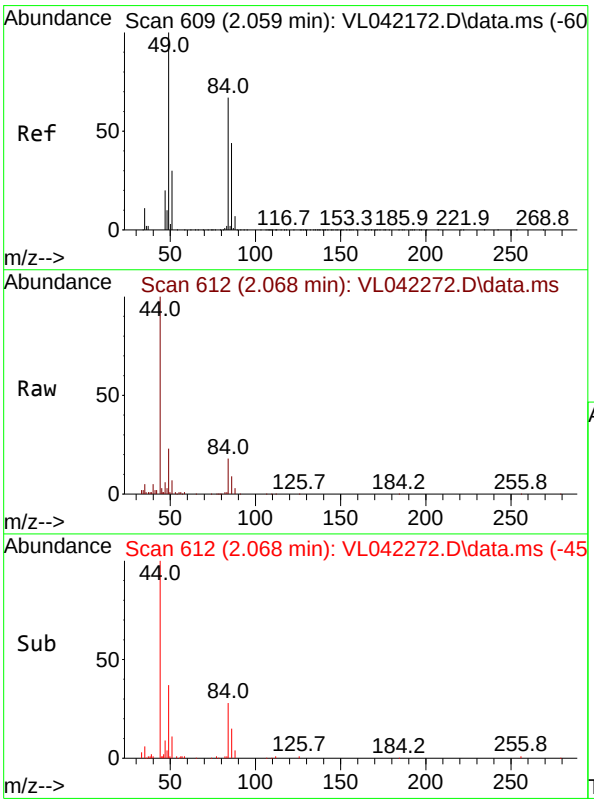

#20
Methylene Chloride
Concen: 0.362 ppbv
RT: 2.068 min Scan# 612
Delta R.T. 0.009 min
Lab File: VL042272.D
Acq: 08 Apr 2025 20:30

Tgt Ion: 84 Resp: 3032

Ion	Ratio	Lower	Upper
84	100		
49	135.2	120.2	180.4
51	38.6	37.4	56.0
86	51.8	52.4	78.6#

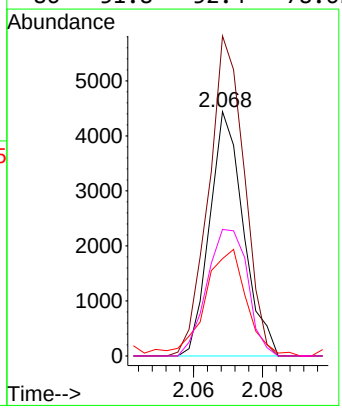

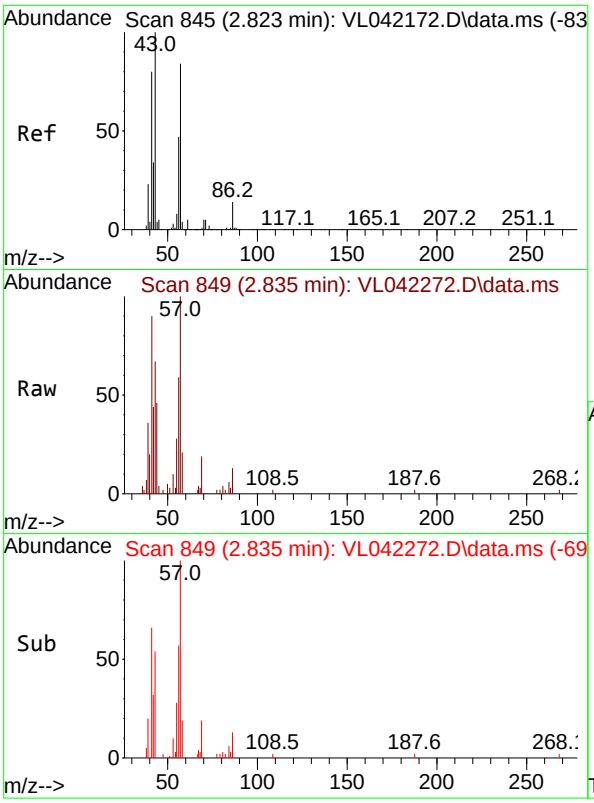

#26
Hexane
Concen: 0.146 ppbv
RT: 2.835 min Scan# 8
Delta R.T. 0.013 min
Lab File: VL042272.D
Acq: 08 Apr 2025 20:30

Tgt Ion: 57 Resp: 328

Ion	Ratio	Lower	Upper
57	100		
41	120.7	76.6	114.8#
43	115.5	207.8	311.8#
56	66.2	43.6	65.4#

Instrument :
MSVOA_L
ClientSampleId :
SSSG-B1-1-04012025

Manual Integrations
APPROVED

Reviewed By :Mahesh Dadoda 04/09/2025
Supervised By :Semsettin Yesilyurt 04/10/2025

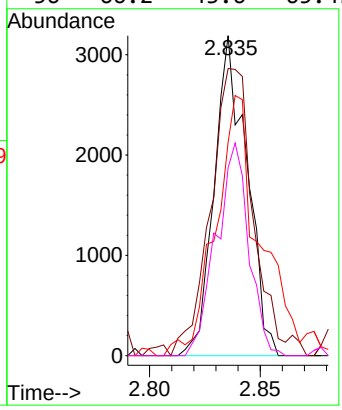

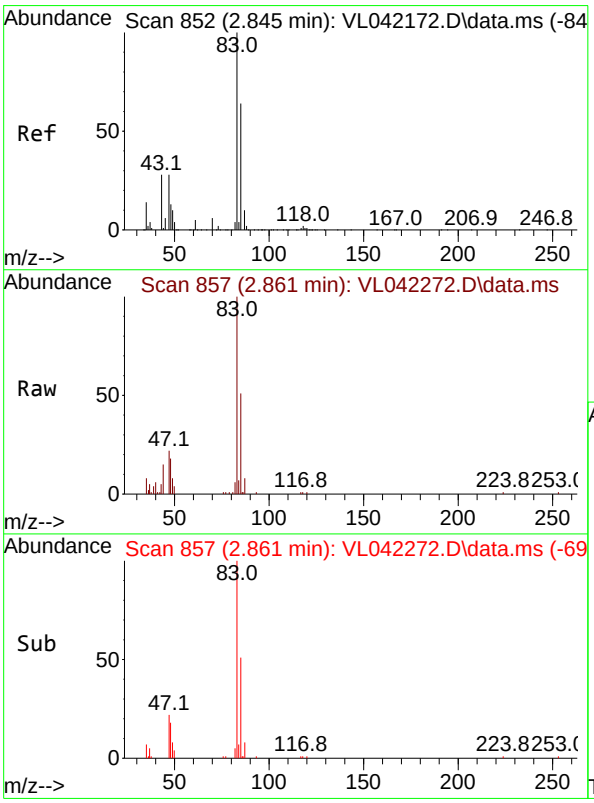

#29
Chloroform
Concen: 0.275 ppbv
RT: 2.861 min Scan# 857
Delta R.T. 0.016 min
Lab File: VL042272.D
Acq: 08 Apr 2025 20:30

Tgt Ion: 83 Resp: 9086

Ion	Ratio	Lower	Upper
83	100		
85	51.4	51.4	77.2#

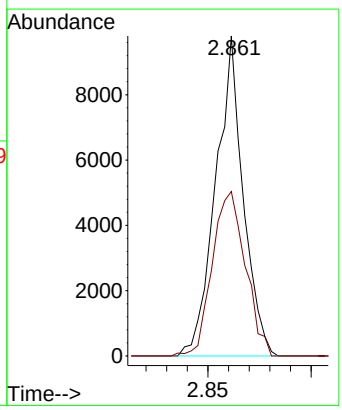

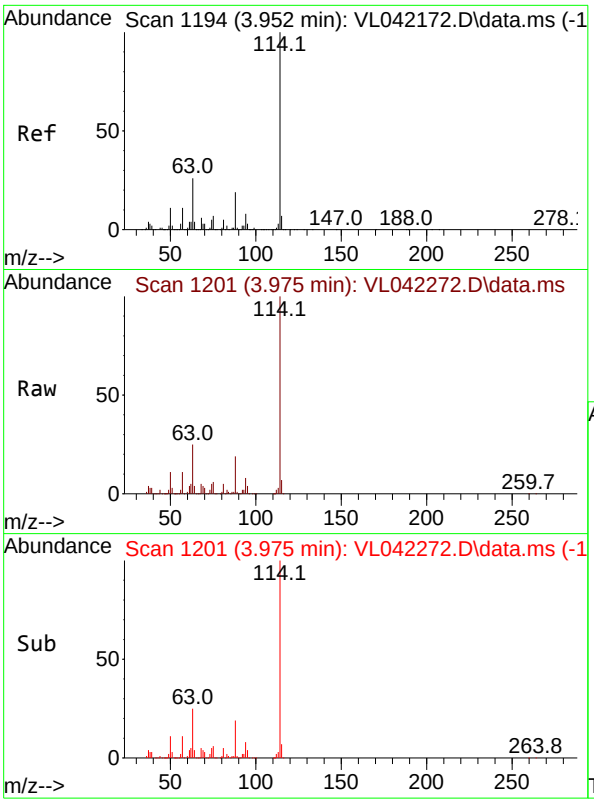

#33
1,4-Difluorobenzene
Concen: 10.000 ppbv
RT: 3.975 min Scan# 1
Delta R.T. 0.022 min
Lab File: VL042272.D
Acq: 08 Apr 2025 20:30

Tgt Ion:114 Resp: 39854

Ion	Ratio	Lower	Upper
114	100		
63	26.0	20.7	31.1
88	18.3	15.0	22.4

Instrument :
MSVOA_L
ClientSampleId :
SSSG-B1-1-04012025

Manual Integrations
APPROVED

Reviewed By :Mahesh Dadoda 04/09/2025
Supervised By :Semsettin Yesilyurt 04/10/2025

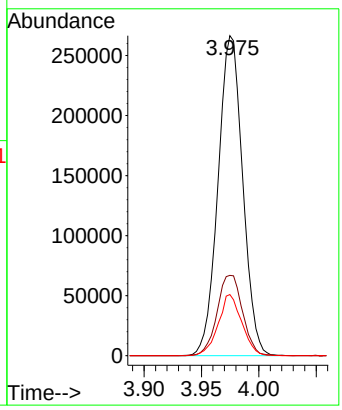

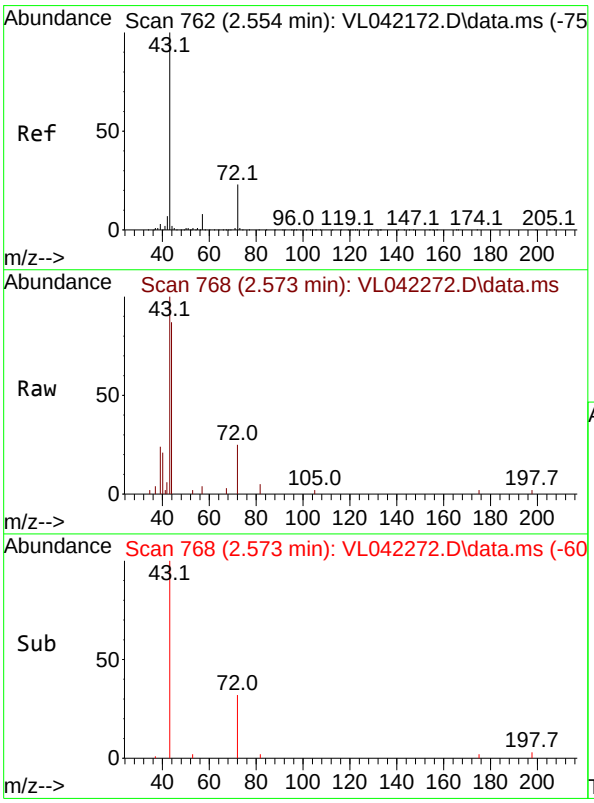

#34
2-Butanone
Concen: 0.103 ppbv m
RT: 2.573 min Scan# 768
Delta R.T. 0.019 min
Lab File: VL042272.D
Acq: 08 Apr 2025 20:30

Tgt Ion: 43 Resp: 2976

Ion	Ratio	Lower	Upper
43	100		
72	21.4	18.2	27.2

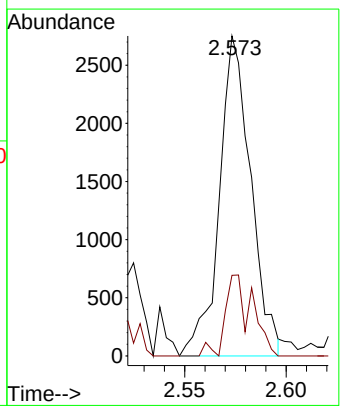

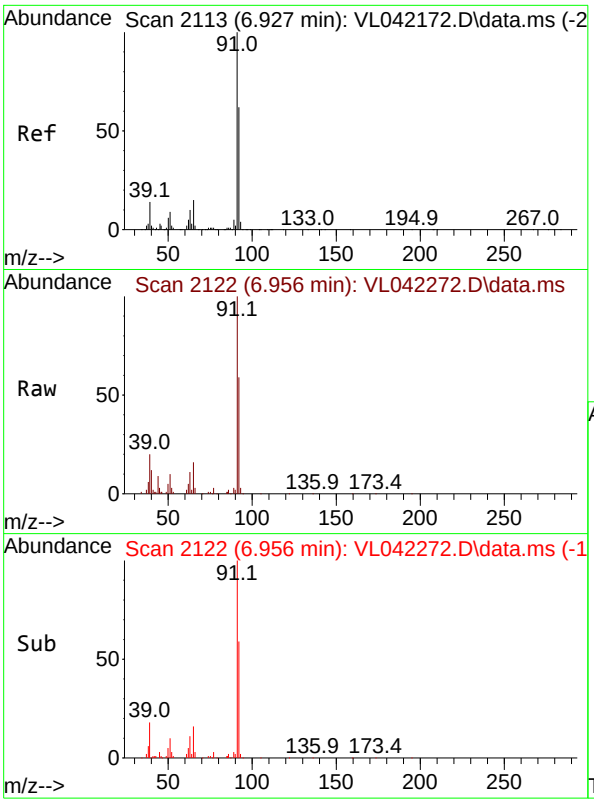

#53
Toluene
Concen: 0.771 ppbv
RT: 6.956 min Scan# 2
Delta R.T. 0.029 min
Lab File: VL042272.D
Acq: 08 Apr 2025 20:30

Tgt Ion: 91 Resp: 3609

Ion	Ratio	Lower	Upper
91	100		
92	60.2	48.4	72.6

Instrument :
MSVOA_L
ClientSampleId :
SSSG-B1-1-04012025

Manual Integrations
APPROVED

Reviewed By :Mahesh Dadoda 04/09/2025
Supervised By :Semsettin Yesilyurt 04/10/2025

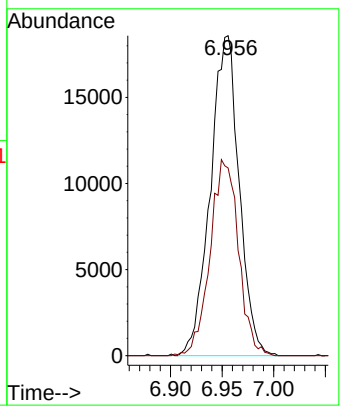

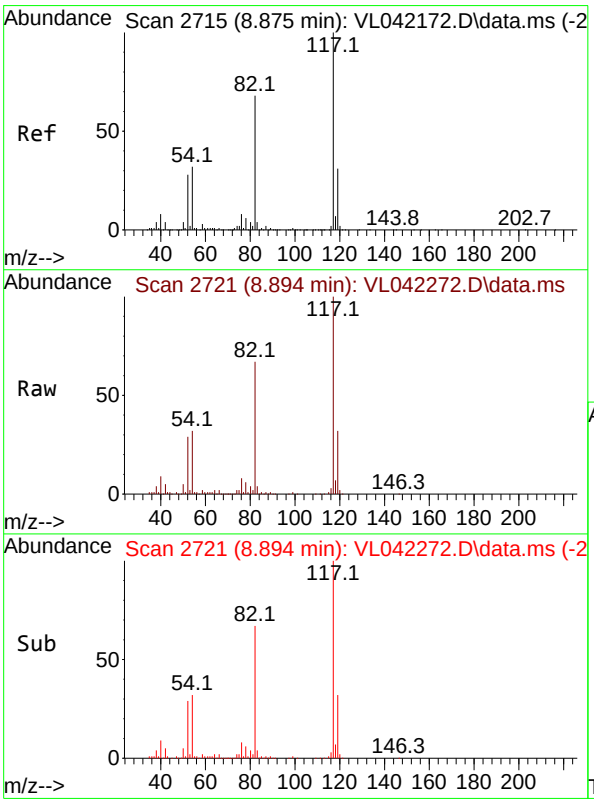

#55
Chlorobenzene-d5
Concen: 10.000 ppbv
RT: 8.894 min Scan# 2721
Delta R.T. 0.019 min
Lab File: VL042272.D
Acq: 08 Apr 2025 20:30

Tgt Ion:117 Resp: 347731

Ion	Ratio	Lower	Upper
117	100		
82	66.2	55.8	83.6
119	32.2	25.5	38.3

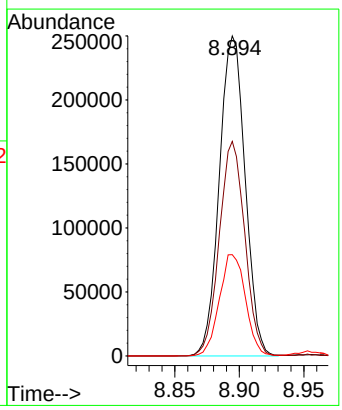

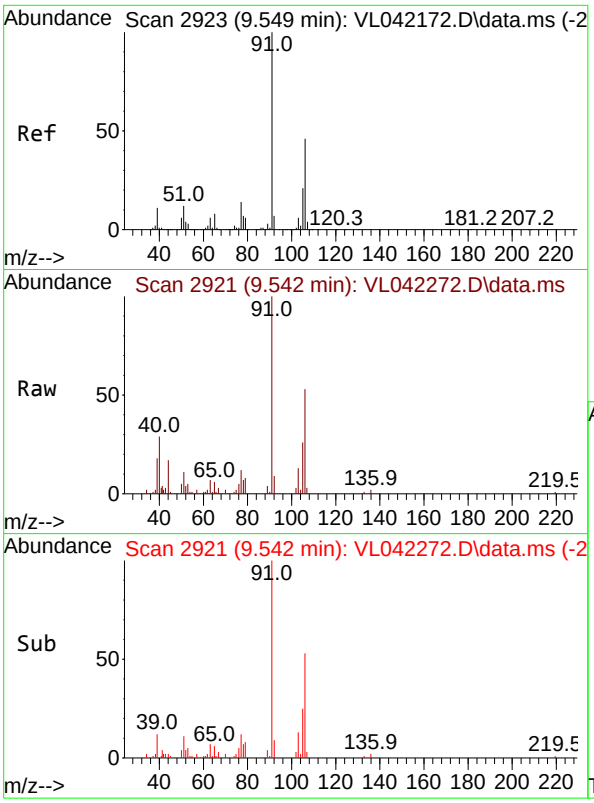

#59
m/p-Xylene
Concen: 0.270 ppbv
RT: 9.542 min Scan# 2
Delta R.T. -0.007 min
Lab File: VL042272.D
Acq: 08 Apr 2025 20:30

Tgt Ion: 91 Resp: 1333

Ion	Ratio	Lower	Upper
91	100		
106	48.2	36.4	54.6

Instrument :
MSVOA_L
ClientSampleId :
SSSG-B1-1-04012025

Manual Integrations
APPROVED

Reviewed By :Mahesh Dadoda 04/09/2025
Supervised By :Semsettin Yesilyurt 04/10/2025

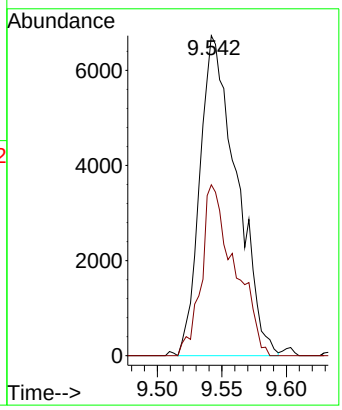

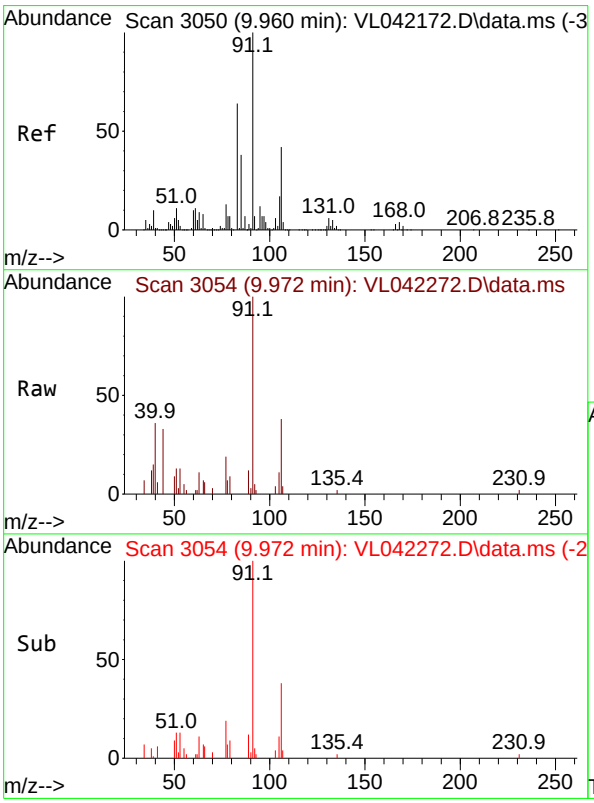

#60
o-Xylene
Concen: 0.105 ppbv m
RT: 9.972 min Scan# 3054
Delta R.T. 0.013 min
Lab File: VL042272.D
Acq: 08 Apr 2025 20:30

Tgt Ion: 91 Resp: 5213

Ion	Ratio	Lower	Upper
91	100		
106	123.2	20.8	62.5#

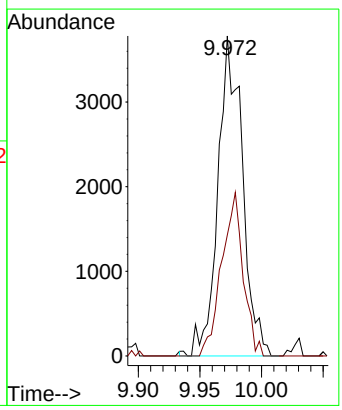

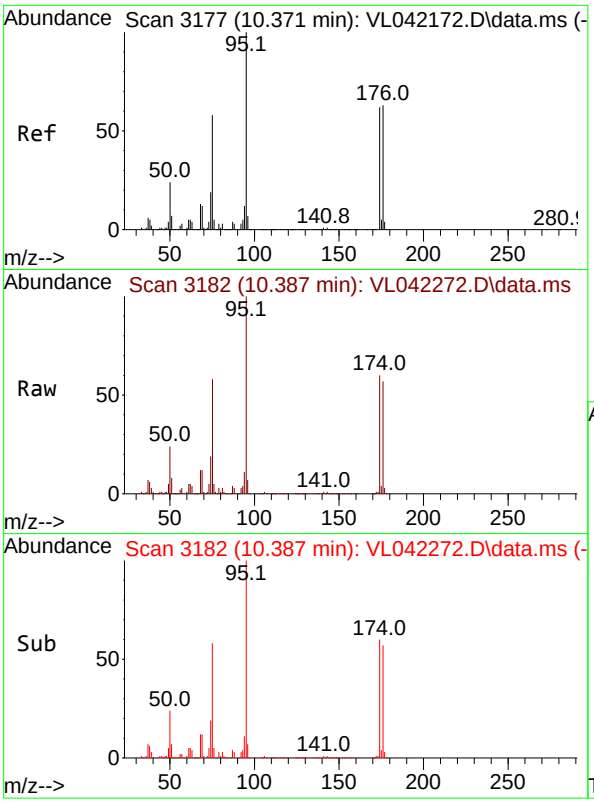

#68
1-Bromo-4-Fluorobenzene
Concen: 9.629 ppbv
RT: 10.387 min Scan# 3
Delta R.T. 0.016 min
Lab File: VL042272.D
Acq: 08 Apr 2025 20:30

Tgt Ion: 95 Resp: 27497

Ion	Ratio	Lower	Upper
95	100		
174	62.4	50.6	76.0
175	4.7	3.8	5.6

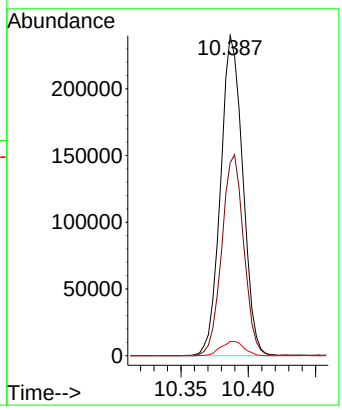

Instrument :
MSVOA_L
ClientSampleId :
SSSG-B1-1-04012025

Manual Integrations
APPROVED

Reviewed By :Mahesh Dadoda 04/09/2025
Supervised By :Semsettin Yesilyurt 04/10/2025

LSC Area Percent Report

Data Path : Z:\voasrv\HPCHEM1\MSVOA_L\Data\VL040825\
Data File : VL042272.D
Acq On : 08 Apr 2025 20:30
Operator : SY/MD
Sample : Q1728-07 4X
Misc : 400mL/MSVOA_L
ALS Vial : 1 Sample Multiplier: 1

Instrument :
MSVOA_L
ClientSampleId :
SSSG-B1-1-04012025

Integration Parameters: RTEINT.P
Integrator: RTE
Smoothing : ON Filtering: 5
Sampling : 3 Min Area: 3 % of largest Peak
Start Thrs: 0.001 Max Peaks: 100
Stop Thrs : 0 Peak Location: TOP

If leading or trailing edge < 100 prefer < Baseline drop else tangent >
Peak separation: 0

Method : Z:\voasrv\HPCHEM1\MSVOA_L\methods\VL032725AIR.M
Title : AIR ANALYSIS BY METHOD TO-15 Instrument: MSVOA_LFri Aug 26 06:05:16 2022

Signal : TIC: VL042272.D\data.ms

peak #	R.T. min	first scan	max scan	last scan	PK TY	peak height	corr. area	corr. % max.	% of total
1	1.428	411	414	417	rBV	3880770	3649753	100.00%	31.373%
2	1.440	417	418	423	rVV	4260436	2199270	60.26%	18.905%
3	1.473	425	428	431	rVB2	75622	48576	1.33%	0.418%
4	2.800	829	838	845	rBV	580344	597229	16.36%	5.134%
5	3.975	1187	1201	1217	rBV	708114	1075672	29.47%	9.246%
6	6.956	2109	2122	2134	rBV3	50383	96940	2.66%	0.833%
7	8.894	2703	2721	2730	rBV	881157	1260568	34.54%	10.836%
8	8.953	2730	2739	2750	rVB	209919	330800	9.06%	2.844%
9	10.387	3168	3182	3192	rBV	1127002	1323157	36.25%	11.374%
10	11.785	3601	3614	3623	rBV	948723	991215	27.16%	8.520%
11	13.393	4104	4111	4118	rBV	55135	60166	1.65%	0.517%

Sum of corrected areas: 11633346

LSC Report - Integrated Chromatogram

Data Path : Z:\voasrv\HPCHEM1\MSVOA_L\Data\VL040825\
Data File : VL042272.D
Acq On : 08 Apr 2025 20:30
Operator : SY/MD
Sample : Q1728-07 4X
Misc : 400mL/MSVOA_L
ALS Vial : 1 Sample Multiplier: 1

Instrument :
MSVOA_L
ClientSampleId :
SSSG-B1-1-04012025

Quant Method : Z:\voasrv\HPCHEM1\MSVOA_L\methods\VL032725AIR.M
Quant Title : AIR ANALYSIS BY METHOD TO-15 Instrument: MSVOA_LFri Aug 26 06:05:16 2022

TIC Library : C:\Database\NIST20.L
TIC Integration Parameters: LSCINT.P

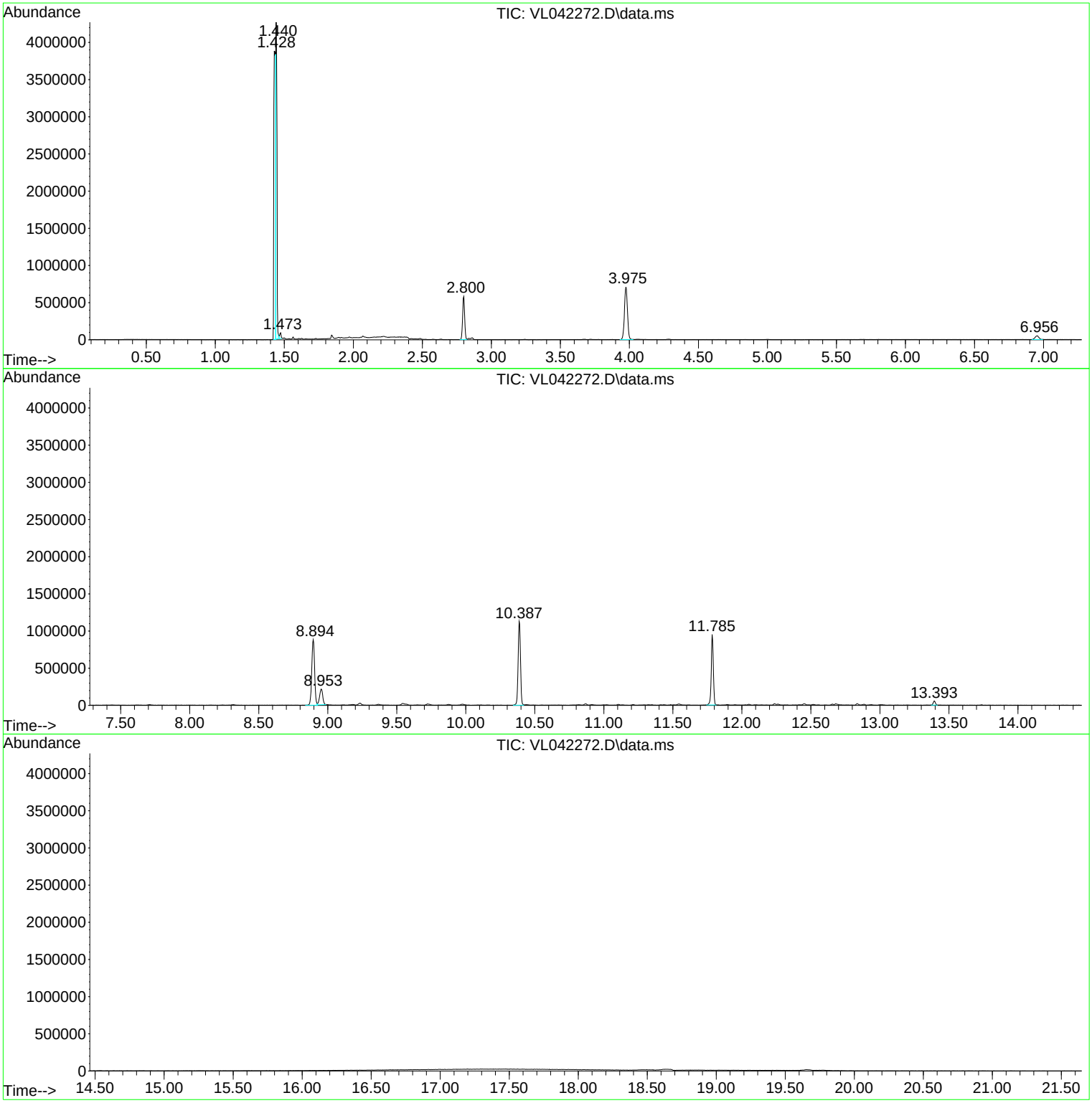

Library Search Compound Report

Data Path : Z:\voasrv\HPCHEM1\MSVOA_L\Data\VL040825\
Data File : VL042272.D
Acq On : 08 Apr 2025 20:30
Operator : SY/MD
Sample : Q1728-07 4X
Misc : 400mL/MSVOA_L
ALS Vial : 1 Sample Multiplier: 1

Instrument :
MSVOA_L
ClientSampleId :
SSSG-B1-1-04012025

Quant Method : Z:\voasrv\HPCHEM1\MSVOA_L\methods\VL032725AIR.M
Quant Title : AIR ANALYSIS BY METHOD TO-15 Instrument: MSVOA_LFri Aug 26 06:05:16 2022

TIC Library : C:\Database\NIST20.L
TIC Integration Parameters: LSCINT.P

No Library Search Compounds Detected
****

Tentatively Identified Compound (LSC) summary

Data Path : Z:\voasrv\HPCHEM1\MSVOA_L\Data\VL040825\
Data File : VL042272.D
Acq On : 08 Apr 2025 20:30
Operator : SY/MD
Sample : Q1728-07 4X
Misc : 400mL/MSVOA_L
ALS Vial : 1 Sample Multiplier: 1

Instrument :
MSVOA_L
ClientSampleId :
SSSG-B1-1-04012025

Quant Method : Z:\voasrv\HPCHEM1\MSVOA_L\methods\VL032725AIR.M
Quant Title : AIR ANALYSIS BY METHOD TO-15 Instrument: MSVOA_LFri Aug 26 06:05:16 2022

TIC Library : C:\Database\NIST20.L
TIC Integration Parameters: LSCINT.P

TIC Top Hit name	RT	EstConc	Units	Response	Internal Standard #	RT	Resp	Conc

284 Sheffield Street, Mountainside, New Jersey 07092, Phone : 908 789 8900,
Fax : 908 789 8922

Report of Analysis

Client:	Woodard & Curran	Date Collected:	04/02/25
Project:	US EPA Riverside Industrial Park Superfund Site	Date Received:	04/03/25
Client Sample ID:	SSSG-B2-4-04022025	SDG No.:	Q1728
Lab Sample ID:	Q1728-08	Matrix:	Air
Analytical Method:	TO-15	Test:	TO-15
Sample Wt/Vol:	400 Units: mL		

File ID/Qc Batch:	Dilution:	Prep Date	Date Analyzed	Prep Batch ID
VL042263.D	10		04/08/25 14:53	VL040825

CAS Number	Parameter	Conc. ppbv	Conc. ug/M3	Qualifier	MDL	LOQ / CRQL	Units
TARGETS							
75-71-8	Dichlorodifluoromethane	2.10	10.4	U	10.4	24.7	ug/m3
74-87-3	Chloromethane	0.98	2.02	U	2.02	10.3	ug/m3
75-01-4	Vinyl Chloride	0.14	0.36	U	0.36	0.77	ug/m3
74-83-9	Bromomethane	1.40	5.44	U	5.44	19.4	ug/m3
75-00-3	Chloroethane	1.70	4.49	U	4.49	13.2	ug/m3
109-99-9	Tetrahydrofuran	1.30	3.83	U	3.83	14.8	ug/m3
75-69-4	Trichlorofluoromethane	1.60	8.99	U	8.99	28.1	ug/m3
76-13-1	1,1,2-Trichlorotrifluoroethane	1.60	12.3	U	12.3	38.3	ug/m3
76-14-2	Dichlorotetrafluoroethane	0.88	6.15	U	6.15	35.0	ug/m3
75-65-0	tert-Butyl alcohol	2.60	7.88	J	5.76	15.2	ug/m3
142-82-5	Heptane	2.20	9.02	J	4.51	20.5	ug/m3
75-35-4	1,1-Dichloroethene	1.40	5.55	U	5.55	19.8	ug/m3
67-64-1	Acetone	340	808	E	5.70	11.9	ug/m3
75-15-0	Carbon Disulfide	1.60	4.98	U	4.98	15.6	ug/m3
1634-04-4	Methyl tert-Butyl Ether	1.20	4.33	U	4.33	18.0	ug/m3
75-09-2	Methylene Chloride	11.9	41.3		6.60	17.4	ug/m3
156-60-5	trans-1,2-Dichloroethene	1.90	7.53	U	7.53	19.8	ug/m3
75-34-3	1,1-Dichloroethane	1.30	5.26	U	5.26	20.2	ug/m3
110-82-7	Cyclohexane	2.20	7.57	U	7.57	17.2	ug/m3
78-93-3	2-Butanone	4.60	13.6	J	3.54	14.8	ug/m3
56-23-5	Carbon Tetrachloride	0.11	0.69	U	0.69	1.89	ug/m3
156-59-2	cis-1,2-Dichloroethene	0.89	3.53	U	3.53	19.8	ug/m3
67-66-3	Chloroform	0.83	4.05	U	4.05	24.4	ug/m3
71-55-6	1,1,1-Trichloroethane	0.10	0.55	U	0.55	1.64	ug/m3
540-84-1	2,2,4-Trimethylpentane	1.70	7.94	J	4.67	23.4	ug/m3
71-43-2	Benzene	0.87	2.78	U	2.78	16.0	ug/m3
107-06-2	1,2-Dichloroethane	0.91	3.68	U	3.68	20.2	ug/m3
79-01-6	Trichloroethene	1.00	5.37		0.91	1.61	ug/m3
78-87-5	1,2-Dichloropropane	1.10	5.08	U	5.08	23.1	ug/m3
75-27-4	Bromodichloromethane	0.77	5.16	U	5.16	33.5	ug/m3
108-10-1	4-Methyl-2-Pentanone	0.93	3.81	U	3.81	20.5	ug/m3
108-88-3	Toluene	9.30	35.0		4.15	18.8	ug/m3
10061-02-6	t-1,3-Dichloropropene	0.60	2.72	U	2.72	22.7	ug/m3
10061-01-5	cis-1,3-Dichloropropene	0.64	2.91	U	2.91	22.7	ug/m3
79-00-5	1,1,2-Trichloroethane	0.71	3.87	U	3.87	27.3	ug/m3

284 Sheffield Street, Mountainside, New Jersey 07092, Phone : 908 789 8900,
Fax : 908 789 8922

Report of Analysis

Client:	Woodard & Curran	Date Collected:	04/02/25
Project:	US EPA Riverside Industrial Park Superfund Site	Date Received:	04/03/25
Client Sample ID:	SSSG-B2-4-04022025	SDG No.:	Q1728
Lab Sample ID:	Q1728-08	Matrix:	Air
Analytical Method:	TO-15	Test:	TO-15
Sample Wt/Vol:	400 Units: mL		

File ID/Qc Batch:	Dilution:	Prep Date	Date Analyzed	Prep Batch ID
VL042263.D	10		04/08/25 14:53	VL040825

CAS Number	Parameter	Conc. ppbv	Conc. ug/M3	Qualifier	MDL	LOQ / CRQL	Units
124-48-1	Dibromochloromethane	0.66	5.62	U	5.62	42.6	ug/m3
106-93-4	1,2-Dibromoethane	0.72	5.53	U	5.53	7.69	ug/m3
127-18-4	Tetrachloroethene	0.15	1.02	U	1.02	2.03	ug/m3
108-90-7	Chlorobenzene	0.76	3.50	U	3.50	23.0	ug/m3
100-41-4	Ethyl Benzene	7.10	30.8		5.21	21.7	ug/m3
179601-23-1	m/p-Xylene	98.6	428		9.12	43.4	ug/m3
95-47-6	o-Xylene	74.8	325		5.21	21.7	ug/m3
100-42-5	Styrene	1.10	4.68	U	4.68	21.3	ug/m3
75-25-2	Bromoform	0.57	5.89	U	5.89	51.7	ug/m3
79-34-5	1,1,2,2-Tetrachloroethane	0.11	0.76	U	0.76	2.06	ug/m3
95-49-8	2-Chlorotoluene	1.10	5.70	U	5.70	25.9	ug/m3
108-67-8	1,3,5-Trimethylbenzene	32.4	159		5.41	24.6	ug/m3
95-63-6	1,2,4-Trimethylbenzene	37.8	186		3.83	24.6	ug/m3
541-73-1	1,3-Dichlorobenzene	0.80	4.81	U	4.81	30.1	ug/m3
106-46-7	1,4-Dichlorobenzene	0.53	3.19	U	3.19	30.1	ug/m3
95-50-1	1,2-Dichlorobenzene	0.75	4.51	U	4.51	30.1	ug/m3
120-82-1	1,2,4-Trichlorobenzene	0.85	6.31	U	6.31	37.1	ug/m3
87-68-3	Hexachloro-1,3-Butadiene	0.85	9.07	U	9.07	53.3	ug/m3
106-99-0	1,3-Butadiene	1.30	2.88	U	2.88	11.1	ug/m3
91-20-3	Naphthalene	0.75	3.93	U	3.93	5.24	ug/m3
622-96-8	4-Ethyltoluene	13.1	64.4		5.90	24.6	ug/m3
110-54-3	Hexane	2.40	8.46	J	3.88	17.6	ug/m3
107-05-1	Allyl Chloride	1.50	4.70	U	4.70	15.7	ug/m3
123-91-1	1,4-Dioxane	2.10	7.57	U	7.57	18.0	ug/m3
80-62-6	Methyl Methacrylate	0.86	3.52	U	3.52	20.5	ug/m3
SURROGATES							
460-00-4	1-Bromo-4-Fluorobenzene	9.50			70 (65) - 130 (135)	95%	SPK: 10
INTERNAL STANDARDS							
74-97-5	Bromochloromethane	164000		2.8			
540-36-3	1,4-Difluorobenzene	443000		3.978			
3114-55-4	Chlorobenzene-d5	423000		8.898			
TENTITIVE IDENTIFIED COMPOUNDS							
115-07-1	Propene	2.50		J		1.49	ppbv
64-17-5	Ethanol	89.5		J		1.73	ppbv
67-63-0	Isopropyl Alcohol	14.8		J		1.89	ppbv

284 Sheffield Street, Mountainside, New Jersey 07092, Phone : 908 789 8900,
Fax : 908 789 8922

Report of Analysis

Client:	Woodard & Curran	Date Collected:	04/02/25
Project:	US EPA Riverside Industrial Park Superfund Site	Date Received:	04/03/25
Client Sample ID:	SSSG-B2-4-04022025	SDG No.:	Q1728
Lab Sample ID:	Q1728-08	Matrix:	Air
Analytical Method:	TO-15	Test:	TO-15
Sample Wt/Vol:	400 Units: mL		

File ID/Qc Batch:	Dilution:	Prep Date	Date Analyzed	Prep Batch ID
VL042263.D	10		04/08/25 14:53	VL040825

CAS Number	Parameter	Conc. ppbv	Conc. ug/M3	Qualifier	MDL	LOQ / CRQL	Units
000583-57-3	Cyclohexane, 1,2-dimethyl- (cis/tr	28.4		J		7.64	ppbv
006876-23-9	Cyclohexane, 1,2-dimethyl-, trans-	29.7		J		8.16	ppbv
001678-91-7	Cyclohexane, ethyl-	36.5		J		9.00	ppbv
003221-61-2	Octane, 2-methyl-	28.6		J		9.02	ppbv
003073-66-3	Cyclohexane, 1,1,3-trimethyl-	36.5		J		9.12	ppbv
000926-82-9	Heptane, 3,5-dimethyl-	55.0		J		9.16	ppbv
003728-56-1	1-Ethyl-4-methylcyclohexane	30.4		J		10.1	ppbv
98-82-8	Isopropylbenzene	2.80		J		10.6	ppbv
103-65-1	n-propylbenzene	2.70		J		11.0	ppbv
98-06-6	tert-Butylbenzene	4.30		J		11.5	ppbv
000556-67-2	Cyclotetrasiloxane, octamethyl-	27.6		J		11.8	ppbv
99-87-6	p-Isopropyltoluene	1.60		J		11.9	ppbv
002847-72-5	Decane, 4-methyl-	28.1		J		12.1	ppbv

U = Not Detected
RL = Reporting Limit
MDL = Method Detection Limit
E = Value Exceeds Calibration Range
D = Dilution

J = Estimated Value
B = Analyte Found in Associated Method Blank
N = Presumptive Evidence of a Compound
* = Values outside of QC limits
Q = indicates LCS control criteria did not meet requirements

Quantitation Report (QT/LSC Reviewed)

Data Path : Z:\voasrv\HPCHEM1\MSVOA_L\Data\VL040825\
Data File : VL042263.D
Acq On : 08 Apr 2025 14:53
Operator : SY/MD
Sample : Q1728-08 10X
Misc : 400mL/MSVOA_L
ALS Vial : 1 Sample Multiplier: 1

Quant Time: Apr 09 01:56:00 2025
Quant Method : Z:\voasrv\HPCHEM1\MSVOA_L\methods\VL032725AIR.M
Quant Title : AIR ANALYSIS BY METHOD TO-15 Instrument: MSVOA_LFri Aug
QLast Update : Fri Mar 28 02:00:52 2025
Response via : Initial Calibration

Instrument :
MSVOA_L
ClientSampleId :
SSSG-B2-4-04022025

Manual Integrations APPROVED
Reviewed By :Mahesh Dadoda 04/09/2025
Supervised By :Semsettin Yesilyurt 04/10/2025

Compound	R.T.	QIon	Response	Conc	Units	Dev(Min)
Internal Standards						
1) Bromochloromethane	2.800	49	164494	10.000	ppbv	0.02
33) 1,4-Difluorobenzene	3.978	114	443030	10.000	ppbv	0.03
55) Chlorobenzene-d5	8.898	117	423016	10.000	ppbv	0.02
System Monitoring Compounds						
68) 1-Bromo-4-Fluorobenzene	10.390	95	330470	9.513	ppbv	0.02
Spiked Amount 10.000	Range 65 - 135		Recovery = 95.100%			
Target Compounds						Qvalue
9) Propene	1.492	41	2802	0.246	ppbv #	15
10) Heptane	5.007	43	6759m	0.223	ppbv	
13) Ethanol	1.729	45	9619	8.947	ppbv	86
15) Acetone	1.842	43	776044	33.733	ppbv	97
17) tert-Butyl alcohol	2.052	59	7402	0.258	ppbv	94
19) Isopropyl Alcohol	1.894	45	19147	1.475	ppbv #	1
20) Methylene Chloride	2.072	84	10209	1.192	ppbv	97
26) Hexane	2.842	57	5541	0.240	ppbv #	39
34) 2-Butanone	2.573	43	14609	0.455	ppbv	99
38) Trichloroethene	4.574	130	1879m	0.103	ppbv	
44) 2,2,4-Trimethylpentane	4.661	57	12434m	0.168	ppbv	
53) Toluene	6.959	91	48553	0.933	ppbv	98
58) Ethyl Benzene	9.370	91	53186	0.708	ppbv	97
59) m/p-Xylene	9.548	91	591775	9.863	ppbv	100
60) o-Xylene	9.979	91	449997	7.482	ppbv	97
62) Isopropylbenzene	10.552	105	25164	0.280	ppbv	99
64) n-propylbenzene	11.002	120	6217	0.269	ppbv	65
65) tert-Butylbenzene	11.549	119	35615	0.428	ppbv #	74
69) p-Isopropyltoluene	11.940	119	15445	0.155	ppbv	94
72) 4-Ethyltoluene	11.138	105	97907	1.307	ppbv #	55
73) 1,3,5-Trimethylbenzene	11.218	105	211978	3.241	ppbv	99
74) 1,2,4-Trimethylbenzene	11.549	105	284630	3.777	ppbv #	65

(#) = qualifier out of range (m) = manual integration (+) = signals summed

Quantitation Report (QT/LSC Reviewed)

Data Path : Z:\voasrv\HPCHEM1\MSVOA_L\Data\VL040825\
Data File : VL042263.D
Acq On : 08 Apr 2025 14:53
Operator : SY/MD
Sample : Q1728-08 10X
Misc : 400mL/MSVOA_L
ALS Vial : 1 Sample Multiplier: 1

Quant Time: Apr 09 01:56:00 2025
Quant Method : Z:\voasrv\HPCHEM1\MSVOA_L\methods\VL032725AIR.M
Quant Title : AIR ANALYSIS BY METHOD TO-15 Instrument: MSVOA_LFri Aug
QLast Update : Fri Mar 28 02:00:52 2025
Response via : Initial Calibration

Instrument :
MSVOA_L
ClientSampleId :
SSSG-B2-4-04022025

Manual Integrations APPROVED
Reviewed By :Mahesh Dadoda 04/09/2025
Supervised By :Semsettin Yesilyurt 04/10/2025

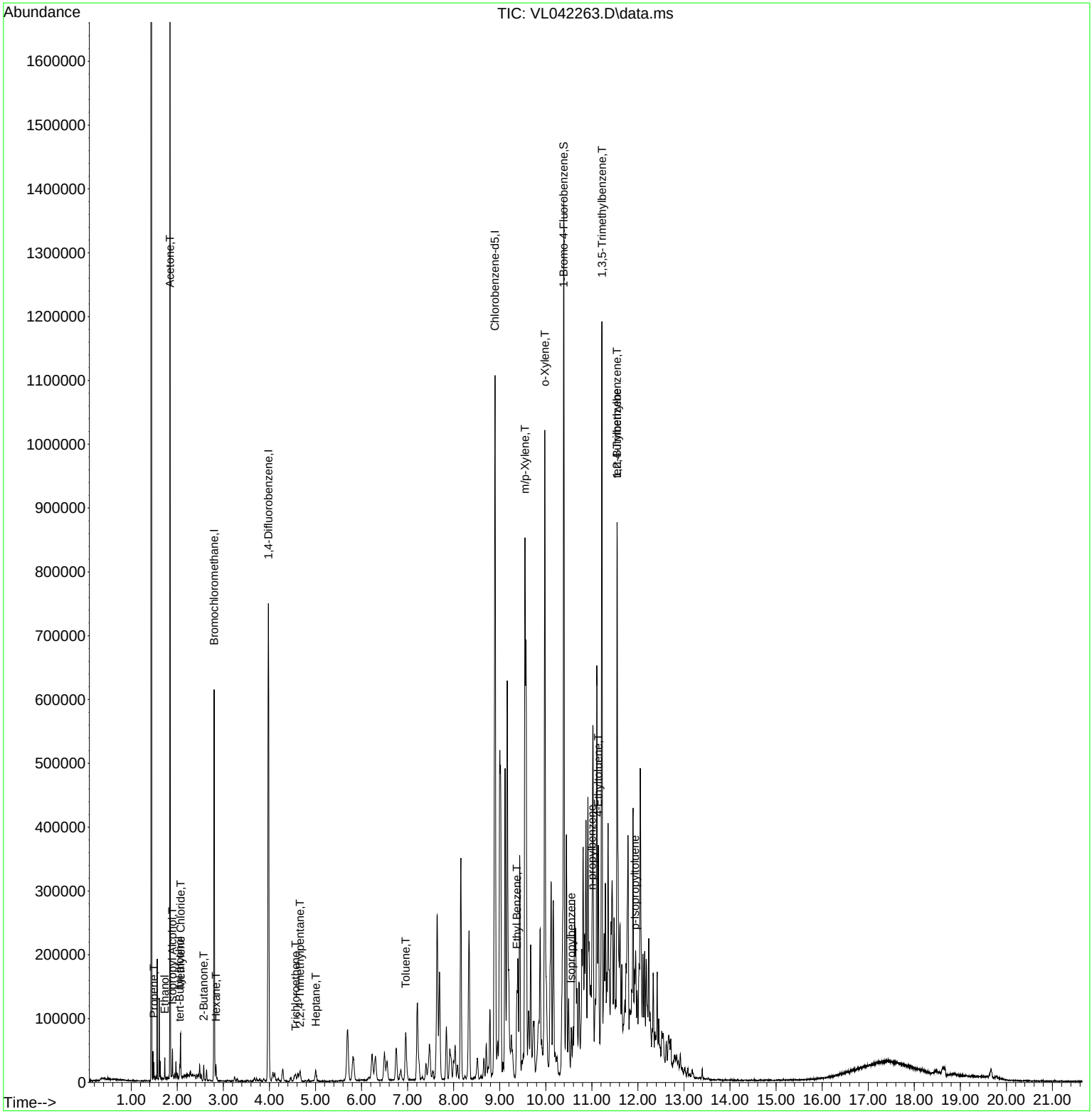

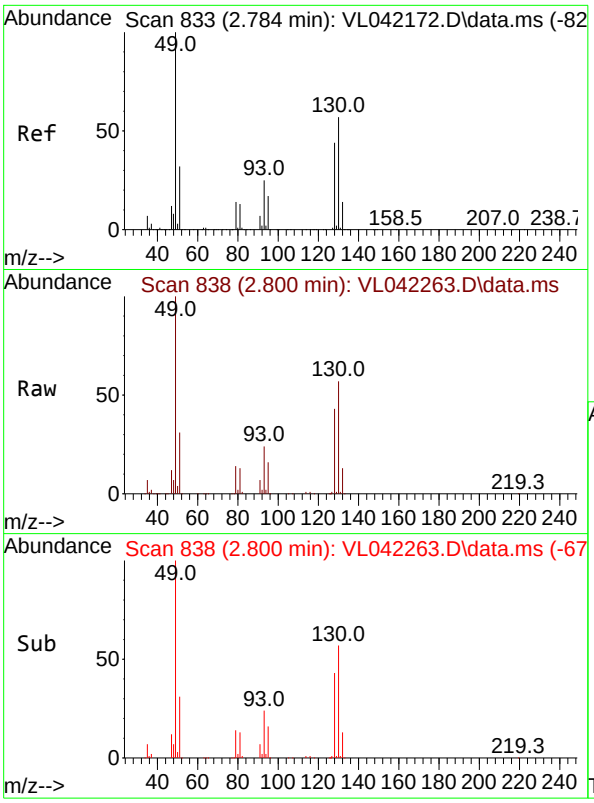

#1
Bromochloromethane
Concen: 10.000 ppbv
RT: 2.800 min Scan# 8
Delta R.T. 0.016 min
Lab File: VL042263.D
Acq: 08 Apr 2025 14:53

Tgt Ion: 49 Resp: 16449

Ion	Ratio	Lower	Upper
49	100		
128	45.6	22.9	68.5
130	57.5	28.8	86.4

Instrument :
MSVOA_L
ClientSampleId :
SSSG-B2-4-04022025

Manual Integrations
APPROVED

Reviewed By :Mahesh Dadoda 04/09/2025
Supervised By :Semsettin Yesilyurt 04/10/2025

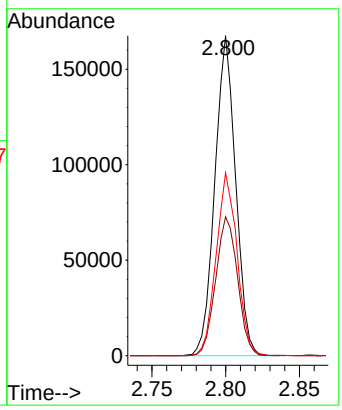

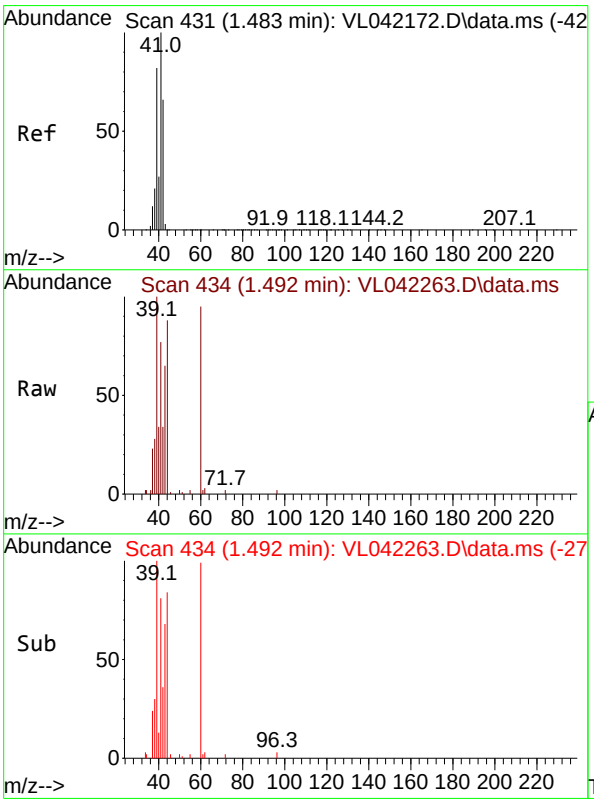

#9
Propene
Concen: 0.246 ppbv
RT: 1.492 min Scan# 434
Delta R.T. 0.010 min
Lab File: VL042263.D
Acq: 08 Apr 2025 14:53

Tgt Ion: 41 Resp: 2802

Ion	Ratio	Lower	Upper
41	100		
42	0.0	55.4	83.2#

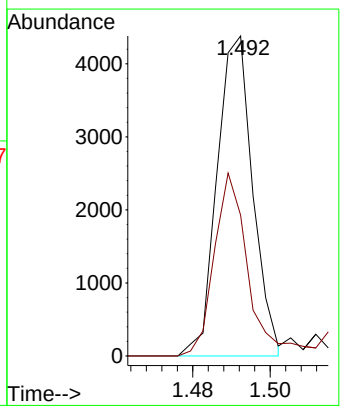

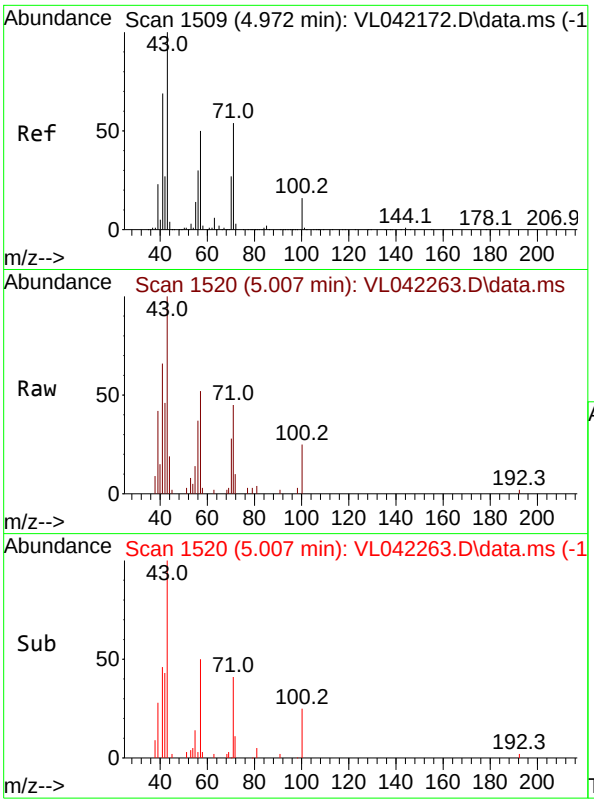

#10
Heptane
Concen: 0.223 ppbv m
RT: 5.007 min Scan# 1
Delta R.T. 0.035 min
Lab File: VL042263.D
Acq: 08 Apr 2025 14:53

Tgt Ion: 43 Resp: 675

Ion	Ratio	Lower	Upper
43	100		
57	51.0	39.4	59.2

Instrument :
MSVOA_L
ClientSampleId :
SSSG-B2-4-04022025

Manual Integrations
APPROVED

Reviewed By :Mahesh Dadoda 04/09/2025
Supervised By :Semsettin Yesilyurt 04/10/2025

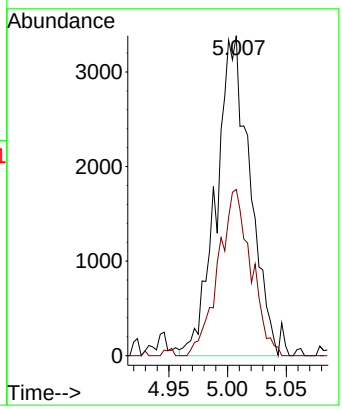

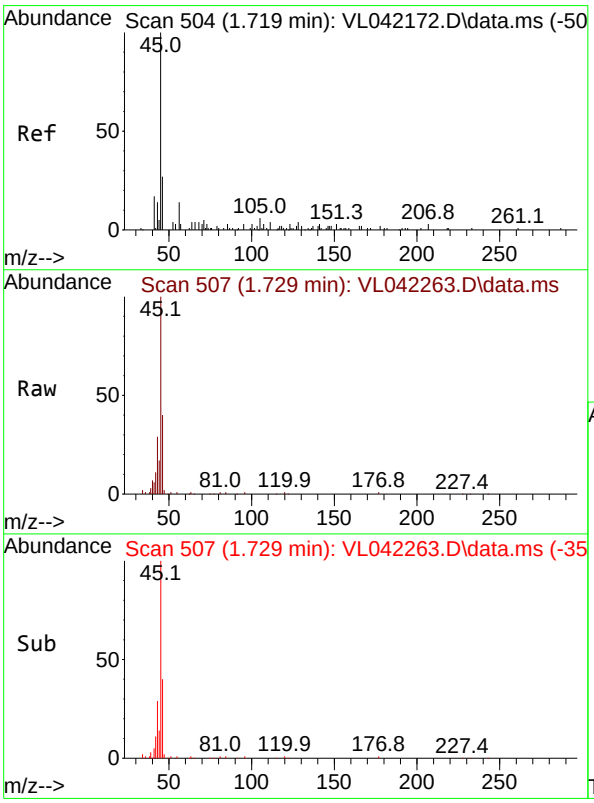

#13
Ethanol
Concen: 8.947 ppbv
RT: 1.729 min Scan# 507
Delta R.T. 0.010 min
Lab File: VL042263.D
Acq: 08 Apr 2025 14:53

Tgt Ion: 45 Resp: 9619

Ion	Ratio	Lower	Upper
45	100		
46	40.8	20.2	80.8

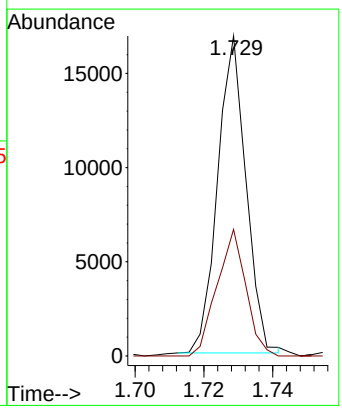

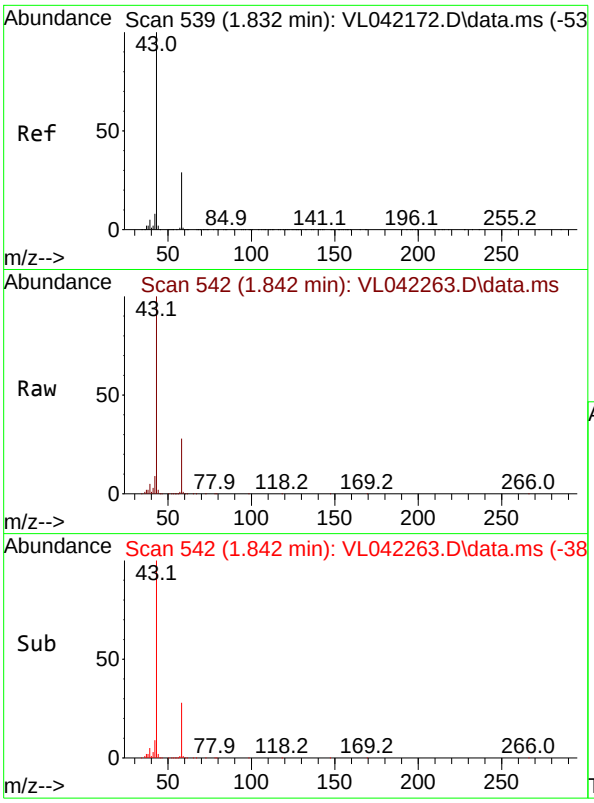

#15
Acetone
Concen: 33.733 ppbv
RT: 1.842 min Scan# 54
Delta R.T. 0.010 min
Lab File: VL042263.D
Acq: 08 Apr 2025 14:53

Tgt Ion: 43 Resp: 776044

Ion	Ratio	Lower	Upper
43	100		
58	27.5	23.2	34.8

Instrument :
MSVOA_L
ClientSampleId :
SSSG-B2-4-04022025

Manual Integrations
APPROVED

Reviewed By :Mahesh Dadoda 04/09/2025
Supervised By :Semsettin Yesilyurt 04/10/2025

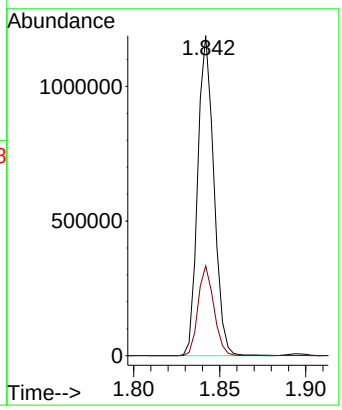

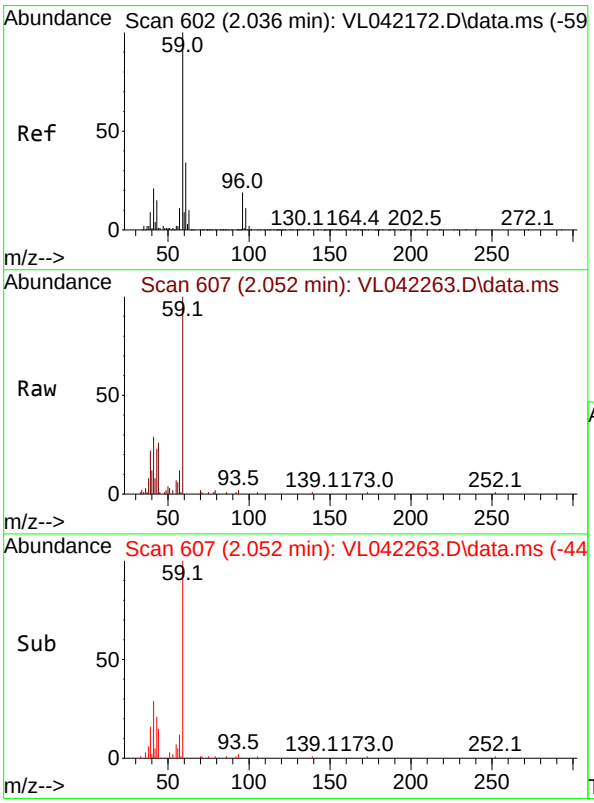

#17
tert-Butyl alcohol
Concen: 0.258 ppbv
RT: 2.052 min Scan# 607
Delta R.T. 0.016 min
Lab File: VL042263.D
Acq: 08 Apr 2025 14:53

Tgt Ion: 59 Resp: 7402

Ion	Ratio	Lower	Upper
59	100		
57	13.3	8.9	13.3

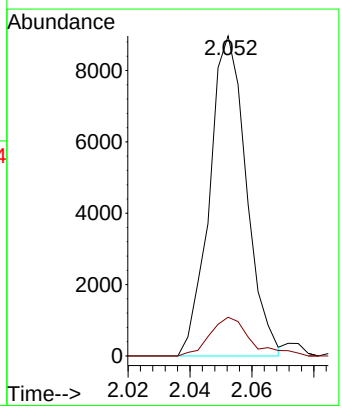

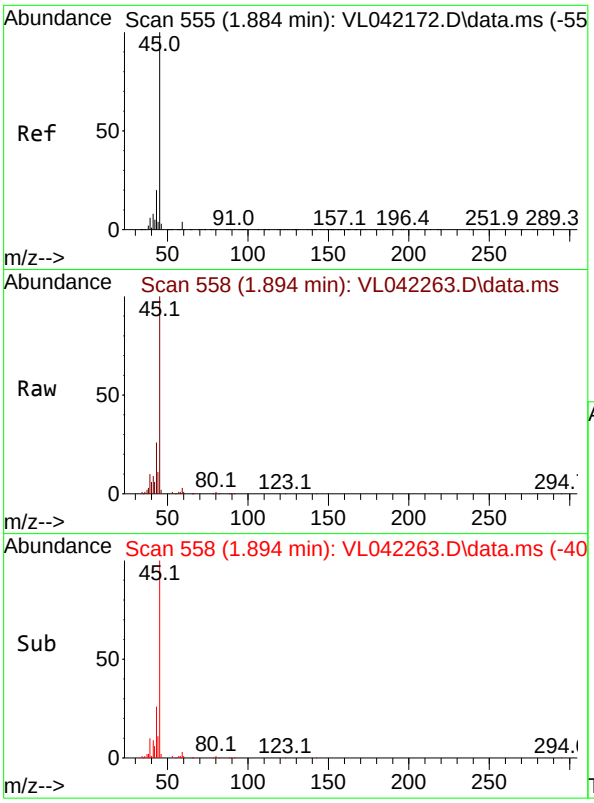

#19
Isopropyl Alcohol
Concen: 1.475 ppbv
RT: 1.894 min Scan# 5
Delta R.T. 0.010 min
Lab File: VL042263.D
Acq: 08 Apr 2025 14:53

Tgt Ion: 45 Resp: 1914

Ion	Ratio	Lower	Upper
45	100		
58	1113.8	36.9	55.

Instrument :
MSVOA_L
ClientSampleId :
SSSG-B2-4-04022025

Manual Integrations
APPROVED

Reviewed By :Mahesh Dadoda 04/09/2025
Supervised By :Semsettin Yesilyurt 04/10/2025

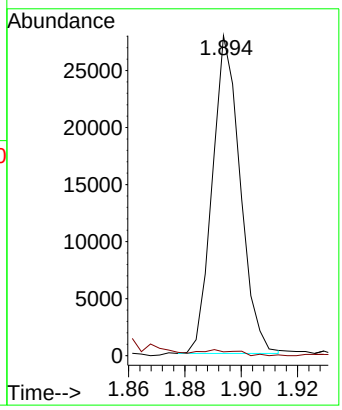

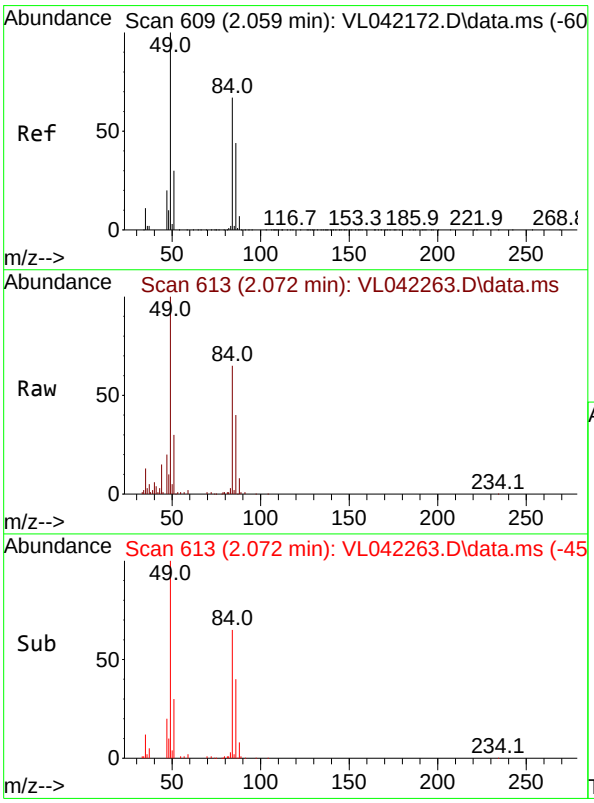

#20
Methylene Chloride
Concen: 1.192 ppbv
RT: 2.072 min Scan# 613
Delta R.T. 0.013 min
Lab File: VL042263.D
Acq: 08 Apr 2025 14:53

Tgt Ion: 84 Resp: 10209

Ion	Ratio	Lower	Upper
84	100		
49	152.9	120.2	180.4
51	45.0	37.4	56.0
86	62.0	52.4	78.6

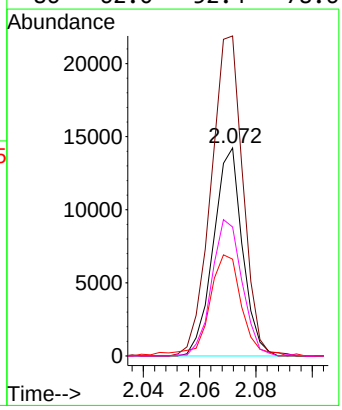

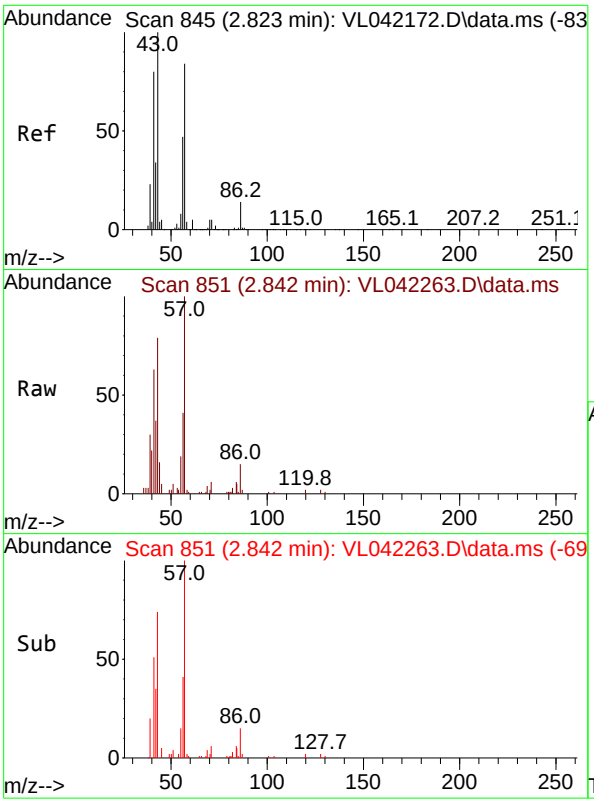

#26
Hexane
Concen: 0.240 ppbv
RT: 2.842 min Scan# 8
Delta R.T. 0.019 min
Lab File: VL042263.D
Acq: 08 Apr 2025 14:53

Tgt Ion: 57 Resp: 554

Ion	Ratio	Lower	Upper
57	100		
41	107.4	76.6	114.8
43	98.8	207.8	311.8
56	58.3	43.6	65.4

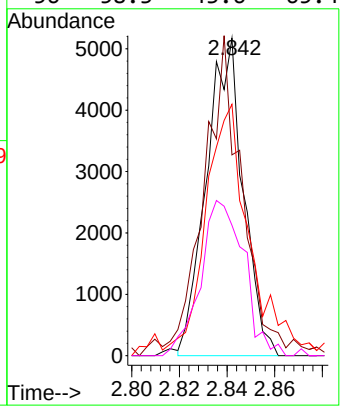

Instrument :
MSVOA_L
ClientSampleId :
SSSG-B2-4-04022025

Manual Integrations
APPROVED

Reviewed By :Mahesh Dadoda 04/09/2025
Supervised By :Semsettin Yesilyurt 04/10/2025

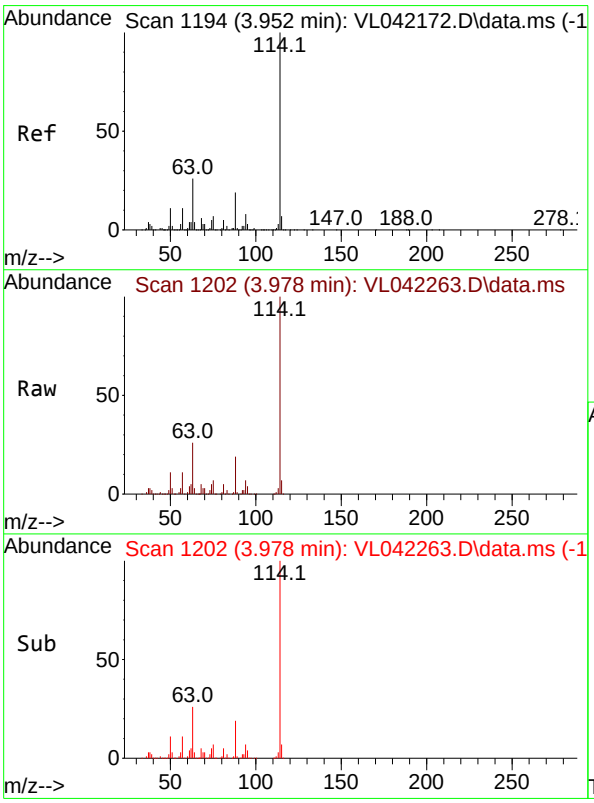

#33
1,4-Difluorobenzene
Concen: 10.000 ppbv
RT: 3.978 min Scan# 1202
Delta R.T. 0.026 min
Lab File: VL042263.D
Acq: 08 Apr 2025 14:53

Tgt Ion:114 Resp: 443030

Ion	Ratio	Lower	Upper
114	100		
63	25.6	20.7	31.1
88	17.8	15.0	22.4

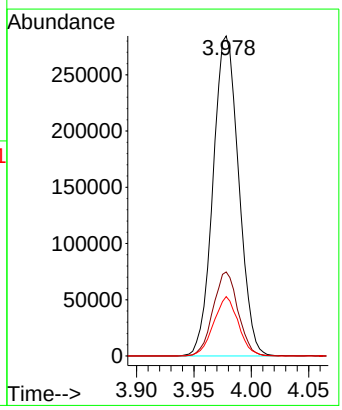

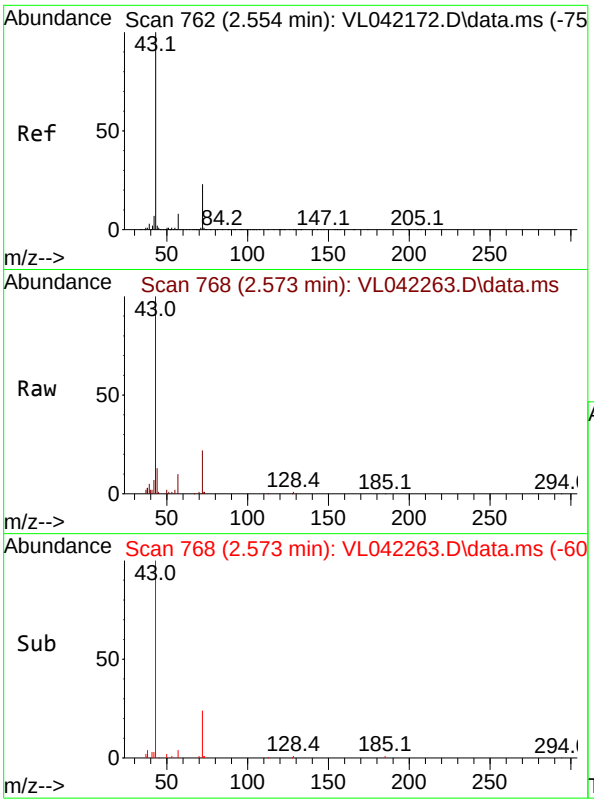

#34
2-Butanone
Concen: 0.455 ppbv
RT: 2.573 min Scan# 7
Delta R.T. 0.019 min
Lab File: VL042263.D
Acq: 08 Apr 2025 14:53

Tgt Ion: 43 Resp: 1460

Ion	Ratio	Lower	Upper
43	100		
72	23.4	18.2	27.2

Instrument :
MSVOA_L
ClientSampleId :
SSSG-B2-4-04022025

Manual Integrations
APPROVED

Reviewed By :Mahesh Dadoda 04/09/2025
Supervised By :Semsettin Yesilyurt 04/10/2025

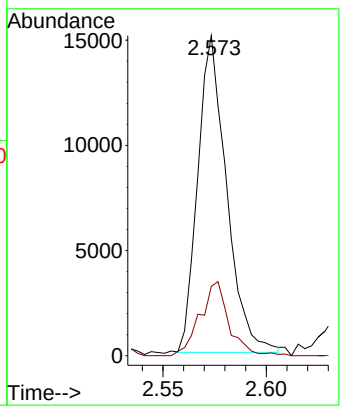

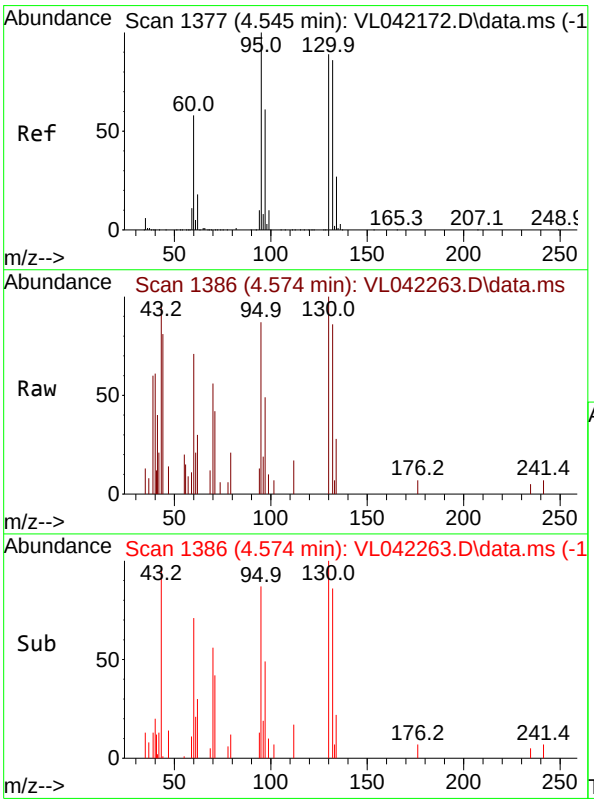

#38
Trichloroethene
Concen: 0.103 ppbv m
RT: 4.574 min Scan# 1386
Delta R.T. 0.029 min
Lab File: VL042263.D
Acq: 08 Apr 2025 14:53

Tgt Ion:130 Resp: 1879

Ion	Ratio	Lower	Upper
130	100		
95	87.3	89.8	134.8#
132	86.2	77.4	116.2
97	49.2	55.1	82.7#

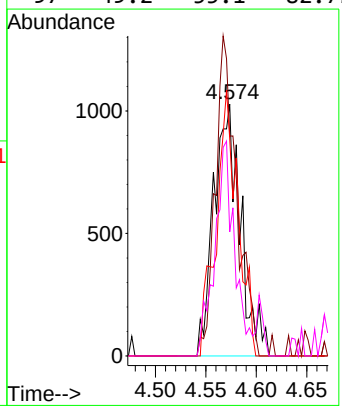

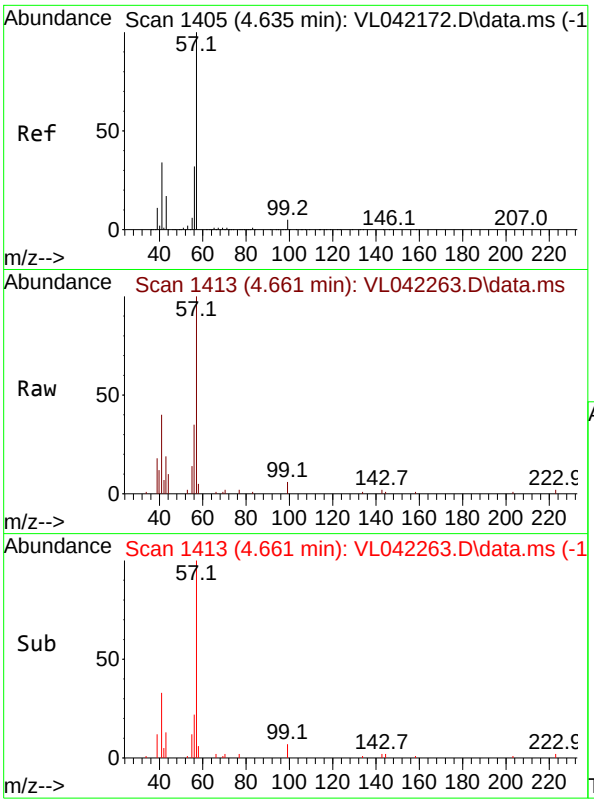

#44
2,2,4-Trimethylpentane
Concen: 0.168 ppbv m
RT: 4.661 min Scan# 14
Delta R.T. 0.026 min
Lab File: VL042263.D
Acq: 08 Apr 2025 14:53

Tgt Ion: 57 Resp: 1243

Ion	Ratio	Lower	Upper
57	100		
41	47.6	26.8	40.2
56	31.8	25.6	38.4

Instrument :
MSVOA_L
ClientSampleId :
SSSG-B2-4-04022025

Manual Integrations
APPROVED

Reviewed By :Mahesh Dadoda 04/09/2025
Supervised By :Semsettin Yesilyurt 04/10/2025

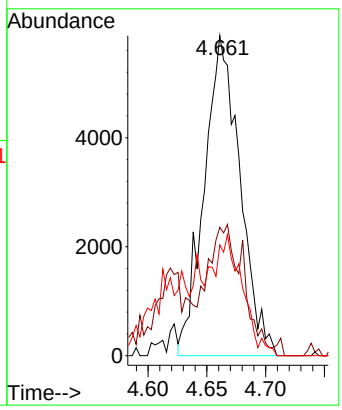

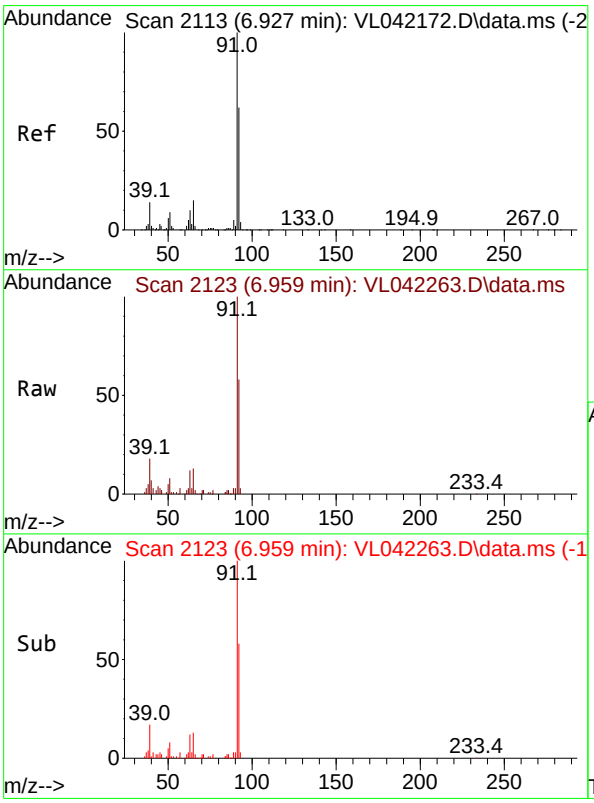

#53
Toluene
Concen: 0.933 ppbv
RT: 6.959 min Scan# 2123
Delta R.T. 0.032 min
Lab File: VL042263.D
Acq: 08 Apr 2025 14:53

Tgt Ion: 91 Resp: 48553

Ion	Ratio	Lower	Upper
91	100		
92	61.7	48.4	72.6

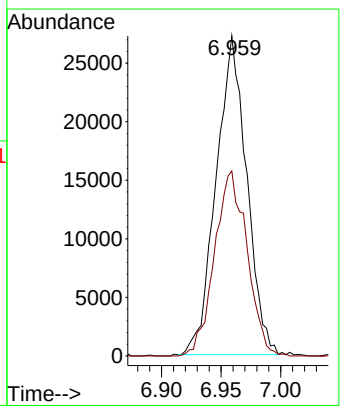

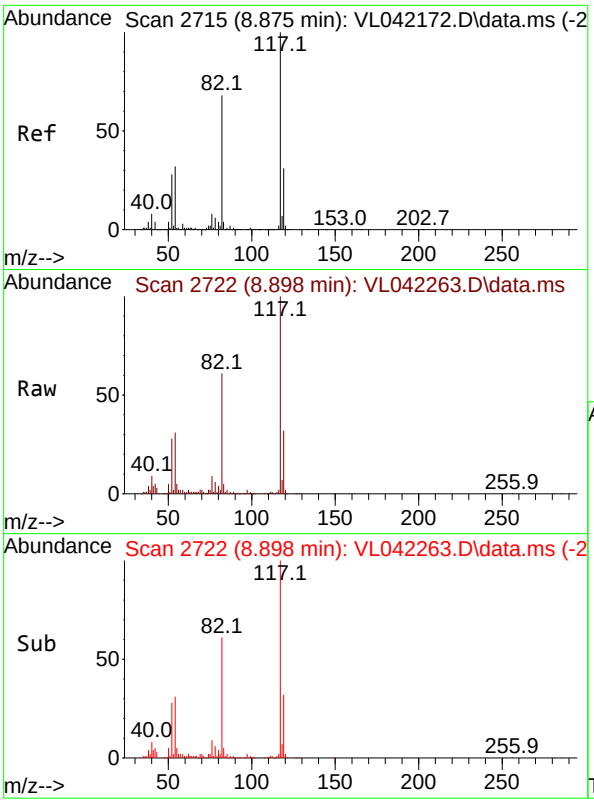

#55
Chlorobenzene-d5
Concen: 10.000 ppbv
RT: 8.898 min Scan# 2
Delta R.T. 0.022 min
Lab File: VL042263.D
Acq: 08 Apr 2025 14:53

Tgt Ion:117 Resp: 42301

Ion	Ratio	Lower	Upper
117	100		
82	65.4	55.8	83.6
119	32.5	25.5	38.3

Instrument :
MSVOA_L
ClientSampleId :
SSSG-B2-4-04022025

Manual Integrations
APPROVED

Reviewed By :Mahesh Dadoda 04/09/2025
Supervised By :Semsettin Yesilyurt 04/10/2025

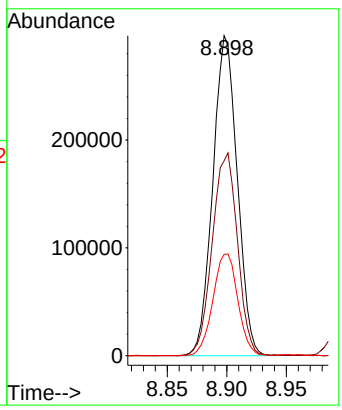

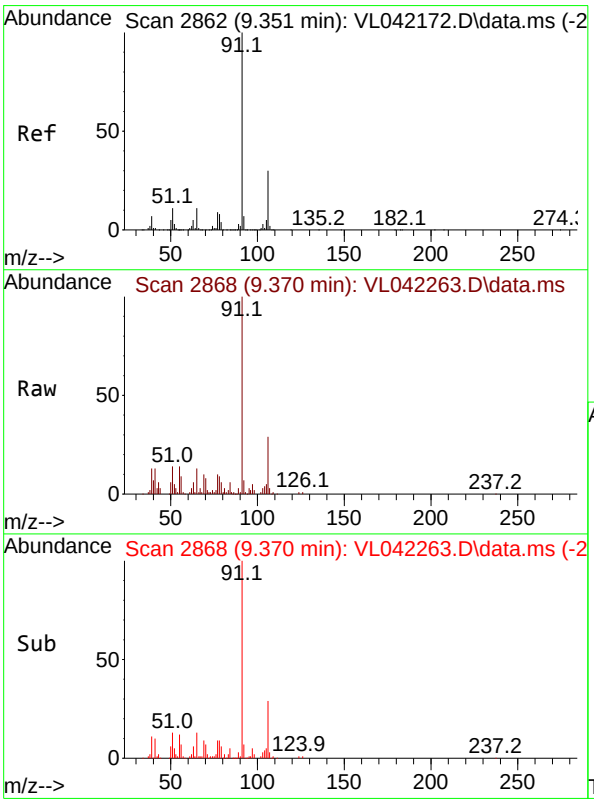

#58
Ethyl Benzene
Concen: 0.708 ppbv
RT: 9.370 min Scan# 2868
Delta R.T. 0.019 min
Lab File: VL042263.D
Acq: 08 Apr 2025 14:53

Tgt Ion: 91 Resp: 53186

Ion	Ratio	Lower	Upper
91	100		
106	28.7	24.2	36.2

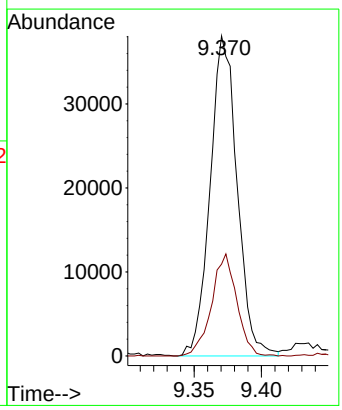

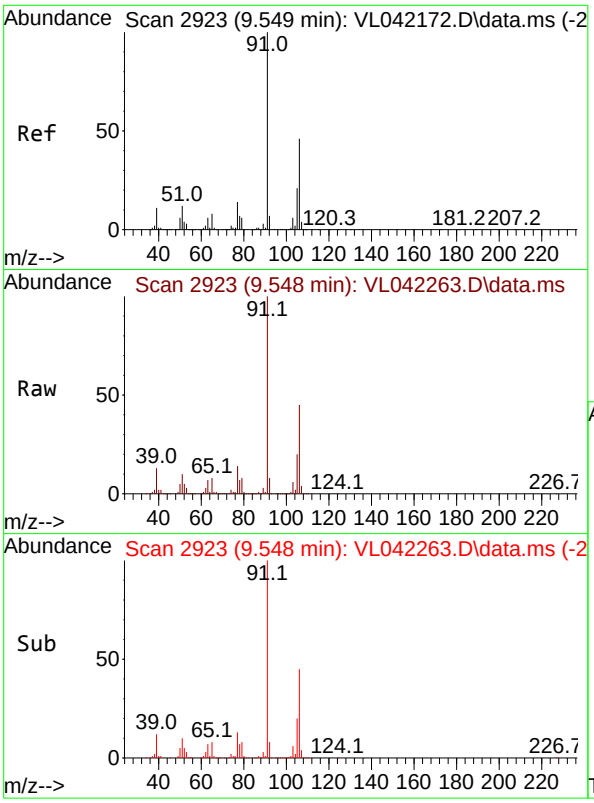

#59
m/p-Xylene
Concen: 9.863 ppbv
RT: 9.548 min Scan# 2
Delta R.T. -0.000 min
Lab File: VL042263.D
Acq: 08 Apr 2025 14:53

Tgt Ion: 91 Resp: 59177

Ion	Ratio	Lower	Upper
91	100		
106	45.6	36.4	54.6

Instrument :
MSVOA_L
ClientSampleId :
SSSG-B2-4-04022025

Manual Integrations
APPROVED

Reviewed By :Mahesh Dadoda 04/09/2025
Supervised By :Semsettin Yesilyurt 04/10/2025

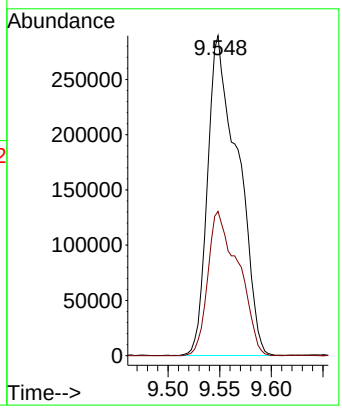

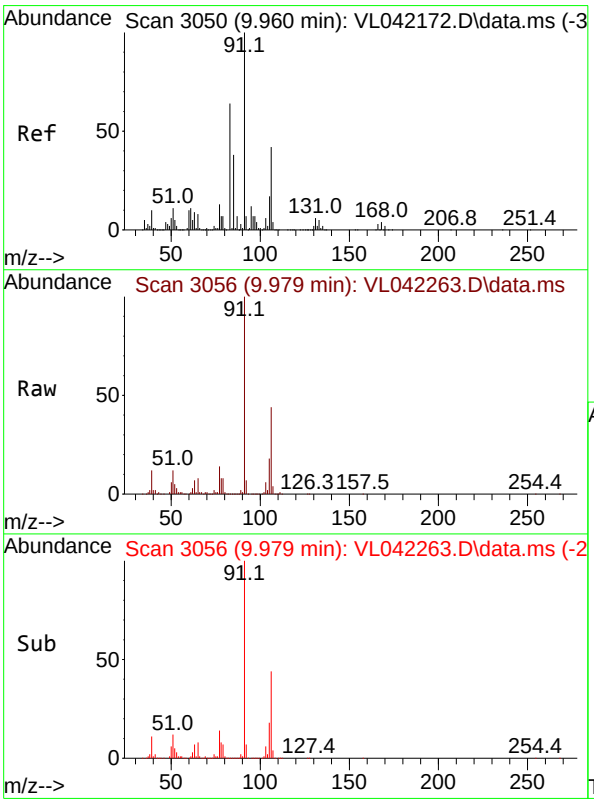

#60
o-Xylene
Concen: 7.482 ppbv
RT: 9.979 min Scan# 3056
Delta R.T. 0.019 min
Lab File: VL042263.D
Acq: 08 Apr 2025 14:53

Tgt Ion: 91 Resp: 449997

Ion	Ratio	Lower	Upper
91	100		
106	43.9	20.8	62.5

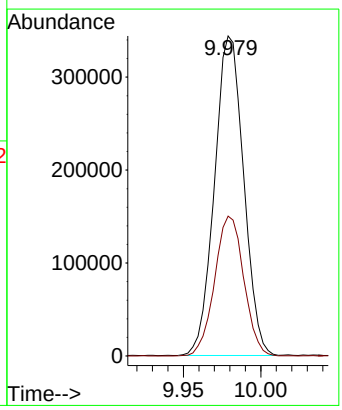

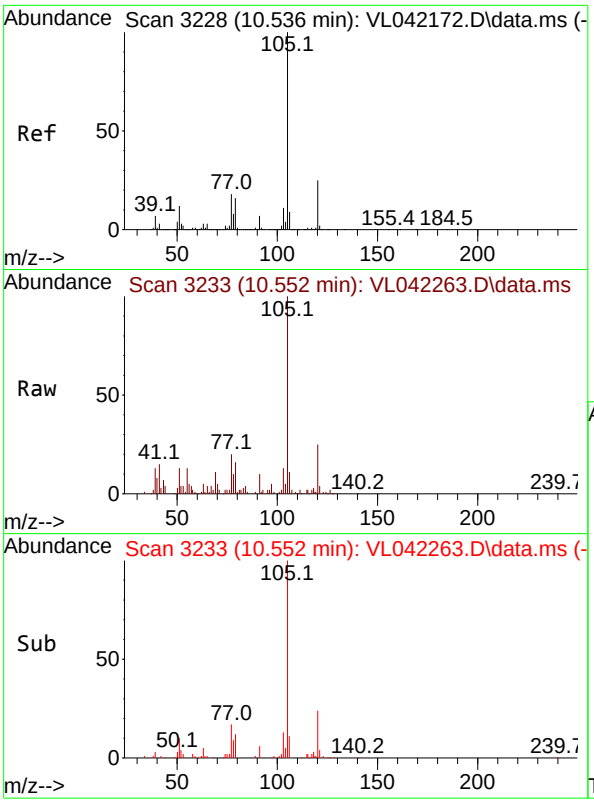

#62
Isopropylbenzene
Concen: 0.280 ppbv
RT: 10.552 min Scan# 3
Delta R.T. 0.016 min
Lab File: VL042263.D
Acq: 08 Apr 2025 14:53

Tgt Ion:105 Resp: 2516

Ion	Ratio	Lower	Upper
105	100		
120	24.3	19.9	29.9

Instrument :
MSVOA_L
ClientSampleId :
SSSG-B2-4-04022025

Manual Integrations
APPROVED

Reviewed By :Mahesh Dadoda 04/09/2025
Supervised By :Semsettin Yesilyurt 04/10/2025

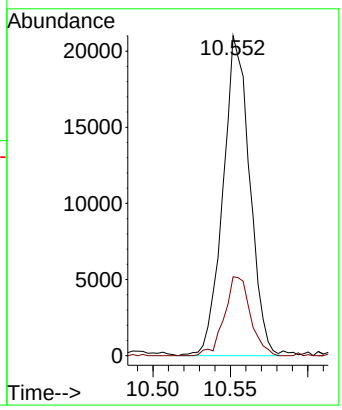

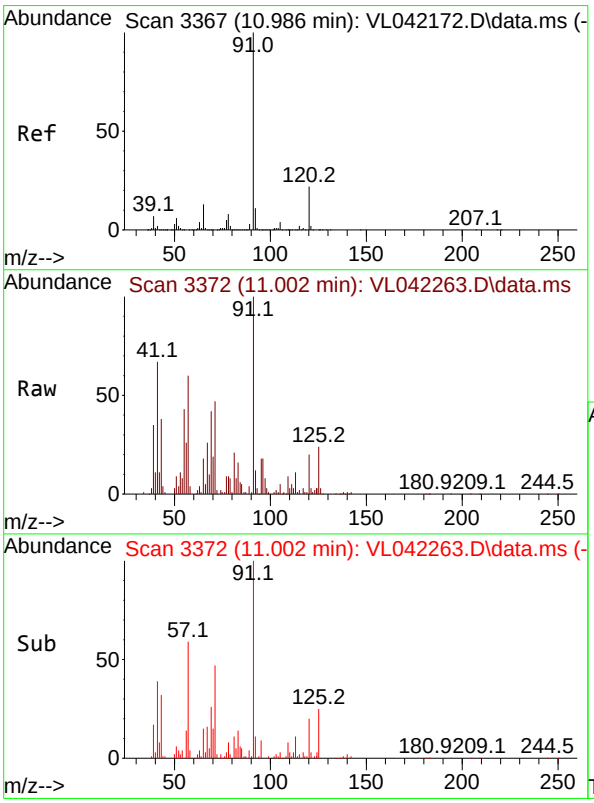

#64
n-propylbenzene
Concen: 0.269 ppbv
RT: 11.002 min Scan# 3372
Delta R.T. 0.016 min
Lab File: VL042263.D
Acq: 08 Apr 2025 14:53

Tgt Ion:120 Resp: 6217

Ion	Ratio	Lower	Upper
120	100		
91	564.3	376.9	565.3

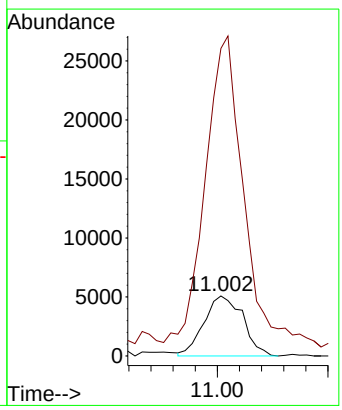

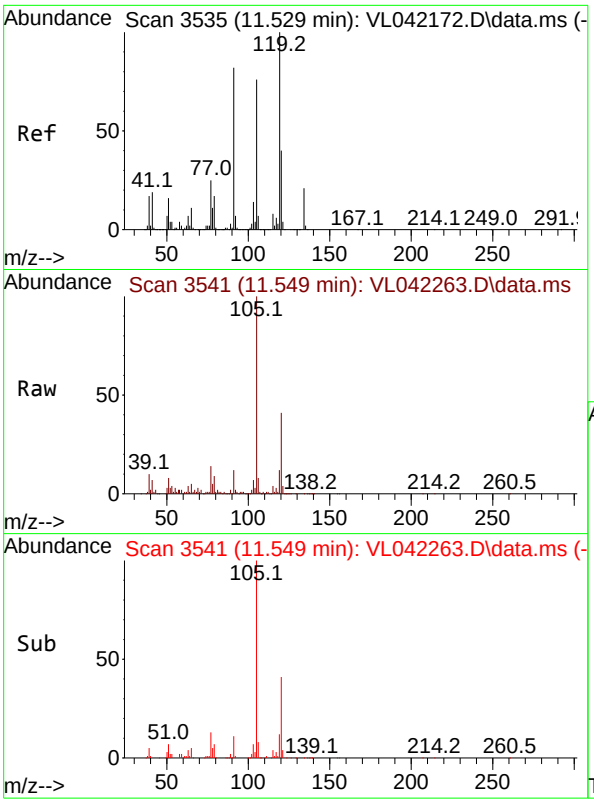

#65
tert-Butylbenzene
Concen: 0.428 ppbv
RT: 11.549 min Scan# 3
Delta R.T. 0.019 min
Lab File: VL042263.D
Acq: 08 Apr 2025 14:53

Tgt Ion:119 Resp: 3561

Ion	Ratio	Lower	Upper
119	100		
91	103.4	66.0	99.0
134	2.9	16.7	25.1

Instrument :
MSVOA_L
ClientSampleId :
SSSG-B2-4-04022025

Manual Integrations
APPROVED

Reviewed By :Mahesh Dadoda 04/09/2025
Supervised By :Semsettin Yesilyurt 04/10/2025

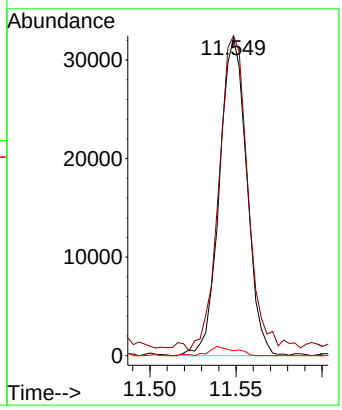

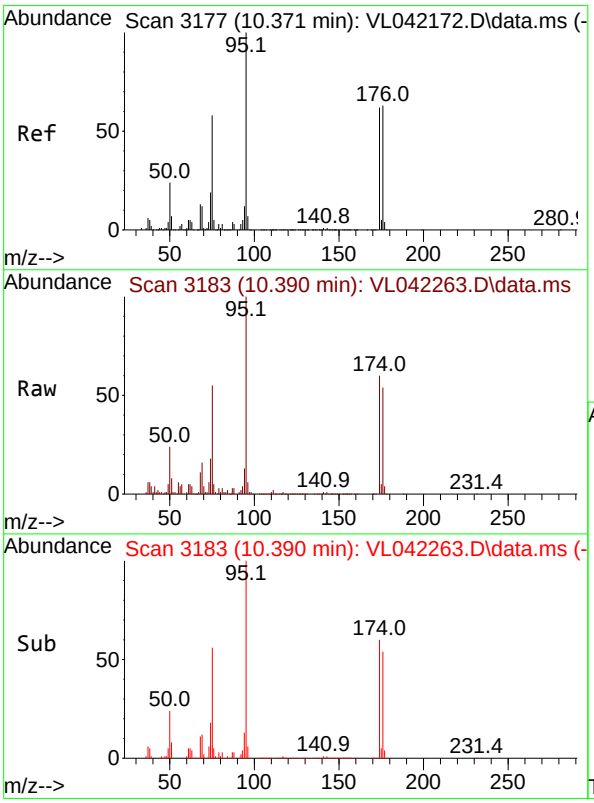

#68
1-Bromo-4-Fluorobenzene
Concen: 9.513 ppbv
RT: 10.390 min Scan# 3183
Delta R.T. 0.019 min
Lab File: VL042263.D
Acq: 08 Apr 2025 14:53

Tgt Ion: 95 Resp: 330470

Ion	Ratio	Lower	Upper
95	100		
174	61.0	50.6	76.0
175	4.6	3.8	5.6

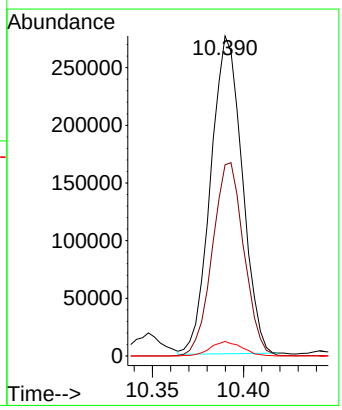

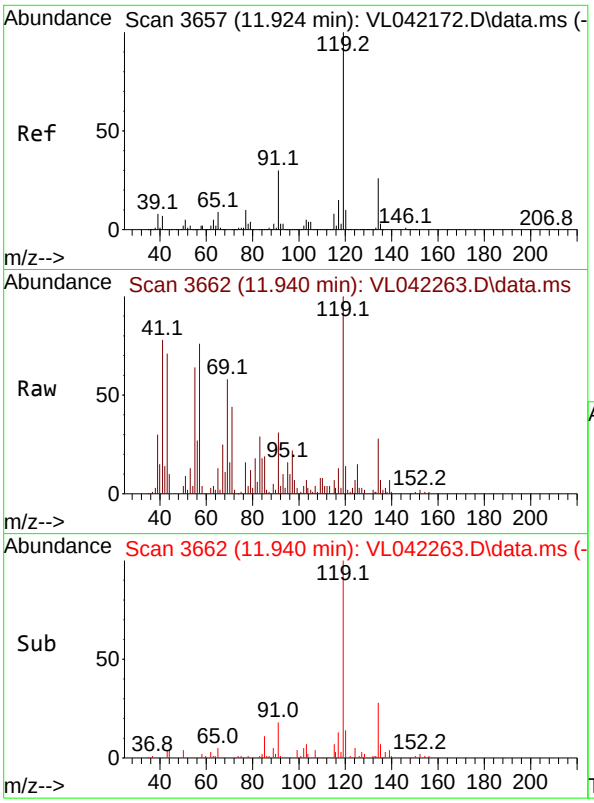

#69
p-Isopropyltoluene
Concen: 0.155 ppbv
RT: 11.940 min Scan# 3
Delta R.T. 0.016 min
Lab File: VL042263.D
Acq: 08 Apr 2025 14:53

Tgt Ion:119 Resp: 1544

Ion	Ratio	Lower	Upper
119	100		
134	27.3	20.4	30.6
91	34.1	23.7	35.5

Instrument :
MSVOA_L
ClientSampleId :
SSSG-B2-4-04022025

Manual Integrations
APPROVED

Reviewed By :Mahesh Dadoda 04/09/2025
Supervised By :Semsettin Yesilyurt 04/10/2025

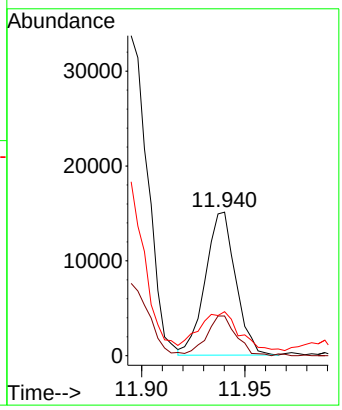

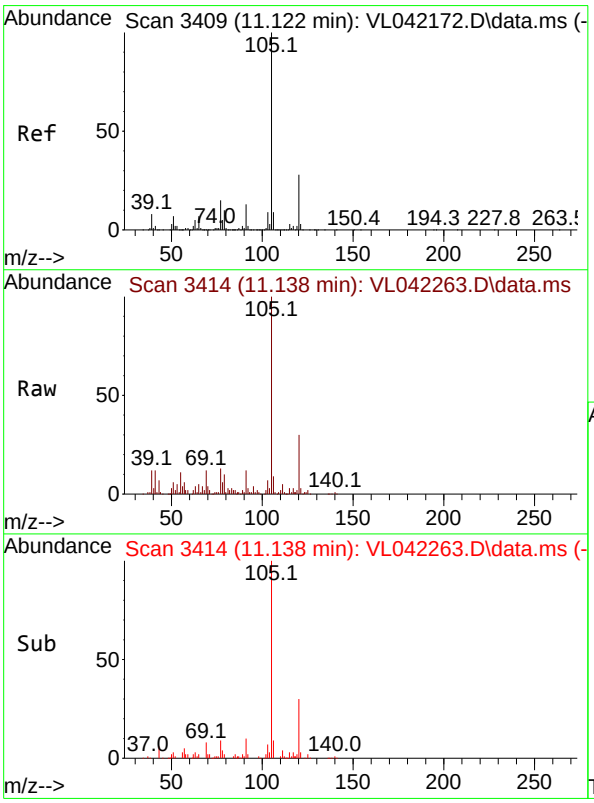

#72
4-Ethyltoluene
Concen: 1.307 ppbv
RT: 11.138 min Scan# 3414
Delta R.T. 0.016 min
Lab File: VL042263.D
Acq: 08 Apr 2025 14:53

Tgt Ion:105 Resp: 97907

Ion	Ratio	Lower	Upper
105	100		
120	0.0	23.4	35.0#
91	0.0	10.3	15.5#
77	0.0	11.4	17.2#

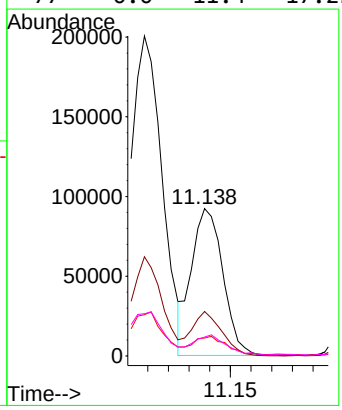

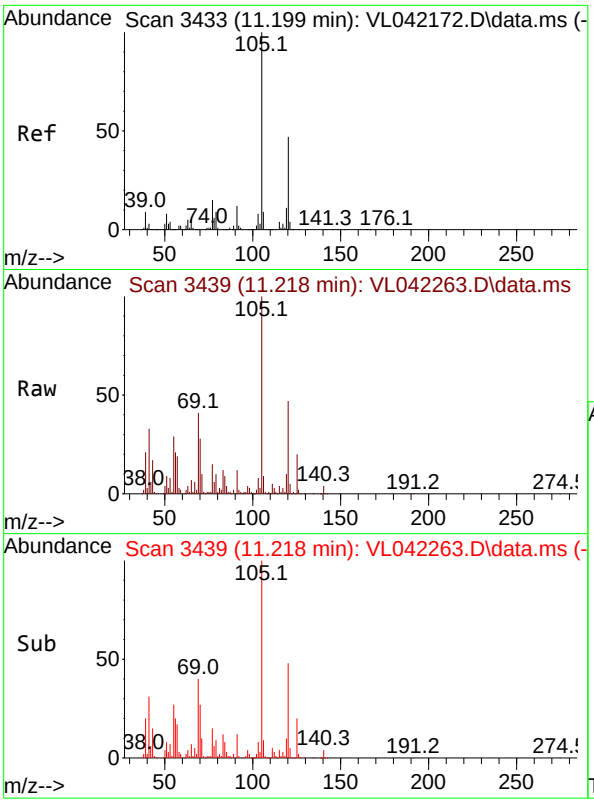

#73
1,3,5-Trimethylbenzene
Concen: 3.241 ppbv
RT: 11.218 min Scan# 3
Delta R.T. 0.019 min
Lab File: VL042263.D
Acq: 08 Apr 2025 14:53

Tgt Ion:105 Resp: 211978

Ion	Ratio	Lower	Upper
105	100		
120	47.5	37.4	56.0

Instrument :
MSVOA_L
ClientSampleId :
SSSG-B2-4-04022025

Manual Integrations
APPROVED

Reviewed By :Mahesh Dadoda 04/09/2025
Supervised By :Semsettin Yesilyurt 04/10/2025

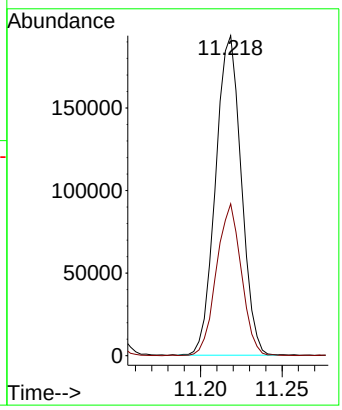

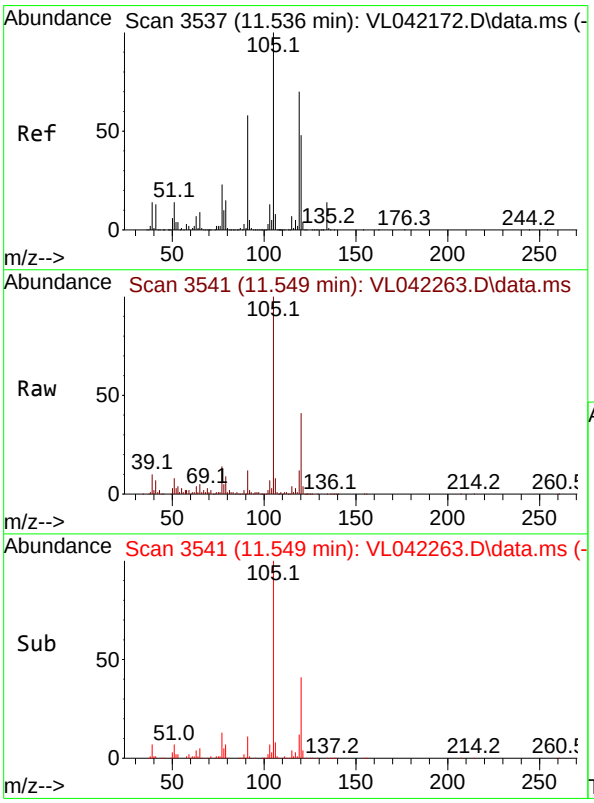

#74
1,2,4-Trimethylbenzene
Concen: 3.777 ppbv
RT: 11.549 min Scan# 3541
Delta R.T. 0.013 min
Lab File: VL042263.D
Acq: 08 Apr 2025 14:53

Tgt Ion:105 Resp: 284630

Ion	Ratio	Lower	Upper
105	100		
120	41.3	38.6	58.0
91	11.8	46.2	69.2#
77	13.9	18.6	27.8#

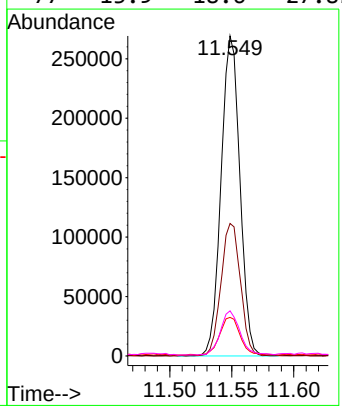

LSC Area Percent Report

Data Path : Z:\voasrv\HPCHEM1\MSVOA_L\Data\VL040825\
Data File : VL042263.D
Acq On : 08 Apr 2025 14:53
Operator : SY/MD
Sample : Q1728-08 10X
Misc : 400mL/MSVOA_L
ALS Vial : 1 Sample Multiplier: 1

Instrument :
MSVOA_L
ClientSampleId :
SSSG-B2-4-04022025

Integration Parameters: RTEINT.P
Integrator: RTE
Smoothing : ON Filtering: 5
Sampling : 3 Min Area: 3 % of largest Peak
Start Thrs: 0.001 Max Peaks: 100
Stop Thrs : 0 Peak Location: TOP

If leading or trailing edge < 100 prefer < Baseline drop else tangent >
Peak separation: 0

Method : Z:\voasrv\HPCHEM1\MSVOA_L\methods\VL032725AIR.M
Title : AIR ANALYSIS BY METHOD TO-15 Instrument: MSVOA_LFri Aug 26 06:05:16 2022

Signal : TIC: VL042263.D\data.ms

peak #	R.T. min	first scan	max scan	last scan	PK TY	peak height	corr. area	corr. % max.	% of total
1	1.434	412	416	422	rBV	3653616	3502399	100.00%	9.525%
2	1.564	452	456	460	rBV	187663	100061	2.86%	0.272%
3	1.606	465	469	473	rBV	127266	75742	2.16%	0.206%
4	1.842	537	542	551	rBV	1853477	1213040	34.63%	3.299%
5	2.072	608	613	621	rVB	70458	60157	1.72%	0.164%
6	2.800	828	838	845	rBV	613476	617882	17.64%	1.680%
7	3.978	1188	1202	1219	rBV	748543	1166391	33.30%	3.172%
8	4.292	1286	1299	1308	rBV6	18954	38302	1.09%	0.104%
9	5.697	1714	1733	1749	rVB6	78935	211019	6.02%	0.574%
10	5.813	1754	1769	1770	rBV6	36039	51347	1.47%	0.140%
11	5.820	1770	1771	1788	rVB4	35952	50650	1.45%	0.138%
12	6.224	1885	1896	1897	rBV3	33647	40171	1.15%	0.109%
13	6.302	1908	1920	1937	rVB8	37471	97514	2.78%	0.265%
14	6.496	1964	1980	1989	rBV6	44476	104450	2.98%	0.284%
15	6.554	1989	1998	2010	rVB7	28680	67131	1.92%	0.183%
16	6.755	2047	2060	2072	rBV7	47638	107127	3.06%	0.291%
17	6.959	2110	2123	2143	rVB2	74551	167473	4.78%	0.455%
18	7.208	2186	2200	2223	rBV4	120533	293425	8.38%	0.798%
19	7.396	2247	2258	2267	rBV6	25696	48483	1.38%	0.132%
20	7.470	2267	2281	2297	rVB4	51972	137546	3.93%	0.374%
21	7.642	2315	2334	2343	rBV4	257048	555810	15.87%	1.512%
22	7.694	2343	2350	2367	rVB2	168178	313478	8.95%	0.852%
23	7.843	2382	2396	2406	rBV2	82984	152588	4.36%	0.415%
24	7.920	2406	2420	2436	rBV8	46494	129451	3.70%	0.352%
25	8.001	2436	2445	2448	rVV6	25630	41196	1.18%	0.112%
26	8.034	2448	2455	2463	rVB7	46545	81207	2.32%	0.221%
27	8.157	2480	2493	2510	rVB2	347043	580721	16.58%	1.579%
28	8.335	2528	2548	2562	rVB6	232882	479998	13.70%	1.305%
29	8.513	2591	2603	2615	rVB8	33516	72283	2.06%	0.197%
30	8.655	2638	2647	2654	rBV7	31081	49857	1.42%	0.136%
31	8.710	2654	2664	2671	rVV3	49487	73393	2.10%	0.200%
32	8.788	2679	2688	2698	rVB3	105060	165942	4.74%	0.451%
33	8.898	2706	2722	2733	rBV2	1095033	1957942	55.90%	5.325%
34	9.001	2744	2754	2757	rBV4	483765	714583	20.40%	1.943%
35	9.018	2757	2759	2770	rVB2	481379	559943	15.99%	1.523%
36	9.118	2780	2790	2797	rBV2	471617	714963	20.41%	1.944%

Data Path : Z:\voasrv\HPCHEM1\MSVOA_L\Data\VL040825\
Data File : VL042263.D
Acq On : 08 Apr 2025 14:53
Operator : SY/MD
Sample : Q1728-08 10X
Misc : 400mL/MSVOA_L
ALS Vial : 1 Sample Multiplier: 1

Instrument :
MSVOA_L
ClientSampleId :
SSSG-B2-4-04022025

Integration Parameters: RTEINT.P
Integrator: RTE
Smoothing : ON Filtering: 5
Sampling : 3 Min Area: 3 % of largest Peak
Start Thrs: 0.001 Max Peaks: 100
Stop Thrs : 0 Peak Location: TOP

If leading or trailing edge < 100 prefer < Baseline drop else tangent >
Peak separation: 0

Method : Z:\voasrv\HPCHEM1\MSVOA_L\methods\VL032725AIR.M
Title : AIR ANALYSIS BY METHOD TO-15 Instrument: MSVOA_LFri Aug 26 06:05:16 2022

37	9.163	2797	2804	2825	rVB3	590706	1076999	30.75%	2.929%
38	9.273	2837	2838	2854	rVB6	43144	57684	1.65%	0.157%
39	9.377	2854	2870	2871	rBV2	137059	185817	5.31%	0.505%
40	9.393	2871	2875	2881	rVV2	179443	254747	7.27%	0.693%
41	9.432	2881	2887	2898	rVB2	337938	490046	13.99%	1.333%
42	9.548	2914	2923	2927	rBV	814290	1136462	32.45%	3.091%
43	9.571	2927	2930	2940	rVB6	652035	813490	23.23%	2.212%
44	9.626	2940	2947	2954	rBV4	69703	113100	3.23%	0.308%
45	9.671	2954	2961	2970	rVB4	176373	243682	6.96%	0.663%
46	9.730	2970	2979	2980	rBV	56527	52221	1.49%	0.142%
47	9.746	2982	2984	2992	rVB2	79529	79009	2.26%	0.215%
48	9.846	2995	3015	3016	rBV2	77052	162990	4.65%	0.443%
49	9.878	3018	3025	3032	rVB4	181372	245560	7.01%	0.668%
50	9.979	3044	3056	3080	rVB	996063	1638868	46.79%	4.457%
51	10.115	3082	3098	3105	rBV4	290606	594761	16.98%	1.617%
52	10.163	3105	3113	3122	rVB6	245313	391288	11.17%	1.064%
53	10.390	3154	3183	3193	rBV2	1372742	2174698	62.09%	5.914%
54	10.448	3193	3201	3209	rVV4	350904	489777	13.98%	1.332%
55	10.497	3209	3216	3226	rVB3	106633	172157	4.92%	0.468%
56	10.552	3226	3233	3240	rBV	61689	80120	2.29%	0.218%
57	10.594	3240	3246	3249	rBV3	46540	47609	1.36%	0.129%
58	10.626	3249	3256	3260	rBV	227430	293114	8.37%	0.797%
59	10.649	3260	3263	3268	rVV2	163070	179523	5.13%	0.488%
60	10.675	3268	3271	3278	rVB5	88733	101686	2.90%	0.277%
61	10.720	3278	3285	3293	rVB5	103852	151042	4.31%	0.411%
62	10.785	3294	3305	3308	rBV3	155419	215267	6.15%	0.585%
63	10.811	3308	3313	3318	rVV2	258979	298058	8.51%	0.811%
64	10.843	3318	3323	3326	rVV3	116415	126117	3.60%	0.343%
65	10.872	3326	3332	3339	rVB2	310415	364373	10.40%	0.991%
66	10.914	3339	3345	3350	rBV2	346243	396570	11.32%	1.078%
67	10.937	3350	3352	3360	rVB5	84460	77409	2.21%	0.211%
68	11.021	3368	3378	3387	rVB7	495655	844998	24.13%	2.298%
69	11.076	3387	3395	3398	rBV8	66357	99506	2.84%	0.271%
70	11.108	3398	3405	3411	rVV	557955	644516	18.40%	1.753%
71	11.141	3411	3415	3424	rVB5	309957	399492	11.41%	1.086%
72	11.218	3424	3439	3446	rBV3	1130499	1456446	41.58%	3.961%
73	11.267	3446	3454	3458	rBV3	141148	183041	5.23%	0.498%
74	11.293	3458	3462	3468	rVB3	187738	194700	5.56%	0.529%
75	11.325	3468	3472	3475	rBV	48143	37008	1.06%	0.101%
76	11.351	3475	3480	3488	rBV2	263989	290567	8.30%	0.790%

LSC Area Percent Report

Data Path : Z:\voasrv\HPCHEM1\MSVOA_L\Data\VL040825\
Data File : VL042263.D
Acq On : 08 Apr 2025 14:53
Operator : SY/MD
Sample : Q1728-08 10X
Misc : 400mL/MSVOA_L
ALS Vial : 1 Sample Multiplier: 1

Instrument :
MSVOA_L
ClientSampleId :
SSSG-B2-4-04022025

Integration Parameters: RTEINT.P
Integrator: RTE
Smoothing : ON Filtering: 5
Sampling : 3 Min Area: 3 % of largest Peak
Start Thrs: 0.001 Max Peaks: 100
Stop Thrs : 0 Peak Location: TOP

If leading or trailing edge < 100 prefer < Baseline drop else tangent >
Peak separation: 0

Method : Z:\voasrv\HPCHEM1\MSVOA_L\methods\VL032725AIR.M
Title : AIR ANALYSIS BY METHOD TO-15 Instrument: MSVOA_LFri Aug 26 06:05:16 2022

77	11.419	3494	3501	3502	rBV4	146376	139954	4.00%	0.381%
78	11.439	3502	3507	3515	rVV6	206620	330504	9.44%	0.899%
79	11.484	3515	3521	3528	rVB3	143047	174048	4.97%	0.473%
80	11.549	3534	3541	3555	rBV2	762368	1138967	32.52%	3.097%
81	11.610	3555	3560	3568	rVV3	154359	227819	6.50%	0.620%
82	11.652	3568	3573	3579	rVB5	105064	120490	3.44%	0.328%
83	11.717	3584	3593	3596	rBV10	40963	48664	1.39%	0.132%
84	11.743	3596	3601	3604	rBV3	77514	83372	2.38%	0.227%
85	11.785	3604	3614	3621	rVB3	304650	540394	15.43%	1.470%
86	11.824	3621	3626	3631	rBV9	31642	48322	1.38%	0.131%
87	11.895	3642	3648	3654	rVB	304559	302094	8.63%	0.822%
88	11.924	3654	3657	3660	rVV5	50675	43366	1.24%	0.118%
89	11.950	3660	3665	3671	rVB4	105340	136619	3.90%	0.372%
90	11.982	3671	3675	3681	rVB8	52999	53585	1.53%	0.146%
91	12.024	3681	3688	3691	rBV5	94850	120241	3.43%	0.327%
92	12.050	3691	3696	3709	rVB4	390442	549293	15.68%	1.494%
93	12.109	3709	3714	3720	rVB5	99353	112986	3.23%	0.307%
94	12.147	3720	3726	3731	rVB2	118144	113902	3.25%	0.310%
95	12.183	3731	3737	3741	rBV4	105844	126673	3.62%	0.344%
96	12.235	3747	3753	3759	rVV2	134153	153332	4.38%	0.417%
97	12.264	3759	3762	3771	rVB9	54117	73232	2.09%	0.199%
98	12.332	3778	3783	3790	rVB4	117064	133076	3.80%	0.362%
99	12.419	3804	3810	3815	rVB5	112701	110699	3.16%	0.301%
100	12.452	3815	3820	3826	rVB3	42332	38005	1.09%	0.103%
101	12.516	3834	3840	3845	rBV7	38870	52714	1.51%	0.143%
102	12.617	3862	3871	3877	rBV9	34173	49032	1.40%	0.133%
103	12.662	3877	3885	3888	rBV9	39929	52788	1.51%	0.144%
104	12.714	3896	3901	3907	rVB7	40741	49294	1.41%	0.134%

Sum of corrected areas: 36771648

Data Path : Z:\voasrv\HPCHEM1\MSVOA_L\Data\VL040825\
Data File : VL042263.D
Acq On : 08 Apr 2025 14:53
Operator : SY/MD
Sample : Q1728-08 10X
Misc : 400mL/MSVOA_L
ALS Vial : 1 Sample Multiplier: 1

Instrument :
MSVOA_L
ClientSampleId :
SSSG-B2-4-04022025

Quant Method : Z:\voasrv\HPCHEM1\MSVOA_L\methods\VL032725AIR.M
Quant Title : AIR ANALYSIS BY METHOD TO-15 Instrument: MSVOA_LFri Aug 26 06:05:16 2022

TIC Library : C:\Database\NIST20.L
TIC Integration Parameters: LSCINT.P

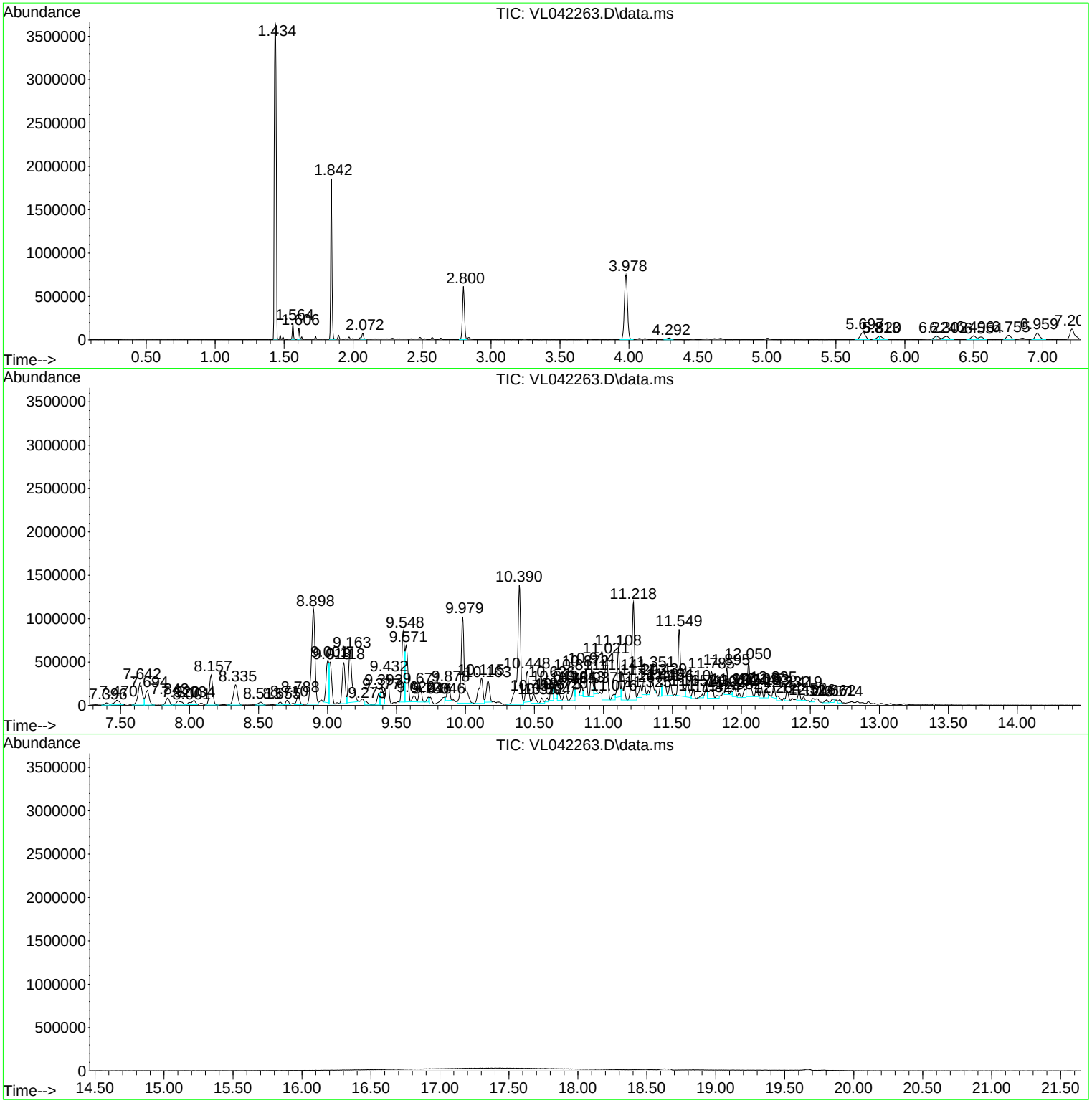

Data Path : Z:\voasrv\HPCHEM1\MSVOA_L\Data\VL040825\
Data File : VL042263.D
Acq On : 08 Apr 2025 14:53
Operator : SY/MD
Sample : Q1728-08 10X
Misc : 400mL/MSVOA_L
ALS Vial : 1 Sample Multiplier: 1

Instrument :
MSVOA_L
ClientSampleId :
SSSG-B2-4-04022025

Quant Method : Z:\voasrv\HPCHEM1\MSVOA_L\methods\VL032725AIR.M
Quant Title : AIR ANALYSIS BY METHOD TO-15 Instrument: MSVOA_LFri Aug 26 06:05:16 2022

TIC Library : C:\Database\NIST20.L
TIC Integration Parameters: LSCINT.P

****
Peak Number 2 Cyclohexane, 1,2-dimethyl- ... Concentration Rank 8

R.T.	EstConc	Area	Relative to ISTD	R.T.
7.642	2.84 ppbv	555810	Chlorobenzene-d5	8.898

Hit# of 5	Tentative ID	MW	MolForm	CAS#	Qual
1	Cyclohexane, 1,2-dimethyl- (cis/...	112	C8H16	000583-57-3	76
2	Cyclohexane, 1,2-dimethyl-, cis-	112	C8H16	002207-01-4	76
3	Cyclohexane, 1,2-dimethyl-, trans-	112	C8H16	006876-23-9	76
4	Cyclohexane, 1,2-dimethyl- (cis/...	112	C8H16	000583-57-3	70
5	Cyclohexane, 1,2-dimethyl-, trans-	112	C8H16	006876-23-9	70

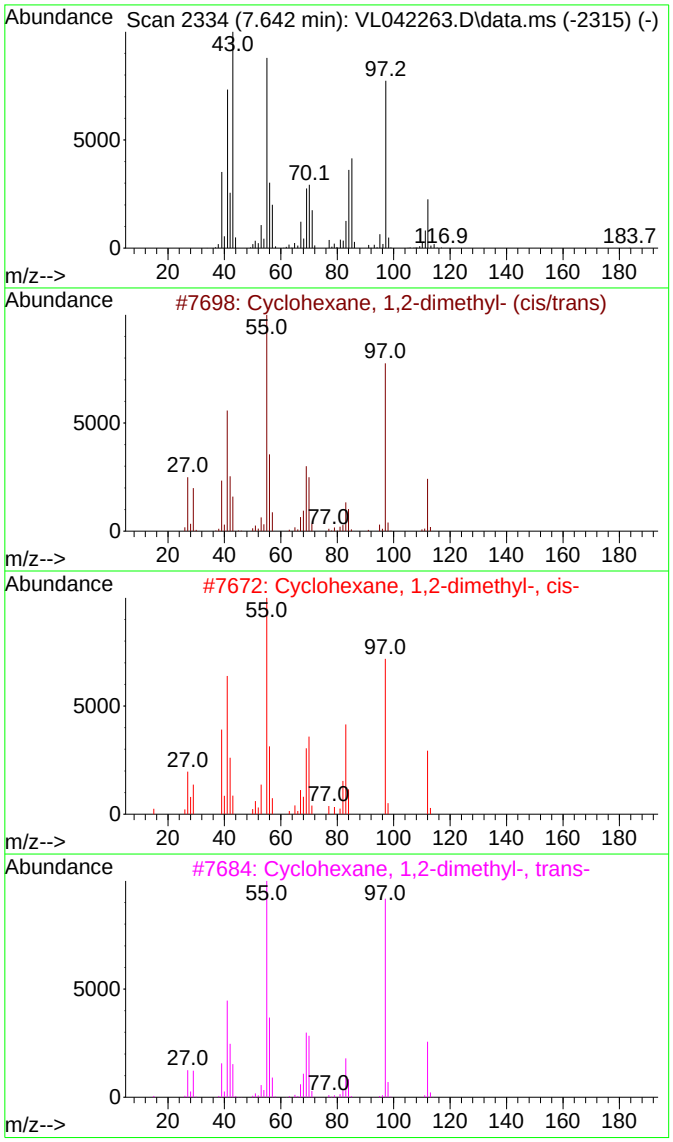

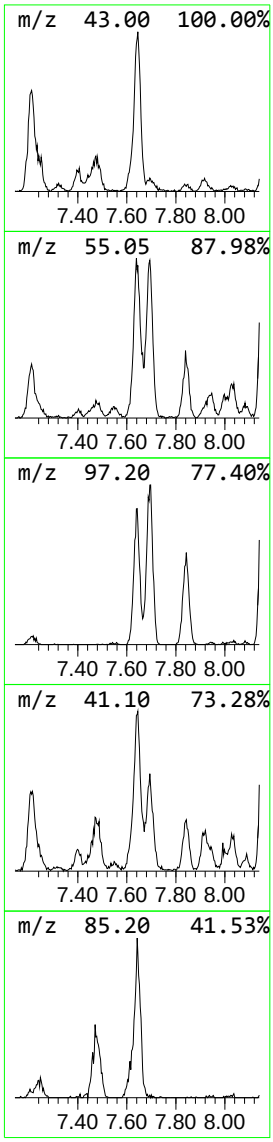

Data Path : Z:\voasrv\HPCHEM1\MSVOA_L\Data\VL040825\
Data File : VL042263.D
Acq On : 08 Apr 2025 14:53
Operator : SY/MD
Sample : Q1728-08 10X
Misc : 400mL/MSVOA_L
ALS Vial : 1 Sample Multiplier: 1

Instrument :
MSVOA_L
ClientSampleId :
SSSG-B2-4-04022025

Quant Method : Z:\voasrv\HPCHEM1\MSVOA_L\methods\VL032725AIR.M
Quant Title : AIR ANALYSIS BY METHOD TO-15 Instrument: MSVOA_LFri Aug 26 06:05:16 2022

TIC Library : C:\Database\NIST20.L
TIC Integration Parameters: LSCINT.P

****
Peak Number 3 Cyclohexane, 1,2-dimethyl-,... Concentration Rank 6

R.T.	EstConc	Area	Relative to ISTD	R.T.
8.157	2.97 ppbv	580721	Chlorobenzene-d5	8.898

Hit# of 5	Tentative ID	MW	MolForm	CAS#	Qual
1	Cyclohexane, 1,2-dimethyl- (cis/...	112	C8H16	000583-57-3	96
2	Cyclohexane, 1,2-dimethyl-, trans-	112	C8H16	006876-23-9	96
3	Cyclohexane, 1,2-dimethyl-, trans-	112	C8H16	006876-23-9	96
4	Cyclohexane, 1,2-dimethyl- (cis/...	112	C8H16	000583-57-3	91
5	Cyclohexane, 1,3-dimethyl-, trans-	112	C8H16	002207-03-6	90

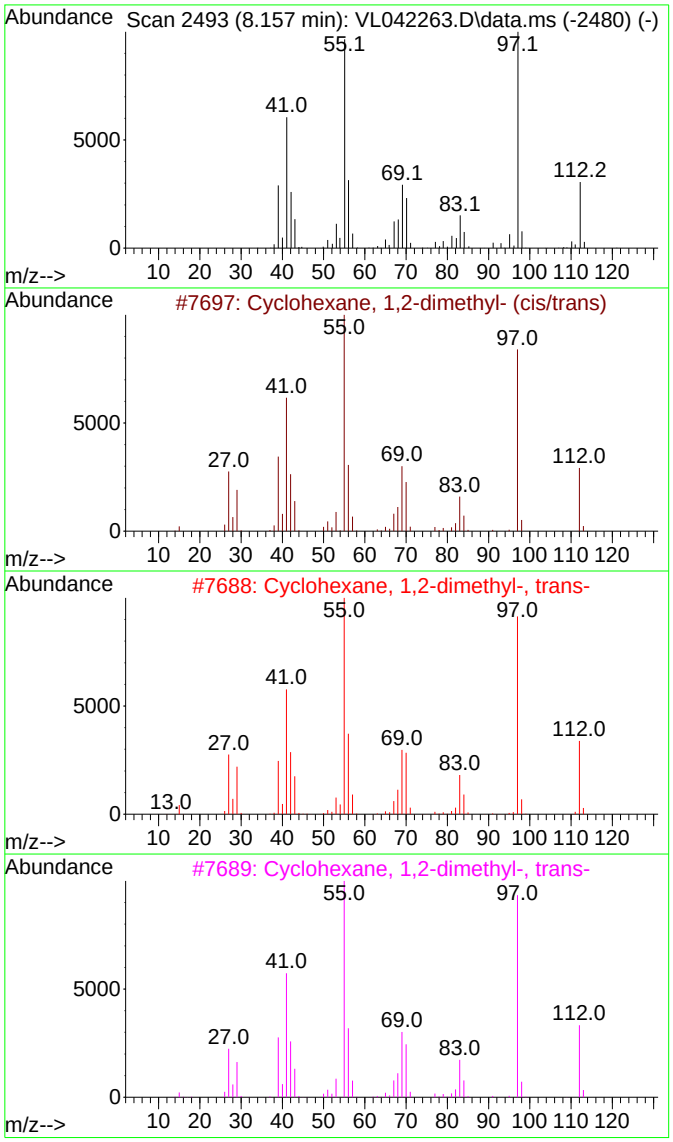

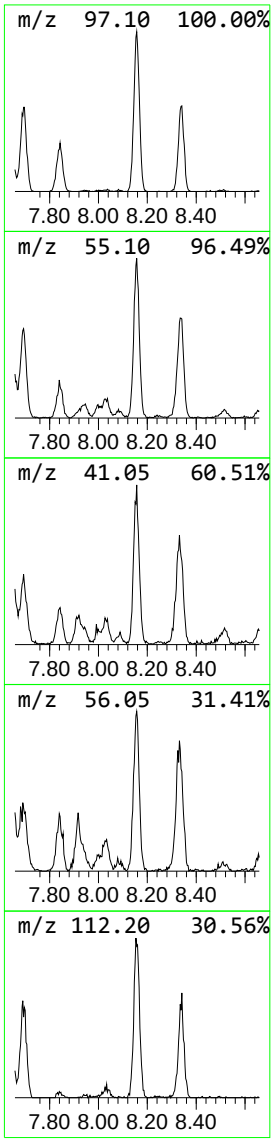

Data Path : Z:\voasrv\HPCHEM1\MSVOA_L\Data\VL040825\
Data File : VL042263.D
Acq On : 08 Apr 2025 14:53
Operator : SY/MD
Sample : Q1728-08 10X
Misc : 400mL/MSVOA_L
ALS Vial : 1 Sample Multiplier: 1

Instrument :
MSVOA_L
ClientSampleId :
SSSG-B2-4-04022025

Quant Method : Z:\voasrv\HPCHEM1\MSVOA_L\methods\VL032725AIR.M
Quant Title : AIR ANALYSIS BY METHOD TO-15 Instrument: MSVOA_LFri Aug 26 06:05:16 2022

TIC Library : C:\Database\NIST20.L
TIC Integration Parameters: LSCINT.P

****

Peak Number 4 Cyclohexane, ethyl- Concentration Rank 4

R.T.	EstConc	Area	Relative to ISTD	R.T.
9.001	3.65 ppbv	714583	Chlorobenzene-d5	8.898

Hit# of 5	Tentative ID	MW	MolForm	CAS#	Qual
1	Cyclohexane, ethyl-	112	C8H16	001678-91-7	74
2	Cyclopentane, 1-methyl-3-(1-meth...	126	C9H18	053771-88-3	64
3	Cyclohexane, ethyl-	112	C8H16	001678-91-7	64
4	Cyclohexane, propyl-	126	C9H18	001678-92-8	58
5	Cyclohexane, octyl-	196	C14H28	001795-15-9	53

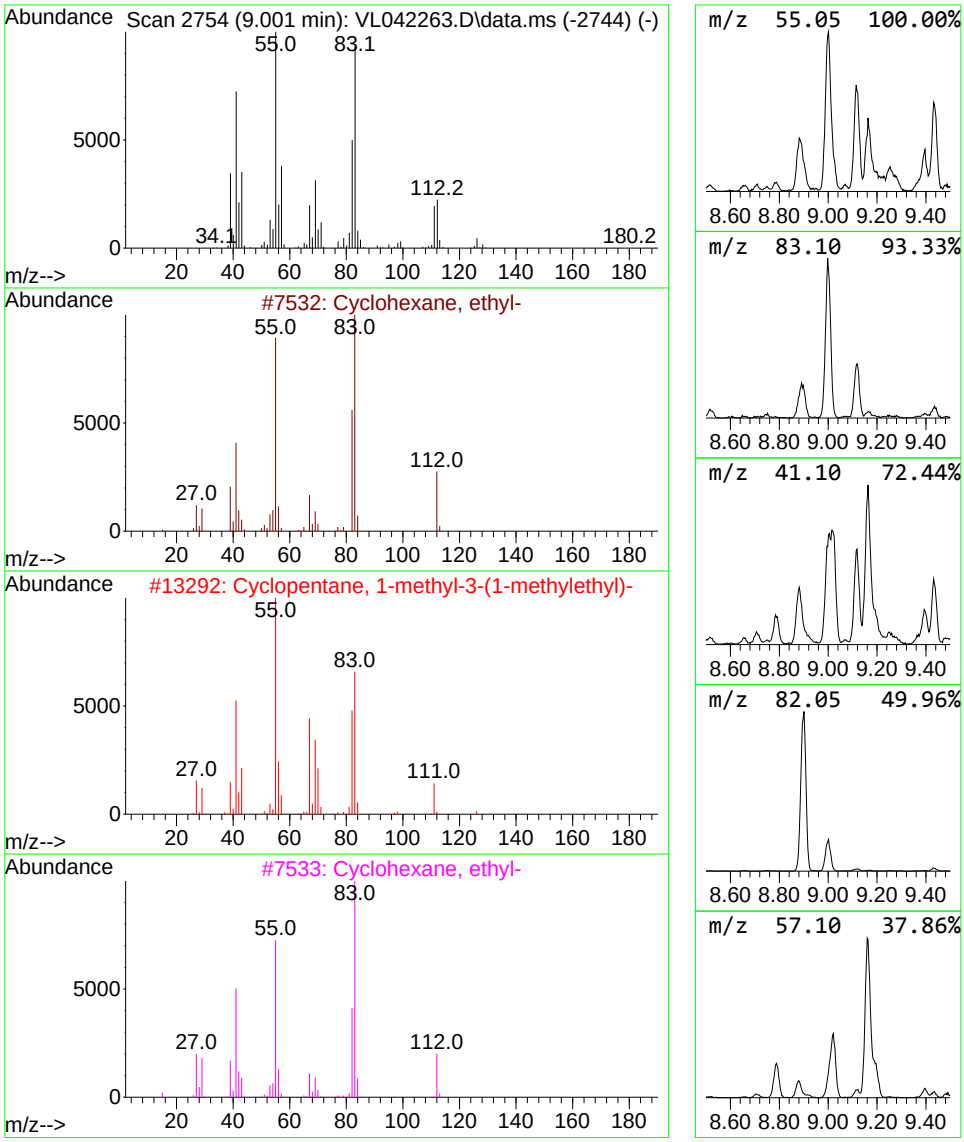

Data Path : Z:\voasrv\HPCHEM1\MSVOA_L\Data\VL040825\
Data File : VL042263.D
Acq On : 08 Apr 2025 14:53
Operator : SY/MD
Sample : Q1728-08 10X
Misc : 400mL/MSVOA_L
ALS Vial : 1 Sample Multiplier: 1

Instrument :
MSVOA_L
ClientSampleId :
SSSG-B2-4-04022025

Quant Method : Z:\voasrv\HPCHEM1\MSVOA_L\methods\VL032725AIR.M
Quant Title : AIR ANALYSIS BY METHOD TO-15 Instrument: MSVOA_LFri Aug 26 06:05:16 2022

TIC Library : C:\Database\NIST20.L
TIC Integration Parameters: LSCINT.P

****

Peak Number 5 Octane, 2-methyl- Concentration Rank 7

R.T.	EstConc	Area	Relative to ISTD	R.T.
9.018	2.86 ppbv	559943	Chlorobenzene-d5	8.898

Hit# of 5	Tentative ID	MW	MolForm	CAS#	Qual
1	Octane, 2-methyl-	128	C9H20	003221-61-2	86
2	Undecane, 2-methyl-	170	C12H26	007045-71-8	72
3	Undecane, 2-methyl-	170	C12H26	007045-71-8	64
4	Octane, 6-ethyl-2-methyl-	156	C11H24	062016-19-7	59
5	Nonane, 2,6-dimethyl-	156	C11H24	017302-28-2	59

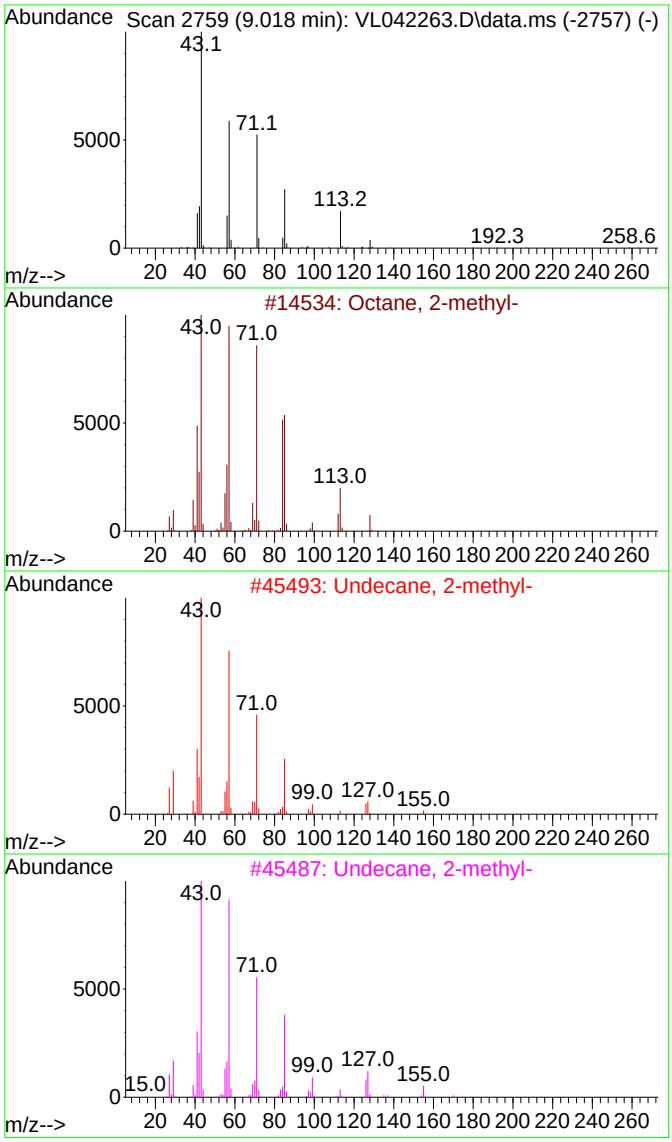

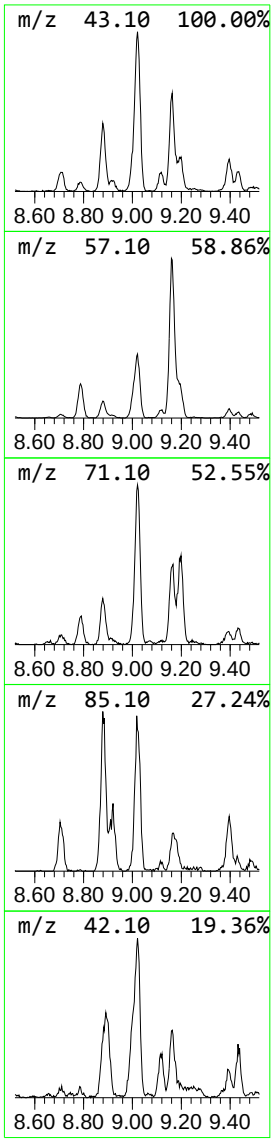

Data Path : Z:\voasrv\HPCHEM1\MSVOA_L\Data\VL040825\
Data File : VL042263.D
Acq On : 08 Apr 2025 14:53
Operator : SY/MD
Sample : Q1728-08 10X
Misc : 400mL/MSVOA_L
ALS Vial : 1 Sample Multiplier: 1

Instrument :
MSVOA_L
ClientSampleId :
SSSG-B2-4-04022025

Quant Method : Z:\voasrv\HPCHEM1\MSVOA_L\methods\VL032725AIR.M
Quant Title : AIR ANALYSIS BY METHOD TO-15 Instrument: MSVOA_LFri Aug 26 06:05:16 2022

TIC Library : C:\Database\NIST20.L
TIC Integration Parameters: LSCINT.P

****

Peak Number 6 Cyclohexane, 1,1,3-trimethyl- Concentration Rank 3

R.T.	EstConc	Area	Relative to ISTD	R.T.
9.118	3.65 ppbv	714963	Chlorobenzene-d5	8.898

Hit# of 5	Tentative ID	MW	MolForm	CAS#	Qual
1	Cyclohexane, 1,1,3-trimethyl-	126	C9H18	003073-66-3	93
2	Cyclohexane, 1,1,3-trimethyl-	126	C9H18	003073-66-3	90
3	Cyclohexane, 1,1,3-trimethyl-	126	C9H18	003073-66-3	74
4	Cyclohexane, 1,3,5-trimethyl-, (...	126	C9H18	001795-27-3	72
5	Cyclohexane, 1,3,5-trimethyl-	126	C9H18	001839-63-0	72

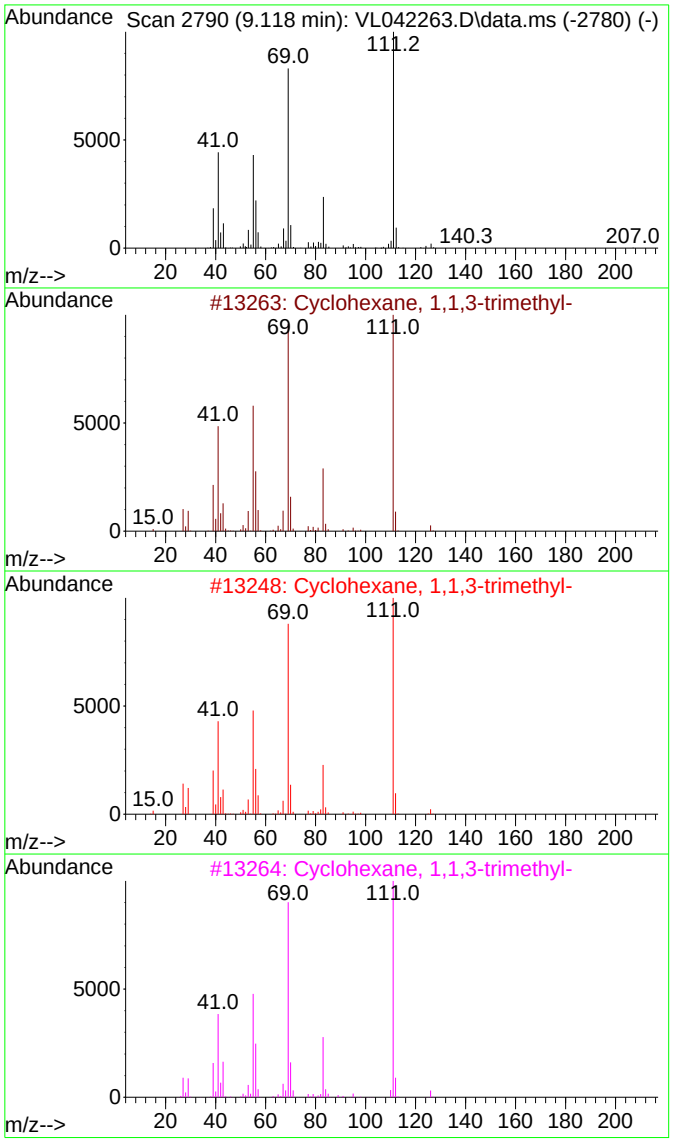

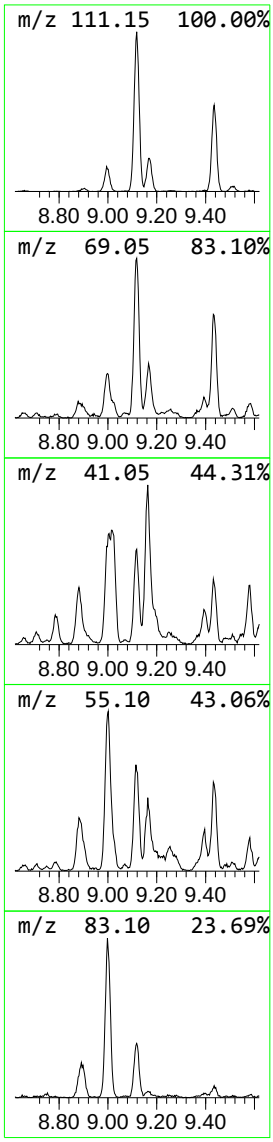

Library Search Compound Report

Data Path : Z:\voasrv\HPCHEM1\MSVOA_L\Data\VL040825\
Data File : VL042263.D
Acq On : 08 Apr 2025 14:53
Operator : SY/MD
Sample : Q1728-08 10X
Misc : 400mL/MSVOA_L
ALS Vial : 1 Sample Multiplier: 1

Instrument :
MSVOA_L
ClientSampleId :
SSSG-B2-4-04022025

Quant Method : Z:\voasrv\HPCHEM1\MSVOA_L\methods\VL032725AIR.M
Quant Title : AIR ANALYSIS BY METHOD TO-15 Instrument: MSVOA_LFri Aug 26 06:05:16 2022

TIC Library : C:\Database\NIST20.L
TIC Integration Parameters: LSCINT.P

****
Peak Number 7 Heptane, 3,5-dimethyl- Concentration Rank 2

R.T.	EstConc	Area	Relative to ISTD	R.T.
9.163	5.50 ppbv	1077000	Chlorobenzene-d5	8.898

Hit# of 5	Tentative ID	MW	MolForm	CAS#	Qual
1	Heptane, 3,5-dimethyl-	128	C9H20	000926-82-9	87
2	Heptane, 2,5-dimethyl-	128	C9H20	002216-30-0	83
3	Heptane, 3,5-dimethyl-	128	C9H20	000926-82-9	80
4	Heptane, 2,5-dimethyl-	128	C9H20	002216-30-0	64
5	Heptane, 2,5-dimethyl-	128	C9H20	002216-30-0	59

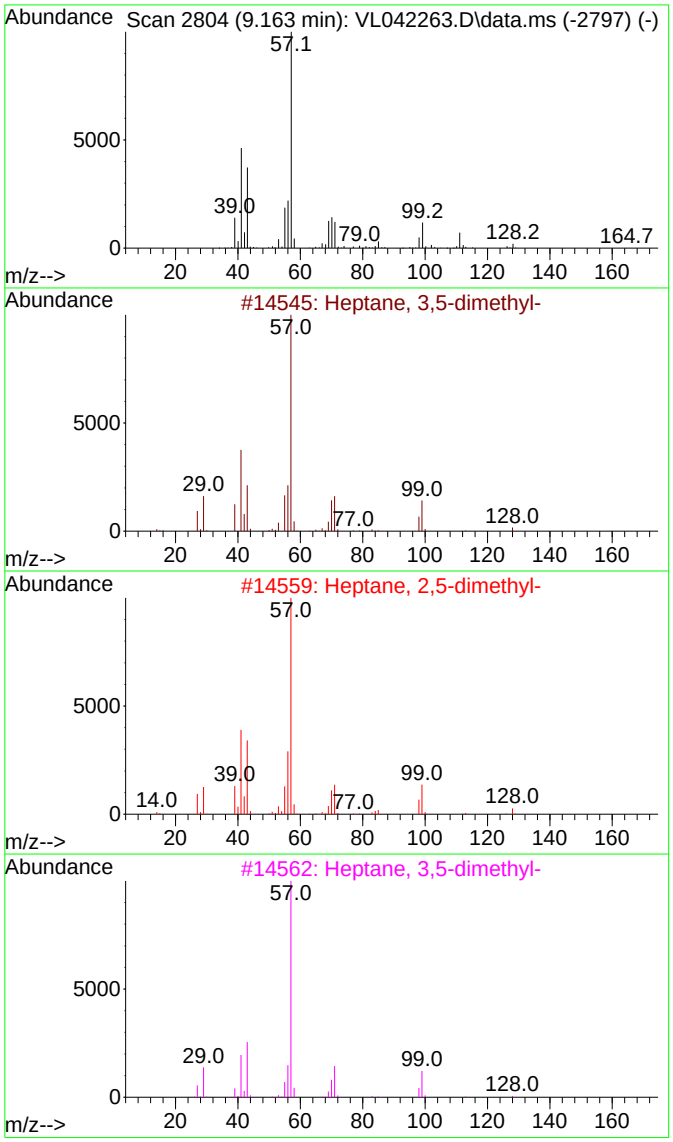

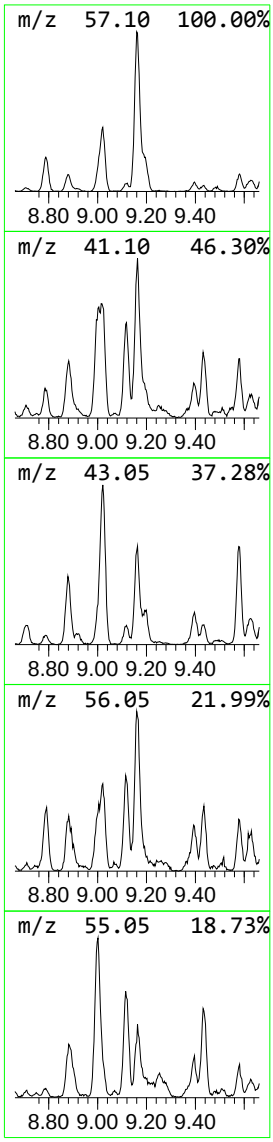

Data Path : Z:\voasrv\HPCHEM1\MSVOA_L\Data\VL040825\
Data File : VL042263.D
Acq On : 08 Apr 2025 14:53
Operator : SY/MD
Sample : Q1728-08 10X
Misc : 400mL/MSVOA_L
ALS Vial : 1 Sample Multiplier: 1

Instrument :
MSVOA_L
ClientSampleId :
SSSG-B2-4-04022025

Quant Method : Z:\voasrv\HPCHEM1\MSVOA_L\methods\VL032725AIR.M
Quant Title : AIR ANALYSIS BY METHOD TO-15 Instrument: MSVOA_LFri Aug 26 06:05:16 2022

TIC Library : C:\Database\NIST20.L
TIC Integration Parameters: LSCINT.P

****

Peak Number 8 1-Ethyl-4-methylcyclohexane Concentration Rank 5

R.T.	EstConc	Area	Relative to ISTD	R.T.
10.115	3.04 ppbv	594761	Chlorobenzene-d5	8.898

Hit# of 5	Tentative ID	MW	MolForm	CAS#	Qual
1	1-Ethyl-4-methylcyclohexane	126	C9H18	003728-56-1	90
2	Cyclohexane, 1-ethyl-2-methyl-, ...	126	C9H18	004923-78-8	87
3	Cyclohexane, 1-ethyl-4-methyl-, ...	126	C9H18	006236-88-0	87
4	Cyclohexane, 1-ethyl-4-methyl-, ...	126	C9H18	004926-78-7	83
5	Cyclohexane, 1-ethyl-4-methyl-, ...	126	C9H18	004926-78-7	83

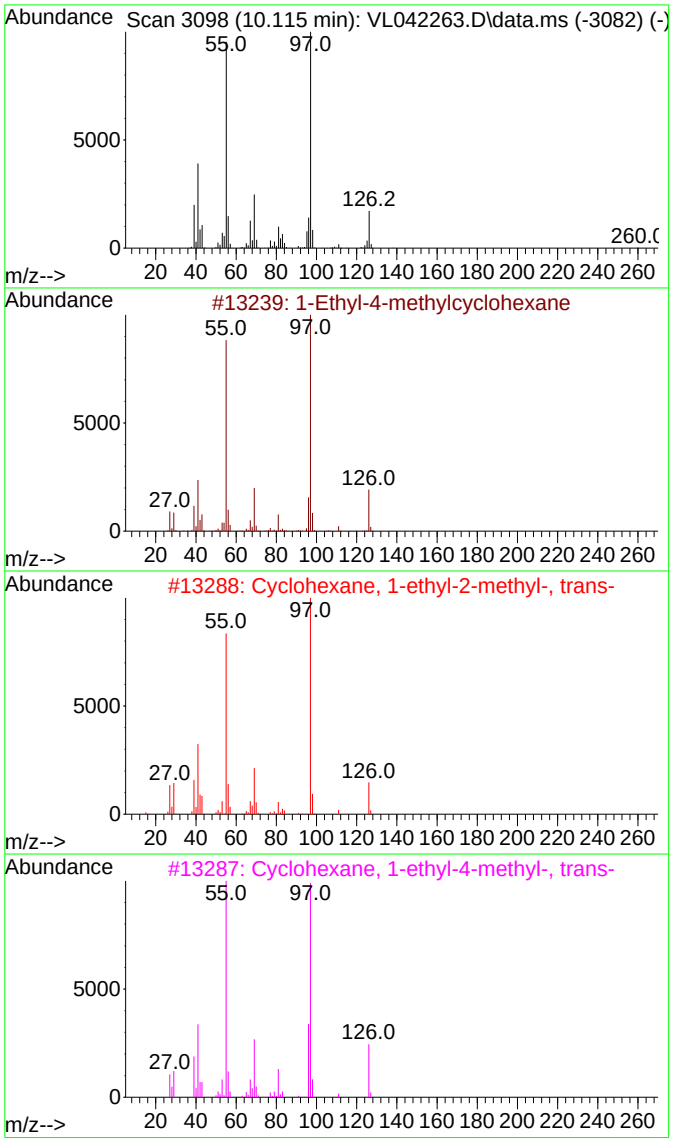

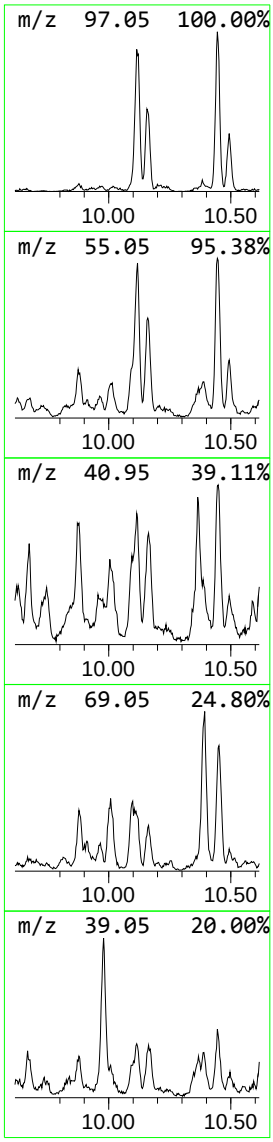

Data Path : Z:\voasrv\HPCHEM1\MSVOA_L\Data\VL040825\
Data File : VL042263.D
Acq On : 08 Apr 2025 14:53
Operator : SY/MD
Sample : Q1728-08 10X
Misc : 400mL/MSVOA_L
ALS Vial : 1 Sample Multiplier: 1

Instrument :
MSVOA_L
ClientSampleId :
SSSG-B2-4-04022025

Quant Method : Z:\voasrv\HPCHEM1\MSVOA_L\methods\VL032725AIR.M
Quant Title : AIR ANALYSIS BY METHOD TO-15 Instrument: MSVOA_LFri Aug 26 06:05:16 2022

TIC Library : C:\Database\NIST20.L
TIC Integration Parameters: LSCINT.P

****
Peak Number 9 Cyclotetrasiloxane, octamet... Concentration Rank 10

R.T.	EstConc	Area	Relative to ISTD	R.T.
11.785	2.76 ppbv	540394	Chlorobenzene-d5	8.898

Hit# of 5	Tentative ID	MW	MolForm	CAS#	Qual
1	Cyclotetrasiloxane, octamethyl-	296	C8H24O4Si4	000556-67-2	83
2	Cyclotetrasiloxane, octamethyl-	296	C8H24O4Si4	000556-67-2	74
3	Cyclotetrasiloxane, octamethyl-	296	C8H24O4Si4	000556-67-2	72
4	Cyclotetrasiloxane, octamethyl-	296	C8H24O4Si4	000556-67-2	72
5	Benzofuran-6-ol-3-one, 2-(4-etho...	310	C18H14O5	1000128-64-6	53

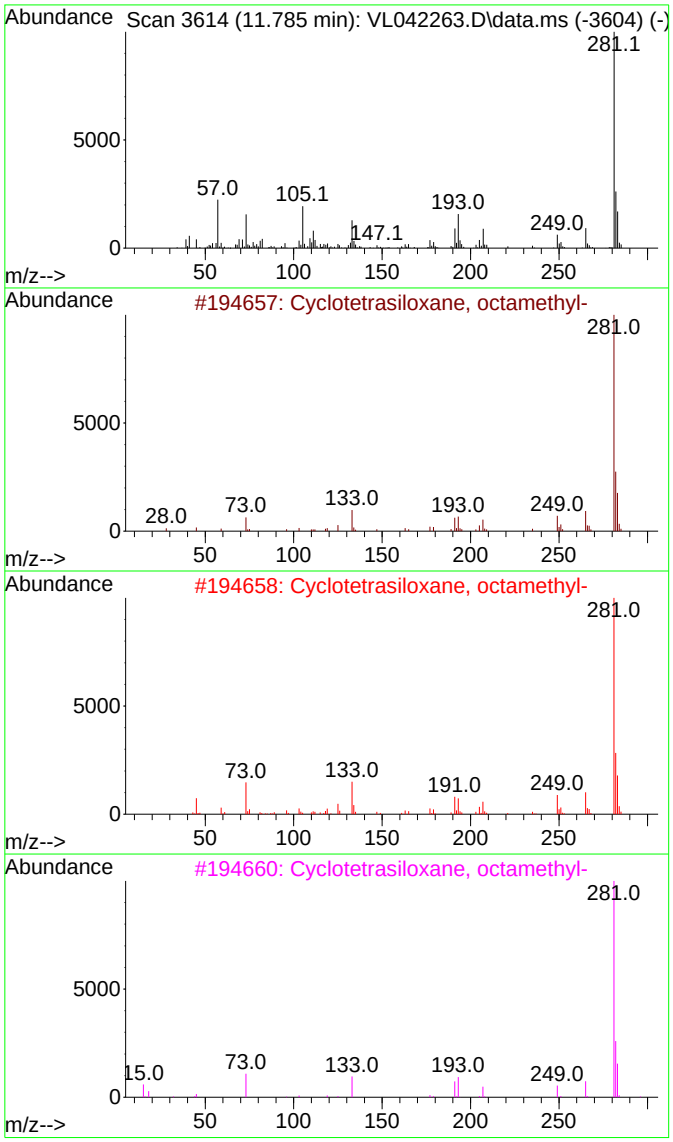

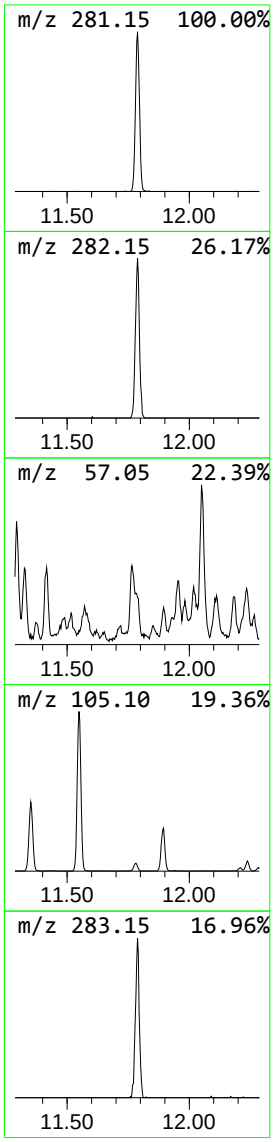

Data Path : Z:\voasrv\HPCHEM1\MSVOA_L\Data\VL040825\
Data File : VL042263.D
Acq On : 08 Apr 2025 14:53
Operator : SY/MD
Sample : Q1728-08 10X
Misc : 400mL/MSVOA_L
ALS Vial : 1 Sample Multiplier: 1

Instrument :
MSVOA_L
ClientSampleId :
SSSG-B2-4-04022025

Quant Method : Z:\voasrv\HPCHEM1\MSVOA_L\methods\VL032725AIR.M
Quant Title : AIR ANALYSIS BY METHOD TO-15 Instrument: MSVOA_LFri Aug 26 06:05:16 2022

TIC Library : C:\Database\NIST20.L
TIC Integration Parameters: LSCINT.P

****

Peak Number 10 Decane, 4-methyl- Concentration Rank 9

R.T.	EstConc	Area	Relative to ISTD	R.T.
12.050	2.81 ppbv	549293	Chlorobenzene-d5	8.898

Hit# of 5	Tentative ID	MW	MolForm	CAS#	Qual
1	Decane, 4-methyl-	156	C11H24	002847-72-5	95
2	Decane, 4-methyl-	156	C11H24	002847-72-5	91
3	Nonane, 2,6-dimethyl-	156	C11H24	017302-28-2	87
4	Octane, 3,3-dimethyl-	142	C10H22	004110-44-5	78
5	Carbonic acid, neopentyl 2-ethyl...	244	C14H28O3	1000357-85-7	78

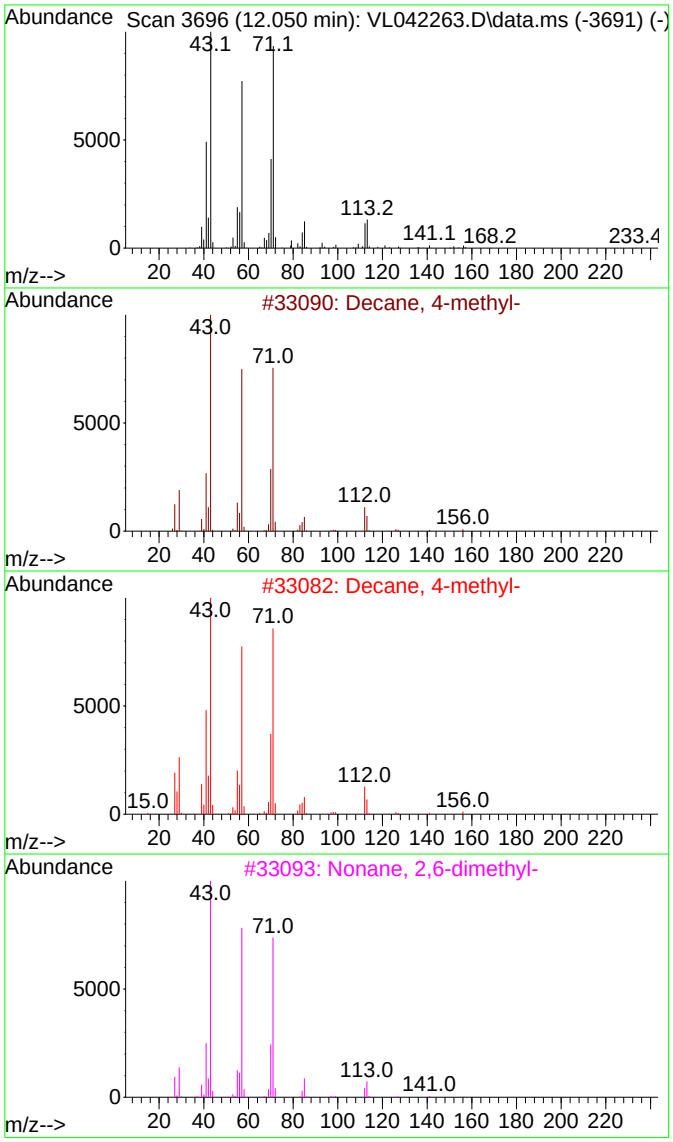

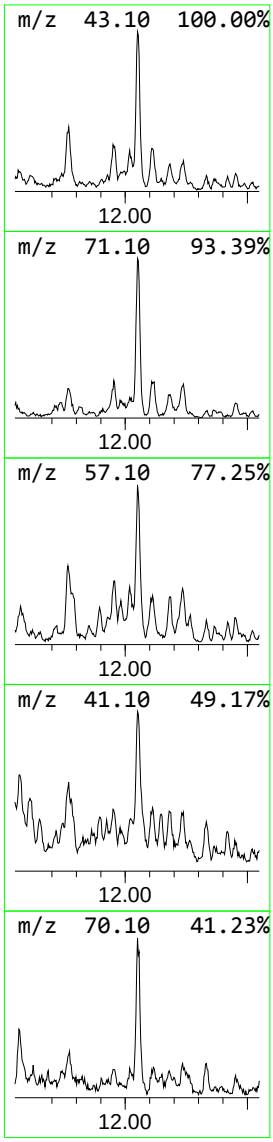

Tentatively Identified Compound (LSC) summary

Data Path : Z:\voasrv\HPCHEM1\MSVOA_L\Data\VL040825\
Data File : VL042263.D
Acq On : 08 Apr 2025 14:53
Operator : SY/MD
Sample : Q1728-08 10X
Misc : 400mL/MSVOA_L
ALS Vial : 1 Sample Multiplier: 1

Instrument :
MSVOA_L
ClientSampleId :
SSSG-B2-4-04022025

Quant Method : Z:\voasrv\HPCHEM1\MSVOA_L\methods\VL032725AIR.M
Quant Title : AIR ANALYSIS BY METHOD TO-15 Instrument: MSVOA_LFri Aug 26 06:05:16 2022

TIC Library : C:\Database\NIST20.L
TIC Integration Parameters: LSCINT.P

TIC Top Hit name	RT	EstConc	Units	Response	Internal Standard #	RT	Resp	Conc
Cyclohexane, 1,...	7.642	2.8	ppbv	555810	3	8.898	1957940	10.0
Cyclohexane, 1,...	8.157	3.0	ppbv	580721	3	8.898	1957940	10.0
Cyclohexane, et...	9.001	3.6	ppbv	714583	3	8.898	1957940	10.0
Octane, 2-methyl-	9.018	2.9	ppbv	559943	3	8.898	1957940	10.0
Cyclohexane, 1,...	9.118	3.6	ppbv	714963	3	8.898	1957940	10.0
Heptane, 3,5-di...	9.163	5.5	ppbv	1077000	3	8.898	1957940	10.0
1-Ethyl-4-methy...	10.115	3.0	ppbv	594761	3	8.898	1957940	10.0
Cyclotetrasilox...	11.785	2.8	ppbv	540394	3	8.898	1957940	10.0
Decane, 4-methyl-	12.050	2.8	ppbv	549293	3	8.898	1957940	10.0

284 Sheffield Street, Mountainside, New Jersey 07092, Phone : 908 789 8900,
Fax : 908 789 8922

Report of Analysis

Client:	Woodard & Curran	Date Collected:	04/02/25
Project:	US EPA Riverside Industrial Park Superfund Site	Date Received:	04/03/25
Client Sample ID:	SSSG-B2-4-04022025DL	SDG No.:	Q1728
Lab Sample ID:	Q1728-08DL	Matrix:	Air
Analytical Method:	TO-15	Test:	TO-15
Sample Wt/Vol:	400 Units: mL		

File ID/Qc Batch:	Dilution:	Prep Date	Date Analyzed	Prep Batch ID
VL042273.D	40		04/08/25 21:37	VL040825

CAS Number	Parameter	Conc. ppbv	Conc. ug/M3	Qualifier	MDL	LOQ / CRQL	Units
TARGETS							
75-71-8	Dichlorodifluoromethane	8.40	41.5	UD	41.5	98.9	ug/m3
74-87-3	Chloromethane	3.90	8.05	UD	8.05	41.3	ug/m3
75-01-4	Vinyl Chloride	0.56	1.43	UD	1.43	3.07	ug/m3
74-83-9	Bromomethane	5.60	21.7	UD	21.7	77.7	ug/m3
75-00-3	Chloroethane	6.80	17.9	UD	17.9	52.8	ug/m3
109-99-9	Tetrahydrofuran	5.20	15.3	UD	15.3	59.0	ug/m3
75-69-4	Trichlorofluoromethane	6.40	36.0	UD	36.0	112	ug/m3
76-13-1	1,1,2-Trichlorotrifluoroethane	6.40	49.0	UD	49.0	153	ug/m3
76-14-2	Dichlorotetrafluoroethane	3.50	24.5	UD	24.5	140	ug/m3
75-65-0	tert-Butyl alcohol	7.60	23.0	UD	23.0	60.6	ug/m3
142-82-5	Heptane	4.40	18.0	UD	18.0	82.0	ug/m3
75-35-4	1,1-Dichloroethene	5.60	22.2	UD	22.2	79.3	ug/m3
67-64-1	Acetone	380	903	D	22.8	47.5	ug/m3
75-15-0	Carbon Disulfide	6.40	19.9	UD	19.9	62.3	ug/m3
1634-04-4	Methyl tert-Butyl Ether	4.80	17.3	UD	17.3	72.1	ug/m3
75-09-2	Methylene Chloride	17.7	61.5	JD	26.4	69.5	ug/m3
156-60-5	trans-1,2-Dichloroethene	7.60	30.1	UD	30.1	79.3	ug/m3
75-34-3	1,1-Dichloroethane	5.20	21.1	UD	21.1	81.0	ug/m3
110-82-7	Cyclohexane	8.80	30.3	UD	30.3	68.8	ug/m3
78-93-3	2-Butanone	4.90	14.4	JD	14.2	59.0	ug/m3
56-23-5	Carbon Tetrachloride	0.44	2.77	UD	2.77	7.55	ug/m3
156-59-2	cis-1,2-Dichloroethene	3.60	14.3	UD	14.3	79.3	ug/m3
67-66-3	Chloroform	3.30	16.1	UD	16.1	97.7	ug/m3
71-55-6	1,1,1-Trichloroethane	0.38	2.07	UD	2.07	6.55	ug/m3
540-84-1	2,2,4-Trimethylpentane	4.00	18.7	UD	18.7	93.4	ug/m3
71-43-2	Benzene	3.50	11.2	UD	11.2	63.9	ug/m3
107-06-2	1,2-Dichloroethane	3.60	14.6	UD	14.6	81.0	ug/m3
79-01-6	Trichloroethene	0.68	3.65	UD	3.65	6.45	ug/m3
78-87-5	1,2-Dichloropropane	4.40	20.3	UD	20.3	92.4	ug/m3
75-27-4	Bromodichloromethane	3.10	20.8	UD	20.8	134	ug/m3
108-10-1	4-Methyl-2-Pentanone	3.70	15.2	UD	15.2	82.0	ug/m3
108-88-3	Toluene	7.30	27.5	JD	16.6	75.4	ug/m3
10061-02-6	t-1,3-Dichloropropene	2.40	10.9	UD	10.9	90.8	ug/m3
10061-01-5	cis-1,3-Dichloropropene	2.60	11.8	UD	11.8	90.8	ug/m3
79-00-5	1,1,2-Trichloroethane	2.80	15.3	UD	15.3	109	ug/m3

284 Sheffield Street, Mountainside, New Jersey 07092, Phone : 908 789 8900,
Fax : 908 789 8922

Report of Analysis

Client:	Woodard & Curran	Date Collected:	04/02/25
Project:	US EPA Riverside Industrial Park Superfund Site	Date Received:	04/03/25
Client Sample ID:	SSSG-B2-4-04022025DL	SDG No.:	Q1728
Lab Sample ID:	Q1728-08DL	Matrix:	Air
Analytical Method:	TO-15	Test:	TO-15
Sample Wt/Vol:	400 Units: mL		

File ID/Qc Batch:	Dilution:	Prep Date	Date Analyzed	Prep Batch ID
VL042273.D	40		04/08/25 21:37	VL040825

CAS Number	Parameter	Conc. ppbv	Conc. ug/M3	Qualifier	MDL	LOQ / CRQL	Units
124-48-1	Dibromochloromethane	2.60	22.1	UD	22.1	170	ug/m3
106-93-4	1,2-Dibromoethane	2.90	22.3	UD	22.3	30.7	ug/m3
127-18-4	Tetrachloroethene	0.60	4.07	UD	4.07	8.14	ug/m3
108-90-7	Chlorobenzene	3.00	13.8	UD	13.8	92.1	ug/m3
100-41-4	Ethyl Benzene	5.50	23.9	JD	20.9	86.9	ug/m3
179601-23-1	m/p-Xylene	79.4	345	D	36.5	174	ug/m3
95-47-6	o-Xylene	61.7	268	D	20.9	86.9	ug/m3
100-42-5	Styrene	4.40	18.7	UD	18.7	85.2	ug/m3
75-25-2	Bromoform	2.30	23.8	UD	23.8	207	ug/m3
79-34-5	1,1,2,2-Tetrachloroethane	0.44	3.02	UD	3.02	8.24	ug/m3
95-49-8	2-Chlorotoluene	4.40	22.8	UD	22.8	104	ug/m3
108-67-8	1,3,5-Trimethylbenzene	29.2	144	D	21.6	98.3	ug/m3
95-63-6	1,2,4-Trimethylbenzene	32.0	157	D	15.2	98.3	ug/m3
541-73-1	1,3-Dichlorobenzene	3.20	19.2	UD	19.2	120	ug/m3
106-46-7	1,4-Dichlorobenzene	2.10	12.6	UD	12.6	120	ug/m3
95-50-1	1,2-Dichlorobenzene	3.00	18.0	UD	18.0	120	ug/m3
120-82-1	1,2,4-Trichlorobenzene	3.40	25.2	UD	25.2	148	ug/m3
87-68-3	Hexachloro-1,3-Butadiene	3.40	36.3	UD	36.3	213	ug/m3
106-99-0	1,3-Butadiene	5.20	11.5	UD	11.5	44.3	ug/m3
91-20-3	Naphthalene	3.00	15.7	UD	15.7	21.0	ug/m3
622-96-8	4-Ethyltoluene	10.4	51.1	JD	23.6	98.3	ug/m3
110-54-3	Hexane	4.40	15.5	UD	15.5	70.5	ug/m3
107-05-1	Allyl Chloride	6.00	18.8	UD	18.8	62.6	ug/m3
123-91-1	1,4-Dioxane	8.40	30.3	UD	30.3	72.1	ug/m3
80-62-6	Methyl Methacrylate	3.40	13.9	UD	13.9	81.9	ug/m3
SURROGATES							
460-00-4	1-Bromo-4-Fluorobenzene	9.50			70 (65) - 130 (135)	95%	SPK: 10
INTERNAL STANDARDS							
74-97-5	Bromochloromethane	153000		2.793			
540-36-3	1,4-Difluorobenzene	379000		3.968			
3114-55-4	Chlorobenzene-d5	368000		8.888			

284 Sheffield Street, Mountainside, New Jersey 07092, Phone : 908 789 8900,
Fax : 908 789 8922

Report of Analysis

Client:	Woodard & Curran	Date Collected:	04/02/25
Project:	US EPA Riverside Industrial Park Superfund Site	Date Received:	04/03/25
Client Sample ID:	SSSG-B2-4-04022025DL	SDG No.:	Q1728
Lab Sample ID:	Q1728-08DL	Matrix:	Air
Analytical Method:	TO-15	Test:	TO-15
Sample Wt/Vol:	400 Units: mL		

File ID/Qc Batch:	Dilution:	Prep Date	Date Analyzed	Prep Batch ID
VL042273.D	40		04/08/25 21:37	VL040825

CAS Number	Parameter	Conc. ppbv	Conc. ug/M3	Qualifier	MDL	LOQ / CRQL	Units

U = Not Detected
RL = Reporting Limit
MDL = Method Detection Limit
E = Value Exceeds Calibration Range
D = Dilution

J = Estimated Value
B = Analyte Found in Associated Method Blank
N = Presumptive Evidence of a Compound
* = Values outside of QC limits
Q = indicates LCS control criteria did not meet requirements

Quantitation Report (QT Reviewed)

Data Path : Z:\voasrv\HPCHEM1\MSVOA_L\Data\VL040825\
Data File : VL042273.D
Acq On : 08 Apr 2025 21:37
Operator : SY/MD
Sample : Q1728-08DL 40X
Misc : 400mL/MSVOA_L
ALS Vial : 1 Sample Multiplier: 1

Quant Time: Apr 09 02:00:30 2025
Quant Method : Z:\voasrv\HPCHEM1\MSVOA_L\methods\VL032725AIR.M
Quant Title : AIR ANALYSIS BY METHOD TO-15 Instrument: MSVOA_LFri Aug
QLast Update : Fri Mar 28 02:00:52 2025
Response via : Initial Calibration

Instrument :
MSVOA_L
ClientSampleId :
SSSG-B2-4-04022025DL

Manual Integrations
APPROVED
Reviewed By :Mahesh Dadoda 04/09/2025
Supervised By :Semsettin Yesilyurt 04/10/2025

Compound	R.T.	QIon	Response	Conc	Units	Dev(Min)
Internal Standards						
1) Bromochloromethane	2.793	49	152932	10.000	ppbv	0.00
33) 1,4-Difluorobenzene	3.968	114	379227	10.000	ppbv	0.02
55) Chlorobenzene-d5	8.888	117	368372	10.000	ppbv	0.01
System Monitoring Compounds						
68) 1-Bromo-4-Fluorobenzene	10.383	95	288158	9.526	ppbv	0.01
Spiked Amount 10.000	Range 65 - 135		Recovery = 95.300%			
Target Compounds						Qvalue
13) Ethanol	1.722	45	2775	2.776	ppbv #	27
15) Acetone	1.839	43	200607	9.379	ppbv	94
19) Isopropyl Alcohol	1.890	45	5026	0.416	ppbv #	1
20) Methylene Chloride	2.065	84	3517	0.442	ppbv #	78
34) 2-Butanone	2.570	43	3390	0.123	ppbv	98
53) Toluene	6.943	91	8155	0.183	ppbv	99
58) Ethyl Benzene	9.364	91	9053m	0.138	ppbv	
59) m/p-Xylene	9.539	91	103784m	1.986	ppbv	
60) o-Xylene	9.972	91	80843	1.543	ppbv	98
72) 4-Ethyltoluene	11.131	105	16952	0.260	ppbv #	55
73) 1,3,5-Trimethylbenzene	11.212	105	41500	0.729	ppbv	97
74) 1,2,4-Trimethylbenzene	11.542	105	52472	0.800	ppbv #	64

(#) = qualifier out of range (m) = manual integration (+) = signals summed

Quantitation Report (QT Reviewed)

Data Path : Z:\voasrv\HPCHEM1\MSVOA_L\Data\VL040825\
Data File : VL042273.D
Acq On : 08 Apr 2025 21:37
Operator : SY/MD
Sample : Q1728-08DL 40X
Misc : 400mL/MSVOA_L
ALS Vial : 1 Sample Multiplier: 1

Quant Time: Apr 09 02:00:30 2025
Quant Method : Z:\voasrv\HPCHEM1\MSVOA_L\methods\VL032725AIR.M
Quant Title : AIR ANALYSIS BY METHOD TO-15 Instrument: MSVOA_LFri Aug
QLast Update : Fri Mar 28 02:00:52 2025
Response via : Initial Calibration

Instrument :
MSVOA_L
ClientSampleId :
SSSG-B2-4-04022025DL

Manual Integrations
APPROVED
Reviewed By :Mahesh Dadoda 04/09/2025
Supervised By :Semsettin Yesilyurt 04/10/2025

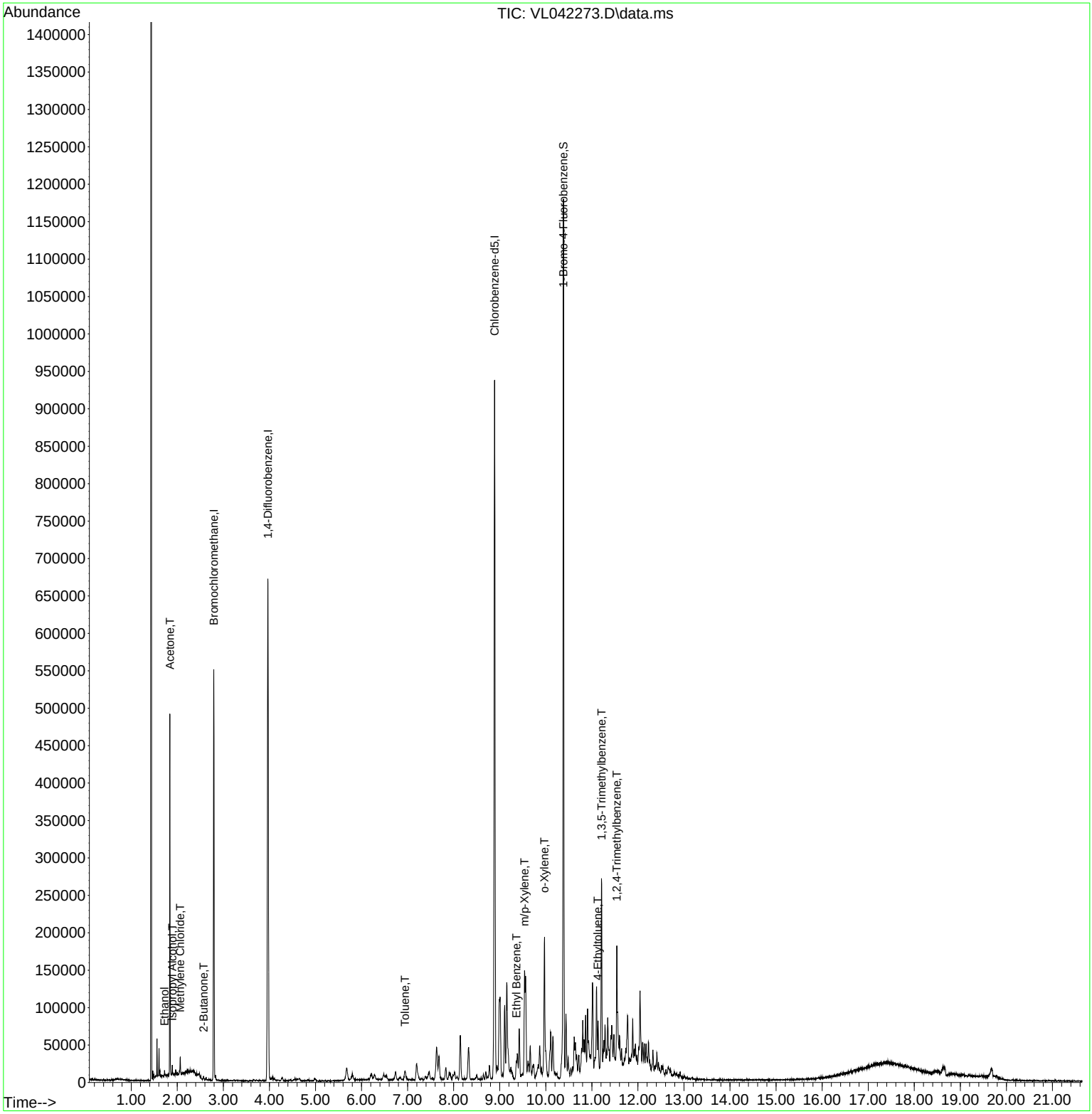

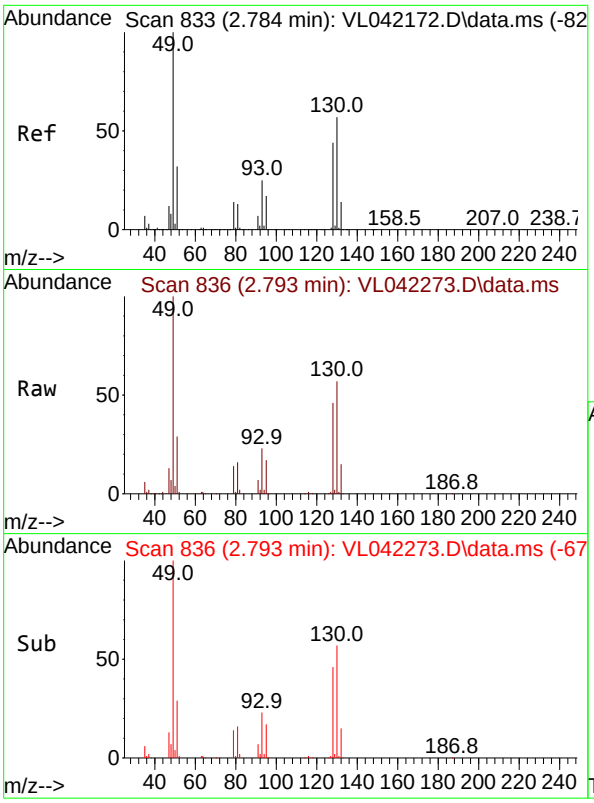

#1
Bromochloromethane
Concen: 10.000 ppbv
RT: 2.793 min Scan# 8
Delta R.T. 0.010 min
Lab File: VL042273.D
Acq: 08 Apr 2025 21:37

Tgt Ion: 49 Resp: 15293

Ion	Ratio	Lower	Upper
49	100		
128	45.3	22.9	68.5
130	57.5	28.8	86.4

Instrument :
MSVOA_L
ClientSampleId :
SSSG-B2-4-04022025DL

Manual Integrations
APPROVED

Reviewed By :Mahesh Dadoda 04/09/2025
Supervised By :Semsettin Yesilyurt 04/10/2025

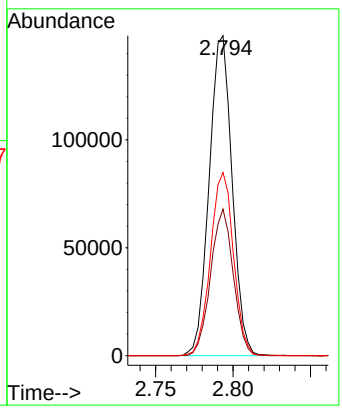

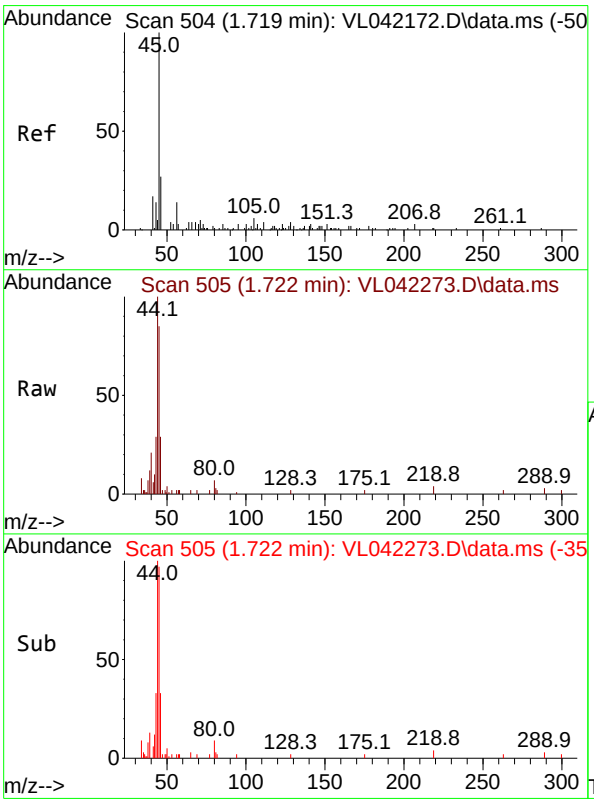

#13
Ethanol
Concen: 2.776 ppbv
RT: 1.722 min Scan# 505
Delta R.T. 0.003 min
Lab File: VL042273.D
Acq: 08 Apr 2025 21:37

Tgt Ion: 45 Resp: 2775

Ion	Ratio	Lower	Upper
45	100		
46	0.0	20.2	80.8#

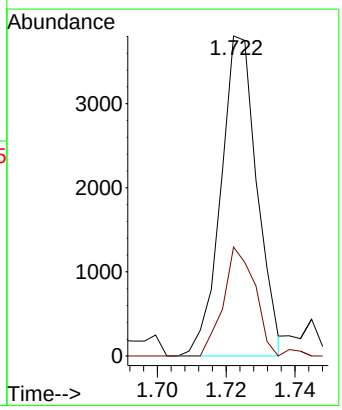



#15
Acetone
Concen: 9.379 ppbv
RT: 1.839 min Scan# 54
Delta R.T. 0.006 min
Lab File: VL042273.D
Acq: 08 Apr 2025 21:37

Tgt Ion: 43 Resp: 20060

Ion	Ratio	Lower	Upper
43	100		
58	25.9	23.2	34.8

Instrument :
MSVOA_L
ClientSampleId :
SSSG-B2-4-04022025DL

Manual Integrations
APPROVED

Reviewed By :Mahesh Dadoda 04/09/2025
Supervised By :Semsettin Yesilyurt 04/10/2025

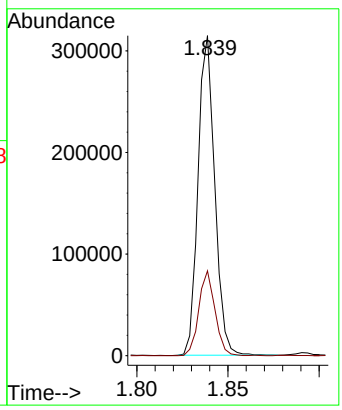

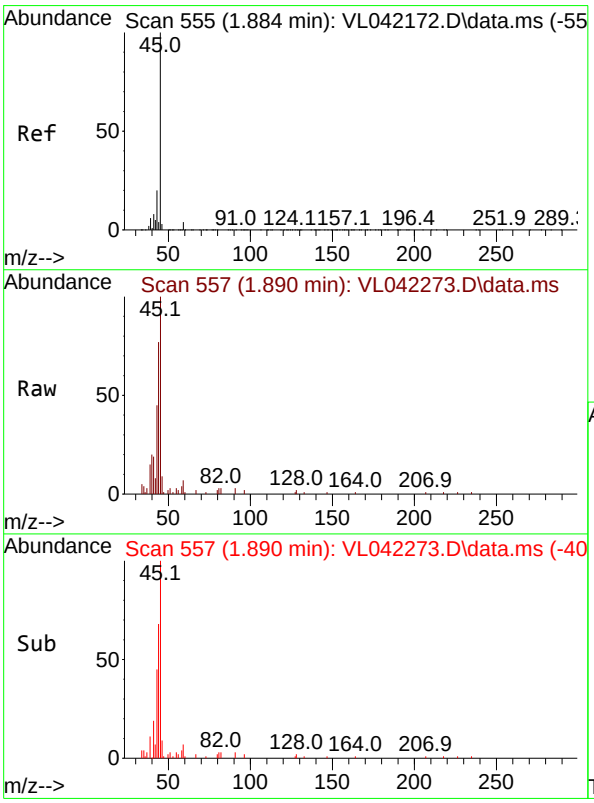

#19
Isopropyl Alcohol
Concen: 0.416 ppbv
RT: 1.890 min Scan# 557
Delta R.T. 0.006 min
Lab File: VL042273.D
Acq: 08 Apr 2025 21:37

Tgt Ion: 45 Resp: 5026

Ion	Ratio	Lower	Upper
45	100		
58	1031.6	36.9	55.3#

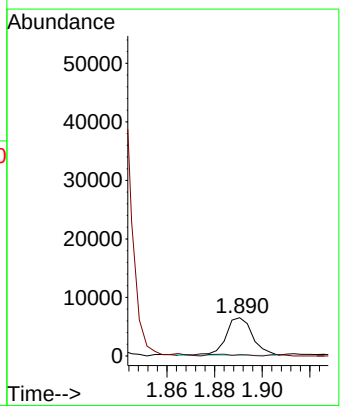

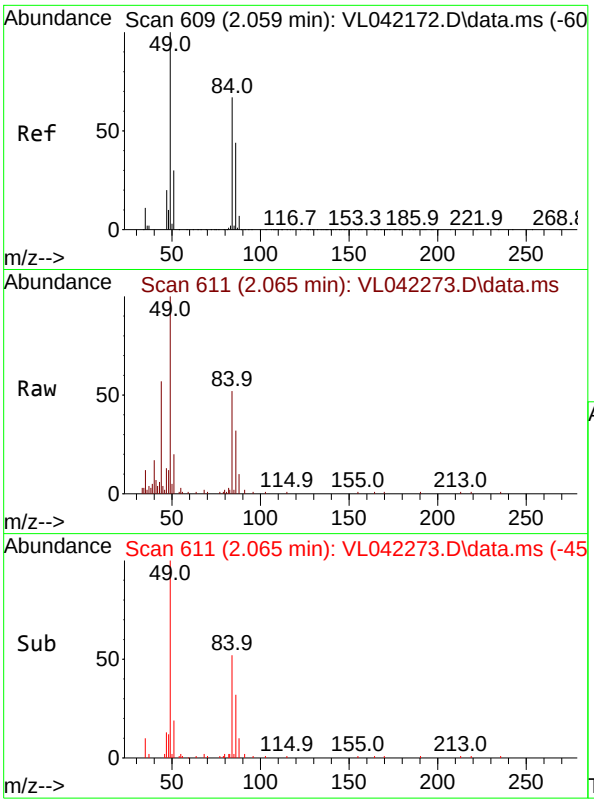

#20
Methylene Chloride
Concen: 0.442 ppbv
RT: 2.065 min Scan# 6
Delta R.T. 0.006 min
Lab File: VL042273.D
Acq: 08 Apr 2025 21:37

Tgt Ion: 84 Resp: 351

Ion	Ratio	Lower	Upper
84	100		
49	190.6	120.2	180.4#
51	35.9	37.4	56.0#
86	61.0	52.4	78.6

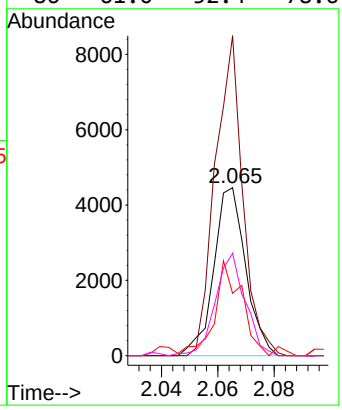

Instrument :
MSVOA_L
ClientSampleId :
SSSG-B2-4-04022025DL

Manual Integrations
APPROVED

Reviewed By :Mahesh Dadoda 04/09/2025
Supervised By :Semsettin Yesilyurt 04/10/2025

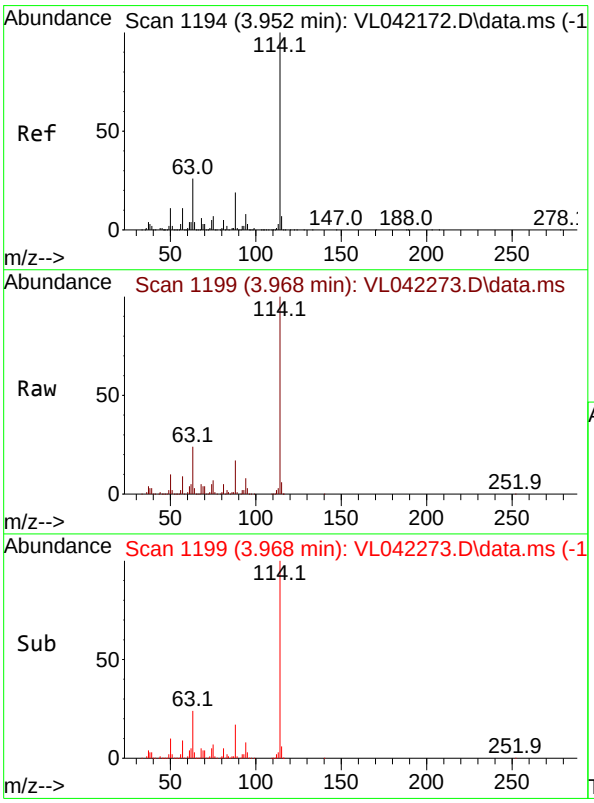

#33
1,4-Difluorobenzene
Concen: 10.000 ppbv
RT: 3.968 min Scan# 1199
Delta R.T. 0.016 min
Lab File: VL042273.D
Acq: 08 Apr 2025 21:37

Tgt Ion:114 Resp: 379227

Ion	Ratio	Lower	Upper
114	100		
63	26.0	20.7	31.1
88	17.7	15.0	22.4

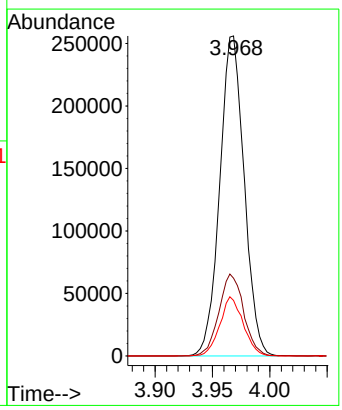

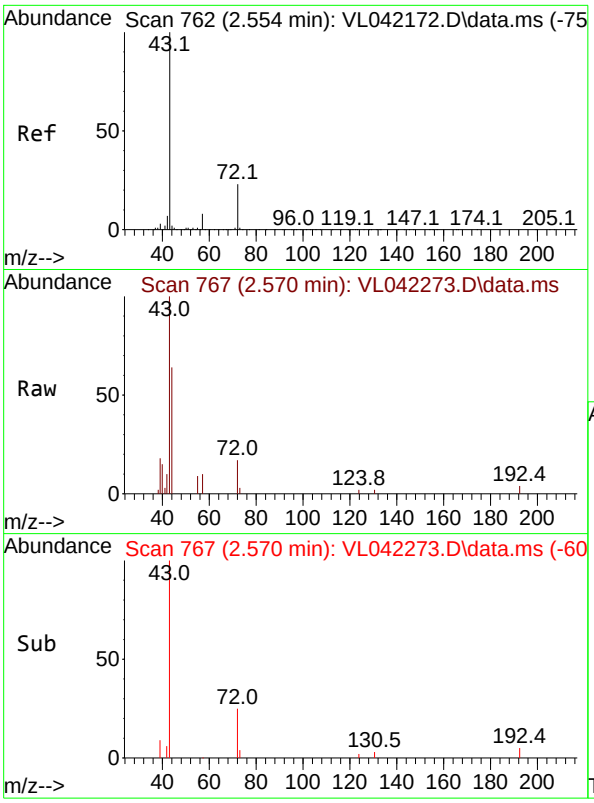

#34
2-Butanone
Concen: 0.123 ppbv
RT: 2.570 min Scan# 7
Delta R.T. 0.016 min
Lab File: VL042273.D
Acq: 08 Apr 2025 21:37

Tgt Ion: 43 Resp: 339

Ion	Ratio	Lower	Upper
43	100		
72	23.7	18.2	27.2

Instrument :
MSVOA_L
ClientSampleId :
SSSG-B2-4-04022025DL

Manual Integrations
APPROVED

Reviewed By :Mahesh Dadoda 04/09/2025
Supervised By :Semsettin Yesilyurt 04/10/2025

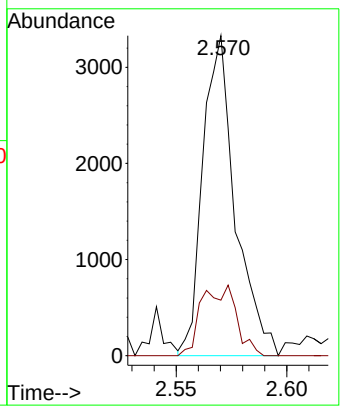

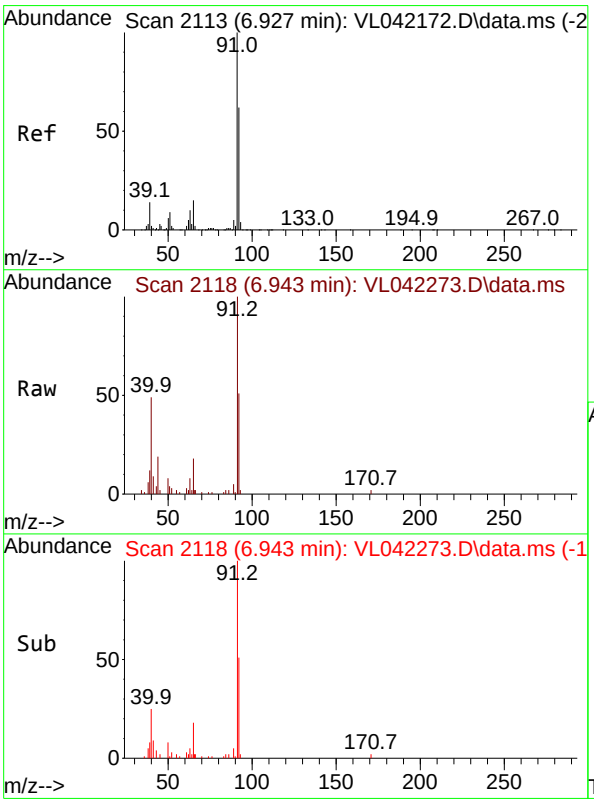

#53
Toluene
Concen: 0.183 ppbv
RT: 6.943 min Scan# 2118
Delta R.T. 0.016 min
Lab File: VL042273.D
Acq: 08 Apr 2025 21:37

Tgt Ion: 91 Resp: 8155

Ion	Ratio	Lower	Upper
91	100		
92	61.1	48.4	72.6

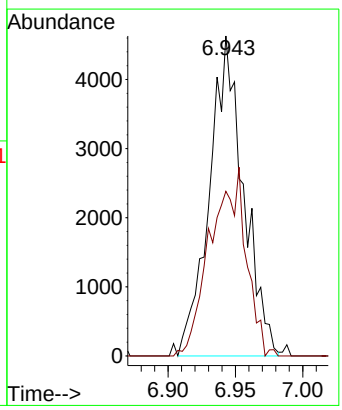

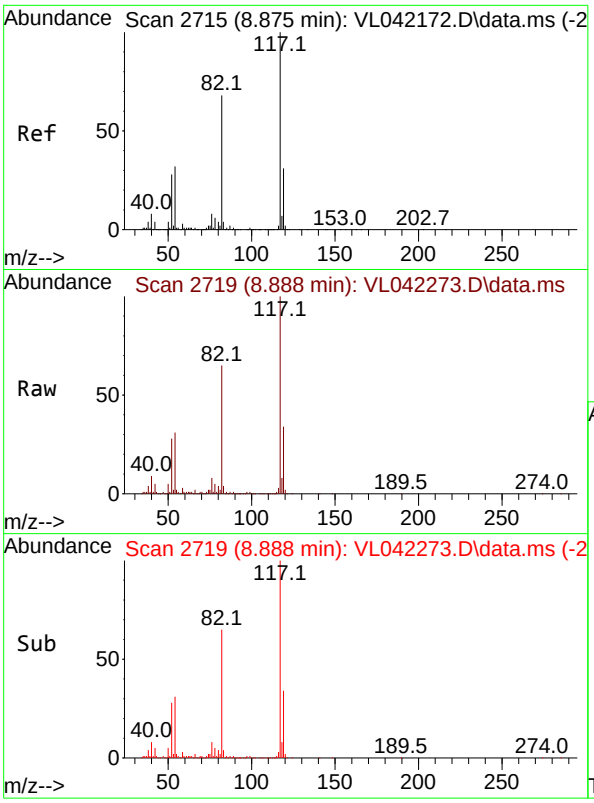

#55
Chlorobenzene-d5
Concen: 10.000 ppbv
RT: 8.888 min Scan# 2
Delta R.T. 0.013 min
Lab File: VL042273.D
Acq: 08 Apr 2025 21:37

Tgt Ion:117 Resp: 36837

Ion	Ratio	Lower	Upper
117	100		
82	65.6	55.8	83.6
119	32.2	25.5	38.3

Instrument :
MSVOA_L
ClientSampleId :
SSSG-B2-4-04022025DL

Manual Integrations
APPROVED

Reviewed By :Mahesh Dadoda 04/09/2025
Supervised By :Semsettin Yesilyurt 04/10/2025

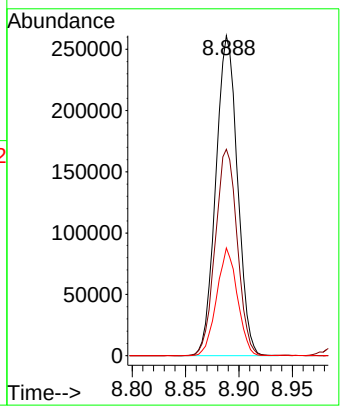

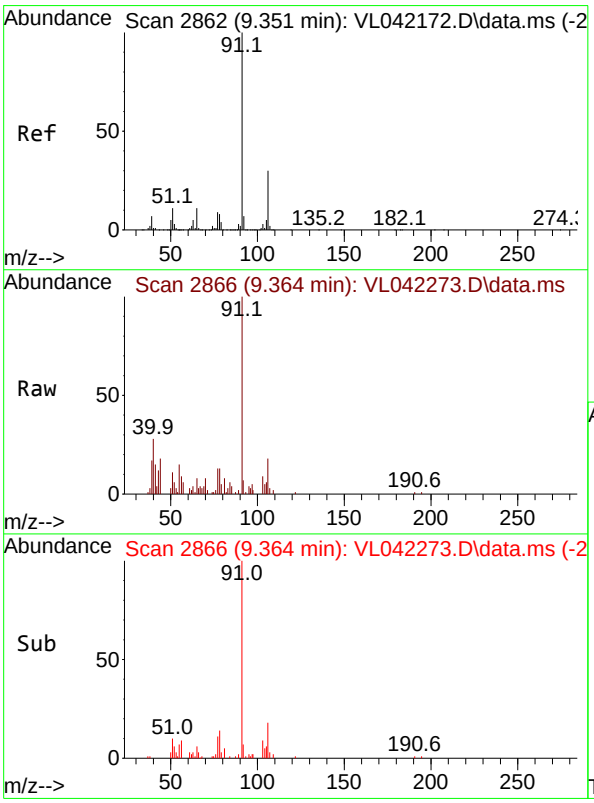

#58
Ethyl Benzene
Concen: 0.138 ppbv m
RT: 9.364 min Scan# 2866
Delta R.T. 0.013 min
Lab File: VL042273.D
Acq: 08 Apr 2025 21:37

Tgt Ion: 91 Resp: 9053

Ion	Ratio	Lower	Upper
91	100		
106	18.3	24.2	36.2#

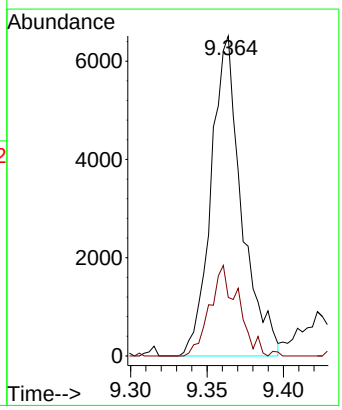

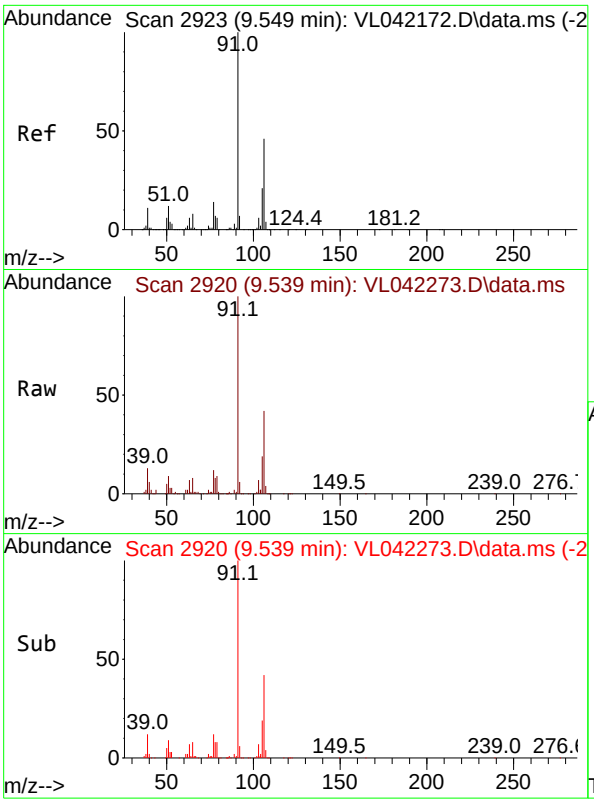

#59
m/p-Xylene
Concen: 1.986 ppbv m
RT: 9.539 min Scan# 2
Delta R.T. -0.010 min
Lab File: VL042273.D
Acq: 08 Apr 2025 21:37

Tgt Ion: 91 Resp: 10378

Ion	Ratio	Lower	Upper
91	100		
106	0.0	36.4	54.6

Instrument :
MSVOA_L
ClientSampleId :
SSSG-B2-4-04022025DL

Manual Integrations
APPROVED

Reviewed By :Mahesh Dadoda 04/09/2025
Supervised By :Semsettin Yesilyurt 04/10/2025

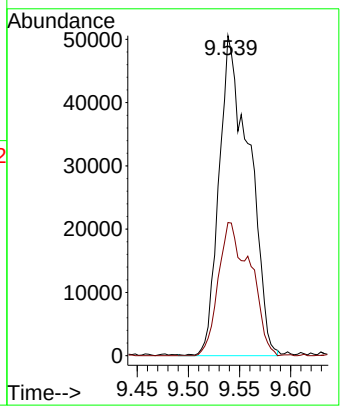

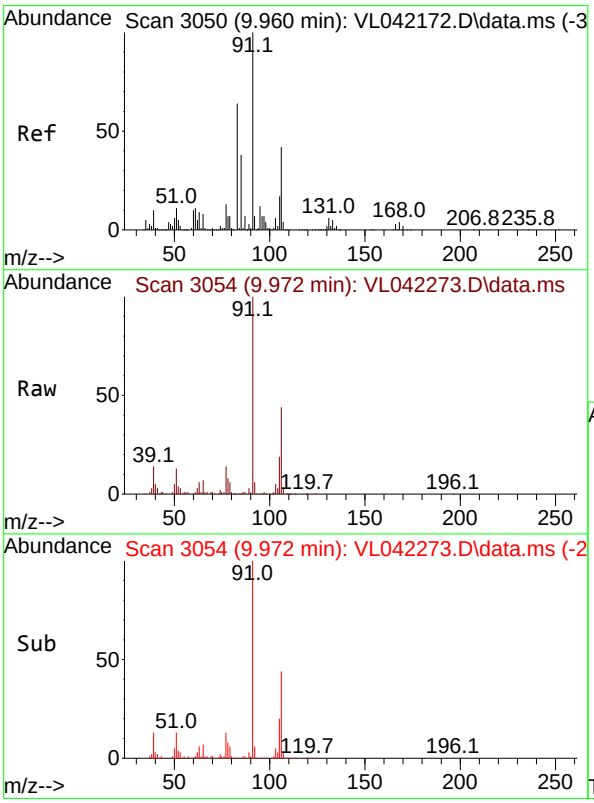

#60
o-Xylene
Concen: 1.543 ppbv
RT: 9.972 min Scan# 3054
Delta R.T. 0.013 min
Lab File: VL042273.D
Acq: 08 Apr 2025 21:37

Tgt Ion: 91 Resp: 80843

Ion	Ratio	Lower	Upper
91	100		
106	43.1	20.8	62.5

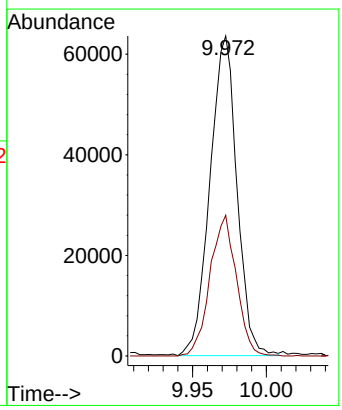

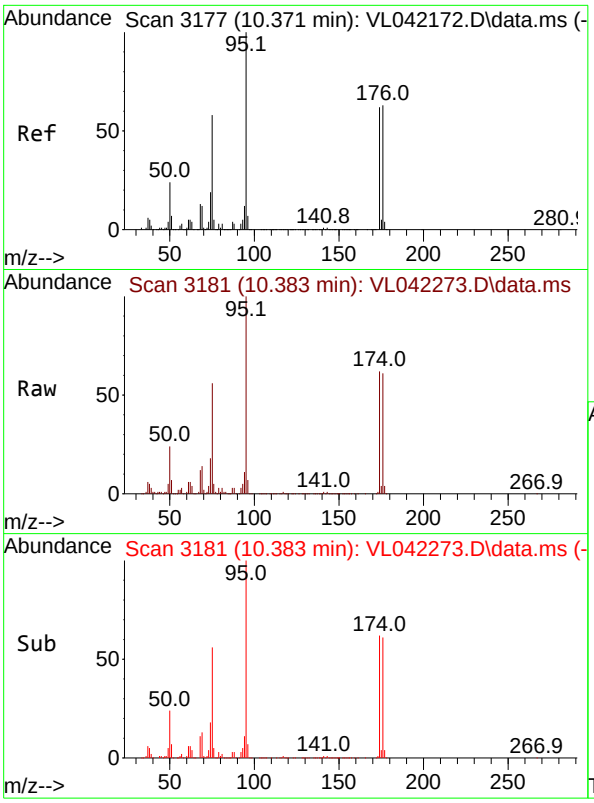

#68
1-Bromo-4-Fluorobenzene
Concen: 9.526 ppbv
RT: 10.383 min Scan# 3
Delta R.T. 0.013 min
Lab File: VL042273.D
Acq: 08 Apr 2025 21:37

Tgt Ion: 95 Resp: 28815

Ion	Ratio	Lower	Upper
95	100		
174	61.8	50.6	76.0
175	4.7	3.8	5.6

Instrument :
MSVOA_L
ClientSampleId :
SSSG-B2-4-04022025DL

Manual Integrations
APPROVED

Reviewed By :Mahesh Dadoda 04/09/2025
Supervised By :Semsettin Yesilyurt 04/10/2025

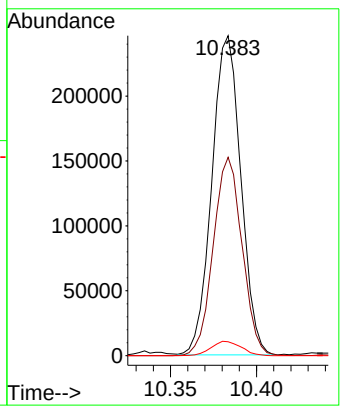

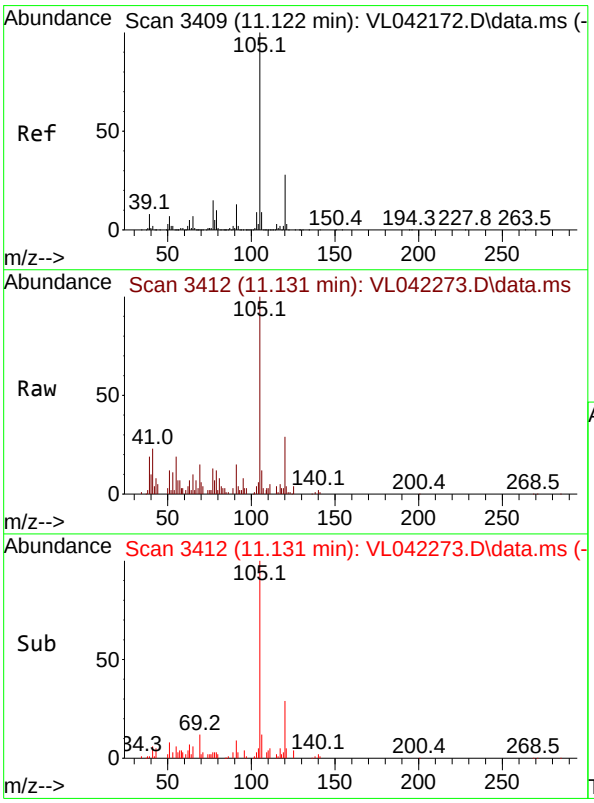

#72
4-Ethyltoluene
Concen: 0.260 ppbv
RT: 11.131 min Scan# 3412
Delta R.T. 0.010 min
Lab File: VL042273.D
Acq: 08 Apr 2025 21:37

Tgt Ion:105 Resp: 16952

Ion	Ratio	Lower	Upper
105	100		
120	0.0	23.4	35.0#
91	0.0	10.3	15.5#
77	0.0	11.4	17.2#

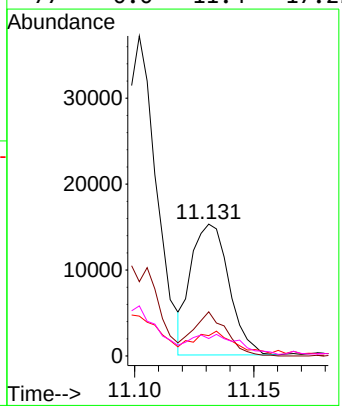

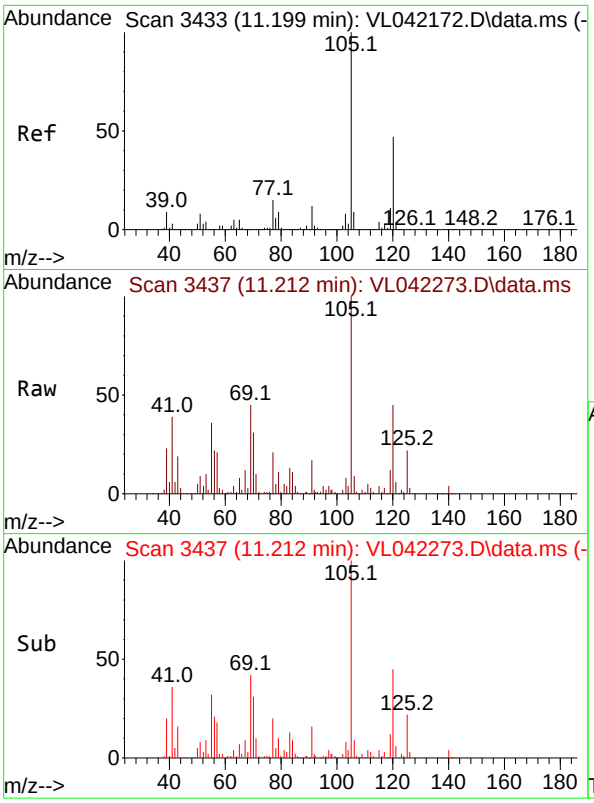

#73
1,3,5-Trimethylbenzene
Concen: 0.729 ppbv
RT: 11.212 min Scan# 3
Delta R.T. 0.013 min
Lab File: VL042273.D
Acq: 08 Apr 2025 21:37

Tgt Ion:105 Resp: 4150

Ion	Ratio	Lower	Upper
105	100		
120	44.7	37.4	56.0

Instrument :
MSVOA_L
ClientSampleId :
SSSG-B2-4-04022025DL

Manual Integrations
APPROVED

Reviewed By :Mahesh Dadoda 04/09/2025
Supervised By :Semsettin Yesilyurt 04/10/2025

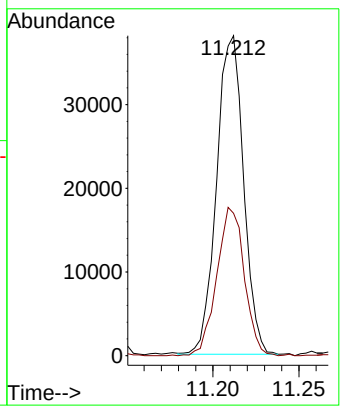

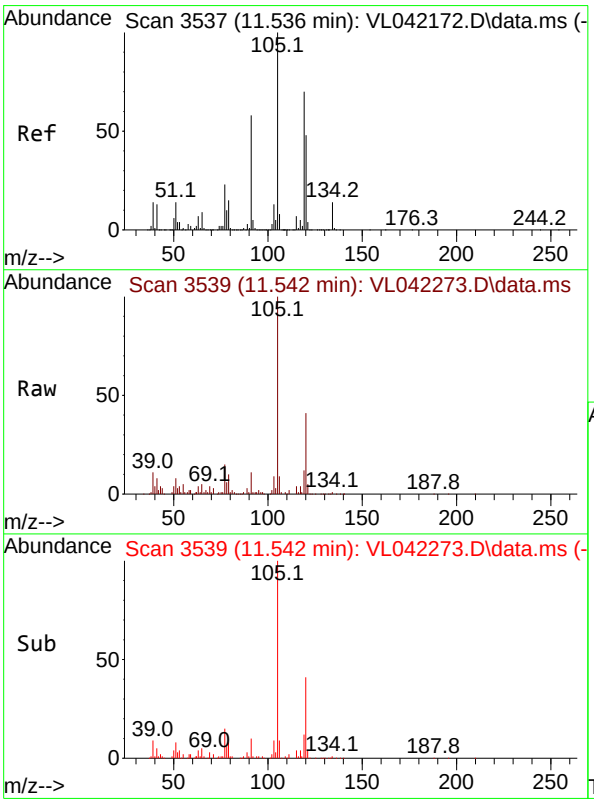

#74
1,2,4-Trimethylbenzene
Concen: 0.800 ppbv
RT: 11.542 min Scan# 3539
Delta R.T. 0.006 min
Lab File: VL042273.D
Acq: 08 Apr 2025 21:37

Tgt Ion:105 Resp: 52472

Ion	Ratio	Lower	Upper
105	100		
120	41.0	38.6	58.0
91	9.8	46.2	69.2#
77	14.4	18.6	27.8#

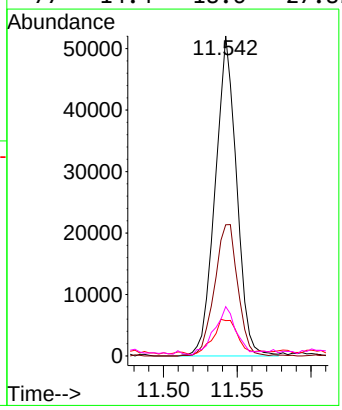

284 Sheffield Street, Mountainside, New Jersey 07092, Phone : 908 789 8900,
Fax : 908 789 8922

Report of Analysis

Client:	Woodard & Curran	Date Collected:	04/02/25
Project:	US EPA Riverside Industrial Park Superfund Site	Date Received:	04/03/25
Client Sample ID:	SSSG-B2-1-04022025	SDG No.:	Q1728
Lab Sample ID:	Q1728-09	Matrix:	Air
Analytical Method:	TO-15	Test:	TO-15
Sample Wt/Vol:	400 Units: mL		

File ID/Qc Batch:	Dilution:	Prep Date	Date Analyzed	Prep Batch ID
VL042266.D	10		04/08/25 16:27	VL040825

CAS Number	Parameter	Conc. ppbv	Conc. ug/M3	Qualifier	MDL	LOQ / CRQL	Units
TARGETS							
75-71-8	Dichlorodifluoromethane	2.10	10.4	U	10.4	24.7	ug/m3
74-87-3	Chloromethane	0.98	2.02	U	2.02	10.3	ug/m3
75-01-4	Vinyl Chloride	0.14	0.36	U	0.36	0.77	ug/m3
74-83-9	Bromomethane	1.40	5.44	U	5.44	19.4	ug/m3
75-00-3	Chloroethane	1.70	4.49	U	4.49	13.2	ug/m3
109-99-9	Tetrahydrofuran	1.30	3.83	U	3.83	14.8	ug/m3
75-69-4	Trichlorofluoromethane	1.60	8.99	U	8.99	28.1	ug/m3
76-13-1	1,1,2-Trichlorotrifluoroethane	1.60	12.3	U	12.3	38.3	ug/m3
76-14-2	Dichlorotetrafluoroethane	0.88	6.15	U	6.15	35.0	ug/m3
75-65-0	tert-Butyl alcohol	1.90	5.76	U	5.76	15.2	ug/m3
142-82-5	Heptane	1.10	4.51	U	4.51	20.5	ug/m3
75-35-4	1,1-Dichloroethene	1.40	5.55	U	5.55	19.8	ug/m3
67-64-1	Acetone	21.5	51.1		5.70	11.9	ug/m3
75-15-0	Carbon Disulfide	1.60	4.98	U	4.98	15.6	ug/m3
1634-04-4	Methyl tert-Butyl Ether	1.20	4.33	U	4.33	18.0	ug/m3
75-09-2	Methylene Chloride	2.50	8.69	J	6.60	17.4	ug/m3
156-60-5	trans-1,2-Dichloroethene	1.90	7.53	U	7.53	19.8	ug/m3
75-34-3	1,1-Dichloroethane	1.30	5.26	U	5.26	20.2	ug/m3
110-82-7	Cyclohexane	2.20	7.57	U	7.57	17.2	ug/m3
78-93-3	2-Butanone	1.30	3.83	J	3.54	14.8	ug/m3
56-23-5	Carbon Tetrachloride	0.11	0.69	U	0.69	1.89	ug/m3
156-59-2	cis-1,2-Dichloroethene	0.89	3.53	U	3.53	19.8	ug/m3
67-66-3	Chloroform	3.50	17.1	J	4.05	24.4	ug/m3
71-55-6	1,1,1-Trichloroethane	0.10	0.55	U	0.55	1.64	ug/m3
540-84-1	2,2,4-Trimethylpentane	1.00	4.67	U	4.67	23.4	ug/m3
71-43-2	Benzene	0.87	2.78	U	2.78	16.0	ug/m3
107-06-2	1,2-Dichloroethane	0.91	3.68	U	3.68	20.2	ug/m3
79-01-6	Trichloroethene	0.17	0.91	U	0.91	1.61	ug/m3
78-87-5	1,2-Dichloropropane	1.10	5.08	U	5.08	23.1	ug/m3
75-27-4	Bromodichloromethane	0.77	5.16	U	5.16	33.5	ug/m3
108-10-1	4-Methyl-2-Pentanone	0.93	3.81	U	3.81	20.5	ug/m3
108-88-3	Toluene	4.30	16.2	J	4.15	18.8	ug/m3
10061-02-6	t-1,3-Dichloropropene	0.60	2.72	U	2.72	22.7	ug/m3
10061-01-5	cis-1,3-Dichloropropene	0.64	2.91	U	2.91	22.7	ug/m3
79-00-5	1,1,2-Trichloroethane	0.71	3.87	U	3.87	27.3	ug/m3

284 Sheffield Street, Mountainside, New Jersey 07092, Phone : 908 789 8900,
Fax : 908 789 8922

Report of Analysis

Client:	Woodard & Curran	Date Collected:	04/02/25
Project:	US EPA Riverside Industrial Park Superfund Site	Date Received:	04/03/25
Client Sample ID:	SSSG-B2-1-04022025	SDG No.:	Q1728
Lab Sample ID:	Q1728-09	Matrix:	Air
Analytical Method:	TO-15	Test:	TO-15
Sample Wt/Vol:	400 Units: mL		

File ID/Qc Batch:	Dilution:	Prep Date	Date Analyzed	Prep Batch ID
VL042266.D	10		04/08/25 16:27	VL040825

CAS Number	Parameter	Conc. ppbv	Conc. ug/M3	Qualifier	MDL	LOQ / CRQL	Units
124-48-1	Dibromochloromethane	0.66	5.62	U	5.62	42.6	ug/m3
106-93-4	1,2-Dibromoethane	0.72	5.53	U	5.53	7.69	ug/m3
127-18-4	Tetrachloroethene	0.15	1.02	U	1.02	2.03	ug/m3
108-90-7	Chlorobenzene	0.76	3.50	U	3.50	23.0	ug/m3
100-41-4	Ethyl Benzene	5.50	23.9		5.21	21.7	ug/m3
179601-23-1	m/p-Xylene	89.0	387		9.12	43.4	ug/m3
95-47-6	o-Xylene	72.9	317		5.21	21.7	ug/m3
100-42-5	Styrene	1.10	4.68	U	4.68	21.3	ug/m3
75-25-2	Bromoform	0.57	5.89	U	5.89	51.7	ug/m3
79-34-5	1,1,2,2-Tetrachloroethane	0.11	0.76	U	0.76	2.06	ug/m3
95-49-8	2-Chlorotoluene	1.10	5.70	U	5.70	25.9	ug/m3
108-67-8	1,3,5-Trimethylbenzene	67.3	331		5.41	24.6	ug/m3
95-63-6	1,2,4-Trimethylbenzene	98.6	485		3.83	24.6	ug/m3
541-73-1	1,3-Dichlorobenzene	0.80	4.81	U	4.81	30.1	ug/m3
106-46-7	1,4-Dichlorobenzene	0.53	3.19	U	3.19	30.1	ug/m3
95-50-1	1,2-Dichlorobenzene	0.75	4.51	U	4.51	30.1	ug/m3
120-82-1	1,2,4-Trichlorobenzene	0.85	6.31	U	6.31	37.1	ug/m3
87-68-3	Hexachloro-1,3-Butadiene	0.85	9.07	U	9.07	53.3	ug/m3
106-99-0	1,3-Butadiene	1.30	2.88	U	2.88	11.1	ug/m3
91-20-3	Naphthalene	0.75	3.93	U	3.93	5.24	ug/m3
622-96-8	4-Ethyltoluene	1.20	5.90	U	5.90	24.6	ug/m3
110-54-3	Hexane	1.10	3.88	U	3.88	17.6	ug/m3
107-05-1	Allyl Chloride	1.50	4.70	U	4.70	15.7	ug/m3
123-91-1	1,4-Dioxane	2.10	7.57	U	7.57	18.0	ug/m3
80-62-6	Methyl Methacrylate	0.86	3.52	U	3.52	20.5	ug/m3
SURROGATES							
460-00-4	1-Bromo-4-Fluorobenzene	9.60			70 (65) - 130 (135)	96%	SPK: 10
INTERNAL STANDARDS							
74-97-5	Bromochloromethane	157000		2.803			
540-36-3	1,4-Difluorobenzene	411000		3.981			
3114-55-4	Chlorobenzene-d5	407000		8.901			
TENTITIVE IDENTIFIED COMPOUNDS							
64-17-5	Ethanol	34.3		J		1.73	ppbv
001678-91-7	Cyclohexane, ethyl-	55.2		J		9.01	ppbv
026730-12-1	Tridecane, 4-methyl-	45.3		J		9.02	ppbv

284 Sheffield Street, Mountainside, New Jersey 07092, Phone : 908 789 8900,
Fax : 908 789 8922

Report of Analysis

Client:	Woodard & Curran	Date Collected:	04/02/25
Project:	US EPA Riverside Industrial Park Superfund Site	Date Received:	04/03/25
Client Sample ID:	SSSG-B2-1-04022025	SDG No.:	Q1728
Lab Sample ID:	Q1728-09	Matrix:	Air
Analytical Method:	TO-15	Test:	TO-15
Sample Wt/Vol:	400 Units: mL		

File ID/Qc Batch:	Dilution:	Prep Date	Date Analyzed	Prep Batch ID
VL042266.D	10		04/08/25 16:27	VL040825

CAS Number	Parameter	Conc. ppbv	Conc. ug/M3	Qualifier	MDL	LOQ / CRQL	Units
003073-66-3	Cyclohexane, 1,1,3-trimethyl-	47.9		J		9.12	ppbv
000926-82-9	Heptane, 3,5-dimethyl-	94.0		J		9.17	ppbv
007667-60-9	Cyclohexane, 1,2,4-trimethyl-, (1.	40.8		J		9.44	ppbv
004923-78-8	Cyclohexane, 1-ethyl-2-methyl-, tr	48.3		J		10.1	ppbv
059643-68-4	3,5-Dimethyl-3-heptene	39.4		J		10.5	ppbv
98-82-8	Isopropylbenzene	4.00		J		10.6	ppbv
103-65-1	n-propylbenzene	5.10		J		11.0	ppbv
000611-14-3	Benzene, 1-ethyl-2-methyl-	50.3		J		11.1	ppbv
98-06-6	tert-Butylbenzene	10.5		J		11.6	ppbv
135-98-8	sec-Butylbenzene	2.80		J		11.8	ppbv
99-87-6	p-Isopropyltoluene	4.00		J		11.9	ppbv
002847-72-5	Decane, 4-methyl-	47.0		J		12.1	ppbv

U = Not Detected
RL = Reporting Limit
MDL = Method Detection Limit
E = Value Exceeds Calibration Range
D = Dilution

J = Estimated Value
B = Analyte Found in Associated Method Blank
N = Presumptive Evidence of a Compound
* = Values outside of QC limits
Q = indicates LCS control criteria did not meet requirements

Quantitation Report (LSC Reviewed)

Data Path : Z:\voasrv\HPCHEM1\MSVOA_L\Data\VL040825\
Data File : VL042266.D
Acq On : 08 Apr 2025 16:27
Operator : SY/MD
Sample : Q1728-09 10X
Misc : 400mL/MSVOA_L
ALS Vial : 1 Sample Multiplier: 1

Quant Time: Apr 09 01:57:22 2025
Quant Method : Z:\voasrv\HPCHEM1\MSVOA_L\methods\VL032725AIR.M
Quant Title : AIR ANALYSIS BY METHOD TO-15 Instrument: MSVOA_LFri Aug
QLast Update : Fri Mar 28 02:00:52 2025
Response via : Initial Calibration

Instrument :
MSVOA_L
ClientSampleId :
SSSG-B2-1-04022025

Manual Integrations
APPROVED
Reviewed By :Mahesh Dadoda 04/09/2025
Supervised By :Semsettin Yesilyurt 04/10/2025

Compound	R.T.	QIon	Response	Conc	Units	Dev(Min)
Internal Standards						
1) Bromochloromethane	2.803	49	157346	10.000	ppbv	0.02
33) 1,4-Difluorobenzene	3.981	114	411449	10.000	ppbv	0.03
55) Chlorobenzene-d5	8.901	117	406705	10.000	ppbv	0.03
System Monitoring Compounds						
68) 1-Bromo-4-Fluorobenzene	10.393	95	320156	9.586	ppbv	0.02
Spiked Amount 10.000	Range 65 - 135		Recovery = 95.900%			
Target Compounds						Qvalue
13) Ethanol	1.732	45	3524m	3.427	ppbv	
15) Acetone	1.845	43	47368	2.153	ppbv	98
20) Methylene Chloride	2.075	84	2047	0.250	ppbv #	76
29) Chloroform	2.865	83	11335	0.351	ppbv	91
34) 2-Butanone	2.580	43	3906	0.131	ppbv	93
53) Toluene	6.959	91	20919m	0.433	ppbv	
58) Ethyl Benzene	9.377	91	39620	0.548	ppbv	100
59) m/p-Xylene	9.552	91	513256m	8.897	ppbv	
60) o-Xylene	9.982	91	421737	7.293	ppbv	98
62) Isopropylbenzene	10.555	105	34792	0.402	ppbv	100
64) n-propylbenzene	11.005	120	11288	0.507	ppbv	83
65) tert-Butylbenzene	11.552	119	84175	1.052	ppbv #	69
67) sec-Butylbenzene	11.782	105	31349	0.282	ppbv #	67
69) p-Isopropyltoluene	11.940	119	38407	0.401	ppbv	98
73) 1,3,5-Trimethylbenzene	11.222	105	423292	6.731	ppbv	97
74) 1,2,4-Trimethylbenzene	11.552	105	713955	9.855	ppbv #	66

(#) = qualifier out of range (m) = manual integration (+) = signals summed

Quantitation Report (LSC Reviewed)

Data Path : Z:\voasrv\HPCHEM1\MSVOA_L\Data\VL040825\
Data File : VL042266.D
Acq On : 08 Apr 2025 16:27
Operator : SY/MD
Sample : Q1728-09 10X
Misc : 400mL/MSVOA_L
ALS Vial : 1 Sample Multiplier: 1

Quant Time: Apr 09 01:57:22 2025
Quant Method : Z:\voasrv\HPCHEM1\MSVOA_L\methods\VL032725AIR.M
Quant Title : AIR ANALYSIS BY METHOD TO-15 Instrument: MSVOA_LFri Aug
QLast Update : Fri Mar 28 02:00:52 2025
Response via : Initial Calibration

Instrument :
MSVOA_L
ClientSampleId :
SSSG-B2-1-04022025

Manual Integrations
APPROVED
Reviewed By :Mahesh Dadoda 04/09/2025
Supervised By :Semsettin Yesilyurt 04/10/2025

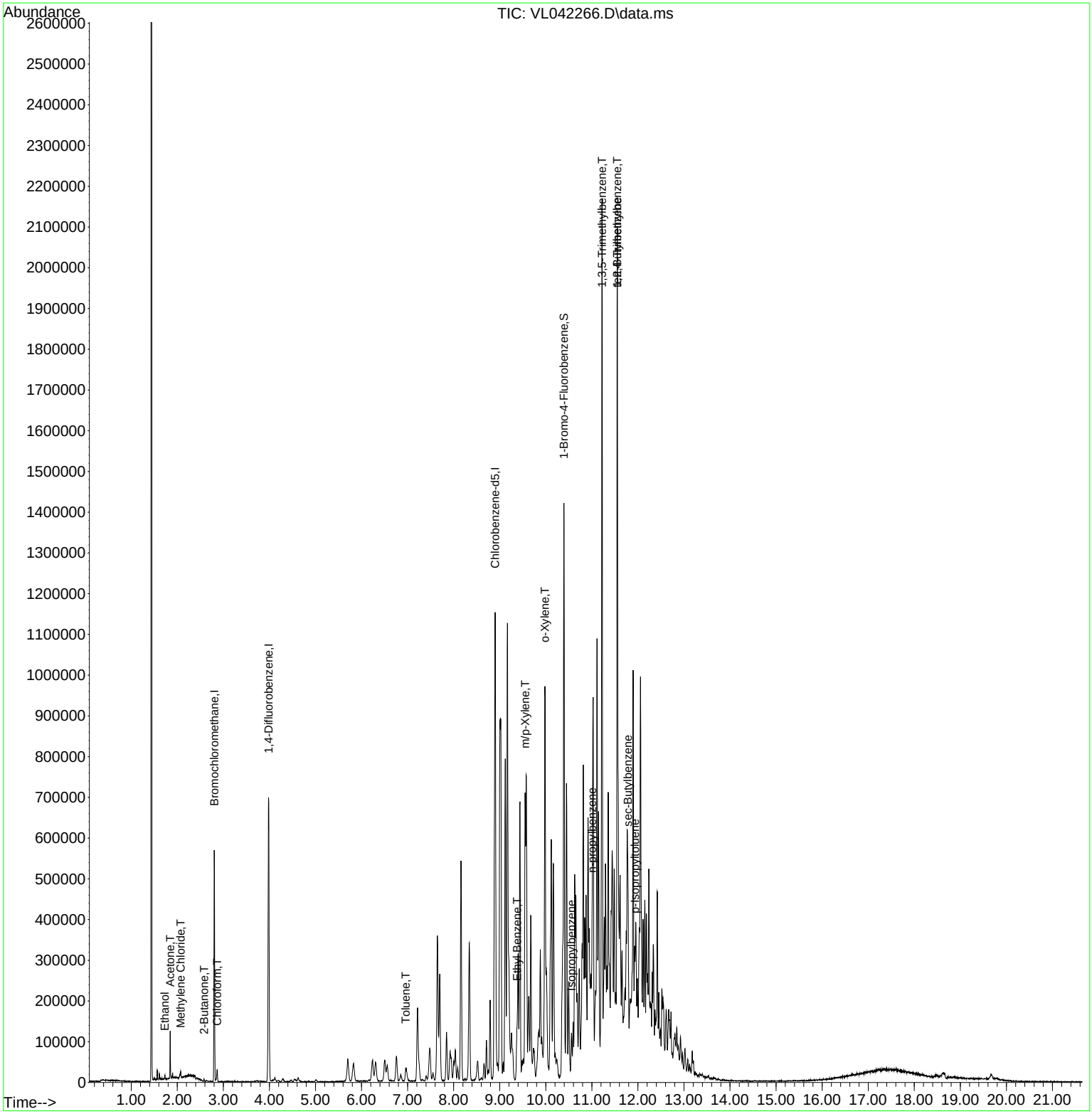

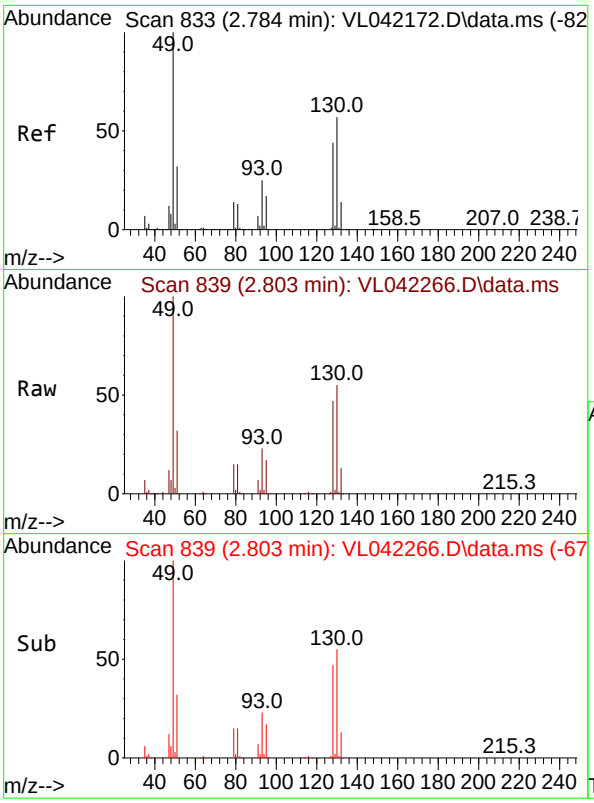

#1
Bromochloromethane
Concen: 10.000 ppbv
RT: 2.803 min Scan# 8
Delta R.T. 0.019 min
Lab File: VL042266.D
Acq: 08 Apr 2025 16:27

Tgt Ion: 49 Resp: 15734

Ion	Ratio	Lower	Upper
49	100		
128	45.7	22.9	68.5
130	57.2	28.8	86.4

Instrument :
MSVOA_L
ClientSampleId :
SSSG-B2-1-04022025

Manual Integrations
APPROVED

Reviewed By :Mahesh Dadoda 04/09/2025
Supervised By :Semsettin Yesilyurt 04/10/2025

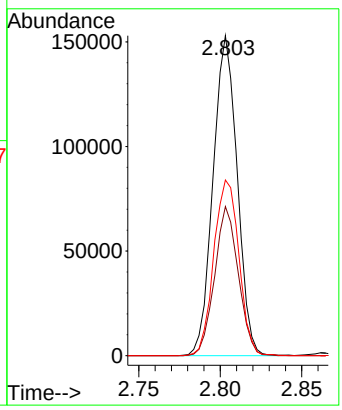

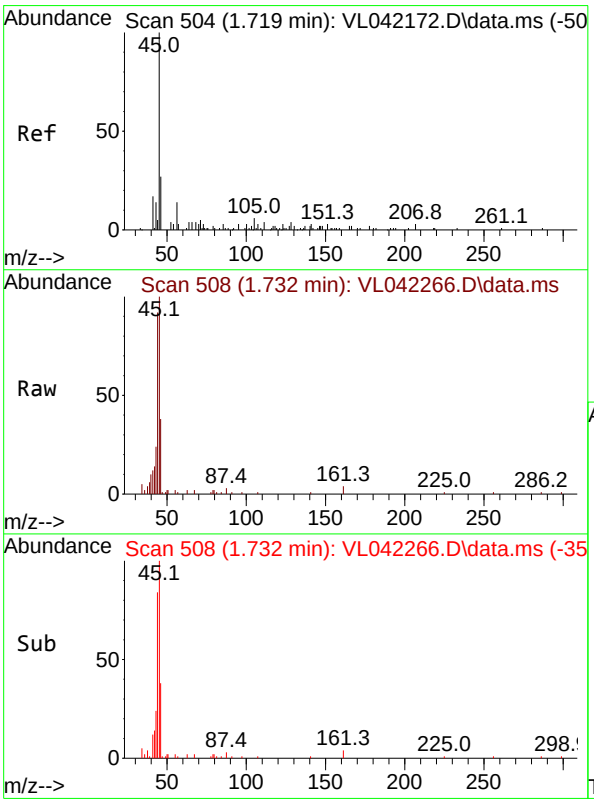

#13
Ethanol
Concen: 3.427 ppbv m
RT: 1.732 min Scan# 508
Delta R.T. 0.013 min
Lab File: VL042266.D
Acq: 08 Apr 2025 16:27

Tgt Ion: 45 Resp: 3524

Ion	Ratio	Lower	Upper
45	100		
46	0.0	20.2	80.8#

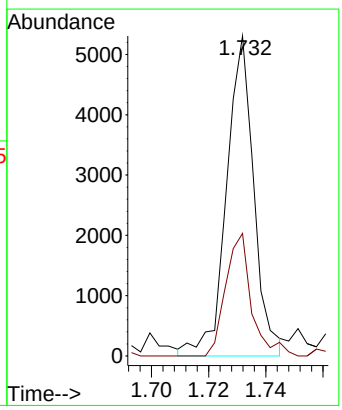

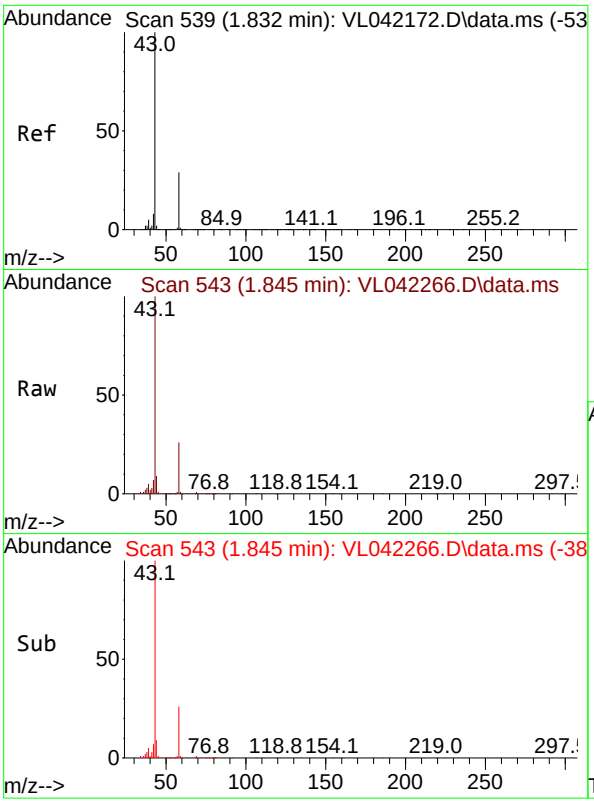

#15
Acetone
Concen: 2.153 ppbv
RT: 1.845 min Scan# 54
Delta R.T. 0.013 min
Lab File: VL042266.D
Acq: 08 Apr 2025 16:27

Tgt Ion: 43 Resp: 4736

Ion	Ratio	Lower	Upper
43	100		
58	28.0	23.2	34.8

Instrument :
MSVOA_L
ClientSampleId :
SSSG-B2-1-04022025

Manual Integrations
APPROVED

Reviewed By :Mahesh Dadoda 04/09/2025
Supervised By :Semsettin Yesilyurt 04/10/2025

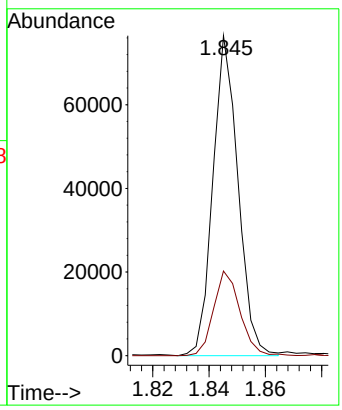

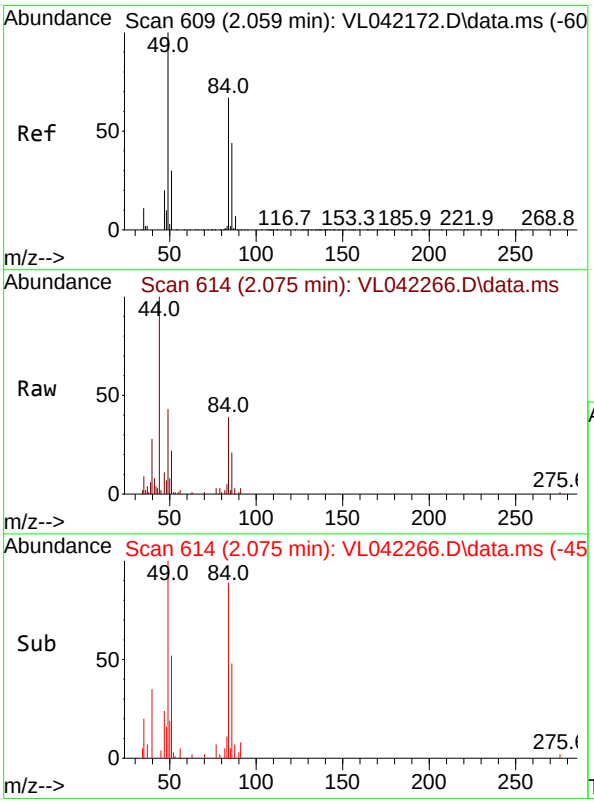

#20
Methylene Chloride
Concen: 0.250 ppbv
RT: 2.075 min Scan# 614
Delta R.T. 0.016 min
Lab File: VL042266.D
Acq: 08 Apr 2025 16:27

Tgt Ion: 84 Resp: 2047

Ion	Ratio	Lower	Upper
84	100		
49	112.5	120.2	180.4#
51	58.0	37.4	56.0#
86	54.3	52.4	78.6

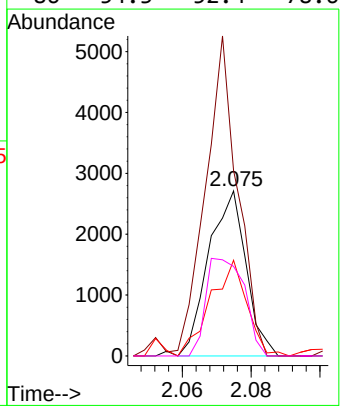

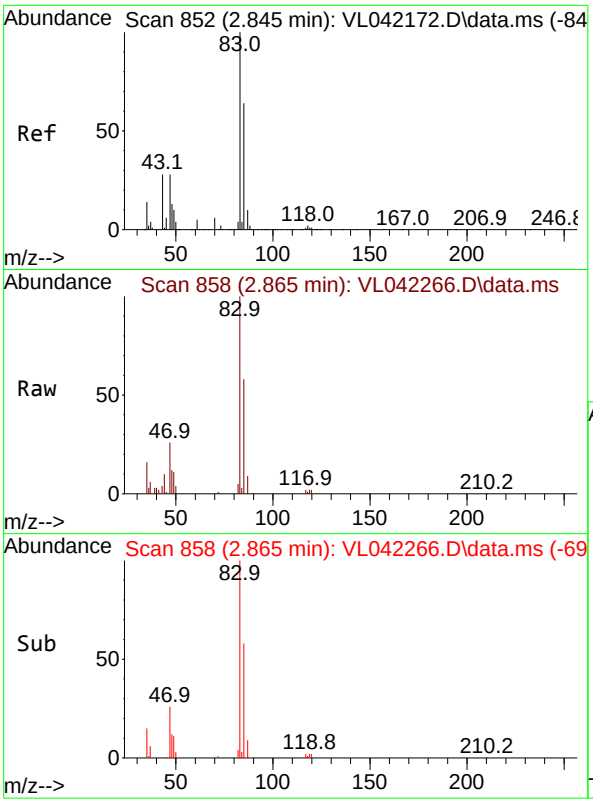

#29
Chloroform
Concen: 0.351 ppbv
RT: 2.865 min Scan# 8
Delta R.T. 0.019 min
Lab File: VL042266.D
Acq: 08 Apr 2025 16:27

Tgt Ion: 83 Resp: 1133

Ion	Ratio	Lower	Upper
83	100		
85	57.6	51.4	77.2

Instrument :
MSVOA_L
ClientSampleId :
SSSG-B2-1-04022025

Manual Integrations
APPROVED

Reviewed By :Mahesh Dadoda 04/09/2025
Supervised By :Semsettin Yesilyurt 04/10/2025

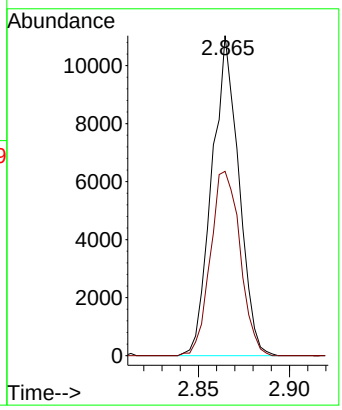

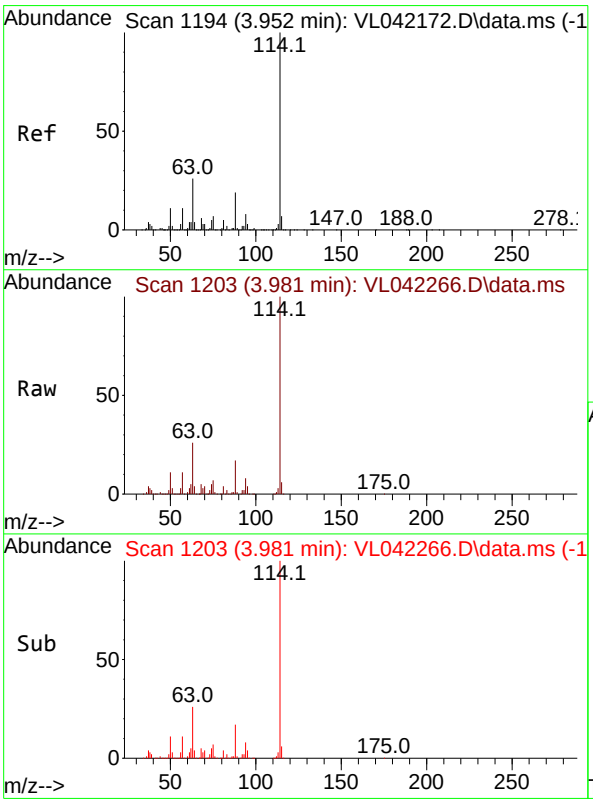

#33
1,4-Difluorobenzene
Concen: 10.000 ppbv
RT: 3.981 min Scan# 1203
Delta R.T. 0.029 min
Lab File: VL042266.D
Acq: 08 Apr 2025 16:27

Tgt Ion:114 Resp: 411449

Ion	Ratio	Lower	Upper
114	100		
63	25.9	20.7	31.1
88	18.1	15.0	22.4

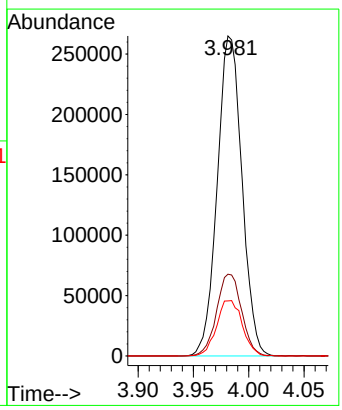

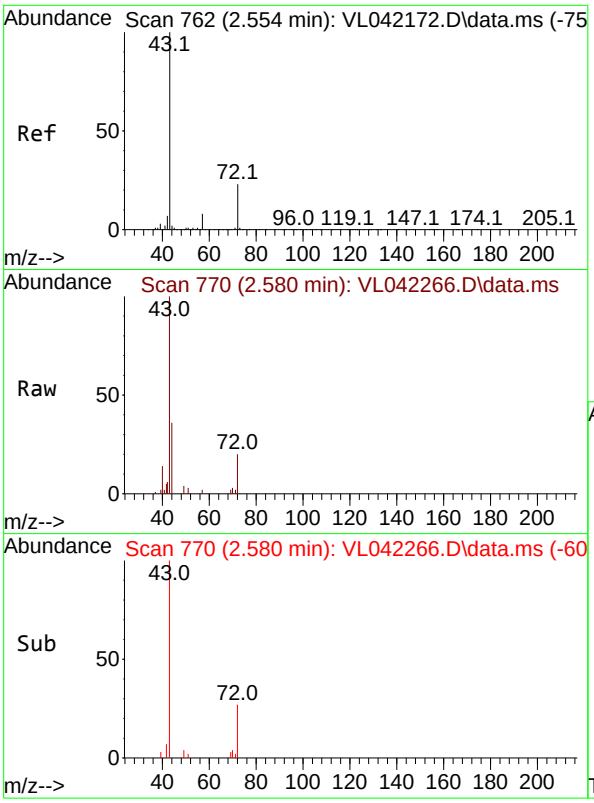

#34
2-Butanone
Concen: 0.131 ppbv
RT: 2.580 min Scan# 7
Delta R.T. 0.026 min
Lab File: VL042266.D
Acq: 08 Apr 2025 16:27

Tgt Ion: 43 Resp: 390

Ion	Ratio	Lower	Upper
43	100		
72	19.3	18.2	27.2

Instrument :
MSVOA_L
ClientSampleId :
SSSG-B2-1-04022025

Manual Integrations
APPROVED

Reviewed By :Mahesh Dadoda 04/09/2025
Supervised By :Semsettin Yesilyurt 04/10/2025

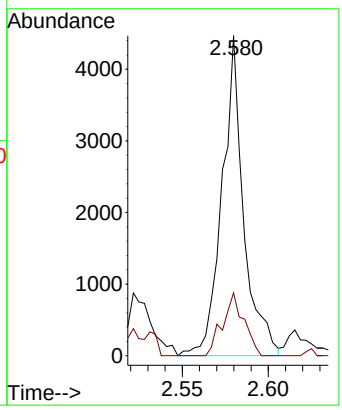

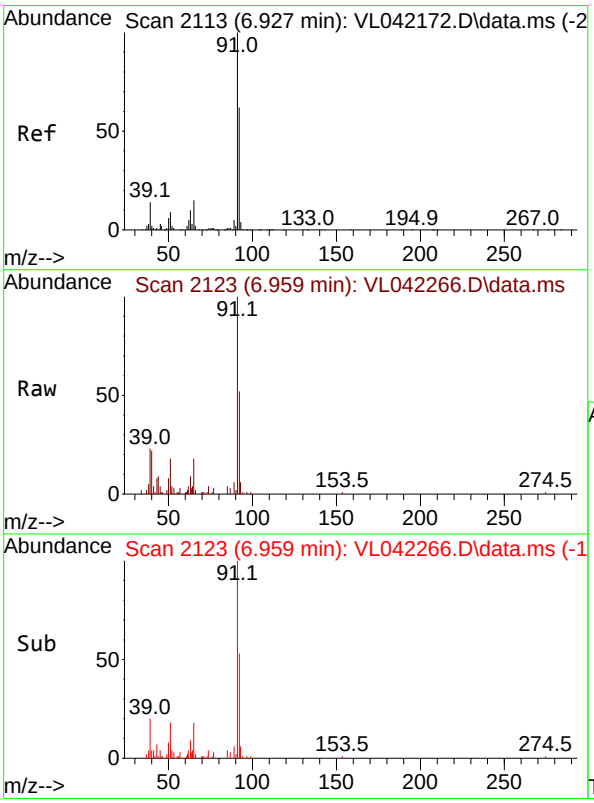

#53
Toluene
Concen: 0.433 ppbv m
RT: 6.959 min Scan# 2123
Delta R.T. 0.032 min
Lab File: VL042266.D
Acq: 08 Apr 2025 16:27

Tgt Ion: 91 Resp: 20919

Ion	Ratio	Lower	Upper
91	100		
92	0.0	48.4	72.6#

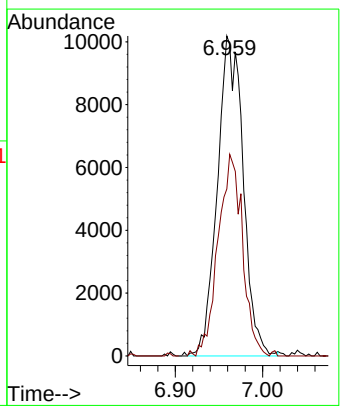

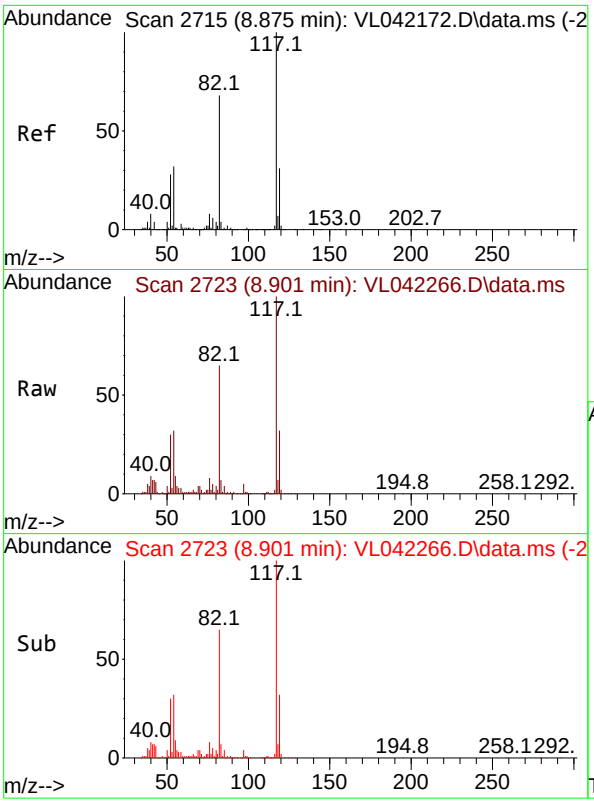

#55
Chlorobenzene-d5
Concen: 10.000 ppbv
RT: 8.901 min Scan# 2
Delta R.T. 0.026 min
Lab File: VL042266.D
Acq: 08 Apr 2025 16:27

Tgt Ion:117 Resp: 40670

Ion	Ratio	Lower	Upper
117	100		
82	65.9	55.8	83.6
119	31.7	25.5	38.3

Instrument :
MSVOA_L
ClientSampleId :
SSSG-B2-1-04022025

Manual Integrations
APPROVED

Reviewed By :Mahesh Dadoda 04/09/2025
Supervised By :Semsettin Yesilyurt 04/10/2025

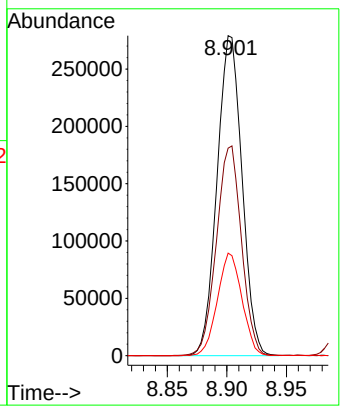

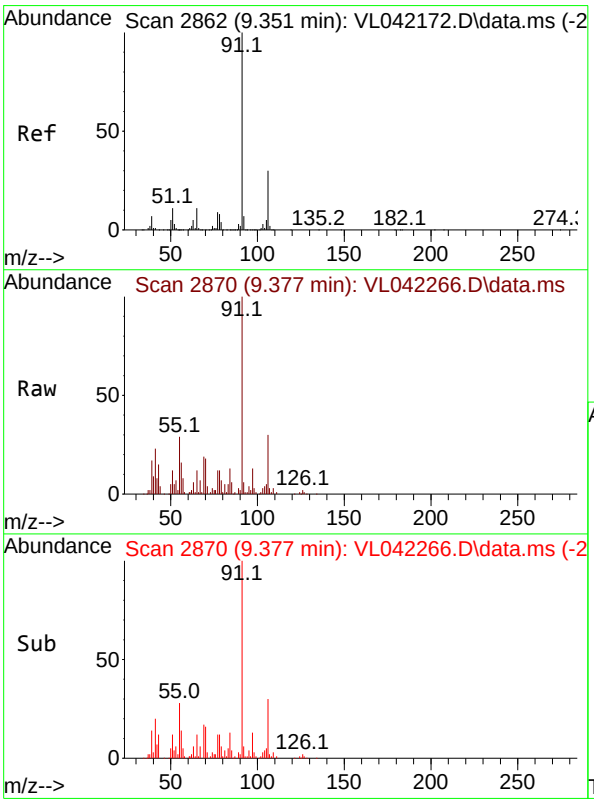

#58
Ethyl Benzene
Concen: 0.548 ppbv
RT: 9.377 min Scan# 2870
Delta R.T. 0.026 min
Lab File: VL042266.D
Acq: 08 Apr 2025 16:27

Tgt Ion: 91 Resp: 39620

Ion	Ratio	Lower	Upper
91	100		
106	30.2	24.2	36.2

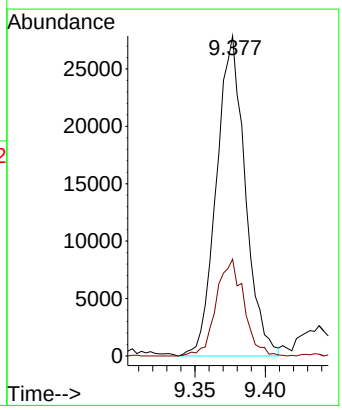

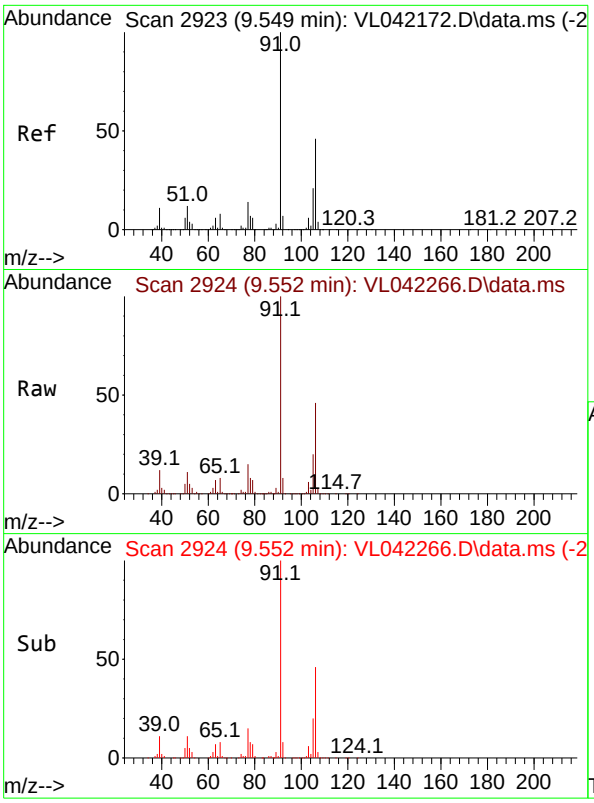

#59
m/p-Xylene
Concen: 8.897 ppbv m
RT: 9.552 min Scan# 2
Delta R.T. 0.003 min
Lab File: VL042266.D
Acq: 08 Apr 2025 16:27

Tgt Ion: 91 Resp: 51325

Ion	Ratio	Lower	Upper
91	100		
106	0.0	36.4	54.6

Instrument :
MSVOA_L
ClientSampleId :
SSSG-B2-1-04022025

Manual Integrations
APPROVED

Reviewed By :Mahesh Dadoda 04/09/2025
Supervised By :Semsettin Yesilyurt 04/10/2025

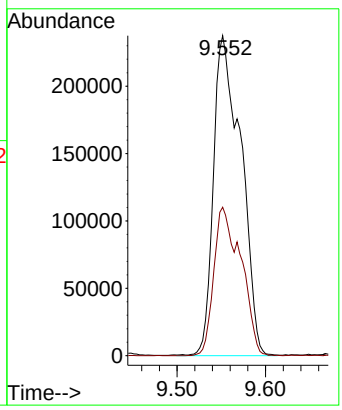

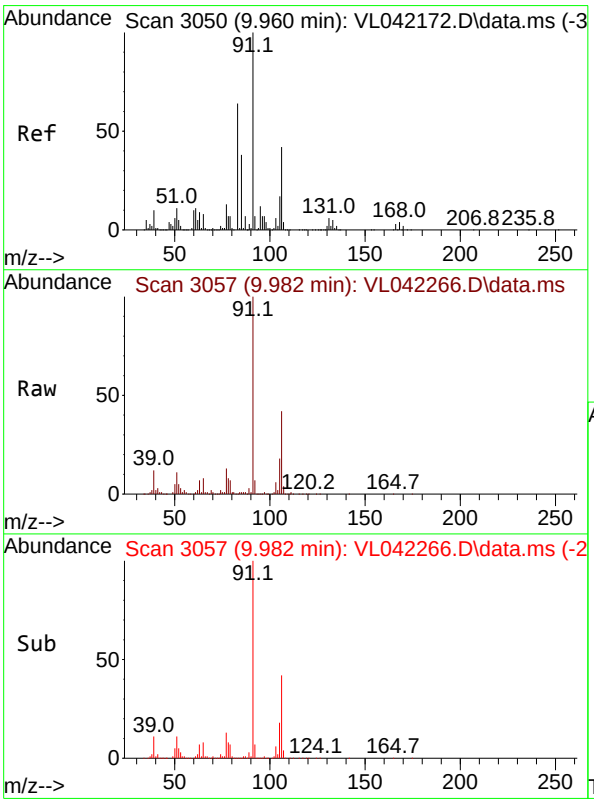

#60
o-Xylene
Concen: 7.293 ppbv
RT: 9.982 min Scan# 3057
Delta R.T. 0.022 min
Lab File: VL042266.D
Acq: 08 Apr 2025 16:27

Tgt Ion: 91 Resp: 421737

Ion	Ratio	Lower	Upper
91	100		
106	43.2	20.8	62.5

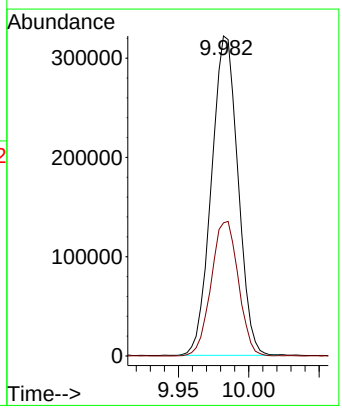

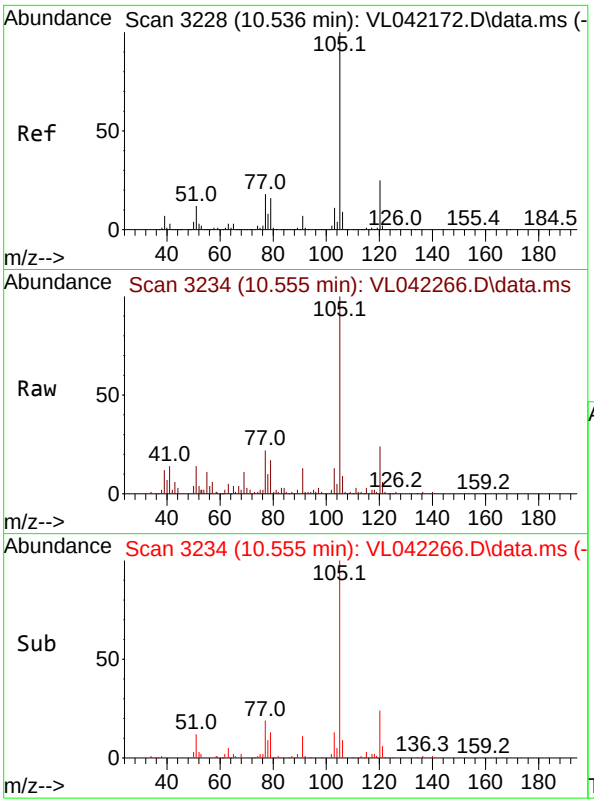

#62
Isopropylbenzene
Concen: 0.402 ppbv
RT: 10.555 min Scan# 3
Delta R.T. 0.019 min
Lab File: VL042266.D
Acq: 08 Apr 2025 16:27

Tgt Ion:105 Resp: 3479

Ion	Ratio	Lower	Upper
105	100		
120	24.7	19.9	29.9

Instrument :
MSVOA_L
ClientSampleId :
SSSG-B2-1-04022025

Manual Integrations
APPROVED

Reviewed By :Mahesh Dadoda 04/09/2025
Supervised By :Semsettin Yesilyurt 04/10/2025

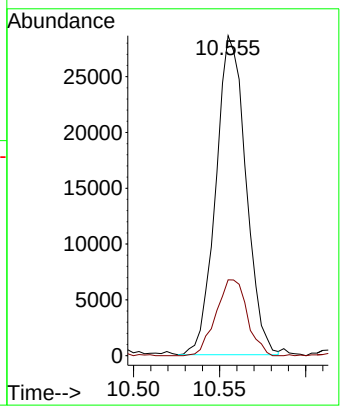

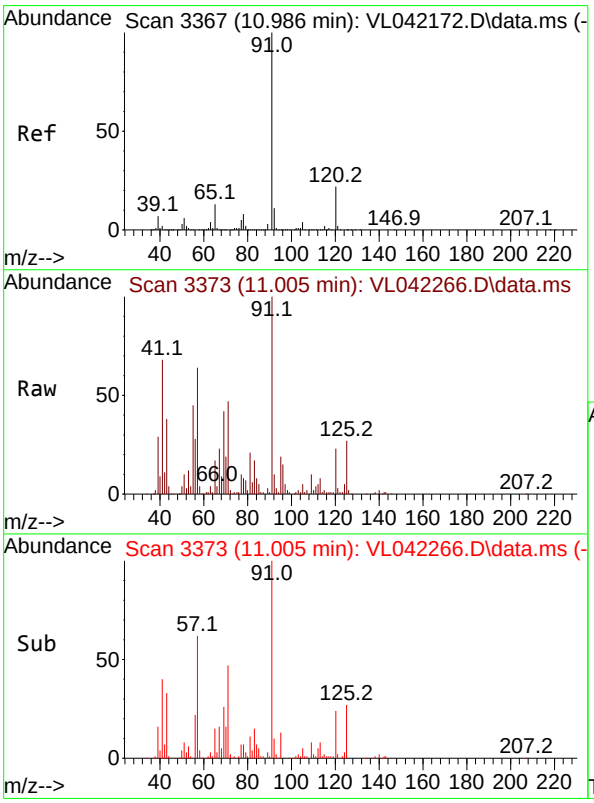

#64
n-propylbenzene
Concen: 0.507 ppbv
RT: 11.005 min Scan# 3373
Delta R.T. 0.019 min
Lab File: VL042266.D
Acq: 08 Apr 2025 16:27

Tgt Ion:120 Resp: 11288

Ion	Ratio	Lower	Upper
120	100		
91	516.6	376.9	565.3

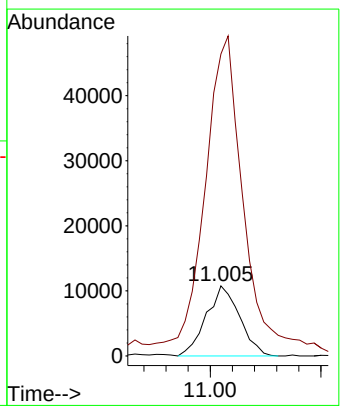

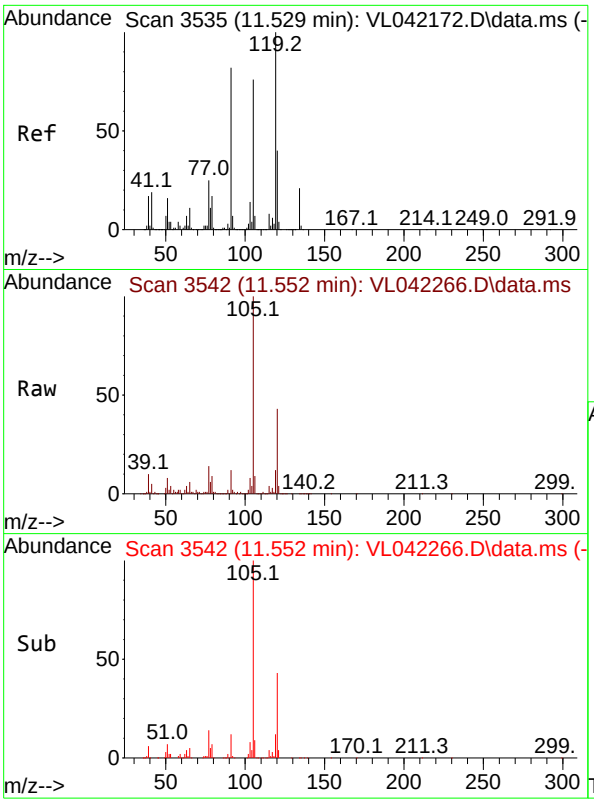

#65
tert-Butylbenzene
Concen: 1.052 ppbv
RT: 11.552 min Scan# 3
Delta R.T. 0.022 min
Lab File: VL042266.D
Acq: 08 Apr 2025 16:27

Tgt Ion:119 Resp: 8417

Ion	Ratio	Lower	Upper
119	100		
91	108.5	66.0	99.0#
134	2.0	16.7	25.1#

Instrument :
MSVOA_L
ClientSampleId :
SSSG-B2-1-04022025

Manual Integrations
APPROVED

Reviewed By :Mahesh Dadoda 04/09/2025
Supervised By :Semsettin Yesilyurt 04/10/2025

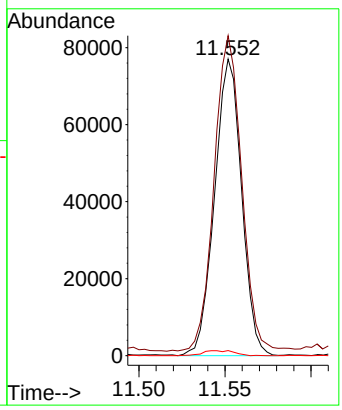

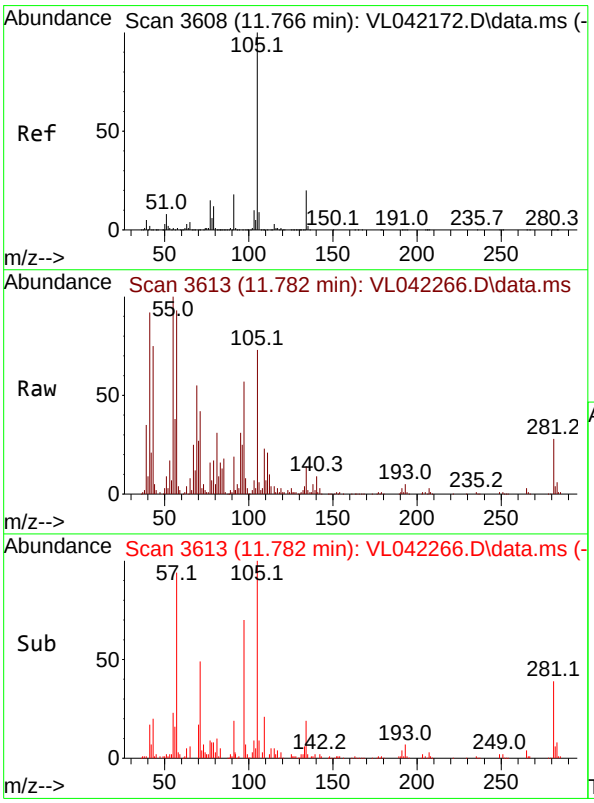

#67
sec-Butylbenzene
Concen: 0.282 ppbv
RT: 11.782 min Scan# 3613
Delta R.T. 0.016 min
Lab File: VL042266.D
Acq: 08 Apr 2025 16:27

Tgt Ion:105 Resp: 31349

Ion	Ratio	Lower	Upper
105	100		
134	34.2	15.5	23.3#

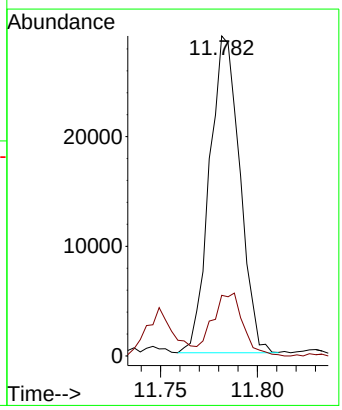

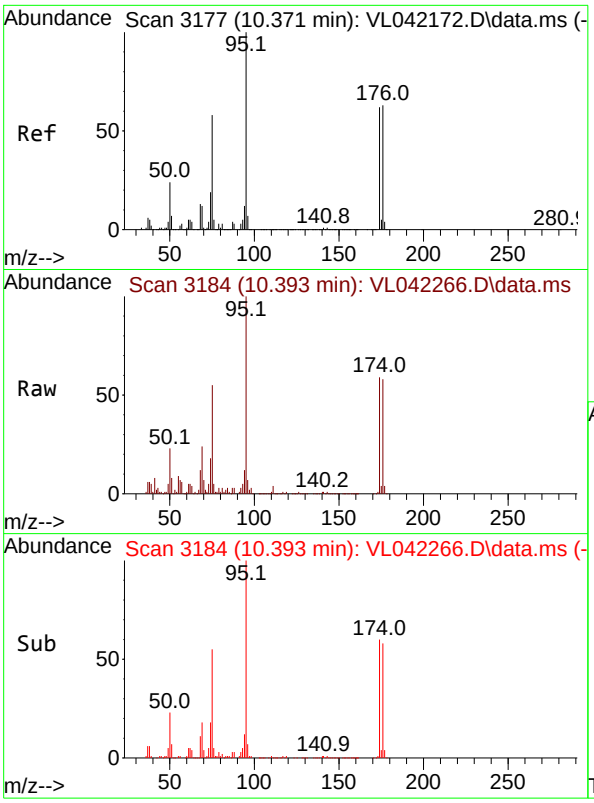

#68
1-Bromo-4-Fluorobenzene
Concen: 9.586 ppbv
RT: 10.393 min Scan# 3
Delta R.T. 0.022 min
Lab File: VL042266.D
Acq: 08 Apr 2025 16:27

Tgt Ion: 95 Resp: 32015

Ion	Ratio	Lower	Upper
95	100		
174	60.9	50.6	76.0
175	4.6	3.8	5.6

Instrument :
MSVOA_L
ClientSampleId :
SSSG-B2-1-04022025

Manual Integrations
APPROVED

Reviewed By :Mahesh Dadoda 04/09/2025
Supervised By :Semsettin Yesilyurt 04/10/2025

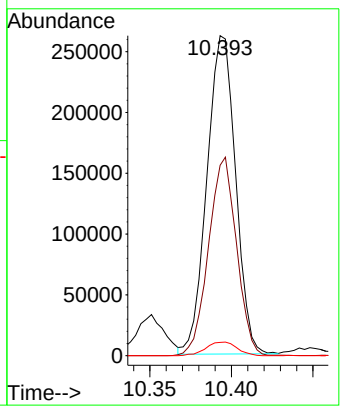

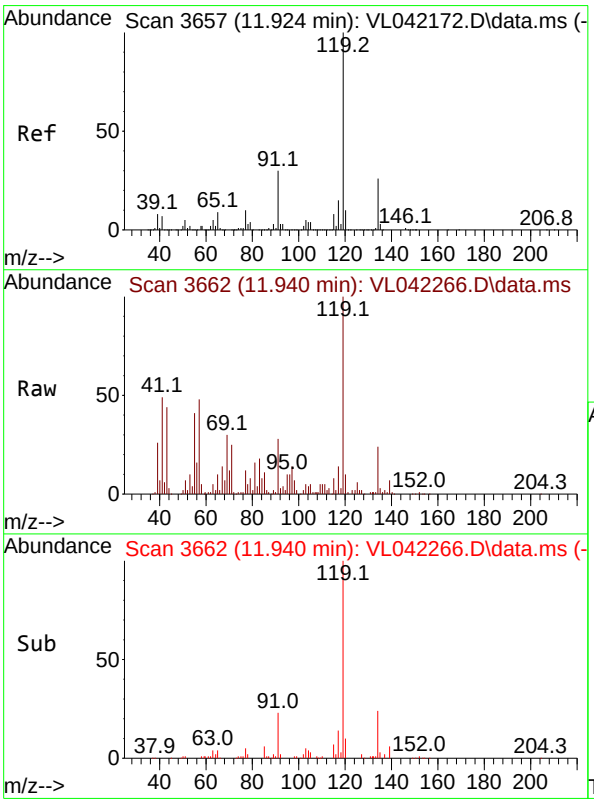

#69
p-Isopropyltoluene
Concen: 0.401 ppbv
RT: 11.940 min Scan# 3662
Delta R.T. 0.016 min
Lab File: VL042266.D
Acq: 08 Apr 2025 16:27

Tgt Ion:119 Resp: 38407

Ion	Ratio	Lower	Upper
119	100		
134	24.6	20.4	30.6
91	28.3	23.7	35.5

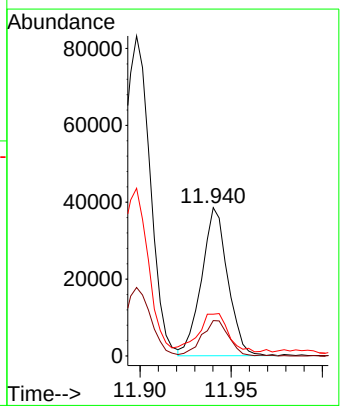

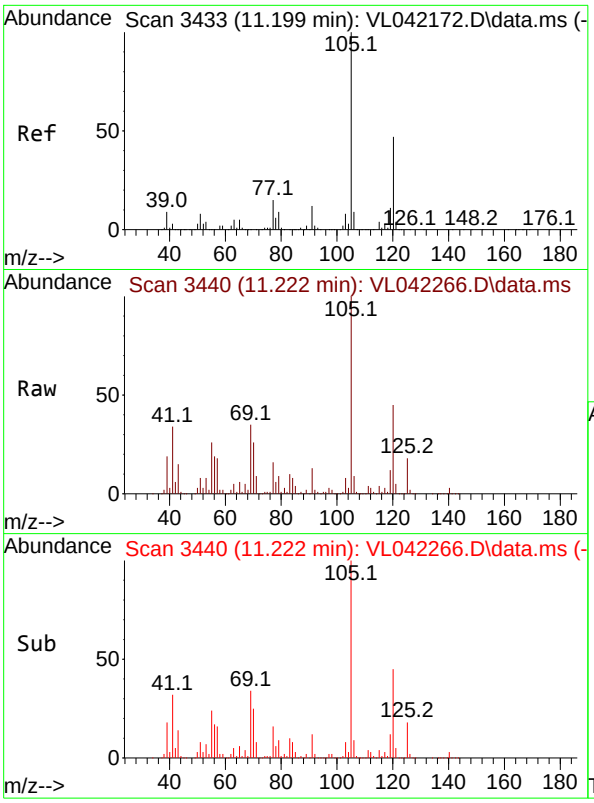

#73
1,3,5-Trimethylbenzene
Concen: 6.731 ppbv
RT: 11.222 min Scan# 3
Delta R.T. 0.022 min
Lab File: VL042266.D
Acq: 08 Apr 2025 16:27

Tgt Ion:105 Resp: 42329

Ion	Ratio	Lower	Upper
105	100		
120	44.8	37.4	56.0

Instrument :
MSVOA_L
ClientSampleId :
SSSG-B2-1-04022025

Manual Integrations
APPROVED

Reviewed By :Mahesh Dadoda 04/09/2025
Supervised By :Semsettin Yesilyurt 04/10/2025

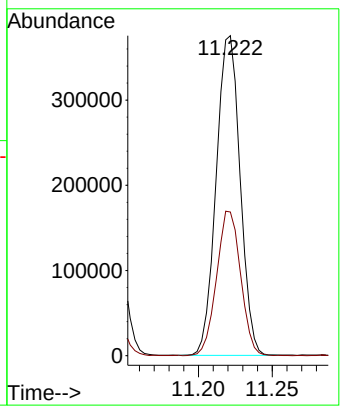

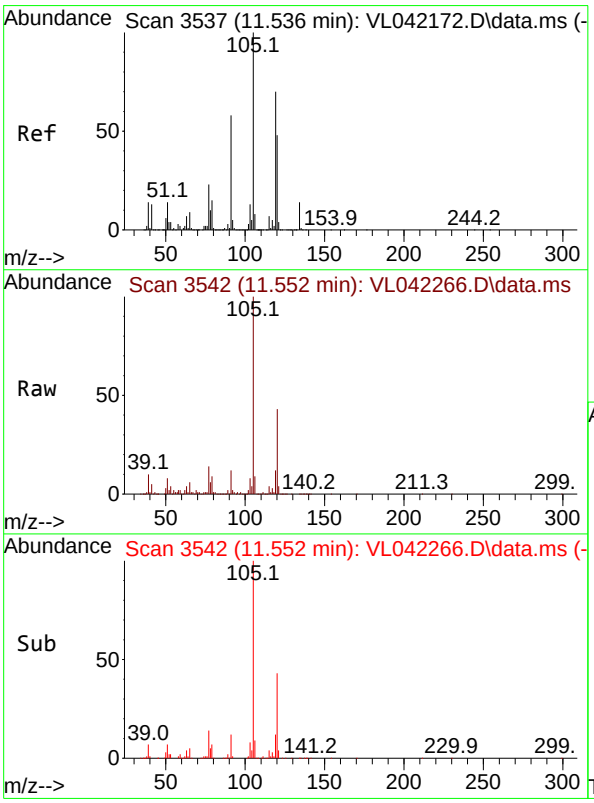

#74
1,2,4-Trimethylbenzene
Concen: 9.855 ppbv
RT: 11.552 min Scan# 3542
Delta R.T. 0.016 min
Lab File: VL042266.D
Acq: 08 Apr 2025 16:27

Tgt Ion:105 Resp: 713955

Ion	Ratio	Lower	Upper
105	100		
120	43.0	38.6	58.0
91	12.2	46.2	69.2#
77	14.1	18.6	27.8#

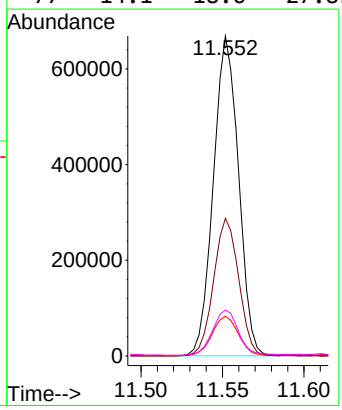

LSC Area Percent Report

Data Path : Z:\voasrv\HPCHEM1\MSVOA_L\Data\VL040825\
Data File : VL042266.D
Acq On : 08 Apr 2025 16:27
Operator : SY/MD
Sample : Q1728-09 10X
Misc : 400mL/MSVOA_L
ALS Vial : 1 Sample Multiplier: 1

Instrument :
MSVOA_L
ClientSampleId :
SSSG-B2-1-04022025

Integration Parameters: RTEINT.P
Integrator: RTE
Smoothing : ON Filtering: 5
Sampling : 3 Min Area: 3 % of largest Peak
Start Thrs: 0.001 Max Peaks: 100
Stop Thrs : 0 Peak Location: TOP

If leading or trailing edge < 100 prefer < Baseline drop else tangent >
Peak separation: 0

Method : Z:\voasrv\HPCHEM1\MSVOA_L\methods\VL032725AIR.M
Title : AIR ANALYSIS BY METHOD TO-15 Instrument: MSVOA_LFri Aug 26 06:05:16 2022

Signal : TIC: VL042266.D\data.ms

peak #	R.T. min	first scan	max scan	last scan	PK TY	peak height	corr. area	corr. % max.	% of total
1	1.437	412	417	423	rBV	4174602	4694733	100.00%	8.314%
2	1.845	538	543	551	rBV	116610	76665	1.63%	0.136%
3	2.803	829	839	847	rBV	567867	590347	12.57%	1.046%
4	3.981	1191	1203	1216	rBV	697216	1094287	23.31%	1.938%
5	5.700	1716	1734	1749	rBV6	55170	134942	2.87%	0.239%
6	5.826	1753	1773	1788	rBV7	43490	118717	2.53%	0.210%
7	6.234	1886	1899	1900	rBV2	46954	67499	1.44%	0.120%
8	6.308	1921	1922	1935	rVB4	43228	50400	1.07%	0.089%
9	6.506	1965	1983	1990	rBV4	51342	121658	2.59%	0.215%
10	6.558	1990	1999	2015	rVB6	39251	95214	2.03%	0.169%
11	6.758	2045	2061	2075	rBV5	61024	138664	2.95%	0.246%
12	7.215	2186	2202	2227	rBV3	179791	425483	9.06%	0.754%
13	7.480	2267	2284	2298	rBV4	76180	189648	4.04%	0.336%
14	7.645	2318	2335	2344	rBV4	354891	717305	15.28%	1.270%
15	7.697	2344	2351	2367	rVB2	261855	486901	10.37%	0.862%
16	7.846	2384	2397	2409	rBV	118576	209587	4.46%	0.371%
17	7.924	2409	2421	2425	rVV2	71547	129852	2.77%	0.230%
18	7.940	2425	2426	2438	rVV6	57653	76603	1.63%	0.136%
19	8.004	2438	2446	2449	rVV5	47460	69197	1.47%	0.123%
20	8.037	2449	2456	2465	rVV6	74766	133973	2.85%	0.237%
21	8.089	2465	2472	2480	rVV6	30996	51232	1.09%	0.091%
22	8.160	2480	2494	2507	rVB2	538737	901751	19.21%	1.597%
23	8.341	2534	2550	2563	rVB5	336494	650002	13.85%	1.151%
24	8.519	2591	2605	2616	rVB8	48313	106482	2.27%	0.189%
25	8.658	2639	2648	2656	rBV6	39214	64724	1.38%	0.115%
26	8.710	2656	2664	2672	rBV3	92959	139002	2.96%	0.246%
27	8.791	2680	2689	2700	rVB3	193776	287325	6.12%	0.509%
28	8.901	2706	2723	2736	rBV3	1144294	2316668	49.35%	4.103%
29	9.005	2744	2755	2758	rBV4	861504	1279840	27.26%	2.267%
30	9.021	2758	2760	2771	rVB2	870779	1049233	22.35%	1.858%
31	9.121	2781	2791	2797	rBV	768446	1109741	23.64%	1.965%
32	9.166	2797	2805	2826	rVV3	1101398	2178771	46.41%	3.859%
33	9.254	2826	2832	2855	rVB5	115664	312573	6.66%	0.554%
34	9.399	2858	2877	2882	rBV4	308777	634995	13.53%	1.125%
35	9.438	2882	2889	2898	rVB	662605	944531	20.12%	1.673%
36	9.552	2916	2924	2927	rBV	664111	847819	18.06%	1.501%

Data Path : Z:\voasrv\HPCHEM1\MSVOA_L\Data\VL040825\
Data File : VL042266.D
Acq On : 08 Apr 2025 16:27
Operator : SY/MD
Sample : Q1728-09 10X
Misc : 400mL/MSVOA_L
ALS Vial : 1 Sample Multiplier: 1

Instrument :
MSVOA_L
ClientSampleId :
SSSG-B2-1-04022025

Integration Parameters: RTEINT.P
Integrator: RTE
Smoothing : ON Filtering: 5
Sampling : 3 Min Area: 3 % of largest Peak
Start Thrs: 0.001 Max Peaks: 100
Stop Thrs : 0 Peak Location: TOP

If leading or trailing edge < 100 prefer < Baseline drop else tangent >
Peak separation: 0

Method : Z:\voasrv\HPCHEM1\MSVOA_L\methods\VL032725AIR.M
Title : AIR ANALYSIS BY METHOD TO-15 Instrument: MSVOA_LFri Aug 26 06:05:16 2022

37	9.574	2927	2931	2941	rVV5	706936	1091085	23.24%	1.932%
38	9.632	2941	2949	2955	rVV4	163177	288341	6.14%	0.511%
39	9.675	2955	2962	2972	rVB	364515	491323	10.47%	0.870%
40	9.746	2983	2984	2995	rVB2	64277	65484	1.39%	0.116%
41	9.849	2995	3016	3019	rBV8	111897	284507	6.06%	0.504%
42	9.882	3019	3026	3033	rVV3	271909	388803	8.28%	0.689%
43	9.914	3033	3036	3044	rVV5	56949	64637	1.38%	0.114%
44	9.982	3044	3057	3064	rVV	915556	1397459	29.77%	2.475%
45	10.008	3064	3065	3083	rVB5	251584	361355	7.70%	0.640%
46	10.118	3083	3099	3106	rBV4	565907	1118892	23.83%	1.982%
47	10.163	3106	3113	3123	rVB5	475817	761813	16.23%	1.349%
48	10.238	3131	3136	3149	rVB5	44058	92604	1.97%	0.164%
49	10.393	3155	3184	3194	rBV2	1410306	2462112	52.44%	4.360%
50	10.451	3194	3202	3210	rVB3	675528	912569	19.44%	1.616%
51	10.497	3210	3216	3228	rVB3	219535	318348	6.78%	0.564%
52	10.558	3228	3235	3241	rBV	93270	134609	2.87%	0.238%
53	10.594	3241	3246	3250	rBV2	83008	87421	1.86%	0.155%
54	10.629	3250	3257	3261	rBV2	423474	560577	11.94%	0.993%
55	10.652	3261	3264	3270	rVV3	323795	357211	7.61%	0.633%
56	10.681	3270	3273	3279	rVB2	131786	130132	2.77%	0.230%
57	10.726	3279	3287	3295	rVB6	198560	281215	5.99%	0.498%
58	10.788	3295	3306	3309	rBV3	259366	374221	7.97%	0.663%
59	10.814	3309	3314	3319	rVV	585670	638739	13.61%	1.131%
60	10.843	3319	3323	3328	rVV3	199827	221087	4.71%	0.392%
61	10.872	3328	3332	3339	rVB3	307187	346159	7.37%	0.613%
62	10.917	3339	3346	3351	rBV2	497027	607250	12.93%	1.075%
63	10.940	3351	3353	3359	rVB4	136866	113168	2.41%	0.200%
64	11.027	3369	3380	3388	rVB6	843605	1461306	31.13%	2.588%
65	11.079	3388	3396	3398	rBV5	124163	163801	3.49%	0.290%
66	11.112	3398	3406	3411	rVV	968512	1166201	24.84%	2.065%
67	11.144	3411	3416	3427	rVB4	576772	802888	17.10%	1.422%
68	11.222	3427	3440	3447	rBV4	2080406	2728758	58.12%	4.833%
69	11.270	3447	3455	3459	rVV3	253622	342015	7.29%	0.606%
70	11.296	3459	3463	3469	rVV2	377592	432216	9.21%	0.765%
71	11.328	3469	3473	3476	rVV2	121663	121585	2.59%	0.215%
72	11.354	3476	3481	3488	rVV3	541158	678163	14.45%	1.201%
73	11.380	3488	3489	3495	rVV3	117507	80861	1.72%	0.143%
74	11.419	3495	3501	3502	rVV3	241099	199558	4.25%	0.353%
75	11.442	3502	3508	3516	rVV5	379776	657137	14.00%	1.164%
76	11.487	3516	3522	3528	rVB	327136	381317	8.12%	0.675%

Data Path : Z:\voasrv\HPCHEM1\MSVOA_L\Data\VL040825\
Data File : VL042266.D
Acq On : 08 Apr 2025 16:27
Operator : SY/MD
Sample : Q1728-09 10X
Misc : 400mL/MSVOA_L
ALS Vial : 1 Sample Multiplier: 1

Instrument :
MSVOA_L
ClientSampleId :
SSSG-B2-1-04022025

Integration Parameters: RTEINT.P
Integrator: RTE
Smoothing : ON Filtering: 5
Sampling : 3 Min Area: 3 % of largest Peak
Start Thrs: 0.001 Max Peaks: 100
Stop Thrs : 0 Peak Location: TOP

If leading or trailing edge < 100 prefer < Baseline drop else tangent >
Peak separation: 0

Method : Z:\voasrv\HPCHEM1\MSVOA_L\methods\VL032725AIR.M
Title : AIR ANALYSIS BY METHOD TO-15 Instrument: MSVOA_LFri Aug 26 06:05:16 2022

77	11.552	3535	3542	3556	rBV2	1912738	2771215	59.03%	4.908%
78	11.613	3556	3561	3569	rVV4	345098	491274	10.46%	0.870%
79	11.655	3569	3574	3580	rVB5	176562	199824	4.26%	0.354%
80	11.720	3585	3594	3597	rBV7	73994	97362	2.07%	0.172%
81	11.746	3597	3602	3604	rVV2	175718	159382	3.39%	0.282%
82	11.769	3604	3609	3621	rVB5	489119	929149	19.79%	1.646%
83	11.830	3621	3628	3629	rBV3	72052	76173	1.62%	0.135%
84	11.872	3637	3641	3642	rBV2	72466	47595	1.01%	0.084%
85	11.895	3642	3648	3654	rVV2	811669	875071	18.64%	1.550%
86	11.927	3654	3658	3661	rVV4	129211	123177	2.62%	0.218%
87	11.953	3661	3666	3672	rVB4	206874	265597	5.66%	0.470%
88	11.989	3672	3677	3682	rVB5	96303	98958	2.11%	0.175%
89	12.031	3682	3690	3692	rBV4	221349	276816	5.90%	0.490%
90	12.057	3692	3698	3710	rVB4	799591	1089126	23.20%	1.929%
91	12.112	3710	3715	3721	rVB4	215526	229898	4.90%	0.407%
92	12.151	3721	3727	3732	rVB3	276765	277289	5.91%	0.491%
93	12.183	3732	3737	3742	rBV6	243515	279680	5.96%	0.495%
94	12.238	3749	3754	3760	rVB2	339292	338588	7.21%	0.600%
95	12.280	3765	3767	3772	rVB6	56985	47266	1.01%	0.084%
96	12.309	3772	3776	3780	rBV2	134437	126570	2.70%	0.224%
97	12.335	3780	3784	3791	rVB5	222762	258443	5.50%	0.458%
98	12.371	3791	3795	3799	rBV4	63227	61763	1.32%	0.109%
99	12.419	3803	3810	3816	rVB4	336629	358806	7.64%	0.635%
100	12.455	3816	3821	3826	rVB3	113778	111717	2.38%	0.198%
101	12.490	3826	3832	3836	rVB6	40851	47088	1.00%	0.083%
102	12.520	3836	3841	3845	rBV4	141308	165309	3.52%	0.293%
103	12.555	3851	3852	3860	rVB3	112689	83725	1.78%	0.148%
104	12.613	3860	3870	3878	rVV6	103851	178757	3.81%	0.317%
105	12.668	3878	3887	3898	rVV6	107834	252628	5.38%	0.447%
106	12.717	3898	3902	3908	rVB4	105132	104282	2.22%	0.185%
107	12.788	3915	3924	3925	rBV6	49328	54823	1.17%	0.097%
108	12.843	3936	3941	3947	rVB3	56086	62850	1.34%	0.111%
109	12.924	3958	3966	3976	rVV5	63486	101934	2.17%	0.181%
110	13.021	3987	3996	4006	rVB8	54680	96783	2.06%	0.171%
111	13.180	4036	4045	4049	rBV6	53474	62649	1.33%	0.111%

Sum of corrected areas: 56464858

Data Path : Z:\voasrv\HPCHEM1\MSVOA_L\Data\VL040825\
Data File : VL042266.D
Acq On : 08 Apr 2025 16:27
Operator : SY/MD
Sample : Q1728-09 10X
Misc : 400mL/MSVOA_L
ALS Vial : 1 Sample Multiplier: 1

Instrument :
MSVOA_L
ClientSampleId :
SSSG-B2-1-04022025

Quant Method : Z:\voasrv\HPCHEM1\MSVOA_L\methods\VL032725AIR.M
Quant Title : AIR ANALYSIS BY METHOD TO-15 Instrument: MSVOA_LFri Aug 26 06:05:16 2022

TIC Library : C:\Database\NIST20.L
TIC Integration Parameters: LSCINT.P

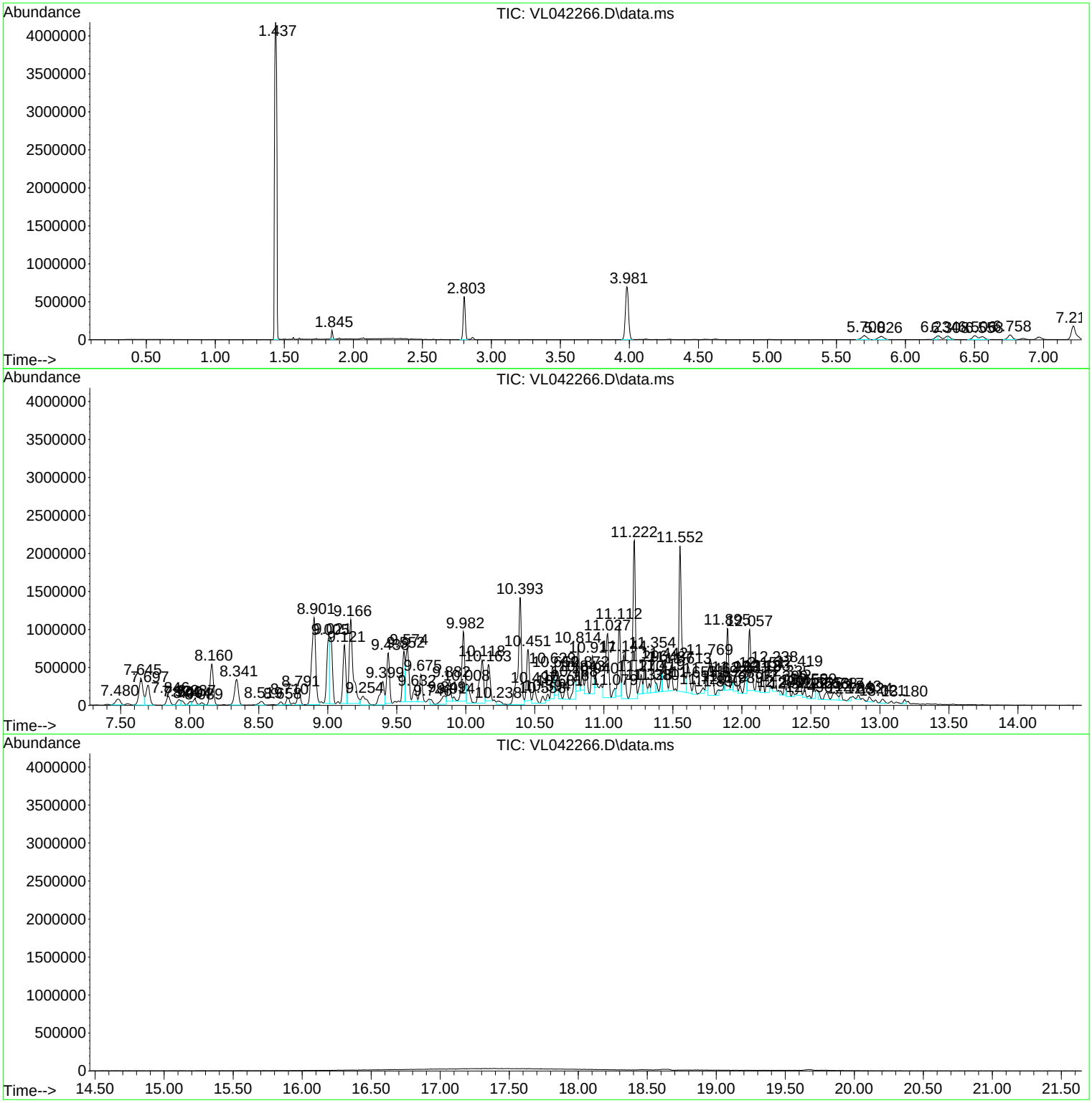

Data Path : Z:\voasrv\HPCHEM1\MSVOA_L\Data\VL040825\
Data File : VL042266.D
Acq On : 08 Apr 2025 16:27
Operator : SY/MD
Sample : Q1728-09 10X
Misc : 400mL/MSVOA_L
ALS Vial : 1 Sample Multiplier: 1

Instrument :
MSVOA_L
ClientSampleId :
SSSG-B2-1-04022025

Quant Method : Z:\voasrv\HPCHEM1\MSVOA_L\methods\VL032725AIR.M
Quant Title : AIR ANALYSIS BY METHOD TO-15 Instrument: MSVOA_LFri Aug 26 06:05:16 2022

TIC Library : C:\Database\NIST20.L
TIC Integration Parameters: LSCINT.P

****
Peak Number 2 Cyclohexane, ethyl- Concentration Rank 3

R.T.	EstConc	Area	Relative to ISTD	R.T.
9.005	5.52 ppbv	1279840	Chlorobenzene-d5	8.901

Hit# of 5	Tentative ID	MW	MolForm	CAS#	Qual
1	Cyclohexane, ethyl-	112	C8H16	001678-91-7	80
2	Cyclohexane, ethyl-	112	C8H16	001678-91-7	64
3	Cyclopentane, 1-methyl-3-(1-meth...	126	C9H18	053771-88-3	64
4	Cyclohexane, ethyl-	112	C8H16	001678-91-7	64
5	Cyclohexane, ethyl-	112	C8H16	001678-91-7	53

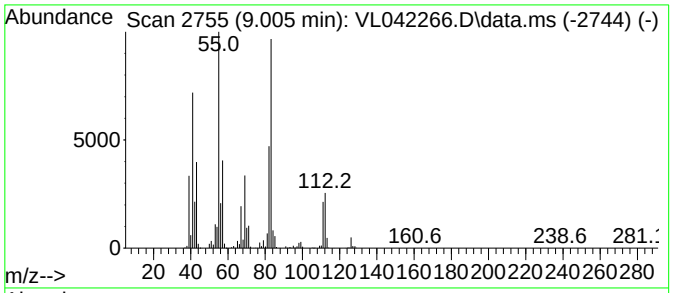

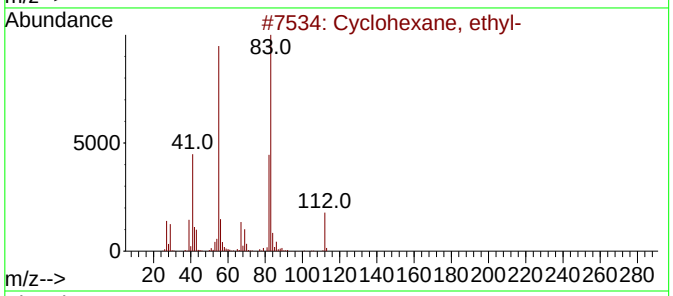

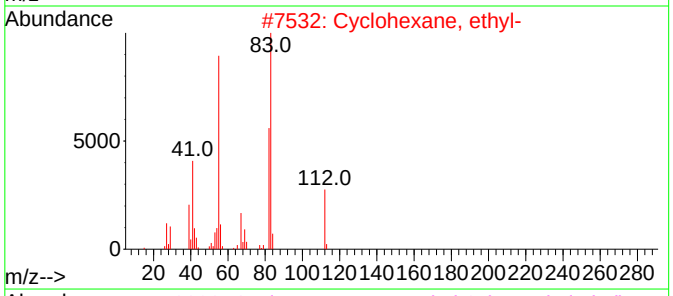

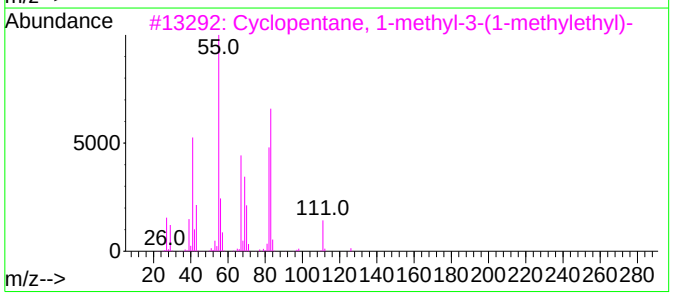

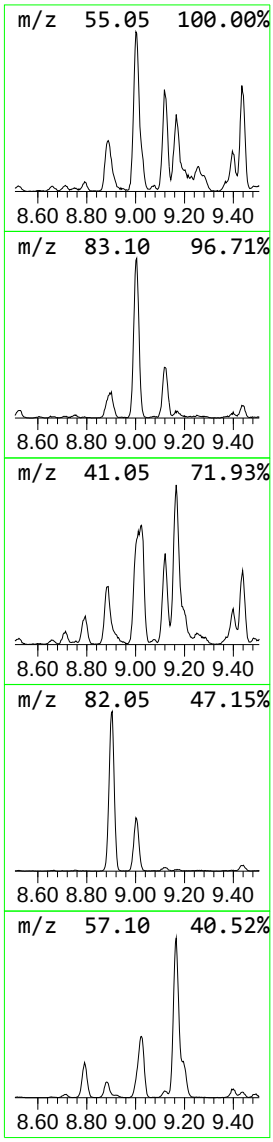

Data Path : Z:\voasrv\HPCHEM1\MSVOA_L\Data\VL040825\
Data File : VL042266.D
Acq On : 08 Apr 2025 16:27
Operator : SY/MD
Sample : Q1728-09 10X
Misc : 400mL/MSVOA_L
ALS Vial : 1 Sample Multiplier: 1

Instrument :
MSVOA_L
ClientSampleId :
SSSG-B2-1-04022025

Quant Method : Z:\voasrv\HPCHEM1\MSVOA_L\methods\VL032725AIR.M
Quant Title : AIR ANALYSIS BY METHOD TO-15 Instrument: MSVOA_LFri Aug 26 06:05:16 2022

TIC Library : C:\Database\NIST20.L
TIC Integration Parameters: LSCINT.P

****
Peak Number 3 Tridecane, 4-methyl- Concentration Rank 8

R.T.	EstConc	Area	Relative to ISTD	R.T.
9.021	4.53 ppbv	1049230	Chlorobenzene-d5	8.901

Hit# of 5	Tentative ID	MW	MolForm	CAS#	Qual
1	Tridecane, 4-methyl-	198	C14H30	026730-12-1	64
2	Nonane	128	C9H20	000111-84-2	49
3	Octane, 2-methyl-	128	C9H20	003221-61-2	47
4	Decane, 4-methyl-	156	C11H24	002847-72-5	45
5	Heptane, 2,6-dimethyl-	128	C9H20	001072-05-5	42

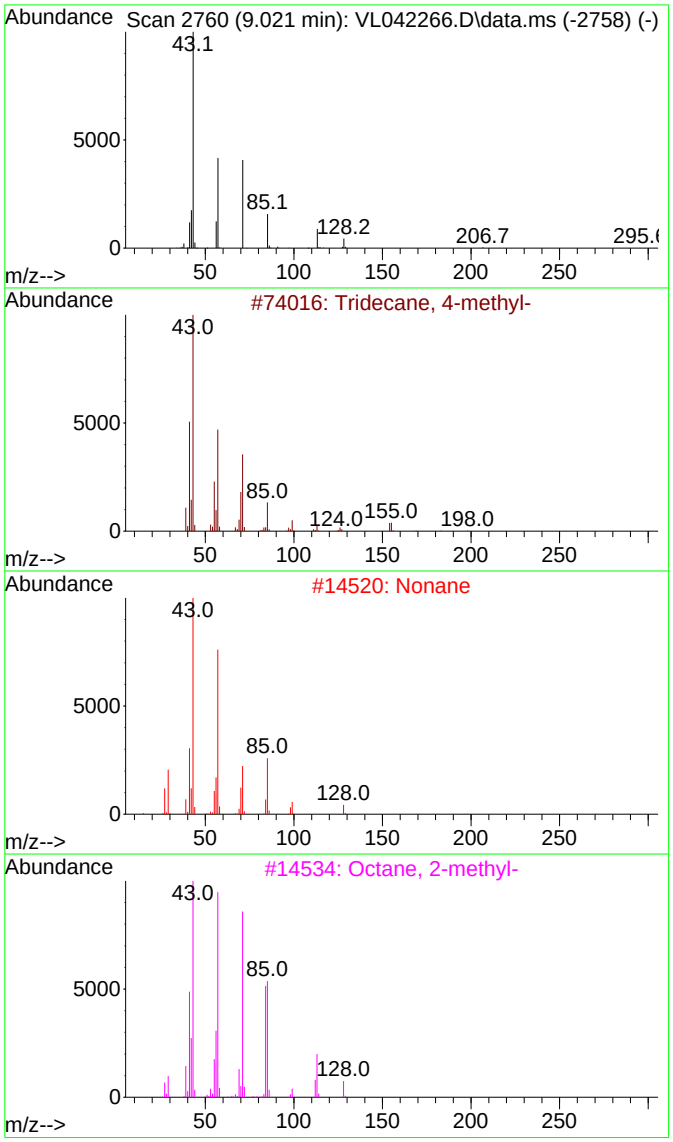

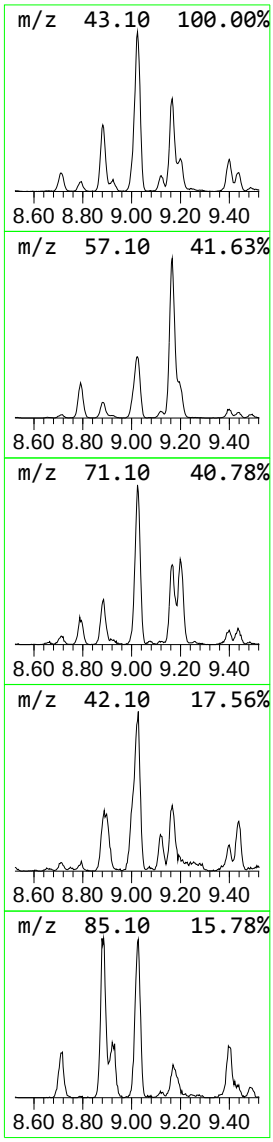

Data Path : Z:\voasrv\HPCHEM1\MSVOA_L\Data\VL040825\
Data File : VL042266.D
Acq On : 08 Apr 2025 16:27
Operator : SY/MD
Sample : Q1728-09 10X
Misc : 400mL/MSVOA_L
ALS Vial : 1 Sample Multiplier: 1

Instrument :
MSVOA_L
ClientSampleId :
SSSG-B2-1-04022025

Quant Method : Z:\voasrv\HPCHEM1\MSVOA_L\methods\VL032725AIR.M
Quant Title : AIR ANALYSIS BY METHOD TO-15 Instrument: MSVOA_LFri Aug 26 06:05:16 2022

TIC Library : C:\Database\NIST20.L
TIC Integration Parameters: LSCINT.P

****
Peak Number 4 Cyclohexane, 1,1,3-trimethyl- Concentration Rank 6

R.T.	EstConc	Area	Relative to ISTD	R.T.
9.121	4.79 ppbv	1109740	Chlorobenzene-d5	8.901

Hit# of 5	Tentative ID	MW	MolForm	CAS#	Qual
1	Cyclohexane, 1,1,3-trimethyl-	126	C9H18	003073-66-3	91
2	Cyclohexane, 1,3,5-trimethyl-, (...	126	C9H18	001795-27-3	72
3	Cyclohexane, 1,3,5-trimethyl-	126	C9H18	001839-63-0	64
4	Cyclohexane, 1,2,4-trimethyl-	126	C9H18	002234-75-5	56
5	Cyclohexane, 1,1,3-trimethyl-	126	C9H18	003073-66-3	50

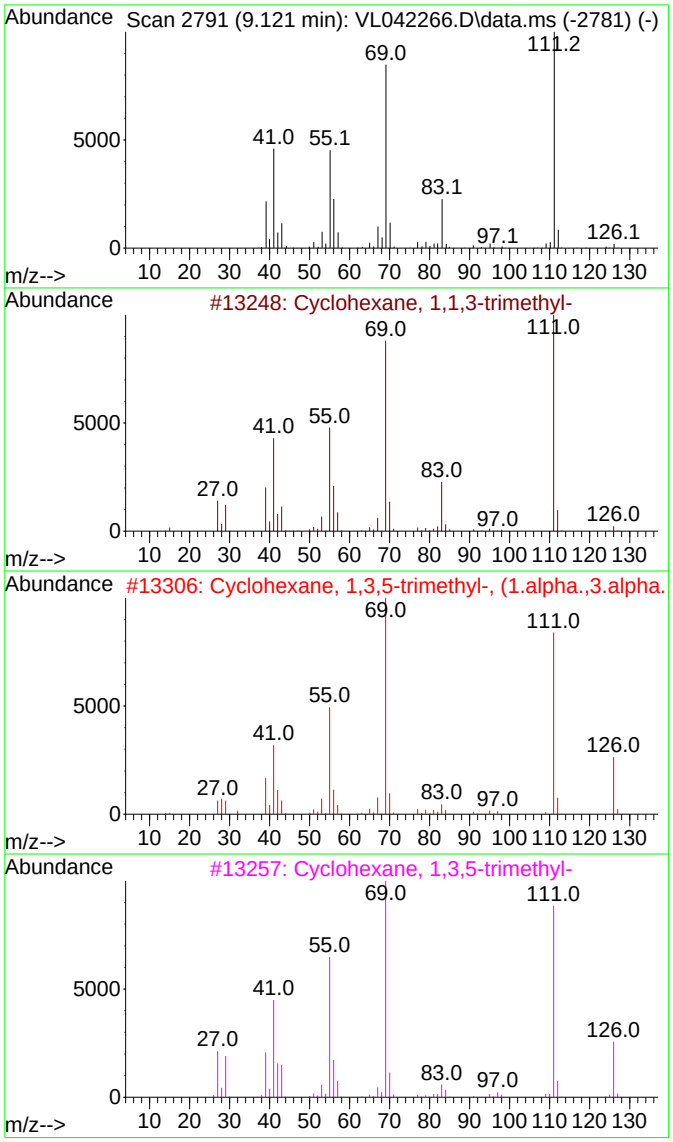

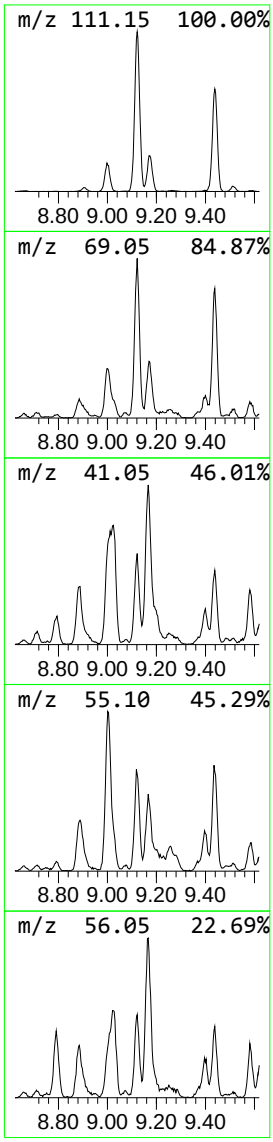

Data Path : Z:\voasrv\HPCHEM1\MSVOA_L\Data\VL040825\
Data File : VL042266.D
Acq On : 08 Apr 2025 16:27
Operator : SY/MD
Sample : Q1728-09 10X
Misc : 400mL/MSVOA_L
ALS Vial : 1 Sample Multiplier: 1

Instrument :
MSVOA_L
ClientSampleId :
SSSG-B2-1-04022025

Quant Method : Z:\voasrv\HPCHEM1\MSVOA_L\methods\VL032725AIR.M
Quant Title : AIR ANALYSIS BY METHOD TO-15 Instrument: MSVOA_LFri Aug 26 06:05:16 2022

TIC Library : C:\Database\NIST20.L
TIC Integration Parameters: LSCINT.P

****
Peak Number 5 Heptane, 3,5-dimethyl- Concentration Rank 2

R.T.	EstConc	Area	Relative to ISTD	R.T.
9.166	9.40 ppbv	2178770	Chlorobenzene-d5	8.901

Hit# of 5	Tentative ID	MW	MolForm	CAS#	Qual
1	Heptane, 3,5-dimethyl-	128	C9H20	000926-82-9	87
2	Heptane, 2,5-dimethyl-	128	C9H20	002216-30-0	81
3	Heptane, 2,5-dimethyl-	128	C9H20	002216-30-0	81
4	Heptane, 2,5-dimethyl-	128	C9H20	002216-30-0	68
5	Octane, 3-methyl-	128	C9H20	002216-33-3	64

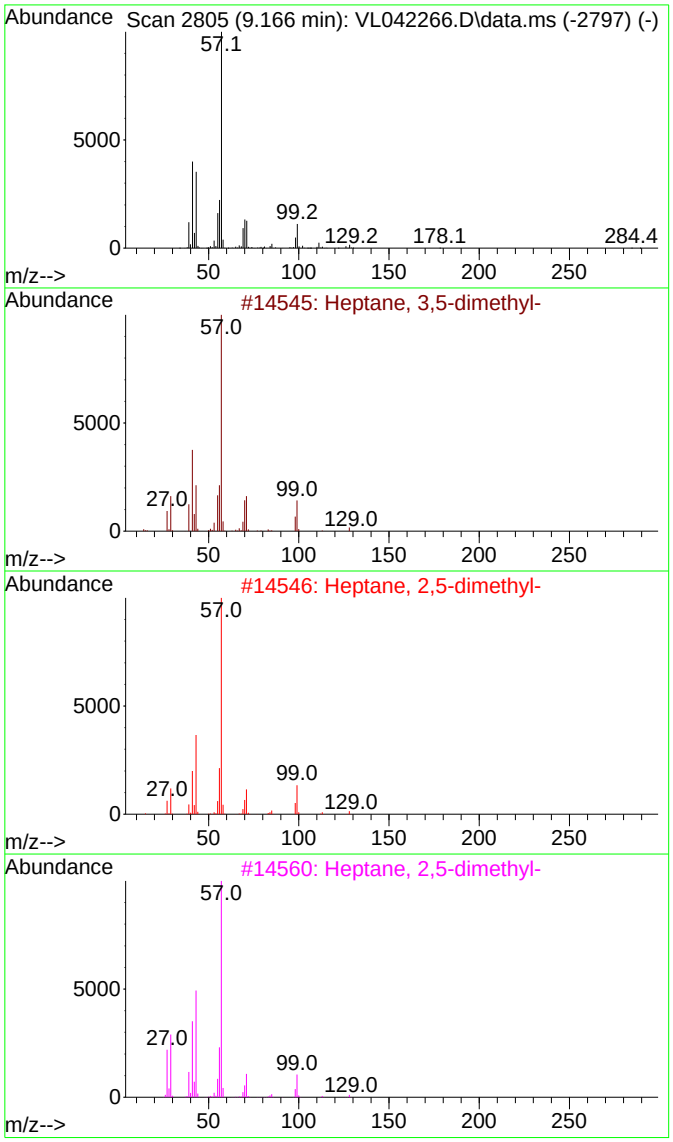

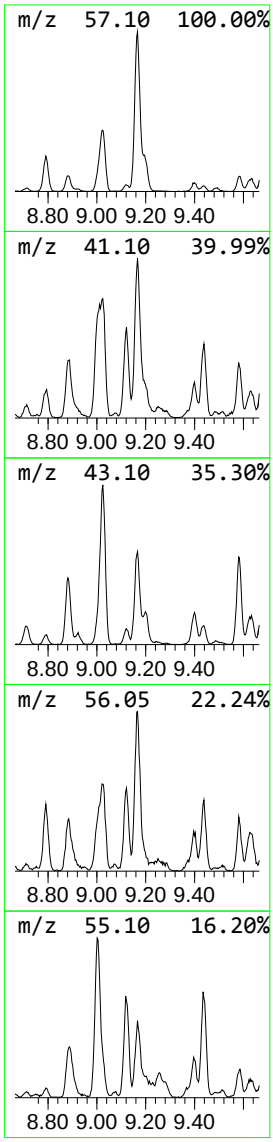

Data Path : Z:\voasrv\HPCHEM1\MSVOA_L\Data\VL040825\
Data File : VL042266.D
Acq On : 08 Apr 2025 16:27
Operator : SY/MD
Sample : Q1728-09 10X
Misc : 400mL/MSVOA_L
ALS Vial : 1 Sample Multiplier: 1

Instrument :
MSVOA_L
ClientSampleId :
SSSG-B2-1-04022025

Quant Method : Z:\voasrv\HPCHEM1\MSVOA_L\methods\VL032725AIR.M
Quant Title : AIR ANALYSIS BY METHOD TO-15 Instrument: MSVOA_LFri Aug 26 06:05:16 2022

TIC Library : C:\Database\NIST20.L
TIC Integration Parameters: LSCINT.P

****
Peak Number 6 Cyclohexane, 1,2,4-trimethy... Concentration Rank 9

R.T.	EstConc	Area	Relative to ISTD	R.T.
9.438	4.08 ppbv	944531	Chlorobenzene-d5	8.901

Hit# of 5	Tentative ID	MW	MolForm	CAS#	Qual
1	Cyclohexane, 1,2,4-trimethyl-, (...	126	C9H18	007667-60-9	94
2	Cyclohexane, 1,3,5-trimethyl-, (...	126	C9H18	001795-27-3	93
3	Cyclohexane, 1,3,5-trimethyl-, (...	126	C9H18	001795-26-2	91
4	Cyclohexane, 1,2,4-trimethyl-	126	C9H18	002234-75-5	91
5	Cyclohexane, 1,3,5-trimethyl-	126	C9H18	001839-63-0	90

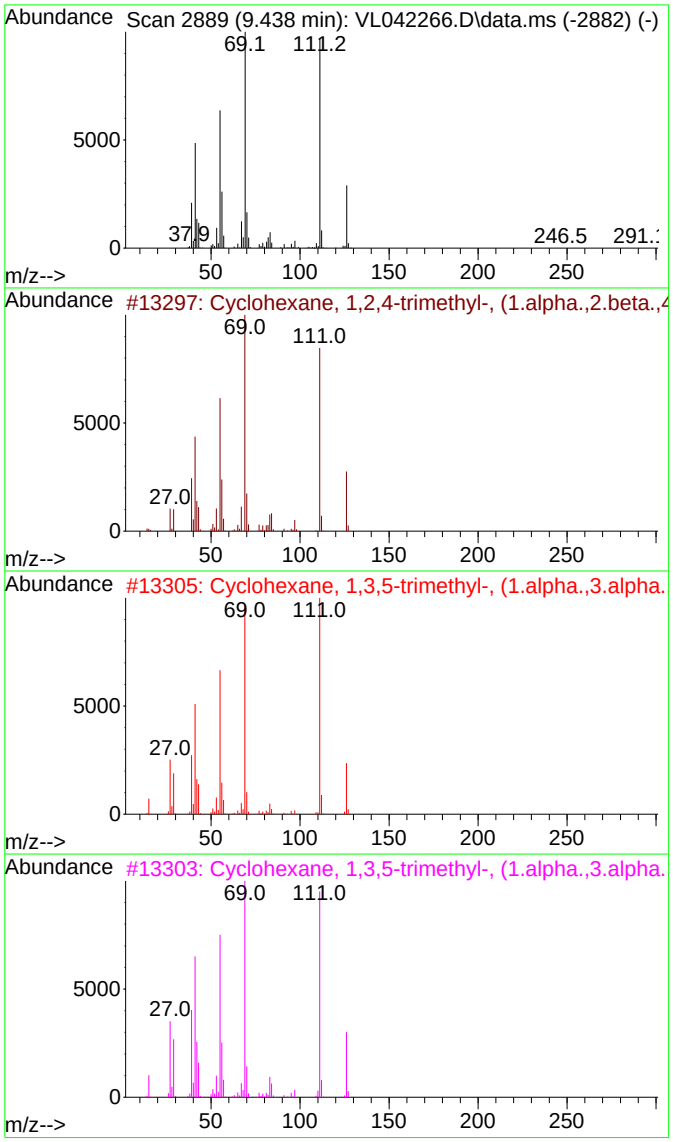

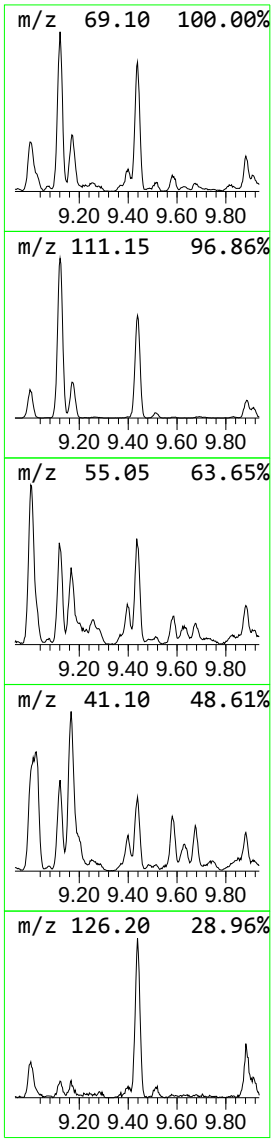

Data Path : Z:\voasrv\HPCHEM1\MSVOA_L\Data\VL040825\
Data File : VL042266.D
Acq On : 08 Apr 2025 16:27
Operator : SY/MD
Sample : Q1728-09 10X
Misc : 400mL/MSVOA_L
ALS Vial : 1 Sample Multiplier: 1

Instrument :
MSVOA_L
ClientSampleId :
SSSG-B2-1-04022025

Quant Method : Z:\voasrv\HPCHEM1\MSVOA_L\methods\VL032725AIR.M
Quant Title : AIR ANALYSIS BY METHOD TO-15 Instrument: MSVOA_LFri Aug 26 06:05:16 2022

TIC Library : C:\Database\NIST20.L
TIC Integration Parameters: LSCINT.P

****
Peak Number 7 Cyclohexane, 1-ethyl-2-meth... Concentration Rank 5

R.T.	EstConc	Area	Relative to ISTD	R.T.
10.118	4.83 ppbv	1118890	Chlorobenzene-d5	8.901

Hit# of 5	Tentative ID	MW	MolForm	CAS#	Qual
1	Cyclohexane, 1-ethyl-2-methyl-, ...	126	C9H18	004923-78-8	93
2	Cyclohexane, 1-ethyl-4-methyl-, ...	126	C9H18	004926-78-7	93
3	1-Ethyl-3-methylcyclohexane (c,t)	126	C9H18	003728-55-0	91
4	1-Ethyl-4-methylcyclohexane	126	C9H18	003728-56-1	91
5	Cyclohexane, 1-ethyl-4-methyl-, ...	126	C9H18	006236-88-0	90

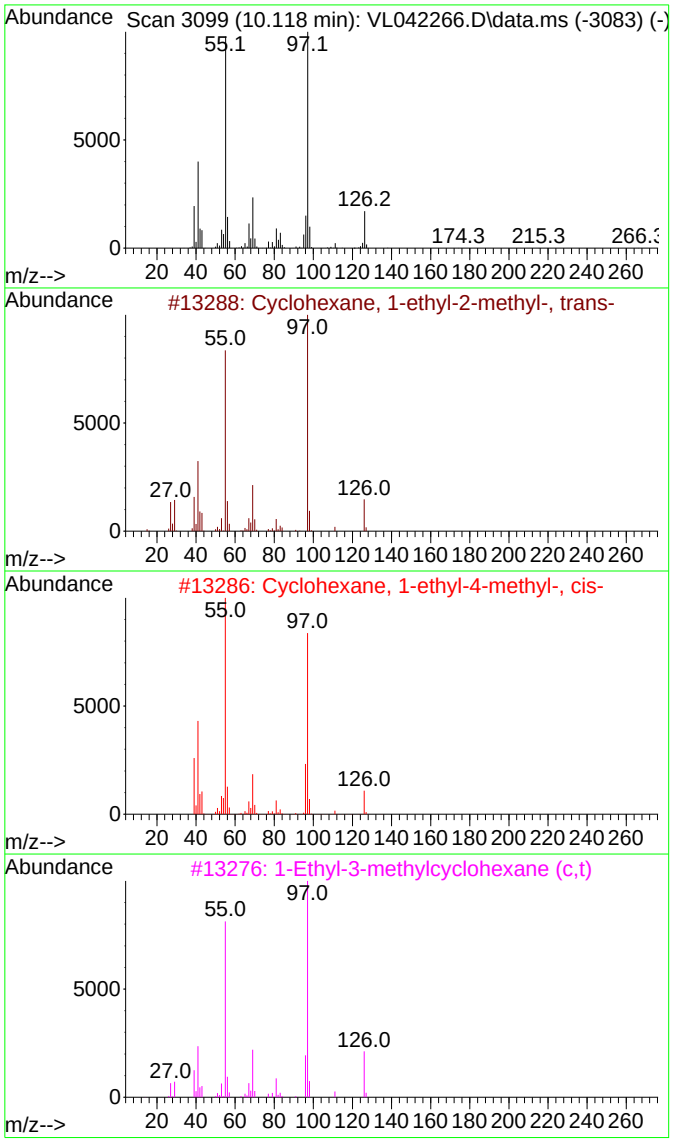

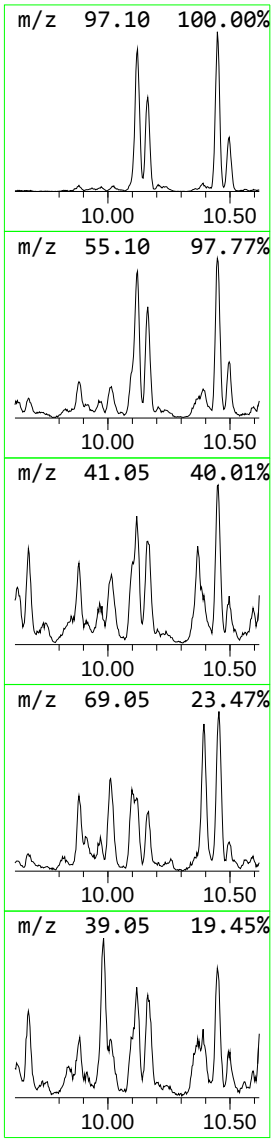

Data Path : Z:\voasrv\HPCHEM1\MSVOA_L\Data\VL040825\
Data File : VL042266.D
Acq On : 08 Apr 2025 16:27
Operator : SY/MD
Sample : Q1728-09 10X
Misc : 400mL/MSVOA_L
ALS Vial : 1 Sample Multiplier: 1

Instrument :
MSVOA_L
ClientSampleId :
SSSG-B2-1-04022025

Quant Method : Z:\voasrv\HPCHEM1\MSVOA_L\methods\VL032725AIR.M
Quant Title : AIR ANALYSIS BY METHOD TO-15 Instrument: MSVOA_LFri Aug 26 06:05:16 2022

TIC Library : C:\Database\NIST20.L
TIC Integration Parameters: LSCINT.P

****
Peak Number 8 3,5-Dimethyl-3-heptene Concentration Rank 10

R.T.	EstConc	Area	Relative to ISTD	R.T.
10.451	3.94 ppbv	912569	Chlorobenzene-d5	8.901

Hit# of 5	Tentative ID	MW	MolForm	CAS#	Qual
1	3,5-Dimethyl-3-heptene	126	C9H18	059643-68-4	76
2	Cyclohexane, 1-ethyl-4-methyl-, ...	126	C9H18	004926-78-7	76
3	Cyclohexane, 1-ethyl-4-methyl-, ...	126	C9H18	006236-88-0	76
4	Cyclohexane, 1-ethyl-4-methyl-, ...	126	C9H18	004926-78-7	76
5	Cyclohexane, 1-ethyl-2-methyl-	126	C9H18	003728-54-9	68

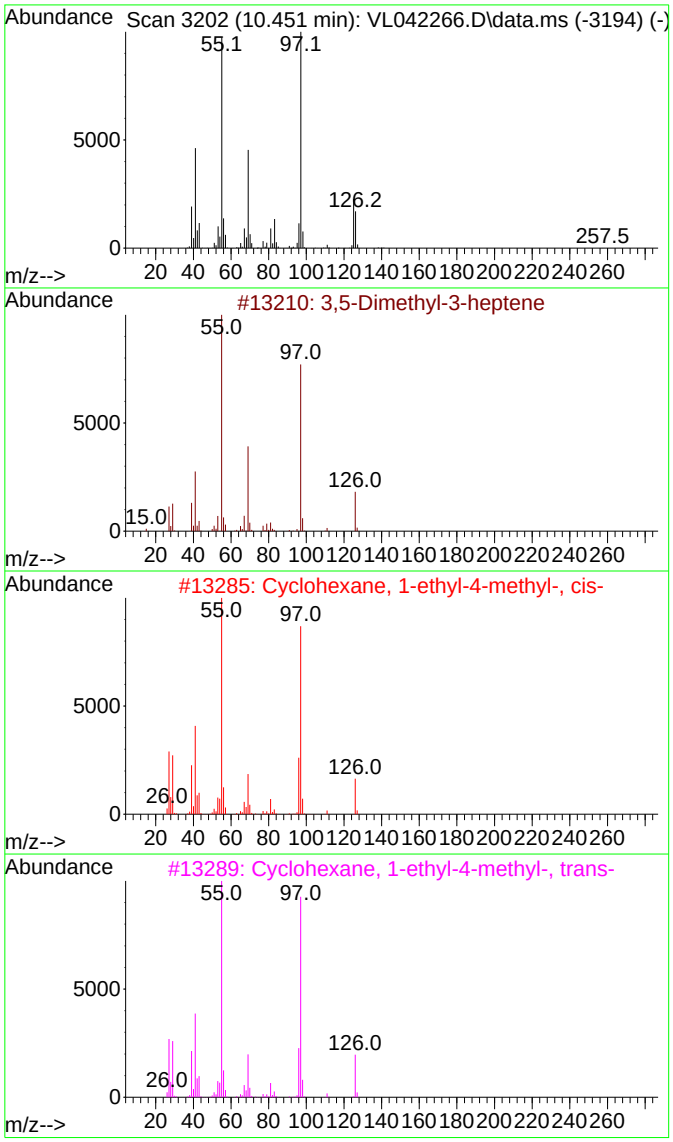

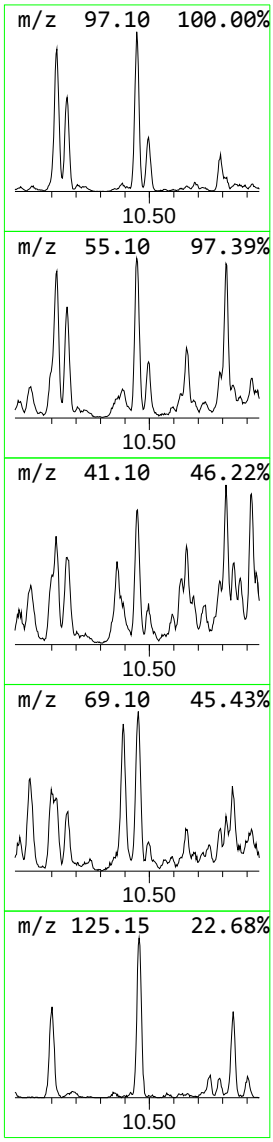

Data Path : Z:\voasrv\HPCHEM1\MSVOA_L\Data\VL040825\
Data File : VL042266.D
Acq On : 08 Apr 2025 16:27
Operator : SY/MD
Sample : Q1728-09 10X
Misc : 400mL/MSVOA_L
ALS Vial : 1 Sample Multiplier: 1

Instrument :
MSVOA_L
ClientSampleId :
SSSG-B2-1-04022025

Quant Method : Z:\voasrv\HPCHEM1\MSVOA_L\methods\VL032725AIR.M
Quant Title : AIR ANALYSIS BY METHOD TO-15 Instrument: MSVOA_LFri Aug 26 06:05:16 2022

TIC Library : C:\Database\NIST20.L
TIC Integration Parameters: LSCINT.P

****
Peak Number 9 Benzene, 1-ethyl-2-methyl- Concentration Rank 4

R.T.	EstConc	Area	Relative to ISTD	R.T.
11.112	5.03 ppbv	1166200	Chlorobenzene-d5	8.901

Hit# of 5	Tentative ID	MW	MolForm	CAS#	Qual
1	Benzene, 1-ethyl-2-methyl-	120	C9H12	000611-14-3	95
2	Benzene, 1-ethyl-3-methyl-	120	C9H12	000620-14-4	94
3	Benzene, 1-ethyl-3-methyl-	120	C9H12	000620-14-4	94
4	Mesitylene	120	C9H12	000108-67-8	91
5	Mesitylene	120	C9H12	000108-67-8	91

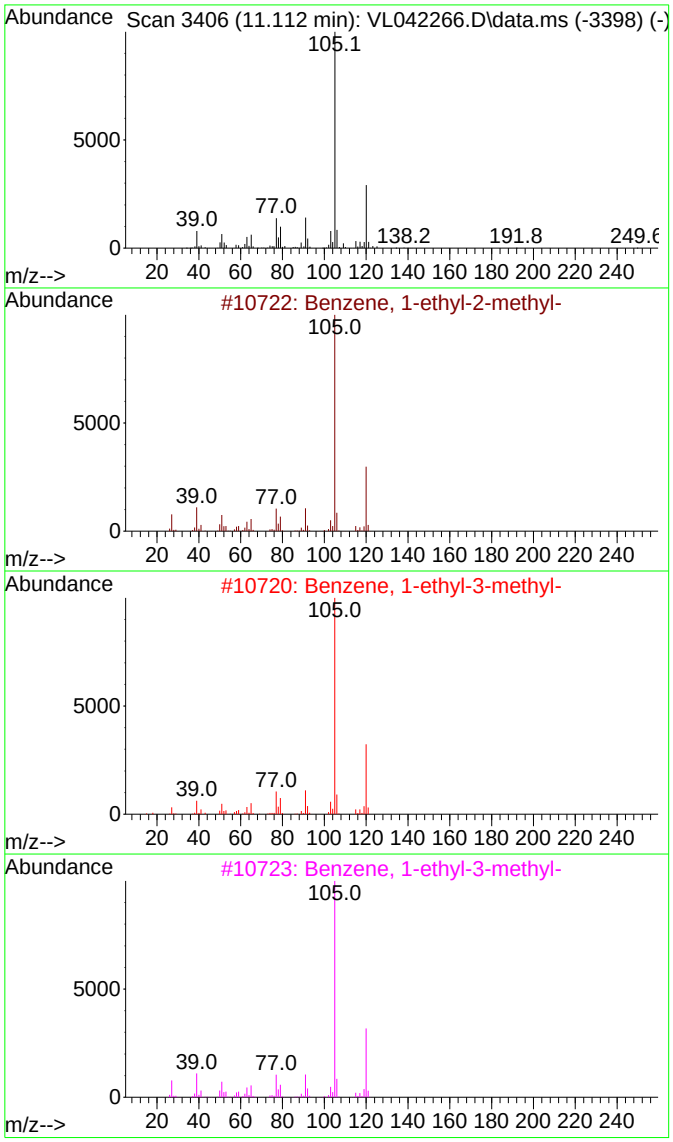

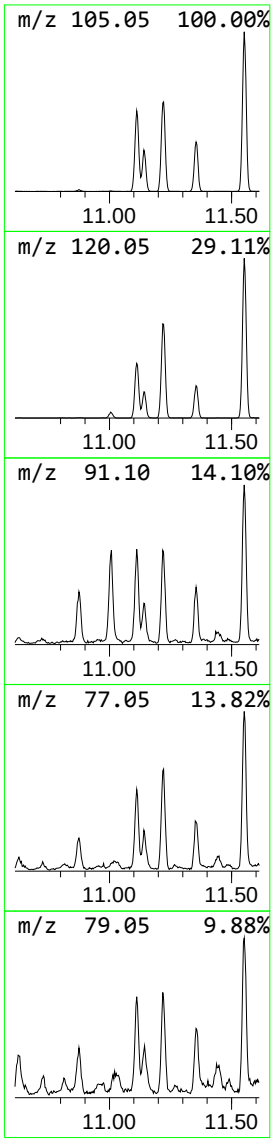

Data Path : Z:\voasrv\HPCHEM1\MSVOA_L\Data\VL040825\
Data File : VL042266.D
Acq On : 08 Apr 2025 16:27
Operator : SY/MD
Sample : Q1728-09 10X
Misc : 400mL/MSVOA_L
ALS Vial : 1 Sample Multiplier: 1

Instrument :
MSVOA_L
ClientSampleId :
SSSG-B2-1-04022025

Quant Method : Z:\voasrv\HPCHEM1\MSVOA_L\methods\VL032725AIR.M
Quant Title : AIR ANALYSIS BY METHOD TO-15 Instrument: MSVOA_LFri Aug 26 06:05:16 2022

TIC Library : C:\Database\NIST20.L
TIC Integration Parameters: LSCINT.P

****
Peak Number 10 Decane, 4-methyl- Concentration Rank 7

R.T.	EstConc	Area	Relative to ISTD	R.T.
12.057	4.70 ppbv	1089130	Chlorobenzene-d5	8.901

Hit# of 5	Tentative ID	MW	MolForm	CAS#	Qual
1	Decane, 4-methyl-	156	C11H24	002847-72-5	94
2	Decane, 4-methyl-	156	C11H24	002847-72-5	94
3	Decane, 4-methyl-	156	C11H24	002847-72-5	93
4	Nonane, 2,6-dimethyl-	156	C11H24	017302-28-2	91
5	Octane, 3,3-dimethyl-	142	C10H22	004110-44-5	64

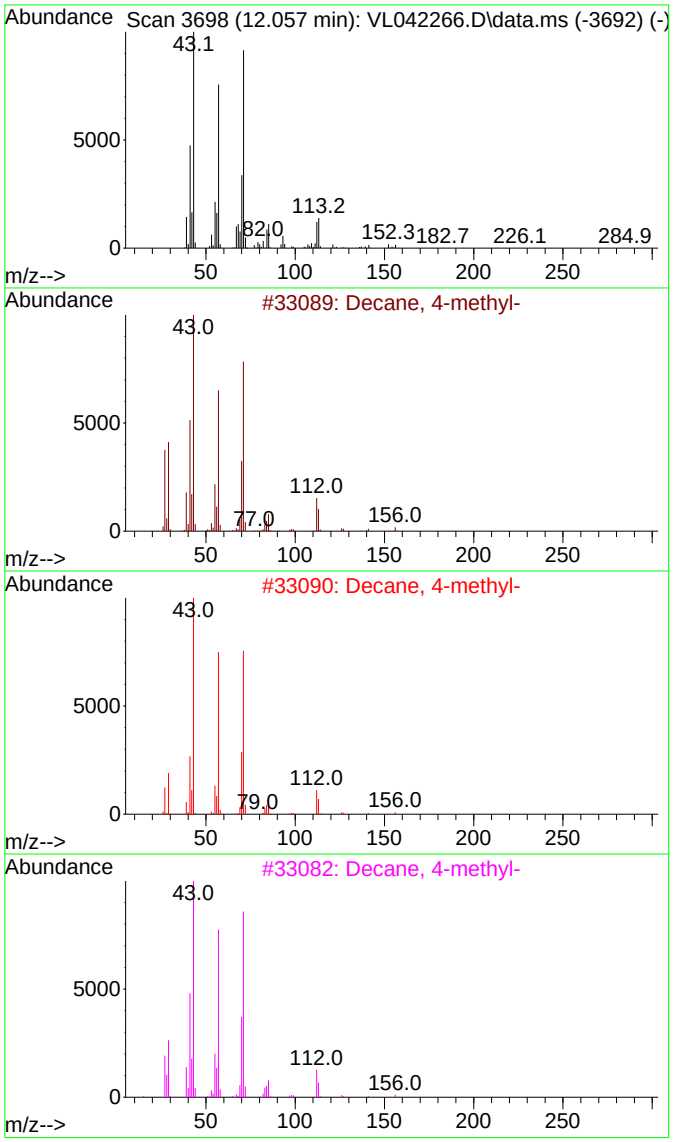

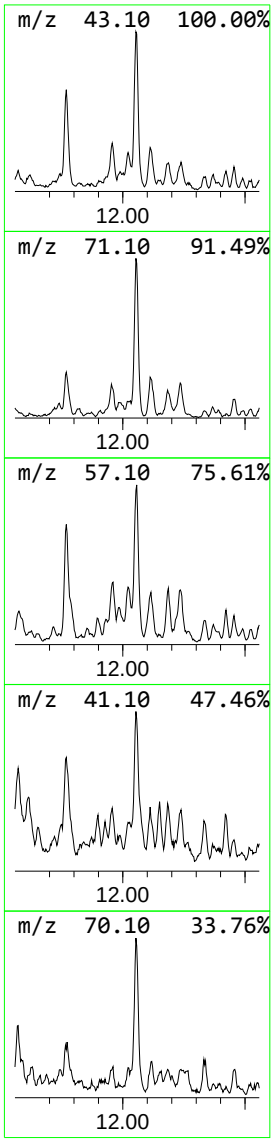

Tentatively Identified Compound (LSC) summary

Data Path : Z:\voasrv\HPCHEM1\MSVOA_L\Data\VL040825\
Data File : VL042266.D
Acq On : 08 Apr 2025 16:27
Operator : SY/MD
Sample : Q1728-09 10X
Misc : 400mL/MSVOA_L
ALS Vial : 1 Sample Multiplier: 1

Instrument :
MSVOA_L
ClientSampleId :
SSSG-B2-1-04022025

Quant Method : Z:\voasrv\HPCHEM1\MSVOA_L\methods\VL032725AIR.M
Quant Title : AIR ANALYSIS BY METHOD TO-15 Instrument: MSVOA_LFri Aug 26 06:05:16 2022

TIC Library : C:\Database\NIST20.L
TIC Integration Parameters: LSCINT.P

TIC Top Hit name	RT	EstConc	Units	Response	Internal Standard #	RT	Resp	Conc
Cyclohexane, et...	9.005	5.5	ppbv	1279840	3	8.901	2316670	10.0
Tridecane, 4-me...	9.021	4.5	ppbv	1049230	3	8.901	2316670	10.0
Cyclohexane, 1,...	9.121	4.8	ppbv	1109740	3	8.901	2316670	10.0
Heptane, 3,5-di...	9.166	9.4	ppbv	2178770	3	8.901	2316670	10.0
Cyclohexane, 1,...	9.438	4.1	ppbv	944531	3	8.901	2316670	10.0
Cyclohexane, 1-...	10.118	4.8	ppbv	1118890	3	8.901	2316670	10.0
3,5-Dimethyl-3-...	10.451	3.9	ppbv	912569	3	8.901	2316670	10.0
Benzene, 1-ethy...	11.112	5.0	ppbv	1166200	3	8.901	2316670	10.0
Decane, 4-methyl-	12.057	4.7	ppbv	1089130	3	8.901	2316670	10.0

284 Sheffield Street, Mountainside, New Jersey 07092, Phone : 908 789 8900,
Fax : 908 789 8922

Report of Analysis

Client:	Woodard & Curran	Date Collected:	04/02/25
Project:	US EPA Riverside Industrial Park Superfund Site	Date Received:	04/03/25
Client Sample ID:	SSSG-B14-4-04022025	SDG No.:	Q1728
Lab Sample ID:	Q1728-10	Matrix:	Air
Analytical Method:	TO-15	Test:	TO-15
Sample Wt/Vol:	400 Units: mL		

File ID/Qc Batch:	Dilution:	Prep Date	Date Analyzed	Prep Batch ID
VL042283.D	2		04/09/25 02:51	VL040825

CAS Number	Parameter	Conc. ppbv	Conc. ug/M3	Qualifier	MDL	LOQ / CRQL	Units
TARGETS							
75-71-8	Dichlorodifluoromethane	0.51	2.52	J	2.08	4.94	ug/m3
74-87-3	Chloromethane	0.50	1.03	J	0.41	2.07	ug/m3
75-01-4	Vinyl Chloride	0.030	0.080	U	0.080	0.15	ug/m3
74-83-9	Bromomethane	0.28	1.09	U	1.09	3.88	ug/m3
75-00-3	Chloroethane	0.34	0.90	U	0.90	2.64	ug/m3
109-99-9	Tetrahydrofuran	0.26	0.77	U	0.77	2.95	ug/m3
75-69-4	Trichlorofluoromethane	0.32	1.80	U	1.80	5.62	ug/m3
76-13-1	1,1,2-Trichlorotrifluoroethane	0.32	2.45	U	2.45	7.66	ug/m3
76-14-2	Dichlorotetrafluoroethane	0.18	1.26	U	1.26	6.99	ug/m3
75-65-0	tert-Butyl alcohol	0.38	1.15	U	1.15	3.03	ug/m3
142-82-5	Heptane	0.22	0.90	U	0.90	4.10	ug/m3
75-35-4	1,1-Dichloroethene	0.28	1.11	U	1.11	3.96	ug/m3
67-64-1	Acetone	25.4	60.3		1.14	2.38	ug/m3
75-15-0	Carbon Disulfide	0.32	1.00	U	1.00	3.11	ug/m3
1634-04-4	Methyl tert-Butyl Ether	0.24	0.87	U	0.87	3.61	ug/m3
75-09-2	Methylene Chloride	7.30	25.4		1.32	3.47	ug/m3
156-60-5	trans-1,2-Dichloroethene	0.38	1.51	U	1.51	3.96	ug/m3
75-34-3	1,1-Dichloroethane	0.26	1.05	U	1.05	4.05	ug/m3
110-82-7	Cyclohexane	0.44	1.51	U	1.51	3.44	ug/m3
78-93-3	2-Butanone	0.66	1.95	J	0.71	2.95	ug/m3
56-23-5	Carbon Tetrachloride	0.080	0.50		0.13	0.38	ug/m3
156-59-2	cis-1,2-Dichloroethene	0.18	0.71	U	0.71	3.96	ug/m3
67-66-3	Chloroform	0.17	0.83	U	0.83	4.88	ug/m3
71-55-6	1,1,1-Trichloroethane	0.020	0.11	U	0.11	0.33	ug/m3
540-84-1	2,2,4-Trimethylpentane	0.20	0.93	U	0.93	4.67	ug/m3
71-43-2	Benzene	0.17	0.54	U	0.54	3.19	ug/m3
107-06-2	1,2-Dichloroethane	0.18	0.73	U	0.73	4.05	ug/m3
79-01-6	Trichloroethene	0.030	0.16	U	0.16	0.32	ug/m3
78-87-5	1,2-Dichloropropane	0.22	1.02	U	1.02	4.62	ug/m3
75-27-4	Bromodichloromethane	0.15	1.00	U	1.00	6.70	ug/m3
108-10-1	4-Methyl-2-Pentanone	0.19	0.78	U	0.78	4.10	ug/m3
108-88-3	Toluene	0.54	2.03	J	0.83	3.77	ug/m3
10061-02-6	t-1,3-Dichloropropene	0.12	0.54	U	0.54	4.54	ug/m3
10061-01-5	cis-1,3-Dichloropropene	0.13	0.59	U	0.59	4.54	ug/m3
79-00-5	1,1,2-Trichloroethane	0.14	0.76	U	0.76	5.46	ug/m3

284 Sheffield Street, Mountainside, New Jersey 07092, Phone : 908 789 8900,
Fax : 908 789 8922

Report of Analysis

Client:	Woodard & Curran	Date Collected:	04/02/25
Project:	US EPA Riverside Industrial Park Superfund Site	Date Received:	04/03/25
Client Sample ID:	SSSG-B14-4-04022025	SDG No.:	Q1728
Lab Sample ID:	Q1728-10	Matrix:	Air
Analytical Method:	TO-15	Test:	TO-15
Sample Wt/Vol:	400 Units: mL		

File ID/Qc Batch:	Dilution:	Prep Date	Date Analyzed	Prep Batch ID
VL042283.D	2		04/09/25 02:51	VL040825

CAS Number	Parameter	Conc. ppbv	Conc. ug/M3	Qualifier	MDL	LOQ / CRQL	Units
124-48-1	Dibromochloromethane	0.13	1.11	U	1.11	8.52	ug/m3
106-93-4	1,2-Dibromoethane	0.14	1.08	U	1.08	1.54	ug/m3
127-18-4	Tetrachloroethene	0.030	0.20	U	0.20	0.41	ug/m3
108-90-7	Chlorobenzene	0.15	0.69	U	0.69	4.61	ug/m3
100-41-4	Ethyl Benzene	0.42	1.82	J	1.04	4.34	ug/m3
179601-23-1	m/p-Xylene	1.70	7.38	J	1.82	8.69	ug/m3
95-47-6	o-Xylene	0.39	1.69	J	1.04	4.34	ug/m3
100-42-5	Styrene	0.24	1.02	J	0.94	4.26	ug/m3
75-25-2	Bromoform	0.11	1.14	U	1.14	10.3	ug/m3
79-34-5	1,1,2,2-Tetrachloroethane	0.020	0.14	U	0.14	0.41	ug/m3
95-49-8	2-Chlorotoluene	0.22	1.14	U	1.14	5.18	ug/m3
108-67-8	1,3,5-Trimethylbenzene	0.22	1.08	U	1.08	4.92	ug/m3
95-63-6	1,2,4-Trimethylbenzene	0.21	1.03	J	0.79	4.92	ug/m3
541-73-1	1,3-Dichlorobenzene	0.16	0.96	U	0.96	6.01	ug/m3
106-46-7	1,4-Dichlorobenzene	0.11	0.66	U	0.66	6.01	ug/m3
95-50-1	1,2-Dichlorobenzene	0.15	0.90	U	0.90	6.01	ug/m3
120-82-1	1,2,4-Trichlorobenzene	0.17	1.26	U	1.26	7.42	ug/m3
87-68-3	Hexachloro-1,3-Butadiene	0.17	1.81	U	1.81	10.7	ug/m3
106-99-0	1,3-Butadiene	0.26	0.58	U	0.58	2.21	ug/m3
91-20-3	Naphthalene	0.15	0.79	U	0.79	1.05	ug/m3
622-96-8	4-Ethyltoluene	0.24	1.18	U	1.18	4.92	ug/m3
110-54-3	Hexane	1.60	5.64		0.78	3.52	ug/m3
107-05-1	Allyl Chloride	0.30	0.94	U	0.94	3.13	ug/m3
123-91-1	1,4-Dioxane	0.42	1.51	U	1.51	3.60	ug/m3
80-62-6	Methyl Methacrylate	0.17	0.70	U	0.70	4.09	ug/m3
SURROGATES							
460-00-4	1-Bromo-4-Fluorobenzene	10.2			70 (65) - 130 (135)	102%	SPK: 10
INTERNAL STANDARDS							
74-97-5	Bromochloromethane	155000		2.79			
540-36-3	1,4-Difluorobenzene	388000		3.962			
3114-55-4	Chlorobenzene-d5	342000		8.882			
TENTITIVE IDENTIFIED COMPOUNDS							
75-45-6	Chlorodifluoromethane	0.27		J		1.48	ppbv
115-07-1	Propene	1.10		J		1.49	ppbv
64-17-5	Ethanol	15.2		J		1.72	ppbv

284 Sheffield Street, Mountainside, New Jersey 07092, Phone : 908 789 8900,
Fax : 908 789 8922

Report of Analysis

Client:	Woodard & Curran	Date Collected:	04/02/25
Project:	US EPA Riverside Industrial Park Superfund Site	Date Received:	04/03/25
Client Sample ID:	SSSG-B14-4-04022025	SDG No.:	Q1728
Lab Sample ID:	Q1728-10	Matrix:	Air
Analytical Method:	TO-15	Test:	TO-15
Sample Wt/Vol:	400 Units: mL		

File ID/Qc Batch:	Dilution:	Prep Date	Date Analyzed	Prep Batch ID
VL042283.D	2		04/09/25 02:51	VL040825

CAS Number	Parameter	Conc. ppbv	Conc. ug/M3	Qualifier	MDL	LOQ / CRQL	Units
67-63-0	Isopropyl Alcohol	44.9		J		1.89	ppbv
000105-37-3	Propanoic acid, ethyl ester	4.50		J		4.91	ppbv
000590-01-2	Propanoic acid, butyl ester	8.30		J		10.2	ppbv

U = Not Detected
RL = Reporting Limit
MDL = Method Detection Limit
E = Value Exceeds Calibration Range
D = Dilution

J = Estimated Value
B = Analyte Found in Associated Method Blank
N = Presumptive Evidence of a Compound
* = Values outside of QC limits
Q = indicates LCS control criteria did not meet requirements

Quantitation Report (QT Reviewed)

Data Path : Z:\voasrv\HPCHEM1\MSVOA_L\Data\VL040825\
Data File : VL042283.D
Acq On : 09 Apr 2025 02:51
Operator : SY/MD
Sample : Q1728-10 2X
Misc : 400mL/MSVOA_L
ALS Vial : 1 Sample Multiplier: 1

Quant Time: Apr 09 05:22:36 2025
Quant Method : Z:\voasrv\HPCHEM1\MSVOA_L\methods\VL032725AIR.M
Quant Title : AIR ANALYSIS BY METHOD TO-15 Instrument: MSVOA_LFri Aug
QLast Update : Fri Mar 28 02:00:52 2025
Response via : Initial Calibration

Instrument :
MSVOA_L
ClientSampleId :
SSSG-B14-4-04022025

Manual Integrations APPROVED
Reviewed By :Mahesh Dadoda 04/09/2025
Supervised By :Semsettin Yesilyurt 04/10/2025

Compound	R.T.	QIon	Response	Conc	Units	Dev(Min)
Internal Standards						
1) Bromochloromethane	2.790	49	155290	10.000	ppbv	0.00
33) 1,4-Difluorobenzene	3.962	114	388359	10.000	ppbv	0.00
55) Chlorobenzene-d5	8.882	117	341830	10.000	ppbv	0.00
System Monitoring Compounds						
68) 1-Bromo-4-Fluorobenzene	10.377	95	287523	10.243	ppbv	0.00
Spiked Amount 10.000	Range 65 - 135		Recovery = 102.400%			
Target Compounds						Qvalue
2) Dichlorodifluoromethane	1.499	85	5799	0.253	ppbv	98
3) Chlorodifluoromethane	1.476	51	3190m	0.136	ppbv	
4) Chloromethane	1.535	50	2332	0.249	ppbv	97
9) Propene	1.489	41	5720m	0.533	ppbv	
11) Trichlorofluoromethane	1.878	101	2544m	0.114	ppbv	
13) Ethanol	1.722	45	7713	7.600	ppbv #	27
15) Acetone	1.836	43	276321	12.723	ppbv	97
19) Isopropyl Alcohol	1.887	45	274802	22.426	ppbv #	33
20) Methylene Chloride	2.062	84	29400	3.635	ppbv	87
26) Hexane	2.829	57	17021	0.782	ppbv #	33
34) 2-Butanone	2.564	43	9233	0.328	ppbv	95
35) Carbon Tetrachloride	3.768	117	1164m	0.038	ppbv	
53) Toluene	6.937	91	12300	0.270	ppbv	97
58) Ethyl Benzene	9.358	91	12642	0.208	ppbv #	85
59) m/p-Xylene	9.532	91	39977	0.825	ppbv	99
60) o-Xylene	9.966	91	9522	0.196	ppbv	99
61) Styrene	9.866	104	2930m	0.122	ppbv	
74) 1,2,4-Trimethylbenzene	11.539	105	6419	0.105	ppbv #	61

(#) = qualifier out of range (m) = manual integration (+) = signals summed

Quantitation Report (QT Reviewed)

Data Path : Z:\voasrv\HPCHEM1\MSVOA_L\Data\VL040825\
Data File : VL042283.D
Acq On : 09 Apr 2025 02:51
Operator : SY/MD
Sample : Q1728-10 2X
Misc : 400mL/MSVOA_L
ALS Vial : 1 Sample Multiplier: 1

Quant Time: Apr 09 05:22:36 2025
Quant Method : Z:\voasrv\HPCHEM1\MSVOA_L\methods\VL032725AIR.M
Quant Title : AIR ANALYSIS BY METHOD TO-15 Instrument: MSVOA_LFri Aug
QLast Update : Fri Mar 28 02:00:52 2025
Response via : Initial Calibration

Instrument :
MSVOA_L
ClientSampleId :
SSSG-B14-4-04022025

Manual Integrations APPROVED
Reviewed By :Mahesh Dadoda 04/09/2025
Supervised By :Semsettin Yesilyurt 04/10/2025

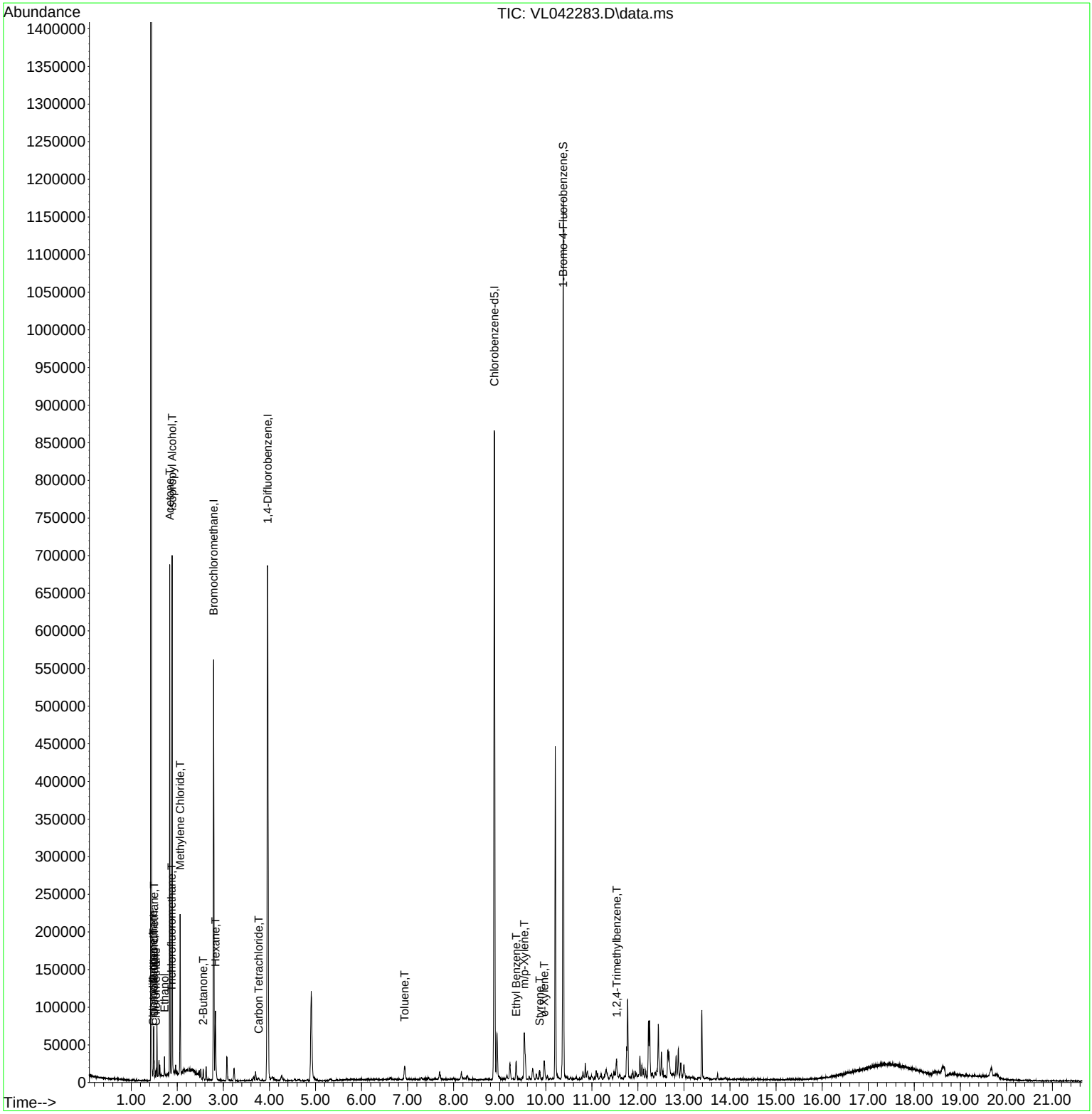

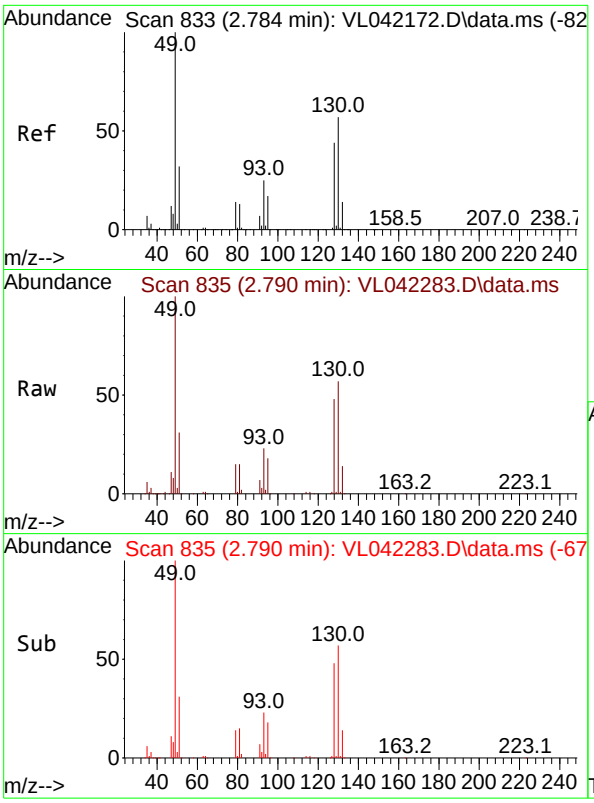

#1
Bromochloromethane
Concen: 10.000 ppbv
RT: 2.790 min Scan# 8
Delta R.T. 0.006 min
Lab File: VL042283.D
Acq: 09 Apr 2025 02:51

Tgt Ion: 49 Resp: 15529

Ion	Ratio	Lower	Upper
49	100		
128	45.8	22.9	68.5
130	56.6	28.8	86.4

Instrument :
MSVOA_L
ClientSampleId :
SSSG-B14-4-04022025

Manual Integrations
APPROVED

Reviewed By :Mahesh Dadoda 04/09/2025
Supervised By :Semsettin Yesilyurt 04/10/2025

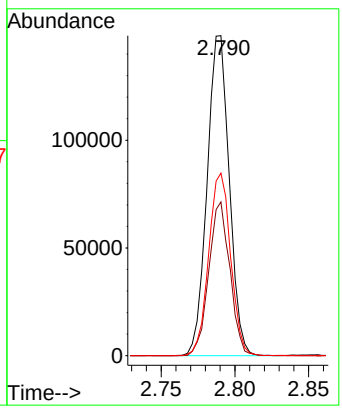

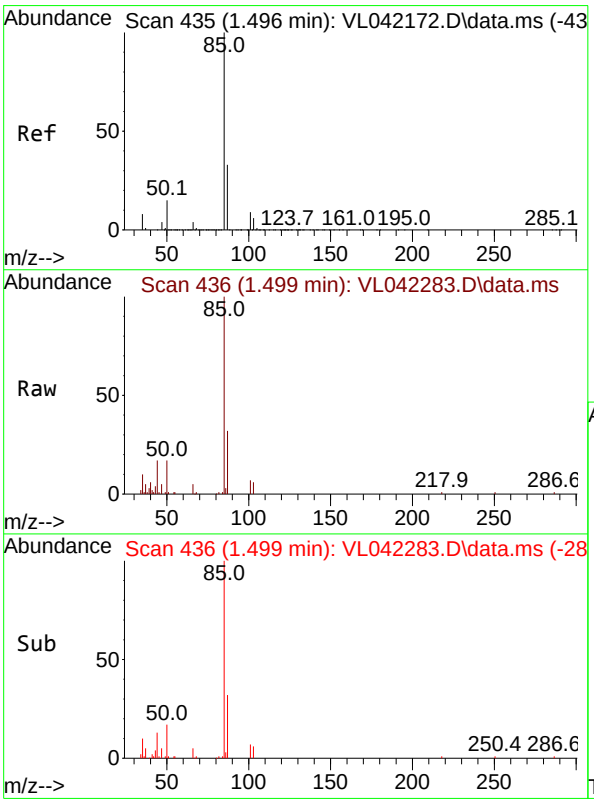

#2
Dichlorodifluoromethane
Concen: 0.253 ppbv
RT: 1.499 min Scan# 436
Delta R.T. 0.003 min
Lab File: VL042283.D
Acq: 09 Apr 2025 02:51

Tgt Ion: 85 Resp: 5799

Ion	Ratio	Lower	Upper
85	100		
87	31.7	26.1	39.1

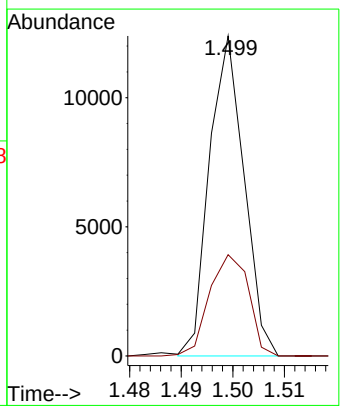

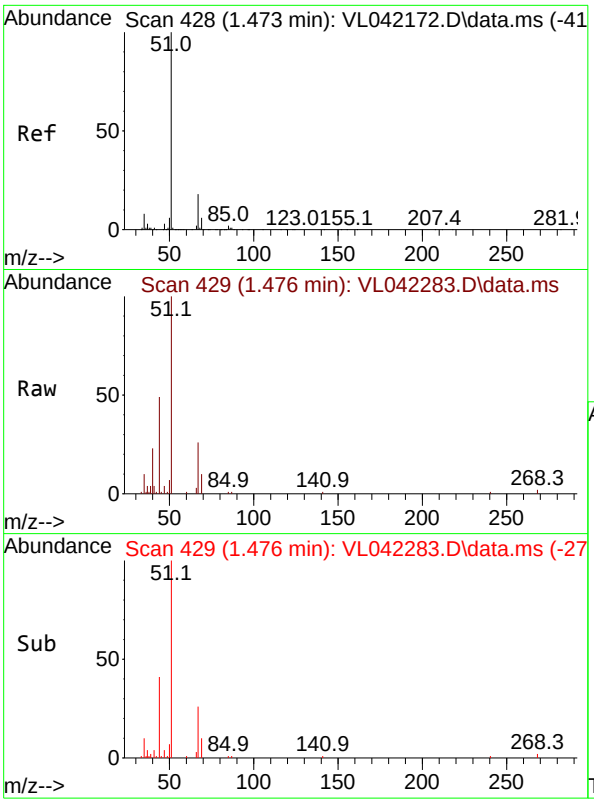

#3
Chlorodifluoromethane
Concen: 0.136 ppbv m
RT: 1.476 min Scan# 4
Delta R.T. 0.003 min
Lab File: VL042283.D
Acq: 09 Apr 2025 02:51

Tgt Ion: 51 Resp: 319

Ion	Ratio	Lower	Upper
51	100		
67	23.6	15.0	22.6

Instrument :
MSVOA_L
ClientSampleId :
SSSG-B14-4-04022025

Manual Integrations
APPROVED

Reviewed By :Mahesh Dadoda 04/09/2025
Supervised By :Semsettin Yesilyurt 04/10/2025

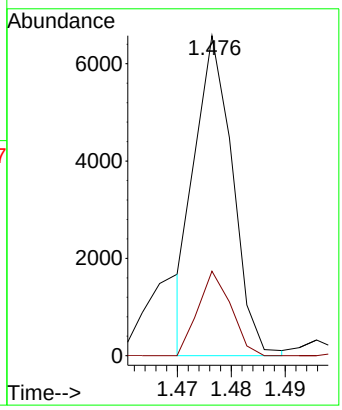

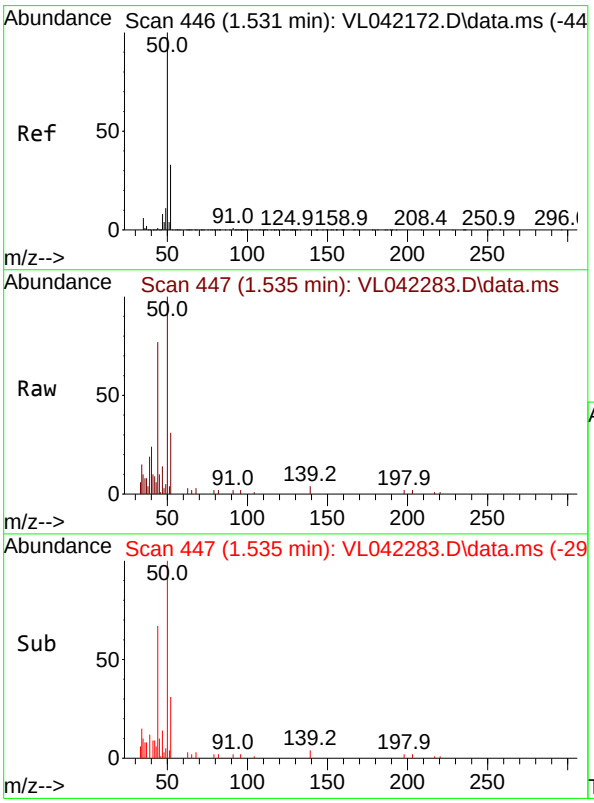

#4
Chloromethane
Concen: 0.249 ppbv
RT: 1.535 min Scan# 447
Delta R.T. 0.003 min
Lab File: VL042283.D
Acq: 09 Apr 2025 02:51

Tgt Ion: 50 Resp: 2332

Ion	Ratio	Lower	Upper
50	100		
52	30.8	26.1	39.1

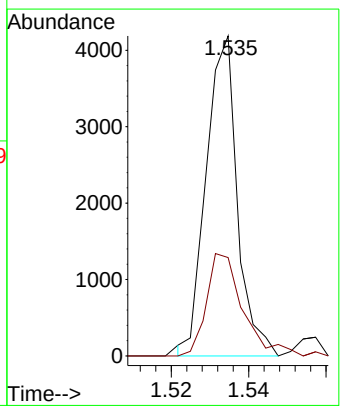

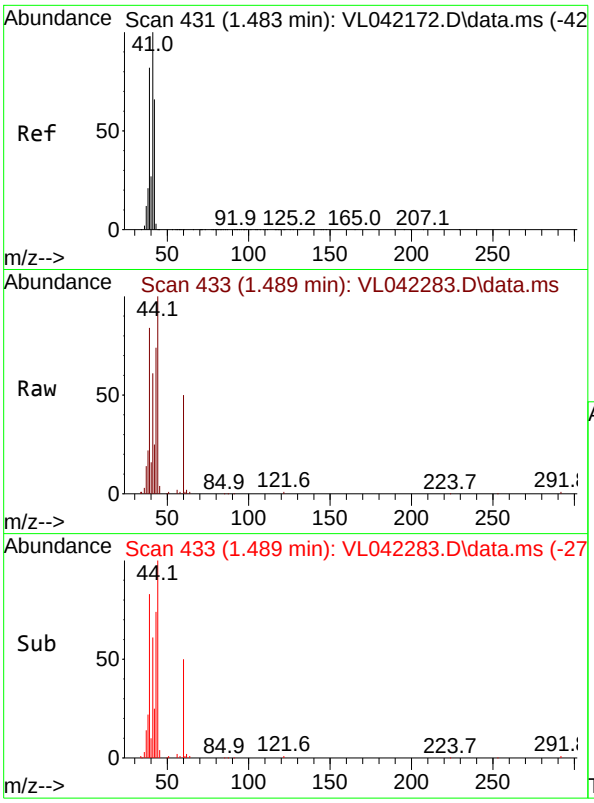

#9
Propene
Concen: 0.533 ppbv m
RT: 1.489 min Scan# 4
Delta R.T. 0.007 min
Lab File: VL042283.D
Acq: 09 Apr 2025 02:51

Tgt Ion: 41 Resp: 572

Ion	Ratio	Lower	Upper
41	100		
42	292.1	55.4	83.2#

Instrument :
MSVOA_L
ClientSampleId :
SSSG-B14-4-04022025

Manual Integrations
APPROVED

Reviewed By :Mahesh Dadoda 04/09/2025
Supervised By :Semsettin Yesilyurt 04/10/2025

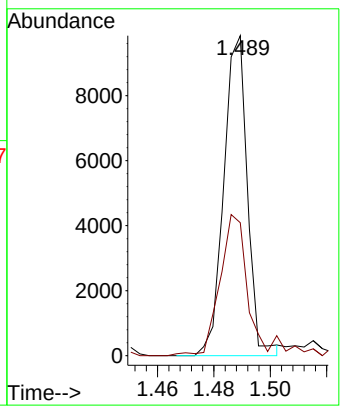

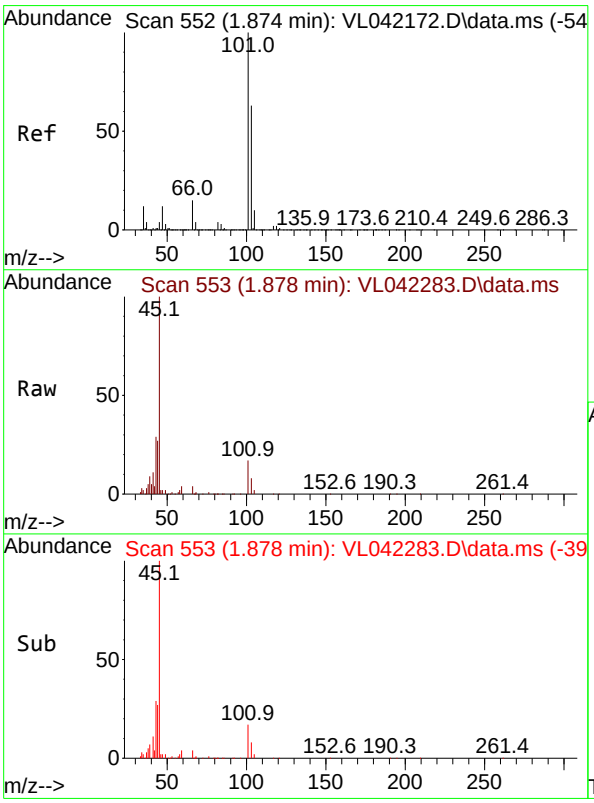

#11
Trichlorofluoromethane
Concen: 0.114 ppbv m
RT: 1.878 min Scan# 553
Delta R.T. 0.003 min
Lab File: VL042283.D
Acq: 09 Apr 2025 02:51

Tgt Ion:101 Resp: 2544

Ion	Ratio	Lower	Upper
101	100		
103	49.0	50.2	75.2#

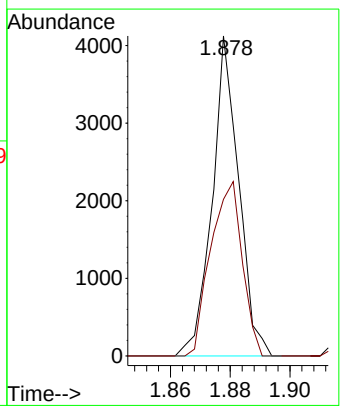

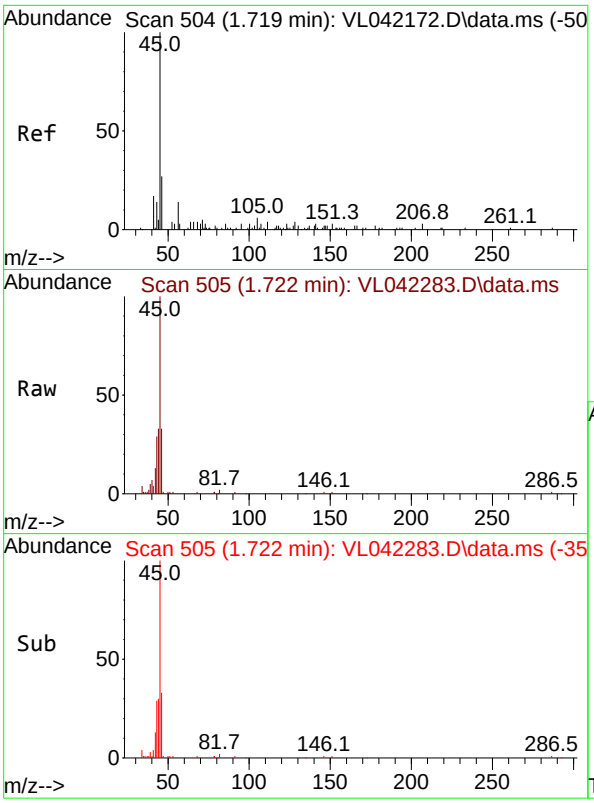

#13
Ethanol
Concen: 7.600 ppbv
RT: 1.722 min Scan# 5(
Delta R.T. 0.003 min
Lab File: VL042283.D
Acq: 09 Apr 2025 02:51

Tgt Ion: 45 Resp: 771

Ion	Ratio	Lower	Upper
45	100		
46	0.0	20.2	80.8

Instrument :
MSVOA_L
ClientSampleId :
SSSG-B14-4-04022025

Manual Integrations
APPROVED

Reviewed By :Mahesh Dadoda 04/09/2025
Supervised By :Semsettin Yesilyurt 04/10/2025

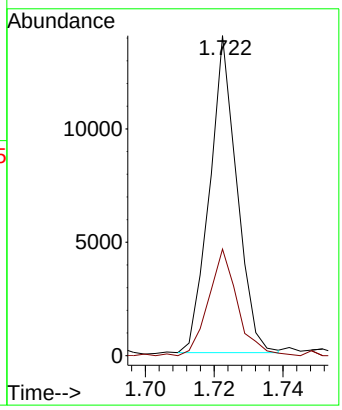

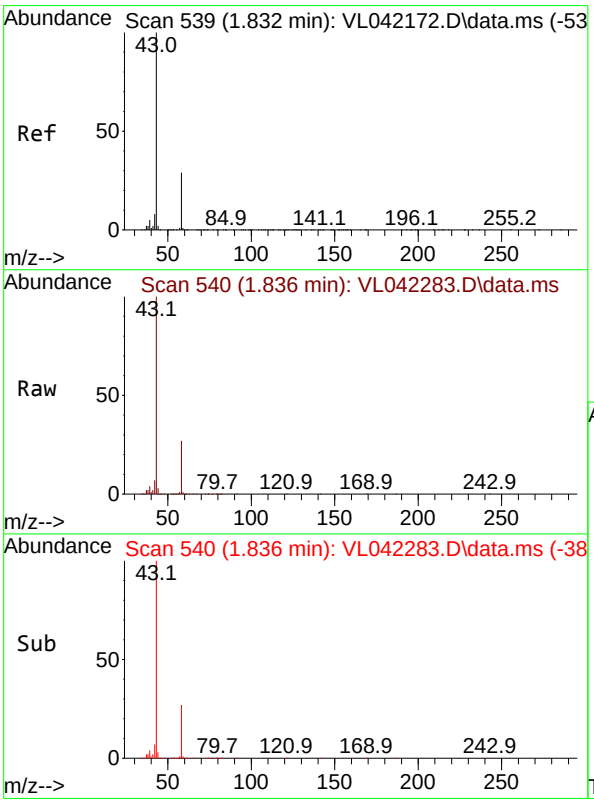

#15
Acetone
Concen: 12.723 ppbv
RT: 1.836 min Scan# 540
Delta R.T. 0.003 min
Lab File: VL042283.D
Acq: 09 Apr 2025 02:51

Tgt Ion: 43 Resp: 276321

Ion	Ratio	Lower	Upper
43	100		
58	27.2	23.2	34.8

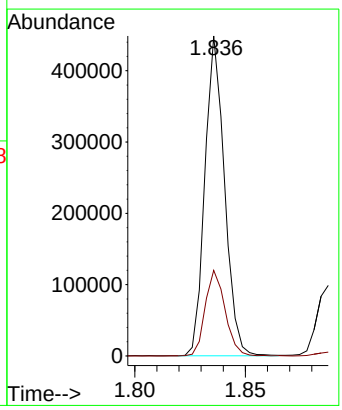

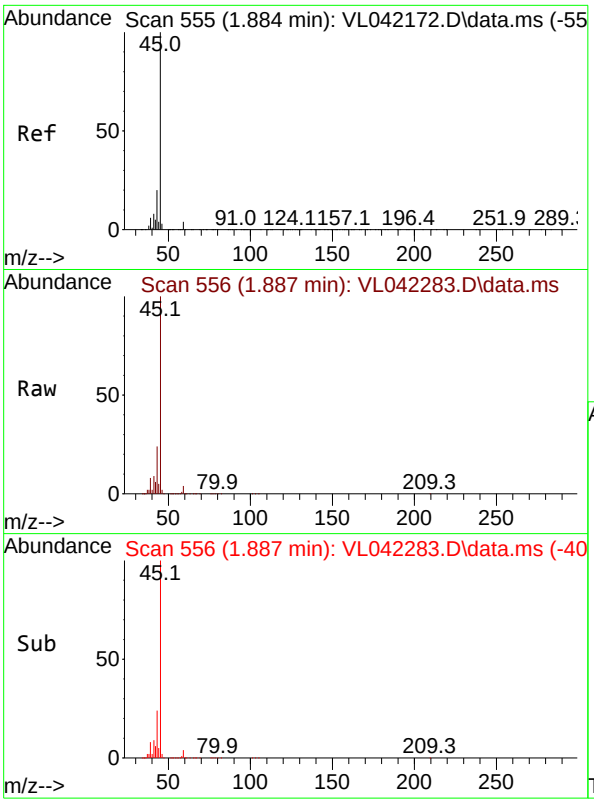

#19
Isopropyl Alcohol
Concen: 22.426 ppbv
RT: 1.887 min Scan# 5
Delta R.T. 0.003 min
Lab File: VL042283.D
Acq: 09 Apr 2025 02:51

Tgt Ion: 45 Resp: 27480

Ion	Ratio	Lower	Upper
45	100		
58	1.6	36.9	55.3

Instrument :
MSVOA_L
ClientSampleId :
SSSG-B14-4-04022025

Manual Integrations
APPROVED

Reviewed By :Mahesh Dadoda 04/09/2025
Supervised By :Semsettin Yesilyurt 04/10/2025

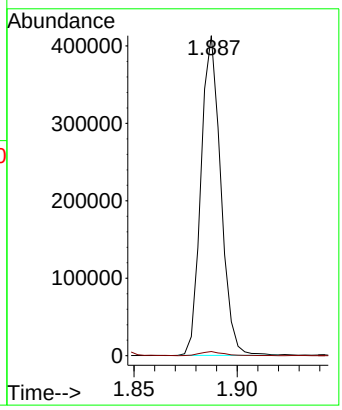

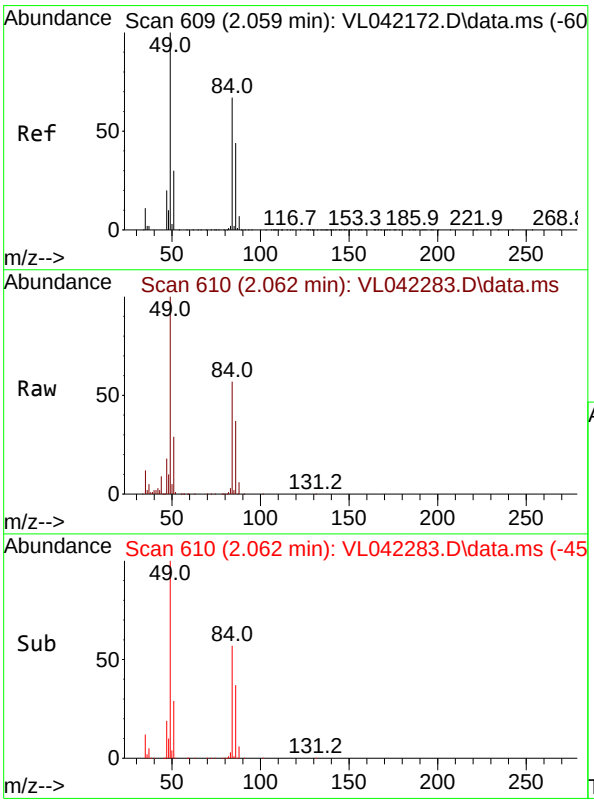

#20
Methylene Chloride
Concen: 3.635 ppbv
RT: 2.062 min Scan# 610
Delta R.T. 0.003 min
Lab File: VL042283.D
Acq: 09 Apr 2025 02:51

Tgt Ion: 84 Resp: 29400

Ion	Ratio	Lower	Upper
84	100		
49	175.5	120.2	180.4
51	51.2	37.4	56.0
86	64.8	52.4	78.6

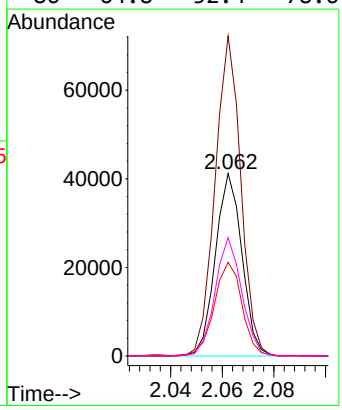

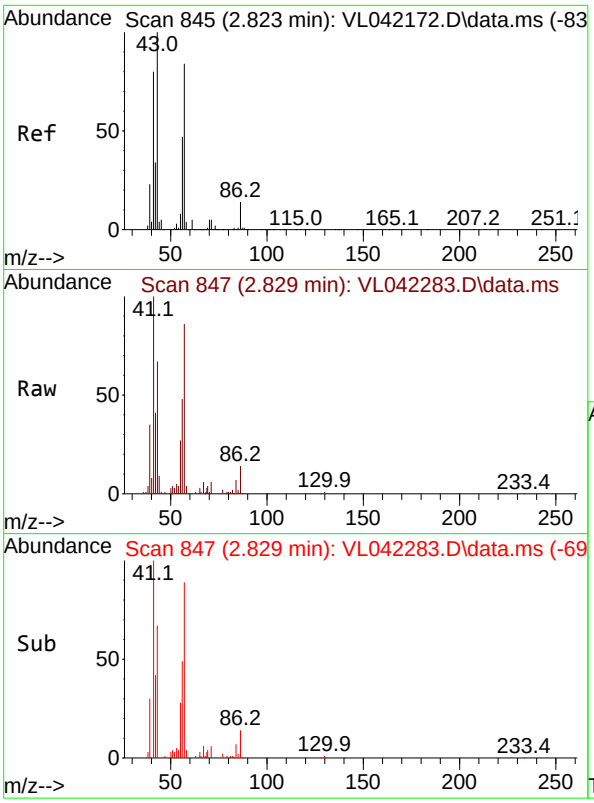

#26
Hexane
Concen: 0.782 ppbv
RT: 2.829 min Scan# 8
Delta R.T. 0.007 min
Lab File: VL042283.D
Acq: 09 Apr 2025 02:51

Tgt Ion: 57 Resp: 1702

Ion	Ratio	Lower	Upper
57	100		
41	115.7	76.6	114.8
43	90.5	207.8	311.8
56	65.0	43.6	65.4

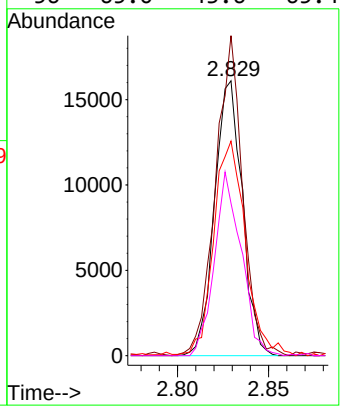

Instrument :
MSVOA_L
ClientSampleId :
SSSG-B14-4-04022025

Manual Integrations
APPROVED

Reviewed By :Mahesh Dadoda 04/09/2025
Supervised By :Semsettin Yesilyurt 04/10/2025

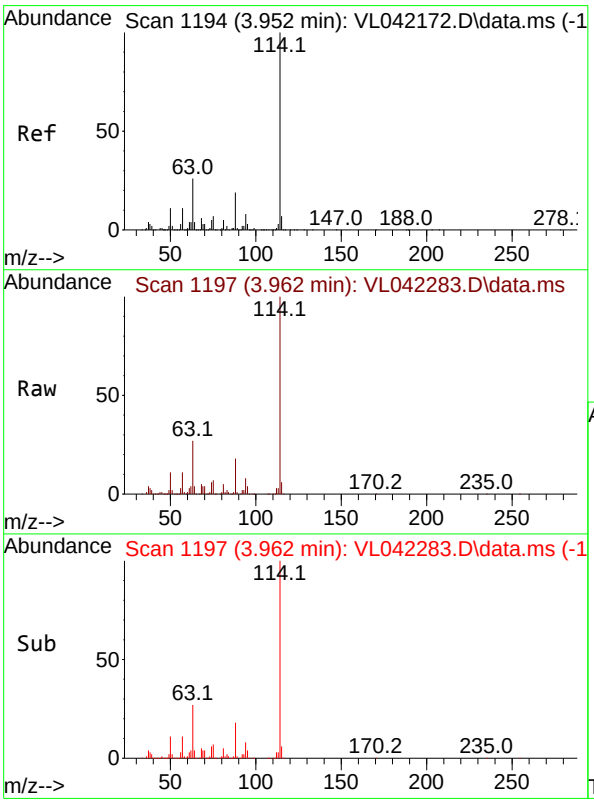

#33
1,4-Difluorobenzene
Concen: 10.000 ppbv
RT: 3.962 min Scan# 1197
Delta R.T. 0.010 min
Lab File: VL042283.D
Acq: 09 Apr 2025 02:51

Tgt Ion:114 Resp: 388359

Ion	Ratio	Lower	Upper
114	100		
63	26.0	20.7	31.1
88	17.9	15.0	22.4

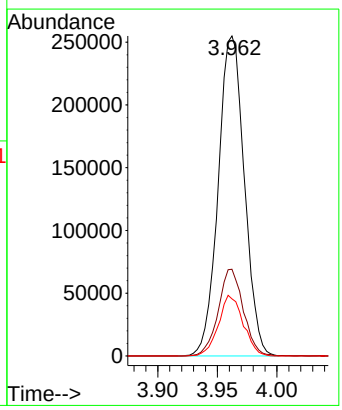



#34
2-Butanone
Concen: 0.328 ppbv
RT: 2.564 min Scan# 7
Delta R.T. 0.010 min
Lab File: VL042283.D
Acq: 09 Apr 2025 02:51

Tgt Ion: 43 Resp: 923

Ion	Ratio	Lower	Upper
43	100		
72	20.1	18.2	27.2

Instrument :
MSVOA_L
ClientSampleId :
SSSG-B14-4-04022025

Manual Integrations
APPROVED

Reviewed By :Mahesh Dadoda 04/09/2025
Supervised By :Semsettin Yesilyurt 04/10/2025

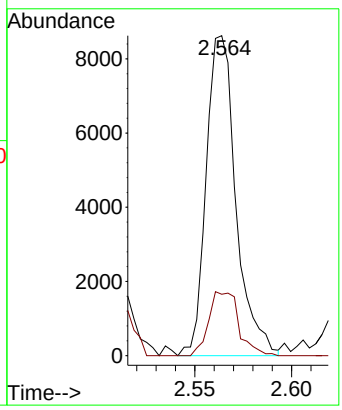

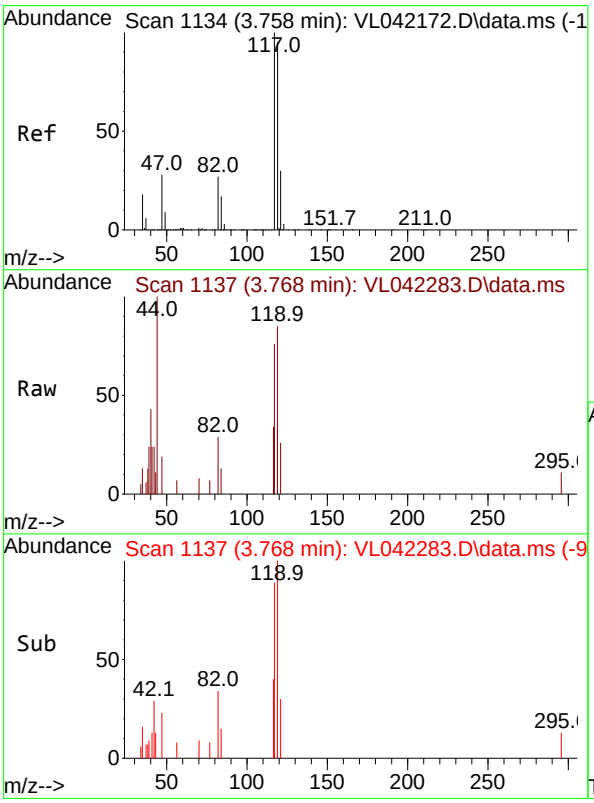

#35
Carbon Tetrachloride
Concen: 0.038 ppbv m
RT: 3.768 min Scan# 1137
Delta R.T. 0.010 min
Lab File: VL042283.D
Acq: 09 Apr 2025 02:51

Tgt Ion:117 Resp: 1164

Ion	Ratio	Lower	Upper
117	100		
119	111.9	76.2	114.2
121	34.1	24.2	36.4

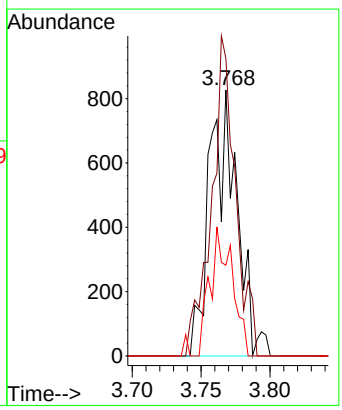

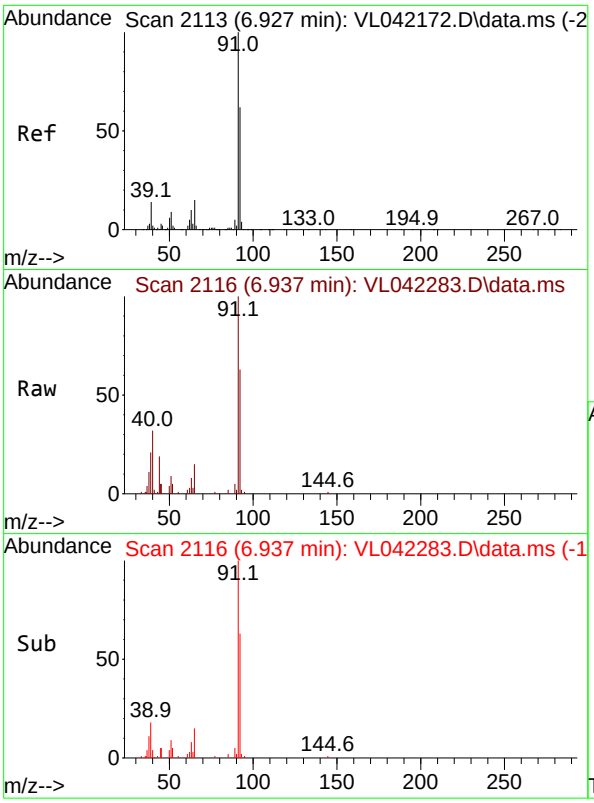

#53
Toluene
Concen: 0.270 ppbv
RT: 6.937 min Scan# 2
Delta R.T. 0.010 min
Lab File: VL042283.D
Acq: 09 Apr 2025 02:51

Tgt Ion: 91 Resp: 1230

Ion	Ratio	Lower	Upper
91	100		
92	62.5	48.4	72.6

Instrument :
MSVOA_L
ClientSampleId :
SSSG-B14-4-04022025

Manual Integrations
APPROVED

Reviewed By :Mahesh Dadoda 04/09/2025
Supervised By :Semsettin Yesilyurt 04/10/2025

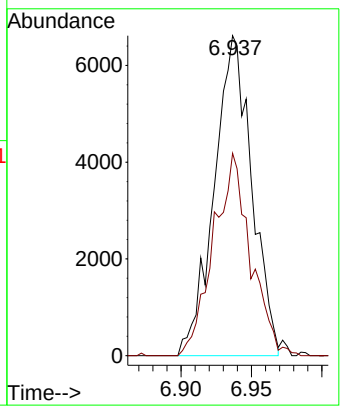

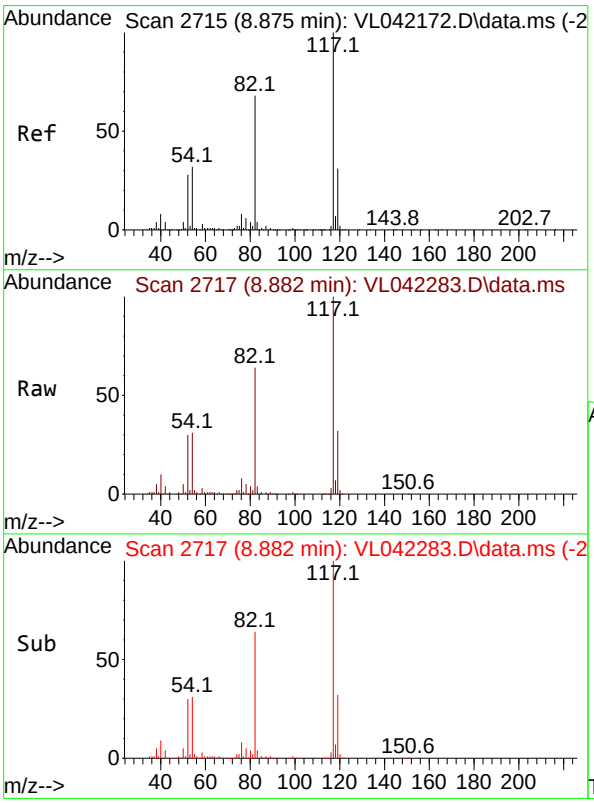

#55
Chlorobenzene-d5
Concen: 10.000 ppbv
RT: 8.882 min Scan# 2717
Delta R.T. 0.007 min
Lab File: VL042283.D
Acq: 09 Apr 2025 02:51

Tgt Ion:117 Resp: 341830

Ion	Ratio	Lower	Upper
117	100		
82	64.4	55.8	83.6
119	32.1	25.5	38.3

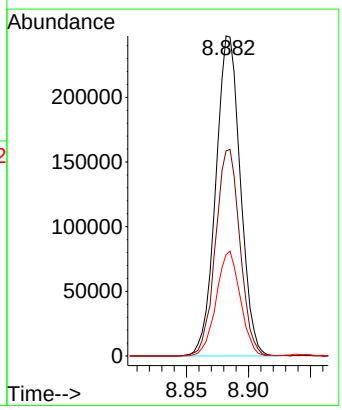

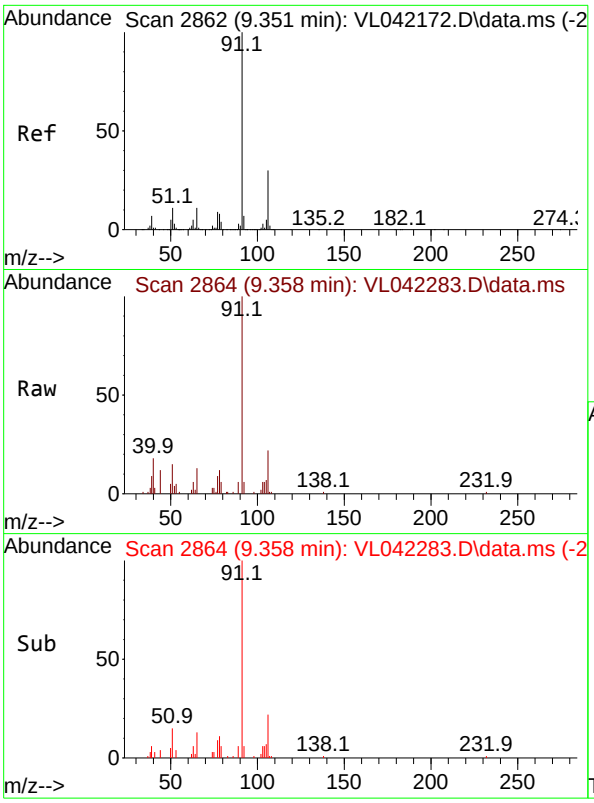

#58
Ethyl Benzene
Concen: 0.208 ppbv
RT: 9.358 min Scan# 2
Delta R.T. 0.007 min
Lab File: VL042283.D
Acq: 09 Apr 2025 02:51

Tgt Ion: 91 Resp: 1264

Ion	Ratio	Lower	Upper
91	100		
106	22.2	24.2	36.2

Instrument :
MSVOA_L
ClientSampleId :
SSSG-B14-4-04022025

Manual Integrations
APPROVED

Reviewed By :Mahesh Dadoda 04/09/2025
Supervised By :Semsettin Yesilyurt 04/10/2025

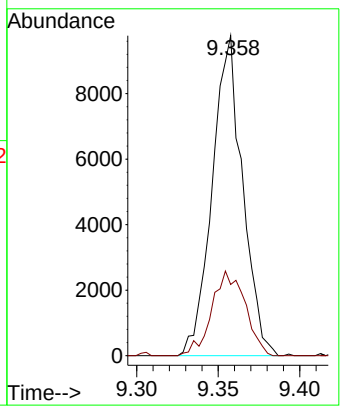

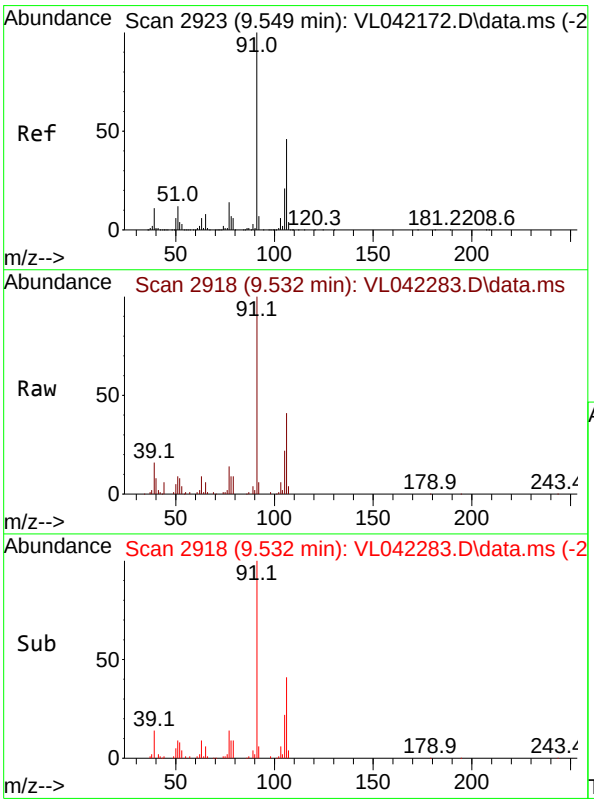

#59
m/p-Xylene
Concen: 0.825 ppbv
RT: 9.532 min Scan# 2918
Delta R.T. -0.016 min
Lab File: VL042283.D
Acq: 09 Apr 2025 02:51

Tgt Ion: 91 Resp: 39977

Ion	Ratio	Lower	Upper
91	100		
106	46.4	36.4	54.6

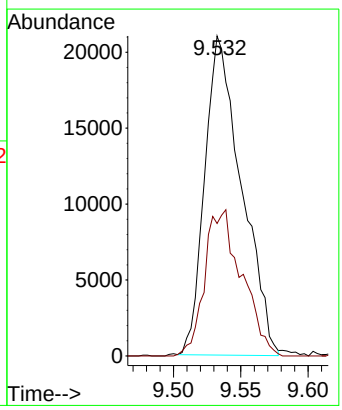

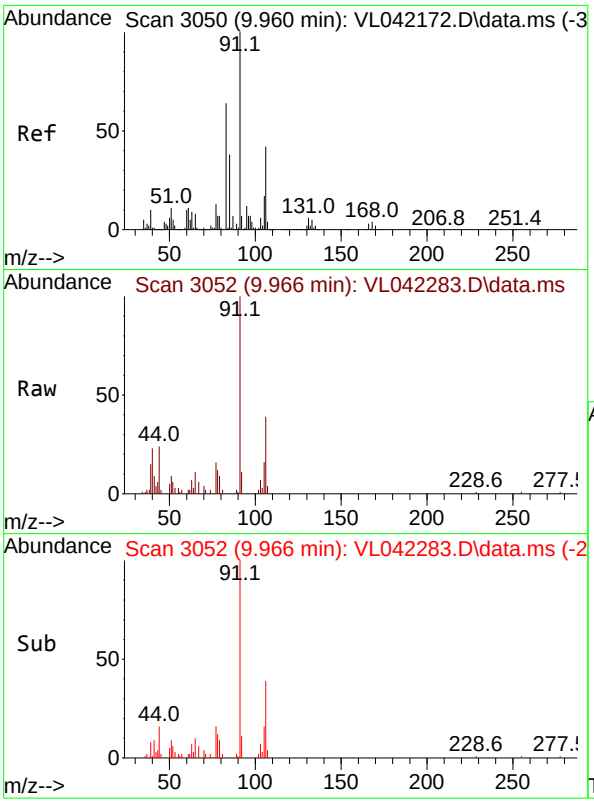

#60
o-Xylene
Concen: 0.196 ppbv
RT: 9.966 min Scan# 3
Delta R.T. 0.007 min
Lab File: VL042283.D
Acq: 09 Apr 2025 02:51

Tgt Ion: 91 Resp: 952

Ion	Ratio	Lower	Upper
91	100		
106	42.3	20.8	62.5

Instrument :
MSVOA_L
ClientSampleId :
SSSG-B14-4-04022025

Manual Integrations
APPROVED

Reviewed By :Mahesh Dadoda 04/09/2025
Supervised By :Semsettin Yesilyurt 04/10/2025

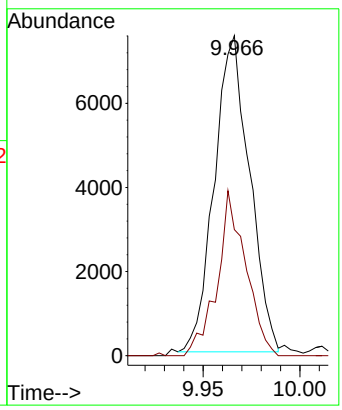

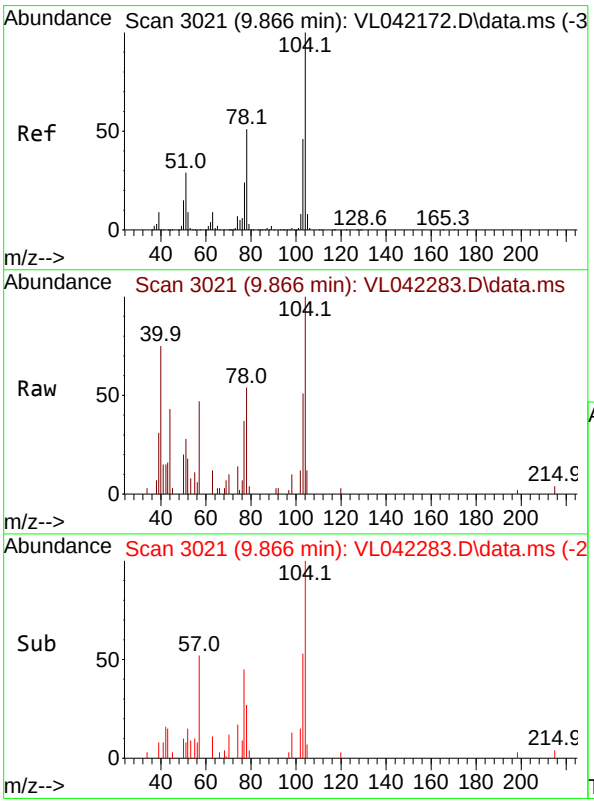

#61
Styrene
Concen: 0.122 ppbv m
RT: 9.866 min Scan# 3021
Delta R.T. 0.000 min
Lab File: VL042283.D
Acq: 09 Apr 2025 02:51

Tgt Ion:104 Resp: 2930

Ion	Ratio	Lower	Upper
104	100		
78	0.0	41.8	62.6#
103	0.0	37.0	55.4#

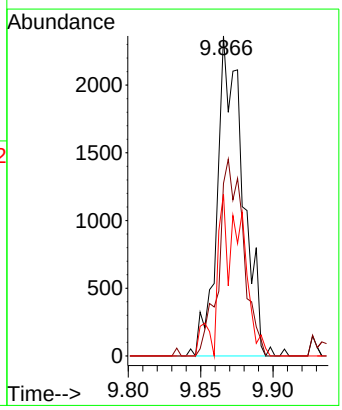

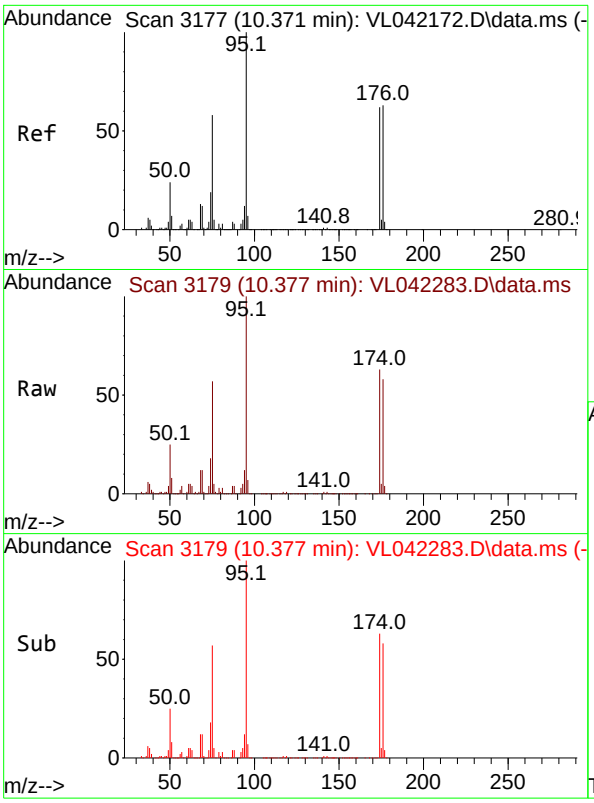

#68
1-Bromo-4-Fluorobenzene
Concen: 10.243 ppbv
RT: 10.377 min Scan# 3
Delta R.T. 0.007 min
Lab File: VL042283.D
Acq: 09 Apr 2025 02:51

Tgt Ion: 95 Resp: 28752

Ion	Ratio	Lower	Upper
95	100		
174	61.8	50.6	76.0
175	4.7	3.8	5.6

Instrument :
MSVOA_L
ClientSampleId :
SSSG-B14-4-04022025

Manual Integrations
APPROVED

Reviewed By :Mahesh Dadoda 04/09/2025
Supervised By :Semsettin Yesilyurt 04/10/2025

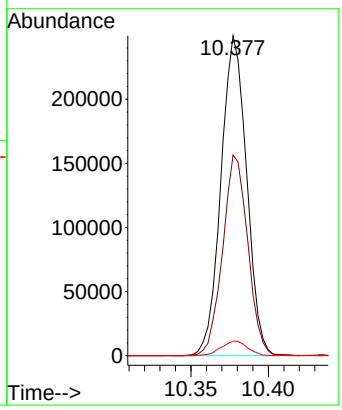

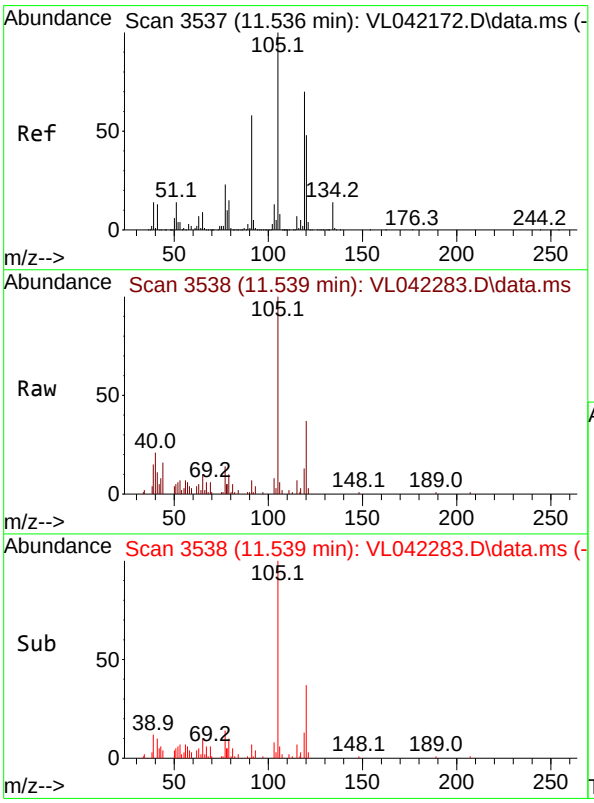

#74
1,2,4-Trimethylbenzene
Concen: 0.105 ppbv
RT: 11.539 min Scan# 3538
Delta R.T. 0.003 min
Lab File: VL042283.D
Acq: 09 Apr 2025 02:51

Tgt Ion:105 Resp: 6419

Ion	Ratio	Lower	Upper
105	100		
120	37.3	38.6	58.0#
91	7.2	46.2	69.2#
77	17.6	18.6	27.8#

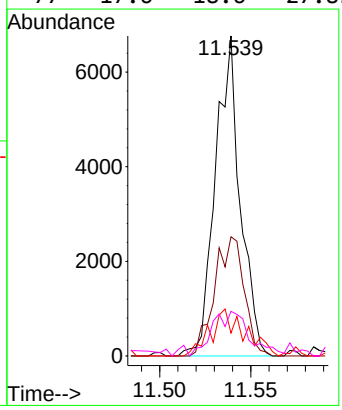

LSC Area Percent Report

Data Path : Z:\voasrv\HPCHEM1\MSVOA_L\Data\VL040825\
Data File : VL042283.D
Acq On : 09 Apr 2025 02:51
Operator : SY/MD
Sample : Q1728-10 2X
Misc : 400mL/MSVOA_L
ALS Vial : 1 Sample Multiplier: 1

Instrument :
MSVOA_L
ClientSampleId :
SSSG-B14-4-04022025

Integration Parameters: RTEINT.P
Integrator: RTE
Smoothing : ON Filtering: 5
Sampling : 3 Min Area: 3 % of largest Peak
Start Thrs: 0.001 Max Peaks: 100
Stop Thrs : 0 Peak Location: TOP

If leading or trailing edge < 100 prefer < Baseline drop else tangent >
Peak separation: 0

Method : Z:\voasrv\HPCHEM1\MSVOA_L\methods\VL032725AIR.M
Title : AIR ANALYSIS BY METHOD TO-15 Instrument: MSVOA_LFri Aug 26 06:05:16 2022

Signal : TIC: VL042283.D\data.ms

peak #	R.T. min	first scan	max scan	last scan	PK TY	peak height	corr. area	corr. % max.	% of total
1	1.431	410	415	421	rBV	4195112	4672405	100.00%	40.211%
2	1.836	535	540	549	rBV	678486	431681	9.24%	3.715%
3	1.887	549	556	566	rVV	688845	468669	10.03%	4.033%
4	2.062	600	610	618	rBV	212500	160702	3.44%	1.383%
5	2.790	822	835	841	rBV	559279	585258	12.53%	5.037%
6	2.829	841	847	859	rVB2	91691	109799	2.35%	0.945%
7	3.959	1183	1196	1209	rBV	684417	1041414	22.29%	8.963%
8	4.907	1478	1489	1507	rBV2	118911	236276	5.06%	2.033%
9	8.882	2703	2717	2728	rBV	862821	1212194	25.94%	10.432%
10	8.940	2728	2735	2744	rVB3	57752	90606	1.94%	0.780%
11	9.532	2909	2918	2934	rVB2	61809	129464	2.77%	1.114%
12	10.206	3117	3126	3138	rBV	441799	505992	10.83%	4.355%
13	10.377	3163	3179	3191	rBV	1169581	1374873	29.43%	11.832%
14	11.779	3606	3612	3622	rVB2	103126	123945	2.65%	1.067%
15	12.232	3742	3752	3755	rBV2	76694	91033	1.95%	0.783%
16	12.254	3755	3759	3768	rVB2	73499	87536	1.87%	0.753%
17	12.442	3810	3817	3831	rVB2	68512	95188	2.04%	0.819%
18	12.653	3874	3882	3885	rBV4	36293	48843	1.05%	0.420%
19	12.672	3885	3888	3904	rVB7	33024	54574	1.17%	0.470%
20	13.387	4101	4109	4118	rBV	91245	99194	2.12%	0.854%

Sum of corrected areas: 11619646

Data Path : Z:\voasrv\HPCHEM1\MSVOA_L\Data\VL040825\
Data File : VL042283.D
Acq On : 09 Apr 2025 02:51
Operator : SY/MD
Sample : Q1728-10 2X
Misc : 400mL/MSVOA_L
ALS Vial : 1 Sample Multiplier: 1

Instrument :
MSVOA_L
ClientSampleId :
SSSG-B14-4-04022025

Quant Method : Z:\voasrv\HPCHEM1\MSVOA_L\methods\VL032725AIR.M
Quant Title : AIR ANALYSIS BY METHOD TO-15 Instrument: MSVOA_LFri Aug 26 06:05:16 2022

TIC Library : C:\Database\NIST20.L
TIC Integration Parameters: LSCINT.P

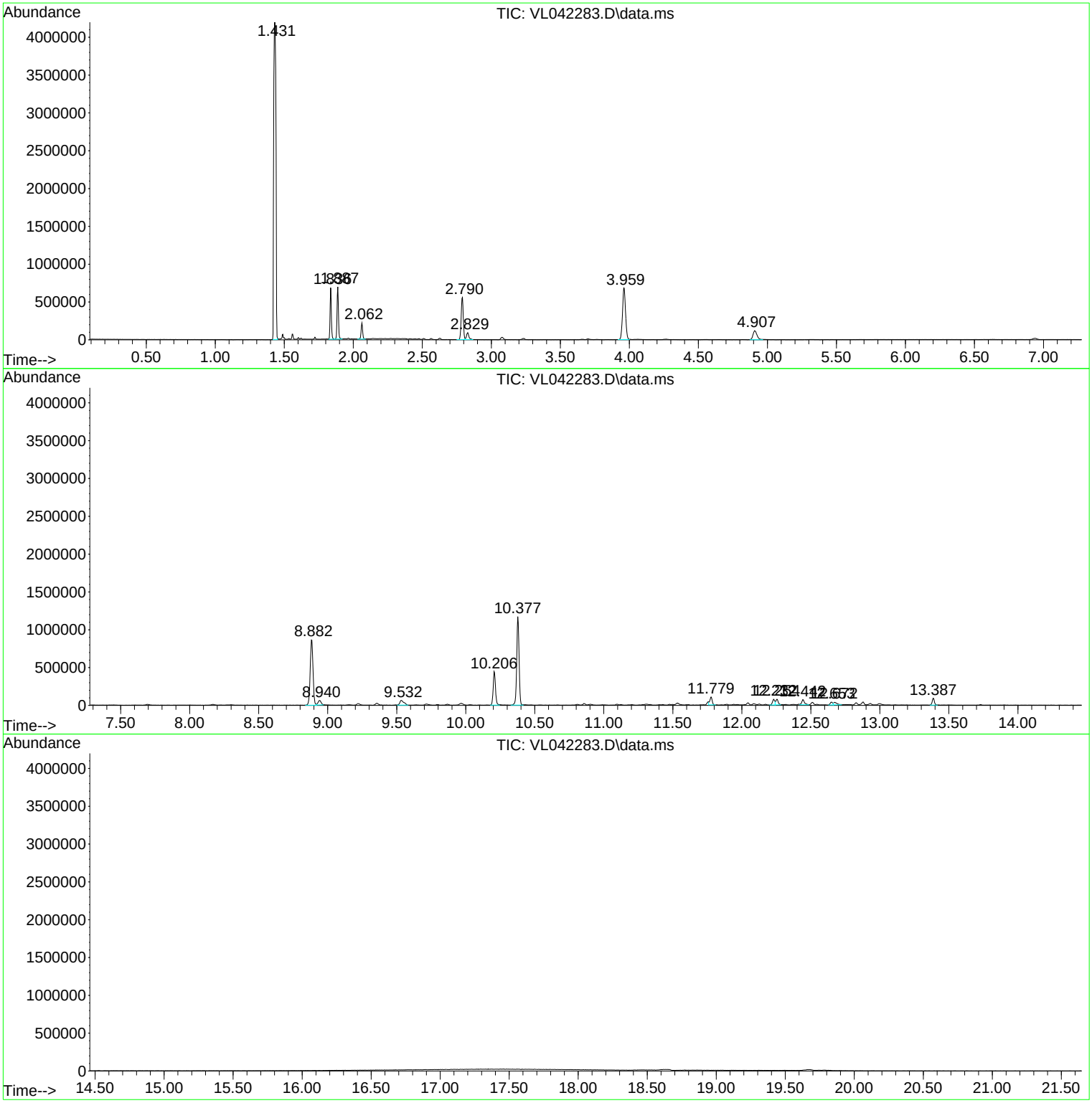

Library Search Compound Report

Data Path : Z:\voasrv\HPCHEM1\MSVOA_L\Data\VL040825\
Data File : VL042283.D
Acq On : 09 Apr 2025 02:51
Operator : SY/MD
Sample : Q1728-10 2X
Misc : 400mL/MSVOA_L
ALS Vial : 1 Sample Multiplier: 1

Instrument :
MSVOA_L
ClientSampleId :
SSSG-B14-4-04022025

Quant Method : Z:\voasrv\HPCHEM1\MSVOA_L\methods\VL032725AIR.M
Quant Title : AIR ANALYSIS BY METHOD TO-15 Instrument: MSVOA_LFri Aug 26 06:05:16 2022

TIC Library : C:\Database\NIST20.L
TIC Integration Parameters: LSCINT.P

****
Peak Number 1 Propanoic acid, ethyl ester Concentration Rank 2

R.T.	EstConc	Area	Relative to ISTD	R.T.
4.907	2.27 ppbv	236276	1,4-Difluorobenzene	3.962

Hit# of 5	Tentative ID	MW	MolForm	CAS#	Qual
1	Propanoic acid, ethyl ester	102	C5H10O2	000105-37-3	90
2	Propanoic acid, ethyl ester	102	C5H10O2	000105-37-3	87
3	Propanoic acid, ethyl ester	102	C5H10O2	000105-37-3	86
4	Propanoic acid, ethyl ester	102	C5H10O2	000105-37-3	64
5	Propanoic acid, ethyl ester	102	C5H10O2	000105-37-3	64

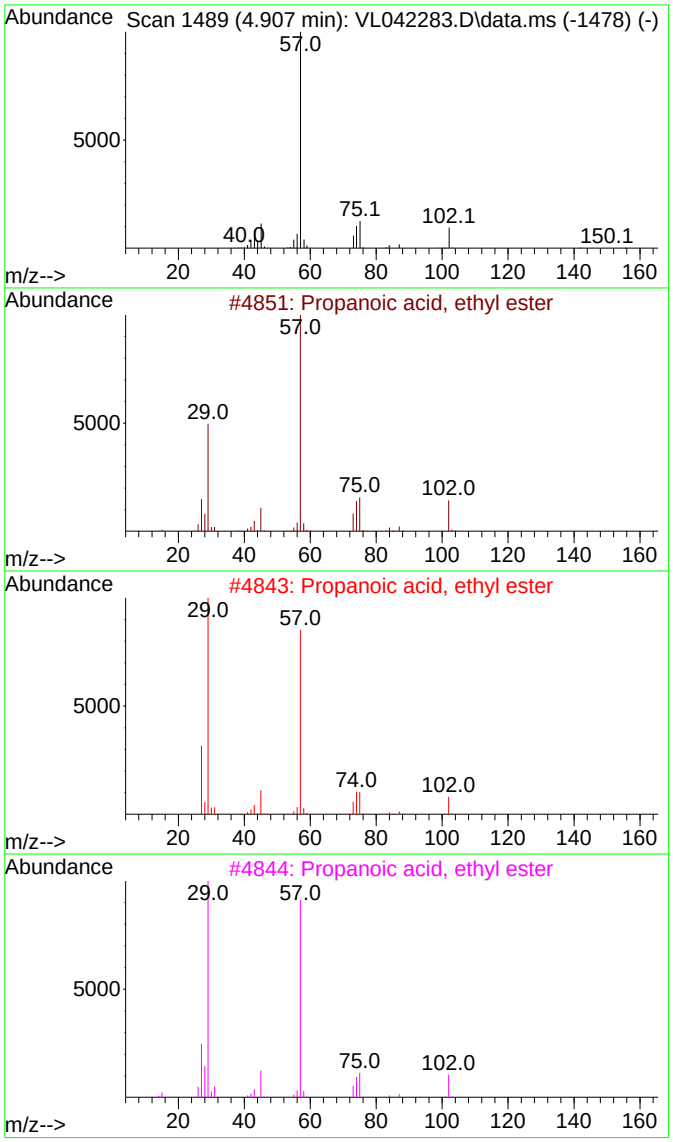

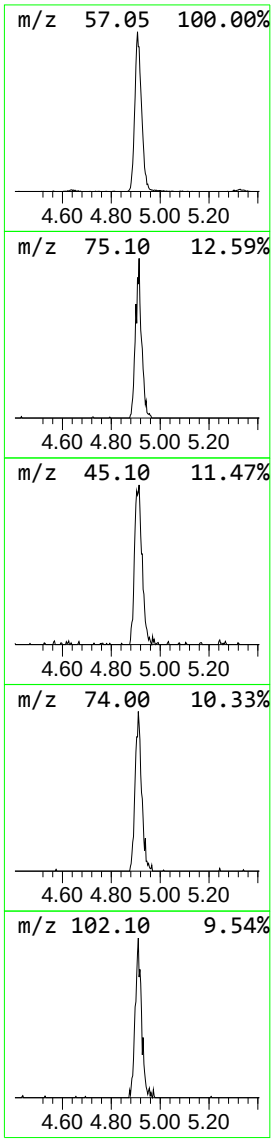

Data Path : Z:\voasrv\HPCHEM1\MSVOA_L\Data\VL040825\
Data File : VL042283.D
Acq On : 09 Apr 2025 02:51
Operator : SY/MD
Sample : Q1728-10 2X
Misc : 400mL/MSVOA_L
ALS Vial : 1 Sample Multiplier: 1

Instrument :
MSVOA_L
ClientSampleId :
SSSG-B14-4-04022025

Quant Method : Z:\voasrv\HPCHEM1\MSVOA_L\methods\VL032725AIR.M
Quant Title : AIR ANALYSIS BY METHOD TO-15 Instrument: MSVOA_LFri Aug 26 06:05:16 2022

TIC Library : C:\Database\NIST20.L
TIC Integration Parameters: LSCINT.P

****
Peak Number 2 Propanoic acid, butyl ester Concentration Rank 1

R.T.	EstConc	Area	Relative to ISTD	R.T.
10.206	4.17 ppbv	505992	Chlorobenzene-d5	8.882

Hit# of 5	Tentative ID	MW	MolForm	CAS#	Qual
1	Propanoic acid, butyl ester	130	C7H14O2	000590-01-2	83
2	Propanoic acid, butyl ester	130	C7H14O2	000590-01-2	78
3	Propanoic acid, butyl ester	130	C7H14O2	000590-01-2	64
4	Propanoic acid, butyl ester	130	C7H14O2	000590-01-2	56
5	Hexane, 2,2-dimethyl-	114	C8H18	000590-73-8	38

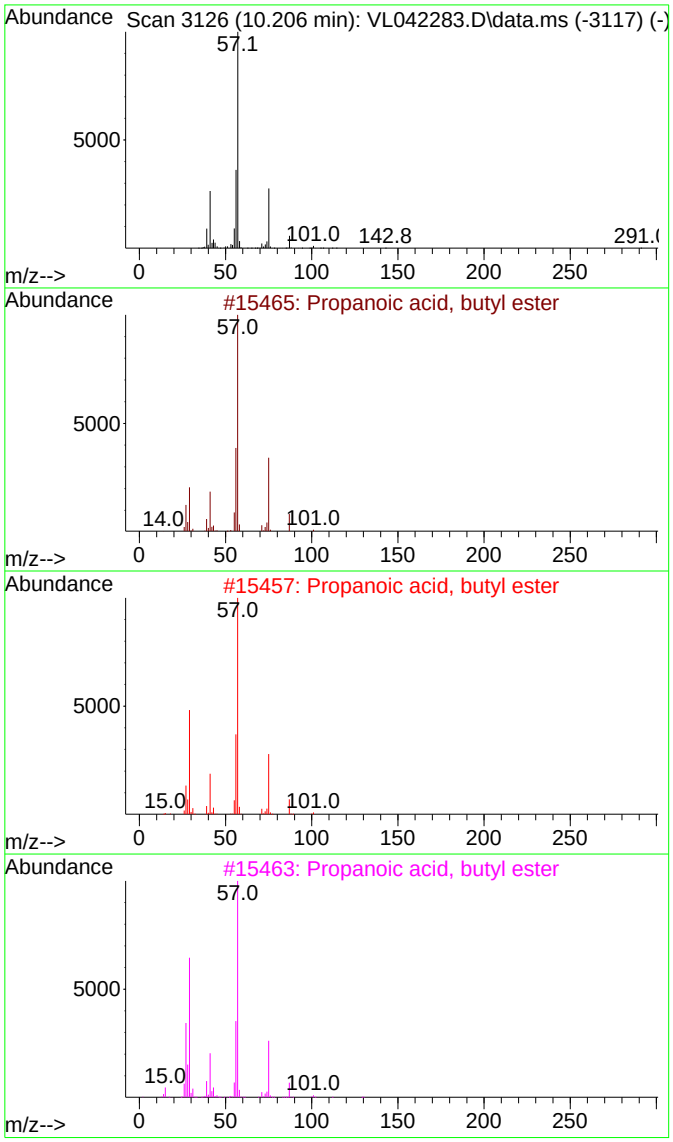

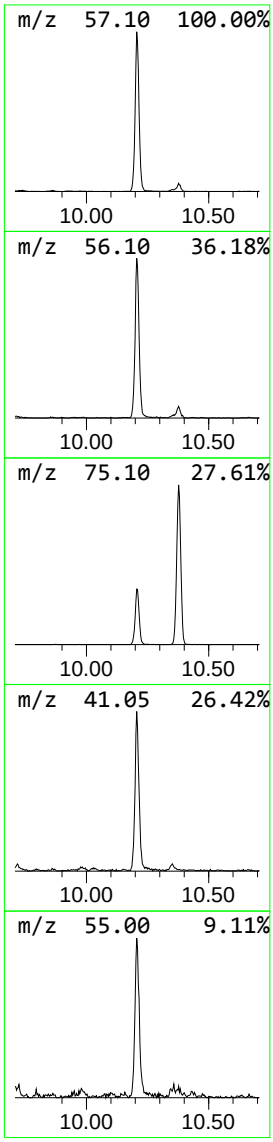

Tentatively Identified Compound (LSC) summary

Data Path : Z:\voasrv\HPCHEM1\MSVOA_L\Data\VL040825\
Data File : VL042283.D
Acq On : 09 Apr 2025 02:51
Operator : SY/MD
Sample : Q1728-10 2X
Misc : 400mL/MSVOA_L
ALS Vial : 1 Sample Multiplier: 1

Instrument :
MSVOA_L
ClientSampleId :
SSSG-B14-4-04022025

Quant Method : Z:\voasrv\HPCHEM1\MSVOA_L\methods\VL032725AIR.M
Quant Title : AIR ANALYSIS BY METHOD TO-15 Instrument: MSVOA_LFri Aug 26 06:05:16 2022

TIC Library : C:\Database\NIST20.L
TIC Integration Parameters: LSCINT.P

TIC Top Hit name	RT	EstConc	Units	Response	Internal Standard #	RT	Resp	Conc
Propanoic acid,...	4.907	2.3	ppbv	236276	2	3.962	1041410	10.0
Propanoic acid,...	10.206	4.2	ppbv	505992	3	8.882	1212190	10.0

284 Sheffield Street, Mountainside, New Jersey 07092, Phone : 908 789 8900,
Fax : 908 789 8922

Report of Analysis

Client:	Woodard & Curran	Date Collected:	04/01/25
Project:	US EPA Riverside Industrial Park Superfund Site	Date Received:	04/03/25
Client Sample ID:	SSSG-B1-4-04012025	SDG No.:	Q1728
Lab Sample ID:	Q1728-11	Matrix:	Air
Analytical Method:	TO-15	Test:	TO-15
Sample Wt/Vol:	400 Units: mL		

File ID/Qc Batch:	Dilution:	Prep Date	Date Analyzed	Prep Batch ID
VL042274.D	2		04/08/25 22:11	VL040825

CAS Number	Parameter	Conc. ppbv	Conc. ug/M3	Qualifier	MDL	LOQ / CRQL	Units
TARGETS							
75-71-8	Dichlorodifluoromethane	0.43	2.13	J	2.08	4.94	ug/m3
74-87-3	Chloromethane	0.20	0.41	U	0.41	2.07	ug/m3
75-01-4	Vinyl Chloride	0.030	0.080	U	0.080	0.15	ug/m3
74-83-9	Bromomethane	0.28	1.09	U	1.09	3.88	ug/m3
75-00-3	Chloroethane	0.34	0.90	U	0.90	2.64	ug/m3
109-99-9	Tetrahydrofuran	0.26	0.77	U	0.77	2.95	ug/m3
75-69-4	Trichlorofluoromethane	0.32	1.80	U	1.80	5.62	ug/m3
76-13-1	1,1,2-Trichlorotrifluoroethane	0.32	2.45	U	2.45	7.66	ug/m3
76-14-2	Dichlorotetrafluoroethane	0.18	1.26	U	1.26	6.99	ug/m3
75-65-0	tert-Butyl alcohol	0.38	1.15	U	1.15	3.03	ug/m3
142-82-5	Heptane	0.22	0.90	U	0.90	4.10	ug/m3
75-35-4	1,1-Dichloroethene	0.28	1.11	U	1.11	3.96	ug/m3
67-64-1	Acetone	11.7	27.8		1.14	2.38	ug/m3
75-15-0	Carbon Disulfide	0.32	1.00	U	1.00	3.11	ug/m3
1634-04-4	Methyl tert-Butyl Ether	0.24	0.87	U	0.87	3.61	ug/m3
75-09-2	Methylene Chloride	0.67	2.33	J	1.32	3.47	ug/m3
156-60-5	trans-1,2-Dichloroethene	0.38	1.51	U	1.51	3.96	ug/m3
75-34-3	1,1-Dichloroethane	0.26	1.05	U	1.05	4.05	ug/m3
110-82-7	Cyclohexane	0.44	1.51	U	1.51	3.44	ug/m3
78-93-3	2-Butanone	0.41	1.21	J	0.71	2.95	ug/m3
56-23-5	Carbon Tetrachloride	0.15	0.94		0.13	0.38	ug/m3
156-59-2	cis-1,2-Dichloroethene	0.18	0.71	U	0.71	3.96	ug/m3
67-66-3	Chloroform	0.56	2.73	J	0.83	4.88	ug/m3
71-55-6	1,1,1-Trichloroethane	0.020	0.11	U	0.11	0.33	ug/m3
540-84-1	2,2,4-Trimethylpentane	0.20	0.93	U	0.93	4.67	ug/m3
71-43-2	Benzene	0.29	0.93	J	0.54	3.19	ug/m3
107-06-2	1,2-Dichloroethane	0.18	0.73	U	0.73	4.05	ug/m3
79-01-6	Trichloroethene	0.20	1.07		0.16	0.32	ug/m3
78-87-5	1,2-Dichloropropane	0.22	1.02	U	1.02	4.62	ug/m3
75-27-4	Bromodichloromethane	0.15	1.00	U	1.00	6.70	ug/m3
108-10-1	4-Methyl-2-Pentanone	0.21	0.86	J	0.78	4.10	ug/m3
108-88-3	Toluene	1.50	5.65		0.83	3.77	ug/m3
10061-02-6	t-1,3-Dichloropropene	0.12	0.54	U	0.54	4.54	ug/m3
10061-01-5	cis-1,3-Dichloropropene	0.13	0.59	U	0.59	4.54	ug/m3
79-00-5	1,1,2-Trichloroethane	0.14	0.76	U	0.76	5.46	ug/m3

284 Sheffield Street, Mountainside, New Jersey 07092, Phone : 908 789 8900,
Fax : 908 789 8922

Report of Analysis

Client:	Woodard & Curran	Date Collected:	04/01/25
Project:	US EPA Riverside Industrial Park Superfund Site	Date Received:	04/03/25
Client Sample ID:	SSSG-B1-4-04012025	SDG No.:	Q1728
Lab Sample ID:	Q1728-11	Matrix:	Air
Analytical Method:	TO-15	Test:	TO-15
Sample Wt/Vol:	400 Units: mL		

File ID/Qc Batch:	Dilution:	Prep Date	Date Analyzed	Prep Batch ID
VL042274.D	2		04/08/25 22:11	VL040825

CAS Number	Parameter	Conc. ppbv	Conc. ug/M3	Qualifier	MDL	LOQ / CRQL	Units
124-48-1	Dibromochloromethane	0.13	1.11	U	1.11	8.52	ug/m3
106-93-4	1,2-Dibromoethane	0.14	1.08	U	1.08	1.54	ug/m3
127-18-4	Tetrachloroethene	0.29	1.97		0.20	0.41	ug/m3
108-90-7	Chlorobenzene	0.15	0.69	U	0.69	4.61	ug/m3
100-41-4	Ethyl Benzene	0.31	1.35	J	1.04	4.34	ug/m3
179601-23-1	m/p-Xylene	1.30	5.65	J	1.82	8.69	ug/m3
95-47-6	o-Xylene	0.52	2.26	J	1.04	4.34	ug/m3
100-42-5	Styrene	0.56	2.38	J	0.94	4.26	ug/m3
75-25-2	Bromoform	0.11	1.14	U	1.14	10.3	ug/m3
79-34-5	1,1,2,2-Tetrachloroethane	0.020	0.14	U	0.14	0.41	ug/m3
95-49-8	2-Chlorotoluene	0.22	1.14	U	1.14	5.18	ug/m3
108-67-8	1,3,5-Trimethylbenzene	0.22	1.08	U	1.08	4.92	ug/m3
95-63-6	1,2,4-Trimethylbenzene	0.31	1.52	J	0.79	4.92	ug/m3
541-73-1	1,3-Dichlorobenzene	0.16	0.96	U	0.96	6.01	ug/m3
106-46-7	1,4-Dichlorobenzene	0.11	0.66	U	0.66	6.01	ug/m3
95-50-1	1,2-Dichlorobenzene	0.15	0.90	U	0.90	6.01	ug/m3
120-82-1	1,2,4-Trichlorobenzene	0.17	1.26	U	1.26	7.42	ug/m3
87-68-3	Hexachloro-1,3-Butadiene	0.17	1.81	U	1.81	10.7	ug/m3
106-99-0	1,3-Butadiene	0.26	0.58	U	0.58	2.21	ug/m3
91-20-3	Naphthalene	0.15	0.79	U	0.79	1.05	ug/m3
622-96-8	4-Ethyltoluene	0.24	1.18	U	1.18	4.92	ug/m3
110-54-3	Hexane	0.42	1.48	J	0.78	3.52	ug/m3
107-05-1	Allyl Chloride	0.30	0.94	U	0.94	3.13	ug/m3
123-91-1	1,4-Dioxane	0.42	1.51	U	1.51	3.60	ug/m3
80-62-6	Methyl Methacrylate	0.17	0.70	U	0.70	4.09	ug/m3
SURROGATES							
460-00-4	1-Bromo-4-Fluorobenzene	9.50			70 (65) - 130 (135)	95%	SPK: 10
INTERNAL STANDARDS							
74-97-5	Bromochloromethane	156000		2.79			
540-36-3	1,4-Difluorobenzene	399000		3.965			
3114-55-4	Chlorobenzene-d5	360000		8.885			
TENTITIVE IDENTIFIED COMPOUNDS							
75-45-6	Chlorodifluoromethane	0.30		J		1.48	ppbv
115-07-1	Propene	0.33		J		1.49	ppbv
64-17-5	Ethanol	22.3		J		1.72	ppbv

284 Sheffield Street, Mountainside, New Jersey 07092, Phone : 908 789 8900,
Fax : 908 789 8922

Report of Analysis

Client:	Woodard & Curran	Date Collected:	04/01/25
Project:	US EPA Riverside Industrial Park Superfund Site	Date Received:	04/03/25
Client Sample ID:	SSSG-B1-4-04012025	SDG No.:	Q1728
Lab Sample ID:	Q1728-11	Matrix:	Air
Analytical Method:	TO-15	Test:	TO-15
Sample Wt/Vol:	400 Units: mL		

File ID/Qc Batch:	Dilution:	Prep Date	Date Analyzed	Prep Batch ID
VL042274.D	2		04/08/25 22:11	VL040825

CAS Number	Parameter	Conc. ppbv	Conc. ug/M3	Qualifier	MDL	LOQ / CRQL	Units
67-63-0	Isopropyl Alcohol	2.80		J		1.89	ppbv
001120-21-4	Undecane	3.20		J		12.2	ppbv
	unknown12.257	3.30		J		12.3	ppbv
007289-40-9	Ether, heptyl hexyl	2.70		J		12.4	ppbv

U = Not Detected
RL = Reporting Limit
MDL = Method Detection Limit
E = Value Exceeds Calibration Range
D = Dilution

J = Estimated Value
B = Analyte Found in Associated Method Blank
N = Presumptive Evidence of a Compound
* = Values outside of QC limits
Q = indicates LCS control criteria did not meet requirements

Quantitation Report (LSC Reviewed)

Data Path : Z:\voasrv\HPCHEM1\MSVOA_L\Data\VL040825\
Data File : VL042274.D
Acq On : 08 Apr 2025 22:11
Operator : SY/MD
Sample : Q1728-11 2X
Misc : 400mL/MSVOA_L
ALS Vial : 1 Sample Multiplier: 1

Quant Time: Apr 09 02:00:57 2025
Quant Method : Z:\voasrv\HPCHEM1\MSVOA_L\methods\VL032725AIR.M
Quant Title : AIR ANALYSIS BY METHOD TO-15 Instrument: MSVOA_LFri Aug
QLast Update : Fri Mar 28 02:00:52 2025
Response via : Initial Calibration

Instrument :
MSVOA_L
ClientSampleId :
SSSG-B1-4-04012025

Manual Integrations APPROVED
Reviewed By :Mahesh Dadoda 04/09/2025
Supervised By :Semsettin Yesilyurt 04/10/2025

1 2 3 4 5 6 7 8 9 10 11 12 13 14 15 16 17 18 19

Compound	R.T.	QIon	Response	Conc	Units	Dev(Min)
Internal Standards						
1) Bromochloromethane	2.790	49	156372	10.000	ppbv	0.00
33) 1,4-Difluorobenzene	3.965	114	398763	10.000	ppbv	0.01
55) Chlorobenzene-d5	8.885	117	359554	10.000	ppbv	0.00
System Monitoring Compounds						
68) 1-Bromo-4-Fluorobenzene	10.380	95	281110	9.520	ppbv	0.00
Spiked Amount 10.000	Range 65 - 135		Recovery = 95.200%			
Target Compounds						Qvalue
2) Dichlorodifluoromethane	1.499	85	5004	0.217	ppbv	89
3) Chlorodifluoromethane	1.479	51	3527m	0.150	ppbv	
9) Propene	1.489	41	1785	0.165	ppbv	94
11) Trichlorofluoromethane	1.878	101	2380m	0.106	ppbv	
13) Ethanol	1.722	45	11416	11.170	ppbv	83
15) Acetone	1.839	43	128185	5.861	ppbv	95
17) tert-Butyl alcohol	2.046	59	3888	0.143	ppbv	99
19) Isopropyl Alcohol	1.890	45	17157	1.390	ppbv #	1
20) Methylene Chloride	2.065	84	2710	0.333	ppbv #	93
26) Hexane	2.829	57	4605	0.210	ppbv #	40
29) Chloroform	2.852	83	9004	0.281	ppbv	97
34) 2-Butanone	2.570	43	5858	0.203	ppbv	98
35) Carbon Tetrachloride	3.761	117	2346m	0.075	ppbv	
36) Benzene	3.658	78	5637	0.143	ppbv #	90
38) Trichloroethene	4.557	130	1670m	0.101	ppbv	
50) 4-Methyl-2-Pentanone	5.781	43	4724m	0.103	ppbv	
52) Tetrachloroethene	8.225	164	2269m	0.145	ppbv	
53) Toluene	6.940	91	34973	0.746	ppbv	99
58) Ethyl Benzene	9.364	91	10002	0.157	ppbv	97
59) m/p-Xylene	9.535	91	32175	0.631	ppbv	100
60) o-Xylene	9.969	91	13256	0.259	ppbv	98
61) Styrene	9.872	104	7023m	0.278	ppbv	
74) 1,2,4-Trimethylbenzene	11.542	105	9995	0.156	ppbv #	61

(#) = qualifier out of range (m) = manual integration (+) = signals summed

Quantitation Report (LSC Reviewed)

Data Path : Z:\voasrv\HPCHEM1\MSVOA_L\Data\VL040825\
Data File : VL042274.D
Acq On : 08 Apr 2025 22:11
Operator : SY/MD
Sample : Q1728-11 2X
Misc : 400mL/MSVOA_L
ALS Vial : 1 Sample Multiplier: 1

Quant Time: Apr 09 02:00:57 2025
Quant Method : Z:\voasrv\HPCHEM1\MSVOA_L\methods\VL032725AIR.M
Quant Title : AIR ANALYSIS BY METHOD TO-15 Instrument: MSVOA_LFri Aug
QLast Update : Fri Mar 28 02:00:52 2025
Response via : Initial Calibration

Instrument :
MSVOA_L
ClientSampleId :
SSSG-B1-4-04012025

Manual Integrations
APPROVED
Reviewed By :Mahesh Dadoda 04/09/2025
Supervised By :Semsettin Yesilyurt 04/10/2025

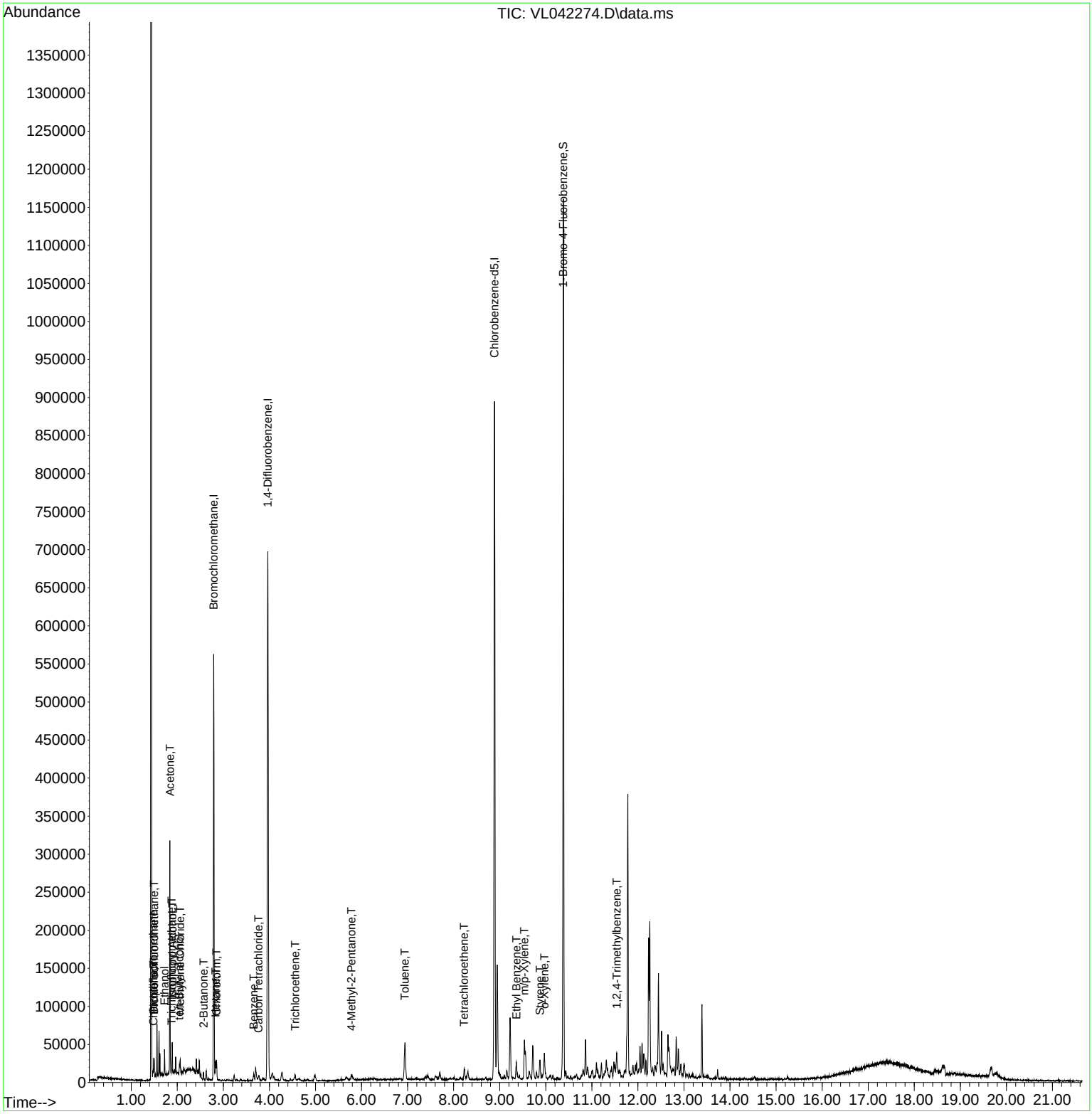

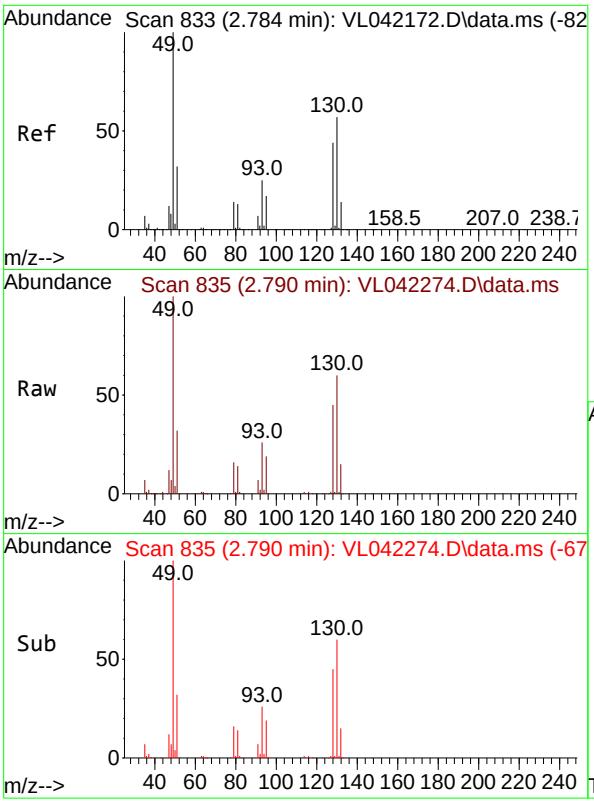

#1
Bromochloromethane
Concen: 10.000 ppbv
RT: 2.790 min Scan# 8
Delta R.T. 0.006 min
Lab File: VL042274.D
Acq: 08 Apr 2025 22:11

Tgt Ion: 49 Resp: 15637

Ion	Ratio	Lower	Upper
49	100		
128	45.5	22.9	68.5
130	57.4	28.8	86.4

Instrument :
MSVOA_L
ClientSampleId :
SSSG-B1-4-04012025

Manual Integrations
APPROVED

Reviewed By :Mahesh Dadoda 04/09/2025
Supervised By :Semsettin Yesilyurt 04/10/2025

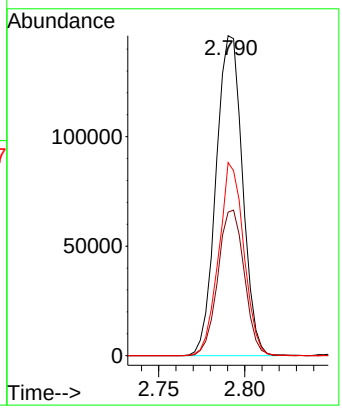

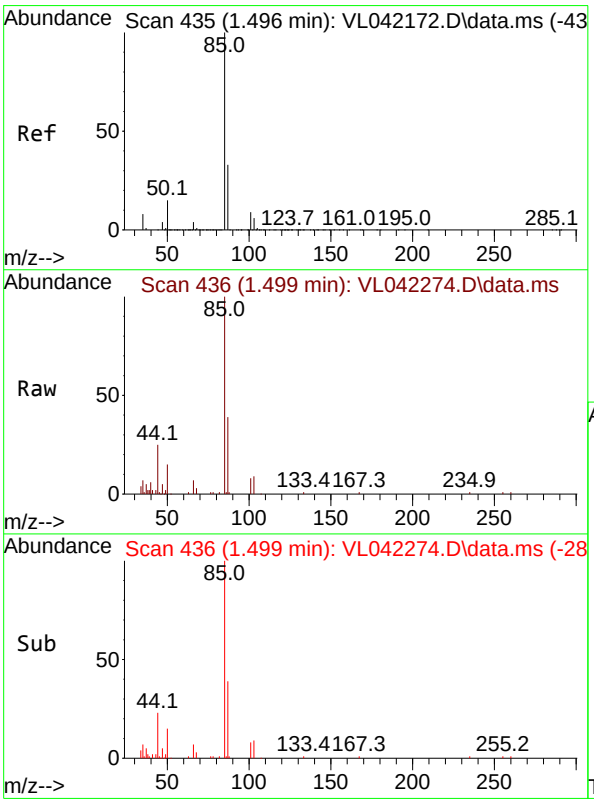

#2
Dichlorodifluoromethane
Concen: 0.217 ppbv
RT: 1.499 min Scan# 436
Delta R.T. 0.003 min
Lab File: VL042274.D
Acq: 08 Apr 2025 22:11

Tgt Ion: 85 Resp: 5004

Ion	Ratio	Lower	Upper
85	100		
87	38.9	26.1	39.1

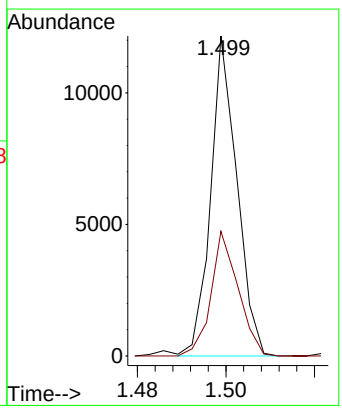

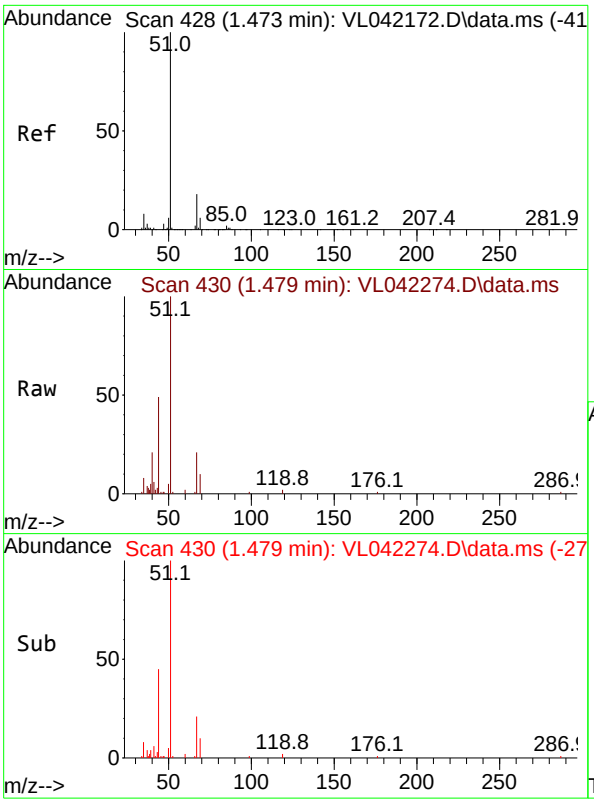

#3
Chlorodifluoromethane
Concen: 0.150 ppbv m
RT: 1.479 min Scan# 4
Delta R.T. 0.006 min
Lab File: VL042274.D
Acq: 08 Apr 2025 22:11

Tgt Ion: 51 Resp: 352

Ion	Ratio	Lower	Upper
51	100		
67	21.5	15.0	22.6

Instrument :
MSVOA_L
ClientSampleId :
SSSG-B1-4-04012025

Manual Integrations
APPROVED

Reviewed By :Mahesh Dadoda 04/09/2025
Supervised By :Semsettin Yesilyurt 04/10/2025

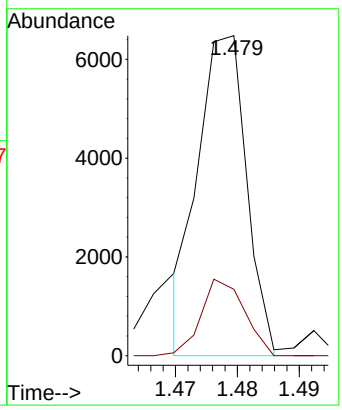

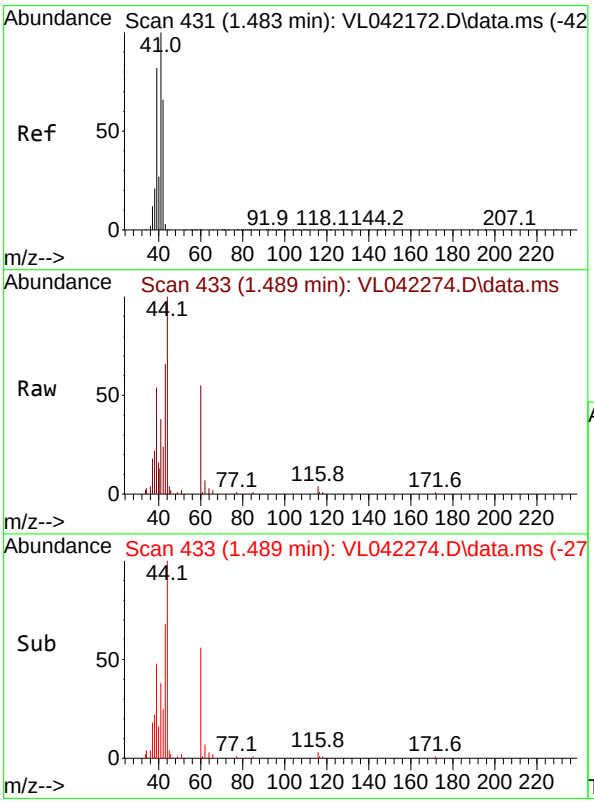

#9
Propene
Concen: 0.165 ppbv
RT: 1.489 min Scan# 433
Delta R.T. 0.006 min
Lab File: VL042274.D
Acq: 08 Apr 2025 22:11

Tgt Ion: 41 Resp: 1785

Ion	Ratio	Lower	Upper
41	100		
42	64.8	55.4	83.2

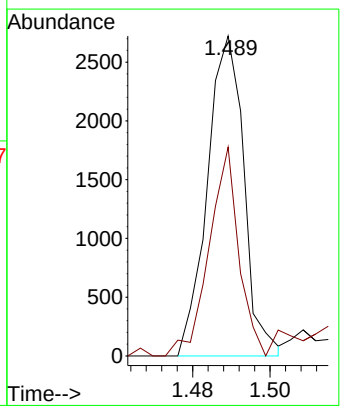

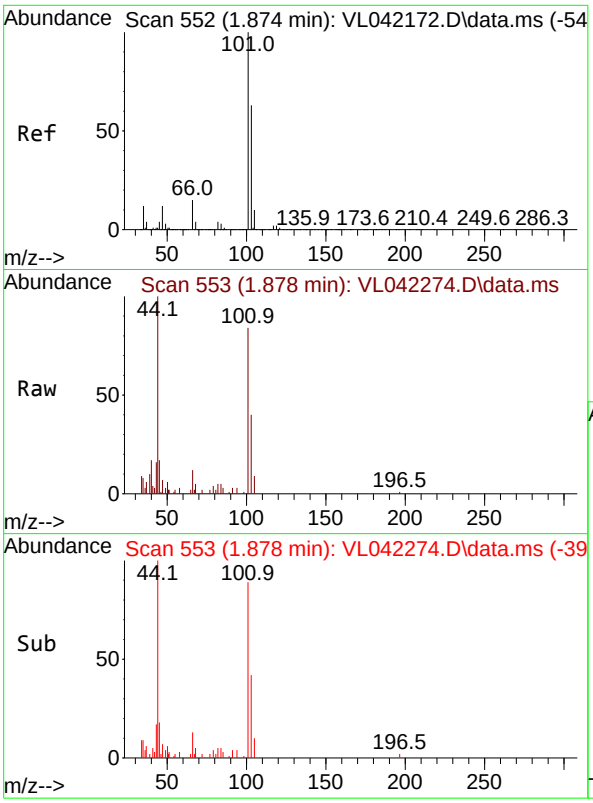

#11
Trichlorofluoromethane
Concen: 0.106 ppbv m
RT: 1.878 min Scan# 5
Delta R.T. 0.003 min
Lab File: VL042274.D
Acq: 08 Apr 2025 22:11

Tgt Ion:101 Resp: 238

Ion	Ratio	Lower	Upper
101	100		
103	47.3	50.2	75.2#

Instrument :
MSVOA_L
ClientSampleId :
SSSG-B1-4-04012025

Manual Integrations
APPROVED

Reviewed By :Mahesh Dadoda 04/09/2025
Supervised By :Semsettin Yesilyurt 04/10/2025

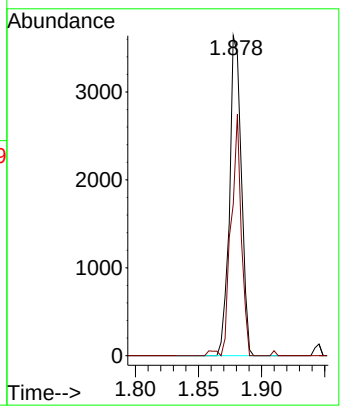

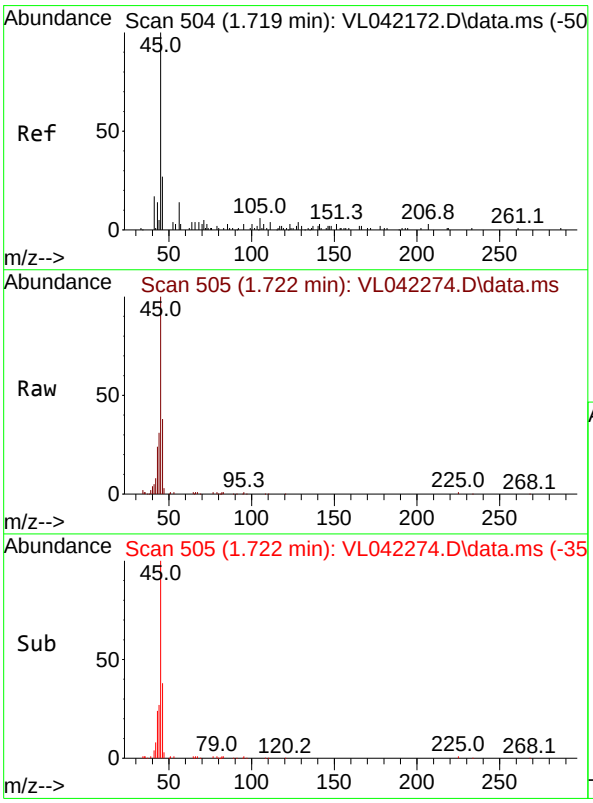

#13
Ethanol
Concen: 11.170 ppbv
RT: 1.722 min Scan# 505
Delta R.T. 0.003 min
Lab File: VL042274.D
Acq: 08 Apr 2025 22:11

Tgt Ion: 45 Resp: 11416

Ion	Ratio	Lower	Upper
45	100		
46	38.8	20.2	80.8

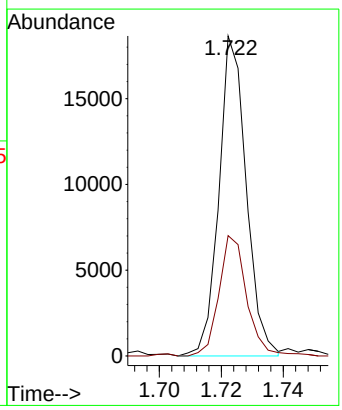

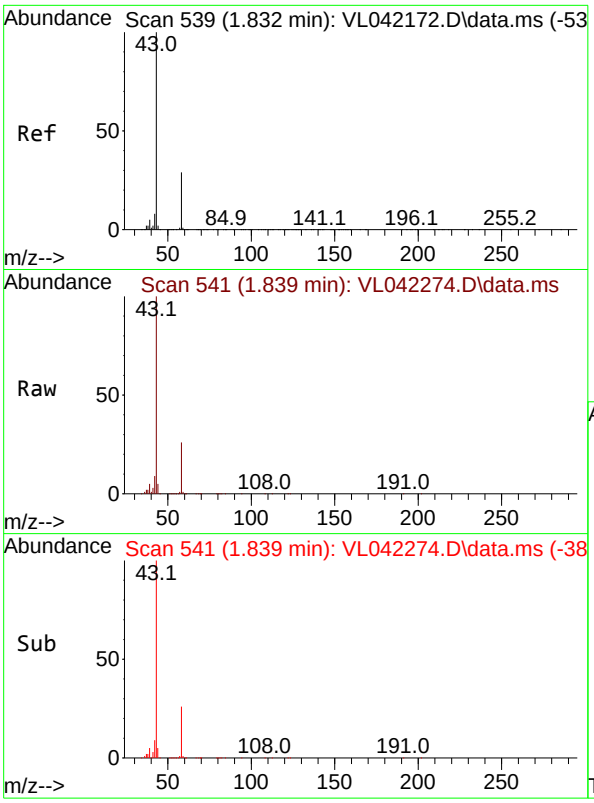

#15
Acetone
Concen: 5.861 ppbv
RT: 1.839 min Scan# 54
Delta R.T. 0.006 min
Lab File: VL042274.D
Acq: 08 Apr 2025 22:11

Tgt Ion: 43 Resp: 12818

Ion	Ratio	Lower	Upper
43	100		
58	26.5	23.2	34.8

Instrument :
MSVOA_L
ClientSampleId :
SSSG-B1-4-04012025

Manual Integrations
APPROVED

Reviewed By :Mahesh Dadoda 04/09/2025
Supervised By :Semsettin Yesilyurt 04/10/2025

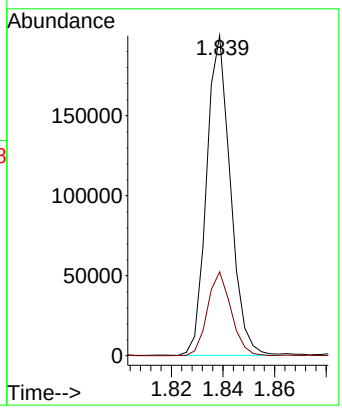

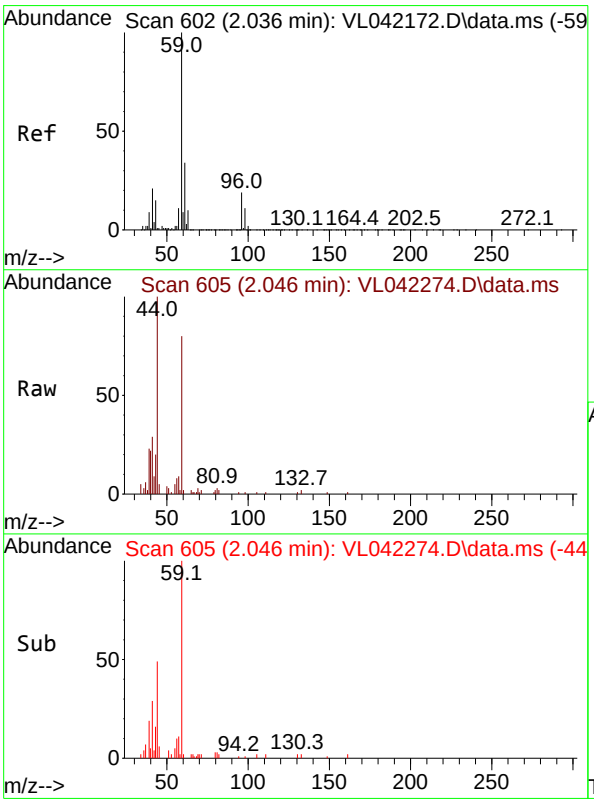

#17
tert-Butyl alcohol
Concen: 0.143 ppbv
RT: 2.046 min Scan# 605
Delta R.T. 0.010 min
Lab File: VL042274.D
Acq: 08 Apr 2025 22:11

Tgt Ion: 59 Resp: 3888

Ion	Ratio	Lower	Upper
59	100		
57	10.8	8.9	13.3

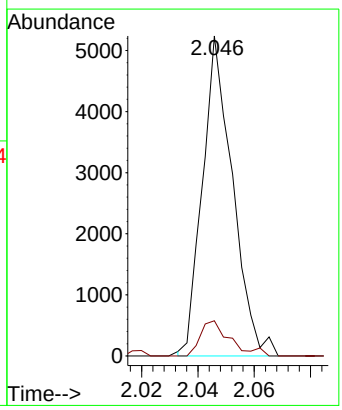

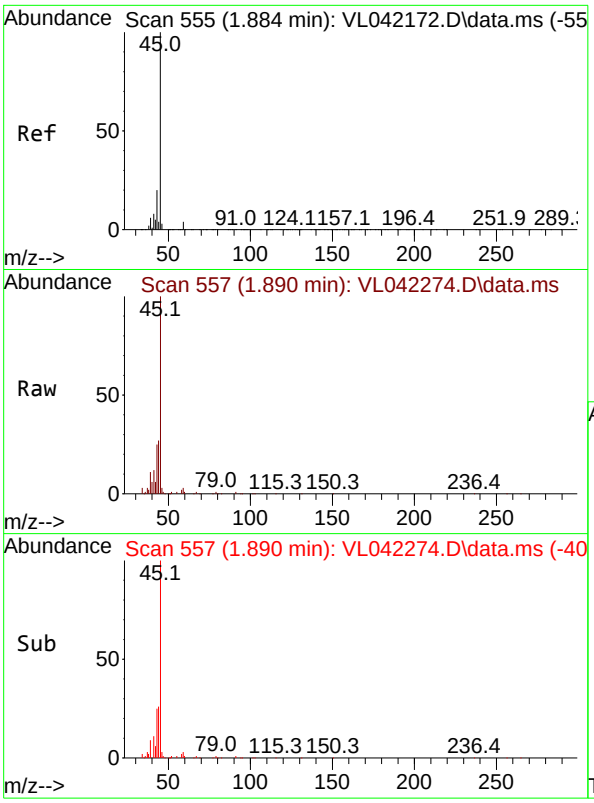

#19
Isopropyl Alcohol
Concen: 1.390 ppbv
RT: 1.890 min Scan# 5
Delta R.T. 0.006 min
Lab File: VL042274.D
Acq: 08 Apr 2025 22:11

Tgt Ion: 45 Resp: 1715

Ion	Ratio	Lower	Upper
45	100		
58	198.0	36.9	55.3#

Instrument :
MSVOA_L
ClientSampleId :
SSSG-B1-4-04012025

Manual Integrations
APPROVED

Reviewed By :Mahesh Dadoda 04/09/2025
Supervised By :Semsettin Yesilyurt 04/10/2025

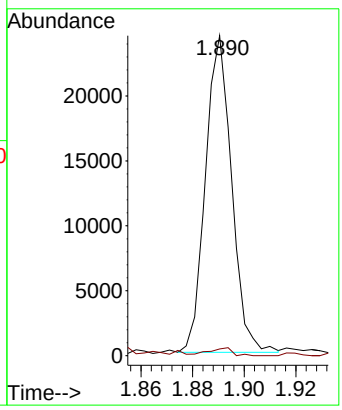

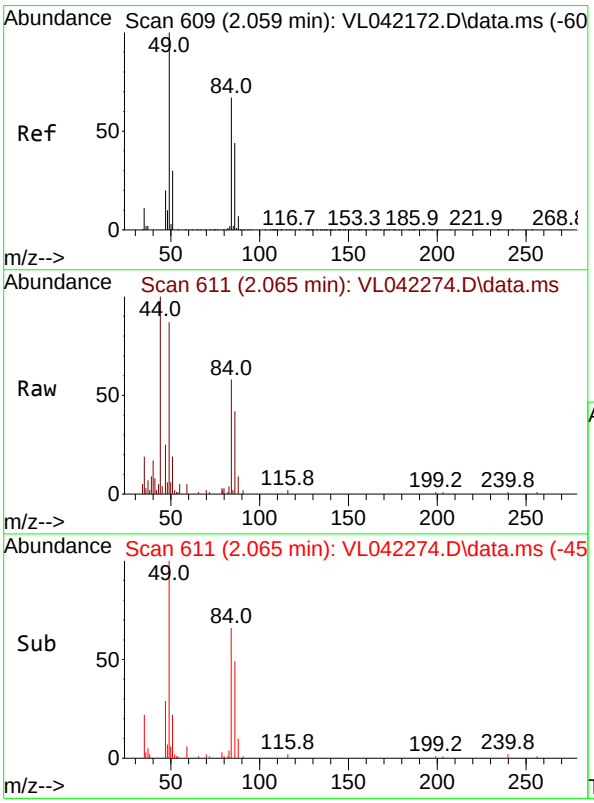

#20
Methylene Chloride
Concen: 0.333 ppbv
RT: 2.065 min Scan# 611
Delta R.T. 0.006 min
Lab File: VL042274.D
Acq: 08 Apr 2025 22:11

Tgt Ion: 84 Resp: 2710

Ion	Ratio	Lower	Upper
84	100		
49	149.6	120.2	180.4
51	32.2	37.4	56.0#
86	72.9	52.4	78.6

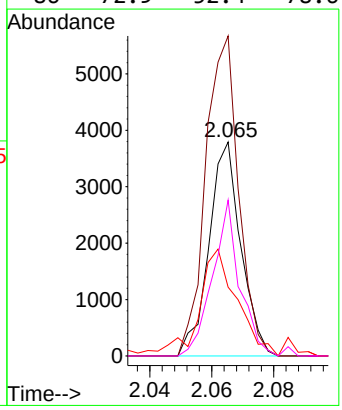

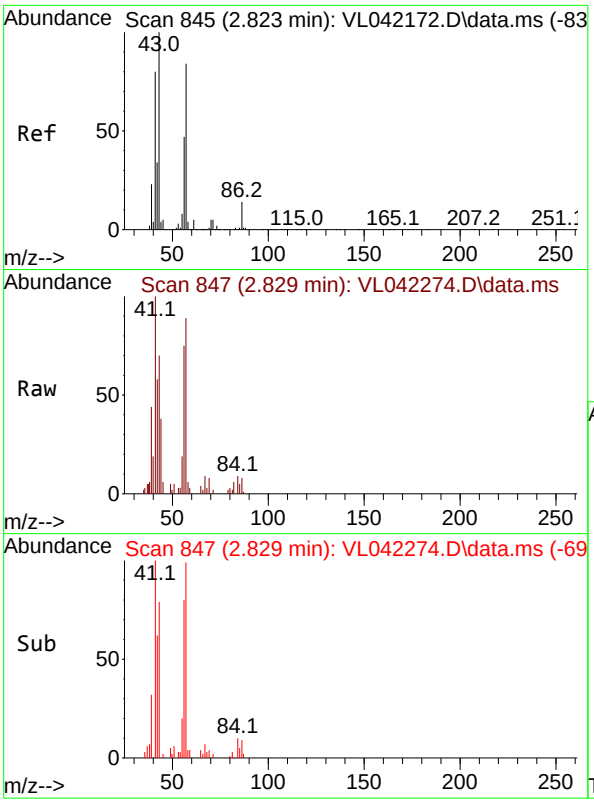

#26
Hexane
Concen: 0.210 ppbv
RT: 2.829 min Scan# 8
Delta R.T. 0.006 min
Lab File: VL042274.D
Acq: 08 Apr 2025 22:11

Tgt Ion: 57 Resp: 460

Ion	Ratio	Lower	Upper
57	100		
41	114.7	76.6	114.8
43	112.7	207.8	311.8#
56	71.8	43.6	65.4#

Instrument :
MSVOA_L
ClientSampleId :
SSSG-B1-4-04012025

Manual Integrations
APPROVED

Reviewed By :Mahesh Dadoda 04/09/2025
Supervised By :Semsettin Yesilyurt 04/10/2025

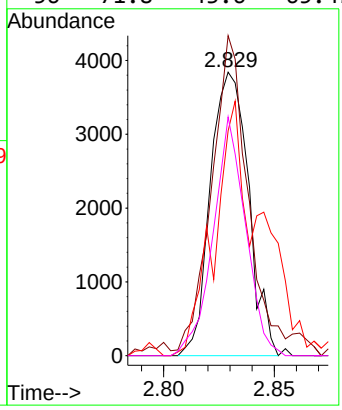

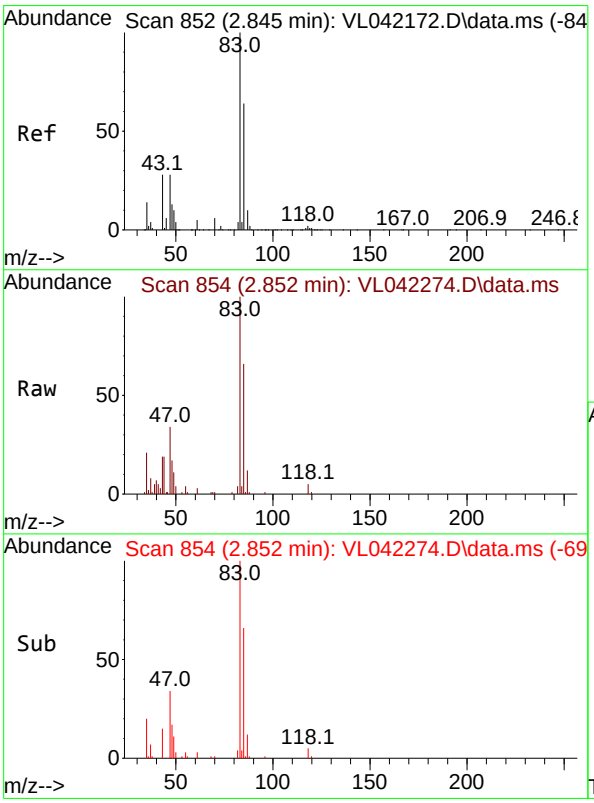

#29
Chloroform
Concen: 0.281 ppbv
RT: 2.852 min Scan# 854
Delta R.T. 0.006 min
Lab File: VL042274.D
Acq: 08 Apr 2025 22:11

Tgt Ion: 83 Resp: 9004

Ion	Ratio	Lower	Upper
83	100		
85	66.5	51.4	77.2

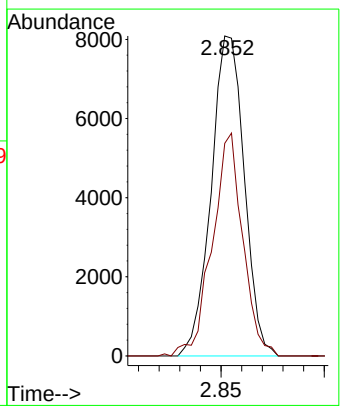

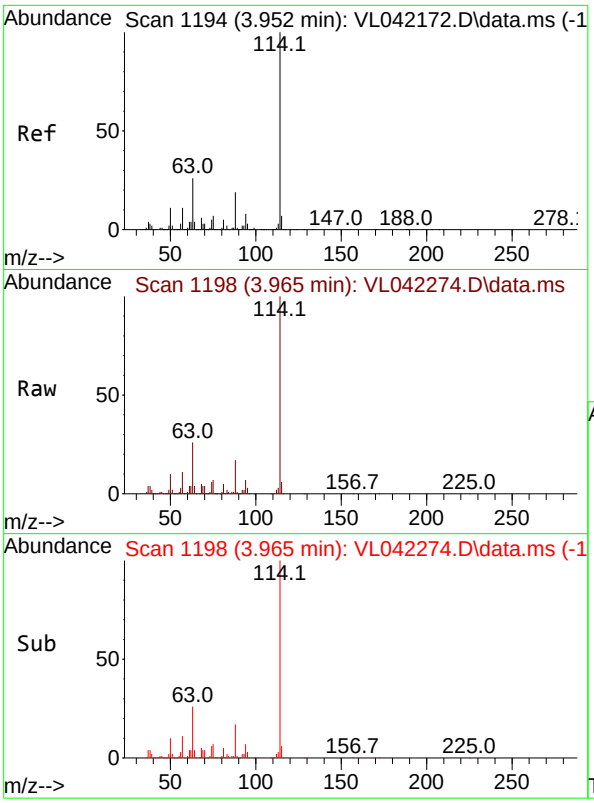

#33
1,4-Difluorobenzene
Concen: 10.000 ppbv
RT: 3.965 min Scan# 1
Delta R.T. 0.013 min
Lab File: VL042274.D
Acq: 08 Apr 2025 22:11

Tgt Ion:114 Resp: 39876

Ion	Ratio	Lower	Upper
114	100		
63	25.7	20.7	31.1
88	18.0	15.0	22.4

Instrument :
MSVOA_L
ClientSampleId :
SSSG-B1-4-04012025

Manual Integrations
APPROVED

Reviewed By :Mahesh Dadoda 04/09/2025
Supervised By :Semsettin Yesilyurt 04/10/2025

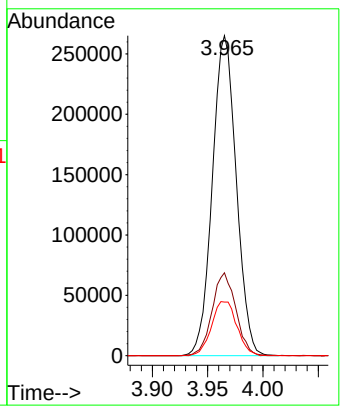

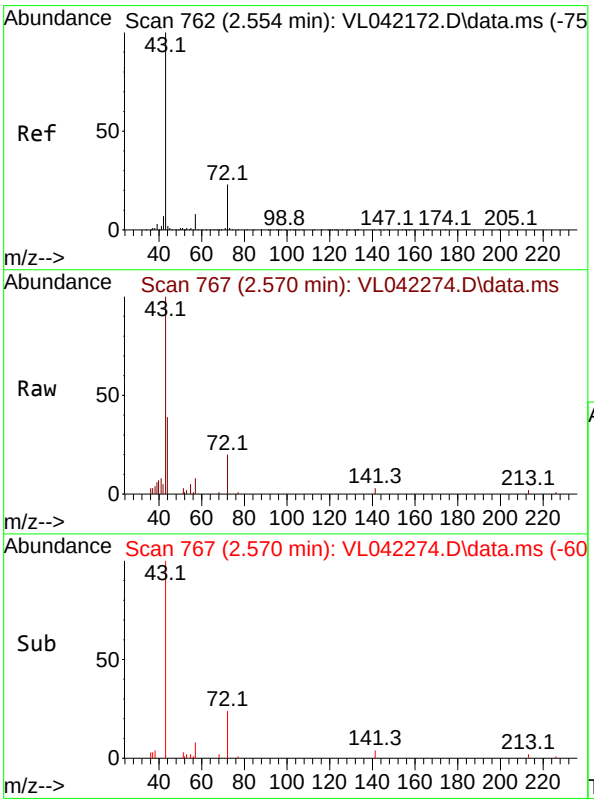

#34
2-Butanone
Concen: 0.203 ppbv
RT: 2.570 min Scan# 767
Delta R.T. 0.016 min
Lab File: VL042274.D
Acq: 08 Apr 2025 22:11

Tgt Ion: 43 Resp: 5858

Ion	Ratio	Lower	Upper
43	100		
72	23.5	18.2	27.2

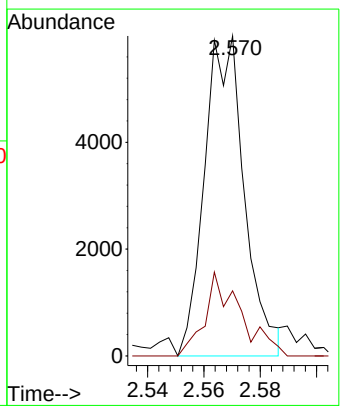

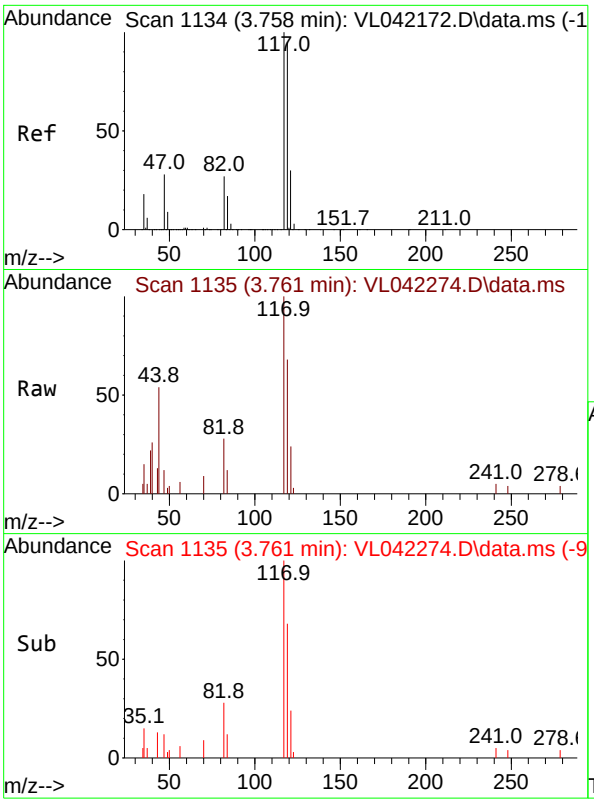

#35
Carbon Tetrachloride
Concen: 0.075 ppbv m
RT: 3.761 min Scan# 1
Delta R.T. 0.003 min
Lab File: VL042274.D
Acq: 08 Apr 2025 22:11

Tgt Ion:117 Resp: 234

Ion	Ratio	Lower	Upper
117	100		
119	68.3	76.2	114.2#
121	24.3	24.2	36.4

Instrument :
MSVOA_L
ClientSampleId :
SSSG-B1-4-04012025

Manual Integrations
APPROVED

Reviewed By :Mahesh Dadoda 04/09/2025
Supervised By :Semsettin Yesilyurt 04/10/2025

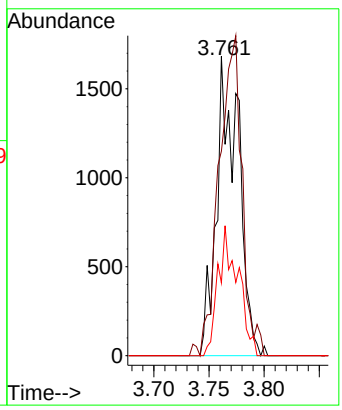

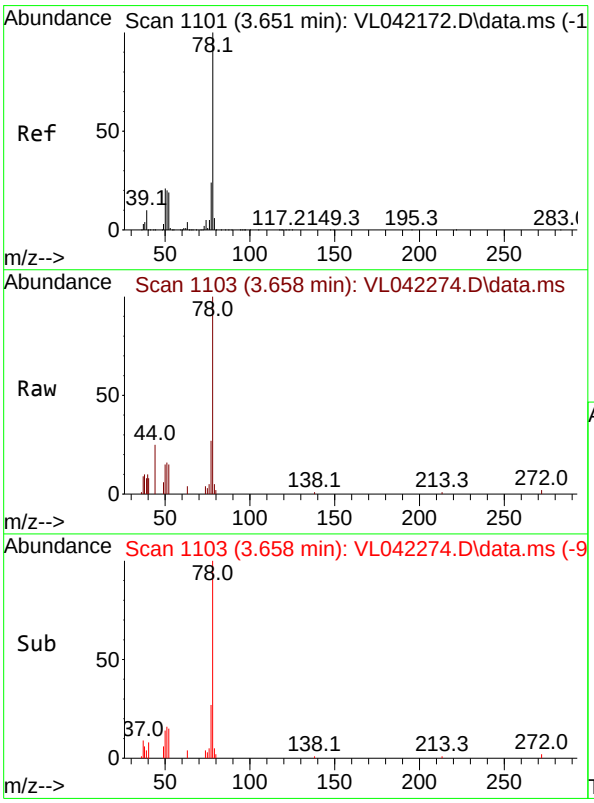

#36
Benzene
Concen: 0.143 ppbv
RT: 3.658 min Scan# 1103
Delta R.T. 0.006 min
Lab File: VL042274.D
Acq: 08 Apr 2025 22:11

Tgt Ion: 78 Resp: 5637

Ion	Ratio	Lower	Upper
78	100		
77	26.8	19.1	28.7
50	14.1	16.6	24.8#

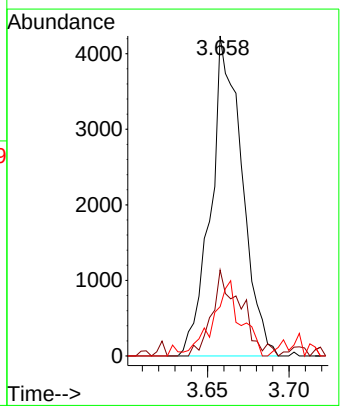

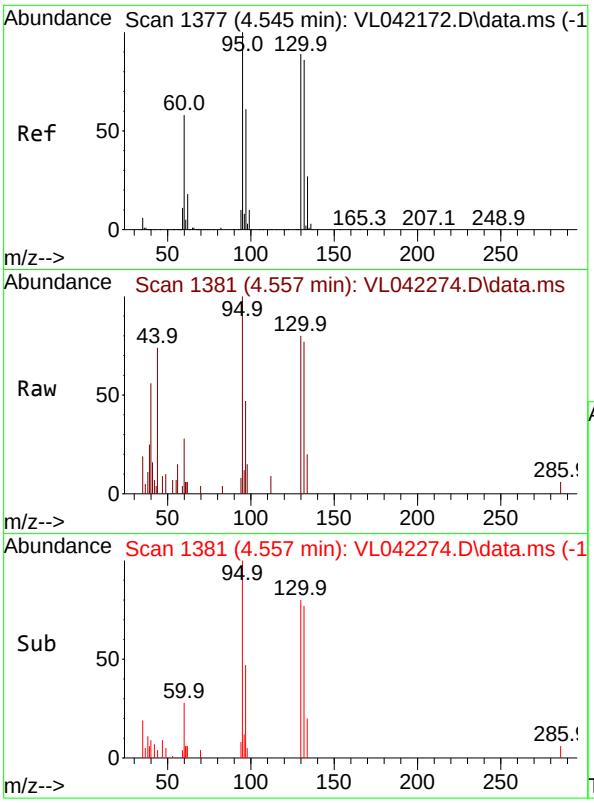

#38
Trichloroethene
Concen: 0.101 ppbv m
RT: 4.557 min Scan# 1
Delta R.T. 0.013 min
Lab File: VL042274.D
Acq: 08 Apr 2025 22:11

Tgt Ion:130 Resp: 167

Ion	Ratio	Lower	Upper
130	100		
95	125.1	89.8	134.8
132	96.0	77.4	116.2
97	59.1	55.1	82.7

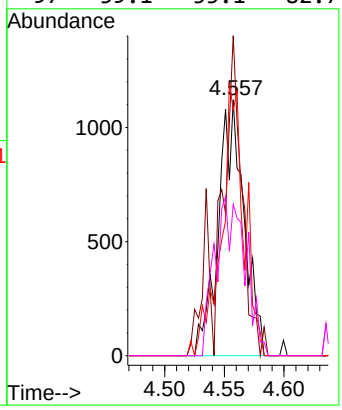

Instrument :
MSVOA_L
ClientSampleId :
SSSG-B1-4-04012025

Manual Integrations
APPROVED

Reviewed By :Mahesh Dadoda 04/09/2025
Supervised By :Semsettin Yesilyurt 04/10/2025

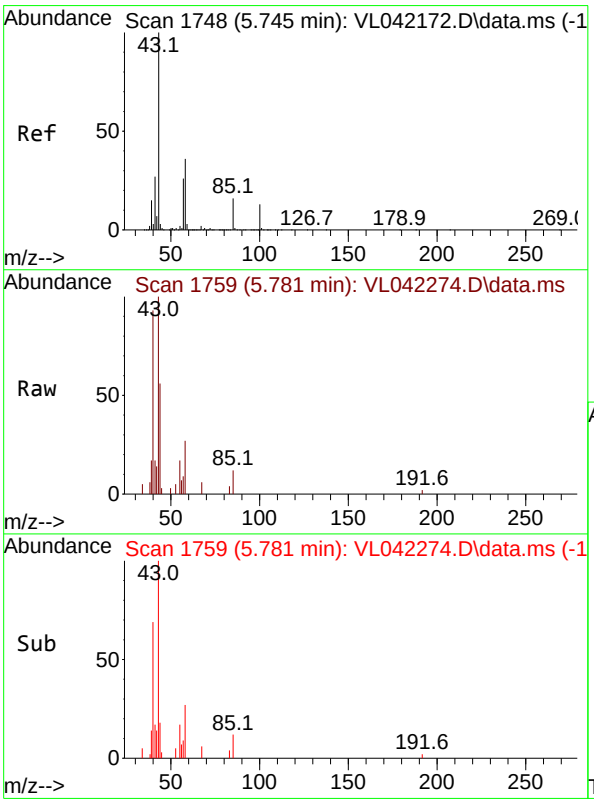

#50
4-Methyl-2-Pentanone
Concen: 0.103 ppbv m
RT: 5.781 min Scan# 1759
Delta R.T. 0.035 min
Lab File: VL042274.D
Acq: 08 Apr 2025 22:11

Tgt Ion: 43 Resp: 4724

Ion	Ratio	Lower	Upper
43	100		
58	0.0	29.0	43.6#

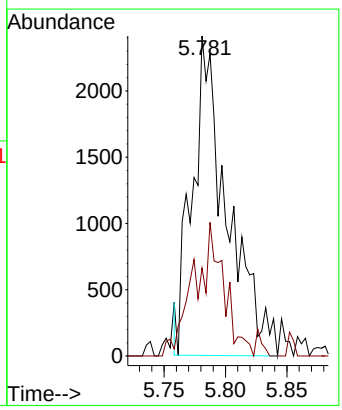

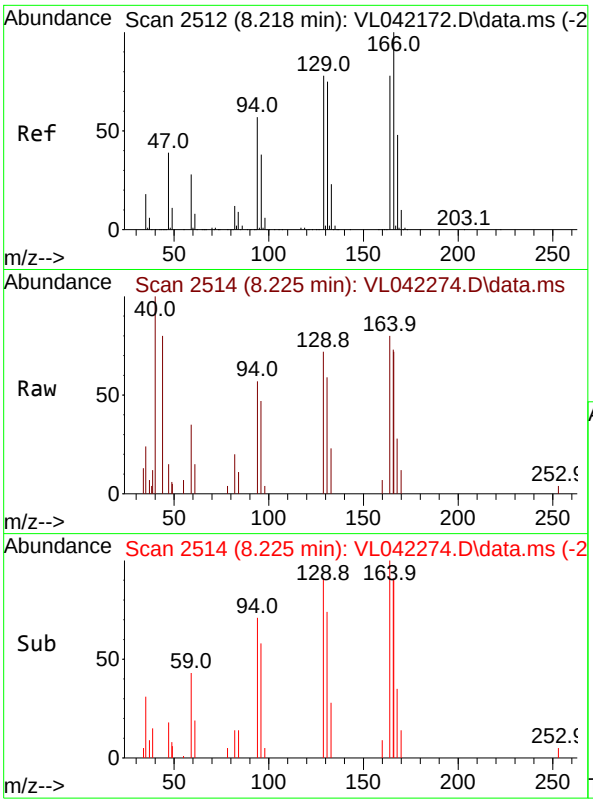

#52
Tetrachloroethene
Concen: 0.145 ppbv m
RT: 8.225 min Scan# 2
Delta R.T. 0.006 min
Lab File: VL042274.D
Acq: 08 Apr 2025 22:11

Tgt Ion:164 Resp: 2269

Ion	Ratio	Lower	Upper
164	100		
166	90.7	102.5	153.7#
129	90.5	79.8	119.8
131	73.7	76.6	114.8#

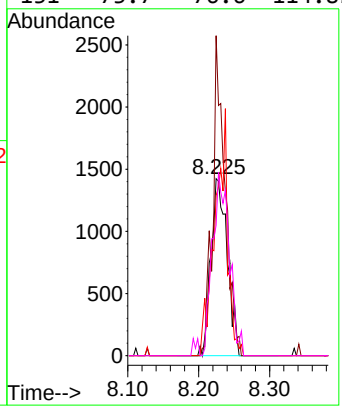

Instrument :
MSVOA_L
ClientSampleId :
SSSG-B1-4-04012025

Manual Integrations
APPROVED

Reviewed By :Mahesh Dadoda 04/09/2025
Supervised By :Semsettin Yesilyurt 04/10/2025

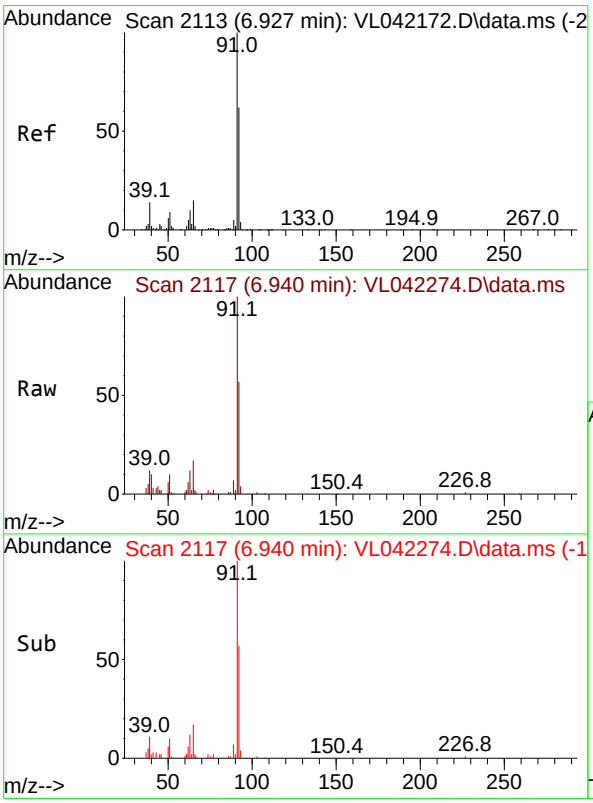

#53
Toluene
Concen: 0.746 ppbv
RT: 6.940 min Scan# 2117
Delta R.T. 0.013 min
Lab File: VL042274.D
Acq: 08 Apr 2025 22:11

Tgt Ion: 91 Resp: 34973

Ion	Ratio	Lower	Upper
91	100		
92	59.7	48.4	72.6

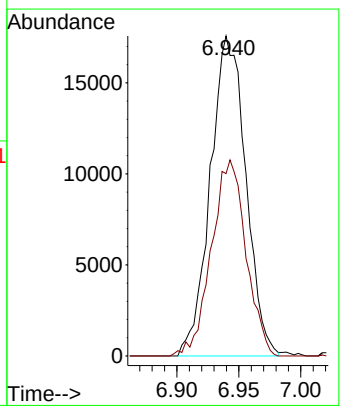

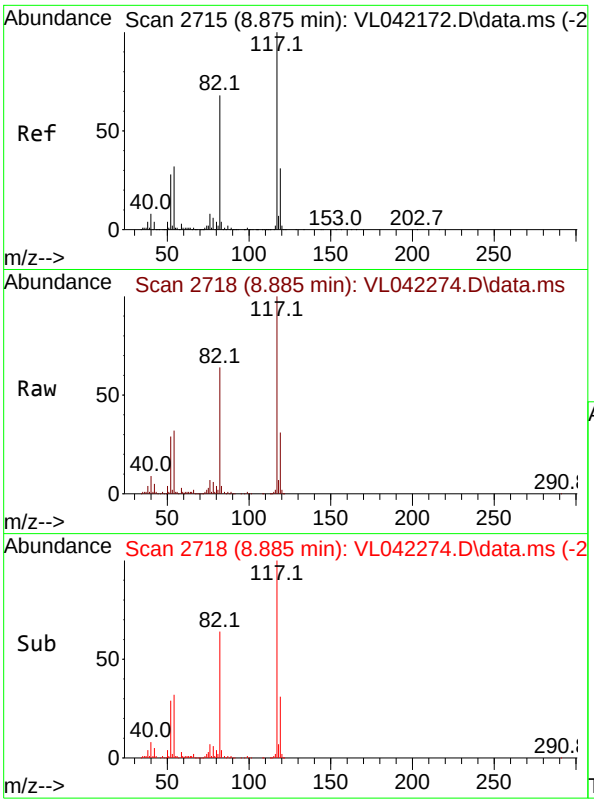

#55
Chlorobenzene-d5
Concen: 10.000 ppbv
RT: 8.885 min Scan# 2
Delta R.T. 0.010 min
Lab File: VL042274.D
Acq: 08 Apr 2025 22:11

Tgt Ion:117 Resp: 35955

Ion	Ratio	Lower	Upper
117	100		
82	65.6	55.8	83.6
119	32.2	25.5	38.3

Instrument :
MSVOA_L
ClientSampleId :
SSSG-B1-4-04012025

Manual Integrations
APPROVED

Reviewed By :Mahesh Dadoda 04/09/2025
Supervised By :Semsettin Yesilyurt 04/10/2025

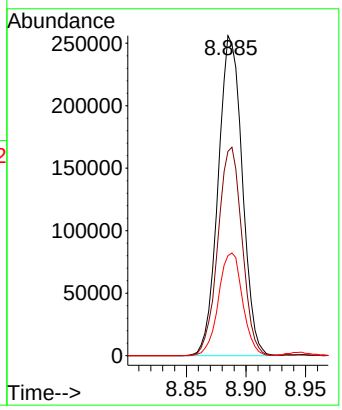

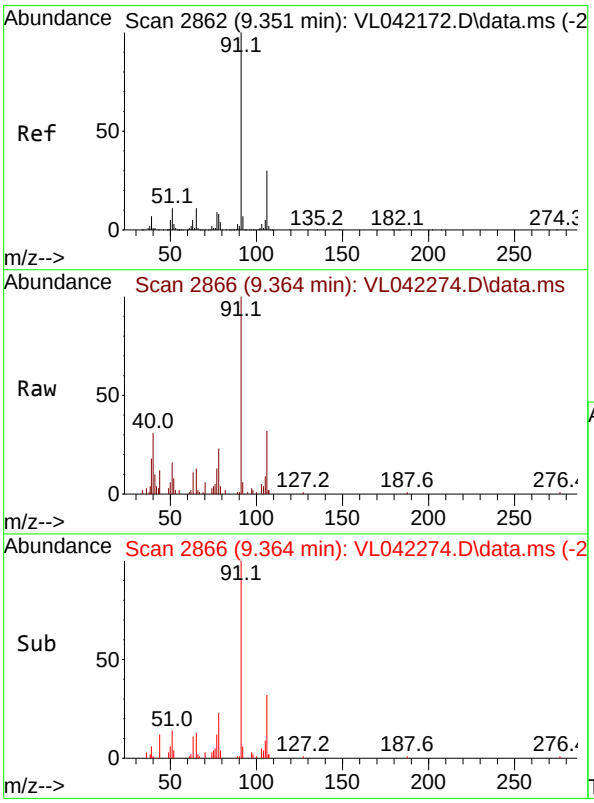

#58
Ethyl Benzene
Concen: 0.157 ppbv
RT: 9.364 min Scan# 2866
Delta R.T. 0.013 min
Lab File: VL042274.D
Acq: 08 Apr 2025 22:11

Tgt Ion: 91 Resp: 10002

Ion	Ratio	Lower	Upper
91	100		
106	31.8	24.2	36.2

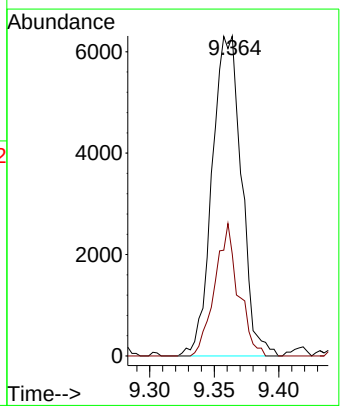

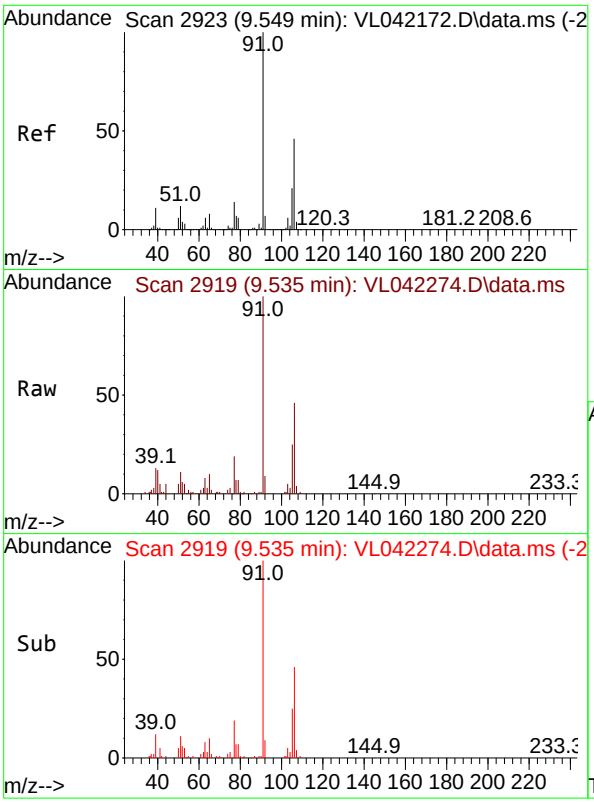

#59
m/p-Xylene
Concen: 0.631 ppbv
RT: 9.535 min Scan# 2
Delta R.T. -0.013 min
Lab File: VL042274.D
Acq: 08 Apr 2025 22:11

Tgt Ion: 91 Resp: 3217

Ion	Ratio	Lower	Upper
91	100		
106	45.3	36.4	54.6

Instrument :
MSVOA_L
ClientSampleId :
SSSG-B1-4-04012025

Manual Integrations
APPROVED

Reviewed By :Mahesh Dadoda 04/09/2025
Supervised By :Semsettin Yesilyurt 04/10/2025

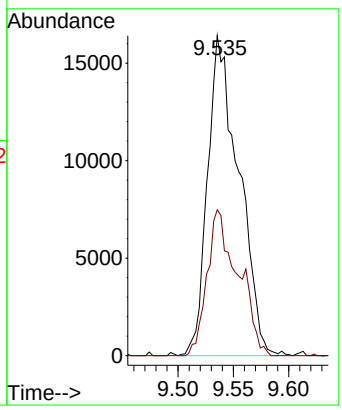

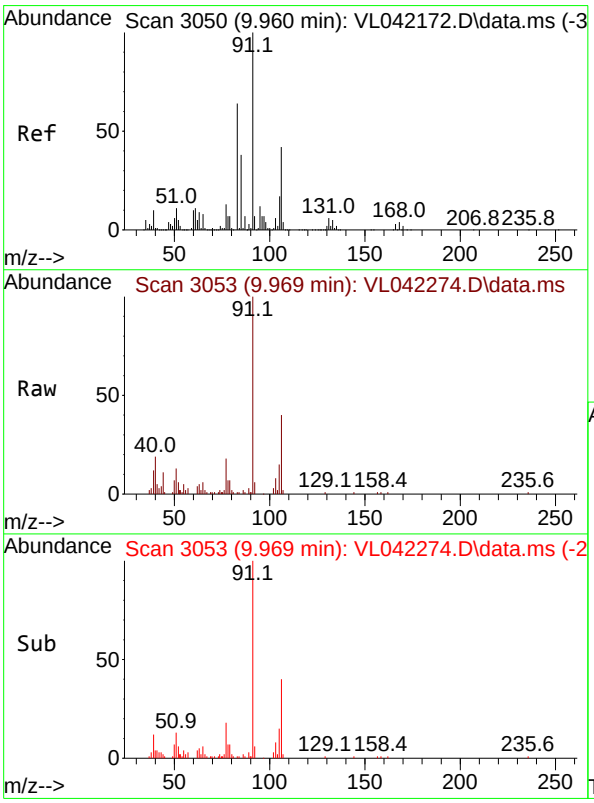

#60
o-Xylene
Concen: 0.259 ppbv
RT: 9.969 min Scan# 3053
Delta R.T. 0.010 min
Lab File: VL042274.D
Acq: 08 Apr 2025 22:11

Tgt Ion: 91 Resp: 13256

Ion	Ratio	Lower	Upper
91	100		
106	42.7	20.8	62.5

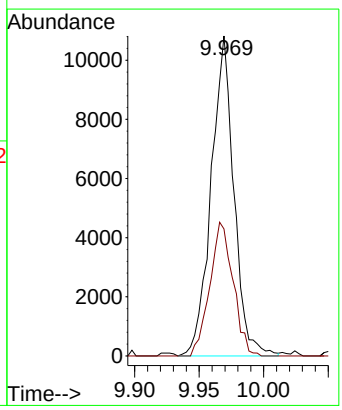

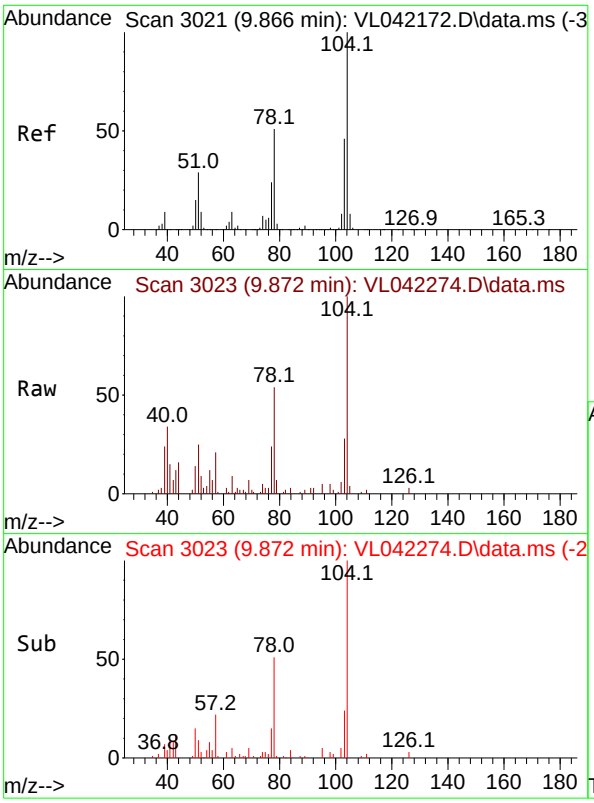

#61
Styrene
Concen: 0.278 ppbv m
RT: 9.872 min Scan# 3
Delta R.T. 0.006 min
Lab File: VL042274.D
Acq: 08 Apr 2025 22:11

Tgt Ion:104 Resp: 702

Ion	Ratio	Lower	Upper
104	100		
78	56.6	41.8	62.6
103	42.0	37.0	55.4

Instrument :
MSVOA_L
ClientSampleId :
SSSG-B1-4-04012025

Manual Integrations
APPROVED

Reviewed By :Mahesh Dadoda 04/09/2025
Supervised By :Semsettin Yesilyurt 04/10/2025

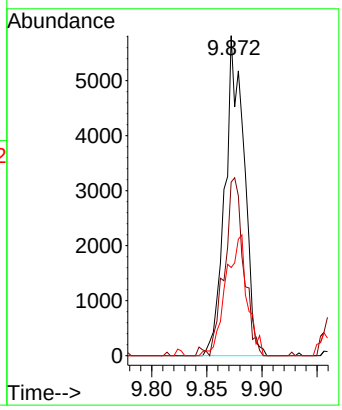

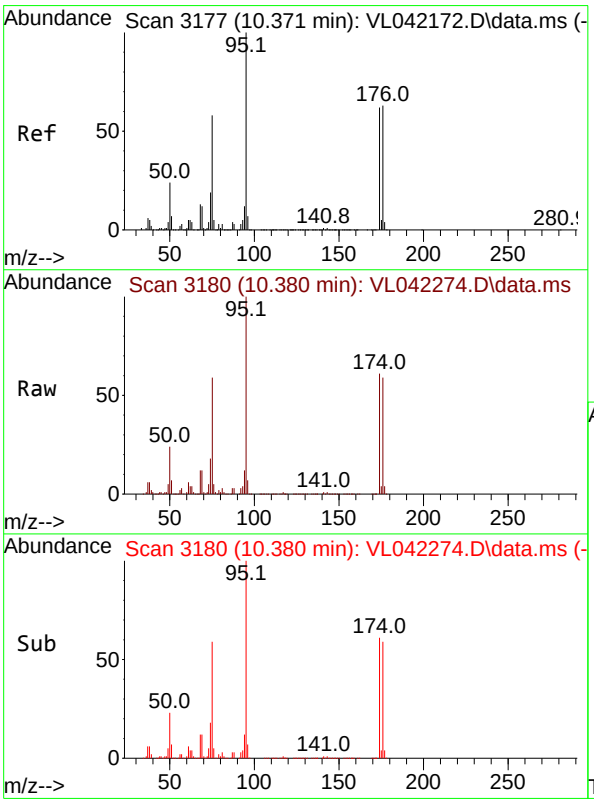

#68
1-Bromo-4-Fluorobenzene
Concen: 9.520 ppbv
RT: 10.380 min Scan# 3180
Delta R.T. 0.010 min
Lab File: VL042274.D
Acq: 08 Apr 2025 22:11

Tgt Ion: 95 Resp: 281110

Ion	Ratio	Lower	Upper
95	100		
174	62.0	50.6	76.0
175	4.3	3.8	5.6

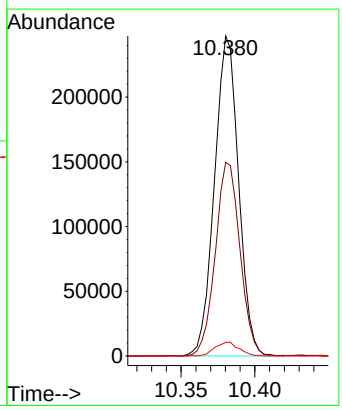

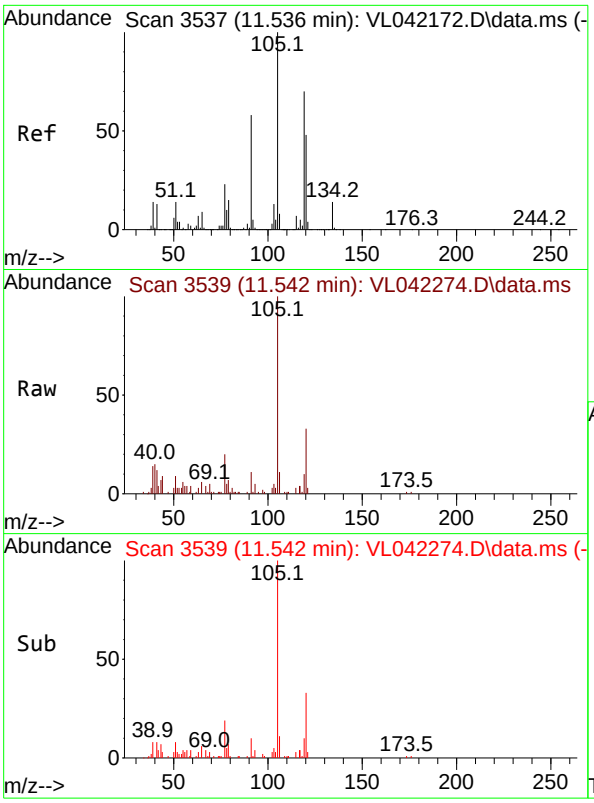

#74
1,2,4-Trimethylbenzene
Concen: 0.156 ppbv
RT: 11.542 min Scan# 3
Delta R.T. 0.006 min
Lab File: VL042274.D
Acq: 08 Apr 2025 22:11

Tgt Ion:105 Resp: 999

Ion	Ratio	Lower	Upper
105	100		
120	32.7	38.6	58.0#
91	9.8	46.2	69.2#
77	19.2	18.6	27.8

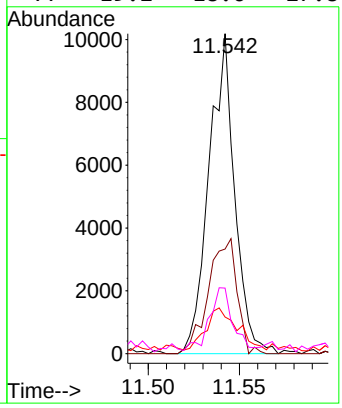

Instrument :
MSVOA_L
ClientSampleId :
SSSG-B1-4-04012025

Manual Integrations
APPROVED

Reviewed By :Mahesh Dadoda 04/09/2025
Supervised By :Semsettin Yesilyurt 04/10/2025

LSC Area Percent Report

Data Path : Z:\voasrv\HPCHEM1\MSVOA_L\Data\VL040825\
Data File : VL042274.D
Acq On : 08 Apr 2025 22:11
Operator : SY/MD
Sample : Q1728-11 2X
Misc : 400mL/MSVOA_L
ALS Vial : 1 Sample Multiplier: 1

Instrument :
MSVOA_L
ClientSampleId :
SSSG-B1-4-04012025

Integration Parameters: RTEINT.P
Integrator: RTE
Smoothing : ON Filtering: 5
Sampling : 3 Min Area: 3 % of largest Peak
Start Thrs: 0.001 Max Peaks: 100
Stop Thrs : 0 Peak Location: TOP

If leading or trailing edge < 100 prefer < Baseline drop else tangent >
Peak separation: 0

Method : Z:\voasrv\HPCHEM1\MSVOA_L\methods\VL032725AIR.M
Title : AIR ANALYSIS BY METHOD TO-15 Instrument: MSVOA_LFri Aug 26 06:05:16 2022

Signal : TIC: VL042274.D\data.ms

peak #	R.T. min	first scan	max scan	last scan	PK TY	peak height	corr. area	corr. % max.	% of total
1	1.431	410	415	421	rBV	4071361	4351038	100.00%	39.286%
2	1.839	533	541	550	rBV	306794	210120	4.83%	1.897%
3	2.790	826	835	843	rBV	559641	588796	13.53%	5.316%
4	3.965	1183	1198	1215	rBV	695181	1070835	24.61%	9.669%
5	6.943	2104	2118	2133	rBV3	49282	102547	2.36%	0.926%
6	8.888	2703	2719	2728	rBV	890885	1303443	29.96%	11.769%
7	8.946	2728	2737	2747	rVB	143665	226219	5.20%	2.043%
8	9.225	2813	2823	2837	rVB3	79522	114493	2.63%	1.034%
9	9.535	2906	2919	2923	rBV3	51372	69817	1.60%	0.630%
10	9.558	2923	2926	2938	rVB8	36639	46542	1.07%	0.420%
11	9.717	2966	2975	2993	rVB4	44174	72401	1.66%	0.654%
12	9.969	3041	3053	3066	rVB2	32492	56216	1.29%	0.508%
13	10.380	3160	3180	3190	rBV	1157433	1358817	31.23%	12.269%
14	10.862	3321	3329	3337	rBV2	47128	55308	1.27%	0.499%
15	11.539	3531	3538	3551	rVB7	27742	46316	1.06%	0.418%
16	11.782	3600	3613	3622	rVB	367100	455262	10.46%	4.111%
17	12.089	3701	3708	3714	rBV3	38006	45452	1.04%	0.410%
18	12.232	3743	3752	3756	rBV3	179518	206603	4.75%	1.865%
19	12.257	3756	3760	3772	rVB	198485	214082	4.92%	1.933%
20	12.445	3811	3818	3832	rVB2	131366	175979	4.04%	1.589%
21	12.513	3832	3839	3845	rBV2	55398	62294	1.43%	0.562%
22	12.652	3873	3882	3887	rBV4	55028	79678	1.83%	0.719%
23	12.830	3929	3937	3943	rBV4	51318	58960	1.36%	0.532%
24	13.390	4103	4110	4117	rBV	96435	104138	2.39%	0.940%

Sum of corrected areas: 11075356

Data Path : Z:\voasrv\HPCHEM1\MSVOA_L\Data\VL040825\
Data File : VL042274.D
Acq On : 08 Apr 2025 22:11
Operator : SY/MD
Sample : Q1728-11 2X
Misc : 400mL/MSVOA_L
ALS Vial : 1 Sample Multiplier: 1

Instrument :
MSVOA_L
ClientSampleId :
SSSG-B1-4-04012025

Quant Method : Z:\voasrv\HPCHEM1\MSVOA_L\methods\VL032725AIR.M
Quant Title : AIR ANALYSIS BY METHOD TO-15 Instrument: MSVOA_LFri Aug 26 06:05:16 2022

TIC Library : C:\Database\NIST20.L
TIC Integration Parameters: LSCINT.P

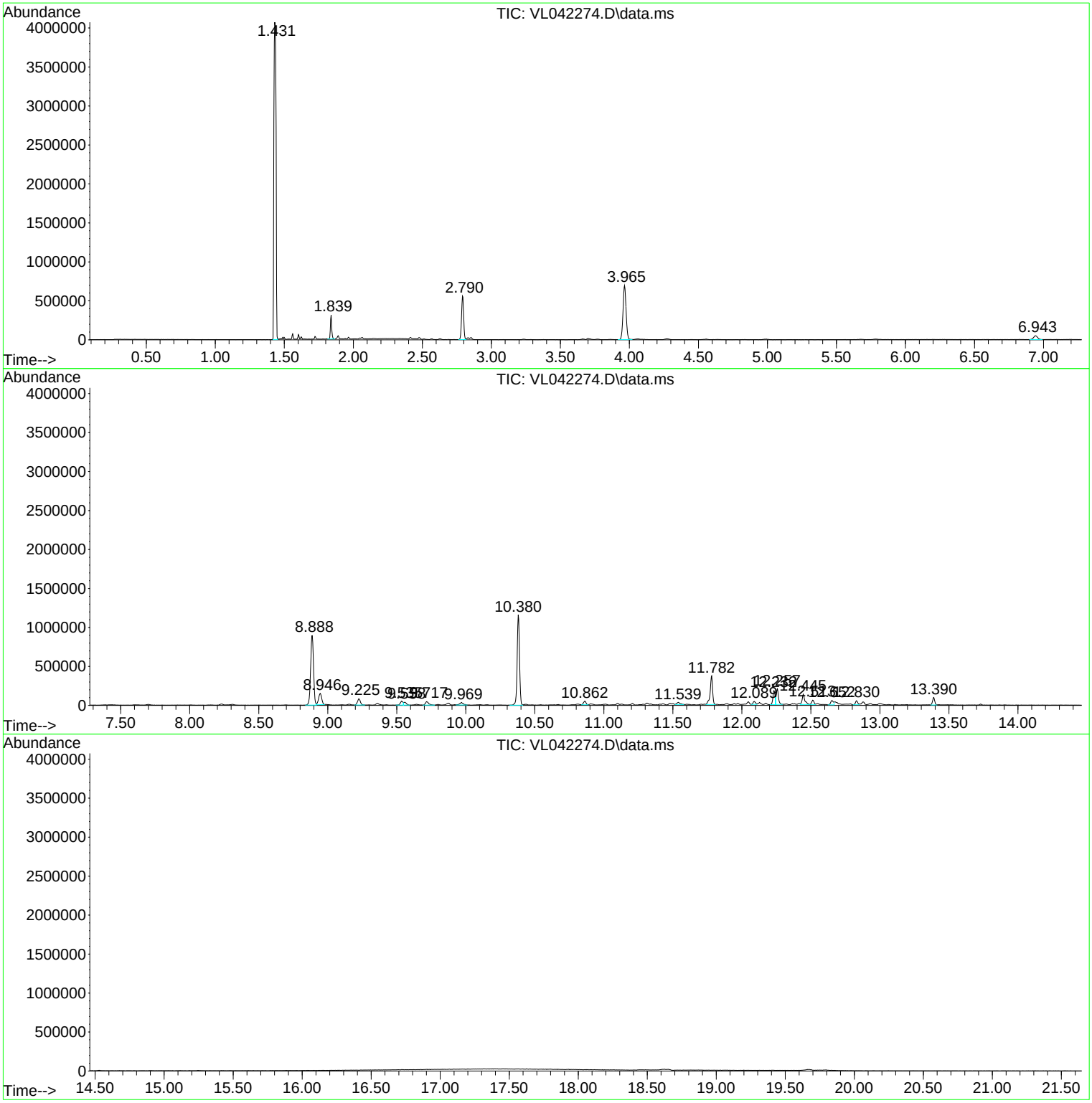

Data Path : Z:\voasrv\HPCHEM1\MSVOA_L\Data\VL040825\
Data File : VL042274.D
Acq On : 08 Apr 2025 22:11
Operator : SY/MD
Sample : Q1728-11 2X
Misc : 400mL/MSVOA_L
ALS Vial : 1 Sample Multiplier: 1

Instrument :
MSVOA_L
ClientSampleId :
SSSG-B1-4-04012025

Quant Method : Z:\voasrv\HPCHEM1\MSVOA_L\methods\VL032725AIR.M
Quant Title : AIR ANALYSIS BY METHOD TO-15 Instrument: MSVOA_LFri Aug 26 06:05:16 2022

TIC Library : C:\Database\NIST20.L
TIC Integration Parameters: LSCINT.P

****

Peak Number 3 Undecane Concentration Rank 4

R.T.	EstConc	Area	Relative to ISTD	R.T.
12.232	1.59 ppbv	206603	Chlorobenzene-d5	8.885

Hit# of 5	Tentative ID	MW	MolForm	CAS#	Qual
1	Undecane	156	C11H24	001120-21-4	64
2	Pentan-2-yl 2-methylbutanoate	172	C10H20O2	1000372-71-7	59
3	Sulfurous acid, butyl nonyl ester	264	C13H28O3S	1000309-17-6	53
4	Oxalic acid, bis(2-ethylhexyl) e...	314	C18H34O4	1000309-39-0	50
5	Nonane, 5-(2-methylpropyl)-	184	C13H28	062185-53-9	47

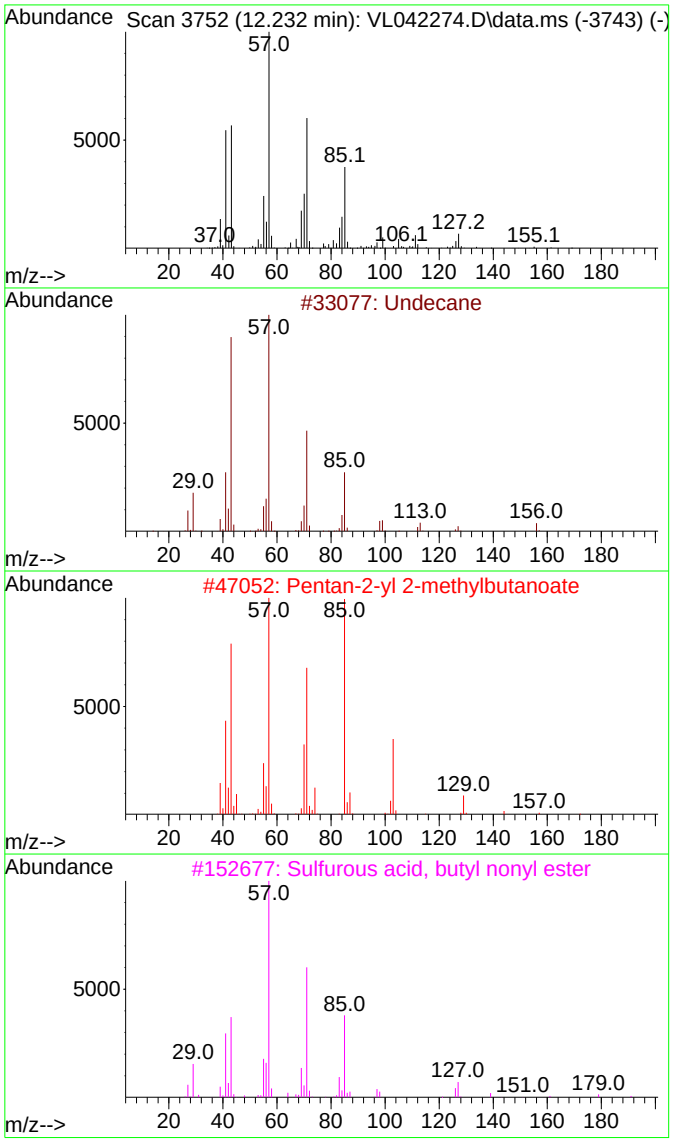

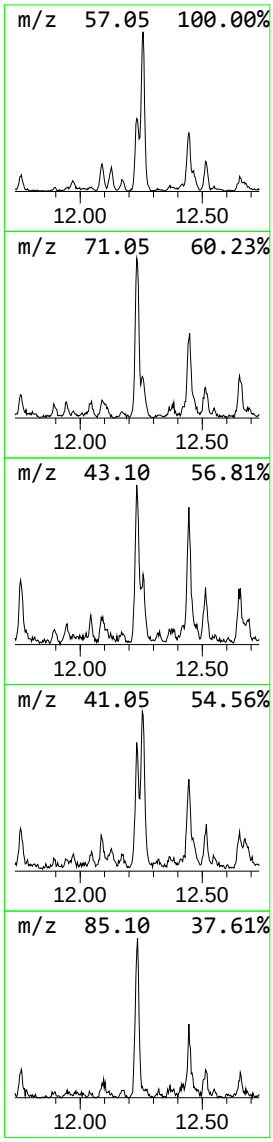

Data Path : Z:\voasrv\HPCHEM1\MSVOA_L\Data\VL040825\
Data File : VL042274.D
Acq On : 08 Apr 2025 22:11
Operator : SY/MD
Sample : Q1728-11 2X
Misc : 400mL/MSVOA_L
ALS Vial : 1 Sample Multiplier: 1

Instrument :
MSVOA_L
ClientSampleId :
SSSG-B1-4-04012025

Quant Method : Z:\voasrv\HPCHEM1\MSVOA_L\methods\VL032725AIR.M
Quant Title : AIR ANALYSIS BY METHOD TO-15 Instrument: MSVOA_LFri Aug 26 06:05:16 2022

TIC Library : C:\Database\NIST20.L
TIC Integration Parameters: LSCINT.P

****

Peak Number 4 unknown12.257 Concentration Rank 3

R.T.	EstConc	Area	Relative to ISTD	R.T.
12.257	1.64 ppbv	214082	Chlorobenzene-d5	8.885

Hit# of 5	Tentative ID	MW	MolForm	CAS#	Qual
1	Pentanoic acid, 2-methyl-3-oxo-,...	144	C7H12O3	017422-12-7	47
2	Ether, 2-ethylhexyl tert-butyl	186	C12H26O	083704-03-4	42
3	3,3-Dimethylheptanoic acid	158	C9H18O2	067061-30-7	39
4	di-tert-Butyl acetylenedicarboxy...	226	C12H18O4	066086-33-7	37
5	Propane, 1-(1,1-dimethylethoxy)-...	144	C9H20O	032970-46-0	32

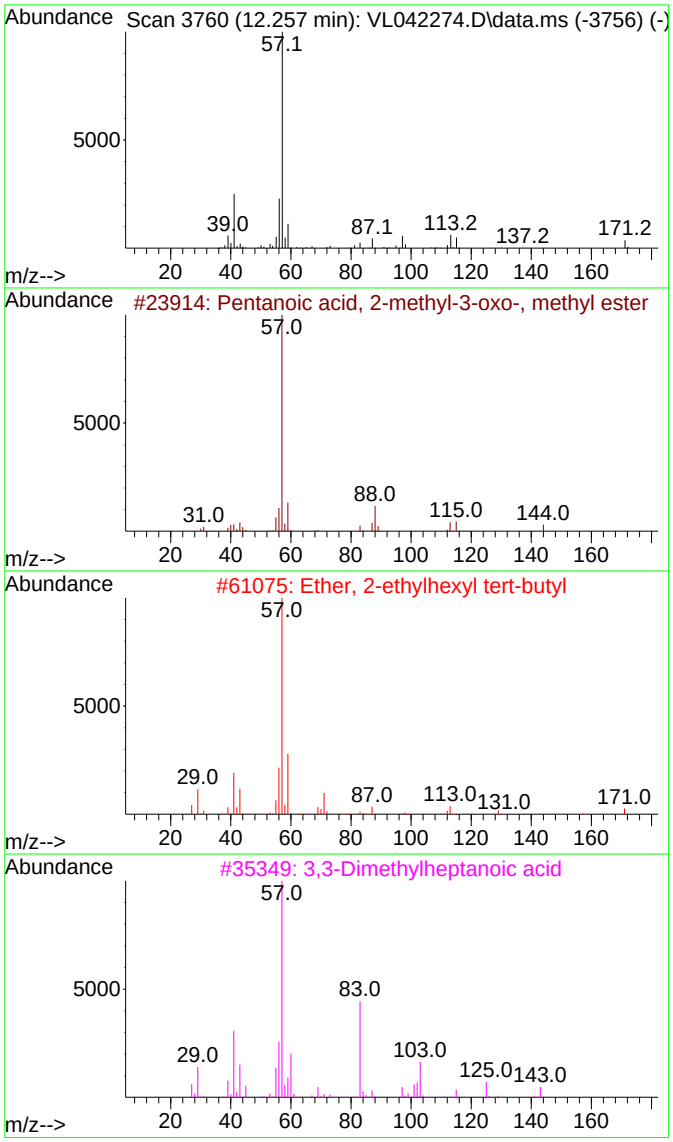

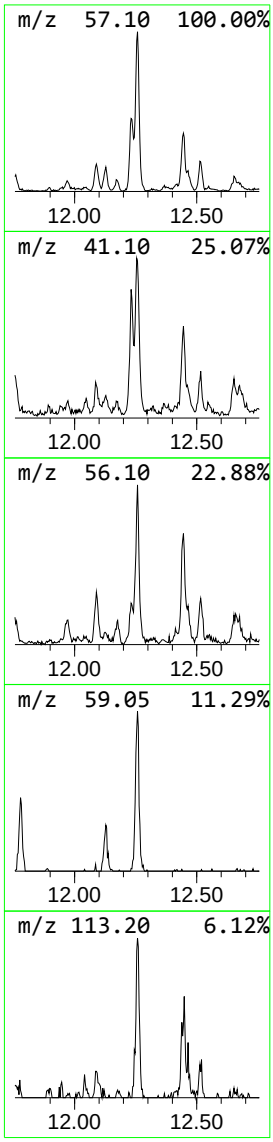

Data Path : Z:\voasrv\HPCHEM1\MSVOA_L\Data\VL040825\
Data File : VL042274.D
Acq On : 08 Apr 2025 22:11
Operator : SY/MD
Sample : Q1728-11 2X
Misc : 400mL/MSVOA_L
ALS Vial : 1 Sample Multiplier: 1

Instrument :
MSVOA_L
ClientSampleId :
SSSG-B1-4-04012025

Quant Method : Z:\voasrv\HPCHEM1\MSVOA_L\methods\VL032725AIR.M
Quant Title : AIR ANALYSIS BY METHOD TO-15 Instrument: MSVOA_LFri Aug 26 06:05:16 2022

TIC Library : C:\Database\NIST20.L
TIC Integration Parameters: LSCINT.P

****

Peak Number 5 Ether, heptyl hexyl Concentration Rank 5

R.T.	EstConc	Area	Relative to ISTD	R.T.
12.445	1.35 ppbv	175979	Chlorobenzene-d5	8.885

Hit# of 5	Tentative ID	MW	MolForm	CAS#	Qual
1	Ether, heptyl hexyl	200	C13H28O	007289-40-9	64
2	Pentane, 2,2,3,4-tetramethyl-	128	C9H20	001186-53-4	59
3	Pentane, 2,2,3,4-tetramethyl-	128	C9H20	001186-53-4	53
4	Decane, 2,6,7-trimethyl-	184	C13H28	062108-25-2	50
5	Pentane, 2,2,3,4-tetramethyl-	128	C9H20	001186-53-4	50

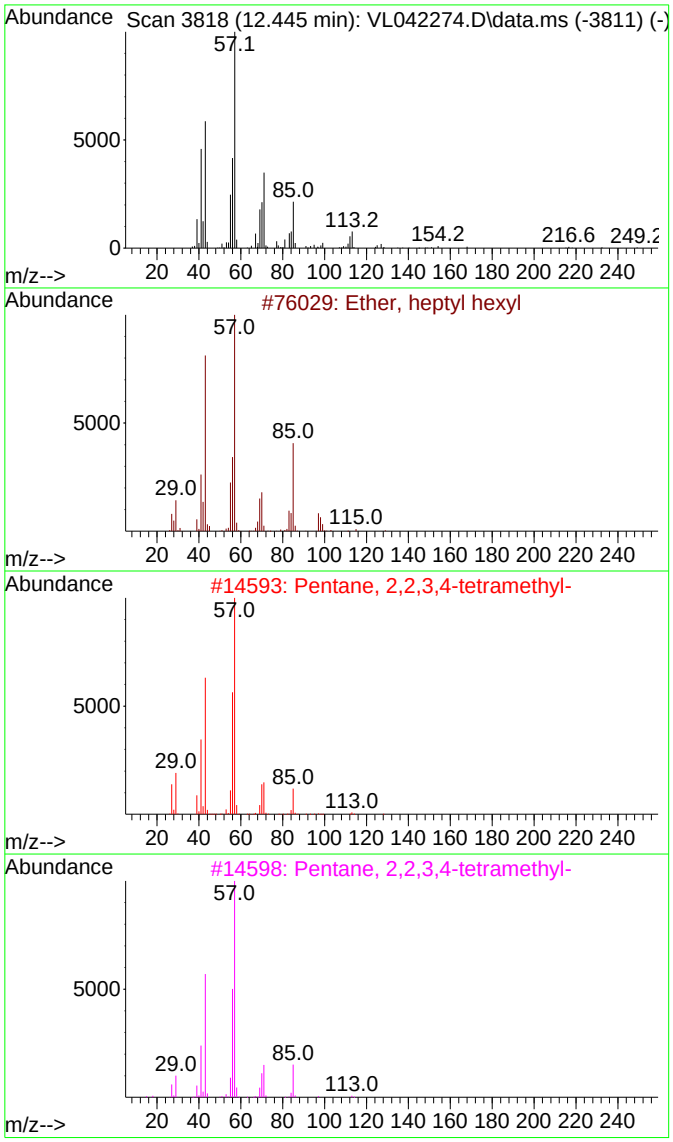

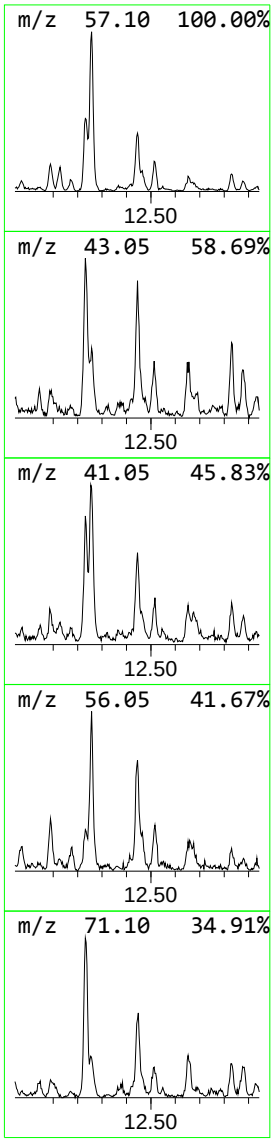

Tentatively Identified Compound (LSC) summary

Data Path : Z:\voasrv\HPCHEM1\MSVOA_L\Data\VL040825\
Data File : VL042274.D
Acq On : 08 Apr 2025 22:11
Operator : SY/MD
Sample : Q1728-11 2X
Misc : 400mL/MSVOA_L
ALS Vial : 1 Sample Multiplier: 1

Instrument :
MSVOA_L
ClientSampleId :
SSSG-B1-4-04012025

Quant Method : Z:\voasrv\HPCHEM1\MSVOA_L\methods\VL032725AIR.M
Quant Title : AIR ANALYSIS BY METHOD TO-15 Instrument: MSVOA_LFri Aug 26 06:05:16 2022

TIC Library : C:\Database\NIST20.L
TIC Integration Parameters: LSCINT.P

TIC Top Hit name	RT	EstConc	Units	Response	Internal Standard #	RT	Resp	Conc
Undecane	12.232	1.6	ppbv	206603	3	8.885	1303440	10.0
unknown12.257	12.257	1.6	ppbv	214082	3	8.885	1303440	10.0
Ether, heptyl h...	12.445	1.4	ppbv	175979	3	8.885	1303440	10.0

284 Sheffield Street, Mountainside, New Jersey 07092, Phone : 908 789 8900,
Fax : 908 789 8922

Report of Analysis

Client:	Woodard & Curran	Date Collected:	04/01/25
Project:	US EPA Riverside Industrial Park Superfund Site	Date Received:	04/03/25
Client Sample ID:	SSSG-B1-3-04012025	SDG No.:	Q1728
Lab Sample ID:	Q1728-12	Matrix:	Air
Analytical Method:	TO-15	Test:	TO-15
Sample Wt/Vol:	400 Units: mL		

File ID/Qc Batch:	Dilution:	Prep Date	Date Analyzed	Prep Batch ID
VL042275.D	2		04/08/25 22:42	VL040825

CAS Number	Parameter	Conc. ppbv	Conc. ug/M3	Qualifier	MDL	LOQ / CRQL	Units
TARGETS							
75-71-8	Dichlorodifluoromethane	0.46	2.27	J	2.08	4.94	ug/m3
74-87-3	Chloromethane	0.23	0.47	J	0.41	2.07	ug/m3
75-01-4	Vinyl Chloride	0.030	0.080	U	0.080	0.15	ug/m3
74-83-9	Bromomethane	0.28	1.09	U	1.09	3.88	ug/m3
75-00-3	Chloroethane	0.34	0.90	U	0.90	2.64	ug/m3
109-99-9	Tetrahydrofuran	0.26	0.77	U	0.77	2.95	ug/m3
75-69-4	Trichlorofluoromethane	0.32	1.80	U	1.80	5.62	ug/m3
76-13-1	1,1,2-Trichlorotrifluoroethane	0.32	2.45	U	2.45	7.66	ug/m3
76-14-2	Dichlorotetrafluoroethane	0.18	1.26	U	1.26	6.99	ug/m3
75-65-0	tert-Butyl alcohol	0.45	1.36	J	1.15	3.03	ug/m3
142-82-5	Heptane	0.22	0.90	U	0.90	4.10	ug/m3
75-35-4	1,1-Dichloroethene	0.28	1.11	U	1.11	3.96	ug/m3
67-64-1	Acetone	20.4	48.5		1.14	2.38	ug/m3
75-15-0	Carbon Disulfide	0.32	1.00	U	1.00	3.11	ug/m3
1634-04-4	Methyl tert-Butyl Ether	0.24	0.87	U	0.87	3.61	ug/m3
75-09-2	Methylene Chloride	2.30	7.99		1.32	3.47	ug/m3
156-60-5	trans-1,2-Dichloroethene	0.38	1.51	U	1.51	3.96	ug/m3
75-34-3	1,1-Dichloroethane	0.26	1.05	U	1.05	4.05	ug/m3
110-82-7	Cyclohexane	0.44	1.51	U	1.51	3.44	ug/m3
78-93-3	2-Butanone	0.50	1.47	J	0.71	2.95	ug/m3
56-23-5	Carbon Tetrachloride	0.14	0.88		0.13	0.38	ug/m3
156-59-2	cis-1,2-Dichloroethene	0.18	0.71	U	0.71	3.96	ug/m3
67-66-3	Chloroform	6.20	30.3		0.83	4.88	ug/m3
71-55-6	1,1,1-Trichloroethane	0.020	0.11	U	0.11	0.33	ug/m3
540-84-1	2,2,4-Trimethylpentane	0.20	0.93	U	0.93	4.67	ug/m3
71-43-2	Benzene	0.28	0.89	J	0.54	3.19	ug/m3
107-06-2	1,2-Dichloroethane	0.18	0.73	U	0.73	4.05	ug/m3
79-01-6	Trichloroethene	0.10	0.54		0.16	0.32	ug/m3
78-87-5	1,2-Dichloropropane	0.22	1.02	U	1.02	4.62	ug/m3
75-27-4	Bromodichloromethane	0.15	1.00	U	1.00	6.70	ug/m3
108-10-1	4-Methyl-2-Pentanone	0.19	0.78	U	0.78	4.10	ug/m3
108-88-3	Toluene	0.95	3.58	J	0.83	3.77	ug/m3
10061-02-6	t-1,3-Dichloropropene	0.12	0.54	U	0.54	4.54	ug/m3
10061-01-5	cis-1,3-Dichloropropene	0.13	0.59	U	0.59	4.54	ug/m3
79-00-5	1,1,2-Trichloroethane	0.14	0.76	U	0.76	5.46	ug/m3

284 Sheffield Street, Mountainside, New Jersey 07092, Phone : 908 789 8900,
Fax : 908 789 8922

Report of Analysis

Client:	Woodard & Curran	Date Collected:	04/01/25
Project:	US EPA Riverside Industrial Park Superfund Site	Date Received:	04/03/25
Client Sample ID:	SSSG-B1-3-04012025	SDG No.:	Q1728
Lab Sample ID:	Q1728-12	Matrix:	Air
Analytical Method:	TO-15	Test:	TO-15
Sample Wt/Vol:	400 Units: mL		

File ID/Qc Batch:	Dilution:	Prep Date	Date Analyzed	Prep Batch ID
VL042275.D	2		04/08/25 22:42	VL040825

CAS Number	Parameter	Conc. ppbv	Conc. ug/M3	Qualifier	MDL	LOQ / CRQL	Units
124-48-1	Dibromochloromethane	0.13	1.11	U	1.11	8.52	ug/m3
106-93-4	1,2-Dibromoethane	0.14	1.08	U	1.08	1.54	ug/m3
127-18-4	Tetrachloroethene	0.48	3.25		0.20	0.41	ug/m3
108-90-7	Chlorobenzene	0.15	0.69	U	0.69	4.61	ug/m3
100-41-4	Ethyl Benzene	0.24	1.04	U	1.04	4.34	ug/m3
179601-23-1	m/p-Xylene	0.70	3.04	J	1.82	8.69	ug/m3
95-47-6	o-Xylene	0.28	1.22	J	1.04	4.34	ug/m3
100-42-5	Styrene	0.22	0.94	U	0.94	4.26	ug/m3
75-25-2	Bromoform	0.11	1.14	U	1.14	10.3	ug/m3
79-34-5	1,1,2,2-Tetrachloroethane	0.020	0.14	U	0.14	0.41	ug/m3
95-49-8	2-Chlorotoluene	0.22	1.14	U	1.14	5.18	ug/m3
108-67-8	1,3,5-Trimethylbenzene	0.22	1.08	U	1.08	4.92	ug/m3
95-63-6	1,2,4-Trimethylbenzene	0.23	1.13	J	0.79	4.92	ug/m3
541-73-1	1,3-Dichlorobenzene	0.16	0.96	U	0.96	6.01	ug/m3
106-46-7	1,4-Dichlorobenzene	0.11	0.66	U	0.66	6.01	ug/m3
95-50-1	1,2-Dichlorobenzene	0.15	0.90	U	0.90	6.01	ug/m3
120-82-1	1,2,4-Trichlorobenzene	0.17	1.26	U	1.26	7.42	ug/m3
87-68-3	Hexachloro-1,3-Butadiene	0.17	1.81	U	1.81	10.7	ug/m3
106-99-0	1,3-Butadiene	0.26	0.58	U	0.58	2.21	ug/m3
91-20-3	Naphthalene	0.15	0.79	U	0.79	1.05	ug/m3
622-96-8	4-Ethyltoluene	0.24	1.18	U	1.18	4.92	ug/m3
110-54-3	Hexane	0.64	2.26	J	0.78	3.52	ug/m3
107-05-1	Allyl Chloride	0.30	0.94	U	0.94	3.13	ug/m3
123-91-1	1,4-Dioxane	0.42	1.51	U	1.51	3.60	ug/m3
80-62-6	Methyl Methacrylate	0.17	0.70	U	0.70	4.09	ug/m3
SURROGATES							
460-00-4	1-Bromo-4-Fluorobenzene	9.50			70 (65) - 130 (135)	95%	SPK: 10
INTERNAL STANDARDS							
74-97-5	Bromochloromethane	160000		2.794			
540-36-3	1,4-Difluorobenzene	399000		3.968			
3114-55-4	Chlorobenzene-d5	356000		8.891			
TENTITIVE IDENTIFIED COMPOUNDS							
75-45-6	Chlorodifluoromethane	0.35		J		1.48	ppbv
115-07-1	Propene	0.42		J		1.49	ppbv
000115-11-7	1-Propene, 2-methyl-	2.30		J		1.61	ppbv

284 Sheffield Street, Mountainside, New Jersey 07092, Phone : 908 789 8900,
Fax : 908 789 8922

Report of Analysis

Client:	Woodard & Curran	Date Collected:	04/01/25
Project:	US EPA Riverside Industrial Park Superfund Site	Date Received:	04/03/25
Client Sample ID:	SSSG-B1-3-04012025	SDG No.:	Q1728
Lab Sample ID:	Q1728-12	Matrix:	Air
Analytical Method:	TO-15	Test:	TO-15
Sample Wt/Vol:	400 Units: mL		

File ID/Qc Batch:	Dilution:	Prep Date	Date Analyzed	Prep Batch ID
VL042275.D	2		04/08/25 22:42	VL040825

CAS Number	Parameter	Conc. ppbv	Conc. ug/M3	Qualifier	MDL	LOQ / CRQL	Units
64-17-5	Ethanol	24.2		J		1.73	ppbv
67-63-0	Isopropyl Alcohol	14.2		J		1.89	ppbv
017312-82-2	Undecane, 4,6-dimethyl-	3.40		J		12.2	ppbv
032970-46-0	Propane, 1-(1,1-dimethylethoxy)-2,	3.60		J		12.3	ppbv
062016-28-8	Octane, 2,2,6-trimethyl-	2.30		J		12.4	ppbv

U = Not Detected
RL = Reporting Limit
MDL = Method Detection Limit
E = Value Exceeds Calibration Range
D = Dilution

J = Estimated Value
B = Analyte Found in Associated Method Blank
N = Presumptive Evidence of a Compound
* = Values outside of QC limits
Q = indicates LCS control criteria did not meet requirements

Quantitation Report (LSC Reviewed)

Data Path : Z:\voasrv\HPCHEM1\MSVOA_L\Data\VL040825\
Data File : VL042275.D
Acq On : 08 Apr 2025 22:42
Operator : SY/MD
Sample : Q1728-12 2X
Misc : 400mL/MSVOA_L
ALS Vial : 1 Sample Multiplier: 1

Quant Time: Apr 09 02:01:29 2025
Quant Method : Z:\voasrv\HPCHEM1\MSVOA_L\methods\VL032725AIR.M
Quant Title : AIR ANALYSIS BY METHOD TO-15 Instrument: MSVOA_LFri Aug
QLast Update : Fri Mar 28 02:00:52 2025
Response via : Initial Calibration

Instrument :
MSVOA_L
ClientSampleId :
SSSG-B1-3-04012025

Manual Integrations APPROVED
Reviewed By :Mahesh Dadoda 04/09/2025
Supervised By :Semsettin Yesilyurt 04/10/2025

Compound	R.T.	QIon	Response	Conc	Units	Dev(Min)
Internal Standards						
1) Bromochloromethane	2.794	49	160295	10.000	ppbv	0.00
33) 1,4-Difluorobenzene	3.968	114	399383	10.000	ppbv	0.02
55) Chlorobenzene-d5	8.891	117	355820	10.000	ppbv	0.02
System Monitoring Compounds						
68) 1-Bromo-4-Fluorobenzene	10.383	95	276732	9.470	ppbv	0.01
Spiked Amount 10.000	Range 65 - 135		Recovery = 94.700%			
Target Compounds						Qvalue
2) Dichlorodifluoromethane	1.499	85	5426	0.229	ppbv #	77
3) Chlorodifluoromethane	1.479	51	4252m	0.176	ppbv	
4) Chloromethane	1.534	50	1118	0.116	ppbv	100
9) Propene	1.486	41	2314	0.209	ppbv	88
11) Trichlorofluoromethane	1.884	101	2674	0.116	ppbv	90
13) Ethanol	1.725	45	12651	12.076	ppbv	89
15) Acetone	1.839	43	228835	10.208	ppbv	96
17) tert-Butyl alcohol	2.046	59	6274	0.225	ppbv	95
19) Isopropyl Alcohol	1.890	45	90023	7.117	ppbv #	67
20) Methylene Chloride	2.065	84	9525	1.141	ppbv #	91
26) Hexane	2.836	57	7214	0.321	ppbv #	33
29) Chloroform	2.855	83	101229	3.078	ppbv	95
34) 2-Butanone	2.570	43	7264	0.251	ppbv	95
35) Carbon Tetrachloride	3.777	117	2231m	0.072	ppbv	
36) Benzene	3.667	78	5508m	0.139	ppbv	
38) Trichloroethene	4.554	130	793m	0.048	ppbv	
52) Tetrachloroethene	8.231	164	3738m	0.238	ppbv	
53) Toluene	6.953	91	22387m	0.477	ppbv	
58) Ethyl Benzene	9.364	91	6292	0.100	ppbv	92
59) m/p-Xylene	9.539	91	17779m	0.352	ppbv	
60) o-Xylene	9.972	91	7001	0.138	ppbv	94
74) 1,2,4-Trimethylbenzene	11.542	105	7204	0.114	ppbv #	67

(#) = qualifier out of range (m) = manual integration (+) = signals summed

Quantitation Report (LSC Reviewed)

Data Path : Z:\voasrv\HPCHEM1\MSVOA_L\Data\VL040825\
Data File : VL042275.D
Acq On : 08 Apr 2025 22:42
Operator : SY/MD
Sample : Q1728-12 2X
Misc : 400mL/MSVOA_L
ALS Vial : 1 Sample Multiplier: 1

Quant Time: Apr 09 02:01:29 2025
Quant Method : Z:\voasrv\HPCHEM1\MSVOA_L\methods\VL032725AIR.M
Quant Title : AIR ANALYSIS BY METHOD TO-15 Instrument: MSVOA_LFri Aug
QLast Update : Fri Mar 28 02:00:52 2025
Response via : Initial Calibration

Instrument :
MSVOA_L
ClientSampleId :
SSSG-B1-3-04012025

Manual Integrations APPROVED
Reviewed By :Mahesh Dadoda 04/09/2025
Supervised By :Semsettin Yesilyurt 04/10/2025

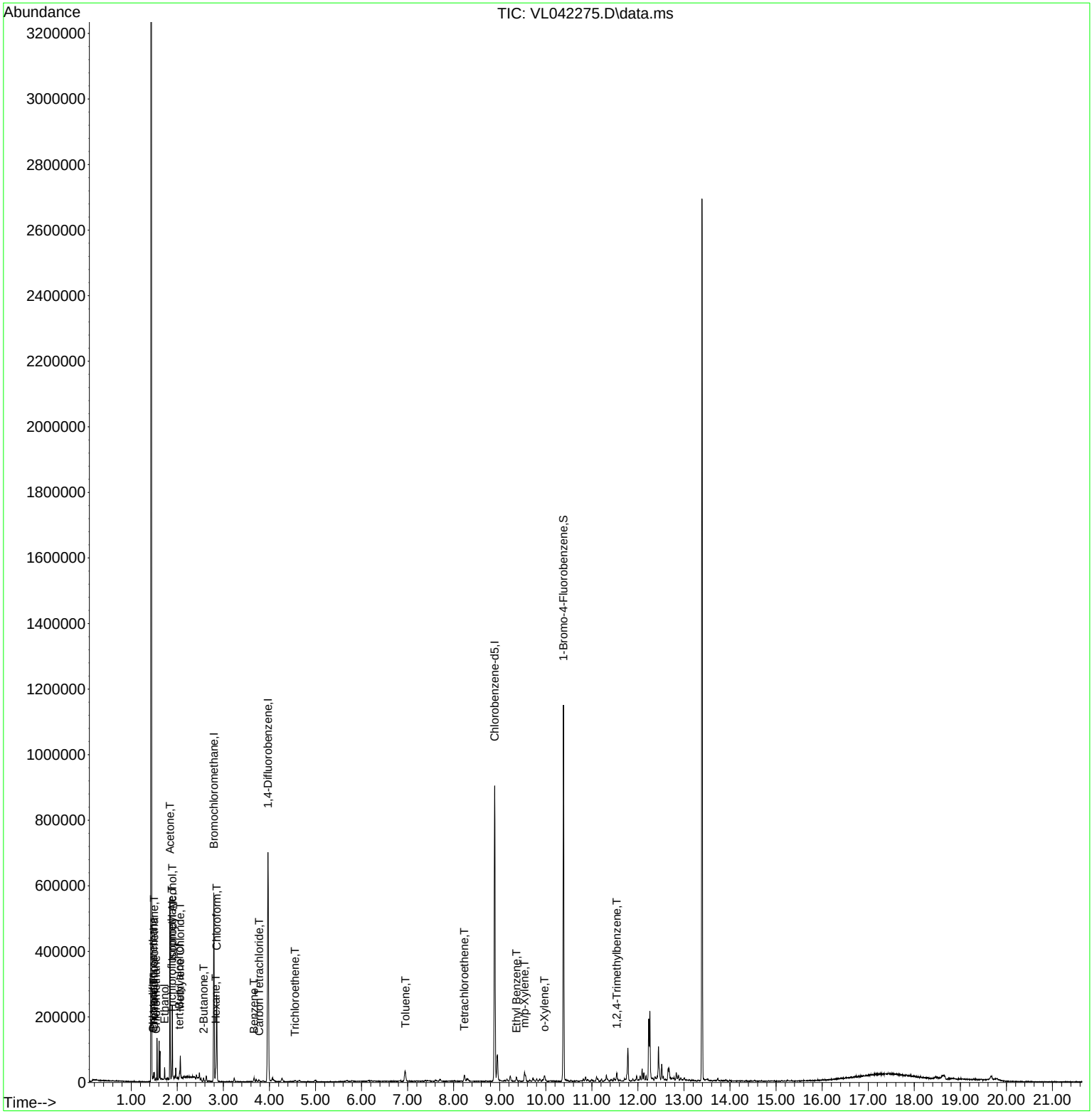

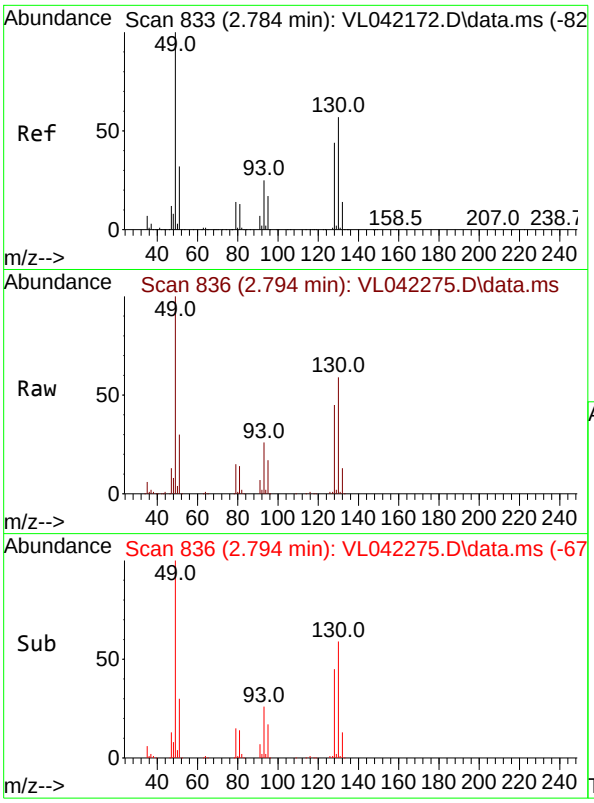

#1
Bromochloromethane
Concen: 10.000 ppbv
RT: 2.794 min Scan# 8
Delta R.T. 0.010 min
Lab File: VL042275.D
Acq: 08 Apr 2025 22:42

Tgt Ion: 49 Resp: 16029

Ion	Ratio	Lower	Upper
49	100		
128	44.6	22.9	68.5
130	57.4	28.8	86.4

Instrument :
MSVOA_L
ClientSampleId :
SSSG-B1-3-04012025

Manual Integrations
APPROVED

Reviewed By :Mahesh Dadoda 04/09/2025
Supervised By :Semsettin Yesilyurt 04/10/2025

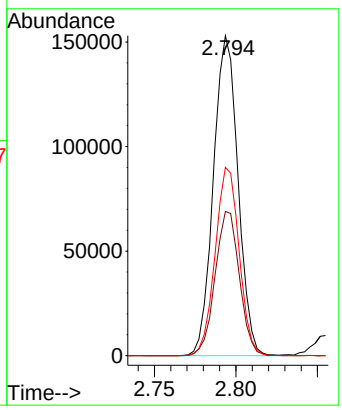

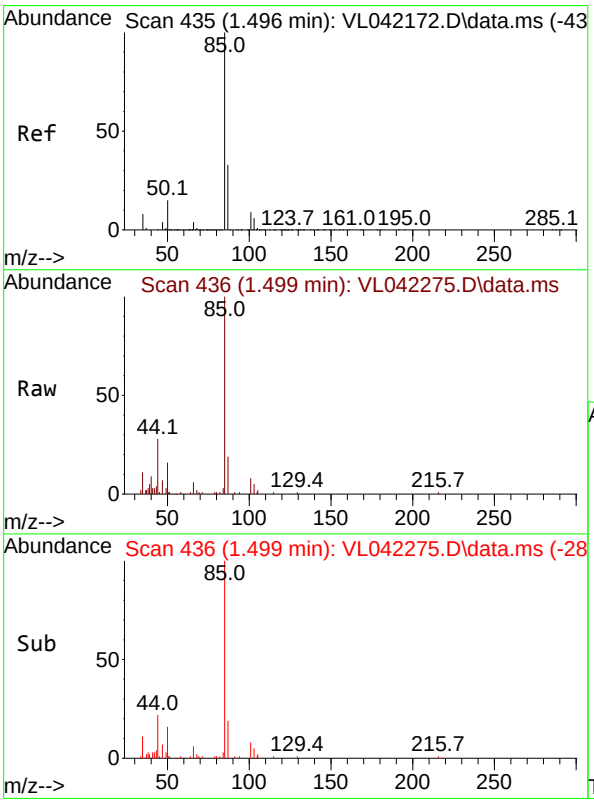

#2
Dichlorodifluoromethane
Concen: 0.229 ppbv
RT: 1.499 min Scan# 436
Delta R.T. 0.003 min
Lab File: VL042275.D
Acq: 08 Apr 2025 22:42

Tgt Ion: 85 Resp: 5426

Ion	Ratio	Lower	Upper
85	100		
87	19.5	26.1	39.1#

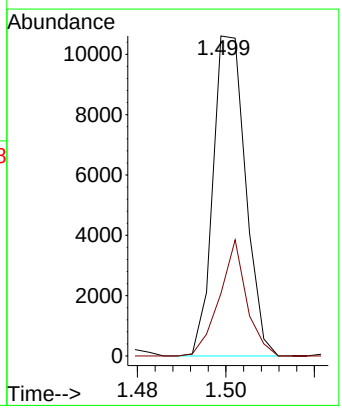

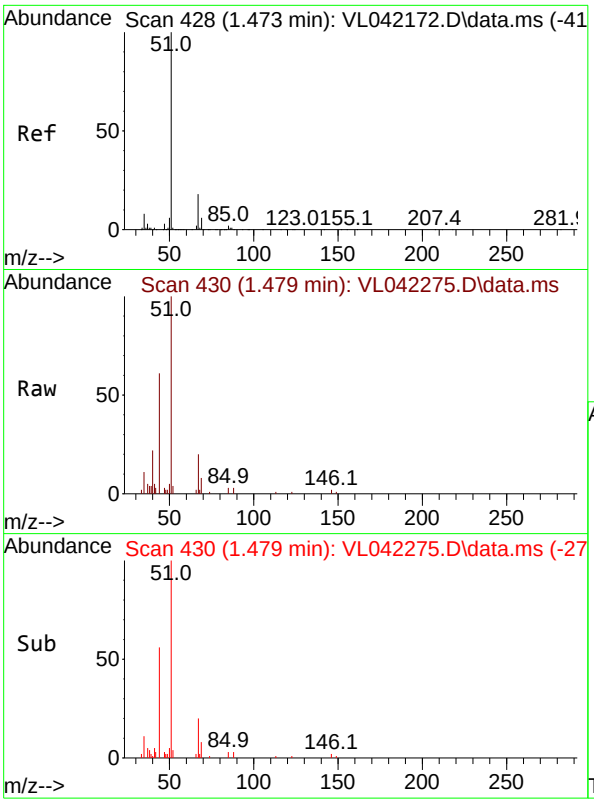

#3
Chlorodifluoromethane
Concen: 0.176 ppbv m
RT: 1.479 min Scan# 4
Delta R.T. 0.006 min
Lab File: VL042275.D
Acq: 08 Apr 2025 22:42

Tgt Ion: 51 Resp: 425

Ion	Ratio	Lower	Upper
51	100		
67	9.2	15.0	22.6

Instrument :
MSVOA_L
ClientSampleId :
SSSG-B1-3-04012025

Manual Integrations
APPROVED

Reviewed By :Mahesh Dadoda 04/09/2025
Supervised By :Semsettin Yesilyurt 04/10/2025

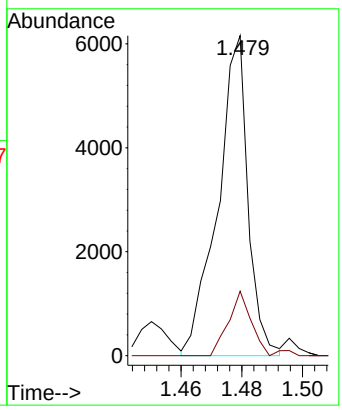

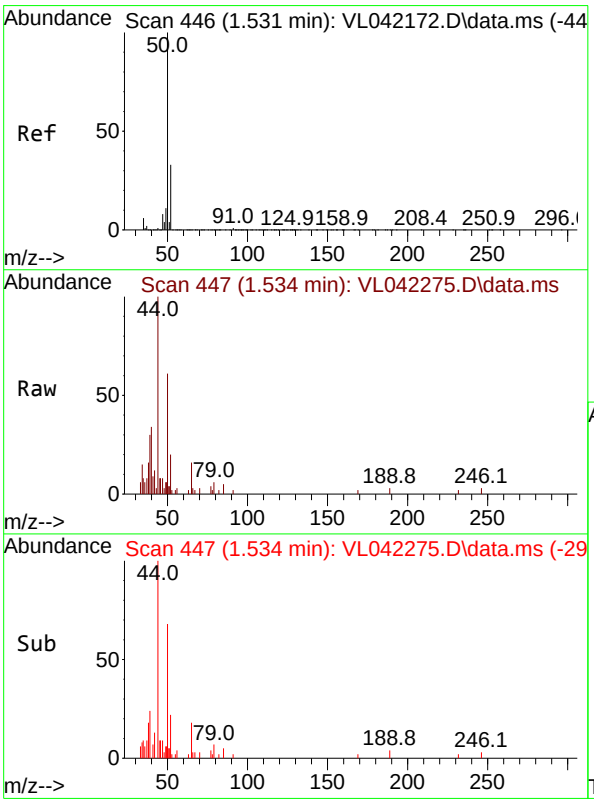

#4
Chloromethane
Concen: 0.116 ppbv
RT: 1.534 min Scan# 447
Delta R.T. 0.003 min
Lab File: VL042275.D
Acq: 08 Apr 2025 22:42

Tgt Ion: 50 Resp: 1118

Ion	Ratio	Lower	Upper
50	100		
52	32.8	26.1	39.1

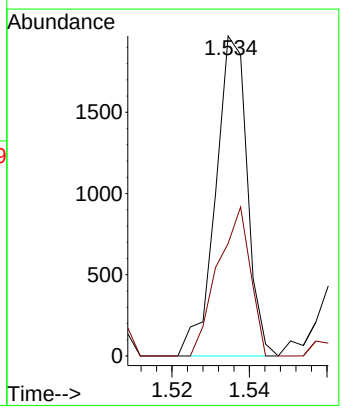

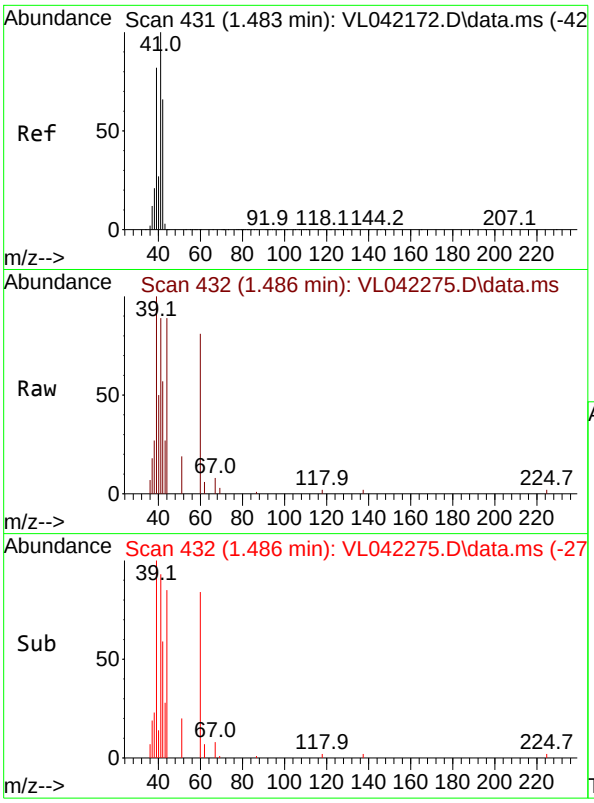

#9
Propene
Concen: 0.209 ppbv
RT: 1.486 min Scan# 4
Delta R.T. 0.003 min
Lab File: VL042275.D
Acq: 08 Apr 2025 22:42

Tgt Ion: 41 Resp: 2314

Ion	Ratio	Lower	Upper
41	100		
42	59.7	55.4	83.2

Instrument :
MSVOA_L
ClientSampleId :
SSSG-B1-3-04012025

Manual Integrations
APPROVED

Reviewed By :Mahesh Dadoda 04/09/2025
Supervised By :Semsettin Yesilyurt 04/10/2025

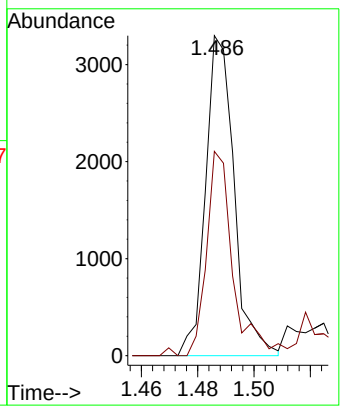

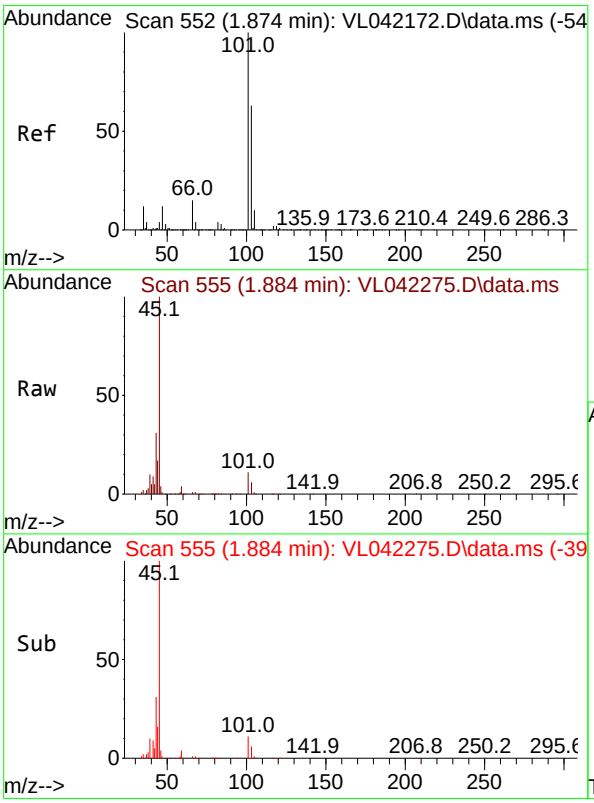

#11
Trichlorofluoromethane
Concen: 0.116 ppbv
RT: 1.884 min Scan# 555
Delta R.T. 0.010 min
Lab File: VL042275.D
Acq: 08 Apr 2025 22:42

Tgt Ion:101 Resp: 2674

Ion	Ratio	Lower	Upper
101	100		
103	54.6	50.2	75.2

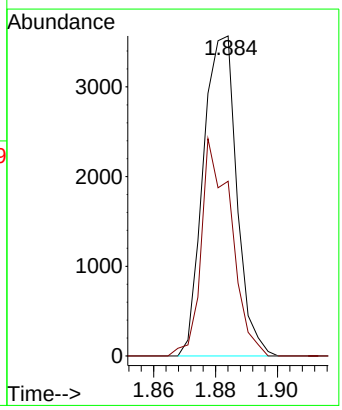

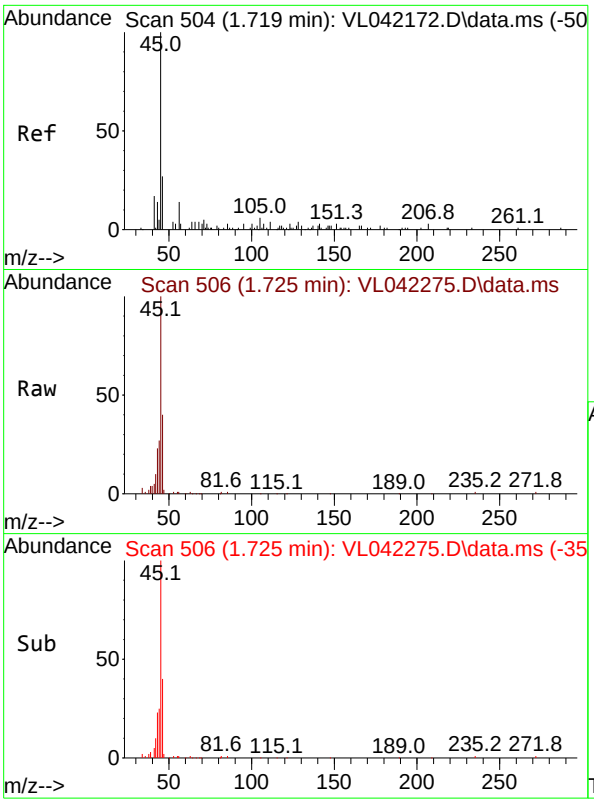

#13
Ethanol
Concen: 12.076 ppbv
RT: 1.725 min Scan# 5(
Delta R.T. 0.006 min
Lab File: VL042275.D
Acq: 08 Apr 2025 22:42

Tgt Ion: 45 Resp: 1265

Ion	Ratio	Lower	Upper
45	100		
46	42.5	20.2	80.8

Instrument :
MSVOA_L
ClientSampleId :
SSSG-B1-3-04012025

Manual Integrations
APPROVED

Reviewed By :Mahesh Dadoda 04/09/2025
Supervised By :Semsettin Yesilyurt 04/10/2025

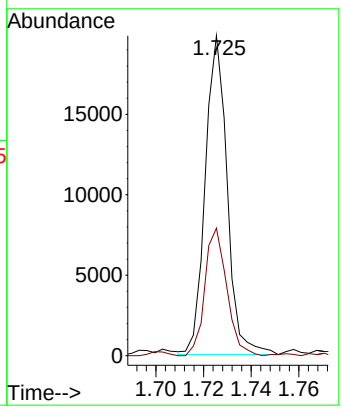

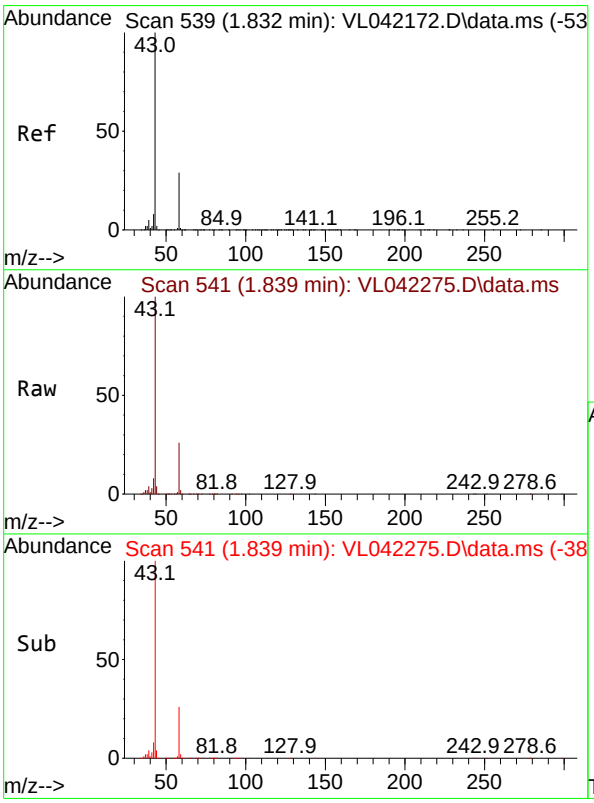

#15
Acetone
Concen: 10.208 ppbv
RT: 1.839 min Scan# 541
Delta R.T. 0.006 min
Lab File: VL042275.D
Acq: 08 Apr 2025 22:42

Tgt Ion: 43 Resp: 228835

Ion	Ratio	Lower	Upper
43	100		
58	26.8	23.2	34.8

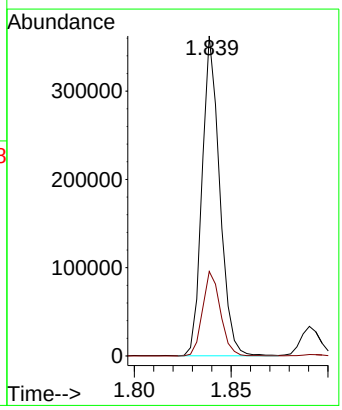

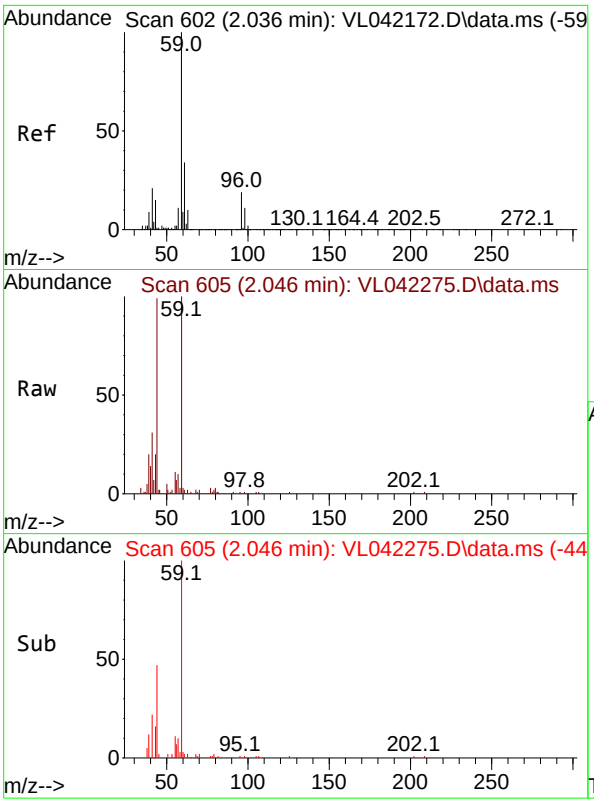

#17
tert-Butyl alcohol
Concen: 0.225 ppbv
RT: 2.046 min Scan# 6
Delta R.T. 0.010 min
Lab File: VL042275.D
Acq: 08 Apr 2025 22:42

Tgt Ion: 59 Resp: 627

Ion	Ratio	Lower	Upper
59	100		
57	13.1	8.9	13.3

Instrument :
MSVOA_L
ClientSampleId :
SSSG-B1-3-04012025

Manual Integrations
APPROVED

Reviewed By :Mahesh Dadoda 04/09/2025
Supervised By :Semsettin Yesilyurt 04/10/2025

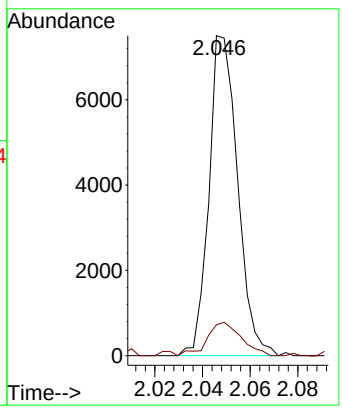

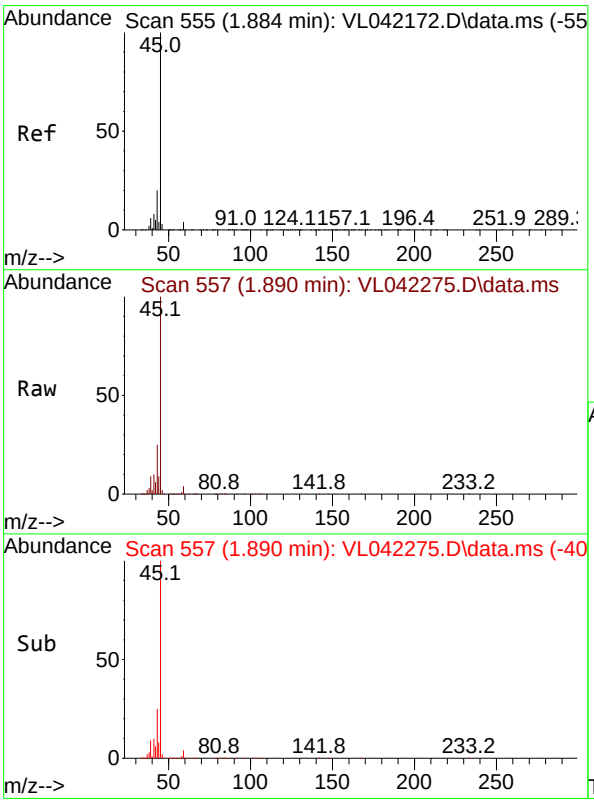

#19
Isopropyl Alcohol
Concen: 7.117 ppbv
RT: 1.890 min Scan# 557
Delta R.T. 0.006 min
Lab File: VL042275.D
Acq: 08 Apr 2025 22:42

Tgt Ion: 45 Resp: 90023

Ion	Ratio	Lower	Upper
45	100		
58	68.1	36.9	55.3#

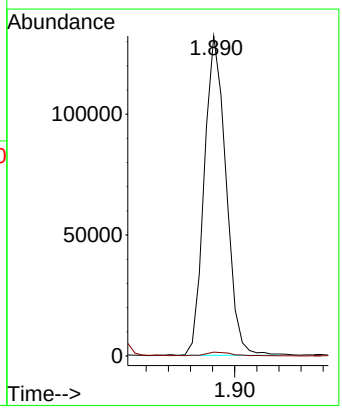

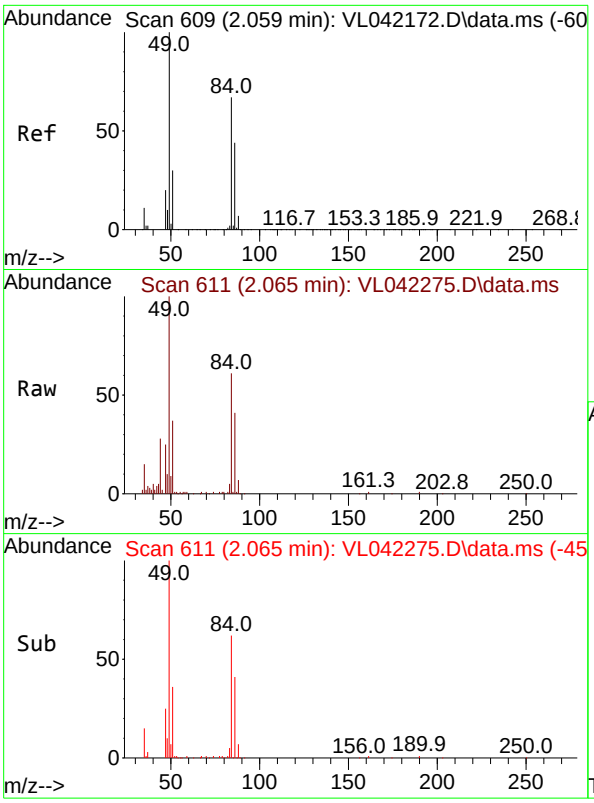

#20
Methylene Chloride
Concen: 1.141 ppbv
RT: 2.065 min Scan# 6
Delta R.T. 0.006 min
Lab File: VL042275.D
Acq: 08 Apr 2025 22:42

Tgt Ion: 84 Resp: 952

Ion	Ratio	Lower	Upper
84	100		
49	162.1	120.2	180.4
51	58.4	37.4	56.0#
86	66.7	52.4	78.6

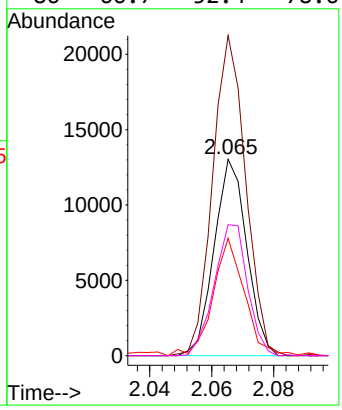

Instrument :
MSVOA_L
ClientSampleId :
SSSG-B1-3-04012025

Manual Integrations
APPROVED

Reviewed By :Mahesh Dadoda 04/09/2025
Supervised By :Semsettin Yesilyurt 04/10/2025

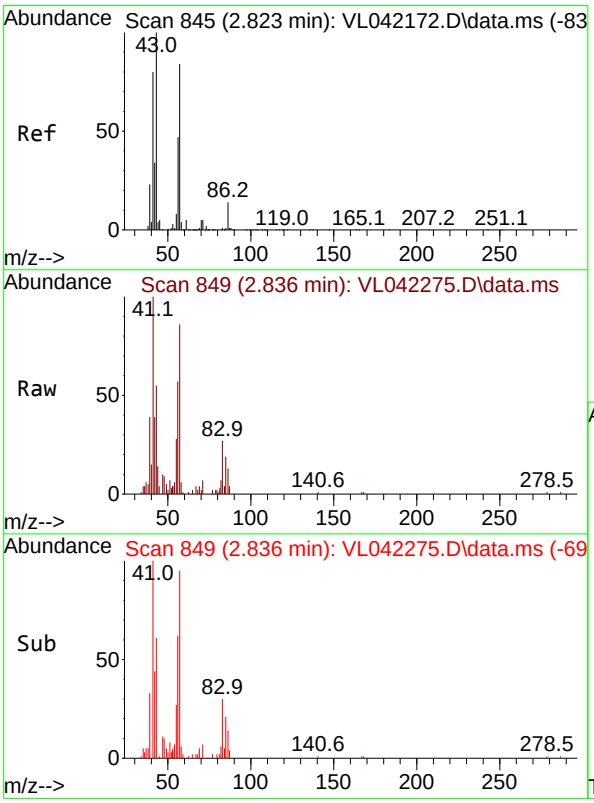

#26
Hexane
Concen: 0.321 ppbv
RT: 2.836 min Scan# 849
Delta R.T. 0.013 min
Lab File: VL042275.D
Acq: 08 Apr 2025 22:42

Tgt Ion: 57 Resp: 7214

Ion	Ratio	Lower	Upper
57	100		
41	127.3	76.6	114.8#
43	99.3	207.8	311.8#
56	67.9	43.6	65.4#

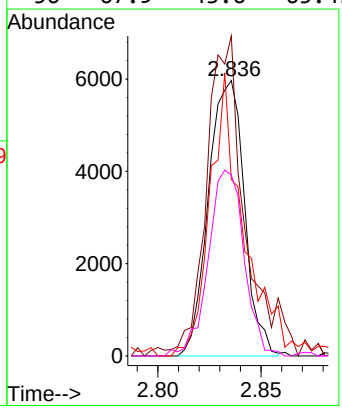

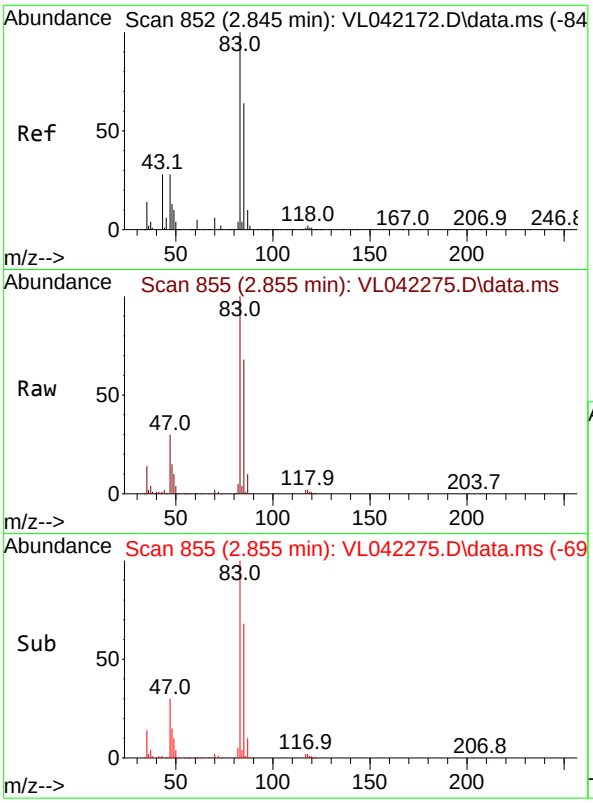

#29
Chloroform
Concen: 3.078 ppbv
RT: 2.855 min Scan# 8
Delta R.T. 0.010 min
Lab File: VL042275.D
Acq: 08 Apr 2025 22:42

Tgt Ion: 83 Resp: 10122

Ion	Ratio	Lower	Upper
83	100		
85	68.2	51.4	77.2

Instrument :
MSVOA_L
ClientSampleId :
SSSG-B1-3-04012025

Manual Integrations
APPROVED

Reviewed By :Mahesh Dadoda 04/09/2025
Supervised By :Semsettin Yesilyurt 04/10/2025

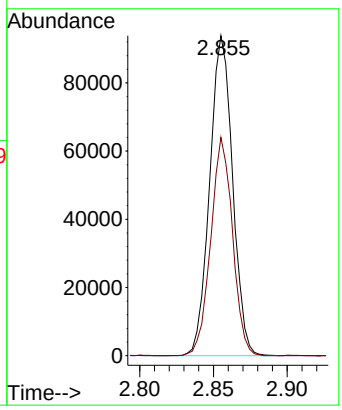

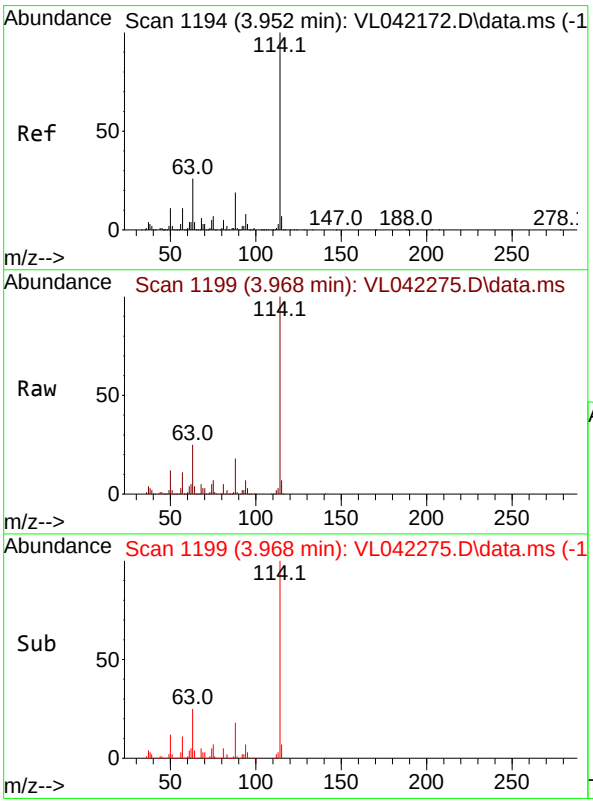

#33
1,4-Difluorobenzene
Concen: 10.000 ppbv
RT: 3.968 min Scan# 1199
Delta R.T. 0.016 min
Lab File: VL042275.D
Acq: 08 Apr 2025 22:42

Tgt Ion:114 Resp: 399383

Ion	Ratio	Lower	Upper
114	100		
63	25.9	20.7	31.1
88	18.1	15.0	22.4

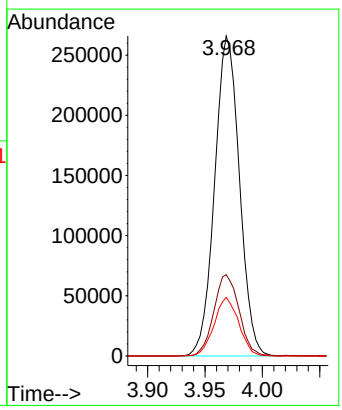

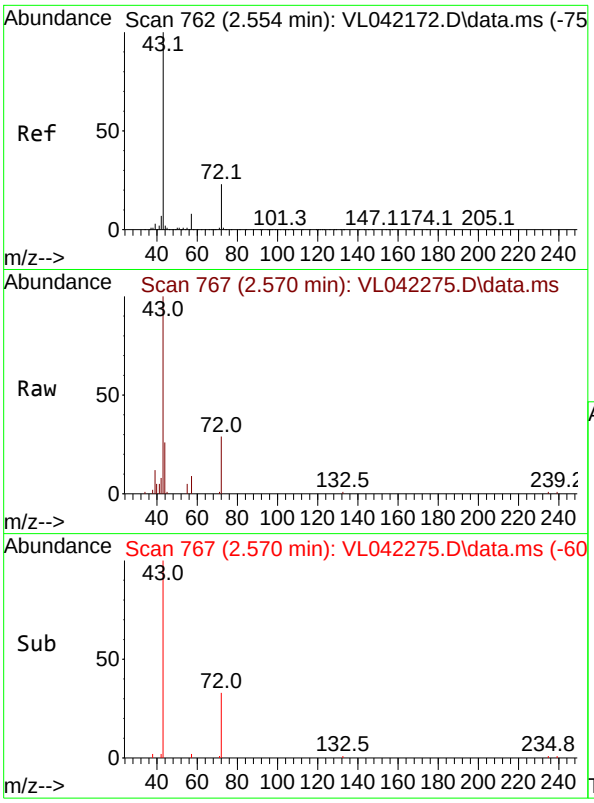

#34
2-Butanone
Concen: 0.251 ppbv
RT: 2.570 min Scan# 7
Delta R.T. 0.016 min
Lab File: VL042275.D
Acq: 08 Apr 2025 22:42

Tgt Ion: 43 Resp: 7264

Ion	Ratio	Lower	Upper
43	100		
72	25.0	18.2	27.2

Instrument :
MSVOA_L
ClientSampleId :
SSSG-B1-3-04012025

Manual Integrations
APPROVED

Reviewed By :Mahesh Dadoda 04/09/2025
Supervised By :Semsettin Yesilyurt 04/10/2025

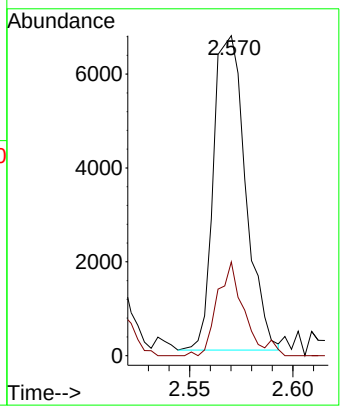

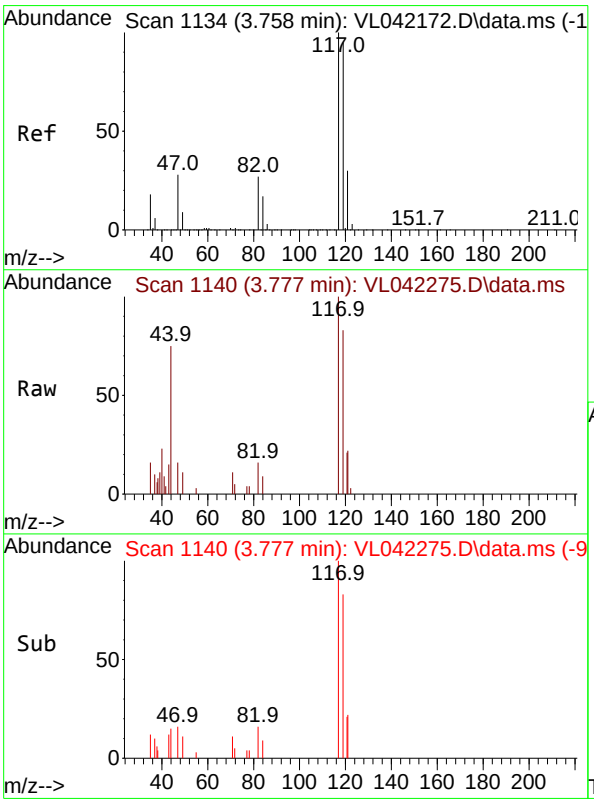

#35
Carbon Tetrachloride
Concen: 0.072 ppbv m
RT: 3.777 min Scan# 1140
Delta R.T. 0.019 min
Lab File: VL042275.D
Acq: 08 Apr 2025 22:42

Tgt Ion:117 Resp: 2231

Ion	Ratio	Lower	Upper
117	100		
119	83.5	76.2	114.2
121	21.8	24.2	36.4#

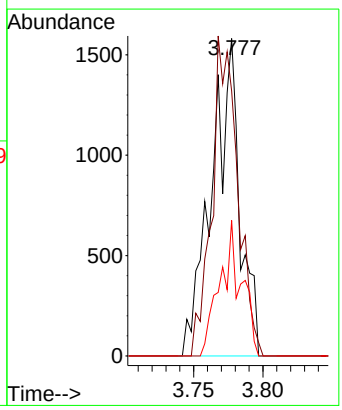

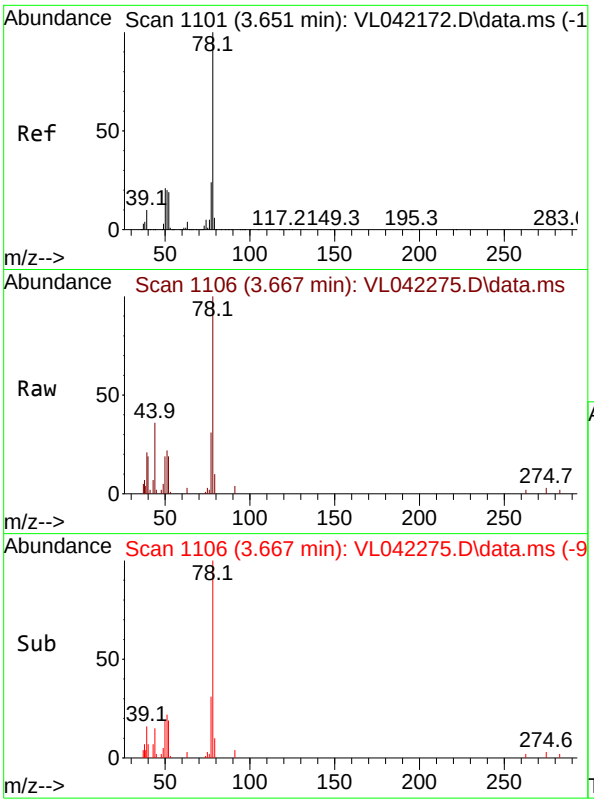

#36
Benzene
Concen: 0.139 ppbv m
RT: 3.667 min Scan# 1
Delta R.T. 0.016 min
Lab File: VL042275.D
Acq: 08 Apr 2025 22:42

Tgt Ion: 78 Resp: 550

Ion	Ratio	Lower	Upper
78	100		
77	31.0	19.1	28.7
50	19.2	16.6	24.8

Instrument :
MSVOA_L
ClientSampleId :
SSSG-B1-3-04012025

Manual Integrations
APPROVED

Reviewed By :Mahesh Dadoda 04/09/2025
Supervised By :Semsettin Yesilyurt 04/10/2025

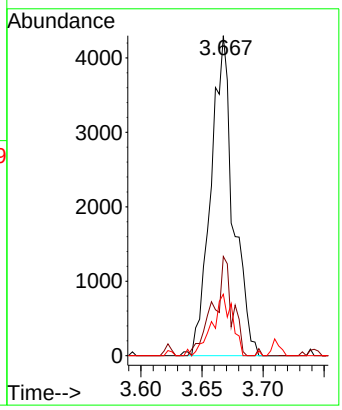

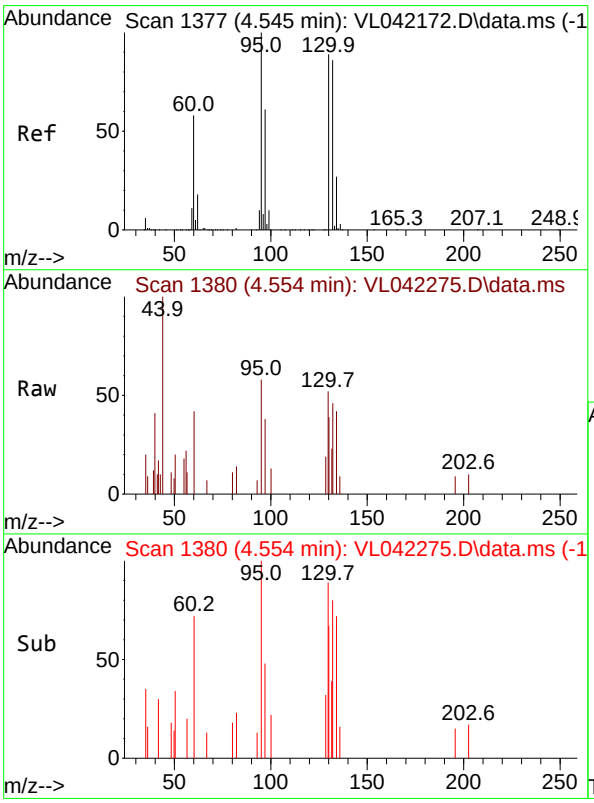

#38
Trichloroethene
Concen: 0.048 ppbv m
RT: 4.554 min Scan# 1380
Delta R.T. 0.010 min
Lab File: VL042275.D
Acq: 08 Apr 2025 22:42

Tgt Ion:130 Resp: 793

Ion	Ratio	Lower	Upper
130	100		
95	112.3	89.8	134.8
132	89.7	77.4	116.2
97	72.8	55.1	82.7

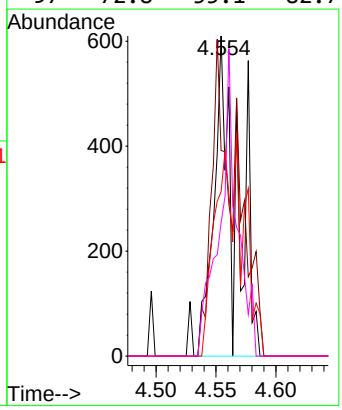

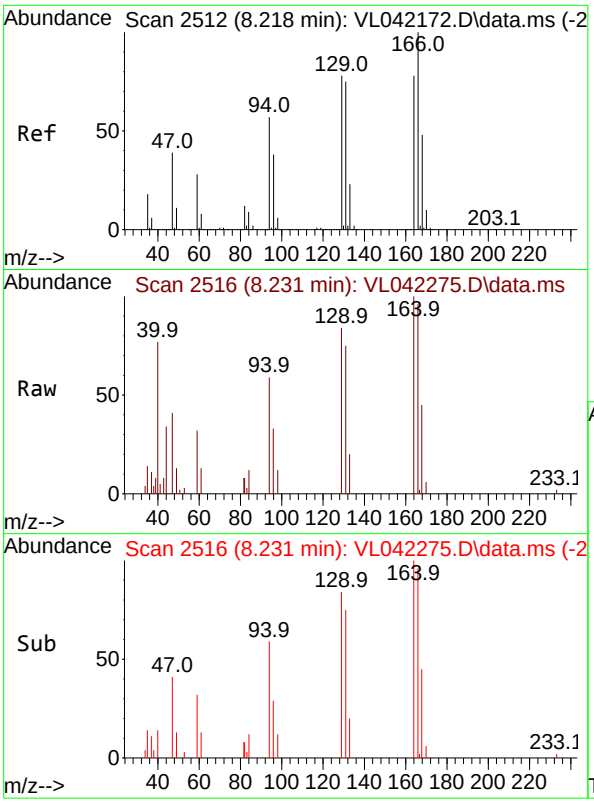

#52
Tetrachloroethene
Concen: 0.238 ppbv m
RT: 8.231 min Scan# 2
Delta R.T. 0.013 min
Lab File: VL042275.D
Acq: 08 Apr 2025 22:42

Tgt Ion:164 Resp: 373

Ion	Ratio	Lower	Upper
164	100		
166	96.1	102.5	153.7#
129	83.9	79.8	119.8
131	74.6	76.6	114.8#

Instrument :
MSVOA_L
ClientSampleId :
SSSG-B1-3-04012025

Manual Integrations
APPROVED

Reviewed By :Mahesh Dadoda 04/09/2025
Supervised By :Semsettin Yesilyurt 04/10/2025

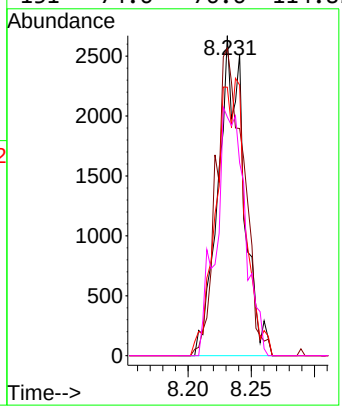

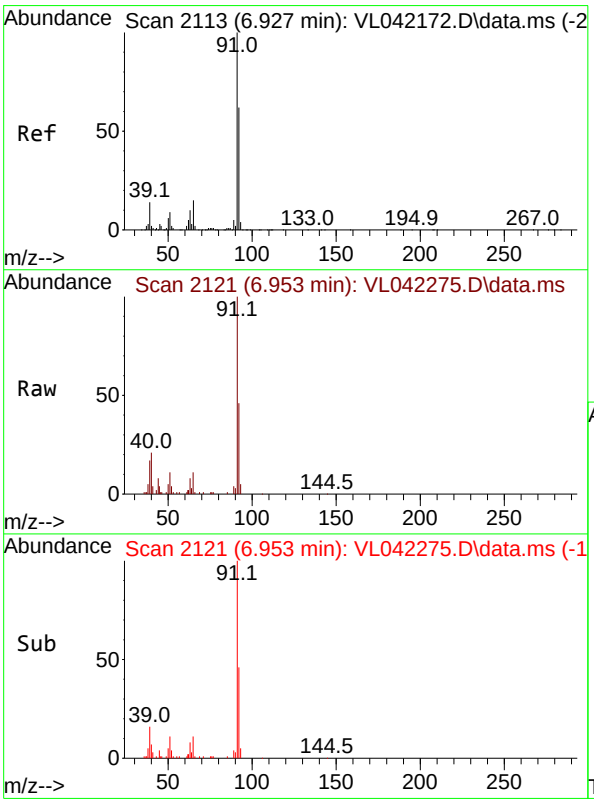

#53
Toluene
Concen: 0.477 ppbv m
RT: 6.953 min Scan# 2121
Delta R.T. 0.026 min
Lab File: VL042275.D
Acq: 08 Apr 2025 22:42

Tgt Ion: 91 Resp: 22387

Ion	Ratio	Lower	Upper
91	100		
92	59.4	48.4	72.6

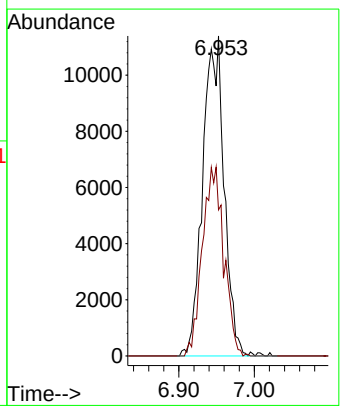

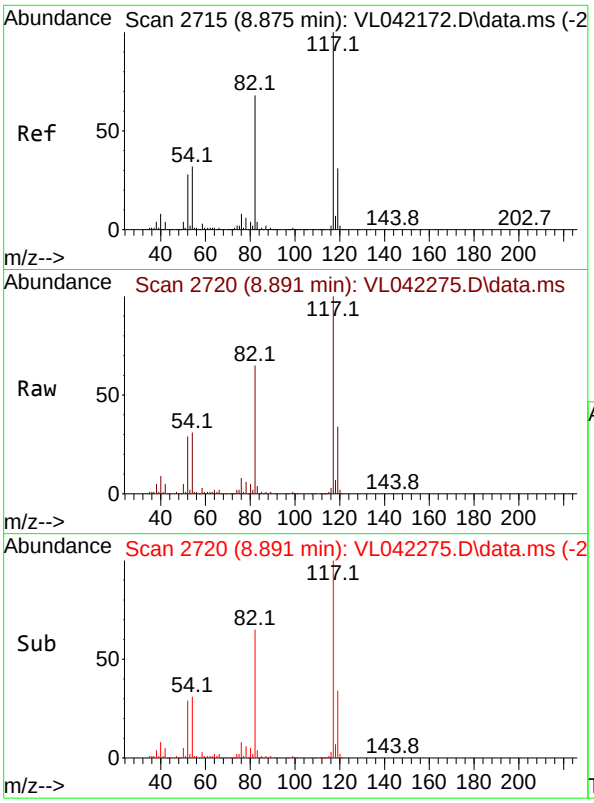

#55
Chlorobenzene-d5
Concen: 10.000 ppbv
RT: 8.891 min Scan# 2
Delta R.T. 0.016 min
Lab File: VL042275.D
Acq: 08 Apr 2025 22:42

Tgt Ion:117 Resp: 35582

Ion	Ratio	Lower	Upper
117	100		
82	65.5	55.8	83.6
119	32.8	25.5	38.3

Instrument :
MSVOA_L
ClientSampleId :
SSSG-B1-3-04012025

Manual Integrations
APPROVED
Reviewed By :Mahesh Dadoda 04/09/2025
Supervised By :Semsettin Yesilyurt 04/10/2025

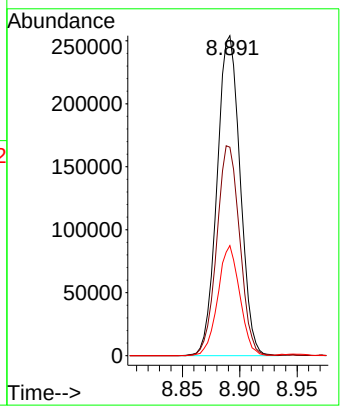

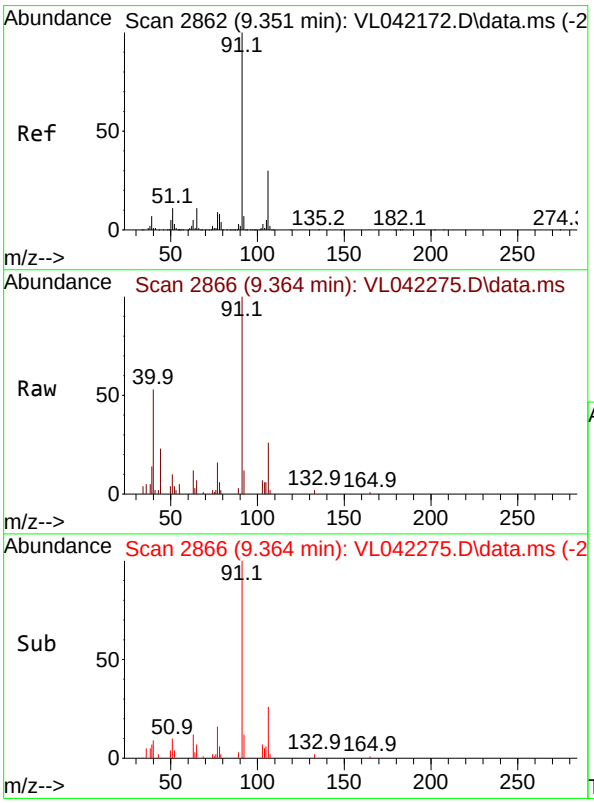

#58
Ethyl Benzene
Concen: 0.100 ppbv
RT: 9.364 min Scan# 2866
Delta R.T. 0.013 min
Lab File: VL042275.D
Acq: 08 Apr 2025 22:42

Tgt Ion: 91 Resp: 6292

Ion	Ratio	Lower	Upper
91	100		
106	25.9	24.2	36.2

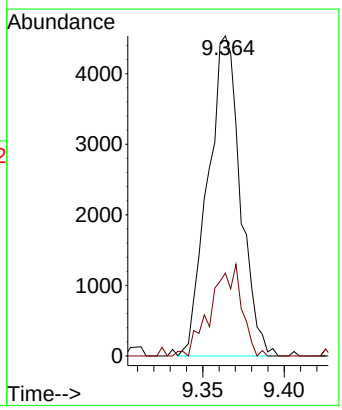

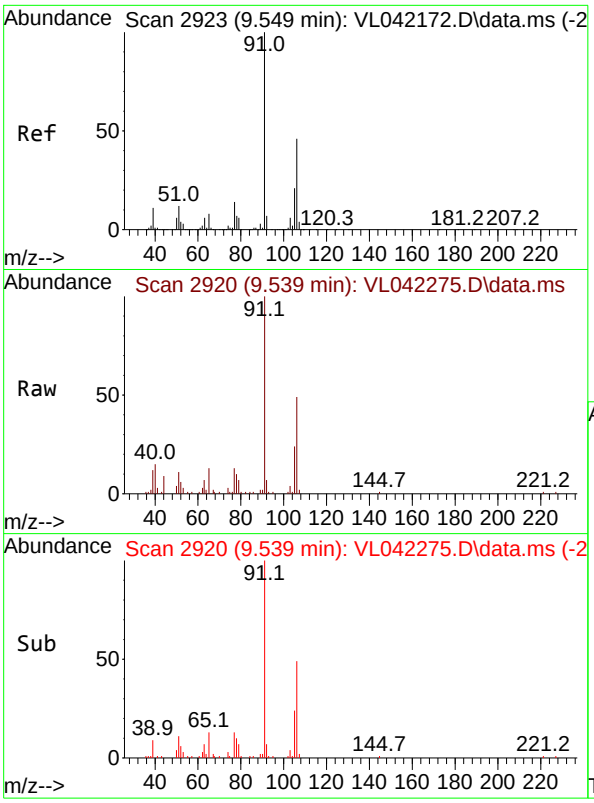

#59
m/p-Xylene
Concen: 0.352 ppbv m
RT: 9.539 min Scan# 2
Delta R.T. -0.010 min
Lab File: VL042275.D
Acq: 08 Apr 2025 22:42

Tgt Ion: 91 Resp: 1777

Ion	Ratio	Lower	Upper
91	100		
106	0.0	36.4	54.6

Instrument :
MSVOA_L
ClientSampleId :
SSSG-B1-3-04012025

Manual Integrations
APPROVED

Reviewed By :Mahesh Dadoda 04/09/2025
Supervised By :Semsettin Yesilyurt 04/10/2025

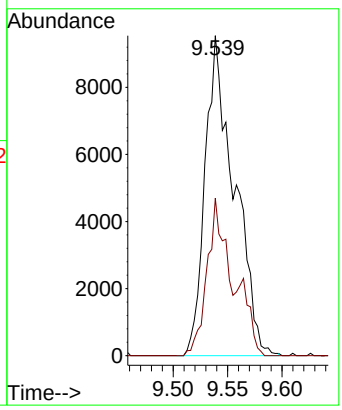

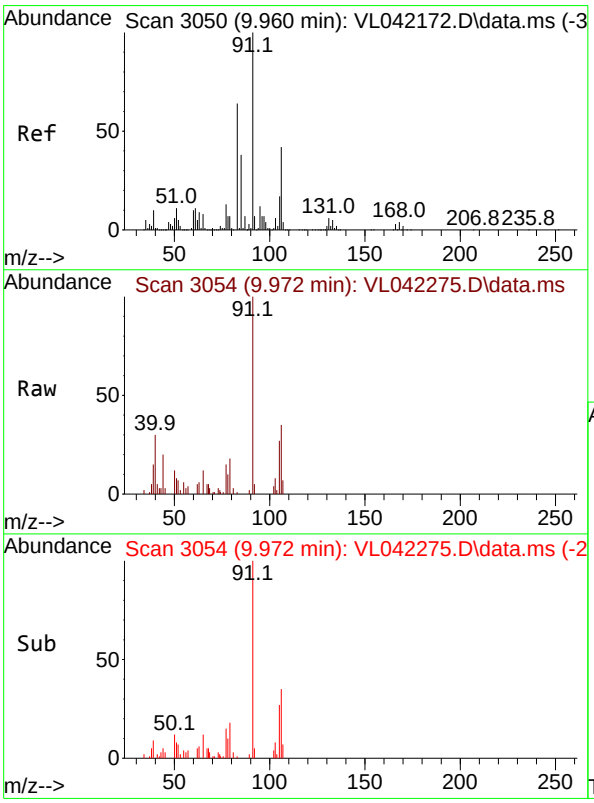

#60
o-Xylene
Concen: 0.138 ppbv
RT: 9.972 min Scan# 3054
Delta R.T. 0.013 min
Lab File: VL042275.D
Acq: 08 Apr 2025 22:42

Tgt Ion: 91 Resp: 7001

Ion	Ratio	Lower	Upper
91	100		
106	37.6	20.8	62.5

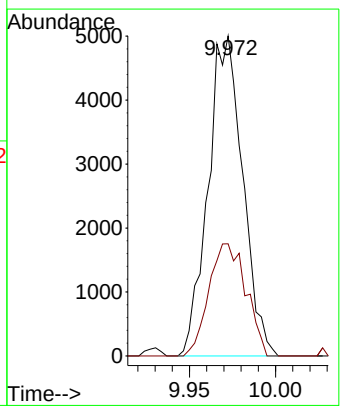

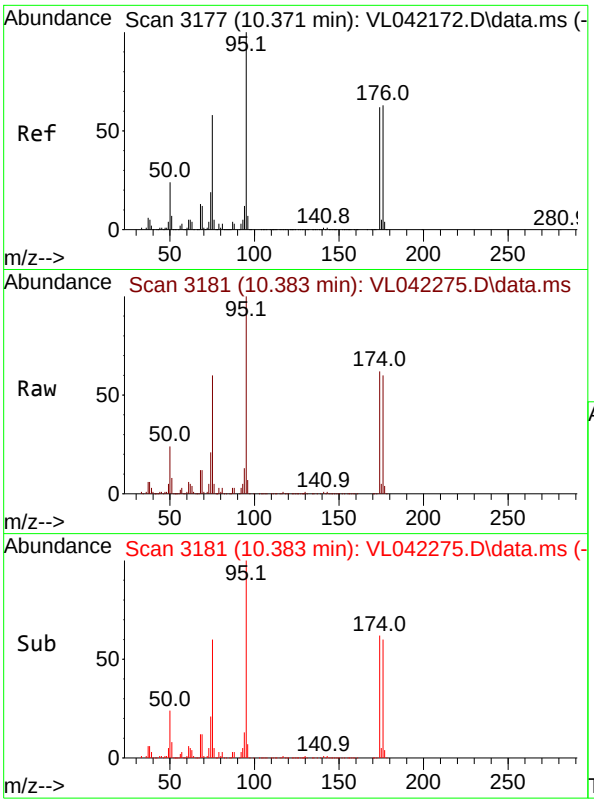

#68
1-Bromo-4-Fluorobenzene
Concen: 9.470 ppbv
RT: 10.383 min Scan# 3
Delta R.T. 0.013 min
Lab File: VL042275.D
Acq: 08 Apr 2025 22:42

Tgt Ion: 95 Resp: 27673

Ion	Ratio	Lower	Upper
95	100		
174	62.2	50.6	76.0
175	4.8	3.8	5.6

Instrument :
MSVOA_L
ClientSampleId :
SSSG-B1-3-04012025

Manual Integrations
APPROVED

Reviewed By :Mahesh Dadoda 04/09/2025
Supervised By :Semsettin Yesilyurt 04/10/2025

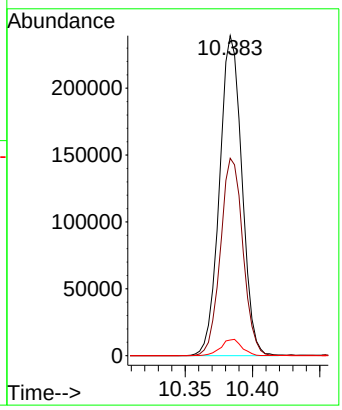

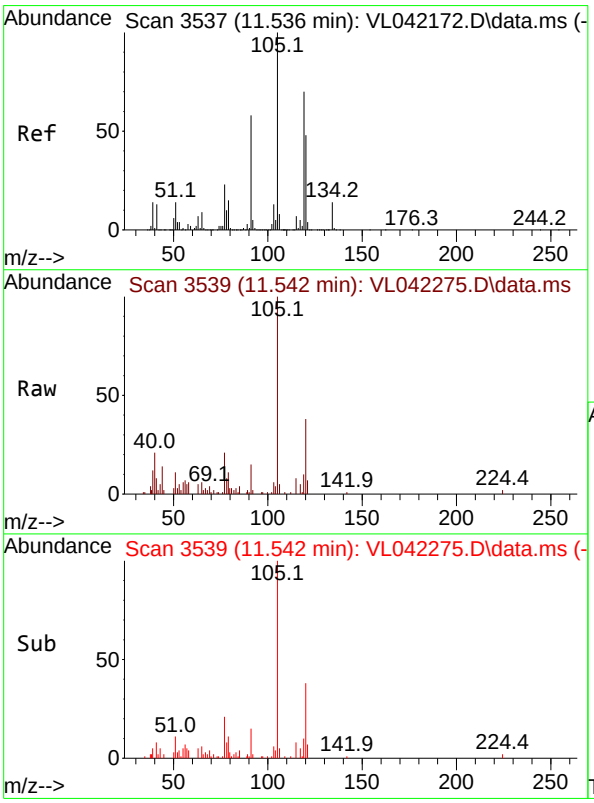

#74
1,2,4-Trimethylbenzene
Concen: 0.114 ppbv
RT: 11.542 min Scan# 3539
Delta R.T. 0.006 min
Lab File: VL042275.D
Acq: 08 Apr 2025 22:42

Tgt Ion:105 Resp: 7204

Ion	Ratio	Lower	Upper
105	100		
120	38.0	38.6	58.0#
91	13.2	46.2	69.2#
77	21.0	18.6	27.8

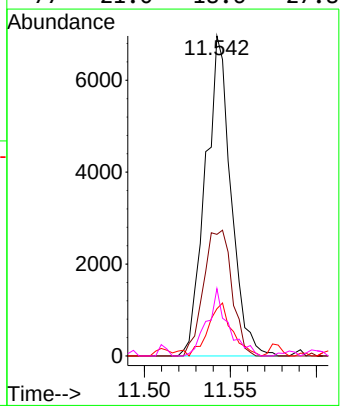

LSC Area Percent Report

Data Path : Z:\voasrv\HPCHEM1\MSVOA_L\Data\VL040825\
Data File : VL042275.D
Acq On : 08 Apr 2025 22:42
Operator : SY/MD
Sample : Q1728-12 2X
Misc : 400mL/MSVOA_L
ALS Vial : 1 Sample Multiplier: 1

Instrument :
MSVOA_L
ClientSampleId :
SSSG-B1-3-04012025

Integration Parameters: RTEINT.P
Integrator: RTE
Smoothing : ON Filtering: 5
Sampling : 3 Min Area: 3 % of largest Peak
Start Thrs: 0.001 Max Peaks: 100
Stop Thrs : 0 Peak Location: TOP

If leading or trailing edge < 100 prefer < Baseline drop else tangent >
Peak separation: 0

Method : Z:\voasrv\HPCHEM1\MSVOA_L\methods\VL032725AIR.M
Title : AIR ANALYSIS BY METHOD TO-15 Instrument: MSVOA_LFri Aug 26 06:05:16 2022

Signal : TIC: VL042275.D\data.ms

peak #	R.T. min	first scan	max scan	last scan	PK TY	peak height	corr. area	corr. % max.	% of total
1	1.434	411	416	421	rBV	4161752	4667001	100.00%	33.802%
2	1.560	451	455	460	rBV	127933	70932	1.52%	0.514%
3	1.606	463	469	472	rVV	118206	68942	1.48%	0.499%
4	1.839	536	541	550	rBV	552799	377045	8.08%	2.731%
5	1.890	550	557	562	rBV	223224	157659	3.38%	1.142%
6	2.794	828	836	844	rBV	575476	598255	12.82%	4.333%
7	2.855	844	855	865	rVB	263998	319571	6.85%	2.315%
8	3.968	1187	1199	1213	rBV	700254	1077567	23.09%	7.805%
9	6.943	2107	2118	2129	rBV4	31533	63407	1.36%	0.459%
10	8.891	2704	2720	2729	rBV	901927	1266924	27.15%	9.176%
11	8.950	2729	2738	2748	rVB3	77342	122860	2.63%	0.890%
12	10.383	3165	3181	3193	rBV	1148907	1325641	28.40%	9.601%
13	11.782	3601	3613	3623	rVB3	99227	135911	2.91%	0.984%
14	12.235	3745	3753	3757	rBV	186714	215373	4.61%	1.560%
15	12.257	3757	3760	3775	rVB	208087	225659	4.84%	1.634%
16	12.445	3811	3818	3833	rVB	101267	146106	3.13%	1.058%
17	12.516	3833	3840	3847	rBV2	47593	55214	1.18%	0.400%
18	12.659	3874	3884	3887	rBV6	36928	49676	1.06%	0.360%
19	13.390	4100	4110	4120	rBV	2690107	2863041	61.35%	20.736%

Sum of corrected areas: 13806784

Data Path : Z:\voasrv\HPCHEM1\MSVOA_L\Data\VL040825\
Data File : VL042275.D
Acq On : 08 Apr 2025 22:42
Operator : SY/MD
Sample : Q1728-12 2X
Misc : 400mL/MSVOA_L
ALS Vial : 1 Sample Multiplier: 1

Instrument :
MSVOA_L
ClientSampleId :
SSSG-B1-3-04012025

Quant Method : Z:\voasrv\HPCHEM1\MSVOA_L\methods\VL032725AIR.M
Quant Title : AIR ANALYSIS BY METHOD TO-15 Instrument: MSVOA_LFri Aug 26 06:05:16 2022

TIC Library : C:\Database\NIST20.L
TIC Integration Parameters: LSCINT.P

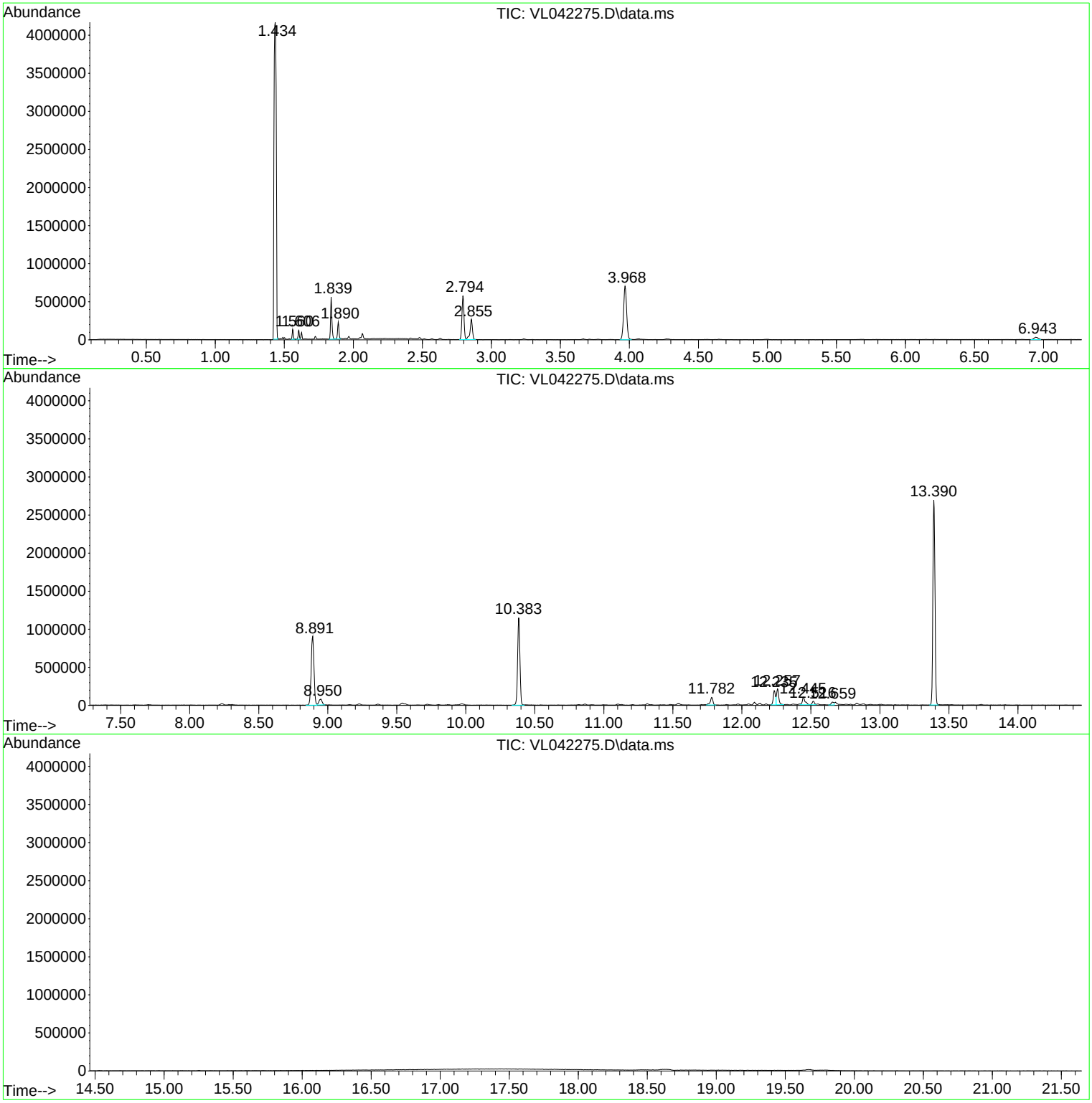

Data Path : Z:\voasrv\HPCHEM1\MSVOA_L\Data\VL040825\
Data File : VL042275.D
Acq On : 08 Apr 2025 22:42
Operator : SY/MD
Sample : Q1728-12 2X
Misc : 400mL/MSVOA_L
ALS Vial : 1 Sample Multiplier: 1

Instrument :
MSVOA_L
ClientSampleId :
SSSG-B1-3-04012025

Quant Method : Z:\voasrv\HPCHEM1\MSVOA_L\methods\VL032725AIR.M
Quant Title : AIR ANALYSIS BY METHOD TO-15 Instrument: MSVOA_LFri Aug 26 06:05:16 2022

TIC Library : C:\Database\NIST20.L
TIC Integration Parameters: LSCINT.P

****

Peak Number 1 1-Propene, 2-methyl- Concentration Rank 5

R.T.	EstConc	Area	Relative to ISTD	R.T.
1.606	1.15 ppbv	68942	Bromochloromethane	2.794

Hit# of 5	Tentative ID	MW	MolForm	CAS#	Qual
1	1-Propene, 2-methyl-	56	C4H8	000115-11-7	90
2	1-Propene, 2-methyl-	56	C4H8	000115-11-7	87
3	1-Butene	56	C4H8	000106-98-9	86
4	1-Butene	56	C4H8	000106-98-9	86
5	1-Butene	56	C4H8	000106-98-9	86

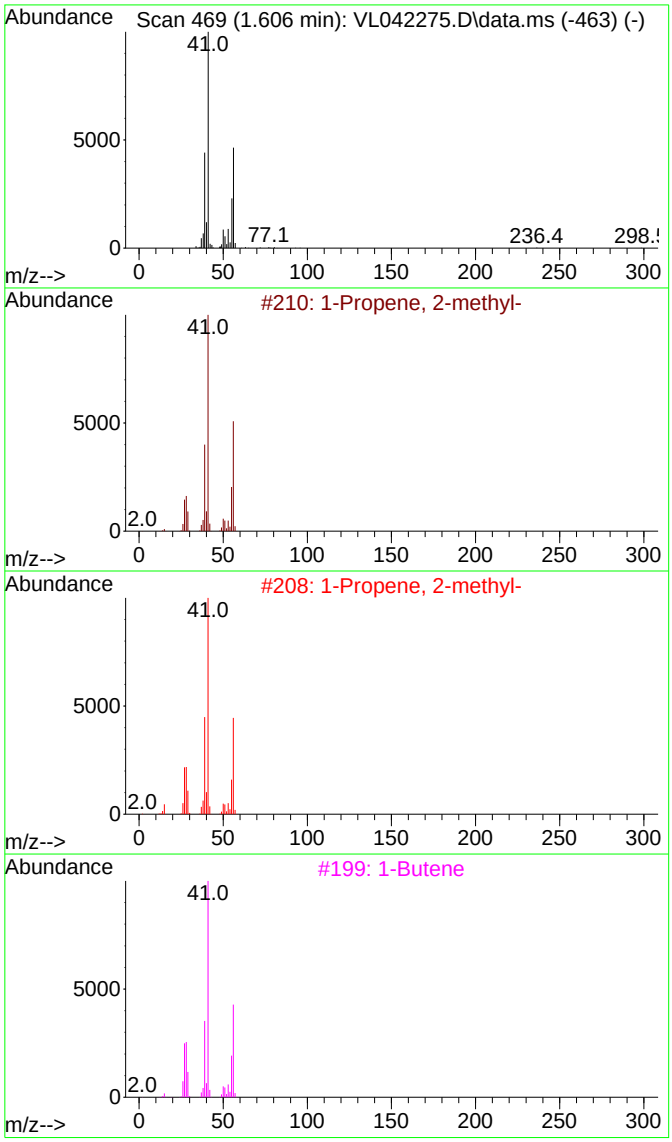

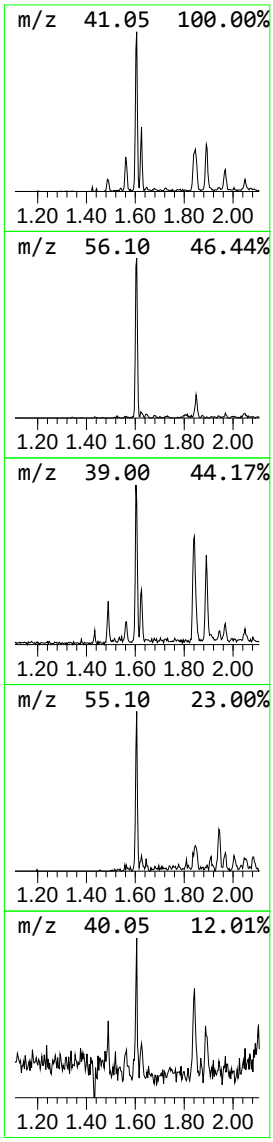

Data Path : Z:\voasrv\HPCHEM1\MSVOA_L\Data\VL040825\
Data File : VL042275.D
Acq On : 08 Apr 2025 22:42
Operator : SY/MD
Sample : Q1728-12 2X
Misc : 400mL/MSVOA_L
ALS Vial : 1 Sample Multiplier: 1

Instrument :
MSVOA_L
ClientSampleId :
SSSG-B1-3-04012025

Quant Method : Z:\voasrv\HPCHEM1\MSVOA_L\methods\VL032725AIR.M
Quant Title : AIR ANALYSIS BY METHOD TO-15 Instrument: MSVOA_LFri Aug 26 06:05:16 2022

TIC Library : C:\Database\NIST20.L
TIC Integration Parameters: LSCINT.P

****
Peak Number 3 Undecane, 4,6-dimethyl- Concentration Rank 3

R.T.	EstConc	Area	Relative to ISTD	R.T.
12.235	1.70 ppbv	215373	Chlorobenzene-d5	8.891

Hit# of 5	Tentative ID	MW	MolForm	CAS#	Qual
1	Undecane, 4,6-dimethyl-	184	C13H28	017312-82-2	59
2	Pentan-2-yl 2-methylbutanoate	172	C10H20O2	1000372-71-7	50
3	Nonane, 3,7-dimethyl-	156	C11H24	017302-32-8	50
4	Oxalic acid, 2-ethylhexyl hexyl ...	286	C16H30O4	1000309-38-9	50
5	Sulfurous acid, 2-ethylhexyl hex...	278	C14H30O3S	1000309-20-2	50

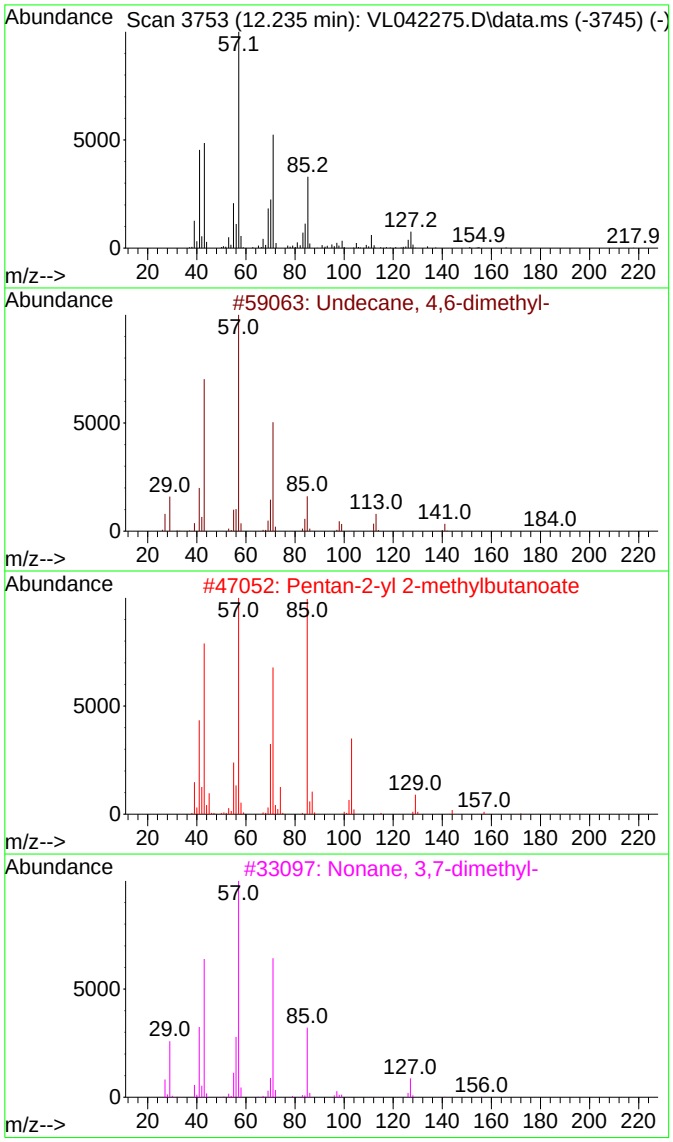

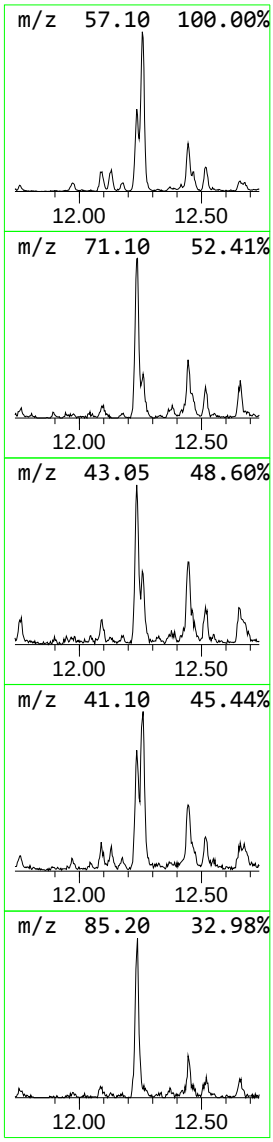

Data Path : Z:\voasrv\HPCHEM1\MSVOA_L\Data\VL040825\
Data File : VL042275.D
Acq On : 08 Apr 2025 22:42
Operator : SY/MD
Sample : Q1728-12 2X
Misc : 400mL/MSVOA_L
ALS Vial : 1 Sample Multiplier: 1

Instrument :
MSVOA_L
ClientSampleId :
SSSG-B1-3-04012025

Quant Method : Z:\voasrv\HPCHEM1\MSVOA_L\methods\VL032725AIR.M
Quant Title : AIR ANALYSIS BY METHOD TO-15 Instrument: MSVOA_LFri Aug 26 06:05:16 2022

TIC Library : C:\Database\NIST20.L
TIC Integration Parameters: LSCINT.P

****
Peak Number 4 Propane, 1-(1,1-dimethyleth... Concentration Rank 2

R.T.	EstConc	Area	Relative to ISTD	R.T.
12.258	1.78 ppbv	225659	Chlorobenzene-d5	8.891

Hit# of 5	Tentative ID	MW	MolForm	CAS#	Qual
1	Propane, 1-(1,1-dimethylethoxy)-...	144	C9H20O	032970-46-0	50
2	Ether, 2-ethylhexyl tert-butyl	186	C12H26O	083704-03-4	40
3	3,3-Dimethylheptanoic acid	158	C9H18O2	067061-30-7	39
4	Pentanoic acid, 2-methyl-3-oxo-,...	144	C7H12O3	017422-12-7	38
5	Propanoic acid, 2,2-dimethyl-, s...	208	C5H9AgO2	007324-58-5	32

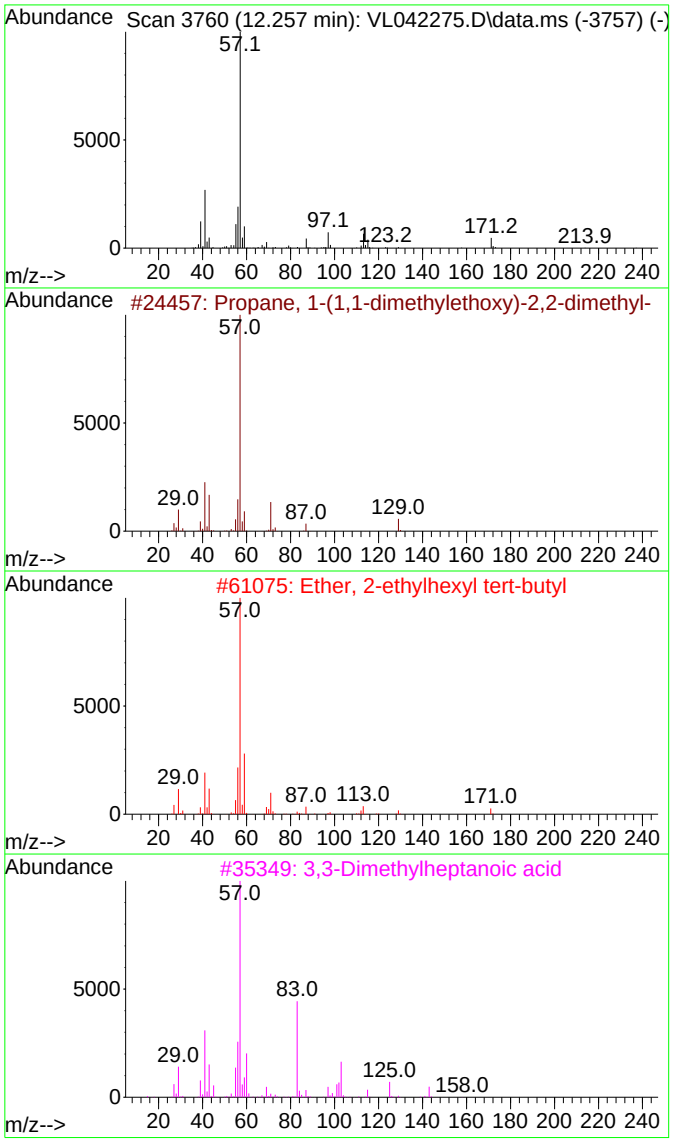

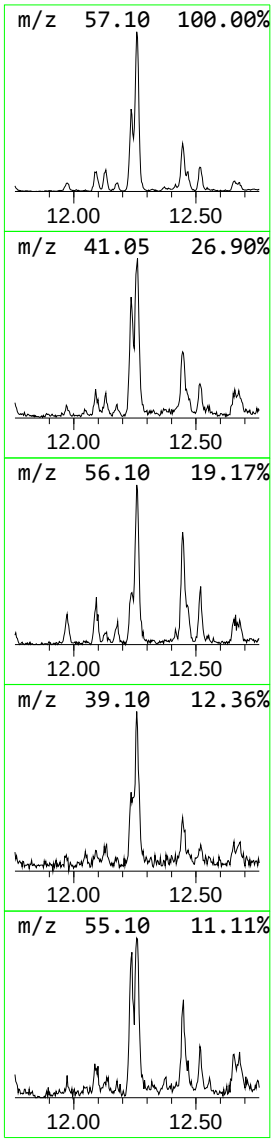

Data Path : Z:\voasrv\HPCHEM1\MSVOA_L\Data\VL040825\
Data File : VL042275.D
Acq On : 08 Apr 2025 22:42
Operator : SY/MD
Sample : Q1728-12 2X
Misc : 400mL/MSVOA_L
ALS Vial : 1 Sample Multiplier: 1

Instrument :
MSVOA_L
ClientSampleId :
SSSG-B1-3-04012025

Quant Method : Z:\voasrv\HPCHEM1\MSVOA_L\methods\VL032725AIR.M
Quant Title : AIR ANALYSIS BY METHOD TO-15 Instrument: MSVOA_LFri Aug 26 06:05:16 2022

TIC Library : C:\Database\NIST20.L
TIC Integration Parameters: LSCINT.P

****

Peak Number 5 Octane, 2,2,6-trimethyl- Concentration Rank 4

R.T.	EstConc	Area	Relative to ISTD	R.T.
12.445	1.15 ppbv	146106	Chlorobenzene-d5	8.891

Hit# of 5	Tentative ID	MW	MolForm	CAS#	Qual
1	Octane, 2,2,6-trimethyl-	156	C11H24	062016-28-8	53
2	Heptane, 2,2,4,6,6-pentamethyl-	170	C12H26	013475-82-6	50
3	Hexane, 2,2,5,5-tetramethyl-	142	C10H22	001071-81-4	50
4	Hexane, 1-(hexyloxy)-5-methyl-	200	C13H28O	074421-19-5	49
5	Decane, 2,2,3-trimethyl-	184	C13H28	062338-09-4	47

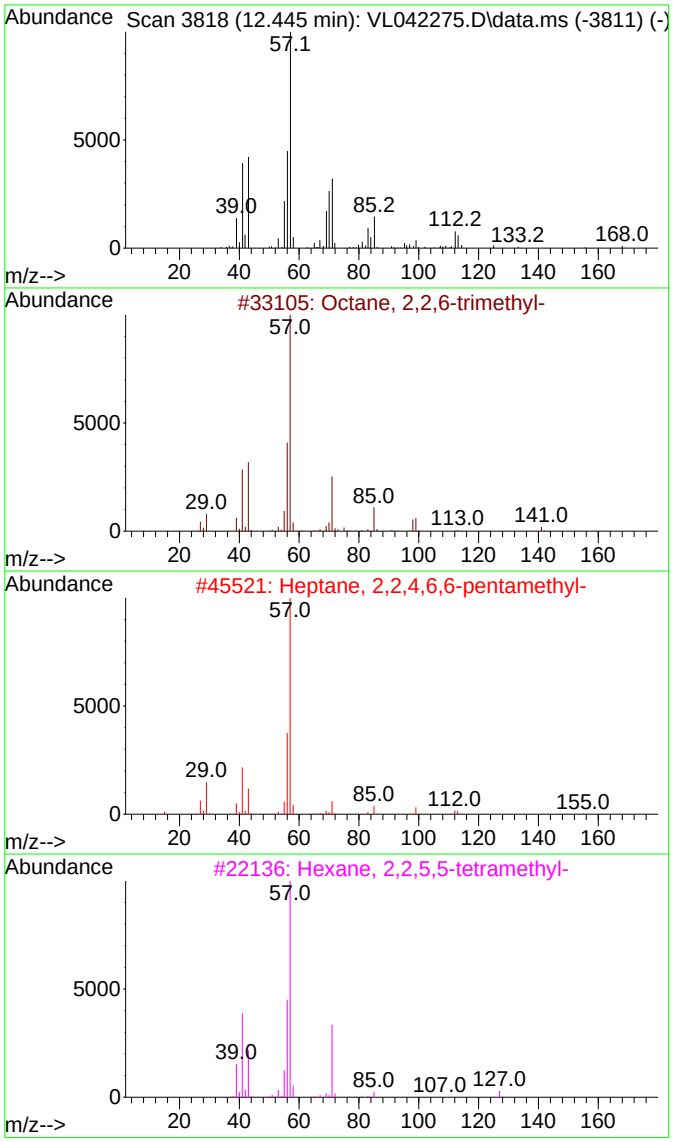

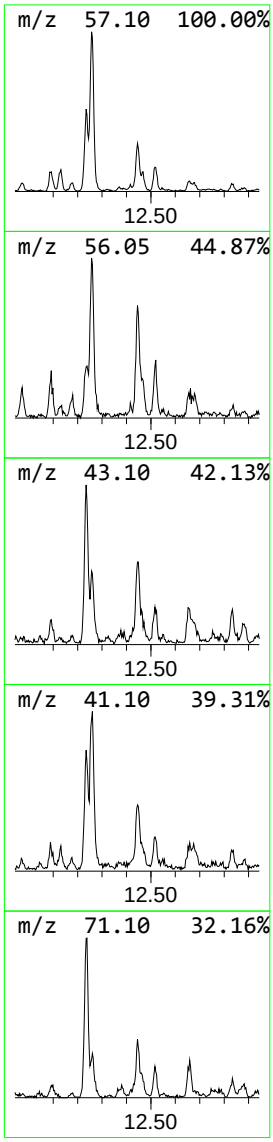

Tentatively Identified Compound (LSC) summary

Data Path : Z:\voasrv\HPCHEM1\MSVOA_L\Data\VL040825\
Data File : VL042275.D
Acq On : 08 Apr 2025 22:42
Operator : SY/MD
Sample : Q1728-12 2X
Misc : 400mL/MSVOA_L
ALS Vial : 1 Sample Multiplier: 1

Instrument :
MSVOA_L
ClientSampleId :
SSSG-B1-3-04012025

Quant Method : Z:\voasrv\HPCHEM1\MSVOA_L\methods\VL032725AIR.M
Quant Title : AIR ANALYSIS BY METHOD TO-15 Instrument: MSVOA_LFri Aug 26 06:05:16 2022

TIC Library : C:\Database\NIST20.L
TIC Integration Parameters: LSCINT.P

TIC Top Hit name	RT	EstConc	Units	Response	Internal Standard #	RT	Resp	Conc
1-Propene, 2-me...	1.606	1.1	ppbv	68942	1	2.794	598255	10.0
Undecane, 4,6-d...	12.235	1.7	ppbv	215373	3	8.891	1266920	10.0
Propane, 1-(1,1...	12.258	1.8	ppbv	225659	3	8.891	1266920	10.0
Octane, 2,2,6-t...	12.445	1.1	ppbv	146106	3	8.891	1266920	10.0

CALIBRATION SUMMARY

Response Factor Report MSVOA_L

Method Path : Z:\voasrv\HPCHEM1\MSVOA_L\methods\
Method File : VL032725AIR.M
Title : AIR ANALYSIS BY METHOD TO-15 Instrument: MSVOA_LFri Aug 26 06:05:16 2022
Last Update : Fri Mar 28 02:00:52 2025
Response Via : Initial Calibration

Calibration Files
0.03=VL042177.D 0.1 =VL042176.D 0.5 =VL042175.D 1 =VL042174.D 2 =VL042173.D 10 =VL042172.D 15 =VL042178.D

		Compound	0.03	0.1	0.5	1	2	10	15	Avg	%RSD
1)	I	Bromochloromethane	----------ISTD----------								
2)	T	Dichlorodifluo...			1.602	1.514	1.482	1.404	1.380	1.476	6.03
3)		Chlorodifluoro...			1.622	1.541	1.514	1.457	1.408	1.508	5.41
4)		Chloromethane			0.660	0.597	0.618	0.573	0.570	0.603	6.17
5)	T	Vinyl Chloride	0.882	0.705	0.635	0.576	0.584	0.549	0.546	0.639	18.84
6)	T	Bromomethane			0.327	0.268	0.266	0.256	0.250	0.273	11.20
7)		Chloroethane			0.286	0.248	0.223	0.227	0.226	0.242	10.92
8)	T	Dichlorotetraf...			1.306	1.283	1.274	1.214	1.211	1.257	3.40
9)	T	Propene			0.734	0.736	0.698	0.660	0.630	0.691	6.69
10)	T	Heptane			1.847	1.940	1.897	1.792	1.719	1.839	4.73
11)	T	Trichlorofluor...			1.562	1.457	1.480	1.339	1.346	1.437	6.59
12)	T	1,1,2-Trichlor...			1.247	1.215	1.188	1.120	1.135	1.181	4.52
13)		Ethanol			0.110	0.086	0.073	0.029	0.028	0.065	55.48
14)	T	Bromoethene			0.529	0.447	0.460	0.417	0.409	0.452	10.47
15)	T	Acetone			1.699	1.573	1.469	1.113	1.139	1.399	18.73
16)	T	1,3-Butadiene			0.952	0.705	0.608	0.573	0.577	0.683	23.38
17)		tert-Butyl alc...			1.935	1.799	1.756	1.618	1.601	1.742	7.91
18)	T	1,1-Dichloroet...			0.624	0.565	0.560	0.504	0.507	0.552	8.99
19)	T	Isopropyl Alcohol			1.016	0.800	0.738	0.702	0.689	0.789	16.99
20)	T	Methylene Chlo...			0.624	0.563	0.545	0.438	0.435	0.521	15.85
21)	T	Allyl Chloride			1.067	1.022	1.020	0.902	0.921	0.986	7.25
22)	T	trans-1,2-Dich...			0.704	0.701	0.621	0.590	0.575	0.638	9.56
23)	T	Vinyl Acetate			0.754	0.692	0.550	0.498	0.532	0.605	18.40
24)	T	1,1-Dichloroet...			1.247	1.208	1.187	1.122	1.149	1.183	4.17
25)	T	Ethyl Acetate			4.017	3.619	3.703	3.457	3.353	3.630	7.06
26)	T	Hexane			1.507	1.462	1.383	1.333	1.325	1.402	5.71
27)	T	Carbon Disulfide			1.608	1.512	1.538	1.436	1.423	1.503	5.07
28)	T	Methyl tert-Bu...			0.921	0.886	0.894	0.831	0.832	0.873	4.56
29)	T	Chloroform			2.233	2.068	2.071	1.932	1.956	2.052	5.81
30)	T	Cyclohexane			1.337	1.238	1.211	1.162	1.140	1.217	6.33
31)	T	cis-1,2-Dichlo...			1.507	1.460	1.426	1.371	1.353	1.423	4.44
32)	T	1,1,1-Trichlor...	3.151	2.495	2.279	2.201	2.152	2.062	2.105	2.349	16.23
33)	I	1,4-Difluorobenzene	----------ISTD----------								
34)	T	2-Butanone			0.754	0.771	0.770	0.667	0.664	0.725	7.58
35)	T	Carbon Tetrach...	1.069	0.782	0.709	0.732	0.748	0.703	0.725	0.781	16.60
36)	T	Benzene			1.049	1.027	1.013	0.934	0.934	0.991	5.47
37)	T	1,2-Dichloroet...			0.613	0.569	0.563	0.537	0.556	0.568	4.95
38)	T	Trichloroethene	0.463	0.437	0.438	0.408	0.398	0.374	0.378	0.414	8.00
39)	T	1,2-Dichloropr...			0.386	0.373	0.365	0.337	0.344	0.361	5.68

Response Factor Report MSVOA_L

Method Path : Z:\voasrv\HPCHEM1\MSVOA_L\methods\
Method File : VL032725AIR.M

40)	T	1,4-Dioxane			0.234	0.197	0.191	0.169	0.167	0.192	14.08
41)	T	Tetrahydrofuran			0.439	0.425	0.432	0.398	0.393	0.418	4.98
42)	T	Bromodichlorom...			0.778	0.779	0.802	0.769	0.785	0.782	1.58
43)		Methyl Methacr...			0.442	0.451	0.408	0.403	0.394	0.420	6.03
44)	T	2,2,4-Trimethy...			1.781	1.689	1.723	1.608	1.576	1.675	5.00
45)	T	t-1,3-Dichloro...			0.474	0.447	0.453	0.439	0.440	0.450	3.15
46)	T	cis-1,3-Dichlo...			0.549	0.560	0.566	0.550	0.535	0.552	2.12
47)	T	1,1,2-Trichlor...			0.419	0.382	0.379	0.364	0.365	0.382	5.88
48)	T	Dibromochlorom...			0.651	0.641	0.663	0.636	0.644	0.647	1.62
49)	T	Bromoform			0.566	0.588	0.597	0.582	0.570	0.581	2.18
50)	T	4-Methyl-2-Pen...			1.286	1.214	1.211	1.027	1.008	1.149	10.79
51)	T	2-Hexanone			0.999	1.018	1.031	0.844	0.827	0.944	10.56
52)	T	Tetrachloroethene	0.572	0.359	0.401	0.361	0.371	0.343	0.345	0.393	20.64
53)	T	Toluene			1.239	1.203	1.202	1.125	1.108	1.175	4.76
54)	T	1,2-Dibromoethane		0.574	0.543	0.538	0.520	0.508	0.510	0.532	4.74
55)	I	Chlorobenzene-d5	----------ISTD----------								
56)		1,1,1,2-Tetrac...			0.576	0.575	0.576	0.510	0.515	0.550	6.30
57)	T	Chlorobenzene			1.024	0.979	0.994	0.875	0.871	0.949	7.46
58)	T	Ethyl Benzene			1.850	1.822	1.894	1.671	1.645	1.776	6.28
59)	T	m/p-Xylene			1.505	1.472	1.484	1.321	1.309	1.418	6.71
60)	T	o-Xylene			1.521	1.475	1.499	1.328	1.287	1.422	7.50
61)	T	Styrene			0.709	0.722	0.735	0.683	0.668	0.703	3.92
62)		Isopropylbenzene			2.290	2.199	2.261	1.962	1.920	2.126	8.14
63)	T	1,1,2,2-Tetrac...	0.986	0.800	0.907	0.889	0.893	0.796	0.777	0.864	8.78
64)		n-propylbenzene			0.578	0.581	0.576	0.499	0.502	0.547	7.81
65)		tert-Butylbenzene			2.190	2.071	2.144	1.736	1.691	1.966	11.96
66)	T	Benzyl Chloride			0.217	0.213	0.221	0.203	0.189	0.209	6.06
67)		sec-Butylbenzene			3.005	2.994	2.947	2.404	2.316	2.733	12.54
68)	S	1-Bromo-4-Fluo...	0.820	0.827	0.832	0.810	0.828	0.813	0.820	0.821	0.98
69)		p-Isopropyltol...			2.554	2.551	2.560	2.078	2.025	2.354	11.74
70)		n-Butylbenzene			2.536	2.598	2.682	2.137	2.082	2.407	11.51
71)		2-Chlorotoluene			1.717	1.728	1.759	1.538	1.510	1.650	7.07
72)	T	4-Ethyltoluene			1.834	1.859	1.929	1.629	1.601	1.770	8.26
73)	T	1,3,5-Trimethy...			1.616	1.671	1.677	1.387	1.381	1.546	9.71
74)	T	1,2,4-Trimethy...			1.994	1.958	1.966	1.510	1.478	1.781	14.74
75)	T	1,3-Dichlorobe...			1.036	1.022	1.063	0.882	0.882	0.977	8.99
76)	T	1,4-Dichlorobe...			1.030	1.017	1.040	0.888	0.886	0.972	8.05
77)	T	1,2-Dichlorobe...			1.012	1.031	1.014	0.850	0.850	0.951	9.78
78)	T	Hexachloro-1,3...			1.057	1.113	1.086	0.802	0.784	0.968	16.65
79)	T	Naphthalene		1.637	1.979	2.181	2.314	1.806	1.773	1.948	13.31
80)	T	Naphthalene,2-...			0.721	0.891	1.163	0.990	1.013	0.955	17.09
81)	T	1,2,4-Trichlor...			0.821	0.941	1.028	0.859	0.843	0.899	9.51

(#) = Out of Range

Quantitation Report (QT Reviewed)

Data Path : Z:\voasrv\HPCHEM1\MSVOA_L\Data\VL032725\
Data File : VL042172.D
Acq On : 27 Mar 2025 08:26
Operator : SY/MD
Sample : VSTDICCC010
Misc : 400mL/MSVOA_L
ALS Vial : 1 Sample Multiplier: 1

Quant Time: Mar 28 01:31:57 2025
Quant Method : Z:\voasrv\HPCHEM1\MSVOA_L\methods\VL032725AIR.M
Quant Title : AIR ANALYSIS BY METHOD TO-15 Instrument: MSVOA_LFri Aug 2
QLast Update : Fri Mar 28 01:31:23 2025
Response via : Initial Calibration

Instrument :
MSVOA_L
ClientSampleId :
VSTDICCC010

Manual Integrations
APPROVED
Reviewed By :Semsettin Yesilyurt 03/31/2025
Supervised By :Mahesh Dadoda 04/03/2025

Compound	R.T.	QIon	Response	Conc	Units	Dev(Min)
Internal Standards						
1) Bromochloromethane	2.784	49	187002	10.000	ppbv	0.00
33) 1,4-Difluorobenzene	3.952	114	545068	10.000	ppbv	0.00
55) Chlorobenzene-d5	8.875	117	519536	10.000	ppbv	0.00
System Monitoring Compounds						
68) 1-Bromo-4-Fluorobenzene	10.371	95	422410	9.901	ppbv	0.00
Spiked Amount 10.000	Range 65 - 135		Recovery = 99.000%			
Target Compounds						Qvalue
2) Dichlorodifluoromethane	1.496	85	262496	9.507	ppbv	100
3) Chlorodifluoromethane	1.473	51	272522	9.662	ppbv	100
4) Chloromethane	1.531	50	107099	9.491	ppbv	100
5) Vinyl Chloride	1.577	62	102699	8.925	ppbv	100
6) Bromomethane	1.664	94	47950	9.377	ppbv	100
7) Chloroethane	1.703	64	42516	9.387	ppbv	100
8) Dichlorotetrafluoroethane	1.551	85	227041	9.656	ppbv	100
9) Propene	1.483	41	123386	9.709	ppbv	100
10) Heptane	4.972	43	335086	9.744	ppbv	100
11) Trichlorofluoromethane	1.874	101	250349	9.318	ppbv	100
12) 1,1,2-Trichlorotrifluo...	2.137	101	209365	9.481	ppbv	100
13) Ethanol	1.719	45	5338	5.364	ppbv	100
14) Bromoethene	1.777	108	77999	9.220	ppbv	100
15) Acetone	1.832	43	208061	7.955	ppbv	100
16) 1,3-Butadiene	1.606	39	107104	9.105	ppbv	100
17) tert-Butyl alcohol	2.036	59	302616	9.290	ppbv	100
18) 1,1-Dichloroethene	2.030	96	94236	9.128	ppbv	100
19) Isopropyl Alcohol	1.884	45	131359	8.902	ppbv	100
20) Methylene Chloride	2.059	84	81828	8.401	ppbv	100
21) Allyl Chloride	2.091	41	168602	9.141	ppbv	100
22) trans-1,2-Dichloroethene	2.337	96	110371	9.149	ppbv	100
23) Vinyl Acetate	2.460	43	93080	8.563	ppbv	100
24) 1,1-Dichloroethane	2.405	63	209753	9.484	ppbv	100
25) Ethyl Acetate	2.833	43	646501	9.524	ppbv	100
26) Hexane	2.823	57	249331	9.510	ppbv	100
27) Carbon Disulfide	2.146	76	268507	9.550	ppbv	100
28) Methyl tert-Butyl Ether	2.438	73	155398	9.520	ppbv	100
29) Chloroform	2.845	83	361264	9.415	ppbv	100
30) Cyclohexane	3.852	84	217215	9.537	ppbv	100
31) cis-1,2-Dichloroethene	2.716	61	256425	9.634	ppbv	100
32) 1,1,1-Trichloroethane	3.363	97	385628	8.784	ppbv	100
34) 2-Butanone	2.554	43	363735	9.203	ppbv	100
35) Carbon Tetrachloride	3.758	117	382925	9.129	ppbv	100
36) Benzene	3.651	78	508860	9.417	ppbv	100
37) 1,2-Dichloroethane	3.214	62	292937	9.469	ppbv	100
38) Trichloroethene	4.545	130	204027	9.045	ppbv	100
39) 1,2-Dichloropropane	4.312	63	183439	9.321	ppbv	100
40) 1,4-Dioxane	4.577	88	92327	9.042	ppbv #	100
41) Tetrahydrofuran	3.049	42	216851	9.643	ppbv	100
42) Bromodichloromethane	4.483	83	418887	9.822	ppbv	100
43) Methyl Methacrylate	4.872	69	219399	9.618	ppbv	100
44) 2,2,4-Trimethylpentane	4.635	57	876649	9.600	ppbv	100
45) t-1,3-Dichloropropene	6.406	75	239180	9.746	ppbv	100

Quantitation Report (QT Reviewed)

Data Path : Z:\voasrv\HPCHEM1\MSVOA_L\Data\VL032725\
Data File : VL042172.D
Acq On : 27 Mar 2025 08:26
Operator : SY/MD
Sample : VSTDICCC010
Misc : 400mL/MSVOA_L
ALS Vial : 1 Sample Multiplier: 1

Quant Time: Mar 28 01:31:57 2025
Quant Method : Z:\voasrv\HPCHEM1\MSVOA_L\methods\VL032725AIR.M
Quant Title : AIR ANALYSIS BY METHOD TO-15 Instrument: MSVOA_LFri Aug 2
QLast Update : Fri Mar 28 01:31:23 2025
Response via : Initial Calibration

Instrument :
MSVOA_L
ClientSampleId :
VSTDICCC010

Manual Integrations APPROVED

Reviewed By :Semsettin Yesilyurt 03/31/2025
Supervised By :Mahesh Dadoda 04/03/2025

Compound	R.T.	QIon	Response	Conc Units	Dev(Min)
46) cis-1,3-Dichloropropene	5.593	75	300021	9.973 ppbv	100
47) 1,1,2-Trichloroethane	6.574	97	198176	9.526 ppbv	100
48) Dibromochloromethane	7.380	129	346499	9.828 ppbv	100
49) Bromoform	9.477	173	317189	10.021 ppbv	100
50) 4-Methyl-2-Pentanone	5.745	43	559800	8.934 ppbv	100
51) 2-Hexanone	7.432	43	460013	8.848 ppbv #	100
52) Tetrachloroethene	8.218	164	186912	8.722 ppbv	100
53) Toluene	6.927	91	613378	9.576 ppbv	100
54) 1,2-Dibromoethane	7.649	107	276797	9.536 ppbv	100
56) 1,1,1,2-Tetrachloroethane	8.917	131	265037	9.268 ppbv	100
57) Chlorobenzene	8.917	112	454511	9.223 ppbv	100
58) Ethyl Benzene	9.351	91	868003	9.406 ppbv	100
59) m/p-Xylene	9.549	91	1372806m	18.607 ppbv	
60) o-Xylene	9.960	91	689933	9.340 ppbv	100
61) Styrene	9.866	104	354697	9.706 ppbv	100
62) Isopropylbenzene	10.536	105	1019255	9.227 ppbv	100
63) 1,1,2,2-Tetrachloroethane	9.960	83	413392	9.210 ppbv	100
64) n-propylbenzene	10.986	120	259405	9.122 ppbv	100
65) tert-Butylbenzene	11.529	119	901951	8.828 ppbv	100
66) Benzyl Chloride	11.610	91	105411	9.724 ppbv	100
67) sec-Butylbenzene	11.766	105	1249106	8.796 ppbv	100
69) p-Isopropyltoluene	11.924	119	1079675	8.830 ppbv	100
70) n-Butylbenzene	12.277	91	1110351	8.879 ppbv	100
71) 2-Chlorotoluene	10.898	91	799102	9.320 ppbv	100
72) 4-Ethyltoluene	11.122	105	846232	9.200 ppbv	100
73) 1,3,5-Trimethylbenzene	11.199	105	720566	8.970 ppbv	100
74) 1,2,4-Trimethylbenzene	11.536	105	784745	8.480 ppbv	100
75) 1,3-Dichlorobenzene	11.604	146	458226	9.028 ppbv	100
76) 1,4-Dichlorobenzene	11.669	146	461371	9.134 ppbv	100
77) 1,2-Dichlorobenzene	11.944	146	441473	8.933 ppbv	100
78) Hexachloro-1,3-Butadiene	13.879	225	416735	8.284 ppbv	100
79) Naphthalene	13.510	128	938470	9.271 ppbv	100
80) Naphthalene,2-methyl-	14.455	142	514394	10.436 ppbv	100
81) 1,2,4-Trichlorobenzene	13.439	180	446420	9.561 ppbv	100

(#) = qualifier out of range (m) = manual integration (+) = signals summed

Quantitation Report (QT Reviewed)

Data Path : Z:\voasrv\HPCHEM1\MSVOA_L\Data\VL032725\
Data File : VL042172.D
Acq On : 27 Mar 2025 08:26
Operator : SY/MD
Sample : VSTDICCC010
Misc : 400mL/MSVOA_L
ALS Vial : 1 Sample Multiplier: 1

Quant Time: Mar 28 01:31:57 2025
Quant Method : Z:\voasrv\HPCHEM1\MSVOA_L\methods\VL032725AIR.M
Quant Title : AIR ANALYSIS BY METHOD TO-15 Instrument: MSVOA_LFri Aug
QLast Update : Fri Mar 28 01:31:23 2025
Response via : Initial Calibration

Instrument :
MSVOA_L
ClientSampleId :
VSTDICCC010

Manual Integrations APPROVED

Reviewed By :Semsettin Yesilyurt 03/31/2025
Supervised By :Mahesh Dadoda 04/03/2025

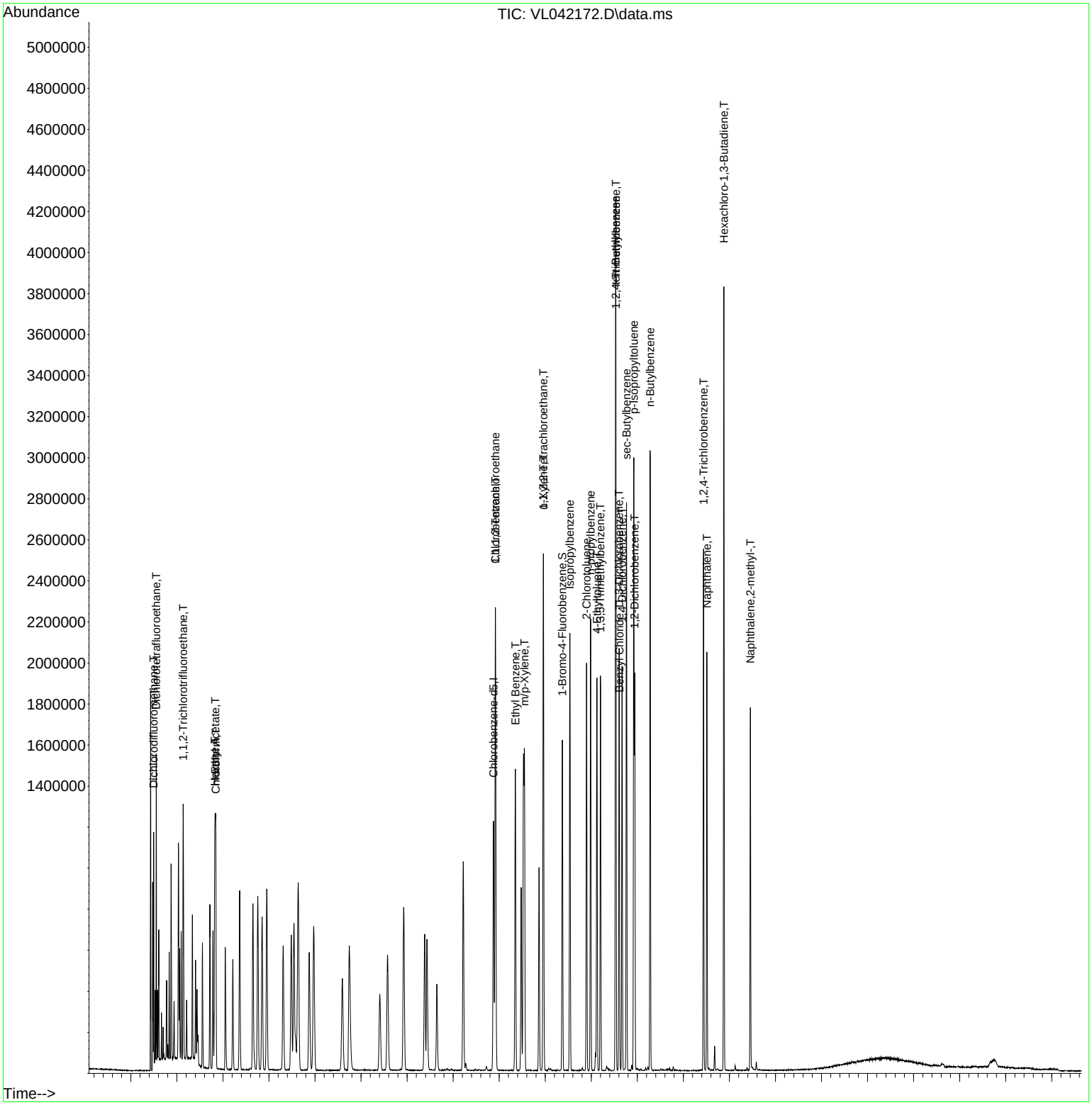



#1
Bromochloromethane
Concen: 10.000 ppbv
RT: 2.784 min Scan# 83
Delta R.T. -0.000 min
Lab File: VL042172.D
Acq: 27 Mar 2025 08:26

Tgt Ion: 49 Resp: 187002

Ion	Ratio	Lower	Upper
49	100		
128	45.7	22.9	68.5
130	57.6	28.8	86.4

Instrument :
MSVOA_L
ClientSampleId :
VSTDICCC010

Manual Integrations
APPROVED

Reviewed By :Semsettin Yesilyurt 03/31/2025
Supervised By :Mahesh Dadoda 04/03/2025

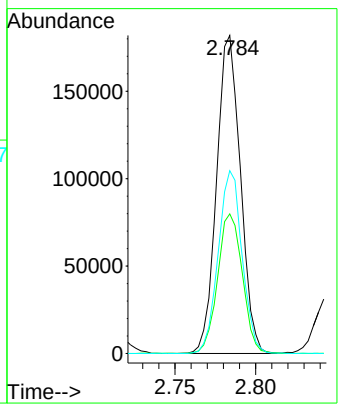



#2
Dichlorodifluoromethane
Concen: 9.507 ppbv
RT: 1.496 min Scan# 435
Delta R.T. 0.000 min
Lab File: VL042172.D
Acq: 27 Mar 2025 08:26

Tgt Ion: 85 Resp: 262496

Ion	Ratio	Lower	Upper
85	100		
87	32.6	26.1	39.1

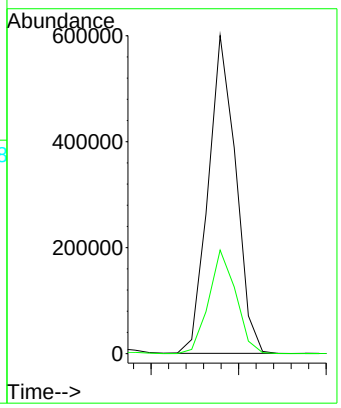



#3
Chlorodifluoromethane
Concen: 9.662 ppbv
RT: 1.473 min Scan# 42
Delta R.T. 0.000 min
Lab File: VL042172.D
Acq: 27 Mar 2025 08:26

Tgt Ion: 51 Resp: 272522

Ion	Ratio	Lower	Upper
51	100		
67	18.8	15.0	22.6

Instrument :
MSVOA_L
ClientSampleId :
VSTDICCC010

Manual Integrations
APPROVED

Reviewed By :Semsettin Yesilyurt 03/31/2025
Supervised By :Mahesh Dadoda 04/03/2025

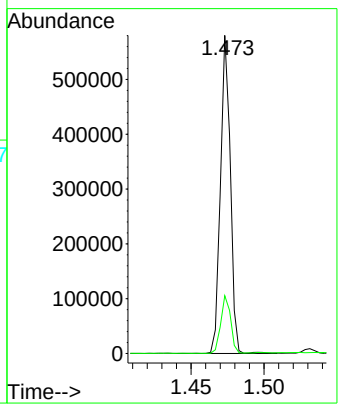

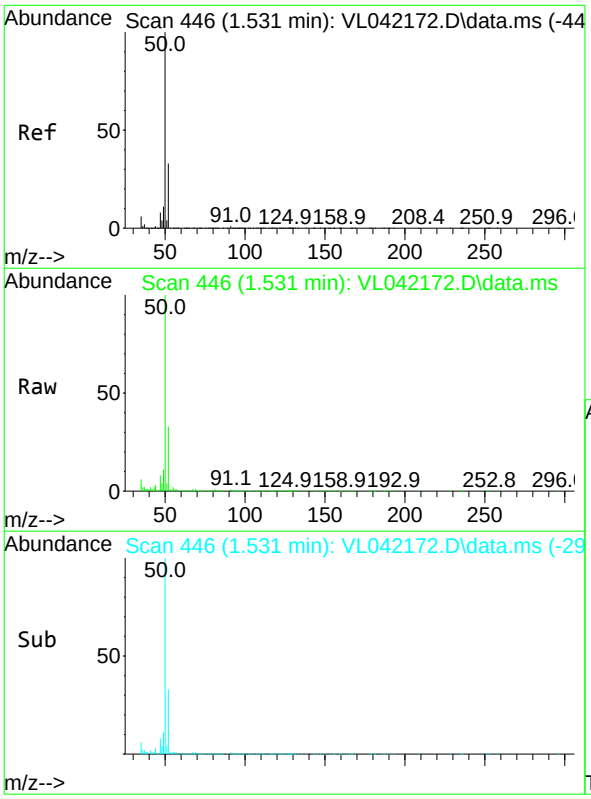

#4
Chloromethane
Concen: 9.491 ppbv
RT: 1.531 min Scan# 446
Delta R.T. 0.000 min
Lab File: VL042172.D
Acq: 27 Mar 2025 08:26

Tgt Ion: 50 Resp: 107099

Ion	Ratio	Lower	Upper
50	100		
52	32.6	26.1	39.1

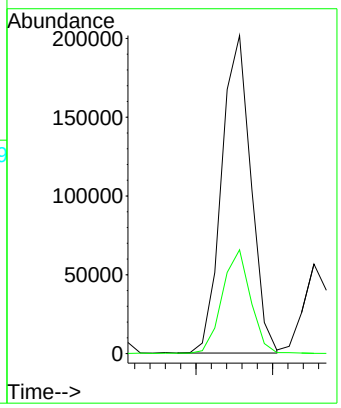



#5
Vinyl Chloride
Concen: 8.925 ppbv
RT: 1.577 min Scan# 46
Delta R.T. 0.000 min
Lab File: VL042172.D
Acq: 27 Mar 2025 08:26

Tgt Ion: 62 Resp: 102699

Ion	Ratio	Lower	Upper
62	100		
64	33.3	26.6	40.0

Instrument :
MSVOA_L
ClientSampleId :
VSTDICCC010

Manual Integrations
APPROVED

Reviewed By :Semsettin Yesilyurt 03/31/2025
Supervised By :Mahesh Dadoda 04/03/2025

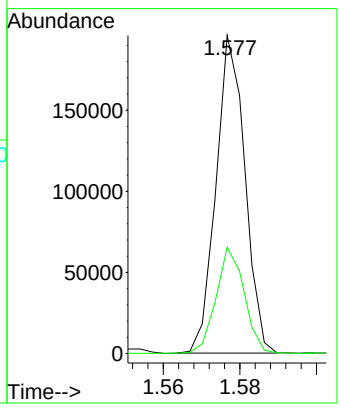

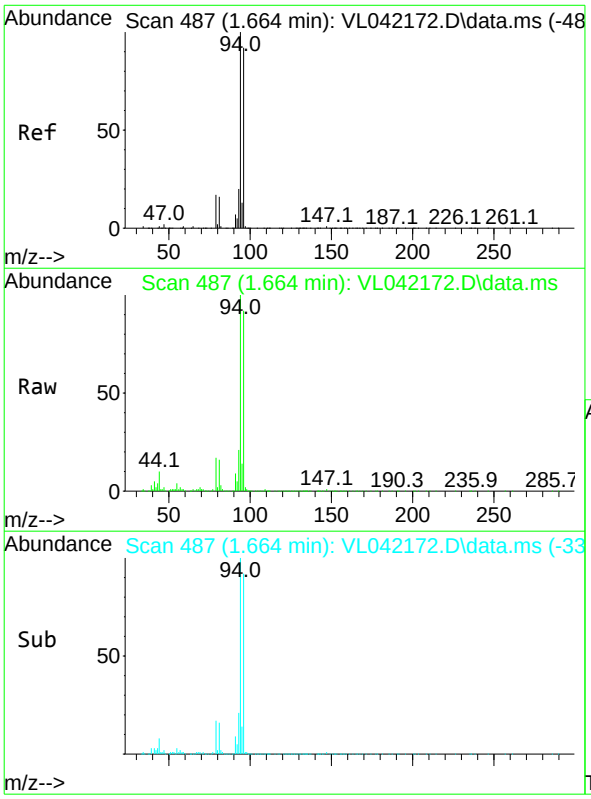

#6
Bromomethane
Concen: 9.377 ppbv
RT: 1.664 min Scan# 487
Delta R.T. 0.000 min
Lab File: VL042172.D
Acq: 27 Mar 2025 08:26

Tgt Ion: 94 Resp: 47950

Ion	Ratio	Lower	Upper
94	100		
96	91.4	73.1	109.7

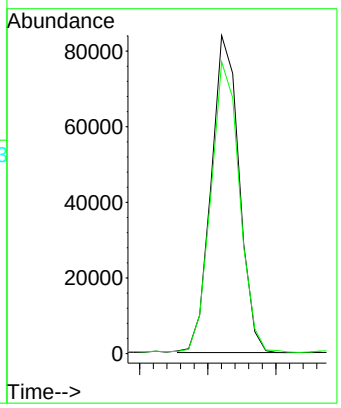



#7
Chloroethane
Concen: 9.387 ppbv
RT: 1.703 min Scan# 49
Delta R.T. 0.000 min
Lab File: VL042172.D
Acq: 27 Mar 2025 08:26

Tgt Ion: 64 Resp: 42516

Ion	Ratio	Lower	Upper
64	100		
66	31.5	25.2	37.8

Instrument :
MSVOA_L
ClientSampleId :
VSTDICCC010

Manual Integrations
APPROVED

Reviewed By :Semsettin Yesilyurt 03/31/2025
Supervised By :Mahesh Dadoda 04/03/2025

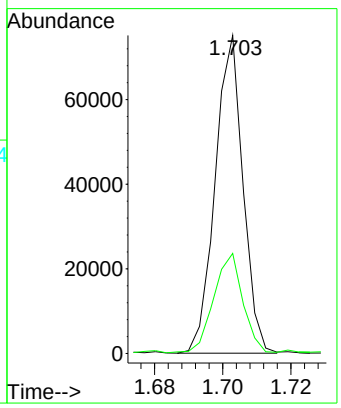

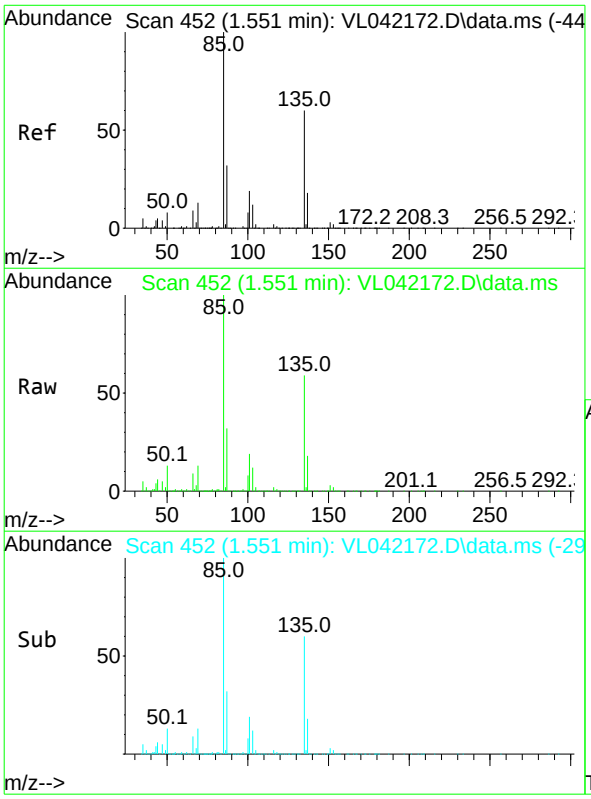

#8
Dichlorotetrafluoroethane
Concen: 9.656 ppbv
RT: 1.551 min Scan# 452
Delta R.T. 0.000 min
Lab File: VL042172.D
Acq: 27 Mar 2025 08:26

Tgt Ion: 85 Resp: 227041

Ion	Ratio	Lower	Upper
85	100		
135	65.5	52.4	78.6

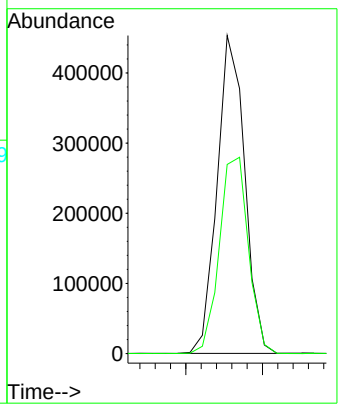



#9
Propene
Concen: 9.709 ppbv
RT: 1.483 min Scan# 43
Delta R.T. 0.000 min
Lab File: VL042172.D
Acq: 27 Mar 2025 08:26

Tgt Ion: 41 Resp: 123386

Ion	Ratio	Lower	Upper
41	100		
42	69.3	55.4	83.2

Instrument :
MSVOA_L
ClientSampleId :
VSTDICCC010

Manual Integrations
APPROVED

Reviewed By :Semsettin Yesilyurt 03/31/2025
Supervised By :Mahesh Dadoda 04/03/2025

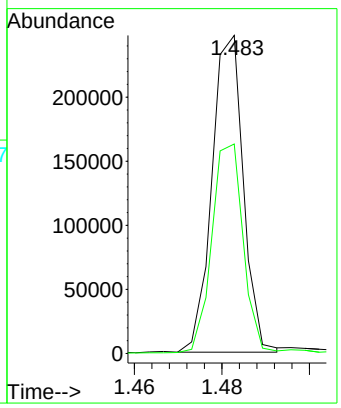

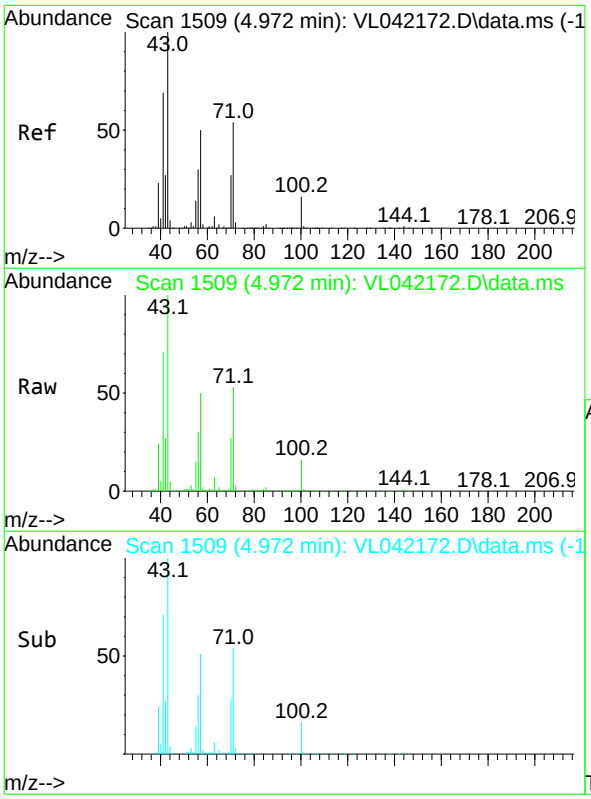

#10
Heptane
Concen: 9.744 ppbv
RT: 4.972 min Scan# 1509
Delta R.T. 0.000 min
Lab File: VL042172.D
Acq: 27 Mar 2025 08:26

Tgt Ion: 43 Resp: 335086

Ion	Ratio	Lower	Upper
43	100		
57	49.3	39.4	59.2

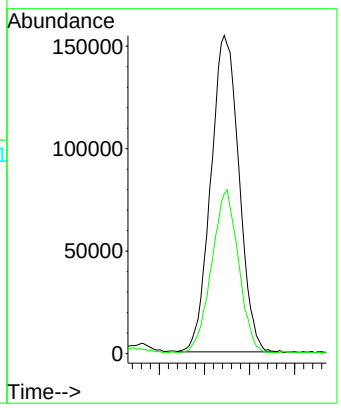



#11
Trichlorofluoromethane
Concen: 9.318 ppbv
RT: 1.874 min Scan# 55
Delta R.T. 0.000 min
Lab File: VL042172.D
Acq: 27 Mar 2025 08:26

Tgt Ion:101 Resp: 250349

Ion	Ratio	Lower	Upper
101	100		
103	62.7	50.2	75.2

Instrument :
MSVOA_L
ClientSampleId :
VSTDICCC010

Manual Integrations APPROVED

Reviewed By :Semsettin Yesilyurt 03/31/2025
Supervised By :Mahesh Dadoda 04/03/2025

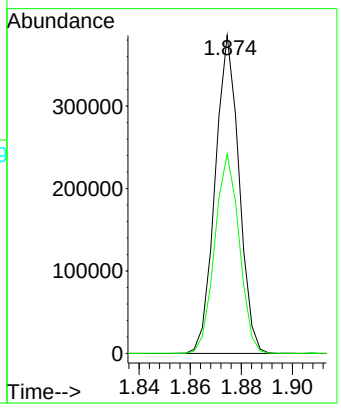

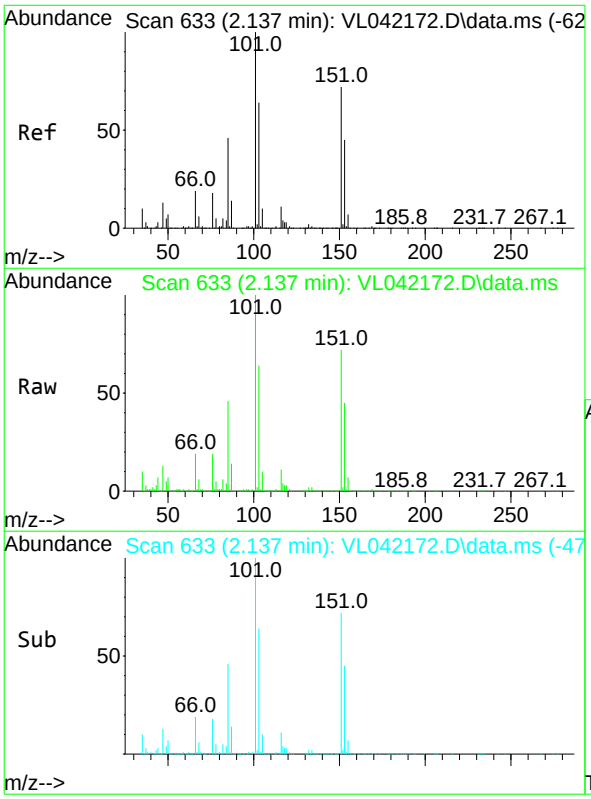

#12
1,1,2-Trichlorotrifluoroethane
Concen: 9.481 ppbv
RT: 2.137 min Scan# 633
Delta R.T. 0.000 min
Lab File: VL042172.D
Acq: 27 Mar 2025 08:26

Tgt Ion:101 Resp: 209365

Ion	Ratio	Lower	Upper
101	100		
151	71.4	57.1	85.7

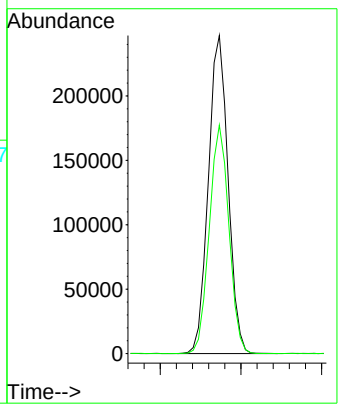

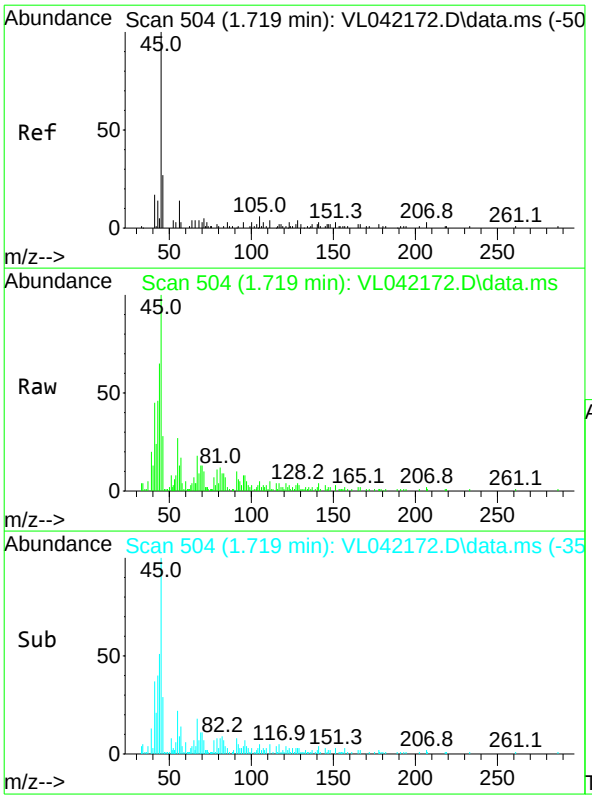

#13
Ethanol
Concen: 5.364 ppbv
RT: 1.719 min Scan# 50
Delta R.T. 0.000 min
Lab File: VL042172.D
Acq: 27 Mar 2025 08:26

Tgt Ion: 45 Resp: 5338

Ion	Ratio	Lower	Upper
45	100		
46	50.5	20.2	80.8

Instrument :
MSVOA_L
ClientSampleId :
VSTDICCC010

Manual Integrations APPROVED

Reviewed By :Semsettin Yesilyurt 03/31/2025
Supervised By :Mahesh Dadoda 04/03/2025

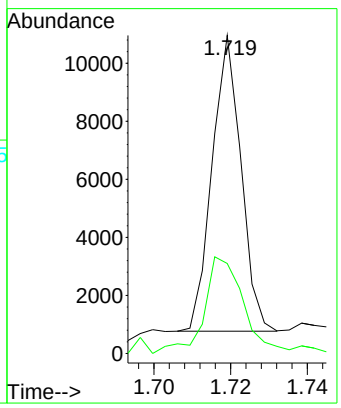

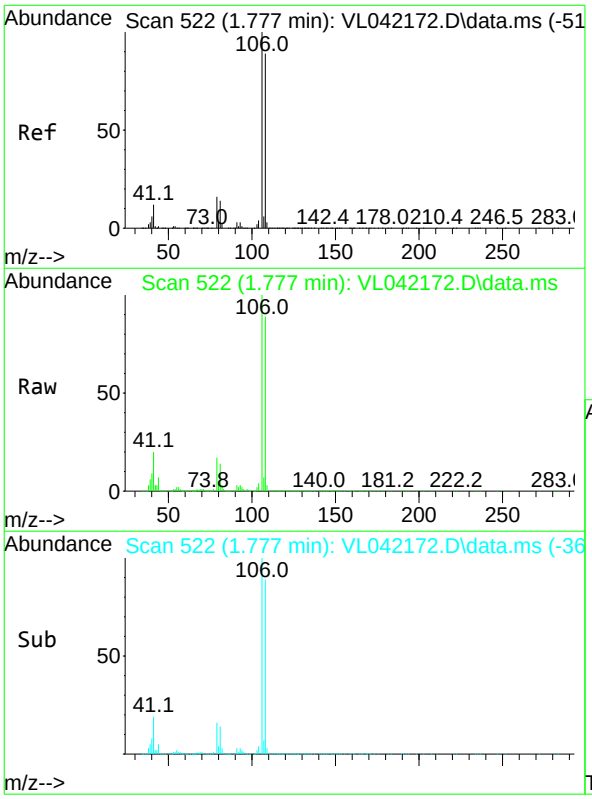

#14
Bromoethene
Concen: 9.220 ppbv
RT: 1.777 min Scan# 522
Delta R.T. 0.000 min
Lab File: VL042172.D
Acq: 27 Mar 2025 08:26

Tgt Ion:108 Resp: 77999

Ion	Ratio	Lower	Upper
108	100		
106	108.5	86.8	130.2
79	18.8	15.0	22.6

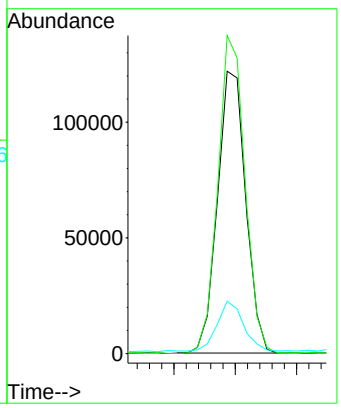



#15
Acetone
Concen: 7.955 ppbv
RT: 1.832 min Scan# 53
Delta R.T. 0.000 min
Lab File: VL042172.D
Acq: 27 Mar 2025 08:26

Tgt Ion: 43 Resp: 208061

Ion	Ratio	Lower	Upper
43	100		
58	29.0	23.2	34.8

Instrument :
MSVOA_L
ClientSampleId :
VSTDICCC010

Manual Integrations
APPROVED

Reviewed By :Semsettin Yesilyurt 03/31/2025
Supervised By :Mahesh Dadoda 04/03/2025

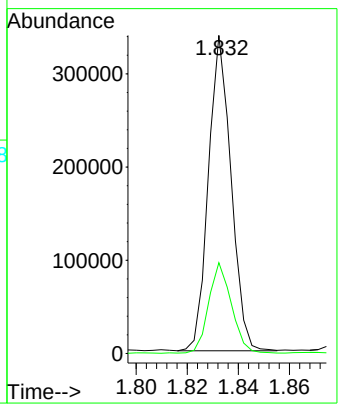



#16
1,3-Butadiene
Concen: 9.105 ppbv
RT: 1.606 min Scan# 469
Delta R.T. 0.000 min
Lab File: VL042172.D
Acq: 27 Mar 2025 08:26

Tgt Ion: 39 Resp: 107104

Ion	Ratio	Lower	Upper
39	100		
54	75.9	60.7	91.1

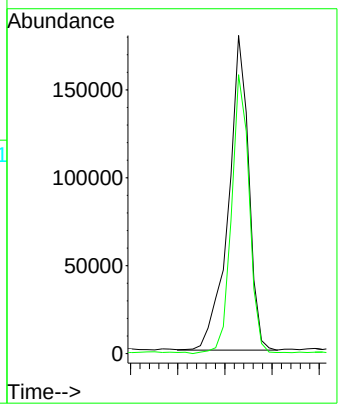

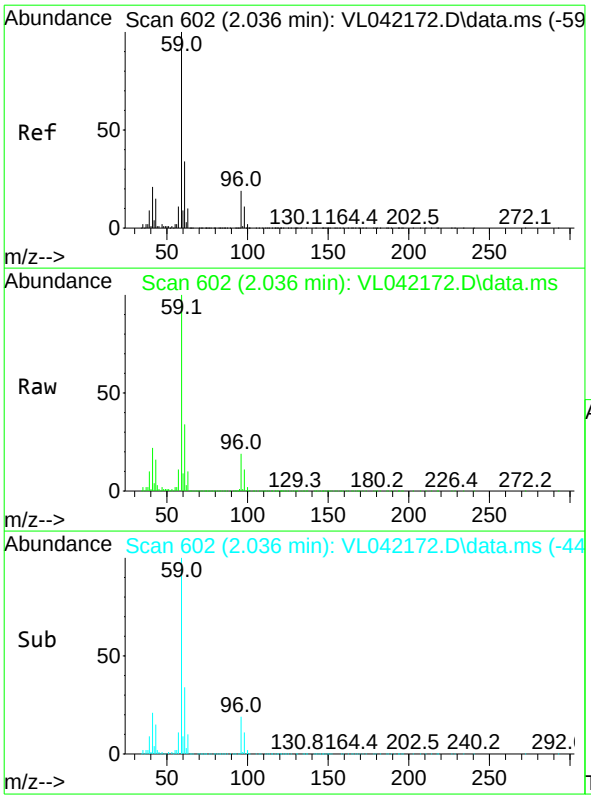

#17
tert-Butyl alcohol
Concen: 9.290 ppbv
RT: 2.036 min Scan# 60
Delta R.T. 0.000 min
Lab File: VL042172.D
Acq: 27 Mar 2025 08:26

Tgt Ion: 59 Resp: 302616

Ion	Ratio	Lower	Upper
59	100		
57	11.1	8.9	13.3

Instrument :
MSVOA_L
ClientSampleId :
VSTDICCC010

Manual Integrations
APPROVED

Reviewed By :Semsettin Yesilyurt 03/31/2025
Supervised By :Mahesh Dadoda 04/03/2025

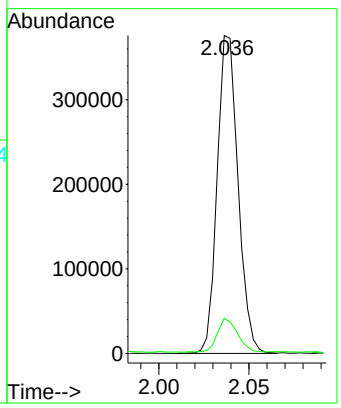

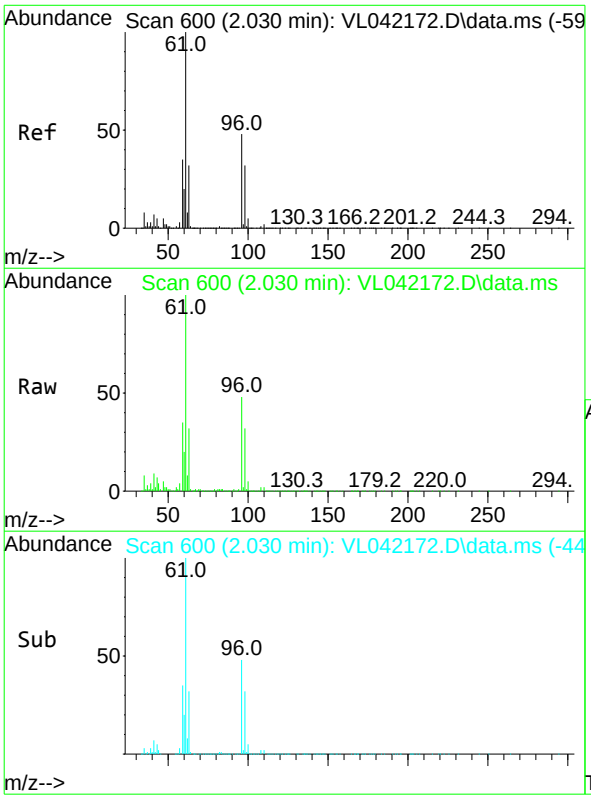

#18
1,1-Dichloroethene
Concen: 9.128 ppbv
RT: 2.030 min Scan# 600
Delta R.T. 0.000 min
Lab File: VL042172.D
Acq: 27 Mar 2025 08:26

Tgt Ion: 96 Resp: 94236

Ion	Ratio	Lower	Upper
96	100		
61	209.5	167.6	251.4
98	66.9	53.5	80.3

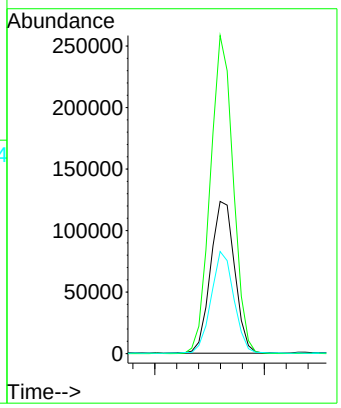



#19
Isopropyl Alcohol
Concen: 8.902 ppbv
RT: 1.884 min Scan# 55
Delta R.T. 0.000 min
Lab File: VL042172.D
Acq: 27 Mar 2025 08:26

Tgt Ion: 45 Resp: 131359

Ion	Ratio	Lower	Upper
45	100		
58	46.1	36.9	55.3

Instrument :
MSVOA_L
ClientSampleId :
VSTDICCC010

Manual Integrations
APPROVED

Reviewed By :Semsettin Yesilyurt 03/31/2025
Supervised By :Mahesh Dadoda 04/03/2025

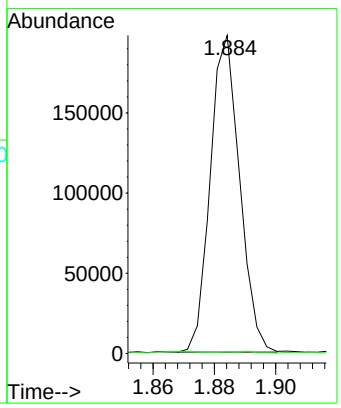

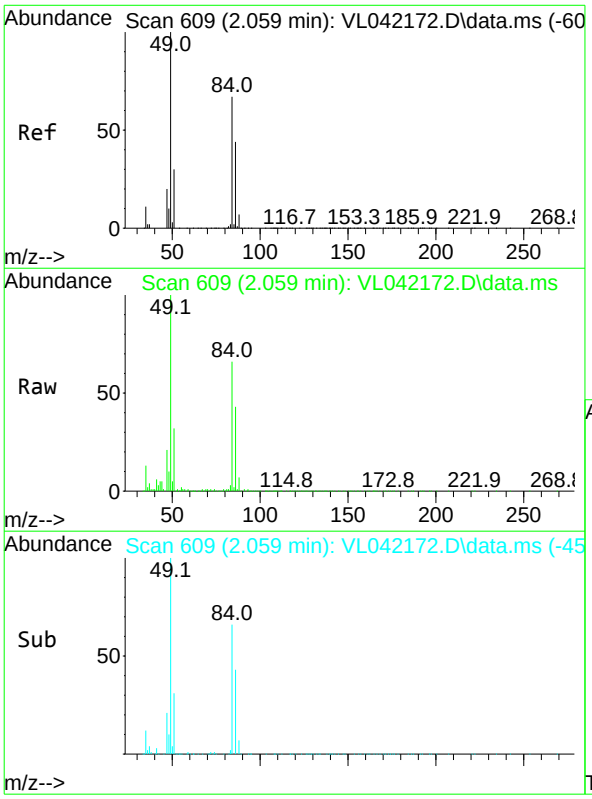

#20
Methylene Chloride
Concen: 8.401 ppbv
RT: 2.059 min Scan# 609
Delta R.T. 0.000 min
Lab File: VL042172.D
Acq: 27 Mar 2025 08:26

Tgt Ion: 84 Resp: 81828

Ion	Ratio	Lower	Upper
84	100		
49	150.3	120.2	180.4
51	46.7	37.4	56.0
86	65.5	52.4	78.6

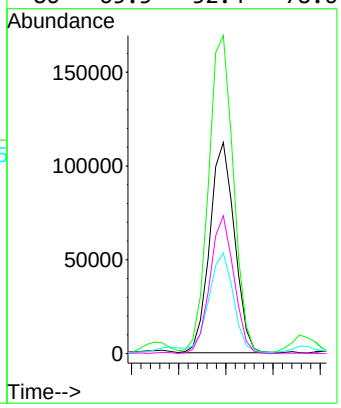

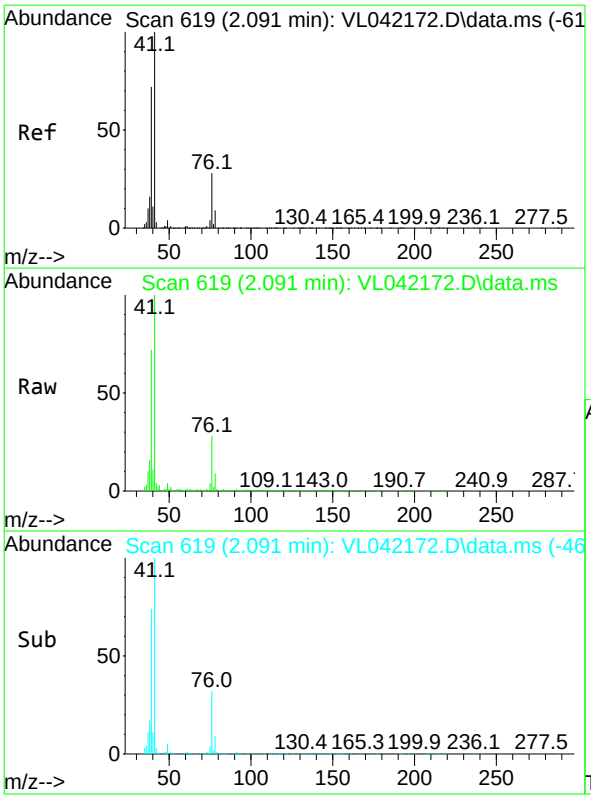

#21
Allyl Chloride
Concen: 9.141 ppbv
RT: 2.091 min Scan# 61
Delta R.T. 0.000 min
Lab File: VL042172.D
Acq: 27 Mar 2025 08:26

Tgt Ion: 41 Resp: 168602

Ion	Ratio	Lower	Upper
41	100		
76	30.1	24.1	36.1
39	76.4	61.1	91.7

Instrument :
MSVOA_L
ClientSampleId :
VSTDICCC010

Manual Integrations
APPROVED

Reviewed By :Semsettin Yesilyurt 03/31/2025
Supervised By :Mahesh Dadoda 04/03/2025

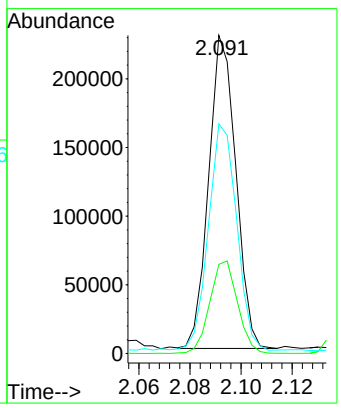

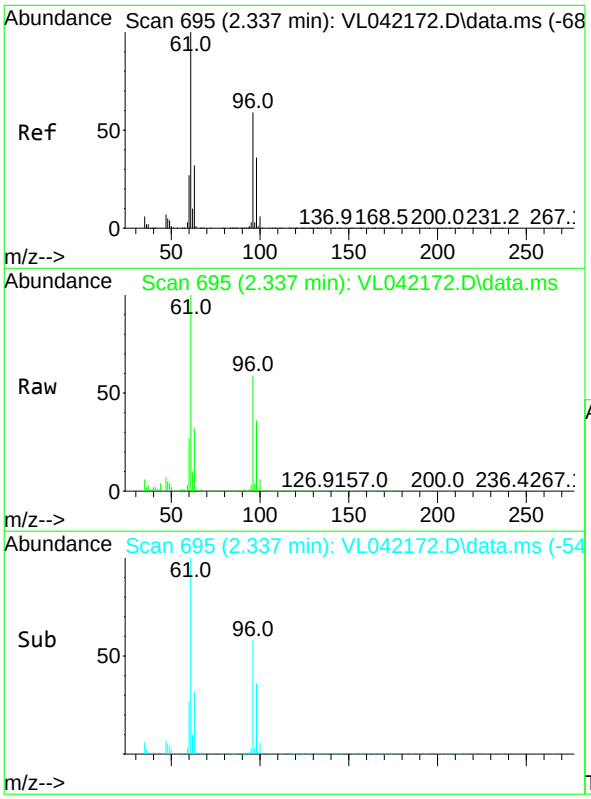

#22
trans-1,2-Dichloroethene
Concen: 9.149 ppbv
RT: 2.337 min Scan# 695
Delta R.T. 0.000 min
Lab File: VL042172.D
Acq: 27 Mar 2025 08:26

Tgt Ion: 96 Resp: 110371

Ion	Ratio	Lower	Upper
96	100		
61	170.7	136.6	204.8
98	61.8	49.4	74.2

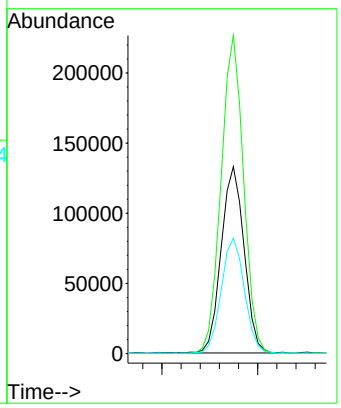



#23
Vinyl Acetate
Concen: 8.563 ppbv
RT: 2.460 min Scan# 73
Delta R.T. 0.000 min
Lab File: VL042172.D
Acq: 27 Mar 2025 08:26

Tgt Ion: 43 Resp: 93080

Ion	Ratio	Lower	Upper
43	100		
86	6.9	5.5	8.3
42	10.8	8.6	13.0
44	7.8	6.2	9.4

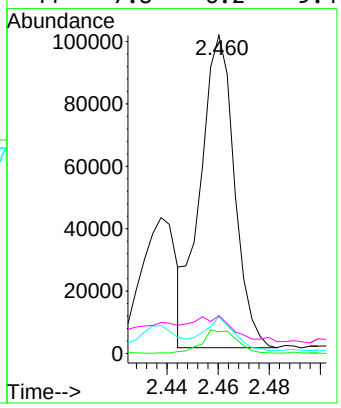

Instrument :
MSVOA_L
ClientSampleId :
VSTDICCC010

Manual Integrations
APPROVED

Reviewed By :Semsettin Yesilyurt 03/31/2025
Supervised By :Mahesh Dadoda 04/03/2025



#24
1,1-Dichloroethane
Concen: 9.484 ppbv
RT: 2.405 min Scan# 716
Delta R.T. 0.000 min
Lab File: VL042172.D
Acq: 27 Mar 2025 08:26

Tgt Ion: 63 Resp: 209753

Ion	Ratio	Lower	Upper
63	100		
98	4.5	2.3	6.8
100	3.1	1.6	4.7

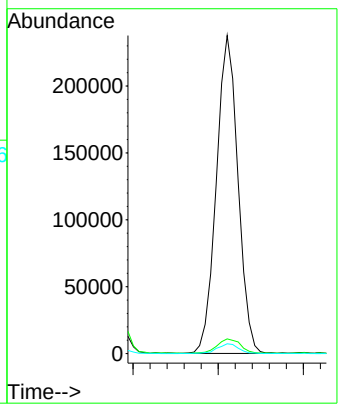

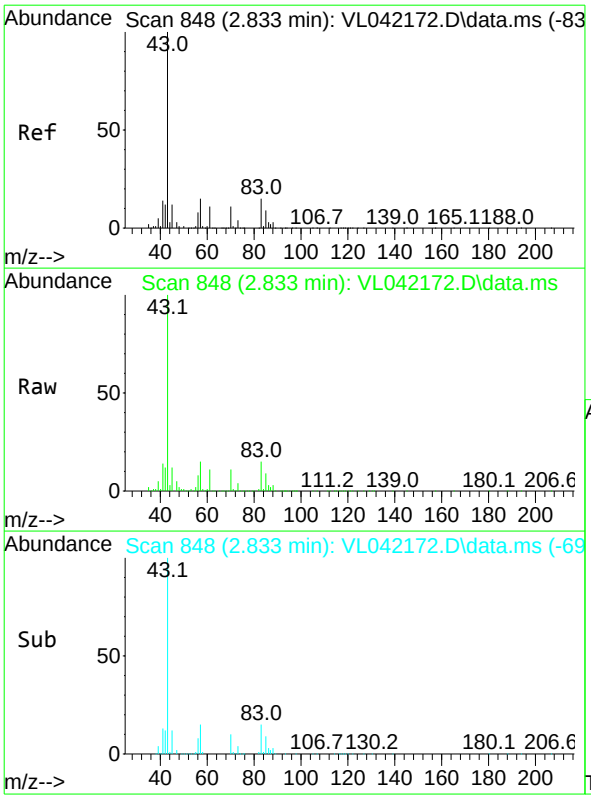

#25
Ethyl Acetate
Concen: 9.524 ppbv
RT: 2.833 min Scan# 84
Delta R.T. 0.000 min
Lab File: VL042172.D
Acq: 27 Mar 2025 08:26

Tgt Ion: 43 Resp: 646501

Ion	Ratio	Lower	Upper
43	100		
45	10.2	8.2	12.2
61	9.1	7.3	10.9
70	9.0	7.2	10.8

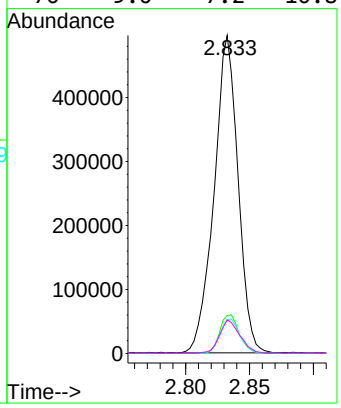

Instrument :
MSVOA_L
ClientSampleId :
VSTDICCC010

Manual Integrations APPROVED

Reviewed By :Semsettin Yesilyurt 03/31/2025
Supervised By :Mahesh Dadoda 04/03/2025

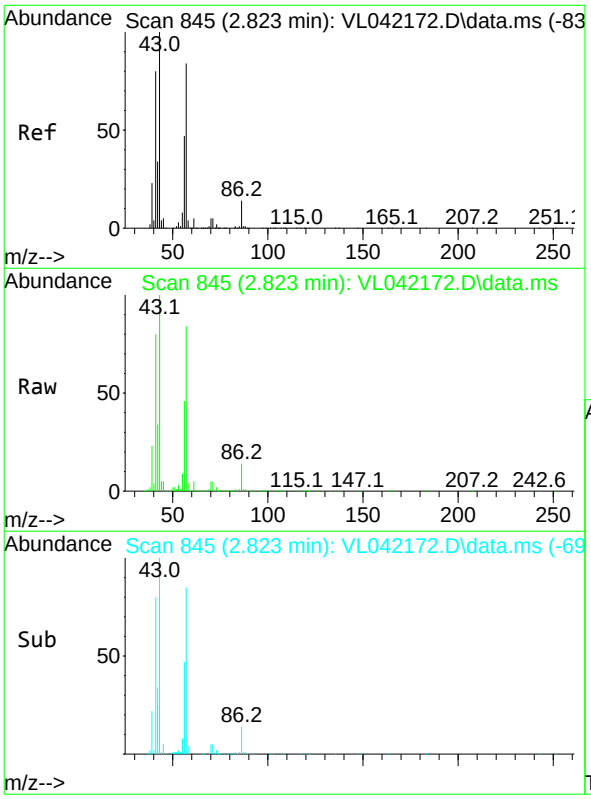

#26
Hexane
Concen: 9.510 ppbv
RT: 2.823 min Scan# 845
Delta R.T. 0.000 min
Lab File: VL042172.D
Acq: 27 Mar 2025 08:26

Tgt Ion: 57 Resp: 249331

Ion	Ratio	Lower	Upper
57	100		
41	95.7	76.6	114.8
43	259.8	207.8	311.8
56	54.5	43.6	65.4

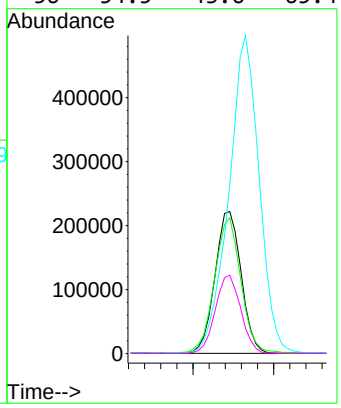

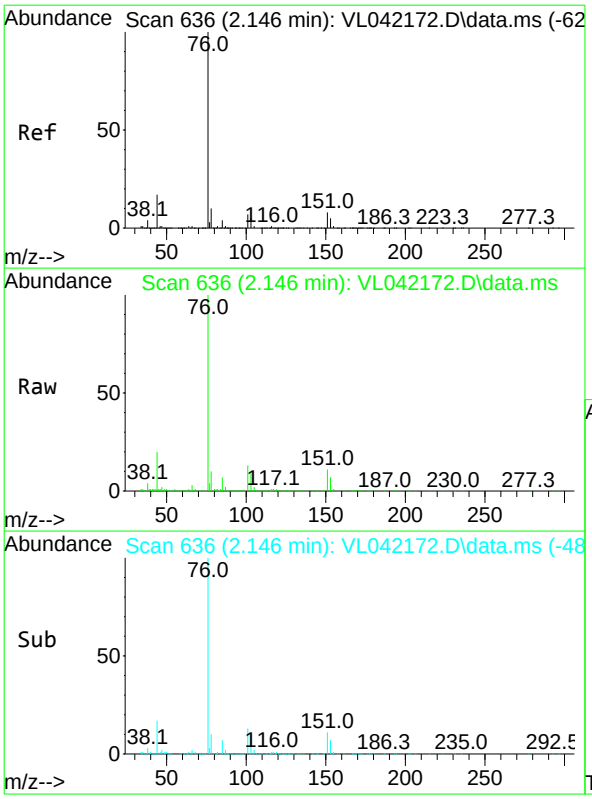

#27
Carbon Disulfide
Concen: 9.550 ppbv
RT: 2.146 min Scan# 63
Delta R.T. 0.000 min
Lab File: VL042172.D
Acq: 27 Mar 2025 08:26

Tgt Ion: 76 Resp: 268507

Ion	Ratio	Lower	Upper
76	100		
44	18.4	14.7	22.1
78	11.6	9.3	13.9

Instrument :
MSVOA_L
ClientSampleId :
VSTDICCC010

Manual Integrations
APPROVED

Reviewed By :Semsettin Yesilyurt 03/31/2025
Supervised By :Mahesh Dadoda 04/03/2025

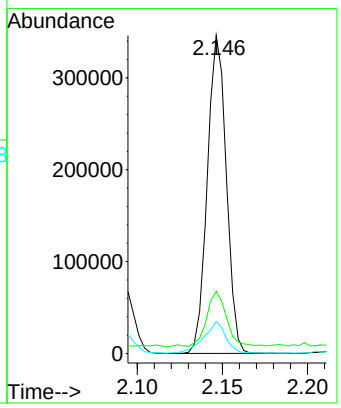



#28
Methyl tert-Butyl Ether
Concen: 9.520 ppbv
RT: 2.438 min Scan# 726
Delta R.T. 0.000 min
Lab File: VL042172.D
Acq: 27 Mar 2025 08:26

Tgt Ion: 73 Resp: 155398

Ion	Ratio	Lower	Upper
73	100		
57	25.6	20.5	30.7

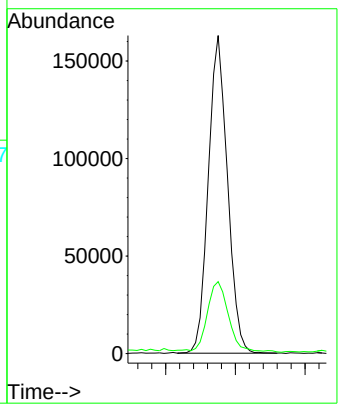

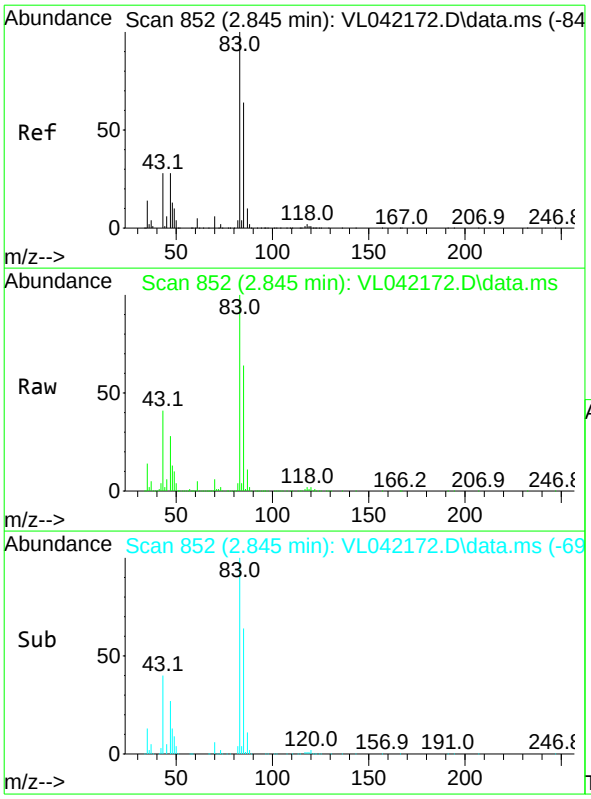

#29
Chloroform
Concen: 9.415 ppbv
RT: 2.845 min Scan# 85
Delta R.T. 0.000 min
Lab File: VL042172.D
Acq: 27 Mar 2025 08:26

Tgt Ion: 83 Resp: 361264

Ion	Ratio	Lower	Upper
83	100		
85	64.3	51.4	77.2

Instrument :
MSVOA_L
ClientSampleId :
VSTDICCC010

Manual Integrations
APPROVED

Reviewed By :Semsettin Yesilyurt 03/31/2025
Supervised By :Mahesh Dadoda 04/03/2025

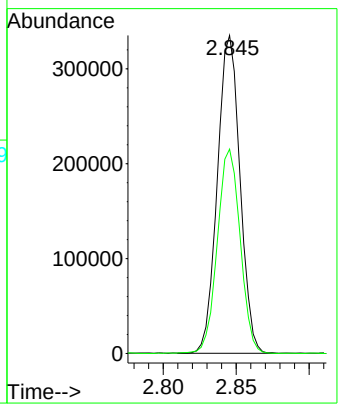

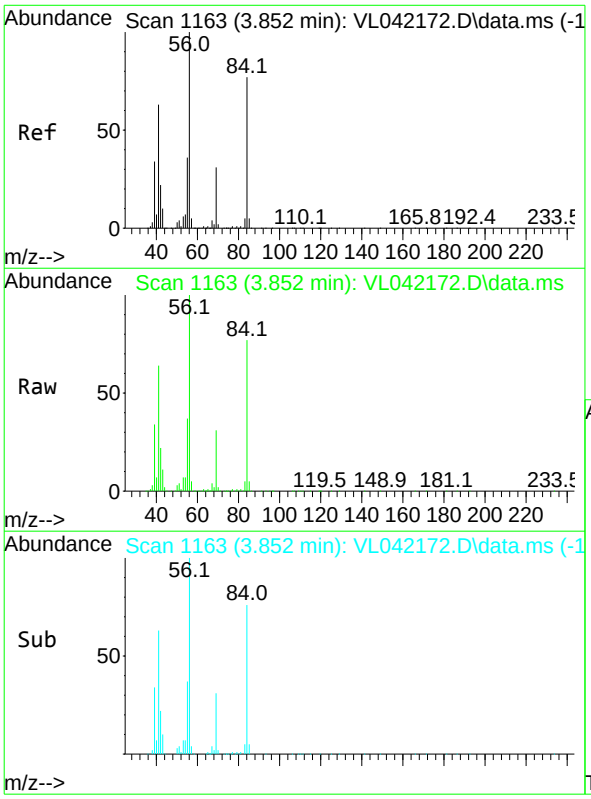

#30
Cyclohexane
Concen: 9.537 ppbv
RT: 3.852 min Scan# 1163
Delta R.T. 0.000 min
Lab File: VL042172.D
Acq: 27 Mar 2025 08:26

Tgt Ion: 84 Resp: 217215

Ion	Ratio	Lower	Upper
84	100		
56	128.5	102.8	154.2
41	83.1	66.5	99.7

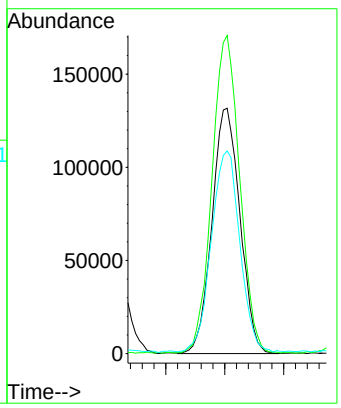

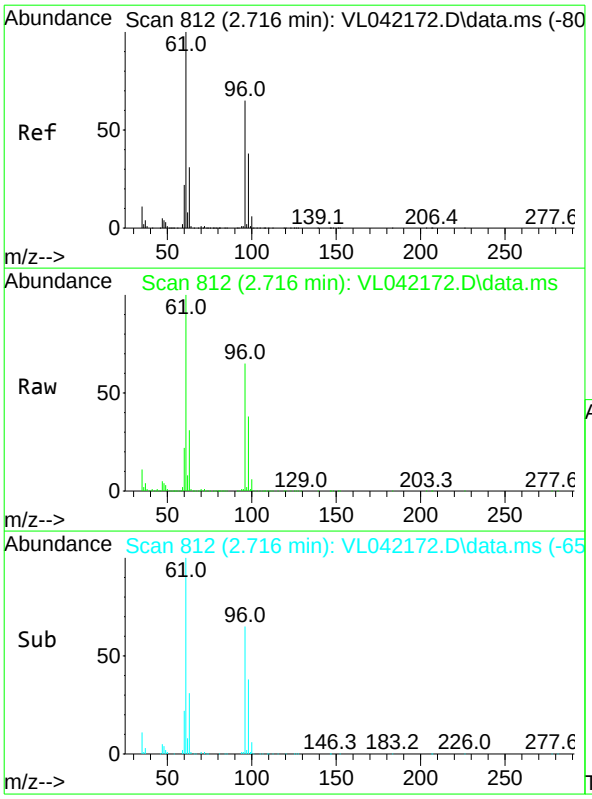

#31
cis-1,2-Dichloroethene
Concen: 9.634 ppbv
RT: 2.716 min Scan# 81
Delta R.T. 0.000 min
Lab File: VL042172.D
Acq: 27 Mar 2025 08:26

Tgt Ion: 61 Resp: 256425

Ion	Ratio	Lower	Upper
61	100		
96	64.8	51.8	77.8
98	38.3	30.6	46.0

Instrument :
MSVOA_L
ClientSampleId :
VSTDICCC010

Manual Integrations
APPROVED

Reviewed By :Semsettin Yesilyurt 03/31/2025
Supervised By :Mahesh Dadoda 04/03/2025

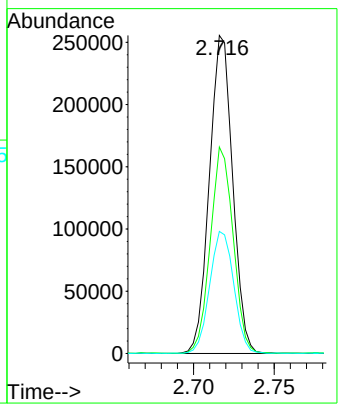

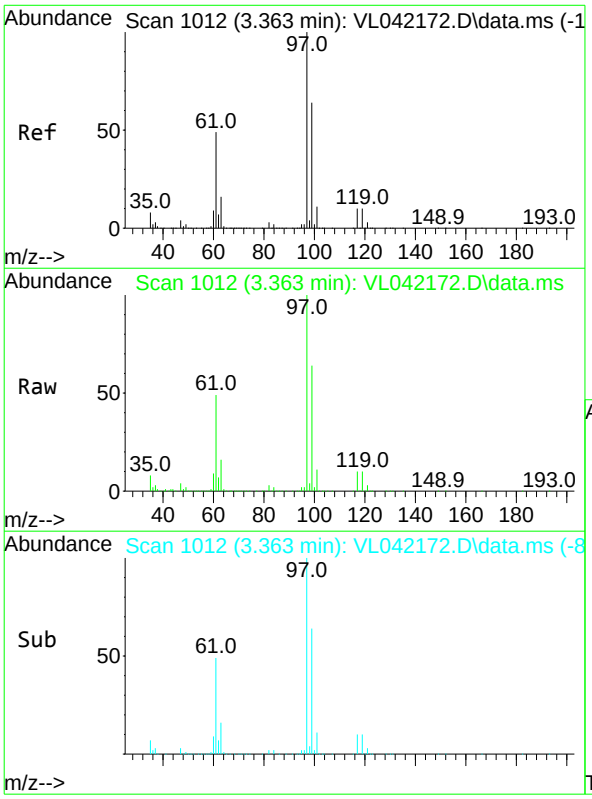

#32
1,1,1-Trichloroethane
Concen: 8.784 ppbv
RT: 3.363 min Scan# 1012
Delta R.T. 0.000 min
Lab File: VL042172.D
Acq: 27 Mar 2025 08:26

Tgt Ion: 97 Resp: 385628

Ion	Ratio	Lower	Upper
97	100		
99	64.4	51.5	77.3
61	48.4	38.7	58.1

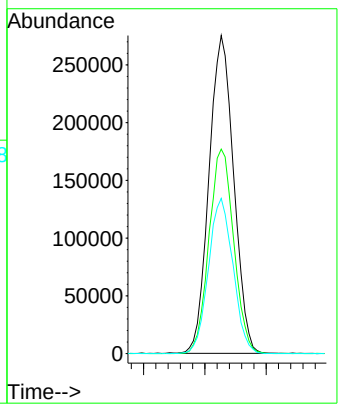

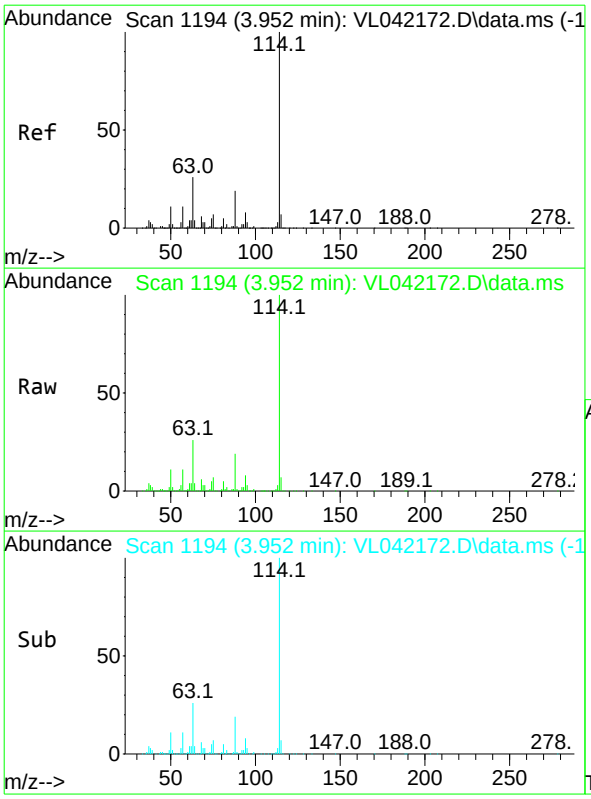

#33
1,4-Difluorobenzene
Concen: 10.000 ppbv
RT: 3.952 min Scan# 11
Delta R.T. 0.000 min
Lab File: VL042172.D
Acq: 27 Mar 2025 08:26

Tgt Ion:114 Resp: 545068

Ion	Ratio	Lower	Upper
114	100		
63	25.9	20.7	31.1
88	18.7	15.0	22.4

Instrument :
MSVOA_L
ClientSampleId :
VSTDICCC010

Manual Integrations
APPROVED

Reviewed By :Semsettin Yesilyurt 03/31/2025
Supervised By :Mahesh Dadoda 04/03/2025

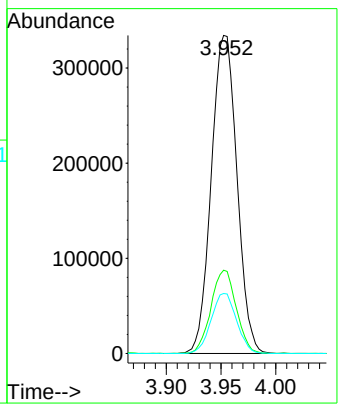



#34
2-Butanone
Concen: 9.203 ppbv
RT: 2.554 min Scan# 762
Delta R.T. 0.000 min
Lab File: VL042172.D
Acq: 27 Mar 2025 08:26

Tgt Ion: 43 Resp: 363735

Ion	Ratio	Lower	Upper
43	100		
72	22.7	18.2	27.2

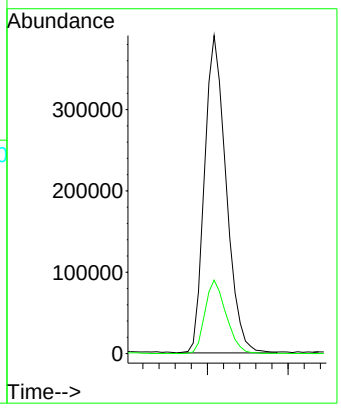

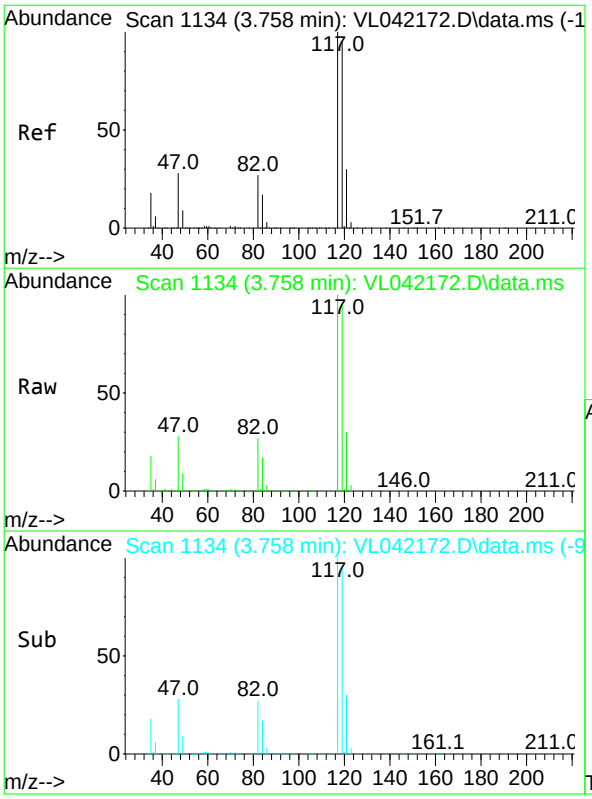

#35
Carbon Tetrachloride
Concen: 9.129 ppbv
RT: 3.758 min Scan# 11
Delta R.T. 0.000 min
Lab File: VL042172.D
Acq: 27 Mar 2025 08:26

Tgt Ion:117 Resp: 382925

Ion	Ratio	Lower	Upper
117	100		
119	95.2	76.2	114.2
121	30.3	24.2	36.4

Instrument :
MSVOA_L
ClientSampleId :
VSTDICCC010

Manual Integrations APPROVED

Reviewed By :Semsettin Yesilyurt 03/31/2025
Supervised By :Mahesh Dadoda 04/03/2025

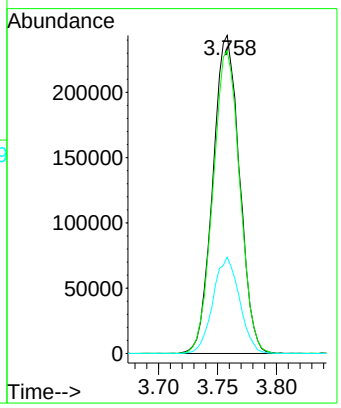

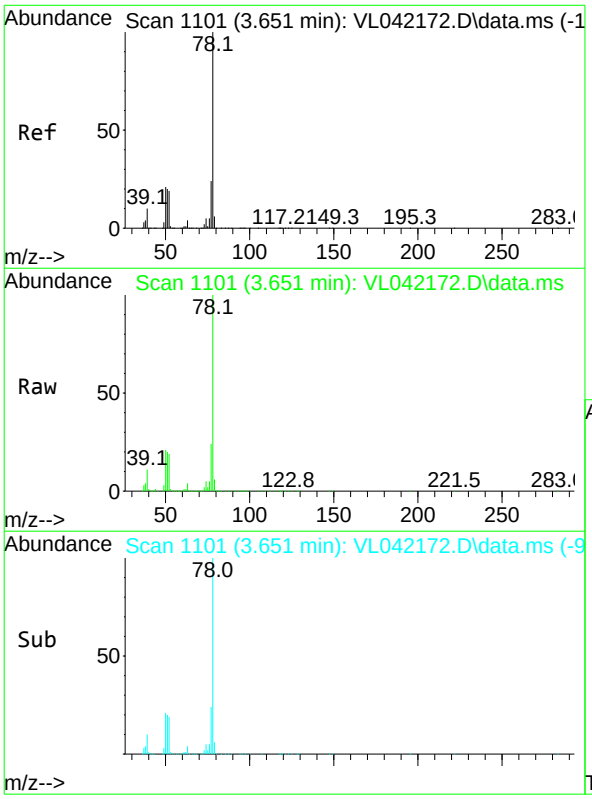

#36
Benzene
Concen: 9.417 ppbv
RT: 3.651 min Scan# 1101
Delta R.T. 0.000 min
Lab File: VL042172.D
Acq: 27 Mar 2025 08:26

Tgt Ion: 78 Resp: 508860

Ion	Ratio	Lower	Upper
78	100		
77	23.9	19.1	28.7
50	20.7	16.6	24.8

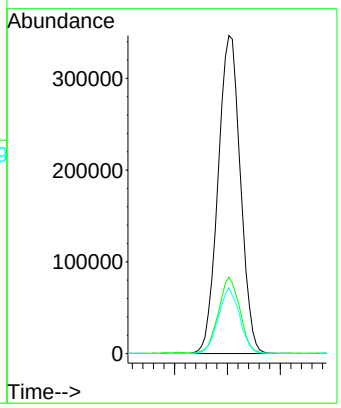

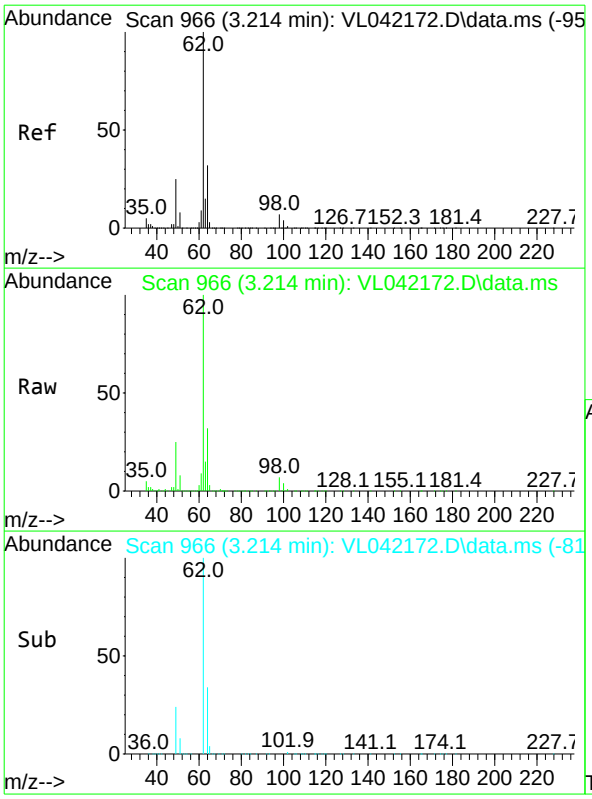

#37
1,2-Dichloroethane
Concen: 9.469 ppbv
RT: 3.214 min Scan# 96
Delta R.T. 0.000 min
Lab File: VL042172.D
Acq: 27 Mar 2025 08:26

Tgt Ion: 62 Resp: 292937

Ion	Ratio	Lower	Upper
62	100		
98	6.8	5.4	8.2

Instrument :
MSVOA_L
ClientSampleId :
VSTDICCC010

Manual Integrations
APPROVED

Reviewed By :Semsettin Yesilyurt 03/31/2025
Supervised By :Mahesh Dadoda 04/03/2025

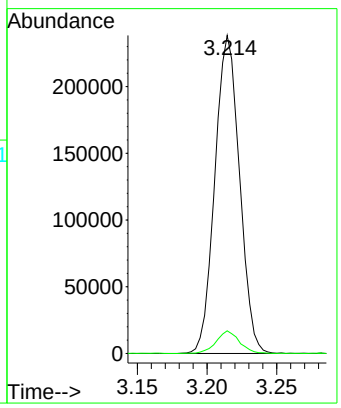

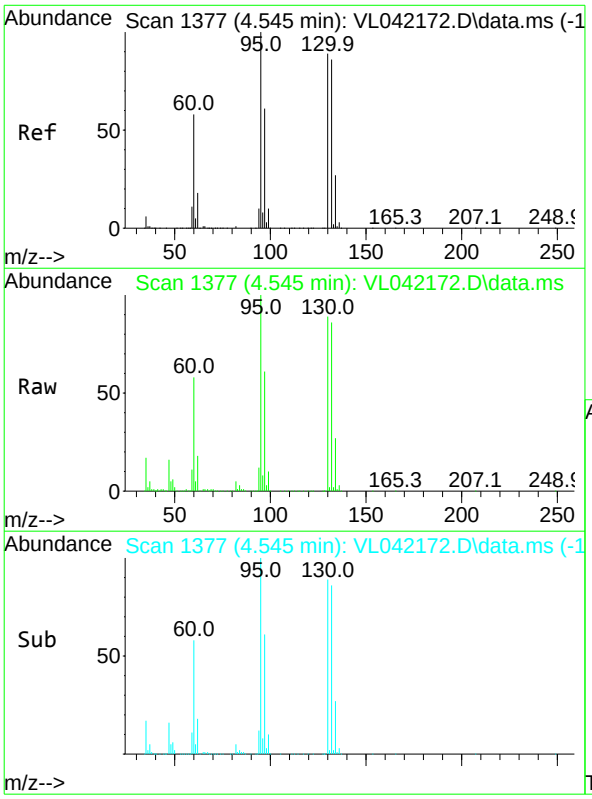

#38
Trichloroethene
Concen: 9.045 ppbv
RT: 4.545 min Scan# 1377
Delta R.T. 0.000 min
Lab File: VL042172.D
Acq: 27 Mar 2025 08:26

Tgt Ion:130 Resp: 204027

Ion	Ratio	Lower	Upper
130	100		
95	112.3	89.8	134.8
132	96.8	77.4	116.2
97	68.9	55.1	82.7

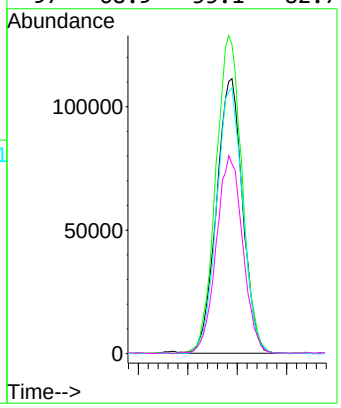

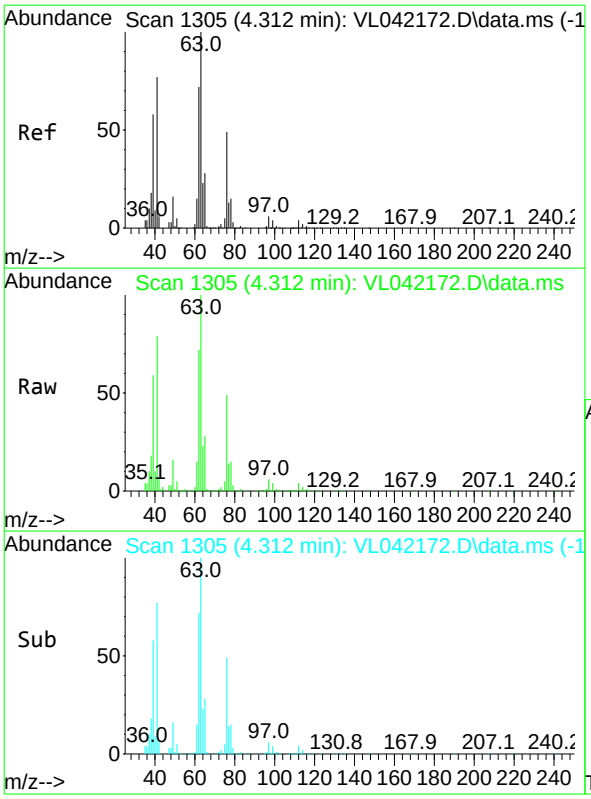

#39
1,2-Dichloropropane
Concen: 9.321 ppbv
RT: 4.312 min Scan# 13
Delta R.T. 0.000 min
Lab File: VL042172.D
Acq: 27 Mar 2025 08:26

Tgt Ion: 63 Resp: 183439

Ion	Ratio	Lower	Upper
63	100		
41	77.1	61.7	92.5
62	72.0	57.6	86.4

Instrument :
MSVOA_L
ClientSampleId :
VSTDICCC010

Manual Integrations
APPROVED

Reviewed By :Semsettin Yesilyurt 03/31/2025
Supervised By :Mahesh Dadoda 04/03/2025

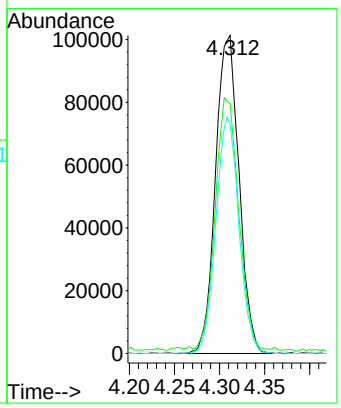

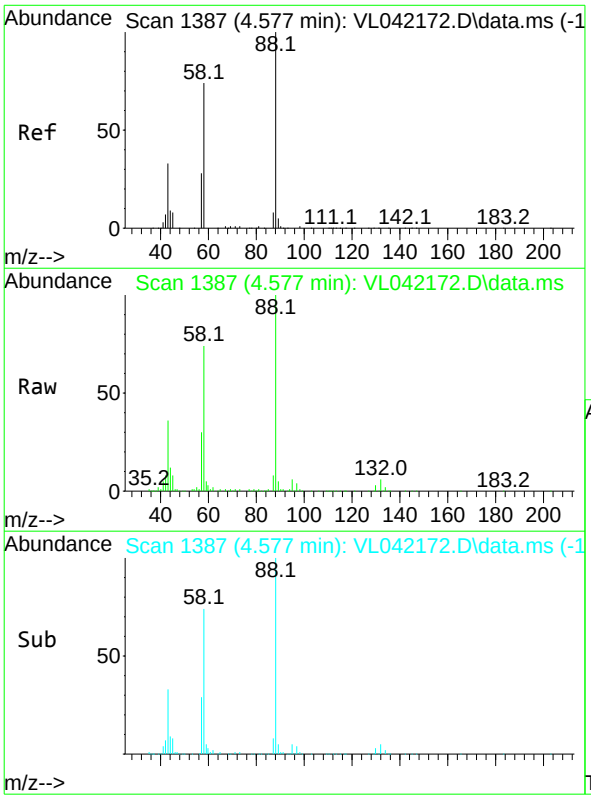

#40
1,4-Dioxane
Concen: 9.042 ppbv
RT: 4.577 min Scan# 1387
Delta R.T. 0.000 min
Lab File: VL042172.D
Acq: 27 Mar 2025 08:26

Tgt Ion: 88 Resp: 92327

Ion	Ratio	Lower	Upper
88	100		
58	78.4	62.7	94.1
43	28.7	23.0	34.4
57	0.0	0.0	0.0

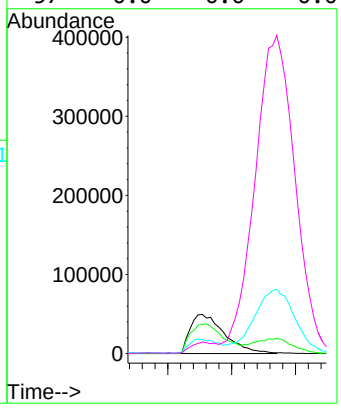

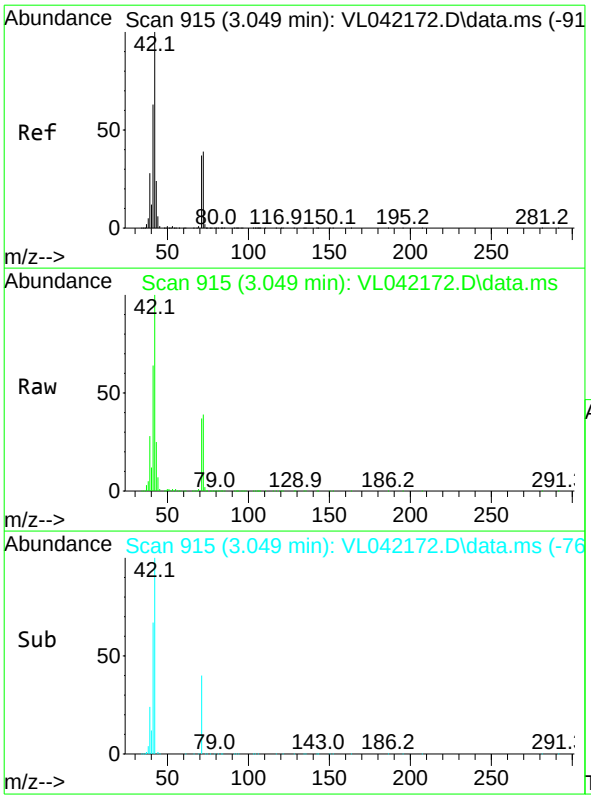

#41
Tetrahydrofuran
Concen: 9.643 ppbv
RT: 3.049 min Scan# 91
Delta R.T. 0.000 min
Lab File: VL042172.D
Acq: 27 Mar 2025 08:26

Tgt Ion: 42 Resp: 216851

Ion	Ratio	Lower	Upper
42	100		
72	39.2	31.4	47.0
71	37.8	30.2	45.4

Instrument :
MSVOA_L
ClientSampleId :
VSTDICCC010

Manual Integrations APPROVED

Reviewed By :Semsettin Yesilyurt 03/31/2025
Supervised By :Mahesh Dadoda 04/03/2025

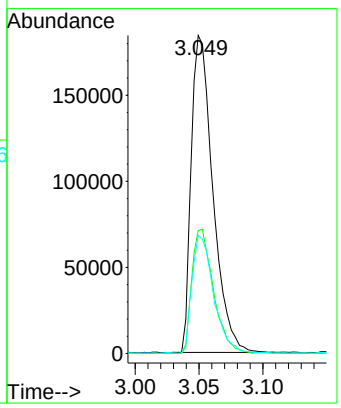

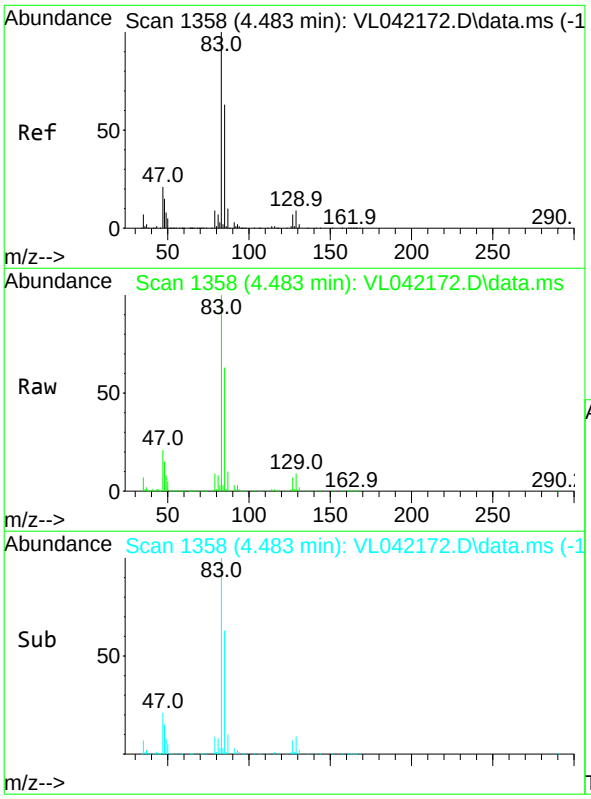

#42
Bromodichloromethane
Concen: 9.822 ppbv
RT: 4.483 min Scan# 1358
Delta R.T. 0.000 min
Lab File: VL042172.D
Acq: 27 Mar 2025 08:26

Tgt Ion: 83 Resp: 418887

Ion	Ratio	Lower	Upper
83	100		
85	63.1	50.5	75.7
127	7.4	5.9	8.9

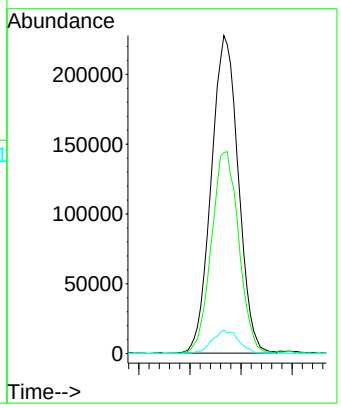

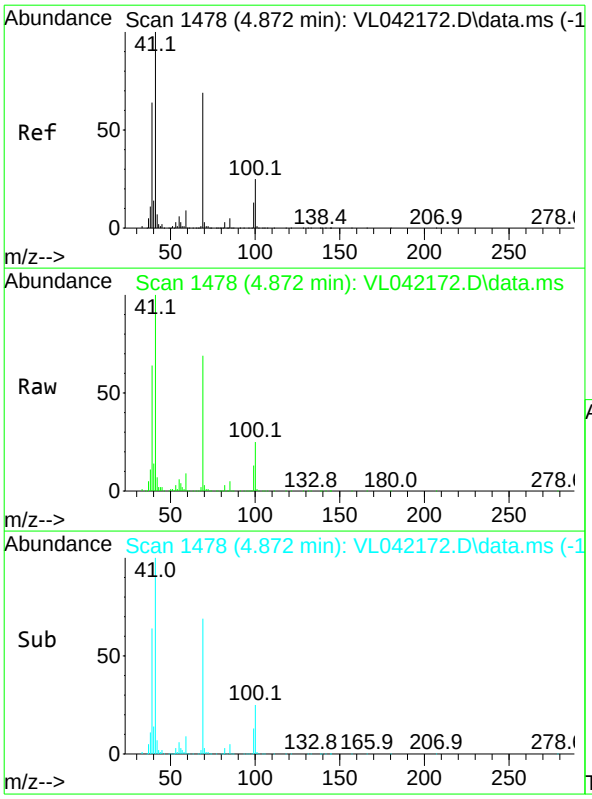

#43
Methyl Methacrylate
Concen: 9.618 ppbv
RT: 4.872 min Scan# 14
Delta R.T. 0.000 min
Lab File: VL042172.D
Acq: 27 Mar 2025 08:26

Tgt Ion: 69 Resp: 219399

Ion	Ratio	Lower	Upper
69	100		
41	154.7	123.8	185.6
100	35.5	28.4	42.6

Instrument :
MSVOA_L
ClientSampleId :
VSTDICCC010

Manual Integrations
APPROVED

Reviewed By :Semsettin Yesilyurt 03/31/2025
Supervised By :Mahesh Dadoda 04/03/2025

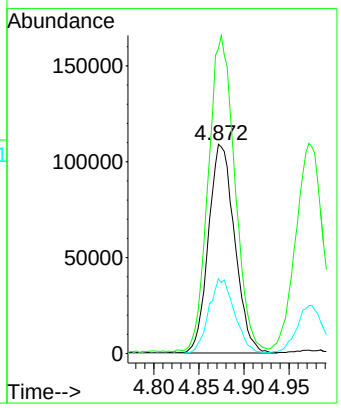

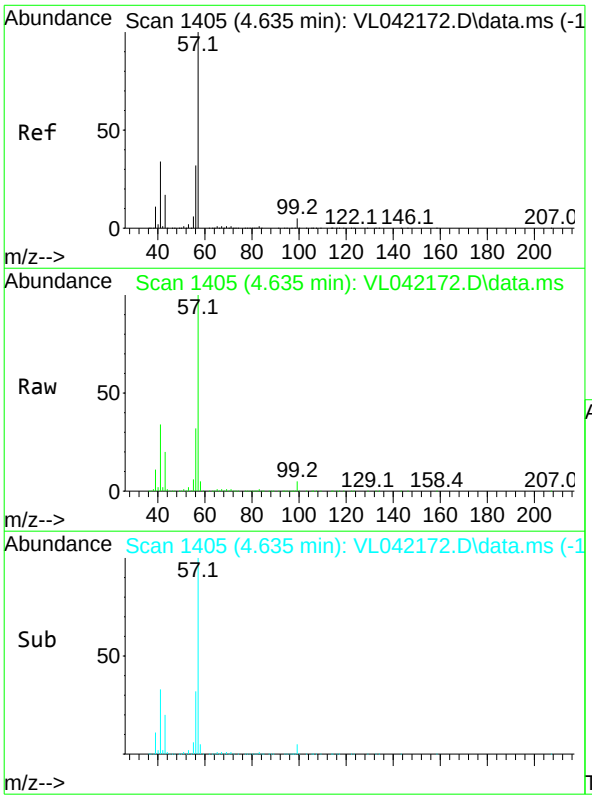

#44
2,2,4-Trimethylpentane
Concen: 9.600 ppbv
RT: 4.635 min Scan# 1405
Delta R.T. 0.000 min
Lab File: VL042172.D
Acq: 27 Mar 2025 08:26

Tgt Ion: 57 Resp: 876649

Ion	Ratio	Lower	Upper
57	100		
41	33.5	26.8	40.2
56	32.0	25.6	38.4

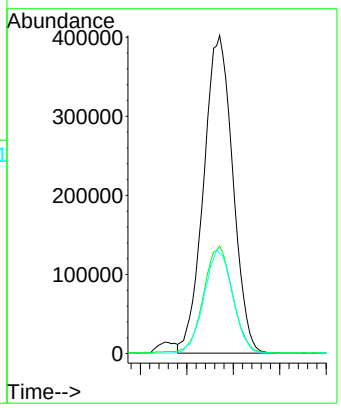

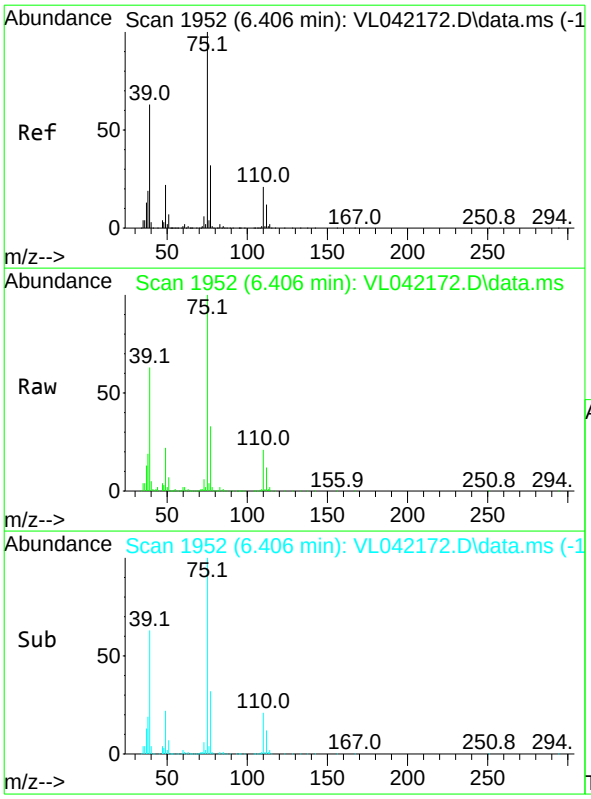

#45
t-1,3-Dichloropropene
Concen: 9.746 ppbv
RT: 6.406 min Scan# 19
Delta R.T. 0.000 min
Lab File: VL042172.D
Acq: 27 Mar 2025 08:26

Tgt Ion: 75 Resp: 239180

Ion	Ratio	Lower	Upper
75	100		
77	32.5	26.0	39.0

Instrument :
MSVOA_L
ClientSampleId :
VSTDICCC010

Manual Integrations APPROVED

Reviewed By :Semsettin Yesilyurt 03/31/2025
Supervised By :Mahesh Dadoda 04/03/2025

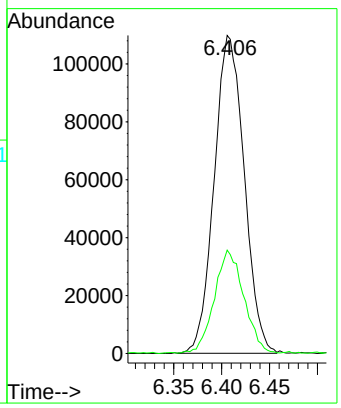

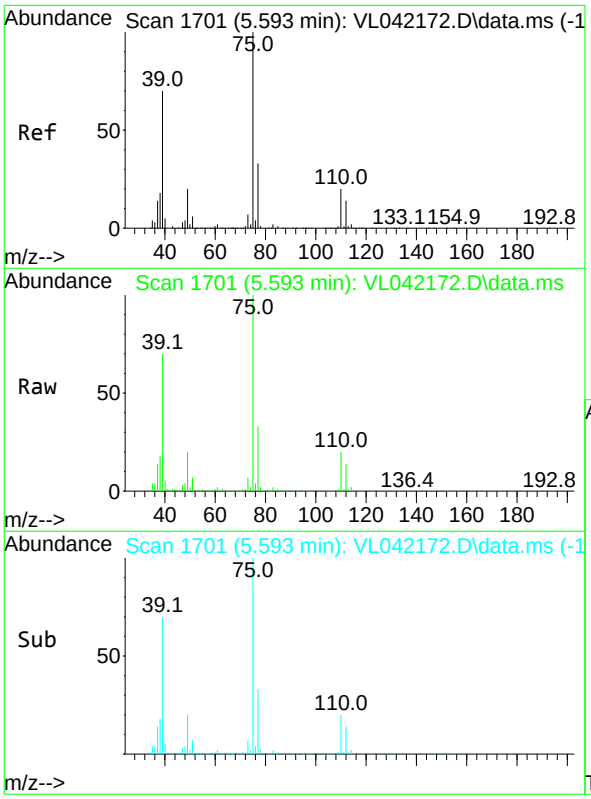

#46
cis-1,3-Dichloropropene
Concen: 9.973 ppbv
RT: 5.593 min Scan# 1701
Delta R.T. 0.000 min
Lab File: VL042172.D
Acq: 27 Mar 2025 08:26

Tgt Ion: 75 Resp: 300021

Ion	Ratio	Lower	Upper
75	100		
39	69.7	55.8	83.6
77	32.5	26.0	39.0

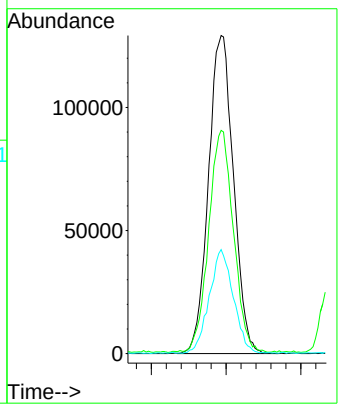

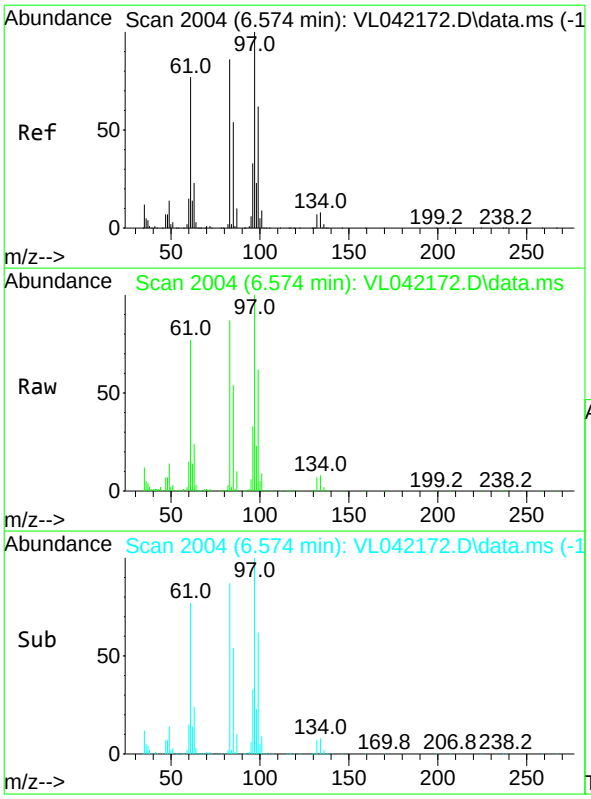

#47
1,1,2-Trichloroethane
Concen: 9.526 ppbv
RT: 6.574 min Scan# 20
Delta R.T. 0.000 min
Lab File: VL042172.D
Acq: 27 Mar 2025 08:26

Tgt Ion: 97 Resp: 198176

Ion	Ratio	Lower	Upper
97	100		
83	86.5	69.2	103.8
85	53.9	43.1	64.7
99	61.8	49.4	74.2

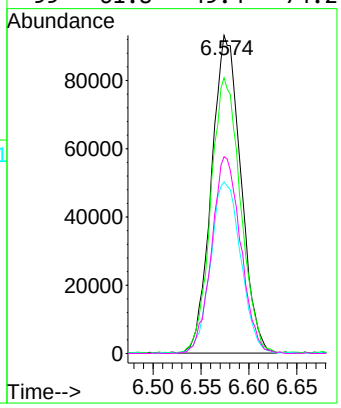

Instrument :
MSVOA_L
ClientSampleId :
VSTDICCC010

Manual Integrations
APPROVED

Reviewed By :Semsettin Yesilyurt 03/31/2025
Supervised By :Mahesh Dadoda 04/03/2025

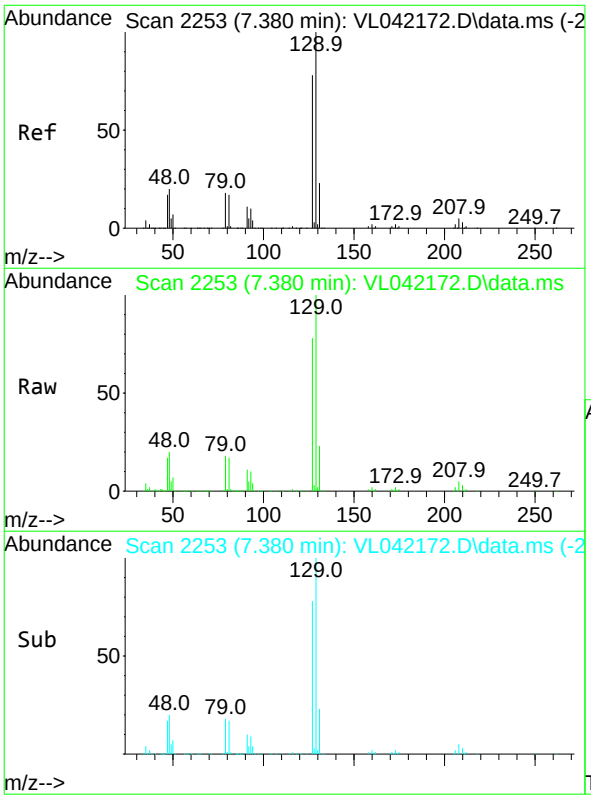

#48
Dibromochloromethane
Concen: 9.828 ppbv
RT: 7.380 min Scan# 2253
Delta R.T. 0.000 min
Lab File: VL042172.D
Acq: 27 Mar 2025 08:26

Tgt Ion:129 Resp: 346499

Ion	Ratio	Lower	Upper
129	100		
127	78.1	39.1	117.2

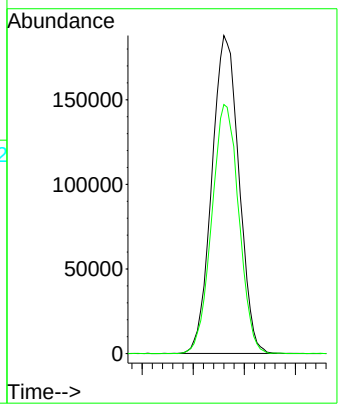

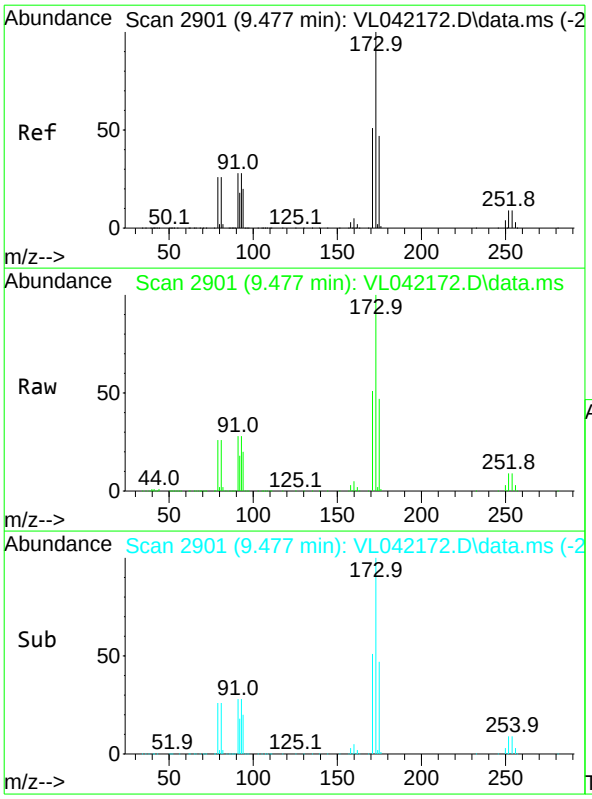

#49
Bromoform
Concen: 10.021 ppbv
RT: 9.477 min Scan# 29
Delta R.T. 0.000 min
Lab File: VL042172.D
Acq: 27 Mar 2025 08:26

Tgt Ion:173 Resp: 317189

Ion	Ratio	Lower	Upper
173	100		
175	48.2	38.6	57.8
171	52.2	41.8	62.6

Instrument :
MSVOA_L
ClientSampleId :
VSTDICCC010

Manual Integrations
APPROVED

Reviewed By :Semsettin Yesilyurt 03/31/2025
Supervised By :Mahesh Dadoda 04/03/2025

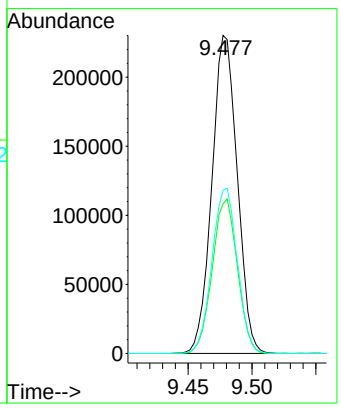

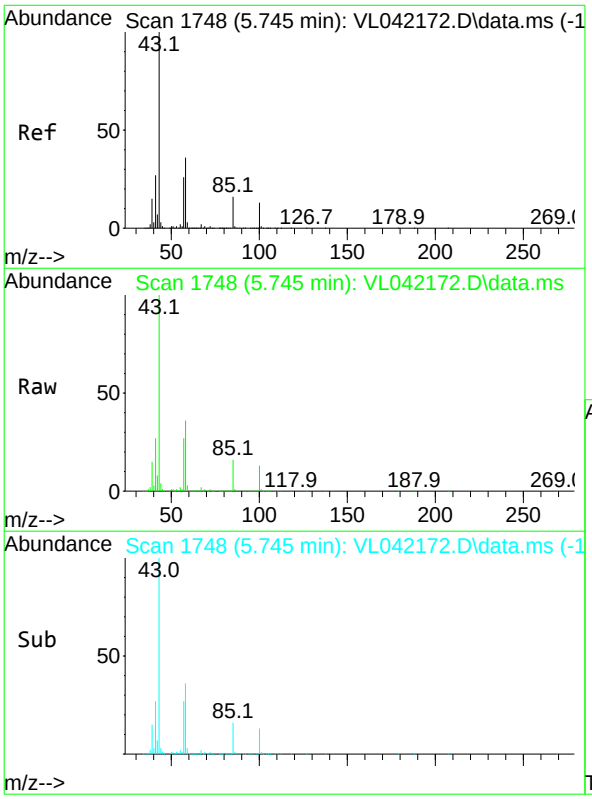

#50
4-Methyl-2-Pentanone
Concen: 8.934 ppbv
RT: 5.745 min Scan# 1748
Delta R.T. 0.000 min
Lab File: VL042172.D
Acq: 27 Mar 2025 08:26

Tgt Ion: 43 Resp: 559800

Ion	Ratio	Lower	Upper
43	100		
58	36.3	29.0	43.6

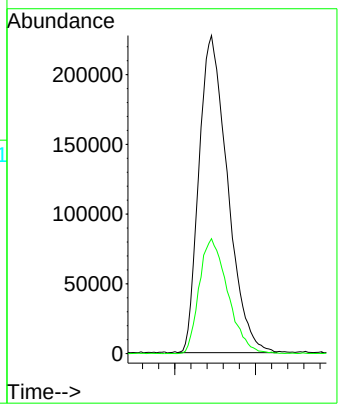

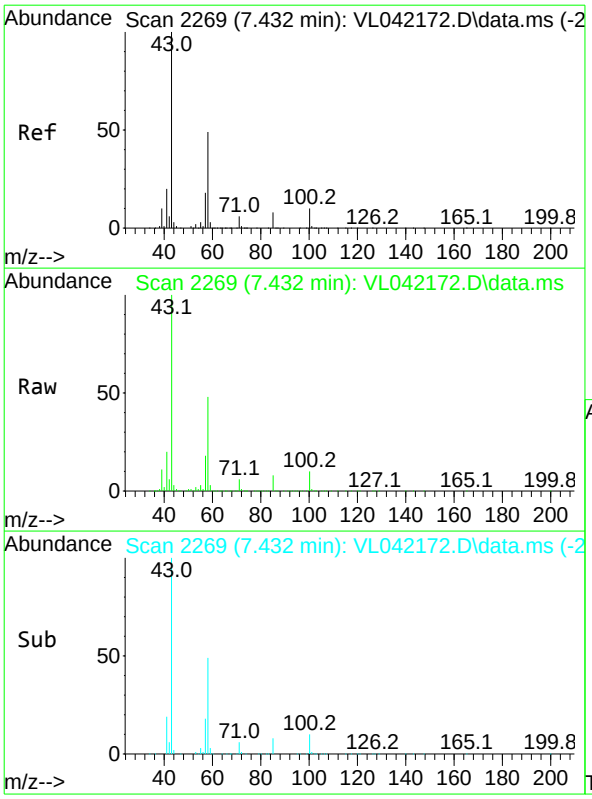

#51
2-Hexanone
Concen: 8.848 ppbv
RT: 7.432 min Scan# 22
Delta R.T. 0.000 min
Lab File: VL042172.D
Acq: 27 Mar 2025 08:26

Tgt Ion: 43 Resp: 460013

Ion	Ratio	Lower	Upper
43	100		
58	49.6	39.7	59.5
98	0.1	0.1	0.1#

Instrument :
MSVOA_L
ClientSampleId :
VSTDICCC010

Manual Integrations
APPROVED

Reviewed By :Semsettin Yesilyurt 03/31/2025
Supervised By :Mahesh Dadoda 04/03/2025

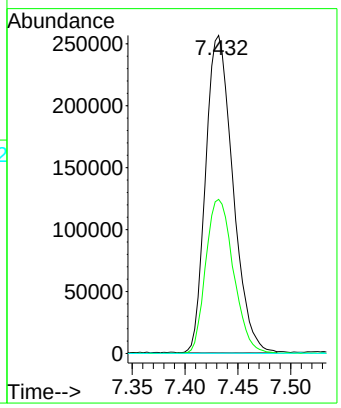

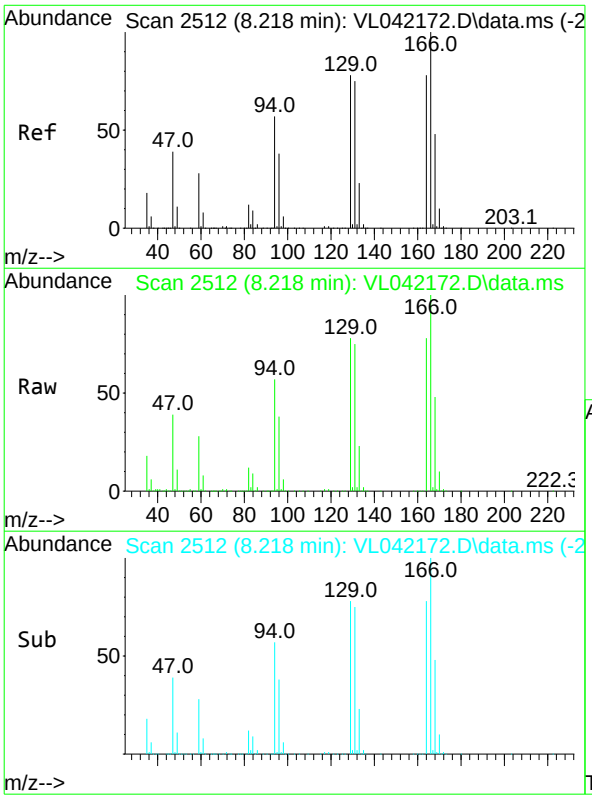

#52
Tetrachloroethene
Concen: 8.722 ppbv
RT: 8.218 min Scan# 2512
Delta R.T. 0.000 min
Lab File: VL042172.D
Acq: 27 Mar 2025 08:26

Tgt Ion:164 Resp: 186912

Ion	Ratio	Lower	Upper
164	100		
166	128.1	102.5	153.7
129	99.8	79.8	119.8
131	95.7	76.6	114.8

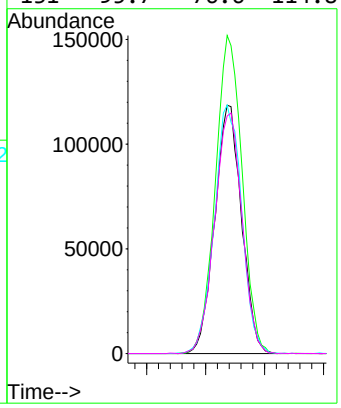

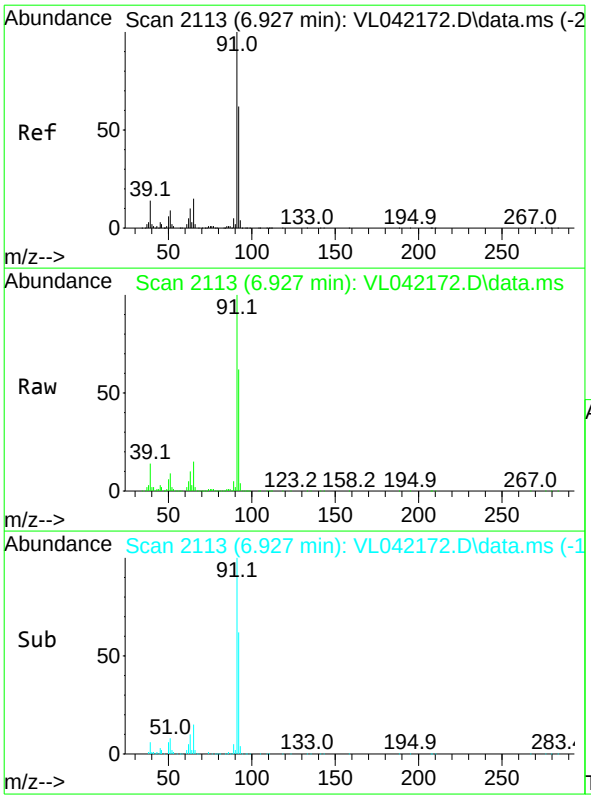

#53
Toluene
Concen: 9.576 ppbv
RT: 6.927 min Scan# 21
Delta R.T. 0.000 min
Lab File: VL042172.D
Acq: 27 Mar 2025 08:26

Tgt Ion: 91 Resp: 613378

Ion	Ratio	Lower	Upper
91	100		
92	60.5	48.4	72.6

Instrument :
MSVOA_L
ClientSampleId :
VSTDICCC010

Manual Integrations
APPROVED

Reviewed By :Semsettin Yesilyurt 03/31/2025
Supervised By :Mahesh Dadoda 04/03/2025

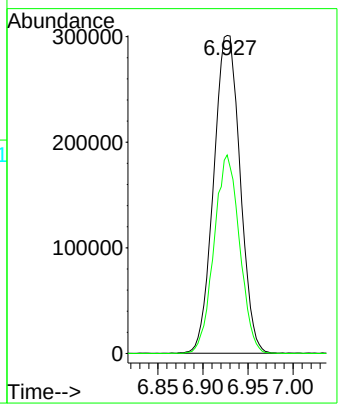

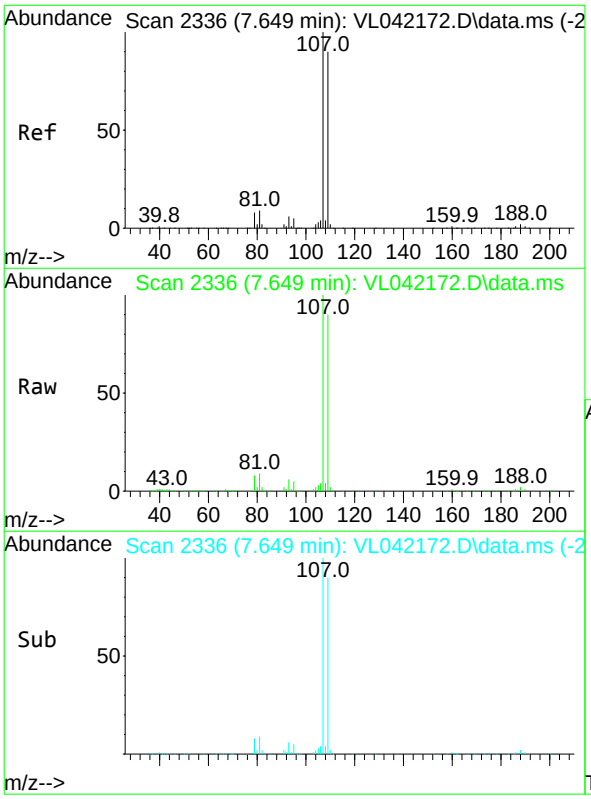

#54
1,2-Dibromoethane
Concen: 9.536 ppbv
RT: 7.649 min Scan# 2336
Delta R.T. 0.000 min
Lab File: VL042172.D
Acq: 27 Mar 2025 08:26

Tgt Ion:107 Resp: 276797

Ion	Ratio	Lower	Upper
107	100		
109	90.3	72.2	108.4

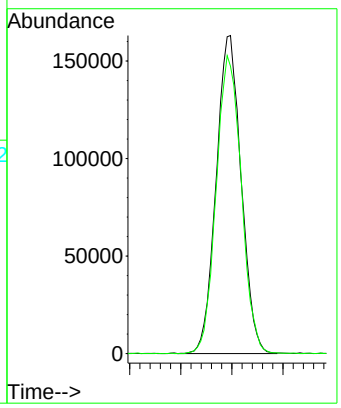

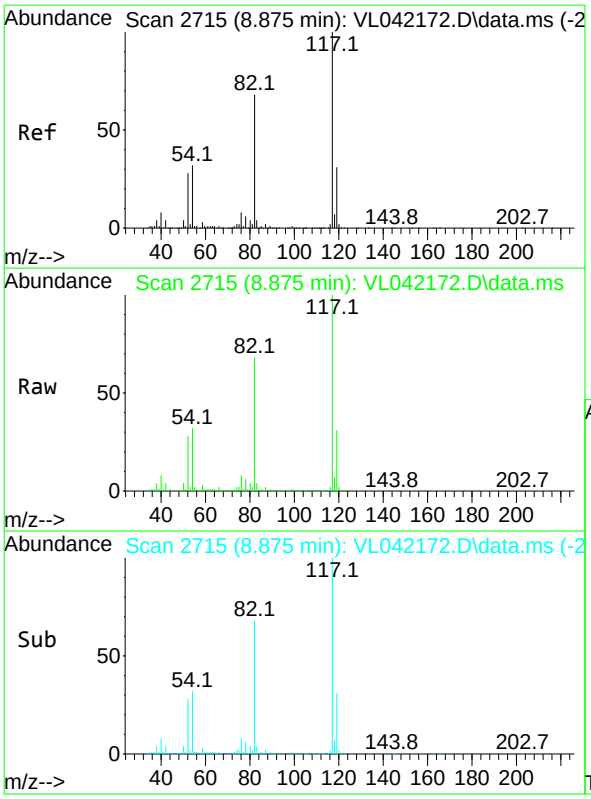

#55
Chlorobenzene-d5
Concen: 10.000 ppbv
RT: 8.875 min Scan# 27
Delta R.T. 0.000 min
Lab File: VL042172.D
Acq: 27 Mar 2025 08:26

Tgt Ion:117 Resp: 519536

Ion	Ratio	Lower	Upper
117	100		
82	69.7	55.8	83.6
119	31.9	25.5	38.3

Instrument :
MSVOA_L
ClientSampleId :
VSTDICCC010

Manual Integrations
APPROVED

Reviewed By :Semsettin Yesilyurt 03/31/2025
Supervised By :Mahesh Dadoda 04/03/2025

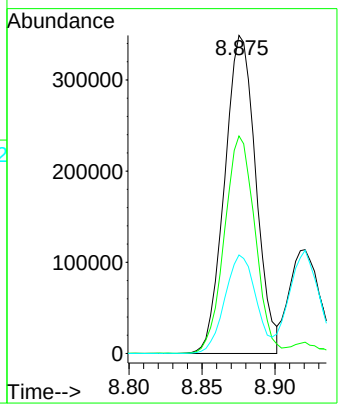

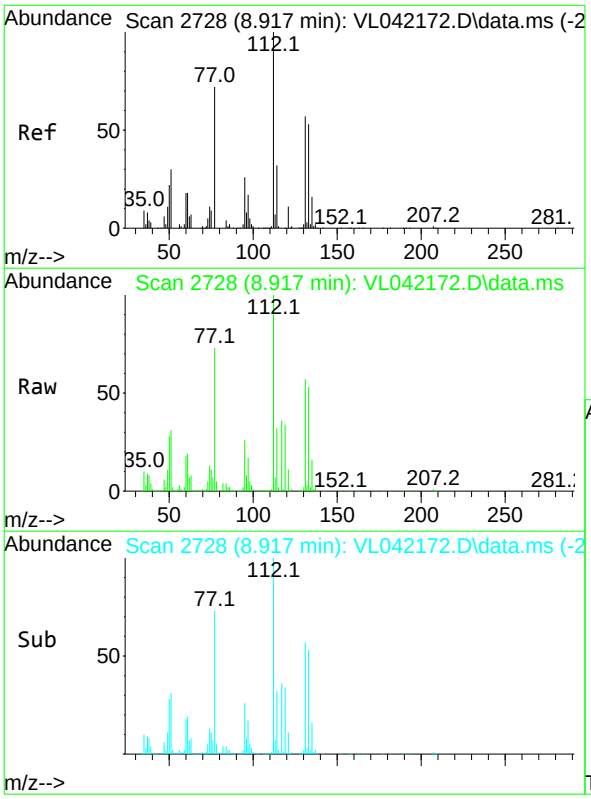

#56
1,1,1,2-Tetrachloroethane
Concen: 9.268 ppbv
RT: 8.917 min Scan# 2728
Delta R.T. 0.000 min
Lab File: VL042172.D
Acq: 27 Mar 2025 08:26

Tgt Ion:131 Resp: 265037

Ion	Ratio	Lower	Upper
131	100		
133	95.7	76.6	114.8
119	62.2	49.8	74.6

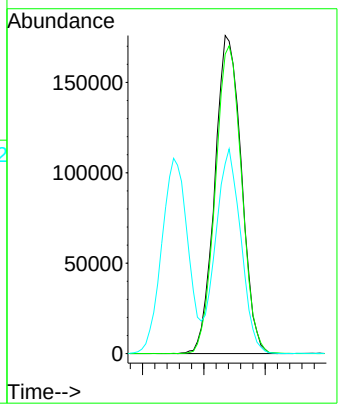

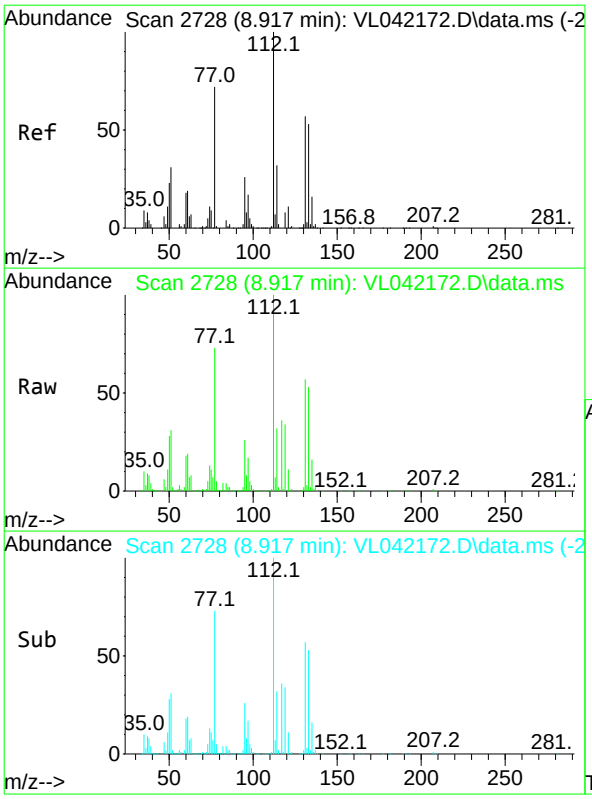

#57
Chlorobenzene
Concen: 9.223 ppbv
RT: 8.917 min Scan# 27
Delta R.T. 0.000 min
Lab File: VL042172.D
Acq: 27 Mar 2025 08:26

Tgt Ion:112 Resp: 454511

Ion	Ratio	Lower	Upper
112	100		
77	72.7	58.2	87.2
114	32.3	29.1	35.5

Instrument :
MSVOA_L
ClientSampleId :
VSTDICCC010

Manual Integrations
APPROVED

Reviewed By :Semsettin Yesilyurt 03/31/2025
Supervised By :Mahesh Dadoda 04/03/2025

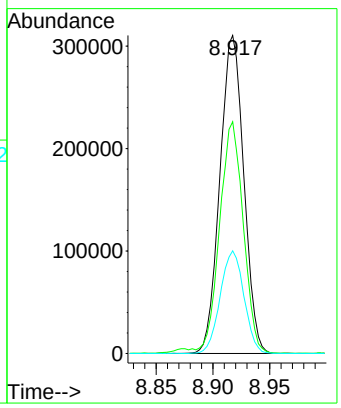

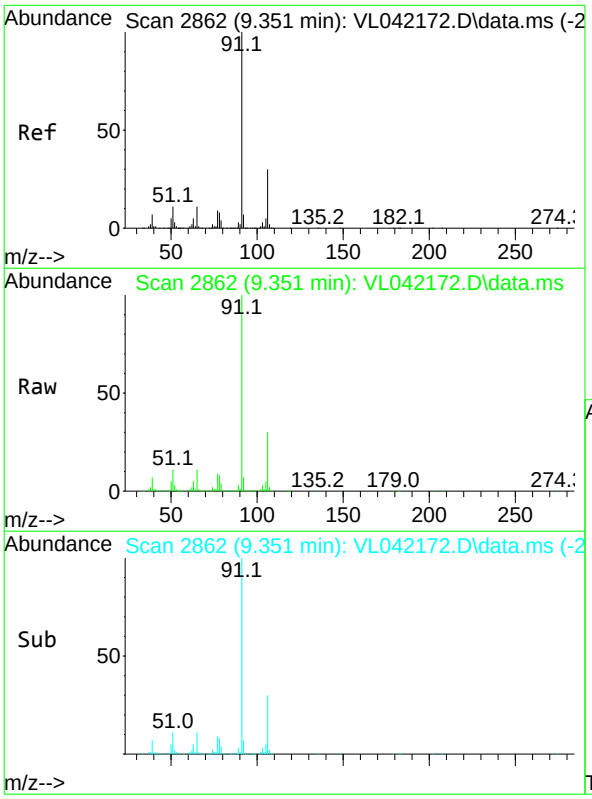

#58
Ethyl Benzene
Concen: 9.406 ppbv
RT: 9.351 min Scan# 2862
Delta R.T. 0.000 min
Lab File: VL042172.D
Acq: 27 Mar 2025 08:26

Tgt Ion: 91 Resp: 868003

Ion	Ratio	Lower	Upper
91	100		
106	30.2	24.2	36.2

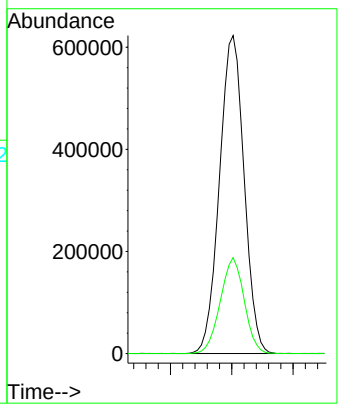

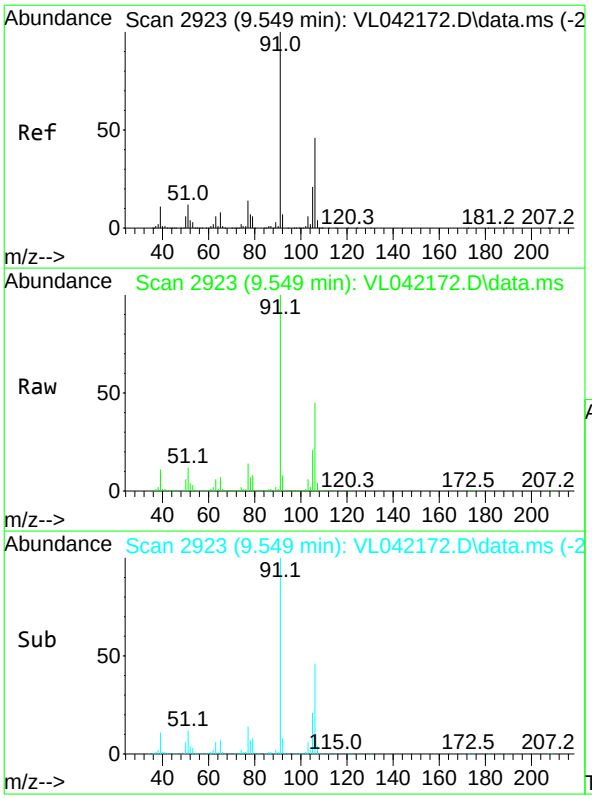

#59
m/p-Xylene
Concen: 18.607 ppbv m
RT: 9.549 min Scan# 29
Delta R.T. 0.000 min
Lab File: VL042172.D
Acq: 27 Mar 2025 08:26

Tgt Ion: 91 Resp: 1372806

Ion	Ratio	Lower	Upper
91	100		
106	45.5	36.4	54.6

Instrument :
MSVOA_L
ClientSampleId :
VSTDICCC010

Manual Integrations
APPROVED

Reviewed By :Semsettin Yesilyurt 03/31/2025
Supervised By :Mahesh Dadoda 04/03/2025

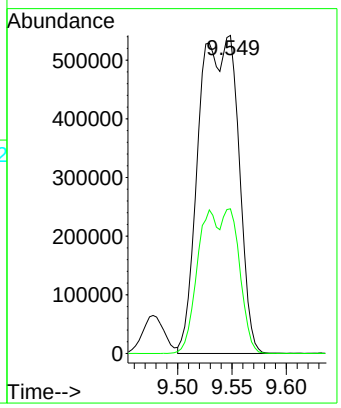

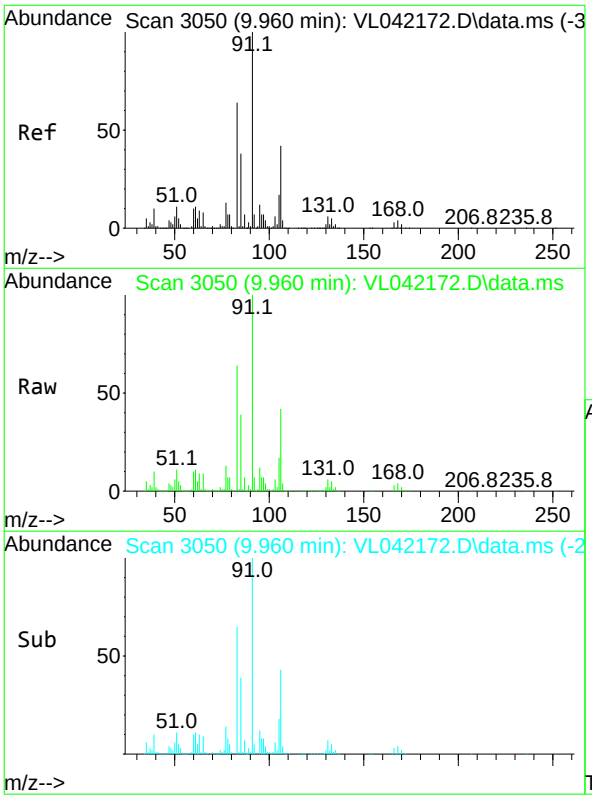

#60
o-Xylene
Concen: 9.340 ppbv
RT: 9.960 min Scan# 3050
Delta R.T. 0.000 min
Lab File: VL042172.D
Acq: 27 Mar 2025 08:26

Tgt Ion: 91 Resp: 689933

Ion	Ratio	Lower	Upper
91	100		
106	41.7	20.8	62.5

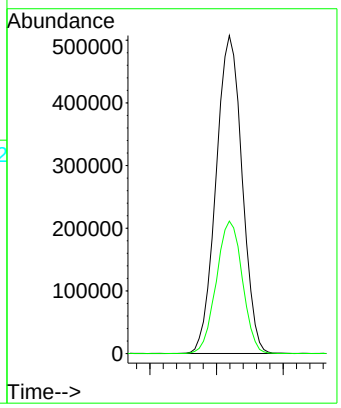

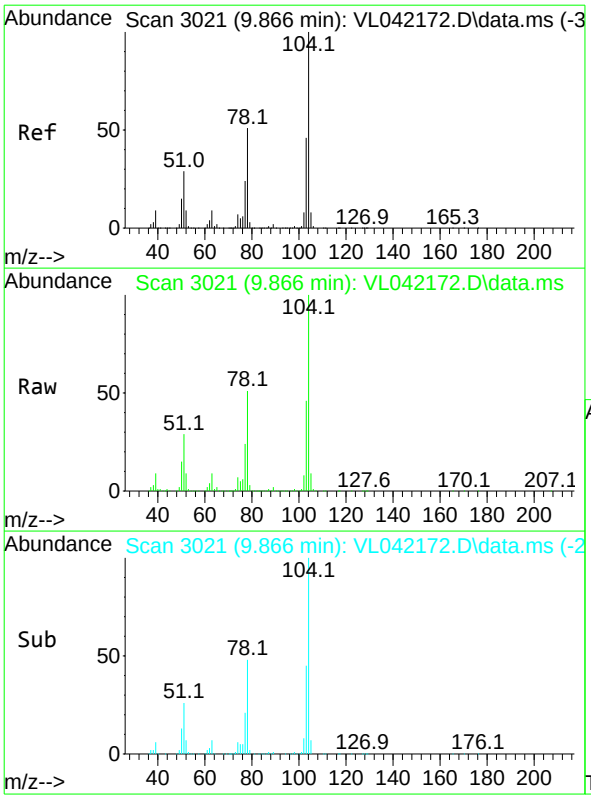

#61
Styrene
Concen: 9.706 ppbv
RT: 9.866 min Scan# 30
Delta R.T. 0.000 min
Lab File: VL042172.D
Acq: 27 Mar 2025 08:26

Tgt Ion:104 Resp: 354697

Ion	Ratio	Lower	Upper
104	100		
78	52.2	41.8	62.6
103	46.2	37.0	55.4

Instrument :
MSVOA_L
ClientSampleId :
VSTDICCC010

Manual Integrations
APPROVED

Reviewed By :Semsettin Yesilyurt 03/31/2025
Supervised By :Mahesh Dadoda 04/03/2025

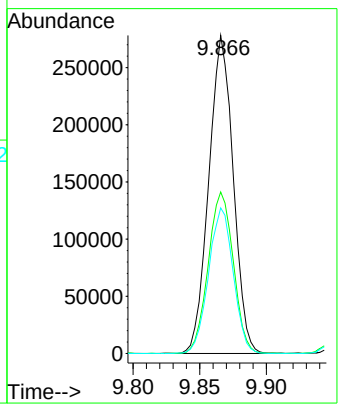

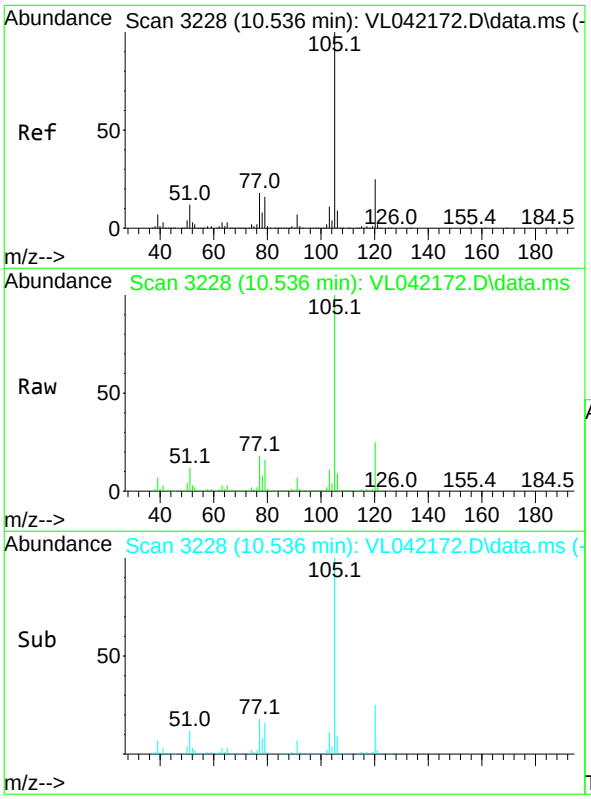

#62
Isopropylbenzene
Concen: 9.227 ppbv
RT: 10.536 min Scan# 3228
Delta R.T. 0.000 min
Lab File: VL042172.D
Acq: 27 Mar 2025 08:26

Tgt Ion:105 Resp: 1019255

Ion	Ratio	Lower	Upper
105	100		
120	24.9	19.9	29.9

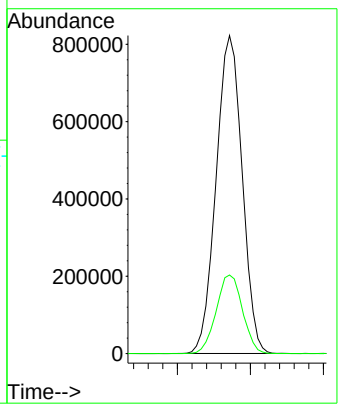

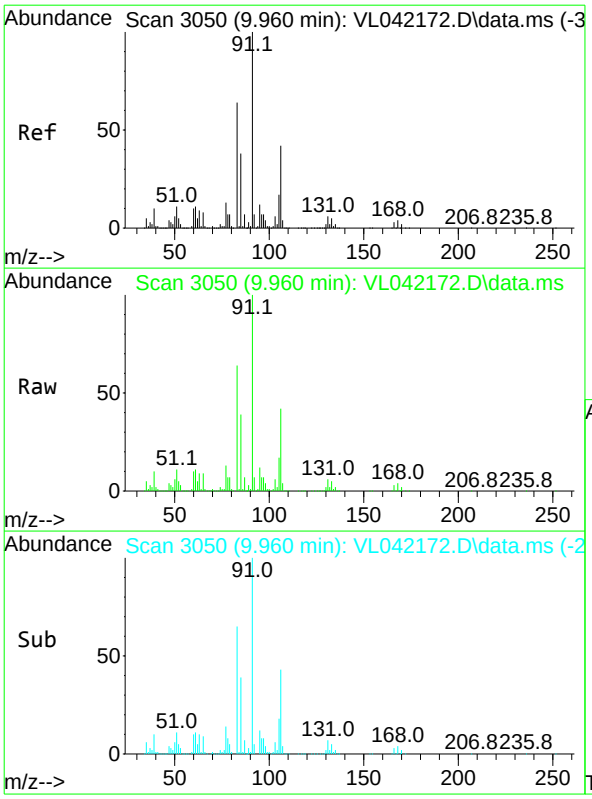

#63
1,1,2,2-Tetrachloroethane
Concen: 9.210 ppbv
RT: 9.960 min Scan# 30
Delta R.T. 0.000 min
Lab File: VL042172.D
Acq: 27 Mar 2025 08:26

Tgt Ion: 83 Resp: 413392

Ion	Ratio	Lower	Upper
83	100		
131	9.6	4.8	14.4
85	65.0	32.5	97.5

Instrument :
MSVOA_L
ClientSampleId :
VSTDICCC010

Manual Integrations
APPROVED

Reviewed By :Semsettin Yesilyurt 03/31/2025
Supervised By :Mahesh Dadoda 04/03/2025

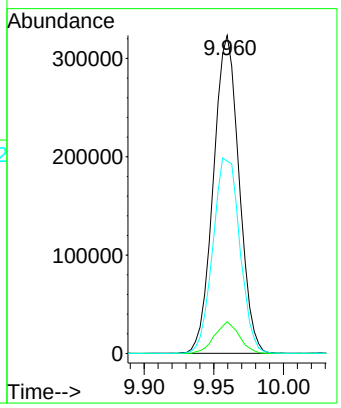



#64
n-propylbenzene
Concen: 9.122 ppbv
RT: 10.986 min Scan# 3367
Delta R.T. 0.000 min
Lab File: VL042172.D
Acq: 27 Mar 2025 08:26

Tgt Ion:120 Resp: 259405

Ion	Ratio	Lower	Upper
120	100		
91	471.1	376.9	565.3

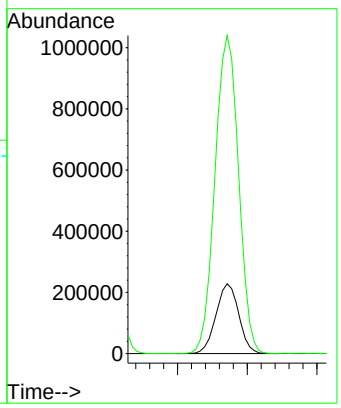

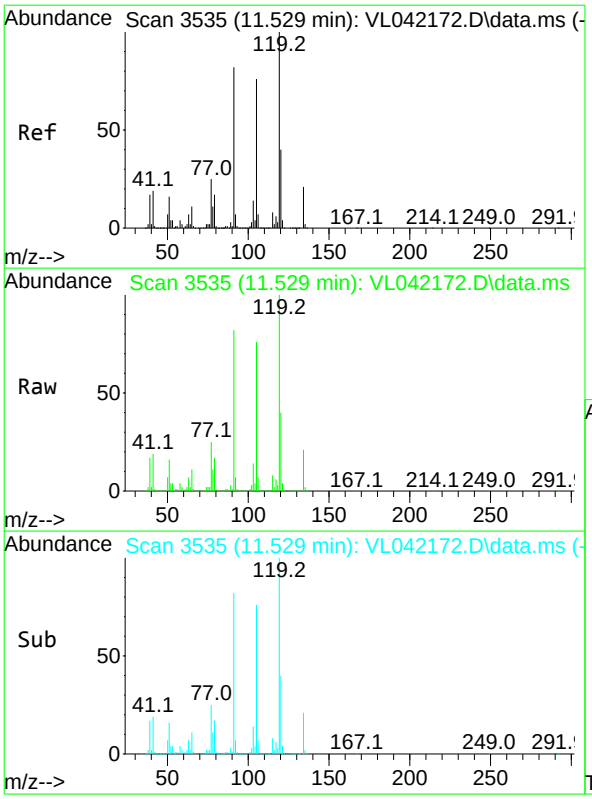

#65
tert-Butylbenzene
Concen: 8.828 ppbv
RT: 11.529 min Scan# 35
Delta R.T. 0.000 min
Lab File: VL042172.D
Acq: 27 Mar 2025 08:26

Tgt Ion:119 Resp: 901951

Ion	Ratio	Lower	Upper
119	100		
91	82.5	66.0	99.0
134	20.9	16.7	25.1

Instrument :
MSVOA_L
ClientSampleId :
VSTDICCC010

Manual Integrations
APPROVED

Reviewed By :Semsettin Yesilyurt 03/31/2025
Supervised By :Mahesh Dadoda 04/03/2025

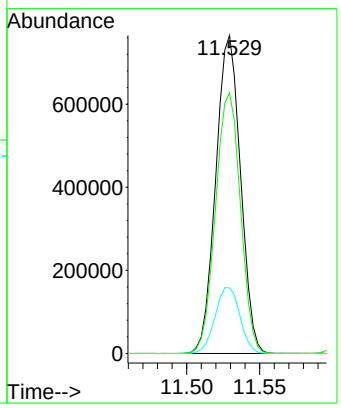

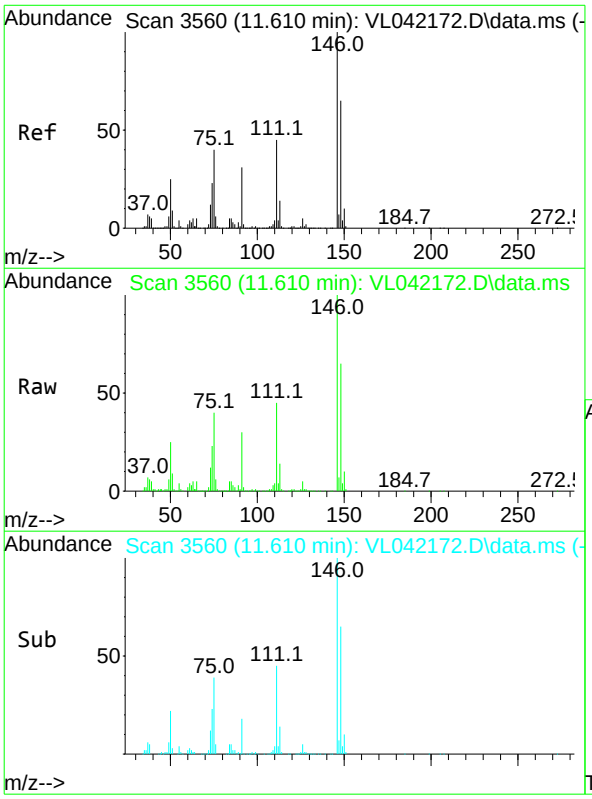

#66
Benzyl Chloride
Concen: 9.724 ppbv
RT: 11.610 min Scan# 3560
Delta R.T. 0.000 min
Lab File: VL042172.D
Acq: 27 Mar 2025 08:26

Tgt Ion: 91 Resp: 105411

Ion	Ratio	Lower	Upper
91	100		
126	17.2	13.8	20.6
128	5.6	4.5	6.7

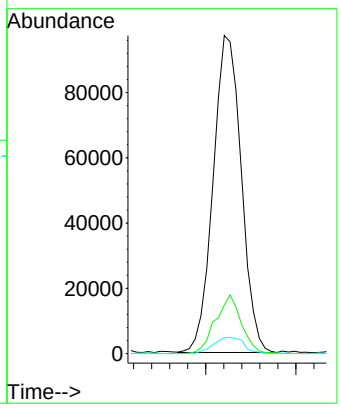

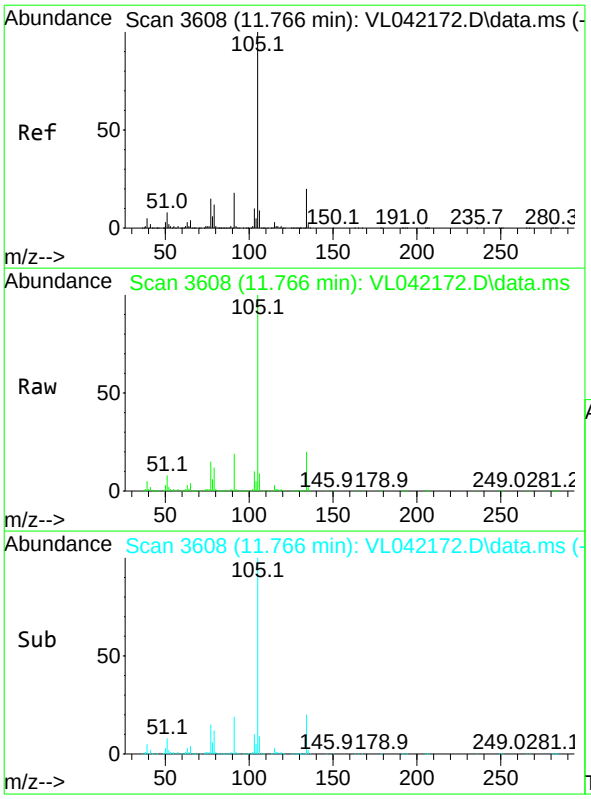

#67
sec-Butylbenzene
Concen: 8.796 ppbv
RT: 11.766 min Scan# 36
Delta R.T. 0.000 min
Lab File: VL042172.D
Acq: 27 Mar 2025 08:26

Tgt Ion:105 Resp: 1249106

Ion	Ratio	Lower	Upper
105	100		
134	19.4	15.5	23.3

Instrument :
MSVOA_L
ClientSampleId :
VSTDICCC010

Manual Integrations
APPROVED

Reviewed By :Semsettin Yesilyurt 03/31/2025
Supervised By :Mahesh Dadoda 04/03/2025

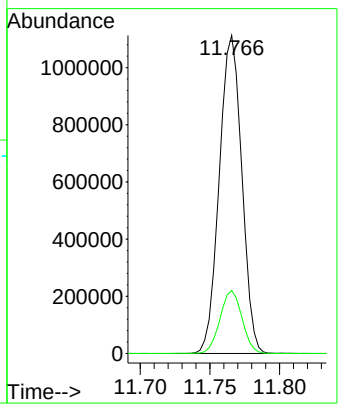

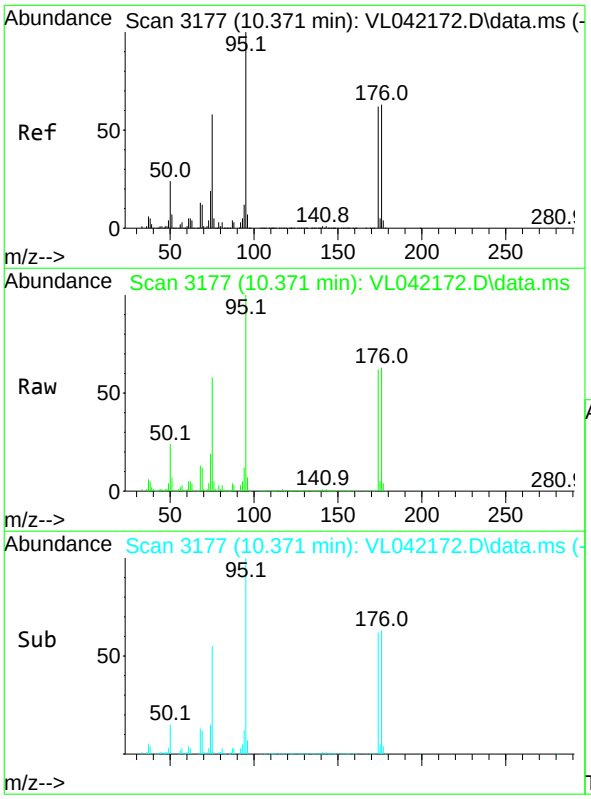

#68
1-Bromo-4-Fluorobenzene
Concen: 9.901 ppbv
RT: 10.371 min Scan# 3177
Delta R.T. 0.000 min
Lab File: VL042172.D
Acq: 27 Mar 2025 08:26

Tgt Ion: 95 Resp: 422410

Ion	Ratio	Lower	Upper
95	100		
174	63.3	50.6	76.0
175	4.7	3.8	5.6

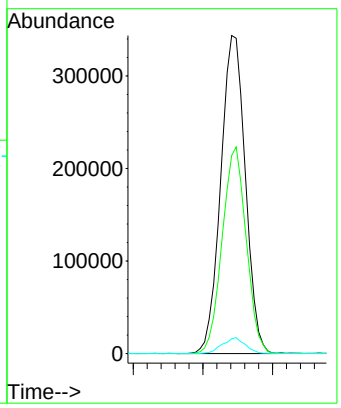

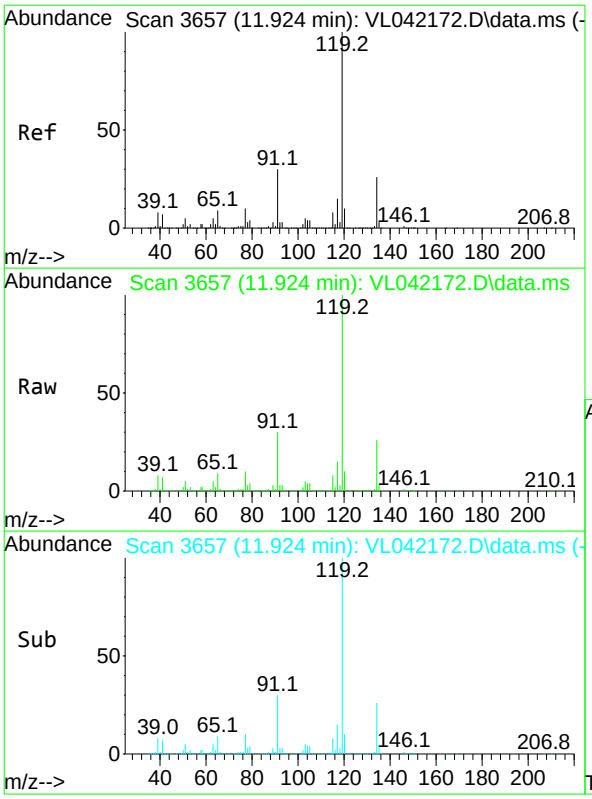

#69
p-Isopropyltoluene
Concen: 8.830 ppbv
RT: 11.924 min Scan# 36
Delta R.T. 0.000 min
Lab File: VL042172.D
Acq: 27 Mar 2025 08:26

Tgt Ion:119 Resp: 1079675

Ion	Ratio	Lower	Upper
119	100		
134	25.5	20.4	30.6
91	29.6	23.7	35.5

Instrument :
MSVOA_L
ClientSampleId :
VSTDICCC010

Manual Integrations
APPROVED

Reviewed By :Semsettin Yesilyurt 03/31/2025
Supervised By :Mahesh Dadoda 04/03/2025

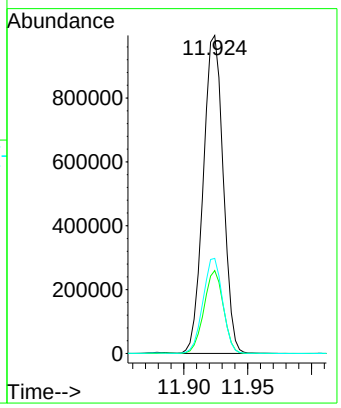

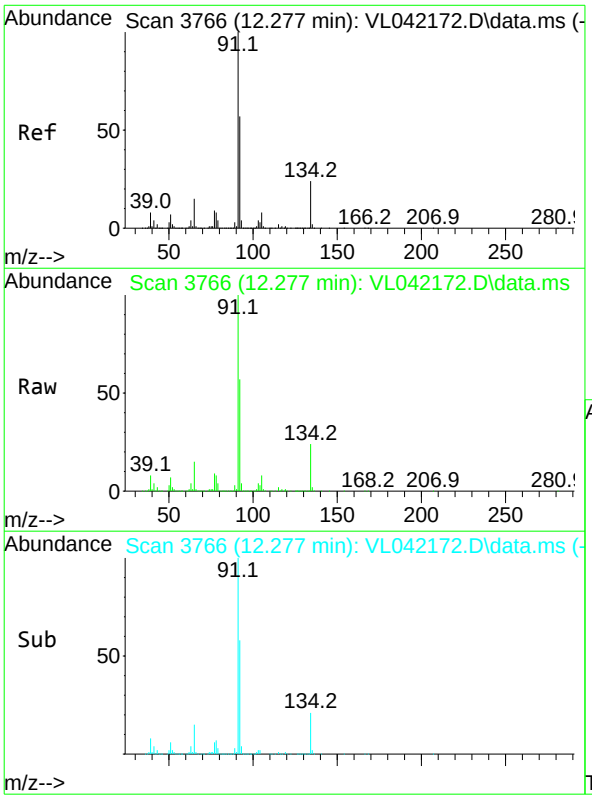

#70
n-Butylbenzene
Concen: 8.879 ppbv
RT: 12.277 min Scan# 3766
Delta R.T. 0.000 min
Lab File: VL042172.D
Acq: 27 Mar 2025 08:26

Tgt Ion: 91 Resp: 1110351

Ion	Ratio	Lower	Upper
91	100		
92	56.1	44.9	67.3
134	24.0	19.2	28.8

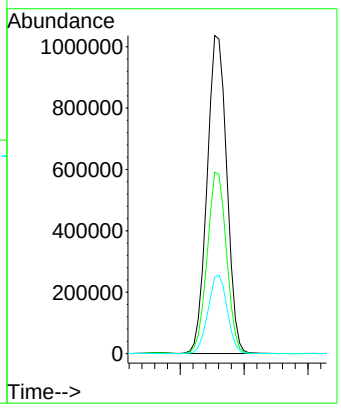

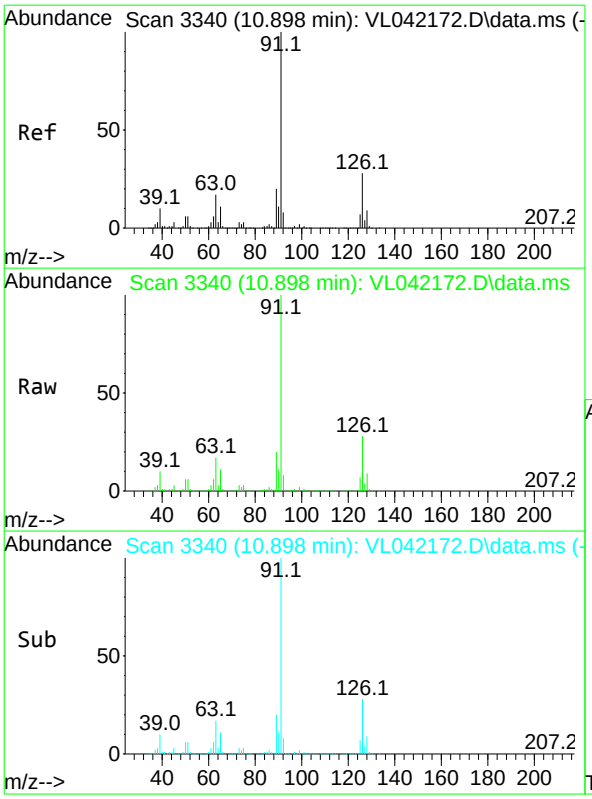

#71
2-Chlorotoluene
Concen: 9.320 ppbv
RT: 10.898 min Scan# 33
Delta R.T. 0.000 min
Lab File: VL042172.D
Acq: 27 Mar 2025 08:26

Tgt Ion: 91 Resp: 799102

Ion	Ratio	Lower	Upper
91	100		
126	29.0	11.6	46.4

Instrument :
MSVOA_L
ClientSampleId :
VSTDICCC010

Manual Integrations
APPROVED

Reviewed By :Semsettin Yesilyurt 03/31/2025
Supervised By :Mahesh Dadoda 04/03/2025

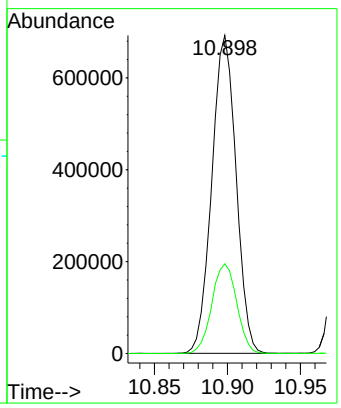



#72
4-Ethyltoluene
Concen: 9.200 ppbv
RT: 11.122 min Scan# 3409
Delta R.T. 0.000 min
Lab File: VL042172.D
Acq: 27 Mar 2025 08:26

Tgt Ion:105 Resp: 846232

Ion	Ratio	Lower	Upper
105	100		
120	29.2	23.4	35.0
91	12.9	10.3	15.5
77	14.3	11.4	17.2

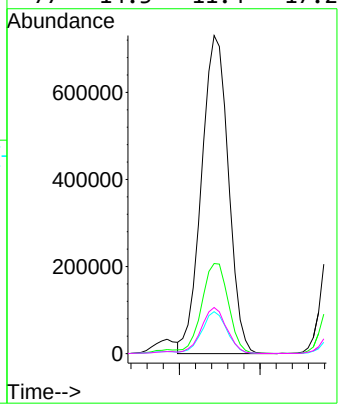

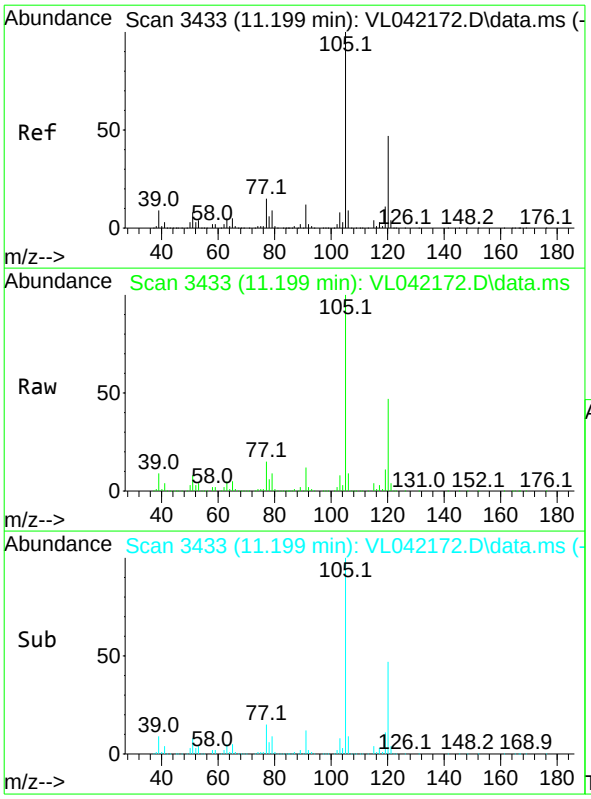

#73
1,3,5-Trimethylbenzene
Concen: 8.970 ppbv
RT: 11.199 min Scan# 34
Delta R.T. 0.000 min
Lab File: VL042172.D
Acq: 27 Mar 2025 08:26

Tgt Ion:105 Resp: 720566

Ion	Ratio	Lower	Upper
105	100		
120	46.7	37.4	56.0

Instrument :
MSVOA_L
ClientSampleId :
VSTDICCC010

Manual Integrations
APPROVED

Reviewed By :Semsettin Yesilyurt 03/31/2025
Supervised By :Mahesh Dadoda 04/03/2025

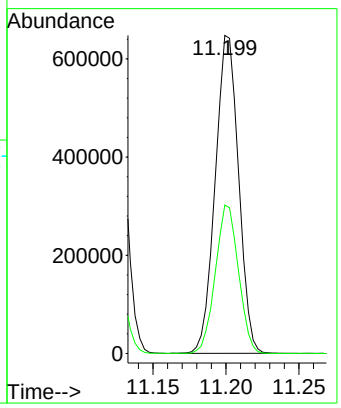

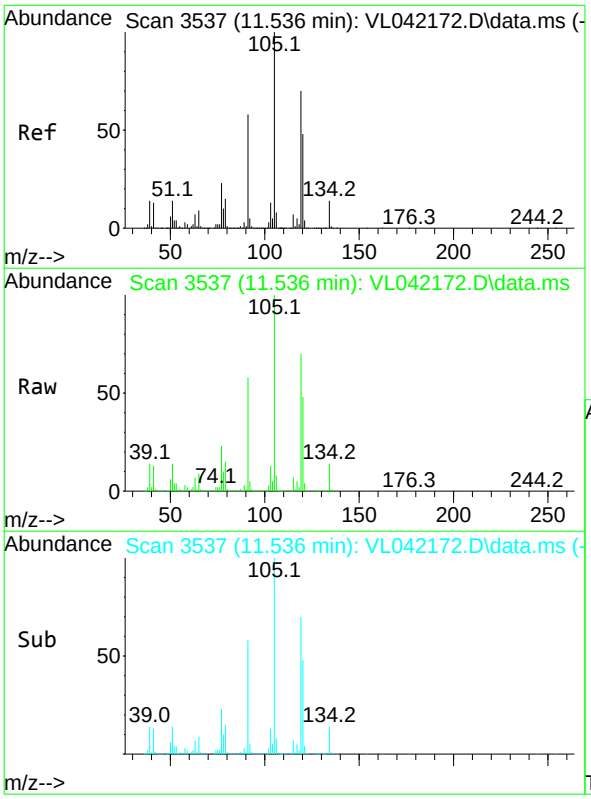

#74
1,2,4-Trimethylbenzene
Concen: 8.480 ppbv
RT: 11.536 min Scan# 3537
Delta R.T. 0.000 min
Lab File: VL042172.D
Acq: 27 Mar 2025 08:26

Tgt Ion:105 Resp: 784745

Ion	Ratio	Lower	Upper
105	100		
120	48.3	38.6	58.0
91	57.7	46.2	69.2
77	23.2	18.6	27.8

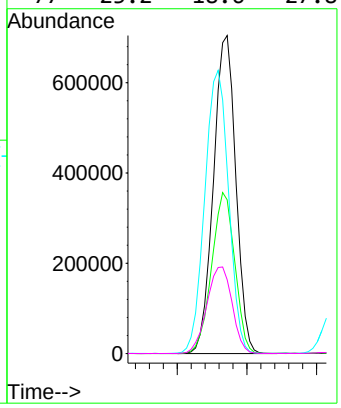

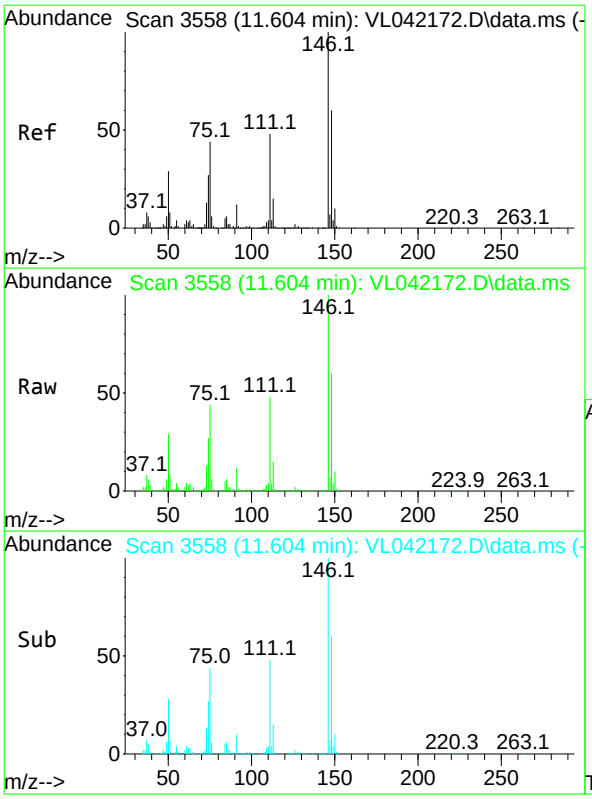

#75
1,3-Dichlorobenzene
Concen: 9.028 ppbv
RT: 11.604 min Scan# 35
Delta R.T. 0.000 min
Lab File: VL042172.D
Acq: 27 Mar 2025 08:26

Tgt Ion:146 Resp: 458226

Ion	Ratio	Lower	Upper
146	100		
111	47.5	23.8	71.2
148	63.9	31.9	95.9

Instrument :
MSVOA_L
ClientSampleId :
VSTDICCC010

Manual Integrations
APPROVED

Reviewed By :Semsettin Yesilyurt 03/31/2025
Supervised By :Mahesh Dadoda 04/03/2025

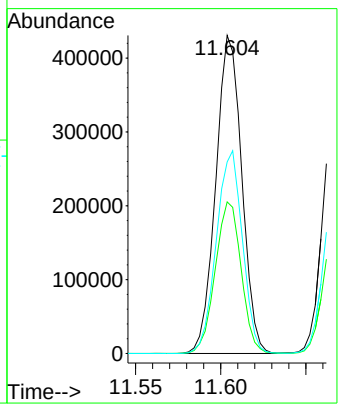

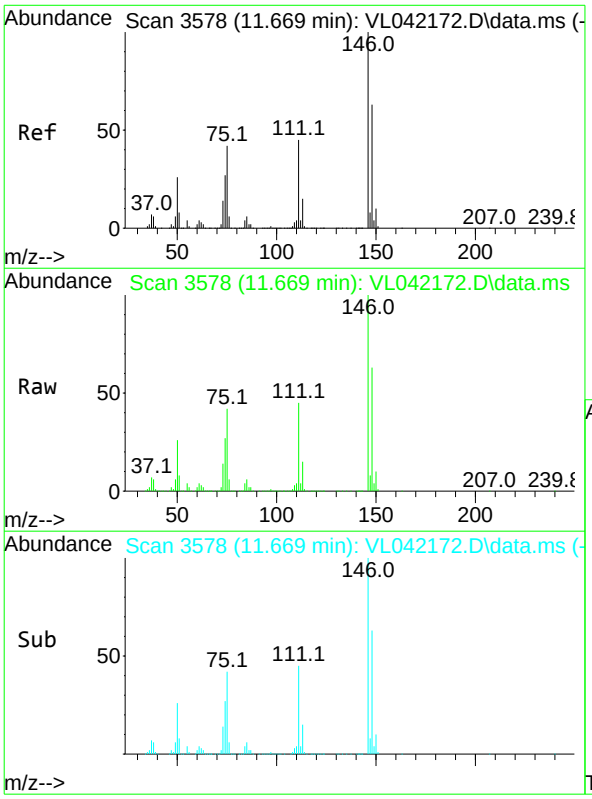

#76
1,4-Dichlorobenzene
Concen: 9.134 ppbv
RT: 11.669 min Scan# 3578
Delta R.T. 0.000 min
Lab File: VL042172.D
Acq: 27 Mar 2025 08:26

Tgt Ion:146 Resp: 461371

Ion	Ratio	Lower	Upper
146	100		
111	46.0	23.0	69.0
148	63.8	31.9	95.7

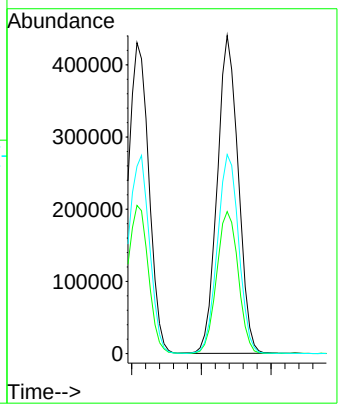

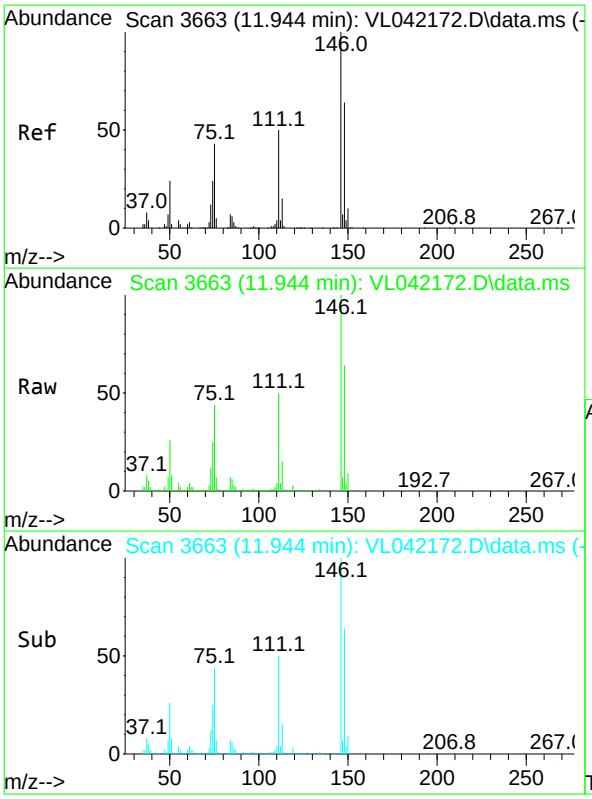

#77
1,2-Dichlorobenzene
Concen: 8.933 ppbv
RT: 11.944 min Scan# 36
Delta R.T. 0.000 min
Lab File: VL042172.D
Acq: 27 Mar 2025 08:26

Tgt Ion:146 Resp: 441473

Ion	Ratio	Lower	Upper
146	100		
111	49.5	24.8	74.3
148	63.2	31.6	94.8

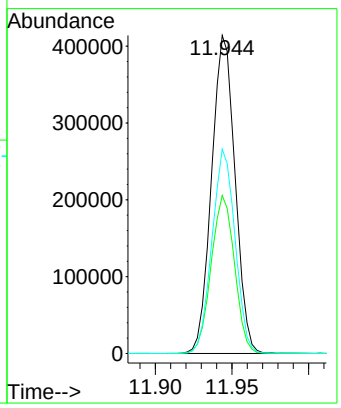

Instrument :
MSVOA_L
ClientSampleId :
VSTDICCC010

Manual Integrations
APPROVED

Reviewed By :Semsettin Yesilyurt 03/31/2025
Supervised By :Mahesh Dadoda 04/03/2025

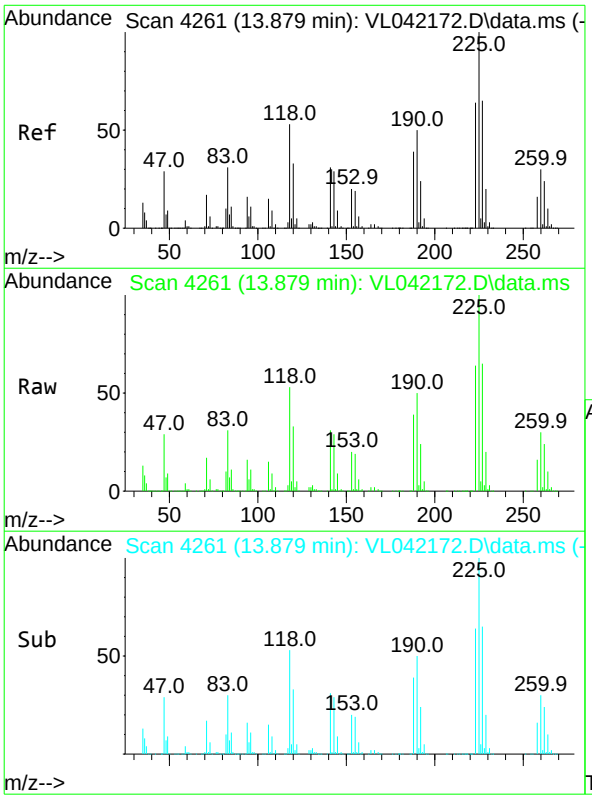

#78
Hexachloro-1,3-Butadiene
Concen: 8.284 ppbv
RT: 13.879 min Scan# 4261
Delta R.T. 0.000 min
Lab File: VL042172.D
Acq: 27 Mar 2025 08:26

Tgt Ion:225 Resp: 416735

Ion	Ratio	Lower	Upper
225	100		
223	63.3	50.6	76.0
227	64.0	51.2	76.8

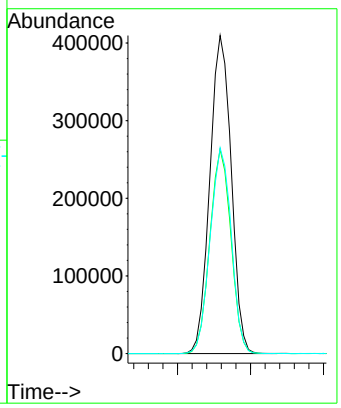

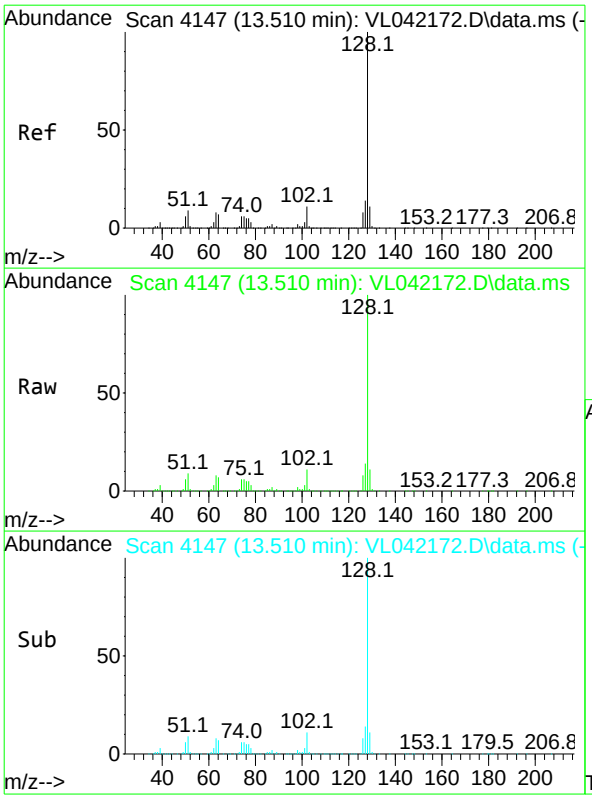

#79
Naphthalene
Concen: 9.271 ppbv
RT: 13.510 min Scan# 41
Delta R.T. 0.000 min
Lab File: VL042172.D
Acq: 27 Mar 2025 08:26

Tgt Ion:128 Resp: 938470

Ion	Ratio	Lower	Upper
128	100		
127	13.5	10.8	16.2
129	11.2	9.0	13.4

Instrument :
MSVOA_L
ClientSampleId :
VSTDICCC010

Manual Integrations
APPROVED

Reviewed By :Semsettin Yesilyurt 03/31/2025
Supervised By :Mahesh Dadoda 04/03/2025

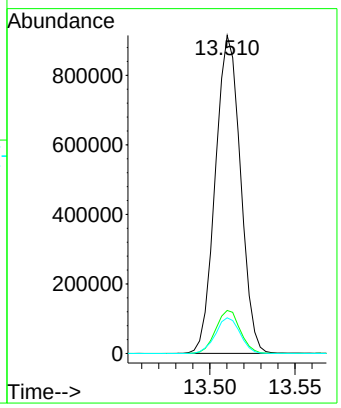

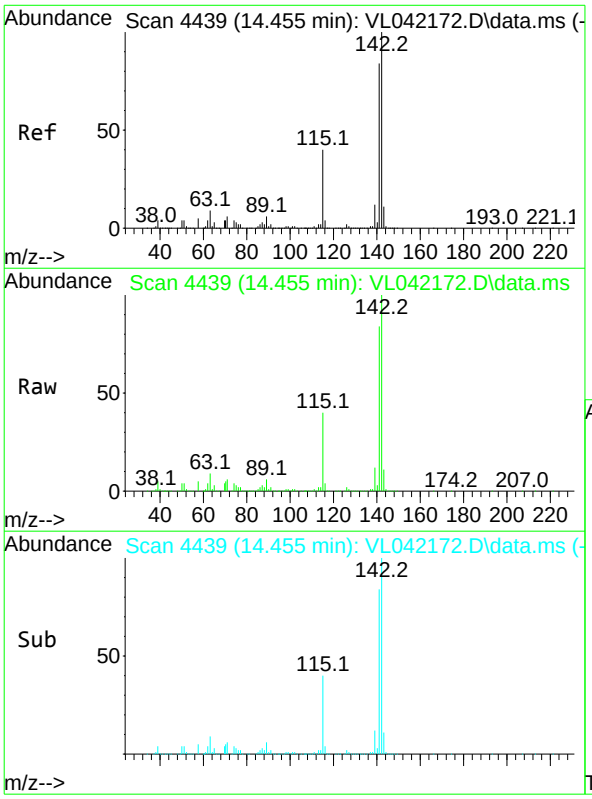

#80
Naphthalene,2-methyl-
Concen: 10.436 ppbv
RT: 14.455 min Scan# 4439
Delta R.T. 0.000 min
Lab File: VL042172.D
Acq: 27 Mar 2025 08:26

Tgt Ion:142 Resp: 514394

Ion	Ratio	Lower	Upper
142	100		
141	82.9	66.3	99.5
115	39.5	31.6	47.4

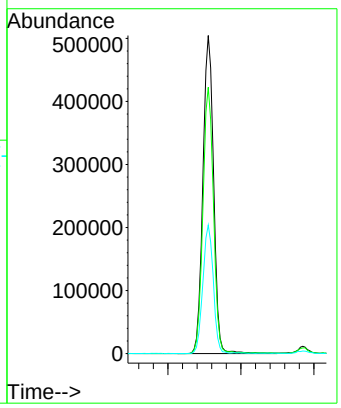

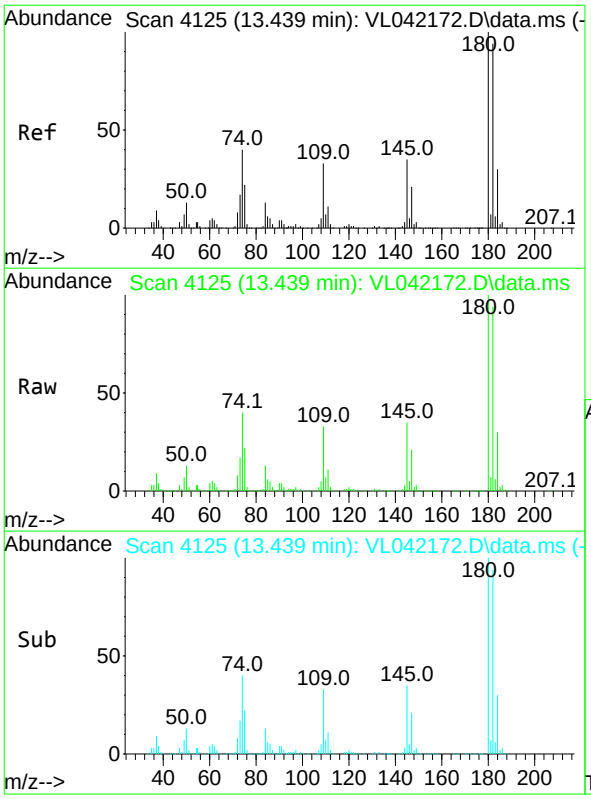

#81
1,2,4-Trichlorobenzene
Concen: 9.561 ppbv
RT: 13.439 min Scan# 41
Delta R.T. 0.000 min
Lab File: VL042172.D
Acq: 27 Mar 2025 08:26

Tgt Ion:180 Resp: 446420

Ion	Ratio	Lower	Upper
180	100		
182	93.9	75.1	112.7
184	30.5	24.4	36.6

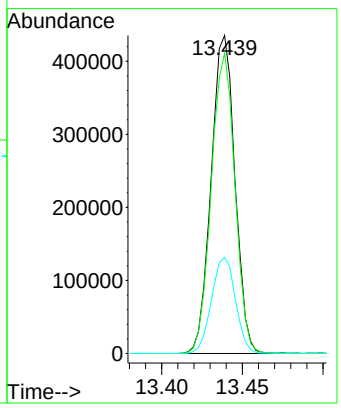

Instrument :
MSVOA_L
ClientSampleId :
VSTDICCC010

Manual Integrations
APPROVED

Reviewed By :Semsettin Yesilyurt 03/31/2025
Supervised By :Mahesh Dadoda 04/03/2025

Quantitation Report (QT Reviewed)

Data Path : Z:\voasrv\HPCHEM1\MSVOA_L\Data\VL032725\
Data File : VL042173.D
Acq On : 27 Mar 2025 08:59
Operator : SY/MD
Sample : VSTDICC002
Misc : 400mL/MSVOA_L
ALS Vial : 1 Sample Multiplier: 1

Quant Time: Mar 28 01:32:52 2025
Quant Method : Z:\voasrv\HPCHEM1\MSVOA_L\methods\VL032725AIR.M
Quant Title : AIR ANALYSIS BY METHOD TO-15 Instrument: MSVOA_LFri Aug 2
QLast Update : Fri Mar 28 01:31:23 2025
Response via : Initial Calibration

Instrument :
MSVOA_L
ClientSampleId :
VSTDICC002

Manual Integrations
APPROVED
Reviewed By :Semsettin Yesilyurt 03/31/2025
Supervised By :Mahesh Dadoda 04/03/2025

Compound	R.T.	QIon	Response	Conc	Units	Dev(Min)
Internal Standards						
1) Bromochloromethane	2.784	49	188395	10.000	ppbv	0.00
33) 1,4-Difluorobenzene	3.952	114	546394	10.000	ppbv	0.00
55) Chlorobenzene-d5	8.875	117	504538	10.000	ppbv	0.00
System Monitoring Compounds						
68) 1-Bromo-4-Fluorobenzene	10.370	95	417532	10.077	ppbv	0.00
Spiked Amount 10.000	Range 65 - 135		Recovery = 100.800%			
Target Compounds						Qvalue
2) Dichlorodifluoromethane	1.496	85	55859	2.008	ppbv	99
3) Chlorodifluoromethane	1.473	51	57045	2.007	ppbv	99
4) Chloromethane	1.531	50	23293	2.049	ppbv	94
5) Vinyl Chloride	1.576	62	21989	1.897	ppbv	99
6) Bromomethane	1.664	94	10027	1.946	ppbv	98
7) Chloroethane	1.703	64	8413	1.844	ppbv	92
8) Dichlorotetrafluoroethane	1.551	85	48008	2.027	ppbv	98
9) Propene	1.483	41	26295	2.054	ppbv	94
10) Heptane	4.972	43	71466	2.063	ppbv	99
11) Trichlorofluoromethane	1.874	101	55754	2.060	ppbv	99
12) 1,1,2-Trichlorotrifluo...	2.136	101	44761	2.012	ppbv	98
13) Ethanol	1.719	45	2748m	2.741	ppbv	
14) Bromoethene	1.780	108	17323	2.033	ppbv #	89
15) Acetone	1.832	43	55365	2.101	ppbv	95
16) 1,3-Butadiene	1.606	39	22894	1.932	ppbv	95
17) tert-Butyl alcohol	2.039	59	66174	2.016	ppbv	100
18) 1,1-Dichloroethene	2.030	96	21103	2.029	ppbv	95
19) Isopropyl Alcohol	1.884	45	27804	1.870	ppbv #	35
20) Methylene Chloride	2.059	84	20518	2.091	ppbv	96
21) Allyl Chloride	2.094	41	38425	2.068	ppbv	99
22) trans-1,2-Dichloroethene	2.337	96	23384	1.924	ppbv	92
23) Vinyl Acetate	2.460	43	20736	1.894	ppbv #	97
24) 1,1-Dichloroethane	2.405	63	44740	2.008	ppbv	99
25) Ethyl Acetate	2.832	43	139516	2.040	ppbv	99
26) Hexane	2.823	57	52095	1.972	ppbv	92
27) Carbon Disulfide	2.146	76	57969	2.047	ppbv #	76
28) Methyl tert-Butyl Ether	2.437	73	33703	2.049	ppbv	99
29) Chloroform	2.845	83	78043	2.019	ppbv	95
30) Cyclohexane	3.852	84	45641	1.989	ppbv	99
31) cis-1,2-Dichloroethene	2.719	61	53713	2.003	ppbv	96
32) 1,1,1-Trichloroethane	3.363	97	81070	1.833	ppbv	99
34) 2-Butanone	2.554	43	84157	2.124	ppbv	99
35) Carbon Tetrachloride	3.758	117	81735	1.944	ppbv	96
36) Benzene	3.651	78	110727	2.044	ppbv	97
37) 1,2-Dichloroethane	3.214	62	61476	1.982	ppbv	97
38) Trichloroethene	4.541	130	43501	1.924	ppbv	97
39) 1,2-Dichloropropane	4.308	63	39912	2.023	ppbv	93
40) 1,4-Dioxane	4.587	88	20884m	2.040	ppbv	
41) Tetrahydrofuran	3.056	42	47262	2.097	ppbv	99
42) Bromodichloromethane	4.483	83	87640	2.050	ppbv	99
43) Methyl Methacrylate	4.878	69	44624	1.952	ppbv	97
44) 2,2,4-Trimethylpentane	4.632	57	188282	2.057	ppbv	100
45) t-1,3-Dichloropropene	6.406	75	49461	2.011	ppbv	99

Quantitation Report (QT Reviewed)

Data Path : Z:\voasrv\HPCHEM1\MSVOA_L\Data\VL032725\
Data File : VL042173.D
Acq On : 27 Mar 2025 08:59
Operator : SY/MD
Sample : VSTDICC002
Misc : 400mL/MSVOA_L
ALS Vial : 1 Sample Multiplier: 1

Quant Time: Mar 28 01:32:52 2025
Quant Method : Z:\voasrv\HPCHEM1\MSVOA_L\methods\VL032725AIR.M
Quant Title : AIR ANALYSIS BY METHOD TO-15 Instrument: MSVOA_LFri Aug 2
QLast Update : Fri Mar 28 01:31:23 2025
Response via : Initial Calibration

Instrument :
MSVOA_L
ClientSampleId :
VSTDICC002

Manual Integrations APPROVED
Reviewed By :Semsettin Yesilyurt 03/31/2025
Supervised By :Mahesh Dadoda 04/03/2025

Compound	R.T.	QIon	Response	Conc Units	Dev(Min)
46) cis-1,3-Dichloropropene	5.593	75	61829	2.050 ppbv #	91
47) 1,1,2-Trichloroethane	6.577	97	41387	1.985 ppbv	95
48) Dibromochloromethane	7.383	129	72441	2.050 ppbv	100
49) Bromoform	9.477	173	65221	2.056 ppbv	98
50) 4-Methyl-2-Pentanone	5.752	43	132328	2.107 ppbv	99
51) 2-Hexanone	7.435	43	112681	2.162 ppbv #	99
52) Tetrachloroethene	8.221	164	40558	1.888 ppbv	98
53) Toluene	6.923	91	131314	2.045 ppbv	99
54) 1,2-Dibromoethane	7.648	107	56799	1.952 ppbv	90
56) 1,1,1,2-Tetrachloroethane	8.920	131	58141	2.093 ppbv	97
57) Chlorobenzene	8.914	112	100308	2.096 ppbv #	94
58) Ethyl Benzene	9.351	91	191114	2.132 ppbv	96
59) m/p-Xylene	9.548	91	299531m	4.181 ppbv	
60) o-Xylene	9.959	91	151292	2.109 ppbv	98
61) Styrene	9.865	104	74134	2.089 ppbv	98
62) Isopropylbenzene	10.535	105	228191	2.127 ppbv	99
63) 1,1,2,2-Tetrachloroethane	9.956	83	90114	2.067 ppbv	99
64) n-propylbenzene	10.985	120	58105	2.104 ppbv	92
65) tert-Butylbenzene	11.529	119	216336	2.180 ppbv	99
66) Benzyl Chloride	11.610	91	22272	2.116 ppbv	95
67) sec-Butylbenzene	11.762	105	297381	2.156 ppbv	99
69) p-Isopropyltoluene	11.921	119	258357	2.176 ppbv	100
70) n-Butylbenzene	12.277	91	270616	2.228 ppbv	99
71) 2-Chlorotoluene	10.898	91	177487	2.132 ppbv	100
72) 4-Ethyltoluene	11.121	105	194660	2.179 ppbv	99
73) 1,3,5-Trimethylbenzene	11.199	105	169221	2.169 ppbv	96
74) 1,2,4-Trimethylbenzene	11.532	105	198351	2.207 ppbv	96
75) 1,3-Dichlorobenzene	11.604	146	107217	2.175 ppbv	97
76) 1,4-Dichlorobenzene	11.668	146	104925	2.139 ppbv	99
77) 1,2-Dichlorobenzene	11.943	146	102310	2.132 ppbv	99
78) Hexachloro-1,3-Butadiene	13.879	225	109539	2.242 ppbv	99
79) Naphthalene	13.510	128	233451	2.375 ppbv	97
80) Naphthalene,2-methyl-	14.455	142	117313	2.451 ppbv	99
81) 1,2,4-Trichlorobenzene	13.435	180	103765	2.288 ppbv	97

(#) = qualifier out of range (m) = manual integration (+) = signals summed

Quantitation Report (QT Reviewed)

Data Path : Z:\voasrv\HPCHEM1\MSVOA_L\Data\VL032725\
Data File : VL042173.D
Acq On : 27 Mar 2025 08:59
Operator : SY/MD
Sample : VSTDICC002
Misc : 400mL/MSVOA_L
ALS Vial : 1 Sample Multiplier: 1

Quant Time: Mar 28 01:32:52 2025
Quant Method : Z:\voasrv\HPCHEM1\MSVOA_L\methods\VL032725AIR.M
Quant Title : AIR ANALYSIS BY METHOD TO-15 Instrument: MSVOA_LFri Aug
QLast Update : Fri Mar 28 01:31:23 2025
Response via : Initial Calibration

Instrument :
MSVOA_L
ClientSampleId :
VSTDICC002

Manual Integrations APPROVED

Reviewed By :Semsettin Yesilyurt 03/31/2025
Supervised By :Mahesh Dadoda 04/03/2025

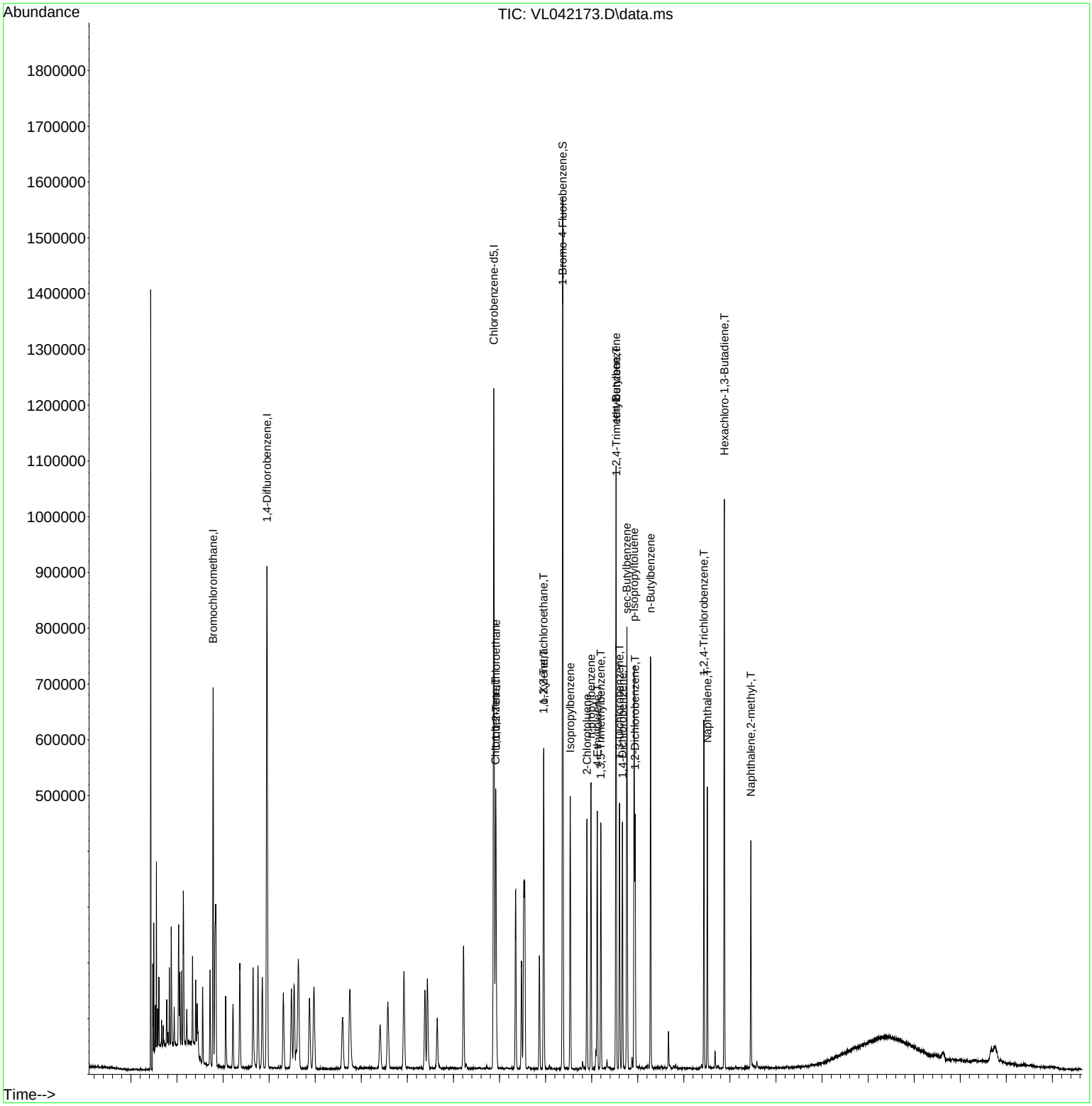

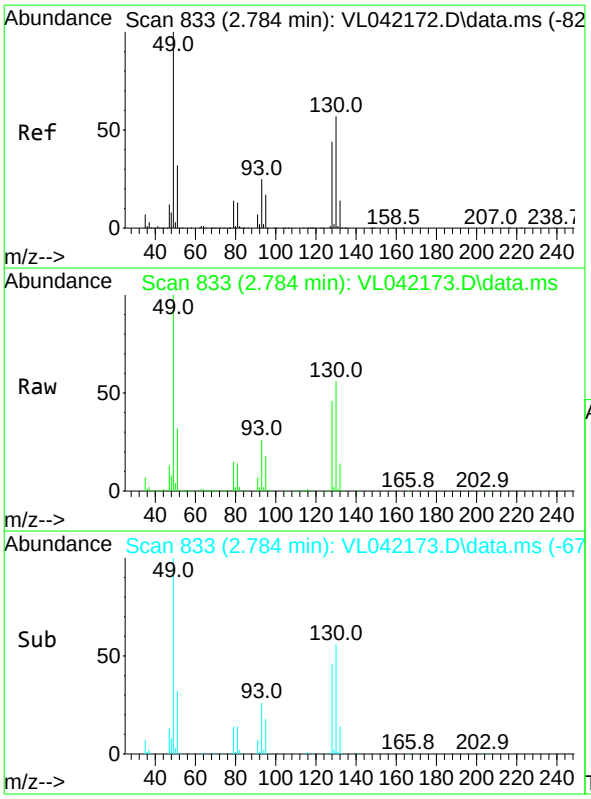

#1
Bromochloromethane
Concen: 10.000 ppbv
RT: 2.784 min Scan# 83
Delta R.T. -0.000 min
Lab File: VL042173.D
Acq: 27 Mar 2025 08:59

Tgt Ion: 49 Resp: 188395

Ion	Ratio	Lower	Upper
49	100		
128	45.7	22.9	68.5
130	58.5	28.8	86.4

Instrument :
MSVOA_L
ClientSampleId :
VSTDICC002

Manual Integrations
APPROVED

Reviewed By :Semsettin Yesilyurt 03/31/2025
Supervised By :Mahesh Dadoda 04/03/2025

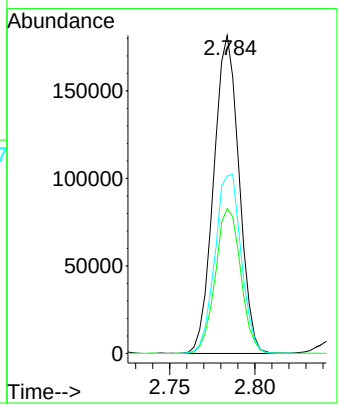



#2
Dichlorodifluoromethane
Concen: 2.008 ppbv
RT: 1.496 min Scan# 435
Delta R.T. -0.000 min
Lab File: VL042173.D
Acq: 27 Mar 2025 08:59

Tgt Ion: 85 Resp: 55859

Ion	Ratio	Lower	Upper
85	100		
87	32.1	26.1	39.1

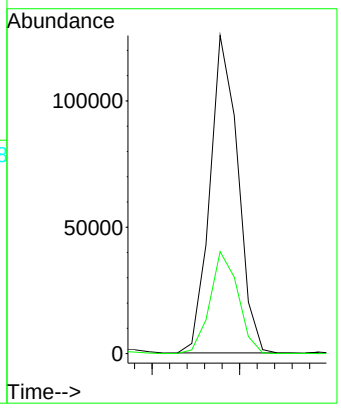



#3
Chlorodifluoromethane
Concen: 2.007 ppbv
RT: 1.473 min Scan# 42
Delta R.T. -0.000 min
Lab File: VL042173.D
Acq: 27 Mar 2025 08:59

Tgt Ion: 51 Resp: 57045

Ion	Ratio	Lower	Upper
51	100		
67	19.4	15.0	22.6

Instrument :
MSVOA_L
ClientSampleId :
VSTDICC002

Manual Integrations
APPROVED

Reviewed By :Semsettin Yesilyurt 03/31/2025
Supervised By :Mahesh Dadoda 04/03/2025

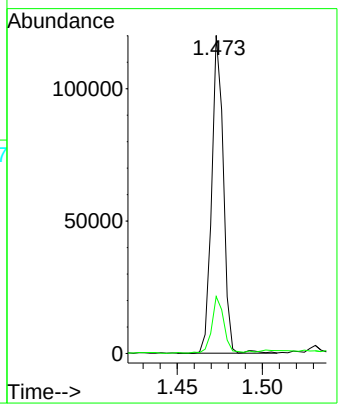



#4
Chloromethane
Concen: 2.049 ppbv
RT: 1.531 min Scan# 446
Delta R.T. -0.000 min
Lab File: VL042173.D
Acq: 27 Mar 2025 08:59

Tgt Ion: 50 Resp: 23293

Ion	Ratio	Lower	Upper
50	100		
52	29.5	26.1	39.1

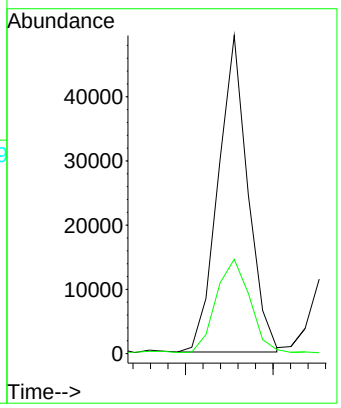



#5
Vinyl Chloride
Concen: 1.897 ppbv
RT: 1.576 min Scan# 46
Delta R.T. -0.000 min
Lab File: VL042173.D
Acq: 27 Mar 2025 08:59

Tgt Ion: 62 Resp: 21989

Ion	Ratio	Lower	Upper
62	100		
64	32.5	26.6	40.0

Instrument :
MSVOA_L
ClientSampleId :
VSTDICC002

Manual Integrations
APPROVED

Reviewed By :Semsettin Yesilyurt 03/31/2025
Supervised By :Mahesh Dadoda 04/03/2025

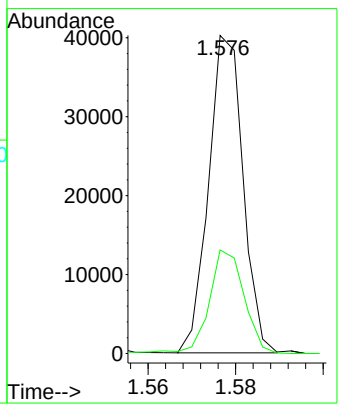

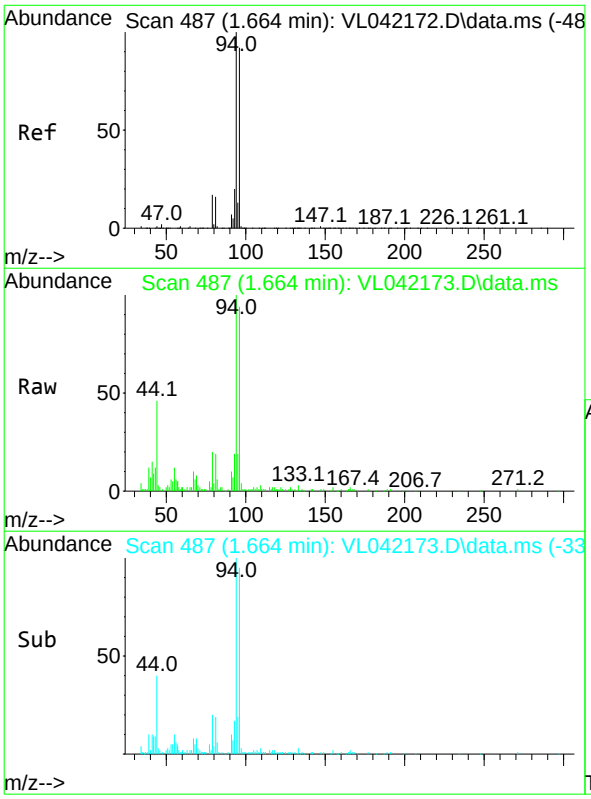

#6
Bromomethane
Concen: 1.946 ppbv
RT: 1.664 min Scan# 487
Delta R.T. -0.000 min
Lab File: VL042173.D
Acq: 27 Mar 2025 08:59

Tgt Ion: 94 Resp: 10027

Ion	Ratio	Lower	Upper
94	100		
96	93.6	73.1	109.7

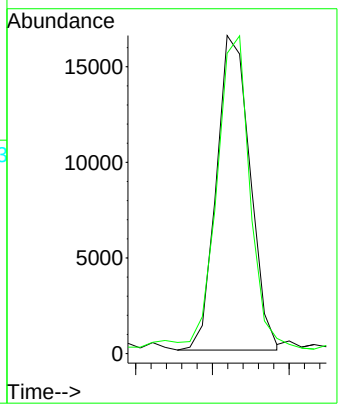

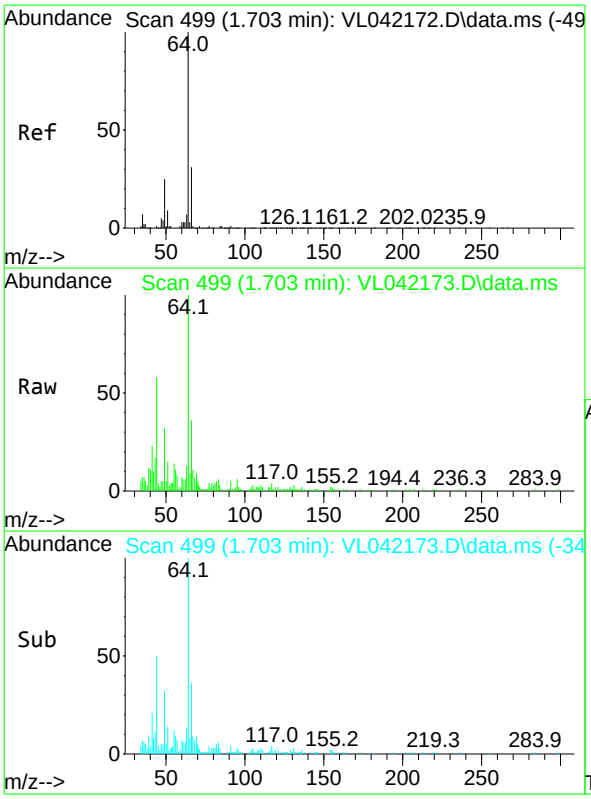

#7
Chloroethane
Concen: 1.844 ppbv
RT: 1.703 min Scan# 49
Delta R.T. -0.000 min
Lab File: VL042173.D
Acq: 27 Mar 2025 08:59

Tgt Ion: 64 Resp: 8413

Ion	Ratio	Lower	Upper
64	100		
66	36.1	25.2	37.8

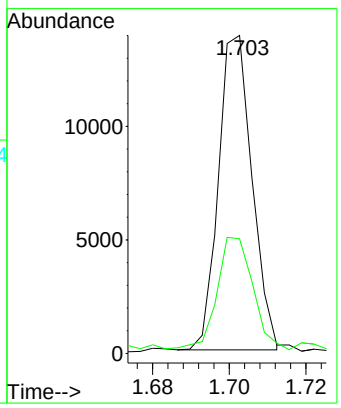

Instrument :
MSVOA_L
ClientSampleId :
VSTDICC002

Manual Integrations
APPROVED

Reviewed By :Semsettin Yesilyurt 03/31/2025
Supervised By :Mahesh Dadoda 04/03/2025

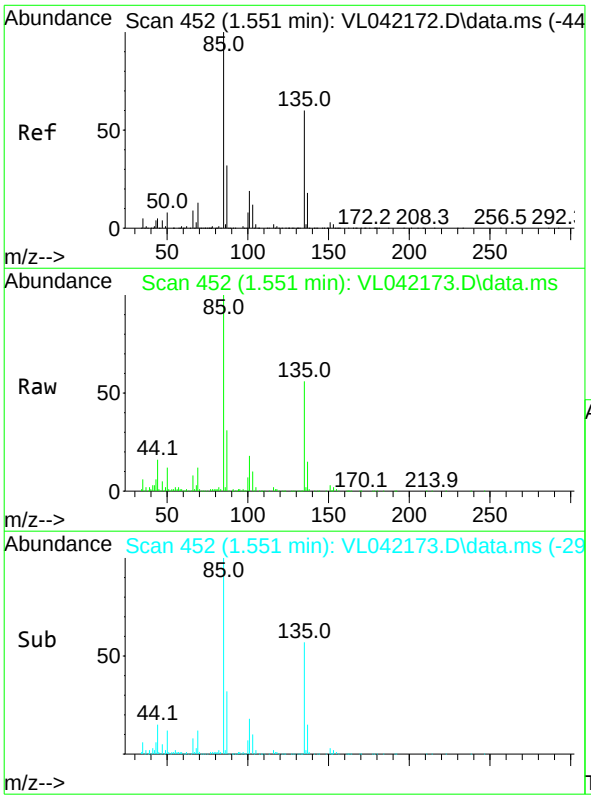

#8
Dichlorotetrafluoroethane
Concen: 2.027 ppbv
RT: 1.551 min Scan# 452
Delta R.T. -0.000 min
Lab File: VL042173.D
Acq: 27 Mar 2025 08:59

Tgt Ion: 85 Resp: 48008

Ion	Ratio	Lower	Upper
85	100		
135	66.8	52.4	78.6

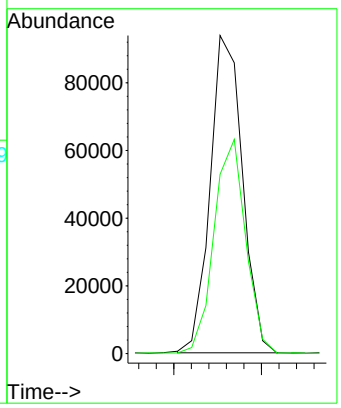

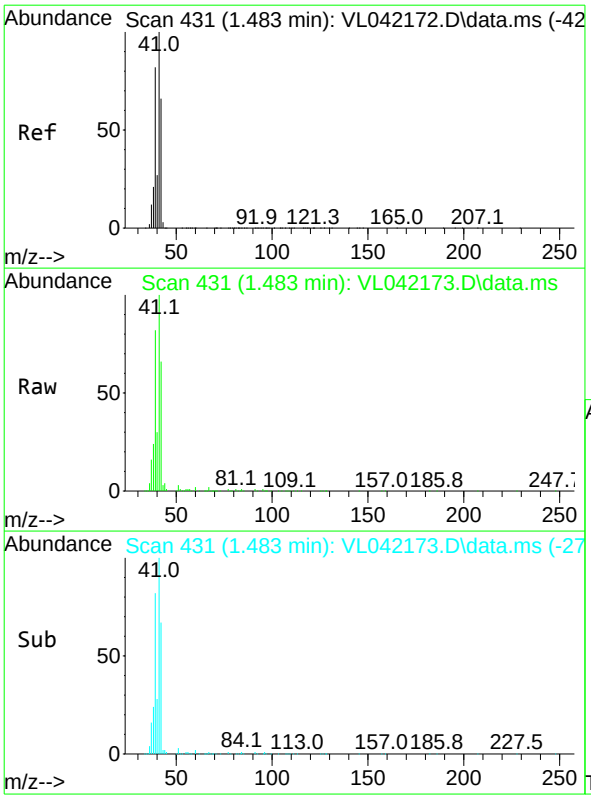

#9
Propene
Concen: 2.054 ppbv
RT: 1.483 min Scan# 43
Delta R.T. -0.000 min
Lab File: VL042173.D
Acq: 27 Mar 2025 08:59

Tgt Ion: 41 Resp: 26295

Ion	Ratio	Lower	Upper
41	100		
42	73.9	55.4	83.2

Instrument :
MSVOA_L
ClientSampleId :
VSTDICC002

Manual Integrations
APPROVED

Reviewed By :Semsettin Yesilyurt 03/31/2025
Supervised By :Mahesh Dadoda 04/03/2025

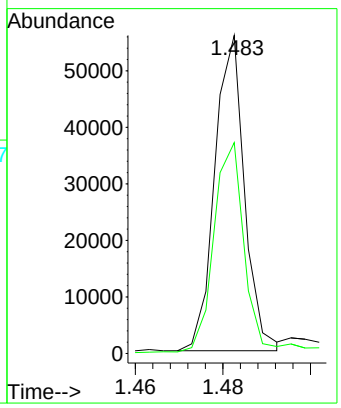

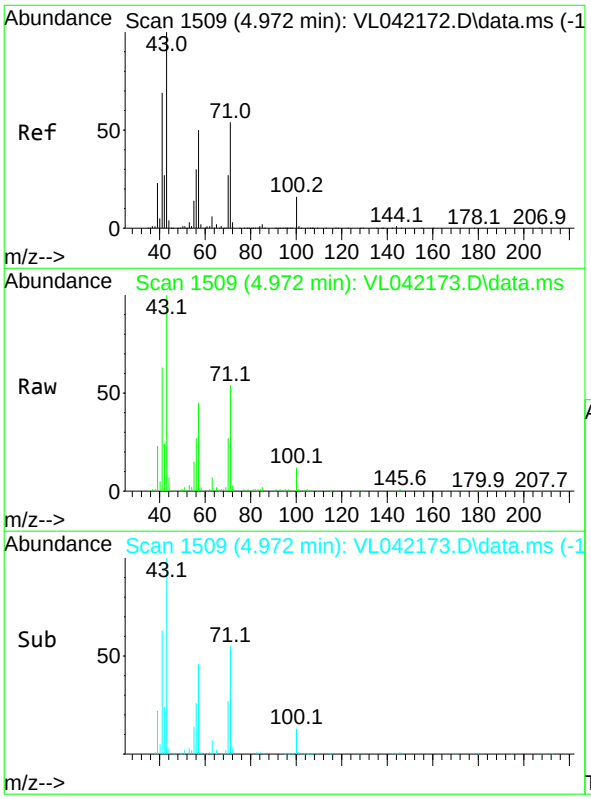

#10
Heptane
Concen: 2.063 ppbv
RT: 4.972 min Scan# 1509
Delta R.T. -0.000 min
Lab File: VL042173.D
Acq: 27 Mar 2025 08:59

Tgt Ion: 43 Resp: 71466

Ion	Ratio	Lower	Upper
43	100		
57	49.6	39.4	59.2

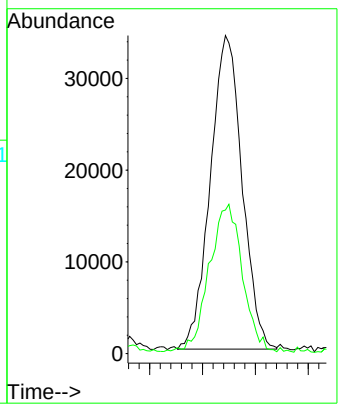



#11
Trichlorofluoromethane
Concen: 2.060 ppbv
RT: 1.874 min Scan# 55
Delta R.T. -0.000 min
Lab File: VL042173.D
Acq: 27 Mar 2025 08:59

Tgt Ion:101 Resp: 55754

Ion	Ratio	Lower	Upper
101	100		
103	63.5	50.2	75.2

Instrument :
MSVOA_L
ClientSampleId :
VSTDICC002

Manual Integrations
APPROVED

Reviewed By :Semsettin Yesilyurt 03/31/2025
Supervised By :Mahesh Dadoda 04/03/2025

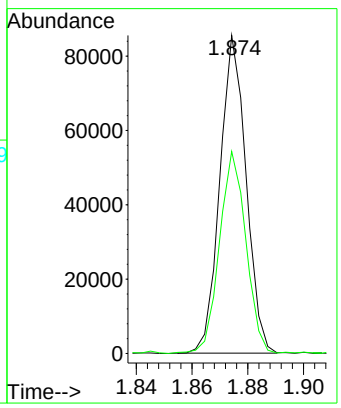

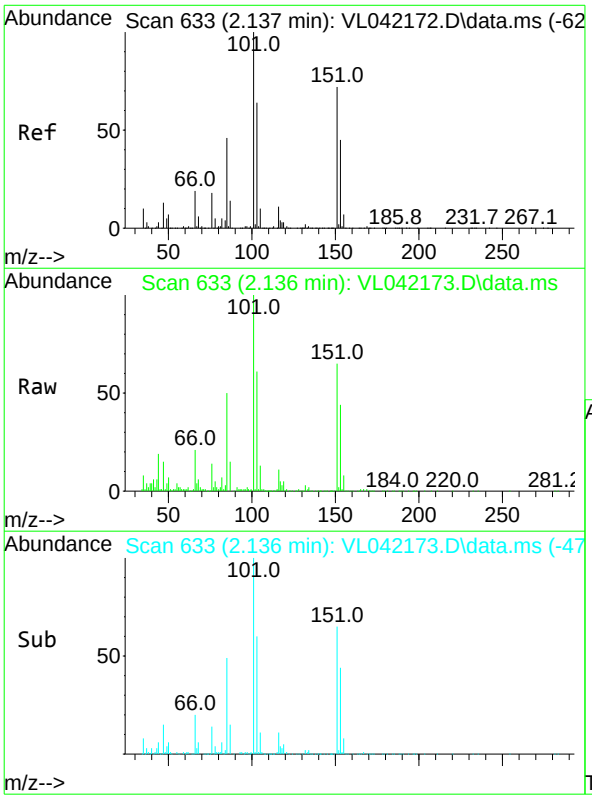

#12
1,1,2-Trichlorotrifluoroethane
Concen: 2.012 ppbv
RT: 2.136 min Scan# 633
Delta R.T. -0.000 min
Lab File: VL042173.D
Acq: 27 Mar 2025 08:59

Tgt Ion:101 Resp: 44761

Ion	Ratio	Lower	Upper
101	100		
151	73.0	57.1	85.7

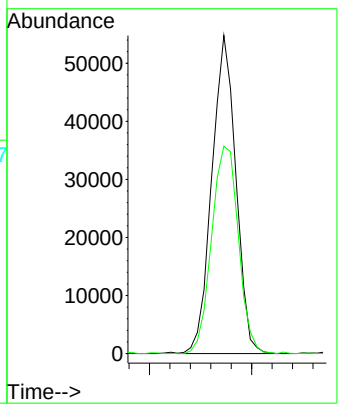

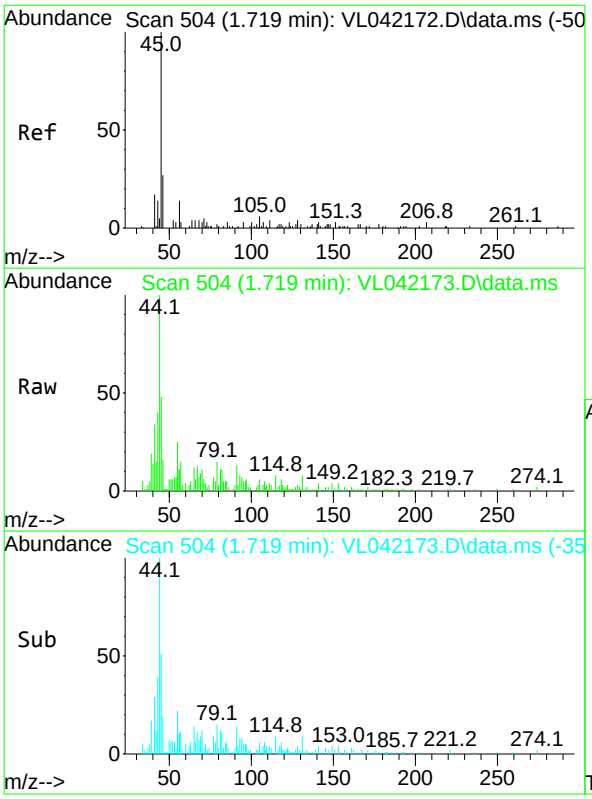

#13
Ethanol
Concen: 2.741 ppbv m
RT: 1.719 min Scan# 50
Delta R.T. -0.000 min
Lab File: VL042173.D
Acq: 27 Mar 2025 08:59

Tgt Ion: 45 Resp: 2748

Ion	Ratio	Lower	Upper
45	100		
46	56.9	20.2	80.8

Instrument :
MSVOA_L
ClientSampleId :
VSTDICC002

Manual Integrations
APPROVED

Reviewed By :Semsettin Yesilyurt 03/31/2025
Supervised By :Mahesh Dadoda 04/03/2025

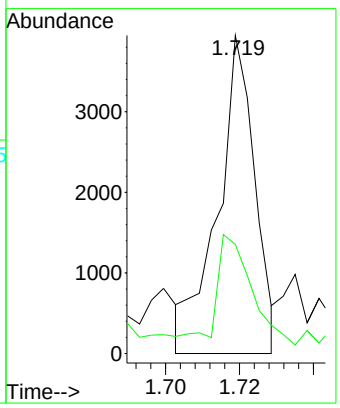

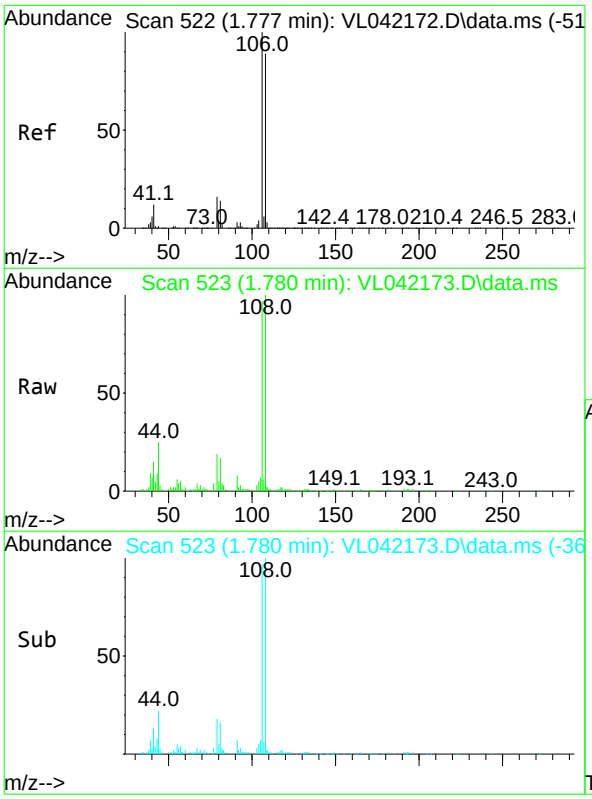

#14
Bromoethene
Concen: 2.033 ppbv
RT: 1.780 min Scan# 523
Delta R.T. 0.003 min
Lab File: VL042173.D
Acq: 27 Mar 2025 08:59

Tgt Ion:108 Resp: 17323

Ion	Ratio	Lower	Upper
108	100		
106	100.6	86.8	130.2
79	32.0	15.0	22.6#

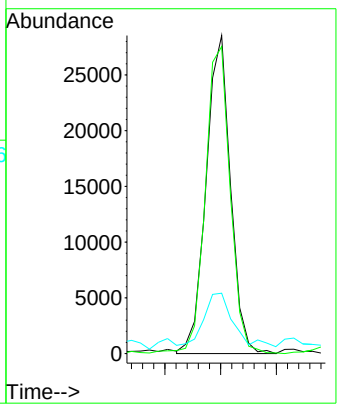



#15
Acetone
Concen: 2.101 ppbv
RT: 1.832 min Scan# 53
Delta R.T. -0.000 min
Lab File: VL042173.D
Acq: 27 Mar 2025 08:59

Tgt Ion: 43 Resp: 55365

Ion	Ratio	Lower	Upper
43	100		
58	31.8	23.2	34.8

Instrument :
MSVOA_L
ClientSampleId :
VSTDICC002

Manual Integrations
APPROVED

Reviewed By :Semsettin Yesilyurt 03/31/2025
Supervised By :Mahesh Dadoda 04/03/2025

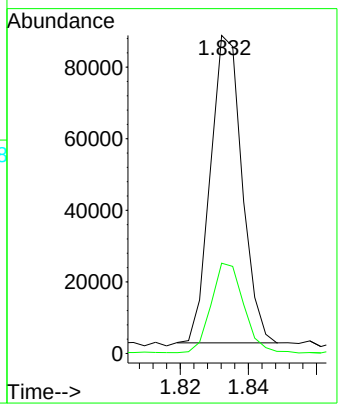

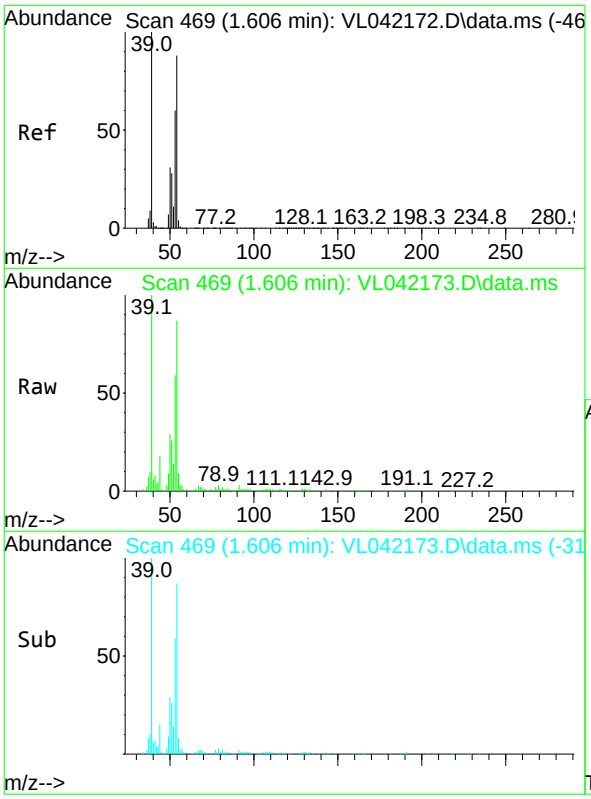

#16
1,3-Butadiene
Concen: 1.932 ppbv
RT: 1.606 min Scan# 469
Delta R.T. -0.000 min
Lab File: VL042173.D
Acq: 27 Mar 2025 08:59

Tgt Ion: 39 Resp: 22894

Ion	Ratio	Lower	Upper
39	100		
54	79.9	60.7	91.1

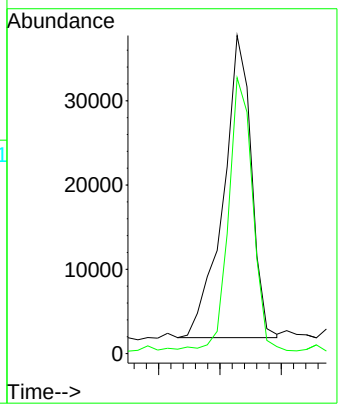

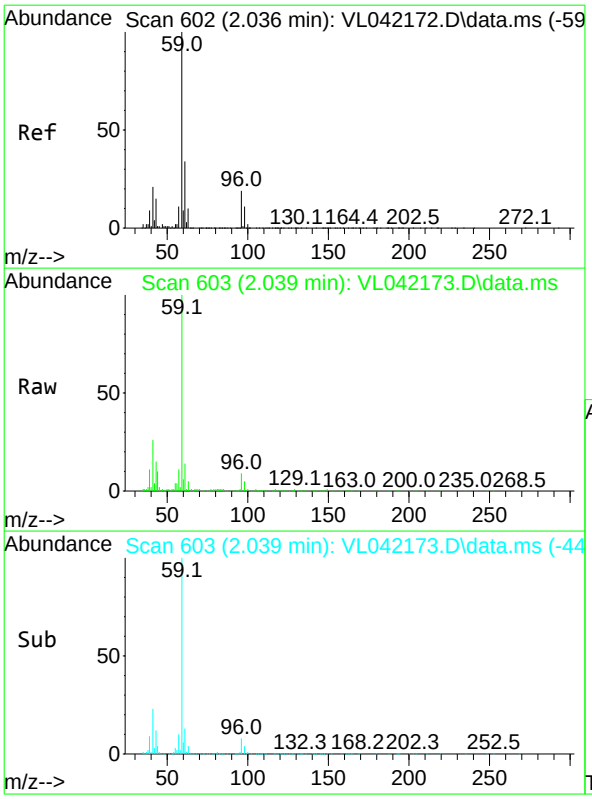

#17
tert-Butyl alcohol
Concen: 2.016 ppbv
RT: 2.039 min Scan# 60
Delta R.T. 0.003 min
Lab File: VL042173.D
Acq: 27 Mar 2025 08:59

Tgt Ion: 59 Resp: 66174

Ion	Ratio	Lower	Upper
59	100		
57	11.2	8.9	13.3

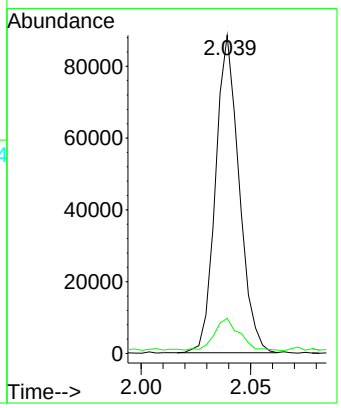

Instrument :
MSVOA_L
ClientSampleId :
VSTDICC002

Manual Integrations
APPROVED

Reviewed By :Semsettin Yesilyurt 03/31/2025
Supervised By :Mahesh Dadoda 04/03/2025

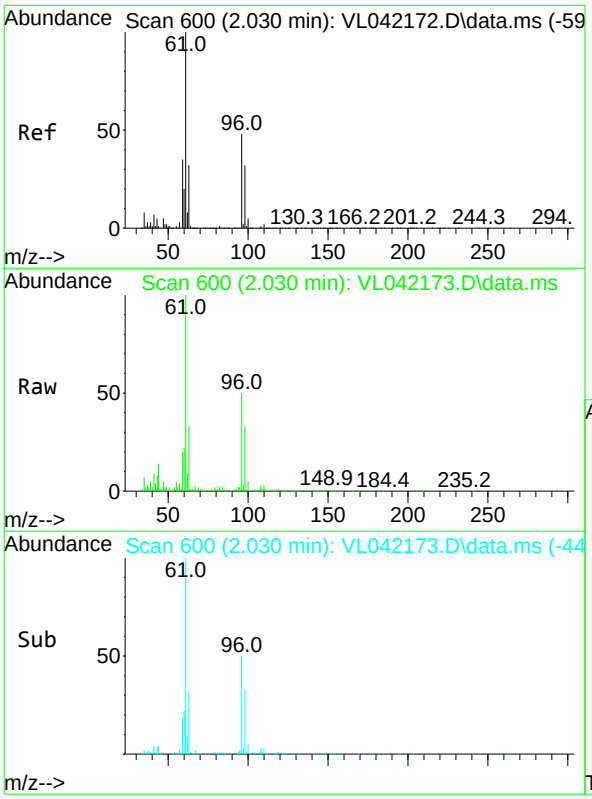

#18
1,1-Dichloroethene
Concen: 2.029 ppbv
RT: 2.030 min Scan# 600
Delta R.T. -0.000 min
Lab File: VL042173.D
Acq: 27 Mar 2025 08:59

Tgt Ion: 96 Resp: 21103

Ion	Ratio	Lower	Upper
96	100		
61	199.8	167.6	251.4
98	66.0	53.5	80.3

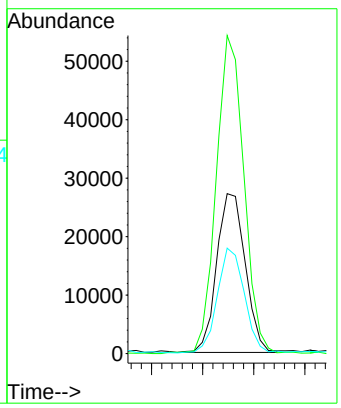



#19
Isopropyl Alcohol
Concen: 1.870 ppbv
RT: 1.884 min Scan# 55
Delta R.T. -0.000 min
Lab File: VL042173.D
Acq: 27 Mar 2025 08:59

Tgt Ion: 45 Resp: 27804

Ion	Ratio	Lower	Upper
45	100		
58	3.3	36.9	55.3#

Instrument :
MSVOA_L
ClientSampleId :
VSTDICC002

Manual Integrations
APPROVED

Reviewed By :Semsettin Yesilyurt 03/31/2025
Supervised By :Mahesh Dadoda 04/03/2025

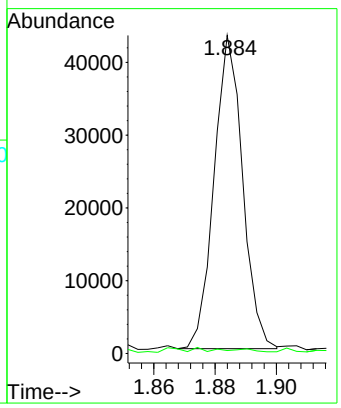

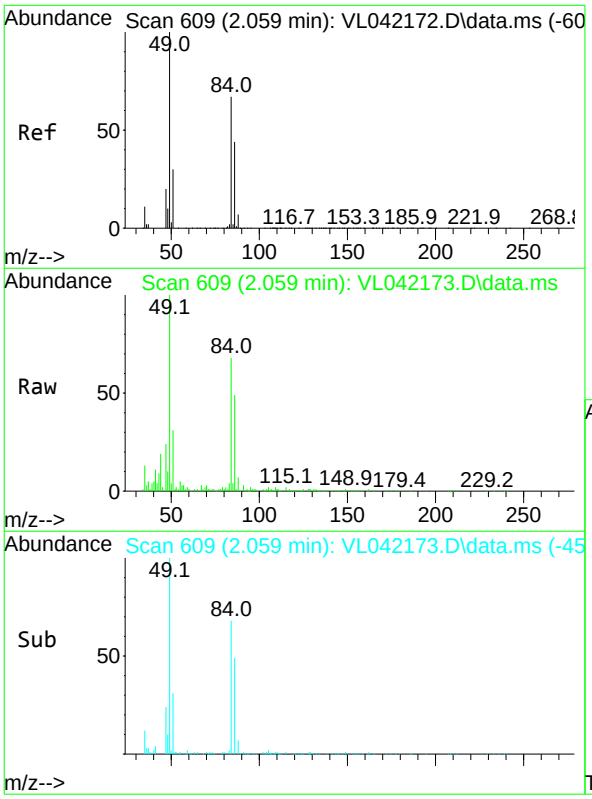

#20
Methylene Chloride
Concen: 2.091 ppbv
RT: 2.059 min Scan# 609
Delta R.T. -0.000 min
Lab File: VL042173.D
Acq: 27 Mar 2025 08:59

Tgt Ion: 84 Resp: 20518

Ion	Ratio	Lower	Upper
84	100		
49	148.8	120.2	180.4
51	43.5	37.4	56.0
86	72.2	52.4	78.6

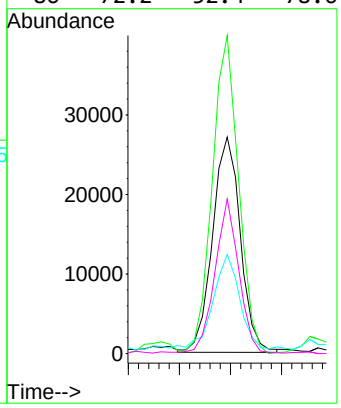

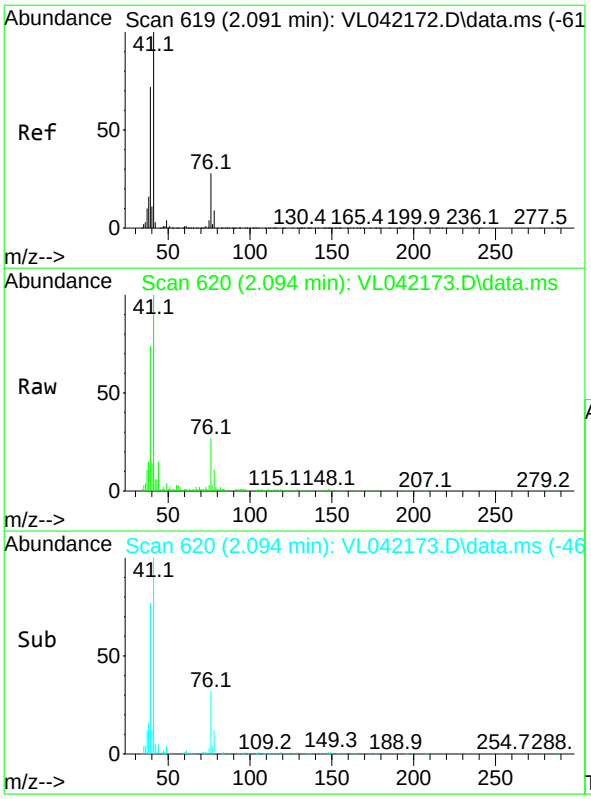

#21
Allyl Chloride
Concen: 2.068 ppbv
RT: 2.094 min Scan# 62
Delta R.T. 0.003 min
Lab File: VL042173.D
Acq: 27 Mar 2025 08:59

Instrument :
MSVOA_L
ClientSampleId :
VSTDICC002

Tgt Ion: 41 Resp: 38425

Ion	Ratio	Lower	Upper
41	100		
76	29.0	24.1	36.1
39	77.5	61.1	91.7

Manual Integrations
APPROVED

Reviewed By :Semsettin Yesilyurt 03/31/2025
Supervised By :Mahesh Dadoda 04/03/2025

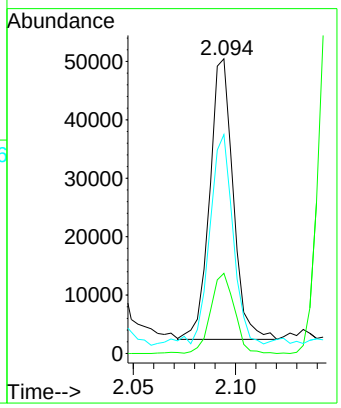

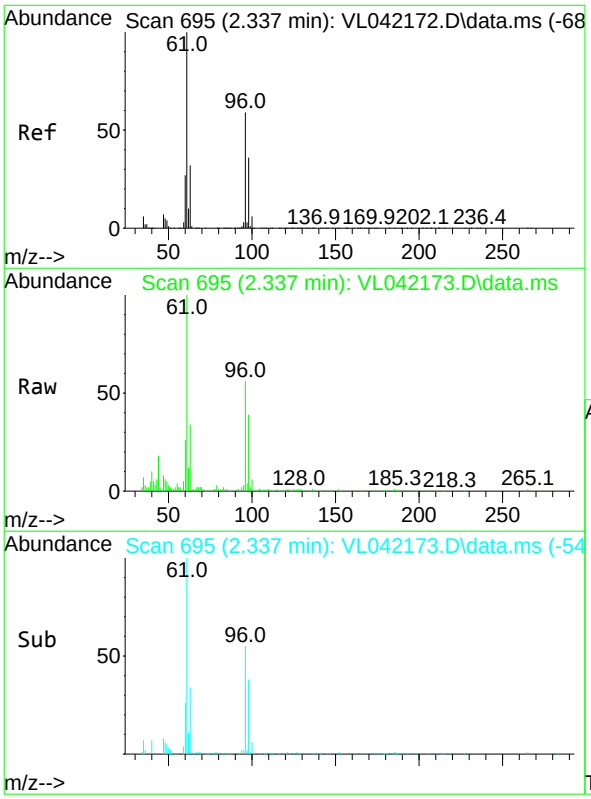

#22
trans-1,2-Dichloroethene
Concen: 1.924 ppbv
RT: 2.337 min Scan# 695
Delta R.T. -0.000 min
Lab File: VL042173.D
Acq: 27 Mar 2025 08:59

Tgt Ion: 96 Resp: 23384

Ion	Ratio	Lower	Upper
96	100		
61	180.3	136.6	204.8
98	68.6	49.4	74.2

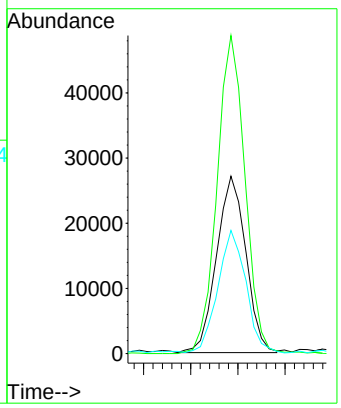



#23
Vinyl Acetate
Concen: 1.894 ppbv
RT: 2.460 min Scan# 73
Delta R.T. -0.000 min
Lab File: VL042173.D
Acq: 27 Mar 2025 08:59

Tgt Ion: 43 Resp: 20736

Ion	Ratio	Lower	Upper
43	100		
86	8.1	5.5	8.3
42	10.4	8.6	13.0
44	6.1	6.2	9.4#

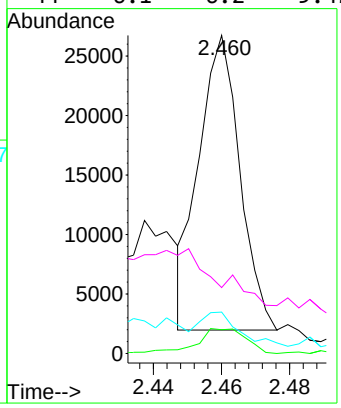

Instrument :
MSVOA_L
ClientSampleId :
VSTDICC002

Manual Integrations APPROVED

Reviewed By :Semsettin Yesilyurt 03/31/2025
Supervised By :Mahesh Dadoda 04/03/2025



#24
1,1-Dichloroethane
Concen: 2.008 ppbv
RT: 2.405 min Scan# 716
Delta R.T. -0.000 min
Lab File: VL042173.D
Acq: 27 Mar 2025 08:59

Tgt Ion: 63 Resp: 44740

Ion	Ratio	Lower	Upper
63	100		
98	4.9	2.3	6.8
100	3.3	1.6	4.7

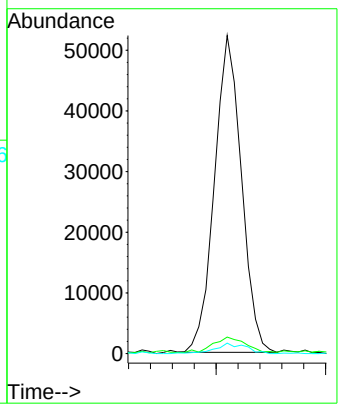

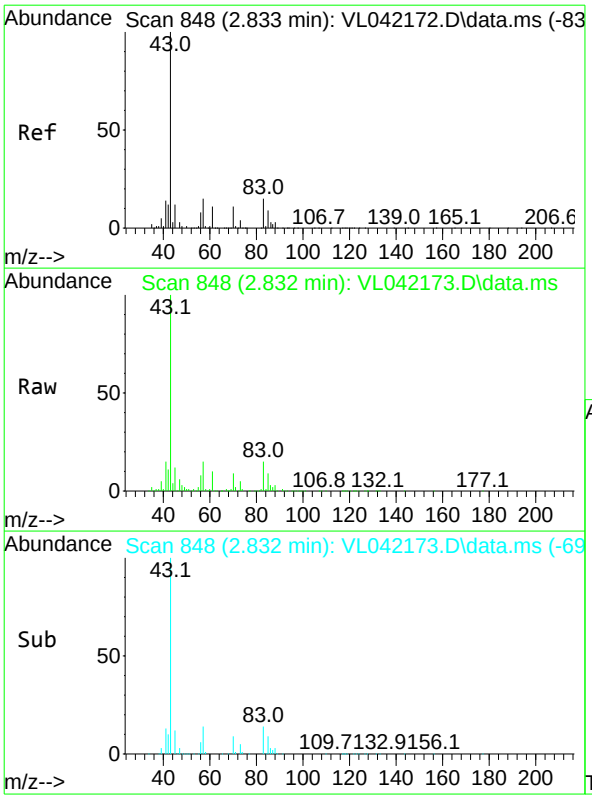

#25
Ethyl Acetate
Concen: 2.040 ppbv
RT: 2.832 min Scan# 84
Delta R.T. -0.000 min
Lab File: VL042173.D
Acq: 27 Mar 2025 08:59

Tgt Ion: 43 Resp: 139516

Ion	Ratio	Lower	Upper
43	100		
45	10.9	8.2	12.2
61	9.1	7.3	10.9
70	9.5	7.2	10.8

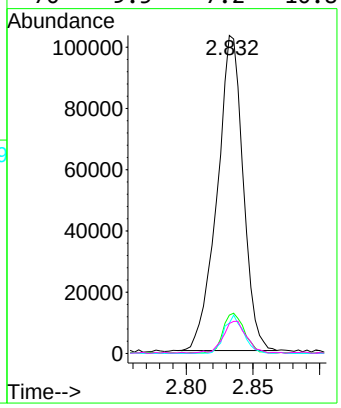

Instrument :
MSVOA_L
ClientSampleId :
VSTDICC002

Manual Integrations
APPROVED

Reviewed By :Semsettin Yesilyurt 03/31/2025
Supervised By :Mahesh Dadoda 04/03/2025

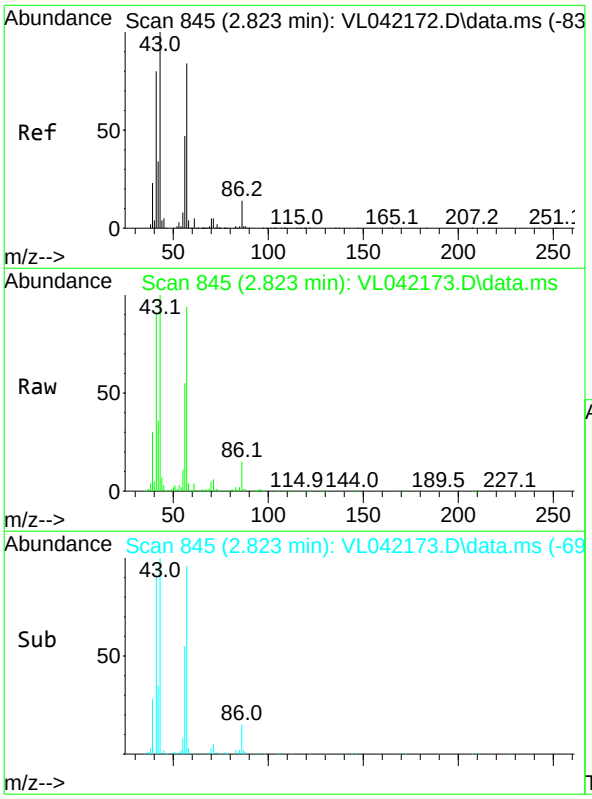

#26
Hexane
Concen: 1.972 ppbv
RT: 2.823 min Scan# 845
Delta R.T. -0.000 min
Lab File: VL042173.D
Acq: 27 Mar 2025 08:59

Tgt Ion: 57 Resp: 52095

Ion	Ratio	Lower	Upper
57	100		
41	100.9	76.6	114.8
43	274.8	207.8	311.8
56	61.1	43.6	65.4

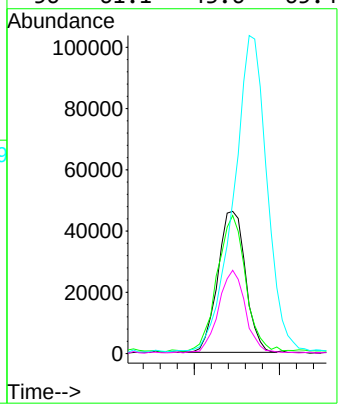

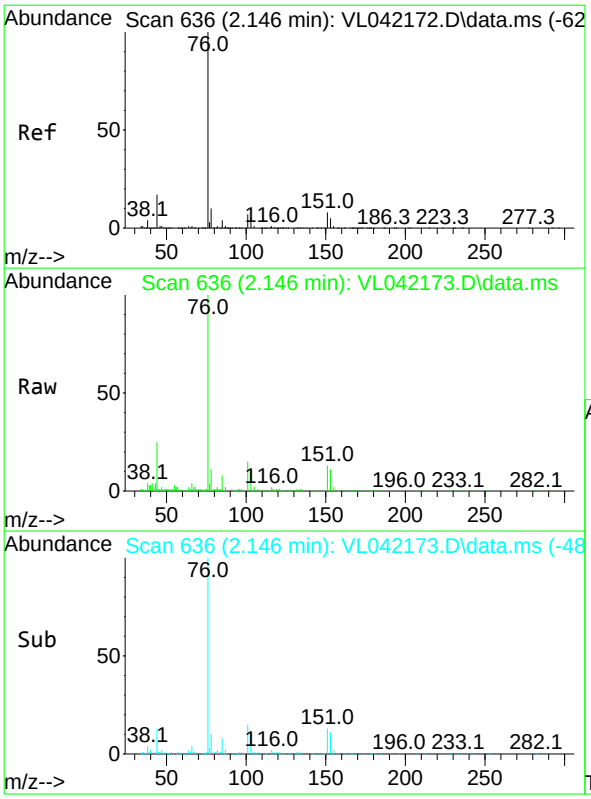

#27
Carbon Disulfide
Concen: 2.047 ppbv
RT: 2.146 min Scan# 63
Delta R.T. -0.000 min
Lab File: VL042173.D
Acq: 27 Mar 2025 08:59

Tgt Ion: 76 Resp: 57969

Ion	Ratio	Lower	Upper
76	100		
44	35.2	14.7	22.1#
78	12.0	9.3	13.9

Instrument :
MSVOA_L
ClientSampleId :
VSTDICC002

Manual Integrations
APPROVED

Reviewed By :Semsettin Yesilyurt 03/31/2025
Supervised By :Mahesh Dadoda 04/03/2025

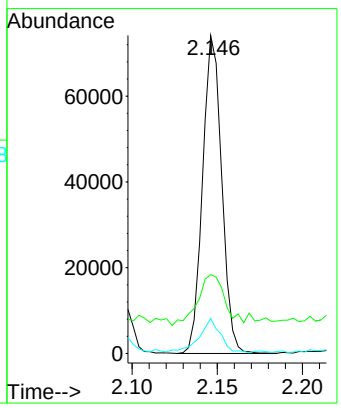

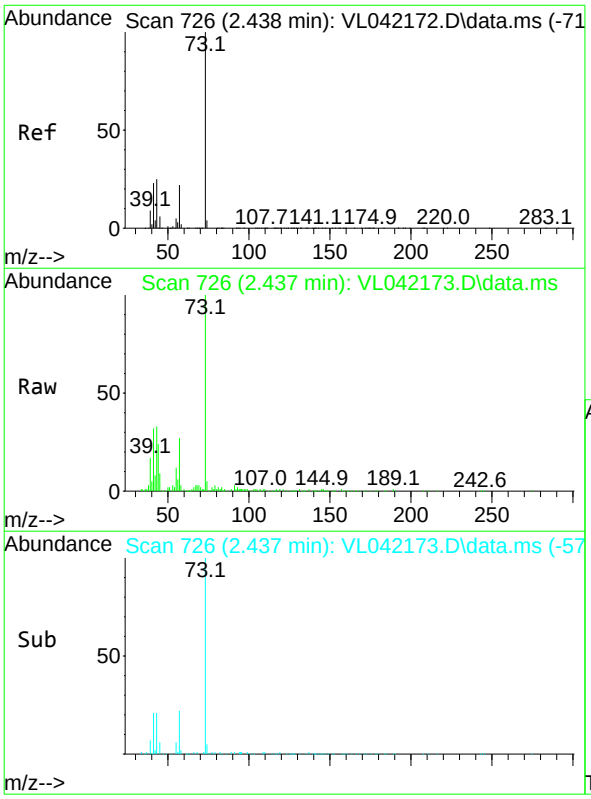

#28
Methyl tert-Butyl Ether
Concen: 2.049 ppbv
RT: 2.437 min Scan# 726
Delta R.T. -0.000 min
Lab File: VL042173.D
Acq: 27 Mar 2025 08:59

Tgt Ion: 73 Resp: 33703

Ion	Ratio	Lower	Upper
73	100		
57	25.2	20.5	30.7

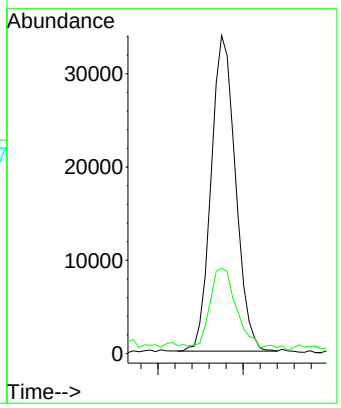

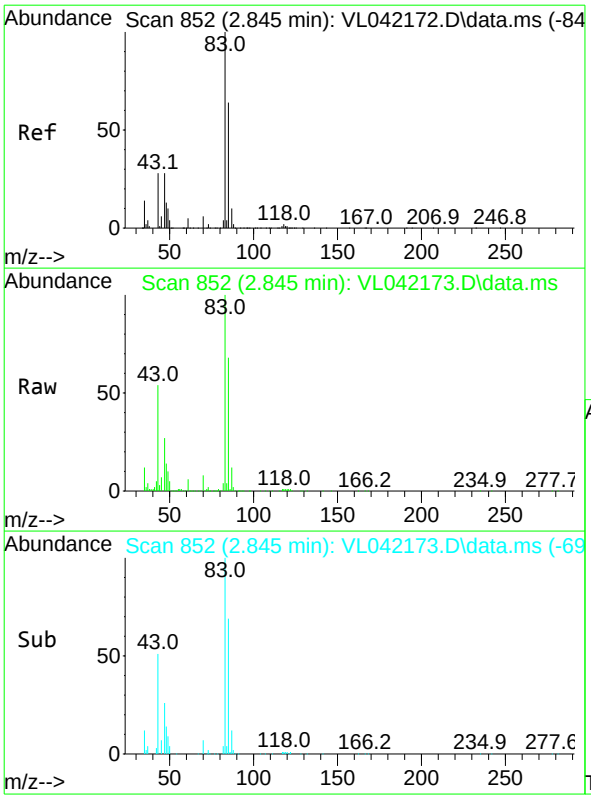

#29
Chloroform
Concen: 2.019 ppbv
RT: 2.845 min Scan# 85
Delta R.T. -0.000 min
Lab File: VL042173.D
Acq: 27 Mar 2025 08:59

Tgt Ion: 83 Resp: 78043

Ion	Ratio	Lower	Upper
83	100		
85	68.2	51.4	77.2

Instrument :
MSVOA_L
ClientSampleId :
VSTDICC002

Manual Integrations
APPROVED

Reviewed By :Semsettin Yesilyurt 03/31/2025
Supervised By :Mahesh Dadoda 04/03/2025

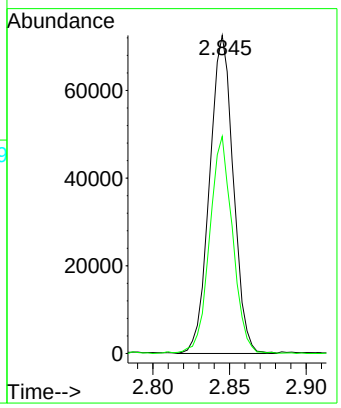

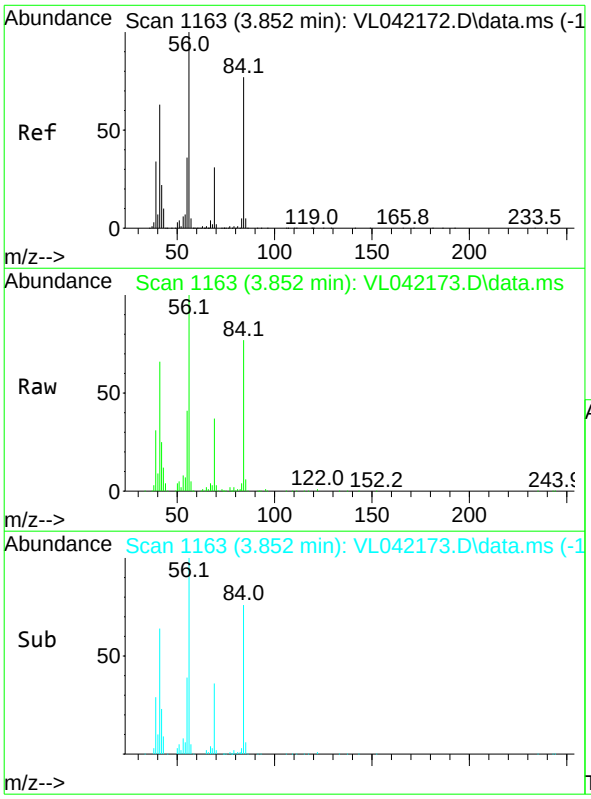

#30
Cyclohexane
Concen: 1.989 ppbv
RT: 3.852 min Scan# 1163
Delta R.T. -0.000 min
Lab File: VL042173.D
Acq: 27 Mar 2025 08:59

Tgt Ion: 84 Resp: 45641

Ion	Ratio	Lower	Upper
84	100		
56	127.8	102.8	154.2
41	84.6	66.5	99.7

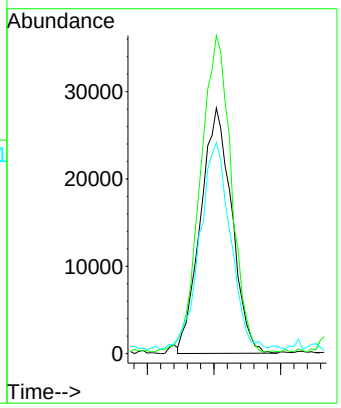

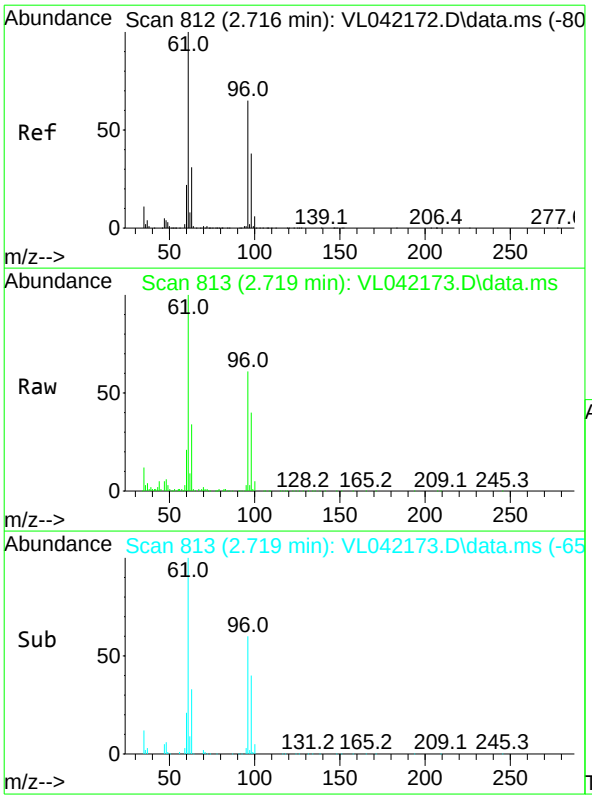

#31
cis-1,2-Dichloroethene
Concen: 2.003 ppbv
RT: 2.719 min Scan# 81
Delta R.T. 0.003 min
Lab File: VL042173.D
Acq: 27 Mar 2025 08:59

Tgt Ion: 61 Resp: 53713

Ion	Ratio	Lower	Upper
61	100		
96	60.6	51.8	77.8
98	39.6	30.6	46.0

Instrument :
MSVOA_L
ClientSampleId :
VSTDICC002

Manual Integrations
APPROVED

Reviewed By :Semsettin Yesilyurt 03/31/2025
Supervised By :Mahesh Dadoda 04/03/2025

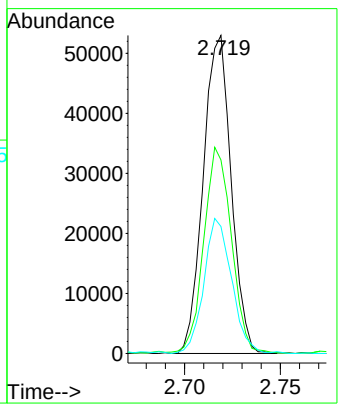

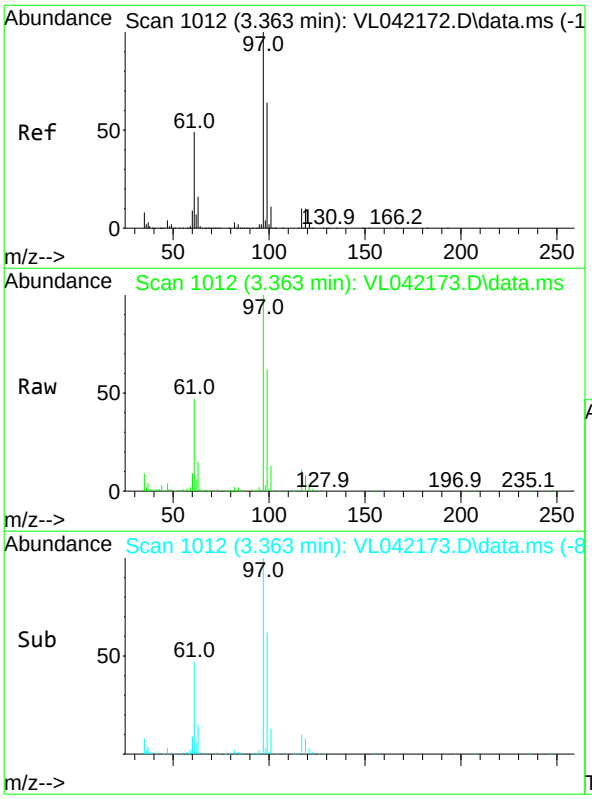

#32
1,1,1-Trichloroethane
Concen: 1.833 ppbv
RT: 3.363 min Scan# 1012
Delta R.T. -0.000 min
Lab File: VL042173.D
Acq: 27 Mar 2025 08:59

Tgt Ion: 97 Resp: 81070

Ion	Ratio	Lower	Upper
97	100		
99	63.9	51.5	77.3
61	49.3	38.7	58.1

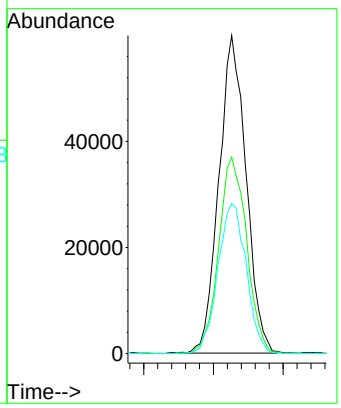

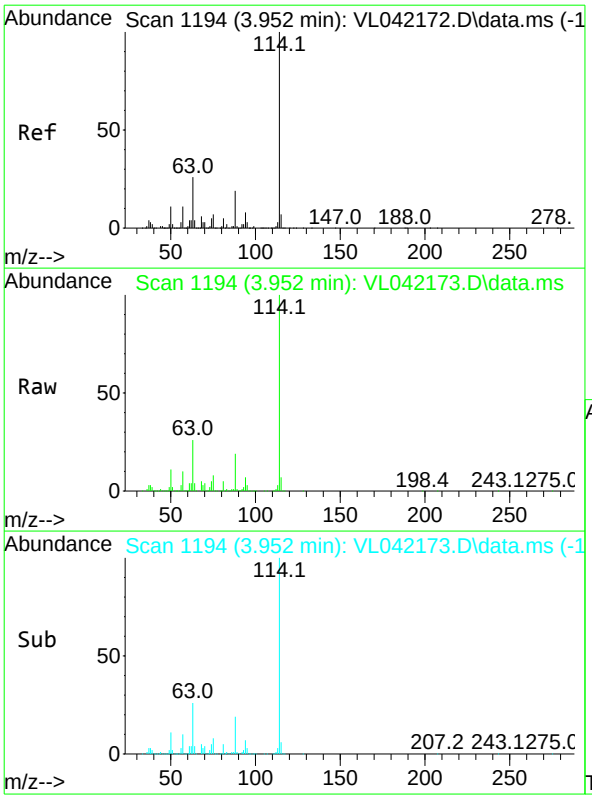

#33
1,4-Difluorobenzene
Concen: 10.000 ppbv
RT: 3.952 min Scan# 11
Delta R.T. -0.000 min
Lab File: VL042173.D
Acq: 27 Mar 2025 08:59

Tgt Ion:114 Resp: 546394

Ion	Ratio	Lower	Upper
114	100		
63	25.9	20.7	31.1
88	18.9	15.0	22.4

Instrument :
MSVOA_L
ClientSampleId :
VSTDICC002

Manual Integrations APPROVED

Reviewed By :Semsettin Yesilyurt 03/31/2025
Supervised By :Mahesh Dadoda 04/03/2025

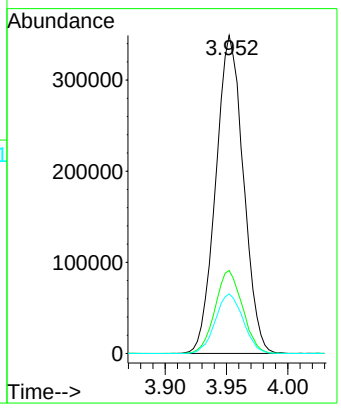



#34
2-Butanone
Concen: 2.124 ppbv
RT: 2.554 min Scan# 762
Delta R.T. -0.000 min
Lab File: VL042173.D
Acq: 27 Mar 2025 08:59

Tgt Ion: 43 Resp: 84157

Ion	Ratio	Lower	Upper
43	100		
72	22.4	18.2	27.2

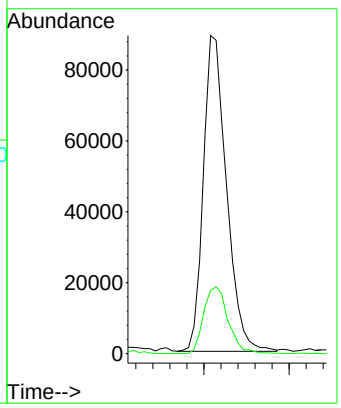

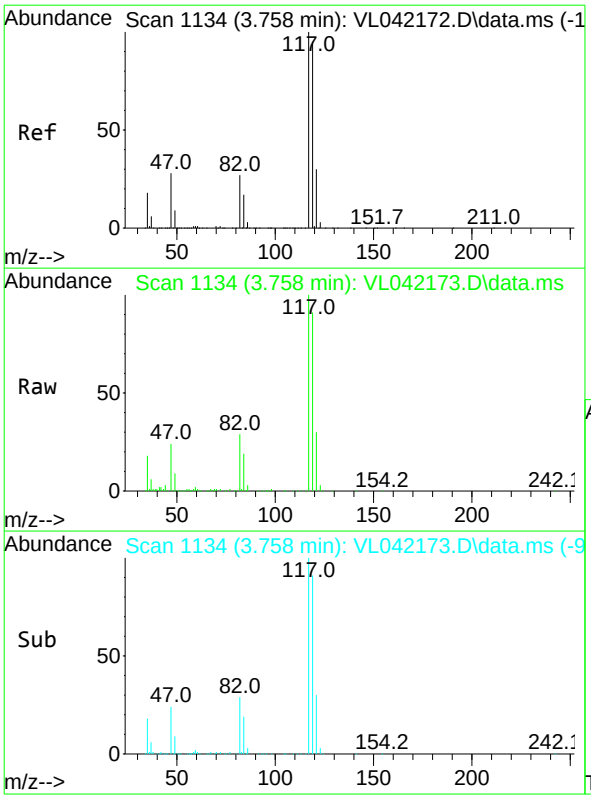

#35
Carbon Tetrachloride
Concen: 1.944 ppbv
RT: 3.758 min Scan# 11
Delta R.T. -0.000 min
Lab File: VL042173.D
Acq: 27 Mar 2025 08:59

Tgt Ion:117 Resp: 81735

Ion	Ratio	Lower	Upper
117	100		
119	90.8	76.2	114.2
121	30.0	24.2	36.4

Instrument :
MSVOA_L
ClientSampleId :
VSTDICC002

Manual Integrations
APPROVED

Reviewed By :Semsettin Yesilyurt 03/31/2025
Supervised By :Mahesh Dadoda 04/03/2025

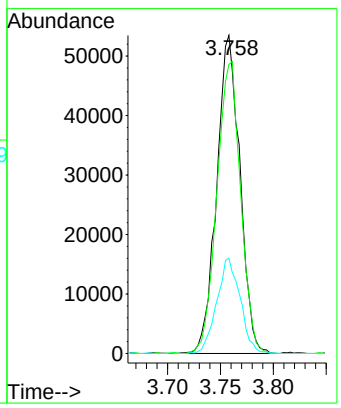

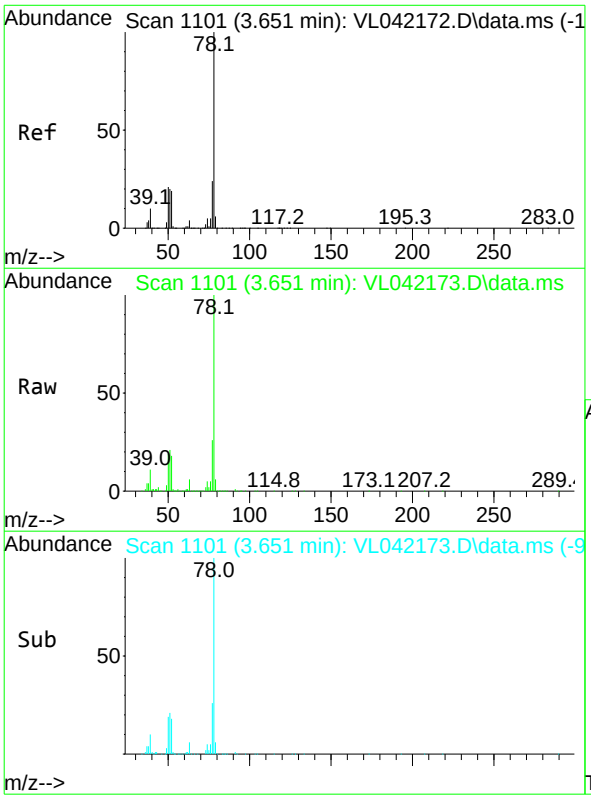

#36
Benzene
Concen: 2.044 ppbv
RT: 3.651 min Scan# 1101
Delta R.T. -0.000 min
Lab File: VL042173.D
Acq: 27 Mar 2025 08:59

Tgt Ion: 78 Resp: 110727

Ion	Ratio	Lower	Upper
78	100		
77	25.7	19.1	28.7
50	19.3	16.6	24.8

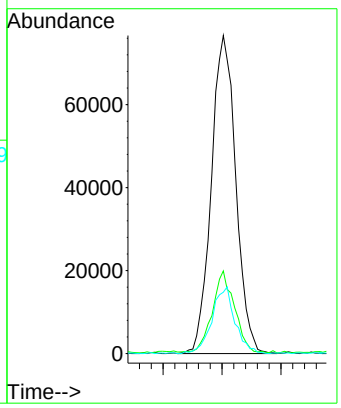

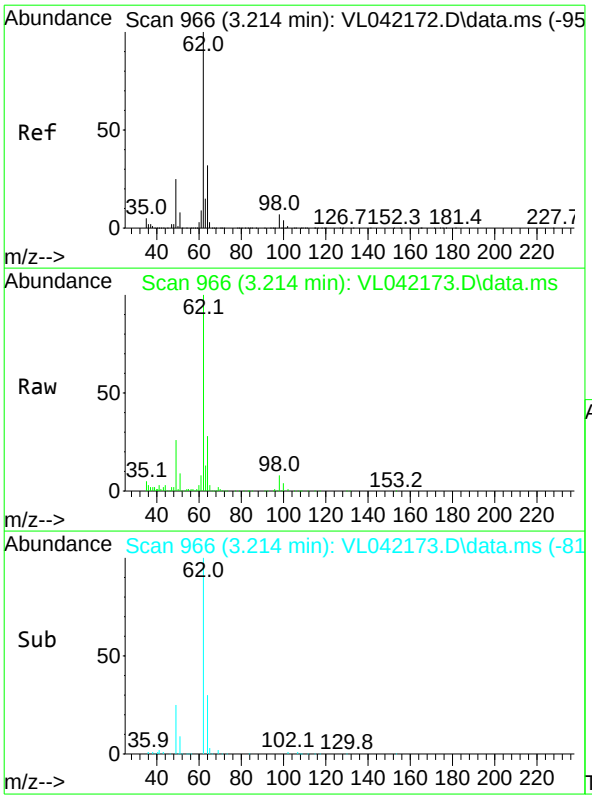

#37
1,2-Dichloroethane
Concen: 1.982 ppbv
RT: 3.214 min Scan# 96
Delta R.T. -0.000 min
Lab File: VL042173.D
Acq: 27 Mar 2025 08:59

Tgt Ion: 62 Resp: 61476

Ion	Ratio	Lower	Upper
62	100		
98	7.7	5.4	8.2

Instrument :
MSVOA_L
ClientSampleId :
VSTDICC002

Manual Integrations
APPROVED

Reviewed By :Semsettin Yesilyurt 03/31/2025
Supervised By :Mahesh Dadoda 04/03/2025

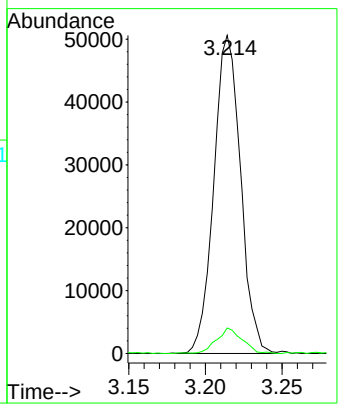

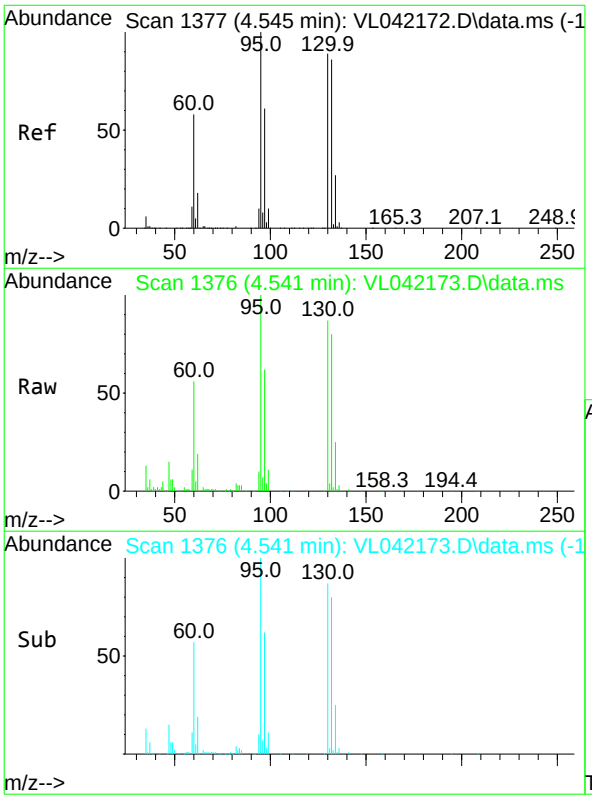

#38
Trichloroethene
Concen: 1.924 ppbv
RT: 4.541 min Scan# 1376
Delta R.T. -0.003 min
Lab File: VL042173.D
Acq: 27 Mar 2025 08:59

Tgt Ion:130 Resp: 43501

Ion	Ratio	Lower	Upper
130	100		
95	114.8	89.8	134.8
132	92.2	77.4	116.2
97	70.8	55.1	82.7

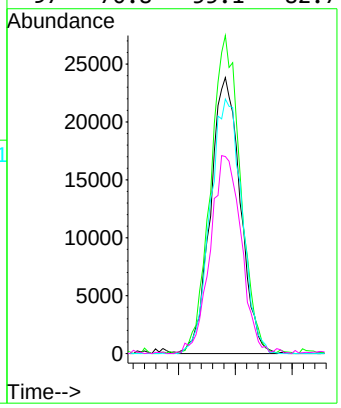

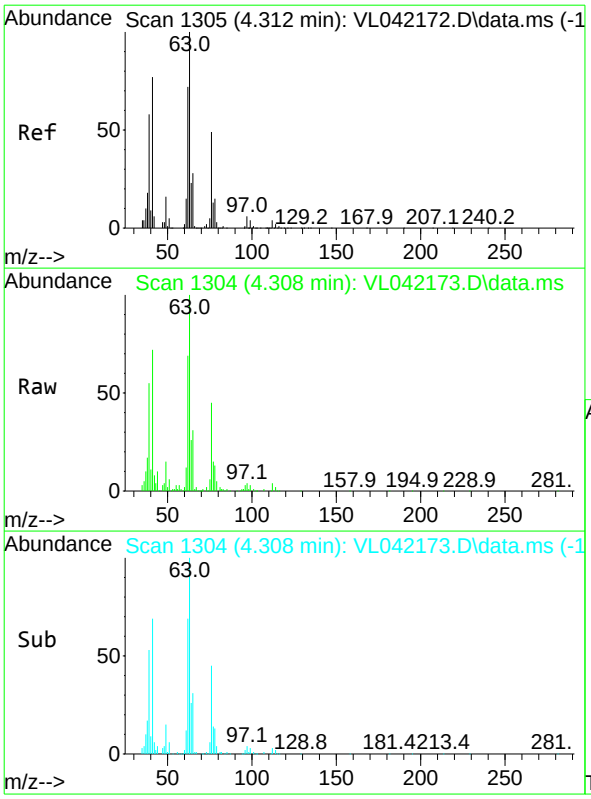

#39
1,2-Dichloropropane
Concen: 2.023 ppbv
RT: 4.308 min Scan# 13
Delta R.T. -0.003 min
Lab File: VL042173.D
Acq: 27 Mar 2025 08:59

Tgt Ion: 63 Resp: 39912

Ion	Ratio	Lower	Upper
63	100		
41	68.6	61.7	92.5
62	69.2	57.6	86.4

Instrument :
MSVOA_L
ClientSampleId :
VSTDICC002

Manual Integrations
APPROVED

Reviewed By :Semsettin Yesilyurt 03/31/2025
Supervised By :Mahesh Dadoda 04/03/2025

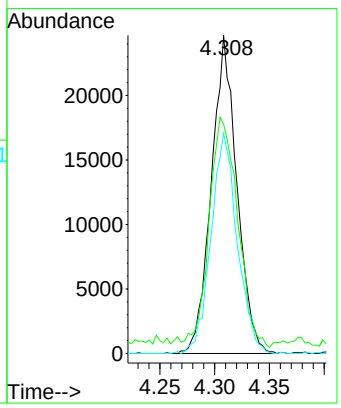

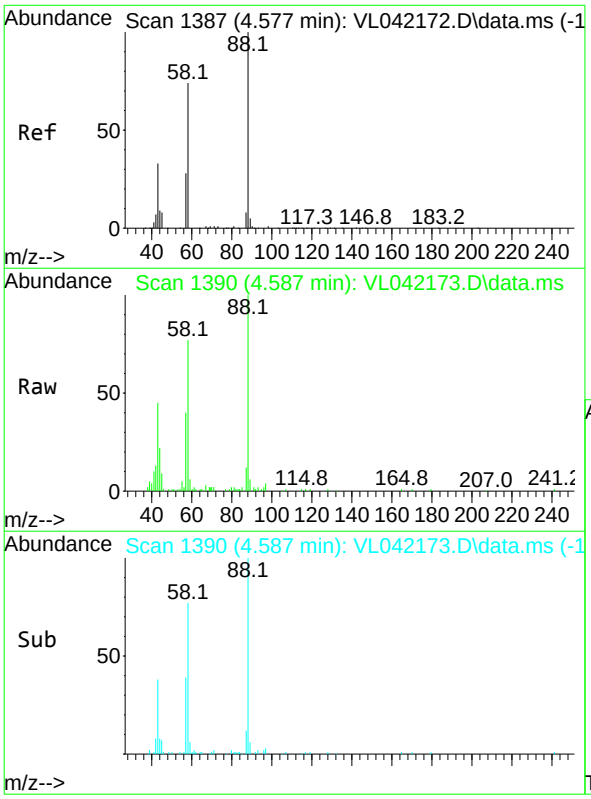

#40
1,4-Dioxane
Concen: 2.040 ppbv m
RT: 4.587 min Scan# 1390
Delta R.T. 0.009 min
Lab File: VL042173.D
Acq: 27 Mar 2025 08:59

Tgt Ion: 88 Resp: 20884

Ion	Ratio	Lower	Upper
88	100		
58	119.5	62.7	94.1#
43	0.0	23.0	34.4#
57	0.0	0.0	0.0

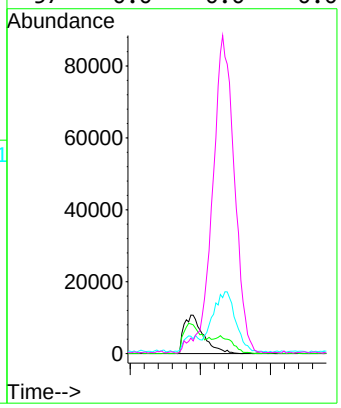

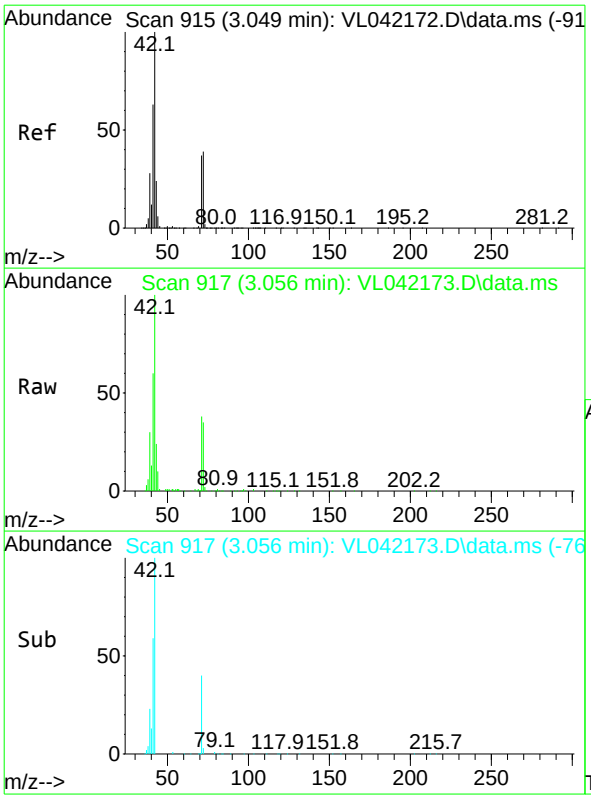

#41
Tetrahydrofuran
Concen: 2.097 ppbv
RT: 3.056 min Scan# 91
Delta R.T. 0.006 min
Lab File: VL042173.D
Acq: 27 Mar 2025 08:59

Tgt Ion: 42 Resp: 47262

Ion	Ratio	Lower	Upper
42	100		
72	39.6	31.4	47.0
71	39.0	30.2	45.4

Instrument :
MSVOA_L
ClientSampleId :
VSTDICC002

Manual Integrations
APPROVED

Reviewed By :Semsettin Yesilyurt 03/31/2025
Supervised By :Mahesh Dadoda 04/03/2025

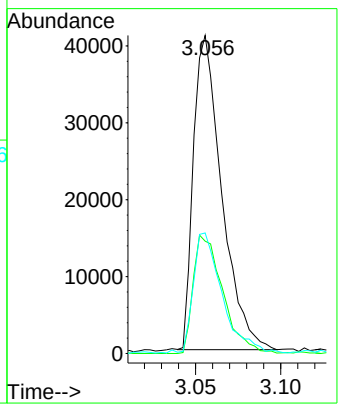

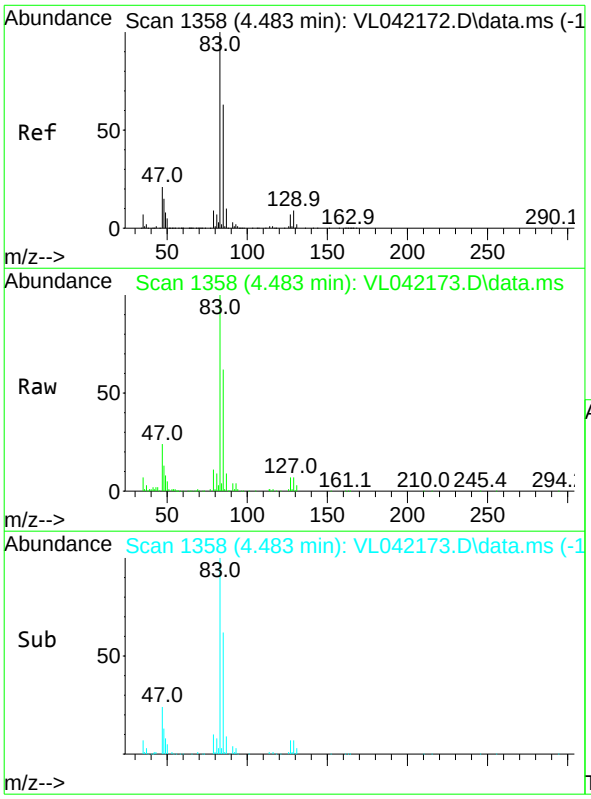

#42
Bromodichloromethane
Concen: 2.050 ppbv
RT: 4.483 min Scan# 1358
Delta R.T. -0.000 min
Lab File: VL042173.D
Acq: 27 Mar 2025 08:59

Tgt Ion: 83 Resp: 87640

Ion	Ratio	Lower	Upper
83	100		
85	62.2	50.5	75.7
127	6.9	5.9	8.9

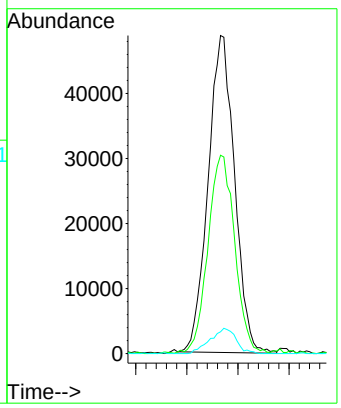

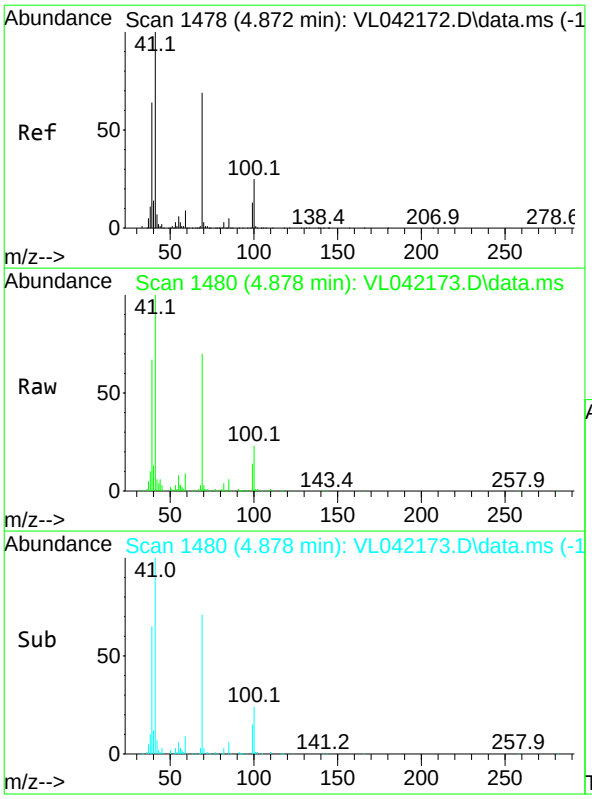

#43
Methyl Methacrylate
Concen: 1.952 ppbv
RT: 4.878 min Scan# 14
Delta R.T. 0.006 min
Lab File: VL042173.D
Acq: 27 Mar 2025 08:59

Tgt Ion: 69 Resp: 44624

Ion	Ratio	Lower	Upper
69	100		
41	158.7	123.8	185.6
100	37.5	28.4	42.6

Instrument :
MSVOA_L
ClientSampleId :
VSTDICC002

Manual Integrations
APPROVED

Reviewed By :Semsettin Yesilyurt 03/31/2025
Supervised By :Mahesh Dadoda 04/03/2025

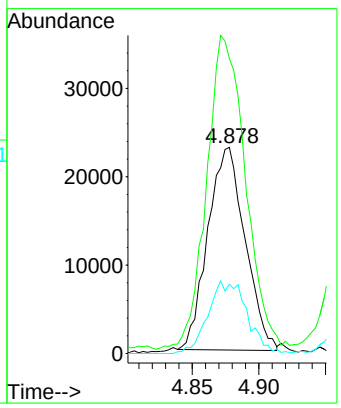

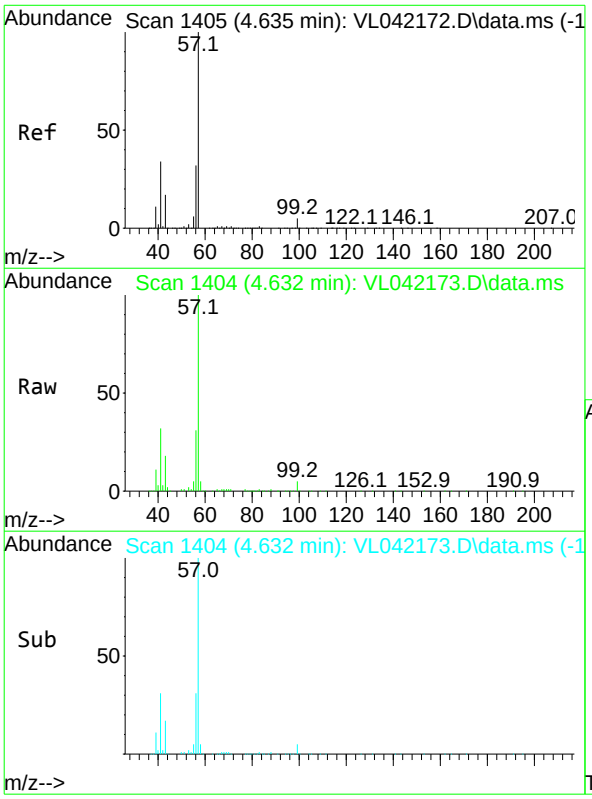

#44
2,2,4-Trimethylpentane
Concen: 2.057 ppbv
RT: 4.632 min Scan# 1404
Delta R.T. -0.003 min
Lab File: VL042173.D
Acq: 27 Mar 2025 08:59

Tgt Ion: 57 Resp: 188282

Ion	Ratio	Lower	Upper
57	100		
41	33.8	26.8	40.2
56	31.8	25.6	38.4

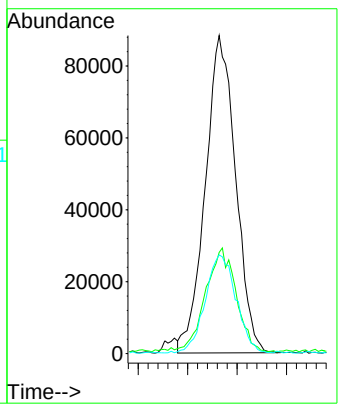

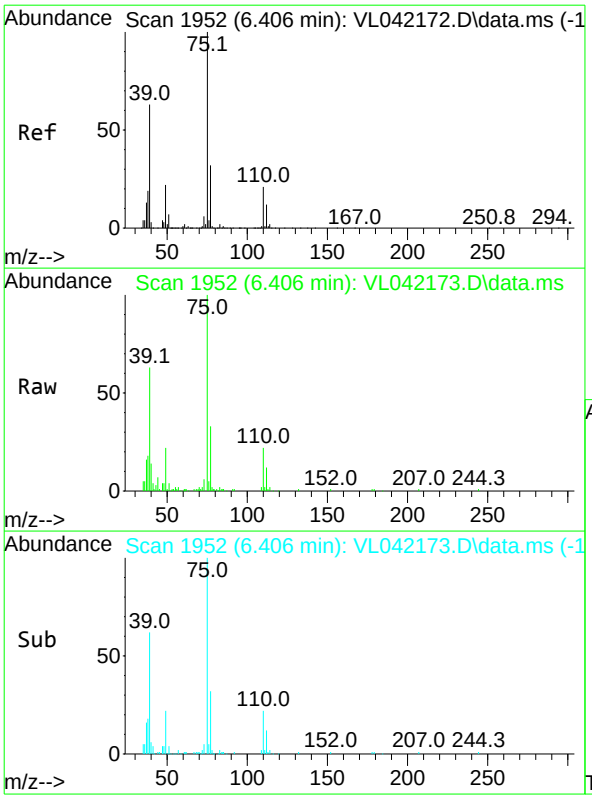

#45
t-1,3-Dichloropropene
Concen: 2.011 ppbv
RT: 6.406 min Scan# 19
Delta R.T. -0.000 min
Lab File: VL042173.D
Acq: 27 Mar 2025 08:59

Tgt Ion: 75 Resp: 49461

Ion	Ratio	Lower	Upper
75	100		
77	32.9	26.0	39.0

Instrument :
MSVOA_L
ClientSampleId :
VSTDICC002

Manual Integrations APPROVED

Reviewed By :Semsettin Yesilyurt 03/31/2025
Supervised By :Mahesh Dadoda 04/03/2025

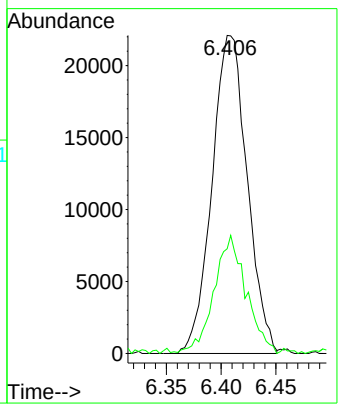

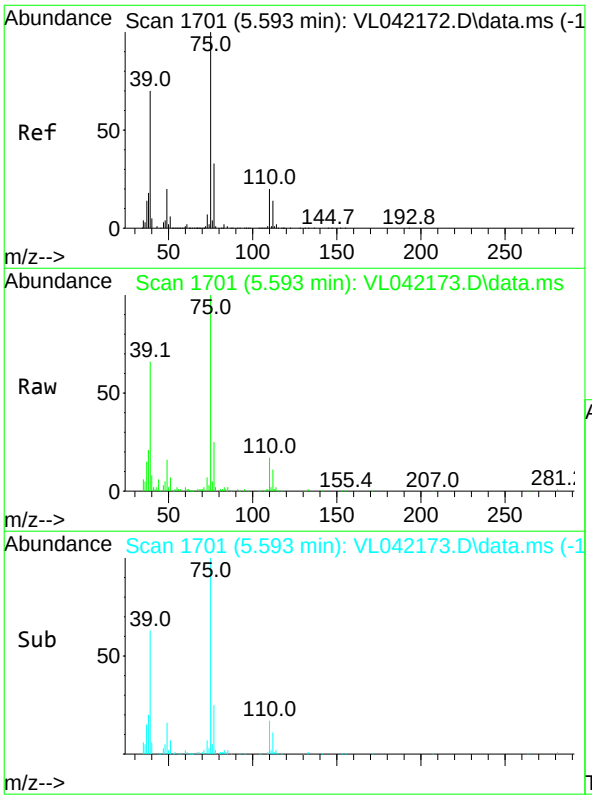

#46
cis-1,3-Dichloropropene
Concen: 2.050 ppbv
RT: 5.593 min Scan# 1701
Delta R.T. -0.000 min
Lab File: VL042173.D
Acq: 27 Mar 2025 08:59

Tgt Ion: 75 Resp: 61829

Ion	Ratio	Lower	Upper
75	100		
39	64.4	55.8	83.6
77	24.5	26.0	39.0#

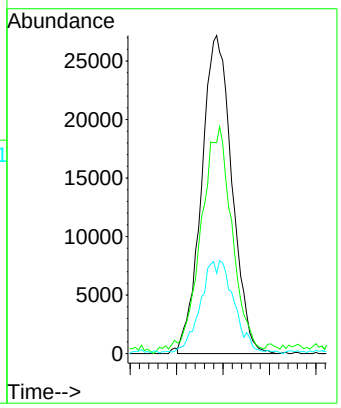

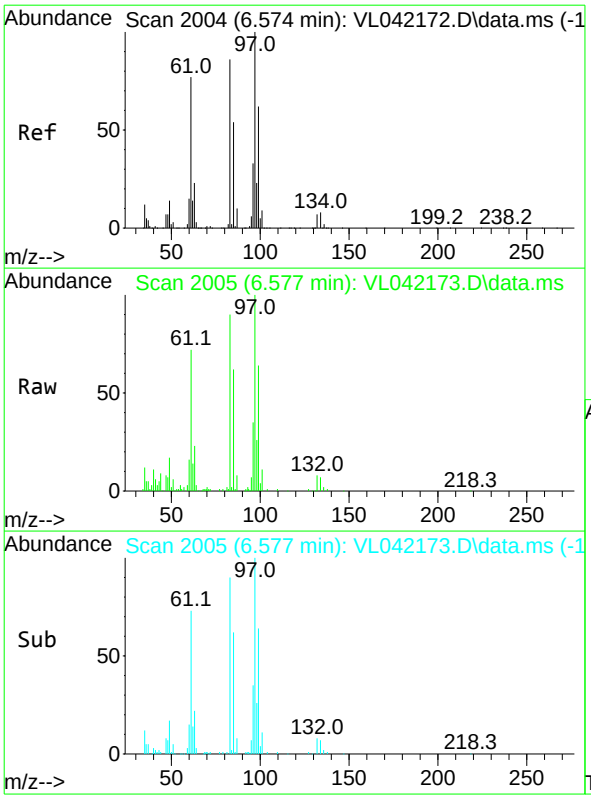

#47
1,1,2-Trichloroethane
Concen: 1.985 ppbv
RT: 6.577 min Scan# 20
Delta R.T. 0.003 min
Lab File: VL042173.D
Acq: 27 Mar 2025 08:59

Tgt Ion: 97 Resp: 41387

Ion	Ratio	Lower	Upper
97	100		
83	89.4	69.2	103.8
85	61.3	43.1	64.7
99	64.2	49.4	74.2

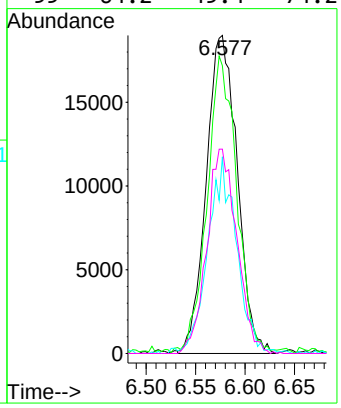

Instrument :
MSVOA_L
ClientSampleId :
VSTDICC002

Manual Integrations
APPROVED

Reviewed By :Semsettin Yesilyurt 03/31/2025
Supervised By :Mahesh Dadoda 04/03/2025

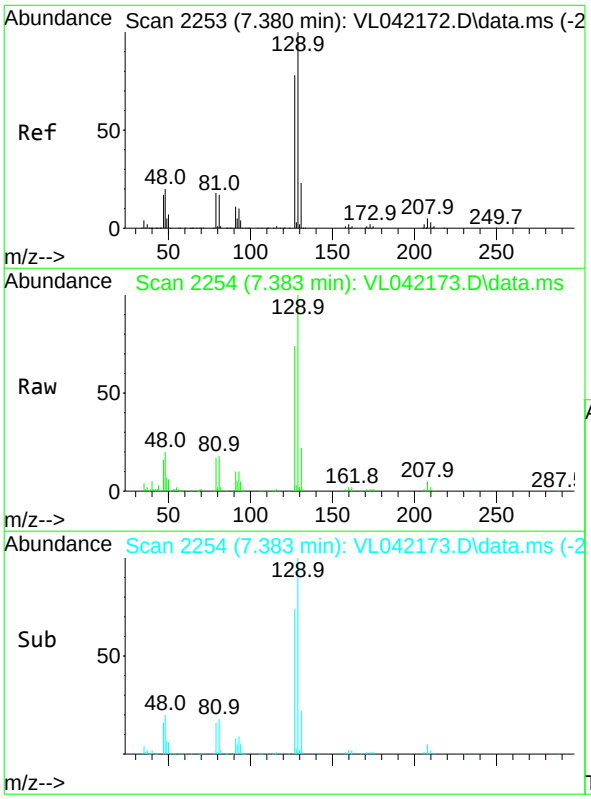

#48
Dibromochloromethane
Concen: 2.050 ppbv
RT: 7.383 min Scan# 2254
Delta R.T. 0.003 min
Lab File: VL042173.D
Acq: 27 Mar 2025 08:59

Tgt Ion:129 Resp: 72441

Ion	Ratio	Lower	Upper
129	100		
127	78.5	39.1	117.2

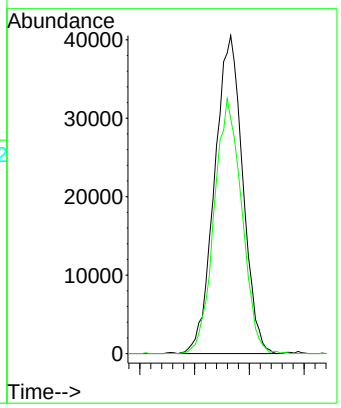

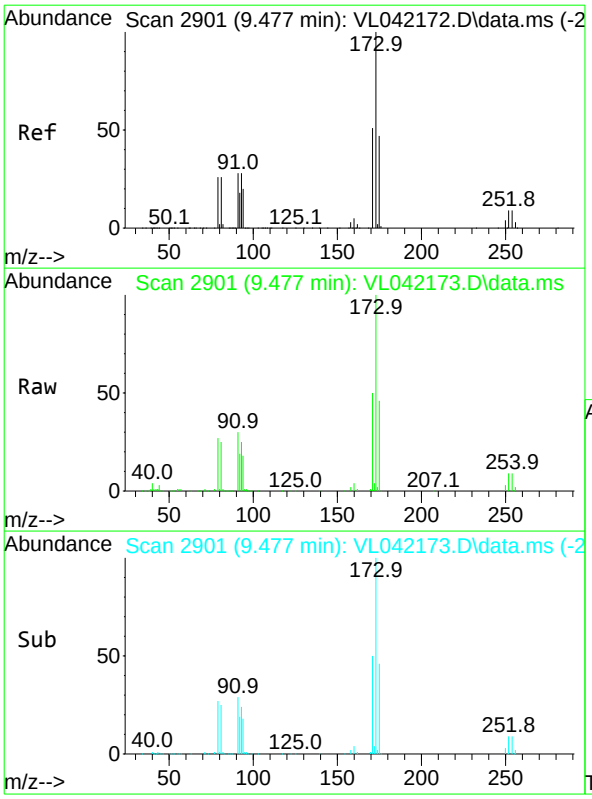

#49
Bromoform
Concen: 2.056 ppbv
RT: 9.477 min Scan# 29
Delta R.T. -0.000 min
Lab File: VL042173.D
Acq: 27 Mar 2025 08:59

Tgt Ion:173 Resp: 65221

Ion	Ratio	Lower	Upper
173	100		
175	49.7	38.6	57.8
171	53.0	41.8	62.6

Instrument :
MSVOA_L
ClientSampleId :
VSTDICC002

Manual Integrations
APPROVED

Reviewed By :Semsettin Yesilyurt 03/31/2025
Supervised By :Mahesh Dadoda 04/03/2025

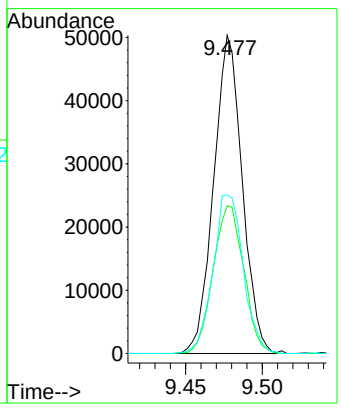

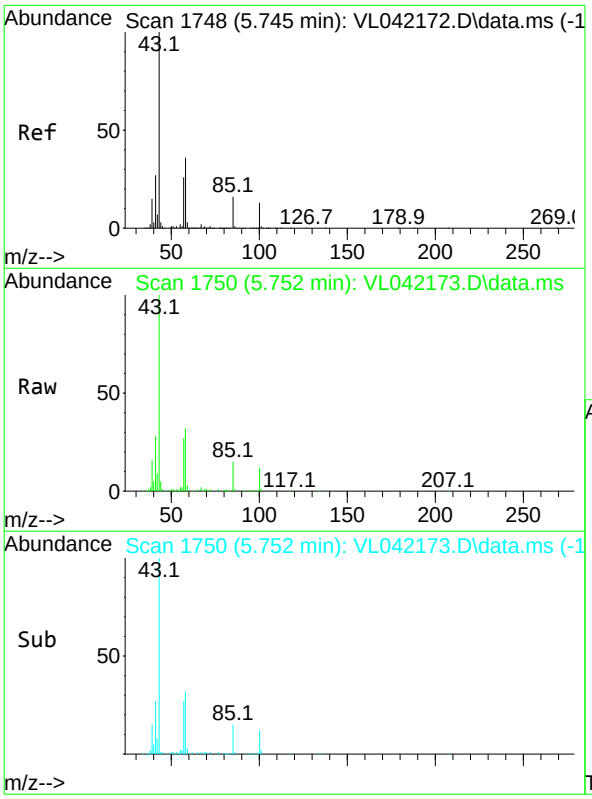

#50
4-Methyl-2-Pentanone
Concen: 2.107 ppbv
RT: 5.752 min Scan# 1750
Delta R.T. 0.006 min
Lab File: VL042173.D
Acq: 27 Mar 2025 08:59

Tgt Ion: 43 Resp: 132328

Ion	Ratio	Lower	Upper
43	100		
58	35.9	29.0	43.6

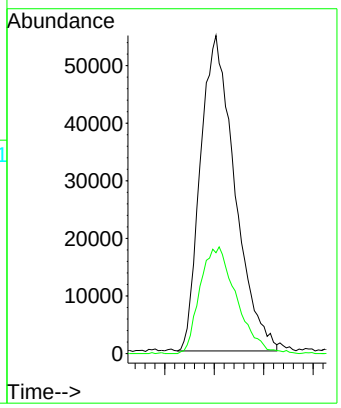

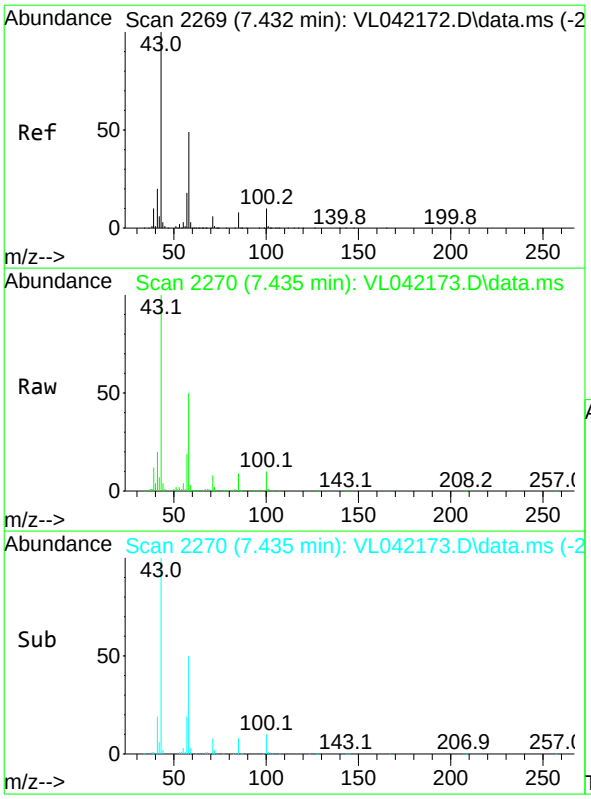

#51
2-Hexanone
Concen: 2.162 ppbv
RT: 7.435 min Scan# 22
Delta R.T. 0.003 min
Lab File: VL042173.D
Acq: 27 Mar 2025 08:59

Tgt Ion: 43 Resp: 112681

Ion	Ratio	Lower	Upper
43	100		
58	50.0	39.7	59.5
98	0.0	0.1	0.1#

Instrument :
MSVOA_L
ClientSampleId :
VSTDICC002

Manual Integrations APPROVED

Reviewed By :Semsettin Yesilyurt 03/31/2025
Supervised By :Mahesh Dadoda 04/03/2025

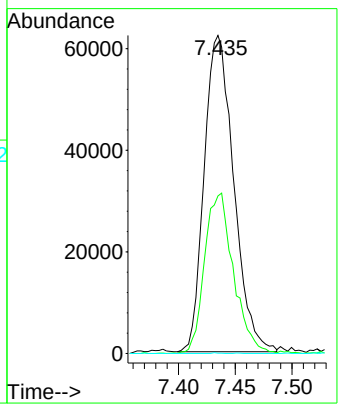

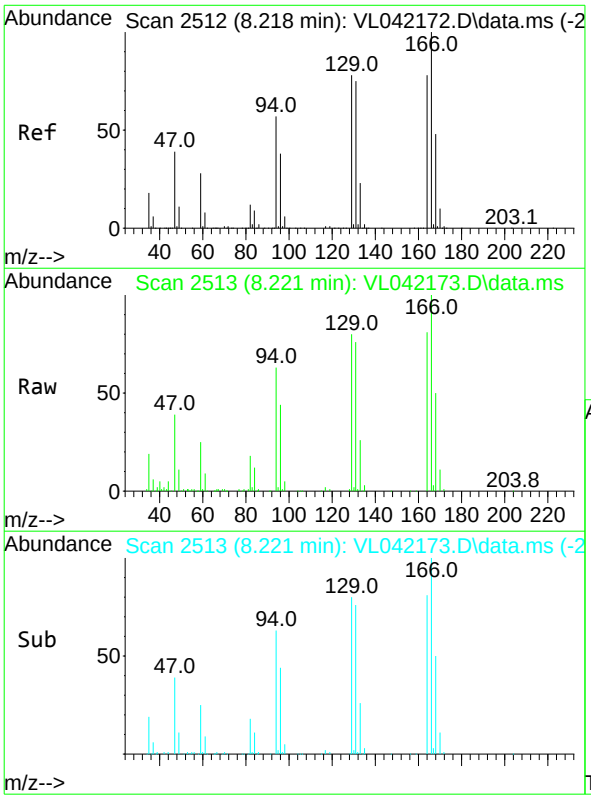

#52
Tetrachloroethene
Concen: 1.888 ppbv
RT: 8.221 min Scan# 2513
Delta R.T. 0.003 min
Lab File: VL042173.D
Acq: 27 Mar 2025 08:59

Tgt Ion:164 Resp: 40558

Ion	Ratio	Lower	Upper
164	100		
166	123.4	102.5	153.7
129	99.2	79.8	119.8
131	94.1	76.6	114.8

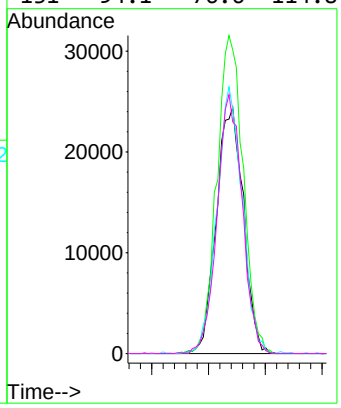

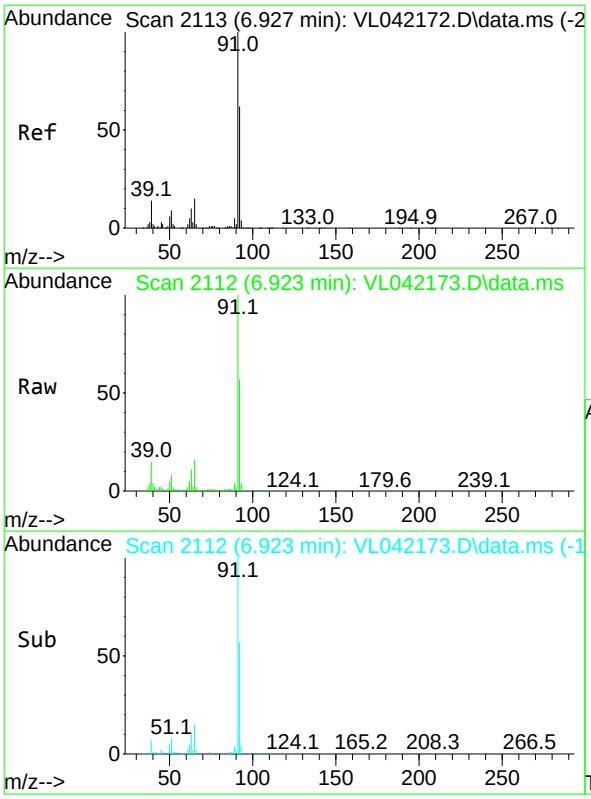

#53
Toluene
Concen: 2.045 ppbv
RT: 6.923 min Scan# 21
Delta R.T. -0.003 min
Lab File: VL042173.D
Acq: 27 Mar 2025 08:59

Tgt Ion: 91 Resp: 131314

Ion	Ratio	Lower	Upper
91	100		
92	59.6	48.4	72.6

Instrument :
MSVOA_L
ClientSampleId :
VSTDICC002

Manual Integrations
APPROVED

Reviewed By :Semsettin Yesilyurt 03/31/2025
Supervised By :Mahesh Dadoda 04/03/2025

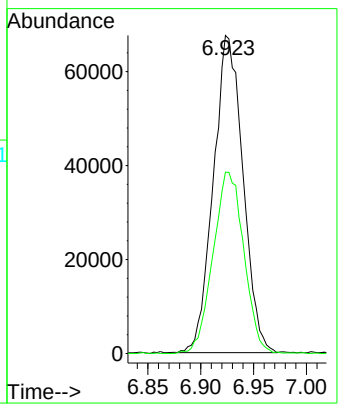

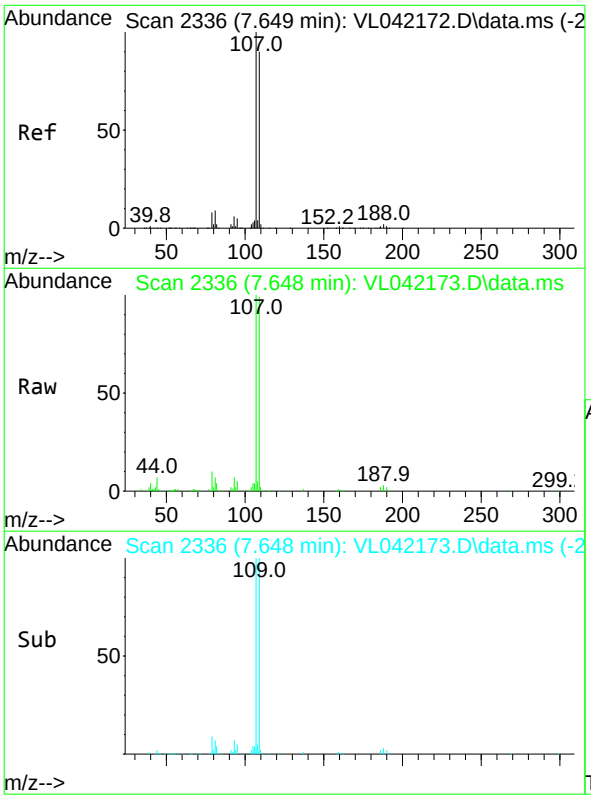

#54
1,2-Dibromoethane
Concen: 1.952 ppbv
RT: 7.648 min Scan# 2336
Delta R.T. -0.000 min
Lab File: VL042173.D
Acq: 27 Mar 2025 08:59

Tgt Ion:107 Resp: 56799

Ion	Ratio	Lower	Upper
107	100		
109	99.7	72.2	108.4

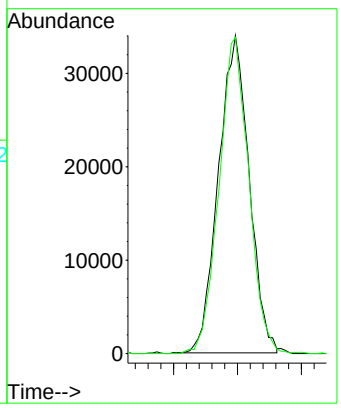

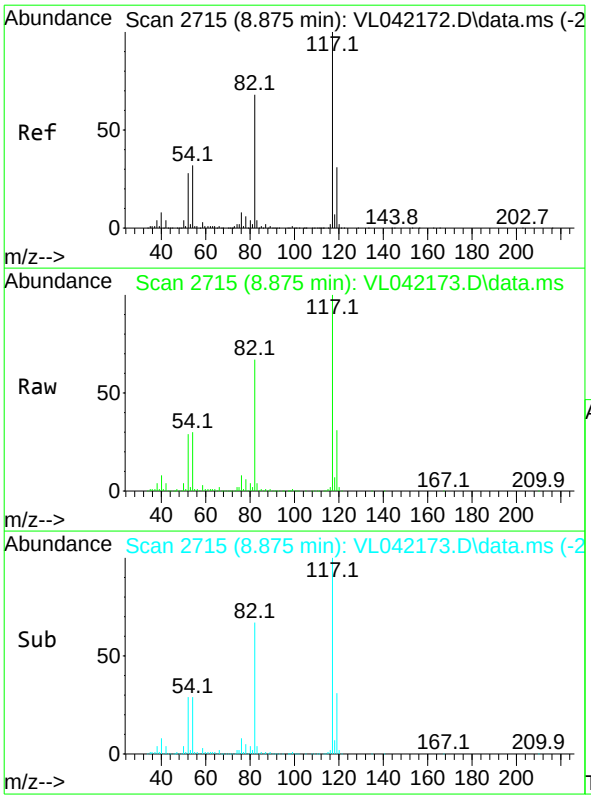

#55
Chlorobenzene-d5
Concen: 10.000 ppbv
RT: 8.875 min Scan# 27
Delta R.T. -0.000 min
Lab File: VL042173.D
Acq: 27 Mar 2025 08:59

Tgt Ion:117 Resp: 504538

Ion	Ratio	Lower	Upper
117	100		
82	68.2	55.8	83.6
119	33.0	25.5	38.3

Instrument :
MSVOA_L
ClientSampleId :
VSTDICC002

Manual Integrations
APPROVED

Reviewed By :Semsettin Yesilyurt 03/31/2025
Supervised By :Mahesh Dadoda 04/03/2025

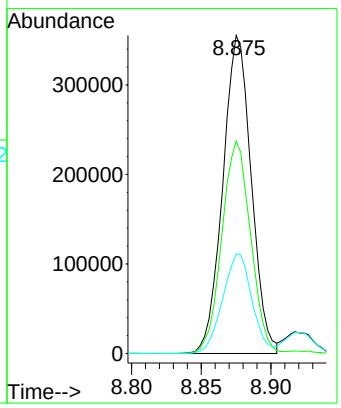

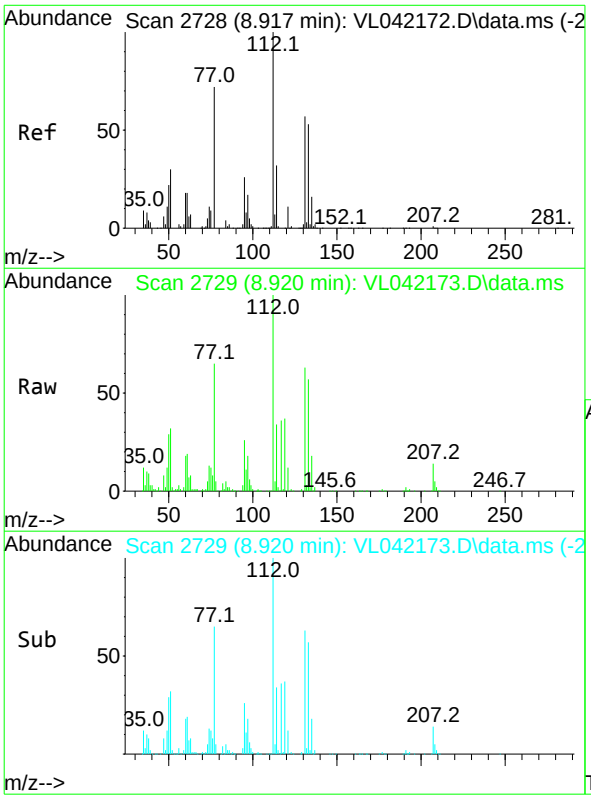

#56
1,1,1,2-Tetrachloroethane
Concen: 2.093 ppbv
RT: 8.920 min Scan# 2729
Delta R.T. 0.003 min
Lab File: VL042173.D
Acq: 27 Mar 2025 08:59

Tgt Ion:131 Resp: 58141

Ion	Ratio	Lower	Upper
131	100		
133	96.6	76.6	114.8
119	58.3	49.8	74.6

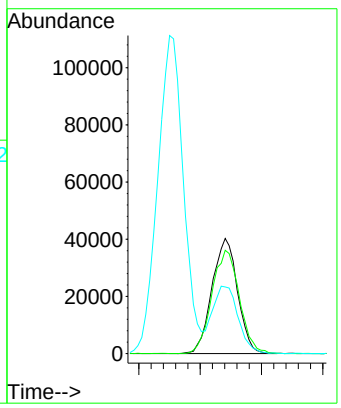

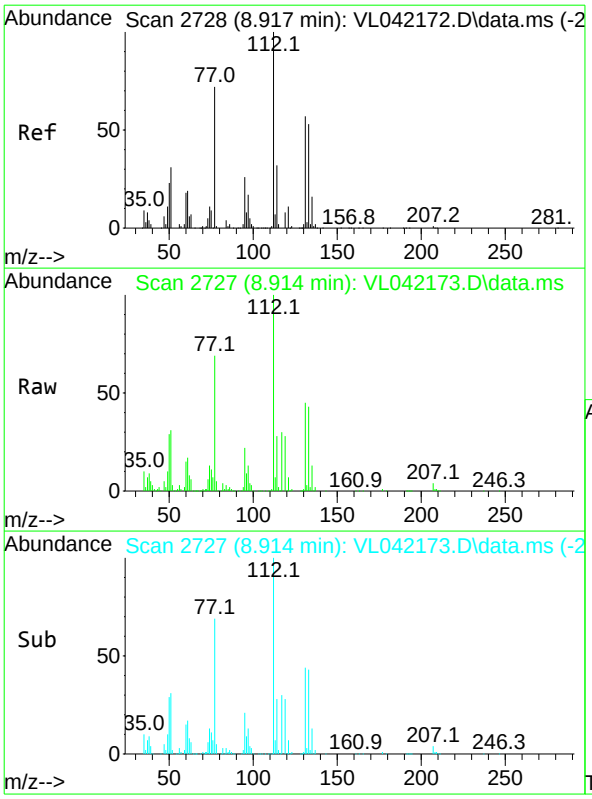

#57
Chlorobenzene
Concen: 2.096 ppbv
RT: 8.914 min Scan# 27
Delta R.T. -0.003 min
Lab File: VL042173.D
Acq: 27 Mar 2025 08:59

Tgt Ion:112 Resp: 100308

Ion	Ratio	Lower	Upper
112	100		
77	68.8	58.2	87.2
114	27.8	29.1	35.5#

Instrument :
MSVOA_L
ClientSampleId :
VSTDICC002

Manual Integrations
APPROVED

Reviewed By :Semsettin Yesilyurt 03/31/2025
Supervised By :Mahesh Dadoda 04/03/2025

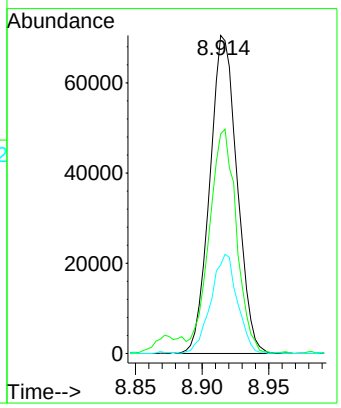

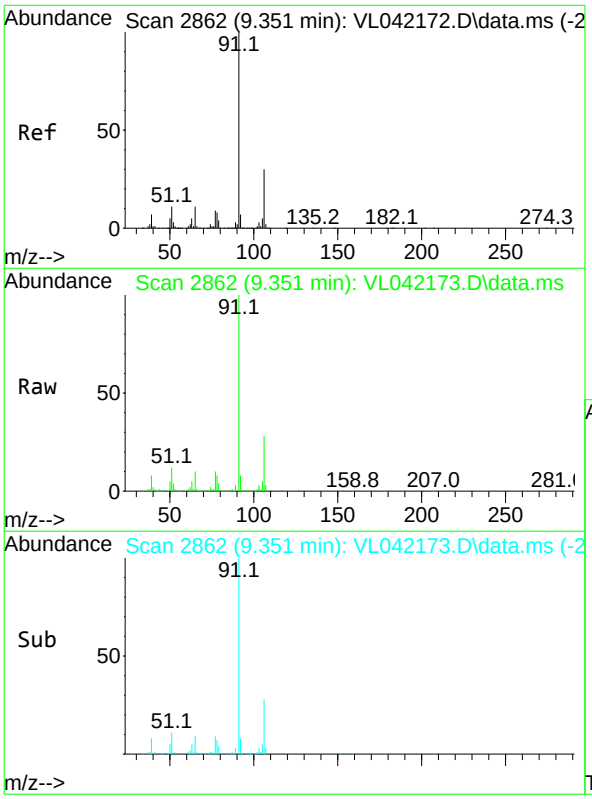

#58
Ethyl Benzene
Concen: 2.132 ppbv
RT: 9.351 min Scan# 2862
Delta R.T. -0.000 min
Lab File: VL042173.D
Acq: 27 Mar 2025 08:59

Tgt Ion: 91 Resp: 191114

Ion	Ratio	Lower	Upper
91	100		
106	28.3	24.2	36.2

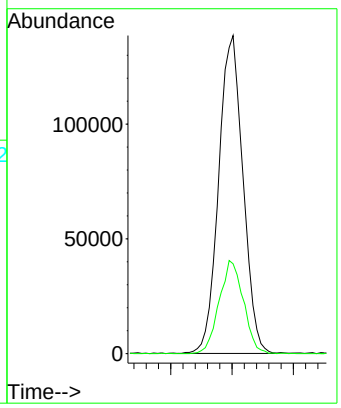

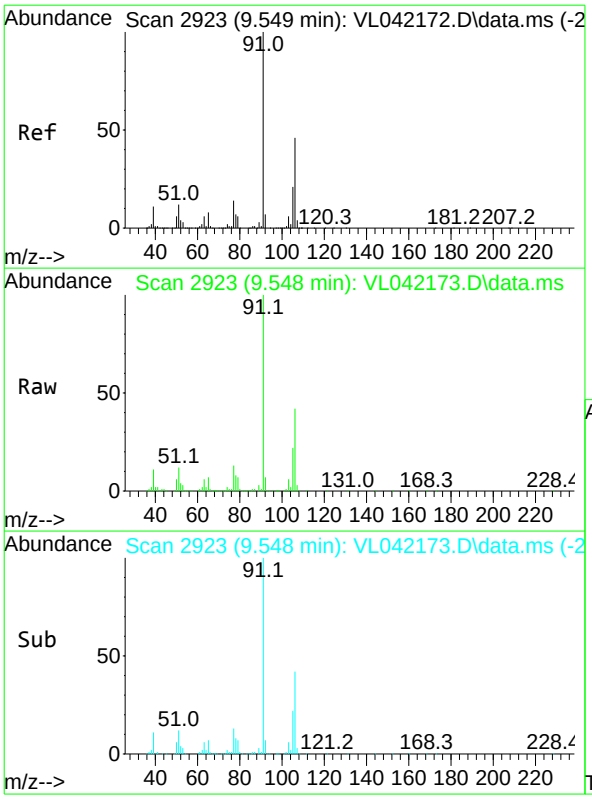

#59
m/p-Xylene
Concen: 4.181 ppbv m
RT: 9.548 min Scan# 29
Delta R.T. -0.000 min
Lab File: VL042173.D
Acq: 27 Mar 2025 08:59

Tgt Ion: 91 Resp: 299531

Ion	Ratio	Lower	Upper
91	100		
106	0.0	36.4	54.6#

Instrument :
MSVOA_L
ClientSampleId :
VSTDICC002

Manual Integrations
APPROVED

Reviewed By :Semsettin Yesilyurt 03/31/2025
Supervised By :Mahesh Dadoda 04/03/2025

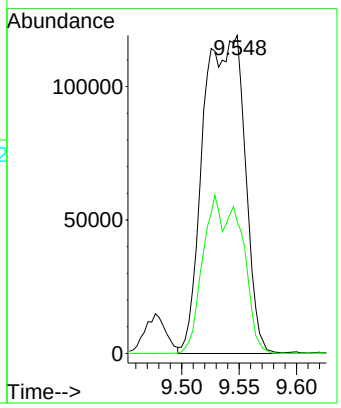

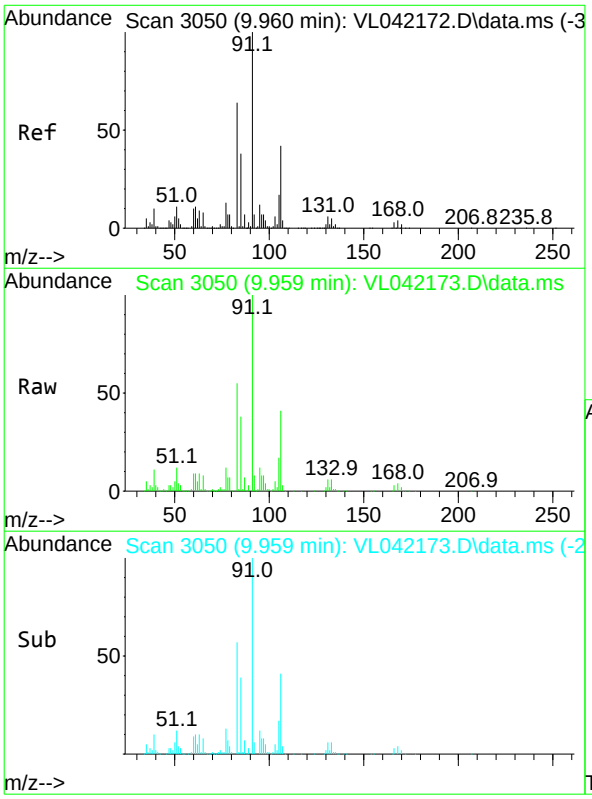

#60
o-Xylene
Concen: 2.109 ppbv
RT: 9.959 min Scan# 3050
Delta R.T. -0.000 min
Lab File: VL042173.D
Acq: 27 Mar 2025 08:59

Tgt Ion: 91 Resp: 151292

Ion	Ratio	Lower	Upper
91	100		
106	43.2	20.8	62.5

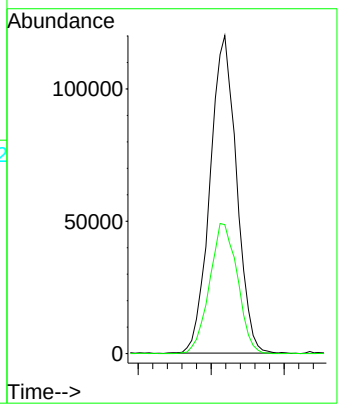

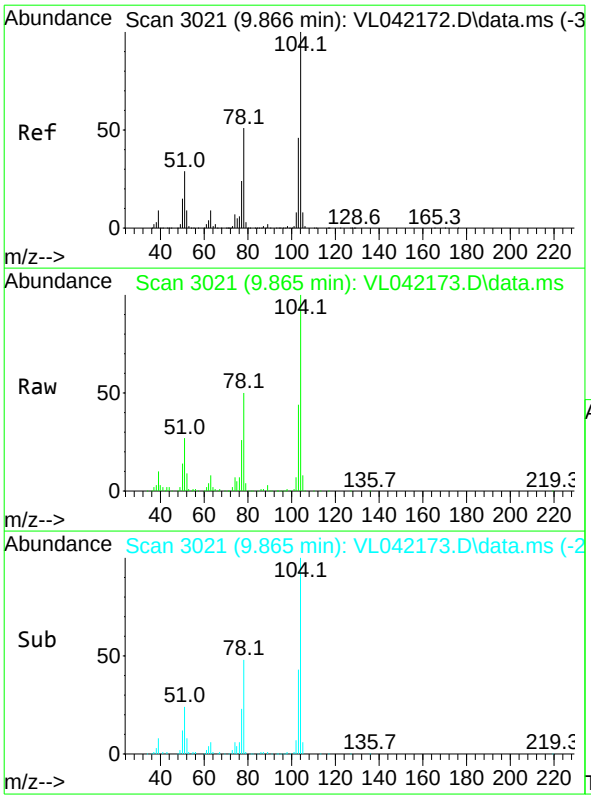

#61
Styrene
Concen: 2.089 ppbv
RT: 9.865 min Scan# 30
Delta R.T. -0.000 min
Lab File: VL042173.D
Acq: 27 Mar 2025 08:59

Tgt Ion:104 Resp: 74134

Ion	Ratio	Lower	Upper
104	100		
78	52.8	41.8	62.6
103	47.8	37.0	55.4

Instrument :
MSVOA_L
ClientSampleId :
VSTDICC002

Manual Integrations
APPROVED

Reviewed By :Semsettin Yesilyurt 03/31/2025
Supervised By :Mahesh Dadoda 04/03/2025

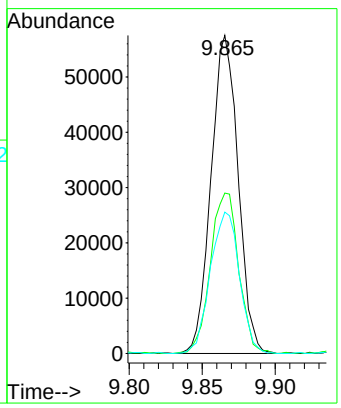

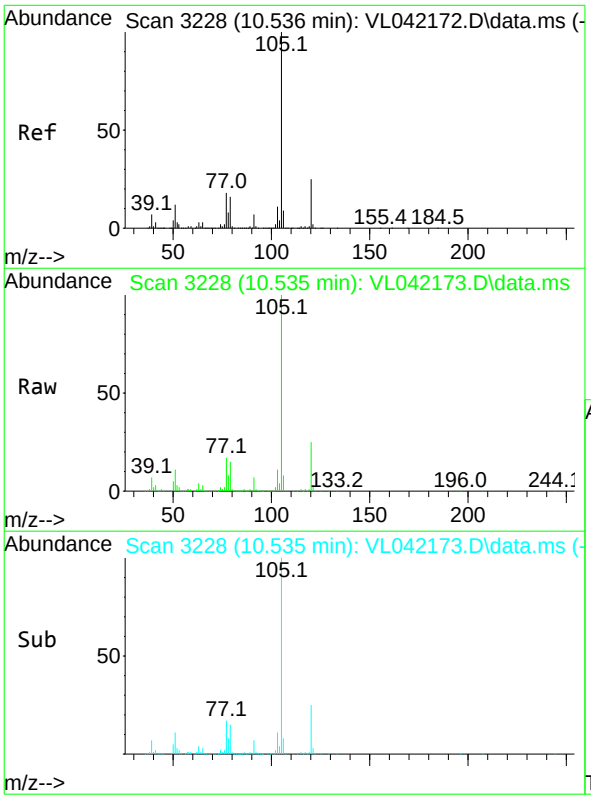

#62
Isopropylbenzene
Concen: 2.127 ppbv
RT: 10.535 min Scan# 3228
Delta R.T. -0.000 min
Lab File: VL042173.D
Acq: 27 Mar 2025 08:59

Tgt Ion:105 Resp: 228191

Ion	Ratio	Lower	Upper
105	100		
120	24.4	19.9	29.9

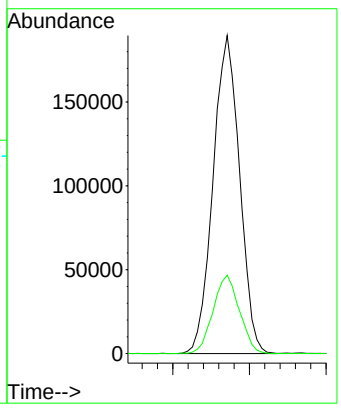

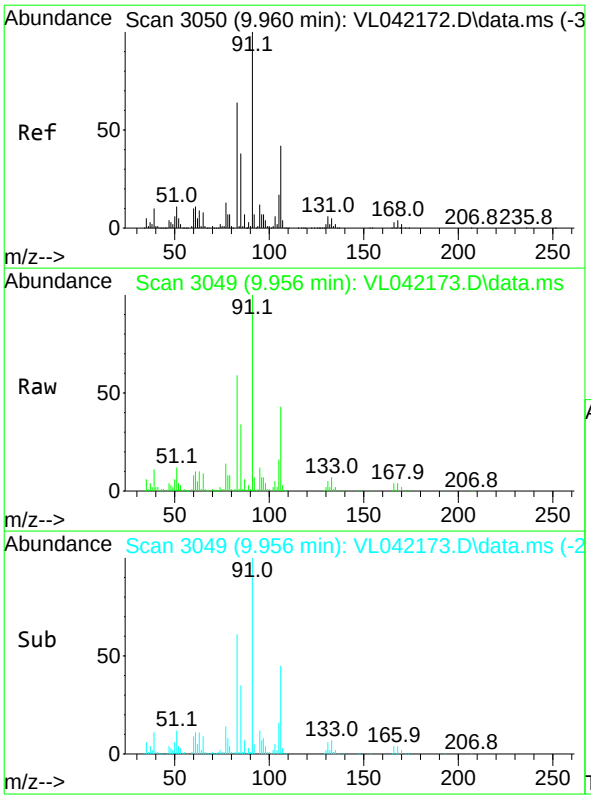

#63
1,1,2,2-Tetrachloroethane
Concen: 2.067 ppbv
RT: 9.956 min Scan# 30
Delta R.T. -0.003 min
Lab File: VL042173.D
Acq: 27 Mar 2025 08:59

Tgt Ion: 83 Resp: 90114

Ion	Ratio	Lower	Upper
83	100		
131	9.5	4.8	14.4
85	64.4	32.5	97.5

Instrument :
MSVOA_L
ClientSampleId :
VSTDICC002

Manual Integrations
APPROVED

Reviewed By :Semsettin Yesilyurt 03/31/2025
Supervised By :Mahesh Dadoda 04/03/2025

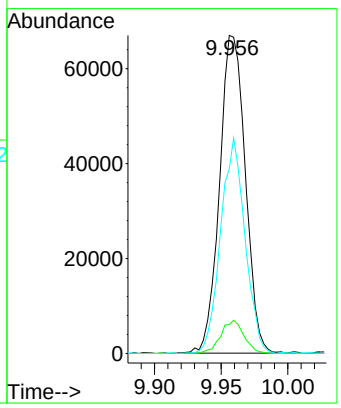

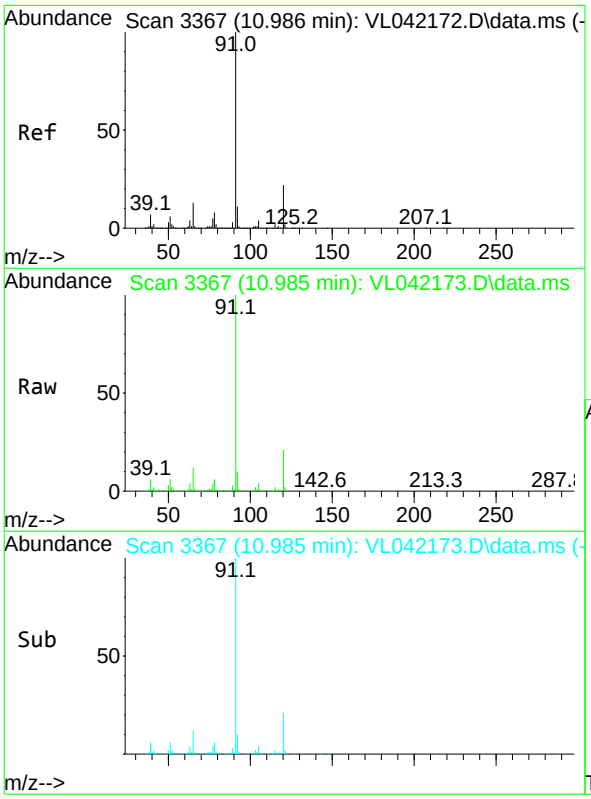

#64
n-propylbenzene
Concen: 2.104 ppbv
RT: 10.985 min Scan# 3367
Delta R.T. -0.000 min
Lab File: VL042173.D
Acq: 27 Mar 2025 08:59

Tgt Ion:120 Resp: 58105

Ion	Ratio	Lower	Upper
120	100		
91	491.1	376.9	565.3

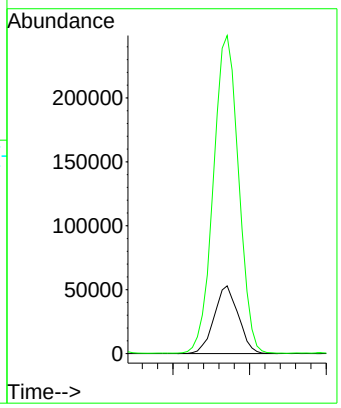

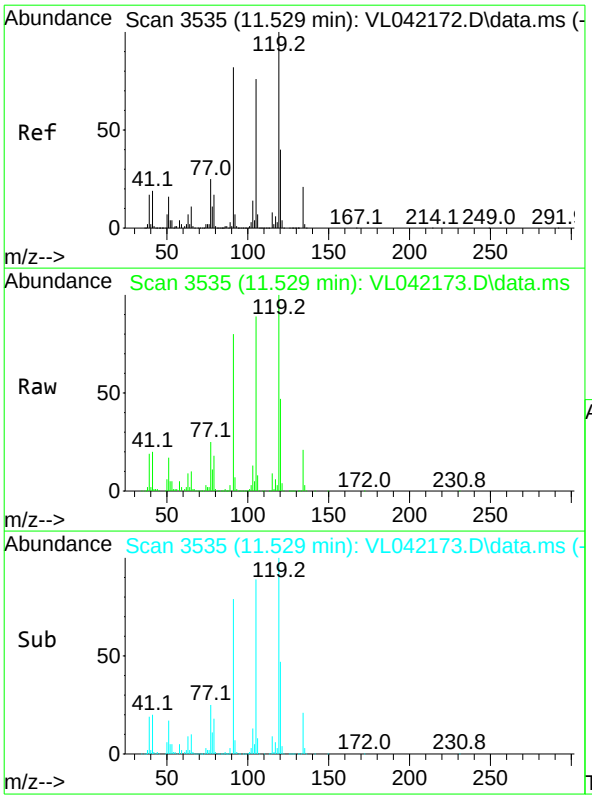

#65
tert-Butylbenzene
Concen: 2.180 ppbv
RT: 11.529 min Scan# 35
Delta R.T. -0.000 min
Lab File: VL042173.D
Acq: 27 Mar 2025 08:59

Tgt Ion:119 Resp: 216336

Ion	Ratio	Lower	Upper
119	100		
91	81.5	66.0	99.0
134	20.2	16.7	25.1

Instrument :
MSVOA_L
ClientSampleId :
VSTDICC002

Manual Integrations
APPROVED

Reviewed By :Semsettin Yesilyurt 03/31/2025
Supervised By :Mahesh Dadoda 04/03/2025

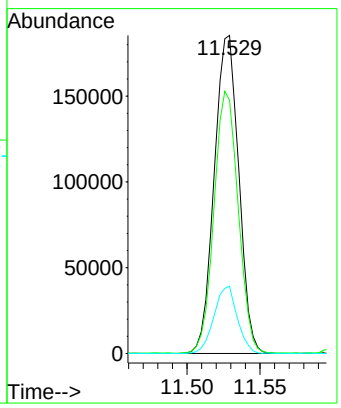

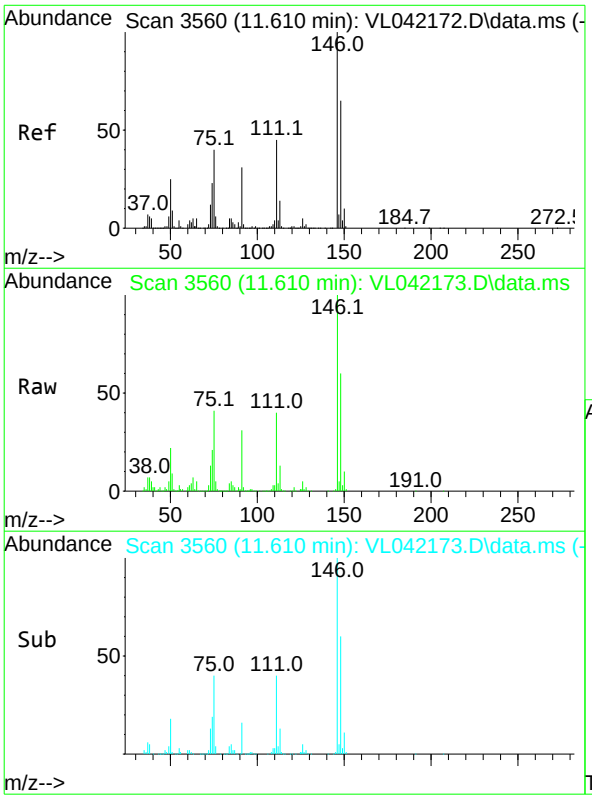

#66
Benzyl Chloride
Concen: 2.116 ppbv
RT: 11.610 min Scan# 3560
Delta R.T. -0.000 min
Lab File: VL042173.D
Acq: 27 Mar 2025 08:59

Tgt Ion: 91 Resp: 22272

Ion	Ratio	Lower	Upper
91	100		
126	20.0	13.8	20.6
128	6.5	4.5	6.7

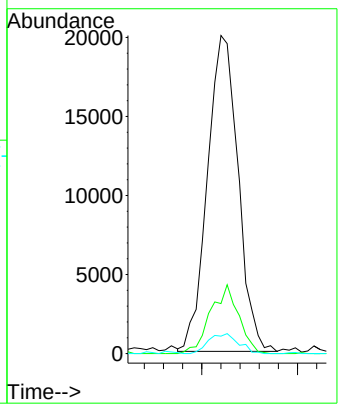



#67
sec-Butylbenzene
Concen: 2.156 ppbv
RT: 11.762 min Scan# 36
Delta R.T. -0.003 min
Lab File: VL042173.D
Acq: 27 Mar 2025 08:59

Tgt Ion:105 Resp: 297381

Ion	Ratio	Lower	Upper
105	100		
134	18.8	15.5	23.3

Instrument :
MSVOA_L
ClientSampleId :
VSTDICC002

Manual Integrations
APPROVED

Reviewed By :Semsettin Yesilyurt 03/31/2025
Supervised By :Mahesh Dadoda 04/03/2025

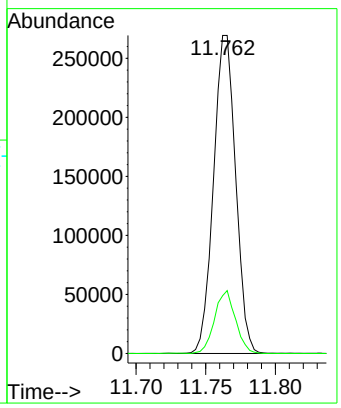

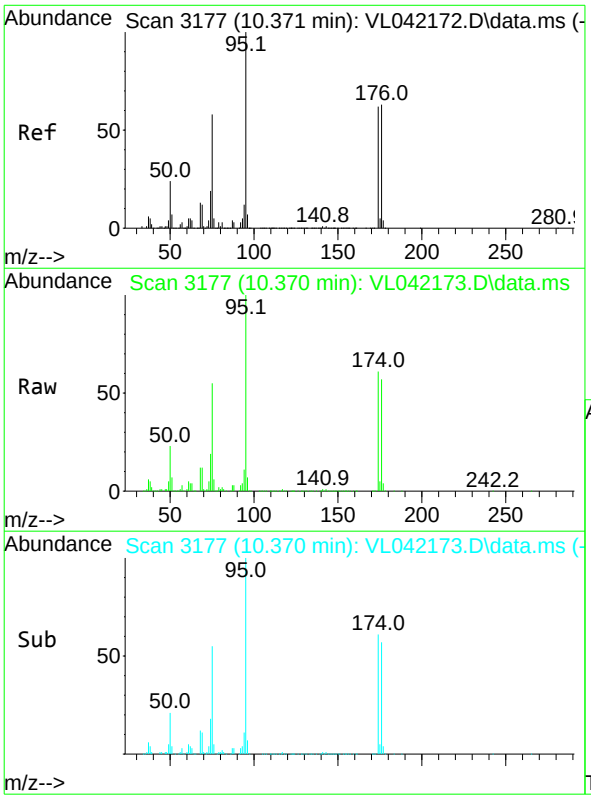

#68
1-Bromo-4-Fluorobenzene
Concen: 10.077 ppbv
RT: 10.370 min Scan# 3177
Delta R.T. -0.000 min
Lab File: VL042173.D
Acq: 27 Mar 2025 08:59

Tgt Ion: 95 Resp: 417532

Ion	Ratio	Lower	Upper
95	100		
174	62.6	50.6	76.0
175	5.0	3.8	5.6

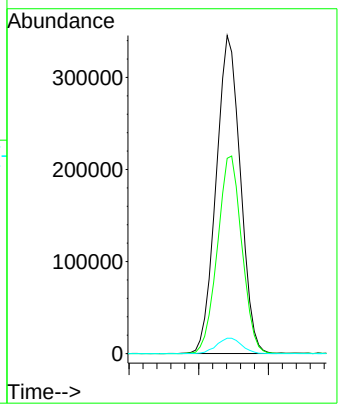

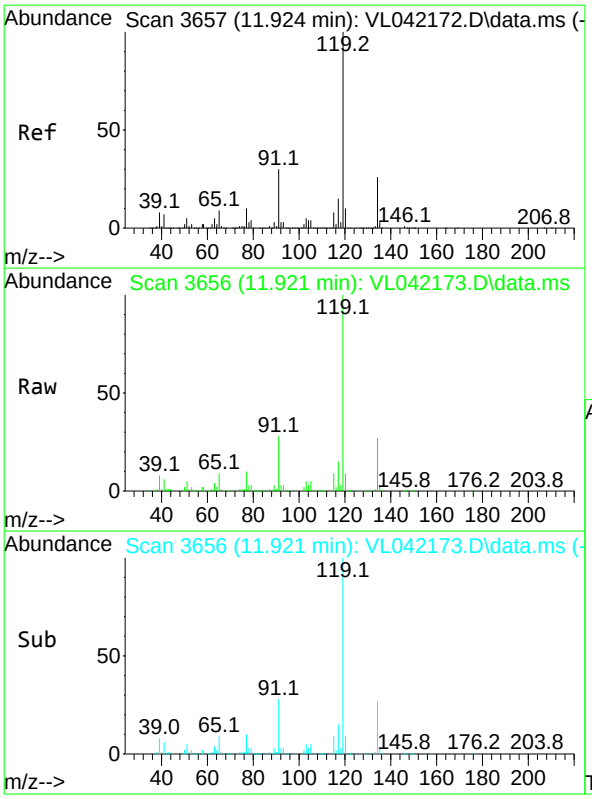

#69
p-Isopropyltoluene
Concen: 2.176 ppbv
RT: 11.921 min Scan# 36
Delta R.T. -0.003 min
Lab File: VL042173.D
Acq: 27 Mar 2025 08:59

Tgt Ion:119 Resp: 258357

Ion	Ratio	Lower	Upper
119	100		
134	25.2	20.4	30.6
91	29.5	23.7	35.5

Instrument :
MSVOA_L
ClientSampleId :
VSTDICC002

Manual Integrations
APPROVED

Reviewed By :Semsettin Yesilyurt 03/31/2025
Supervised By :Mahesh Dadoda 04/03/2025

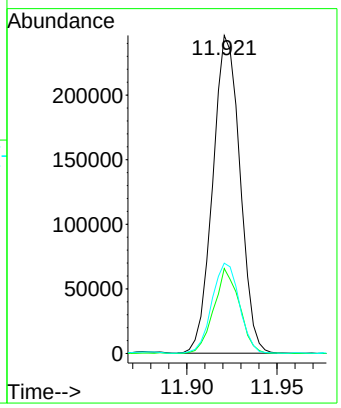

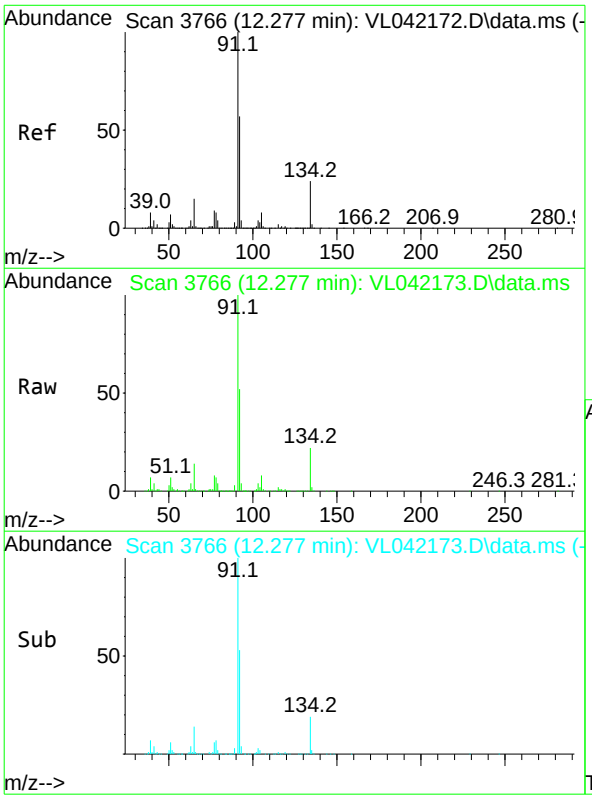

#70
n-Butylbenzene
Concen: 2.228 ppbv
RT: 12.277 min Scan# 3766
Delta R.T. -0.000 min
Lab File: VL042173.D
Acq: 27 Mar 2025 08:59

Tgt Ion: 91 Resp: 270616

Ion	Ratio	Lower	Upper
91	100		
92	55.1	44.9	67.3
134	23.3	19.2	28.8

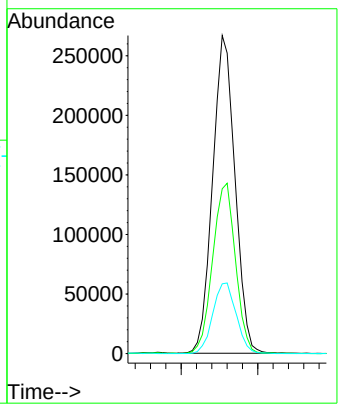

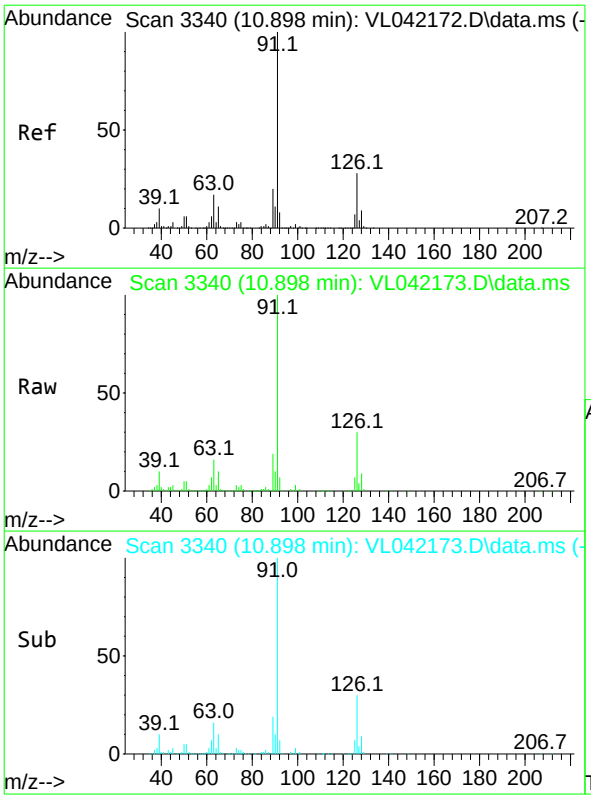

#71
2-Chlorotoluene
Concen: 2.132 ppbv
RT: 10.898 min Scan# 33
Delta R.T. -0.000 min
Lab File: VL042173.D
Acq: 27 Mar 2025 08:59

Tgt Ion: 91 Resp: 177487

Ion	Ratio	Lower	Upper
91	100		
126	29.2	11.6	46.4

Instrument :
MSVOA_L
ClientSampleId :
VSTDICC002

Manual Integrations
APPROVED

Reviewed By :Semsettin Yesilyurt 03/31/2025
Supervised By :Mahesh Dadoda 04/03/2025

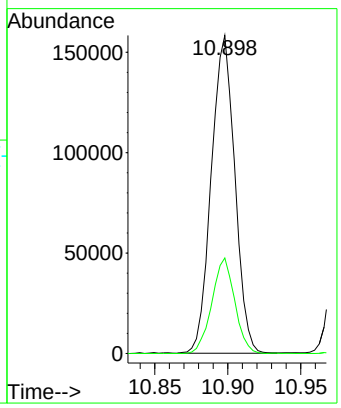

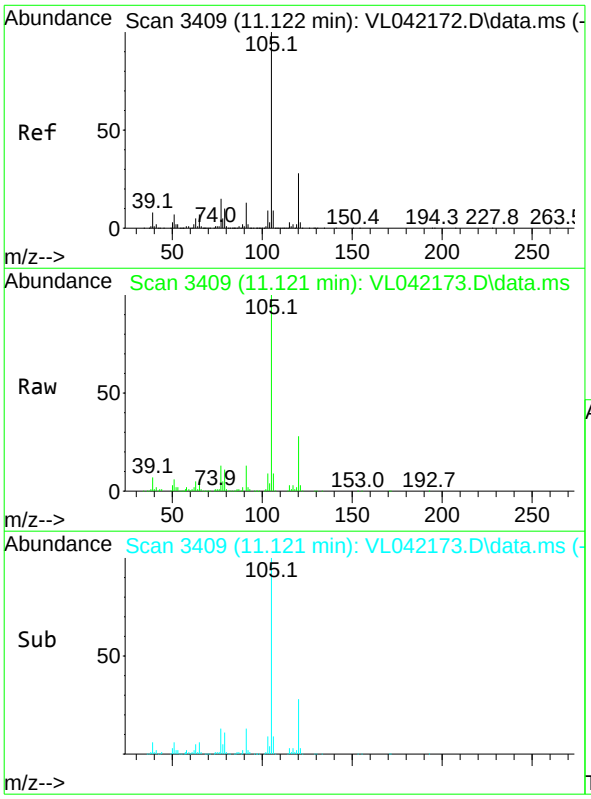

#72
4-Ethyltoluene
Concen: 2.179 ppbv
RT: 11.121 min Scan# 3409
Delta R.T. -0.000 min
Lab File: VL042173.D
Acq: 27 Mar 2025 08:59

Tgt Ion:105 Resp: 194660

Ion	Ratio	Lower	Upper
105	100		
120	29.1	23.4	35.0
91	13.7	10.3	15.5
77	14.7	11.4	17.2

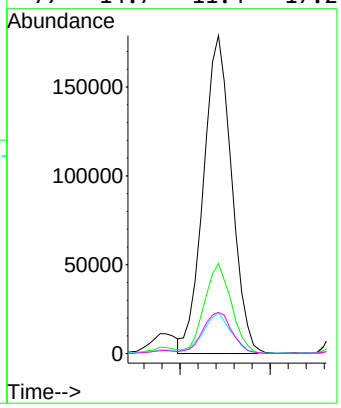

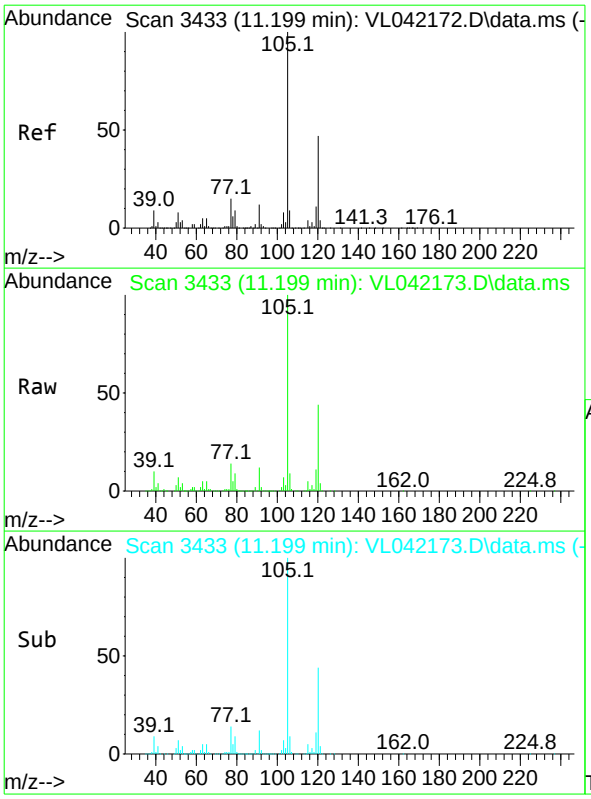

#73
1,3,5-Trimethylbenzene
Concen: 2.169 ppbv
RT: 11.199 min Scan# 34
Delta R.T. -0.000 min
Lab File: VL042173.D
Acq: 27 Mar 2025 08:59

Tgt Ion:105 Resp: 169221

Ion	Ratio	Lower	Upper
105	100		
120	44.0	37.4	56.0

Instrument :
MSVOA_L
ClientSampleId :
VSTDICC002

Manual Integrations
APPROVED

Reviewed By :Semsettin Yesilyurt 03/31/2025
Supervised By :Mahesh Dadoda 04/03/2025

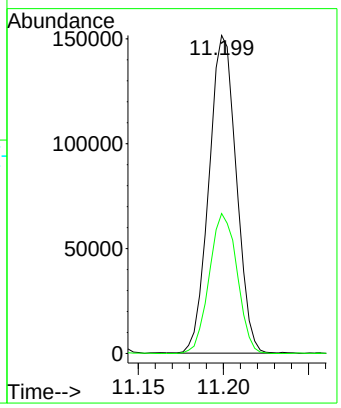

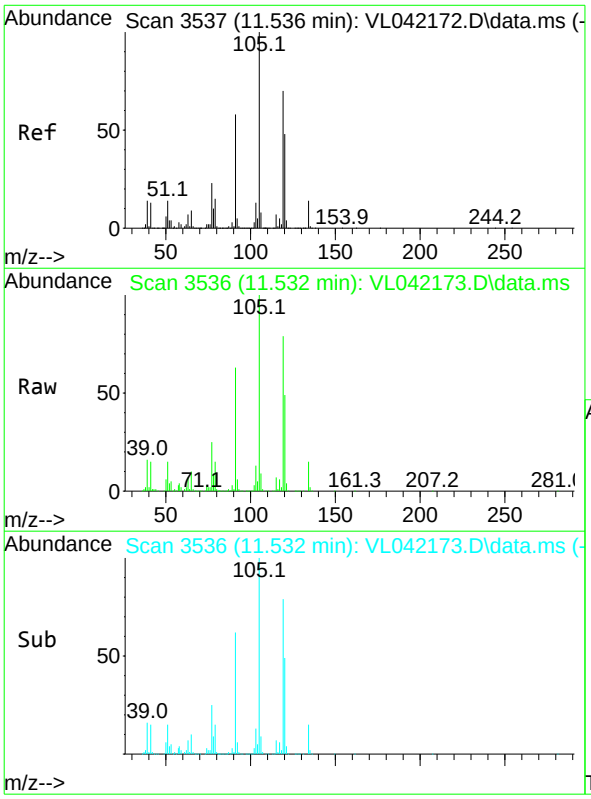

#74
1,2,4-Trimethylbenzene
Concen: 2.207 ppbv
RT: 11.532 min Scan# 3536
Delta R.T. -0.003 min
Lab File: VL042173.D
Acq: 27 Mar 2025 08:59

Tgt Ion:105 Resp: 198351

Ion	Ratio	Lower	Upper
105	100		
120	49.0	38.6	58.0
91	62.4	46.2	69.2
77	25.3	18.6	27.8

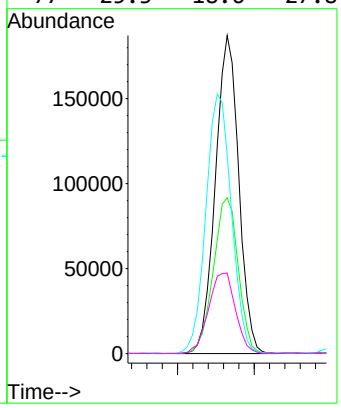

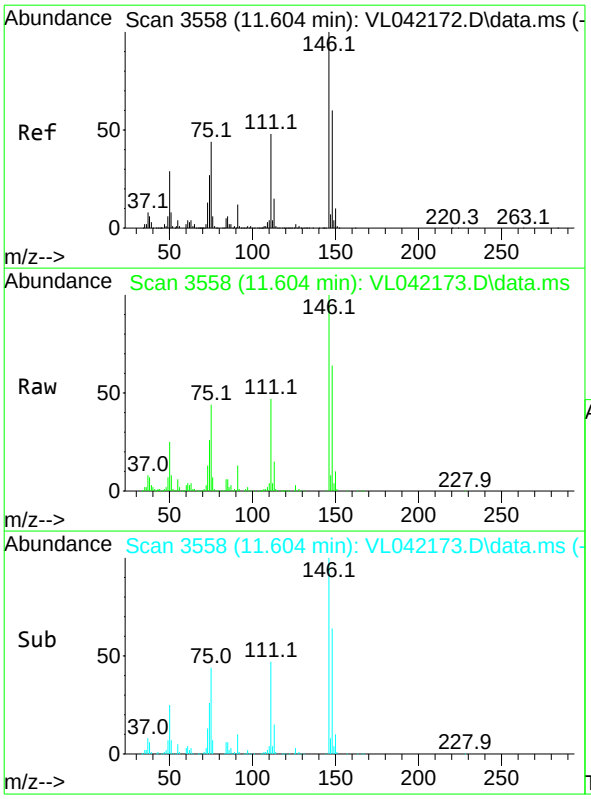

#75
1,3-Dichlorobenzene
Concen: 2.175 ppbv
RT: 11.604 min Scan# 35
Delta R.T. -0.000 min
Lab File: VL042173.D
Acq: 27 Mar 2025 08:59

Tgt Ion:146 Resp: 107217

Ion	Ratio	Lower	Upper
146	100		
111	45.5	23.8	71.2
148	61.6	31.9	95.9

Instrument :
MSVOA_L
ClientSampleId :
VSTDICC002

Manual Integrations
APPROVED

Reviewed By :Semsettin Yesilyurt 03/31/2025
Supervised By :Mahesh Dadoda 04/03/2025

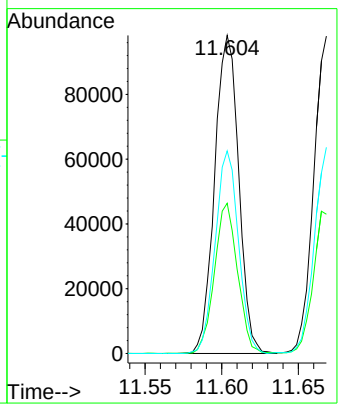

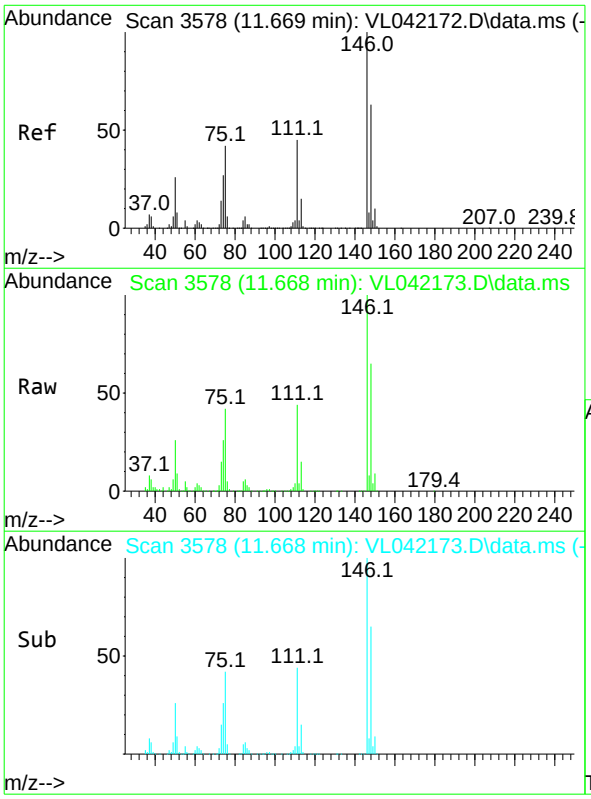

#76
1,4-Dichlorobenzene
Concen: 2.139 ppbv
RT: 11.668 min Scan# 3578
Delta R.T. -0.000 min
Lab File: VL042173.D
Acq: 27 Mar 2025 08:59

Tgt Ion:146 Resp: 104925

Ion	Ratio	Lower	Upper
146	100		
111	45.3	23.0	69.0
148	64.0	31.9	95.7

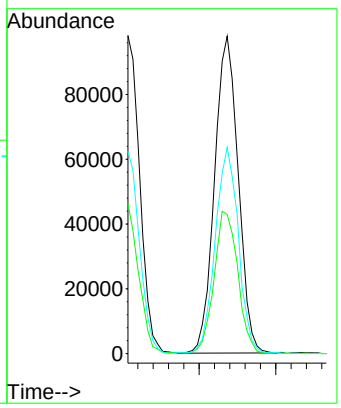

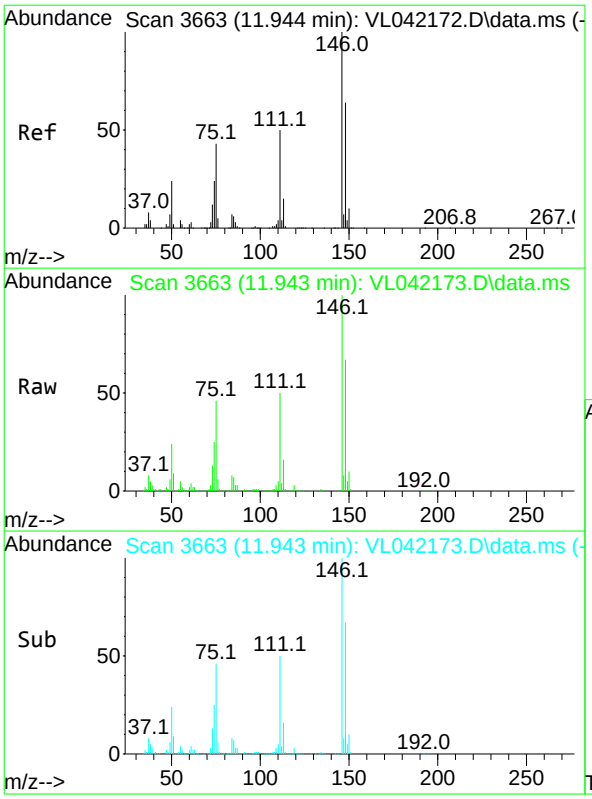

#77
1,2-Dichlorobenzene
Concen: 2.132 ppbv
RT: 11.943 min Scan# 36
Delta R.T. -0.000 min
Lab File: VL042173.D
Acq: 27 Mar 2025 08:59

Tgt Ion:146 Resp: 102310

Ion	Ratio	Lower	Upper
146	100		
111	48.8	24.8	74.3
148	64.6	31.6	94.8

Instrument :
MSVOA_L
ClientSampleId :
VSTDICC002

Manual Integrations
APPROVED

Reviewed By :Semsettin Yesilyurt 03/31/2025
Supervised By :Mahesh Dadoda 04/03/2025

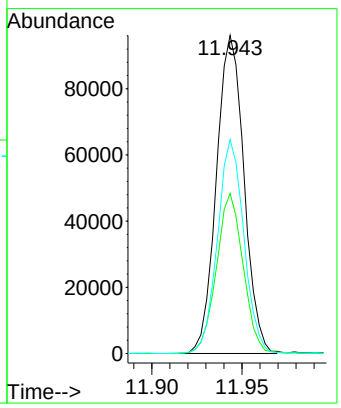

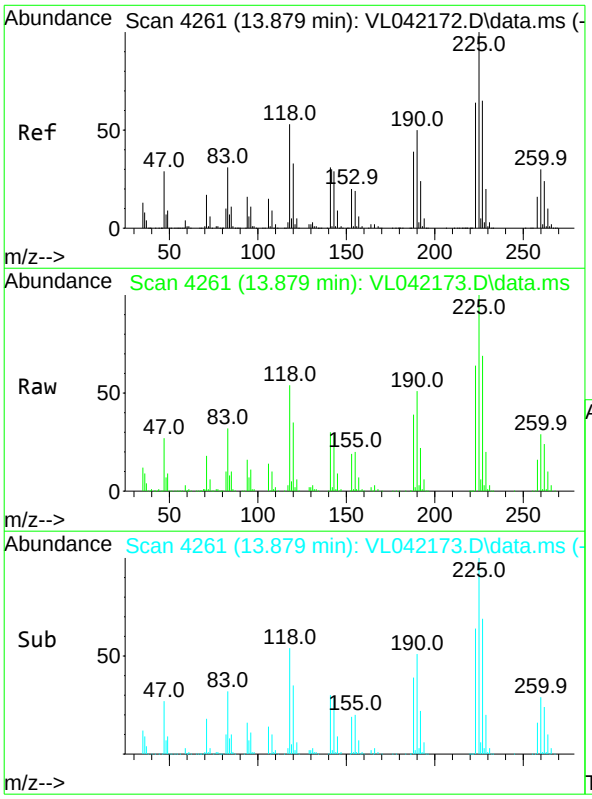

#78
Hexachloro-1,3-Butadiene
Concen: 2.242 ppbv
RT: 13.879 min Scan# 4261
Delta R.T. -0.000 min
Lab File: VL042173.D
Acq: 27 Mar 2025 08:59

Tgt Ion:225 Resp: 109539

Ion	Ratio	Lower	Upper
225	100		
223	62.2	50.6	76.0
227	64.9	51.2	76.8

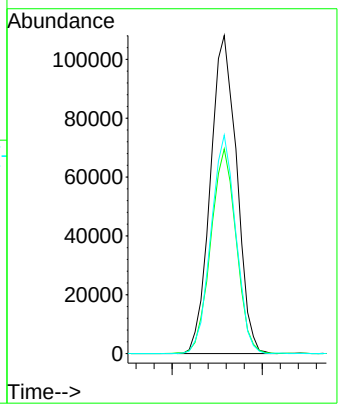

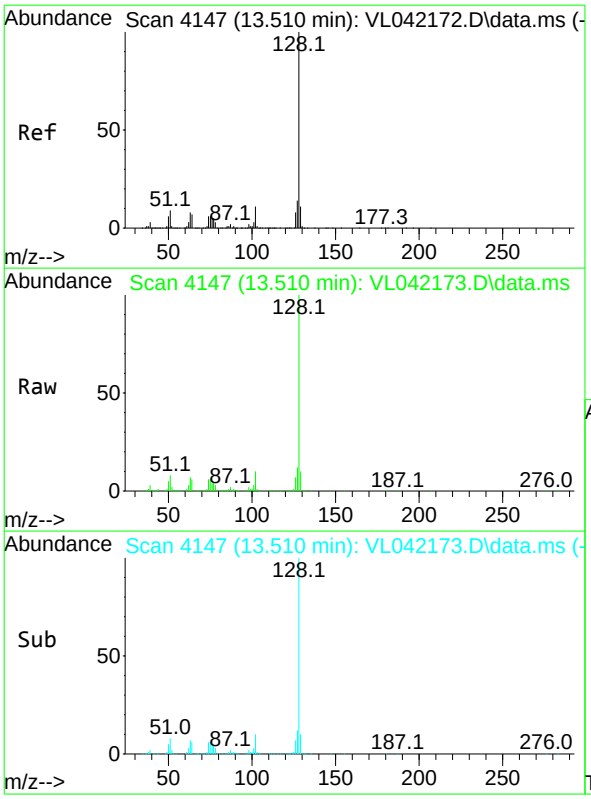

#79
Naphthalene
Concen: 2.375 ppbv
RT: 13.510 min Scan# 41
Delta R.T. -0.000 min
Lab File: VL042173.D
Acq: 27 Mar 2025 08:59

Tgt Ion:128 Resp: 233451

Ion	Ratio	Lower	Upper
128	100		
127	12.1	10.8	16.2
129	9.9	9.0	13.4

Instrument :
MSVOA_L
ClientSampleId :
VSTDICC002

Manual Integrations
APPROVED

Reviewed By :Semsettin Yesilyurt 03/31/2025
Supervised By :Mahesh Dadoda 04/03/2025

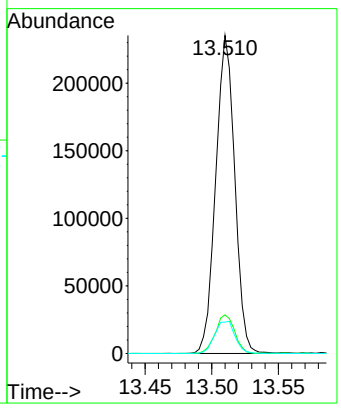

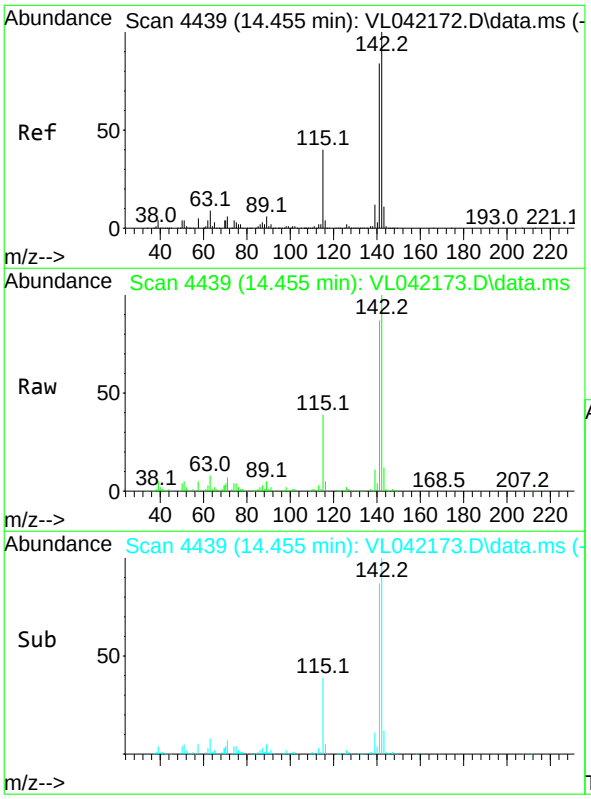

#80
Naphthalene,2-methyl-
Concen: 2.451 ppbv
RT: 14.455 min Scan# 4439
Delta R.T. -0.000 min
Lab File: VL042173.D
Acq: 27 Mar 2025 08:59

Tgt Ion:142 Resp: 117313

Ion	Ratio	Lower	Upper
142	100		
141	83.5	66.3	99.5
115	38.5	31.6	47.4

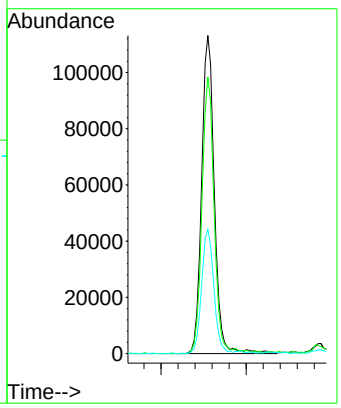

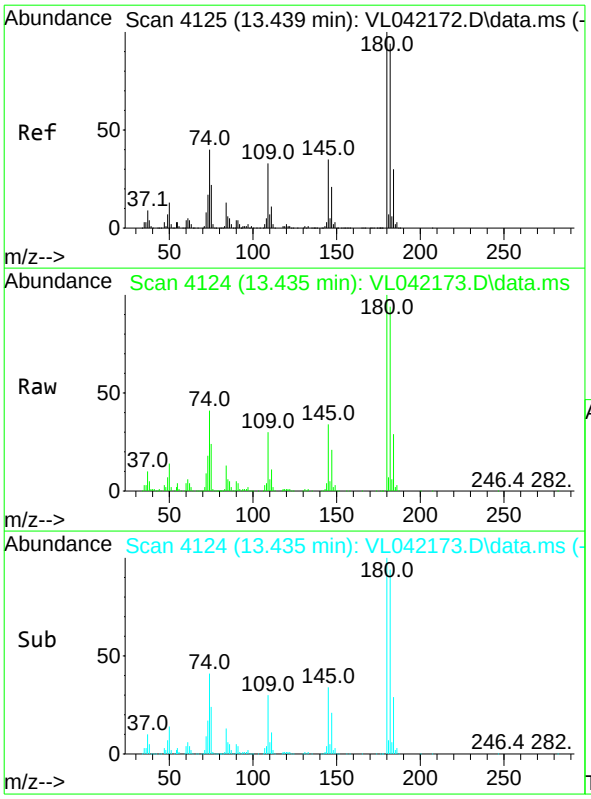

#81
1,2,4-Trichlorobenzene
Concen: 2.288 ppbv
RT: 13.435 min Scan# 41
Delta R.T. -0.003 min
Lab File: VL042173.D
Acq: 27 Mar 2025 08:59

Tgt Ion:180 Resp: 103765

Ion	Ratio	Lower	Upper
180	100		
182	97.0	75.1	112.7
184	29.6	24.4	36.6

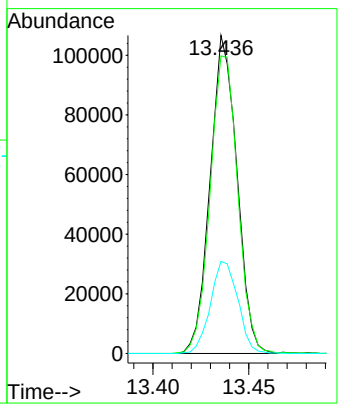

Instrument :
MSVOA_L
ClientSampleId :
VSTDICC002

Manual Integrations
APPROVED

Reviewed By :Semsettin Yesilyurt 03/31/2025
Supervised By :Mahesh Dadoda 04/03/2025

Quantitation Report (QT Reviewed)

Data Path : Z:\voasrv\HPCHEM1\MSVOA_L\Data\VL032725\
Data File : VL042174.D
Acq On : 27 Mar 2025 09:30
Operator : SY/MD
Sample : VSTDICC001
Misc : 400mL/MSVOA_L
ALS Vial : 6 Sample Multiplier: 1

Quant Time: Mar 28 01:33:49 2025
Quant Method : Z:\voasrv\HPCHEM1\MSVOA_L\methods\VL032725AIR.M
Quant Title : AIR ANALYSIS BY METHOD TO-15 Instrument: MSVOA_LFri Aug 2
QLast Update : Fri Mar 28 01:31:23 2025
Response via : Initial Calibration

Instrument :
MSVOA_L
ClientSampleId :
VSTDICC001

Manual Integrations
APPROVED
Reviewed By :Semsettin Yesilyurt 03/31/2025
Supervised By :Mahesh Dadoda 04/03/2025

Compound	R.T.	QIon	Response	Conc	Units	Dev(Min)
Internal Standards						
1) Bromochloromethane	2.784	49	186244	10.000	ppbv	0.00
33) 1,4-Difluorobenzene	3.952	114	537244	10.000	ppbv	0.00
55) Chlorobenzene-d5	8.879	117	499830	10.000	ppbv	0.00
System Monitoring Compounds						
68) 1-Bromo-4-Fluorobenzene	10.371	95	404753	9.861	ppbv	0.00
Spiked Amount 10.000	Range 65 - 135		Recovery = 98.600%			
Target Compounds						Qvalue
2) Dichlorodifluoromethane	1.496	85	28203	1.026	ppbv	99
3) Chlorodifluoromethane	1.473	51	28693	1.021	ppbv	94
4) Chloromethane	1.531	50	11111	0.989	ppbv	99
5) Vinyl Chloride	1.577	62	10723	0.936	ppbv	98
6) Bromomethane	1.667	94	4984	0.979	ppbv	97
7) Chloroethane	1.703	64	4622	1.025	ppbv	100
8) Dichlorotetrafluoroethane	1.554	85	23886	1.020	ppbv	98
9) Propene	1.483	41	13699m	1.082	ppbv	
10) Heptane	4.975	43	36132	1.055	ppbv	100
11) Trichlorofluoromethane	1.875	101	27136	1.014	ppbv	96
12) 1,1,2-Trichlorotrifluo...	2.137	101	22629	1.029	ppbv	99
13) Ethanol	1.719	45	1610m	1.624	ppbv	
14) Bromoethene	1.781	108	8330	0.989	ppbv #	82
15) Acetone	1.836	43	29294	1.125	ppbv	95
16) 1,3-Butadiene	1.606	39	13133	1.121	ppbv	97
17) tert-Butyl alcohol	2.040	59	33500	1.033	ppbv	97
18) 1,1-Dichloroethene	2.033	96	10532	1.024	ppbv	89
19) Isopropyl Alcohol	1.884	45	14903	1.014	ppbv #	38
20) Methylene Chloride	2.059	84	10481	1.080	ppbv	93
21) Allyl Chloride	2.095	41	19039	1.036	ppbv	99
22) trans-1,2-Dichloroethene	2.341	96	13051m	1.086	ppbv	
23) Vinyl Acetate	2.464	43	12883m	1.190	ppbv	
24) 1,1-Dichloroethane	2.409	63	22505	1.022	ppbv	99
25) Ethyl Acetate	2.836	43	67402	0.997	ppbv #	96
26) Hexane	2.823	57	27223	1.043	ppbv	98
27) Carbon Disulfide	2.146	76	28167	1.006	ppbv #	47
28) Methyl tert-Butyl Ether	2.441	73	16501	1.015	ppbv	95
29) Chloroform	2.845	83	38516	1.008	ppbv	96
30) Cyclohexane	3.852	84	23052	1.016	ppbv	97
31) cis-1,2-Dichloroethene	2.716	61	27187	1.026	ppbv	89
32) 1,1,1-Trichloroethane	3.363	97	40993	0.938	ppbv	99
34) 2-Butanone	2.557	43	41423	1.063	ppbv	98
35) Carbon Tetrachloride	3.758	117	39345	0.952	ppbv	93
36) Benzene	3.651	78	55156	1.036	ppbv	94
37) 1,2-Dichloroethane	3.218	62	30543	1.002	ppbv	98
38) Trichloroethene	4.545	130	21906	0.985	ppbv	93
39) 1,2-Dichloropropane	4.312	63	20020	1.032	ppbv	99
40) 1,4-Dioxane	4.593	88	10592m	1.052	ppbv	
41) Tetrahydrofuran	3.056	42	22818	1.029	ppbv	97
42) Bromodichloromethane	4.483	83	41864	0.996	ppbv	90
43) Methyl Methacrylate	4.875	69	24233m	1.078	ppbv	
44) 2,2,4-Trimethylpentane	4.632	57	90727	1.008	ppbv	96
45) t-1,3-Dichloropropene	6.403	75	23993m	0.992	ppbv	

Quantitation Report (QT Reviewed)

Data Path : Z:\voasrv\HPCHEM1\MSVOA_L\Data\VL032725\
Data File : VL042174.D
Acq On : 27 Mar 2025 09:30
Operator : SY/MD
Sample : VSTDICC001
Misc : 400mL/MSVOA_L
ALS Vial : 6 Sample Multiplier: 1

Quant Time: Mar 28 01:33:49 2025
Quant Method : Z:\voasrv\HPCHEM1\MSVOA_L\methods\VL032725AIR.M
Quant Title : AIR ANALYSIS BY METHOD TO-15 Instrument: MSVOA_LFri Aug 2
QLast Update : Fri Mar 28 01:31:23 2025
Response via : Initial Calibration

Instrument :
MSVOA_L
ClientSampleId :
VSTDICC001

Manual Integrations
APPROVED
Reviewed By :Semsettin Yesilyurt 03/31/2025
Supervised By :Mahesh Dadoda 04/03/2025

Compound	R.T.	QIon	Response	Conc Units	Dev(Min)
46) cis-1,3-Dichloropropene	5.593	75	30063	1.014 ppbv	93
47) 1,1,2-Trichloroethane	6.577	97	20546	1.002 ppbv	96
48) Dibromochloromethane	7.383	129	34425	0.991 ppbv	100
49) Bromoform	9.481	173	31610	1.013 ppbv	98
50) 4-Methyl-2-Pentanone	5.752	43	65226m	1.056 ppbv	
51) 2-Hexanone	7.438	43	54680	1.067 ppbv #	100
52) Tetrachloroethene	8.222	164	19415	0.919 ppbv	95
53) Toluene	6.927	91	64612	1.023 ppbv	99
54) 1,2-Dibromoethane	7.652	107	28879	1.009 ppbv	95
56) 1,1,1,2-Tetrachloroethane	8.924	131	28764	1.045 ppbv #	87
57) Chlorobenzene	8.917	112	48930	1.032 ppbv	93
58) Ethyl Benzene	9.348	91	91086	1.026 ppbv	97
59) m/p-Xylene	9.529	91	147162m	2.073 ppbv	
60) o-Xylene	9.960	91	73702	1.037 ppbv	96
61) Styrene	9.866	104	36110	1.027 ppbv	97
62) Isopropylbenzene	10.536	105	109897	1.034 ppbv	98
63) 1,1,2,2-Tetrachloroethane	9.960	83	44431	1.029 ppbv	99
64) n-propylbenzene	10.986	120	29054	1.062 ppbv	98
65) tert-Butylbenzene	11.526	119	103520	1.053 ppbv	96
66) Benzyl Chloride	11.614	91	10660	1.022 ppbv #	93
67) sec-Butylbenzene	11.762	105	149660	1.095 ppbv	97
69) p-Isopropyltoluene	11.921	119	127509	1.084 ppbv	99
70) n-Butylbenzene	12.280	91	129860	1.079 ppbv	99
71) 2-Chlorotoluene	10.898	91	86356	1.047 ppbv	100
72) 4-Ethyltoluene	11.122	105	92912	1.050 ppbv	99
73) 1,3,5-Trimethylbenzene	11.199	105	83497	1.080 ppbv	92
74) 1,2,4-Trimethylbenzene	11.533	105	97858	1.099 ppbv	94
75) 1,3-Dichlorobenzene	11.604	146	51096	1.046 ppbv	99
76) 1,4-Dichlorobenzene	11.669	146	50841	1.046 ppbv	99
77) 1,2-Dichlorobenzene	11.944	146	51523	1.084 ppbv	99
78) Hexachloro-1,3-Butadiene	13.879	225	55611	1.149 ppbv	97
79) Naphthalene	13.510	128	109031	1.120 ppbv	99
80) Naphthalene,2-methyl-	14.455	142	44518	0.939 ppbv	99
81) 1,2,4-Trichlorobenzene	13.436	180	47040	1.047 ppbv	98

(#) = qualifier out of range (m) = manual integration (+) = signals summed

Quantitation Report (QT Reviewed)

Data Path : Z:\voasrv\HPCHEM1\MSVOA_L\Data\VL032725\
Data File : VL042174.D
Acq On : 27 Mar 2025 09:30
Operator : SY/MD
Sample : VSTDICC001
Misc : 400mL/MSVOA_L
ALS Vial : 6 Sample Multiplier: 1

Quant Time: Mar 28 01:33:49 2025
Quant Method : Z:\voasrv\HPCHEM1\MSVOA_L\methods\VL032725AIR.M
Quant Title : AIR ANALYSIS BY METHOD TO-15 Instrument: MSVOA_LFri Aug
QLast Update : Fri Mar 28 01:31:23 2025
Response via : Initial Calibration

Instrument :
MSVOA_L
ClientSampleId :
VSTDICC001

Manual Integrations
APPROVED

Reviewed By :Semsettin Yesilyurt 03/31/2025
Supervised By :Mahesh Dadoda 04/03/2025

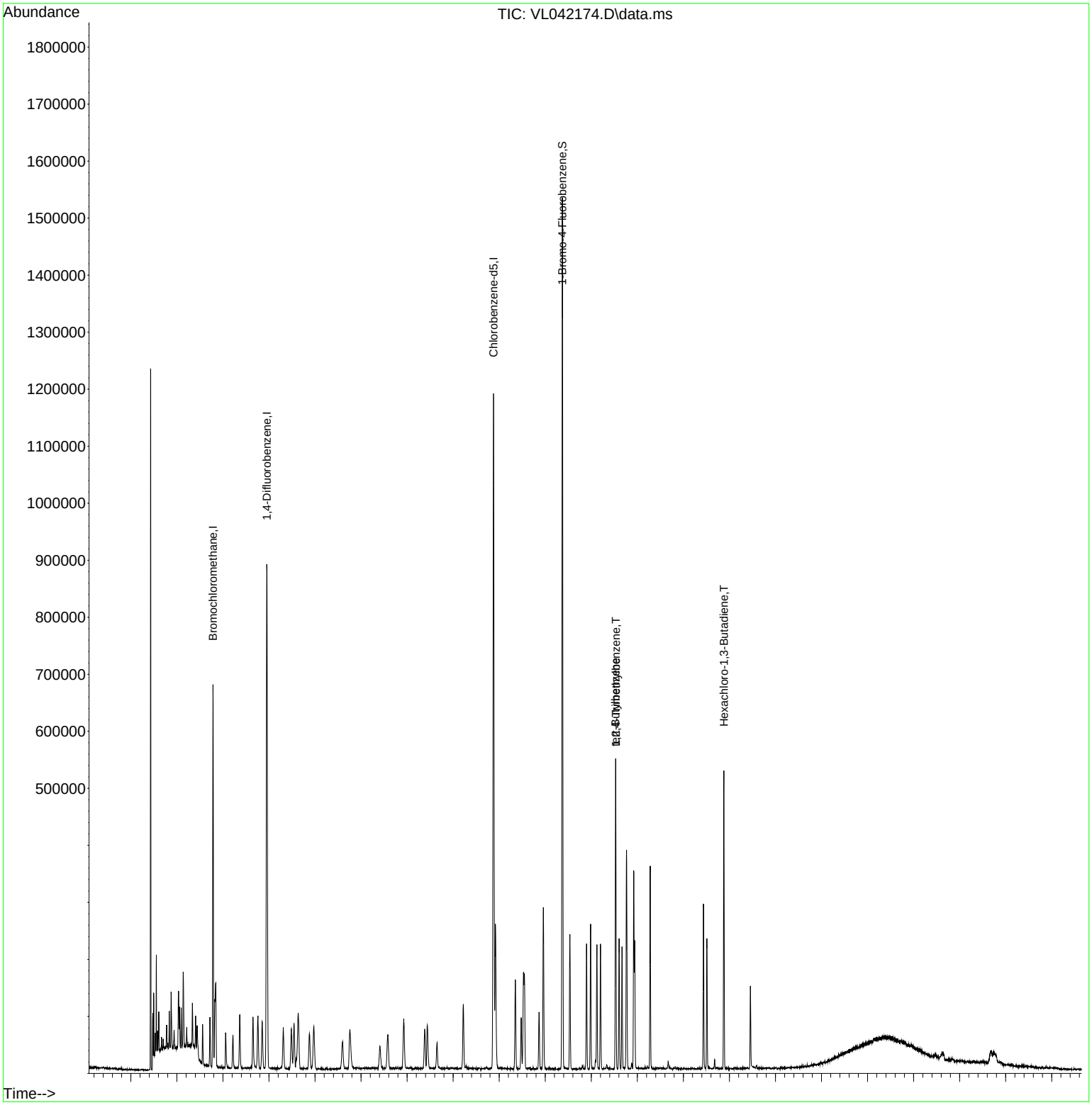



#1
Bromochloromethane
Concen: 10.000 ppbv
RT: 2.784 min Scan# 83
Delta R.T. 0.000 min
Lab File: VL042174.D
Acq: 27 Mar 2025 09:30

Tgt Ion: 49 Resp: 186244

Ion	Ratio	Lower	Upper
49	100		
128	46.2	22.9	68.5
130	57.0	28.8	86.4

Instrument :
MSVOA_L
ClientSampleId :
VSTDICC001

Manual Integrations
APPROVED

Reviewed By :Semsettin Yesilyurt 03/31/2025
Supervised By :Mahesh Dadoda 04/03/2025

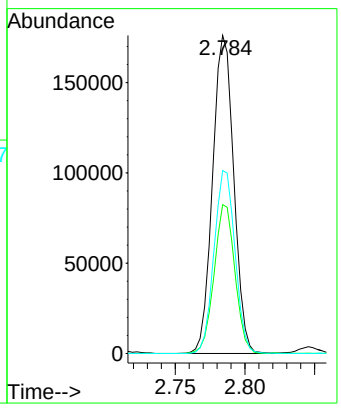



#2
Dichlorodifluoromethane
Concen: 1.026 ppbv
RT: 1.496 min Scan# 435
Delta R.T. 0.000 min
Lab File: VL042174.D
Acq: 27 Mar 2025 09:30

Tgt Ion: 85 Resp: 28203

Ion	Ratio	Lower	Upper
85	100		
87	31.9	26.1	39.1

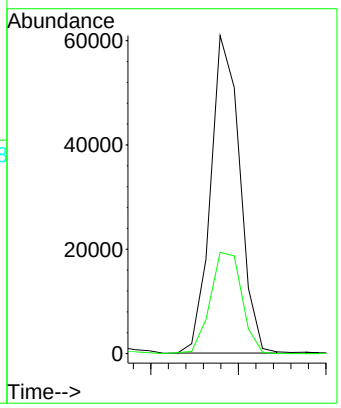

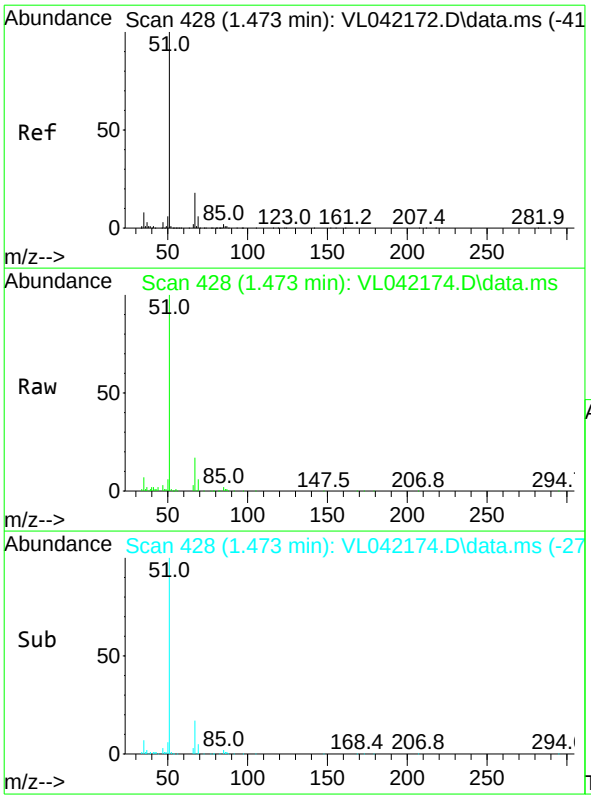

#3
Chlorodifluoromethane
Concen: 1.021 ppbv
RT: 1.473 min Scan# 42
Delta R.T. 0.000 min
Lab File: VL042174.D
Acq: 27 Mar 2025 09:30

Tgt Ion: 51 Resp: 28693

Ion	Ratio	Lower	Upper
51	100		
67	21.5	15.0	22.6

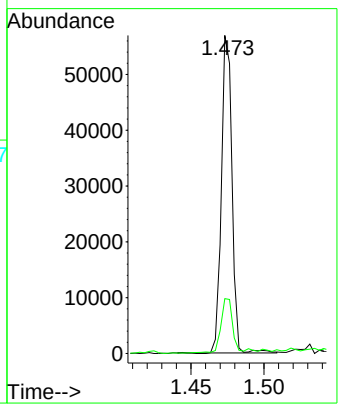

Instrument :
MSVOA_L
ClientSampleId :
VSTDICC001

Manual Integrations
APPROVED

Reviewed By :Semsettin Yesilyurt 03/31/2025
Supervised By :Mahesh Dadoda 04/03/2025

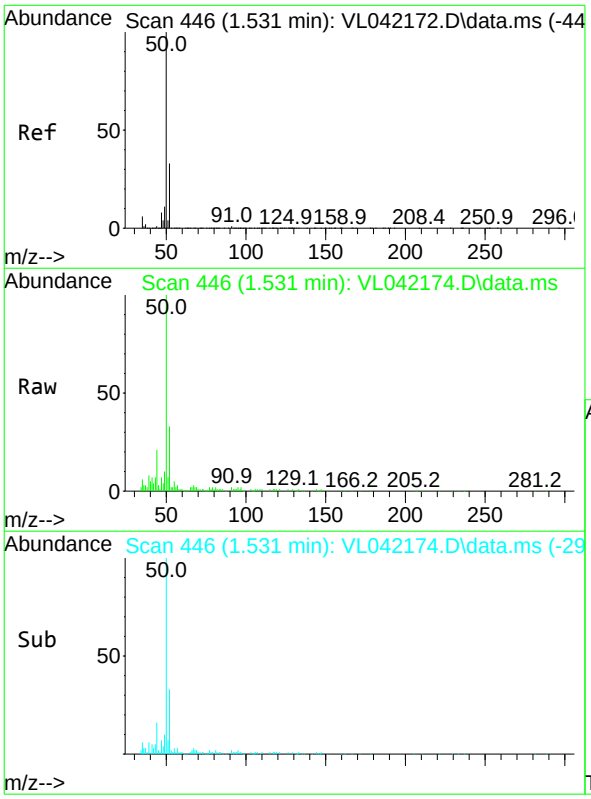

#4
Chloromethane
Concen: 0.989 ppbv
RT: 1.531 min Scan# 446
Delta R.T. 0.000 min
Lab File: VL042174.D
Acq: 27 Mar 2025 09:30

Tgt Ion: 50 Resp: 11111

Ion	Ratio	Lower	Upper
50	100		
52	32.9	26.1	39.1

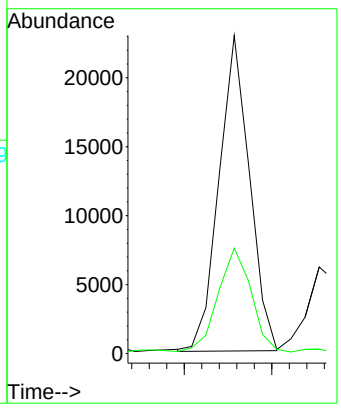



#5
Vinyl Chloride
Concen: 0.936 ppbv
RT: 1.577 min Scan# 46
Delta R.T. 0.000 min
Lab File: VL042174.D
Acq: 27 Mar 2025 09:30

Tgt Ion: 62 Resp: 10723

Ion	Ratio	Lower	Upper
62	100		
64	34.6	26.6	40.0

Instrument :
MSVOA_L
ClientSampleId :
VSTDICC001

Manual Integrations
APPROVED

Reviewed By :Semsettin Yesilyurt 03/31/2025
Supervised By :Mahesh Dadoda 04/03/2025

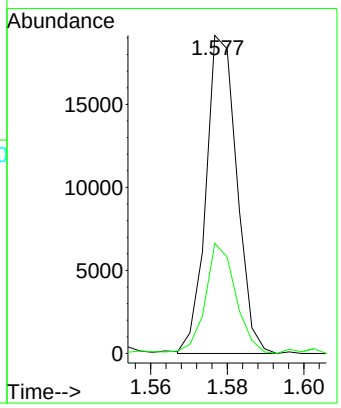

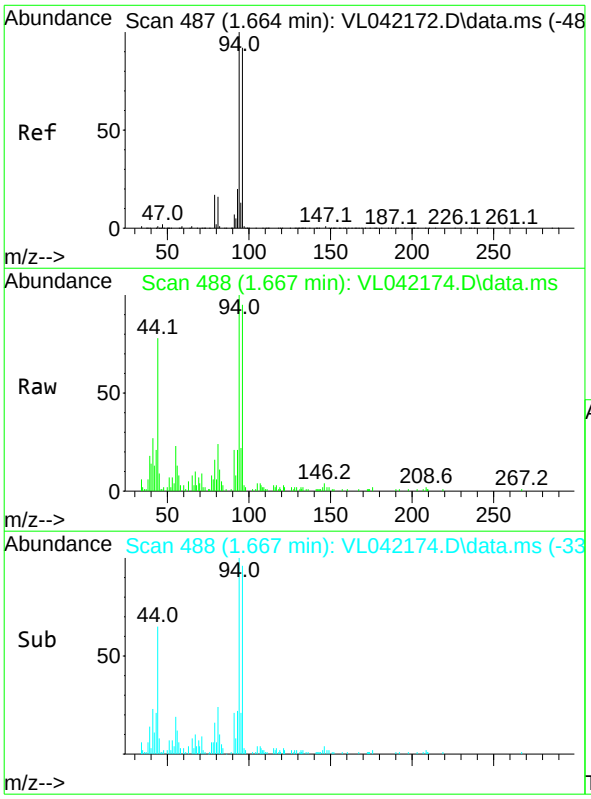

#6
Bromomethane
Concen: 0.979 ppbv
RT: 1.667 min Scan# 488
Delta R.T. 0.003 min
Lab File: VL042174.D
Acq: 27 Mar 2025 09:30

Tgt Ion: 94 Resp: 4984

Ion	Ratio	Lower	Upper
94	100		
96	93.8	73.1	109.7

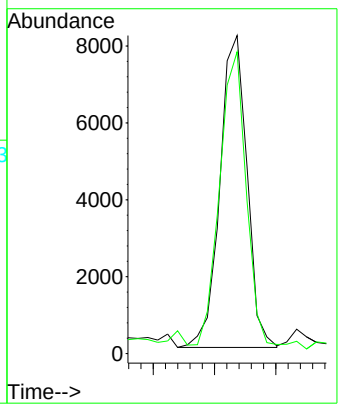

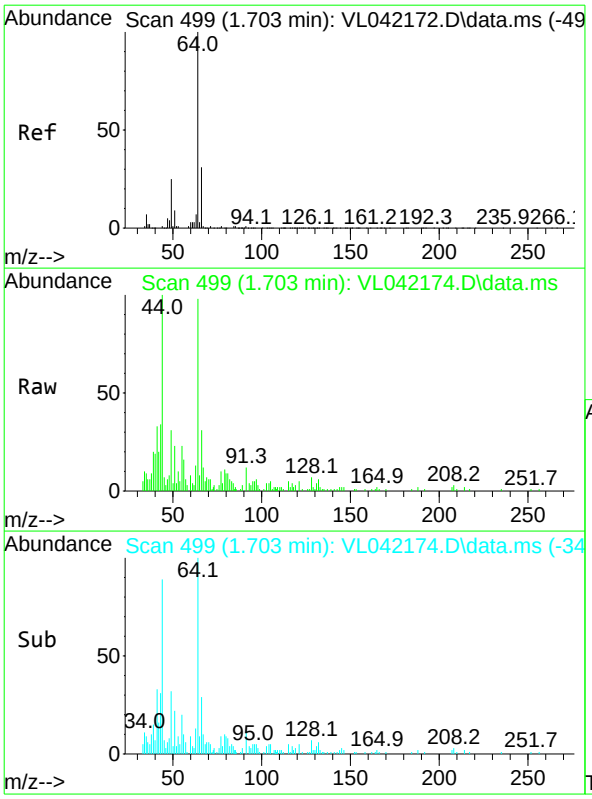

#7
Chloroethane
Concen: 1.025 ppbv
RT: 1.703 min Scan# 49
Delta R.T. 0.000 min
Lab File: VL042174.D
Acq: 27 Mar 2025 09:30

Tgt Ion: 64 Resp: 4622

Ion	Ratio	Lower	Upper
64	100		
66	31.7	25.2	37.8

Instrument :
MSVOA_L
ClientSampleId :
VSTDICC001

Manual Integrations
APPROVED

Reviewed By :Semsettin Yesilyurt 03/31/2025
Supervised By :Mahesh Dadoda 04/03/2025

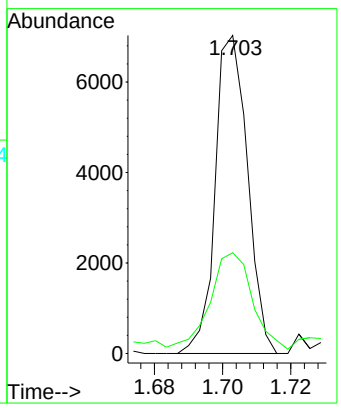

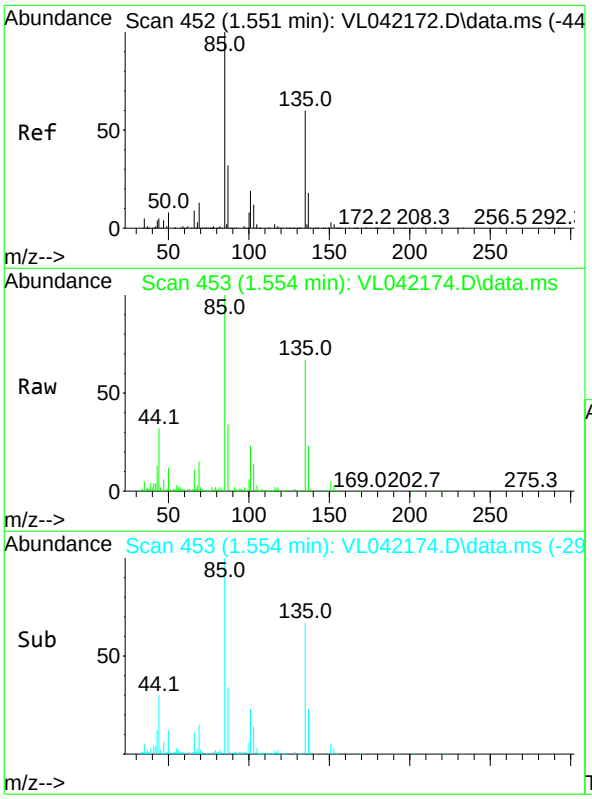

#8
Dichlorotetrafluoroethane
Concen: 1.020 ppbv
RT: 1.554 min Scan# 453
Delta R.T. 0.003 min
Lab File: VL042174.D
Acq: 27 Mar 2025 09:30

Tgt Ion: 85 Resp: 23886

Ion	Ratio	Lower	Upper
85	100		
135	64.2	52.4	78.6

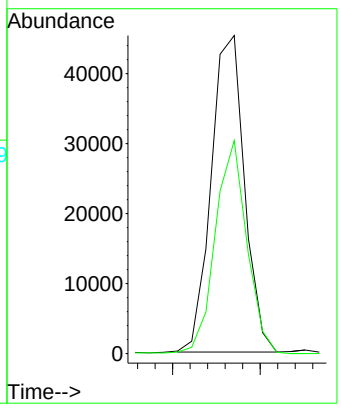

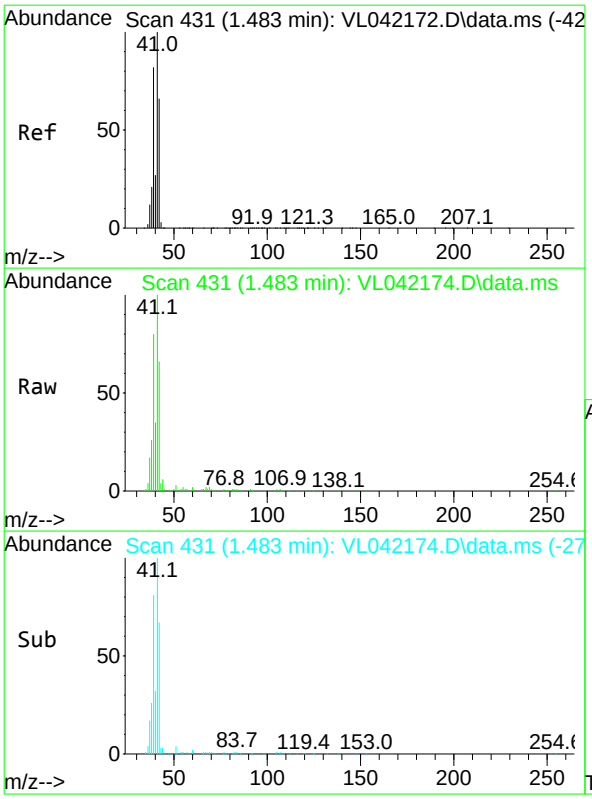

#9
Propene
Concen: 1.082 ppbv m
RT: 1.483 min Scan# 43
Delta R.T. 0.000 min
Lab File: VL042174.D
Acq: 27 Mar 2025 09:30

Tgt Ion: 41 Resp: 13699

Ion	Ratio	Lower	Upper
41	100		
42	7.5	55.4	83.2#

Instrument :
MSVOA_L
ClientSampleId :
VSTDICC001

Manual Integrations
APPROVED

Reviewed By :Semsettin Yesilyurt 03/31/2025
Supervised By :Mahesh Dadoda 04/03/2025

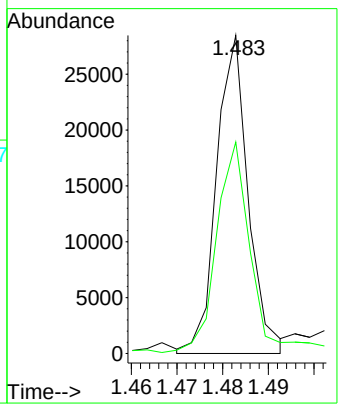

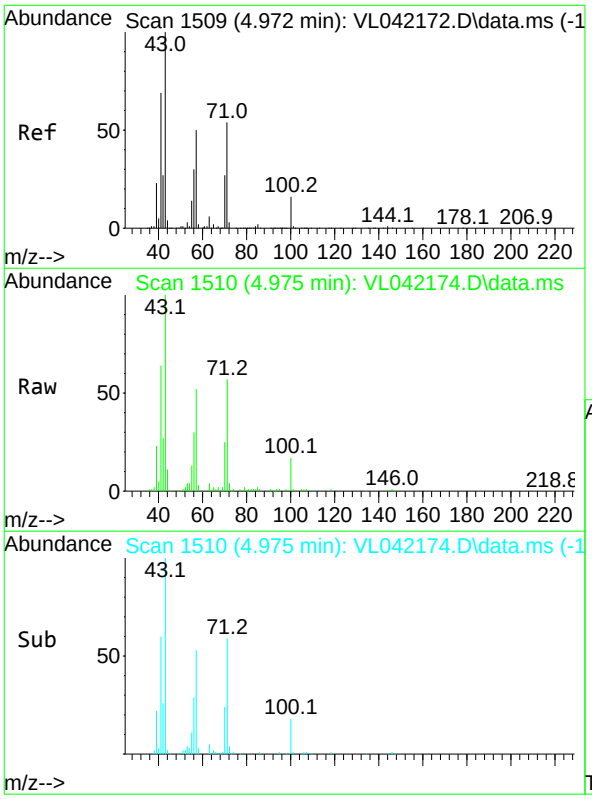

#10
Heptane
Concen: 1.055 ppbv
RT: 4.975 min Scan# 1510
Delta R.T. 0.003 min
Lab File: VL042174.D
Acq: 27 Mar 2025 09:30

Tgt Ion: 43 Resp: 36132

Ion	Ratio	Lower	Upper
43	100		
57	49.6	39.4	59.2

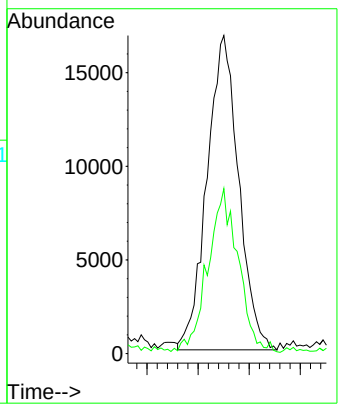

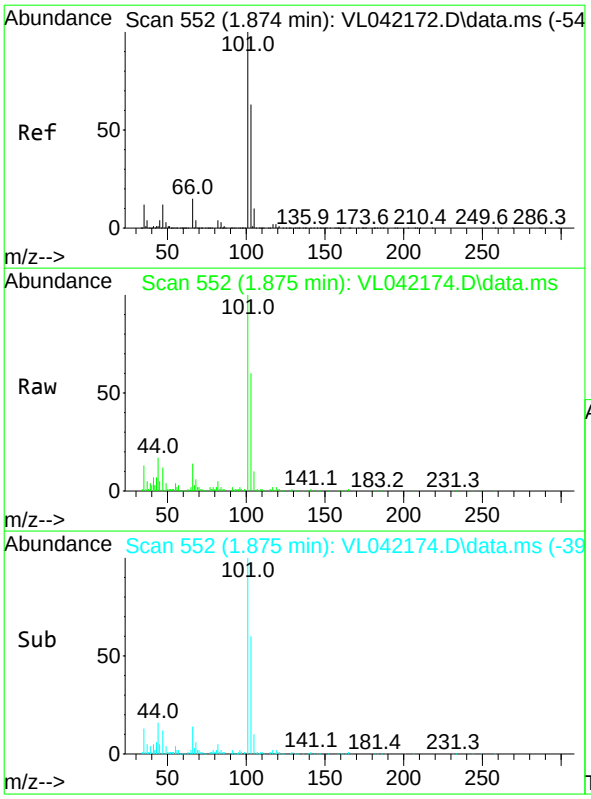

#11
Trichlorofluoromethane
Concen: 1.014 ppbv
RT: 1.875 min Scan# 55
Delta R.T. 0.000 min
Lab File: VL042174.D
Acq: 27 Mar 2025 09:30

Tgt Ion:101 Resp: 27136

Ion	Ratio	Lower	Upper
101	100		
103	59.9	50.2	75.2

Instrument :
MSVOA_L
ClientSampleId :
VSTDICC001

Manual Integrations
APPROVED

Reviewed By :Semsettin Yesilyurt 03/31/2025
Supervised By :Mahesh Dadoda 04/03/2025

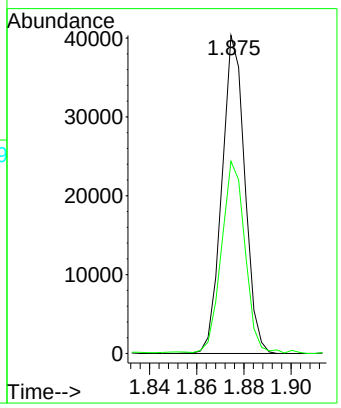

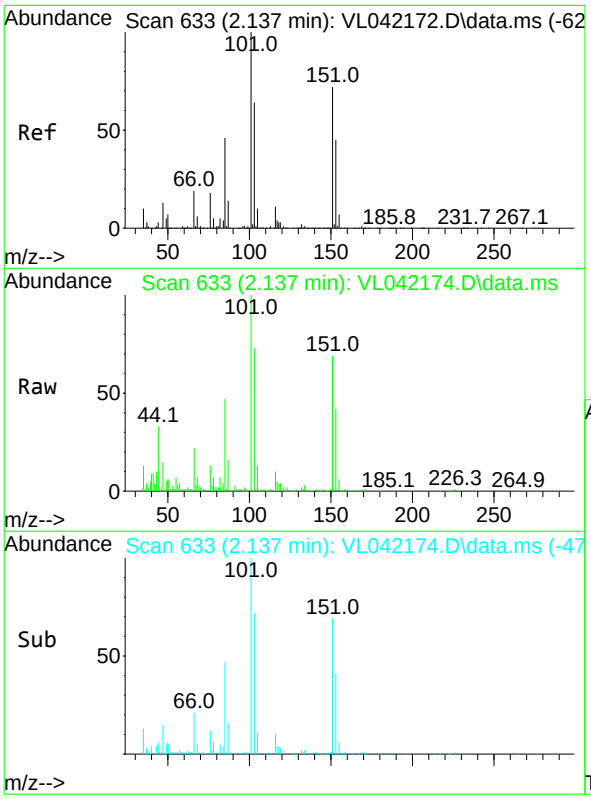

#12
1,1,2-Trichlorotrifluoroethane
Concen: 1.029 ppbv
RT: 2.137 min Scan# 633
Delta R.T. 0.000 min
Lab File: VL042174.D
Acq: 27 Mar 2025 09:30

Tgt Ion:101 Resp: 22629

Ion	Ratio	Lower	Upper
101	100		
151	70.3	57.1	85.7

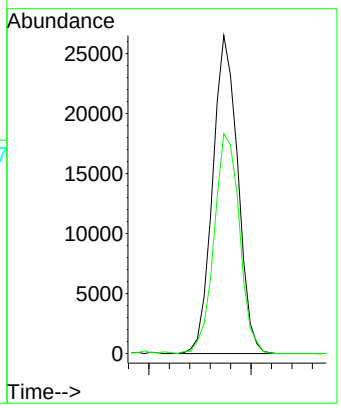

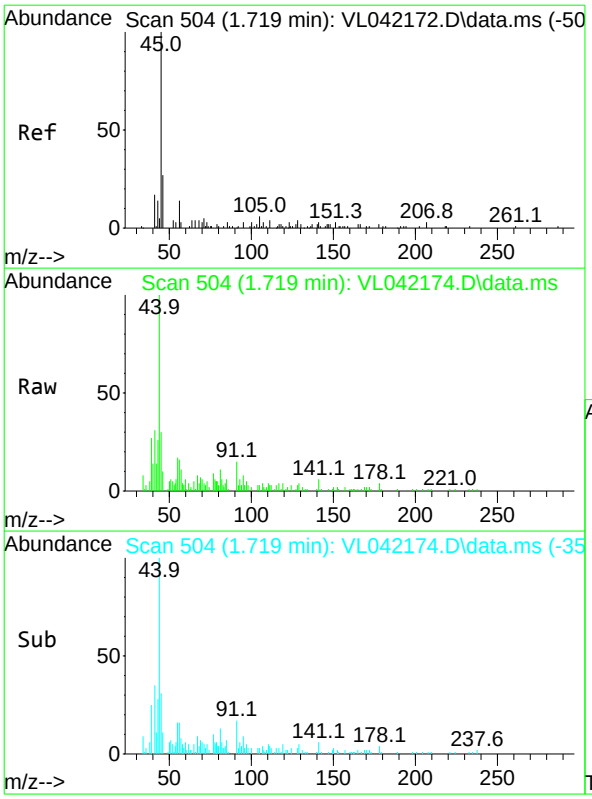

#13
Ethanol
Concen: 1.624 ppbv m
RT: 1.719 min Scan# 50
Delta R.T. 0.000 min
Lab File: VL042174.D
Acq: 27 Mar 2025 09:30

Tgt Ion: 45 Resp: 1610

Ion	Ratio	Lower	Upper
45	100		
46	73.4	20.2	80.8

Instrument :
MSVOA_L
ClientSampleId :
VSTDICC001

Manual Integrations
APPROVED

Reviewed By :Semsettin Yesilyurt 03/31/2025
Supervised By :Mahesh Dadoda 04/03/2025

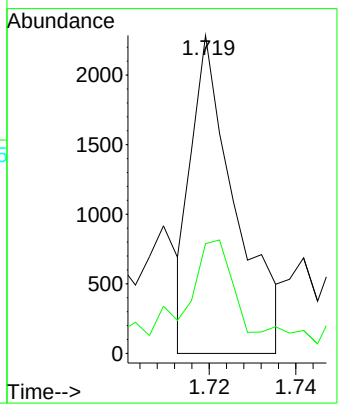

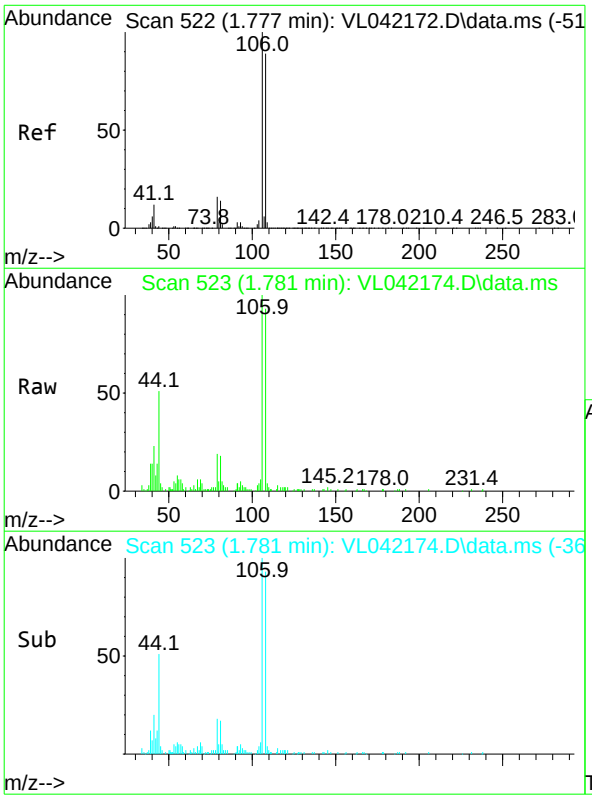

#14
Bromoethene
Concen: 0.989 ppbv
RT: 1.781 min Scan# 523
Delta R.T. 0.003 min
Lab File: VL042174.D
Acq: 27 Mar 2025 09:30

Tgt Ion:108 Resp: 8330

Ion	Ratio	Lower	Upper
108	100		
106	115.2	86.8	130.2
79	57.0	15.0	22.6#

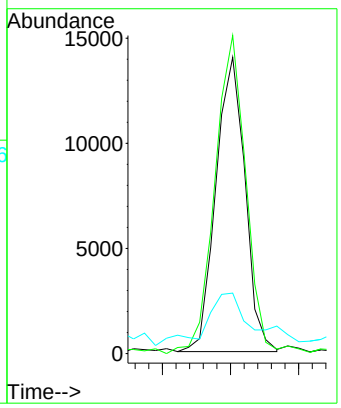



#15
Acetone
Concen: 1.125 ppbv
RT: 1.836 min Scan# 54
Delta R.T. 0.003 min
Lab File: VL042174.D
Acq: 27 Mar 2025 09:30

Tgt Ion: 43 Resp: 29294

Ion	Ratio	Lower	Upper
43	100		
58	31.6	23.2	34.8

Instrument :
MSVOA_L
ClientSampleId :
VSTDICC001

Manual Integrations
APPROVED

Reviewed By :Semsettin Yesilyurt 03/31/2025
Supervised By :Mahesh Dadoda 04/03/2025

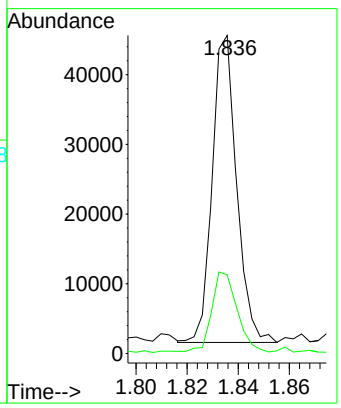

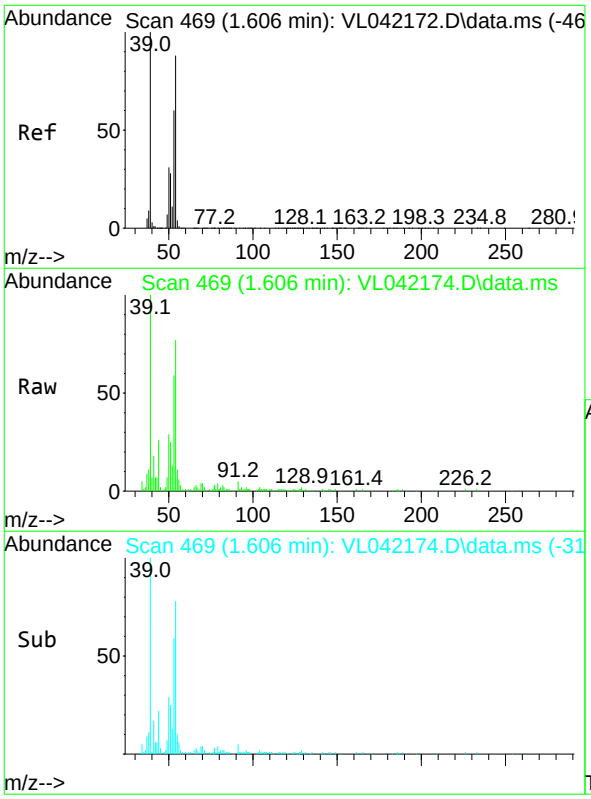

#16
1,3-Butadiene
Concen: 1.121 ppbv
RT: 1.606 min Scan# 469
Delta R.T. 0.000 min
Lab File: VL042174.D
Acq: 27 Mar 2025 09:30

Tgt Ion: 39 Resp: 13133

Ion	Ratio	Lower	Upper
39	100		
54	73.5	60.7	91.1

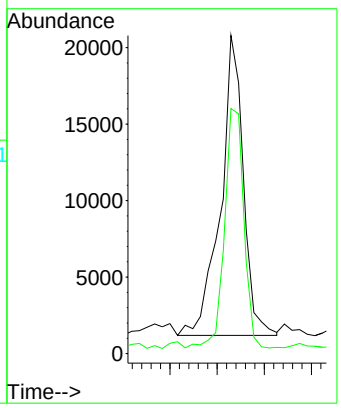

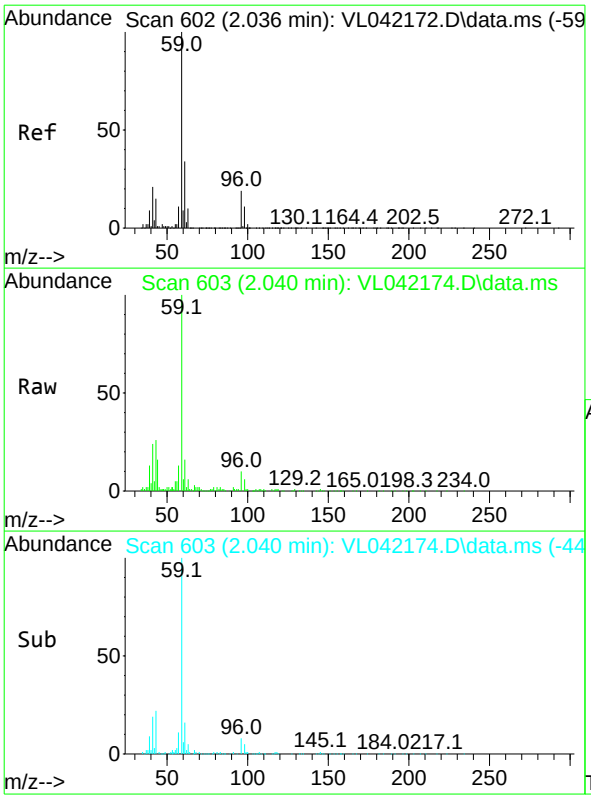

#17
tert-Butyl alcohol
Concen: 1.033 ppbv
RT: 2.040 min Scan# 60
Delta R.T. 0.003 min
Lab File: VL042174.D
Acq: 27 Mar 2025 09:30

Tgt Ion: 59 Resp: 33500

Ion	Ratio	Lower	Upper
59	100		
57	12.3	8.9	13.3

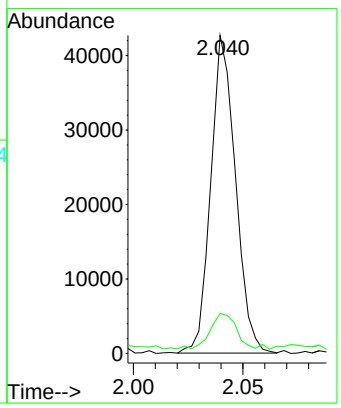

Instrument :
MSVOA_L
ClientSampleId :
VSTDICC001

Manual Integrations
APPROVED

Reviewed By :Semsettin Yesilyurt 03/31/2025
Supervised By :Mahesh Dadoda 04/03/2025

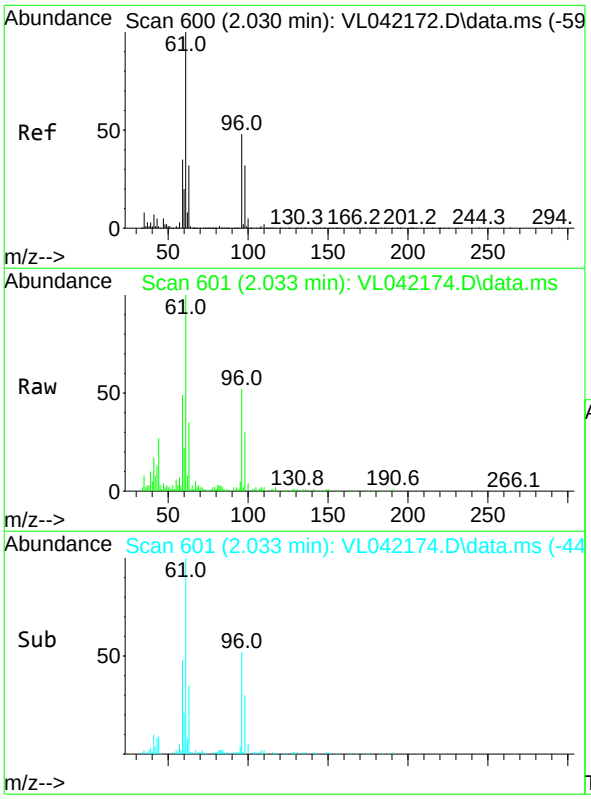

#18
1,1-Dichloroethene
Concen: 1.024 ppbv
RT: 2.033 min Scan# 601
Delta R.T. 0.003 min
Lab File: VL042174.D
Acq: 27 Mar 2025 09:30

Tgt Ion: 96 Resp: 10532

Ion	Ratio	Lower	Upper
96	100		
61	192.9	167.6	251.4
98	56.7	53.5	80.3

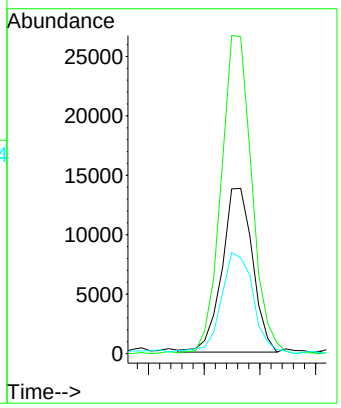

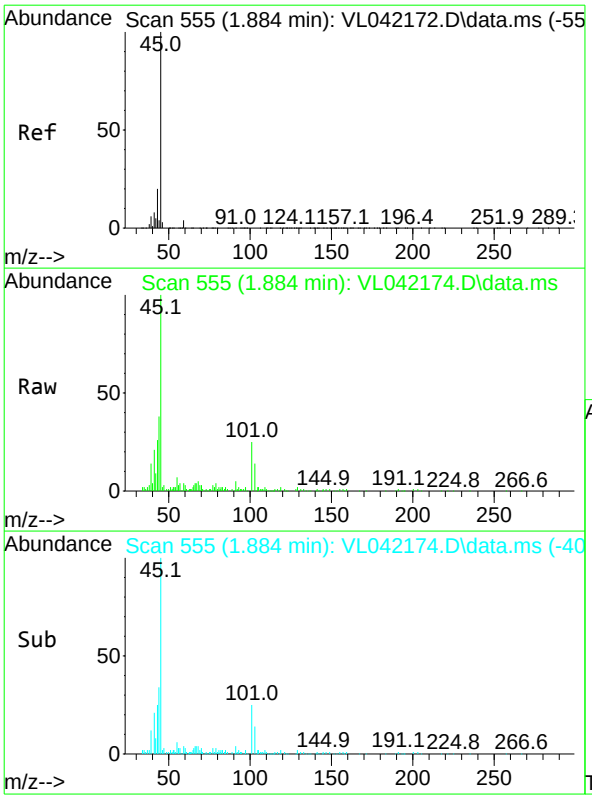

#19
Isopropyl Alcohol
Concen: 1.014 ppbv
RT: 1.884 min Scan# 55
Delta R.T. 0.000 min
Lab File: VL042174.D
Acq: 27 Mar 2025 09:30

Tgt Ion: 45 Resp: 14903

Ion	Ratio	Lower	Upper
45	100		
58	4.9	36.9	55.3#

Instrument :
MSVOA_L
ClientSampleId :
VSTDICC001

Manual Integrations
APPROVED

Reviewed By :Semsettin Yesilyurt 03/31/2025
Supervised By :Mahesh Dadoda 04/03/2025

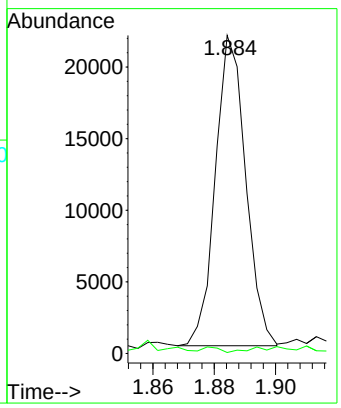

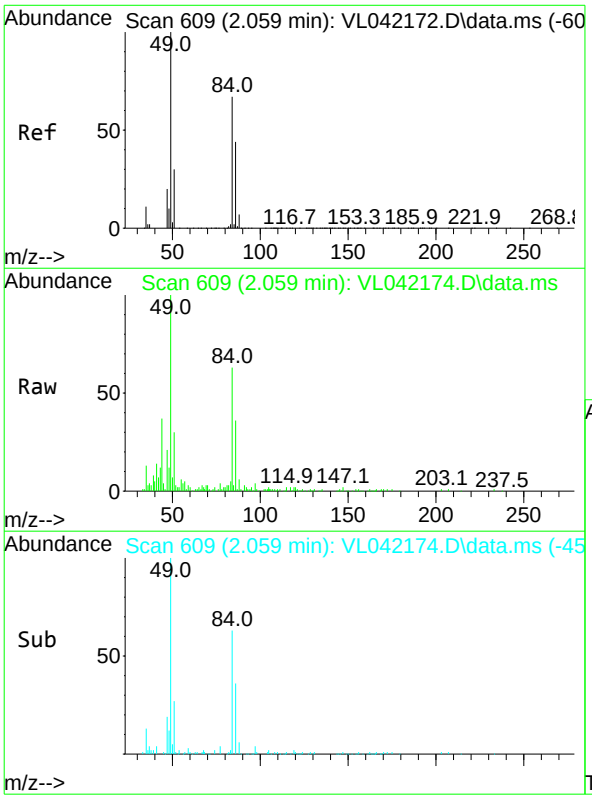

#20
Methylene Chloride
Concen: 1.080 ppbv
RT: 2.059 min Scan# 609
Delta R.T. 0.000 min
Lab File: VL042174.D
Acq: 27 Mar 2025 09:30

Tgt Ion: 84 Resp: 10481

Ion	Ratio	Lower	Upper
84	100		
49	158.3	120.2	180.4
51	44.3	37.4	56.0
86	57.1	52.4	78.6

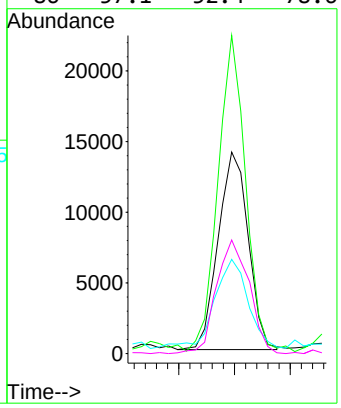

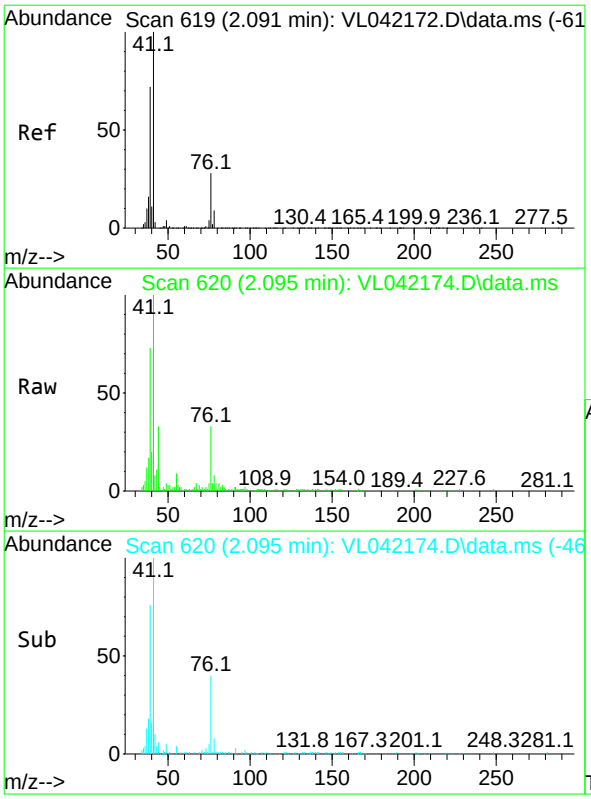

#21
Allyl Chloride
Concen: 1.036 ppbv
RT: 2.095 min Scan# 62
Delta R.T. 0.003 min
Lab File: VL042174.D
Acq: 27 Mar 2025 09:30

Tgt Ion: 41 Resp: 19039

Ion	Ratio	Lower	Upper
41	100		
76	30.5	24.1	36.1
39	77.8	61.1	91.7

Instrument :
MSVOA_L
ClientSampleId :
VSTDICC001

Manual Integrations
APPROVED

Reviewed By :Semsettin Yesilyurt 03/31/2025
Supervised By :Mahesh Dadoda 04/03/2025

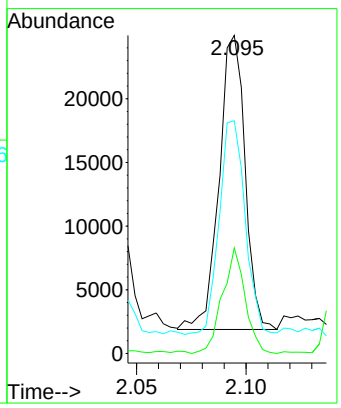

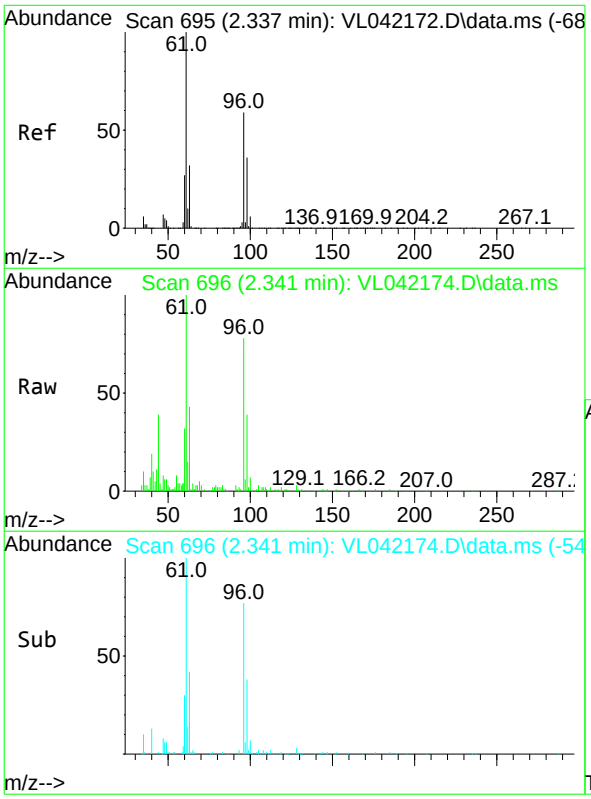

#22
trans-1,2-Dichloroethene
Concen: 1.086 ppbv m
RT: 2.341 min Scan# 696
Delta R.T. 0.003 min
Lab File: VL042174.D
Acq: 27 Mar 2025 09:30

Tgt Ion: 96 Resp: 13051

Ion	Ratio	Lower	Upper
96	100		
61	128.3	136.6	204.8#
98	49.9	49.4	74.2

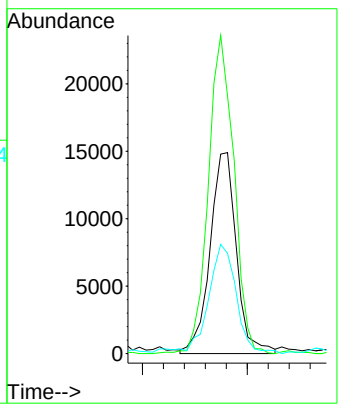



#23
Vinyl Acetate
Concen: 1.190 ppbv m
RT: 2.464 min Scan# 73
Delta R.T. 0.003 min
Lab File: VL042174.D
Acq: 27 Mar 2025 09:30

Tgt Ion: 43 Resp: 12883

Ion	Ratio	Lower	Upper
43	100		
86	6.0	5.5	8.3
42	9.5	8.6	13.0
44	49.5	6.2	9.4#

Instrument :
MSVOA_L
ClientSampleId :
VSTDICC001

Manual Integrations
APPROVED

Reviewed By :Semsettin Yesilyurt 03/31/2025
Supervised By :Mahesh Dadoda 04/03/2025

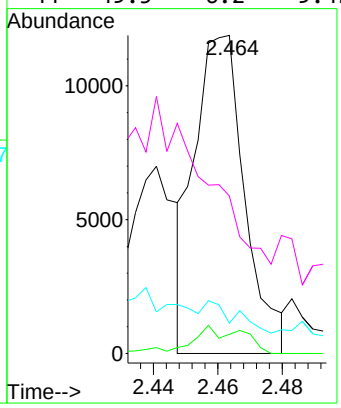



#24
1,1-Dichloroethane
Concen: 1.022 ppbv
RT: 2.409 min Scan# 717
Delta R.T. 0.003 min
Lab File: VL042174.D
Acq: 27 Mar 2025 09:30

Tgt Ion: 63 Resp: 22505

Ion	Ratio	Lower	Upper
63	100		
98	4.6	2.3	6.8
100	3.4	1.6	4.7

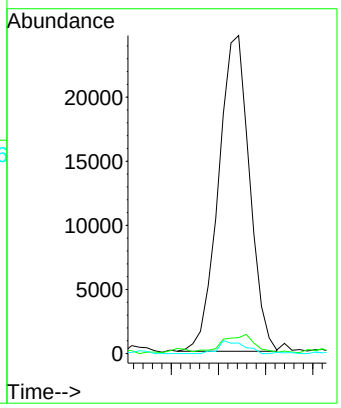

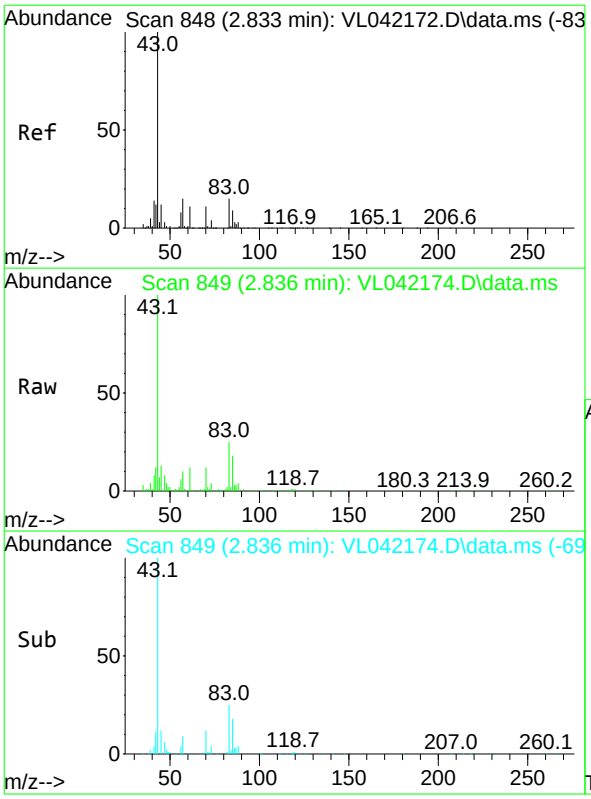

#25
Ethyl Acetate
Concen: 0.997 ppbv
RT: 2.836 min Scan# 84
Delta R.T. 0.003 min
Lab File: VL042174.D
Acq: 27 Mar 2025 09:30

Tgt Ion: 43 Resp: 67402

Ion	Ratio	Lower	Upper
43	100		
45	12.3	8.2	12.2#
61	9.6	7.3	10.9
70	10.3	7.2	10.8

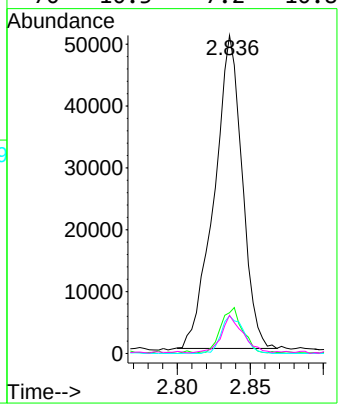

Instrument :
MSVOA_L
ClientSampleId :
VSTDICC001

Manual Integrations
APPROVED

Reviewed By :Semsettin Yesilyurt 03/31/2025
Supervised By :Mahesh Dadoda 04/03/2025

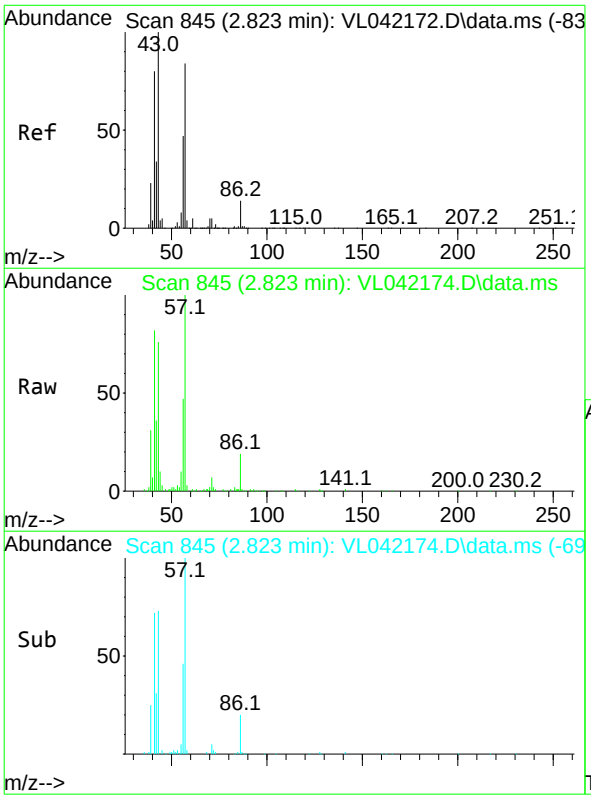

#26
Hexane
Concen: 1.043 ppbv
RT: 2.823 min Scan# 845
Delta R.T. 0.000 min
Lab File: VL042174.D
Acq: 27 Mar 2025 09:30

Tgt Ion: 57 Resp: 27223

Ion	Ratio	Lower	Upper
57	100		
41	93.5	76.6	114.8
43	256.9	207.8	311.8
56	53.3	43.6	65.4

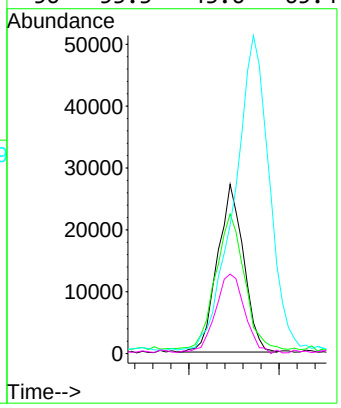

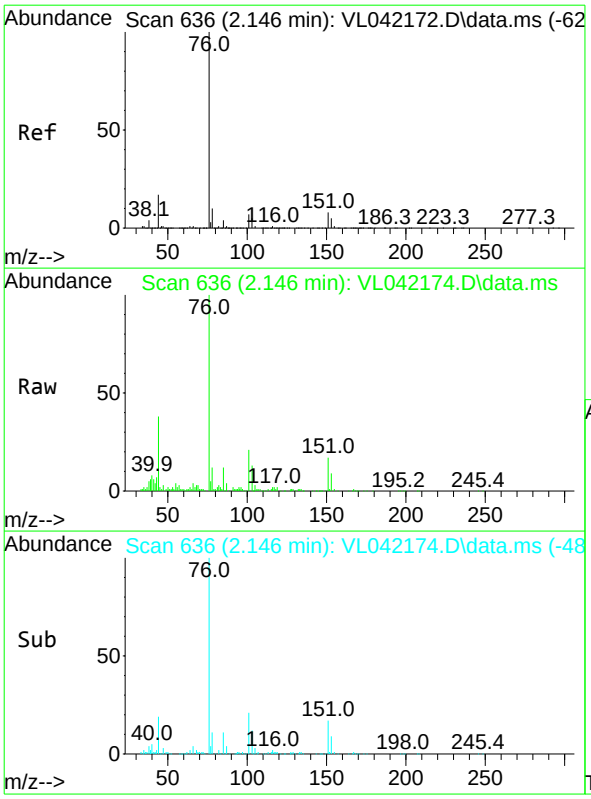

#27
Carbon Disulfide
Concen: 1.006 ppbv
RT: 2.146 min Scan# 63
Delta R.T. 0.000 min
Lab File: VL042174.D
Acq: 27 Mar 2025 09:30

Tgt Ion: 76 Resp: 28167

Ion	Ratio	Lower	Upper
76	100		
44	54.6	14.7	22.1#
78	15.0	9.3	13.9#

Instrument :
MSVOA_L
ClientSampleId :
VSTDICC001

Manual Integrations
APPROVED

Reviewed By :Semsettin Yesilyurt 03/31/2025
Supervised By :Mahesh Dadoda 04/03/2025

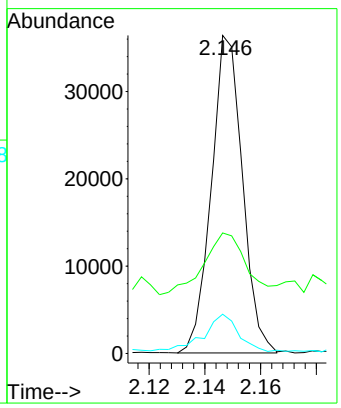

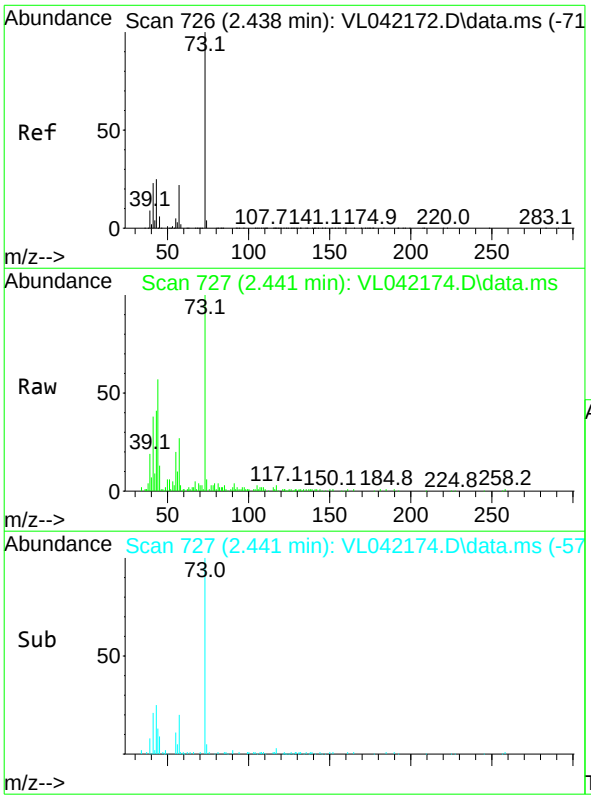

#28
Methyl tert-Butyl Ether
Concen: 1.015 ppbv
RT: 2.441 min Scan# 727
Delta R.T. 0.003 min
Lab File: VL042174.D
Acq: 27 Mar 2025 09:30

Tgt Ion: 73 Resp: 16501

Ion	Ratio	Lower	Upper
73	100		
57	28.0	20.5	30.7

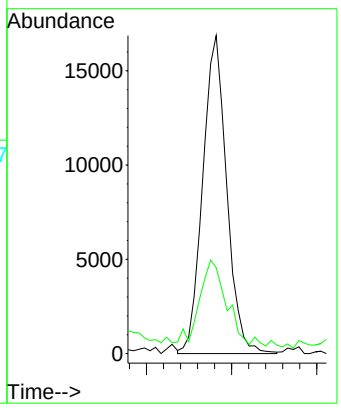

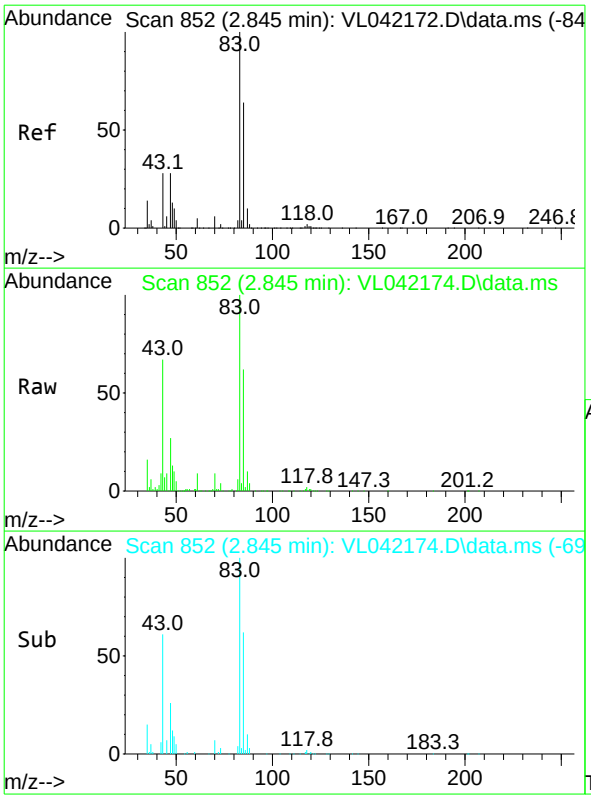

#29
Chloroform
Concen: 1.008 ppbv
RT: 2.845 min Scan# 85
Delta R.T. 0.000 min
Lab File: VL042174.D
Acq: 27 Mar 2025 09:30

Tgt Ion: 83 Resp: 38516

Ion	Ratio	Lower	Upper
83	100		
85	61.6	51.4	77.2

Instrument :
MSVOA_L
ClientSampleId :
VSTDICC001

Manual Integrations
APPROVED

Reviewed By :Semsettin Yesilyurt 03/31/2025
Supervised By :Mahesh Dadoda 04/03/2025

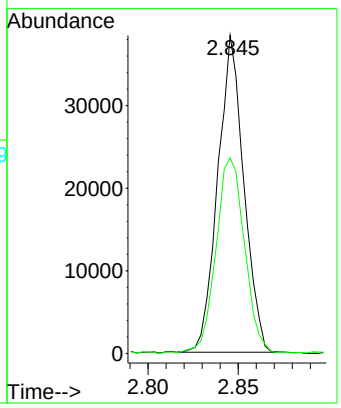

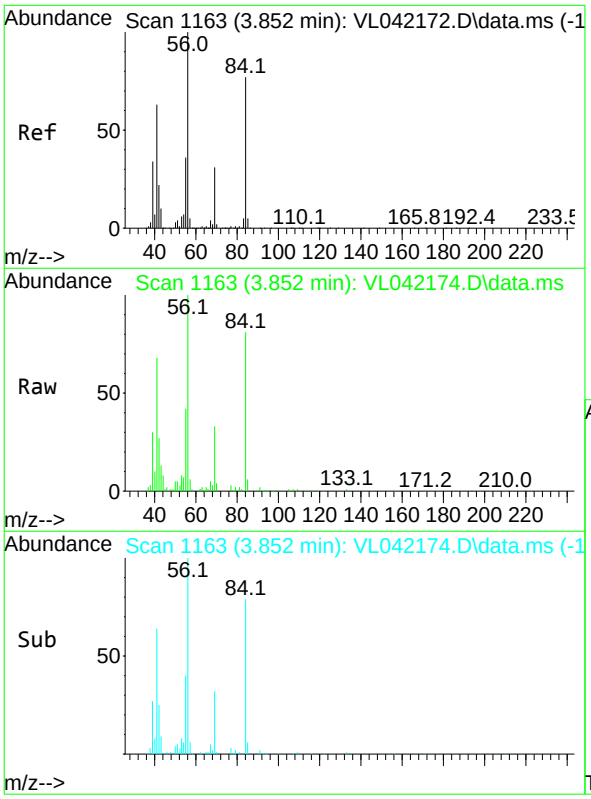

#30
Cyclohexane
Concen: 1.016 ppbv
RT: 3.852 min Scan# 1163
Delta R.T. 0.000 min
Lab File: VL042174.D
Acq: 27 Mar 2025 09:30

Tgt Ion: 84 Resp: 23052

Ion	Ratio	Lower	Upper
84	100		
56	128.9	102.8	154.2
41	89.3	66.5	99.7

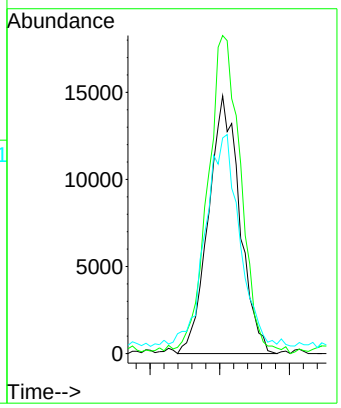

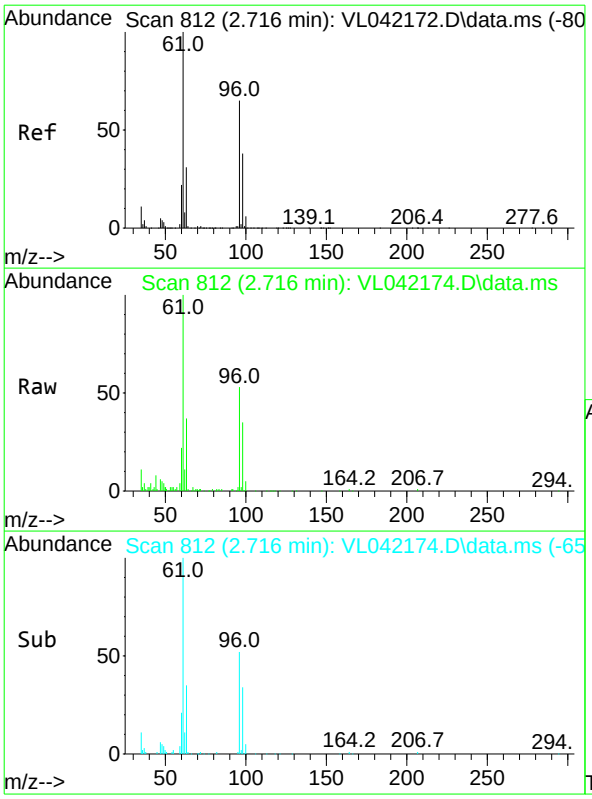

#31
cis-1,2-Dichloroethene
Concen: 1.026 ppbv
RT: 2.716 min Scan# 81
Delta R.T. 0.000 min
Lab File: VL042174.D
Acq: 27 Mar 2025 09:30

Tgt Ion: 61 Resp: 27187

Ion	Ratio	Lower	Upper
61	100		
96	53.3	51.8	77.8
98	34.8	30.6	46.0

Instrument :
MSVOA_L
ClientSampleId :
VSTDICC001

Manual Integrations
APPROVED

Reviewed By :Semsettin Yesilyurt 03/31/2025
Supervised By :Mahesh Dadoda 04/03/2025

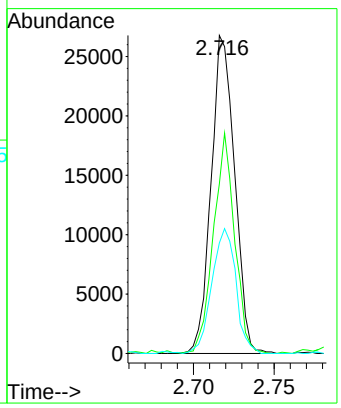

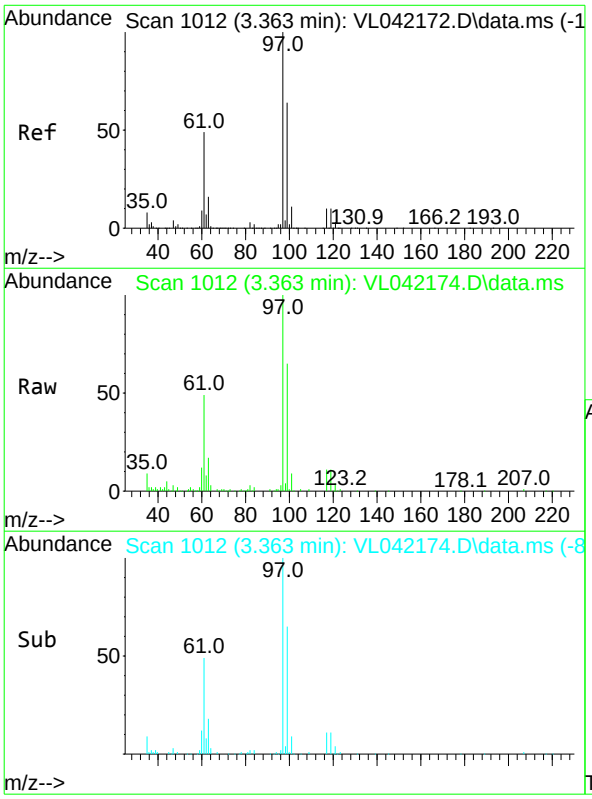

#32
1,1,1-Trichloroethane
Concen: 0.938 ppbv
RT: 3.363 min Scan# 1012
Delta R.T. 0.000 min
Lab File: VL042174.D
Acq: 27 Mar 2025 09:30

Tgt Ion: 97 Resp: 40993

Ion	Ratio	Lower	Upper
97	100		
99	63.0	51.5	77.3
61	48.8	38.7	58.1

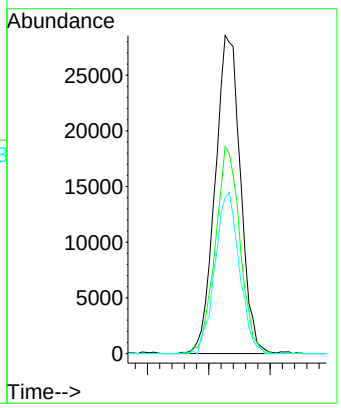

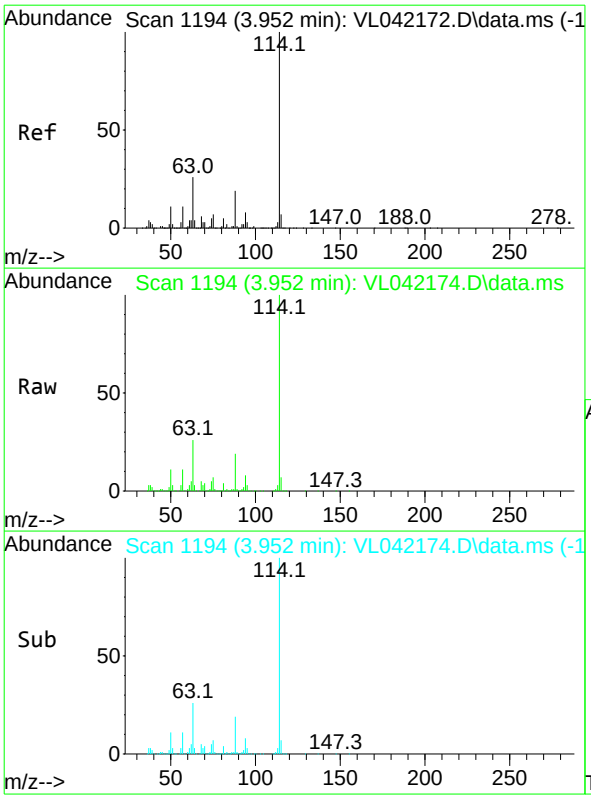

#33
1,4-Difluorobenzene
Concen: 10.000 ppbv
RT: 3.952 min Scan# 11
Delta R.T. 0.000 min
Lab File: VL042174.D
Acq: 27 Mar 2025 09:30

Tgt Ion:114 Resp: 537244

Ion	Ratio	Lower	Upper
114	100		
63	25.8	20.7	31.1
88	18.8	15.0	22.4

Instrument :
MSVOA_L
ClientSampleId :
VSTDICC001

Manual Integrations
APPROVED

Reviewed By :Semsettin Yesilyurt 03/31/2025
Supervised By :Mahesh Dadoda 04/03/2025

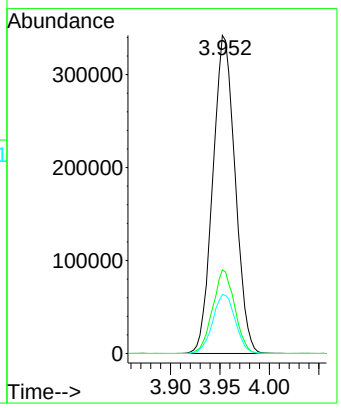



#34
2-Butanone
Concen: 1.063 ppbv
RT: 2.557 min Scan# 763
Delta R.T. 0.003 min
Lab File: VL042174.D
Acq: 27 Mar 2025 09:30

Tgt Ion: 43 Resp: 41423

Ion	Ratio	Lower	Upper
43	100		
72	23.5	18.2	27.2

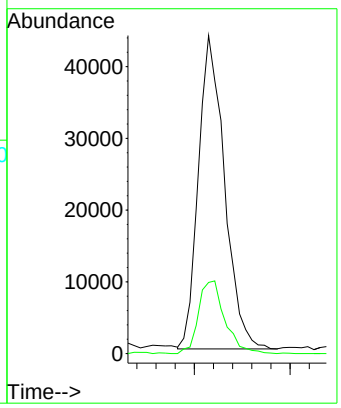

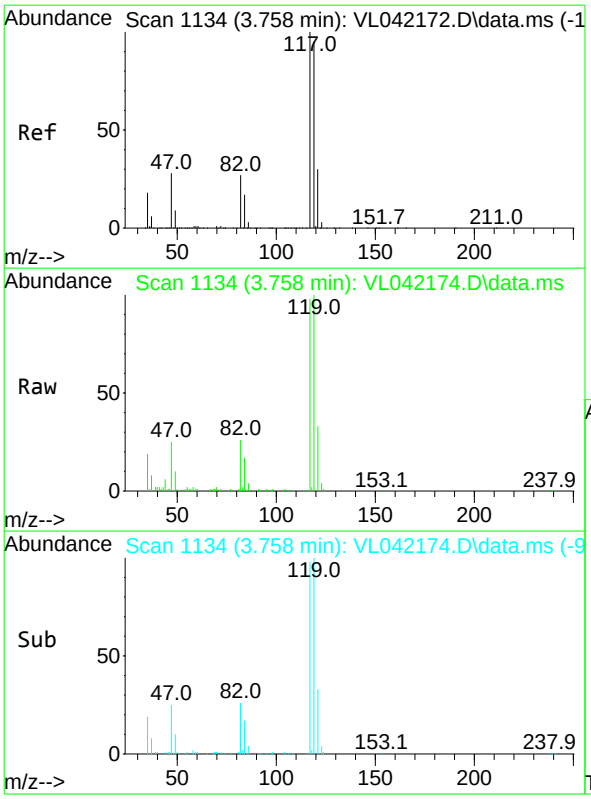

#35
Carbon Tetrachloride
Concen: 0.952 ppbv
RT: 3.758 min Scan# 11
Delta R.T. 0.000 min
Lab File: VL042174.D
Acq: 27 Mar 2025 09:30

Tgt Ion:117 Resp: 39345

Ion	Ratio	Lower	Upper
117	100		
119	101.8	76.2	114.2
121	33.7	24.2	36.4

Instrument :
MSVOA_L
ClientSampleId :
VSTDICC001

Manual Integrations
APPROVED

Reviewed By :Semsettin Yesilyurt 03/31/2025
Supervised By :Mahesh Dadoda 04/03/2025

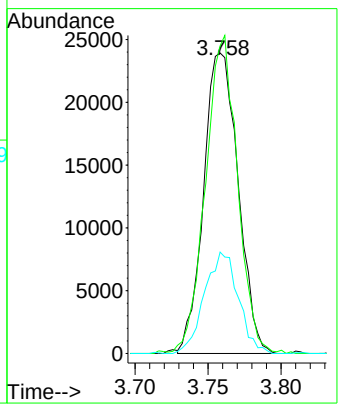

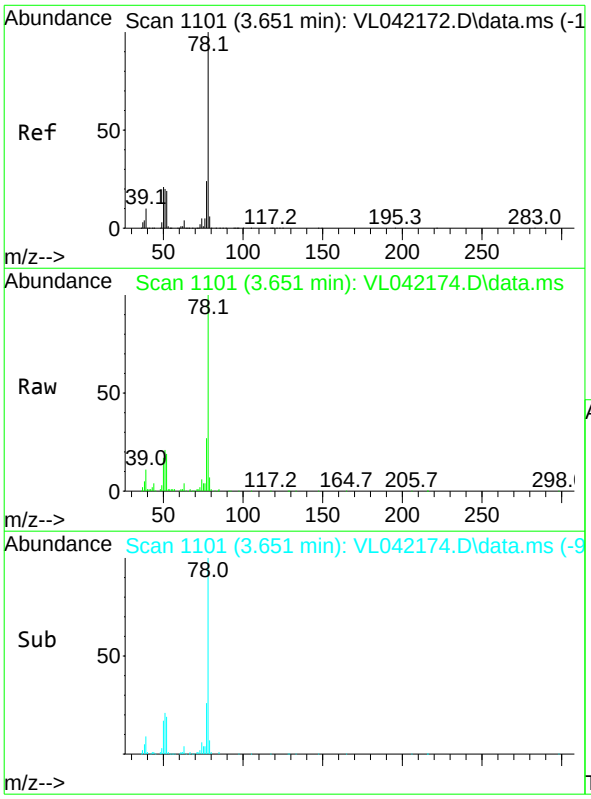

#36
Benzene
Concen: 1.036 ppbv
RT: 3.651 min Scan# 1101
Delta R.T. 0.000 min
Lab File: VL042174.D
Acq: 27 Mar 2025 09:30

Tgt Ion: 78 Resp: 55156

Ion	Ratio	Lower	Upper
78	100		
77	26.5	19.1	28.7
50	17.1	16.6	24.8

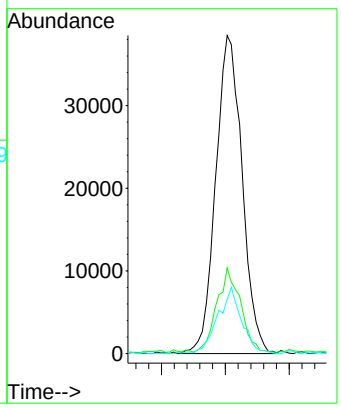

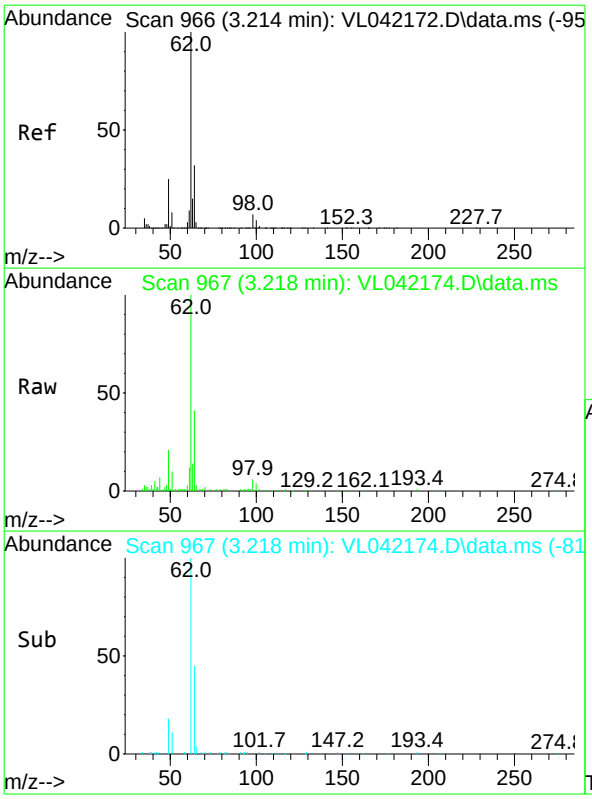

#37
1,2-Dichloroethane
Concen: 1.002 ppbv
RT: 3.218 min Scan# 96
Delta R.T. 0.003 min
Lab File: VL042174.D
Acq: 27 Mar 2025 09:30

Tgt Ion: 62 Resp: 30543

Ion	Ratio	Lower	Upper
62	100		
98	7.6	5.4	8.2

Instrument :
MSVOA_L
ClientSampleId :
VSTDICC001

Manual Integrations
APPROVED

Reviewed By :Semsettin Yesilyurt 03/31/2025
Supervised By :Mahesh Dadoda 04/03/2025

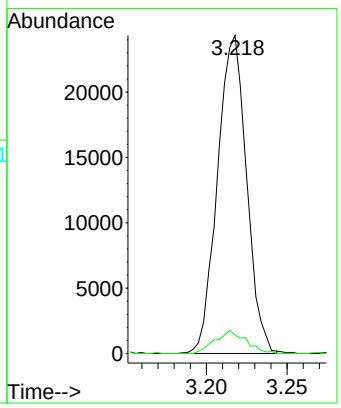

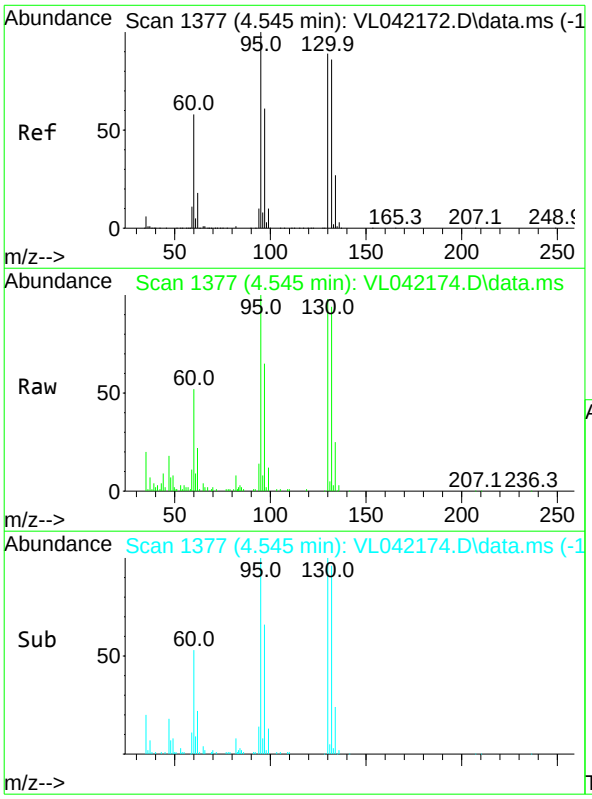

#38
Trichloroethene
Concen: 0.985 ppbv
RT: 4.545 min Scan# 1377
Delta R.T. 0.000 min
Lab File: VL042174.D
Acq: 27 Mar 2025 09:30

Tgt Ion:130 Resp: 21906

Ion	Ratio	Lower	Upper
130	100		
95	100.2	89.8	134.8
132	95.3	77.4	116.2
97	64.3	55.1	82.7

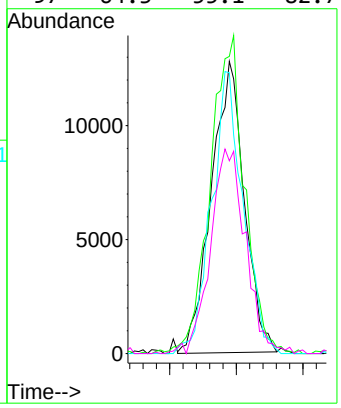

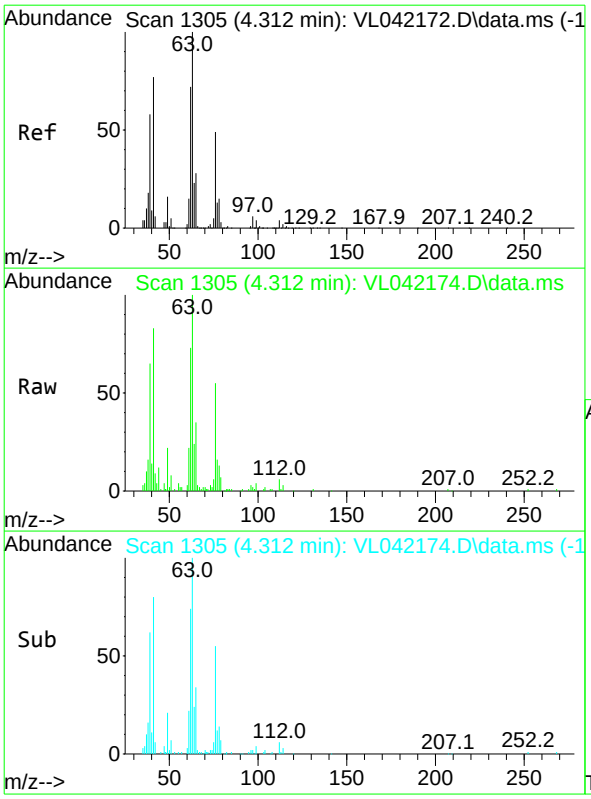

#39
1,2-Dichloropropane
Concen: 1.032 ppbv
RT: 4.312 min Scan# 13
Delta R.T. 0.000 min
Lab File: VL042174.D
Acq: 27 Mar 2025 09:30

Tgt Ion: 63 Resp: 20020

Ion	Ratio	Lower	Upper
63	100		
41	76.8	61.7	92.5
62	73.1	57.6	86.4

Instrument :
MSVOA_L
ClientSampleId :
VSTDICC001

Manual Integrations
APPROVED

Reviewed By :Semsettin Yesilyurt 03/31/2025
Supervised By :Mahesh Dadoda 04/03/2025

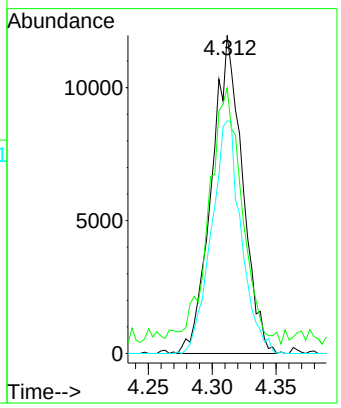

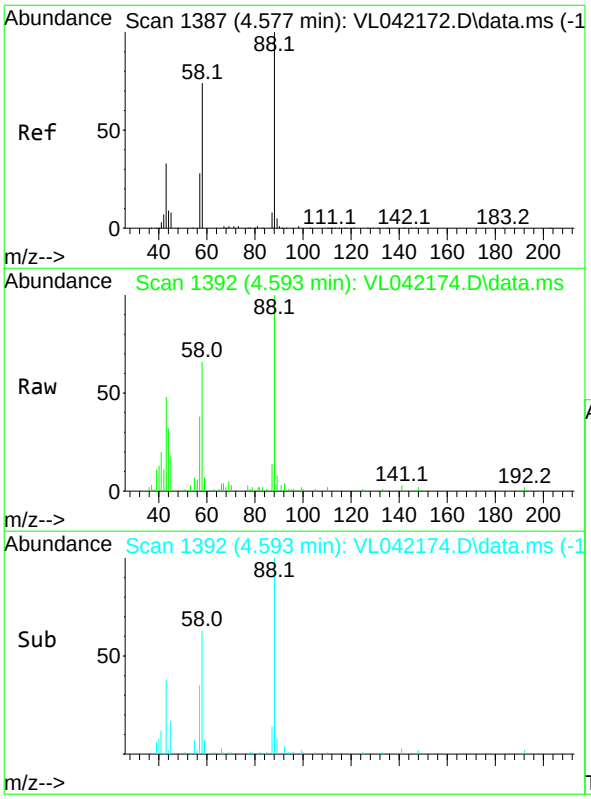

#40
1,4-Dioxane
Concen: 1.052 ppbv m
RT: 4.593 min Scan# 1392
Delta R.T. 0.016 min
Lab File: VL042174.D
Acq: 27 Mar 2025 09:30

Tgt Ion: 88 Resp: 10592

Ion	Ratio	Lower	Upper
88	100		
58	115.3	62.7	94.1#
43	0.0	23.0	34.4#
57	0.0	0.0	0.0

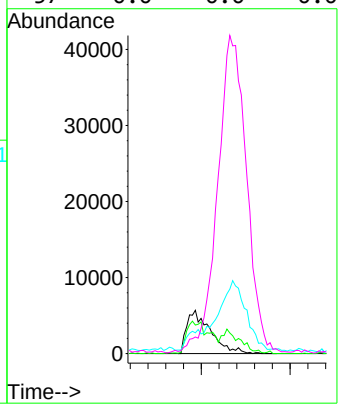

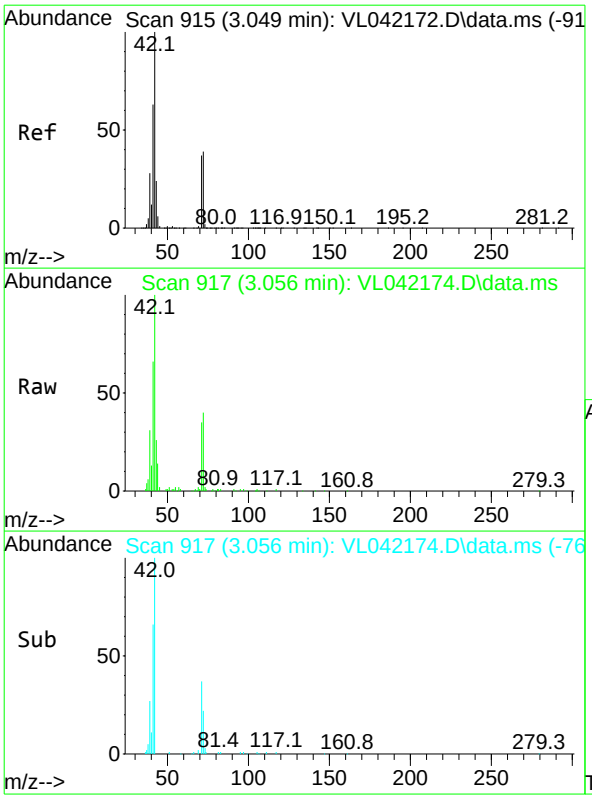

#41
Tetrahydrofuran
Concen: 1.029 ppbv
RT: 3.056 min Scan# 91
Delta R.T. 0.007 min
Lab File: VL042174.D
Acq: 27 Mar 2025 09:30

Tgt Ion: 42 Resp: 22818

Ion	Ratio	Lower	Upper
42	100		
72	39.4	31.4	47.0
71	40.8	30.2	45.4

Instrument :
MSVOA_L
ClientSampleId :
VSTDICC001

Manual Integrations
APPROVED

Reviewed By :Semsettin Yesilyurt 03/31/2025
Supervised By :Mahesh Dadoda 04/03/2025

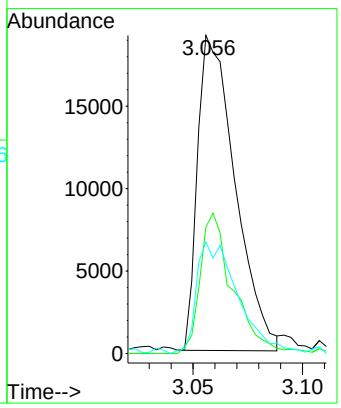

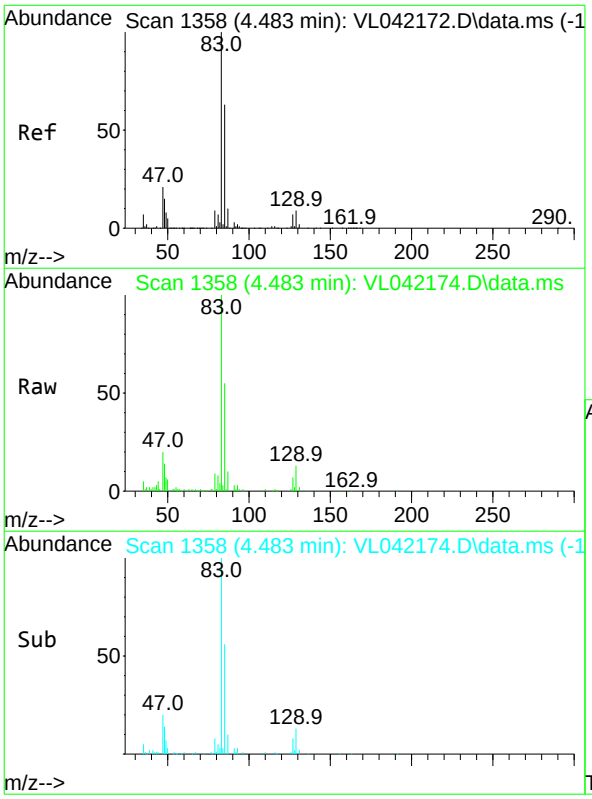

#42
Bromodichloromethane
Concen: 0.996 ppbv
RT: 4.483 min Scan# 1358
Delta R.T. 0.000 min
Lab File: VL042174.D
Acq: 27 Mar 2025 09:30

Tgt Ion: 83 Resp: 41864

Ion	Ratio	Lower	Upper
83	100		
85	54.7	50.5	75.7
127	7.5	5.9	8.9

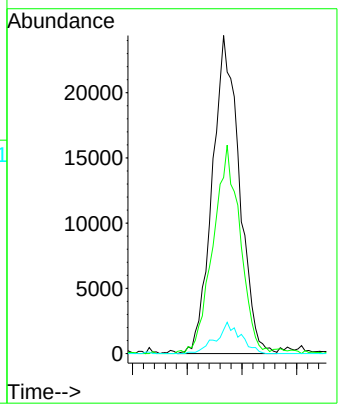

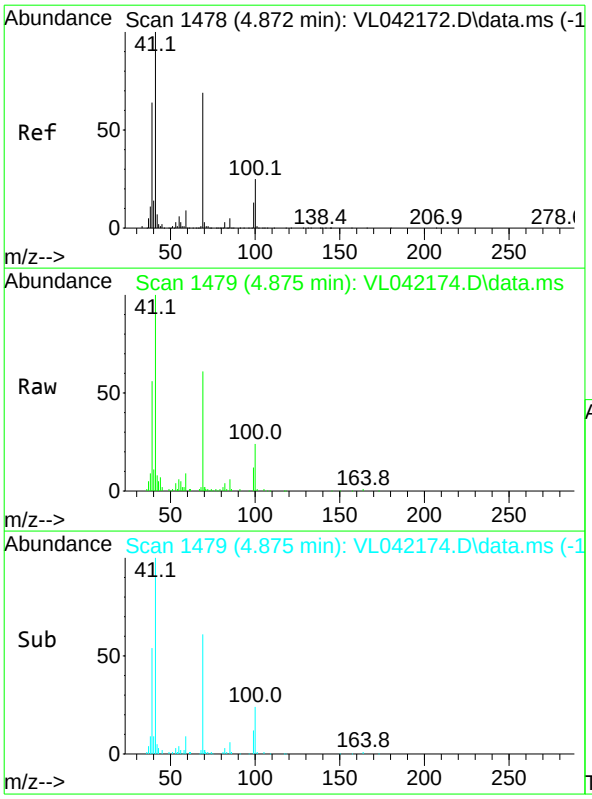

#43
Methyl Methacrylate
Concen: 1.078 ppbv m
RT: 4.875 min Scan# 14
Delta R.T. 0.003 min
Lab File: VL042174.D
Acq: 27 Mar 2025 09:30

Tgt Ion: 69 Resp: 24233

Ion	Ratio	Lower	Upper
69	100		
41	146.1	123.8	185.6
100	0.0	28.4	42.6#

Instrument :
MSVOA_L
ClientSampleId :
VSTDICC001

Manual Integrations
APPROVED

Reviewed By :Semsettin Yesilyurt 03/31/2025
Supervised By :Mahesh Dadoda 04/03/2025

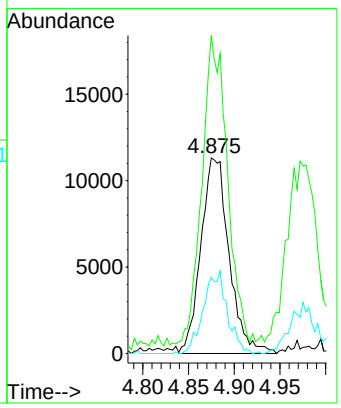

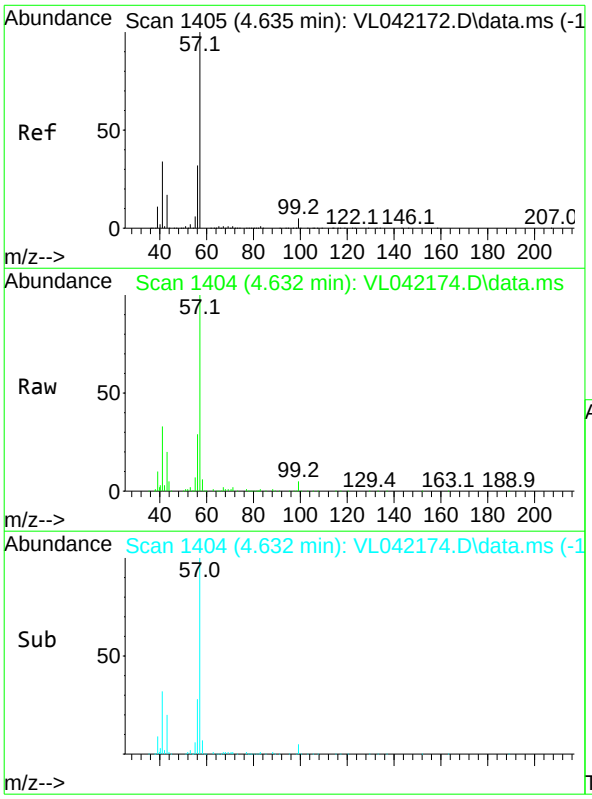

#44
2,2,4-Trimethylpentane
Concen: 1.008 ppbv
RT: 4.632 min Scan# 1404
Delta R.T. -0.003 min
Lab File: VL042174.D
Acq: 27 Mar 2025 09:30

Tgt Ion: 57 Resp: 90727

Ion	Ratio	Lower	Upper
57	100		
41	35.9	26.8	40.2
56	33.7	25.6	38.4

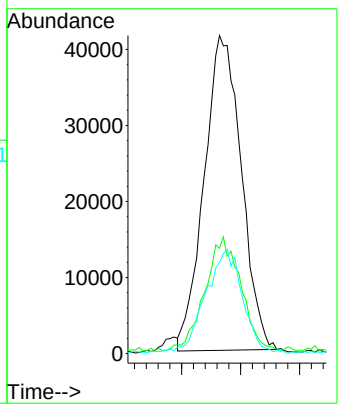

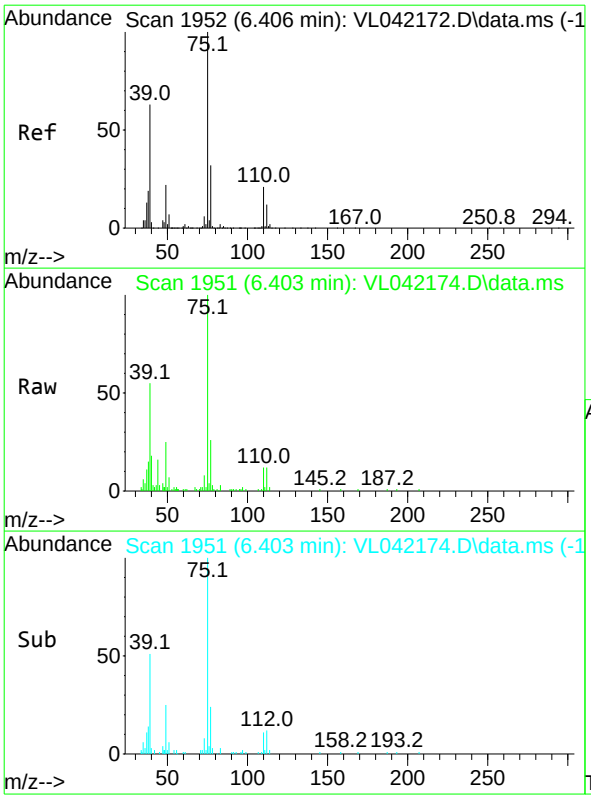

#45
t-1,3-Dichloropropene
Concen: 0.992 ppbv m
RT: 6.403 min Scan# 19
Delta R.T. -0.003 min
Lab File: VL042174.D
Acq: 27 Mar 2025 09:30

Tgt Ion: 75 Resp: 23993

Ion	Ratio	Lower	Upper
75	100		
77	25.9	26.0	39.0#

Instrument :
MSVOA_L
ClientSampleId :
VSTDICC001

Manual Integrations
APPROVED

Reviewed By :Semsettin Yesilyurt 03/31/2025
Supervised By :Mahesh Dadoda 04/03/2025

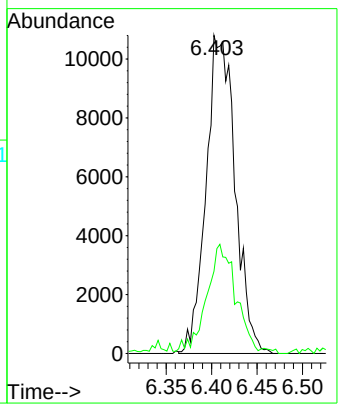

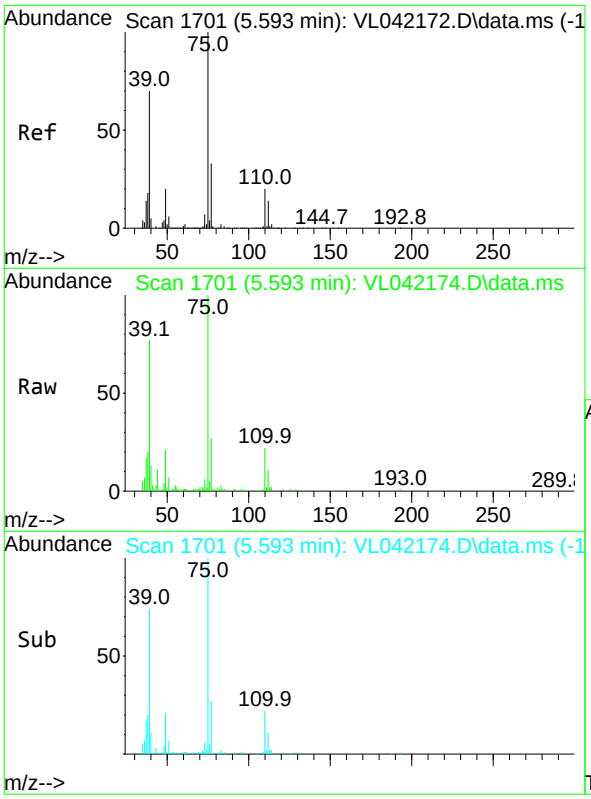

#46
cis-1,3-Dichloropropene
Concen: 1.014 ppbv
RT: 5.593 min Scan# 1701
Delta R.T. 0.000 min
Lab File: VL042174.D
Acq: 27 Mar 2025 09:30

Tgt Ion: 75 Resp: 30063

Ion	Ratio	Lower	Upper
75	100		
39	74.2	55.8	83.6
77	26.4	26.0	39.0

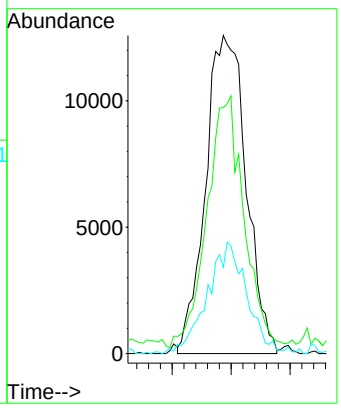

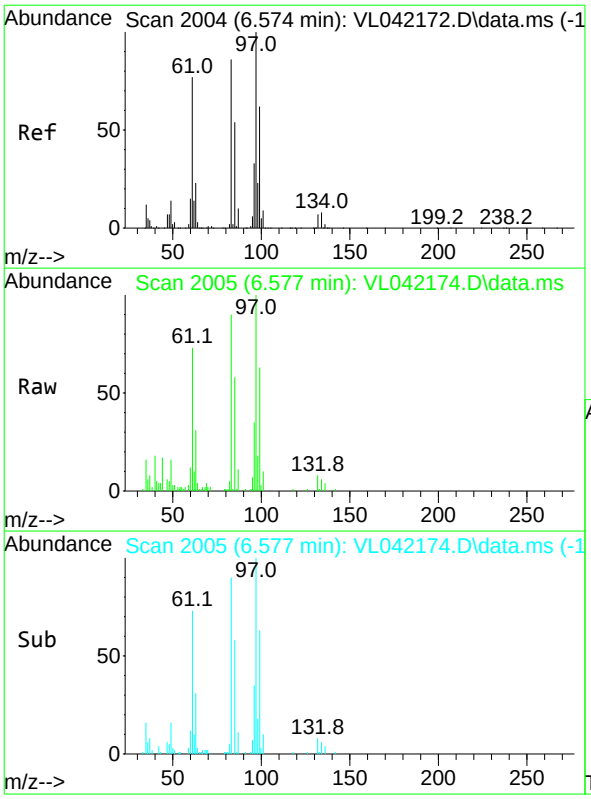

#47
1,1,2-Trichloroethane
Concen: 1.002 ppbv
RT: 6.577 min Scan# 20
Delta R.T. 0.003 min
Lab File: VL042174.D
Acq: 27 Mar 2025 09:30

Tgt Ion: 97 Resp: 20546

Ion	Ratio	Lower	Upper
97	100		
83	89.7	69.2	103.8
85	58.4	43.1	64.7
99	63.2	49.4	74.2

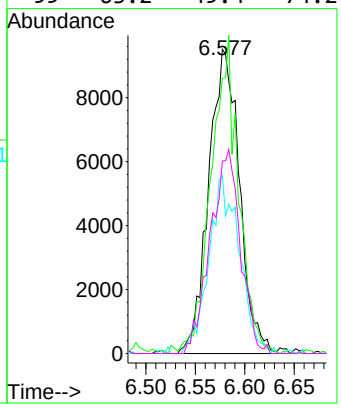

Instrument :
MSVOA_L
ClientSampleId :
VSTDICC001

Manual Integrations
APPROVED

Reviewed By :Semsettin Yesilyurt 03/31/2025
Supervised By :Mahesh Dadoda 04/03/2025

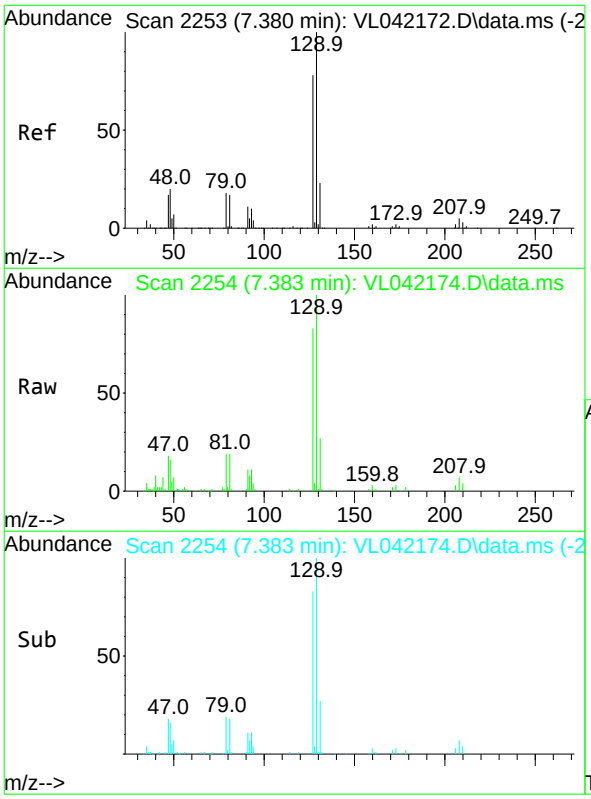

#48
Dibromochloromethane
Concen: 0.991 ppbv
RT: 7.383 min Scan# 2254
Delta R.T. 0.003 min
Lab File: VL042174.D
Acq: 27 Mar 2025 09:30

Tgt Ion:129 Resp: 34425

Ion	Ratio	Lower	Upper
129	100		
127	78.1	39.1	117.2

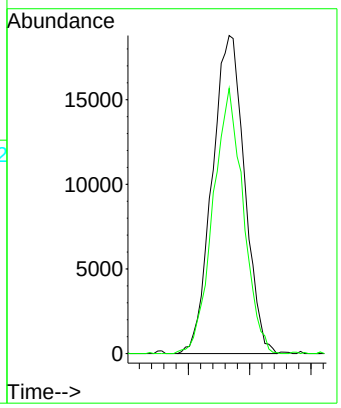

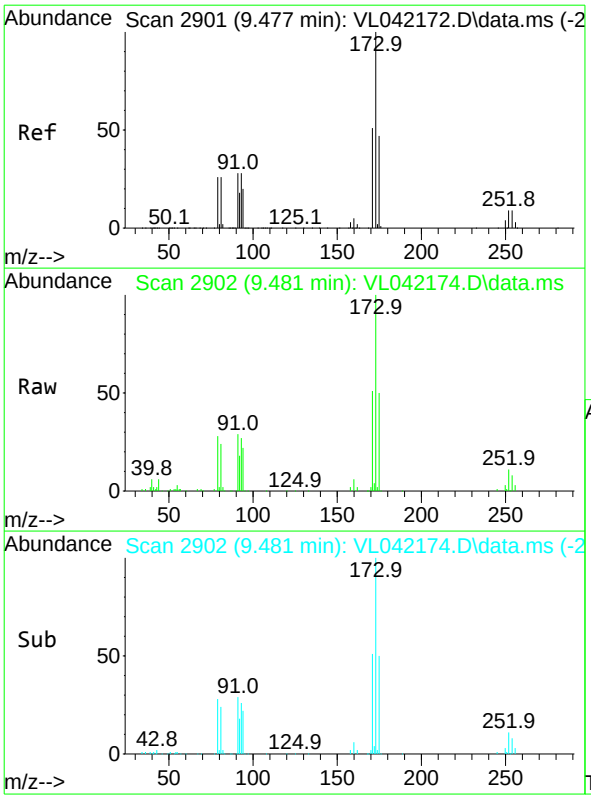

#49
Bromoform
Concen: 1.013 ppbv
RT: 9.481 min Scan# 29
Delta R.T. 0.003 min
Lab File: VL042174.D
Acq: 27 Mar 2025 09:30

Tgt Ion:173 Resp: 31610

Ion	Ratio	Lower	Upper
173	100		
175	46.1	38.6	57.8
171	51.3	41.8	62.6

Instrument :
MSVOA_L
ClientSampleId :
VSTDICC001

Manual Integrations
APPROVED

Reviewed By :Semsettin Yesilyurt 03/31/2025
Supervised By :Mahesh Dadoda 04/03/2025

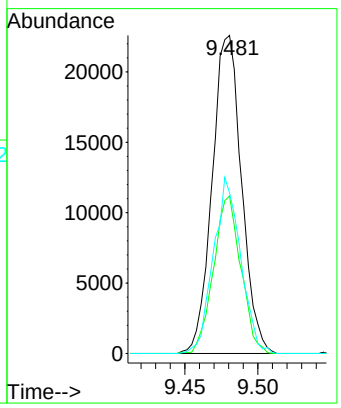

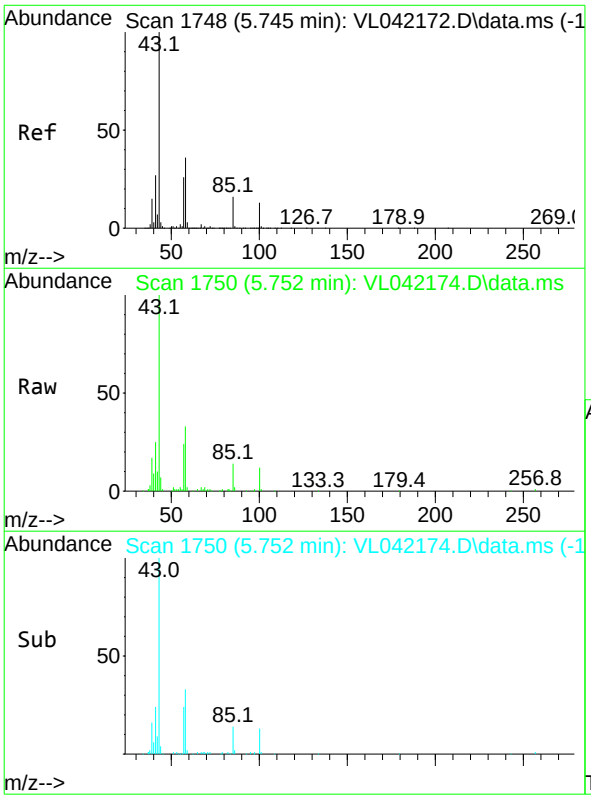

#50
4-Methyl-2-Pentanone
Concen: 1.056 ppbv m
RT: 5.752 min Scan# 1750
Delta R.T. 0.007 min
Lab File: VL042174.D
Acq: 27 Mar 2025 09:30

Tgt Ion: 43 Resp: 65226

Ion	Ratio	Lower	Upper
43	100		
58	0.0	29.0	43.6#

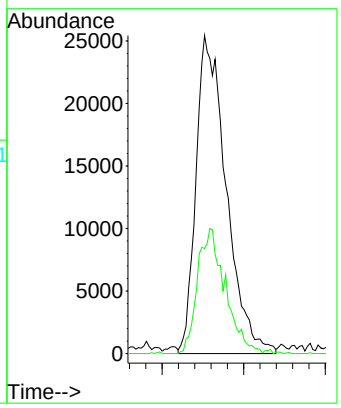

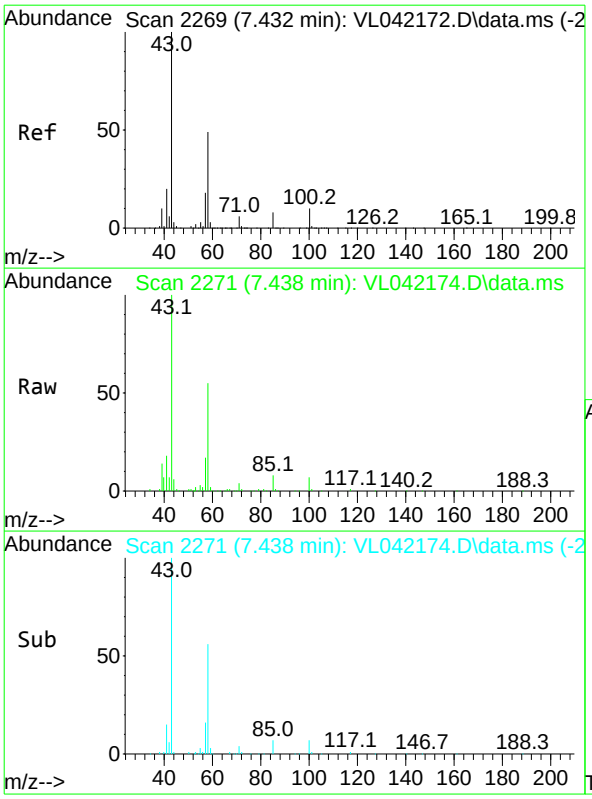

#51
2-Hexanone
Concen: 1.067 ppbv
RT: 7.438 min Scan# 22
Delta R.T. 0.007 min
Lab File: VL042174.D
Acq: 27 Mar 2025 09:30

Tgt Ion: 43 Resp: 54680

Ion	Ratio	Lower	Upper
43	100		
58	49.8	39.7	59.5
98	0.2	0.1	0.1#

Instrument :
MSVOA_L
ClientSampleId :
VSTDICC001

Manual Integrations
APPROVED

Reviewed By :Semsettin Yesilyurt 03/31/2025
Supervised By :Mahesh Dadoda 04/03/2025

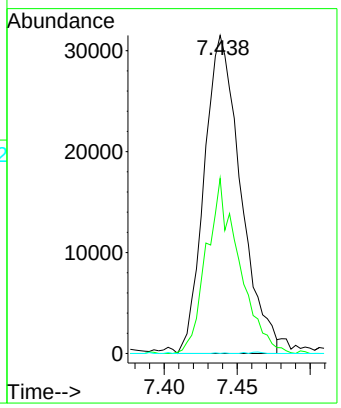

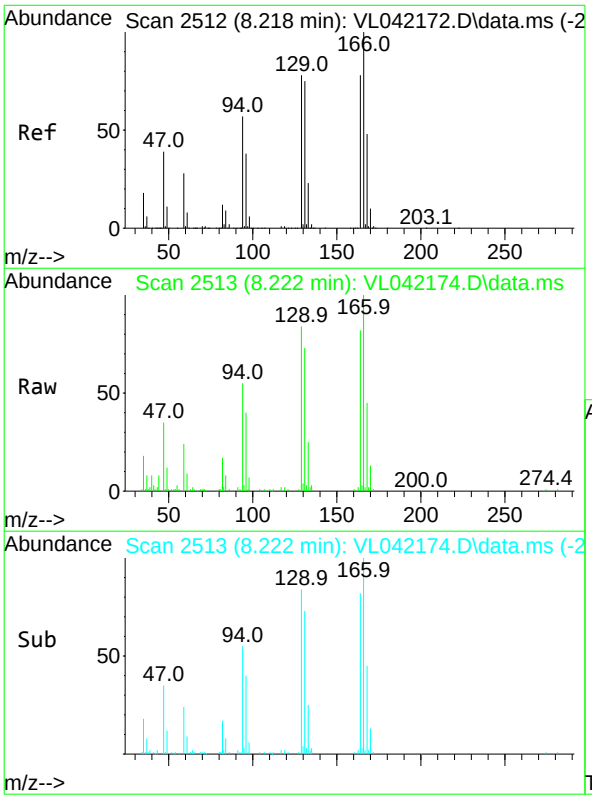

#52
Tetrachloroethene
Concen: 0.919 ppbv
RT: 8.222 min Scan# 2513
Delta R.T. 0.003 min
Lab File: VL042174.D
Acq: 27 Mar 2025 09:30

Tgt Ion:164 Resp: 19415

Ion	Ratio	Lower	Upper
164	100		
166	121.4	102.5	153.7
129	102.4	79.8	119.8
131	88.1	76.6	114.8

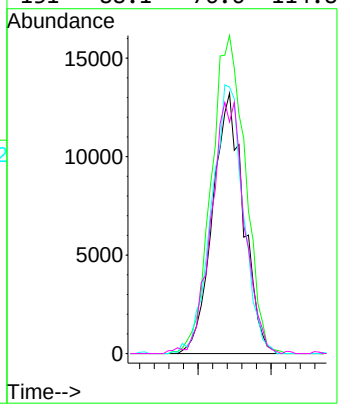

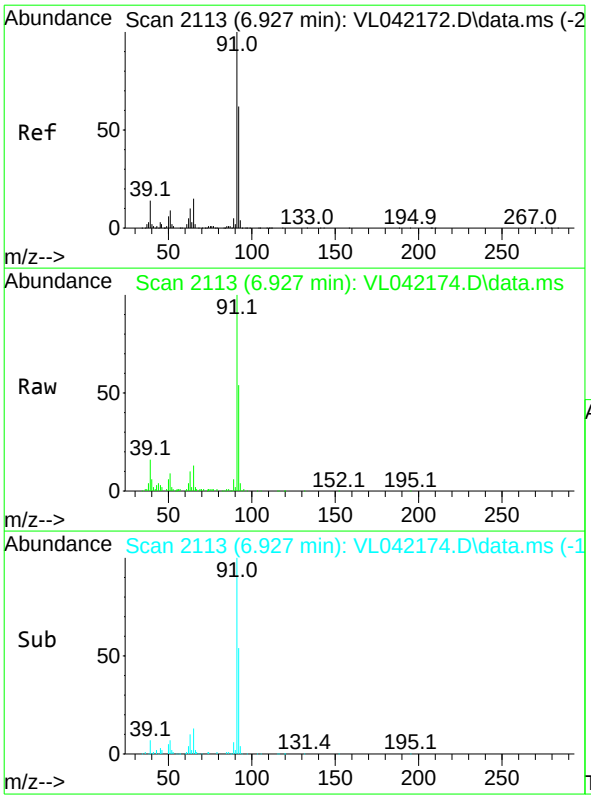

#53
Toluene
Concen: 1.023 ppbv
RT: 6.927 min Scan# 21
Delta R.T. 0.000 min
Lab File: VL042174.D
Acq: 27 Mar 2025 09:30

Tgt Ion: 91 Resp: 64612

Ion	Ratio	Lower	Upper
91	100		
92	59.4	48.4	72.6

Instrument :
MSVOA_L
ClientSampleId :
VSTDICC001

Manual Integrations
APPROVED

Reviewed By :Semsettin Yesilyurt 03/31/2025
Supervised By :Mahesh Dadoda 04/03/2025

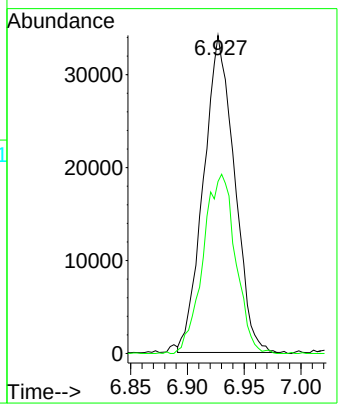

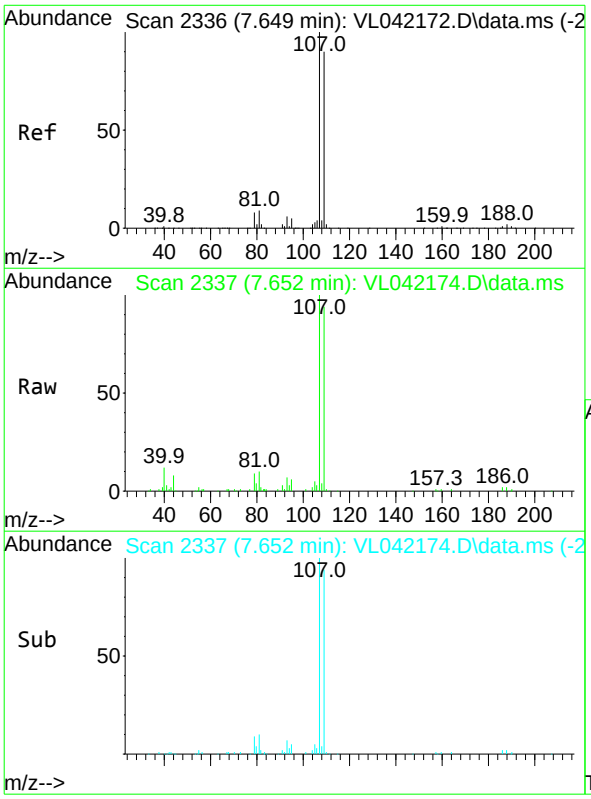

#54
1,2-Dibromoethane
Concen: 1.009 ppbv
RT: 7.652 min Scan# 2337
Delta R.T. 0.003 min
Lab File: VL042174.D
Acq: 27 Mar 2025 09:30

Tgt Ion:107 Resp: 28879

Ion	Ratio	Lower	Upper
107	100		
109	94.8	72.2	108.4

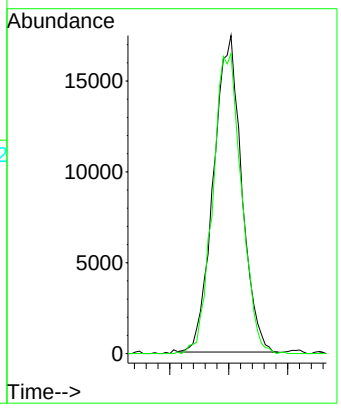

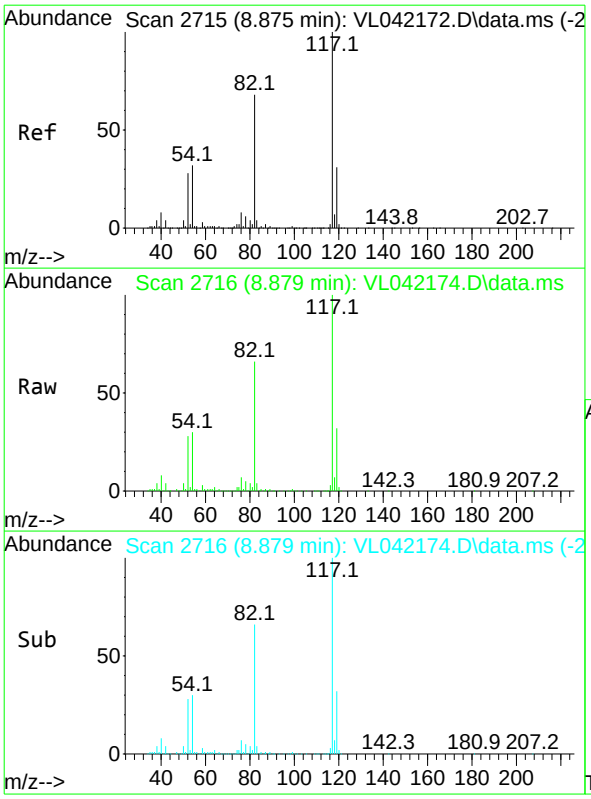

#55
Chlorobenzene-d5
Concen: 10.000 ppbv
RT: 8.879 min Scan# 27
Delta R.T. 0.003 min
Lab File: VL042174.D
Acq: 27 Mar 2025 09:30

Tgt Ion:117 Resp: 499830

Ion	Ratio	Lower	Upper
117	100		
82	67.6	55.8	83.6
119	32.2	25.5	38.3

Instrument :
MSVOA_L
ClientSampleId :
VSTDICC001

Manual Integrations
APPROVED

Reviewed By :Semsettin Yesilyurt 03/31/2025
Supervised By :Mahesh Dadoda 04/03/2025

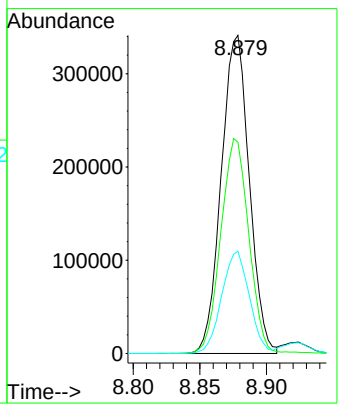

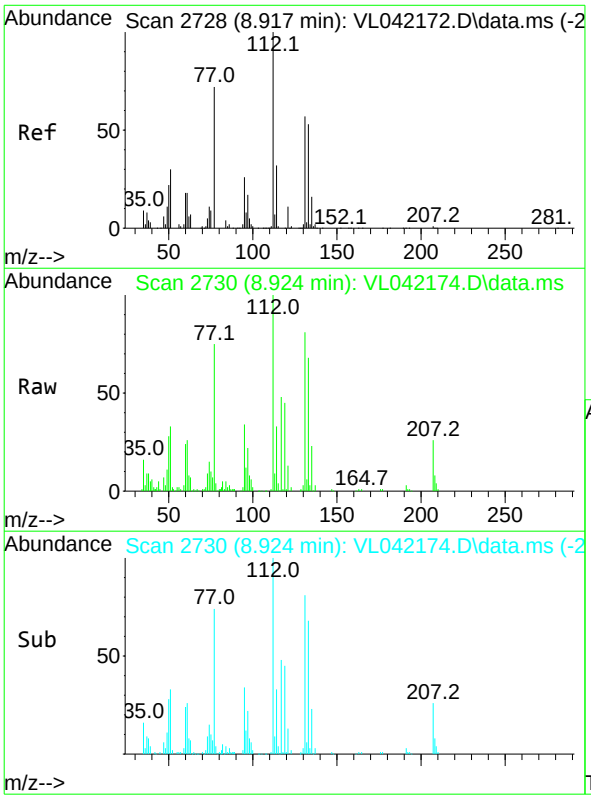

#56
1,1,1,2-Tetrachloroethane
Concen: 1.045 ppbv
RT: 8.924 min Scan# 2730
Delta R.T. 0.007 min
Lab File: VL042174.D
Acq: 27 Mar 2025 09:30

Tgt Ion:131 Resp: 28764

Ion	Ratio	Lower	Upper
131	100		
133	101.7	76.6	114.8
119	44.1	49.8	74.6#

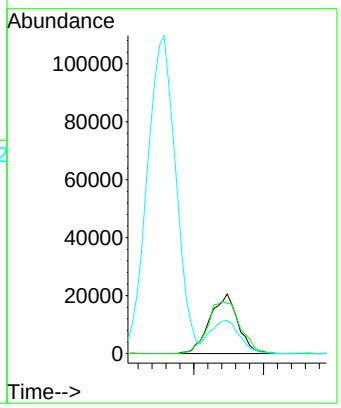

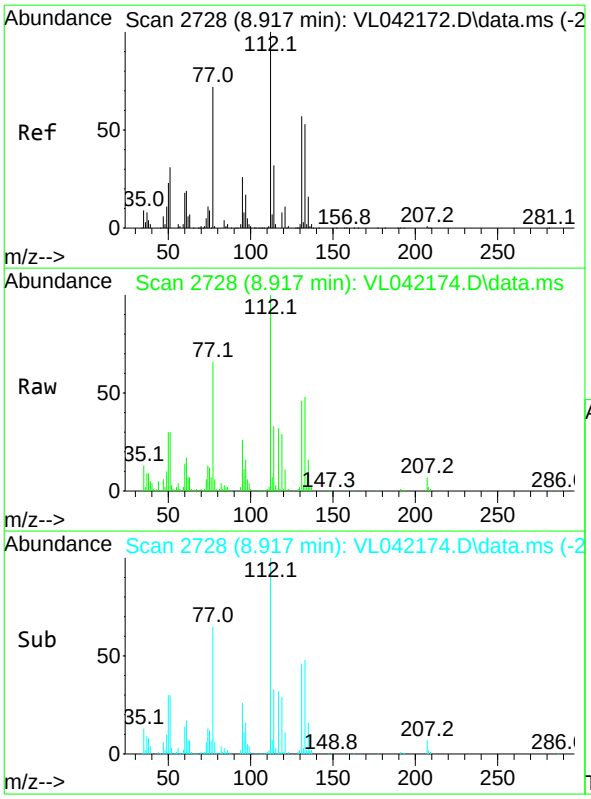

#57
Chlorobenzene
Concen: 1.032 ppbv
RT: 8.917 min Scan# 27
Delta R.T. 0.000 min
Lab File: VL042174.D
Acq: 27 Mar 2025 09:30

Tgt Ion:112 Resp: 48930

Ion	Ratio	Lower	Upper
112	100		
77	65.0	58.2	87.2
114	32.9	29.1	35.5

Instrument :
MSVOA_L
ClientSampleId :
VSTDICC001

Manual Integrations
APPROVED

Reviewed By :Semsettin Yesilyurt 03/31/2025
Supervised By :Mahesh Dadoda 04/03/2025

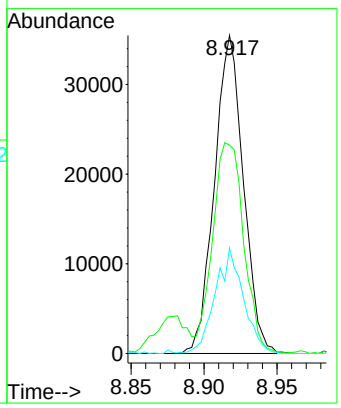

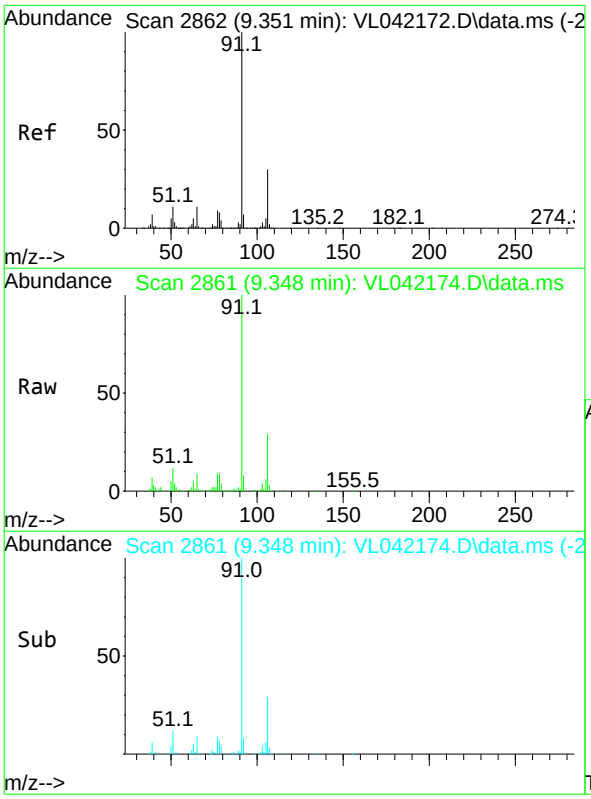

#58
Ethyl Benzene
Concen: 1.026 ppbv
RT: 9.348 min Scan# 2861
Delta R.T. -0.003 min
Lab File: VL042174.D
Acq: 27 Mar 2025 09:30

Tgt Ion: 91 Resp: 91086

Ion	Ratio	Lower	Upper
91	100		
106	28.7	24.2	36.2

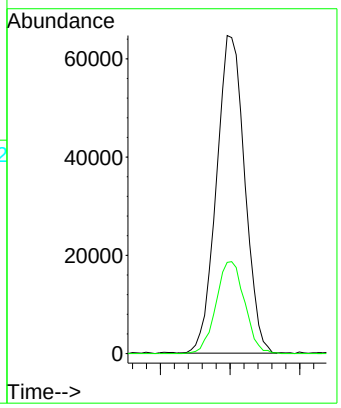

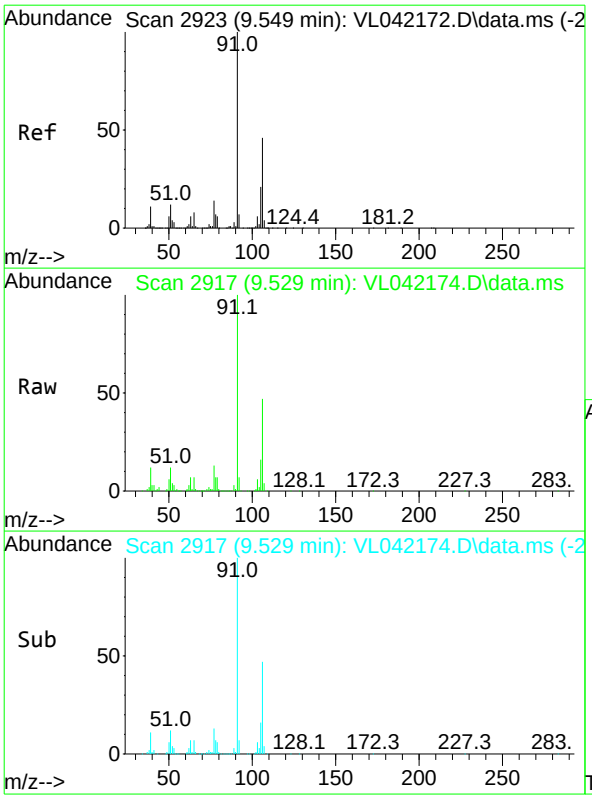

#59
m/p-Xylene
Concen: 2.073 ppbv m
RT: 9.529 min Scan# 29
Delta R.T. -0.019 min
Lab File: VL042174.D
Acq: 27 Mar 2025 09:30

Tgt Ion: 91 Resp: 147162

Ion	Ratio	Lower	Upper
91	100		
106	0.0	36.4	54.6#

Instrument :
MSVOA_L
ClientSampleId :
VSTDICC001

Manual Integrations
APPROVED

Reviewed By :Semsettin Yesilyurt 03/31/2025
Supervised By :Mahesh Dadoda 04/03/2025

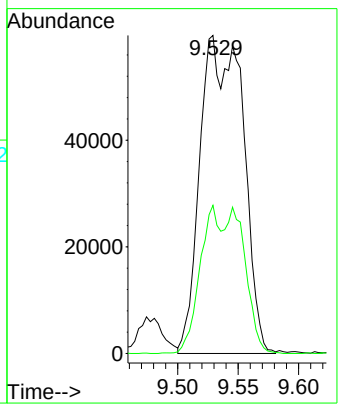

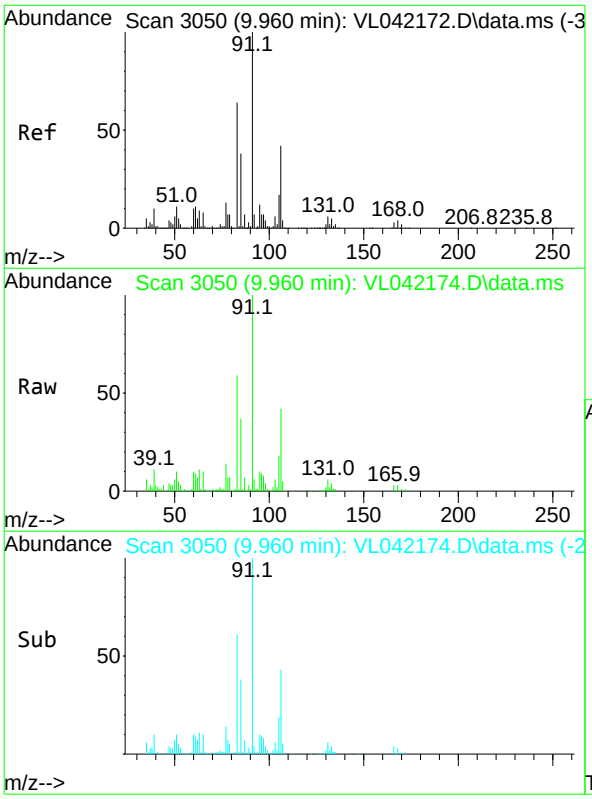

#60
o-Xylene
Concen: 1.037 ppbv
RT: 9.960 min Scan# 3050
Delta R.T. 0.000 min
Lab File: VL042174.D
Acq: 27 Mar 2025 09:30

Tgt Ion: 91 Resp: 73702

Ion	Ratio	Lower	Upper
91	100		
106	44.3	20.8	62.5

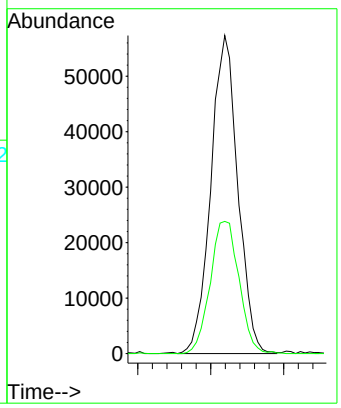

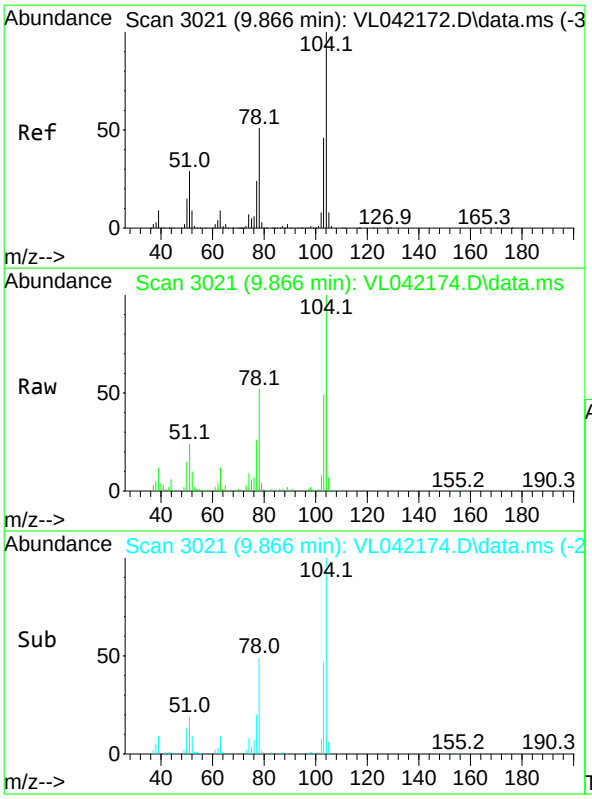

#61
Styrene
Concen: 1.027 ppbv
RT: 9.866 min Scan# 30
Delta R.T. 0.000 min
Lab File: VL042174.D
Acq: 27 Mar 2025 09:30

Tgt Ion:104 Resp: 36110

Ion	Ratio	Lower	Upper
104	100		
78	54.9	41.8	62.6
103	45.1	37.0	55.4

Instrument :
MSVOA_L
ClientSampleId :
VSTDICC001

Manual Integrations
APPROVED

Reviewed By :Semsettin Yesilyurt 03/31/2025
Supervised By :Mahesh Dadoda 04/03/2025

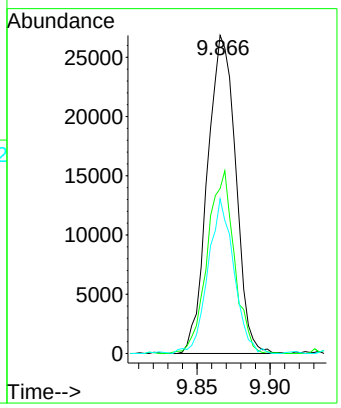

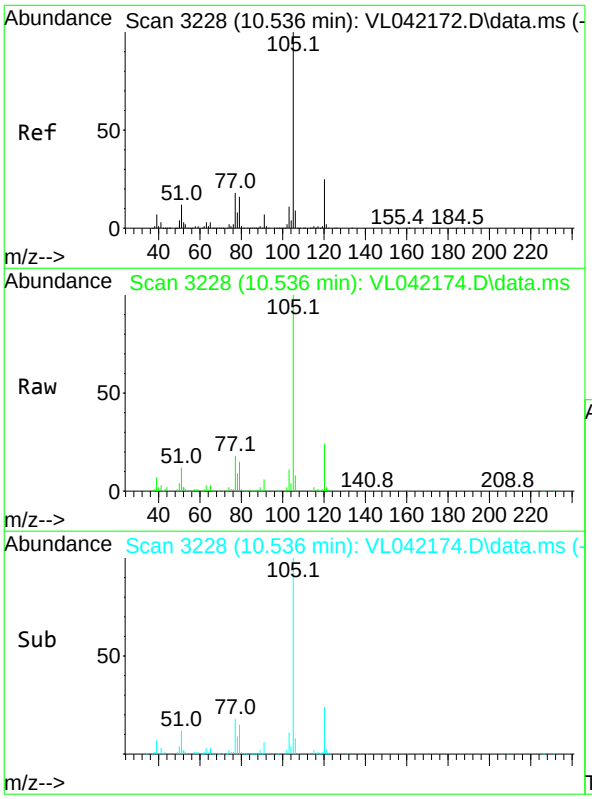

#62
Isopropylbenzene
Concen: 1.034 ppbv
RT: 10.536 min Scan# 3228
Delta R.T. 0.000 min
Lab File: VL042174.D
Acq: 27 Mar 2025 09:30

Tgt Ion:105 Resp: 109897

Ion	Ratio	Lower	Upper
105	100		
120	25.7	19.9	29.9

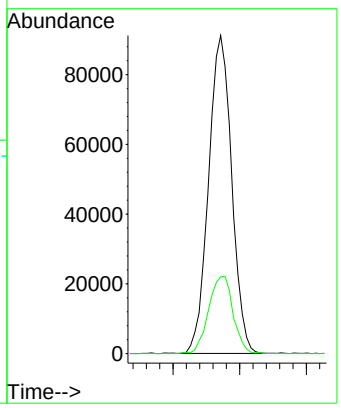

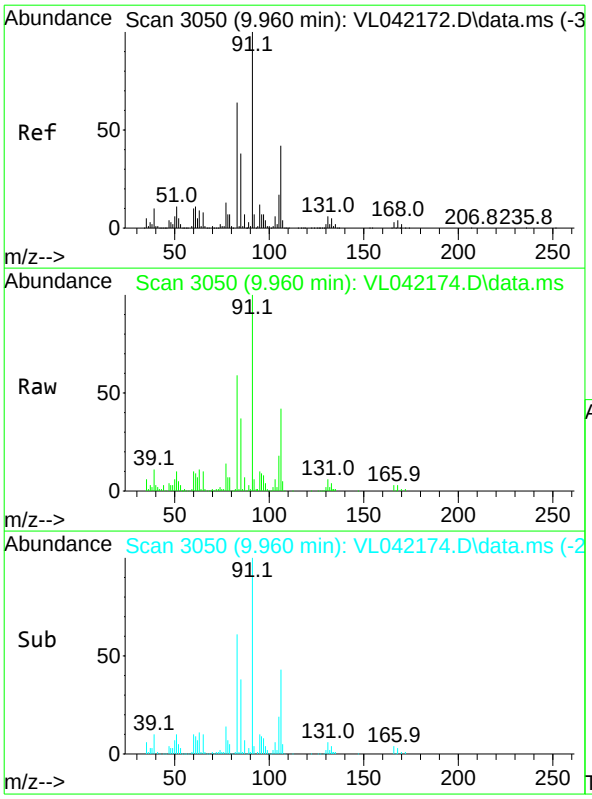

#63
1,1,2,2-Tetrachloroethane
Concen: 1.029 ppbv
RT: 9.960 min Scan# 30
Delta R.T. 0.000 min
Lab File: VL042174.D
Acq: 27 Mar 2025 09:30

Tgt Ion: 83 Resp: 44431

Ion	Ratio	Lower	Upper
83	100		
131	10.6	4.8	14.4
85	64.0	32.5	97.5

Instrument :
MSVOA_L
ClientSampleId :
VSTDICC001

Manual Integrations
APPROVED

Reviewed By :Semsettin Yesilyurt 03/31/2025
Supervised By :Mahesh Dadoda 04/03/2025

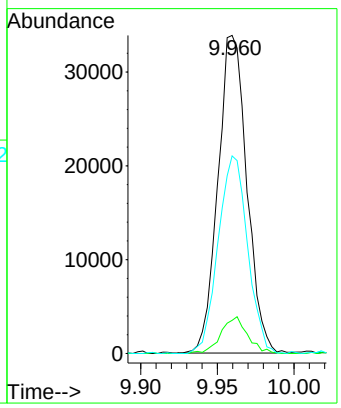

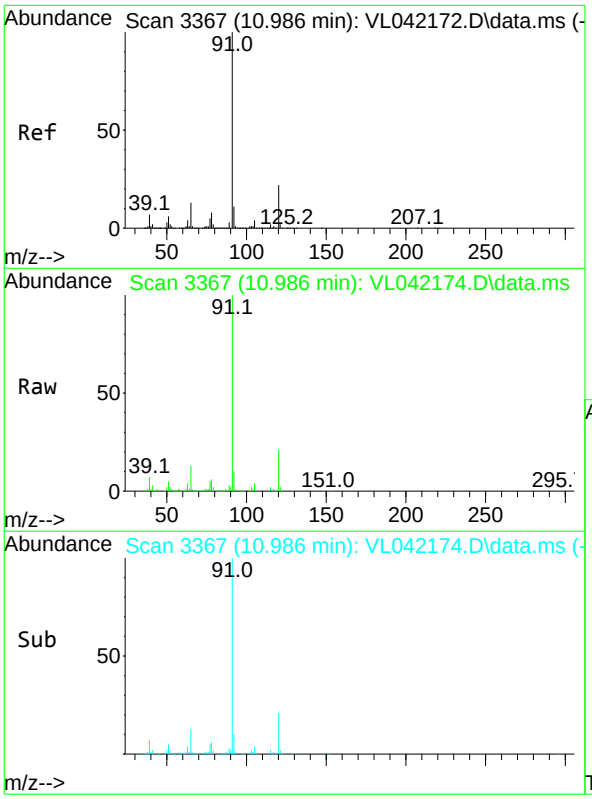

#64
n-propylbenzene
Concen: 1.062 ppbv
RT: 10.986 min Scan# 3367
Delta R.T. 0.000 min
Lab File: VL042174.D
Acq: 27 Mar 2025 09:30

Tgt Ion:120 Resp: 29054

Ion	Ratio	Lower	Upper
120	100		
91	466.9	376.9	565.3

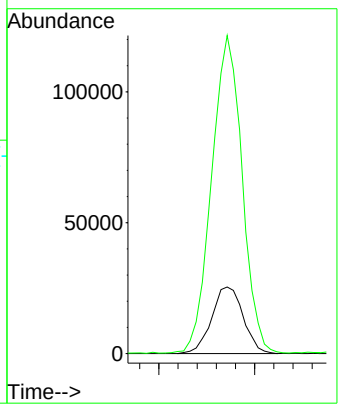

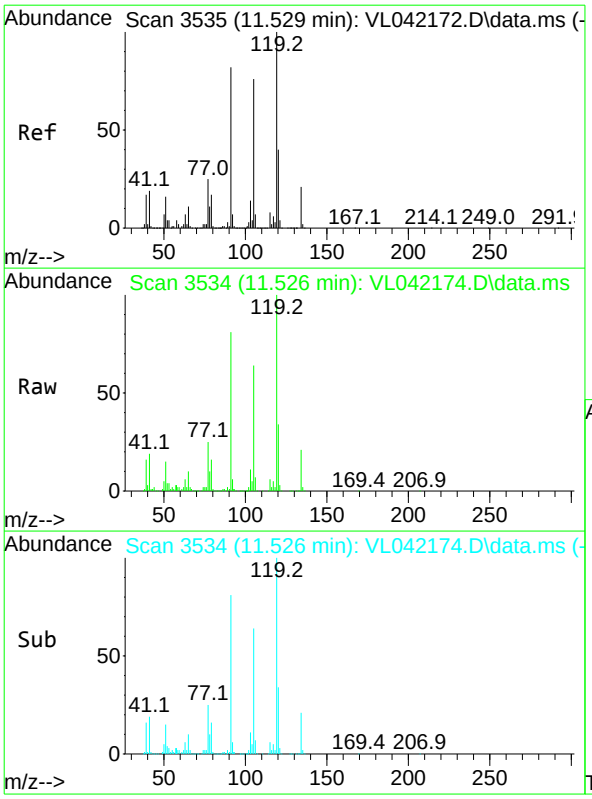

#65
tert-Butylbenzene
Concen: 1.053 ppbv
RT: 11.526 min Scan# 35
Delta R.T. -0.003 min
Lab File: VL042174.D
Acq: 27 Mar 2025 09:30

Tgt Ion:119 Resp: 103520

Ion	Ratio	Lower	Upper
119	100		
91	85.9	66.0	99.0
134	22.1	16.7	25.1

Instrument :
MSVOA_L
ClientSampleId :
VSTDICC001

Manual Integrations
APPROVED

Reviewed By :Semsettin Yesilyurt 03/31/2025
Supervised By :Mahesh Dadoda 04/03/2025

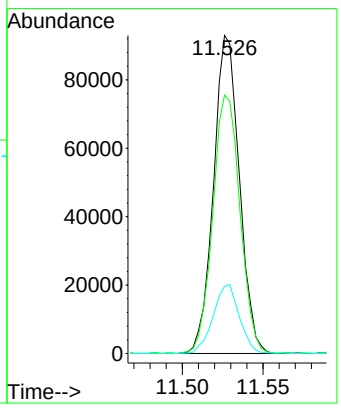

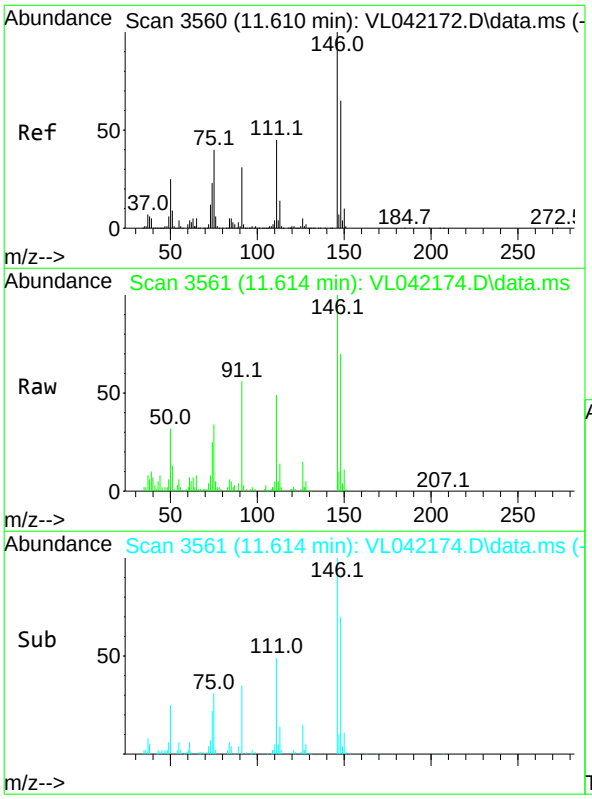

#66
Benzyl Chloride
Concen: 1.022 ppbv
RT: 11.614 min Scan# 3561
Delta R.T. 0.003 min
Lab File: VL042174.D
Acq: 27 Mar 2025 09:30

Tgt Ion: 91 Resp: 10660

Ion	Ratio	Lower	Upper
91	100		
126	20.0	13.8	20.6
128	8.0	4.5	6.7#

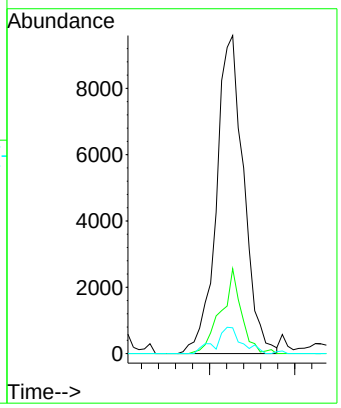

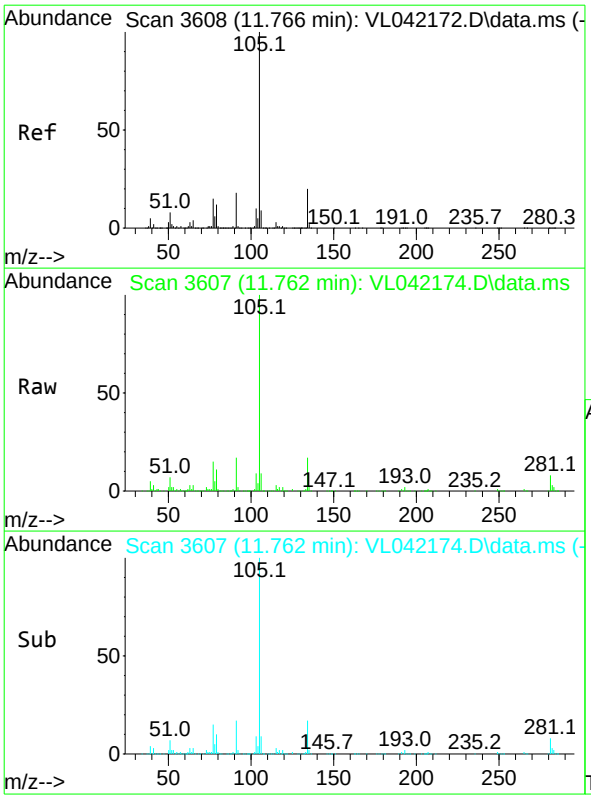

#67
sec-Butylbenzene
Concen: 1.095 ppbv
RT: 11.762 min Scan# 36
Delta R.T. -0.003 min
Lab File: VL042174.D
Acq: 27 Mar 2025 09:30

Tgt Ion:105 Resp: 149660

Ion	Ratio	Lower	Upper
105	100		
134	18.1	15.5	23.3

Instrument :
MSVOA_L
ClientSampleId :
VSTDICC001

Manual Integrations
APPROVED

Reviewed By :Semsettin Yesilyurt 03/31/2025
Supervised By :Mahesh Dadoda 04/03/2025

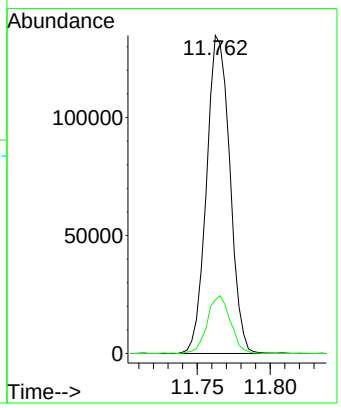

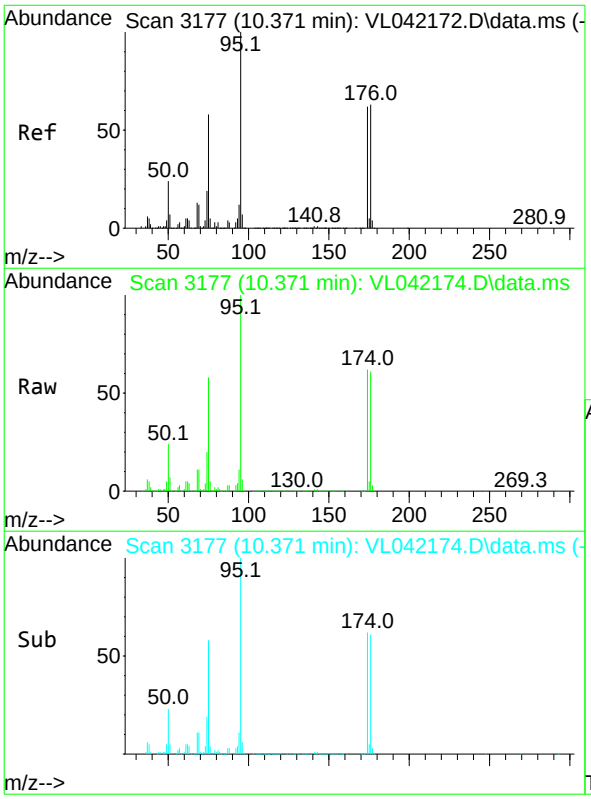

#68
1-Bromo-4-Fluorobenzene
Concen: 9.861 ppbv
RT: 10.371 min Scan# 3177
Delta R.T. 0.000 min
Lab File: VL042174.D
Acq: 27 Mar 2025 09:30

Tgt Ion: 95 Resp: 404753

Ion	Ratio	Lower	Upper
95	100		
174	63.4	50.6	76.0
175	4.7	3.8	5.6

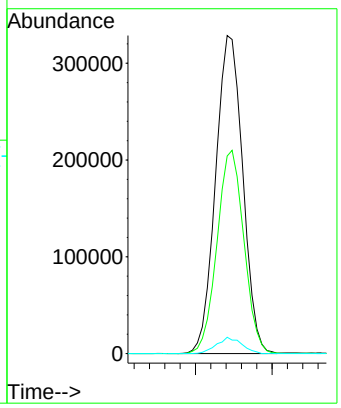

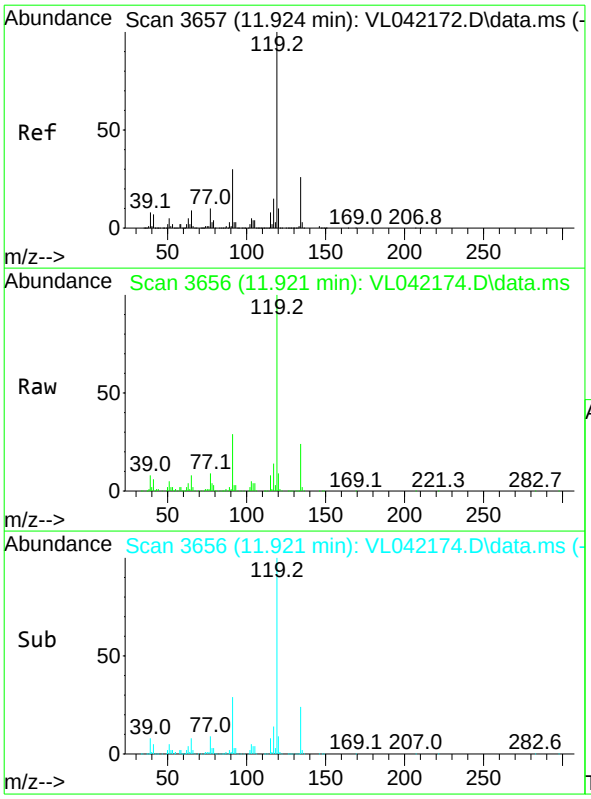

#69
p-Isopropyltoluene
Concen: 1.084 ppbv
RT: 11.921 min Scan# 36
Delta R.T. -0.003 min
Lab File: VL042174.D
Acq: 27 Mar 2025 09:30

Tgt Ion:119 Resp: 127509

Ion	Ratio	Lower	Upper
119	100		
134	24.6	20.4	30.6
91	30.0	23.7	35.5

Instrument :
MSVOA_L
ClientSampleId :
VSTDICC001

Manual Integrations
APPROVED

Reviewed By :Semsettin Yesilyurt 03/31/2025
Supervised By :Mahesh Dadoda 04/03/2025

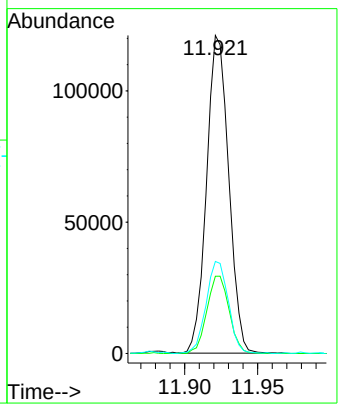

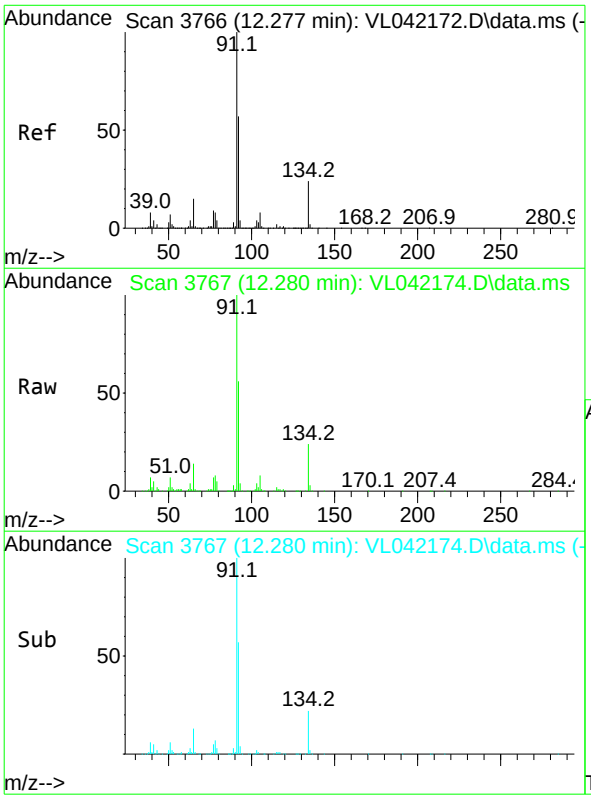

#70
n-Butylbenzene
Concen: 1.079 ppbv
RT: 12.280 min Scan# 3767
Delta R.T. 0.003 min
Lab File: VL042174.D
Acq: 27 Mar 2025 09:30

Tgt Ion: 91 Resp: 129860

Ion	Ratio	Lower	Upper
91	100		
92	55.5	44.9	67.3
134	22.8	19.2	28.8

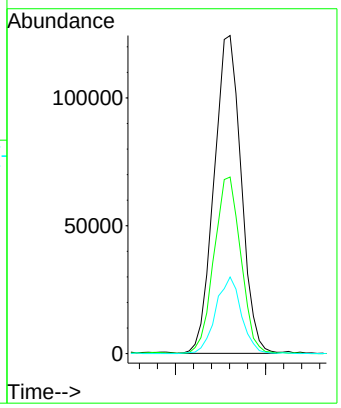

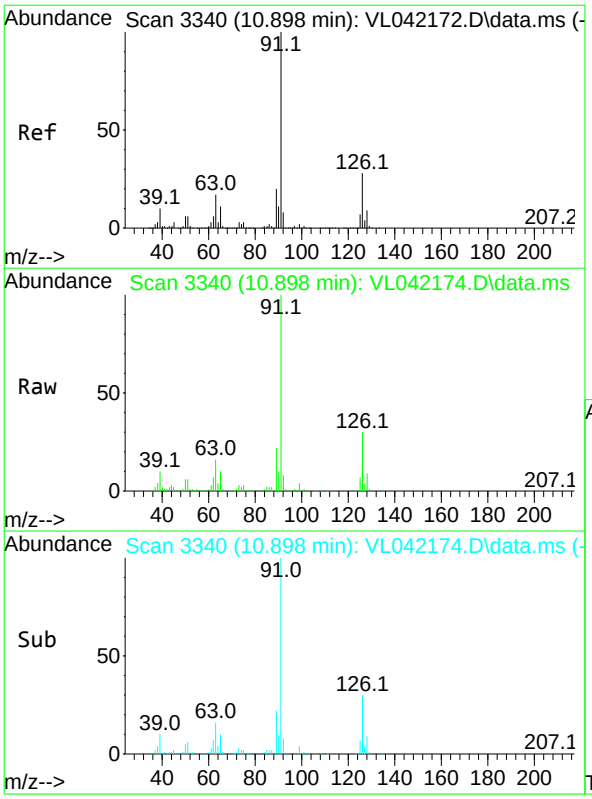

#71
2-Chlorotoluene
Concen: 1.047 ppbv
RT: 10.898 min Scan# 33
Delta R.T. 0.000 min
Lab File: VL042174.D
Acq: 27 Mar 2025 09:30

Tgt Ion: 91 Resp: 86356

Ion	Ratio	Lower	Upper
91	100		
126	28.8	11.6	46.4

Instrument :
MSVOA_L
ClientSampleId :
VSTDICC001

Manual Integrations
APPROVED

Reviewed By :Semsettin Yesilyurt 03/31/2025
Supervised By :Mahesh Dadoda 04/03/2025

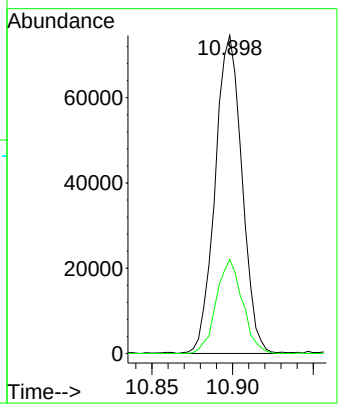

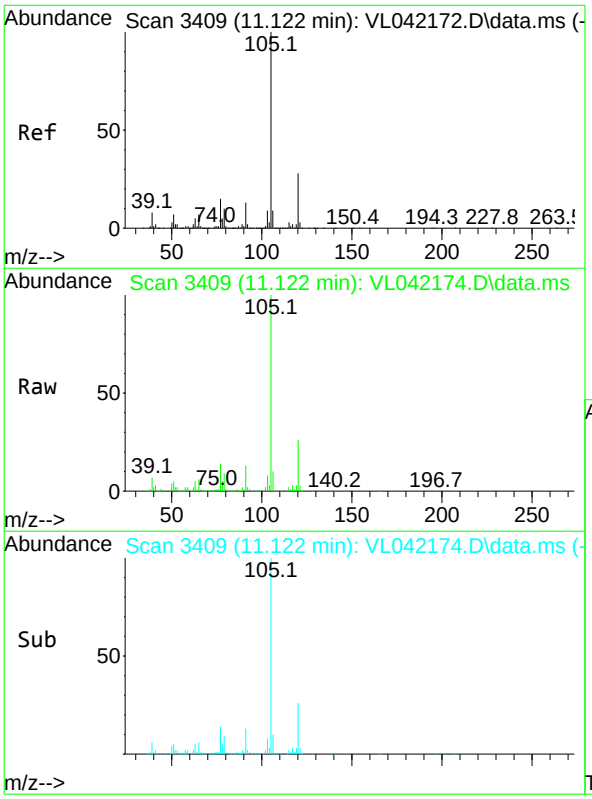

#72
4-Ethyltoluene
Concen: 1.050 ppbv
RT: 11.122 min Scan# 3409
Delta R.T. 0.000 min
Lab File: VL042174.D
Acq: 27 Mar 2025 09:30

Tgt Ion:105 Resp: 92912

Ion	Ratio	Lower	Upper
105	100		
120	29.7	23.4	35.0
91	13.5	10.3	15.5
77	15.1	11.4	17.2

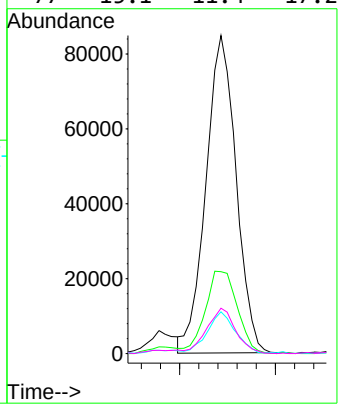

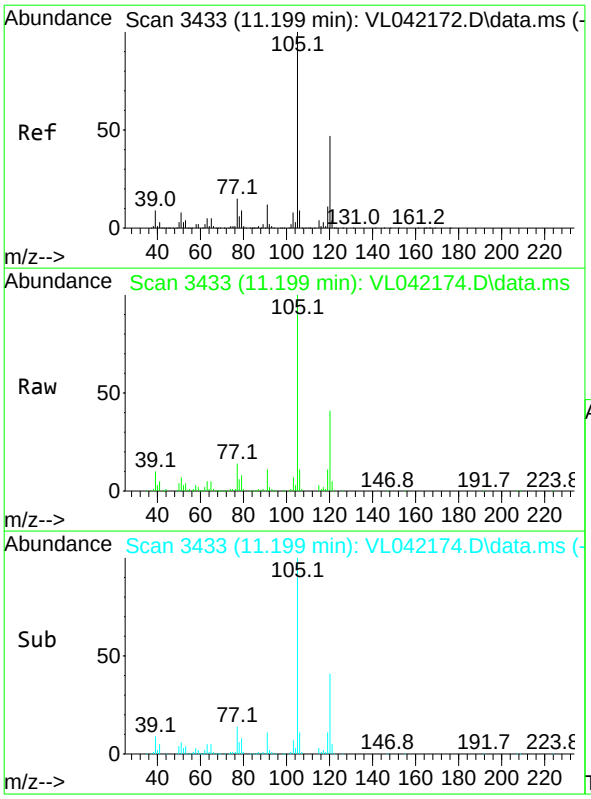

#73
1,3,5-Trimethylbenzene
Concen: 1.080 ppbv
RT: 11.199 min Scan# 34
Delta R.T. 0.000 min
Lab File: VL042174.D
Acq: 27 Mar 2025 09:30

Tgt Ion:105 Resp: 83497

Ion	Ratio	Lower	Upper
105	100		
120	41.3	37.4	56.0

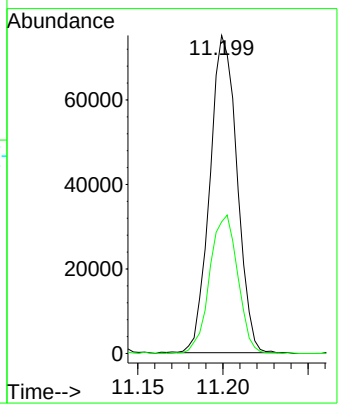

Instrument :
MSVOA_L
ClientSampleId :
VSTDICC001

Manual Integrations
APPROVED

Reviewed By :Semsettin Yesilyurt 03/31/2025
Supervised By :Mahesh Dadoda 04/03/2025

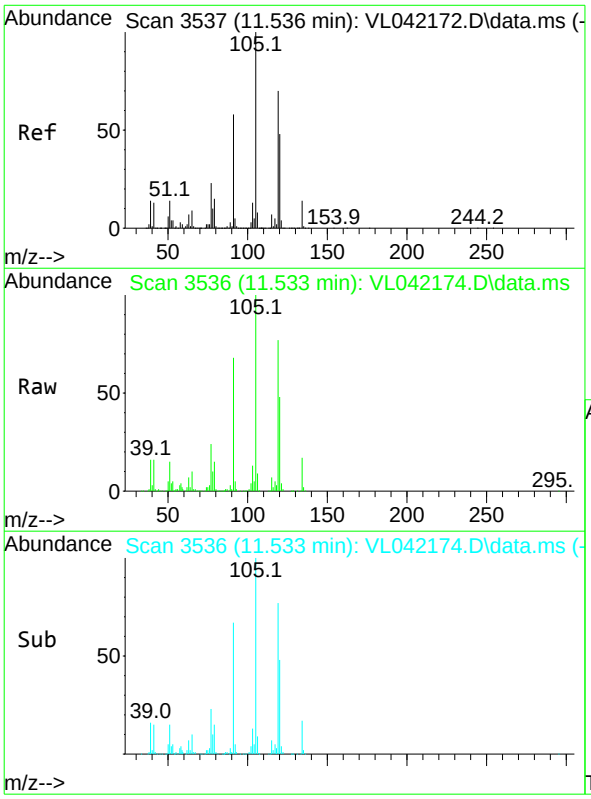

#74
1,2,4-Trimethylbenzene
Concen: 1.099 ppbv
RT: 11.533 min Scan# 3536
Delta R.T. -0.003 min
Lab File: VL042174.D
Acq: 27 Mar 2025 09:30

Tgt Ion:105 Resp: 97858

Ion	Ratio	Lower	Upper
105	100		
120	48.4	38.6	58.0
91	67.6	46.2	69.2
77	23.4	18.6	27.8

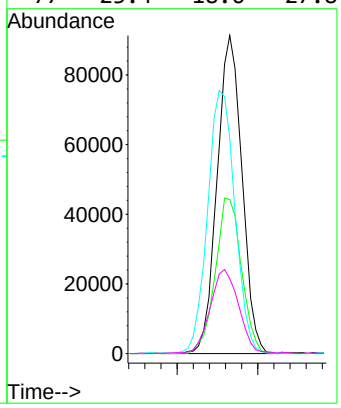

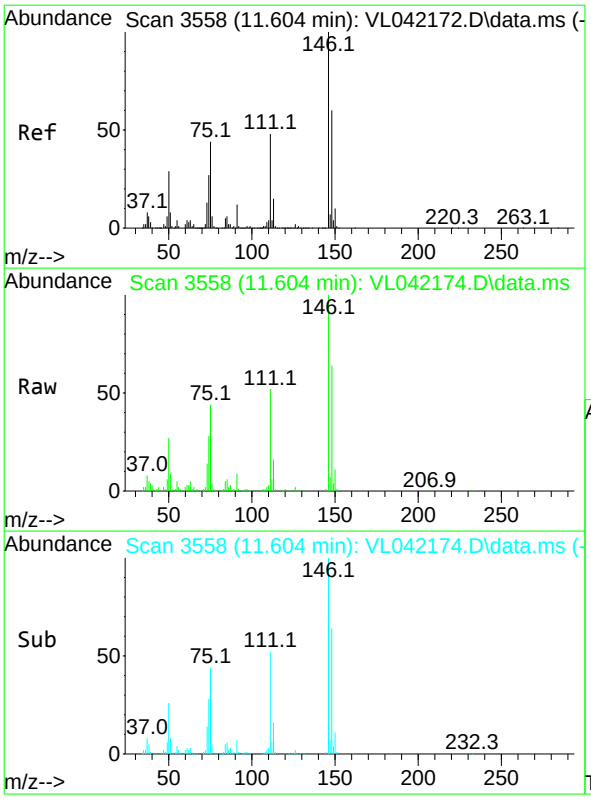

#75
1,3-Dichlorobenzene
Concen: 1.046 ppbv
RT: 11.604 min Scan# 35
Delta R.T. 0.000 min
Lab File: VL042174.D
Acq: 27 Mar 2025 09:30

Tgt Ion:146 Resp: 51096

Ion	Ratio	Lower	Upper
146	100		
111	46.8	23.8	71.2
148	62.6	31.9	95.9

Instrument :
MSVOA_L
ClientSampleId :
VSTDICC001

Manual Integrations
APPROVED

Reviewed By :Semsettin Yesilyurt 03/31/2025
Supervised By :Mahesh Dadoda 04/03/2025

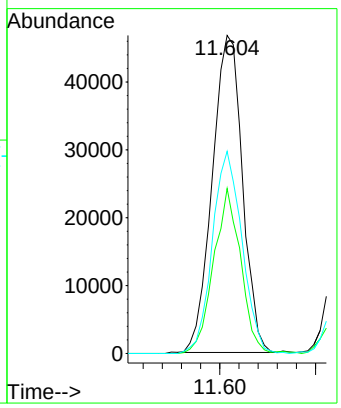

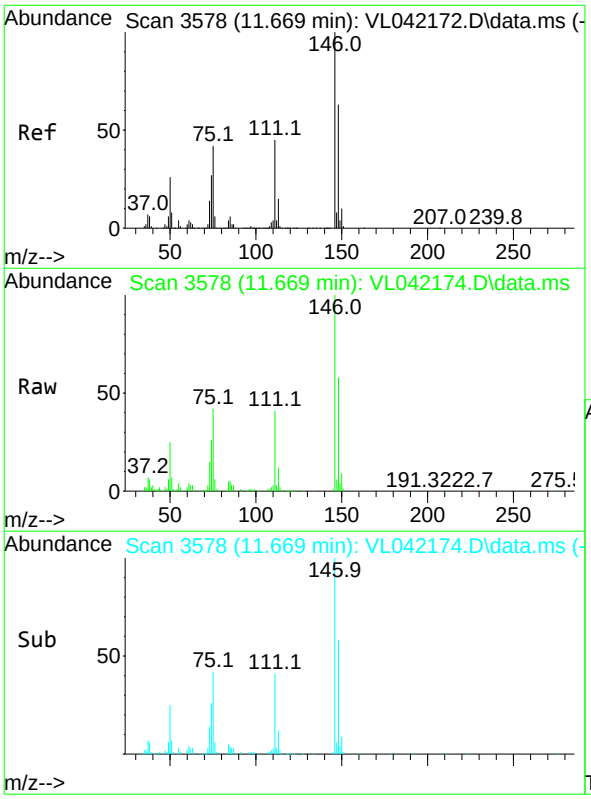

#76
1,4-Dichlorobenzene
Concen: 1.046 ppbv
RT: 11.669 min Scan# 3578
Delta R.T. 0.000 min
Lab File: VL042174.D
Acq: 27 Mar 2025 09:30

Tgt Ion:146 Resp: 50841

Ion	Ratio	Lower	Upper
146	100		
111	45.4	23.0	69.0
148	63.6	31.9	95.7

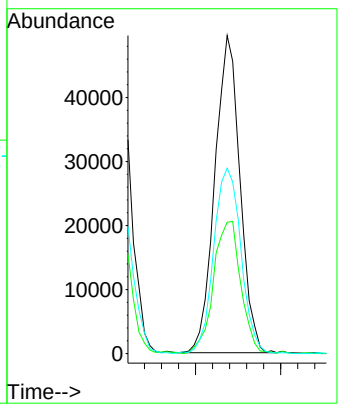

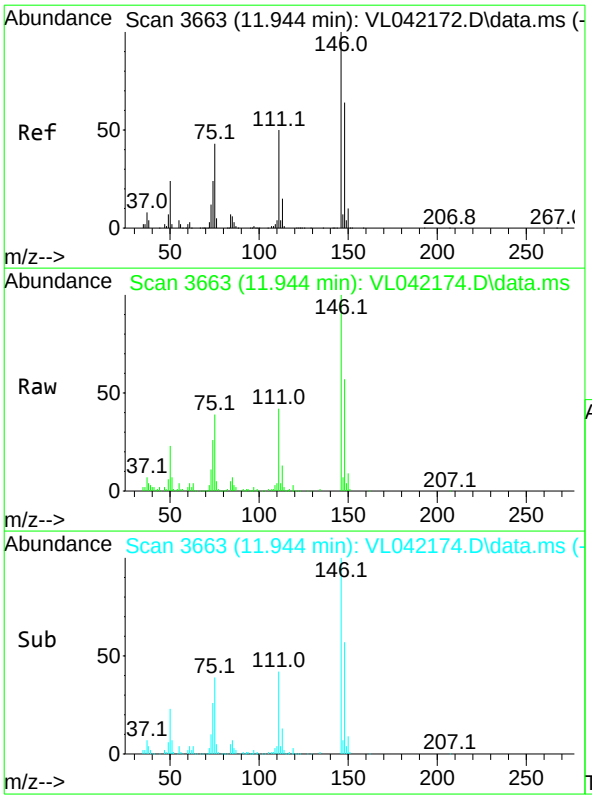

#77
1,2-Dichlorobenzene
Concen: 1.084 ppbv
RT: 11.944 min Scan# 36
Delta R.T. 0.000 min
Lab File: VL042174.D
Acq: 27 Mar 2025 09:30

Tgt Ion:146 Resp: 51523

Ion	Ratio	Lower	Upper
146	100		
111	48.6	24.8	74.3
148	61.9	31.6	94.8

Instrument :
MSVOA_L
ClientSampleId :
VSTDICC001

Manual Integrations
APPROVED

Reviewed By :Semsettin Yesilyurt 03/31/2025
Supervised By :Mahesh Dadoda 04/03/2025

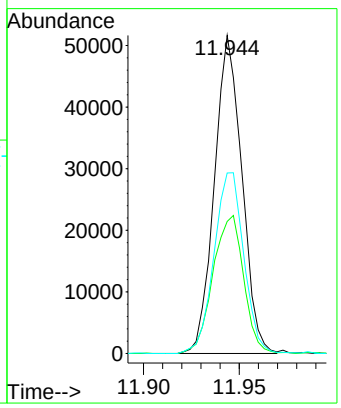

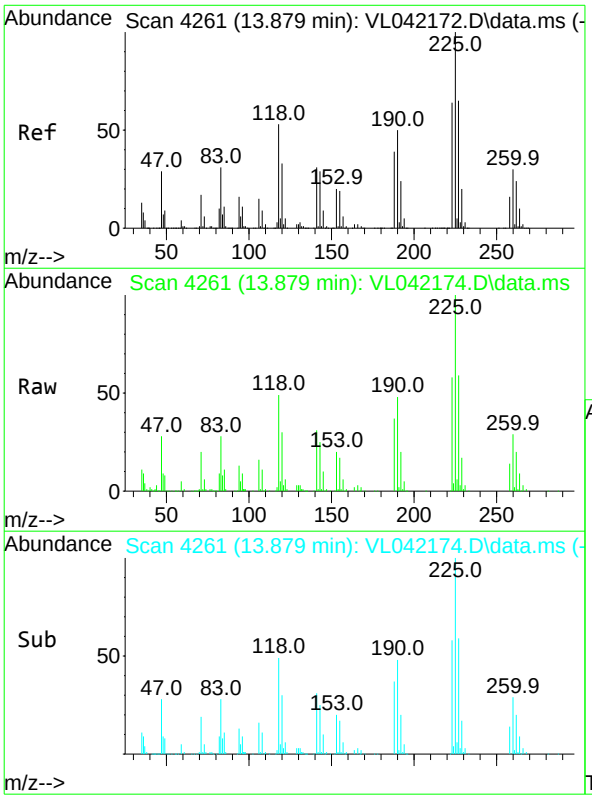

#78
Hexachloro-1,3-Butadiene
Concen: 1.149 ppbv
RT: 13.879 min Scan# 4261
Delta R.T. 0.000 min
Lab File: VL042174.D
Acq: 27 Mar 2025 09:30

Tgt Ion:225 Resp: 55611

Ion	Ratio	Lower	Upper
225	100		
223	60.8	50.6	76.0
227	62.3	51.2	76.8

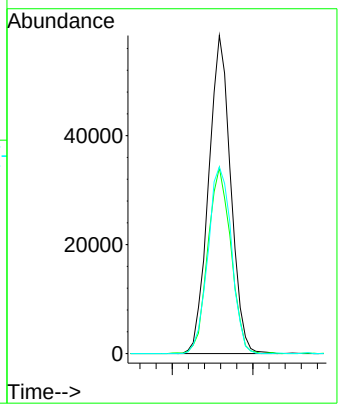

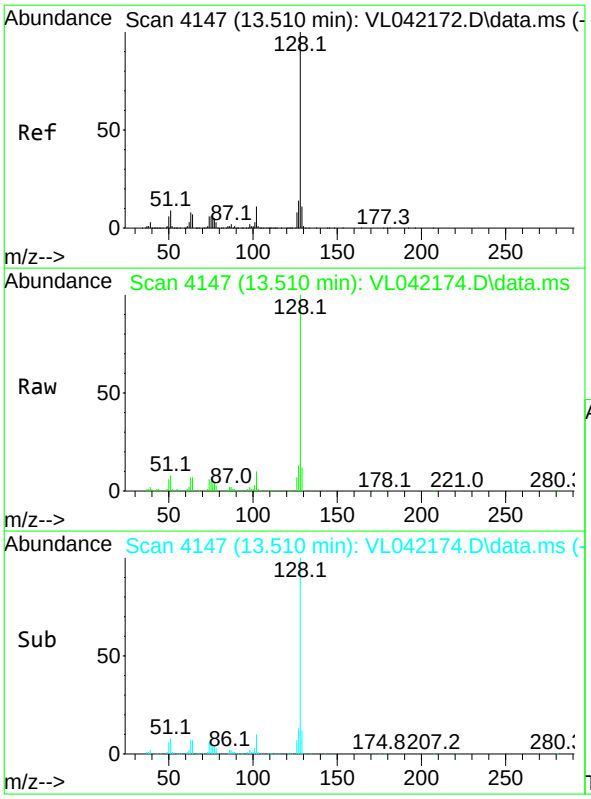

#79
Naphthalene
Concen: 1.120 ppbv
RT: 13.510 min Scan# 41
Delta R.T. 0.000 min
Lab File: VL042174.D
Acq: 27 Mar 2025 09:30

Tgt Ion:128 Resp: 109031

Ion	Ratio	Lower	Upper
128	100		
127	13.2	10.8	16.2
129	11.7	9.0	13.4

Instrument :
MSVOA_L
ClientSampleId :
VSTDICC001

Manual Integrations
APPROVED

Reviewed By :Semsettin Yesilyurt 03/31/2025
Supervised By :Mahesh Dadoda 04/03/2025

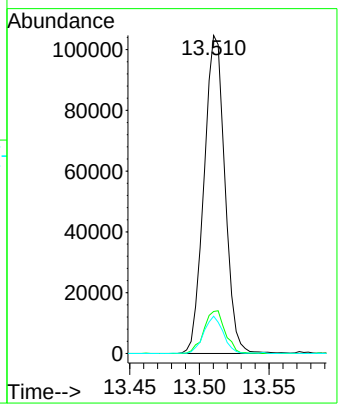

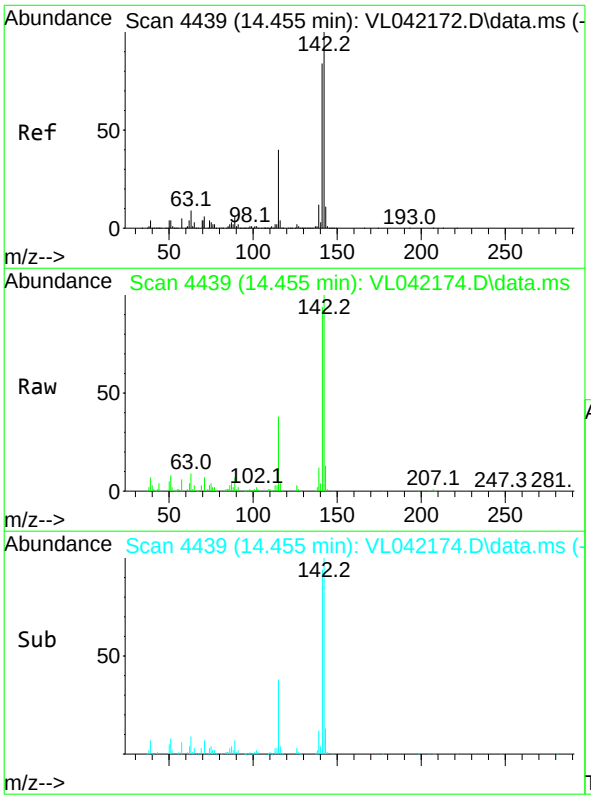

#80
Naphthalene,2-methyl-
Concen: 0.939 ppbv
RT: 14.455 min Scan# 4439
Delta R.T. 0.000 min
Lab File: VL042174.D
Acq: 27 Mar 2025 09:30

Tgt Ion:142 Resp: 44518

Ion	Ratio	Lower	Upper
142	100		
141	83.4	66.3	99.5
115	41.5	31.6	47.4

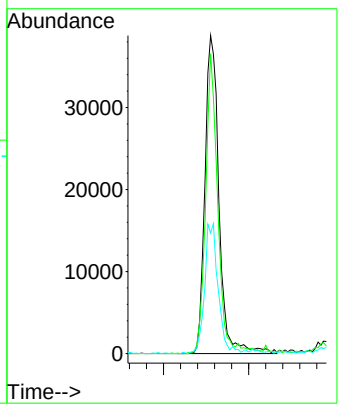

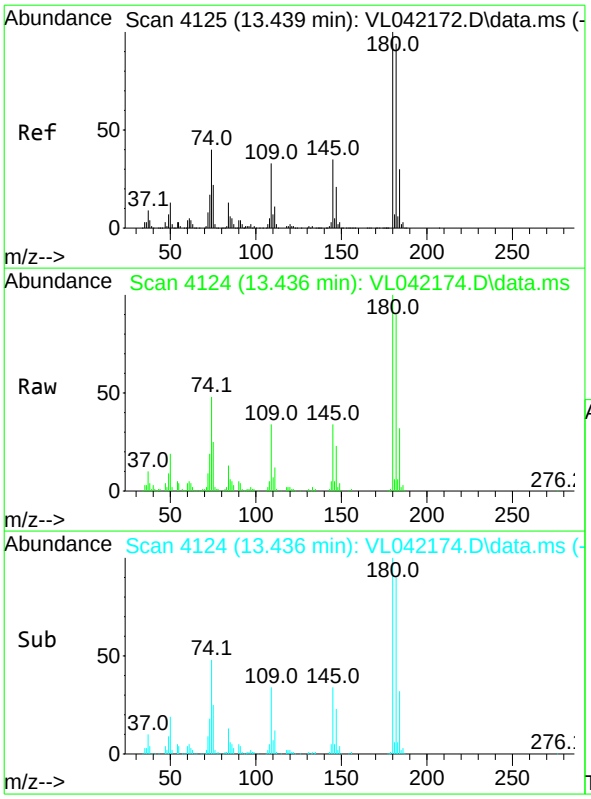

#81
1,2,4-Trichlorobenzene
Concen: 1.047 ppbv
RT: 13.436 min Scan# 41
Delta R.T. -0.003 min
Lab File: VL042174.D
Acq: 27 Mar 2025 09:30

Tgt Ion:180 Resp: 47040

Ion	Ratio	Lower	Upper
180	100		
182	95.7	75.1	112.7
184	31.4	24.4	36.6

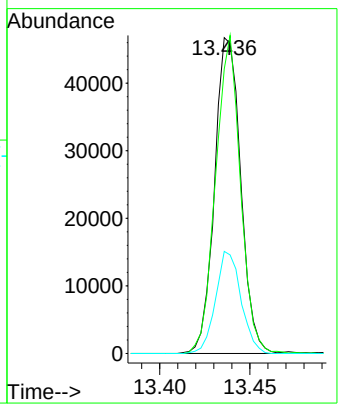

Instrument :
MSVOA_L
ClientSampleId :
VSTDICC001

Manual Integrations
APPROVED

Reviewed By :Semsettin Yesilyurt 03/31/2025
Supervised By :Mahesh Dadoda 04/03/2025

Quantitation Report (QT Reviewed)

Data Path : Z:\voasrv\HPCHEM1\MSVOA_L\Data\VL032725\
Data File : VL042175.D
Acq On : 27 Mar 2025 10:01
Operator : SY/MD
Sample : VSTDICC0.5
Misc : 400mL/MSVOA_L
ALS Vial : 6 Sample Multiplier: 1

Quant Time: Mar 28 01:34:42 2025
Quant Method : Z:\voasrv\HPCHEM1\MSVOA_L\methods\VL032725AIR.M
Quant Title : AIR ANALYSIS BY METHOD TO-15 Instrument: MSVOA_LFri Aug 2
QLast Update : Fri Mar 28 01:31:23 2025
Response via : Initial Calibration

Instrument :
MSVOA_L
ClientSampleId :
VSTDICC0.5

Manual Integrations
APPROVED
Reviewed By :Semsettin Yesilyurt 03/31/2025
Supervised By :Mahesh Dadoda 04/03/2025

Compound	R.T.	QIon	Response	Conc	Units	Dev(Min)
Internal Standards						
1) Bromochloromethane	2.784	49	180502	10.000	ppbv	0.00
33) 1,4-Difluorobenzene	3.952	114	523832	10.000	ppbv	0.00
55) Chlorobenzene-d5	8.875	117	485078	10.000	ppbv	0.00
System Monitoring Compounds						
68) 1-Bromo-4-Fluorobenzene	10.370	95	403513	10.130	ppbv	0.00
Spiked Amount 10.000	Range 65 - 135		Recovery = 101.300%			
Target Compounds						Qvalue
2) Dichlorodifluoromethane	1.496	85	14455	0.542	ppbv	95
3) Chlorodifluoromethane	1.473	51	14637	0.538	ppbv #	89
4) Chloromethane	1.531	50	5956	0.547	ppbv	94
5) Vinyl Chloride	1.577	62	5732	0.516	ppbv	92
6) Bromomethane	1.664	94	2949	0.597	ppbv	95
7) Chloroethane	1.703	64	2582	0.591	ppbv #	87
8) Dichlorotetrafluoroethane	1.551	85	11783	0.519	ppbv	98
9) Propene	1.483	41	6622m	0.540	ppbv	
10) Heptane	4.972	43	16673	0.502	ppbv	89
11) Trichlorofluoromethane	1.874	101	14099	0.544	ppbv	92
12) 1,1,2-Trichlorotrifluo...	2.136	101	11252	0.528	ppbv	99
13) Ethanol	1.722	45	997	1.038	ppbv #	36
14) Bromoethene	1.780	108	4770	0.584	ppbv #	86
15) Acetone	1.835	43	15331	0.607	ppbv #	85
16) 1,3-Butadiene	1.606	39	8594	0.757	ppbv	82
17) tert-Butyl alcohol	2.039	59	17467	0.556	ppbv	97
18) 1,1-Dichloroethene	2.030	96	5634	0.565	ppbv #	92
19) Isopropyl Alcohol	1.884	45	9171	0.644	ppbv #	39
20) Methylene Chloride	2.059	84	5634	0.599	ppbv #	93
21) Allyl Chloride	2.091	41	9632	0.541	ppbv	89
22) trans-1,2-Dichloroethene	2.334	96	6353	0.546	ppbv	83
23) Vinyl Acetate	2.457	43	6809	0.649	ppbv #	91
24) 1,1-Dichloroethane	2.405	63	11258	0.527	ppbv	97
25) Ethyl Acetate	2.836	43	36258	0.553	ppbv	98
26) Hexane	2.823	57	13605	0.538	ppbv	92
27) Carbon Disulfide	2.146	76	14510	0.535	ppbv #	1
28) Methyl tert-Butyl Ether	2.437	73	8310	0.527	ppbv #	89
29) Chloroform	2.845	83	20149	0.544	ppbv	98
30) Cyclohexane	3.852	84	12063m	0.549	ppbv	
31) cis-1,2-Dichloroethene	2.719	61	13601	0.529	ppbv	92
32) 1,1,1-Trichloroethane	3.360	97	20567	0.485	ppbv	100
34) 2-Butanone	2.557	43	19739	0.520	ppbv	96
35) Carbon Tetrachloride	3.755	117	18558	0.460	ppbv	93
36) Benzene	3.651	78	27488	0.529	ppbv #	87
37) 1,2-Dichloroethane	3.214	62	16062	0.540	ppbv	100
38) Trichloroethene	4.538	130	11460m	0.529	ppbv	
39) 1,2-Dichloropropane	4.308	63	10123	0.535	ppbv	92
40) 1,4-Dioxane	4.593	88	6121m	0.624	ppbv	
41) Tetrahydrofuran	3.059	42	11509m	0.533	ppbv	
42) Bromodichloromethane	4.483	83	20374	0.497	ppbv #	98
43) Methyl Methacrylate	4.875	69	11583m	0.528	ppbv	
44) 2,2,4-Trimethylpentane	4.632	57	46646	0.532	ppbv	95
45) t-1,3-Dichloropropene	6.406	75	12404	0.526	ppbv #	79

Quantitation Report (QT Reviewed)

Data Path : Z:\voasrv\HPCHEM1\MSVOA_L\Data\VL032725\
Data File : VL042175.D
Acq On : 27 Mar 2025 10:01
Operator : SY/MD
Sample : VSTDICC0.5
Misc : 400mL/MSVOA_L
ALS Vial : 6 Sample Multiplier: 1

Quant Time: Mar 28 01:34:42 2025
Quant Method : Z:\voasrv\HPCHEM1\MSVOA_L\methods\VL032725AIR.M
Quant Title : AIR ANALYSIS BY METHOD TO-15 Instrument: MSVOA_LFri Aug 2
QLast Update : Fri Mar 28 01:31:23 2025
Response via : Initial Calibration

Instrument :
MSVOA_L
ClientSampleId :
VSTDICC0.5

Manual Integrations
APPROVED
Reviewed By :Semsettin Yesilyurt 03/31/2025
Supervised By :Mahesh Dadoda 04/03/2025

Compound	R.T.	QIon	Response	Conc Units	Dev(Min)
46) cis-1,3-Dichloropropene	5.593	75	14374m	0.497 ppbv	
47) 1,1,2-Trichloroethane	6.574	97	10972m	0.549 ppbv	
48) Dibromochloromethane	7.380	129	17042	0.503 ppbv	99
49) Bromoform	9.480	173	14828	0.487 ppbv	98
50) 4-Methyl-2-Pentanone	5.758	43	33674	0.559 ppbv	97
51) 2-Hexanone	7.438	43	26154	0.523 ppbv #	100
52) Tetrachloroethene	8.218	164	10502	0.510 ppbv	94
53) Toluene	6.923	91	32444	0.527 ppbv	98
54) 1,2-Dibromoethane	7.648	107	14220	0.510 ppbv	99
56) 1,1,1,2-Tetrachloroethane	8.920	131	13959	0.523 ppbv #	1
57) Chlorobenzene	8.914	112	24826	0.540 ppbv #	91
58) Ethyl Benzene	9.348	91	44862	0.521 ppbv	96
59) m/p-Xylene	9.542	91	73028m	1.060 ppbv	
60) o-Xylene	9.959	91	36879	0.535 ppbv	98
61) Styrene	9.866	104	17198	0.504 ppbv	96
62) Isopropylbenzene	10.536	105	55531	0.538 ppbv	99
63) 1,1,2,2-Tetrachloroethane	9.959	83	21989	0.525 ppbv	96
64) n-propylbenzene	10.985	120	14030	0.528 ppbv	95
65) tert-Butylbenzene	11.526	119	53115	0.557 ppbv	100
66) Benzyl Chloride	11.613	91	5263	0.520 ppbv	97
67) sec-Butylbenzene	11.762	105	72879	0.550 ppbv	98
69) p-Isopropyltoluene	11.921	119	61933	0.542 ppbv	100
70) n-Butylbenzene	12.277	91	61507	0.527 ppbv	99
71) 2-Chlorotoluene	10.895	91	41637	0.520 ppbv	95
72) 4-Ethyltoluene	11.121	105	44473	0.518 ppbv #	94
73) 1,3,5-Trimethylbenzene	11.199	105	39190	0.523 ppbv	97
74) 1,2,4-Trimethylbenzene	11.532	105	48370	0.560 ppbv	97
75) 1,3-Dichlorobenzene	11.600	146	25122	0.530 ppbv	100
76) 1,4-Dichlorobenzene	11.668	146	24991	0.530 ppbv	97
77) 1,2-Dichlorobenzene	11.943	146	24548	0.532 ppbv	96
78) Hexachloro-1,3-Butadiene	13.879	225	25636	0.546 ppbv	99
79) Naphthalene	13.510	128	47990	0.508 ppbv	95
80) Naphthalene,2-methyl-	14.458	142	17486	0.380 ppbv	98
81) 1,2,4-Trichlorobenzene	13.436	180	19924	0.457 ppbv	97

(#) = qualifier out of range (m) = manual integration (+) = signals summed

Quantitation Report (QT Reviewed)

Data Path : Z:\voasrv\HPCHEM1\MSVOA_L\Data\VL032725\
Data File : VL042175.D
Acq On : 27 Mar 2025 10:01
Operator : SY/MD
Sample : VSTDICC0.5
Misc : 400mL/MSVOA_L
ALS Vial : 6 Sample Multiplier: 1

Quant Time: Mar 28 01:34:42 2025
Quant Method : Z:\voasrv\HPCHEM1\MSVOA_L\methods\VL032725AIR.M
Quant Title : AIR ANALYSIS BY METHOD TO-15 Instrument: MSVOA_LFri Aug
QLast Update : Fri Mar 28 01:31:23 2025
Response via : Initial Calibration

Instrument :
MSVOA_L
ClientSampleId :
VSTDICC0.5

Manual Integrations
APPROVED

Reviewed By :Semsettin Yesilyurt 03/31/2025
Supervised By :Mahesh Dadoda 04/03/2025

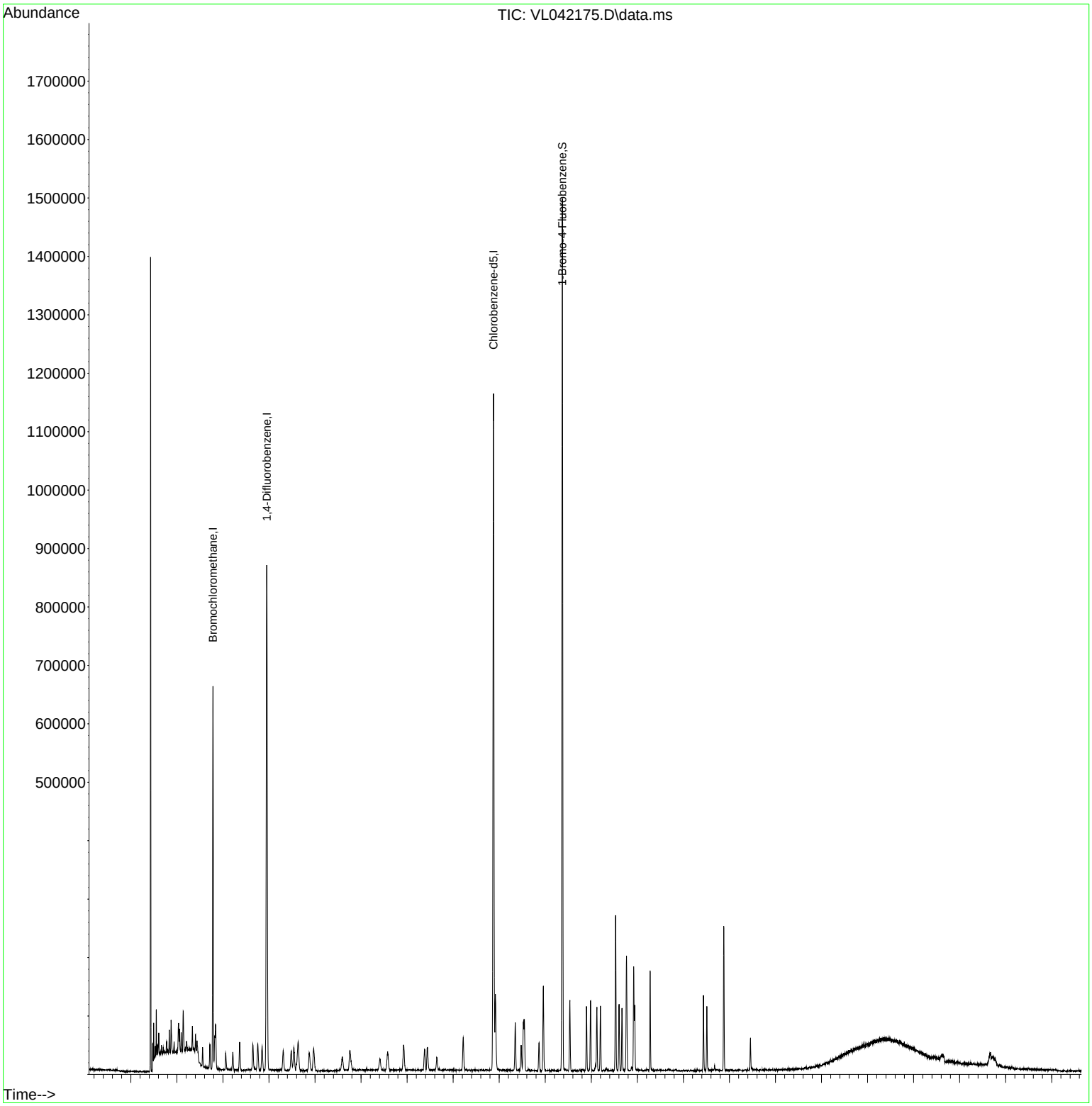

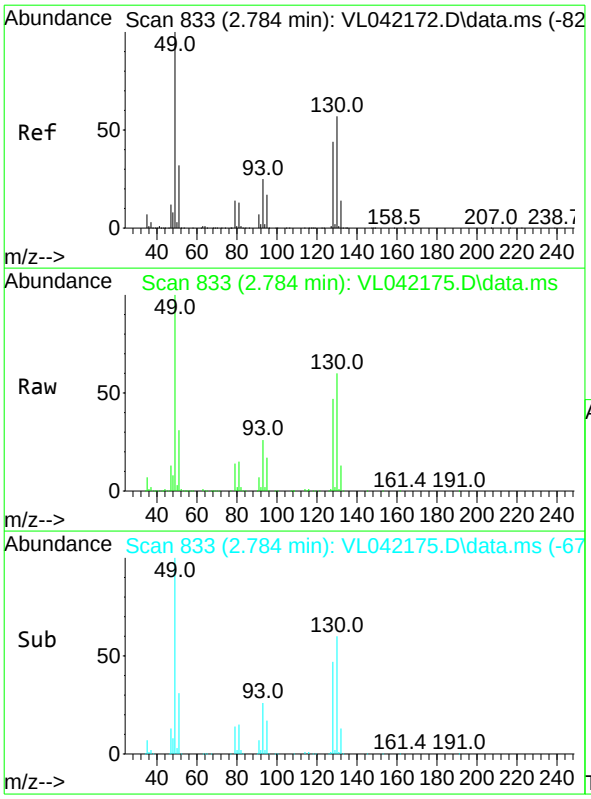

#1
Bromochloromethane
Concen: 10.000 ppbv
RT: 2.784 min Scan# 83
Delta R.T. -0.000 min
Lab File: VL042175.D
Acq: 27 Mar 2025 10:01

Tgt Ion: 49 Resp: 180502

Ion	Ratio	Lower	Upper
49	100		
128	46.1	22.9	68.5
130	59.2	28.8	86.4

Instrument :
MSVOA_L
ClientSampleId :
VSTDICC0.5

Manual Integrations
APPROVED

Reviewed By :Semsettin Yesilyurt 03/31/2025
Supervised By :Mahesh Dadoda 04/03/2025

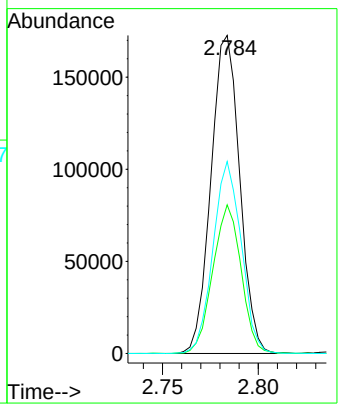



#2
Dichlorodifluoromethane
Concen: 0.542 ppbv
RT: 1.496 min Scan# 435
Delta R.T. -0.000 min
Lab File: VL042175.D
Acq: 27 Mar 2025 10:01

Tgt Ion: 85 Resp: 14455

Ion	Ratio	Lower	Upper
85	100		
87	29.5	26.1	39.1

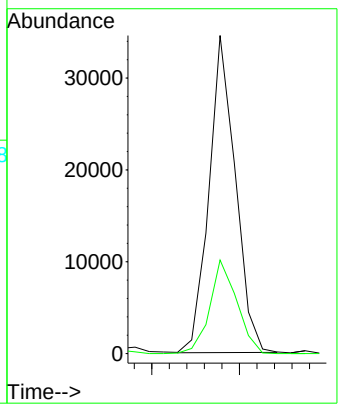



#3
Chlorodifluoromethane
Concen: 0.538 ppbv
RT: 1.473 min Scan# 42
Delta R.T. -0.000 min
Lab File: VL042175.D
Acq: 27 Mar 2025 10:01

Tgt Ion: 51 Resp: 14637

Ion	Ratio	Lower	Upper
51	100		
67	23.6	15.0	22.6#

Instrument :
MSVOA_L
ClientSampleId :
VSTDICC0.5

Manual Integrations APPROVED

Reviewed By :Semsettin Yesilyurt 03/31/2025
Supervised By :Mahesh Dadoda 04/03/2025

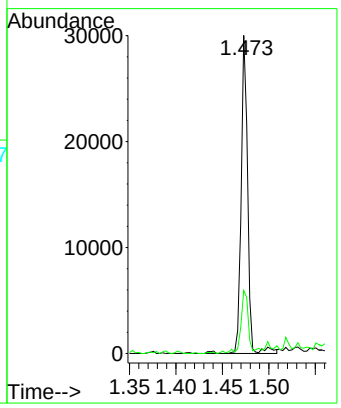

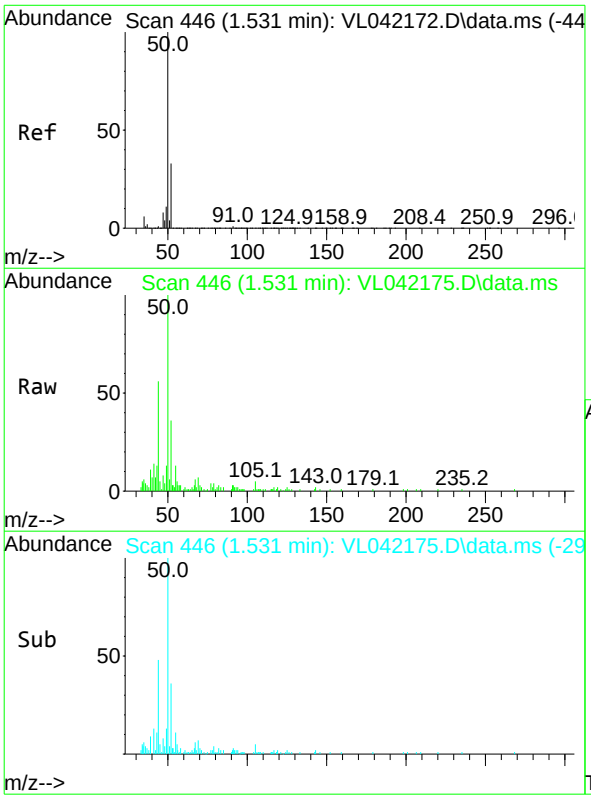

#4
Chloromethane
Concen: 0.547 ppbv
RT: 1.531 min Scan# 446
Delta R.T. -0.000 min
Lab File: VL042175.D
Acq: 27 Mar 2025 10:01

Tgt Ion: 50 Resp: 5956

Ion	Ratio	Lower	Upper
50	100		
52	36.1	26.1	39.1

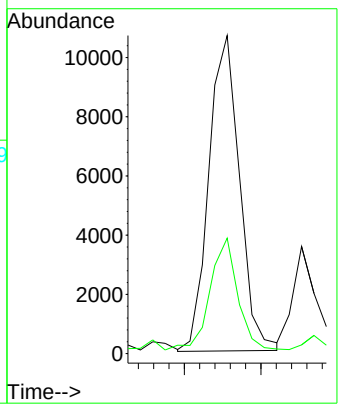

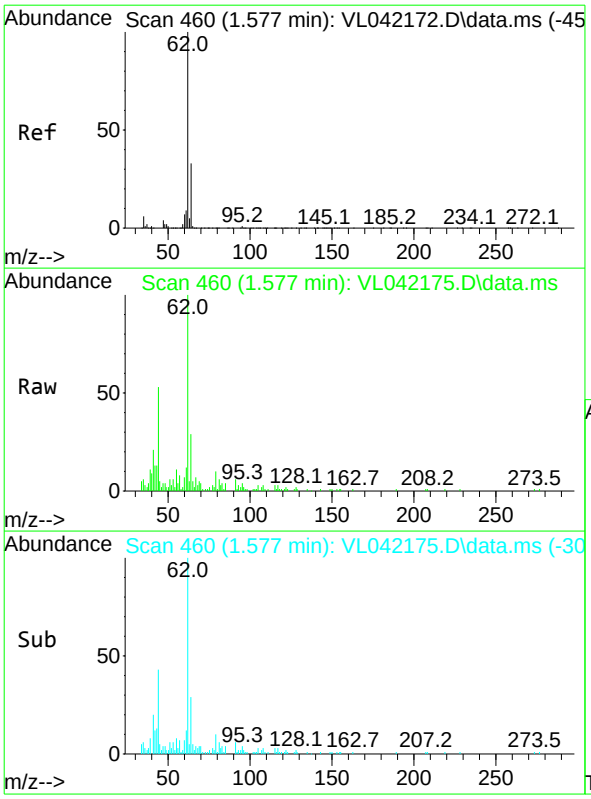

#5
Vinyl Chloride
Concen: 0.516 ppbv
RT: 1.577 min Scan# 46
Delta R.T. -0.000 min
Lab File: VL042175.D
Acq: 27 Mar 2025 10:01

Tgt Ion: 62 Resp: 5732

Ion	Ratio	Lower	Upper
62	100		
64	28.5	26.6	40.0

Instrument :
MSVOA_L
ClientSampleId :
VSTDICC0.5

Manual Integrations
APPROVED

Reviewed By :Semsettin Yesilyurt 03/31/2025
Supervised By :Mahesh Dadoda 04/03/2025

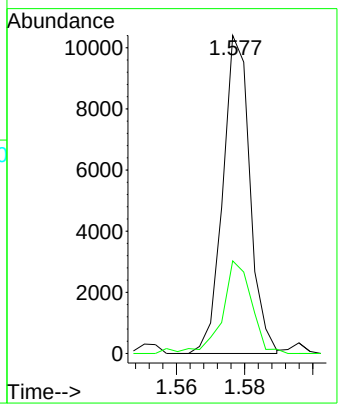

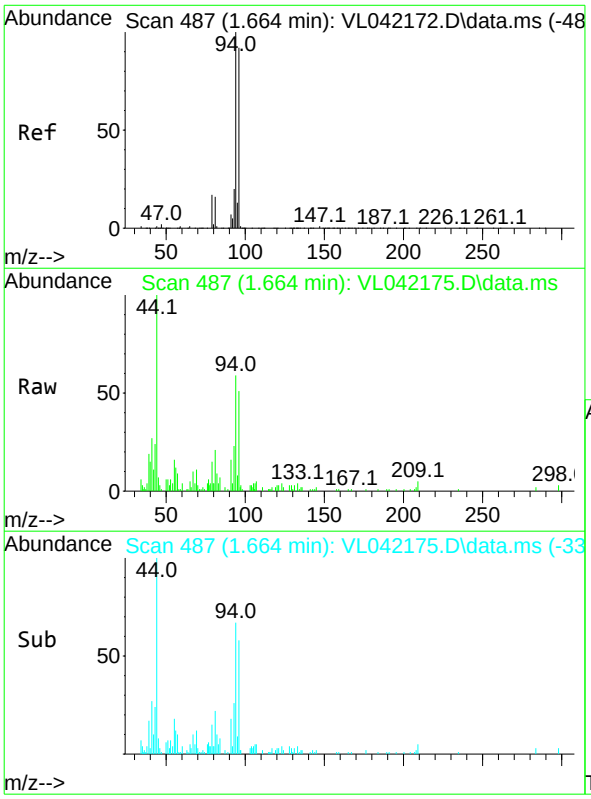

#6
Bromomethane
Concen: 0.597 ppbv
RT: 1.664 min Scan# 487
Delta R.T. -0.000 min
Lab File: VL042175.D
Acq: 27 Mar 2025 10:01

Tgt Ion: 94 Resp: 2949

Ion	Ratio	Lower	Upper
94	100		
96	86.2	73.1	109.7

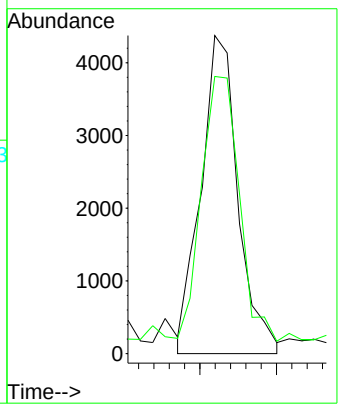

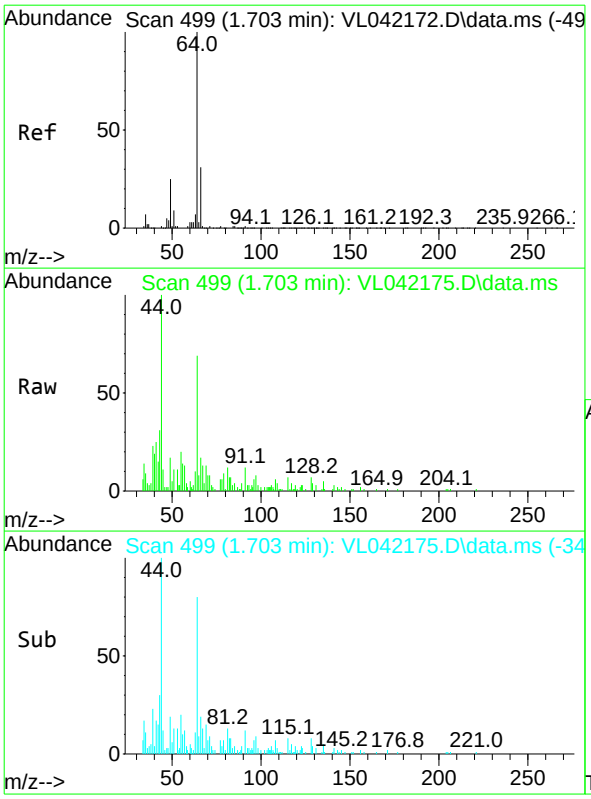

#7
Chloroethane
Concen: 0.591 ppbv
RT: 1.703 min Scan# 49
Delta R.T. -0.000 min
Lab File: VL042175.D
Acq: 27 Mar 2025 10:01

Tgt Ion: 64 Resp: 2582

Ion	Ratio	Lower	Upper
64	100		
66	24.2	25.2	37.8#

Instrument :
MSVOA_L
ClientSampleId :
VSTDICC0.5

Manual Integrations APPROVED

Reviewed By :Semsettin Yesilyurt 03/31/2025
Supervised By :Mahesh Dadoda 04/03/2025

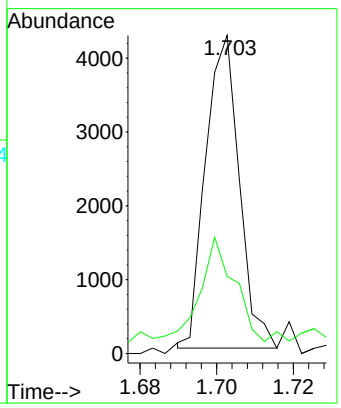

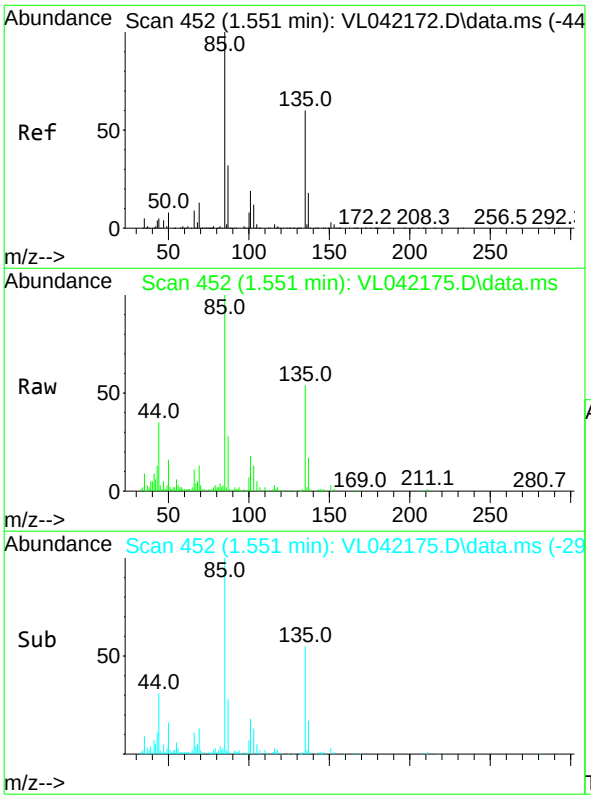

#8
Dichlorotetrafluoroethane
Concen: 0.519 ppbv
RT: 1.551 min Scan# 452
Delta R.T. -0.000 min
Lab File: VL042175.D
Acq: 27 Mar 2025 10:01

Tgt Ion: 85 Resp: 11783

Ion	Ratio	Lower	Upper
85	100		
135	63.7	52.4	78.6

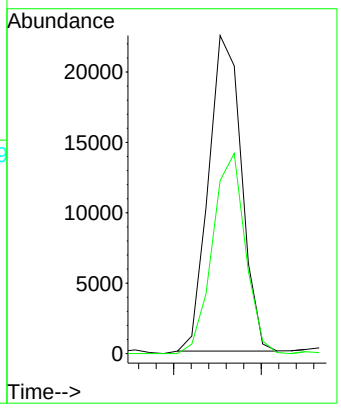



#9
Propene
Concen: 0.540 ppbv m
RT: 1.483 min Scan# 43
Delta R.T. -0.000 min
Lab File: VL042175.D
Acq: 27 Mar 2025 10:01

Tgt Ion: 41 Resp: 6622

Ion	Ratio	Lower	Upper
41	100		
42	19.5	55.4	83.2#

Instrument :
MSVOA_L
ClientSampleId :
VSTDICC0.5

Manual Integrations
APPROVED

Reviewed By :Semsettin Yesilyurt 03/31/2025
Supervised By :Mahesh Dadoda 04/03/2025

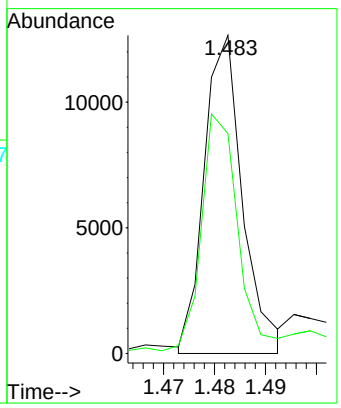

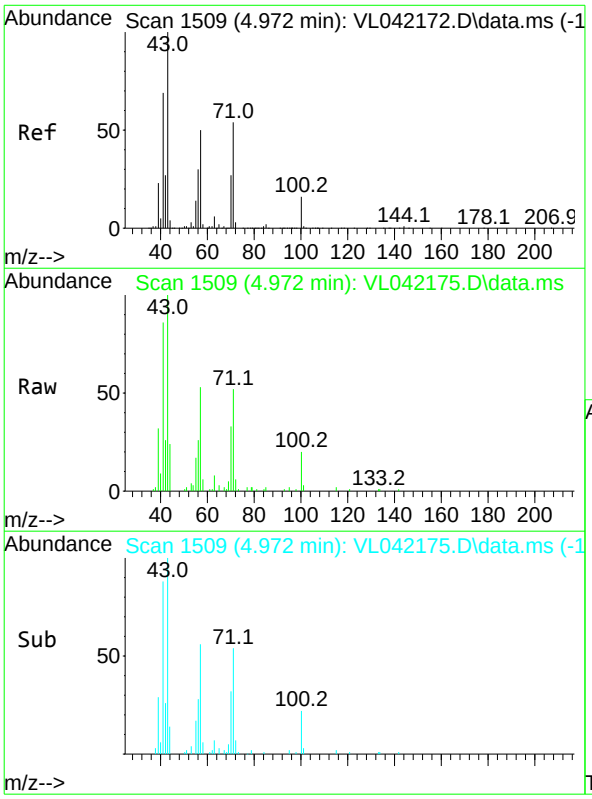

#10
Heptane
Concen: 0.502 ppbv
RT: 4.972 min Scan# 1509
Delta R.T. -0.000 min
Lab File: VL042175.D
Acq: 27 Mar 2025 10:01

Tgt Ion: 43 Resp: 16673

Ion	Ratio	Lower	Upper
43	100		
57	57.0	39.4	59.2

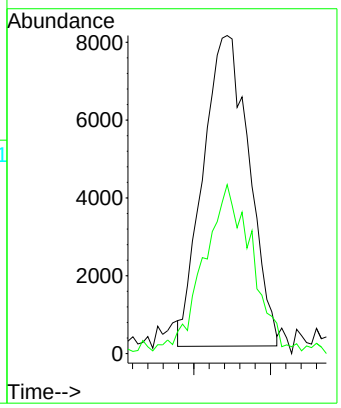

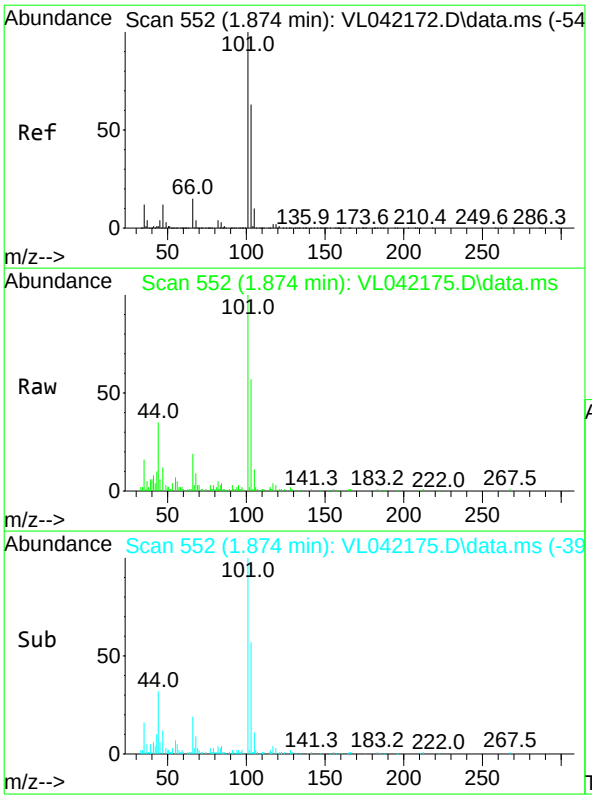

#11
Trichlorofluoromethane
Concen: 0.544 ppbv
RT: 1.874 min Scan# 55
Delta R.T. -0.000 min
Lab File: VL042175.D
Acq: 27 Mar 2025 10:01

Tgt Ion:101 Resp: 14099

Ion	Ratio	Lower	Upper
101	100		
103	56.3	50.2	75.2

Instrument :
MSVOA_L
ClientSampleId :
VSTDICC0.5

Manual Integrations
APPROVED

Reviewed By :Semsettin Yesilyurt 03/31/2025
Supervised By :Mahesh Dadoda 04/03/2025

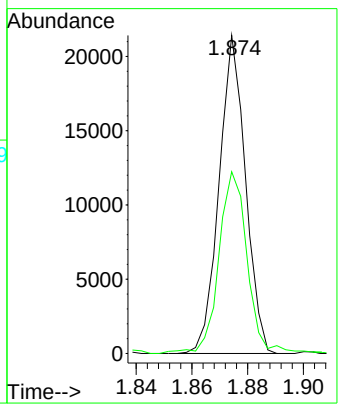

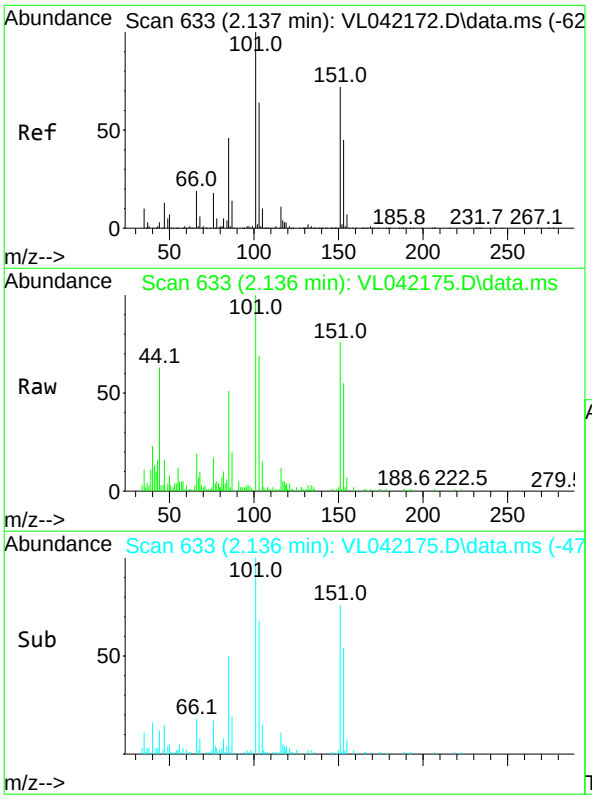

#12
1,1,2-Trichlorotrifluoroethane
Concen: 0.528 ppbv
RT: 2.136 min Scan# 633
Delta R.T. -0.000 min
Lab File: VL042175.D
Acq: 27 Mar 2025 10:01

Tgt Ion:101 Resp: 11252

Ion	Ratio	Lower	Upper
101	100		
151	70.6	57.1	85.7

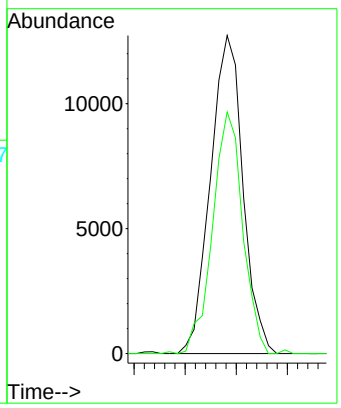

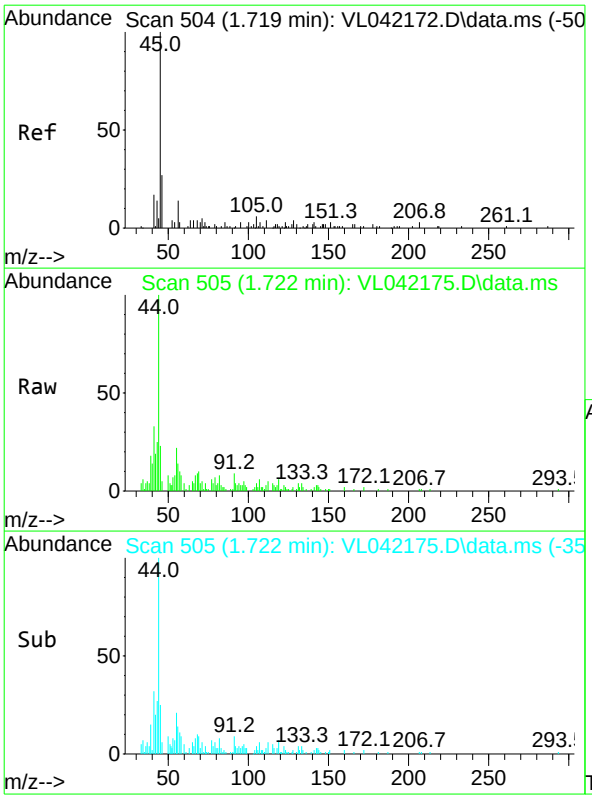

#13
Ethanol
Concen: 1.038 ppbv
RT: 1.722 min Scan# 50
Delta R.T. 0.003 min
Lab File: VL042175.D
Acq: 27 Mar 2025 10:01

Tgt Ion: 45 Resp: 997

Ion	Ratio	Lower	Upper
45	100		
46	94.5	20.2	80.8#

Instrument :
MSVOA_L
ClientSampleId :
VSTDICC0.5

Manual Integrations
APPROVED

Reviewed By :Semsettin Yesilyurt 03/31/2025
Supervised By :Mahesh Dadoda 04/03/2025

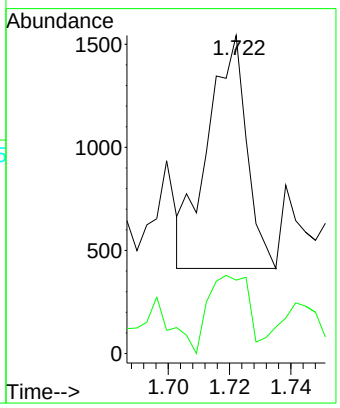

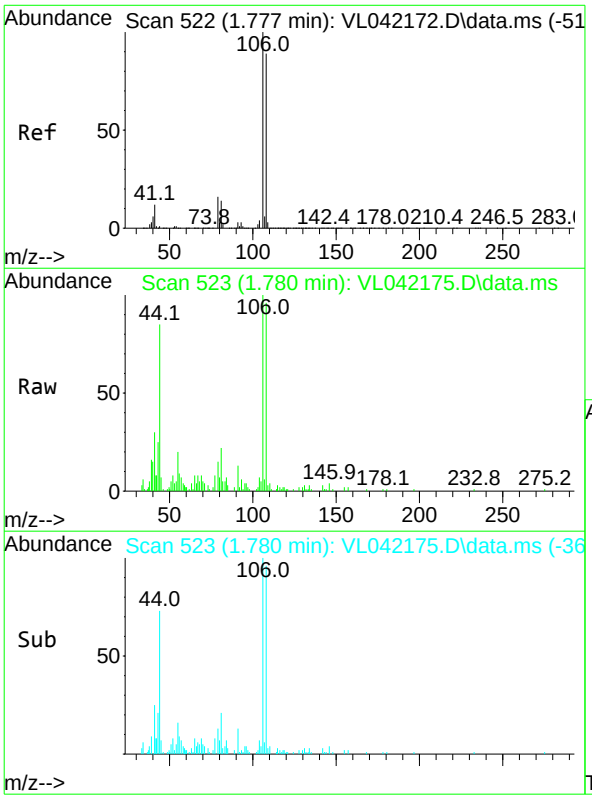

#14
Bromoethene
Concen: 0.584 ppbv
RT: 1.780 min Scan# 523
Delta R.T. 0.003 min
Lab File: VL042175.D
Acq: 27 Mar 2025 10:01

Tgt Ion:108 Resp: 4770

Ion	Ratio	Lower	Upper
108	100		
106	101.3	86.8	130.2
79	42.6	15.0	22.6#

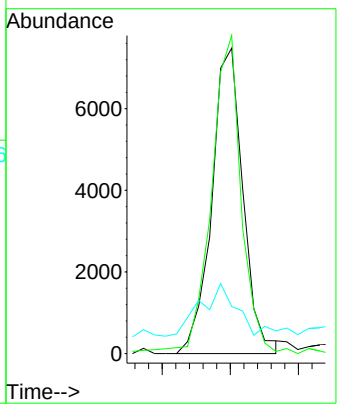



#15
Acetone
Concen: 0.607 ppbv
RT: 1.835 min Scan# 54
Delta R.T. 0.003 min
Lab File: VL042175.D
Acq: 27 Mar 2025 10:01

Tgt Ion: 43 Resp: 15331

Ion	Ratio	Lower	Upper
43	100		
58	37.1	23.2	34.8#

Instrument :
MSVOA_L
ClientSampleId :
VSTDICC0.5

Manual Integrations
APPROVED

Reviewed By :Semsettin Yesilyurt 03/31/2025
Supervised By :Mahesh Dadoda 04/03/2025

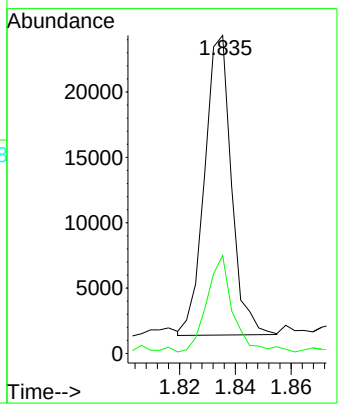

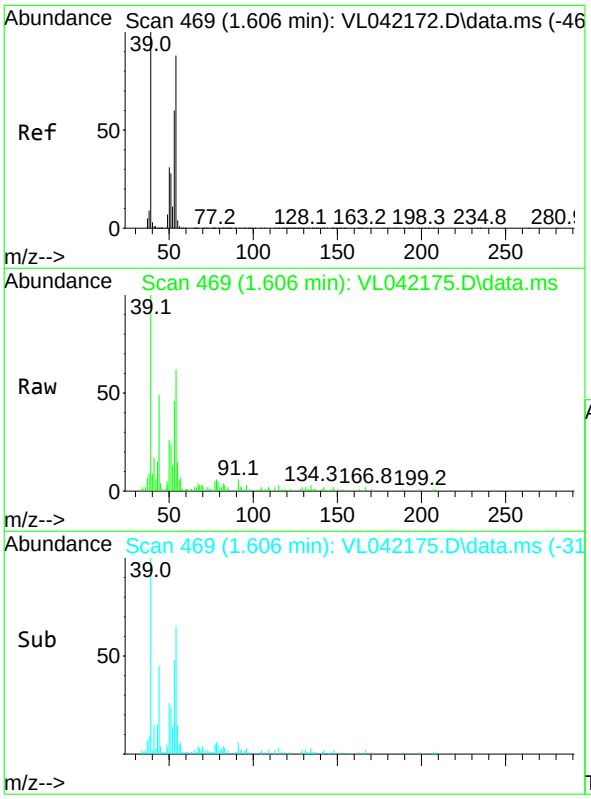

#16
1,3-Butadiene
Concen: 0.757 ppbv
RT: 1.606 min Scan# 469
Delta R.T. -0.000 min
Lab File: VL042175.D
Acq: 27 Mar 2025 10:01

Tgt Ion: 39 Resp: 8594

Ion	Ratio	Lower	Upper
39	100		
54	60.7	60.7	91.1

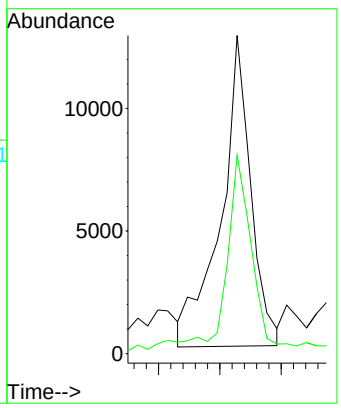

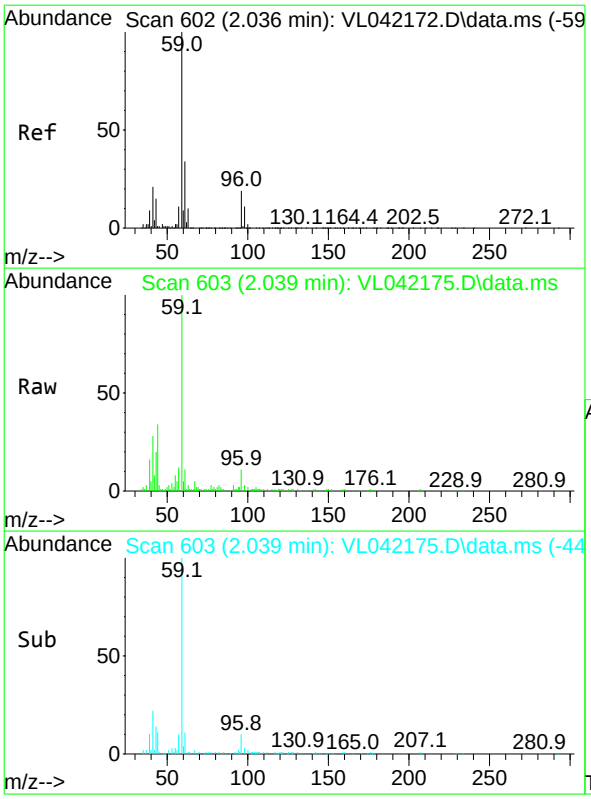

#17
tert-Butyl alcohol
Concen: 0.556 ppbv
RT: 2.039 min Scan# 60
Delta R.T. 0.003 min
Lab File: VL042175.D
Acq: 27 Mar 2025 10:01

Tgt Ion: 59 Resp: 17467

Ion	Ratio	Lower	Upper
59	100		
57	12.1	8.9	13.3

Instrument :
MSVOA_L
ClientSampleId :
VSTDICC0.5

Manual Integrations
APPROVED

Reviewed By :Semsettin Yesilyurt 03/31/2025
Supervised By :Mahesh Dadoda 04/03/2025

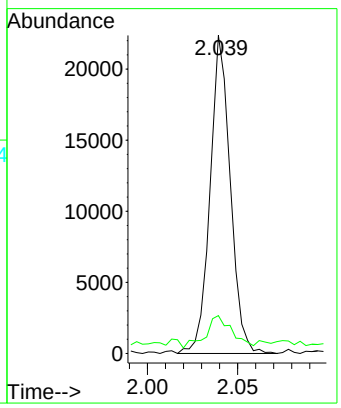

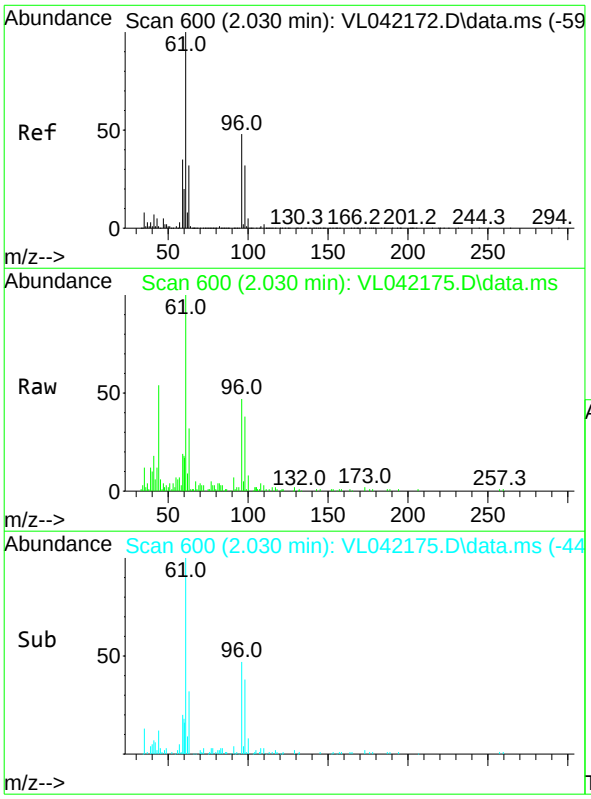

#18
1,1-Dichloroethene
Concen: 0.565 ppbv
RT: 2.030 min Scan# 600
Delta R.T. -0.000 min
Lab File: VL042175.D
Acq: 27 Mar 2025 10:01

Tgt Ion: 96 Resp: 5634

Ion	Ratio	Lower	Upper
96	100		
61	216.6	167.6	251.4
98	81.2	53.5	80.3#

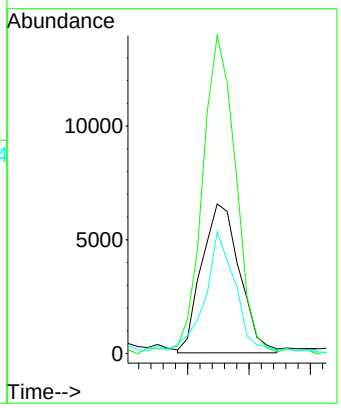

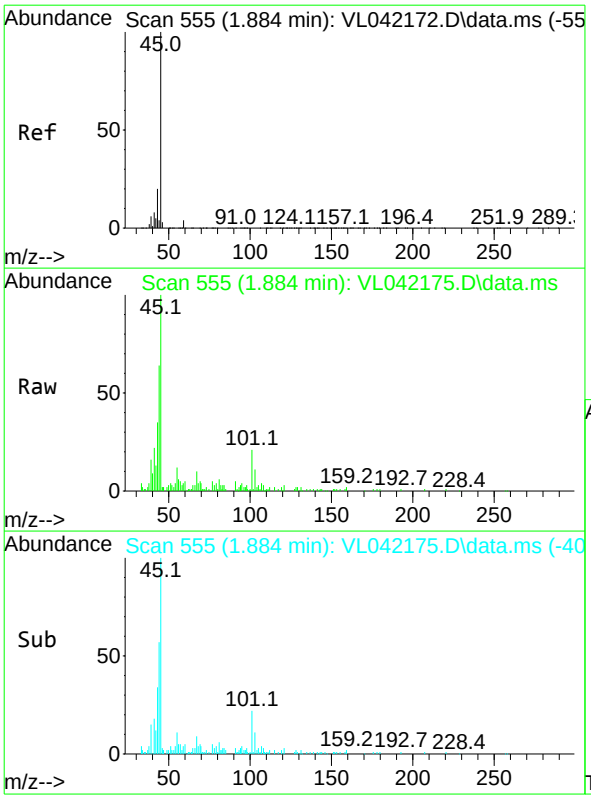

#19
Isopropyl Alcohol
Concen: 0.644 ppbv
RT: 1.884 min Scan# 55
Delta R.T. -0.000 min
Lab File: VL042175.D
Acq: 27 Mar 2025 10:01

Tgt Ion: 45 Resp: 9171

Ion	Ratio	Lower	Upper
45	100		
58	5.5	36.9	55.3#

Instrument :
MSVOA_L
ClientSampleId :
VSTDICC0.5

Manual Integrations
APPROVED

Reviewed By :Semsettin Yesilyurt 03/31/2025
Supervised By :Mahesh Dadoda 04/03/2025

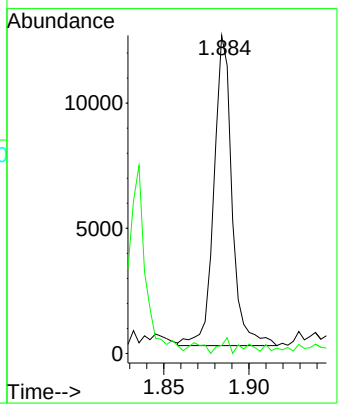

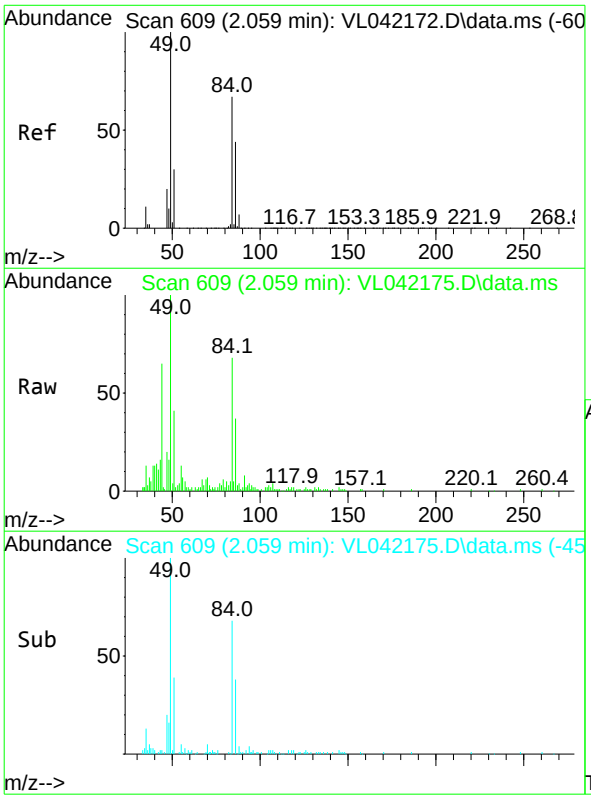

#20
Methylene Chloride
Concen: 0.599 ppbv
RT: 2.059 min Scan# 609
Delta R.T. -0.000 min
Lab File: VL042175.D
Acq: 27 Mar 2025 10:01

Tgt Ion: 84 Resp: 5634

Ion	Ratio	Lower	Upper
84	100		
49	148.1	120.2	180.4
51	56.1	37.4	56.0#
86	55.6	52.4	78.6

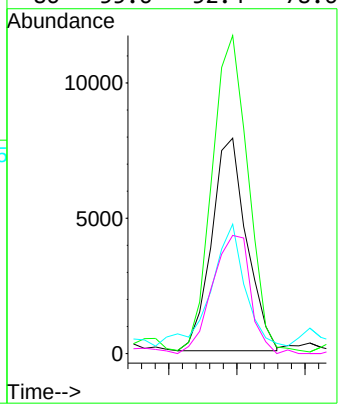

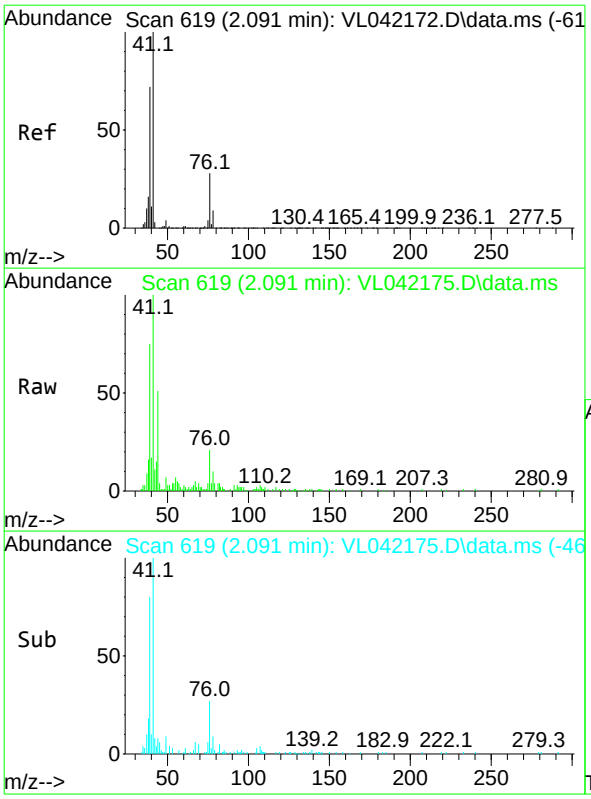

#21
Allyl Chloride
Concen: 0.541 ppbv
RT: 2.091 min Scan# 61
Delta R.T. -0.000 min
Lab File: VL042175.D
Acq: 27 Mar 2025 10:01

Tgt Ion: 41 Resp: 9632

Ion	Ratio	Lower	Upper
41	100		
76	30.9	24.1	36.1
39	88.9	61.1	91.7

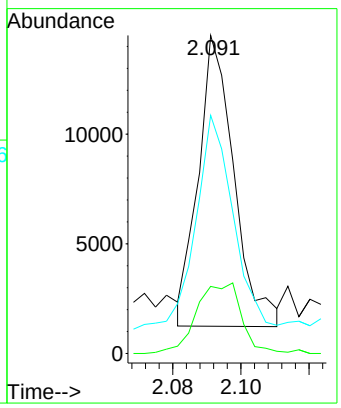

Instrument :
MSVOA_L
ClientSampleId :
VSTDICC0.5

Manual Integrations
APPROVED

Reviewed By :Semsettin Yesilyurt 03/31/2025
Supervised By :Mahesh Dadoda 04/03/2025

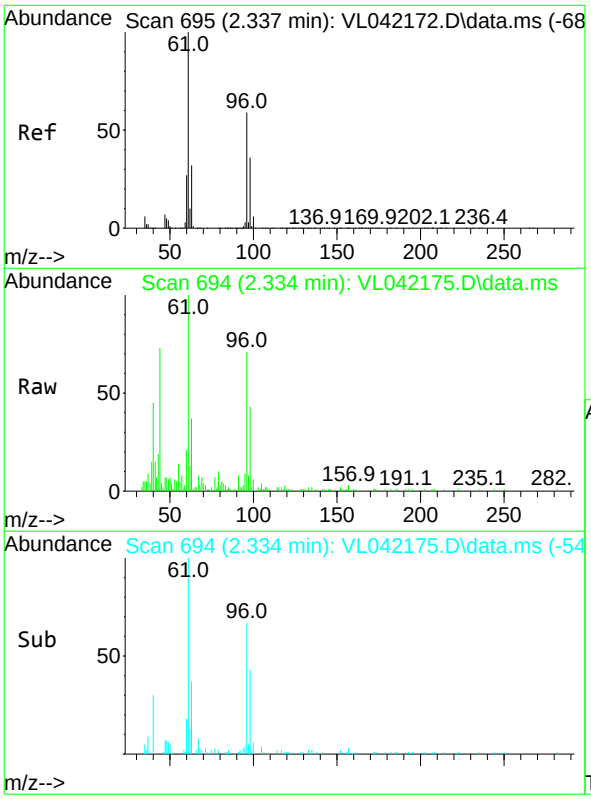

#22
trans-1,2-Dichloroethene
Concen: 0.546 ppbv
RT: 2.334 min Scan# 694
Delta R.T. -0.003 min
Lab File: VL042175.D
Acq: 27 Mar 2025 10:01

Tgt Ion: 96 Resp: 6353

Ion	Ratio	Lower	Upper
96	100		
61	141.3	136.6	204.8
98	59.4	49.4	74.2

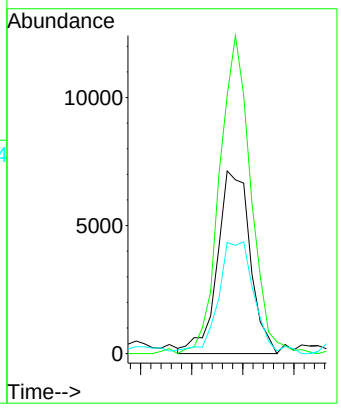

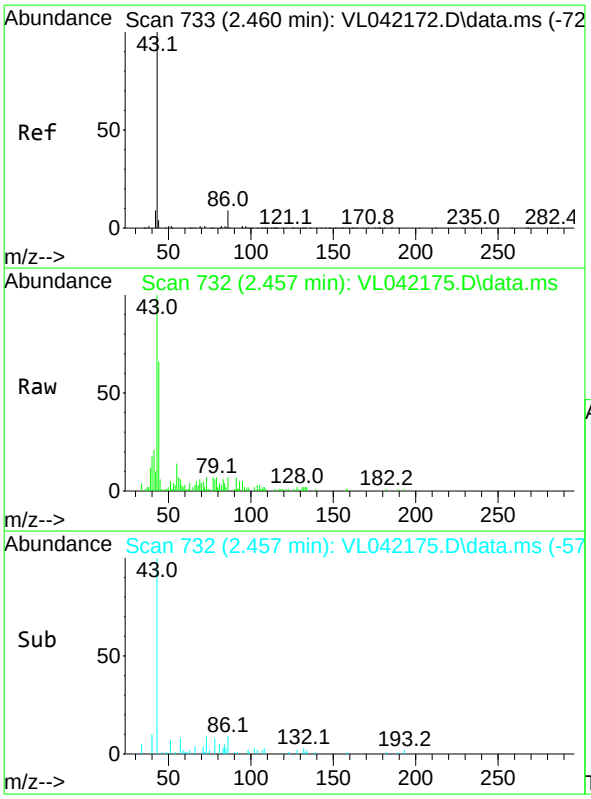

#23
Vinyl Acetate
Concen: 0.649 ppbv
RT: 2.457 min Scan# 73
Delta R.T. -0.003 min
Lab File: VL042175.D
Acq: 27 Mar 2025 10:01

Tgt Ion: 43 Resp: 6809

Ion	Ratio	Lower	Upper
43	100		
86	7.7	5.5	8.3
42	3.2	8.6	13.0#
44	8.2	6.2	9.4

Instrument :
MSVOA_L
ClientSampleId :
VSTDICC0.5

Manual Integrations
APPROVED

Reviewed By :Semsettin Yesilyurt 03/31/2025
Supervised By :Mahesh Dadoda 04/03/2025

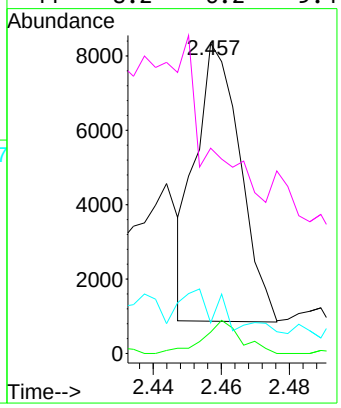

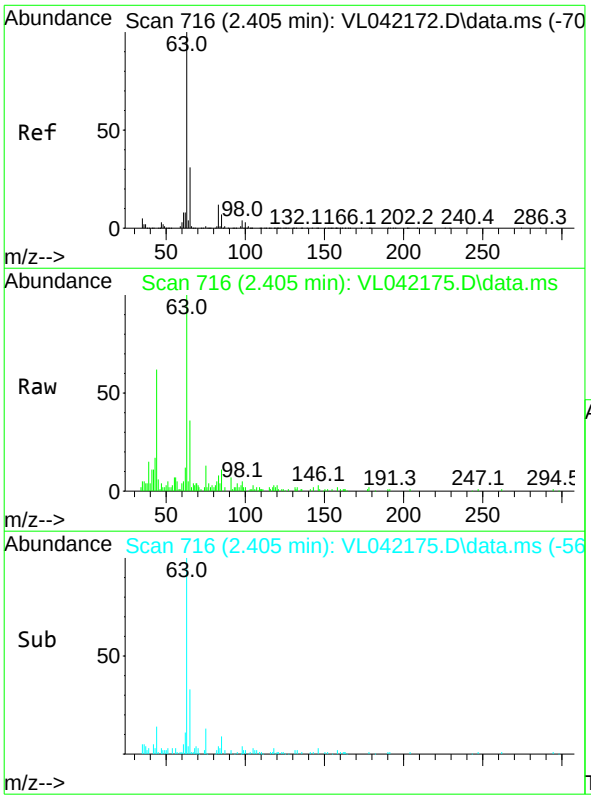

#24
1,1-Dichloroethane
Concen: 0.527 ppbv
RT: 2.405 min Scan# 716
Delta R.T. -0.000 min
Lab File: VL042175.D
Acq: 27 Mar 2025 10:01

Tgt Ion: 63 Resp: 11258

Ion	Ratio	Lower	Upper
63	100		
98	3.7	2.3	6.8
100	2.0	1.6	4.7

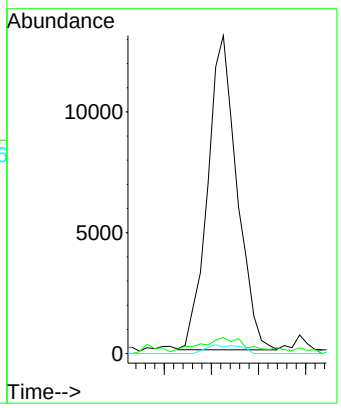

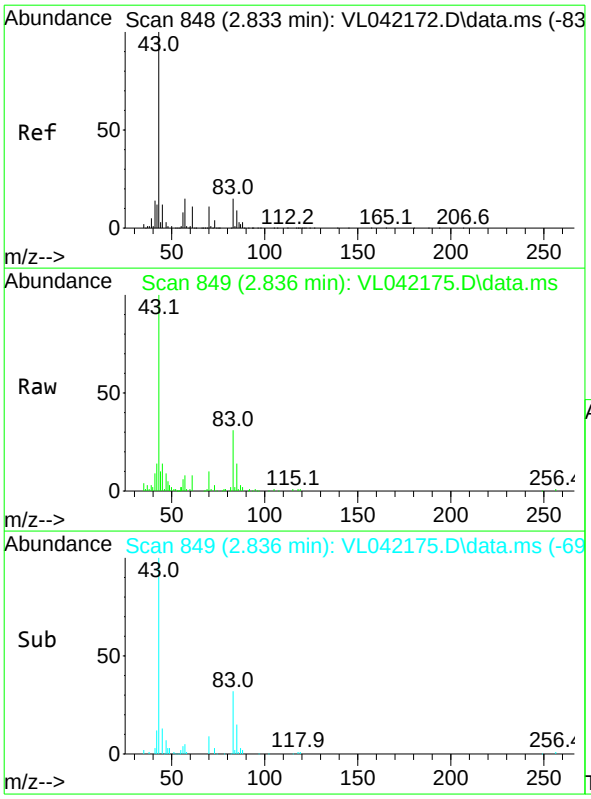

#25
Ethyl Acetate
Concen: 0.553 ppbv
RT: 2.836 min Scan# 84
Delta R.T. 0.003 min
Lab File: VL042175.D
Acq: 27 Mar 2025 10:01

Tgt Ion: 43 Resp: 36258

Ion	Ratio	Lower	Upper
43	100		
45	11.2	8.2	12.2
61	8.3	7.3	10.9
70	9.9	7.2	10.8

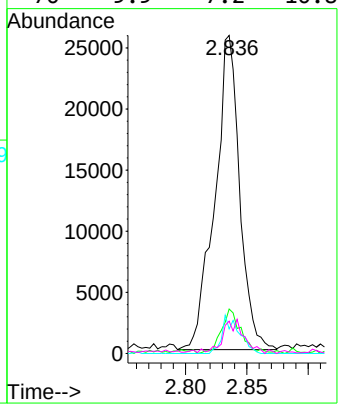

Instrument :
MSVOA_L
ClientSampleId :
VSTDICC0.5

Manual Integrations
APPROVED

Reviewed By :Semsettin Yesilyurt 03/31/2025
Supervised By :Mahesh Dadoda 04/03/2025

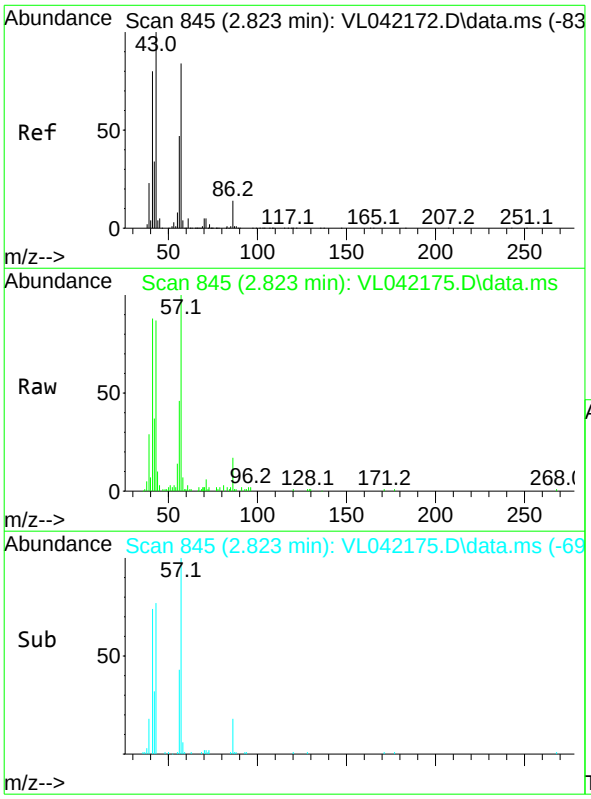

#26
Hexane
Concen: 0.538 ppbv
RT: 2.823 min Scan# 845
Delta R.T. -0.000 min
Lab File: VL042175.D
Acq: 27 Mar 2025 10:01

Tgt Ion: 57 Resp: 13605

Ion	Ratio	Lower	Upper
57	100		
41	92.1	76.6	114.8
43	273.4	207.8	311.8
56	64.6	43.6	65.4

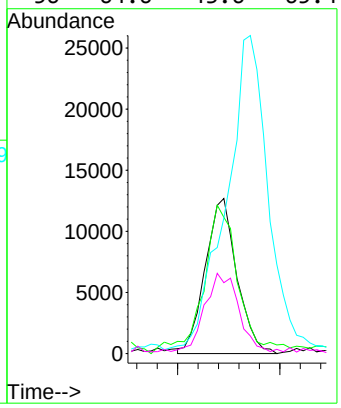

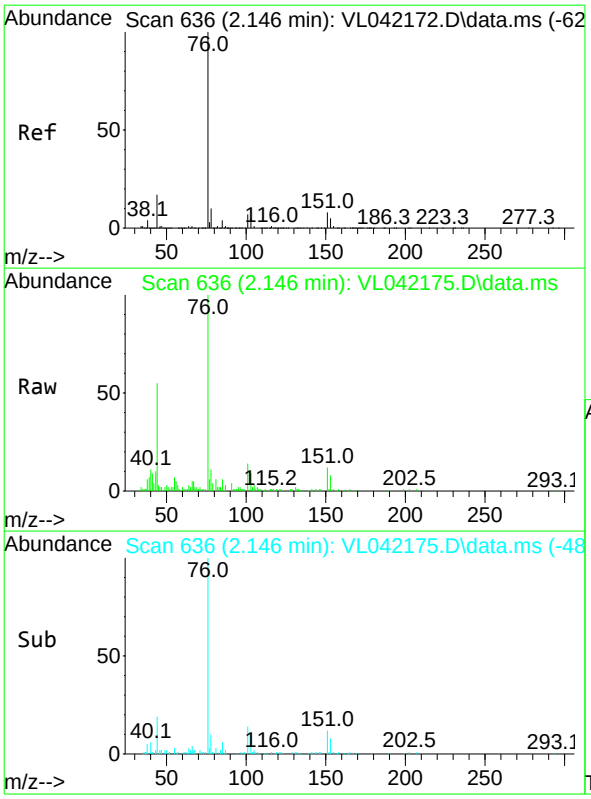

#27
Carbon Disulfide
Concen: 0.535 ppbv
RT: 2.146 min Scan# 63
Delta R.T. -0.000 min
Lab File: VL042175.D
Acq: 27 Mar 2025 10:01

Tgt Ion: 76 Resp: 14510

Ion	Ratio	Lower	Upper
76	100		
44	115.5	14.7	22.1#
78	14.9	9.3	13.9#

Instrument :
MSVOA_L
ClientSampleId :
VSTDICC0.5

Manual Integrations
APPROVED

Reviewed By :Semsettin Yesilyurt 03/31/2025
Supervised By :Mahesh Dadoda 04/03/2025

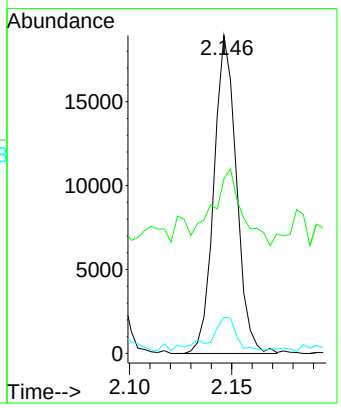

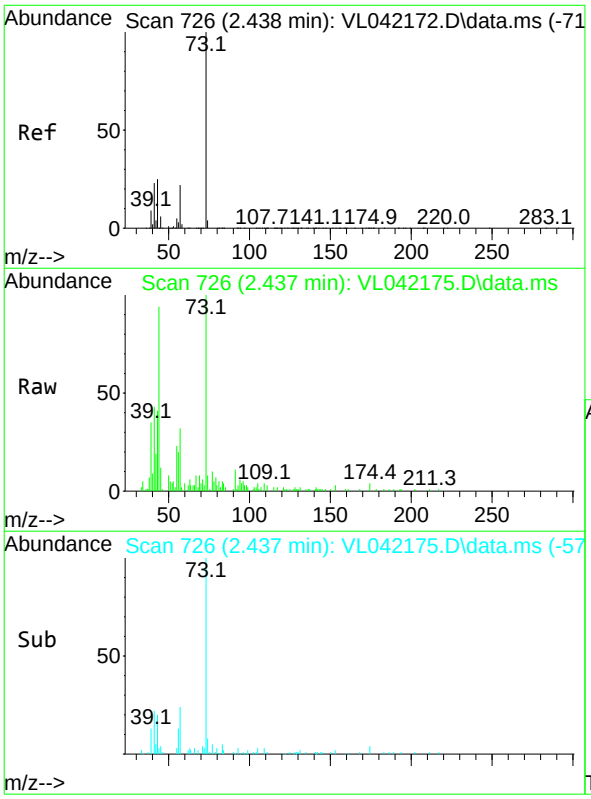

#28
Methyl tert-Butyl Ether
Concen: 0.527 ppbv
RT: 2.437 min Scan# 726
Delta R.T. -0.000 min
Lab File: VL042175.D
Acq: 27 Mar 2025 10:01

Tgt Ion: 73 Resp: 8310

Ion	Ratio	Lower	Upper
73	100		
57	31.1	20.5	30.7#

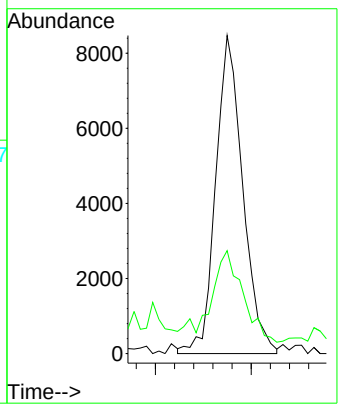

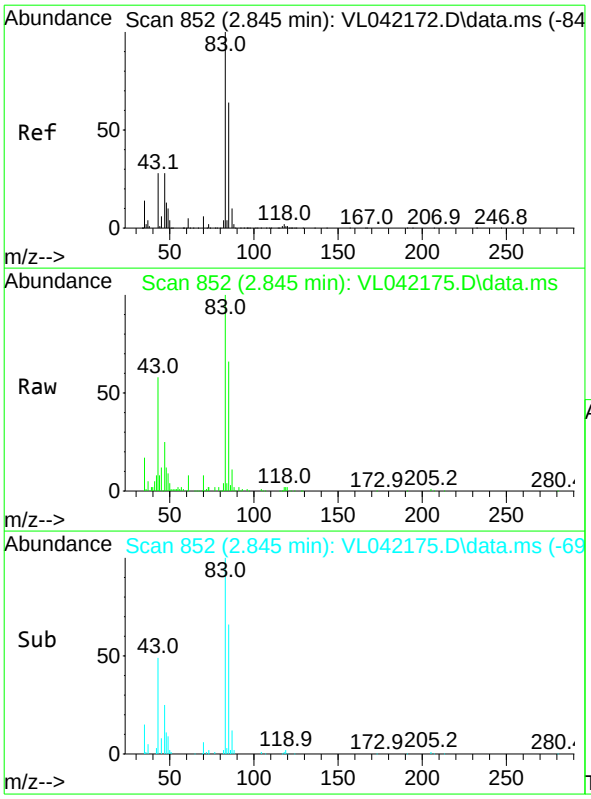

#29
Chloroform
Concen: 0.544 ppbv
RT: 2.845 min Scan# 85
Delta R.T. -0.000 min
Lab File: VL042175.D
Acq: 27 Mar 2025 10:01

Tgt Ion: 83 Resp: 20149

Ion	Ratio	Lower	Upper
83	100		
85	66.2	51.4	77.2

Instrument :
MSVOA_L
ClientSampleId :
VSTDICC0.5

Manual Integrations
APPROVED

Reviewed By :Semsettin Yesilyurt 03/31/2025
Supervised By :Mahesh Dadoda 04/03/2025

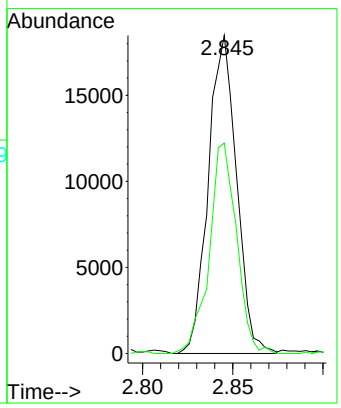

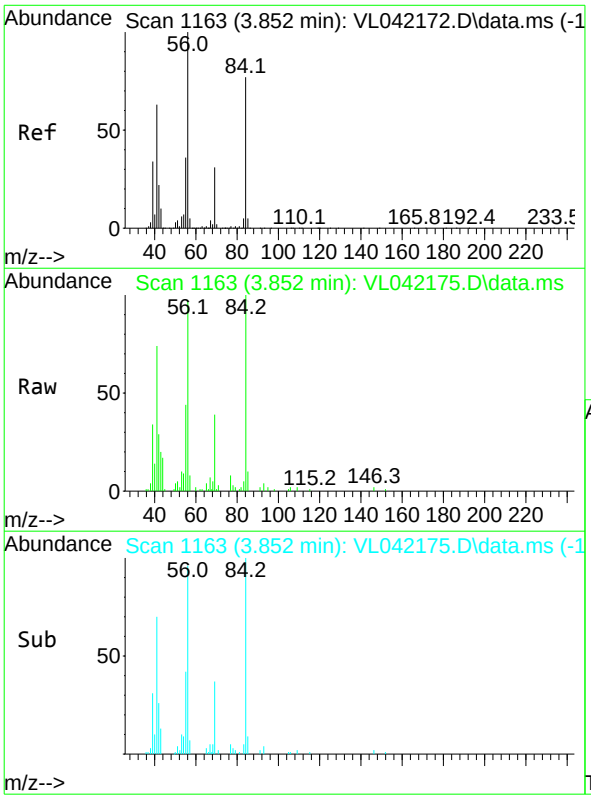

#30
Cyclohexane
Concen: 0.549 ppbv m
RT: 3.852 min Scan# 1163
Delta R.T. -0.000 min
Lab File: VL042175.D
Acq: 27 Mar 2025 10:01

Tgt Ion: 84 Resp: 12063

Ion	Ratio	Lower	Upper
84	100		
56	126.3	102.8	154.2
41	93.5	66.5	99.7

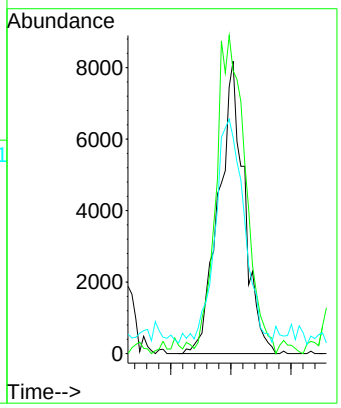

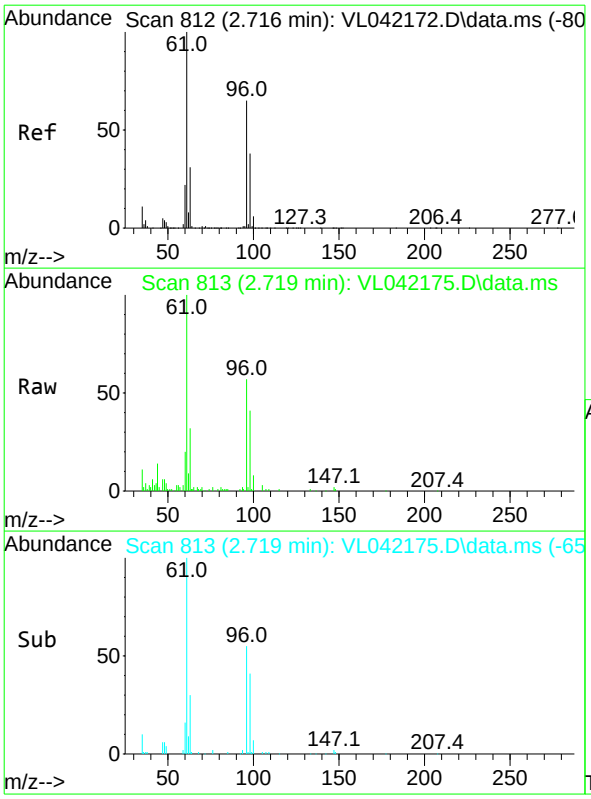

#31
cis-1,2-Dichloroethene
Concen: 0.529 ppbv
RT: 2.719 min Scan# 81
Delta R.T. 0.003 min
Lab File: VL042175.D
Acq: 27 Mar 2025 10:01

Tgt Ion: 61 Resp: 13601

Ion	Ratio	Lower	Upper
61	100		
96	56.8	51.8	77.8
98	41.0	30.6	46.0

Instrument :
MSVOA_L
ClientSampleId :
VSTDICC0.5

Manual Integrations
APPROVED

Reviewed By :Semsettin Yesilyurt 03/31/2025
Supervised By :Mahesh Dadoda 04/03/2025

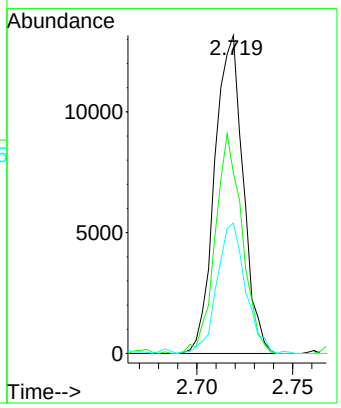

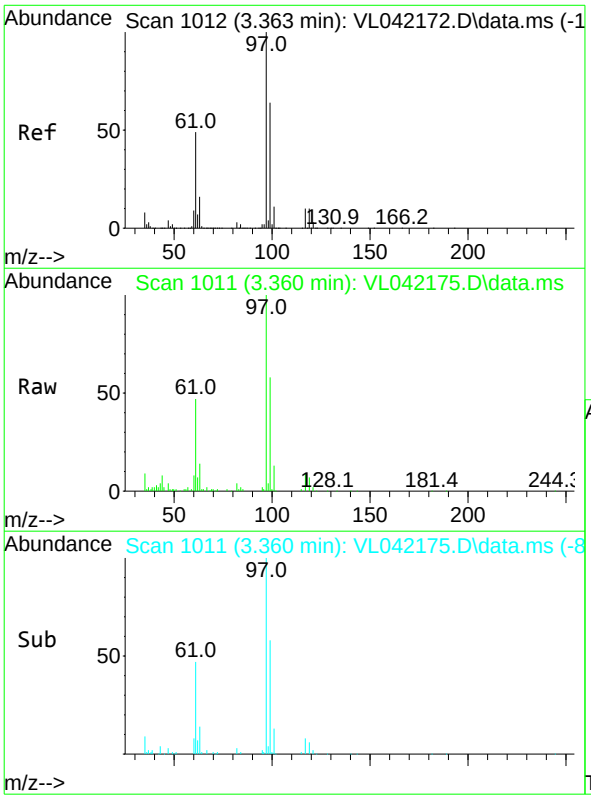

#32
1,1,1-Trichloroethane
Concen: 0.485 ppbv
RT: 3.360 min Scan# 1011
Delta R.T. -0.003 min
Lab File: VL042175.D
Acq: 27 Mar 2025 10:01

Tgt Ion: 97 Resp: 20567

Ion	Ratio	Lower	Upper
97	100		
99	64.8	51.5	77.3
61	48.6	38.7	58.1

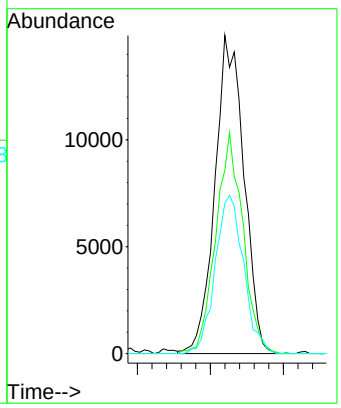

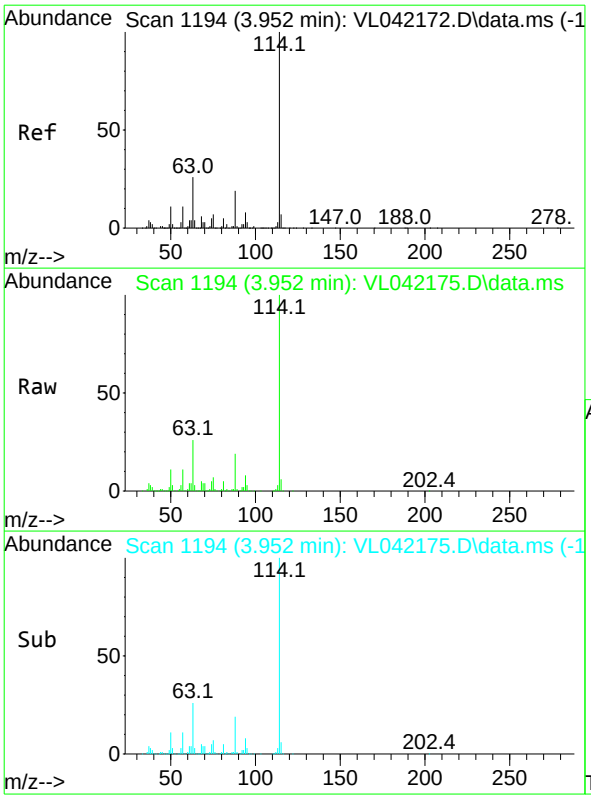

#33
1,4-Difluorobenzene
Concen: 10.000 ppbv
RT: 3.952 min Scan# 11
Delta R.T. -0.000 min
Lab File: VL042175.D
Acq: 27 Mar 2025 10:01

Tgt Ion:114 Resp: 523832

Ion	Ratio	Lower	Upper
114	100		
63	26.4	20.7	31.1
88	19.1	15.0	22.4

Instrument :
MSVOA_L
ClientSampleId :
VSTDICC0.5

Manual Integrations
APPROVED

Reviewed By :Semsettin Yesilyurt 03/31/2025
Supervised By :Mahesh Dadoda 04/03/2025

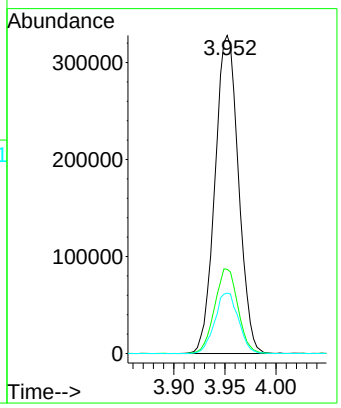

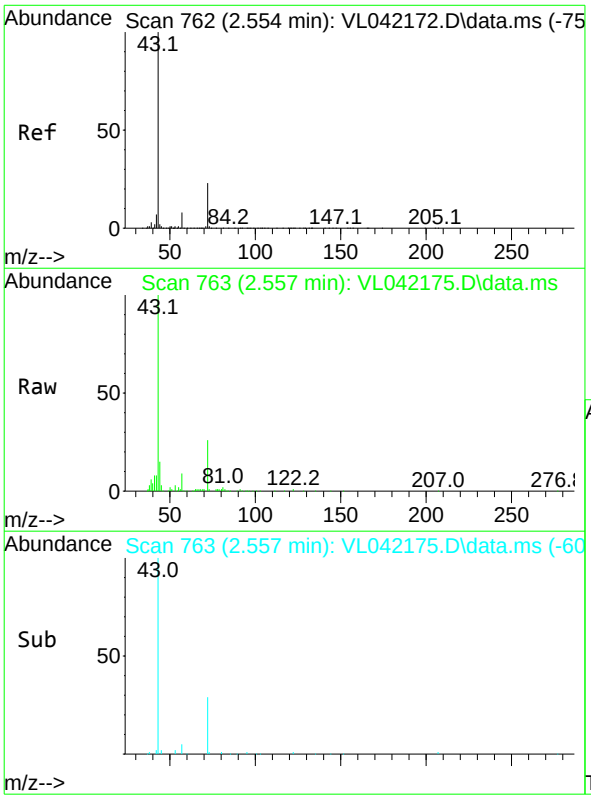

#34
2-Butanone
Concen: 0.520 ppbv
RT: 2.557 min Scan# 763
Delta R.T. 0.003 min
Lab File: VL042175.D
Acq: 27 Mar 2025 10:01

Tgt Ion: 43 Resp: 19739

Ion	Ratio	Lower	Upper
43	100		
72	24.8	18.2	27.2

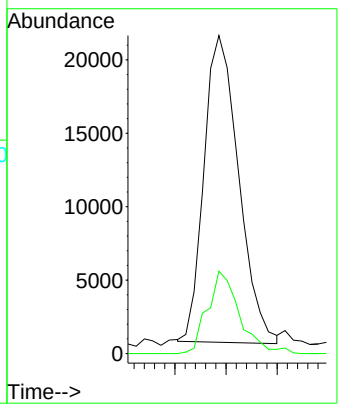

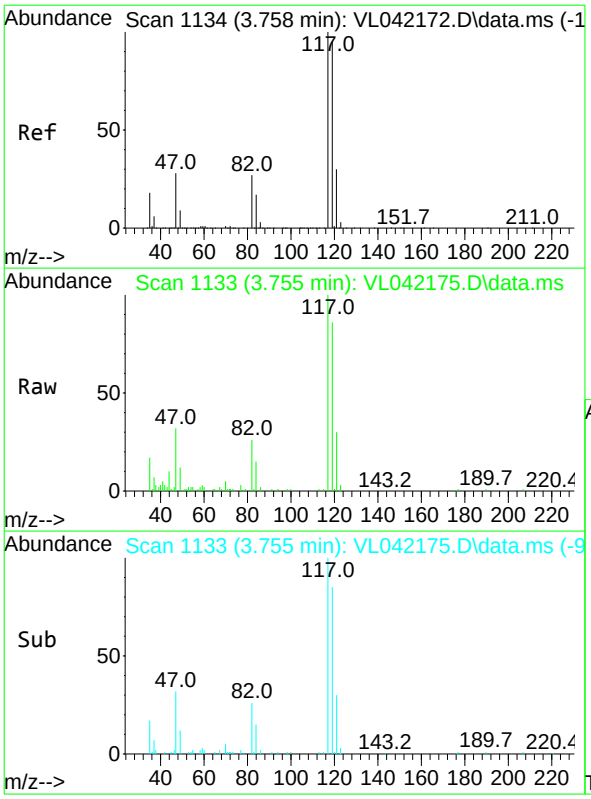

#35
Carbon Tetrachloride
Concen: 0.460 ppbv
RT: 3.755 min Scan# 11
Delta R.T. -0.003 min
Lab File: VL042175.D
Acq: 27 Mar 2025 10:01

Tgt Ion:117 Resp: 18558

Ion	Ratio	Lower	Upper
117	100		
119	86.4	76.2	114.2
121	30.1	24.2	36.4

Instrument :
MSVOA_L
ClientSampleId :
VSTDICC0.5

Manual Integrations
APPROVED

Reviewed By :Semsettin Yesilyurt 03/31/2025
Supervised By :Mahesh Dadoda 04/03/2025

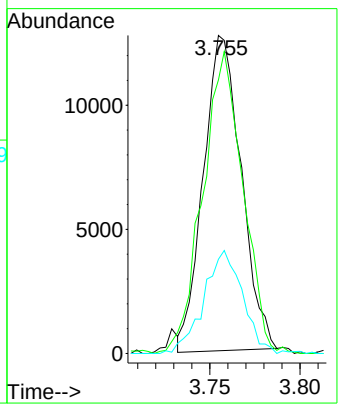

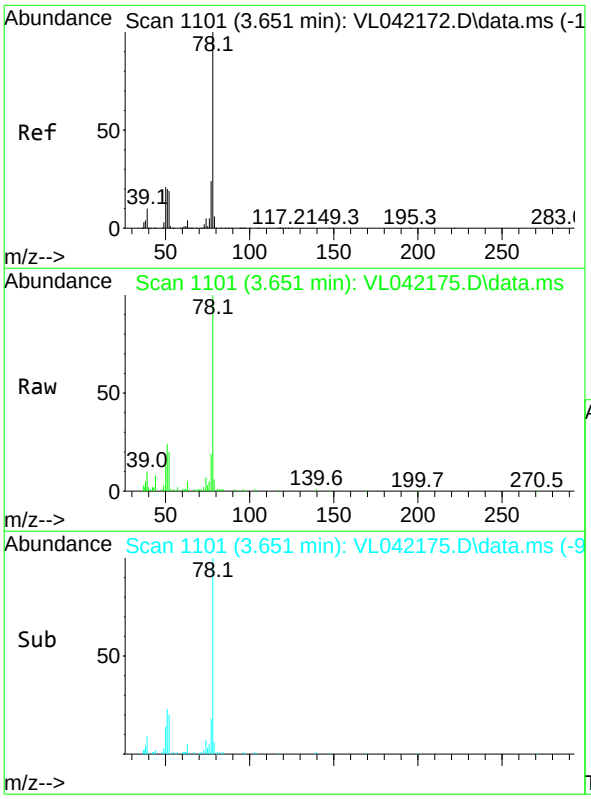

#36
Benzene
Concen: 0.529 ppbv
RT: 3.651 min Scan# 1101
Delta R.T. -0.000 min
Lab File: VL042175.D
Acq: 27 Mar 2025 10:01

Tgt Ion: 78 Resp: 27488

Ion	Ratio	Lower	Upper
78	100		
77	18.5	19.1	28.7#
50	13.9	16.6	24.8#

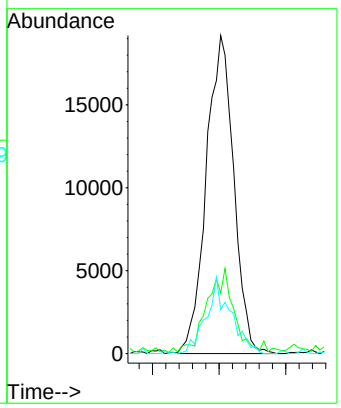

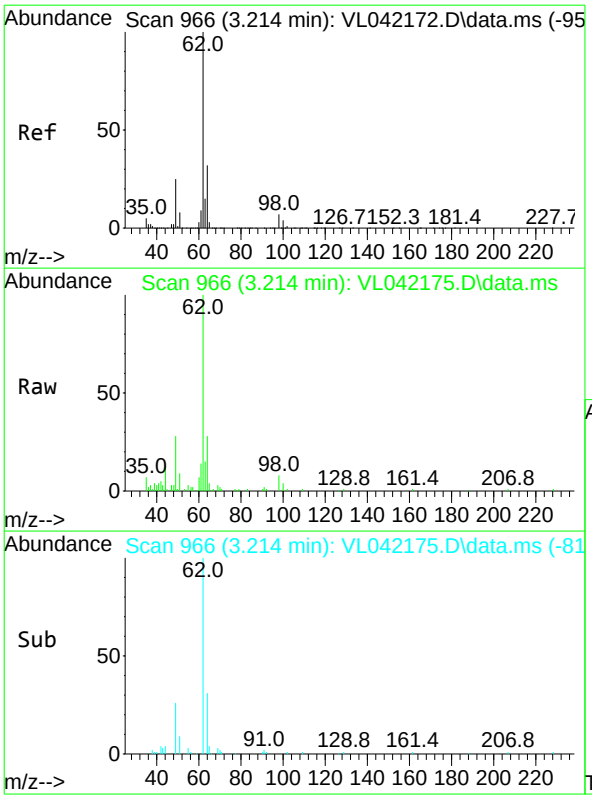

#37
1,2-Dichloroethane
Concen: 0.540 ppbv
RT: 3.214 min Scan# 96
Delta R.T. -0.000 min
Lab File: VL042175.D
Acq: 27 Mar 2025 10:01

Tgt Ion: 62 Resp: 16062

Ion	Ratio	Lower	Upper
62	100		
98	7.0	5.4	8.2

Instrument :
MSVOA_L
ClientSampleId :
VSTDICC0.5

Manual Integrations
APPROVED

Reviewed By :Semsettin Yesilyurt 03/31/2025
Supervised By :Mahesh Dadoda 04/03/2025

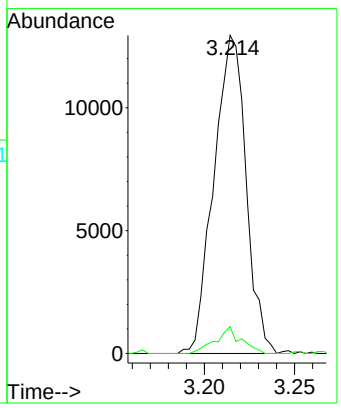

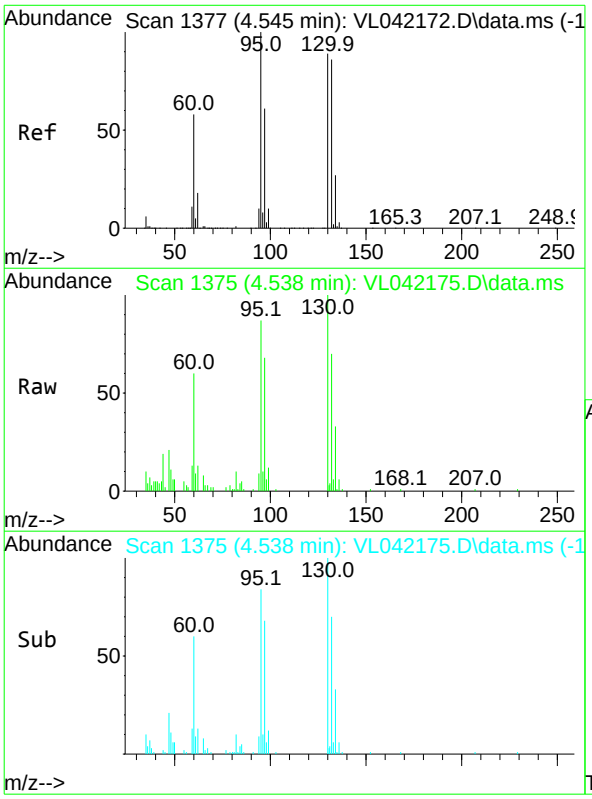

#38
Trichloroethene
Concen: 0.529 ppbv m
RT: 4.538 min Scan# 1375
Delta R.T. -0.007 min
Lab File: VL042175.D
Acq: 27 Mar 2025 10:01

Tgt Ion:130 Resp: 11460

Ion	Ratio	Lower	Upper
130	100		
95	87.1	89.8	134.8#
132	70.3	77.4	116.2#
97	68.0	55.1	82.7

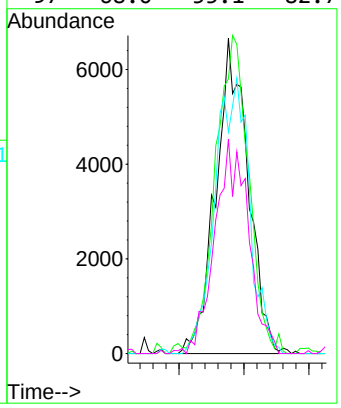

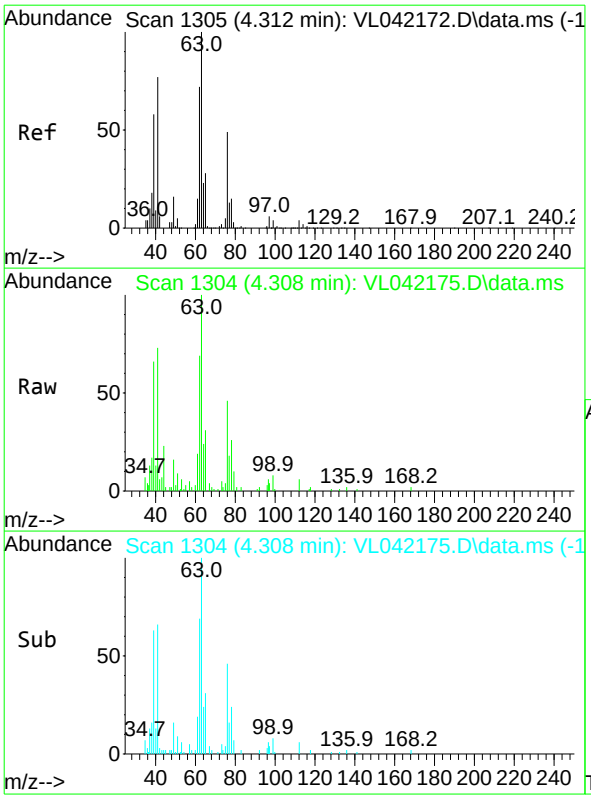

#39
1,2-Dichloropropane
Concen: 0.535 ppbv
RT: 4.308 min Scan# 13
Delta R.T. -0.003 min
Lab File: VL042175.D
Acq: 27 Mar 2025 10:01

Tgt Ion: 63 Resp: 10123

Ion	Ratio	Lower	Upper
63	100		
41	66.4	61.7	92.5
62	69.3	57.6	86.4

Instrument :
MSVOA_L
ClientSampleId :
VSTDICC0.5

Manual Integrations
APPROVED

Reviewed By :Semsettin Yesilyurt 03/31/2025
Supervised By :Mahesh Dadoda 04/03/2025

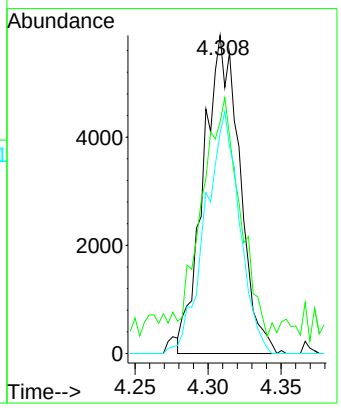

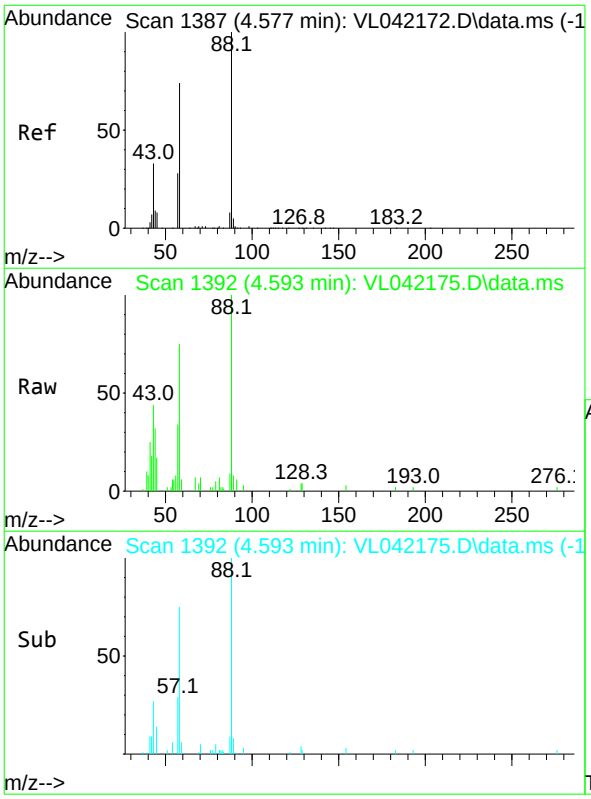

#40
1,4-Dioxane
Concen: 0.624 ppbv m
RT: 4.593 min Scan# 1392
Delta R.T. 0.016 min
Lab File: VL042175.D
Acq: 27 Mar 2025 10:01

Tgt Ion: 88 Resp: 6121

Ion	Ratio	Lower	Upper
88	100		
58	111.2	62.7	94.1#
43	0.0	23.0	34.4#
57	0.0	0.0	0.0

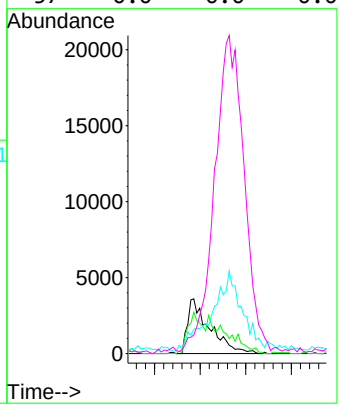

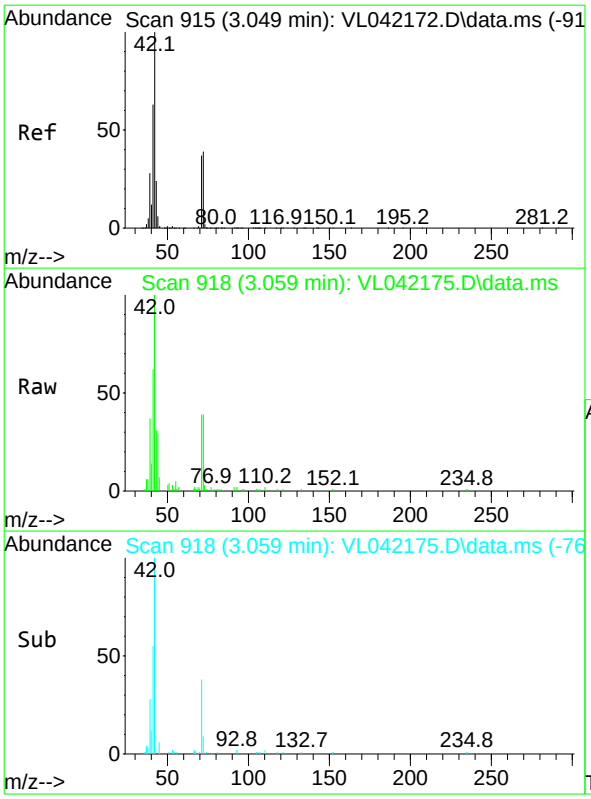

#41
Tetrahydrofuran
Concen: 0.533 ppbv m
RT: 3.059 min Scan# 91
Delta R.T. 0.010 min
Lab File: VL042175.D
Acq: 27 Mar 2025 10:01

Tgt Ion: 42 Resp: 11509

Ion	Ratio	Lower	Upper
42	100		
72	38.4	31.4	47.0
71	40.7	30.2	45.4

Instrument :
MSVOA_L
ClientSampleId :
VSTDICC0.5

Manual Integrations
APPROVED

Reviewed By :Semsettin Yesilyurt 03/31/2025
Supervised By :Mahesh Dadoda 04/03/2025

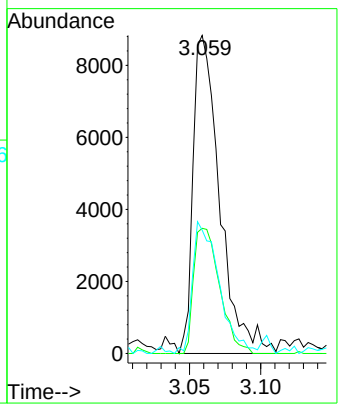

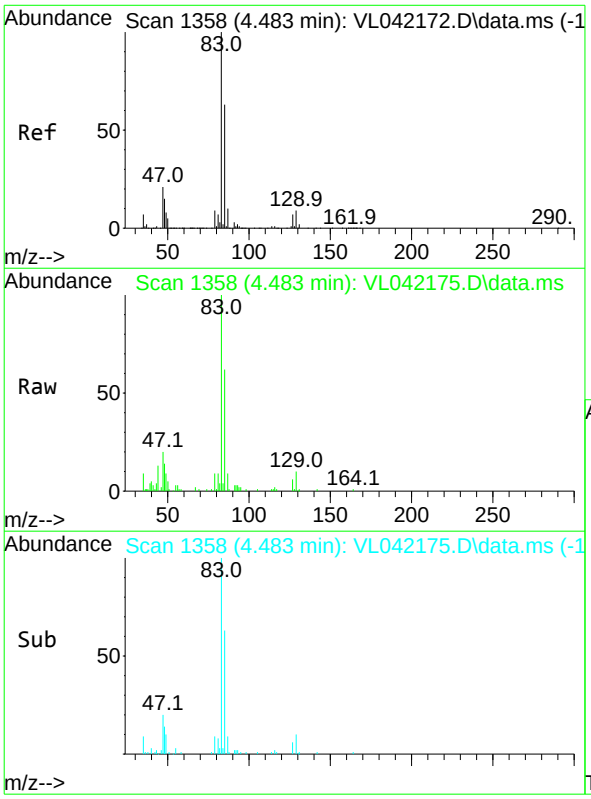

#42
Bromodichloromethane
Concen: 0.497 ppbv
RT: 4.483 min Scan# 1358
Delta R.T. -0.000 min
Lab File: VL042175.D
Acq: 27 Mar 2025 10:01

Tgt Ion: 83 Resp: 20374

Ion	Ratio	Lower	Upper
83	100		
85	61.6	50.5	75.7
127	5.9	5.9	8.9#

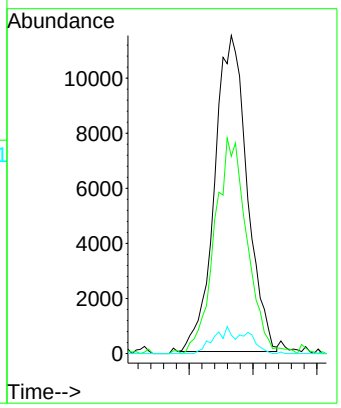

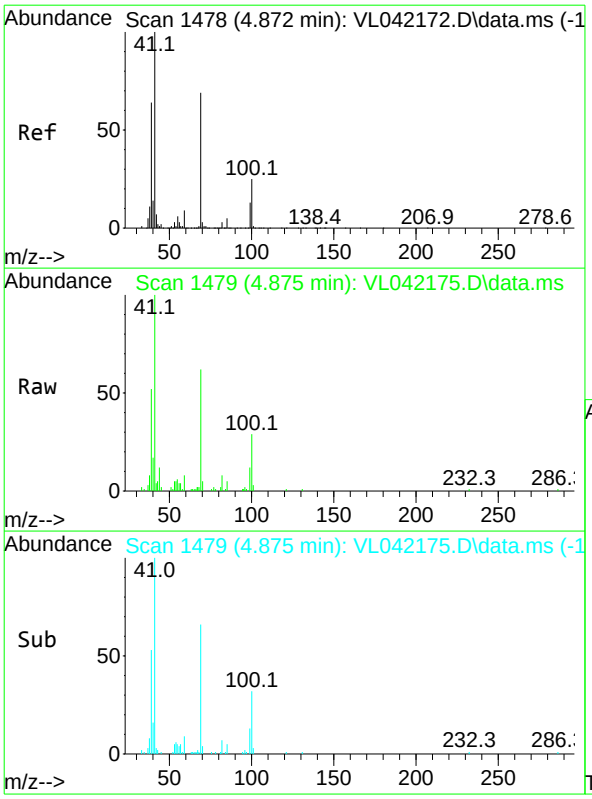

#43
Methyl Methacrylate
Concen: 0.528 ppbv m
RT: 4.875 min Scan# 14
Delta R.T. 0.003 min
Lab File: VL042175.D
Acq: 27 Mar 2025 10:01

Tgt Ion: 69 Resp: 11583

Ion	Ratio	Lower	Upper
69	100		
41	150.3	123.8	185.6
100	37.9	28.4	42.6

Instrument :
MSVOA_L
ClientSampleId :
VSTDICC0.5

Manual Integrations
APPROVED

Reviewed By :Semsettin Yesilyurt 03/31/2025
Supervised By :Mahesh Dadoda 04/03/2025

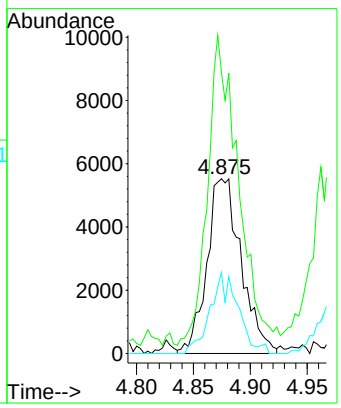

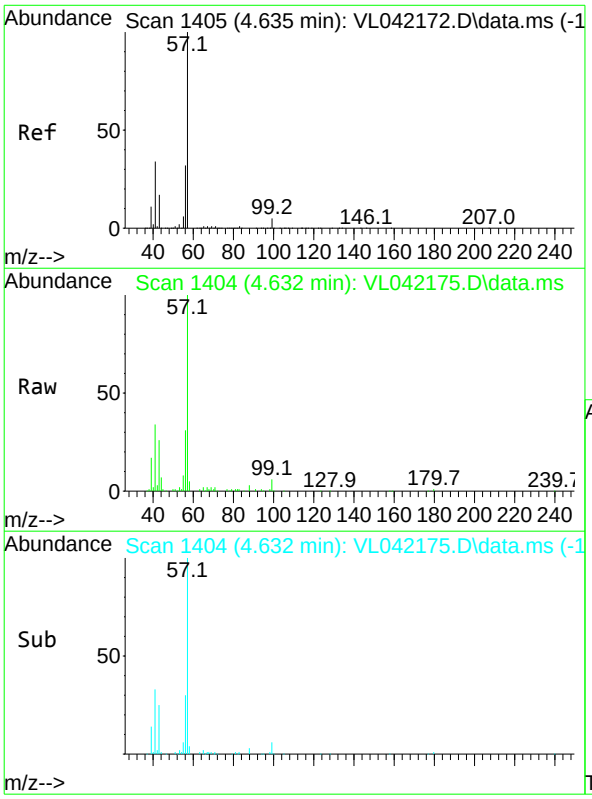

#44
2,2,4-Trimethylpentane
Concen: 0.532 ppbv
RT: 4.632 min Scan# 1404
Delta R.T. -0.003 min
Lab File: VL042175.D
Acq: 27 Mar 2025 10:01

Tgt Ion: 57 Resp: 46646

Ion	Ratio	Lower	Upper
57	100		
41	36.7	26.8	40.2
56	34.3	25.6	38.4

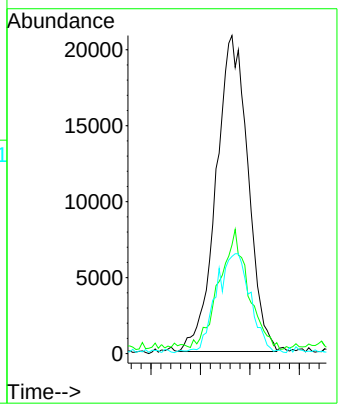

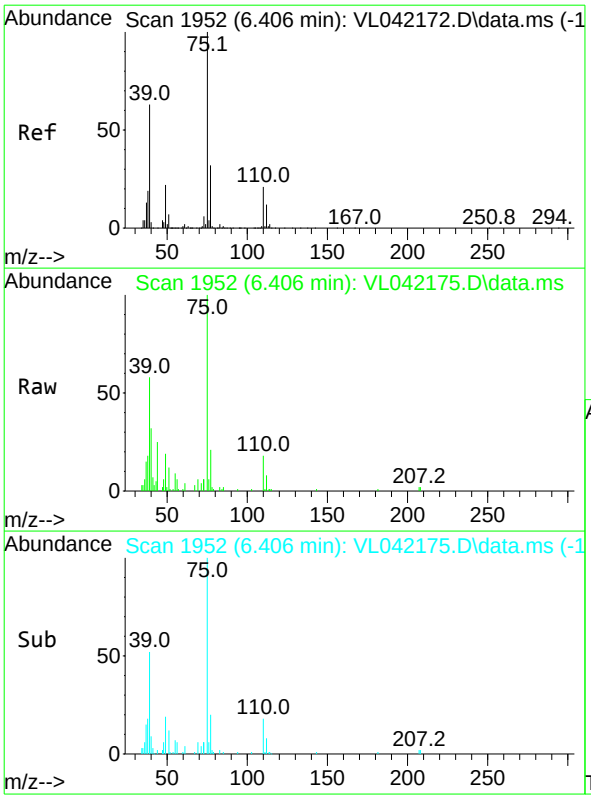

#45
t-1,3-Dichloropropene
Concen: 0.526 ppbv
RT: 6.406 min Scan# 19
Delta R.T. -0.000 min
Lab File: VL042175.D
Acq: 27 Mar 2025 10:01

Tgt Ion: 75 Resp: 12404

Ion	Ratio	Lower	Upper
75	100		
77	20.9	26.0	39.0#

Instrument :
MSVOA_L
ClientSampleId :
VSTDICC0.5

Manual Integrations APPROVED

Reviewed By :Semsettin Yesilyurt 03/31/2025
Supervised By :Mahesh Dadoda 04/03/2025

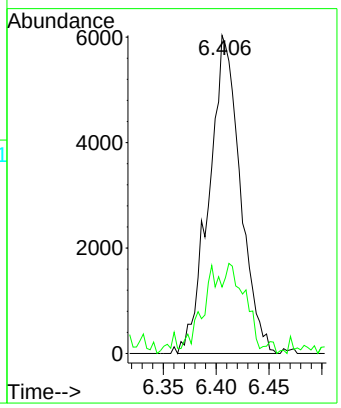

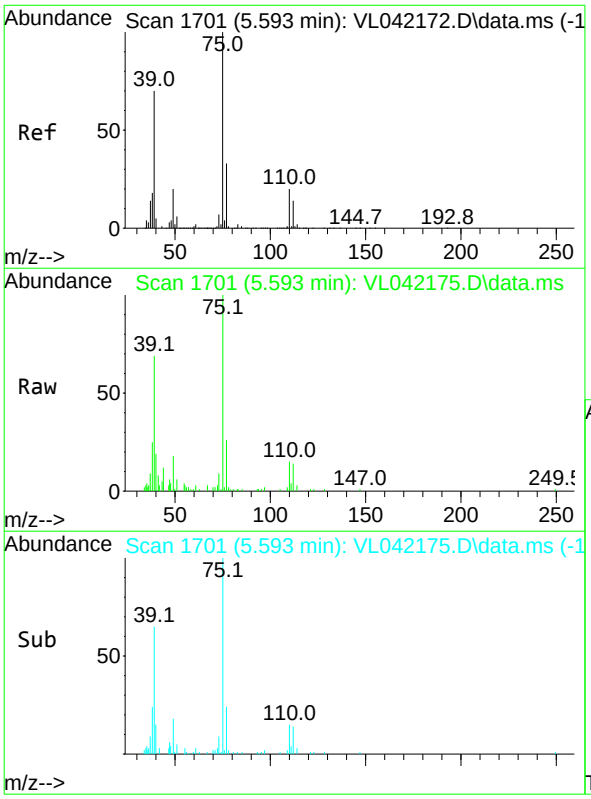

#46
cis-1,3-Dichloropropene
Concen: 0.497 ppbv m
RT: 5.593 min Scan# 1701
Delta R.T. -0.000 min
Lab File: VL042175.D
Acq: 27 Mar 2025 10:01

Tgt Ion: 75 Resp: 14374

Ion	Ratio	Lower	Upper
75	100		
39	68.5	55.8	83.6
77	26.1	26.0	39.0

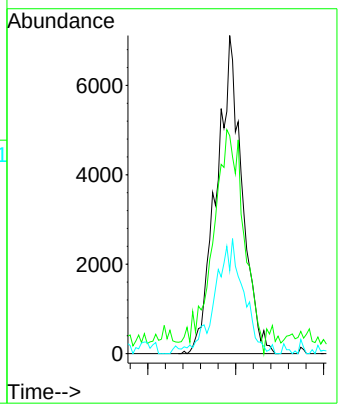

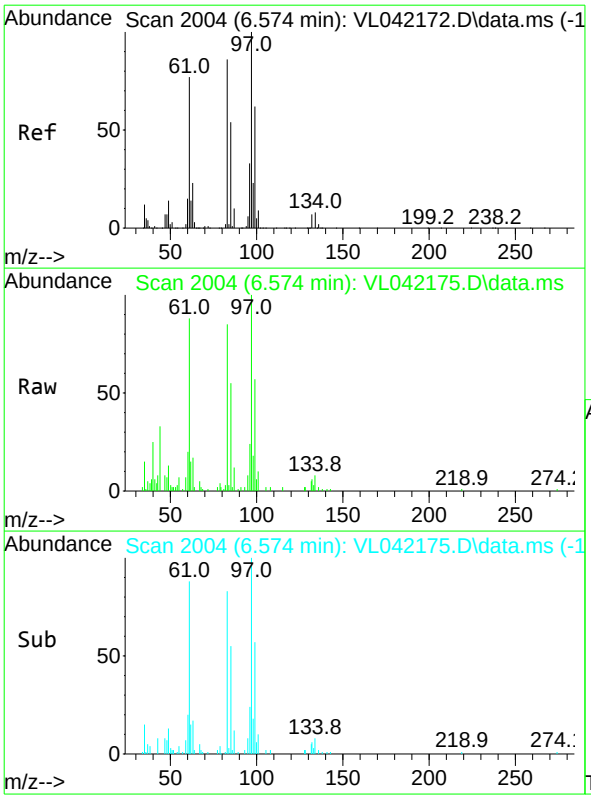

#47
1,1,2-Trichloroethane
Concen: 0.549 ppbv m
RT: 6.574 min Scan# 20
Delta R.T. -0.000 min
Lab File: VL042175.D
Acq: 27 Mar 2025 10:01

Tgt Ion: 97 Resp: 10972

Ion	Ratio	Lower	Upper
97	100		
83	84.8	69.2	103.8
85	54.9	43.1	64.7
99	57.0	49.4	74.2

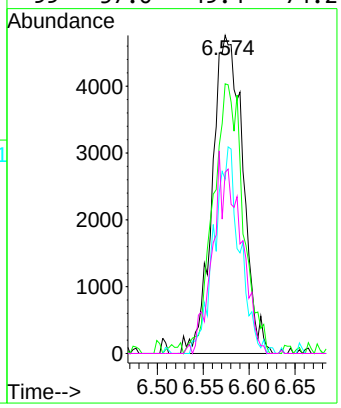

Instrument :
MSVOA_L
ClientSampleId :
VSTDICC0.5

Manual Integrations
APPROVED

Reviewed By :Semsettin Yesilyurt 03/31/2025
Supervised By :Mahesh Dadoda 04/03/2025

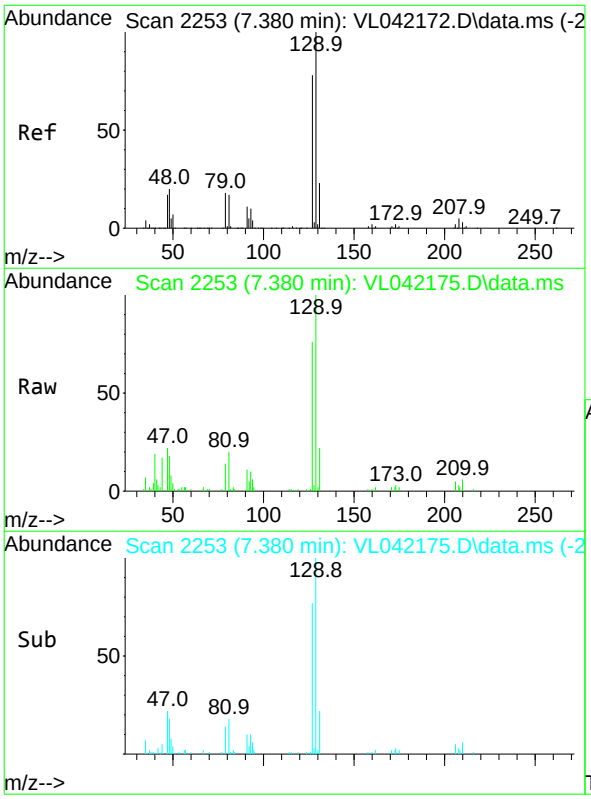

#48
Dibromochloromethane
Concen: 0.503 ppbv
RT: 7.380 min Scan# 2253
Delta R.T. -0.000 min
Lab File: VL042175.D
Acq: 27 Mar 2025 10:01

Tgt Ion:129 Resp: 17042

Ion	Ratio	Lower	Upper
129	100		
127	79.4	39.1	117.2

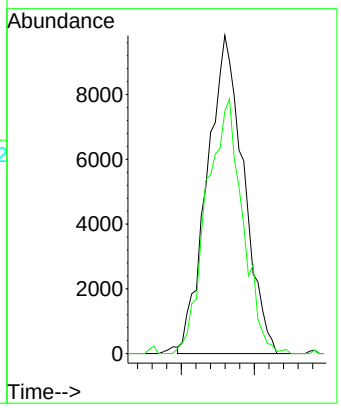

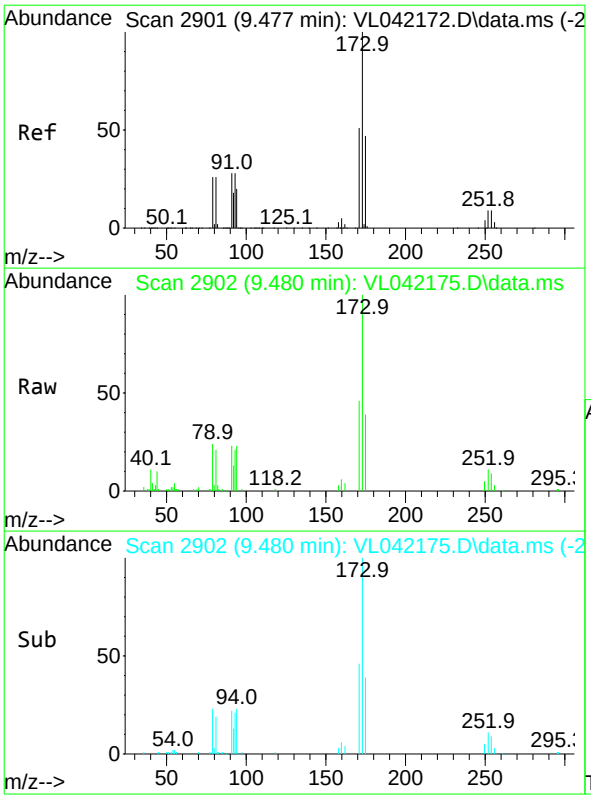

#49
Bromoform
Concen: 0.487 ppbv
RT: 9.480 min Scan# 29
Delta R.T. 0.003 min
Lab File: VL042175.D
Acq: 27 Mar 2025 10:01

Tgt Ion:173 Resp: 14828

Ion	Ratio	Lower	Upper
173	100		
175	49.7	38.6	57.8
171	53.8	41.8	62.6

Instrument :
MSVOA_L
ClientSampleId :
VSTDICC0.5

Manual Integrations
APPROVED

Reviewed By :Semsettin Yesilyurt 03/31/2025
Supervised By :Mahesh Dadoda 04/03/2025

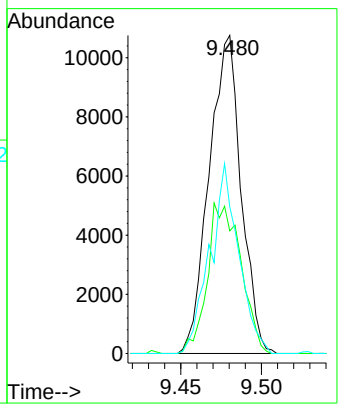

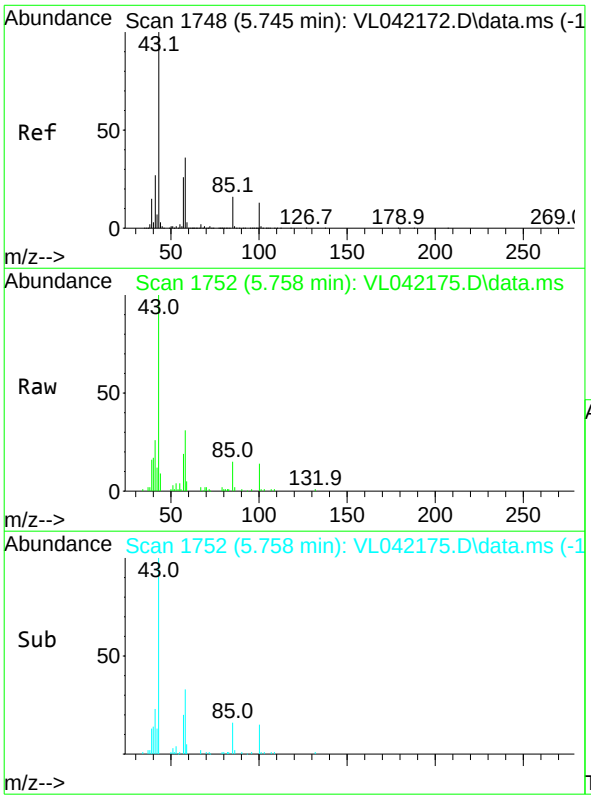

#50
4-Methyl-2-Pentanone
Concen: 0.559 ppbv
RT: 5.758 min Scan# 1752
Delta R.T. 0.013 min
Lab File: VL042175.D
Acq: 27 Mar 2025 10:01

Tgt Ion: 43 Resp: 33674

Ion	Ratio	Lower	Upper
43	100		
58	34.4	29.0	43.6

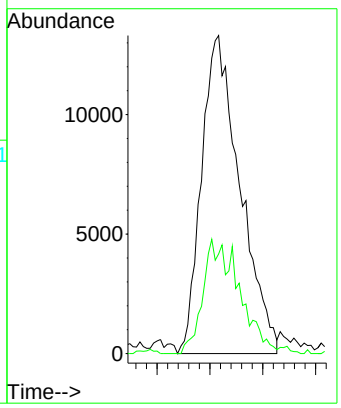

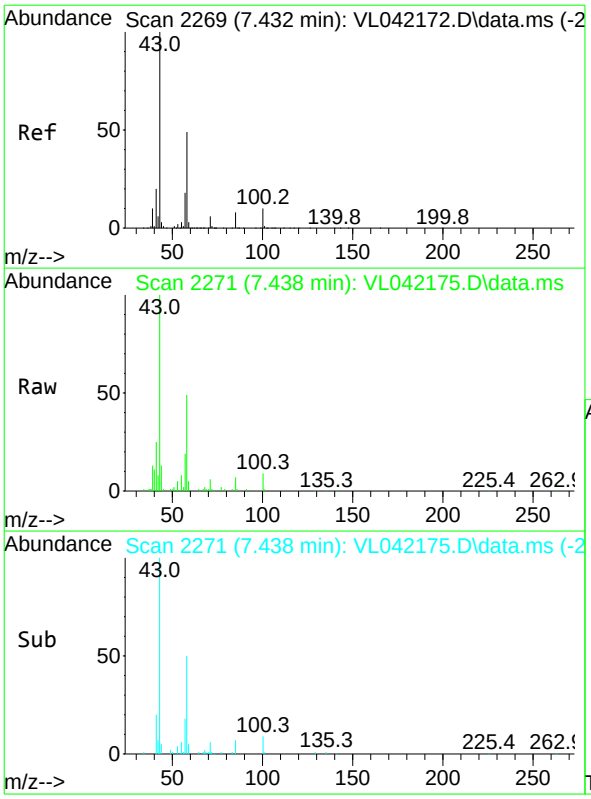

#51
2-Hexanone
Concen: 0.523 ppbv
RT: 7.438 min Scan# 22
Delta R.T. 0.006 min
Lab File: VL042175.D
Acq: 27 Mar 2025 10:01

Tgt Ion: 43 Resp: 26154

Ion	Ratio	Lower	Upper
43	100		
58	49.8	39.7	59.5
98	0.0	0.1	0.1#

Instrument :
MSVOA_L
ClientSampleId :
VSTDICC0.5

Manual Integrations
APPROVED

Reviewed By :Semsettin Yesilyurt 03/31/2025
Supervised By :Mahesh Dadoda 04/03/2025

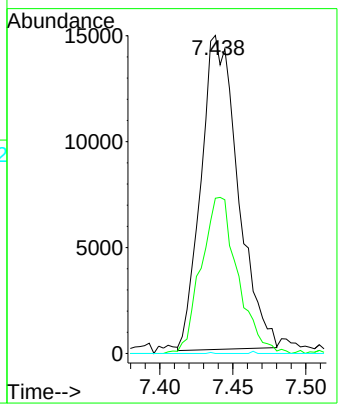

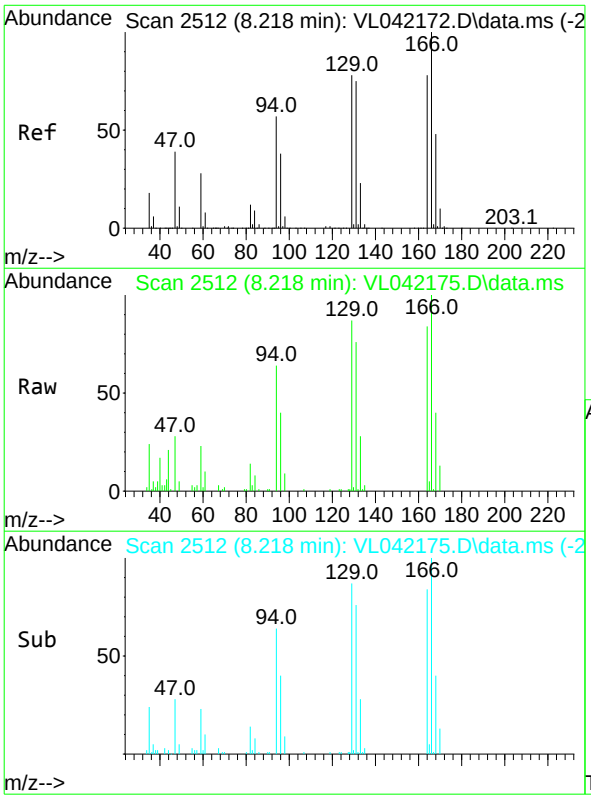

#52
Tetrachloroethene
Concen: 0.510 ppbv
RT: 8.218 min Scan# 2512
Delta R.T. -0.000 min
Lab File: VL042175.D
Acq: 27 Mar 2025 10:01

Tgt Ion:164 Resp: 10502

Ion	Ratio	Lower	Upper
164	100		
166	118.9	102.5	153.7
129	103.8	79.8	119.8
131	90.2	76.6	114.8

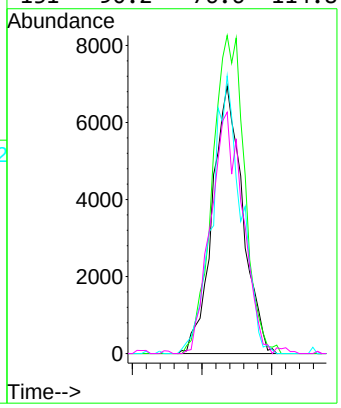

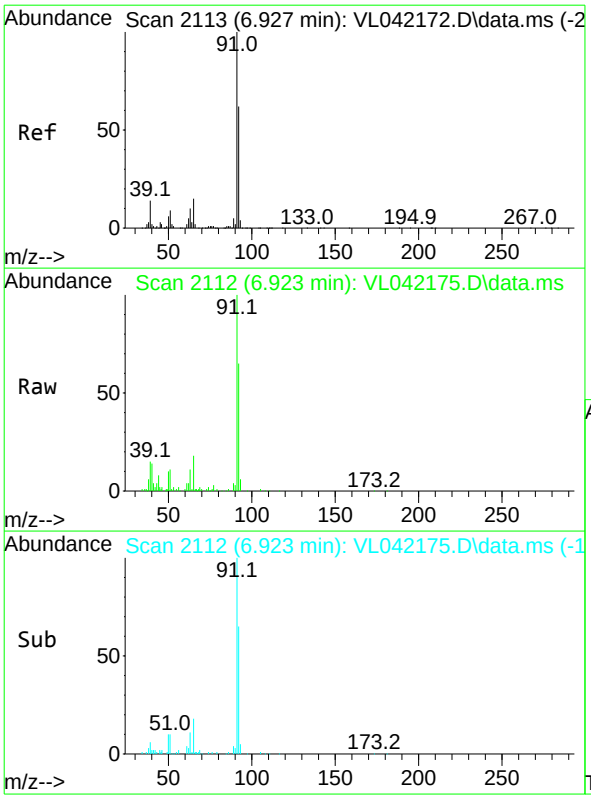

#53
Toluene
Concen: 0.527 ppbv
RT: 6.923 min Scan# 21
Delta R.T. -0.003 min
Lab File: VL042175.D
Acq: 27 Mar 2025 10:01

Tgt Ion: 91 Resp: 32444

Ion	Ratio	Lower	Upper
91	100		
92	58.9	48.4	72.6

Instrument :
MSVOA_L
ClientSampleId :
VSTDICC0.5

Manual Integrations
APPROVED

Reviewed By :Semsettin Yesilyurt 03/31/2025
Supervised By :Mahesh Dadoda 04/03/2025

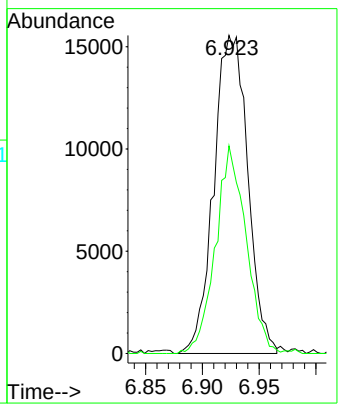

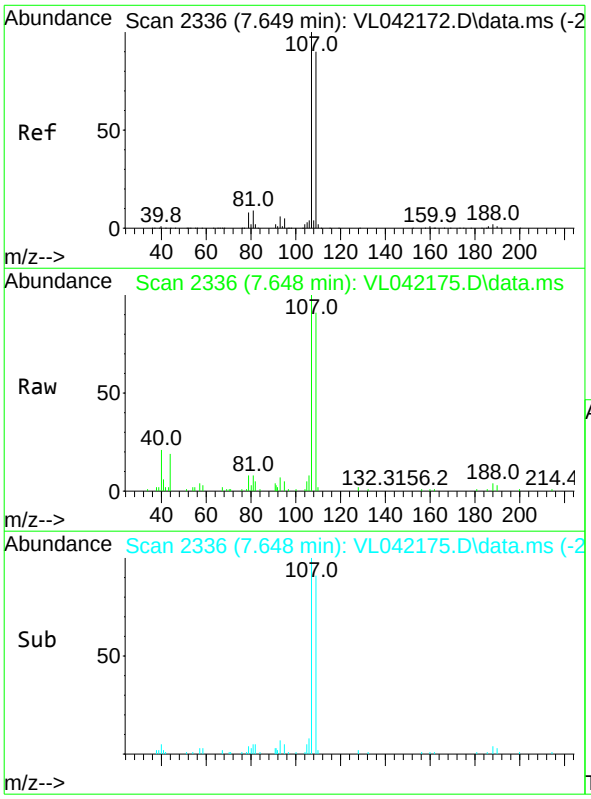

#54
1,2-Dibromoethane
Concen: 0.510 ppbv
RT: 7.648 min Scan# 2336
Delta R.T. -0.000 min
Lab File: VL042175.D
Acq: 27 Mar 2025 10:01

Tgt Ion:107 Resp: 14220

Ion	Ratio	Lower	Upper
107	100		
109	89.1	72.2	108.4

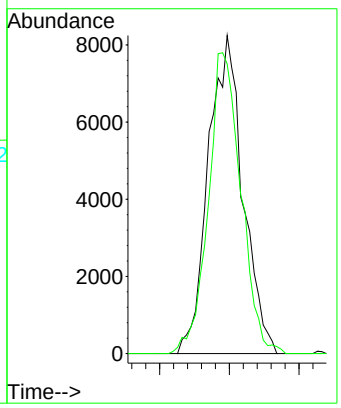

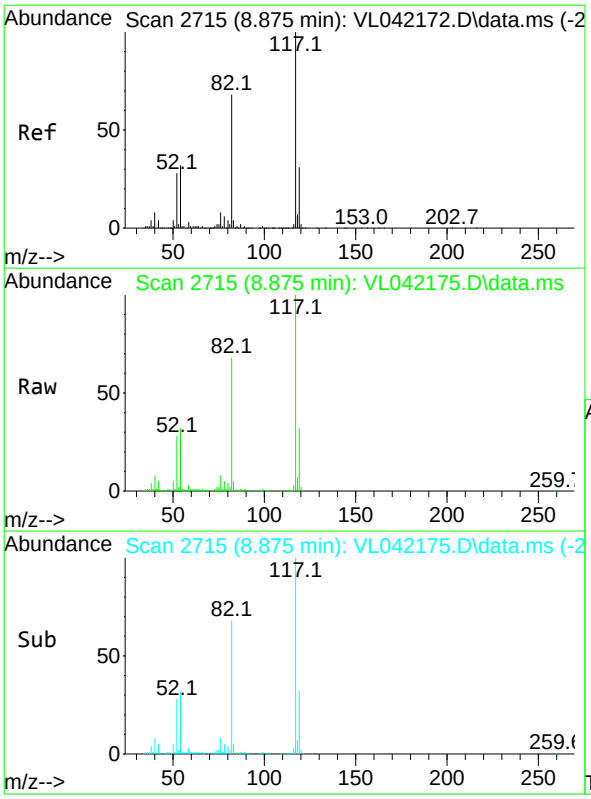

#55
Chlorobenzene-d5
Concen: 10.000 ppbv
RT: 8.875 min Scan# 27
Delta R.T. -0.000 min
Lab File: VL042175.D
Acq: 27 Mar 2025 10:01

Tgt Ion:117 Resp: 485078

Ion	Ratio	Lower	Upper
117	100		
82	67.0	55.8	83.6
119	33.7	25.5	38.3

Instrument :
MSVOA_L
ClientSampleId :
VSTDICC0.5

Manual Integrations
APPROVED

Reviewed By :Semsettin Yesilyurt 03/31/2025
Supervised By :Mahesh Dadoda 04/03/2025

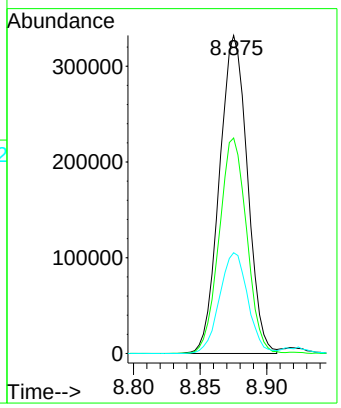

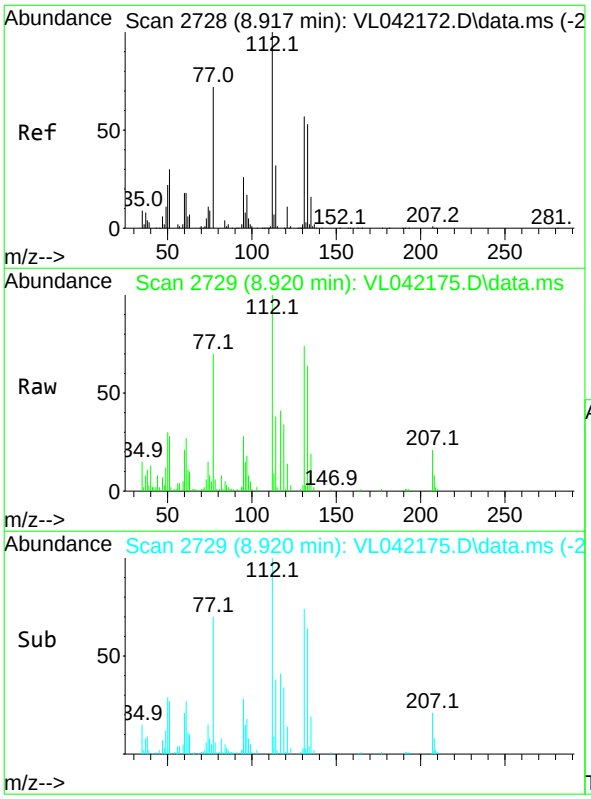

#56
1,1,1,2-Tetrachloroethane
Concen: 0.523 ppbv
RT: 8.920 min Scan# 2729
Delta R.T. 0.003 min
Lab File: VL042175.D
Acq: 27 Mar 2025 10:01

Tgt Ion:131 Resp: 13959

Ion	Ratio	Lower	Upper
131	100		
133	99.6	76.6	114.8
119	1170.3	49.8	74.6#

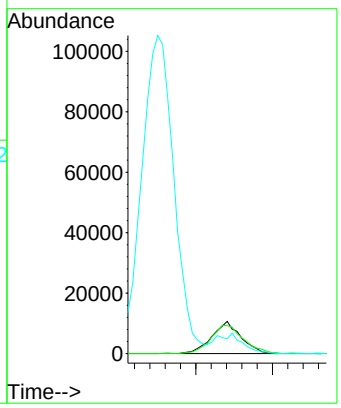

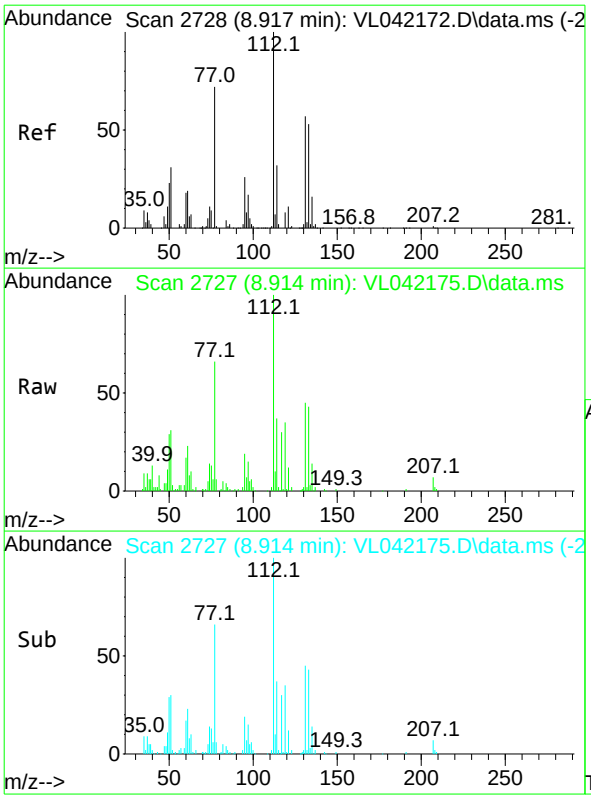

#57
Chlorobenzene
Concen: 0.540 ppbv
RT: 8.914 min Scan# 27
Delta R.T. -0.003 min
Lab File: VL042175.D
Acq: 27 Mar 2025 10:01

Tgt Ion:112 Resp: 24826

Ion	Ratio	Lower	Upper
112	100		
77	65.1	58.2	87.2
114	36.8	29.1	35.5#

Instrument :
MSVOA_L
ClientSampleId :
VSTDICC0.5

Manual Integrations
APPROVED

Reviewed By :Semsettin Yesilyurt 03/31/2025
Supervised By :Mahesh Dadoda 04/03/2025

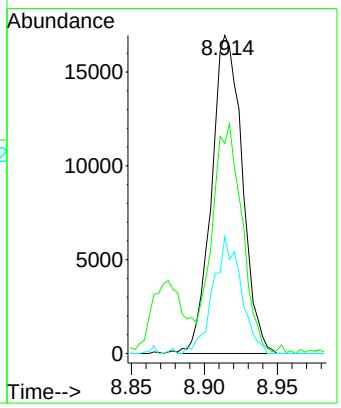

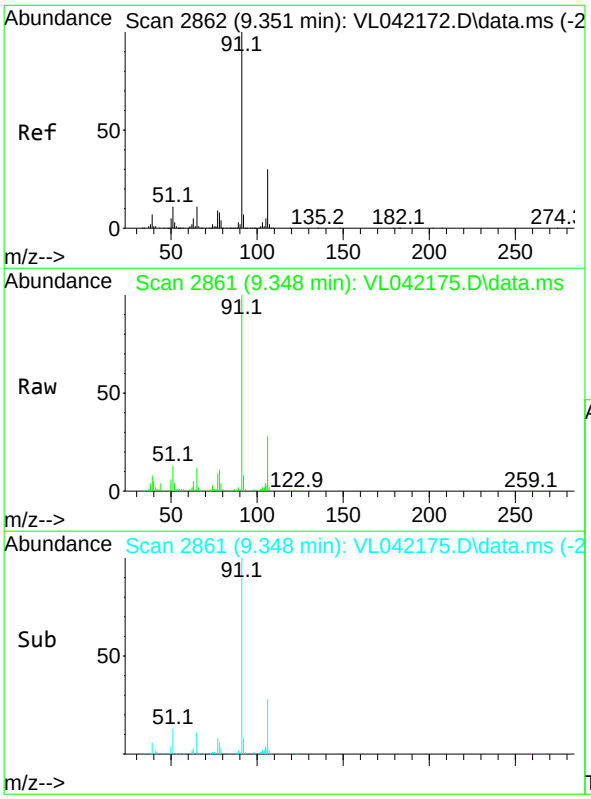

#58
Ethyl Benzene
Concen: 0.521 ppbv
RT: 9.348 min Scan# 2861
Delta R.T. -0.003 min
Lab File: VL042175.D
Acq: 27 Mar 2025 10:01

Tgt Ion: 91 Resp: 44862

Ion	Ratio	Lower	Upper
91	100		
106	28.1	24.2	36.2

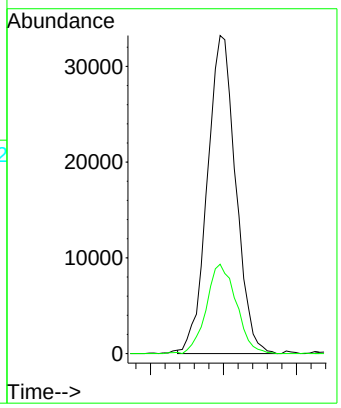

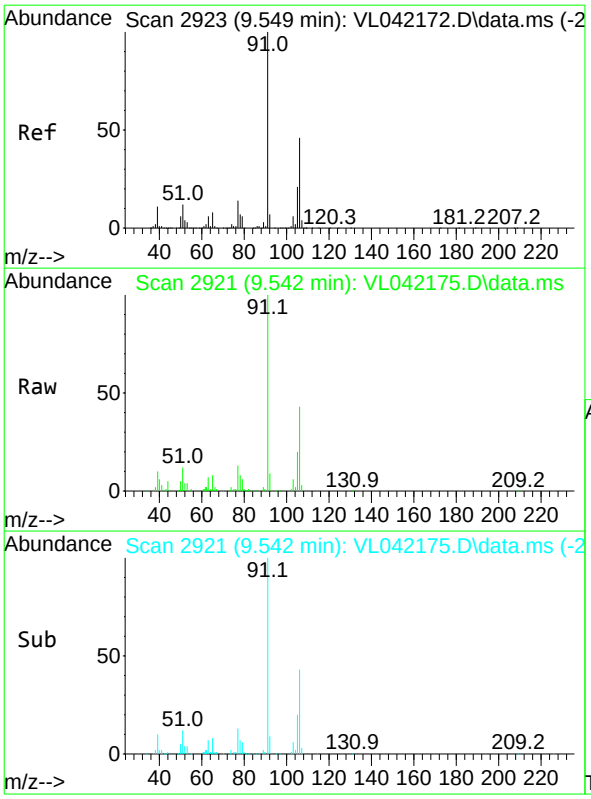

#59
m/p-Xylene
Concen: 1.060 ppbv m
RT: 9.542 min Scan# 29
Delta R.T. -0.007 min
Lab File: VL042175.D
Acq: 27 Mar 2025 10:01

Tgt Ion: 91 Resp: 73028

Ion	Ratio	Lower	Upper
91	100		
106	45.2	36.4	54.6

Instrument :
MSVOA_L
ClientSampleId :
VSTDICC0.5

Manual Integrations APPROVED

Reviewed By :Semsettin Yesilyurt 03/31/2025
Supervised By :Mahesh Dadoda 04/03/2025

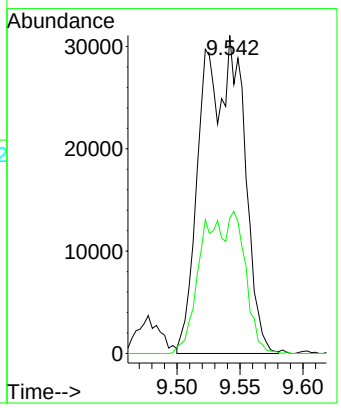

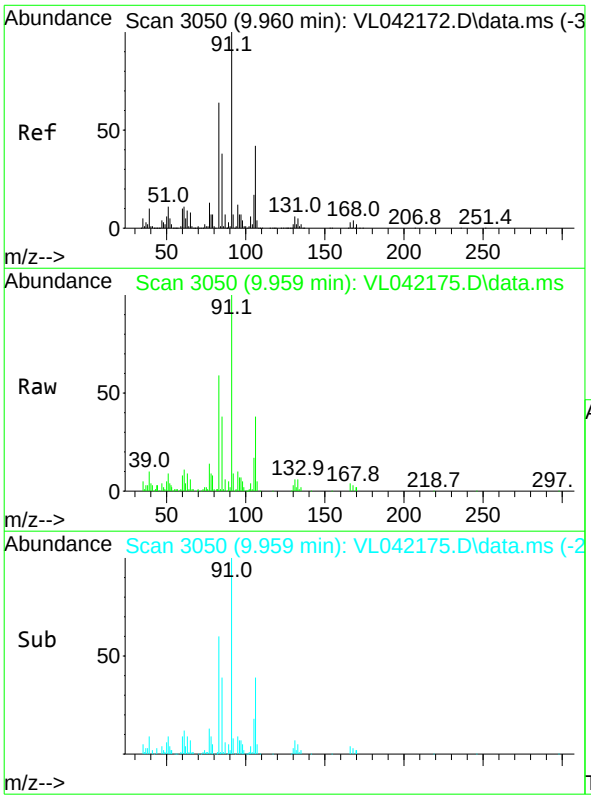

#60
o-Xylene
Concen: 0.535 ppbv
RT: 9.959 min Scan# 3050
Delta R.T. -0.000 min
Lab File: VL042175.D
Acq: 27 Mar 2025 10:01

Tgt Ion: 91 Resp: 36879

Ion	Ratio	Lower	Upper
91	100		
106	42.7	20.8	62.5

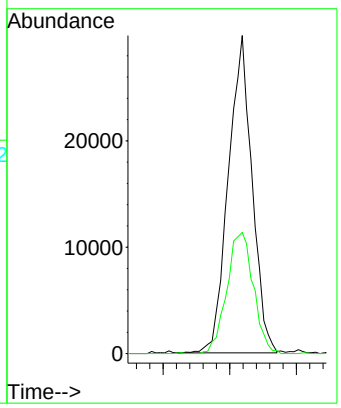

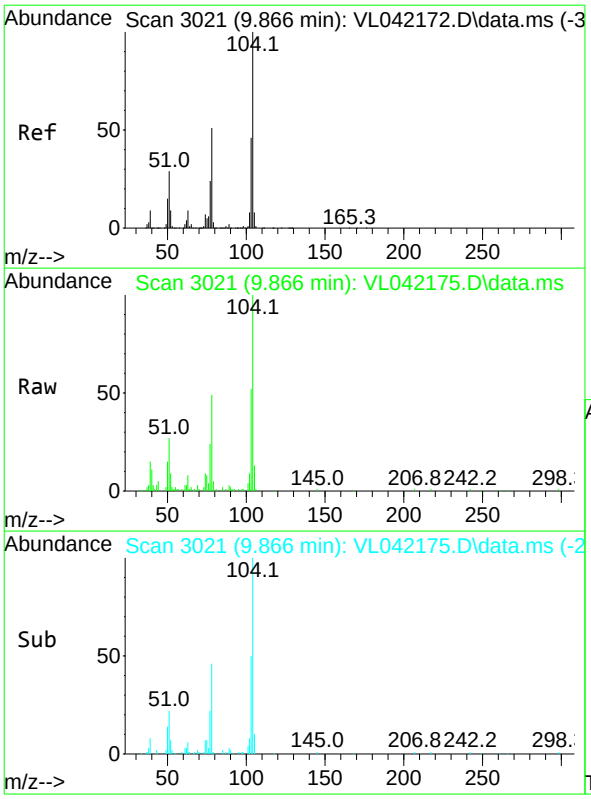

#61
Styrene
Concen: 0.504 ppbv
RT: 9.866 min Scan# 30
Delta R.T. -0.000 min
Lab File: VL042175.D
Acq: 27 Mar 2025 10:01

Tgt Ion:104 Resp: 17198

Ion	Ratio	Lower	Upper
104	100		
78	53.7	41.8	62.6
103	50.2	37.0	55.4

Instrument :
MSVOA_L
ClientSampleId :
VSTDICC0.5

Manual Integrations
APPROVED

Reviewed By :Semsettin Yesilyurt 03/31/2025
Supervised By :Mahesh Dadoda 04/03/2025

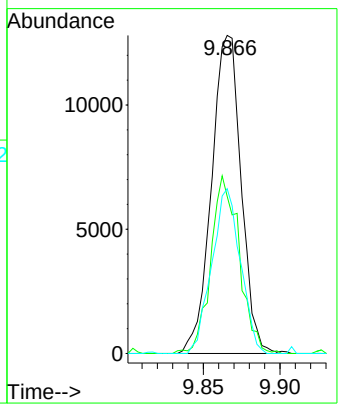

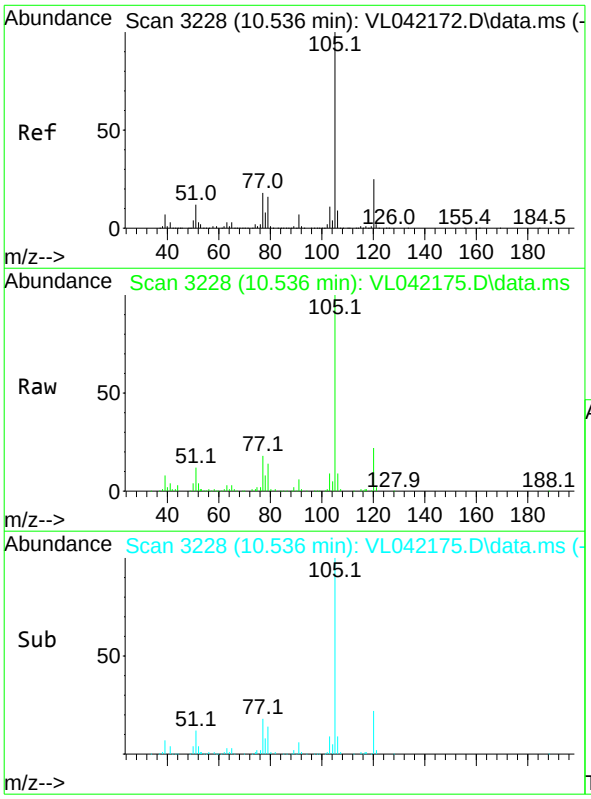

#62
Isopropylbenzene
Concen: 0.538 ppbv
RT: 10.536 min Scan# 3228
Delta R.T. -0.000 min
Lab File: VL042175.D
Acq: 27 Mar 2025 10:01

Tgt Ion:105 Resp: 55531

Ion	Ratio	Lower	Upper
105	100		
120	25.5	19.9	29.9

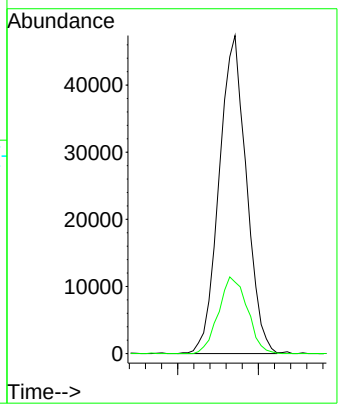

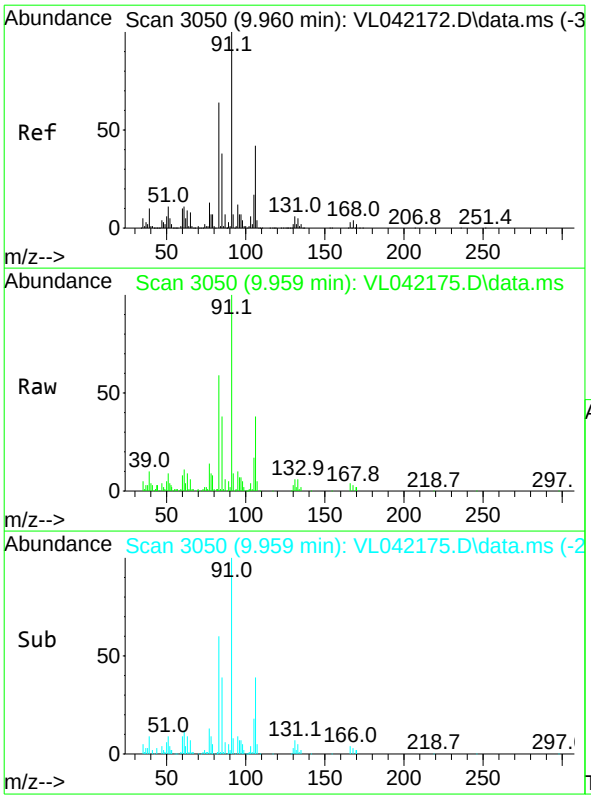

#63
1,1,2,2-Tetrachloroethane
Concen: 0.525 ppbv
RT: 9.959 min Scan# 30
Delta R.T. -0.000 min
Lab File: VL042175.D
Acq: 27 Mar 2025 10:01

Tgt Ion: 83 Resp: 21989

Ion	Ratio	Lower	Upper
83	100		
131	10.4	4.8	14.4
85	68.1	32.5	97.5

Instrument :
MSVOA_L
ClientSampleId :
VSTDICC0.5

Manual Integrations
APPROVED

Reviewed By :Semsettin Yesilyurt 03/31/2025
Supervised By :Mahesh Dadoda 04/03/2025

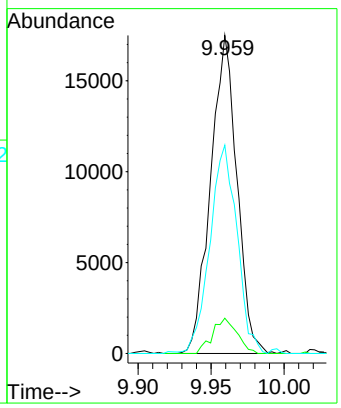

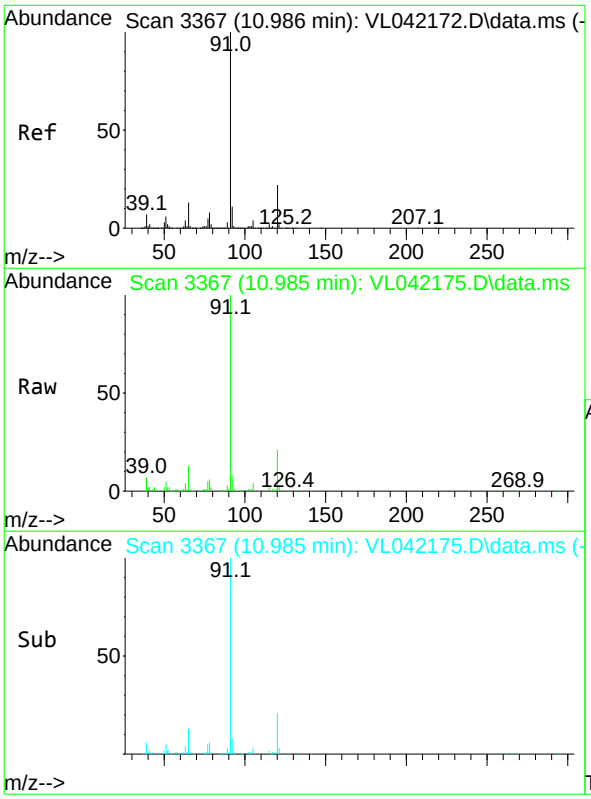

#64
n-propylbenzene
Concen: 0.528 ppbv
RT: 10.985 min Scan# 3367
Delta R.T. -0.000 min
Lab File: VL042175.D
Acq: 27 Mar 2025 10:01

Tgt Ion:120 Resp: 14030

Ion	Ratio	Lower	Upper
120	100		
91	483.1	376.9	565.3

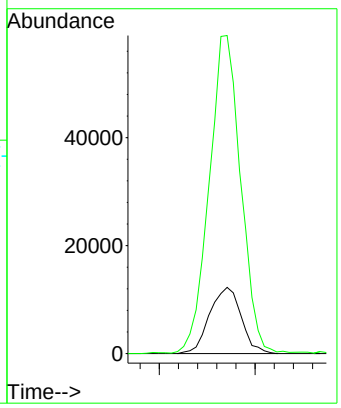

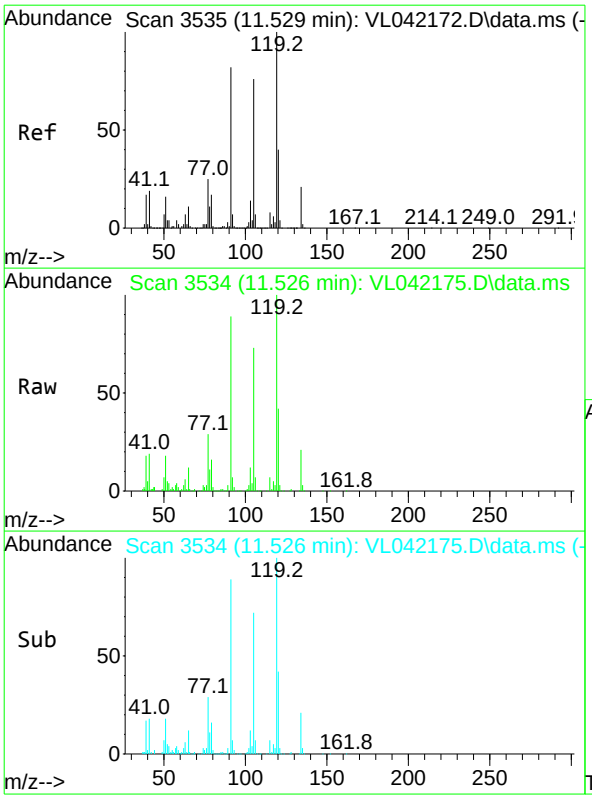

#65
tert-Butylbenzene
Concen: 0.557 ppbv
RT: 11.526 min Scan# 35
Delta R.T. -0.003 min
Lab File: VL042175.D
Acq: 27 Mar 2025 10:01

Tgt Ion:119 Resp: 53115

Ion	Ratio	Lower	Upper
119	100		
91	82.9	66.0	99.0
134	20.6	16.7	25.1

Instrument :
MSVOA_L
ClientSampleId :
VSTDICC0.5

Manual Integrations
APPROVED

Reviewed By :Semsettin Yesilyurt 03/31/2025
Supervised By :Mahesh Dadoda 04/03/2025

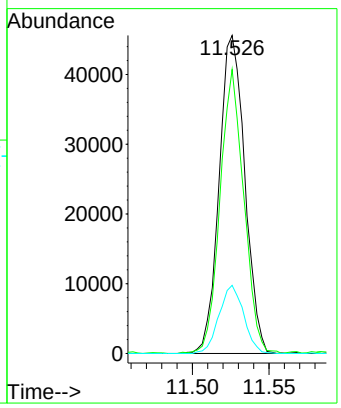

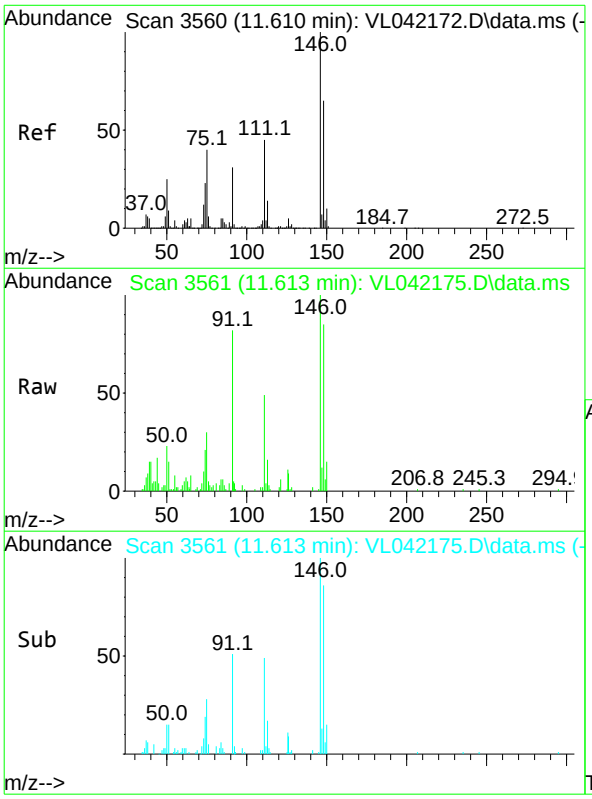

#66
Benzyl Chloride
Concen: 0.520 ppbv
RT: 11.613 min Scan# 3561
Delta R.T. 0.003 min
Lab File: VL042175.D
Acq: 27 Mar 2025 10:01

Tgt Ion: 91 Resp: 5263

Ion	Ratio	Lower	Upper
91	100		
126	18.7	13.8	20.6
128	5.8	4.5	6.7

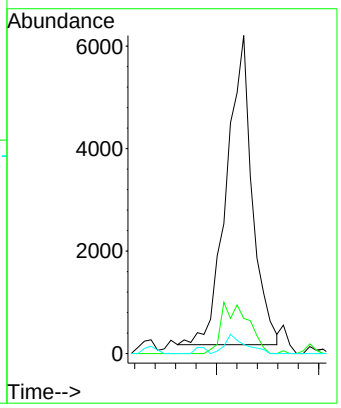



#67
sec-Butylbenzene
Concen: 0.550 ppbv
RT: 11.762 min Scan# 36
Delta R.T. -0.003 min
Lab File: VL042175.D
Acq: 27 Mar 2025 10:01

Tgt Ion:105 Resp: 72879

Ion	Ratio	Lower	Upper
105	100		
134	18.6	15.5	23.3

Instrument :
MSVOA_L
ClientSampleId :
VSTDICC0.5

Manual Integrations
APPROVED

Reviewed By :Semsettin Yesilyurt 03/31/2025
Supervised By :Mahesh Dadoda 04/03/2025

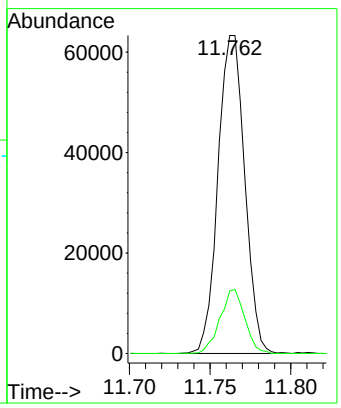

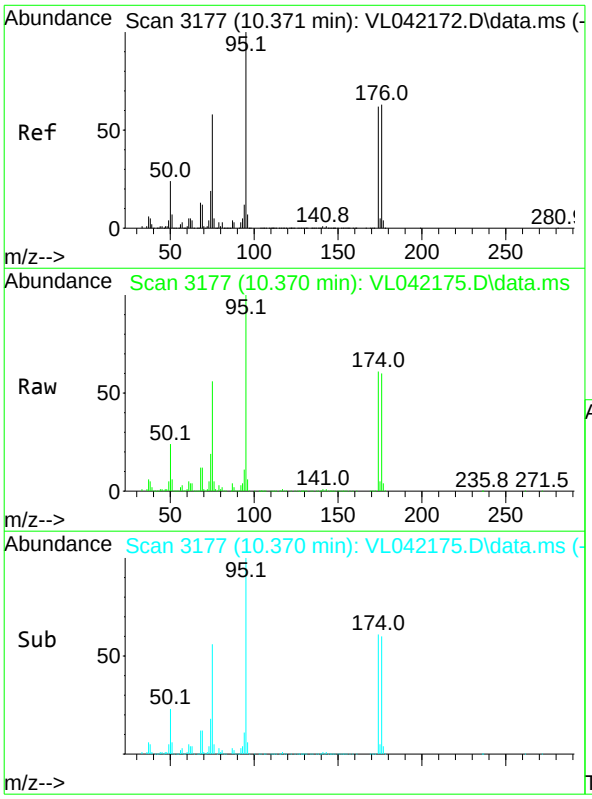

#68
1-Bromo-4-Fluorobenzene
Concen: 10.130 ppbv
RT: 10.370 min Scan# 3177
Delta R.T. -0.000 min
Lab File: VL042175.D
Acq: 27 Mar 2025 10:01

Tgt Ion: 95 Resp: 403513

Ion	Ratio	Lower	Upper
95	100		
174	62.3	50.6	76.0
175	4.9	3.8	5.6

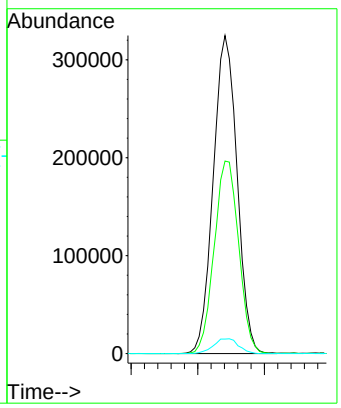

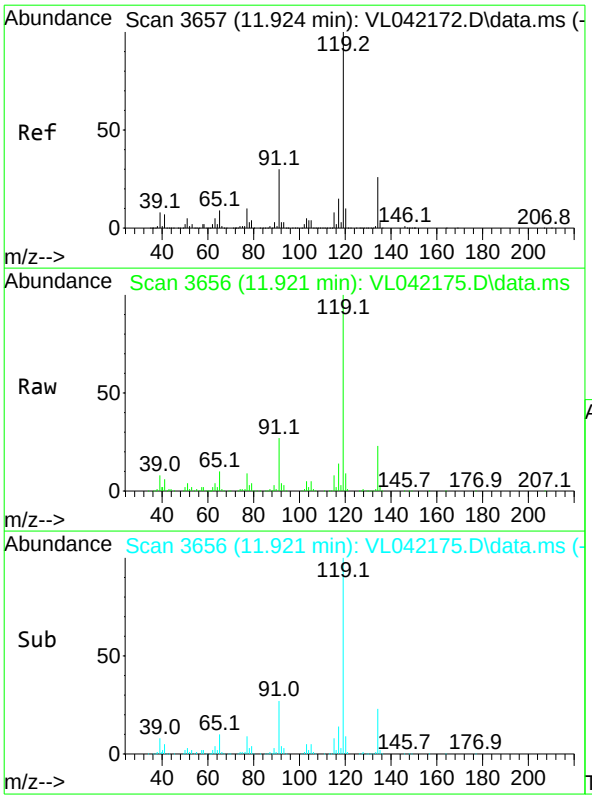

#69
p-Isopropyltoluene
Concen: 0.542 ppbv
RT: 11.921 min Scan# 36
Delta R.T. -0.003 min
Lab File: VL042175.D
Acq: 27 Mar 2025 10:01

Tgt Ion:119 Resp: 61933

Ion	Ratio	Lower	Upper
119	100		
134	25.8	20.4	30.6
91	29.4	23.7	35.5

Instrument :
MSVOA_L
ClientSampleId :
VSTDICC0.5

Manual Integrations
APPROVED

Reviewed By :Semsettin Yesilyurt 03/31/2025
Supervised By :Mahesh Dadoda 04/03/2025

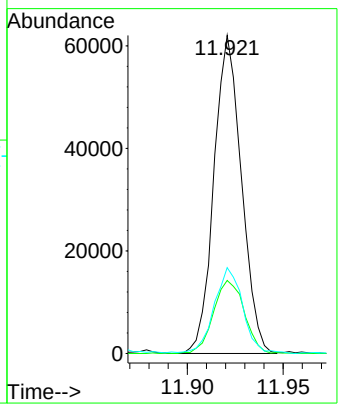

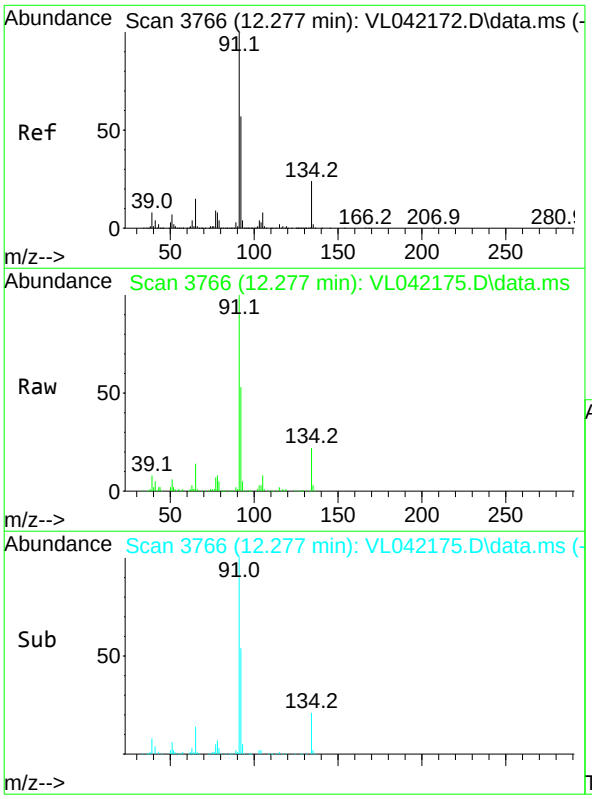

#70
n-Butylbenzene
Concen: 0.527 ppbv
RT: 12.277 min Scan# 3766
Delta R.T. -0.000 min
Lab File: VL042175.D
Acq: 27 Mar 2025 10:01

Tgt Ion: 91 Resp: 61507

Ion	Ratio	Lower	Upper
91	100		
92	55.3	44.9	67.3
134	23.4	19.2	28.8

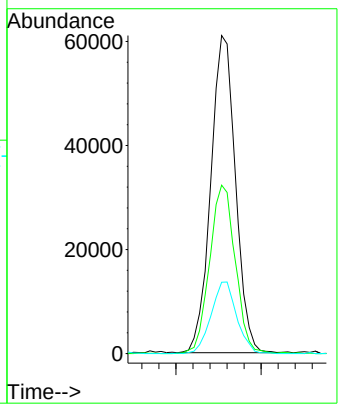

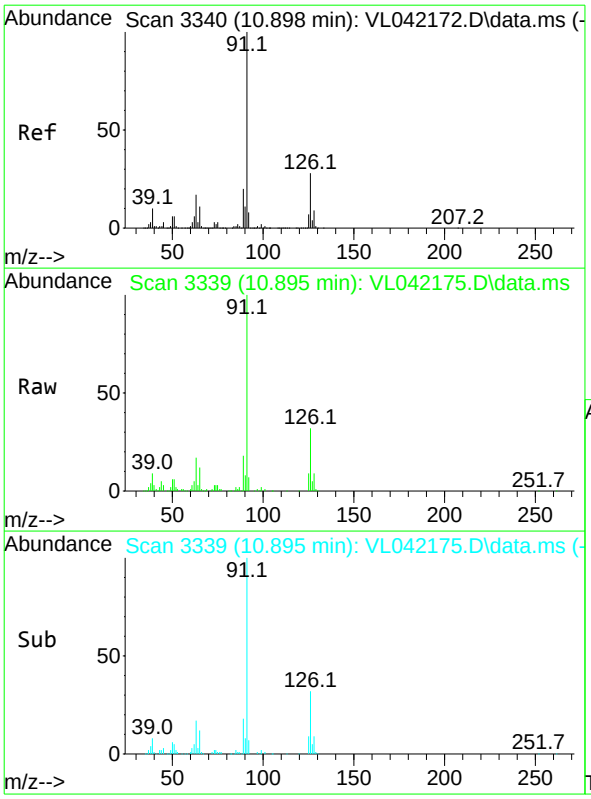

#71
2-Chlorotoluene
Concen: 0.520 ppbv
RT: 10.895 min Scan# 33
Delta R.T. -0.003 min
Lab File: VL042175.D
Acq: 27 Mar 2025 10:01

Tgt Ion: 91 Resp: 41637

Ion	Ratio	Lower	Upper
91	100		
126	31.7	11.6	46.4

Instrument :
MSVOA_L
ClientSampleId :
VSTDICC0.5

Manual Integrations
APPROVED

Reviewed By :Semsettin Yesilyurt 03/31/2025
Supervised By :Mahesh Dadoda 04/03/2025

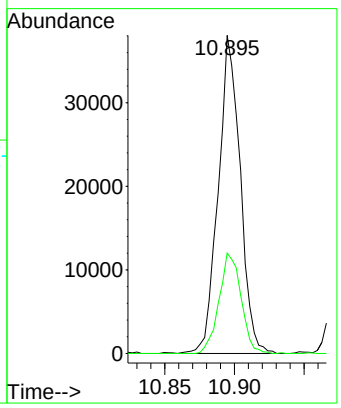

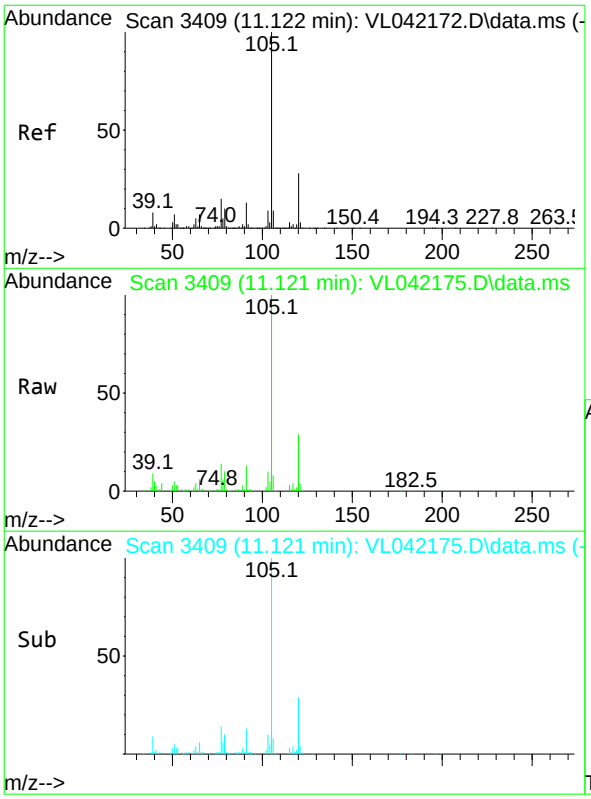

#72
4-Ethyltoluene
Concen: 0.518 ppbv
RT: 11.121 min Scan# 3409
Delta R.T. -0.000 min
Lab File: VL042175.D
Acq: 27 Mar 2025 10:01

Tgt Ion:105 Resp: 44473

Ion	Ratio	Lower	Upper
105	100		
120	32.3	23.4	35.0
91	14.9	10.3	15.5
77	17.8	11.4	17.2#

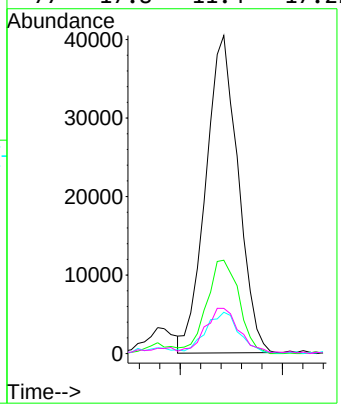

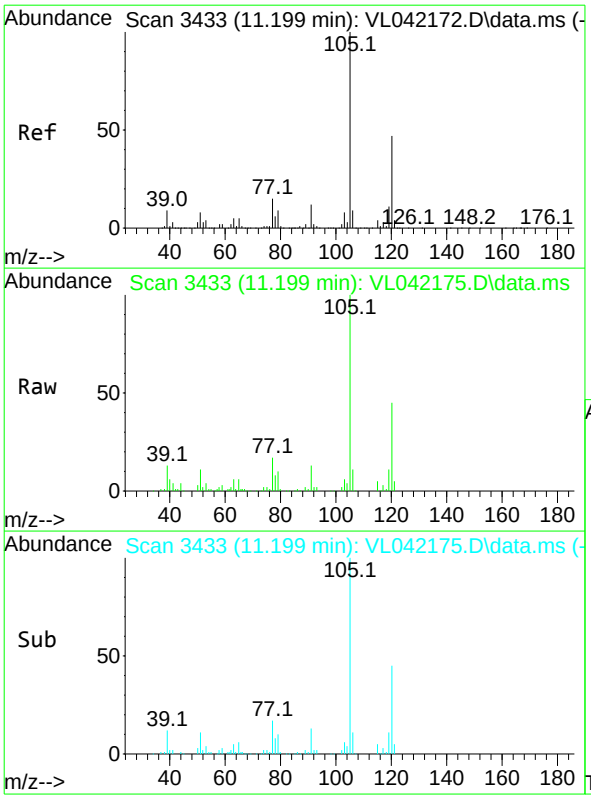

#73
1,3,5-Trimethylbenzene
Concen: 0.523 ppbv
RT: 11.199 min Scan# 34
Delta R.T. -0.000 min
Lab File: VL042175.D
Acq: 27 Mar 2025 10:01

Tgt Ion:105 Resp: 39190

Ion	Ratio	Lower	Upper
105	100		
120	44.6	37.4	56.0

Instrument :
MSVOA_L
ClientSampleId :
VSTDICC0.5

Manual Integrations
APPROVED

Reviewed By :Semsettin Yesilyurt 03/31/2025
Supervised By :Mahesh Dadoda 04/03/2025

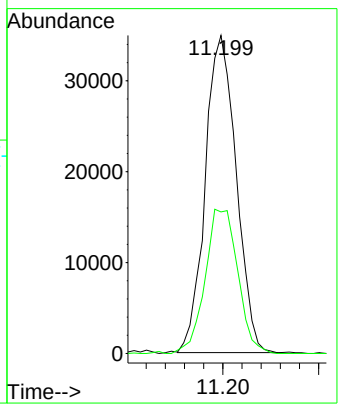

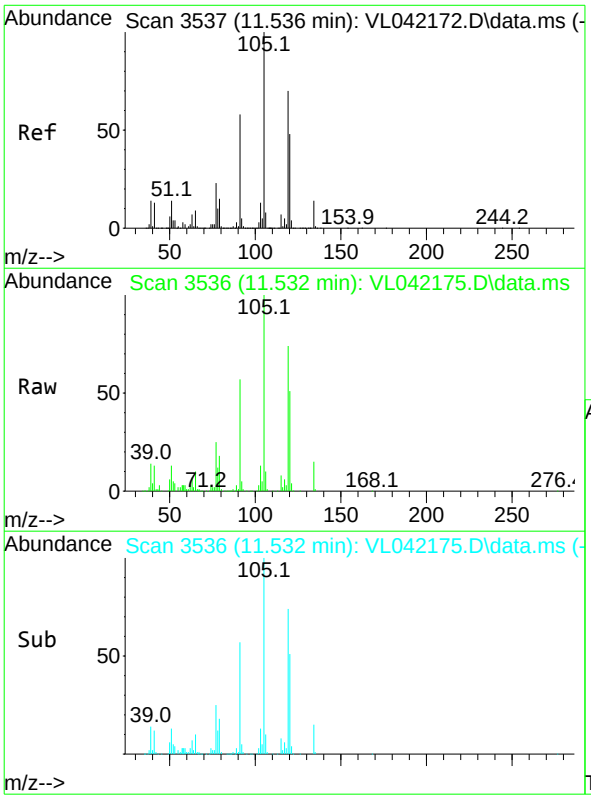

#74
1,2,4-Trimethylbenzene
Concen: 0.560 ppbv
RT: 11.532 min Scan# 3536
Delta R.T. -0.003 min
Lab File: VL042175.D
Acq: 27 Mar 2025 10:01

Tgt Ion:105 Resp: 48370

Ion	Ratio	Lower	Upper
105	100		
120	51.3	38.6	58.0
91	56.5	46.2	69.2
77	25.0	18.6	27.8

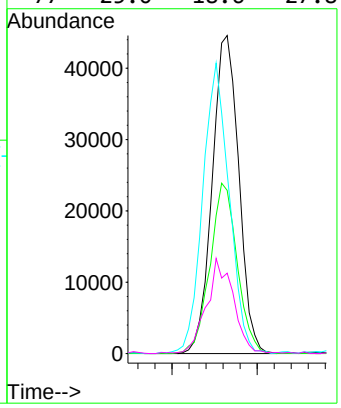

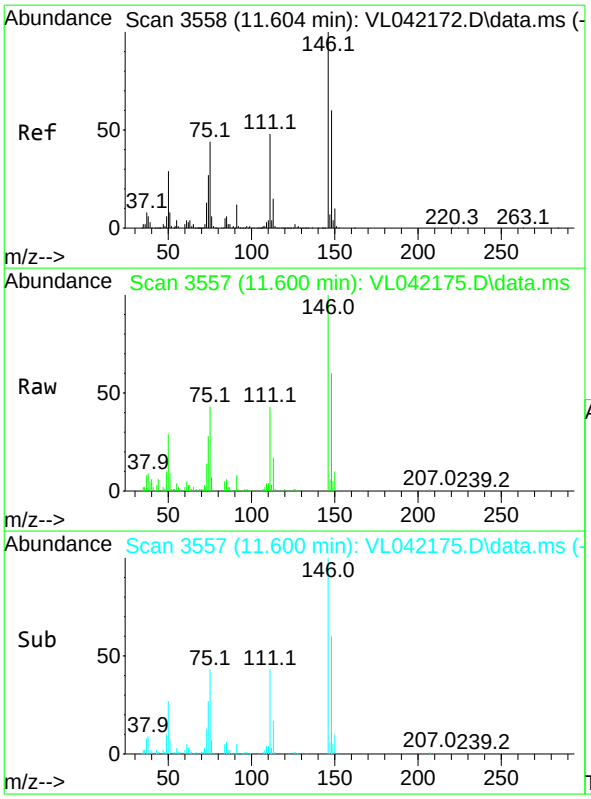

#75
1,3-Dichlorobenzene
Concen: 0.530 ppbv
RT: 11.600 min Scan# 35
Delta R.T. -0.003 min
Lab File: VL042175.D
Acq: 27 Mar 2025 10:01

Tgt Ion:146 Resp: 25122

Ion	Ratio	Lower	Upper
146	100		
111	47.5	23.8	71.2
148	63.7	31.9	95.9

Instrument :
MSVOA_L
ClientSampleId :
VSTDICC0.5

Manual Integrations
APPROVED

Reviewed By :Semsettin Yesilyurt 03/31/2025
Supervised By :Mahesh Dadoda 04/03/2025

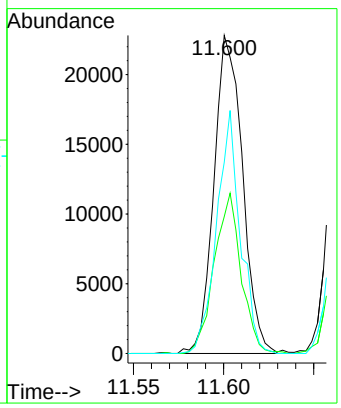

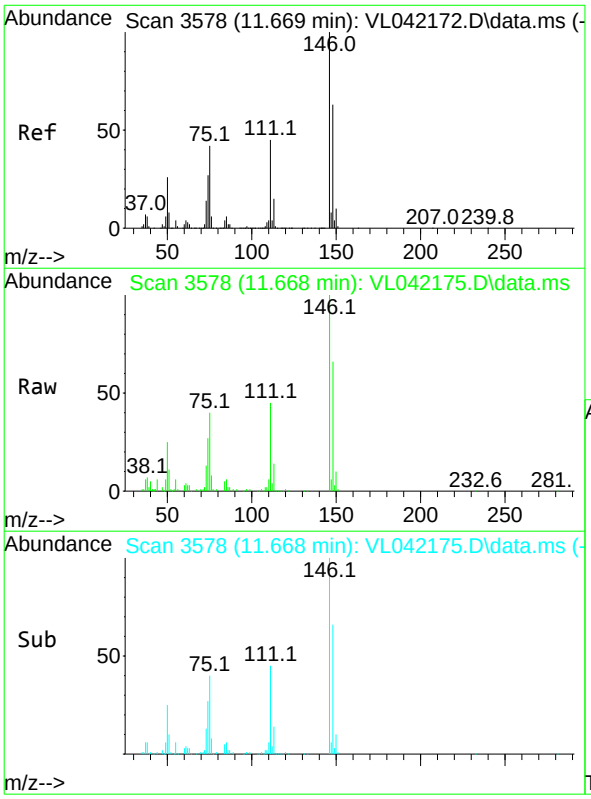

#76
1,4-Dichlorobenzene
Concen: 0.530 ppbv
RT: 11.668 min Scan# 3578
Delta R.T. -0.000 min
Lab File: VL042175.D
Acq: 27 Mar 2025 10:01

Tgt Ion:146 Resp: 24991

Ion	Ratio	Lower	Upper
146	100		
111	47.0	23.0	69.0
148	67.5	31.9	95.7

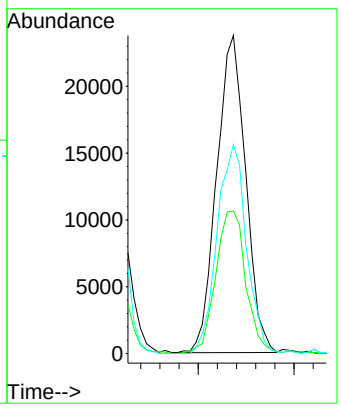

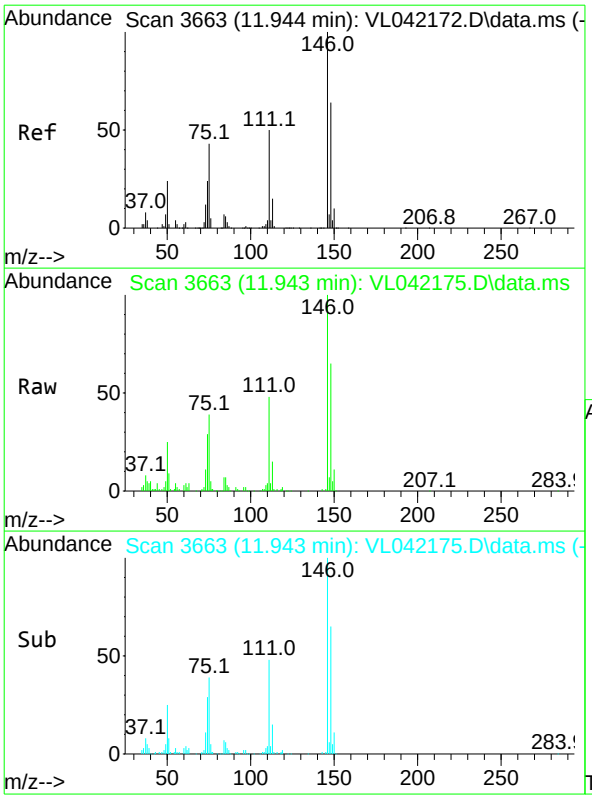

#77
1,2-Dichlorobenzene
Concen: 0.532 ppbv
RT: 11.943 min Scan# 36
Delta R.T. -0.000 min
Lab File: VL042175.D
Acq: 27 Mar 2025 10:01

Tgt Ion:146 Resp: 24548

Ion	Ratio	Lower	Upper
146	100		
111	52.2	24.8	74.3
148	66.6	31.6	94.8

Instrument :
MSVOA_L
ClientSampleId :
VSTDICC0.5

Manual Integrations
APPROVED

Reviewed By :Semsettin Yesilyurt 03/31/2025
Supervised By :Mahesh Dadoda 04/03/2025

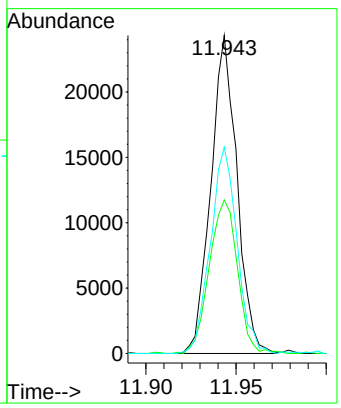

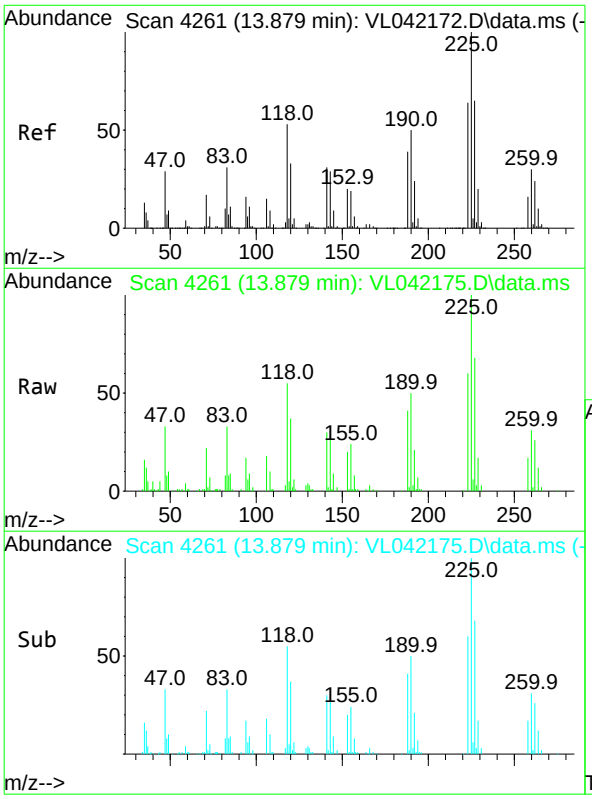

#78
Hexachloro-1,3-Butadiene
Concen: 0.546 ppbv
RT: 13.879 min Scan# 4261
Delta R.T. -0.000 min
Lab File: VL042175.D
Acq: 27 Mar 2025 10:01

Tgt Ion:225 Resp: 25636

Ion	Ratio	Lower	Upper
225	100		
223	64.5	50.6	76.0
227	64.8	51.2	76.8

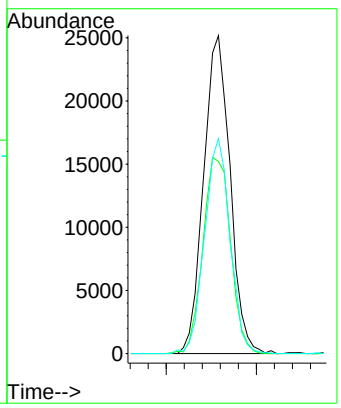

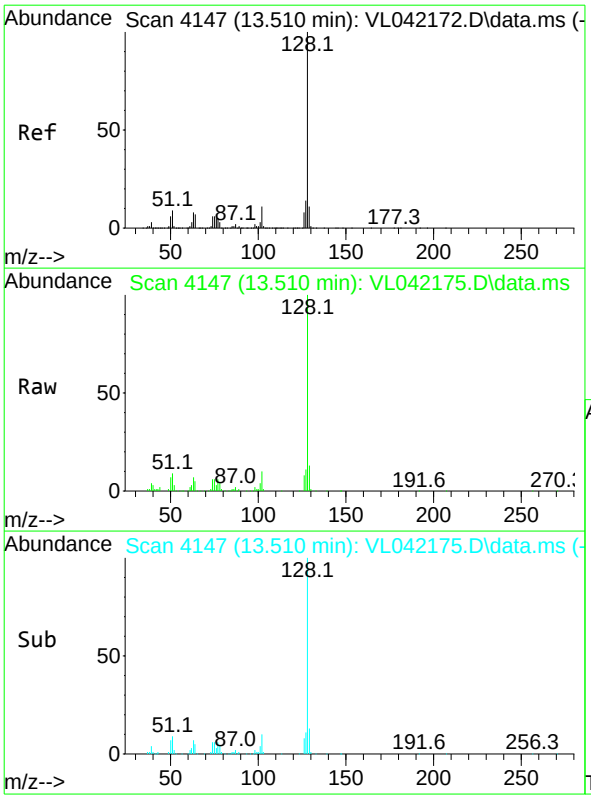

#79
Naphthalene
Concen: 0.508 ppbv
RT: 13.510 min Scan# 41
Delta R.T. -0.000 min
Lab File: VL042175.D
Acq: 27 Mar 2025 10:01

Tgt Ion:128 Resp: 47990

Ion	Ratio	Lower	Upper
128	100		
127	11.4	10.8	16.2
129	12.8	9.0	13.4

Instrument :
MSVOA_L
ClientSampleId :
VSTDICC0.5

Manual Integrations
APPROVED

Reviewed By :Semsettin Yesilyurt 03/31/2025
Supervised By :Mahesh Dadoda 04/03/2025

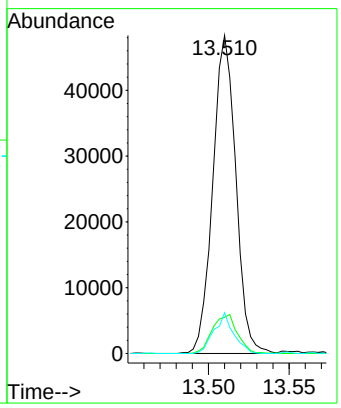

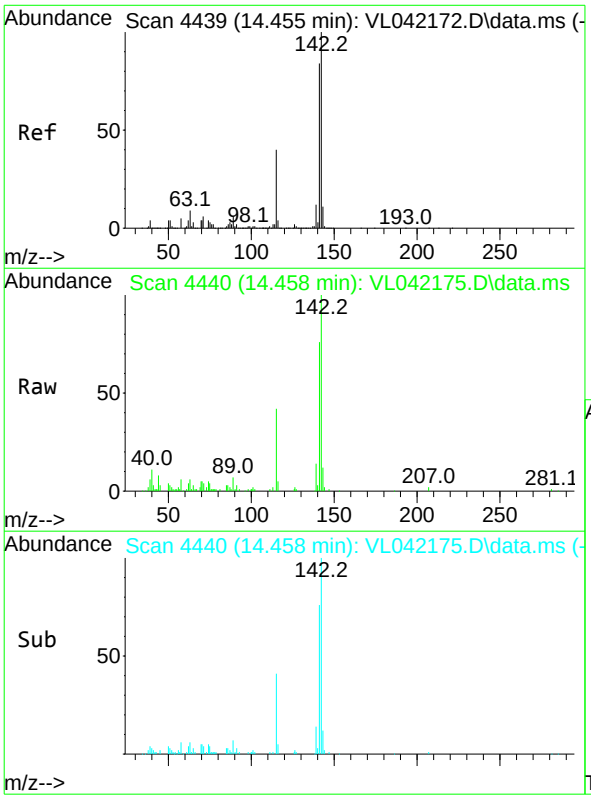

#80
Naphthalene,2-methyl-
Concen: 0.380 ppbv
RT: 14.458 min Scan# 4440
Delta R.T. 0.003 min
Lab File: VL042175.D
Acq: 27 Mar 2025 10:01

Tgt Ion:142 Resp: 17486

Ion	Ratio	Lower	Upper
142	100		
141	83.3	66.3	99.5
115	43.5	31.6	47.4

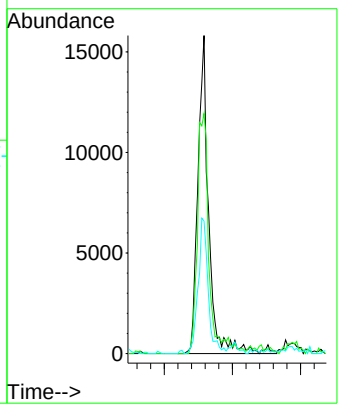

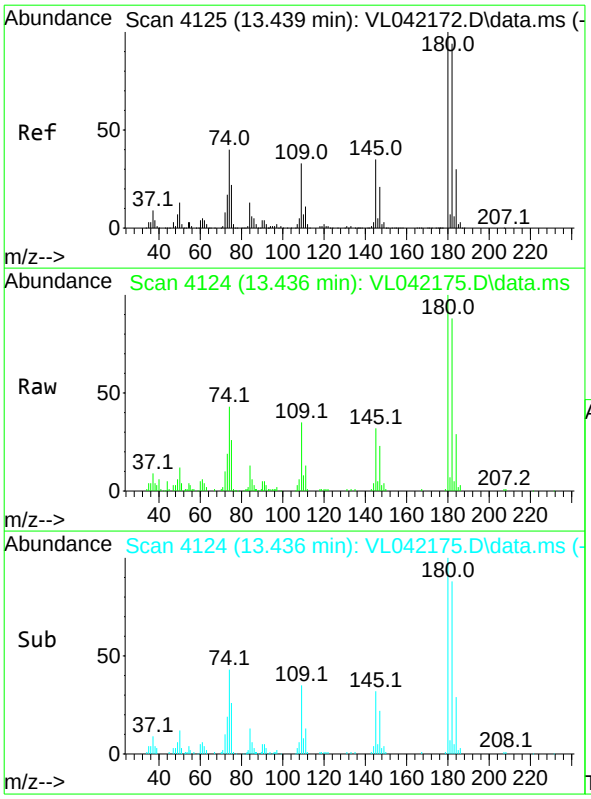

#81
1,2,4-Trichlorobenzene
Concen: 0.457 ppbv
RT: 13.436 min Scan# 41
Delta R.T. -0.003 min
Lab File: VL042175.D
Acq: 27 Mar 2025 10:01

Tgt Ion:180 Resp: 19924

Ion	Ratio	Lower	Upper
180	100		
182	97.9	75.1	112.7
184	31.1	24.4	36.6

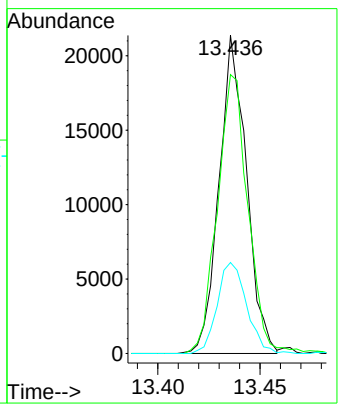

Instrument :
MSVOA_L
ClientSampleId :
VSTDICC0.5

Manual Integrations
APPROVED

Reviewed By :Semsettin Yesilyurt 03/31/2025
Supervised By :Mahesh Dadoda 04/03/2025

Quantitation Report (QT Reviewed)

Data Path : Z:\voasrv\HPCHEM1\MSVOA_L\Data\VL032725\
Data File : VL042176.D
Acq On : 27 Mar 2025 10:32
Operator : SY/MD
Sample : VSTDICC0.1
Misc : 400mL/MSVOA_L
ALS Vial : 6 Sample Multiplier: 1

Quant Time: Mar 28 01:35:34 2025
Quant Method : Z:\voasrv\HPCHEM1\MSVOA_L\methods\VL032725AIR.M
Quant Title : AIR ANALYSIS BY METHOD TO-15 Instrument: MSVOA_LFri Aug 2
QLast Update : Fri Mar 28 01:31:23 2025
Response via : Initial Calibration

Instrument :
MSVOA_L
ClientSampleId :
VSTDICC0.1

Manual Integrations
APPROVED
Reviewed By :Semsettin Yesilyurt 03/31/2025
Supervised By :Mahesh Dadoda 04/03/2025

Compound	R.T.	QIon	Response	Conc Units	Dev(Min)
Internal Standards					
1) Bromochloromethane	2.787	49	180740	10.000 ppbv	0.00
33) 1,4-Difluorobenzene	3.955	114	528028	10.000 ppbv	0.00
55) Chlorobenzene-d5	8.878	117	481506	10.000 ppbv	0.00
System Monitoring Compounds					
68) 1-Bromo-4-Fluorobenzene	10.374	95	398069	10.067 ppbv	0.00
Spiked Amount 10.000	Range 65 - 135		Recovery = 100.700%		
Target Compounds					Qvalue
5) Vinyl Chloride	1.580	62	1274	0.115 ppbv #	42
32) 1,1,1-Trichloroethane	3.366	97	4509m	0.106 ppbv	
35) Carbon Tetrachloride	3.768	117	4131m	0.102 ppbv	
38) Trichloroethene	4.551	130	2306m	0.106 ppbv	
52) Tetrachloroethene	8.225	164	1895m	0.091 ppbv	
54) 1,2-Dibromoethane	7.652	107	3033m	0.108 ppbv	
63) 1,1,2,2-Tetrachloroethane	9.966	83	3852m	0.093 ppbv	
79) Naphthalene	13.513	128	7882	0.084 ppbv #	92

(#) = qualifier out of range (m) = manual integration (+) = signals summed

Quantitation Report (QT Reviewed)

Data Path : Z:\voasrv\HPCHEM1\MSVOA_L\Data\VL032725\
Data File : VL042176.D
Acq On : 27 Mar 2025 10:32
Operator : SY/MD
Sample : VSTDICC0.1
Misc : 400mL/MSVOA_L
ALS Vial : 6 Sample Multiplier: 1

Quant Time: Mar 28 01:35:34 2025
Quant Method : Z:\voasrv\HPCHEM1\MSVOA_L\methods\VL032725AIR.M
Quant Title : AIR ANALYSIS BY METHOD TO-15 Instrument: MSVOA_LFri Aug
QLast Update : Fri Mar 28 01:31:23 2025
Response via : Initial Calibration

Instrument :
MSVOA_L
ClientSampleId :
VSTDICC0.1

Manual Integrations
APPROVED

Reviewed By :Semsettin Yesilyurt 03/31/2025
Supervised By :Mahesh Dadoda 04/03/2025

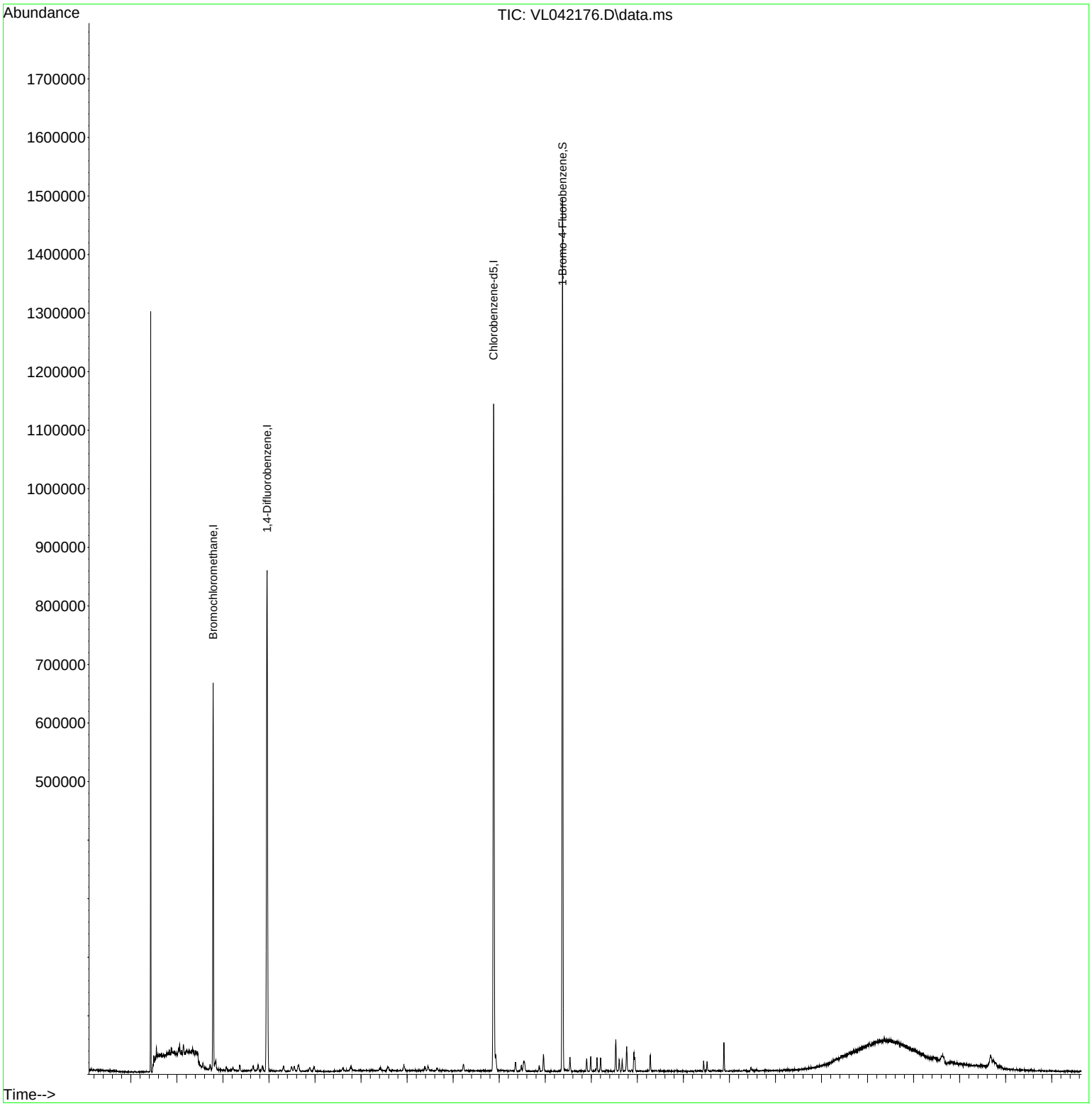



#1
Bromochloromethane
Concen: 10.000 ppbv
RT: 2.787 min Scan# 83
Delta R.T. 0.003 min
Lab File: VL042176.D
Acq: 27 Mar 2025 10:32

Tgt Ion: 49 Resp: 180740

Ion	Ratio	Lower	Upper
49	100		
128	45.6	22.9	68.5
130	58.5	28.8	86.4

Instrument :
MSVOA_L
ClientSampleId :
VSTDICC0.1

Manual Integrations
APPROVED

Reviewed By :Semsettin Yesilyurt 03/31/2025
Supervised By :Mahesh Dadoda 04/03/2025

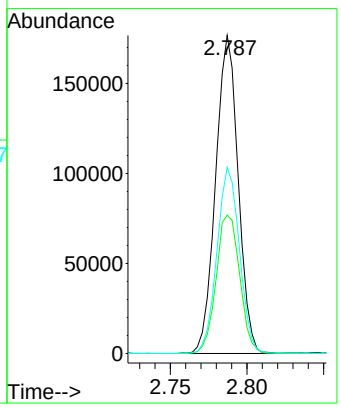

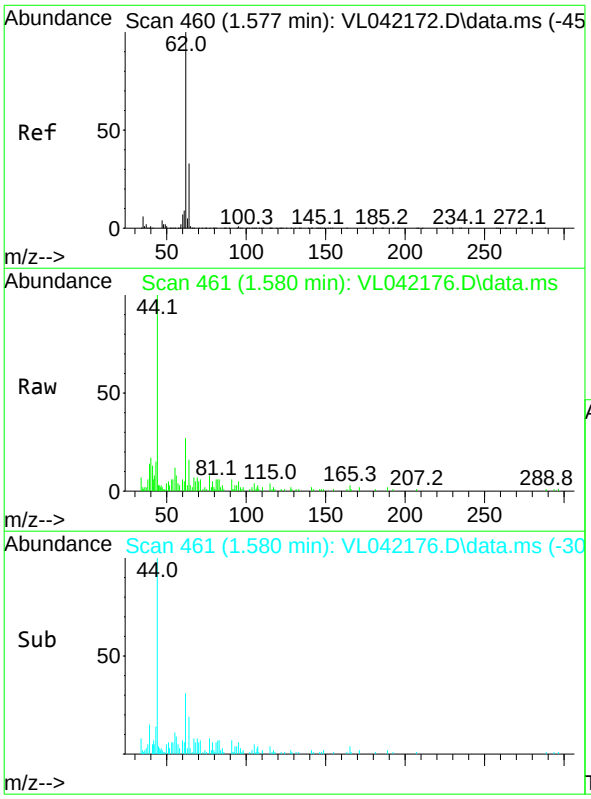

#5
Vinyl Chloride
Concen: 0.115 ppbv
RT: 1.580 min Scan# 461
Delta R.T. 0.003 min
Lab File: VL042176.D
Acq: 27 Mar 2025 10:32

Tgt Ion: 62 Resp: 1274

Ion	Ratio	Lower	Upper
62	100		
64	66.4	26.6	40.0#

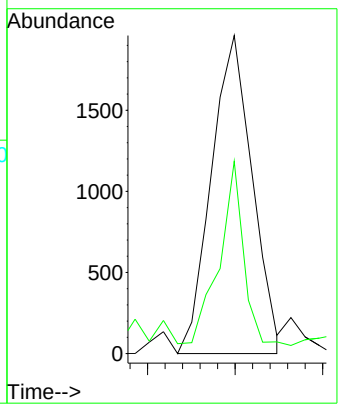

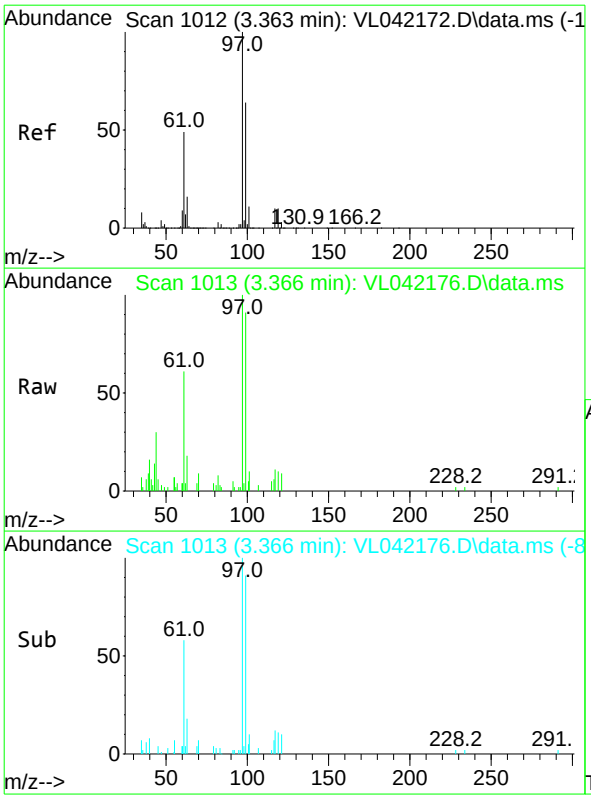

#32
1,1,1-Trichloroethane
Concen: 0.106 ppbv m
RT: 3.366 min Scan# 10
Delta R.T. 0.003 min
Lab File: VL042176.D
Acq: 27 Mar 2025 10:32

Tgt Ion: 97 Resp: 4509

Ion	Ratio	Lower	Upper
97	100		
99	68.6	51.5	77.3
61	45.4	38.7	58.1

Instrument :
MSVOA_L
ClientSampleId :
VSTDICC0.1

Manual Integrations
APPROVED

Reviewed By :Semsettin Yesilyurt 03/31/2025
Supervised By :Mahesh Dadoda 04/03/2025

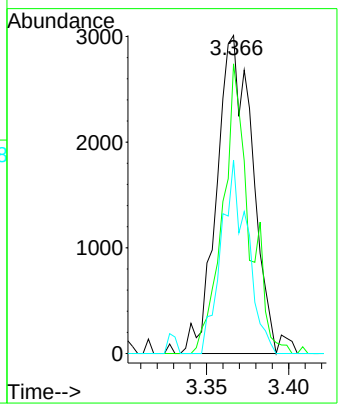

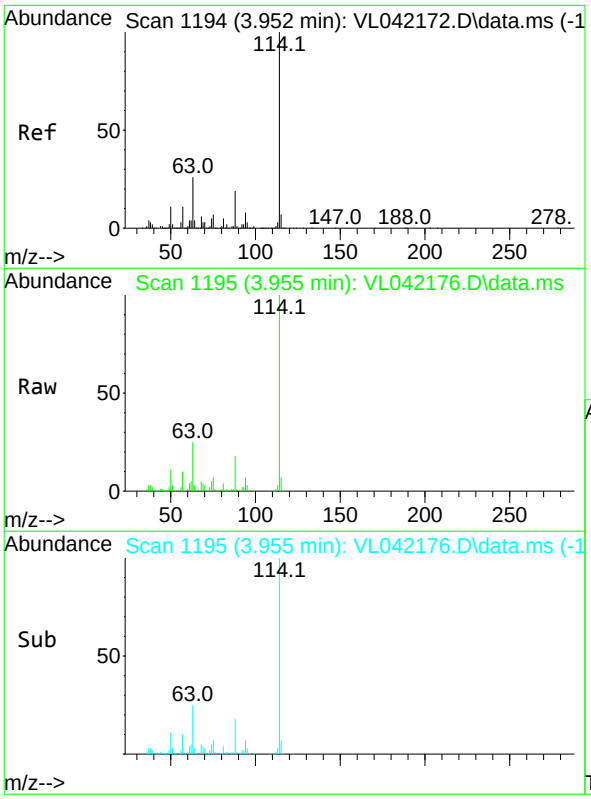

#33
1,4-Difluorobenzene
Concen: 10.000 ppbv
RT: 3.955 min Scan# 1195
Delta R.T. 0.003 min
Lab File: VL042176.D
Acq: 27 Mar 2025 10:32

Tgt Ion:114 Resp: 528028

Ion	Ratio	Lower	Upper
114	100		
63	25.8	20.7	31.1
88	18.5	15.0	22.4

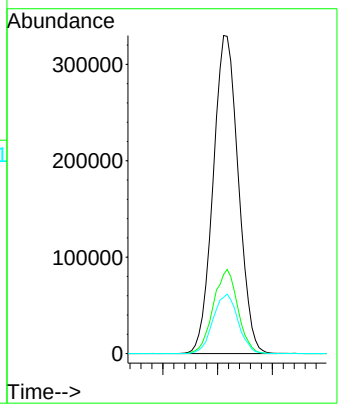

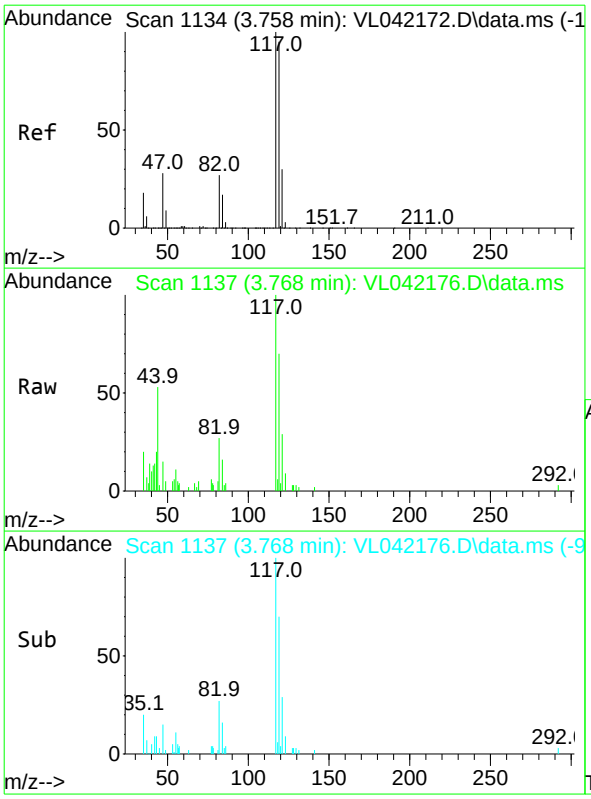

#35
Carbon Tetrachloride
Concen: 0.102 ppbv m
RT: 3.768 min Scan# 11
Delta R.T. 0.010 min
Lab File: VL042176.D
Acq: 27 Mar 2025 10:32

Tgt Ion:117 Resp: 4131

Ion	Ratio	Lower	Upper
117	100		
119	70.5	76.2	114.2#
121	29.4	24.2	36.4

Instrument :
MSVOA_L
ClientSampleId :
VSTDICC0.1

Manual Integrations
APPROVED

Reviewed By :Semsettin Yesilyurt 03/31/2025
Supervised By :Mahesh Dadoda 04/03/2025

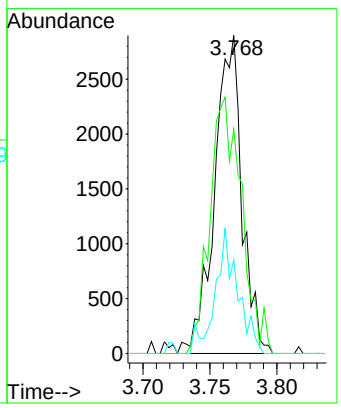

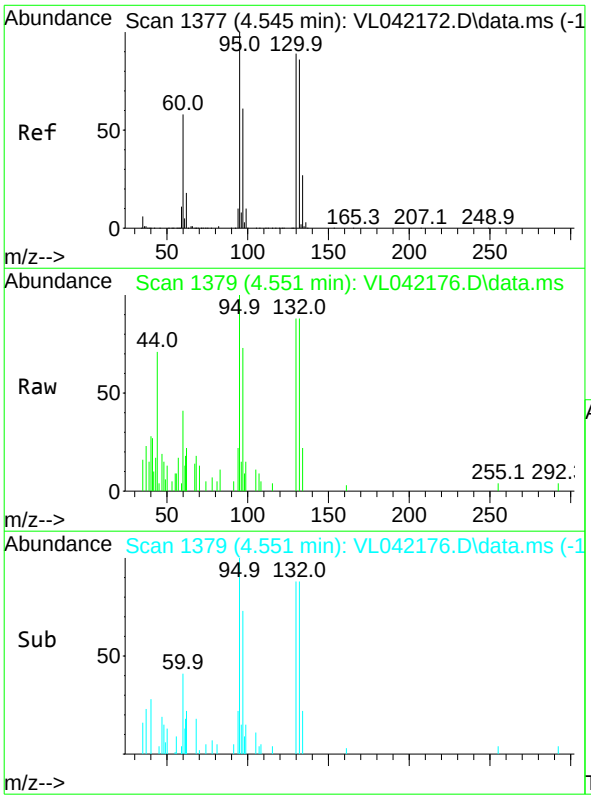

#38
Trichloroethene
Concen: 0.106 ppbv m
RT: 4.551 min Scan# 1379
Delta R.T. 0.006 min
Lab File: VL042176.D
Acq: 27 Mar 2025 10:32

Tgt Ion:130 Resp: 2306

Ion	Ratio	Lower	Upper
130	100		
95	114.0	89.8	134.8
132	100.2	77.4	116.2
97	83.7	55.1	82.7#

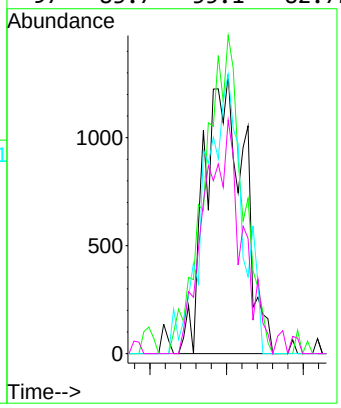

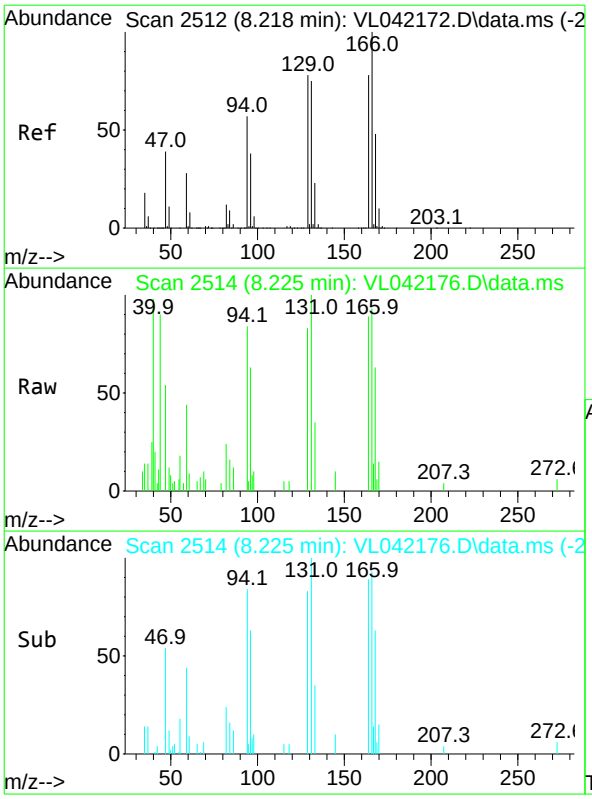

#52
Tetrachloroethene
Concen: 0.091 ppbv m
RT: 8.225 min Scan# 25
Delta R.T. 0.006 min
Lab File: VL042176.D
Acq: 27 Mar 2025 10:32

Tgt Ion:164 Resp: 1895

Ion	Ratio	Lower	Upper
164	100		
166	105.1	102.5	153.7
129	93.7	79.8	119.8
131	112.8	76.6	114.8

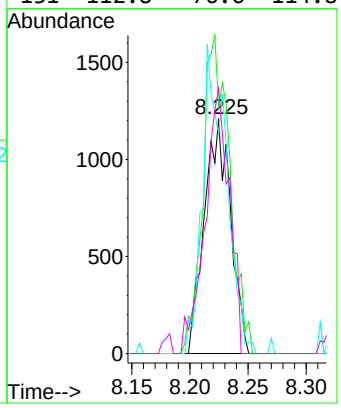

Instrument :
MSVOA_L
ClientSampleId :
VSTDICC0.1

Manual Integrations
APPROVED

Reviewed By :Semsettin Yesilyurt 03/31/2025
Supervised By :Mahesh Dadoda 04/03/2025

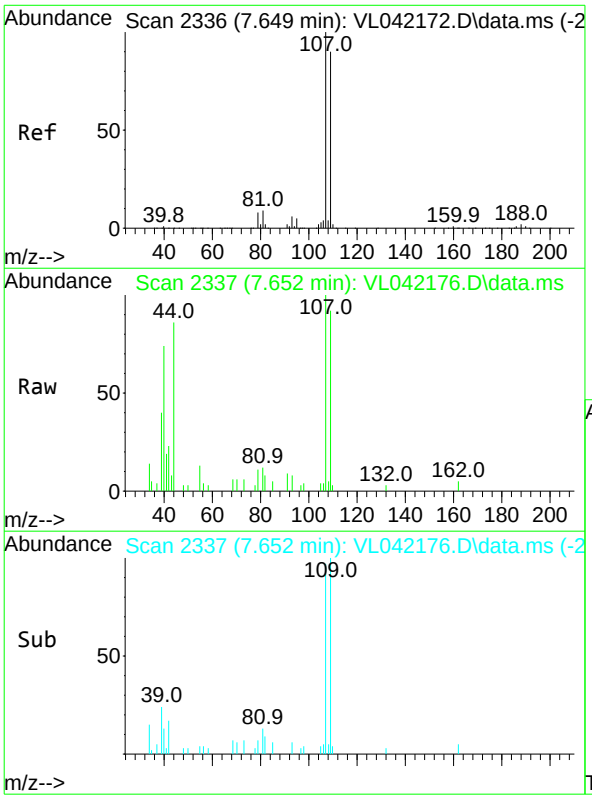

#54
1,2-Dibromoethane
Concen: 0.108 ppbv m
RT: 7.652 min Scan# 2337
Delta R.T. 0.003 min
Lab File: VL042176.D
Acq: 27 Mar 2025 10:32

Tgt Ion:107 Resp: 3033

Ion	Ratio	Lower	Upper
107	100		
109	91.8	72.2	108.4

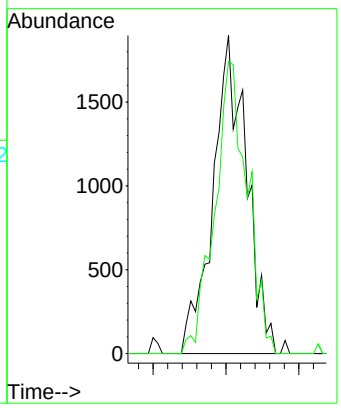

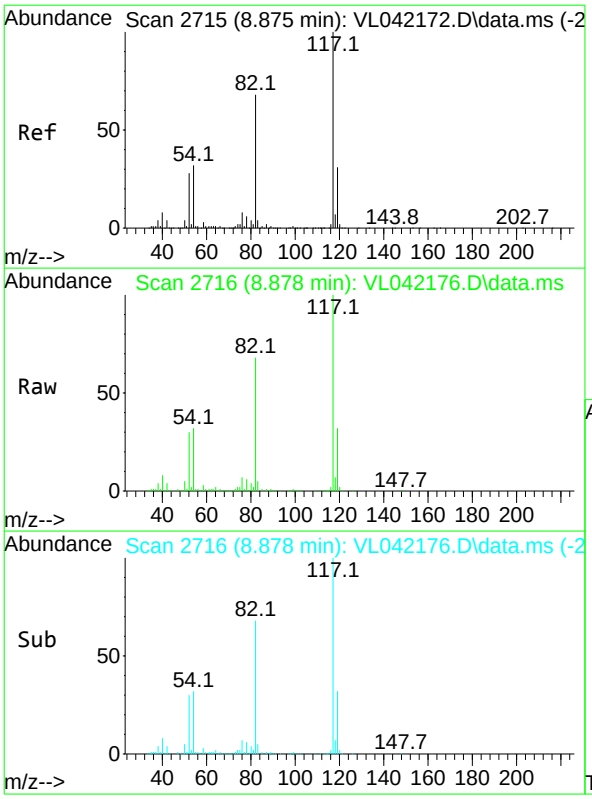

#55
Chlorobenzene-d5
Concen: 10.000 ppbv
RT: 8.878 min Scan# 27
Delta R.T. 0.003 min
Lab File: VL042176.D
Acq: 27 Mar 2025 10:32

Tgt Ion:117 Resp: 481506

Ion	Ratio	Lower	Upper
117	100		
82	66.7	55.8	83.6
119	32.3	25.5	38.3

Instrument :
MSVOA_L
ClientSampleId :
VSTDICC0.1

Manual Integrations
APPROVED

Reviewed By :Semsettin Yesilyurt 03/31/2025
Supervised By :Mahesh Dadoda 04/03/2025

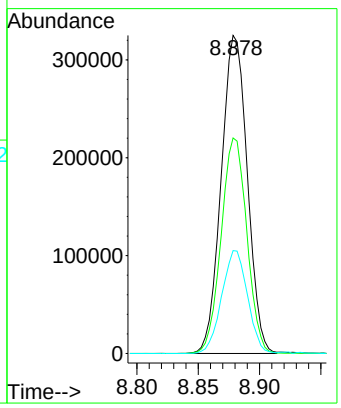

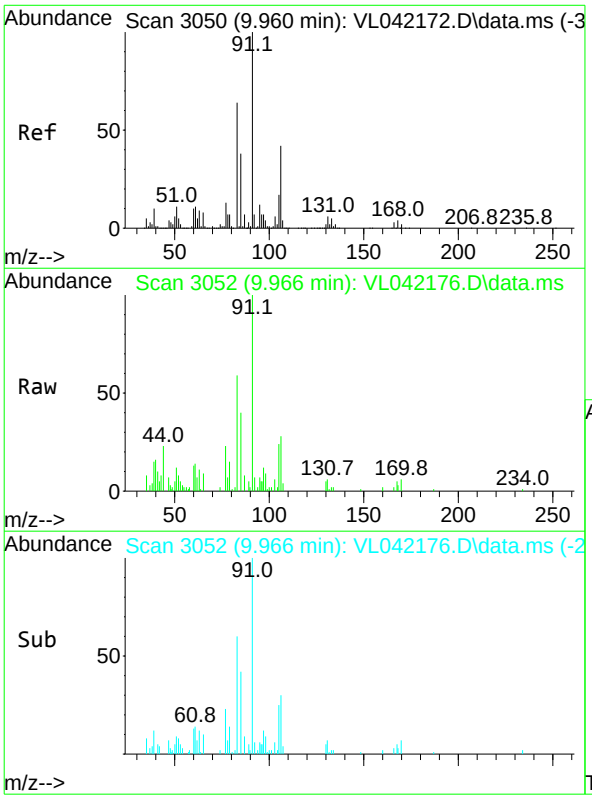

#63
1,1,2,2-Tetrachloroethane
Concen: 0.093 ppbv m
RT: 9.966 min Scan# 3052
Delta R.T. 0.006 min
Lab File: VL042176.D
Acq: 27 Mar 2025 10:32

Tgt Ion: 83 Resp: 3852

Ion	Ratio	Lower	Upper
83	100		
131	0.0	4.8	14.4#
85	0.0	32.5	97.5#

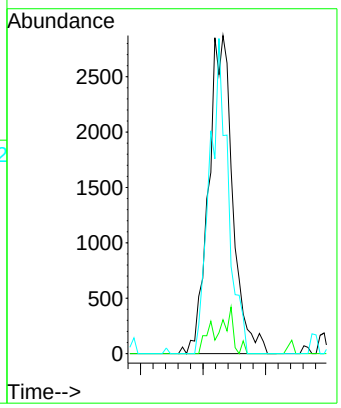

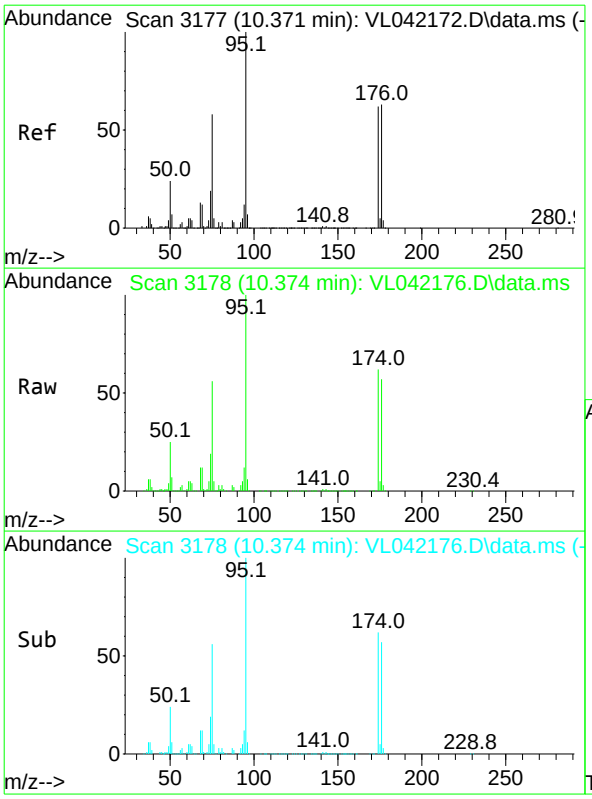

#68
1-Bromo-4-Fluorobenzene
Concen: 10.067 ppbv
RT: 10.374 min Scan# 31
Delta R.T. 0.003 min
Lab File: VL042176.D
Acq: 27 Mar 2025 10:32

Tgt Ion: 95 Resp: 398069

Ion	Ratio	Lower	Upper
95	100		
174	61.5	50.6	76.0
175	4.8	3.8	5.6

Instrument :
MSVOA_L
ClientSampleId :
VSTDICC0.1

Manual Integrations
APPROVED

Reviewed By :Semsettin Yesilyurt 03/31/2025
Supervised By :Mahesh Dadoda 04/03/2025

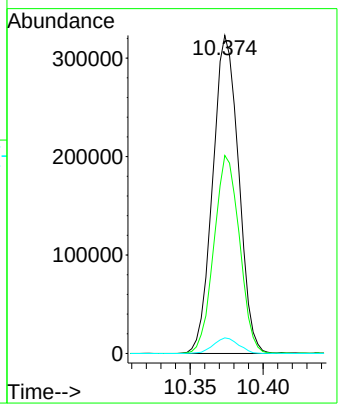

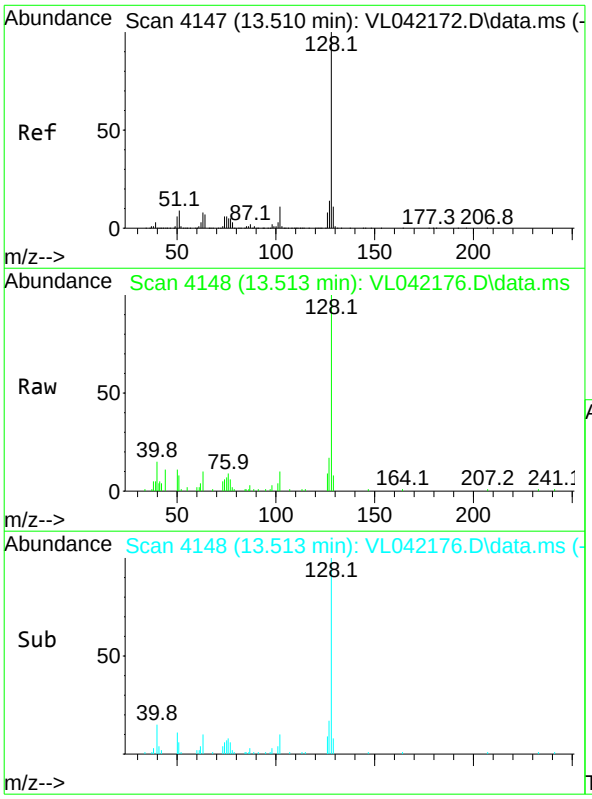

#79
Naphthalene
Concen: 0.084 ppbv
RT: 13.513 min Scan# 4148
Delta R.T. 0.003 min
Lab File: VL042176.D
Acq: 27 Mar 2025 10:32

Tgt Ion:128 Resp: 7882

Ion	Ratio	Lower	Upper
128	100		
127	17.1	10.8	16.2#
129	8.1	9.0	13.4#

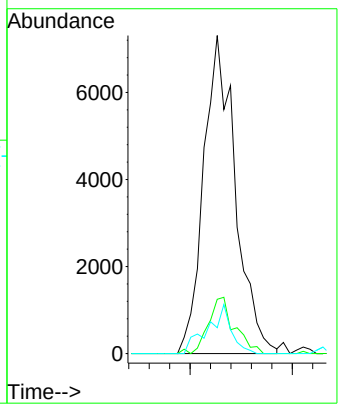

Quantitation Report (QT Reviewed)

Data Path : Z:\voasrv\HPCHEM1\MSVOA_L\Data\VL032725\
Data File : VL042177.D
Acq On : 27 Mar 2025 11:03
Operator : SY/MD
Sample : VSTDICC0.03
Misc : 400mL/MSVOA_L
ALS Vial : 6 Sample Multiplier: 1

Quant Time: Mar 28 01:36:24 2025
Quant Method : Z:\voasrv\HPCHEM1\MSVOA_L\methods\VL032725AIR.M
Quant Title : AIR ANALYSIS BY METHOD TO-15 Instrument: MSVOA_LFri Aug 2
QLast Update : Fri Mar 28 01:31:23 2025
Response via : Initial Calibration

Instrument :
MSVOA_L
ClientSampleId :
VSTDICC0.03

Manual Integrations
APPROVED
Reviewed By :Semsettin Yesilyurt 03/31/2025
Supervised By :Mahesh Dadoda 04/03/2025

Compound	R.T.	QIon	Response	Conc Units	Dev(Min)
Internal Standards					
1) Bromochloromethane	2.787	49	178058	10.000 ppbv	0.00
33) 1,4-Difluorobenzene	3.955	114	512915	10.000 ppbv	0.00
55) Chlorobenzene-d5	8.878	117	475617	10.000 ppbv	0.00
System Monitoring Compounds					
68) 1-Bromo-4-Fluorobenzene	10.374	95	389935	9.983 ppbv	0.00
Spiked Amount 10.000	Range 65 - 135		Recovery = 99.800%		
Target Compounds					Qvalue
5) Vinyl Chloride	1.580	62	471m	0.043 ppbv	
32) 1,1,1-Trichloroethane	3.366	97	1683m	0.040 ppbv	
35) Carbon Tetrachloride	3.758	117	1645m	0.042 ppbv	
38) Trichloroethene	4.541	130	712m	0.034 ppbv	
52) Tetrachloroethene	8.208	164	880m	0.044 ppbv	
63) 1,1,2,2-Tetrachloroethane	9.963	83	1407m	0.034 ppbv	

(#) = qualifier out of range (m) = manual integration (+) = signals summed

Quantitation Report (QT Reviewed)

Data Path : Z:\voasrv\HPCHEM1\MSVOA_L\Data\VL032725\
Data File : VL042177.D
Acq On : 27 Mar 2025 11:03
Operator : SY/MD
Sample : VSTDICC0.03
Misc : 400mL/MSVOA_L
ALS Vial : 6 Sample Multiplier: 1

Quant Time: Mar 28 01:36:24 2025
Quant Method : Z:\voasrv\HPCHEM1\MSVOA_L\methods\VL032725AIR.M
Quant Title : AIR ANALYSIS BY METHOD TO-15 Instrument: MSVOA_LFri Aug
QLast Update : Fri Mar 28 01:31:23 2025
Response via : Initial Calibration

Instrument :
MSVOA_L
ClientSampleId :
VSTDICC0.03

Manual Integrations
APPROVED

Reviewed By :Semsettin Yesilyurt 03/31/2025
Supervised By :Mahesh Dadoda 04/03/2025

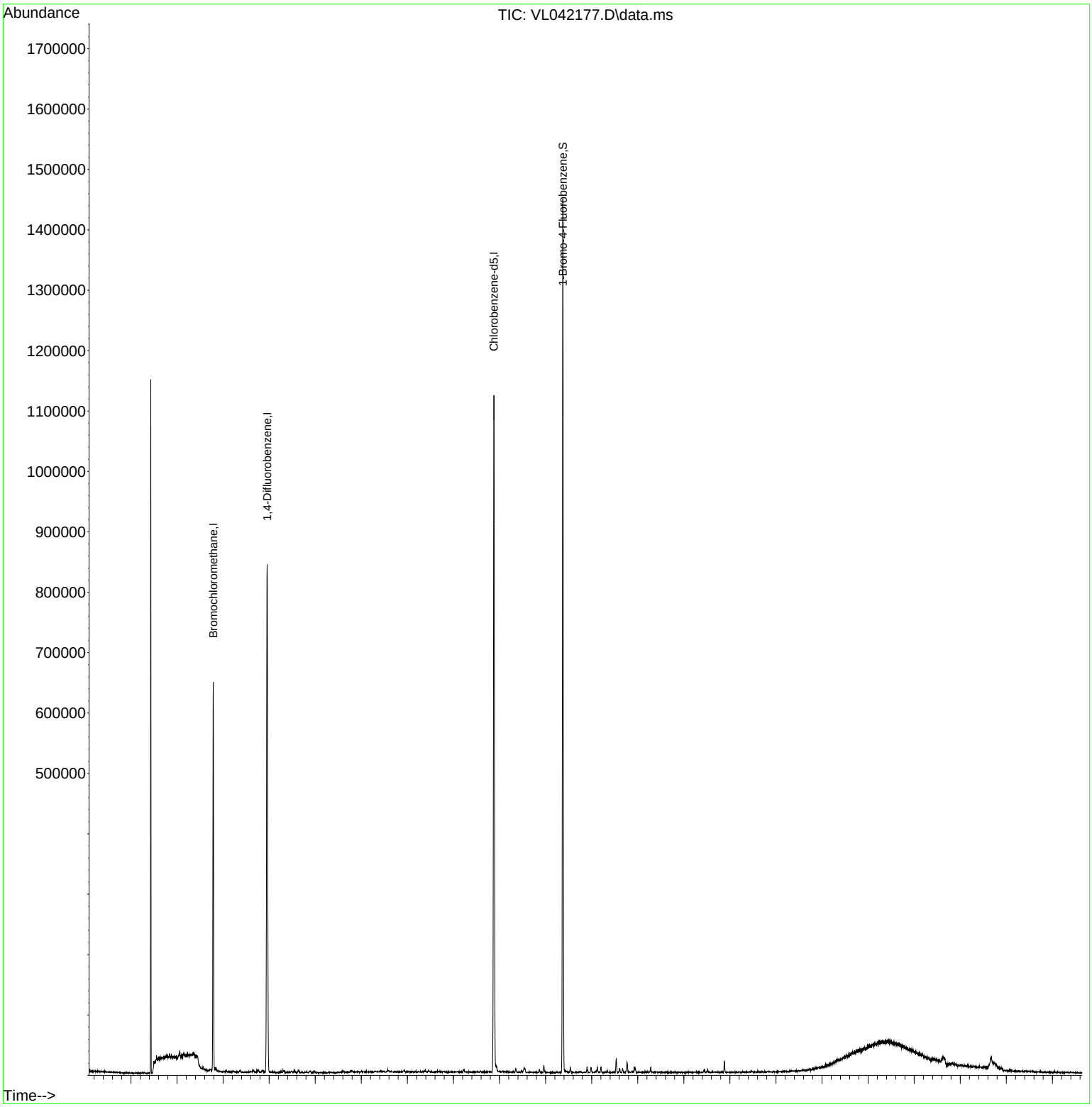



#1
Bromochloromethane
Concen: 10.000 ppbv
RT: 2.787 min Scan# 83
Delta R.T. 0.003 min
Lab File: VL042177.D
Acq: 27 Mar 2025 11:03

Tgt Ion: 49 Resp: 178058

Ion	Ratio	Lower	Upper
49	100		
128	46.8	22.9	68.5
130	57.9	28.8	86.4

Instrument :
MSVOA_L
ClientSampleId :
VSTDICC0.03

Manual Integrations
APPROVED

Reviewed By :Semsettin Yesilyurt 03/31/2025
Supervised By :Mahesh Dadoda 04/03/2025

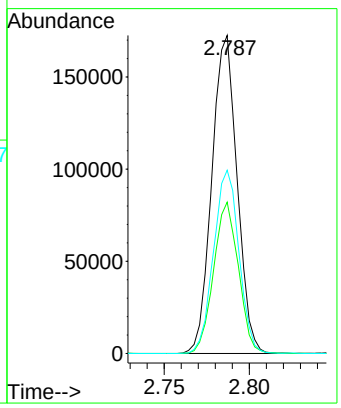

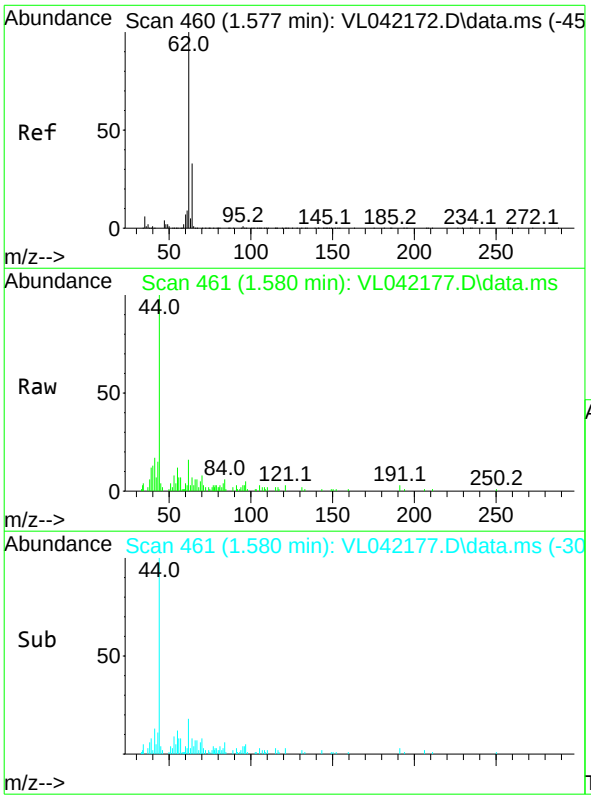

#5
Vinyl Chloride
Concen: 0.043 ppbv m
RT: 1.580 min Scan# 461
Delta R.T. 0.003 min
Lab File: VL042177.D
Acq: 27 Mar 2025 11:03

Tgt Ion: 62 Resp: 471

Ion	Ratio	Lower	Upper
62	100		
64	42.6	26.6	40.0#

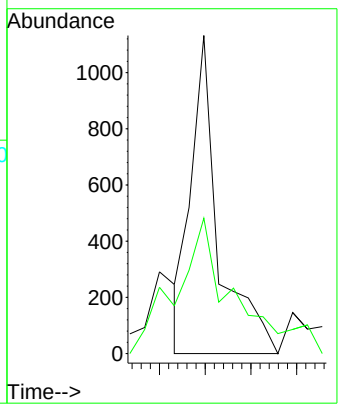

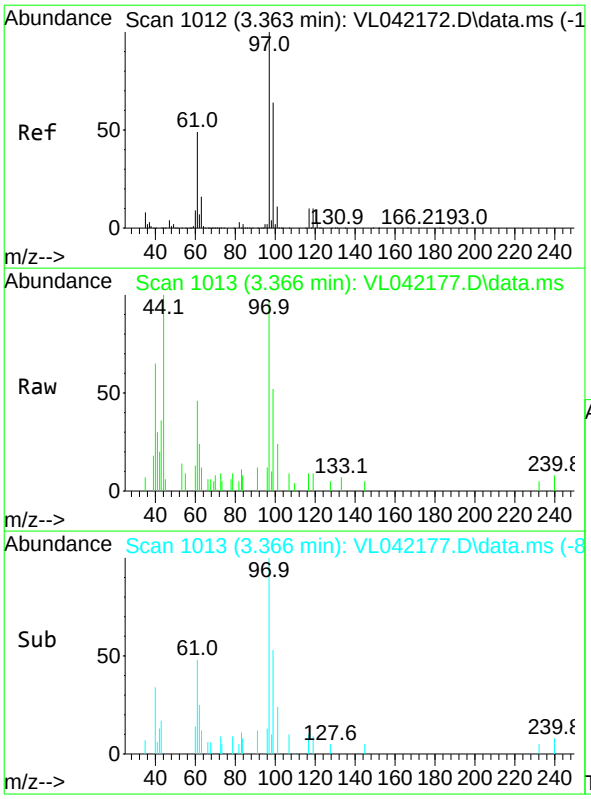

#32
1,1,1-Trichloroethane
Concen: 0.040 ppbv m
RT: 3.366 min Scan# 10
Delta R.T. 0.003 min
Lab File: VL042177.D
Acq: 27 Mar 2025 11:03

Tgt Ion: 97 Resp: 1683

Ion	Ratio	Lower	Upper
97	100		
99	3.8	51.5	77.3#
61	2.1	38.7	58.1#

Instrument :
MSVOA_L
ClientSampleId :
VSTDICC0.03

Manual Integrations
APPROVED

Reviewed By :Semsettin Yesilyurt 03/31/2025
Supervised By :Mahesh Dadoda 04/03/2025

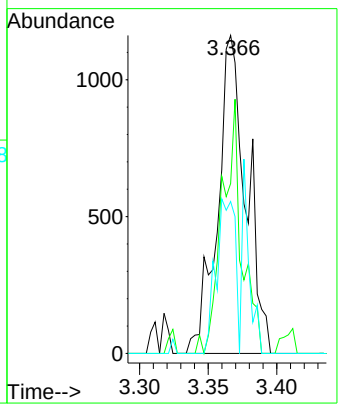

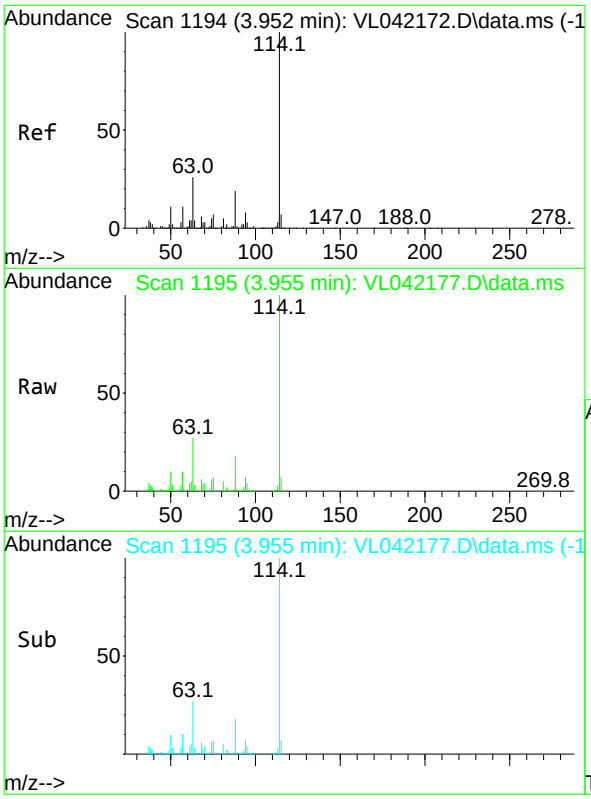

#33
1,4-Difluorobenzene
Concen: 10.000 ppbv
RT: 3.955 min Scan# 1195
Delta R.T. 0.003 min
Lab File: VL042177.D
Acq: 27 Mar 2025 11:03

Tgt Ion:114 Resp: 512915

Ion	Ratio	Lower	Upper
114	100		
63	26.6	20.7	31.1
88	18.6	15.0	22.4

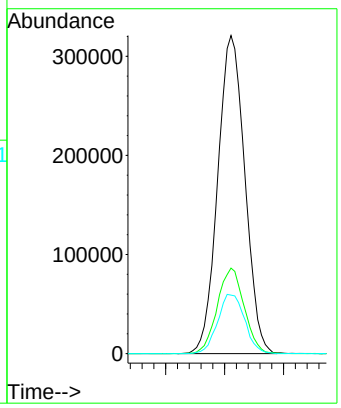

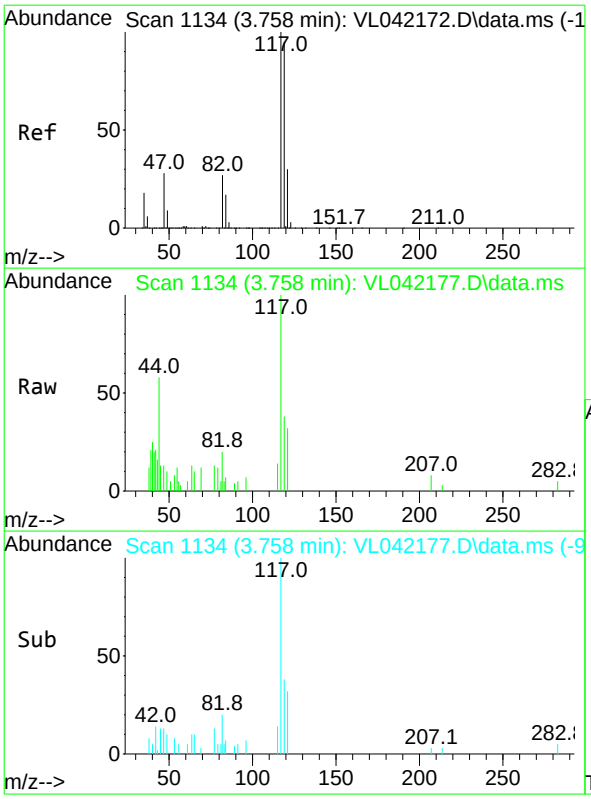

#35
Carbon Tetrachloride
Concen: 0.042 ppbv m
RT: 3.758 min Scan# 11
Delta R.T. -0.000 min
Lab File: VL042177.D
Acq: 27 Mar 2025 11:03

Tgt Ion:117 Resp: 1645

Ion	Ratio	Lower	Upper
117	100		
119	37.7	76.2	114.2#
121	32.3	24.2	36.4

Instrument :
MSVOA_L
ClientSampleId :
VSTDICC0.03

Manual Integrations
APPROVED

Reviewed By :Semsettin Yesilyurt 03/31/2025
Supervised By :Mahesh Dadoda 04/03/2025

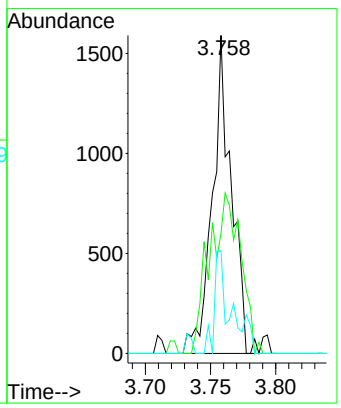

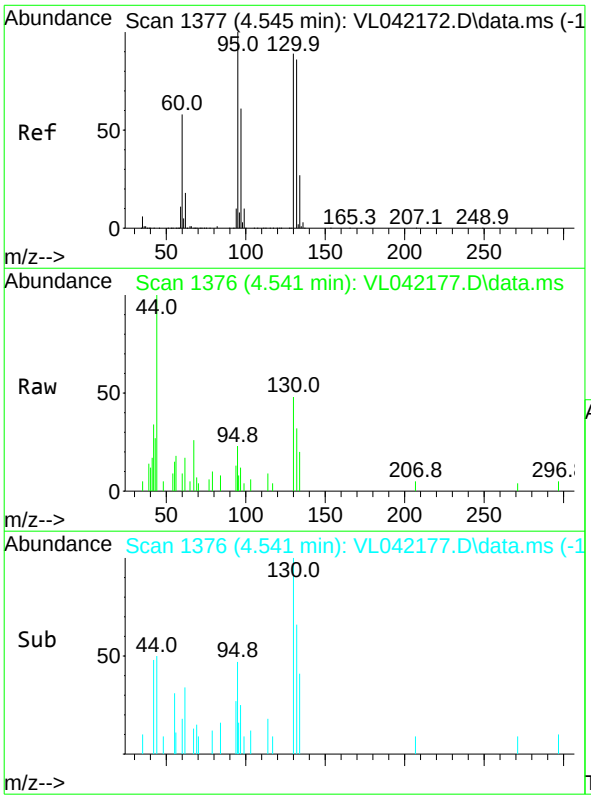

#38
Trichloroethene
Concen: 0.034 ppbv m
RT: 4.541 min Scan# 1376
Delta R.T. -0.003 min
Lab File: VL042177.D
Acq: 27 Mar 2025 11:03

Tgt Ion:130 Resp: 712

Ion	Ratio	Lower	Upper
130	100		
95	47.0	89.8	134.8#
132	65.6	77.4	116.2#
97	24.7	55.1	82.7#

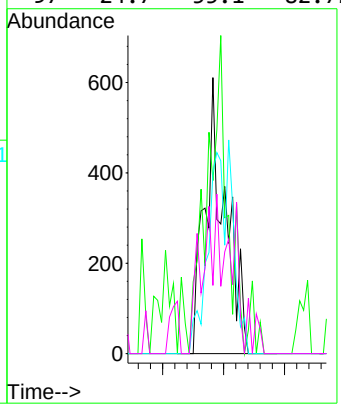

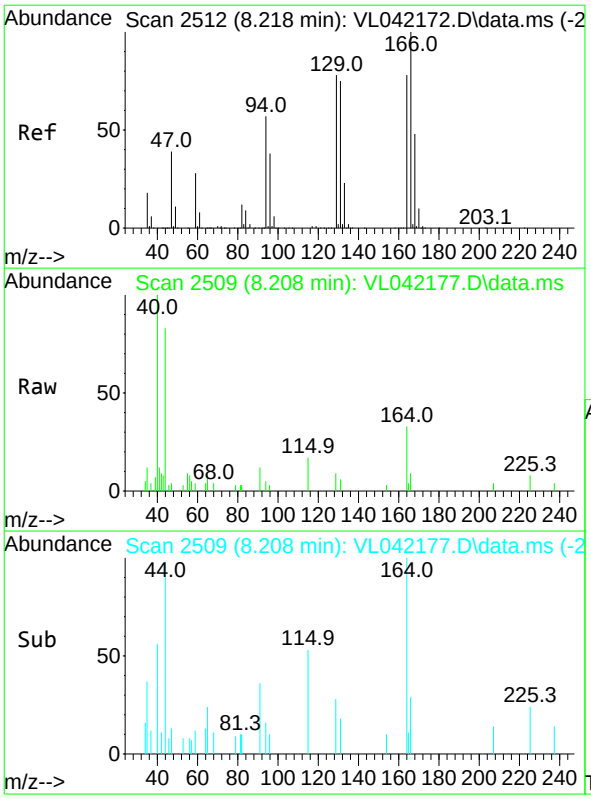

#52
Tetrachloroethene
Concen: 0.044 ppbv m
RT: 8.208 min Scan# 25
Delta R.T. -0.010 min
Lab File: VL042177.D
Acq: 27 Mar 2025 11:03

Tgt Ion:164 Resp: 880

Ion	Ratio	Lower	Upper
164	100		
166	28.5	102.5	153.7#
129	27.7	79.8	119.8#
131	18.2	76.6	114.8#

Instrument :
MSVOA_L
ClientSampleId :
VSTDICC0.03

Manual Integrations
APPROVED

Reviewed By :Semsettin Yesilyurt 03/31/2025
Supervised By :Mahesh Dadoda 04/03/2025

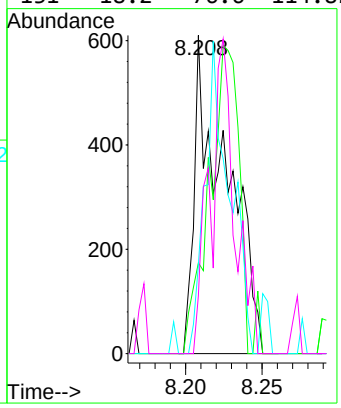

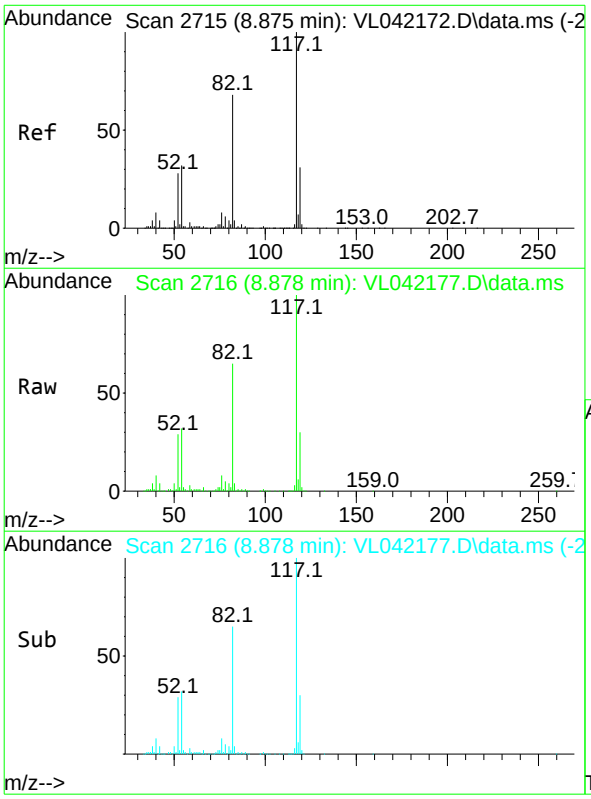

#55
Chlorobenzene-d5
Concen: 10.000 ppbv
RT: 8.878 min Scan# 2716
Delta R.T. 0.003 min
Lab File: VL042177.D
Acq: 27 Mar 2025 11:03

Tgt Ion:117 Resp: 475617

Ion	Ratio	Lower	Upper
117	100		
82	66.7	55.8	83.6
119	31.5	25.5	38.3

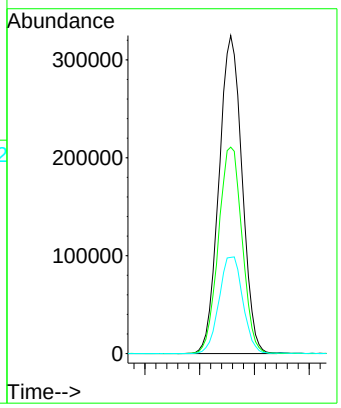

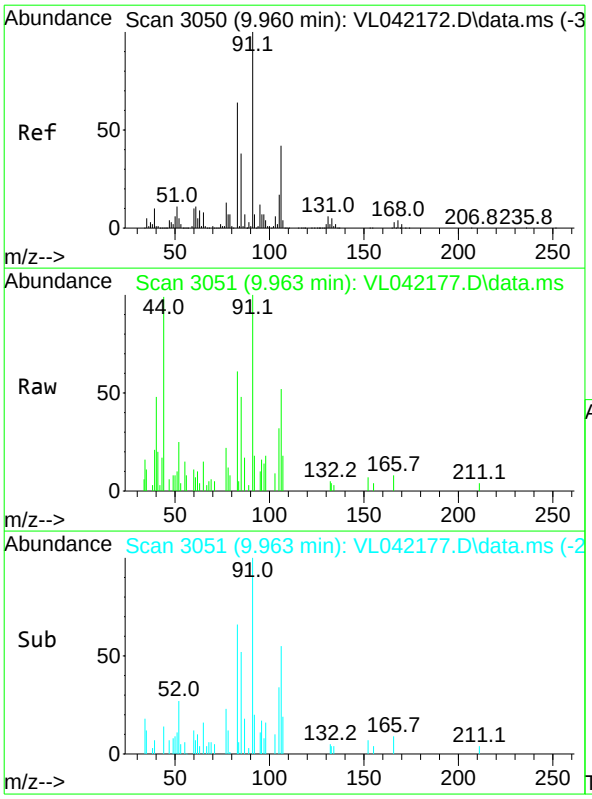

#63
1,1,2,2-Tetrachloroethane
Concen: 0.034 ppbv m
RT: 9.963 min Scan# 30
Delta R.T. 0.003 min
Lab File: VL042177.D
Acq: 27 Mar 2025 11:03

Tgt Ion: 83 Resp: 1407

Ion	Ratio	Lower	Upper
83	100		
131	6.0	4.8	14.4
85	67.2	32.5	97.5

Instrument :
MSVOA_L
ClientSampleId :
VSTDICC0.03

Manual Integrations
APPROVED

Reviewed By :Semsettin Yesilyurt 03/31/2025
Supervised By :Mahesh Dadoda 04/03/2025

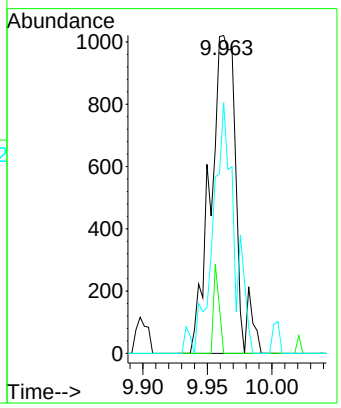

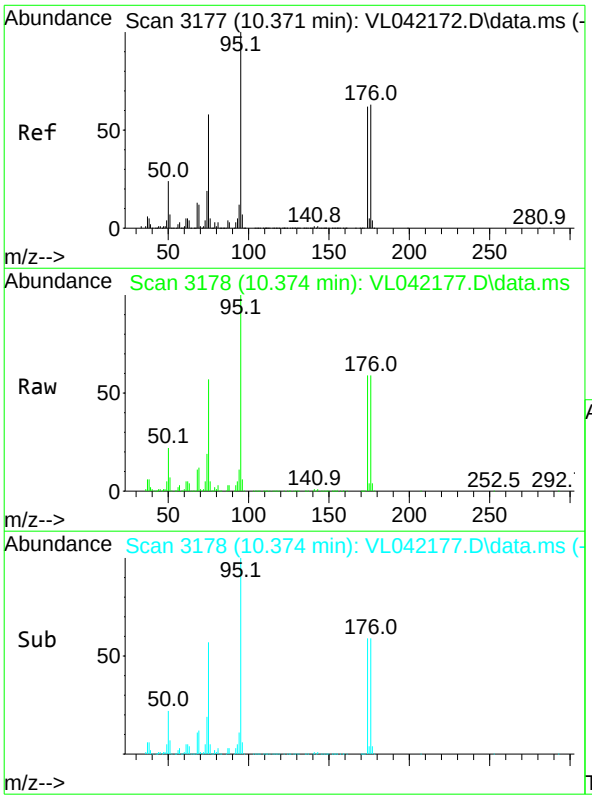

#68
1-Bromo-4-Fluorobenzene
Concen: 9.983 ppbv
RT: 10.374 min Scan# 3178
Delta R.T. 0.003 min
Lab File: VL042177.D
Acq: 27 Mar 2025 11:03

Tgt Ion: 95 Resp: 389935

Ion	Ratio	Lower	Upper
95	100		
174	61.2	50.6	76.0
175	4.6	3.8	5.6

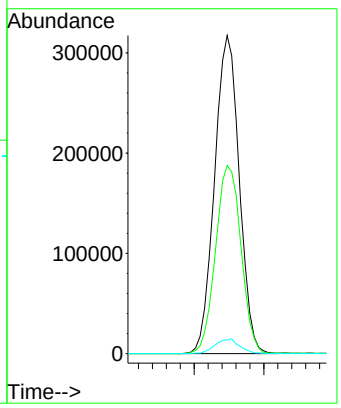

Quantitation Report (QT Reviewed)

Data Path : Z:\voasrv\HPCHEM1\MSVOA_L\Data\VL032725\
Data File : VL042178.D
Acq On : 27 Mar 2025 11:36
Operator : SY/MD
Sample : VSTDICC015
Misc : 400mL/MSVOA_L
ALS Vial : 6 Sample Multiplier: 1

Quant Time: Mar 28 01:37:01 2025
Quant Method : Z:\voasrv\HPCHEM1\MSVOA_L\methods\VL032725AIR.M
Quant Title : AIR ANALYSIS BY METHOD TO-15 Instrument: MSVOA_LFri Aug 2
QLast Update : Fri Mar 28 01:31:23 2025
Response via : Initial Calibration

Instrument :
MSVOA_L
ClientSampleId :
VSTDICC015

Manual Integrations
APPROVED
Reviewed By :Semsettin Yesilyurt 03/31/2025
Supervised By :Mahesh Dadoda 04/03/2025

Compound	R.T.	QIon	Response	Conc	Units	Dev(Min)
Internal Standards						
1) Bromochloromethane	2.784	49	173372	10.000	ppbv	0.00
33) 1,4-Difluorobenzene	3.952	114	499360	10.000	ppbv	0.00
55) Chlorobenzene-d5	8.878	117	473077	10.000	ppbv	0.00
System Monitoring Compounds						
68) 1-Bromo-4-Fluorobenzene	10.374	95	387777	9.981	ppbv	0.00
Spiked Amount 10.000	Range 65 - 135		Recovery = 99.800%			
Target Compounds						Qvalue
2) Dichlorodifluoromethane	1.495	85	358962	14.023	ppbv	99
3) Chlorodifluoromethane	1.473	51	366164	14.002	ppbv	98
4) Chloromethane	1.531	50	148133	14.160	ppbv	98
5) Vinyl Chloride	1.576	62	141938	13.304	ppbv	97
6) Bromomethane	1.667	94	65113	13.734	ppbv	99
7) Chloroethane	1.703	64	58820	14.007	ppbv	99
8) Dichlorotetrafluoroethane	1.550	85	314834	14.442	ppbv	98
9) Propene	1.482	41	163799	13.902	ppbv	95
10) Heptane	4.972	43	446949	14.019	ppbv	99
11) Trichlorofluoromethane	1.874	101	349967	14.050	ppbv	98
12) 1,1,2-Trichlorotrifluo...	2.136	101	295217	14.419	ppbv	99
13) Ethanol	1.719	45	7382	8.001	ppbv	92
14) Bromoethene	1.780	108	106436	13.571	ppbv	98
15) Acetone	1.832	43	296254	12.218	ppbv	98
16) 1,3-Butadiene	1.605	39	150122	13.766	ppbv	100
17) tert-Butyl alcohol	2.039	59	416362	13.787	ppbv	99
18) 1,1-Dichloroethene	2.029	96	131720	13.762	ppbv	99
19) Isopropyl Alcohol	1.884	45	179117	13.093	ppbv	100
20) Methylene Chloride	2.059	84	113183	12.533	ppbv	95
21) Allyl Chloride	2.094	41	239440	14.002	ppbv	99
22) trans-1,2-Dichloroethene	2.337	96	149455	13.362	ppbv	98
23) Vinyl Acetate	2.460	43	138419	13.736	ppbv #	96
24) 1,1-Dichloroethane	2.405	63	298760	14.570	ppbv	99
25) Ethyl Acetate	2.832	43	871882	13.855	ppbv	100
26) Hexane	2.822	57	344636	14.178	ppbv	98
27) Carbon Disulfide	2.146	76	370022	14.196	ppbv	97
28) Methyl tert-Butyl Ether	2.437	73	216463	14.303	ppbv	95
29) Chloroform	2.845	83	508614	14.297	ppbv	100
30) Cyclohexane	3.852	84	296458	14.040	ppbv	99
31) cis-1,2-Dichloroethene	2.719	61	351945	14.262	ppbv	97
32) 1,1,1-Trichloroethane	3.363	97	547329	13.448	ppbv	99
34) 2-Butanone	2.554	43	497020	13.726	ppbv	99
35) Carbon Tetrachloride	3.758	117	543385	14.140	ppbv	100
36) Benzene	3.651	78	699549	14.131	ppbv	98
37) 1,2-Dichloroethane	3.214	62	416544	14.697	ppbv	99
38) Trichloroethene	4.541	130	283430	13.715	ppbv	98
39) 1,2-Dichloropropane	4.308	63	257891	14.304	ppbv	99
40) 1,4-Dioxane	4.577	88	124925	13.354	ppbv #	91
41) Tetrahydrofuran	3.049	42	294634	14.301	ppbv	100
42) Bromodichloromethane	4.483	83	587772	15.043	ppbv	99
43) Methyl Methacrylate	4.874	69	295300	14.130	ppbv	99
44) 2,2,4-Trimethylpentane	4.635	57	1180275	14.108	ppbv	99
45) t-1,3-Dichloropropene	6.405	75	329360	14.649	ppbv	96

Quantitation Report (QT Reviewed)

Data Path : Z:\voasrv\HPCHEM1\MSVOA_L\Data\VL032725\
Data File : VL042178.D
Acq On : 27 Mar 2025 11:36
Operator : SY/MD
Sample : VSTDICC015
Misc : 400mL/MSVOA_L
ALS Vial : 6 Sample Multiplier: 1

Quant Time: Mar 28 01:37:01 2025
Quant Method : Z:\voasrv\HPCHEM1\MSVOA_L\methods\VL032725AIR.M
Quant Title : AIR ANALYSIS BY METHOD TO-15 Instrument: MSVOA_LFri Aug 2
QLast Update : Fri Mar 28 01:31:23 2025
Response via : Initial Calibration

Instrument :
MSVOA_L
ClientSampleId :
VSTDICC015

Manual Integrations
APPROVED
Reviewed By :Semsettin Yesilyurt 03/31/2025
Supervised By :Mahesh Dadoda 04/03/2025

Compound	R.T.	QIon	Response	Conc Units	Dev(Min)
46) cis-1,3-Dichloropropene	5.593	75	400813	14.542 ppbv	98
47) 1,1,2-Trichloroethane	6.577	97	273137	14.331 ppbv	98
48) Dibromochloromethane	7.383	129	482431	14.936 ppbv	100
49) Bromoform	9.480	173	427143	14.730 ppbv	99
50) 4-Methyl-2-Pentanone	5.745	43	755146	13.155 ppbv	99
51) 2-Hexanone	7.431	43	619419	13.005 ppbv #	99
52) Tetrachloroethene	8.221	164	258356	13.159 ppbv	95
53) Toluene	6.926	91	829648	14.137 ppbv	100
54) 1,2-Dibromoethane	7.645	107	381823	14.359 ppbv	97
56) 1,1,1,2-Tetrachloroethane	8.920	131	365410	14.032 ppbv	99
57) Chlorobenzene	8.917	112	618201	13.777 ppbv	100
58) Ethyl Benzene	9.351	91	1167096	13.889 ppbv	97
59) m/p-Xylene	9.548	91	1857561m	27.651 ppbv	
60) o-Xylene	9.962	91	913234	13.577 ppbv	99
61) Styrene	9.865	104	474195	14.250 ppbv	99
62) Isopropylbenzene	10.535	105	1362416	13.544 ppbv	99
63) 1,1,2,2-Tetrachloroethane	9.959	83	551386	13.491 ppbv	99
64) n-propylbenzene	10.985	120	356118	13.753 ppbv	94
65) tert-Butylbenzene	11.529	119	1200149	12.901 ppbv	98
66) Benzyl Chloride	11.613	91	134397	13.615 ppbv	100
67) sec-Butylbenzene	11.765	105	1643629	12.711 ppbv	99
69) p-Isopropyltoluene	11.924	119	1437016	12.906 ppbv	98
70) n-Butylbenzene	12.280	91	1477443	12.975 ppbv	99
71) 2-Chlorotoluene	10.898	91	1071432	13.724 ppbv	99
72) 4-Ethyltoluene	11.121	105	1136415	13.569 ppbv	99
73) 1,3,5-Trimethylbenzene	11.202	105	979783	13.395 ppbv	99
74) 1,2,4-Trimethylbenzene	11.535	105	1048874	12.447 ppbv	92
75) 1,3-Dichlorobenzene	11.607	146	626015	13.545 ppbv	99
76) 1,4-Dichlorobenzene	11.668	146	628694	13.668 ppbv	100
77) 1,2-Dichlorobenzene	11.947	146	602844	13.396 ppbv	100
78) Hexachloro-1,3-Butadiene	13.882	225	556392	12.147 ppbv	99
79) Naphthalene	13.513	128	1258479	13.653 ppbv	98
80) Naphthalene,2-methyl-	14.455	142	718900	16.018 ppbv	98
81) 1,2,4-Trichlorobenzene	13.439	180	598416	14.075 ppbv	99

(#) = qualifier out of range (m) = manual integration (+) = signals summed

Quantitation Report (QT Reviewed)

Data Path : Z:\voasrv\HPCHEM1\MSVOA_L\Data\VL032725\
Data File : VL042178.D
Acq On : 27 Mar 2025 11:36
Operator : SY/MD
Sample : VSTDICC015
Misc : 400mL/MSVOA_L
ALS Vial : 6 Sample Multiplier: 1

Quant Time: Mar 28 01:37:01 2025
Quant Method : Z:\voasrv\HPCHEM1\MSVOA_L\methods\VL032725AIR.M
Quant Title : AIR ANALYSIS BY METHOD TO-15 Instrument: MSVOA_LFri Aug
QLast Update : Fri Mar 28 01:31:23 2025
Response via : Initial Calibration

Instrument :
MSVOA_L
ClientSampleId :
VSTDICC015

Manual Integrations
APPROVED
Reviewed By :Semsettin Yesilyurt 03/31/2025
Supervised By :Mahesh Dadoda 04/03/2025

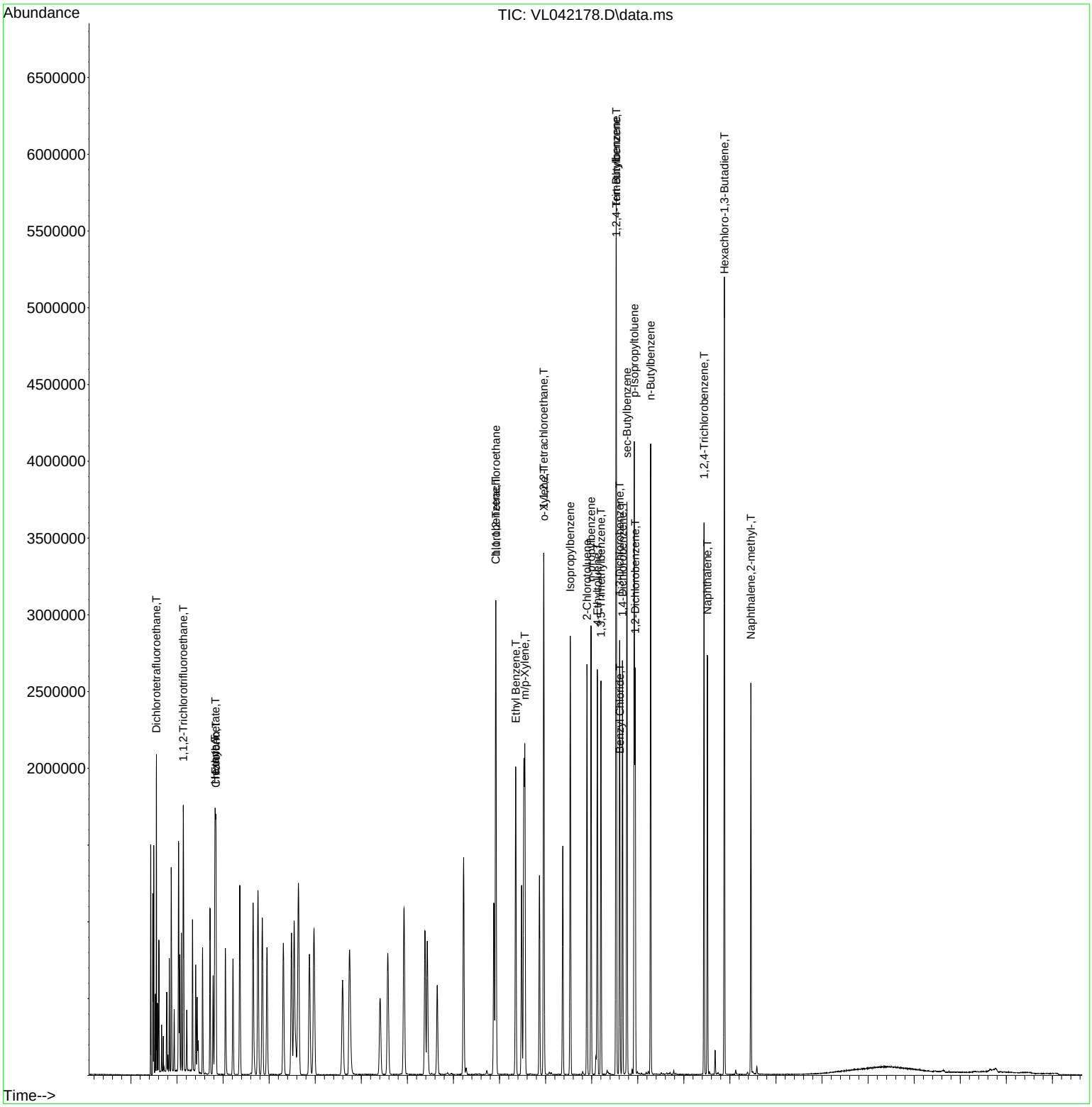

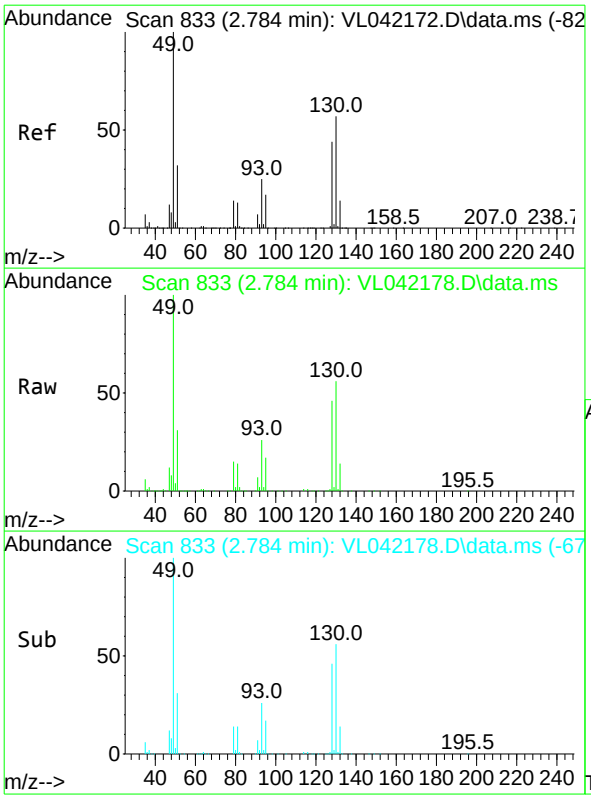

#1
Bromochloromethane
Concen: 10.000 ppbv
RT: 2.784 min Scan# 83
Delta R.T. -0.000 min
Lab File: VL042178.D
Acq: 27 Mar 2025 11:36

Tgt Ion: 49 Resp: 173372

Ion	Ratio	Lower	Upper
49	100		
128	46.4	22.9	68.5
130	58.7	28.8	86.4

Instrument :
MSVOA_L
ClientSampleId :
VSTDICC015

Manual Integrations
APPROVED

Reviewed By :Semsettin Yesilyurt 03/31/2025
Supervised By :Mahesh Dadoda 04/03/2025

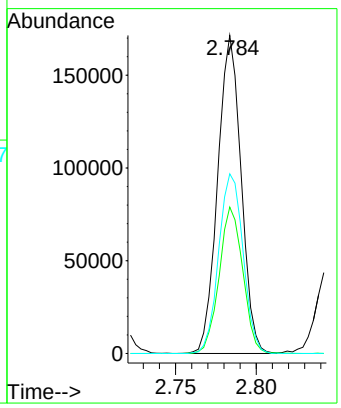

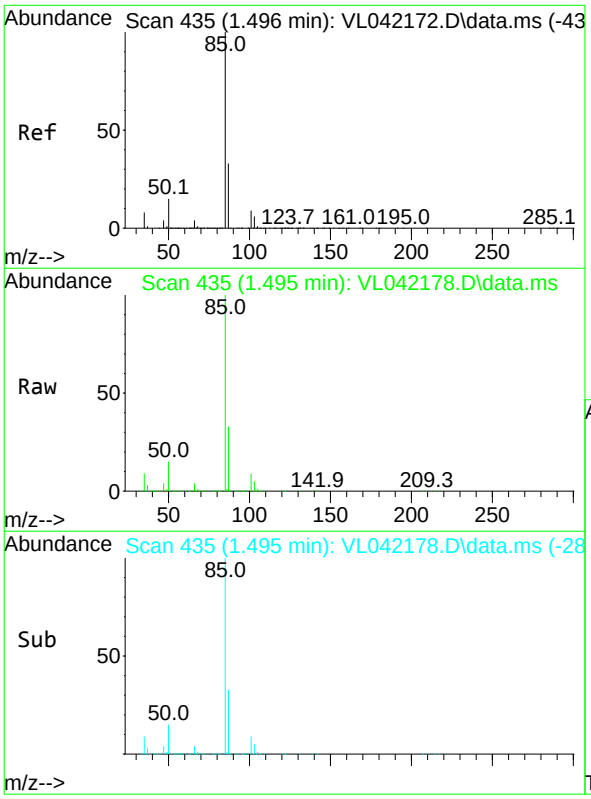

#2
Dichlorodifluoromethane
Concen: 14.023 ppbv
RT: 1.495 min Scan# 435
Delta R.T. -0.000 min
Lab File: VL042178.D
Acq: 27 Mar 2025 11:36

Tgt Ion: 85 Resp: 358962

Ion	Ratio	Lower	Upper
85	100		
87	33.4	26.1	39.1

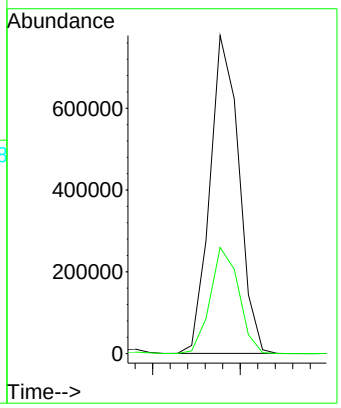



#3
Chlorodifluoromethane
Concen: 14.002 ppbv
RT: 1.473 min Scan# 42
Delta R.T. -0.000 min
Lab File: VL042178.D
Acq: 27 Mar 2025 11:36

Tgt Ion: 51 Resp: 366164

Ion	Ratio	Lower	Upper
51	100		
67	19.8	15.0	22.6

Instrument :
MSVOA_L
ClientSampleId :
VSTDICC015

Manual Integrations APPROVED

Reviewed By :Semsettin Yesilyurt 03/31/2025
Supervised By :Mahesh Dadoda 04/03/2025

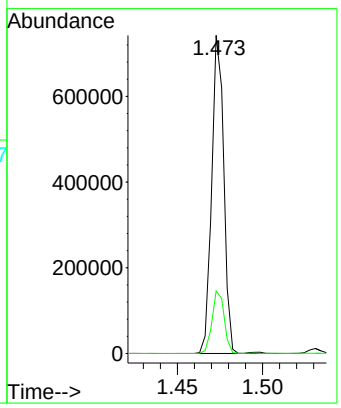



#4
Chloromethane
Concen: 14.160 ppbv
RT: 1.531 min Scan# 446
Delta R.T. -0.000 min
Lab File: VL042178.D
Acq: 27 Mar 2025 11:36

Tgt Ion: 50 Resp: 148133

Ion	Ratio	Lower	Upper
50	100		
52	31.6	26.1	39.1

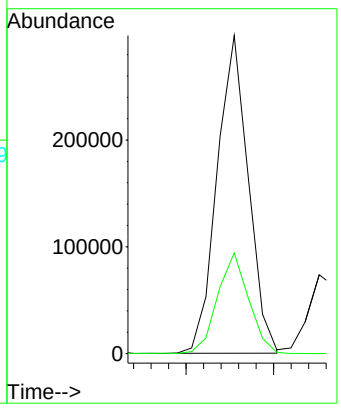



#5
Vinyl Chloride
Concen: 13.304 ppbv
RT: 1.576 min Scan# 46
Delta R.T. -0.000 min
Lab File: VL042178.D
Acq: 27 Mar 2025 11:36

Tgt Ion: 62 Resp: 141938

Ion	Ratio	Lower	Upper
62	100		
64	31.9	26.6	40.0

Instrument :
MSVOA_L
ClientSampleId :
VSTDICC015

Manual Integrations
APPROVED

Reviewed By :Semsettin Yesilyurt 03/31/2025
Supervised By :Mahesh Dadoda 04/03/2025

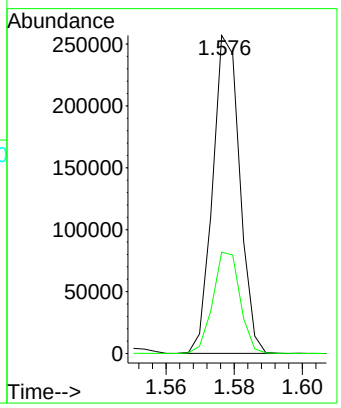

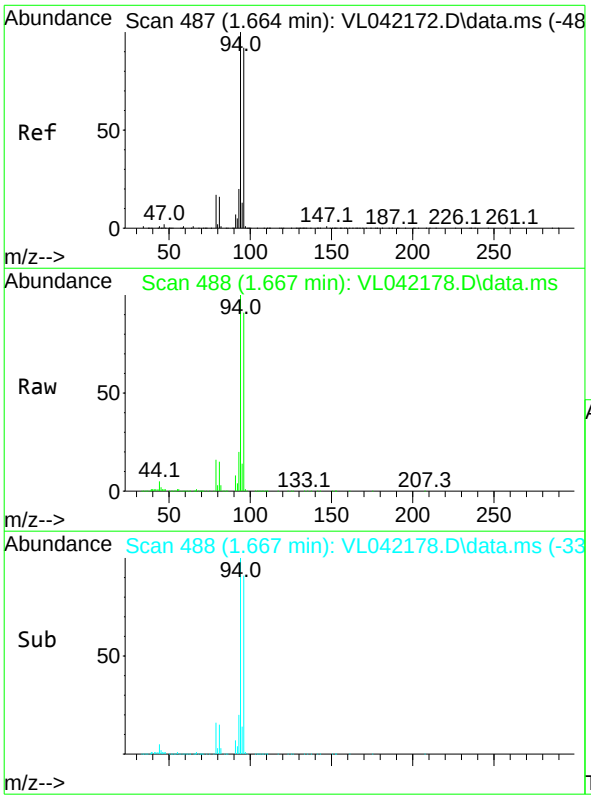

#6
Bromomethane
Concen: 13.734 ppbv
RT: 1.667 min Scan# 488
Delta R.T. 0.003 min
Lab File: VL042178.D
Acq: 27 Mar 2025 11:36

Tgt Ion: 94 Resp: 65113

Ion	Ratio	Lower	Upper
94	100		
96	90.7	73.1	109.7

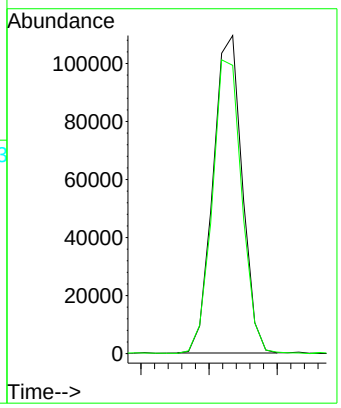

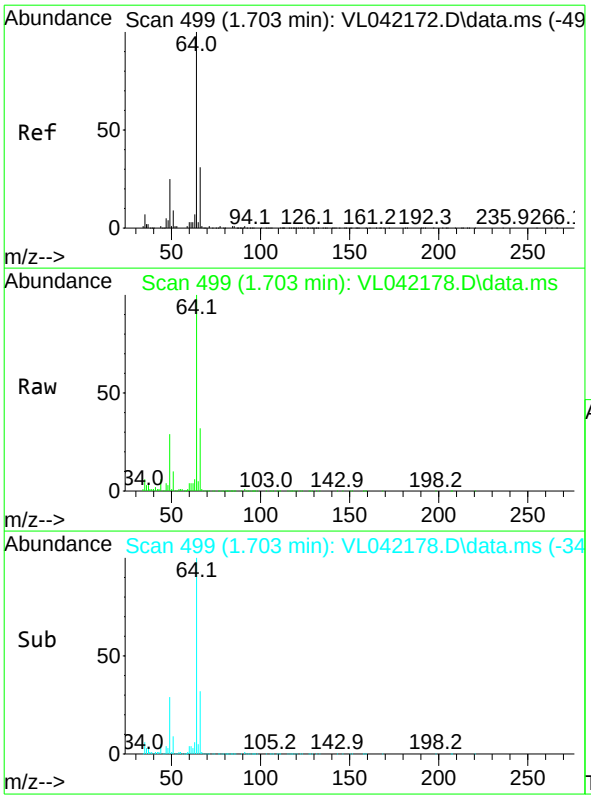

#7
Chloroethane
Concen: 14.007 ppbv
RT: 1.703 min Scan# 49
Delta R.T. -0.000 min
Lab File: VL042178.D
Acq: 27 Mar 2025 11:36

Tgt Ion: 64 Resp: 58820

Ion	Ratio	Lower	Upper
64	100		
66	32.0	25.2	37.8

Instrument :
MSVOA_L
ClientSampleId :
VSTDICC015

Manual Integrations
APPROVED

Reviewed By :Semsettin Yesilyurt 03/31/2025
Supervised By :Mahesh Dadoda 04/03/2025

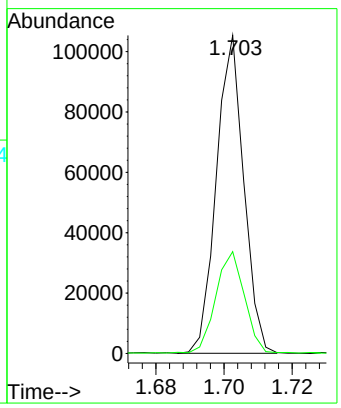

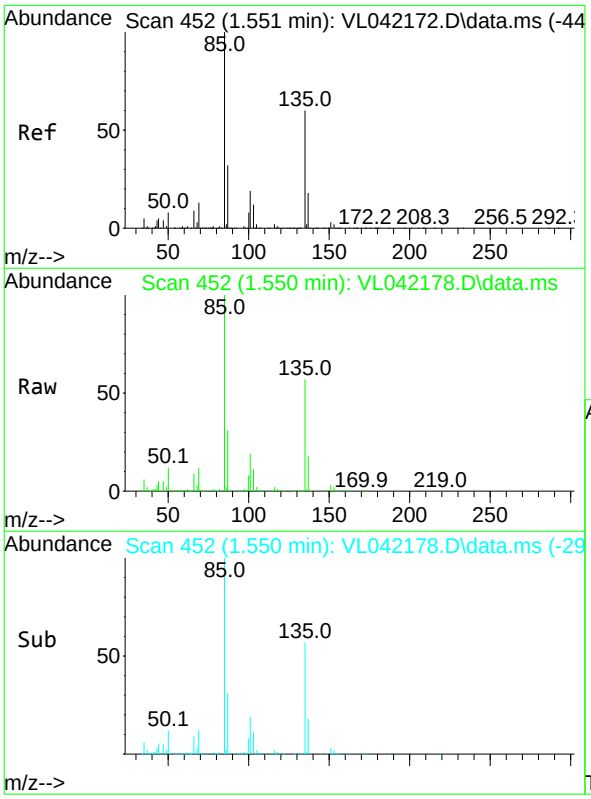

#8
Dichlorotetrafluoroethane
Concen: 14.442 ppbv
RT: 1.550 min Scan# 452
Delta R.T. -0.000 min
Lab File: VL042178.D
Acq: 27 Mar 2025 11:36

Tgt Ion: 85 Resp: 314834

Ion	Ratio	Lower	Upper
85	100		
135	63.8	52.4	78.6

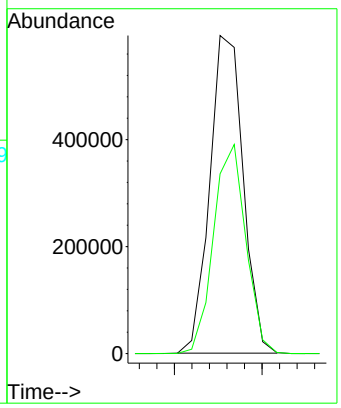

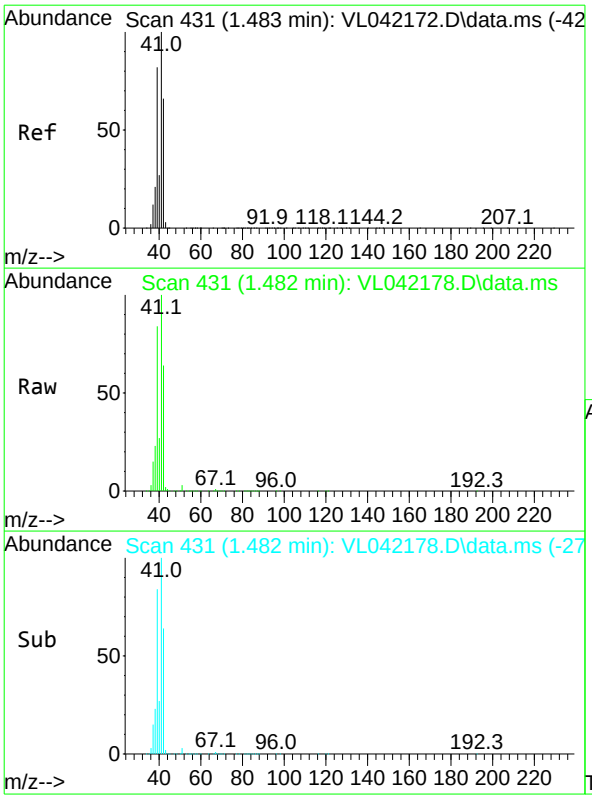

#9
Propene
Concen: 13.902 ppbv
RT: 1.482 min Scan# 43
Delta R.T. -0.000 min
Lab File: VL042178.D
Acq: 27 Mar 2025 11:36

Tgt Ion: 41 Resp: 163799

Ion	Ratio	Lower	Upper
41	100		
42	65.3	55.4	83.2

Instrument :
MSVOA_L
ClientSampleId :
VSTDICC015

Manual Integrations
APPROVED

Reviewed By :Semsettin Yesilyurt 03/31/2025
Supervised By :Mahesh Dadoda 04/03/2025

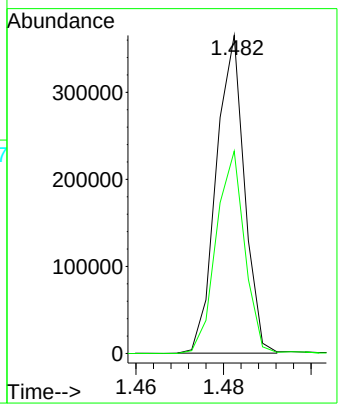

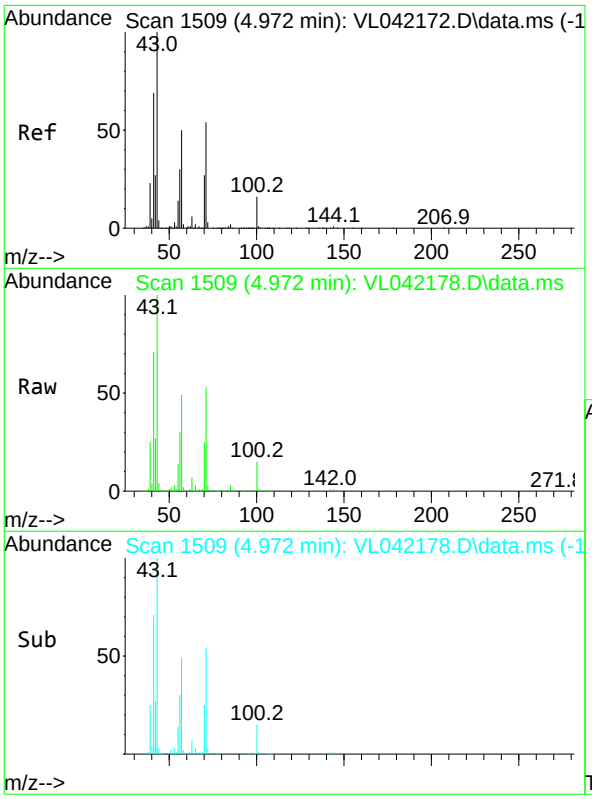

#10
Heptane
Concen: 14.019 ppbv
RT: 4.972 min Scan# 1509
Delta R.T. -0.000 min
Lab File: VL042178.D
Acq: 27 Mar 2025 11:36

Tgt Ion: 43 Resp: 446949

Ion	Ratio	Lower	Upper
43	100		
57	49.9	39.4	59.2

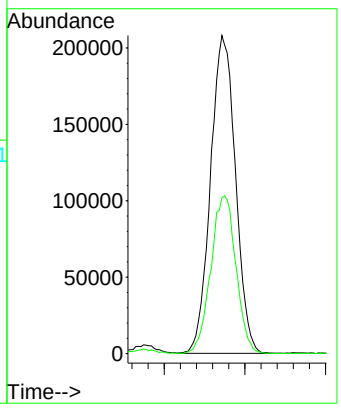



#11
Trichlorofluoromethane
Concen: 14.050 ppbv
RT: 1.874 min Scan# 55
Delta R.T. -0.000 min
Lab File: VL042178.D
Acq: 27 Mar 2025 11:36

Tgt Ion:101 Resp: 349967

Ion	Ratio	Lower	Upper
101	100		
103	64.5	50.2	75.2

Instrument :
MSVOA_L
ClientSampleId :
VSTDICC015

Manual Integrations
APPROVED

Reviewed By :Semsettin Yesilyurt 03/31/2025
Supervised By :Mahesh Dadoda 04/03/2025

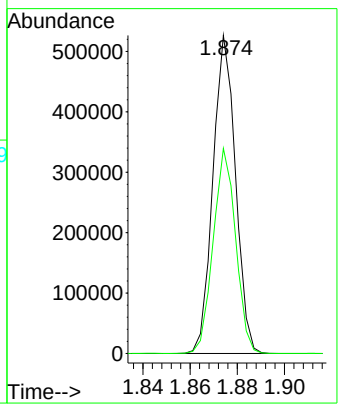

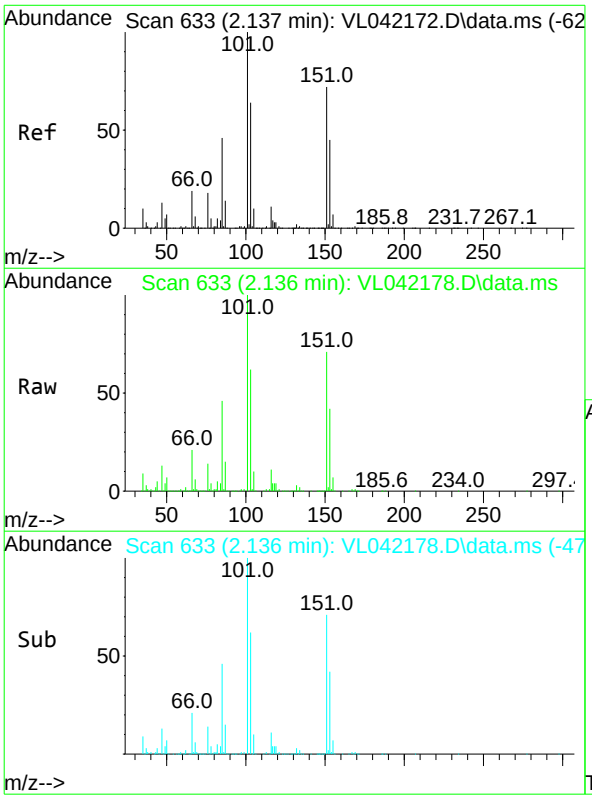

#12
1,1,2-Trichlorotrifluoroethane
Concen: 14.419 ppbv
RT: 2.136 min Scan# 633
Delta R.T. -0.000 min
Lab File: VL042178.D
Acq: 27 Mar 2025 11:36

Tgt Ion:101 Resp: 295217

Ion	Ratio	Lower	Upper
101	100		
151	70.4	57.1	85.7

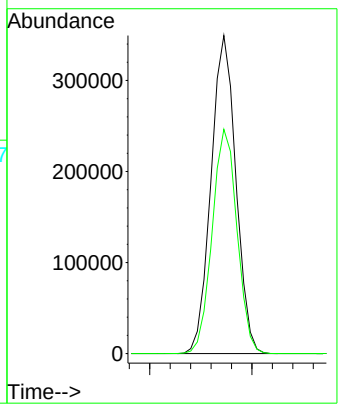

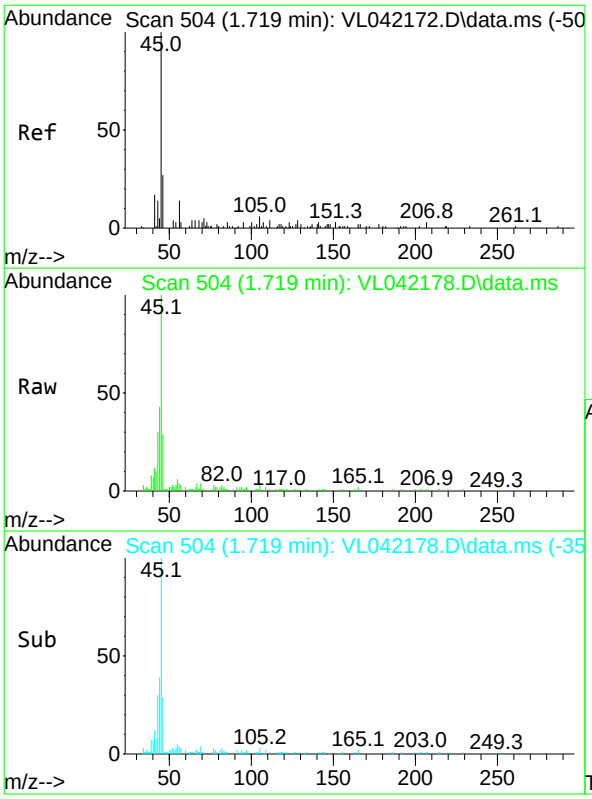

#13
Ethanol
Concen: 8.001 ppbv
RT: 1.719 min Scan# 50
Delta R.T. -0.000 min
Lab File: VL042178.D
Acq: 27 Mar 2025 11:36

Tgt Ion: 45 Resp: 7382

Ion	Ratio	Lower	Upper
45	100		
46	44.6	20.2	80.8

Instrument :
MSVOA_L
ClientSampleId :
VSTDICC015

Manual Integrations
APPROVED

Reviewed By :Semsettin Yesilyurt 03/31/2025
Supervised By :Mahesh Dadoda 04/03/2025

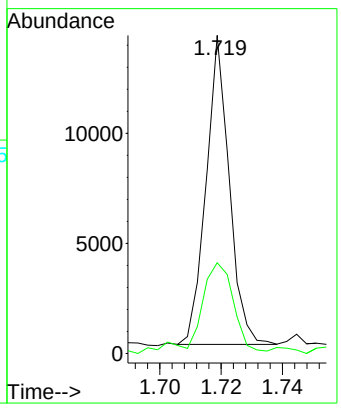

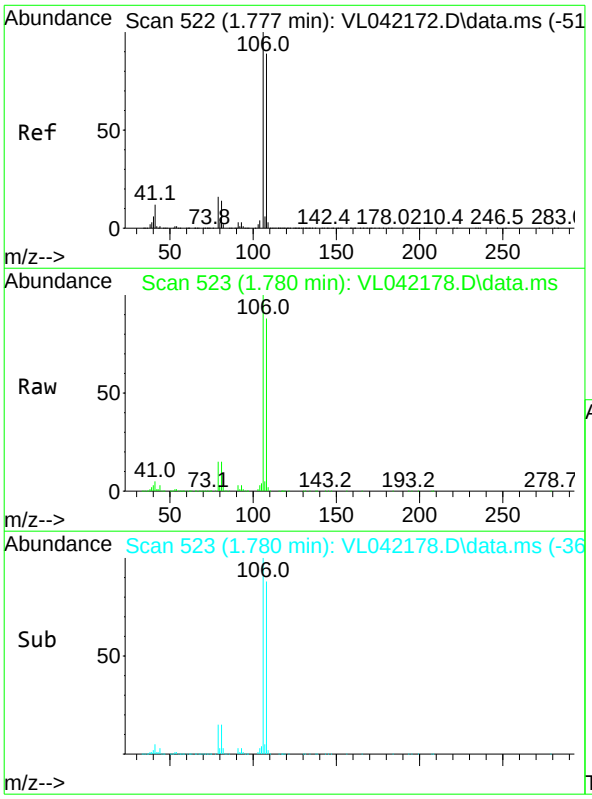

#14
Bromoethene
Concen: 13.571 ppbv
RT: 1.780 min Scan# 523
Delta R.T. 0.003 min
Lab File: VL042178.D
Acq: 27 Mar 2025 11:36

Tgt Ion:108 Resp: 106436

Ion	Ratio	Lower	Upper
108	100		
106	110.9	86.8	130.2
79	18.8	15.0	22.6

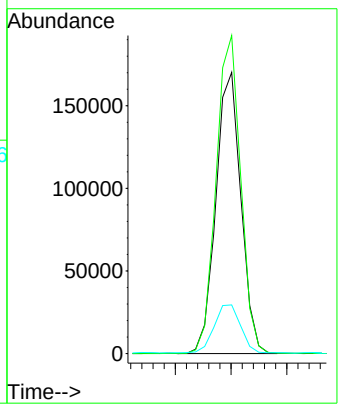



#15
Acetone
Concen: 12.218 ppbv
RT: 1.832 min Scan# 53
Delta R.T. -0.000 min
Lab File: VL042178.D
Acq: 27 Mar 2025 11:36

Tgt Ion: 43 Resp: 296254

Ion	Ratio	Lower	Upper
43	100		
58	27.7	23.2	34.8

Instrument :
MSVOA_L
ClientSampleId :
VSTDICC015

Manual Integrations
APPROVED

Reviewed By :Semsettin Yesilyurt 03/31/2025
Supervised By :Mahesh Dadoda 04/03/2025

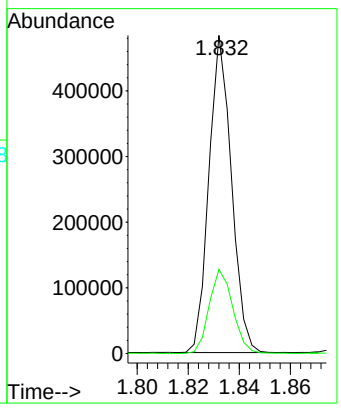

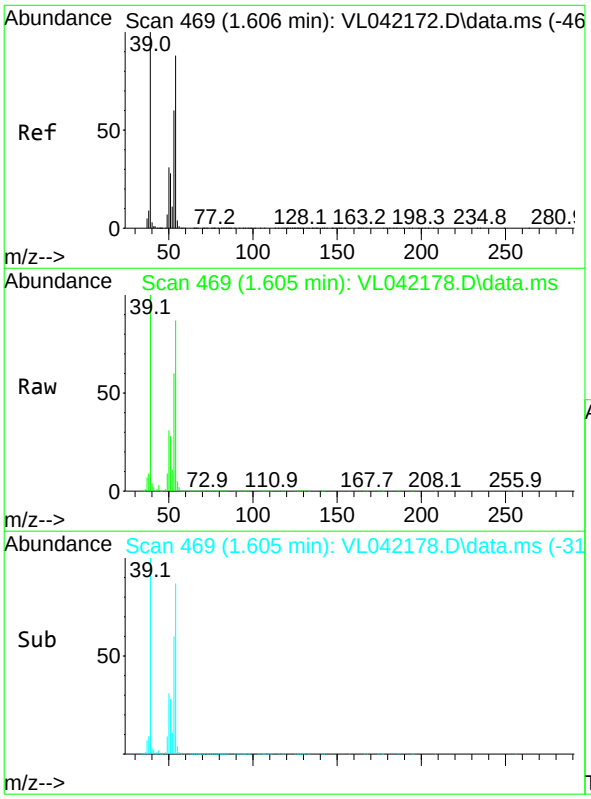

#16
1,3-Butadiene
Concen: 13.766 ppbv
RT: 1.605 min Scan# 469
Delta R.T. -0.000 min
Lab File: VL042178.D
Acq: 27 Mar 2025 11:36

Tgt Ion: 39 Resp: 150122

Ion	Ratio	Lower	Upper
39	100		
54	76.3	60.7	91.1

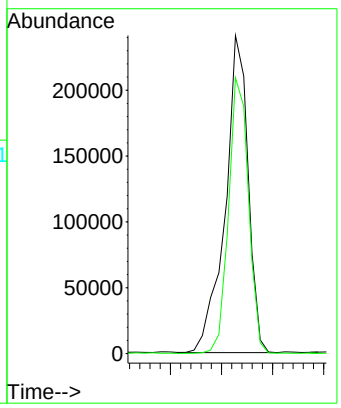

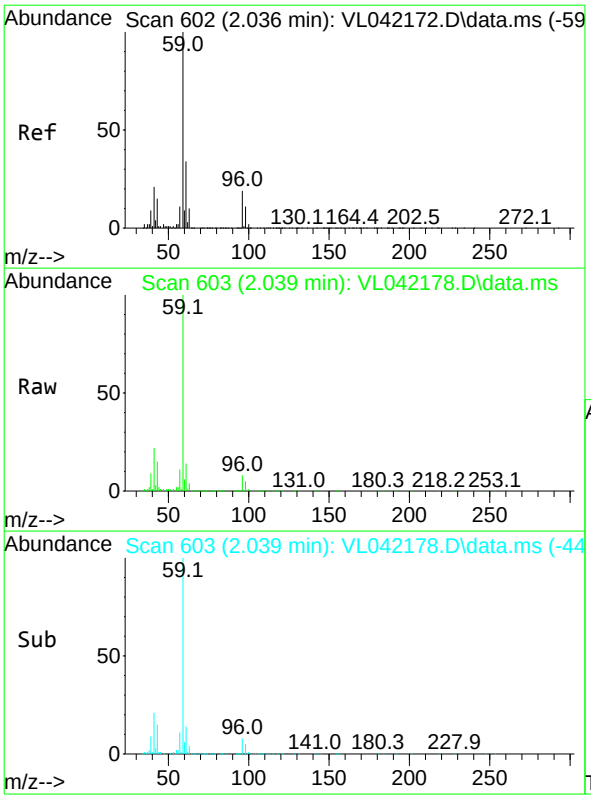

#17
tert-Butyl alcohol
Concen: 13.787 ppbv
RT: 2.039 min Scan# 60
Delta R.T. 0.003 min
Lab File: VL042178.D
Acq: 27 Mar 2025 11:36

Tgt Ion: 59 Resp: 416362

Ion	Ratio	Lower	Upper
59	100		
57	10.8	8.9	13.3

Instrument :
MSVOA_L
ClientSampleId :
VSTDICC015

Manual Integrations
APPROVED

Reviewed By :Semsettin Yesilyurt 03/31/2025
Supervised By :Mahesh Dadoda 04/03/2025

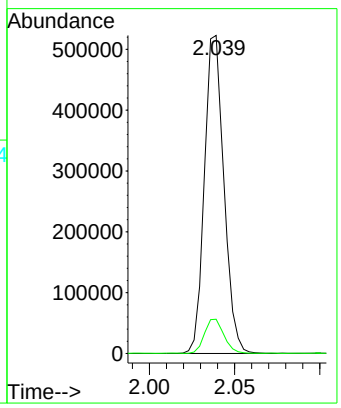

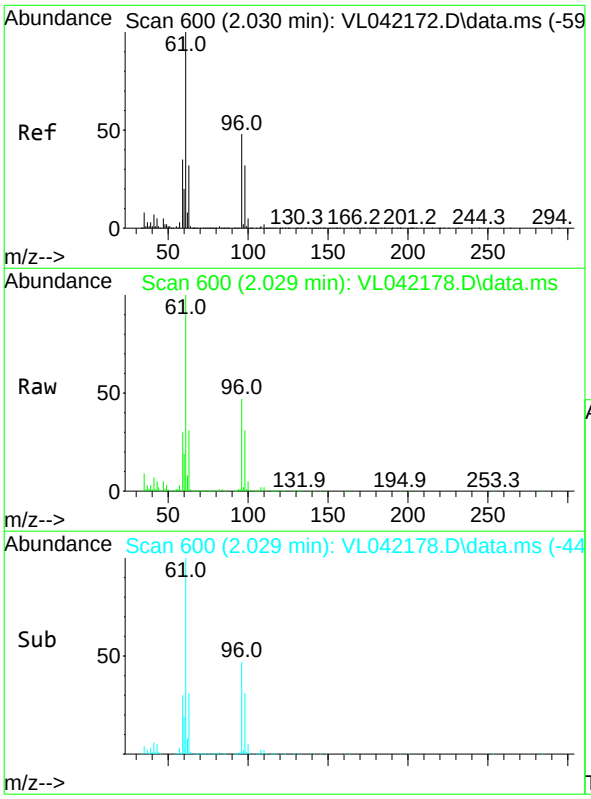

#18
1,1-Dichloroethene
Concen: 13.762 ppbv
RT: 2.029 min Scan# 600
Delta R.T. -0.000 min
Lab File: VL042178.D
Acq: 27 Mar 2025 11:36

Tgt Ion: 96 Resp: 131720

Ion	Ratio	Lower	Upper
96	100		
61	211.1	167.6	251.4
98	64.9	53.5	80.3

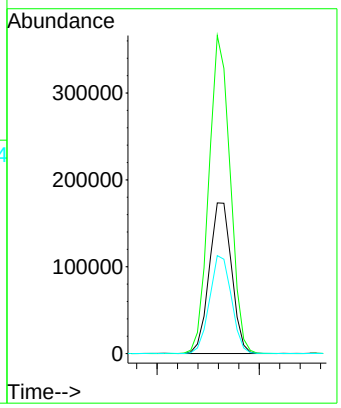



#19
Isopropyl Alcohol
Concen: 13.093 ppbv
RT: 1.884 min Scan# 55
Delta R.T. -0.000 min
Lab File: VL042178.D
Acq: 27 Mar 2025 11:36

Tgt Ion: 45 Resp: 179117

Ion	Ratio	Lower	Upper
45	100		
58	46.4	36.9	55.3

Instrument :
MSVOA_L
ClientSampleId :
VSTDICC015

Manual Integrations
APPROVED

Reviewed By :Semsettin Yesilyurt 03/31/2025
Supervised By :Mahesh Dadoda 04/03/2025

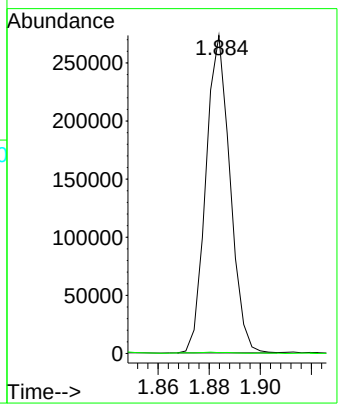

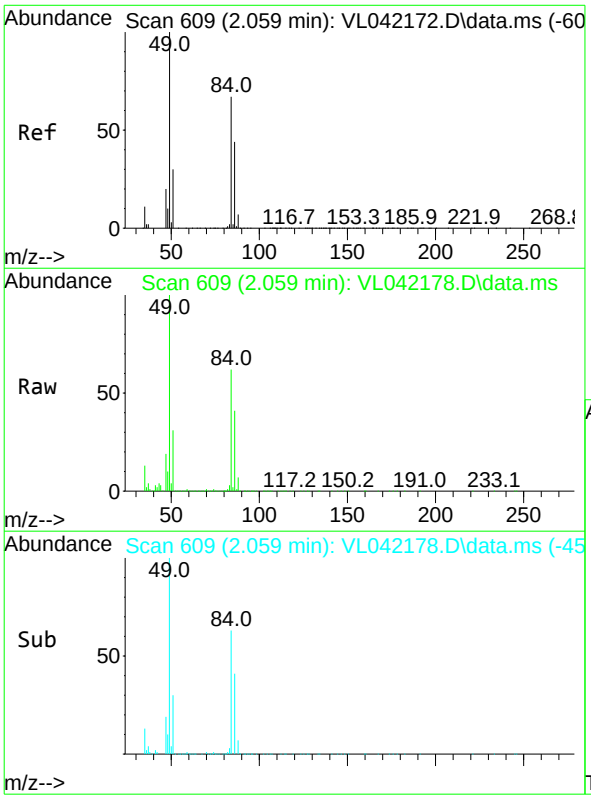

#20
Methylene Chloride
Concen: 12.533 ppbv
RT: 2.059 min Scan# 609
Delta R.T. -0.000 min
Lab File: VL042178.D
Acq: 27 Mar 2025 11:36

Tgt Ion: 84 Resp: 113183

Ion	Ratio	Lower	Upper
84	100		
49	159.7	120.2	180.4
51	48.7	37.4	56.0
86	65.3	52.4	78.6

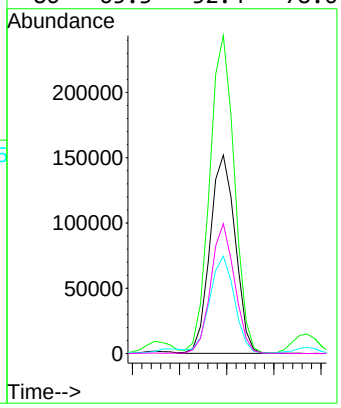



#21
Allyl Chloride
Concen: 14.002 ppbv
RT: 2.094 min Scan# 62
Delta R.T. 0.003 min
Lab File: VL042178.D
Acq: 27 Mar 2025 11:36

Tgt Ion: 41 Resp: 239440

Ion	Ratio	Lower	Upper
41	100		
76	29.5	24.1	36.1
39	76.1	61.1	91.7

Instrument :
MSVOA_L
ClientSampleId :
VSTDICC015

Manual Integrations
APPROVED

Reviewed By :Semsettin Yesilyurt 03/31/2025
Supervised By :Mahesh Dadoda 04/03/2025

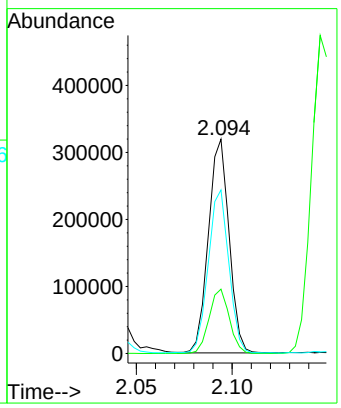

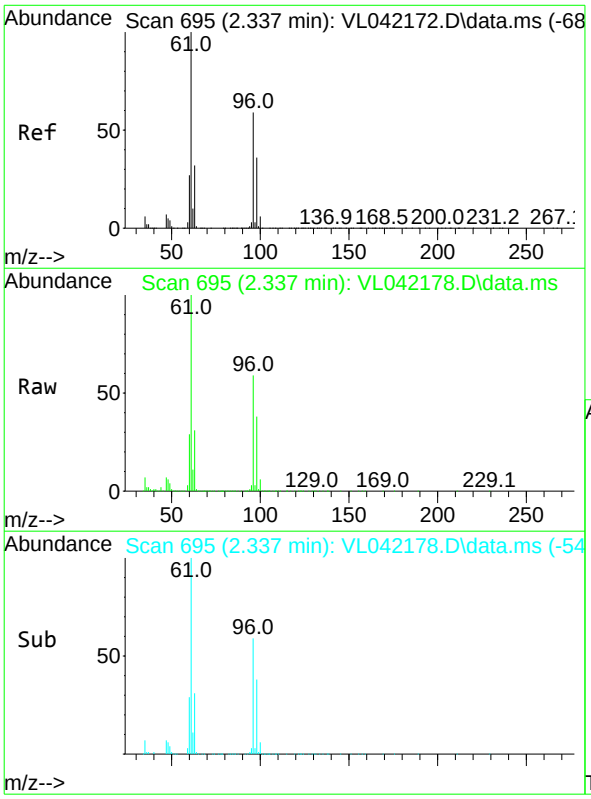

#22
trans-1,2-Dichloroethene
Concen: 13.362 ppbv
RT: 2.337 min Scan# 695
Delta R.T. -0.000 min
Lab File: VL042178.D
Acq: 27 Mar 2025 11:36

Tgt Ion: 96 Resp: 149455

Ion	Ratio	Lower	Upper
96	100		
61	169.2	136.6	204.8
98	63.9	49.4	74.2

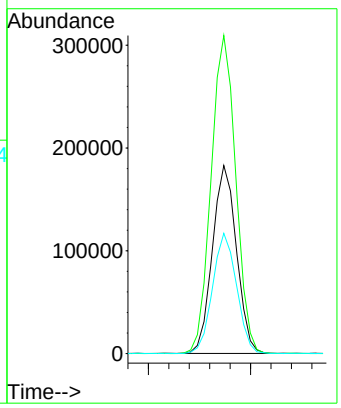



#23
Vinyl Acetate
Concen: 13.736 ppbv
RT: 2.460 min Scan# 73
Delta R.T. -0.000 min
Lab File: VL042178.D
Acq: 27 Mar 2025 11:36

Tgt Ion: 43 Resp: 138419

Ion	Ratio	Lower	Upper
43	100		
86	8.1	5.5	8.3
42	10.1	8.6	13.0
44	5.0	6.2	9.4#

Instrument :
MSVOA_L
ClientSampleId :
VSTDICC015

Manual Integrations
APPROVED

Reviewed By :Semsettin Yesilyurt 03/31/2025
Supervised By :Mahesh Dadoda 04/03/2025

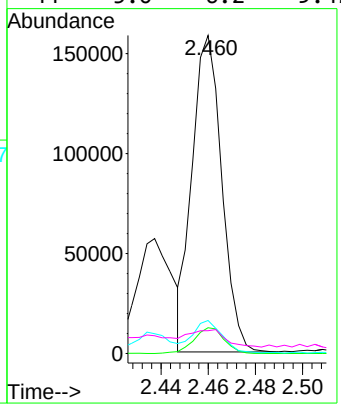

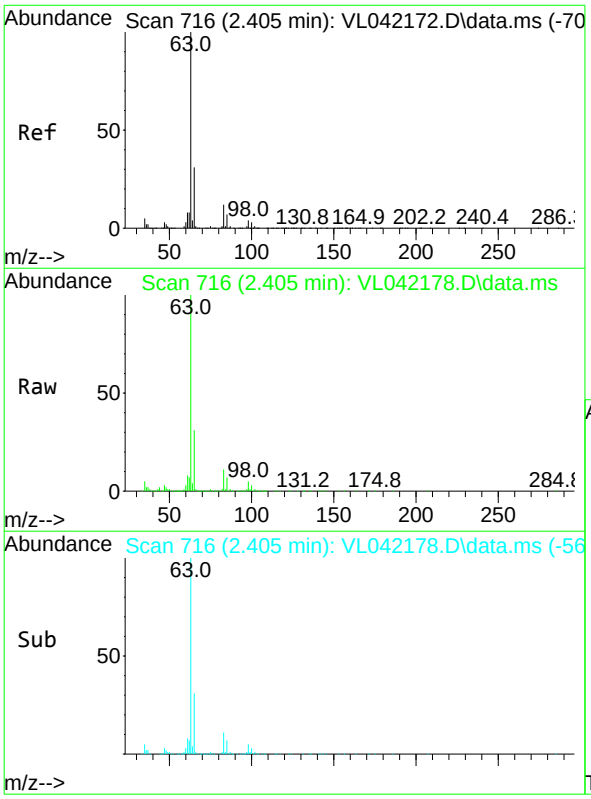

#24
1,1-Dichloroethane
Concen: 14.570 ppbv
RT: 2.405 min Scan# 716
Delta R.T. -0.000 min
Lab File: VL042178.D
Acq: 27 Mar 2025 11:36

Tgt Ion: 63 Resp: 298760

Ion	Ratio	Lower	Upper
63	100		
98	4.9	2.3	6.8
100	2.7	1.6	4.7

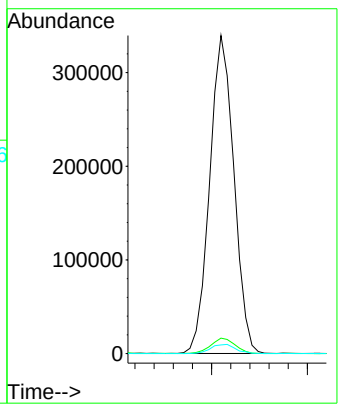

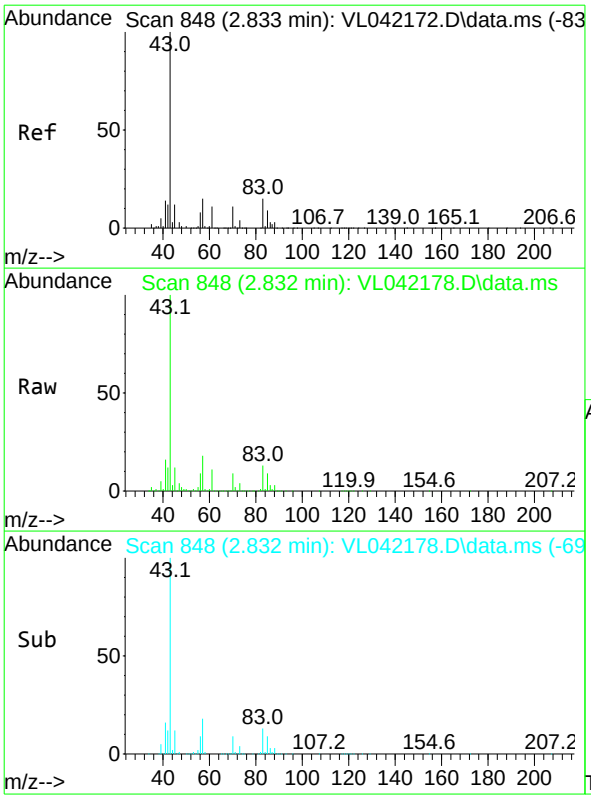

#25
Ethyl Acetate
Concen: 13.855 ppbv
RT: 2.832 min Scan# 84
Delta R.T. -0.000 min
Lab File: VL042178.D
Acq: 27 Mar 2025 11:36

Tgt Ion: 43 Resp: 871882

Ion	Ratio	Lower	Upper
43	100		
45	10.3	8.2	12.2
61	9.0	7.3	10.9
70	8.8	7.2	10.8

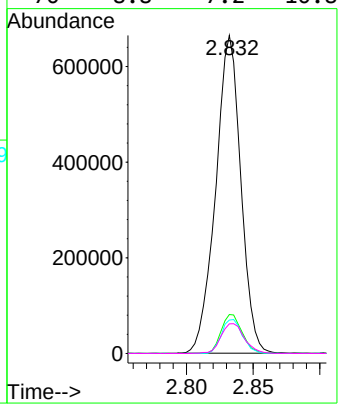

Instrument :
MSVOA_L
ClientSampleId :
VSTDICC015

Manual Integrations
APPROVED

Reviewed By :Semsettin Yesilyurt 03/31/2025
Supervised By :Mahesh Dadoda 04/03/2025

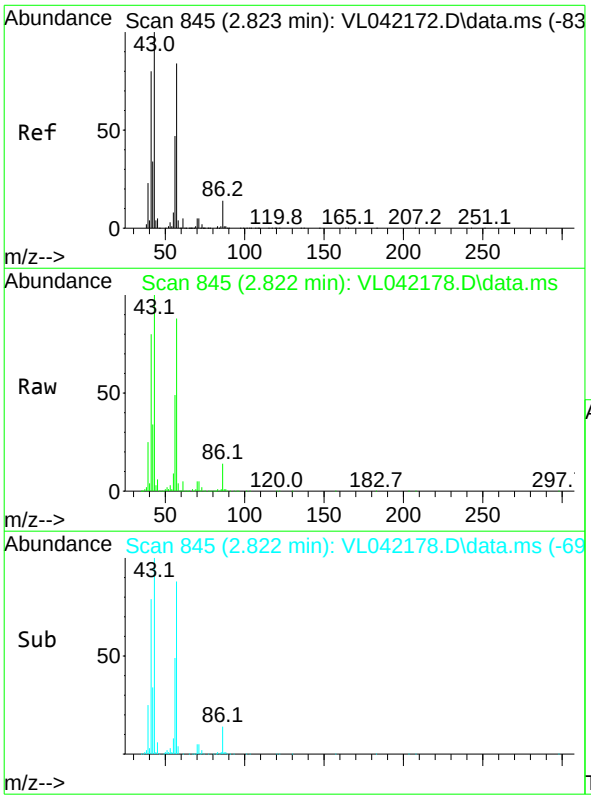

#26
Hexane
Concen: 14.178 ppbv
RT: 2.822 min Scan# 845
Delta R.T. -0.000 min
Lab File: VL042178.D
Acq: 27 Mar 2025 11:36

Tgt Ion: 57 Resp: 344636

Ion	Ratio	Lower	Upper
57	100		
41	96.1	76.6	114.8
43	254.0	207.8	311.8
56	53.9	43.6	65.4

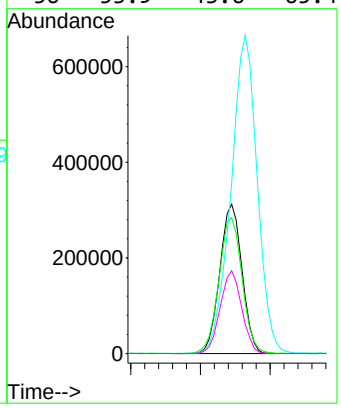

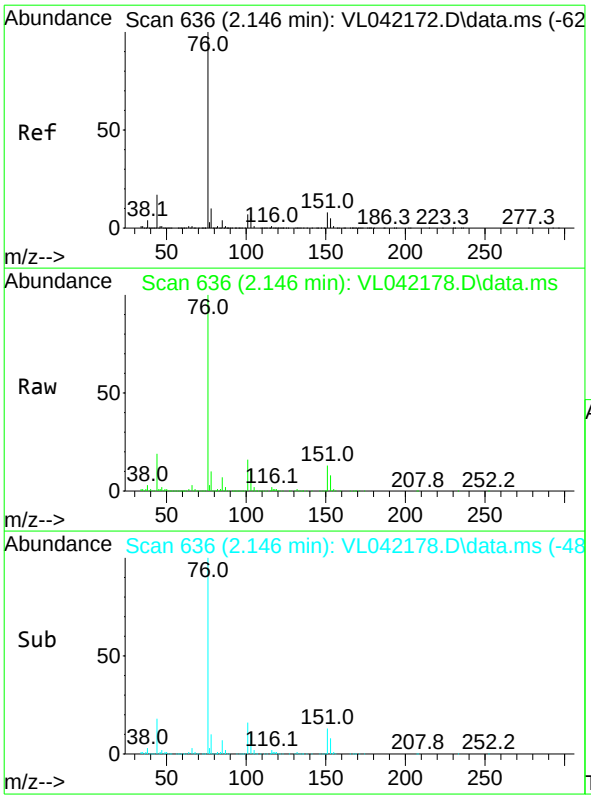

#27
Carbon Disulfide
Concen: 14.196 ppbv
RT: 2.146 min Scan# 63
Delta R.T. -0.000 min
Lab File: VL042178.D
Acq: 27 Mar 2025 11:36

Tgt Ion: 76 Resp: 370022

Ion	Ratio	Lower	Upper
76	100		
44	20.3	14.7	22.1
78	11.7	9.3	13.9

Instrument :
MSVOA_L
ClientSampleId :
VSTDICC015

Manual Integrations
APPROVED

Reviewed By :Semsettin Yesilyurt 03/31/2025
Supervised By :Mahesh Dadoda 04/03/2025

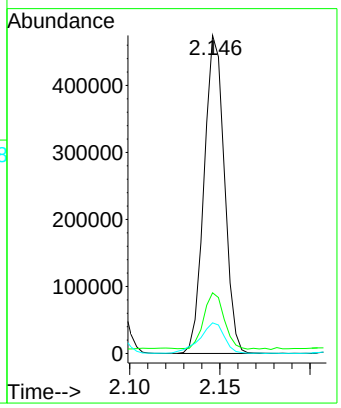

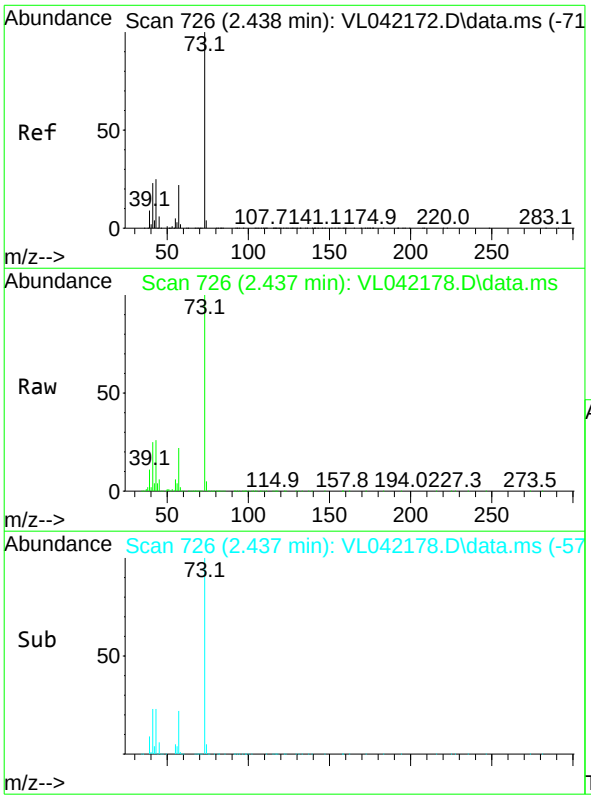

#28
Methyl tert-Butyl Ether
Concen: 14.303 ppbv
RT: 2.437 min Scan# 726
Delta R.T. -0.000 min
Lab File: VL042178.D
Acq: 27 Mar 2025 11:36

Tgt Ion: 73 Resp: 216463

Ion	Ratio	Lower	Upper
73	100		
57	23.2	20.5	30.7

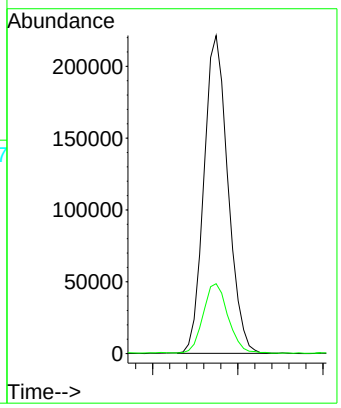

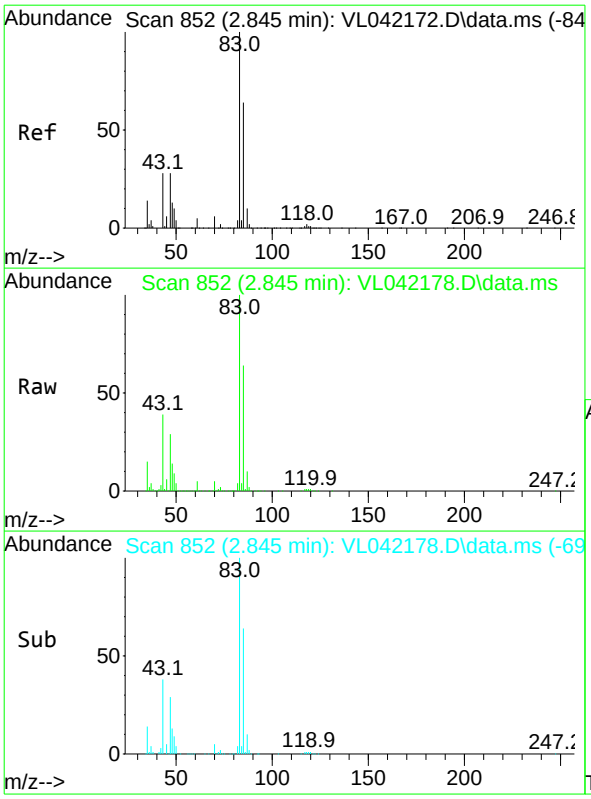

#29
Chloroform
Concen: 14.297 ppbv
RT: 2.845 min Scan# 85
Delta R.T. -0.000 min
Lab File: VL042178.D
Acq: 27 Mar 2025 11:36

Tgt Ion: 83 Resp: 508614

Ion	Ratio	Lower	Upper
83	100		
85	64.0	51.4	77.2

Instrument :
MSVOA_L
ClientSampleId :
VSTDICC015

Manual Integrations
APPROVED

Reviewed By :Semsettin Yesilyurt 03/31/2025
Supervised By :Mahesh Dadoda 04/03/2025

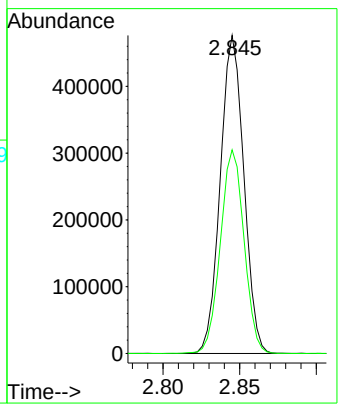

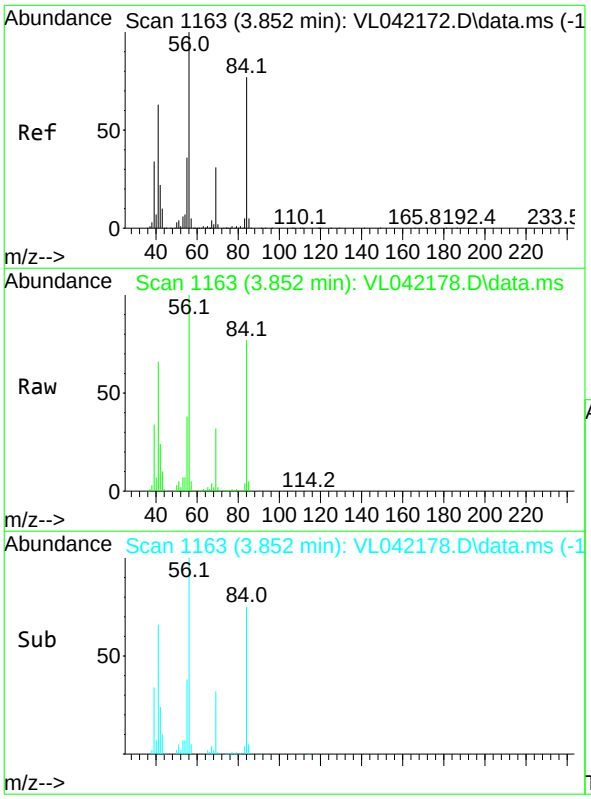

#30
Cyclohexane
Concen: 14.040 ppbv
RT: 3.852 min Scan# 1163
Delta R.T. -0.000 min
Lab File: VL042178.D
Acq: 27 Mar 2025 11:36

Tgt Ion: 84 Resp: 296458

Ion	Ratio	Lower	Upper
84	100		
56	126.7	102.8	154.2
41	82.6	66.5	99.7

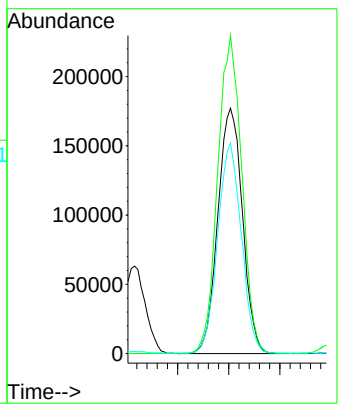

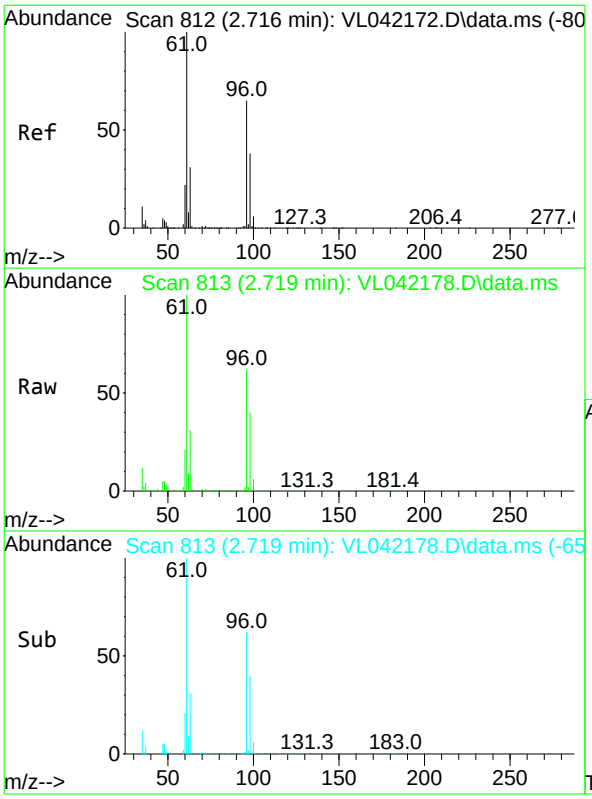

#31
cis-1,2-Dichloroethene
Concen: 14.262 ppbv
RT: 2.719 min Scan# 81
Delta R.T. 0.003 min
Lab File: VL042178.D
Acq: 27 Mar 2025 11:36

Tgt Ion: 61 Resp: 351945

Ion	Ratio	Lower	Upper
61	100		
96	62.1	51.8	77.8
98	40.2	30.6	46.0

Instrument :
MSVOA_L
ClientSampleId :
VSTDICC015

Manual Integrations
APPROVED

Reviewed By :Semsettin Yesilyurt 03/31/2025
Supervised By :Mahesh Dadoda 04/03/2025

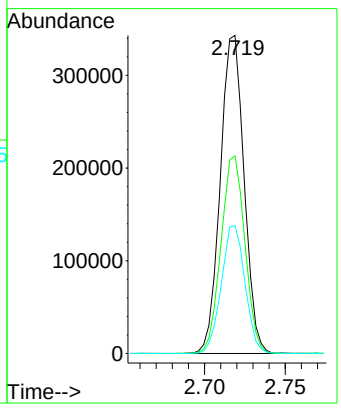

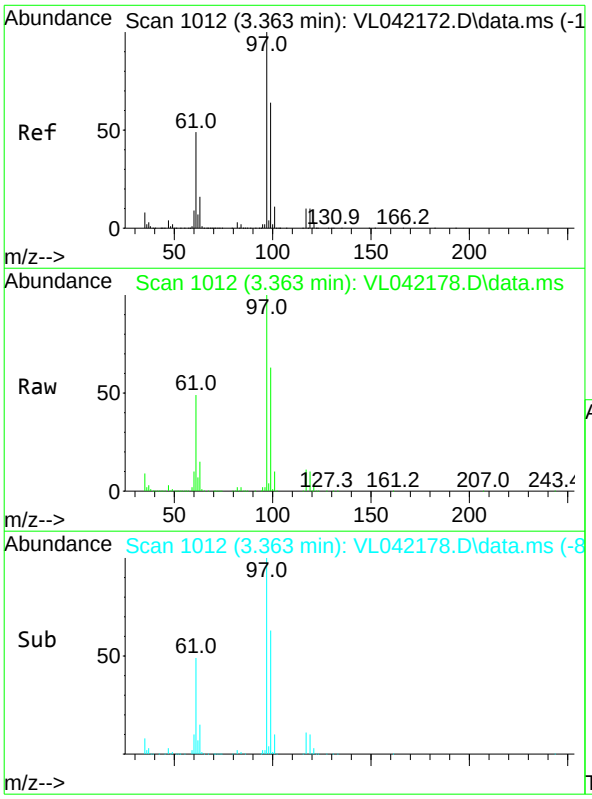

#32
1,1,1-Trichloroethane
Concen: 13.448 ppbv
RT: 3.363 min Scan# 1012
Delta R.T. -0.000 min
Lab File: VL042178.D
Acq: 27 Mar 2025 11:36

Tgt Ion: 97 Resp: 547329

Ion	Ratio	Lower	Upper
97	100		
99	62.8	51.5	77.3
61	48.4	38.7	58.1

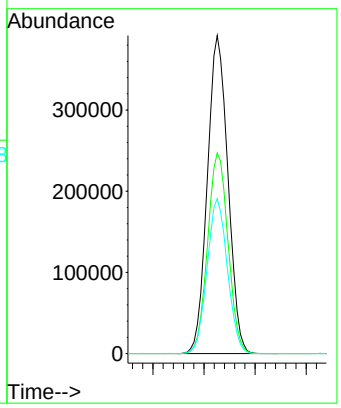

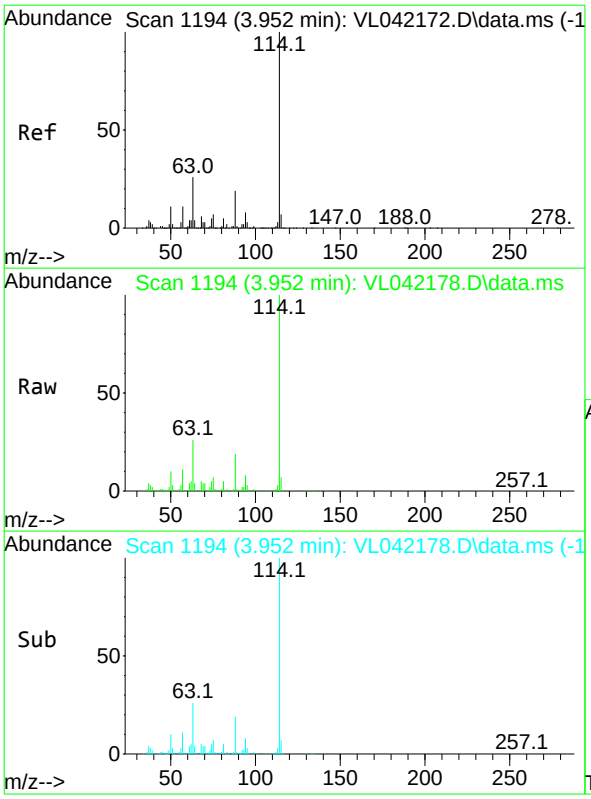

#33
1,4-Difluorobenzene
Concen: 10.000 ppbv
RT: 3.952 min Scan# 11
Delta R.T. -0.000 min
Lab File: VL042178.D
Acq: 27 Mar 2025 11:36

Tgt Ion:114 Resp: 499360

Ion	Ratio	Lower	Upper
114	100		
63	25.7	20.7	31.1
88	18.4	15.0	22.4

Instrument :
MSVOA_L
ClientSampleId :
VSTDICC015

Manual Integrations APPROVED

Reviewed By :Semsettin Yesilyurt 03/31/2025
Supervised By :Mahesh Dadoda 04/03/2025

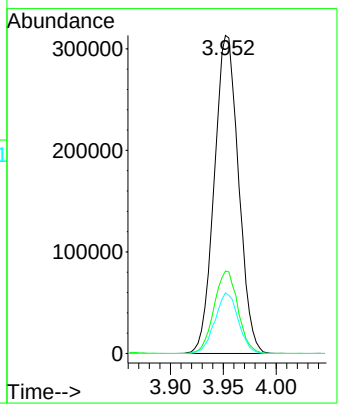

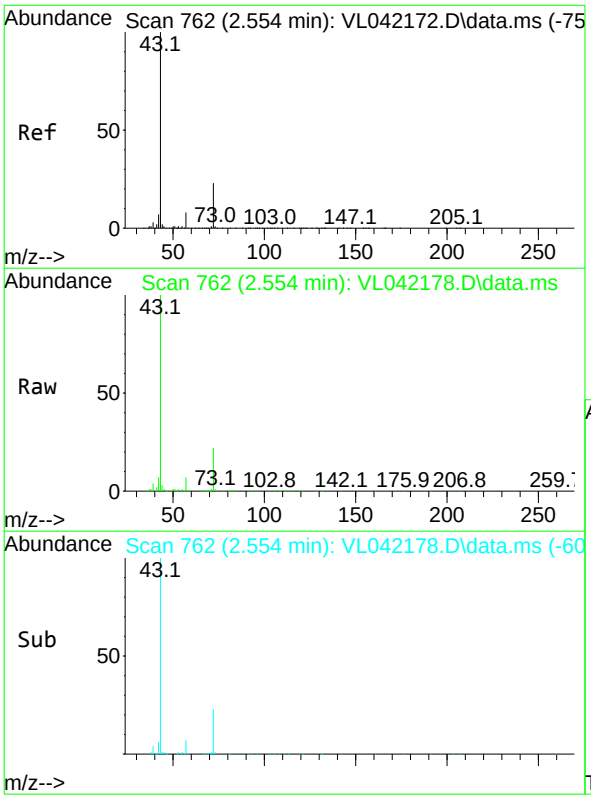

#34
2-Butanone
Concen: 13.726 ppbv
RT: 2.554 min Scan# 762
Delta R.T. -0.000 min
Lab File: VL042178.D
Acq: 27 Mar 2025 11:36

Tgt Ion: 43 Resp: 497020

Ion	Ratio	Lower	Upper
43	100		
72	22.0	18.2	27.2

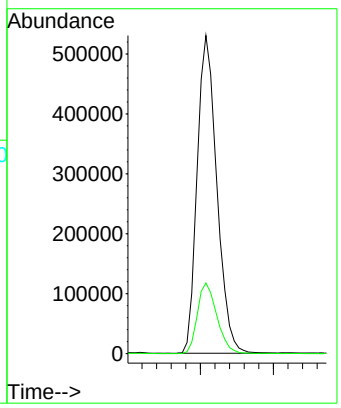

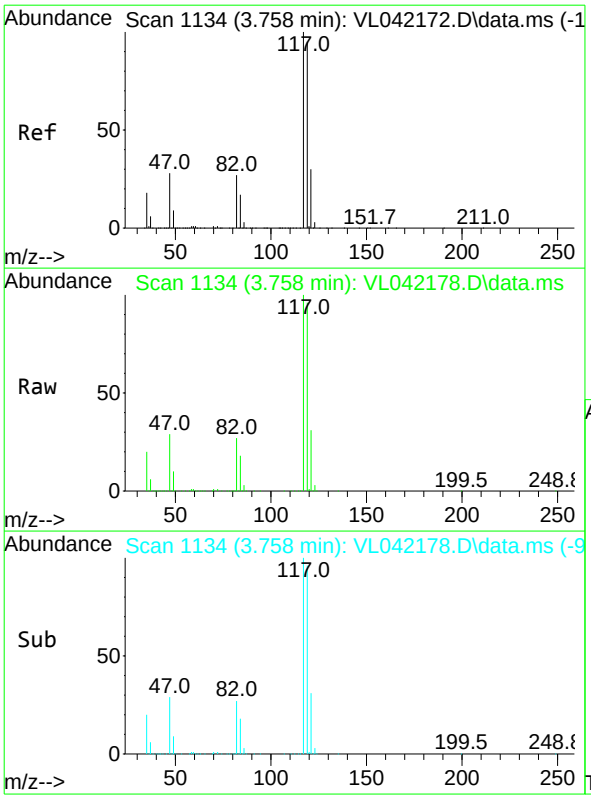

#35
Carbon Tetrachloride
Concen: 14.140 ppbv
RT: 3.758 min Scan# 11
Delta R.T. -0.000 min
Lab File: VL042178.D
Acq: 27 Mar 2025 11:36

Tgt Ion:117 Resp: 543385

Ion	Ratio	Lower	Upper
117	100		
119	95.5	76.2	114.2
121	30.6	24.2	36.4

Instrument :
MSVOA_L
ClientSampleId :
VSTDICC015

Manual Integrations
APPROVED

Reviewed By :Semsettin Yesilyurt 03/31/2025
Supervised By :Mahesh Dadoda 04/03/2025

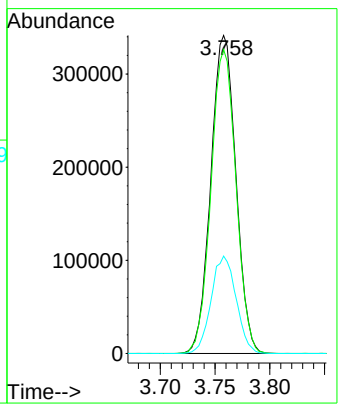

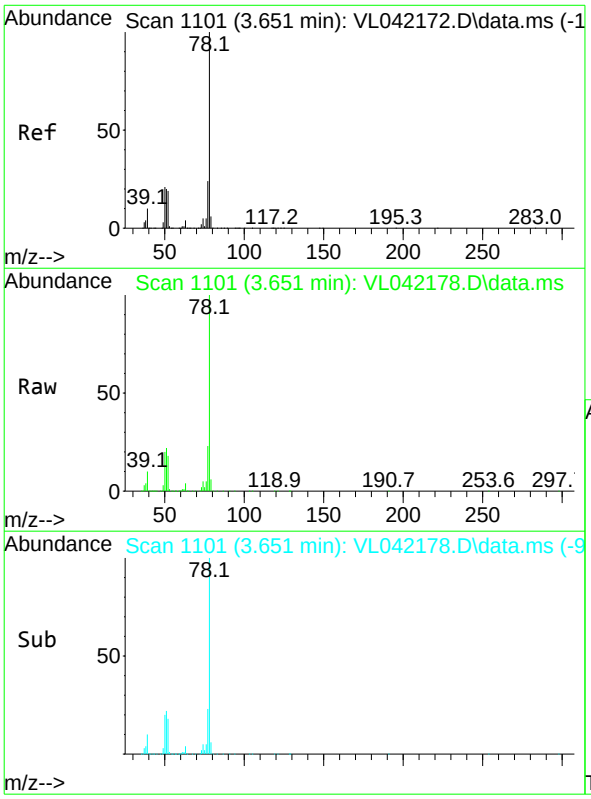

#36
Benzene
Concen: 14.131 ppbv
RT: 3.651 min Scan# 1101
Delta R.T. -0.000 min
Lab File: VL042178.D
Acq: 27 Mar 2025 11:36

Tgt Ion: 78 Resp: 699549

Ion	Ratio	Lower	Upper
78	100		
77	22.7	19.1	28.7
50	20.1	16.6	24.8

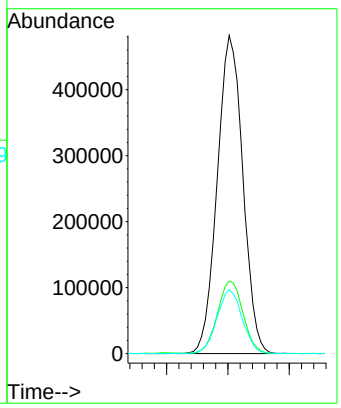

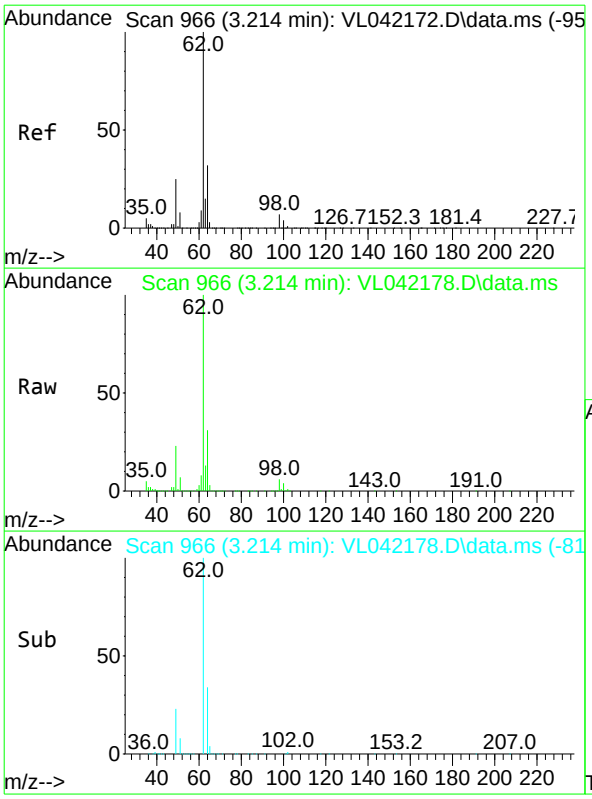

#37
1,2-Dichloroethane
Concen: 14.697 ppbv
RT: 3.214 min Scan# 96
Delta R.T. -0.000 min
Lab File: VL042178.D
Acq: 27 Mar 2025 11:36

Tgt Ion: 62 Resp: 416544

Ion	Ratio	Lower	Upper
62	100		
98	6.4	5.4	8.2

Instrument :
MSVOA_L
ClientSampleId :
VSTDICC015

Manual Integrations
APPROVED

Reviewed By :Semsettin Yesilyurt 03/31/2025
Supervised By :Mahesh Dadoda 04/03/2025

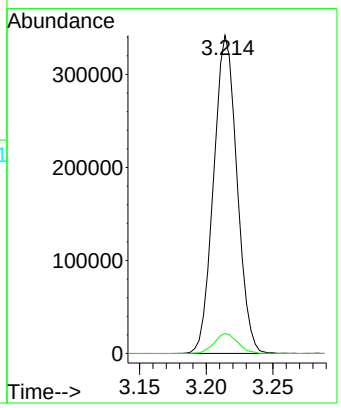

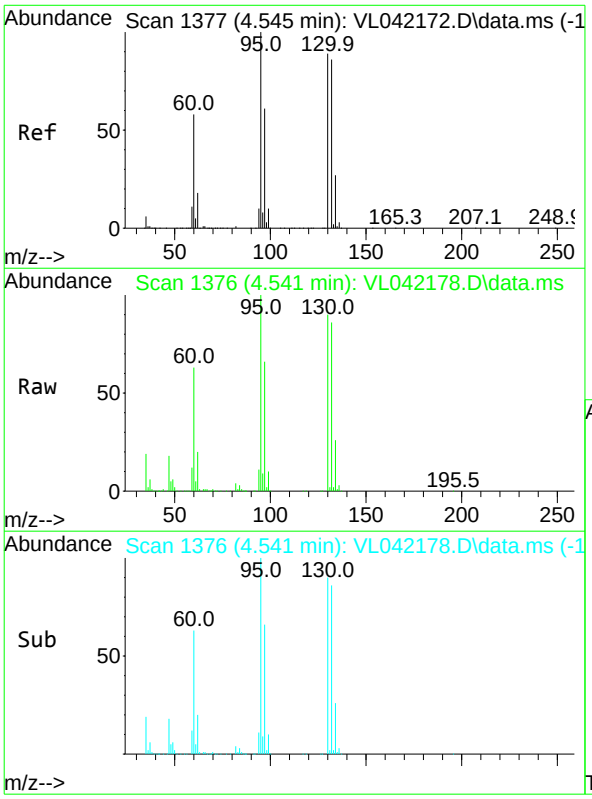

#38
Trichloroethene
Concen: 13.715 ppbv
RT: 4.541 min Scan# 1376
Delta R.T. -0.004 min
Lab File: VL042178.D
Acq: 27 Mar 2025 11:36

Tgt Ion:130 Resp: 283430

Ion	Ratio	Lower	Upper
130	100		
95	111.3	89.8	134.8
132	96.0	77.4	116.2
97	73.5	55.1	82.7

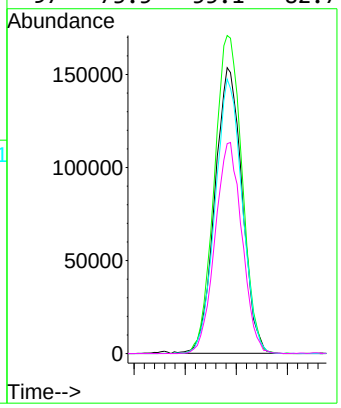

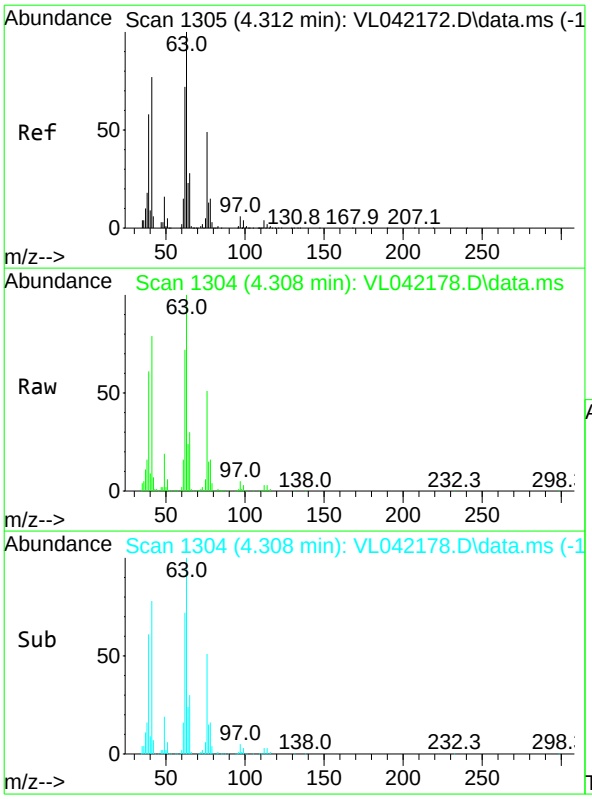

#39
1,2-Dichloropropane
Concen: 14.304 ppbv
RT: 4.308 min Scan# 13
Delta R.T. -0.004 min
Lab File: VL042178.D
Acq: 27 Mar 2025 11:36

Tgt Ion: 63 Resp: 257891

Ion	Ratio	Lower	Upper
63	100		
41	78.7	61.7	92.5
62	71.6	57.6	86.4

Instrument :
MSVOA_L
ClientSampleId :
VSTDICC015

Manual Integrations
APPROVED

Reviewed By :Semsettin Yesilyurt 03/31/2025
Supervised By :Mahesh Dadoda 04/03/2025

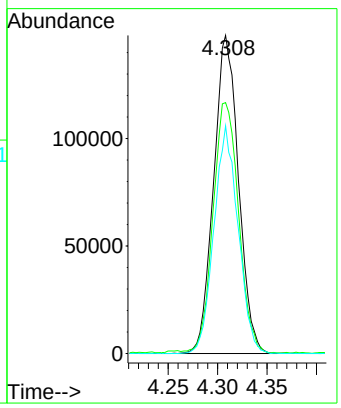

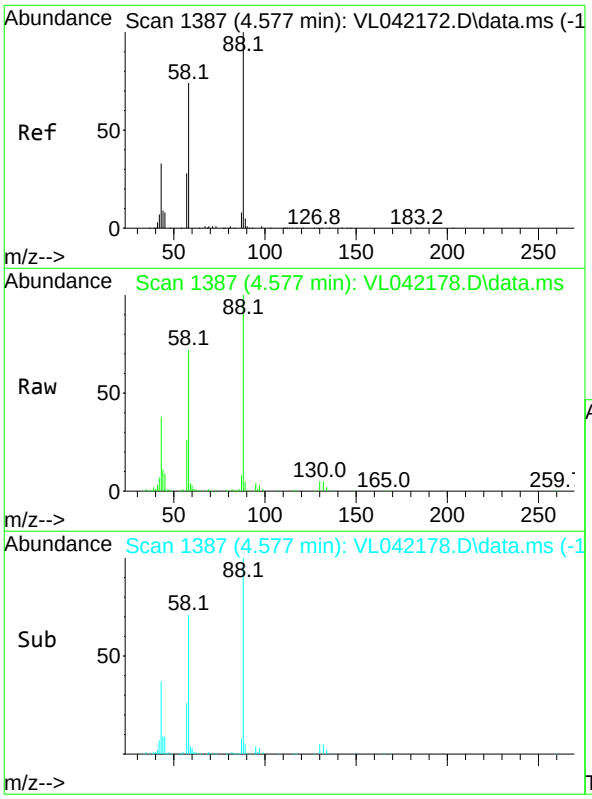

#40
1,4-Dioxane
Concen: 13.354 ppbv
RT: 4.577 min Scan# 1387
Delta R.T. -0.000 min
Lab File: VL042178.D
Acq: 27 Mar 2025 11:36

Tgt Ion: 88 Resp: 124925

Ion	Ratio	Lower	Upper
88	100		
58	69.6	62.7	94.1
43	31.6	23.0	34.4
57	0.0	0.0	0.0

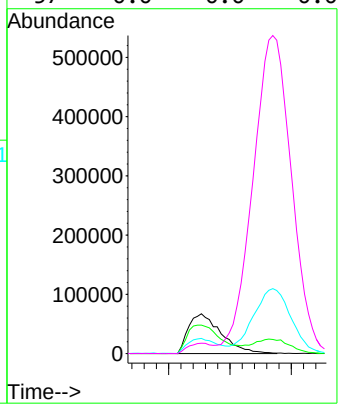

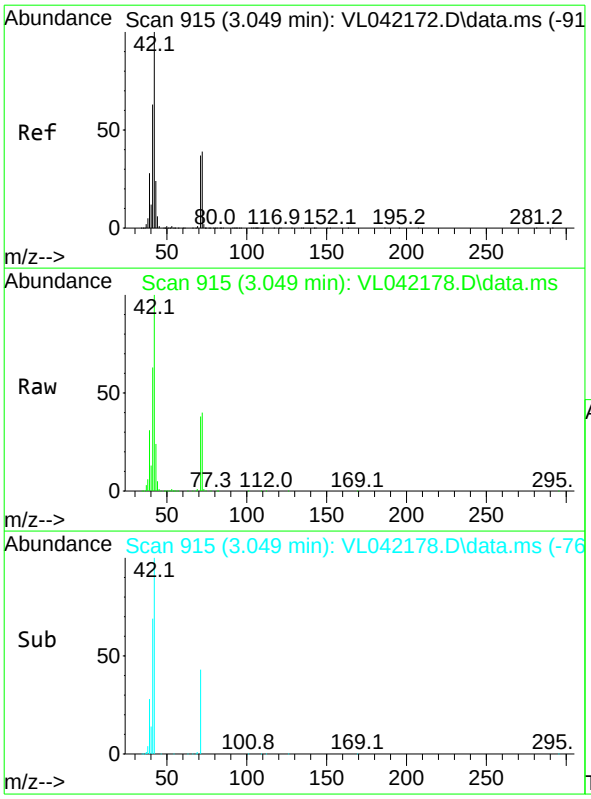

#41
Tetrahydrofuran
Concen: 14.301 ppbv
RT: 3.049 min Scan# 91
Delta R.T. -0.000 min
Lab File: VL042178.D
Acq: 27 Mar 2025 11:36

Tgt Ion: 42 Resp: 294634

Ion	Ratio	Lower	Upper
42	100		
72	39.0	31.4	47.0
71	37.9	30.2	45.4

Instrument :
MSVOA_L
ClientSampleId :
VSTDICC015

Manual Integrations APPROVED

Reviewed By :Semsettin Yesilyurt 03/31/2025
Supervised By :Mahesh Dadoda 04/03/2025

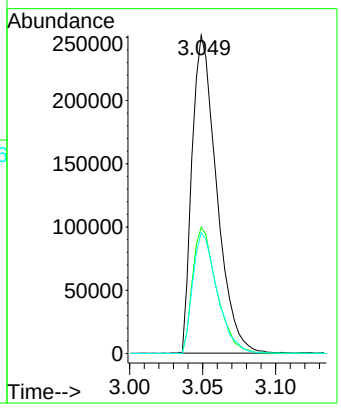

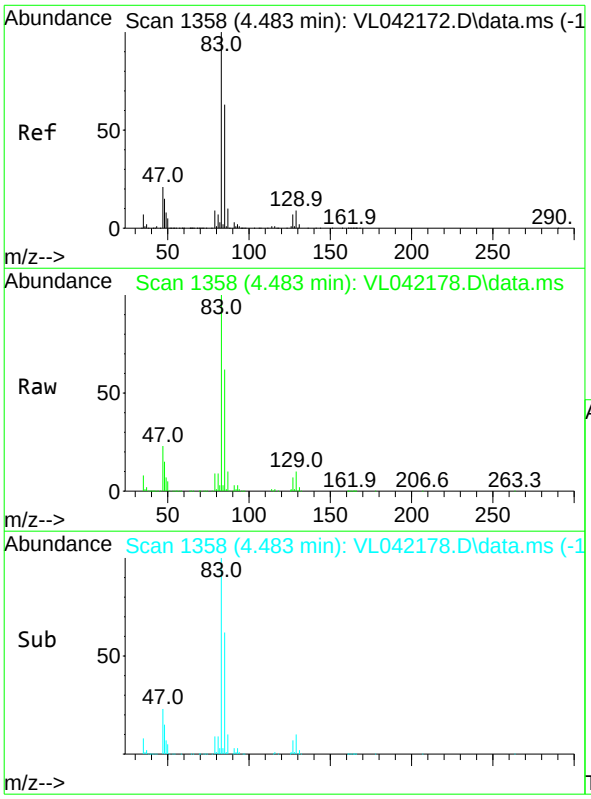

#42
Bromodichloromethane
Concen: 15.043 ppbv
RT: 4.483 min Scan# 1358
Delta R.T. -0.000 min
Lab File: VL042178.D
Acq: 27 Mar 2025 11:36

Tgt Ion: 83 Resp: 587772

Ion	Ratio	Lower	Upper
83	100		
85	62.4	50.5	75.7
127	6.8	5.9	8.9

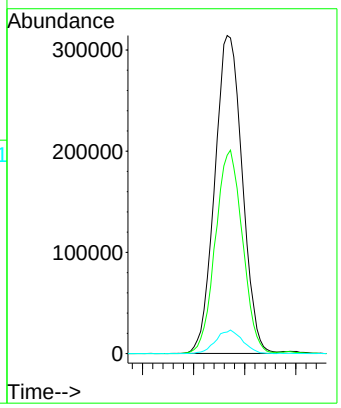

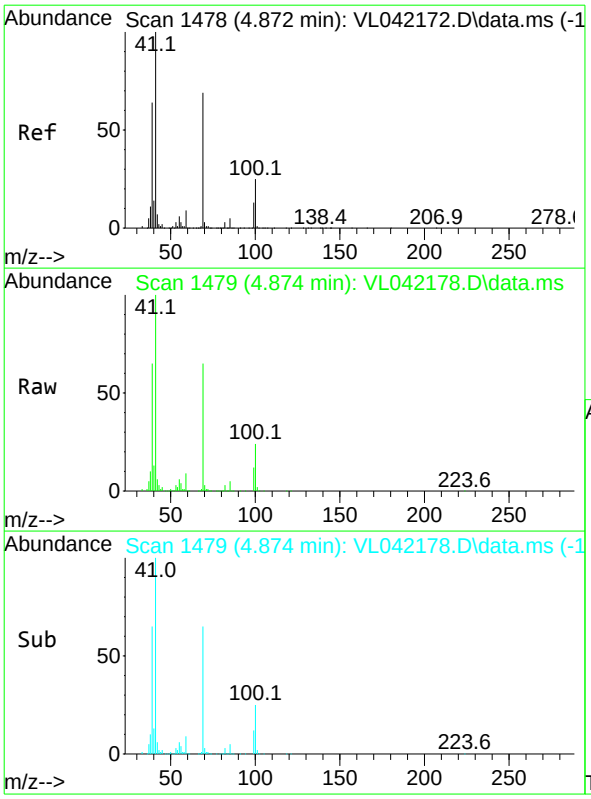

#43
Methyl Methacrylate
Concen: 14.130 ppbv
RT: 4.874 min Scan# 14
Delta R.T. 0.003 min
Lab File: VL042178.D
Acq: 27 Mar 2025 11:36

Tgt Ion: 69 Resp: 295300

Ion	Ratio	Lower	Upper
69	100		
41	155.4	123.8	185.6
100	36.0	28.4	42.6

Instrument :
MSVOA_L
ClientSampleId :
VSTDICC015

Manual Integrations
APPROVED

Reviewed By :Semsettin Yesilyurt 03/31/2025
Supervised By :Mahesh Dadoda 04/03/2025

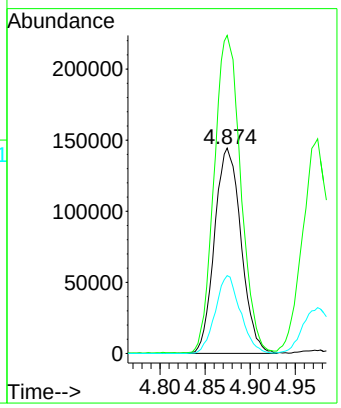

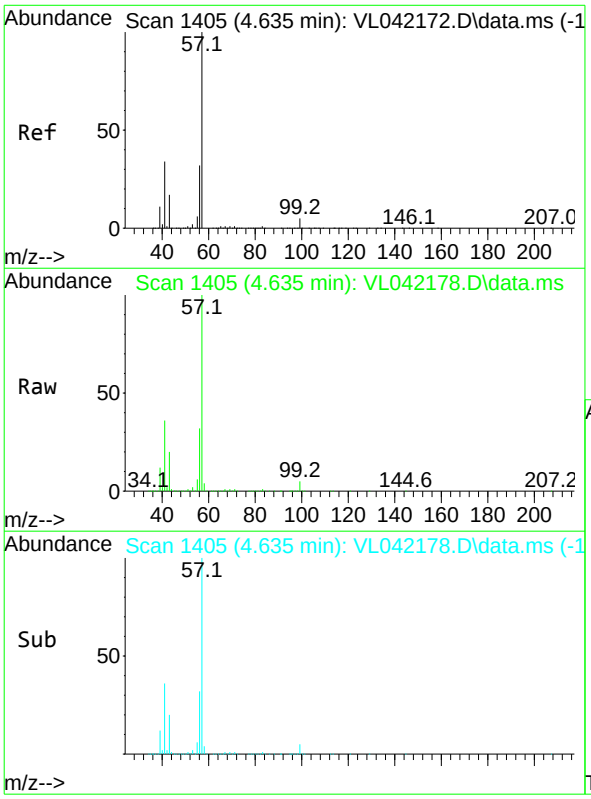

#44
2,2,4-Trimethylpentane
Concen: 14.108 ppbv
RT: 4.635 min Scan# 1405
Delta R.T. -0.000 min
Lab File: VL042178.D
Acq: 27 Mar 2025 11:36

Tgt Ion: 57 Resp: 1180275

Ion	Ratio	Lower	Upper
57	100		
41	34.2	26.8	40.2
56	31.9	25.6	38.4

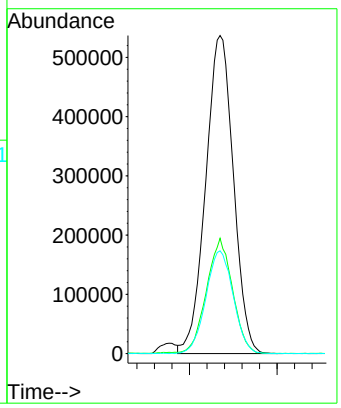

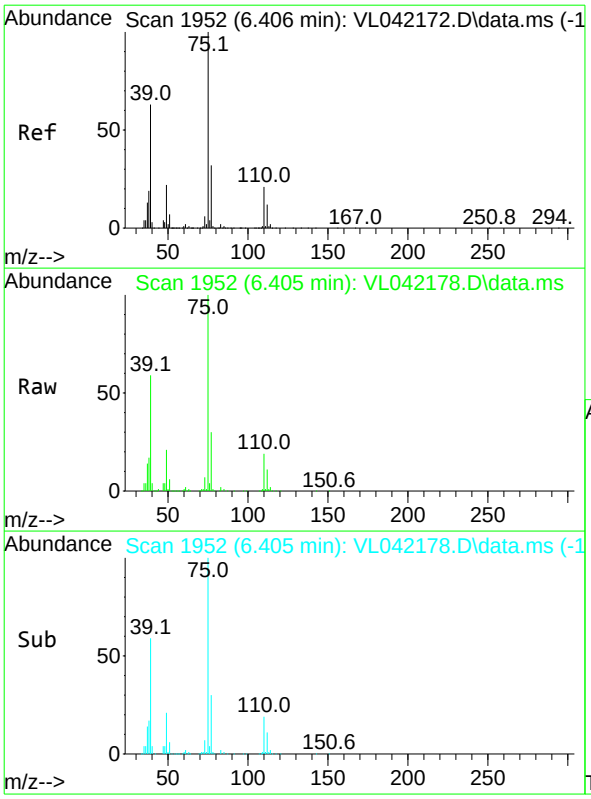

#45
t-1,3-Dichloropropene
Concen: 14.649 ppbv
RT: 6.405 min Scan# 19
Delta R.T. -0.000 min
Lab File: VL042178.D
Acq: 27 Mar 2025 11:36

Tgt Ion: 75 Resp: 329360

Ion	Ratio	Lower	Upper
75	100		
77	30.4	26.0	39.0

Instrument :
MSVOA_L
ClientSampleId :
VSTDICC015

Manual Integrations
APPROVED

Reviewed By :Semsettin Yesilyurt 03/31/2025
Supervised By :Mahesh Dadoda 04/03/2025

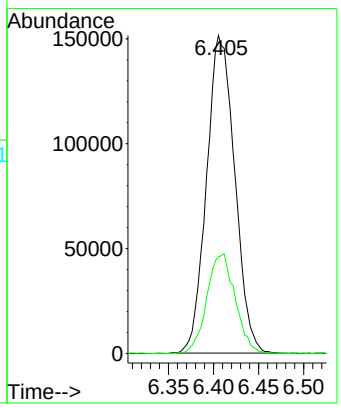

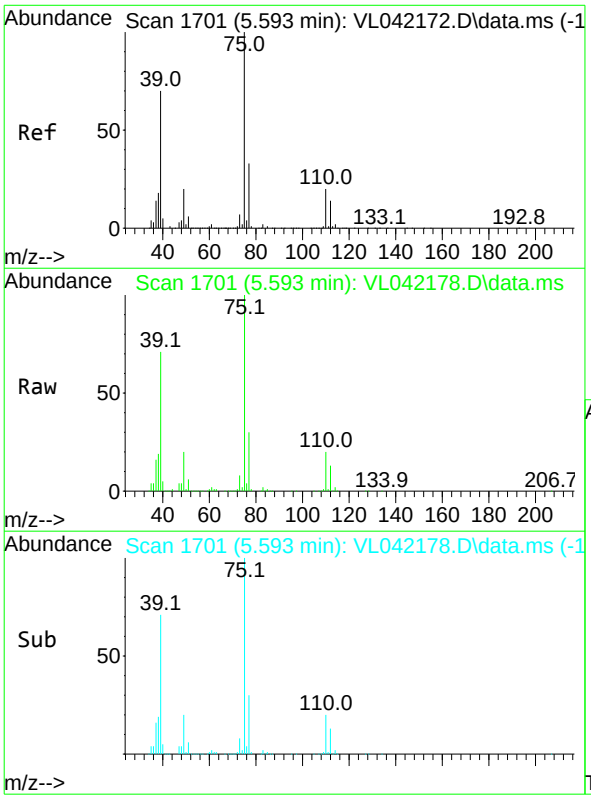

#46
cis-1,3-Dichloropropene
Concen: 14.542 ppbv
RT: 5.593 min Scan# 1701
Delta R.T. -0.000 min
Lab File: VL042178.D
Acq: 27 Mar 2025 11:36

Tgt Ion: 75 Resp: 400813

Ion	Ratio	Lower	Upper
75	100		
39	70.9	55.8	83.6
77	30.2	26.0	39.0

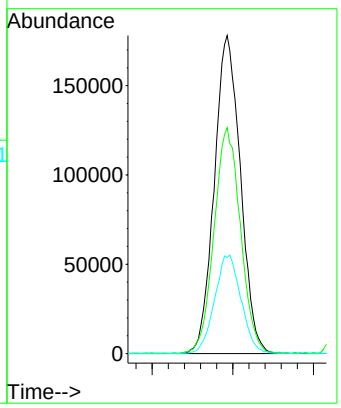

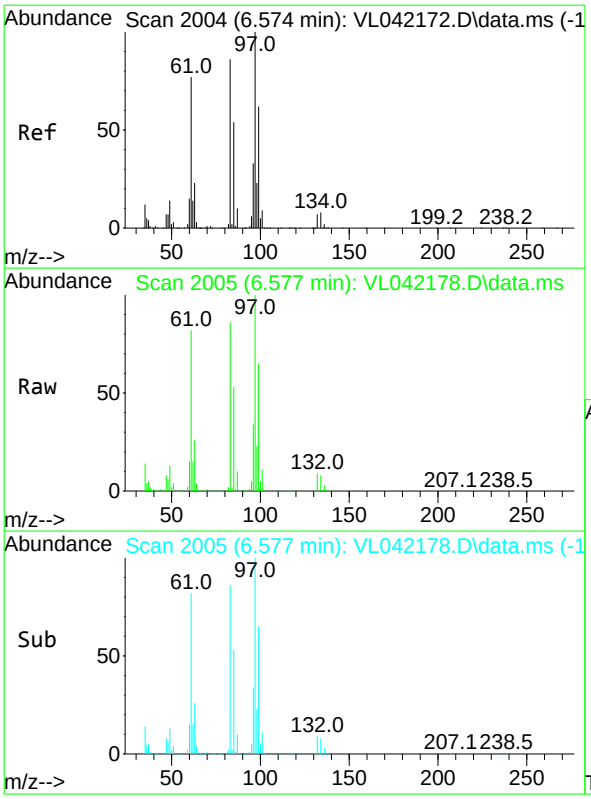

#47
1,1,2-Trichloroethane
Concen: 14.331 ppbv
RT: 6.577 min Scan# 20
Delta R.T. 0.003 min
Lab File: VL042178.D
Acq: 27 Mar 2025 11:36

Tgt Ion: 97 Resp: 273137

Ion	Ratio	Lower	Upper
97	100		
83	85.7	69.2	103.8
85	52.7	43.1	64.7
99	64.7	49.4	74.2

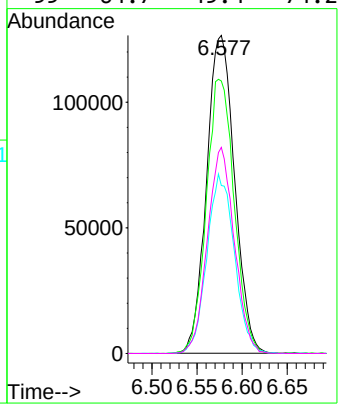

Instrument :
MSVOA_L
ClientSampleId :
VSTDICC015

Manual Integrations
APPROVED

Reviewed By :Semsettin Yesilyurt 03/31/2025
Supervised By :Mahesh Dadoda 04/03/2025

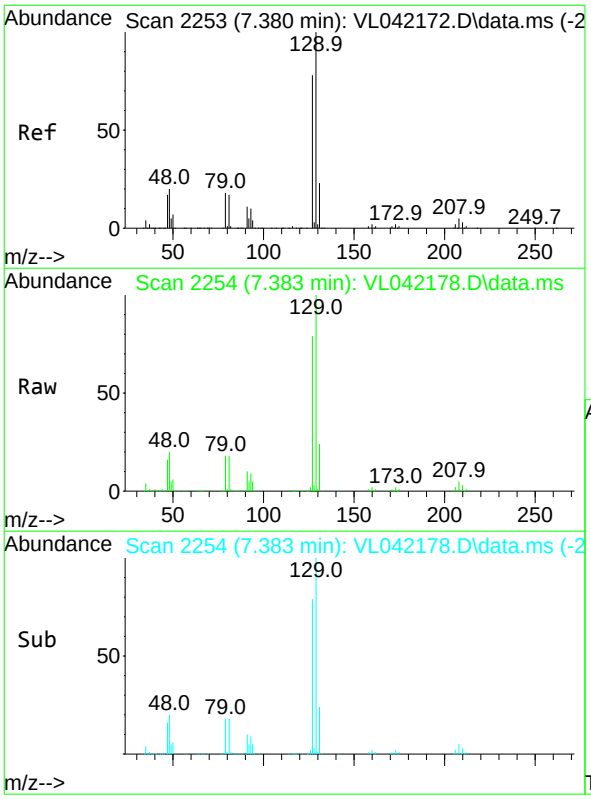

#48
Dibromochloromethane
Concen: 14.936 ppbv
RT: 7.383 min Scan# 2254
Delta R.T. 0.003 min
Lab File: VL042178.D
Acq: 27 Mar 2025 11:36

Tgt Ion:129 Resp: 482431

Ion	Ratio	Lower	Upper
129	100		
127	78.4	39.1	117.2

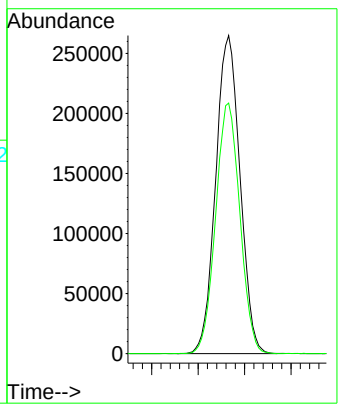

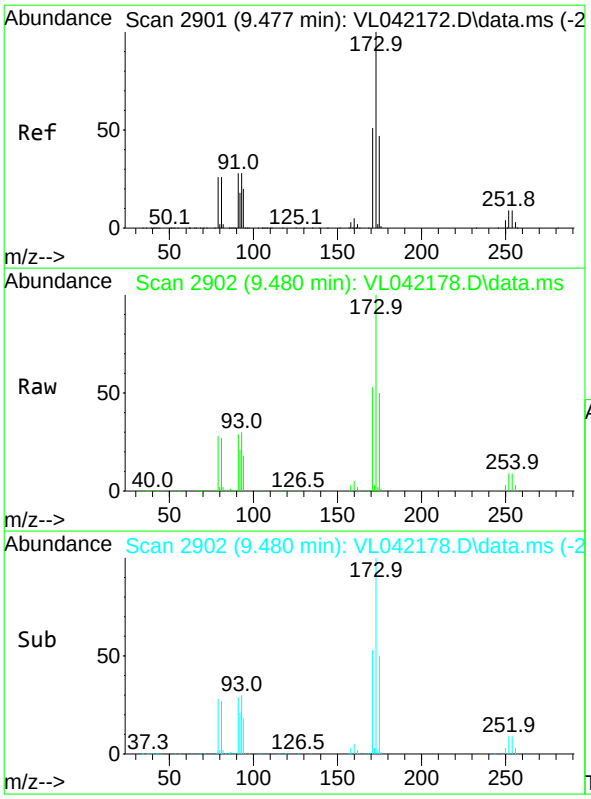

#49
Bromoform
Concen: 14.730 ppbv
RT: 9.480 min Scan# 29
Delta R.T. 0.003 min
Lab File: VL042178.D
Acq: 27 Mar 2025 11:36

Tgt Ion:173 Resp: 427143

Ion	Ratio	Lower	Upper
173	100		
175	48.9	38.6	57.8
171	51.5	41.8	62.6

Instrument :
MSVOA_L
ClientSampleId :
VSTDICC015

Manual Integrations
APPROVED

Reviewed By :Semsettin Yesilyurt 03/31/2025
Supervised By :Mahesh Dadoda 04/03/2025

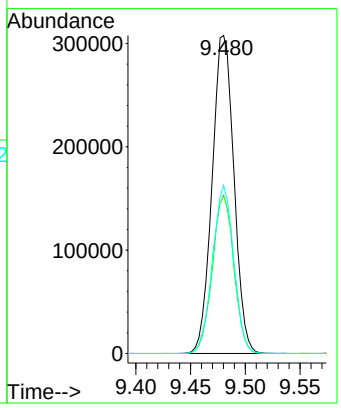

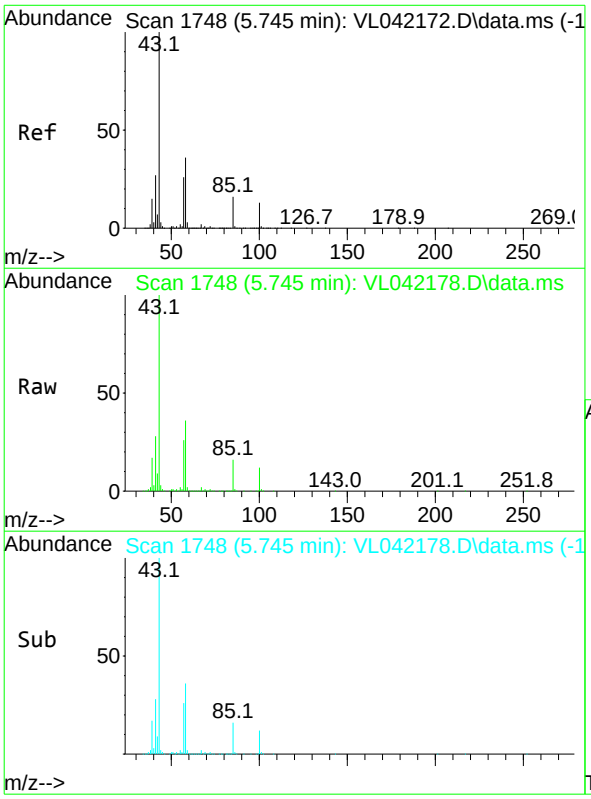

#50
4-Methyl-2-Pentanone
Concen: 13.155 ppbv
RT: 5.745 min Scan# 1748
Delta R.T. -0.000 min
Lab File: VL042178.D
Acq: 27 Mar 2025 11:36

Tgt Ion: 43 Resp: 755146

Ion	Ratio	Lower	Upper
43	100		
58	35.5	29.0	43.6

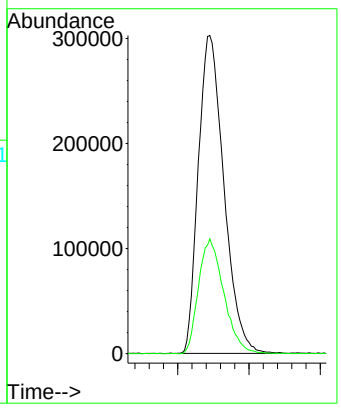

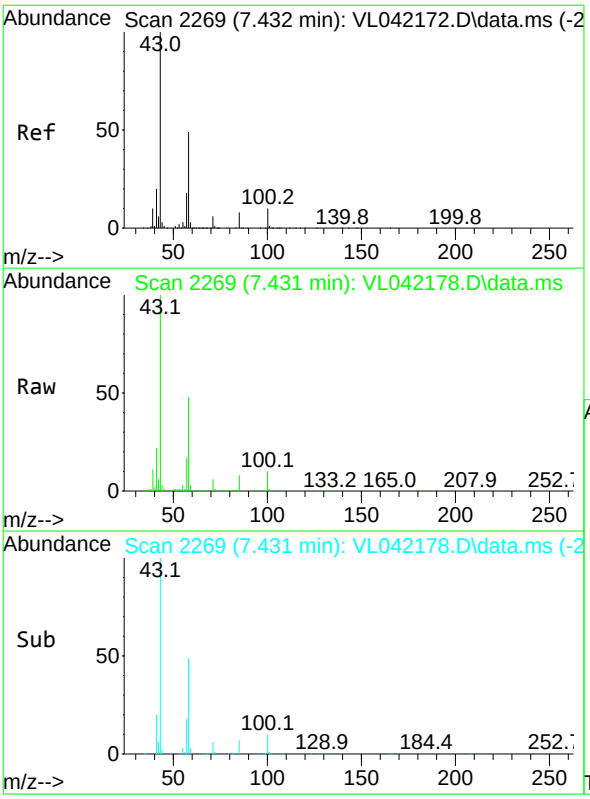

#51
2-Hexanone
Concen: 13.005 ppbv
RT: 7.431 min Scan# 22
Delta R.T. -0.000 min
Lab File: VL042178.D
Acq: 27 Mar 2025 11:36

Tgt Ion: 43 Resp: 619419

Ion	Ratio	Lower	Upper
43	100		
58	49.0	39.7	59.5
98	0.0	0.1	0.1#

Instrument :
MSVOA_L
ClientSampleId :
VSTDICC015

Manual Integrations
APPROVED

Reviewed By :Semsettin Yesilyurt 03/31/2025
Supervised By :Mahesh Dadoda 04/03/2025

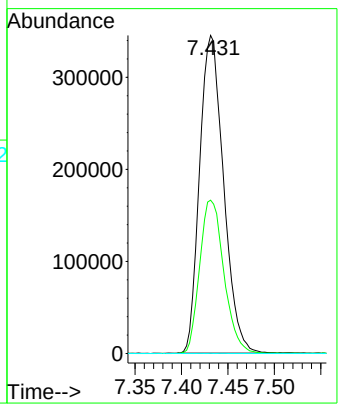

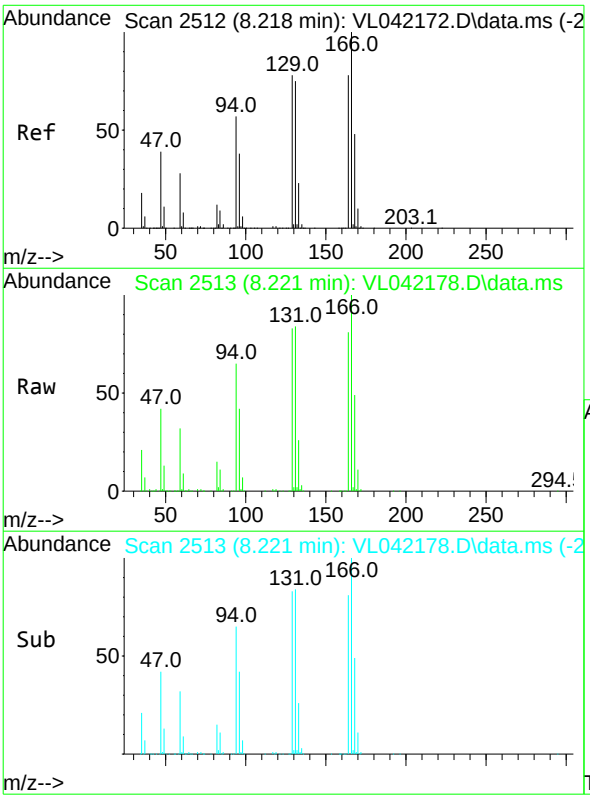

#52
Tetrachloroethene
Concen: 13.159 ppbv
RT: 8.221 min Scan# 2513
Delta R.T. 0.003 min
Lab File: VL042178.D
Acq: 27 Mar 2025 11:36

Tgt Ion:164 Resp: 258356

Ion	Ratio	Lower	Upper
164	100		
166	123.0	102.5	153.7
129	102.5	79.8	119.8
131	103.3	76.6	114.8

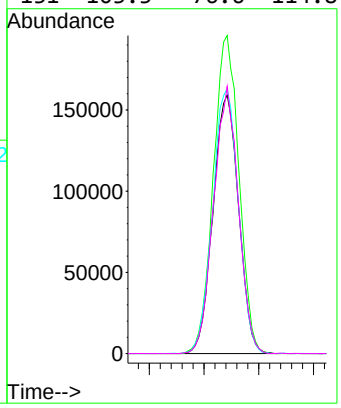

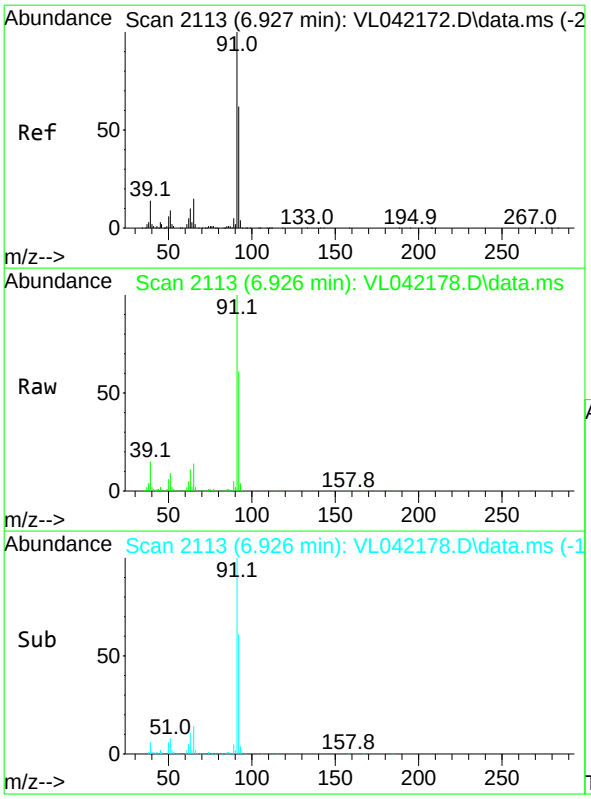

#53
Toluene
Concen: 14.137 ppbv
RT: 6.926 min Scan# 21
Delta R.T. -0.000 min
Lab File: VL042178.D
Acq: 27 Mar 2025 11:36

Tgt Ion: 91 Resp: 829648

Ion	Ratio	Lower	Upper
91	100		
92	60.6	48.4	72.6

Instrument :
MSVOA_L
ClientSampleId :
VSTDICC015

Manual Integrations
APPROVED

Reviewed By :Semsettin Yesilyurt 03/31/2025
Supervised By :Mahesh Dadoda 04/03/2025

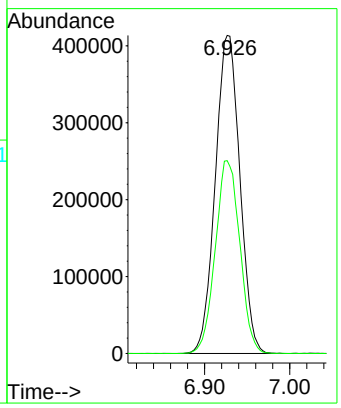

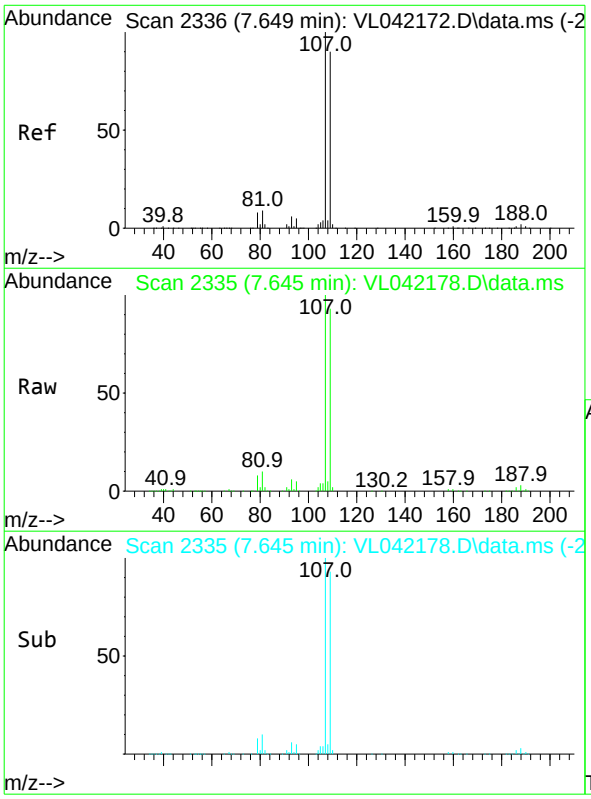

#54
1,2-Dibromoethane
Concen: 14.359 ppbv
RT: 7.645 min Scan# 2335
Delta R.T. -0.004 min
Lab File: VL042178.D
Acq: 27 Mar 2025 11:36

Tgt Ion:107 Resp: 381823

Ion	Ratio	Lower	Upper
107	100		
109	93.2	72.2	108.4

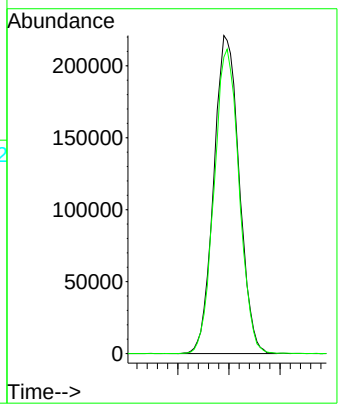

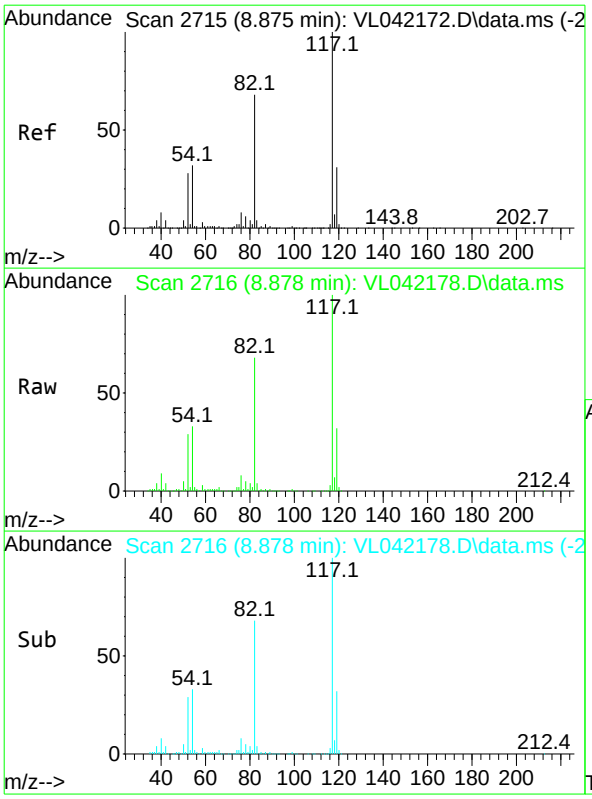

#55
Chlorobenzene-d5
Concen: 10.000 ppbv
RT: 8.878 min Scan# 27
Delta R.T. 0.003 min
Lab File: VL042178.D
Acq: 27 Mar 2025 11:36

Tgt Ion:117 Resp: 473077

Ion	Ratio	Lower	Upper
117	100		
82	71.4	55.8	83.6
119	31.7	25.5	38.3

Instrument :
MSVOA_L
ClientSampleId :
VSTDICC015

Manual Integrations
APPROVED

Reviewed By :Semsettin Yesilyurt 03/31/2025
Supervised By :Mahesh Dadoda 04/03/2025

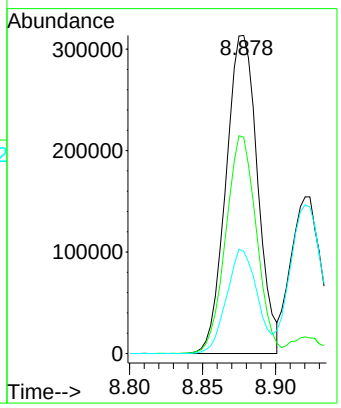

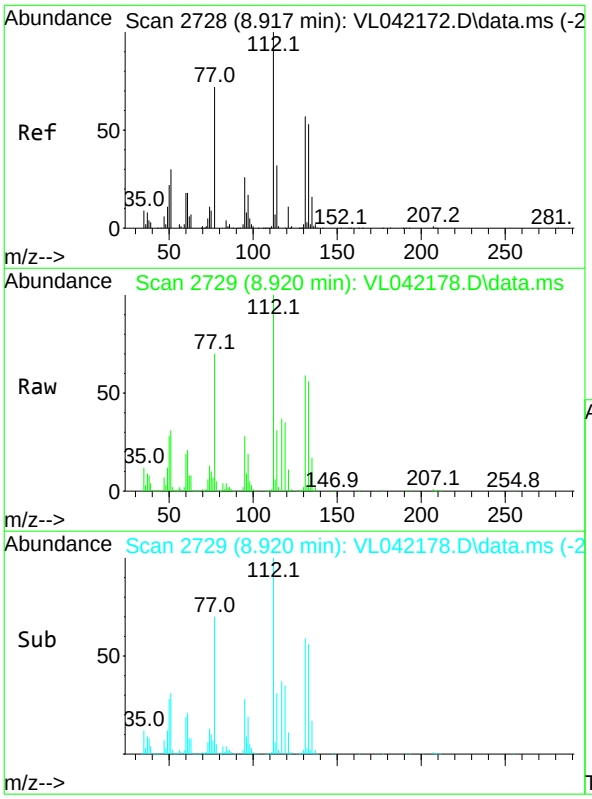

#56
1,1,1,2-Tetrachloroethane
Concen: 14.032 ppbv
RT: 8.920 min Scan# 2729
Delta R.T. 0.003 min
Lab File: VL042178.D
Acq: 27 Mar 2025 11:36

Tgt Ion:131 Resp: 365410

Ion	Ratio	Lower	Upper
131	100		
133	94.5	76.6	114.8
119	61.2	49.8	74.6

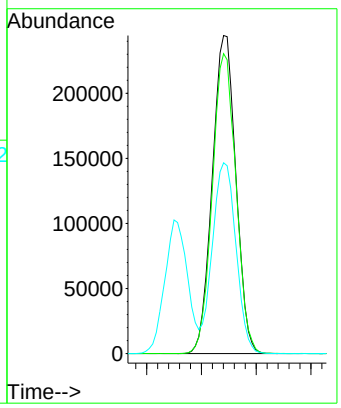

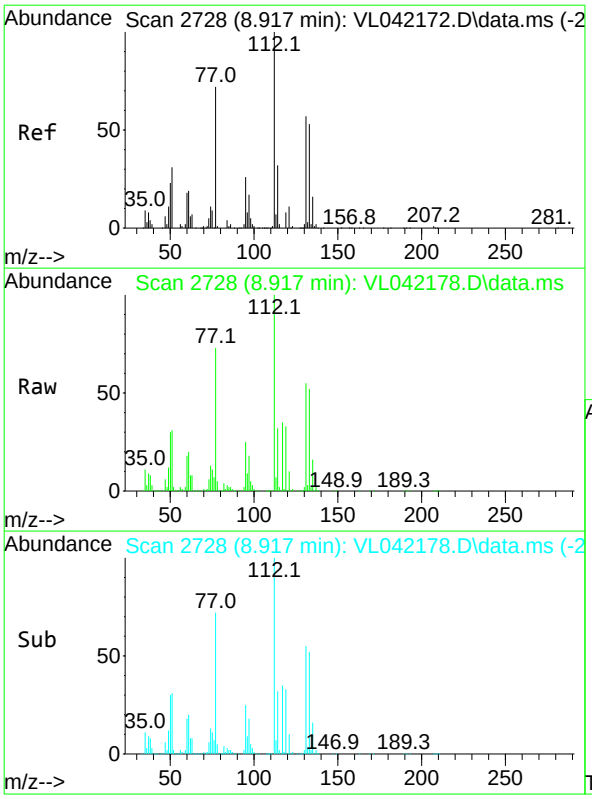

#57
Chlorobenzene
Concen: 13.777 ppbv
RT: 8.917 min Scan# 27
Delta R.T. -0.000 min
Lab File: VL042178.D
Acq: 27 Mar 2025 11:36

Tgt Ion:112 Resp: 618201

Ion	Ratio	Lower	Upper
112	100		
77	72.5	58.2	87.2
114	31.8	29.1	35.5

Instrument :
MSVOA_L
ClientSampleId :
VSTDICC015

Manual Integrations
APPROVED

Reviewed By :Semsettin Yesilyurt 03/31/2025
Supervised By :Mahesh Dadoda 04/03/2025

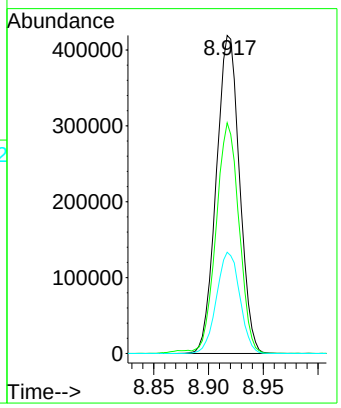

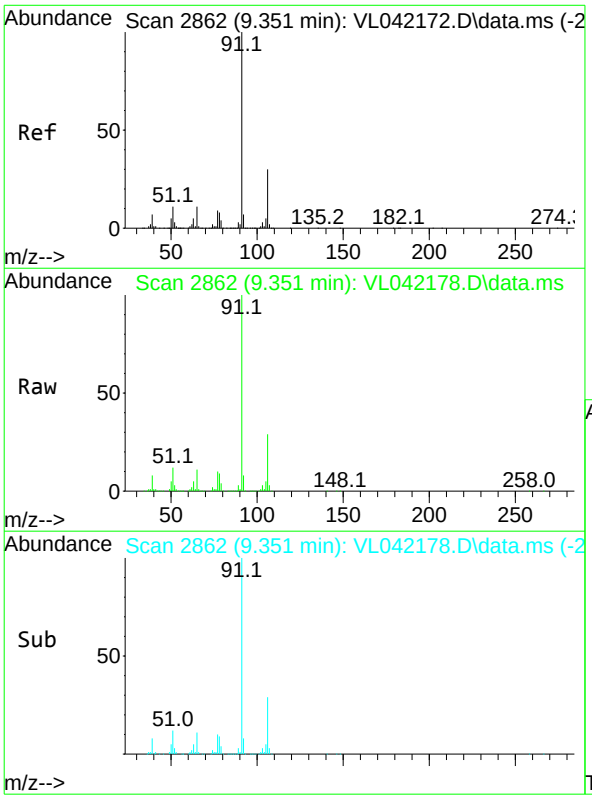

#58
Ethyl Benzene
Concen: 13.889 ppbv
RT: 9.351 min Scan# 2862
Delta R.T. -0.000 min
Lab File: VL042178.D
Acq: 27 Mar 2025 11:36

Tgt Ion: 91 Resp: 1167096

Ion	Ratio	Lower	Upper
91	100		
106	28.7	24.2	36.2

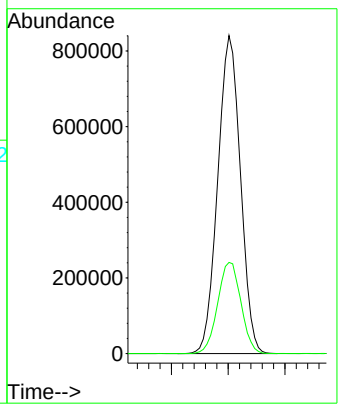

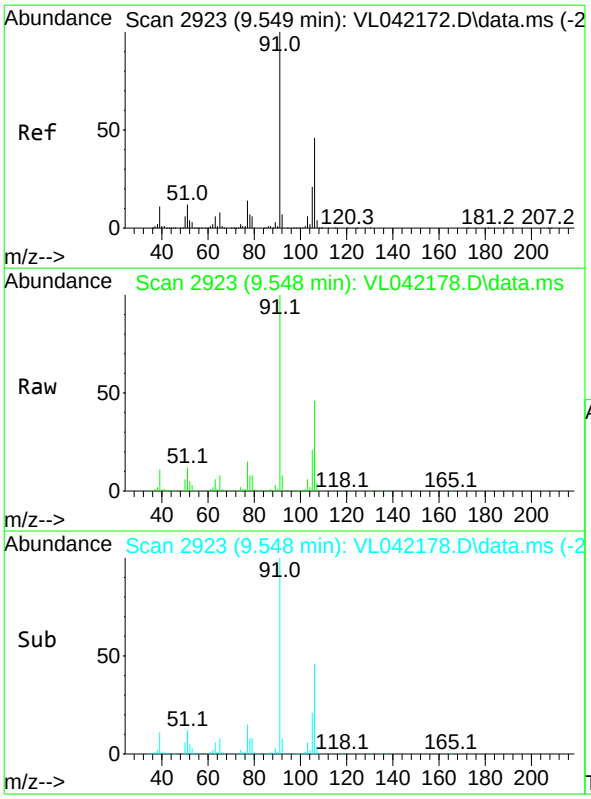

#59
m/p-Xylene
Concen: 27.651 ppbv m
RT: 9.548 min Scan# 29
Delta R.T. -0.000 min
Lab File: VL042178.D
Acq: 27 Mar 2025 11:36

Tgt Ion: 91 Resp: 1857561

Ion	Ratio	Lower	Upper
91	100		
106	45.2	36.4	54.6

Instrument :
MSVOA_L
ClientSampleId :
VSTDICC015

Manual Integrations APPROVED

Reviewed By :Semsettin Yesilyurt 03/31/2025
Supervised By :Mahesh Dadoda 04/03/2025

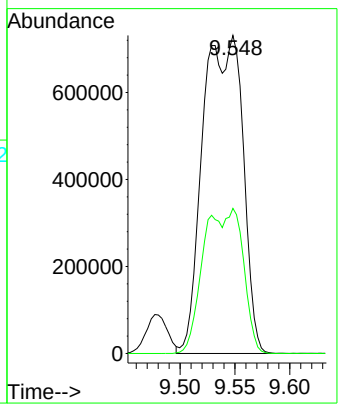

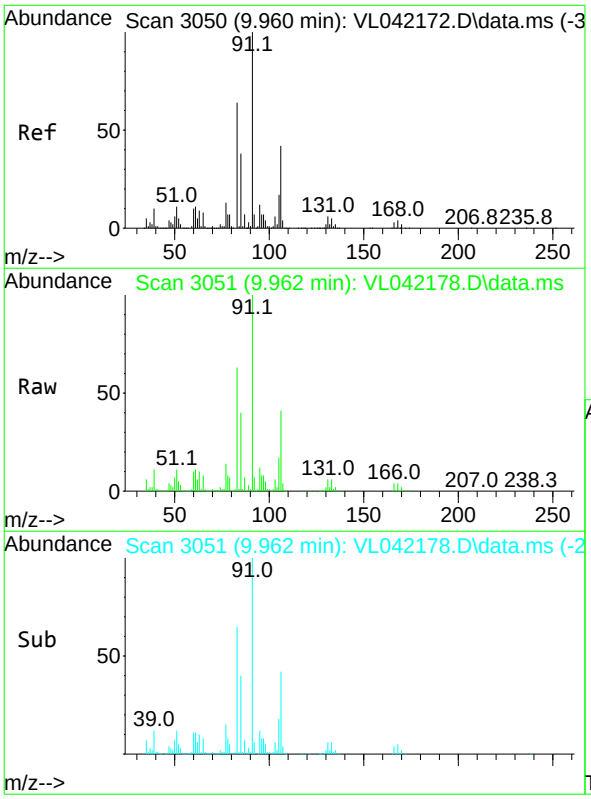

#60
o-Xylene
Concen: 13.577 ppbv
RT: 9.962 min Scan# 3051
Delta R.T. 0.003 min
Lab File: VL042178.D
Acq: 27 Mar 2025 11:36

Tgt Ion: 91 Resp: 913234

Ion	Ratio	Lower	Upper
91	100		
106	42.4	20.8	62.5

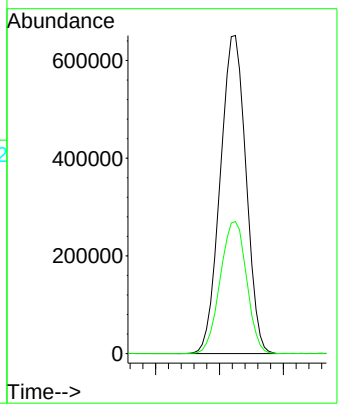

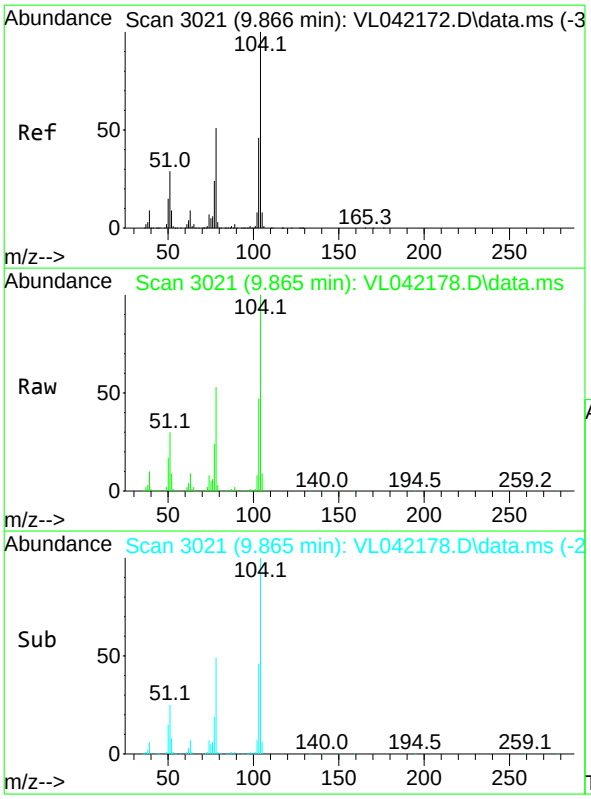

#61
Styrene
Concen: 14.250 ppbv
RT: 9.865 min Scan# 30
Delta R.T. -0.000 min
Lab File: VL042178.D
Acq: 27 Mar 2025 11:36

Tgt Ion:104 Resp: 474195

Ion	Ratio	Lower	Upper
104	100		
78	53.0	41.8	62.6
103	46.7	37.0	55.4

Instrument :
MSVOA_L
ClientSampleId :
VSTDICC015

Manual Integrations
APPROVED

Reviewed By :Semsettin Yesilyurt 03/31/2025
Supervised By :Mahesh Dadoda 04/03/2025

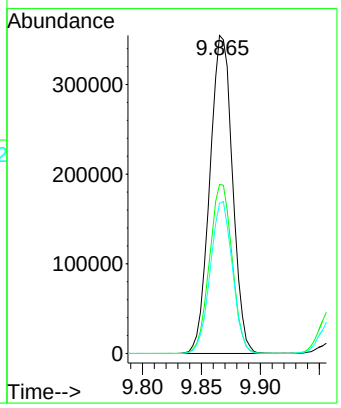

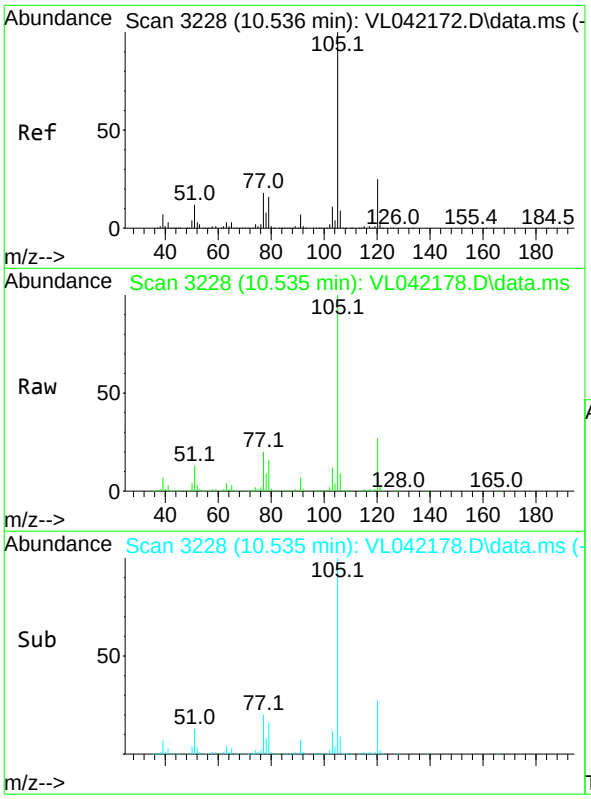

#62
Isopropylbenzene
Concen: 13.544 ppbv
RT: 10.535 min Scan# 3228
Delta R.T. -0.000 min
Lab File: VL042178.D
Acq: 27 Mar 2025 11:36

Tgt Ion:105 Resp: 1362416

Ion	Ratio	Lower	Upper
105	100		
120	25.3	19.9	29.9

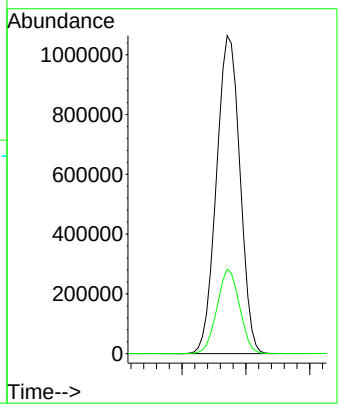

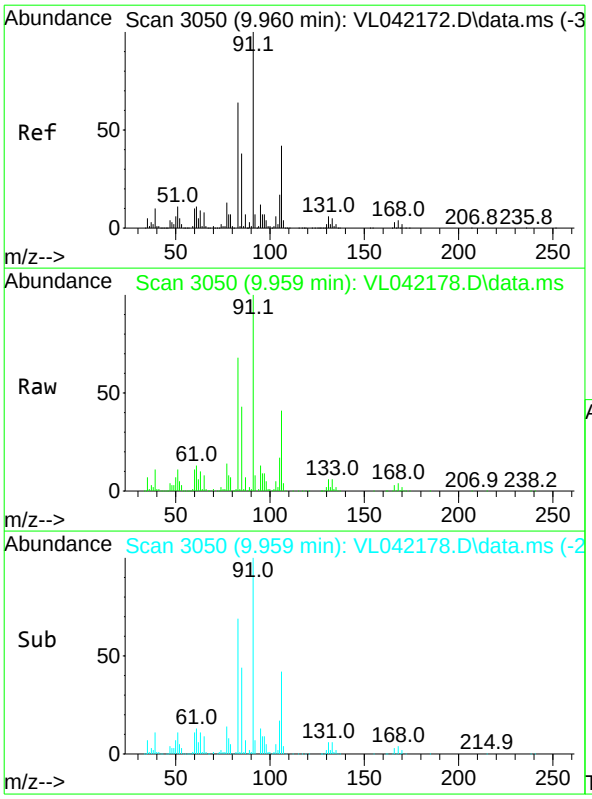

#63
1,1,2,2-Tetrachloroethane
Concen: 13.491 ppbv
RT: 9.959 min Scan# 30
Delta R.T. -0.000 min
Lab File: VL042178.D
Acq: 27 Mar 2025 11:36

Tgt Ion: 83 Resp: 551386

Ion	Ratio	Lower	Upper
83	100		
131	9.6	4.8	14.4
85	64.2	32.5	97.5

Instrument :
MSVOA_L
ClientSampleId :
VSTDICC015

Manual Integrations
APPROVED

Reviewed By :Semsettin Yesilyurt 03/31/2025
Supervised By :Mahesh Dadoda 04/03/2025

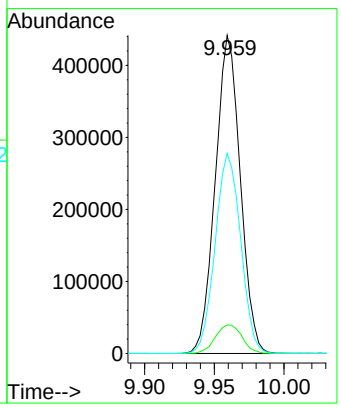



#64
n-propylbenzene
Concen: 13.753 ppbv
RT: 10.985 min Scan# 3367
Delta R.T. -0.000 min
Lab File: VL042178.D
Acq: 27 Mar 2025 11:36

Tgt Ion:120 Resp: 356118

Ion	Ratio	Lower	Upper
120	100		
91	455.4	376.9	565.3

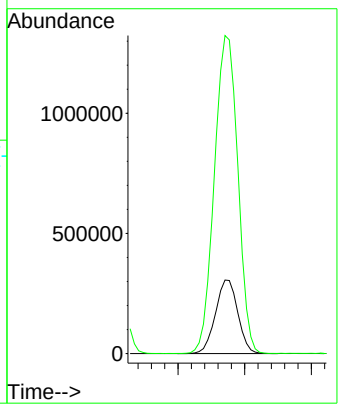

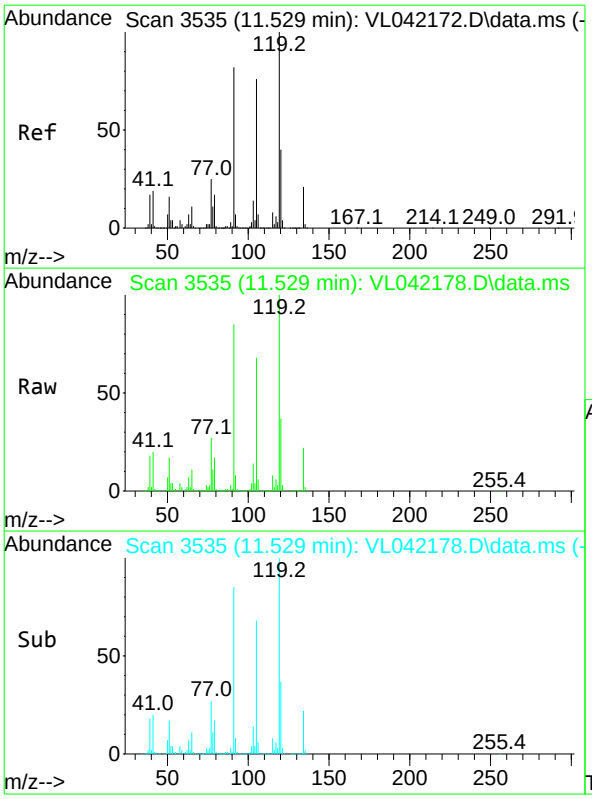

#65
tert-Butylbenzene
Concen: 12.901 ppbv
RT: 11.529 min Scan# 35
Delta R.T. -0.000 min
Lab File: VL042178.D
Acq: 27 Mar 2025 11:36

Tgt Ion:119 Resp: 1200149

Ion	Ratio	Lower	Upper
119	100		
91	84.6	66.0	99.0
134	21.2	16.7	25.1

Instrument :
MSVOA_L
ClientSampleId :
VSTDICC015

Manual Integrations
APPROVED

Reviewed By :Semsettin Yesilyurt 03/31/2025
Supervised By :Mahesh Dadoda 04/03/2025

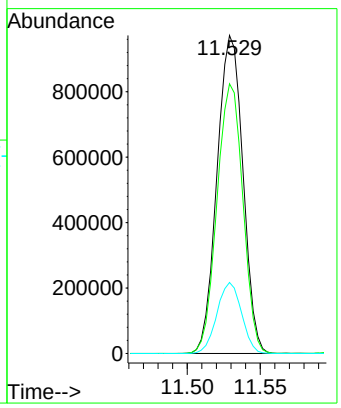

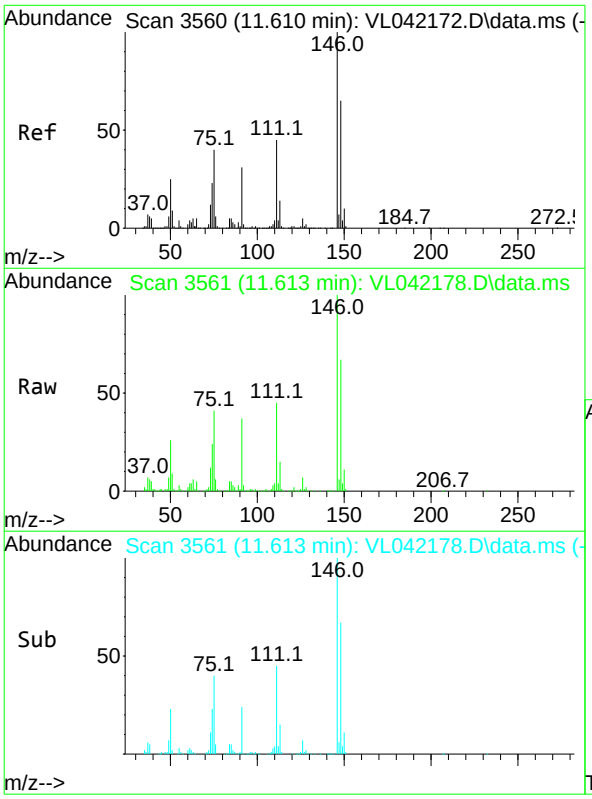

#66
Benzyl Chloride
Concen: 13.615 ppbv
RT: 11.613 min Scan# 3561
Delta R.T. 0.003 min
Lab File: VL042178.D
Acq: 27 Mar 2025 11:36

Tgt Ion: 91 Resp: 134397

Ion	Ratio	Lower	Upper
91	100		
126	17.3	13.8	20.6
128	5.4	4.5	6.7

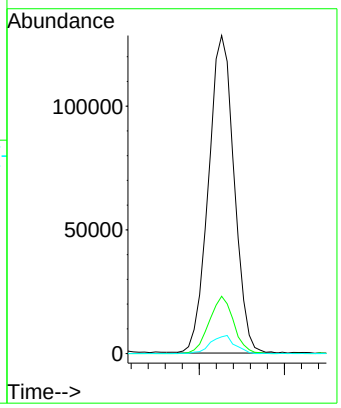

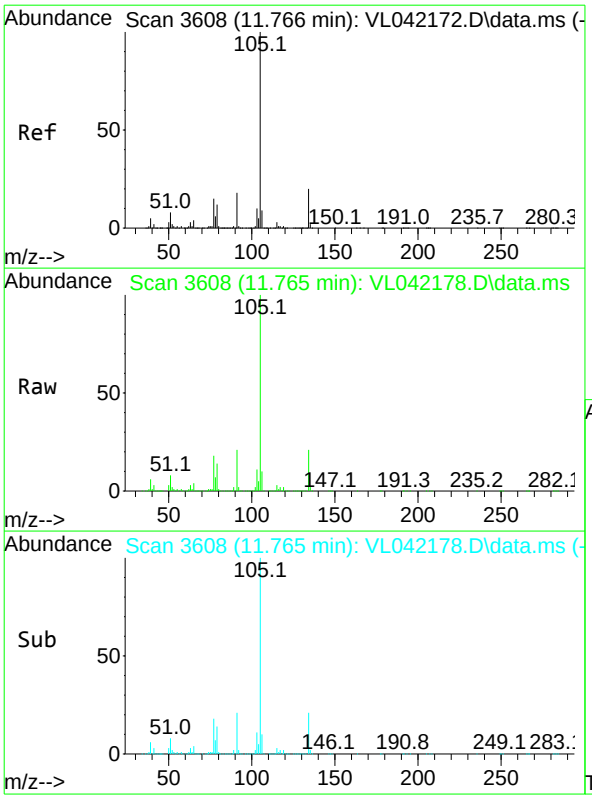

#67
sec-Butylbenzene
Concen: 12.711 ppbv
RT: 11.765 min Scan# 36
Delta R.T. -0.000 min
Lab File: VL042178.D
Acq: 27 Mar 2025 11:36

Tgt Ion:105 Resp: 1643629

Ion	Ratio	Lower	Upper
105	100		
134	20.0	15.5	23.3

Instrument :
MSVOA_L
ClientSampleId :
VSTDICC015

Manual Integrations
APPROVED

Reviewed By :Semsettin Yesilyurt 03/31/2025
Supervised By :Mahesh Dadoda 04/03/2025

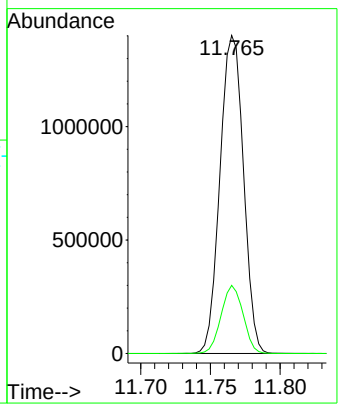

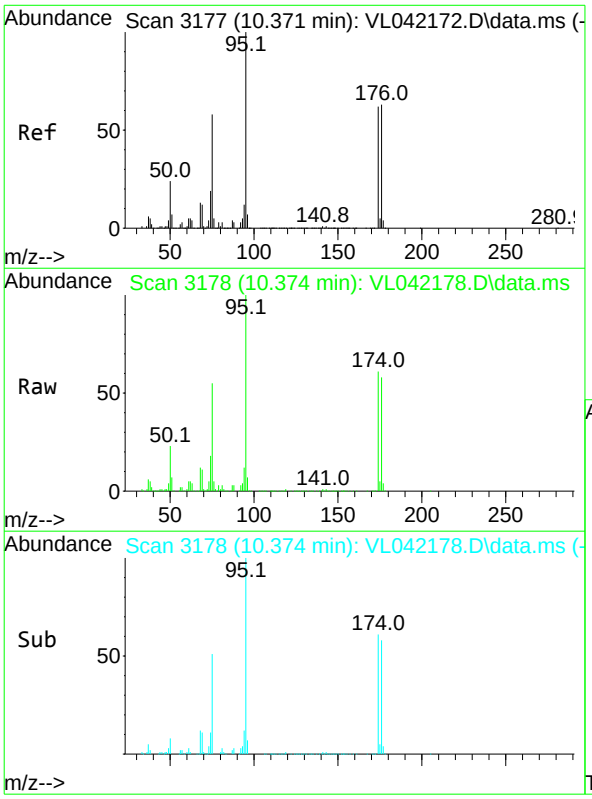

#68
1-Bromo-4-Fluorobenzene
Concen: 9.981 ppbv
RT: 10.374 min Scan# 3178
Delta R.T. 0.003 min
Lab File: VL042178.D
Acq: 27 Mar 2025 11:36

Tgt Ion: 95 Resp: 387777

Ion	Ratio	Lower	Upper
95	100		
174	62.1	50.6	76.0
175	4.8	3.8	5.6

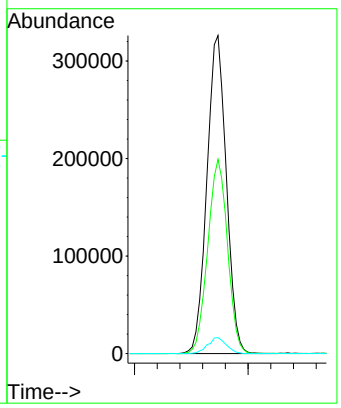

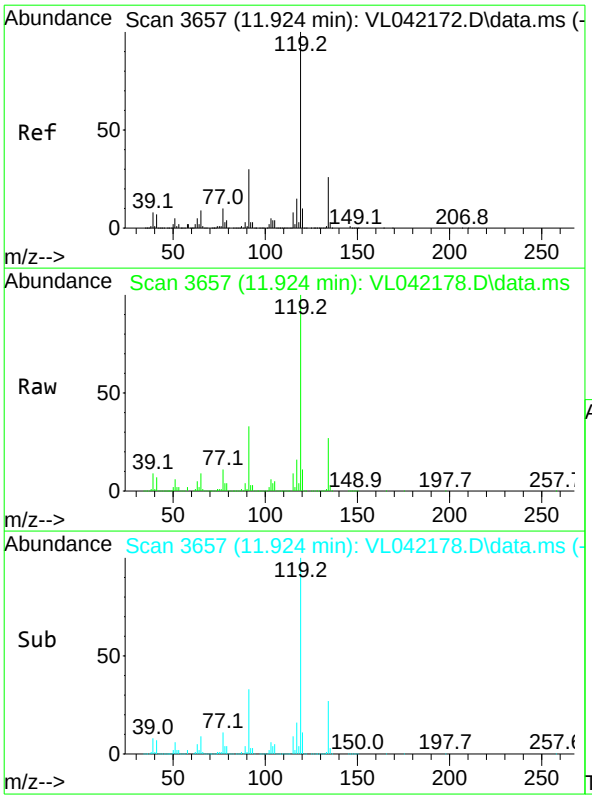

#69
p-Isopropyltoluene
Concen: 12.906 ppbv
RT: 11.924 min Scan# 36
Delta R.T. -0.000 min
Lab File: VL042178.D
Acq: 27 Mar 2025 11:36

Tgt Ion:119 Resp: 1437016

Ion	Ratio	Lower	Upper
119	100		
134	26.2	20.4	30.6
91	31.2	23.7	35.5

Instrument :
MSVOA_L
ClientSampleId :
VSTDICC015

Manual Integrations
APPROVED

Reviewed By :Semsettin Yesilyurt 03/31/2025
Supervised By :Mahesh Dadoda 04/03/2025

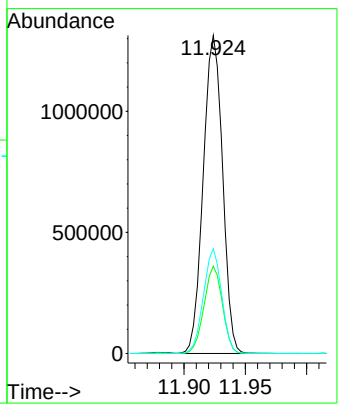

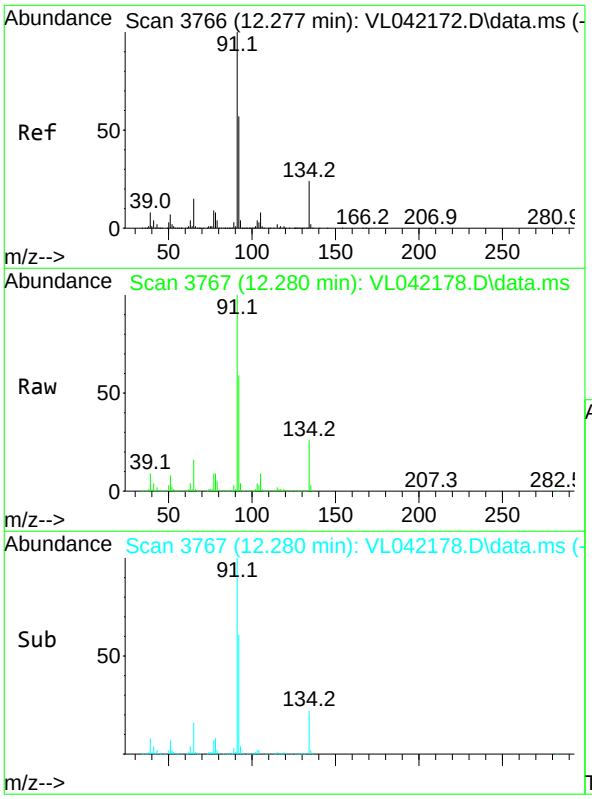

#70
n-Butylbenzene
Concen: 12.975 ppbv
RT: 12.280 min Scan# 3767
Delta R.T. 0.003 min
Lab File: VL042178.D
Acq: 27 Mar 2025 11:36

Tgt Ion: 91 Resp: 1477443

Ion	Ratio	Lower	Upper
91	100		
92	57.0	44.9	67.3
134	24.6	19.2	28.8

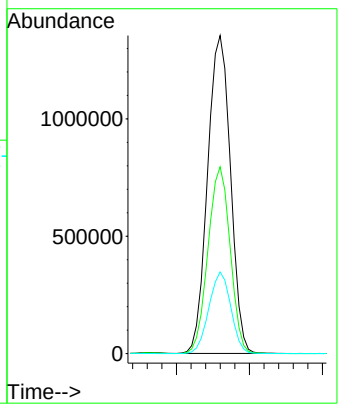

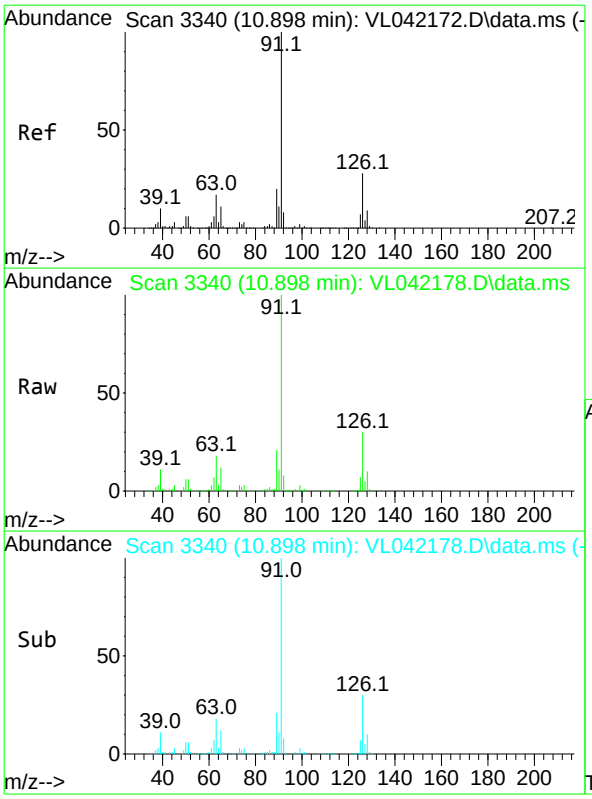

#71
2-Chlorotoluene
Concen: 13.724 ppbv
RT: 10.898 min Scan# 33
Delta R.T. -0.000 min
Lab File: VL042178.D
Acq: 27 Mar 2025 11:36

Tgt Ion: 91 Resp: 1071432

Ion	Ratio	Lower	Upper
91	100		
126	29.5	11.6	46.4

Instrument :
MSVOA_L
ClientSampleId :
VSTDICC015

Manual Integrations
APPROVED

Reviewed By :Semsettin Yesilyurt 03/31/2025
Supervised By :Mahesh Dadoda 04/03/2025

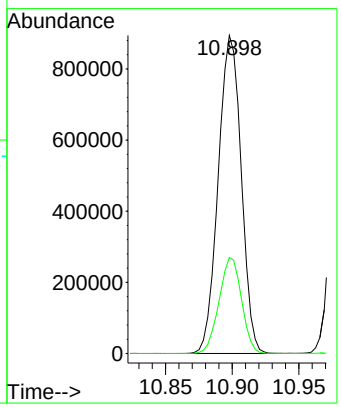

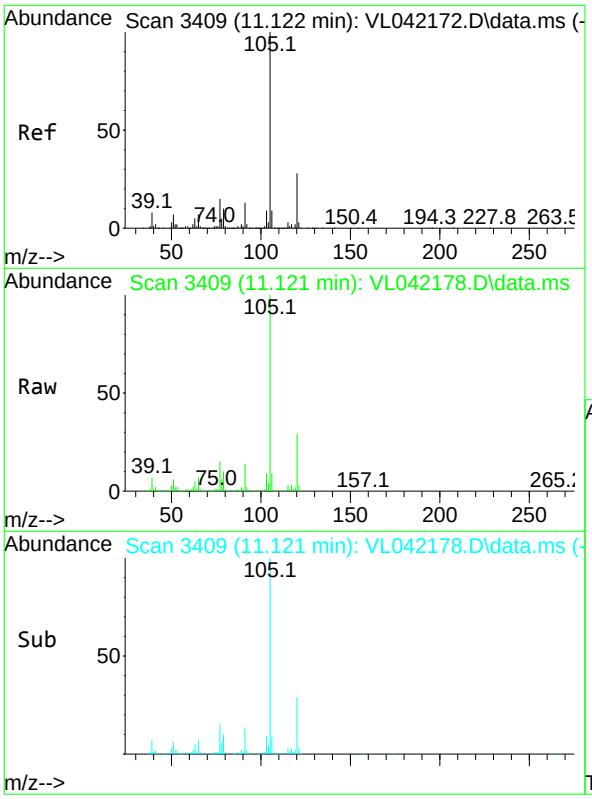

#72
4-Ethyltoluene
Concen: 13.569 ppbv
RT: 11.121 min Scan# 3409
Delta R.T. -0.000 min
Lab File: VL042178.D
Acq: 27 Mar 2025 11:36

Tgt Ion:105 Resp: 1136415

Ion	Ratio	Lower	Upper
105	100		
120	30.1	23.4	35.0
91	13.5	10.3	15.5
77	14.6	11.4	17.2

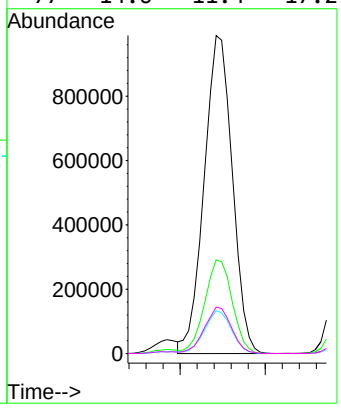

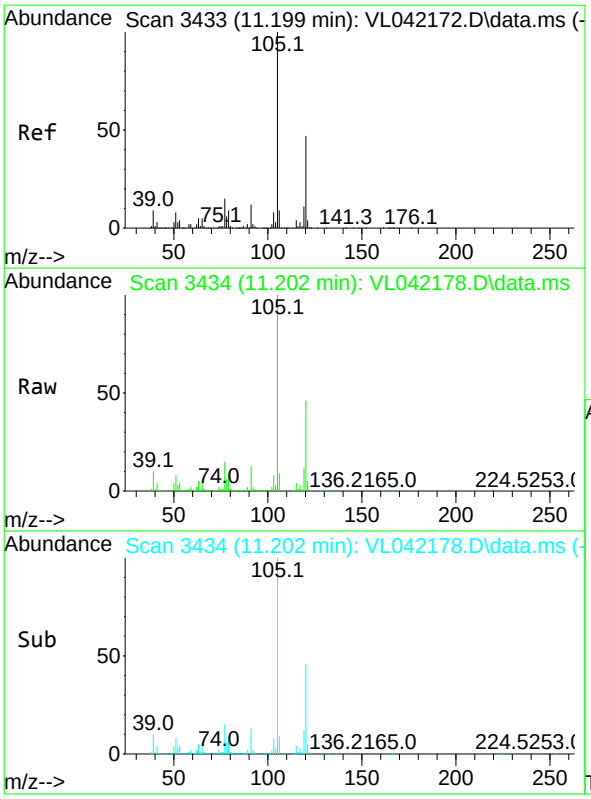

#73
1,3,5-Trimethylbenzene
Concen: 13.395 ppbv
RT: 11.202 min Scan# 34
Delta R.T. 0.003 min
Lab File: VL042178.D
Acq: 27 Mar 2025 11:36

Tgt Ion:105 Resp: 979783

Ion	Ratio	Lower	Upper
105	100		
120	46.1	37.4	56.0

Instrument :
MSVOA_L
ClientSampleId :
VSTDICC015

Manual Integrations
APPROVED

Reviewed By :Semsettin Yesilyurt 03/31/2025
Supervised By :Mahesh Dadoda 04/03/2025

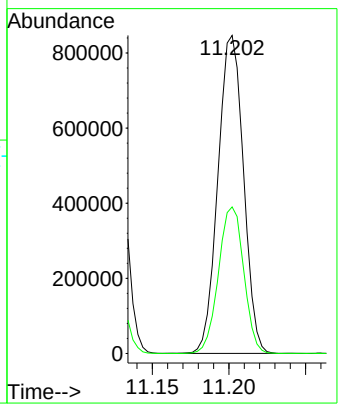

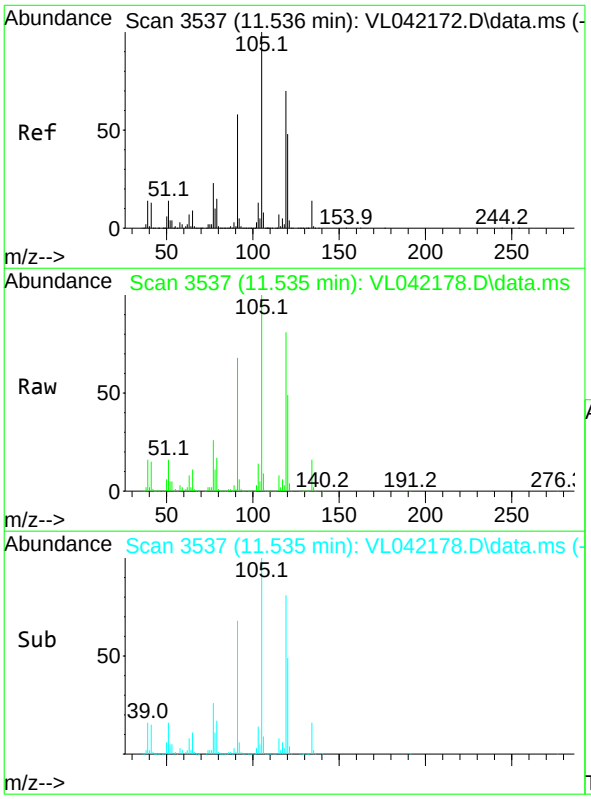

#74
1,2,4-Trimethylbenzene
Concen: 12.447 ppbv
RT: 11.535 min Scan# 3537
Delta R.T. -0.000 min
Lab File: VL042178.D
Acq: 27 Mar 2025 11:36

Tgt Ion:105 Resp: 1048874

Ion	Ratio	Lower	Upper
105	100		
120	49.3	38.6	58.0
91	67.8	46.2	69.2
77	26.2	18.6	27.8

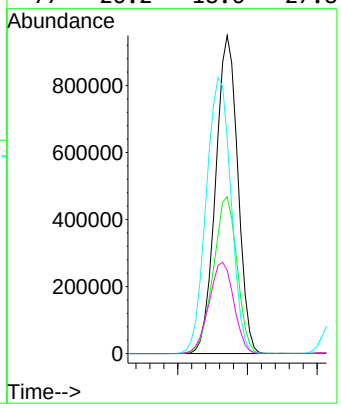

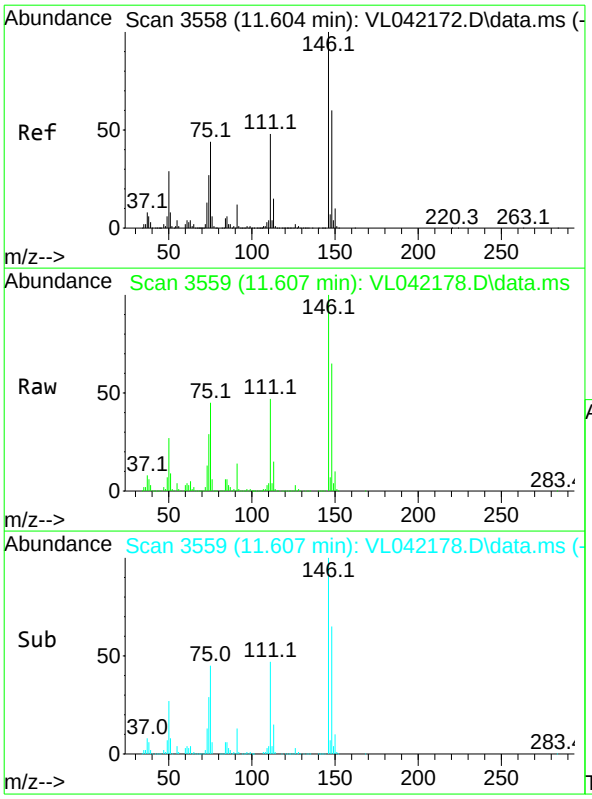

#75
1,3-Dichlorobenzene
Concen: 13.545 ppbv
RT: 11.607 min Scan# 35
Delta R.T. 0.003 min
Lab File: VL042178.D
Acq: 27 Mar 2025 11:36

Tgt Ion:146 Resp: 626015

Ion	Ratio	Lower	Upper
146	100		
111	47.0	23.8	71.2
148	63.5	31.9	95.9

Instrument :
MSVOA_L
ClientSampleId :
VSTDICC015

Manual Integrations
APPROVED

Reviewed By :Semsettin Yesilyurt 03/31/2025
Supervised By :Mahesh Dadoda 04/03/2025

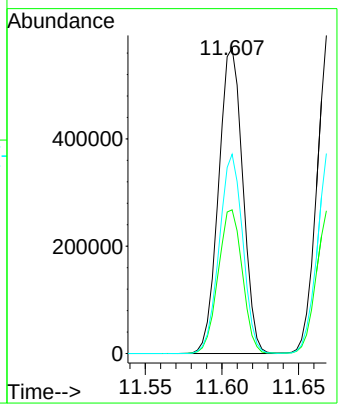

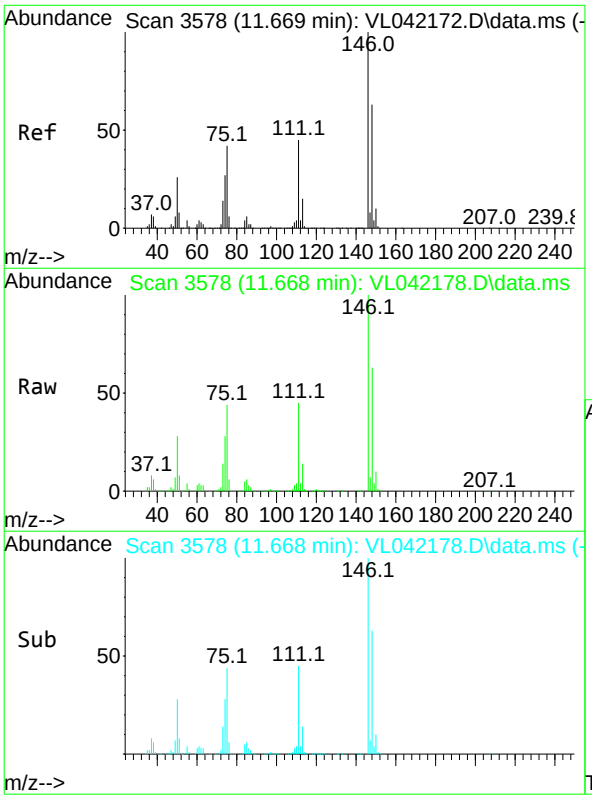

#76
1,4-Dichlorobenzene
Concen: 13.668 ppbv
RT: 11.668 min Scan# 3578
Delta R.T. -0.000 min
Lab File: VL042178.D
Acq: 27 Mar 2025 11:36

Tgt Ion:146 Resp: 628694

Ion	Ratio	Lower	Upper
146	100		
111	46.1	23.0	69.0
148	63.6	31.9	95.7

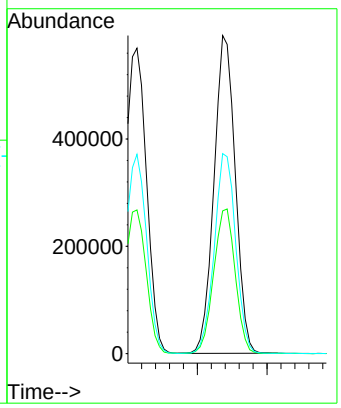

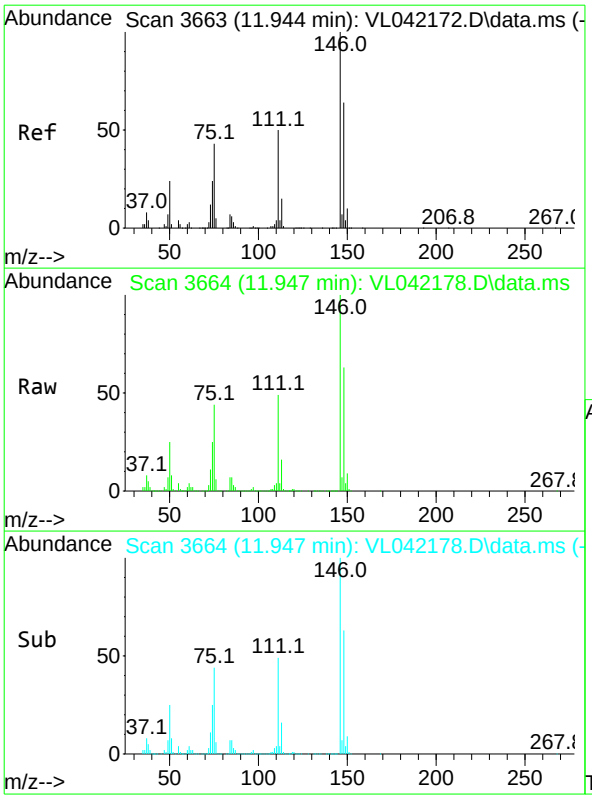

#77
1,2-Dichlorobenzene
Concen: 13.396 ppbv
RT: 11.947 min Scan# 36
Delta R.T. 0.003 min
Lab File: VL042178.D
Acq: 27 Mar 2025 11:36

Tgt Ion:146 Resp: 602844

Ion	Ratio	Lower	Upper
146	100		
111	49.7	24.8	74.3
148	63.3	31.6	94.8

Instrument :
MSVOA_L
ClientSampleId :
VSTDICC015

Manual Integrations
APPROVED

Reviewed By :Semsettin Yesilyurt 03/31/2025
Supervised By :Mahesh Dadoda 04/03/2025

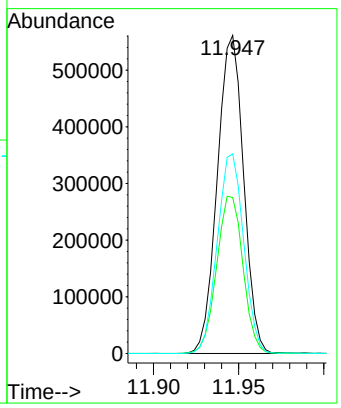

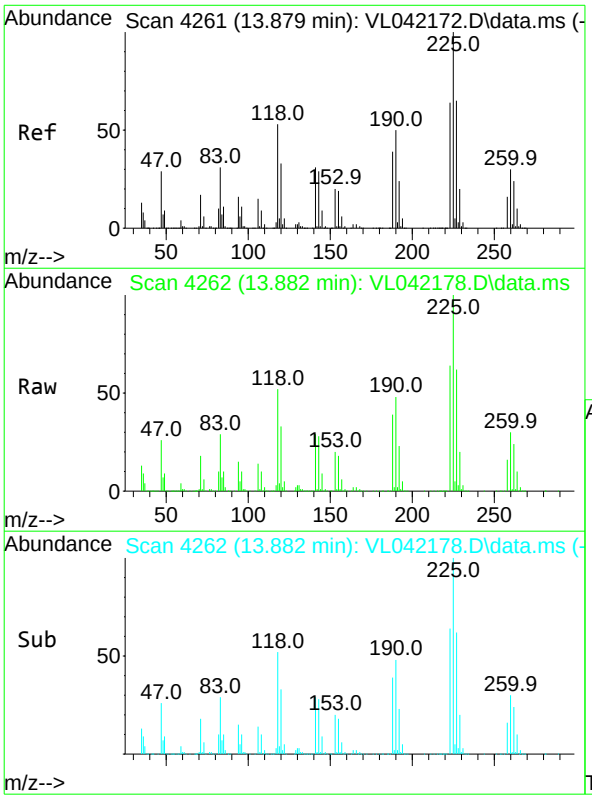

#78
Hexachloro-1,3-Butadiene
Concen: 12.147 ppbv
RT: 13.882 min Scan# 4262
Delta R.T. 0.003 min
Lab File: VL042178.D
Acq: 27 Mar 2025 11:36

Tgt Ion:225 Resp: 556392

Ion	Ratio	Lower	Upper
225	100		
223	64.7	50.6	76.0
227	63.3	51.2	76.8

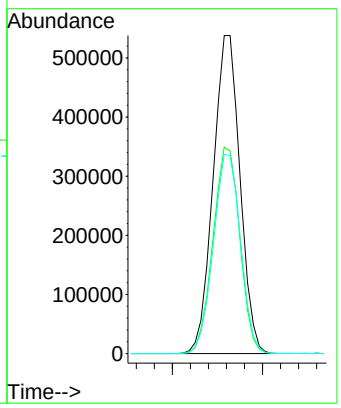



#79
Naphthalene
Concen: 13.653 ppbv
RT: 13.513 min Scan# 41
Delta R.T. 0.003 min
Lab File: VL042178.D
Acq: 27 Mar 2025 11:36

Tgt Ion:128 Resp: 1258479

Ion	Ratio	Lower	Upper
128	100		
127	13.8	10.8	16.2
129	12.2	9.0	13.4

Instrument :
MSVOA_L
ClientSampleId :
VSTDICC015

Manual Integrations
APPROVED

Reviewed By :Semsettin Yesilyurt 03/31/2025
Supervised By :Mahesh Dadoda 04/03/2025

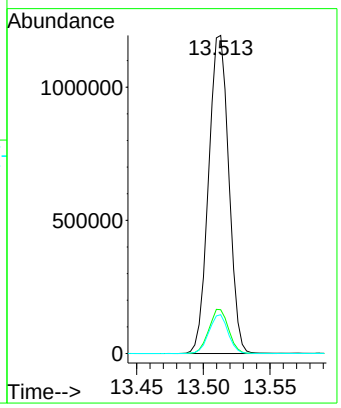

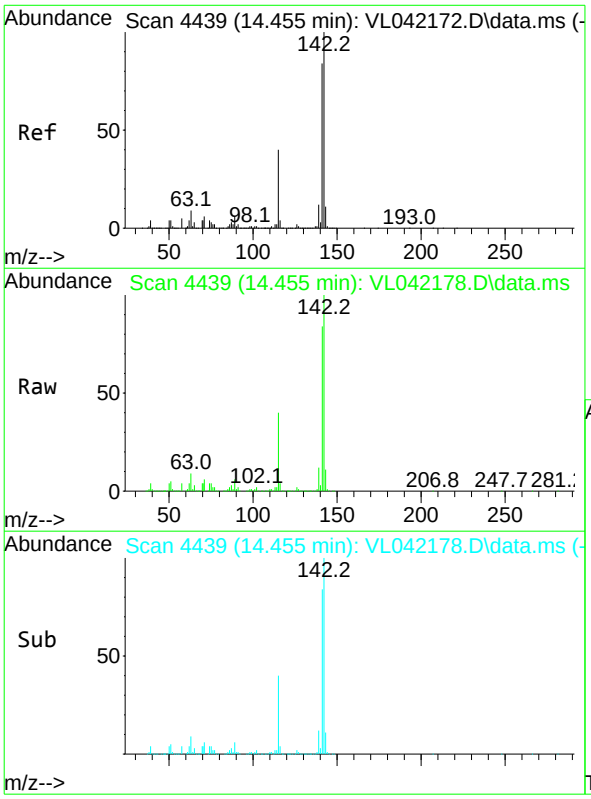

#80
Naphthalene,2-methyl-
Concen: 16.018 ppbv
RT: 14.455 min Scan# 4439
Delta R.T. -0.000 min
Lab File: VL042178.D
Acq: 27 Mar 2025 11:36

Tgt Ion:142 Resp: 718900

Ion	Ratio	Lower	Upper
142	100		
141	84.3	66.3	99.5
115	40.6	31.6	47.4

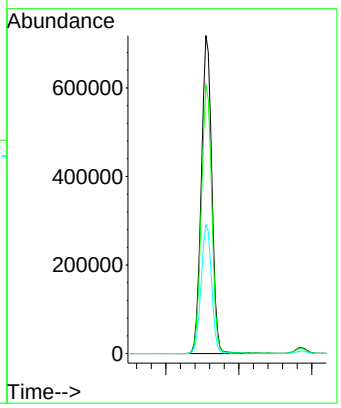

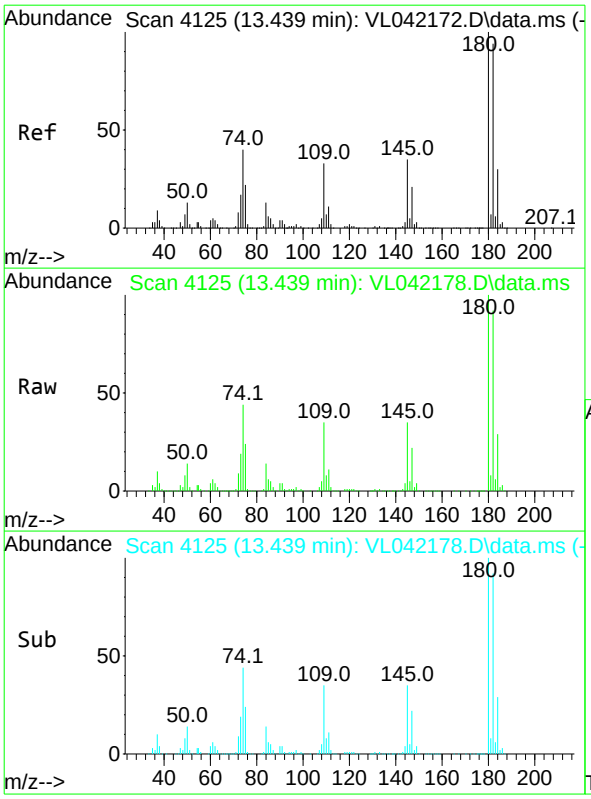

#81
1,2,4-Trichlorobenzene
Concen: 14.075 ppbv
RT: 13.439 min Scan# 41
Delta R.T. -0.000 min
Lab File: VL042178.D
Acq: 27 Mar 2025 11:36

Tgt Ion:180 Resp: 598416

Ion	Ratio	Lower	Upper
180	100		
182	94.7	75.1	112.7
184	30.1	24.4	36.6

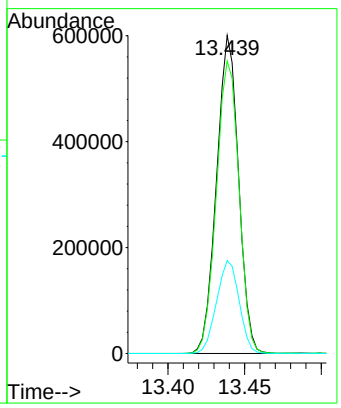

Instrument :
MSVOA_L
ClientSampleId :
VSTDICC015

Manual Integrations
APPROVED

Reviewed By :Semsettin Yesilyurt 03/31/2025
Supervised By :Mahesh Dadoda 04/03/2025

Quantitation Report (QT Reviewed)

Data Path : Z:\voasrv\HPCHEM1\MSVOA_L\Data\VL032725\
Data File : VL042179.D
Acq On : 27 Mar 2025 12:23
Operator : SY/MD
Sample : VSTDICV010
Misc : 400mL/MSVOA_L
ALS Vial : 6 Sample Multiplier: 1

Quant Time: Mar 28 02:05:15 2025
Quant Method : Z:\voasrv\HPCHEM1\MSVOA_L\methods\VL032725AIR.M
Quant Title : AIR ANALYSIS BY METHOD TO-15 Instrument: MSVOA_LFri Aug 2
QLast Update : Fri Mar 28 02:00:52 2025
Response via : Initial Calibration

Instrument :
MSVOA_L
ClientSampleId :
ICVVL032725

Manual Integrations APPROVED
Reviewed By :Semsettin Yesilyurt 03/31/2025
Supervised By :Mahesh Dadoda 04/03/2025

Compound	R.T.	QIon	Response	Conc	Units	Dev(Min)
Internal Standards						
1) Bromochloromethane	2.784	49	174350	10.000	ppbv	0.00
33) 1,4-Difluorobenzene	3.952	114	498105	10.000	ppbv	0.00
55) Chlorobenzene-d5	8.878	117	473357	10.000	ppbv	0.00
System Monitoring Compounds						
68) 1-Bromo-4-Fluorobenzene	10.374	95	379929	9.774	ppbv	0.00
Spiked Amount 10.000	Range 65 - 135		Recovery = 97.700%			
Target Compounds						Qvalue
2) Dichlorodifluoromethane	1.496	85	245714	9.545	ppbv	100
3) Chlorodifluoromethane	1.473	51	247046	9.394	ppbv	97
4) Chloromethane	1.531	50	98527	9.365	ppbv	98
5) Vinyl Chloride	1.577	62	95578	8.573	ppbv	97
6) Bromomethane	1.667	94	41950	8.799	ppbv	97
7) Chloroethane	1.703	64	37400	8.856	ppbv	94
8) Dichlorotetrafluoroethane	1.551	85	213819	9.753	ppbv	95
9) Propene	1.483	41	105338	8.739	ppbv	99
10) Heptane	4.972	43	298768	9.318	ppbv	100
11) Trichlorofluoromethane	1.874	101	236793	9.453	ppbv	97
12) 1,1,2-Trichlorotrifluo...	2.136	101	193965	9.421	ppbv	98
13) Ethanol	1.719	45	5773	5.066	ppbv	97
14) Bromoethene	1.780	108	73572	9.328	ppbv	97
15) Acetone	1.832	43	198300	8.132	ppbv	98
16) 1,3-Butadiene	1.606	39	97840	8.216	ppbv	99
17) tert-Butyl alcohol	2.039	59	276195	9.094	ppbv	99
18) 1,1-Dichloroethene	2.033	96	87137	9.053	ppbv	89
19) Isopropyl Alcohol	1.884	45	122768	8.923	ppbv	98
20) Methylene Chloride	2.059	84	72813	8.018	ppbv	97
21) Allyl Chloride	2.094	41	157418	9.154	ppbv	99
22) trans-1,2-Dichloroethene	2.337	96	101141	9.092	ppbv	93
23) Vinyl Acetate	2.460	43	90260	8.553	ppbv #	97
24) 1,1-Dichloroethane	2.405	63	197968	9.600	ppbv	99
25) Ethyl Acetate	2.832	43	592585	9.364	ppbv	99
26) Hexane	2.823	57	231125	9.455	ppbv	99
27) Carbon Disulfide	2.146	76	248834	9.493	ppbv	97
28) Methyl tert-Butyl Ether	2.437	73	146470	9.624	ppbv	95
29) Chloroform	2.845	83	344106	9.619	ppbv	100
30) Cyclohexane	3.852	84	197897	9.323	ppbv	98
31) cis-1,2-Dichloroethene	2.719	61	234487	9.449	ppbv	96
32) 1,1,1-Trichloroethane	3.363	97	365364	8.921	ppbv	99
34) 2-Butanone	2.554	43	331236	9.171	ppbv	99
35) Carbon Tetrachloride	3.758	117	363392	9.339	ppbv	98
36) Benzene	3.651	78	461261	9.341	ppbv	99
37) 1,2-Dichloroethane	3.217	62	273559	9.676	ppbv	99
38) Trichloroethene	4.541	130	191746	9.306	ppbv	97
39) 1,2-Dichloropropane	4.311	63	170839	9.500	ppbv	95
40) 1,4-Dioxane	4.577	88	80592	8.443	ppbv #	97
41) Tetrahydrofuran	3.052	42	196163	9.431	ppbv	99
42) Bromodichloromethane	4.486	83	384006	9.853	ppbv	100
43) Methyl Methacrylate	4.878	69	195339	9.344	ppbv	99
44) 2,2,4-Trimethylpentane	4.635	57	787400	9.436	ppbv	99
45) t-1,3-Dichloropropene	6.409	75	212335	9.467	ppbv	99

Quantitation Report (QT Reviewed)

Data Path : Z:\voasrv\HPCHEM1\MSVOA_L\Data\VL032725\
Data File : VL042179.D
Acq On : 27 Mar 2025 12:23
Operator : SY/MD
Sample : VSTDICV010
Misc : 400mL/MSVOA_L
ALS Vial : 6 Sample Multiplier: 1

Quant Time: Mar 28 02:05:15 2025
Quant Method : Z:\voasrv\HPCHEM1\MSVOA_L\methods\VL032725AIR.M
Quant Title : AIR ANALYSIS BY METHOD TO-15 Instrument: MSVOA_LFri Aug 2
QLast Update : Fri Mar 28 02:00:52 2025
Response via : Initial Calibration

Instrument :
MSVOA_L
ClientSampleId :
ICVVL032725

Manual Integrations
APPROVED
Reviewed By :Semsettin Yesilyurt 03/31/2025
Supervised By :Mahesh Dadoda 04/03/2025

Compound	R.T.	QIon	Response	Conc	Units	Dev(Min)
46) cis-1,3-Dichloropropene	5.593	75	265101	9.643	ppbv	98
47) 1,1,2-Trichloroethane	6.577	97	183228	9.638	ppbv	98
48) Dibromochloromethane	7.383	129	322766	10.018	ppbv	100
49) Bromoform	9.480	173	285149	9.858	ppbv	99
50) 4-Methyl-2-Pentanone	5.749	43	500791	8.749	ppbv	99
51) 2-Hexanone	7.432	43	410889	8.741	ppbv #	99
52) Tetrachloroethene	8.221	164	173420	8.855	ppbv	93
53) Toluene	6.927	91	556897	9.514	ppbv	99
54) 1,2-Dibromoethane	7.645	107	256930	9.695	ppbv	98
56) 1,1,1,2-Tetrachloroethane	8.920	131	249270	9.567	ppbv	99
57) Chlorobenzene	8.917	112	422531	9.411	ppbv	98
58) Ethyl Benzene	9.351	91	791360	9.412	ppbv	98
59) m/p-Xylene	9.548	91	1260340m	18.772	ppbv	
60) o-Xylene	9.959	91	632918	9.404	ppbv	99
61) Styrene	9.866	104	315910	9.488	ppbv	99
62) Isopropylbenzene	10.539	105	944938	9.388	ppbv	100
63) 1,1,2,2-Tetrachloroethane	9.959	83	382635	9.357	ppbv	99
64) n-propylbenzene	10.985	120	244547	9.439	ppbv	98
65) tert-Butylbenzene	11.529	119	843828	9.065	ppbv	98
66) Benzyl Chloride	11.613	91	86804	8.789	ppbv	97
67) sec-Butylbenzene	11.765	105	1172636	9.063	ppbv	100
69) p-Isopropyltoluene	11.924	119	1019694	9.153	ppbv	100
70) n-Butylbenzene	12.280	91	1038548	9.115	ppbv	100
71) 2-Chlorotoluene	10.898	91	732874	9.382	ppbv	100
72) 4-Ethyltoluene	11.125	105	785185	9.370	ppbv	99
73) 1,3,5-Trimethylbenzene	11.202	105	673541	9.203	ppbv	98
74) 1,2,4-Trimethylbenzene	11.536	105	729155	8.648	ppbv	94
75) 1,3-Dichlorobenzene	11.607	146	426573	9.224	ppbv	99
76) 1,4-Dichlorobenzene	11.672	146	426318	9.263	ppbv	100
77) 1,2-Dichlorobenzene	11.947	146	412180	9.154	ppbv	99
78) Hexachloro-1,3-Butadiene	13.882	225	356386	7.776	ppbv	100
79) Naphthalene	13.513	128	773311	8.385	ppbv	99
80) Naphthalene,2-methyl-	14.455	142	323443	7.151	ppbv	99
81) 1,2,4-Trichlorobenzene	13.439	180	363863	8.553	ppbv	98

(#) = qualifier out of range (m) = manual integration (+) = signals summed

Quantitation Report (QT Reviewed)

Data Path : Z:\voasrv\HPCHEM1\MSVOA_L\Data\VL032725\
Data File : VL042179.D
Acq On : 27 Mar 2025 12:23
Operator : SY/MD
Sample : VSTDICV010
Misc : 400mL/MSVOA_L
ALS Vial : 6 Sample Multiplier: 1

Quant Time: Mar 28 02:05:15 2025
Quant Method : Z:\voasrv\HPCHEM1\MSVOA_L\methods\VL032725AIR.M
Quant Title : AIR ANALYSIS BY METHOD TO-15 Instrument: MSVOA_LFri Aug
QLast Update : Fri Mar 28 02:00:52 2025
Response via : Initial Calibration

Instrument :
MSVOA_L
ClientSampleId :
ICVVL032725

Manual Integrations
APPROVED
Reviewed By :Semsettin Yesilyurt 03/31/2025
Supervised By :Mahesh Dadoda 04/03/2025

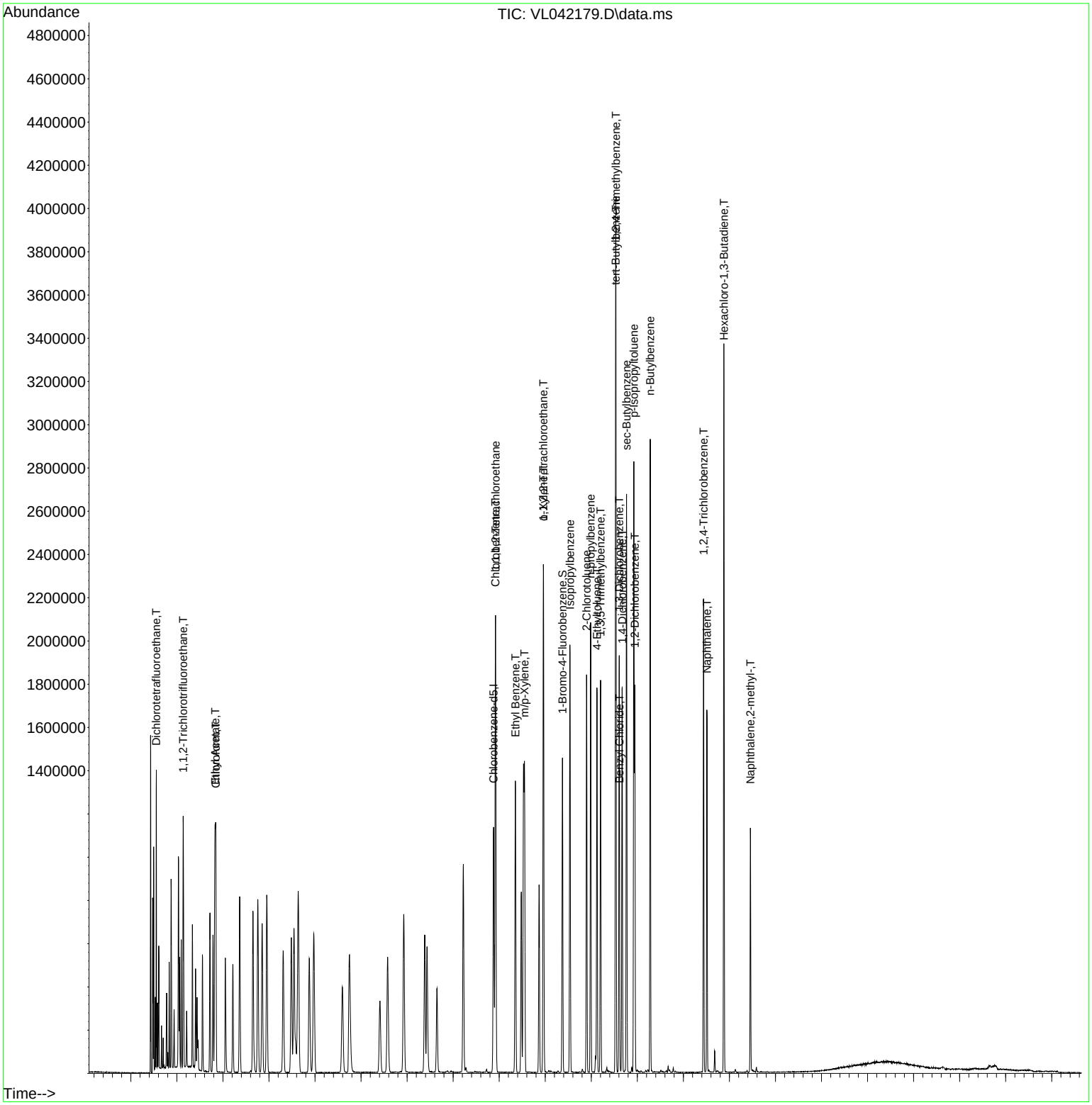



#1
Bromochloromethane
Concen: 10.000 ppbv
RT: 2.784 min Scan# 83
Delta R.T. -0.000 min
Lab File: VL042179.D
Acq: 27 Mar 2025 12:23

Tgt Ion: 49 Resp: 174350

Ion	Ratio	Lower	Upper
49	100		
128	45.8	22.9	68.5
130	58.4	28.8	86.4

Instrument :
MSVOA_L
ClientSampleId :
ICVVL032725

Manual Integrations
APPROVED

Reviewed By :Semsettin Yesilyurt 03/31/2025
Supervised By :Mahesh Dadoda 04/03/2025

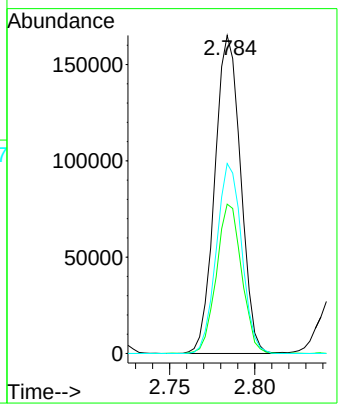



#2
Dichlorodifluoromethane
Concen: 9.545 ppbv
RT: 1.496 min Scan# 435
Delta R.T. -0.000 min
Lab File: VL042179.D
Acq: 27 Mar 2025 12:23

Tgt Ion: 85 Resp: 245714

Ion	Ratio	Lower	Upper
85	100		
87	32.4	26.1	39.1

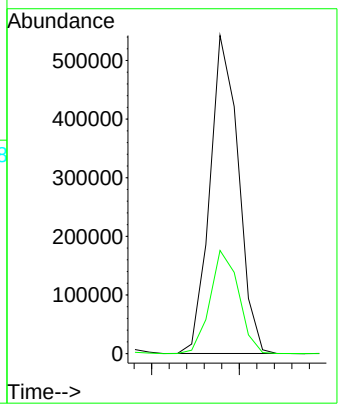

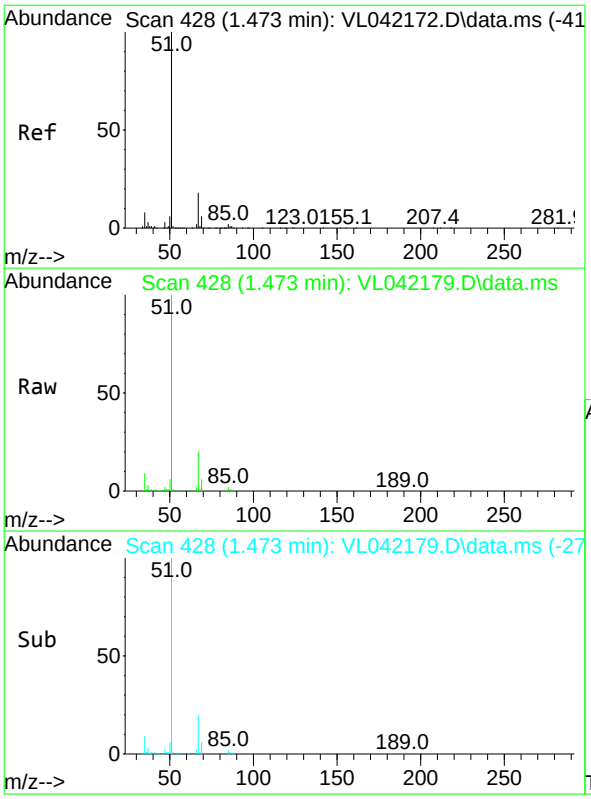

#3
Chlorodifluoromethane
Concen: 9.394 ppbv
RT: 1.473 min Scan# 42
Delta R.T. -0.000 min
Lab File: VL042179.D
Acq: 27 Mar 2025 12:23

Tgt Ion: 51 Resp: 247046

Ion	Ratio	Lower	Upper
51	100		
67	20.1	15.0	22.6

Instrument :
MSVOA_L
ClientSampleId :
ICVVL032725

Manual Integrations
APPROVED

Reviewed By :Semsettin Yesilyurt 03/31/2025
Supervised By :Mahesh Dadoda 04/03/2025

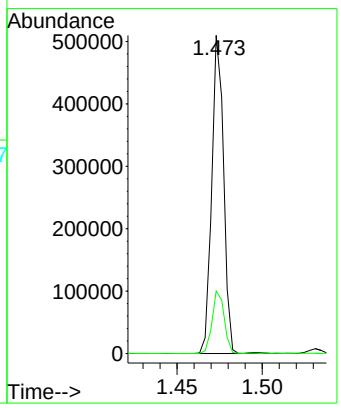



#4
Chloromethane
Concen: 9.365 ppbv
RT: 1.531 min Scan# 446
Delta R.T. -0.000 min
Lab File: VL042179.D
Acq: 27 Mar 2025 12:23

Tgt Ion: 50 Resp: 98527

Ion	Ratio	Lower	Upper
50	100		
52	31.6	26.1	39.1

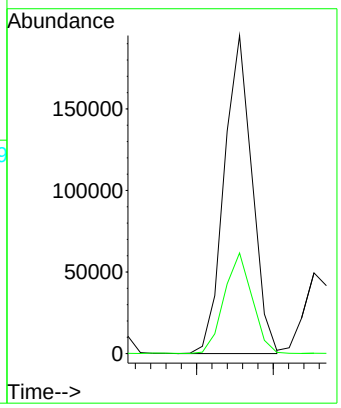

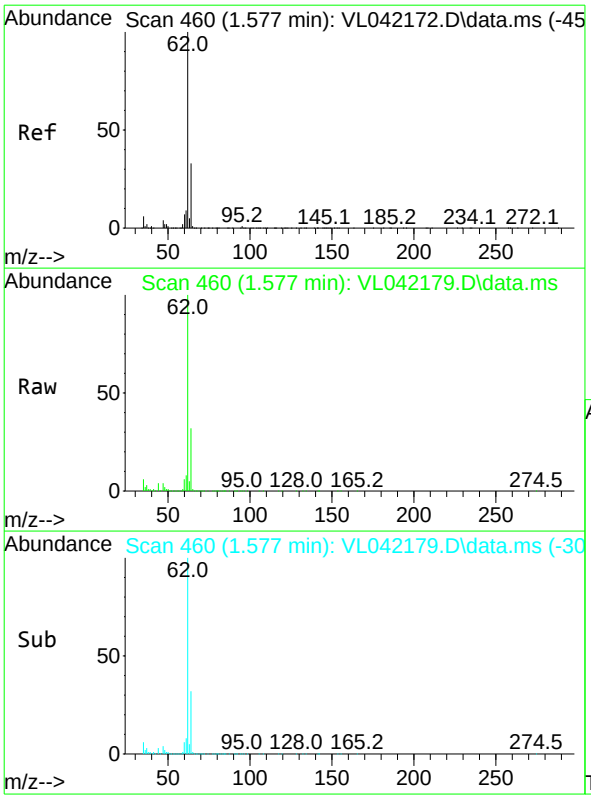

#5
Vinyl Chloride
Concen: 8.573 ppbv
RT: 1.577 min Scan# 46
Delta R.T. -0.000 min
Lab File: VL042179.D
Acq: 27 Mar 2025 12:23

Tgt Ion: 62 Resp: 95578

Ion	Ratio	Lower	Upper
62	100		
64	31.8	26.6	40.0

Instrument :
MSVOA_L
ClientSampleId :
ICVVL032725

Manual Integrations
APPROVED

Reviewed By :Semsettin Yesilyurt 03/31/2025
Supervised By :Mahesh Dadoda 04/03/2025

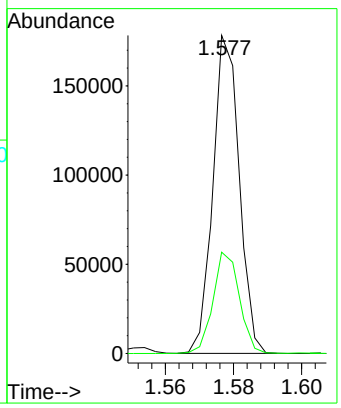

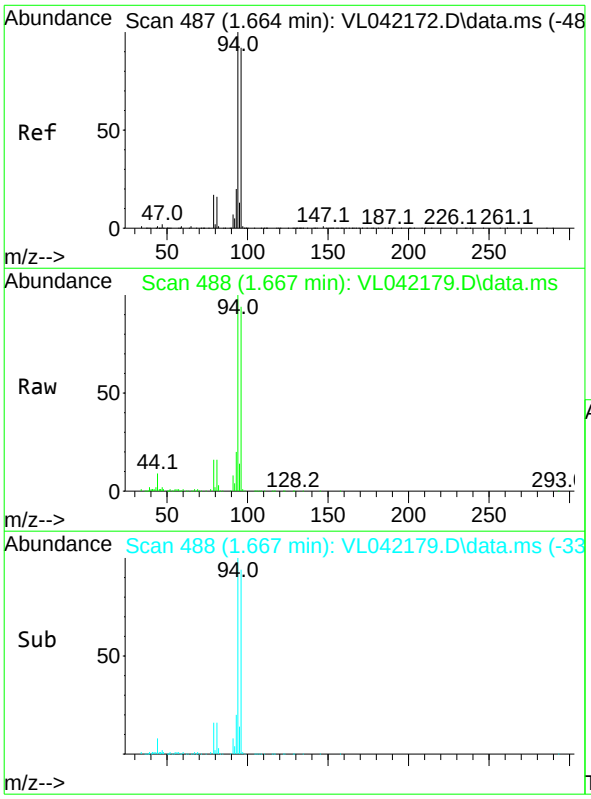

#6
Bromomethane
Concen: 8.799 ppbv
RT: 1.667 min Scan# 488
Delta R.T. 0.003 min
Lab File: VL042179.D
Acq: 27 Mar 2025 12:23

Tgt Ion: 94 Resp: 41950

Ion	Ratio	Lower	Upper
94	100		
96	94.4	73.1	109.7

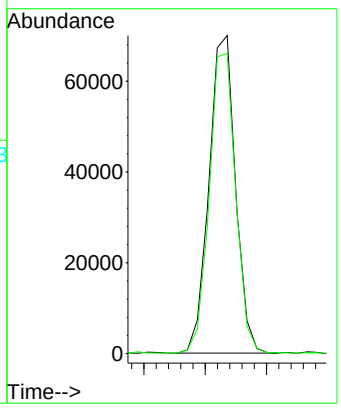

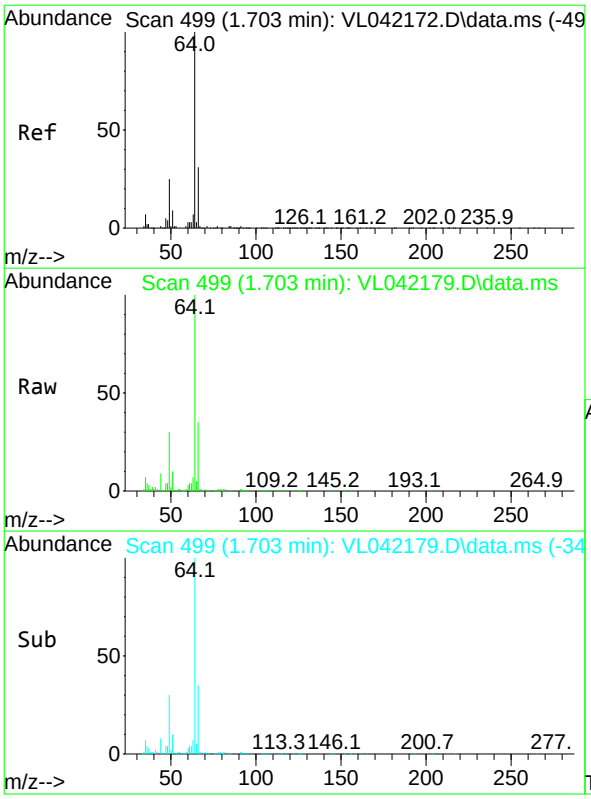

#7
Chloroethane
Concen: 8.856 ppbv
RT: 1.703 min Scan# 49
Delta R.T. -0.000 min
Lab File: VL042179.D
Acq: 27 Mar 2025 12:23

Tgt Ion: 64 Resp: 37400

Ion	Ratio	Lower	Upper
64	100		
66	34.5	25.2	37.8

Instrument :
MSVOA_L
ClientSampleId :
ICVVL032725

Manual Integrations
APPROVED

Reviewed By :Semsettin Yesilyurt 03/31/2025
Supervised By :Mahesh Dadoda 04/03/2025

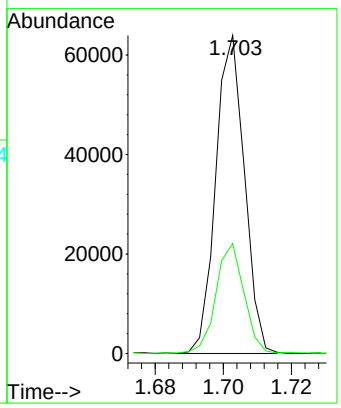

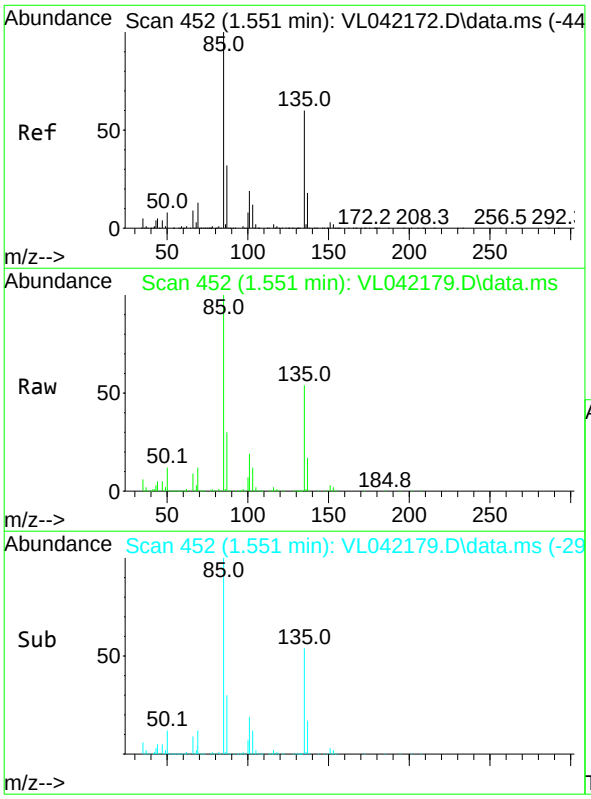

#8
Dichlorotetrafluoroethane
Concen: 9.753 ppbv
RT: 1.551 min Scan# 452
Delta R.T. -0.000 min
Lab File: VL042179.D
Acq: 27 Mar 2025 12:23

Tgt Ion: 85 Resp: 213819

Ion	Ratio	Lower	Upper
85	100		
135	61.9	52.4	78.6

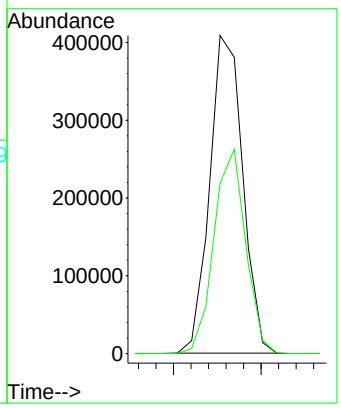



#9
Propene
Concen: 8.739 ppbv
RT: 1.483 min Scan# 43
Delta R.T. -0.000 min
Lab File: VL042179.D
Acq: 27 Mar 2025 12:23

Tgt Ion: 41 Resp: 105338

Ion	Ratio	Lower	Upper
41	100		
42	68.1	55.4	83.2

Instrument :
MSVOA_L
ClientSampleId :
ICVVL032725

Manual Integrations
APPROVED

Reviewed By :Semsettin Yesilyurt 03/31/2025
Supervised By :Mahesh Dadoda 04/03/2025

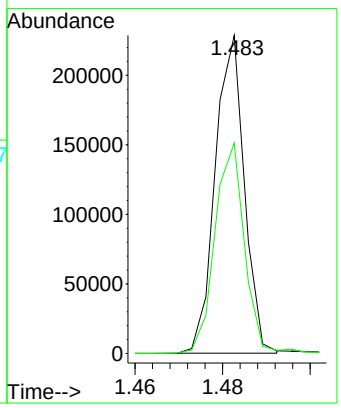

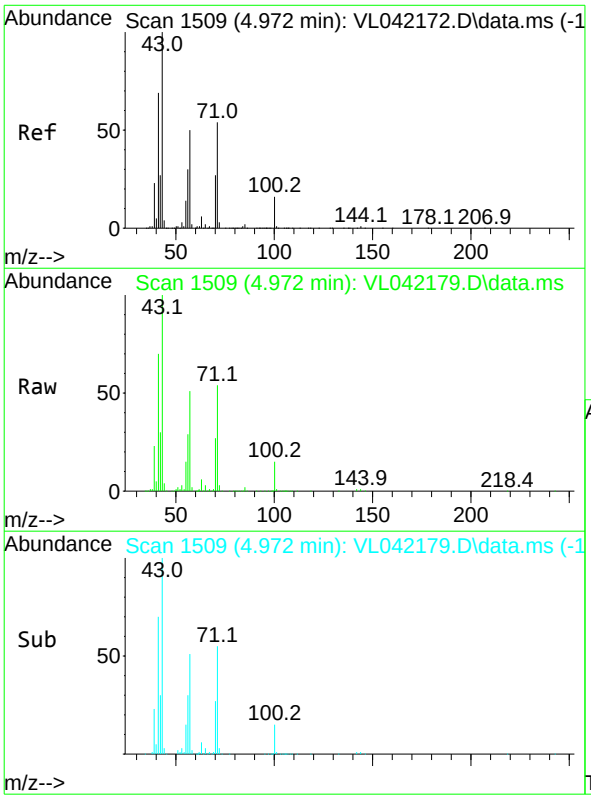

#10
Heptane
Concen: 9.318 ppbv
RT: 4.972 min Scan# 1509
Delta R.T. -0.000 min
Lab File: VL042179.D
Acq: 27 Mar 2025 12:23

Tgt Ion: 43 Resp: 298768

Ion	Ratio	Lower	Upper
43	100		
57	49.5	39.4	59.2

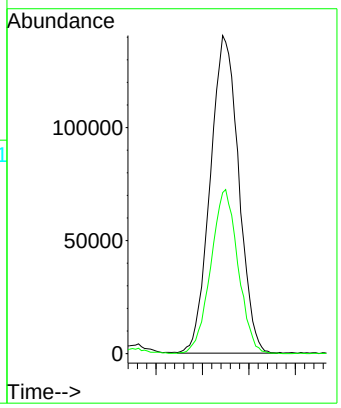

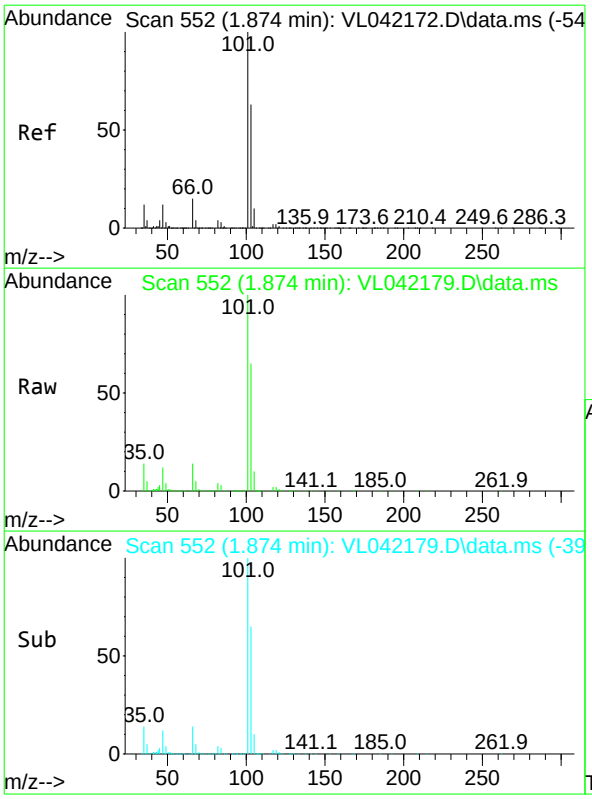

#11
Trichlorofluoromethane
Concen: 9.453 ppbv
RT: 1.874 min Scan# 55
Delta R.T. -0.000 min
Lab File: VL042179.D
Acq: 27 Mar 2025 12:23

Tgt Ion:101 Resp: 236793

Ion	Ratio	Lower	Upper
101	100		
103	64.7	50.2	75.2

Instrument :
MSVOA_L
ClientSampleId :
ICVVL032725

Manual Integrations
APPROVED

Reviewed By :Semsettin Yesilyurt 03/31/2025
Supervised By :Mahesh Dadoda 04/03/2025

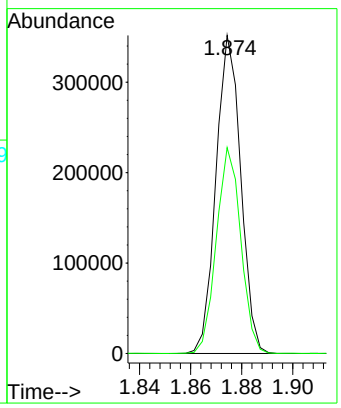

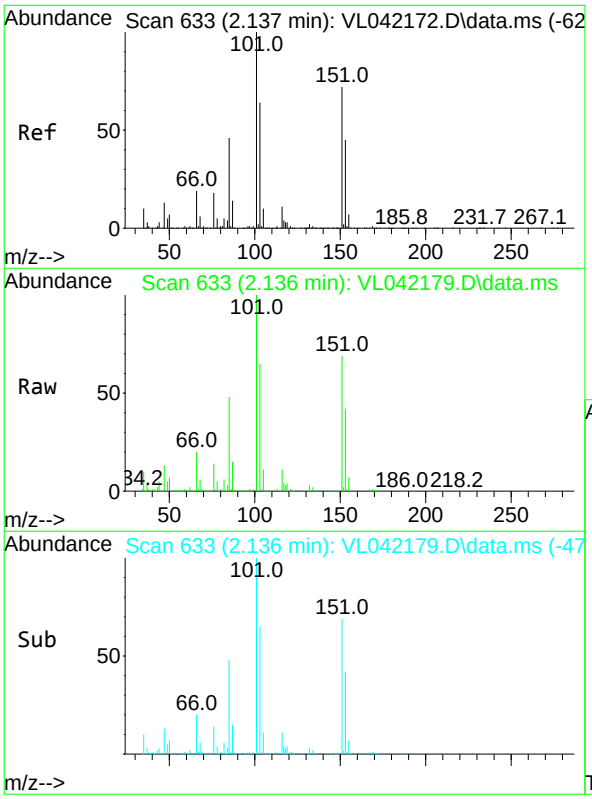

#12
1,1,2-Trichlorotrifluoroethane
Concen: 9.421 ppbv
RT: 2.136 min Scan# 633
Delta R.T. -0.000 min
Lab File: VL042179.D
Acq: 27 Mar 2025 12:23

Tgt Ion:101 Resp: 193965

Ion	Ratio	Lower	Upper
101	100		
151	69.6	57.1	85.7

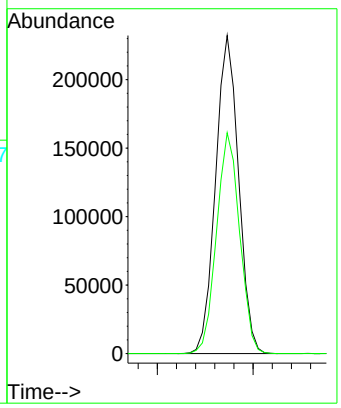



#13
Ethanol
Concen: 5.066 ppbv
RT: 1.719 min Scan# 50
Delta R.T. -0.000 min
Lab File: VL042179.D
Acq: 27 Mar 2025 12:23

Tgt Ion: 45 Resp: 5773

Ion	Ratio	Lower	Upper
45	100		
46	48.5	20.2	80.8

Instrument :
MSVOA_L
ClientSampleId :
ICVVL032725

Manual Integrations APPROVED

Reviewed By :Semsettin Yesilyurt 03/31/2025
Supervised By :Mahesh Dadoda 04/03/2025

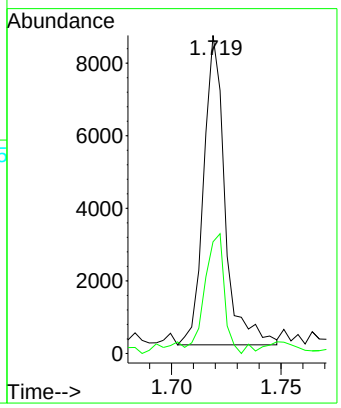



#14
Bromoethene
Concen: 9.328 ppbv
RT: 1.780 min Scan# 523
Delta R.T. 0.003 min
Lab File: VL042179.D
Acq: 27 Mar 2025 12:23

Tgt Ion:108 Resp: 73572

Ion	Ratio	Lower	Upper
108	100		
106	105.0	86.8	130.2
79	18.8	15.0	22.6

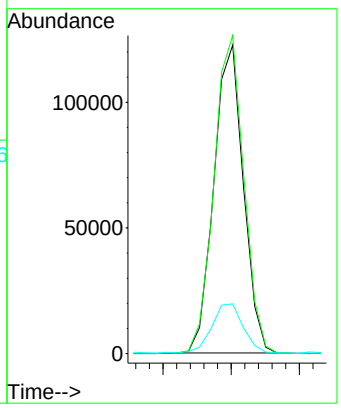



#15
Acetone
Concen: 8.132 ppbv
RT: 1.832 min Scan# 53
Delta R.T. -0.000 min
Lab File: VL042179.D
Acq: 27 Mar 2025 12:23

Tgt Ion: 43 Resp: 198300

Ion	Ratio	Lower	Upper
43	100		
58	27.7	23.2	34.8

Instrument :
MSVOA_L
ClientSampleId :
ICVVL032725

Manual Integrations
APPROVED

Reviewed By :Semsettin Yesilyurt 03/31/2025
Supervised By :Mahesh Dadoda 04/03/2025

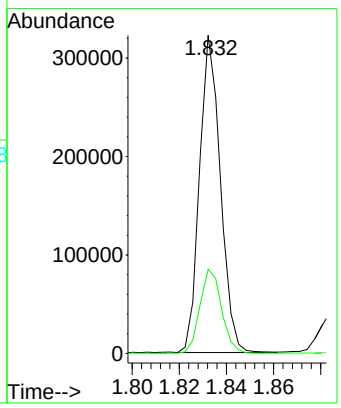

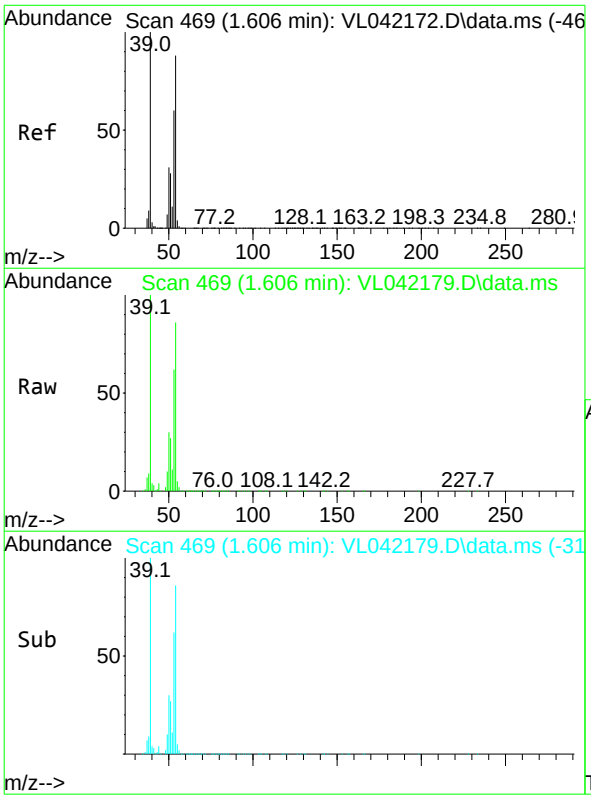

#16
1,3-Butadiene
Concen: 8.216 ppbv
RT: 1.606 min Scan# 469
Delta R.T. -0.000 min
Lab File: VL042179.D
Acq: 27 Mar 2025 12:23

Tgt Ion: 39 Resp: 97840

Ion	Ratio	Lower	Upper
39	100		
54	76.9	60.7	91.1

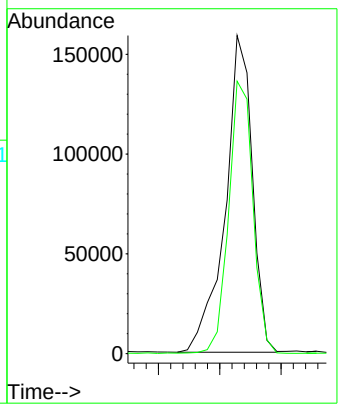

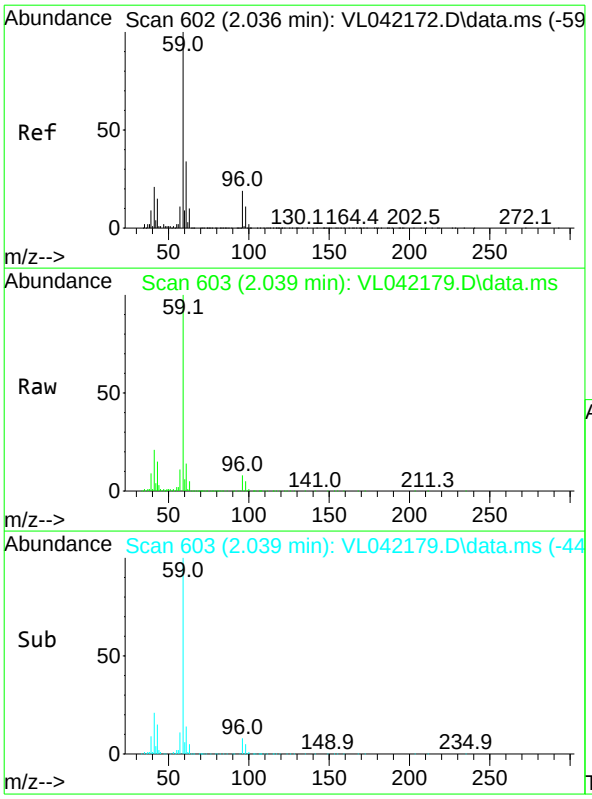

#17
tert-Butyl alcohol
Concen: 9.094 ppbv
RT: 2.039 min Scan# 60
Delta R.T. 0.003 min
Lab File: VL042179.D
Acq: 27 Mar 2025 12:23

Tgt Ion: 59 Resp: 276195

Ion	Ratio	Lower	Upper
59	100		
57	10.6	8.9	13.3

Instrument :
MSVOA_L
ClientSampleId :
ICVVL032725

Manual Integrations
APPROVED

Reviewed By :Semsettin Yesilyurt 03/31/2025
Supervised By :Mahesh Dadoda 04/03/2025

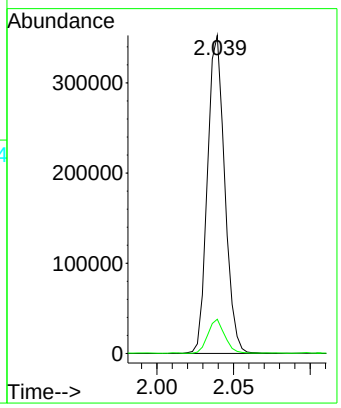

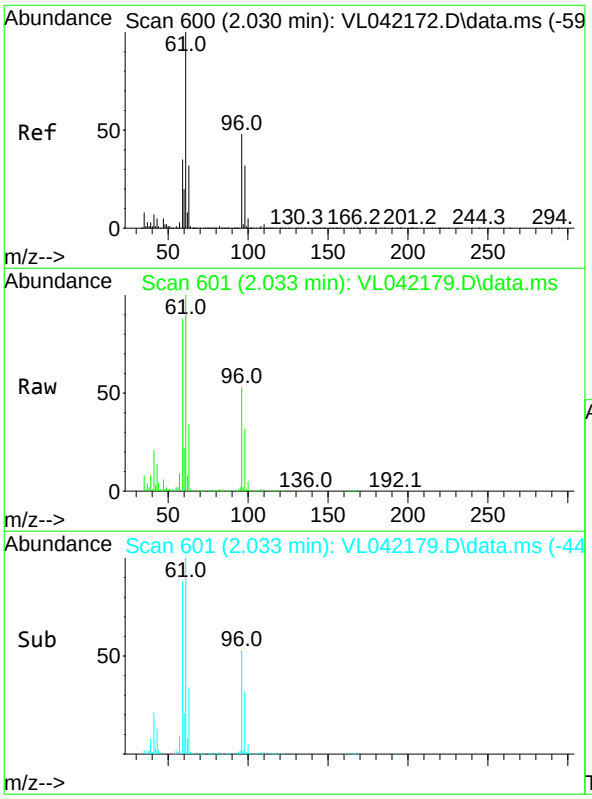

#18
1,1-Dichloroethene
Concen: 9.053 ppbv
RT: 2.033 min Scan# 601
Delta R.T. 0.003 min
Lab File: VL042179.D
Acq: 27 Mar 2025 12:23

Tgt Ion: 96 Resp: 87137

Ion	Ratio	Lower	Upper
96	100		
61	189.6	167.6	251.4
98	61.5	53.5	80.3

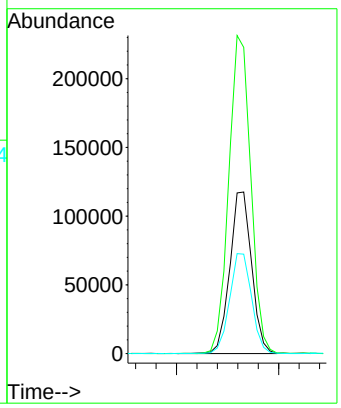



#19
Isopropyl Alcohol
Concen: 8.923 ppbv
RT: 1.884 min Scan# 55
Delta R.T. -0.000 min
Lab File: VL042179.D
Acq: 27 Mar 2025 12:23

Tgt Ion: 45 Resp: 122768

Ion	Ratio	Lower	Upper
45	100		
58	44.9	36.9	55.3

Instrument :
MSVOA_L
ClientSampleId :
ICVVL032725

Manual Integrations
APPROVED

Reviewed By :Semsettin Yesilyurt 03/31/2025
Supervised By :Mahesh Dadoda 04/03/2025

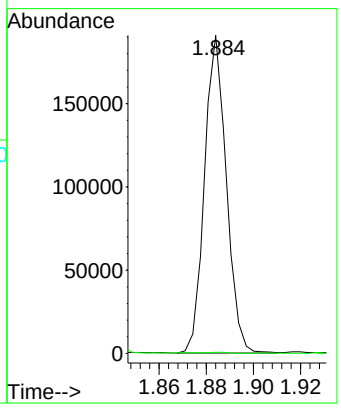

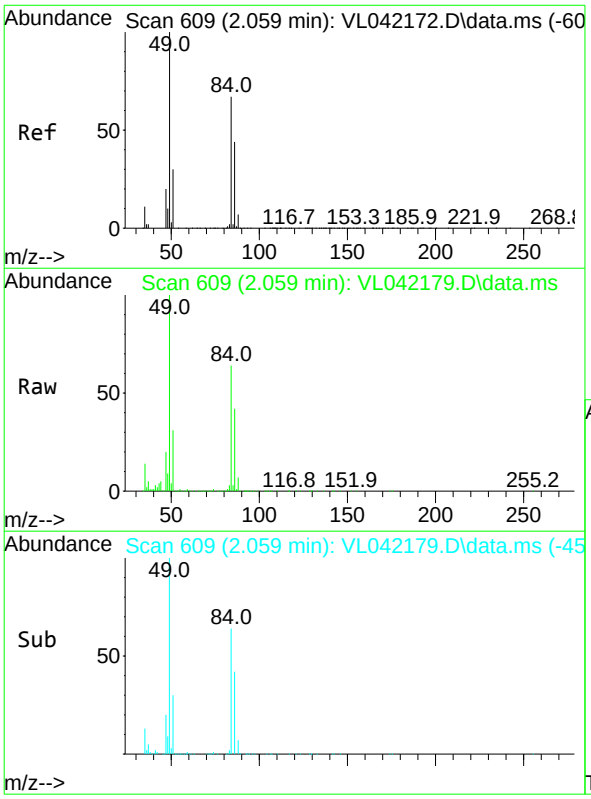

#20
Methylene Chloride
Concen: 8.018 ppbv
RT: 2.059 min Scan# 609
Delta R.T. -0.000 min
Lab File: VL042179.D
Acq: 27 Mar 2025 12:23

Tgt Ion: 84 Resp: 72813

Ion	Ratio	Lower	Upper
84	100		
49	155.8	120.2	180.4
51	46.4	37.4	56.0
86	66.2	52.4	78.6

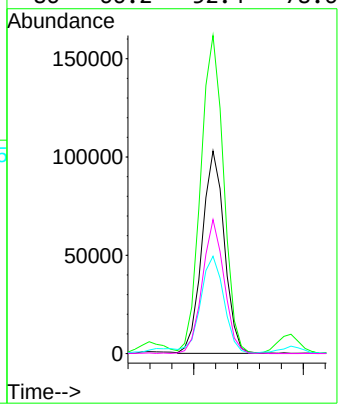

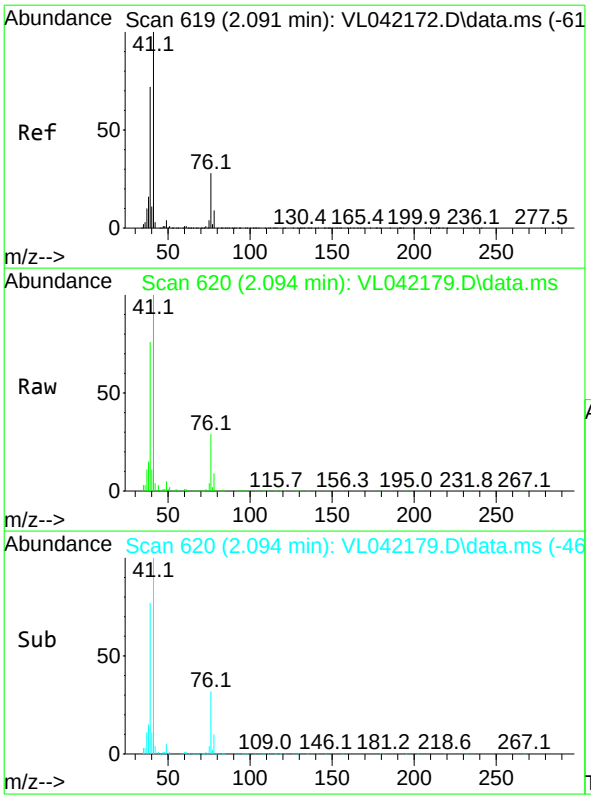

#21
Allyl Chloride
Concen: 9.154 ppbv
RT: 2.094 min Scan# 62
Delta R.T. 0.003 min
Lab File: VL042179.D
Acq: 27 Mar 2025 12:23

Tgt Ion: 41 Resp: 157418

Ion	Ratio	Lower	Upper
41	100		
76	29.6	24.1	36.1
39	75.5	61.1	91.7

Instrument :
MSVOA_L
ClientSampleId :
ICVVL032725

Manual Integrations
APPROVED

Reviewed By :Semsettin Yesilyurt 03/31/2025
Supervised By :Mahesh Dadoda 04/03/2025

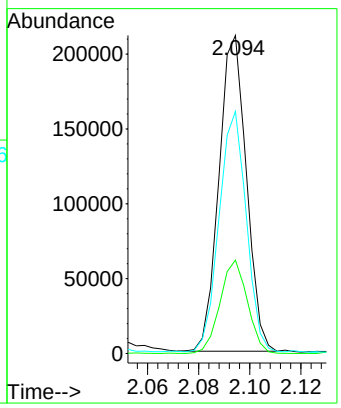

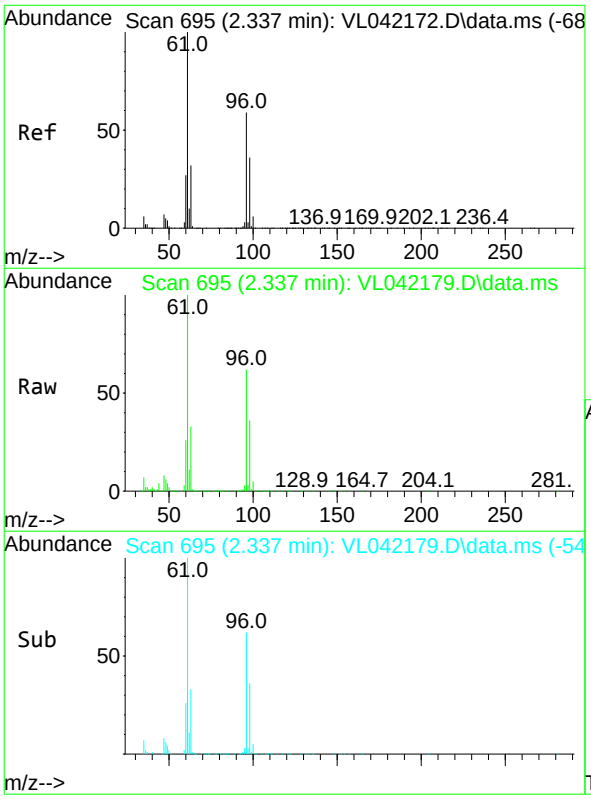

#22
trans-1,2-Dichloroethene
Concen: 9.092 ppbv
RT: 2.337 min Scan# 695
Delta R.T. -0.000 min
Lab File: VL042179.D
Acq: 27 Mar 2025 12:23

Tgt Ion: 96 Resp: 101141

Ion	Ratio	Lower	Upper
96	100		
61	161.2	136.6	204.8
98	57.7	49.4	74.2

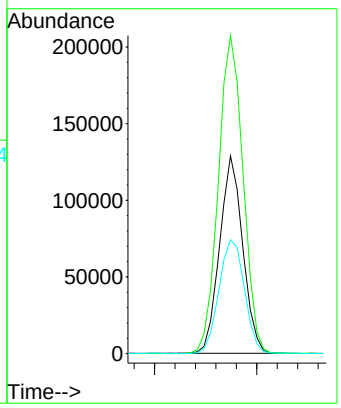



#23
Vinyl Acetate
Concen: 8.553 ppbv
RT: 2.460 min Scan# 73
Delta R.T. -0.000 min
Lab File: VL042179.D
Acq: 27 Mar 2025 12:23

Tgt Ion: 43 Resp: 90260

Ion	Ratio	Lower	Upper
43	100		
86	8.3	5.5	8.3#
42	10.7	8.6	13.0
44	5.5	6.2	9.4#

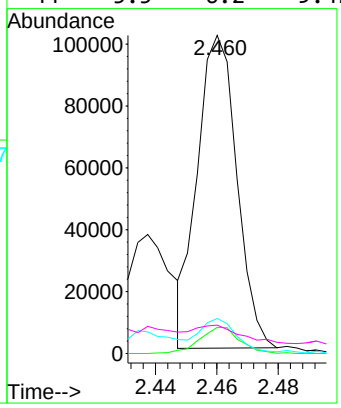

Instrument :
MSVOA_L
ClientSampleId :
ICVVL032725

Manual Integrations
APPROVED

Reviewed By :Semsettin Yesilyurt 03/31/2025
Supervised By :Mahesh Dadoda 04/03/2025



#24
1,1-Dichloroethane
Concen: 9.600 ppbv
RT: 2.405 min Scan# 716
Delta R.T. -0.000 min
Lab File: VL042179.D
Acq: 27 Mar 2025 12:23

Tgt Ion: 63 Resp: 197968

Ion	Ratio	Lower	Upper
63	100		
98	4.8	2.3	6.8
100	3.0	1.6	4.7

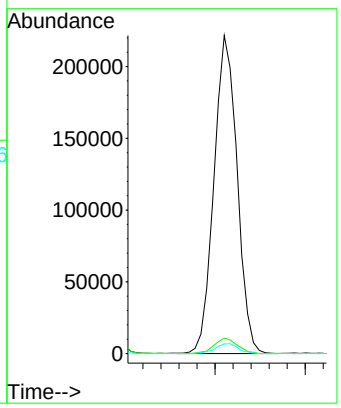

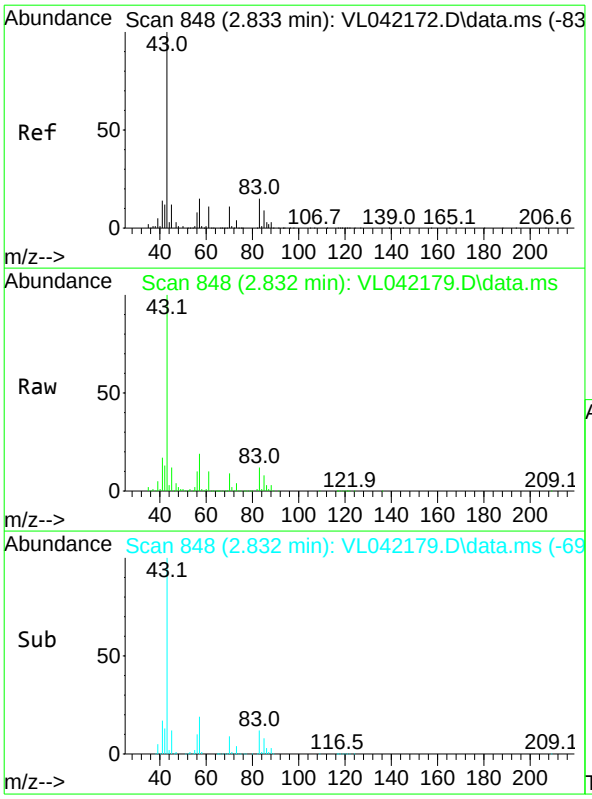

#25
Ethyl Acetate
Concen: 9.364 ppbv
RT: 2.832 min Scan# 84
Delta R.T. -0.000 min
Lab File: VL042179.D
Acq: 27 Mar 2025 12:23

Tgt Ion: 43 Resp: 592585

Ion	Ratio	Lower	Upper
43	100		
45	9.9	8.2	12.2
61	8.7	7.3	10.9
70	8.4	7.2	10.8

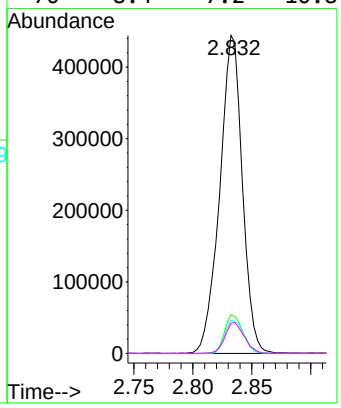

Instrument :
MSVOA_L
ClientSampleId :
ICVVL032725

Manual Integrations
APPROVED

Reviewed By :Semsettin Yesilyurt 03/31/2025
Supervised By :Mahesh Dadoda 04/03/2025

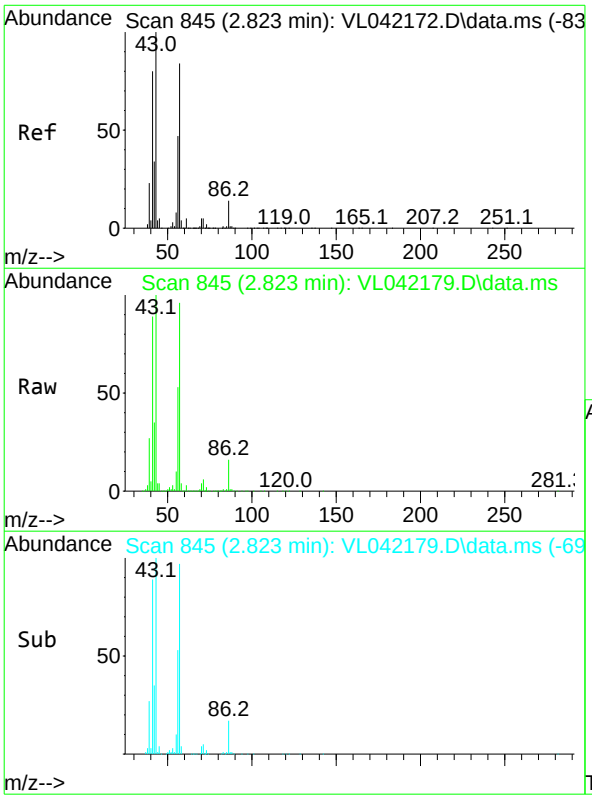

#26
Hexane
Concen: 9.455 ppbv
RT: 2.823 min Scan# 845
Delta R.T. -0.000 min
Lab File: VL042179.D
Acq: 27 Mar 2025 12:23

Tgt Ion: 57 Resp: 231125

Ion	Ratio	Lower	Upper
57	100		
41	95.2	76.6	114.8
43	256.8	207.8	311.8
56	53.0	43.6	65.4

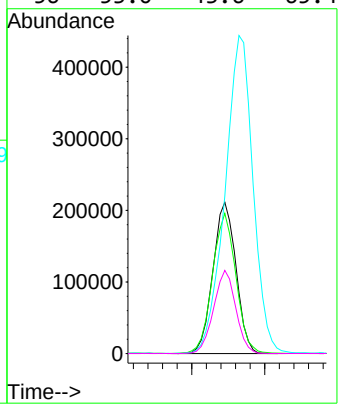

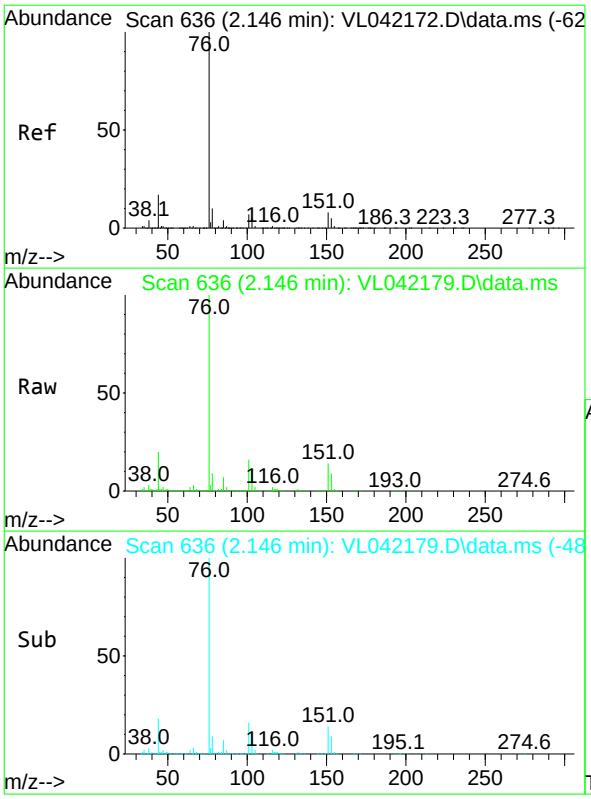

#27
Carbon Disulfide
Concen: 9.493 ppbv
RT: 2.146 min Scan# 63
Delta R.T. -0.000 min
Lab File: VL042179.D
Acq: 27 Mar 2025 12:23

Tgt Ion: 76 Resp: 248834

Ion	Ratio	Lower	Upper
76	100		
44	20.1	14.7	22.1
78	11.3	9.3	13.9

Instrument :
MSVOA_L
ClientSampleId :
ICVVL032725

Manual Integrations
APPROVED

Reviewed By :Semsettin Yesilyurt 03/31/2025
Supervised By :Mahesh Dadoda 04/03/2025

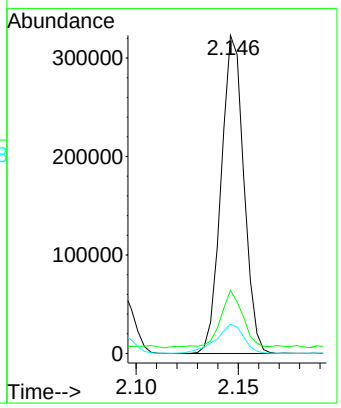

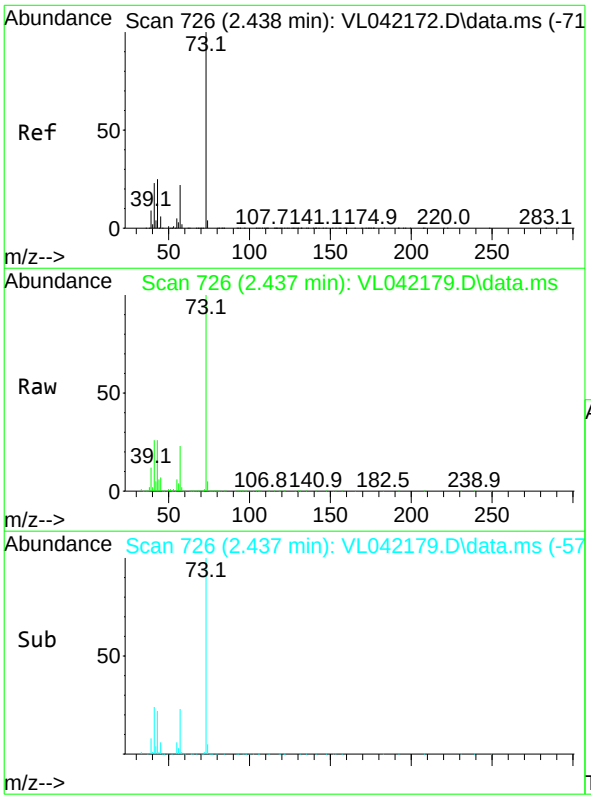

#28
Methyl tert-Butyl Ether
Concen: 9.624 ppbv
RT: 2.437 min Scan# 726
Delta R.T. -0.000 min
Lab File: VL042179.D
Acq: 27 Mar 2025 12:23

Tgt Ion: 73 Resp: 146470

Ion	Ratio	Lower	Upper
73	100		
57	23.3	20.5	30.7

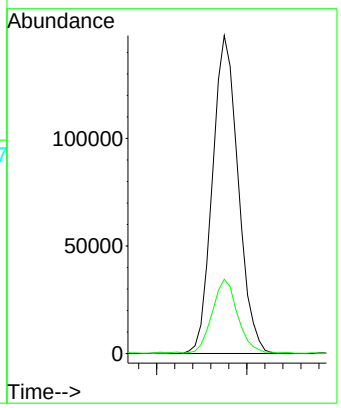

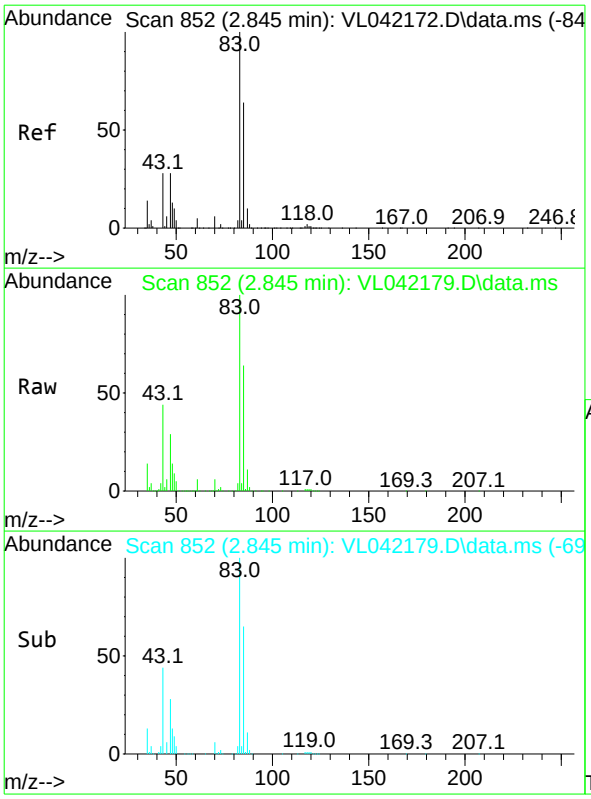

#29
Chloroform
Concen: 9.619 ppbv
RT: 2.845 min Scan# 85
Delta R.T. -0.000 min
Lab File: VL042179.D
Acq: 27 Mar 2025 12:23

Tgt Ion: 83 Resp: 344106

Ion	Ratio	Lower	Upper
83	100		
85	64.5	51.4	77.2

Instrument :
MSVOA_L
ClientSampleId :
ICVVL032725

Manual Integrations APPROVED

Reviewed By :Semsettin Yesilyurt 03/31/2025
Supervised By :Mahesh Dadoda 04/03/2025

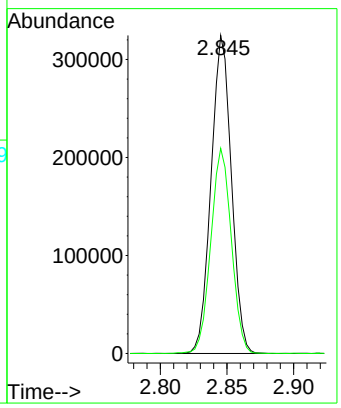

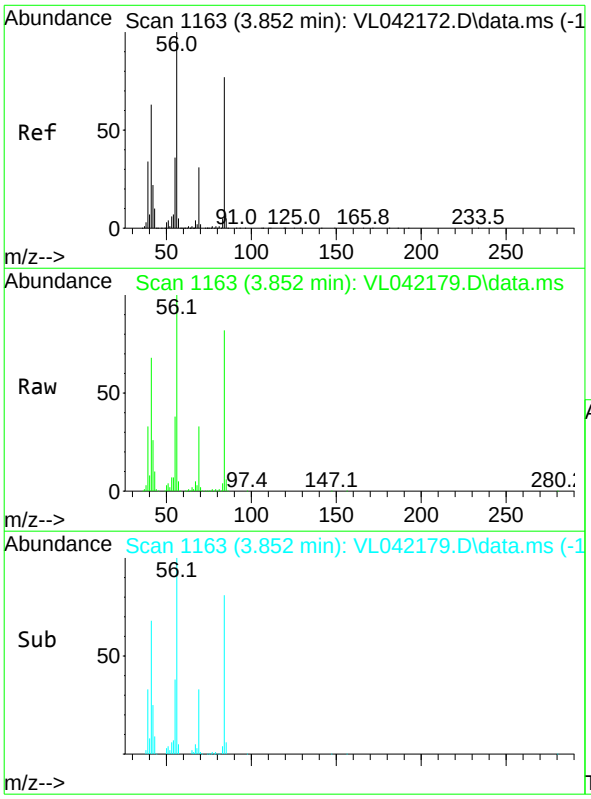

#30
Cyclohexane
Concen: 9.323 ppbv
RT: 3.852 min Scan# 1163
Delta R.T. -0.000 min
Lab File: VL042179.D
Acq: 27 Mar 2025 12:23

Tgt Ion: 84 Resp: 197897

Ion	Ratio	Lower	Upper
84	100		
56	126.8	102.8	154.2
41	84.6	66.5	99.7

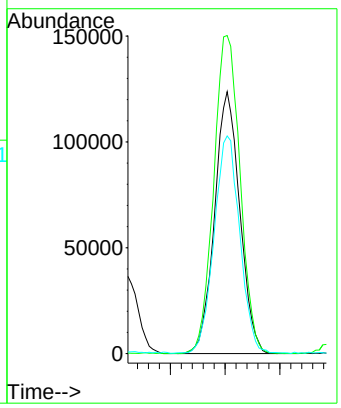

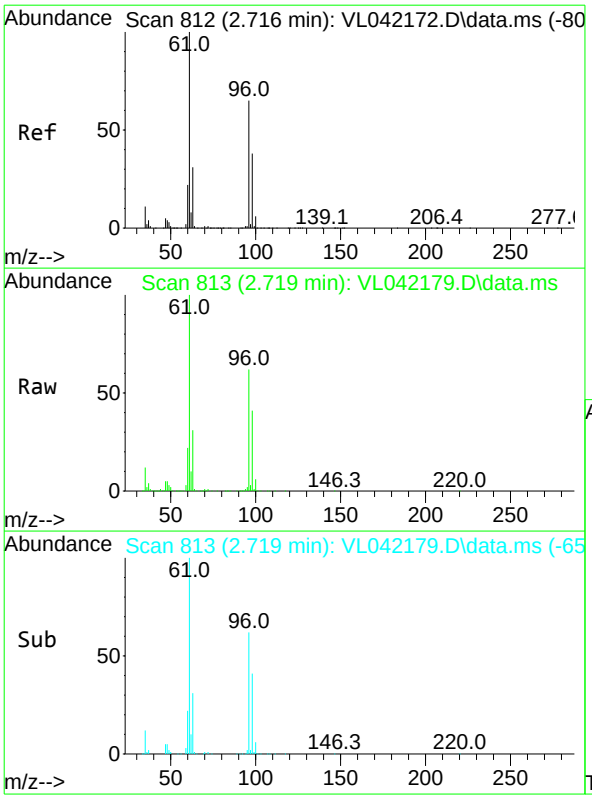

#31
cis-1,2-Dichloroethene
Concen: 9.449 ppbv
RT: 2.719 min Scan# 81
Delta R.T. 0.003 min
Lab File: VL042179.D
Acq: 27 Mar 2025 12:23

Tgt Ion: 61 Resp: 234487

Ion	Ratio	Lower	Upper
61	100		
96	62.3	51.8	77.8
98	40.9	30.6	46.0

Instrument :
MSVOA_L
ClientSampleId :
ICVVL032725

Manual Integrations
APPROVED

Reviewed By :Semsettin Yesilyurt 03/31/2025
Supervised By :Mahesh Dadoda 04/03/2025

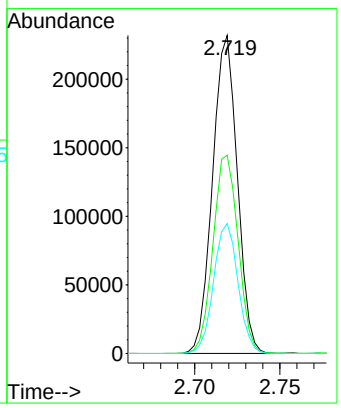

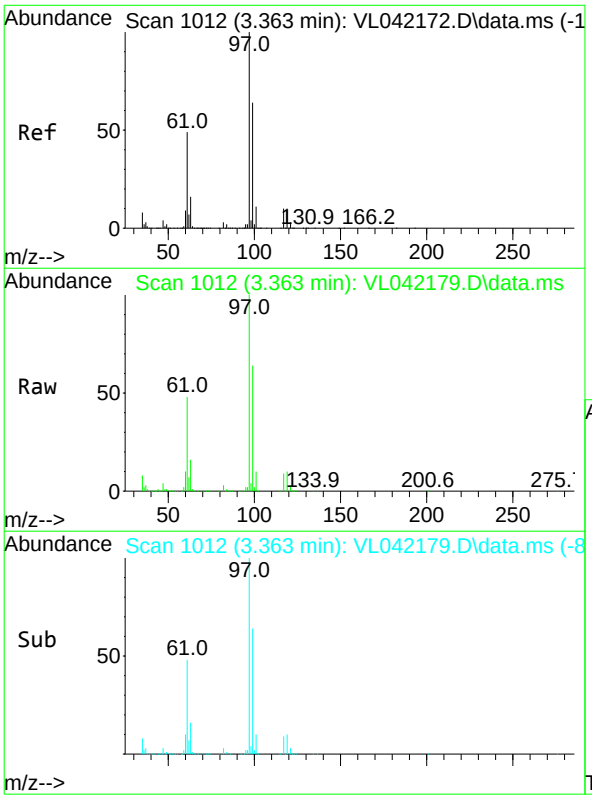

#32
1,1,1-Trichloroethane
Concen: 8.921 ppbv
RT: 3.363 min Scan# 1012
Delta R.T. -0.000 min
Lab File: VL042179.D
Acq: 27 Mar 2025 12:23

Tgt Ion: 97 Resp: 365364

Ion	Ratio	Lower	Upper
97	100		
99	63.4	51.5	77.3
61	48.4	38.7	58.1

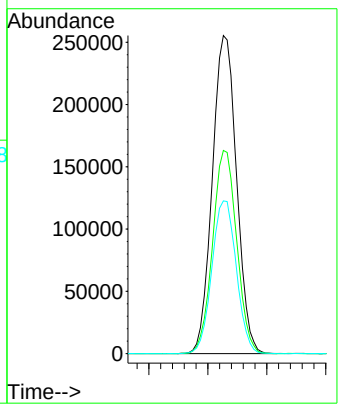

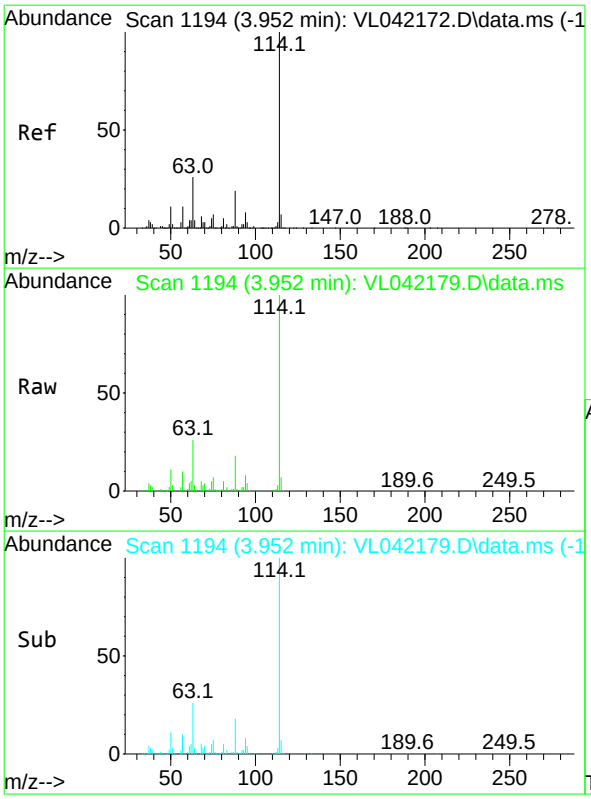

#33
1,4-Difluorobenzene
Concen: 10.000 ppbv
RT: 3.952 min Scan# 11
Delta R.T. -0.000 min
Lab File: VL042179.D
Acq: 27 Mar 2025 12:23

Tgt Ion:114 Resp: 498105

Ion	Ratio	Lower	Upper
114	100		
63	26.1	20.7	31.1
88	18.7	15.0	22.4

Instrument :
MSVOA_L
ClientSampleId :
ICVVL032725

Manual Integrations
APPROVED

Reviewed By :Semsettin Yesilyurt 03/31/2025
Supervised By :Mahesh Dadoda 04/03/2025

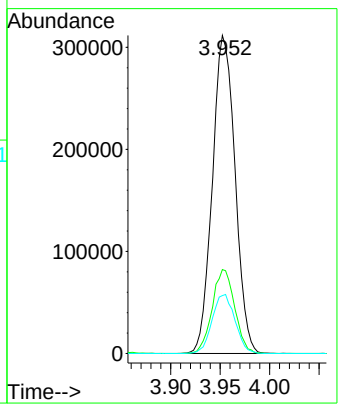

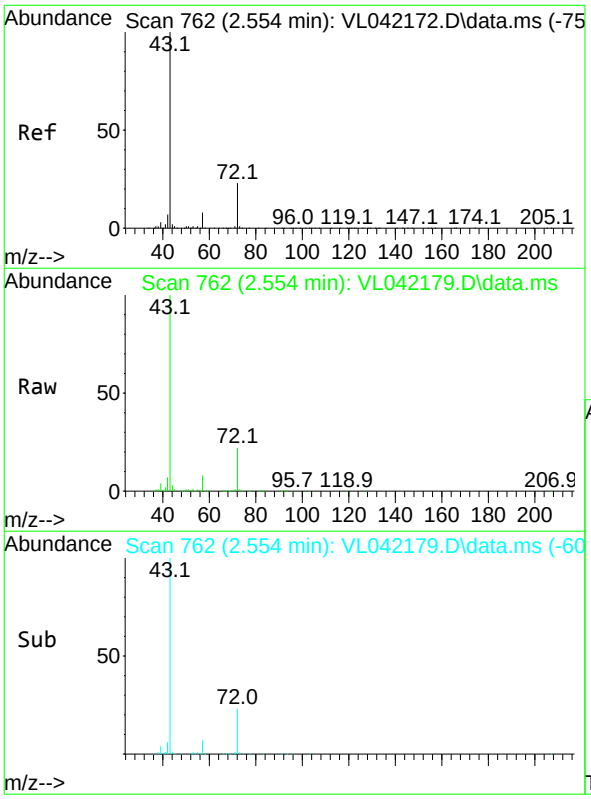

#34
2-Butanone
Concen: 9.171 ppbv
RT: 2.554 min Scan# 762
Delta R.T. -0.000 min
Lab File: VL042179.D
Acq: 27 Mar 2025 12:23

Tgt Ion: 43 Resp: 331236

Ion	Ratio	Lower	Upper
43	100		
72	22.2	18.2	27.2

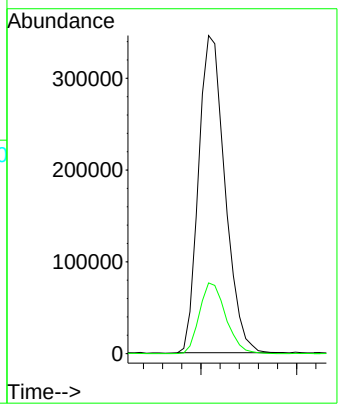

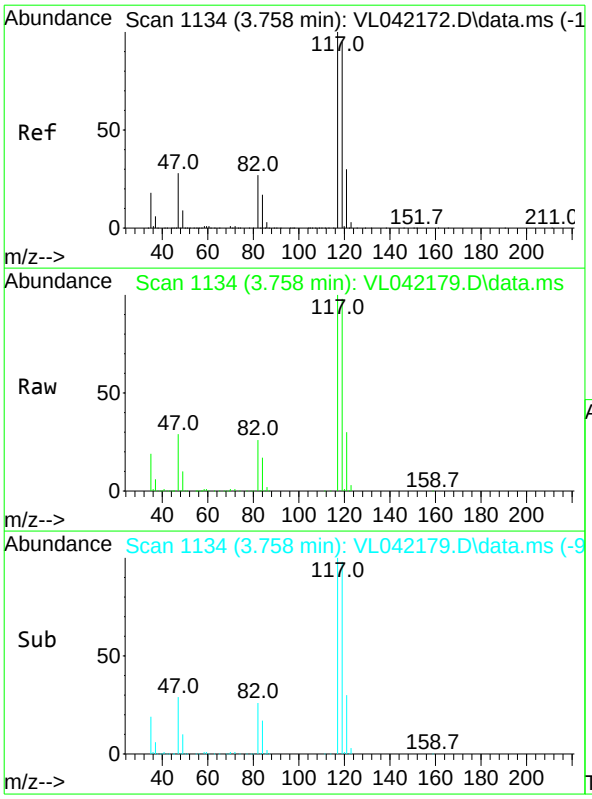

#35
Carbon Tetrachloride
Concen: 9.339 ppbv
RT: 3.758 min Scan# 11
Delta R.T. -0.000 min
Lab File: VL042179.D
Acq: 27 Mar 2025 12:23

Tgt Ion:117 Resp: 363392

Ion	Ratio	Lower	Upper
117	100		
119	97.7	76.2	114.2
121	29.9	24.2	36.4

Instrument :
MSVOA_L
ClientSampleId :
ICVVL032725

Manual Integrations APPROVED

Reviewed By :Semsettin Yesilyurt 03/31/2025
Supervised By :Mahesh Dadoda 04/03/2025

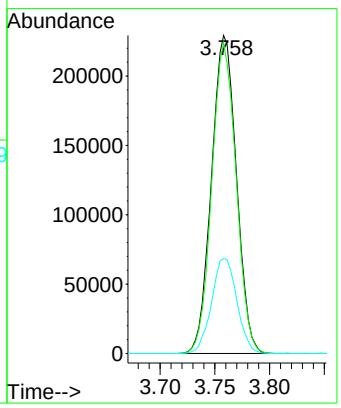

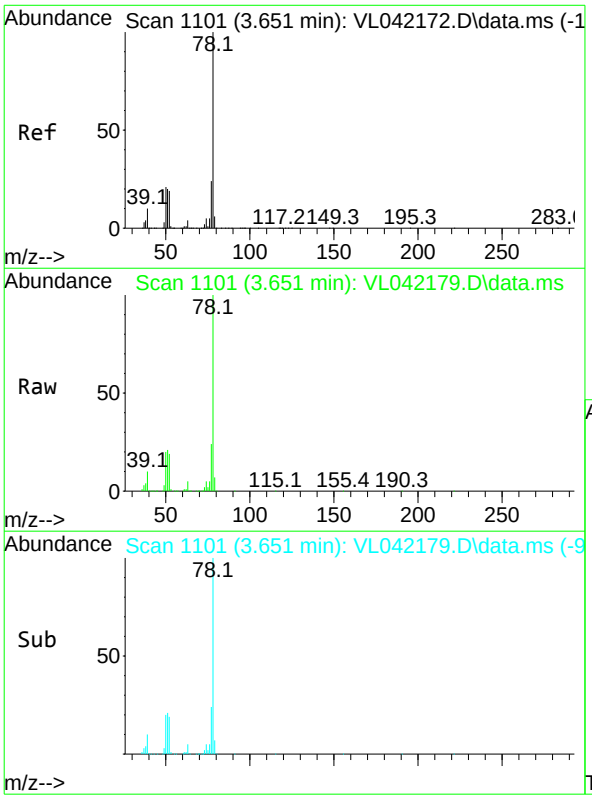

#36
Benzene
Concen: 9.341 ppbv
RT: 3.651 min Scan# 1101
Delta R.T. -0.000 min
Lab File: VL042179.D
Acq: 27 Mar 2025 12:23

Tgt Ion: 78 Resp: 461261

Ion	Ratio	Lower	Upper
78	100		
77	23.5	19.1	28.7
50	20.4	16.6	24.8

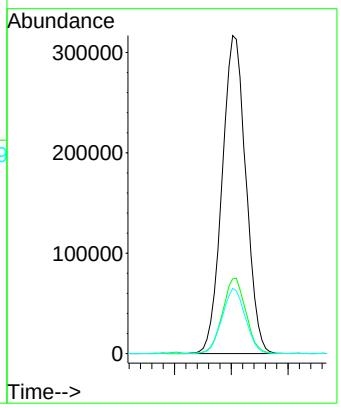

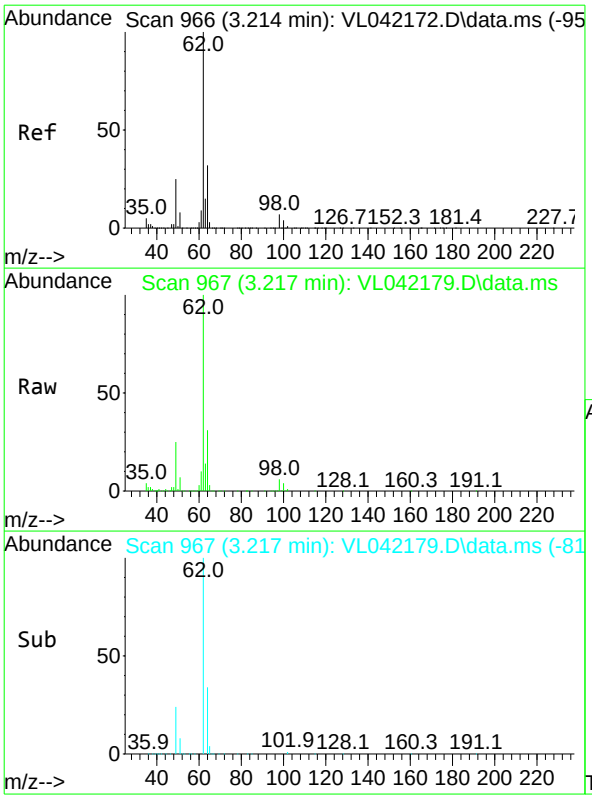

#37
1,2-Dichloroethane
Concen: 9.676 ppbv
RT: 3.217 min Scan# 96
Delta R.T. 0.003 min
Lab File: VL042179.D
Acq: 27 Mar 2025 12:23

Tgt Ion: 62 Resp: 273559

Ion	Ratio	Lower	Upper
62	100		
98	6.6	5.4	8.2

Instrument :
MSVOA_L
ClientSampleId :
ICVVL032725

Manual Integrations
APPROVED

Reviewed By :Semsettin Yesilyurt 03/31/2025
Supervised By :Mahesh Dadoda 04/03/2025

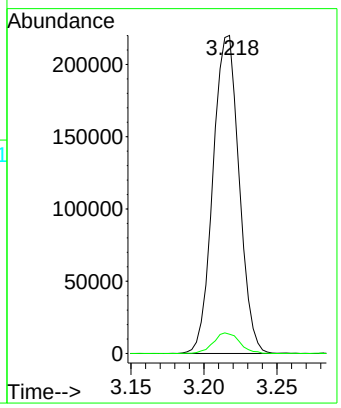

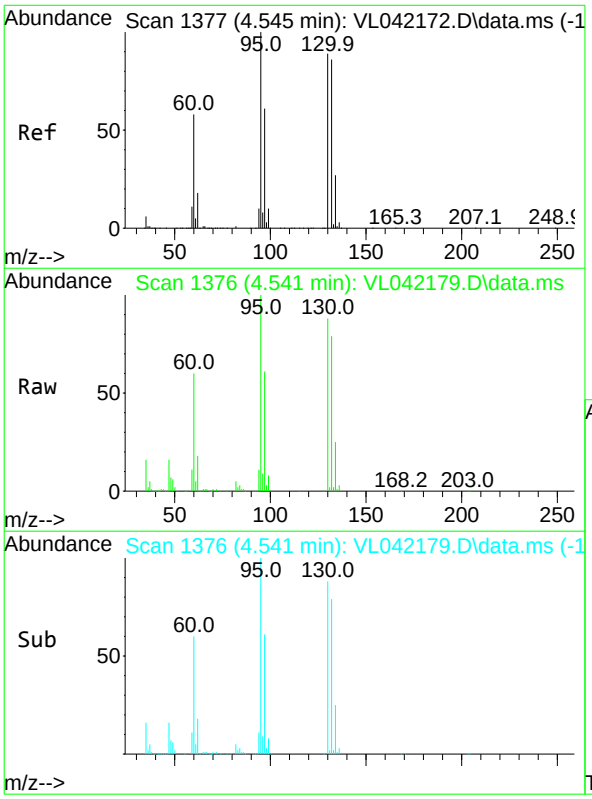

#38
Trichloroethene
Concen: 9.306 ppbv
RT: 4.541 min Scan# 1376
Delta R.T. -0.003 min
Lab File: VL042179.D
Acq: 27 Mar 2025 12:23

Tgt Ion:130 Resp: 191746

Ion	Ratio	Lower	Upper
130	100		
95	113.9	89.8	134.8
132	90.3	77.4	116.2
97	69.6	55.1	82.7

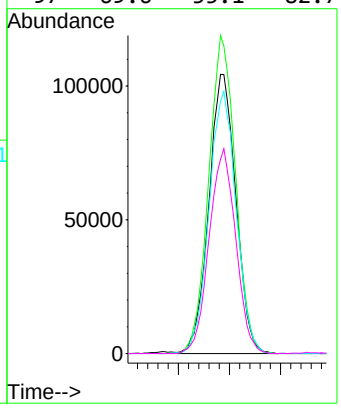

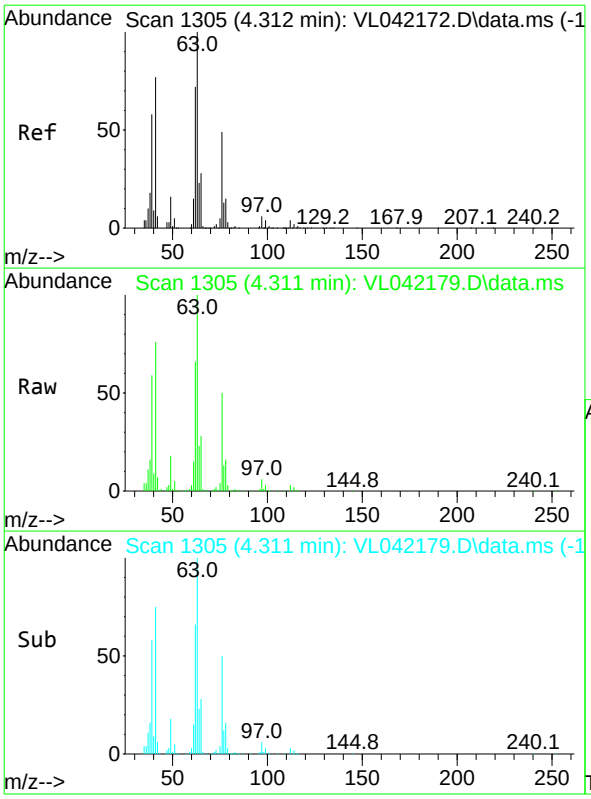

#39
1,2-Dichloropropane
Concen: 9.500 ppbv
RT: 4.311 min Scan# 13
Delta R.T. -0.000 min
Lab File: VL042179.D
Acq: 27 Mar 2025 12:23

Tgt Ion: 63 Resp: 170839

Ion	Ratio	Lower	Upper
63	100		
41	75.3	61.7	92.5
62	66.0	57.6	86.4

Instrument :
MSVOA_L
ClientSampleId :
ICVVL032725

Manual Integrations
APPROVED

Reviewed By :Semsettin Yesilyurt 03/31/2025
Supervised By :Mahesh Dadoda 04/03/2025

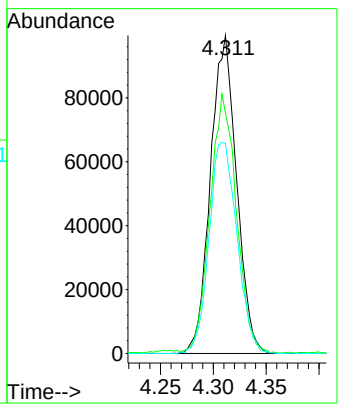

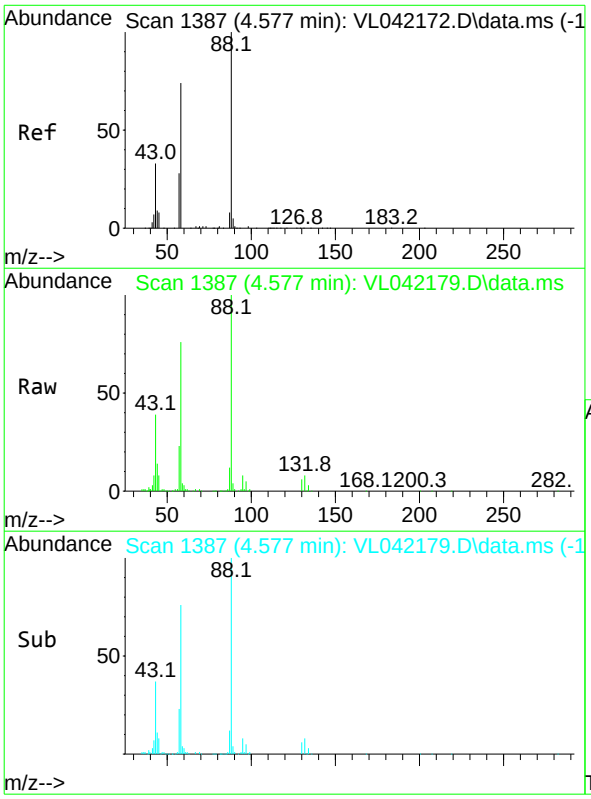

#40
1,4-Dioxane
Concen: 8.443 ppbv
RT: 4.577 min Scan# 1387
Delta R.T. -0.000 min
Lab File: VL042179.D
Acq: 27 Mar 2025 12:23

Tgt Ion: 88 Resp: 80592

Ion	Ratio	Lower	Upper
88	100		
58	76.2	62.7	94.1
43	31.4	23.0	34.4
57	0.0	0.0	0.0

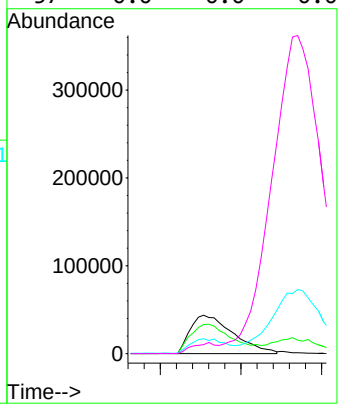

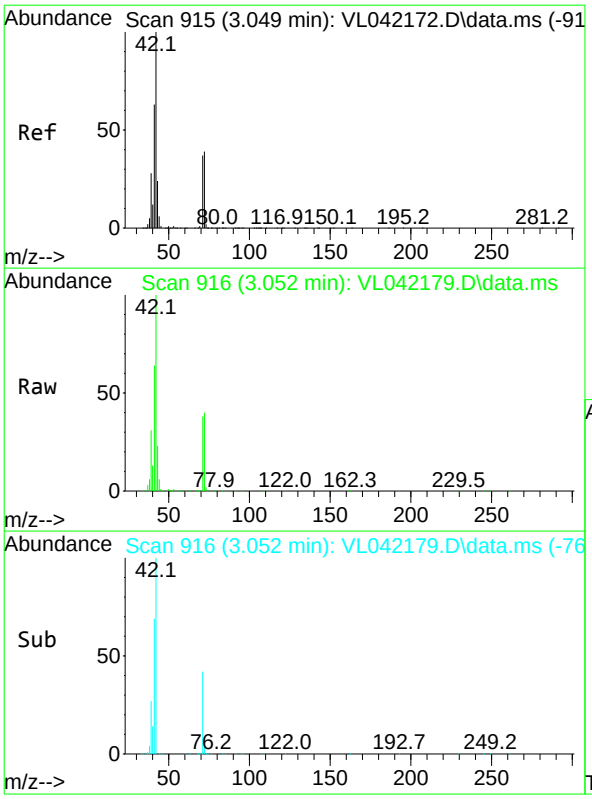

#41
Tetrahydrofuran
Concen: 9.431 ppbv
RT: 3.052 min Scan# 91
Delta R.T. 0.003 min
Lab File: VL042179.D
Acq: 27 Mar 2025 12:23

Tgt Ion: 42 Resp: 196163

Ion	Ratio	Lower	Upper
42	100		
72	38.9	31.4	47.0
71	37.2	30.2	45.4

Instrument :
MSVOA_L
ClientSampleId :
ICVVL032725

Manual Integrations
APPROVED

Reviewed By :Semsettin Yesilyurt 03/31/2025
Supervised By :Mahesh Dadoda 04/03/2025

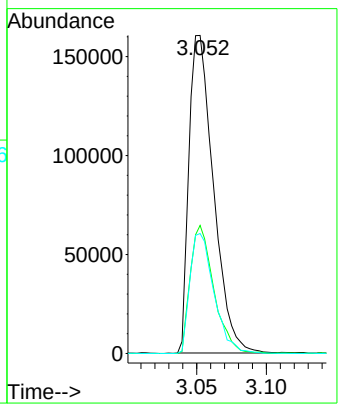

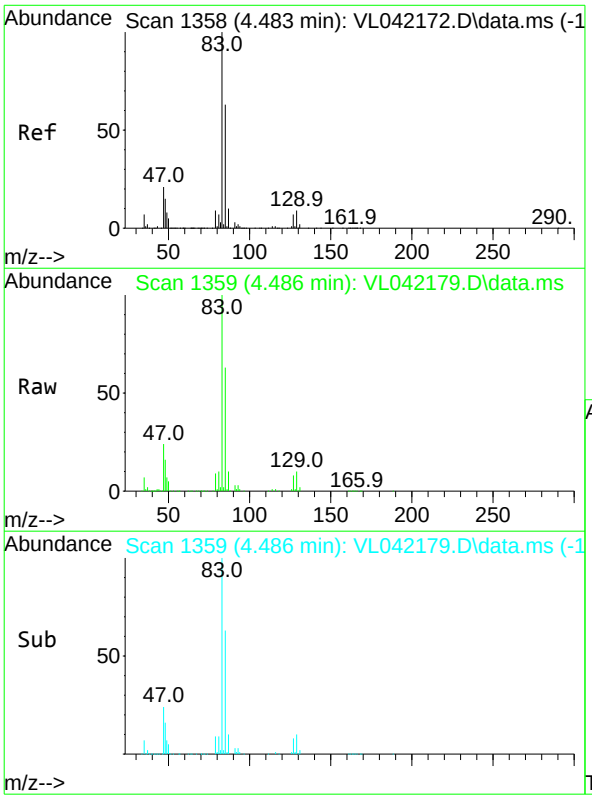

#42
Bromodichloromethane
Concen: 9.853 ppbv
RT: 4.486 min Scan# 1359
Delta R.T. 0.003 min
Lab File: VL042179.D
Acq: 27 Mar 2025 12:23

Tgt Ion: 83 Resp: 384006

Ion	Ratio	Lower	Upper
83	100		
85	63.0	50.5	75.7
127	7.9	5.9	8.9

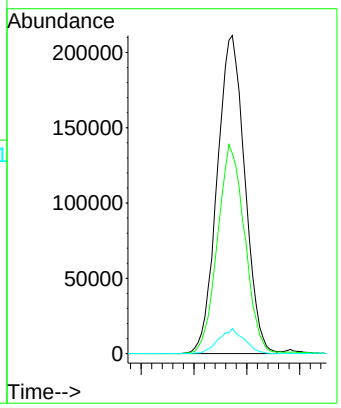

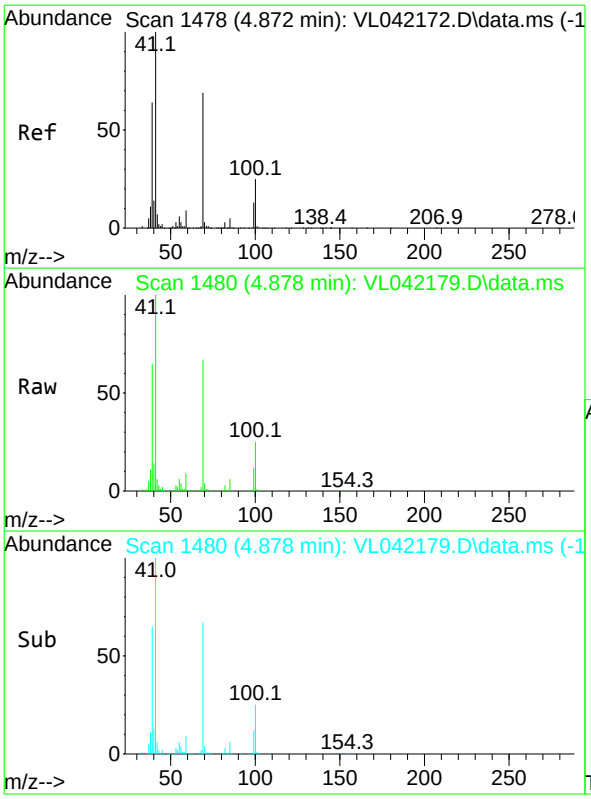

#43
Methyl Methacrylate
Concen: 9.344 ppbv
RT: 4.878 min Scan# 14
Delta R.T. 0.006 min
Lab File: VL042179.D
Acq: 27 Mar 2025 12:23

Tgt Ion: 69 Resp: 195339

Ion	Ratio	Lower	Upper
69	100		
41	156.4	123.8	185.6
100	36.4	28.4	42.6

Instrument :
MSVOA_L
ClientSampleId :
ICVVL032725

Manual Integrations
APPROVED

Reviewed By :Semsettin Yesilyurt 03/31/2025
Supervised By :Mahesh Dadoda 04/03/2025

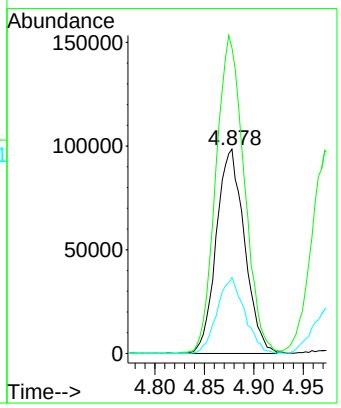

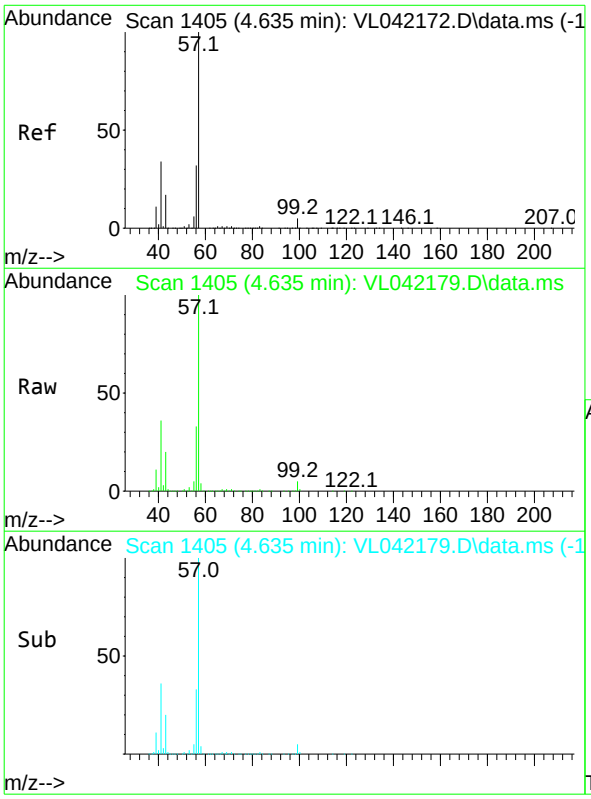

#44
2,2,4-Trimethylpentane
Concen: 9.436 ppbv
RT: 4.635 min Scan# 1405
Delta R.T. -0.000 min
Lab File: VL042179.D
Acq: 27 Mar 2025 12:23

Tgt Ion: 57 Resp: 787400

Ion	Ratio	Lower	Upper
57	100		
41	34.3	26.8	40.2
56	32.5	25.6	38.4

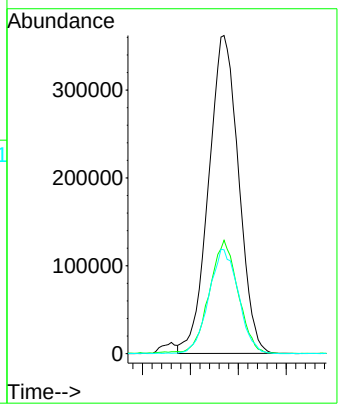

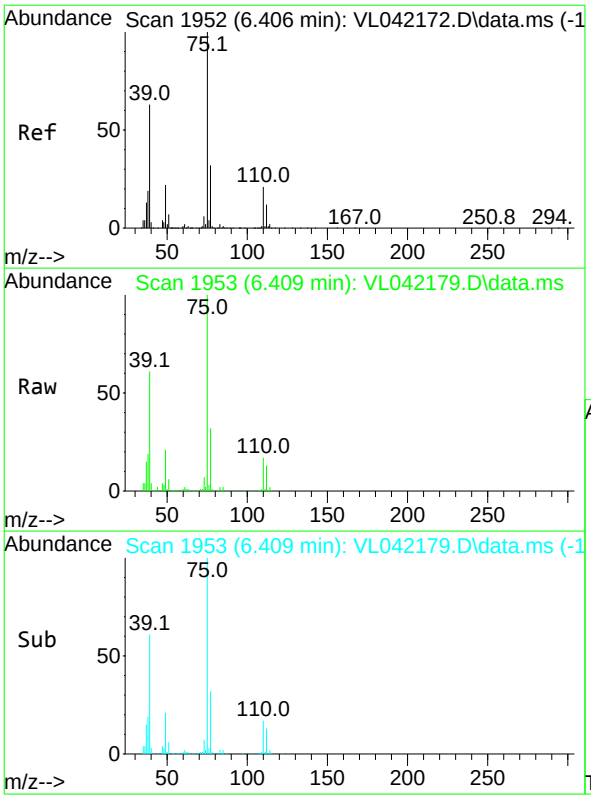

#45
t-1,3-Dichloropropene
Concen: 9.467 ppbv
RT: 6.409 min Scan# 19
Delta R.T. 0.003 min
Lab File: VL042179.D
Acq: 27 Mar 2025 12:23

Tgt Ion: 75 Resp: 212335

Ion	Ratio	Lower	Upper
75	100		
77	32.0	26.0	39.0

Instrument :
MSVOA_L
ClientSampleId :
ICVVL032725

Manual Integrations APPROVED

Reviewed By :Semsettin Yesilyurt 03/31/2025
Supervised By :Mahesh Dadoda 04/03/2025

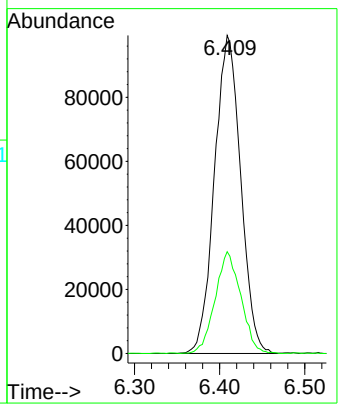

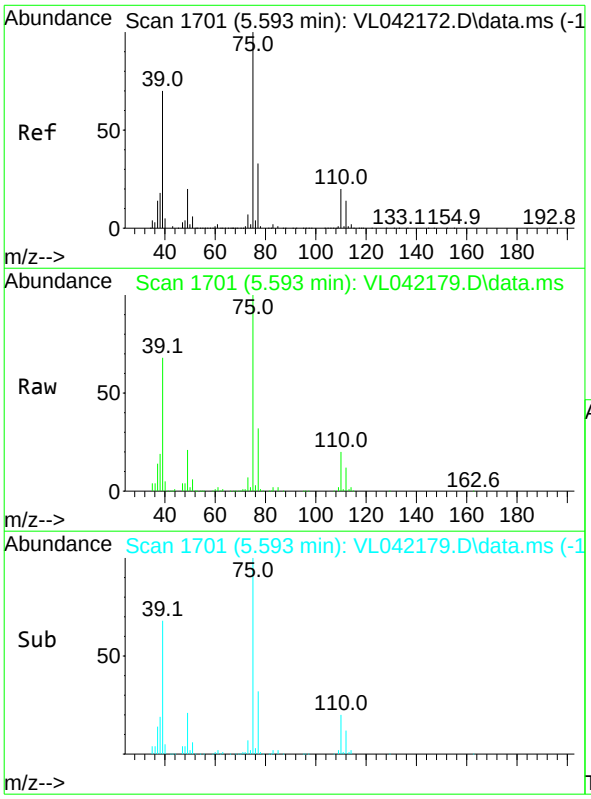

#46
cis-1,3-Dichloropropene
Concen: 9.643 ppbv
RT: 5.593 min Scan# 1701
Delta R.T. -0.000 min
Lab File: VL042179.D
Acq: 27 Mar 2025 12:23

Tgt Ion: 75 Resp: 265101

Ion	Ratio	Lower	Upper
75	100		
39	67.8	55.8	83.6
77	31.6	26.0	39.0

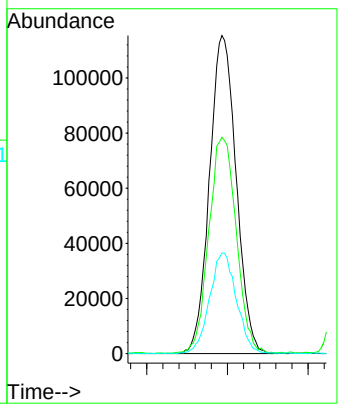

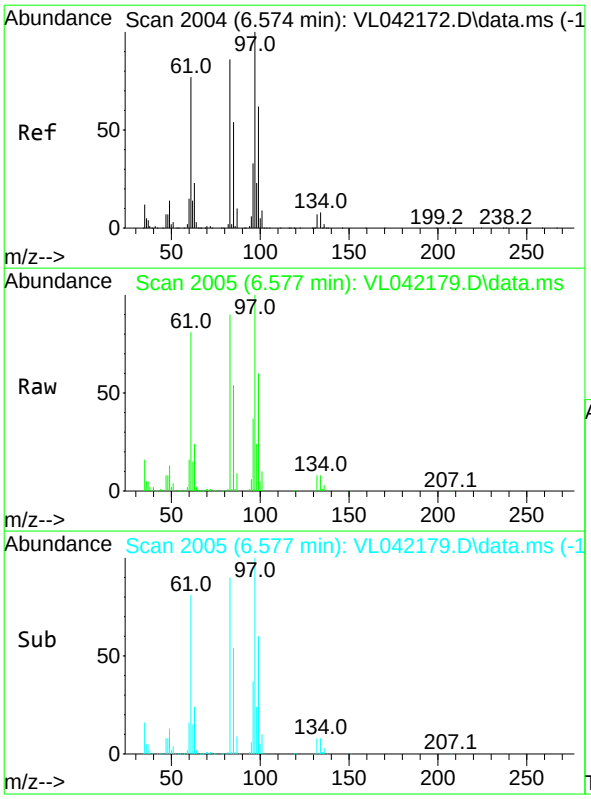

#47
1,1,2-Trichloroethane
Concen: 9.638 ppbv
RT: 6.577 min Scan# 20
Delta R.T. 0.003 min
Lab File: VL042179.D
Acq: 27 Mar 2025 12:23

Tgt Ion: 97 Resp: 183228

Ion	Ratio	Lower	Upper
97	100		
83	89.7	69.2	103.8
85	53.6	43.1	64.7
99	60.1	49.4	74.2

Instrument :
MSVOA_L
ClientSampleId :
ICVVL032725

Manual Integrations
APPROVED

Reviewed By :Semsettin Yesilyurt 03/31/2025
Supervised By :Mahesh Dadoda 04/03/2025

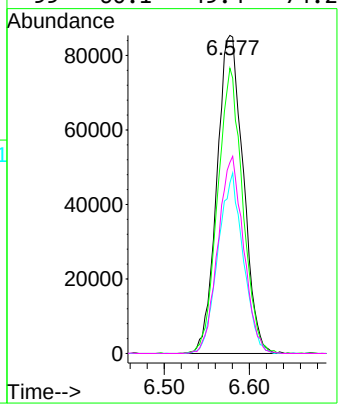

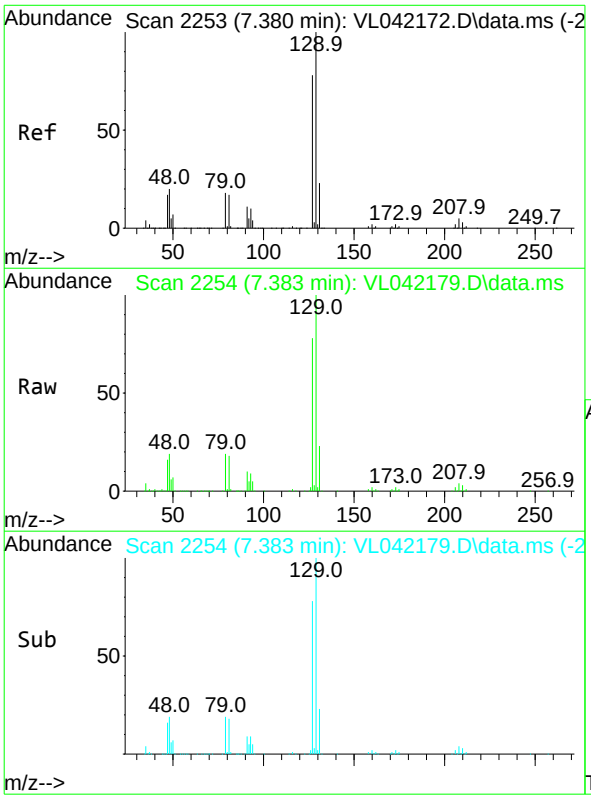

#48
Dibromochloromethane
Concen: 10.018 ppbv
RT: 7.383 min Scan# 2254
Delta R.T. 0.003 min
Lab File: VL042179.D
Acq: 27 Mar 2025 12:23

Tgt Ion:129 Resp: 322766

Ion	Ratio	Lower	Upper
129	100		
127	77.7	39.1	117.2

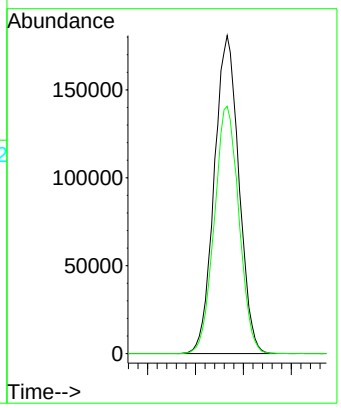

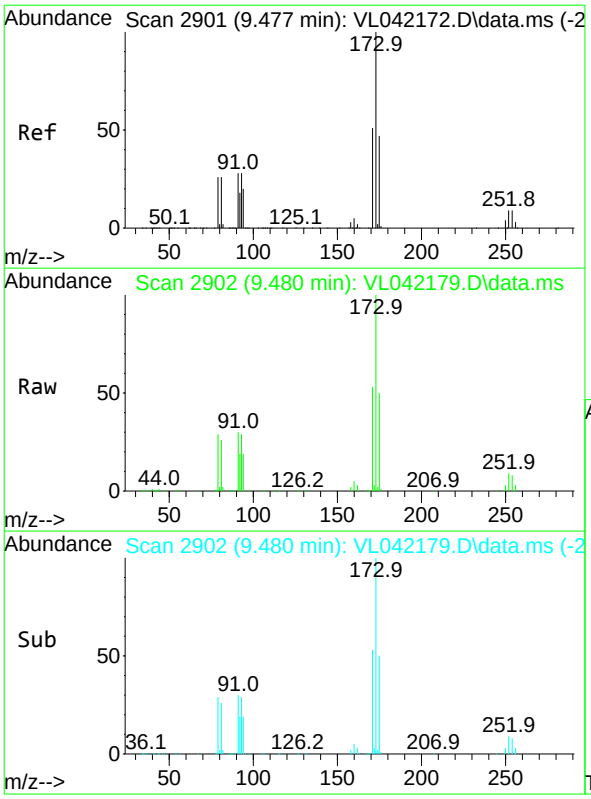

#49
Bromoform
Concen: 9.858 ppbv
RT: 9.480 min Scan# 29
Delta R.T. 0.003 min
Lab File: VL042179.D
Acq: 27 Mar 2025 12:23

Tgt Ion:173 Resp: 285149

Ion	Ratio	Lower	Upper
173	100		
175	49.2	38.6	57.8
171	52.4	41.8	62.6

Instrument :
MSVOA_L
ClientSampleId :
ICVVL032725

Manual Integrations
APPROVED

Reviewed By :Semsettin Yesilyurt 03/31/2025
Supervised By :Mahesh Dadoda 04/03/2025

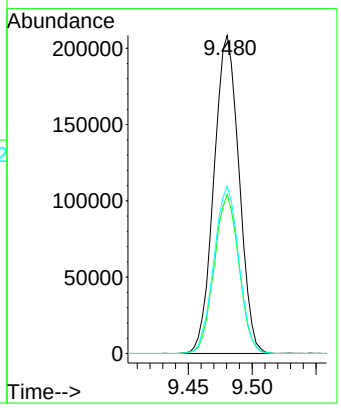

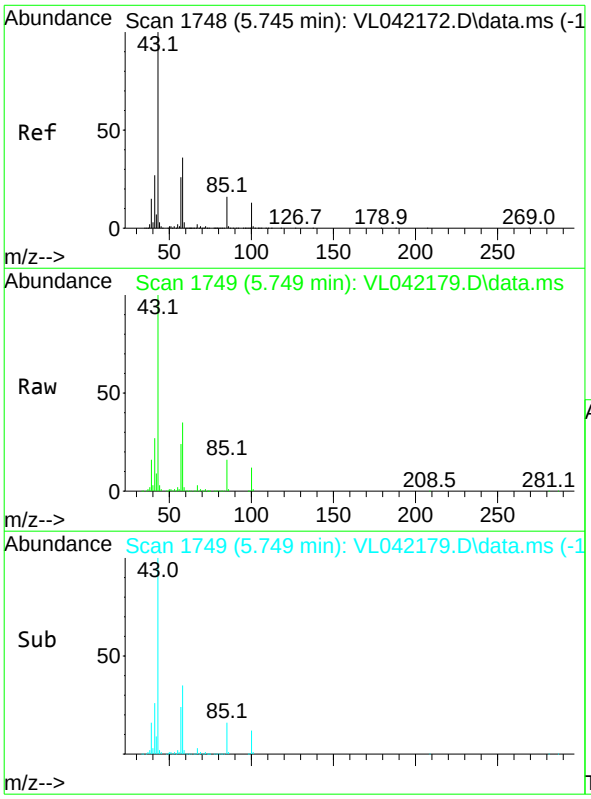

#50
4-Methyl-2-Pentanone
Concen: 8.749 ppbv
RT: 5.749 min Scan# 1749
Delta R.T. 0.003 min
Lab File: VL042179.D
Acq: 27 Mar 2025 12:23

Tgt Ion: 43 Resp: 500791

Ion	Ratio	Lower	Upper
43	100		
58	35.8	29.0	43.6

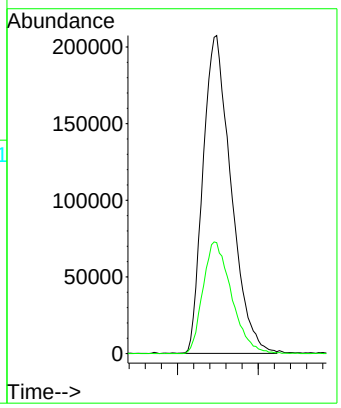

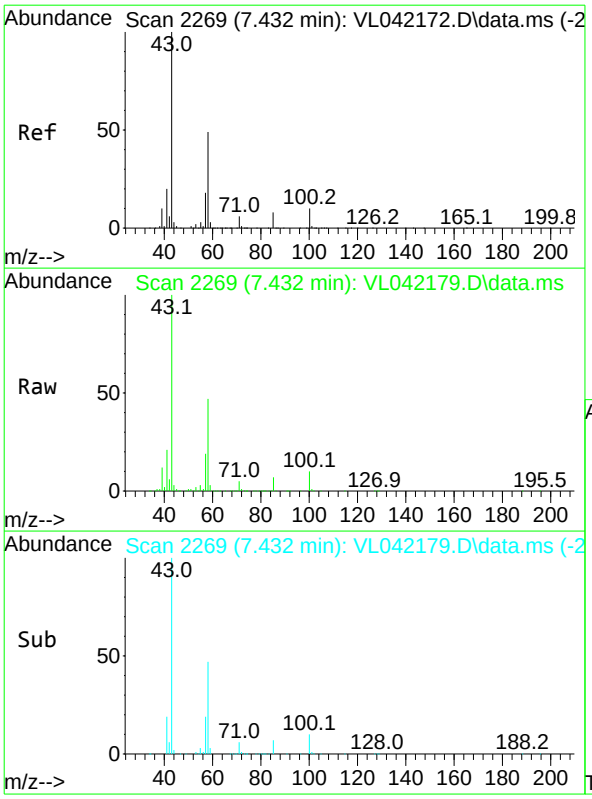

#51
2-Hexanone
Concen: 8.741 ppbv
RT: 7.432 min Scan# 22
Delta R.T. -0.000 min
Lab File: VL042179.D
Acq: 27 Mar 2025 12:23

Tgt Ion: 43 Resp: 410889

Ion	Ratio	Lower	Upper
43	100		
58	48.9	39.7	59.5
98	0.0	0.1	0.1#

Instrument :
MSVOA_L
ClientSampleId :
ICVVL032725

Manual Integrations
APPROVED

Reviewed By :Semsettin Yesilyurt 03/31/2025
Supervised By :Mahesh Dadoda 04/03/2025

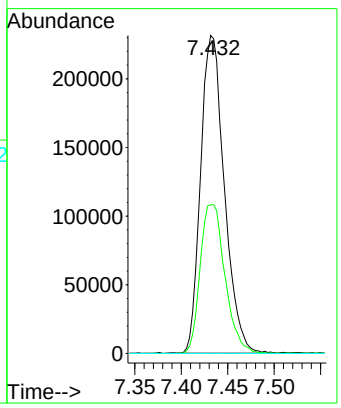

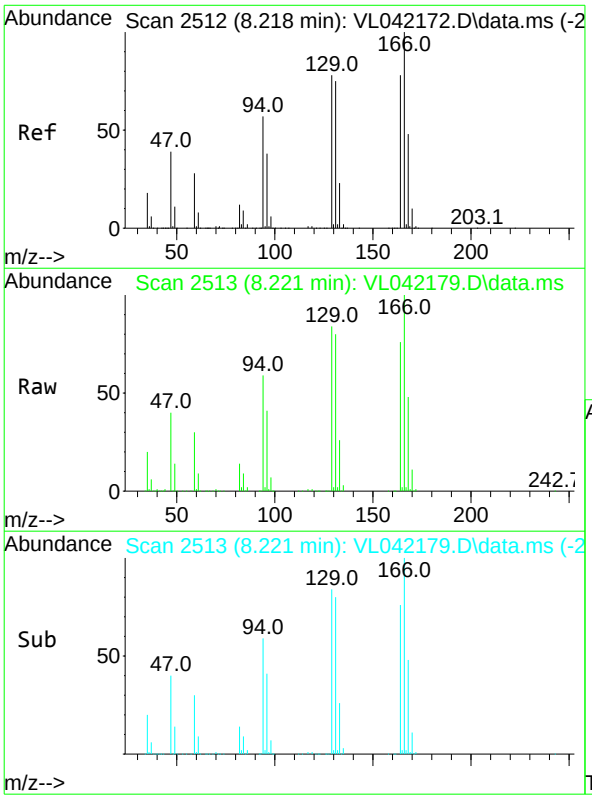

#52
Tetrachloroethene
Concen: 8.855 ppbv
RT: 8.221 min Scan# 2513
Delta R.T. 0.003 min
Lab File: VL042179.D
Acq: 27 Mar 2025 12:23

Tgt Ion:164 Resp: 173420

Ion	Ratio	Lower	Upper
164	100		
166	131.6	102.5	153.7
129	110.1	79.8	119.8
131	104.9	76.6	114.8

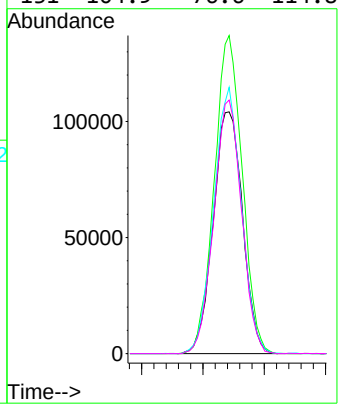

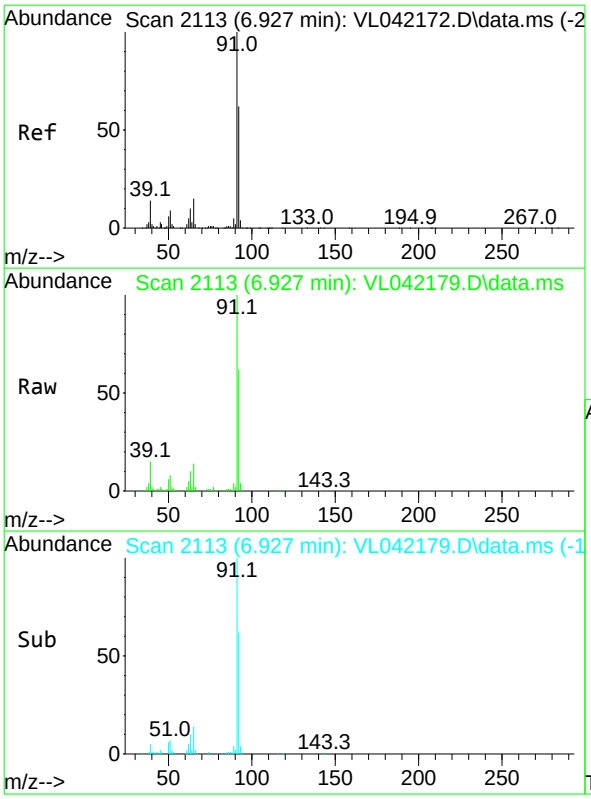

#53
Toluene
Concen: 9.514 ppbv
RT: 6.927 min Scan# 21
Delta R.T. -0.000 min
Lab File: VL042179.D
Acq: 27 Mar 2025 12:23

Tgt Ion: 91 Resp: 556897

Ion	Ratio	Lower	Upper
91	100		
92	59.8	48.4	72.6

Instrument :
MSVOA_L
ClientSampleId :
ICVVL032725

Manual Integrations
APPROVED

Reviewed By :Semsettin Yesilyurt 03/31/2025
Supervised By :Mahesh Dadoda 04/03/2025

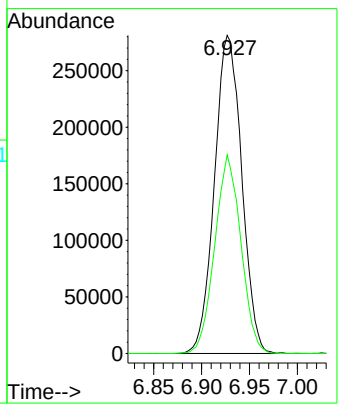

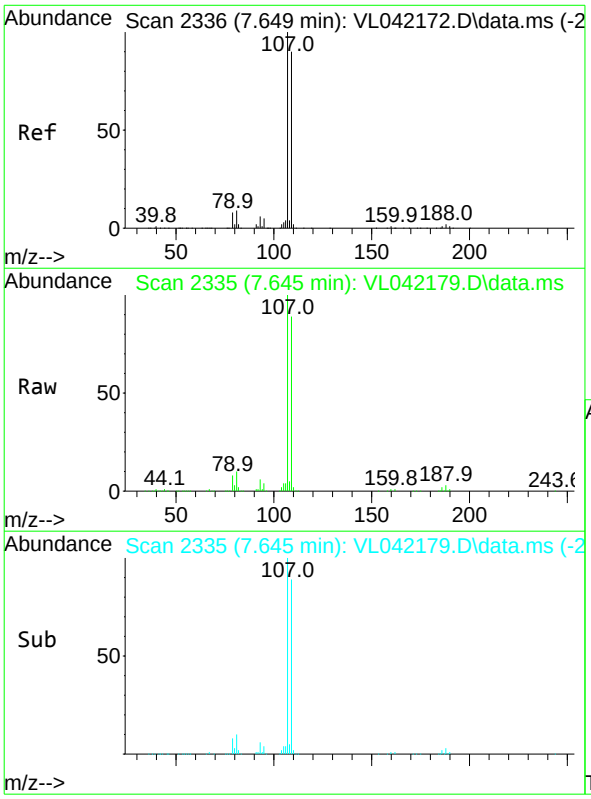

#54
1,2-Dibromoethane
Concen: 9.695 ppbv
RT: 7.645 min Scan# 2335
Delta R.T. -0.003 min
Lab File: VL042179.D
Acq: 27 Mar 2025 12:23

Tgt Ion:107 Resp: 256930

Ion	Ratio	Lower	Upper
107	100		
109	88.9	72.2	108.4

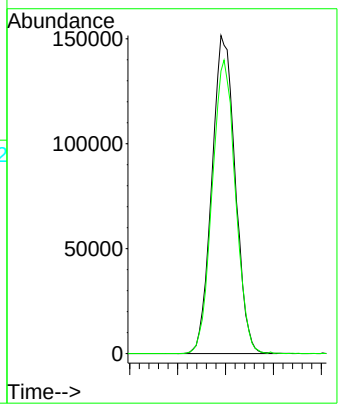

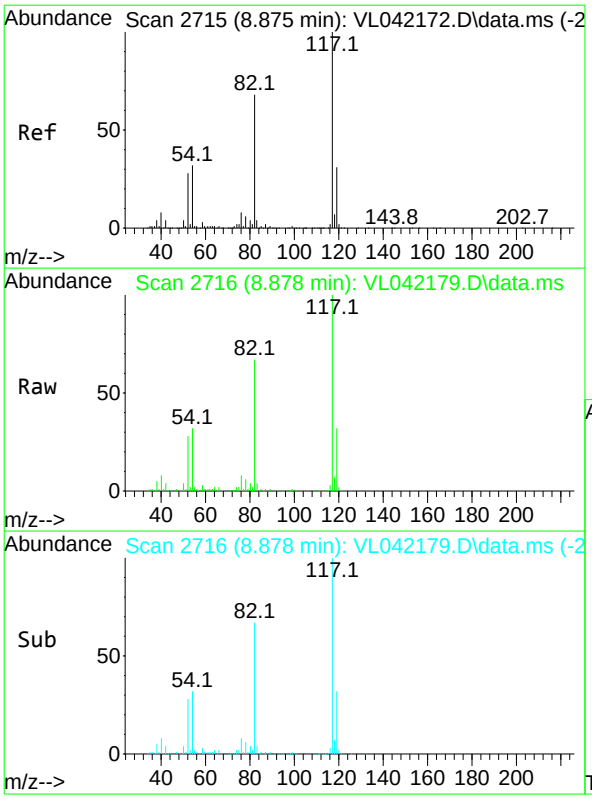

#55
Chlorobenzene-d5
Concen: 10.000 ppbv
RT: 8.878 min Scan# 27
Delta R.T. 0.003 min
Lab File: VL042179.D
Acq: 27 Mar 2025 12:23

Tgt Ion:117 Resp: 473357

Ion	Ratio	Lower	Upper
117	100		
82	68.7	55.8	83.6
119	31.2	25.5	38.3

Instrument :
MSVOA_L
ClientSampleId :
ICVVL032725

Manual Integrations
APPROVED

Reviewed By :Semsettin Yesilyurt 03/31/2025
Supervised By :Mahesh Dadoda 04/03/2025

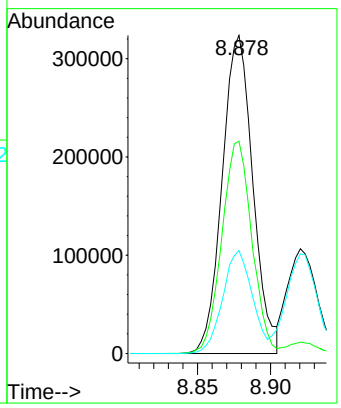

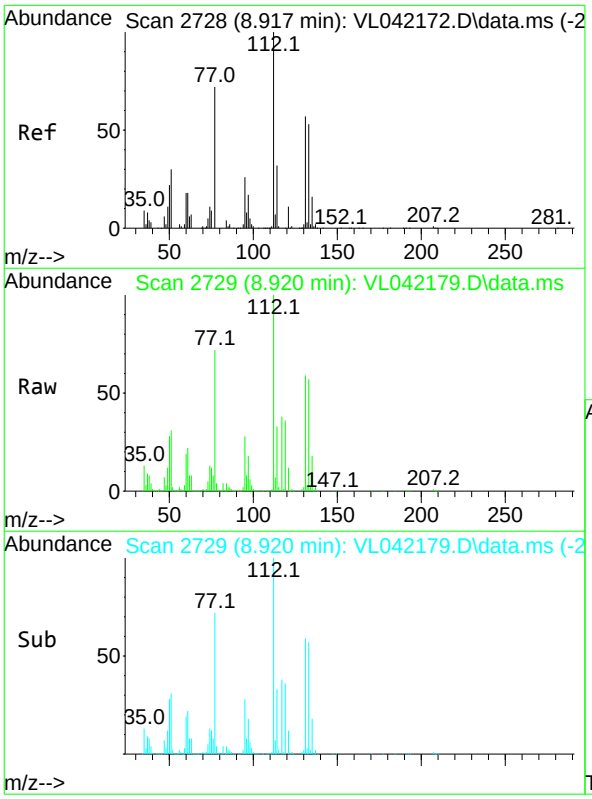

#56
1,1,1,2-Tetrachloroethane
Concen: 9.567 ppbv
RT: 8.920 min Scan# 2729
Delta R.T. 0.003 min
Lab File: VL042179.D
Acq: 27 Mar 2025 12:23

Tgt Ion:131 Resp: 249270

Ion	Ratio	Lower	Upper
131	100		
133	95.0	76.6	114.8
119	61.3	49.8	74.6

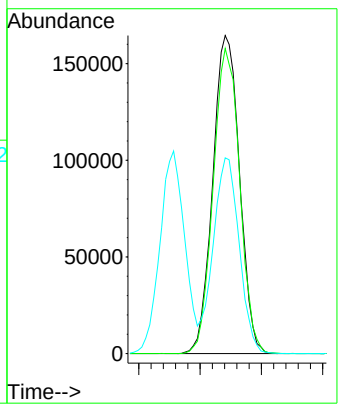

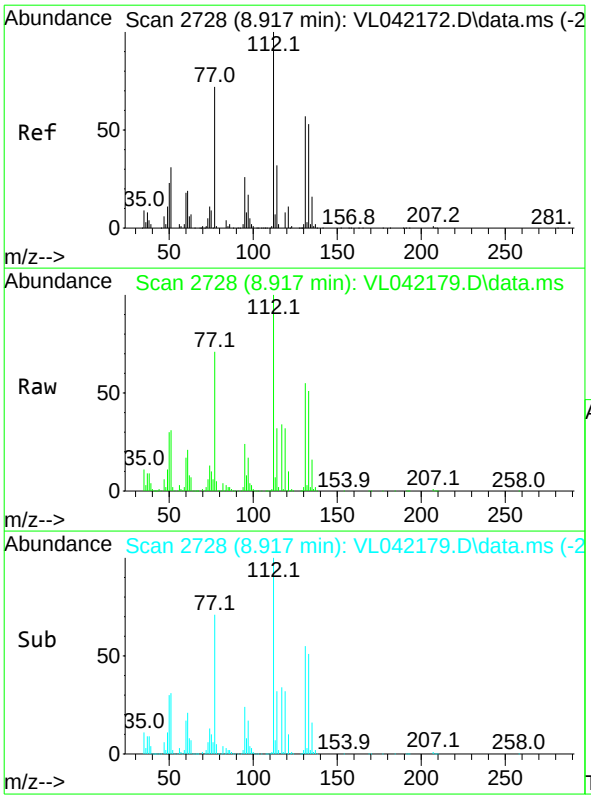

#57
Chlorobenzene
Concen: 9.411 ppbv
RT: 8.917 min Scan# 27
Delta R.T. -0.000 min
Lab File: VL042179.D
Acq: 27 Mar 2025 12:23

Tgt Ion:112 Resp: 422531

Ion	Ratio	Lower	Upper
112	100		
77	70.6	58.2	87.2
114	31.9	29.1	35.5

Instrument :
MSVOA_L
ClientSampleId :
ICVVL032725

Manual Integrations
APPROVED

Reviewed By :Semsettin Yesilyurt 03/31/2025
Supervised By :Mahesh Dadoda 04/03/2025

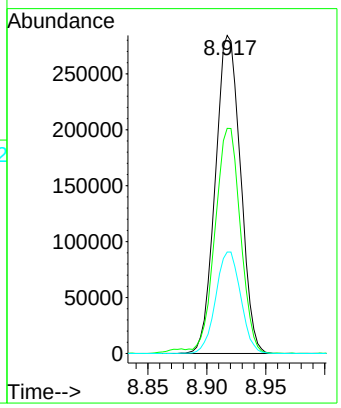

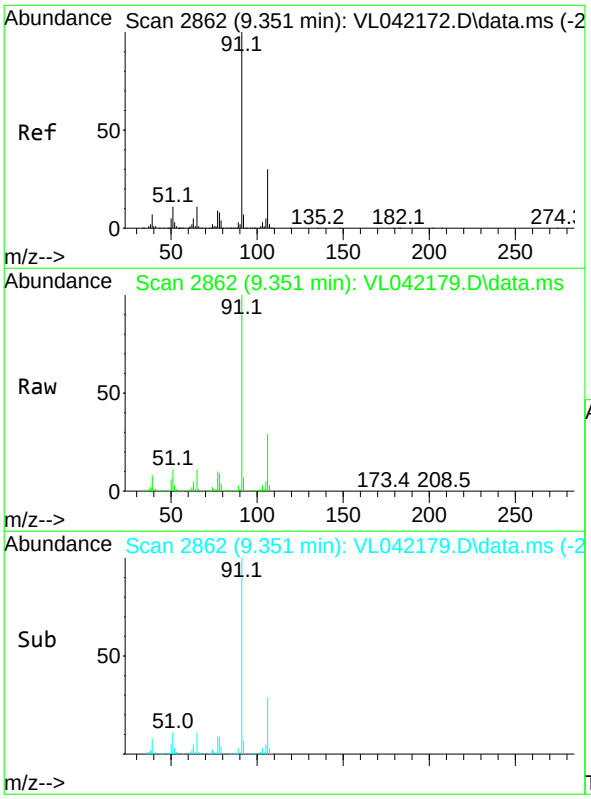

#58
Ethyl Benzene
Concen: 9.412 ppbv
RT: 9.351 min Scan# 2862
Delta R.T. -0.000 min
Lab File: VL042179.D
Acq: 27 Mar 2025 12:23

Tgt Ion: 91 Resp: 791360

Ion	Ratio	Lower	Upper
91	100		
106	28.9	24.2	36.2

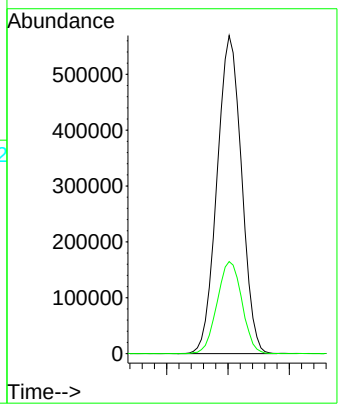

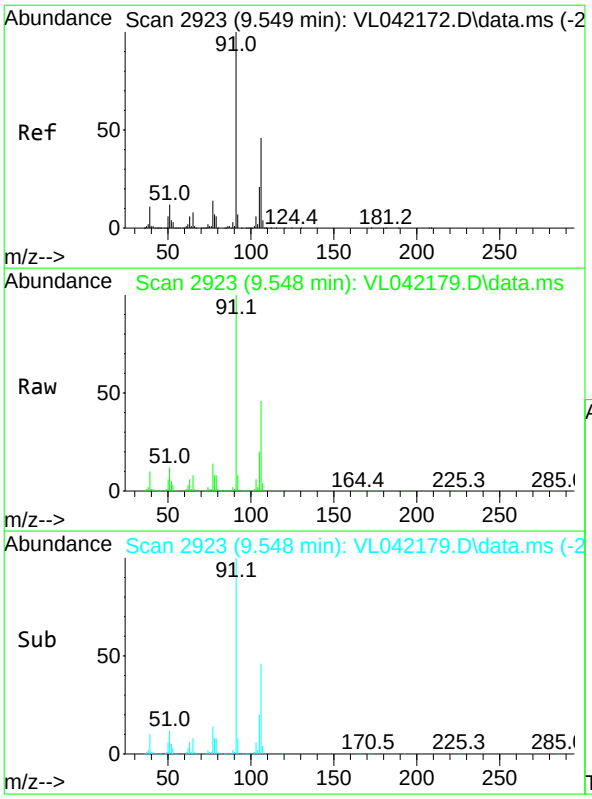

#59
m/p-Xylene
Concen: 18.772 ppbv m
RT: 9.548 min Scan# 29
Delta R.T. -0.000 min
Lab File: VL042179.D
Acq: 27 Mar 2025 12:23

Tgt Ion: 91 Resp: 1260340

Ion	Ratio	Lower	Upper
91	100		
106	45.3	36.4	54.6

Instrument :
MSVOA_L
ClientSampleId :
ICVVL032725

Manual Integrations
APPROVED

Reviewed By :Semsettin Yesilyurt 03/31/2025
Supervised By :Mahesh Dadoda 04/03/2025

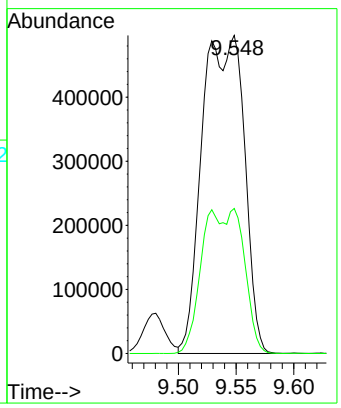

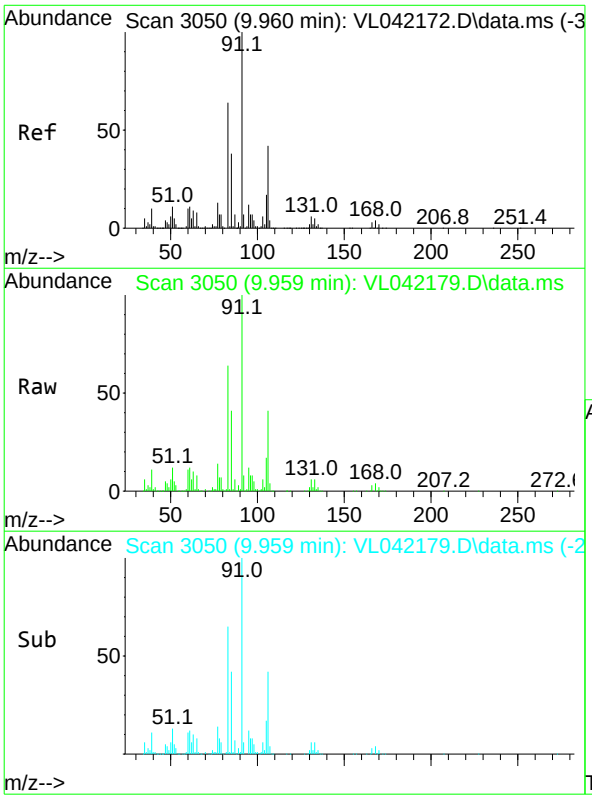

#60
o-Xylene
Concen: 9.404 ppbv
RT: 9.959 min Scan# 3050
Delta R.T. -0.000 min
Lab File: VL042179.D
Acq: 27 Mar 2025 12:23

Tgt Ion: 91 Resp: 632918

Ion	Ratio	Lower	Upper
91	100		
106	42.2	20.8	62.5

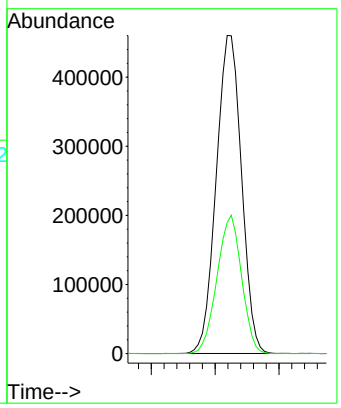

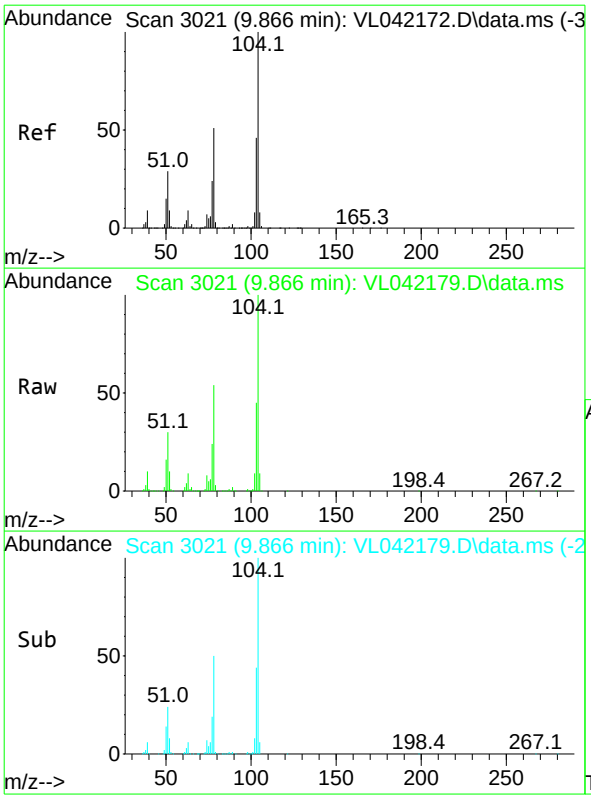

#61
Styrene
Concen: 9.488 ppbv
RT: 9.866 min Scan# 30
Delta R.T. -0.000 min
Lab File: VL042179.D
Acq: 27 Mar 2025 12:23

Tgt Ion:104 Resp: 315910

Ion	Ratio	Lower	Upper
104	100		
78	52.8	41.8	62.6
103	46.3	37.0	55.4

Instrument :
MSVOA_L
ClientSampleId :
ICVVL032725

Manual Integrations
APPROVED

Reviewed By :Semsettin Yesilyurt 03/31/2025
Supervised By :Mahesh Dadoda 04/03/2025

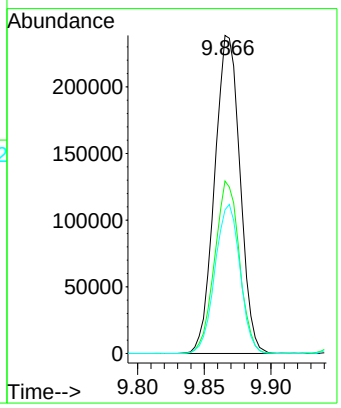

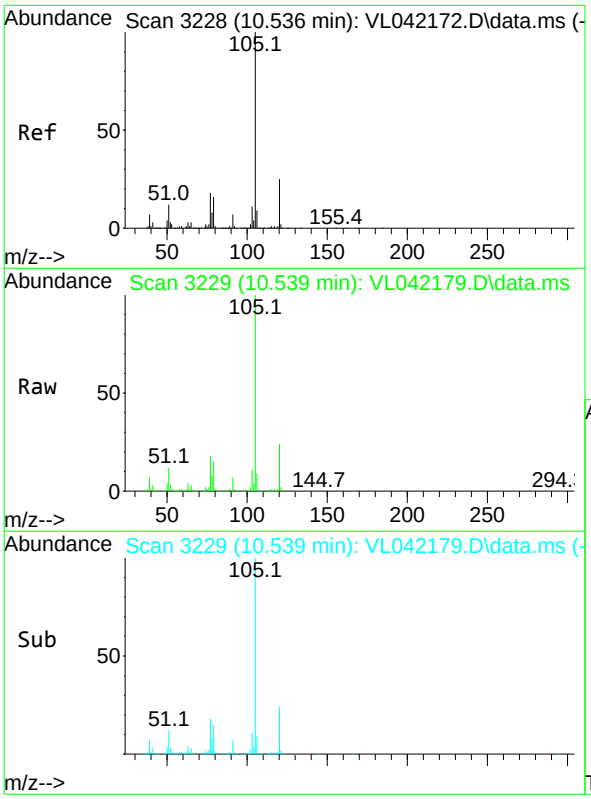

#62
Isopropylbenzene
Concen: 9.388 ppbv
RT: 10.539 min Scan# 3229
Delta R.T. 0.003 min
Lab File: VL042179.D
Acq: 27 Mar 2025 12:23

Tgt Ion:105 Resp: 944938

Ion	Ratio	Lower	Upper
105	100		
120	24.9	19.9	29.9

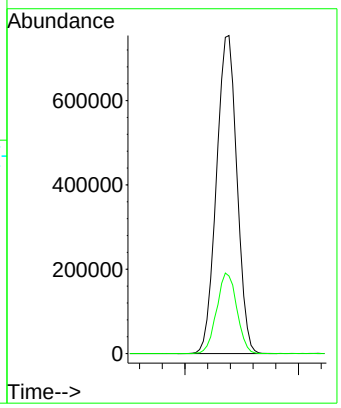

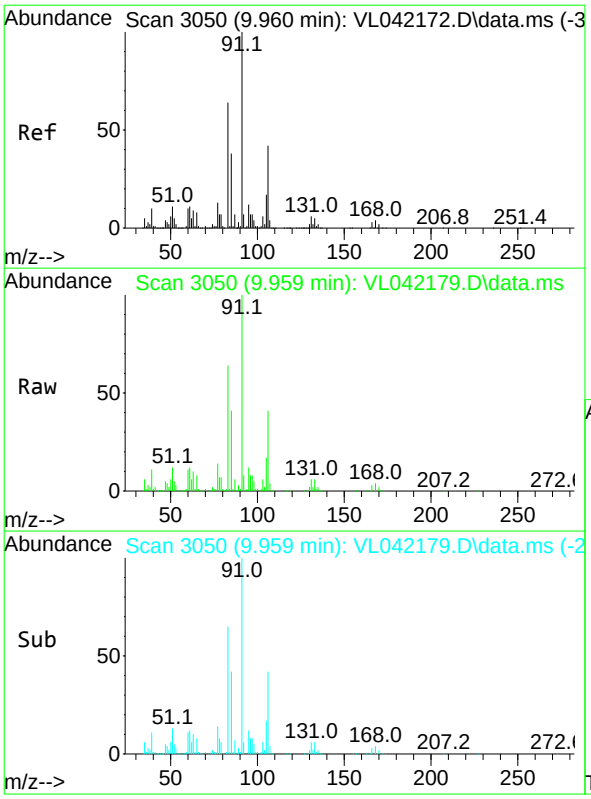

#63
1,1,2,2-Tetrachloroethane
Concen: 9.357 ppbv
RT: 9.959 min Scan# 30
Delta R.T. -0.000 min
Lab File: VL042179.D
Acq: 27 Mar 2025 12:23

Tgt Ion: 83 Resp: 382635

Ion	Ratio	Lower	Upper
83	100		
131	9.7	4.8	14.4
85	63.9	32.5	97.5

Instrument :
MSVOA_L
ClientSampleId :
ICVVL032725

Manual Integrations
APPROVED

Reviewed By :Semsettin Yesilyurt 03/31/2025
Supervised By :Mahesh Dadoda 04/03/2025

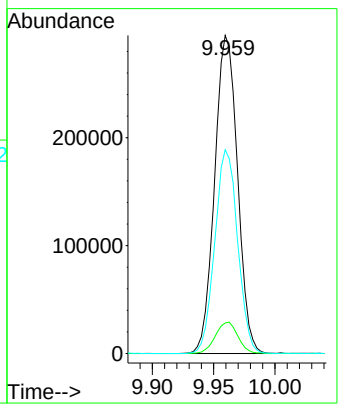



#64
n-propylbenzene
Concen: 9.439 ppbv
RT: 10.985 min Scan# 3367
Delta R.T. -0.000 min
Lab File: VL042179.D
Acq: 27 Mar 2025 12:23

Tgt Ion:120 Resp: 244547

Ion	Ratio	Lower	Upper
120	100		
91	465.9	376.9	565.3

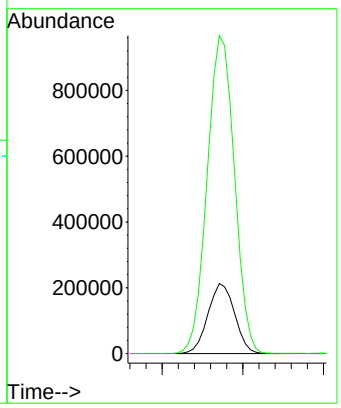

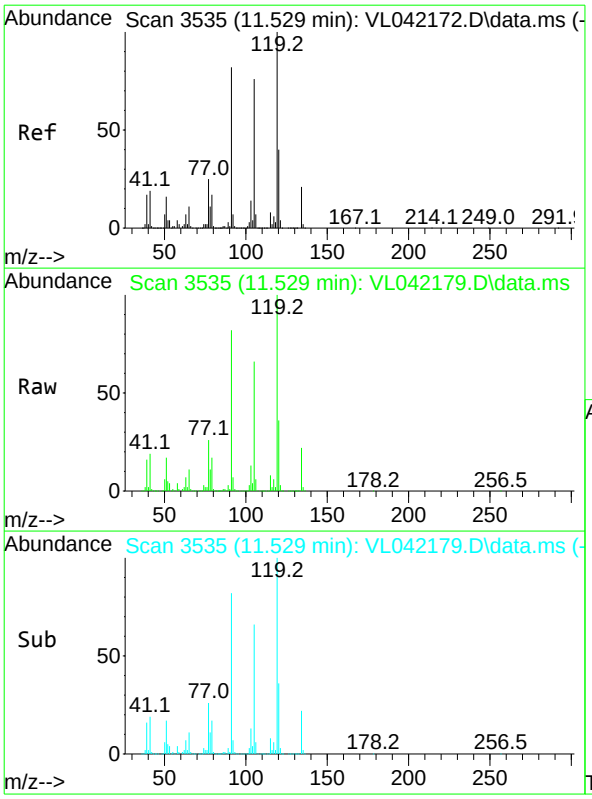

#65
tert-Butylbenzene
Concen: 9.065 ppbv
RT: 11.529 min Scan# 35
Delta R.T. -0.000 min
Lab File: VL042179.D
Acq: 27 Mar 2025 12:23

Tgt Ion:119 Resp: 843828

Ion	Ratio	Lower	Upper
119	100		
91	84.3	66.0	99.0
134	21.2	16.7	25.1

Instrument :
MSVOA_L
ClientSampleId :
ICVVL032725

Manual Integrations APPROVED

Reviewed By :Semsettin Yesilyurt 03/31/2025
Supervised By :Mahesh Dadoda 04/03/2025

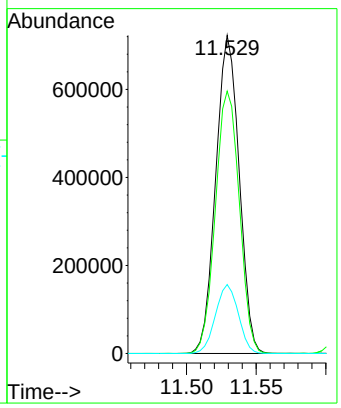

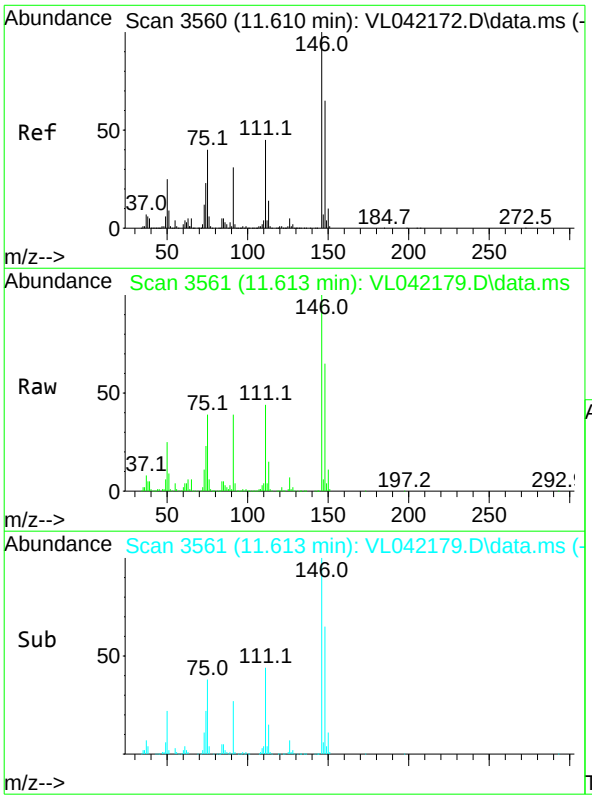

#66
Benzyl Chloride
Concen: 8.789 ppbv
RT: 11.613 min Scan# 3561
Delta R.T. 0.003 min
Lab File: VL042179.D
Acq: 27 Mar 2025 12:23

Tgt Ion: 91 Resp: 86804

Ion	Ratio	Lower	Upper
91	100		
126	18.5	13.8	20.6
128	6.2	4.5	6.7

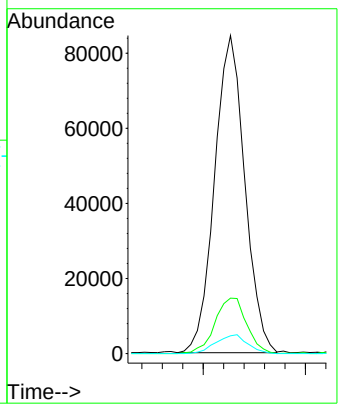

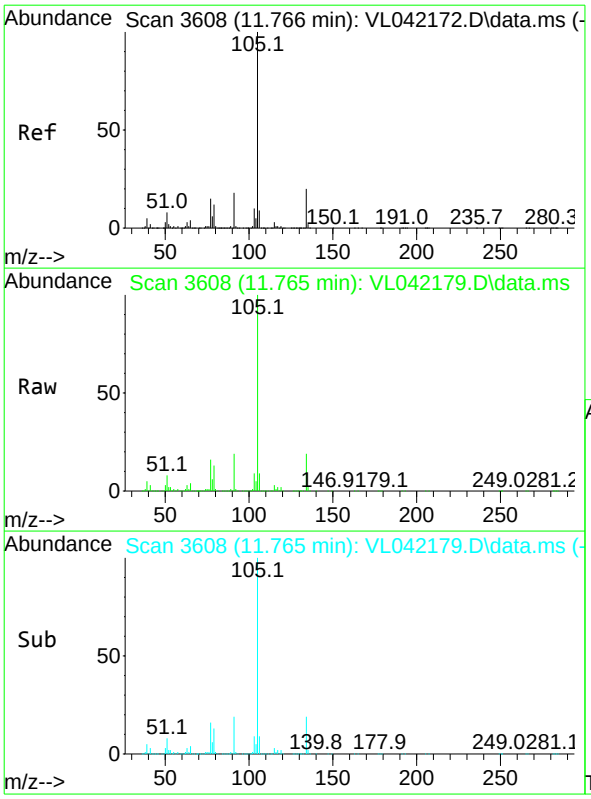

#67
sec-Butylbenzene
Concen: 9.063 ppbv
RT: 11.765 min Scan# 36
Delta R.T. -0.000 min
Lab File: VL042179.D
Acq: 27 Mar 2025 12:23

Tgt Ion:105 Resp: 1172636

Ion	Ratio	Lower	Upper
105	100		
134	19.4	15.5	23.3

Instrument :
MSVOA_L
ClientSampleId :
ICVVL032725

Manual Integrations
APPROVED

Reviewed By :Semsettin Yesilyurt 03/31/2025
Supervised By :Mahesh Dadoda 04/03/2025

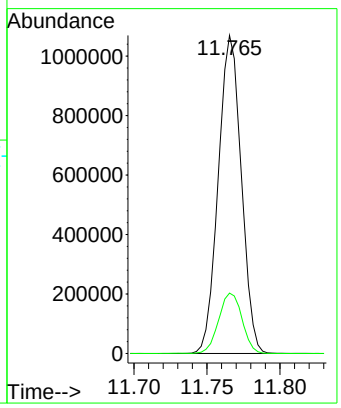

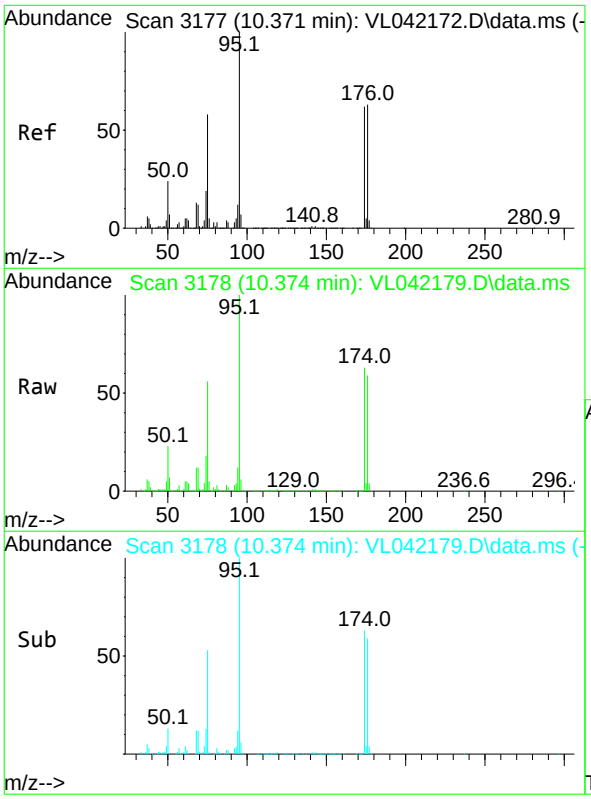

#68
1-Bromo-4-Fluorobenzene
Concen: 9.774 ppbv
RT: 10.374 min Scan# 3178
Delta R.T. 0.003 min
Lab File: VL042179.D
Acq: 27 Mar 2025 12:23

Tgt Ion: 95 Resp: 379929

Ion	Ratio	Lower	Upper
95	100		
174	63.0	50.6	76.0
175	4.4	3.8	5.6

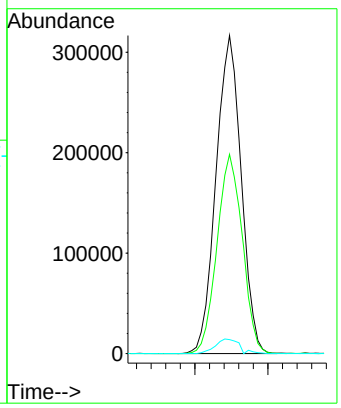

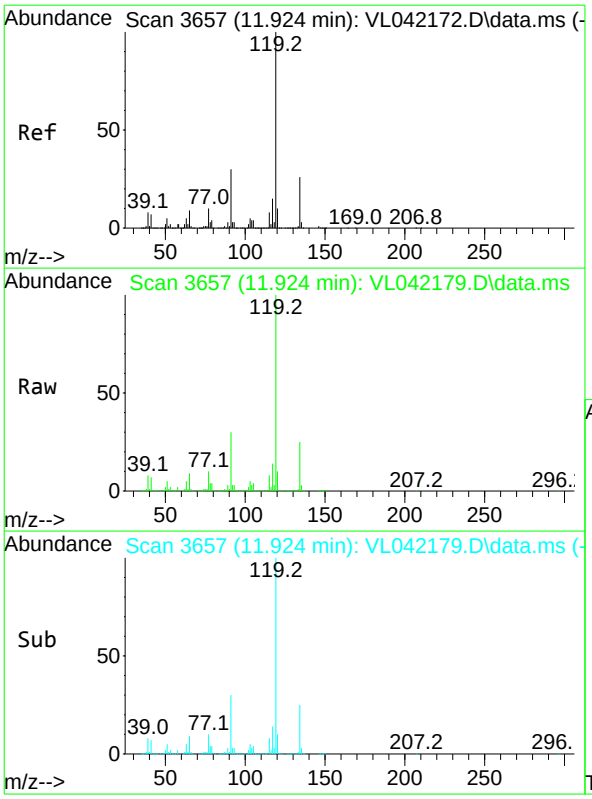

#69
p-Isopropyltoluene
Concen: 9.153 ppbv
RT: 11.924 min Scan# 36
Delta R.T. -0.000 min
Lab File: VL042179.D
Acq: 27 Mar 2025 12:23

Tgt Ion:119 Resp: 1019694

Ion	Ratio	Lower	Upper
119	100		
134	25.3	20.4	30.6
91	29.9	23.7	35.5

Instrument :
MSVOA_L
ClientSampleId :
ICVVL032725

Manual Integrations
APPROVED

Reviewed By :Semsettin Yesilyurt 03/31/2025
Supervised By :Mahesh Dadoda 04/03/2025

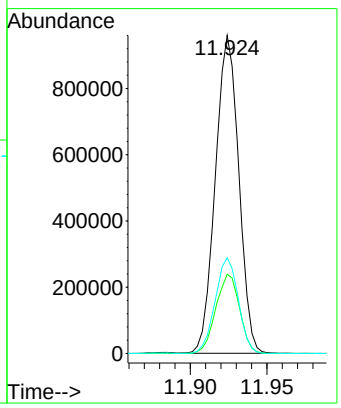

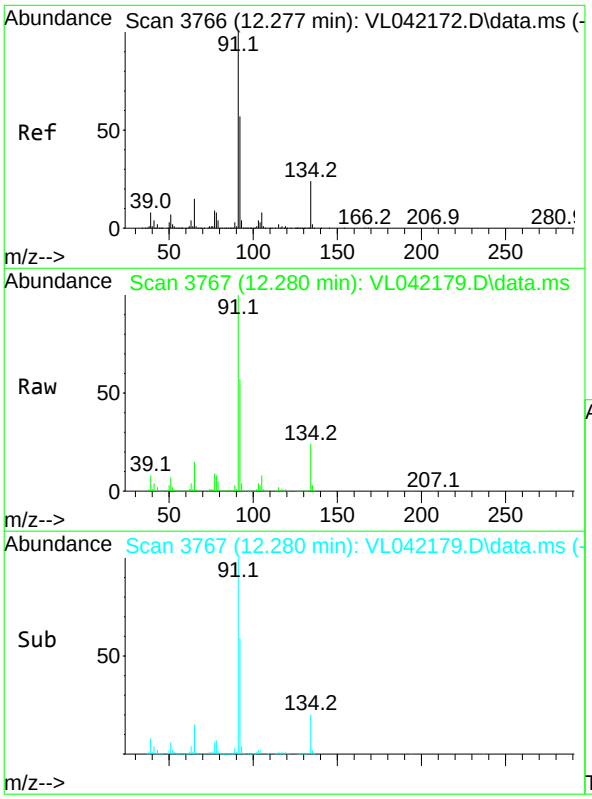

#70
n-Butylbenzene
Concen: 9.115 ppbv
RT: 12.280 min Scan# 3767
Delta R.T. 0.003 min
Lab File: VL042179.D
Acq: 27 Mar 2025 12:23

Tgt Ion: 91 Resp: 1038548

Ion	Ratio	Lower	Upper
91	100		
92	56.0	44.9	67.3
134	23.8	19.2	28.8

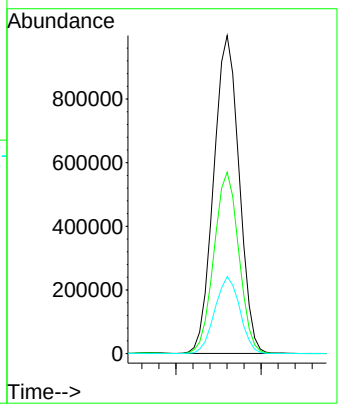

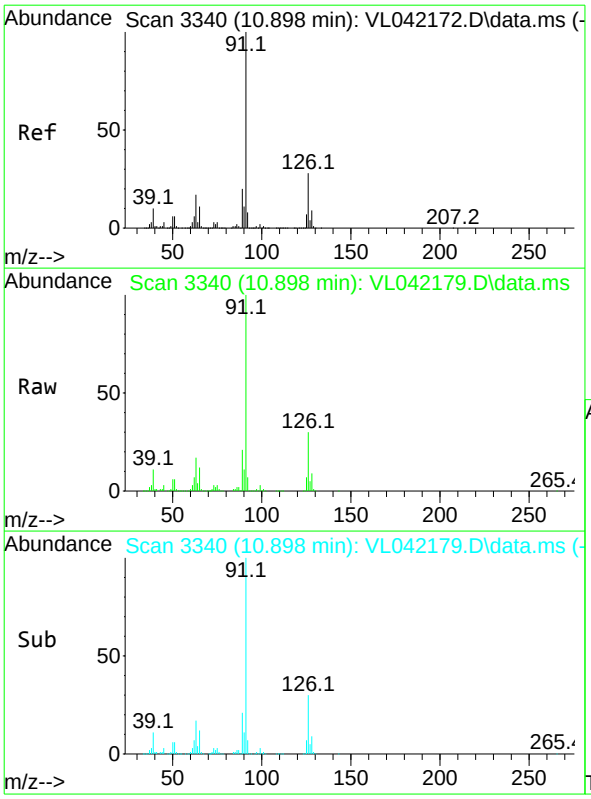

#71
2-Chlorotoluene
Concen: 9.382 ppbv
RT: 10.898 min Scan# 33
Delta R.T. -0.000 min
Lab File: VL042179.D
Acq: 27 Mar 2025 12:23

Tgt Ion: 91 Resp: 732874

Ion	Ratio	Lower	Upper
91	100		
126	29.2	11.6	46.4

Instrument :
MSVOA_L
ClientSampleId :
ICVVL032725

Manual Integrations
APPROVED

Reviewed By :Semsettin Yesilyurt 03/31/2025
Supervised By :Mahesh Dadoda 04/03/2025

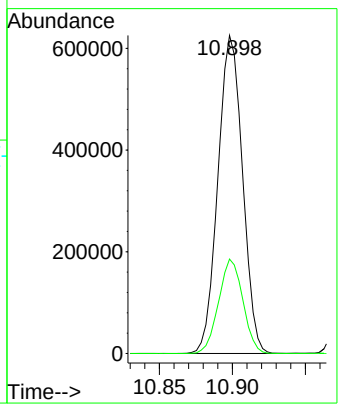

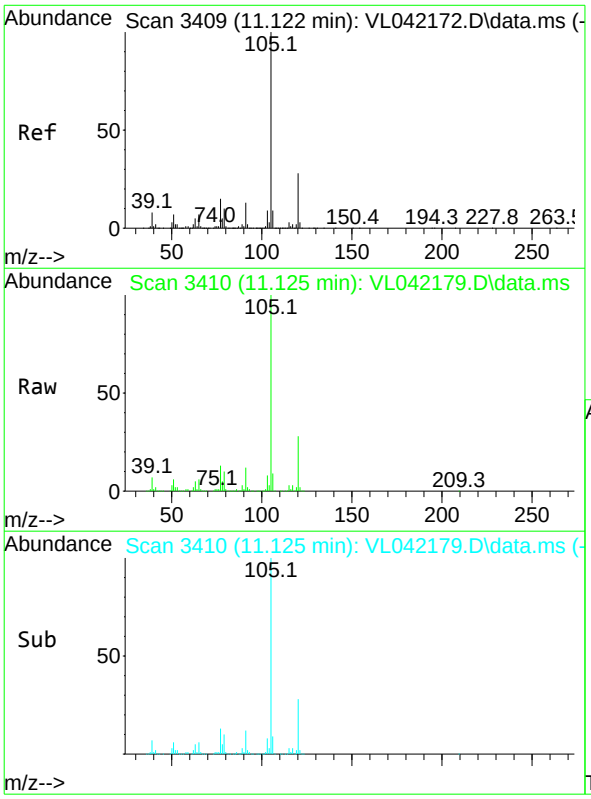

#72
4-Ethyltoluene
Concen: 9.370 ppbv
RT: 11.125 min Scan# 3410
Delta R.T. 0.003 min
Lab File: VL042179.D
Acq: 27 Mar 2025 12:23

Tgt Ion:105 Resp: 785185

Ion	Ratio	Lower	Upper
105	100		
120	29.6	23.4	35.0
91	12.9	10.3	15.5
77	14.1	11.4	17.2

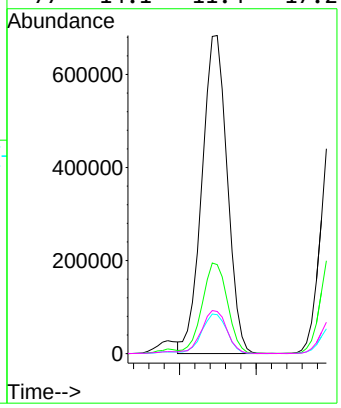

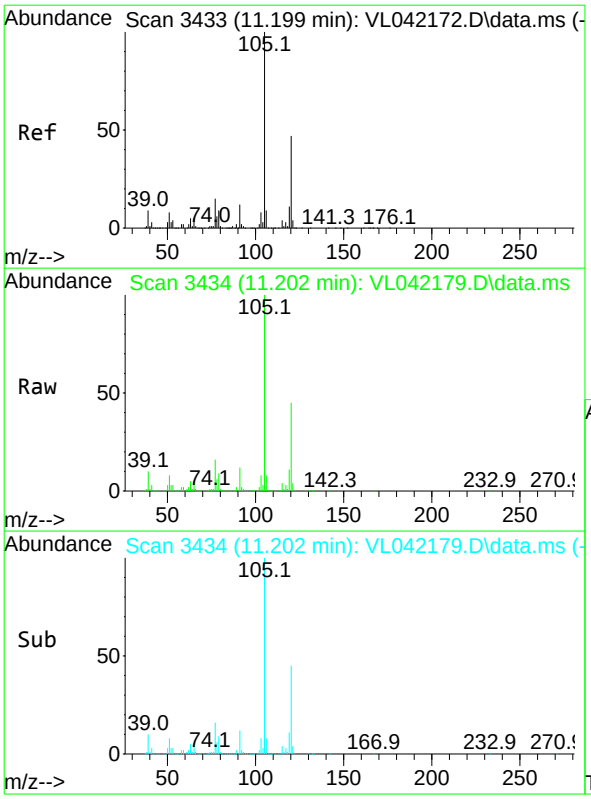

#73
1,3,5-Trimethylbenzene
Concen: 9.203 ppbv
RT: 11.202 min Scan# 34
Delta R.T. 0.003 min
Lab File: VL042179.D
Acq: 27 Mar 2025 12:23

Tgt Ion:105 Resp: 673541

Ion	Ratio	Lower	Upper
105	100		
120	45.2	37.4	56.0

Instrument :
MSVOA_L
ClientSampleId :
ICVVL032725

Manual Integrations
APPROVED

Reviewed By :Semsettin Yesilyurt 03/31/2025
Supervised By :Mahesh Dadoda 04/03/2025

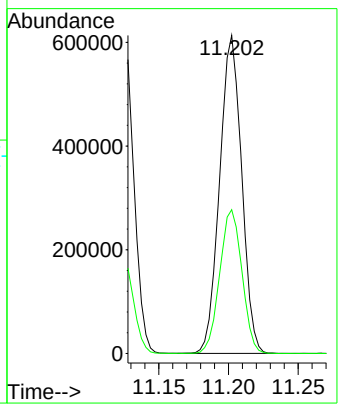

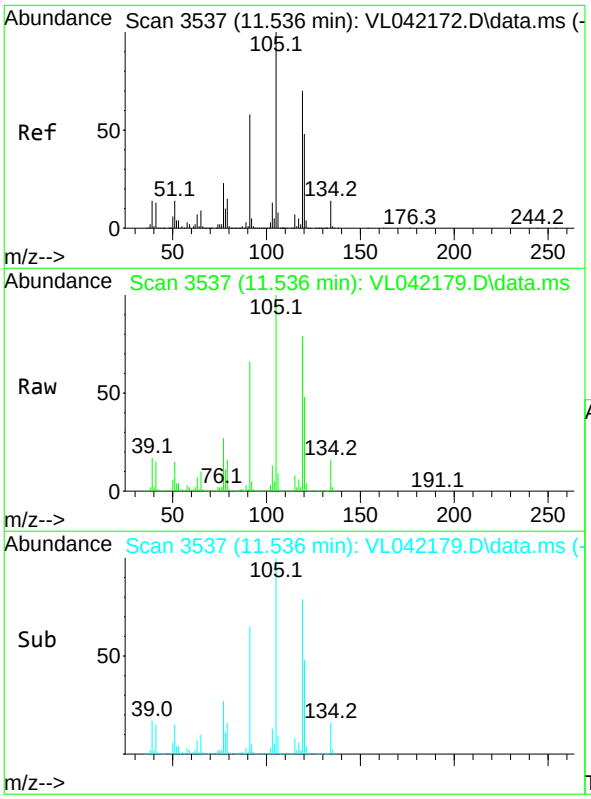

#74
1,2,4-Trimethylbenzene
Concen: 8.648 ppbv
RT: 11.536 min Scan# 3537
Delta R.T. -0.000 min
Lab File: VL042179.D
Acq: 27 Mar 2025 12:23

Tgt Ion:105 Resp: 729155

Ion	Ratio	Lower	Upper
105	100		
120	48.4	38.6	58.0
91	65.6	46.2	69.2
77	26.6	18.6	27.8

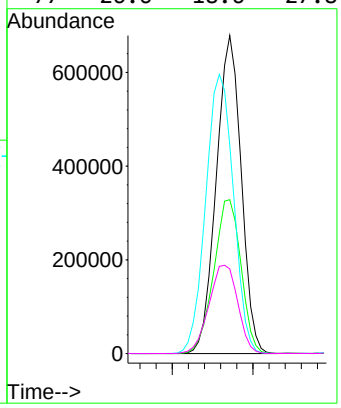

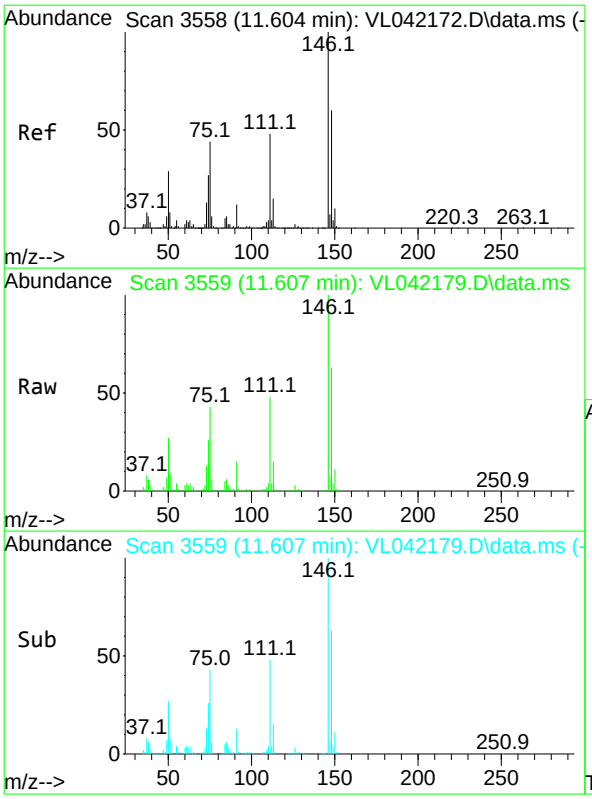

#75
1,3-Dichlorobenzene
Concen: 9.224 ppbv
RT: 11.607 min Scan# 35
Delta R.T. 0.003 min
Lab File: VL042179.D
Acq: 27 Mar 2025 12:23

Tgt Ion:146 Resp: 426573

Ion	Ratio	Lower	Upper
146	100		
111	47.2	23.8	71.2
148	62.9	31.9	95.9

Instrument :
MSVOA_L
ClientSampleId :
ICVVL032725

Manual Integrations
APPROVED

Reviewed By :Semsettin Yesilyurt 03/31/2025
Supervised By :Mahesh Dadoda 04/03/2025

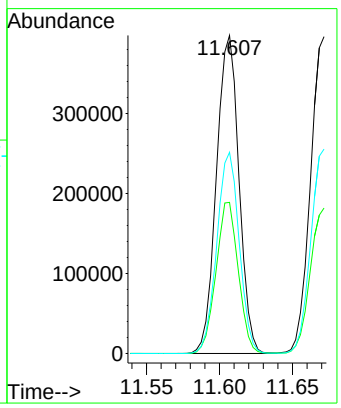

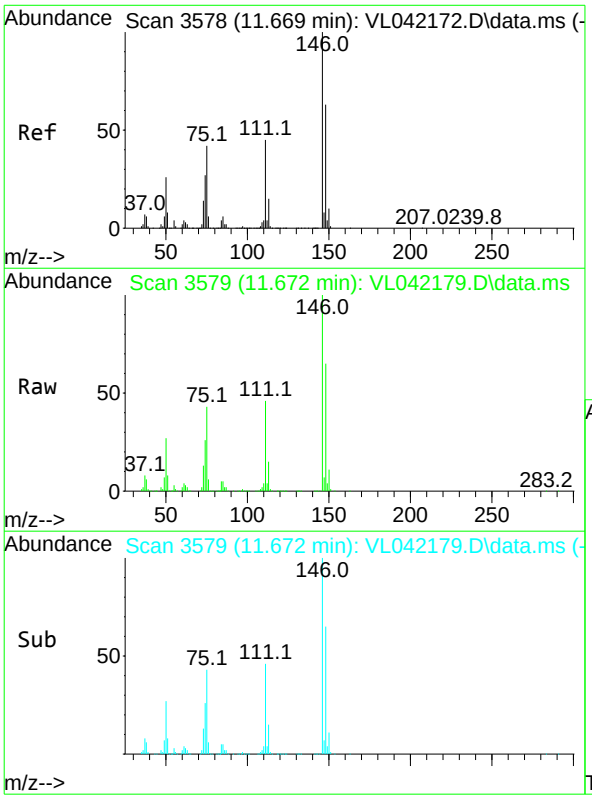

#76
1,4-Dichlorobenzene
Concen: 9.263 ppbv
RT: 11.672 min Scan# 3579
Delta R.T. 0.003 min
Lab File: VL042179.D
Acq: 27 Mar 2025 12:23

Tgt Ion:146 Resp: 426318

Ion	Ratio	Lower	Upper
146	100		
111	45.6	23.0	69.0
148	64.1	31.9	95.7

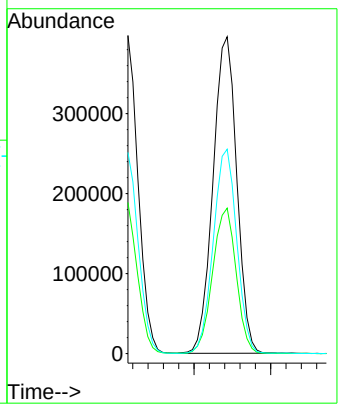

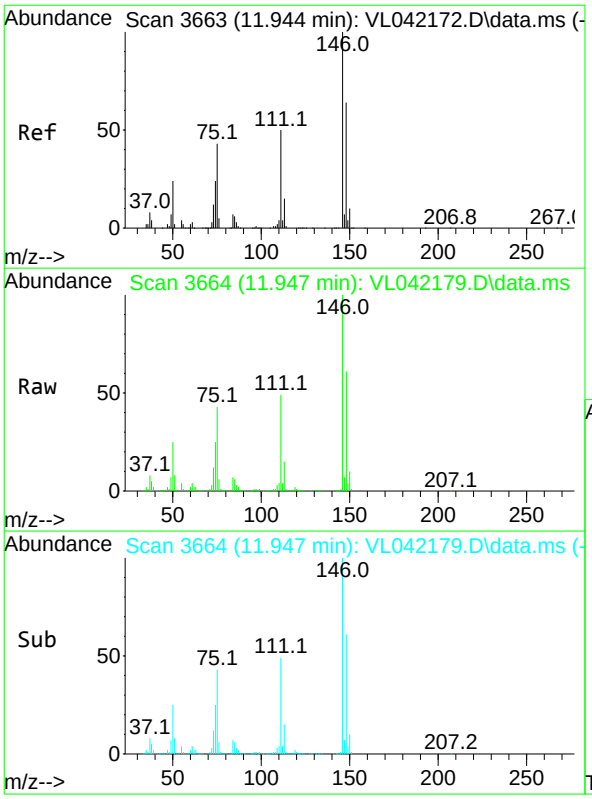

#77
1,2-Dichlorobenzene
Concen: 9.154 ppbv
RT: 11.947 min Scan# 36
Delta R.T. 0.003 min
Lab File: VL042179.D
Acq: 27 Mar 2025 12:23

Tgt Ion:146 Resp: 412180

Ion	Ratio	Lower	Upper
146	100		
111	48.8	24.8	74.3
148	62.8	31.6	94.8

Instrument :
MSVOA_L
ClientSampleId :
ICVVL032725

Manual Integrations
APPROVED

Reviewed By :Semsettin Yesilyurt 03/31/2025
Supervised By :Mahesh Dadoda 04/03/2025

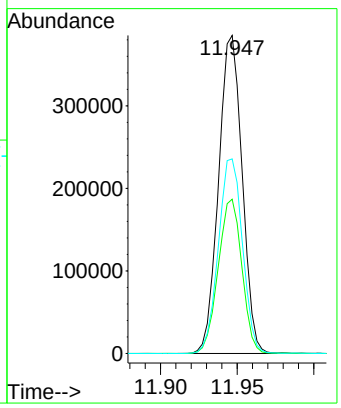

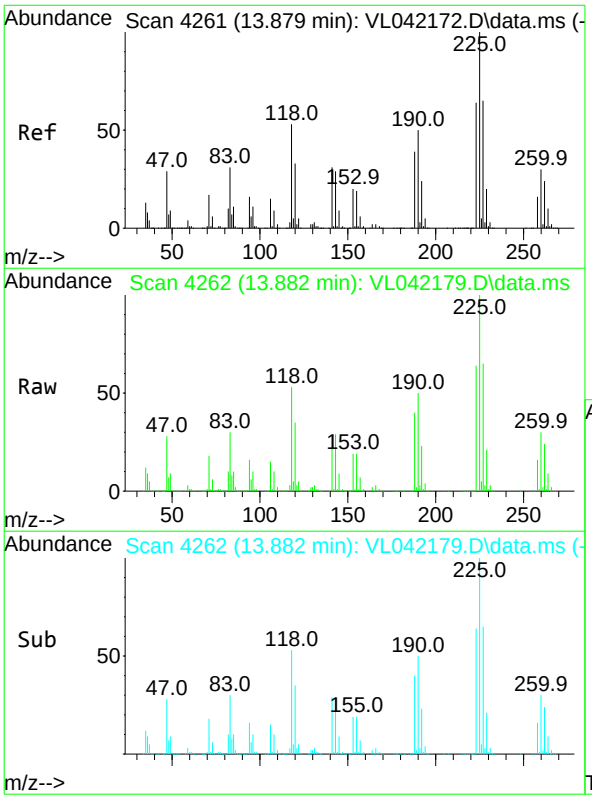

#78
Hexachloro-1,3-Butadiene
Concen: 7.776 ppbv
RT: 13.882 min Scan# 4262
Delta R.T. 0.003 min
Lab File: VL042179.D
Acq: 27 Mar 2025 12:23

Tgt Ion:225 Resp: 356386

Ion	Ratio	Lower	Upper
225	100		
223	63.4	50.6	76.0
227	63.4	51.2	76.8

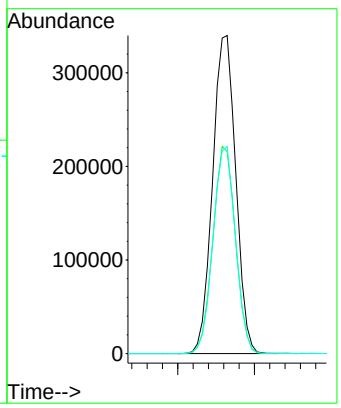

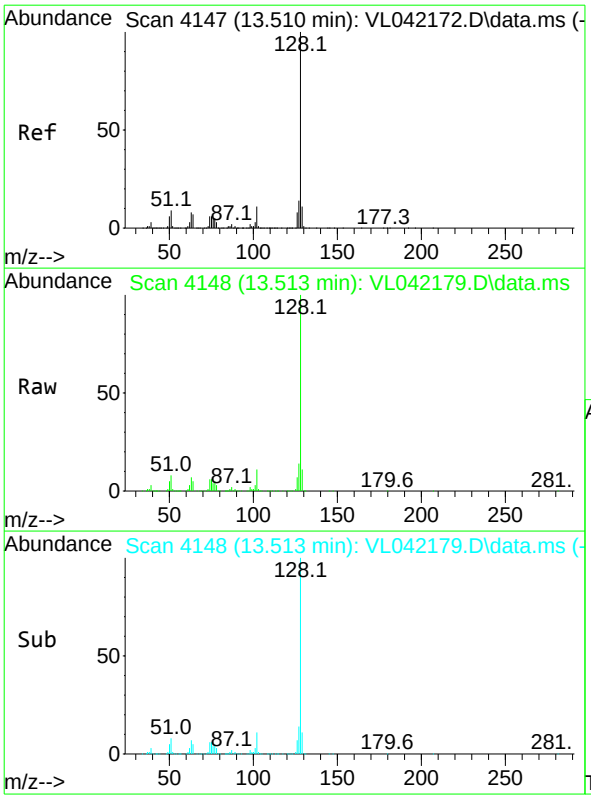

#79
Naphthalene
Concen: 8.385 ppbv
RT: 13.513 min Scan# 41
Delta R.T. 0.003 min
Lab File: VL042179.D
Acq: 27 Mar 2025 12:23

Tgt Ion:128 Resp: 773311

Ion	Ratio	Lower	Upper
128	100		
127	13.6	10.8	16.2
129	10.7	9.0	13.4

Instrument :
MSVOA_L
ClientSampleId :
ICVVL032725

Manual Integrations
APPROVED

Reviewed By :Semsettin Yesilyurt 03/31/2025
Supervised By :Mahesh Dadoda 04/03/2025

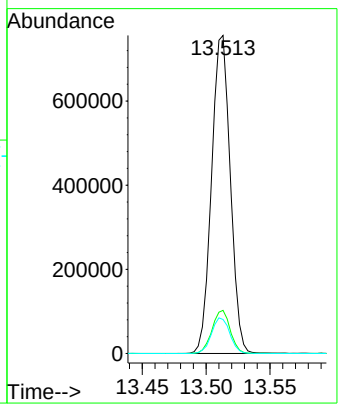

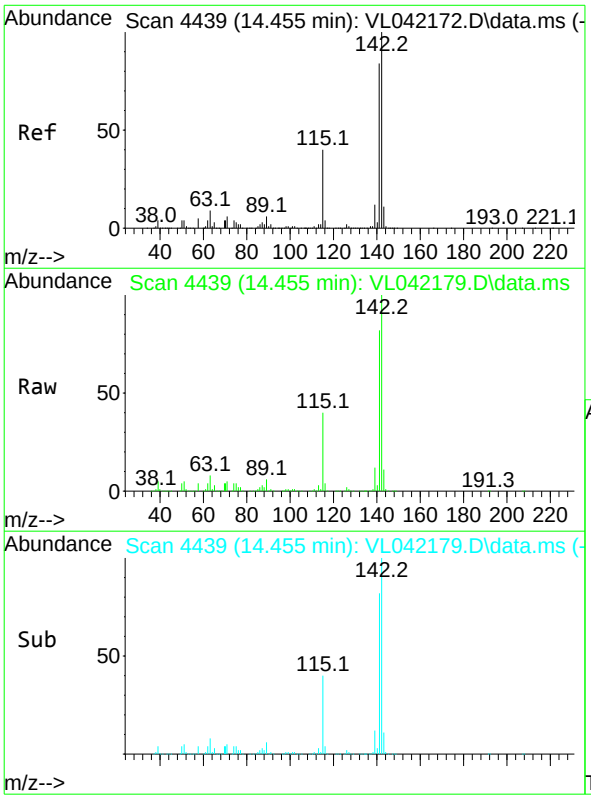

#80
Naphthalene,2-methyl-
Concen: 7.151 ppbv
RT: 14.455 min Scan# 4439
Delta R.T. -0.000 min
Lab File: VL042179.D
Acq: 27 Mar 2025 12:23

Tgt Ion:142 Resp: 323443

Ion	Ratio	Lower	Upper
142	100		
141	83.5	66.3	99.5
115	39.8	31.6	47.4

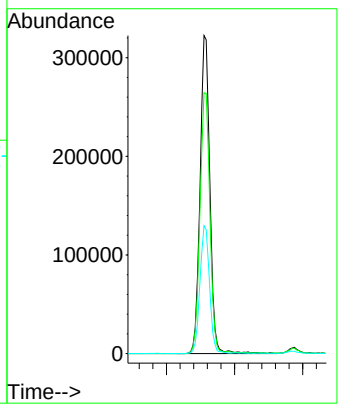

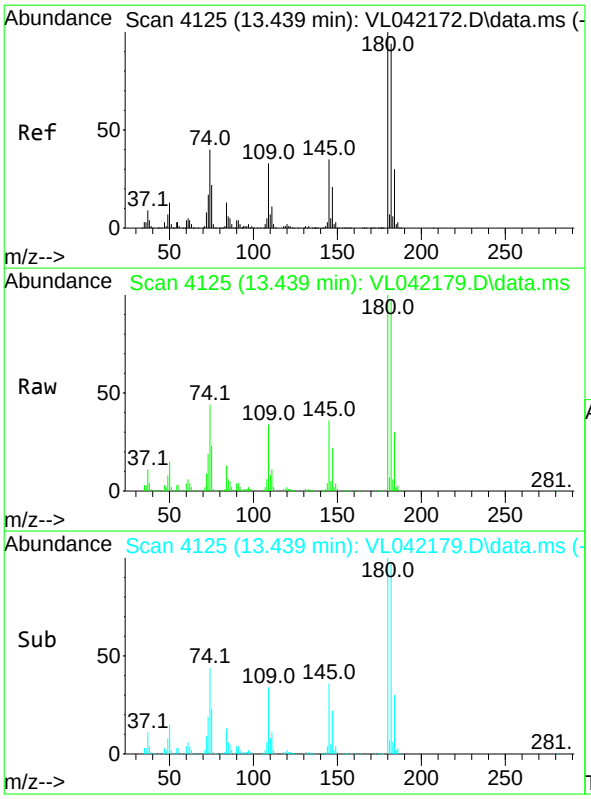

#81
1,2,4-Trichlorobenzene
Concen: 8.553 ppbv
RT: 13.439 min Scan# 41
Delta R.T. -0.000 min
Lab File: VL042179.D
Acq: 27 Mar 2025 12:23

Tgt Ion:180 Resp: 363863

Ion	Ratio	Lower	Upper
180	100		
182	96.2	75.1	112.7
184	30.1	24.4	36.6

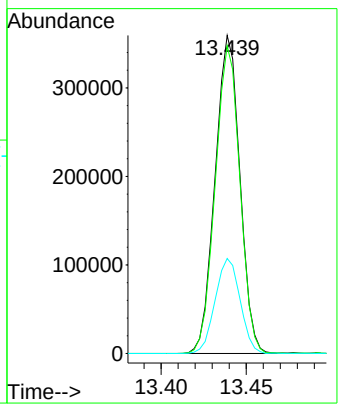

Instrument :
MSVOA_L
ClientSampleId :
ICVVL032725

Manual Integrations
APPROVED

Reviewed By :Semsettin Yesilyurt 03/31/2025
Supervised By :Mahesh Dadoda 04/03/2025

Evaluate Continuing Calibration Report

Data Path : Z:\voasrv\HPCHEM1\MSVOA_L\Data\VL032725\
Data File : VL042179.D
Acq On : 27 Mar 2025 12:23
Operator : SY/MD
Sample : VSTDICV010
Misc : 400mL/MSVOA_L
ALS Vial : 6 Sample Multiplier: 1

Instrument :
MSVOA_L
ClientSampleId :
ICVVL032725

Quant Time: Mar 28 02:05:15 2025
Quant Method : Z:\voasrv\HPCHEM1\MSVOA_L\methods\VL032725AIR.M
Quant Title : AIR ANALYSIS BY METHOD TO-15 Instrument: MSVOA_LFri Aug 26 06:05:16 2022
QLast Update : Fri Mar 28 02:00:52 2025
Response via : Initial Calibration

Min. RRF : 0.050 Min. Rel. Area : 20% Max. R.T. Dev 0.50min
Max. RRF Dev : 30% Max. Rel. Area : 150%

		Compound	AvgRF	CCRF	%Dev	Area%	Dev(min)
1	I	Bromochloromethane	1.000	1.000	0.0	93	0.00
2	T	Dichlorodifluoromethane	1.476	1.409	4.5	94	0.00
3		Chlorodifluoromethane	1.508	1.417	6.0	91	0.00
4		Chloromethane	0.603	0.565	6.3	92	0.00
5	T	Vinyl Chloride	0.639	0.548	14.2	93	0.00
6	T	Bromomethane	0.273	0.241	11.7	87	0.00
7		Chloroethane	0.242	0.215	11.2	88	0.00
8	T	Dichlorotetrafluoroethane	1.257	1.226	2.5	94	0.00
9	T	Propene	0.691	0.604	12.6	85	0.00
10	T	Heptane	1.839	1.714	6.8	89	0.00
11	T	Trichlorofluoromethane	1.437	1.358	5.5	95	0.00
12	T	1,1,2-Trichlorotrifluoroeth	1.181	1.113	5.8	93	0.00
13		Ethanol	0.065	0.033#	49.2#	108	0.00
14	T	Bromoethene	0.452	0.422	6.6	94	0.00
15	T	Acetone	1.399	1.137	18.7	95	0.00
16	T	1,3-Butadiene	0.683	0.561	17.9	91	0.00
17		tert-Butyl alcohol	1.742	1.584	9.1	91	0.00
18	T	1,1-Dichloroethene	0.552	0.500	9.4	92	0.00
19	T	Isopropyl Alcohol	0.789	0.704	10.8	93	0.00
20	T	Methylene Chloride	0.521	0.418	19.8	89	0.00
21	T	Allyl Chloride	0.986	0.903	8.4	93	0.00
22	T	trans-1,2-Dichloroethene	0.638	0.580	9.1	92	0.00
23	T	Vinyl Acetate	0.605	0.518	14.4	97	0.00
24	T	1,1-Dichloroethane	1.183	1.135	4.1	94	0.00
25	T	Ethyl Acetate	3.630	3.399	6.4	92	0.00
26	T	Hexane	1.402	1.326	5.4	93	0.00
27	T	Carbon Disulfide	1.503	1.427	5.1	93	0.00
28	T	Methyl tert-Butyl Ether	0.873	0.840	3.8	94	0.00
29	T	Chloroform	2.052	1.974	3.8	95	0.00
30	T	Cyclohexane	1.217	1.135	6.7	91	0.00
31	T	cis-1,2-Dichloroethene	1.423	1.345	5.5	91	0.00
32	T	1,1,1-Trichloroethane	2.349	2.096	10.8	95	0.00
33	I	1,4-Difluorobenzene	1.000	1.000	0.0	91	0.00
34	T	2-Butanone	0.725	0.665	8.3	91	0.00
35	T	Carbon Tetrachloride	0.781	0.730	6.5	95	0.00
36	T	Benzene	0.991	0.926	6.6	91	0.00
37	T	1,2-Dichloroethane	0.568	0.549	3.3	93	0.00
38	T	Trichloroethene	0.414	0.385	7.0	94	0.00
39	T	1,2-Dichloropropane	0.361	0.343	5.0	93	0.00
40	T	1,4-Dioxane	0.192	0.162	15.6	87	0.00
41	T	Tetrahydrofuran	0.418	0.394	5.7	90	0.00
42	T	Bromodichloromethane	0.782	0.771	1.4	92	0.00
43		Methyl Methacrylate	0.420	0.392	6.7	89	0.00
44	T	2,2,4-Trimethylpentane	1.675	1.581	5.6	90	0.00
45	T	t-1,3-Dichloropropene	0.450	0.426	5.3	89	0.00
46	T	cis-1,3-Dichloropropene	0.552	0.532	3.6	88	0.00
47	T	1,1,2-Trichloroethane	0.382	0.368	3.7	92	0.00
48	T	Dibromochloromethane	0.647	0.648	-0.2	93	0.00

Evaluate Continuing Calibration Report

Data Path : Z:\voasrv\HPCHEM1\MSVOA_L\Data\VL032725\
Data File : VL042179.D
Acq On : 27 Mar 2025 12:23
Operator : SY/MD
Sample : VSTDICV010
Misc : 400mL/MSVOA_L
ALS Vial : 6 Sample Multiplier: 1

Instrument :
MSVOA_L
ClientSampleId :
ICVVL032725

Quant Time: Mar 28 02:05:15 2025
Quant Method : Z:\voasrv\HPCHEM1\MSVOA_L\methods\VL032725AIR.M
Quant Title : AIR ANALYSIS BY METHOD TO-15 Instrument: MSVOA_LFri Aug 26 06:05:16 2022
QLast Update : Fri Mar 28 02:00:52 2025
Response via : Initial Calibration

Min. RRF : 0.050 Min. Rel. Area : 20% Max. R.T. Dev 0.50min
Max. RRF Dev : 30% Max. Rel. Area : 150%

		Compound	AvgRF	CCRF	%Dev	Area%	Dev(min)
49	T	Bromoform	0.581	0.572	1.5	90	0.00
50	T	4-Methyl-2-Pentanone	1.149	1.005	12.5	89	0.00
51	T	2-Hexanone	0.944	0.825	12.6	89	0.00
52	T	Tetrachloroethene	0.393	0.348	11.5	93	0.00
53	T	Toluene	1.175	1.118	4.9	91	0.00
54	T	1,2-Dibromoethane	0.532	0.516	3.0	93	0.00
55	I	Chlorobenzene-d5	1.000	1.000	0.0	91	0.00
56		1,1,1,2-Tetrachloroethane	0.550	0.527	4.2	94	0.00
57	T	Chlorobenzene	0.949	0.893	5.9	93	0.00
58	T	Ethyl Benzene	1.776	1.672	5.9	91	0.00
59	T	m/p-Xylene	1.418	1.331	6.1	92	0.00
60	T	o-Xylene	1.422	1.337	6.0	92	0.00
61	T	Styrene	0.703	0.667	5.1	89	0.00
62		Isopropylbenzene	2.126	1.996	6.1	93	0.00
63	T	1,1,2,2-Tetrachloroethane	0.864	0.808	6.5	93	0.00
64		n-propylbenzene	0.547	0.517	5.5	94	0.00
65		tert-Butylbenzene	1.966	1.783	9.3	94	0.00
66	T	Benzyl Chloride	0.209	0.183	12.4	82	0.00
67		sec-Butylbenzene	2.733	2.477	9.4	94	0.00
68	S	1-Bromo-4-Fluorobenzene	0.821	0.803	2.2	90	0.00
69		p-Isopropyltoluene	2.354	2.154	8.5	94	0.00
70		n-Butylbenzene	2.407	2.194	8.8	94	0.00
71		2-Chlorotoluene	1.650	1.548	6.2	92	0.00
72	T	4-Ethyltoluene	1.770	1.659	6.3	93	0.00
73	T	1,3,5-Trimethylbenzene	1.546	1.423	8.0	93	0.00
74	T	1,2,4-Trimethylbenzene	1.781	1.540	13.5	93	0.00
75	T	1,3-Dichlorobenzene	0.977	0.901	7.8	93	0.00
76	T	1,4-Dichlorobenzene	0.972	0.901	7.3	92	0.00
77	T	1,2-Dichlorobenzene	0.951	0.871	8.4	93	0.00
78	T	Hexachloro-1,3-Butadiene	0.968	0.753	22.2	86	0.00
79	T	Naphthalene	1.948	1.634	16.1	82	0.00
80	T	Naphthalene,2-methyl-	0.955	0.683	28.5	63	0.00
81	T	1,2,4-Trichlorobenzene	0.899	0.769	14.5	82	0.00

(#) = Out of Range SPCC's out = 0 CCC's out = 0

284 Sheffield Street, Mountainside, New Jersey 07092, Phone : 908 789 8900,
Fax : 908 789 8922

VOLATILE CONTINUING CALIBRATION CHECK

Lab Name: CHEMTECH Contract: WOOD06

Lab Code: CHEM Case No.: Q1728 SAS No.: Q1728 SDG No.: Q1728

Instrument ID: MSVOA_L Calibration Date/Time: 04/08/2025 08:39

Lab File ID: VL042253.D Init. Calib. Date(s): 03/27/2025 03/27/2025

Heated Purge: (Y/N) N Init. Calib. Time(s): 08:26 11:36

GC Column: RTX-1 ID: 0.32 (mm)

COMPOUND	RRF	RRF010	MIN RRF	%D	MAX%D
Dichlorodifluoromethane	1.476	1.419		-3.86	30
Chloromethane	0.603	0.587		-2.65	30
Vinyl Chloride	0.639	0.552		-13.61	30
Bromomethane	0.273	0.248		-9.16	30
Chloroethane	0.242	0.223		-7.85	30
Tetrahydrofuran	0.418	0.421		0.72	30
Trichlorofluoromethane	1.437	1.367		-4.87	30
1,1,2-Trichlorotrifluoroethane	1.181	1.059		-10.33	30
Dichlorotetrafluoroethane	1.257	1.201		-4.45	30
tert-Butyl alcohol	1.742	1.370		-21.35	30
Heptane	1.839	1.736		-5.6	30
1,1-Dichloroethene	0.552	0.464		-15.94	30
Acetone	1.399	1.213		-13.3	30
Carbon Disulfide	1.503	1.317		-12.38	30
Methyl tert-Butyl Ether	0.873	0.705		-19.24	30
Methylene Chloride	0.521	0.408		-21.69	30
trans-1,2-Dichloroethene	0.638	0.551		-13.64	30
1,1-Dichloroethane	1.183	1.114		-5.83	30
Cyclohexane	1.217	1.075		-11.67	30
2-Butanone	0.725	0.757		4.41	30
Carbon Tetrachloride	0.781	0.854		9.35	30
cis-1,2-Dichloroethene	1.423	1.295		-8.99	30
Chloroform	2.052	2.115		3.07	30
1,1,1-Trichloroethane	2.349	2.094		-10.86	30
2,2,4-Trimethylpentane	1.675	1.790		6.87	30
Benzene	0.991	1.038		4.74	30
1,2-Dichloroethane	0.568	0.631		11.09	30
Trichloroethene	0.414	0.415		0.24	30
1,2-Dichloropropane	0.361	0.379		4.99	30
Bromodichloromethane	0.782	0.879		12.4	30
4-Methyl-2-Pentanone	1.149	1.094		-4.79	30
Toluene	1.175	1.158		-1.45	30
t-1,3-Dichloropropene	0.450	0.373		-17.11	30
cis-1,3-Dichloropropene	0.552	0.490		-11.23	30
1,1,2-Trichloroethane	0.382	0.420		9.95	30
Dibromochloromethane	0.647	0.697		7.73	30
1,2-Dibromoethane	0.532	0.567		6.58	30
Tetrachloroethene	0.393	0.348		-11.45	30

All other compounds must meet a minimum RRF of 0.010.
RRF of 1,4-Dioxane = Value should be divide by 1000.

284 Sheffield Street, Mountainside, New Jersey 07092, Phone : 908 789 8900,
Fax : 908 789 8922

VOLATILE CONTINUING CALIBRATION CHECK

Lab Name: CHEMTECH Contract: WOOD06

Lab Code: CHEM Case No.: Q1728 SAS No.: Q1728 SDG No.: Q1728

Instrument ID: MSVOA_L Calibration Date/Time: 04/08/2025 08:39

Lab File ID: VL042253.D Init. Calib. Date(s): 03/27/2025 03/27/2025

Heated Purge: (Y/N) N Init. Calib. Time(s): 08:26 11:36

GC Column: RTX-1 ID: 0.32 (mm)

COMPOUND	RRF	RRF010	MIN RRF	%D	MAX%D
Chlorobenzene	0.949	1.082		14.02	30
Ethyl Benzene	1.776	1.861		4.79	30
m/p-Xylene	1.418	1.579		11.35	30
o-Xylene	1.422	1.558		9.56	30
Styrene	0.703	0.701		-0.28	30
Bromoform	0.581	0.604		3.96	30
1,1,2,2-Tetrachloroethane	0.864	1.031		19.33	30
2-Chlorotoluene	1.650	1.805		9.39	30
1,3,5-Trimethylbenzene	1.546	1.713		10.8	30
1,2,4-Trimethylbenzene	1.781	1.899		6.63	30
1,3-Dichlorobenzene	0.977	1.132		15.86	30
1,4-Dichlorobenzene	0.972	1.131		16.36	30
1,2-Dichlorobenzene	0.951	1.126		18.4	30
1,2,4-Trichlorobenzene	0.899	0.952		5.89	30
Hexachloro-1,3-Butadiene	0.968	0.893		-7.75	30
1,3-Butadiene	0.683	0.590		-13.62	30
Naphthalene	1.948	2.164		11.09	30
4-Ethyltoluene	1.770	1.981		11.92	30
1-Bromo-4-Fluorobenzene	0.821	0.820		-0.12	30
Hexane	1.402	1.336		-4.71	30
Allyl Chloride	0.986	0.847		-14.1	30
1,4-Dioxane	191.626	180.303		-5.91	30
Methyl Methacrylate	0.420	0.390		-7.14	30

All other compounds must meet a minimum RRF of 0.010.
RRF of 1,4-Dioxane = Value should be divide by 1000.

Quantitation Report (QT Reviewed)

Data Path : Z:\voasrv\HPCHEM1\MSVOA_L\Data\VL040825\
Data File : VL042253.D
Acq On : 08 Apr 2025 08:39
Operator : SY/MD
Sample : VSTDCCC010
Misc : 400mL/MSVOA_L
ALS Vial : 1 Sample Multiplier: 1

Quant Time: Apr 09 01:50:44 2025
Quant Method : Z:\voasrv\HPCHEM1\MSVOA_L\methods\VL032725AIR.M
Quant Title : AIR ANALYSIS BY METHOD TO-15 Instrument: MSVOA_LFri Aug
QLast Update : Fri Mar 28 02:00:52 2025
Response via : Initial Calibration

Instrument :
MSVOA_L
ClientSampleId :
VSTDCCC010

Manual Integrations
APPROVED
Reviewed By :Semsettin Yesilyurt 04/09/2025
Supervised By :Mahesh Dadoda 04/09/2025

Compound	R.T.	QIon	Response	Conc	Units	Dev(Min)
Internal Standards						
1) Bromochloromethane	2.800	49	192748	10.000	ppbv	0.02
33) 1,4-Difluorobenzene	3.981	114	496271	10.000	ppbv	0.03
55) Chlorobenzene-d5	8.904	117	446954	10.000	ppbv	0.03
System Monitoring Compounds						
68) 1-Bromo-4-Fluorobenzene	10.393	95	366722	9.991	ppbv	0.02
Spiked Amount 10.000	Range 65 - 135		Recovery = 99.900%			
Target Compounds						Qvalue
2) Dichlorodifluoromethane	1.505	85	273431	9.608	ppbv	99
3) Chlorodifluoromethane	1.483	51	290289	9.985	ppbv	99
4) Chloromethane	1.538	50	113157	9.729	ppbv	98
5) Vinyl Chloride	1.586	62	106450	8.637	ppbv	94
6) Bromomethane	1.674	94	47897	9.087	ppbv	99
7) Chloroethane	1.712	64	43021	9.215	ppbv	100
8) Dichlorotetrafluoroethane	1.560	85	231550	9.554	ppbv	93
9) Propene	1.489	41	107995	8.104	ppbv	98
10) Heptane	5.011	43	334651	9.441	ppbv	99
11) Trichlorofluoromethane	1.884	101	263560	9.518	ppbv	100
12) 1,1,2-Trichlorotrifluo...	2.149	101	204093	8.967	ppbv	96
13) Ethanol	1.729	45	5903	4.686	ppbv	92
14) Bromoethene	1.790	108	73578	8.438	ppbv	99
15) Acetone	1.842	43	233895	8.677	ppbv	96
16) 1,3-Butadiene	1.615	39	113699	8.637	ppbv	97
17) tert-Butyl alcohol	2.049	59	264061	7.865	ppbv	98
18) 1,1-Dichloroethene	2.043	96	89526	8.414	ppbv	96
19) Isopropyl Alcohol	1.894	45	131605	8.653	ppbv	98
20) Methylene Chloride	2.072	84	78560	7.825	ppbv	96
21) Allyl Chloride	2.107	41	163305	8.590	ppbv	98
22) trans-1,2-Dichloroethene	2.353	96	106297	8.643	ppbv	98
23) Vinyl Acetate	2.476	43	96990	8.313	ppbv #	97
24) 1,1-Dichloroethane	2.421	63	214800	9.422	ppbv	98
25) Ethyl Acetate	2.852	43	678925	9.704	ppbv	99
26) Hexane	2.839	57	257513	9.529	ppbv	97
27) Carbon Disulfide	2.159	76	253909	8.762	ppbv	98
28) Methyl tert-Butyl Ether	2.454	73	135921	8.078	ppbv	97
29) Chloroform	2.861	83	407591	10.306	ppbv	98
30) Cyclohexane	3.878	84	207216	8.831	ppbv	98
31) cis-1,2-Dichloroethene	2.735	61	249595	9.098	ppbv	95
32) 1,1,1-Trichloroethane	3.386	97	403665	8.915	ppbv	97
34) 2-Butanone	2.570	43	375791	10.443	ppbv	99
35) Carbon Tetrachloride	3.784	117	423863	10.934	ppbv	99
36) Benzene	3.677	78	514967	10.467	ppbv	98
37) 1,2-Dichloroethane	3.237	62	313194	11.119	ppbv	99
38) Trichloroethene	4.574	130	205933	10.032	ppbv	96
39) 1,2-Dichloropropane	4.341	63	188150	10.501	ppbv	93
40) 1,4-Dioxane	4.613	88	89479	9.409	ppbv #	96
41) Tetrahydrofuran	3.072	42	208736	10.073	ppbv	96
42) Bromodichloromethane	4.515	83	436058	11.230	ppbv	98
43) Methyl Methacrylate	4.910	69	193449	9.288	ppbv	99
44) 2,2,4-Trimethylpentane	4.664	57	888509	10.687	ppbv	97
45) t-1,3-Dichloropropene	6.451	75	184866	8.273	ppbv	93

Quantitation Report (QT Reviewed)

Data Path : Z:\voasrv\HPCHEM1\MSVOA_L\Data\VL040825\
Data File : VL042253.D
Acq On : 08 Apr 2025 08:39
Operator : SY/MD
Sample : VSTDCCC010
Misc : 400mL/MSVOA_L
ALS Vial : 1 Sample Multiplier: 1

Quant Time: Apr 09 01:50:44 2025
Quant Method : Z:\voasrv\HPCHEM1\MSVOA_L\methods\VL032725AIR.M
Quant Title : AIR ANALYSIS BY METHOD TO-15 Instrument: MSVOA_LFri Aug
QLast Update : Fri Mar 28 02:00:52 2025
Response via : Initial Calibration

Instrument :
MSVOA_L
ClientSampleId :
VSTDCCC010

Manual Integrations
APPROVED
Reviewed By :Semsettin Yesilyurt 04/09/2025
Supervised By :Mahesh Dadoda 04/09/2025

Compound	R.T.	QIon	Response	Conc Units	Dev(Min)
46) cis-1,3-Dichloropropene	5.635	75	243227	8.880 ppbv	97
47) 1,1,2-Trichloroethane	6.613	97	208553	11.011 ppbv	99
48) Dibromochloromethane	7.415	129	346117	10.783 ppbv	99
49) Bromoform	9.503	173	299582	10.395 ppbv	99
50) 4-Methyl-2-Pentanone	5.787	43	542853	9.519 ppbv	96
51) 2-Hexanone	7.464	43	433929	9.266 ppbv #	96
52) Tetrachloroethene	8.247	164	172915	8.862 ppbv	94
53) Toluene	6.962	91	574664	9.853 ppbv	98
54) 1,2-Dibromoethane	7.681	107	281436	10.659 ppbv	96
56) 1,1,1,2-Tetrachloroethane	8.946	131	286554	11.647 ppbv	99
57) Chlorobenzene	8.943	112	483780	11.411 ppbv	97
58) Ethyl Benzene	9.377	91	831947	10.479 ppbv	99
59) m/p-Xylene	9.571	91	1411551m	22.266 ppbv	
60) o-Xylene	9.982	91	696371	10.958 ppbv	97
61) Styrene	9.891	104	313307	9.965 ppbv	99
62) Isopropylbenzene	10.558	105	1044218	10.988 ppbv	99
63) 1,1,2,2-Tetrachloroethane	9.982	83	460968	11.938 ppbv	99
64) n-propylbenzene	11.005	120	279848	11.439 ppbv	98
65) tert-Butylbenzene	11.549	119	945232	10.755 ppbv	100
66) Benzyl Chloride	11.633	91	65203	6.992 ppbv	98
67) sec-Butylbenzene	11.785	105	1343060	10.994 ppbv	100
69) p-Isopropyltoluene	11.940	119	1144759	10.882 ppbv	100
70) n-Butylbenzene	12.296	91	1194481	11.103 ppbv	99
71) 2-Chlorotoluene	10.918	91	806572	10.935 ppbv	99
72) 4-Ethyltoluene	11.141	105	885452	11.190 ppbv	99
73) 1,3,5-Trimethylbenzene	11.222	105	765708	11.080 ppbv	99
74) 1,2,4-Trimethylbenzene	11.555	105	848667	10.660 ppbv	99
75) 1,3-Dichlorobenzene	11.626	146	505824	11.584 ppbv	99
76) 1,4-Dichlorobenzene	11.688	146	505562	11.634 ppbv	99
77) 1,2-Dichlorobenzene	11.963	146	503274	11.837 ppbv	99
78) Hexachloro-1,3-Butadiene	13.895	225	399147	9.223 ppbv	99
79) Naphthalene	13.529	128	967317	11.108 ppbv	99
80) Naphthalene,2-methyl-	14.475	142	457943	10.723 ppbv	98
81) 1,2,4-Trichlorobenzene	13.455	180	425466	10.592 ppbv	99

(#) = qualifier out of range (m) = manual integration (+) = signals summed

Quantitation Report   (QT Reviewed)

```
Data Path : Z:\voasrv\HPCHEM1\MSVOA_L\Data\VL040825\
Data File : VL042253.D
Acq On    : 08 Apr 2025  08:39
Operator  : SY/MD
Sample    : VSTDCCC010
Misc      : 400mL/MSVOA_L
ALS Vial  : 1   Sample Multiplier: 1

Quant Time: Apr 09 01:50:44 2025
Quant Method : Z:\voasrv\HPCHEM1\MSVOA_L\methods\VL032725AIR.M
Quant Title  : AIR ANALYSIS BY METHOD TO-15   Instrument: MSVOA_LFri Aug
QLast Update : Fri Mar 28 02:00:52 2025
Response via : Initial Calibration
```

Instrument :
MSVOA_L
ClientSampleId :
VSTDCCC010

Manual Integrations
APPROVED

Reviewed By :Semsettin Yesilyurt   04/09/2025
Supervised By :Mahesh Dadoda   04/09/2025

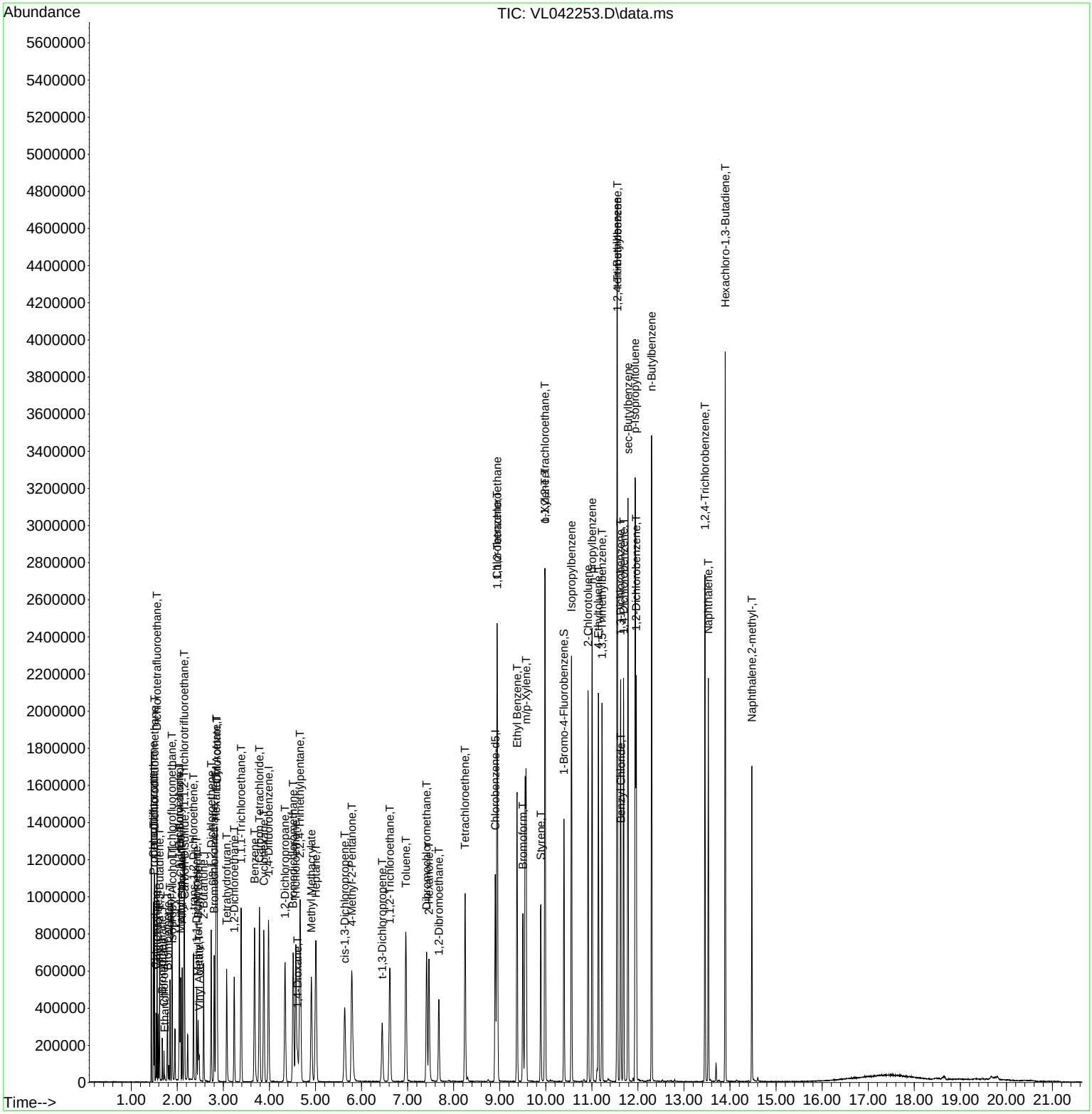

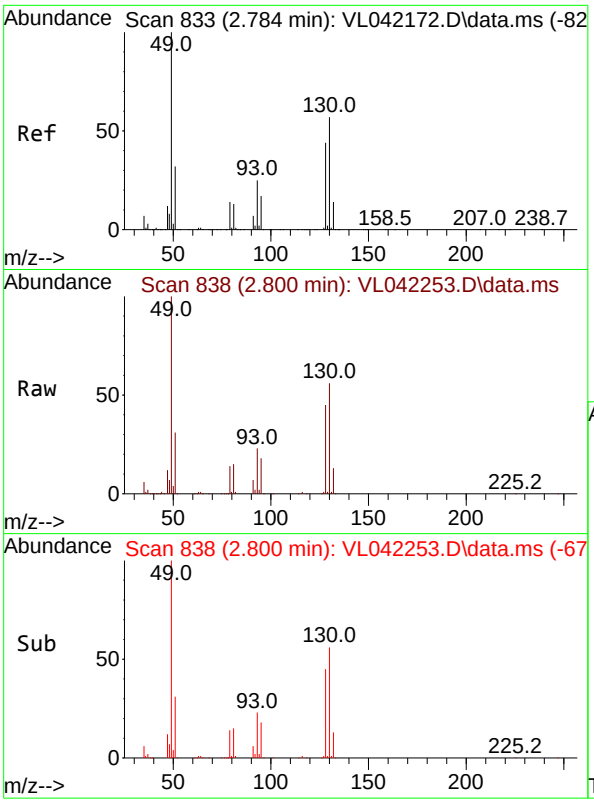

#1
Bromochloromethane
Concen: 10.000 ppbv
RT: 2.800 min Scan# 8
Delta R.T. 0.016 min
Lab File: VL042253.D
Acq: 08 Apr 2025 08:39

Tgt Ion: 49 Resp: 19274

Ion	Ratio	Lower	Upper
49	100		
128	45.7	22.9	68.5
130	57.6	28.8	86.4

Instrument :
MSVOA_L
ClientSampleId :
VSTDCCC010

Manual Integrations
APPROVED

Reviewed By :Semsettin Yesilyurt 04/09/2025
Supervised By :Mahesh Dadoda 04/09/2025

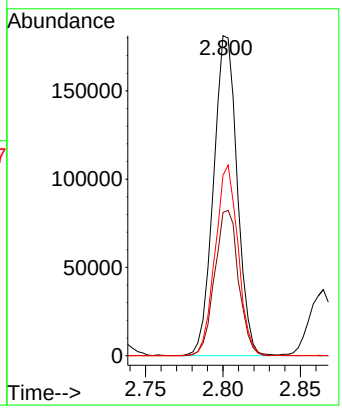

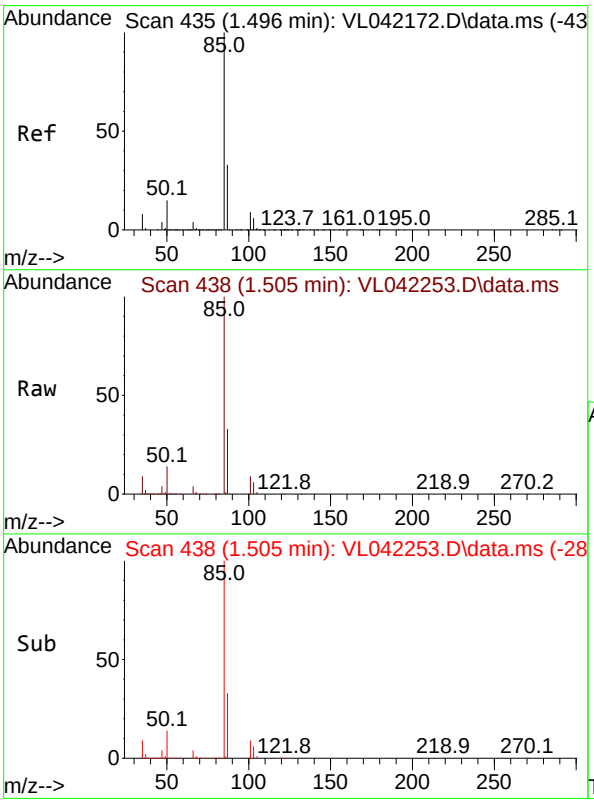

#2
Dichlorodifluoromethane
Concen: 9.608 ppbv
RT: 1.505 min Scan# 438
Delta R.T. 0.010 min
Lab File: VL042253.D
Acq: 08 Apr 2025 08:39

Tgt Ion: 85 Resp: 273431

Ion	Ratio	Lower	Upper
85	100		
87	32.9	26.1	39.1

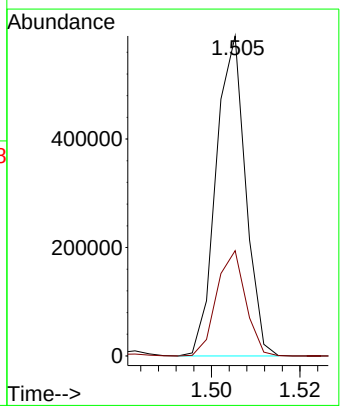

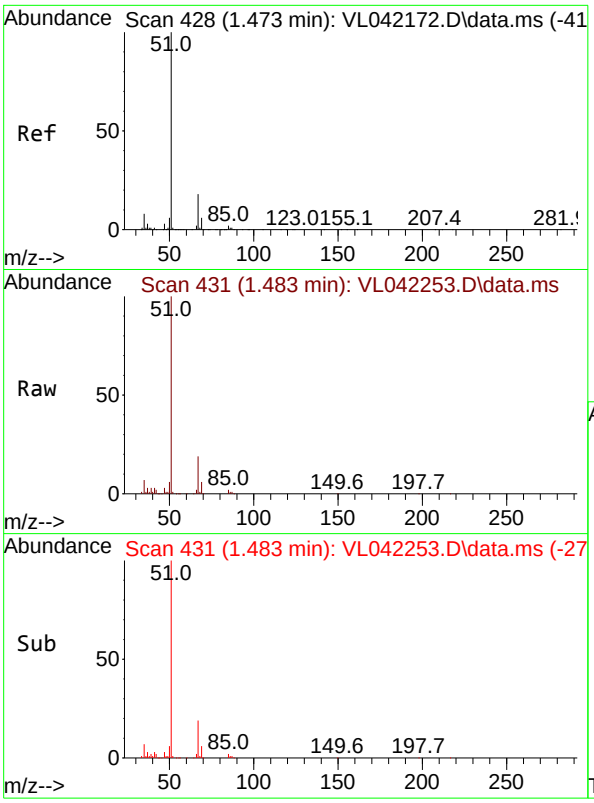

#3
Chlorodifluoromethane
Concen: 9.985 ppbv
RT: 1.483 min Scan# 4
Delta R.T. 0.010 min
Lab File: VL042253.D
Acq: 08 Apr 2025 08:39

Tgt Ion: 51 Resp: 29028

Ion	Ratio	Lower	Upper
51	100		
67	19.4	15.0	22.6

Instrument :
MSVOA_L
ClientSampleId :
VSTDCCC010

Manual Integrations
APPROVED

Reviewed By :Semsettin Yesilyurt 04/09/2025
Supervised By :Mahesh Dadoda 04/09/2025

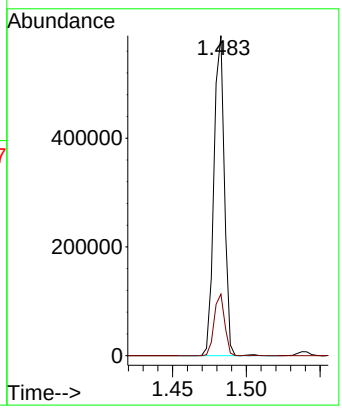

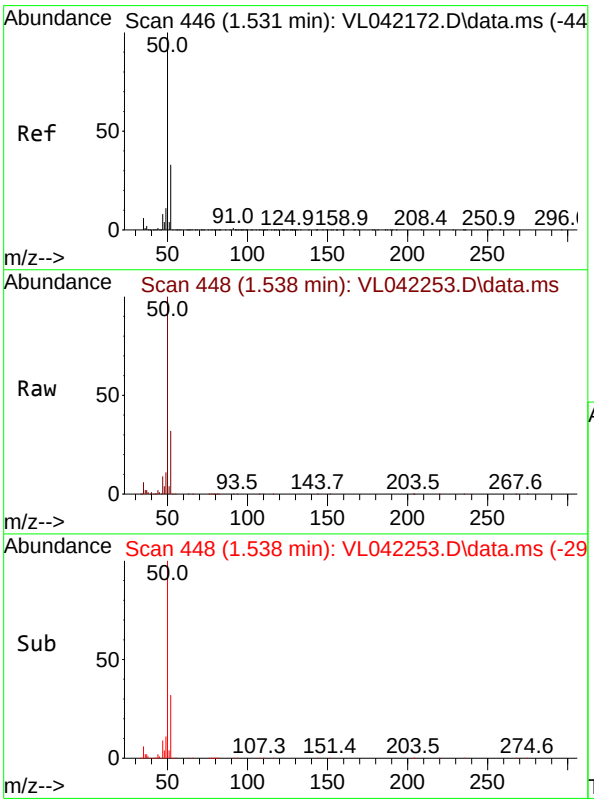

#4
Chloromethane
Concen: 9.729 ppbv
RT: 1.538 min Scan# 448
Delta R.T. 0.006 min
Lab File: VL042253.D
Acq: 08 Apr 2025 08:39

Tgt Ion: 50 Resp: 113157

Ion	Ratio	Lower	Upper
50	100		
52	31.6	26.1	39.1

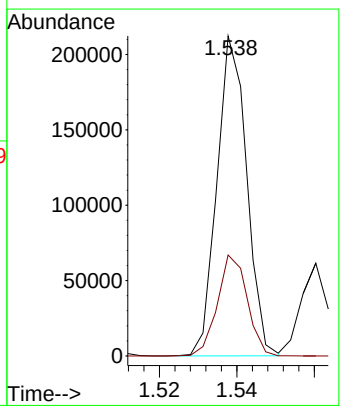

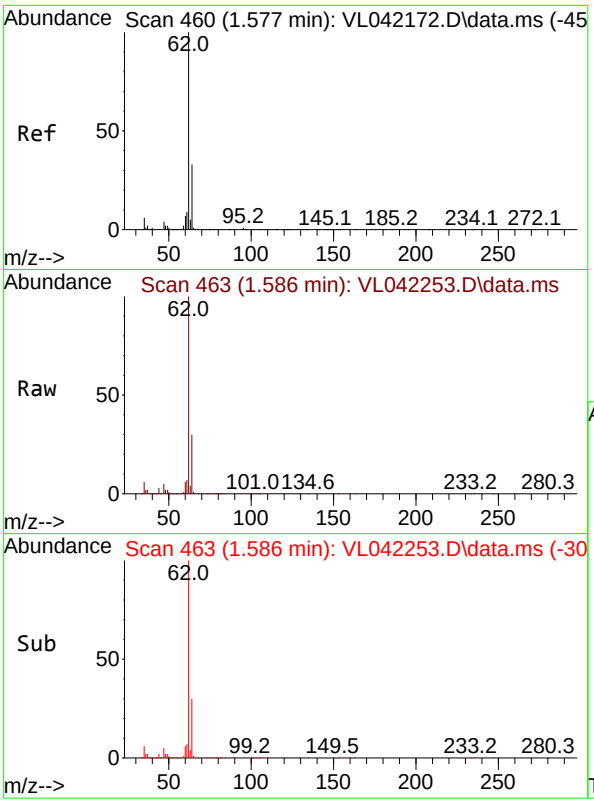

#5
Vinyl Chloride
Concen: 8.637 ppbv
RT: 1.586 min Scan# 4
Delta R.T. 0.010 min
Lab File: VL042253.D
Acq: 08 Apr 2025 08:39

Tgt Ion: 62 Resp: 10645

Ion	Ratio	Lower	Upper
62	100		
64	30.0	26.6	40.0

Instrument :
MSVOA_L
ClientSampleId :
VSTDCCC010

Manual Integrations
APPROVED

Reviewed By :Semsettin Yesilyurt 04/09/2025
Supervised By :Mahesh Dadoda 04/09/2025

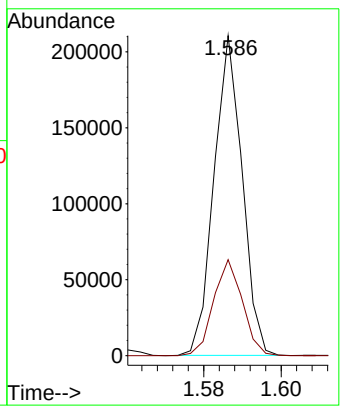

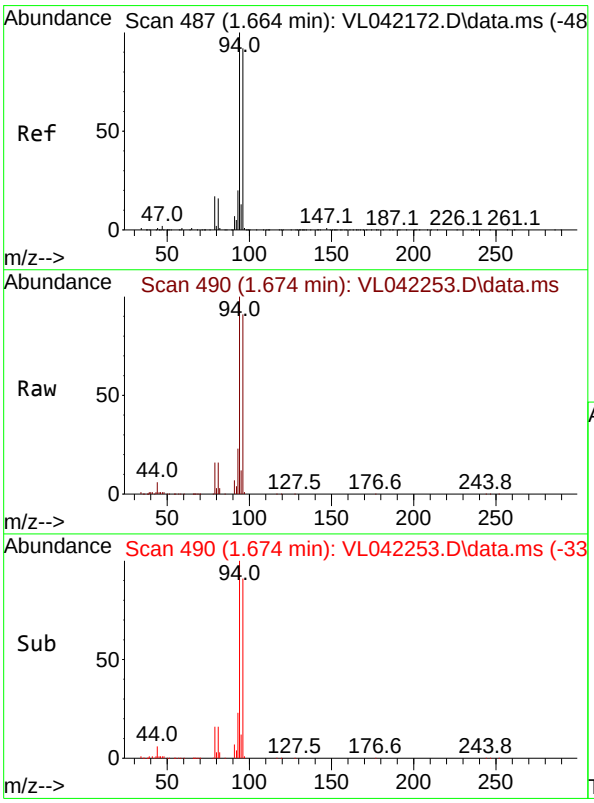

#6
Bromomethane
Concen: 9.087 ppbv
RT: 1.674 min Scan# 490
Delta R.T. 0.010 min
Lab File: VL042253.D
Acq: 08 Apr 2025 08:39

Tgt Ion: 94 Resp: 47897

Ion	Ratio	Lower	Upper
94	100		
96	90.9	73.1	109.7

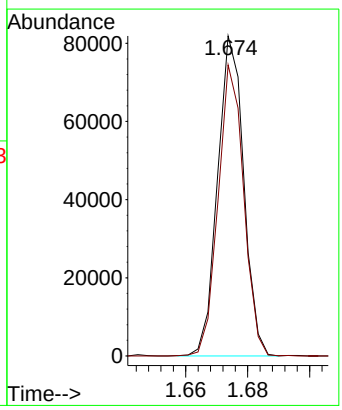

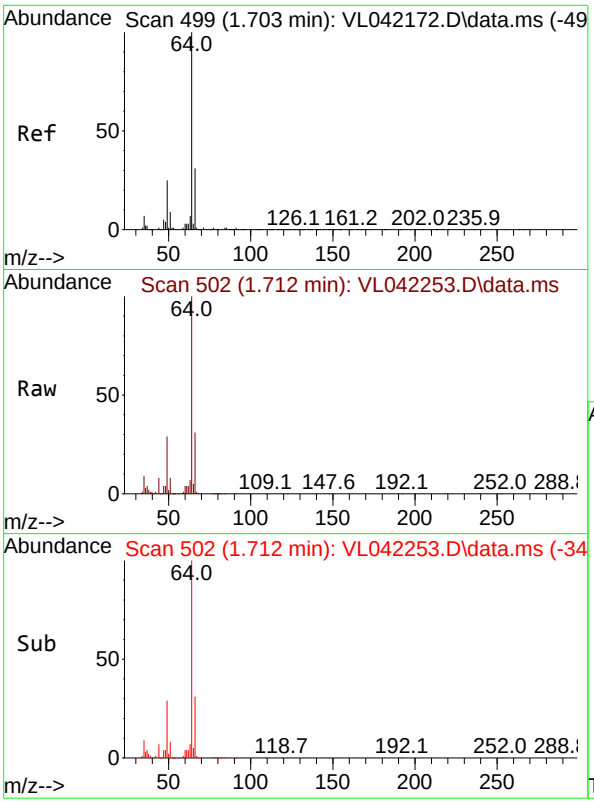

#7
Chloroethane
Concen: 9.215 ppbv
RT: 1.712 min Scan# 5
Delta R.T. 0.010 min
Lab File: VL042253.D
Acq: 08 Apr 2025 08:39

Tgt Ion: 64 Resp: 4302

Ion	Ratio	Lower	Upper
64	100		
66	31.2	25.2	37.8

Instrument :
MSVOA_L
ClientSampleId :
VSTDCCC010

Manual Integrations
APPROVED

Reviewed By :Semsettin Yesilyurt 04/09/2025
Supervised By :Mahesh Dadoda 04/09/2025

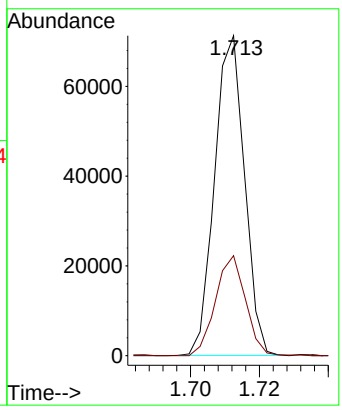

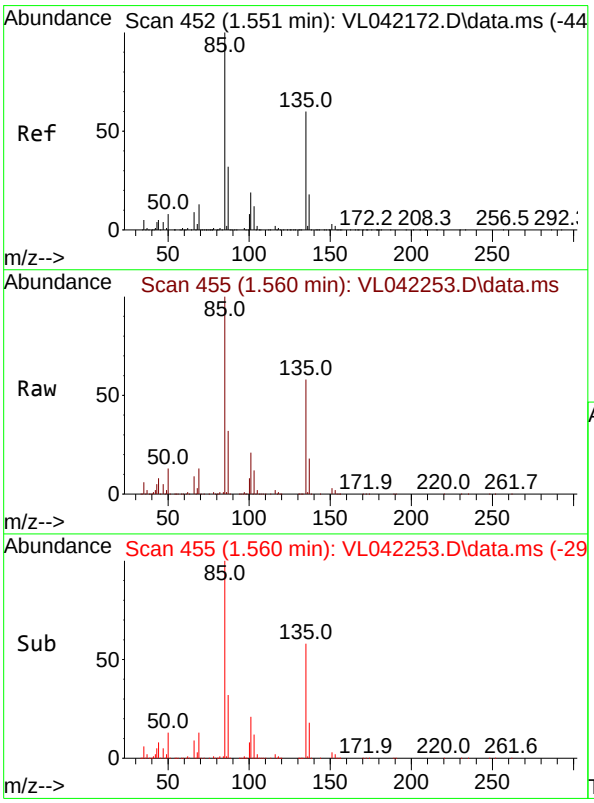

#8
Dichlorotetrafluoroethane
Concen: 9.554 ppbv
RT: 1.560 min Scan# 455
Delta R.T. 0.010 min
Lab File: VL042253.D
Acq: 08 Apr 2025 08:39

Tgt Ion: 85 Resp: 231550

Ion	Ratio	Lower	Upper
85	100		
135	60.1	52.4	78.6

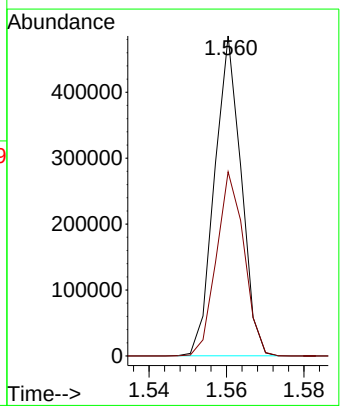

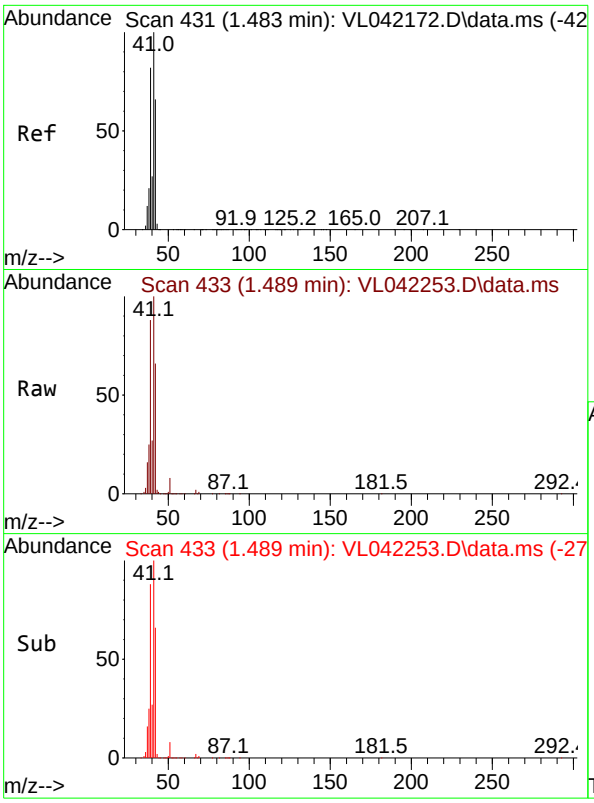

#9
Propene
Concen: 8.104 ppbv
RT: 1.489 min Scan# 4
Delta R.T. 0.006 min
Lab File: VL042253.D
Acq: 08 Apr 2025 08:39

Tgt Ion: 41 Resp: 10799

Ion	Ratio	Lower	Upper
41	100		
42	67.3	55.4	83.2

Instrument :
MSVOA_L
ClientSampleId :
VSTDCCC010

Manual Integrations
APPROVED

Reviewed By :Semsettin Yesilyurt 04/09/2025
Supervised By :Mahesh Dadoda 04/09/2025

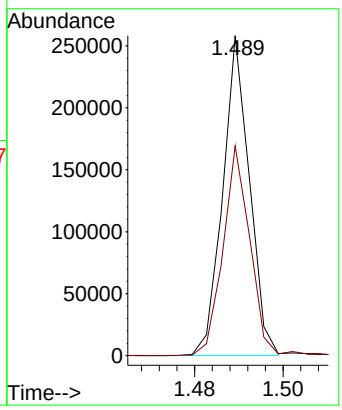

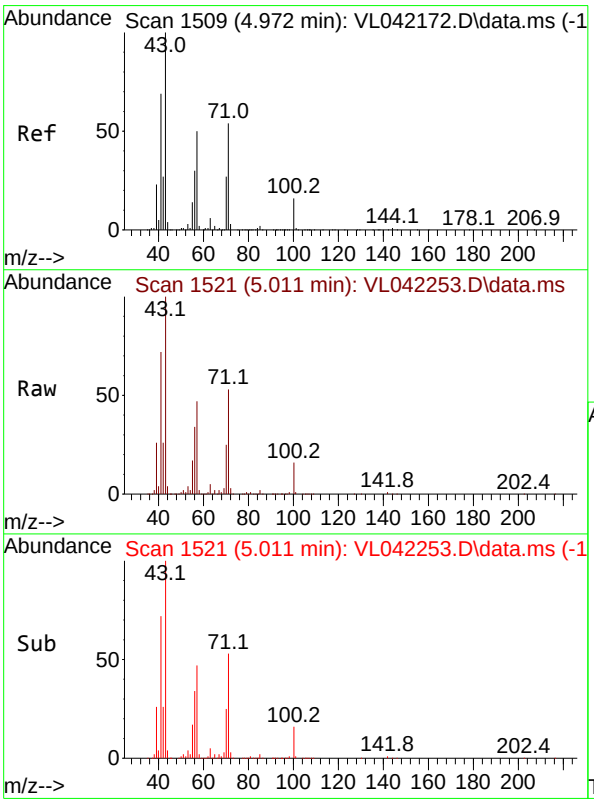

#10
Heptane
Concen: 9.441 ppbv
RT: 5.011 min Scan# 1521
Delta R.T. 0.039 min
Lab File: VL042253.D
Acq: 08 Apr 2025 08:39

Tgt Ion: 43 Resp: 334651

Ion	Ratio	Lower	Upper
43	100		
57	48.8	39.4	59.2

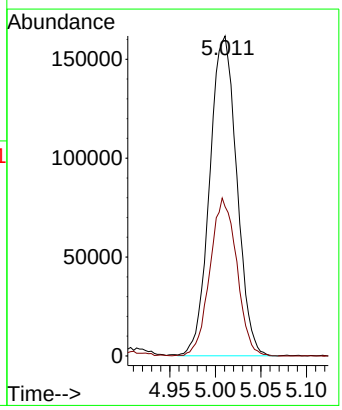

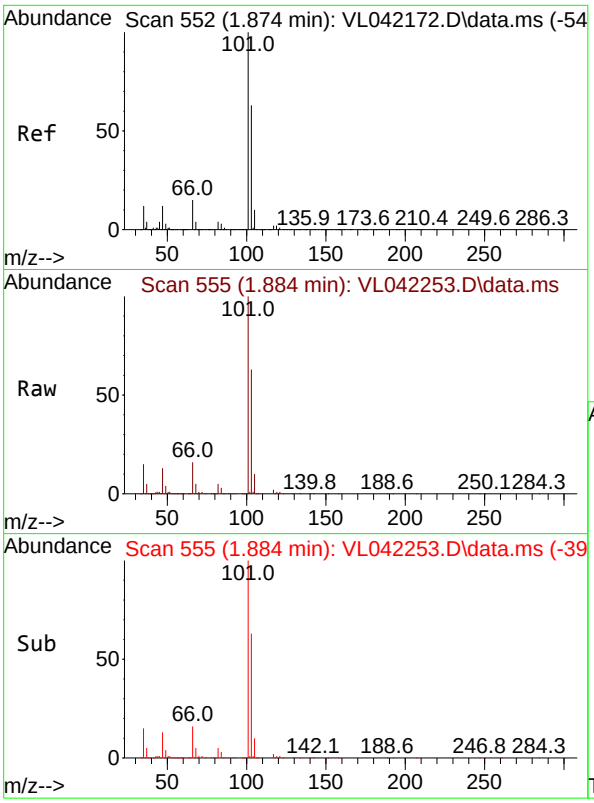

#11
Trichlorofluoromethane
Concen: 9.518 ppbv
RT: 1.884 min Scan# 5
Delta R.T. 0.010 min
Lab File: VL042253.D
Acq: 08 Apr 2025 08:39

Tgt Ion:101 Resp: 26356

Ion	Ratio	Lower	Upper
101	100		
103	62.6	50.2	75.2

Instrument :
MSVOA_L
ClientSampleId :
VSTDCCC010

Manual Integrations
APPROVED

Reviewed By :Semsettin Yesilyurt 04/09/2025
Supervised By :Mahesh Dadoda 04/09/2025

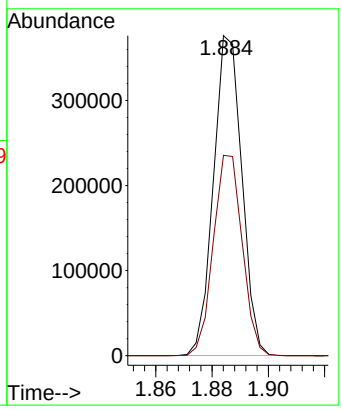

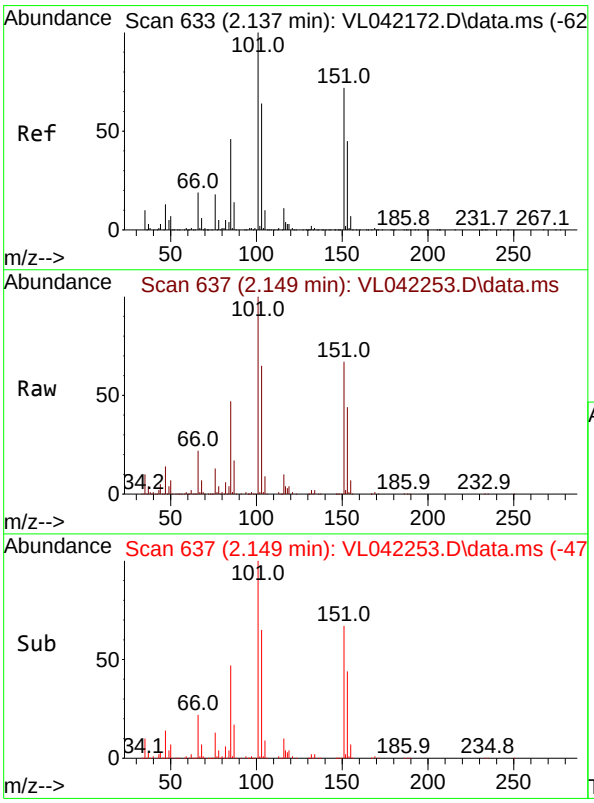

#12
1,1,2-Trichlorotrifluoroethane
Concen: 8.967 ppbv
RT: 2.149 min Scan# 637
Delta R.T. 0.013 min
Lab File: VL042253.D
Acq: 08 Apr 2025 08:39

Tgt Ion:101 Resp: 204093

Ion	Ratio	Lower	Upper
101	100		
151	68.2	57.1	85.7

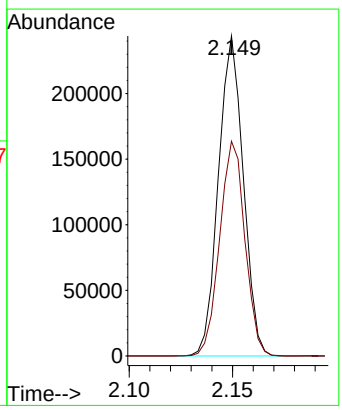

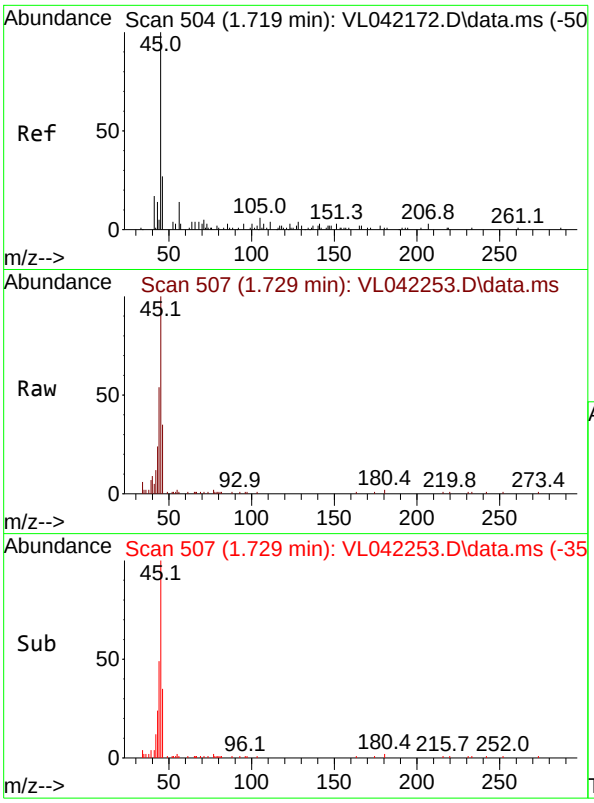

#13
Ethanol
Concen: 4.686 ppbv
RT: 1.729 min Scan# 5
Delta R.T. 0.010 min
Lab File: VL042253.D
Acq: 08 Apr 2025 08:39

Tgt Ion: 45 Resp: 590

Ion	Ratio	Lower	Upper
45	100		
46	45.1	20.2	80.8

Instrument :
MSVOA_L
ClientSampleId :
VSTDCCC010

Manual Integrations
APPROVED

Reviewed By :Semsettin Yesilyurt 04/09/2025
Supervised By :Mahesh Dadoda 04/09/2025

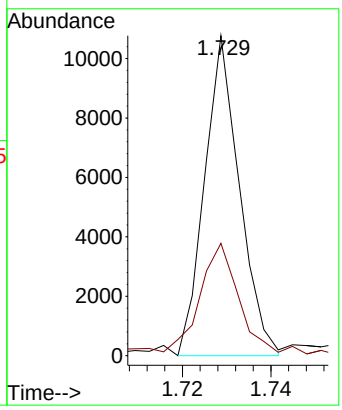

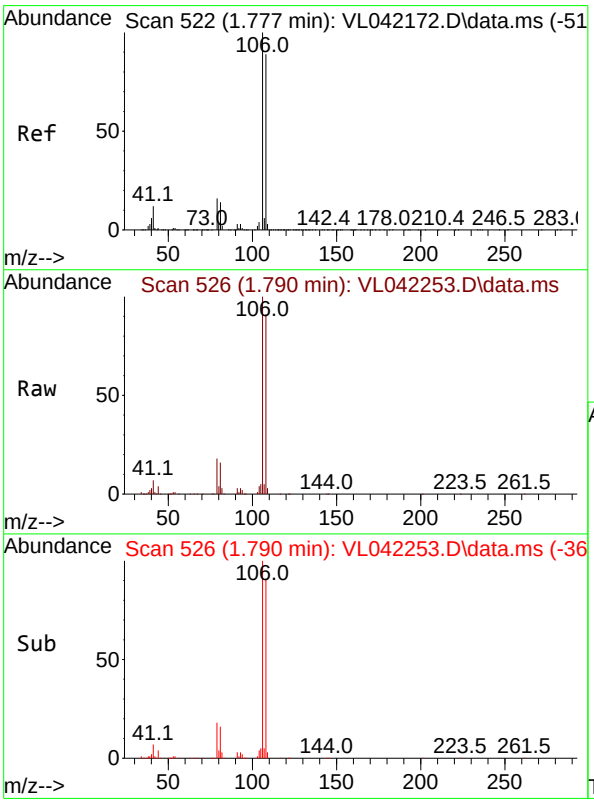

#14
Bromoethene
Concen: 8.438 ppbv
RT: 1.790 min Scan# 526
Delta R.T. 0.013 min
Lab File: VL042253.D
Acq: 08 Apr 2025 08:39

Tgt Ion:108 Resp: 73578

Ion	Ratio	Lower	Upper
108	100		
106	107.3	86.8	130.2
79	20.3	15.0	22.6

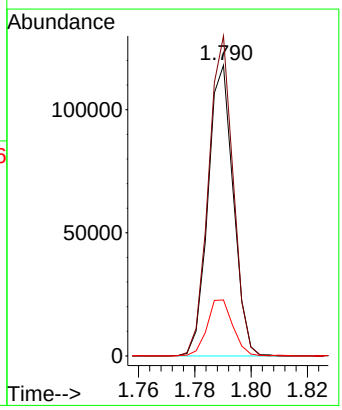



#15
Acetone
Concen: 8.677 ppbv
RT: 1.842 min Scan# 54
Delta R.T. 0.010 min
Lab File: VL042253.D
Acq: 08 Apr 2025 08:39

Tgt Ion: 43 Resp: 23389

Ion	Ratio	Lower	Upper
43	100		
58	26.7	23.2	34.8

Instrument :
MSVOA_L
ClientSampleId :
VSTDCCC010

Manual Integrations
APPROVED

Reviewed By :Semsettin Yesilyurt 04/09/2025
Supervised By :Mahesh Dadoda 04/09/2025

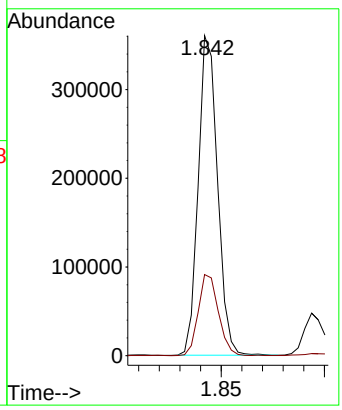

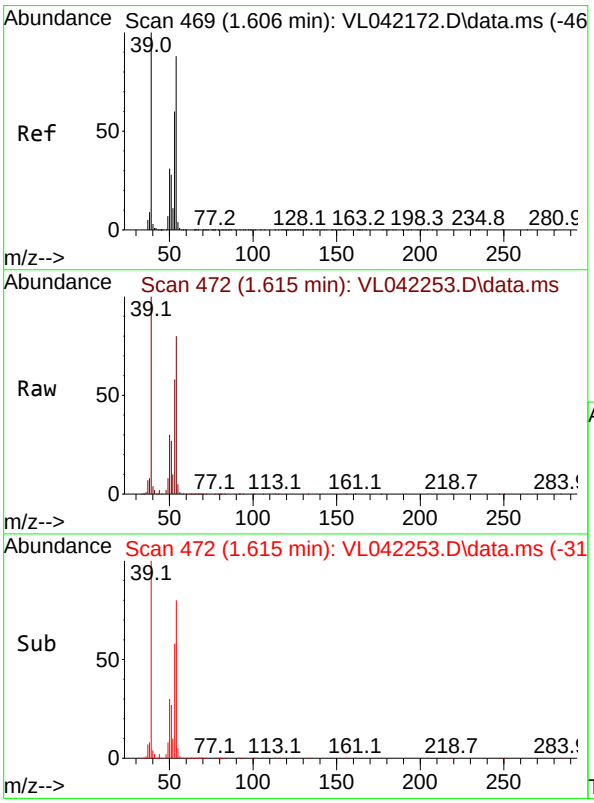

#16
1,3-Butadiene
Concen: 8.637 ppbv
RT: 1.615 min Scan# 472
Delta R.T. 0.010 min
Lab File: VL042253.D
Acq: 08 Apr 2025 08:39

Tgt Ion: 39 Resp: 113699

Ion	Ratio	Lower	Upper
39	100		
54	73.1	60.7	91.1

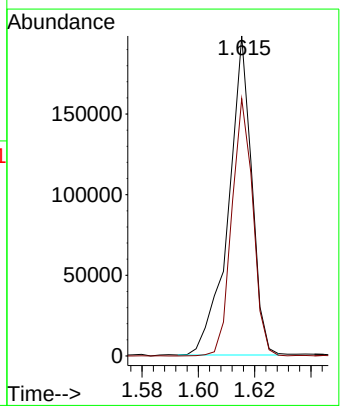

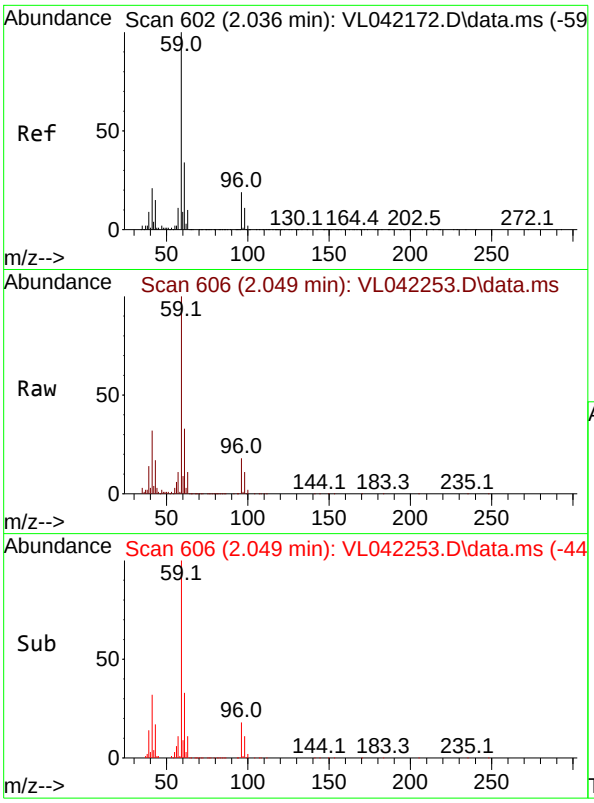

#17
tert-Butyl alcohol
Concen: 7.865 ppbv
RT: 2.049 min Scan# 6
Delta R.T. 0.013 min
Lab File: VL042253.D
Acq: 08 Apr 2025 08:39

Tgt Ion: 59 Resp: 26406

Ion	Ratio	Lower	Upper
59	100		
57	10.5	8.9	13.3

Instrument :
MSVOA_L
ClientSampleId :
VSTDCCC010

Manual Integrations
APPROVED

Reviewed By :Semsettin Yesilyurt 04/09/2025
Supervised By :Mahesh Dadoda 04/09/2025

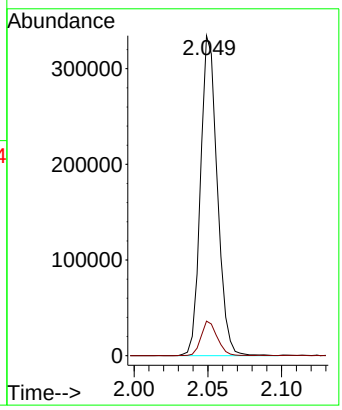

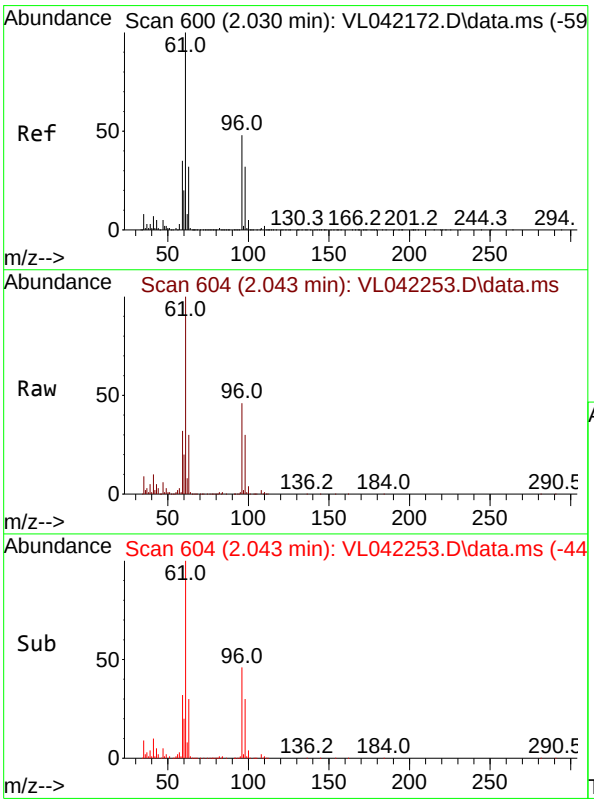

#18
1,1-Dichloroethene
Concen: 8.414 ppbv
RT: 2.043 min Scan# 604
Delta R.T. 0.013 min
Lab File: VL042253.D
Acq: 08 Apr 2025 08:39

Tgt Ion: 96 Resp: 89526

Ion	Ratio	Lower	Upper
96	100		
61	216.0	167.6	251.4
98	63.8	53.5	80.3

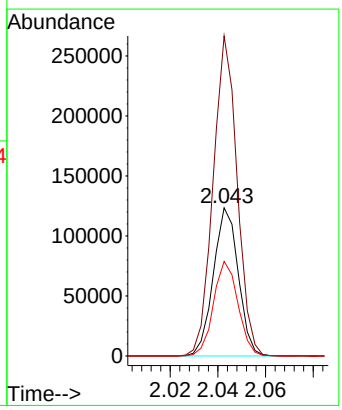

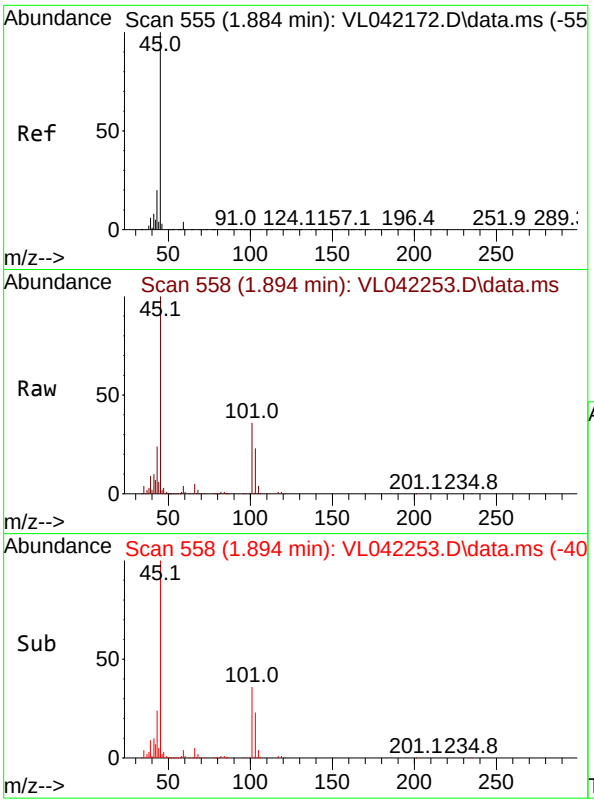

#19
Isopropyl Alcohol
Concen: 8.653 ppbv
RT: 1.894 min Scan# 5
Delta R.T. 0.010 min
Lab File: VL042253.D
Acq: 08 Apr 2025 08:39

Tgt Ion: 45 Resp: 13160

Ion	Ratio	Lower	Upper
45	100		
58	47.5	36.9	55.3

Instrument :
MSVOA_L
ClientSampleId :
VSTDCCC010

Manual Integrations
APPROVED

Reviewed By :Semsettin Yesilyurt 04/09/2025
Supervised By :Mahesh Dadoda 04/09/2025

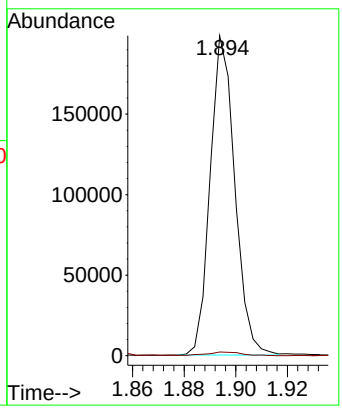

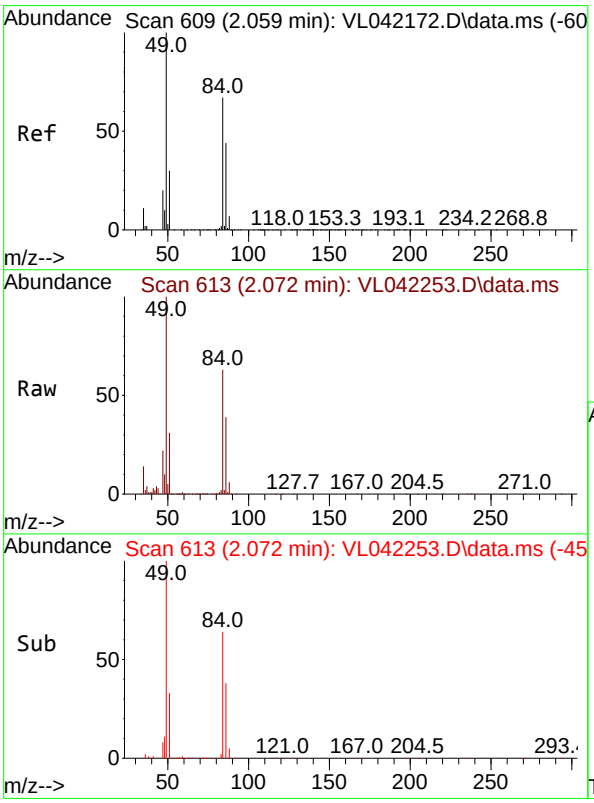

#20
Methylene Chloride
Concen: 7.825 ppbv
RT: 2.072 min Scan# 613
Delta R.T. 0.013 min
Lab File: VL042253.D
Acq: 08 Apr 2025 08:39

Tgt Ion: 84 Resp: 78560

Ion	Ratio	Lower	Upper
84	100		
49	156.4	120.2	180.4
51	48.5	37.4	56.0
86	61.6	52.4	78.6

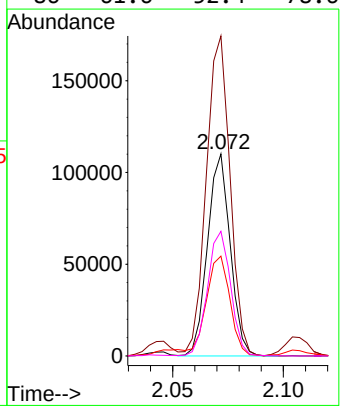

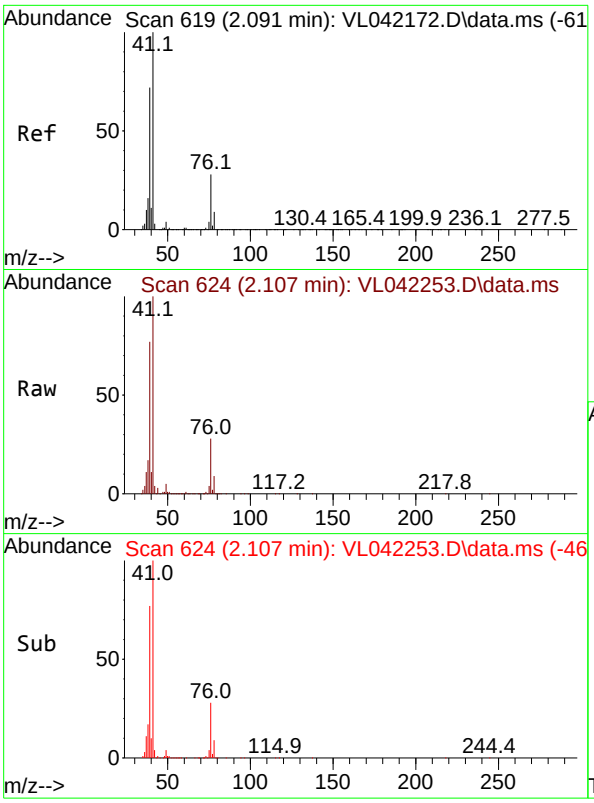

#21
Allyl Chloride
Concen: 8.590 ppbv
RT: 2.107 min Scan# 6
Delta R.T. 0.016 min
Lab File: VL042253.D
Acq: 08 Apr 2025 08:39

Tgt Ion: 41 Resp: 16330

Ion	Ratio	Lower	Upper
41	100		
76	27.3	24.1	36.1
39	77.5	61.1	91.7

Instrument :
MSVOA_L
ClientSampleId :
VSTDCCC010

Manual Integrations
APPROVED

Reviewed By :Semsettin Yesilyurt 04/09/2025
Supervised By :Mahesh Dadoda 04/09/2025

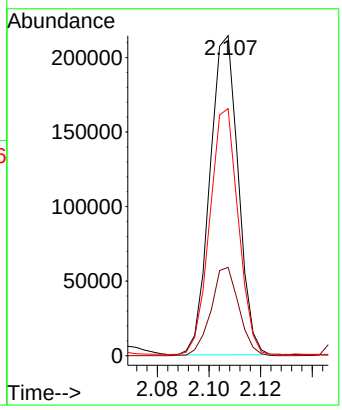

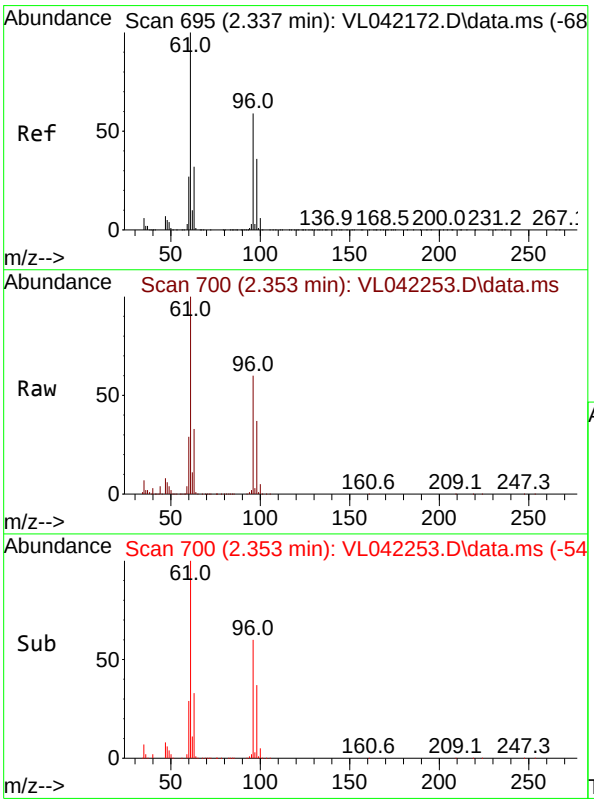

#22
trans-1,2-Dichloroethene
Concen: 8.643 ppbv
RT: 2.353 min Scan# 700
Delta R.T. 0.016 min
Lab File: VL042253.D
Acq: 08 Apr 2025 08:39

Tgt Ion: 96 Resp: 106297

Ion	Ratio	Lower	Upper
96	100		
61	167.0	136.6	204.8
98	61.7	49.4	74.2

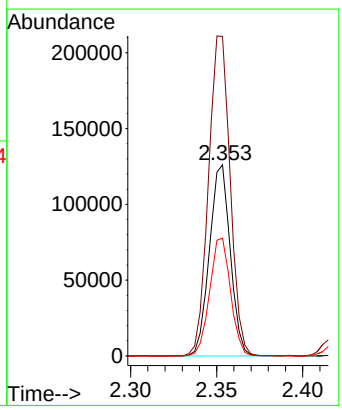



#23
Vinyl Acetate
Concen: 8.313 ppbv
RT: 2.476 min Scan# 7
Delta R.T. 0.016 min
Lab File: VL042253.D
Acq: 08 Apr 2025 08:39

Tgt Ion: 43 Resp: 9699

Ion	Ratio	Lower	Upper
43	100		
86	8.9	5.5	8.3#
42	10.5	8.6	13.0
44	8.8	6.2	9.4

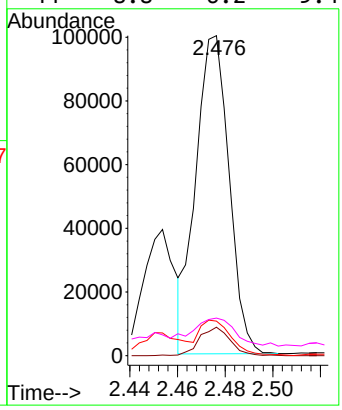

Instrument :
MSVOA_L
ClientSampleId :
VSTDCCC010

Manual Integrations
APPROVED

Reviewed By :Semsettin Yesilyurt 04/09/2025
Supervised By :Mahesh Dadoda 04/09/2025

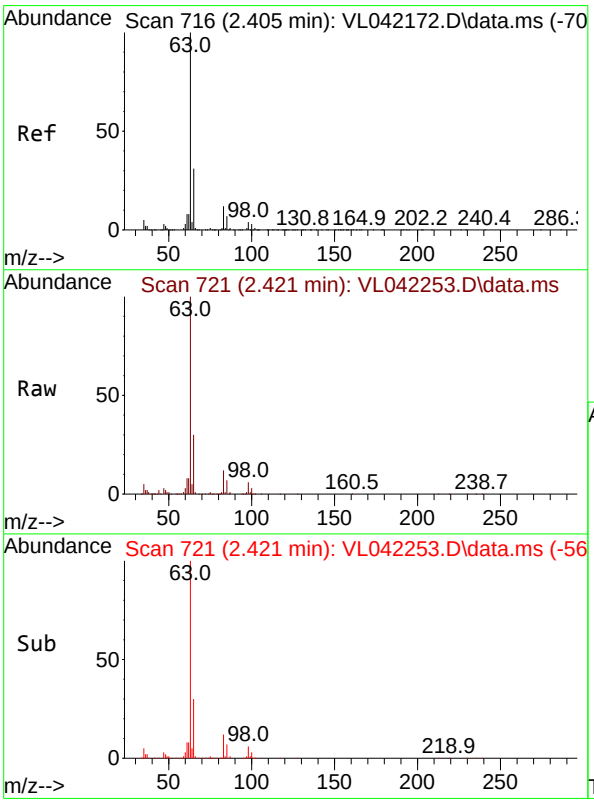

#24
1,1-Dichloroethane
Concen: 9.422 ppbv
RT: 2.421 min Scan# 721
Delta R.T. 0.016 min
Lab File: VL042253.D
Acq: 08 Apr 2025 08:39

Tgt Ion: 63 Resp: 214800

Ion	Ratio	Lower	Upper
63	100		
98	5.5	2.3	6.8
100	2.8	1.6	4.7

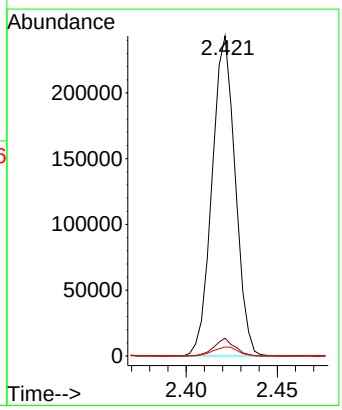

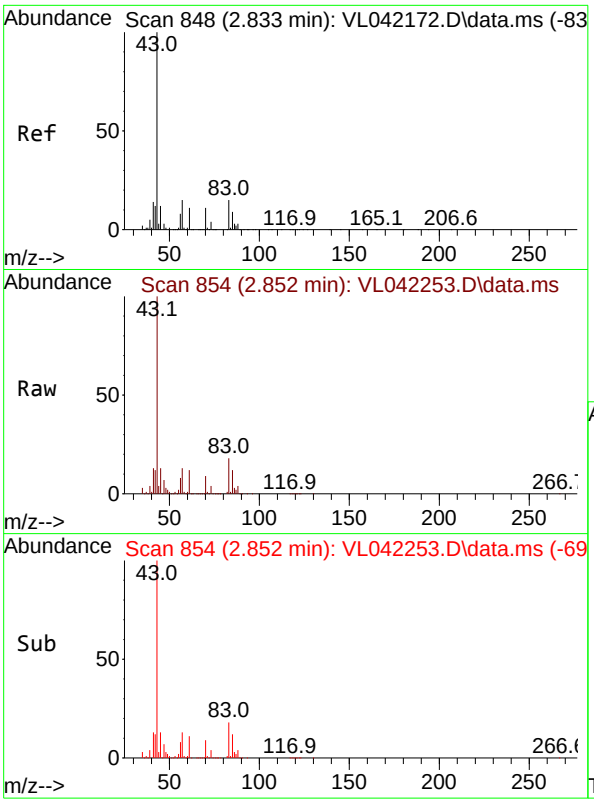

#25
Ethyl Acetate
Concen: 9.704 ppbv
RT: 2.852 min Scan# 8
Delta R.T. 0.019 min
Lab File: VL042253.D
Acq: 08 Apr 2025 08:39

Tgt Ion: 43 Resp: 67892

Ion	Ratio	Lower	Upper
43	100		
45	10.3	8.2	12.2
61	9.0	7.3	10.9
70	8.2	7.2	10.8

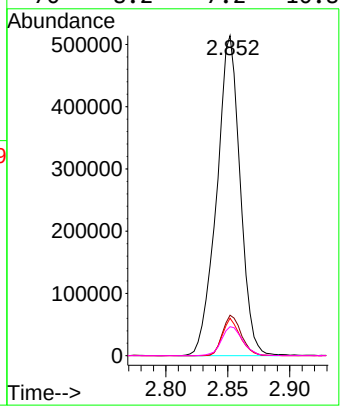

Instrument :
MSVOA_L
ClientSampleId :
VSTDCCC010

Manual Integrations
APPROVED

Reviewed By :Semsettin Yesilyurt 04/09/2025
Supervised By :Mahesh Dadoda 04/09/2025

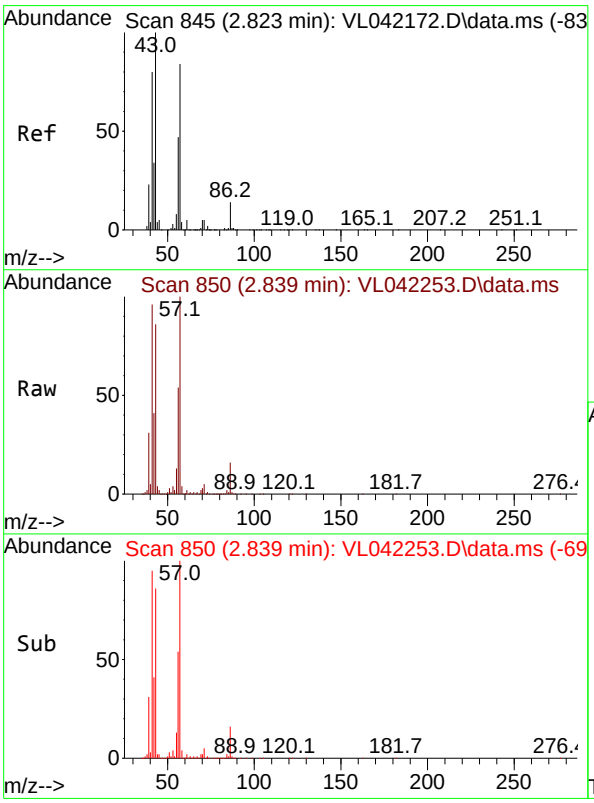

#26
Hexane
Concen: 9.529 ppbv
RT: 2.839 min Scan# 850
Delta R.T. 0.016 min
Lab File: VL042253.D
Acq: 08 Apr 2025 08:39

Tgt Ion: 57 Resp: 257513

Ion	Ratio	Lower	Upper
57	100		
41	99.7	76.6	114.8
43	264.2	207.8	311.8
56	56.2	43.6	65.4

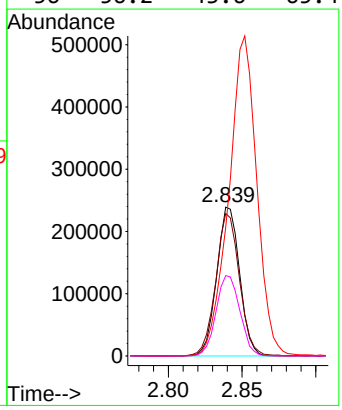

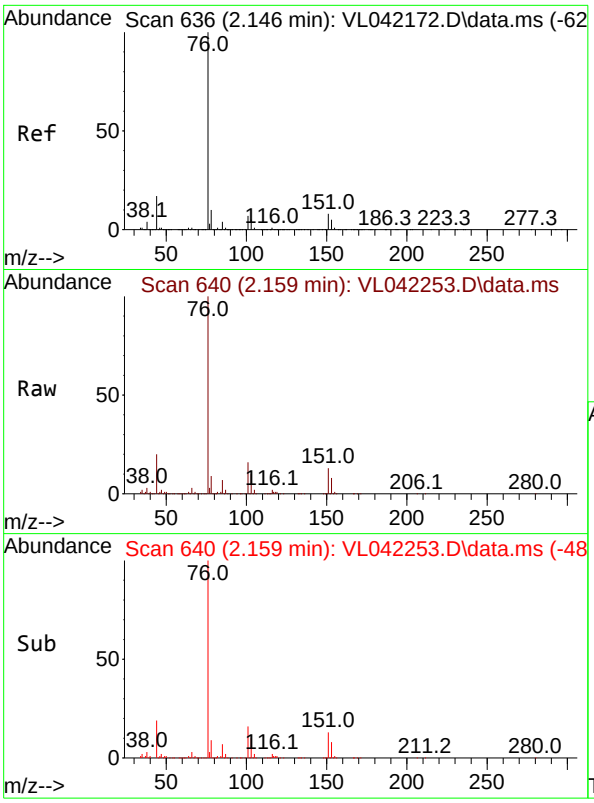

#27
Carbon Disulfide
Concen: 8.762 ppbv
RT: 2.159 min Scan# 64
Delta R.T. 0.013 min
Lab File: VL042253.D
Acq: 08 Apr 2025 08:39

Tgt Ion: 76 Resp: 253909

Ion	Ratio	Lower	Upper
76	100		
44	20.0	14.7	22.1
78	11.7	9.3	13.9

Instrument :
MSVOA_L
ClientSampleId :
VSTDCCC010

Manual Integrations
APPROVED

Reviewed By :Semsettin Yesilyurt 04/09/2025
Supervised By :Mahesh Dadoda 04/09/2025

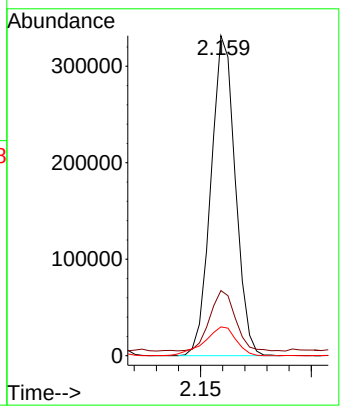

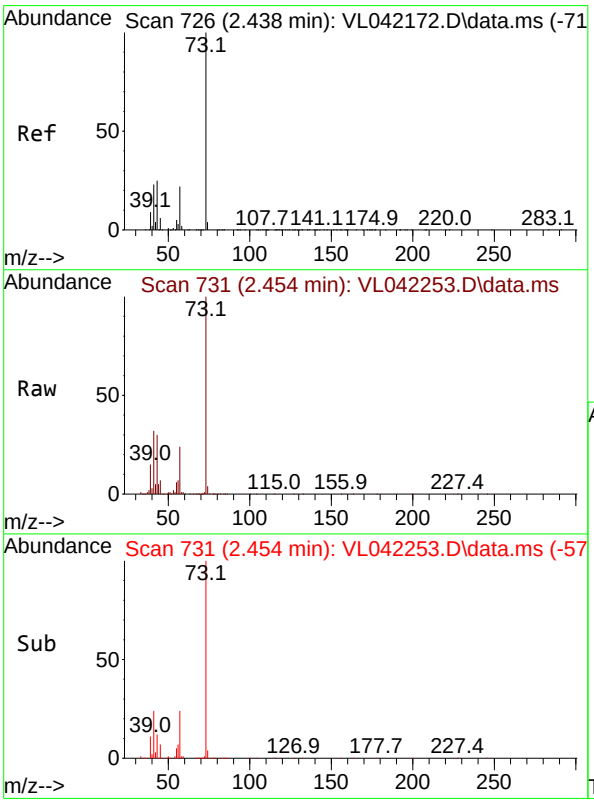

#28
Methyl tert-Butyl Ether
Concen: 8.078 ppbv
RT: 2.454 min Scan# 731
Delta R.T. 0.016 min
Lab File: VL042253.D
Acq: 08 Apr 2025 08:39

Tgt Ion: 73 Resp: 135921

Ion	Ratio	Lower	Upper
73	100		
57	24.1	20.5	30.7

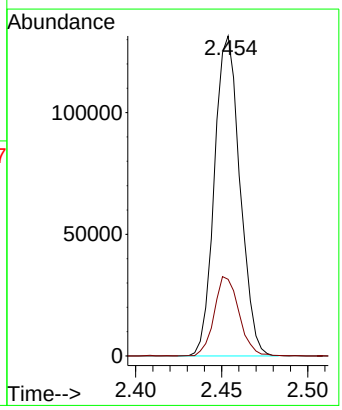

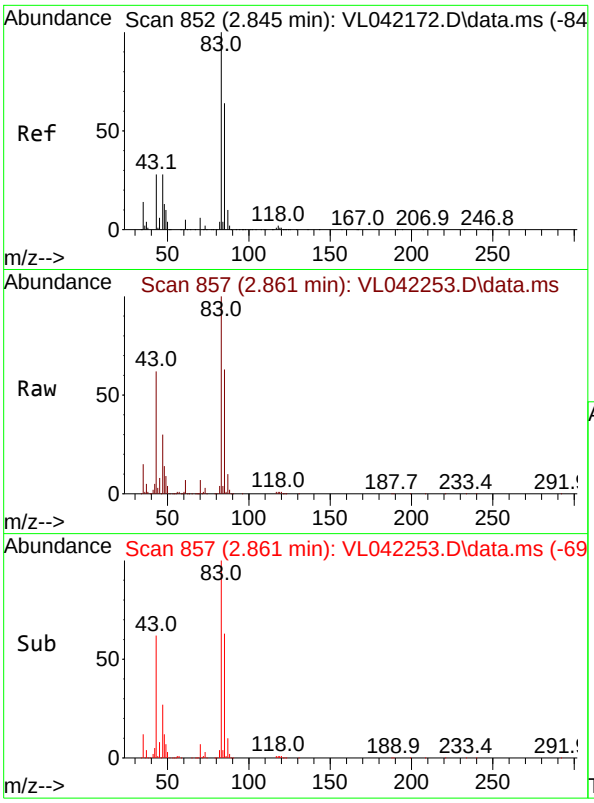

#29
Chloroform
Concen: 10.306 ppbv
RT: 2.861 min Scan# 8
Delta R.T. 0.016 min
Lab File: VL042253.D
Acq: 08 Apr 2025 08:39

Tgt Ion: 83 Resp: 40759

Ion	Ratio	Lower	Upper
83	100		
85	62.7	51.4	77.2

Instrument :
MSVOA_L
ClientSampleId :
VSTDCCC010

Manual Integrations
APPROVED

Reviewed By :Semsettin Yesilyurt 04/09/2025
Supervised By :Mahesh Dadoda 04/09/2025

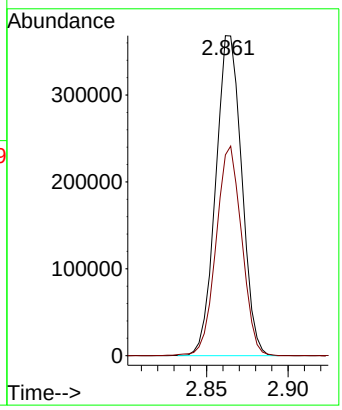

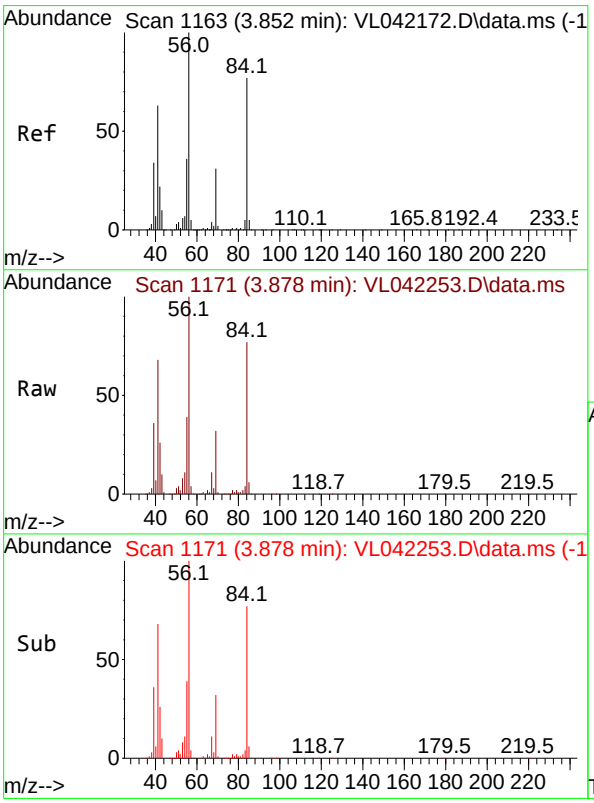

#30
Cyclohexane
Concen: 8.831 ppbv
RT: 3.878 min Scan# 1171
Delta R.T. 0.026 min
Lab File: VL042253.D
Acq: 08 Apr 2025 08:39

Tgt Ion: 84 Resp: 207216

Ion	Ratio	Lower	Upper
84	100		
56	127.8	102.8	154.2
41	88.0	66.5	99.7

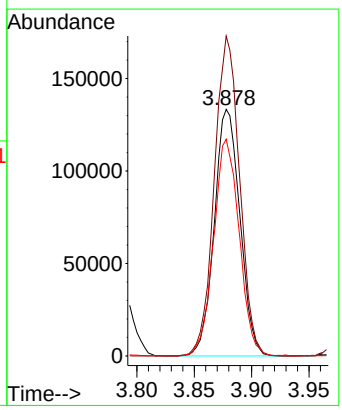

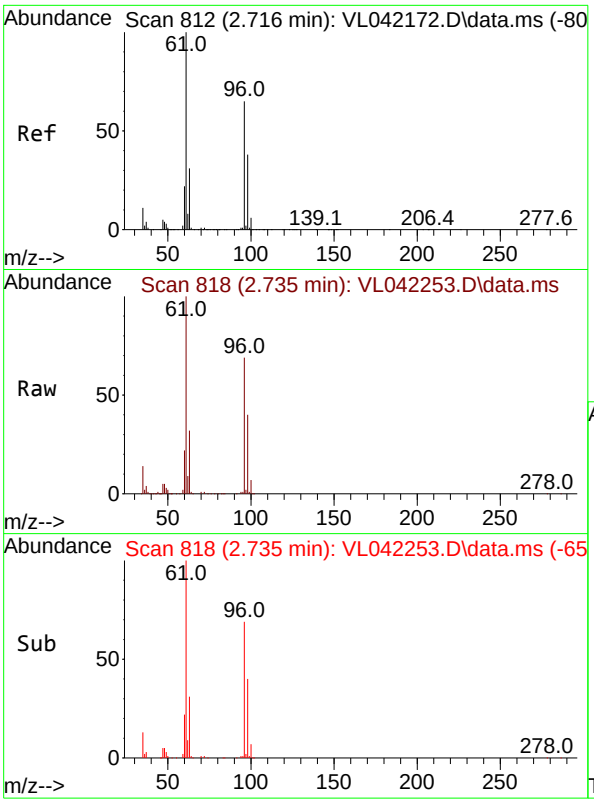

#31
cis-1,2-Dichloroethene
Concen: 9.098 ppbv
RT: 2.735 min Scan# 8
Delta R.T. 0.019 min
Lab File: VL042253.D
Acq: 08 Apr 2025 08:39

Tgt Ion: 61 Resp: 24959

Ion	Ratio	Lower	Upper
61	100		
96	69.3	51.8	77.8
98	40.1	30.6	46.0

Instrument :
MSVOA_L
ClientSampleId :
VSTDCCC010

Manual Integrations
APPROVED

Reviewed By :Semsettin Yesilyurt 04/09/2025
Supervised By :Mahesh Dadoda 04/09/2025

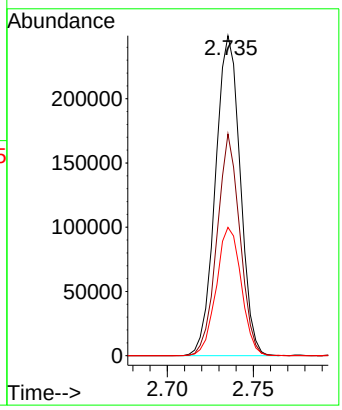

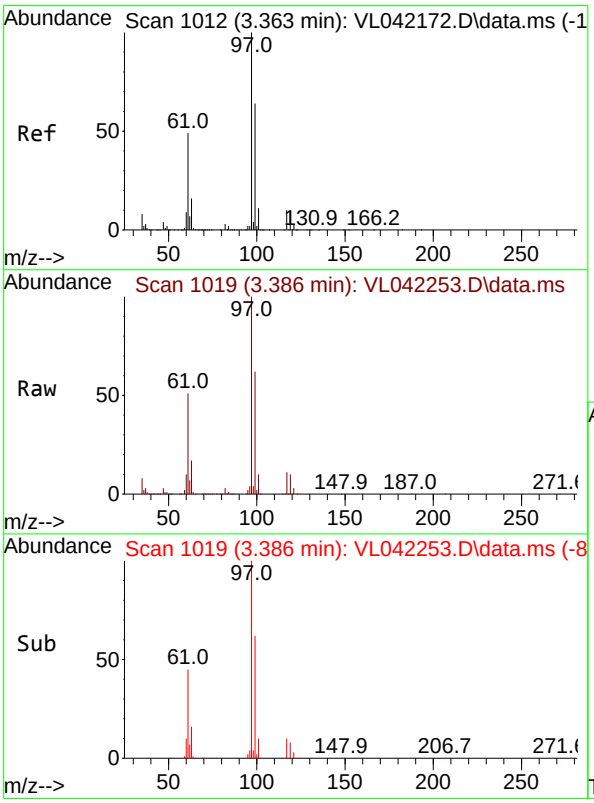

#32
1,1,1-Trichloroethane
Concen: 8.915 ppbv
RT: 3.386 min Scan# 1019
Delta R.T. 0.023 min
Lab File: VL042253.D
Acq: 08 Apr 2025 08:39

Tgt Ion: 97 Resp: 403665

Ion	Ratio	Lower	Upper
97	100		
99	63.6	51.5	77.3
61	51.9	38.7	58.1

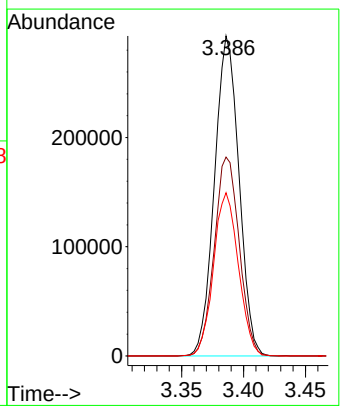

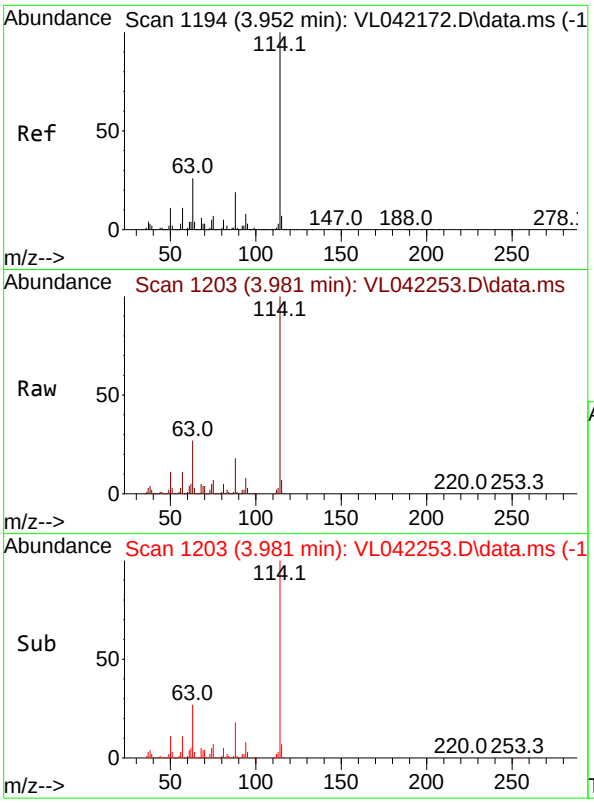

#33
1,4-Difluorobenzene
Concen: 10.000 ppbv
RT: 3.981 min Scan# 1
Delta R.T. 0.029 min
Lab File: VL042253.D
Acq: 08 Apr 2025 08:39

Tgt Ion:114 Resp: 49627

Ion	Ratio	Lower	Upper
114	100		
63	26.3	20.7	31.1
88	17.9	15.0	22.4

Instrument :
MSVOA_L
ClientSampleId :
VSTDCCC010

Manual Integrations
APPROVED

Reviewed By :Semsettin Yesilyurt 04/09/2025
Supervised By :Mahesh Dadoda 04/09/2025

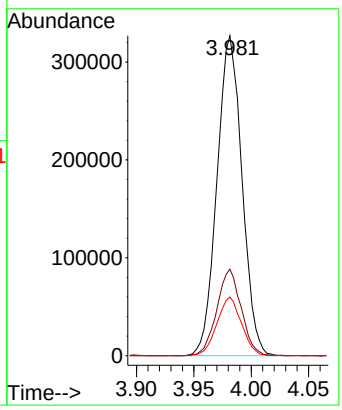

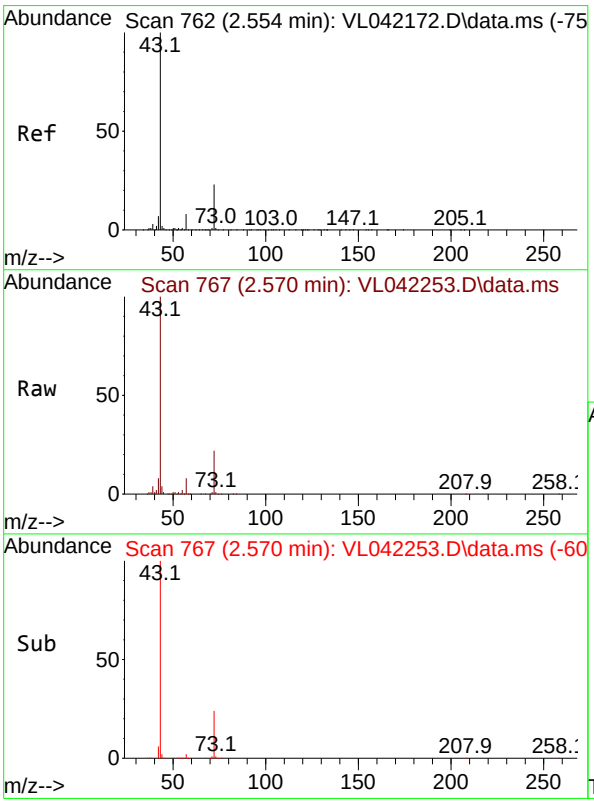

#34
2-Butanone
Concen: 10.443 ppbv
RT: 2.570 min Scan# 767
Delta R.T. 0.016 min
Lab File: VL042253.D
Acq: 08 Apr 2025 08:39

Tgt Ion: 43 Resp: 375791

Ion	Ratio	Lower	Upper
43	100		
72	22.2	18.2	27.2

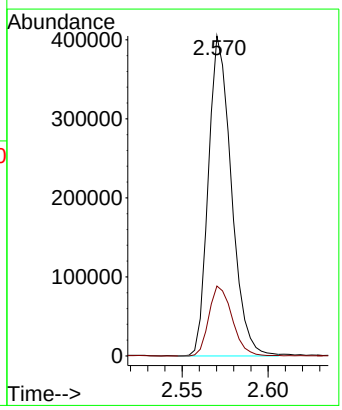

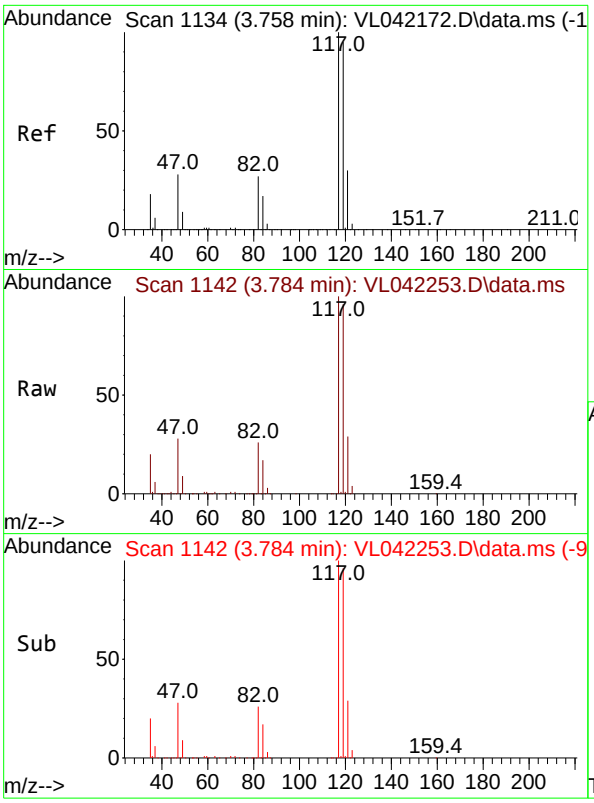

#35
Carbon Tetrachloride
Concen: 10.934 ppbv
RT: 3.784 min Scan# 1
Delta R.T. 0.026 min
Lab File: VL042253.D
Acq: 08 Apr 2025 08:39

Tgt Ion:117 Resp: 42386

Ion	Ratio	Lower	Upper
117	100		
119	95.9	76.2	114.2
121	28.7	24.2	36.4

Instrument :
MSVOA_L
ClientSampleId :
VSTDCCC010

Manual Integrations
APPROVED

Reviewed By :Semsettin Yesilyurt 04/09/2025
Supervised By :Mahesh Dadoda 04/09/2025

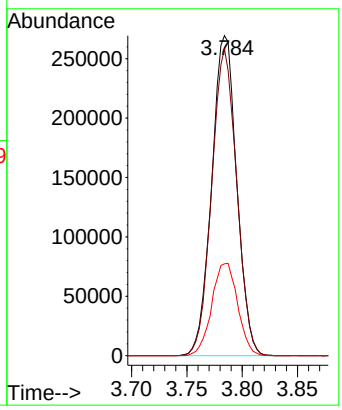

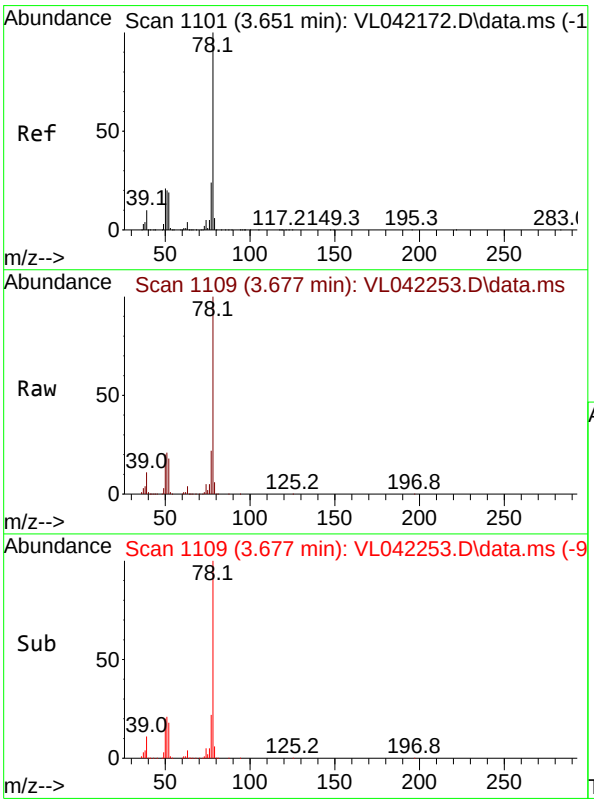

#36
Benzene
Concen: 10.467 ppbv
RT: 3.677 min Scan# 1109
Delta R.T. 0.026 min
Lab File: VL042253.D
Acq: 08 Apr 2025 08:39

Tgt Ion: 78 Resp: 514967

Ion	Ratio	Lower	Upper
78	100		
77	22.2	19.1	28.7
50	20.1	16.6	24.8

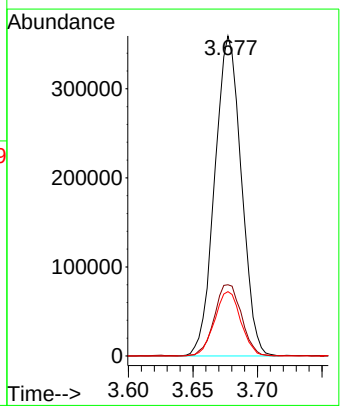

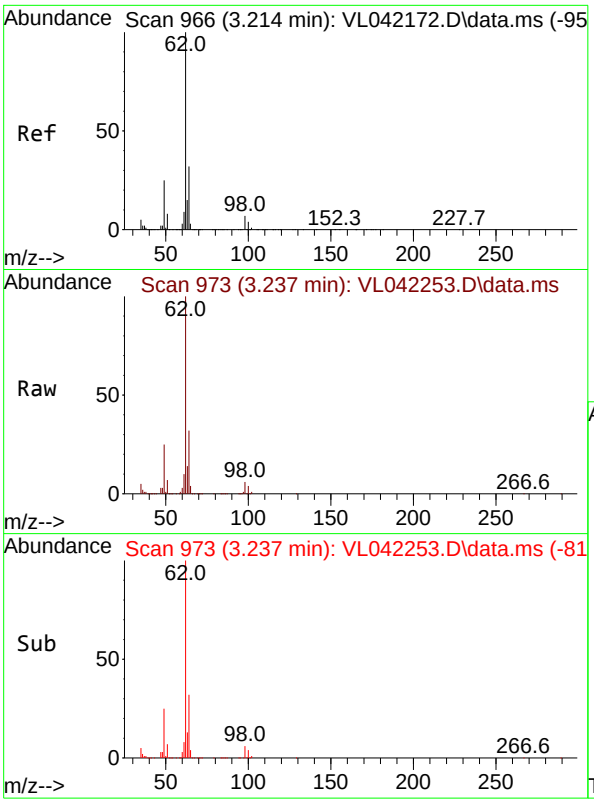

#37
1,2-Dichloroethane
Concen: 11.119 ppbv
RT: 3.237 min Scan# 9
Delta R.T. 0.023 min
Lab File: VL042253.D
Acq: 08 Apr 2025 08:39

Tgt Ion: 62 Resp: 31319

Ion	Ratio	Lower	Upper
62	100		
98	6.4	5.4	8.2

Instrument :
MSVOA_L
ClientSampleId :
VSTDCCC010

Manual Integrations
APPROVED

Reviewed By :Semsettin Yesilyurt 04/09/2025
Supervised By :Mahesh Dadoda 04/09/2025

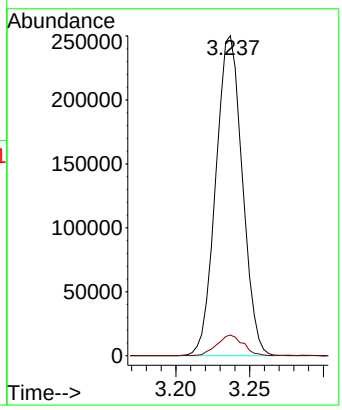

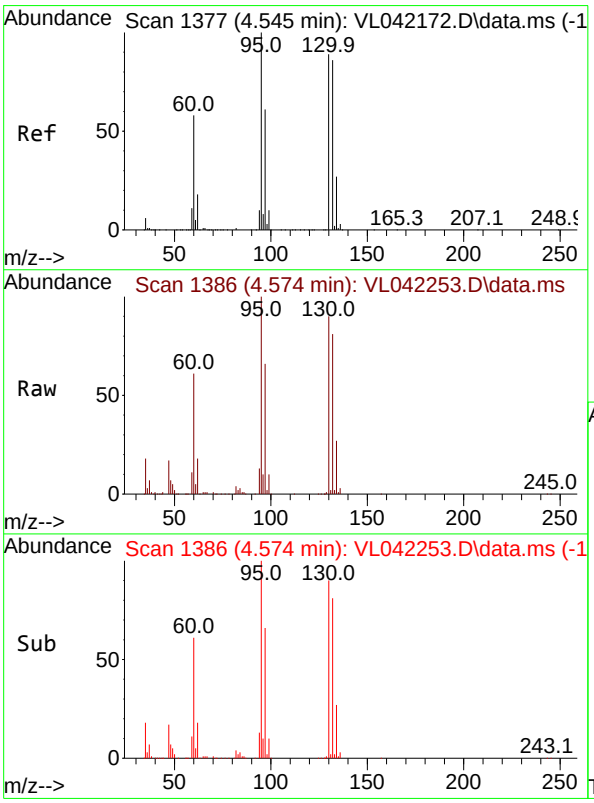

#38
Trichloroethene
Concen: 10.032 ppbv
RT: 4.574 min Scan# 1386
Delta R.T. 0.029 min
Lab File: VL042253.D
Acq: 08 Apr 2025 08:39

Tgt Ion:130 Resp: 205933

Ion	Ratio	Lower	Upper
130	100		
95	111.4	89.8	134.8
132	90.5	77.4	116.2
97	73.8	55.1	82.7

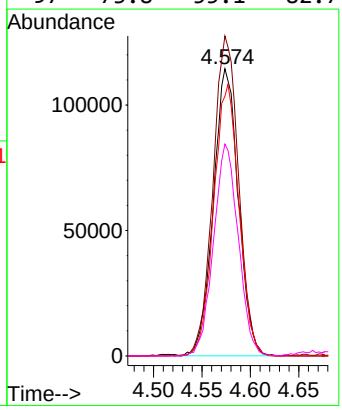

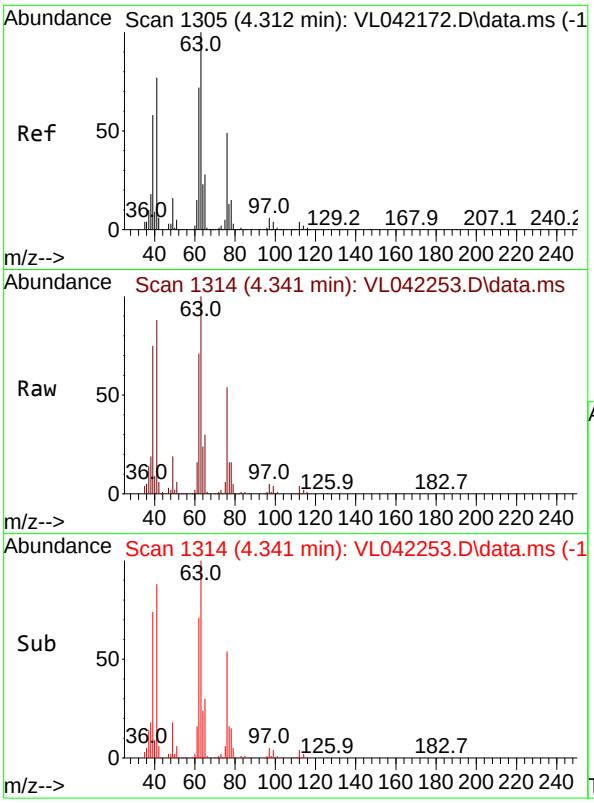

#39
1,2-Dichloropropane
Concen: 10.501 ppbv
RT: 4.341 min Scan# 1
Delta R.T. 0.029 min
Lab File: VL042253.D
Acq: 08 Apr 2025 08:39

Tgt Ion: 63 Resp: 18815

Ion	Ratio	Lower	Upper
63	100		
41	87.9	61.7	92.5
62	70.9	57.6	86.4

Instrument :
MSVOA_L
ClientSampleId :
VSTDCCC010

Manual Integrations
APPROVED

Reviewed By :Semsettin Yesilyurt 04/09/2025
Supervised By :Mahesh Dadoda 04/09/2025

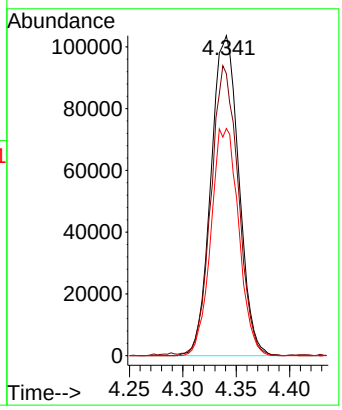

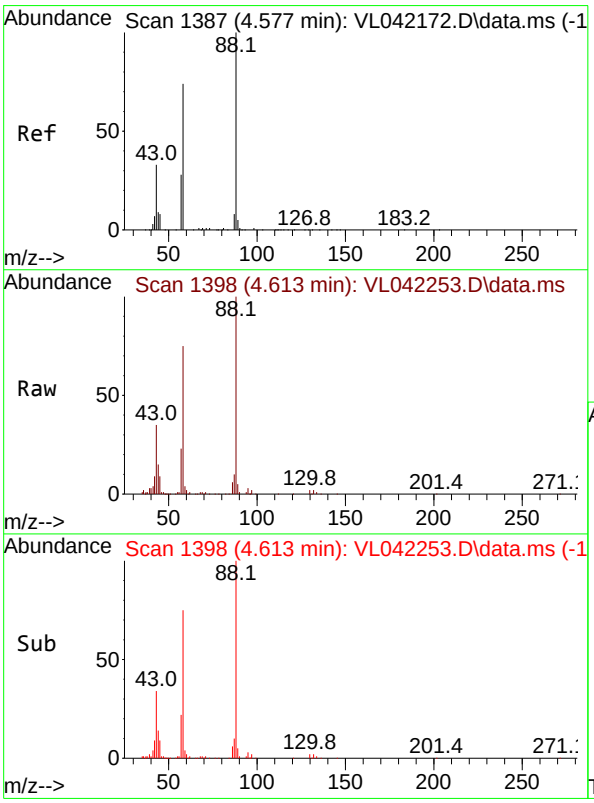

#40
1,4-Dioxane
Concen: 9.409 ppbv
RT: 4.613 min Scan# 1398
Delta R.T. 0.035 min
Lab File: VL042253.D
Acq: 08 Apr 2025 08:39

Tgt Ion: 88 Resp: 89479

Ion	Ratio	Lower	Upper
88	100		
58	78.8	62.7	94.1
43	35.2	23.0	34.4#
57	0.0	0.0	0.0

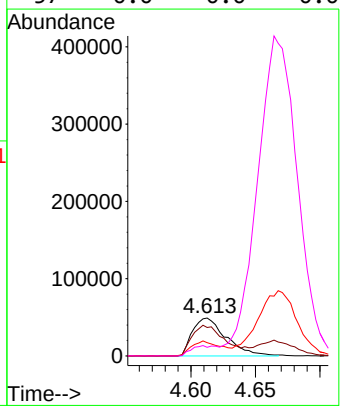

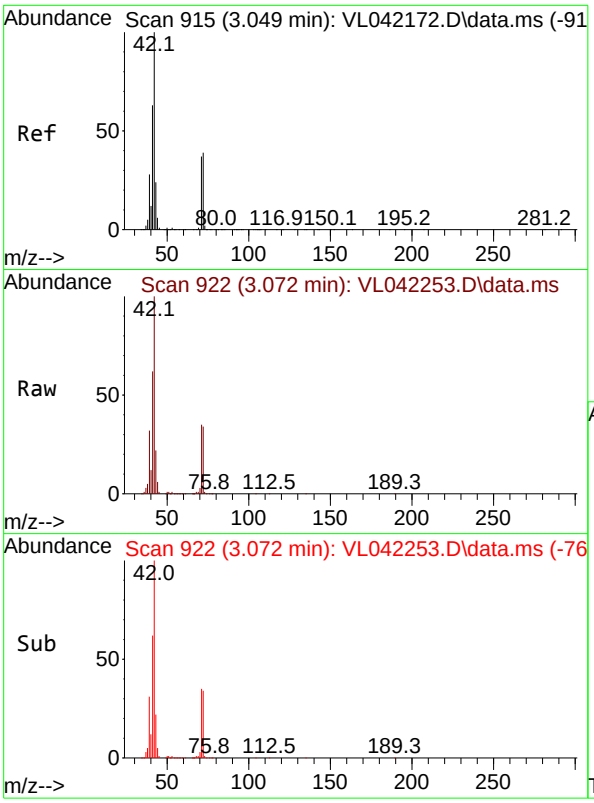

#41
Tetrahydrofuran
Concen: 10.073 ppbv
RT: 3.072 min Scan# 9
Delta R.T. 0.023 min
Lab File: VL042253.D
Acq: 08 Apr 2025 08:39

Tgt Ion: 42 Resp: 20873

Ion	Ratio	Lower	Upper
42	100		
72	36.5	31.4	47.0
71	35.6	30.2	45.4

Instrument :
MSVOA_L
ClientSampleId :
VSTDCCC010

Manual Integrations
APPROVED

Reviewed By :Semsettin Yesilyurt 04/09/2025
Supervised By :Mahesh Dadoda 04/09/2025

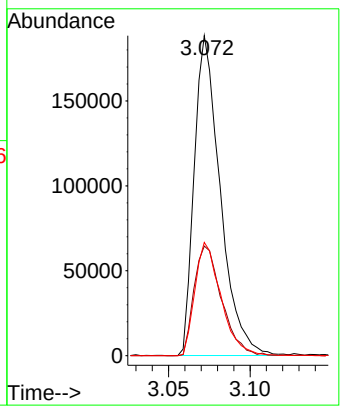

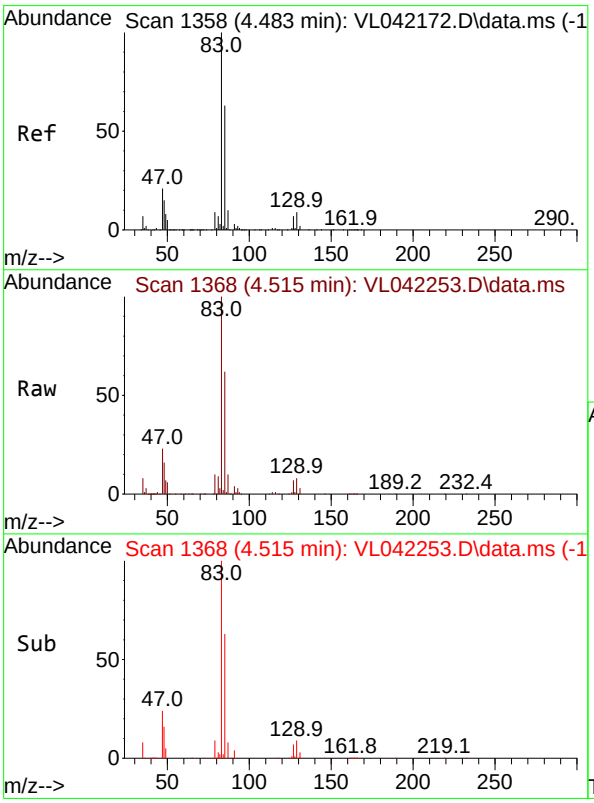

#42
Bromodichloromethane
Concen: 11.230 ppbv
RT: 4.515 min Scan# 1368
Delta R.T. 0.032 min
Lab File: VL042253.D
Acq: 08 Apr 2025 08:39

Tgt Ion: 83 Resp: 436058

Ion	Ratio	Lower	Upper
83	100		
85	61.8	50.5	75.7
127	7.2	5.9	8.9

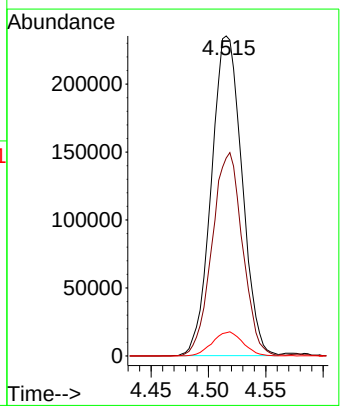

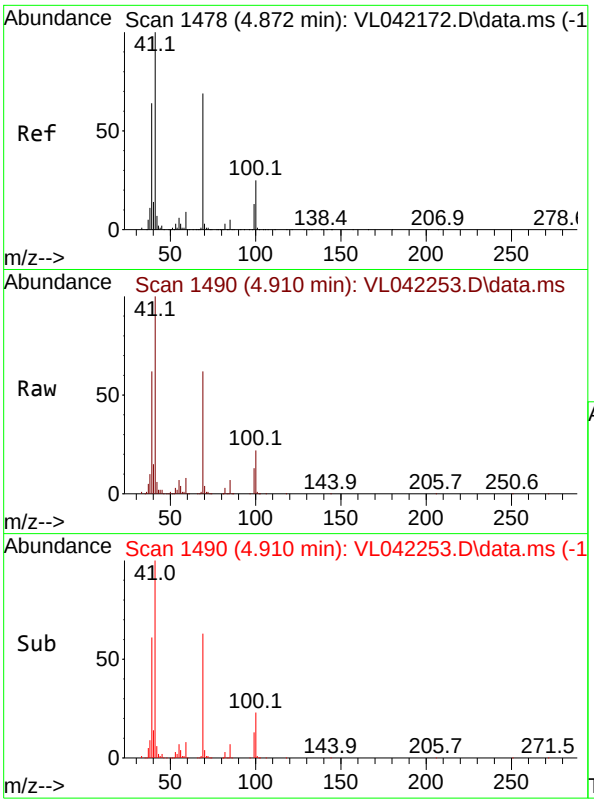

#43
Methyl Methacrylate
Concen: 9.288 ppbv
RT: 4.910 min Scan# 1
Delta R.T. 0.039 min
Lab File: VL042253.D
Acq: 08 Apr 2025 08:39

Tgt Ion: 69 Resp: 19344

Ion	Ratio	Lower	Upper
69	100		
41	156.1	123.8	185.6
100	35.2	28.4	42.6

Instrument :
MSVOA_L
ClientSampleId :
VSTDCCC010

Manual Integrations
APPROVED

Reviewed By :Semsettin Yesilyurt 04/09/2025
Supervised By :Mahesh Dadoda 04/09/2025

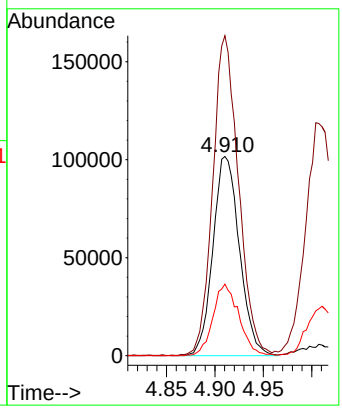

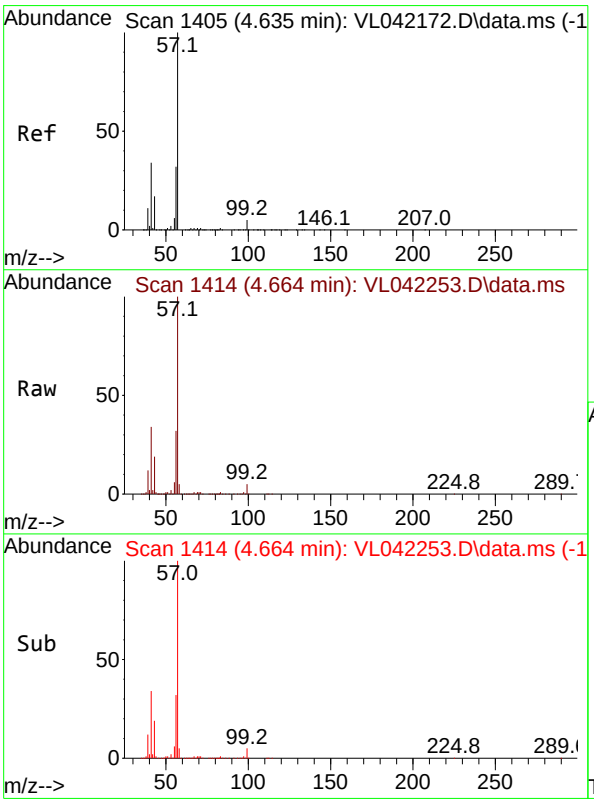

#44
2,2,4-Trimethylpentane
Concen: 10.687 ppbv
RT: 4.664 min Scan# 1414
Delta R.T. 0.029 min
Lab File: VL042253.D
Acq: 08 Apr 2025 08:39

Tgt Ion: 57 Resp: 888509

Ion	Ratio	Lower	Upper
57	100		
41	35.5	26.8	40.2
56	32.8	25.6	38.4

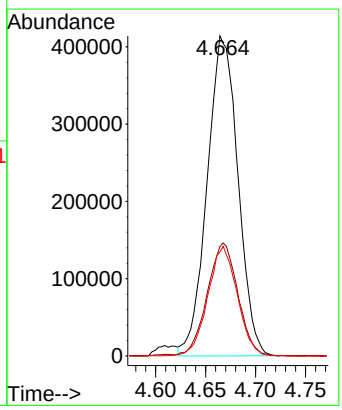

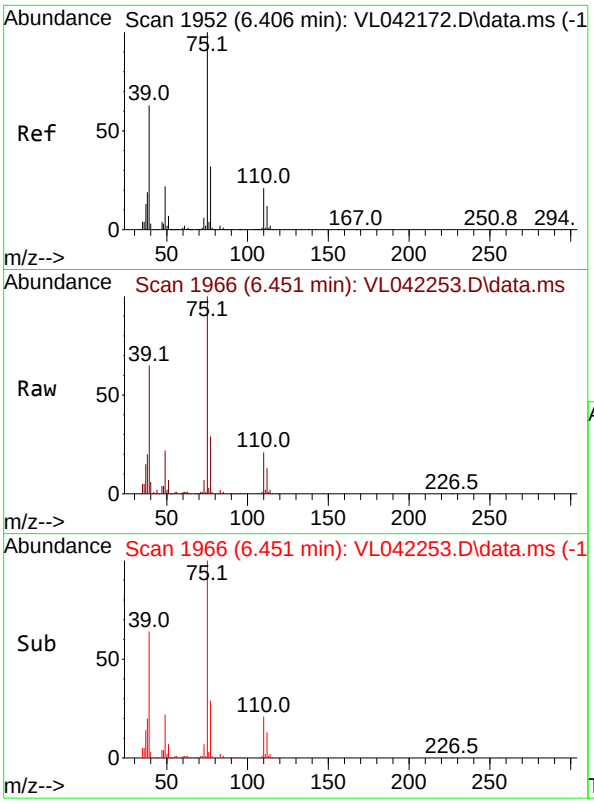

#45
t-1,3-Dichloropropene
Concen: 8.273 ppbv
RT: 6.451 min Scan# 1
Delta R.T. 0.045 min
Lab File: VL042253.D
Acq: 08 Apr 2025 08:39

Tgt Ion: 75 Resp: 18486

Ion	Ratio	Lower	Upper
75	100		
77	28.7	26.0	39.0

Instrument :
MSVOA_L
ClientSampleId :
VSTDCCC010

Manual Integrations
APPROVED

Reviewed By :Semsettin Yesilyurt 04/09/2025
Supervised By :Mahesh Dadoda 04/09/2025

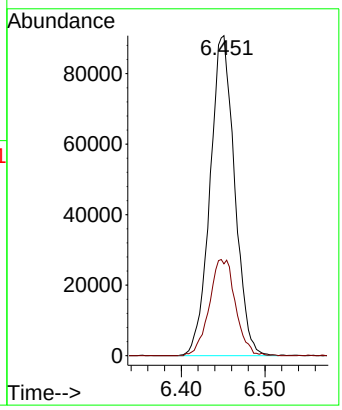

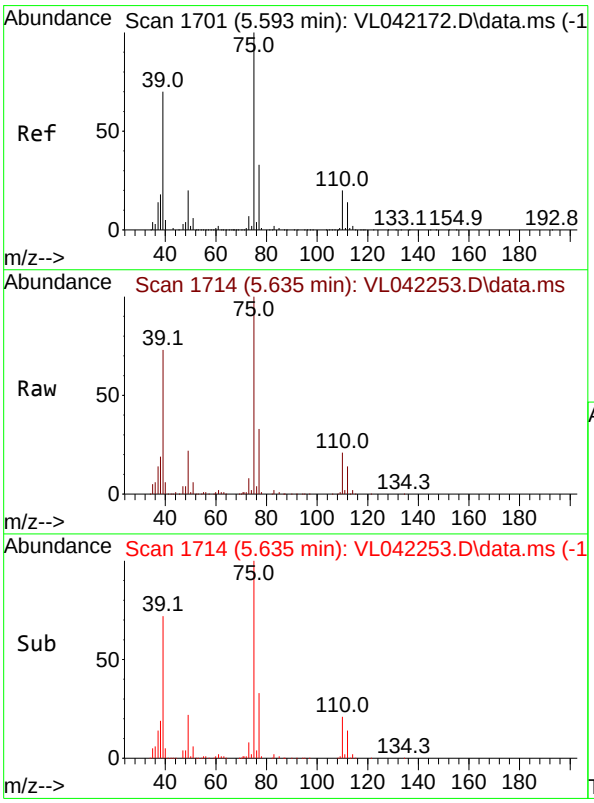

#46
cis-1,3-Dichloropropene
Concen: 8.880 ppbv
RT: 5.635 min Scan# 1714
Delta R.T. 0.042 min
Lab File: VL042253.D
Acq: 08 Apr 2025 08:39

Tgt Ion: 75 Resp: 243227

Ion	Ratio	Lower	Upper
75	100		
39	72.4	55.8	83.6
77	33.1	26.0	39.0

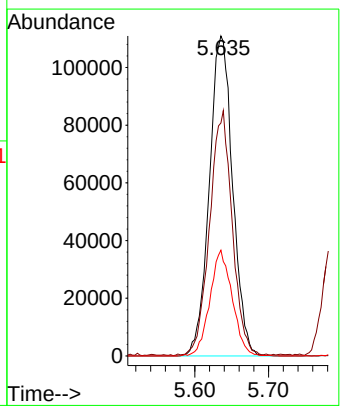

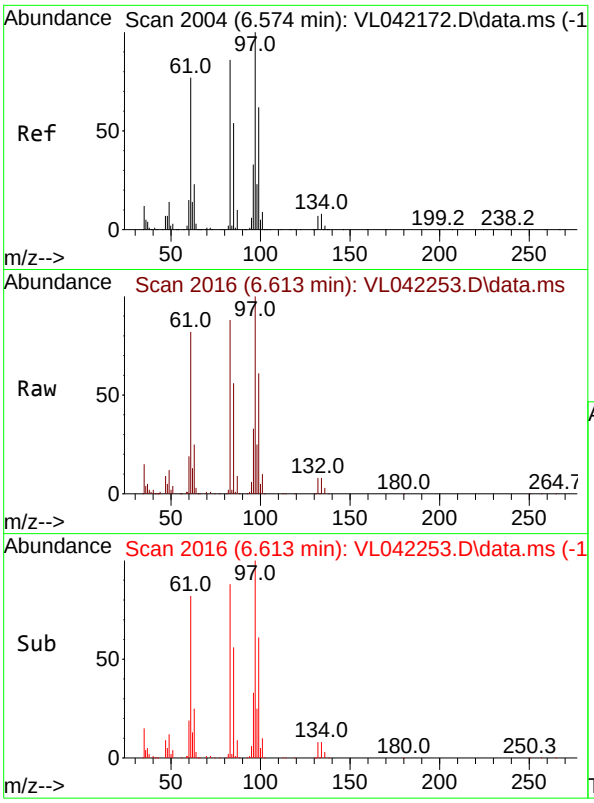

#47
1,1,2-Trichloroethane
Concen: 11.011 ppbv
RT: 6.613 min Scan# 2
Delta R.T. 0.039 min
Lab File: VL042253.D
Acq: 08 Apr 2025 08:39

Tgt Ion: 97 Resp: 20855

Ion	Ratio	Lower	Upper
97	100		
83	87.6	69.2	103.8
85	55.8	43.1	64.7
99	61.4	49.4	74.2

Instrument :
MSVOA_L
ClientSampleId :
VSTDCCC010

Manual Integrations
APPROVED

Reviewed By :Semsettin Yesilyurt 04/09/2025
Supervised By :Mahesh Dadoda 04/09/2025

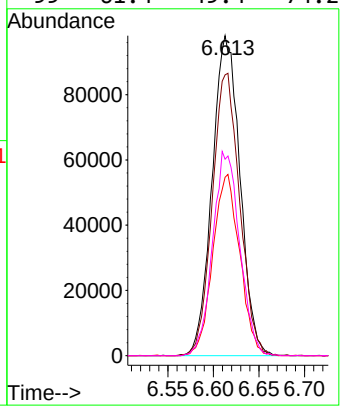

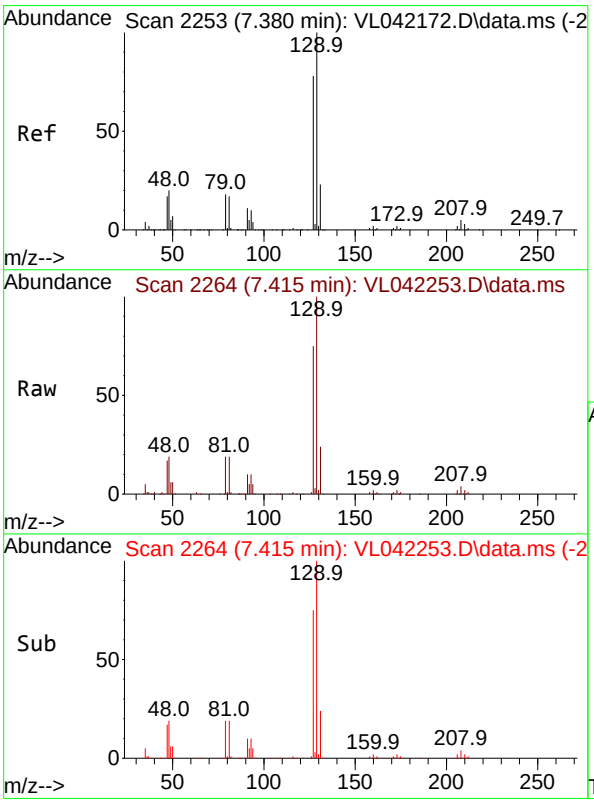

#48
Dibromochloromethane
Concen: 10.783 ppbv
RT: 7.415 min Scan# 2264
Delta R.T. 0.035 min
Lab File: VL042253.D
Acq: 08 Apr 2025 08:39

Tgt Ion:129 Resp: 346117

Ion	Ratio	Lower	Upper
129	100		
127	77.6	39.1	117.2

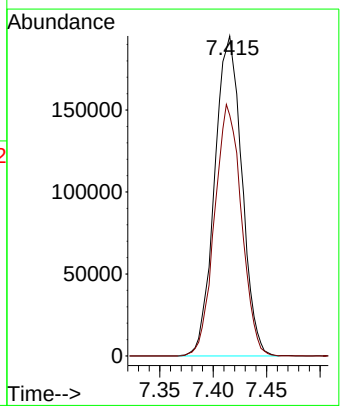

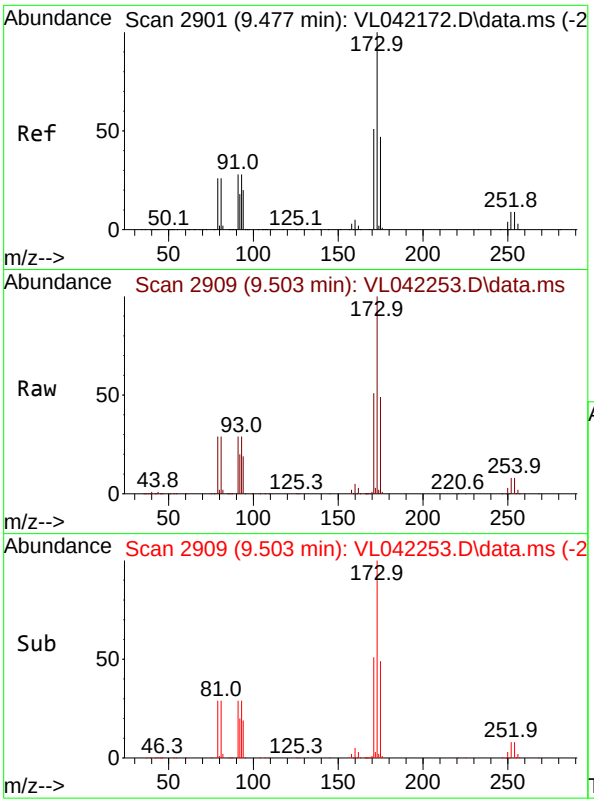

#49
Bromoform
Concen: 10.395 ppbv
RT: 9.503 min Scan# 2
Delta R.T. 0.026 min
Lab File: VL042253.D
Acq: 08 Apr 2025 08:39

Tgt Ion:173 Resp: 29958

Ion	Ratio	Lower	Upper
173	100		
175	48.6	38.6	57.8
171	51.3	41.8	62.6

Instrument :
MSVOA_L
ClientSampleId :
VSTDCCC010

Manual Integrations
APPROVED

Reviewed By :Semsettin Yesilyurt 04/09/2025
Supervised By :Mahesh Dadoda 04/09/2025

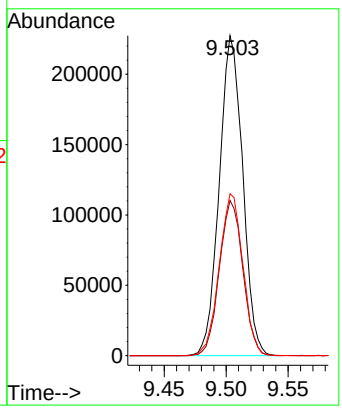

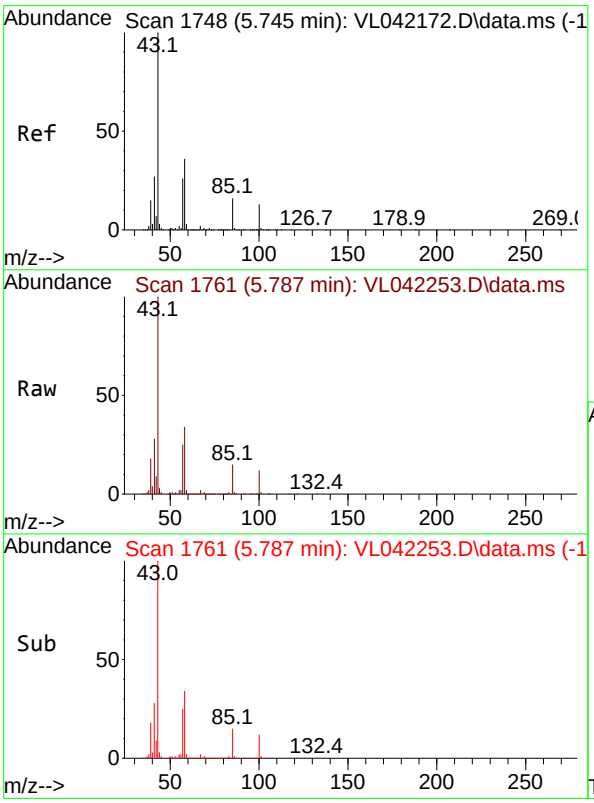

#50
4-Methyl-2-Pentanone
Concen: 9.519 ppbv
RT: 5.787 min Scan# 1761
Delta R.T. 0.042 min
Lab File: VL042253.D
Acq: 08 Apr 2025 08:39

Tgt Ion: 43 Resp: 542853

Ion	Ratio	Lower	Upper
43	100		
58	34.0	29.0	43.6

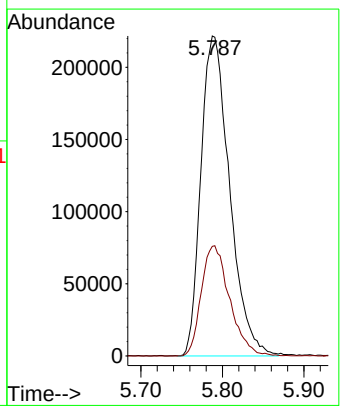

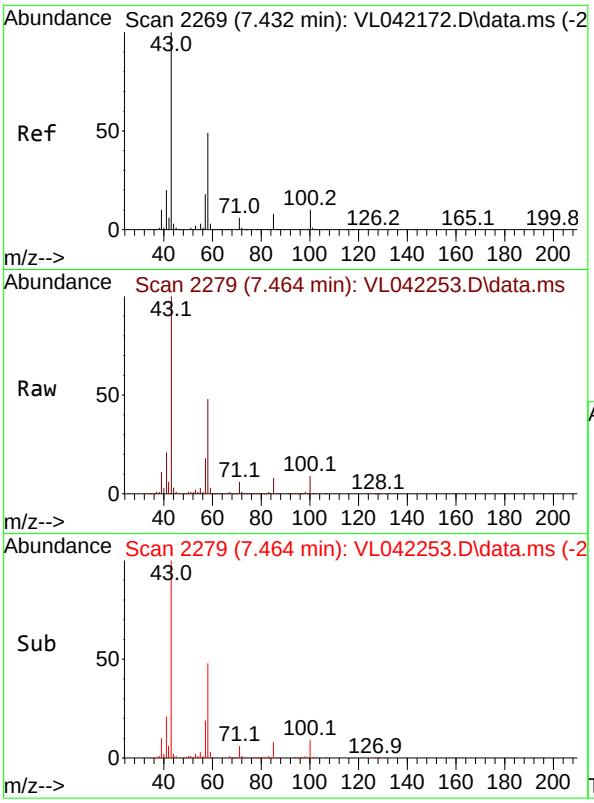

#51
2-Hexanone
Concen: 9.266 ppbv
RT: 7.464 min Scan# 2
Delta R.T. 0.032 min
Lab File: VL042253.D
Acq: 08 Apr 2025 08:39

Tgt Ion: 43 Resp: 43392

Ion	Ratio	Lower	Upper
43	100		
58	46.9	39.7	59.5
98	0.8	0.1	0.1

Instrument :
MSVOA_L
ClientSampleId :
VSTDCCC010

Manual Integrations
APPROVED

Reviewed By :Semsettin Yesilyurt 04/09/2025
Supervised By :Mahesh Dadoda 04/09/2025

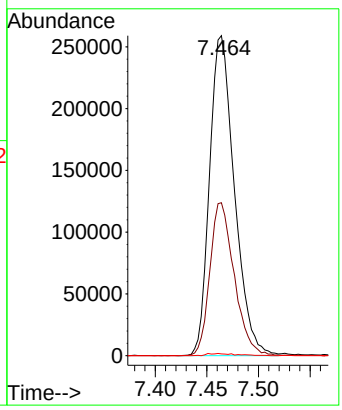

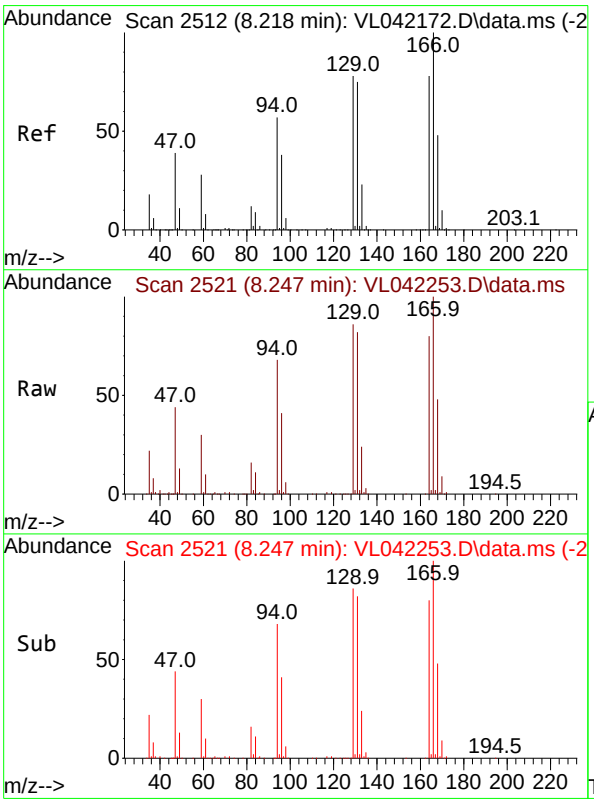

#52
Tetrachloroethene
Concen: 8.862 ppbv
RT: 8.247 min Scan# 2521
Delta R.T. 0.029 min
Lab File: VL042253.D
Acq: 08 Apr 2025 08:39

Tgt Ion:164 Resp: 172915

Ion	Ratio	Lower	Upper
164	100		
166	124.7	102.5	153.7
129	107.4	79.8	119.8
131	102.6	76.6	114.8

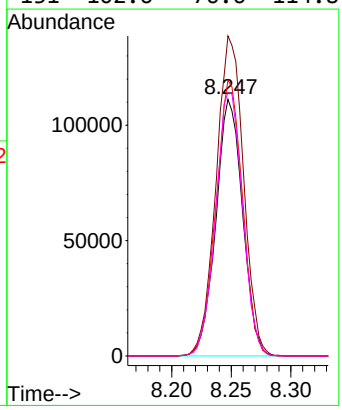

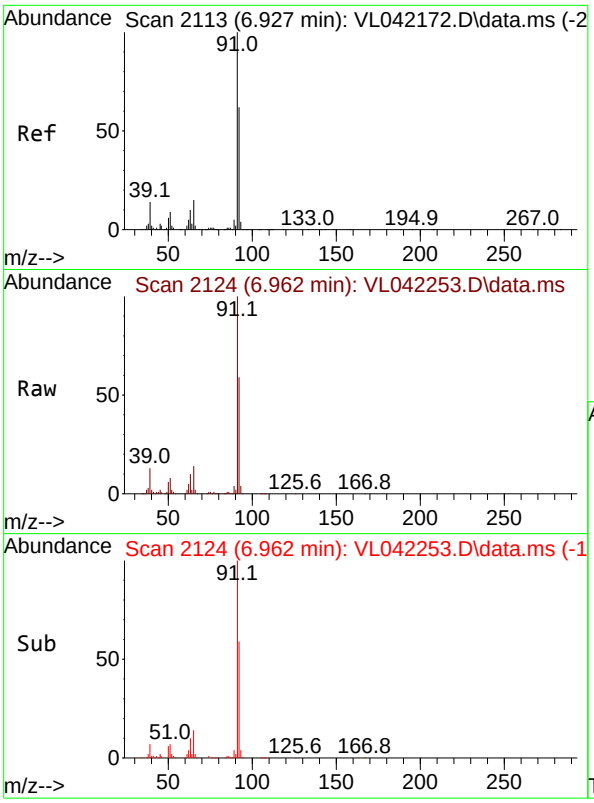

#53
Toluene
Concen: 9.853 ppbv
RT: 6.962 min Scan# 2
Delta R.T. 0.035 min
Lab File: VL042253.D
Acq: 08 Apr 2025 08:39

Tgt Ion: 91 Resp: 57466

Ion	Ratio	Lower	Upper
91	100		
92	59.1	48.4	72.6

Instrument :
MSVOA_L
ClientSampleId :
VSTDCCC010

Manual Integrations
APPROVED

Reviewed By :Semsettin Yesilyurt 04/09/2025
Supervised By :Mahesh Dadoda 04/09/2025

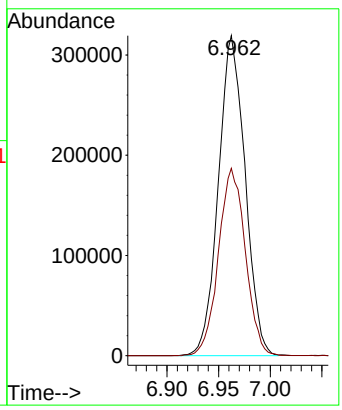

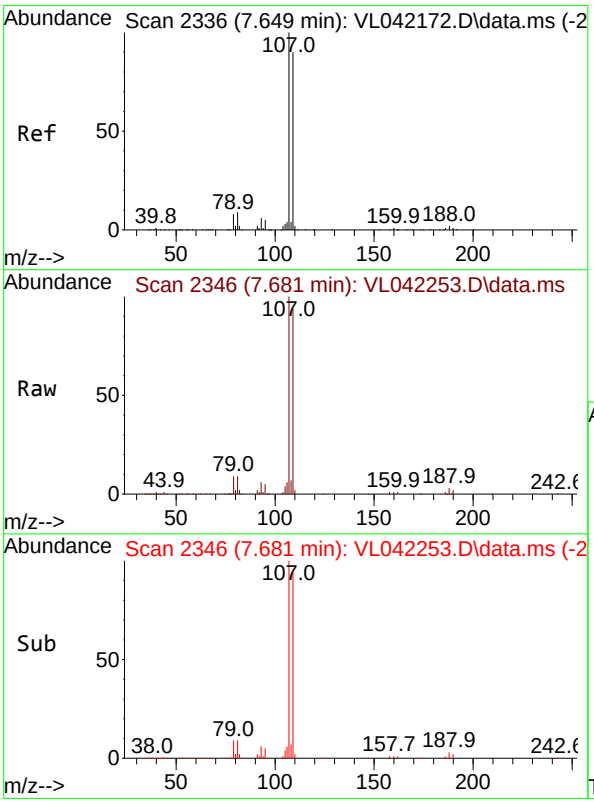

#54
1,2-Dibromoethane
Concen: 10.659 ppbv
RT: 7.681 min Scan# 2346
Delta R.T. 0.032 min
Lab File: VL042253.D
Acq: 08 Apr 2025 08:39

Tgt Ion:107 Resp: 281436

Ion	Ratio	Lower	Upper
107	100		
109	93.6	72.2	108.4

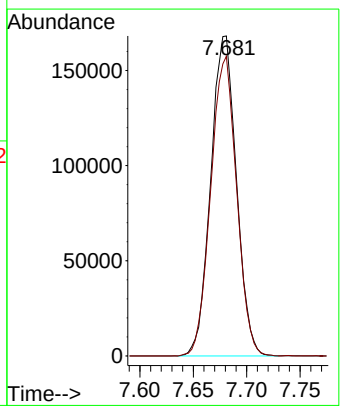

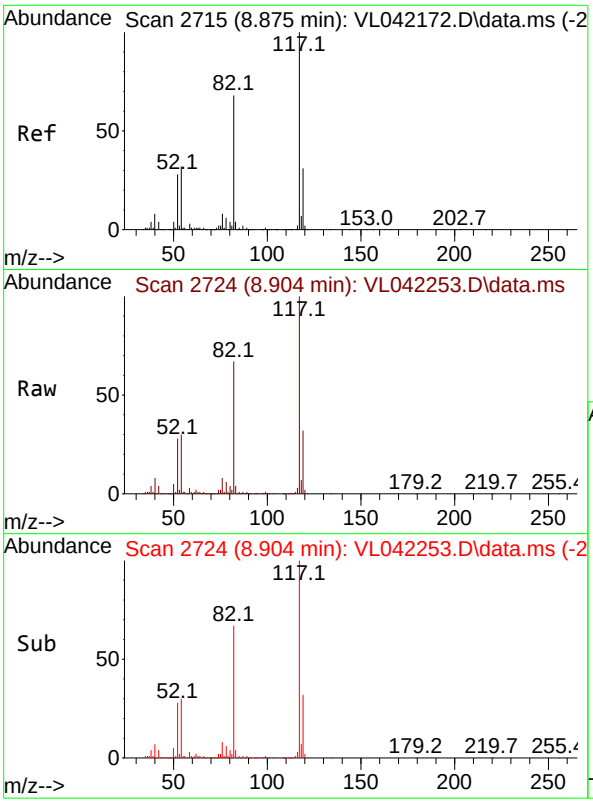

#55
Chlorobenzene-d5
Concen: 10.000 ppbv
RT: 8.904 min Scan# 2
Delta R.T. 0.029 min
Lab File: VL042253.D
Acq: 08 Apr 2025 08:39

Tgt Ion:117 Resp: 44695

Ion	Ratio	Lower	Upper
117	100		
82	69.4	55.8	83.6
119	31.7	25.5	38.3

Instrument :
MSVOA_L
ClientSampleId :
VSTDCCC010

Manual Integrations
APPROVED

Reviewed By :Semsettin Yesilyurt 04/09/2025
Supervised By :Mahesh Dadoda 04/09/2025

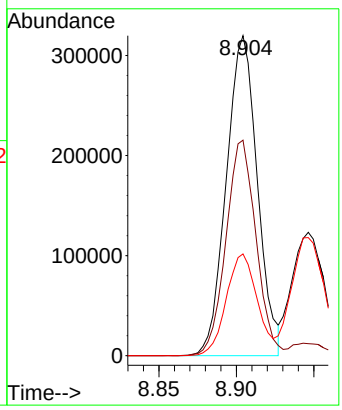

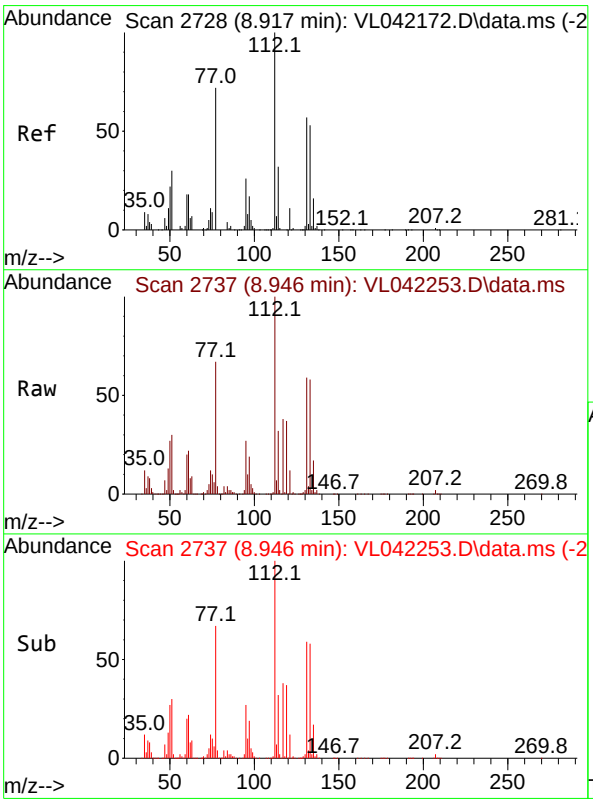

#56
1,1,1,2-Tetrachloroethane
Concen: 11.647 ppbv
RT: 8.946 min Scan# 2737
Delta R.T. 0.029 min
Lab File: VL042253.D
Acq: 08 Apr 2025 08:39

Tgt Ion:131 Resp: 286554

Ion	Ratio	Lower	Upper
131	100		
133	94.6	76.6	114.8
119	62.4	49.8	74.6

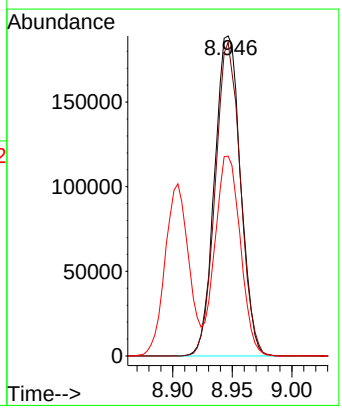

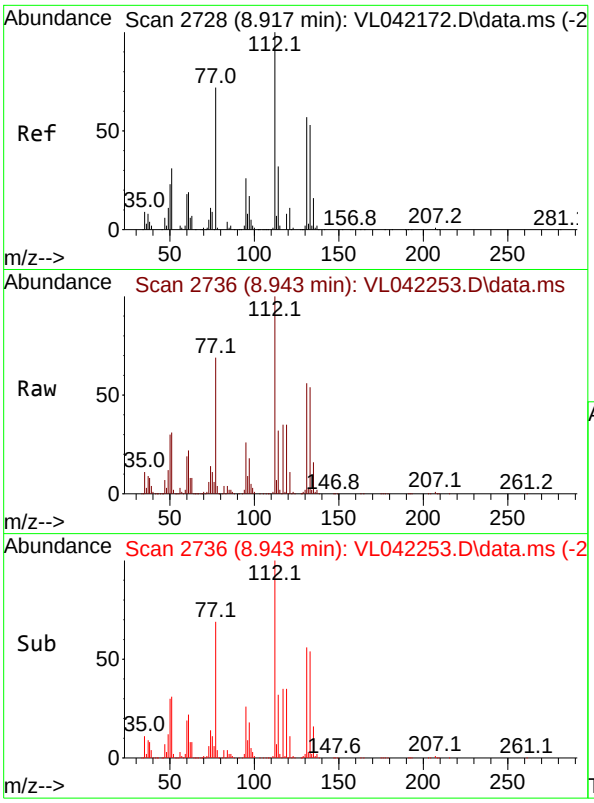

#57
Chlorobenzene
Concen: 11.411 ppbv
RT: 8.943 min Scan# 2
Delta R.T. 0.026 min
Lab File: VL042253.D
Acq: 08 Apr 2025 08:39

Tgt Ion:112 Resp: 48378

Ion	Ratio	Lower	Upper
112	100		
77	69.0	58.2	87.2
114	32.1	29.1	35.5

Instrument :
MSVOA_L
ClientSampleId :
VSTDCCC010

Manual Integrations
APPROVED

Reviewed By :Semsettin Yesilyurt 04/09/2025
Supervised By :Mahesh Dadoda 04/09/2025

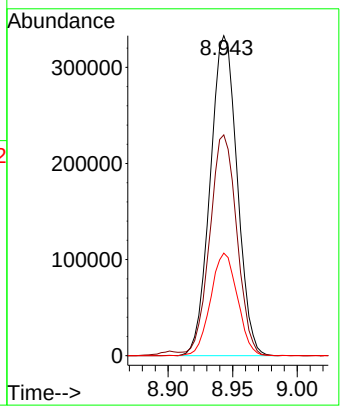

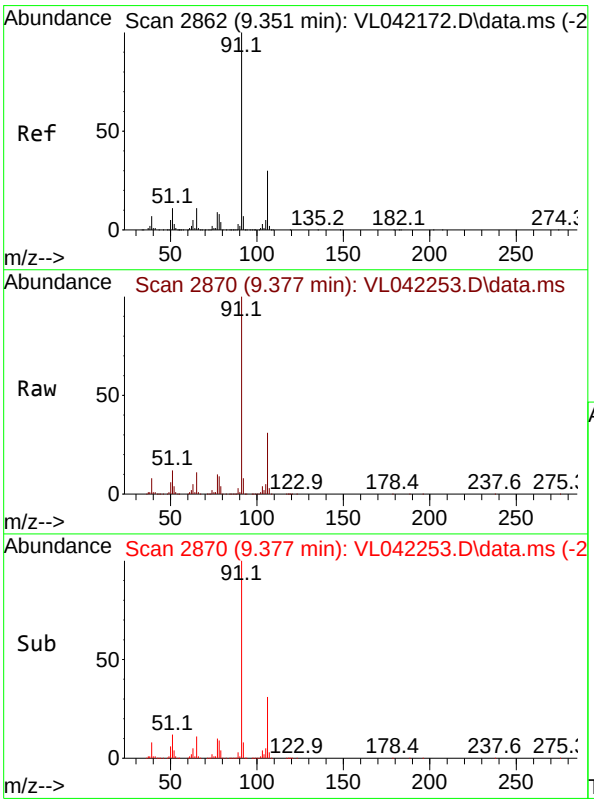

#58
Ethyl Benzene
Concen: 10.479 ppbv
RT: 9.377 min Scan# 2870
Delta R.T. 0.026 min
Lab File: VL042253.D
Acq: 08 Apr 2025 08:39

Tgt Ion: 91 Resp: 831947

Ion	Ratio	Lower	Upper
91	100		
106	30.7	24.2	36.2

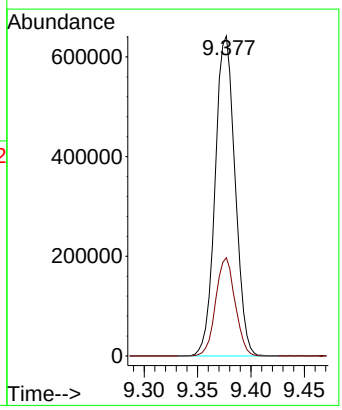

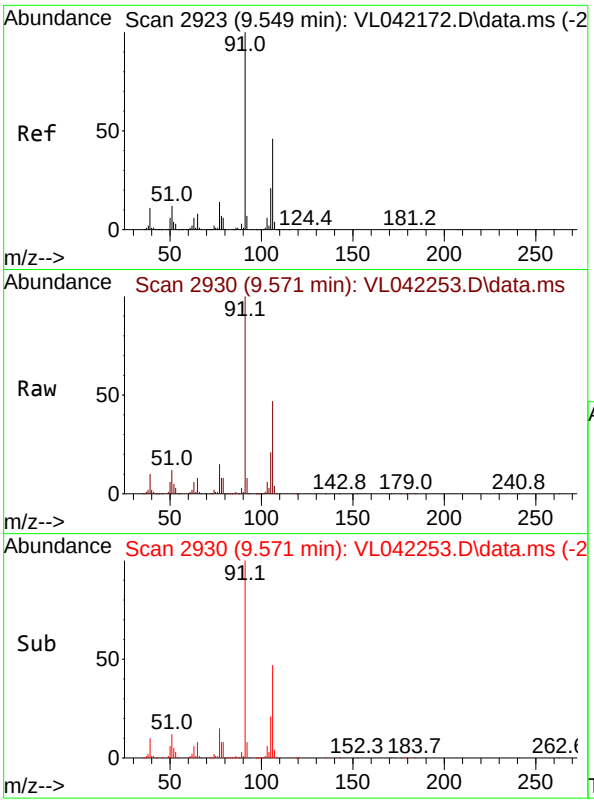

#59
m/p-Xylene
Concen: 22.266 ppbv m
RT: 9.571 min Scan# 2
Delta R.T. 0.023 min
Lab File: VL042253.D
Acq: 08 Apr 2025 08:39

Tgt Ion: 91 Resp: 141155

Ion	Ratio	Lower	Upper
91	100		
106	46.4	36.4	54.6

Instrument :
MSVOA_L
ClientSampleId :
VSTDCCC010

Manual Integrations
APPROVED

Reviewed By :Semsettin Yesilyurt 04/09/2025
Supervised By :Mahesh Dadoda 04/09/2025

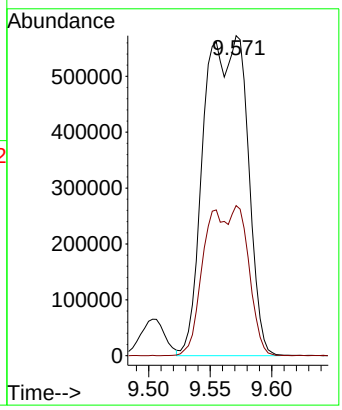

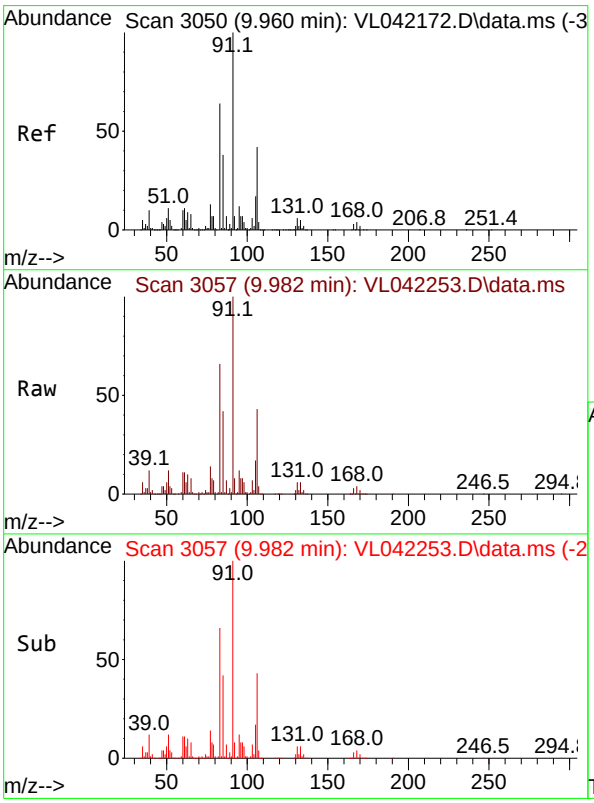

#60
o-Xylene
Concen: 10.958 ppbv
RT: 9.982 min Scan# 3057
Delta R.T. 0.023 min
Lab File: VL042253.D
Acq: 08 Apr 2025 08:39

Tgt Ion: 91 Resp: 696371

Ion	Ratio	Lower	Upper
91	100		
106	43.8	20.8	62.5

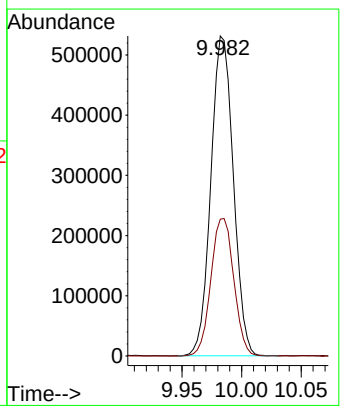

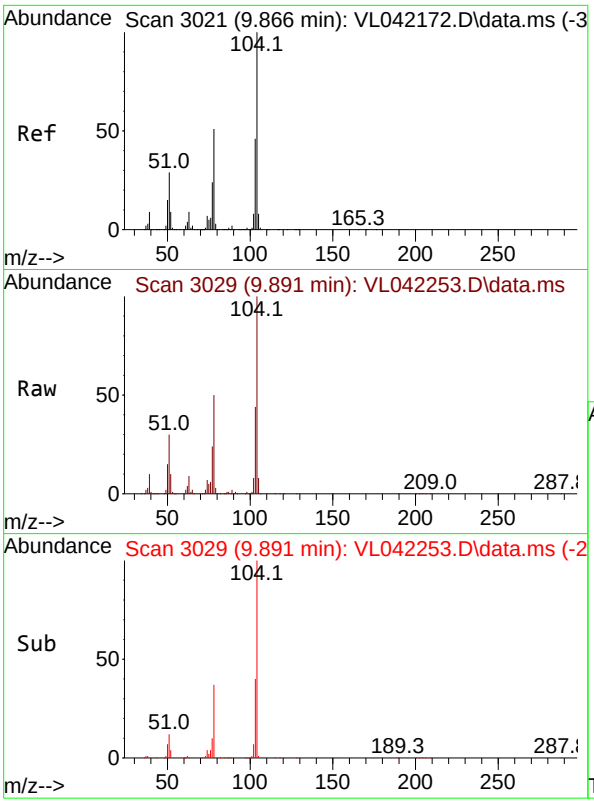

#61
Styrene
Concen: 9.965 ppbv
RT: 9.891 min Scan# 3
Delta R.T. 0.026 min
Lab File: VL042253.D
Acq: 08 Apr 2025 08:39

Tgt Ion:104 Resp: 31330

Ion	Ratio	Lower	Upper
104	100		
78	51.4	41.8	62.6
103	45.8	37.0	55.4

Instrument :
MSVOA_L
ClientSampleId :
VSTDCCC010

Manual Integrations
APPROVED

Reviewed By :Semsettin Yesilyurt 04/09/2025
Supervised By :Mahesh Dadoda 04/09/2025

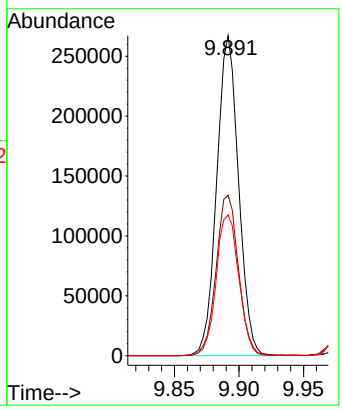

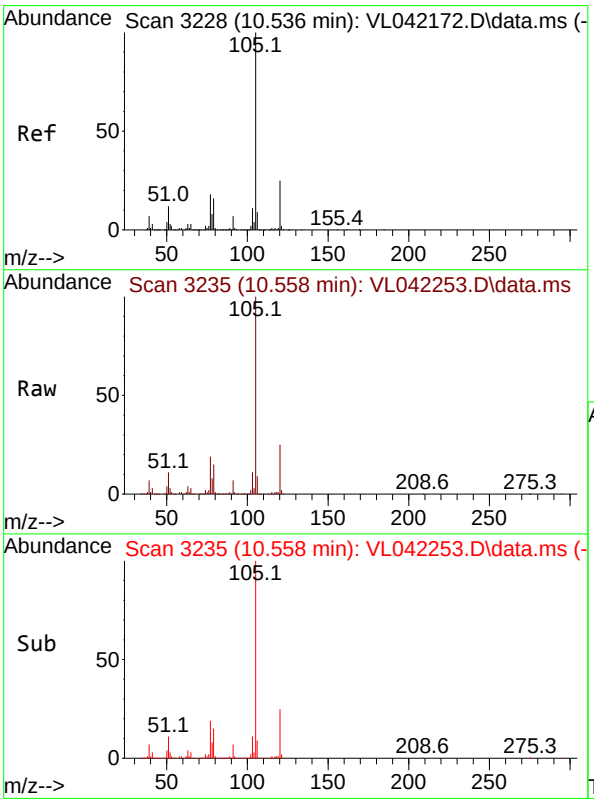

#62
Isopropylbenzene
Concen: 10.988 ppbv
RT: 10.558 min Scan# 3235
Delta R.T. 0.023 min
Lab File: VL042253.D
Acq: 08 Apr 2025 08:39

Tgt Ion:105 Resp: 1044218

Ion	Ratio	Lower	Upper
105	100		
120	25.2	19.9	29.9

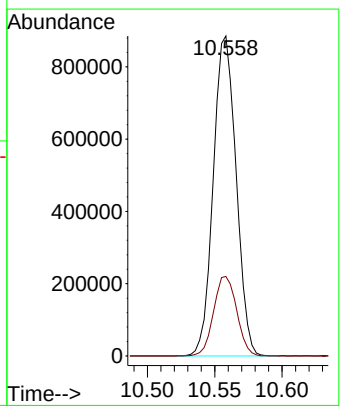

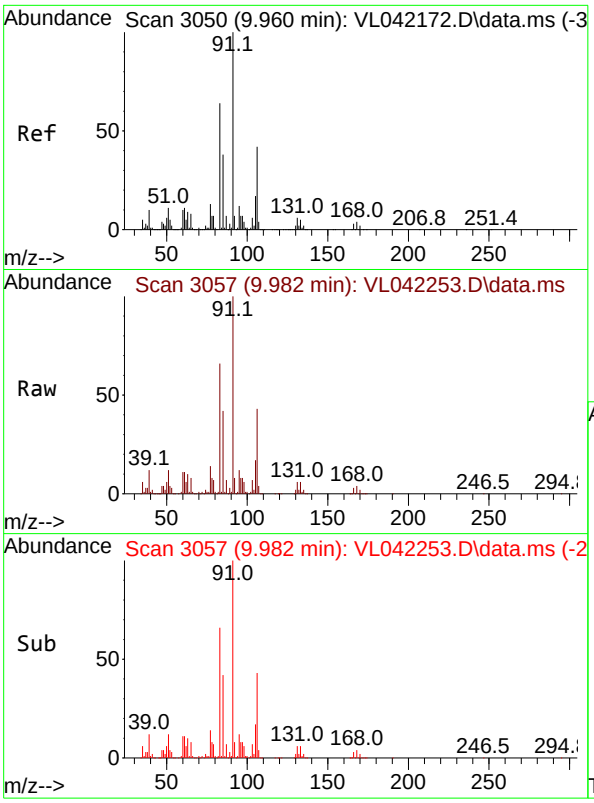

#63
1,1,2,2-Tetrachloroethane
Concen: 11.938 ppbv
RT: 9.982 min Scan# 3
Delta R.T. 0.023 min
Lab File: VL042253.D
Acq: 08 Apr 2025 08:39

Tgt Ion: 83 Resp: 46096

Ion	Ratio	Lower	Upper
83	100		
131	9.4	4.8	14.4
85	64.0	32.5	97.5

Instrument :
MSVOA_L
ClientSampleId :
VSTDCCC010

Manual Integrations
APPROVED

Reviewed By :Semsettin Yesilyurt 04/09/2025
Supervised By :Mahesh Dadoda 04/09/2025

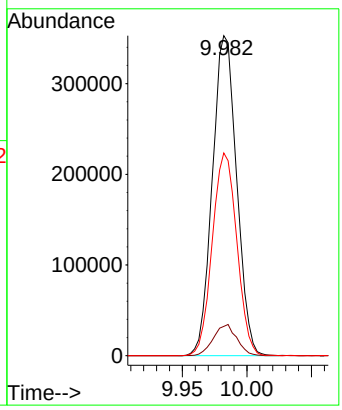

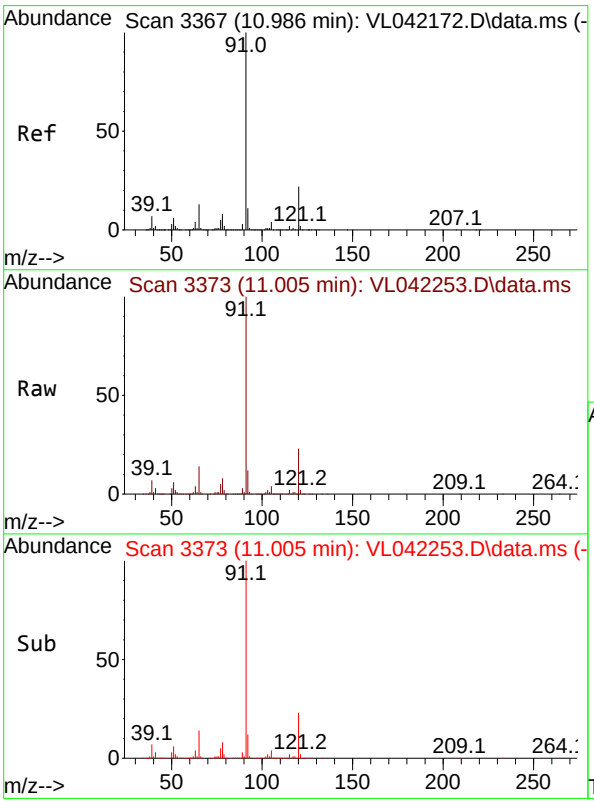

#64
n-propylbenzene
Concen: 11.439 ppbv
RT: 11.005 min Scan# 3373
Delta R.T. 0.019 min
Lab File: VL042253.D
Acq: 08 Apr 2025 08:39

Tgt Ion:120 Resp: 279848

Ion	Ratio	Lower	Upper
120	100		
91	464.8	376.9	565.3

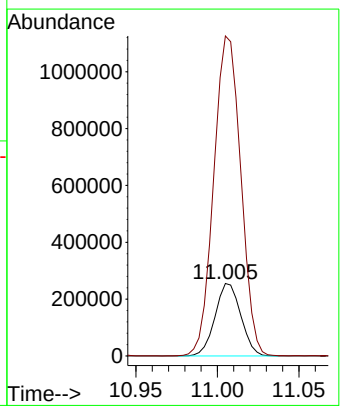

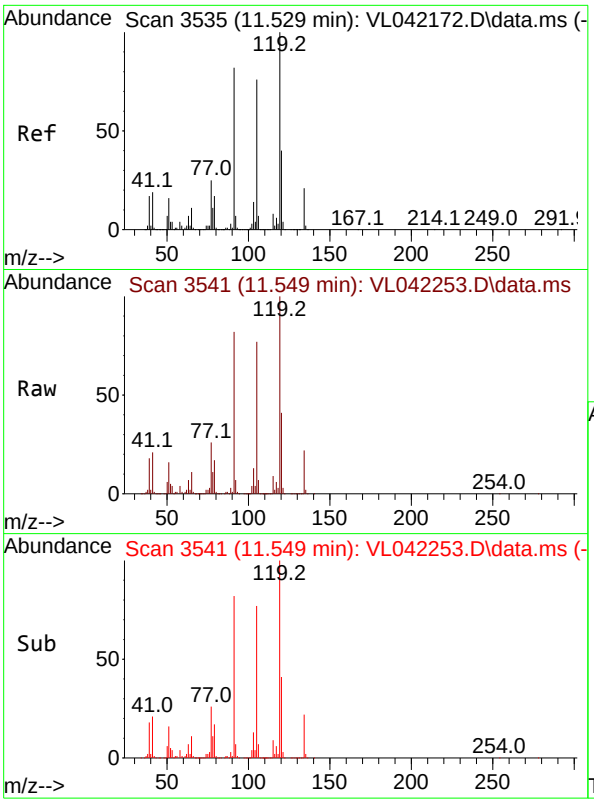

#65
tert-Butylbenzene
Concen: 10.755 ppbv
RT: 11.549 min Scan# 3
Delta R.T. 0.019 min
Lab File: VL042253.D
Acq: 08 Apr 2025 08:39

Tgt Ion:119 Resp: 94523

Ion	Ratio	Lower	Upper
119	100		
91	82.7	66.0	99.0
134	21.0	16.7	25.1

Instrument :
MSVOA_L
ClientSampleId :
VSTDCCC010

Manual Integrations
APPROVED

Reviewed By :Semsettin Yesilyurt 04/09/2025
Supervised By :Mahesh Dadoda 04/09/2025

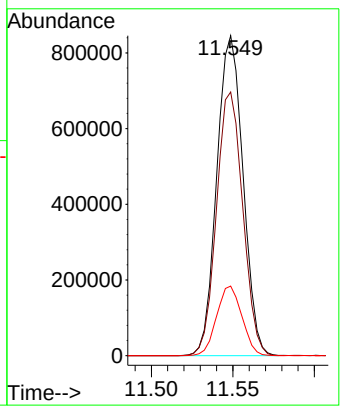

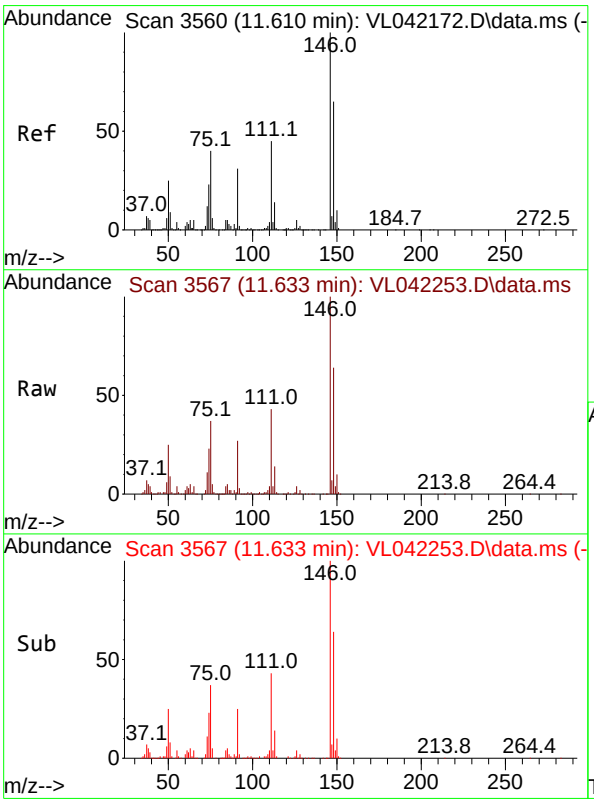

#66
Benzyl Chloride
Concen: 6.992 ppbv
RT: 11.633 min Scan# 3567
Delta R.T. 0.023 min
Lab File: VL042253.D
Acq: 08 Apr 2025 08:39

Tgt Ion: 91 Resp: 65203

Ion	Ratio	Lower	Upper
91	100		
126	16.6	13.8	20.6
128	6.3	4.5	6.7

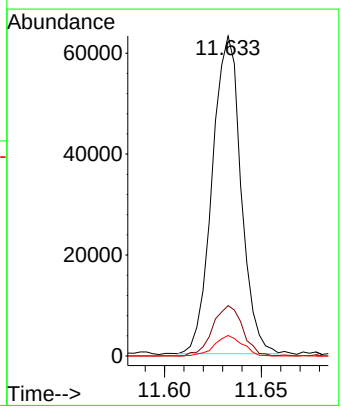



#67
sec-Butylbenzene
Concen: 10.994 ppbv
RT: 11.785 min Scan# 3
Delta R.T. 0.019 min
Lab File: VL042253.D
Acq: 08 Apr 2025 08:39

Tgt Ion:105 Resp: 134306

Ion	Ratio	Lower	Upper
105	100		
134	19.4	15.5	23.3

Instrument :
MSVOA_L
ClientSampleId :
VSTDCCC010

Manual Integrations
APPROVED

Reviewed By :Semsettin Yesilyurt 04/09/2025
Supervised By :Mahesh Dadoda 04/09/2025

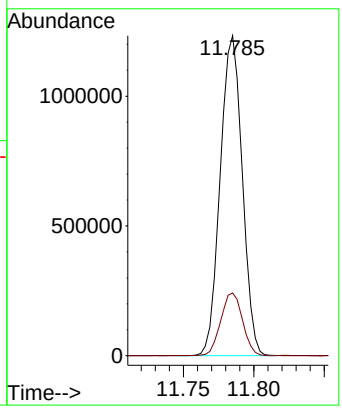

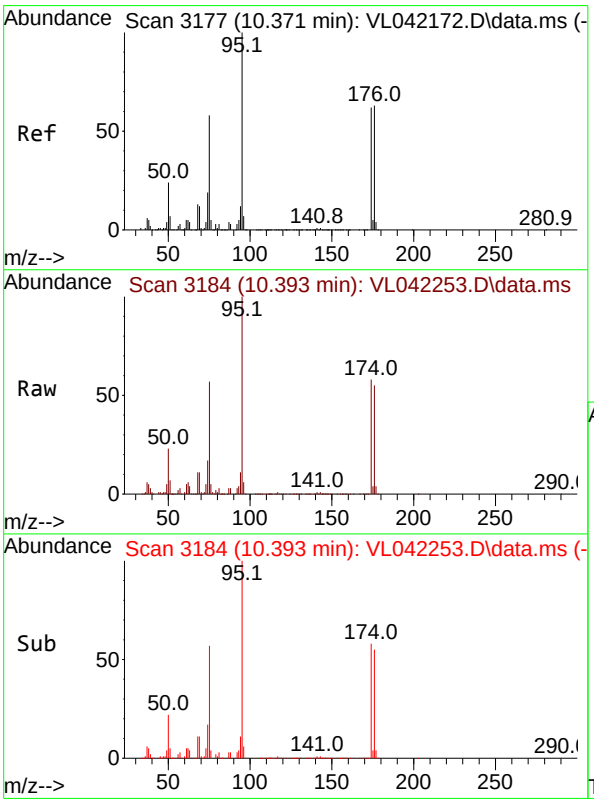

#68
1-Bromo-4-Fluorobenzene
Concen: 9.991 ppbv
RT: 10.393 min Scan# 3184
Delta R.T. 0.023 min
Lab File: VL042253.D
Acq: 08 Apr 2025 08:39

Tgt Ion: 95 Resp: 366722

Ion	Ratio	Lower	Upper
95	100		
174	61.7	50.6	76.0
175	4.5	3.8	5.6

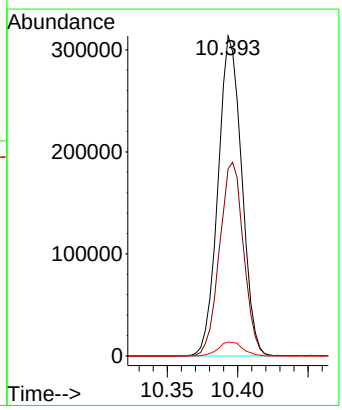

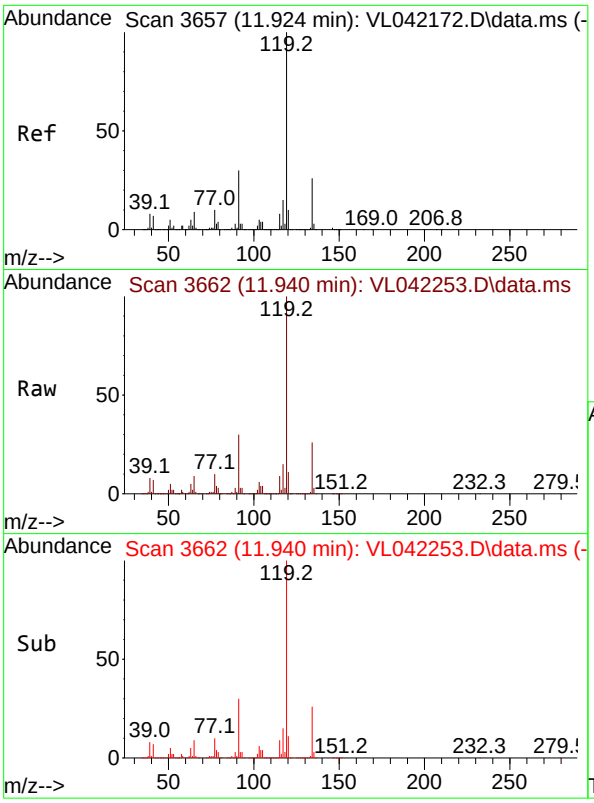

#69
p-Isopropyltoluene
Concen: 10.882 ppbv
RT: 11.940 min Scan# 3
Delta R.T. 0.016 min
Lab File: VL042253.D
Acq: 08 Apr 2025 08:39

Tgt Ion:119 Resp: 114475

Ion	Ratio	Lower	Upper
119	100		
134	25.7	20.4	30.6
91	29.3	23.7	35.5

Instrument :
MSVOA_L
ClientSampleId :
VSTDCCC010

Manual Integrations
APPROVED

Reviewed By :Semsettin Yesilyurt 04/09/2025
Supervised By :Mahesh Dadoda 04/09/2025

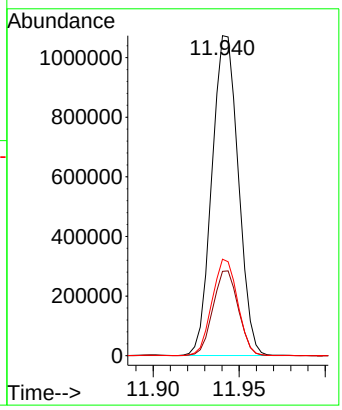

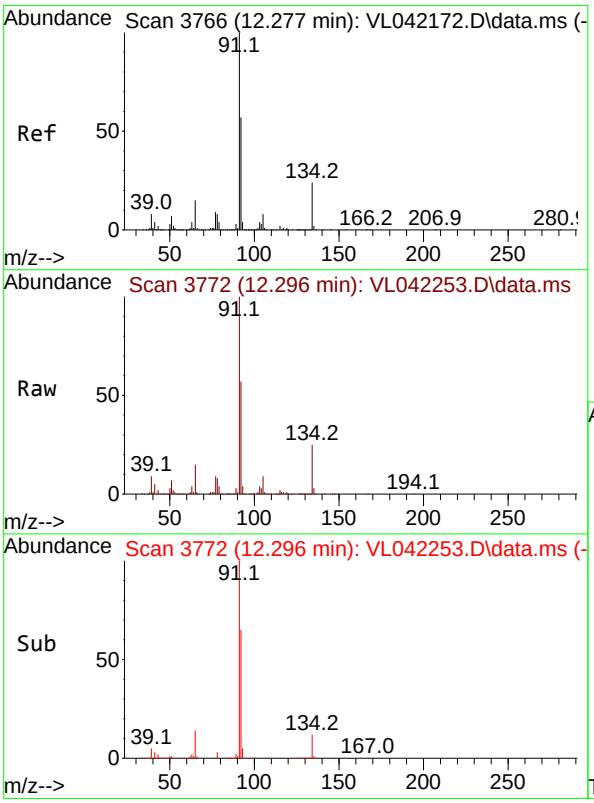

#70
n-Butylbenzene
Concen: 11.103 ppbv
RT: 12.296 min Scan# 3772
Delta R.T. 0.019 min
Lab File: VL042253.D
Acq: 08 Apr 2025 08:39

Tgt Ion: 91 Resp: 1194481

Ion	Ratio	Lower	Upper
91	100		
92	55.7	44.9	67.3
134	23.8	19.2	28.8

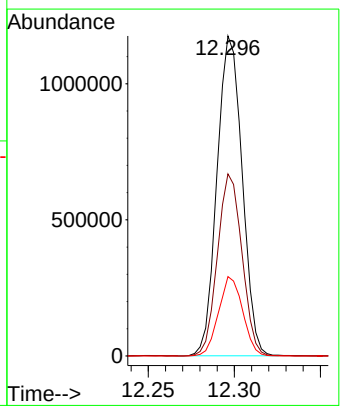

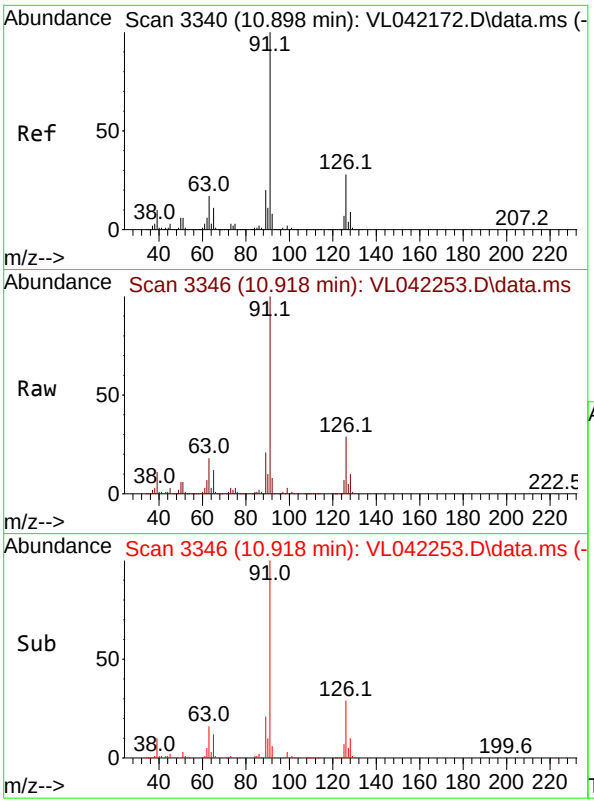

#71
2-Chlorotoluene
Concen: 10.935 ppbv
RT: 10.918 min Scan# 3
Delta R.T. 0.019 min
Lab File: VL042253.D
Acq: 08 Apr 2025 08:39

Tgt Ion: 91 Resp: 80657

Ion	Ratio	Lower	Upper
91	100		
126	29.6	11.6	46.4

Instrument :
MSVOA_L
ClientSampleId :
VSTDCCC010

Manual Integrations
APPROVED

Reviewed By :Semsettin Yesilyurt 04/09/2025
Supervised By :Mahesh Dadoda 04/09/2025

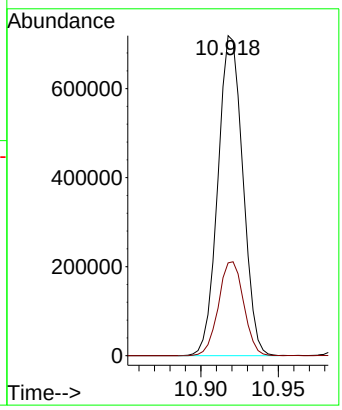

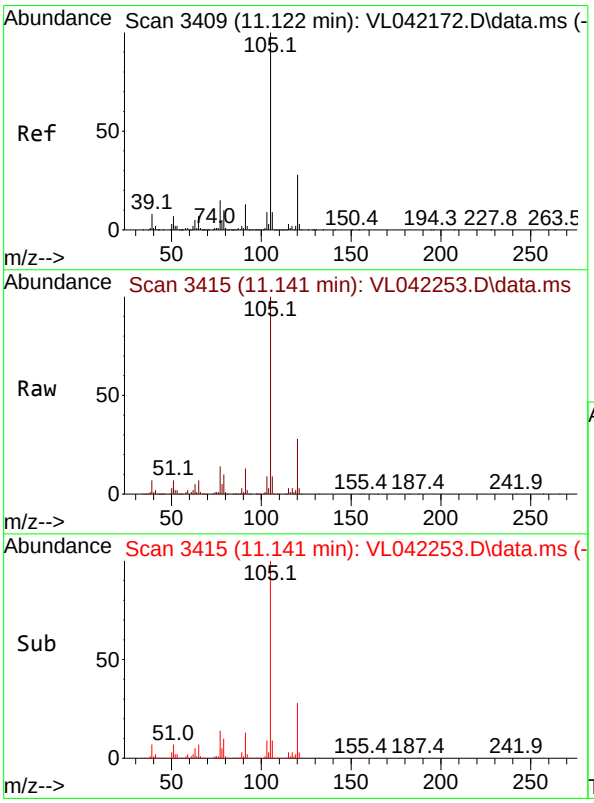

#72
4-Ethyltoluene
Concen: 11.190 ppbv
RT: 11.141 min Scan# 3415
Delta R.T. 0.019 min
Lab File: VL042253.D
Acq: 08 Apr 2025 08:39

Tgt Ion:105 Resp: 885452

Ion	Ratio	Lower	Upper
105	100		
120	29.1	23.4	35.0
91	13.2	10.3	15.5
77	13.7	11.4	17.2

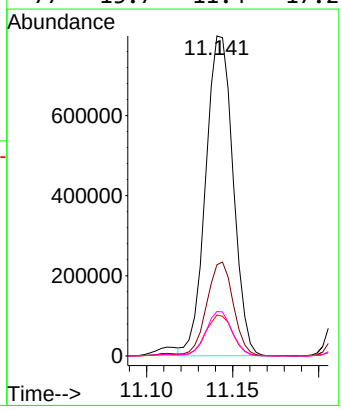

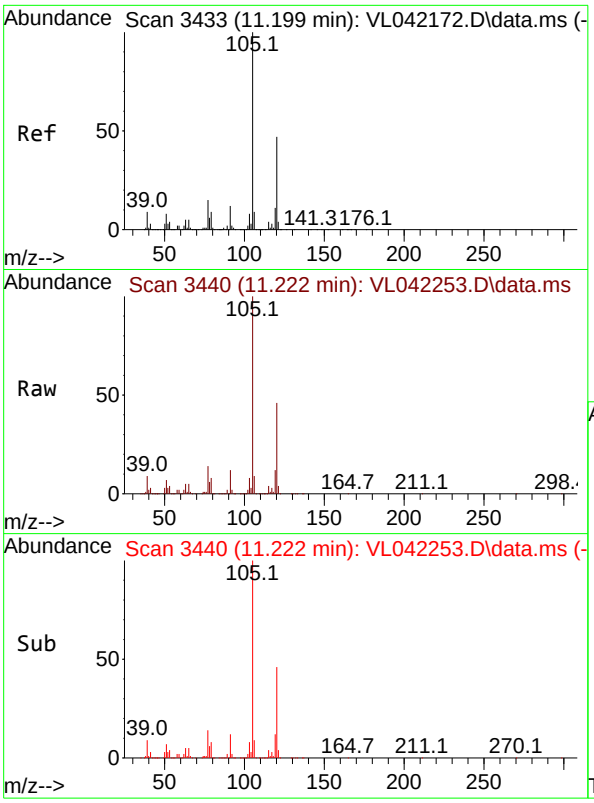

#73
1,3,5-Trimethylbenzene
Concen: 11.080 ppbv
RT: 11.222 min Scan# 3
Delta R.T. 0.023 min
Lab File: VL042253.D
Acq: 08 Apr 2025 08:39

Tgt Ion:105 Resp: 76570

Ion	Ratio	Lower	Upper
105	100		
120	45.9	37.4	56.0

Instrument :
MSVOA_L
ClientSampleId :
VSTDCCC010

Manual Integrations
APPROVED

Reviewed By :Semsettin Yesilyurt 04/09/2025
Supervised By :Mahesh Dadoda 04/09/2025

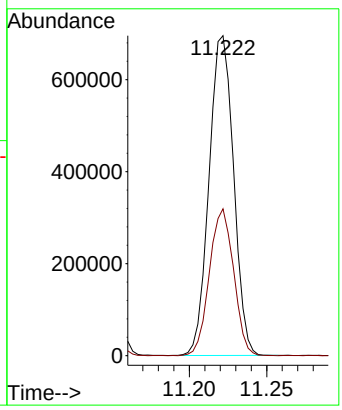

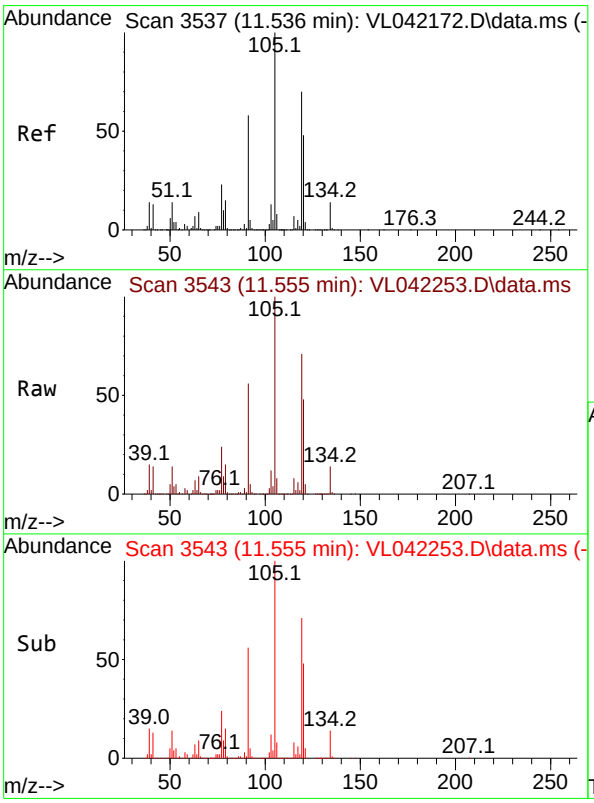

#74
1,2,4-Trimethylbenzene
Concen: 10.660 ppbv
RT: 11.555 min Scan# 3543
Delta R.T. 0.019 min
Lab File: VL042253.D
Acq: 08 Apr 2025 08:39

Tgt Ion:105 Resp: 848667

Ion	Ratio	Lower	Upper
105	100		
120	48.3	38.6	58.0
91	56.4	46.2	69.2
77	23.6	18.6	27.8

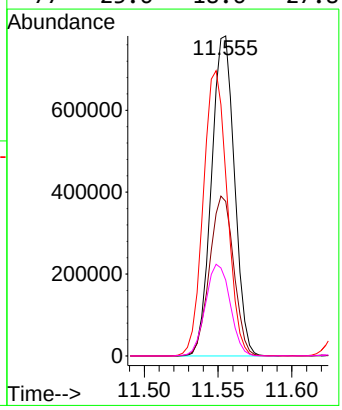

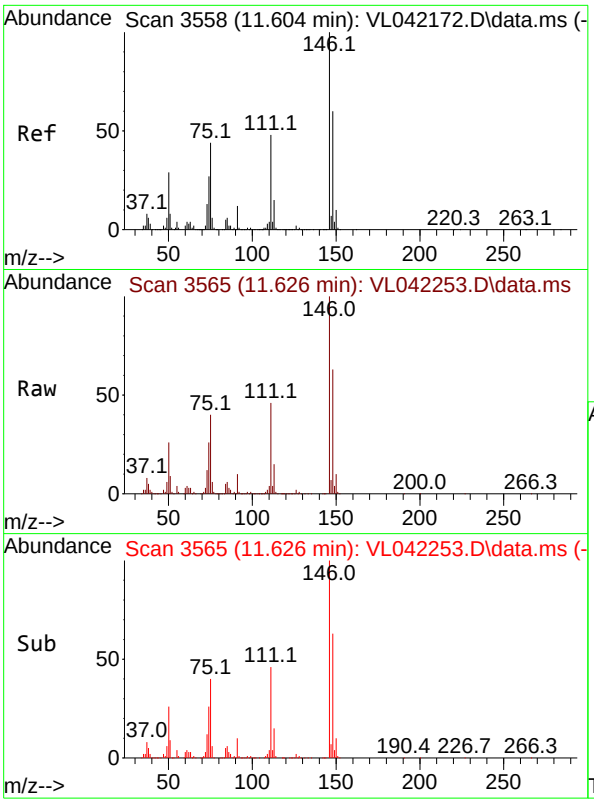

#75
1,3-Dichlorobenzene
Concen: 11.584 ppbv
RT: 11.626 min Scan# 3
Delta R.T. 0.023 min
Lab File: VL042253.D
Acq: 08 Apr 2025 08:39

Tgt Ion:146 Resp: 50582

Ion	Ratio	Lower	Upper
146	100		
111	46.9	23.8	71.2
148	62.9	31.9	95.9

Instrument :
MSVOA_L
ClientSampleId :
VSTDCCC010

Manual Integrations
APPROVED

Reviewed By :Semsettin Yesilyurt 04/09/2025
Supervised By :Mahesh Dadoda 04/09/2025

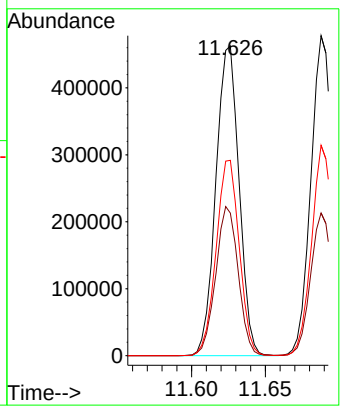

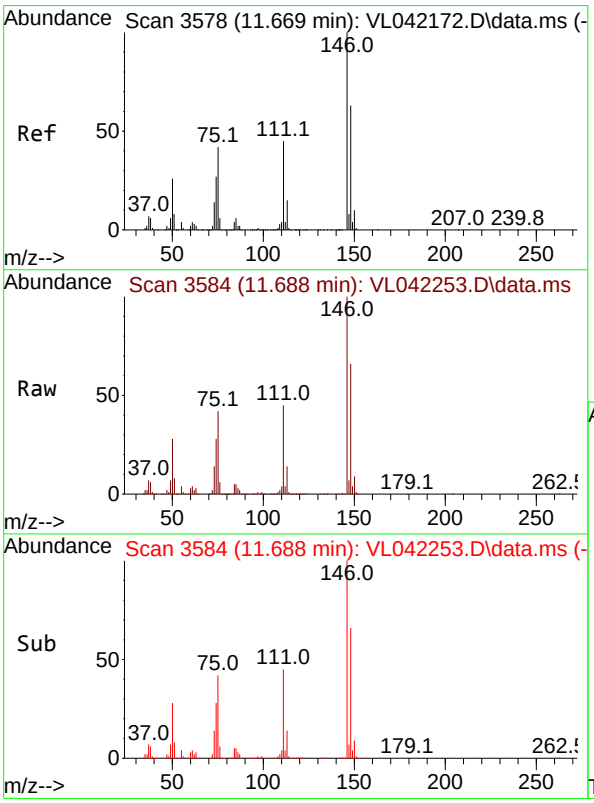

#76
1,4-Dichlorobenzene
Concen: 11.634 ppbv
RT: 11.688 min Scan# 3584
Delta R.T. 0.019 min
Lab File: VL042253.D
Acq: 08 Apr 2025 08:39

Tgt Ion:146 Resp: 505562

Ion	Ratio	Lower	Upper
146	100		
111	44.5	23.0	69.0
148	64.5	31.9	95.7

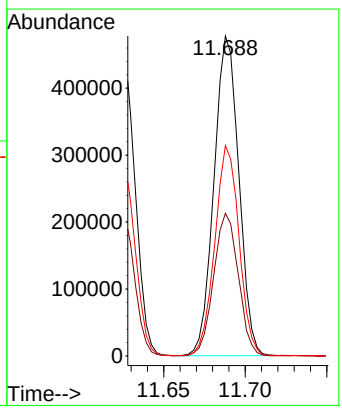

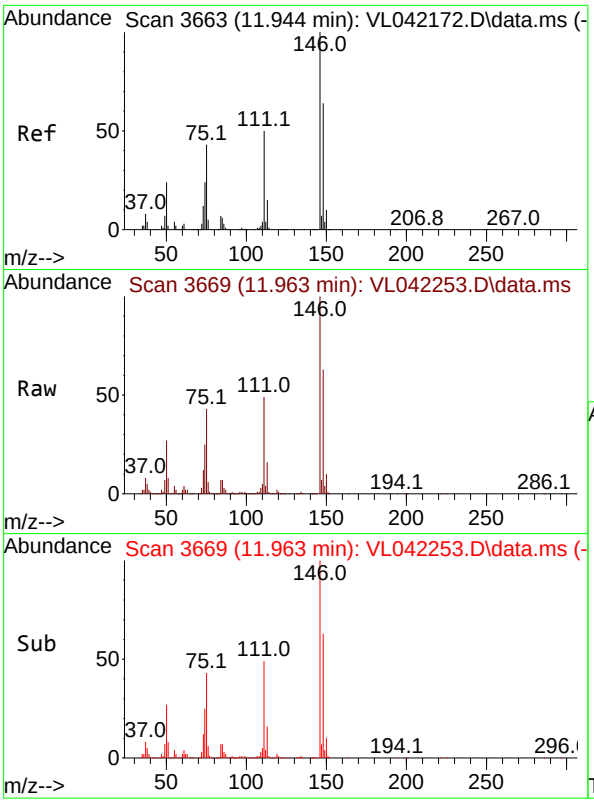

#77
1,2-Dichlorobenzene
Concen: 11.837 ppbv
RT: 11.963 min Scan# 3
Delta R.T. 0.019 min
Lab File: VL042253.D
Acq: 08 Apr 2025 08:39

Tgt Ion:146 Resp: 50327

Ion	Ratio	Lower	Upper
146	100		
111	47.8	24.8	74.3
148	63.0	31.6	94.8

Instrument :
MSVOA_L
ClientSampleId :
VSTDCCC010

Manual Integrations
APPROVED

Reviewed By :Semsettin Yesilyurt 04/09/2025
Supervised By :Mahesh Dadoda 04/09/2025

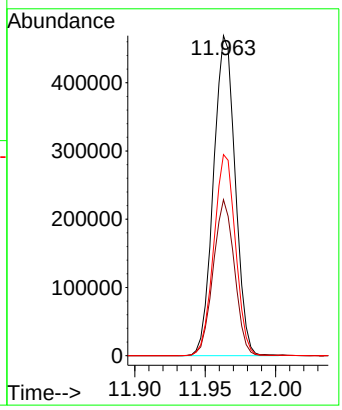

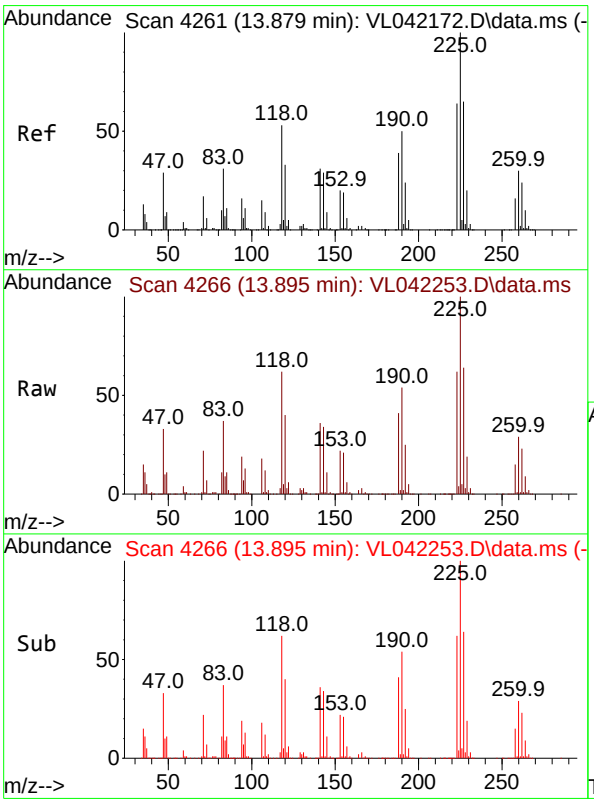

#78
Hexachloro-1,3-Butadiene
Concen: 9.223 ppbv
RT: 13.895 min Scan# 4266
Delta R.T. 0.016 min
Lab File: VL042253.D
Acq: 08 Apr 2025 08:39

Tgt Ion:225 Resp: 399147

Ion	Ratio	Lower	Upper
225	100		
223	62.9	50.6	76.0
227	62.9	51.2	76.8

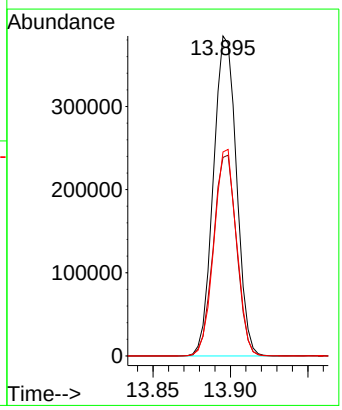

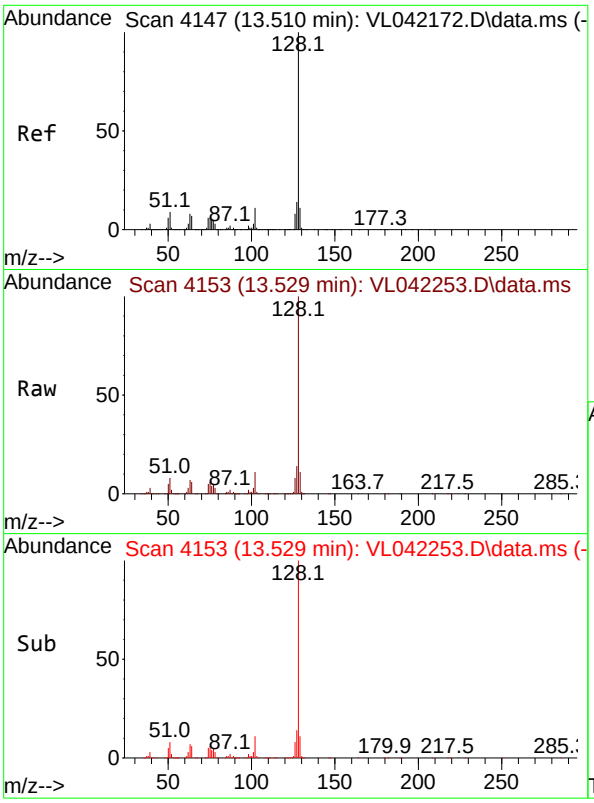

#79
Naphthalene
Concen: 11.108 ppbv
RT: 13.529 min Scan# 4
Delta R.T. 0.019 min
Lab File: VL042253.D
Acq: 08 Apr 2025 08:39

Tgt Ion:128 Resp: 96731

Ion	Ratio	Lower	Upper
128	100		
127	13.7	10.8	16.2
129	10.8	9.0	13.4

Instrument :
MSVOA_L
ClientSampleId :
VSTDCCC010

Manual Integrations
APPROVED

Reviewed By :Semsettin Yesilyurt 04/09/2025
Supervised By :Mahesh Dadoda 04/09/2025

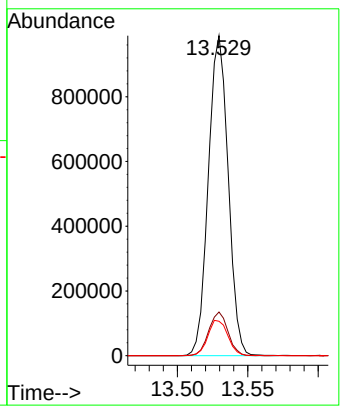



#80
Naphthalene,2-methyl-
Concen: 10.723 ppbv
RT: 14.475 min Scan# 4445
Delta R.T. 0.019 min
Lab File: VL042253.D
Acq: 08 Apr 2025 08:39

Tgt Ion:142 Resp: 457943

Ion	Ratio	Lower	Upper
142	100		
141	85.5	66.3	99.5
115	39.3	31.6	47.4

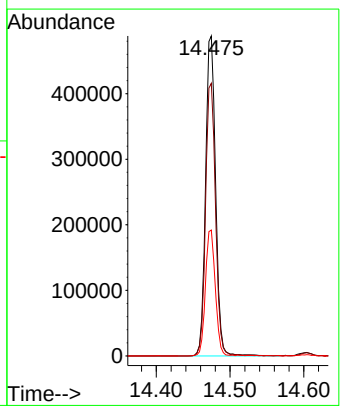

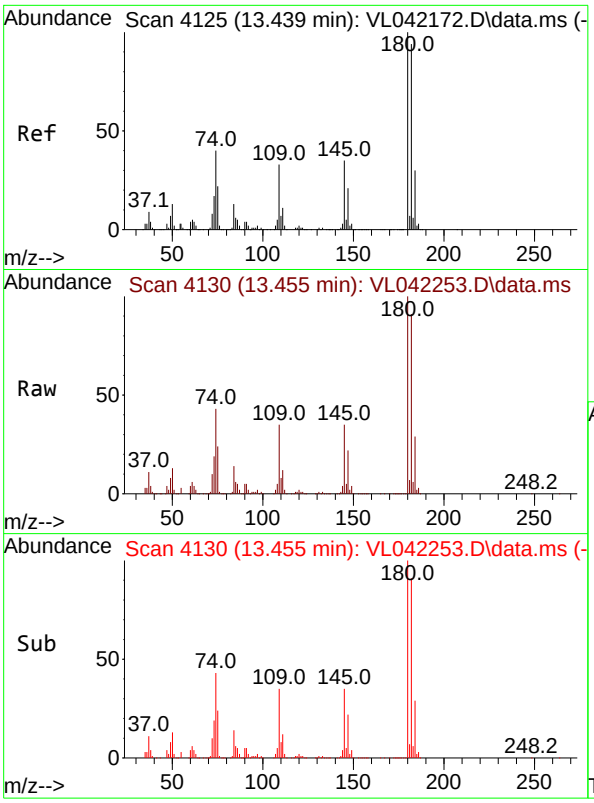

#81
1,2,4-Trichlorobenzene
Concen: 10.592 ppbv
RT: 13.455 min Scan# 4
Delta R.T. 0.016 min
Lab File: VL042253.D
Acq: 08 Apr 2025 08:39

Tgt Ion:180 Resp: 42546

Ion	Ratio	Lower	Upper
180	100		
182	94.6	75.1	112.7
184	30.4	24.4	36.6

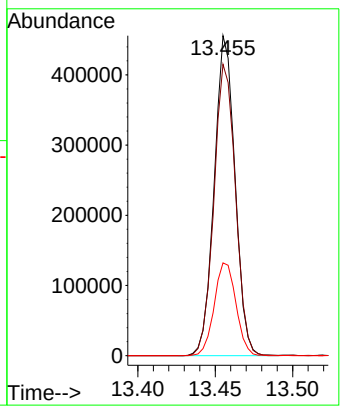

Instrument :
MSVOA_L
ClientSampleId :
VSTDCCC010

Manual Integrations
APPROVED

Reviewed By :Semsettin Yesilyurt 04/09/2025
Supervised By :Mahesh Dadoda 04/09/2025

Evaluate Continuing Calibration Report

Data Path : Z:\voasrv\HPCHEM1\MSVOA_L\Data\VL040825\
Data File : VL042253.D
Acq On : 08 Apr 2025 08:39
Operator : SY/MD
Sample : VSTDCCC010
Misc : 400mL/MSVOA_L
ALS Vial : 1 Sample Multiplier: 1

Instrument :
MSVOA_L
LabSampleId :
VSTDCCC010

Quant Time: Apr 09 01:50:44 2025
Quant Method : Z:\voasrv\HPCHEM1\MSVOA_L\methods\VL032725AIR.M
Quant Title : AIR ANALYSIS BY METHOD TO-15 Instrument: MSVOA_LFri Aug 26 06:05:16 2022
QLast Update : Fri Mar 28 02:00:52 2025
Response via : Initial Calibration

Min. RRF : 0.050 Min. Rel. Area : 20% Max. R.T. Dev 0.50min
Max. RRF Dev : 30% Max. Rel. Area : 150%

		Compound	AvgRF	CCRF	%Dev	Area%	Dev(min)
1	I	Bromochloromethane	1.000	1.000	0.0	103	0.02
2	T	Dichlorodifluoromethane	1.476	1.419	3.9	104	0.00
3		Chlorodifluoromethane	1.508	1.506	0.1	107	0.00
4		Chloromethane	0.603	0.587	2.7	106	0.00
5	T	Vinyl Chloride	0.639	0.552	13.6	104	0.00
6	T	Bromomethane	0.273	0.248	9.2	100	0.00
7		Chloroethane	0.242	0.223	7.9	101	0.00
8	T	Dichlorotetrafluoroethane	1.257	1.201	4.5	102	0.00
9	T	Propene	0.691	0.560	19.0	88	0.00
10	T	Heptane	1.839	1.736	5.6	100	0.04
11	T	Trichlorofluoromethane	1.437	1.367	4.9	105	0.00
12	T	1,1,2-Trichlorotrifluoroeth	1.181	1.059	10.3	97	0.01
13		Ethanol	0.065	0.031#	52.3#	111	0.00
14	T	Bromoethene	0.452	0.382	15.5	94	0.01
15	T	Acetone	1.399	1.213	13.3	112	0.00
16	T	1,3-Butadiene	0.683	0.590	13.6	106	0.00
17		tert-Butyl alcohol	1.742	1.370	21.4	87	0.01
18	T	1,1-Dichloroethene	0.552	0.464	15.9	95	0.01
19	T	Isopropyl Alcohol	0.789	0.683	13.4	100	0.00
20	T	Methylene Chloride	0.521	0.408	21.7	96	0.01
21	T	Allyl Chloride	0.986	0.847	14.1	97	0.02
22	T	trans-1,2-Dichloroethene	0.638	0.551	13.6	96	0.02
23	T	Vinyl Acetate	0.605	0.503	16.9	104	0.02
24	T	1,1-Dichloroethane	1.183	1.114	5.8	102	0.02
25	T	Ethyl Acetate	3.630	3.522	3.0	105	0.02
26	T	Hexane	1.402	1.336	4.7	103	0.02
27	T	Carbon Disulfide	1.503	1.317	12.4	95	0.01
28	T	Methyl tert-Butyl Ether	0.873	0.705	19.2	87	0.02
29	T	Chloroform	2.052	2.115	-3.1	113	0.02
30	T	Cyclohexane	1.217	1.075	11.7	95	0.03
31	T	cis-1,2-Dichloroethene	1.423	1.295	9.0	97	0.02
32	T	1,1,1-Trichloroethane	2.349	2.094	10.9	105	0.02
33	I	1,4-Difluorobenzene	1.000	1.000	0.0	91	0.03
34	T	2-Butanone	0.725	0.757	-4.4	103	0.02
35	T	Carbon Tetrachloride	0.781	0.854	-9.3	111	0.03
36	T	Benzene	0.991	1.038	-4.7	101	0.03
37	T	1,2-Dichloroethane	0.568	0.631	-11.1	107	0.02
38	T	Trichloroethene	0.414	0.415	-0.2	101	0.03
39	T	1,2-Dichloropropane	0.361	0.379	-5.0	103	0.03
40	T	1,4-Dioxane	0.192	0.180	6.3	97	0.04
41	T	Tetrahydrofuran	0.418	0.421	-0.7	96	0.02
42	T	Bromodichloromethane	0.782	0.879	-12.4	104	0.03
43		Methyl Methacrylate	0.420	0.390	7.1	88	0.04
44	T	2,2,4-Trimethylpentane	1.675	1.790	-6.9	101	0.03
45	T	t-1,3-Dichloropropene	0.450	0.373	17.1	77	0.05
46	T	cis-1,3-Dichloropropene	0.552	0.490	11.2	81	0.04
47	T	1,1,2-Trichloroethane	0.382	0.420	-9.9	105	0.04
48	T	Dibromochloromethane	0.647	0.697	-7.7	100	0.04

Evaluate Continuing Calibration Report

Data Path : Z:\voasrv\HPCHEM1\MSVOA_L\Data\VL040825\
Data File : VL042253.D
Acq On : 08 Apr 2025 08:39
Operator : SY/MD
Sample : VSTDCCC010
Misc : 400mL/MSVOA_L
ALS Vial : 1 Sample Multiplier: 1

Instrument :
MSVOA_L
LabSampleId :
VSTDCCC010

Quant Time: Apr 09 01:50:44 2025
Quant Method : Z:\voasrv\HPCHEM1\MSVOA_L\methods\VL032725AIR.M
Quant Title : AIR ANALYSIS BY METHOD TO-15 Instrument: MSVOA_LFri Aug 26 06:05:16 2022
QLast Update : Fri Mar 28 02:00:52 2025
Response via : Initial Calibration

Min. RRF : 0.050 Min. Rel. Area : 20% Max. R.T. Dev 0.50min
Max. RRF Dev : 30% Max. Rel. Area : 150%

		Compound	AvgRF	CCRF	%Dev	Area%	Dev(min)
49	T	Bromoform	0.581	0.604	-4.0	94	0.03
50	T	4-Methyl-2-Pentanone	1.149	1.094	4.8	97	0.04
51	T	2-Hexanone	0.944	0.874	7.4	94	0.03
52	T	Tetrachloroethene	0.393	0.348	11.5	93	0.03
53	T	Toluene	1.175	1.158	1.4	94	0.04
54	T	1,2-Dibromoethane	0.532	0.567	-6.6	102	0.03
55	I	Chlorobenzene-d5	1.000	1.000	0.0	86	0.03
56		1,1,1,2-Tetrachloroethane	0.550	0.641	-16.5	108	0.03
57	T	Chlorobenzene	0.949	1.082	-14.0	106	0.03
58	T	Ethyl Benzene	1.776	1.861	-4.8	96	0.03
59	T	m/p-Xylene	1.418	1.579	-11.4	103	0.02
60	T	o-Xylene	1.422	1.558	-9.6	101	0.02
61	T	Styrene	0.703	0.701	0.3	88	0.03
62		Isopropylbenzene	2.126	2.336	-9.9	102	0.02
63	T	1,1,2,2-Tetrachloroethane	0.864	1.031	-19.3	112	0.02
64		n-propylbenzene	0.547	0.626	-14.4	108	0.02
65		tert-Butylbenzene	1.966	2.115	-7.6	105	0.02
66	T	Benzyl Chloride	0.209	0.146	30.1#	62	0.02
67		sec-Butylbenzene	2.733	3.005	-10.0	108	0.02
68	S	1-Bromo-4-Fluorobenzene	0.821	0.820	0.1	87	0.02
69		p-Isopropyltoluene	2.354	2.561	-8.8	106	0.02
70		n-Butylbenzene	2.407	2.672	-11.0	108	0.02
71		2-Chlorotoluene	1.650	1.805	-9.4	101	0.02
72	T	4-Ethyltoluene	1.770	1.981	-11.9	105	0.02
73	T	1,3,5-Trimethylbenzene	1.546	1.713	-10.8	106	0.02
74	T	1,2,4-Trimethylbenzene	1.781	1.899	-6.6	108	0.02
75	T	1,3-Dichlorobenzene	0.977	1.132	-15.9	110	0.02
76	T	1,4-Dichlorobenzene	0.972	1.131	-16.4	110	0.02
77	T	1,2-Dichlorobenzene	0.951	1.126	-18.4	114	0.02
78	T	Hexachloro-1,3-Butadiene	0.968	0.893	7.7	96	0.02
79	T	Naphthalene	1.948	2.164	-11.1	103	0.02
80	T	Naphthalene,2-methyl-	0.955	1.025	-7.3	89	0.02
81	T	1,2,4-Trichlorobenzene	0.899	0.952	-5.9	95	0.02

(#) = Out of Range SPCC's out = 0 CCC's out = 0

QC SAMPLE DATA

BFB

Data Path : Z:\voasrv\HPCHEM1\MSVOA_L\Data\VL032725\
Data File : VL042171.D
Acq On : 27 Mar 2025 07:44
Operator : SY/MD
Sample : BFB
Misc : 400mL/MSVOA_L
ALS Vial : 1 Sample Multiplier: 1

Instrument :
MSVOA_L
ClientSampleId :
BFB

Integration File: RTEINT.P

Method : Z:\voasrv\HPCHEM1\MSVOA_L\methods\VL032725AIR.M
Title : AIR ANALYSIS BY METHOD TO-15 Instrument: MSVOA_LFri Aug 26 06:05:16 2022
Last Update : Fri Mar 28 02:00:52 2025

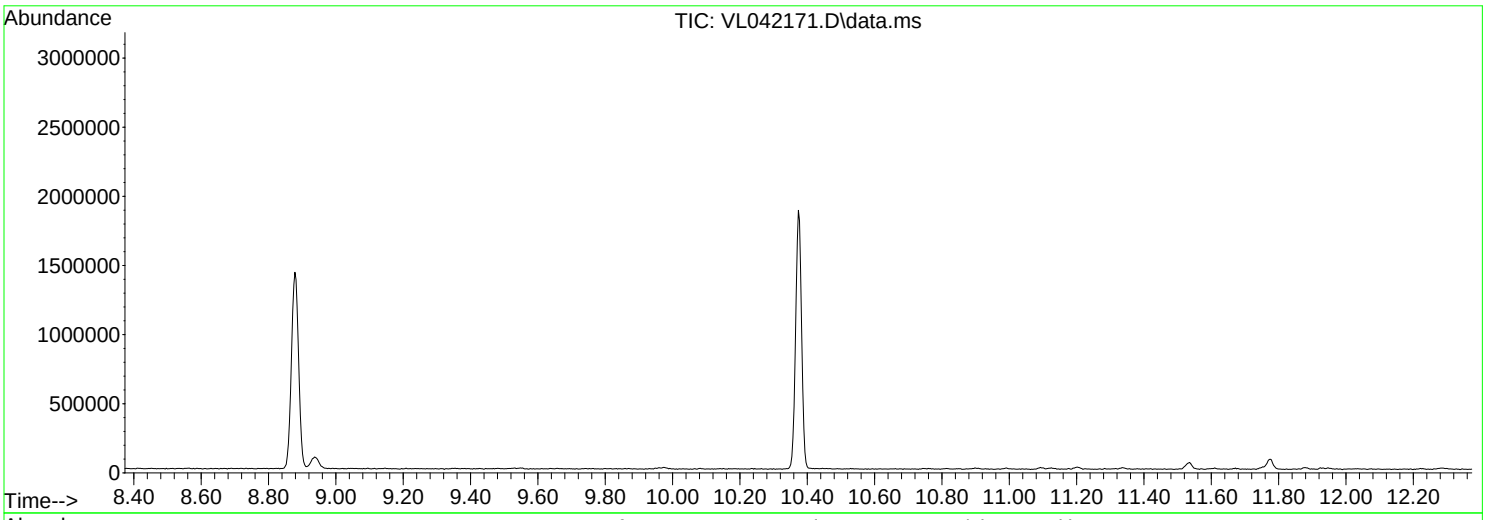

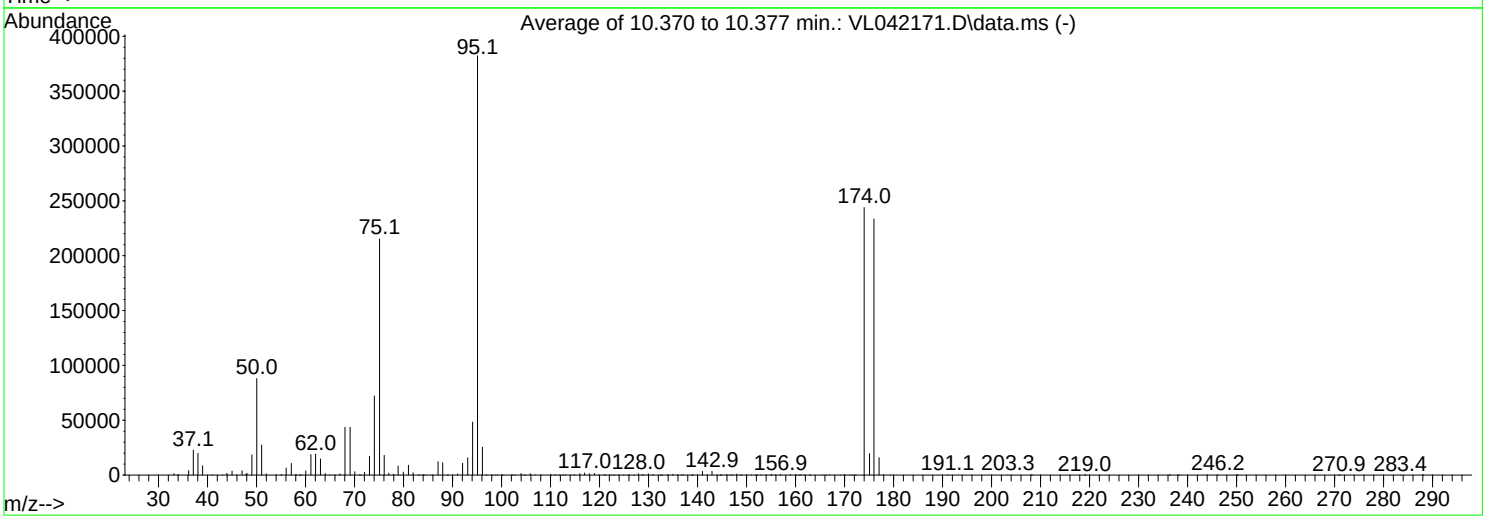

AutoFind: Scans 3177, 3178, 3179; Background Corrected with Scan 3150

Target Mass	Rel. to Mass	Lower Limit%	Upper Limit%	Rel. Abn%	Raw Abn	Result Pass/Fail
50	95	8	40	23.0	87995	PASS
75	95	30	66	56.3	215296	PASS
95	95	100	100	100.0	382268	PASS
96	95	5	9	6.6	25383	PASS
173	174	0.00	2	0.0	0	PASS
174	95	50	120	63.8	243904	PASS
175	174	4	9	8.0	19539	PASS
176	174	93	101	95.7	233493	PASS
177	176	5	9	6.8	15877	PASS

BFB

Data Path : Z:\voasrv\HPCHEM1\MSVOA_L\Data\VL040825\
Data File : VL042252.D
Acq On : 08 Apr 2025 07:57
Operator : SY/MD
Sample : BFB
Misc : 400mL/MSVOA_L
ALS Vial : 1 Sample Multiplier: 1

Instrument :
MSVOA_L
ClientSampleId :
BFB

Integration File: RTEINT.P

Method : Z:\voasrv\HPCHEM1\MSVOA_L\methods\VL032725AIR.M
Title : AIR ANALYSIS BY METHOD TO-15 Instrument: MSVOA_LFri Aug 26 06:05:16 2022
Last Update : Fri Mar 28 02:00:52 2025

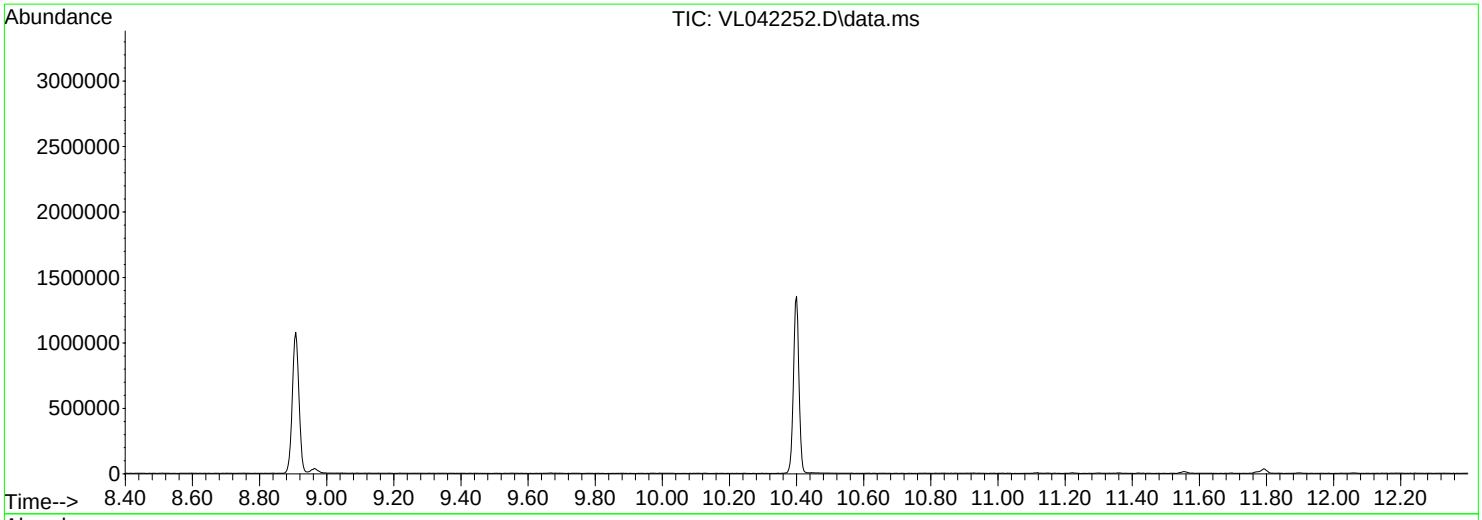

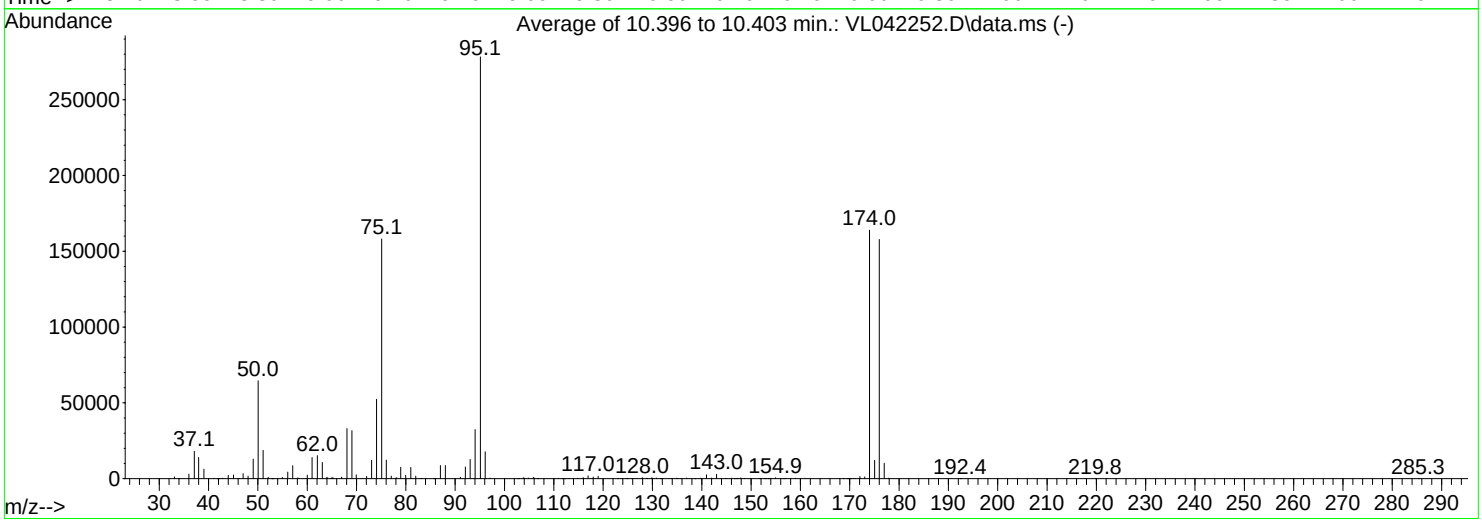

AutoFind: Scans 3185, 3186, 3187; Background Corrected with Scan 3171

Target Mass	Rel. to Mass	Lower Limit%	Upper Limit%	Rel. Abn%	Raw Abn	Result Pass/Fail
50	95	8	40	23.2	64653	PASS
75	95	30	66	56.8	158080	PASS
95	95	100	100	100.0	278272	PASS
96	95	5	9	6.4	17742	PASS
173	174	0.00	2	0.7	1215	PASS
174	95	50	120	58.9	163968	PASS
175	174	4	9	7.4	12075	PASS
176	174	93	101	96.2	157760	PASS
177	176	5	9	6.5	10188	PASS

284 Sheffield Street, Mountainside, New Jersey 07092, Phone : 908 789 8900,
Fax : 908 789 8922

Report of Analysis

Client:	Woodard & Curran	Date Collected:	
Project:	US EPA Riverside Industrial Park Superfund Site	Date Received:	
Client Sample ID:	VL0408ABL01	SDG No.:	Q1728
Lab Sample ID:	VL0408ABL01	Matrix:	Air
Analytical Method:	TO-15	Test:	TO-15
Sample Wt/Vol:	400 Units: mL		

File ID/Qc Batch:	Dilution:	Prep Date	Date Analyzed	Prep Batch ID
VL042254.D	1		04/08/25 09:22	VL040825

CAS Number	Parameter	Conc. ppbv	Conc. ug/M3	Qualifier	MDL	LOQ / CRQL	Units
TARGETS							
75-71-8	Dichlorodifluoromethane	0.21	1.04	U	1.04	2.47	ug/m3
74-87-3	Chloromethane	0.10	0.21	U	0.21	1.03	ug/m3
75-01-4	Vinyl Chloride	0.010	0.030	U	0.030	0.080	ug/m3
74-83-9	Bromomethane	0.14	0.54	U	0.54	1.94	ug/m3
75-00-3	Chloroethane	0.17	0.45	U	0.45	1.32	ug/m3
109-99-9	Tetrahydrofuran	0.13	0.38	U	0.38	1.47	ug/m3
75-69-4	Trichlorofluoromethane	0.16	0.90	U	0.90	2.81	ug/m3
76-13-1	1,1,2-Trichlorotrifluoroethane	0.16	1.23	U	1.23	3.83	ug/m3
76-14-2	Dichlorotetrafluoroethane	0.090	0.63	U	0.63	3.49	ug/m3
75-65-0	tert-Butyl alcohol	0.19	0.58	U	0.58	1.52	ug/m3
142-82-5	Heptane	0.11	0.45	U	0.45	2.05	ug/m3
75-35-4	1,1-Dichloroethene	0.14	0.56	U	0.56	1.98	ug/m3
67-64-1	Acetone	0.24	0.57	U	0.57	1.19	ug/m3
75-15-0	Carbon Disulfide	0.16	0.50	U	0.50	1.56	ug/m3
1634-04-4	Methyl tert-Butyl Ether	0.12	0.43	U	0.43	1.80	ug/m3
75-09-2	Methylene Chloride	0.19	0.66	U	0.66	1.74	ug/m3
156-60-5	trans-1,2-Dichloroethene	0.19	0.75	U	0.75	1.98	ug/m3
75-34-3	1,1-Dichloroethane	0.13	0.53	U	0.53	2.02	ug/m3
110-82-7	Cyclohexane	0.22	0.76	U	0.76	1.72	ug/m3
78-93-3	2-Butanone	0.12	0.35	U	0.35	1.47	ug/m3
56-23-5	Carbon Tetrachloride	0.010	0.060	U	0.060	0.19	ug/m3
156-59-2	cis-1,2-Dichloroethene	0.090	0.36	U	0.36	1.98	ug/m3
67-66-3	Chloroform	0.080	0.39	U	0.39	2.44	ug/m3
71-55-6	1,1,1-Trichloroethane	0.010	0.050	U	0.050	0.16	ug/m3
540-84-1	2,2,4-Trimethylpentane	0.10	0.47	U	0.47	2.34	ug/m3
71-43-2	Benzene	0.090	0.29	U	0.29	1.60	ug/m3
107-06-2	1,2-Dichloroethane	0.090	0.36	U	0.36	2.02	ug/m3
79-01-6	Trichloroethene	0.020	0.11	U	0.11	0.16	ug/m3
78-87-5	1,2-Dichloropropane	0.11	0.51	U	0.51	2.31	ug/m3
75-27-4	Bromodichloromethane	0.080	0.54	U	0.54	3.35	ug/m3
108-10-1	4-Methyl-2-Pentanone	0.090	0.37	U	0.37	2.05	ug/m3
108-88-3	Toluene	0.11	0.41	U	0.41	1.88	ug/m3
10061-02-6	t-1,3-Dichloropropene	0.060	0.27	U	0.27	2.27	ug/m3
10061-01-5	cis-1,3-Dichloropropene	0.060	0.27	U	0.27	2.27	ug/m3
79-00-5	1,1,2-Trichloroethane	0.070	0.38	U	0.38	2.73	ug/m3

284 Sheffield Street, Mountainside, New Jersey 07092, Phone : 908 789 8900,
Fax : 908 789 8922

Report of Analysis

Client:	Woodard & Curran	Date Collected:	
Project:	US EPA Riverside Industrial Park Superfund Site	Date Received:	
Client Sample ID:	VL0408ABL01	SDG No.:	Q1728
Lab Sample ID:	VL0408ABL01	Matrix:	Air
Analytical Method:	TO-15	Test:	TO-15
Sample Wt/Vol:	400 Units: mL		

File ID/Qc Batch:	Dilution:	Prep Date	Date Analyzed	Prep Batch ID
VL042254.D	1		04/08/25 09:22	VL040825

CAS Number	Parameter	Conc. ppbv	Conc. ug/M3	Qualifier	MDL	LOQ / CRQL	Units
124-48-1	Dibromochloromethane	0.070	0.60	U	0.60	4.26	ug/m3
106-93-4	1,2-Dibromoethane	0.070	0.54	U	0.54	0.77	ug/m3
127-18-4	Tetrachloroethene	0.020	0.14	U	0.14	0.20	ug/m3
108-90-7	Chlorobenzene	0.080	0.37	U	0.37	2.30	ug/m3
100-41-4	Ethyl Benzene	0.12	0.52	U	0.52	2.17	ug/m3
179601-23-1	m/p-Xylene	0.21	0.91	U	0.91	4.34	ug/m3
95-47-6	o-Xylene	0.12	0.52	U	0.52	2.17	ug/m3
100-42-5	Styrene	0.11	0.47	U	0.47	2.13	ug/m3
75-25-2	Bromoform	0.060	0.62	U	0.62	5.17	ug/m3
79-34-5	1,1,2,2-Tetrachloroethane	0.010	0.070	U	0.070	0.21	ug/m3
95-49-8	2-Chlorotoluene	0.11	0.57	U	0.57	2.59	ug/m3
108-67-8	1,3,5-Trimethylbenzene	0.11	0.54	U	0.54	2.46	ug/m3
95-63-6	1,2,4-Trimethylbenzene	0.080	0.39	U	0.39	2.46	ug/m3
541-73-1	1,3-Dichlorobenzene	0.080	0.48	U	0.48	3.01	ug/m3
106-46-7	1,4-Dichlorobenzene	0.050	0.30	U	0.30	3.01	ug/m3
95-50-1	1,2-Dichlorobenzene	0.080	0.48	U	0.48	3.01	ug/m3
120-82-1	1,2,4-Trichlorobenzene	0.090	0.67	U	0.67	3.71	ug/m3
87-68-3	Hexachloro-1,3-Butadiene	0.090	0.96	U	0.96	5.33	ug/m3
106-99-0	1,3-Butadiene	0.13	0.29	U	0.29	1.11	ug/m3
91-20-3	Naphthalene	0.080	0.42	U	0.42	0.52	ug/m3
622-96-8	4-Ethyltoluene	0.12	0.59	U	0.59	2.46	ug/m3
110-54-3	Hexane	0.11	0.39	U	0.39	1.76	ug/m3
107-05-1	Allyl Chloride	0.15	0.47	U	0.47	1.57	ug/m3
123-91-1	1,4-Dioxane	0.21	0.76	U	0.76	1.80	ug/m3
80-62-6	Methyl Methacrylate	0.090	0.37	U	0.37	2.05	ug/m3
SURROGATES							
460-00-4	1-Bromo-4-Fluorobenzene	9.50			70 (65) - 130 (135)	95%	SPK: 10
INTERNAL STANDARDS							
74-97-5	Bromochloromethane	194000		2.8			
540-36-3	1,4-Difluorobenzene	507000		3.978			
3114-55-4	Chlorobenzene-d5	434000		8.901			

284 Sheffield Street, Mountainside, New Jersey 07092, Phone : 908 789 8900,
Fax : 908 789 8922

Report of Analysis

Client:	Woodard & Curran	Date Collected:	
Project:	US EPA Riverside Industrial Park Superfund Site	Date Received:	
Client Sample ID:	VL0408ABL01	SDG No.:	Q1728
Lab Sample ID:	VL0408ABL01	Matrix:	Air
Analytical Method:	TO-15	Test:	TO-15
Sample Wt/Vol:	400 Units: mL		

File ID/Qc Batch:	Dilution:	Prep Date	Date Analyzed	Prep Batch ID
VL042254.D	1		04/08/25 09:22	VL040825

CAS Number	Parameter	Conc. ppbv	Conc. ug/M3	Qualifier	MDL	LOQ / CRQL	Units

U = Not Detected
RL = Reporting Limit
MDL = Method Detection Limit
E = Value Exceeds Calibration Range
D = Dilution

J = Estimated Value
B = Analyte Found in Associated Method Blank
N = Presumptive Evidence of a Compound
* = Values outside of QC limits
Q = indicates LCS control criteria did not meet requirements

Quantitation Report (LSC Reviewed)

Data Path : Z:\voasrv\HPCHEM1\MSVOA_L\Data\VL040825\
Data File : VL042254.D
Acq On : 08 Apr 2025 09:22
Operator : SY/MD
Sample : VL0408ABL01
Misc : 400mL/MSVOA_L
ALS Vial : 1 Sample Multiplier: 1

Instrument :
MSVOA_L
ClientSampleId :
VL0408ABL01

Quant Time: Apr 09 01:51:36 2025
Quant Method : Z:\voasrv\HPCHEM1\MSVOA_L\methods\VL032725AIR.M
Quant Title : AIR ANALYSIS BY METHOD TO-15 Instrument: MSVOA_LFri Aug 26 06:05:16 2022
QLast Update : Fri Mar 28 02:00:52 2025
Response via : Initial Calibration

Compound	R.T.	QIon	Response	Conc	Units	Dev(Min)
Internal Standards						
1) Bromochloromethane	2.800	49	194254	10.000	ppbv	0.02
33) 1,4-Difluorobenzene	3.978	114	507155	10.000	ppbv	0.03
55) Chlorobenzene-d5	8.901	117	433594	10.000	ppbv	0.03
System Monitoring Compounds						
68) 1-Bromo-4-Fluorobenzene	10.393	95	337540	9.480	ppbv	0.02
Spiked Amount 10.000	Range 65 - 135		Recovery = 94.800%			

Target Compounds Qvalue

(#) = qualifier out of range (m) = manual integration (+) = signals summed

Quantitation Report (LSC Reviewed)

Data Path : Z:\voasrv\HPCHEM1\MSVOA_L\Data\VL040825\
Data File : VL042254.D
Acq On : 08 Apr 2025 09:22
Operator : SY/MD
Sample : VL0408ABL01
Misc : 400mL/MSVOA_L
ALS Vial : 1 Sample Multiplier: 1

Instrument :
MSVOA_L
ClientSampleId :
VL0408ABL01

Quant Time: Apr 09 01:51:36 2025
Quant Method : Z:\voasrv\HPCHEM1\MSVOA_L\methods\VL032725AIR.M
Quant Title : AIR ANALYSIS BY METHOD TO-15 Instrument: MSVOA_LFri Aug 26 06:05:16 2022
QLast Update : Fri Mar 28 02:00:52 2025
Response via : Initial Calibration

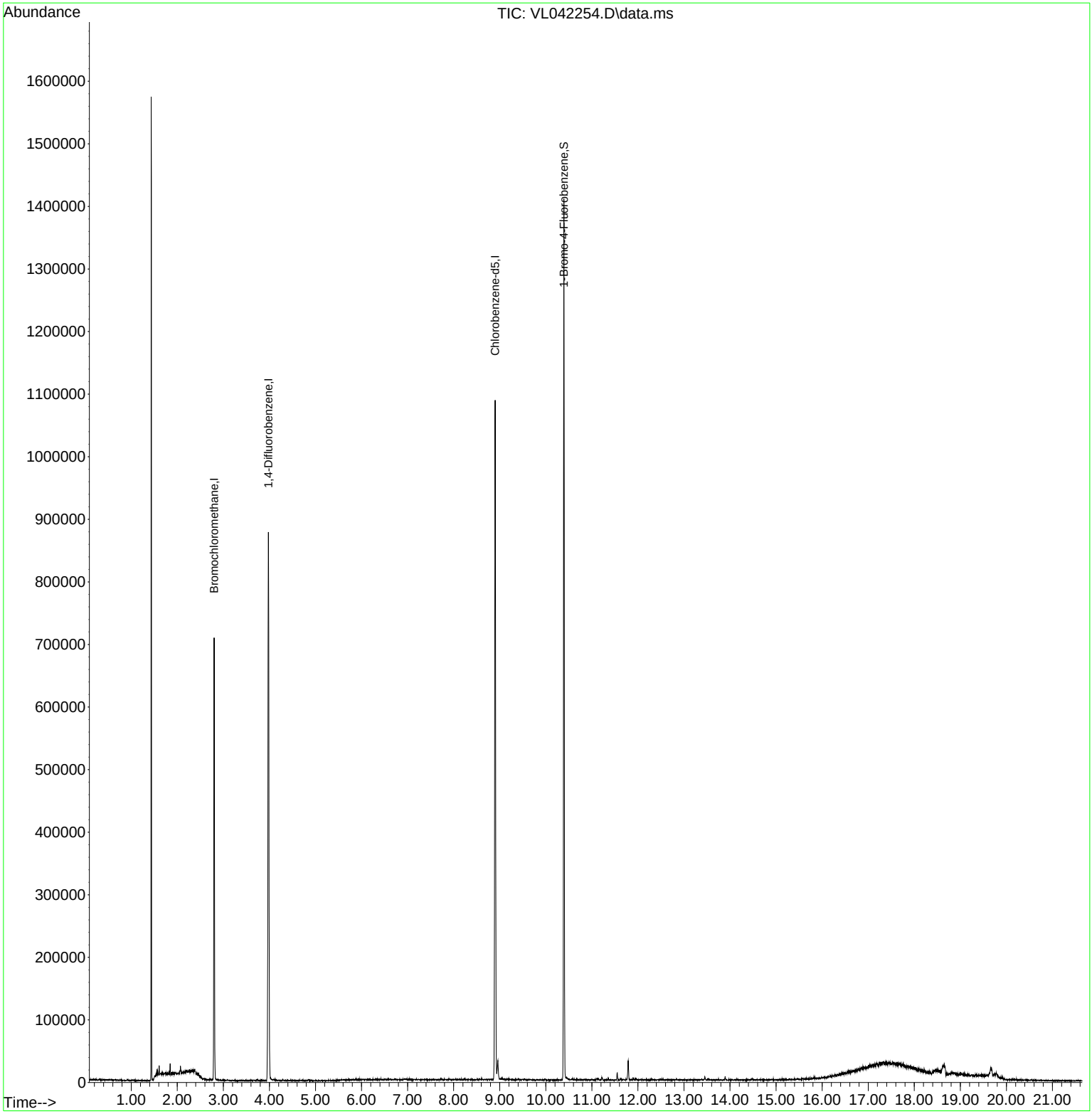

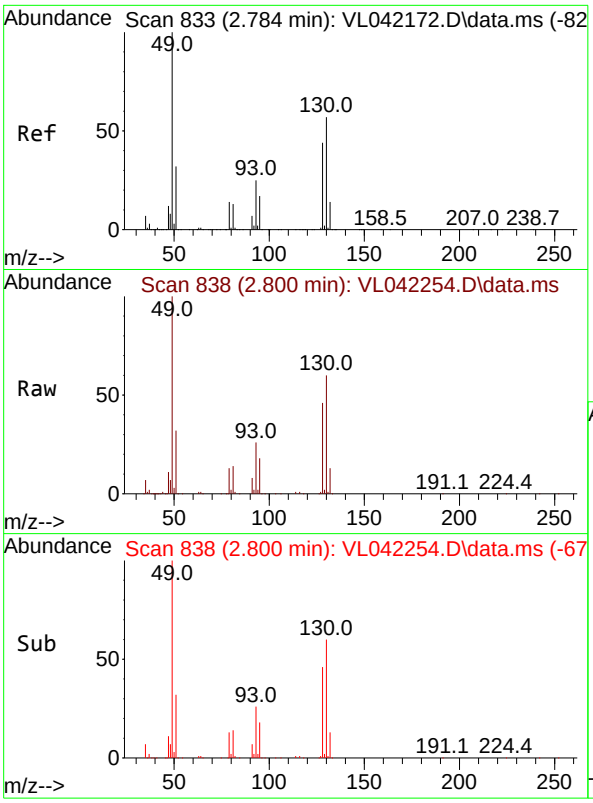

#1
Bromochloromethane
Concen: 10.000 ppbv
RT: 2.800 min Scan# 8
Delta R.T. 0.016 min
Lab File: VL042254.D
Acq: 08 Apr 2025 09:22

Instrument :
MSVOA_L
ClientSampleId :
VL0408ABL01

Tgt Ion: 49 Resp: 194254

Ion	Ratio	Lower	Upper
49	100		
128	45.0	22.9	68.5
130	58.0	28.8	86.4

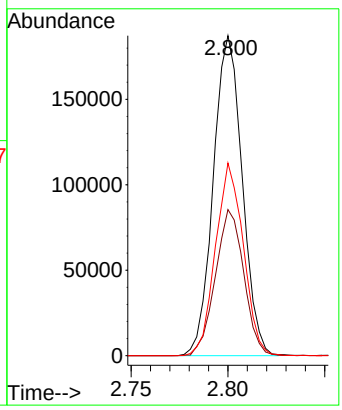

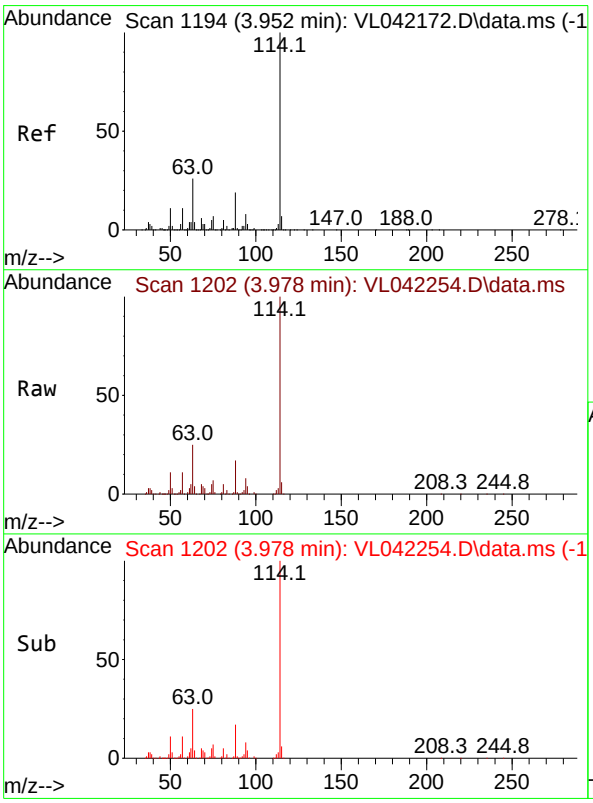

#33
1,4-Difluorobenzene
Concen: 10.000 ppbv
RT: 3.978 min Scan# 1202
Delta R.T. 0.026 min
Lab File: VL042254.D
Acq: 08 Apr 2025 09:22

Tgt Ion:114 Resp: 507155

Ion	Ratio	Lower	Upper
114	100		
63	26.1	20.7	31.1
88	18.1	15.0	22.4

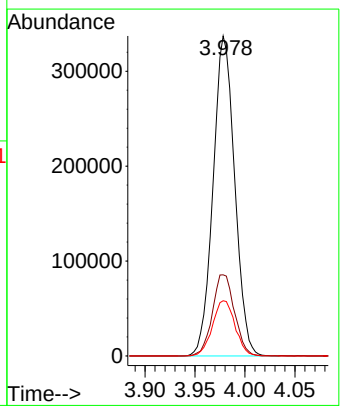

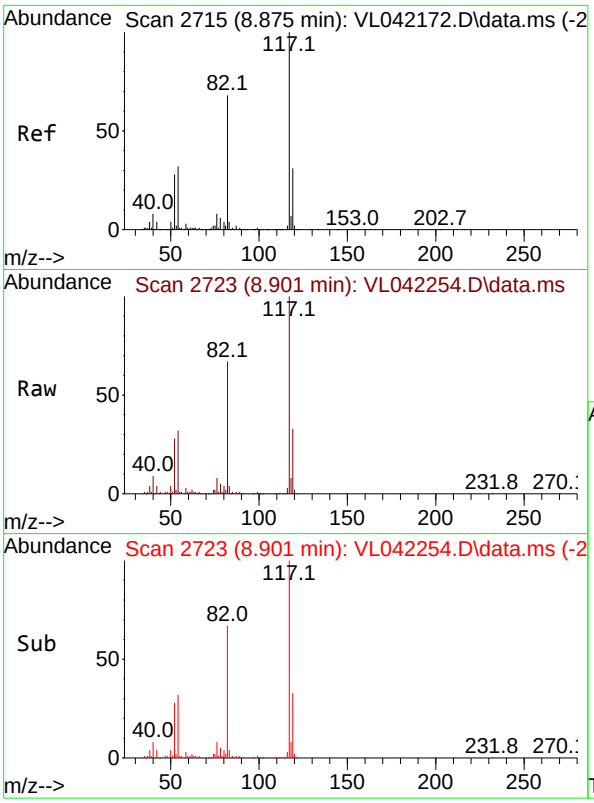

#55
Chlorobenzene-d5
Concen: 10.000 ppbv
RT: 8.901 min Scan# 2
Delta R.T. 0.026 min
Lab File: VL042254.D
Acq: 08 Apr 2025 09:22

Instrument :
MSVOA_L
ClientSampleId :
VL0408ABL01

Tgt Ion:117 Resp: 433594

Ion	Ratio	Lower	Upper
117	100		
82	65.0	55.8	83.6
119	31.8	25.5	38.3

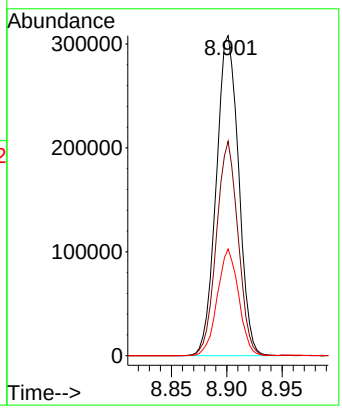

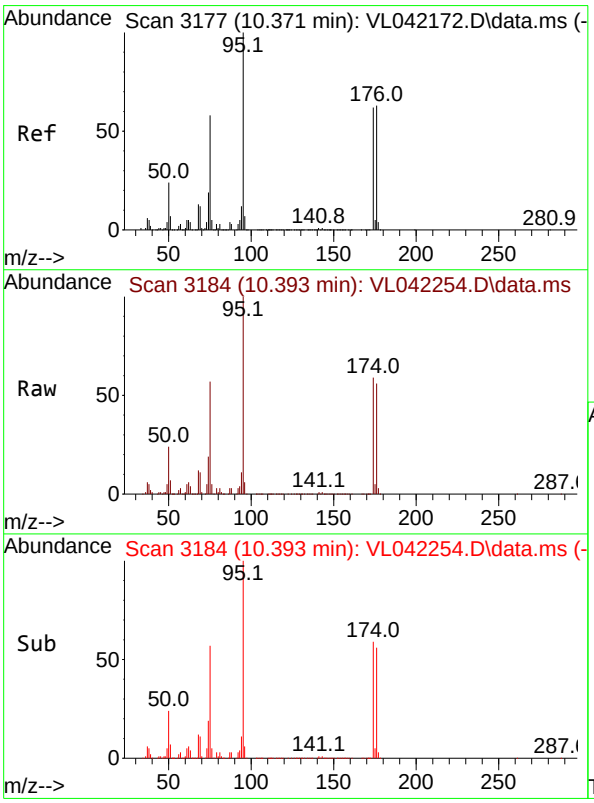

#68
1-Bromo-4-Fluorobenzene
Concen: 9.480 ppbv
RT: 10.393 min Scan# 3184
Delta R.T. 0.023 min
Lab File: VL042254.D
Acq: 08 Apr 2025 09:22

Tgt Ion: 95 Resp: 337540

Ion	Ratio	Lower	Upper
95	100		
174	58.8	50.6	76.0
175	4.4	3.8	5.6

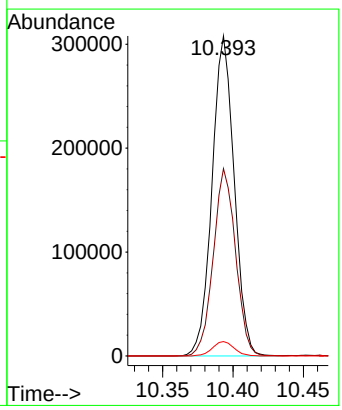

LSC Area Percent Report

Data Path : Z:\voasrv\HPCHEM1\MSVOA_L\Data\VL040825\
Data File : VL042254.D
Acq On : 08 Apr 2025 09:22
Operator : SY/MD
Sample : VL0408ABL01
Misc : 400mL/MSVOA_L
ALS Vial : 1 Sample Multiplier: 1

Instrument :
MSVOA_L
ClientSampleId :
VL0408ABL01

Integration Parameters: RTEINT.P
Integrator: RTE
Smoothing : ON Filtering: 5
Sampling : 3 Min Area: 3 % of largest Peak
Start Thrs: 0.001 Max Peaks: 100
Stop Thrs : 0 Peak Location: TOP

If leading or trailing edge < 100 prefer < Baseline drop else tangent >
Peak separation: 0

Method : Z:\voasrv\HPCHEM1\MSVOA_L\methods\VL032725AIR.M
Title : AIR ANALYSIS BY METHOD TO-15 Instrument: MSVOA_LFri Aug 26 06:05:16 2022

Signal : TIC: VL042254.D\data.ms

peak #	R.T. min	first scan	max scan	last scan	PK TY	peak height	corr. area	corr. % max.	% of total
1	1.434	412	416	421	rVB	1571406	917613	58.37%	14.819%
2	2.800	829	838	848	rBV	706460	728876	46.37%	11.771%
3	3.978	1190	1202	1218	rBV	877123	1353347	86.09%	21.856%
4	8.901	2709	2723	2734	rBV	1086189	1536263	97.73%	24.810%
5	8.959	2734	2741	2751	rVB3	30204	47706	3.03%	0.770%
6	10.393	3171	3184	3197	rBV	1408600	1571938	100.00%	25.387%
7	11.788	3606	3615	3621	rBV3	30454	36275	2.31%	0.586%

Sum of corrected areas: 6192018

Data Path : Z:\voasrv\HPCHEM1\MSVOA_L\Data\VL040825\
Data File : VL042254.D
Acq On : 08 Apr 2025 09:22
Operator : SY/MD
Sample : VL0408ABL01
Misc : 400mL/MSVOA_L
ALS Vial : 1 Sample Multiplier: 1

Instrument :
MSVOA_L
ClientSampleId :
VL0408ABL01

Quant Method : Z:\voasrv\HPCHEM1\MSVOA_L\methods\VL032725AIR.M
Quant Title : AIR ANALYSIS BY METHOD TO-15 Instrument: MSVOA_LFri Aug 26 06:05:16 2022

TIC Library : C:\Database\NIST20.L
TIC Integration Parameters: LSCINT.P

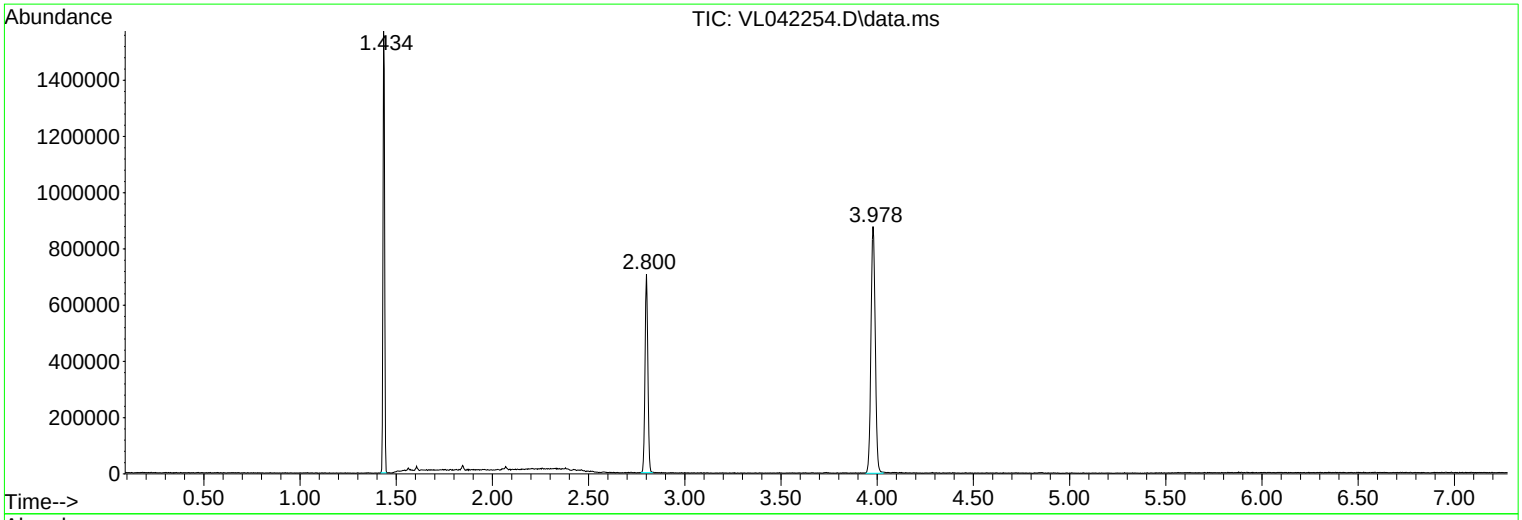

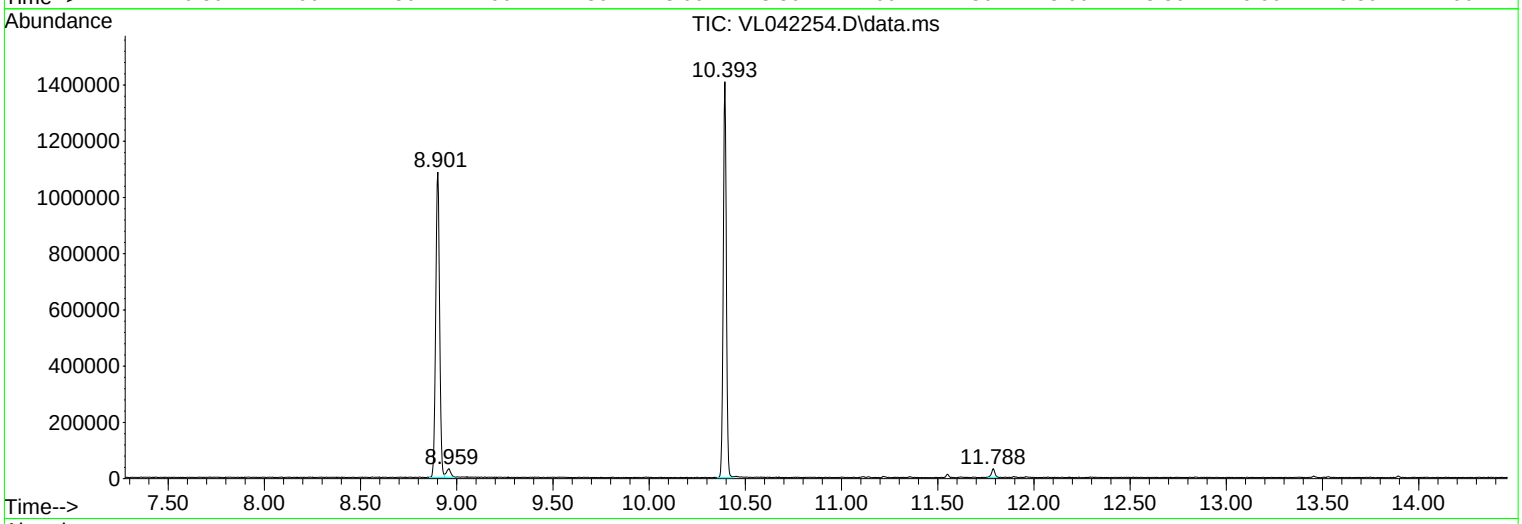

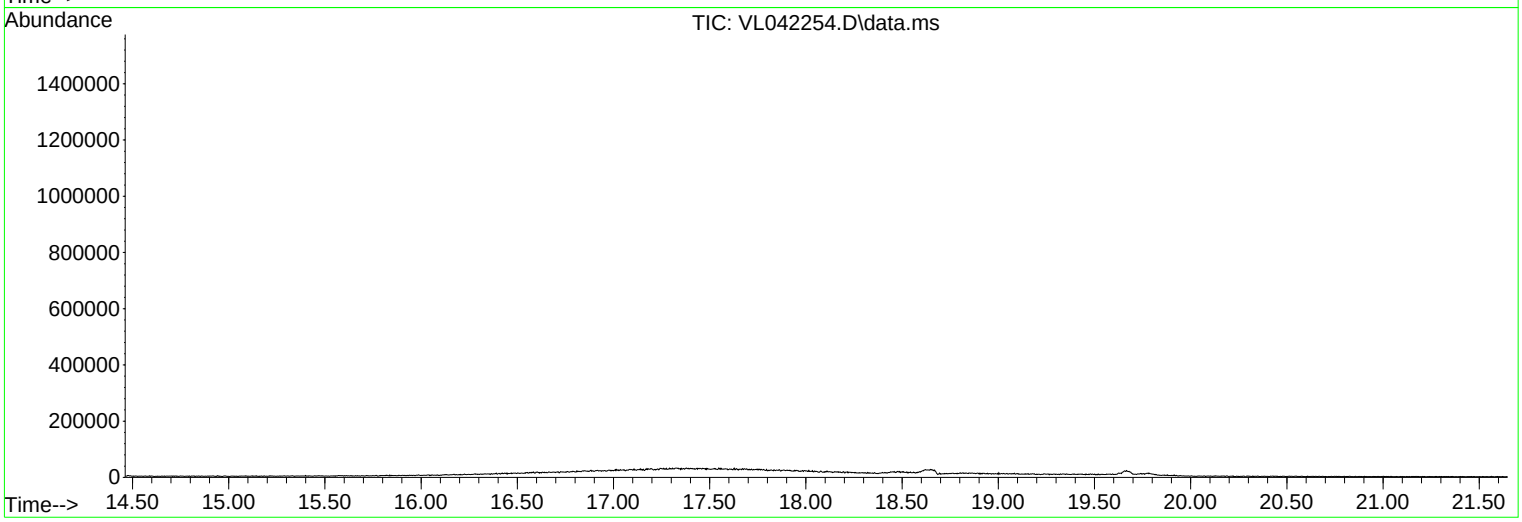

Library Search Compound Report

Data Path : Z:\voasrv\HPCHEM1\MSVOA_L\Data\VL040825\
Data File : VL042254.D
Acq On : 08 Apr 2025 09:22
Operator : SY/MD
Sample : VL0408ABL01
Misc : 400mL/MSVOA_L
ALS Vial : 1 Sample Multiplier: 1

Instrument :
MSVOA_L
ClientSampleId :
VL0408ABL01

Quant Method : Z:\voasrv\HPCHEM1\MSVOA_L\methods\VL032725AIR.M
Quant Title : AIR ANALYSIS BY METHOD TO-15 Instrument: MSVOA_LFri Aug 26 06:05:16 2022

TIC Library : C:\Database\NIST20.L
TIC Integration Parameters: LSCINT.P

No Library Search Compounds Detected
****

Tentatively Identified Compound (LSC) summary

Data Path : Z:\voasrv\HPCHEM1\MSVOA_L\Data\VL040825\
Data File : VL042254.D
Acq On : 08 Apr 2025 09:22
Operator : SY/MD
Sample : VL0408ABL01
Misc : 400mL/MSVOA_L
ALS Vial : 1 Sample Multiplier: 1

Instrument :
MSVOA_L
ClientSampleId :
VL0408ABL01

Quant Method : Z:\voasrv\HPCHEM1\MSVOA_L\methods\VL032725AIR.M
Quant Title : AIR ANALYSIS BY METHOD TO-15 Instrument: MSVOA_LFri Aug 26 06:05:16 2022

TIC Library : C:\Database\NIST20.L
TIC Integration Parameters: LSCINT.P

						Internal Standard			
TIC Top Hit name	RT	EstConc	Units	Response	#	RT	Resp	Conc

284 Sheffield Street, Mountainside, New Jersey 07092, Phone : 908 789 8900,
Fax : 908 789 8922

Report of Analysis

Client:	Woodard & Curran	Date Collected:	
Project:	US EPA Riverside Industrial Park Superfund Site	Date Received:	
Client Sample ID:	VL0408ABS01	SDG No.:	Q1728
Lab Sample ID:	VL0408ABS01	Matrix:	Air
Analytical Method:	TO-15	Test:	TO-15
Sample Wt/Vol:	400 Units: mL		

File ID/Qc Batch:	Dilution:	Prep Date	Date Analyzed	Prep Batch ID
VL042255.D	1		04/08/25 10:05	VL040825

CAS Number	Parameter	Conc. ppbv	Conc. ug/M3	Qualifier	MDL	LOQ / CRQL	Units
TARGETS							
75-71-8	Dichlorodifluoromethane	9.70	48.0		1.04	2.47	ug/m3
74-87-3	Chloromethane	9.80	20.2		0.21	1.03	ug/m3
75-01-4	Vinyl Chloride	8.50	21.7		0.030	0.080	ug/m3
74-83-9	Bromomethane	8.70	33.8		0.54	1.94	ug/m3
75-00-3	Chloroethane	9.20	24.3		0.45	1.32	ug/m3
109-99-9	Tetrahydrofuran	10.2	30.1		0.38	1.47	ug/m3
75-69-4	Trichlorofluoromethane	9.60	54.0		0.90	2.81	ug/m3
76-13-1	1,1,2-Trichlorotrifluoroethane	9.40	72.0		1.23	3.83	ug/m3
76-14-2	Dichlorotetrafluoroethane	9.70	67.8		0.63	3.49	ug/m3
75-65-0	tert-Butyl alcohol	8.40	25.5		0.58	1.52	ug/m3
142-82-5	Heptane	9.50	38.9		0.45	2.05	ug/m3
75-35-4	1,1-Dichloroethene	8.90	35.3		0.56	1.98	ug/m3
67-64-1	Acetone	8.90	21.1		0.57	1.19	ug/m3
75-15-0	Carbon Disulfide	9.00	28.0		0.50	1.56	ug/m3
1634-04-4	Methyl tert-Butyl Ether	8.50	30.6		0.43	1.80	ug/m3
75-09-2	Methylene Chloride	8.40	29.2		0.66	1.74	ug/m3
156-60-5	trans-1,2-Dichloroethene	8.80	34.9		0.75	1.98	ug/m3
75-34-3	1,1-Dichloroethane	9.80	39.7		0.53	2.02	ug/m3
110-82-7	Cyclohexane	9.10	31.3		0.76	1.72	ug/m3
78-93-3	2-Butanone	10.6	31.3		0.35	1.47	ug/m3
56-23-5	Carbon Tetrachloride	10.8	67.9		0.060	0.19	ug/m3
156-59-2	cis-1,2-Dichloroethene	9.30	36.9		0.36	1.98	ug/m3
67-66-3	Chloroform	10.5	51.3		0.39	2.44	ug/m3
71-55-6	1,1,1-Trichloroethane	9.00	49.1		0.050	0.16	ug/m3
540-84-1	2,2,4-Trimethylpentane	10.7	50.0		0.47	2.34	ug/m3
71-43-2	Benzene	10.6	33.9		0.29	1.60	ug/m3
107-06-2	1,2-Dichloroethane	11.2	45.3		0.36	2.02	ug/m3
79-01-6	Trichloroethene	10.1	54.3		0.11	0.16	ug/m3
78-87-5	1,2-Dichloropropane	10.4	48.1		0.51	2.31	ug/m3
75-27-4	Bromodichloromethane	11.2	75.0		0.54	3.35	ug/m3
108-10-1	4-Methyl-2-Pentanone	9.60	39.3		0.37	2.05	ug/m3
108-88-3	Toluene	9.90	37.3		0.41	1.88	ug/m3
10061-02-6	t-1,3-Dichloropropene	8.30	37.7		0.27	2.27	ug/m3
10061-01-5	cis-1,3-Dichloropropene	9.10	41.3		0.27	2.27	ug/m3
79-00-5	1,1,2-Trichloroethane	11.2	61.1		0.38	2.73	ug/m3

284 Sheffield Street, Mountainside, New Jersey 07092, Phone : 908 789 8900,
Fax : 908 789 8922

Report of Analysis

Client:	Woodard & Curran	Date Collected:	
Project:	US EPA Riverside Industrial Park Superfund Site	Date Received:	
Client Sample ID:	VL0408ABS01	SDG No.:	Q1728
Lab Sample ID:	VL0408ABS01	Matrix:	Air
Analytical Method:	TO-15	Test:	TO-15
Sample Wt/Vol:	400 Units: mL		

File ID/Qc Batch:	Dilution:	Prep Date	Date Analyzed	Prep Batch ID
VL042255.D	1		04/08/25 10:05	VL040825

CAS Number	Parameter	Conc. ppbv	Conc. ug/M3	Qualifier	MDL	LOQ / CRQL	Units
124-48-1	Dibromochloromethane	10.9	92.9		0.60	4.26	ug/m3
106-93-4	1,2-Dibromoethane	10.7	82.2		0.54	0.77	ug/m3
127-18-4	Tetrachloroethene	9.00	61.0		0.14	0.20	ug/m3
108-90-7	Chlorobenzene	11.4	52.5		0.37	2.30	ug/m3
100-41-4	Ethyl Benzene	10.6	46.0		0.52	2.17	ug/m3
179601-23-1	m/p-Xylene	22.5	97.7		0.91	4.34	ug/m3
95-47-6	o-Xylene	11.2	48.6		0.52	2.17	ug/m3
100-42-5	Styrene	10.1	43.0		0.47	2.13	ug/m3
75-25-2	Bromoform	10.7	111		0.62	5.17	ug/m3
79-34-5	1,1,2,2-Tetrachloroethane	12.1	83.1		0.070	0.21	ug/m3
95-49-8	2-Chlorotoluene	11.1	57.5		0.57	2.59	ug/m3
108-67-8	1,3,5-Trimethylbenzene	11.2	55.1		0.54	2.46	ug/m3
95-63-6	1,2,4-Trimethylbenzene	10.8	53.1		0.39	2.46	ug/m3
541-73-1	1,3-Dichlorobenzene	11.7	70.3		0.48	3.01	ug/m3
106-46-7	1,4-Dichlorobenzene	11.6	69.7		0.30	3.01	ug/m3
95-50-1	1,2-Dichlorobenzene	11.9	71.5		0.48	3.01	ug/m3
120-82-1	1,2,4-Trichlorobenzene	9.70	72.0		0.67	3.71	ug/m3
87-68-3	Hexachloro-1,3-Butadiene	8.80	93.9		0.96	5.33	ug/m3
106-99-0	1,3-Butadiene	8.90	19.7		0.29	1.11	ug/m3
91-20-3	Naphthalene	10.1	53.0		0.42	0.52	ug/m3
622-96-8	4-Ethyltoluene	11.5	56.5		0.59	2.46	ug/m3
110-54-3	Hexane	9.50	33.5		0.39	1.76	ug/m3
107-05-1	Allyl Chloride	9.10	28.5		0.47	1.57	ug/m3
123-91-1	1,4-Dioxane	9.60	34.6		0.76	1.80	ug/m3
80-62-6	Methyl Methacrylate	9.30	38.1		0.37	2.05	ug/m3
SURROGATES							
460-00-4	1-Bromo-4-Fluorobenzene	10.0			70 (65) - 130 (135)	100%	SPK: 10
INTERNAL STANDARDS							
74-97-5	Bromochloromethane	190000		2.803			
540-36-3	1,4-Difluorobenzene	495000		3.981			
3114-55-4	Chlorobenzene-d5	447000		8.904			

284 Sheffield Street, Mountainside, New Jersey 07092, Phone : 908 789 8900,
Fax : 908 789 8922

Report of Analysis

Client:	Woodard & Curran	Date Collected:	
Project:	US EPA Riverside Industrial Park Superfund Site	Date Received:	
Client Sample ID:	VL0408ABS01	SDG No.:	Q1728
Lab Sample ID:	VL0408ABS01	Matrix:	Air
Analytical Method:	TO-15	Test:	TO-15
Sample Wt/Vol:	400 Units: mL		

File ID/Qc Batch:	Dilution:	Prep Date	Date Analyzed	Prep Batch ID
VL042255.D	1		04/08/25 10:05	VL040825

CAS Number	Parameter	Conc. ppbv	Conc. ug/M3	Qualifier	MDL	LOQ / CRQL	Units

U = Not Detected
RL = Reporting Limit
MDL = Method Detection Limit
E = Value Exceeds Calibration Range
D = Dilution

J = Estimated Value
B = Analyte Found in Associated Method Blank
N = Presumptive Evidence of a Compound
* = Values outside of QC limits
Q = indicates LCS control criteria did not meet requirements

Quantitation Report (QT Reviewed)

Data Path : Z:\voasrv\HPCHEM1\MSVOA_L\Data\VL040825\
Data File : VL042255.D
Acq On : 08 Apr 2025 10:05
Operator : SY/MD
Sample : VL0408ABS01
Misc : 400mL/MSVOA_L
ALS Vial : 1 Sample Multiplier: 1

Quant Time: Apr 09 01:51:57 2025
Quant Method : Z:\voasrv\HPCHEM1\MSVOA_L\methods\VL032725AIR.M
Quant Title : AIR ANALYSIS BY METHOD TO-15 Instrument: MSVOA_LFri Aug
QLast Update : Fri Mar 28 02:00:52 2025
Response via : Initial Calibration

Instrument :
MSVOA_L
ClientSampleId :
VL0408ABS01

Manual Integrations
APPROVED
Reviewed By :Semsettin Yesilyurt 04/09/2025
Supervised By :Mahesh Dadoda 04/09/2025

Compound	R.T.	QIon	Response	Conc	Units	Dev(Min)
Internal Standards						
1) Bromochloromethane	2.803	49	190420	10.000	ppbv	0.02
33) 1,4-Difluorobenzene	3.981	114	494678	10.000	ppbv	0.03
55) Chlorobenzene-d5	8.904	117	447066	10.000	ppbv	0.03
System Monitoring Compounds						
68) 1-Bromo-4-Fluorobenzene	10.393	95	367418	10.008	ppbv	0.02
Spiked Amount 10.000	Range 65 - 135		Recovery = 100.100%			
Target Compounds						Qvalue
2) Dichlorodifluoromethane	1.505	85	273062	9.712	ppbv	99
3) Chlorodifluoromethane	1.483	51	292844	10.196	ppbv	100
4) Chloromethane	1.538	50	112659	9.805	ppbv	100
5) Vinyl Chloride	1.586	62	103863	8.530	ppbv	96
6) Bromomethane	1.674	94	45172	8.675	ppbv	97
7) Chloroethane	1.713	64	42251	9.161	ppbv	99
8) Dichlorotetrafluoroethane	1.560	85	232959	9.730	ppbv	93
9) Propene	1.489	41	111408	8.462	ppbv	99
10) Heptane	5.011	43	333061	9.511	ppbv	99
11) Trichlorofluoromethane	1.887	101	263188	9.620	ppbv	94
12) 1,1,2-Trichlorotrifluo...	2.150	101	211536	9.407	ppbv	98
13) Ethanol	1.729	45	6066	4.874	ppbv	82
14) Bromoethene	1.790	108	74695	8.671	ppbv	98
15) Acetone	1.842	43	235954	8.860	ppbv	95
16) 1,3-Butadiene	1.615	39	115796	8.904	ppbv	95
17) tert-Butyl alcohol	2.049	59	277654	8.371	ppbv	98
18) 1,1-Dichloroethene	2.043	96	93164	8.862	ppbv	97
19) Isopropyl Alcohol	1.894	45	129418	8.613	ppbv #	34
20) Methylene Chloride	2.072	84	83277	8.396	ppbv	95
21) Allyl Chloride	2.107	41	171013	9.105	ppbv	98
22) trans-1,2-Dichloroethene	2.353	96	106692	8.782	ppbv	93
23) Vinyl Acetate	2.476	43	98533	8.549	ppbv	97
24) 1,1-Dichloroethane	2.421	63	221032	9.814	ppbv	99
25) Ethyl Acetate	2.852	43	681132	9.854	ppbv	99
26) Hexane	2.842	57	254141	9.519	ppbv	95
27) Carbon Disulfide	2.159	76	258972	9.046	ppbv	99
28) Methyl tert-Butyl Ether	2.454	73	141395	8.506	ppbv	96
29) Chloroform	2.865	83	410522	10.507	ppbv	98
30) Cyclohexane	3.878	84	211231	9.112	ppbv	97
31) cis-1,2-Dichloroethene	2.735	61	251202	9.268	ppbv	98
32) 1,1,1-Trichloroethane	3.386	97	402513	8.998	ppbv	98
34) 2-Butanone	2.570	43	379327	10.575	ppbv	98
35) Carbon Tetrachloride	3.787	117	418420	10.828	ppbv	99
36) Benzene	3.677	78	518095	10.564	ppbv	98
37) 1,2-Dichloroethane	3.237	62	315190	11.226	ppbv	99
38) Trichloroethene	4.577	130	205867	10.061	ppbv	96
39) 1,2-Dichloropropane	4.341	63	185795	10.403	ppbv	94
40) 1,4-Dioxane	4.613	88	91079	9.608	ppbv #	92
41) Tetrahydrofuran	3.072	42	210024	10.168	ppbv	97
42) Bromodichloromethane	4.519	83	434165	11.217	ppbv	99
43) Methyl Methacrylate	4.910	69	192595	9.277	ppbv	98
44) 2,2,4-Trimethylpentane	4.668	57	886873	10.701	ppbv	98
45) t-1,3-Dichloropropene	6.448	75	184852	8.299	ppbv	97

Quantitation Report (QT Reviewed)

Data Path : Z:\voasrv\HPCHEM1\MSVOA_L\Data\VL040825\
Data File : VL042255.D
Acq On : 08 Apr 2025 10:05
Operator : SY/MD
Sample : VL0408ABS01
Misc : 400mL/MSVOA_L
ALS Vial : 1 Sample Multiplier: 1

Quant Time: Apr 09 01:51:57 2025
Quant Method : Z:\voasrv\HPCHEM1\MSVOA_L\methods\VL032725AIR.M
Quant Title : AIR ANALYSIS BY METHOD TO-15 Instrument: MSVOA_LFri Aug
QLast Update : Fri Mar 28 02:00:52 2025
Response via : Initial Calibration

Instrument :
MSVOA_L
ClientSampleId :
VL0408ABS01

Manual Integrations
APPROVED
Reviewed By :Semsettin Yesilyurt 04/09/2025
Supervised By :Mahesh Dadoda 04/09/2025

Compound	R.T.	QIon	Response	Conc	Units	Dev(Min)
46) cis-1,3-Dichloropropene	5.635	75	249791	9.149	ppbv	97
47) 1,1,2-Trichloroethane	6.613	97	210809	11.166	ppbv	98
48) Dibromochloromethane	7.412	129	348149	10.881	ppbv	99
49) Bromoform	9.503	173	307461	10.703	ppbv	99
50) 4-Methyl-2-Pentanone	5.787	43	543140	9.554	ppbv	97
51) 2-Hexanone	7.461	43	441742	9.463	ppbv #	95
52) Tetrachloroethene	8.251	164	175587	9.028	ppbv	93
53) Toluene	6.962	91	578261	9.947	ppbv	99
54) 1,2-Dibromoethane	7.678	107	282386	10.730	ppbv	99
56) 1,1,1,2-Tetrachloroethane	8.946	131	283080	11.503	ppbv	98
57) Chlorobenzene	8.943	112	481713	11.360	ppbv	98
58) Ethyl Benzene	9.377	91	841166	10.593	ppbv	99
59) m/p-Xylene	9.571	91	1425833m	22.486	ppbv	
60) o-Xylene	9.982	91	711568	11.194	ppbv	98
61) Styrene	9.888	104	319155	10.149	ppbv	99
62) Isopropylbenzene	10.558	105	1063992	11.193	ppbv	99
63) 1,1,2,2-Tetrachloroethane	9.982	83	468851	12.139	ppbv	99
64) n-propylbenzene	11.005	120	284790	11.638	ppbv	97
65) tert-Butylbenzene	11.549	119	976872	11.112	ppbv	99
66) Benzyl Chloride	11.633	91	63988	6.860	ppbv	99
67) sec-Butylbenzene	11.785	105	1377726	11.275	ppbv	99
69) p-Isopropyltoluene	11.940	119	1168405	11.104	ppbv	99
70) n-Butylbenzene	12.296	91	1217247	11.312	ppbv	99
71) 2-Chlorotoluene	10.918	91	817332	11.078	ppbv	99
72) 4-Ethyltoluene	11.141	105	906994	11.460	ppbv	99
73) 1,3,5-Trimethylbenzene	11.222	105	773328	11.187	ppbv	98
74) 1,2,4-Trimethylbenzene	11.555	105	862179	10.827	ppbv	99
75) 1,3-Dichlorobenzene	11.623	146	512731	11.739	ppbv	98
76) 1,4-Dichlorobenzene	11.688	146	505049	11.619	ppbv	99
77) 1,2-Dichlorobenzene	11.963	146	505323	11.883	ppbv	99
78) Hexachloro-1,3-Butadiene	13.899	225	382876	8.845	ppbv	100
79) Naphthalene	13.530	128	875824	10.055	ppbv	99
80) Naphthalene,2-methyl-	14.475	142	291105	6.815	ppbv	100
81) 1,2,4-Trichlorobenzene	13.455	180	388605	9.672	ppbv	98

(#) = qualifier out of range (m) = manual integration (+) = signals summed

Quantitation Report (QT Reviewed)

Data Path : Z:\voasrv\HPCHEM1\MSVOA_L\Data\VL040825\
Data File : VL042255.D
Acq On : 08 Apr 2025 10:05
Operator : SY/MD
Sample : VL0408ABS01
Misc : 400mL/MSVOA_L
ALS Vial : 1 Sample Multiplier: 1

Quant Time: Apr 09 01:51:57 2025
Quant Method : Z:\voasrv\HPCHEM1\MSVOA_L\methods\VL032725AIR.M
Quant Title : AIR ANALYSIS BY METHOD TO-15 Instrument: MSVOA_LFri Aug
QLast Update : Fri Mar 28 02:00:52 2025
Response via : Initial Calibration

Instrument :
MSVOA_L
ClientSampleId :
VL0408ABS01

Manual Integrations APPROVED

Reviewed By :Semsettin Yesilyurt 04/09/2025
Supervised By :Mahesh Dadoda 04/09/2025

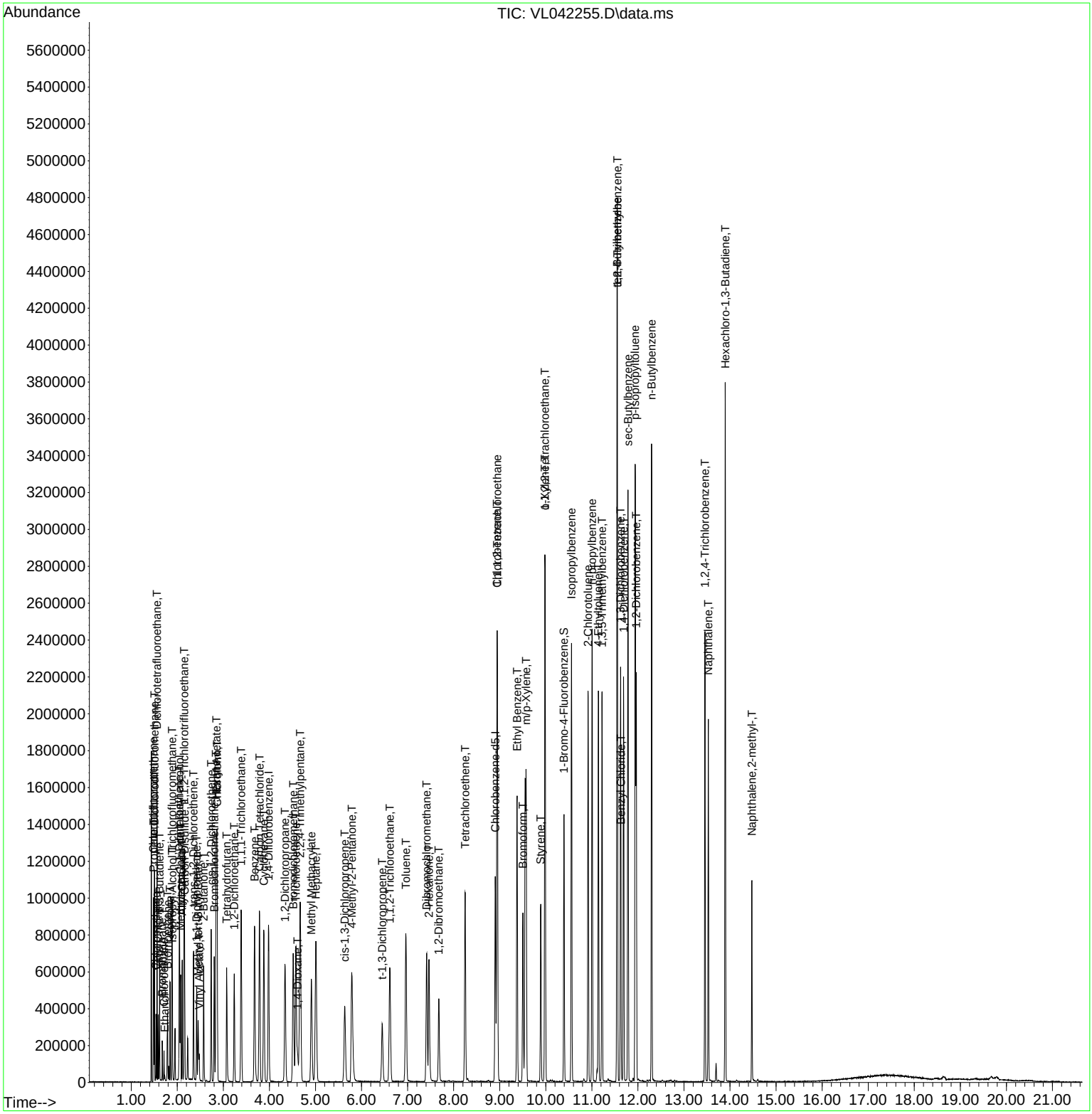

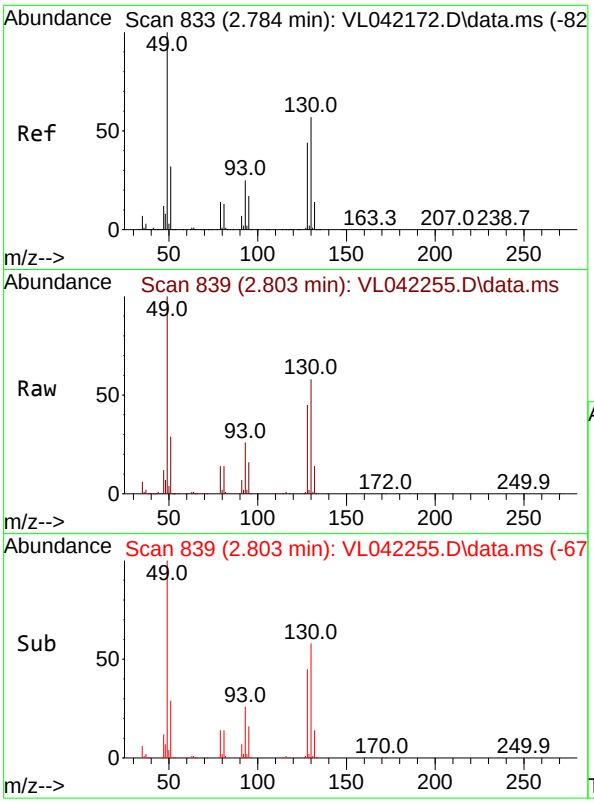

#1
Bromochloromethane
Concen: 10.000 ppbv
RT: 2.803 min Scan# 8
Delta R.T. 0.019 min
Lab File: VL042255.D
Acq: 08 Apr 2025 10:05

Tgt Ion: 49 Resp: 19042

Ion	Ratio	Lower	Upper
49	100		
128	45.4	22.9	68.5
130	58.9	28.8	86.4

Instrument :
MSVOA_L
ClientSampleId :
VL0408ABS01

Manual Integrations
APPROVED

Reviewed By :Semsettin Yesilyurt 04/09/2025
Supervised By :Mahesh Dadoda 04/09/2025

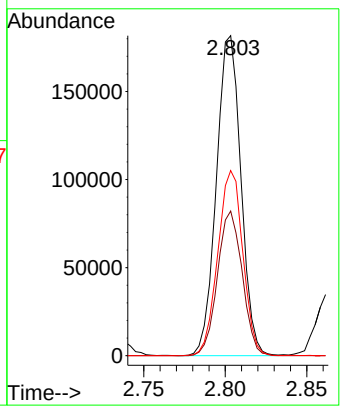

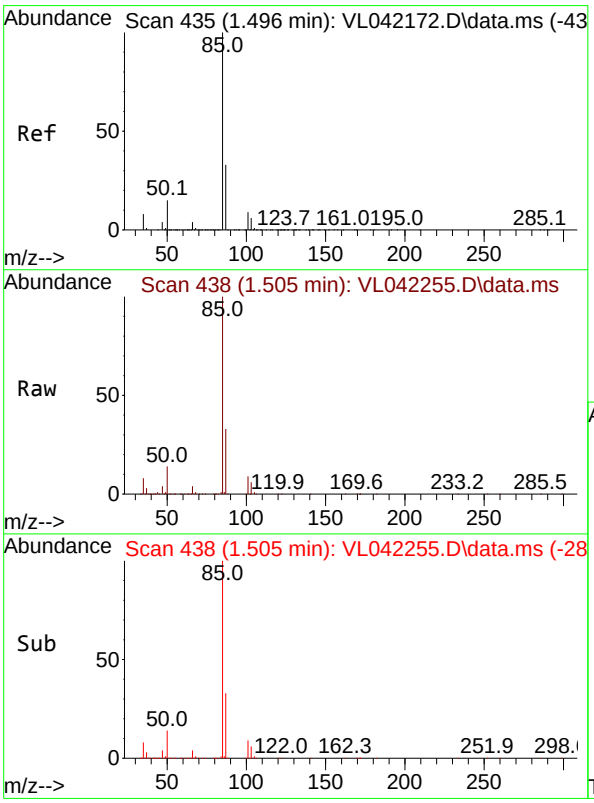

#2
Dichlorodifluoromethane
Concen: 9.712 ppbv
RT: 1.505 min Scan# 438
Delta R.T. 0.010 min
Lab File: VL042255.D
Acq: 08 Apr 2025 10:05

Tgt Ion: 85 Resp: 273062

Ion	Ratio	Lower	Upper
85	100		
87	33.2	26.1	39.1

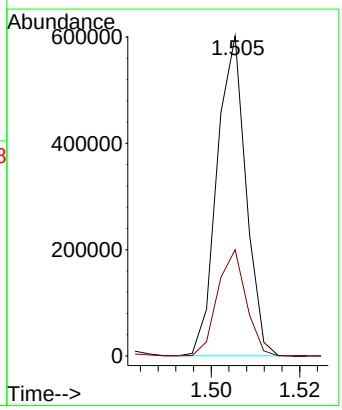

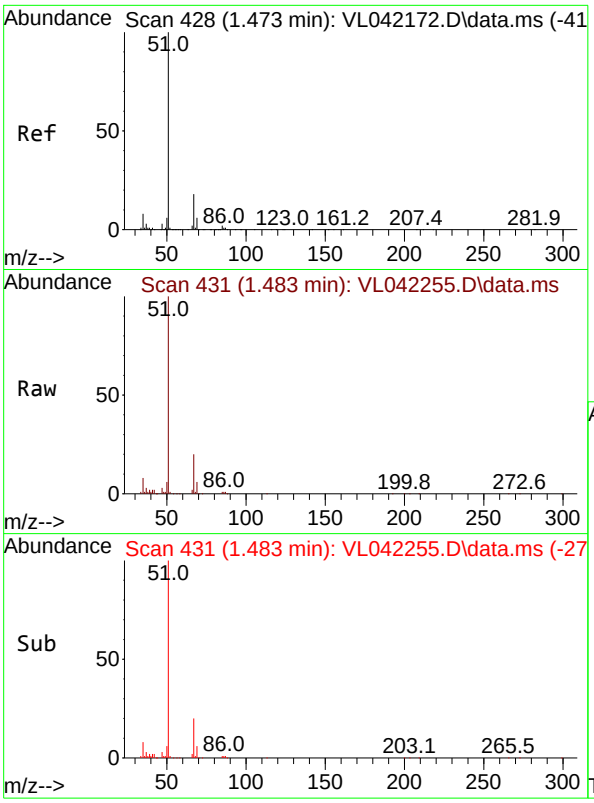

#3
Chlorodifluoromethane
Concen: 10.196 ppbv
RT: 1.483 min Scan# 4
Delta R.T. 0.010 min
Lab File: VL042255.D
Acq: 08 Apr 2025 10:05

Tgt Ion: 51 Resp: 29284

Ion	Ratio	Lower	Upper
51	100		
67	19.0	15.0	22.6

Instrument :
MSVOA_L
ClientSampleId :
VL0408ABS01

Manual Integrations
APPROVED

Reviewed By :Semsettin Yesilyurt 04/09/2025
Supervised By :Mahesh Dadoda 04/09/2025

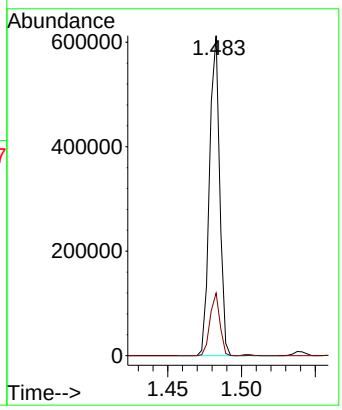

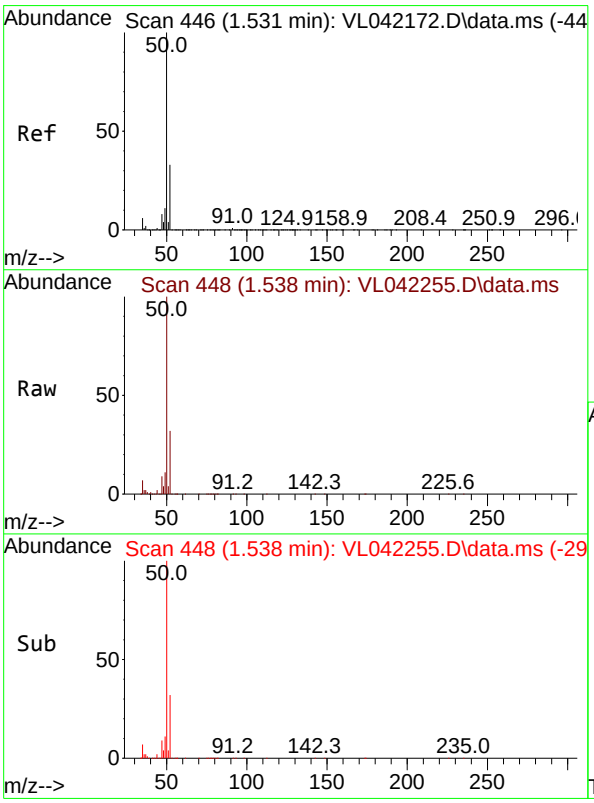

#4
Chloromethane
Concen: 9.805 ppbv
RT: 1.538 min Scan# 448
Delta R.T. 0.006 min
Lab File: VL042255.D
Acq: 08 Apr 2025 10:05

Tgt Ion: 50 Resp: 112659

Ion	Ratio	Lower	Upper
50	100		
52	32.5	26.1	39.1

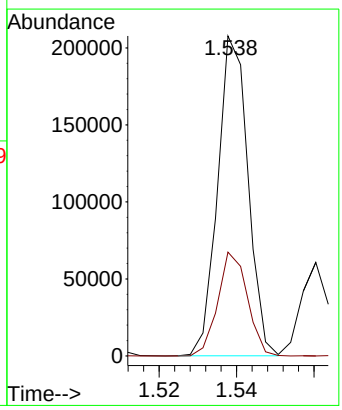

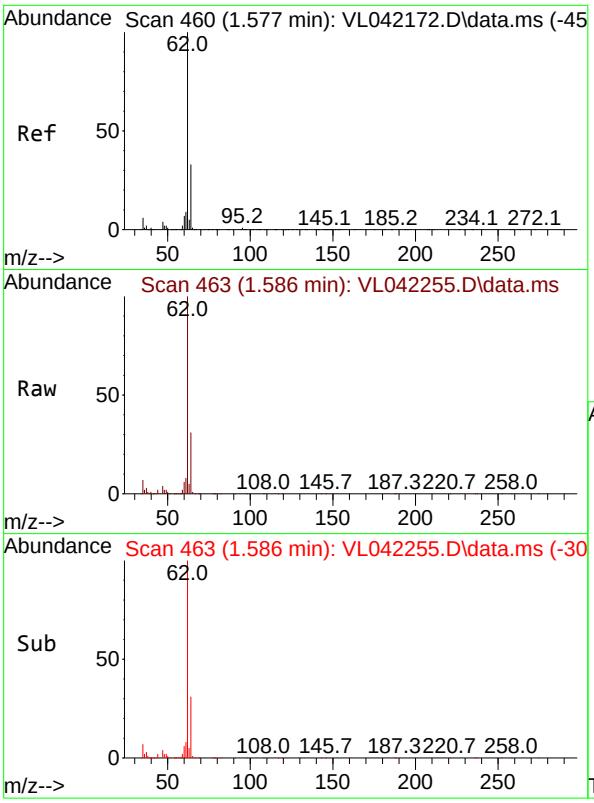

#5
Vinyl Chloride
Concen: 8.530 ppbv
RT: 1.586 min Scan# 4
Delta R.T. 0.010 min
Lab File: VL042255.D
Acq: 08 Apr 2025 10:05

Tgt Ion: 62 Resp: 10386

Ion	Ratio	Lower	Upper
62	100		
64	30.9	26.6	40.0

Instrument :
MSVOA_L
ClientSampleId :
VL0408ABS01

Manual Integrations
APPROVED

Reviewed By :Semsettin Yesilyurt 04/09/2025
Supervised By :Mahesh Dadoda 04/09/2025

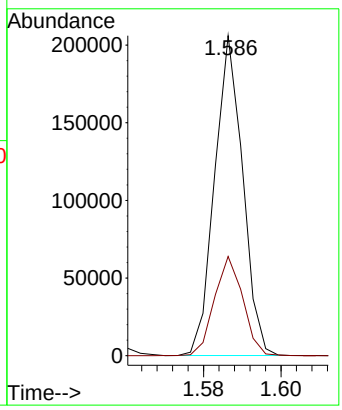

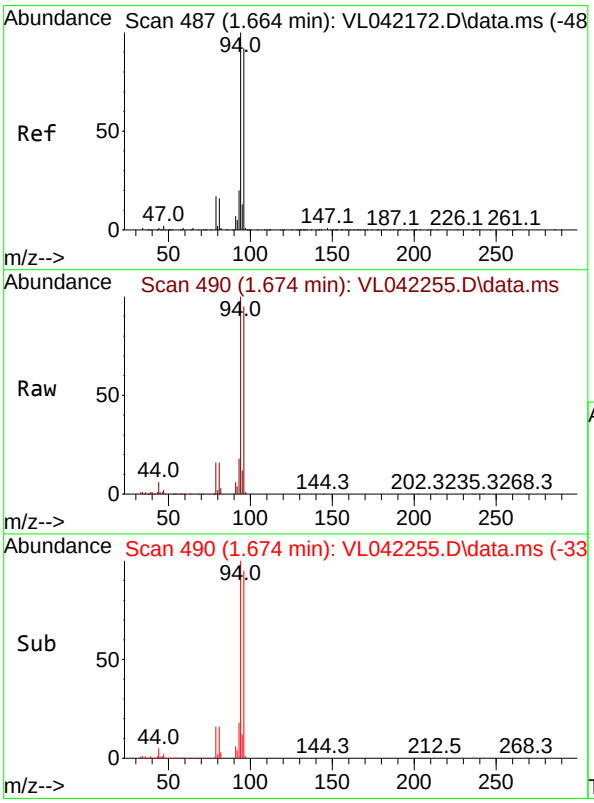

#6
Bromomethane
Concen: 8.675 ppbv
RT: 1.674 min Scan# 490
Delta R.T. 0.010 min
Lab File: VL042255.D
Acq: 08 Apr 2025 10:05

Tgt Ion: 94 Resp: 45172

Ion	Ratio	Lower	Upper
94	100		
96	94.7	73.1	109.7

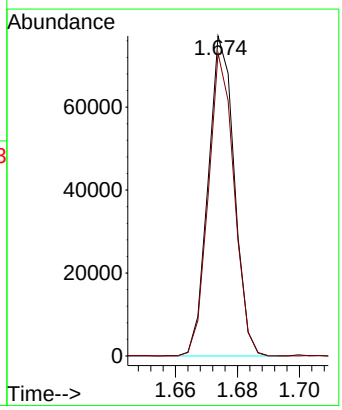

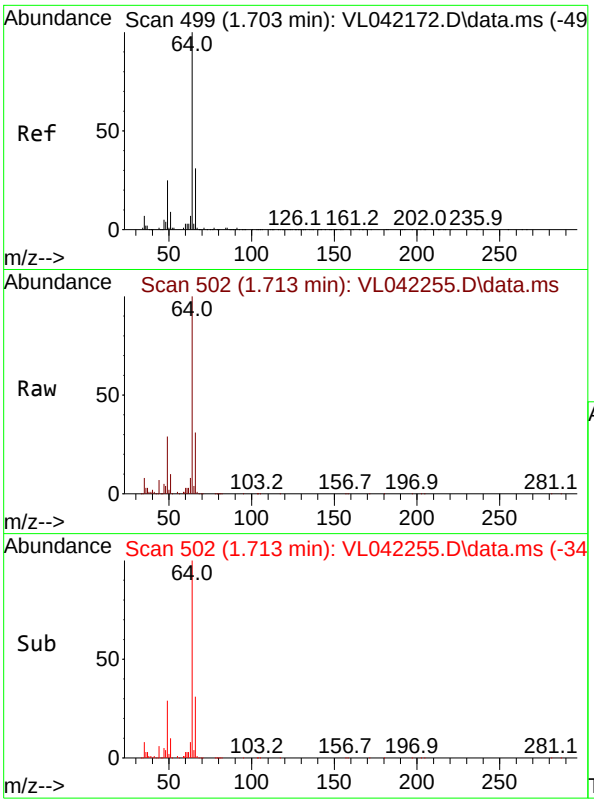

#7
Chloroethane
Concen: 9.161 ppbv
RT: 1.713 min Scan# 5
Delta R.T. 0.010 min
Lab File: VL042255.D
Acq: 08 Apr 2025 10:05

Tgt Ion: 64 Resp: 4225

Ion	Ratio	Lower	Upper
64	100		
66	30.7	25.2	37.8

Instrument :
MSVOA_L
ClientSampleId :
VL0408ABS01

Manual Integrations
APPROVED

Reviewed By :Semsettin Yesilyurt 04/09/2025
Supervised By :Mahesh Dadoda 04/09/2025

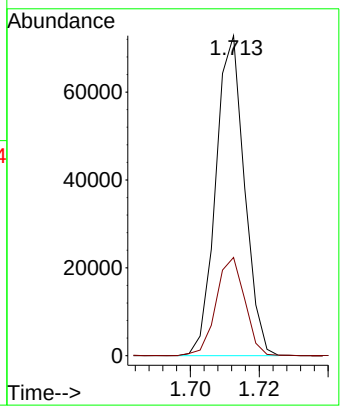

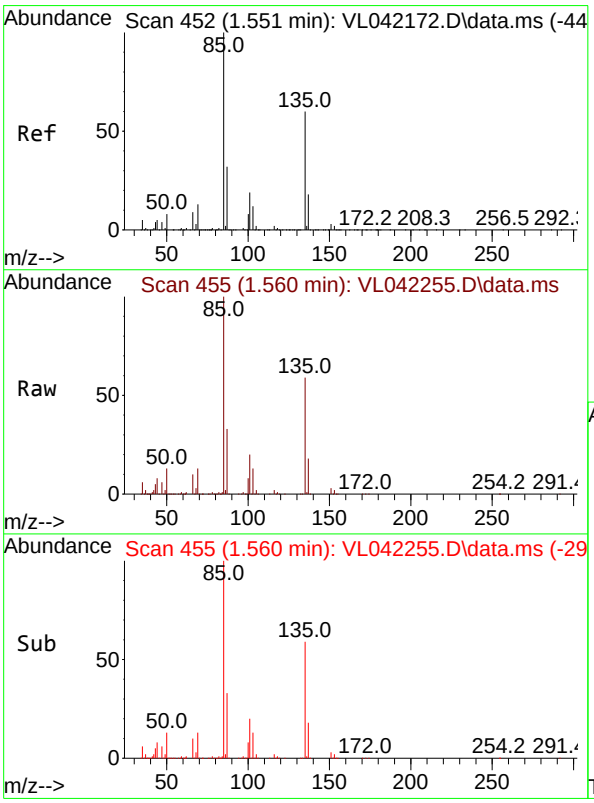

#8
Dichlorotetrafluoroethane
Concen: 9.730 ppbv
RT: 1.560 min Scan# 455
Delta R.T. 0.010 min
Lab File: VL042255.D
Acq: 08 Apr 2025 10:05

Tgt Ion: 85 Resp: 232959

Ion	Ratio	Lower	Upper
85	100		
135	60.1	52.4	78.6

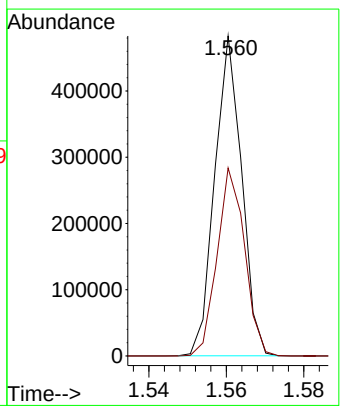

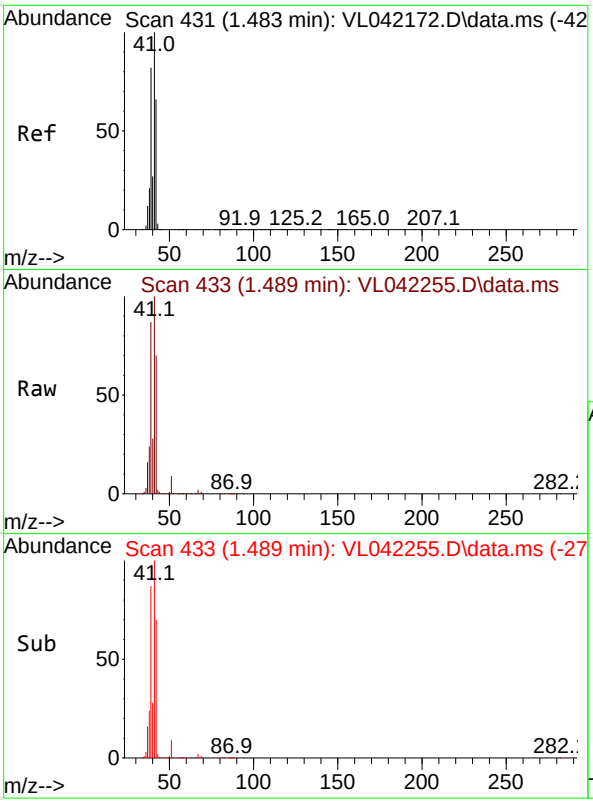

#9
Propene
Concen: 8.462 ppbv
RT: 1.489 min Scan# 4
Delta R.T. 0.006 min
Lab File: VL042255.D
Acq: 08 Apr 2025 10:05

Tgt Ion: 41 Resp: 11140

Ion	Ratio	Lower	Upper
41	100		
42	68.7	55.4	83.2

Instrument :
MSVOA_L
ClientSampleId :
VL0408ABS01

Manual Integrations
APPROVED

Reviewed By :Semsettin Yesilyurt 04/09/2025
Supervised By :Mahesh Dadoda 04/09/2025

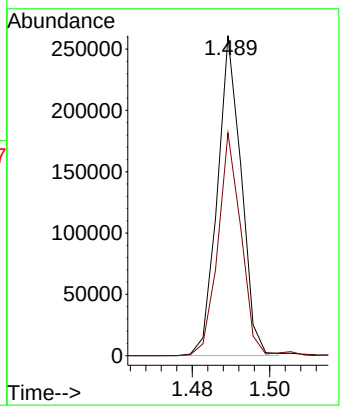

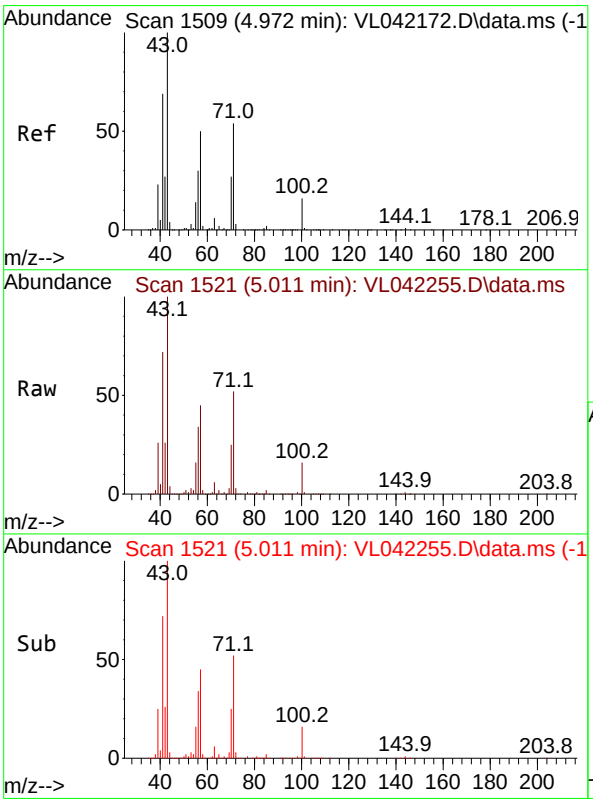

#10
Heptane
Concen: 9.511 ppbv
RT: 5.011 min Scan# 1521
Delta R.T. 0.039 min
Lab File: VL042255.D
Acq: 08 Apr 2025 10:05

Tgt Ion: 43 Resp: 333061

Ion	Ratio	Lower	Upper
43	100		
57	48.5	39.4	59.2

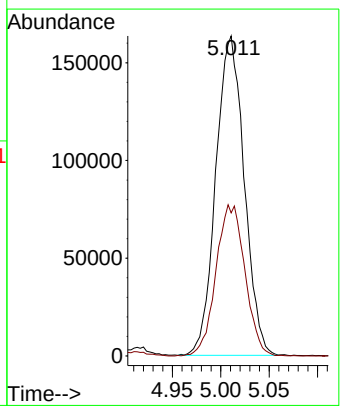

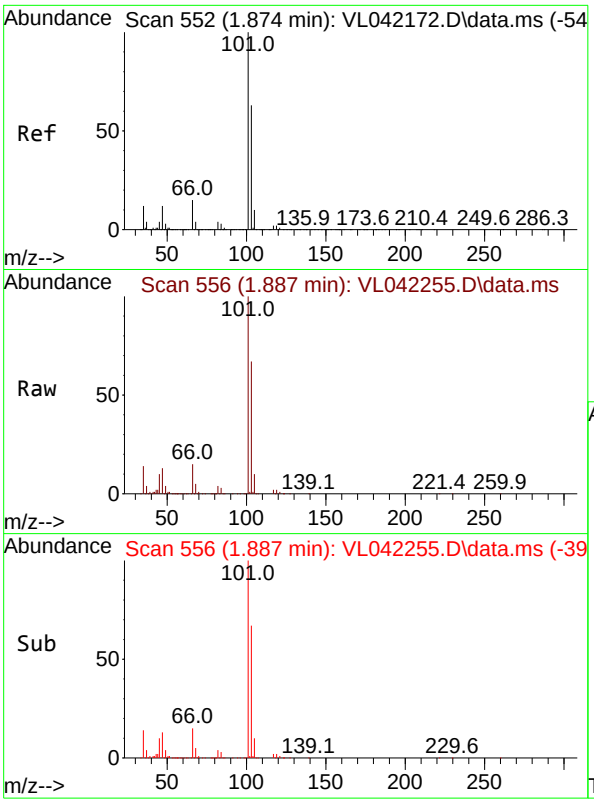

#11
Trichlorofluoromethane
Concen: 9.620 ppbv
RT: 1.887 min Scan# 5
Delta R.T. 0.013 min
Lab File: VL042255.D
Acq: 08 Apr 2025 10:05

Tgt Ion:101 Resp: 26318

Ion	Ratio	Lower	Upper
101	100		
103	67.2	50.2	75.2

Instrument :
MSVOA_L
ClientSampleId :
VL0408ABS01

Manual Integrations
APPROVED

Reviewed By :Semsettin Yesilyurt 04/09/2025
Supervised By :Mahesh Dadoda 04/09/2025

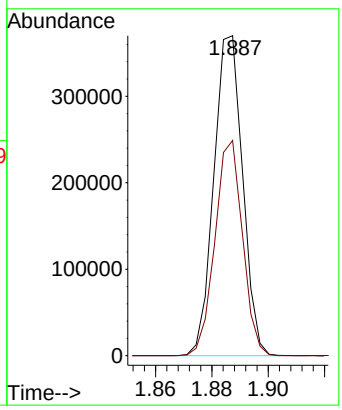

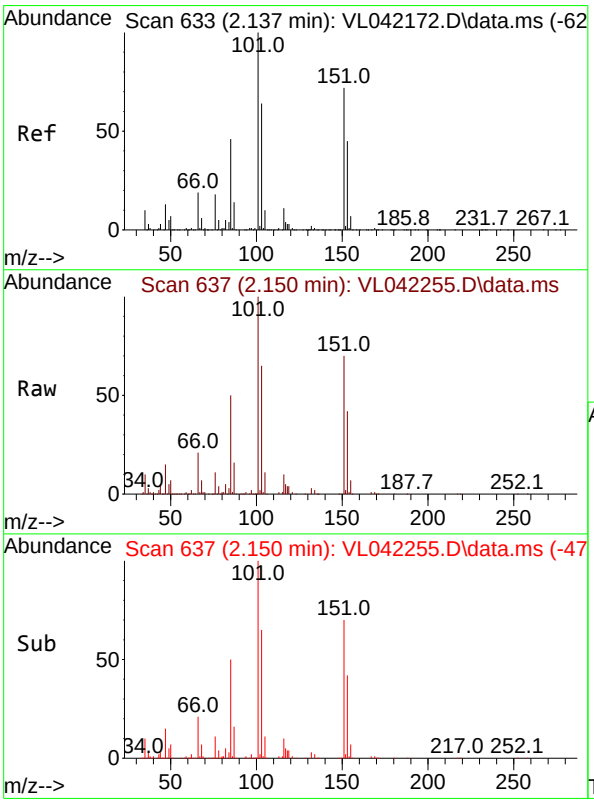

#12
1,1,2-Trichlorotrifluoroethane
Concen: 9.407 ppbv
RT: 2.150 min Scan# 637
Delta R.T. 0.013 min
Lab File: VL042255.D
Acq: 08 Apr 2025 10:05

Tgt Ion:101 Resp: 211536

Ion	Ratio	Lower	Upper
101	100		
151	69.6	57.1	85.7

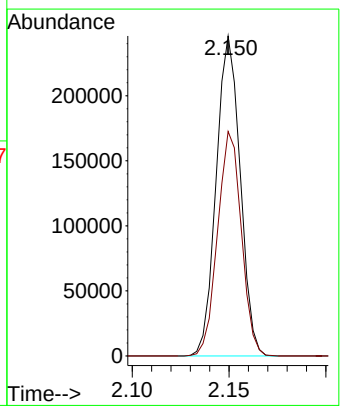

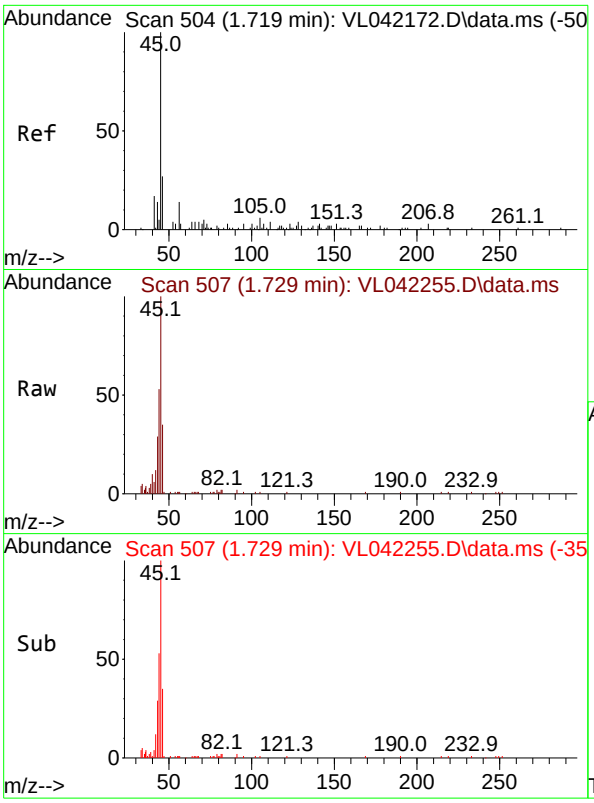

#13
Ethanol
Concen: 4.874 ppbv
RT: 1.729 min Scan# 5(
Delta R.T. 0.010 min
Lab File: VL042255.D
Acq: 08 Apr 2025 10:05

Tgt Ion: 45 Resp: 606(

Ion	Ratio	Lower	Upper
45	100		
46	38.1	20.2	80.8

Instrument :
MSVOA_L
ClientSampleId :
VL0408ABS01

Manual Integrations
APPROVED

Reviewed By :Semsettin Yesilyurt 04/09/2025
Supervised By :Mahesh Dadoda 04/09/2025

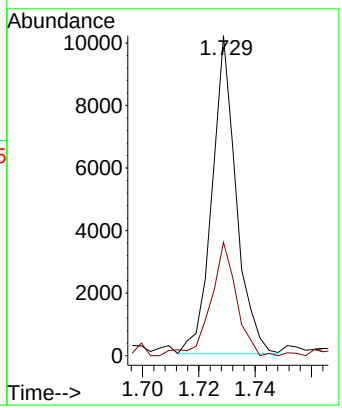

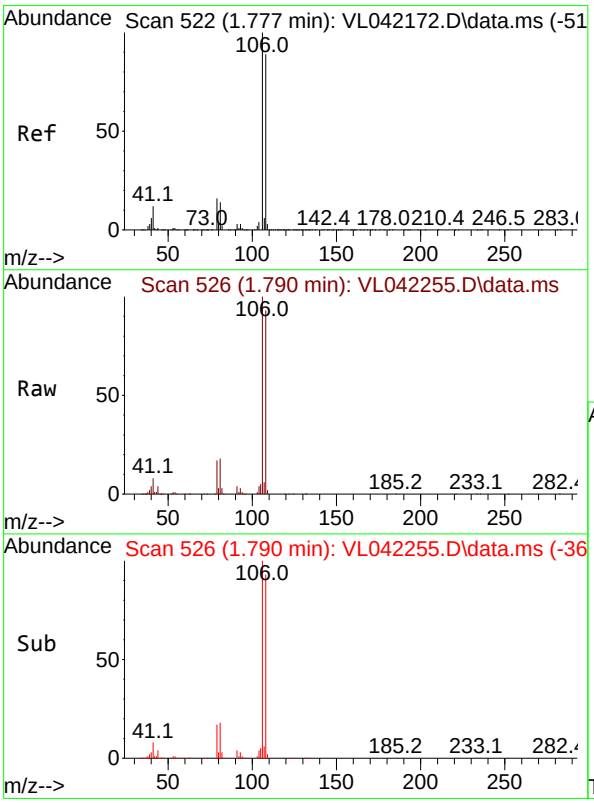

#14
Bromoethene
Concen: 8.671 ppbv
RT: 1.790 min Scan# 526
Delta R.T. 0.013 min
Lab File: VL042255.D
Acq: 08 Apr 2025 10:05

Tgt Ion:108 Resp: 74695

Ion	Ratio	Lower	Upper
108	100		
106	106.1	86.8	130.2
79	19.5	15.0	22.6

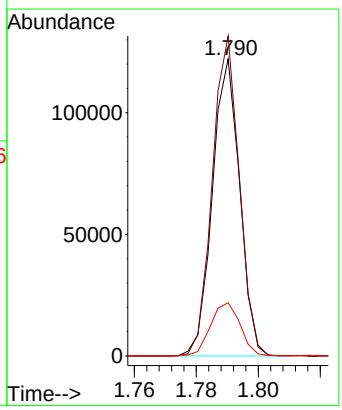



#15
Acetone
Concen: 8.860 ppbv
RT: 1.842 min Scan# 54
Delta R.T. 0.010 min
Lab File: VL042255.D
Acq: 08 Apr 2025 10:05

Tgt Ion: 43 Resp: 235954

Ion	Ratio	Lower	Upper
43	100		
58	26.4	23.2	34.8

Instrument :
MSVOA_L
ClientSampleId :
VL0408ABS01

Manual Integrations
APPROVED

Reviewed By :Semsettin Yesilyurt 04/09/2025
Supervised By :Mahesh Dadoda 04/09/2025

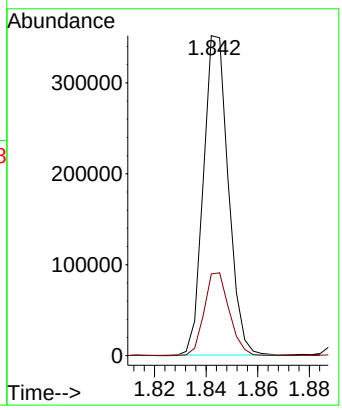

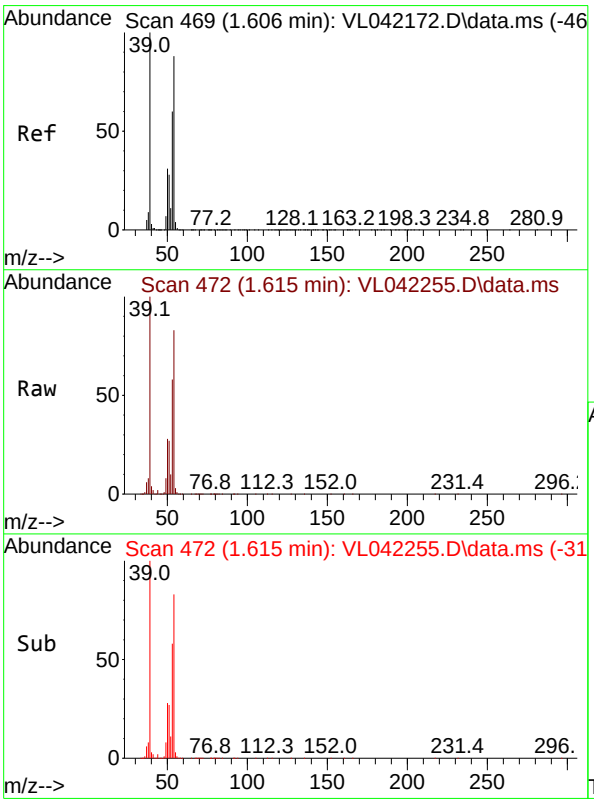

#16
1,3-Butadiene
Concen: 8.904 ppbv
RT: 1.615 min Scan# 472
Delta R.T. 0.010 min
Lab File: VL042255.D
Acq: 08 Apr 2025 10:05

Tgt Ion: 39 Resp: 115796

Ion	Ratio	Lower	Upper
39	100		
54	71.9	60.7	91.1

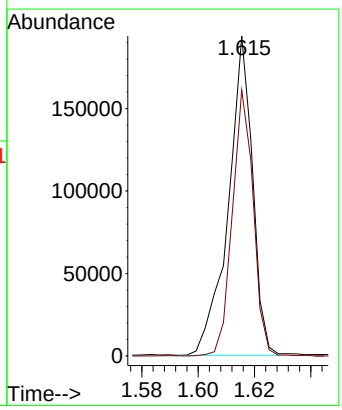

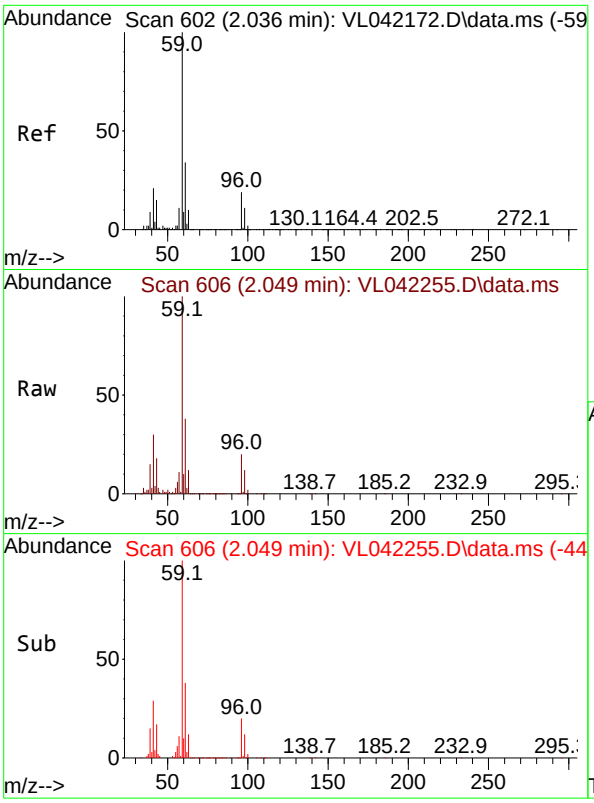

#17
tert-Butyl alcohol
Concen: 8.371 ppbv
RT: 2.049 min Scan# 6
Delta R.T. 0.013 min
Lab File: VL042255.D
Acq: 08 Apr 2025 10:05

Tgt Ion: 59 Resp: 27765

Ion	Ratio	Lower	Upper
59	100		
57	10.3	8.9	13.3

Instrument :
MSVOA_L
ClientSampleId :
VL0408ABS01

Manual Integrations
APPROVED

Reviewed By :Semsettin Yesilyurt 04/09/2025
Supervised By :Mahesh Dadoda 04/09/2025

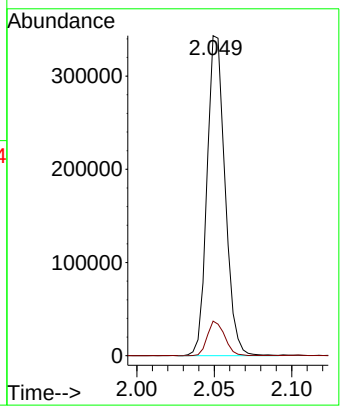

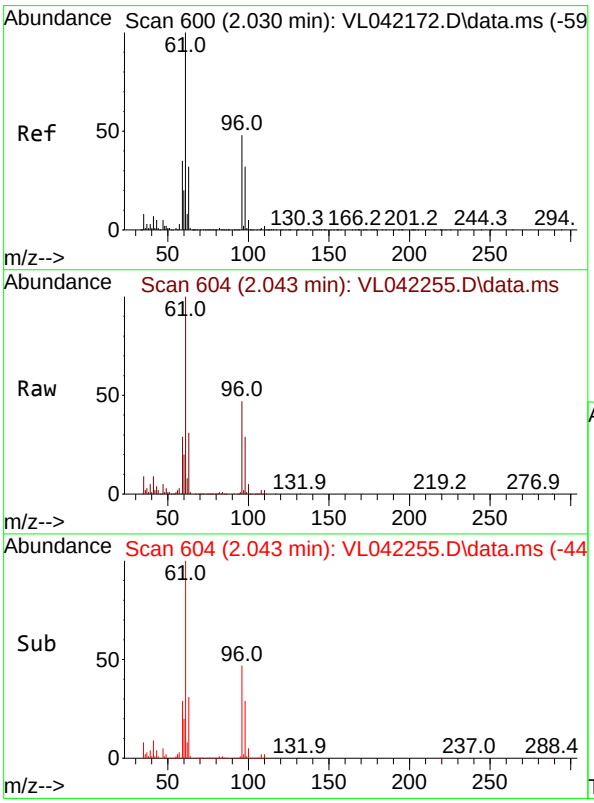

#18
1,1-Dichloroethene
Concen: 8.862 ppbv
RT: 2.043 min Scan# 604
Delta R.T. 0.013 min
Lab File: VL042255.D
Acq: 08 Apr 2025 10:05

Tgt Ion: 96 Resp: 93164

Ion	Ratio	Lower	Upper
96	100		
61	213.3	167.6	251.4
98	62.4	53.5	80.3

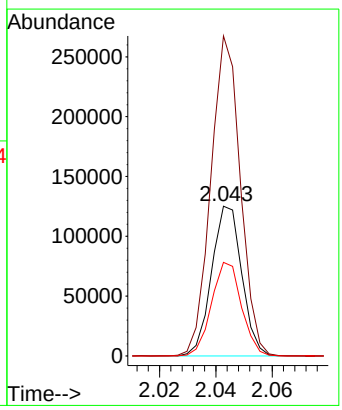

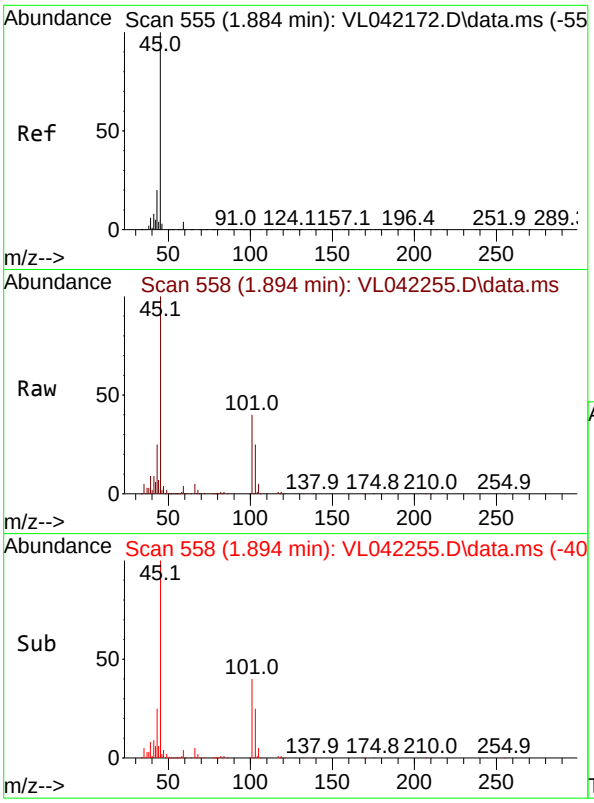

#19
Isopropyl Alcohol
Concen: 8.613 ppbv
RT: 1.894 min Scan# 5
Delta R.T. 0.010 min
Lab File: VL042255.D
Acq: 08 Apr 2025 10:05

Tgt Ion: 45 Resp: 12941

Ion	Ratio	Lower	Upper
45	100		
58	2.1	36.9	55.3

Instrument :
MSVOA_L
ClientSampleId :
VL0408ABS01

Manual Integrations
APPROVED

Reviewed By :Semsettin Yesilyurt 04/09/2025
Supervised By :Mahesh Dadoda 04/09/2025

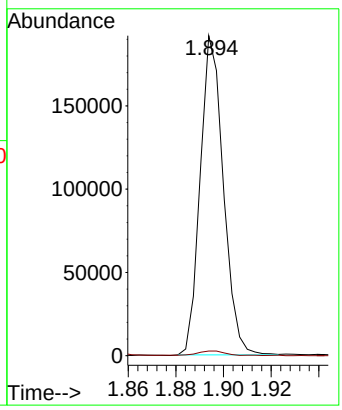

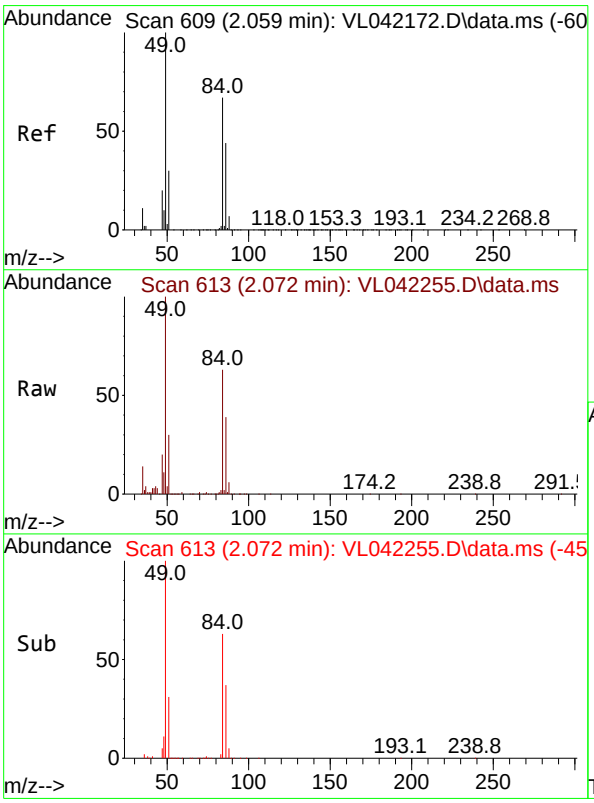

#20
Methylene Chloride
Concen: 8.396 ppbv
RT: 2.072 min Scan# 613
Delta R.T. 0.013 min
Lab File: VL042255.D
Acq: 08 Apr 2025 10:05

Tgt Ion: 84 Resp: 83277

Ion	Ratio	Lower	Upper
84	100		
49	156.9	120.2	180.4
51	44.9	37.4	56.0
86	61.8	52.4	78.6

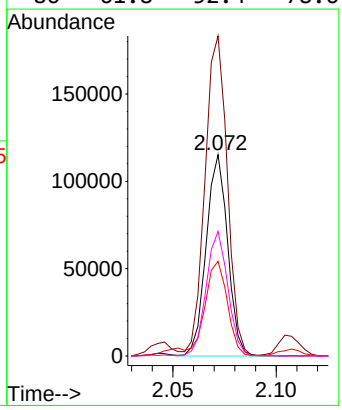

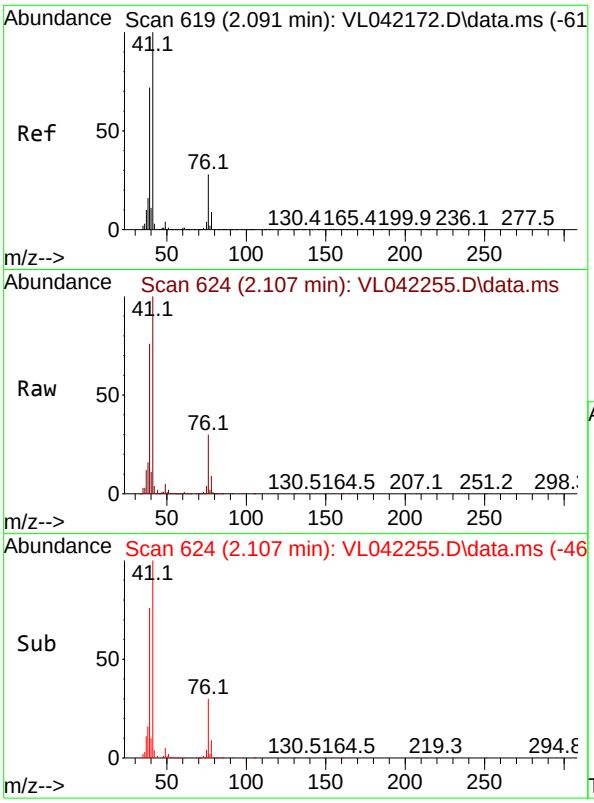

#21
Allyl Chloride
Concen: 9.105 ppbv
RT: 2.107 min Scan# 6
Delta R.T. 0.016 min
Lab File: VL042255.D
Acq: 08 Apr 2025 10:05

Tgt Ion: 41 Resp: 17101

Ion	Ratio	Lower	Upper
41	100		
76	28.5	24.1	36.1
39	77.8	61.1	91.7

Instrument :
MSVOA_L
ClientSampleId :
VL0408ABS01

Manual Integrations
APPROVED

Reviewed By :Semsettin Yesilyurt 04/09/2025
Supervised By :Mahesh Dadoda 04/09/2025

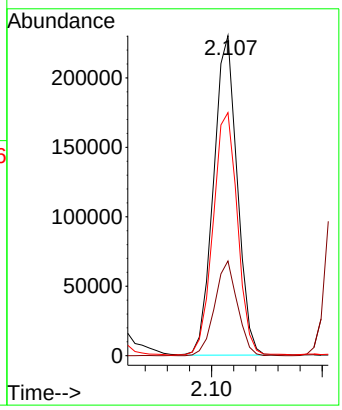

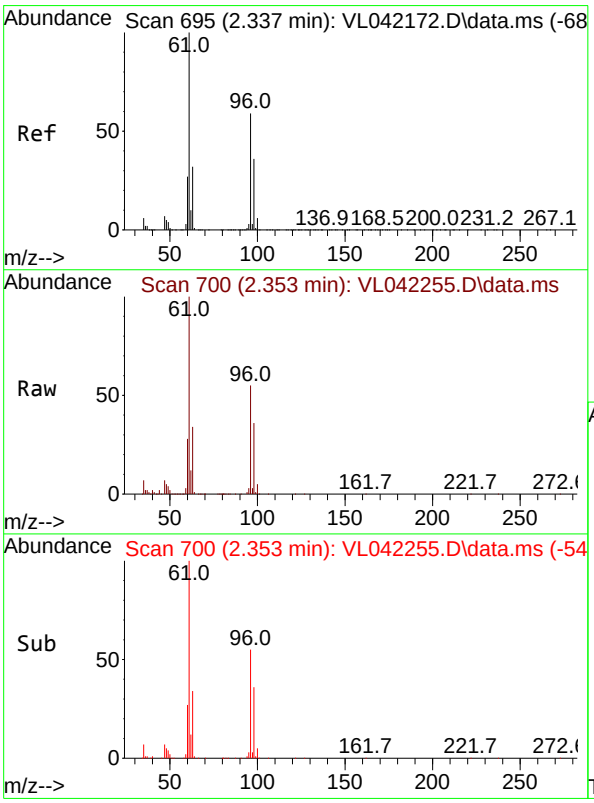

#22
trans-1,2-Dichloroethene
Concen: 8.782 ppbv
RT: 2.353 min Scan# 700
Delta R.T. 0.016 min
Lab File: VL042255.D
Acq: 08 Apr 2025 10:05

Tgt Ion: 96 Resp: 106692

Ion	Ratio	Lower	Upper
96	100		
61	181.3	136.6	204.8
98	64.6	49.4	74.2

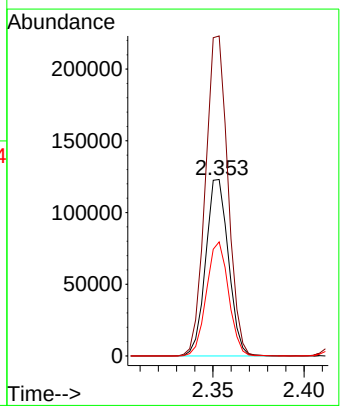

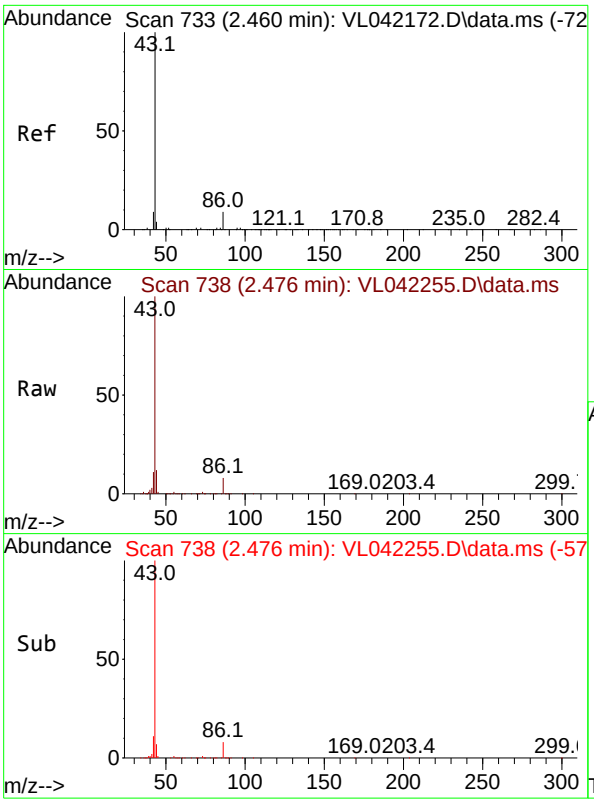

#23
Vinyl Acetate
Concen: 8.549 ppbv
RT: 2.476 min Scan# 7
Delta R.T. 0.016 min
Lab File: VL042255.D
Acq: 08 Apr 2025 10:05

Tgt Ion: 43 Resp: 9853

Ion	Ratio	Lower	Upper
43	100		
86	7.9	5.5	8.3
42	9.9	8.6	13.0
44	9.0	6.2	9.4

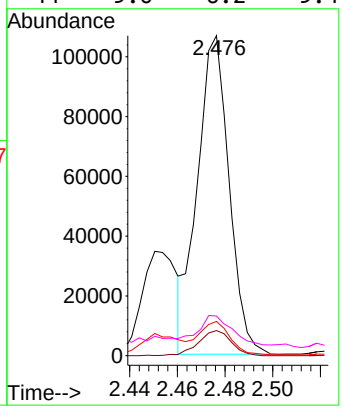

Instrument :
MSVOA_L
ClientSampleId :
VL0408ABS01

Manual Integrations
APPROVED

Reviewed By :Semsettin Yesilyurt 04/09/2025
Supervised By :Mahesh Dadoda 04/09/2025

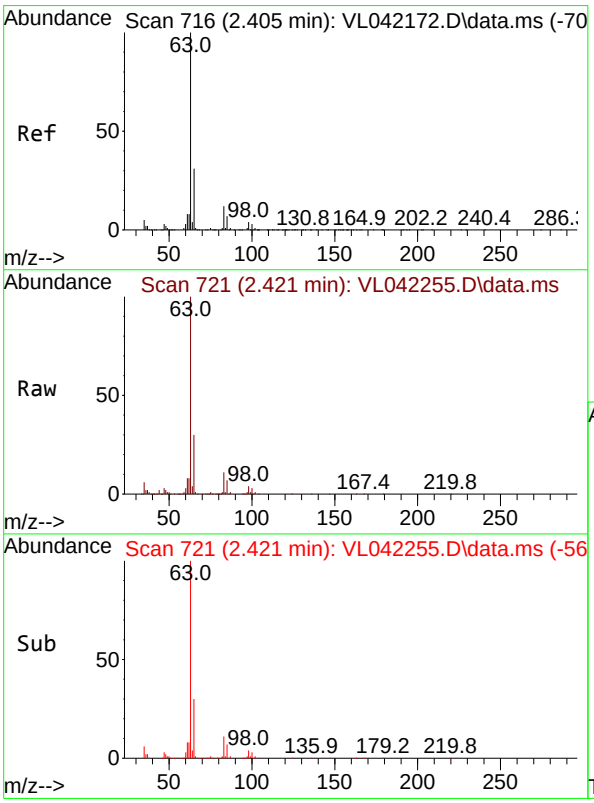

#24
1,1-Dichloroethane
Concen: 9.814 ppbv
RT: 2.421 min Scan# 721
Delta R.T. 0.016 min
Lab File: VL042255.D
Acq: 08 Apr 2025 10:05

Tgt Ion: 63 Resp: 221032

Ion	Ratio	Lower	Upper
63	100		
98	4.2	2.3	6.8
100	3.3	1.6	4.7

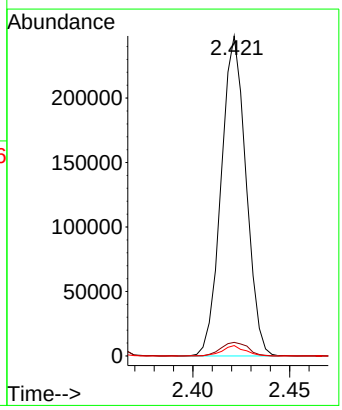

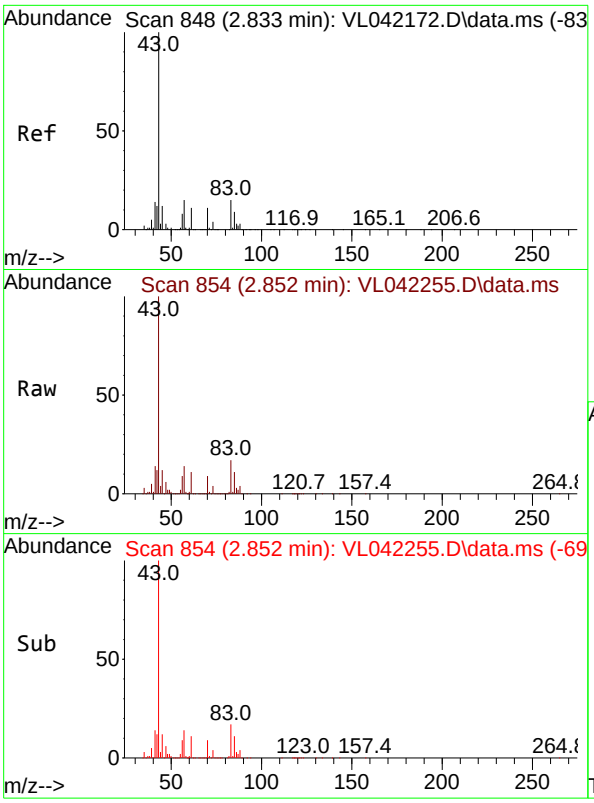

#25
Ethyl Acetate
Concen: 9.854 ppbv
RT: 2.852 min Scan# 8
Delta R.T. 0.019 min
Lab File: VL042255.D
Acq: 08 Apr 2025 10:05

Tgt Ion: 43 Resp: 68113

Ion	Ratio	Lower	Upper
43	100		
45	10.2	8.2	12.2
61	9.2	7.3	10.9
70	8.1	7.2	10.8

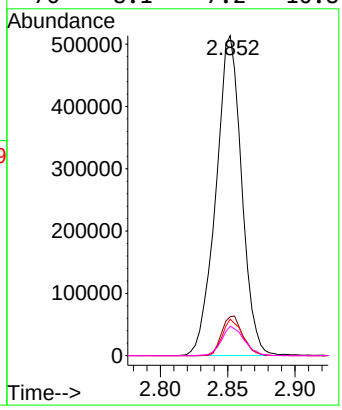

Instrument :
MSVOA_L
ClientSampleId :
VL0408ABS01

Manual Integrations
APPROVED

Reviewed By :Semsettin Yesilyurt 04/09/2025
Supervised By :Mahesh Dadoda 04/09/2025

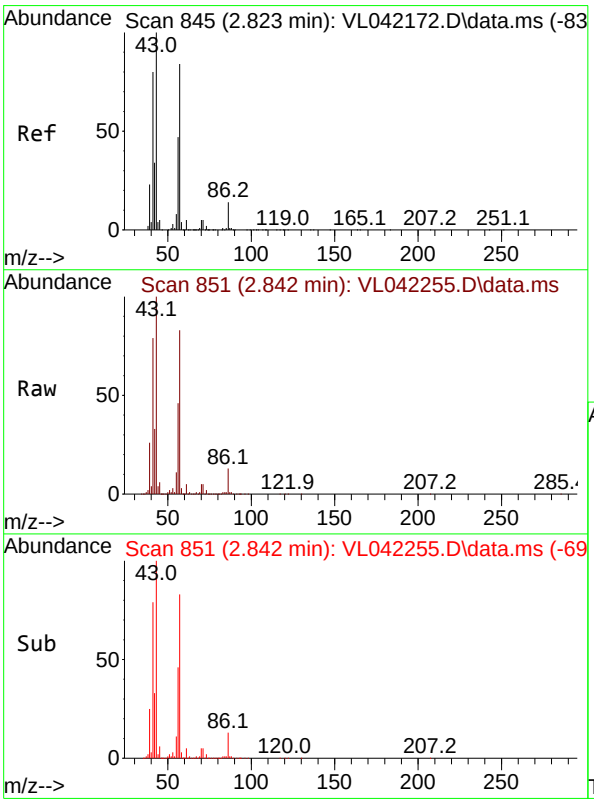

#26
Hexane
Concen: 9.519 ppbv
RT: 2.842 min Scan# 851
Delta R.T. 0.019 min
Lab File: VL042255.D
Acq: 08 Apr 2025 10:05

Tgt Ion: 57 Resp: 254141

Ion	Ratio	Lower	Upper
57	100		
41	99.4	76.6	114.8
43	268.9	207.8	311.8
56	57.5	43.6	65.4

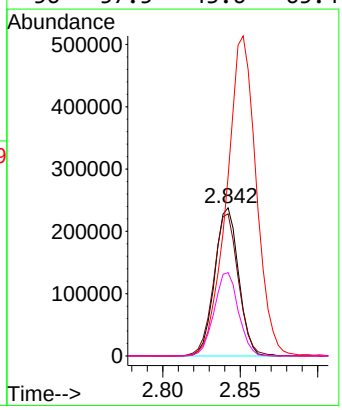

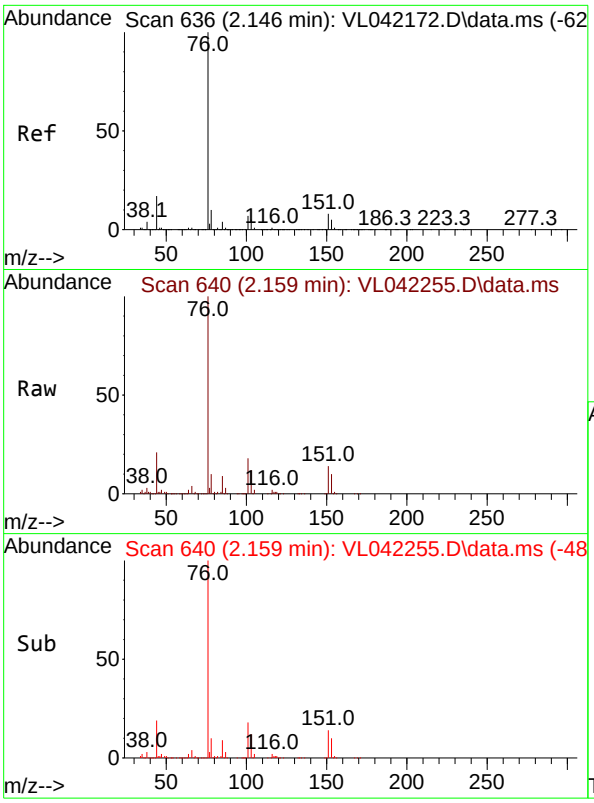

#27
Carbon Disulfide
Concen: 9.046 ppbv
RT: 2.159 min Scan# 64
Delta R.T. 0.013 min
Lab File: VL042255.D
Acq: 08 Apr 2025 10:05

Tgt Ion: 76 Resp: 25897

Ion	Ratio	Lower	Upper
76	100		
44	19.1	14.7	22.1
78	11.7	9.3	13.9

Instrument :
MSVOA_L
ClientSampleId :
VL0408ABS01

Manual Integrations
APPROVED

Reviewed By :Semsettin Yesilyurt 04/09/2025
Supervised By :Mahesh Dadoda 04/09/2025

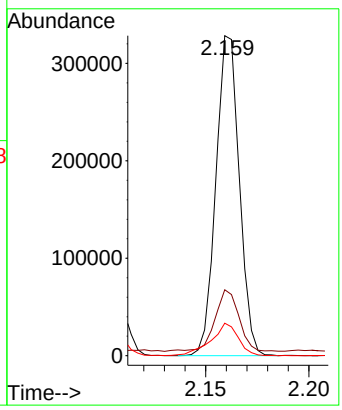

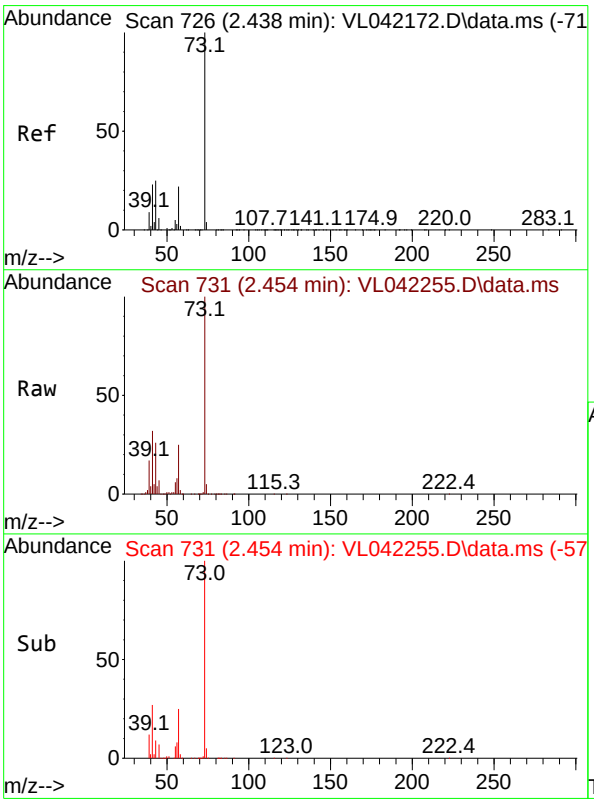

#28
Methyl tert-Butyl Ether
Concen: 8.506 ppbv
RT: 2.454 min Scan# 731
Delta R.T. 0.016 min
Lab File: VL042255.D
Acq: 08 Apr 2025 10:05

Tgt Ion: 73 Resp: 141395

Ion	Ratio	Lower	Upper
73	100		
57	23.8	20.5	30.7

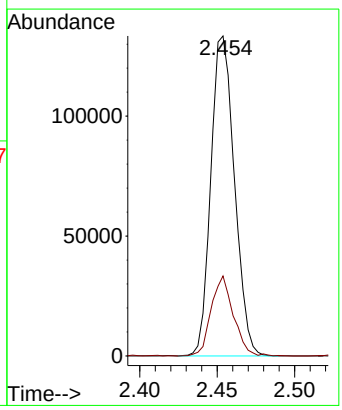

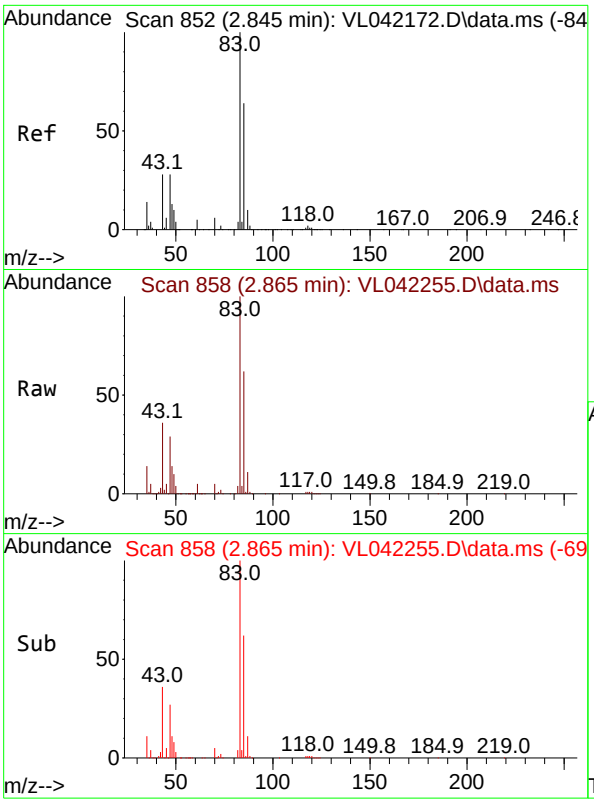

#29
Chloroform
Concen: 10.507 ppbv
RT: 2.865 min Scan# 8
Delta R.T. 0.019 min
Lab File: VL042255.D
Acq: 08 Apr 2025 10:05

Tgt Ion: 83 Resp: 41052

Ion	Ratio	Lower	Upper
83	100		
85	62.4	51.4	77.2

Instrument :
MSVOA_L
ClientSampleId :
VL0408ABS01

Manual Integrations
APPROVED

Reviewed By :Semsettin Yesilyurt 04/09/2025
Supervised By :Mahesh Dadoda 04/09/2025

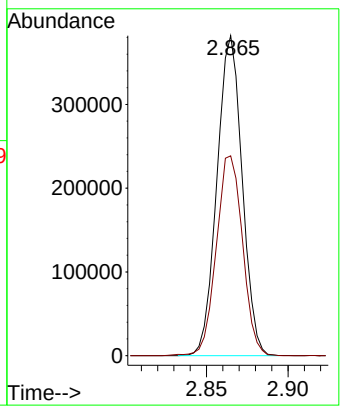

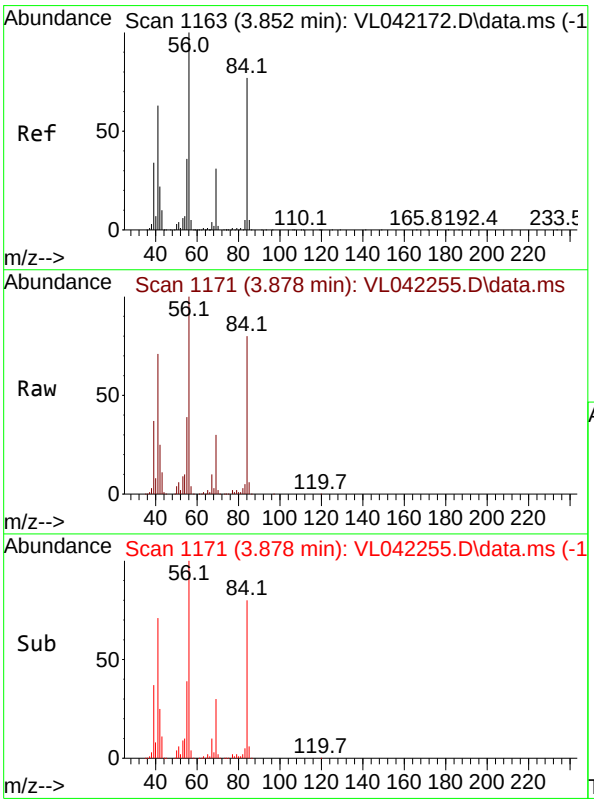

#30
Cyclohexane
Concen: 9.112 ppbv
RT: 3.878 min Scan# 1171
Delta R.T. 0.026 min
Lab File: VL042255.D
Acq: 08 Apr 2025 10:05

Tgt Ion: 84 Resp: 211231

Ion	Ratio	Lower	Upper
84	100		
56	126.6	102.8	154.2
41	88.8	66.5	99.7

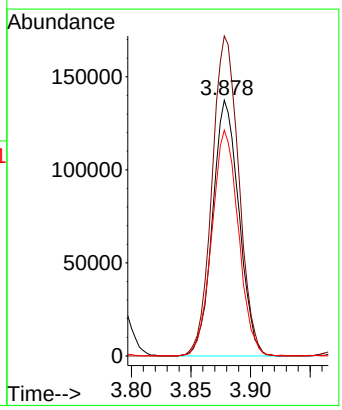

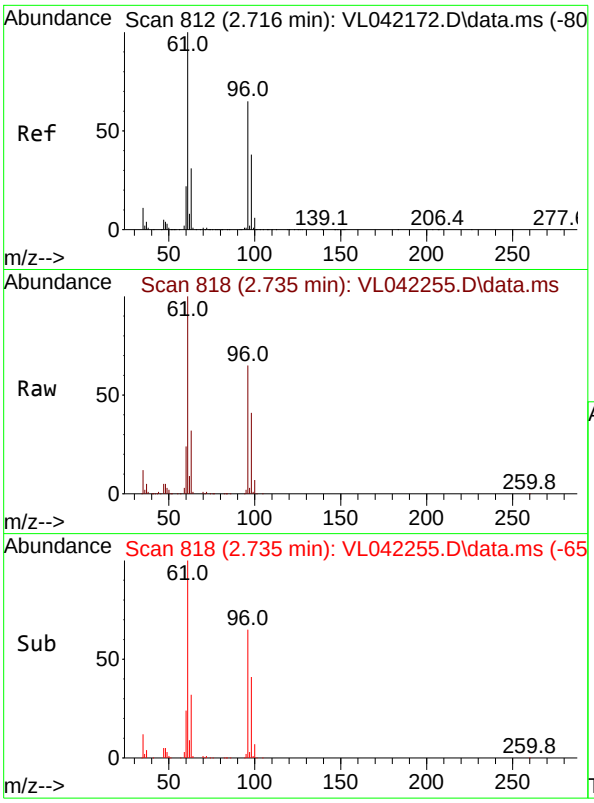

#31
cis-1,2-Dichloroethene
Concen: 9.268 ppbv
RT: 2.735 min Scan# 8
Delta R.T. 0.019 min
Lab File: VL042255.D
Acq: 08 Apr 2025 10:05

Tgt Ion: 61 Resp: 25120

Ion	Ratio	Lower	Upper
61	100		
96	65.1	51.8	77.8
98	41.2	30.6	46.0

Instrument :
MSVOA_L
ClientSampleId :
VL0408ABS01

Manual Integrations
APPROVED

Reviewed By :Semsettin Yesilyurt 04/09/2025
Supervised By :Mahesh Dadoda 04/09/2025

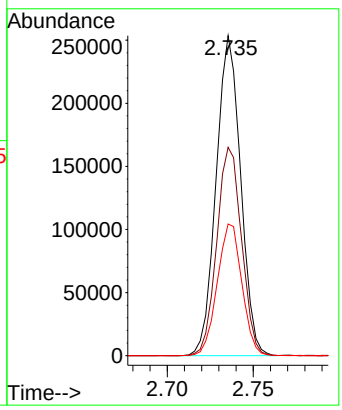

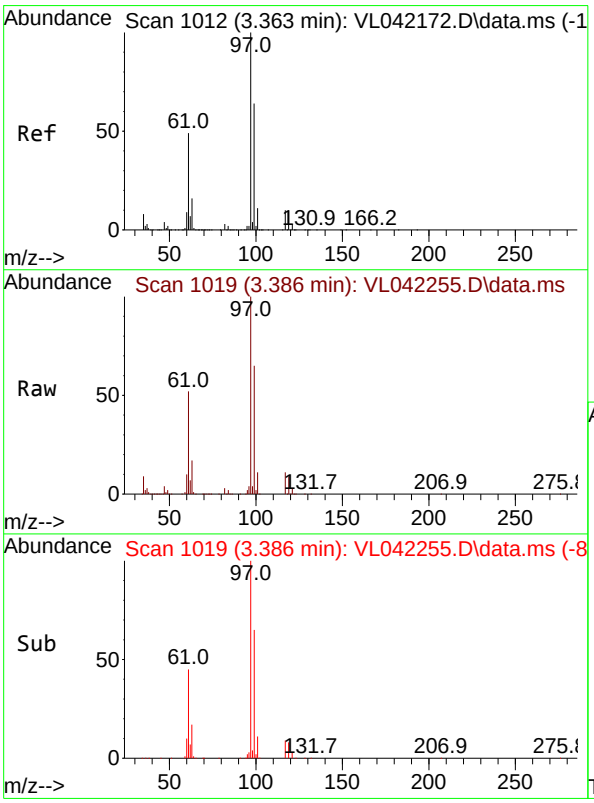

#32
1,1,1-Trichloroethane
Concen: 8.998 ppbv
RT: 3.386 min Scan# 1019
Delta R.T. 0.023 min
Lab File: VL042255.D
Acq: 08 Apr 2025 10:05

Tgt Ion: 97 Resp: 402513

Ion	Ratio	Lower	Upper
97	100		
99	64.2	51.5	77.3
61	51.2	38.7	58.1

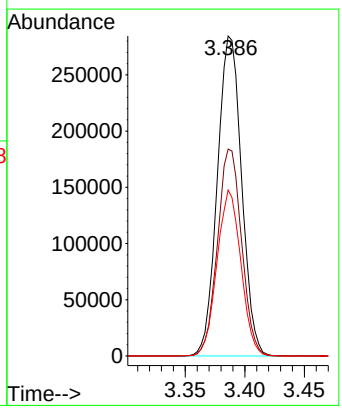

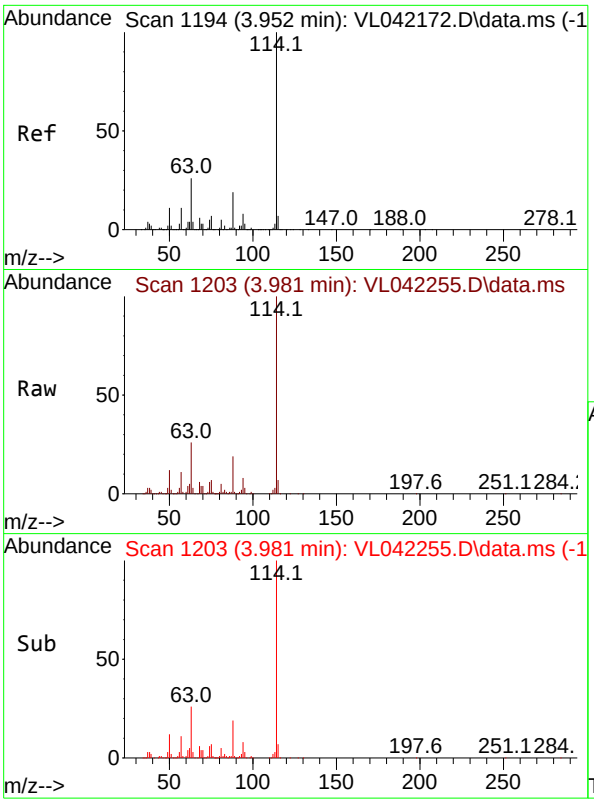

#33
1,4-Difluorobenzene
Concen: 10.000 ppbv
RT: 3.981 min Scan# 1
Delta R.T. 0.029 min
Lab File: VL042255.D
Acq: 08 Apr 2025 10:05

Tgt Ion:114 Resp: 49467

Ion	Ratio	Lower	Upper
114	100		
63	26.0	20.7	31.1
88	18.5	15.0	22.4

Instrument :
MSVOA_L
ClientSampleId :
VL0408ABS01

Manual Integrations
APPROVED

Reviewed By :Semsettin Yesilyurt 04/09/2025
Supervised By :Mahesh Dadoda 04/09/2025

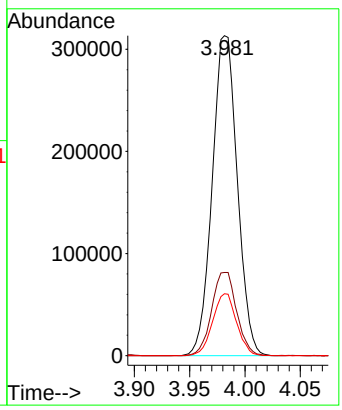

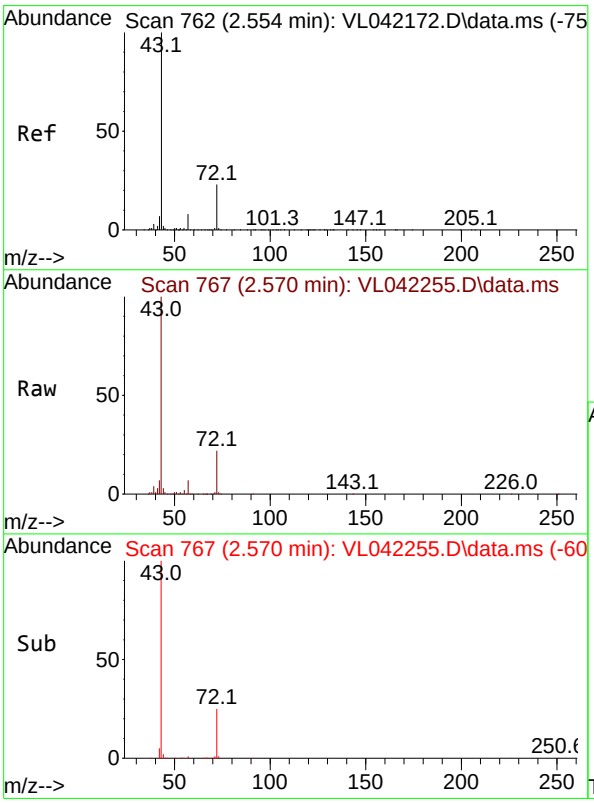

#34
2-Butanone
Concen: 10.575 ppbv
RT: 2.570 min Scan# 767
Delta R.T. 0.016 min
Lab File: VL042255.D
Acq: 08 Apr 2025 10:05

Tgt Ion: 43 Resp: 379327

Ion	Ratio	Lower	Upper
43	100		
72	21.8	18.2	27.2

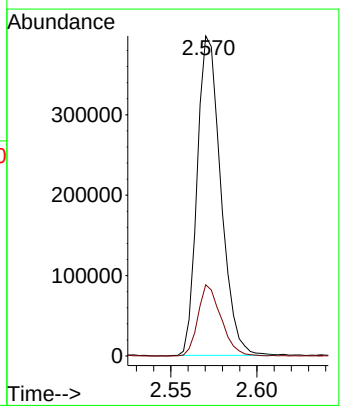

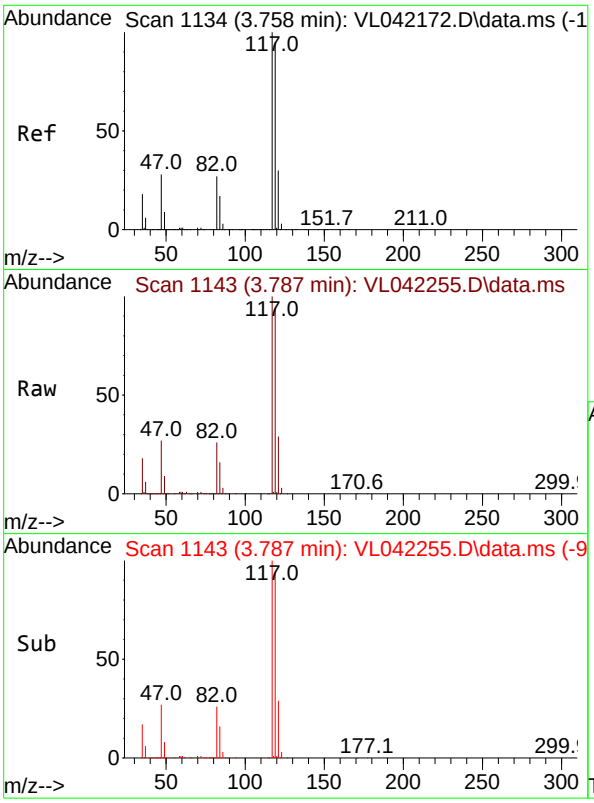

#35
Carbon Tetrachloride
Concen: 10.828 ppbv
RT: 3.787 min Scan# 1
Delta R.T. 0.029 min
Lab File: VL042255.D
Acq: 08 Apr 2025 10:05

Tgt Ion:117 Resp: 41842

Ion	Ratio	Lower	Upper
117	100		
119	94.1	76.2	114.2
121	29.5	24.2	36.4

Instrument :
MSVOA_L
ClientSampleId :
VL0408ABS01

Manual Integrations
APPROVED

Reviewed By :Semsettin Yesilyurt 04/09/2025
Supervised By :Mahesh Dadoda 04/09/2025

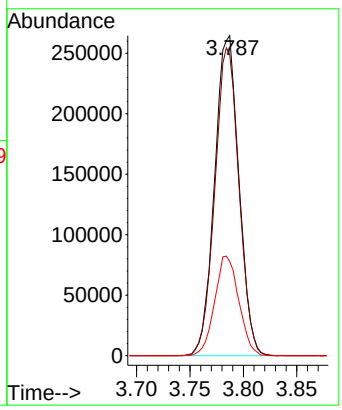

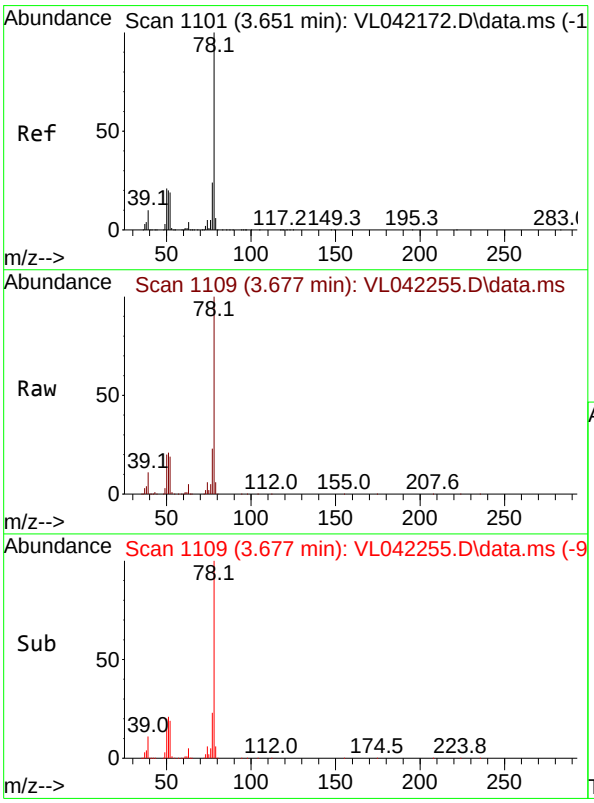

#36
Benzene
Concen: 10.564 ppbv
RT: 3.677 min Scan# 1109
Delta R.T. 0.026 min
Lab File: VL042255.D
Acq: 08 Apr 2025 10:05

Tgt Ion: 78 Resp: 518095

Ion	Ratio	Lower	Upper
78	100		
77	22.8	19.1	28.7
50	19.9	16.6	24.8

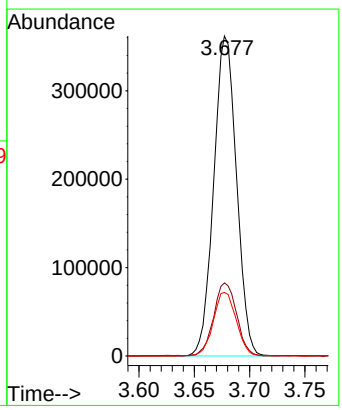

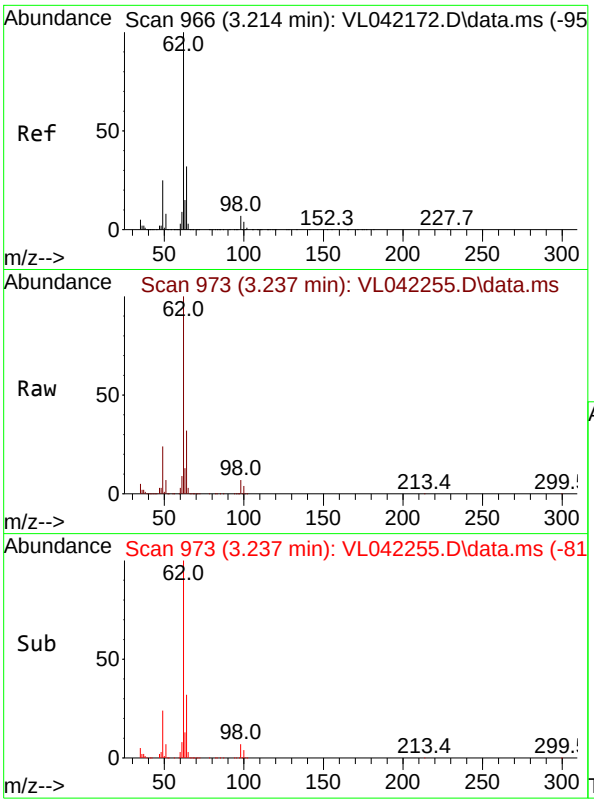

#37
1,2-Dichloroethane
Concen: 11.226 ppbv
RT: 3.237 min Scan# 9
Delta R.T. 0.023 min
Lab File: VL042255.D
Acq: 08 Apr 2025 10:05

Tgt Ion: 62 Resp: 31519

Ion	Ratio	Lower	Upper
62	100		
98	6.4	5.4	8.2

Instrument :
MSVOA_L
ClientSampleId :
VL0408ABS01

Manual Integrations
APPROVED

Reviewed By :Semsettin Yesilyurt 04/09/2025
Supervised By :Mahesh Dadoda 04/09/2025

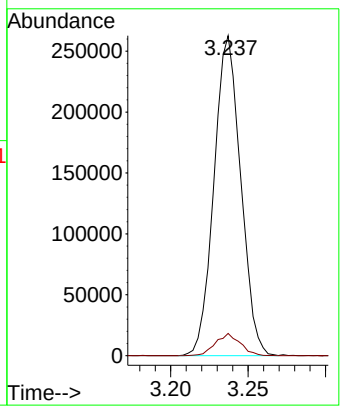

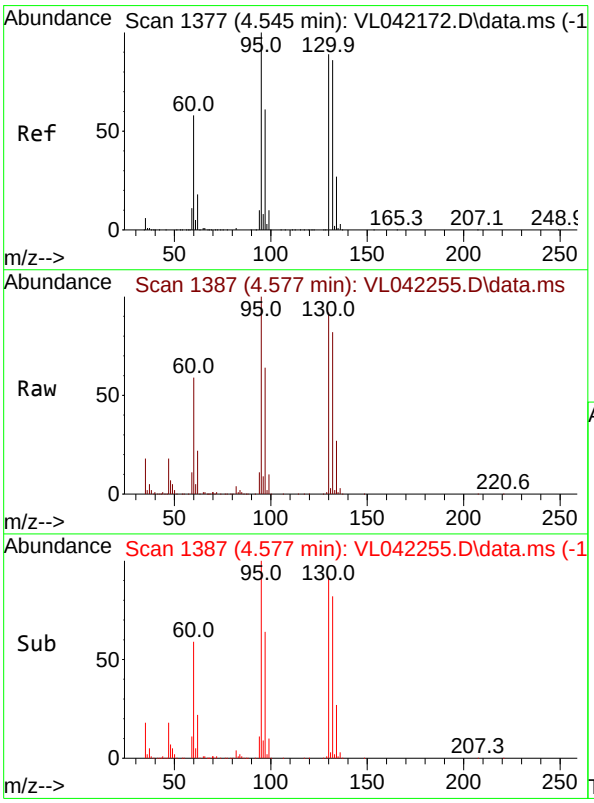

#38
Trichloroethene
Concen: 10.061 ppbv
RT: 4.577 min Scan# 1387
Delta R.T. 0.032 min
Lab File: VL042255.D
Acq: 08 Apr 2025 10:05

Tgt Ion:130 Resp: 205867

Ion	Ratio	Lower	Upper
130	100		
95	109.2	89.8	134.8
132	89.5	77.4	116.2
97	69.9	55.1	82.7

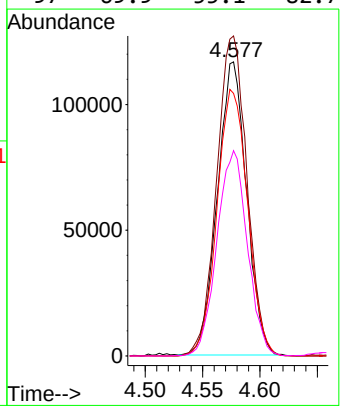

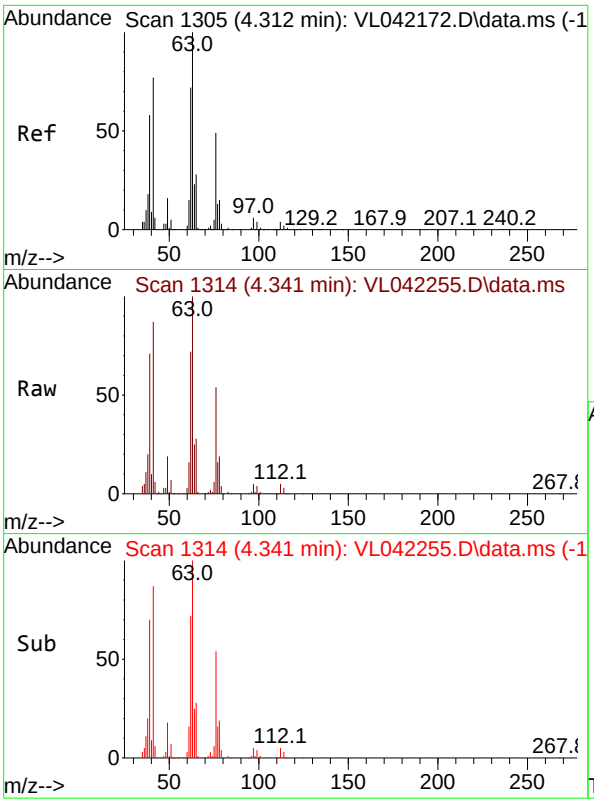

#39
1,2-Dichloropropane
Concen: 10.403 ppbv
RT: 4.341 min Scan# 1
Delta R.T. 0.029 min
Lab File: VL042255.D
Acq: 08 Apr 2025 10:05

Tgt Ion: 63 Resp: 18579

Ion	Ratio	Lower	Upper
63	100		
41	86.0	61.7	92.5
62	71.6	57.6	86.4

Instrument :
MSVOA_L
ClientSampleId :
VL0408ABS01

Manual Integrations APPROVED

Reviewed By :Semsettin Yesilyurt 04/09/2025
Supervised By :Mahesh Dadoda 04/09/2025

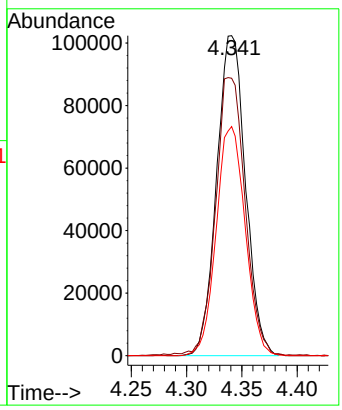

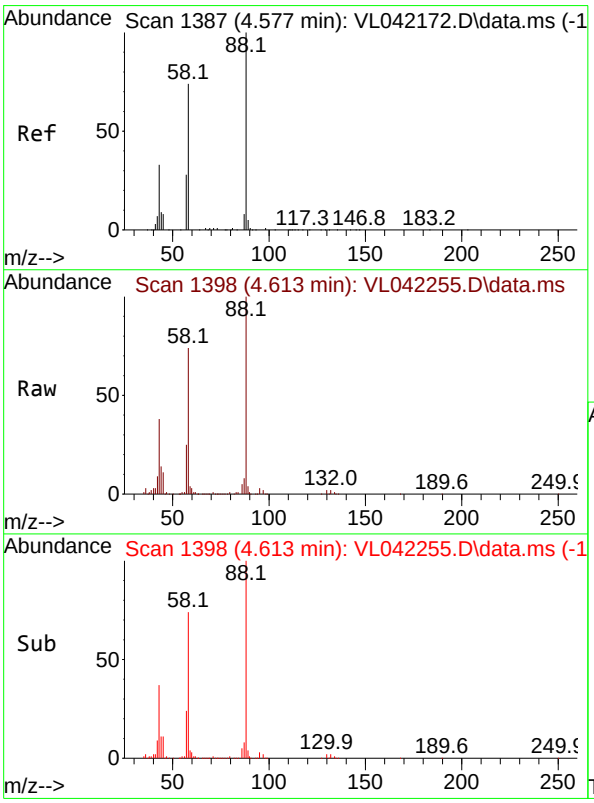

#40
1,4-Dioxane
Concen: 9.608 ppbv
RT: 4.613 min Scan# 1398
Delta R.T. 0.036 min
Lab File: VL042255.D
Acq: 08 Apr 2025 10:05

Tgt Ion: 88 Resp: 91079

Ion	Ratio	Lower	Upper
88	100		
58	72.4	62.7	94.1
43	34.3	23.0	34.4
57	0.0	0.0	0.0

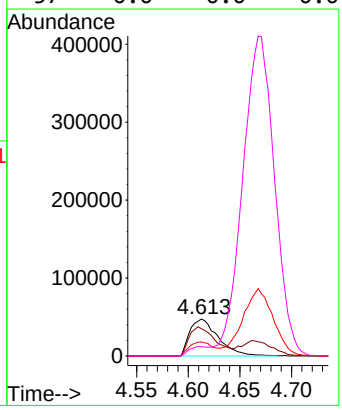

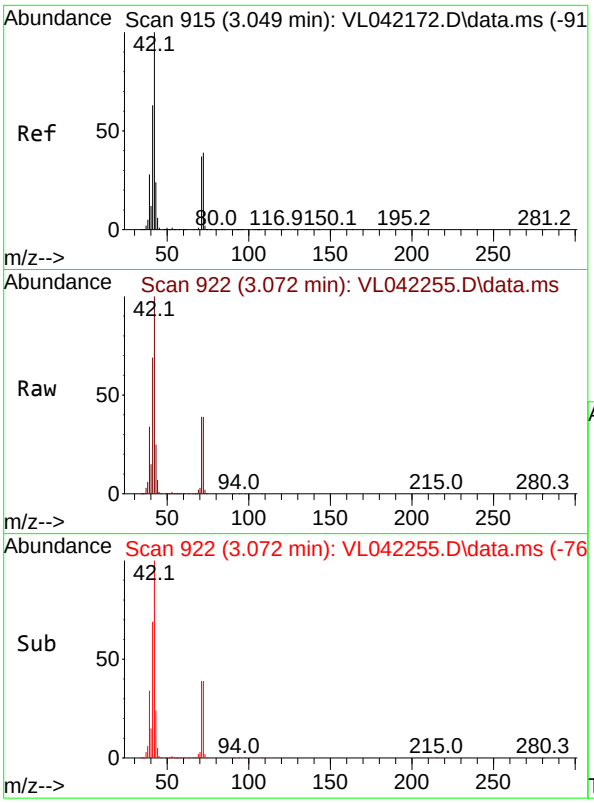

#41
Tetrahydrofuran
Concen: 10.168 ppbv
RT: 3.072 min Scan# 9
Delta R.T. 0.023 min
Lab File: VL042255.D
Acq: 08 Apr 2025 10:05

Tgt Ion: 42 Resp: 21002

Ion	Ratio	Lower	Upper
42	100		
72	38.1	31.4	47.0
71	35.8	30.2	45.4

Instrument :
MSVOA_L
ClientSampleId :
VL0408ABS01

Manual Integrations
APPROVED

Reviewed By :Semsettin Yesilyurt 04/09/2025
Supervised By :Mahesh Dadoda 04/09/2025

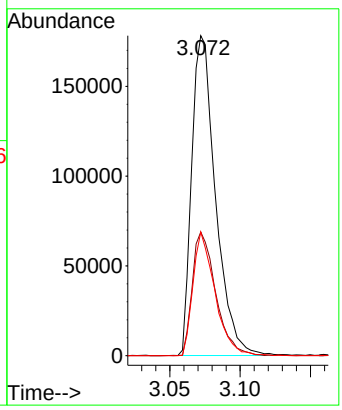

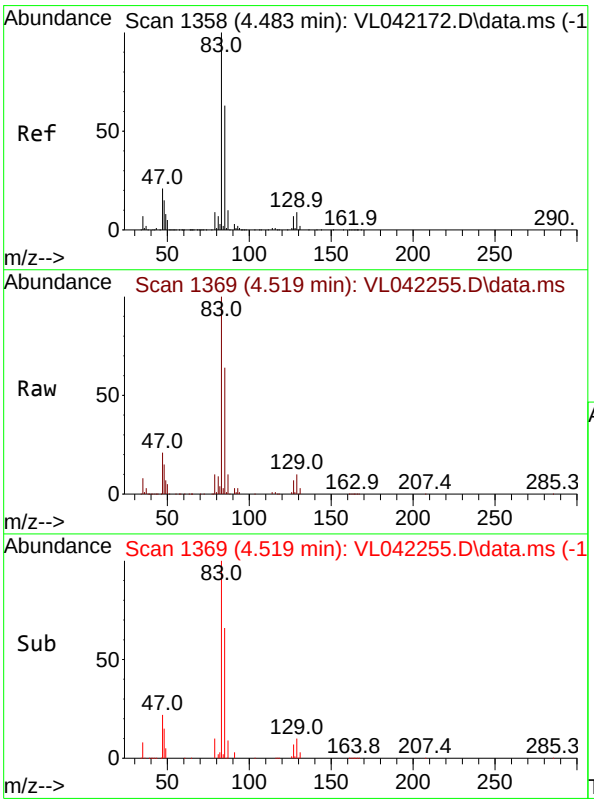

#42
Bromodichloromethane
Concen: 11.217 ppbv
RT: 4.519 min Scan# 1369
Delta R.T. 0.036 min
Lab File: VL042255.D
Acq: 08 Apr 2025 10:05

Tgt Ion: 83 Resp: 434165

Ion	Ratio	Lower	Upper
83	100		
85	64.2	50.5	75.7
127	7.2	5.9	8.9

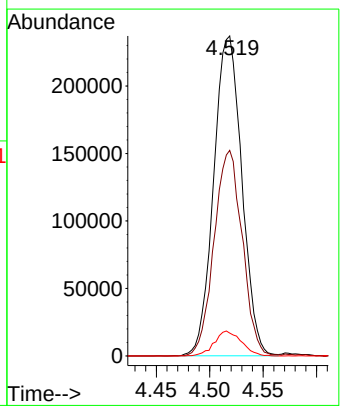

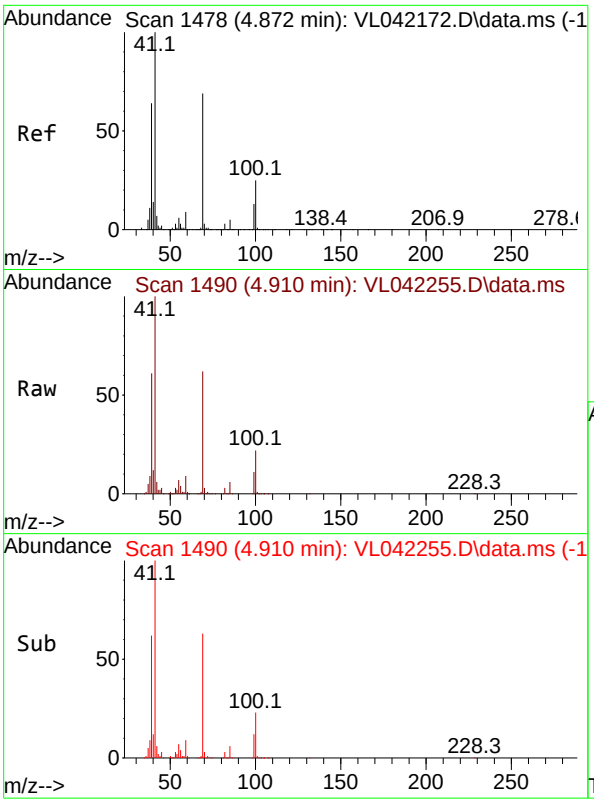

#43
Methyl Methacrylate
Concen: 9.277 ppbv
RT: 4.910 min Scan# 1
Delta R.T. 0.039 min
Lab File: VL042255.D
Acq: 08 Apr 2025 10:05

Tgt Ion: 69 Resp: 19259

Ion	Ratio	Lower	Upper
69	100		
41	157.9	123.8	185.6
100	35.4	28.4	42.6

Instrument :
MSVOA_L
ClientSampleId :
VL0408ABS01

Manual Integrations
APPROVED

Reviewed By :Semsettin Yesilyurt 04/09/2025
Supervised By :Mahesh Dadoda 04/09/2025

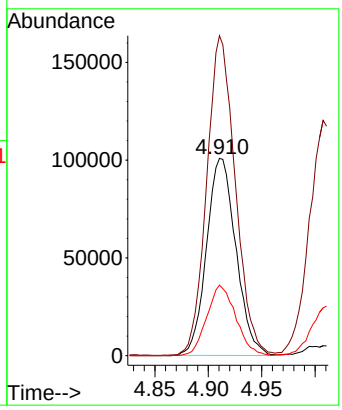

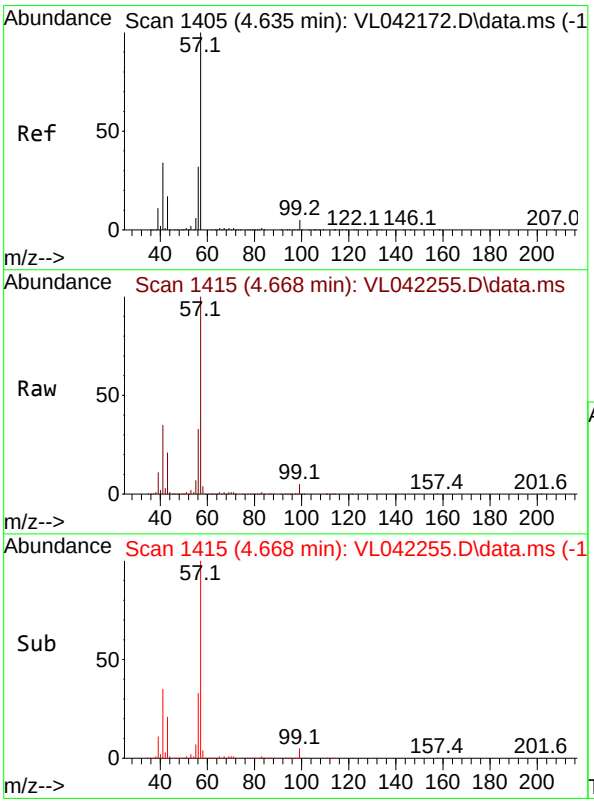

#44
2,2,4-Trimethylpentane
Concen: 10.701 ppbv
RT: 4.668 min Scan# 1415
Delta R.T. 0.032 min
Lab File: VL042255.D
Acq: 08 Apr 2025 10:05

Tgt Ion: 57 Resp: 886873

Ion	Ratio	Lower	Upper
57	100		
41	35.8	26.8	40.2
56	32.5	25.6	38.4

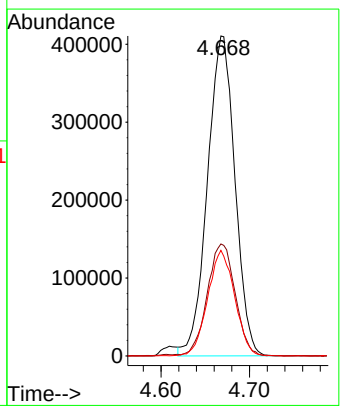

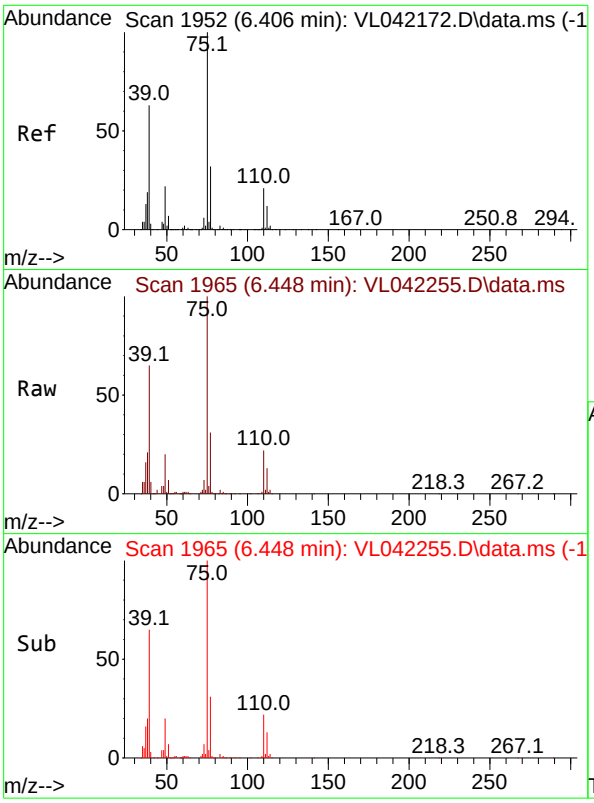

#45
t-1,3-Dichloropropene
Concen: 8.299 ppbv
RT: 6.448 min Scan# 1
Delta R.T. 0.042 min
Lab File: VL042255.D
Acq: 08 Apr 2025 10:05

Tgt Ion: 75 Resp: 18485

Ion	Ratio	Lower	Upper
75	100		
77	30.6	26.0	39.0

Instrument :
MSVOA_L
ClientSampleId :
VL0408ABS01

Manual Integrations
APPROVED

Reviewed By :Semsettin Yesilyurt 04/09/2025
Supervised By :Mahesh Dadoda 04/09/2025

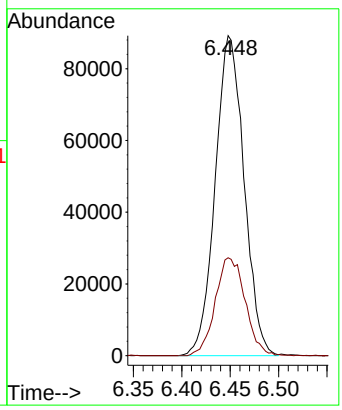

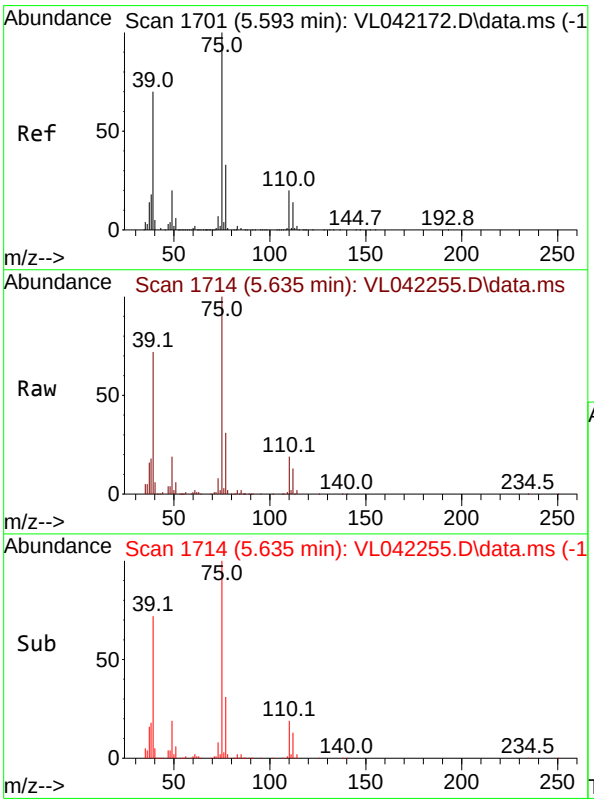

#46
cis-1,3-Dichloropropene
Concen: 9.149 ppbv
RT: 5.635 min Scan# 1714
Delta R.T. 0.042 min
Lab File: VL042255.D
Acq: 08 Apr 2025 10:05

Tgt Ion: 75 Resp: 249791

Ion	Ratio	Lower	Upper
75	100		
39	71.8	55.8	83.6
77	31.0	26.0	39.0

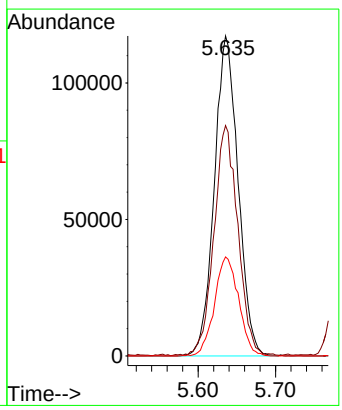

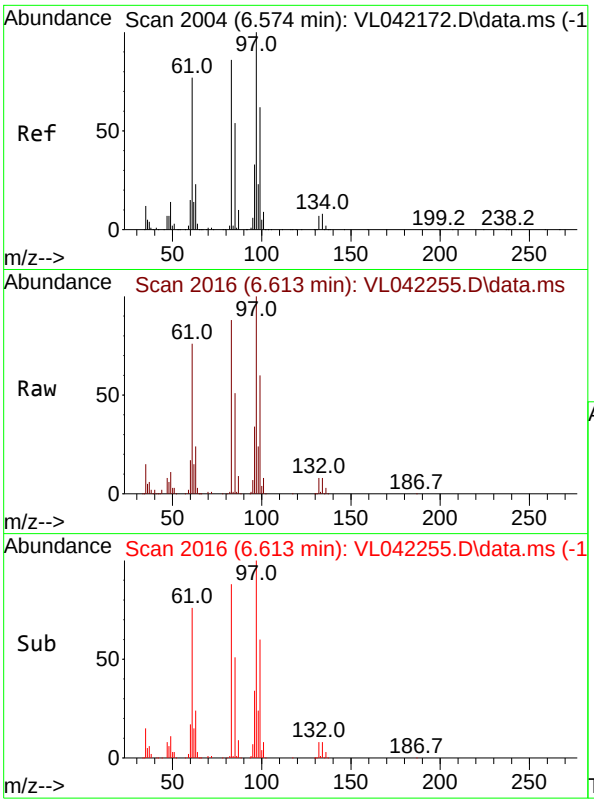

#47
1,1,2-Trichloroethane
Concen: 11.166 ppbv
RT: 6.613 min Scan# 2(
Delta R.T. 0.039 min
Lab File: VL042255.D
Acq: 08 Apr 2025 10:05

Tgt Ion: 97 Resp: 21080

Ion	Ratio	Lower	Upper
97	100		
83	87.5	69.2	103.8
85	51.1	43.1	64.7
99	59.9	49.4	74.2

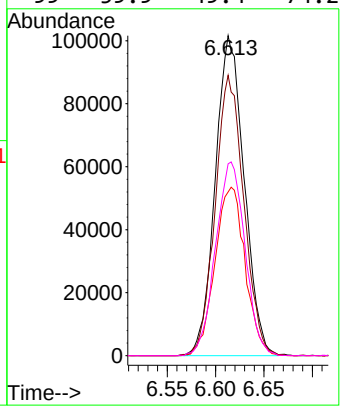

Instrument :
MSVOA_L
ClientSampleId :
VL0408ABS01

Manual Integrations
APPROVED

Reviewed By :Semsettin Yesilyurt 04/09/2025
Supervised By :Mahesh Dadoda 04/09/2025

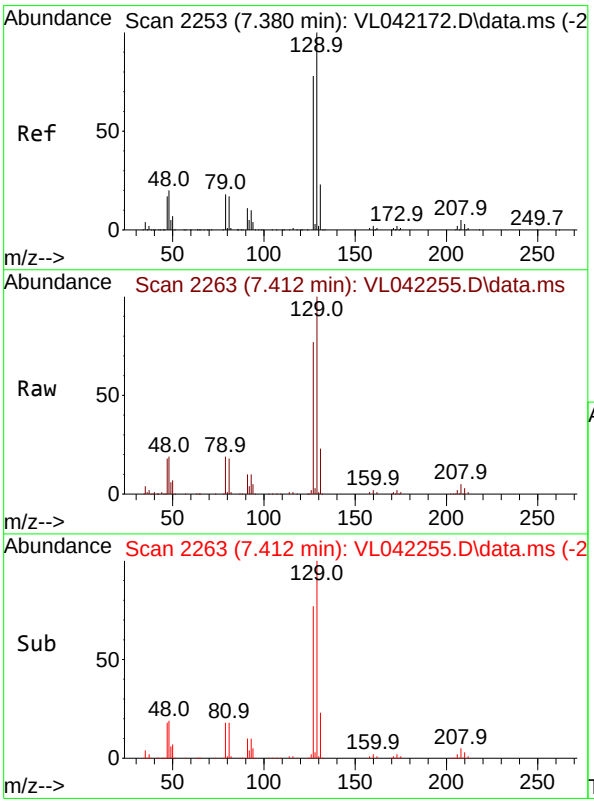

#48
Dibromochloromethane
Concen: 10.881 ppbv
RT: 7.412 min Scan# 2263
Delta R.T. 0.032 min
Lab File: VL042255.D
Acq: 08 Apr 2025 10:05

Tgt Ion:129 Resp: 348149

Ion	Ratio	Lower	Upper
129	100		
127	77.6	39.1	117.2

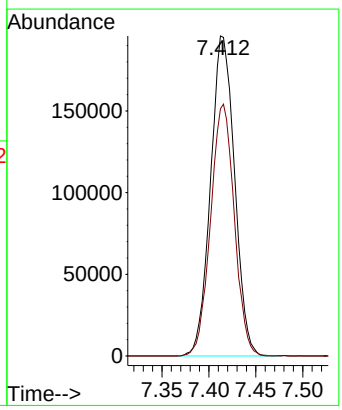

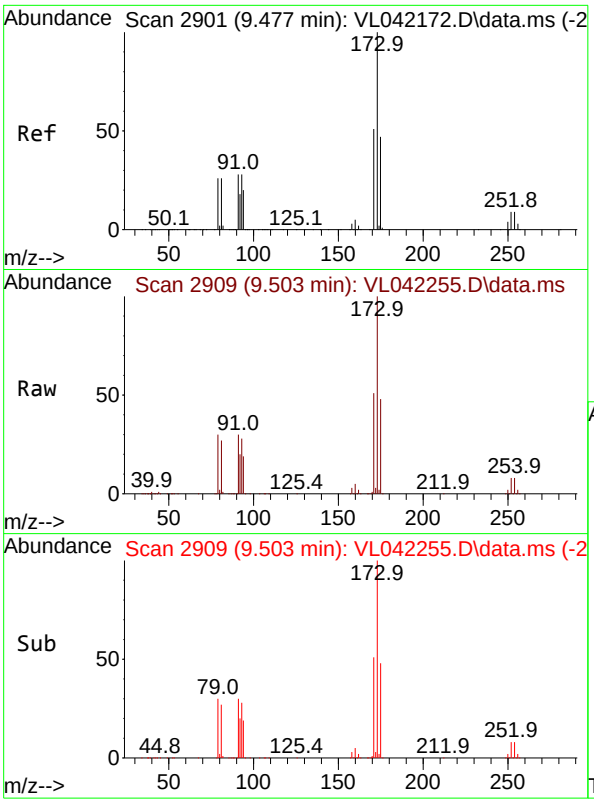

#49
Bromoform
Concen: 10.703 ppbv
RT: 9.503 min Scan# 2
Delta R.T. 0.026 min
Lab File: VL042255.D
Acq: 08 Apr 2025 10:05

Tgt Ion:173 Resp: 30746

Ion	Ratio	Lower	Upper
173	100		
175	47.9	38.6	57.8
171	51.5	41.8	62.6

Instrument :
MSVOA_L
ClientSampleId :
VL0408ABS01

Manual Integrations
APPROVED

Reviewed By :Semsettin Yesilyurt 04/09/2025
Supervised By :Mahesh Dadoda 04/09/2025

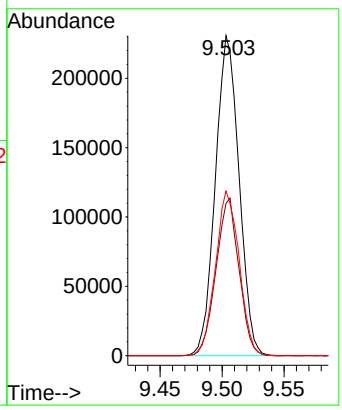

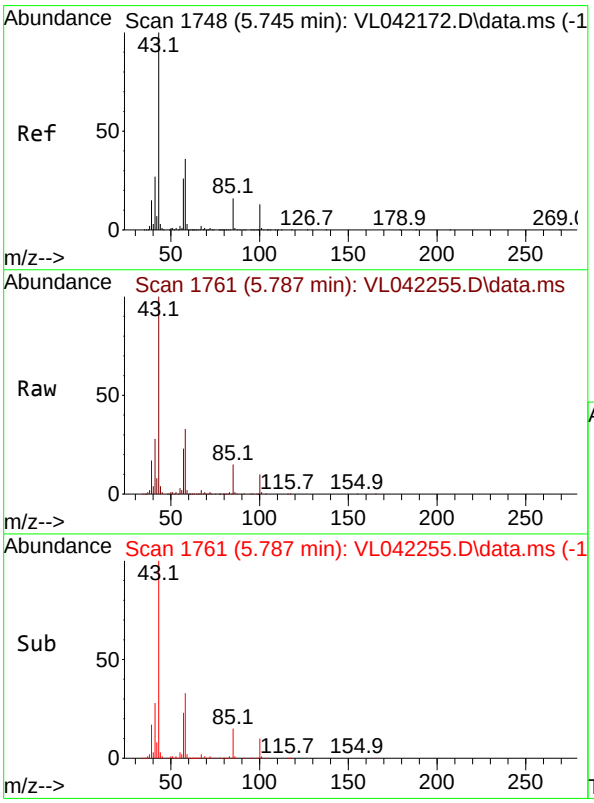

#50
4-Methyl-2-Pentanone
Concen: 9.554 ppbv
RT: 5.787 min Scan# 1761
Delta R.T. 0.042 min
Lab File: VL042255.D
Acq: 08 Apr 2025 10:05

Tgt Ion: 43 Resp: 543140

Ion	Ratio	Lower	Upper
43	100		
58	34.5	29.0	43.6

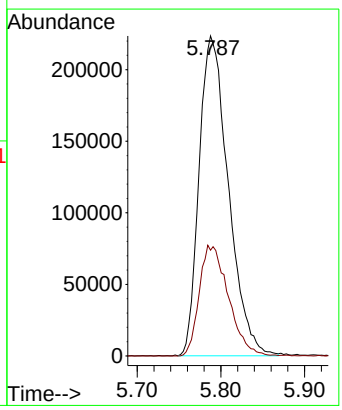

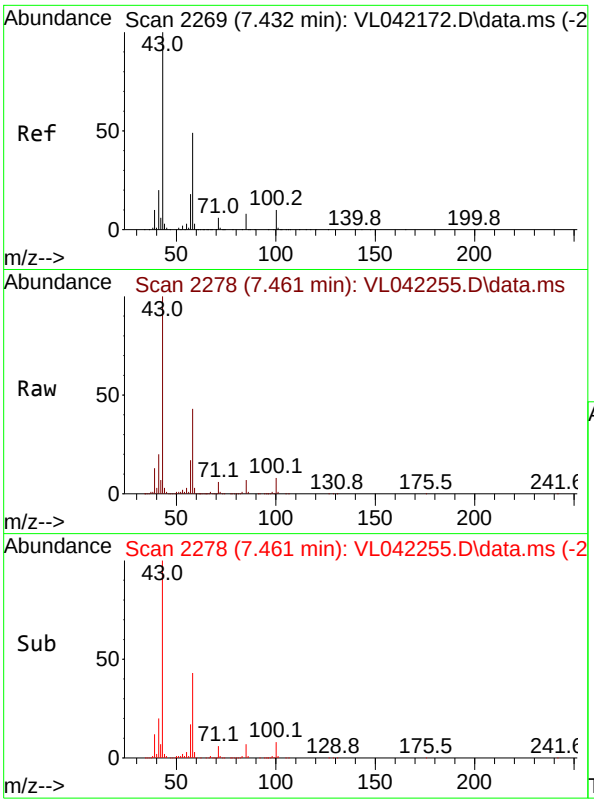

#51
2-Hexanone
Concen: 9.463 ppbv
RT: 7.461 min Scan# 2
Delta R.T. 0.029 min
Lab File: VL042255.D
Acq: 08 Apr 2025 10:05

Tgt Ion: 43 Resp: 44174

Ion	Ratio	Lower	Upper
43	100		
58	46.3	39.7	59.5
98	0.7	0.1	0.1

Instrument :
MSVOA_L
ClientSampleId :
VL0408ABS01

Manual Integrations
APPROVED

Reviewed By :Semsettin Yesilyurt 04/09/2025
Supervised By :Mahesh Dadoda 04/09/2025

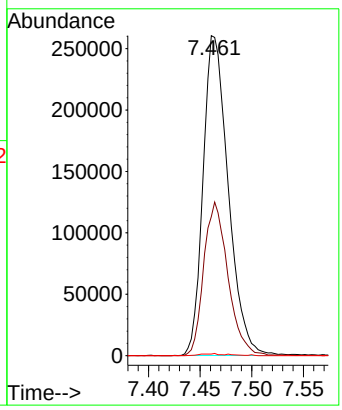

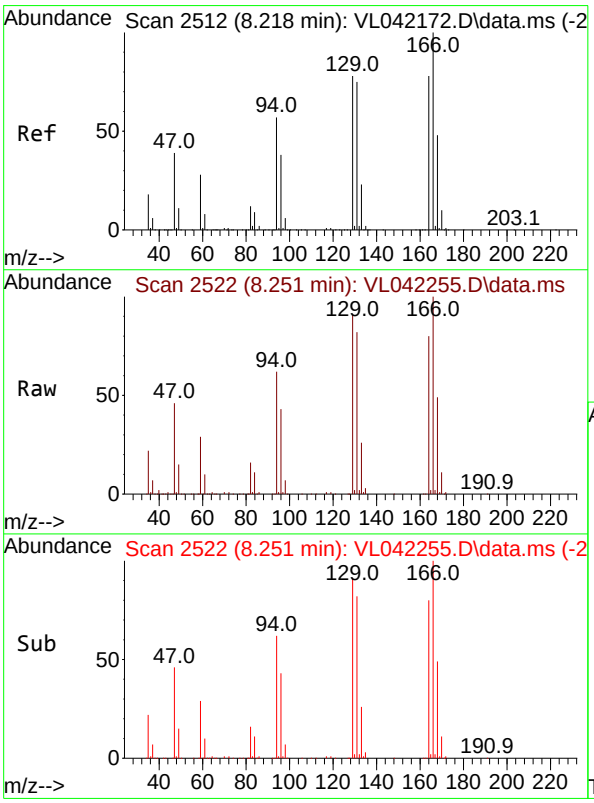

#52
Tetrachloroethene
Concen: 9.028 ppbv
RT: 8.251 min Scan# 2522
Delta R.T. 0.032 min
Lab File: VL042255.D
Acq: 08 Apr 2025 10:05

Tgt Ion:164 Resp: 175587

Ion	Ratio	Lower	Upper
164	100		
166	125.3	102.5	153.7
129	113.6	79.8	119.8
131	102.3	76.6	114.8

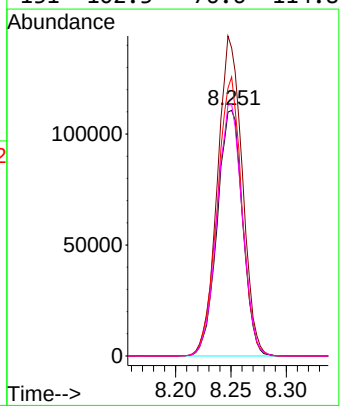

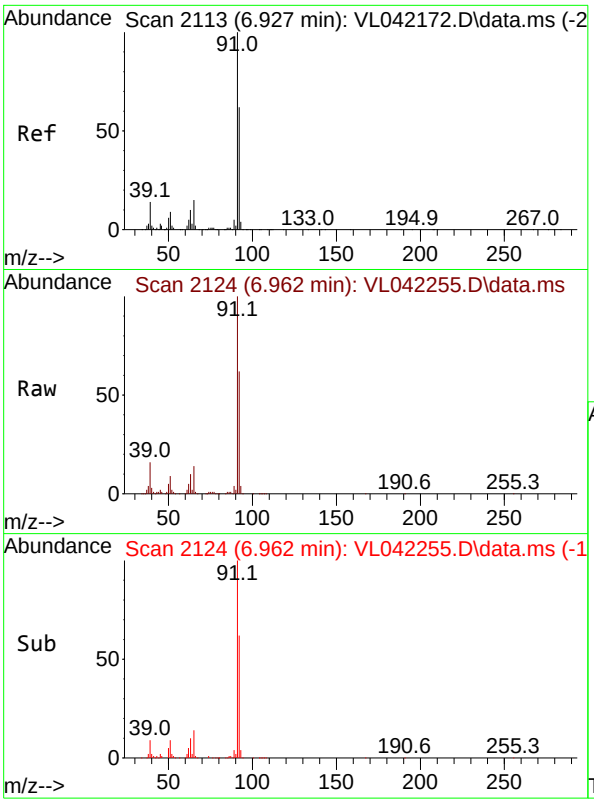

#53
Toluene
Concen: 9.947 ppbv
RT: 6.962 min Scan# 2
Delta R.T. 0.036 min
Lab File: VL042255.D
Acq: 08 Apr 2025 10:05

Tgt Ion: 91 Resp: 57826

Ion	Ratio	Lower	Upper
91	100		
92	59.8	48.4	72.6

Instrument :
MSVOA_L
ClientSampleId :
VL0408ABS01

Manual Integrations
APPROVED

Reviewed By :Semsettin Yesilyurt 04/09/2025
Supervised By :Mahesh Dadoda 04/09/2025

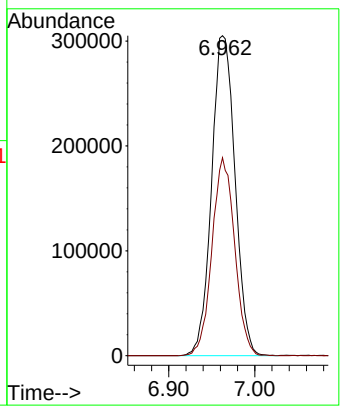

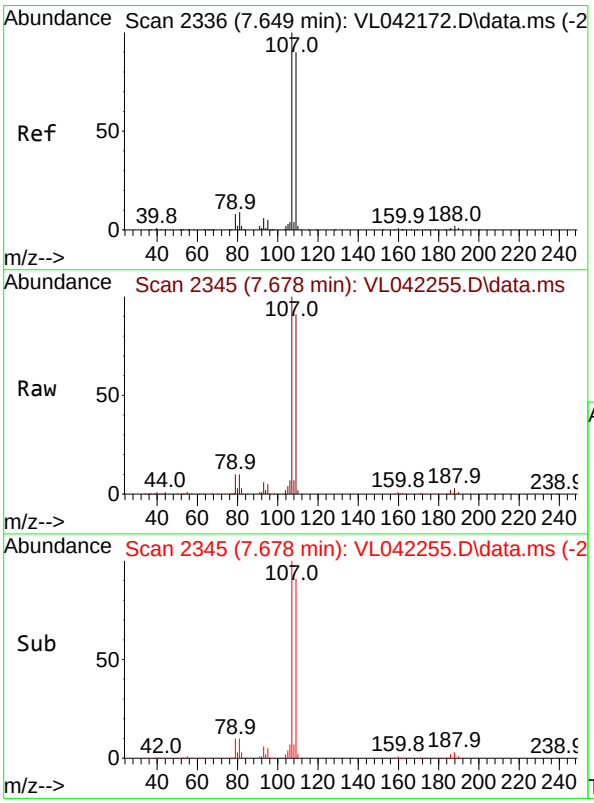

#54
1,2-Dibromoethane
Concen: 10.730 ppbv
RT: 7.678 min Scan# 2345
Delta R.T. 0.029 min
Lab File: VL042255.D
Acq: 08 Apr 2025 10:05

Tgt Ion:107 Resp: 282386

Ion	Ratio	Lower	Upper
107	100		
109	91.1	72.2	108.4

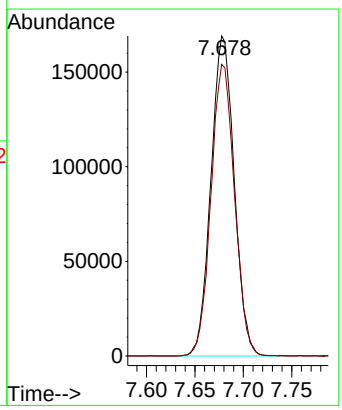

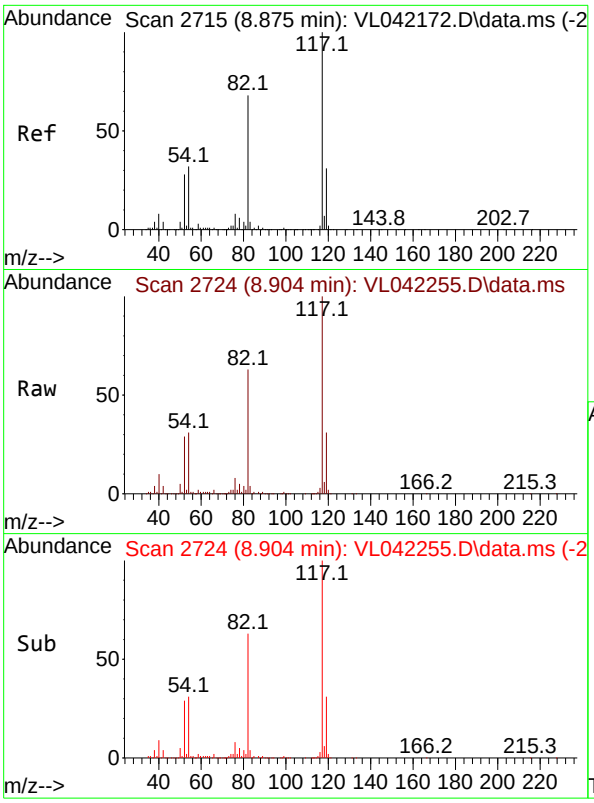

#55
Chlorobenzene-d5
Concen: 10.000 ppbv
RT: 8.904 min Scan# 2
Delta R.T. 0.029 min
Lab File: VL042255.D
Acq: 08 Apr 2025 10:05

Tgt Ion:117 Resp: 44706

Ion	Ratio	Lower	Upper
117	100		
82	68.7	55.8	83.6
119	30.4	25.5	38.3

Instrument :
MSVOA_L
ClientSampleId :
VL0408ABS01

Manual Integrations
APPROVED

Reviewed By :Semsettin Yesilyurt 04/09/2025
Supervised By :Mahesh Dadoda 04/09/2025

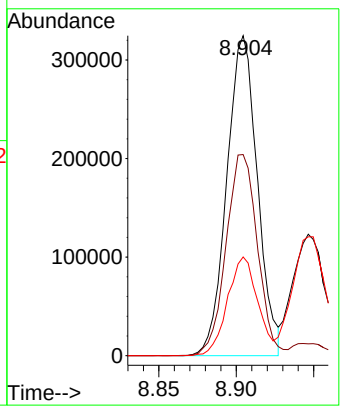

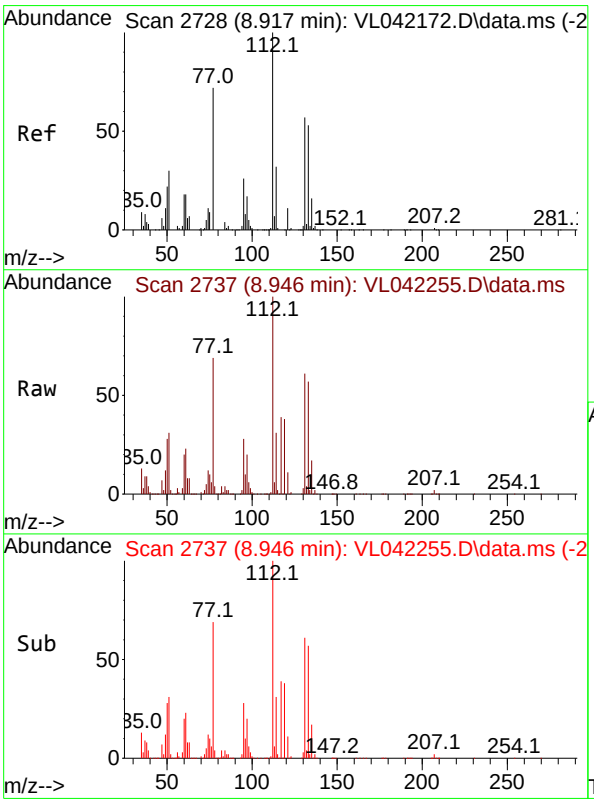

#56
1,1,1,2-Tetrachloroethane
Concen: 11.503 ppbv
RT: 8.946 min Scan# 2737
Delta R.T. 0.029 min
Lab File: VL042255.D
Acq: 08 Apr 2025 10:05

Tgt Ion:131 Resp: 283080

Ion	Ratio	Lower	Upper
131	100		
133	93.9	76.6	114.8
119	64.5	49.8	74.6

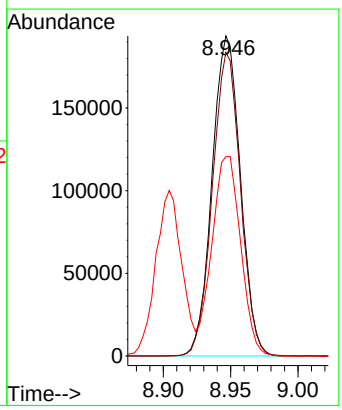

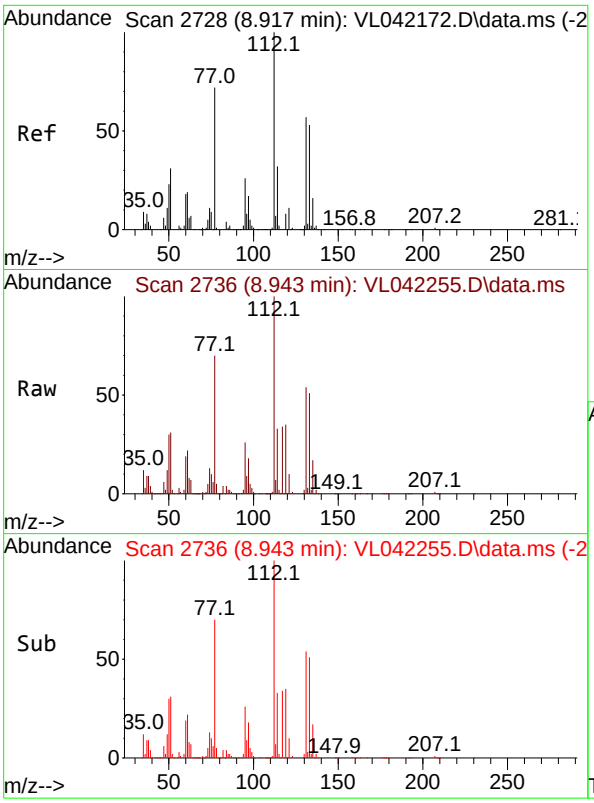

#57
Chlorobenzene
Concen: 11.360 ppbv
RT: 8.943 min Scan# 2
Delta R.T. 0.026 min
Lab File: VL042255.D
Acq: 08 Apr 2025 10:05

Tgt Ion:112 Resp: 48171

Ion	Ratio	Lower	Upper
112	100		
77	70.3	58.2	87.2
114	32.9	29.1	35.5

Instrument :
MSVOA_L
ClientSampleId :
VL0408ABS01

Manual Integrations
APPROVED

Reviewed By :Semsettin Yesilyurt 04/09/2025
Supervised By :Mahesh Dadoda 04/09/2025

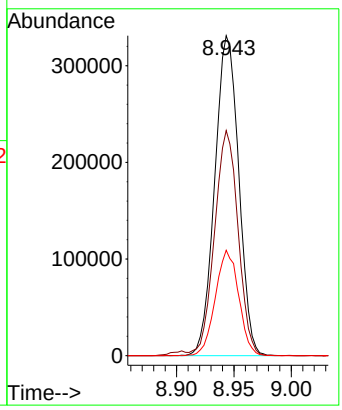

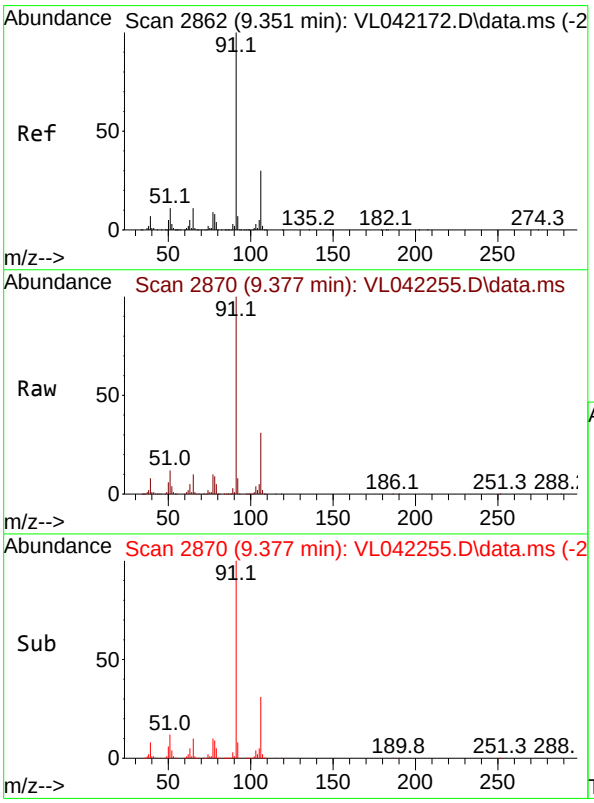

#58
Ethyl Benzene
Concen: 10.593 ppbv
RT: 9.377 min Scan# 2870
Delta R.T. 0.026 min
Lab File: VL042255.D
Acq: 08 Apr 2025 10:05

Tgt Ion: 91 Resp: 841166

Ion	Ratio	Lower	Upper
91	100		
106	30.8	24.2	36.2

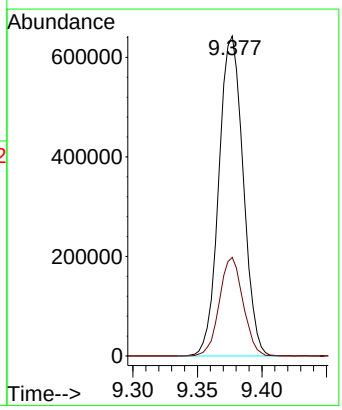

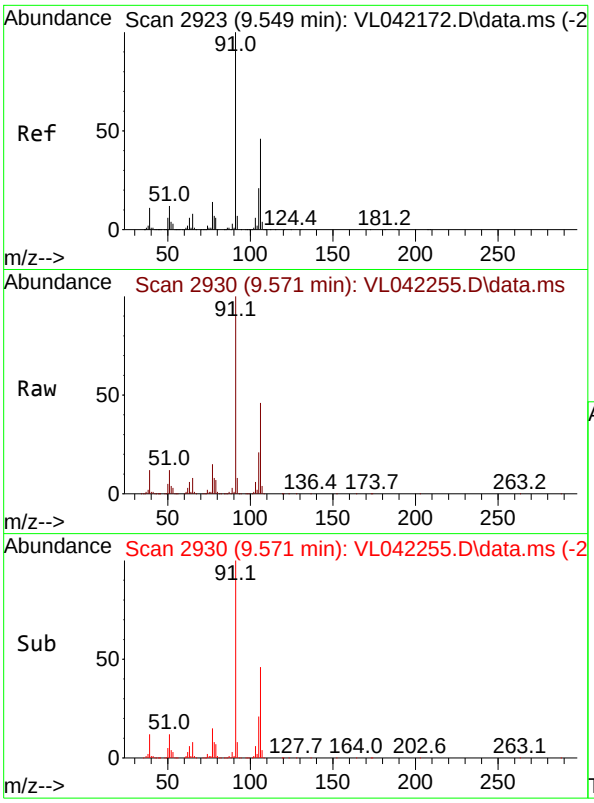

#59
m/p-Xylene
Concen: 22.486 ppbv m
RT: 9.571 min Scan# 2
Delta R.T. 0.023 min
Lab File: VL042255.D
Acq: 08 Apr 2025 10:05

Tgt Ion: 91 Resp: 142583

Ion	Ratio	Lower	Upper
91	100		
106	46.1	36.4	54.6

Instrument :
MSVOA_L
ClientSampleId :
VL0408ABS01

Manual Integrations
APPROVED

Reviewed By :Semsettin Yesilyurt 04/09/2025
Supervised By :Mahesh Dadoda 04/09/2025

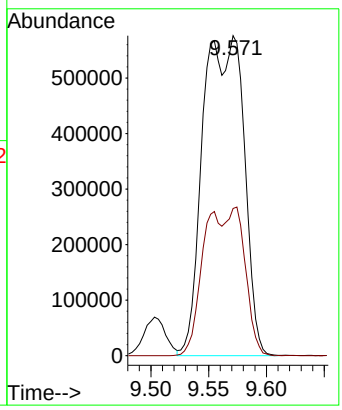

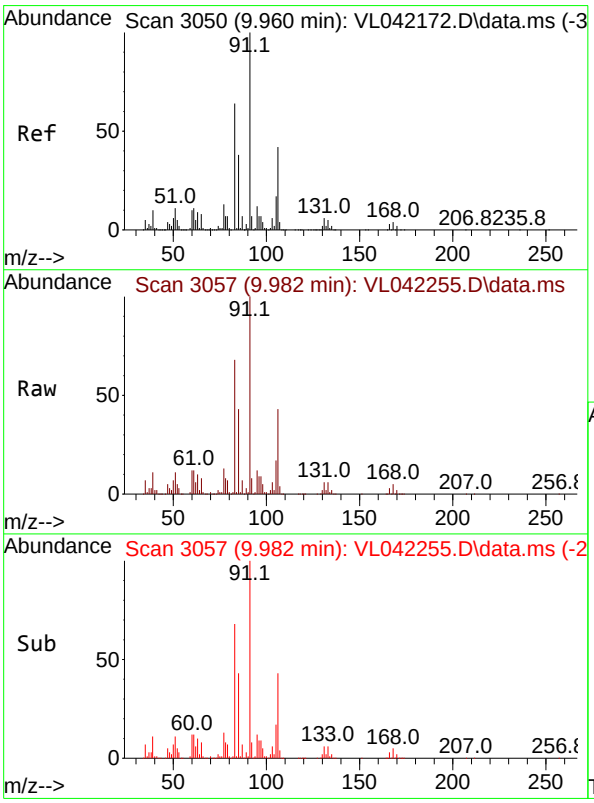

#60
o-Xylene
Concen: 11.194 ppbv
RT: 9.982 min Scan# 3057
Delta R.T. 0.023 min
Lab File: VL042255.D
Acq: 08 Apr 2025 10:05

Tgt Ion: 91 Resp: 711568

Ion	Ratio	Lower	Upper
91	100		
106	43.2	20.8	62.5

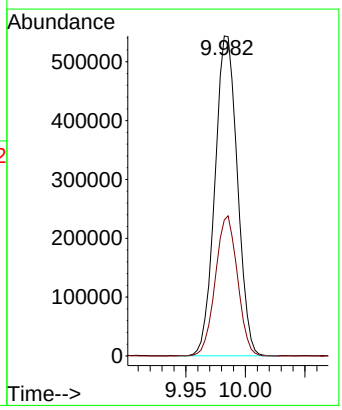

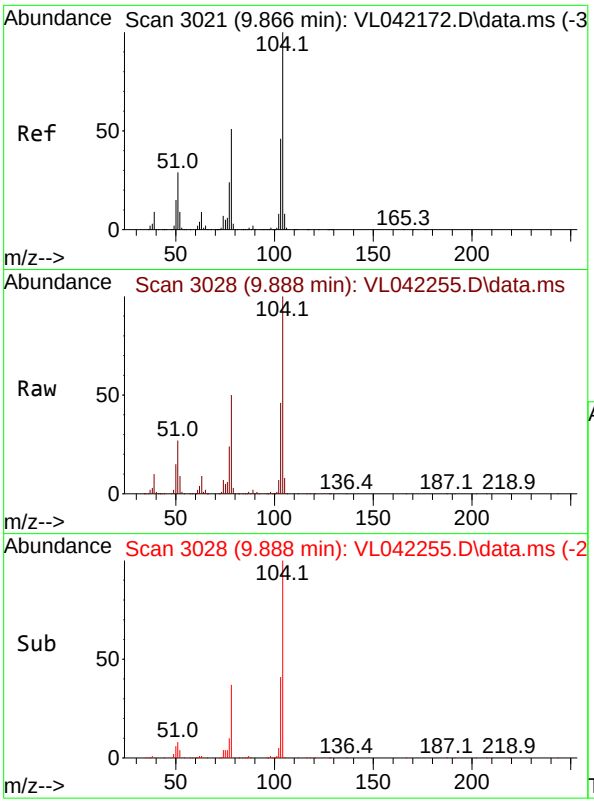

#61
Styrene
Concen: 10.149 ppbv
RT: 9.888 min Scan# 3
Delta R.T. 0.023 min
Lab File: VL042255.D
Acq: 08 Apr 2025 10:05

Tgt Ion:104 Resp: 31915

Ion	Ratio	Lower	Upper
104	100		
78	51.1	41.8	62.6
103	46.2	37.0	55.4

Instrument :
MSVOA_L
ClientSampleId :
VL0408ABS01

Manual Integrations
APPROVED

Reviewed By :Semsettin Yesilyurt 04/09/2025
Supervised By :Mahesh Dadoda 04/09/2025

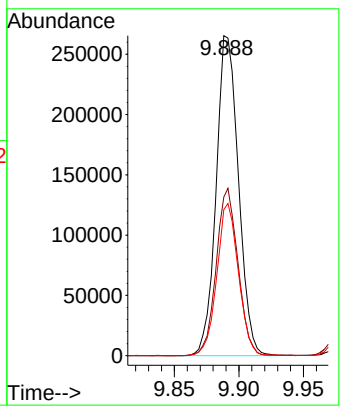

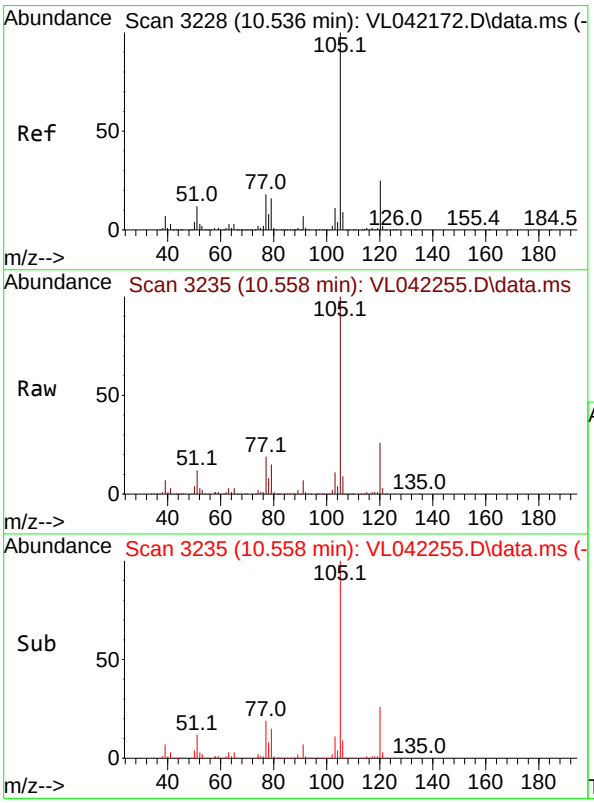

#62
Isopropylbenzene
Concen: 11.193 ppbv
RT: 10.558 min Scan# 3235
Delta R.T. 0.023 min
Lab File: VL042255.D
Acq: 08 Apr 2025 10:05

Tgt Ion:105 Resp: 1063992

Ion	Ratio	Lower	Upper
105	100		
120	25.5	19.9	29.9

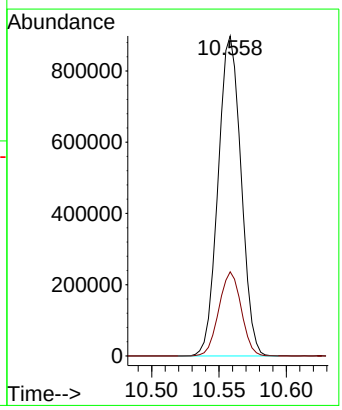

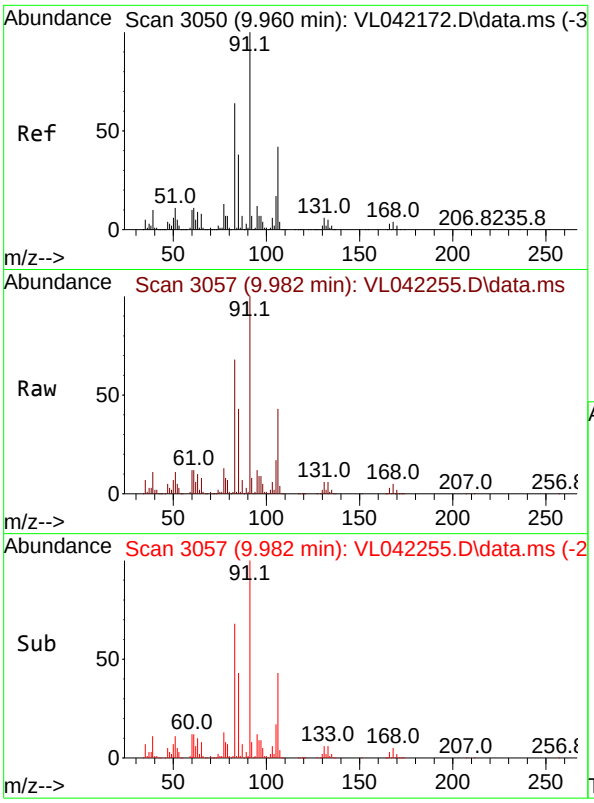

#63
1,1,2,2-Tetrachloroethane
Concen: 12.139 ppbv
RT: 9.982 min Scan# 3
Delta R.T. 0.023 min
Lab File: VL042255.D
Acq: 08 Apr 2025 10:05

Tgt Ion: 83 Resp: 46885

Ion	Ratio	Lower	Upper
83	100		
131	9.5	4.8	14.4
85	64.2	32.5	97.5

Instrument :
MSVOA_L
ClientSampleId :
VL0408ABS01

Manual Integrations
APPROVED

Reviewed By :Semsettin Yesilyurt 04/09/2025
Supervised By :Mahesh Dadoda 04/09/2025

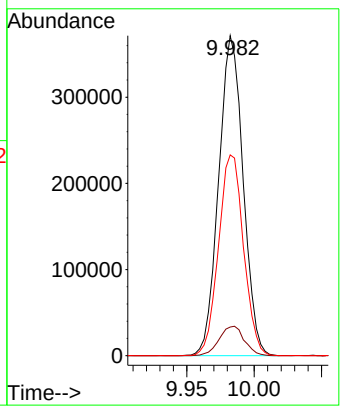



#64
n-propylbenzene
Concen: 11.638 ppbv
RT: 11.005 min Scan# 3373
Delta R.T. 0.019 min
Lab File: VL042255.D
Acq: 08 Apr 2025 10:05

Tgt Ion:120 Resp: 284790

Ion	Ratio	Lower	Upper
120	100		
91	462.1	376.9	565.3

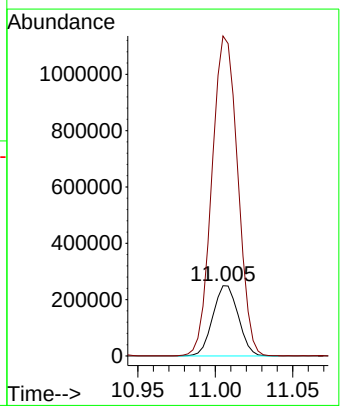

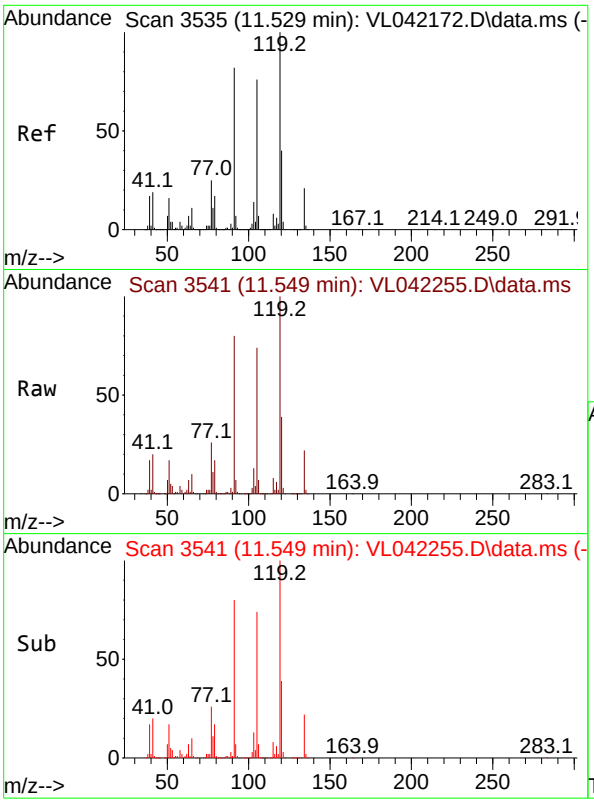

#65
tert-Butylbenzene
Concen: 11.112 ppbv
RT: 11.549 min Scan# 3
Delta R.T. 0.019 min
Lab File: VL042255.D
Acq: 08 Apr 2025 10:05

Tgt Ion:119 Resp: 97687

Ion	Ratio	Lower	Upper
119	100		
91	81.9	66.0	99.0
134	21.5	16.7	25.1

Instrument :
MSVOA_L
ClientSampleId :
VL0408ABS01

Manual Integrations
APPROVED

Reviewed By :Semsettin Yesilyurt 04/09/2025
Supervised By :Mahesh Dadoda 04/09/2025

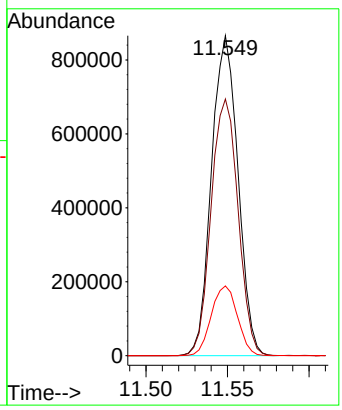

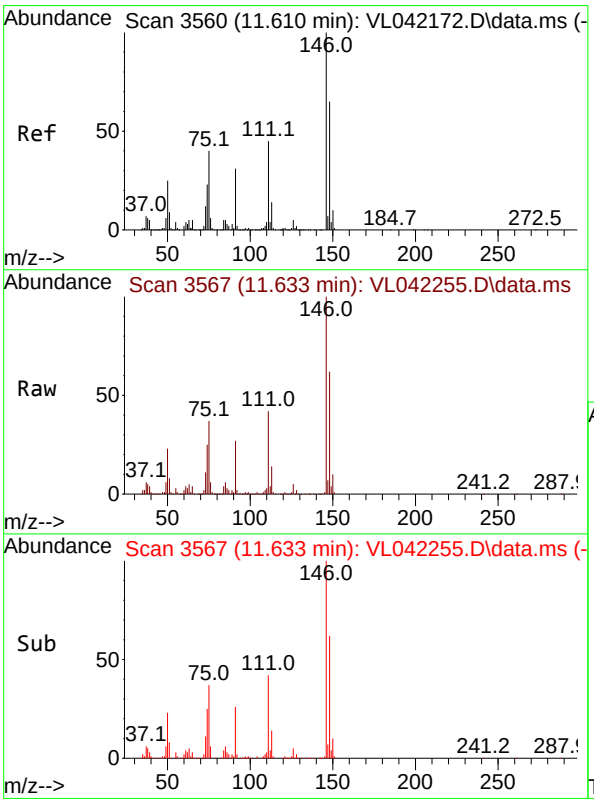

#66
Benzyl Chloride
Concen: 6.860 ppbv
RT: 11.633 min Scan# 3567
Delta R.T. 0.023 min
Lab File: VL042255.D
Acq: 08 Apr 2025 10:05

Tgt Ion: 91 Resp: 63988

Ion	Ratio	Lower	Upper
91	100		
126	17.9	13.8	20.6
128	5.5	4.5	6.7

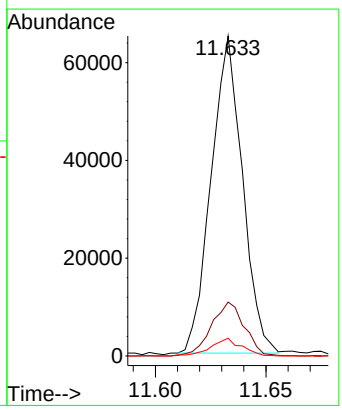

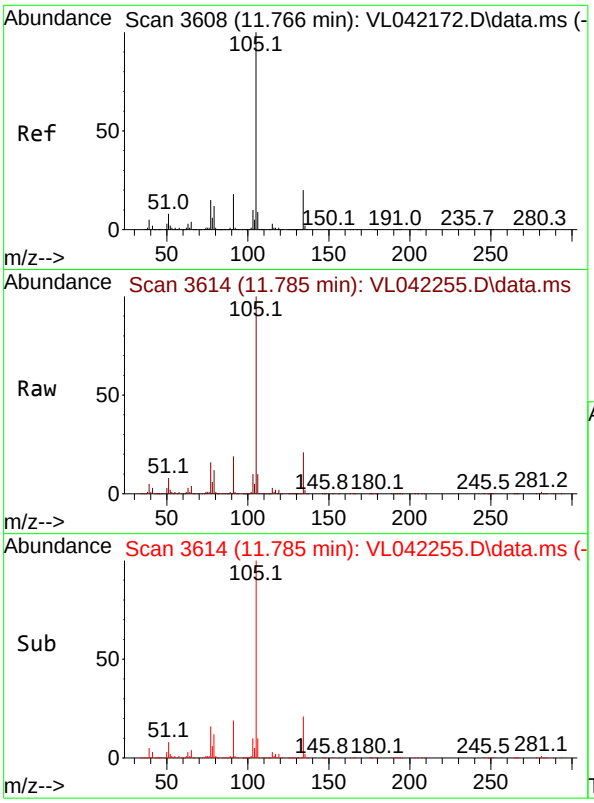

#67
sec-Butylbenzene
Concen: 11.275 ppbv
RT: 11.785 min Scan# 3
Delta R.T. 0.019 min
Lab File: VL042255.D
Acq: 08 Apr 2025 10:05

Tgt Ion:105 Resp: 137772

Ion	Ratio	Lower	Upper
105	100		
134	19.8	15.5	23.3

Instrument :
MSVOA_L
ClientSampleId :
VL0408ABS01

Manual Integrations
APPROVED

Reviewed By :Semsettin Yesilyurt 04/09/2025
Supervised By :Mahesh Dadoda 04/09/2025

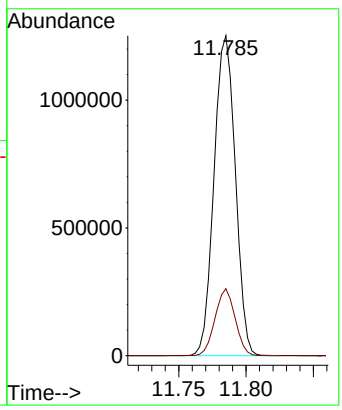

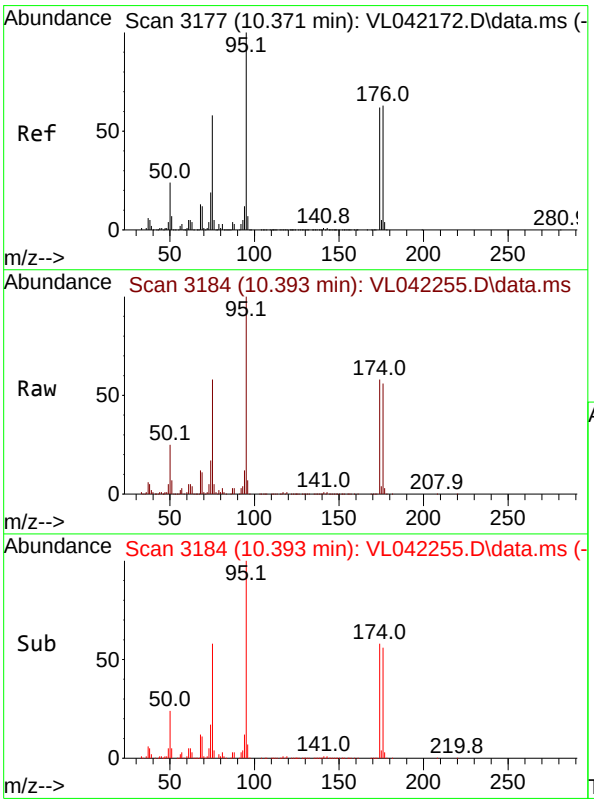

#68
1-Bromo-4-Fluorobenzene
Concen: 10.008 ppbv
RT: 10.393 min Scan# 3184
Delta R.T. 0.023 min
Lab File: VL042255.D
Acq: 08 Apr 2025 10:05

Tgt Ion: 95 Resp: 367418

Ion	Ratio	Lower	Upper
95	100		
174	61.1	50.6	76.0
175	4.7	3.8	5.6

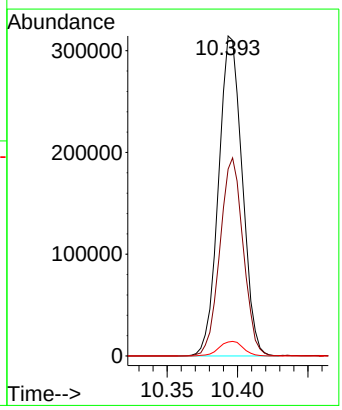

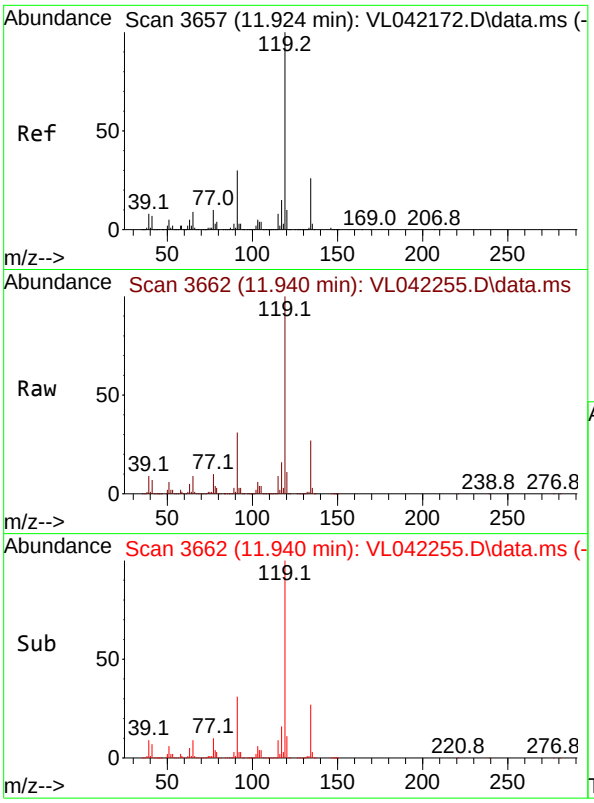

#69
p-Isopropyltoluene
Concen: 11.104 ppbv
RT: 11.940 min Scan# 3
Delta R.T. 0.016 min
Lab File: VL042255.D
Acq: 08 Apr 2025 10:05

Tgt Ion:119 Resp: 116840

Ion	Ratio	Lower	Upper
119	100		
134	26.2	20.4	30.6
91	29.9	23.7	35.5

Instrument :
MSVOA_L
ClientSampleId :
VL0408ABS01

Manual Integrations
APPROVED

Reviewed By :Semsettin Yesilyurt 04/09/2025
Supervised By :Mahesh Dadoda 04/09/2025

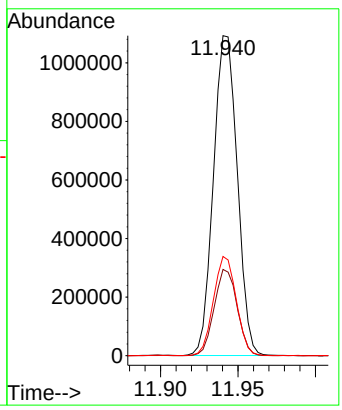

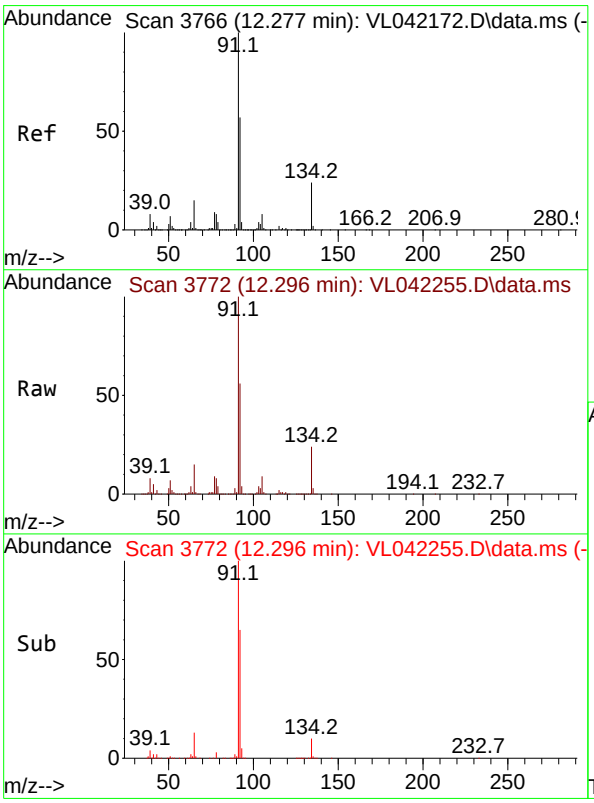

#70
n-Butylbenzene
Concen: 11.312 ppbv
RT: 12.296 min Scan# 3772
Delta R.T. 0.019 min
Lab File: VL042255.D
Acq: 08 Apr 2025 10:05

Tgt Ion: 91 Resp: 1217247

Ion	Ratio	Lower	Upper
91	100		
92	55.7	44.9	67.3
134	23.6	19.2	28.8

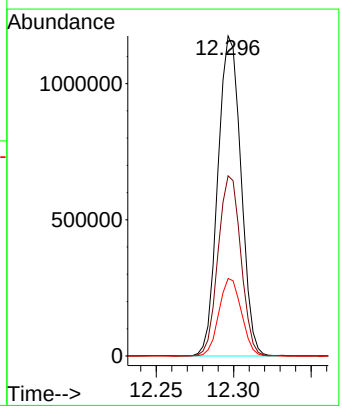

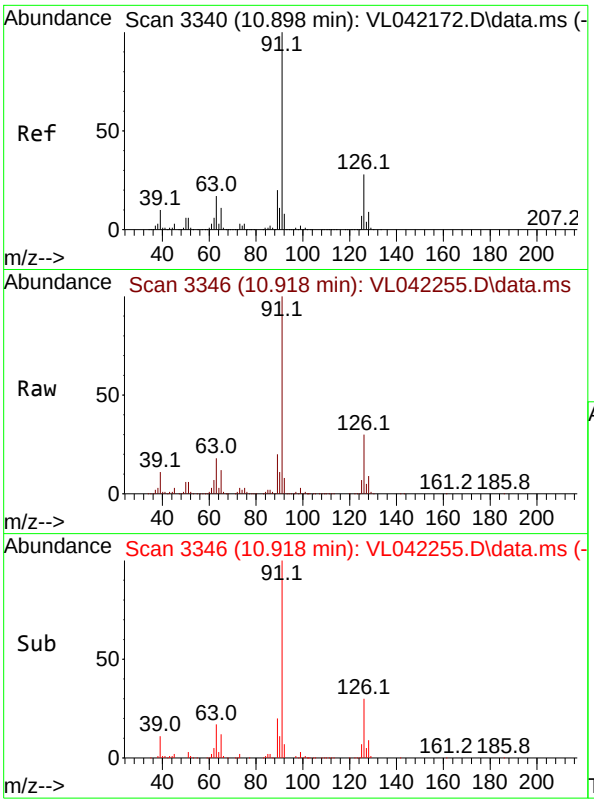

#71
2-Chlorotoluene
Concen: 11.078 ppbv
RT: 10.918 min Scan# 3
Delta R.T. 0.019 min
Lab File: VL042255.D
Acq: 08 Apr 2025 10:05

Tgt Ion: 91 Resp: 81733

Ion	Ratio	Lower	Upper
91	100		
126	29.6	11.6	46.4

Instrument :
MSVOA_L
ClientSampleId :
VL0408ABS01

Manual Integrations
APPROVED

Reviewed By :Semsettin Yesilyurt 04/09/2025
Supervised By :Mahesh Dadoda 04/09/2025

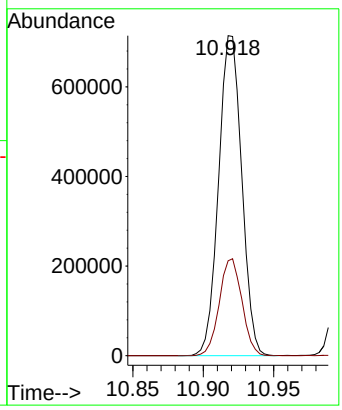

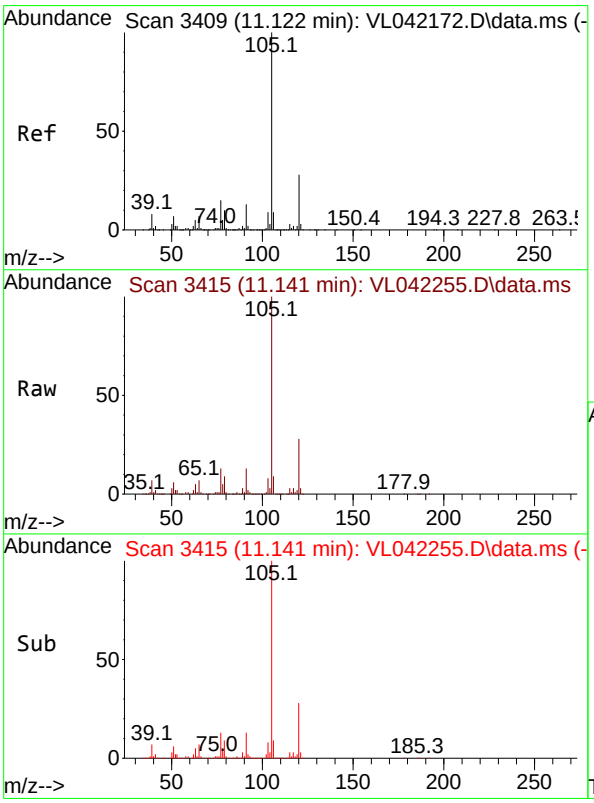

#72
4-Ethyltoluene
Concen: 11.460 ppbv
RT: 11.141 min Scan# 3415
Delta R.T. 0.019 min
Lab File: VL042255.D
Acq: 08 Apr 2025 10:05

Tgt Ion:105 Resp: 906994

Ion	Ratio	Lower	Upper
105	100		
120	29.0	23.4	35.0
91	12.8	10.3	15.5
77	13.7	11.4	17.2

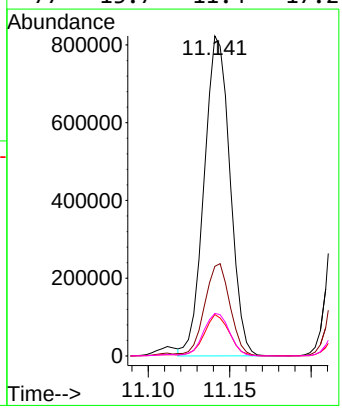

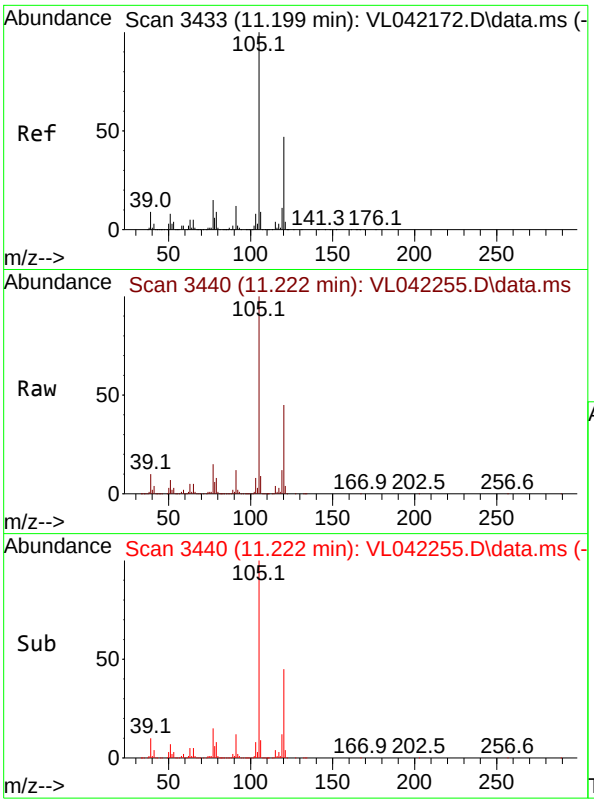

#73
1,3,5-Trimethylbenzene
Concen: 11.187 ppbv
RT: 11.222 min Scan# 3
Delta R.T. 0.023 min
Lab File: VL042255.D
Acq: 08 Apr 2025 10:05

Tgt Ion:105 Resp: 77332

Ion	Ratio	Lower	Upper
105	100		
120	45.4	37.4	56.0

Instrument :
MSVOA_L
ClientSampleId :
VL0408ABS01

Manual Integrations
APPROVED

Reviewed By :Semsettin Yesilyurt 04/09/2025
Supervised By :Mahesh Dadoda 04/09/2025

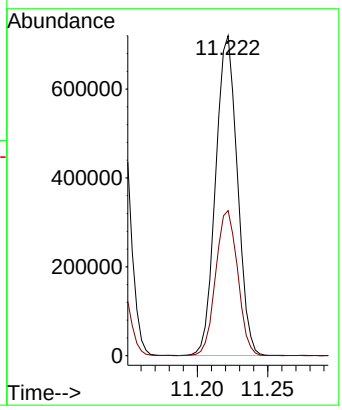

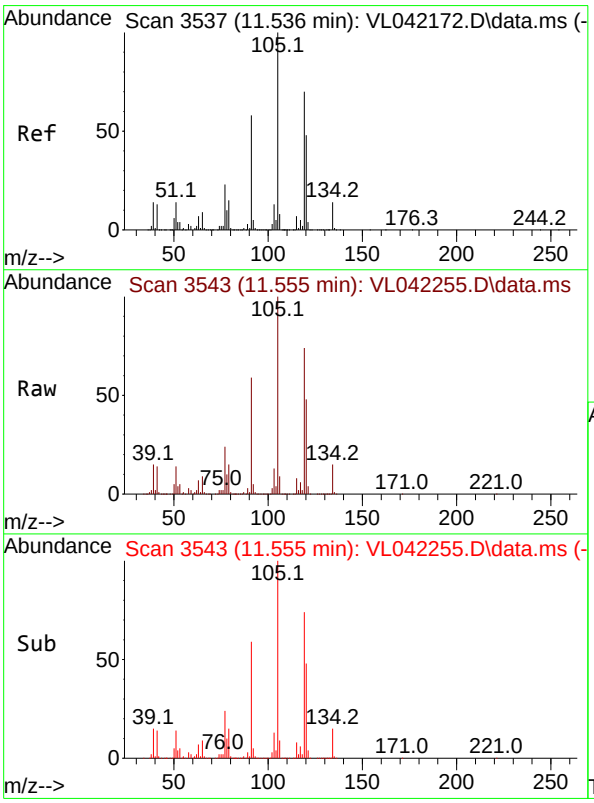

#74
1,2,4-Trimethylbenzene
Concen: 10.827 ppbv
RT: 11.555 min Scan# 3543
Delta R.T. 0.019 min
Lab File: VL042255.D
Acq: 08 Apr 2025 10:05

Tgt Ion:105 Resp: 862179

Ion	Ratio	Lower	Upper
105	100		
120	47.9	38.6	58.0
91	59.0	46.2	69.2
77	23.5	18.6	27.8

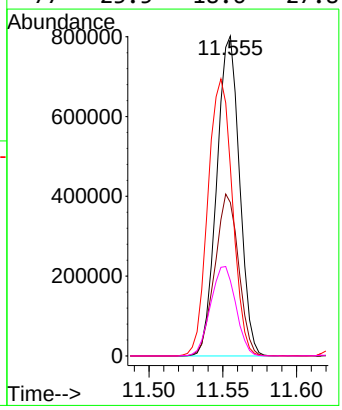

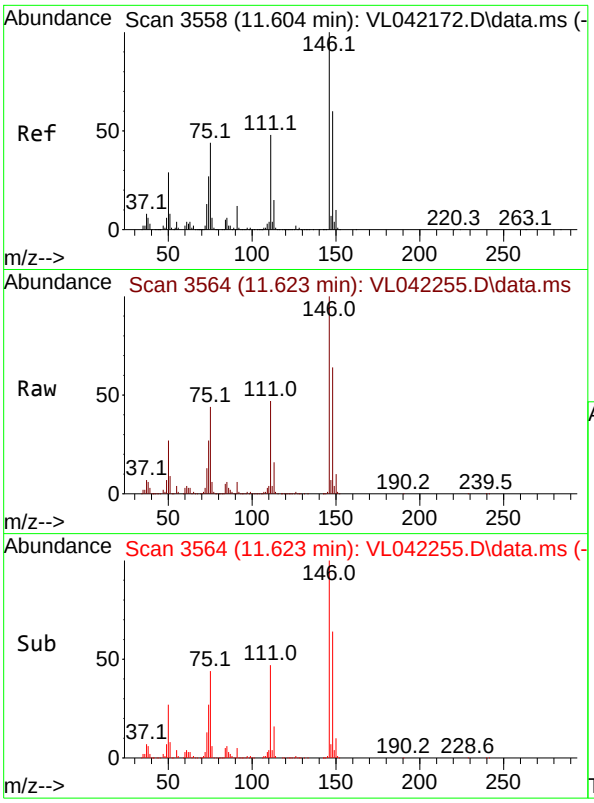

#75
1,3-Dichlorobenzene
Concen: 11.739 ppbv
RT: 11.623 min Scan# 3
Delta R.T. 0.019 min
Lab File: VL042255.D
Acq: 08 Apr 2025 10:05

Tgt Ion:146 Resp: 51273

Ion	Ratio	Lower	Upper
146	100		
111	46.2	23.8	71.2
148	62.2	31.9	95.9

Instrument :
MSVOA_L
ClientSampleId :
VL0408ABS01

Manual Integrations
APPROVED

Reviewed By :Semsettin Yesilyurt 04/09/2025
Supervised By :Mahesh Dadoda 04/09/2025

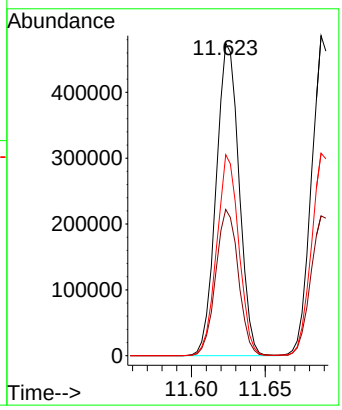

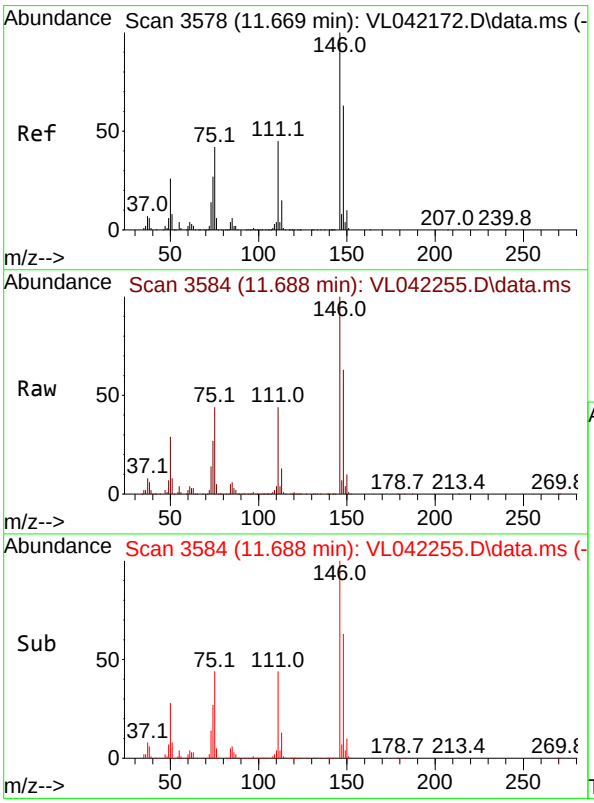

#76
1,4-Dichlorobenzene
Concen: 11.619 ppbv
RT: 11.688 min Scan# 3584
Delta R.T. 0.019 min
Lab File: VL042255.D
Acq: 08 Apr 2025 10:05

Tgt Ion:146 Resp: 505049

Ion	Ratio	Lower	Upper
146	100		
111	44.9	23.0	69.0
148	64.4	31.9	95.7

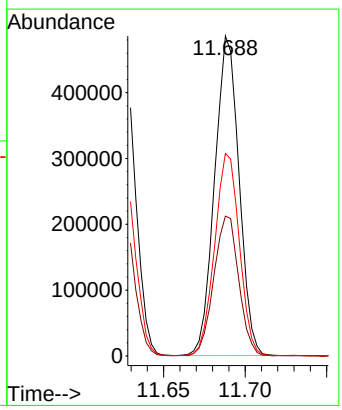

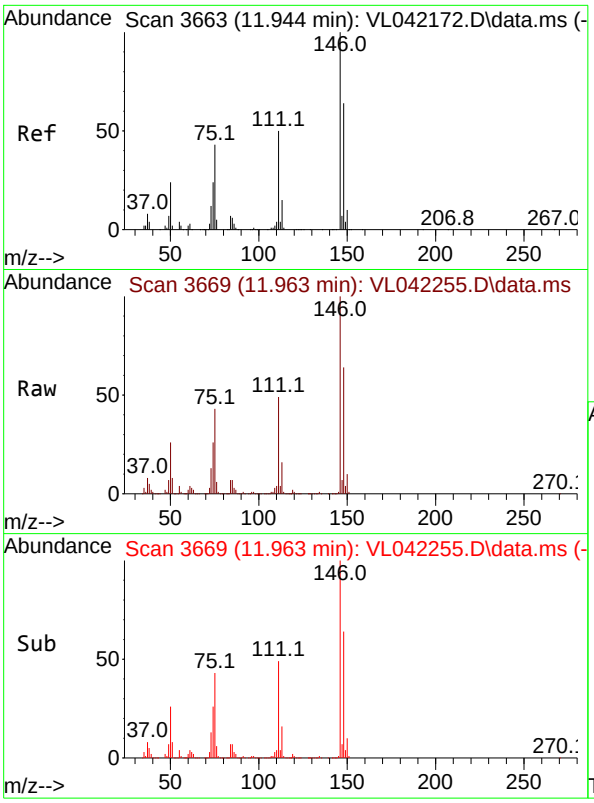

#77
1,2-Dichlorobenzene
Concen: 11.883 ppbv
RT: 11.963 min Scan# 3
Delta R.T. 0.019 min
Lab File: VL042255.D
Acq: 08 Apr 2025 10:05

Tgt Ion:146 Resp: 50532

Ion	Ratio	Lower	Upper
146	100		
111	48.9	24.8	74.3
148	63.8	31.6	94.8

Instrument :
MSVOA_L
ClientSampleId :
VL0408ABS01

Manual Integrations
APPROVED

Reviewed By :Semsettin Yesilyurt 04/09/2025
Supervised By :Mahesh Dadoda 04/09/2025

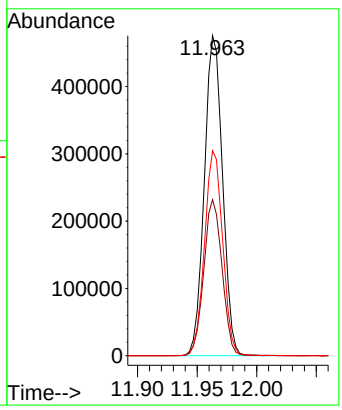

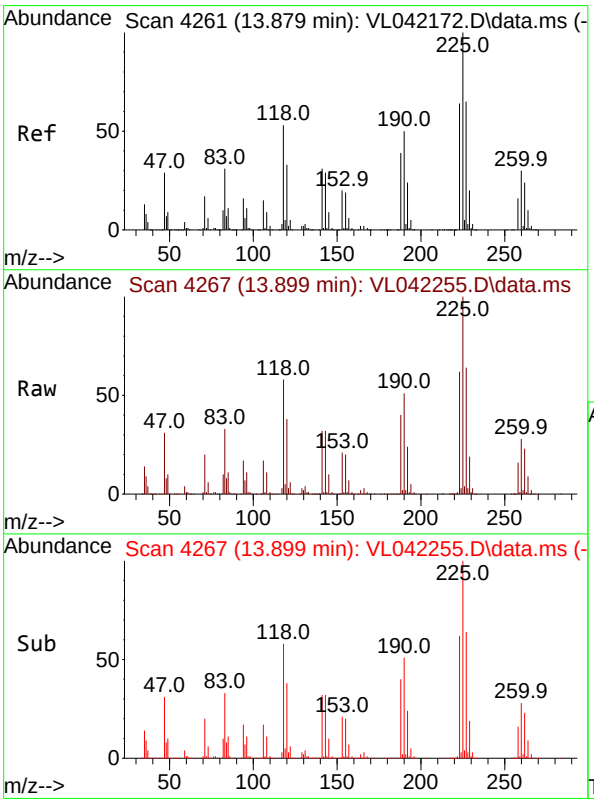

#78
Hexachloro-1,3-Butadiene
Concen: 8.845 ppbv
RT: 13.899 min Scan# 4267
Delta R.T. 0.019 min
Lab File: VL042255.D
Acq: 08 Apr 2025 10:05

Tgt Ion:225 Resp: 382876

Ion	Ratio	Lower	Upper
225	100		
223	63.4	50.6	76.0
227	63.4	51.2	76.8

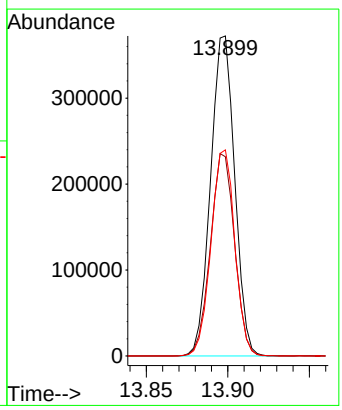

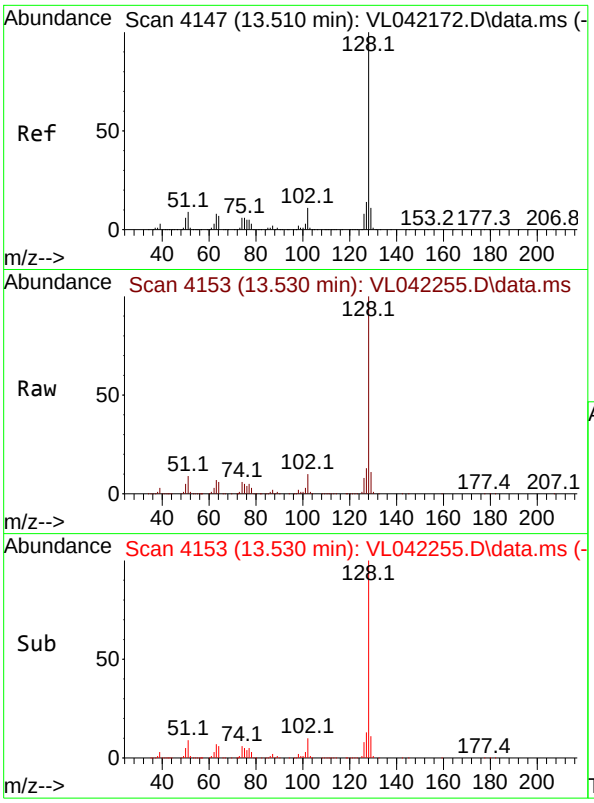

#79
Naphthalene
Concen: 10.055 ppbv
RT: 13.530 min Scan# 4
Delta R.T. 0.019 min
Lab File: VL042255.D
Acq: 08 Apr 2025 10:05

Tgt Ion:128 Resp: 87582

Ion	Ratio	Lower	Upper
128	100		
127	12.9	10.8	16.2
129	11.0	9.0	13.4

Instrument :
MSVOA_L
ClientSampleId :
VL0408ABS01

Manual Integrations
APPROVED

Reviewed By :Semsettin Yesilyurt 04/09/2025
Supervised By :Mahesh Dadoda 04/09/2025

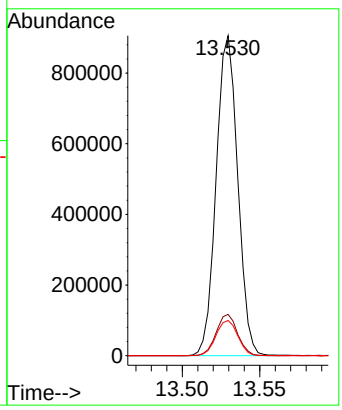

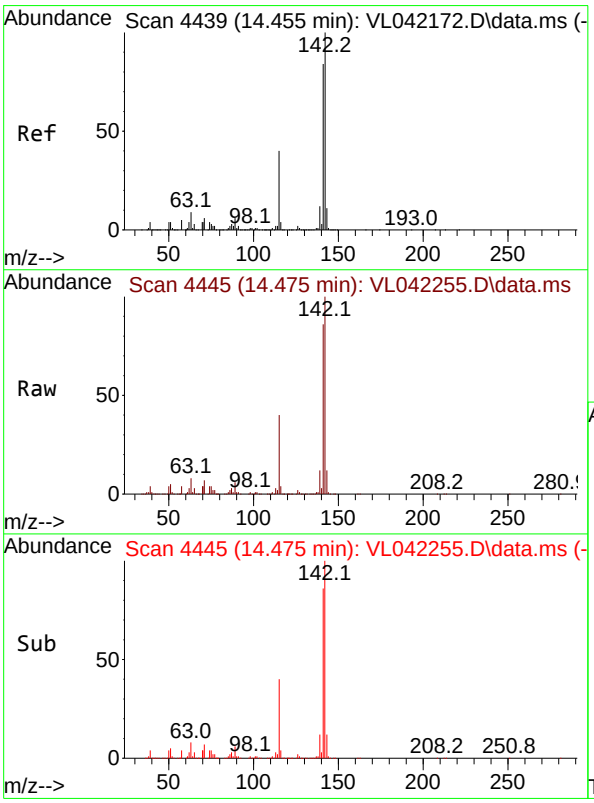

#80
Naphthalene,2-methyl-
Concen: 6.815 ppbv
RT: 14.475 min Scan# 4445
Delta R.T. 0.019 min
Lab File: VL042255.D
Acq: 08 Apr 2025 10:05

Tgt Ion:142 Resp: 291105

Ion	Ratio	Lower	Upper
142	100		
141	82.7	66.3	99.5
115	39.6	31.6	47.4

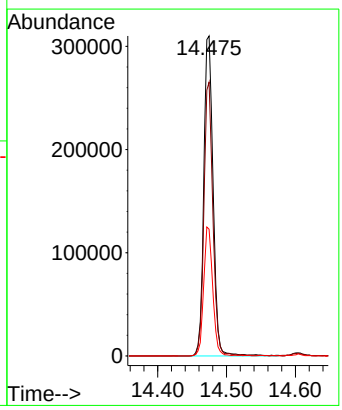

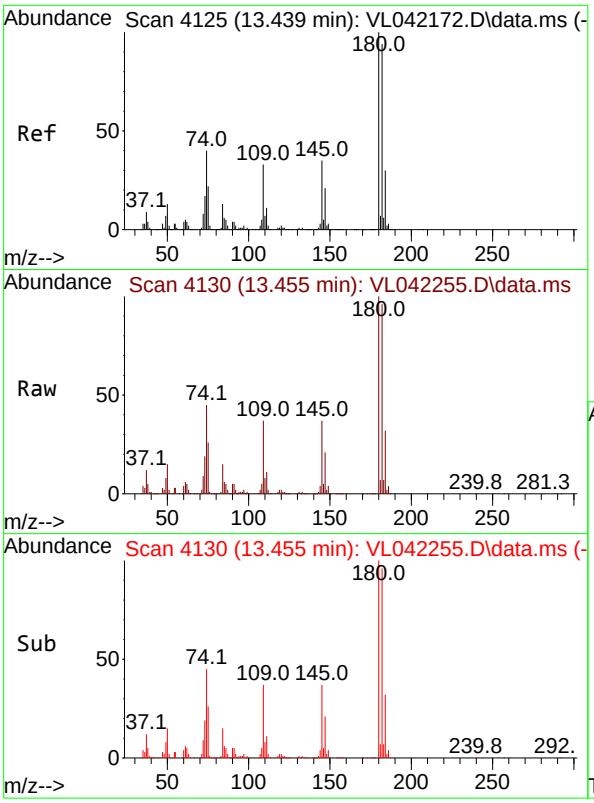

#81
1,2,4-Trichlorobenzene
Concen: 9.672 ppbv
RT: 13.455 min Scan# 4
Delta R.T. 0.016 min
Lab File: VL042255.D
Acq: 08 Apr 2025 10:05

Tgt Ion:180 Resp: 38860

Ion	Ratio	Lower	Upper
180	100		
182	96.5	75.1	112.7
184	30.5	24.4	36.6

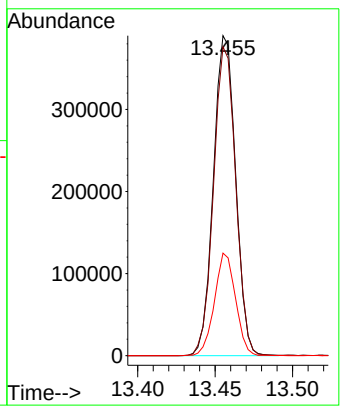

Instrument :
MSVOA_L
ClientSampleId :
VL0408ABS01

Manual Integrations
APPROVED

Reviewed By :Semsettin Yesilyurt 04/09/2025
Supervised By :Mahesh Dadoda 04/09/2025

284 Sheffield Street, Mountainside, New Jersey 07092, Phone : 908 789 8900, Fax : 908 789 8922

Manual Integration Report

Sequence:	vl032725	Instrument	MSVOA_I

Sample ID	File ID	Parameter	Review By	Review On	Supervised By	Supervised On	Reason
VSTDICCC010	VL042172.D	m/p-Xylene	SAM	3/31/2025 11:24:55 AM	MMDadoda	4/3/2025 8:05:09 AM	Peak Integrated by Software
VSTDICC002	VL042173.D	1,4-Dioxane	SAM	3/31/2025 11:25:00 AM	MMDadoda	4/3/2025 8:05:13 AM	Peak Integrated by Software
VSTDICC002	VL042173.D	Ethanol	SAM	3/31/2025 11:25:00 AM	MMDadoda	4/3/2025 8:05:13 AM	Peak Integrated by Software
VSTDICC002	VL042173.D	m/p-Xylene	SAM	3/31/2025 11:25:00 AM	MMDadoda	4/3/2025 8:05:13 AM	Peak Integrated by Software
VSTDICC001	VL042174.D	1,4-Dioxane	SAM	3/31/2025 11:26:28 AM	MMDadoda	4/3/2025 8:05:22 AM	Peak Integrated by Software
VSTDICC001	VL042174.D	4-Methyl-2-Pentanone	SAM	3/31/2025 11:26:28 AM	MMDadoda	4/3/2025 8:05:22 AM	Peak Integrated by Software
VSTDICC001	VL042174.D	Ethanol	SAM	3/31/2025 11:26:28 AM	MMDadoda	4/3/2025 8:05:22 AM	Peak Integrated by Software
VSTDICC001	VL042174.D	m/p-Xylene	SAM	3/31/2025 11:26:28 AM	MMDadoda	4/3/2025 8:05:22 AM	Peak Integrated by Software
VSTDICC001	VL042174.D	Methyl Methacrylate	SAM	3/31/2025 11:26:28 AM	MMDadoda	4/3/2025 8:05:22 AM	Peak Integrated by Software
VSTDICC001	VL042174.D	Propene	SAM	3/31/2025 11:26:28 AM	MMDadoda	4/3/2025 8:05:22 AM	Peak Integrated by Software
VSTDICC001	VL042174.D	t-1,3-Dichloropropene	SAM	3/31/2025 11:26:28 AM	MMDadoda	4/3/2025 8:05:22 AM	Peak Integrated by Software
VSTDICC001	VL042174.D	trans-1,2-Dichloroethene	SAM	3/31/2025 11:26:28 AM	MMDadoda	4/3/2025 8:05:22 AM	Peak Integrated by Software
VSTDICC001	VL042174.D	Vinyl Acetate	SAM	3/31/2025 11:26:28 AM	MMDadoda	4/3/2025 8:05:22 AM	Peak Integrated by Software

284 Sheffield Street, Mountainside, New Jersey 07092, Phone : 908 789 8900, Fax : 908 789 8922

Manual Integration Report

Sequence:	vl032725	Instrument	MSVOA_I

Sample ID	File ID	Parameter	Review By	Review On	Supervised By	Supervised On	Reason
VSTDICC0.5	VL042175.D	1,1,2-Trichloroethane	SAM	3/31/2025 11:26:33 AM	MMDadoda	4/3/2025 8:05:37 AM	Peak Integrated by Software
VSTDICC0.5	VL042175.D	1,4-Dioxane	SAM	3/31/2025 11:26:33 AM	MMDadoda	4/3/2025 8:05:37 AM	Peak Integrated by Software
VSTDICC0.5	VL042175.D	cis-1,3-Dichloropropene	SAM	3/31/2025 11:26:33 AM	MMDadoda	4/3/2025 8:05:37 AM	Peak Integrated by Software
VSTDICC0.5	VL042175.D	Cyclohexane	SAM	3/31/2025 11:26:33 AM	MMDadoda	4/3/2025 8:05:37 AM	Peak Integrated by Software
VSTDICC0.5	VL042175.D	m/p-Xylene	SAM	3/31/2025 11:26:33 AM	MMDadoda	4/3/2025 8:05:37 AM	Peak Integrated by Software
VSTDICC0.5	VL042175.D	Methyl Methacrylate	SAM	3/31/2025 11:26:33 AM	MMDadoda	4/3/2025 8:05:37 AM	Peak Integrated by Software
VSTDICC0.5	VL042175.D	Propene	SAM	3/31/2025 11:26:33 AM	MMDadoda	4/3/2025 8:05:37 AM	Peak Integrated by Software
VSTDICC0.5	VL042175.D	Tetrahydrofuran	SAM	3/31/2025 11:26:33 AM	MMDadoda	4/3/2025 8:05:37 AM	Peak Integrated by Software
VSTDICC0.5	VL042175.D	Trichloroethene	SAM	3/31/2025 11:26:33 AM	MMDadoda	4/3/2025 8:05:37 AM	Peak Integrated by Software
VSTDICC0.1	VL042176.D	1,1,1-Trichloroethane	SAM	3/31/2025 11:25:04 AM	MMDadoda	4/3/2025 8:05:45 AM	Peak Integrated by Software
VSTDICC0.1	VL042176.D	1,1,2,2-Tetrachloroethane	SAM	3/31/2025 11:25:04 AM	MMDadoda	4/3/2025 8:05:45 AM	Peak Integrated by Software
VSTDICC0.1	VL042176.D	1,2-Dibromoethane	SAM	3/31/2025 11:25:04 AM	MMDadoda	4/3/2025 8:05:45 AM	Peak Integrated by Software
VSTDICC0.1	VL042176.D	Carbon Tetrachloride	SAM	3/31/2025 11:25:04 AM	MMDadoda	4/3/2025 8:05:45 AM	Peak Integrated by Software

284 Sheffield Street, Mountainside, New Jersey 07092, Phone : 908 789 8900, Fax : 908 789 8922

Manual Integration Report

Sequence:	vl032725	Instrument	MSVOA_I

Sample ID	File ID	Parameter	Review By	Review On	Supervised By	Supervised On	Reason
VSTDICC0.1	VL042176.D	Trichloroethene	SAM	3/31/2025 11:25:04 AM	MMDadoda	4/3/2025 8:05:45 AM	Peak Integrated by Software
VSTDICC0.03	VL042177.D	1,1,1-Trichloroethane	SAM	3/31/2025 11:26:39 AM	MMDadoda	4/3/2025 8:05:59 AM	Peak Integrated by Software
VSTDICC0.03	VL042177.D	1,1,2,2-Tetrachloroethane	SAM	3/31/2025 11:26:39 AM	MMDadoda	4/3/2025 8:05:59 AM	Peak Integrated by Software
VSTDICC0.03	VL042177.D	Carbon Tetrachloride	SAM	3/31/2025 11:26:39 AM	MMDadoda	4/3/2025 8:05:59 AM	Peak Integrated by Software
VSTDICC0.03	VL042177.D	Tetrachloroethene	SAM	3/31/2025 11:26:39 AM	MMDadoda	4/3/2025 8:05:59 AM	Peak Integrated by Software
VSTDICC0.03	VL042177.D	Trichloroethene	SAM	3/31/2025 11:26:39 AM	MMDadoda	4/3/2025 8:05:59 AM	Peak Integrated by Software
VSTDICC0.03	VL042177.D	Vinyl Chloride	SAM	3/31/2025 11:26:39 AM	MMDadoda	4/3/2025 8:05:59 AM	Peak Integrated by Software
VSTDICC015	VL042178.D	m/p-Xylene	SAM	3/31/2025 11:25:14 AM	MMDadoda	4/3/2025 8:06:09 AM	Peak Integrated by Software
VSTDICV010	VL042179.D	m/p-Xylene	SAM	3/31/2025 11:28:50 AM	MMDadoda	4/3/2025 8:06:14 AM	Peak Integrated by Software

284 Sheffield Street, Mountainside, New Jersey 07092, Phone : 908 789 8900, Fax : 908 789 8922

Manual Integration Report

Sequence:	VL040825	Instrument	MSVOA_I

Sample ID	File ID	Parameter	Review By	Review On	Supervised By	Supervised On	Reason
VSTDCCC010	VL042253.D	m/p-Xylene	SAM	4/9/2025 11:25:40 AM	MMDadoda	4/9/2025 11:41:57 AM	Peak Integrated by Software
VL0408ABS01	VL042255.D	m/p-Xylene	SAM	4/9/2025 11:25:44 AM	MMDadoda	4/9/2025 11:41:59 AM	Peak Integrated by Software
Q1728-06DL	VL042261.D	Cyclohexane	MMDadoda	4/9/2025 3:24:01 PM	SAM	4/10/2025 11:29:58 AM	Peak Integrated by Software
Q1728-06DL	VL042261.D	Heptane	MMDadoda	4/9/2025 3:24:01 PM	SAM	4/10/2025 11:29:58 AM	Peak Integrated by Software
Q1728-06DL	VL042261.D	Hexane	MMDadoda	4/9/2025 3:24:01 PM	SAM	4/10/2025 11:29:58 AM	Peak Integrated by Software
Q1728-06DL	VL042261.D	m/p-Xylene	MMDadoda	4/9/2025 3:24:01 PM	SAM	4/10/2025 11:29:58 AM	Peak Integrated by Software
Q1728-08	VL042263.D	2,2,4-Trimethylpentane	MMDadoda	4/9/2025 3:24:46 PM	SAM	4/10/2025 11:30:05 AM	Peak Integrated by Software
Q1728-08	VL042263.D	Heptane	MMDadoda	4/9/2025 3:24:46 PM	SAM	4/10/2025 11:30:05 AM	Peak Integrated by Software
Q1728-08	VL042263.D	Trichloroethene	MMDadoda	4/9/2025 3:24:46 PM	SAM	4/10/2025 11:30:05 AM	Peak Integrated by Software
Q1728-09	VL042266.D	Ethanol	MMDadoda	4/9/2025 3:25:09 PM	SAM	4/10/2025 11:30:17 AM	Peak Integrated by Software
Q1728-09	VL042266.D	m/p-Xylene	MMDadoda	4/9/2025 3:25:09 PM	SAM	4/10/2025 11:30:17 AM	Peak Integrated by Software
Q1728-09	VL042266.D	Toluene	MMDadoda	4/9/2025 3:25:09 PM	SAM	4/10/2025 11:30:17 AM	Peak Integrated by Software
Q1728-01DL	VL042267.D	Ethanol	MMDadoda	4/9/2025 3:25:13 PM	SAM	4/10/2025 11:30:19 AM	Peak Integrated by Software

284 Sheffield Street, Mountainside, New Jersey 07092, Phone : 908 789 8900, Fax : 908 789 8922

Manual Integration Report

Sequence:	VL040825	Instrument	MSVOA_I

Sample ID	File ID	Parameter	Review By	Review On	Supervised By	Supervised On	Reason
Q1728-01DL	VL042267.D	Propene	MMDadoda	4/9/2025 3:25:13 PM	SAM	4/10/2025 11:30:19 AM	Peak Integrated by Software
Q1728-01DL	VL042267.D	Toluene	MMDadoda	4/9/2025 3:25:13 PM	SAM	4/10/2025 11:30:19 AM	Peak Integrated by Software
Q1728-07	VL042272.D	2-Butanone	MMDadoda	4/9/2025 3:27:19 PM	SAM	4/10/2025 11:30:28 AM	Peak Integrated by Software
Q1728-07	VL042272.D	Chlorodifluoromethane	MMDadoda	4/9/2025 3:27:19 PM	SAM	4/10/2025 11:30:28 AM	Peak Integrated by Software
Q1728-07	VL042272.D	Ethanol	MMDadoda	4/9/2025 3:27:19 PM	SAM	4/10/2025 11:30:28 AM	Peak Integrated by Software
Q1728-07	VL042272.D	o-Xylene	MMDadoda	4/9/2025 3:27:19 PM	SAM	4/10/2025 11:30:28 AM	Peak Integrated by Software
Q1728-08DL	VL042273.D	Ethyl Benzene	MMDadoda	4/9/2025 3:26:27 PM	SAM	4/10/2025 11:30:30 AM	Peak Integrated by Software
Q1728-08DL	VL042273.D	m/p-Xylene	MMDadoda	4/9/2025 3:26:27 PM	SAM	4/10/2025 11:30:30 AM	Peak Integrated by Software
Q1728-11	VL042274.D	4-Methyl-2-Pentanone	MMDadoda	4/9/2025 3:26:32 PM	SAM	4/10/2025 11:30:33 AM	Peak Integrated by Software
Q1728-11	VL042274.D	Carbon Tetrachloride	MMDadoda	4/9/2025 3:26:32 PM	SAM	4/10/2025 11:30:33 AM	Peak Integrated by Software
Q1728-11	VL042274.D	Chlorodifluoromethane	MMDadoda	4/9/2025 3:26:32 PM	SAM	4/10/2025 11:30:33 AM	Peak Integrated by Software
Q1728-11	VL042274.D	Styrene	MMDadoda	4/9/2025 3:26:32 PM	SAM	4/10/2025 11:30:33 AM	Peak Integrated by Software
Q1728-11	VL042274.D	Tetrachloroethene	MMDadoda	4/9/2025 3:26:32 PM	SAM	4/10/2025 11:30:33 AM	Peak Integrated by Software

284 Sheffield Street, Mountainside, New Jersey 07092, Phone : 908 789 8900, Fax : 908 789 8922

Manual Integration Report

Sequence:	VL040825	Instrument	MSVOA_I

Sample ID	File ID	Parameter	Review By	Review On	Supervised By	Supervised On	Reason
Q1728-11	VL042274.D	Trichloroethene	MMDadoda	4/9/2025 3:26:32 PM	SAM	4/10/2025 11:30:33 AM	Peak Integrated by Software
Q1728-11	VL042274.D	Trichlorofluoromethane	MMDadoda	4/9/2025 3:26:32 PM	SAM	4/10/2025 11:30:33 AM	Peak Integrated by Software
Q1728-12	VL042275.D	Benzene	MMDadoda	4/9/2025 3:26:36 PM	SAM	4/10/2025 11:30:34 AM	Peak Integrated by Software
Q1728-12	VL042275.D	Carbon Tetrachloride	MMDadoda	4/9/2025 3:26:36 PM	SAM	4/10/2025 11:30:34 AM	Peak Integrated by Software
Q1728-12	VL042275.D	Chlorodifluoromethane	MMDadoda	4/9/2025 3:26:36 PM	SAM	4/10/2025 11:30:34 AM	Peak Integrated by Software
Q1728-12	VL042275.D	m/p-Xylene	MMDadoda	4/9/2025 3:26:36 PM	SAM	4/10/2025 11:30:34 AM	Peak Integrated by Software
Q1728-12	VL042275.D	Tetrachloroethene	MMDadoda	4/9/2025 3:26:36 PM	SAM	4/10/2025 11:30:34 AM	Peak Integrated by Software
Q1728-12	VL042275.D	Toluene	MMDadoda	4/9/2025 3:26:36 PM	SAM	4/10/2025 11:30:34 AM	Peak Integrated by Software
Q1728-12	VL042275.D	Trichloroethene	MMDadoda	4/9/2025 3:26:36 PM	SAM	4/10/2025 11:30:34 AM	Peak Integrated by Software
Q1728-09DUP	VL042276.D	Ethanol	MMDadoda	4/9/2025 3:48:23 PM	SAM	4/10/2025 11:30:37 AM	Peak Integrated by Software
Q1728-09DUP	VL042276.D	n-propylbenzene	MMDadoda	4/9/2025 3:48:23 PM	SAM	4/10/2025 11:30:37 AM	Peak Integrated by Software
Q1728-09DUP	VL042276.D	Tetrachloroethene	MMDadoda	4/9/2025 3:48:23 PM	SAM	4/10/2025 11:30:37 AM	Peak Integrated by Software
Q1728-01	VL042277.D	Carbon Tetrachloride	MMDadoda	4/9/2025 3:26:45 PM	SAM	4/10/2025 11:30:39 AM	Peak Integrated by Software

284 Sheffield Street, Mountainside, New Jersey 07092, Phone : 908 789 8900, Fax : 908 789 8922

Manual Integration Report

Sequence:	VL040825	Instrument	MSVOA_I

Sample ID	File ID	Parameter	Review By	Review On	Supervised By	Supervised On	Reason
Q1728-01	VL042277.D	Chlorodifluoromethane	MMDadoda	4/9/2025 3:26:45 PM	SAM	4/10/2025 11:30:39 AM	Peak Integrated by Software
Q1728-01	VL042277.D	Heptane	MMDadoda	4/9/2025 3:26:45 PM	SAM	4/10/2025 11:30:39 AM	Peak Integrated by Software
Q1728-01	VL042277.D	Propene	MMDadoda	4/9/2025 3:26:45 PM	SAM	4/10/2025 11:30:39 AM	Peak Integrated by Software
Q1728-01	VL042277.D	Tetrachloroethene	MMDadoda	4/9/2025 3:26:45 PM	SAM	4/10/2025 11:30:39 AM	Peak Integrated by Software
Q1728-02	VL042278.D	Carbon Tetrachloride	MMDadoda	4/9/2025 3:26:50 PM	SAM	4/10/2025 11:30:41 AM	Peak Integrated by Software
Q1728-02	VL042278.D	Chlorodifluoromethane	MMDadoda	4/9/2025 3:26:50 PM	SAM	4/10/2025 11:30:41 AM	Peak Integrated by Software
Q1728-02	VL042278.D	m/p-Xylene	MMDadoda	4/9/2025 3:26:50 PM	SAM	4/10/2025 11:30:41 AM	Peak Integrated by Software
Q1728-02	VL042278.D	Trichloroethene	MMDadoda	4/9/2025 3:26:50 PM	SAM	4/10/2025 11:30:41 AM	Peak Integrated by Software
Q1728-04	VL042279.D	4-Methyl-2-Pentanone	MMDadoda	4/9/2025 3:26:54 PM	SAM	4/10/2025 11:31:16 AM	Peak Integrated by Software
Q1728-04	VL042279.D	Tetrachloroethene	MMDadoda	4/9/2025 3:26:54 PM	SAM	4/10/2025 11:31:16 AM	Peak Integrated by Software
Q1728-04DL	VL042280.D	Benzene	MMDadoda	4/9/2025 3:26:58 PM	SAM	4/10/2025 11:31:17 AM	Peak Integrated by Software
Q1728-04DL	VL042280.D	Toluene	MMDadoda	4/9/2025 3:26:58 PM	SAM	4/10/2025 11:31:17 AM	Peak Integrated by Software
Q1728-05	VL042281.D	4-Methyl-2-Pentanone	MMDadoda	4/9/2025 3:27:02 PM	SAM	4/10/2025 11:31:41 AM	Peak Integrated by Software

284 Sheffield Street, Mountainside, New Jersey 07092, Phone : 908 789 8900, Fax : 908 789 8922

Manual Integration Report

Sequence:	VL040825	Instrument	MSVOA_I

Sample ID	File ID	Parameter	Review By	Review On	Supervised By	Supervised On	Reason
Q1728-05	VL042281.D	Trichloroethene	MMDadoda	4/9/2025 3:27:02 PM	SAM	4/10/2025 11:31:41 AM	Peak Integrated by Software
Q1728-10	VL042283.D	Carbon Tetrachloride	MMDadoda	4/9/2025 3:27:06 PM	SAM	4/10/2025 11:31:47 AM	Peak Integrated by Software
Q1728-10	VL042283.D	Chlorodifluoromethane	MMDadoda	4/9/2025 3:27:06 PM	SAM	4/10/2025 11:31:47 AM	Peak Integrated by Software
Q1728-10	VL042283.D	Propene	MMDadoda	4/9/2025 3:27:06 PM	SAM	4/10/2025 11:31:47 AM	Peak Integrated by Software
Q1728-10	VL042283.D	Styrene	MMDadoda	4/9/2025 3:27:06 PM	SAM	4/10/2025 11:31:47 AM	Peak Integrated by Software
Q1728-10	VL042283.D	Trichloroethene	MMDadoda	4/9/2025 3:27:06 PM	SAM	4/10/2025 11:31:47 AM	Peak Integrated by Software
Q1728-10	VL042283.D	Trichlorofluoromethane	MMDadoda	4/9/2025 3:27:06 PM	SAM	4/10/2025 11:31:47 AM	Peak Integrated by Software
Q1728-03	VL042284.D	Cyclohexane	MMDadoda	4/9/2025 3:27:10 PM	SAM	4/10/2025 11:31:49 AM	Peak Integrated by Software
Q1728-03	VL042284.D	Ethanol	MMDadoda	4/9/2025 3:27:10 PM	SAM	4/10/2025 11:31:49 AM	Peak Integrated by Software
Q1728-03	VL042284.D	Heptane	MMDadoda	4/9/2025 3:27:10 PM	SAM	4/10/2025 11:31:49 AM	Peak Integrated by Software
Q1728-03	VL042284.D	m/p-Xylene	MMDadoda	4/9/2025 3:27:10 PM	SAM	4/10/2025 11:31:49 AM	Peak Integrated by Software

284 Sheffield Street, Mountainside, New Jersey 07092, Phone : 908 789 8900,
Fax : 908 789 8922

Instrument ID: MSVOA_L

Daily Analysis Runlog For Sequence/QCBatch ID # VL032725

Review By	Mahesh Dadoda	Review On	4/3/2025 8:14:07 AM		
Supervise By	Semsettin Yesilyurt	Supervise On	4/3/2025 8:45:16 AM		
SubDirectory	VL032725	HP Acquire Method	TO15AIR.M	HP Processing Method	VL032725AIR.M

STD. NAME	STD REF.#
Tune/Reschk	AP2589
Initial Calibration Stds	AP2593,AP2595,AP2596
CCC	AP2593
Internal Standard/PEM	AP2589
ICV/I.BLK	AP2594
Surrogate Standard	
MS/MSD Standard	
LCS Standard	

Sr#	SampleId	Data File Name	Date-Time	Operator	Status
1	BFB	VL042171.D	27 Mar 2025 07:44	SY/MD	Ok
2	VSTDICCC010	VL042172.D	27 Mar 2025 08:26	SY/MD	Ok,M
3	VSTDICC002	VL042173.D	27 Mar 2025 08:59	SY/MD	Ok,M
4	VSTDICC001	VL042174.D	27 Mar 2025 09:30	SY/MD	Ok,M
5	VSTDICC0.5	VL042175.D	27 Mar 2025 10:01	SY/MD	Ok,M
6	VSTDICC0.1	VL042176.D	27 Mar 2025 10:32	SY/MD	Ok,M
7	VSTDICC0.03	VL042177.D	27 Mar 2025 11:03	SY/MD	Ok,M
8	VSTDICC015	VL042178.D	27 Mar 2025 11:36	SY/MD	Ok,M
9	VSTDICV010	VL042179.D	27 Mar 2025 12:23	SY/MD	Ok,M
10	VL0327ABL01	VL042180.D	27 Mar 2025 13:50	SY/MD	Ok
11	VL0327ABS01	VL042181.D	27 Mar 2025 14:39	SY/MD	Ok,M
12	QC032625 CAN 10448	VL042182.D	27 Mar 2025 16:41	SY/MD	Ok
13	Q1649-01	VL042183.D	27 Mar 2025 17:13	SY/MD	Not Ok
14	Q1649-02	VL042184.D	27 Mar 2025 17:45	SY/MD	Not Ok
15	Q1669-01	VL042185.D	27 Mar 2025 18:22	SY/MD	Dilution
16	Q1669-02	VL042186.D	27 Mar 2025 18:59	SY/MD	Ok,M
17	Q1669-03	VL042187.D	27 Mar 2025 19:36	SY/MD	Ok,M
18	Q1669-04	VL042188.D	27 Mar 2025 20:12	SY/MD	Ok,M
19	Q1669-09	VL042189.D	27 Mar 2025 20:48	SY/MD	Ok,M
20	Q1669-09DUP	VL042190.D	27 Mar 2025 21:24	SY/MD	Ok,M
21	Q1669-05	VL042191.D	27 Mar 2025 21:57	SY/MD	Not Ok

284 Sheffield Street, Mountainside, New Jersey 07092, Phone : 908 789 8900,
Fax : 908 789 8922

Instrument ID: MSVOA_L

Daily Analysis Runlog For Sequence/QCBatch ID # VL032725

Review By	Mahesh Dadoda	Review On	4/3/2025 8:14:07 AM		
Supervise By	Semsettin Yesilyurt	Supervise On	4/3/2025 8:45:16 AM		
SubDirectory	VL032725	HP Acquire Method	TO15AIR.M	HP Processing Method	VL032725AIR.M

STD. NAME	STD REF.#
Tune/Reschk	AP2589
Initial Calibration Stds	AP2593,AP2595,AP2596
CCC	AP2593
Internal Standard/PEM	AP2589
ICV/I.BLK	AP2594
Surrogate Standard	
MS/MSD Standard	
LCS Standard	

22	Q1669-07DL	VL042192.D	27 Mar 2025 22:29	SY/MD	Ok,M
23	Q1669-08	VL042193.D	27 Mar 2025 23:01	SY/MD	Not Ok
24	VIBLK	VL042194.D	27 Mar 2025 23:34	SY/MD	Ok
25	Q1669-01DL	VL042195.D	28 Mar 2025 00:06	SY/MD	Ok,M
26	Q1669-01DUP	VL042196.D	28 Mar 2025 00:44	SY/MD	Ok,M
27	Q1669-05	VL042197.D	28 Mar 2025 01:20	SY/MD	Ok,M
28	Q1669-07	VL042198.D	28 Mar 2025 01:57	SY/MD	Dilution
29	Q1669-08	VL042199.D	28 Mar 2025 02:33	SY/MD	Ok,M

M : Manual Integration

284 Sheffield Street, Mountainside, New Jersey 07092, Phone : 908 789 8900,
Fax : 908 789 8922

Instrument ID: MSVOA_L

Daily Analysis Runlog For Sequence/QCBatch ID # VL040825

Review By	Mahesh Dadoda	Review On	4/9/2025 11:42:35 AM		
Supervise By	Amit Patel	Supervise On	4/10/2025 11:22:52 AM		
SubDirectory	VL040825	HP Acquire Method	TO15AIR.M	HP Processing Method	VL032725AIR.M

STD. NAME	STD REF.#
Tune/Reschk	AP2591
Initial Calibration Stds	AP2593,AP2595,AP2596
CCC	AP2593
Internal Standard/PEM	AP2591
ICV/I.BLK	AP2594
Surrogate Standard	
MS/MSD Standard	
LCS Standard	

Sr#	SampleId	Data File Name	Date-Time	Operator	Status
1	BFB	VL042252.D	08 Apr 2025 07:57	SY/MD	Ok
2	VSTDCCC010	VL042253.D	08 Apr 2025 08:39	SY/MD	Ok,M
3	VL0408ABL01	VL042254.D	08 Apr 2025 09:22	SY/MD	Ok
4	VL0408ABS01	VL042255.D	08 Apr 2025 10:05	SY/MD	Ok,M
5	Q1725-03	VL042256.D	08 Apr 2025 10:55	SY/MD	Dilution
6	Q1728-03	VL042257.D	08 Apr 2025 11:26	SY/MD	Not Ok
7	VIBLK	VL042258.D	08 Apr 2025 12:05	SY/MD	Ok,M
8	VIBLK	VL042259.D	08 Apr 2025 12:36	SY/MD	Ok
9	Q1728-06	VL042260.D	08 Apr 2025 13:07	SY/MD	Dilution
10	Q1728-06DL	VL042261.D	08 Apr 2025 13:52	SY/MD	Ok,M
11	Q1728-07	VL042262.D	08 Apr 2025 14:22	SY/MD	Not Ok
12	Q1728-08	VL042263.D	08 Apr 2025 14:53	SY/MD	Dilution
13	Q1728-11	VL042264.D	08 Apr 2025 15:25	SY/MD	Not Ok
14	Q1728-12	VL042265.D	08 Apr 2025 15:56	SY/MD	Not Ok
15	Q1728-09	VL042266.D	08 Apr 2025 16:27	SY/MD	Ok,M
16	Q1728-01DL	VL042267.D	08 Apr 2025 16:58	SY/MD	Ok,M
17	Q1728-02	VL042268.D	08 Apr 2025 17:29	SY/MD	Not Ok
18	Q1728-04	VL042269.D	08 Apr 2025 18:00	SY/MD	Not Ok
19	Q1728-05	VL042270.D	08 Apr 2025 18:32	SY/MD	Not Ok
20	Q1728-10	VL042271.D	08 Apr 2025 19:03	SY/MD	Not Ok
21	Q1728-07	VL042272.D	08 Apr 2025 20:30	SY/MD	Ok,M

284 Sheffield Street, Mountainside, New Jersey 07092, Phone : 908 789 8900,
Fax : 908 789 8922

Instrument ID: MSVOA_L

Daily Analysis Runlog For Sequence/QCBatch ID # VL040825

Review By	Mahesh Dadoda	Review On	4/9/2025 11:42:35 AM		
Supervise By	Amit Patel	Supervise On	4/10/2025 11:22:52 AM		
SubDirectory	VL040825	HP Acquire Method	TO15AIR.M	HP Processing Method	VL032725AIR.M

STD. NAME	STD REF.#
Tune/Reschk	AP2591
Initial Calibration Stds	AP2593,AP2595,AP2596
CCC	AP2593
Internal Standard/PEM	AP2591
ICV/I.BLK	AP2594
Surrogate Standard	
MS/MSD Standard	
LCS Standard	

22	Q1728-08DL	VL042273.D	08 Apr 2025 21:37	SY/MD	Ok,M
23	Q1728-11	VL042274.D	08 Apr 2025 22:11	SY/MD	Ok,M
24	Q1728-12	VL042275.D	08 Apr 2025 22:42	SY/MD	Ok,M
25	Q1728-09DUP	VL042276.D	08 Apr 2025 23:13	SY/MD	Ok,M
26	Q1728-01	VL042277.D	08 Apr 2025 23:44	SY/MD	Dilution
27	Q1728-02	VL042278.D	09 Apr 2025 00:15	SY/MD	Ok,M
28	Q1728-04	VL042279.D	09 Apr 2025 00:46	SY/MD	Dilution
29	Q1728-04DL	VL042280.D	09 Apr 2025 01:18	SY/MD	Ok,M
30	Q1728-05	VL042281.D	09 Apr 2025 01:49	SY/MD	Dilution
31	Q1728-05DL	VL042282.D	09 Apr 2025 02:20	SY/MD	Ok
32	Q1728-10	VL042283.D	09 Apr 2025 02:51	SY/MD	Ok,M
33	Q1728-03	VL042284.D	09 Apr 2025 03:22	SY/MD	Ok,M

M : Manual Integration

284 Sheffield Street, Mountainside, New Jersey 07092, Phone : 908 789 8900,
Fax : 908 789 8922

Instrument ID: MSVOA_L

Daily Analysis Runlog For Sequence/QCBatch ID # VL032725

Review By	Mahesh Dadoda	Review On	4/3/2025 8:14:07 AM		
Supervise By	Semsettin Yesilyurt	Supervise On	4/3/2025 8:45:16 AM		
SubDirectory	VL032725	HP Acquire Method	TO15AIR.M	HP Processing Method	VL032725AIR.M

STD. NAME	STD REF.#
Tune/Reschk	AP2589
Initial Calibration Stds	AP2593,AP2595,AP2596
CCC	AP2593
Internal Standard/PEM	AP2589
ICV/I.BLK	AP2594
Surrogate Standard	
MS/MSD Standard	
LCS Standard	

Sr#	SampleId	ClientID	Data File Name	Date-Time	Comment	Operator	Status
1	BFB	BFB	VL042171.D	27 Mar 2025 07:44		SY/MD	Ok
2	VSTDICCC010	VSTDICCC010	VL042172.D	27 Mar 2025 08:26		SY/MD	Ok,M
3	VSTDICC002	VSTDICC002	VL042173.D	27 Mar 2025 08:59		SY/MD	Ok,M
4	VSTDICC001	VSTDICC001	VL042174.D	27 Mar 2025 09:30		SY/MD	Ok,M
5	VSTDICC0.5	VSTDICC0.5	VL042175.D	27 Mar 2025 10:01		SY/MD	Ok,M
6	VSTDICC0.1	VSTDICC0.1	VL042176.D	27 Mar 2025 10:32		SY/MD	Ok,M
7	VSTDICC0.03	VSTDICC0.03	VL042177.D	27 Mar 2025 11:03		SY/MD	Ok,M
8	VSTDICC015	VSTDICC015	VL042178.D	27 Mar 2025 11:36		SY/MD	Ok,M
9	VSTDICV010	ICVVL032725	VL042179.D	27 Mar 2025 12:23		SY/MD	Ok,M
10	VL0327ABL01	VL0327ABL01	VL042180.D	27 Mar 2025 13:50		SY/MD	Ok
11	VL0327ABS01	VL0327ABS01	VL042181.D	27 Mar 2025 14:39		SY/MD	Ok,M
12	QC032625 CAN 10448	QC032625 CAN 10448	VL042182.D	27 Mar 2025 16:41		SY/MD	Ok
13	Q1649-01	SV1	VL042183.D	27 Mar 2025 17:13	rerun 4X,not required	SY/MD	Not Ok
14	Q1649-02	SV2	VL042184.D	27 Mar 2025 17:45	rerun 4X,not required	SY/MD	Not Ok
15	Q1669-01	IA-B9-3-3262025	VL042185.D	27 Mar 2025 18:22	Need 5x	SY/MD	Dilution
16	Q1669-02	IA-B9-2-3262025	VL042186.D	27 Mar 2025 18:59		SY/MD	Ok,M
17	Q1669-03	IA-B9-1-3262025	VL042187.D	27 Mar 2025 19:36		SY/MD	Ok,M
18	Q1669-04	AA-2-3252025	VL042188.D	27 Mar 2025 20:12		SY/MD	Ok,M

284 Sheffield Street, Mountainside, New Jersey 07092, Phone : 908 789 8900,
Fax : 908 789 8922

Instrument ID: MSVOA_L

Daily Analysis Runlog For Sequence/QCBatch ID # VL032725

Review By	Mahesh Dadoda	Review On	4/3/2025 8:14:07 AM		
Supervise By	Semsettin Yesilyurt	Supervise On	4/3/2025 8:45:16 AM		
SubDirectory	VL032725	HP Acquire Method	TO15AIR.M	HP Processing Method	VL032725AIR.M

STD. NAME	STD REF.#
Tune/Reschk	AP2589
Initial Calibration Stds	AP2593,AP2595,AP2596
CCC	AP2593
Internal Standard/PEM	AP2589
ICV/I.BLK	AP2594
Surrogate Standard	
MS/MSD Standard	
LCS Standard	

19	Q1669-09	AA-3-3252025	VL042189.D	27 Mar 2025 20:48		SY/MD	Ok,M
20	Q1669-09DUP	AA-3-3252025DUP	VL042190.D	27 Mar 2025 21:24		SY/MD	Ok,M
21	Q1669-05	SSSG-B16-3-3262025	VL042191.D	27 Mar 2025 21:57	Need straight run	SY/MD	Not Ok
22	Q1669-07DL	SSSG-B16-1-3262025D	VL042192.D	27 Mar 2025 22:29		SY/MD	Ok,M
23	Q1669-08	SSSG-B16-2-3262025	VL042193.D	27 Mar 2025 23:01	Need straight run	SY/MD	Not Ok
24	VIBLK	VIBLK	VL042194.D	27 Mar 2025 23:34		SY/MD	Ok
25	Q1669-01DL	IA-B9-3-3262025DL	VL042195.D	28 Mar 2025 00:06		SY/MD	Ok,M
26	Q1669-01DUP	IA-B9-3-3262025DUP	VL042196.D	28 Mar 2025 00:44		SY/MD	Ok,M
27	Q1669-05	SSSG-B16-3-3262025	VL042197.D	28 Mar 2025 01:20		SY/MD	Ok,M
28	Q1669-07	SSSG-B16-1-3262025	VL042198.D	28 Mar 2025 01:57	Need 10X	SY/MD	Dilution
29	Q1669-08	SSSG-B16-2-3262025	VL042199.D	28 Mar 2025 02:33		SY/MD	Ok,M

M : Manual Integration

284 Sheffield Street, Mountainside, New Jersey 07092, Phone : 908 789 8900,
Fax : 908 789 8922

Instrument ID: MSVOA_L

Daily Analysis Runlog For Sequence/QCBatch ID # VL040825

Review By	Mahesh Dadoda	Review On	4/9/2025 11:42:35 AM		
Supervise By	Amit Patel	Supervise On	4/10/2025 11:22:52 AM		
SubDirectory	VL040825	HP Acquire Method	TO15AIR.M	HP Processing Method	VL032725AIR.M

STD. NAME	STD REF.#
Tune/Reschk	AP2591
Initial Calibration Stds	AP2593,AP2595,AP2596
CCC	AP2593
Internal Standard/PEM	AP2591
ICV/I.BLK	AP2594
Surrogate Standard	
MS/MSD Standard	
LCS Standard	

Sr#	SampleId	ClientID	Data File Name	Date-Time	Comment	Operator	Status
1	BFB	BFB	VL042252.D	08 Apr 2025 07:57		SY/MD	Ok
2	VSTDCCC010	VSTDCCC010	VL042253.D	08 Apr 2025 08:39		SY/MD	Ok,M
3	VL0408ABL01	VL0408ABL01	VL042254.D	08 Apr 2025 09:22		SY/MD	Ok
4	VL0408ABS01	VL0408ABS01	VL042255.D	08 Apr 2025 10:05		SY/MD	Ok,M
5	Q1725-03	SSSG-DUP-2-0401202	VL042256.D	08 Apr 2025 10:55	need 4X	SY/MD	Dilution
6	Q1728-03	SSSG-B2-2-04022025	VL042257.D	08 Apr 2025 11:26	Surrogate Fail; Need 40X; Bad chromatograph and RT shifted	SY/MD	Not Ok
7	VIBLK	VIBLK	VL042258.D	08 Apr 2025 12:05	clean up	SY/MD	Ok,M
8	VIBLK	VIBLK	VL042259.D	08 Apr 2025 12:36	clean up	SY/MD	Ok
9	Q1728-06	SSSG-B2-5-04022025	VL042260.D	08 Apr 2025 13:07	Need 40X	SY/MD	Dilution
10	Q1728-06DL	SSSG-B2-5-04022025D	VL042261.D	08 Apr 2025 13:52		SY/MD	Ok,M
11	Q1728-07	SSSG-B1-1-04012025	VL042262.D	08 Apr 2025 14:22	Run @ Lower Dilution	SY/MD	Not Ok
12	Q1728-08	SSSG-B2-4-04022025	VL042263.D	08 Apr 2025 14:53	Need 40X	SY/MD	Dilution
13	Q1728-11	SSSG-B1-4-04012025	VL042264.D	08 Apr 2025 15:25	Run @ Lower Dilution	SY/MD	Not Ok
14	Q1728-12	SSSG-B1-3-04012025	VL042265.D	08 Apr 2025 15:56	Run @ Lower Dilution	SY/MD	Not Ok
15	Q1728-09	SSSG-B2-1-04022025	VL042266.D	08 Apr 2025 16:27		SY/MD	Ok,M
16	Q1728-01DL	SSSG-B14-2-04012025	VL042267.D	08 Apr 2025 16:58		SY/MD	Ok,M
17	Q1728-02	SSSG-B1-5-04012025	VL042268.D	08 Apr 2025 17:29	Run @ Lower Dilution	SY/MD	Not Ok

284 Sheffield Street, Mountainside, New Jersey 07092, Phone : 908 789 8900,
Fax : 908 789 8922

Instrument ID: MSVOA_L

Daily Analysis Runlog For Sequence/QCBatch ID # VL040825

Review By	Mahesh Dadoda	Review On	4/9/2025 11:42:35 AM		
Supervise By	Amit Patel	Supervise On	4/10/2025 11:22:52 AM		
SubDirectory	VL040825	HP Acquire Method	TO15AIR.M	HP Processing Method	VL032725AIR.M

STD. NAME	STD REF.#
Tune/Reschk	AP2591
Initial Calibration Stds	AP2593,AP2595,AP2596
CCC	AP2593
Internal Standard/PEM	AP2591
ICV/I.BLK	AP2594
Surrogate Standard	
MS/MSD Standard	
LCS Standard	

18	Q1728-04	SSSG-B2-7-04022025	VL042269.D	08 Apr 2025 18:00	Run @ Lower Dilution	SY/MD	Not Ok
19	Q1728-05	SSSG-B2-6-04022025	VL042270.D	08 Apr 2025 18:32	Run @ Lower Dilution	SY/MD	Not Ok
20	Q1728-10	SSSG-B14-4-04022025	VL042271.D	08 Apr 2025 19:03	Run @ Lower Dilution	SY/MD	Not Ok
21	Q1728-07	SSSG-B1-1-04012025	VL042272.D	08 Apr 2025 20:30	no sample to rerun straight	SY/MD	Ok,M
22	Q1728-08DL	SSSG-B2-4-04022025D	VL042273.D	08 Apr 2025 21:37		SY/MD	Ok,M
23	Q1728-11	SSSG-B1-4-04012025	VL042274.D	08 Apr 2025 22:11		SY/MD	Ok,M
24	Q1728-12	SSSG-B1-3-04012025	VL042275.D	08 Apr 2025 22:42		SY/MD	Ok,M
25	Q1728-09DUP	SSSG-B2-1-04022025D	VL042276.D	08 Apr 2025 23:13		SY/MD	Ok,M
26	Q1728-01	SSSG-B14-2-04012025	VL042277.D	08 Apr 2025 23:44	Need 10X	SY/MD	Dilution
27	Q1728-02	SSSG-B1-5-04012025	VL042278.D	09 Apr 2025 00:15		SY/MD	Ok,M
28	Q1728-04	SSSG-B2-7-04022025	VL042279.D	09 Apr 2025 00:46	Need 40X	SY/MD	Dilution
29	Q1728-04DL	SSSG-B2-7-04022025D	VL042280.D	09 Apr 2025 01:18		SY/MD	Ok,M
30	Q1728-05	SSSG-B2-6-04022025	VL042281.D	09 Apr 2025 01:49	Need 40X	SY/MD	Dilution
31	Q1728-05DL	SSSG-B2-6-04022025D	VL042282.D	09 Apr 2025 02:20		SY/MD	Ok
32	Q1728-10	SSSG-B14-4-04022025	VL042283.D	09 Apr 2025 02:51		SY/MD	Ok,M
33	Q1728-03	SSSG-B2-2-04022025	VL042284.D	09 Apr 2025 03:22		SY/MD	Ok,M

M : Manual Integration

284 Sheffield Street, Mountainside, New Jersey 07092, Phone : 908 789 8900, Fax : 908 789 8922

Prep Standard - Chemical Standard Summary

Order ID : Q1728

Test : TO-15

Prepbatch ID :

Sequence ID/Qc Batch ID: VL040825,

Standard ID :
AP2591,AP2593,AP2594,AP2595,AP2596,

Chemical ID :
A1117,A1135,A1136,A1137,

284 Sheffield Street, Mountainside, New Jersey 07092, Phone : 908 789 8900,
Fax : 908 789 8922

Air STANDARD PREPARATION LOG

Recipe ID	NAME	NO.	Prep Date	Expiration Date	Prepared By	ScaleID	PipetteID	Supervised By
47	Internal Standard/Surrogate Mix-80 ppbv	AP2591	03/21/2025	04/21/2025	Semsettin Yesilyurt	None	None	Mahesh Dadoda 04/03/2025

FROM 2.40000psi of A1135 + 27.60000psi of A1117 = Final Quantity: 30.000 psi

Recipe ID	NAME	NO.	Prep Date	Expiration Date	Prepared By	ScaleID	PipetteID	Supervised By
2396	TO-15 15 PPBV CAL MIX	AP2593	03/21/2025	04/21/2025	Semsettin Yesilyurt	None	None	Mahesh Dadoda 04/03/2025

FROM 1455.00000SCCM of A1117 + 45.00000SCCM of A1136 = Final Quantity: 30.000 psi

284 Sheffield Street, Mountainside, New Jersey 07092, Phone : 908 789 8900,
Fax : 908 789 8922

Air STANDARD PREPARATION LOG

Recipe ID	NAME	NO.	Prep Date	Expiration Date	Prepared By	ScaleID	PipetteID	Supervised By
2396	TO-15 15 PPBV CAL MIX	AP2594	03/21/2025	04/21/2025	Semsettin Yesilyurt	None	None	Mahesh Dadoda 04/03/2025

FROM 1455.00000SCCM of A1117 + 45.00000SCCM of A1137 = Final Quantity: 30.000 psi

Recipe ID	NAME	NO.	Prep Date	Expiration Date	Prepared By	ScaleID	PipetteID	Supervised By
2397	TO-15 -2 PPBV CAL.MIX	AP2595	03/25/2025	04/21/2025	Semsettin Yesilyurt	None	None	Mahesh Dadoda 04/03/2025

FROM 26.00000psi of A1117 + 4.00000psi of AP2593 = Final Quantity: 30.000 psi

284 Sheffield Street, Mountainside, New Jersey 07092, Phone : 908 789 8900,
Fax : 908 789 8922

Air STANDARD PREPARATION LOG

Recipe ID	NAME	NO.	Prep Date	Expiration Date	Prepared By	ScaleID	PipetteID	Supervised By
2668	0.5 PPBV CAL.MIX	AP2596	03/25/2025	04/21/2025	Semsettin Yesilyurt	None	None	Mahesh Dadoda 04/03/2025

FROM 29.00000psi of A1117 + 1.00000psi of AP2593 = Final Quantity: 30.000 psi

284 Sheffield Street, Mountainside, New Jersey 07092, Phone : 908 789 8900,
Fax : 908 789 8922

CHEMICAL RECEIPT LOG BOOK

Supplier	ItemCode / ItemName	Lot #	Expiration Date	Date Opened / Opened By	Received Date / Received By	Chemtech Lot #
AIR LIQUIDE	365A-49 / AIR, Compressed	90402401186-01	04/01/2026	04/01/2022 / apatel	04/01/2022 / SAM	A1117

Supplier	ItemCode / ItemName	Lot #	Expiration Date	Date Opened / Opened By	Received Date / Received By	Chemtech Lot #
CUSTOMGAS Solutions	TB500009-110 / TO-15 Internal Standard/Surrogate Standard	BC275465	07/16/2025	07/22/2024 / SAM	07/22/2024 / SAM	A1135

Supplier	ItemCode / ItemName	Lot #	Expiration Date	Date Opened / Opened By	Received Date / Received By	Chemtech Lot #
CUSTOMGAS Solutions	TO15-80-6R-07092 / TO-15 Modified (80 comp) in Nitrogen (addition of 2-methylnaphthalene)	040424-003A	07/16/2025	07/25/2024 / SAM	07/22/2024 / SAM	A1136

Supplier	ItemCode / ItemName	Lot #	Expiration Date	Date Opened / Opened By	Received Date / Received By	Chemtech Lot #
CUSTOMGAS Solutions	TO15-80-6R-07092 / TO-15 Modified (80 comp) in Nitrogen (addition of 2-methylnaphthalene)	040424-003B	07/16/2025	07/25/2024 / SAM	07/22/2024 / SAM	A1137

CUSTOMGAS
SOLUTIONS
1750 East Club Boulevard
Durham, NC 27704
Phone: (919) 220-2570
Fax: (919) 220-4540

Certificate of Analysis

Customer:

Chem Tech
284 Sheffield Street
Mountainside, NJ 07092

Tel: (908) 789-8900

Cylinder Number: BC275465
Cylinder Size/CGA: 170/180SS
Fill Pressure: 1815 PSIA
Gas Volume: ~170 liters
Date of Mfg: 07/16/2024
Expiration Date: 07/16/2025

Ship To : Chem Tech
284 Sheffield Street
Mountainside, NJ 07092

Customer Number	Ship VIA	Job No.	Customer PO	Mixture Type
00107092NJ	Best Way	040424-003	240404-10	Gravimetric

Component	Nominal Concentration	Actual Concentration*	Mixture Type
Bromochloromethane	1 ppm	1.014 ppm +/- 0.02 ppm	Gravimetric Master Gas
4-Bromofluorobenzene	1 ppm	1.008 ppm +/- 0.02 ppm	
Chlorobenzene-D5	1 ppm	0.993 ppm +/- 0.02 ppm	
1,4-Difluorbenzene	1 ppm	0.979 ppm +/- 0.02 ppm	
Nitrogen	balance	balance	

NOTES: **Blend Tolerance:** +/- 10 %
Analytical Tolerance: +/- 5 %
Traceability: NIST by weight set. NIST Traceability No MT001810.
Internal Standards by analysis
Reactive Mixtures: Analyzed twice with required agreement between analyses of 2%.
Required wait time between analyses of >7 days.
Caution: Do not use below 150 PSIG.

Analyst Name: **Joseph A. Ernst**

QA Signature:

Signature:

Date: 07/16/2024

*Every effort has been made to establish the actual concentration of the components using master gas blending technology however, Custom Gas Solutions shall have no liability in excess of the established charge for this material.

CUSTOMGAS
SOLUTIONS
1750 East Club Boulevard
Durham, NC 27704
Phone: (919) 220-2570
Fax: (919) 220-4540

Certificate of Analysis

Customer:

ChemTech
284 Sheffield Street
Mountianside, NJ 07092

Cylinder Number: BC917782
Cylinder Size/CGA: 170/180
Fill Pressure: 1815 PSIA
Gas Volume: 110 liters
Date of Mfg: 07/16/2024
Expiration Date: 07/16/2025
Lot Number: 040424-003A

Ship To : Chemtech
284 Sheffield Street
Mountainside, NJ 07092

Customer Number	Ship VIA	Job No.	Customer PO	Mixture Type
00107092NJ	Best Way	040424-003	240404-10	Gravimetric

Component	Nominal Concentration	Actual Concentration*	Mixture Type
Acetone	500 ppb	517 ppb +/- 50 ppb	Gravimetric Master Gas
Acetonitrile	500 ppb	534 ppb +/- 50 ppb	
Acrolein	500 ppb	545 ppb +/- 50 ppb	
Acrylonitrile	500 ppb	539 ppb +/- 50 ppb	
Allyl chloride	500 ppb	509 ppb +/- 50 ppb	
Benzene	500 ppb	483 ppb +/- 50 ppb	
Benzyl Chloride	500 ppb	489 ppb +/- 50 ppb	
Bromodichloromethane	500 ppb	509 ppb +/- 50 ppb	
Bromoform	500 ppb	495 ppb +/- 50 ppb	
1,3-Butadiene	500 ppb	504 ppb +/- 50 ppb	
tert-Butyl alcohol	500 ppb	532 ppb +/- 50 ppb	
n-Butyl benzene	500 ppb	529 ppb +/- 50 ppb	
sec-Butyl benzene	500 ppb	529 ppb +/- 50 ppb	
tert-Butyl benzene	500 ppb	529 ppb +/- 50 ppb	
Carbon disulfide	500 ppb	485 ppb +/- 50 ppb	
Carbon tetrachloride	500 ppb	506 ppb +/- 50 ppb	
Chlorobenzene	500 ppb	491 ppb +/- 50 ppb	
Chlorodibromomethane	500 ppb	488 ppb +/- 50 ppb	
Chloroform	500 ppb	492 ppb +/- 50 ppb	
2-Chlorotoluene	500 ppb	532 ppb +/- 50 ppb	
Cyclohexane	500 ppb	482 ppb +/- 50 ppb	
1,2-Dibromoethane	500 ppb	491 ppb +/- 50 ppb	
1,2-Dichlorobenzene	500 ppb	510 ppb +/- 50 ppb	
1,3-Dichlorobenzene	500 ppb	489 ppb +/- 50 ppb	
1,4-Dichlorobenzene	500 ppb	490 ppb +/- 50 ppb	
Dichlorodifluoromethane (R12)	500 ppb	508 ppb +/- 50 ppb	

1,1-Dichloroethane	500 ppb	492 ppb +/- 50 ppb	
1,2-Dichloroethane	500 ppb	497 ppb +/- 50 ppb	
1,1-Dichlororethylene	500 ppb	493 ppb +/- 50 ppb	
cis 1,2-Dichloroethylene	500 ppb	488 ppb +/- 50 ppb	
trans 1,2-Dichloroethylene	500 ppb	488 ppb +/- 50 ppb	
1,2-Dichloropropane	500 ppb	490 ppb +/- 50 ppb	
cis 1,3-Dichloropropylene	500 ppb	516 ppb +/- 50 ppb	
trans 1,3-Dichloropropylene	500 ppb	466 ppb +/- 50 ppb	
1,2-Dichlorotetrafluoroethane	500 ppb	505 ppb +/- 50 ppb	
1,4-Dioxane	500 ppb	484 ppb +/- 50 ppb	
Ethyl acetate	500 ppb	486 ppb +/- 50 ppb	
Ethyl Alcohol	500 ppb	555 ppb +/- 50 ppb	
Ethyl benzene	500 ppb	497 ppb +/- 50 ppb	
Ethyl Chloride	500 ppb	506 ppb +/- 50 ppb	
4-Ethyltoluene	500 ppb	485 ppb +/- 50 ppb	
n-Heptane	500 ppb	487 ppb +/- 50 ppb	
Hexachloro-1,3-butadiene	500 ppb	489 ppb +/- 50 ppb	
2-Hexanone	500 ppb	490 ppb +/- 50 ppb	
n-Hexane	500 ppb	485 ppb +/- 50 ppb	
Isopropyl alcohol	500 ppb	511 ppb +/- 50 ppb	
Isopropyl benzene	500 ppb	527 ppb +/- 50 ppb	
p-Isopropyl toluene	500 ppb	534 ppb +/- 50 ppb	
Methyl Bromide	500 ppb	505 ppb +/- 50 ppb	
Methyl Chloride	500 ppb	509 ppb +/- 50 ppb	
Methyl ethyl ketone	500 ppb	496 ppb +/- 50 ppb	
Methyl isobutyl ketone	500 ppb	493 ppb +/- 50 ppb	
Methyl methacrylate	500 ppb	532 ppb +/- 50 ppb	
Methyl tertiary butyl ether	500 ppb	483 ppb +/- 50 ppb	
Methylene chloride	500 ppb	498 ppb +/- 50 ppb	
Naphthalene	500 ppb	542 ppb +/- 50 ppb	
n-Propylbenzene	500 ppb	529 ppb +/- 50 ppb	
Propylene	500 ppb	508 ppb +/- 50 ppb	
Styrene	500 ppb	485 ppb +/- 50 ppb	
1,1,1,2-Tetrachloroethane	500 ppb	483 ppb +/- 50 ppb	
1,1,2,2-Tetrachloroethane	500 ppb	534 ppb +/- 50 ppb	
Tetrachloroethylene	500 ppb	487 ppb +/- 50 ppb	
Tetrahydrofuran	500 ppb	535 ppb +/- 50 ppb	
Toluene	500 ppb	491 ppb +/- 50 ppb	
1,2,4-Trichlorobenzene	500 ppb	494 ppb +/- 50 ppb	
1,1,1-Trichloroethane	500 ppb	494 ppb +/- 50 ppb	
1,1,2-Trichloroethane	500 ppb	494 ppb +/- 50 ppb	
Trichloroethylene	500 ppb	488 ppb +/- 50 ppb	
Trichlorofluoromethane	500 ppb	508 ppb +/- 50 ppb	
1,1,2-Trichlorotrifluoroethane	500 ppb	495 ppb +/- 50 ppb	
1,2,4-Trimethylbenzene	500 ppb	494 ppb +/- 50 ppb	
1,3,5-Trimethylbenzene	500 ppb	498 ppb +/- 50 ppb	
2,2,4- Trimethylpentane	500 ppb	489 ppb +/- 50 ppb	
Vinyl acetate	500 ppb	499 ppb +/- 50 ppb	
Vinyl bromide	500 ppb	505 ppb +/- 50 ppb	
Vinyl chloride	500 ppb	507 ppb +/- 50 ppb	
m-Xylene	500 ppb	492 ppb +/- 50 ppb	
o-Xylene	500 ppb	480 ppb +/- 50 ppb	
p-Xylene	500 ppb	486 ppb +/- 50 ppb	
2-Methyl Naphthalene	500 ppb	498 ppb +/- 50 ppb	
R-22	500 ppb	590 ppb +/- 50 ppb	
Nitrogen	balance	balance	

NOTES:	**Blend Tolerance:**	+/- 20 %
	Analytical Tolerance:	+/- 10 %
	Traceability:	NIST by weight set. NIST Traceability No MT001810. Internal Standards by analysis
	Reactive Mixtures:	Analyzed twice with required agreement between analyses of 2%. Required wait time between analyses of >7 days.
	Caution:	Do not use below 150 PSIG.

Analyst Name: Joseph A. Ernst

QA Signature:

Signature:

Date: 07/16/2024

*Every effort has been made to establish the actual concentration of the components using master gas blending technology however, Custom Gas Solutions shall have no liability in excess of the established charge for this material.

CUSTOMGAS
SOLUTIONS

1750 East Club Boulevard
Durham, NC 27704
Phone: (919) 220-2570
Fax: (919) 220-4540

Certificate of Analysis

Customer:

ChemTech
284 Sheffield Street
Mountianside, NJ 07092

Cylinder Number: BC169552
Cylinder Size/CGA: 170/180
Fill Pressure: 1815 PSIA
Gas Volume: 110 liters
Date of Mfg: 07/16/2024
Expiration Date: 07/16/2025
Lot Number: 040424-003B

Ship To : Chemtech
284 Sheffield Street
Mountainside, NJ 07092

Customer Number	Ship VIA	Job No.	Customer PO	Mixture Type
00107092NJ	Best Way	040424-003	240404-10	Gravimetric

Component	Nominal Concentration	Actual Concentration*	Mixture Type
Acetone	500 ppb	502 ppb +/- 50 ppb	Gravimetric Master Gas
Acetonitrile	500 ppb	530 ppb +/- 50 ppb	
Acrolein	500 ppb	540 ppb +/- 50 ppb	
Acrylonitrile	500 ppb	535 ppb +/- 50 ppb	
Allyl chloride	500 ppb	494 ppb +/- 50 ppb	
Benzene	500 ppb	470 ppb +/- 50 ppb	
Benzyl Chloride	500 ppb	476 ppb +/- 50 ppb	
Bromodichloromethane	500 ppb	495 ppb +/- 50 ppb	
Bromoform	500 ppb	481 ppb +/- 50 ppb	
1,3-Butadiene	500 ppb	490 ppb +/- 50 ppb	
tert-Butyl alcohol	500 ppb	527 ppb +/- 50 ppb	
n-Butyl benzene	500 ppb	525 ppb +/- 50 ppb	
sec-Butyl benzene	500 ppb	525 ppb +/- 50 ppb	
tert-Butyl benzene	500 ppb	525 ppb +/- 50 ppb	
Carbon disulfide	500 ppb	471 ppb +/- 50 ppb	
Carbon tetrachloride	500 ppb	492 ppb +/- 50 ppb	
Chlorobenzene	500 ppb	478 ppb +/- 50 ppb	
Chlorodibromomethane	500 ppb	474 ppb +/- 50 ppb	
Chloroform	500 ppb	478 ppb +/- 50 ppb	
2-Chlorotoluene	500 ppb	527 ppb +/- 50 ppb	
Cyclohexane	500 ppb	469 ppb +/- 50 ppb	
1,2-Dibromoethane	500 ppb	477 ppb +/- 50 ppb	
1,2-Dichlorobenzene	500 ppb	495 ppb +/- 50 ppb	
1,3-Dichlorobenzene	500 ppb	475 ppb +/- 50 ppb	
1,4-Dichlorobenzene	500 ppb	476 ppb +/- 50 ppb	
Dichlorodifluoromethane (R12)	500 ppb	494 ppb +/- 50 ppb	

1,1-Dichloroethane	500 ppb	478 ppb +/- 50 ppb	
1,2-Dichloroethane	500 ppb	483 ppb +/- 50 ppb	
1,1-Dichlororethylene	500 ppb	479 ppb +/- 50 ppb	
cis 1,2-Dichloroethylene	500 ppb	475 ppb +/- 50 ppb	
trans 1,2-Dichloroethylene	500 ppb	475 ppb +/- 50 ppb	
1,2-Dichloropropane	500 ppb	476 ppb +/- 50 ppb	
cis 1,3-Dichloropropylene	500 ppb	501 ppb +/- 50 ppb	
trans 1,3-Dichloropropylene	500 ppb	466 ppb +/- 50 ppb	
1,2-Dichlorotetrafluoroethane	500 ppb	491 ppb +/- 50 ppb	
1,4-Dioxane	500 ppb	470 ppb +/- 50 ppb	
Ethyl acetate	500 ppb	472 ppb +/- 50 ppb	
Ethyl Alcohol	500 ppb	550 ppb +/- 50 ppb	
Ethyl benzene	500 ppb	483 ppb +/- 50 ppb	
Ethyl Chloride	500 ppb	492 ppb +/- 50 ppb	
4-Ethyltoluene	500 ppb	472 ppb +/- 50 ppb	
n-Heptane	500 ppb	473 ppb +/- 50 ppb	
Hexachloro-1,3-butadiene	500 ppb	475 ppb +/- 50 ppb	
2-Hexanone	500 ppb	477 ppb +/- 50 ppb	
n-Hexane	500 ppb	471 ppb +/- 50 ppb	
Isopropyl alcohol	500 ppb	497 ppb +/- 50 ppb	
Isopropyl benzene	500 ppb	522 ppb +/- 50 ppb	
p-Isopropyl toluene	500 ppb	530 ppb +/- 50 ppb	
Methyl Bromide	500 ppb	491 ppb +/- 50 ppb	
Methyl Chloride	500 ppb	494 ppb +/- 50 ppb	
Methyl ethyl ketone	500 ppb	482 ppb +/- 50 ppb	
Methyl isobutyl ketone	500 ppb	479 ppb +/- 50 ppb	
Methyl methacrylate	500 ppb	527 ppb +/- 50 ppb	
Methyl tertiary butyl ether	500 ppb	470 ppb +/- 50 ppb	
Methylene chloride	500 ppb	484 ppb +/- 50 ppb	
Naphthalene	500 ppb	537 ppb +/- 50 ppb	
n-Propylbenzene	500 ppb	525 ppb +/- 50 ppb	
Propylene	500 ppb	494 ppb +/- 50 ppb	
Styrene	500 ppb	472 ppb +/- 50 ppb	
1,1,1,2-Tetrachloroethane	500 ppb	530 ppb +/- 50 ppb	
1,1,2,2-Tetrachloroethane	500 ppb	470 ppb +/- 50 ppb	
Tetrachloroethylene	500 ppb	473 ppb +/- 50 ppb	
Tetrahydrofuran	500 ppb	520 ppb +/- 50 ppb	
Toluene	500 ppb	477 ppb +/- 50 ppb	
1,2,4-Trichlorobenzene	500 ppb	480 ppb +/- 50 ppb	
1,1,1-Trichloroethane	500 ppb	480 ppb +/- 50 ppb	
1,1,2-Trichloroethane	500 ppb	481 ppb +/- 50 ppb	
Trichloroethylene	500 ppb	474 ppb +/- 50 ppb	
Trichlorofluoromethane	500 ppb	494 ppb +/- 50 ppb	
1,1,2-Trichlorotrifluoroethane	500 ppb	481 ppb +/- 50 ppb	
1,2,4-Trimethylbenzene	500 ppb	480 ppb +/- 50 ppb	
1,3,5-Trimethylbenzene	500 ppb	484 ppb +/- 50 ppb	
2,2,4- Trimethylpentane	500 ppb	475 ppb +/- 50 ppb	
Vinyl acetate	500 ppb	485 ppb +/- 50 ppb	
Vinyl bromide	500 ppb	491 ppb +/- 50 ppb	
Vinyl chloride	500 ppb	493 ppb +/- 50 ppb	
m-Xylene	500 ppb	479 ppb +/- 50 ppb	
o-Xylene	500 ppb	466 ppb +/- 50 ppb	
p-Xylene	500 ppb	473 ppb +/- 50 ppb	
2-Methyl Naphthalene	500 ppb	497 ppb +/- 50 ppb	
R-22	500 ppb	589 ppb +/- 50 ppb	
Nitrogen	balance	balance	

NOTES:	**Blend Tolerance:**	+/- 20 %
	Analytical Tolerance:	+/- 10 %
	Traceability:	NIST by weight set. NIST Traceability No MT001810. Internal Standards by analysis
	Reactive Mixtures:	Analyzed twice with required agreement between analyses of 2%. Required wait time between analyses of >7 days.
	Caution:	Do not use below 150 PSIG.

Analyst Name: **Joseph A. Ernst**

QA Signature:

Signature:

Date: 07/16/2024

*Every effort has been made to establish the actual concentration of the components using master gas blending technology however, Custom Gas Solutions shall have no liability in excess of the established charge for this material.

Alliance TECHNICAL GROUP
284 Sheffield Street, Mountainside, New Jersey 07092 Phone : 908 789 8900 Fax : 908 789 8922

Process Report

Order ID : Q1728

Date	Bottle ID	Lab Sample Number	InComing Vacuum	Canister ID	Can Size	Reg ID	Reg Size	Batch Code	Certification ID
04/07/2025	B2503008	Q1728-08	-9.2	10749	1.4 L	10572		C2503005	**VL042092.D** Seq :VL030325 TUNE : VL042074.D ICAL : VL042046.D CCAL : VL042075.D MB : VL042076.D
04/07/2025	B2503008	Q1728-09	-10.4	10722	1.4 L	10698		C2503004	**VL042053.D** Seq :vl022625 TUNE : VL042049.D ICAL : VL042046.D CCAL : VL042050.D MB : VL042051.D
04/07/2025	B2503008	Q1728-04	-7.1	10663	1.4 L	10618		C2503005	**VL042092.D** Seq :VL030325 TUNE : VL042074.D ICAL : VL042046.D CCAL : VL042075.D MB : VL042076.D
04/07/2025	B2503008	Q1728-05	-8.4	10662	1.4 L	10244		C2503004	**VL042053.D** Seq :vl022625 TUNE : VL042049.D ICAL : VL042046.D CCAL : VL042050.D MB : VL042051.D
04/07/2025	B2503008	Q1728-07	-10.0	10467	1.4 L	10512		C2503004	**VL042053.D** Seq :vl022625 TUNE : VL042049.D ICAL : VL042046.D CCAL : VL042050.D MB : VL042051.D
04/07/2025	B2503008	Q1728-11	-10.4	10466	1.4 L	10230		C2503005	**VL042092.D** Seq :VL030325 TUNE : VL042074.D ICAL : VL042046.D CCAL : VL042075.D MB : VL042076.D

Alliance TECHNICAL GROUP

Process Report

284 Sheffield Street, Mountainside, New Jersey 07092 Phone : 908 789 8900 Fax : 908 789 8922

Order ID : Q1728

Date	Bottle ID	Lab Sample Number	InComing Vacuum	Canister ID	Can Size	Reg ID	Reg Size	Batch Code	Certification ID
04/07/2025	B2503008	Q1728-12	-8.0	10462	1.4 L	10254		C2503005	**VL042092.D** Seq :VL030325 TUNE : VL042074.D ICAL : VL042046.D CCAL : VL042075.D MB : VL042076.D
04/07/2025	B2503008	Q1728-03	-8.4	10458	1.4 L	10554		C2503005	**VL042092.D** Seq :VL030325 TUNE : VL042074.D ICAL : VL042046.D CCAL : VL042075.D MB : VL042076.D
04/07/2025	B2503008	Q1728-02	-7.1	10149	1.4 L	10487		C2503005	**VL042092.D** Seq :VL030325 TUNE : VL042074.D ICAL : VL042046.D CCAL : VL042075.D MB : VL042076.D
04/07/2025	B2503008	Q1728-01	-9.6	10130	1.4 L	10571		C2503004	**VL042053.D** Seq :vl022625 TUNE : VL042049.D ICAL : VL042046.D CCAL : VL042050.D MB : VL042051.D
04/07/2025	B2503008	Q1728-06	-8.8	10119	1.4 L	10211		C2503005	**VL042092.D** Seq :VL030325 TUNE : VL042074.D ICAL : VL042046.D CCAL : VL042075.D MB : VL042076.D
04/07/2025	B2503008	Q1728-10	-9.2	10116	1.4 L	10484		C2503004	**VL042053.D** Seq :vl022625 TUNE : VL042049.D ICAL : VL042046.D CCAL : VL042050.D MB : VL042051.D

Canister Cleaning

284 Sheffield Street, Mountainside, New Jersey 07092 Phone : 908 789 8900 Fax : 908 789 8922

Canister Batch : C2503004

Type of Canister : 1.4 L

Cleaning Date : 02/25/2025

Analyst : SAM

Oven Temperature : 125.0 c

Canister	Vaccum After Cleaning ("Hg)	Vaccum After Cleaning Date	Analysis Date	VAC 24Hr ("Hg)	Vaccum After 24hr Date	New Sample Number	QC Canister	File
10679	-30	02/26/2025	02/26/2025	-30	02/27/2025		10795	VL042053.D
10763	-30	02/26/2025	02/26/2025	-30	02/27/2025		10795	VL042053.D
10416	-30	02/26/2025	02/26/2025	-30	02/27/2025		10795	VL042053.D
10662	-30	02/26/2025	02/26/2025	-30	02/27/2025	Q1728-05	10795	VL042053.D
10731	-30	02/26/2025	02/26/2025	-30	02/27/2025		10795	VL042053.D
10794	-30	02/26/2025	02/26/2025	-30	02/27/2025		10795	VL042053.D
10452	-30	02/26/2025	02/26/2025	-30	02/27/2025		10795	VL042053.D
10455	-30	02/26/2025	02/26/2025	-30	02/27/2025		10795	VL042053.D
10118	-30	02/26/2025	02/26/2025	-30	02/27/2025		10795	VL042053.D
10130	-30	02/26/2025	02/26/2025	-30	02/27/2025	Q1728-01	10795	VL042053.D
10673	-30	02/26/2025	02/26/2025	-30	02/27/2025		10795	VL042053.D
10683	-30	02/26/2025	02/26/2025	-30	02/27/2025		10795	VL042053.D
10454	-30	02/26/2025	02/26/2025	-30	02/27/2025		10795	VL042053.D
10467	-30	02/26/2025	02/26/2025	-30	02/27/2025	Q1728-07	10795	VL042053.D
10413	-30	02/26/2025	02/26/2025	-30	02/27/2025		10795	VL042053.D
10722	-30	02/26/2025	02/26/2025	-30	02/27/2025	Q1728-09	10795	VL042053.D
10795	-30	02/26/2025	02/26/2025	-30	02/27/2025		10795	VL042053.D
10669	-30	02/26/2025	02/26/2025	-30	02/27/2025		10795	VL042053.D
10652	-30	02/26/2025	02/26/2025	-30	02/27/2025		10795	VL042053.D
10116	-30	02/26/2025	02/26/2025	-30	02/27/2025	Q1728-10	10795	VL042053.D
10716	-30	02/26/2025	02/26/2025	-30	02/27/2025		10795	VL042053.D

Canister Cleaning

284 Sheffield Street, Mountainside, New Jersey 07092 Phone : 908 789 8900 Fax : 908 789 8922

Canister Batch : C2503005

Type of Canister : 1.4 L

Cleaning Date : 02/26/2025

Analyst : SAM

Oven Temperature : 125.0 c

Canister	Vaccum After Cleaning ("Hg)	Vaccum After Cleaning Date	Analysis Date	VAC 24Hr ("Hg)	Vaccum After 24hr Date	New Sample Number	QC Canister	File
10431	-30	02/26/2025	03/04/2025	-30	02/27/2025		10682	VL042092.D
10121	-30	02/26/2025	03/04/2025	-30	02/27/2025		10682	VL042092.D
10462	-30	02/26/2025	03/04/2025	-30	02/27/2025	Q1728-12	10682	VL042092.D
10149	-30	02/26/2025	03/04/2025	-30	02/27/2025	Q1728-02	10682	VL042092.D
10650	-30	02/26/2025	03/04/2025	-30	02/27/2025		10682	VL042092.D
10046	-30	02/26/2025	03/04/2025	-30	02/27/2025		10682	VL042092.D
10450	-30	02/26/2025	03/04/2025	-30	02/27/2025		10682	VL042092.D
10757	-30	02/26/2025	03/04/2025	-30	02/27/2025		10682	VL042092.D
10119	-30	02/26/2025	03/04/2025	-30	02/27/2025	Q1728-06	10682	VL042092.D
10792	-30	02/26/2025	03/04/2025	-30	02/27/2025		10682	VL042092.D
10471	-30	02/26/2025	03/04/2025	-30	02/27/2025		10682	VL042092.D
10749	-30	02/26/2025	03/04/2025	-30	02/27/2025	Q1728-08	10682	VL042092.D
10656	-30	02/26/2025	03/04/2025	-30	02/27/2025		10682	VL042092.D
10432	-30	02/26/2025	03/04/2025	-30	02/27/2025		10682	VL042092.D
10800	-30	02/26/2025	03/04/2025	-30	02/27/2025		10682	VL042092.D
10677	-30	02/26/2025	03/04/2025	-30	02/27/2025		10682	VL042092.D
10458	-30	02/26/2025	03/04/2025	-30	02/27/2025	Q1728-03	10682	VL042092.D
10682	-30	02/26/2025	03/04/2025	-30	02/27/2025		10682	VL042092.D
10663	-30	02/26/2025	03/04/2025	-30	02/27/2025	Q1728-04	10682	VL042092.D
10793	-30	02/26/2025	03/04/2025	-30	02/27/2025		10682	VL042092.D
10466	-30	02/26/2025	03/04/2025	-30	02/27/2025	Q1728-11	10682	VL042092.D

BFB

Data Path : Z:\voasrv\HPCHEM1\MSVOA_L\Data\VL022525\
Data File : VL042040.D
Acq On : 25 Feb 2025 07:56
Operator : SY/MD
Sample : BFB
Misc : 400mL/MSVOA_L
ALS Vial : 1 Sample Multiplier: 1

Instrument :
MSVOA_L
ClientSampleId :
BFB

Integration File: RTEINT.P

Method : Z:\voasrv\HPCHEM1\MSVOA_L\methods\VL022525AIR.M
Title : AIR ANALYSIS BY METHOD TO-15 Instrument: MSVOA_LFri Aug 26 06:05:16 2022
Last Update : Wed Feb 26 01:08:36 2025

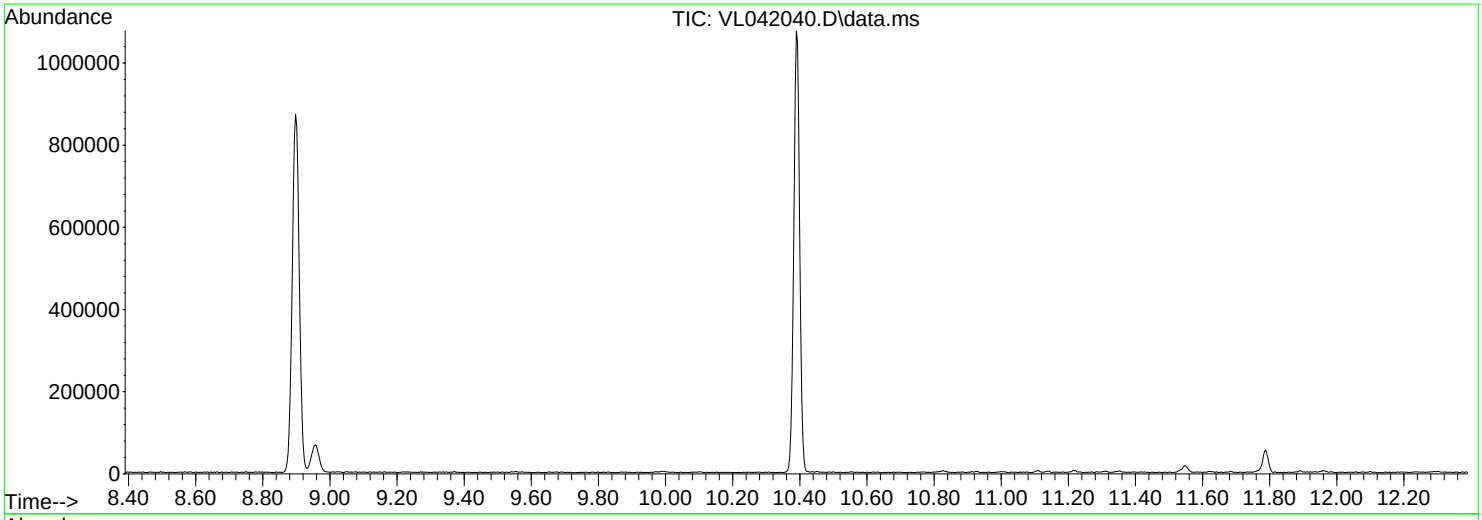

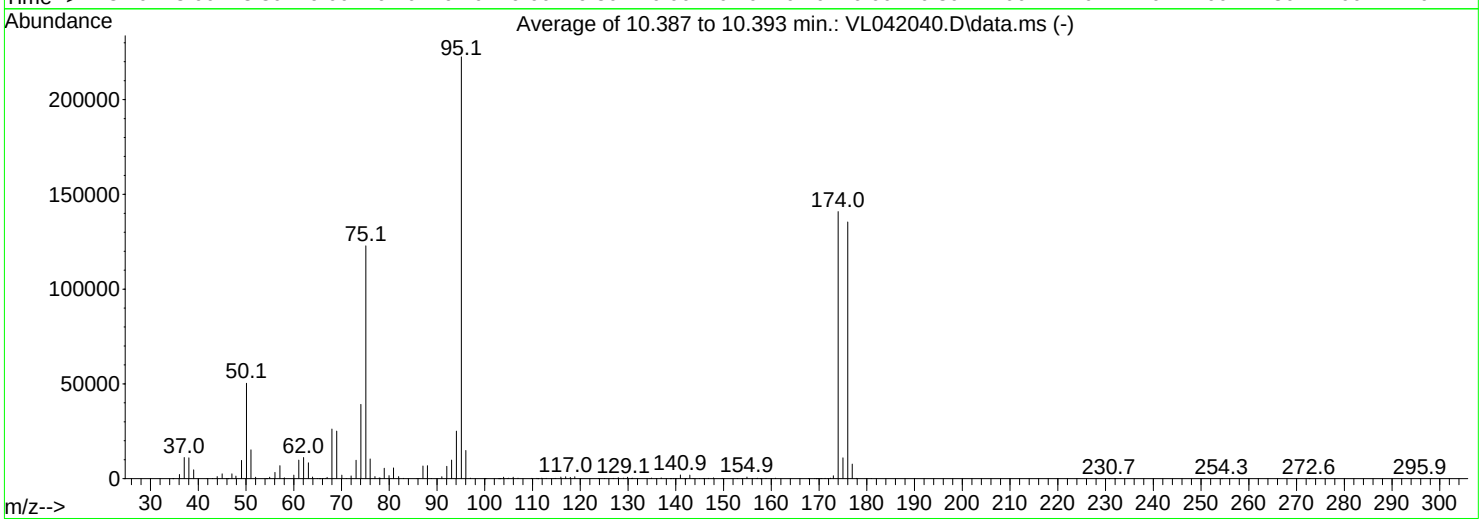

AutoFind: Scans 3182, 3183, 3184; Background Corrected with Scan 3168

Target Mass	Rel. to Mass	Lower Limit%	Upper Limit%	Rel. Abn%	Raw Abn	Result Pass/Fail
50	95	8	40	22.6	50320	PASS
75	95	30	66	55.2	122859	PASS
95	95	100	100	100.0	222571	PASS
96	95	5	9	6.7	14875	PASS
173	174	0.00	2	1.1	1534	PASS
174	95	50	120	63.3	140957	PASS
175	174	4	9	7.8	11014	PASS
176	174	93	101	96.1	135437	PASS
177	176	5	9	5.7	7676	PASS

Response Factor Report MSVOA_L

Method Path : Z:\voasrv\HPCHEM1\MSVOA_L\methods\
Method File : VL022525AIR.M
Title : AIR ANALYSIS BY METHOD TO-15 Instrument: MSVOA_LFri Aug 26 06:05:16 2022
Last Update : Wed Feb 26 01:08:36 2025
Response Via : Initial Calibration

Calibration Files
0.03=VL042046.D 0.1 =VL042045.D 0.5 =VL042044.D 1 =VL042043.D 2 =VL042042.D 10 =VL042041.D 15 =VL042047.D

		Compound	0.03	0.1	0.5	1	2	10	15	Avg	%RSD
1)	I	Bromochloromethane	----------ISTD----------								
2)	T	Dichlorodifluo...			1.109	1.084	1.091	0.943	0.973	1.040	7.31
3)		Chlorodifluoro...			1.493	1.566	1.535	1.311	1.362	1.453	7.67
4)		Chloromethane			0.438	0.398	0.399	0.344	0.344	0.385	10.53
5)	T	Vinyl Chloride	0.447	0.336	0.376	0.346	0.361	0.337	0.343	0.364	10.89
6)	T	Bromomethane			0.170	0.184	0.186	0.160	0.165	0.173	6.63
7)		Chloroethane			0.151	0.158	0.156	0.135	0.140	0.148	6.83
8)	T	Dichlorotetraf...			0.892	0.910	0.901	0.779	0.791	0.855	7.47
9)	T	Propene			0.614	0.630	0.636	0.522	0.558	0.592	8.47
10)	T	Heptane			1.971	1.946	1.960	1.662	1.679	1.844	8.59
11)	T	Trichlorofluor...			1.056	1.122	1.119	0.944	0.968	1.042	7.98
12)	T	1,1,2-Trichlor...			0.919	0.902	0.865	0.697	0.773	0.831	11.28
13)		Ethanol			0.053	0.057	0.040	0.020	0.018	0.038#	48.50
14)	T	Bromoethene			0.325	0.304	0.299	0.264	0.275	0.293	8.41
15)	T	Acetone			1.084	0.960	0.933	0.714	0.723	0.883	18.17
16)	T	1,3-Butadiene			0.476	0.435	0.418	0.358	0.367	0.411	11.96
17)		tert-Butyl alc...			1.184	1.185	1.201	0.950	1.004	1.105	10.71
18)	T	1,1-Dichloroet...			0.398	0.437	0.386	0.320	0.338	0.376	12.57
19)	T	Isopropyl Alcohol			0.561	0.571	0.557	0.419	0.429	0.507	15.06
20)	T	Methylene Chlo...			0.429	0.374	0.329	0.261	0.278	0.334	20.72
21)	T	Allyl Chloride			0.707	0.717	0.639	0.538	0.590	0.638	11.94
22)	T	trans-1,2-Dich...			0.481	0.506	0.450	0.358	0.395	0.438	13.90
23)	T	Vinyl Acetate			0.689	0.614	0.695	0.520	0.586	0.621	11.82
24)	T	1,1-Dichloroet...			0.927	0.856	0.863	0.669	0.758	0.815	12.42
25)	T	Ethyl Acetate			3.833	3.674	3.776	3.174	3.217	3.535	8.91
26)	T	Hexane			1.596	1.462	1.519	1.282	1.287	1.429	9.83
27)	T	Carbon Disulfide			1.042	0.972	1.032	0.856	0.942	0.969	7.78
28)	T	Methyl tert-Bu...			0.650	0.844	0.838	0.522	0.705	0.711	19.02
29)	T	Chloroform			2.165	2.044	1.971	1.722	1.716	1.923	10.36
30)	T	Cyclohexane			1.154	1.239	1.255	1.076	1.076	1.160	7.39
31)	T	cis-1,2-Dichlo...			1.421	1.401	1.450	1.237	1.255	1.353	7.33
32)	T	1,1,1-Trichlor...	1.921	1.875	1.883	1.916	1.944	1.771	1.751	1.866	4.05
33)	I	1,4-Difluorobenzene	----------ISTD----------								
34)	T	2-Butanone			0.833	0.799	0.812	0.692	0.759	0.779	7.15
35)	T	Carbon Tetrach...	0.664	0.705	0.675	0.723	0.725	0.655	0.681	0.690	4.09
36)	T	Benzene			1.079	1.084	1.104	0.969	0.999	1.047	5.66
37)	T	1,2-Dichloroet...			0.624	0.604	0.598	0.520	0.556	0.580	7.20
38)	T	Trichloroethene	0.447	0.462	0.433	0.447	0.447	0.378	0.379	0.427	8.06
39)	T	1,2-Dichloropr...			0.421	0.415	0.414	0.357	0.379	0.397	7.02

Method Path : Z:\voasrv\HPCHEM1\MSVOA_L\methods\
Method File : VL022525AIR.M

40)	T	1,4-Dioxane		0.192	0.196	0.181	0.164	0.173	0.181	7.31
41)	T	Tetrahydrofuran		0.469	0.492	0.473	0.418	0.450	0.460	6.04
42)	T	Bromodichlorom...		0.806	0.791	0.810	0.739	0.765	0.782	3.81
43)		Methyl Methacr...		0.400	0.418	0.426	0.392	0.409	0.409	3.35
44)	T	2,2,4-Trimethy...		1.928	1.935	1.955	1.670	1.750	1.848	6.99
45)	T	t-1,3-Dichloro...		0.414	0.392	0.418	0.393	0.414	0.406	3.12
46)	T	cis-1,3-Dichlo...		0.514	0.523	0.548	0.516	0.526	0.526	2.59
47)	T	1,1,2-Trichlor...		0.426	0.429	0.426	0.361	0.375	0.403	8.12
48)	T	Dibromochlorom...		0.618	0.667	0.667	0.594	0.613	0.632	5.25
49)	T	Bromoform		0.553	0.551	0.588	0.525	0.526	0.549	4.68
50)	T	4-Methyl-2-Pen...		0.996	0.974	0.975	1.014	1.079	1.008	4.27
51)	T	2-Hexanone		0.577	0.570	0.608	0.834	0.879	0.693	21.69
52)	T	Tetrachloroethene	0.322	0.374	0.380	0.383	0.385	0.327	0.337	0.358	7.88
53)	T	Toluene		1.150	1.210	1.284	1.088	1.118	1.170	6.67
54)	T	1,2-Dibromoethane	0.563	0.556	0.553	0.586	0.500	0.514	0.545	5.87
55)	I	Chlorobenzene-d5	----------ISTD----------							
56)		1,1,1,2-Tetrac...		0.607	0.596	0.595	0.505	0.524	0.565	8.37
57)	T	Chlorobenzene		1.102	1.113	1.121	0.910	0.938	1.037	10.02
58)	T	Ethyl Benzene		1.886	1.906	1.974	1.694	1.749	1.842	6.31
59)	T	m/p-Xylene		1.488	1.550	1.580	1.330	1.380	1.466	7.35
60)	T	o-Xylene		1.572	1.550	1.577	1.317	1.351	1.473	8.68
61)	T	Styrene		0.659	0.719	0.738	0.658	0.690	0.693	5.18
62)		Isopropylbenzene		2.299	2.339	2.399	1.969	2.026	2.207	8.84
63)	T	1,1,2,2-Tetrac...	0.999	0.975	1.026	1.041	1.031	0.848	0.872	0.970	8.13
64)		n-propylbenzene		0.596	0.607	0.632	0.524	0.535	0.579	8.11
65)		tert-Butylbenzene		2.080	2.251	2.222	1.733	1.753	2.008	12.47
66)	T	Benzyl Chloride		0.141	0.159	0.163	0.153	0.150	0.153	5.40
67)		sec-Butylbenzene		2.973	3.229	3.182	2.482	2.494	2.872	12.65
68)	S	1-Bromo-4-Fluo...	0.773	0.760	0.768	0.777	0.765	0.764	0.779	0.769	0.92
69)		p-Isopropyltol...		2.240	2.533	2.575	2.021	2.056	2.285	11.38
70)		n-Butylbenzene		2.332	2.567	2.572	2.070	2.120	2.332	10.20
71)		2-Chlorotoluene		1.758	1.829	1.853	1.514	1.551	1.701	9.30
72)	T	4-Ethyltoluene		1.775	1.944	1.985	1.621	1.670	1.799	8.99
73)	T	1,3,5-Trimethy...		1.592	1.732	1.696	1.381	1.400	1.560	10.47
74)	T	1,2,4-Trimethy...		1.855	1.982	1.990	1.471	1.488	1.757	14.76
75)	T	1,3-Dichlorobe...		1.112	1.110	1.083	0.869	0.882	1.011	12.30
76)	T	1,4-Dichlorobe...		1.120	1.061	1.092	0.861	0.886	1.004	12.07
77)	T	1,2-Dichlorobe...		1.059	1.097	1.063	0.836	0.852	0.981	12.88
78)	T	Hexachloro-1,3...		0.840	0.832	0.844	0.637	0.666	0.764	13.53
79)	T	Naphthalene	0.841	0.978	1.237	1.352	1.371	1.450	1.205	20.15
80)	T	Naphthalene,2-...		0.090	0.142	0.240	0.562	0.615	0.330	73.74
81)	T	1,2,4-Trichlor...		0.589	0.687	0.765	0.644	0.673	0.671	9.58

(#) = Out of Range

Quantitation Report (QT Reviewed)

Data Path : Z:\voasrv\HPCHEM1\MSVOA_L\Data\VL022525\
Data File : VL042041.D
Acq On : 25 Feb 2025 08:56
Operator : SY/MD
Sample : VSTDICCC010
Misc : 400mL/MSVOA_L
ALS Vial : 1 Sample Multiplier: 1

Quant Time: Feb 25 10:10:59 2025
Quant Method : Z:\voasrv\HPCHEM1\MSVOA_L\methods\VL022525AIR.M
Quant Title : AIR ANALYSIS BY METHOD TO-15 Instrument: MSVOA_LFri Aug
QLast Update : Tue Feb 18 00:13:37 2025
Response via : Initial Calibration

Instrument :
MSVOA_L
ClientSampleId :
VSTDICCC010

Manual Integrations
APPROVED
Reviewed By :Mahesh Dadoda 03/06/2025
Supervised By :Semsettin Yesilyurt 03/06/2025

Compound	R.T.	QIon	Response	Conc	Units	Dev(Min)
Internal Standards						
1) Bromochloromethane	2.800	49	161135	10.000	ppbv	0.00
33) 1,4-Difluorobenzene	3.978	114	422655	10.000	ppbv	0.00
55) Chlorobenzene-d5	8.901	117	374249	10.000	ppbv	0.00
System Monitoring Compounds						
68) 1-Bromo-4-Fluorobenzene	10.393	95	285943	9.263	ppbv	0.00
Spiked Amount 10.000	Range 65 - 135		Recovery = 92.600%			
Target Compounds						Qvalue
2) Dichlorodifluoromethane	1.502	85	152005	5.480	ppbv	99
3) Chlorodifluoromethane	1.479	51	211185	6.887	ppbv	96
4) Chloromethane	1.538	50	55364	5.136	ppbv	98
5) Vinyl Chloride	1.586	62	54228	4.207	ppbv	98
6) Bromomethane	1.674	94	25846	5.173	ppbv	90
7) Chloroethane	1.709	64	21717	5.169	ppbv	96
8) Dichlorotetrafluoroethane	1.560	85	125595	5.147	ppbv	94
9) Propene	1.489	41	84038	6.357	ppbv	97
10) Heptane	5.007	43	267860	7.296	ppbv	97
11) Trichlorofluoromethane	1.884	101	152112	5.449	ppbv	96
12) 1,1,2-Trichlorotrifluo...	2.146	101	112374	5.162	ppbv	93
13) Ethanol	1.729	45	3178	2.131	ppbv	85
14) Bromoethene	1.787	108	42461	5.223	ppbv	99
15) Acetone	1.842	43	115085	4.327	ppbv	95
16) 1,3-Butadiene	1.615	39	57707	4.574	ppbv	100
17) tert-Butyl alcohol	2.049	59	153073	4.651	ppbv	100
18) 1,1-Dichloroethene	2.043	96	51534	4.954	ppbv	95
19) Isopropyl Alcohol	1.894	45	67445	4.522	ppbv	98
20) Methylene Chloride	2.069	84	41998	4.195	ppbv	94
21) Allyl Chloride	2.104	41	86723	4.504	ppbv	99
22) trans-1,2-Dichloroethene	2.350	96	57617	5.104	ppbv	96
23) Vinyl Acetate	2.473	43	83866	5.823	ppbv	98
24) 1,1-Dichloroethane	2.418	63	107817	4.704	ppbv	100
25) Ethyl Acetate	2.852	43	511505	7.007	ppbv	99
26) Hexane	2.839	57	206577	7.052	ppbv	98
27) Carbon Disulfide	2.159	76	137978	5.008	ppbv	97
28) Methyl tert-Butyl Ether	2.450	73	84091	4.696	ppbv	98
29) Chloroform	2.862	83	277411	6.538	ppbv	96
30) Cyclohexane	3.875	84	173351	7.295	ppbv	98
31) cis-1,2-Dichloroethene	2.732	61	199354	6.886	ppbv	98
32) 1,1,1-Trichloroethane	3.383	97	285335	6.064	ppbv	98
34) 2-Butanone	2.570	43	292449	8.043	ppbv	100
35) Carbon Tetrachloride	3.781	117	276677	6.741	ppbv	97
36) Benzene	3.674	78	409501	7.999	ppbv	98
37) 1,2-Dichloroethane	3.234	62	219829	7.543	ppbv	100
38) Trichloroethene	4.570	130	159933	7.689	ppbv	93
39) 1,2-Dichloropropane	4.337	63	151036	8.047	ppbv	99
40) 1,4-Dioxane	4.609	88	69399	7.105	ppbv #	76
41) Tetrahydrofuran	3.072	42	176830	8.509	ppbv	95
42) Bromodichloromethane	4.512	83	312250	7.908	ppbv	97
43) Methyl Methacrylate	4.907	69	165494	7.091	ppbv	97
44) 2,2,4-Trimethylpentane	4.661	57	705920	8.122	ppbv	97
45) t-1,3-Dichloropropene	6.444	75	166207	7.544	ppbv	91

Quantitation Report (QT Reviewed)

Data Path : Z:\voasrv\HPCHEM1\MSVOA_L\Data\VL022525\
Data File : VL042041.D
Acq On : 25 Feb 2025 08:56
Operator : SY/MD
Sample : VSTDICCC010
Misc : 400mL/MSVOA_L
ALS Vial : 1 Sample Multiplier: 1

Quant Time: Feb 25 10:10:59 2025
Quant Method : Z:\voasrv\HPCHEM1\MSVOA_L\methods\VL022525AIR.M
Quant Title : AIR ANALYSIS BY METHOD TO-15 Instrument: MSVOA_LFri Aug
QLast Update : Tue Feb 18 00:13:37 2025
Response via : Initial Calibration

Instrument :
MSVOA_L
ClientSampleId :
VSTDICCC010

Manual Integrations
APPROVED
Reviewed By :Mahesh Dadoda 03/06/2025
Supervised By :Semsettin Yesilyurt 03/06/2025

Compound	R.T.	QIon	Response	Conc	Units	Dev(Min)
46) cis-1,3-Dichloropropene	5.629	75	218294	7.809	ppbv	99
47) 1,1,2-Trichloroethane	6.610	97	152556	7.723	ppbv	97
48) Dibromochloromethane	7.412	129	251213	7.593	ppbv	99
49) Bromoform	9.503	173	222057	8.183	ppbv	98
50) 4-Methyl-2-Pentanone	5.787	43	428434	7.666	ppbv	100
51) 2-Hexanone	7.464	43	352331	7.709	ppbv #	96
52) Tetrachloroethene	8.244	164	138263	7.743	ppbv	94
53) Toluene	6.959	91	460041	7.541	ppbv	97
54) 1,2-Dibromoethane	7.678	107	211395	7.772	ppbv	98
56) 1,1,1,2-Tetrachloroethane	8.943	131	188811	7.049	ppbv	97
57) Chlorobenzene	8.940	112	340525	7.735	ppbv	97
58) Ethyl Benzene	9.374	91	633939	7.739	ppbv	98
59) m/p-Xylene	9.552	91	995259m	15.427	ppbv	
60) o-Xylene	9.982	91	493069	7.557	ppbv	97
61) Styrene	9.888	104	246161	7.912	ppbv	98
62) Isopropylbenzene	10.555	105	736884	7.522	ppbv	98
63) 1,1,2,2-Tetrachloroethane	9.979	83	317313	7.538	ppbv	100
64) n-propylbenzene	11.005	120	196044	8.145	ppbv	90
65) tert-Butylbenzene	11.545	119	648698	7.596	ppbv	97
66) Benzyl Chloride	11.630	91	57345	6.699	ppbv #	97
67) sec-Butylbenzene	11.782	105	928863	7.744	ppbv	99
69) p-Isopropyltoluene	11.940	119	756264	7.702	ppbv	98
70) n-Butylbenzene	12.296	91	774646	8.009	ppbv	99
71) 2-Chlorotoluene	10.918	91	566619	7.681	ppbv	97
72) 4-Ethyltoluene	11.141	105	606538	7.934	ppbv	98
73) 1,3,5-Trimethylbenzene	11.219	105	516875	7.838	ppbv	100
74) 1,2,4-Trimethylbenzene	11.552	105	550412	7.777	ppbv	98
75) 1,3-Dichlorobenzene	11.623	146	325160	8.535	ppbv	97
76) 1,4-Dichlorobenzene	11.685	146	322404	8.678	ppbv	97
77) 1,2-Dichlorobenzene	11.963	146	312942	8.593	ppbv	96
78) Hexachloro-1,3-Butadiene	13.895	225	238217	7.907	ppbv	100
79) Naphthalene	13.526	128	513192	7.372	ppbv	99
80) Naphthalene,2-methyl-	14.471	142	210405	6.676	ppbv	95
81) 1,2,4-Trichlorobenzene	13.455	180	241031	8.517	ppbv	99

(#) = qualifier out of range (m) = manual integration (+) = signals summed

Quantitation Report (QT Reviewed)

Data Path : Z:\voasrv\HPCHEM1\MSVOA_L\Data\VL022525\
Data File : VL042041.D
Acq On : 25 Feb 2025 08:56
Operator : SY/MD
Sample : VSTDICCC010
Misc : 400mL/MSVOA_L
ALS Vial : 1 Sample Multiplier: 1

Quant Time: Feb 25 10:10:59 2025
Quant Method : Z:\voasrv\HPCHEM1\MSVOA_L\methods\VL022525AIR.M
Quant Title : AIR ANALYSIS BY METHOD TO-15 Instrument: MSVOA_LFri Aug
QLast Update : Tue Feb 18 00:13:37 2025
Response via : Initial Calibration

Instrument :
MSVOA_L
ClientSampleId :
VSTDICCC010

Manual Integrations APPROVED

Reviewed By :Mahesh Dadoda 03/06/2025
Supervised By :Semsettin Yesilyurt 03/06/2025

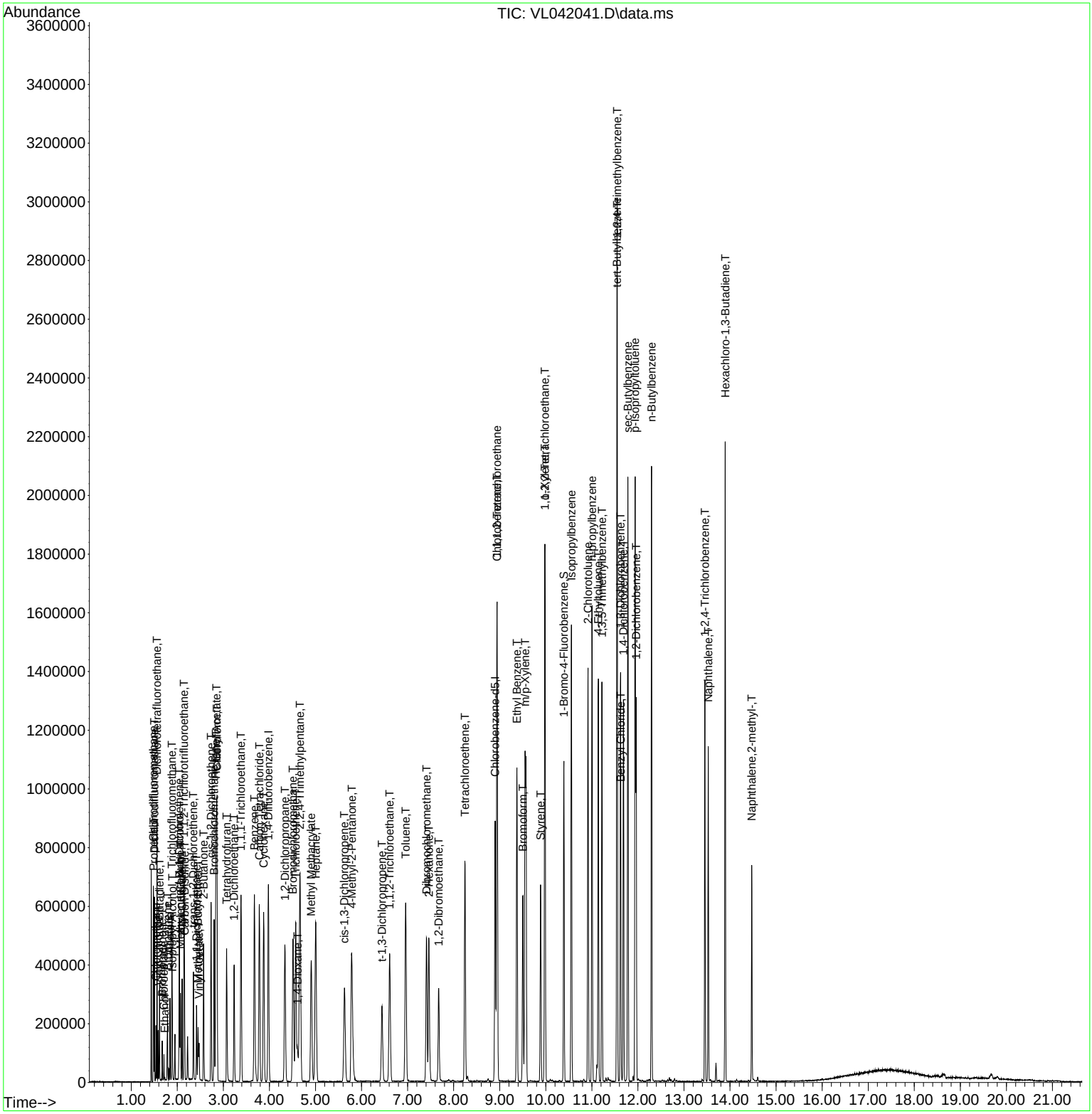

Quantitation Report (QT Reviewed)

Data Path : Z:\voasrv\HPCHEM1\MSVOA_L\Data\VL022525\
Data File : VL042042.D
Acq On : 25 Feb 2025 09:29
Operator : SY/MD
Sample : VSTDICC002
Misc : 400mL/MSVOA_L
ALS Vial : 1 Sample Multiplier: 1

Quant Time: Feb 25 10:12:18 2025
Quant Method : Z:\voasrv\HPCHEM1\MSVOA_L\methods\VL022525AIR.M
Quant Title : AIR ANALYSIS BY METHOD TO-15 Instrument: MSVOA_LFri Aug
QLast Update : Tue Feb 18 00:13:37 2025
Response via : Initial Calibration

Instrument :
MSVOA_L
ClientSampleId :
VSTDICC002

Manual Integrations
APPROVED
Reviewed By :Semsettin Yesilyurt 02/26/2025
Supervised By :Mahesh Dadoda 02/26/2025

Compound	R.T.	QIon	Response	Conc	Units		Dev(Min)
Internal Standards							
1) Bromochloromethane	2.800	49	160999	10.000	ppbv		0.00
33) 1,4-Difluorobenzene	3.981	114	427051	10.000	ppbv		0.00
55) Chlorobenzene-d5	8.901	117	377910	10.000	ppbv		0.00
System Monitoring Compounds							
68) 1-Bromo-4-Fluorobenzene	10.393	95	289049	9.273	ppbv		0.00
Spiked Amount 10.000	Range 65 - 135		Recovery = 92.700%				
Target Compounds							Qvalue
2) Dichlorodifluoromethane	1.505	85	35122	1.267	ppbv		95
3) Chlorodifluoromethane	1.483	51	49423	1.613	ppbv		94
4) Chloromethane	1.538	50	12833	1.192	ppbv	#	87
5) Vinyl Chloride	1.586	62	11611	0.902	ppbv		97
6) Bromomethane	1.674	94	5996	1.201	ppbv		97
7) Chloroethane	1.712	64	5014	1.195	ppbv		90
8) Dichlorotetrafluoroethane	1.560	85	29028	1.191	ppbv		99
9) Propene	1.489	41	20484	1.551	ppbv		95
10) Heptane	5.004	43	63098	1.720	ppbv		94
11) Trichlorofluoromethane	1.884	101	36041	1.292	ppbv		98
12) 1,1,2-Trichlorotrifluo...	2.149	101	27846	1.280	ppbv		90
13) Ethanol	1.729	45	1291	0.866	ppbv		91
14) Bromoethene	1.790	108	9642	1.187	ppbv		93
15) Acetone	1.842	43	30058	1.131	ppbv		100
16) 1,3-Butadiene	1.615	39	13471	1.069	ppbv		100
17) tert-Butyl alcohol	2.052	59	38684	1.176	ppbv		96
18) 1,1-Dichloroethene	2.043	96	12417	1.195	ppbv		93
19) Isopropyl Alcohol	1.894	45	17927	1.203	ppbv		96
20) Methylene Chloride	2.072	84	10587	1.058	ppbv	#	80
21) Allyl Chloride	2.107	41	20564	1.069	ppbv		96
22) trans-1,2-Dichloroethene	2.350	96	14475	1.283	ppbv		81
23) Vinyl Acetate	2.473	43	22394	1.556	ppbv	#	94
24) 1,1-Dichloroethane	2.421	63	27804	1.214	ppbv		99
25) Ethyl Acetate	2.852	43	121593	1.667	ppbv		100
26) Hexane	2.839	57	48912	1.671	ppbv		98
27) Carbon Disulfide	2.159	76	33222	1.207	ppbv	#	57
28) Methyl tert-Butyl Ether	2.457	73	26968	1.507	ppbv		100
29) Chloroform	2.865	83	63463	1.497	ppbv		92
30) Cyclohexane	3.878	84	40420	1.702	ppbv		98
31) cis-1,2-Dichloroethene	2.732	61	46690	1.614	ppbv		96
32) 1,1,1-Trichloroethane	3.386	97	62586	1.331	ppbv		97
34) 2-Butanone	2.573	43	69370	1.888	ppbv		96
35) Carbon Tetrachloride	3.784	117	61895	1.493	ppbv		97
36) Benzene	3.677	78	94277	1.822	ppbv		98
37) 1,2-Dichloroethane	3.237	62	51050	1.734	ppbv		99
38) Trichloroethene	4.574	130	38184	1.817	ppbv		99
39) 1,2-Dichloropropane	4.341	63	35396	1.866	ppbv		95
40) 1,4-Dioxane	4.622	88	15442	1.565	ppbv	#	28
41) Tetrahydrofuran	3.075	42	40365	1.922	ppbv		96
42) Bromodichloromethane	4.512	83	69154	1.733	ppbv		94
43) Methyl Methacrylate	4.910	69	36393	1.543	ppbv		94
44) 2,2,4-Trimethylpentane	4.664	57	166945	1.901	ppbv		97
45) t-1,3-Dichloropropene	6.448	75	35707	1.604	ppbv		93

Quantitation Report (QT Reviewed)

Data Path : Z:\voasrv\HPCHEM1\MSVOA_L\Data\VL022525\
Data File : VL042042.D
Acq On : 25 Feb 2025 09:29
Operator : SY/MD
Sample : VSTDICC002
Misc : 400mL/MSVOA_L
ALS Vial : 1 Sample Multiplier: 1

Quant Time: Feb 25 10:12:18 2025
Quant Method : Z:\voasrv\HPCHEM1\MSVOA_L\methods\VL022525AIR.M
Quant Title : AIR ANALYSIS BY METHOD TO-15 Instrument: MSVOA_LFri Aug
QLast Update : Tue Feb 18 00:13:37 2025
Response via : Initial Calibration

Instrument :
MSVOA_L
ClientSampleId :
VSTDICC002

Manual Integrations
APPROVED
Reviewed By :Semsettin Yesilyurt 02/26/2025
Supervised By :Mahesh Dadoda 02/26/2025

Compound	R.T.	QIon	Response	Conc Units	Dev(Min)
46) cis-1,3-Dichloropropene	5.632	75	46835	1.658 ppbv	93
47) 1,1,2-Trichloroethane	6.613	97	36368	1.822 ppbv	93
48) Dibromochloromethane	7.412	129	56931	1.703 ppbv	99
49) Bromoform	9.503	173	50259	1.833 ppbv	99
50) 4-Methyl-2-Pentanone	5.797	43	83246	1.474 ppbv	99
51) 2-Hexanone	7.470	43	51926	1.124 ppbv #	94
52) Tetrachloroethene	8.244	164	32874	1.822 ppbv	95
53) Toluene	6.962	91	109646	1.779 ppbv	98
54) 1,2-Dibromoethane	7.678	107	50010	1.820 ppbv	97
56) 1,1,1,2-Tetrachloroethane	8.946	131	44947	1.662 ppbv	98
57) Chlorobenzene	8.943	112	84749	1.906 ppbv	95
58) Ethyl Benzene	9.374	91	149185	1.804 ppbv	99
59) m/p-Xylene	9.568	91	238800m	3.666 ppbv	
60) o-Xylene	9.982	91	119170	1.809 ppbv	97
61) Styrene	9.888	104	55798	1.776 ppbv	96
62) Isopropylbenzene	10.555	105	181311	1.833 ppbv	97
63) 1,1,2,2-Tetrachloroethane	9.982	83	77911	1.833 ppbv	96
64) n-propylbenzene	11.005	120	47764	1.965 ppbv	92
65) tert-Butylbenzene	11.545	119	167973	1.948 ppbv	96
66) Benzyl Chloride	11.630	91	12304	1.423 ppbv #	98
67) sec-Butylbenzene	11.782	105	240504	1.986 ppbv	99
69) p-Isopropyltoluene	11.940	119	194660	1.963 ppbv	99
70) n-Butylbenzene	12.296	91	194416	1.991 ppbv	99
71) 2-Chlorotoluene	10.917	91	140068	1.880 ppbv	98
72) 4-Ethyltoluene	11.141	105	150038	1.944 ppbv	98
73) 1,3,5-Trimethylbenzene	11.218	105	128202	1.925 ppbv	99
74) 1,2,4-Trimethylbenzene	11.549	105	150380	2.104 ppbv #	88
75) 1,3-Dichlorobenzene	11.623	146	81884	2.129 ppbv	98
76) 1,4-Dichlorobenzene	11.688	146	82560	2.201 ppbv	97
77) 1,2-Dichlorobenzene	11.963	146	80367	2.186 ppbv	96
78) Hexachloro-1,3-Butadiene	13.895	225	63815	2.098 ppbv	99
79) Naphthalene	13.526	128	102197	1.454 ppbv	98
80) Naphthalene,2-methyl-	14.475	142	18104	0.569 ppbv	94
81) 1,2,4-Trichlorobenzene	13.455	180	57798	2.023 ppbv	98

(#) = qualifier out of range (m) = manual integration (+) = signals summed

Quantitation Report (QT Reviewed)

Data Path : Z:\voasrv\HPCHEM1\MSVOA_L\Data\VL022525\
Data File : VL042042.D
Acq On : 25 Feb 2025 09:29
Operator : SY/MD
Sample : VSTDICC002
Misc : 400mL/MSVOA_L
ALS Vial : 1 Sample Multiplier: 1

Quant Time: Feb 25 10:12:18 2025
Quant Method : Z:\voasrv\HPCHEM1\MSVOA_L\methods\VL022525AIR.M
Quant Title : AIR ANALYSIS BY METHOD TO-15 Instrument: MSVOA_LFri Aug
QLast Update : Tue Feb 18 00:13:37 2025
Response via : Initial Calibration

Instrument :
MSVOA_L
ClientSampleId :
VSTDICC002

Manual Integrations APPROVED

Reviewed By :Semsettin Yesilyurt 02/26/2025
Supervised By :Mahesh Dadoda 02/26/2025

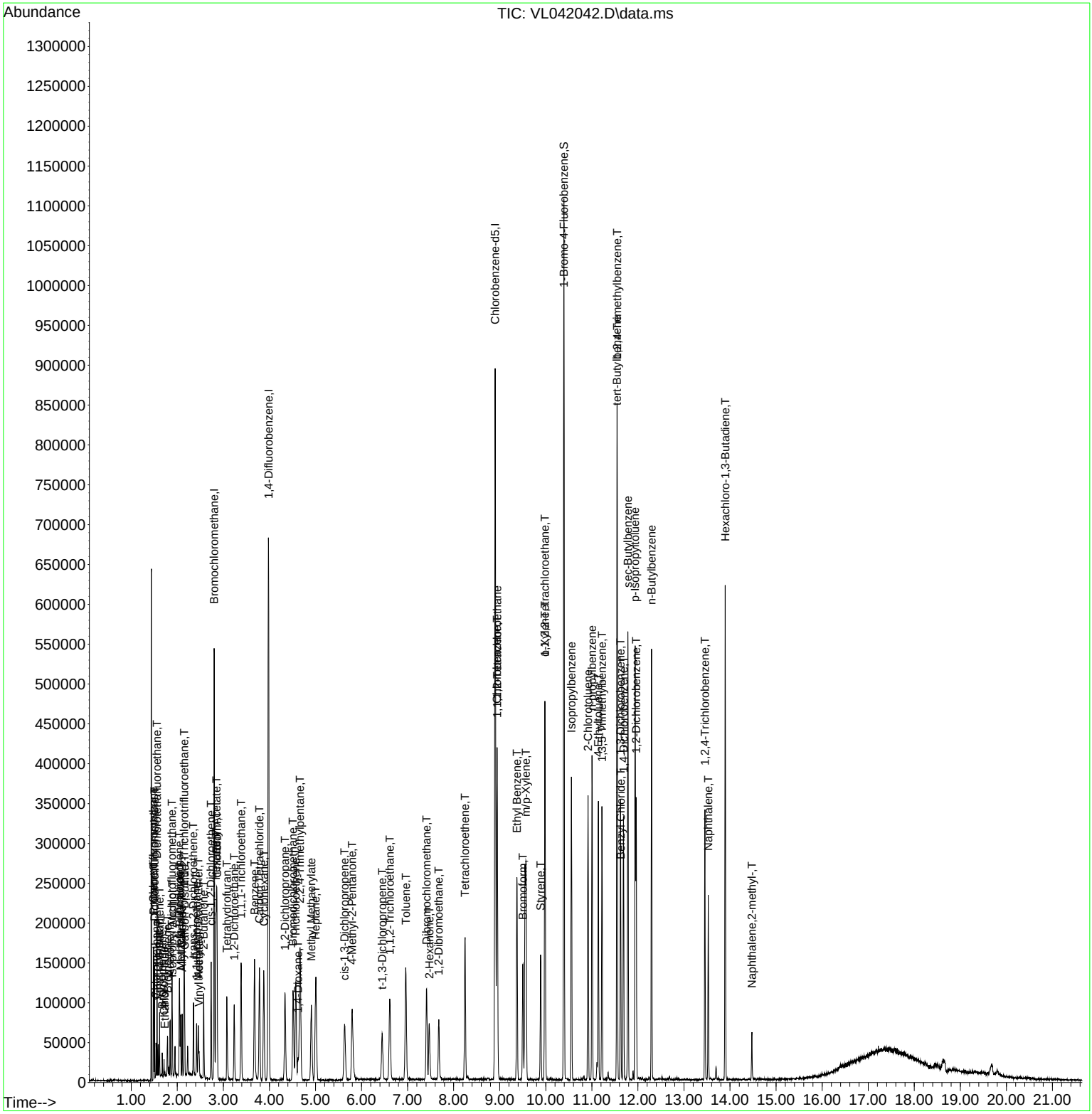

Quantitation Report (QT Reviewed)

Data Path : Z:\voasrv\HPCHEM1\MSVOA_L\Data\VL022525\
Data File : VL042043.D
Acq On : 25 Feb 2025 10:00
Operator : SY/MD
Sample : VSTDICC001
Misc : 400mL/MSVOA_L
ALS Vial : 6 Sample Multiplier: 1

Quant Time: Feb 25 10:27:35 2025
Quant Method : Z:\voasrv\HPCHEM1\MSVOA_L\methods\VL022525AIR.M
Quant Title : AIR ANALYSIS BY METHOD TO-15 Instrument: MSVOA_LFri Aug
QLast Update : Tue Feb 25 10:15:00 2025
Response via : Initial Calibration

Instrument :
MSVOA_L
ClientSampleId :
VSTDICC001

Manual Integrations
APPROVED
Reviewed By :Semsettin Yesilyurt 02/26/2025
Supervised By :Mahesh Dadoda 02/26/2025

Compound	R.T.	QIon	Response	Conc	Units	Dev(Min)
Internal Standards						
1) Bromochloromethane	2.800	49	161096	10.000	ppbv	0.00
33) 1,4-Difluorobenzene	3.978	114	423363	10.000	ppbv	0.00
55) Chlorobenzene-d5	8.898	117	369917	10.000	ppbv	0.00
System Monitoring Compounds						
68) 1-Bromo-4-Fluorobenzene	10.390	95	287450	9.420	ppbv	0.00
Spiked Amount 10.000	Range 65 - 135		Recovery = 94.200%			
Target Compounds						Qvalue
2) Dichlorodifluoromethane	1.502	85	17457	0.629	ppbv	95
3) Chlorodifluoromethane	1.479	51	25229	0.823	ppbv	98
4) Chloromethane	1.538	50	6417	0.595	ppbv #	75
5) Vinyl Chloride	1.586	62	5567	0.432	ppbv	96
6) Bromomethane	1.674	94	2966	0.594	ppbv	100
7) Chloroethane	1.709	64	2542	0.605	ppbv	96
8) Dichlorotetrafluoroethane	1.560	85	14655	0.601	ppbv	90
9) Propene	1.486	41	10156	0.768	ppbv	96
10) Heptane	4.998	43	31354m	0.854	ppbv	
11) Trichlorofluoromethane	1.884	101	18079	0.648	ppbv	98
12) 1,1,2-Trichlorotrifluo...	2.149	101	14527	0.667	ppbv	92
13) Ethanol	1.725	45	915m	0.614	ppbv	
14) Bromoethene	1.787	108	4905	0.604	ppbv #	95
15) Acetone	1.845	43	15468	0.582	ppbv	98
16) 1,3-Butadiene	1.615	39	7010	0.556	ppbv	99
17) tert-Butyl alcohol	2.052	59	19092	0.580	ppbv	97
18) 1,1-Dichloroethene	2.043	96	7042	0.677	ppbv	94
19) Isopropyl Alcohol	1.894	45	9191	0.616	ppbv #	32
20) Methylene Chloride	2.068	84	6026	0.602	ppbv	95
21) Allyl Chloride	2.104	41	11550	0.600	ppbv	95
22) trans-1,2-Dichloroethene	2.347	96	8145m	0.722	ppbv	
23) Vinyl Acetate	2.473	43	9893	0.687	ppbv #	91
24) 1,1-Dichloroethane	2.418	63	13783	0.601	ppbv	98
25) Ethyl Acetate	2.852	43	59183	0.811	ppbv	99
26) Hexane	2.836	57	23549	0.804	ppbv	96
27) Carbon Disulfide	2.159	76	15659	0.568	ppbv #	46
28) Methyl tert-Butyl Ether	2.454	73	13593	0.759	ppbv	95
29) Chloroform	2.861	83	32925	0.776	ppbv	94
30) Cyclohexane	3.874	84	19953	0.840	ppbv	97
31) cis-1,2-Dichloroethene	2.732	61	22565	0.780	ppbv	97
32) 1,1,1-Trichloroethane	3.386	97	30870	0.656	ppbv	96
34) 2-Butanone	2.570	43	33820	0.929	ppbv	99
35) Carbon Tetrachloride	3.777	117	30618	0.745	ppbv	90
36) Benzene	3.674	78	45892	0.895	ppbv	96
37) 1,2-Dichloroethane	3.234	62	25585	0.876	ppbv	99
38) Trichloroethene	4.570	130	18921	0.908	ppbv	91
39) 1,2-Dichloropropane	4.334	63	17557	0.934	ppbv	94
40) 1,4-Dioxane	4.619	88	8319m	0.850	ppbv	
41) Tetrahydrofuran	3.075	42	20823	1.000	ppbv	96
42) Bromodichloromethane	4.515	83	33481	0.847	ppbv	97
43) Methyl Methacrylate	4.907	69	17679	0.756	ppbv	99
44) 2,2,4-Trimethylpentane	4.661	57	81921	0.941	ppbv	98
45) t-1,3-Dichloropropene	6.444	75	16578m	0.751	ppbv	

Quantitation Report (QT Reviewed)

Data Path : Z:\voasrv\HPCHEM1\MSVOA_L\Data\VL022525\
Data File : VL042043.D
Acq On : 25 Feb 2025 10:00
Operator : SY/MD
Sample : VSTDICC001
Misc : 400mL/MSVOA_L
ALS Vial : 6 Sample Multiplier: 1

Quant Time: Feb 25 10:27:35 2025
Quant Method : Z:\voasrv\HPCHEM1\MSVOA_L\methods\VL022525AIR.M
Quant Title : AIR ANALYSIS BY METHOD TO-15 Instrument: MSVOA_LFri Aug
QLast Update : Tue Feb 25 10:15:00 2025
Response via : Initial Calibration

Instrument :
MSVOA_L
ClientSampleId :
VSTDICC001

Manual Integrations
APPROVED
Reviewed By :Semsettin Yesilyurt 02/26/2025
Supervised By :Mahesh Dadoda 02/26/2025

Compound	R.T.	QIon	Response	Conc Units	Dev(Min)
46) cis-1,3-Dichloropropene	5.632	75	22127m	0.790 ppbv	
47) 1,1,2-Trichloroethane	6.616	97	18160m	0.918 ppbv	
48) Dibromochloromethane	7.412	129	28239	0.852 ppbv	97
49) Bromoform	9.500	173	23310	0.858 ppbv	94
50) 4-Methyl-2-Pentanone	5.791	43	41249m	0.737 ppbv	
51) 2-Hexanone	7.470	43	24117	0.527 ppbv #	97
52) Tetrachloroethene	8.241	164	16217	0.907 ppbv	89
53) Toluene	6.959	91	51231	0.838 ppbv	99
54) 1,2-Dibromoethane	7.674	107	23427	0.860 ppbv	94
56) 1,1,1,2-Tetrachloroethane	8.943	131	22060	0.833 ppbv	97
57) Chlorobenzene	8.937	112	41173	0.946 ppbv	96
58) Ethyl Benzene	9.370	91	70507	0.871 ppbv	97
59) m/p-Xylene	9.568	91	114691m	1.799 ppbv	
60) o-Xylene	9.979	91	57322	0.889 ppbv	99
61) Styrene	9.885	104	26596	0.865 ppbv	98
62) Isopropylbenzene	10.555	105	86533	0.894 ppbv	100
63) 1,1,2,2-Tetrachloroethane	9.979	83	38520	0.926 ppbv	98
64) n-propylbenzene	11.002	120	22456	0.944 ppbv	94
65) tert-Butylbenzene	11.545	119	83284	0.987 ppbv	99
66) Benzyl Chloride	11.626	91	5880m	0.695 ppbv	
67) sec-Butylbenzene	11.782	105	119435	1.007 ppbv	99
69) p-Isopropyltoluene	11.940	119	93710	0.966 ppbv	99
70) n-Butylbenzene	12.293	91	94969	0.993 ppbv	98
71) 2-Chlorotoluene	10.914	91	67655	0.928 ppbv	98
72) 4-Ethyltoluene	11.137	105	71906	0.952 ppbv	99
73) 1,3,5-Trimethylbenzene	11.215	105	64087	0.983 ppbv	96
74) 1,2,4-Trimethylbenzene	11.549	105	73323	1.048 ppbv	100
75) 1,3-Dichlorobenzene	11.620	146	41063	1.091 ppbv	99
76) 1,4-Dichlorobenzene	11.685	146	39235	1.068 ppbv	99
77) 1,2-Dichlorobenzene	11.960	146	40574	1.127 ppbv	98
78) Hexachloro-1,3-Butadiene	13.895	225	30764	1.033 ppbv	99
79) Naphthalene	13.526	128	45743	0.665 ppbv	98
80) Naphthalene,2-methyl-	14.471	142	5244	0.168 ppbv	94
81) 1,2,4-Trichlorobenzene	13.452	180	25404	0.908 ppbv	95

(#) = qualifier out of range (m) = manual integration (+) = signals summed

Quantitation Report (QT Reviewed)

Data Path : Z:\voasrv\HPCHEM1\MSVOA_L\Data\VL022525\
Data File : VL042043.D
Acq On : 25 Feb 2025 10:00
Operator : SY/MD
Sample : VSTDICC001
Misc : 400mL/MSVOA_L
ALS Vial : 6 Sample Multiplier: 1

Quant Time: Feb 25 10:27:35 2025
Quant Method : Z:\voasrv\HPCHEM1\MSVOA_L\methods\VL022525AIR.M
Quant Title : AIR ANALYSIS BY METHOD TO-15 Instrument: MSVOA_LFri Aug
QLast Update : Tue Feb 25 10:15:00 2025
Response via : Initial Calibration

Instrument :
MSVOA_L
ClientSampleId :
VSTDICC001

Manual Integrations APPROVED

Reviewed By :Semsettin Yesilyurt 02/26/2025
Supervised By :Mahesh Dadoda 02/26/2025

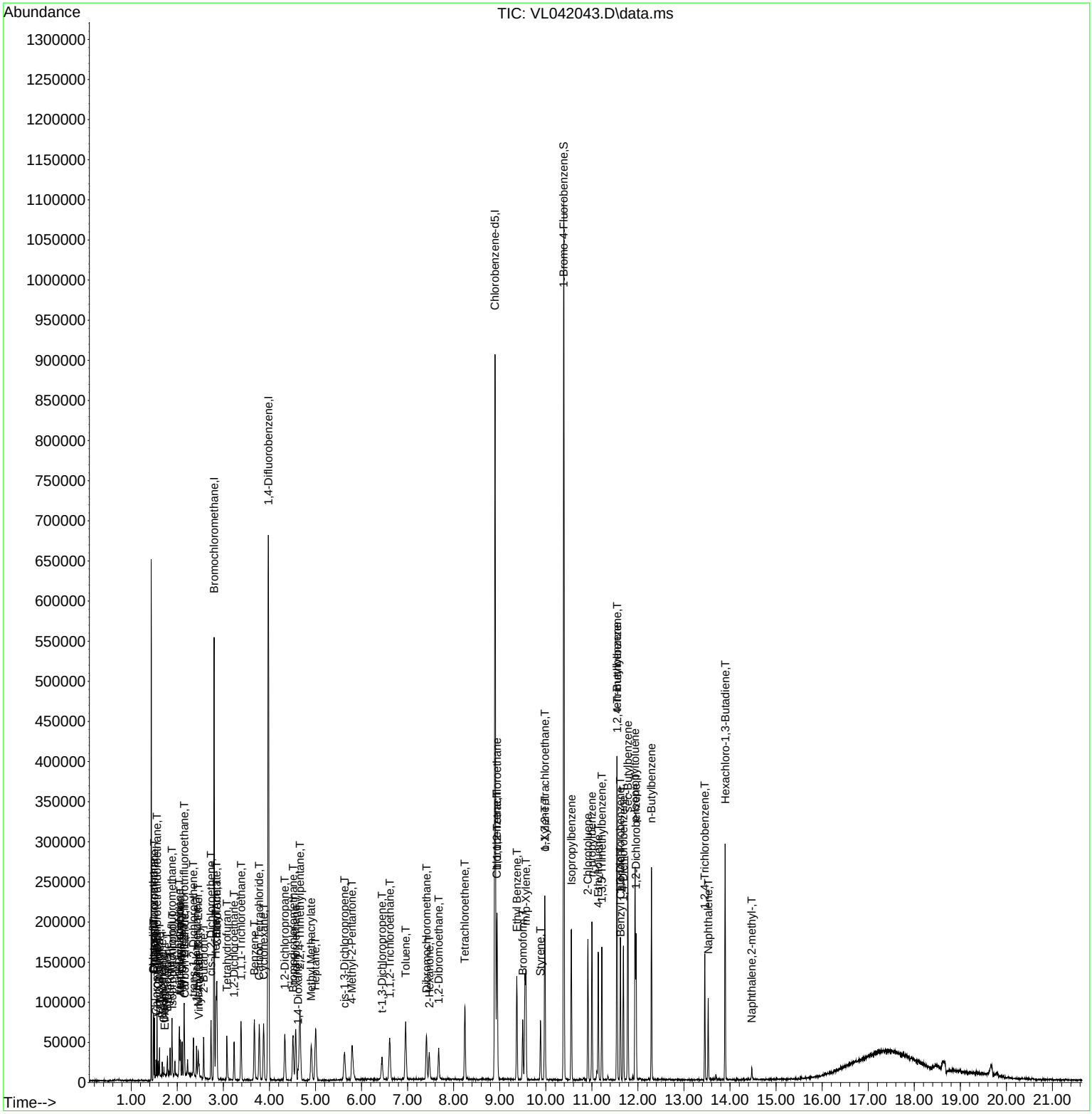

Quantitation Report (QT Reviewed)

Data Path : Z:\voasrv\HPCHEM1\MSVOA_L\Data\VL022525\
Data File : VL042044.D
Acq On : 25 Feb 2025 10:31
Operator : SY/MD
Sample : VSTDICC0.5
Misc : 400mL/MSVOA_L
ALS Vial : 6 Sample Multiplier: 1

Quant Time: Feb 25 10:56:41 2025
Quant Method : Z:\voasrv\HPCHEM1\MSVOA_L\methods\VL022525AIR.M
Quant Title : AIR ANALYSIS BY METHOD TO-15 Instrument: MSVOA_LFri Aug
QLast Update : Tue Feb 25 10:31:48 2025
Response via : Initial Calibration

Instrument :
MSVOA_L
ClientSampleId :
VSTDICC0.5

Manual Integrations
APPROVED
Reviewed By :Semsettin Yesilyurt 02/26/2025
Supervised By :Mahesh Dadoda 02/26/2025

Compound	R.T.	QIon	Response	Conc	Units	Dev(Min)
Internal Standards						
1) Bromochloromethane	2.797	49	159644	10.000	ppbv	0.00
33) 1,4-Difluorobenzene	3.975	114	421340	10.000	ppbv	0.00
55) Chlorobenzene-d5	8.898	117	365954	10.000	ppbv	0.00
System Monitoring Compounds						
68) 1-Bromo-4-Fluorobenzene	10.390	95	281042	9.310	ppbv	0.00
Spiked Amount 10.000	Range 65 - 135		Recovery = 93.100%			
Target Compounds						Qvalue
2) Dichlorodifluoromethane	1.502	85	8852	0.322	ppbv	98
3) Chlorodifluoromethane	1.479	51	11921	0.392	ppbv	94
4) Chloromethane	1.537	50	3497	0.327	ppbv #	88
5) Vinyl Chloride	1.583	62	3005	0.235	ppbv	98
6) Bromomethane	1.673	94	1359	0.275	ppbv	92
7) Chloroethane	1.709	64	1205	0.290	ppbv	89
8) Dichlorotetrafluoroethane	1.557	85	7123	0.295	ppbv	99
9) Propene	1.486	41	4904	0.374	ppbv	94
10) Heptane	5.004	43	15731	0.432	ppbv	98
11) Trichlorofluoromethane	1.884	101	8429	0.305	ppbv	92
12) 1,1,2-Trichlorotrifluo...	2.146	101	7336	0.340	ppbv	98
13) Ethanol	1.725	45	426	0.288	ppbv	75
14) Bromoethene	1.787	108	2598	0.323	ppbv #	89
15) Acetone	1.842	43	8655	0.328	ppbv	96
16) 1,3-Butadiene	1.615	39	3803	0.304	ppbv	97
17) tert-Butyl alcohol	2.049	59	9447	0.290	ppbv #	90
18) 1,1-Dichloroethene	2.039	96	3173	0.308	ppbv	94
19) Isopropyl Alcohol	1.894	45	4481	0.303	ppbv #	32
20) Methylene Chloride	2.068	84	3423	0.345	ppbv	97
21) Allyl Chloride	2.104	41	5640	0.296	ppbv	100
22) trans-1,2-Dichloroethene	2.347	96	3838m	0.343	ppbv	
23) Vinyl Acetate	2.473	43	5499	0.385	ppbv #	86
24) 1,1-Dichloroethane	2.418	63	7396	0.326	ppbv #	88
25) Ethyl Acetate	2.848	43	30593	0.423	ppbv	98
26) Hexane	2.832	57	12739	0.439	ppbv	98
27) Carbon Disulfide	2.159	76	8316	0.305	ppbv #	15
28) Methyl tert-Butyl Ether	2.450	73	5185	0.292	ppbv #	80
29) Chloroform	2.858	83	17278	0.411	ppbv	93
30) Cyclohexane	3.874	84	9209	0.391	ppbv	88
31) cis-1,2-Dichloroethene	2.729	61	11344	0.395	ppbv	97
32) 1,1,1-Trichloroethane	3.382	97	15027	0.322	ppbv	93
34) 2-Butanone	2.570	43	17555	0.484	ppbv	99
35) Carbon Tetrachloride	3.780	117	14223	0.348	ppbv	90
36) Benzene	3.670	78	22728	0.445	ppbv	95
37) 1,2-Dichloroethane	3.230	62	13141	0.452	ppbv	100
38) Trichloroethene	4.570	130	9115	0.440	ppbv #	87
39) 1,2-Dichloropropane	4.331	63	8877m	0.474	ppbv	
40) 1,4-Dioxane	4.622	88	4046m	0.416	ppbv	
41) Tetrahydrofuran	3.078	42	9880	0.477	ppbv	98
42) Bromodichloromethane	4.505	83	16973	0.431	ppbv #	96
43) Methyl Methacrylate	4.904	69	8428	0.362	ppbv	93
44) 2,2,4-Trimethylpentane	4.661	57	40623	0.469	ppbv	98
45) t-1,3-Dichloropropene	6.441	75	8720m	0.397	ppbv	

Quantitation Report (QT Reviewed)

Data Path : Z:\voasrv\HPCHEM1\MSVOA_L\Data\VL022525\
Data File : VL042044.D
Acq On : 25 Feb 2025 10:31
Operator : SY/MD
Sample : VSTDICC0.5
Misc : 400mL/MSVOA_L
ALS Vial : 6 Sample Multiplier: 1

Quant Time: Feb 25 10:56:41 2025
Quant Method : Z:\voasrv\HPCHEM1\MSVOA_L\methods\VL022525AIR.M
Quant Title : AIR ANALYSIS BY METHOD TO-15 Instrument: MSVOA_LFri Aug
QLast Update : Tue Feb 25 10:31:48 2025
Response via : Initial Calibration

Instrument :
MSVOA_L
ClientSampleId :
VSTDICC0.5

Manual Integrations
APPROVED
Reviewed By :Semsettin Yesilyurt 02/26/2025
Supervised By :Mahesh Dadoda 02/26/2025

Compound	R.T.	QIon	Response	Conc Units	Dev(Min)
46) cis-1,3-Dichloropropene	5.629	75	10834m	0.389 ppbv	
47) 1,1,2-Trichloroethane	6.609	97	8982m	0.456 ppbv	
48) Dibromochloromethane	7.406	129	13014m	0.395 ppbv	
49) Bromoform	9.496	173	11640	0.430 ppbv	98
50) 4-Methyl-2-Pentanone	5.794	43	20992m	0.377 ppbv	
51) 2-Hexanone	7.470	43	12149m	0.267 ppbv	
52) Tetrachloroethene	8.241	164	8012	0.450 ppbv	95
53) Toluene	6.956	91	24224	0.398 ppbv	96
54) 1,2-Dibromoethane	7.674	107	11718m	0.432 ppbv	
56) 1,1,1,2-Tetrachloroethane	8.940	131	11100	0.424 ppbv #	61
57) Chlorobenzene	8.936	112	20167	0.468 ppbv	97
58) Ethyl Benzene	9.370	91	34506	0.431 ppbv	90
59) m/p-Xylene	9.568	91	54449m	0.863 ppbv	
60) o-Xylene	9.979	91	28757	0.451 ppbv	95
61) Styrene	9.885	104	12051	0.396 ppbv	99
62) Isopropylbenzene	10.552	105	42074	0.439 ppbv	100
63) 1,1,2,2-Tetrachloroethane	9.975	83	18774	0.456 ppbv	96
64) n-propylbenzene	11.001	120	10900	0.463 ppbv	100
65) tert-Butylbenzene	11.542	119	38066	0.456 ppbv	98
66) Benzyl Chloride	11.626	91	2589	0.309 ppbv #	96
67) sec-Butylbenzene	11.778	105	54394	0.464 ppbv	97
69) p-Isopropyltoluene	11.937	119	40978	0.427 ppbv	95
70) n-Butylbenzene	12.293	91	42673	0.451 ppbv	99
71) 2-Chlorotoluene	10.914	91	32161	0.446 ppbv	99
72) 4-Ethyltoluene	11.137	105	32477	0.434 ppbv #	95
73) 1,3,5-Trimethylbenzene	11.215	105	29130	0.452 ppbv	91
74) 1,2,4-Trimethylbenzene	11.548	105	33950	0.491 ppbv	97
75) 1,3-Dichlorobenzene	11.616	146	20339	0.546 ppbv	96
76) 1,4-Dichlorobenzene	11.684	146	20492	0.564 ppbv	93
77) 1,2-Dichlorobenzene	11.959	146	19373	0.544 ppbv	96
78) Hexachloro-1,3-Butadiene	13.892	225	15367	0.522 ppbv	99
79) Naphthalene	13.523	128	17897	0.263 ppbv #	95
80) Naphthalene,2-methyl-	14.478	142	1646	0.053 ppbv #	81
81) 1,2,4-Trichlorobenzene	13.452	180	10771	0.389 ppbv	94

(#) = qualifier out of range (m) = manual integration (+) = signals summed

Quantitation Report (QT Reviewed)

Data Path : Z:\voasrv\HPCHEM1\MSVOA_L\Data\VL022525\
Data File : VL042044.D
Acq On : 25 Feb 2025 10:31
Operator : SY/MD
Sample : VSTDICC0.5
Misc : 400mL/MSVOA_L
ALS Vial : 6 Sample Multiplier: 1

Quant Time: Feb 25 10:56:41 2025
Quant Method : Z:\voasrv\HPCHEM1\MSVOA_L\methods\VL022525AIR.M
Quant Title : AIR ANALYSIS BY METHOD TO-15 Instrument: MSVOA_LFri Aug
QLast Update : Tue Feb 25 10:31:48 2025
Response via : Initial Calibration

Instrument :
MSVOA_L
ClientSampleId :
VSTDICC0.5

Manual Integrations
APPROVED
Reviewed By :Semsettin Yesilyurt 02/26/2025
Supervised By :Mahesh Dadoda 02/26/2025

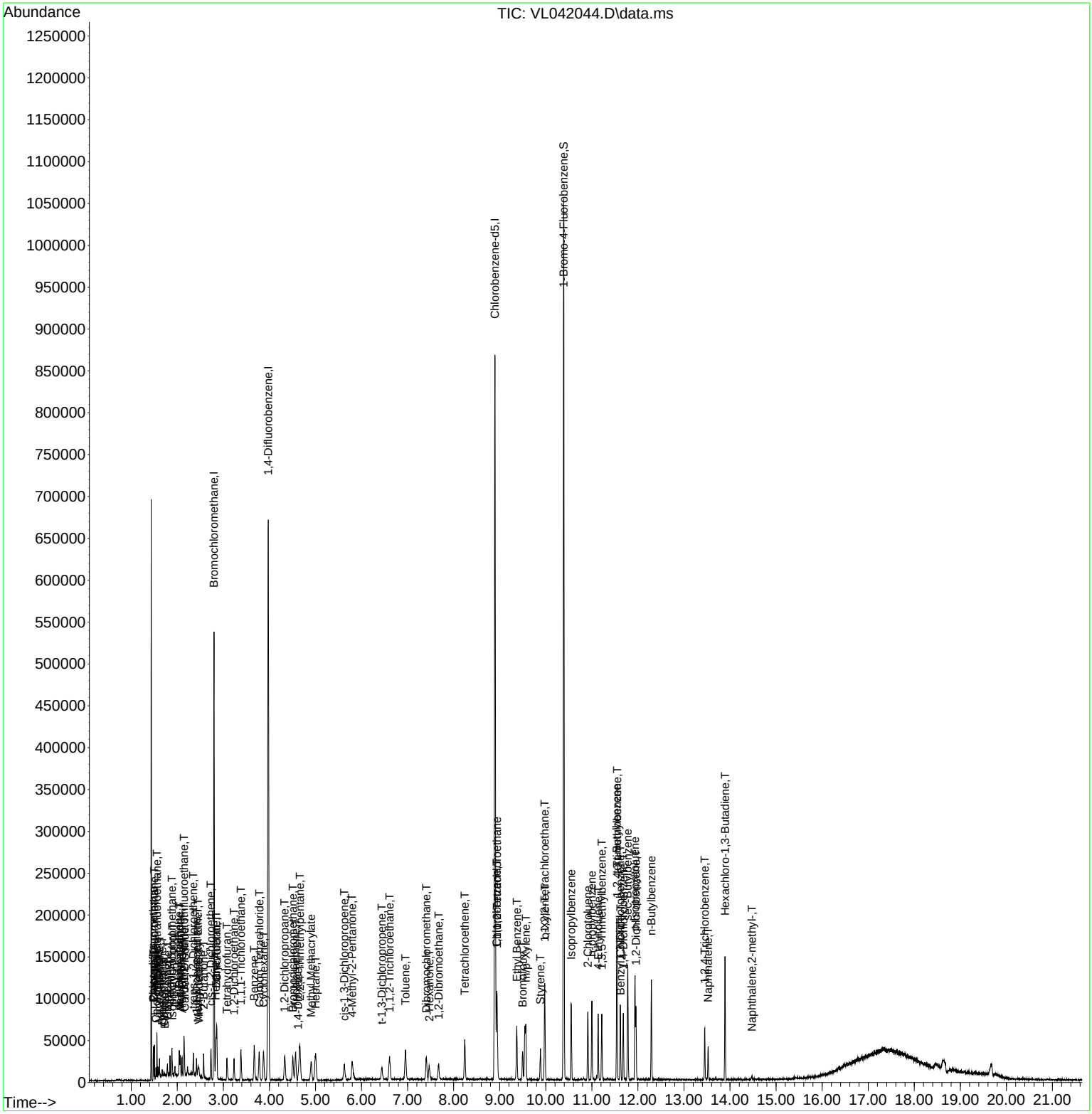

Quantitation Report (QT Reviewed)

Data Path : Z:\voasrv\HPCHEM1\MSVOA_L\Data\VL022525\
Data File : VL042045.D
Acq On : 25 Feb 2025 11:03
Operator : SY/MD
Sample : VSTDICC0.1
Misc : 400mL/MSVOA_L
ALS Vial : 6 Sample Multiplier: 1

Quant Time: Feb 25 12:33:08 2025
Quant Method : Z:\voasrv\HPCHEM1\MSVOA_L\methods\VL022525AIR.M
Quant Title : AIR ANALYSIS BY METHOD TO-15 Instrument: MSVOA_LFri Aug
QLast Update : Tue Feb 25 10:31:48 2025
Response via : Initial Calibration

Instrument :
MSVOA_L
ClientSampleId :
VSTDICC0.1

Manual Integrations
APPROVED
Reviewed By :Semsettin Yesilyurt 02/26/2025
Supervised By :Mahesh Dadoda 02/26/2025

Compound	R.T.	QIon	Response	Conc	Units	Dev(Min)
Internal Standards						
1) Bromochloromethane	2.803	49	161406	10.000	ppbv	0.00
33) 1,4-Difluorobenzene	3.981	114	414875	10.000	ppbv	0.00
55) Chlorobenzene-d5	8.904	117	363831	10.000	ppbv	0.00
System Monitoring Compounds						
68) 1-Bromo-4-Fluorobenzene	10.393	95	276484	9.213	ppbv	0.00
Spiked Amount 10.000	Range 65 - 135		Recovery = 92.100%			
Target Compounds						Qvalue
5) Vinyl Chloride	1.586	62	543	0.042	ppbv #	88
32) 1,1,1-Trichloroethane	3.386	97	3026	0.064	ppbv #	86
35) Carbon Tetrachloride	3.787	117	2923m	0.073	ppbv	
38) Trichloroethene	4.577	130	1915m	0.094	ppbv	
52) Tetrachloroethene	8.254	164	1552m	0.089	ppbv	
54) 1,2-Dibromoethane	7.678	107	2335m	0.087	ppbv	
63) 1,1,2,2-Tetrachloroethane	9.982	83	3549m	0.087	ppbv	
79) Naphthalene	13.529	128	3058	0.045	ppbv #	91

(#) = qualifier out of range (m) = manual integration (+) = signals summed

Quantitation Report (QT Reviewed)

Data Path : Z:\voasrv\HPCHEM1\MSVOA_L\Data\VL022525\
Data File : VL042045.D
Acq On : 25 Feb 2025 11:03
Operator : SY/MD
Sample : VSTDICC0.1
Misc : 400mL/MSVOA_L
ALS Vial : 6 Sample Multiplier: 1

Quant Time: Feb 25 12:33:08 2025
Quant Method : Z:\voasrv\HPCHEM1\MSVOA_L\methods\VL022525AIR.M
Quant Title : AIR ANALYSIS BY METHOD TO-15 Instrument: MSVOA_LFri Aug
QLast Update : Tue Feb 25 10:31:48 2025
Response via : Initial Calibration

Instrument :
MSVOA_L
ClientSampleId :
VSTDICC0.1

Manual Integrations
APPROVED
Reviewed By :Semsettin Yesilyurt 02/26/2025
Supervised By :Mahesh Dadoda 02/26/2025

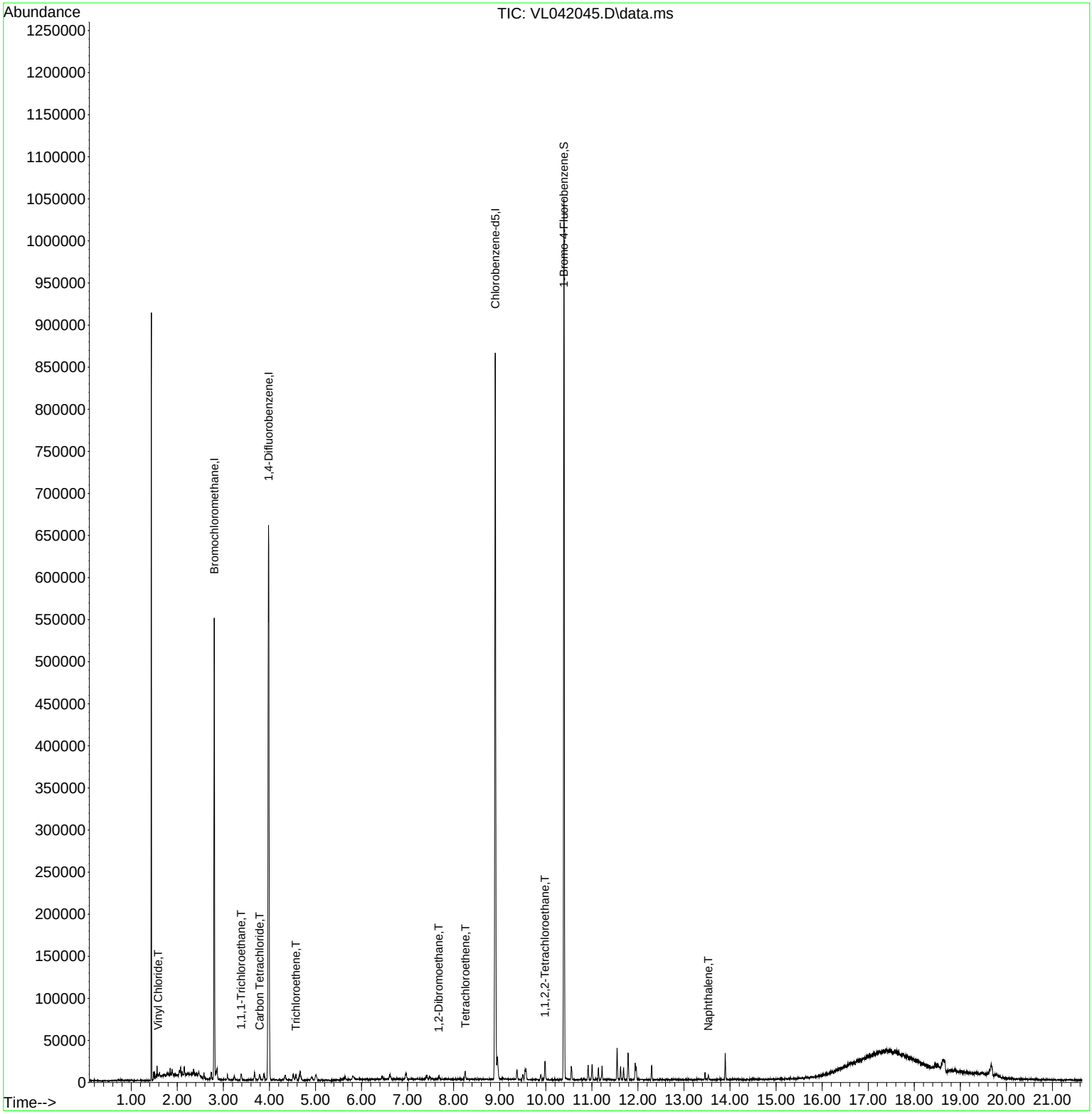

Quantitation Report (QT Reviewed)

Data Path : Z:\voasrv\HPCHEM1\MSVOA_L\Data\VL022525\
Data File : VL042046.D
Acq On : 25 Feb 2025 11:34
Operator : SY/MD
Sample : VSTDICC0.03
Misc : 400mL/MSVOA_L
ALS Vial : 6 Sample Multiplier: 1

Quant Time: Feb 25 12:34:19 2025
Quant Method : Z:\voasrv\HPCHEM1\MSVOA_L\methods\VL022525AIR.M
Quant Title : AIR ANALYSIS BY METHOD TO-15 Instrument: MSVOA_LFri Aug
QLast Update : Tue Feb 25 10:31:48 2025
Response via : Initial Calibration

Instrument :
MSVOA_L
ClientSampleId :
VSTDICC0.03

Manual Integrations
APPROVED
Reviewed By :Semsettin Yesilyurt 02/26/2025
Supervised By :Mahesh Dadoda 02/26/2025

Compound	R.T.	QIon	Response	Conc	Units	Dev(Min)
Internal Standards						
1) Bromochloromethane	2.797	49	160156	10.000	ppbv	0.00
33) 1,4-Difluorobenzene	3.975	114	410900	10.000	ppbv	0.00
55) Chlorobenzene-d5	8.898	117	353154	10.000	ppbv	0.00
System Monitoring Compounds						
68) 1-Bromo-4-Fluorobenzene	10.390	95	272906	9.368	ppbv	0.00
Spiked Amount 10.000	Range 65 - 135		Recovery = 93.700%			
Target Compounds						Qvalue
5) Vinyl Chloride	1.586	62	215	0.017	ppbv	89
32) 1,1,1-Trichloroethane	3.379	97	923m	0.020	ppbv	
35) Carbon Tetrachloride	3.784	117	818m	0.021	ppbv	
38) Trichloroethene	4.577	130	551m	0.027	ppbv	
52) Tetrachloroethene	8.237	164	397m	0.023	ppbv	
63) 1,1,2,2-Tetrachloroethane	9.979	83	1058m	0.027	ppbv	

(#) = qualifier out of range (m) = manual integration (+) = signals summed

Quantitation Report (QT Reviewed)

Data Path : Z:\voasrv\HPCHEM1\MSVOA_L\Data\VL022525\
Data File : VL042046.D
Acq On : 25 Feb 2025 11:34
Operator : SY/MD
Sample : VSTDICC0.03
Misc : 400mL/MSVOA_L
ALS Vial : 6 Sample Multiplier: 1

Quant Time: Feb 25 12:34:19 2025
Quant Method : Z:\voasrv\HPCHEM1\MSVOA_L\methods\VL022525AIR.M
Quant Title : AIR ANALYSIS BY METHOD TO-15 Instrument: MSVOA_LFri Aug
QLast Update : Tue Feb 25 10:31:48 2025
Response via : Initial Calibration

Instrument :
MSVOA_L
ClientSampleId :
VSTDICC0.03

Manual Integrations
APPROVED
Reviewed By :Semsettin Yesilyurt 02/26/2025
Supervised By :Mahesh Dadoda 02/26/2025

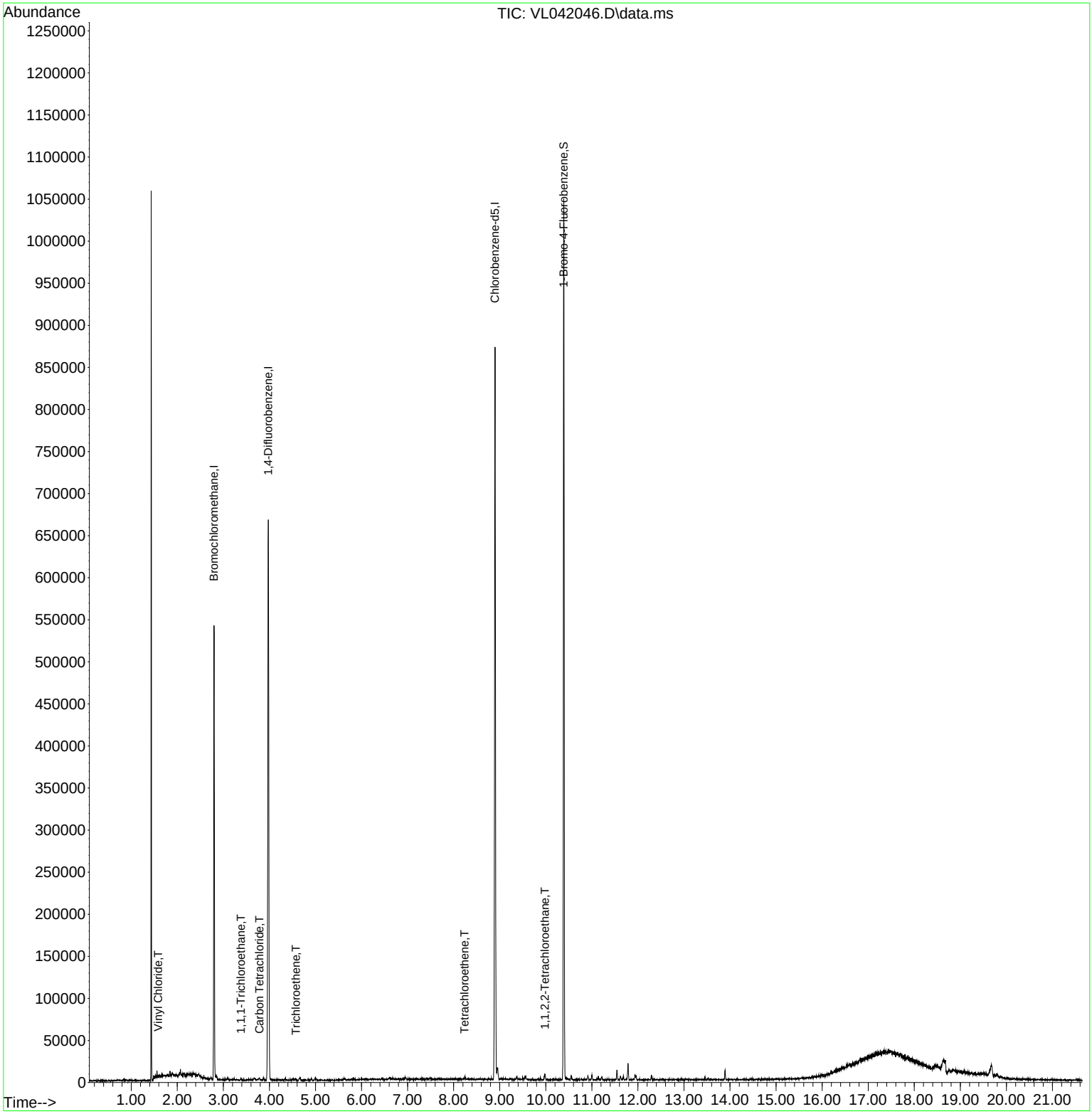

Quantitation Report (QT Reviewed)

Data Path : Z:\voasrv\HPCHEM1\MSVOA_L\Data\VL022525\
Data File : VL042047.D
Acq On : 25 Feb 2025 12:07
Operator : SY/MD
Sample : VSTDICC015
Misc : 400mL/MSVOA_L
ALS Vial : 6 Sample Multiplier: 1

Quant Time: Feb 25 12:35:10 2025
Quant Method : Z:\voasrv\HPCHEM1\MSVOA_L\methods\VL022525AIR.M
Quant Title : AIR ANALYSIS BY METHOD TO-15 Instrument: MSVOA_LFri Aug
QLast Update : Tue Feb 25 10:31:48 2025
Response via : Initial Calibration

Instrument :
MSVOA_L
ClientSampleId :
VSTDICC015

Manual Integrations
APPROVED
Reviewed By :Semsettin Yesilyurt 02/26/2025
Supervised By :Mahesh Dadoda 02/26/2025

Compound	R.T.	QIon	Response	Conc	Units	Dev(Min)
Internal Standards						
1) Bromochloromethane	2.800	49	159015	10.000	ppbv	0.00
33) 1,4-Difluorobenzene	3.978	114	401919	10.000	ppbv	0.00
55) Chlorobenzene-d5	8.904	117	351637	10.000	ppbv	0.00
System Monitoring Compounds						
68) 1-Bromo-4-Fluorobenzene	10.393	95	273846	9.441	ppbv	0.00
Spiked Amount 10.000	Range 65 - 135		Recovery = 94.400%			
Target Compounds						Qvalue
2) Dichlorodifluoromethane	1.502	85	231978	8.474	ppbv	99
3) Chlorodifluoromethane	1.479	51	324821	10.733	ppbv	100
4) Chloromethane	1.537	50	82097	7.718	ppbv	98
5) Vinyl Chloride	1.586	62	81863	6.436	ppbv	99
6) Bromomethane	1.673	94	39366	7.983	ppbv	97
7) Chloroethane	1.709	64	33329	8.039	ppbv	92
8) Dichlorotetrafluoroethane	1.560	85	188716	7.837	ppbv	98
9) Propene	1.489	41	133086	10.201	ppbv	97
10) Heptane	5.004	43	400418	11.052	ppbv	99
11) Trichlorofluoromethane	1.884	101	230938	8.383	ppbv	95
12) 1,1,2-Trichlorotrifluo...	2.149	101	184306	8.579	ppbv	99
13) Ethanol	1.725	45	4281	2.909	ppbv	100
14) Bromoethene	1.787	108	65496	8.164	ppbv	99
15) Acetone	1.842	43	172538	6.574	ppbv	98
16) 1,3-Butadiene	1.615	39	87490	7.027	ppbv	100
17) tert-Butyl alcohol	2.049	59	239569	7.377	ppbv	98
18) 1,1-Dichloroethene	2.042	96	80535	7.845	ppbv	98
19) Isopropyl Alcohol	1.894	45	102365	6.955	ppbv	99
20) Methylene Chloride	2.068	84	66282	6.709	ppbv	98
21) Allyl Chloride	2.104	41	140726	7.406	ppbv	99
22) trans-1,2-Dichloroethene	2.350	96	94321	8.466	ppbv	95
23) Vinyl Acetate	2.473	43	139727	9.831	ppbv	99
24) 1,1-Dichloroethane	2.418	63	180882	7.997	ppbv	99
25) Ethyl Acetate	2.848	43	767353	10.652	ppbv	99
26) Hexane	2.839	57	306864	10.615	ppbv	99
27) Carbon Disulfide	2.159	76	224609	8.261	ppbv	98
28) Methyl tert-Butyl Ether	2.453	73	168058	9.510	ppbv	98
29) Chloroform	2.861	83	409240	9.774	ppbv	100
30) Cyclohexane	3.874	84	256687	10.946	ppbv	98
31) cis-1,2-Dichloroethene	2.732	61	299324	10.476	ppbv	96
32) 1,1,1-Trichloroethane	3.386	97	417615	8.994	ppbv	98
34) 2-Butanone	2.570	43	457602	13.234	ppbv	98
35) Carbon Tetrachloride	3.780	117	410730	10.524	ppbv	96
36) Benzene	3.674	78	602107	12.367	ppbv	97
37) 1,2-Dichloroethane	3.233	62	335275	12.097	ppbv	99
38) Trichloroethene	4.573	130	228298	11.542	ppbv	98
39) 1,2-Dichloropropane	4.337	63	228418	12.797	ppbv	98
40) 1,4-Dioxane	4.609	88	104519	11.253	ppbv #	96
41) Tetrahydrofuran	3.068	42	271202	13.724	ppbv	100
42) Bromodichloromethane	4.512	83	461272	12.285	ppbv	96
43) Methyl Methacrylate	4.907	69	246468	11.105	ppbv	97
44) 2,2,4-Trimethylpentane	4.667	57	1054880	12.763	ppbv	99
45) t-1,3-Dichloropropene	6.444	75	249612	11.914	ppbv	95

Quantitation Report (QT Reviewed)

Data Path : Z:\voasrv\HPCHEM1\MSVOA_L\Data\VL022525\
Data File : VL042047.D
Acq On : 25 Feb 2025 12:07
Operator : SY/MD
Sample : VSTDICC015
Misc : 400mL/MSVOA_L
ALS Vial : 6 Sample Multiplier: 1

Quant Time: Feb 25 12:35:10 2025
Quant Method : Z:\voasrv\HPCHEM1\MSVOA_L\methods\VL022525AIR.M
Quant Title : AIR ANALYSIS BY METHOD TO-15 Instrument: MSVOA_LFri Aug
QLast Update : Tue Feb 25 10:31:48 2025
Response via : Initial Calibration

Instrument :
MSVOA_L
ClientSampleId :
VSTDICC015

Manual Integrations
APPROVED
Reviewed By :Semsettin Yesilyurt 02/26/2025
Supervised By :Mahesh Dadoda 02/26/2025

Compound	R.T.	QIon	Response	Conc	Units	Dev(Min)
46) cis-1,3-Dichloropropene	5.635	75	317266	11.935	ppbv	98
47) 1,1,2-Trichloroethane	6.609	97	226021	12.032	ppbv	95
48) Dibromochloromethane	7.412	129	369666	11.750	ppbv	99
49) Bromoform	9.503	173	317322	12.297	ppbv	99
50) 4-Methyl-2-Pentanone	5.787	43	650307	12.237	ppbv	99
51) 2-Hexanone	7.461	43	530165	12.198	ppbv #	100
52) Tetrachloroethene	8.247	164	203233	11.968	ppbv	94
53) Toluene	6.959	91	673822	11.615	ppbv	99
54) 1,2-Dibromoethane	7.677	107	309982	11.985	ppbv	95
56) 1,1,1,2-Tetrachloroethane	8.946	131	276326	10.979	ppbv	99
57) Chlorobenzene	8.943	112	494606	11.957	ppbv	98
58) Ethyl Benzene	9.373	91	922265	11.984	ppbv	100
59) m/p-Xylene	9.571	91	1456036m	24.020	ppbv	
60) o-Xylene	9.982	91	712735	11.626	ppbv	99
61) Styrene	9.888	104	363855	12.446	ppbv	99
62) Isopropylbenzene	10.558	105	1068777	11.612	ppbv	99
63) 1,1,2,2-Tetrachloroethane	9.982	83	459839	11.626	ppbv	100
64) n-propylbenzene	11.005	120	282364	12.486	ppbv	99
65) tert-Butylbenzene	11.548	119	924810	11.526	ppbv	99
66) Benzyl Chloride	11.633	91	78975	9.819	ppbv	98
67) sec-Butylbenzene	11.785	105	1315730	11.674	ppbv	99
69) p-Isopropyltoluene	11.940	119	1084253	11.752	ppbv	99
70) n-Butylbenzene	12.296	91	1118373	12.306	ppbv	99
71) 2-Chlorotoluene	10.917	91	818204	11.804	ppbv	100
72) 4-Ethyltoluene	11.141	105	880883	12.264	ppbv	99
73) 1,3,5-Trimethylbenzene	11.218	105	738619	11.921	ppbv	98
74) 1,2,4-Trimethylbenzene	11.552	105	784701	11.801	ppbv	91
75) 1,3-Dichlorobenzene	11.623	146	465436	13.003	ppbv	98
76) 1,4-Dichlorobenzene	11.688	146	467249	13.386	ppbv	99
77) 1,2-Dichlorobenzene	11.963	146	449222	13.129	ppbv	98
78) Hexachloro-1,3-Butadiene	13.895	225	351085	12.403	ppbv	100
79) Naphthalene	13.526	128	764990	11.696	ppbv	99
80) Naphthalene,2-methyl-	14.471	142	324431	10.956	ppbv	99
81) 1,2,4-Trichlorobenzene	13.455	180	354990	13.351	ppbv	99

(#) = qualifier out of range (m) = manual integration (+) = signals summed

Quantitation Report (QT Reviewed)

Data Path : Z:\voasrv\HPCHEM1\MSVOA_L\Data\VL022525\
Data File : VL042047.D
Acq On : 25 Feb 2025 12:07
Operator : SY/MD
Sample : VSTDICC015
Misc : 400mL/MSVOA_L
ALS Vial : 6 Sample Multiplier: 1

Quant Time: Feb 25 12:35:10 2025
Quant Method : Z:\voasrv\HPCHEM1\MSVOA_L\methods\VL022525AIR.M
Quant Title : AIR ANALYSIS BY METHOD TO-15 Instrument: MSVOA_LFri Aug
QLast Update : Tue Feb 25 10:31:48 2025
Response via : Initial Calibration

Instrument :
MSVOA_L
ClientSampleId :
VSTDICC015

Manual Integrations APPROVED

Reviewed By :Semsettin Yesilyurt 02/26/2025
Supervised By :Mahesh Dadoda 02/26/2025

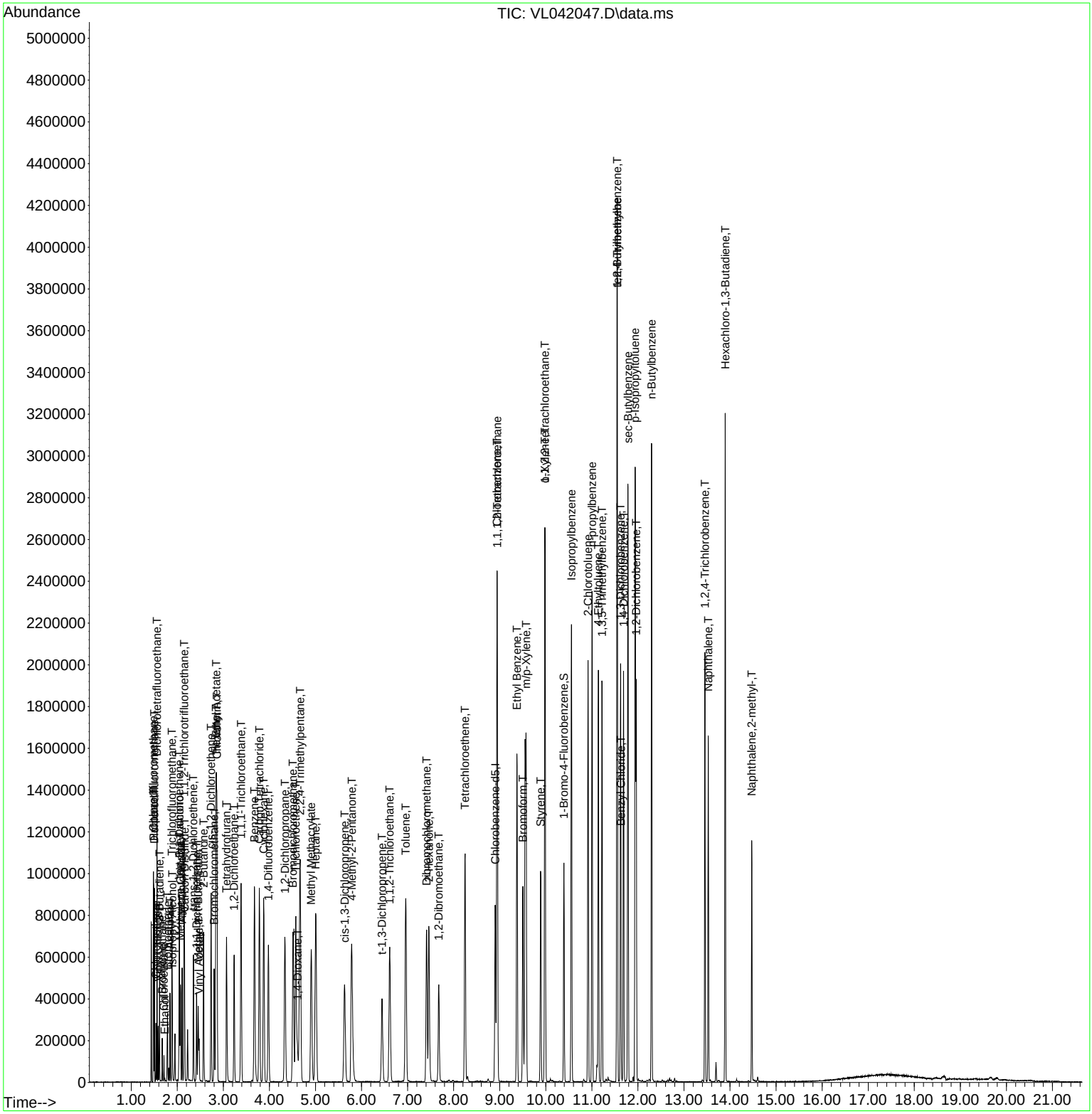

Quantitation Report (QT Reviewed)

Data Path : Z:\voasrv\HPCHEM1\MSVOA_L\Data\VL022525\
Data File : VL042048.D
Acq On : 25 Feb 2025 13:15
Operator : SY/MD
Sample : VSTDICV010
Misc : 400mL/MSVOA_L
ALS Vial : 6 Sample Multiplier: 1

Quant Time: Feb 26 01:31:59 2025
Quant Method : Z:\voasrv\HPCHEM1\MSVOA_L\methods\VL022525AIR.M
Quant Title : AIR ANALYSIS BY METHOD TO-15 Instrument: MSVOA_LFri Aug
QLast Update : Wed Feb 26 01:08:36 2025
Response via : Initial Calibration

Instrument :
MSVOA_L
ClientSampleId :
ICVVL022525

Manual Integrations
APPROVED
Reviewed By :Semsettin Yesilyurt 02/26/2025
Supervised By :Mahesh Dadoda 02/26/2025

Compound	R.T.	QIon	Response	Conc	Units	Dev(Min)
Internal Standards						
1) Bromochloromethane	2.800	49	158881	10.000	ppbv	0.00
33) 1,4-Difluorobenzene	3.981	114	406520	10.000	ppbv	0.00
55) Chlorobenzene-d5	8.904	117	350262	10.000	ppbv	0.00
System Monitoring Compounds						
68) 1-Bromo-4-Fluorobenzene	10.393	95	274527	10.188	ppbv	0.00
Spiked Amount 10.000	Range 65 - 135		Recovery = 101.900%			
Target Compounds						Qvalue
2) Dichlorodifluoromethane	1.505	85	158709	9.606	ppbv	99
3) Chlorodifluoromethane	1.479	51	219646	9.512	ppbv	100
4) Chloromethane	1.537	50	54628	8.941	ppbv	100
5) Vinyl Chloride	1.586	62	52672	9.114	ppbv	98
6) Bromomethane	1.673	94	25374	9.221	ppbv	100
7) Chloroethane	1.709	64	22174	9.443	ppbv #	87
8) Dichlorotetrafluoroethane	1.560	85	127046	9.354	ppbv	100
9) Propene	1.489	41	90844	9.657	ppbv	96
10) Heptane	5.010	43	269133	9.188	ppbv	99
11) Trichlorofluoromethane	1.884	101	156871	9.476	ppbv	100
12) 1,1,2-Trichlorotrifluo...	2.149	101	115089	8.715	ppbv	99
13) Ethanol	1.728	45	2630	4.404	ppbv	98
14) Bromoethene	1.790	108	43546	9.338	ppbv	98
15) Acetone	1.842	43	118697	8.460	ppbv	97
16) 1,3-Butadiene	1.615	39	61603	9.434	ppbv	98
17) tert-Butyl alcohol	2.049	59	154116	8.779	ppbv	98
18) 1,1-Dichloroethene	2.042	96	51973	8.711	ppbv	98
19) Isopropyl Alcohol	1.894	45	69546	8.629	ppbv	96
20) Methylene Chloride	2.072	84	42028	7.919	ppbv	96
21) Allyl Chloride	2.104	41	90745	8.951	ppbv	98
22) trans-1,2-Dichloroethene	2.350	96	59140	8.502	ppbv	98
23) Vinyl Acetate	2.476	43	93605	9.488	ppbv #	98
24) 1,1-Dichloroethane	2.421	63	112869	8.721	ppbv	100
25) Ethyl Acetate	2.852	43	533113	9.492	ppbv	99
26) Hexane	2.839	57	208955	9.203	ppbv	97
27) Carbon Disulfide	2.159	76	138176	8.978	ppbv	97
28) Methyl tert-Butyl Ether	2.453	73	94554	8.365	ppbv	100
29) Chloroform	2.865	83	281191	9.202	ppbv	97
30) Cyclohexane	3.878	84	168830	9.161	ppbv	94
31) cis-1,2-Dichloroethene	2.735	61	199564	9.285	ppbv	99
32) 1,1,1-Trichloroethane	3.386	97	278512	9.396	ppbv	98
34) 2-Butanone	2.570	43	308064	9.727	ppbv	97
35) Carbon Tetrachloride	3.784	117	276599	9.867	ppbv	98
36) Benzene	3.677	78	399804	9.395	ppbv	98
37) 1,2-Dichloroethane	3.233	62	223946	9.491	ppbv	99
38) Trichloroethene	4.573	130	156488	9.005	ppbv	96
39) 1,2-Dichloropropane	4.340	63	152063	9.414	ppbv	97
40) 1,4-Dioxane	4.616	88	65010	8.817	ppbv #	98
41) Tetrahydrofuran	3.072	42	181453	9.696	ppbv	99
42) Bromodichloromethane	4.512	83	305385	9.606	ppbv	97
43) Methyl Methacrylate	4.910	69	160954	9.685	ppbv	95
44) 2,2,4-Trimethylpentane	4.667	57	712051	9.480	ppbv	99
45) t-1,3-Dichloropropene	6.447	75	159680	9.671	ppbv	90

Quantitation Report (QT Reviewed)

Data Path : Z:\voasrv\HPCHEM1\MSVOA_L\Data\VL022525\
Data File : VL042048.D
Acq On : 25 Feb 2025 13:15
Operator : SY/MD
Sample : VSTDICV010
Misc : 400mL/MSVOA_L
ALS Vial : 6 Sample Multiplier: 1

Quant Time: Feb 26 01:31:59 2025
Quant Method : Z:\voasrv\HPCHEM1\MSVOA_L\methods\VL022525AIR.M
Quant Title : AIR ANALYSIS BY METHOD TO-15 Instrument: MSVOA_LFri Aug
QLast Update : Wed Feb 26 01:08:36 2025
Response via : Initial Calibration

Instrument :
MSVOA_L
ClientSampleId :
ICVVL022525

Manual Integrations
APPROVED
Reviewed By :Semsettin Yesilyurt 02/26/2025
Supervised By :Mahesh Dadoda 02/26/2025

Compound	R.T.	QIon	Response	Conc	Units	Dev(Min)
46) cis-1,3-Dichloropropene	5.635	75	206836	9.680	ppbv	96
47) 1,1,2-Trichloroethane	6.613	97	148220	9.039	ppbv	95
48) Dibromochloromethane	7.412	129	241593	9.407	ppbv	100
49) Bromoform	9.503	173	210370	9.432	ppbv	98
50) 4-Methyl-2-Pentanone	5.790	43	431123	10.526	ppbv	98
51) 2-Hexanone	7.464	43	354515	12.576	ppbv #	100
52) Tetrachloroethene	8.247	164	134062	9.202	ppbv	97
53) Toluene	6.962	91	448495	9.430	ppbv	98
54) 1,2-Dibromoethane	7.677	107	206335	9.307	ppbv	96
56) 1,1,1,2-Tetrachloroethane	8.946	131	182800	9.234	ppbv	99
57) Chlorobenzene	8.943	112	334696	9.216	ppbv	99
58) Ethyl Benzene	9.377	91	613622	9.513	ppbv	99
59) m/p-Xylene	9.571	91	977425m	19.041	ppbv	
60) o-Xylene	9.985	91	481683	9.334	ppbv	100
61) Styrene	9.891	104	241617	9.959	ppbv	99
62) Isopropylbenzene	10.558	105	729350	9.437	ppbv	100
63) 1,1,2,2-Tetrachloroethane	9.982	83	312794	9.204	ppbv	99
64) n-propylbenzene	11.008	120	192704	9.506	ppbv	99
65) tert-Butylbenzene	11.548	119	632202	8.988	ppbv	100
66) Benzyl Chloride	11.633	91	52645	9.808	ppbv	98
67) sec-Butylbenzene	11.785	105	914405	9.090	ppbv	99
69) p-Isopropyltoluene	11.940	119	753761	9.418	ppbv	100
70) n-Butylbenzene	12.296	91	781034	9.560	ppbv	99
71) 2-Chlorotoluene	10.917	91	559993	9.399	ppbv	100
72) 4-Ethyltoluene	11.144	105	602156	9.557	ppbv	99
73) 1,3,5-Trimethylbenzene	11.222	105	505451	9.248	ppbv	100
74) 1,2,4-Trimethylbenzene	11.555	105	547176	8.891	ppbv	95
75) 1,3-Dichlorobenzene	11.623	146	324491	9.161	ppbv	98
76) 1,4-Dichlorobenzene	11.688	146	322712	9.176	ppbv	99
77) 1,2-Dichlorobenzene	11.963	146	312159	9.081	ppbv	99
78) Hexachloro-1,3-Butadiene	13.895	225	228480	8.543	ppbv	99
79) Naphthalene	13.529	128	513148	12.160	ppbv	98
80) Naphthalene,2-methyl-	14.474	142	198077	17.152	ppbv	98
81) 1,2,4-Trichlorobenzene	13.455	180	234354	9.965	ppbv	97

(#) = qualifier out of range (m) = manual integration (+) = signals summed

Quantitation Report (QT Reviewed)

```
Data Path : Z:\voasrv\HPCHEM1\MSVOA_L\Data\VL022525\
Data File : VL042048.D
Acq On    : 25 Feb 2025  13:15
Operator  : SY/MD
Sample    : VSTDICV010
Misc      : 400mL/MSVOA_L
ALS Vial  : 6   Sample Multiplier: 1

Quant Time: Feb 26 01:31:59 2025
Quant Method : Z:\voasrv\HPCHEM1\MSVOA_L\methods\VL022525AIR.M
Quant Title  : AIR ANALYSIS BY METHOD TO-15   Instrument: MSVOA_LFri Aug
QLast Update : Wed Feb 26 01:08:36 2025
Response via : Initial Calibration
```

Instrument :
MSVOA_L
ClientSampleId :
ICVVL022525

Manual Integrations
APPROVED

Reviewed By :Semsettin Yesilyurt 02/26/2025
Supervised By :Mahesh Dadoda 02/26/2025

1
2
3
4
5
6
7
8
9
10
11
12
13
14
15
16
17
18
19

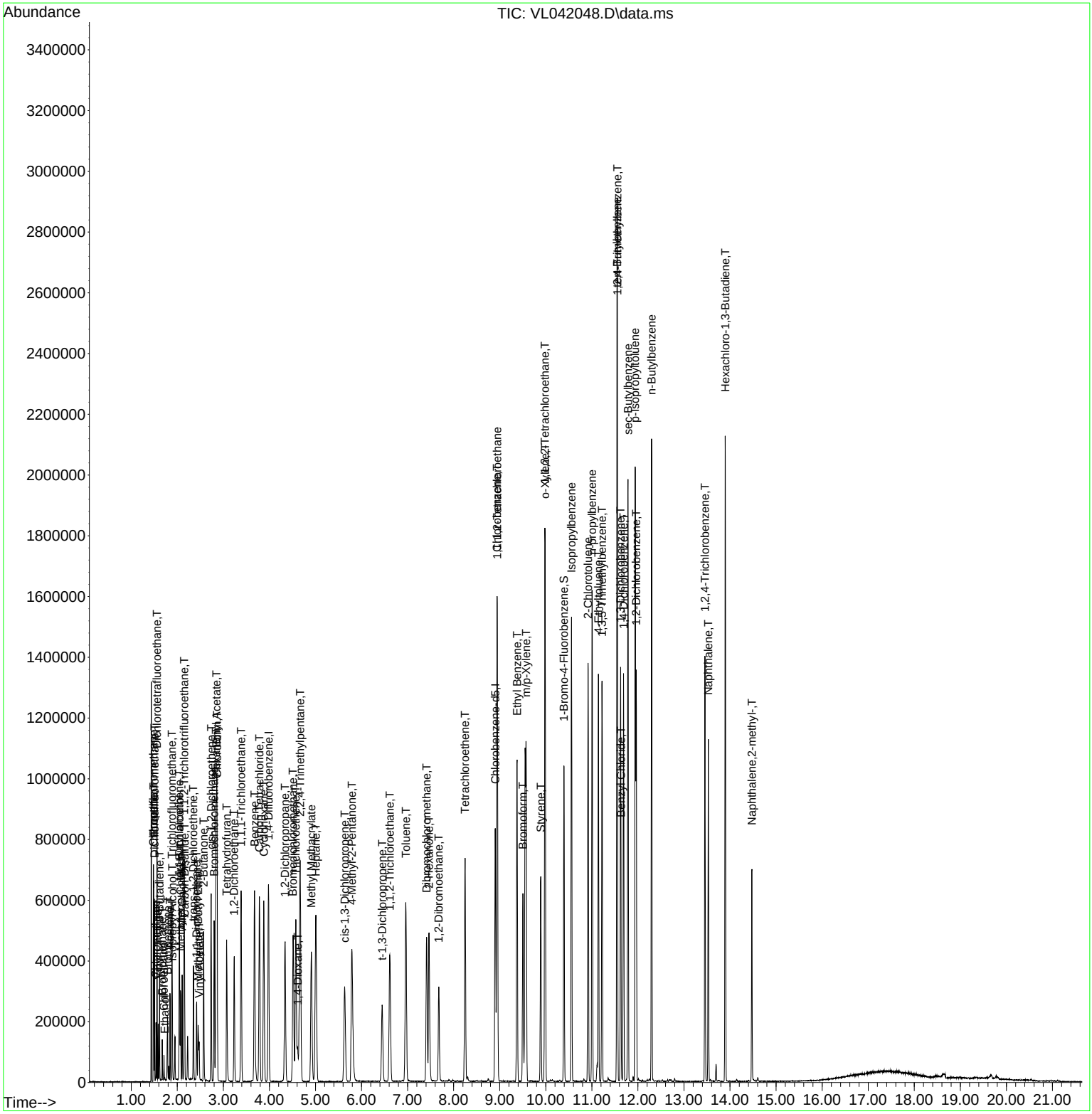

Evaluate Continuing Calibration Report

Data Path : Z:\voasrv\HPCHEM1\MSVOA_L\Data\VL022525\
Data File : VL042048.D
Acq On : 25 Feb 2025 13:15
Operator : SY/MD
Sample : VSTDICV010
Misc : 400mL/MSVOA_L
ALS Vial : 6 Sample Multiplier: 1

Instrument :
MSVOA_L
ClientSampleId :
ICVVL022525

Quant Time: Feb 26 01:31:59 2025
Quant Method : Z:\voasrv\HPCHEM1\MSVOA_L\methods\VL022525AIR.M
Quant Title : AIR ANALYSIS BY METHOD TO-15 Instrument: MSVOA_LFri Aug 26 06:05:16 2022
QLast Update : Wed Feb 26 01:08:36 2025
Response via : Initial Calibration

Min. RRF : 0.050 Min. Rel. Area : 20% Max. R.T. Dev 0.50min
Max. RRF Dev : 30% Max. Rel. Area : 150%

		Compound	AvgRF	CCRF	%Dev	Area%	Dev(min)
1	I	Bromochloromethane	1.000	1.000	0.0	99	0.00
2	T	Dichlorodifluoromethane	1.040	0.999	3.9	104	0.00
3		Chlorodifluoromethane	1.453	1.382	4.9	104	0.00
4		Chloromethane	0.385	0.344	10.6	99	0.00
5	T	Vinyl Chloride	0.364	0.332	8.8	97	0.00
6	T	Bromomethane	0.173	0.160	7.5	98	0.00
7		Chloroethane	0.148	0.140	5.4	102	0.00
8	T	Dichlorotetrafluoroethane	0.855	0.800	6.4	101	0.00
9	T	Propene	0.592	0.572	3.4	108	0.00
10	T	Heptane	1.844	1.694	8.1	100	0.00
11	T	Trichlorofluoromethane	1.042	0.987	5.3	103	0.00
12	T	1,1,2-Trichlorotrifluoroeth	0.831	0.724	12.9	102	0.00
13		Ethanol	0.038	0.017#	55.3#	83	0.00
14	T	Bromoethene	0.293	0.274	6.5	103	0.00
15	T	Acetone	0.883	0.747	15.4	103	0.00
16	T	1,3-Butadiene	0.411	0.388	5.6	107	0.00
17		tert-Butyl alcohol	1.105	0.970	12.2	101	0.00
18	T	1,1-Dichloroethene	0.376	0.327	13.0	101	0.00
19	T	Isopropyl Alcohol	0.507	0.438	13.6	103	0.00
20	T	Methylene Chloride	0.334	0.265	20.7	100	0.00
21	T	Allyl Chloride	0.638	0.571	10.5	105	0.00
22	T	trans-1,2-Dichloroethene	0.438	0.372	15.1	103	0.00
23	T	Vinyl Acetate	0.621	0.589	5.2	112	0.00
24	T	1,1-Dichloroethane	0.815	0.710	12.9	105	0.00
25	T	Ethyl Acetate	3.535	3.355	5.1	104	0.00
26	T	Hexane	1.429	1.315	8.0	101	0.00
27	T	Carbon Disulfide	0.969	0.870	10.2	100	0.00
28	T	Methyl tert-Butyl Ether	0.711	0.595	16.3	112	0.00
29	T	Chloroform	1.923	1.770	8.0	101	0.00
30	T	Cyclohexane	1.160	1.063	8.4	97	0.00
31	T	cis-1,2-Dichloroethene	1.353	1.256	7.2	100	0.00
32	T	1,1,1-Trichloroethane	1.866	1.753	6.1	98	0.00
33	I	1,4-Difluorobenzene	1.000	1.000	0.0	96	0.00
34	T	2-Butanone	0.779	0.758	2.7	105	0.00
35	T	Carbon Tetrachloride	0.690	0.680	1.4	100	0.00
36	T	Benzene	1.047	0.983	6.1	98	0.00
37	T	1,2-Dichloroethane	0.580	0.551	5.0	102	0.00
38	T	Trichloroethene	0.427	0.385	9.8	98	0.00
39	T	1,2-Dichloropropane	0.397	0.374	5.8	101	0.00
40	T	1,4-Dioxane	0.181	0.160	11.6	94	0.00
41	T	Tetrahydrofuran	0.460	0.446	3.0	103	0.00
42	T	Bromodichloromethane	0.782	0.751	4.0	98	0.00
43		Methyl Methacrylate	0.409	0.396	3.2	97	0.00
44	T	2,2,4-Trimethylpentane	1.848	1.752	5.2	101	0.00
45	T	t-1,3-Dichloropropene	0.406	0.393	3.2	96	0.00
46	T	cis-1,3-Dichloropropene	0.526	0.509	3.2	95	0.00
47	T	1,1,2-Trichloroethane	0.403	0.365	9.4	97	0.00
48	T	Dibromochloromethane	0.632	0.594	6.0	96	0.00

Evaluate Continuing Calibration Report

Data Path : Z:\voasrv\HPCHEM1\MSVOA_L\Data\VL022525\
Data File : VL042048.D
Acq On : 25 Feb 2025 13:15
Operator : SY/MD
Sample : VSTDICV010
Misc : 400mL/MSVOA_L
ALS Vial : 6 Sample Multiplier: 1

Instrument :
MSVOA_L
ClientSampleId :
ICVVL022525

Quant Time: Feb 26 01:31:59 2025
Quant Method : Z:\voasrv\HPCHEM1\MSVOA_L\methods\VL022525AIR.M
Quant Title : AIR ANALYSIS BY METHOD TO-15 Instrument: MSVOA_LFri Aug 26 06:05:16 2022
QLast Update : Wed Feb 26 01:08:36 2025
Response via : Initial Calibration

Min. RRF : 0.050 Min. Rel. Area : 20% Max. R.T. Dev 0.50min
Max. RRF Dev : 30% Max. Rel. Area : 150%

		Compound	AvgRF	CCRF	%Dev	Area%	Dev(min)
49	T	Bromoform	0.549	0.517	5.8	95	0.00
50	T	4-Methyl-2-Pentanone	1.008	1.061	-5.3	101	0.00
51	T	2-Hexanone	0.693	0.872	-25.8	101	0.00
52	T	Tetrachloroethene	0.358	0.330	7.8	97	0.00
53	T	Toluene	1.170	1.103	5.7	97	0.00
54	T	1,2-Dibromoethane	0.545	0.508	6.8	98	0.00
55	I	Chlorobenzene-d5	1.000	1.000	0.0	94	0.00
56		1,1,1,2-Tetrachloroethane	0.565	0.522	7.6	97	0.00
57	T	Chlorobenzene	1.037	0.956	7.8	98	0.00
58	T	Ethyl Benzene	1.842	1.752	4.9	97	0.00
59	T	m/p-Xylene	1.466	1.395	4.8	98	0.02
60	T	o-Xylene	1.473	1.375	6.7	98	0.00
61	T	Styrene	0.693	0.690	0.4	98	0.00
62		Isopropylbenzene	2.207	2.082	5.7	99	0.00
63	T	1,1,2,2-Tetrachloroethane	0.970	0.893	7.9	99	0.00
64		n-propylbenzene	0.579	0.550	5.0	98	0.00
65		tert-Butylbenzene	2.008	1.805	10.1	97	0.00
66	T	Benzyl Chloride	0.153	0.150	2.0	92	0.00
67		sec-Butylbenzene	2.872	2.611	9.1	98	0.00
68	S	1-Bromo-4-Fluorobenzene	0.769	0.784	-2.0	96	0.00
69		p-Isopropyltoluene	2.285	2.152	5.8	100	0.00
70		n-Butylbenzene	2.332	2.230	4.4	101	0.00
71		2-Chlorotoluene	1.701	1.599	6.0	99	0.00
72	T	4-Ethyltoluene	1.799	1.719	4.4	99	0.00
73	T	1,3,5-Trimethylbenzene	1.560	1.443	7.5	98	0.00
74	T	1,2,4-Trimethylbenzene	1.757	1.562	11.1	99	0.00
75	T	1,3-Dichlorobenzene	1.011	0.926	8.4	100	0.00
76	T	1,4-Dichlorobenzene	1.004	0.921	8.3	100	0.00
77	T	1,2-Dichlorobenzene	0.981	0.891	9.2	100	0.00
78	T	Hexachloro-1,3-Butadiene	0.764	0.652	14.7	96	0.00
79	T	Naphthalene	1.205	1.465	-21.6	100	0.00
80	T	Naphthalene,2-methyl-	0.330	0.566	-71.5#	94	0.00
81	T	1,2,4-Trichlorobenzene	0.671	0.669	0.3	97	0.00

(#) = Out of Range SPCC's out = 0 CCC's out = 0

BFB

Data Path : Z:\voasrv\HPCHEM1\MSVOA_L\Data\VL022625\
Data File : VL042049.D
Acq On : 26 Feb 2025 07:46
Operator : SY/MD
Sample : BFB
Misc : 400mL/MSVOA_L
ALS Vial : 1 Sample Multiplier: 1

Instrument :
MSVOA_L
ClientSampleId :
BFB

Integration File: RTEINT.P

Method : Z:\voasrv\HPCHEM1\MSVOA_L\methods\VL022525AIR.M
Title : AIR ANALYSIS BY METHOD TO-15 Instrument: MSVOA_LFri Aug 26 06:05:16 2022
Last Update : Wed Feb 26 01:08:36 2025

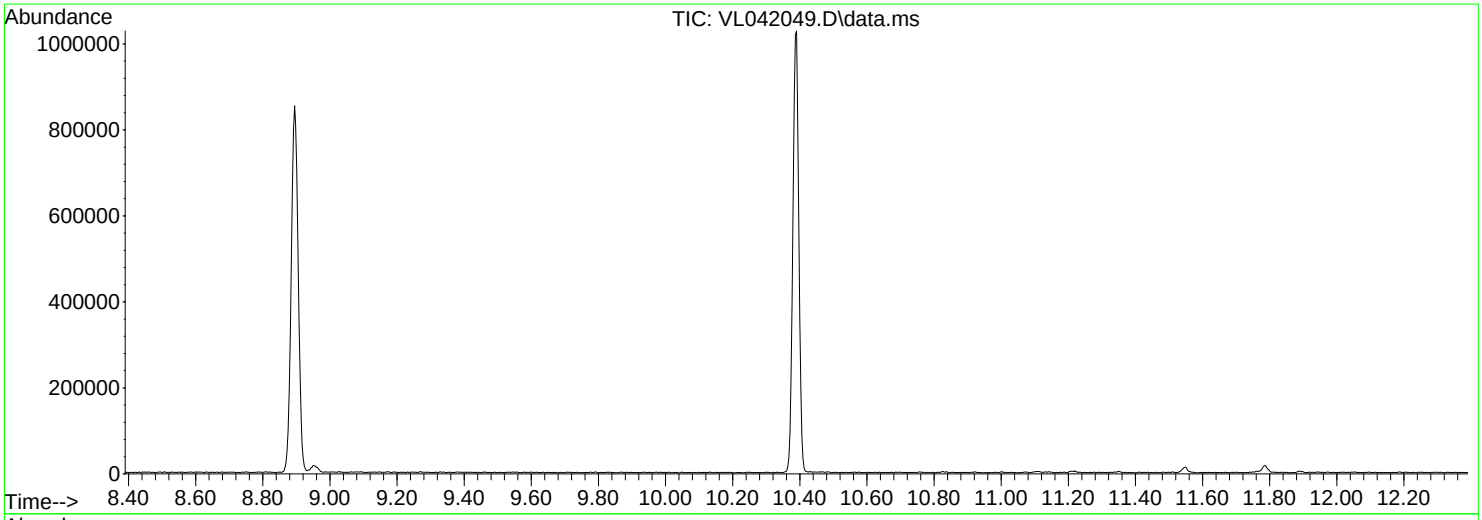

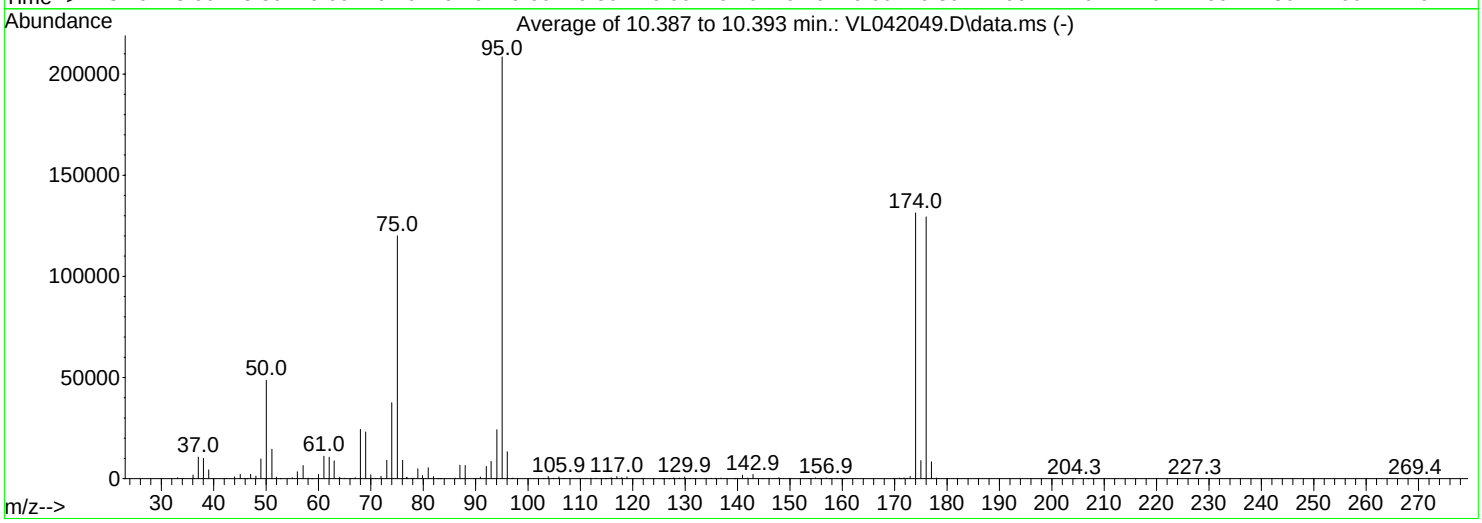

AutoFind: Scans 3182, 3183, 3184; Background Corrected with Scan 3165

Target Mass	Rel. to Mass	Lower Limit%	Upper Limit%	Rel. Abn%	Raw Abn	Result Pass/Fail
50	95	8	40	23.3	48688	PASS
75	95	30	66	57.6	120021	PASS
95	95	100	100	100.0	208533	PASS
96	95	5	9	6.4	13271	PASS
173	174	0.00	2	0.8	1077	PASS
174	95	50	120	63.0	131429	PASS
175	174	4	9	6.8	8951	PASS
176	174	93	101	98.5	129411	PASS
177	176	5	9	6.4	8302	PASS

Quantitation Report (QT Reviewed)

Data Path : Z:\voasrv\HPCHEM1\MSVOA_L\Data\VL022625\
Data File : VL042050.D
Acq On : 26 Feb 2025 08:38
Operator : SY/MD
Sample : VSTDCCC010
Misc : 400mL/MSVOA_L
ALS Vial : 1 Sample Multiplier: 1

Quant Time: Feb 27 00:24:17 2025
Quant Method : Z:\voasrv\HPCHEM1\MSVOA_L\methods\VL022525AIR.M
Quant Title : AIR ANALYSIS BY METHOD TO-15 Instrument: MSVOA_LFri Aug
QLast Update : Wed Feb 26 01:08:36 2025
Response via : Initial Calibration

Instrument :
MSVOA_L
ClientSampleId :
VSTDCCC010

Manual Integrations
APPROVED
Reviewed By :Semsettin Yesilyurt 02/27/2025
Supervised By :Mahesh Dadoda 02/27/2025

Compound	R.T.	QIon	Response	Conc	Units	Dev(Min)
Internal Standards						
1) Bromochloromethane	2.797	49	157492	10.000	ppbv	0.00
33) 1,4-Difluorobenzene	3.975	114	387144	10.000	ppbv	0.00
55) Chlorobenzene-d5	8.898	117	336136	10.000	ppbv	0.00
System Monitoring Compounds						
68) 1-Bromo-4-Fluorobenzene	10.390	95	264623	10.233	ppbv	0.00
Spiked Amount 10.000	Range 65 - 135		Recovery = 102.300%			
Target Compounds						Qvalue
2) Dichlorodifluoromethane	1.502	85	159125	9.716	ppbv	96
3) Chlorodifluoromethane	1.479	51	217238	9.491	ppbv	99
4) Chloromethane	1.538	50	54275	8.962	ppbv	97
5) Vinyl Chloride	1.583	62	53871	9.404	ppbv	99
6) Bromomethane	1.670	94	25674	9.412	ppbv	100
7) Chloroethane	1.709	64	22033	9.466	ppbv	89
8) Dichlorotetrafluoroethane	1.557	85	129383	9.610	ppbv	99
9) Propene	1.486	41	87439	9.377	ppbv	97
10) Heptane	5.001	43	268030	9.231	ppbv	99
11) Trichlorofluoromethane	1.884	101	155832	9.496	ppbv	98
12) 1,1,2-Trichlorotrifluo...	2.146	101	114341	8.735	ppbv	99
13) Ethanol	1.725	45	2918	4.929	ppbv	98
14) Bromoethene	1.787	108	44414	9.608	ppbv	95
15) Acetone	1.842	43	116372	8.367	ppbv	98
16) 1,3-Butadiene	1.612	39	59133	9.136	ppbv	99
17) tert-Butyl alcohol	2.046	59	153167	8.802	ppbv	96
18) 1,1-Dichloroethene	2.039	96	51101	8.640	ppbv	93
19) Isopropyl Alcohol	1.890	45	69014	8.638	ppbv	98
20) Methylene Chloride	2.068	84	42907	8.156	ppbv	98
21) Allyl Chloride	2.101	41	86423	8.600	ppbv	99
22) trans-1,2-Dichloroethene	2.347	96	61551	8.927	ppbv	98
23) Vinyl Acetate	2.470	43	84867	8.678	ppbv	98
24) 1,1-Dichloroethane	2.418	63	118286	9.220	ppbv	99
25) Ethyl Acetate	2.848	43	521677	9.371	ppbv	99
26) Hexane	2.835	57	207168	9.205	ppbv	98
27) Carbon Disulfide	2.156	76	138544	9.081	ppbv	95
28) Methyl tert-Butyl Ether	2.447	73	88652	7.912	ppbv	97
29) Chloroform	2.858	83	273992	9.045	ppbv	98
30) Cyclohexane	3.871	84	167364	9.162	ppbv	94
31) cis-1,2-Dichloroethene	2.732	61	197466	9.268	ppbv	97
32) 1,1,1-Trichloroethane	3.379	97	275336	9.370	ppbv	97
34) 2-Butanone	2.567	43	298594	9.900	ppbv	97
35) Carbon Tetrachloride	3.777	117	272097	10.192	ppbv	97
36) Benzene	3.670	78	394494	9.734	ppbv	97
37) 1,2-Dichloroethane	3.230	62	224585	9.995	ppbv	99
38) Trichloroethene	4.567	130	149021	9.005	ppbv	97
39) 1,2-Dichloropropane	4.331	63	151626	9.857	ppbv	95
40) 1,4-Dioxane	4.606	88	68639	9.775	ppbv #	98
41) Tetrahydrofuran	3.065	42	178871	10.037	ppbv	97
42) Bromodichloromethane	4.509	83	306517	10.124	ppbv	98
43) Methyl Methacrylate	4.900	69	156460	9.885	ppbv	96
44) 2,2,4-Trimethylpentane	4.658	57	703370	9.834	ppbv	99
45) t-1,3-Dichloropropene	6.438	75	155197	9.870	ppbv	96

Quantitation Report (QT Reviewed)

Data Path : Z:\voasrv\HPCHEM1\MSVOA_L\Data\VL022625\
Data File : VL042050.D
Acq On : 26 Feb 2025 08:38
Operator : SY/MD
Sample : VSTDCCC010
Misc : 400mL/MSVOA_L
ALS Vial : 1 Sample Multiplier: 1

Quant Time: Feb 27 00:24:17 2025
Quant Method : Z:\voasrv\HPCHEM1\MSVOA_L\methods\VL022525AIR.M
Quant Title : AIR ANALYSIS BY METHOD TO-15 Instrument: MSVOA_LFri Aug
QLast Update : Wed Feb 26 01:08:36 2025
Response via : Initial Calibration

Instrument :
MSVOA_L
ClientSampleId :
VSTDCCC010

Manual Integrations
APPROVED
Reviewed By :Semsettin Yesilyurt 02/27/2025
Supervised By :Mahesh Dadoda 02/27/2025

Compound	R.T.	QIon	Response	Conc Units	Dev(Min)
46) cis-1,3-Dichloropropene	5.622	75	205249	10.087 ppbv	99
47) 1,1,2-Trichloroethane	6.603	97	148058	9.481 ppbv	96
48) Dibromochloromethane	7.409	129	240304	9.825 ppbv	100
49) Bromoform	9.496	173	205649	9.682 ppbv	98
50) 4-Methyl-2-Pentanone	5.778	43	423271	10.851 ppbv	97
51) 2-Hexanone	7.454	43	345562	12.872 ppbv #	100
52) Tetrachloroethene	8.237	164	131164	9.454 ppbv	97
53) Toluene	6.952	91	439634	9.706 ppbv	98
54) 1,2-Dibromoethane	7.671	107	200726	9.507 ppbv	97
56) 1,1,1,2-Tetrachloroethane	8.940	131	178871	9.415 ppbv	100
57) Chlorobenzene	8.937	112	326805	9.377 ppbv	99
58) Ethyl Benzene	9.367	91	598242	9.664 ppbv	99
59) m/p-Xylene	9.564	91	957021m	19.427 ppbv	
60) o-Xylene	9.979	91	475848	9.608 ppbv	100
61) Styrene	9.885	104	231133	9.927 ppbv	99
62) Isopropylbenzene	10.552	105	718826	9.692 ppbv	100
63) 1,1,2,2-Tetrachloroethane	9.975	83	312195	9.572 ppbv	98
64) n-propylbenzene	11.001	120	185068	9.513 ppbv	95
65) tert-Butylbenzene	11.542	119	618290	9.160 ppbv	98
66) Benzyl Chloride	11.629	91	49850	9.678 ppbv	98
67) sec-Butylbenzene	11.778	105	890927	9.229 ppbv	100
69) p-Isopropyltoluene	11.937	119	724678	9.435 ppbv	100
70) n-Butylbenzene	12.293	91	756366	9.648 ppbv	99
71) 2-Chlorotoluene	10.914	91	545538	9.541 ppbv	99
72) 4-Ethyltoluene	11.137	105	574661	9.504 ppbv	99
73) 1,3,5-Trimethylbenzene	11.215	105	484912	9.245 ppbv	98
74) 1,2,4-Trimethylbenzene	11.548	105	527932	8.938 ppbv	96
75) 1,3-Dichlorobenzene	11.620	146	309408	9.102 ppbv	99
76) 1,4-Dichlorobenzene	11.684	146	309423	9.168 ppbv	99
77) 1,2-Dichlorobenzene	11.960	146	302720	9.177 ppbv	99
78) Hexachloro-1,3-Butadiene	13.892	225	229379	8.937 ppbv	100
79) Naphthalene	13.523	128	493813	12.193 ppbv	99
80) Naphthalene,2-methyl-	14.468	142	190978	17.232 ppbv	99
81) 1,2,4-Trichlorobenzene	13.452	180	226561	10.038 ppbv	98

(#) = qualifier out of range (m) = manual integration (+) = signals summed

Quantitation Report (QT Reviewed)

Data Path : Z:\voasrv\HPCHEM1\MSVOA_L\Data\VL022625\
Data File : VL042050.D
Acq On : 26 Feb 2025 08:38
Operator : SY/MD
Sample : VSTDCCC010
Misc : 400mL/MSVOA_L
ALS Vial : 1 Sample Multiplier: 1

Quant Time: Feb 27 00:24:17 2025
Quant Method : Z:\voasrv\HPCHEM1\MSVOA_L\methods\VL022525AIR.M
Quant Title : AIR ANALYSIS BY METHOD TO-15 Instrument: MSVOA_LFri Aug
QLast Update : Wed Feb 26 01:08:36 2025
Response via : Initial Calibration

Instrument :
MSVOA_L
ClientSampleId :
VSTDCCC010

Manual Integrations
APPROVED

Reviewed By :Semsettin Yesilyurt 02/27/2025
Supervised By :Mahesh Dadoda 02/27/2025

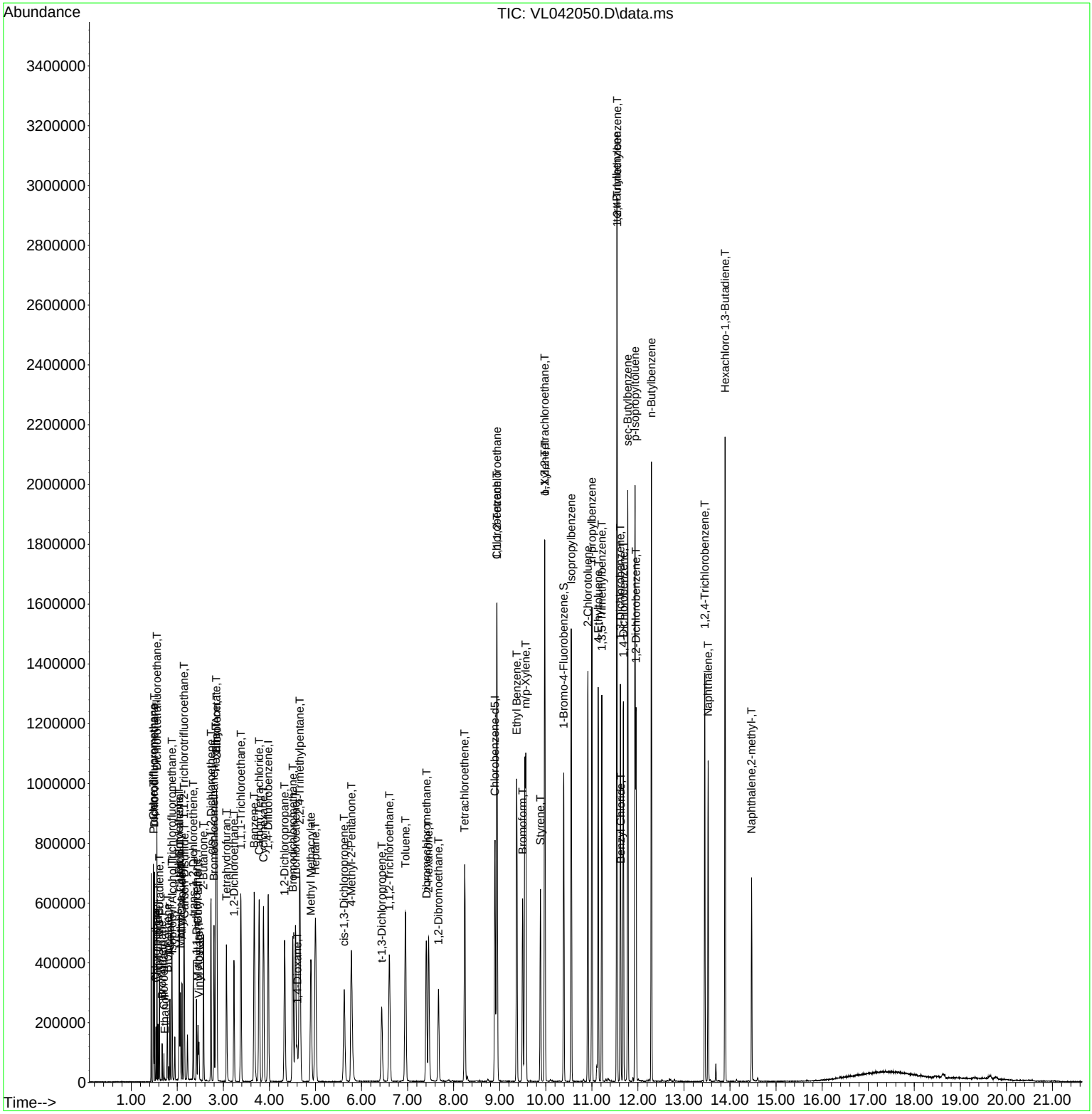

Evaluate Continuing Calibration Report

Data Path : Z:\voasrv\HPCHEM1\MSVOA_L\Data\VL022625\
Data File : VL042050.D
Acq On : 26 Feb 2025 08:38
Operator : SY/MD
Sample : VSTDCCC010
Misc : 400mL/MSVOA_L
ALS Vial : 1 Sample Multiplier: 1

Instrument :
MSVOA_L
LabSampleId :
VSTDCCC010

Quant Time: Feb 27 00:24:17 2025
Quant Method : Z:\voasrv\HPCHEM1\MSVOA_L\methods\VL022525AIR.M
Quant Title : AIR ANALYSIS BY METHOD TO-15 Instrument: MSVOA_LFri Aug 26 06:05:16 2022
QLast Update : Wed Feb 26 01:08:36 2025
Response via : Initial Calibration

Min. RRF : 0.050 Min. Rel. Area : 20% Max. R.T. Dev 0.50min
Max. RRF Dev : 30% Max. Rel. Area : 150%

		Compound	AvgRF	CCRF	%Dev	Area%	Dev(min)
1	I	Bromochloromethane	1.000	1.000	0.0	98	0.00
2	T	Dichlorodifluoromethane	1.040	1.010	2.9	105	0.00
3		Chlorodifluoromethane	1.453	1.379	5.1	103	0.00
4		Chloromethane	0.385	0.345	10.4	98	0.00
5	T	Vinyl Chloride	0.364	0.342	6.0	99	0.00
6	T	Bromomethane	0.173	0.163	5.8	99	0.00
7		Chloroethane	0.148	0.140	5.4	101	0.00
8	T	Dichlorotetrafluoroethane	0.855	0.822	3.9	103	0.00
9	T	Propene	0.592	0.555	6.2	104	0.00
10	T	Heptane	1.844	1.702	7.7	100	0.00
11	T	Trichlorofluoromethane	1.042	0.989	5.1	102	0.00
12	T	1,1,2-Trichlorotrifluoroeth	0.831	0.726	12.6	102	0.00
13		Ethanol	0.038	0.019#	50.0#	92	0.00
14	T	Bromoethene	0.293	0.282	3.8	105	0.00
15	T	Acetone	0.883	0.739	16.3	101	0.00
16	T	1,3-Butadiene	0.411	0.375	8.8	102	0.00
17		tert-Butyl alcohol	1.105	0.973	11.9	100	0.00
18	T	1,1-Dichloroethene	0.376	0.324	13.8	99	0.00
19	T	Isopropyl Alcohol	0.507	0.438	13.6	102	0.00
20	T	Methylene Chloride	0.334	0.272	18.6	102	0.00
21	T	Allyl Chloride	0.638	0.549	13.9	100	0.00
22	T	trans-1,2-Dichloroethene	0.438	0.391	10.7	107	0.00
23	T	Vinyl Acetate	0.621	0.539	13.2	101	0.00
24	T	1,1-Dichloroethane	0.815	0.751	7.9	110	0.00
25	T	Ethyl Acetate	3.535	3.312	6.3	102	0.00
26	T	Hexane	1.429	1.315	8.0	100	0.00
27	T	Carbon Disulfide	0.969	0.880	9.2	100	0.00
28	T	Methyl tert-Butyl Ether	0.711	0.563	20.8	105	0.00
29	T	Chloroform	1.923	1.740	9.5	99	0.00
30	T	Cyclohexane	1.160	1.063	8.4	97	0.00
31	T	cis-1,2-Dichloroethene	1.353	1.254	7.3	99	0.00
32	T	1,1,1-Trichloroethane	1.866	1.748	6.3	96	0.00
33	I	1,4-Difluorobenzene	1.000	1.000	0.0	92	0.00
34	T	2-Butanone	0.779	0.771	1.0	102	0.00
35	T	Carbon Tetrachloride	0.690	0.703	-1.9	98	0.00
36	T	Benzene	1.047	1.019	2.7	96	0.00
37	T	1,2-Dichloroethane	0.580	0.580	0.0	102	0.00
38	T	Trichloroethene	0.427	0.385	9.8	93	0.00
39	T	1,2-Dichloropropane	0.397	0.392	1.3	100	0.00
40	T	1,4-Dioxane	0.181	0.177	2.2	99	0.00
41	T	Tetrahydrofuran	0.460	0.462	-0.4	101	0.00
42	T	Bromodichloromethane	0.782	0.792	-1.3	98	0.00
43		Methyl Methacrylate	0.409	0.404	1.2	95	0.00
44	T	2,2,4-Trimethylpentane	1.848	1.817	1.7	100	0.00
45	T	t-1,3-Dichloropropene	0.406	0.401	1.2	93	0.00
46	T	cis-1,3-Dichloropropene	0.526	0.530	-0.8	94	0.00
47	T	1,1,2-Trichloroethane	0.403	0.382	5.2	97	0.00
48	T	Dibromochloromethane	0.632	0.621	1.7	96	0.00

Evaluate Continuing Calibration Report

Data Path : Z:\voasrv\HPCHEM1\MSVOA_L\Data\VL022625\
Data File : VL042050.D
Acq On : 26 Feb 2025 08:38
Operator : SY/MD
Sample : VSTDCCC010
Misc : 400mL/MSVOA_L
ALS Vial : 1 Sample Multiplier: 1

Instrument :
MSVOA_L
LabSampleId :
VSTDCCC010

Quant Time: Feb 27 00:24:17 2025
Quant Method : Z:\voasrv\HPCHEM1\MSVOA_L\methods\VL022525AIR.M
Quant Title : AIR ANALYSIS BY METHOD TO-15 Instrument: MSVOA_LFri Aug 26 06:05:16 2022
QLast Update : Wed Feb 26 01:08:36 2025
Response via : Initial Calibration

Min. RRF : 0.050 Min. Rel. Area : 20% Max. R.T. Dev 0.50min
Max. RRF Dev : 30% Max. Rel. Area : 150%

		Compound	AvgRF	CCRF	%Dev	Area%	Dev(min)
49	T	Bromoform	0.549	0.531	3.3	93	0.00
50	T	4-Methyl-2-Pentanone	1.008	1.093	-8.4	99	0.00
51	T	2-Hexanone	0.693	0.893	-28.9	98	0.00
52	T	Tetrachloroethene	0.358	0.339	5.3	95	0.00
53	T	Toluene	1.170	1.136	2.9	96	0.00
54	T	1,2-Dibromoethane	0.545	0.518	5.0	95	0.00
55	I	Chlorobenzene-d5	1.000	1.000	0.0	90	0.00
56		1,1,1,2-Tetrachloroethane	0.565	0.532	5.8	95	0.00
57	T	Chlorobenzene	1.037	0.972	6.3	96	0.00
58	T	Ethyl Benzene	1.842	1.780	3.4	94	0.00
59	T	m/p-Xylene	1.466	1.424	2.9	96	0.01
60	T	o-Xylene	1.473	1.416	3.9	97	0.00
61	T	Styrene	0.693	0.688	0.7	94	0.00
62		Isopropylbenzene	2.207	2.138	3.1	98	0.00
63	T	1,1,2,2-Tetrachloroethane	0.970	0.929	4.2	98	0.00
64		n-propylbenzene	0.579	0.551	4.8	94	0.00
65		tert-Butylbenzene	2.008	1.839	8.4	95	0.00
66	T	Benzyl Chloride	0.153	0.148	3.3	87	0.00
67		sec-Butylbenzene	2.872	2.650	7.7	96	0.00
68	S	1-Bromo-4-Fluorobenzene	0.769	0.787	-2.3	93	0.00
69		p-Isopropyltoluene	2.285	2.156	5.6	96	0.00
70		n-Butylbenzene	2.332	2.250	3.5	98	0.00
71		2-Chlorotoluene	1.701	1.623	4.6	96	0.00
72	T	4-Ethyltoluene	1.799	1.710	4.9	95	0.00
73	T	1,3,5-Trimethylbenzene	1.560	1.443	7.5	94	0.00
74	T	1,2,4-Trimethylbenzene	1.757	1.571	10.6	96	0.00
75	T	1,3-Dichlorobenzene	1.011	0.920	9.0	95	0.00
76	T	1,4-Dichlorobenzene	1.004	0.921	8.3	96	0.00
77	T	1,2-Dichlorobenzene	0.981	0.901	8.2	97	0.00
78	T	Hexachloro-1,3-Butadiene	0.764	0.682	10.7	96	0.00
79	T	Naphthalene	1.205	1.469	-21.9	96	0.00
80	T	Naphthalene,2-methyl-	0.330	0.568	-72.1#	91	0.00
81	T	1,2,4-Trichlorobenzene	0.671	0.674	-0.4	94	0.00

(#) = Out of Range SPCC's out = 0 CCC's out = 0

Quantitation Report (QT Reviewed)

Data Path : Z:\voasrv\HPCHEM1\MSVOA_L\Data\VL022625\
Data File : VL042051.D
Acq On : 26 Feb 2025 09:20
Operator : SY/MD
Sample : VL0226ABL01
Misc : 400mL/MSVOA_L
ALS Vial : 1 Sample Multiplier: 1

Instrument :
MSVOA_L
ClientSampleId :
VL0226ABL01

Quant Time: Feb 27 00:25:17 2025
Quant Method : Z:\voasrv\HPCHEM1\MSVOA_L\methods\VL022525AIR.M
Quant Title : AIR ANALYSIS BY METHOD TO-15 Instrument: MSVOA_LFri Aug 26 06:05:16 2022
QLast Update : Wed Feb 26 01:08:36 2025
Response via : Initial Calibration

Compound	R.T.	QIon	Response	Conc	Units	Dev(Min)
Internal Standards						
1) Bromochloromethane	2.797	49	157395	10.000	ppbv	0.00
33) 1,4-Difluorobenzene	3.975	114	386755	10.000	ppbv	0.00
55) Chlorobenzene-d5	8.898	117	331916	10.000	ppbv	0.00
System Monitoring Compounds						
68) 1-Bromo-4-Fluorobenzene	10.390	95	257988	10.103	ppbv	0.00
Spiked Amount 10.000	Range 65 - 135		Recovery = 101.000%			

Target Compounds Qvalue

(#) = qualifier out of range (m) = manual integration (+) = signals summed

Quantitation Report (QT Reviewed)

Data Path : Z:\voasrv\HPCHEM1\MSVOA_L\Data\VL022625\
Data File : VL042051.D
Acq On : 26 Feb 2025 09:20
Operator : SY/MD
Sample : VL0226ABL01
Misc : 400mL/MSVOA_L
ALS Vial : 1 Sample Multiplier: 1

Instrument :
MSVOA_L
ClientSampleId :
VL0226ABL01

Quant Time: Feb 27 00:25:17 2025
Quant Method : Z:\voasrv\HPCHEM1\MSVOA_L\methods\VL022525AIR.M
Quant Title : AIR ANALYSIS BY METHOD TO-15 Instrument: MSVOA_LFri Aug 26 06:05:16 2022
QLast Update : Wed Feb 26 01:08:36 2025
Response via : Initial Calibration

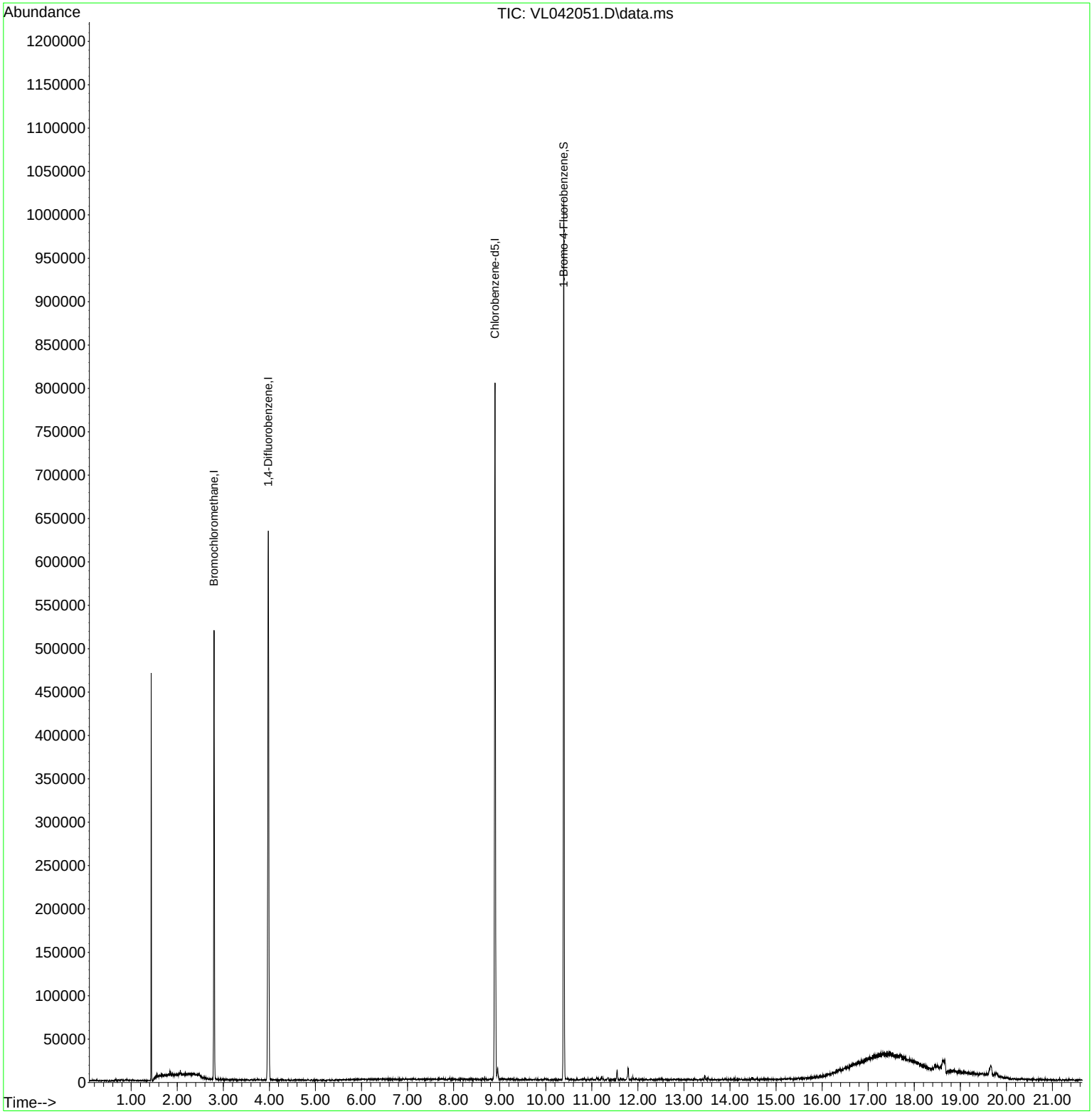

Quantitation Report (QT Reviewed)

Data Path : Z:\voasrv\HPCHEM1\MSVOA_L\Data\VL022625\
Data File : VL042053.D
Acq On : 26 Feb 2025 10:36
Operator : SY/MD
Sample : QC022525 CAN 10795
Misc : 400mL/MSVOA_L
ALS Vial : 1 Sample Multiplier: 1

Instrument :
MSVOA_L
ClientSampleId :
QC022525 CAN 10795

Quant Time: Feb 27 00:26:01 2025
Quant Method : Z:\voasrv\HPCHEM1\MSVOA_L\methods\VL022525AIR.M
Quant Title : AIR ANALYSIS BY METHOD TO-15 Instrument: MSVOA_LFri Aug 26 06:05:16 2022
QLast Update : Wed Feb 26 01:08:36 2025
Response via : Initial Calibration

Compound	R.T.	QIon	Response	Conc	Units	Dev(Min)
Internal Standards						
1) Bromochloromethane	2.793	49	149362	10.000	ppbv	0.00
33) 1,4-Difluorobenzene	3.968	114	359989	10.000	ppbv	0.00
55) Chlorobenzene-d5	8.891	117	310295	10.000	ppbv	0.00
System Monitoring Compounds						
68) 1-Bromo-4-Fluorobenzene	10.383	95	240272	10.065	ppbv	0.00
Spiked Amount 10.000	Range 65 - 135		Recovery = 100.600%			

Target Compounds Qvalue

(#) = qualifier out of range (m) = manual integration (+) = signals summed

Quantitation Report (QT Reviewed)

Data Path : Z:\voasrv\HPCHEM1\MSVOA_L\Data\VL022625\
Data File : VL042053.D
Acq On : 26 Feb 2025 10:36
Operator : SY/MD
Sample : QC022525 CAN 10795
Misc : 400mL/MSVOA_L
ALS Vial : 1 Sample Multiplier: 1

Instrument :
MSVOA_L
ClientSampleId :
QC022525 CAN 10795

Quant Time: Feb 27 00:26:01 2025
Quant Method : Z:\voasrv\HPCHEM1\MSVOA_L\methods\VL022525AIR.M
Quant Title : AIR ANALYSIS BY METHOD TO-15 Instrument: MSVOA_LFri Aug 26 06:05:16 2022
QLast Update : Wed Feb 26 01:08:36 2025
Response via : Initial Calibration

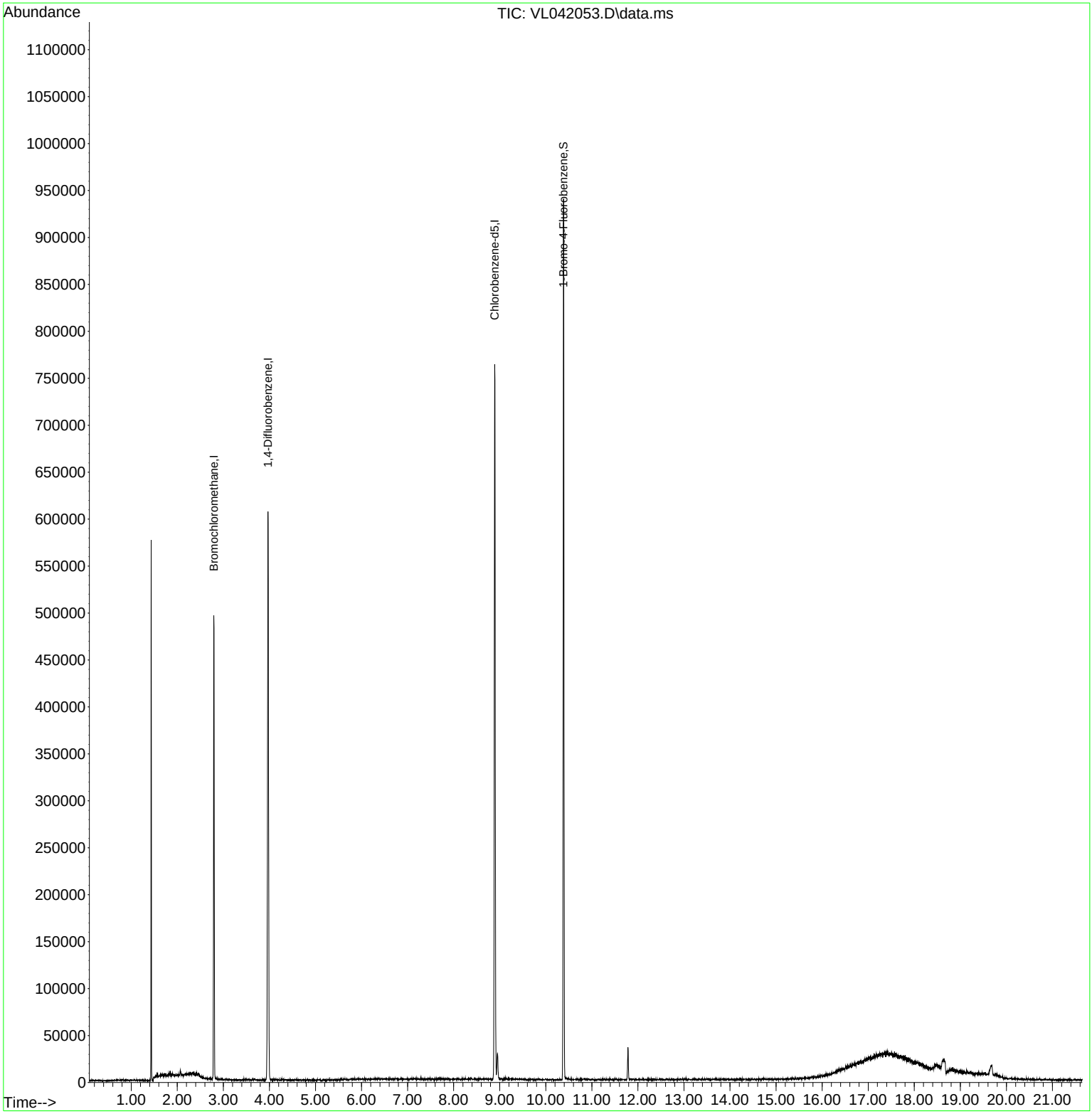

Quantitation Report (QT Reviewed)

Data Path : Z:\voasrv\HPCHEM1\MSVOA_L\Data\VL022625\
Data File : VL042054.D
Acq On : 26 Feb 2025 11:07
Operator : SY/MD
Sample : VL0226ABS01
Misc : 400mL/MSVOA_L
ALS Vial : 1 Sample Multiplier: 1

Quant Time: Feb 27 00:26:21 2025
Quant Method : Z:\voasrv\HPCHEM1\MSVOA_L\methods\VL022525AIR.M
Quant Title : AIR ANALYSIS BY METHOD TO-15 Instrument: MSVOA_LFri Aug
QLast Update : Wed Feb 26 01:08:36 2025
Response via : Initial Calibration

Instrument :
MSVOA_L
ClientSampleId :
VL0226ABS01

Manual Integrations
APPROVED
Reviewed By :Semsettin Yesilyurt 02/27/2025
Supervised By :Mahesh Dadoda 02/27/2025

Compound	R.T.	QIon	Response	Conc	Units	Dev(Min)
Internal Standards						
1) Bromochloromethane	2.797	49	153181	10.000	ppbv	0.00
33) 1,4-Difluorobenzene	3.972	114	369057	10.000	ppbv	0.00
55) Chlorobenzene-d5	8.895	117	318885	10.000	ppbv	0.00
System Monitoring Compounds						
68) 1-Bromo-4-Fluorobenzene	10.387	95	257152	10.482	ppbv	0.00
Spiked Amount 10.000	Range 65 - 135		Recovery = 104.800%			
Target Compounds						Qvalue
2) Dichlorodifluoromethane	1.502	85	154942	9.727	ppbv	100
3) Chlorodifluoromethane	1.480	51	208345	9.358	ppbv	100
4) Chloromethane	1.538	50	53585	9.097	ppbv	99
5) Vinyl Chloride	1.583	62	54944	9.861	ppbv	96
6) Bromomethane	1.674	94	25364	9.560	ppbv	96
7) Chloroethane	1.709	64	21007	9.279	ppbv	88
8) Dichlorotetrafluoroethane	1.557	85	125091	9.553	ppbv	98
9) Propene	1.486	41	83500	9.206	ppbv	99
10) Heptane	5.001	43	256046	9.067	ppbv	99
11) Trichlorofluoromethane	1.884	101	154527	9.682	ppbv	97
12) 1,1,2-Trichlorotrifluo...	2.146	101	124837	9.805	ppbv	96
13) Ethanol	1.726	45	3000	5.211	ppbv	92
14) Bromoethene	1.787	108	43051	9.576	ppbv	99
15) Acetone	1.842	43	116404	8.605	ppbv	100
16) 1,3-Butadiene	1.612	39	57319	9.105	ppbv	99
17) tert-Butyl alcohol	2.049	59	156939	9.273	ppbv	99
18) 1,1-Dichloroethene	2.039	96	53389	9.281	ppbv	86
19) Isopropyl Alcohol	1.891	45	68899	8.867	ppbv	100
20) Methylene Chloride	2.069	84	46174	9.024	ppbv	93
21) Allyl Chloride	2.101	41	92702	9.484	ppbv	99
22) trans-1,2-Dichloroethene	2.347	96	61477	9.167	ppbv	99
23) Vinyl Acetate	2.470	43	80476	8.461	ppbv	98
24) 1,1-Dichloroethane	2.415	63	119185	9.551	ppbv	99
25) Ethyl Acetate	2.845	43	509260	9.405	ppbv	100
26) Hexane	2.836	57	194754	8.897	ppbv	94
27) Carbon Disulfide	2.156	76	144095	9.711	ppbv #	91
28) Methyl tert-Butyl Ether	2.451	73	106845	9.804	ppbv	99
29) Chloroform	2.858	83	266332	9.040	ppbv	98
30) Cyclohexane	3.871	84	158311	8.910	ppbv	94
31) cis-1,2-Dichloroethene	2.729	61	193240	9.325	ppbv	94
32) 1,1,1-Trichloroethane	3.379	97	262261	9.177	ppbv	96
34) 2-Butanone	2.567	43	292802	10.184	ppbv	97
35) Carbon Tetrachloride	3.778	117	262129	10.300	ppbv	95
36) Benzene	3.671	78	375533	9.720	ppbv	95
37) 1,2-Dichloroethane	3.231	62	218716	10.211	ppbv	98
38) Trichloroethene	4.567	130	143714	9.110	ppbv	95
39) 1,2-Dichloropropane	4.331	63	146117	9.964	ppbv	99
40) 1,4-Dioxane	4.603	88	65661	9.809	ppbv #	96
41) Tetrahydrofuran	3.066	42	172429	10.150	ppbv	98
42) Bromodichloromethane	4.506	83	289453	10.029	ppbv	100
43) Methyl Methacrylate	4.904	69	151059	10.012	ppbv	95
44) 2,2,4-Trimethylpentane	4.658	57	684336	10.036	ppbv	99
45) t-1,3-Dichloropropene	6.441	75	147062	9.811	ppbv	94

Quantitation Report (QT Reviewed)

Data Path : Z:\voasrv\HPCHEM1\MSVOA_L\Data\VL022625\
Data File : VL042054.D
Acq On : 26 Feb 2025 11:07
Operator : SY/MD
Sample : VL0226ABS01
Misc : 400mL/MSVOA_L
ALS Vial : 1 Sample Multiplier: 1

Quant Time: Feb 27 00:26:21 2025
Quant Method : Z:\voasrv\HPCHEM1\MSVOA_L\methods\VL022525AIR.M
Quant Title : AIR ANALYSIS BY METHOD TO-15 Instrument: MSVOA_LFri Aug
QLast Update : Wed Feb 26 01:08:36 2025
Response via : Initial Calibration

Instrument :
MSVOA_L
ClientSampleId :
VL0226ABS01

Manual Integrations
APPROVED
Reviewed By :Semsettin Yesilyurt 02/27/2025
Supervised By :Mahesh Dadoda 02/27/2025

Compound	R.T.	QIon	Response	Conc	Units	Dev(Min)
46) cis-1,3-Dichloropropene	5.626	75	191420	9.868	ppbv	98
47) 1,1,2-Trichloroethane	6.603	97	139001	9.337	ppbv	97
48) Dibromochloromethane	7.406	129	228694	9.808	ppbv	100
49) Bromoform	9.497	173	194002	9.581	ppbv	99
50) 4-Methyl-2-Pentanone	5.775	43	407870	10.969	ppbv	98
51) 2-Hexanone	7.454	43	327784	12.808	ppbv #	99
52) Tetrachloroethene	8.241	164	123860	9.365	ppbv	95
53) Toluene	6.953	91	418086	9.683	ppbv	98
54) 1,2-Dibromoethane	7.671	107	190454	9.462	ppbv	98
56) 1,1,1,2-Tetrachloroethane	8.940	131	171980	9.542	ppbv	100
57) Chlorobenzene	8.937	112	313487	9.482	ppbv	98
58) Ethyl Benzene	9.370	91	575798	9.805	ppbv	99
59) m/p-Xylene	9.565	91	909392m	19.459	ppbv	
60) o-Xylene	9.976	91	450481	9.588	ppbv	100
61) Styrene	9.882	104	218205	9.879	ppbv	100
62) Isopropylbenzene	10.552	105	678100	9.637	ppbv	99
63) 1,1,2,2-Tetrachloroethane	9.976	83	295251	9.543	ppbv	99
64) n-propylbenzene	10.999	120	178544	9.674	ppbv	95
65) tert-Butylbenzene	11.542	119	599970	9.369	ppbv	98
66) Benzyl Chloride	11.630	91	44022	9.009	ppbv	97
67) sec-Butylbenzene	11.779	105	863022	9.423	ppbv	99
69) p-Isopropyltoluene	11.937	119	715231	9.816	ppbv	99
70) n-Butylbenzene	12.293	91	744799	10.014	ppbv	99
71) 2-Chlorotoluene	10.914	91	520897	9.603	ppbv	99
72) 4-Ethyltoluene	11.138	105	558376	9.734	ppbv	99
73) 1,3,5-Trimethylbenzene	11.215	105	475566	9.557	ppbv	98
74) 1,2,4-Trimethylbenzene	11.549	105	520419	9.288	ppbv	99
75) 1,3-Dichlorobenzene	11.620	146	302808	9.390	ppbv	98
76) 1,4-Dichlorobenzene	11.685	146	298128	9.311	ppbv	99
77) 1,2-Dichlorobenzene	11.960	146	293043	9.364	ppbv	99
78) Hexachloro-1,3-Butadiene	13.892	225	216968	8.911	ppbv	99
79) Naphthalene	13.523	128	476359	12.399	ppbv	99
80) Naphthalene,2-methyl-	14.468	142	187061	17.792	ppbv	98
81) 1,2,4-Trichlorobenzene	13.452	180	218258	10.194	ppbv	99

(#) = qualifier out of range (m) = manual integration (+) = signals summed

Quantitation Report (QT Reviewed)

Data Path : Z:\voasrv\HPCHEM1\MSVOA_L\Data\VL022625\
Data File : VL042054.D
Acq On : 26 Feb 2025 11:07
Operator : SY/MD
Sample : VL0226ABS01
Misc : 400mL/MSVOA_L
ALS Vial : 1 Sample Multiplier: 1

Quant Time: Feb 27 00:26:21 2025
Quant Method : Z:\voasrv\HPCHEM1\MSVOA_L\methods\VL022525AIR.M
Quant Title : AIR ANALYSIS BY METHOD TO-15 Instrument: MSVOA_LFri Aug
QLast Update : Wed Feb 26 01:08:36 2025
Response via : Initial Calibration

Instrument :
MSVOA_L
ClientSampleId :
VL0226ABS01

Manual Integrations APPROVED

Reviewed By :Semsettin Yesilyurt 02/27/2025
Supervised By :Mahesh Dadoda 02/27/2025

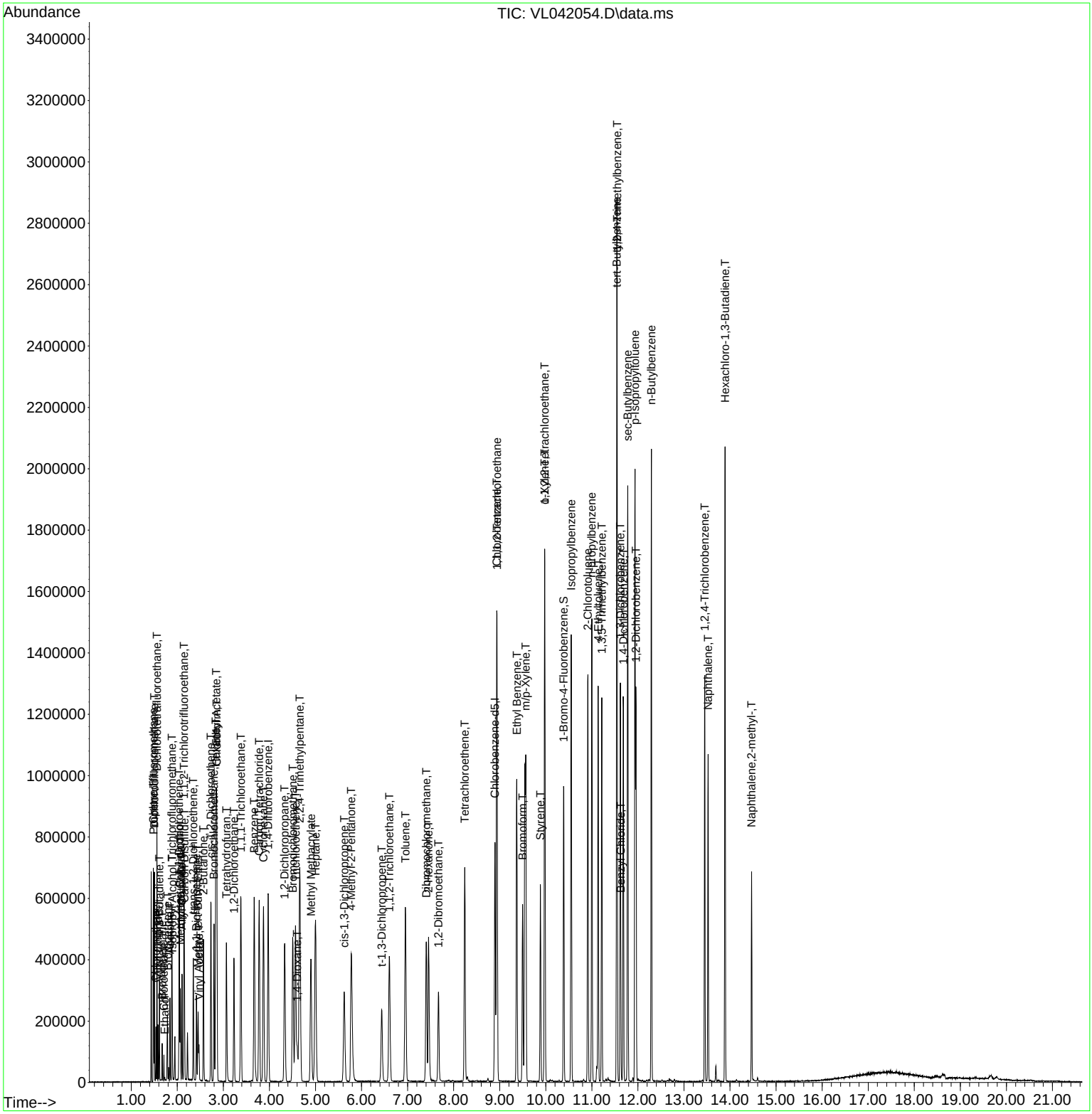

BFB

Data Path : Z:\voasrv\HPCHEM1\MSVOA_L\Data\VL030325\
Data File : VL042074.D
Acq On : 03 Mar 2025 11:45
Operator : SY/MD
Sample : BFB
Misc : 400mL/MSVOA_L
ALS Vial : 1 Sample Multiplier: 1

Instrument :
MSVOA_L
ClientSampleId :
BFB

Integration File: RTEINT.P

Method : Z:\voasrv\HPCHEM1\MSVOA_L\methods\VL022525AIR.M
Title : AIR ANALYSIS BY METHOD TO-15 Instrument: MSVOA_LFri Aug 26 06:05:16 2022
Last Update : Wed Feb 26 01:08:36 2025

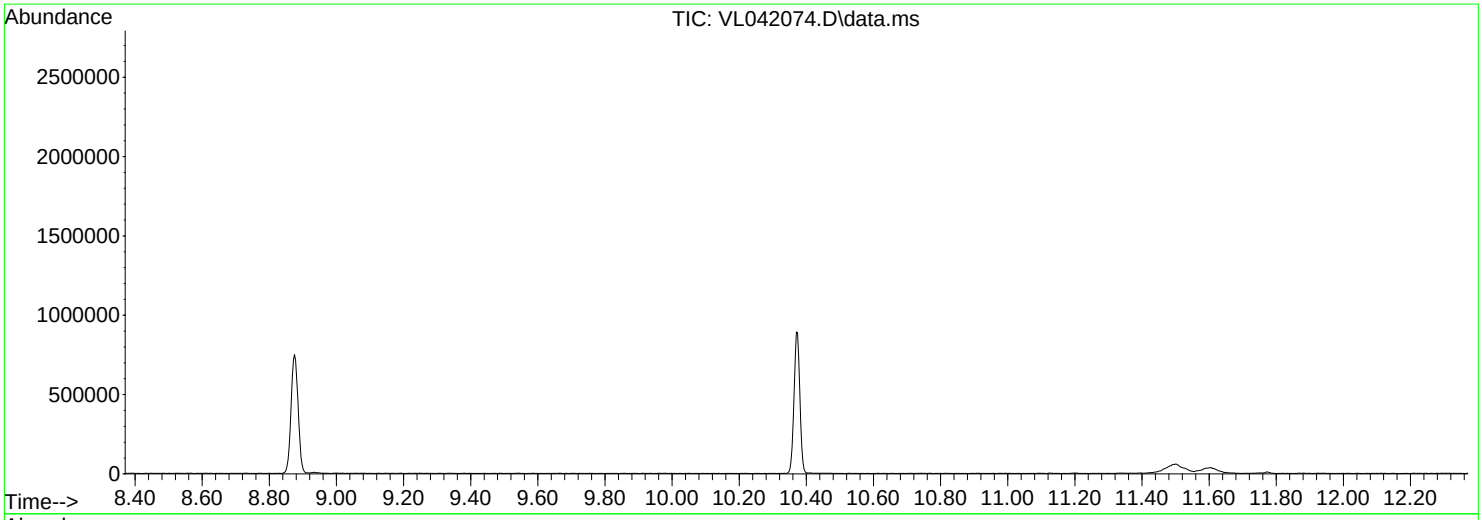

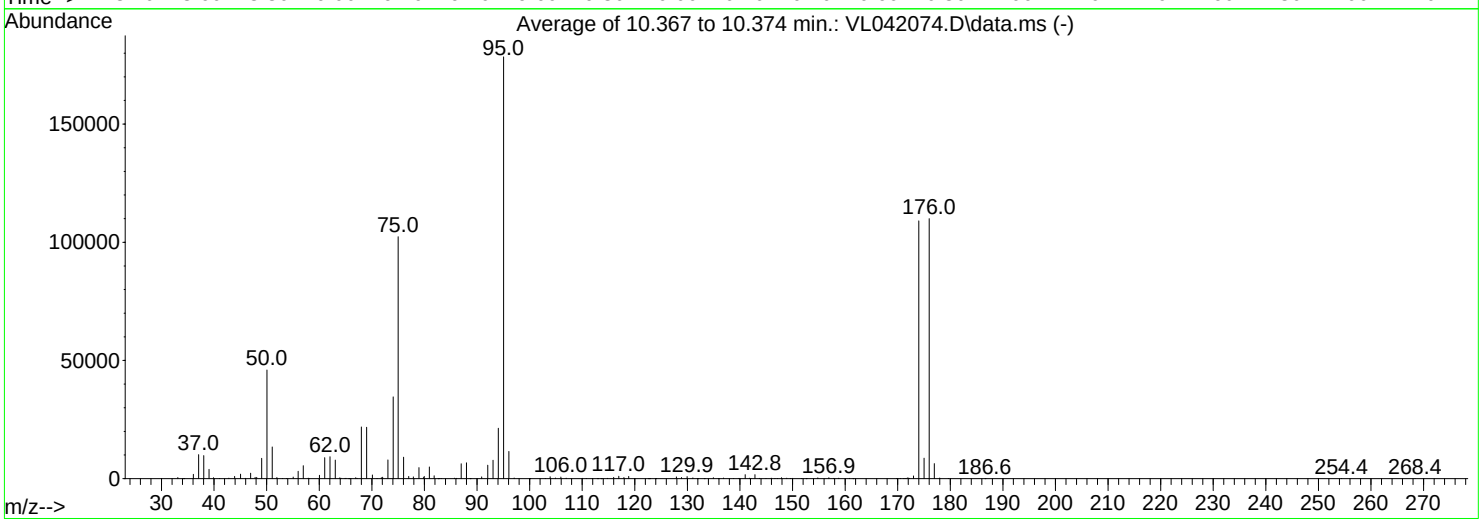

AutoFind: Scans 3176, 3177, 3178; Background Corrected with Scan 3162

Target Mass	Rel. to Mass	Lower Limit%	Upper Limit%	Rel. Abn%	Raw Abn	Result Pass/Fail
50	95	8	40	25.8	45971	PASS
75	95	30	66	57.4	102347	PASS
95	95	100	100	100.0	178453	PASS
96	95	5	9	6.5	11542	PASS
173	174	0.00	2	1.0	1135	PASS
174	95	50	120	61.1	109091	PASS
175	174	4	9	7.9	8641	PASS
176	174	93	101	100.9	110029	PASS
177	176	5	9	5.8	6386	PASS

Quantitation Report (QT Reviewed)

Data Path : Z:\voasrv\HPCHEM1\MSVOA_L\Data\VL030325\
Data File : VL042075.D
Acq On : 03 Mar 2025 12:15
Operator : SY/MD
Sample : VSTDCCC010
Misc : 400mL/MSVOA_L
ALS Vial : 1 Sample Multiplier: 1

Quant Time: Mar 04 00:16:36 2025
Quant Method : Z:\voasrv\HPCHEM1\MSVOA_L\methods\VL022525AIR.M
Quant Title : AIR ANALYSIS BY METHOD TO-15 Instrument: MSVOA_LFri Aug
QLast Update : Wed Feb 26 01:08:36 2025
Response via : Initial Calibration

Instrument :
MSVOA_L
ClientSampleId :
VSTDCCC010

Manual Integrations
APPROVED
Reviewed By :Semsettin Yesilyurt 03/04/2025
Supervised By :Mahesh Dadoda 03/05/2025

Compound	R.T.	QIon	Response	Conc	Units	Dev(Min)
Internal Standards						
1) Bromochloromethane	2.784	49	173325	10.000	ppbv	-0.02
33) 1,4-Difluorobenzene	3.952	114	409365	10.000	ppbv	-0.03
55) Chlorobenzene-d5	8.875	117	350236	10.000	ppbv	-0.03
System Monitoring Compounds						
68) 1-Bromo-4-Fluorobenzene	10.370	95	273654	10.156	ppbv	-0.02
Spiked Amount 10.000	Range 65 - 135		Recovery = 101.600%			
Target Compounds						Qvalue
2) Dichlorodifluoromethane	1.495	85	176895	9.815	ppbv	98
3) Chlorodifluoromethane	1.473	51	229308	9.103	ppbv	100
4) Chloromethane	1.531	50	61184	9.180	ppbv	99
5) Vinyl Chloride	1.576	62	60317	9.567	ppbv	100
6) Bromomethane	1.664	94	30156	10.045	ppbv	92
7) Chloroethane	1.703	64	24074	9.398	ppbv	98
8) Dichlorotetrafluoroethane	1.550	85	144041	9.722	ppbv	99
9) Propene	1.482	41	95116	9.268	ppbv	99
10) Heptane	4.972	43	285343	8.930	ppbv	96
11) Trichlorofluoromethane	1.874	101	187492	10.382	ppbv	95
12) 1,1,2-Trichlorotrifluo...	2.136	101	142259	9.875	ppbv	98
13) Ethanol	1.719	45	3376	5.182	ppbv	95
14) Bromoethene	1.780	108	48570	9.548	ppbv	100
15) Acetone	1.832	43	133956	8.752	ppbv	99
16) 1,3-Butadiene	1.605	39	64990	9.124	ppbv	99
17) tert-Butyl alcohol	2.036	59	174843	9.130	ppbv	97
18) 1,1-Dichloroethene	2.029	96	62817	9.651	ppbv	98
19) Isopropyl Alcohol	1.884	45	79667	9.061	ppbv	100
20) Methylene Chloride	2.059	84	53086	9.169	ppbv	97
21) Allyl Chloride	2.091	41	107750	9.743	ppbv	99
22) trans-1,2-Dichloroethene	2.337	96	72547	9.561	ppbv	93
23) Vinyl Acetate	2.460	43	89888	8.352	ppbv	99
24) 1,1-Dichloroethane	2.405	63	136644	9.678	ppbv	99
25) Ethyl Acetate	2.832	43	563012	9.189	ppbv	99
26) Hexane	2.822	57	216702	8.749	ppbv	94
27) Carbon Disulfide	2.146	76	166324	9.906	ppbv	97
28) Methyl tert-Butyl Ether	2.437	73	102443	8.307	ppbv	99
29) Chloroform	2.845	83	294142	8.824	ppbv	100
30) Cyclohexane	3.852	84	170364	8.474	ppbv	91
31) cis-1,2-Dichloroethene	2.716	61	209328	8.928	ppbv	95
32) 1,1,1-Trichloroethane	3.363	97	275584	8.522	ppbv	94
34) 2-Butanone	2.554	43	324639	10.179	ppbv	96
35) Carbon Tetrachloride	3.755	117	281106	9.958	ppbv	93
36) Benzene	3.651	78	410714	9.584	ppbv	98
37) 1,2-Dichloroethane	3.214	62	235420	9.908	ppbv	98
38) Trichloroethene	4.541	130	154616	8.836	ppbv	99
39) 1,2-Dichloropropane	4.308	63	159010	9.776	ppbv	95
40) 1,4-Dioxane	4.577	88	69401	9.347	ppbv #	99
41) Tetrahydrofuran	3.052	42	189509	10.057	ppbv	97
42) Bromodichloromethane	4.483	83	315387	9.852	ppbv	97
43) Methyl Methacrylate	4.871	69	160485	9.589	ppbv	92
44) 2,2,4-Trimethylpentane	4.635	57	731737	9.675	ppbv	98
45) t-1,3-Dichloropropene	6.409	75	150198	9.033	ppbv	89

Quantitation Report (QT Reviewed)

Data Path : Z:\voasrv\HPCHEM1\MSVOA_L\Data\VL030325\
Data File : VL042075.D
Acq On : 03 Mar 2025 12:15
Operator : SY/MD
Sample : VSTDCCC010
Misc : 400mL/MSVOA_L
ALS Vial : 1 Sample Multiplier: 1

Quant Time: Mar 04 00:16:36 2025
Quant Method : Z:\voasrv\HPCHEM1\MSVOA_L\methods\VL022525AIR.M
Quant Title : AIR ANALYSIS BY METHOD TO-15 Instrument: MSVOA_LFri Aug
QLast Update : Wed Feb 26 01:08:36 2025
Response via : Initial Calibration

Instrument :
MSVOA_L
ClientSampleId :
VSTDCCC010

Manual Integrations
APPROVED
Reviewed By :Semsettin Yesilyurt 03/04/2025
Supervised By :Mahesh Dadoda 03/05/2025

	Compound	R.T.	QIon	Response	Conc	Units		Dev(Min)
46)	cis-1,3-Dichloropropene	5.590	75	201389	9.360	ppbv		97
47)	1,1,2-Trichloroethane	6.574	97	155548	9.419	ppbv		94
48)	Dibromochloromethane	7.380	129	244551	9.456	ppbv		99
49)	Bromoform	9.477	173	215068	9.576	ppbv		99
50)	4-Methyl-2-Pentanone	5.742	43	451104	10.937	ppbv		97
51)	2-Hexanone	7.428	43	364047	12.824	ppbv	#	98
52)	Tetrachloroethene	8.218	164	135049	9.205	ppbv		96
53)	Toluene	6.926	91	448652	9.368	ppbv		99
54)	1,2-Dibromoethane	7.645	107	207672	9.302	ppbv		97
56)	1,1,1,2-Tetrachloroethane	8.917	131	186364	9.414	ppbv		99
57)	Chlorobenzene	8.917	112	344415	9.485	ppbv		99
58)	Ethyl Benzene	9.351	91	617808	9.578	ppbv		99
59)	m/p-Xylene	9.545	91	999203m	19.467	ppbv		
60)	o-Xylene	9.959	91	499183	9.674	ppbv		99
61)	Styrene	9.865	104	239891	9.888	ppbv		99
62)	Isopropylbenzene	10.535	105	742029	9.602	ppbv		100
63)	1,1,2,2-Tetrachloroethane	9.956	83	327826	9.647	ppbv		99
64)	n-propylbenzene	10.985	120	194972	9.618	ppbv		95
65)	tert-Butylbenzene	11.529	119	655219	9.316	ppbv		98
66)	Benzyl Chloride	11.613	91	44259	8.247	ppbv		99
67)	sec-Butylbenzene	11.765	105	956463	9.509	ppbv		100
69)	p-Isopropyltoluene	11.924	119	773774	9.669	ppbv		99
70)	n-Butylbenzene	12.280	91	803607	9.837	ppbv		99
71)	2-Chlorotoluene	10.898	91	568423	9.541	ppbv		99
72)	4-Ethyltoluene	11.121	105	607815	9.647	ppbv		99
73)	1,3,5-Trimethylbenzene	11.199	105	516320	9.447	ppbv		99
74)	1,2,4-Trimethylbenzene	11.532	105	569704	9.257	ppbv	#	91
75)	1,3-Dichlorobenzene	11.603	146	332997	9.402	ppbv		98
76)	1,4-Dichlorobenzene	11.668	146	334533	9.513	ppbv		99
77)	1,2-Dichlorobenzene	11.943	146	328836	9.567	ppbv		99
78)	Hexachloro-1,3-Butadiene	13.879	225	235840	8.819	ppbv		98
79)	Naphthalene	13.510	128	519908	12.321	ppbv		99
80)	Naphthalene,2-methyl-	14.455	142	193268	16.737	ppbv		98
81)	1,2,4-Trichlorobenzene	13.439	180	237980	10.120	ppbv		98

(#) = qualifier out of range (m) = manual integration (+) = signals summed

Quantitation Report (QT Reviewed)

Data Path : Z:\voasrv\HPCHEM1\MSVOA_L\Data\VL030325\
Data File : VL042075.D
Acq On : 03 Mar 2025 12:15
Operator : SY/MD
Sample : VSTDCCC010
Misc : 400mL/MSVOA_L
ALS Vial : 1 Sample Multiplier: 1

Quant Time: Mar 04 00:16:36 2025
Quant Method : Z:\voasrv\HPCHEM1\MSVOA_L\methods\VL022525AIR.M
Quant Title : AIR ANALYSIS BY METHOD TO-15 Instrument: MSVOA_LFri Aug
QLast Update : Wed Feb 26 01:08:36 2025
Response via : Initial Calibration

Instrument :
MSVOA_L
ClientSampleId :
VSTDCCC010

Manual Integrations APPROVED

Reviewed By :Semsettin Yesilyurt 03/04/2025
Supervised By :Mahesh Dadoda 03/05/2025

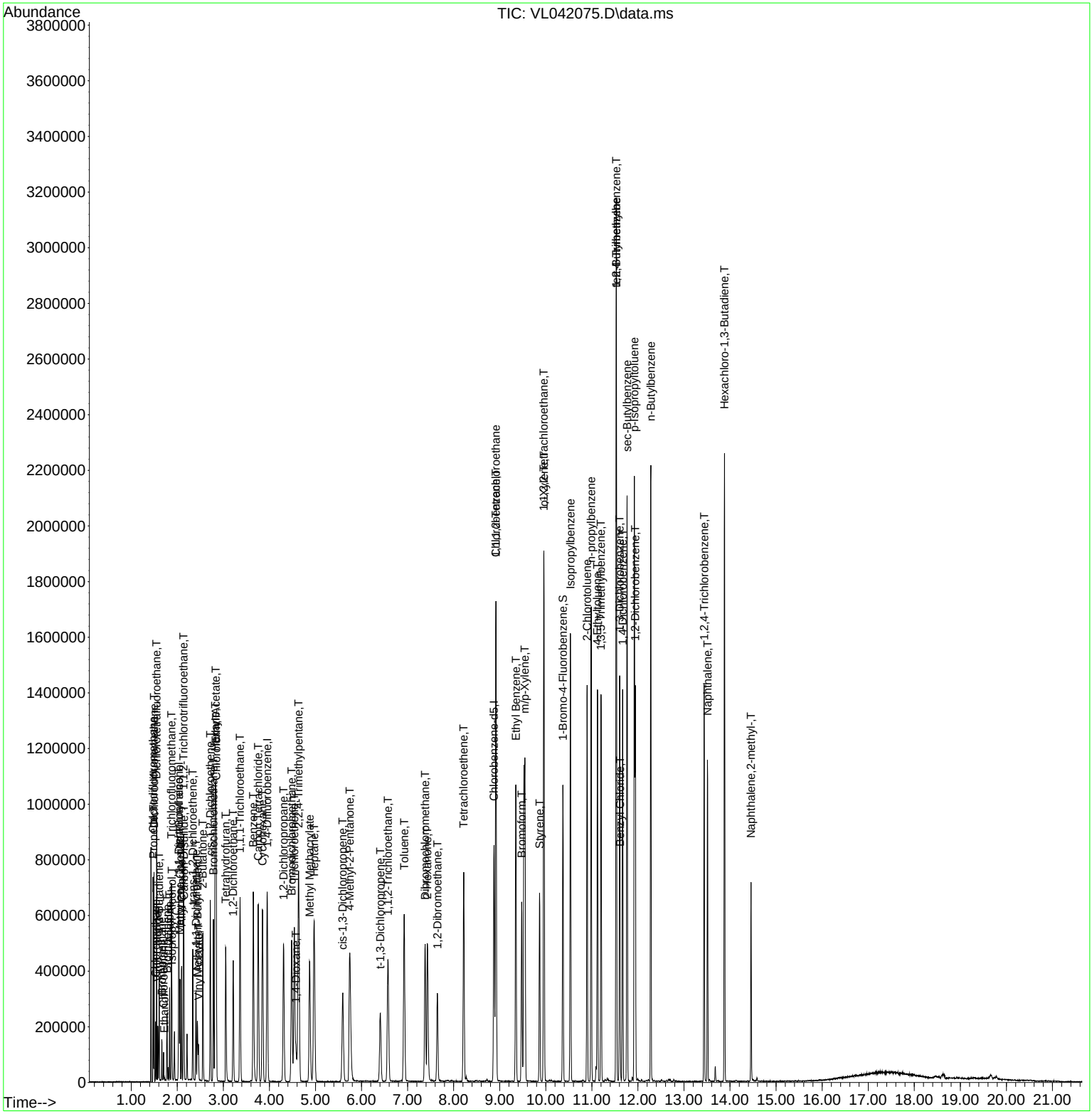

Evaluate Continuing Calibration Report

Data Path : Z:\voasrv\HPCHEM1\MSVOA_L\Data\VL030325\
Data File : VL042075.D
Acq On : 03 Mar 2025 12:15
Operator : SY/MD
Sample : VSTDCCC010
Misc : 400mL/MSVOA_L
ALS Vial : 1 Sample Multiplier: 1

Instrument :
MSVOA_L
LabSampleId :
VSTDCCC010

Quant Time: Mar 04 00:16:36 2025
Quant Method : Z:\voasrv\HPCHEM1\MSVOA_L\methods\VL022525AIR.M
Quant Title : AIR ANALYSIS BY METHOD TO-15 Instrument: MSVOA_LFri Aug 26 06:05:16 2022
QLast Update : Wed Feb 26 01:08:36 2025
Response via : Initial Calibration

Min. RRF : 0.050 Min. Rel. Area : 20% Max. R.T. Dev 0.50min
Max. RRF Dev : 30% Max. Rel. Area : 150%

		Compound	AvgRF	CCRF	%Dev	Area%	Dev(min)
1	I	Bromochloromethane	1.000	1.000	0.0	108	-0.02
2	T	Dichlorodifluoromethane	1.040	1.021	1.8	116	0.00
3		Chlorodifluoromethane	1.453	1.323	8.9	109	0.00
4		Chloromethane	0.385	0.353	8.3	111	0.00
5	T	Vinyl Chloride	0.364	0.348	4.4	111	0.00
6	T	Bromomethane	0.173	0.174	-0.6	117	0.00
7		Chloroethane	0.148	0.139	6.1	111	0.00
8	T	Dichlorotetrafluoroethane	0.855	0.831	2.8	115	0.00
9	T	Propene	0.592	0.549	7.3	113	0.00
10	T	Heptane	1.844	1.646	10.7	107	-0.04
11	T	Trichlorofluoromethane	1.042	1.082	-3.8	123	0.00
12	T	1,1,2-Trichlorotrifluoroeth	0.831	0.821	1.2	127	0.00
13		Ethanol	0.038	0.019#	50.0#	106	0.00
14	T	Bromoethene	0.293	0.280	4.4	114	0.00
15	T	Acetone	0.883	0.773	12.5	116	0.00
16	T	1,3-Butadiene	0.411	0.375	8.8	113	0.00
17		tert-Butyl alcohol	1.105	1.009	8.7	114	-0.01
18	T	1,1-Dichloroethene	0.376	0.362	3.7	122	-0.01
19	T	Isopropyl Alcohol	0.507	0.460	9.3	118	0.00
20	T	Methylene Chloride	0.334	0.306	8.4	126	0.00
21	T	Allyl Chloride	0.638	0.622	2.5	124	-0.01
22	T	trans-1,2-Dichloroethene	0.438	0.419	4.3	126	-0.01
23	T	Vinyl Acetate	0.621	0.519	16.4	107	-0.01
24	T	1,1-Dichloroethane	0.815	0.788	3.3	127	-0.01
25	T	Ethyl Acetate	3.535	3.248	8.1	110	-0.02
26	T	Hexane	1.429	1.250	12.5	105	-0.02
27	T	Carbon Disulfide	0.969	0.960	0.9	121	-0.01
28	T	Methyl tert-Butyl Ether	0.711	0.591	16.9	122	-0.01
29	T	Chloroform	1.923	1.697	11.8	106	-0.02
30	T	Cyclohexane	1.160	0.983	15.3	98	-0.02
31	T	cis-1,2-Dichloroethene	1.353	1.208	10.7	105	-0.02
32	T	1,1,1-Trichloroethane	1.866	1.590	14.8	97	-0.02
33	I	1,4-Difluorobenzene	1.000	1.000	0.0	97	-0.03
34	T	2-Butanone	0.779	0.793	-1.8	111	-0.02
35	T	Carbon Tetrachloride	0.690	0.687	0.4	102	-0.03
36	T	Benzene	1.047	1.003	4.2	100	-0.02
37	T	1,2-Dichloroethane	0.580	0.575	0.9	107	-0.02
38	T	Trichloroethene	0.427	0.378	11.5	97	-0.03
39	T	1,2-Dichloropropane	0.397	0.388	2.3	105	-0.03
40	T	1,4-Dioxane	0.181	0.170	6.1	100	-0.03
41	T	Tetrahydrofuran	0.460	0.463	-0.7	107	-0.02
42	T	Bromodichloromethane	0.782	0.770	1.5	101	-0.03
43		Methyl Methacrylate	0.409	0.392	4.2	97	-0.04
44	T	2,2,4-Trimethylpentane	1.848	1.787	3.3	104	-0.03
45	T	t-1,3-Dichloropropene	0.406	0.367	9.6	90	-0.04
46	T	cis-1,3-Dichloropropene	0.526	0.492	6.5	92	-0.04
47	T	1,1,2-Trichloroethane	0.403	0.380	5.7	102	-0.04
48	T	Dibromochloromethane	0.632	0.597	5.5	97	-0.03

Evaluate Continuing Calibration Report

Data Path : Z:\voasrv\HPCHEM1\MSVOA_L\Data\VL030325\
Data File : VL042075.D
Acq On : 03 Mar 2025 12:15
Operator : SY/MD
Sample : VSTDCCC010
Misc : 400mL/MSVOA_L
ALS Vial : 1 Sample Multiplier: 1

Instrument :
MSVOA_L
LabSampleId :
VSTDCCC010

Quant Time: Mar 04 00:16:36 2025
Quant Method : Z:\voasrv\HPCHEM1\MSVOA_L\methods\VL022525AIR.M
Quant Title : AIR ANALYSIS BY METHOD TO-15 Instrument: MSVOA_LFri Aug 26 06:05:16 2022
QLast Update : Wed Feb 26 01:08:36 2025
Response via : Initial Calibration

Min. RRF : 0.050 Min. Rel. Area : 20% Max. R.T. Dev 0.50min
Max. RRF Dev : 30% Max. Rel. Area : 150%

		Compound	AvgRF	CCRF	%Dev	Area%	Dev(min)
49	T	Bromoform	0.549	0.525	4.4	97	-0.03
50	T	4-Methyl-2-Pentanone	1.008	1.102	-9.3	105	-0.05
51	T	2-Hexanone	0.693	0.889	-28.3	103	-0.04
52	T	Tetrachloroethene	0.358	0.330	7.8	98	-0.03
53	T	Toluene	1.170	1.096	6.3	98	-0.03
54	T	1,2-Dibromoethane	0.545	0.507	7.0	98	-0.03
55	I	Chlorobenzene-d5	1.000	1.000	0.0	94	-0.03
56		1,1,1,2-Tetrachloroethane	0.565	0.532	5.8	99	-0.03
57	T	Chlorobenzene	1.037	0.983	5.2	101	-0.02
58	T	Ethyl Benzene	1.842	1.764	4.2	97	-0.02
59	T	m/p-Xylene	1.466	1.426	2.7	100	0.00
60	T	o-Xylene	1.473	1.425	3.3	101	-0.02
61	T	Styrene	0.693	0.685	1.2	97	-0.02
62		Isopropylbenzene	2.207	2.119	4.0	101	-0.02
63	T	1,1,2,2-Tetrachloroethane	0.970	0.936	3.5	103	-0.02
64		n-propylbenzene	0.579	0.557	3.8	99	-0.02
65		tert-Butylbenzene	2.008	1.871	6.8	101	-0.02
66	T	Benzyl Chloride	0.153	0.126	17.6	77	-0.02
67		sec-Butylbenzene	2.872	2.731	4.9	103	-0.02
68	S	1-Bromo-4-Fluorobenzene	0.769	0.781	-1.6	96	-0.02
69		p-Isopropyltoluene	2.285	2.209	3.3	102	-0.02
70		n-Butylbenzene	2.332	2.294	1.6	104	-0.02
71		2-Chlorotoluene	1.701	1.623	4.6	100	-0.02
72	T	4-Ethyltoluene	1.799	1.735	3.6	100	-0.02
73	T	1,3,5-Trimethylbenzene	1.560	1.474	5.5	100	-0.02
74	T	1,2,4-Trimethylbenzene	1.757	1.627	7.4	104	-0.02
75	T	1,3-Dichlorobenzene	1.011	0.951	5.9	102	-0.02
76	T	1,4-Dichlorobenzene	1.004	0.955	4.9	104	-0.02
77	T	1,2-Dichlorobenzene	0.981	0.939	4.3	105	-0.02
78	T	Hexachloro-1,3-Butadiene	0.764	0.673	11.9	99	-0.02
79	T	Naphthalene	1.205	1.484	-23.2	101	-0.02
80	T	Naphthalene,2-methyl-	0.330	0.552	-67.3#	92	-0.02
81	T	1,2,4-Trichlorobenzene	0.671	0.679	-1.2	99	-0.02

(#) = Out of Range SPCC's out = 0 CCC's out = 0

Quantitation Report (QT Reviewed)

Data Path : Z:\voasrv\HPCHEM1\MSVOA_L\Data\VL030325\
Data File : VL042076.D
Acq On : 03 Mar 2025 14:49
Operator : SY/MD
Sample : VL0303ABL01
Misc : 400mL/MSVOA_L
ALS Vial : 1 Sample Multiplier: 1

Instrument :
MSVOA_L
ClientSampleId :
VL0303ABL01

Quant Time: Mar 04 00:17:34 2025
Quant Method : Z:\voasrv\HPCHEM1\MSVOA_L\methods\VL022525AIR.M
Quant Title : AIR ANALYSIS BY METHOD TO-15 Instrument: MSVOA_LFri Aug 26 06:05:16 2022
QLast Update : Wed Feb 26 01:08:36 2025
Response via : Initial Calibration

Compound	R.T.	QIon	Response	Conc	Units	Dev(Min)
Internal Standards						
1) Bromochloromethane	2.787	49	156551	10.000	ppbv	-0.01
33) 1,4-Difluorobenzene	3.959	114	349743	10.000	ppbv	-0.02
55) Chlorobenzene-d5	8.882	117	302717	10.000	ppbv	-0.02
System Monitoring Compounds						
68) 1-Bromo-4-Fluorobenzene	10.377	95	224142	9.624	ppbv	-0.02
Spiked Amount 10.000	Range 65 - 135		Recovery = 96.200%			

Target Compounds Qvalue

(#) = qualifier out of range (m) = manual integration (+) = signals summed

Quantitation Report (QT Reviewed)

Data Path : Z:\voasrv\HPCHEM1\MSVOA_L\Data\VL030325\
Data File : VL042076.D
Acq On : 03 Mar 2025 14:49
Operator : SY/MD
Sample : VL0303ABL01
Misc : 400mL/MSVOA_L
ALS Vial : 1 Sample Multiplier: 1

Instrument :
MSVOA_L
ClientSampleId :
VL0303ABL01

Quant Time: Mar 04 00:17:34 2025
Quant Method : Z:\voasrv\HPCHEM1\MSVOA_L\methods\VL022525AIR.M
Quant Title : AIR ANALYSIS BY METHOD TO-15 Instrument: MSVOA_LFri Aug 26 06:05:16 2022
QLast Update : Wed Feb 26 01:08:36 2025
Response via : Initial Calibration

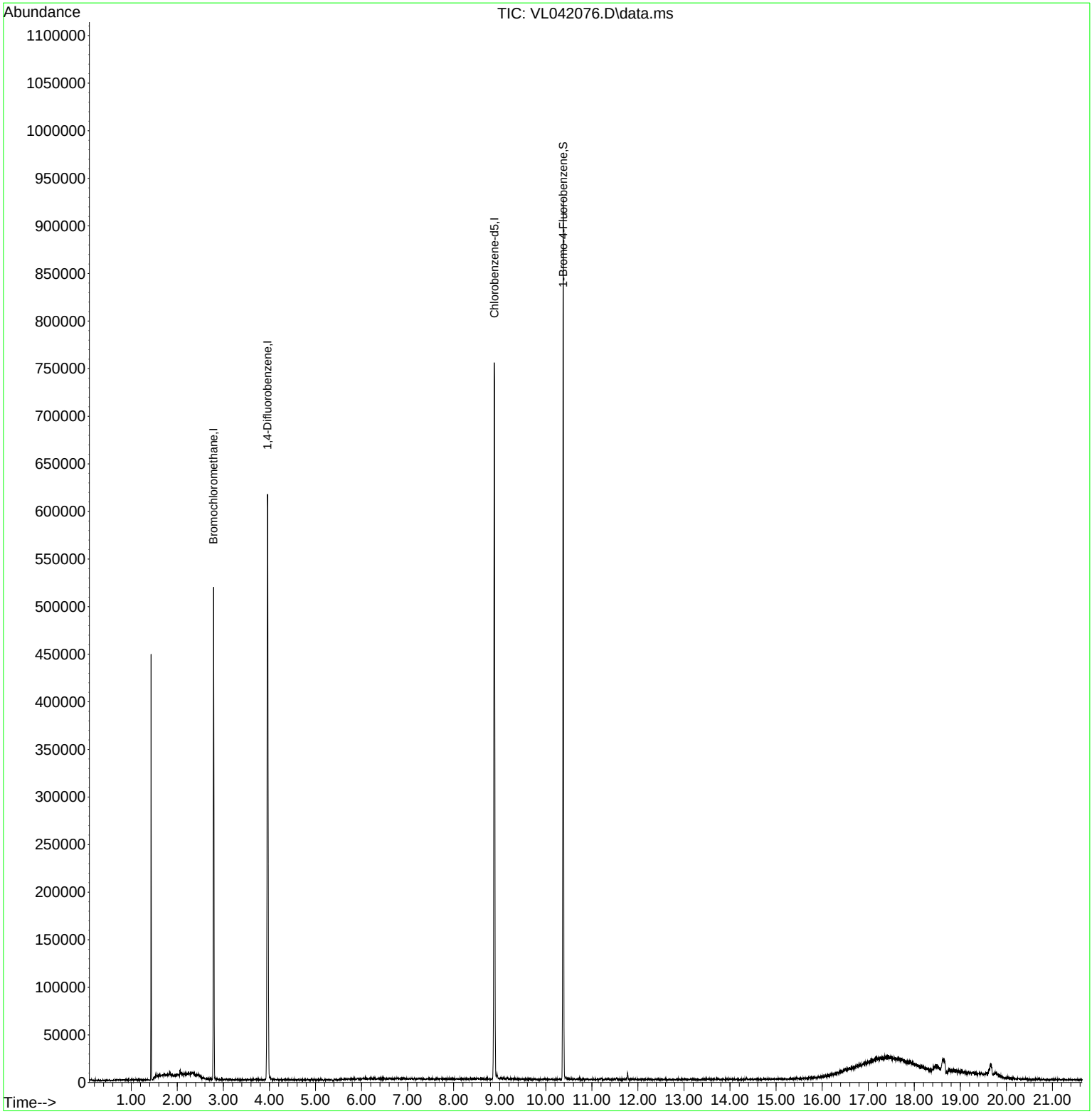

Quantitation Report (QT Reviewed)

Data Path : Z:\voasrv\HPCHEM1\MSVOA_L\Data\VL030325\
Data File : VL042077.D
Acq On : 03 Mar 2025 15:19
Operator : SY/MD
Sample : VL0303ABS01
Misc : 400mL/MSVOA_L
ALS Vial : 1 Sample Multiplier: 1

Quant Time: Mar 04 00:17:54 2025
Quant Method : Z:\voasrv\HPCHEM1\MSVOA_L\methods\VL022525AIR.M
Quant Title : AIR ANALYSIS BY METHOD TO-15 Instrument: MSVOA_LFri Aug
QLast Update : Wed Feb 26 01:08:36 2025
Response via : Initial Calibration

Instrument :
MSVOA_L
ClientSampleId :
VL0303ABS01

Manual Integrations
APPROVED
Reviewed By :Semsettin Yesilyurt 03/04/2025
Supervised By :Mahesh Dadoda 03/05/2025

Compound	R.T.	QIon	Response	Conc	Units	Dev(Min)
Internal Standards						
1) Bromochloromethane	2.787	49	157956	10.000	ppbv	-0.01
33) 1,4-Difluorobenzene	3.959	114	356972	10.000	ppbv	-0.02
55) Chlorobenzene-d5	8.882	117	309763	10.000	ppbv	-0.02
System Monitoring Compounds						
68) 1-Bromo-4-Fluorobenzene	10.377	95	242622	10.181	ppbv	-0.02
Spiked Amount 10.000	Range 65 - 135		Recovery = 101.800%			
Target Compounds						Qvalue
2) Dichlorodifluoromethane	1.499	85	174930	10.650	ppbv	99
3) Chlorodifluoromethane	1.476	51	222297	9.683	ppbv	100
4) Chloromethane	1.531	50	62156	10.233	ppbv	97
5) Vinyl Chloride	1.580	62	59385	10.336	ppbv	100
6) Bromomethane	1.667	94	28458	10.402	ppbv	97
7) Chloroethane	1.703	64	24205	10.368	ppbv	93
8) Dichlorotetrafluoroethane	1.554	85	142918	10.584	ppbv	98
9) Propene	1.483	41	90270	9.652	ppbv	98
10) Heptane	4.978	43	279114	9.585	ppbv	97
11) Trichlorofluoromethane	1.878	101	191850	11.657	ppbv	99
12) 1,1,2-Trichlorotrifluo...	2.140	101	147601	11.243	ppbv	95
13) Ethanol	1.722	45	3648	6.145	ppbv	97
14) Bromoethene	1.780	108	48227	10.403	ppbv	100
15) Acetone	1.835	43	137515	9.858	ppbv	100
16) 1,3-Butadiene	1.609	39	64593	9.950	ppbv	97
17) tert-Butyl alcohol	2.039	59	167124	9.576	ppbv	100
18) 1,1-Dichloroethene	2.033	96	61659	10.394	ppbv	91
19) Isopropyl Alcohol	1.887	45	78936	9.851	ppbv	98
20) Methylene Chloride	2.062	84	52065	9.868	ppbv	96
21) Allyl Chloride	2.098	41	105683	10.486	ppbv	99
22) trans-1,2-Dichloroethene	2.340	96	70753	10.232	ppbv	93
23) Vinyl Acetate	2.463	43	74937	7.640	ppbv	98
24) 1,1-Dichloroethane	2.408	63	137183	10.661	ppbv	100
25) Ethyl Acetate	2.836	43	548497	9.824	ppbv	99
26) Hexane	2.826	57	207965	9.213	ppbv	92
27) Carbon Disulfide	2.149	76	168252	10.996	ppbv	99
28) Methyl tert-Butyl Ether	2.441	73	94112	8.374	ppbv	100
29) Chloroform	2.849	83	286765	9.439	ppbv	97
30) Cyclohexane	3.858	84	163145	8.905	ppbv	91
31) cis-1,2-Dichloroethene	2.722	61	199200	9.322	ppbv	97
32) 1,1,1-Trichloroethane	3.370	97	269140	9.133	ppbv	95
34) 2-Butanone	2.557	43	313084	11.258	ppbv	95
35) Carbon Tetrachloride	3.765	117	268731	10.917	ppbv	96
36) Benzene	3.658	78	390842	10.459	ppbv	96
37) 1,2-Dichloroethane	3.218	62	227067	10.959	ppbv	98
38) Trichloroethene	4.551	130	148971	9.762	ppbv	94
39) 1,2-Dichloropropane	4.315	63	151311	10.668	ppbv	96
40) 1,4-Dioxane	4.587	88	67241	10.385	ppbv #	91
41) Tetrahydrofuran	3.056	42	183578	11.172	ppbv	93
42) Bromodichloromethane	4.490	83	302583	10.839	ppbv	100
43) Methyl Methacrylate	4.881	69	150871	10.338	ppbv	91
44) 2,2,4-Trimethylpentane	4.638	57	718377	10.892	ppbv	98
45) t-1,3-Dichloropropene	6.415	75	139814	9.643	ppbv	100

Quantitation Report (QT Reviewed)

Data Path : Z:\voasrv\HPCHEM1\MSVOA_L\Data\VL030325\
Data File : VL042077.D
Acq On : 03 Mar 2025 15:19
Operator : SY/MD
Sample : VL0303ABS01
Misc : 400mL/MSVOA_L
ALS Vial : 1 Sample Multiplier: 1

Quant Time: Mar 04 00:17:54 2025
Quant Method : Z:\voasrv\HPCHEM1\MSVOA_L\methods\VL022525AIR.M
Quant Title : AIR ANALYSIS BY METHOD TO-15 Instrument: MSVOA_LFri Aug
QLast Update : Wed Feb 26 01:08:36 2025
Response via : Initial Calibration

Instrument :
MSVOA_L
ClientSampleId :
VL0303ABS01

Manual Integrations
APPROVED
Reviewed By :Semsettin Yesilyurt 03/04/2025
Supervised By :Mahesh Dadoda 03/05/2025

Compound	R.T.	QIon	Response	Conc Units	Dev(Min)
46) cis-1,3-Dichloropropene	5.606	75	189075	10.077 ppbv	95
47) 1,1,2-Trichloroethane	6.587	97	146747	10.191 ppbv	97
48) Dibromochloromethane	7.390	129	229765	10.188 ppbv	99
49) Bromoform	9.487	173	205188	10.477 ppbv	98
50) 4-Methyl-2-Pentanone	5.752	43	434273	12.074 ppbv	95
51) 2-Hexanone	7.438	43	347904	14.054 ppbv #	96
52) Tetrachloroethene	8.225	164	128803	10.068 ppbv	97
53) Toluene	6.933	91	428586	10.262 ppbv	97
54) 1,2-Dibromoethane	7.652	107	199250	10.235 ppbv	100
56) 1,1,1,2-Tetrachloroethane	8.927	131	181131	10.346 ppbv	99
57) Chlorobenzene	8.924	112	328409	10.225 ppbv	98
58) Ethyl Benzene	9.357	91	596825	10.462 ppbv	100
59) m/p-Xylene	9.552	91	977538m	21.533 ppbv	
60) o-Xylene	9.966	91	488769	10.710 ppbv	100
61) Styrene	9.872	104	226533	10.558 ppbv	99
62) Isopropylbenzene	10.542	105	733758	10.735 ppbv	99
63) 1,1,2,2-Tetrachloroethane	9.963	83	327069	10.882 ppbv	99
64) n-propylbenzene	10.992	120	192573	10.741 ppbv	97
65) tert-Butylbenzene	11.532	119	643195	10.340 ppbv	98
66) Benzyl Chloride	11.617	91	39375	8.295 ppbv	98
67) sec-Butylbenzene	11.769	105	940060	10.567 ppbv	100
69) p-Isopropyltoluene	11.927	119	759761	10.734 ppbv	100
70) n-Butylbenzene	12.283	91	795433	11.010 ppbv	99
71) 2-Chlorotoluene	10.901	91	553780	10.510 ppbv	99
72) 4-Ethyltoluene	11.128	105	592316	10.629 ppbv	99
73) 1,3,5-Trimethylbenzene	11.206	105	508702	10.524 ppbv	98
74) 1,2,4-Trimethylbenzene	11.539	105	557804	10.248 ppbv	97
75) 1,3-Dichlorobenzene	11.610	146	328061	10.473 ppbv	98
76) 1,4-Dichlorobenzene	11.675	146	328671	10.568 ppbv	100
77) 1,2-Dichlorobenzene	11.950	146	324906	10.688 ppbv	100
78) Hexachloro-1,3-Butadiene	13.886	225	232449	9.827 ppbv	99
79) Naphthalene	13.517	128	503470	13.490 ppbv	98
80) Naphthalene,2-methyl-	14.462	142	184155	18.031 ppbv	97
81) 1,2,4-Trichlorobenzene	13.442	180	227832	10.954 ppbv	98

(#) = qualifier out of range (m) = manual integration (+) = signals summed

Quantitation Report (QT Reviewed)

Data Path : Z:\voasrv\HPCHEM1\MSVOA_L\Data\VL030325\
Data File : VL042077.D
Acq On : 03 Mar 2025 15:19
Operator : SY/MD
Sample : VL0303ABS01
Misc : 400mL/MSVOA_L
ALS Vial : 1 Sample Multiplier: 1

Quant Time: Mar 04 00:17:54 2025
Quant Method : Z:\voasrv\HPCHEM1\MSVOA_L\methods\VL022525AIR.M
Quant Title : AIR ANALYSIS BY METHOD TO-15 Instrument: MSVOA_LFri Aug
QLast Update : Wed Feb 26 01:08:36 2025
Response via : Initial Calibration

Instrument :
MSVOA_L
ClientSampleId :
VL0303ABS01

Manual Integrations APPROVED

Reviewed By :Semsettin Yesilyurt 03/04/2025
Supervised By :Mahesh Dadoda 03/05/2025

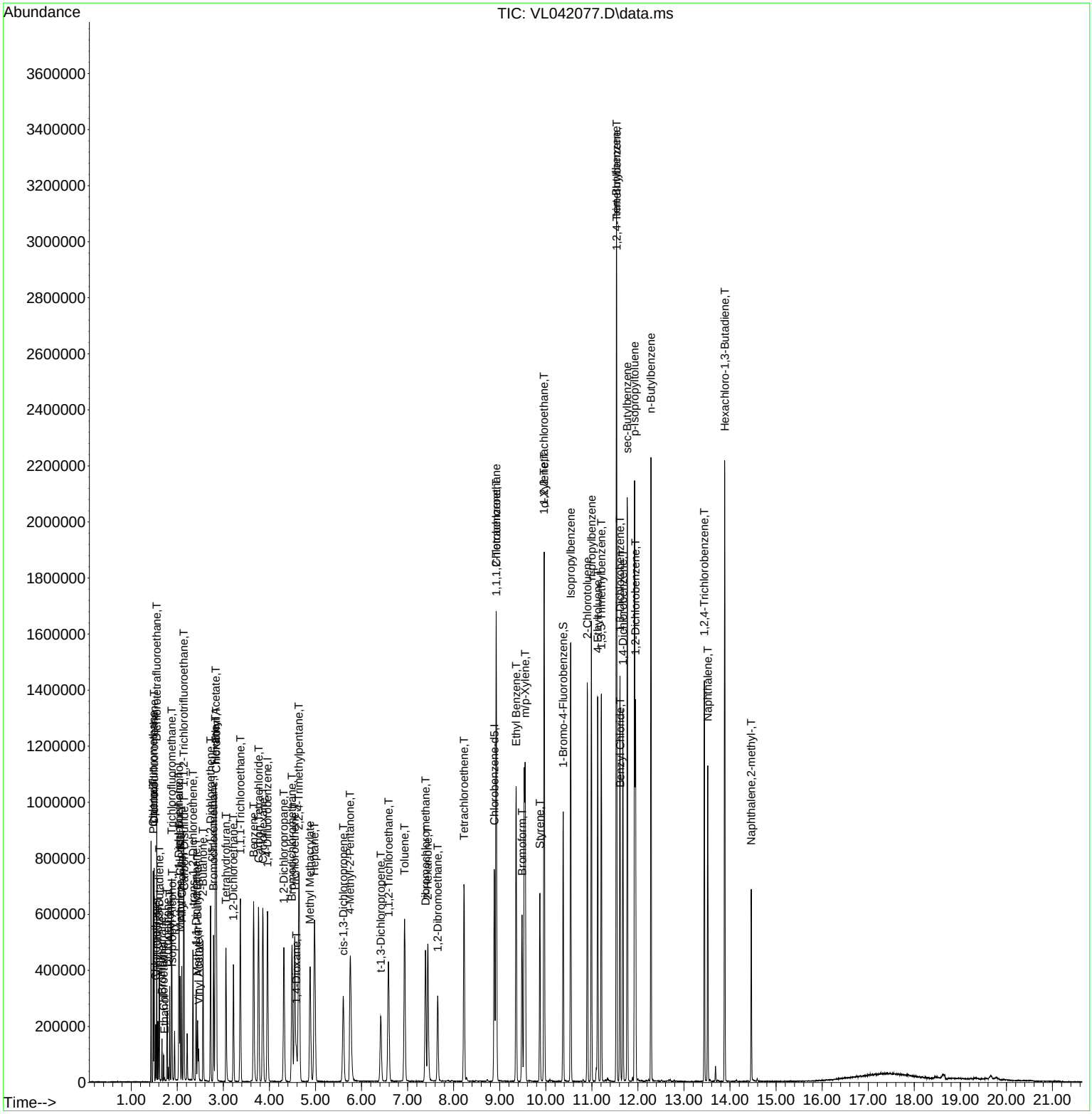

Quantitation Report (QT Reviewed)

Data Path : Z:\voasrv\HPCHEM1\MSVOA_L\Data\VL030325\
Data File : VL042092.D
Acq On : 04 Mar 2025 08:07
Operator : SY/MD
Sample : QC022625 CAN 10682
Misc : 400mL/MSVOA_L
ALS Vial : 1 Sample Multiplier: 1

Instrument :
MSVOA_L
ClientSampleId :
QC022625 CAN 10682

Quant Time: Mar 04 08:42:00 2025
Quant Method : Z:\voasrv\HPCHEM1\MSVOA_L\methods\VL022525AIR.M
Quant Title : AIR ANALYSIS BY METHOD TO-15 Instrument: MSVOA_LFri Aug 26 06:05:16 2022
QLast Update : Wed Feb 26 01:08:36 2025
Response via : Initial Calibration

Compound	R.T.	QIon	Response	Conc	Units	Dev(Min)
Internal Standards						
1) Bromochloromethane	2.787	49	169978	10.000	ppbv	-0.01
33) 1,4-Difluorobenzene	3.959	114	377989	10.000	ppbv	-0.02
55) Chlorobenzene-d5	8.882	117	312700	10.000	ppbv	-0.02
System Monitoring Compounds						
68) 1-Bromo-4-Fluorobenzene	10.377	95	231208	9.611	ppbv	-0.02
Spiked Amount 10.000	Range 65 - 135		Recovery = 96.100%			

Target Compounds Qvalue

(#) = qualifier out of range (m) = manual integration (+) = signals summed

Quantitation Report (QT Reviewed)

Data Path : Z:\voasrv\HPCHEM1\MSVOA_L\Data\VL030325\
Data File : VL042092.D
Acq On : 04 Mar 2025 08:07
Operator : SY/MD
Sample : QC022625 CAN 10682
Misc : 400mL/MSVOA_L
ALS Vial : 1 Sample Multiplier: 1

Instrument :
MSVOA_L
ClientSampleId :
QC022625 CAN 10682

Quant Time: Mar 04 08:42:00 2025
Quant Method : Z:\voasrv\HPCHEM1\MSVOA_L\methods\VL022525AIR.M
Quant Title : AIR ANALYSIS BY METHOD TO-15 Instrument: MSVOA_LFri Aug 26 06:05:16 2022
QLast Update : Wed Feb 26 01:08:36 2025
Response via : Initial Calibration

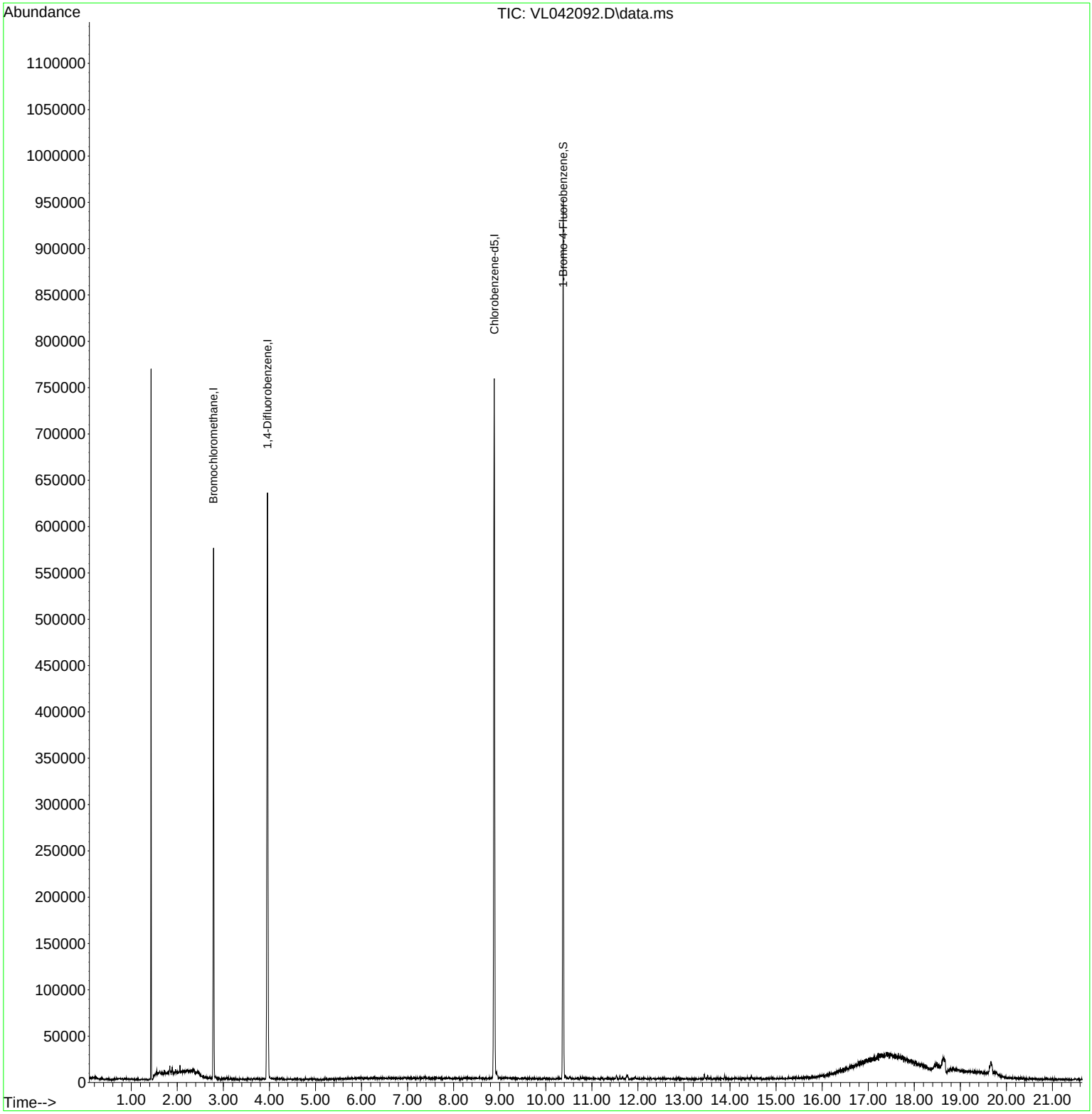

284 Sheffield Street, Mountainside, New Jersey 07092, Phone : 908 789 8900,
Fax : 908 789 8922

Instrument ID: MSVOA_L

Daily Analysis Runlog For Sequence/QCBatch ID # VL022525

Review By	Semsettin Yesilyurt	Review On	2/26/2025 8:27:25 AM		
Supervise By	Mahesh Dadoda	Supervise On	2/26/2025 1:45:21 PM		
SubDirectory	VL022525	HP Acquire Method	TO15AIR.M	HP Processing Method	VL022525AIR.M

STD. NAME	STD REF.#
Tune/Reschk	AP2576
Initial Calibration Stds	AP2582,AP2584,AP2585
CCC	AP2582
Internal Standard/PEM	AP2576
ICV/I.BLK	AP2586
Surrogate Standard	
MS/MSD Standard	
LCS Standard	

Sr#	SampleId	Data File Name	Date-Time	Operator	Status
1	BFB	VL042040.D	25 Feb 2025 07:56	SY/MD	Ok
2	VSTDICC010	VL042041.D	25 Feb 2025 08:56	SY/MD	Ok,M
3	VSTDICC002	VL042042.D	25 Feb 2025 09:29	SY/MD	Ok,M
4	VSTDICC001	VL042043.D	25 Feb 2025 10:00	SY/MD	Ok,M
5	VSTDICC0.5	VL042044.D	25 Feb 2025 10:31	SY/MD	Ok,M
6	VSTDICC0.1	VL042045.D	25 Feb 2025 11:03	SY/MD	Ok,M
7	VSTDICC0.03	VL042046.D	25 Feb 2025 11:34	SY/MD	Ok,M
8	VSTDICC015	VL042047.D	25 Feb 2025 12:07	SY/MD	Ok,M
9	VSTDICV010	VL042048.D	25 Feb 2025 13:15	SY/MD	Ok,M

M : Manual Integration

284 Sheffield Street, Mountainside, New Jersey 07092, Phone : 908 789 8900,
Fax : 908 789 8922

Instrument ID: MSVOA_L

Daily Analysis Runlog For Sequence/QCBatch ID # VL022625

Review By	Semsettin Yesilyurt	Review On	2/27/2025 10:12:04 AM		
Supervise By	Mahesh Dadoda	Supervise On	2/27/2025 12:13:24 PM		
SubDirectory	VL022625	HP Acquire Method	TO15AIR.M	HP Processing Method	VL022525AIR.M

STD. NAME	STD REF.#
Tune/Reschk	AP2576
Initial Calibration Stds	AP2582,AP2584,AP2585
CCC	AP2582
Internal Standard/PEM	AP2576
ICV/I.BLK	AP2586
Surrogate Standard	
MS/MSD Standard	
LCS Standard	

Sr#	SampleId	Data File Name	Date-Time	Operator	Status
1	BFB	VL042049.D	26 Feb 2025 07:46	SY/MD	Ok
2	VSTDCCC010	VL042050.D	26 Feb 2025 08:38	SY/MD	Ok,M
3	VL0226ABL01	VL042051.D	26 Feb 2025 09:20	SY/MD	Ok
4	QC021725 CAN 10271	VL042052.D	26 Feb 2025 10:04	SY/MD	Ok
5	QC022525 CAN 10795	VL042053.D	26 Feb 2025 10:36	SY/MD	Ok
6	VL0226ABS01	VL042054.D	26 Feb 2025 11:07	SY/MD	Ok,M
7	Q1419-02	VL042055.D	26 Feb 2025 11:40	SY/MD	Ok,M
8	Q1430-05	VL042056.D	26 Feb 2025 12:14	SY/MD	Ok,M
9	Q1430-05DUP	VL042057.D	26 Feb 2025 12:48	SY/MD	Ok,M
10	Q1430-06	VL042058.D	26 Feb 2025 13:21	SY/MD	Ok,M
11	Q1430-06DL	VL042059.D	26 Feb 2025 13:52	SY/MD	Not Ok
12	Q1419-01	VL042060.D	26 Feb 2025 14:24	SY/MD	Dilution
13	Q1419-01DL	VL042061.D	26 Feb 2025 14:55	SY/MD	Not Ok
14	Q1419-01DL	VL042062.D	26 Feb 2025 15:27	SY/MD	Ok,M
15	Q1419-01DL2	VL042063.D	26 Feb 2025 15:58	SY/MD	Not Ok
16	VSTDCCC010	VL042064.D	26 Feb 2025 16:29	SY/MD	Ok,M

M : Manual Integration

284 Sheffield Street, Mountainside, New Jersey 07092, Phone : 908 789 8900,
Fax : 908 789 8922

Instrument ID: MSVOA_L

Daily Analysis Runlog For Sequence/QCBatch ID # VL030325

Review By	Semsettin Yesilyurt	Review On	3/4/2025 4:05:35 PM		
Supervise By	Mahesh Dadoda	Supervise On	3/5/2025 12:17:04 PM		
SubDirectory	VL030325	HP Acquire Method	TO15AIR.M	HP Processing Method	VL022525AIR.M

STD. NAME	STD REF.#
Tune/Reschk	AP2587
Initial Calibration Stds	AP2582,AP2584,AP2585
CCC	AP2582
Internal Standard/PEM	AP2587
ICV/I.BLK	AP2586
Surrogate Standard	
MS/MSD Standard	
LCS Standard	

Sr#	SampleId	Data File Name	Date-Time	Operator	Status
1	BFB	VL042074.D	03 Mar 2025 11:45	SY/MD	Ok
2	VSTDCCC010	VL042075.D	03 Mar 2025 12:15	SY/MD	Ok,M
3	VL0303ABL01	VL042076.D	03 Mar 2025 14:49	SY/MD	Ok
4	VL0303ABS01	VL042077.D	03 Mar 2025 15:19	SY/MD	Ok,M
5	QC022725 CAN 10331	VL042078.D	03 Mar 2025 15:52	SY/MD	Ok
6	Q1430-03	VL042079.D	03 Mar 2025 16:23	SY/MD	Ok,M
7	Q1430-03DL	VL042080.D	03 Mar 2025 16:53	SY/MD	Not Ok
8	Q1430-02	VL042081.D	03 Mar 2025 17:24	SY/MD	Ok,M
9	Q1430-02DL	VL042082.D	03 Mar 2025 17:55	SY/MD	Not Ok
10	Q1430-04	VL042083.D	03 Mar 2025 18:26	SY/MD	Ok,M
11	Q1430-04DL	VL042084.D	03 Mar 2025 18:57	SY/MD	Not Ok
12	Q1430-01	VL042085.D	03 Mar 2025 19:28	SY/MD	Ok,M
13	Q1430-01DL	VL042086.D	03 Mar 2025 19:59	SY/MD	Not Ok
14	Q1430-01DUP	VL042087.D	03 Mar 2025 20:29	SY/MD	Ok,M
15	VIBLK	VL042088.D	03 Mar 2025 21:00	SY/MD	Ok
16	QC022625 CAN 10682	VL042089.D	03 Mar 2025 21:31	SY/MD	Not Ok
17	QC022625 CAN 10746	VL042090.D	03 Mar 2025 22:02	SY/MD	Ok
18	VL0303ABS02	VL042091.D	03 Mar 2025 22:33	SY/MD	Not Ok
19	QC022625 CAN 10682	VL042092.D	04 Mar 2025 08:07	SY/MD	Ok
20	VSTDCCC010	VL042093.D	04 Mar 2025 09:04	SY/MD	Ok,M

M : Manual Integration

Quantitation Report (Not Reviewed)

Data Path : Z:\voasrv\HPCHEM1\MSVOA_L\Data\VL032725\
Data File : VL042172.D
Acq On : 27 Mar 2025 08:26
Operator : SY/MD
Sample : VSTDICCC010
Misc : 400mL/MSVOA_L
ALS Vial : 1 Sample Multiplier: 1

Instrument :
MSVOA_L
ClientSampleId :
VSTDICCC010

Quant Time: Mar 28 01:31:57 2025
Quant Method : Z:\voasrv\HPCHEM1\MSVOA_L\methods\VL032725AIR.M
Quant Title : AIR ANALYSIS BY METHOD TO-15 Instrument: MSVOA_LFri Aug 26 06:05:16 2022
QLast Update : Fri Mar 28 01:31:23 2025
Response via : Initial Calibration

Compound	R.T.	QIon	Response	Conc	Units	Dev(Min)
Internal Standards						
1) Bromochloromethane	2.784	49	187002	10.000	ppbv	0.00
33) 1,4-Difluorobenzene	3.952	114	545068	10.000	ppbv	0.00
55) Chlorobenzene-d5	8.875	117	519536	10.000	ppbv	0.00
System Monitoring Compounds						
68) 1-Bromo-4-Fluorobenzene	10.371	95	422410	9.901	ppbv	0.00
Spiked Amount 10.000	Range 65 - 135		Recovery = 99.000%			
Target Compounds						Qvalue
2) Dichlorodifluoromethane	1.496	85	262496	9.507	ppbv	100
3) Chlorodifluoromethane	1.473	51	272522	9.662	ppbv	100
4) Chloromethane	1.531	50	107099	9.491	ppbv	100
5) Vinyl Chloride	1.577	62	102699	8.925	ppbv	100
6) Bromomethane	1.664	94	47950	9.377	ppbv	100
7) Chloroethane	1.703	64	42516	9.387	ppbv	100
8) Dichlorotetrafluoroethane	1.551	85	227041	9.656	ppbv	100
9) Propene	1.483	41	123386	9.709	ppbv	100
10) Heptane	4.972	43	335086	9.744	ppbv	100
11) Trichlorofluoromethane	1.874	101	250349	9.318	ppbv	100
12) 1,1,2-Trichlorotrifluo...	2.137	101	209365	9.481	ppbv	100
13) Ethanol	1.719	45	5338	5.364	ppbv	100
14) Bromoethene	1.777	108	77999	9.220	ppbv	100
15) Acetone	1.832	43	208061	7.955	ppbv	100
16) 1,3-Butadiene	1.606	39	107104	9.105	ppbv	100
17) tert-Butyl alcohol	2.036	59	302616	9.290	ppbv	100
18) 1,1-Dichloroethene	2.030	96	94236	9.128	ppbv	100
19) Isopropyl Alcohol	1.884	45	131359	8.902	ppbv	100
20) Methylene Chloride	2.059	84	81828	8.401	ppbv	100
21) Allyl Chloride	2.091	41	168602	9.141	ppbv	100
22) trans-1,2-Dichloroethene	2.337	96	110371	9.149	ppbv	100
23) Vinyl Acetate	2.460	43	93080	8.563	ppbv	100
24) 1,1-Dichloroethane	2.405	63	209753	9.484	ppbv	100
25) Ethyl Acetate	2.833	43	646501	9.524	ppbv	100
26) Hexane	2.823	57	249331	9.510	ppbv	100
27) Carbon Disulfide	2.146	76	268507	9.550	ppbv	100
28) Methyl tert-Butyl Ether	2.438	73	155398	9.520	ppbv	100
29) Chloroform	2.845	83	361264	9.415	ppbv	100
30) Cyclohexane	3.852	84	217215	9.537	ppbv	100
31) cis-1,2-Dichloroethene	2.716	61	256425	9.634	ppbv	100
32) 1,1,1-Trichloroethane	3.363	97	385628	8.784	ppbv	100
34) 2-Butanone	2.554	43	363735	9.203	ppbv	100
35) Carbon Tetrachloride	3.758	117	382925	9.129	ppbv	100
36) Benzene	3.651	78	508860	9.417	ppbv	100
37) 1,2-Dichloroethane	3.214	62	292937	9.469	ppbv	100
38) Trichloroethene	4.545	130	204027	9.045	ppbv	100
39) 1,2-Dichloropropane	4.312	63	183439	9.321	ppbv	100
40) 1,4-Dioxane	4.577	88	92327	9.042	ppbv #	100
41) Tetrahydrofuran	3.049	42	216851	9.643	ppbv	100
42) Bromodichloromethane	4.483	83	418887	9.822	ppbv	100
43) Methyl Methacrylate	4.872	69	219399	9.618	ppbv	100
44) 2,2,4-Trimethylpentane	4.635	57	876649	9.600	ppbv	100
45) t-1,3-Dichloropropene	6.406	75	239180	9.746	ppbv	100

Quantitation Report (Not Reviewed)

Data Path : Z:\voasrv\HPCHEM1\MSVOA_L\Data\VL032725\
Data File : VL042172.D
Acq On : 27 Mar 2025 08:26
Operator : SY/MD
Sample : VSTDICCC010
Misc : 400mL/MSVOA_L
ALS Vial : 1 Sample Multiplier: 1

Instrument :
MSVOA_L
ClientSampleId :
VSTDICCC010

Quant Time: Mar 28 01:31:57 2025
Quant Method : Z:\voasrv\HPCHEM1\MSVOA_L\methods\VL032725AIR.M
Quant Title : AIR ANALYSIS BY METHOD TO-15 Instrument: MSVOA_LFri Aug 26 06:05:16 2022
QLast Update : Fri Mar 28 01:31:23 2025
Response via : Initial Calibration

Compound	R.T.	QIon	Response	Conc	Units	Dev(Min)
46) cis-1,3-Dichloropropene	5.593	75	300021	9.973	ppbv	100
47) 1,1,2-Trichloroethane	6.574	97	198176	9.526	ppbv	100
48) Dibromochloromethane	7.380	129	346499	9.828	ppbv	100
49) Bromoform	9.477	173	317189	10.021	ppbv	100
50) 4-Methyl-2-Pentanone	5.745	43	559800	8.934	ppbv	100
51) 2-Hexanone	7.432	43	460013	8.848	ppbv #	100
52) Tetrachloroethene	8.218	164	186912	8.722	ppbv	100
53) Toluene	6.927	91	613378	9.576	ppbv	100
54) 1,2-Dibromoethane	7.649	107	276797	9.536	ppbv	100
56) 1,1,1,2-Tetrachloroethane	8.917	131	265037	9.268	ppbv	100
57) Chlorobenzene	8.917	112	454511	9.223	ppbv	100
58) Ethyl Benzene	9.351	91	868003	9.406	ppbv	100
59) m/p-Xylene	9.549	91	595445	8.071	ppbv #	9
60) o-Xylene	9.960	91	689933	9.340	ppbv	100
61) Styrene	9.866	104	354697	9.706	ppbv	100
62) Isopropylbenzene	10.536	105	1019255	9.227	ppbv	100
63) 1,1,2,2-Tetrachloroethane	9.960	83	413392	9.210	ppbv	100
64) n-propylbenzene	10.986	120	259405	9.122	ppbv	100
65) tert-Butylbenzene	11.529	119	901951	8.828	ppbv	100
66) Benzyl Chloride	11.610	91	105411	9.724	ppbv	100
67) sec-Butylbenzene	11.766	105	1249106	8.796	ppbv	100
69) p-Isopropyltoluene	11.924	119	1079675	8.830	ppbv	100
70) n-Butylbenzene	12.277	91	1110351	8.879	ppbv	100
71) 2-Chlorotoluene	10.898	91	799102	9.320	ppbv	100
72) 4-Ethyltoluene	11.122	105	846232	9.200	ppbv	100
73) 1,3,5-Trimethylbenzene	11.199	105	720566	8.970	ppbv	100
74) 1,2,4-Trimethylbenzene	11.536	105	784745	8.480	ppbv	100
75) 1,3-Dichlorobenzene	11.604	146	458226	9.028	ppbv	100
76) 1,4-Dichlorobenzene	11.669	146	461371	9.134	ppbv	100
77) 1,2-Dichlorobenzene	11.944	146	441473	8.933	ppbv	100
78) Hexachloro-1,3-Butadiene	13.879	225	416735	8.284	ppbv	100
79) Naphthalene	13.510	128	938470	9.271	ppbv	100
80) Naphthalene,2-methyl-	14.455	142	514394	10.436	ppbv	100
81) 1,2,4-Trichlorobenzene	13.439	180	446420	9.561	ppbv	100

(#) = qualifier out of range (m) = manual integration (+) = signals summed

Quantitation Report   (Not Reviewed)

```
Data Path : Z:\voasrv\HPCHEM1\MSVOA_L\Data\VL032725\
Data File : VL042172.D
Acq On    : 27 Mar 2025  08:26
Operator  : SY/MD
Sample    : VSTDICCC010
Misc      : 400mL/MSVOA_L
ALS Vial  : 1   Sample Multiplier: 1

Quant Time: Mar 28 01:31:57 2025
Quant Method : Z:\voasrv\HPCHEM1\MSVOA_L\methods\VL032725AIR.M
Quant Title  : AIR ANALYSIS BY METHOD TO-15   Instrument: MSVOA_LFri Aug 26 06:05:16 2022
QLast Update : Fri Mar 28 01:31:23 2025
Response via : Initial Calibration
```

Instrument :
MSVOA_L
ClientSampleId :
VSTDICCC010

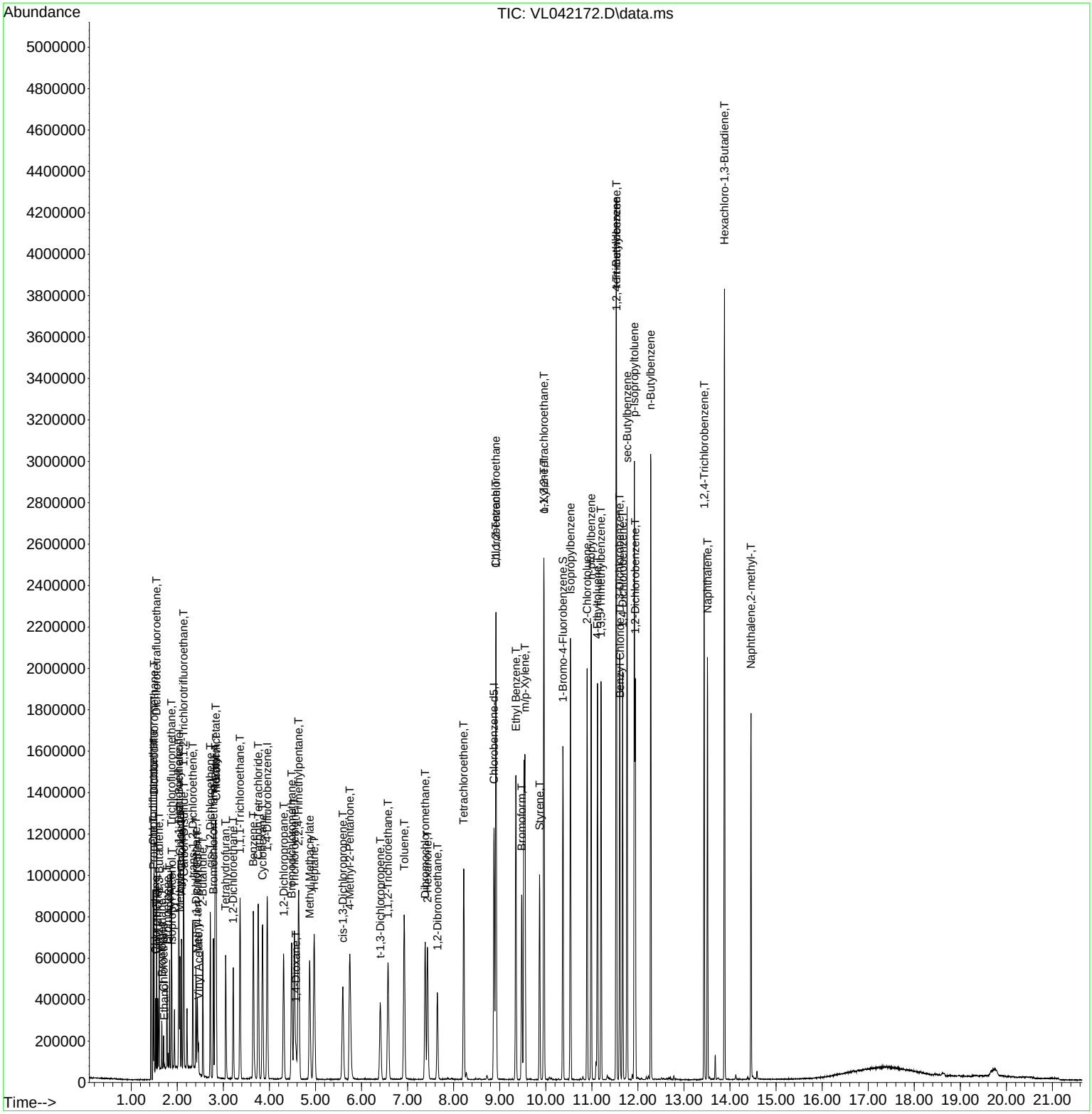

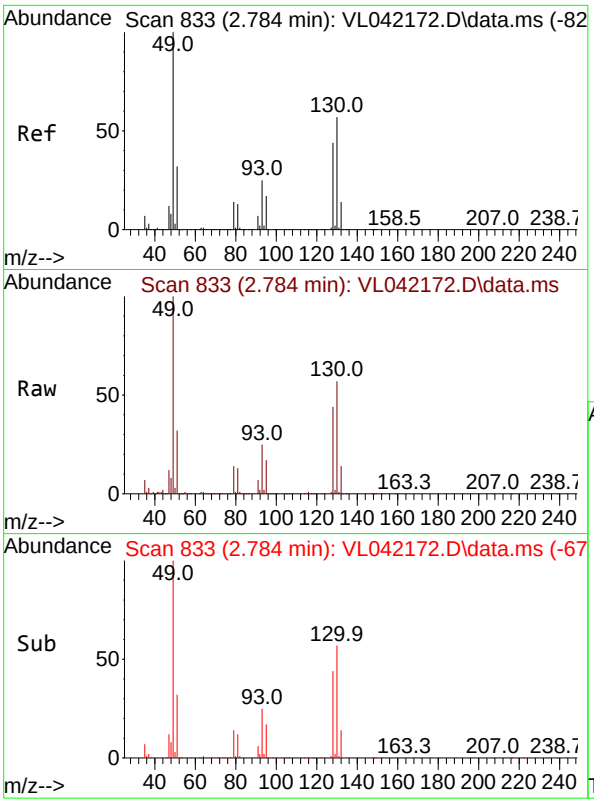

#1
Bromochloromethane
Concen: 10.000 ppbv
RT: 2.784 min Scan# 8
Delta R.T. -0.000 min
Lab File: VL042172.D
Acq: 27 Mar 2025 08:26

Instrument :
MSVOA_L
ClientSampleId :
VSTDICCC010

Tgt Ion: 49 Resp: 187002

Ion	Ratio	Lower	Upper
49	100		
128	45.7	22.9	68.5
130	57.6	28.8	86.4

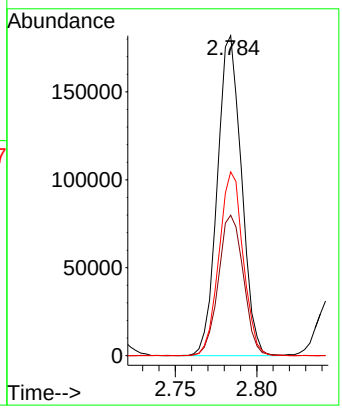

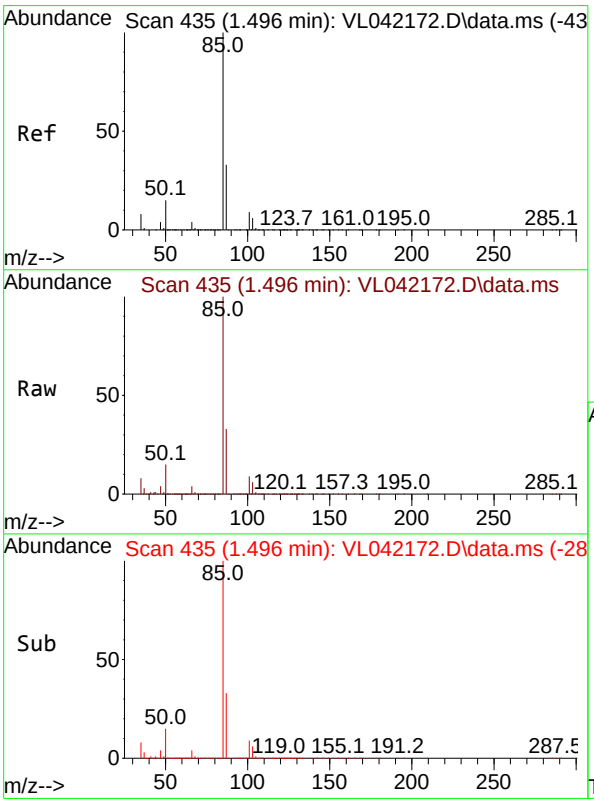

#2
Dichlorodifluoromethane
Concen: 9.507 ppbv
RT: 1.496 min Scan# 435
Delta R.T. 0.000 min
Lab File: VL042172.D
Acq: 27 Mar 2025 08:26

Tgt Ion: 85 Resp: 262496

Ion	Ratio	Lower	Upper
85	100		
87	32.6	26.1	39.1

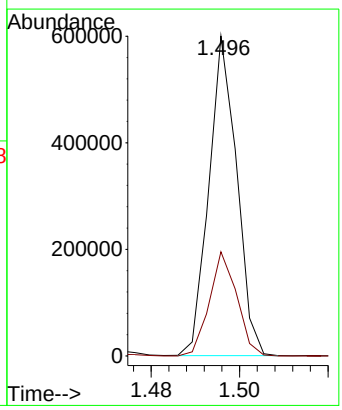

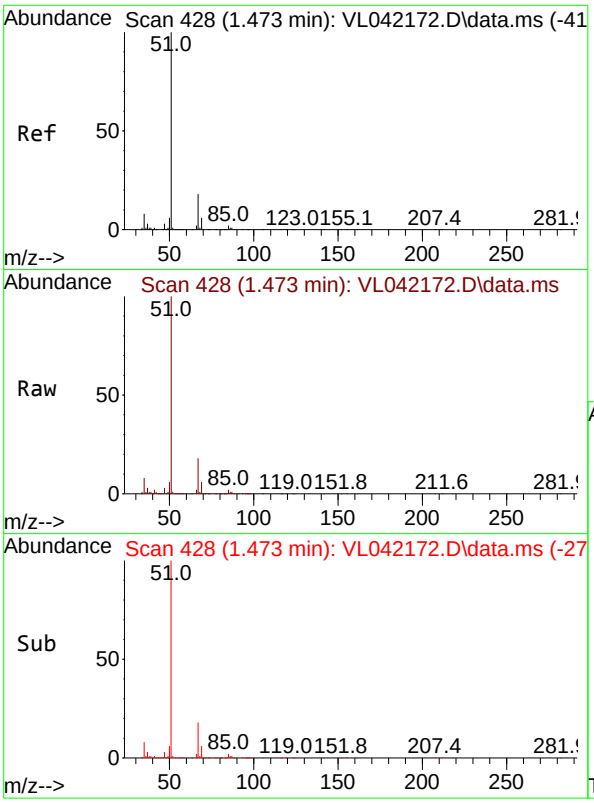

#3
Chlorodifluoromethane
Concen: 9.662 ppbv
RT: 1.473 min Scan# 4
Delta R.T. 0.000 min
Lab File: VL042172.D
Acq: 27 Mar 2025 08:26

Instrument :
MSVOA_L
ClientSampleId :
VSTDICCC010

Tgt Ion: 51 Resp: 272522

Ion	Ratio	Lower	Upper
51	100		
67	18.8	15.0	22.6

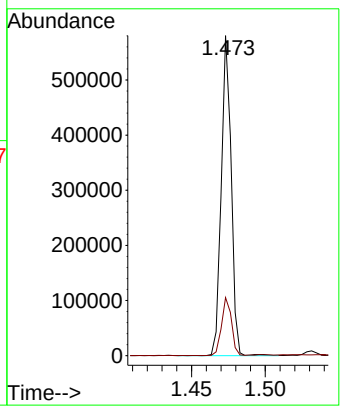



#4
Chloromethane
Concen: 9.491 ppbv
RT: 1.531 min Scan# 446
Delta R.T. 0.000 min
Lab File: VL042172.D
Acq: 27 Mar 2025 08:26

Tgt Ion: 50 Resp: 107099

Ion	Ratio	Lower	Upper
50	100		
52	32.6	26.1	39.1

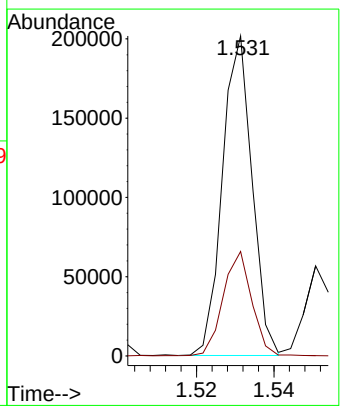

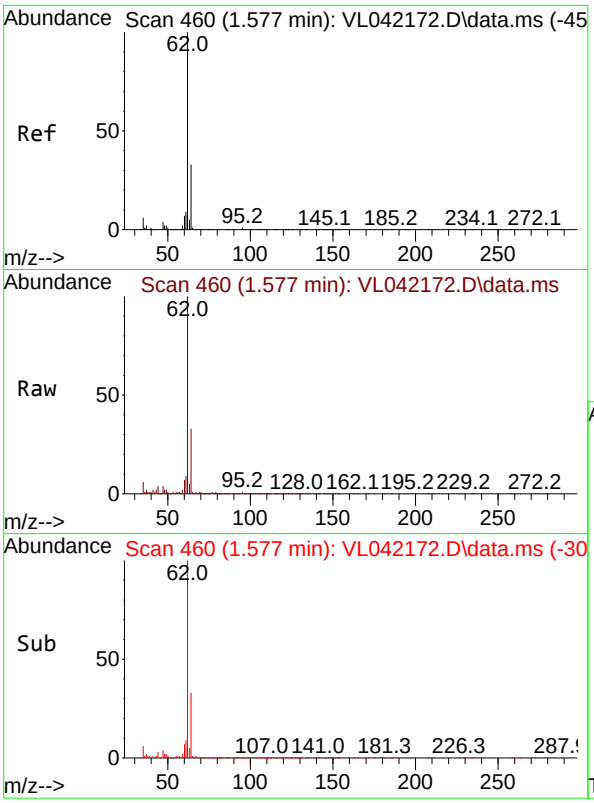

#5
Vinyl Chloride
Concen: 8.925 ppbv
RT: 1.577 min Scan# 4
Delta R.T. 0.000 min
Lab File: VL042172.D
Acq: 27 Mar 2025 08:26

Instrument :
MSVOA_L
ClientSampleId :
VSTDICCC010

Tgt Ion: 62 Resp: 102699

Ion	Ratio	Lower	Upper
62	100		
64	33.3	26.6	40.0

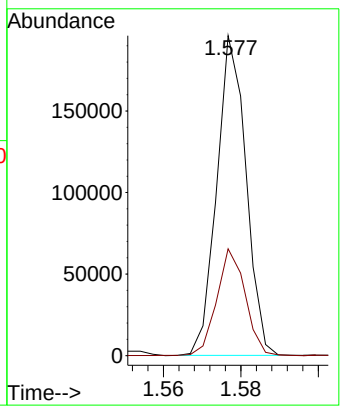

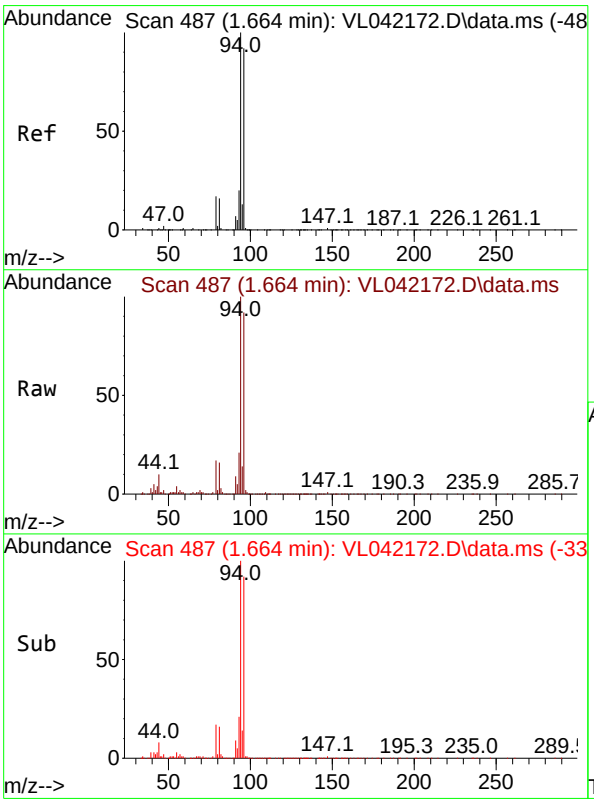

#6
Bromomethane
Concen: 9.377 ppbv
RT: 1.664 min Scan# 487
Delta R.T. 0.000 min
Lab File: VL042172.D
Acq: 27 Mar 2025 08:26

Tgt Ion: 94 Resp: 47950

Ion	Ratio	Lower	Upper
94	100		
96	91.4	73.1	109.7

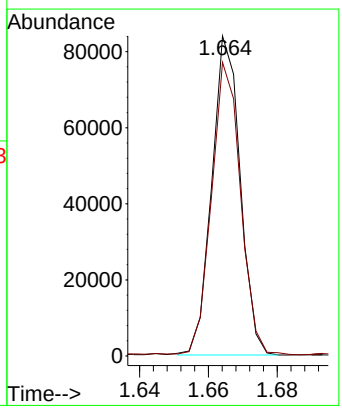

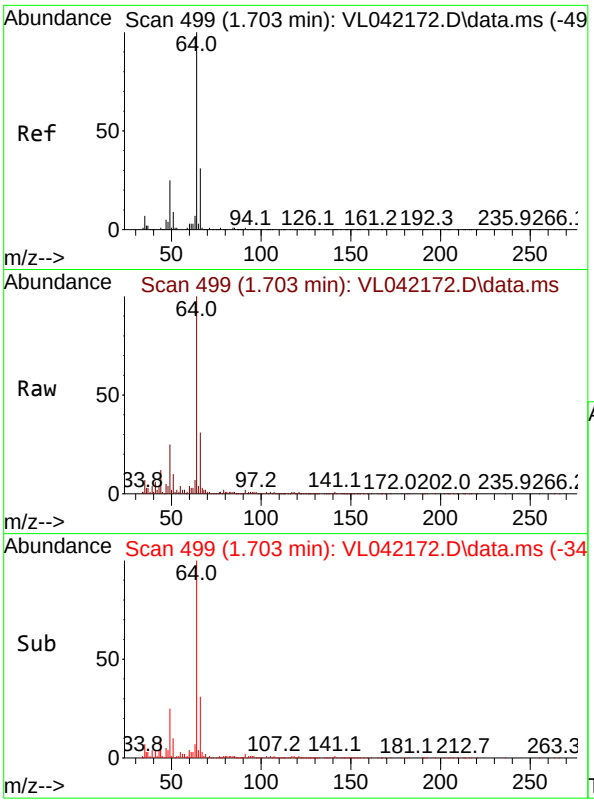

#7
Chloroethane
Concen: 9.387 ppbv
RT: 1.703 min Scan# 4
Delta R.T. 0.000 min
Lab File: VL042172.D
Acq: 27 Mar 2025 08:26

Instrument :
MSVOA_L
ClientSampleId :
VSTDICCC010

Tgt Ion: 64 Resp: 42516

Ion	Ratio	Lower	Upper
64	100		
66	31.5	25.2	37.8

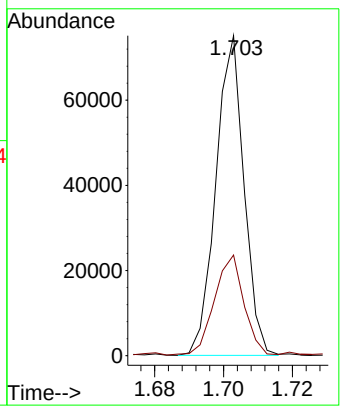

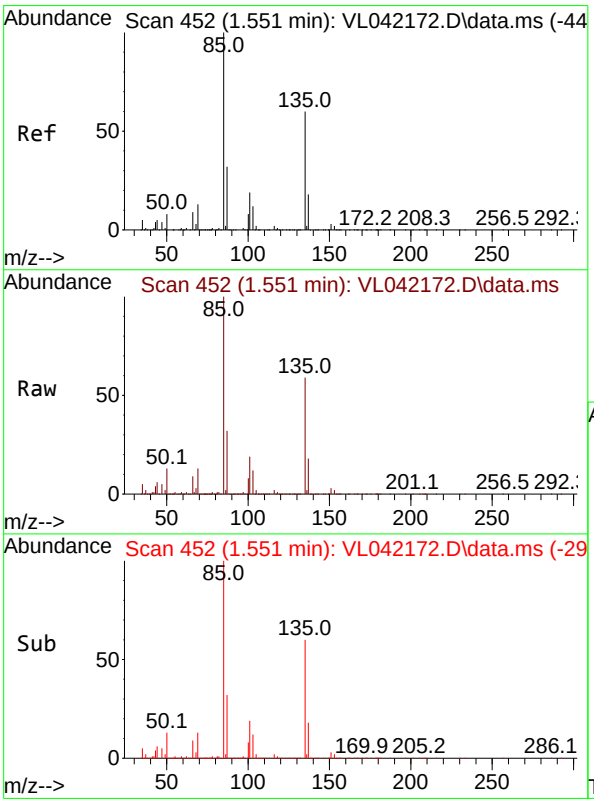

#8
Dichlorotetrafluoroethane
Concen: 9.656 ppbv
RT: 1.551 min Scan# 452
Delta R.T. 0.000 min
Lab File: VL042172.D
Acq: 27 Mar 2025 08:26

Tgt Ion: 85 Resp: 227041

Ion	Ratio	Lower	Upper
85	100		
135	65.5	52.4	78.6

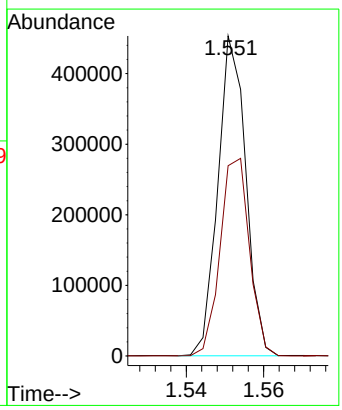



#9
Propene
Concen: 9.709 ppbv
RT: 1.483 min Scan# 4
Delta R.T. 0.000 min
Lab File: VL042172.D
Acq: 27 Mar 2025 08:26

Instrument :
MSVOA_L
ClientSampleId :
VSTDICCC010

Tgt Ion: 41 Resp: 123386

Ion	Ratio	Lower	Upper
41	100		
42	69.3	55.4	83.2

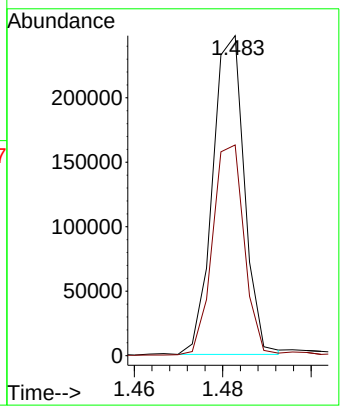

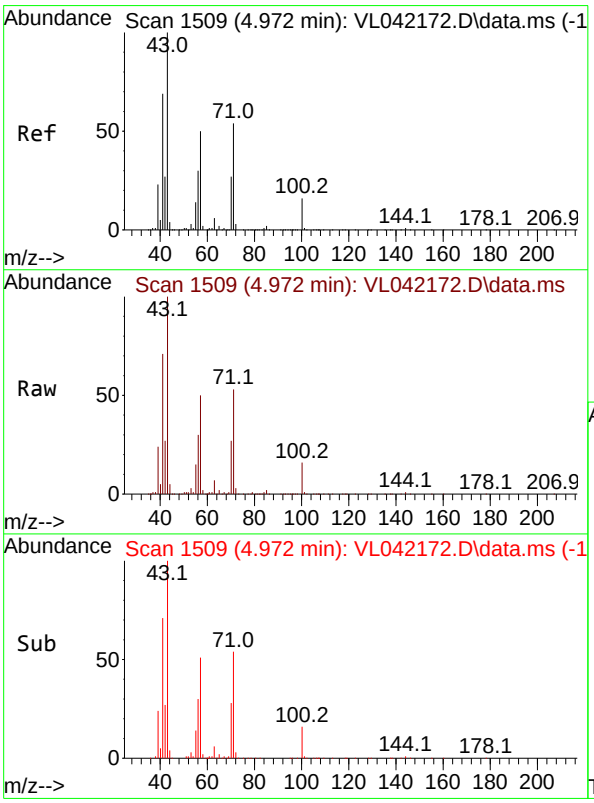

#10
Heptane
Concen: 9.744 ppbv
RT: 4.972 min Scan# 1509
Delta R.T. 0.000 min
Lab File: VL042172.D
Acq: 27 Mar 2025 08:26

Tgt Ion: 43 Resp: 335086

Ion	Ratio	Lower	Upper
43	100		
57	49.3	39.4	59.2

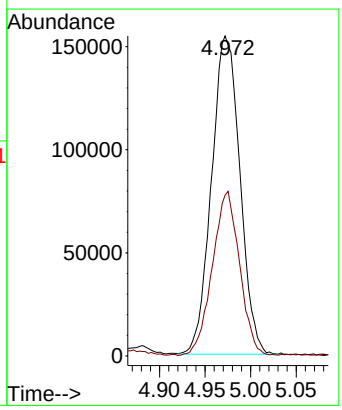

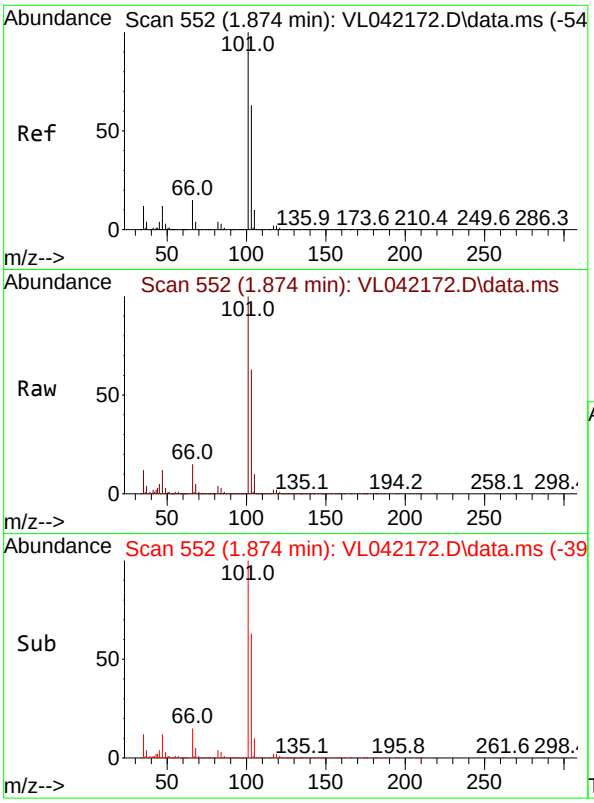

#11
Trichlorofluoromethane
Concen: 9.318 ppbv
RT: 1.874 min Scan# 5
Delta R.T. 0.000 min
Lab File: VL042172.D
Acq: 27 Mar 2025 08:26

Instrument :
MSVOA_L
ClientSampleId :
VSTDICCC010

Tgt Ion:101 Resp: 250349

Ion	Ratio	Lower	Upper
101	100		
103	62.7	50.2	75.2

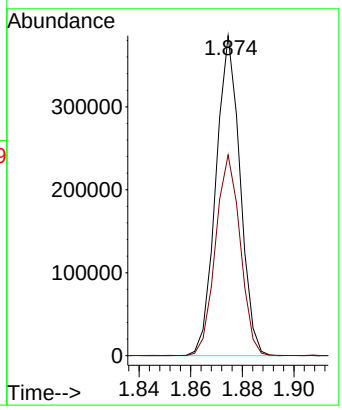

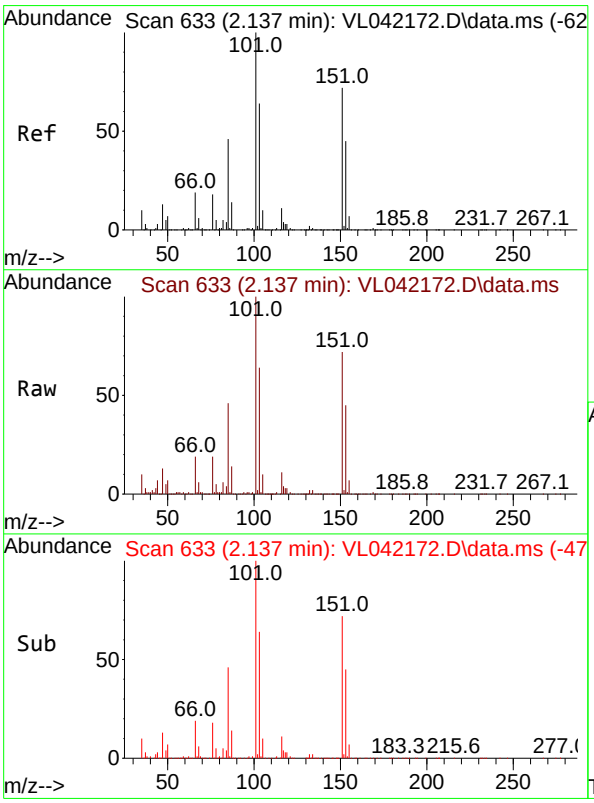

#12
1,1,2-Trichlorotrifluoroethane
Concen: 9.481 ppbv
RT: 2.137 min Scan# 633
Delta R.T. 0.000 min
Lab File: VL042172.D
Acq: 27 Mar 2025 08:26

Tgt Ion:101 Resp: 209365

Ion	Ratio	Lower	Upper
101	100		
151	71.4	57.1	85.7

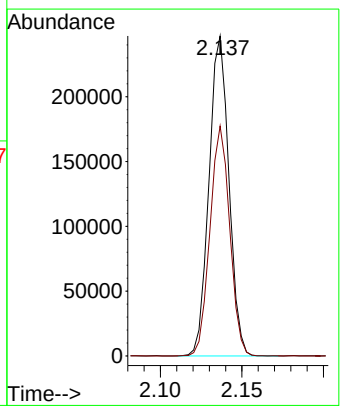

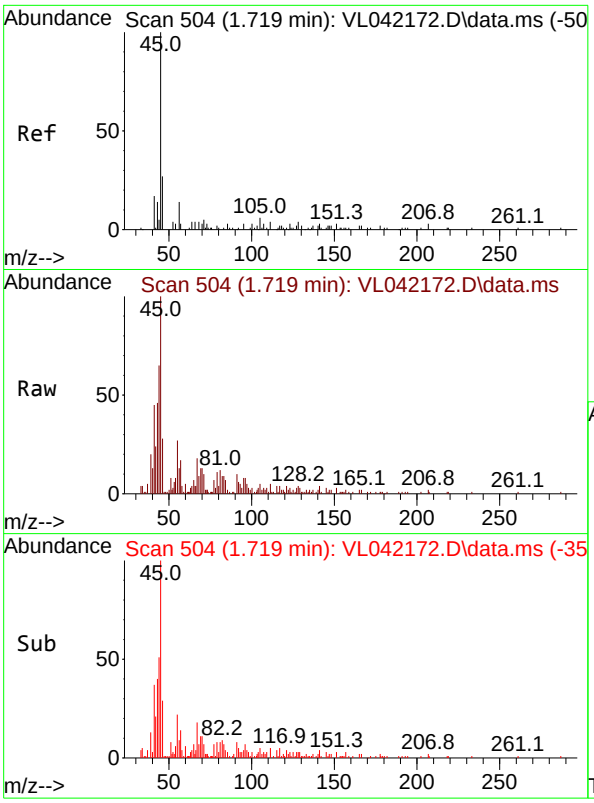

#13
Ethanol
Concen: 5.364 ppbv
RT: 1.719 min Scan# 5(
Delta R.T. 0.000 min
Lab File: VL042172.D
Acq: 27 Mar 2025 08:26

Instrument :
MSVOA_L
ClientSampleId :
VSTDICCC010

Tgt Ion: 45 Resp: 5338

Ion	Ratio	Lower	Upper
45	100		
46	50.5	20.2	80.8

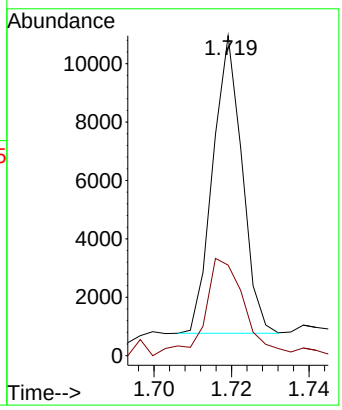

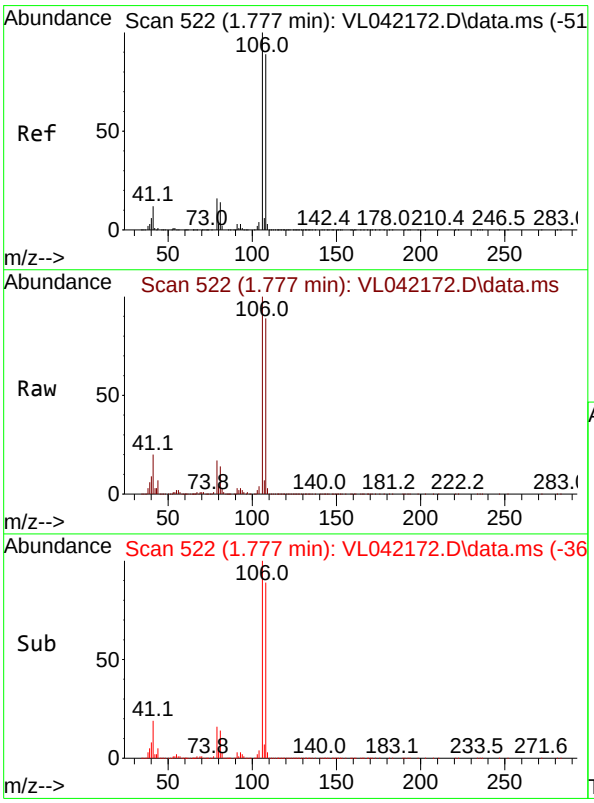

#14
Bromoethene
Concen: 9.220 ppbv
RT: 1.777 min Scan# 522
Delta R.T. 0.000 min
Lab File: VL042172.D
Acq: 27 Mar 2025 08:26

Tgt Ion:108 Resp: 77999

Ion	Ratio	Lower	Upper
108	100		
106	108.5	86.8	130.2
79	18.8	15.0	22.6

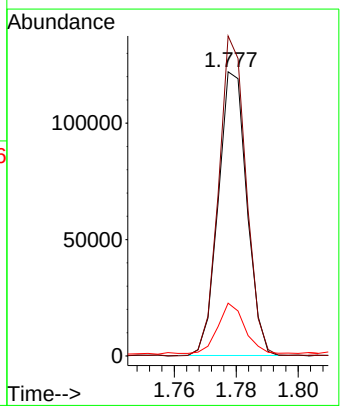

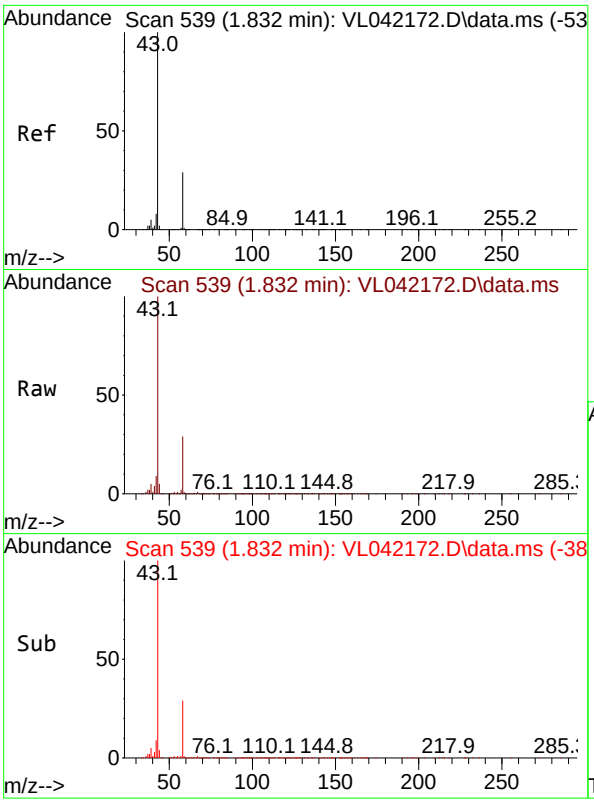

#15
Acetone
Concen: 7.955 ppbv
RT: 1.832 min Scan# 5
Delta R.T. 0.000 min
Lab File: VL042172.D
Acq: 27 Mar 2025 08:26

Instrument :
MSVOA_L
ClientSampleId :
VSTDICCC010

Tgt Ion: 43 Resp: 208061

Ion	Ratio	Lower	Upper
43	100		
58	29.0	23.2	34.8

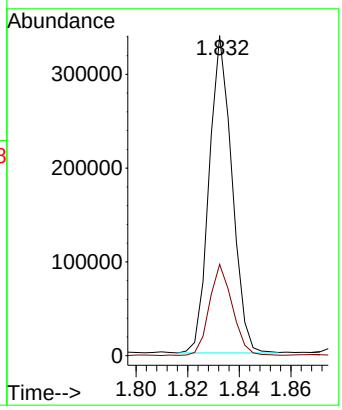

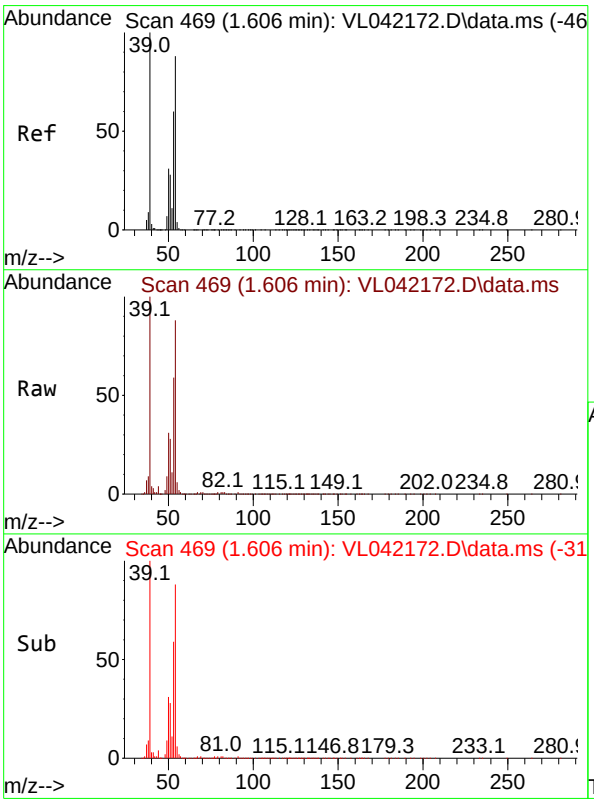

#16
1,3-Butadiene
Concen: 9.105 ppbv
RT: 1.606 min Scan# 469
Delta R.T. 0.000 min
Lab File: VL042172.D
Acq: 27 Mar 2025 08:26

Tgt Ion: 39 Resp: 107104

Ion	Ratio	Lower	Upper
39	100		
54	75.9	60.7	91.1

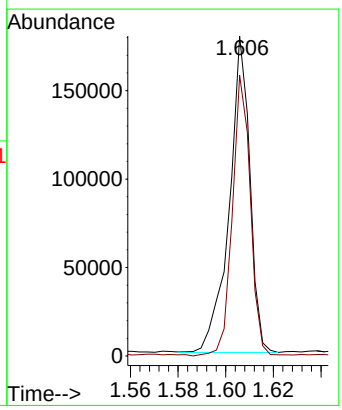

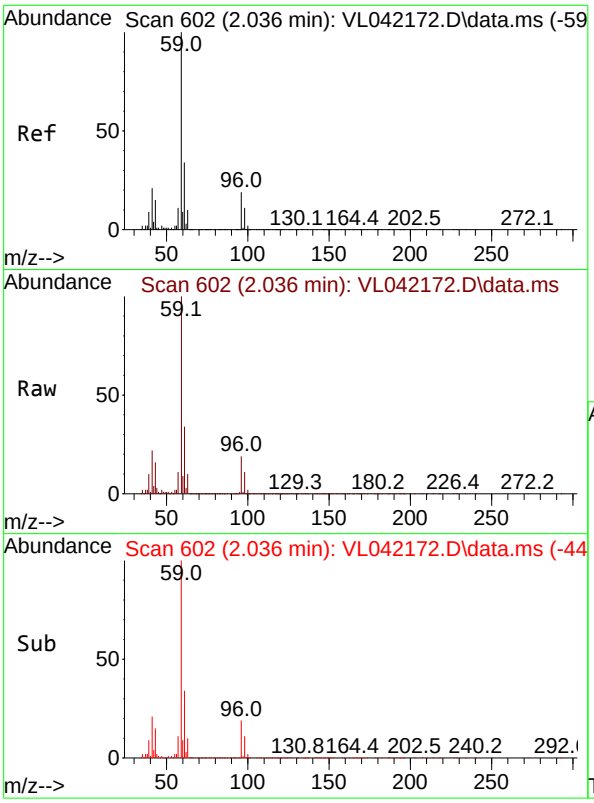

#17
tert-Butyl alcohol
Concen: 9.290 ppbv
RT: 2.036 min Scan# 6
Delta R.T. 0.000 min
Lab File: VL042172.D
Acq: 27 Mar 2025 08:26

Instrument :
MSVOA_L
ClientSampleId :
VSTDICCC010

Tgt Ion: 59 Resp: 302616

Ion	Ratio	Lower	Upper
59	100		
57	11.1	8.9	13.3

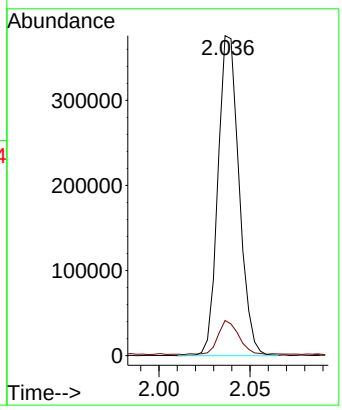

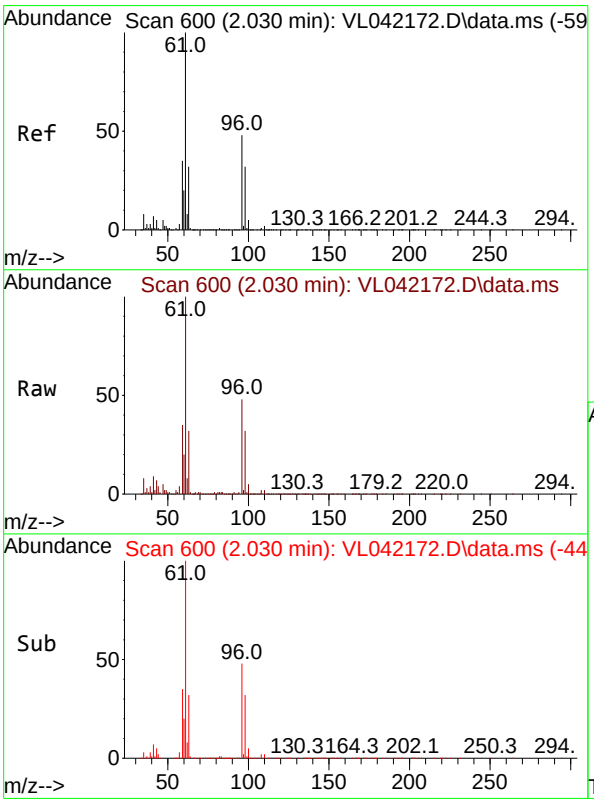

#18
1,1-Dichloroethene
Concen: 9.128 ppbv
RT: 2.030 min Scan# 600
Delta R.T. 0.000 min
Lab File: VL042172.D
Acq: 27 Mar 2025 08:26

Tgt Ion: 96 Resp: 94236

Ion	Ratio	Lower	Upper
96	100		
61	209.5	167.6	251.4
98	66.9	53.5	80.3

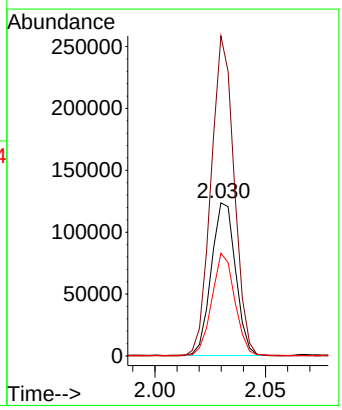



#19
Isopropyl Alcohol
Concen: 8.902 ppbv
RT: 1.884 min Scan# 5
Delta R.T. 0.000 min
Lab File: VL042172.D
Acq: 27 Mar 2025 08:26

Instrument :
MSVOA_L
ClientSampleId :
VSTDICCC010

Tgt Ion: 45 Resp: 131359

Ion	Ratio	Lower	Upper
45	100		
58	46.1	36.9	55.3

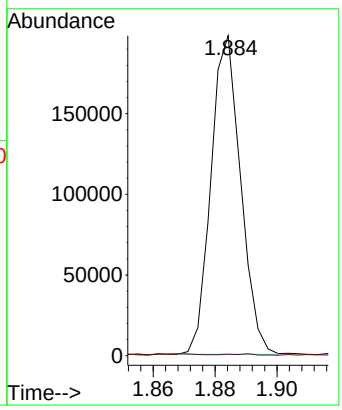

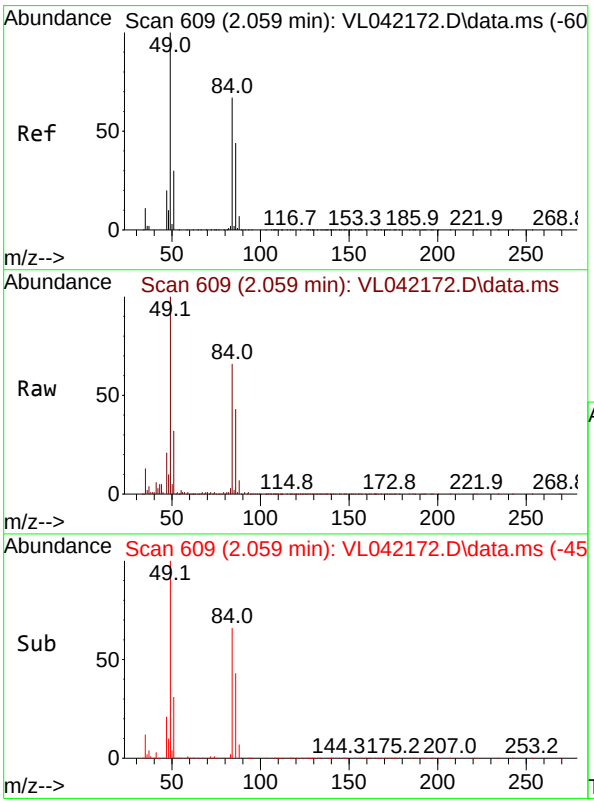

#20
Methylene Chloride
Concen: 8.401 ppbv
RT: 2.059 min Scan# 609
Delta R.T. 0.000 min
Lab File: VL042172.D
Acq: 27 Mar 2025 08:26

Tgt Ion: 84 Resp: 81828

Ion	Ratio	Lower	Upper
84	100		
49	150.3	120.2	180.4
51	46.7	37.4	56.0
86	65.5	52.4	78.6

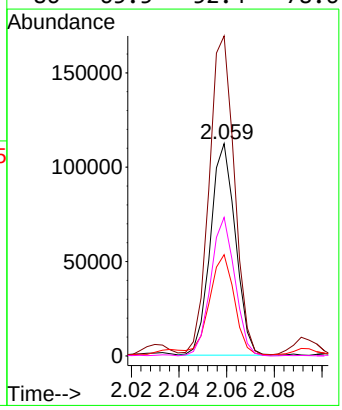

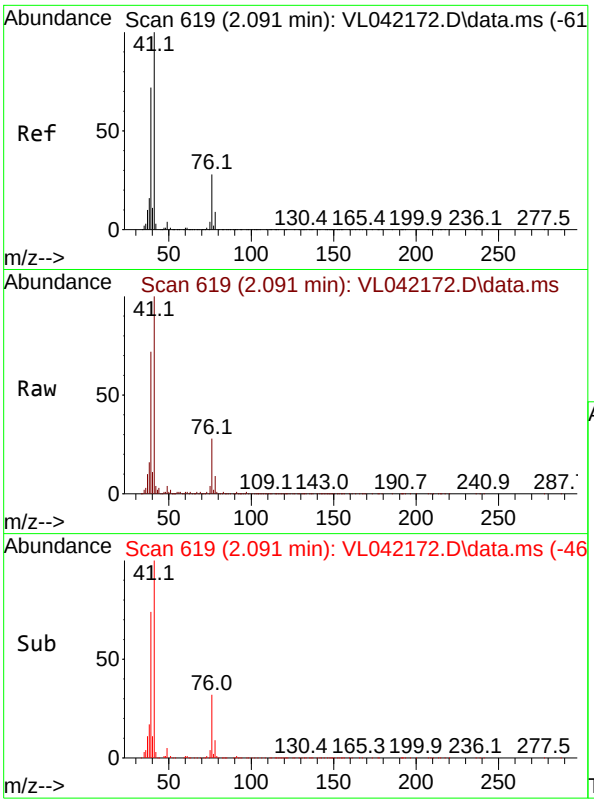

#21
Allyl Chloride
Concen: 9.141 ppbv
RT: 2.091 min Scan# 6
Delta R.T. 0.000 min
Lab File: VL042172.D
Acq: 27 Mar 2025 08:26

Instrument :
MSVOA_L
ClientSampleId :
VSTDICCC010

Tgt Ion: 41 Resp: 168602

Ion	Ratio	Lower	Upper
41	100		
76	30.1	24.1	36.1
39	76.4	61.1	91.7

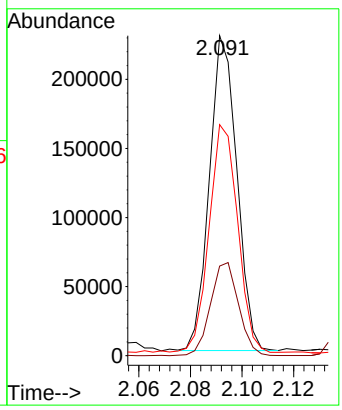

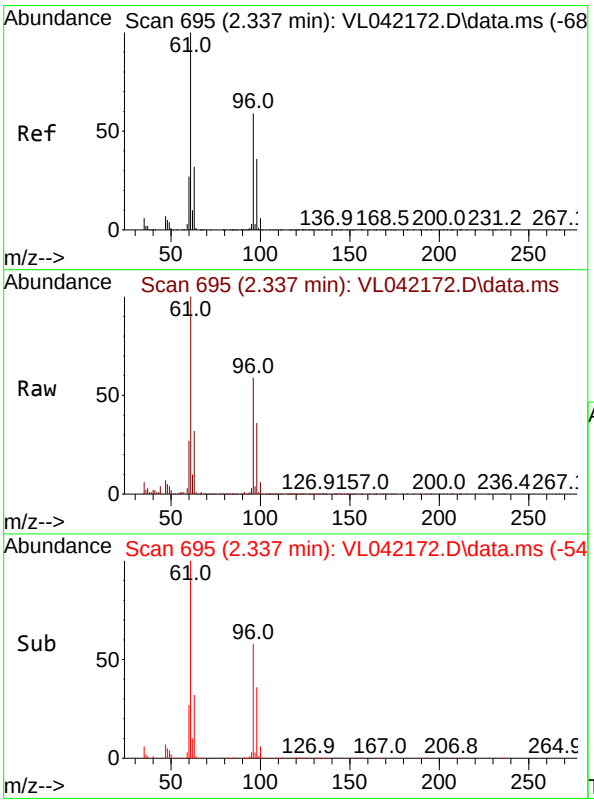

#22
trans-1,2-Dichloroethene
Concen: 9.149 ppbv
RT: 2.337 min Scan# 695
Delta R.T. 0.000 min
Lab File: VL042172.D
Acq: 27 Mar 2025 08:26

Tgt Ion: 96 Resp: 110371

Ion	Ratio	Lower	Upper
96	100		
61	170.7	136.6	204.8
98	61.8	49.4	74.2

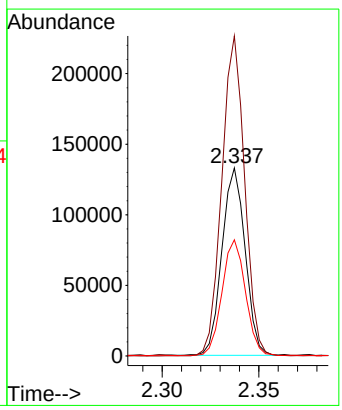



#23
Vinyl Acetate
Concen: 8.563 ppbv
RT: 2.460 min Scan# 7
Delta R.T. 0.000 min
Lab File: VL042172.D
Acq: 27 Mar 2025 08:26

Instrument :
MSVOA_L
ClientSampleId :
VSTDICCC010

Tgt Ion: 43 Resp: 93080

Ion	Ratio	Lower	Upper
43	100		
86	6.9	5.5	8.3
42	10.8	8.6	13.0
44	7.8	6.2	9.4

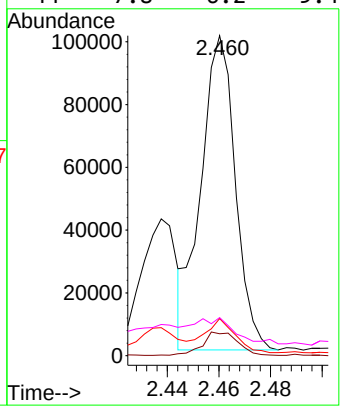

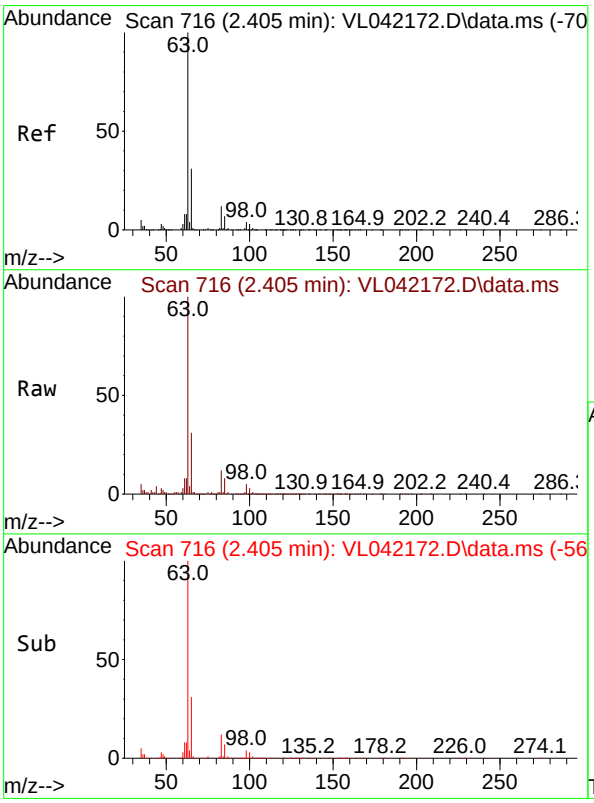

#24
1,1-Dichloroethane
Concen: 9.484 ppbv
RT: 2.405 min Scan# 716
Delta R.T. 0.000 min
Lab File: VL042172.D
Acq: 27 Mar 2025 08:26

Tgt Ion: 63 Resp: 209753

Ion	Ratio	Lower	Upper
63	100		
98	4.5	2.3	6.8
100	3.1	1.6	4.7

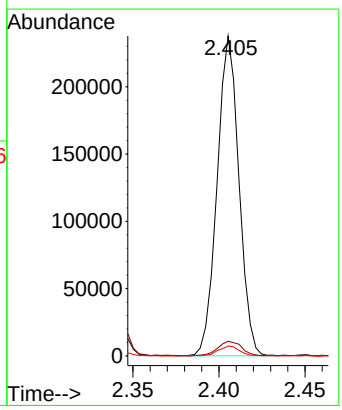

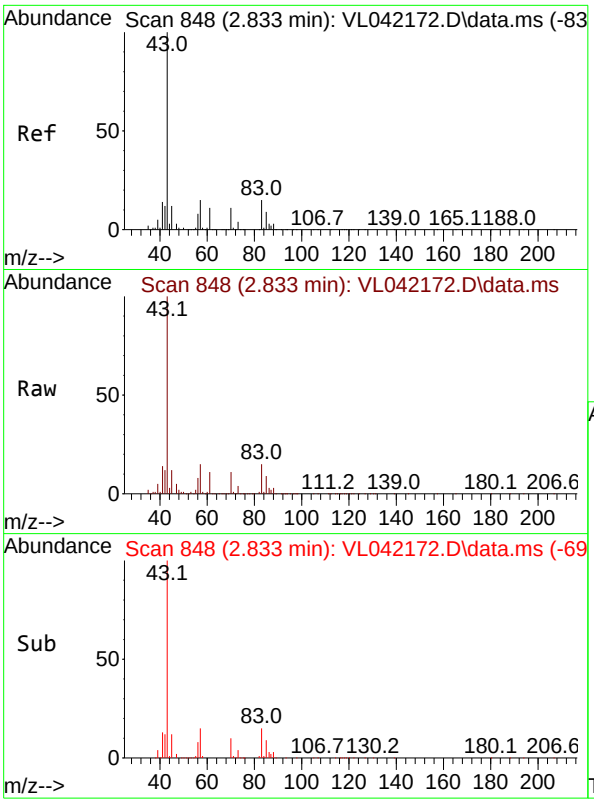

#25
Ethyl Acetate
Concen: 9.524 ppbv
RT: 2.833 min Scan# 8
Delta R.T. 0.000 min
Lab File: VL042172.D
Acq: 27 Mar 2025 08:26

Instrument :
MSVOA_L
ClientSampleId :
VSTDICCC010

Tgt Ion: 43 Resp: 646501

Ion	Ratio	Lower	Upper
43	100		
45	10.2	8.2	12.2
61	9.1	7.3	10.9
70	9.0	7.2	10.8

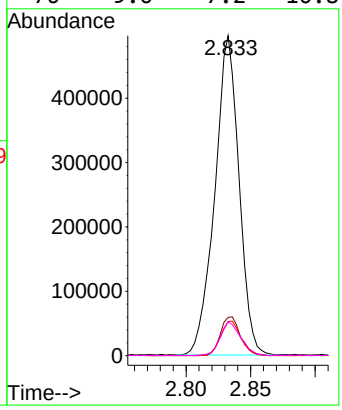

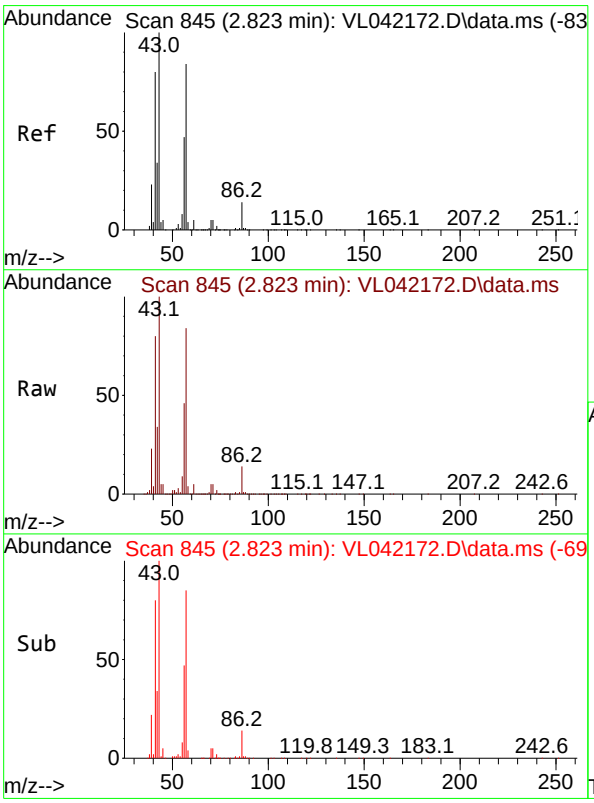

#26
Hexane
Concen: 9.510 ppbv
RT: 2.823 min Scan# 845
Delta R.T. 0.000 min
Lab File: VL042172.D
Acq: 27 Mar 2025 08:26

Tgt Ion: 57 Resp: 249331

Ion	Ratio	Lower	Upper
57	100		
41	95.7	76.6	114.8
43	259.8	207.8	311.8
56	54.5	43.6	65.4

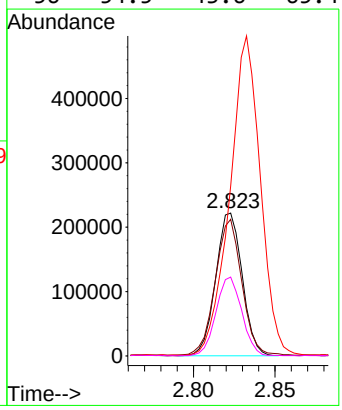

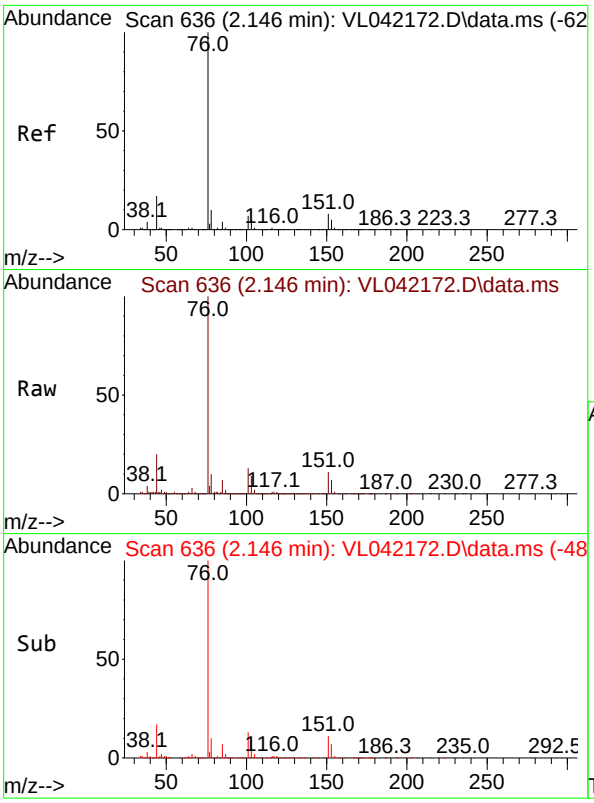

#27
Carbon Disulfide
Concen: 9.550 ppbv
RT: 2.146 min Scan# 6
Delta R.T. 0.000 min
Lab File: VL042172.D
Acq: 27 Mar 2025 08:26

Instrument :
MSVOA_L
ClientSampleId :
VSTDICCC010

Tgt Ion: 76 Resp: 268507

Ion	Ratio	Lower	Upper
76	100		
44	18.4	14.7	22.1
78	11.6	9.3	13.9

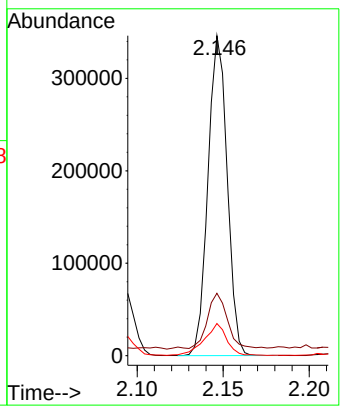



#28
Methyl tert-Butyl Ether
Concen: 9.520 ppbv
RT: 2.438 min Scan# 726
Delta R.T. 0.000 min
Lab File: VL042172.D
Acq: 27 Mar 2025 08:26

Tgt Ion: 73 Resp: 155398

Ion	Ratio	Lower	Upper
73	100		
57	25.6	20.5	30.7

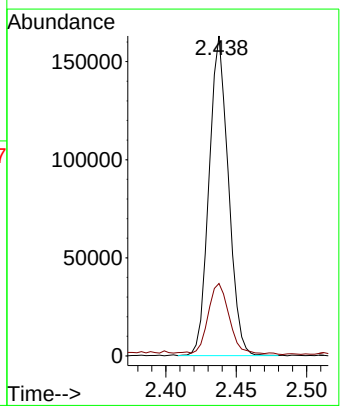

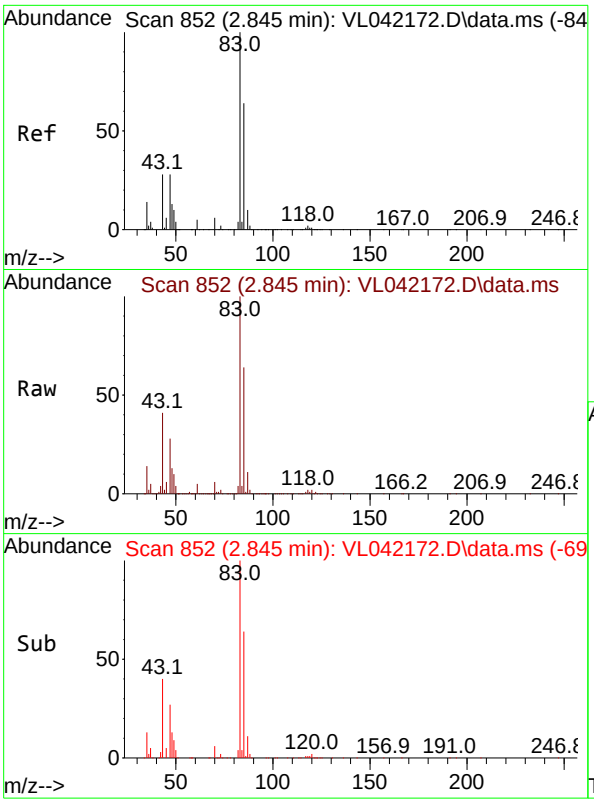

#29
Chloroform
Concen: 9.415 ppbv
RT: 2.845 min Scan# 8
Delta R.T. 0.000 min
Lab File: VL042172.D
Acq: 27 Mar 2025 08:26

Instrument :
MSVOA_L
ClientSampleId :
VSTDICCC010

Tgt Ion: 83 Resp: 361264

Ion	Ratio	Lower	Upper
83	100		
85	64.3	51.4	77.2

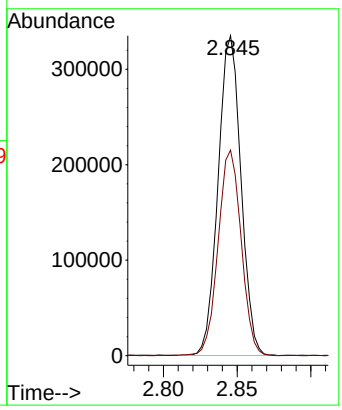

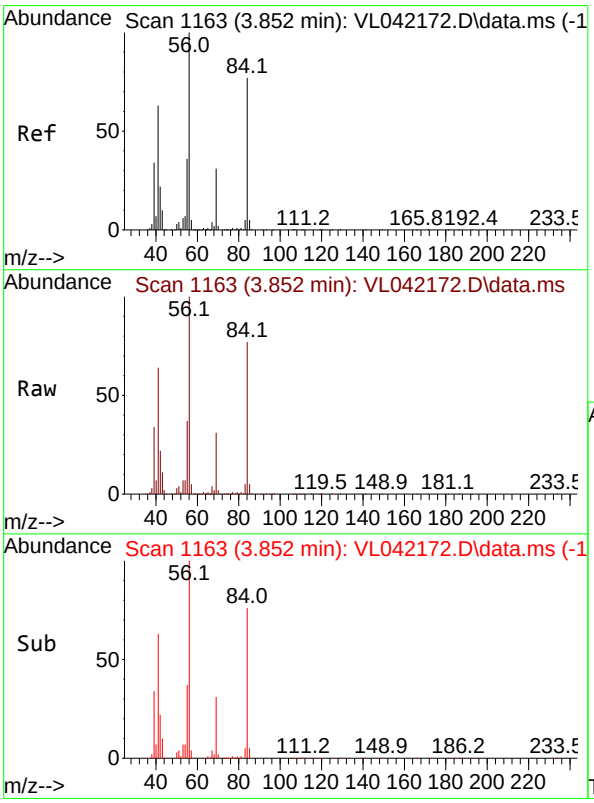

#30
Cyclohexane
Concen: 9.537 ppbv
RT: 3.852 min Scan# 1163
Delta R.T. 0.000 min
Lab File: VL042172.D
Acq: 27 Mar 2025 08:26

Tgt Ion: 84 Resp: 217215

Ion	Ratio	Lower	Upper
84	100		
56	128.5	102.8	154.2
41	83.1	66.5	99.7

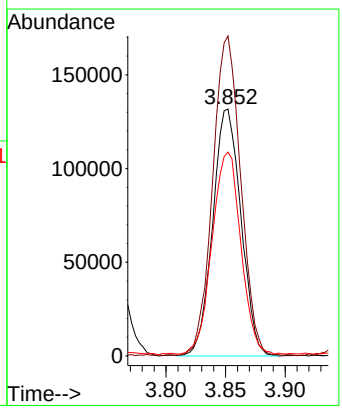

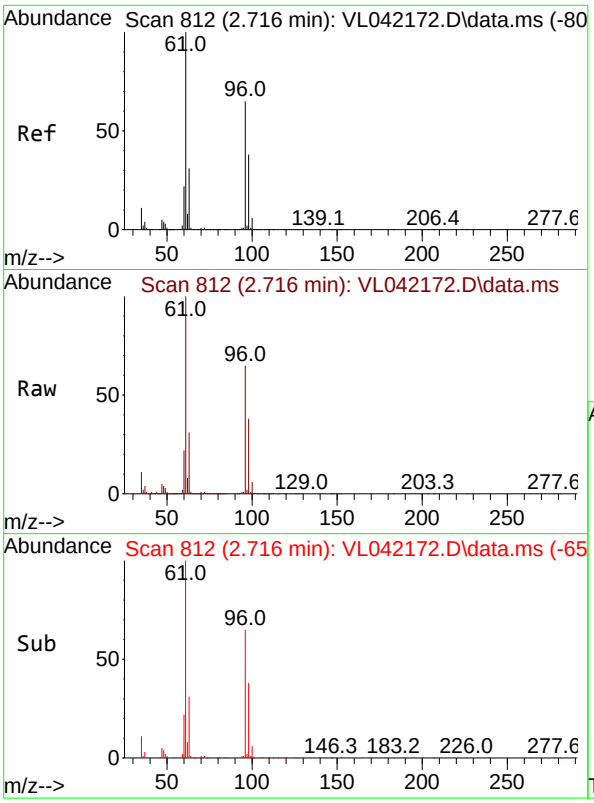

#31
cis-1,2-Dichloroethene
Concen: 9.634 ppbv
RT: 2.716 min Scan# 8
Delta R.T. 0.000 min
Lab File: VL042172.D
Acq: 27 Mar 2025 08:26

Instrument :
MSVOA_L
ClientSampleId :
VSTDICCC010

Tgt Ion: 61 Resp: 256425

Ion	Ratio	Lower	Upper
61	100		
96	64.8	51.8	77.8
98	38.3	30.6	46.0

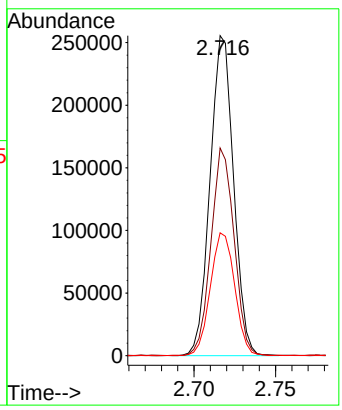

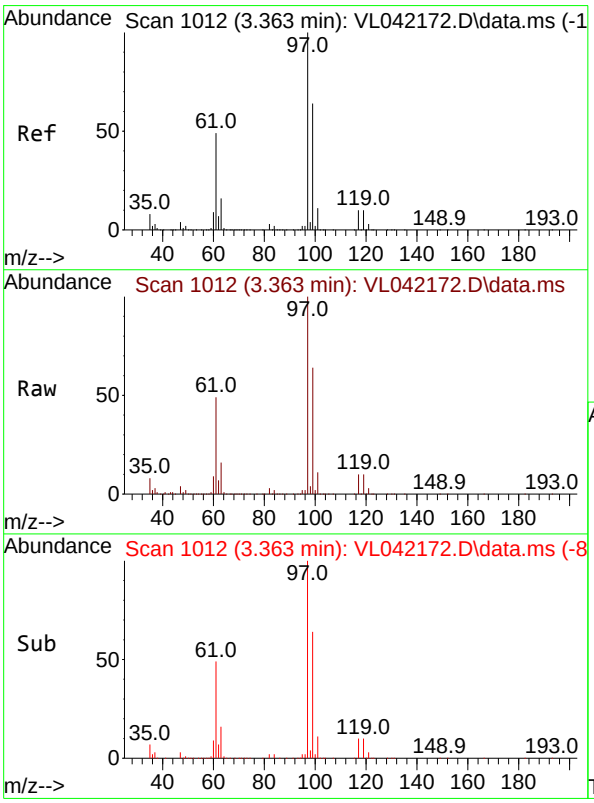

#32
1,1,1-Trichloroethane
Concen: 8.784 ppbv
RT: 3.363 min Scan# 1012
Delta R.T. 0.000 min
Lab File: VL042172.D
Acq: 27 Mar 2025 08:26

Tgt Ion: 97 Resp: 385628

Ion	Ratio	Lower	Upper
97	100		
99	64.4	51.5	77.3
61	48.4	38.7	58.1

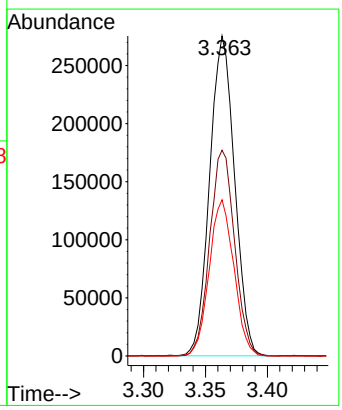

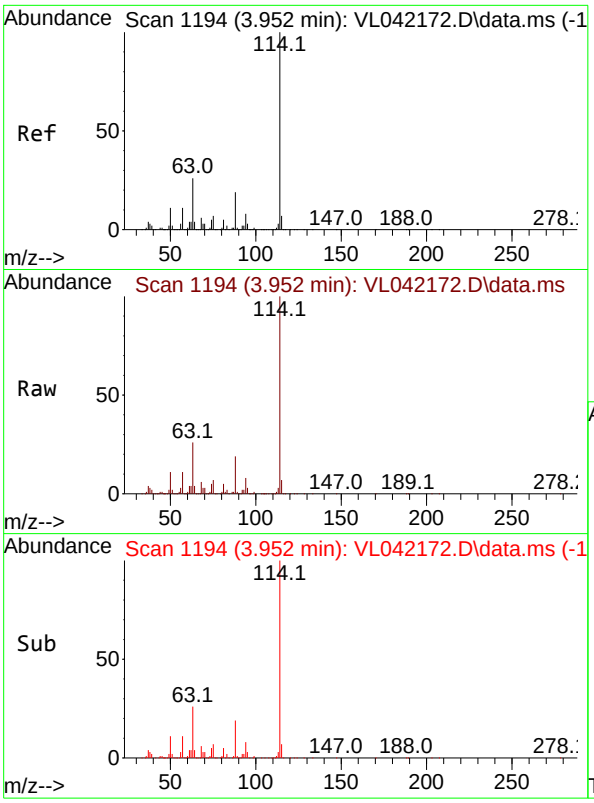

#33
1,4-Difluorobenzene
Concen: 10.000 ppbv
RT: 3.952 min Scan# 1
Delta R.T. 0.000 min
Lab File: VL042172.D
Acq: 27 Mar 2025 08:26

Instrument :
MSVOA_L
ClientSampleId :
VSTDICCC010

Tgt Ion:114 Resp: 545068

Ion	Ratio	Lower	Upper
114	100		
63	25.9	20.7	31.1
88	18.7	15.0	22.4

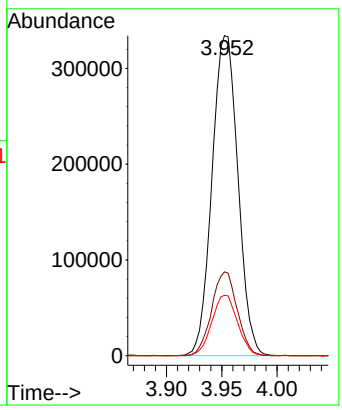

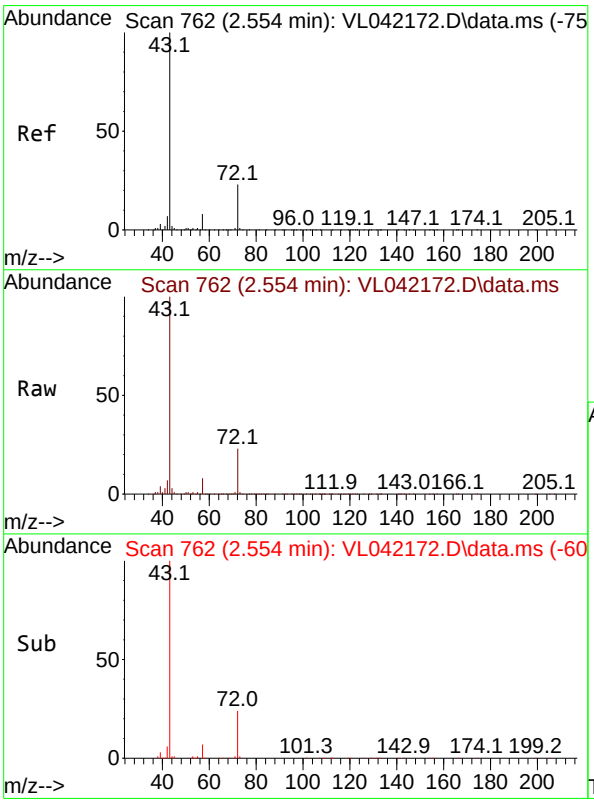

#34
2-Butanone
Concen: 9.203 ppbv
RT: 2.554 min Scan# 762
Delta R.T. 0.000 min
Lab File: VL042172.D
Acq: 27 Mar 2025 08:26

Tgt Ion: 43 Resp: 363735

Ion	Ratio	Lower	Upper
43	100		
72	22.7	18.2	27.2

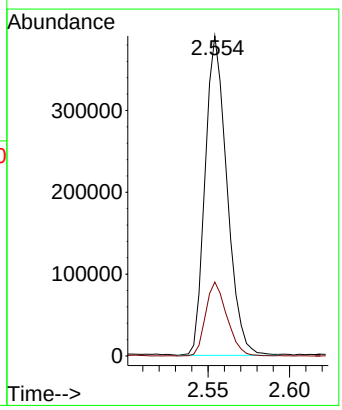

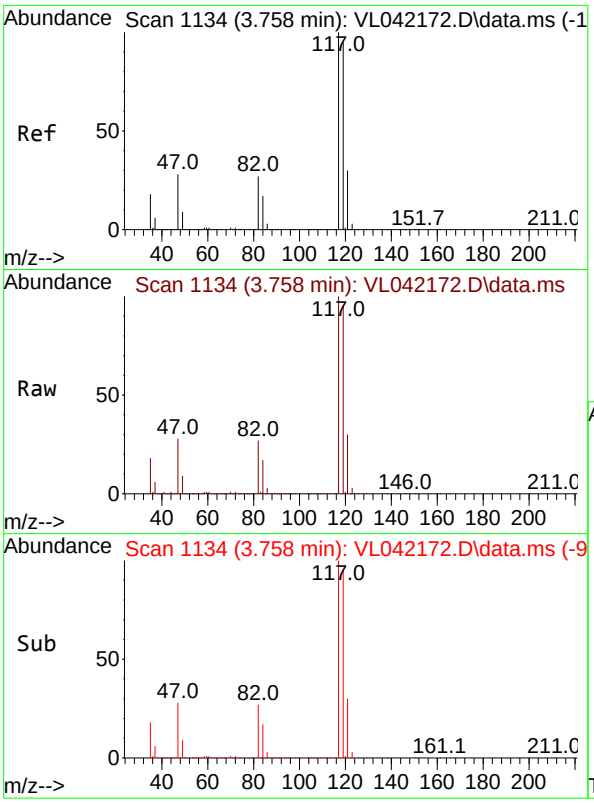

#35
Carbon Tetrachloride
Concen: 9.129 ppbv
RT: 3.758 min Scan# 1
Delta R.T. 0.000 min
Lab File: VL042172.D
Acq: 27 Mar 2025 08:26

Instrument :
MSVOA_L
ClientSampleId :
VSTDICCC010

Tgt Ion:117 Resp: 382925

Ion	Ratio	Lower	Upper
117	100		
119	95.2	76.2	114.2
121	30.3	24.2	36.4

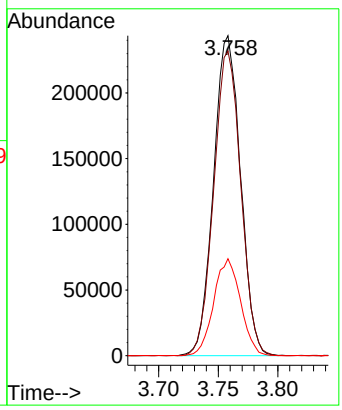

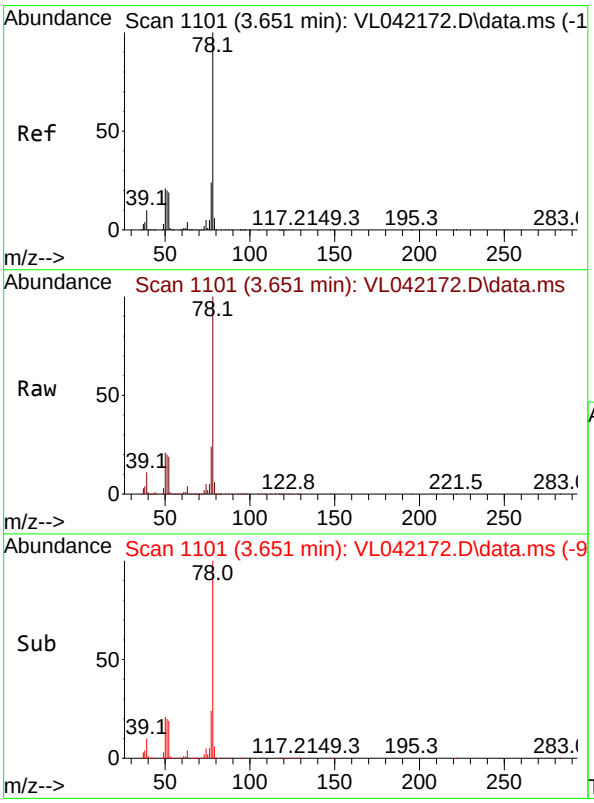

#36
Benzene
Concen: 9.417 ppbv
RT: 3.651 min Scan# 1101
Delta R.T. 0.000 min
Lab File: VL042172.D
Acq: 27 Mar 2025 08:26

Tgt Ion: 78 Resp: 508860

Ion	Ratio	Lower	Upper
78	100		
77	23.9	19.1	28.7
50	20.7	16.6	24.8

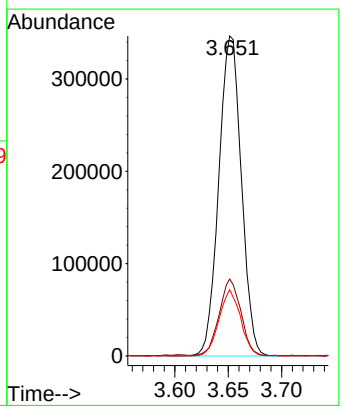

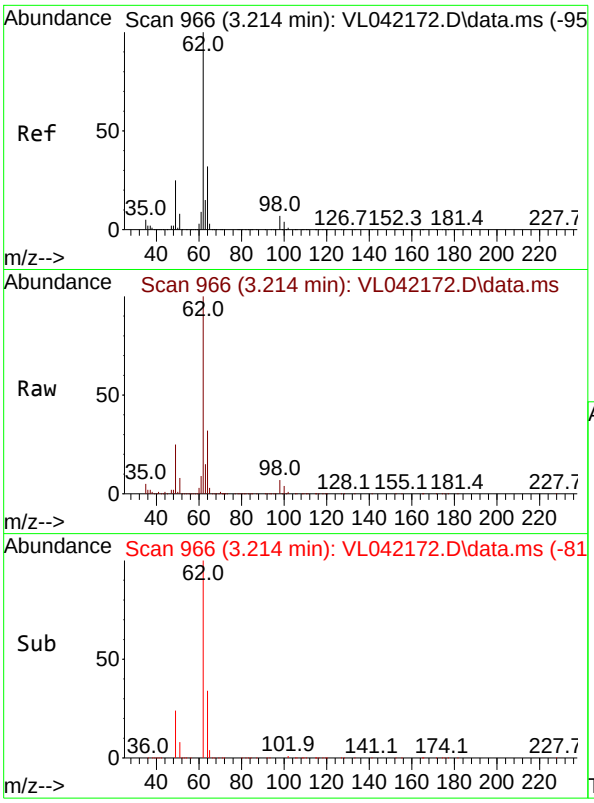

#37
1,2-Dichloroethane
Concen: 9.469 ppbv
RT: 3.214 min Scan# 9
Delta R.T. 0.000 min
Lab File: VL042172.D
Acq: 27 Mar 2025 08:26

Instrument :
MSVOA_L
ClientSampleId :
VSTDICCC010

Tgt Ion: 62 Resp: 292937

Ion	Ratio	Lower	Upper
62	100		
98	6.8	5.4	8.2

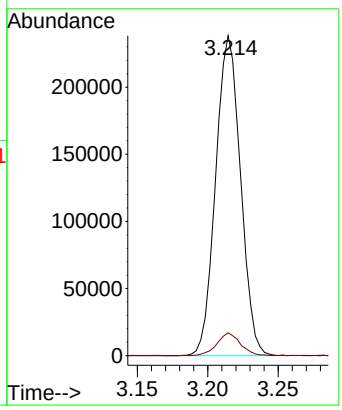

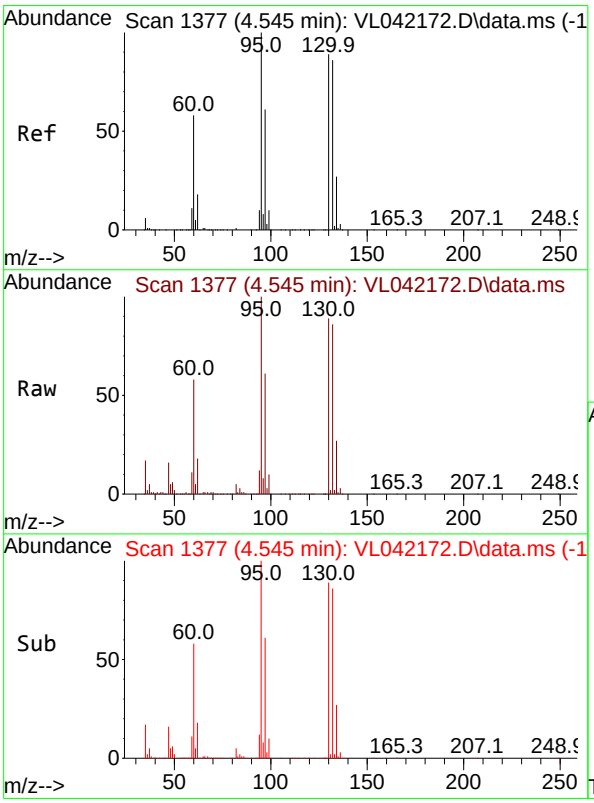

#38
Trichloroethene
Concen: 9.045 ppbv
RT: 4.545 min Scan# 1377
Delta R.T. 0.000 min
Lab File: VL042172.D
Acq: 27 Mar 2025 08:26

Tgt Ion:130 Resp: 204027

Ion	Ratio	Lower	Upper
130	100		
95	112.3	89.8	134.8
132	96.8	77.4	116.2
97	68.9	55.1	82.7

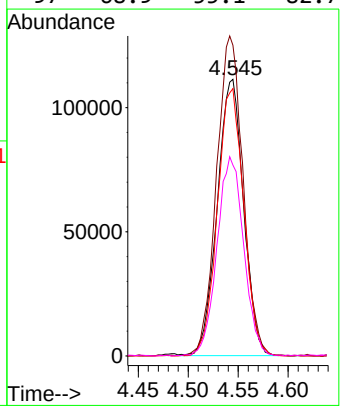

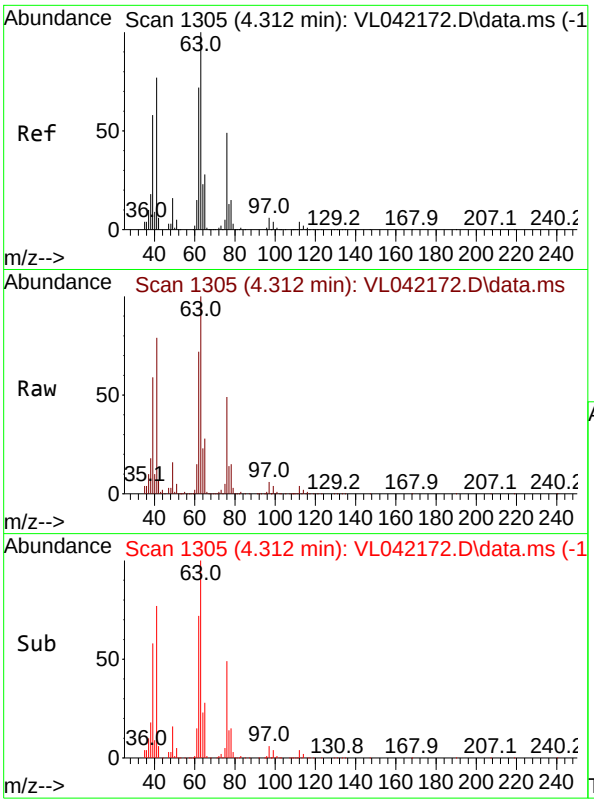

#39
1,2-Dichloropropane
Concen: 9.321 ppbv
RT: 4.312 min Scan# 1
Delta R.T. 0.000 min
Lab File: VL042172.D
Acq: 27 Mar 2025 08:26

Instrument :
MSVOA_L
ClientSampleId :
VSTDICCC010

Tgt Ion: 63 Resp: 183439

Ion	Ratio	Lower	Upper
63	100		
41	77.1	61.7	92.5
62	72.0	57.6	86.4

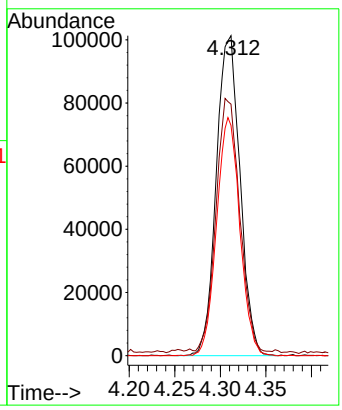

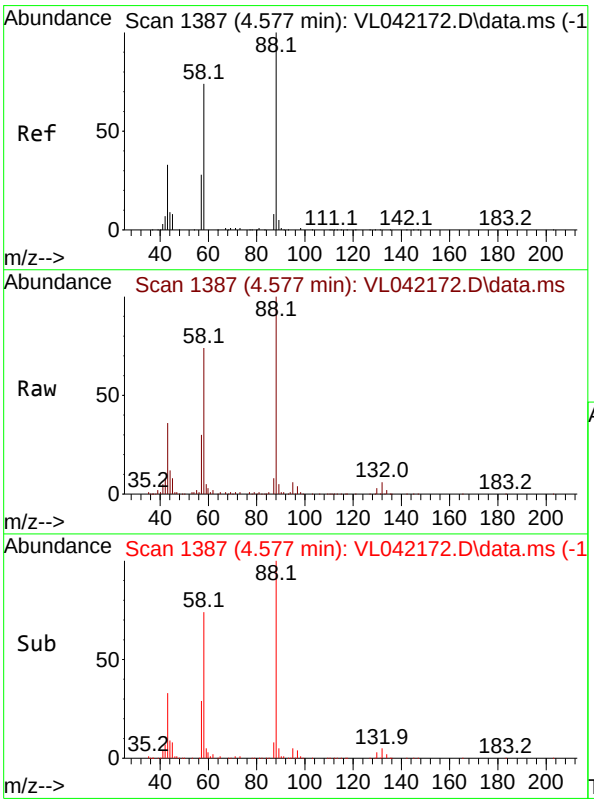

#40
1,4-Dioxane
Concen: 9.042 ppbv
RT: 4.577 min Scan# 1387
Delta R.T. 0.000 min
Lab File: VL042172.D
Acq: 27 Mar 2025 08:26

Tgt Ion: 88 Resp: 92327

Ion	Ratio	Lower	Upper
88	100		
58	78.4	62.7	94.1
43	28.7	23.0	34.4
57	0.0	0.0	0.0

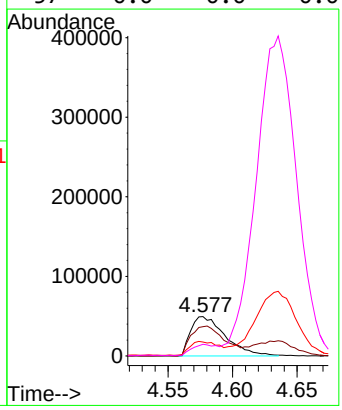

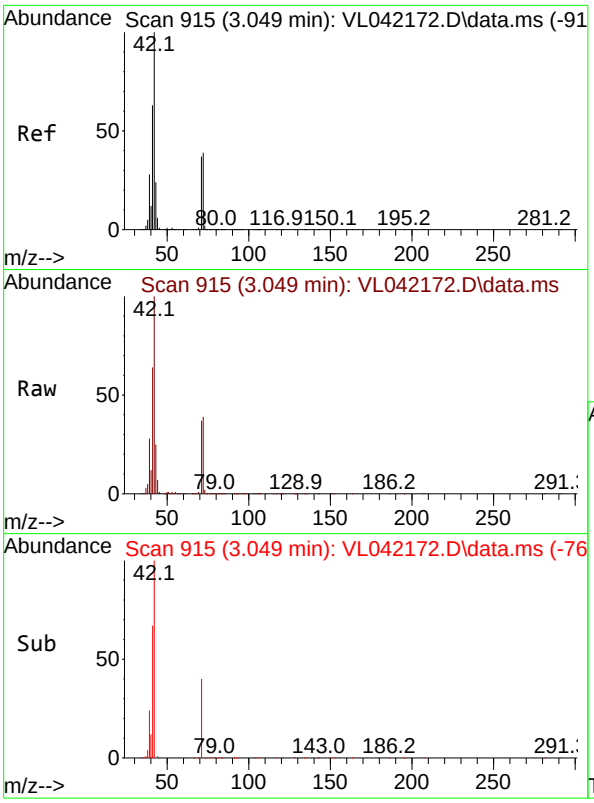

#41
Tetrahydrofuran
Concen: 9.643 ppbv
RT: 3.049 min Scan# 91
Delta R.T. 0.000 min
Lab File: VL042172.D
Acq: 27 Mar 2025 08:26

Instrument :
MSVOA_L
ClientSampleId :
VSTDICCC010

Tgt Ion: 42 Resp: 216851

Ion	Ratio	Lower	Upper
42	100		
72	39.2	31.4	47.0
71	37.8	30.2	45.4

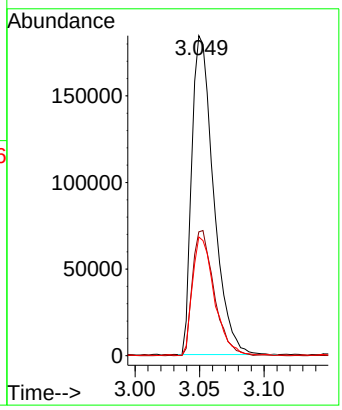

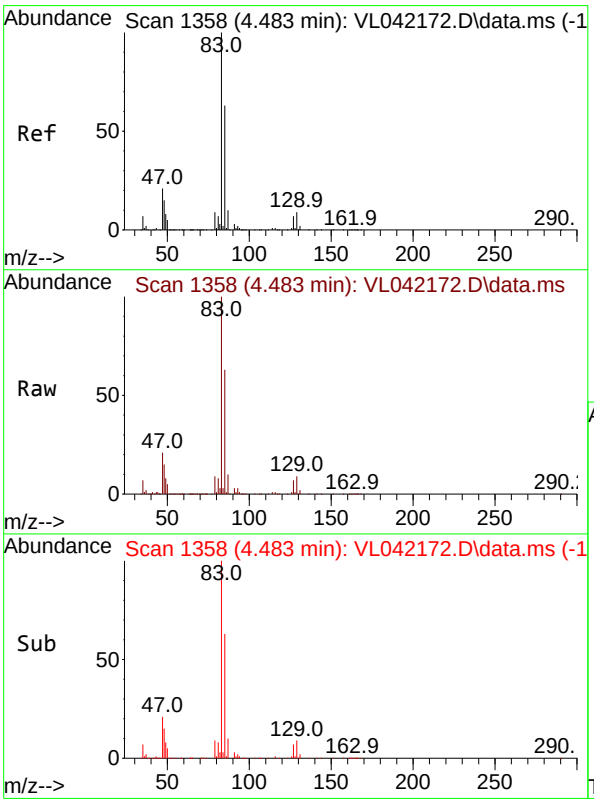

#42
Bromodichloromethane
Concen: 9.822 ppbv
RT: 4.483 min Scan# 1358
Delta R.T. 0.000 min
Lab File: VL042172.D
Acq: 27 Mar 2025 08:26

Tgt Ion: 83 Resp: 418887

Ion	Ratio	Lower	Upper
83	100		
85	63.1	50.5	75.7
127	7.4	5.9	8.9

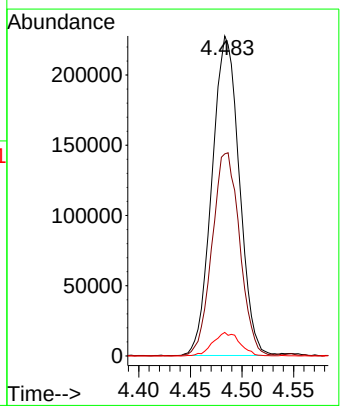

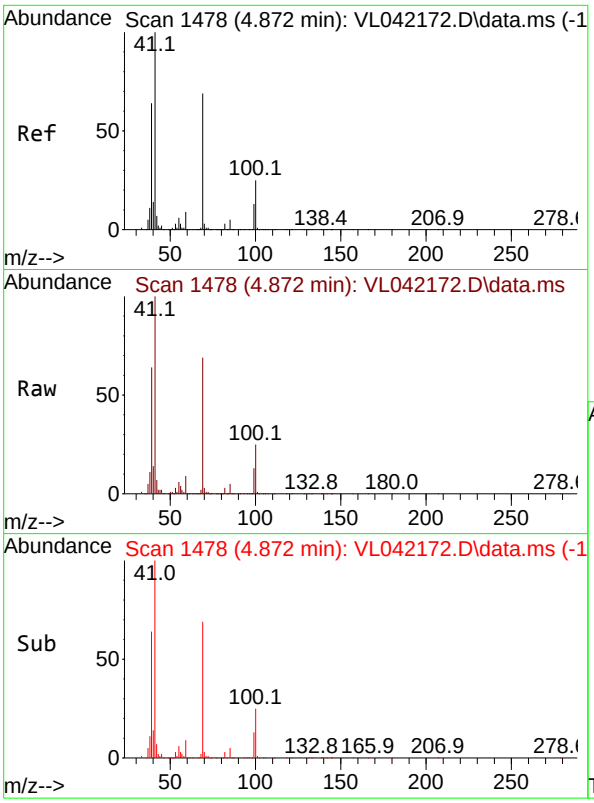

#43
Methyl Methacrylate
Concen: 9.618 ppbv
RT: 4.872 min Scan# 1
Delta R.T. 0.000 min
Lab File: VL042172.D
Acq: 27 Mar 2025 08:26

Instrument :
MSVOA_L
ClientSampleId :
VSTDICCC010

Tgt Ion: 69 Resp: 219399

Ion	Ratio	Lower	Upper
69	100		
41	154.7	123.8	185.6
100	35.5	28.4	42.6

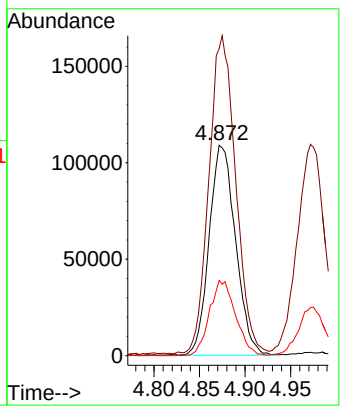

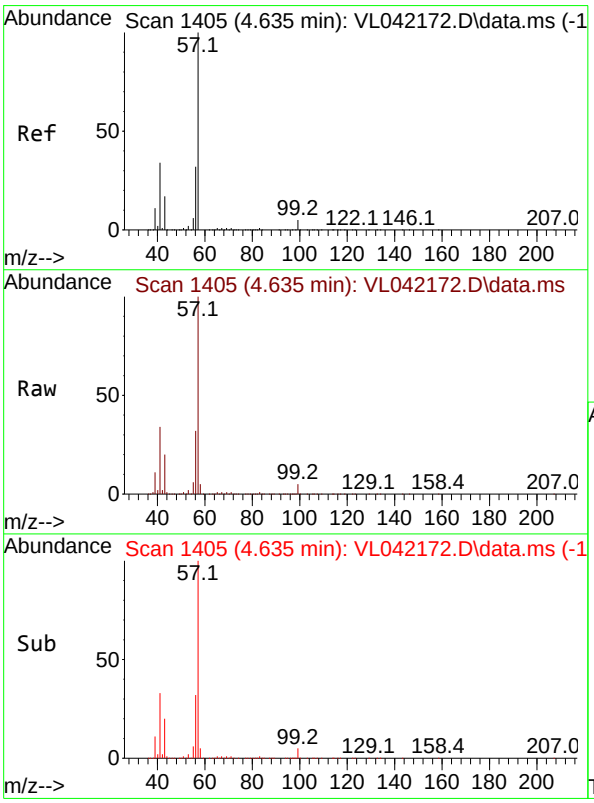

#44
2,2,4-Trimethylpentane
Concen: 9.600 ppbv
RT: 4.635 min Scan# 1405
Delta R.T. 0.000 min
Lab File: VL042172.D
Acq: 27 Mar 2025 08:26

Tgt Ion: 57 Resp: 876649

Ion	Ratio	Lower	Upper
57	100		
41	33.5	26.8	40.2
56	32.0	25.6	38.4

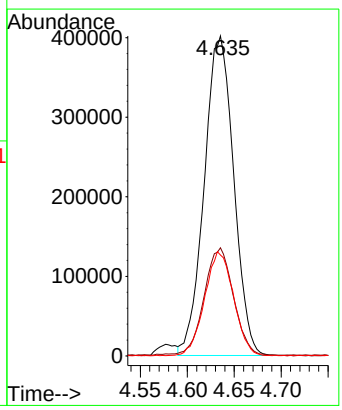

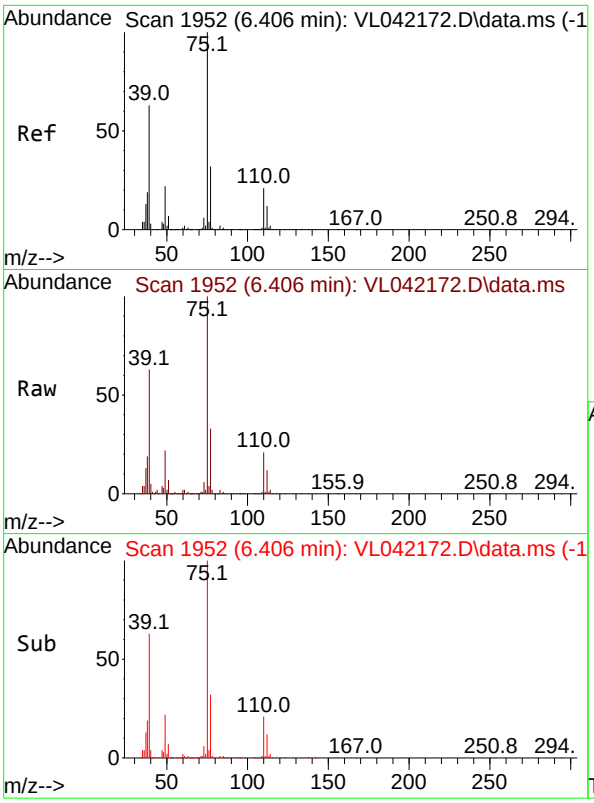

#45
t-1,3-Dichloropropene
Concen: 9.746 ppbv
RT: 6.406 min Scan# 1
Delta R.T. 0.000 min
Lab File: VL042172.D
Acq: 27 Mar 2025 08:26

Instrument :
MSVOA_L
ClientSampleId :
VSTDICCC010

Tgt Ion: 75 Resp: 239180

Ion	Ratio	Lower	Upper
75	100		
77	32.5	26.0	39.0

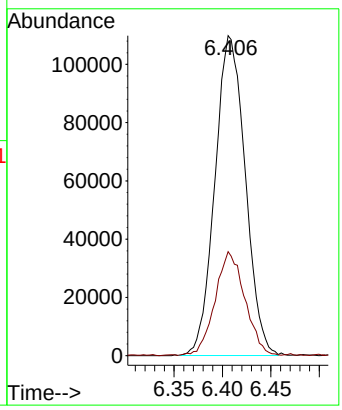

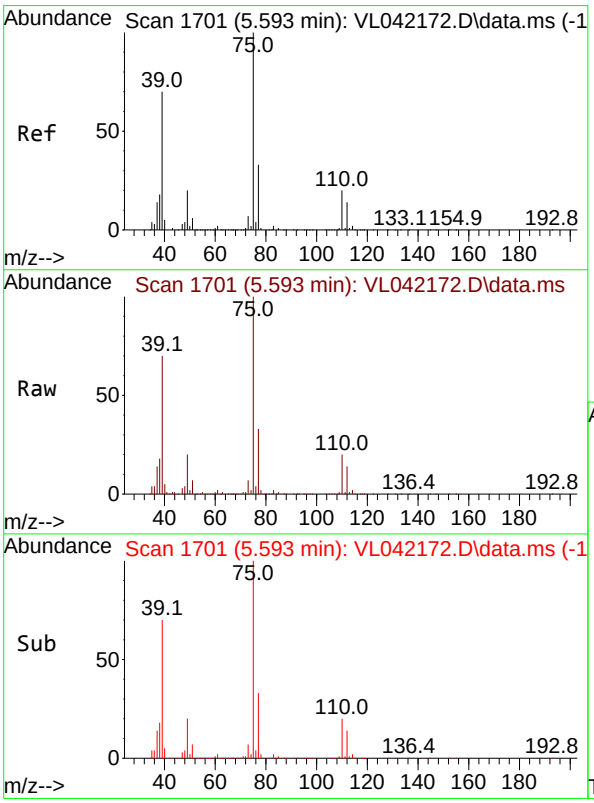

#46
cis-1,3-Dichloropropene
Concen: 9.973 ppbv
RT: 5.593 min Scan# 1701
Delta R.T. 0.000 min
Lab File: VL042172.D
Acq: 27 Mar 2025 08:26

Tgt Ion: 75 Resp: 300021

Ion	Ratio	Lower	Upper
75	100		
39	69.7	55.8	83.6
77	32.5	26.0	39.0

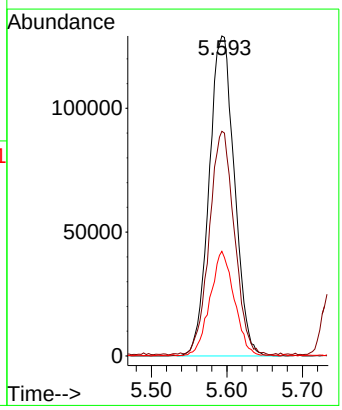

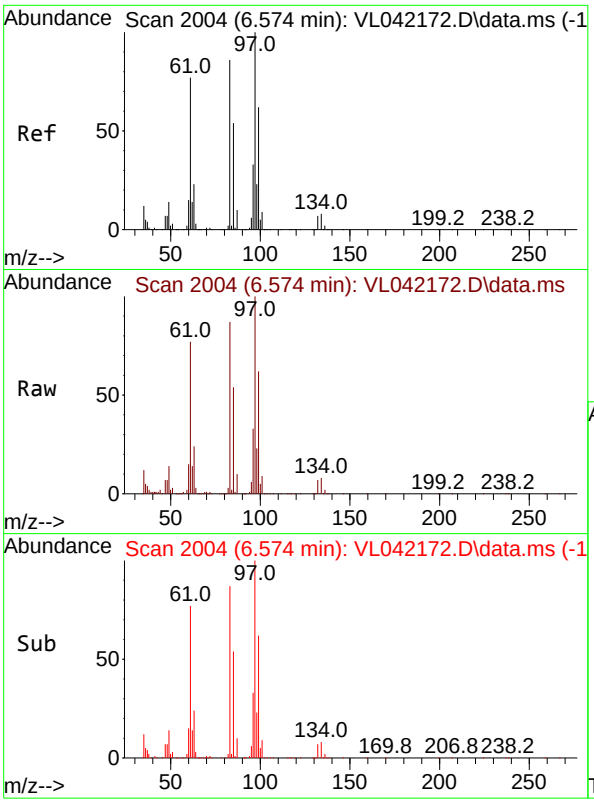

#47
1,1,2-Trichloroethane
Concen: 9.526 ppbv
RT: 6.574 min Scan# 2(
Delta R.T. 0.000 min
Lab File: VL042172.D
Acq: 27 Mar 2025 08:26

Instrument :
MSVOA_L
ClientSampleId :
VSTDICCC010

Tgt Ion: 97 Resp: 198176

Ion	Ratio	Lower	Upper
97	100		
83	86.5	69.2	103.8
85	53.9	43.1	64.7
99	61.8	49.4	74.2

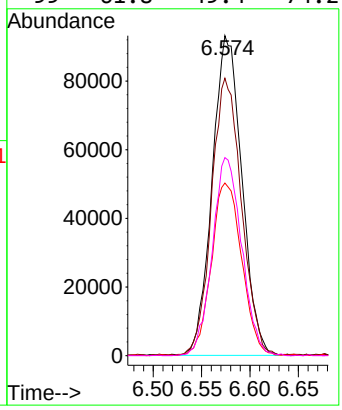

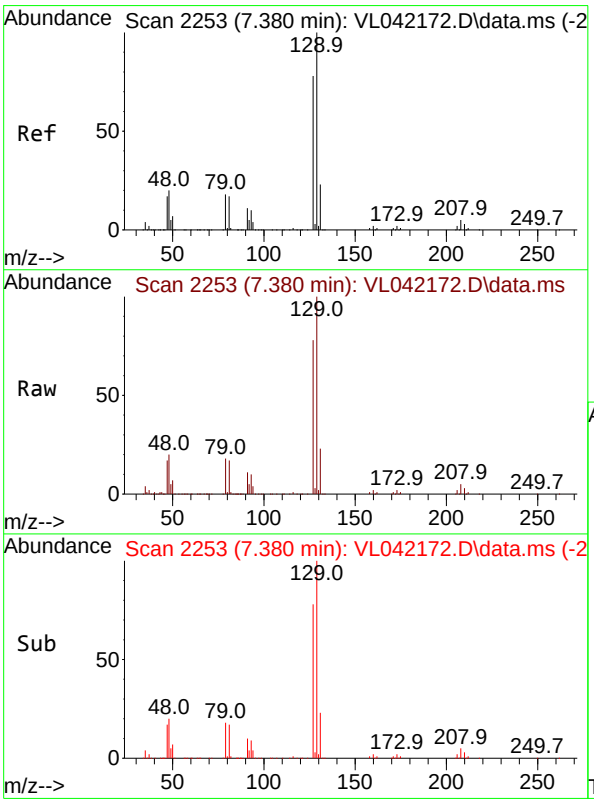

#48
Dibromochloromethane
Concen: 9.828 ppbv
RT: 7.380 min Scan# 2253
Delta R.T. 0.000 min
Lab File: VL042172.D
Acq: 27 Mar 2025 08:26

Tgt Ion:129 Resp: 346499

Ion	Ratio	Lower	Upper
129	100		
127	78.1	39.1	117.2

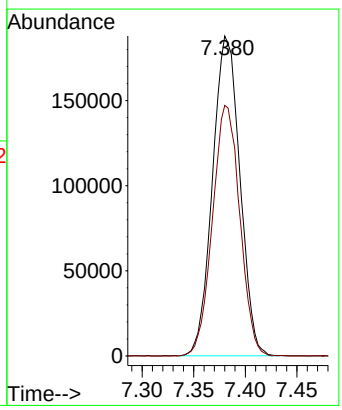

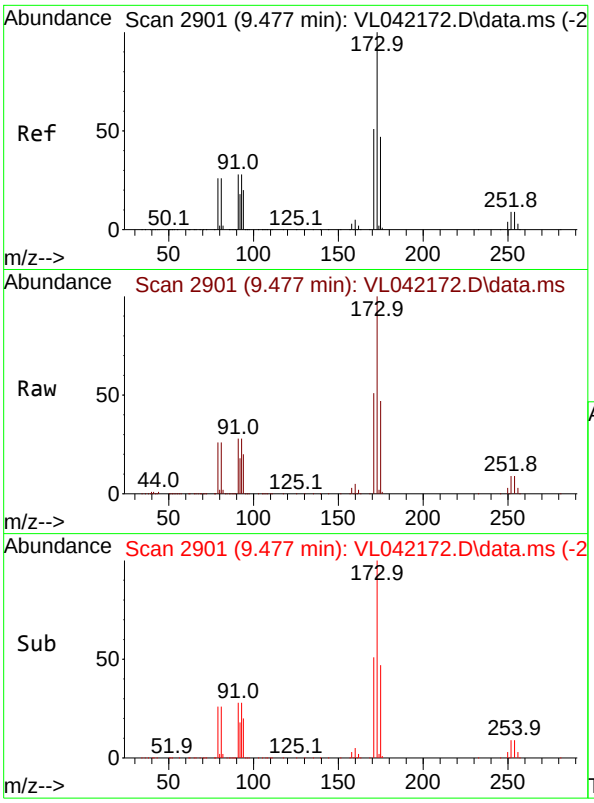

#49
Bromoform
Concen: 10.021 ppbv
RT: 9.477 min Scan# 2
Delta R.T. 0.000 min
Lab File: VL042172.D
Acq: 27 Mar 2025 08:26

Instrument :
MSVOA_L
ClientSampleId :
VSTDICCC010

Tgt Ion:173 Resp: 317189

Ion	Ratio	Lower	Upper
173	100		
175	48.2	38.6	57.8
171	52.2	41.8	62.6

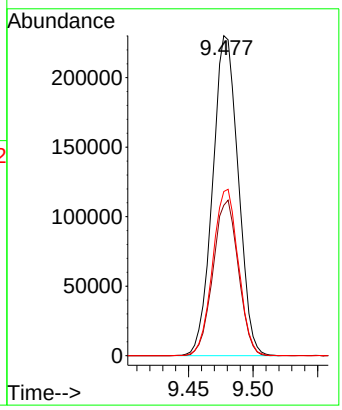

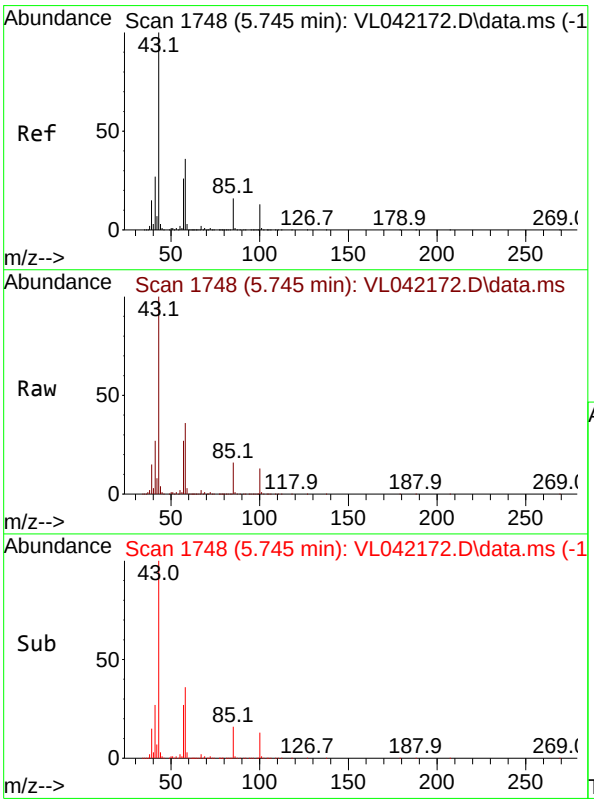

#50
4-Methyl-2-Pentanone
Concen: 8.934 ppbv
RT: 5.745 min Scan# 1748
Delta R.T. 0.000 min
Lab File: VL042172.D
Acq: 27 Mar 2025 08:26

Tgt Ion: 43 Resp: 559800

Ion	Ratio	Lower	Upper
43	100		
58	36.3	29.0	43.6

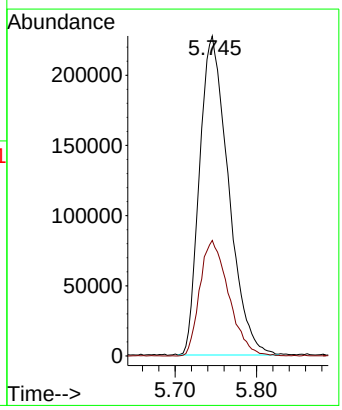

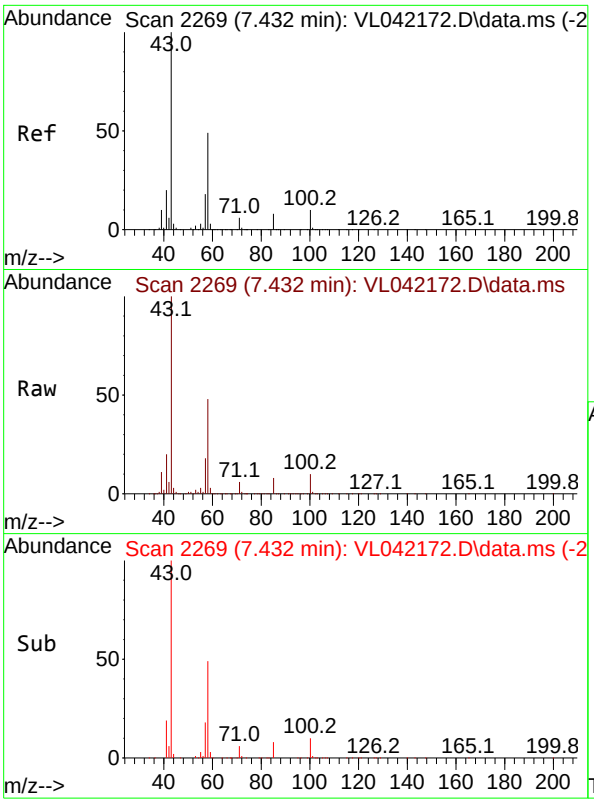

#51
2-Hexanone
Concen: 8.848 ppbv
RT: 7.432 min Scan# 2
Delta R.T. 0.000 min
Lab File: VL042172.D
Acq: 27 Mar 2025 08:26

Instrument :
MSVOA_L
ClientSampleId :
VSTDICCC010

Tgt Ion: 43 Resp: 460013

Ion	Ratio	Lower	Upper
43	100		
58	49.6	39.7	59.5
98	0.1	0.1	0.1#

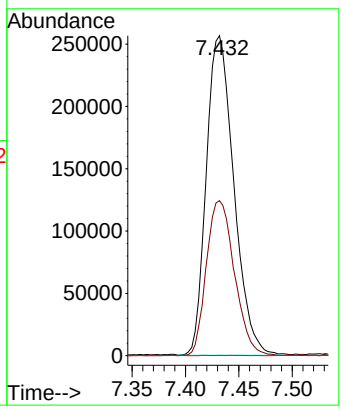

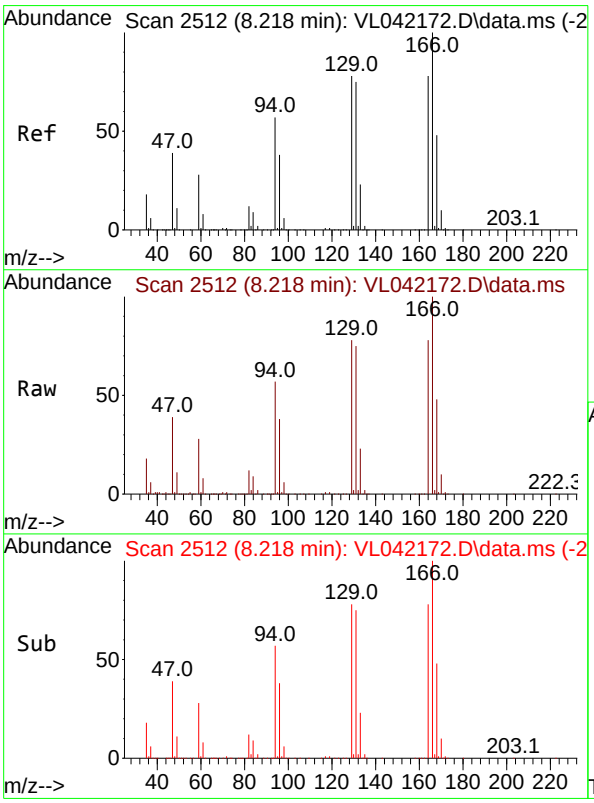

#52
Tetrachloroethene
Concen: 8.722 ppbv
RT: 8.218 min Scan# 2512
Delta R.T. 0.000 min
Lab File: VL042172.D
Acq: 27 Mar 2025 08:26

Tgt Ion:164 Resp: 186912

Ion	Ratio	Lower	Upper
164	100		
166	128.1	102.5	153.7
129	99.8	79.8	119.8
131	95.7	76.6	114.8

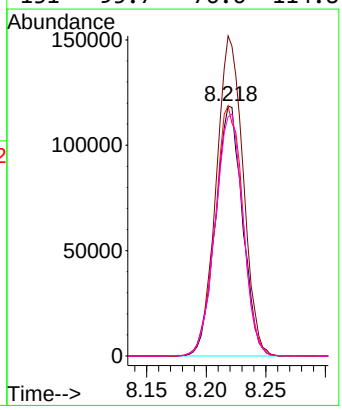

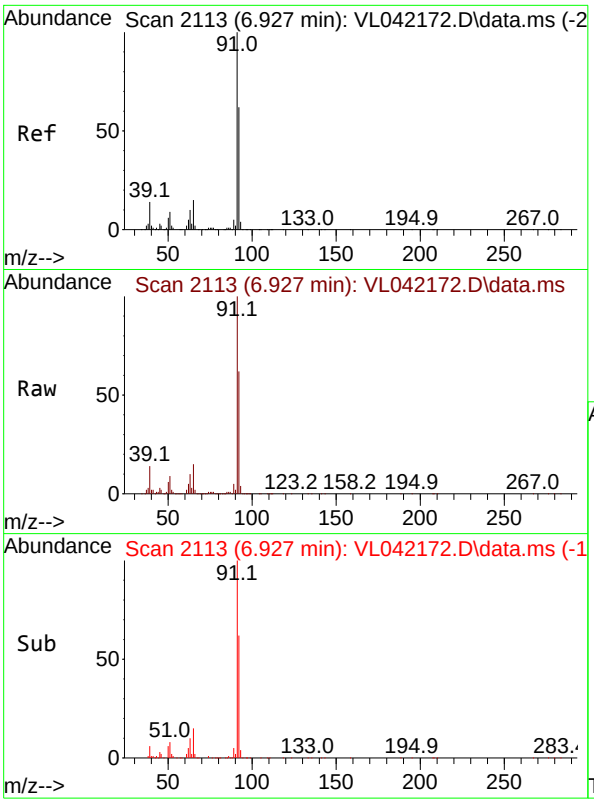

#53
Toluene
Concen: 9.576 ppbv
RT: 6.927 min Scan# 2
Delta R.T. 0.000 min
Lab File: VL042172.D
Acq: 27 Mar 2025 08:26

Instrument :
MSVOA_L
ClientSampleId :
VSTDICCC010

Tgt Ion: 91 Resp: 613378

Ion	Ratio	Lower	Upper
91	100		
92	60.5	48.4	72.6

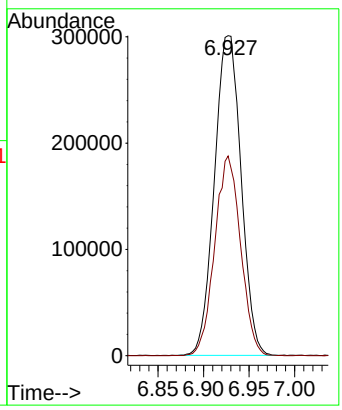

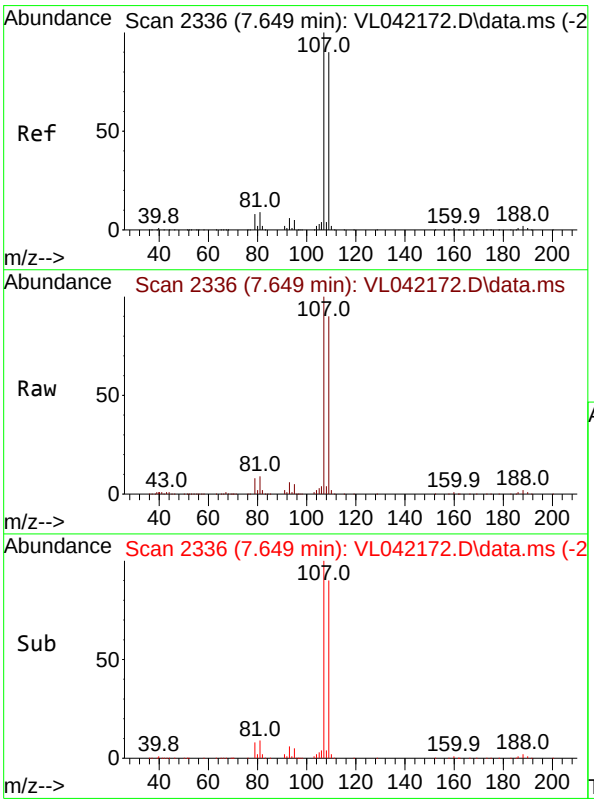

#54
1,2-Dibromoethane
Concen: 9.536 ppbv
RT: 7.649 min Scan# 2336
Delta R.T. 0.000 min
Lab File: VL042172.D
Acq: 27 Mar 2025 08:26

Tgt Ion:107 Resp: 276797

Ion	Ratio	Lower	Upper
107	100		
109	90.3	72.2	108.4

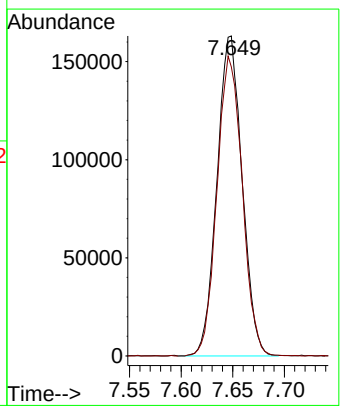

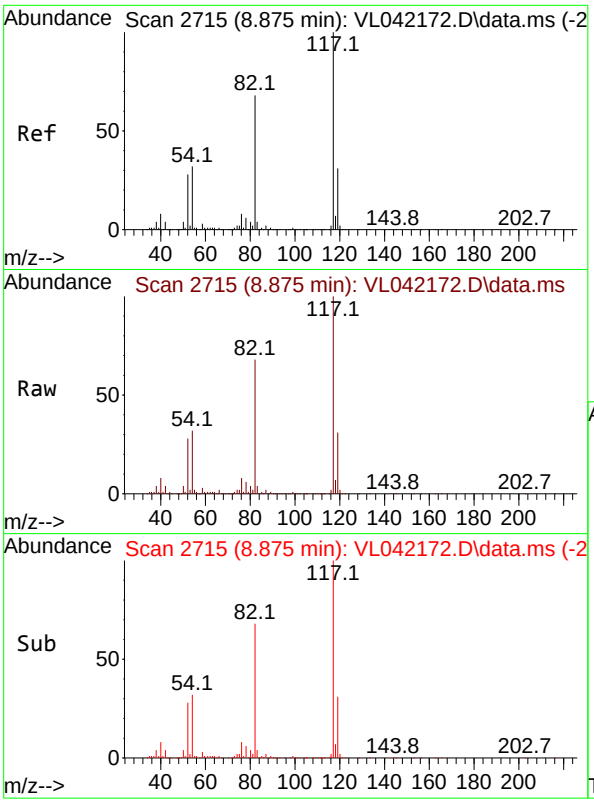

#55
Chlorobenzene-d5
Concen: 10.000 ppbv
RT: 8.875 min Scan# 2
Delta R.T. 0.000 min
Lab File: VL042172.D
Acq: 27 Mar 2025 08:26

Instrument :
MSVOA_L
ClientSampleId :
VSTDICCC010

Tgt Ion:117 Resp: 519536

Ion	Ratio	Lower	Upper
117	100		
82	69.7	55.8	83.6
119	31.9	25.5	38.3

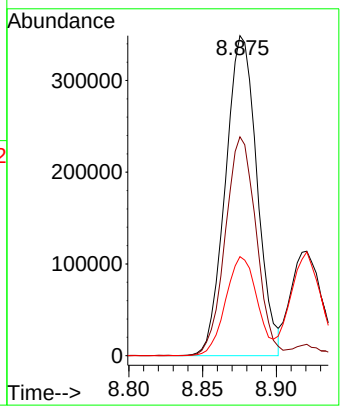

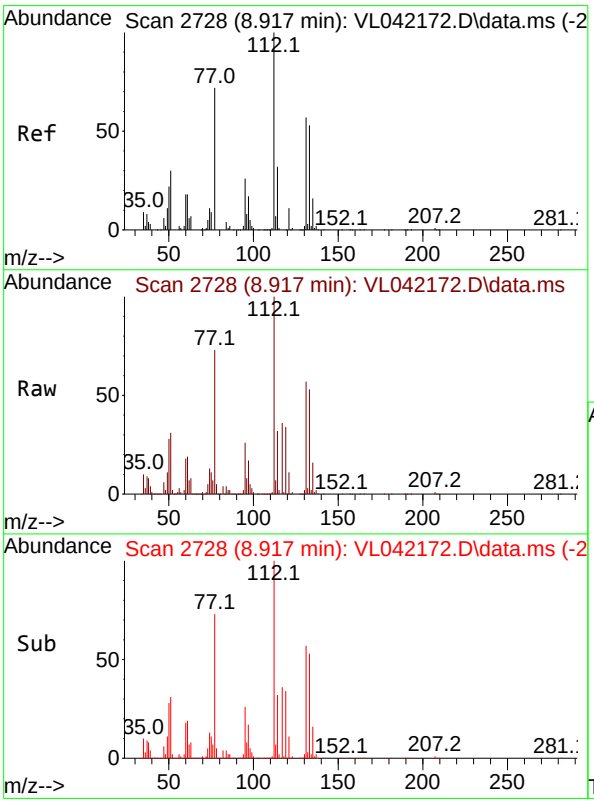

#56
1,1,1,2-Tetrachloroethane
Concen: 9.268 ppbv
RT: 8.917 min Scan# 2728
Delta R.T. 0.000 min
Lab File: VL042172.D
Acq: 27 Mar 2025 08:26

Tgt Ion:131 Resp: 265037

Ion	Ratio	Lower	Upper
131	100		
133	95.7	76.6	114.8
119	62.2	49.8	74.6

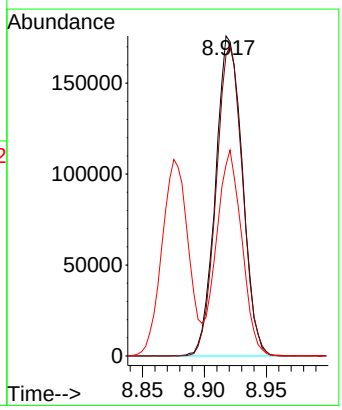

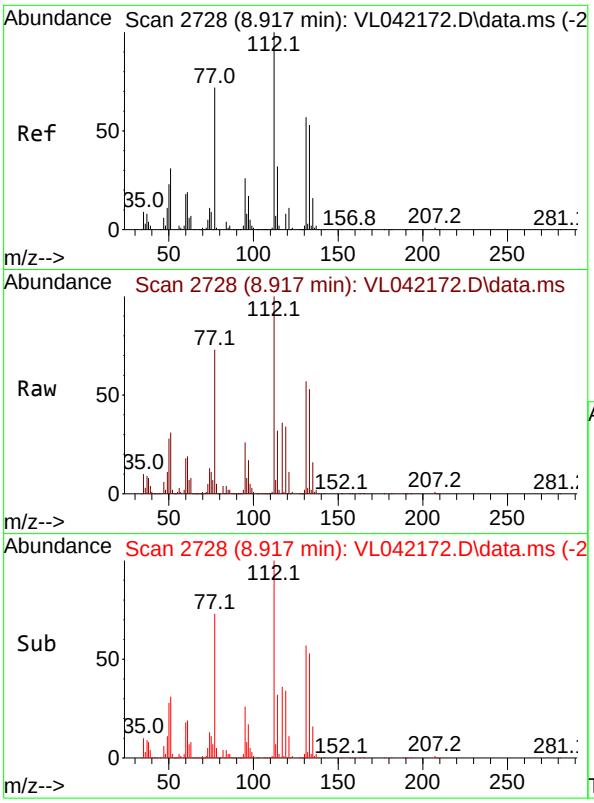

#57
Chlorobenzene
Concen: 9.223 ppbv
RT: 8.917 min Scan# 2
Delta R.T. 0.000 min
Lab File: VL042172.D
Acq: 27 Mar 2025 08:26

Instrument :
MSVOA_L
ClientSampleId :
VSTDICCC010

Tgt Ion:112 Resp: 454511

Ion	Ratio	Lower	Upper
112	100		
77	72.7	58.2	87.2
114	32.3	29.1	35.5

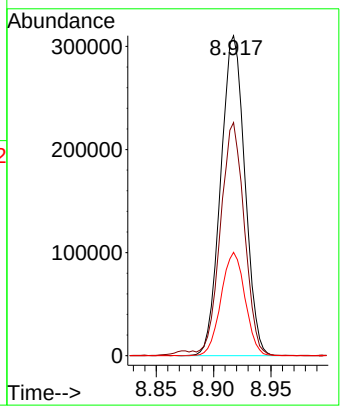

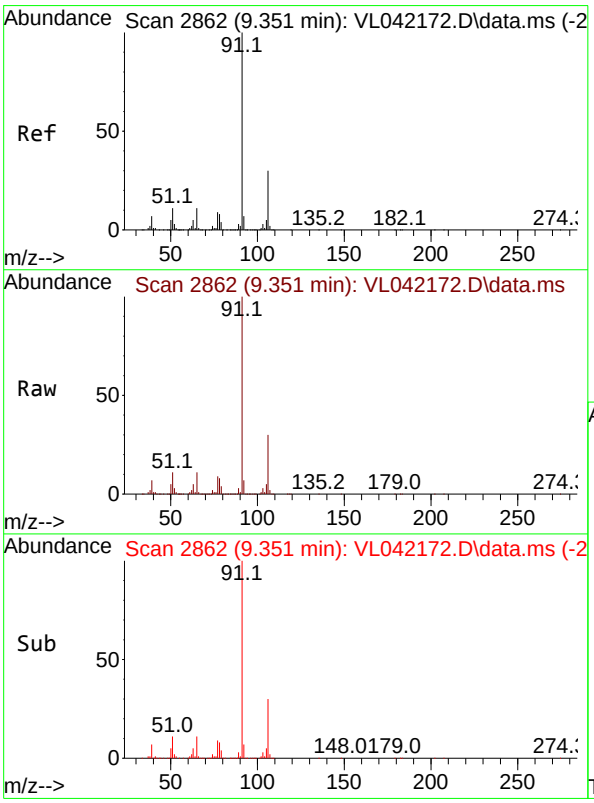

#58
Ethyl Benzene
Concen: 9.406 ppbv
RT: 9.351 min Scan# 2862
Delta R.T. 0.000 min
Lab File: VL042172.D
Acq: 27 Mar 2025 08:26

Tgt Ion: 91 Resp: 868003

Ion	Ratio	Lower	Upper
91	100		
106	30.2	24.2	36.2

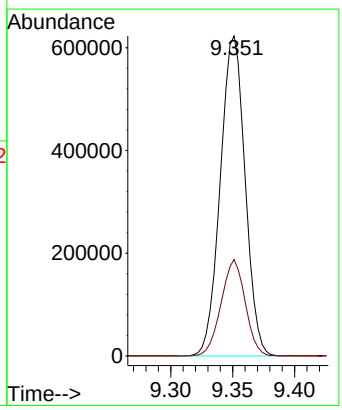

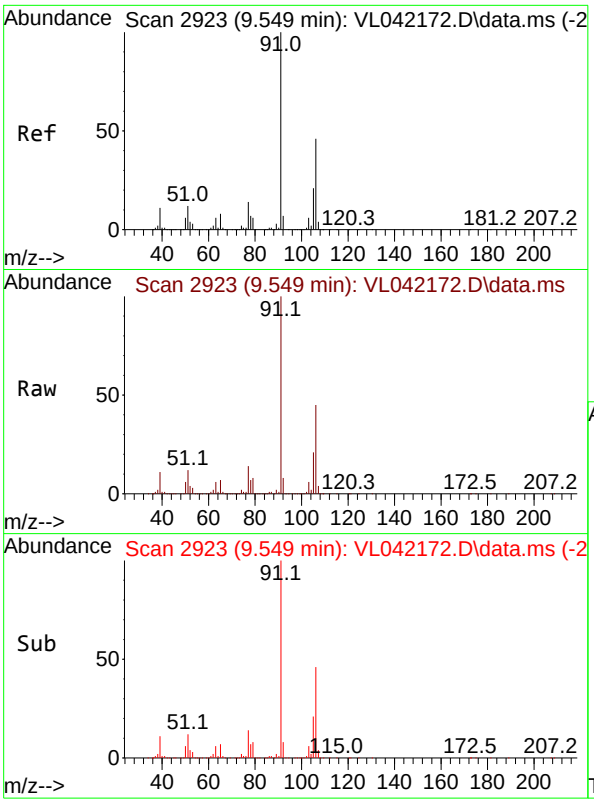

#59
m/p-Xylene
Concen: 8.071 ppbv
RT: 9.549 min Scan# 2
Delta R.T. 0.000 min
Lab File: VL042172.D
Acq: 27 Mar 2025 08:26

Instrument :
MSVOA_L
ClientSampleId :
VSTDICCC010

Tgt Ion: 91 Resp: 595445

Ion	Ratio	Lower	Upper
91	100		
106	105.0	36.4	54.6#

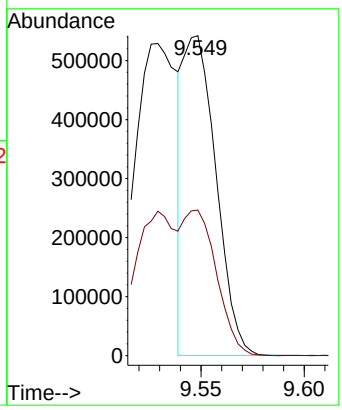

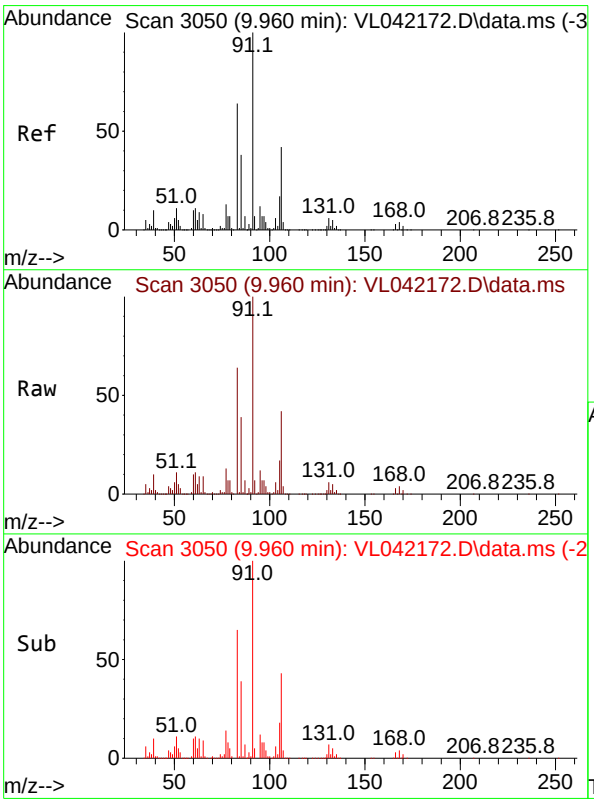

#60
o-Xylene
Concen: 9.340 ppbv
RT: 9.960 min Scan# 3050
Delta R.T. 0.000 min
Lab File: VL042172.D
Acq: 27 Mar 2025 08:26

Tgt Ion: 91 Resp: 689933

Ion	Ratio	Lower	Upper
91	100		
106	41.7	20.8	62.5

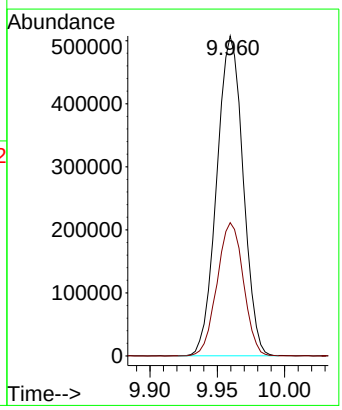

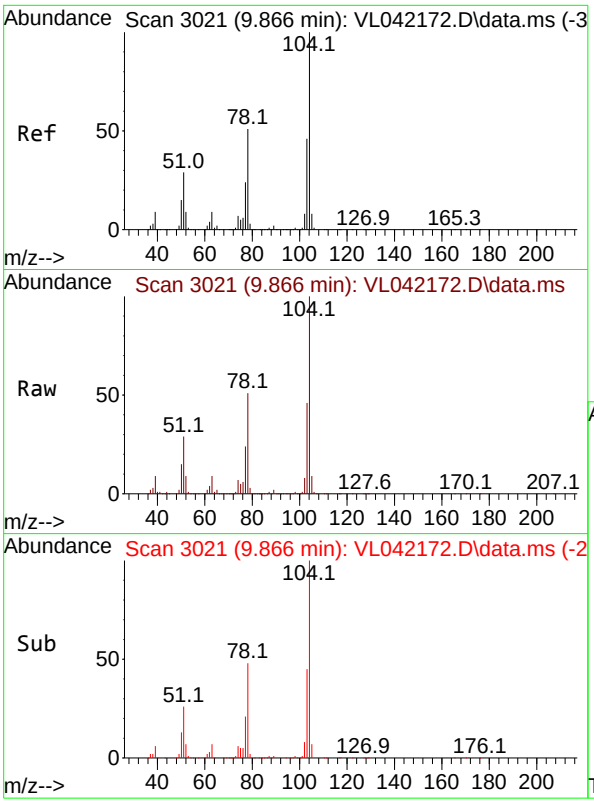

#61
Styrene
Concen: 9.706 ppbv
RT: 9.866 min Scan# 3
Delta R.T. 0.000 min
Lab File: VL042172.D
Acq: 27 Mar 2025 08:26

Instrument :
MSVOA_L
ClientSampleId :
VSTDICCC010

Tgt Ion:104 Resp: 354697

Ion	Ratio	Lower	Upper
104	100		
78	52.2	41.8	62.6
103	46.2	37.0	55.4

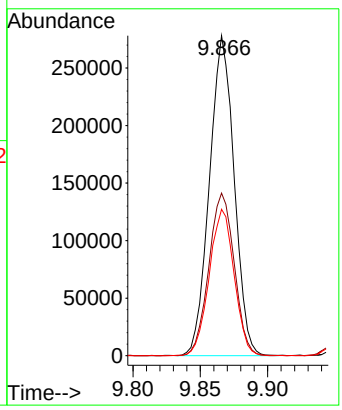

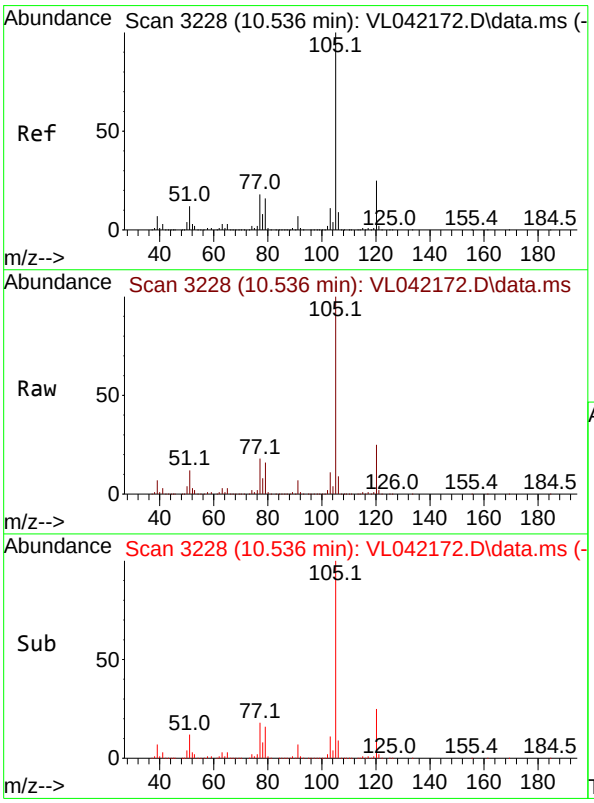

#62
Isopropylbenzene
Concen: 9.227 ppbv
RT: 10.536 min Scan# 3228
Delta R.T. 0.000 min
Lab File: VL042172.D
Acq: 27 Mar 2025 08:26

Tgt Ion:105 Resp: 1019255

Ion	Ratio	Lower	Upper
105	100		
120	24.9	19.9	29.9

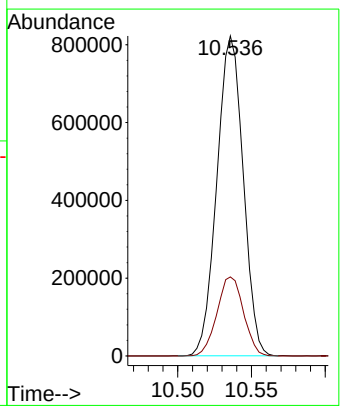

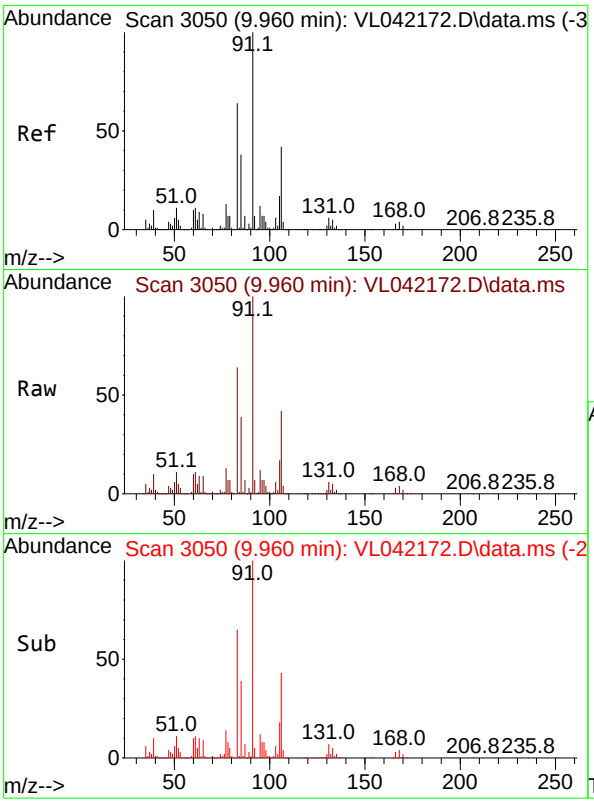

#63
1,1,2,2-Tetrachloroethane
Concen: 9.210 ppbv
RT: 9.960 min Scan# 3(
Delta R.T. 0.000 min
Lab File: VL042172.D
Acq: 27 Mar 2025 08:26

Instrument :
MSVOA_L
ClientSampleId :
VSTDICCC010

Tgt Ion: 83 Resp: 413392

Ion	Ratio	Lower	Upper
83	100		
131	9.6	4.8	14.4
85	65.0	32.5	97.5

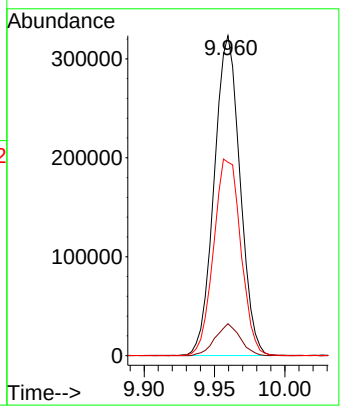



#64
n-propylbenzene
Concen: 9.122 ppbv
RT: 10.986 min Scan# 3367
Delta R.T. 0.000 min
Lab File: VL042172.D
Acq: 27 Mar 2025 08:26

Tgt Ion:120 Resp: 259405

Ion	Ratio	Lower	Upper
120	100		
91	471.1	376.9	565.3

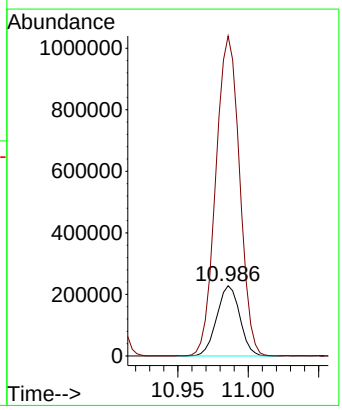

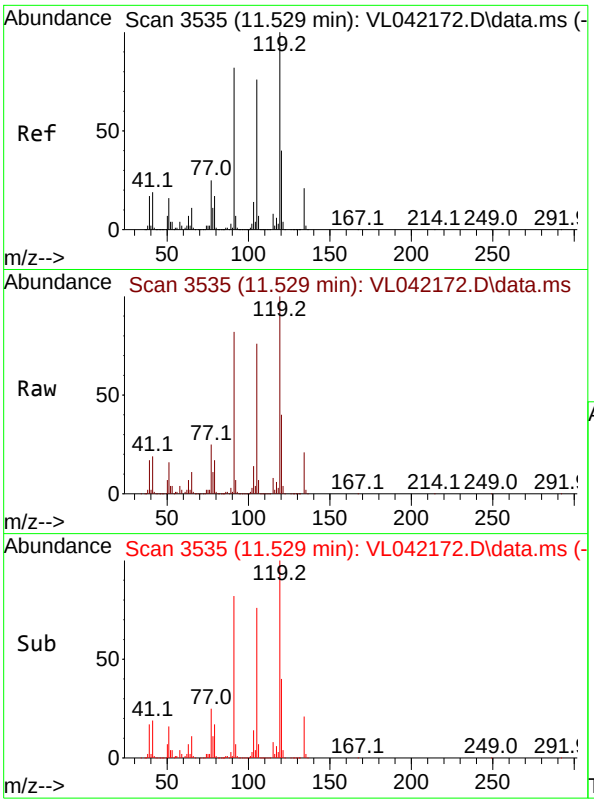

#65
tert-Butylbenzene
Concen: 8.828 ppbv
RT: 11.529 min Scan# 3
Delta R.T. 0.000 min
Lab File: VL042172.D
Acq: 27 Mar 2025 08:26

Instrument :
MSVOA_L
ClientSampleId :
VSTDICCC010

Tgt Ion:119 Resp: 901951

Ion	Ratio	Lower	Upper
119	100		
91	82.5	66.0	99.0
134	20.9	16.7	25.1

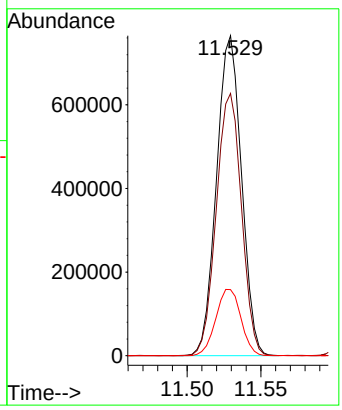

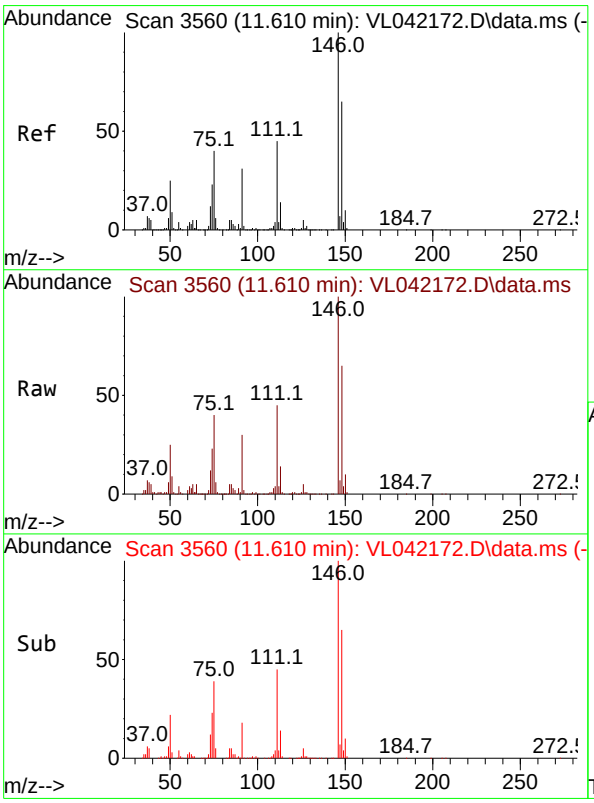

#66
Benzyl Chloride
Concen: 9.724 ppbv
RT: 11.610 min Scan# 3560
Delta R.T. 0.000 min
Lab File: VL042172.D
Acq: 27 Mar 2025 08:26

Tgt Ion: 91 Resp: 105411

Ion	Ratio	Lower	Upper
91	100		
126	17.2	13.8	20.6
128	5.6	4.5	6.7

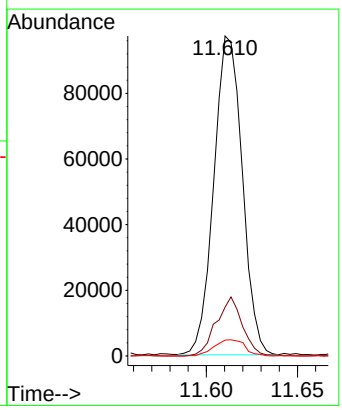

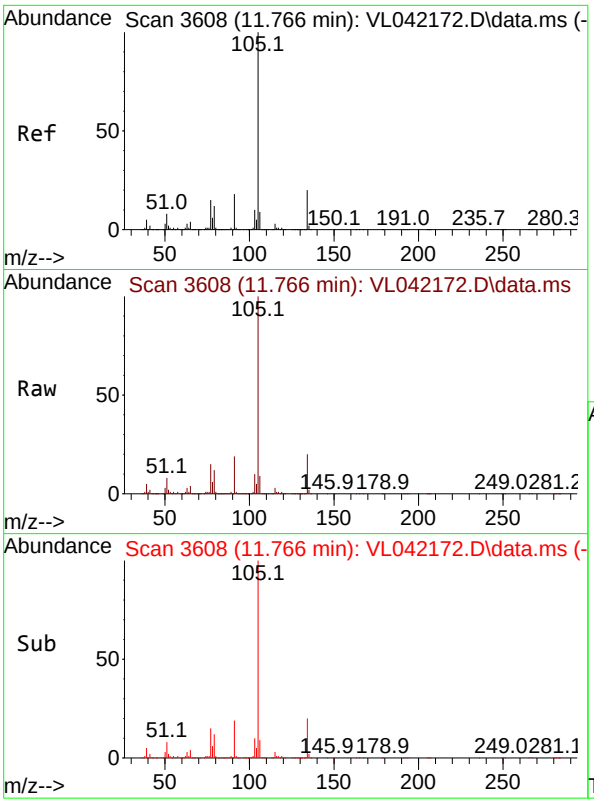

#67
sec-Butylbenzene
Concen: 8.796 ppbv
RT: 11.766 min Scan# 3
Delta R.T. 0.000 min
Lab File: VL042172.D
Acq: 27 Mar 2025 08:26

Instrument :
MSVOA_L
ClientSampleId :
VSTDICCC010

Tgt Ion:105 Resp: 1249106

Ion	Ratio	Lower	Upper
105	100		
134	19.4	15.5	23.3

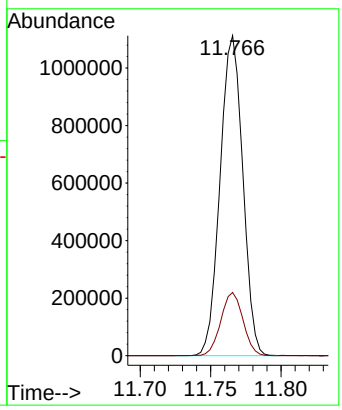

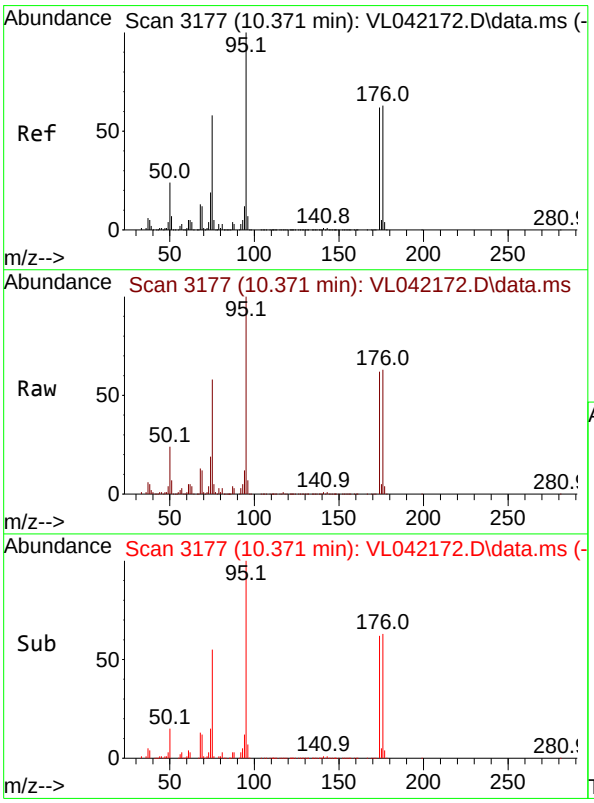

#68
1-Bromo-4-Fluorobenzene
Concen: 9.901 ppbv
RT: 10.371 min Scan# 3177
Delta R.T. 0.000 min
Lab File: VL042172.D
Acq: 27 Mar 2025 08:26

Tgt Ion: 95 Resp: 422410

Ion	Ratio	Lower	Upper
95	100		
174	63.3	50.6	76.0
175	4.7	3.8	5.6

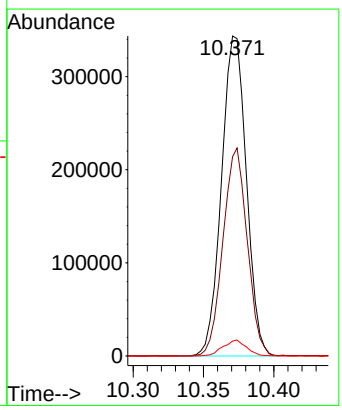

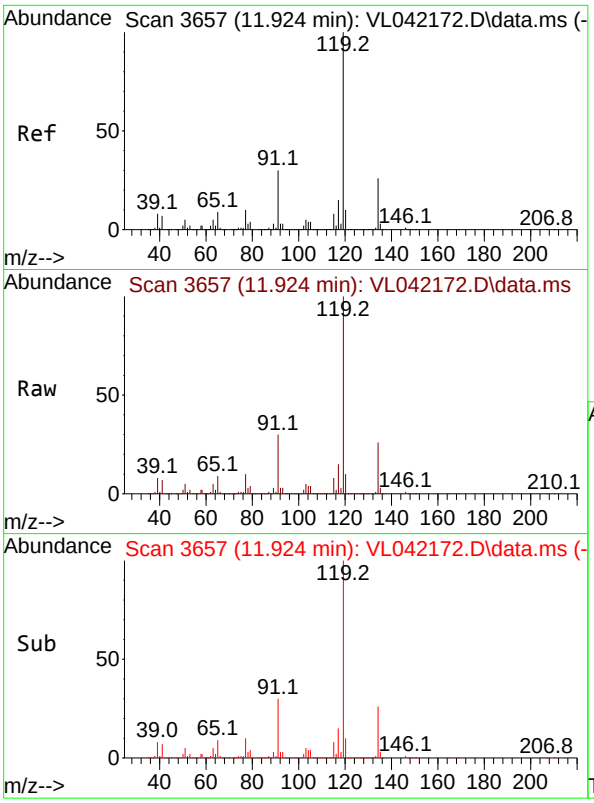

#69
p-Isopropyltoluene
Concen: 8.830 ppbv
RT: 11.924 min Scan# 3
Delta R.T. 0.000 min
Lab File: VL042172.D
Acq: 27 Mar 2025 08:26

Instrument :
MSVOA_L
ClientSampleId :
VSTDICCC010

Tgt Ion:119 Resp: 1079675

Ion	Ratio	Lower	Upper
119	100		
134	25.5	20.4	30.6
91	29.6	23.7	35.5

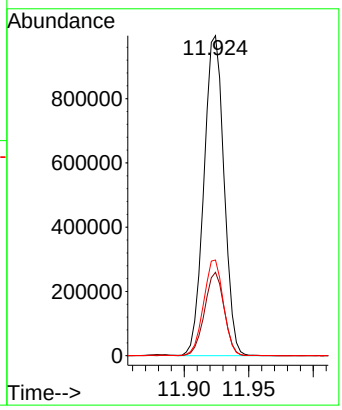

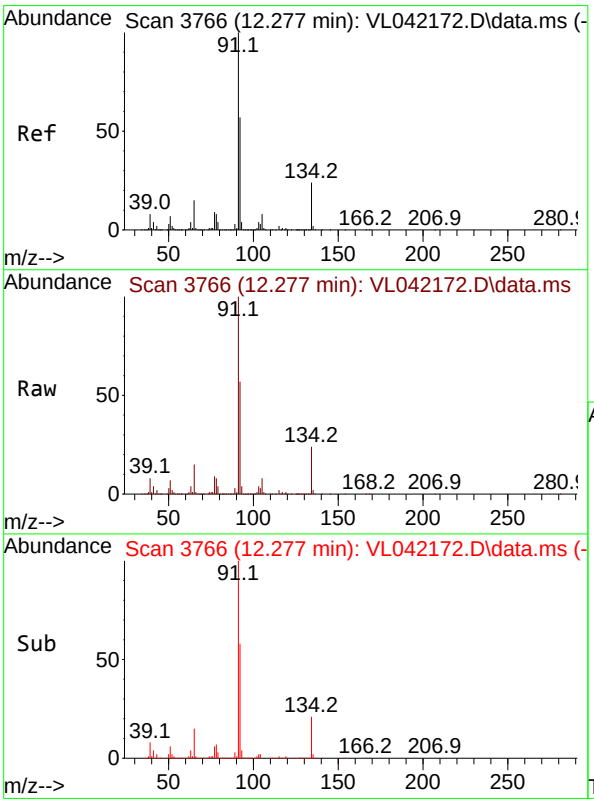

#70
n-Butylbenzene
Concen: 8.879 ppbv
RT: 12.277 min Scan# 3766
Delta R.T. 0.000 min
Lab File: VL042172.D
Acq: 27 Mar 2025 08:26

Tgt Ion: 91 Resp: 1110351

Ion	Ratio	Lower	Upper
91	100		
92	56.1	44.9	67.3
134	24.0	19.2	28.8

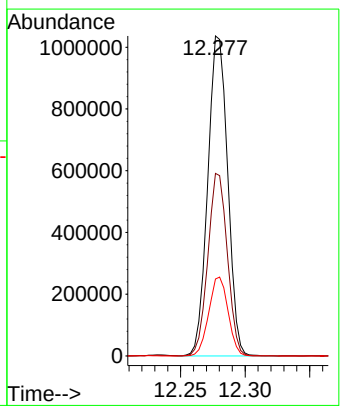

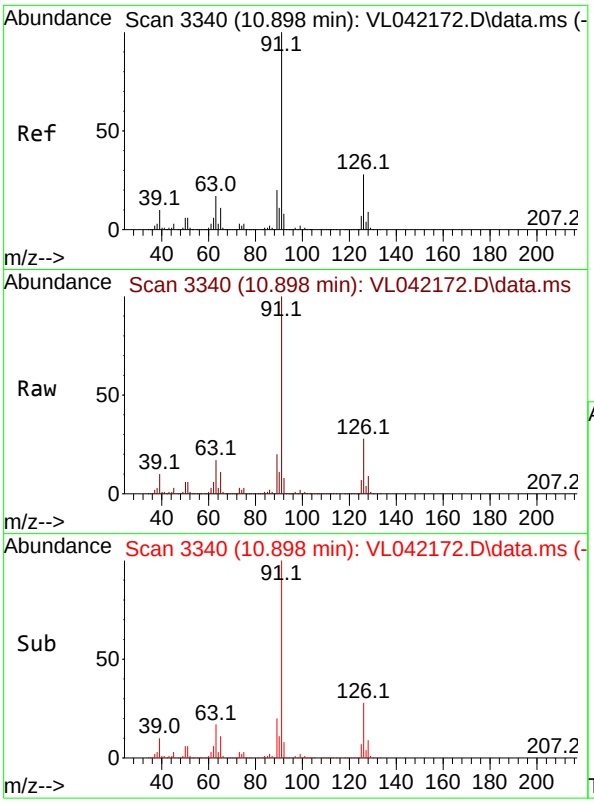

#71
2-Chlorotoluene
Concen: 9.320 ppbv
RT: 10.898 min Scan# 3
Delta R.T. 0.000 min
Lab File: VL042172.D
Acq: 27 Mar 2025 08:26

Instrument :
MSVOA_L
ClientSampleId :
VSTDICCC010

Tgt Ion: 91 Resp: 799102

Ion	Ratio	Lower	Upper
91	100		
126	29.0	11.6	46.4

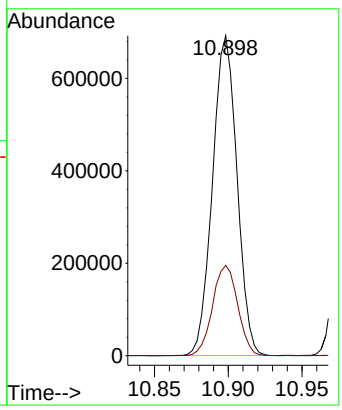

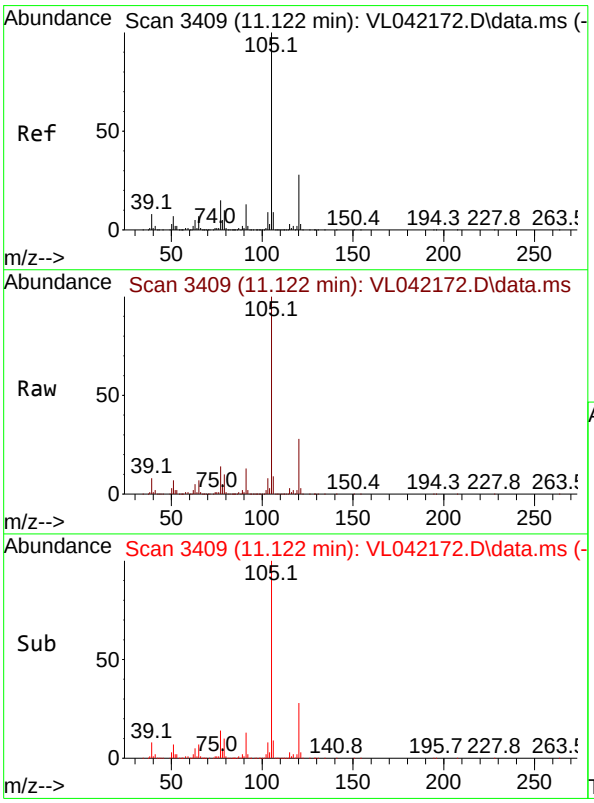

#72
4-Ethyltoluene
Concen: 9.200 ppbv
RT: 11.122 min Scan# 3409
Delta R.T. 0.000 min
Lab File: VL042172.D
Acq: 27 Mar 2025 08:26

Tgt Ion:105 Resp: 846232

Ion	Ratio	Lower	Upper
105	100		
120	29.2	23.4	35.0
91	12.9	10.3	15.5
77	14.3	11.4	17.2

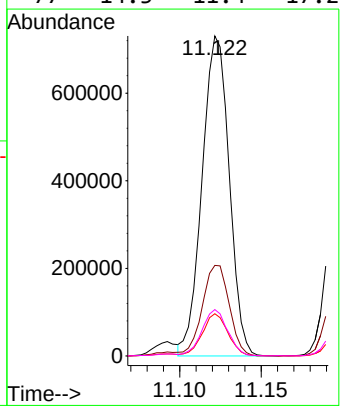

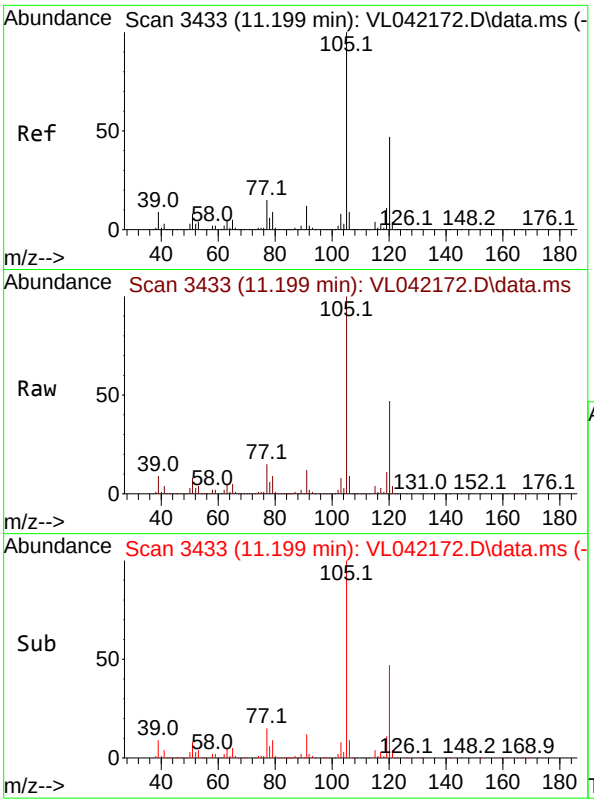

#73
1,3,5-Trimethylbenzene
Concen: 8.970 ppbv
RT: 11.199 min Scan# 3
Delta R.T. 0.000 min
Lab File: VL042172.D
Acq: 27 Mar 2025 08:26

Instrument :
MSVOA_L
ClientSampleId :
VSTDICCC010

Tgt Ion:105 Resp: 720566

Ion	Ratio	Lower	Upper
105	100		
120	46.7	37.4	56.0

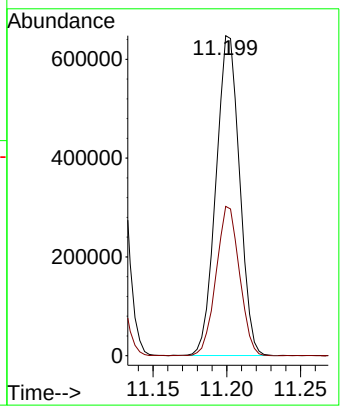

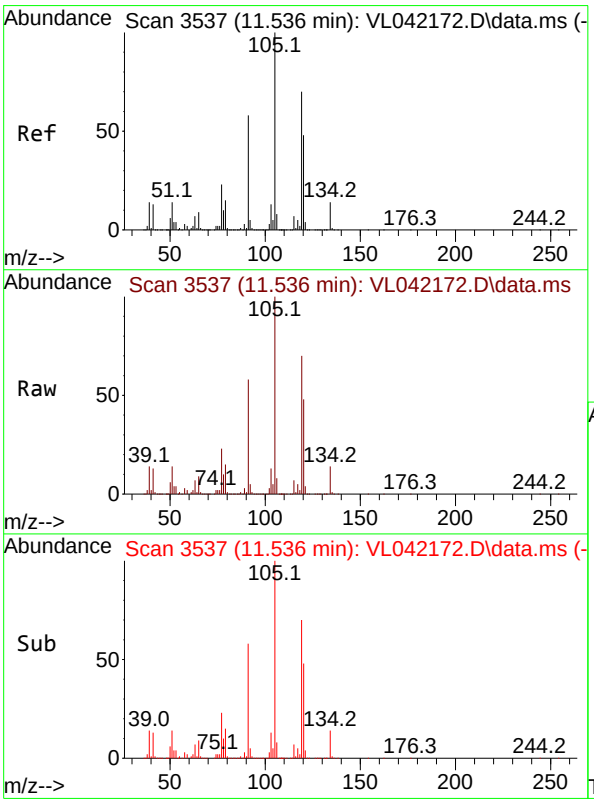

#74
1,2,4-Trimethylbenzene
Concen: 8.480 ppbv
RT: 11.536 min Scan# 3537
Delta R.T. 0.000 min
Lab File: VL042172.D
Acq: 27 Mar 2025 08:26

Tgt Ion:105 Resp: 784745

Ion	Ratio	Lower	Upper
105	100		
120	48.3	38.6	58.0
91	57.7	46.2	69.2
77	23.2	18.6	27.8

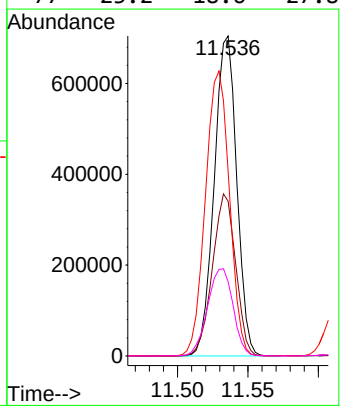

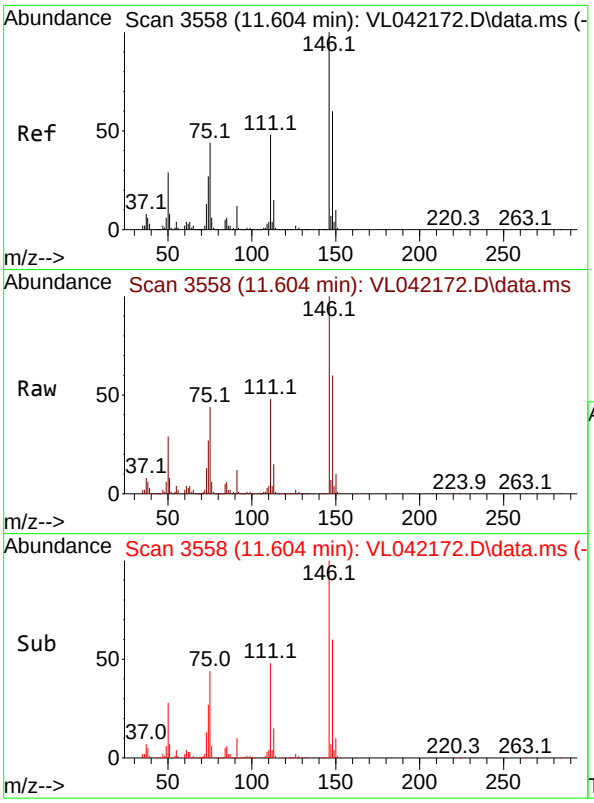

#75
1,3-Dichlorobenzene
Concen: 9.028 ppbv
RT: 11.604 min Scan# 3
Delta R.T. 0.000 min
Lab File: VL042172.D
Acq: 27 Mar 2025 08:26

Instrument :
MSVOA_L
ClientSampleId :
VSTDICCC010

Tgt Ion:146 Resp: 458226

Ion	Ratio	Lower	Upper
146	100		
111	47.5	23.8	71.2
148	63.9	31.9	95.9

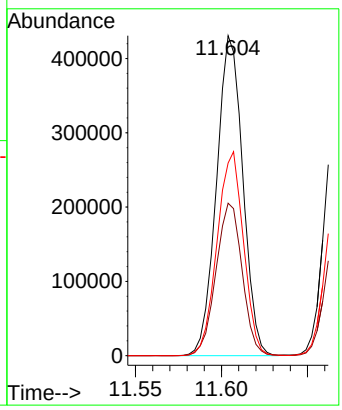

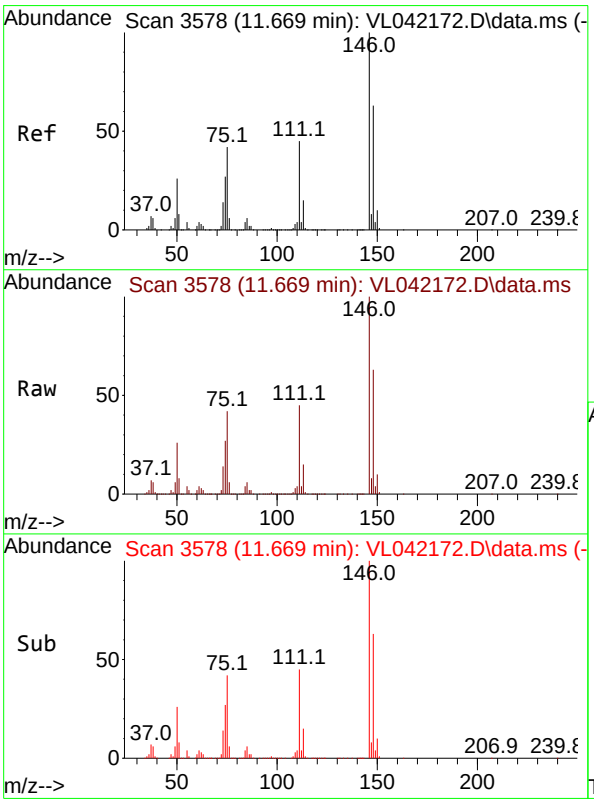

#76
1,4-Dichlorobenzene
Concen: 9.134 ppbv
RT: 11.669 min Scan# 3578
Delta R.T. 0.000 min
Lab File: VL042172.D
Acq: 27 Mar 2025 08:26

Tgt Ion:146 Resp: 461371

Ion	Ratio	Lower	Upper
146	100		
111	46.0	23.0	69.0
148	63.8	31.9	95.7

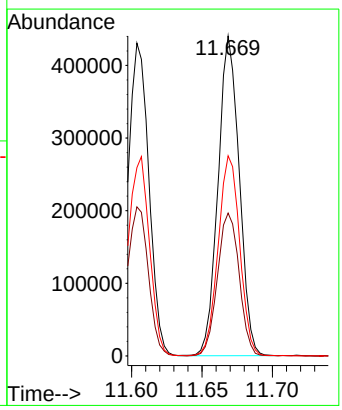

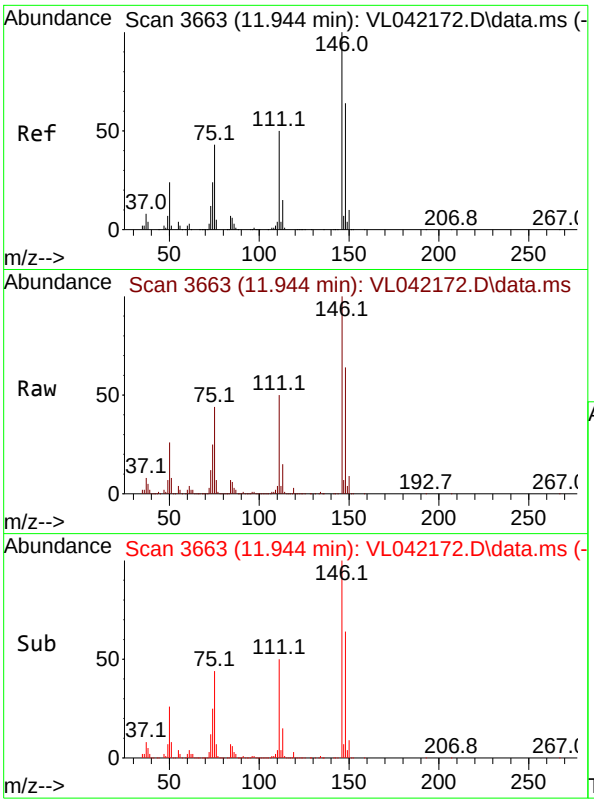

#77
1,2-Dichlorobenzene
Concen: 8.933 ppbv
RT: 11.944 min Scan# 3(
Delta R.T. 0.000 min
Lab File: VL042172.D
Acq: 27 Mar 2025 08:26

Instrument :
MSVOA_L
ClientSampleId :
VSTDICCC010

Tgt Ion:146 Resp: 441473

Ion	Ratio	Lower	Upper
146	100		
111	49.5	24.8	74.3
148	63.2	31.6	94.8

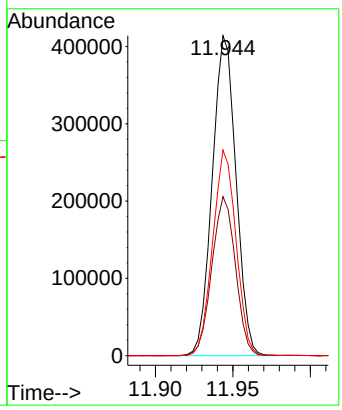

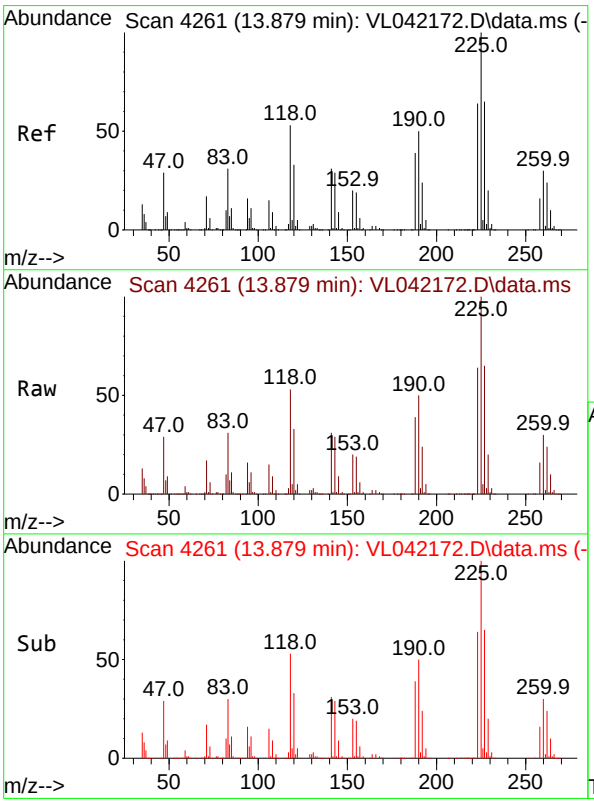

#78
Hexachloro-1,3-Butadiene
Concen: 8.284 ppbv
RT: 13.879 min Scan# 4261
Delta R.T. 0.000 min
Lab File: VL042172.D
Acq: 27 Mar 2025 08:26

Tgt Ion:225 Resp: 416735

Ion	Ratio	Lower	Upper
225	100		
223	63.3	50.6	76.0
227	64.0	51.2	76.8

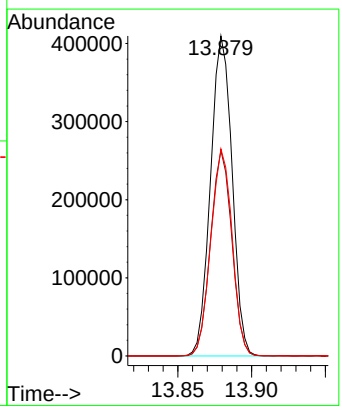

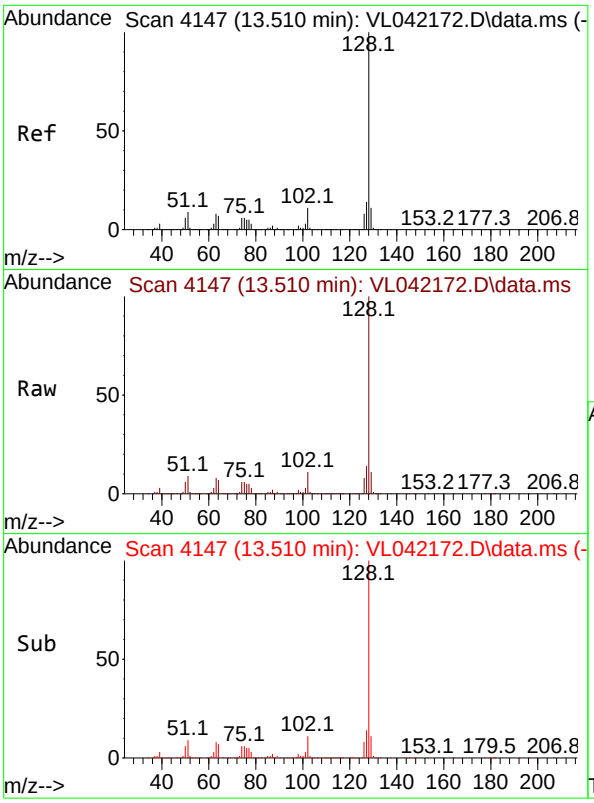

#79
Naphthalene
Concen: 9.271 ppbv
RT: 13.510 min Scan# 4
Delta R.T. 0.000 min
Lab File: VL042172.D
Acq: 27 Mar 2025 08:26

Instrument :
MSVOA_L
ClientSampleId :
VSTDICCC010

Tgt Ion:128 Resp: 938470

Ion	Ratio	Lower	Upper
128	100		
127	13.5	10.8	16.2
129	11.2	9.0	13.4

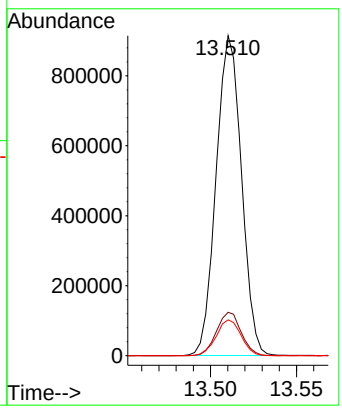



#80
Naphthalene,2-methyl-
Concen: 10.436 ppbv
RT: 14.455 min Scan# 4439
Delta R.T. 0.000 min
Lab File: VL042172.D
Acq: 27 Mar 2025 08:26

Tgt Ion:142 Resp: 514394

Ion	Ratio	Lower	Upper
142	100		
141	82.9	66.3	99.5
115	39.5	31.6	47.4

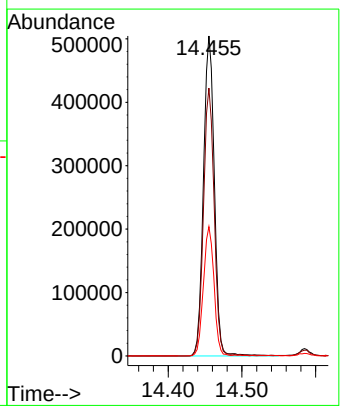

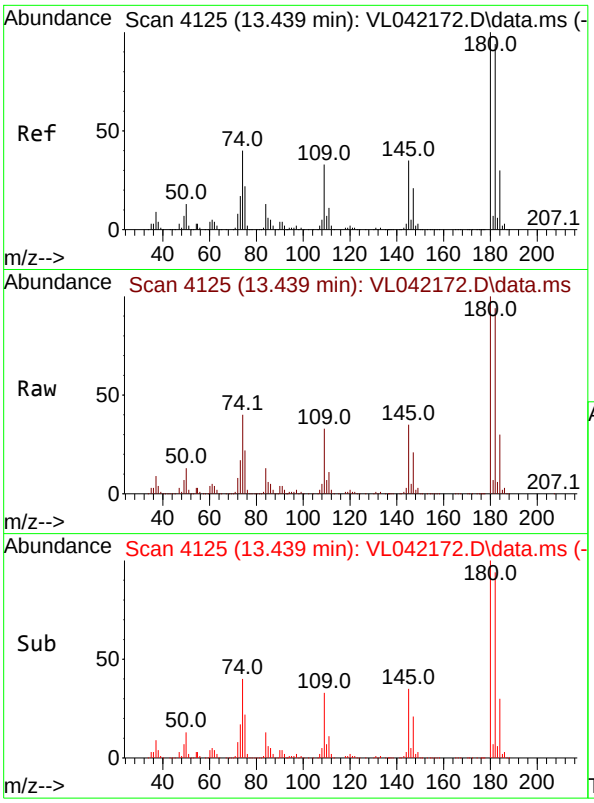

#81
1,2,4-Trichlorobenzene
Concen: 9.561 ppbv
RT: 13.439 min Scan# 4
Delta R.T. 0.000 min
Lab File: VL042172.D
Acq: 27 Mar 2025 08:26

Instrument :
MSVOA_L
ClientSampleId :
VSTDICCC010

Tgt Ion:180 Resp: 446420

Ion	Ratio	Lower	Upper
180	100		
182	93.9	75.1	112.7
184	30.5	24.4	36.6

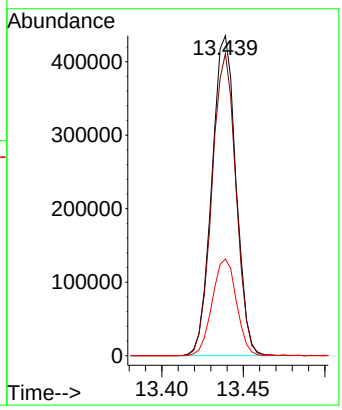

Quantitation Report (Not Reviewed)

Data Path : Z:\voasrv\HPCHEM1\MSVOA_L\Data\VL032725\
Data File : VL042173.D
Acq On : 27 Mar 2025 08:59
Operator : SY/MD
Sample : VSTDICC002
Misc : 400mL/MSVOA_L
ALS Vial : 1 Sample Multiplier: 1

Instrument :
MSVOA_L
ClientSampleId :
VSTDICC002

Quant Time: Mar 28 01:32:52 2025
Quant Method : Z:\voasrv\HPCHEM1\MSVOA_L\methods\VL032725AIR.M
Quant Title : AIR ANALYSIS BY METHOD TO-15 Instrument: MSVOA_LFri Aug 26 06:05:16 2022
QLast Update : Fri Mar 28 01:31:23 2025
Response via : Initial Calibration

Compound	R.T.	QIon	Response	Conc	Units		Dev(Min)
Internal Standards							
1) Bromochloromethane	2.784	49	188395	10.000	ppbv		0.00
33) 1,4-Difluorobenzene	3.952	114	546394	10.000	ppbv		0.00
55) Chlorobenzene-d5	8.875	117	504538	10.000	ppbv		0.00
System Monitoring Compounds							
68) 1-Bromo-4-Fluorobenzene	10.370	95	417532	10.077	ppbv		0.00
Spiked Amount 10.000	Range 65 - 135		Recovery = 100.800%				
Target Compounds							Qvalue
2) Dichlorodifluoromethane	1.496	85	55859	2.008	ppbv		99
3) Chlorodifluoromethane	1.473	51	57045	2.007	ppbv		99
4) Chloromethane	1.531	50	23293	2.049	ppbv		94
5) Vinyl Chloride	1.576	62	21989	1.897	ppbv		99
6) Bromomethane	1.664	94	10027	1.946	ppbv		98
7) Chloroethane	1.703	64	8413	1.844	ppbv		92
8) Dichlorotetrafluoroethane	1.551	85	48008	2.027	ppbv		98
9) Propene	1.483	41	26295	2.054	ppbv		94
10) Heptane	4.972	43	71466	2.063	ppbv		99
11) Trichlorofluoromethane	1.874	101	55754	2.060	ppbv		99
12) 1,1,2-Trichlorotrifluo...	2.136	101	44761	2.012	ppbv		98
13) Ethanol	1.719	45	1827	1.822	ppbv	#	49
14) Bromoethene	1.780	108	17323	2.033	ppbv	#	89
15) Acetone	1.832	43	55365	2.101	ppbv		95
16) 1,3-Butadiene	1.606	39	22894	1.932	ppbv		95
17) tert-Butyl alcohol	2.039	59	66174	2.016	ppbv		100
18) 1,1-Dichloroethene	2.030	96	21103	2.029	ppbv		95
19) Isopropyl Alcohol	1.884	45	27804	1.870	ppbv	#	35
20) Methylene Chloride	2.059	84	20518	2.091	ppbv		96
21) Allyl Chloride	2.094	41	38425	2.068	ppbv		99
22) trans-1,2-Dichloroethene	2.337	96	23384	1.924	ppbv		92
23) Vinyl Acetate	2.460	43	20736	1.894	ppbv	#	97
24) 1,1-Dichloroethane	2.405	63	44740	2.008	ppbv		99
25) Ethyl Acetate	2.832	43	139516	2.040	ppbv		99
26) Hexane	2.823	57	52095	1.972	ppbv		92
27) Carbon Disulfide	2.146	76	57969	2.047	ppbv	#	76
28) Methyl tert-Butyl Ether	2.437	73	33703	2.049	ppbv		99
29) Chloroform	2.845	83	78043	2.019	ppbv		95
30) Cyclohexane	3.852	84	45641	1.989	ppbv		99
31) cis-1,2-Dichloroethene	2.719	61	53713	2.003	ppbv		96
32) 1,1,1-Trichloroethane	3.363	97	81070	1.833	ppbv		99
34) 2-Butanone	2.554	43	84157	2.124	ppbv		99
35) Carbon Tetrachloride	3.758	117	81735	1.944	ppbv		96
36) Benzene	3.651	78	110727	2.044	ppbv		97
37) 1,2-Dichloroethane	3.214	62	61476	1.982	ppbv		97
38) Trichloroethene	4.541	130	43501	1.924	ppbv		97
39) 1,2-Dichloropropane	4.308	63	39912	2.023	ppbv		93
40) 1,4-Dioxane	4.587	88	14008	1.369	ppbv	#	2
41) Tetrahydrofuran	3.056	42	47262	2.097	ppbv		99
42) Bromodichloromethane	4.483	83	87640	2.050	ppbv		99
43) Methyl Methacrylate	4.878	69	44624	1.952	ppbv		97
44) 2,2,4-Trimethylpentane	4.632	57	188282	2.057	ppbv		100
45) t-1,3-Dichloropropene	6.406	75	49461	2.011	ppbv		99

Quantitation Report (Not Reviewed)

Data Path : Z:\voasrv\HPCHEM1\MSVOA_L\Data\VL032725\
Data File : VL042173.D
Acq On : 27 Mar 2025 08:59
Operator : SY/MD
Sample : VSTDICC002
Misc : 400mL/MSVOA_L
ALS Vial : 1 Sample Multiplier: 1

Instrument :
MSVOA_L
ClientSampleId :
VSTDICC002

Quant Time: Mar 28 01:32:52 2025
Quant Method : Z:\voasrv\HPCHEM1\MSVOA_L\methods\VL032725AIR.M
Quant Title : AIR ANALYSIS BY METHOD TO-15 Instrument: MSVOA_LFri Aug 26 06:05:16 2022
QLast Update : Fri Mar 28 01:31:23 2025
Response via : Initial Calibration

Compound	R.T.	QIon	Response	Conc	Units	Dev(Min)
46) cis-1,3-Dichloropropene	5.593	75	61829	2.050	ppbv #	91
47) 1,1,2-Trichloroethane	6.577	97	41387	1.985	ppbv	95
48) Dibromochloromethane	7.383	129	72441	2.050	ppbv	100
49) Bromoform	9.477	173	65221	2.056	ppbv	98
50) 4-Methyl-2-Pentanone	5.752	43	132328	2.107	ppbv	99
51) 2-Hexanone	7.435	43	112681	2.162	ppbv #	99
52) Tetrachloroethene	8.221	164	40558	1.888	ppbv	98
53) Toluene	6.923	91	131314	2.045	ppbv	99
54) 1,2-Dibromoethane	7.648	107	56799	1.952	ppbv	90
56) 1,1,1,2-Tetrachloroethane	8.920	131	58141	2.093	ppbv	97
57) Chlorobenzene	8.914	112	100308	2.096	ppbv #	94
58) Ethyl Benzene	9.351	91	191114	2.132	ppbv	96
59) m/p-Xylene	9.548	91	167182	2.333	ppbv #	31
60) o-Xylene	9.959	91	151292	2.109	ppbv	98
61) Styrene	9.865	104	74134	2.089	ppbv	98
62) Isopropylbenzene	10.535	105	228191	2.127	ppbv	99
63) 1,1,2,2-Tetrachloroethane	9.956	83	90114	2.067	ppbv	99
64) n-propylbenzene	10.985	120	58105	2.104	ppbv	92
65) tert-Butylbenzene	11.529	119	216336	2.180	ppbv	99
66) Benzyl Chloride	11.610	91	22272	2.116	ppbv	95
67) sec-Butylbenzene	11.762	105	297381	2.156	ppbv	99
69) p-Isopropyltoluene	11.921	119	258357	2.176	ppbv	100
70) n-Butylbenzene	12.277	91	270616	2.228	ppbv	99
71) 2-Chlorotoluene	10.898	91	177487	2.132	ppbv	100
72) 4-Ethyltoluene	11.121	105	194660	2.179	ppbv	99
73) 1,3,5-Trimethylbenzene	11.199	105	169221	2.169	ppbv	96
74) 1,2,4-Trimethylbenzene	11.532	105	198351	2.207	ppbv	96
75) 1,3-Dichlorobenzene	11.604	146	107217	2.175	ppbv	97
76) 1,4-Dichlorobenzene	11.668	146	104925	2.139	ppbv	99
77) 1,2-Dichlorobenzene	11.943	146	102310	2.132	ppbv	99
78) Hexachloro-1,3-Butadiene	13.879	225	109539	2.242	ppbv	99
79) Naphthalene	13.510	128	233451	2.375	ppbv	97
80) Naphthalene,2-methyl-	14.455	142	117313	2.451	ppbv	99
81) 1,2,4-Trichlorobenzene	13.435	180	103765	2.288	ppbv	97

(#) = qualifier out of range (m) = manual integration (+) = signals summed

Quantitation Report (Not Reviewed)

Data Path : Z:\voasrv\HPCHEM1\MSVOA_L\Data\VL032725\
Data File : VL042173.D
Acq On : 27 Mar 2025 08:59
Operator : SY/MD
Sample : VSTDICC002
Misc : 400mL/MSVOA_L
ALS Vial : 1 Sample Multiplier: 1

Instrument :
MSVOA_L
ClientSampleId :
VSTDICC002

Quant Time: Mar 28 01:32:52 2025
Quant Method : Z:\voasrv\HPCHEM1\MSVOA_L\methods\VL032725AIR.M
Quant Title : AIR ANALYSIS BY METHOD TO-15 Instrument: MSVOA_LFri Aug 26 06:05:16 2022
QLast Update : Fri Mar 28 01:31:23 2025
Response via : Initial Calibration

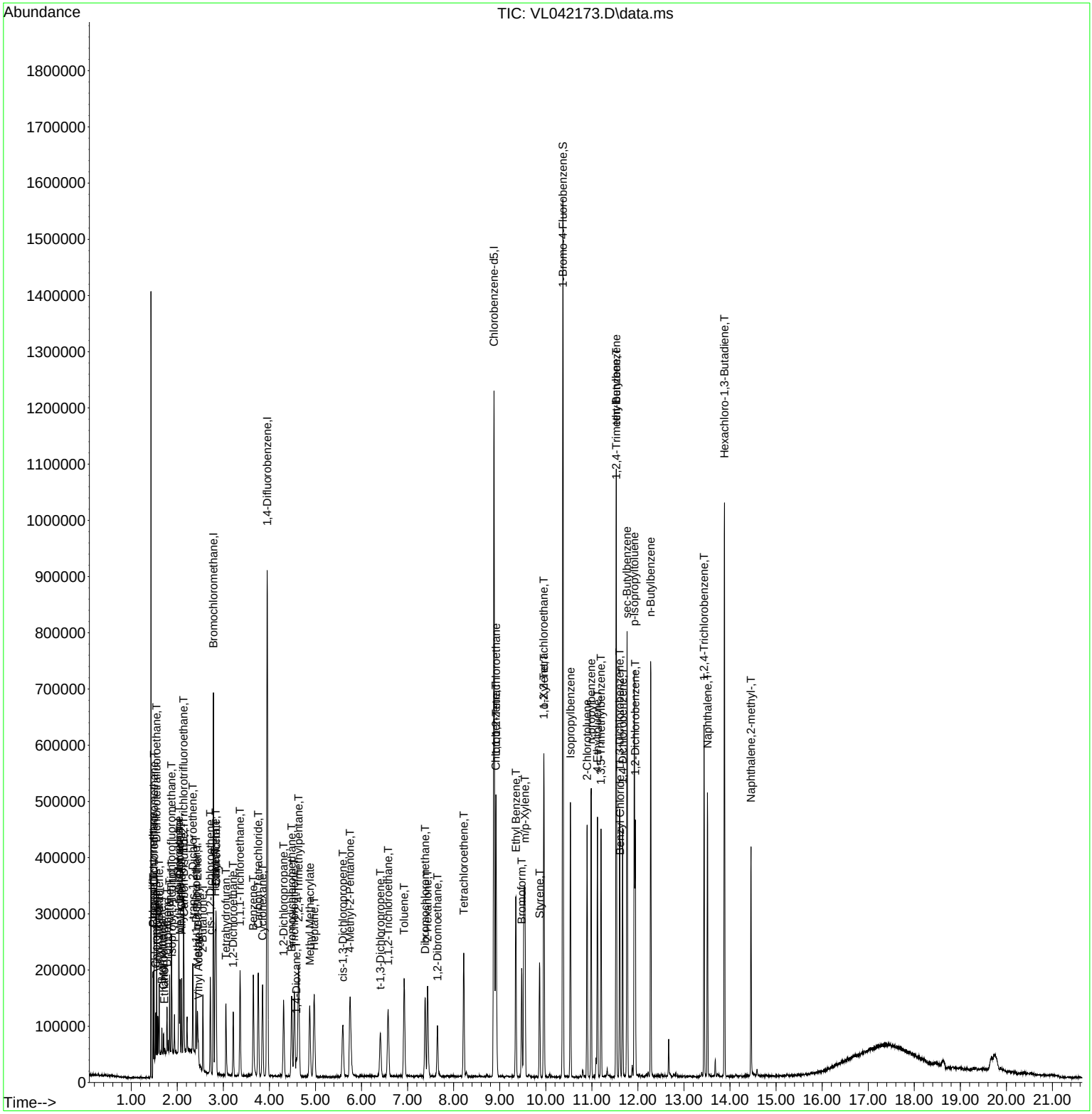

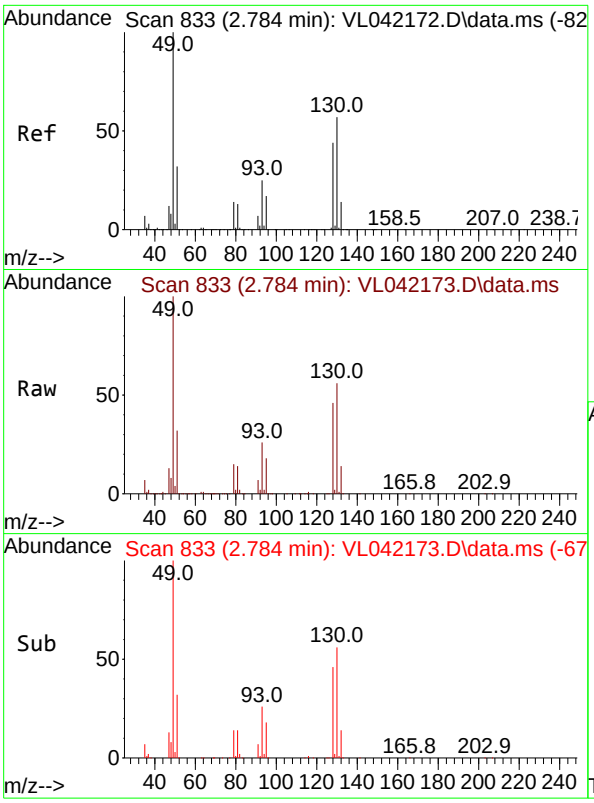

#1
Bromochloromethane
Concen: 10.000 ppbv
RT: 2.784 min Scan# 8
Delta R.T. -0.000 min
Lab File: VL042173.D
Acq: 27 Mar 2025 08:59

Instrument :
MSVOA_L
ClientSampleId :
VSTDICC002

Tgt Ion: 49 Resp: 188395

Ion	Ratio	Lower	Upper
49	100		
128	45.7	22.9	68.5
130	58.5	28.8	86.4

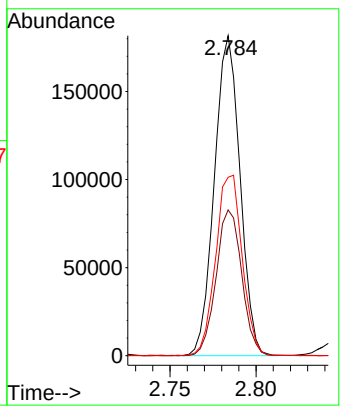



#2
Dichlorodifluoromethane
Concen: 2.008 ppbv
RT: 1.496 min Scan# 435
Delta R.T. -0.000 min
Lab File: VL042173.D
Acq: 27 Mar 2025 08:59

Tgt Ion: 85 Resp: 55859

Ion	Ratio	Lower	Upper
85	100		
87	32.1	26.1	39.1

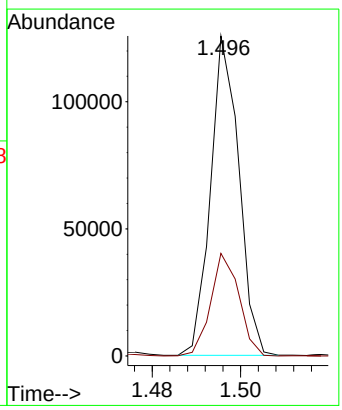

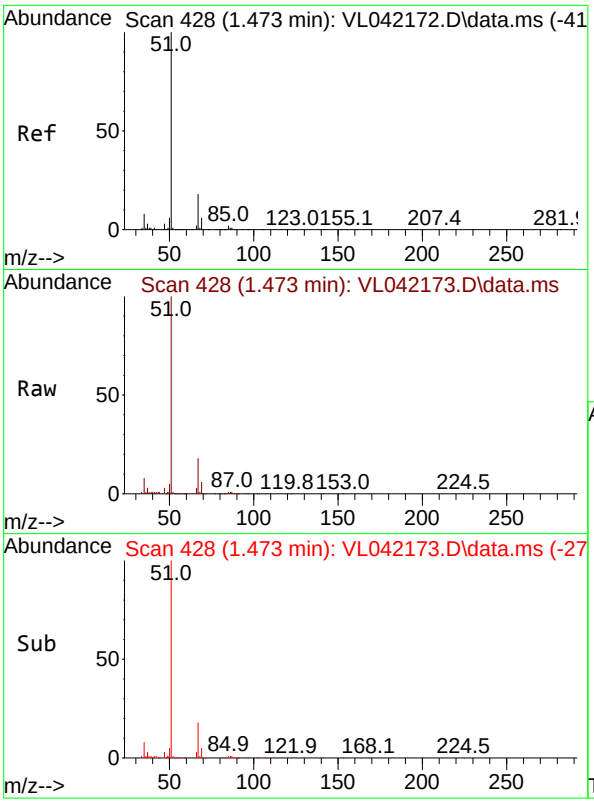

#3
Chlorodifluoromethane
Concen: 2.007 ppbv
RT: 1.473 min Scan# 4
Delta R.T. -0.000 min
Lab File: VL042173.D
Acq: 27 Mar 2025 08:59

Instrument :
MSVOA_L
ClientSampleId :
VSTDICC002

Tgt Ion: 51 Resp: 57045

Ion	Ratio	Lower	Upper
51	100		
67	19.4	15.0	22.6

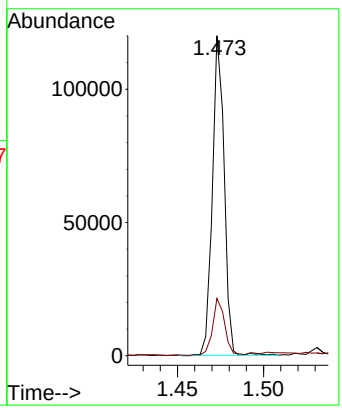

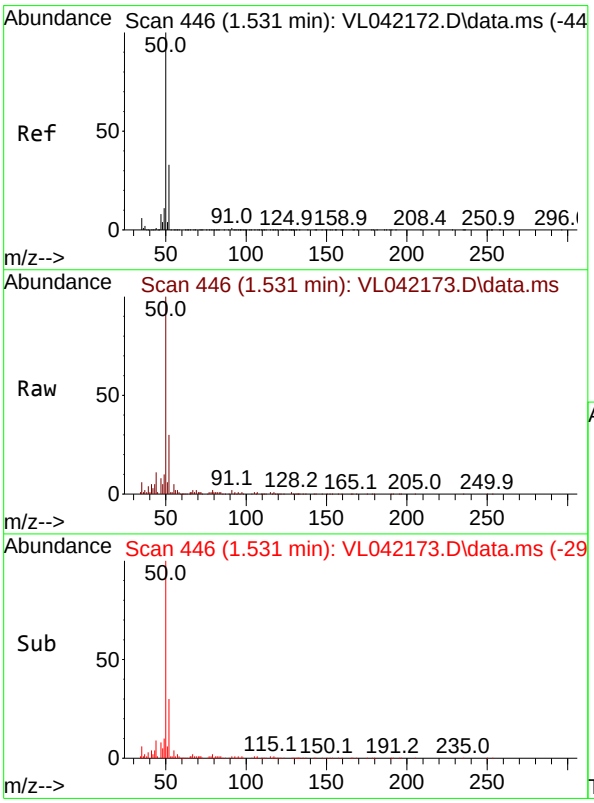

#4
Chloromethane
Concen: 2.049 ppbv
RT: 1.531 min Scan# 446
Delta R.T. -0.000 min
Lab File: VL042173.D
Acq: 27 Mar 2025 08:59

Tgt Ion: 50 Resp: 23293

Ion	Ratio	Lower	Upper
50	100		
52	29.5	26.1	39.1

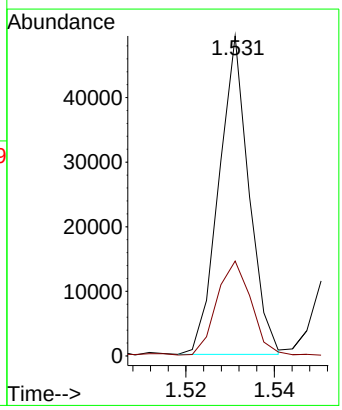

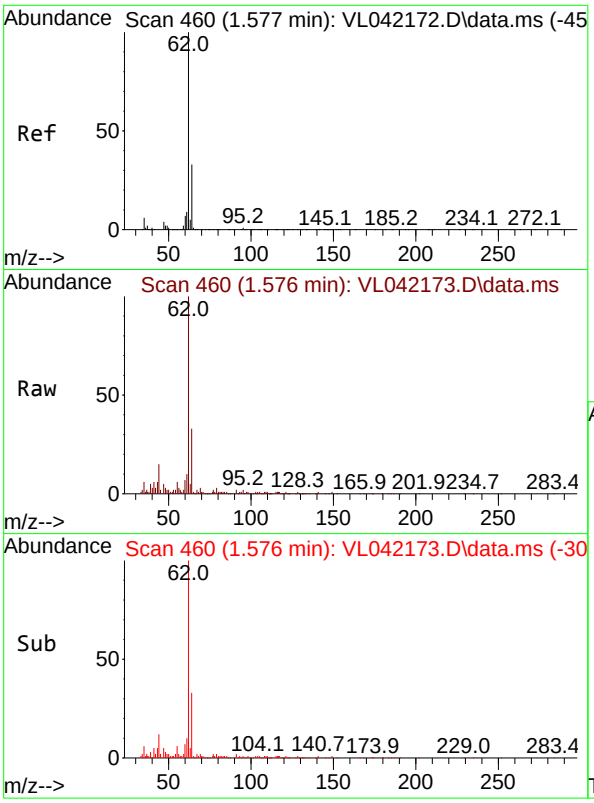

#5
Vinyl Chloride
Concen: 1.897 ppbv
RT: 1.576 min Scan# 4
Delta R.T. -0.000 min
Lab File: VL042173.D
Acq: 27 Mar 2025 08:59

Instrument :
MSVOA_L
ClientSampleId :
VSTDICC002

Tgt Ion: 62 Resp: 21989

Ion	Ratio	Lower	Upper
62	100		
64	32.5	26.6	40.0

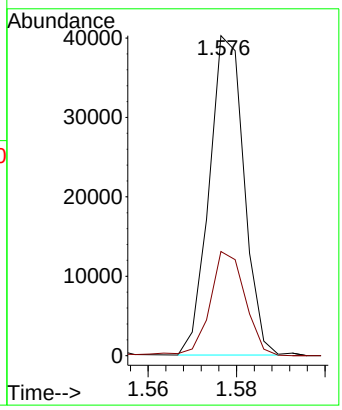

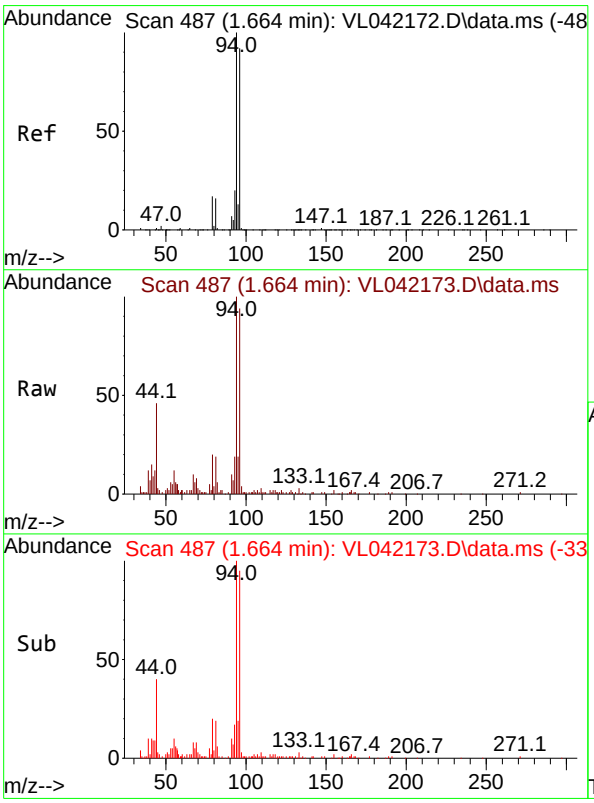

#6
Bromomethane
Concen: 1.946 ppbv
RT: 1.664 min Scan# 487
Delta R.T. -0.000 min
Lab File: VL042173.D
Acq: 27 Mar 2025 08:59

Tgt Ion: 94 Resp: 10027

Ion	Ratio	Lower	Upper
94	100		
96	93.6	73.1	109.7

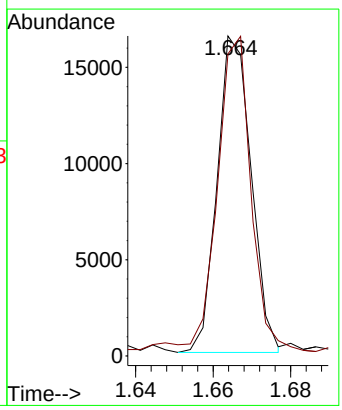

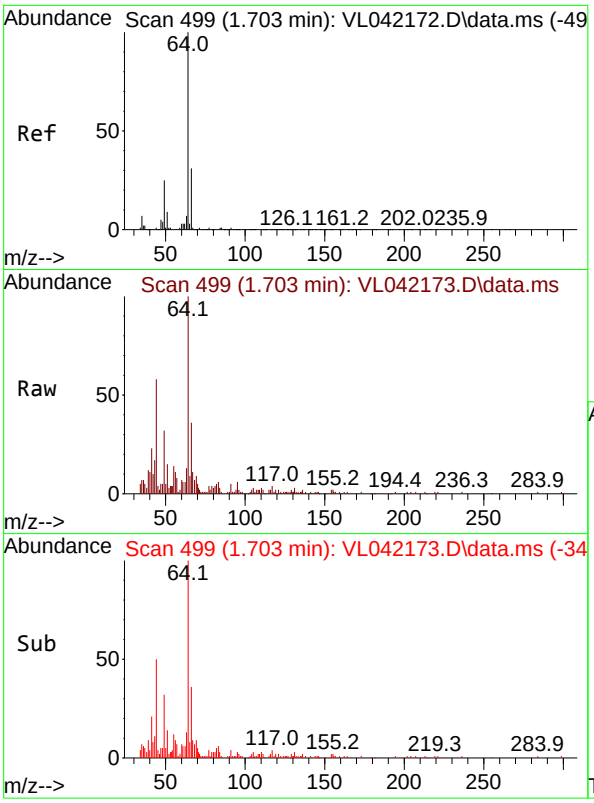

#7
Chloroethane
Concen: 1.844 ppbv
RT: 1.703 min Scan# 4
Delta R.T. -0.000 min
Lab File: VL042173.D
Acq: 27 Mar 2025 08:59

Instrument :
MSVOA_L
ClientSampleId :
VSTDICC002

Tgt Ion: 64 Resp: 8413

Ion	Ratio	Lower	Upper
64	100		
66	36.1	25.2	37.8

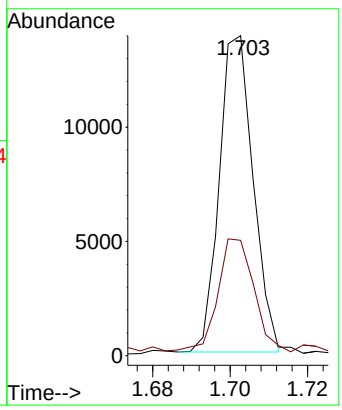

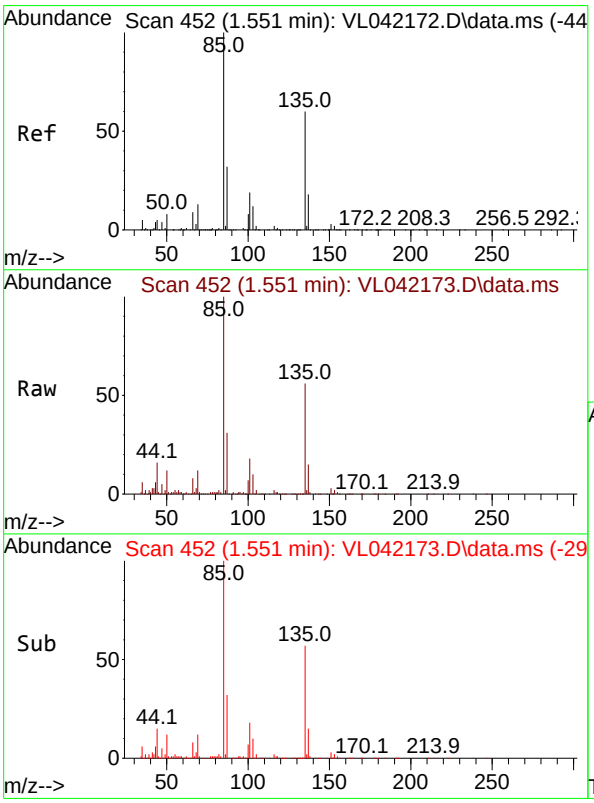

#8
Dichlorotetrafluoroethane
Concen: 2.027 ppbv
RT: 1.551 min Scan# 452
Delta R.T. -0.000 min
Lab File: VL042173.D
Acq: 27 Mar 2025 08:59

Tgt Ion: 85 Resp: 48008

Ion	Ratio	Lower	Upper
85	100		
135	66.8	52.4	78.6

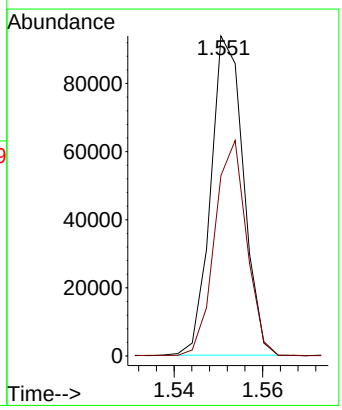

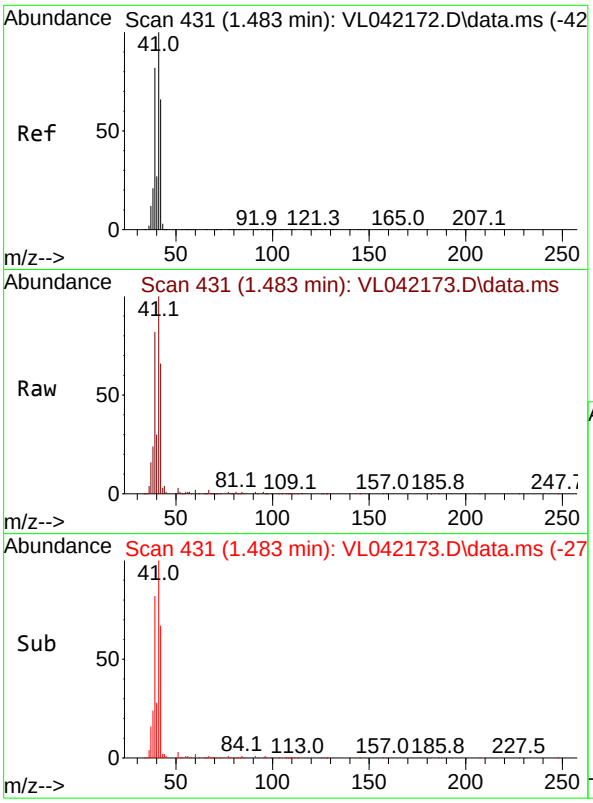

#9
Propene
Concen: 2.054 ppbv
RT: 1.483 min Scan# 4
Delta R.T. -0.000 min
Lab File: VL042173.D
Acq: 27 Mar 2025 08:59

Instrument :
MSVOA_L
ClientSampleId :
VSTDICC002

Tgt Ion: 41 Resp: 26295

Ion	Ratio	Lower	Upper
41	100		
42	73.9	55.4	83.2

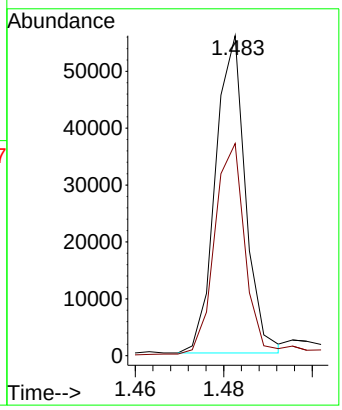

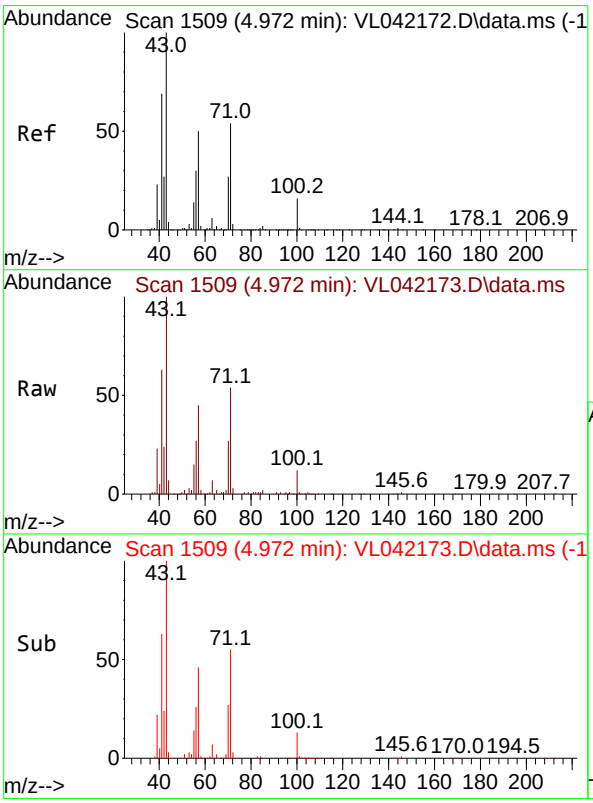

#10
Heptane
Concen: 2.063 ppbv
RT: 4.972 min Scan# 1509
Delta R.T. -0.000 min
Lab File: VL042173.D
Acq: 27 Mar 2025 08:59

Tgt Ion: 43 Resp: 71466

Ion	Ratio	Lower	Upper
43	100		
57	49.6	39.4	59.2

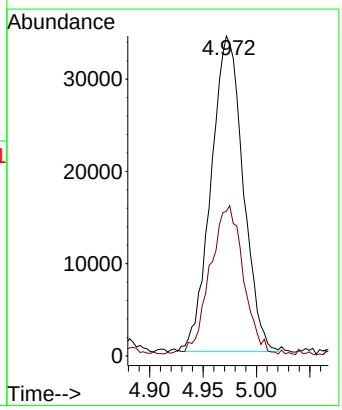

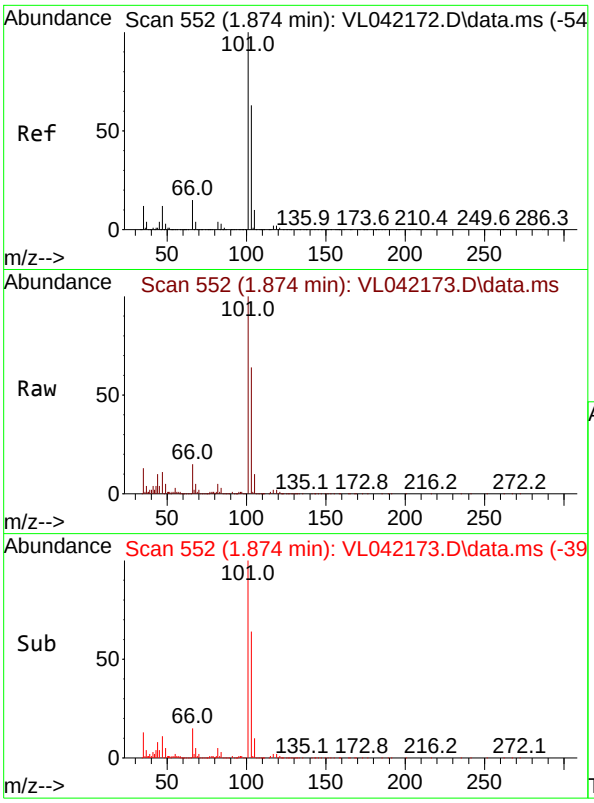

#11
Trichlorofluoromethane
Concen: 2.060 ppbv
RT: 1.874 min Scan# 5
Delta R.T. -0.000 min
Lab File: VL042173.D
Acq: 27 Mar 2025 08:59

Instrument :
MSVOA_L
ClientSampleId :
VSTDICC002

Tgt Ion:101 Resp: 55754

Ion	Ratio	Lower	Upper
101	100		
103	63.5	50.2	75.2

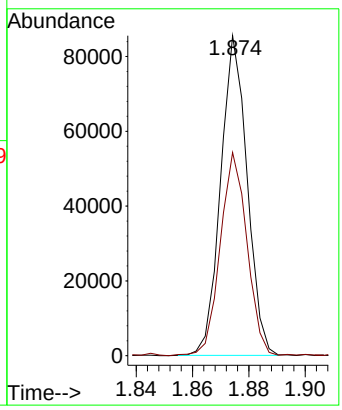

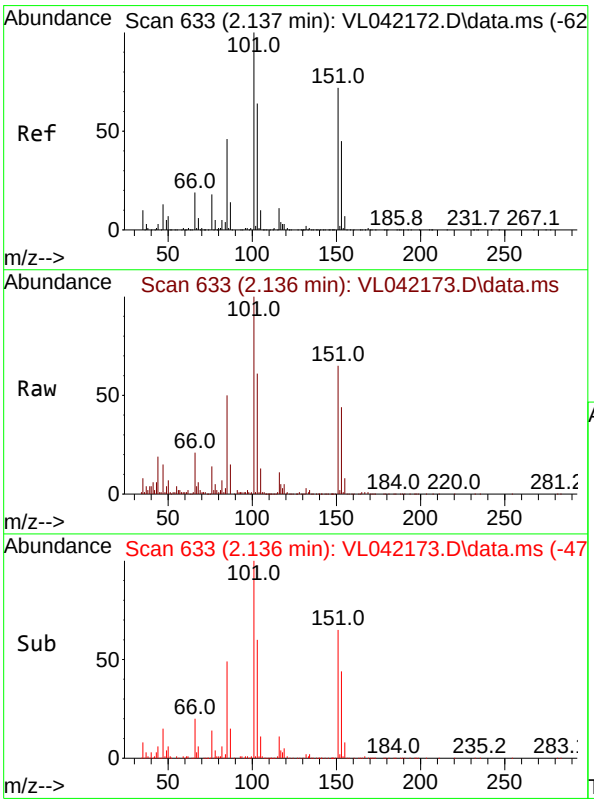

#12
1,1,2-Trichlorotrifluoroethane
Concen: 2.012 ppbv
RT: 2.136 min Scan# 633
Delta R.T. -0.000 min
Lab File: VL042173.D
Acq: 27 Mar 2025 08:59

Tgt Ion:101 Resp: 44761

Ion	Ratio	Lower	Upper
101	100		
151	73.0	57.1	85.7

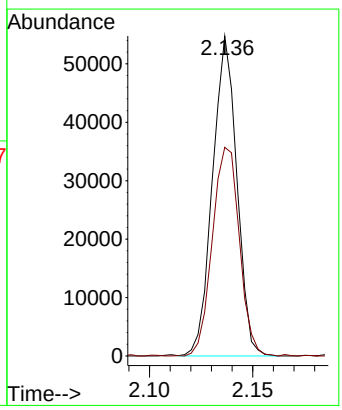

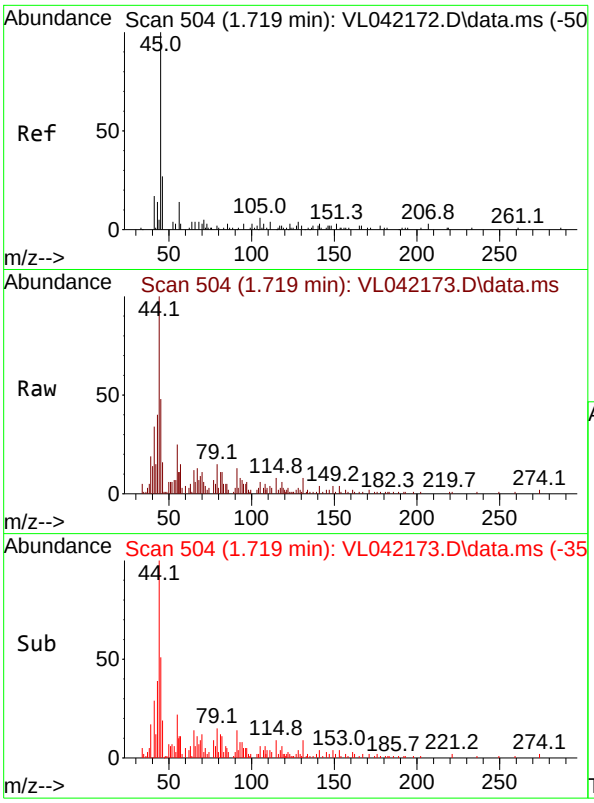

#13
Ethanol
Concen: 1.822 ppbv
RT: 1.719 min Scan# 5(
Delta R.T. -0.000 min
Lab File: VL042173.D
Acq: 27 Mar 2025 08:59

Instrument :
MSVOA_L
ClientSampleId :
VSTDICC002

Tgt Ion: 45 Resp: 1827

Ion	Ratio	Lower	Upper
45	100		
46	85.6	20.2	80.8#

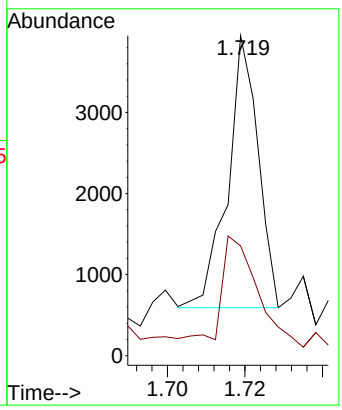

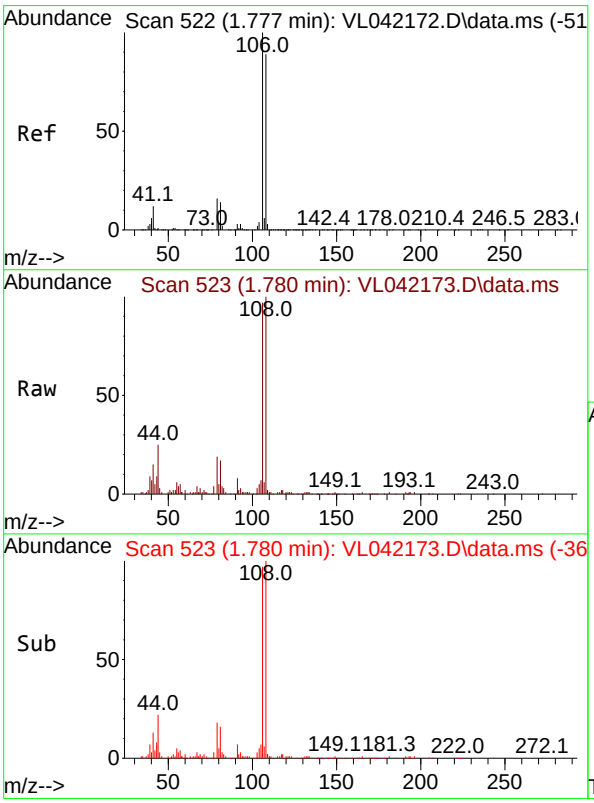

#14
Bromoethene
Concen: 2.033 ppbv
RT: 1.780 min Scan# 523
Delta R.T. 0.003 min
Lab File: VL042173.D
Acq: 27 Mar 2025 08:59

Tgt Ion:108 Resp: 17323

Ion	Ratio	Lower	Upper
108	100		
106	100.6	86.8	130.2
79	32.0	15.0	22.6#

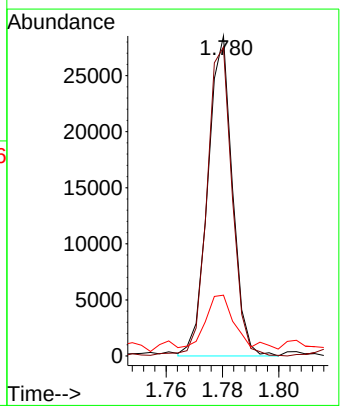

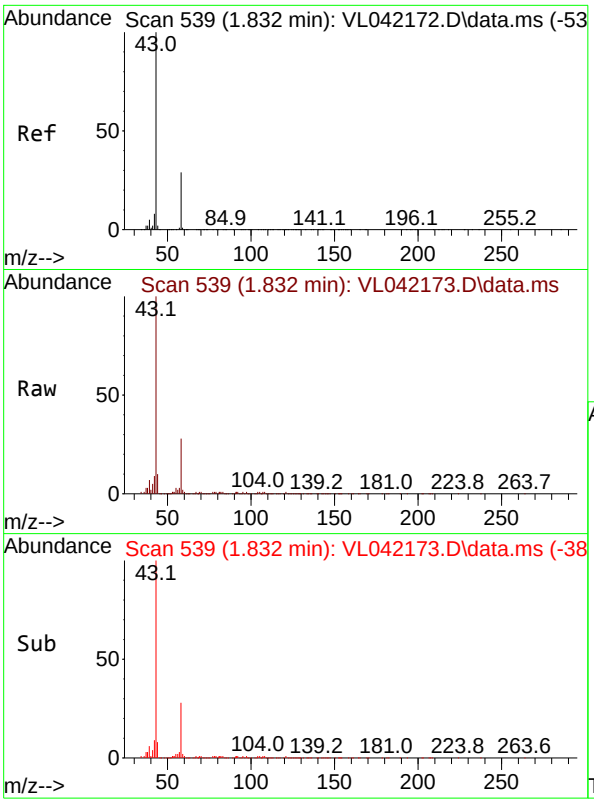

#15
Acetone
Concen: 2.101 ppbv
RT: 1.832 min Scan# 5
Delta R.T. -0.000 min
Lab File: VL042173.D
Acq: 27 Mar 2025 08:59

Instrument :
MSVOA_L
ClientSampleId :
VSTDICC002

Tgt Ion: 43 Resp: 55365

Ion	Ratio	Lower	Upper
43	100		
58	31.8	23.2	34.8

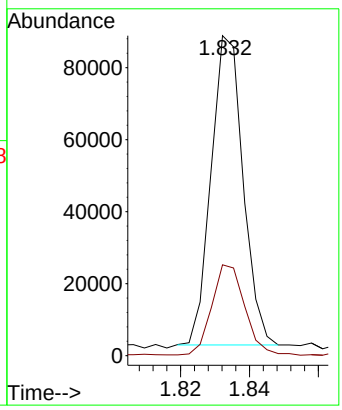

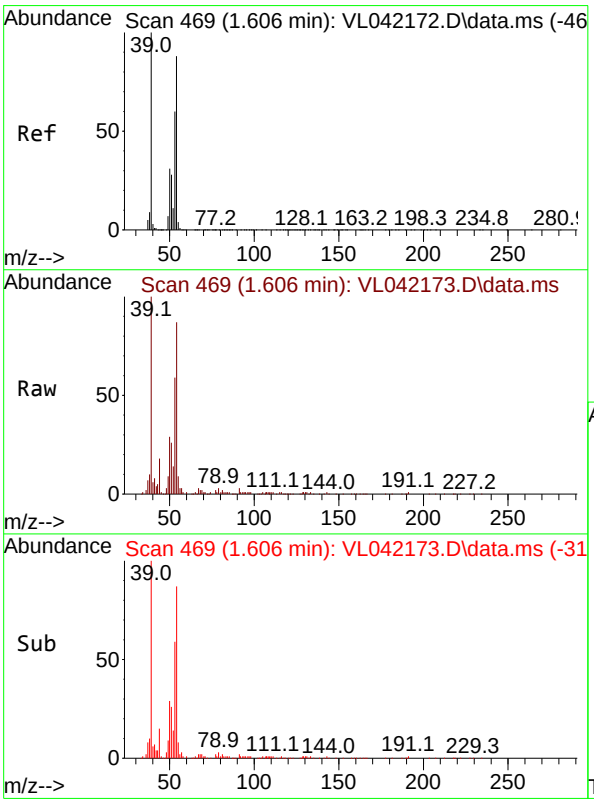

#16
1,3-Butadiene
Concen: 1.932 ppbv
RT: 1.606 min Scan# 469
Delta R.T. -0.000 min
Lab File: VL042173.D
Acq: 27 Mar 2025 08:59

Tgt Ion: 39 Resp: 22894

Ion	Ratio	Lower	Upper
39	100		
54	79.9	60.7	91.1

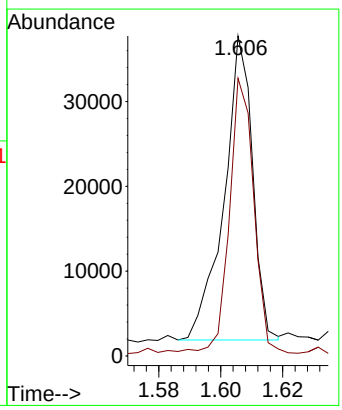

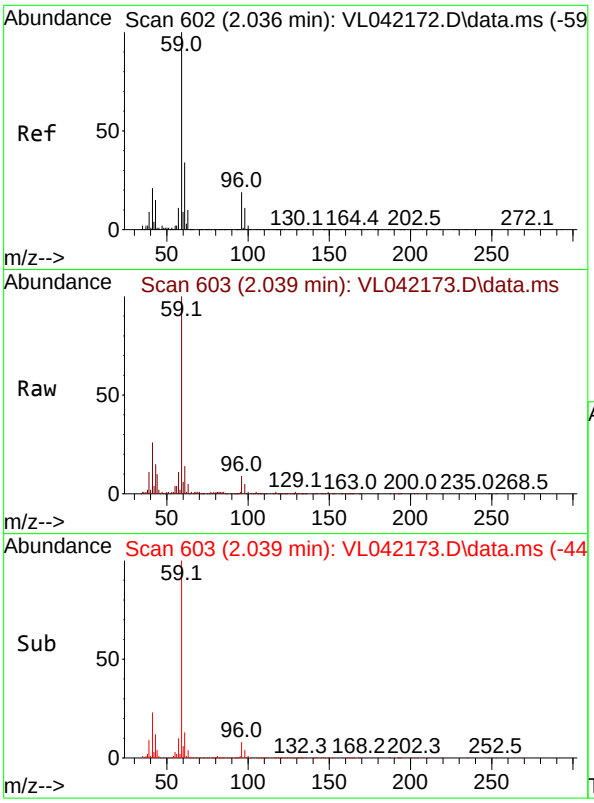

#17
tert-Butyl alcohol
Concen: 2.016 ppbv
RT: 2.039 min Scan# 6
Delta R.T. 0.003 min
Lab File: VL042173.D
Acq: 27 Mar 2025 08:59

Instrument :
MSVOA_L
ClientSampleId :
VSTDICC002

Tgt Ion: 59 Resp: 66174

Ion	Ratio	Lower	Upper
59	100		
57	11.2	8.9	13.3

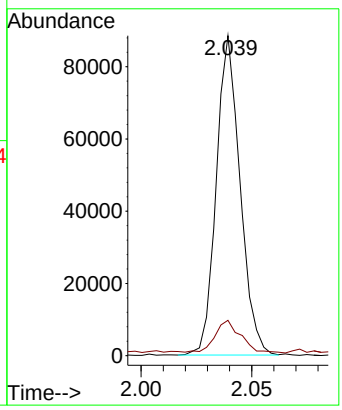

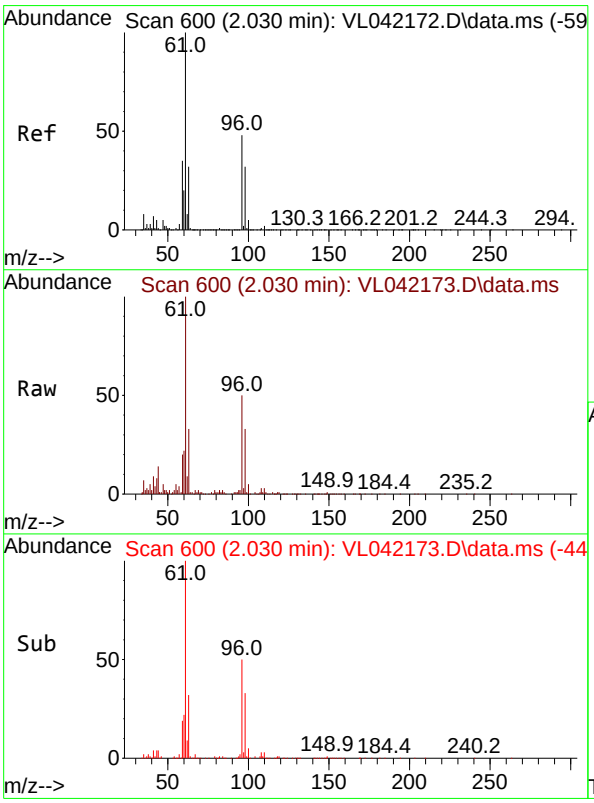

#18
1,1-Dichloroethene
Concen: 2.029 ppbv
RT: 2.030 min Scan# 600
Delta R.T. -0.000 min
Lab File: VL042173.D
Acq: 27 Mar 2025 08:59

Tgt Ion: 96 Resp: 21103

Ion	Ratio	Lower	Upper
96	100		
61	199.8	167.6	251.4
98	66.0	53.5	80.3

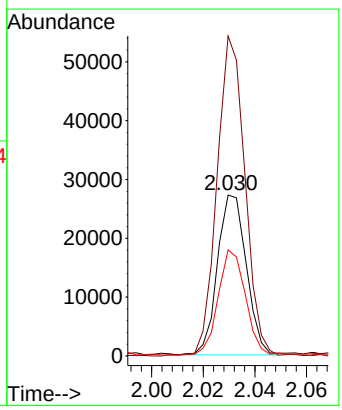

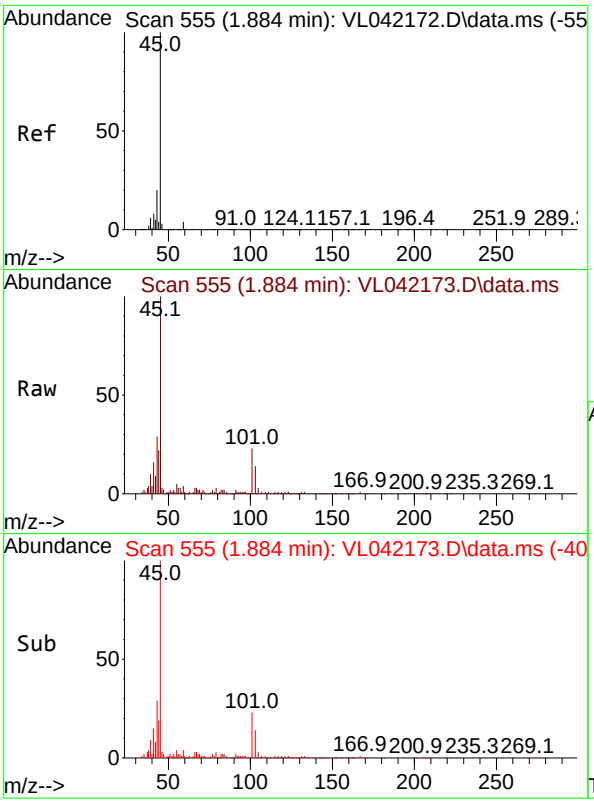

#19
Isopropyl Alcohol
Concen: 1.870 ppbv
RT: 1.884 min Scan# 5
Delta R.T. -0.000 min
Lab File: VL042173.D
Acq: 27 Mar 2025 08:59

Instrument :
MSVOA_L
ClientSampleId :
VSTDICC002

Tgt Ion: 45 Resp: 27804

Ion	Ratio	Lower	Upper
45	100		
58	3.3	36.9	55.3#

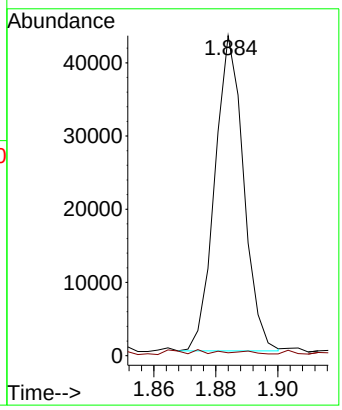

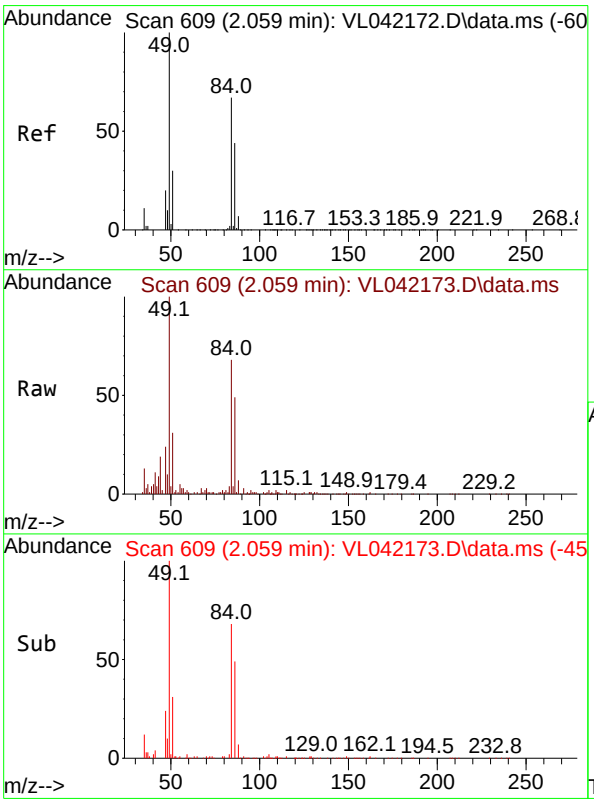

#20
Methylene Chloride
Concen: 2.091 ppbv
RT: 2.059 min Scan# 609
Delta R.T. -0.000 min
Lab File: VL042173.D
Acq: 27 Mar 2025 08:59

Tgt Ion: 84 Resp: 20518

Ion	Ratio	Lower	Upper
84	100		
49	148.8	120.2	180.4
51	43.5	37.4	56.0
86	72.2	52.4	78.6

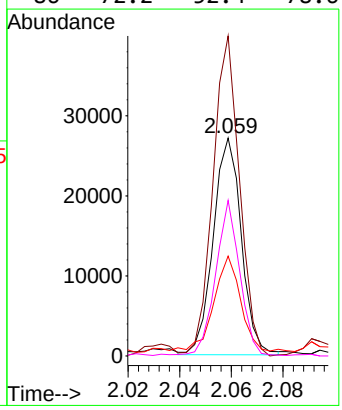

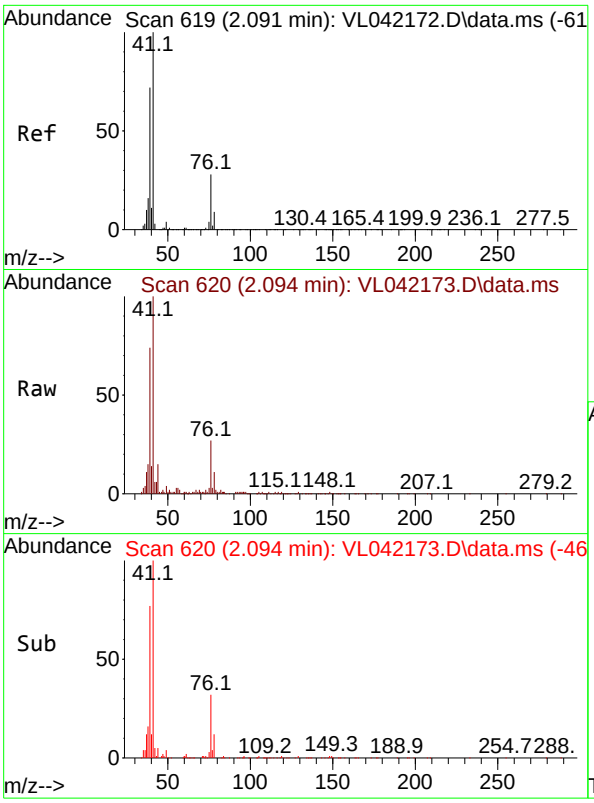

#21
Allyl Chloride
Concen: 2.068 ppbv
RT: 2.094 min Scan# 6
Delta R.T. 0.003 min
Lab File: VL042173.D
Acq: 27 Mar 2025 08:59

Instrument :
MSVOA_L
ClientSampleId :
VSTDICC002

Tgt Ion: 41 Resp: 38425

Ion	Ratio	Lower	Upper
41	100		
76	29.0	24.1	36.1
39	77.5	61.1	91.7

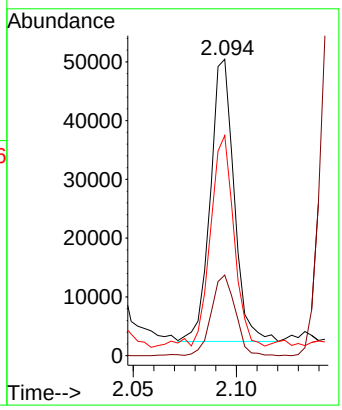

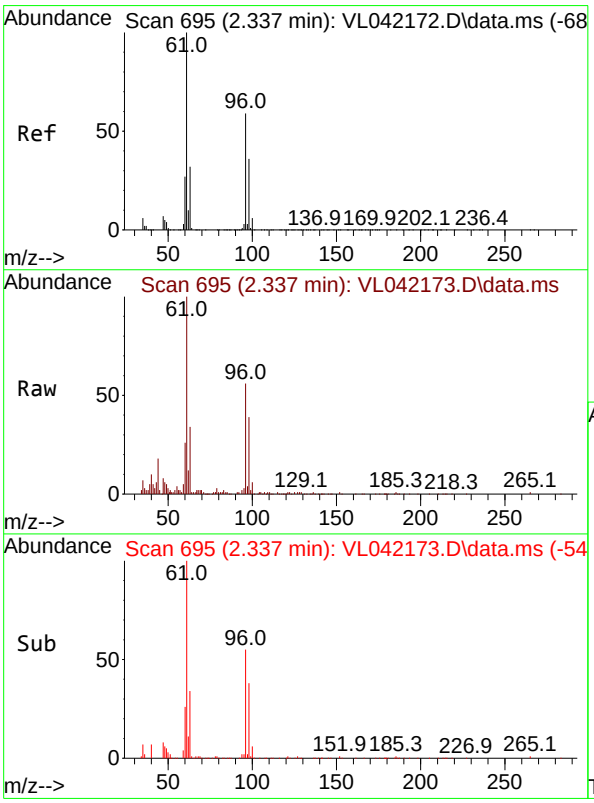

#22
trans-1,2-Dichloroethene
Concen: 1.924 ppbv
RT: 2.337 min Scan# 695
Delta R.T. -0.000 min
Lab File: VL042173.D
Acq: 27 Mar 2025 08:59

Tgt Ion: 96 Resp: 23384

Ion	Ratio	Lower	Upper
96	100		
61	180.3	136.6	204.8
98	68.6	49.4	74.2

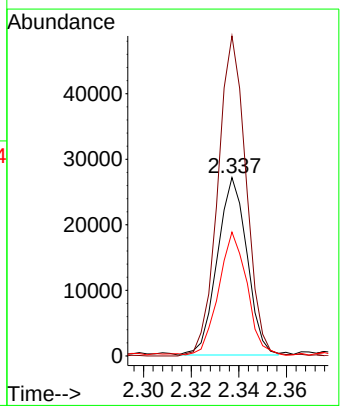



#23
Vinyl Acetate
Concen: 1.894 ppbv
RT: 2.460 min Scan# 7
Delta R.T. -0.000 min
Lab File: VL042173.D
Acq: 27 Mar 2025 08:59

Instrument :
MSVOA_L
ClientSampleId :
VSTDICC002

Tgt Ion: 43 Resp: 20736

Ion	Ratio	Lower	Upper
43	100		
86	8.1	5.5	8.3
42	10.4	8.6	13.0
44	6.1	6.2	9.4#

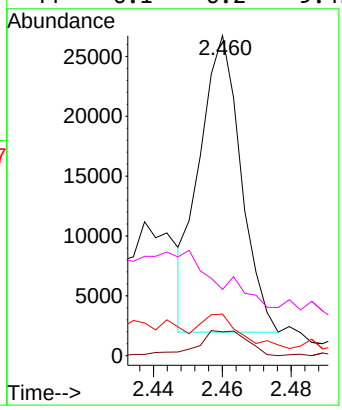



#24
1,1-Dichloroethane
Concen: 2.008 ppbv
RT: 2.405 min Scan# 716
Delta R.T. -0.000 min
Lab File: VL042173.D
Acq: 27 Mar 2025 08:59

Tgt Ion: 63 Resp: 44740

Ion	Ratio	Lower	Upper
63	100		
98	4.9	2.3	6.8
100	3.3	1.6	4.7

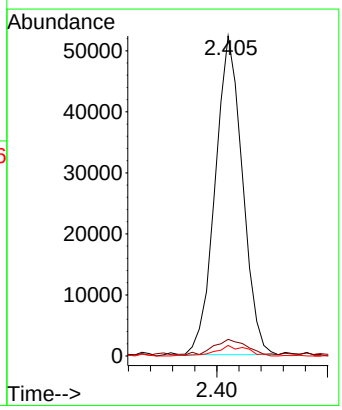

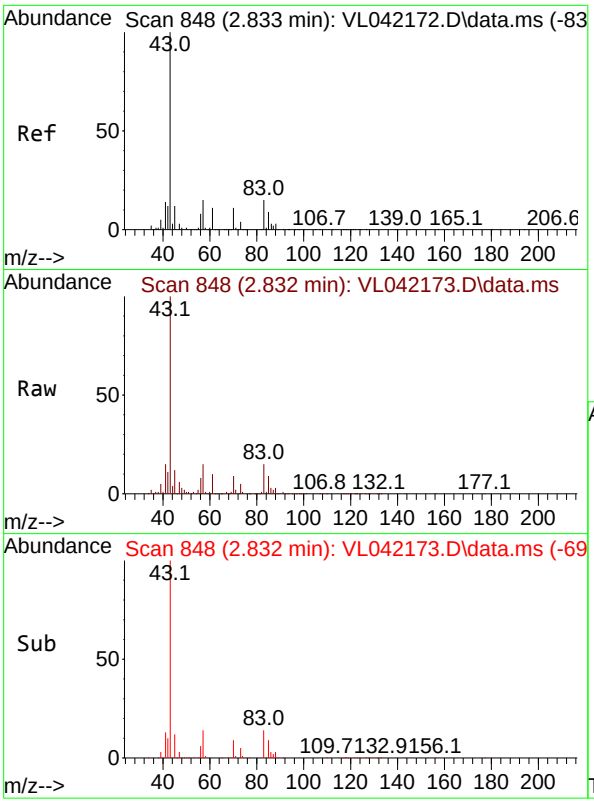

#25
Ethyl Acetate
Concen: 2.040 ppbv
RT: 2.832 min Scan# 8
Delta R.T. -0.000 min
Lab File: VL042173.D
Acq: 27 Mar 2025 08:59

Instrument :
MSVOA_L
ClientSampleId :
VSTDICC002

Tgt Ion: 43 Resp: 139516

Ion	Ratio	Lower	Upper
43	100		
45	10.9	8.2	12.2
61	9.1	7.3	10.9
70	9.5	7.2	10.8

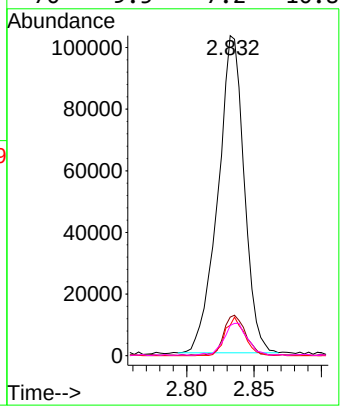

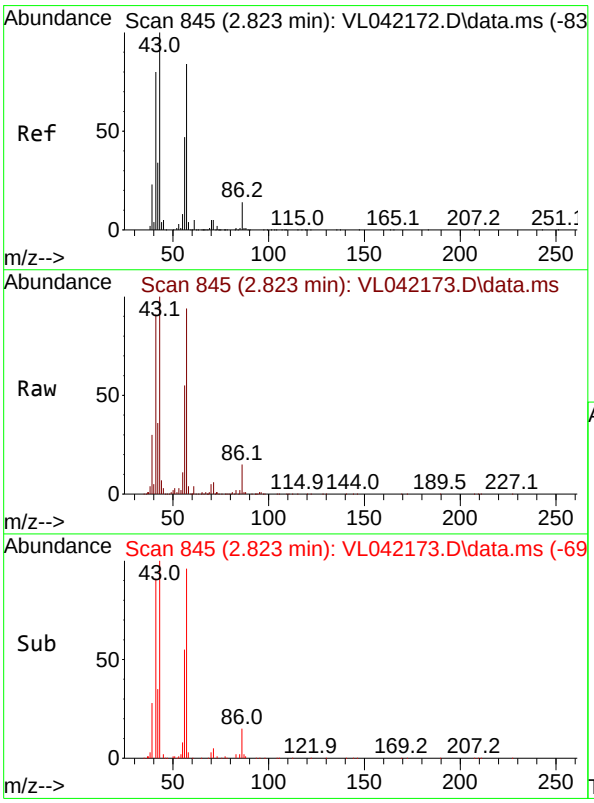

#26
Hexane
Concen: 1.972 ppbv
RT: 2.823 min Scan# 845
Delta R.T. -0.000 min
Lab File: VL042173.D
Acq: 27 Mar 2025 08:59

Tgt Ion: 57 Resp: 52095

Ion	Ratio	Lower	Upper
57	100		
41	100.9	76.6	114.8
43	274.8	207.8	311.8
56	61.1	43.6	65.4

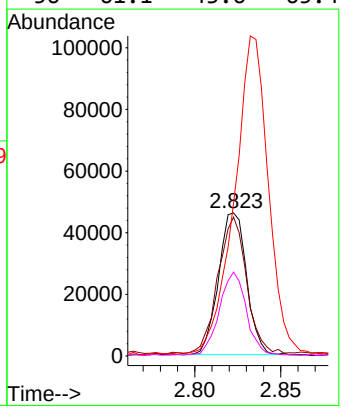

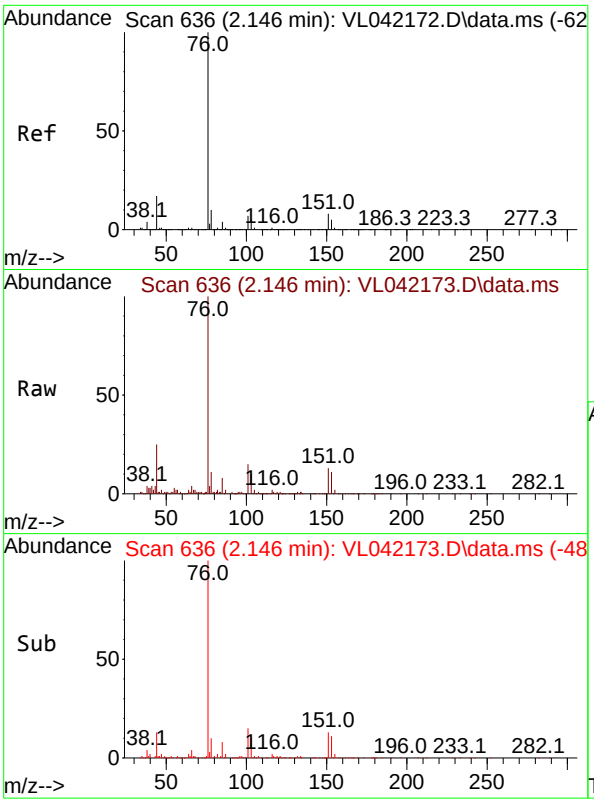

#27
Carbon Disulfide
Concen: 2.047 ppbv
RT: 2.146 min Scan# 6
Delta R.T. -0.000 min
Lab File: VL042173.D
Acq: 27 Mar 2025 08:59

Instrument :
MSVOA_L
ClientSampleId :
VSTDICC002

Tgt Ion: 76 Resp: 57969

Ion	Ratio	Lower	Upper
76	100		
44	35.2	14.7	22.1#
78	12.0	9.3	13.9

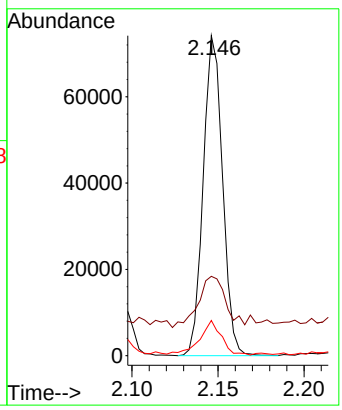

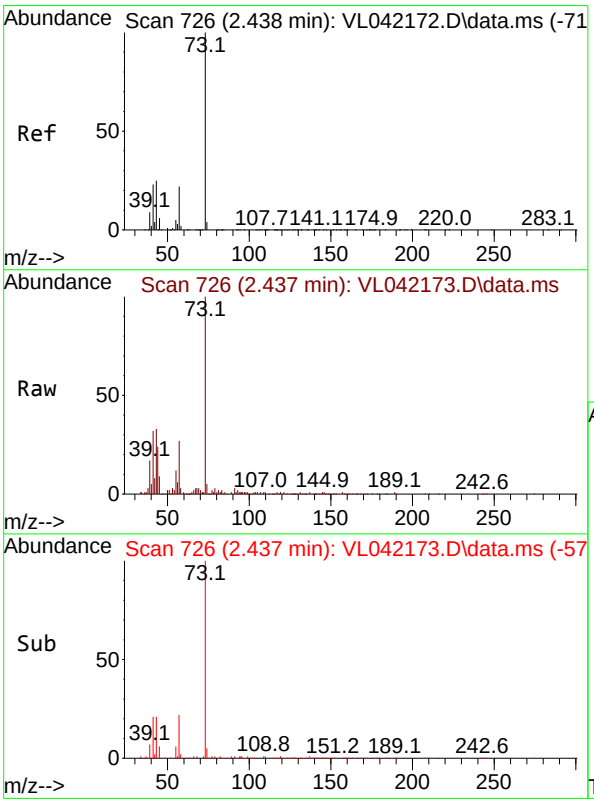

#28
Methyl tert-Butyl Ether
Concen: 2.049 ppbv
RT: 2.437 min Scan# 726
Delta R.T. -0.000 min
Lab File: VL042173.D
Acq: 27 Mar 2025 08:59

Tgt Ion: 73 Resp: 33703

Ion	Ratio	Lower	Upper
73	100		
57	25.2	20.5	30.7

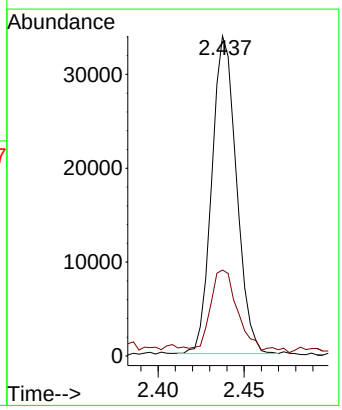

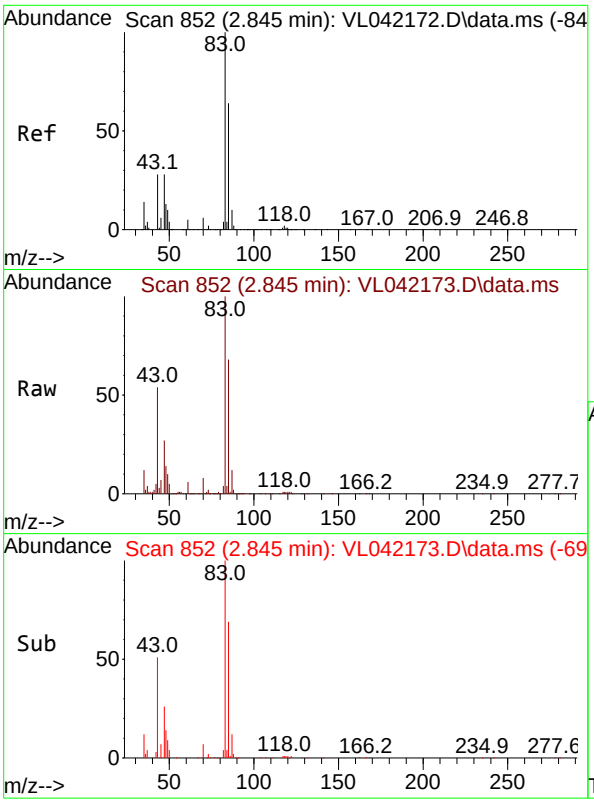

#29
Chloroform
Concen: 2.019 ppbv
RT: 2.845 min Scan# 8
Delta R.T. -0.000 min
Lab File: VL042173.D
Acq: 27 Mar 2025 08:59

Instrument :
MSVOA_L
ClientSampleId :
VSTDICC002

Tgt Ion: 83 Resp: 78043

Ion	Ratio	Lower	Upper
83	100		
85	68.2	51.4	77.2

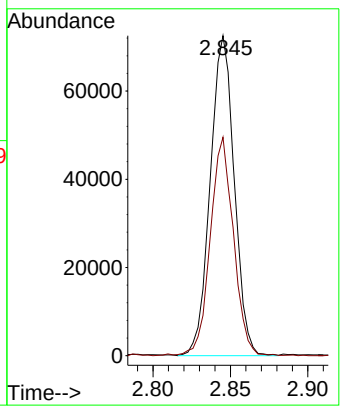

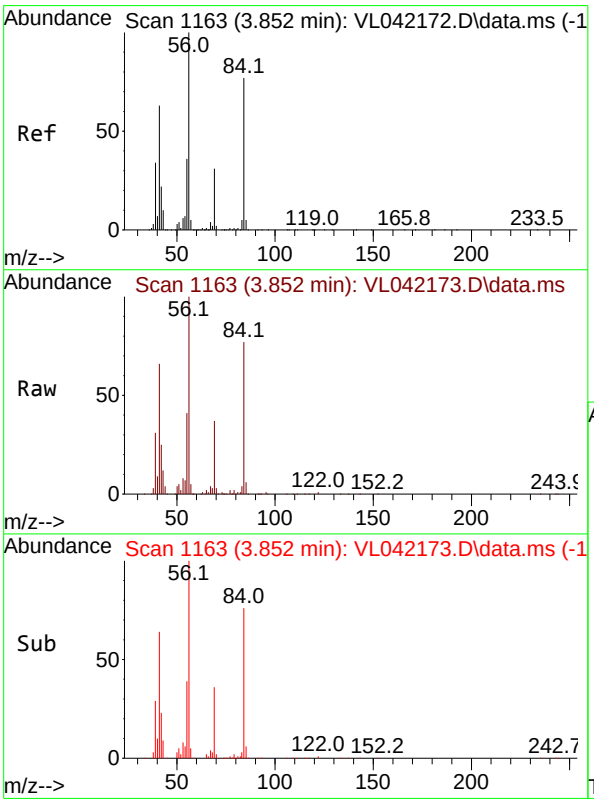

#30
Cyclohexane
Concen: 1.989 ppbv
RT: 3.852 min Scan# 1163
Delta R.T. -0.000 min
Lab File: VL042173.D
Acq: 27 Mar 2025 08:59

Tgt Ion: 84 Resp: 45641

Ion	Ratio	Lower	Upper
84	100		
56	127.8	102.8	154.2
41	84.6	66.5	99.7

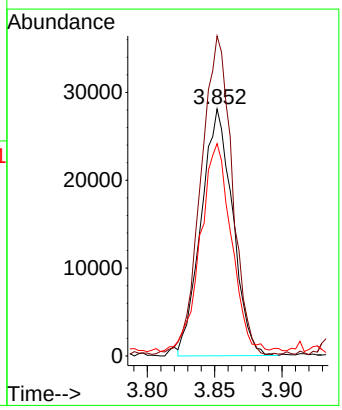

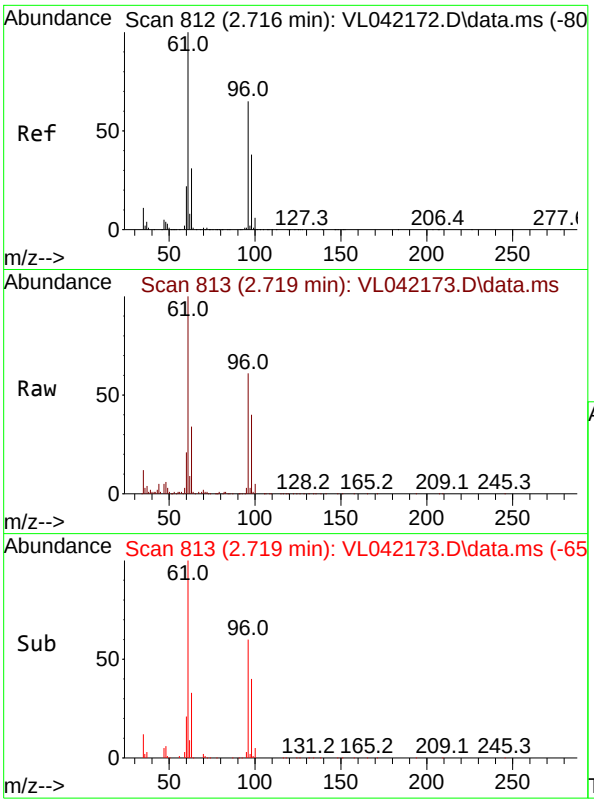

#31
cis-1,2-Dichloroethene
Concen: 2.003 ppbv
RT: 2.719 min Scan# 8
Delta R.T. 0.003 min
Lab File: VL042173.D
Acq: 27 Mar 2025 08:59

Instrument :
MSVOA_L
ClientSampleId :
VSTDICC002

Tgt Ion: 61 Resp: 53713

Ion	Ratio	Lower	Upper
61	100		
96	60.6	51.8	77.8
98	39.6	30.6	46.0

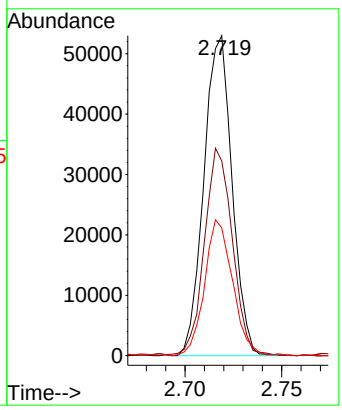

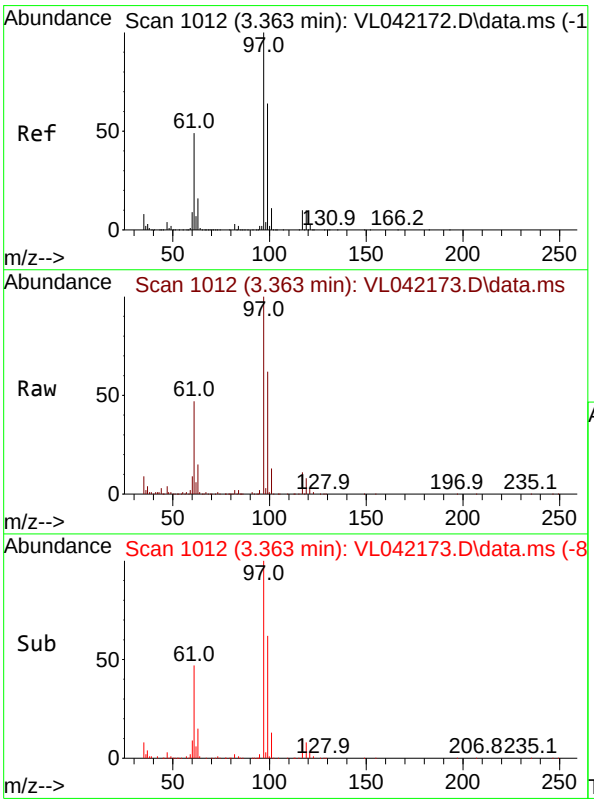

#32
1,1,1-Trichloroethane
Concen: 1.833 ppbv
RT: 3.363 min Scan# 1012
Delta R.T. -0.000 min
Lab File: VL042173.D
Acq: 27 Mar 2025 08:59

Tgt Ion: 97 Resp: 81070

Ion	Ratio	Lower	Upper
97	100		
99	63.9	51.5	77.3
61	49.3	38.7	58.1

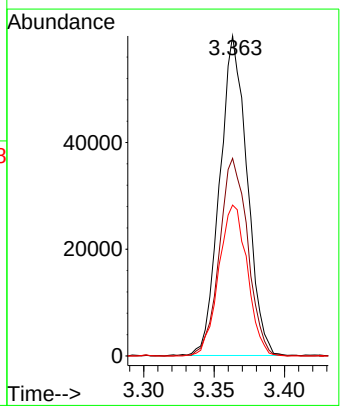

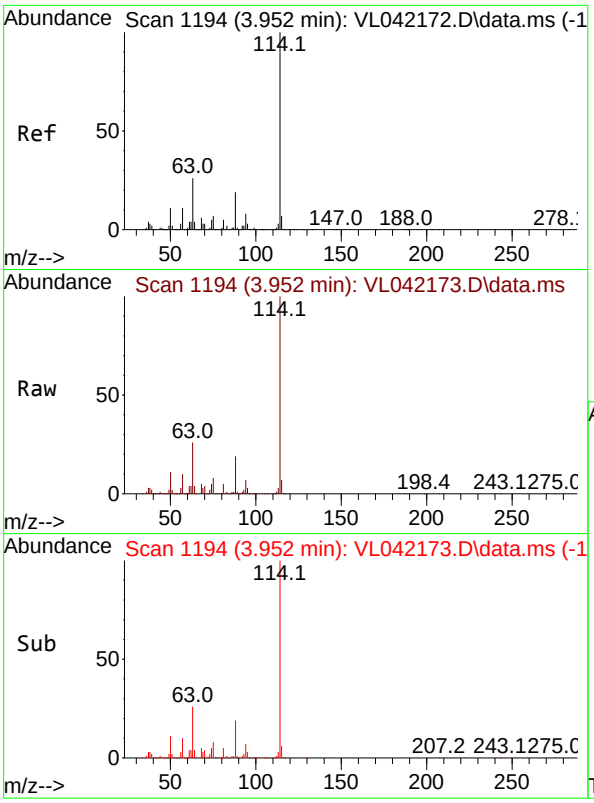

#33
1,4-Difluorobenzene
Concen: 10.000 ppbv
RT: 3.952 min Scan# 1
Delta R.T. -0.000 min
Lab File: VL042173.D
Acq: 27 Mar 2025 08:59

Instrument :
MSVOA_L
ClientSampleId :
VSTDICC002

Tgt Ion:114 Resp: 546394

Ion	Ratio	Lower	Upper
114	100		
63	25.9	20.7	31.1
88	18.9	15.0	22.4

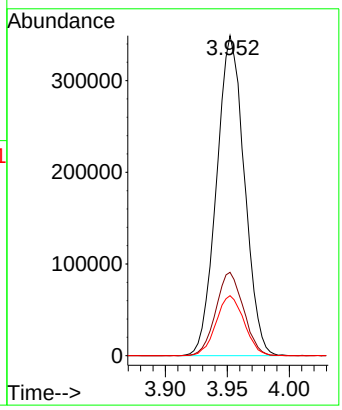

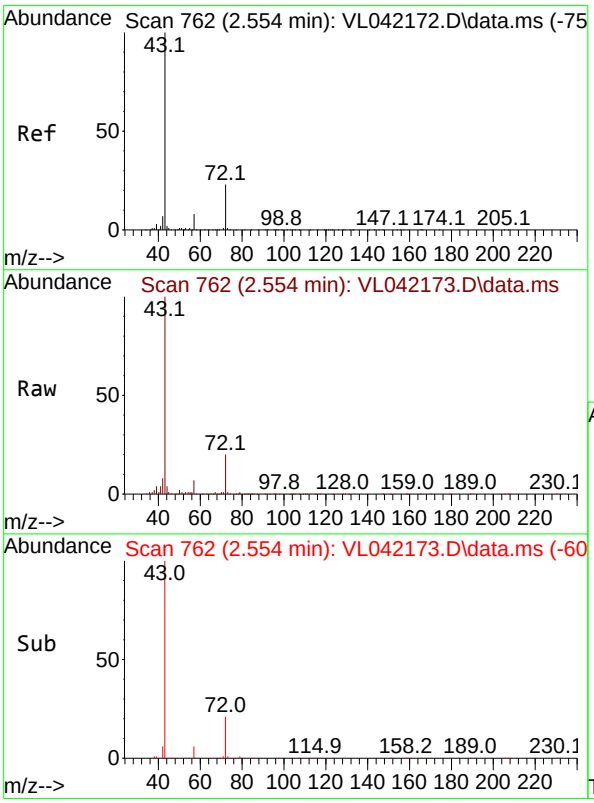

#34
2-Butanone
Concen: 2.124 ppbv
RT: 2.554 min Scan# 762
Delta R.T. -0.000 min
Lab File: VL042173.D
Acq: 27 Mar 2025 08:59

Tgt Ion: 43 Resp: 84157

Ion	Ratio	Lower	Upper
43	100		
72	22.4	18.2	27.2

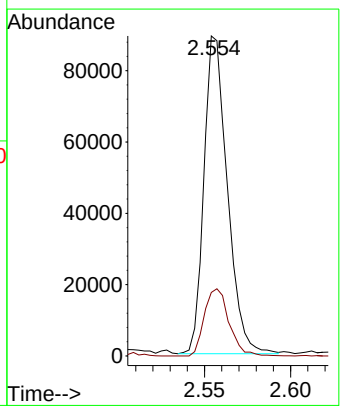

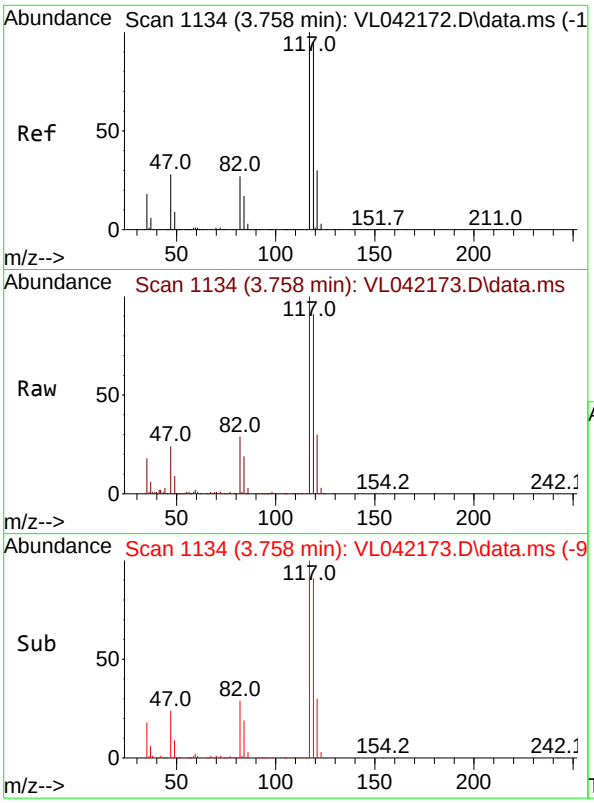

#35
Carbon Tetrachloride
Concen: 1.944 ppbv
RT: 3.758 min Scan# 1
Delta R.T. -0.000 min
Lab File: VL042173.D
Acq: 27 Mar 2025 08:59

Instrument :
MSVOA_L
ClientSampleId :
VSTDICC002

Tgt Ion:117 Resp: 81735

Ion	Ratio	Lower	Upper
117	100		
119	90.8	76.2	114.2
121	30.0	24.2	36.4

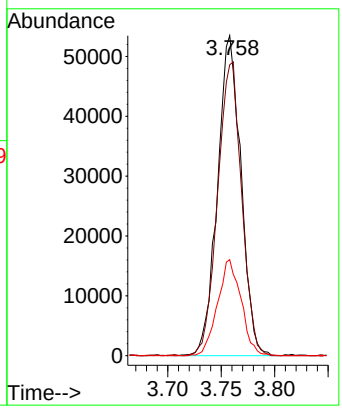

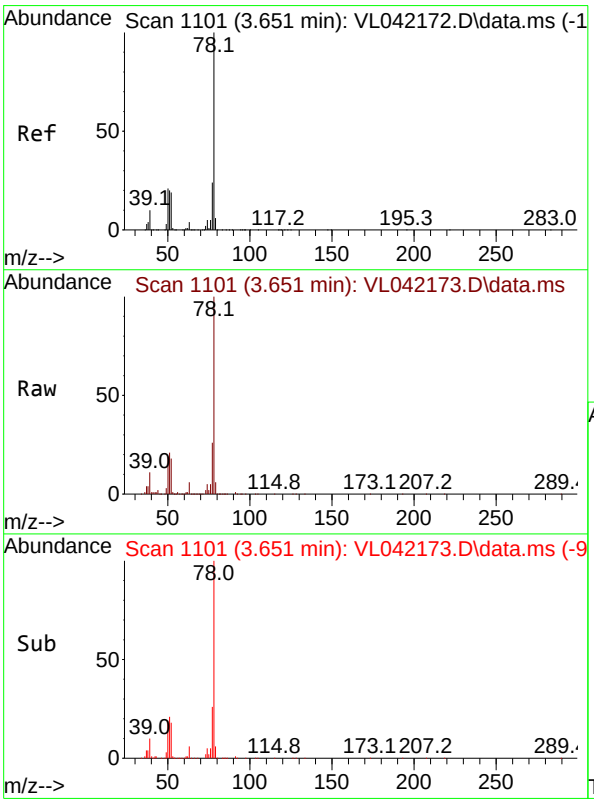

#36
Benzene
Concen: 2.044 ppbv
RT: 3.651 min Scan# 1101
Delta R.T. -0.000 min
Lab File: VL042173.D
Acq: 27 Mar 2025 08:59

Tgt Ion: 78 Resp: 110727

Ion	Ratio	Lower	Upper
78	100		
77	25.7	19.1	28.7
50	19.3	16.6	24.8

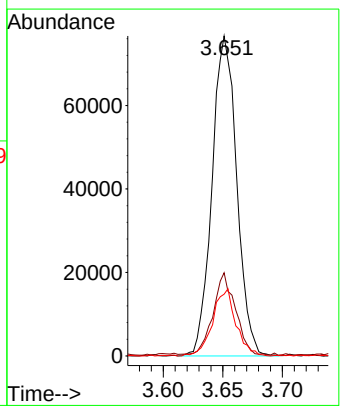

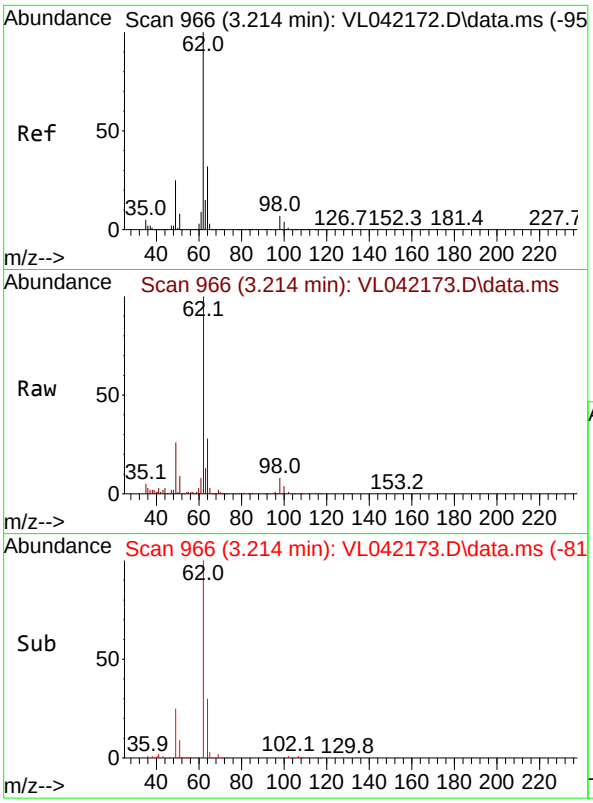

#37
1,2-Dichloroethane
Concen: 1.982 ppbv
RT: 3.214 min Scan# 9
Delta R.T. -0.000 min
Lab File: VL042173.D
Acq: 27 Mar 2025 08:59

Instrument :
MSVOA_L
ClientSampleId :
VSTDICC002

Tgt Ion: 62 Resp: 61476

Ion	Ratio	Lower	Upper
62	100		
98	7.7	5.4	8.2

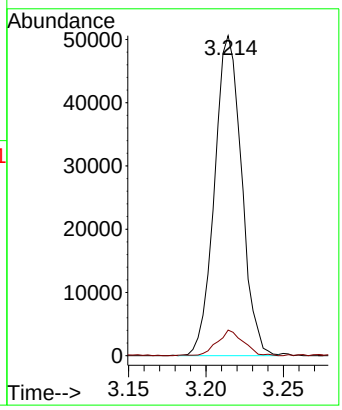

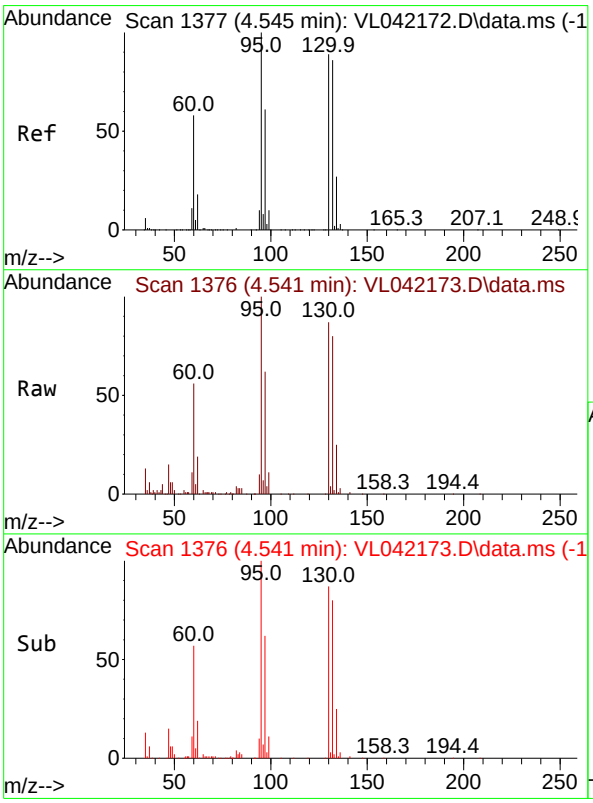

#38
Trichloroethene
Concen: 1.924 ppbv
RT: 4.541 min Scan# 1376
Delta R.T. -0.003 min
Lab File: VL042173.D
Acq: 27 Mar 2025 08:59

Tgt Ion:130 Resp: 43501

Ion	Ratio	Lower	Upper
130	100		
95	114.8	89.8	134.8
132	92.2	77.4	116.2
97	70.8	55.1	82.7

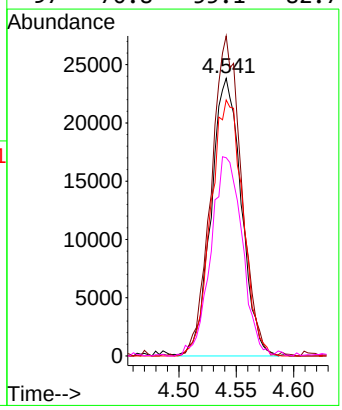

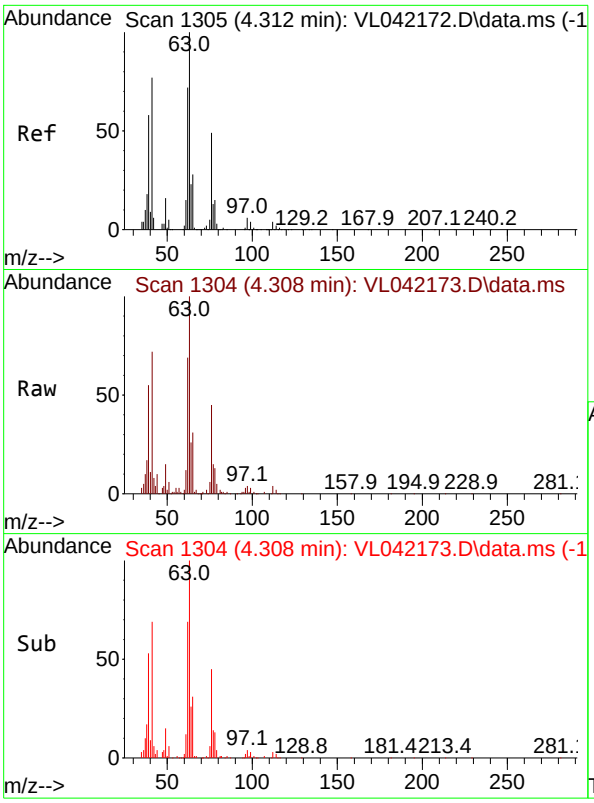

#39
1,2-Dichloropropane
Concen: 2.023 ppbv
RT: 4.308 min Scan# 1
Delta R.T. -0.003 min
Lab File: VL042173.D
Acq: 27 Mar 2025 08:59

Instrument :
MSVOA_L
ClientSampleId :
VSTDICC002

Tgt Ion: 63 Resp: 39912

Ion	Ratio	Lower	Upper
63	100		
41	68.6	61.7	92.5
62	69.2	57.6	86.4

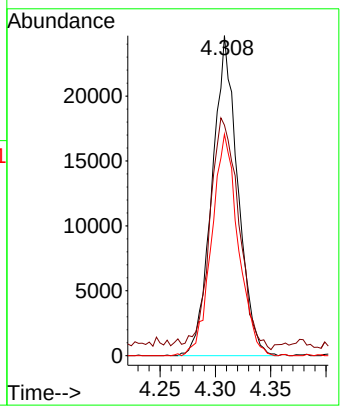

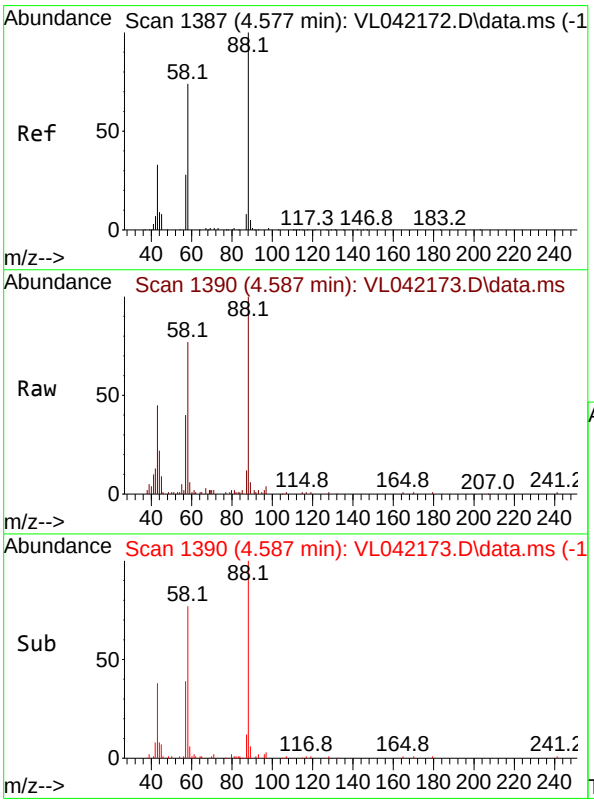

#40
1,4-Dioxane
Concen: 1.369 ppbv
RT: 4.587 min Scan# 1390
Delta R.T. 0.009 min
Lab File: VL042173.D
Acq: 27 Mar 2025 08:59

Tgt Ion: 88 Resp: 14008

Ion	Ratio	Lower	Upper
88	100		
58	178.2	62.7	94.1#
43	0.0	23.0	34.4#
57	0.0	0.0	0.0

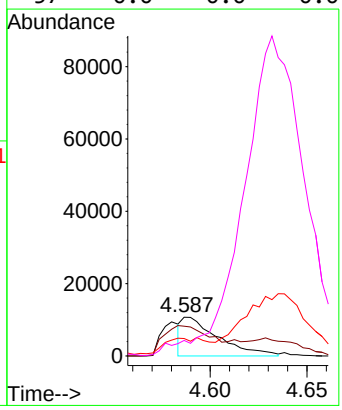

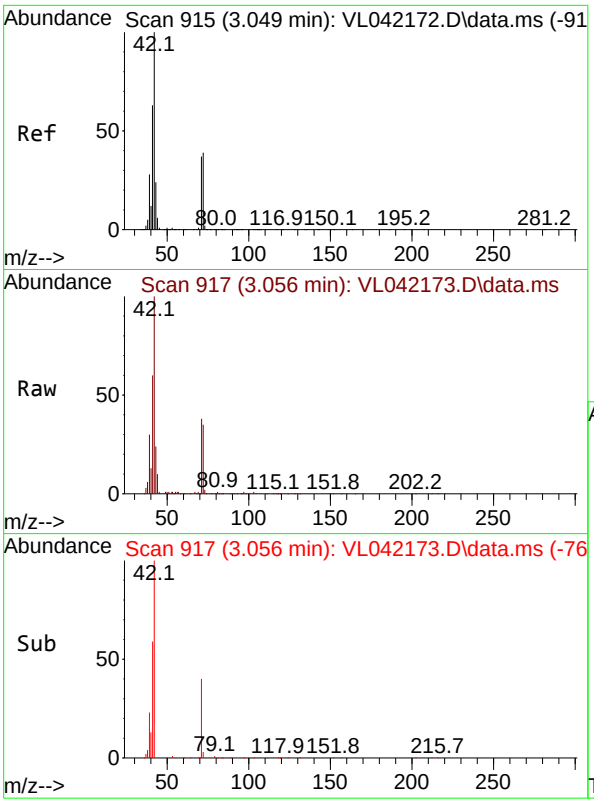

#41
Tetrahydrofuran
Concen: 2.097 ppbv
RT: 3.056 min Scan# 91
Delta R.T. 0.006 min
Lab File: VL042173.D
Acq: 27 Mar 2025 08:59

Instrument :
MSVOA_L
ClientSampleId :
VSTDICC002

Tgt Ion: 42 Resp: 47262

Ion	Ratio	Lower	Upper
42	100		
72	39.6	31.4	47.0
71	39.0	30.2	45.4

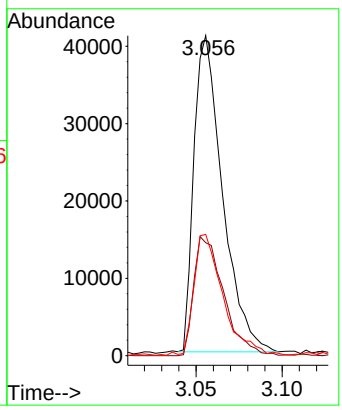

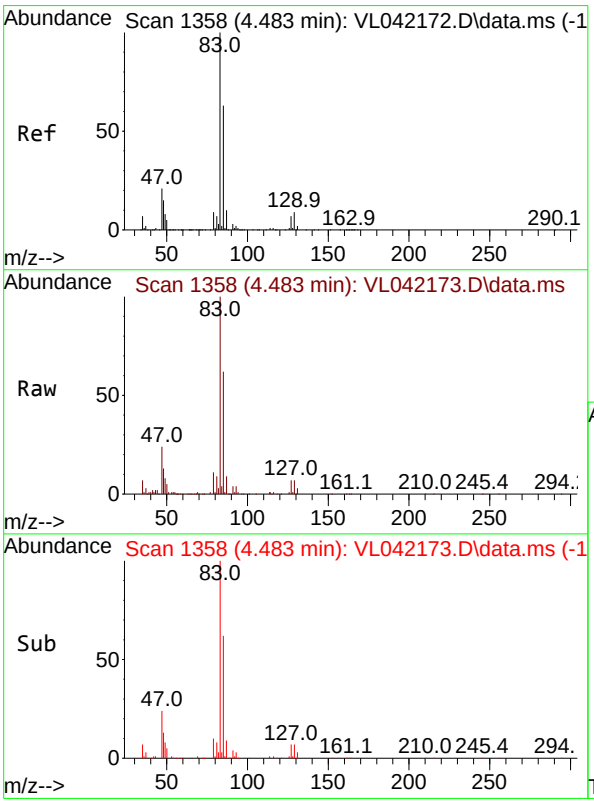

#42
Bromodichloromethane
Concen: 2.050 ppbv
RT: 4.483 min Scan# 1358
Delta R.T. -0.000 min
Lab File: VL042173.D
Acq: 27 Mar 2025 08:59

Tgt Ion: 83 Resp: 87640

Ion	Ratio	Lower	Upper
83	100		
85	62.2	50.5	75.7
127	6.9	5.9	8.9

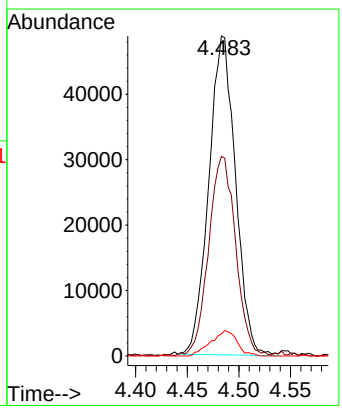

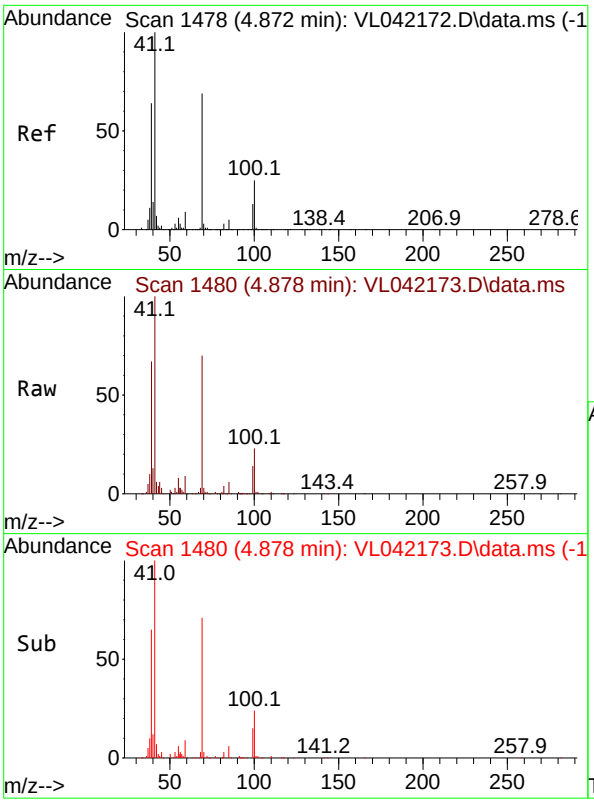

#43
Methyl Methacrylate
Concen: 1.952 ppbv
RT: 4.878 min Scan# 14
Delta R.T. 0.006 min
Lab File: VL042173.D
Acq: 27 Mar 2025 08:59

Instrument :
MSVOA_L
ClientSampleId :
VSTDICC002

Tgt Ion: 69 Resp: 44624

Ion	Ratio	Lower	Upper
69	100		
41	158.7	123.8	185.6
100	37.5	28.4	42.6

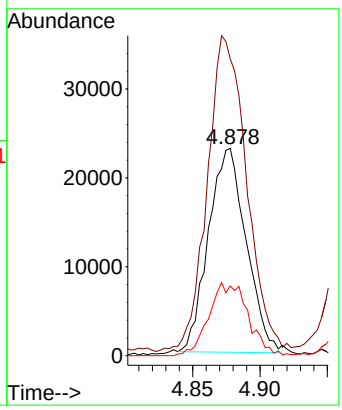

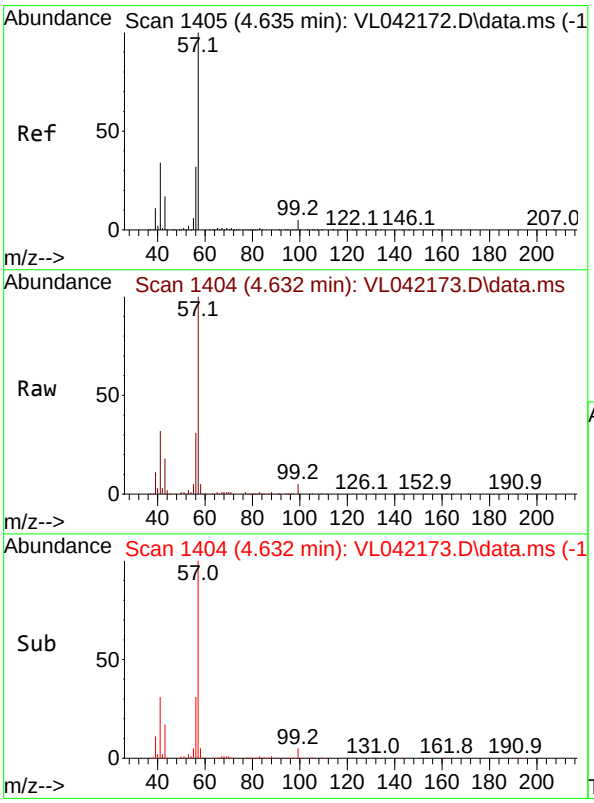

#44
2,2,4-Trimethylpentane
Concen: 2.057 ppbv
RT: 4.632 min Scan# 1404
Delta R.T. -0.003 min
Lab File: VL042173.D
Acq: 27 Mar 2025 08:59

Tgt Ion: 57 Resp: 188282

Ion	Ratio	Lower	Upper
57	100		
41	33.8	26.8	40.2
56	31.8	25.6	38.4

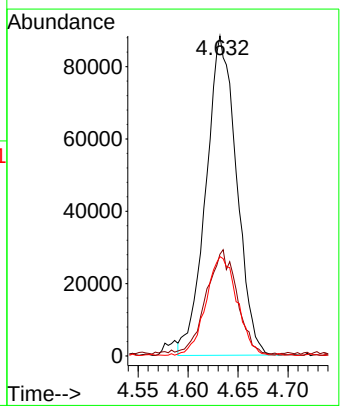

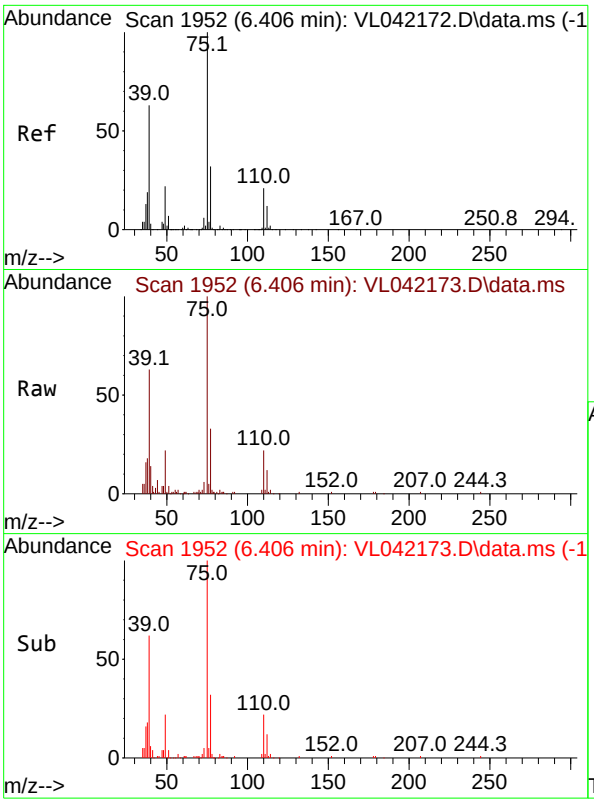

#45
t-1,3-Dichloropropene
Concen: 2.011 ppbv
RT: 6.406 min Scan# 1
Delta R.T. -0.000 min
Lab File: VL042173.D
Acq: 27 Mar 2025 08:59

Instrument :
MSVOA_L
ClientSampleId :
VSTDICC002

Tgt Ion: 75 Resp: 49461

Ion	Ratio	Lower	Upper
75	100		
77	32.9	26.0	39.0

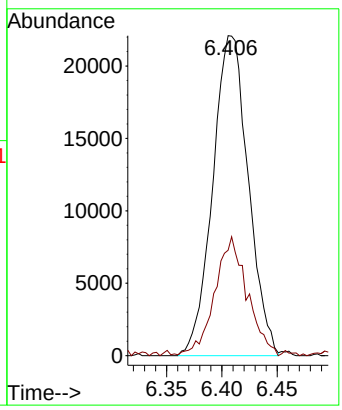

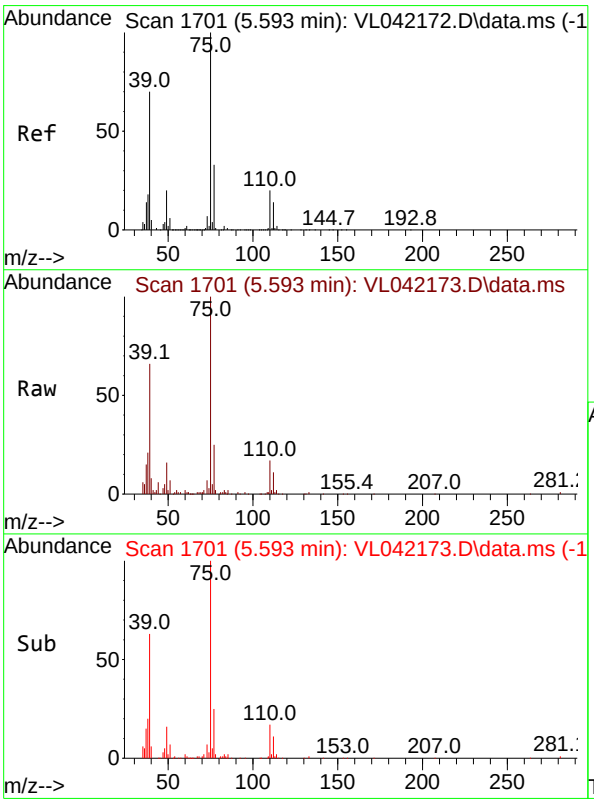

#46
cis-1,3-Dichloropropene
Concen: 2.050 ppbv
RT: 5.593 min Scan# 1701
Delta R.T. -0.000 min
Lab File: VL042173.D
Acq: 27 Mar 2025 08:59

Tgt Ion: 75 Resp: 61829

Ion	Ratio	Lower	Upper
75	100		
39	64.4	55.8	83.6
77	24.5	26.0	39.0#

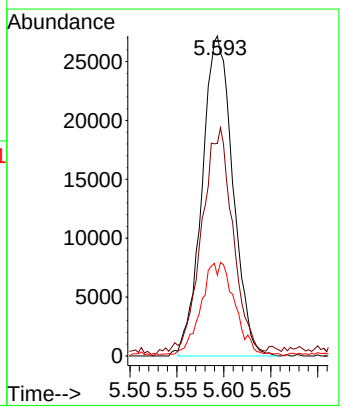

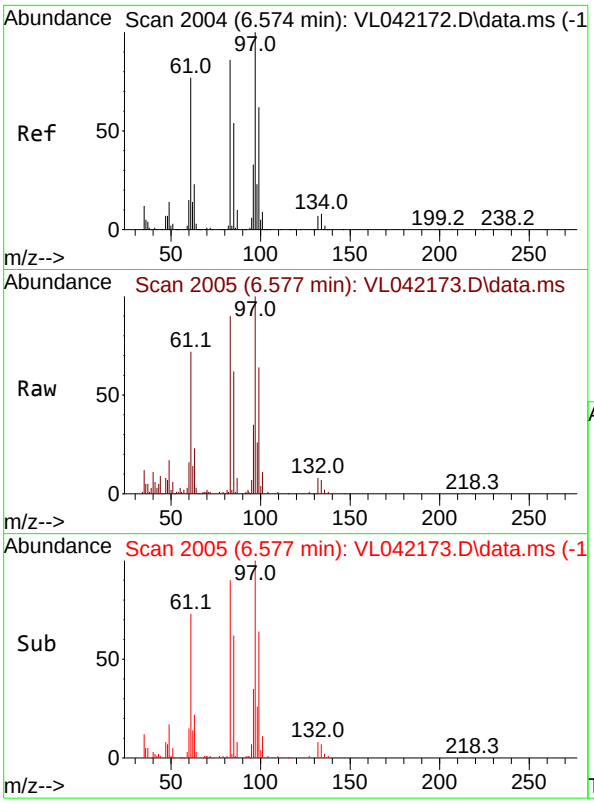

#47
1,1,2-Trichloroethane
Concen: 1.985 ppbv
RT: 6.577 min Scan# 2(
Delta R.T. 0.003 min
Lab File: VL042173.D
Acq: 27 Mar 2025 08:59

Instrument :
MSVOA_L
ClientSampleId :
VSTDICC002

Tgt Ion: 97 Resp: 41387

Ion	Ratio	Lower	Upper
97	100		
83	89.4	69.2	103.8
85	61.3	43.1	64.7
99	64.2	49.4	74.2

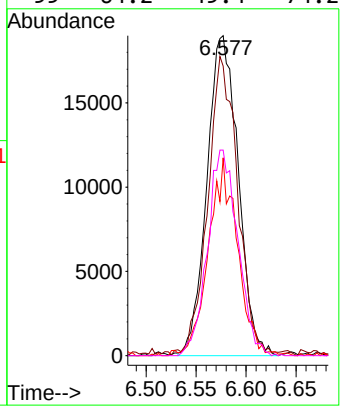

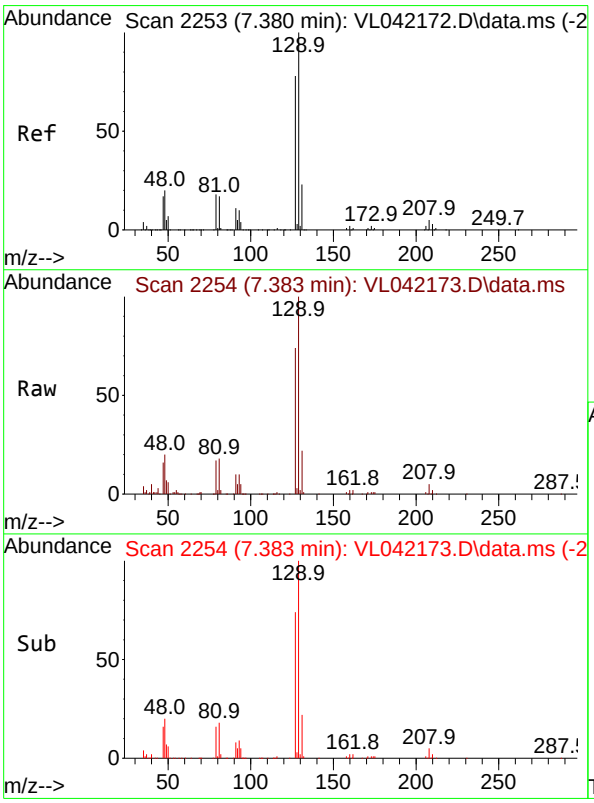

#48
Dibromochloromethane
Concen: 2.050 ppbv
RT: 7.383 min Scan# 2254
Delta R.T. 0.003 min
Lab File: VL042173.D
Acq: 27 Mar 2025 08:59

Tgt Ion:129 Resp: 72441

Ion	Ratio	Lower	Upper
129	100		
127	78.5	39.1	117.2

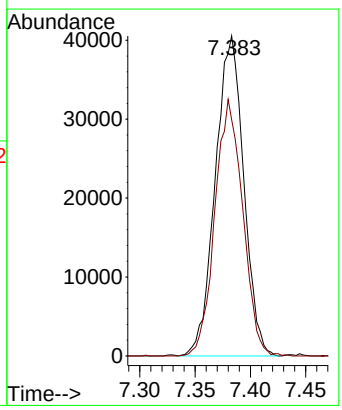

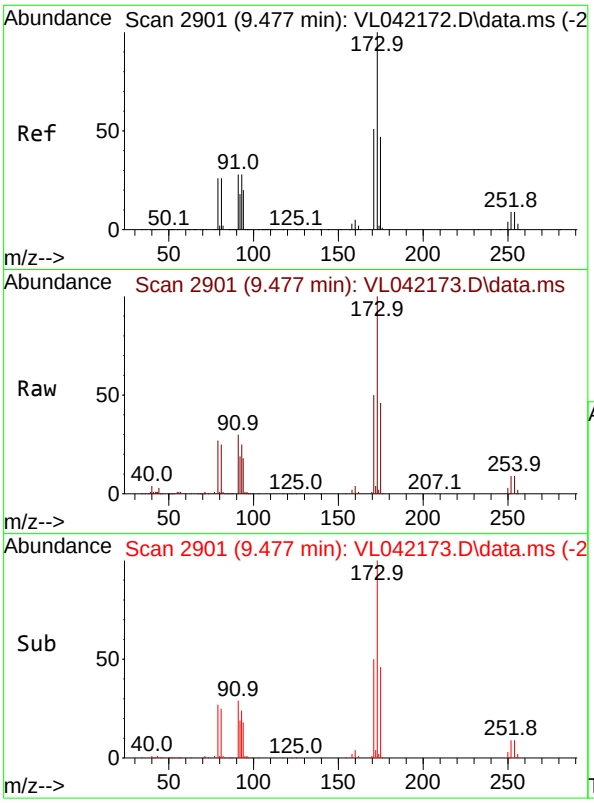

#49
Bromoform
Concen: 2.056 ppbv
RT: 9.477 min Scan# 2
Delta R.T. -0.000 min
Lab File: VL042173.D
Acq: 27 Mar 2025 08:59

Instrument :
MSVOA_L
ClientSampleId :
VSTDICC002

Tgt Ion:173 Resp: 65221

Ion	Ratio	Lower	Upper
173	100		
175	49.7	38.6	57.8
171	53.0	41.8	62.6

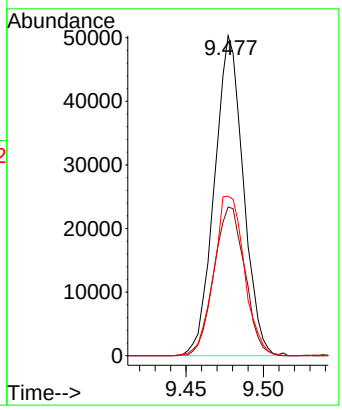

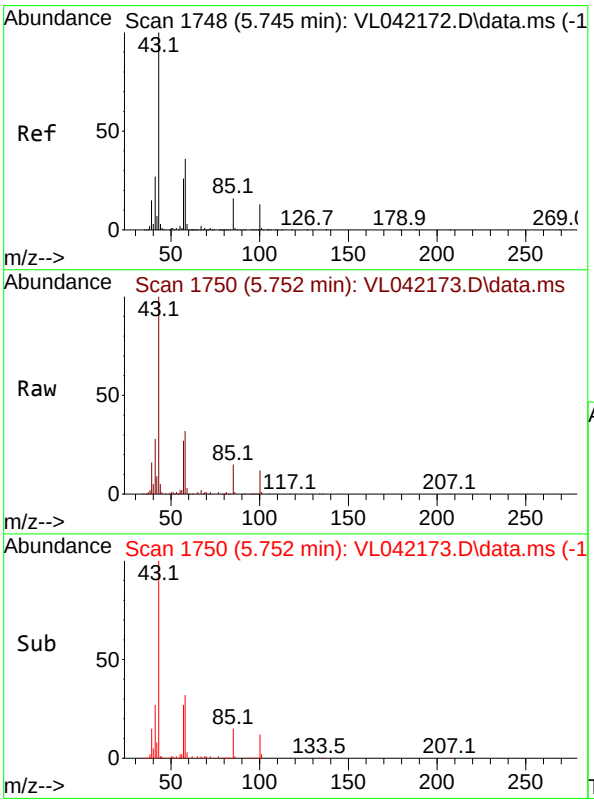

#50
4-Methyl-2-Pentanone
Concen: 2.107 ppbv
RT: 5.752 min Scan# 1750
Delta R.T. 0.006 min
Lab File: VL042173.D
Acq: 27 Mar 2025 08:59

Tgt Ion: 43 Resp: 132328

Ion	Ratio	Lower	Upper
43	100		
58	35.9	29.0	43.6

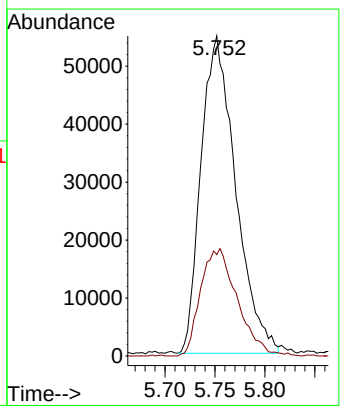

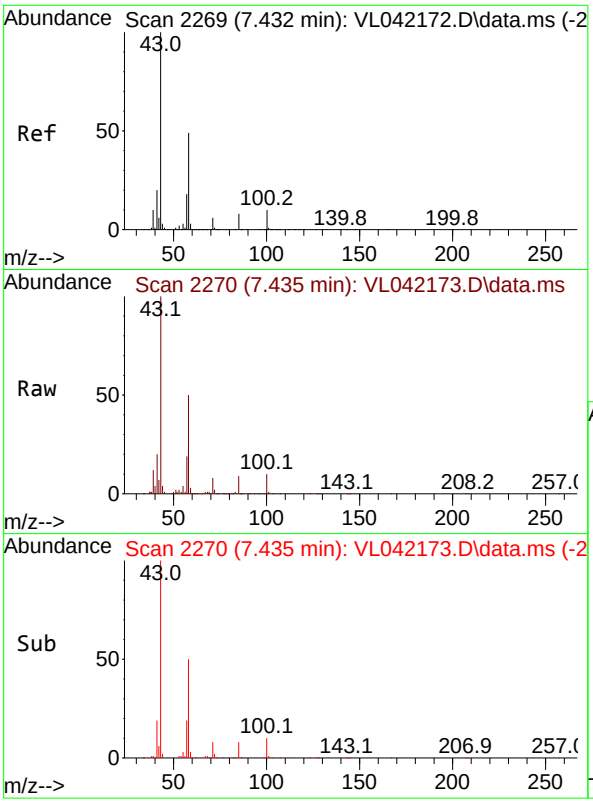

#51
2-Hexanone
Concen: 2.162 ppbv
RT: 7.435 min Scan# 2
Delta R.T. 0.003 min
Lab File: VL042173.D
Acq: 27 Mar 2025 08:59

Instrument :
MSVOA_L
ClientSampleId :
VSTDICC002

Tgt Ion: 43 Resp: 112681

Ion	Ratio	Lower	Upper
43	100		
58	50.0	39.7	59.5
98	0.0	0.1	0.1#

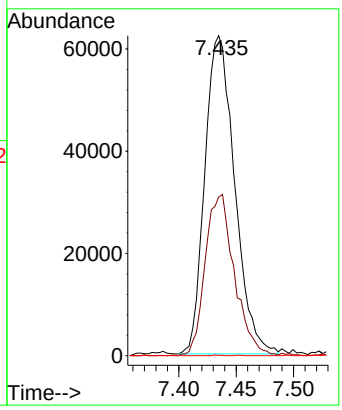

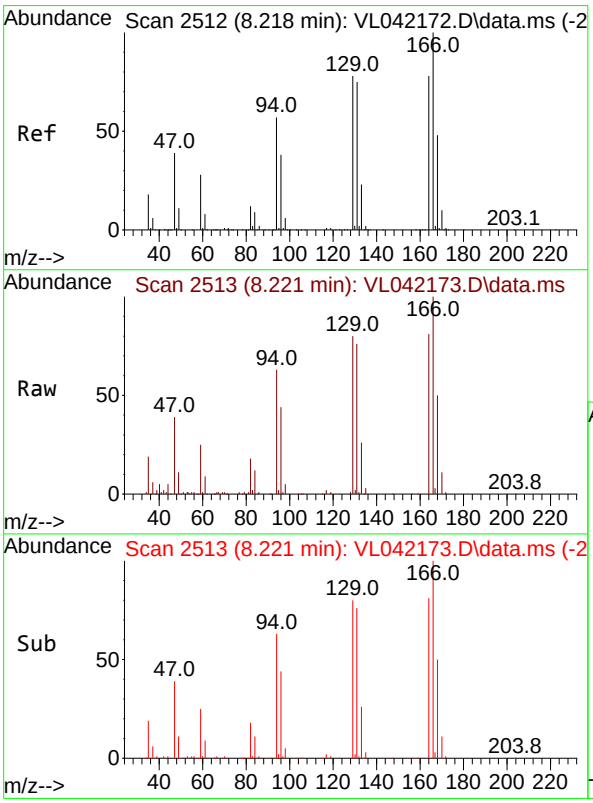

#52
Tetrachloroethene
Concen: 1.888 ppbv
RT: 8.221 min Scan# 2513
Delta R.T. 0.003 min
Lab File: VL042173.D
Acq: 27 Mar 2025 08:59

Tgt Ion:164 Resp: 40558

Ion	Ratio	Lower	Upper
164	100		
166	123.4	102.5	153.7
129	99.2	79.8	119.8
131	94.1	76.6	114.8

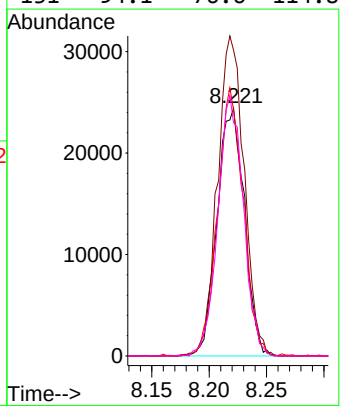

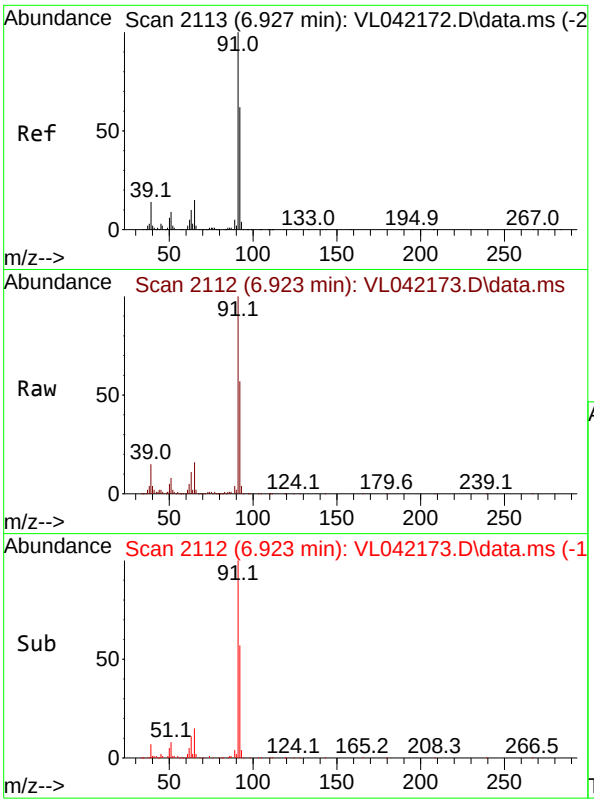

#53
Toluene
Concen: 2.045 ppbv
RT: 6.923 min Scan# 2
Delta R.T. -0.003 min
Lab File: VL042173.D
Acq: 27 Mar 2025 08:59

Instrument :
MSVOA_L
ClientSampleId :
VSTDICC002

Tgt Ion: 91 Resp: 131314

Ion	Ratio	Lower	Upper
91	100		
92	59.6	48.4	72.6

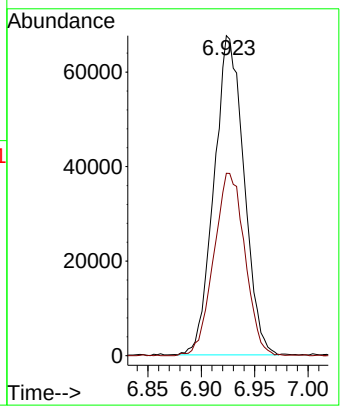

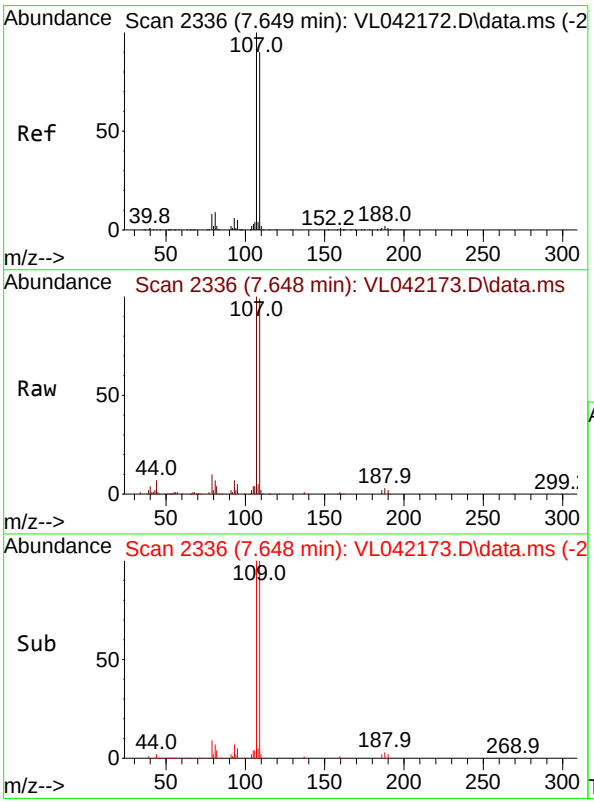

#54
1,2-Dibromoethane
Concen: 1.952 ppbv
RT: 7.648 min Scan# 2336
Delta R.T. -0.000 min
Lab File: VL042173.D
Acq: 27 Mar 2025 08:59

Tgt Ion:107 Resp: 56799

Ion	Ratio	Lower	Upper
107	100		
109	99.7	72.2	108.4

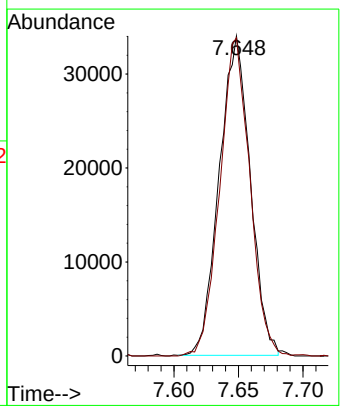

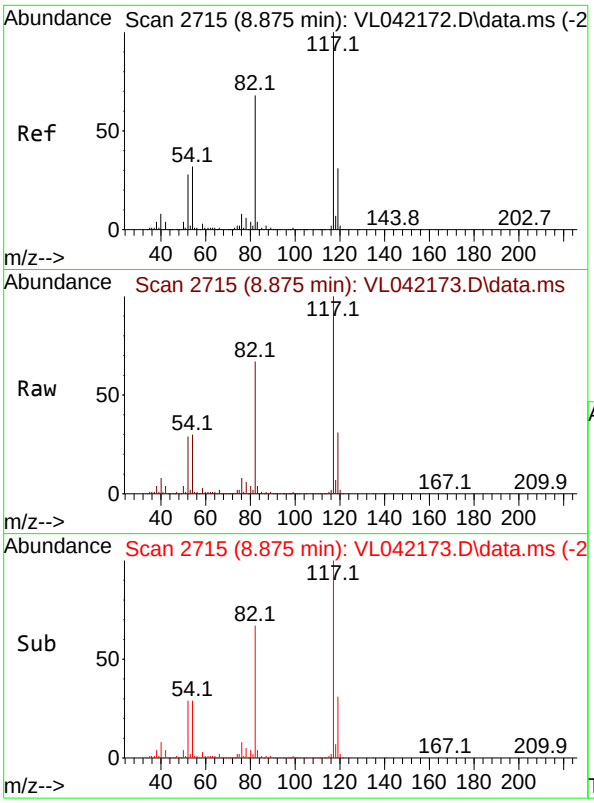

#55
Chlorobenzene-d5
Concen: 10.000 ppbv
RT: 8.875 min Scan# 2
Delta R.T. -0.000 min
Lab File: VL042173.D
Acq: 27 Mar 2025 08:59

Instrument :
MSVOA_L
ClientSampleId :
VSTDICC002

Tgt Ion:117 Resp: 504538

Ion	Ratio	Lower	Upper
117	100		
82	68.2	55.8	83.6
119	33.0	25.5	38.3

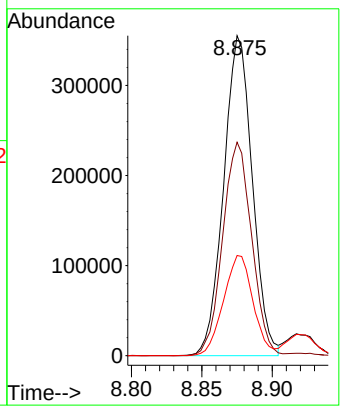

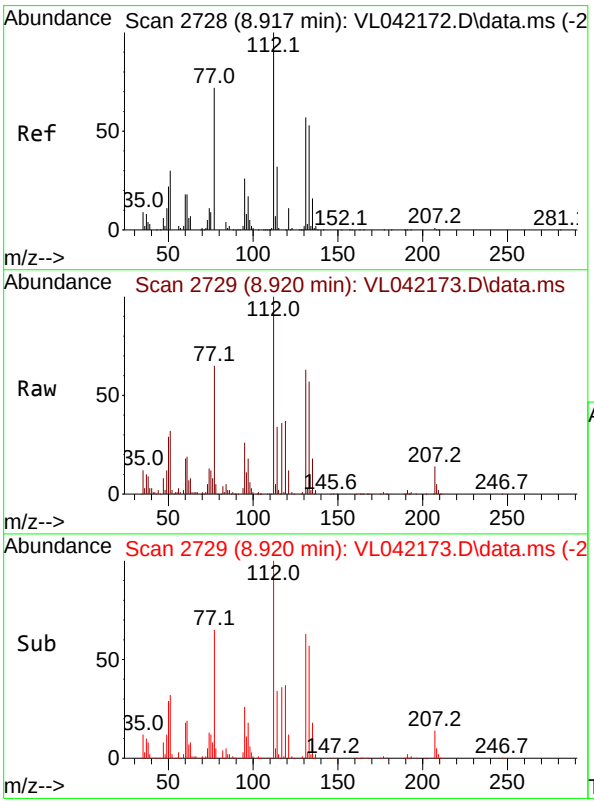

#56
1,1,1,2-Tetrachloroethane
Concen: 2.093 ppbv
RT: 8.920 min Scan# 2729
Delta R.T. 0.003 min
Lab File: VL042173.D
Acq: 27 Mar 2025 08:59

Tgt Ion:131 Resp: 58141

Ion	Ratio	Lower	Upper
131	100		
133	96.6	76.6	114.8
119	58.3	49.8	74.6

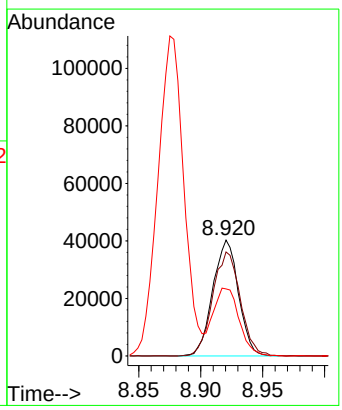

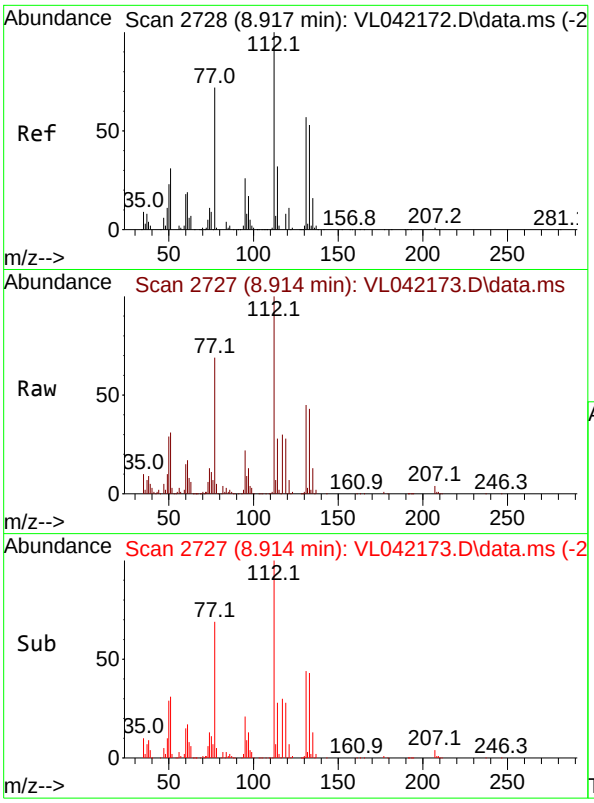

#57
Chlorobenzene
Concen: 2.096 ppbv
RT: 8.914 min Scan# 2
Delta R.T. -0.003 min
Lab File: VL042173.D
Acq: 27 Mar 2025 08:59

Instrument :
MSVOA_L
ClientSampleId :
VSTDICC002

Tgt Ion:112 Resp: 100308

Ion	Ratio	Lower	Upper
112	100		
77	68.8	58.2	87.2
114	27.8	29.1	35.5#

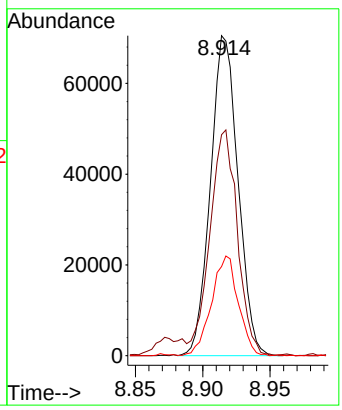

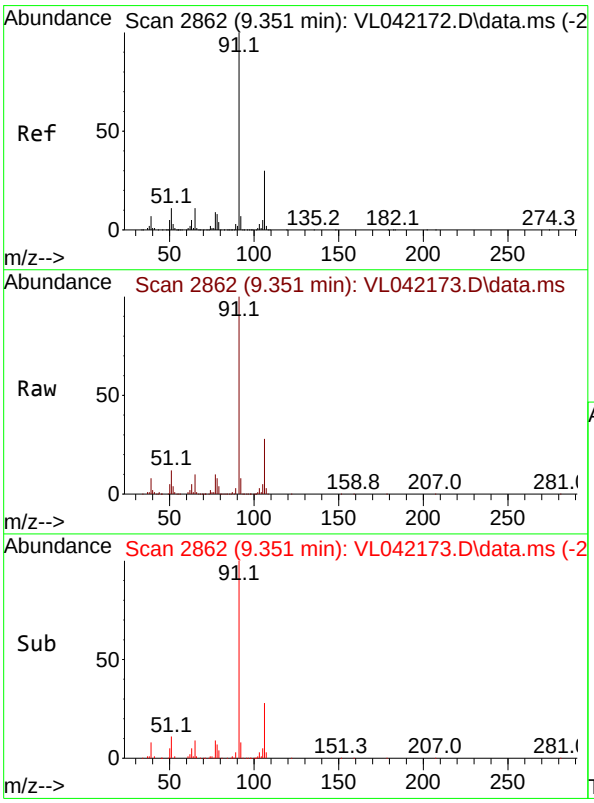

#58
Ethyl Benzene
Concen: 2.132 ppbv
RT: 9.351 min Scan# 2862
Delta R.T. -0.000 min
Lab File: VL042173.D
Acq: 27 Mar 2025 08:59

Tgt Ion: 91 Resp: 191114

Ion	Ratio	Lower	Upper
91	100		
106	28.3	24.2	36.2

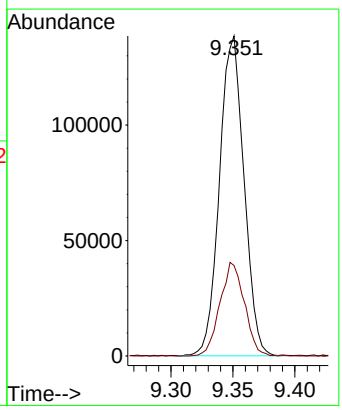

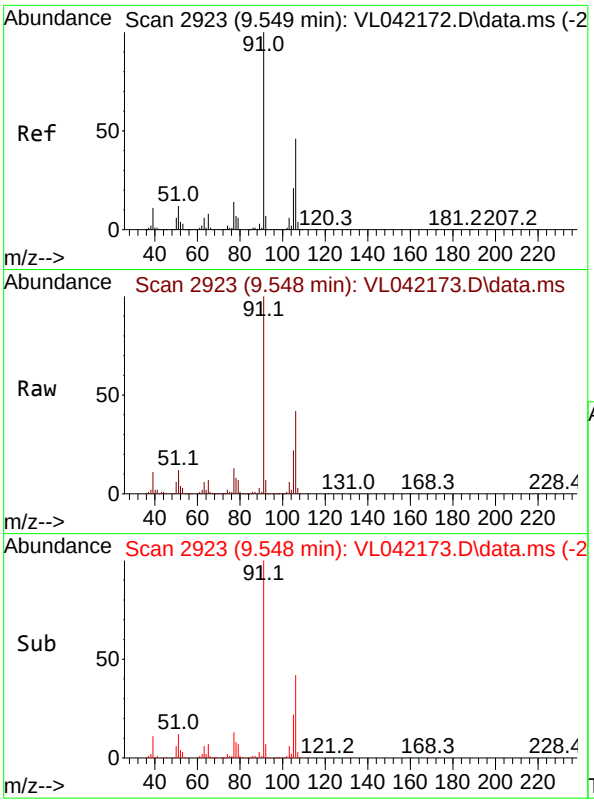

#59
m/p-Xylene
Concen: 2.333 ppbv
RT: 9.548 min Scan# 2
Delta R.T. -0.000 min
Lab File: VL042173.D
Acq: 27 Mar 2025 08:59

Instrument :
MSVOA_L
ClientSampleId :
VSTDICC002

Tgt Ion: 91 Resp: 167182

Ion	Ratio	Lower	Upper
91	100		
106	0.0	36.4	54.6#

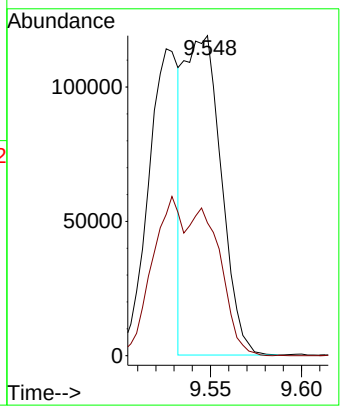

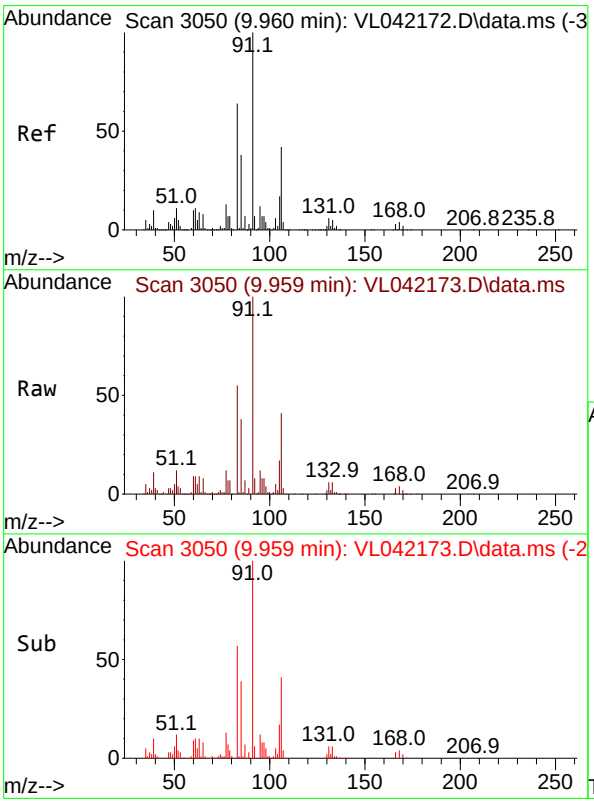

#60
o-Xylene
Concen: 2.109 ppbv
RT: 9.959 min Scan# 3050
Delta R.T. -0.000 min
Lab File: VL042173.D
Acq: 27 Mar 2025 08:59

Tgt Ion: 91 Resp: 151292

Ion	Ratio	Lower	Upper
91	100		
106	43.2	20.8	62.5

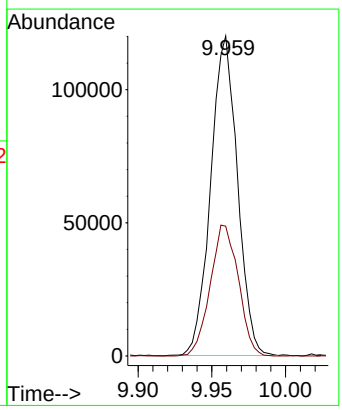

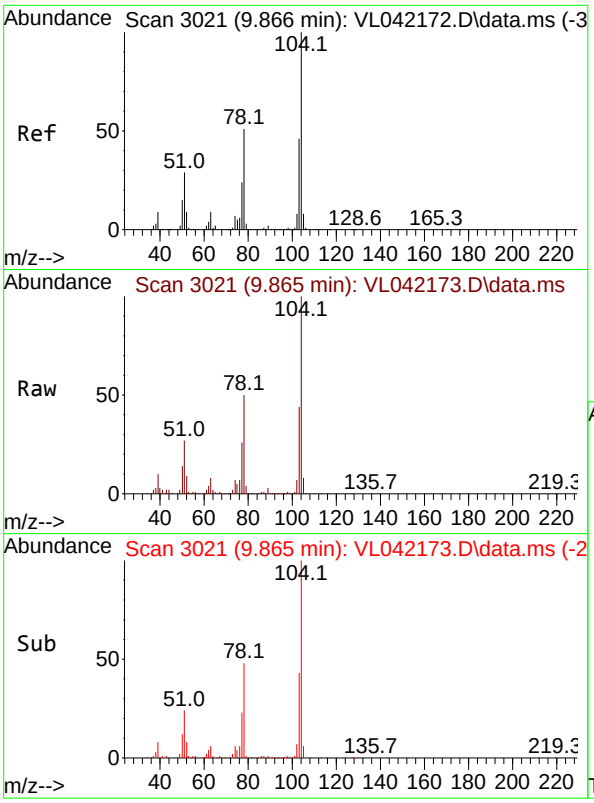

#61
Styrene
Concen: 2.089 ppbv
RT: 9.865 min Scan# 3
Delta R.T. -0.000 min
Lab File: VL042173.D
Acq: 27 Mar 2025 08:59

Instrument :
MSVOA_L
ClientSampleId :
VSTDICC002

Tgt Ion:104 Resp: 74134

Ion	Ratio	Lower	Upper
104	100		
78	52.8	41.8	62.6
103	47.8	37.0	55.4

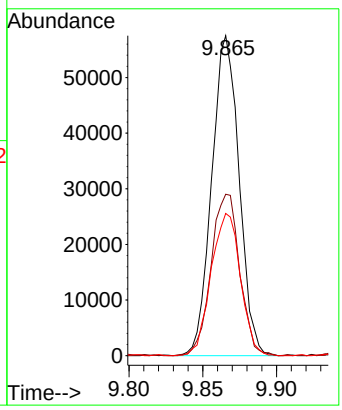

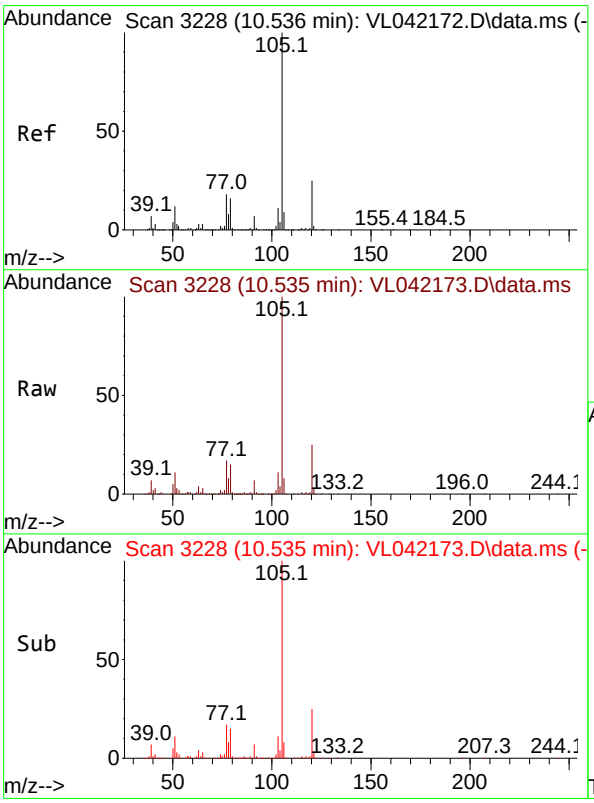

#62
Isopropylbenzene
Concen: 2.127 ppbv
RT: 10.535 min Scan# 3228
Delta R.T. -0.000 min
Lab File: VL042173.D
Acq: 27 Mar 2025 08:59

Tgt Ion:105 Resp: 228191

Ion	Ratio	Lower	Upper
105	100		
120	24.4	19.9	29.9

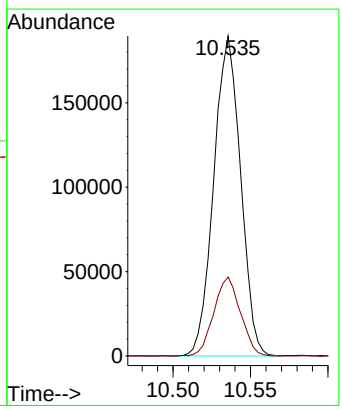

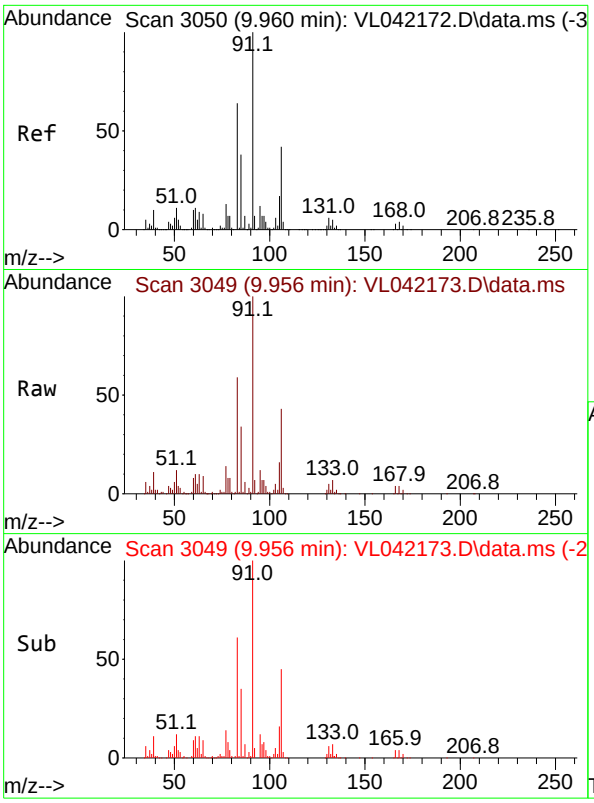

#63
1,1,2,2-Tetrachloroethane
Concen: 2.067 ppbv
RT: 9.956 min Scan# 3(
Delta R.T. -0.003 min
Lab File: VL042173.D
Acq: 27 Mar 2025 08:59

Instrument :
MSVOA_L
ClientSampleId :
VSTDICC002

Tgt Ion: 83 Resp: 90114

Ion	Ratio	Lower	Upper
83	100		
131	9.5	4.8	14.4
85	64.4	32.5	97.5

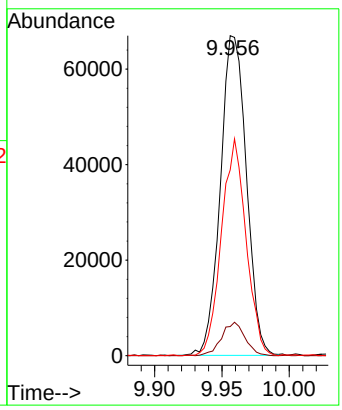

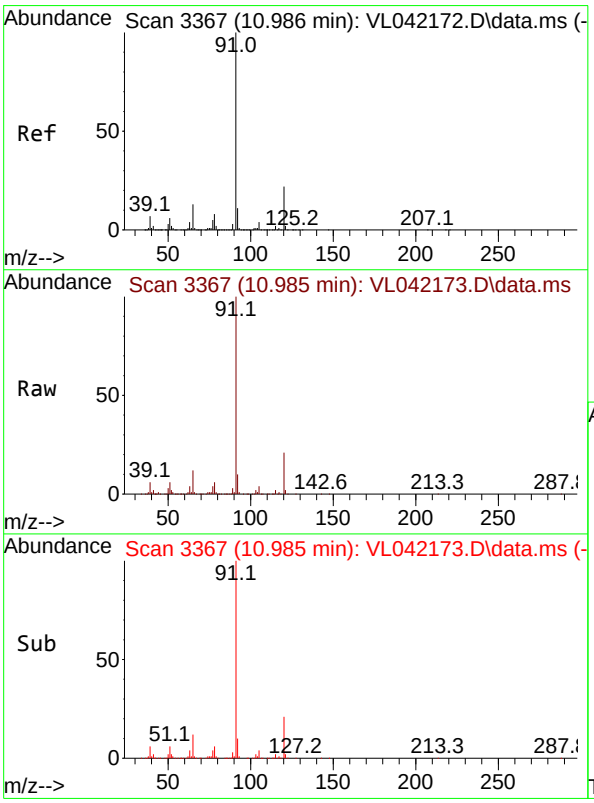

#64
n-propylbenzene
Concen: 2.104 ppbv
RT: 10.985 min Scan# 3367
Delta R.T. -0.000 min
Lab File: VL042173.D
Acq: 27 Mar 2025 08:59

Tgt Ion:120 Resp: 58105

Ion	Ratio	Lower	Upper
120	100		
91	491.1	376.9	565.3

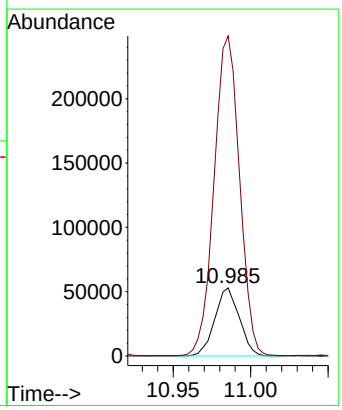

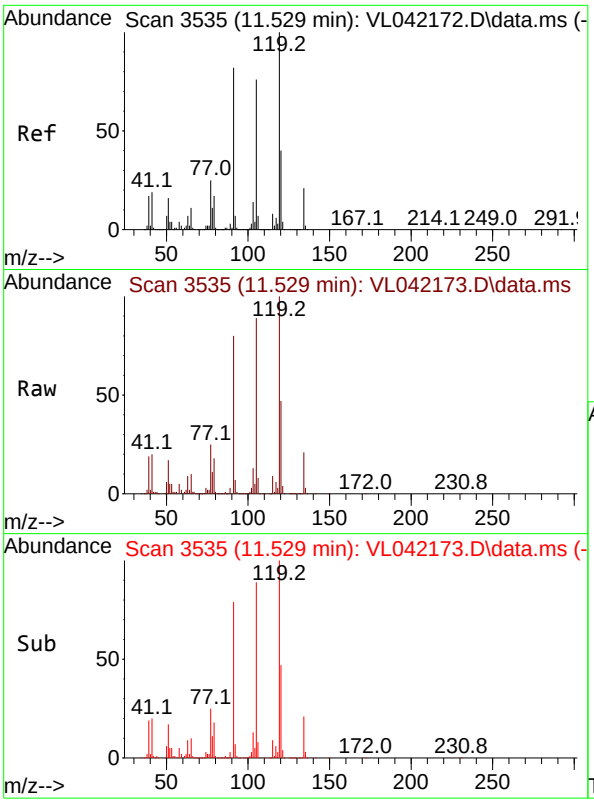

#65
tert-Butylbenzene
Concen: 2.180 ppbv
RT: 11.529 min Scan# 3
Delta R.T. -0.000 min
Lab File: VL042173.D
Acq: 27 Mar 2025 08:59

Instrument :
MSVOA_L
ClientSampleId :
VSTDICC002

Tgt Ion:119 Resp: 216336

Ion	Ratio	Lower	Upper
119	100		
91	81.5	66.0	99.0
134	20.2	16.7	25.1

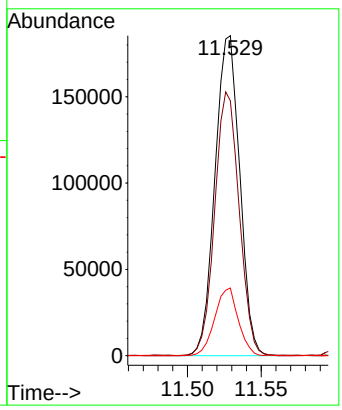

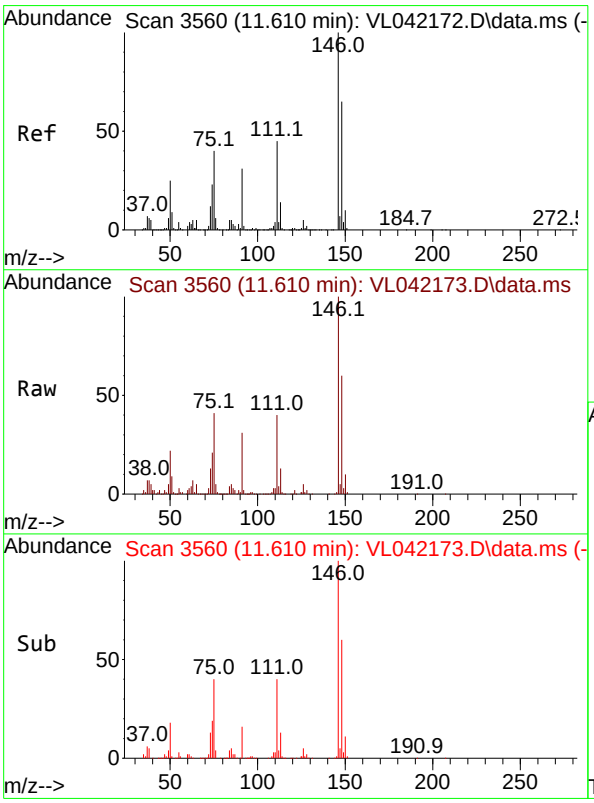

#66
Benzyl Chloride
Concen: 2.116 ppbv
RT: 11.610 min Scan# 3560
Delta R.T. -0.000 min
Lab File: VL042173.D
Acq: 27 Mar 2025 08:59

Tgt Ion: 91 Resp: 22272

Ion	Ratio	Lower	Upper
91	100		
126	20.0	13.8	20.6
128	6.5	4.5	6.7

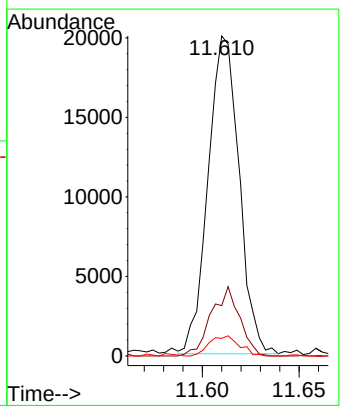

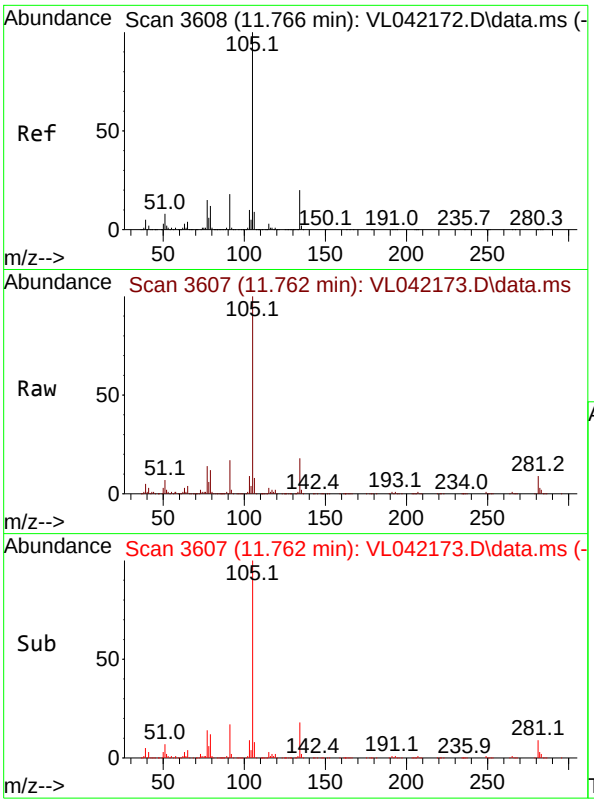

#67
sec-Butylbenzene
Concen: 2.156 ppbv
RT: 11.762 min Scan# 3
Delta R.T. -0.003 min
Lab File: VL042173.D
Acq: 27 Mar 2025 08:59

Instrument :
MSVOA_L
ClientSampleId :
VSTDICC002

Tgt Ion:105 Resp: 297381

Ion	Ratio	Lower	Upper
105	100		
134	18.8	15.5	23.3

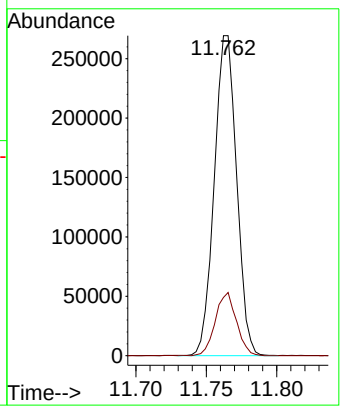

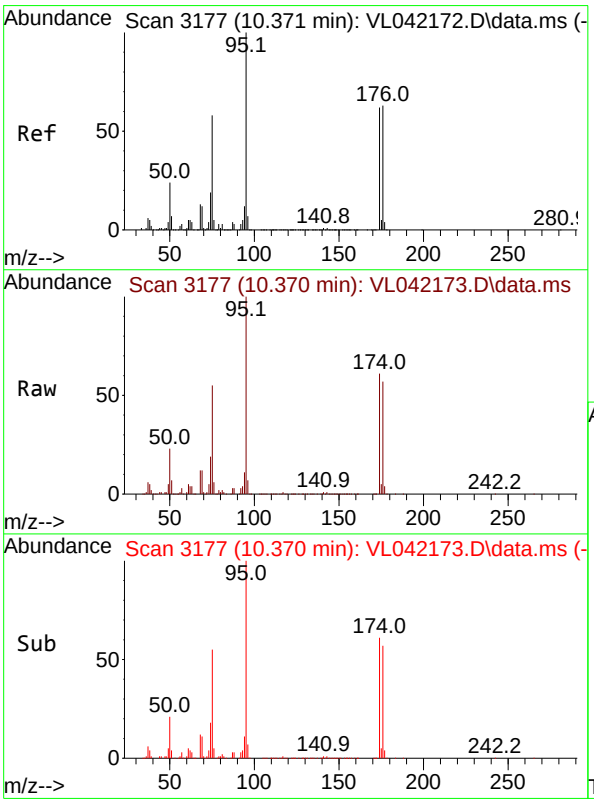

#68
1-Bromo-4-Fluorobenzene
Concen: 10.077 ppbv
RT: 10.370 min Scan# 3177
Delta R.T. -0.000 min
Lab File: VL042173.D
Acq: 27 Mar 2025 08:59

Tgt Ion: 95 Resp: 417532

Ion	Ratio	Lower	Upper
95	100		
174	62.6	50.6	76.0
175	5.0	3.8	5.6

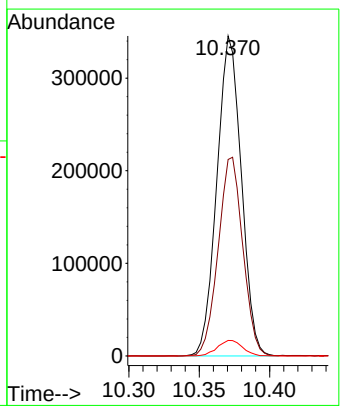

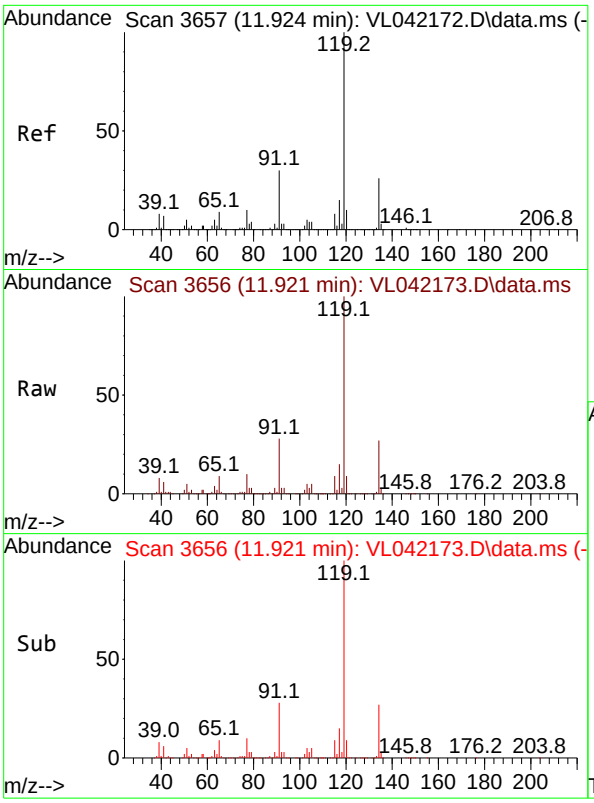

#69
p-Isopropyltoluene
Concen: 2.176 ppbv
RT: 11.921 min Scan# 3
Delta R.T. -0.003 min
Lab File: VL042173.D
Acq: 27 Mar 2025 08:59

Instrument :
MSVOA_L
ClientSampleId :
VSTDICC002

Tgt Ion:119 Resp: 258357

Ion	Ratio	Lower	Upper
119	100		
134	25.2	20.4	30.6
91	29.5	23.7	35.5

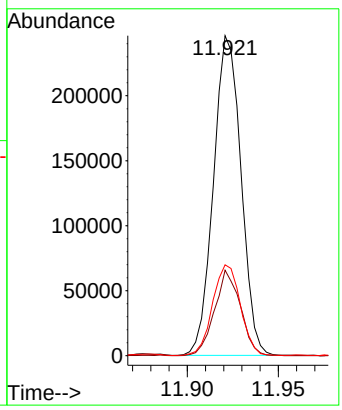

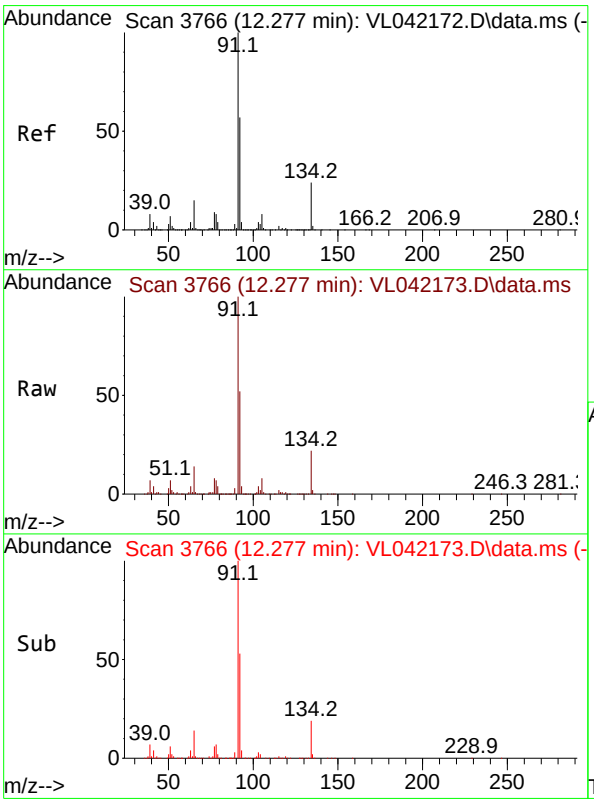

#70
n-Butylbenzene
Concen: 2.228 ppbv
RT: 12.277 min Scan# 3766
Delta R.T. -0.000 min
Lab File: VL042173.D
Acq: 27 Mar 2025 08:59

Tgt Ion: 91 Resp: 270616

Ion	Ratio	Lower	Upper
91	100		
92	55.1	44.9	67.3
134	23.3	19.2	28.8

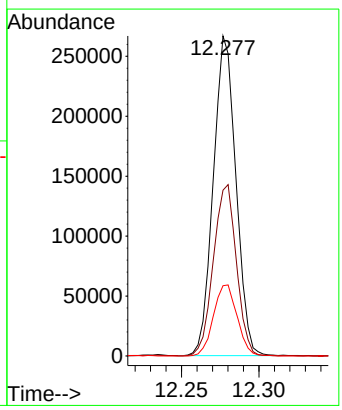

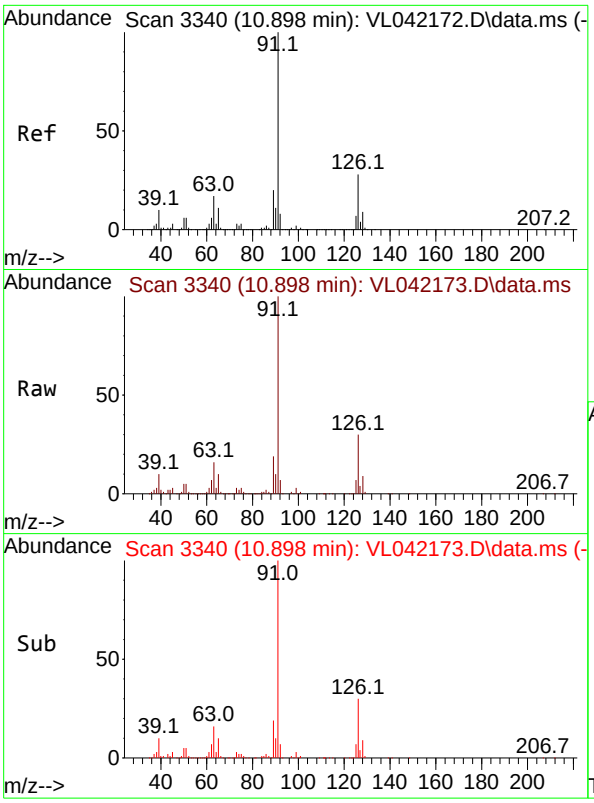

#71
2-Chlorotoluene
Concen: 2.132 ppbv
RT: 10.898 min Scan# 3
Delta R.T. -0.000 min
Lab File: VL042173.D
Acq: 27 Mar 2025 08:59

Instrument :
MSVOA_L
ClientSampleId :
VSTDICC002

Tgt Ion: 91 Resp: 177487

Ion	Ratio	Lower	Upper
91	100		
126	29.2	11.6	46.4

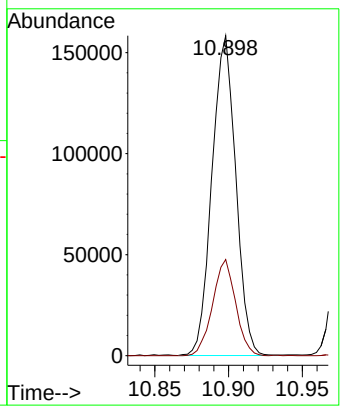

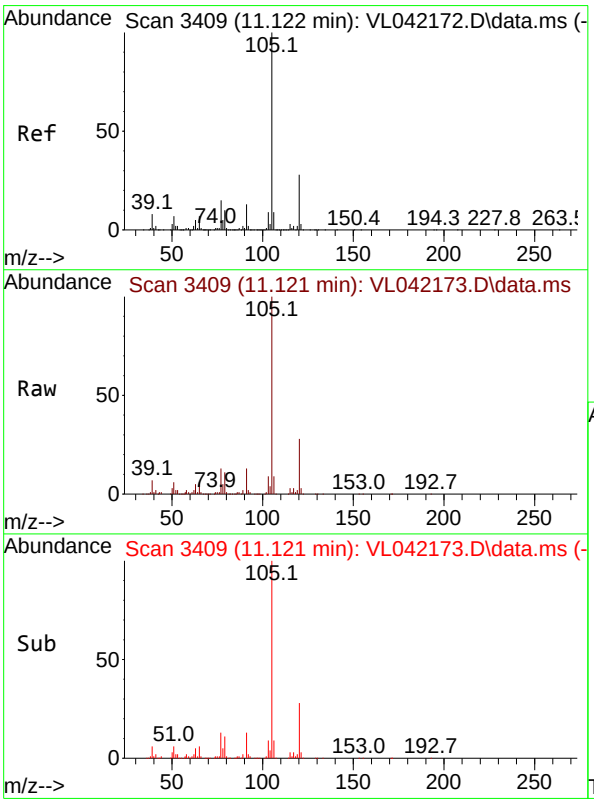

#72
4-Ethyltoluene
Concen: 2.179 ppbv
RT: 11.121 min Scan# 3409
Delta R.T. -0.000 min
Lab File: VL042173.D
Acq: 27 Mar 2025 08:59

Tgt Ion:105 Resp: 194660

Ion	Ratio	Lower	Upper
105	100		
120	29.1	23.4	35.0
91	13.7	10.3	15.5
77	14.7	11.4	17.2

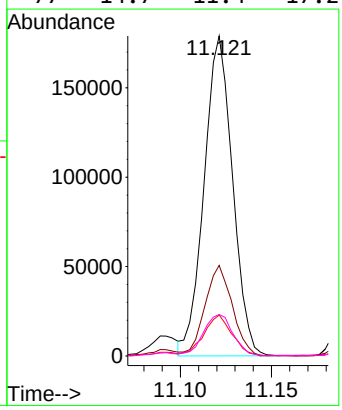

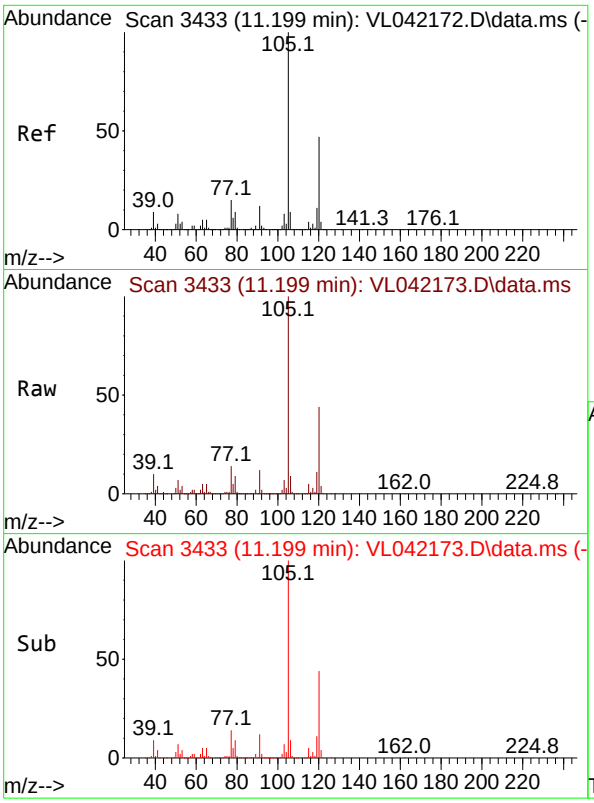

#73
1,3,5-Trimethylbenzene
Concen: 2.169 ppbv
RT: 11.199 min Scan# 3
Delta R.T. -0.000 min
Lab File: VL042173.D
Acq: 27 Mar 2025 08:59

Instrument :
MSVOA_L
ClientSampleId :
VSTDICC002

Tgt Ion:105 Resp: 169221

Ion	Ratio	Lower	Upper
105	100		
120	44.0	37.4	56.0

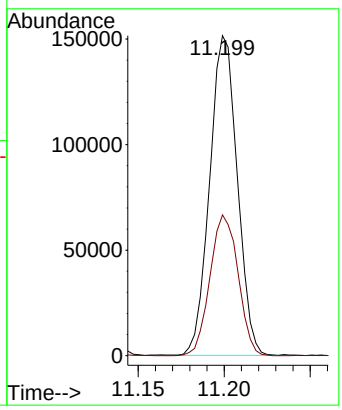

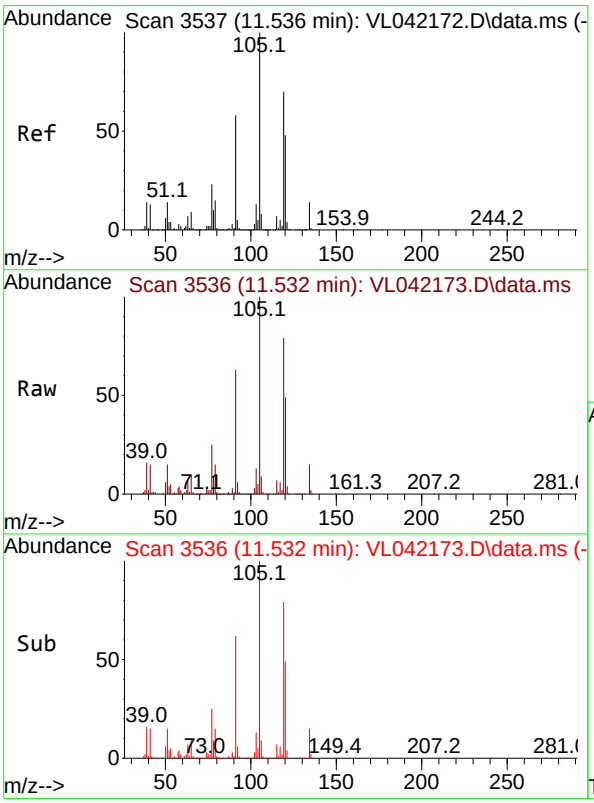

#74
1,2,4-Trimethylbenzene
Concen: 2.207 ppbv
RT: 11.532 min Scan# 3536
Delta R.T. -0.003 min
Lab File: VL042173.D
Acq: 27 Mar 2025 08:59

Tgt Ion:105 Resp: 198351

Ion	Ratio	Lower	Upper
105	100		
120	49.0	38.6	58.0
91	62.4	46.2	69.2
77	25.3	18.6	27.8

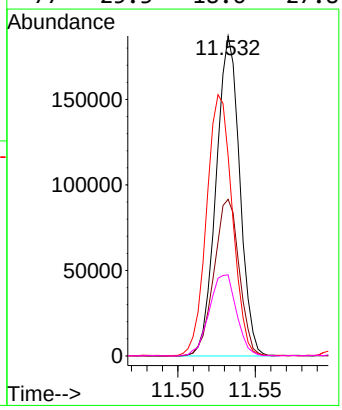

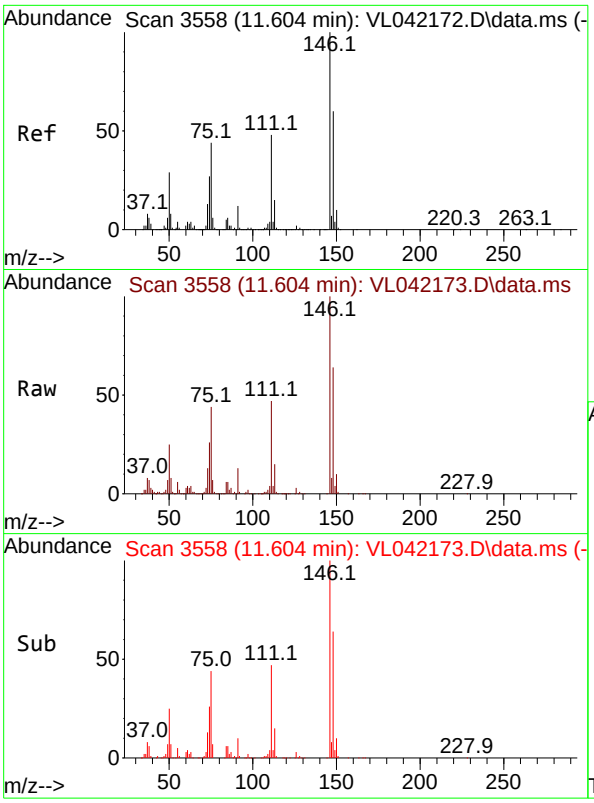

#75
1,3-Dichlorobenzene
Concen: 2.175 ppbv
RT: 11.604 min Scan# 3
Delta R.T. -0.000 min
Lab File: VL042173.D
Acq: 27 Mar 2025 08:59

Instrument :
MSVOA_L
ClientSampleId :
VSTDICC002

Tgt Ion:146 Resp: 107217

Ion	Ratio	Lower	Upper
146	100		
111	45.5	23.8	71.2
148	61.6	31.9	95.9

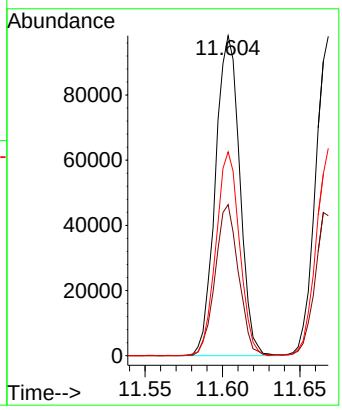

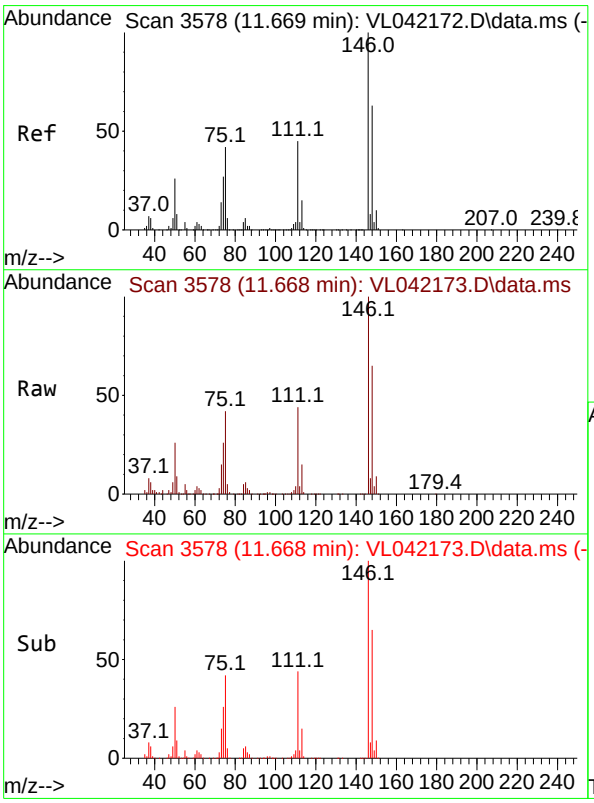

#76
1,4-Dichlorobenzene
Concen: 2.139 ppbv
RT: 11.668 min Scan# 3578
Delta R.T. -0.000 min
Lab File: VL042173.D
Acq: 27 Mar 2025 08:59

Tgt Ion:146 Resp: 104925

Ion	Ratio	Lower	Upper
146	100		
111	45.3	23.0	69.0
148	64.0	31.9	95.7

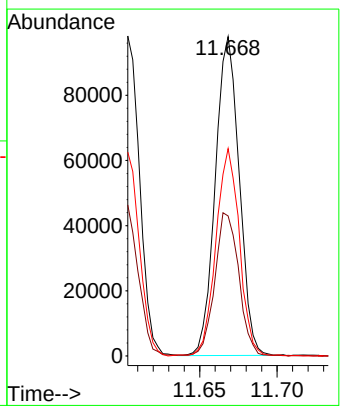

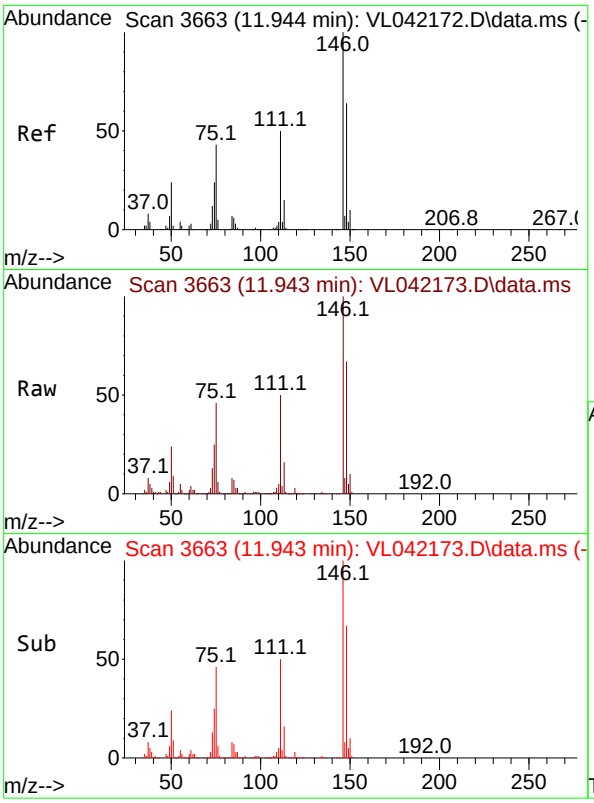

#77
1,2-Dichlorobenzene
Concen: 2.132 ppbv
RT: 11.943 min Scan# 3(
Delta R.T. -0.000 min
Lab File: VL042173.D
Acq: 27 Mar 2025 08:59

Instrument :
MSVOA_L
ClientSampleId :
VSTDICC002

Tgt Ion:146 Resp: 102310

Ion	Ratio	Lower	Upper
146	100		
111	48.8	24.8	74.3
148	64.6	31.6	94.8

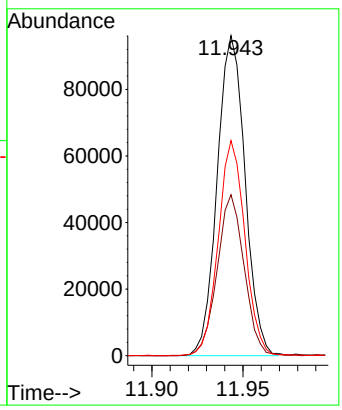

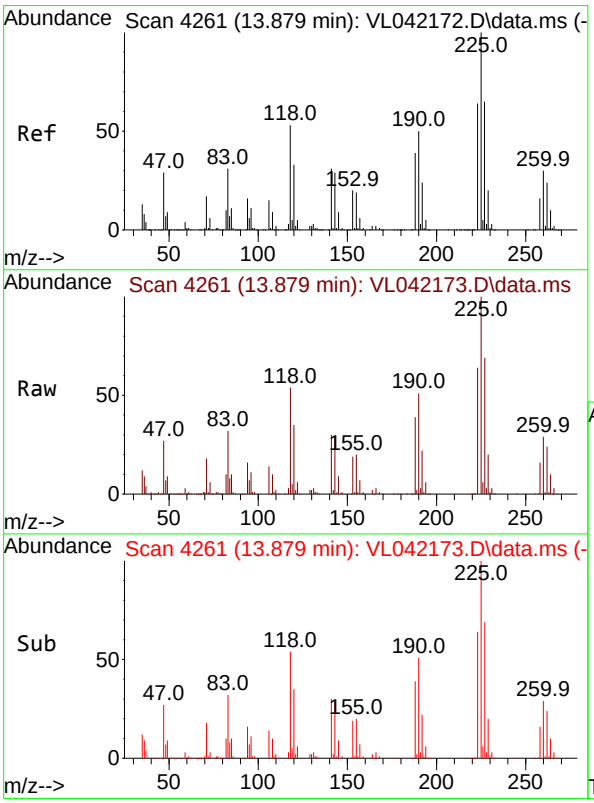

#78
Hexachloro-1,3-Butadiene
Concen: 2.242 ppbv
RT: 13.879 min Scan# 4261
Delta R.T. -0.000 min
Lab File: VL042173.D
Acq: 27 Mar 2025 08:59

Tgt Ion:225 Resp: 109539

Ion	Ratio	Lower	Upper
225	100		
223	62.2	50.6	76.0
227	64.9	51.2	76.8

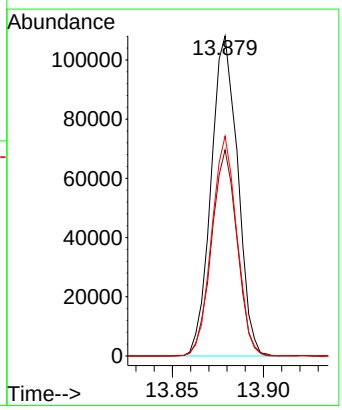

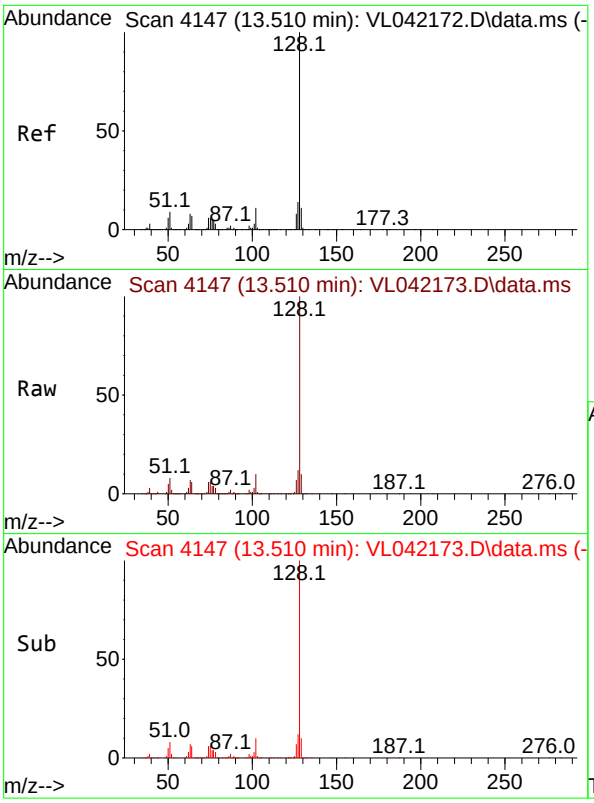

#79
Naphthalene
Concen: 2.375 ppbv
RT: 13.510 min Scan# 4
Delta R.T. -0.000 min
Lab File: VL042173.D
Acq: 27 Mar 2025 08:59

Instrument :
MSVOA_L
ClientSampleId :
VSTDICC002

Tgt Ion:128 Resp: 233451

Ion	Ratio	Lower	Upper
128	100		
127	12.1	10.8	16.2
129	9.9	9.0	13.4

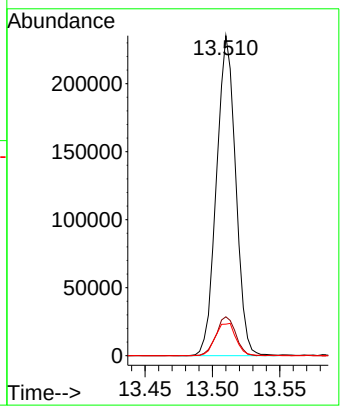

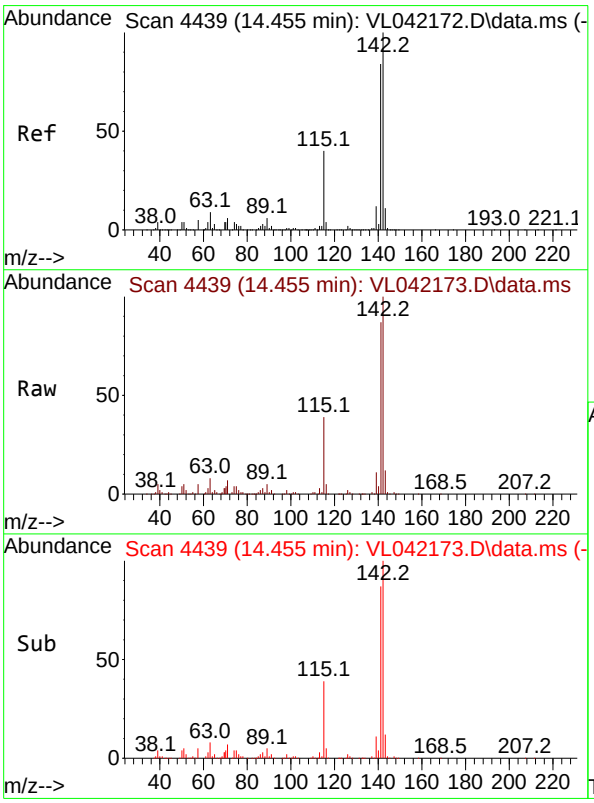

#80
Naphthalene,2-methyl-
Concen: 2.451 ppbv
RT: 14.455 min Scan# 4439
Delta R.T. -0.000 min
Lab File: VL042173.D
Acq: 27 Mar 2025 08:59

Tgt Ion:142 Resp: 117313

Ion	Ratio	Lower	Upper
142	100		
141	83.5	66.3	99.5
115	38.5	31.6	47.4

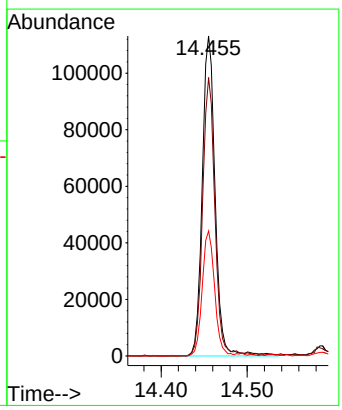

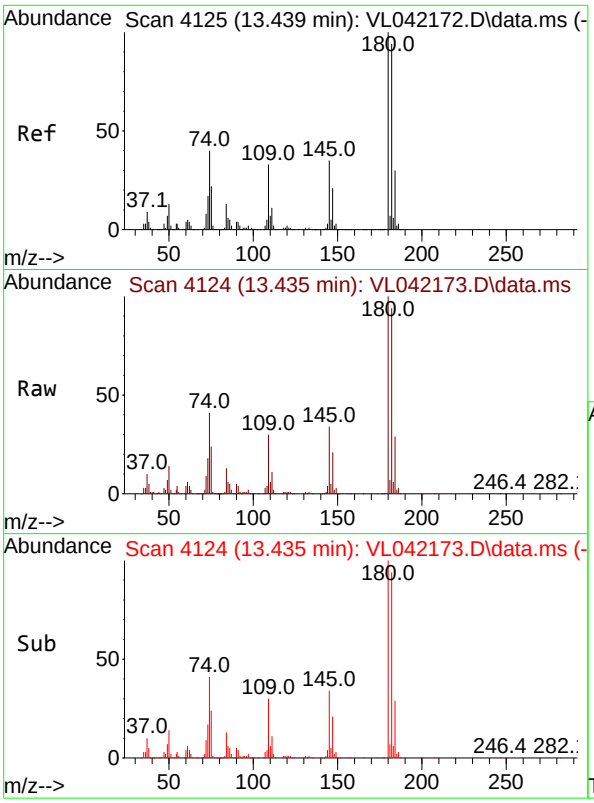

#81
1,2,4-Trichlorobenzene
Concen: 2.288 ppbv
RT: 13.435 min Scan# 4
Delta R.T. -0.003 min
Lab File: VL042173.D
Acq: 27 Mar 2025 08:59

Instrument :
MSVOA_L
ClientSampleId :
VSTDICC002

Tgt Ion:180 Resp: 103765

Ion	Ratio	Lower	Upper
180	100		
182	97.0	75.1	112.7
184	29.6	24.4	36.6

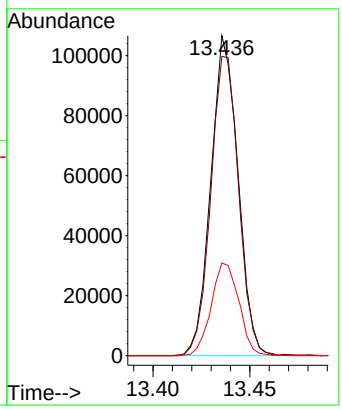

Quantitation Report (Not Reviewed)

Data Path : Z:\voasrv\HPCHEM1\MSVOA_L\Data\VL032725\
Data File : VL042174.D
Acq On : 27 Mar 2025 09:30
Operator : SY/MD
Sample : VSTDICC001
Misc : 400mL/MSVOA_L
ALS Vial : 6 Sample Multiplier: 1

Instrument :
MSVOA_L
ClientSampleId :
VSTDICC001

Quant Time: Mar 28 01:33:49 2025
Quant Method : Z:\voasrv\HPCHEM1\MSVOA_L\methods\VL032725AIR.M
Quant Title : AIR ANALYSIS BY METHOD TO-15 Instrument: MSVOA_LFri Aug 26 06:05:16 2022
QLast Update : Fri Mar 28 01:31:23 2025
Response via : Initial Calibration

Compound	R.T.	QIon	Response	Conc	Units	Dev(Min)
Internal Standards						
1) Bromochloromethane	2.784	49	186244	10.000	ppbv	0.00
33) 1,4-Difluorobenzene	3.952	114	537244	10.000	ppbv	0.00
55) Chlorobenzene-d5	8.879	117	499830	10.000	ppbv	0.00
System Monitoring Compounds						
68) 1-Bromo-4-Fluorobenzene	10.371	95	404753	9.861	ppbv	0.00
Spiked Amount 10.000	Range 65 - 135		Recovery = 98.600%			
Target Compounds						Qvalue
2) Dichlorodifluoromethane	1.496	85	28203	1.026	ppbv	99
3) Chlorodifluoromethane	1.473	51	28693	1.021	ppbv	94
4) Chloromethane	1.531	50	11111	0.989	ppbv	99
5) Vinyl Chloride	1.577	62	10723	0.936	ppbv	98
6) Bromomethane	1.667	94	4984	0.979	ppbv	97
7) Chloroethane	1.703	64	4622	1.025	ppbv	100
8) Dichlorotetrafluoroethane	1.554	85	23886	1.020	ppbv	98
9) Propene	1.884	41	1465	0.116	ppbv	99
10) Heptane	4.975	43	36132	1.055	ppbv	100
11) Trichlorofluoromethane	1.875	101	27136	1.014	ppbv	96
12) 1,1,2-Trichlorotrifluo...	2.137	101	22629	1.029	ppbv	99
13) Ethanol	1.719	45	935	0.943	ppbv #	1
14) Bromoethene	1.781	108	8330	0.989	ppbv #	82
15) Acetone	1.836	43	29294	1.125	ppbv	95
16) 1,3-Butadiene	1.606	39	13133	1.121	ppbv	97
17) tert-Butyl alcohol	2.040	59	33500	1.033	ppbv	97
18) 1,1-Dichloroethene	2.033	96	10532	1.024	ppbv	89
19) Isopropyl Alcohol	1.884	45	14903	1.014	ppbv #	38
20) Methylene Chloride	2.059	84	10481	1.080	ppbv	93
21) Allyl Chloride	2.095	41	19039	1.036	ppbv	99
22) trans-1,2-Dichloroethene	2.033	96	10532	0.877	ppbv	86
23) Vinyl Acetate	2.464	43	10644	0.983	ppbv #	85
24) 1,1-Dichloroethane	2.409	63	22505	1.022	ppbv	99
25) Ethyl Acetate	2.836	43	67402	0.997	ppbv #	96
26) Hexane	2.823	57	27223	1.043	ppbv	98
27) Carbon Disulfide	2.146	76	28167	1.006	ppbv #	47
28) Methyl tert-Butyl Ether	2.441	73	16501	1.015	ppbv	95
29) Chloroform	2.845	83	38516	1.008	ppbv	96
30) Cyclohexane	3.852	84	23052	1.016	ppbv	97
31) cis-1,2-Dichloroethene	2.716	61	27187	1.026	ppbv	89
32) 1,1,1-Trichloroethane	3.363	97	40993	0.938	ppbv	99
34) 2-Butanone	2.557	43	41423	1.063	ppbv	98
35) Carbon Tetrachloride	3.758	117	39345	0.952	ppbv	93
36) Benzene	3.651	78	55156	1.036	ppbv	94
37) 1,2-Dichloroethane	3.218	62	30543	1.002	ppbv	98
38) Trichloroethene	4.545	130	21906	0.985	ppbv	93
39) 1,2-Dichloropropane	4.312	63	20020	1.032	ppbv	99
40) 1,4-Dioxane	4.593	88	10031	0.997	ppbv #	49
41) Tetrahydrofuran	3.056	42	22818	1.029	ppbv	97
42) Bromodichloromethane	4.483	83	41864	0.996	ppbv	90
43) Methyl Methacrylate	4.875	69	14387	0.640	ppbv #	31
44) 2,2,4-Trimethylpentane	4.632	57	90727	1.008	ppbv	96
45) t-1,3-Dichloropropene	6.412	75	13431	0.555	ppbv	97

Quantitation Report (Not Reviewed)

Data Path : Z:\voasrv\HPCHEM1\MSVOA_L\Data\VL032725\
Data File : VL042174.D
Acq On : 27 Mar 2025 09:30
Operator : SY/MD
Sample : VSTDICC001
Misc : 400mL/MSVOA_L
ALS Vial : 6 Sample Multiplier: 1

Instrument :
MSVOA_L
ClientSampleId :
VSTDICC001

Quant Time: Mar 28 01:33:49 2025
Quant Method : Z:\voasrv\HPCHEM1\MSVOA_L\methods\VL032725AIR.M
Quant Title : AIR ANALYSIS BY METHOD TO-15 Instrument: MSVOA_LFri Aug 26 06:05:16 2022
QLast Update : Fri Mar 28 01:31:23 2025
Response via : Initial Calibration

	Compound	R.T.	QIon	Response	Conc	Units		Dev(Min)
46)	cis-1,3-Dichloropropene	5.593	75	30063	1.014	ppbv		93
47)	1,1,2-Trichloroethane	6.577	97	20546	1.002	ppbv		96
48)	Dibromochloromethane	7.383	129	34425	0.991	ppbv		100
49)	Bromoform	9.481	173	31610	1.013	ppbv		98
50)	4-Methyl-2-Pentanone	5.752	43	34358	0.556	ppbv	#	39
51)	2-Hexanone	7.438	43	54680	1.067	ppbv	#	100
52)	Tetrachloroethene	8.222	164	19415	0.919	ppbv		95
53)	Toluene	6.927	91	64612	1.023	ppbv		99
54)	1,2-Dibromoethane	7.652	107	28879	1.009	ppbv		95
56)	1,1,1,2-Tetrachloroethane	8.924	131	28764	1.045	ppbv	#	87
57)	Chlorobenzene	8.917	112	48930	1.032	ppbv		93
58)	Ethyl Benzene	9.348	91	91086	1.026	ppbv		97
59)	m/p-Xylene	9.545	91	73295	1.033	ppbv	#	31
60)	o-Xylene	9.960	91	73702	1.037	ppbv		96
61)	Styrene	9.866	104	36110	1.027	ppbv		97
62)	Isopropylbenzene	10.536	105	109897	1.034	ppbv		98
63)	1,1,2,2-Tetrachloroethane	9.960	83	44431	1.029	ppbv		99
64)	n-propylbenzene	10.986	120	29054	1.062	ppbv		98
65)	tert-Butylbenzene	11.526	119	103520	1.053	ppbv		96
66)	Benzyl Chloride	11.614	91	10660	1.022	ppbv	#	93
67)	sec-Butylbenzene	11.762	105	149660	1.095	ppbv		97
69)	p-Isopropyltoluene	11.921	119	127509	1.084	ppbv		99
70)	n-Butylbenzene	12.280	91	129860	1.079	ppbv		99
71)	2-Chlorotoluene	10.898	91	86356	1.047	ppbv		100
72)	4-Ethyltoluene	11.122	105	92912	1.050	ppbv		99
73)	1,3,5-Trimethylbenzene	11.199	105	83497	1.080	ppbv		92
74)	1,2,4-Trimethylbenzene	11.533	105	97858	1.099	ppbv		94
75)	1,3-Dichlorobenzene	11.604	146	51096	1.046	ppbv		99
76)	1,4-Dichlorobenzene	11.669	146	50841	1.046	ppbv		99
77)	1,2-Dichlorobenzene	11.944	146	51523	1.084	ppbv		99
78)	Hexachloro-1,3-Butadiene	13.879	225	55611	1.149	ppbv		97
79)	Naphthalene	13.510	128	109031	1.120	ppbv		99
80)	Naphthalene,2-methyl-	14.455	142	44518	0.939	ppbv		99
81)	1,2,4-Trichlorobenzene	13.436	180	47040	1.047	ppbv		98

(#) = qualifier out of range (m) = manual integration (+) = signals summed

Quantitation Report (Not Reviewed)

Data Path : Z:\voasrv\HPCHEM1\MSVOA_L\Data\VL032725\
Data File : VL042174.D
Acq On : 27 Mar 2025 09:30
Operator : SY/MD
Sample : VSTDICC001
Misc : 400mL/MSVOA_L
ALS Vial : 6 Sample Multiplier: 1

Instrument :
MSVOA_L
ClientSampleId :
VSTDICC001

Quant Time: Mar 28 01:33:49 2025
Quant Method : Z:\voasrv\HPCHEM1\MSVOA_L\methods\VL032725AIR.M
Quant Title : AIR ANALYSIS BY METHOD TO-15 Instrument: MSVOA_LFri Aug 26 06:05:16 2022
QLast Update : Fri Mar 28 01:31:23 2025
Response via : Initial Calibration

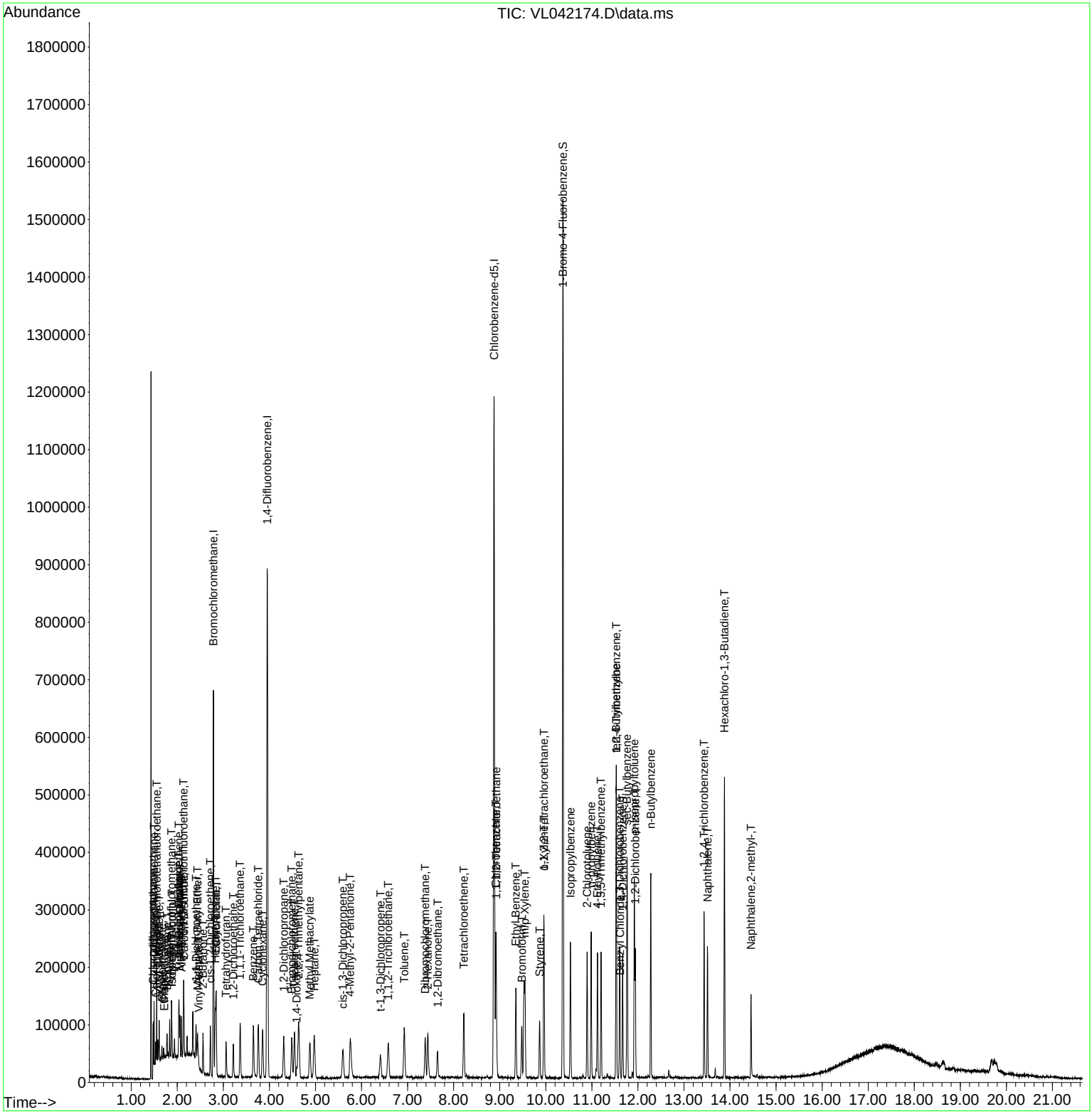

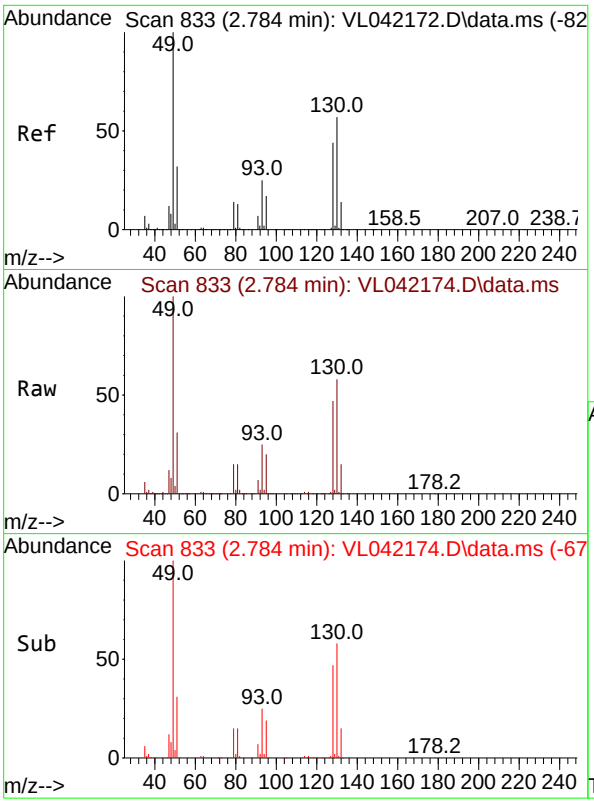

#1
Bromochloromethane
Concen: 10.000 ppbv
RT: 2.784 min Scan# 8
Delta R.T. 0.000 min
Lab File: VL042174.D
Acq: 27 Mar 2025 09:30

Instrument :
MSVOA_L
ClientSampleId :
VSTDICC001

Tgt Ion: 49 Resp: 186244

Ion	Ratio	Lower	Upper
49	100		
128	46.2	22.9	68.5
130	57.0	28.8	86.4

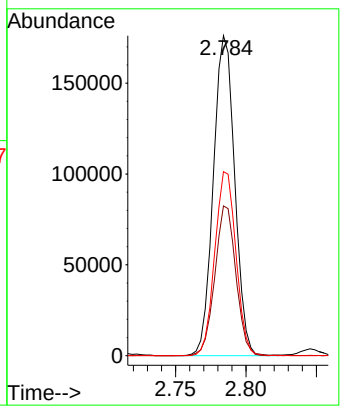



#2
Dichlorodifluoromethane
Concen: 1.026 ppbv
RT: 1.496 min Scan# 435
Delta R.T. 0.000 min
Lab File: VL042174.D
Acq: 27 Mar 2025 09:30

Tgt Ion: 85 Resp: 28203

Ion	Ratio	Lower	Upper
85	100		
87	31.9	26.1	39.1

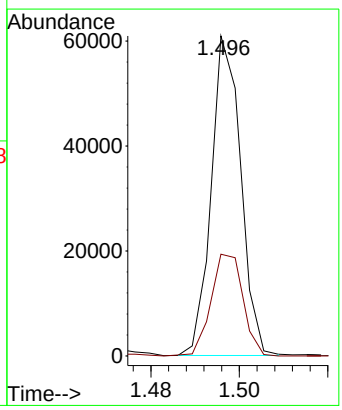

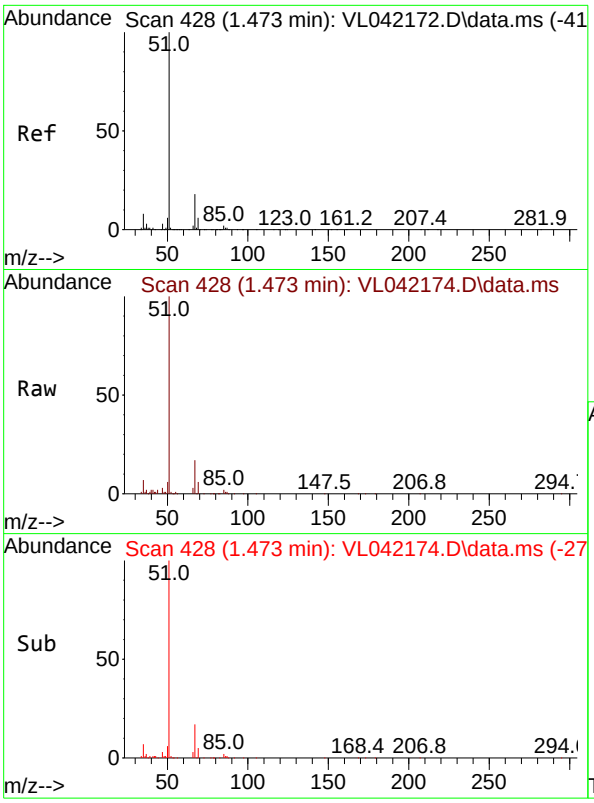

#3
Chlorodifluoromethane
Concen: 1.021 ppbv
RT: 1.473 min Scan# 4
Delta R.T. 0.000 min
Lab File: VL042174.D
Acq: 27 Mar 2025 09:30

Instrument :
MSVOA_L
ClientSampleId :
VSTDICC001

Tgt Ion: 51 Resp: 28693

Ion	Ratio	Lower	Upper
51	100		
67	21.5	15.0	22.6

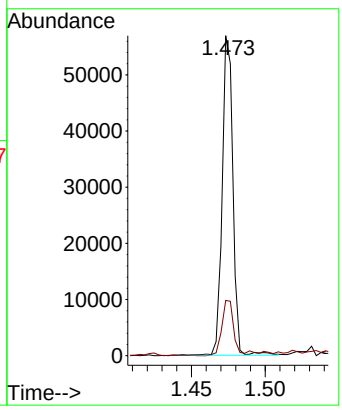

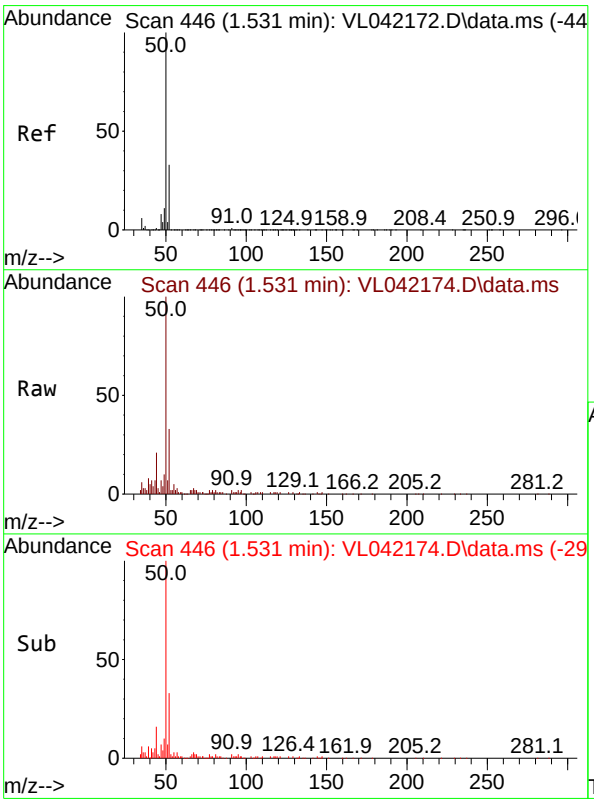

#4
Chloromethane
Concen: 0.989 ppbv
RT: 1.531 min Scan# 446
Delta R.T. 0.000 min
Lab File: VL042174.D
Acq: 27 Mar 2025 09:30

Tgt Ion: 50 Resp: 11111

Ion	Ratio	Lower	Upper
50	100		
52	32.9	26.1	39.1

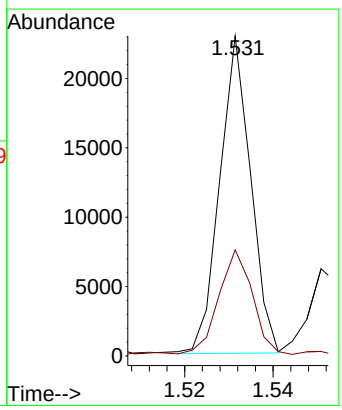

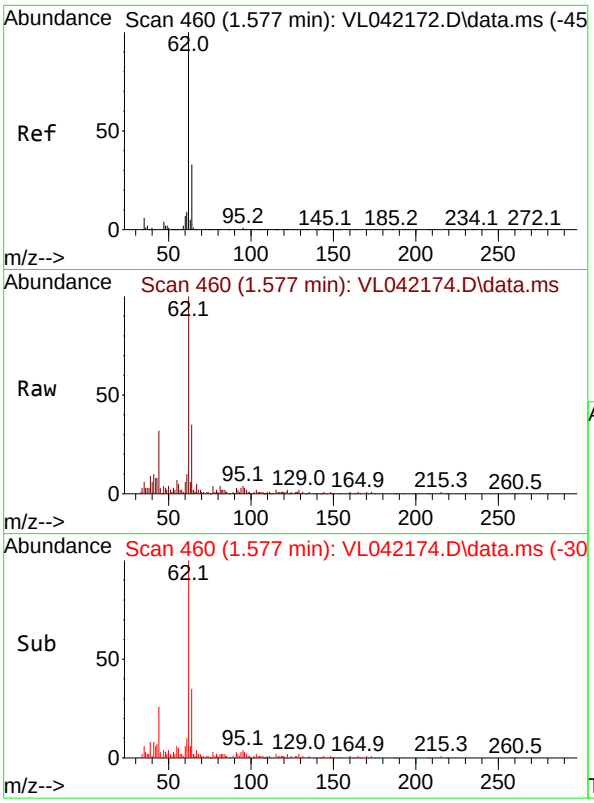

#5
Vinyl Chloride
Concen: 0.936 ppbv
RT: 1.577 min Scan# 4
Delta R.T. 0.000 min
Lab File: VL042174.D
Acq: 27 Mar 2025 09:30

Instrument :
MSVOA_L
ClientSampleId :
VSTDICC001

Tgt Ion: 62 Resp: 10723

Ion	Ratio	Lower	Upper
62	100		
64	34.6	26.6	40.0

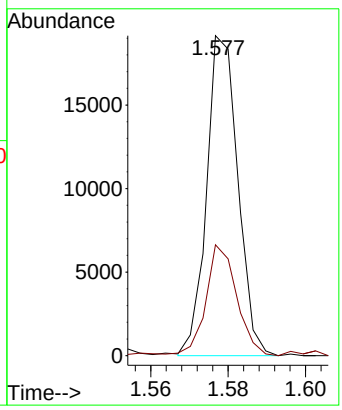

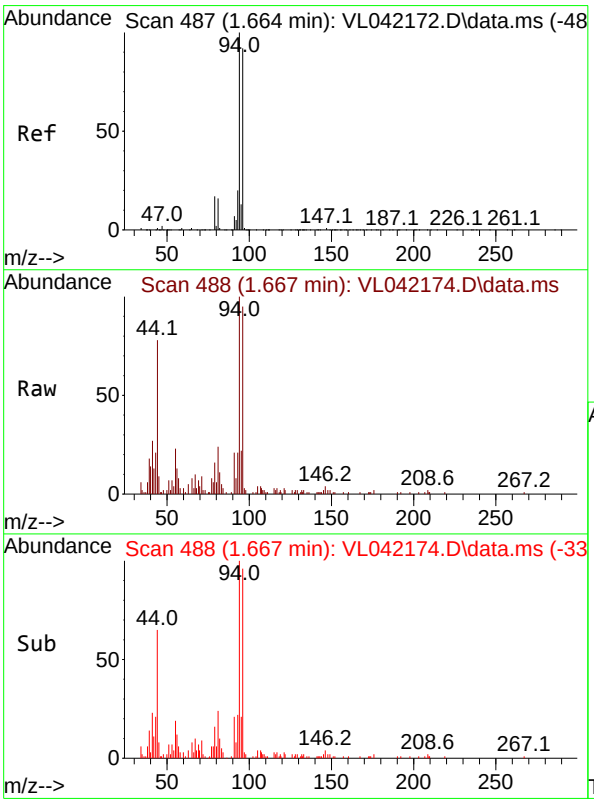

#6
Bromomethane
Concen: 0.979 ppbv
RT: 1.667 min Scan# 488
Delta R.T. 0.003 min
Lab File: VL042174.D
Acq: 27 Mar 2025 09:30

Tgt Ion: 94 Resp: 4984

Ion	Ratio	Lower	Upper
94	100		
96	93.8	73.1	109.7

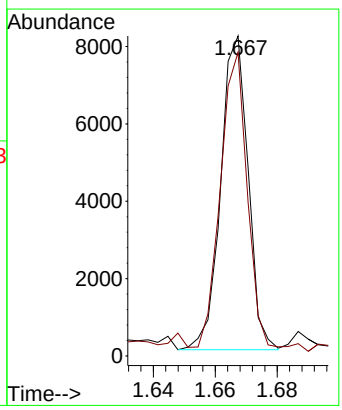

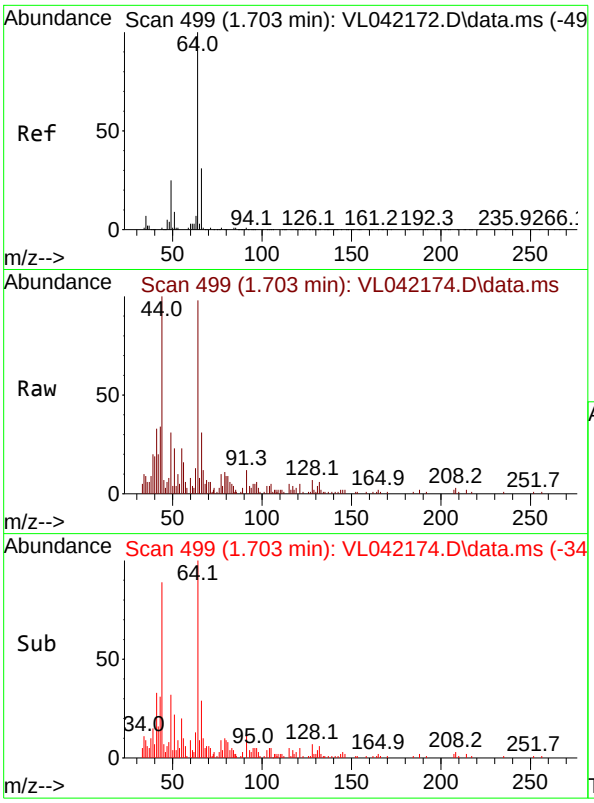

#7
Chloroethane
Concen: 1.025 ppbv
RT: 1.703 min Scan# 4
Delta R.T. 0.000 min
Lab File: VL042174.D
Acq: 27 Mar 2025 09:30

Instrument :
MSVOA_L
ClientSampleId :
VSTDICC001

Tgt Ion: 64 Resp: 4622

Ion	Ratio	Lower	Upper
64	100		
66	31.7	25.2	37.8

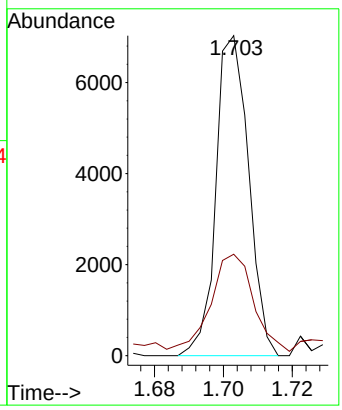

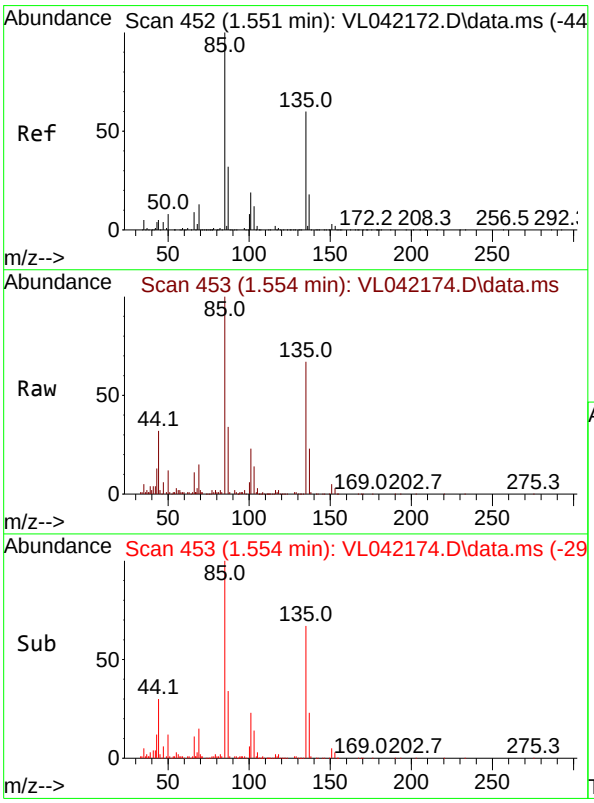

#8
Dichlorotetrafluoroethane
Concen: 1.020 ppbv
RT: 1.554 min Scan# 453
Delta R.T. 0.003 min
Lab File: VL042174.D
Acq: 27 Mar 2025 09:30

Tgt Ion: 85 Resp: 23886

Ion	Ratio	Lower	Upper
85	100		
135	64.2	52.4	78.6

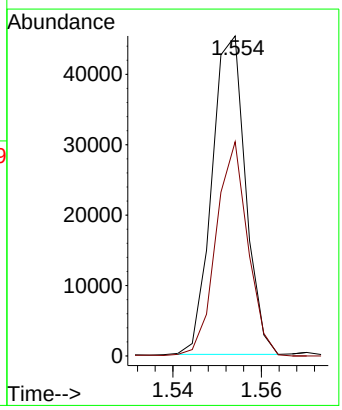

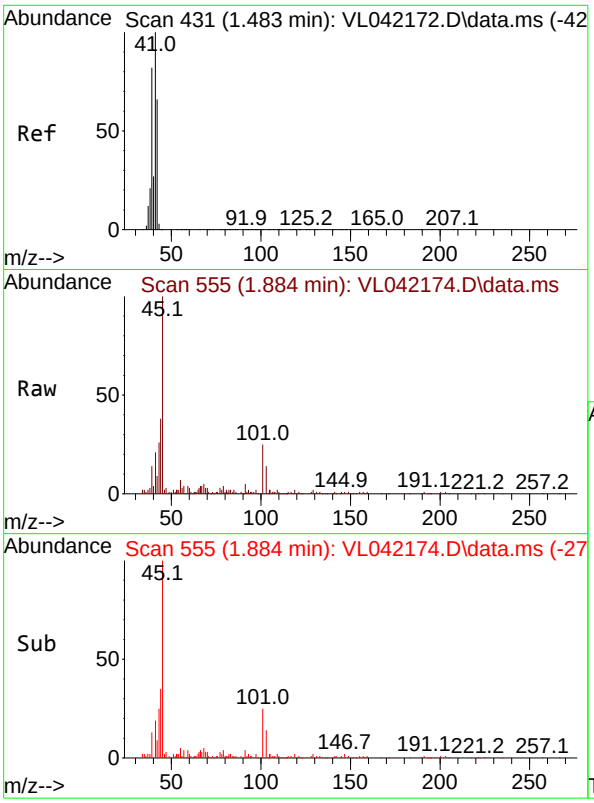

#9
Propene
Concen: 0.116 ppbv
RT: 1.884 min Scan# 5
Delta R.T. 0.401 min
Lab File: VL042174.D
Acq: 27 Mar 2025 09:30

Instrument :
MSVOA_L
ClientSampleId :
VSTDICC001

Tgt Ion: 41 Resp: 1465

Ion	Ratio	Lower	Upper
41	100		
42	69.8	55.4	83.2

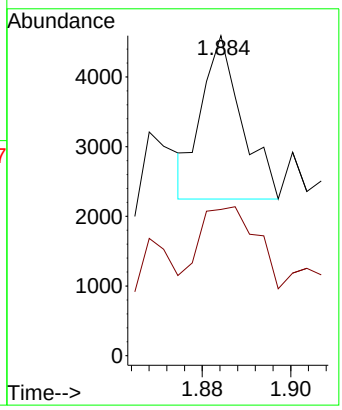

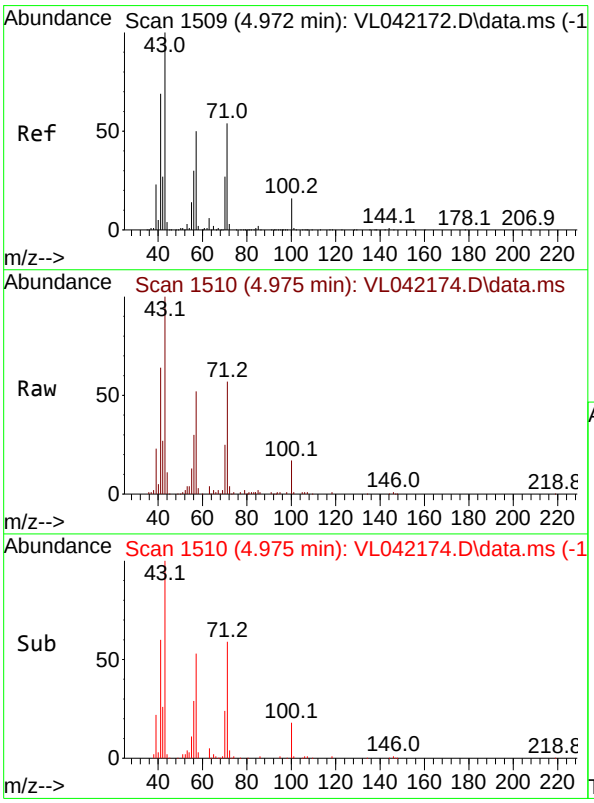

#10
Heptane
Concen: 1.055 ppbv
RT: 4.975 min Scan# 1510
Delta R.T. 0.003 min
Lab File: VL042174.D
Acq: 27 Mar 2025 09:30

Tgt Ion: 43 Resp: 36132

Ion	Ratio	Lower	Upper
43	100		
57	49.6	39.4	59.2

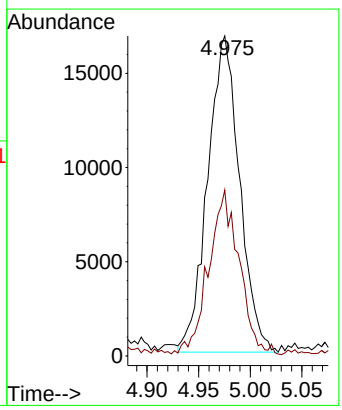

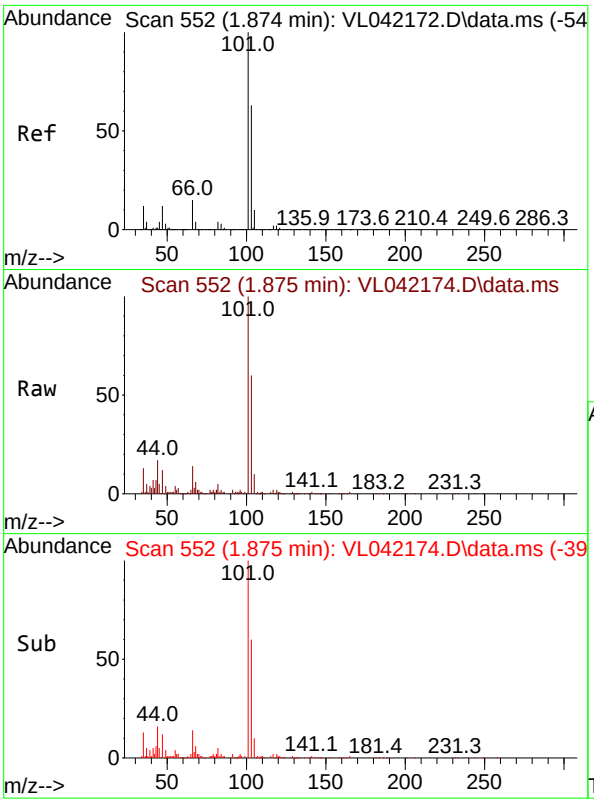

#11
Trichlorofluoromethane
Concen: 1.014 ppbv
RT: 1.875 min Scan# 5
Delta R.T. 0.000 min
Lab File: VL042174.D
Acq: 27 Mar 2025 09:30

Instrument :
MSVOA_L
ClientSampleId :
VSTDICC001

Tgt Ion:101 Resp: 27136

Ion	Ratio	Lower	Upper
101	100		
103	59.9	50.2	75.2

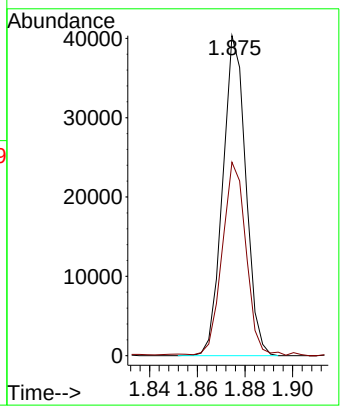

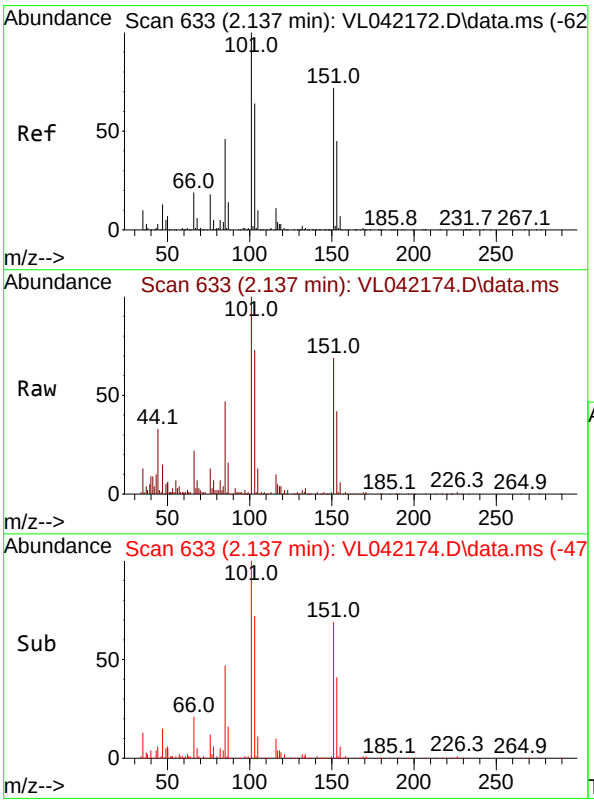

#12
1,1,2-Trichlorotrifluoroethane
Concen: 1.029 ppbv
RT: 2.137 min Scan# 633
Delta R.T. 0.000 min
Lab File: VL042174.D
Acq: 27 Mar 2025 09:30

Tgt Ion:101 Resp: 22629

Ion	Ratio	Lower	Upper
101	100		
151	70.3	57.1	85.7

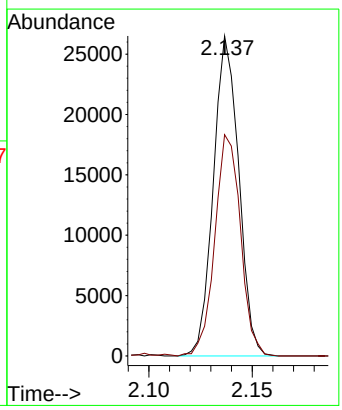

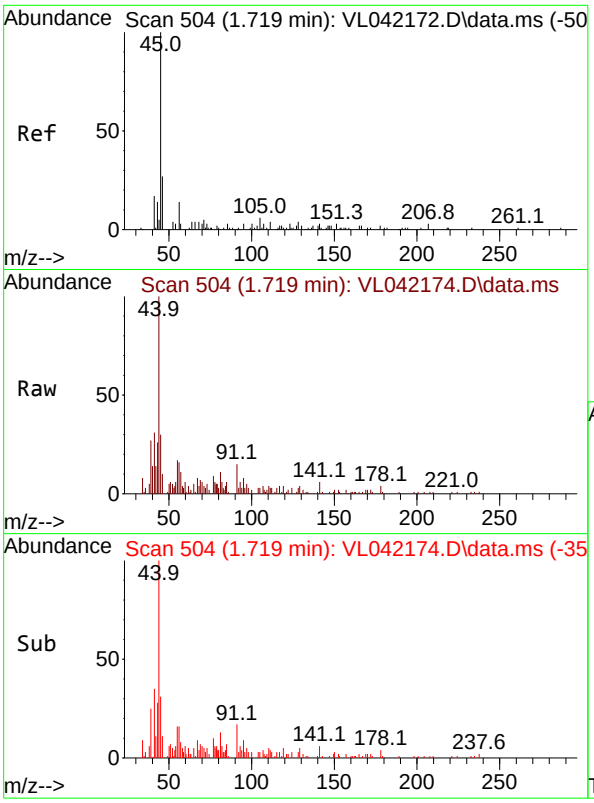

#13
Ethanol
Concen: 0.943 ppbv
RT: 1.719 min Scan# 5(
Delta R.T. 0.000 min
Lab File: VL042174.D
Acq: 27 Mar 2025 09:30

Instrument :
MSVOA_L
ClientSampleId :
VSTDICC001

Tgt Ion: 45 Resp: 935

Ion	Ratio	Lower	Upper
45	100		
46	126.3	20.2	80.8#

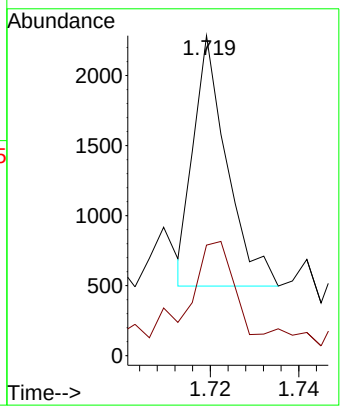

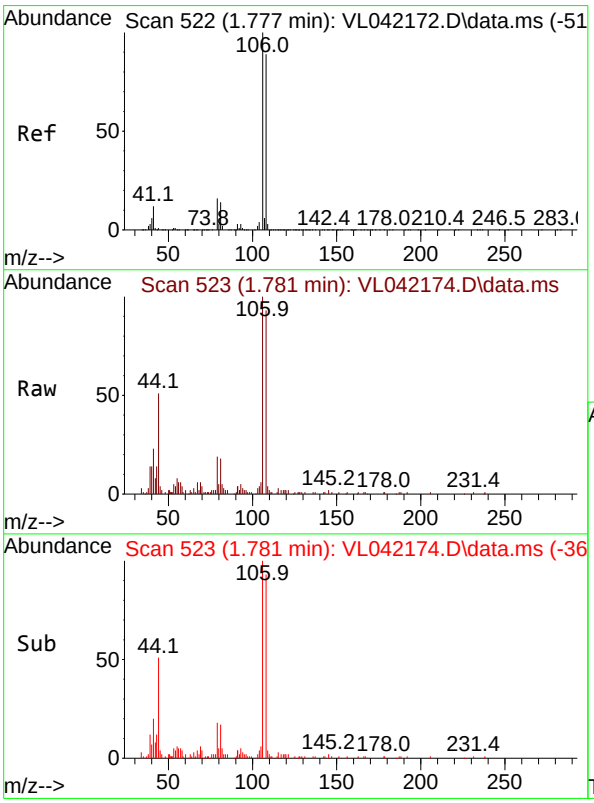

#14
Bromoethene
Concen: 0.989 ppbv
RT: 1.781 min Scan# 523
Delta R.T. 0.003 min
Lab File: VL042174.D
Acq: 27 Mar 2025 09:30

Tgt Ion:108 Resp: 8330

Ion	Ratio	Lower	Upper
108	100		
106	115.2	86.8	130.2
79	57.0	15.0	22.6#

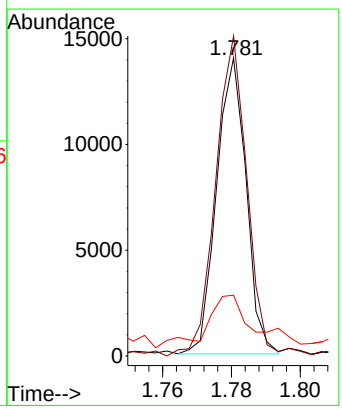



#15
Acetone
Concen: 1.125 ppbv
RT: 1.836 min Scan# 54
Delta R.T. 0.003 min
Lab File: VL042174.D
Acq: 27 Mar 2025 09:30

Instrument :
MSVOA_L
ClientSampleId :
VSTDICC001

Tgt Ion: 43 Resp: 29294

Ion	Ratio	Lower	Upper
43	100		
58	31.6	23.2	34.8

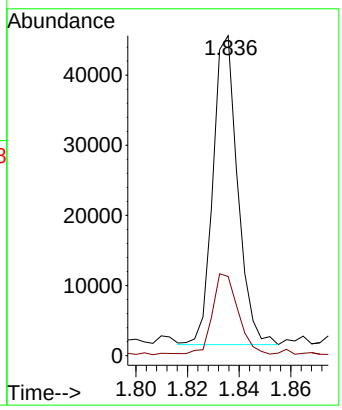

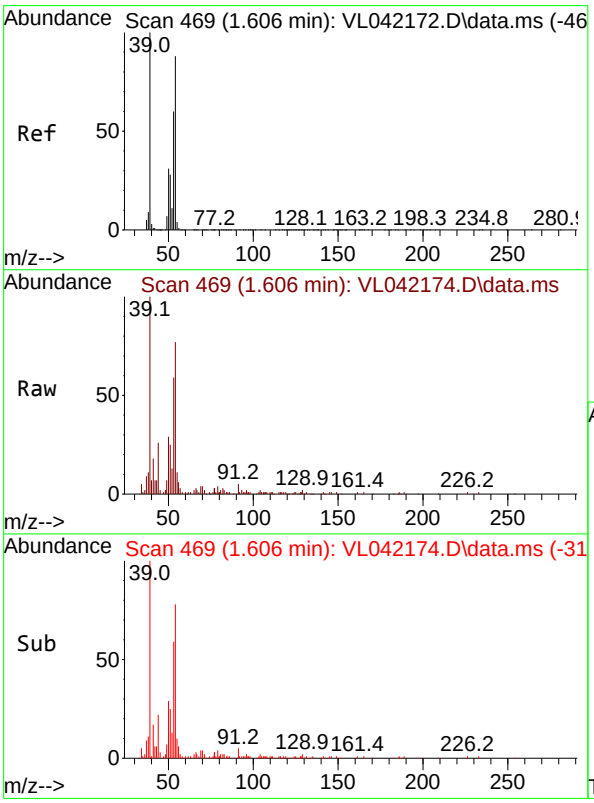

#16
1,3-Butadiene
Concen: 1.121 ppbv
RT: 1.606 min Scan# 469
Delta R.T. 0.000 min
Lab File: VL042174.D
Acq: 27 Mar 2025 09:30

Tgt Ion: 39 Resp: 13133

Ion	Ratio	Lower	Upper
39	100		
54	73.5	60.7	91.1

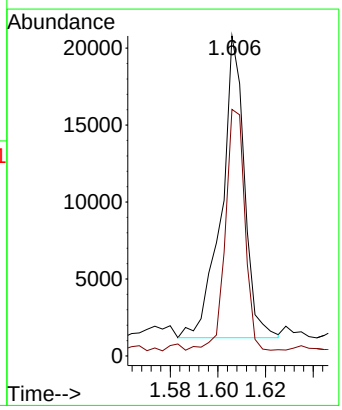

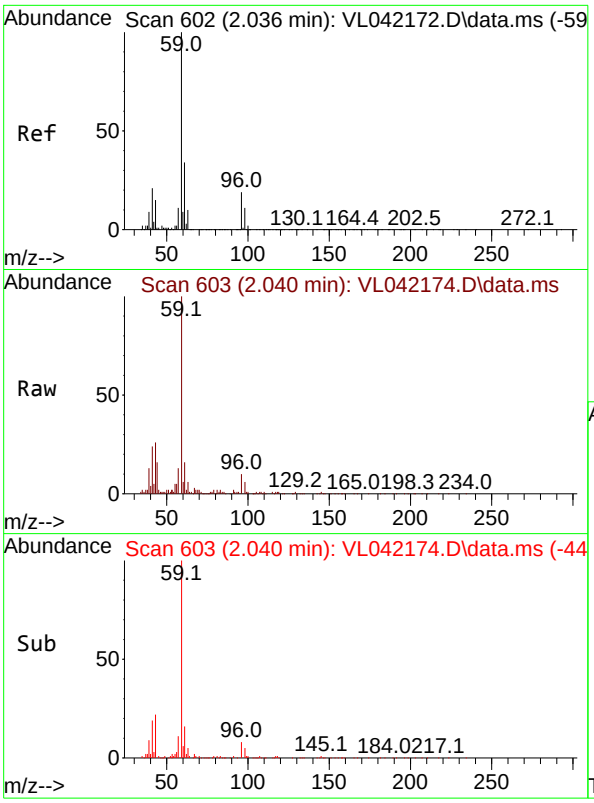

#17
tert-Butyl alcohol
Concen: 1.033 ppbv
RT: 2.040 min Scan# 6
Delta R.T. 0.003 min
Lab File: VL042174.D
Acq: 27 Mar 2025 09:30

Instrument :
MSVOA_L
ClientSampleId :
VSTDICC001

Tgt Ion: 59 Resp: 33500

Ion	Ratio	Lower	Upper
59	100		
57	12.3	8.9	13.3

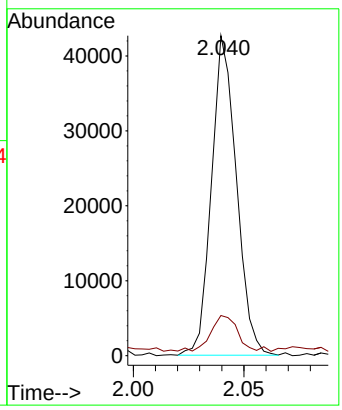

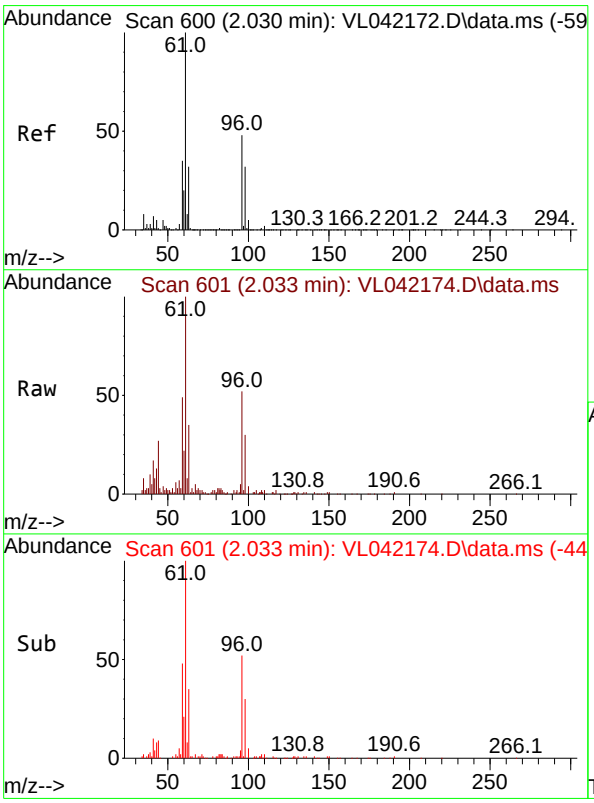

#18
1,1-Dichloroethene
Concen: 1.024 ppbv
RT: 2.033 min Scan# 601
Delta R.T. 0.003 min
Lab File: VL042174.D
Acq: 27 Mar 2025 09:30

Tgt Ion: 96 Resp: 10532

Ion	Ratio	Lower	Upper
96	100		
61	192.9	167.6	251.4
98	56.7	53.5	80.3

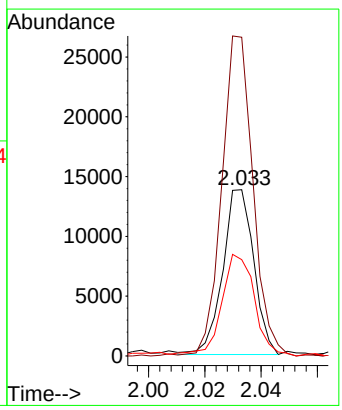

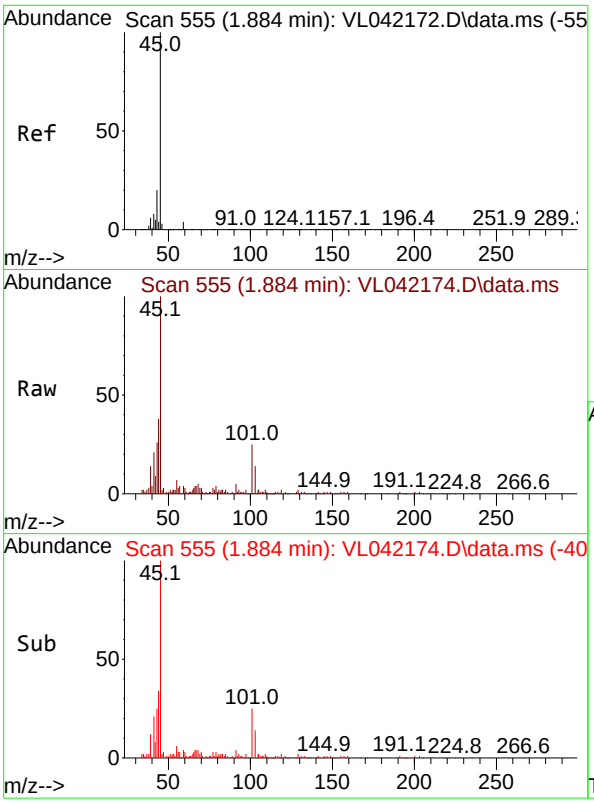

#19
Isopropyl Alcohol
Concen: 1.014 ppbv
RT: 1.884 min Scan# 5
Delta R.T. 0.000 min
Lab File: VL042174.D
Acq: 27 Mar 2025 09:30

Instrument :
MSVOA_L
ClientSampleId :
VSTDICC001

Tgt Ion: 45 Resp: 14903

Ion	Ratio	Lower	Upper
45	100		
58	4.9	36.9	55.3#

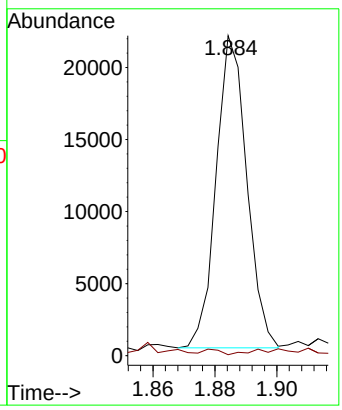

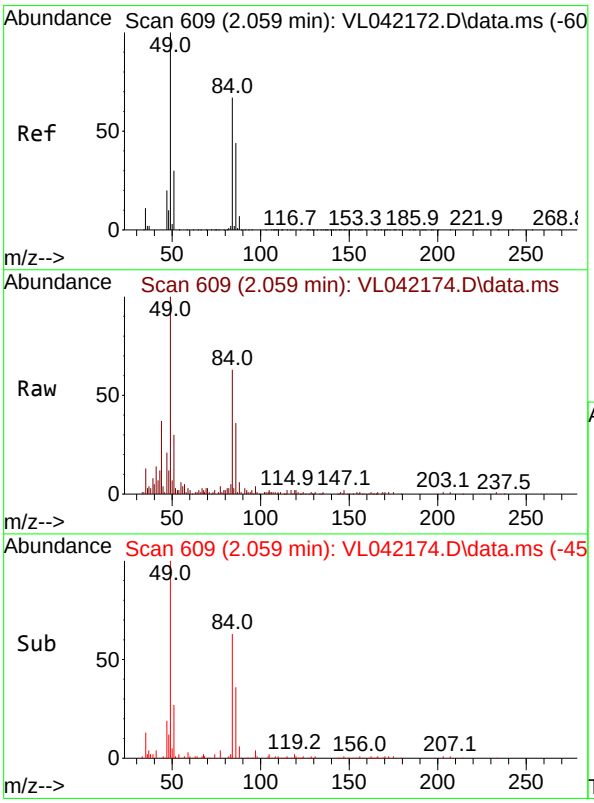

#20
Methylene Chloride
Concen: 1.080 ppbv
RT: 2.059 min Scan# 609
Delta R.T. 0.000 min
Lab File: VL042174.D
Acq: 27 Mar 2025 09:30

Tgt Ion: 84 Resp: 10481

Ion	Ratio	Lower	Upper
84	100		
49	158.3	120.2	180.4
51	44.3	37.4	56.0
86	57.1	52.4	78.6

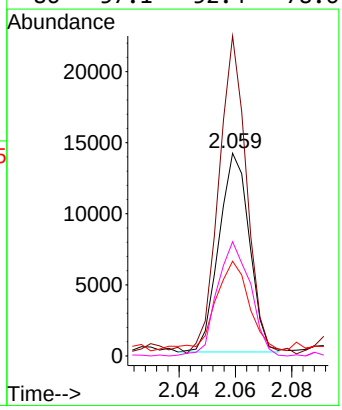

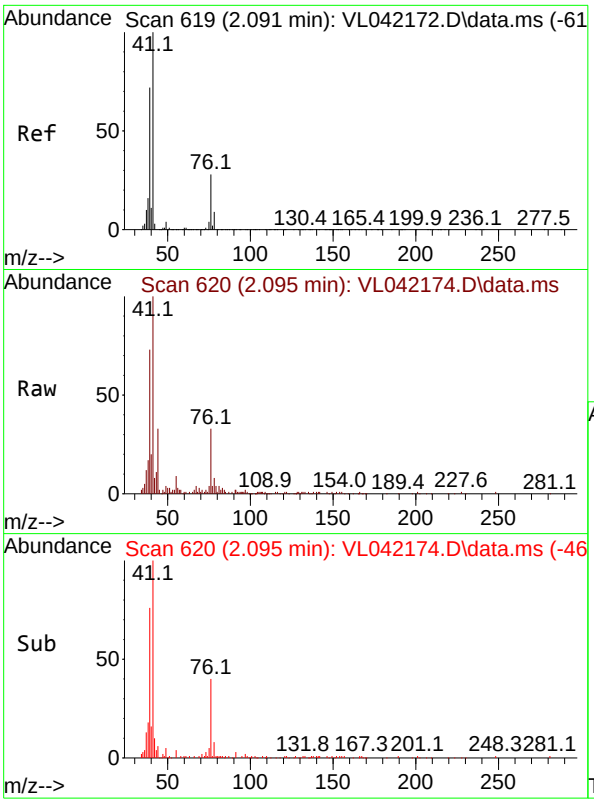

#21
Allyl Chloride
Concen: 1.036 ppbv
RT: 2.095 min Scan# 6
Delta R.T. 0.003 min
Lab File: VL042174.D
Acq: 27 Mar 2025 09:30

Instrument :
MSVOA_L
ClientSampleId :
VSTDICC001

Tgt Ion: 41 Resp: 19039

Ion	Ratio	Lower	Upper
41	100		
76	30.5	24.1	36.1
39	77.8	61.1	91.7

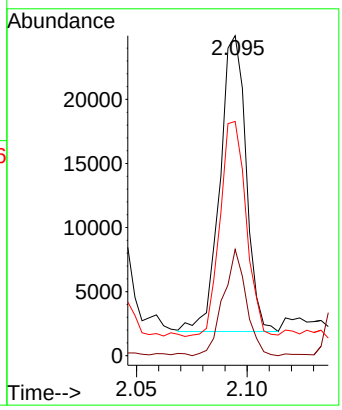

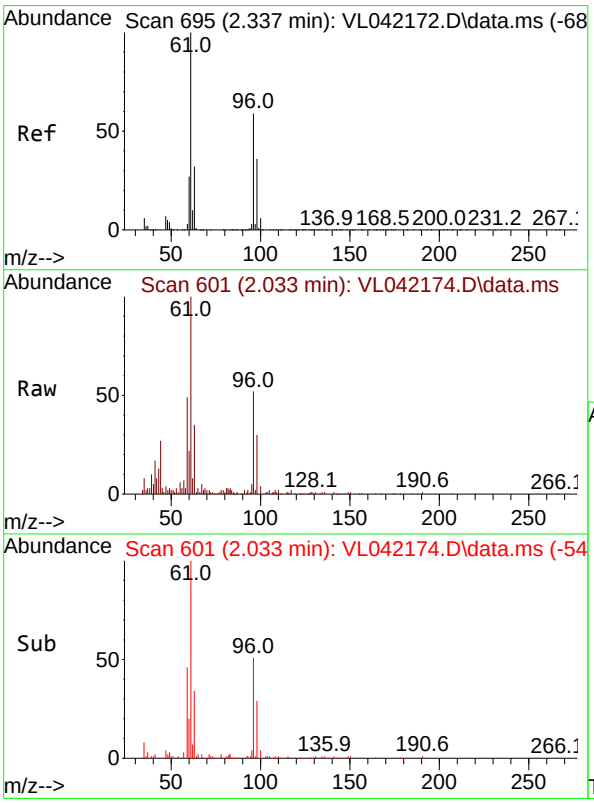

#22
trans-1,2-Dichloroethene
Concen: 0.877 ppbv
RT: 2.033 min Scan# 601
Delta R.T. -0.304 min
Lab File: VL042174.D
Acq: 27 Mar 2025 09:30

Tgt Ion: 96 Resp: 10532

Ion	Ratio	Lower	Upper
96	100		
61	192.9	136.6	204.8
98	56.7	49.4	74.2

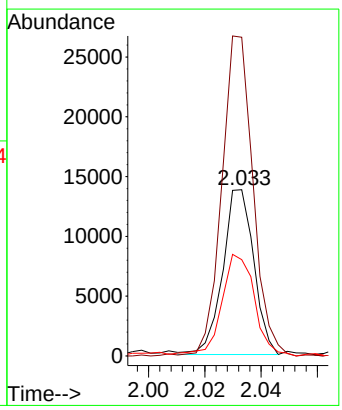

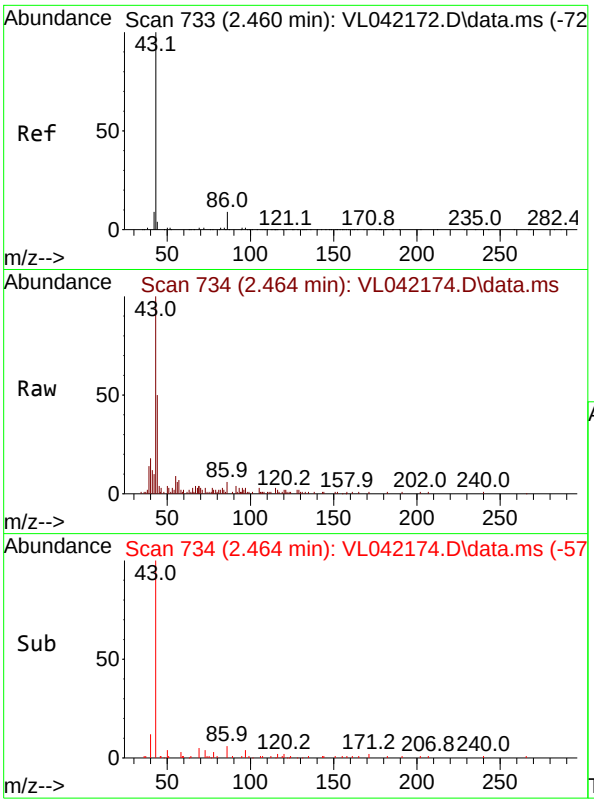

#23
Vinyl Acetate
Concen: 0.983 ppbv
RT: 2.464 min Scan# 7
Delta R.T. 0.003 min
Lab File: VL042174.D
Acq: 27 Mar 2025 09:30

Instrument :
MSVOA_L
ClientSampleId :
VSTDICC001

Tgt Ion: 43 Resp: 10644

Ion	Ratio	Lower	Upper
43	100		
86	6.9	5.5	8.3
42	2.4	8.6	13.0#
44	14.3	6.2	9.4#

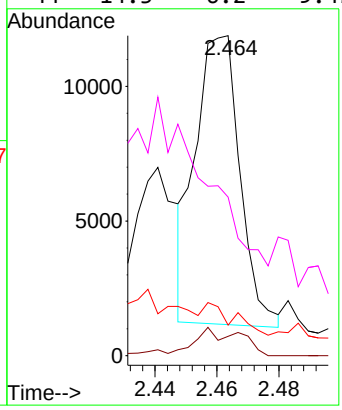

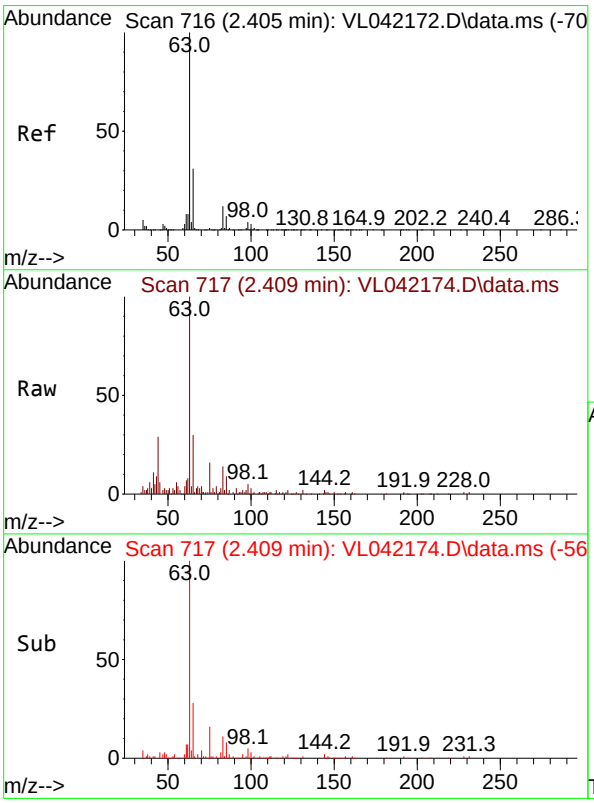

#24
1,1-Dichloroethane
Concen: 1.022 ppbv
RT: 2.409 min Scan# 717
Delta R.T. 0.003 min
Lab File: VL042174.D
Acq: 27 Mar 2025 09:30

Tgt Ion: 63 Resp: 22505

Ion	Ratio	Lower	Upper
63	100		
98	4.6	2.3	6.8
100	3.4	1.6	4.7

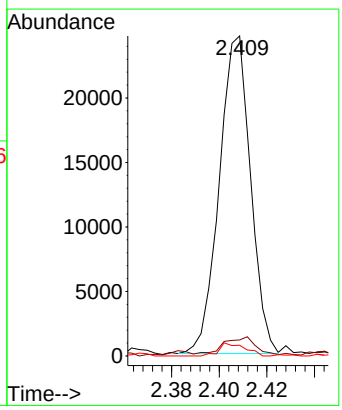

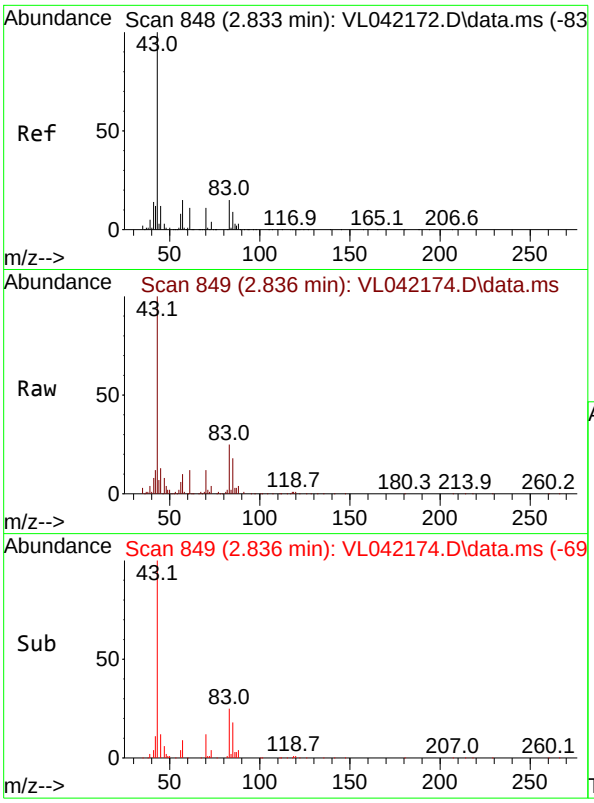

#25
Ethyl Acetate
Concen: 0.997 ppbv
RT: 2.836 min Scan# 8
Delta R.T. 0.003 min
Lab File: VL042174.D
Acq: 27 Mar 2025 09:30

Instrument :
MSVOA_L
ClientSampleId :
VSTDICC001

Tgt Ion: 43 Resp: 67402

Ion	Ratio	Lower	Upper
43	100		
45	12.3	8.2	12.2#
61	9.6	7.3	10.9
70	10.3	7.2	10.8

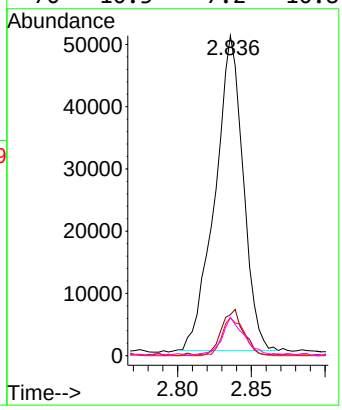

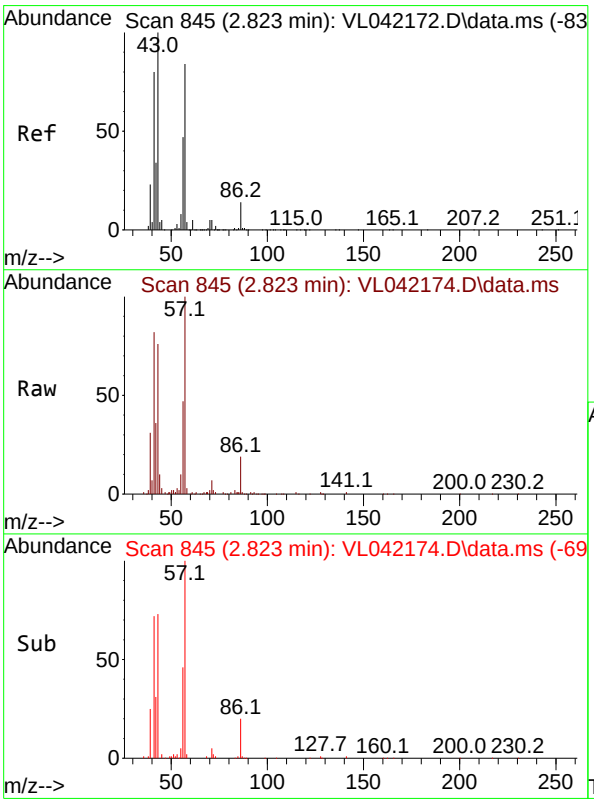

#26
Hexane
Concen: 1.043 ppbv
RT: 2.823 min Scan# 845
Delta R.T. 0.000 min
Lab File: VL042174.D
Acq: 27 Mar 2025 09:30

Tgt Ion: 57 Resp: 27223

Ion	Ratio	Lower	Upper
57	100		
41	93.5	76.6	114.8
43	256.9	207.8	311.8
56	53.3	43.6	65.4

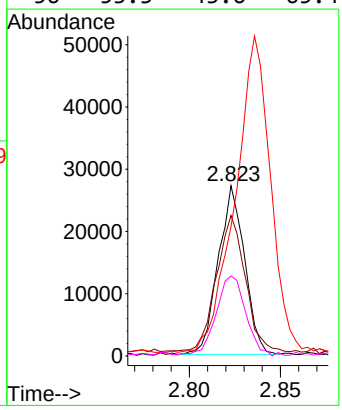

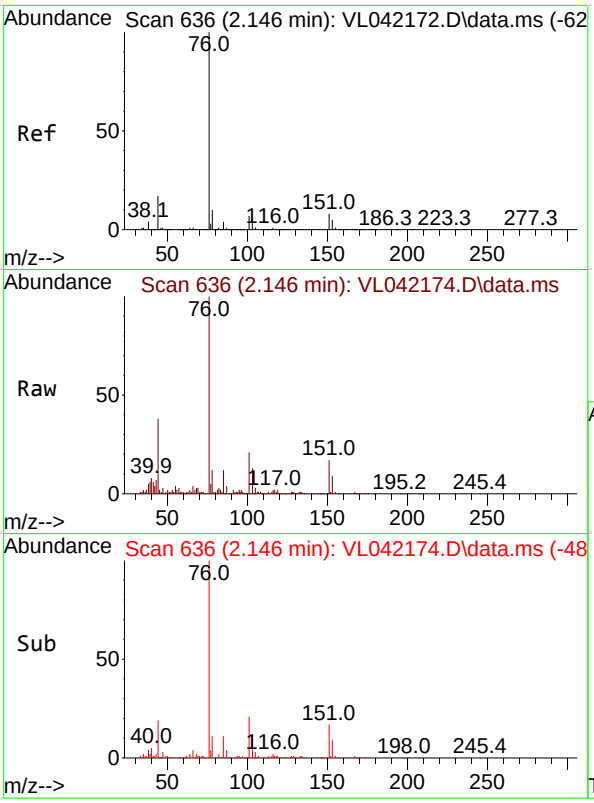

#27
Carbon Disulfide
Concen: 1.006 ppbv
RT: 2.146 min Scan# 6
Delta R.T. 0.000 min
Lab File: VL042174.D
Acq: 27 Mar 2025 09:30

Instrument :
MSVOA_L
ClientSampleId :
VSTDICC001

Tgt Ion: 76 Resp: 28167

Ion	Ratio	Lower	Upper
76	100		
44	54.6	14.7	22.1#
78	15.0	9.3	13.9#

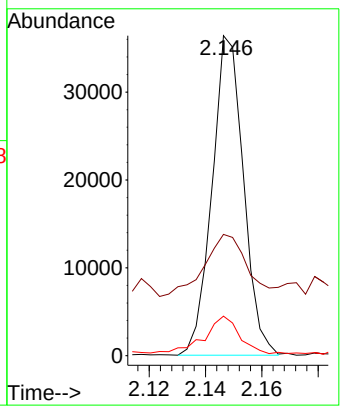

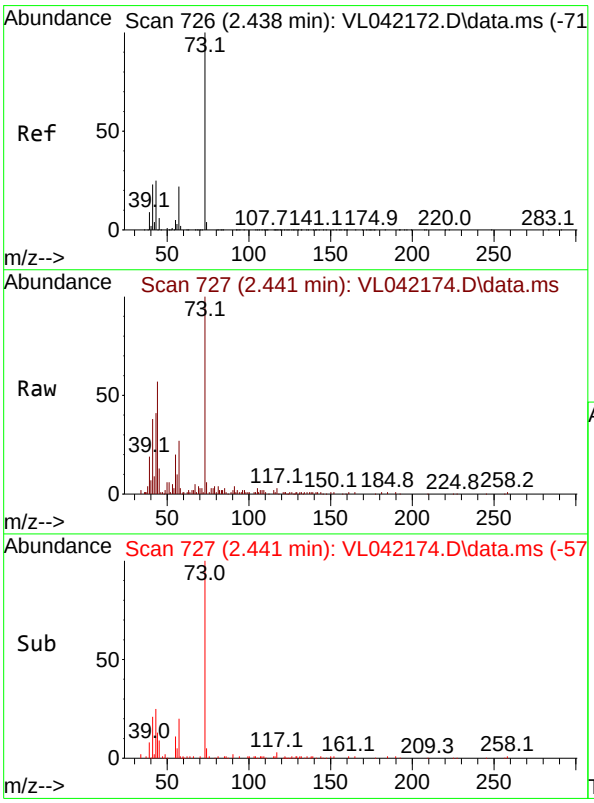

#28
Methyl tert-Butyl Ether
Concen: 1.015 ppbv
RT: 2.441 min Scan# 727
Delta R.T. 0.003 min
Lab File: VL042174.D
Acq: 27 Mar 2025 09:30

Tgt Ion: 73 Resp: 16501

Ion	Ratio	Lower	Upper
73	100		
57	28.0	20.5	30.7

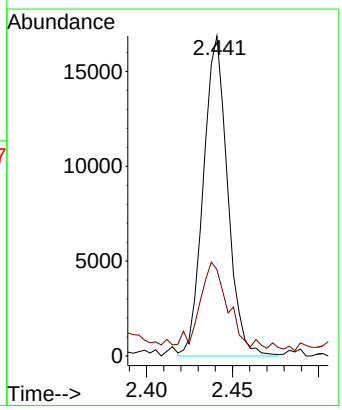

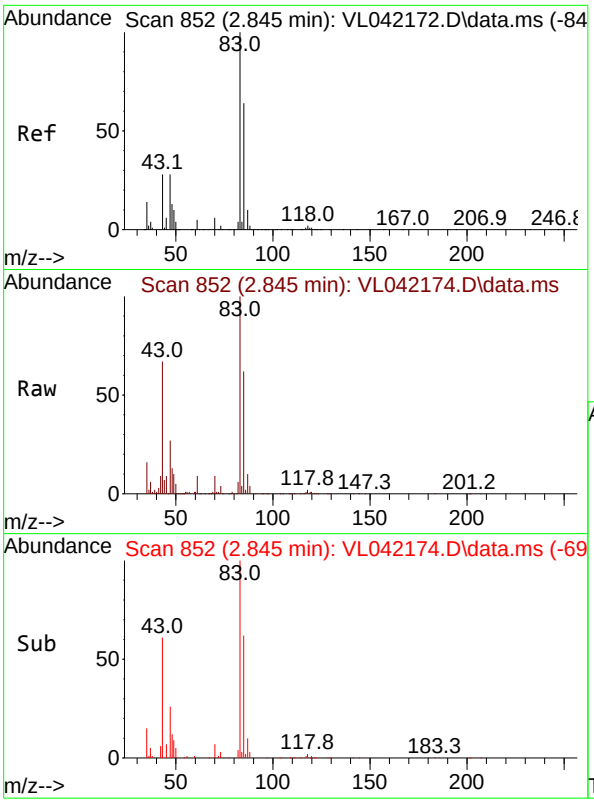

#29
Chloroform
Concen: 1.008 ppbv
RT: 2.845 min Scan# 8
Delta R.T. 0.000 min
Lab File: VL042174.D
Acq: 27 Mar 2025 09:30

Instrument :
MSVOA_L
ClientSampleId :
VSTDICC001

Tgt Ion: 83 Resp: 38516

Ion	Ratio	Lower	Upper
83	100		
85	61.6	51.4	77.2

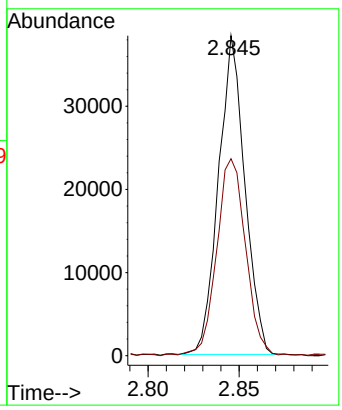

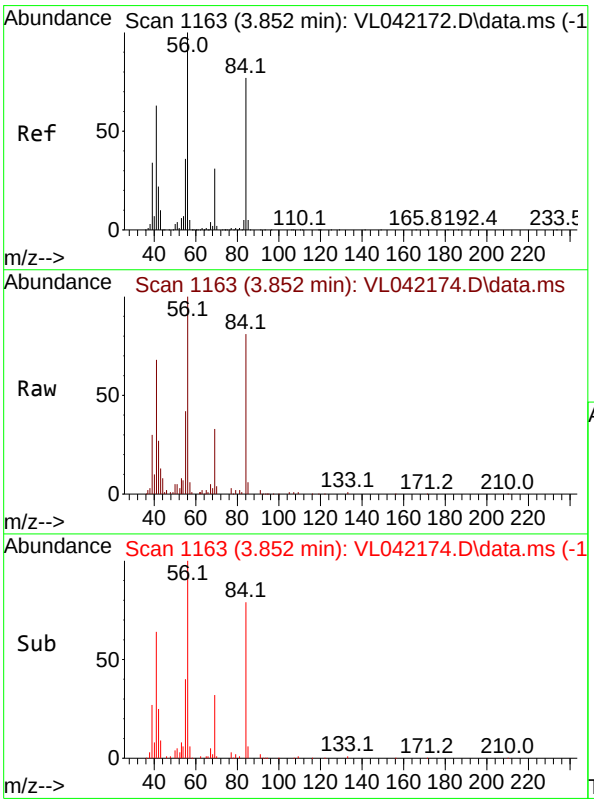

#30
Cyclohexane
Concen: 1.016 ppbv
RT: 3.852 min Scan# 1163
Delta R.T. 0.000 min
Lab File: VL042174.D
Acq: 27 Mar 2025 09:30

Tgt Ion: 84 Resp: 23052

Ion	Ratio	Lower	Upper
84	100		
56	128.9	102.8	154.2
41	89.3	66.5	99.7

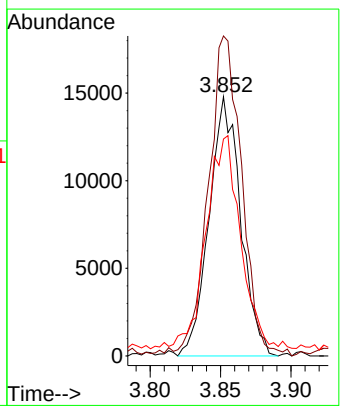

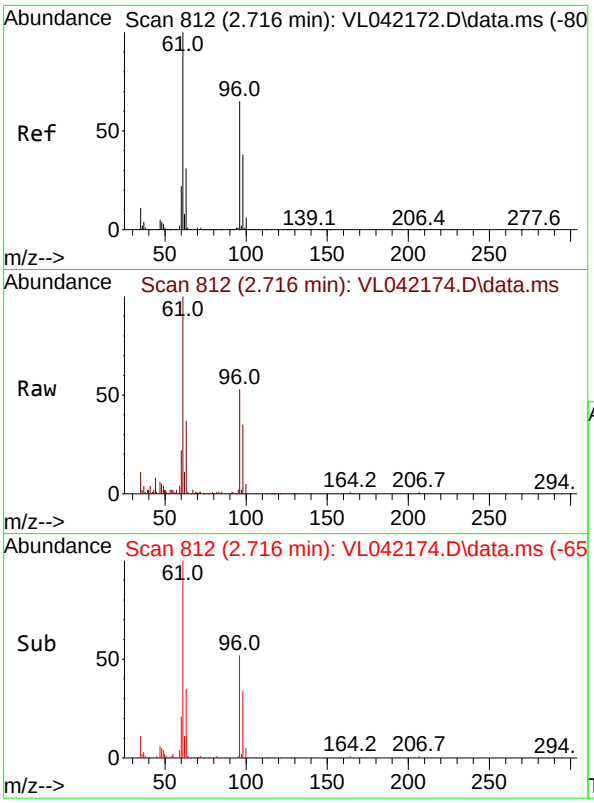

#31
cis-1,2-Dichloroethene
Concen: 1.026 ppbv
RT: 2.716 min Scan# 8
Delta R.T. 0.000 min
Lab File: VL042174.D
Acq: 27 Mar 2025 09:30

Instrument :
MSVOA_L
ClientSampleId :
VSTDICC001

Tgt Ion: 61 Resp: 27187

Ion	Ratio	Lower	Upper
61	100		
96	53.3	51.8	77.8
98	34.8	30.6	46.0

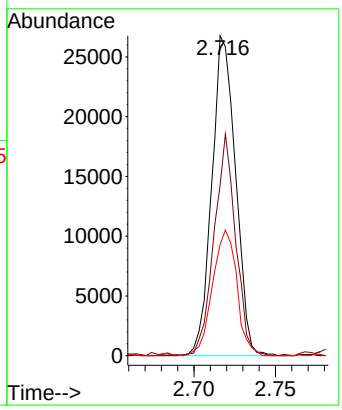

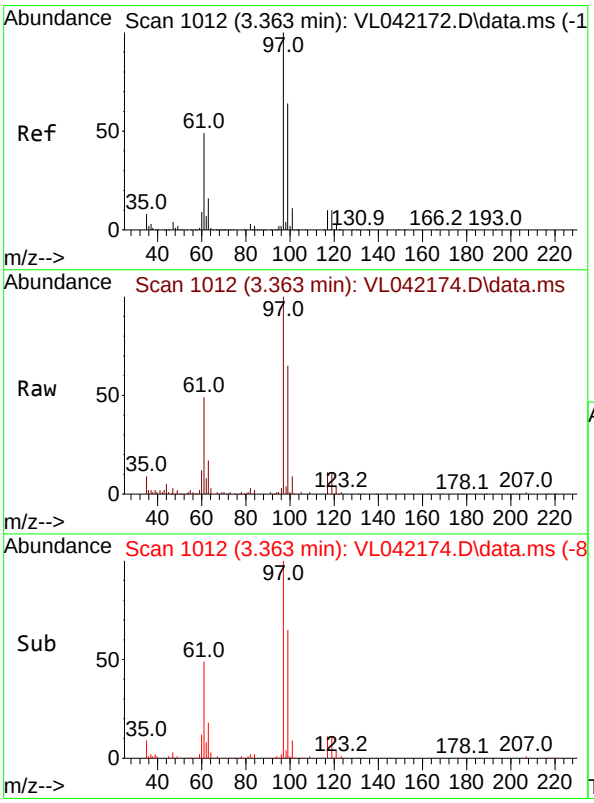

#32
1,1,1-Trichloroethane
Concen: 0.938 ppbv
RT: 3.363 min Scan# 1012
Delta R.T. 0.000 min
Lab File: VL042174.D
Acq: 27 Mar 2025 09:30

Tgt Ion: 97 Resp: 40993

Ion	Ratio	Lower	Upper
97	100		
99	63.0	51.5	77.3
61	48.8	38.7	58.1

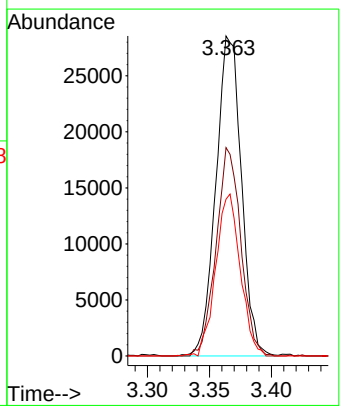

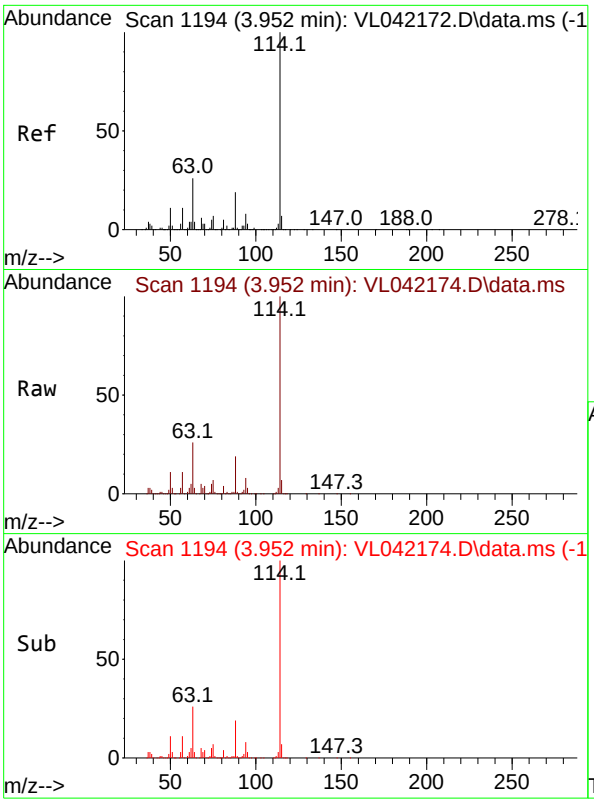

#33
1,4-Difluorobenzene
Concen: 10.000 ppbv
RT: 3.952 min Scan# 1
Delta R.T. 0.000 min
Lab File: VL042174.D
Acq: 27 Mar 2025 09:30

Instrument :
MSVOA_L
ClientSampleId :
VSTDICC001

Tgt Ion:114 Resp: 537244

Ion	Ratio	Lower	Upper
114	100		
63	25.8	20.7	31.1
88	18.8	15.0	22.4

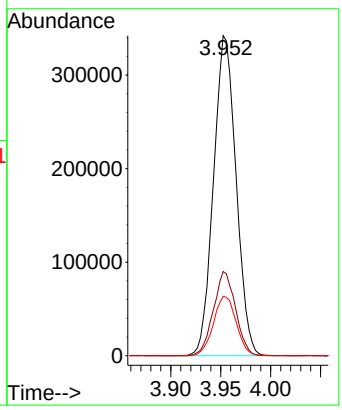



#34
2-Butanone
Concen: 1.063 ppbv
RT: 2.557 min Scan# 763
Delta R.T. 0.003 min
Lab File: VL042174.D
Acq: 27 Mar 2025 09:30

Tgt Ion: 43 Resp: 41423

Ion	Ratio	Lower	Upper
43	100		
72	23.5	18.2	27.2

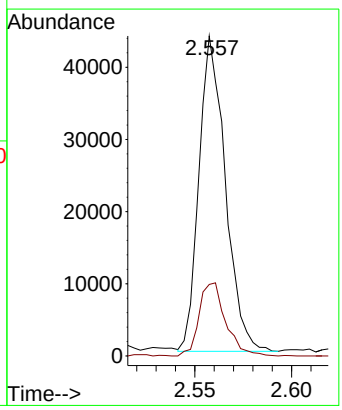

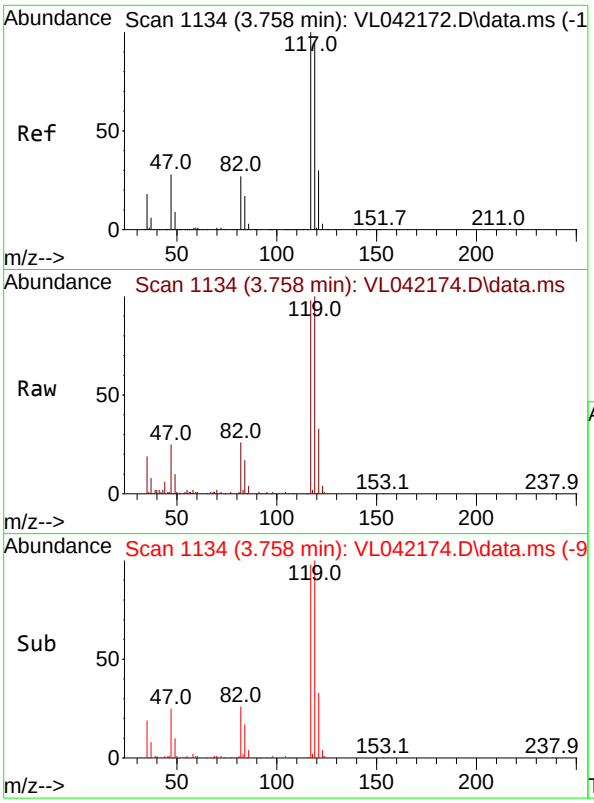

#35
Carbon Tetrachloride
Concen: 0.952 ppbv
RT: 3.758 min Scan# 1
Delta R.T. 0.000 min
Lab File: VL042174.D
Acq: 27 Mar 2025 09:30

Instrument :
MSVOA_L
ClientSampleId :
VSTDICC001

Tgt Ion:117 Resp: 39345

Ion	Ratio	Lower	Upper
117	100		
119	101.8	76.2	114.2
121	33.7	24.2	36.4

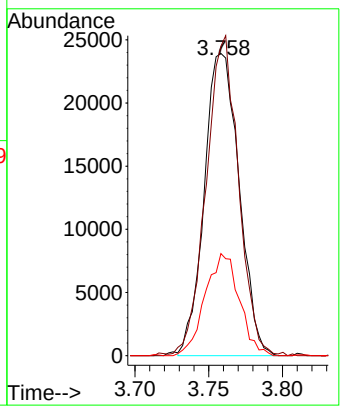

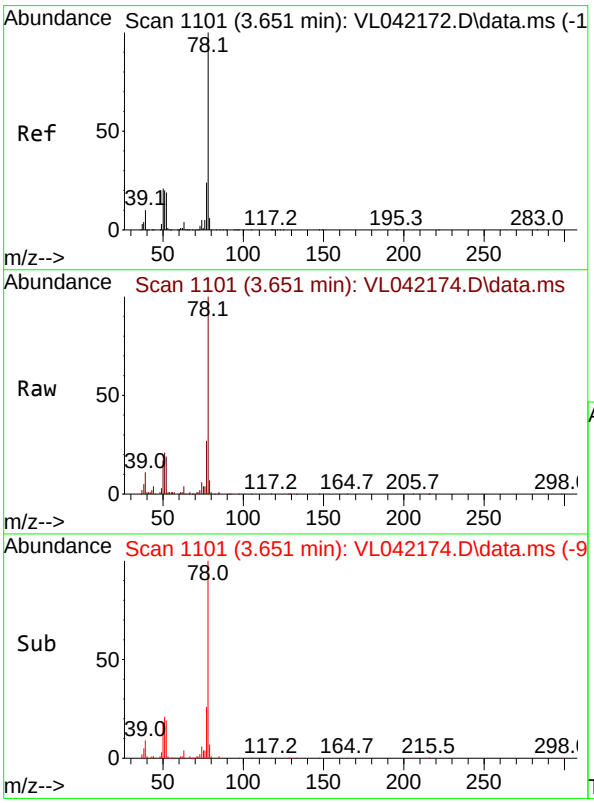

#36
Benzene
Concen: 1.036 ppbv
RT: 3.651 min Scan# 1101
Delta R.T. 0.000 min
Lab File: VL042174.D
Acq: 27 Mar 2025 09:30

Tgt Ion: 78 Resp: 55156

Ion	Ratio	Lower	Upper
78	100		
77	26.5	19.1	28.7
50	17.1	16.6	24.8

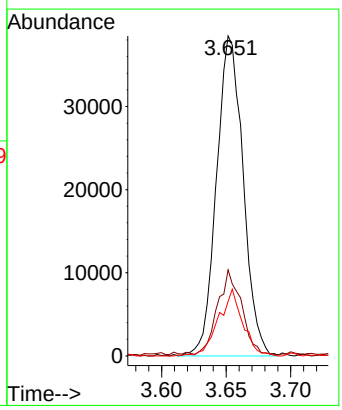

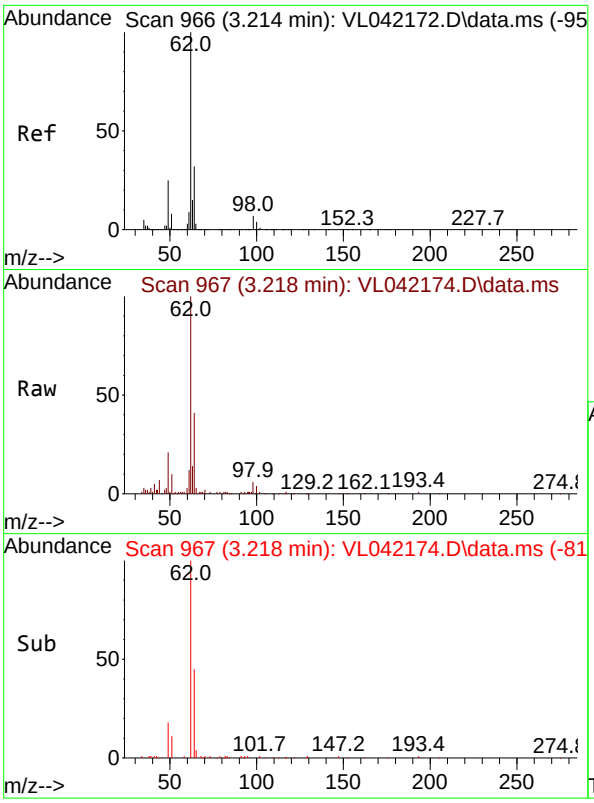

#37
1,2-Dichloroethane
Concen: 1.002 ppbv
RT: 3.218 min Scan# 9
Delta R.T. 0.003 min
Lab File: VL042174.D
Acq: 27 Mar 2025 09:30

Instrument :
MSVOA_L
ClientSampleId :
VSTDICC001

Tgt Ion: 62 Resp: 30543

Ion	Ratio	Lower	Upper
62	100		
98	7.6	5.4	8.2

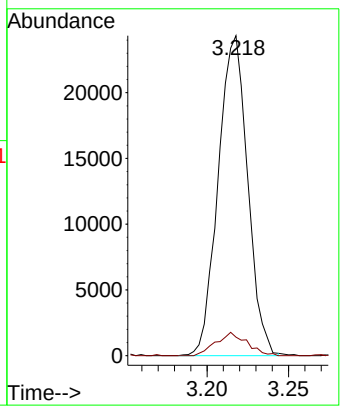

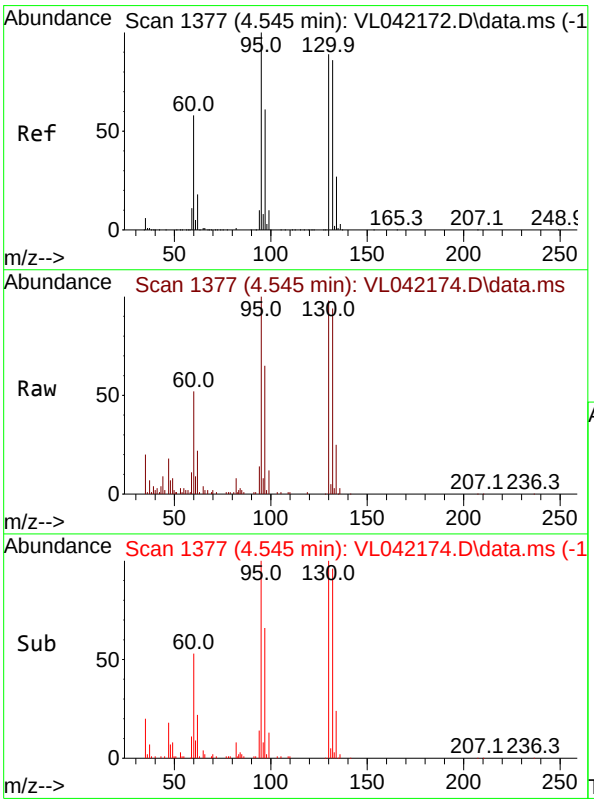

#38
Trichloroethene
Concen: 0.985 ppbv
RT: 4.545 min Scan# 1377
Delta R.T. 0.000 min
Lab File: VL042174.D
Acq: 27 Mar 2025 09:30

Tgt Ion:130 Resp: 21906

Ion	Ratio	Lower	Upper
130	100		
95	100.2	89.8	134.8
132	95.3	77.4	116.2
97	64.3	55.1	82.7

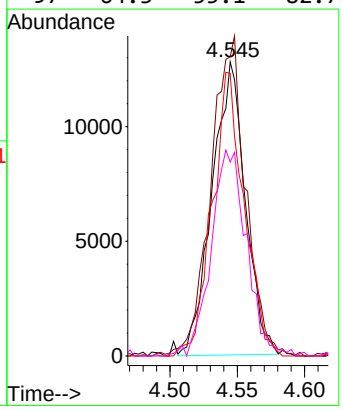

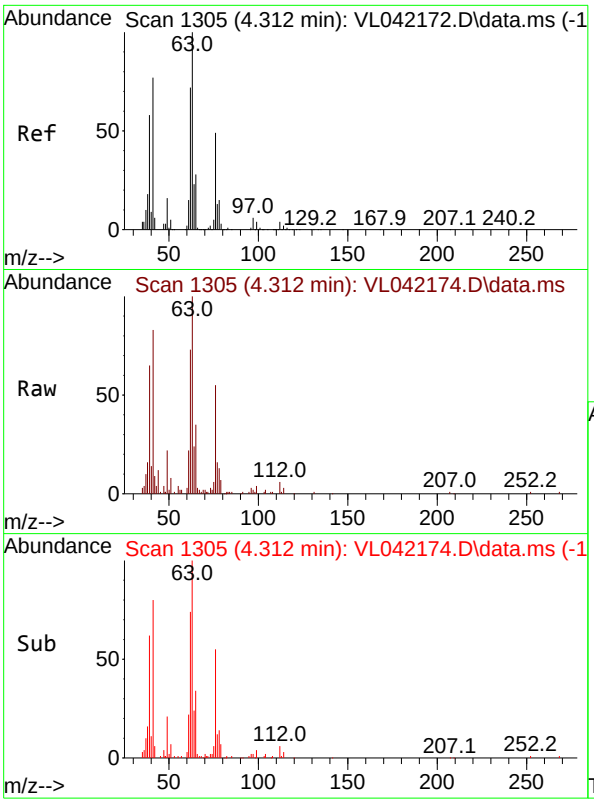

#39
1,2-Dichloropropane
Concen: 1.032 ppbv
RT: 4.312 min Scan# 1
Delta R.T. 0.000 min
Lab File: VL042174.D
Acq: 27 Mar 2025 09:30

Instrument :
MSVOA_L
ClientSampleId :
VSTDICC001

Tgt Ion: 63 Resp: 20020

Ion	Ratio	Lower	Upper
63	100		
41	76.8	61.7	92.5
62	73.1	57.6	86.4

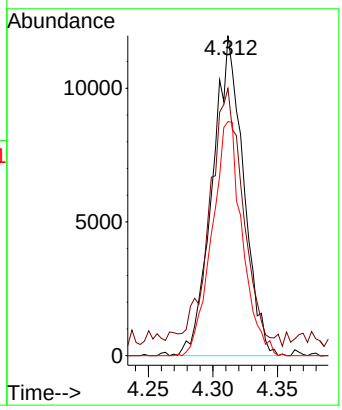

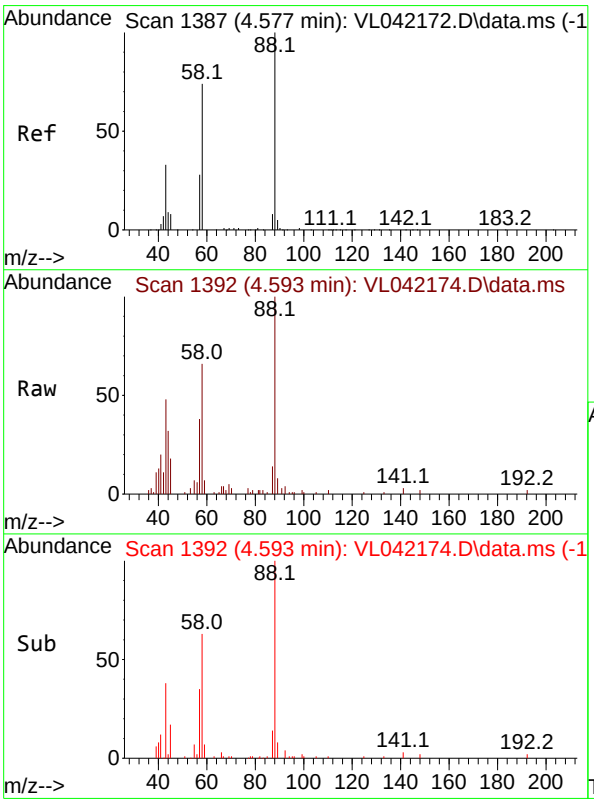

#40
1,4-Dioxane
Concen: 0.997 ppbv
RT: 4.593 min Scan# 1392
Delta R.T. 0.016 min
Lab File: VL042174.D
Acq: 27 Mar 2025 09:30

Tgt Ion: 88 Resp: 10031

Ion	Ratio	Lower	Upper
88	100		
58	121.8	62.7	94.1#
43	0.0	23.0	34.4#
57	0.0	0.0	0.0

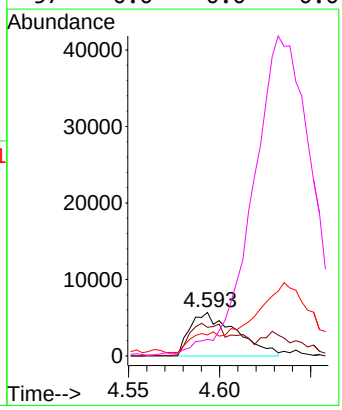

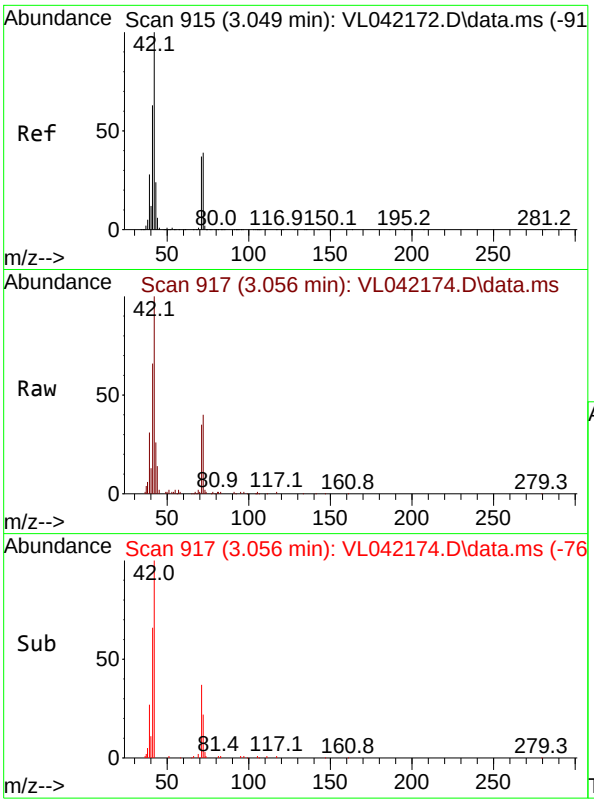

#41
Tetrahydrofuran
Concen: 1.029 ppbv
RT: 3.056 min Scan# 9
Delta R.T. 0.007 min
Lab File: VL042174.D
Acq: 27 Mar 2025 09:30

Instrument :
MSVOA_L
ClientSampleId :
VSTDICC001

Tgt Ion: 42 Resp: 22818

Ion	Ratio	Lower	Upper
42	100		
72	39.4	31.4	47.0
71	40.8	30.2	45.4

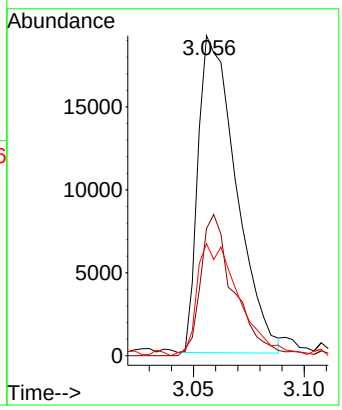

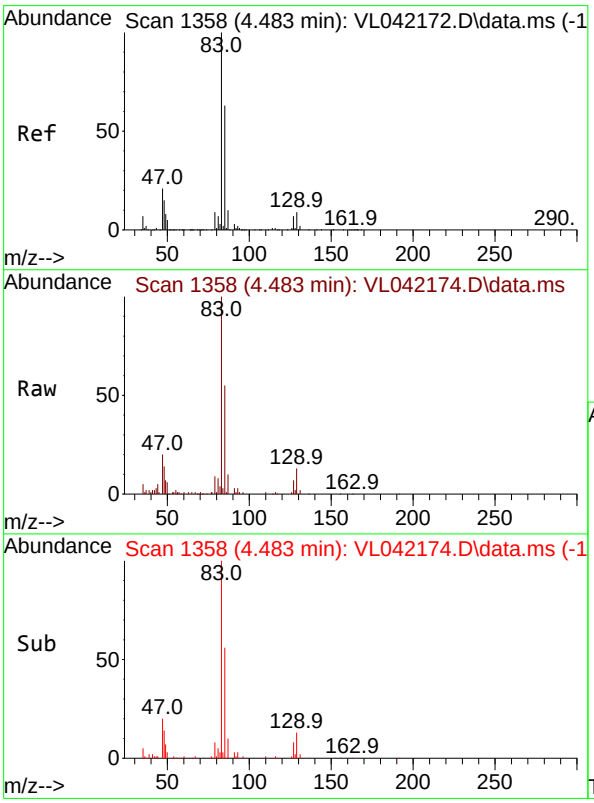

#42
Bromodichloromethane
Concen: 0.996 ppbv
RT: 4.483 min Scan# 1358
Delta R.T. 0.000 min
Lab File: VL042174.D
Acq: 27 Mar 2025 09:30

Tgt Ion: 83 Resp: 41864

Ion	Ratio	Lower	Upper
83	100		
85	54.7	50.5	75.7
127	7.5	5.9	8.9

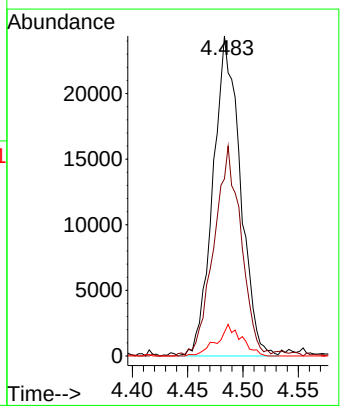

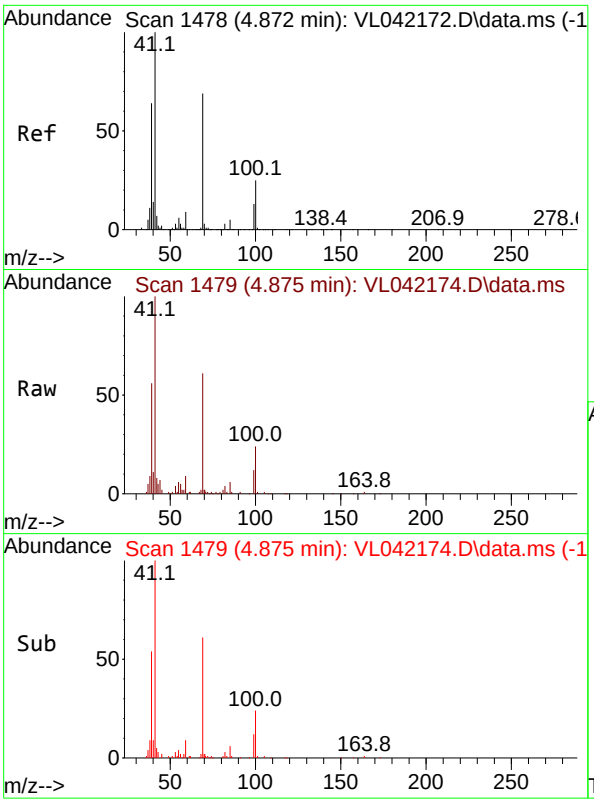

#43
Methyl Methacrylate
Concen: 0.640 ppbv
RT: 4.875 min Scan# 1
Delta R.T. 0.003 min
Lab File: VL042174.D
Acq: 27 Mar 2025 09:30

Instrument :
MSVOA_L
ClientSampleId :
VSTDICC001

Tgt Ion: 69 Resp: 14387

Ion	Ratio	Lower	Upper
69	100		
41	246.1	123.8	185.6#
100	0.0	28.4	42.6#

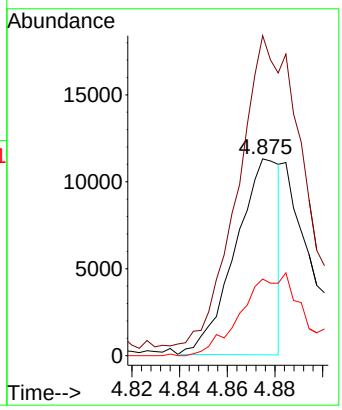

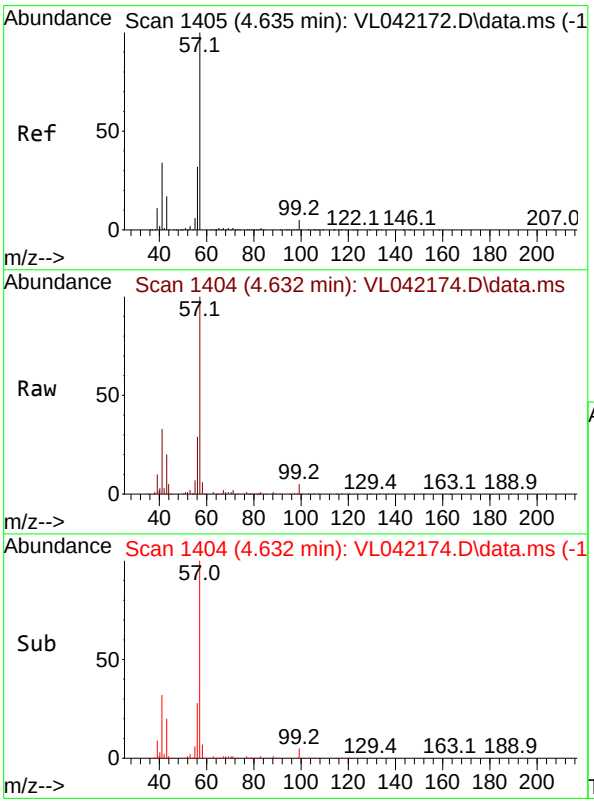

#44
2,2,4-Trimethylpentane
Concen: 1.008 ppbv
RT: 4.632 min Scan# 1404
Delta R.T. -0.003 min
Lab File: VL042174.D
Acq: 27 Mar 2025 09:30

Tgt Ion: 57 Resp: 90727

Ion	Ratio	Lower	Upper
57	100		
41	35.9	26.8	40.2
56	33.7	25.6	38.4

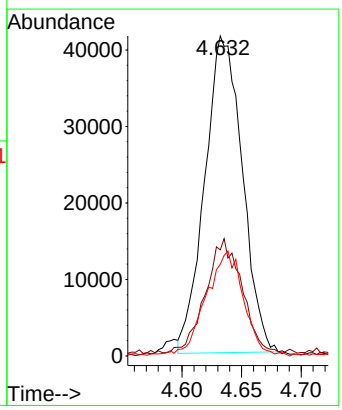

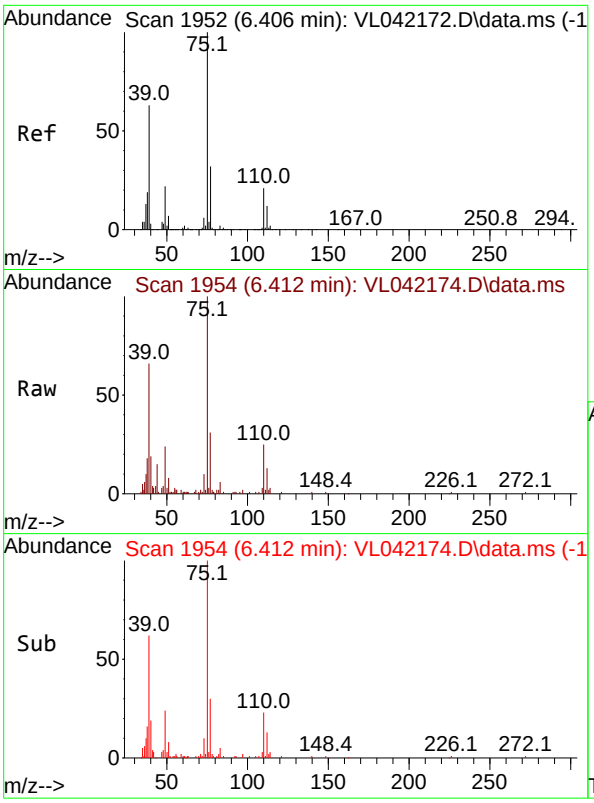

#45
t-1,3-Dichloropropene
Concen: 0.555 ppbv
RT: 6.412 min Scan# 1
Delta R.T. 0.007 min
Lab File: VL042174.D
Acq: 27 Mar 2025 09:30

Instrument :
MSVOA_L
ClientSampleId :
VSTDICC001

Tgt Ion: 75 Resp: 13431

Ion	Ratio	Lower	Upper
75	100		
77	31.0	26.0	39.0

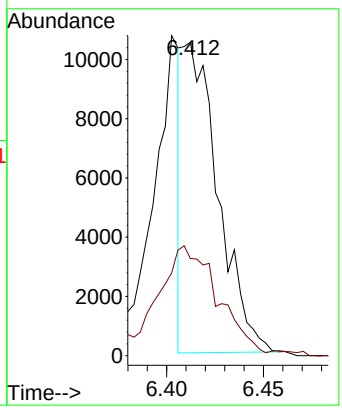

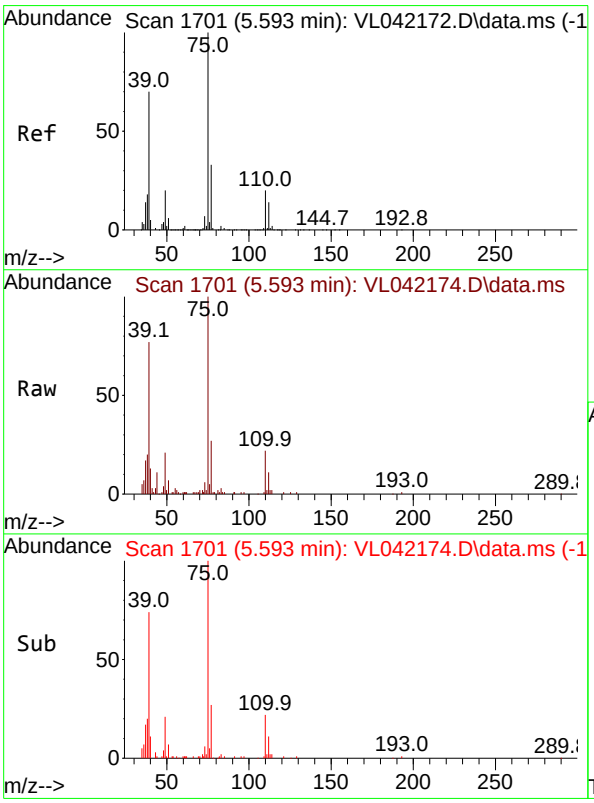

#46
cis-1,3-Dichloropropene
Concen: 1.014 ppbv
RT: 5.593 min Scan# 1701
Delta R.T. 0.000 min
Lab File: VL042174.D
Acq: 27 Mar 2025 09:30

Tgt Ion: 75 Resp: 30063

Ion	Ratio	Lower	Upper
75	100		
39	74.2	55.8	83.6
77	26.4	26.0	39.0

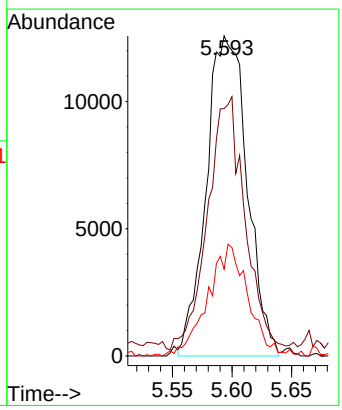

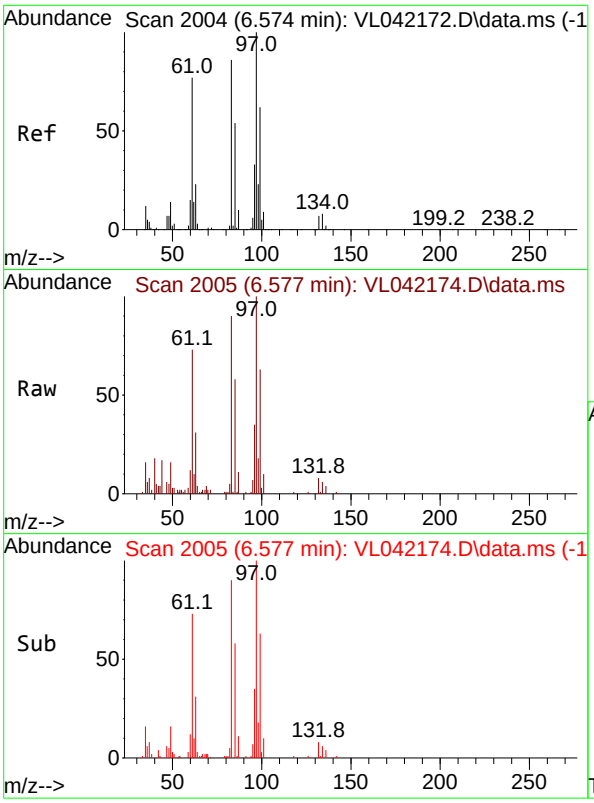

#47
1,1,2-Trichloroethane
Concen: 1.002 ppbv
RT: 6.577 min Scan# 2(
Delta R.T. 0.003 min
Lab File: VL042174.D
Acq: 27 Mar 2025 09:30

Instrument :
MSVOA_L
ClientSampleId :
VSTDICC001

Tgt Ion: 97 Resp: 20546

Ion	Ratio	Lower	Upper
97	100		
83	89.7	69.2	103.8
85	58.4	43.1	64.7
99	63.2	49.4	74.2

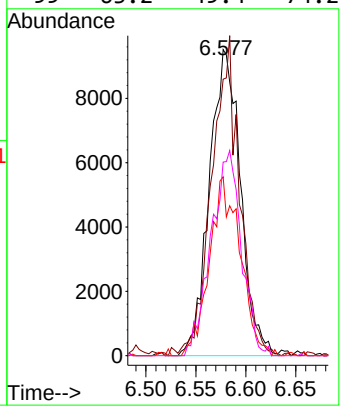

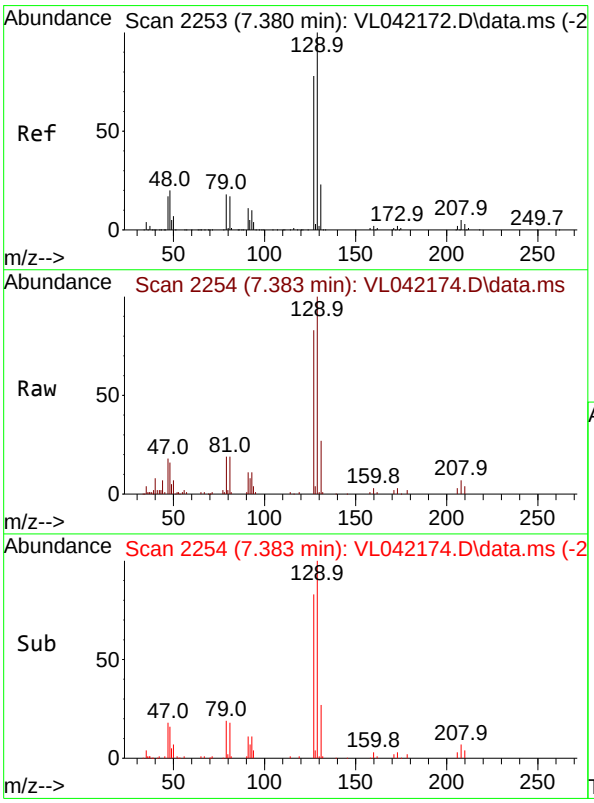

#48
Dibromochloromethane
Concen: 0.991 ppbv
RT: 7.383 min Scan# 2254
Delta R.T. 0.003 min
Lab File: VL042174.D
Acq: 27 Mar 2025 09:30

Tgt Ion:129 Resp: 34425

Ion	Ratio	Lower	Upper
129	100		
127	78.1	39.1	117.2

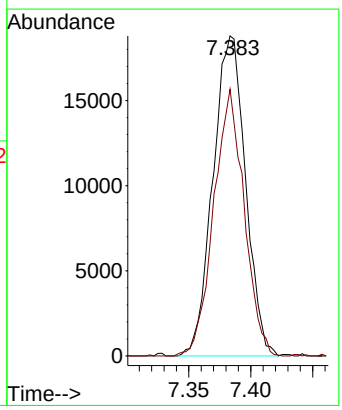

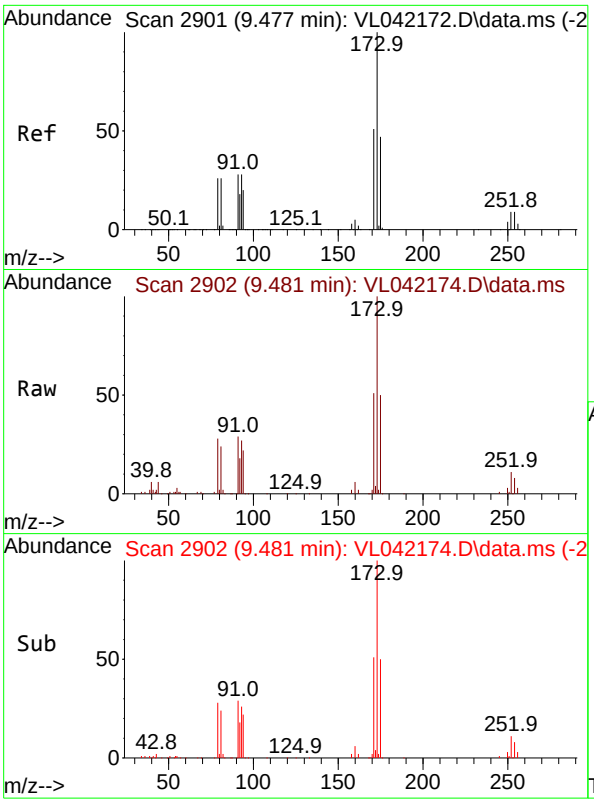

#49
Bromoform
Concen: 1.013 ppbv
RT: 9.481 min Scan# 2
Delta R.T. 0.003 min
Lab File: VL042174.D
Acq: 27 Mar 2025 09:30

Instrument :
MSVOA_L
ClientSampleId :
VSTDICC001

Tgt Ion:173 Resp: 31610

Ion	Ratio	Lower	Upper
173	100		
175	46.1	38.6	57.8
171	51.3	41.8	62.6

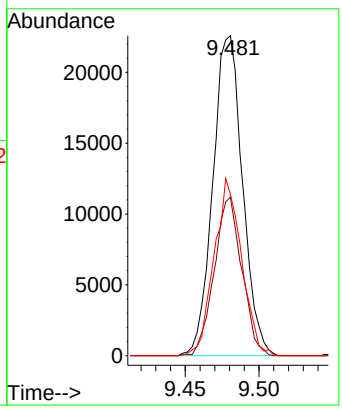

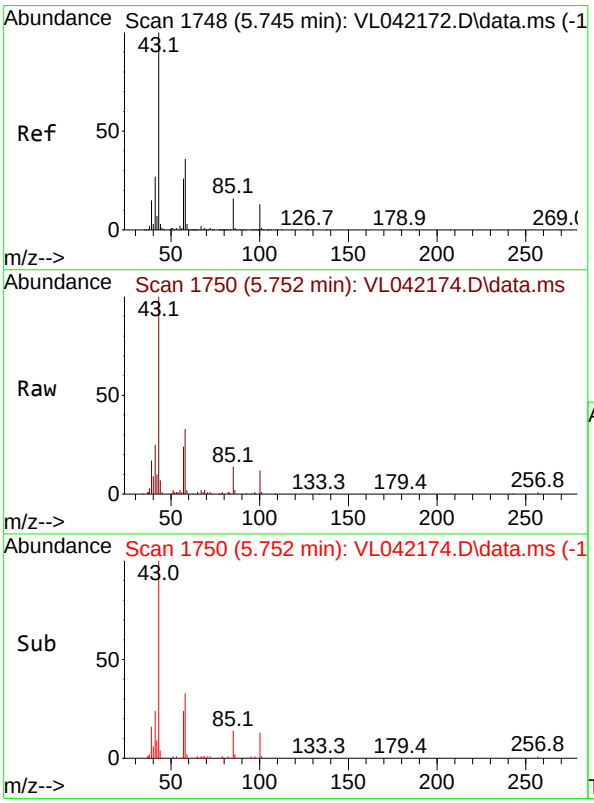

#50
4-Methyl-2-Pentanone
Concen: 0.556 ppbv
RT: 5.752 min Scan# 1750
Delta R.T. 0.007 min
Lab File: VL042174.D
Acq: 27 Mar 2025 09:30

Tgt Ion: 43 Resp: 34358

Ion	Ratio	Lower	Upper
43	100		
58	0.0	29.0	43.6#

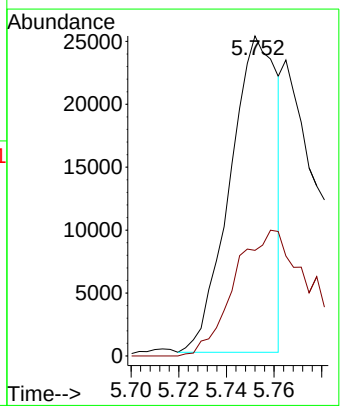

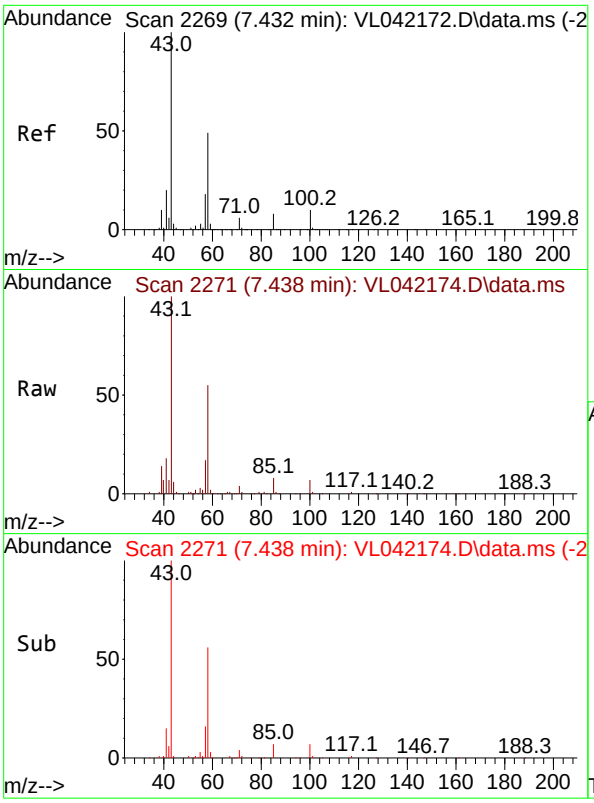

#51
2-Hexanone
Concen: 1.067 ppbv
RT: 7.438 min Scan# 2
Delta R.T. 0.007 min
Lab File: VL042174.D
Acq: 27 Mar 2025 09:30

Instrument :
MSVOA_L
ClientSampleId :
VSTDICC001

Tgt Ion: 43 Resp: 54680

Ion	Ratio	Lower	Upper
43	100		
58	49.8	39.7	59.5
98	0.2	0.1	0.1#

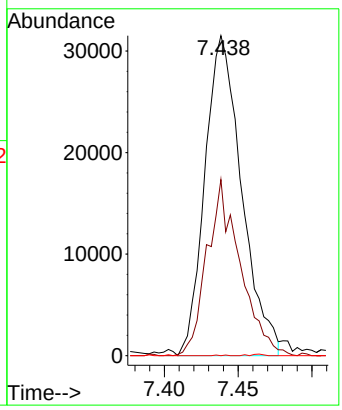

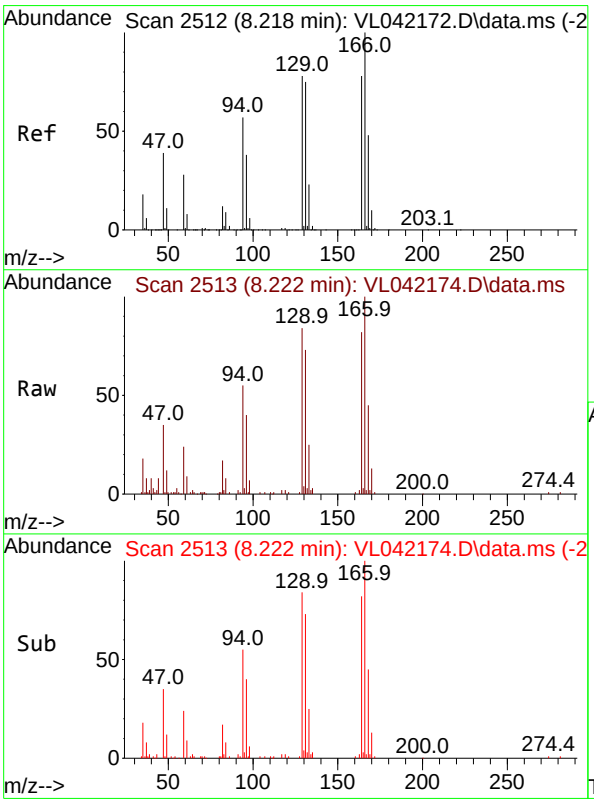

#52
Tetrachloroethene
Concen: 0.919 ppbv
RT: 8.222 min Scan# 2513
Delta R.T. 0.003 min
Lab File: VL042174.D
Acq: 27 Mar 2025 09:30

Tgt Ion:164 Resp: 19415

Ion	Ratio	Lower	Upper
164	100		
166	121.4	102.5	153.7
129	102.4	79.8	119.8
131	88.1	76.6	114.8

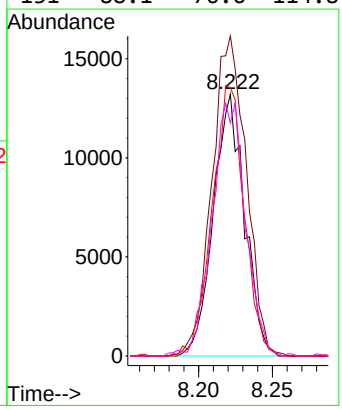

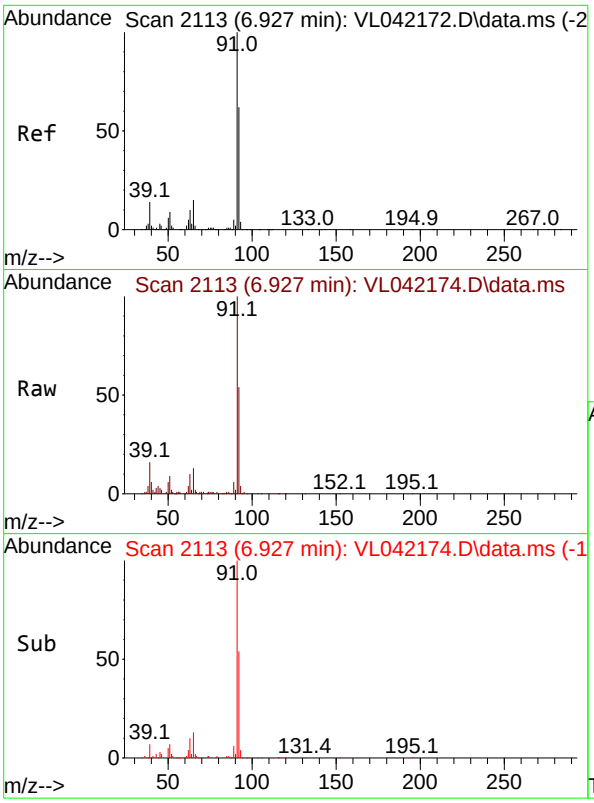

#53
Toluene
Concen: 1.023 ppbv
RT: 6.927 min Scan# 2
Delta R.T. 0.000 min
Lab File: VL042174.D
Acq: 27 Mar 2025 09:30

Instrument :
MSVOA_L
ClientSampleId :
VSTDICC001

Tgt Ion: 91 Resp: 64612

Ion	Ratio	Lower	Upper
91	100		
92	59.4	48.4	72.6

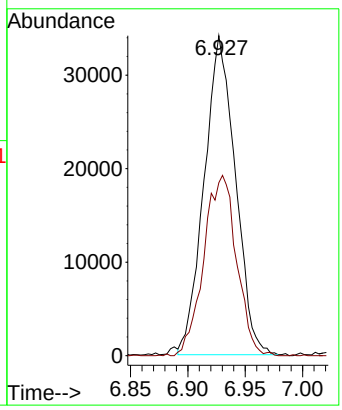

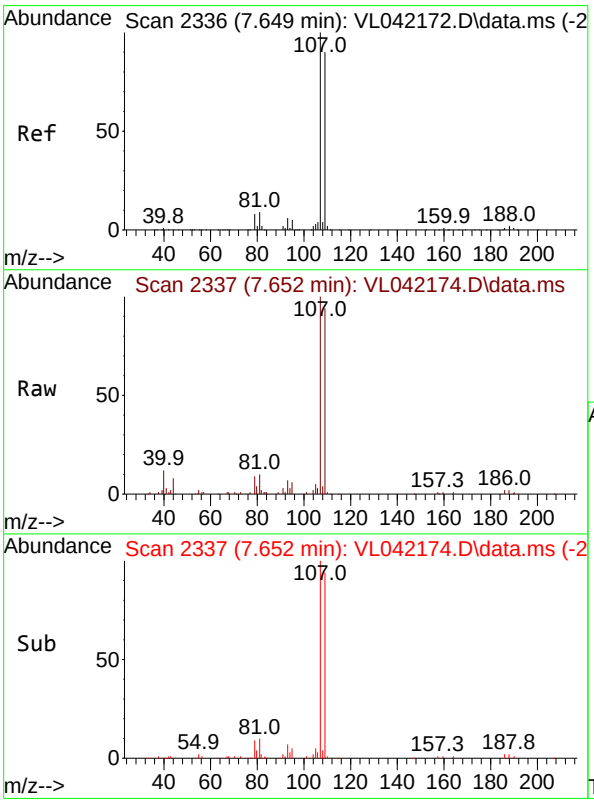

#54
1,2-Dibromoethane
Concen: 1.009 ppbv
RT: 7.652 min Scan# 2337
Delta R.T. 0.003 min
Lab File: VL042174.D
Acq: 27 Mar 2025 09:30

Tgt Ion:107 Resp: 28879

Ion	Ratio	Lower	Upper
107	100		
109	94.8	72.2	108.4

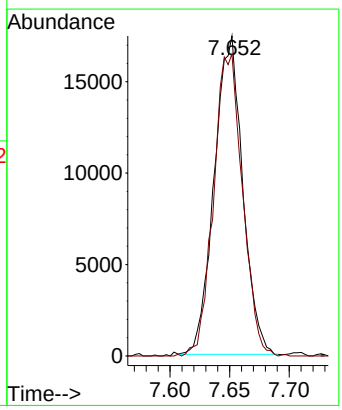

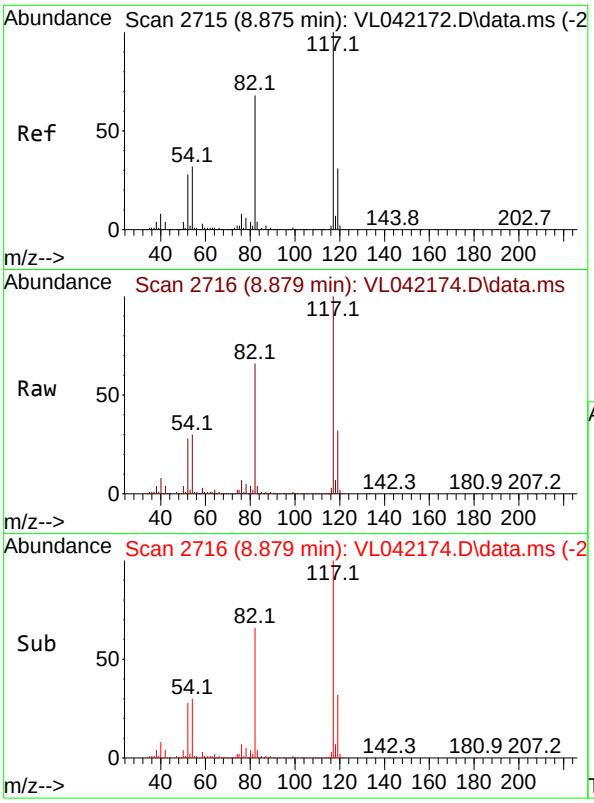

#55
Chlorobenzene-d5
Concen: 10.000 ppbv
RT: 8.879 min Scan# 2
Delta R.T. 0.003 min
Lab File: VL042174.D
Acq: 27 Mar 2025 09:30

Instrument :
MSVOA_L
ClientSampleId :
VSTDICC001

Tgt Ion:117 Resp: 499830

Ion	Ratio	Lower	Upper
117	100		
82	67.6	55.8	83.6
119	32.2	25.5	38.3

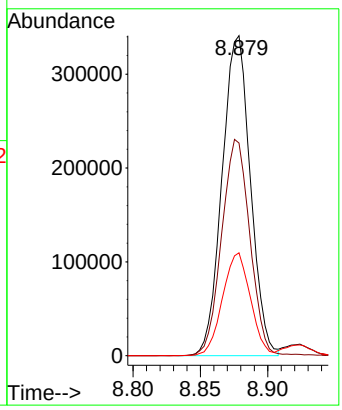

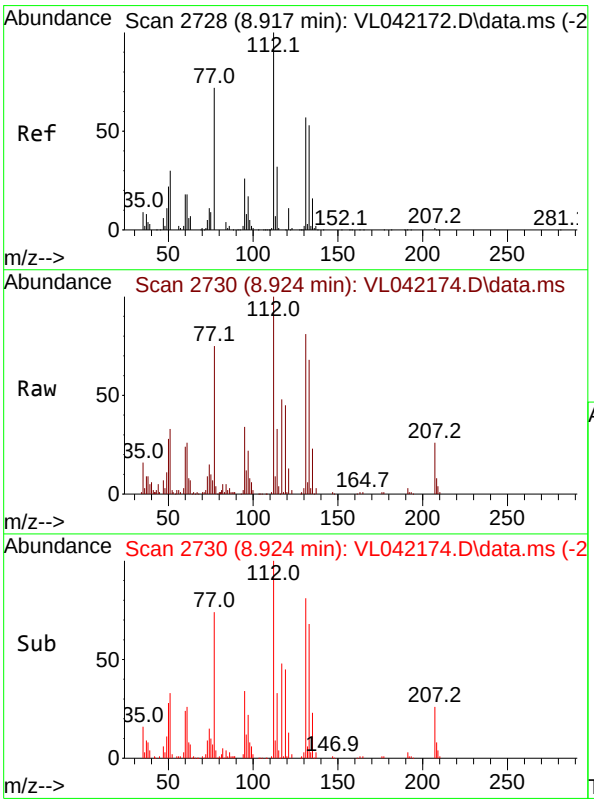

#56
1,1,1,2-Tetrachloroethane
Concen: 1.045 ppbv
RT: 8.924 min Scan# 2730
Delta R.T. 0.007 min
Lab File: VL042174.D
Acq: 27 Mar 2025 09:30

Tgt Ion:131 Resp: 28764

Ion	Ratio	Lower	Upper
131	100		
133	101.7	76.6	114.8
119	44.1	49.8	74.6#

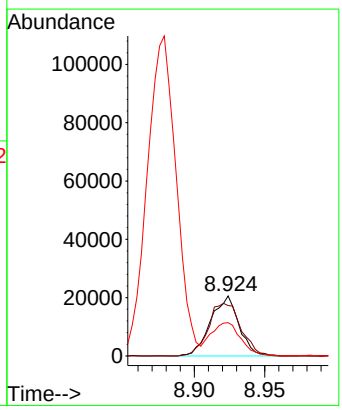

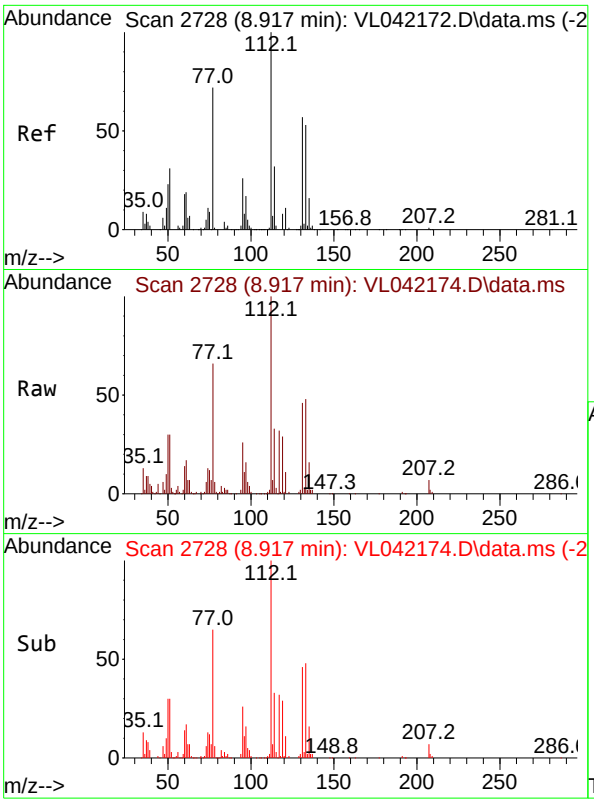

#57
Chlorobenzene
Concen: 1.032 ppbv
RT: 8.917 min Scan# 2
Delta R.T. 0.000 min
Lab File: VL042174.D
Acq: 27 Mar 2025 09:30

Instrument :
MSVOA_L
ClientSampleId :
VSTDICC001

Tgt Ion:112 Resp: 48930

Ion	Ratio	Lower	Upper
112	100		
77	65.0	58.2	87.2
114	32.9	29.1	35.5

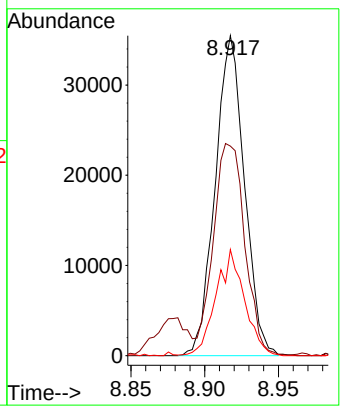

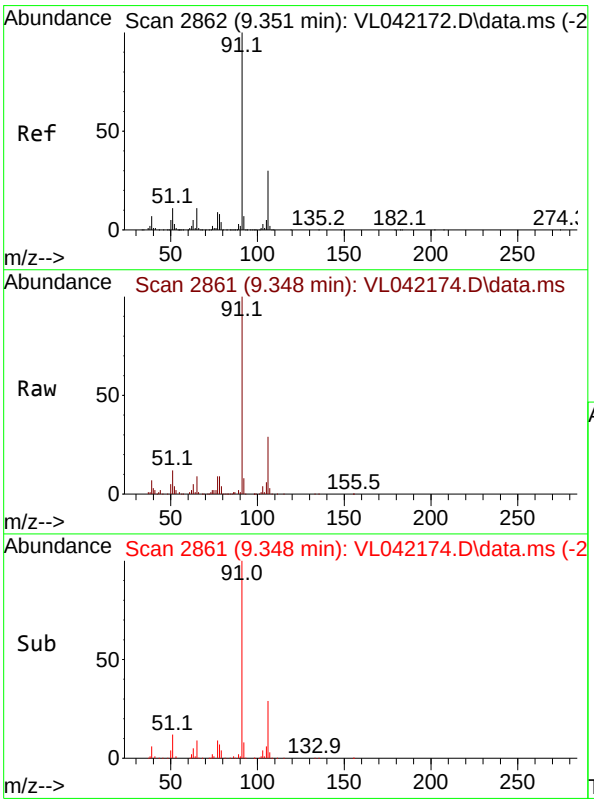

#58
Ethyl Benzene
Concen: 1.026 ppbv
RT: 9.348 min Scan# 2861
Delta R.T. -0.003 min
Lab File: VL042174.D
Acq: 27 Mar 2025 09:30

Tgt Ion: 91 Resp: 91086

Ion	Ratio	Lower	Upper
91	100		
106	28.7	24.2	36.2

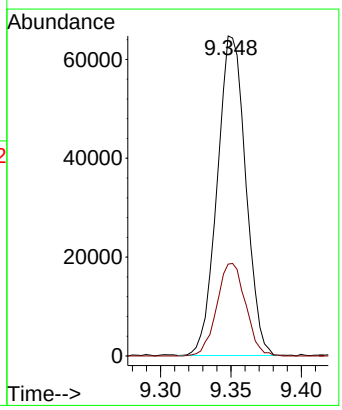

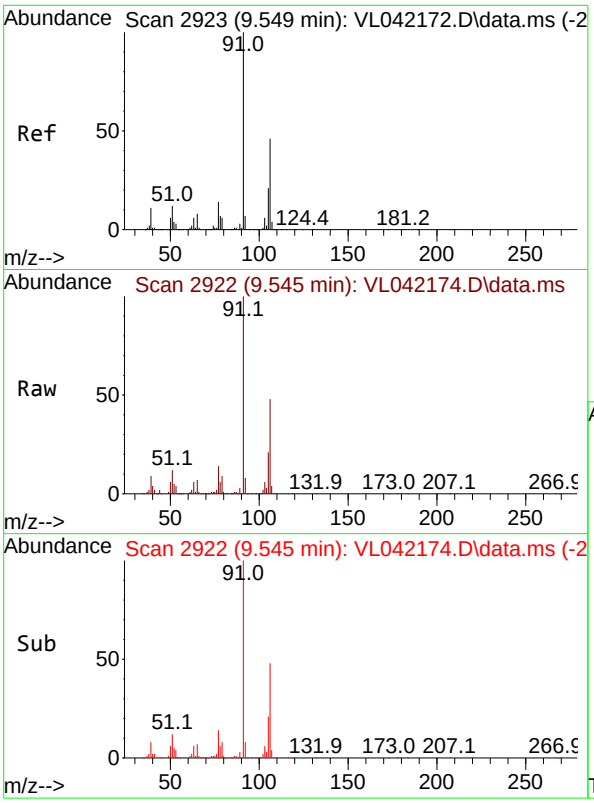

#59
m/p-Xylene
Concen: 1.033 ppbv
RT: 9.545 min Scan# 2
Delta R.T. -0.003 min
Lab File: VL042174.D
Acq: 27 Mar 2025 09:30

Instrument :
MSVOA_L
ClientSampleId :
VSTDICC001

Tgt Ion: 91 Resp: 73295

Ion	Ratio	Lower	Upper
91	100		
106	0.0	36.4	54.6#

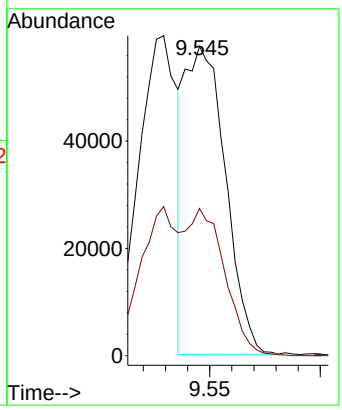

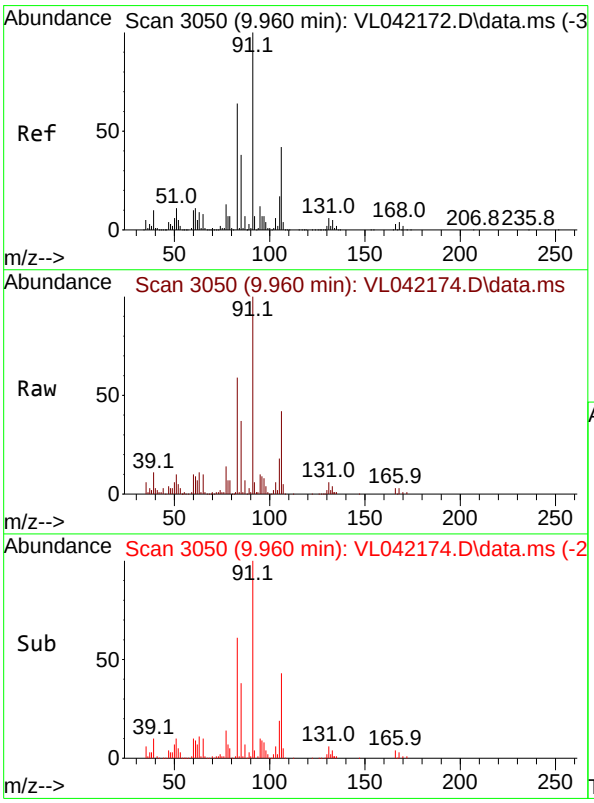

#60
o-Xylene
Concen: 1.037 ppbv
RT: 9.960 min Scan# 3050
Delta R.T. 0.000 min
Lab File: VL042174.D
Acq: 27 Mar 2025 09:30

Tgt Ion: 91 Resp: 73702

Ion	Ratio	Lower	Upper
91	100		
106	44.3	20.8	62.5

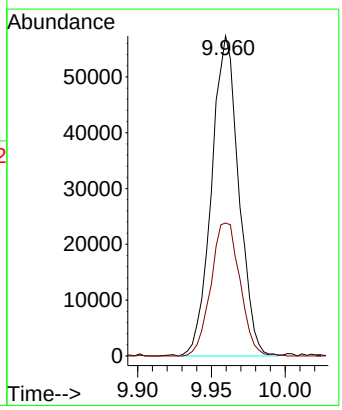

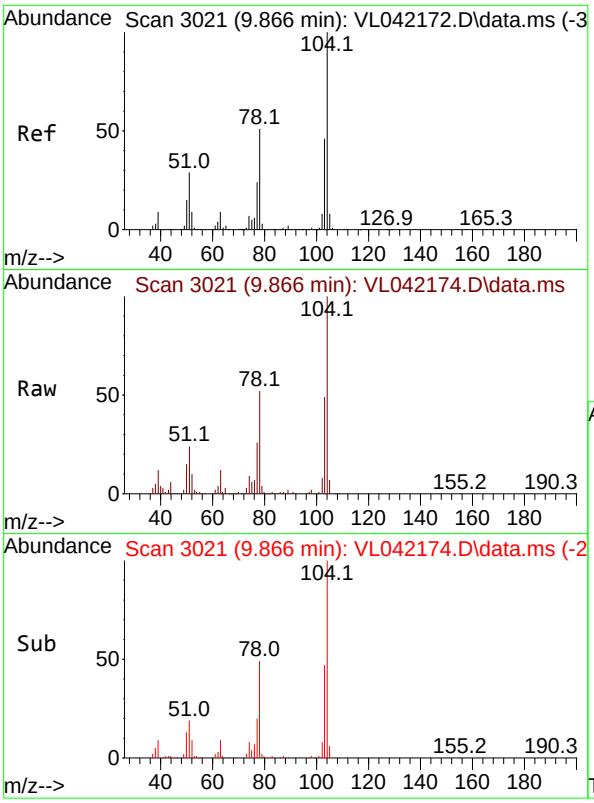

#61
Styrene
Concen: 1.027 ppbv
RT: 9.866 min Scan# 3
Delta R.T. 0.000 min
Lab File: VL042174.D
Acq: 27 Mar 2025 09:30

Instrument :
MSVOA_L
ClientSampleId :
VSTDICC001

Tgt Ion:104 Resp: 36110

Ion	Ratio	Lower	Upper
104	100		
78	54.9	41.8	62.6
103	45.1	37.0	55.4

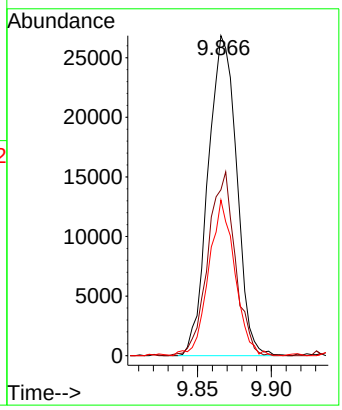

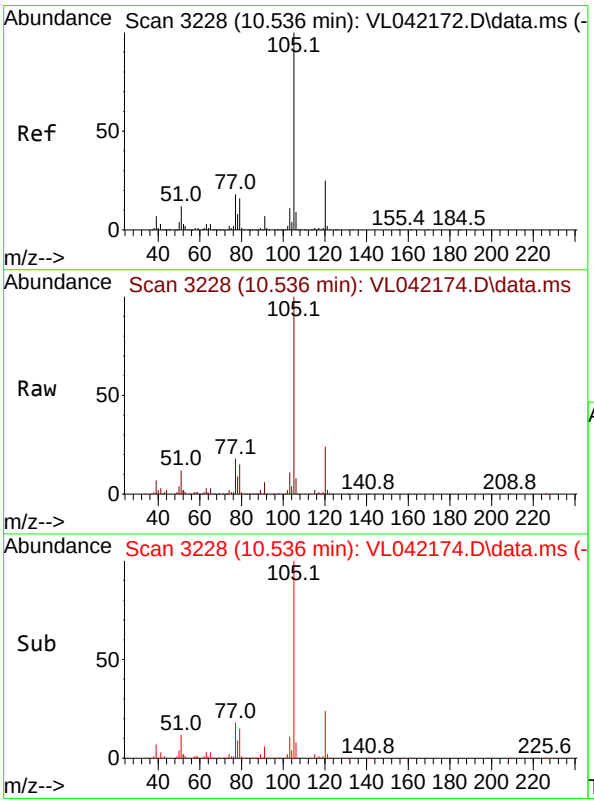

#62
Isopropylbenzene
Concen: 1.034 ppbv
RT: 10.536 min Scan# 3228
Delta R.T. 0.000 min
Lab File: VL042174.D
Acq: 27 Mar 2025 09:30

Tgt Ion:105 Resp: 109897

Ion	Ratio	Lower	Upper
105	100		
120	25.7	19.9	29.9

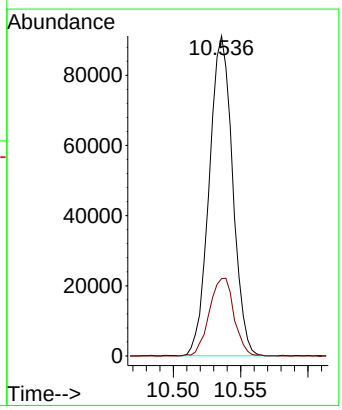

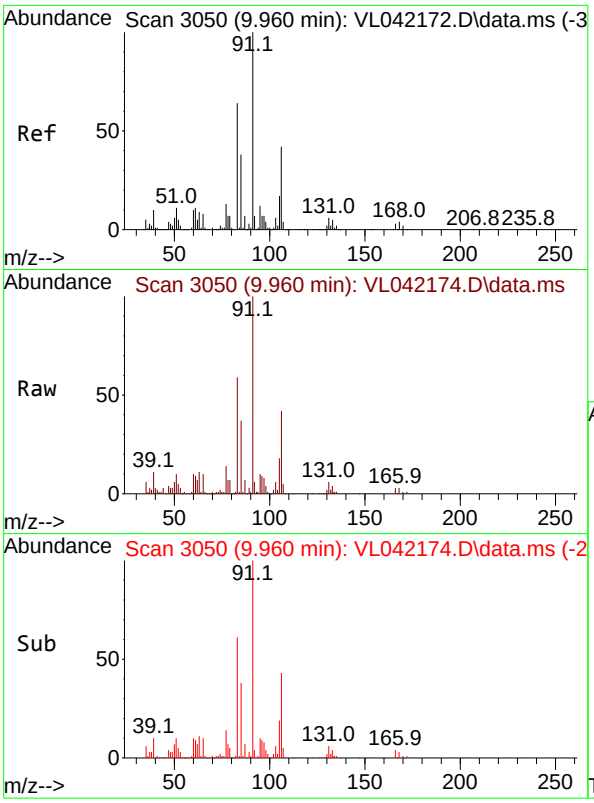

#63
1,1,2,2-Tetrachloroethane
Concen: 1.029 ppbv
RT: 9.960 min Scan# 3(
Delta R.T. 0.000 min
Lab File: VL042174.D
Acq: 27 Mar 2025 09:30

Instrument :
MSVOA_L
ClientSampleId :
VSTDICC001

Tgt Ion: 83 Resp: 44431

Ion	Ratio	Lower	Upper
83	100		
131	10.6	4.8	14.4
85	64.0	32.5	97.5

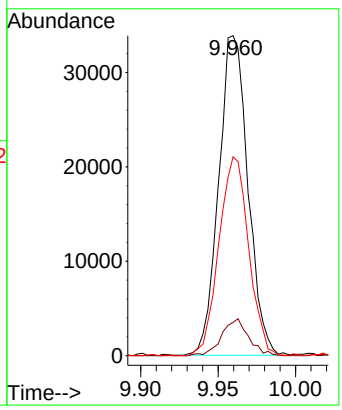

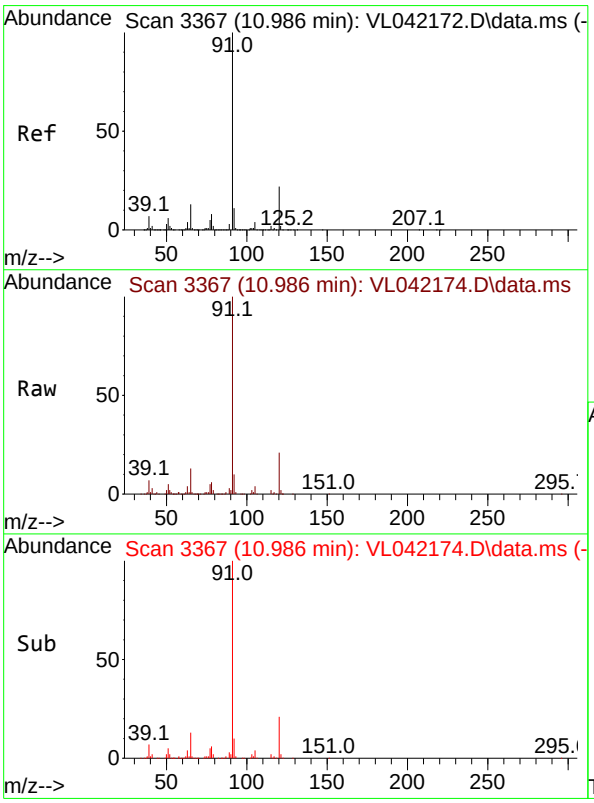

#64
n-propylbenzene
Concen: 1.062 ppbv
RT: 10.986 min Scan# 3367
Delta R.T. 0.000 min
Lab File: VL042174.D
Acq: 27 Mar 2025 09:30

Tgt Ion:120 Resp: 29054

Ion	Ratio	Lower	Upper
120	100		
91	466.9	376.9	565.3

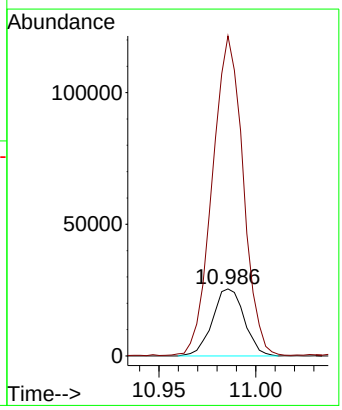

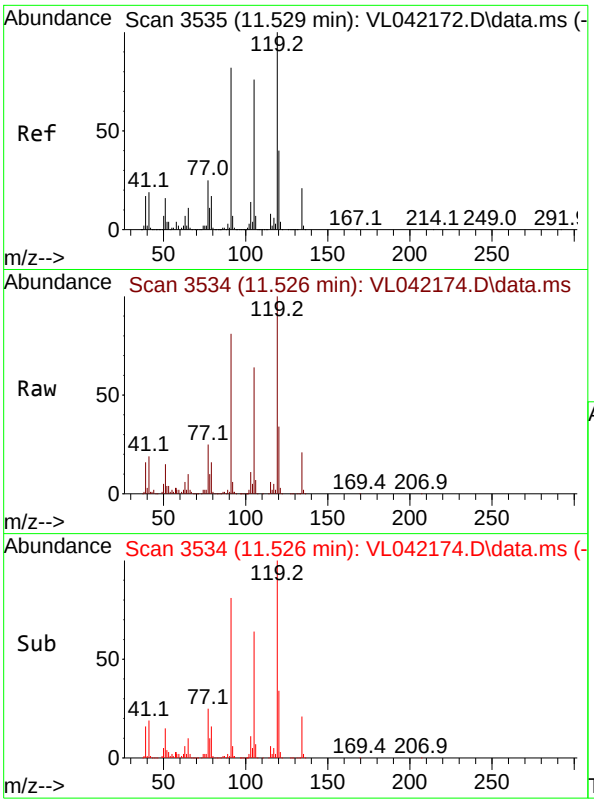

#65
tert-Butylbenzene
Concen: 1.053 ppbv
RT: 11.526 min Scan# 3
Delta R.T. -0.003 min
Lab File: VL042174.D
Acq: 27 Mar 2025 09:30

Instrument :
MSVOA_L
ClientSampleId :
VSTDICC001

Tgt Ion:119 Resp: 103520

Ion	Ratio	Lower	Upper
119	100		
91	85.9	66.0	99.0
134	22.1	16.7	25.1

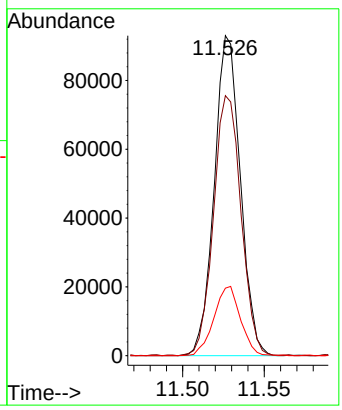

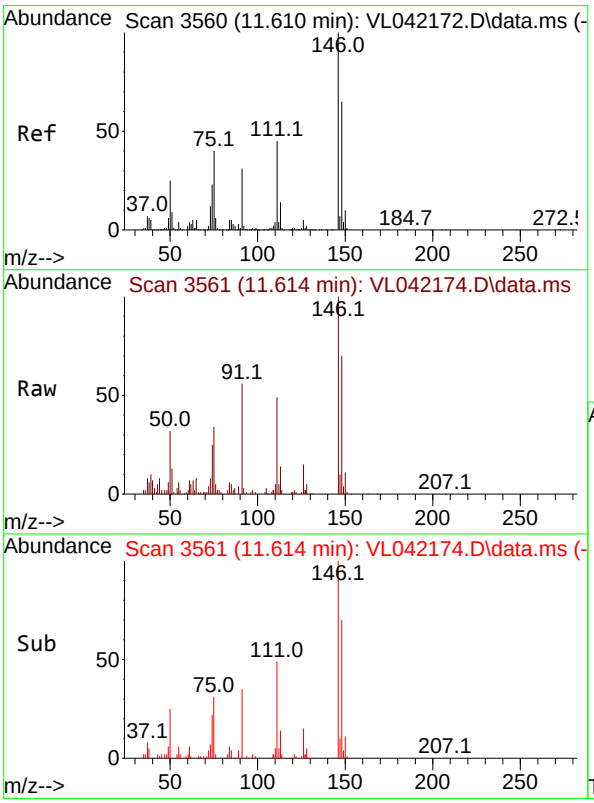

#66
Benzyl Chloride
Concen: 1.022 ppbv
RT: 11.614 min Scan# 3561
Delta R.T. 0.003 min
Lab File: VL042174.D
Acq: 27 Mar 2025 09:30

Tgt Ion: 91 Resp: 10660

Ion	Ratio	Lower	Upper
91	100		
126	20.0	13.8	20.6
128	8.0	4.5	6.7#

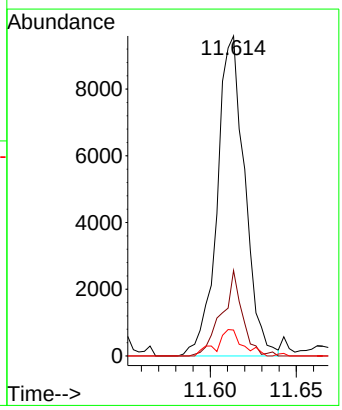



#67
sec-Butylbenzene
Concen: 1.095 ppbv
RT: 11.762 min Scan# 3
Delta R.T. -0.003 min
Lab File: VL042174.D
Acq: 27 Mar 2025 09:30

Instrument :
MSVOA_L
ClientSampleId :
VSTDICC001

Tgt Ion:105 Resp: 149660

Ion	Ratio	Lower	Upper
105	100		
134	18.1	15.5	23.3

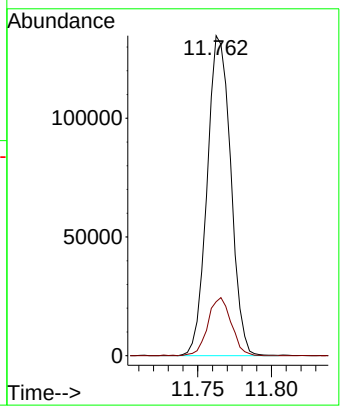

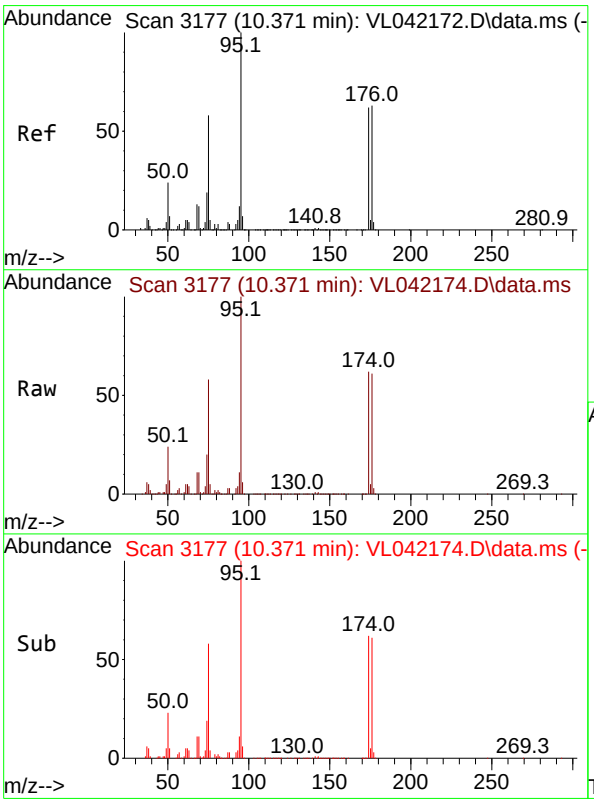

#68
1-Bromo-4-Fluorobenzene
Concen: 9.861 ppbv
RT: 10.371 min Scan# 3177
Delta R.T. 0.000 min
Lab File: VL042174.D
Acq: 27 Mar 2025 09:30

Tgt Ion: 95 Resp: 404753

Ion	Ratio	Lower	Upper
95	100		
174	63.4	50.6	76.0
175	4.7	3.8	5.6

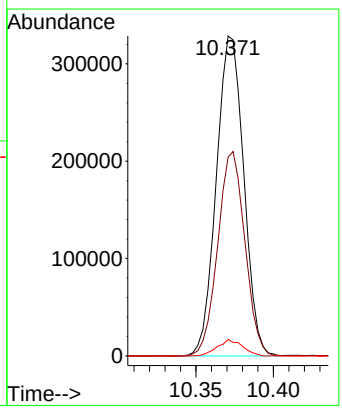

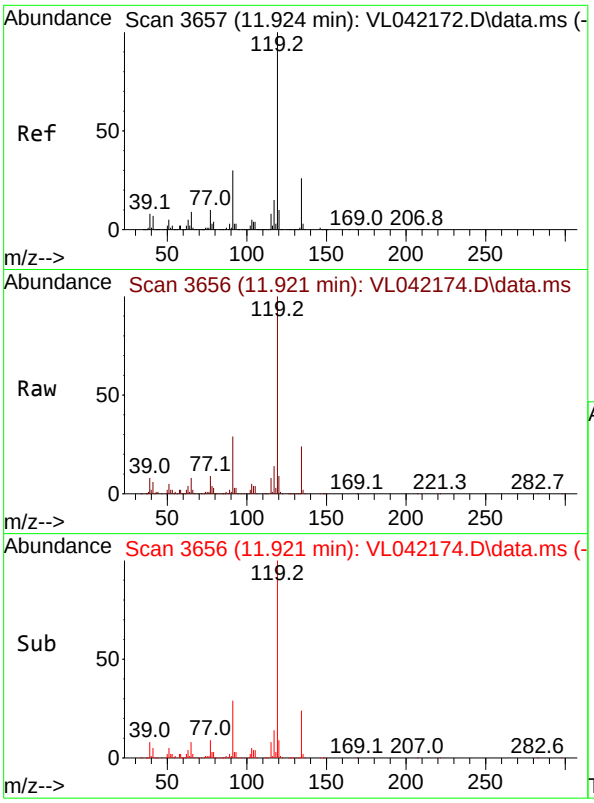

#69
p-Isopropyltoluene
Concen: 1.084 ppbv
RT: 11.921 min Scan# 3
Delta R.T. -0.003 min
Lab File: VL042174.D
Acq: 27 Mar 2025 09:30

Instrument :
MSVOA_L
ClientSampleId :
VSTDICC001

Tgt Ion:119 Resp: 127509

Ion	Ratio	Lower	Upper
119	100		
134	24.6	20.4	30.6
91	30.0	23.7	35.5

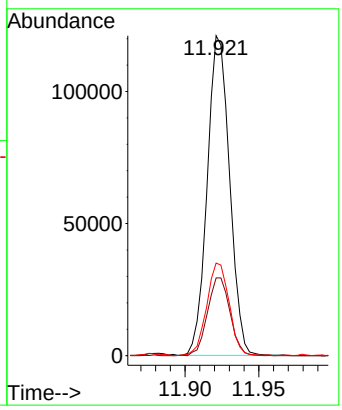

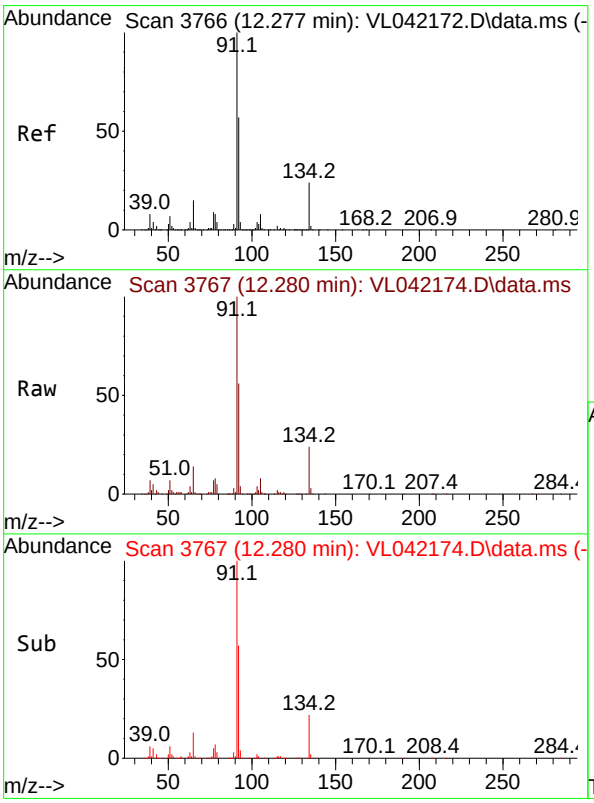

#70
n-Butylbenzene
Concen: 1.079 ppbv
RT: 12.280 min Scan# 3767
Delta R.T. 0.003 min
Lab File: VL042174.D
Acq: 27 Mar 2025 09:30

Tgt Ion: 91 Resp: 129860

Ion	Ratio	Lower	Upper
91	100		
92	55.5	44.9	67.3
134	22.8	19.2	28.8

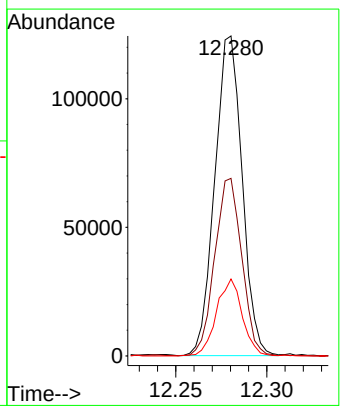

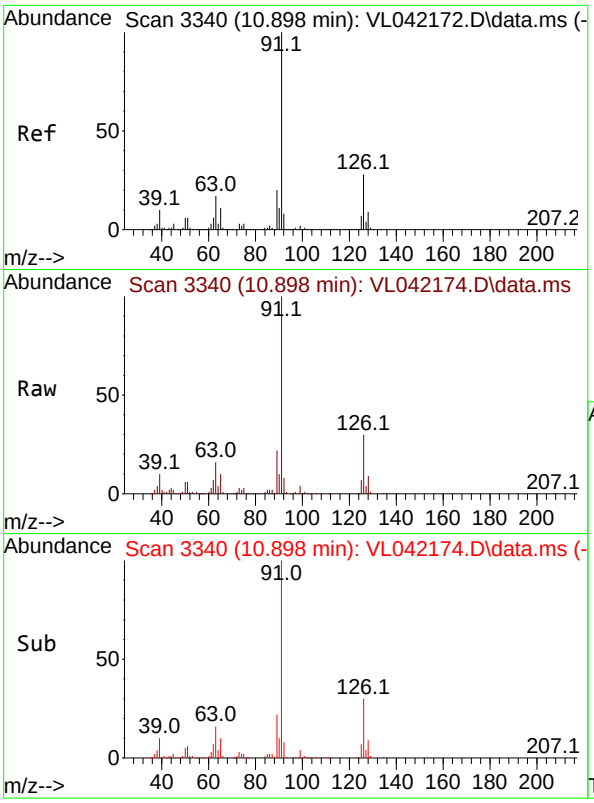

#71
2-Chlorotoluene
Concen: 1.047 ppbv
RT: 10.898 min Scan# 3
Delta R.T. 0.000 min
Lab File: VL042174.D
Acq: 27 Mar 2025 09:30

Instrument :
MSVOA_L
ClientSampleId :
VSTDICC001

Tgt Ion: 91 Resp: 86356

Ion	Ratio	Lower	Upper
91	100		
126	28.8	11.6	46.4

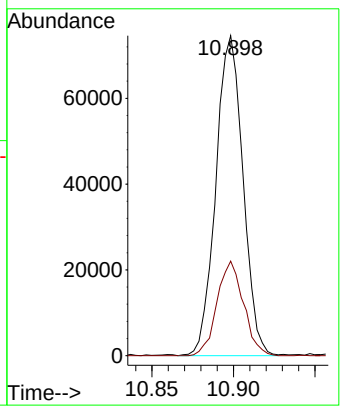



#72
4-Ethyltoluene
Concen: 1.050 ppbv
RT: 11.122 min Scan# 3409
Delta R.T. 0.000 min
Lab File: VL042174.D
Acq: 27 Mar 2025 09:30

Tgt Ion:105 Resp: 92912

Ion	Ratio	Lower	Upper
105	100		
120	29.7	23.4	35.0
91	13.5	10.3	15.5
77	15.1	11.4	17.2

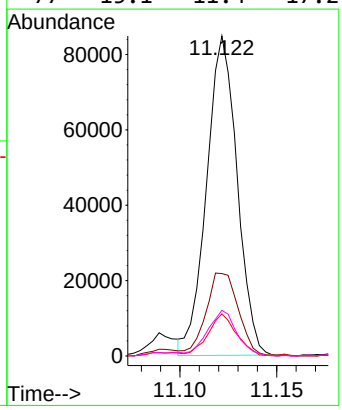

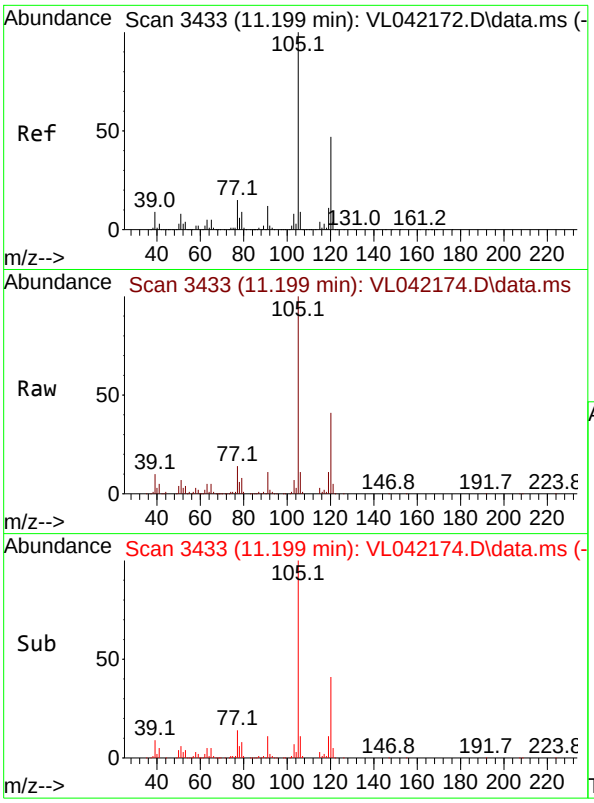

#73
1,3,5-Trimethylbenzene
Concen: 1.080 ppbv
RT: 11.199 min Scan# 3
Delta R.T. 0.000 min
Lab File: VL042174.D
Acq: 27 Mar 2025 09:30

Instrument :
MSVOA_L
ClientSampleId :
VSTDICC001

Tgt Ion:105 Resp: 83497

Ion	Ratio	Lower	Upper
105	100		
120	41.3	37.4	56.0

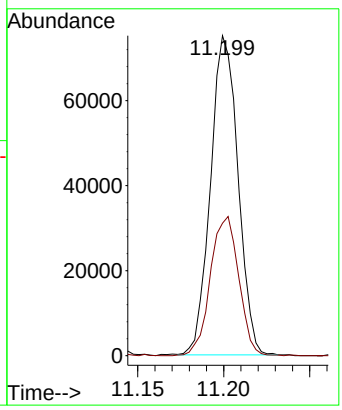

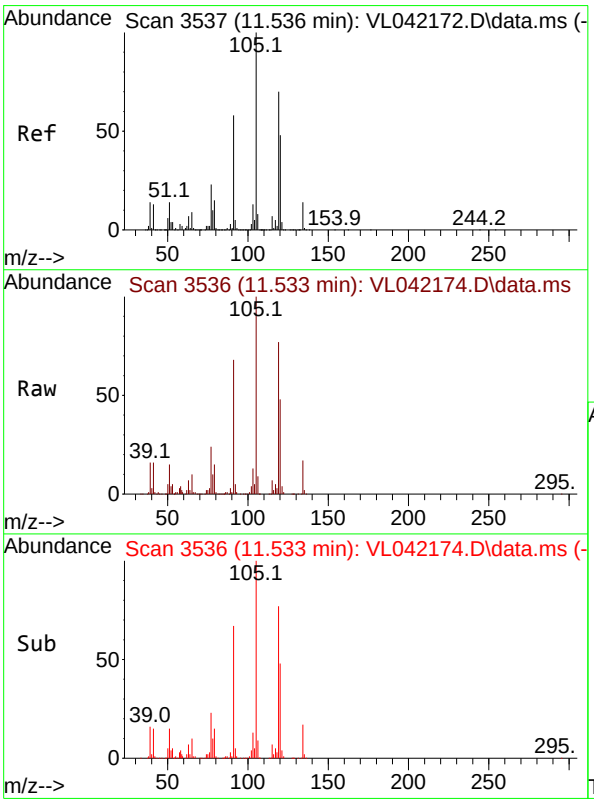

#74
1,2,4-Trimethylbenzene
Concen: 1.099 ppbv
RT: 11.533 min Scan# 3536
Delta R.T. -0.003 min
Lab File: VL042174.D
Acq: 27 Mar 2025 09:30

Tgt Ion:105 Resp: 97858

Ion	Ratio	Lower	Upper
105	100		
120	48.4	38.6	58.0
91	67.6	46.2	69.2
77	23.4	18.6	27.8

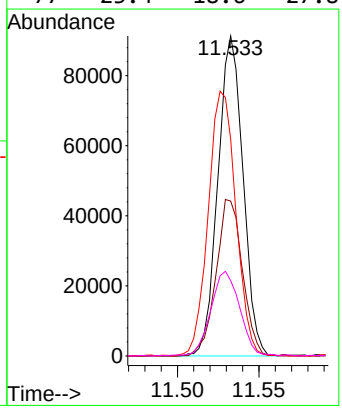

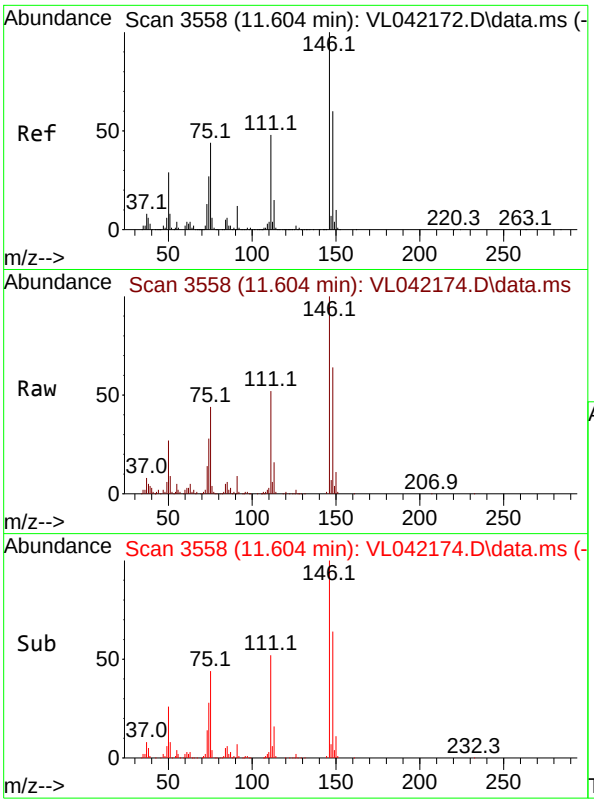

#75
1,3-Dichlorobenzene
Concen: 1.046 ppbv
RT: 11.604 min Scan# 3
Delta R.T. 0.000 min
Lab File: VL042174.D
Acq: 27 Mar 2025 09:30

Instrument :
MSVOA_L
ClientSampleId :
VSTDICC001

Tgt Ion:146 Resp: 51096

Ion	Ratio	Lower	Upper
146	100		
111	46.8	23.8	71.2
148	62.6	31.9	95.9

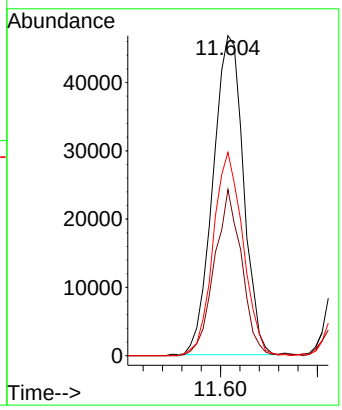

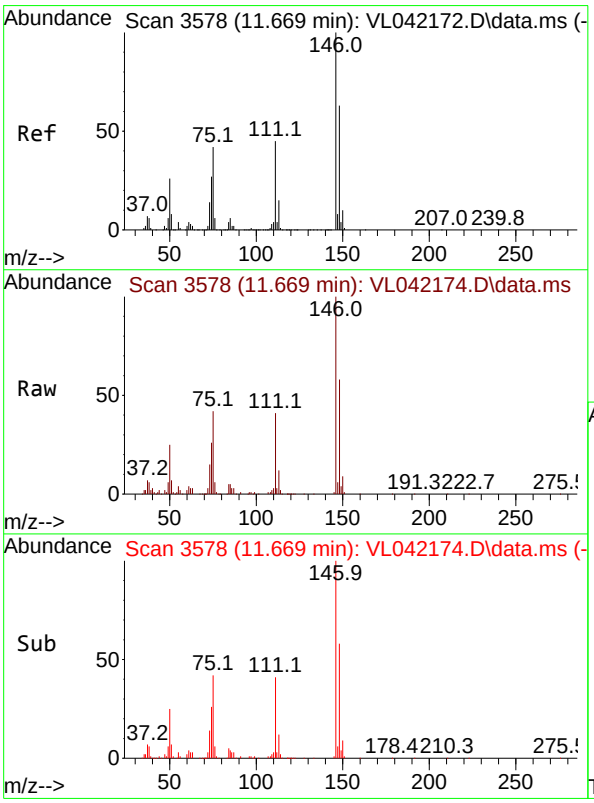

#76
1,4-Dichlorobenzene
Concen: 1.046 ppbv
RT: 11.669 min Scan# 3578
Delta R.T. 0.000 min
Lab File: VL042174.D
Acq: 27 Mar 2025 09:30

Tgt Ion:146 Resp: 50841

Ion	Ratio	Lower	Upper
146	100		
111	45.4	23.0	69.0
148	63.6	31.9	95.7

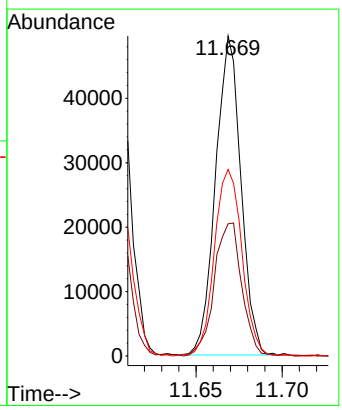

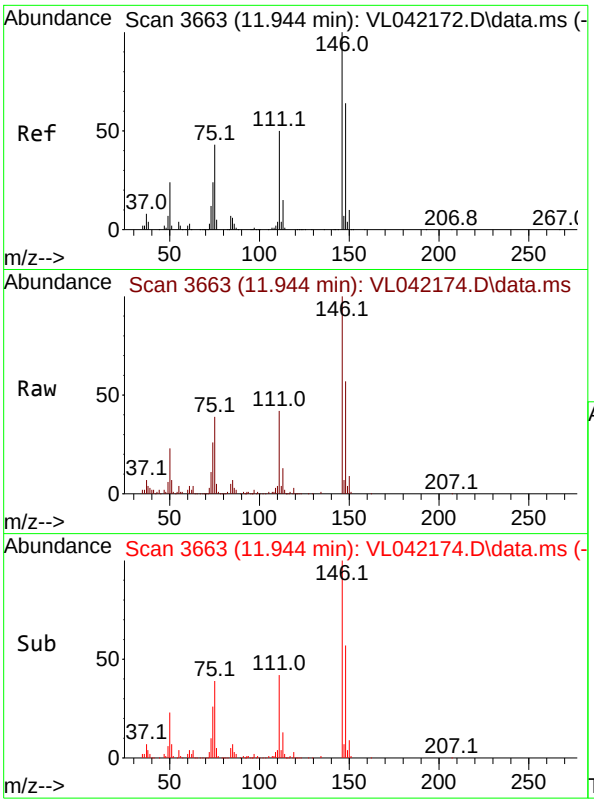

#77
1,2-Dichlorobenzene
Concen: 1.084 ppbv
RT: 11.944 min Scan# 3(
Delta R.T. 0.000 min
Lab File: VL042174.D
Acq: 27 Mar 2025 09:30

Instrument :
MSVOA_L
ClientSampleId :
VSTDICC001

Tgt Ion:146 Resp: 51523

Ion	Ratio	Lower	Upper
146	100		
111	48.6	24.8	74.3
148	61.9	31.6	94.8

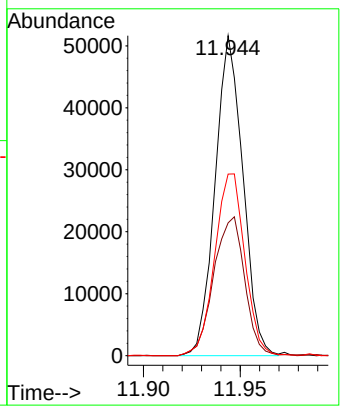

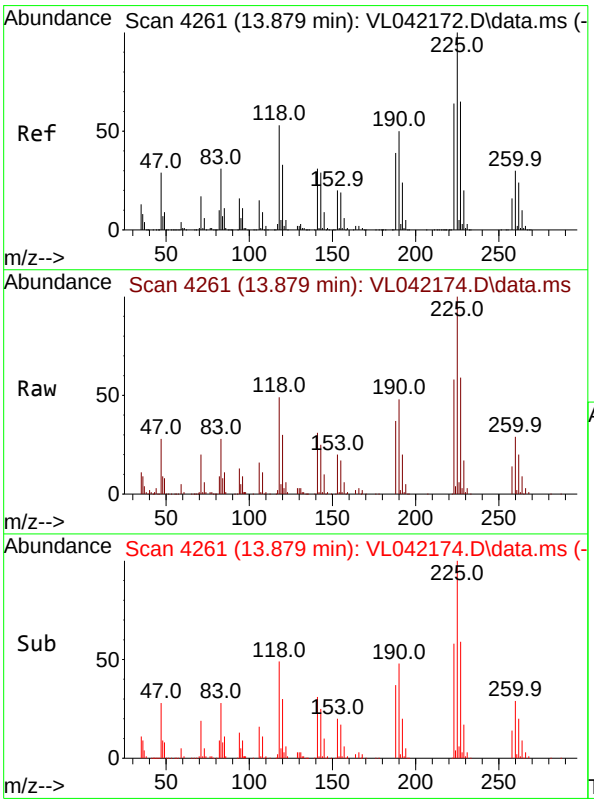

#78
Hexachloro-1,3-Butadiene
Concen: 1.149 ppbv
RT: 13.879 min Scan# 4261
Delta R.T. 0.000 min
Lab File: VL042174.D
Acq: 27 Mar 2025 09:30

Tgt Ion:225 Resp: 55611

Ion	Ratio	Lower	Upper
225	100		
223	60.8	50.6	76.0
227	62.3	51.2	76.8

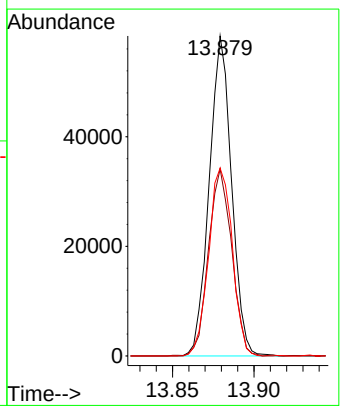

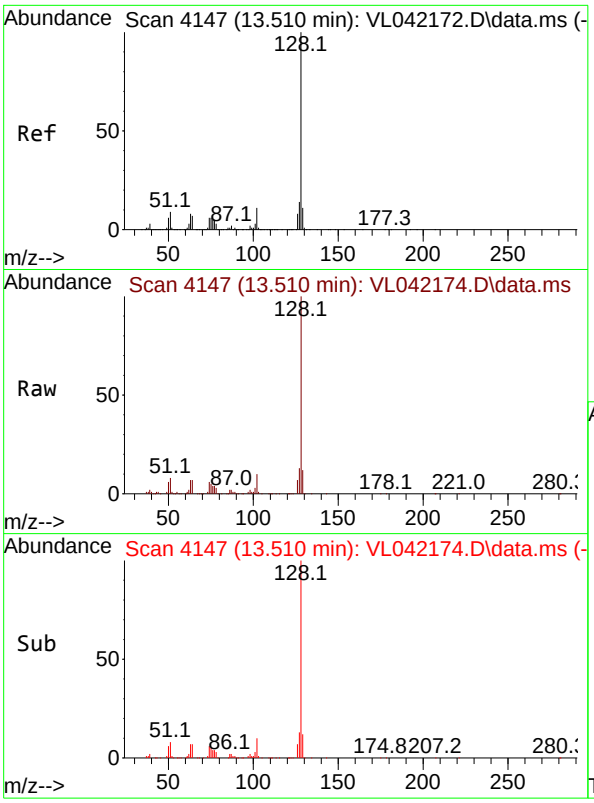

#79
Naphthalene
Concen: 1.120 ppbv
RT: 13.510 min Scan# 4
Delta R.T. 0.000 min
Lab File: VL042174.D
Acq: 27 Mar 2025 09:30

Instrument :
MSVOA_L
ClientSampleId :
VSTDICC001

Tgt Ion:128 Resp: 109031

Ion	Ratio	Lower	Upper
128	100		
127	13.2	10.8	16.2
129	11.7	9.0	13.4

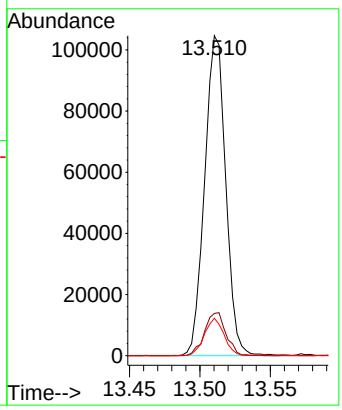

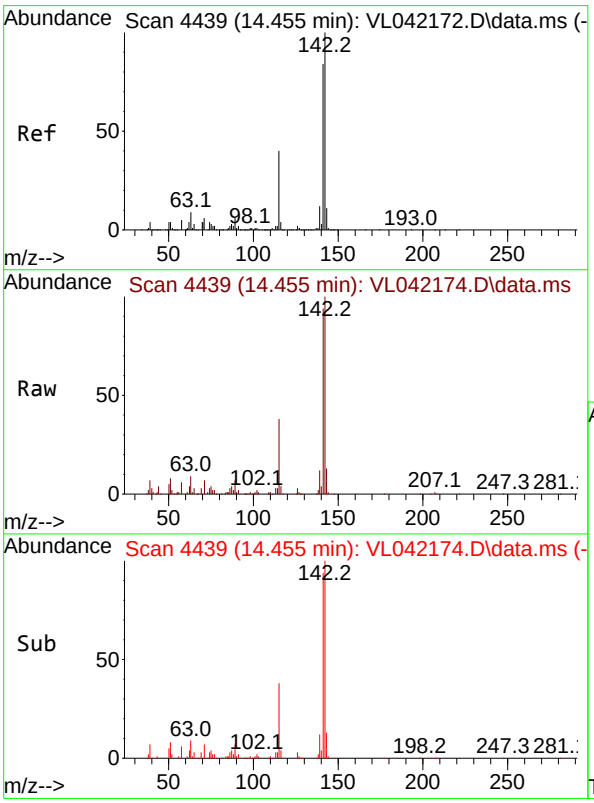

#80
Naphthalene,2-methyl-
Concen: 0.939 ppbv
RT: 14.455 min Scan# 4439
Delta R.T. 0.000 min
Lab File: VL042174.D
Acq: 27 Mar 2025 09:30

Tgt Ion:142 Resp: 44518

Ion	Ratio	Lower	Upper
142	100		
141	83.4	66.3	99.5
115	41.5	31.6	47.4

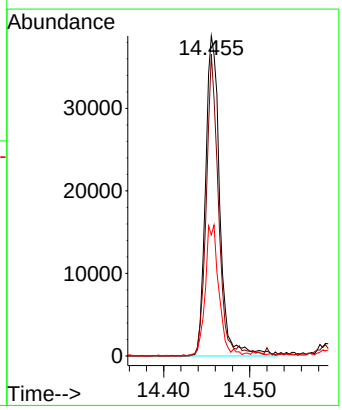

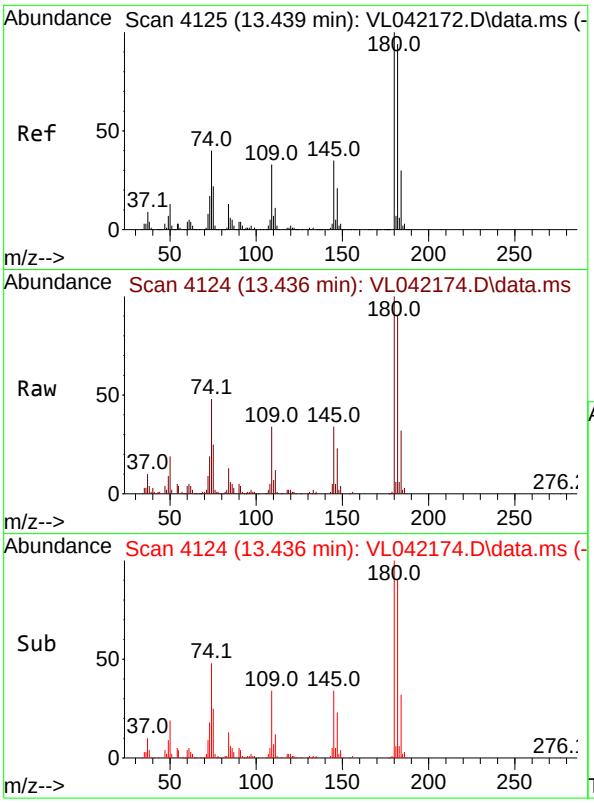

#81
1,2,4-Trichlorobenzene
Concen: 1.047 ppbv
RT: 13.436 min Scan# 4
Delta R.T. -0.003 min
Lab File: VL042174.D
Acq: 27 Mar 2025 09:30

Instrument :
MSVOA_L
ClientSampleId :
VSTDICC001

Tgt Ion:180 Resp: 47040

Ion	Ratio	Lower	Upper
180	100		
182	95.7	75.1	112.7
184	31.4	24.4	36.6

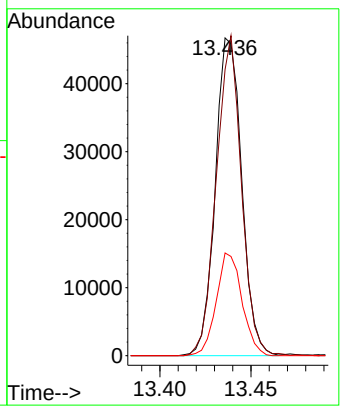

Quantitation Report (Not Reviewed)

Data Path : Z:\voasrv\HPCHEM1\MSVOA_L\Data\VL032725\
Data File : VL042175.D
Acq On : 27 Mar 2025 10:01
Operator : SY/MD
Sample : VSTDICC0.5
Misc : 400mL/MSVOA_L
ALS Vial : 6 Sample Multiplier: 1

Instrument :
MSVOA_L
ClientSampleId :
VSTDICC0.5

Quant Time: Mar 28 01:34:42 2025
Quant Method : Z:\voasrv\HPCHEM1\MSVOA_L\methods\VL032725AIR.M
Quant Title : AIR ANALYSIS BY METHOD TO-15 Instrument: MSVOA_LFri Aug 26 06:05:16 2022
QLast Update : Fri Mar 28 01:31:23 2025
Response via : Initial Calibration

Compound	R.T.	QIon	Response	Conc	Units	Dev(Min)
Internal Standards						
1) Bromochloromethane	2.784	49	180502	10.000	ppbv	0.00
33) 1,4-Difluorobenzene	3.952	114	523832	10.000	ppbv	0.00
55) Chlorobenzene-d5	8.875	117	485078	10.000	ppbv	0.00
System Monitoring Compounds						
68) 1-Bromo-4-Fluorobenzene	10.370	95	403513	10.130	ppbv	0.00
Spiked Amount 10.000	Range 65 - 135		Recovery = 101.300%			
Target Compounds						Qvalue
2) Dichlorodifluoromethane	1.496	85	14455	0.542	ppbv	95
3) Chlorodifluoromethane	1.473	51	14637	0.538	ppbv #	89
4) Chloromethane	1.531	50	5956	0.547	ppbv	94
5) Vinyl Chloride	1.577	62	5732	0.516	ppbv	92
6) Bromomethane	1.664	94	2949	0.597	ppbv	95
7) Chloroethane	1.703	64	2582	0.591	ppbv #	87
8) Dichlorotetrafluoroethane	1.551	85	11783	0.519	ppbv	98
9) Propene	1.557	41	2054	0.167	ppbv	92
10) Heptane	4.972	43	16673	0.502	ppbv	89
11) Trichlorofluoromethane	1.874	101	14099	0.544	ppbv	92
12) 1,1,2-Trichlorotrifluo...	2.136	101	11252	0.528	ppbv	99
13) Ethanol	1.722	45	997	1.038	ppbv #	36
14) Bromoethene	1.780	108	4770	0.584	ppbv #	86
15) Acetone	1.835	43	15331	0.607	ppbv #	85
16) 1,3-Butadiene	1.606	39	8594	0.757	ppbv	82
17) tert-Butyl alcohol	2.039	59	17467	0.556	ppbv	97
18) 1,1-Dichloroethene	2.030	96	5634	0.565	ppbv #	92
19) Isopropyl Alcohol	1.884	45	9171	0.644	ppbv #	39
20) Methylene Chloride	2.059	84	5634	0.599	ppbv #	93
21) Allyl Chloride	2.091	41	9632	0.541	ppbv	89
22) trans-1,2-Dichloroethene	2.334	96	6353	0.546	ppbv	83
23) Vinyl Acetate	2.457	43	6809	0.649	ppbv #	91
24) 1,1-Dichloroethane	2.405	63	11258	0.527	ppbv	97
25) Ethyl Acetate	2.836	43	36258	0.553	ppbv	98
26) Hexane	2.823	57	13605	0.538	ppbv	92
27) Carbon Disulfide	2.146	76	14510	0.535	ppbv #	1
28) Methyl tert-Butyl Ether	2.437	73	8310	0.527	ppbv #	89
29) Chloroform	2.845	83	20149	0.544	ppbv	98
30) Cyclohexane	3.852	84	9635	0.438	ppbv #	70
31) cis-1,2-Dichloroethene	2.719	61	13601	0.529	ppbv	92
32) 1,1,1-Trichloroethane	3.360	97	20567	0.485	ppbv	100
34) 2-Butanone	2.557	43	19739	0.520	ppbv	96
35) Carbon Tetrachloride	3.755	117	18558	0.460	ppbv	93
36) Benzene	3.651	78	27488	0.529	ppbv #	87
37) 1,2-Dichloroethane	3.214	62	16062	0.540	ppbv	100
38) Trichloroethene	4.545	130	4992	0.230	ppbv	95
39) 1,2-Dichloropropane	4.308	63	10123	0.535	ppbv	92
40) 1,4-Dioxane	4.593	88	4487	0.457	ppbv #	24
41) Tetrahydrofuran	3.059	42	10856	0.502	ppbv	94
42) Bromodichloromethane	4.483	83	20374	0.497	ppbv #	98
43) Methyl Methacrylate	4.875	69	6229	0.284	ppbv #	10
44) 2,2,4-Trimethylpentane	4.632	57	46646	0.532	ppbv	95
45) t-1,3-Dichloropropene	6.406	75	12404	0.526	ppbv #	79

Quantitation Report (Not Reviewed)

Data Path : Z:\voasrv\HPCHEM1\MSVOA_L\Data\VL032725\
Data File : VL042175.D
Acq On : 27 Mar 2025 10:01
Operator : SY/MD
Sample : VSTDICC0.5
Misc : 400mL/MSVOA_L
ALS Vial : 6 Sample Multiplier: 1

Instrument :
MSVOA_L
ClientSampleId :
VSTDICC0.5

Quant Time: Mar 28 01:34:42 2025
Quant Method : Z:\voasrv\HPCHEM1\MSVOA_L\methods\VL032725AIR.M
Quant Title : AIR ANALYSIS BY METHOD TO-15 Instrument: MSVOA_LFri Aug 26 06:05:16 2022
QLast Update : Fri Mar 28 01:31:23 2025
Response via : Initial Calibration

Compound	R.T.	QIon	Response	Conc	Units	Dev(Min)
46) cis-1,3-Dichloropropene	5.593	75	8584	0.297	ppbv #	91
47) 1,1,2-Trichloroethane	6.574	97	8374	0.419	ppbv	96
48) Dibromochloromethane	7.380	129	17042	0.503	ppbv	99
49) Bromoform	9.480	173	14828	0.487	ppbv	98
50) 4-Methyl-2-Pentanone	5.758	43	33674	0.559	ppbv	97
51) 2-Hexanone	7.438	43	26154	0.523	ppbv #	100
52) Tetrachloroethene	8.218	164	10502	0.510	ppbv	94
53) Toluene	6.923	91	32444	0.527	ppbv	98
54) 1,2-Dibromoethane	7.648	107	14220	0.510	ppbv	99
56) 1,1,1,2-Tetrachloroethane	8.920	131	13959	0.523	ppbv #	1
57) Chlorobenzene	8.914	112	24826	0.540	ppbv #	91
58) Ethyl Benzene	9.348	91	44862	0.521	ppbv	96
59) m/p-Xylene	9.548	91	18711	0.272	ppbv #	1
60) o-Xylene	9.959	91	36879	0.535	ppbv	98
61) Styrene	9.866	104	17198	0.504	ppbv	96
62) Isopropylbenzene	10.536	105	55531	0.538	ppbv	99
63) 1,1,2,2-Tetrachloroethane	9.959	83	21989	0.525	ppbv	96
64) n-propylbenzene	10.985	120	14030	0.528	ppbv	95
65) tert-Butylbenzene	11.526	119	53115	0.557	ppbv	100
66) Benzyl Chloride	11.613	91	5263	0.520	ppbv	97
67) sec-Butylbenzene	11.762	105	72879	0.550	ppbv	98
69) p-Isopropyltoluene	11.921	119	61933	0.542	ppbv	100
70) n-Butylbenzene	12.277	91	61507	0.527	ppbv	99
71) 2-Chlorotoluene	10.895	91	41637	0.520	ppbv	95
72) 4-Ethyltoluene	11.121	105	44473	0.518	ppbv #	94
73) 1,3,5-Trimethylbenzene	11.199	105	39190	0.523	ppbv	97
74) 1,2,4-Trimethylbenzene	11.532	105	48370	0.560	ppbv	97
75) 1,3-Dichlorobenzene	11.600	146	25122	0.530	ppbv	100
76) 1,4-Dichlorobenzene	11.668	146	24991	0.530	ppbv	97
77) 1,2-Dichlorobenzene	11.943	146	24548	0.532	ppbv	96
78) Hexachloro-1,3-Butadiene	13.879	225	25636	0.546	ppbv	99
79) Naphthalene	13.510	128	47990	0.508	ppbv	95
80) Naphthalene,2-methyl-	14.458	142	17486	0.380	ppbv	98
81) 1,2,4-Trichlorobenzene	13.436	180	19924	0.457	ppbv	97

(#) = qualifier out of range (m) = manual integration (+) = signals summed

Quantitation Report (Not Reviewed)

Data Path : Z:\voasrv\HPCHEM1\MSVOA_L\Data\VL032725\
Data File : VL042175.D
Acq On : 27 Mar 2025 10:01
Operator : SY/MD
Sample : VSTDICC0.5
Misc : 400mL/MSVOA_L
ALS Vial : 6 Sample Multiplier: 1

Instrument :
MSVOA_L
ClientSampleId :
VSTDICC0.5

Quant Time: Mar 28 01:34:42 2025
Quant Method : Z:\voasrv\HPCHEM1\MSVOA_L\methods\VL032725AIR.M
Quant Title : AIR ANALYSIS BY METHOD TO-15 Instrument: MSVOA_LFri Aug 26 06:05:16 2022
QLast Update : Fri Mar 28 01:31:23 2025
Response via : Initial Calibration

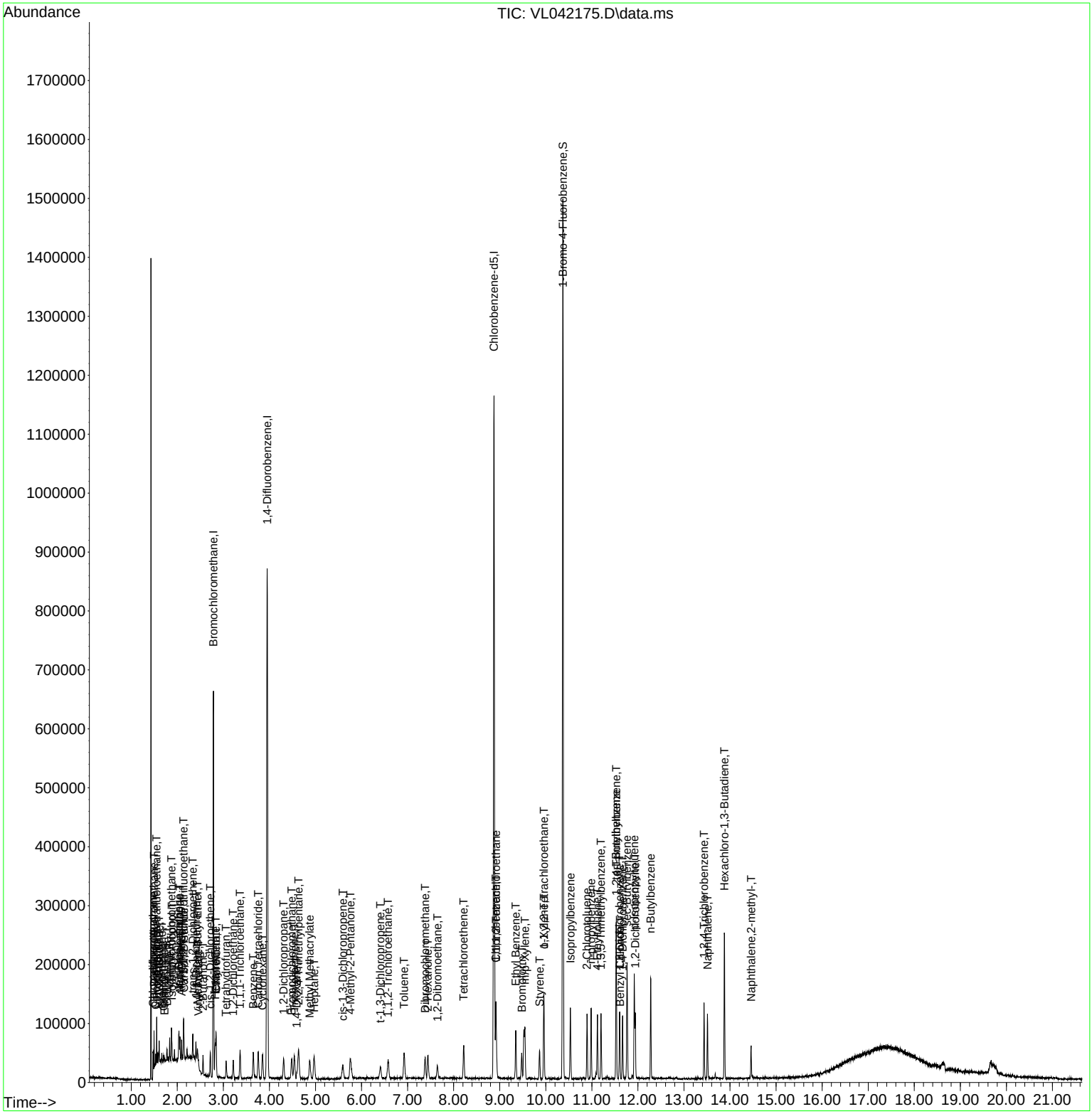

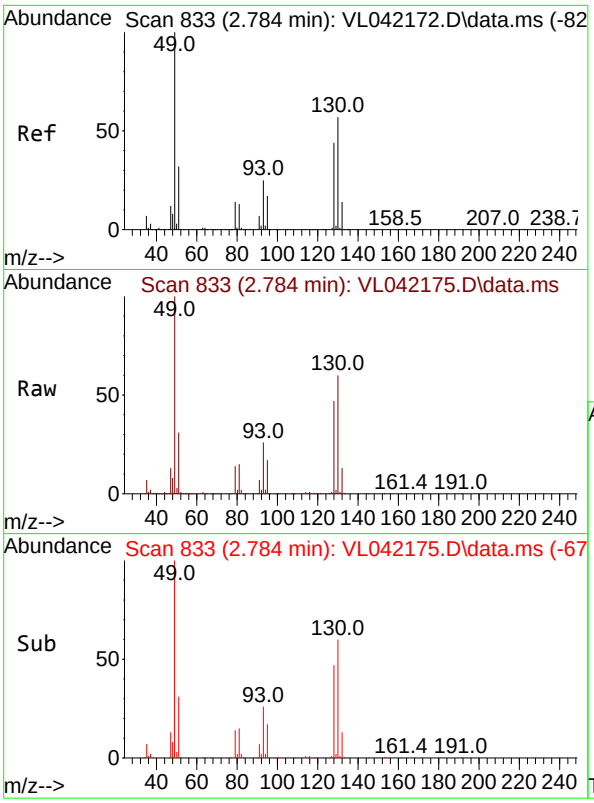

#1
Bromochloromethane
Concen: 10.000 ppbv
RT: 2.784 min Scan# 8
Delta R.T. -0.000 min
Lab File: VL042175.D
Acq: 27 Mar 2025 10:01

Instrument :
MSVOA_L
ClientSampleId :
VSTDICC0.5

Tgt Ion: 49 Resp: 180502

Ion	Ratio	Lower	Upper
49	100		
128	46.1	22.9	68.5
130	59.2	28.8	86.4

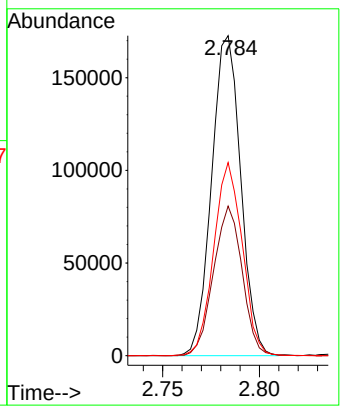

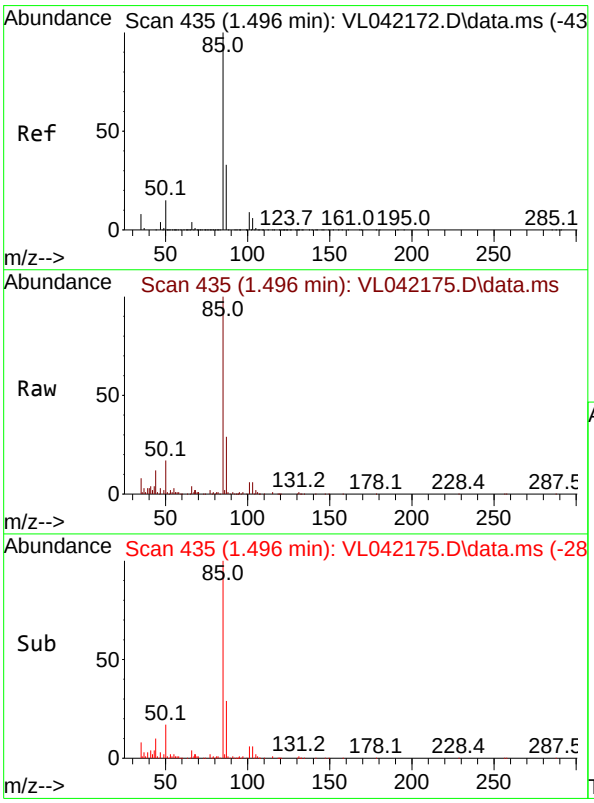

#2
Dichlorodifluoromethane
Concen: 0.542 ppbv
RT: 1.496 min Scan# 435
Delta R.T. -0.000 min
Lab File: VL042175.D
Acq: 27 Mar 2025 10:01

Tgt Ion: 85 Resp: 14455

Ion	Ratio	Lower	Upper
85	100		
87	29.5	26.1	39.1

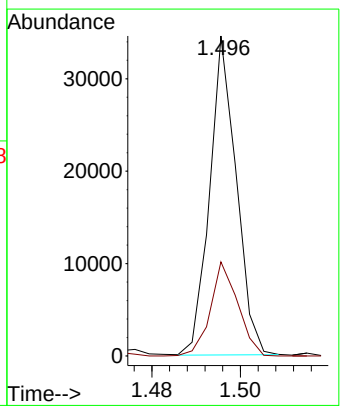

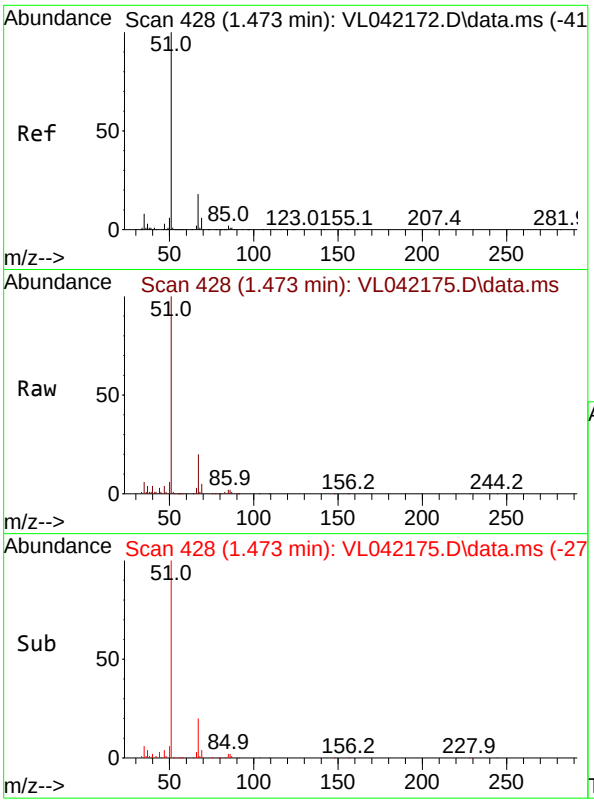

#3
Chlorodifluoromethane
Concen: 0.538 ppbv
RT: 1.473 min Scan# 4
Delta R.T. -0.000 min
Lab File: VL042175.D
Acq: 27 Mar 2025 10:01

Instrument :
MSVOA_L
ClientSampleId :
VSTDICC0.5

Tgt Ion: 51 Resp: 14637

Ion	Ratio	Lower	Upper
51	100		
67	23.6	15.0	22.6#

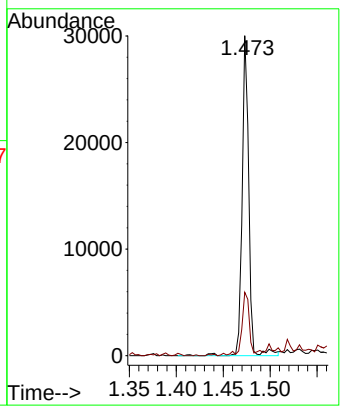

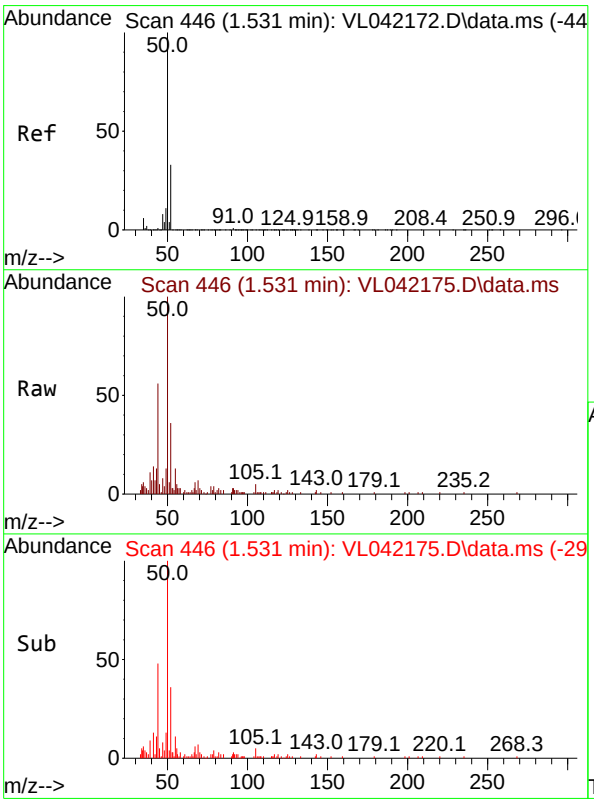

#4
Chloromethane
Concen: 0.547 ppbv
RT: 1.531 min Scan# 446
Delta R.T. -0.000 min
Lab File: VL042175.D
Acq: 27 Mar 2025 10:01

Tgt Ion: 50 Resp: 5956

Ion	Ratio	Lower	Upper
50	100		
52	36.1	26.1	39.1

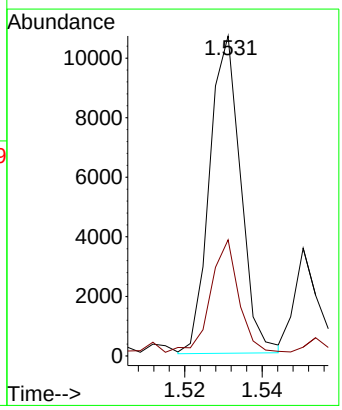

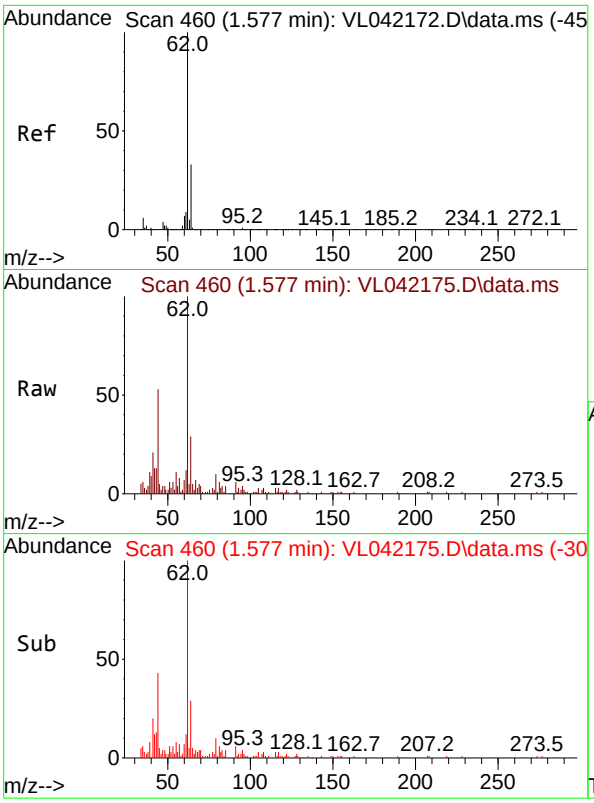

#5
Vinyl Chloride
Concen: 0.516 ppbv
RT: 1.577 min Scan# 4
Delta R.T. -0.000 min
Lab File: VL042175.D
Acq: 27 Mar 2025 10:01

Instrument :
MSVOA_L
ClientSampleId :
VSTDICC0.5

Tgt Ion: 62 Resp: 5732

Ion	Ratio	Lower	Upper
62	100		
64	28.5	26.6	40.0

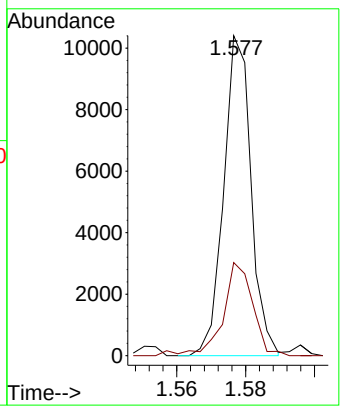

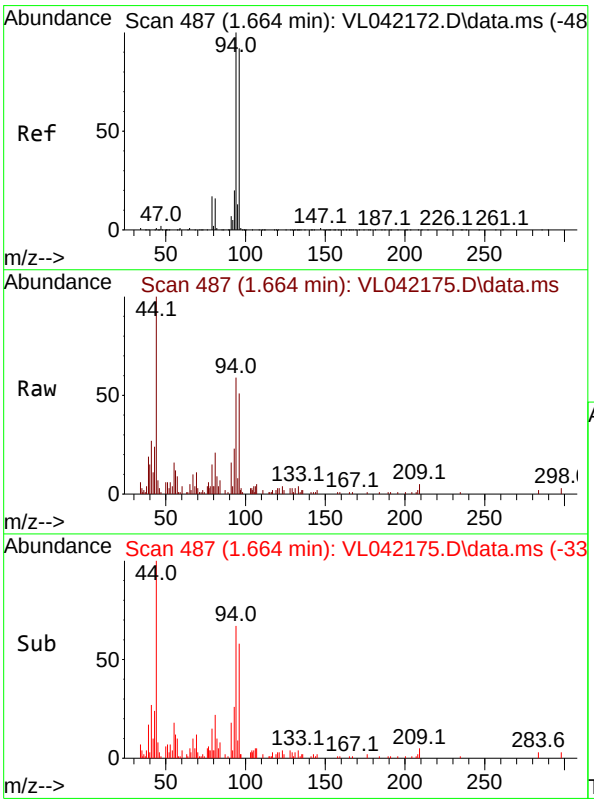

#6
Bromomethane
Concen: 0.597 ppbv
RT: 1.664 min Scan# 487
Delta R.T. -0.000 min
Lab File: VL042175.D
Acq: 27 Mar 2025 10:01

Tgt Ion: 94 Resp: 2949

Ion	Ratio	Lower	Upper
94	100		
96	86.2	73.1	109.7

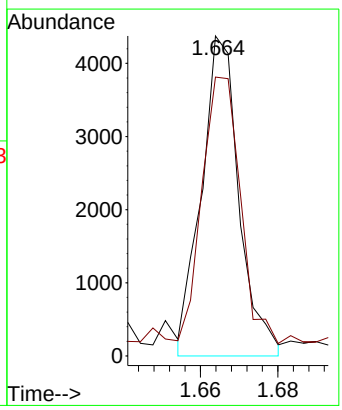

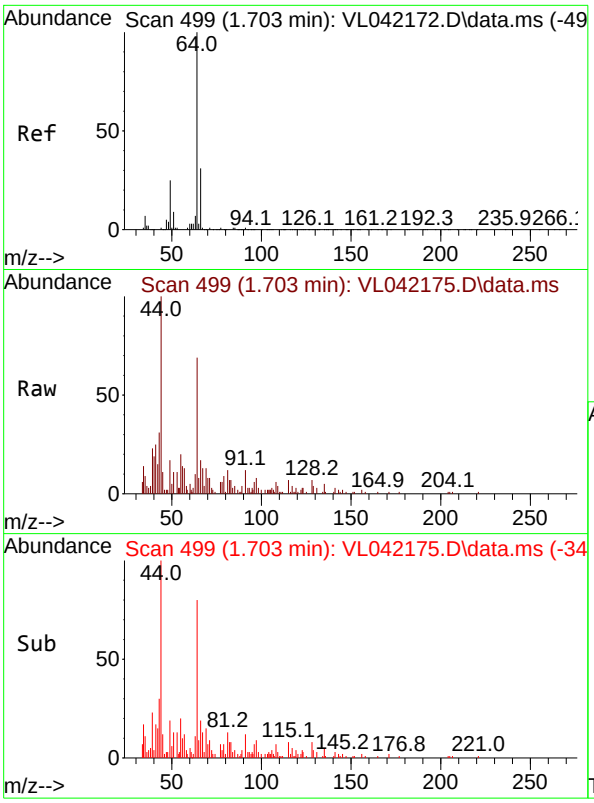

#7
Chloroethane
Concen: 0.591 ppbv
RT: 1.703 min Scan# 4
Delta R.T. -0.000 min
Lab File: VL042175.D
Acq: 27 Mar 2025 10:01

Instrument :
MSVOA_L
ClientSampleId :
VSTDICC0.5

Tgt Ion: 64 Resp: 2582

Ion	Ratio	Lower	Upper
64	100		
66	24.2	25.2	37.8#

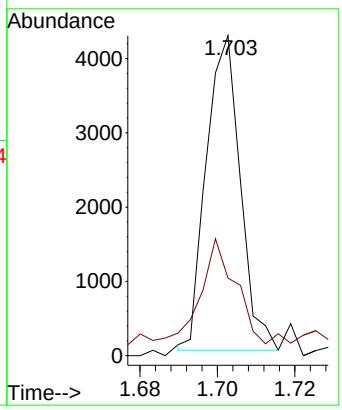

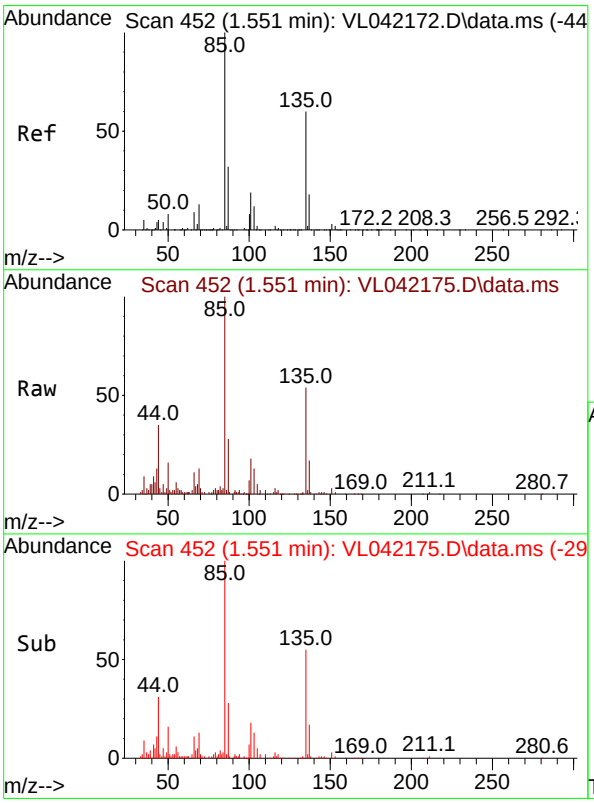

#8
Dichlorotetrafluoroethane
Concen: 0.519 ppbv
RT: 1.551 min Scan# 452
Delta R.T. -0.000 min
Lab File: VL042175.D
Acq: 27 Mar 2025 10:01

Tgt Ion: 85 Resp: 11783

Ion	Ratio	Lower	Upper
85	100		
135	63.7	52.4	78.6

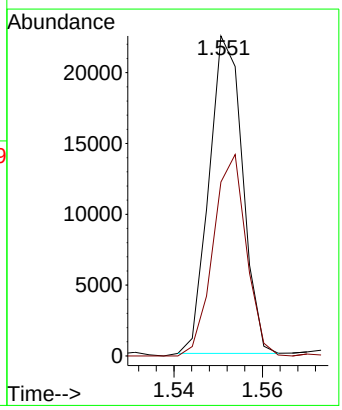

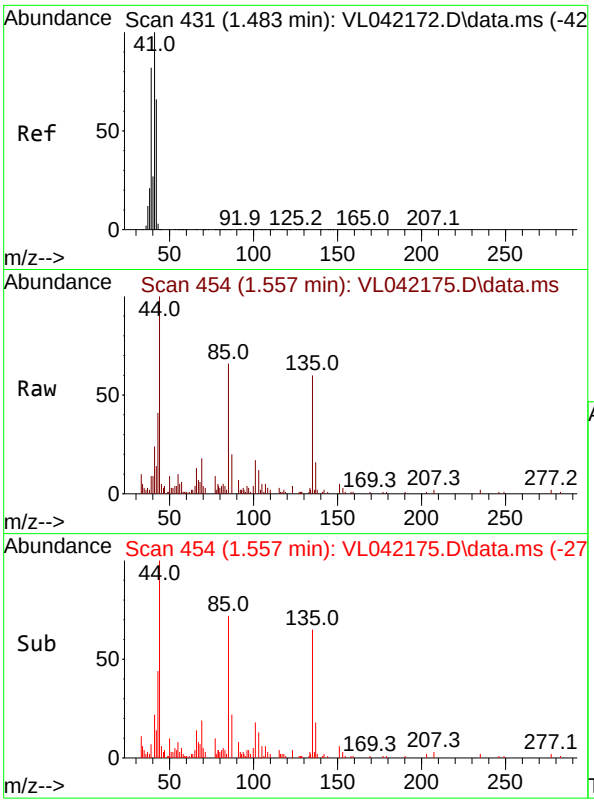

#9
Propene
Concen: 0.167 ppbv
RT: 1.557 min Scan# 4
Delta R.T. 0.074 min
Lab File: VL042175.D
Acq: 27 Mar 2025 10:01

Instrument :
MSVOA_L
ClientSampleId :
VSTDICC0.5

Tgt Ion: 41 Resp: 2054

Ion	Ratio	Lower	Upper
41	100		
42	62.9	55.4	83.2

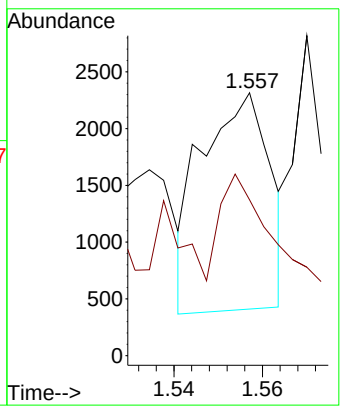

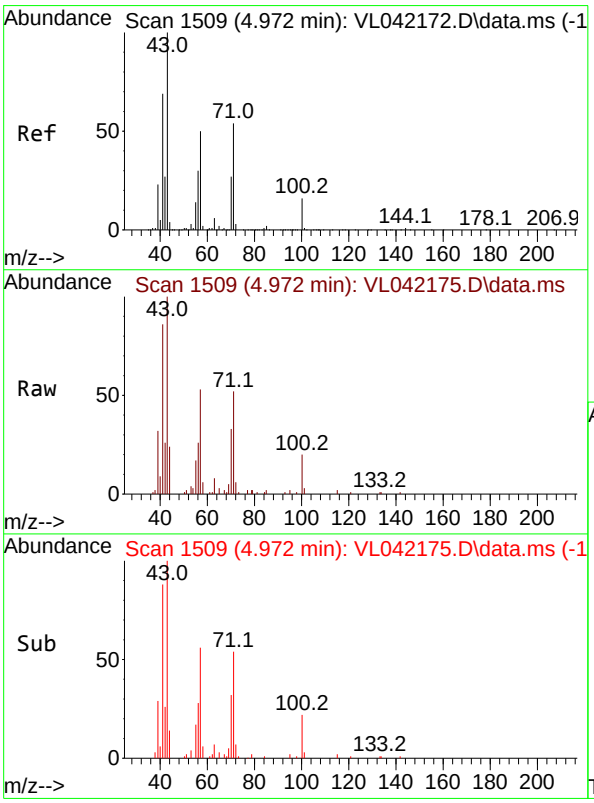

#10
Heptane
Concen: 0.502 ppbv
RT: 4.972 min Scan# 1509
Delta R.T. -0.000 min
Lab File: VL042175.D
Acq: 27 Mar 2025 10:01

Tgt Ion: 43 Resp: 16673

Ion	Ratio	Lower	Upper
43	100		
57	57.0	39.4	59.2

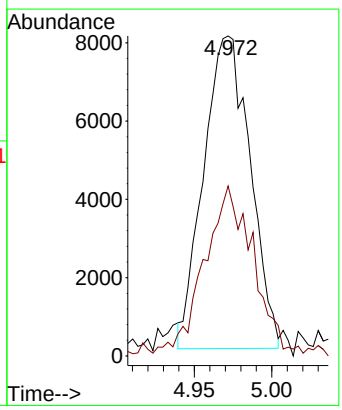

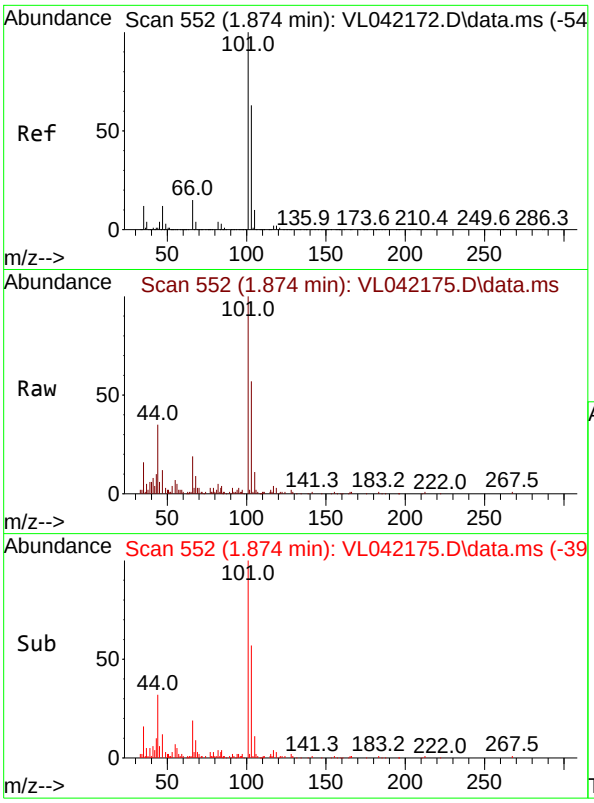

#11
Trichlorofluoromethane
Concen: 0.544 ppbv
RT: 1.874 min Scan# 5
Delta R.T. -0.000 min
Lab File: VL042175.D
Acq: 27 Mar 2025 10:01

Instrument :
MSVOA_L
ClientSampleId :
VSTDICC0.5

Tgt Ion:101 Resp: 14099

Ion	Ratio	Lower	Upper
101	100		
103	56.3	50.2	75.2

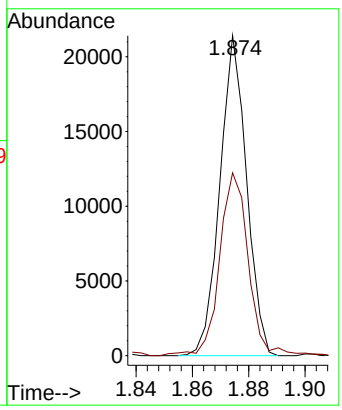

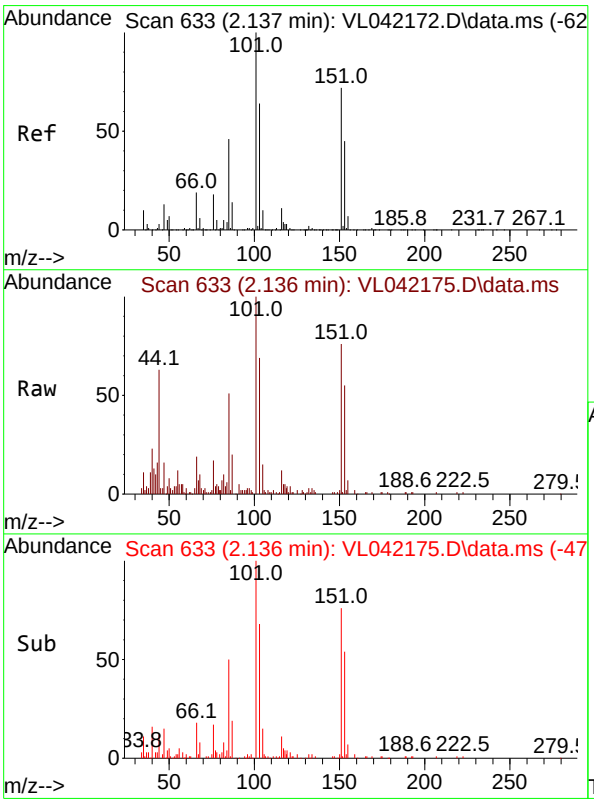

#12
1,1,2-Trichlorotrifluoroethane
Concen: 0.528 ppbv
RT: 2.136 min Scan# 633
Delta R.T. -0.000 min
Lab File: VL042175.D
Acq: 27 Mar 2025 10:01

Tgt Ion:101 Resp: 11252

Ion	Ratio	Lower	Upper
101	100		
151	70.6	57.1	85.7

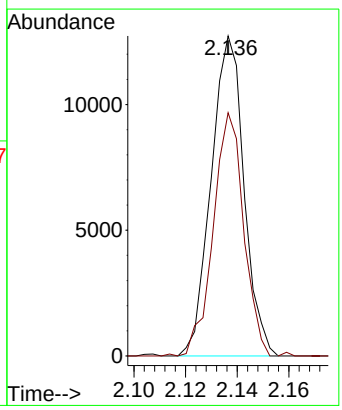

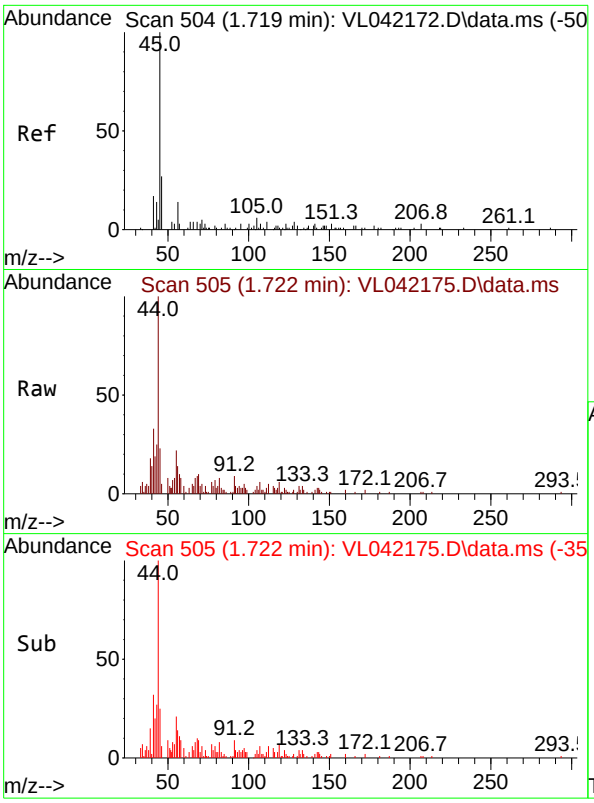

#13
Ethanol
Concen: 1.038 ppbv
RT: 1.722 min Scan# 5(
Delta R.T. 0.003 min
Lab File: VL042175.D
Acq: 27 Mar 2025 10:01

Instrument :
MSVOA_L
ClientSampleId :
VSTDICC0.5

Tgt Ion: 45 Resp: 997

Ion	Ratio	Lower	Upper
45	100		
46	94.5	20.2	80.8#

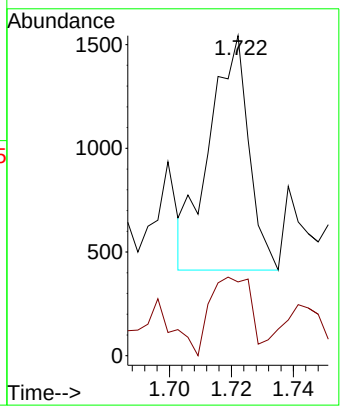

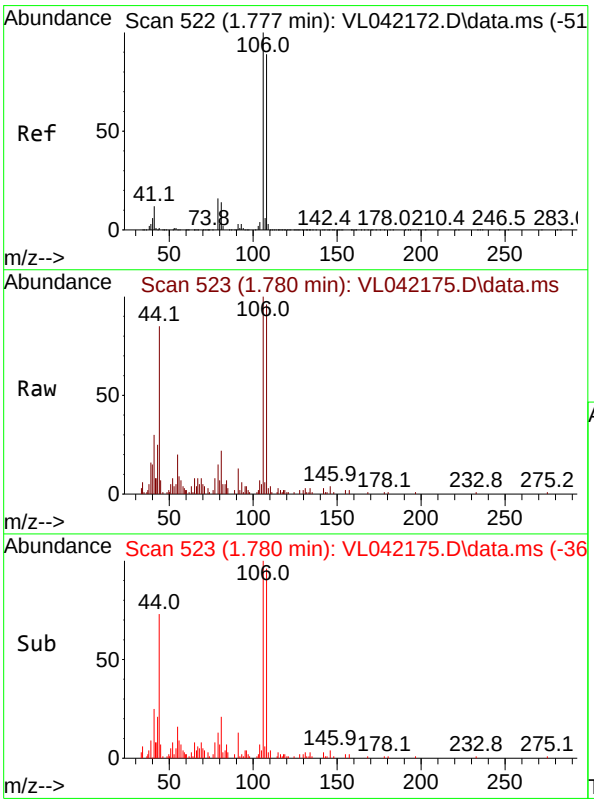

#14
Bromoethene
Concen: 0.584 ppbv
RT: 1.780 min Scan# 523
Delta R.T. 0.003 min
Lab File: VL042175.D
Acq: 27 Mar 2025 10:01

Tgt Ion:108 Resp: 4770

Ion	Ratio	Lower	Upper
108	100		
106	101.3	86.8	130.2
79	42.6	15.0	22.6#

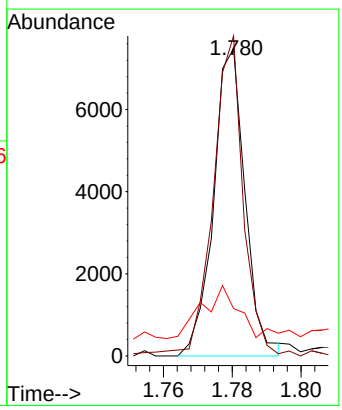

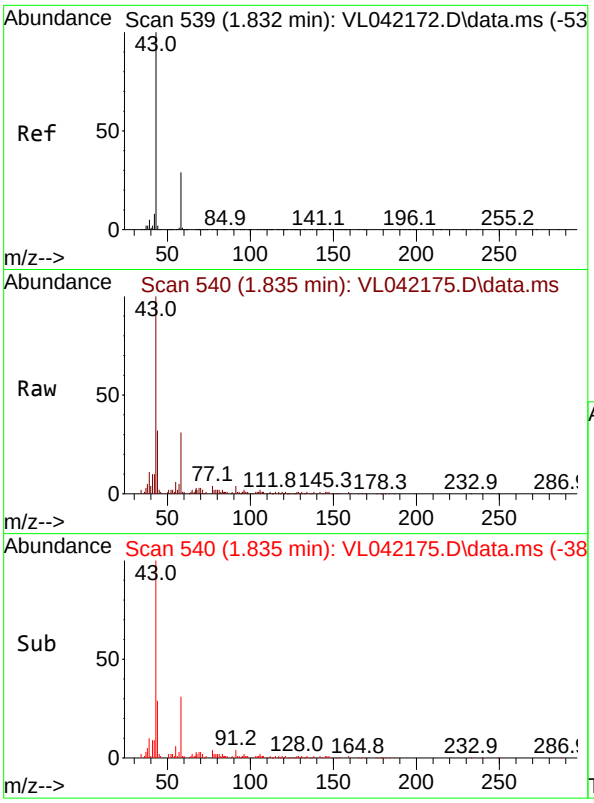

#15
Acetone
Concen: 0.607 ppbv
RT: 1.835 min Scan# 54
Delta R.T. 0.003 min
Lab File: VL042175.D
Acq: 27 Mar 2025 10:01

Instrument :
MSVOA_L
ClientSampleId :
VSTDICC0.5

Tgt Ion: 43 Resp: 15331

Ion	Ratio	Lower	Upper
43	100		
58	37.1	23.2	34.8#

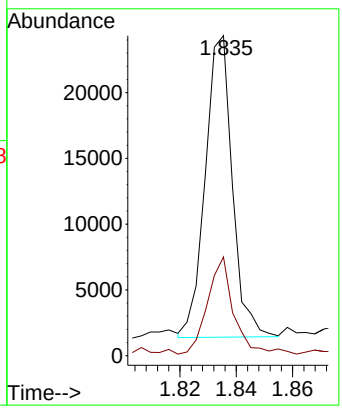

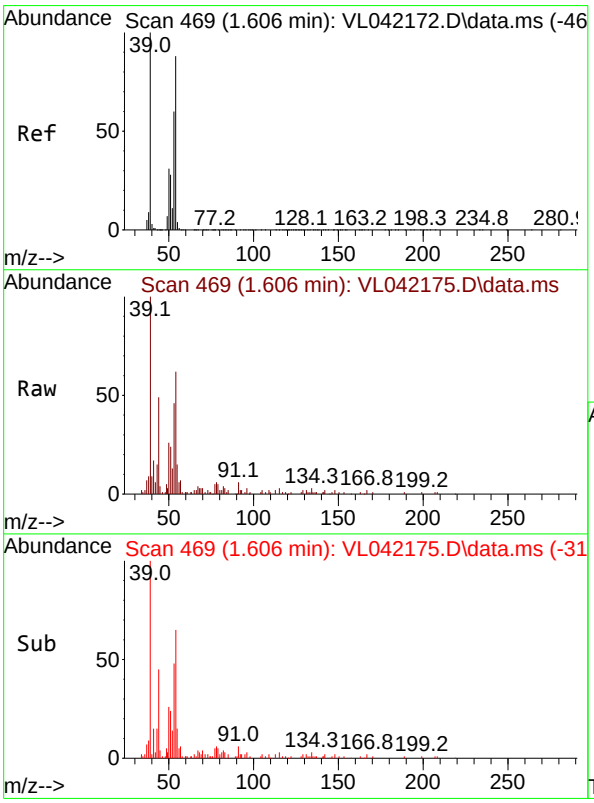

#16
1,3-Butadiene
Concen: 0.757 ppbv
RT: 1.606 min Scan# 469
Delta R.T. -0.000 min
Lab File: VL042175.D
Acq: 27 Mar 2025 10:01

Tgt Ion: 39 Resp: 8594

Ion	Ratio	Lower	Upper
39	100		
54	60.7	60.7	91.1

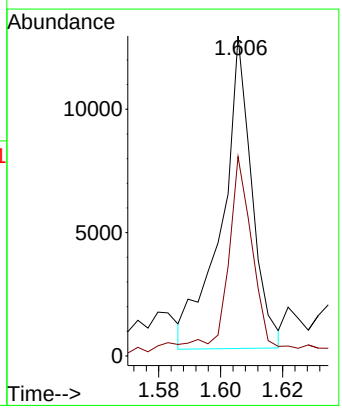

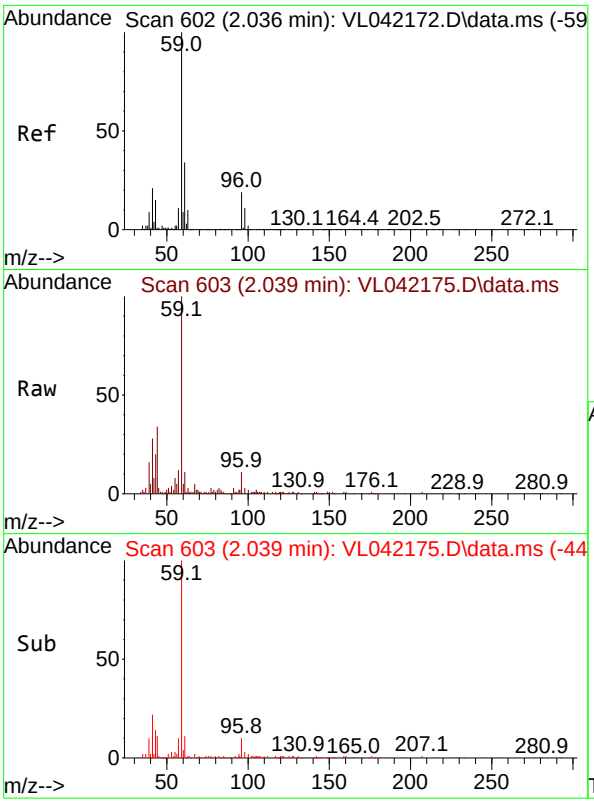

#17
tert-Butyl alcohol
Concen: 0.556 ppbv
RT: 2.039 min Scan# 6
Delta R.T. 0.003 min
Lab File: VL042175.D
Acq: 27 Mar 2025 10:01

Instrument :
MSVOA_L
ClientSampleId :
VSTDICC0.5

Tgt Ion: 59 Resp: 17467

Ion	Ratio	Lower	Upper
59	100		
57	12.1	8.9	13.3

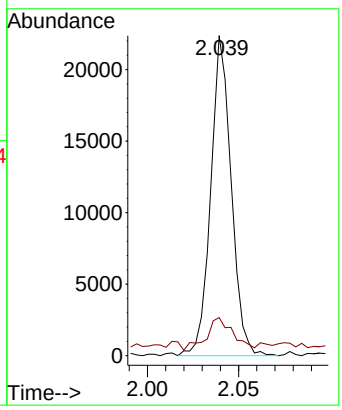

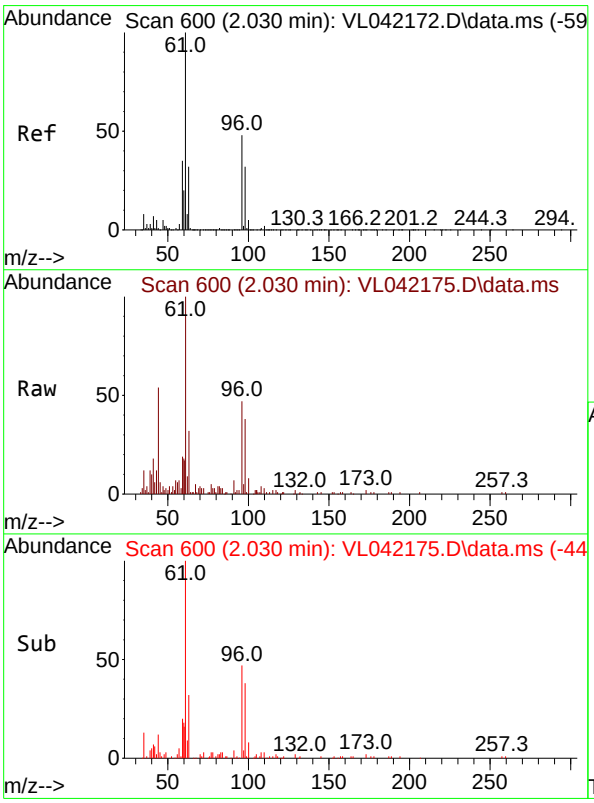

#18
1,1-Dichloroethene
Concen: 0.565 ppbv
RT: 2.030 min Scan# 600
Delta R.T. -0.000 min
Lab File: VL042175.D
Acq: 27 Mar 2025 10:01

Tgt Ion: 96 Resp: 5634

Ion	Ratio	Lower	Upper
96	100		
61	216.6	167.6	251.4
98	81.2	53.5	80.3#

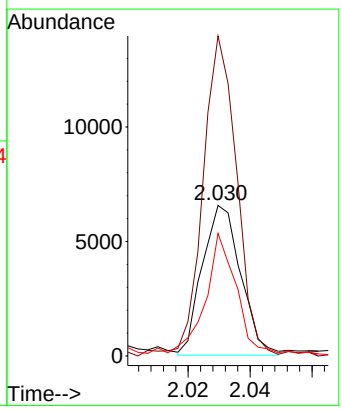

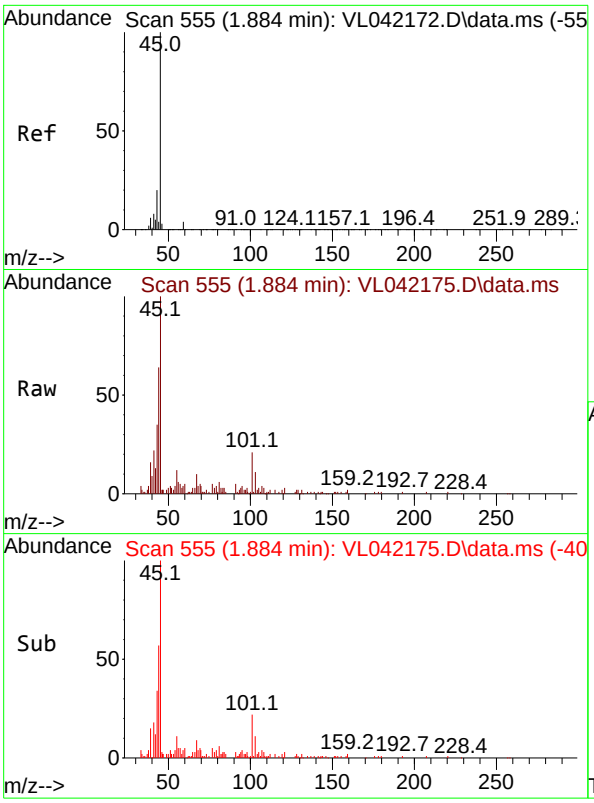

#19
Isopropyl Alcohol
Concen: 0.644 ppbv
RT: 1.884 min Scan# 5
Delta R.T. -0.000 min
Lab File: VL042175.D
Acq: 27 Mar 2025 10:01

Instrument :
MSVOA_L
ClientSampleId :
VSTDICC0.5

Tgt Ion: 45 Resp: 9171

Ion	Ratio	Lower	Upper
45	100		
58	5.5	36.9	55.3#

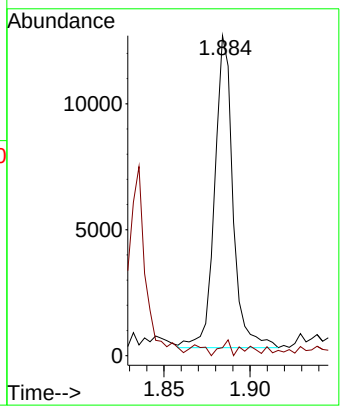

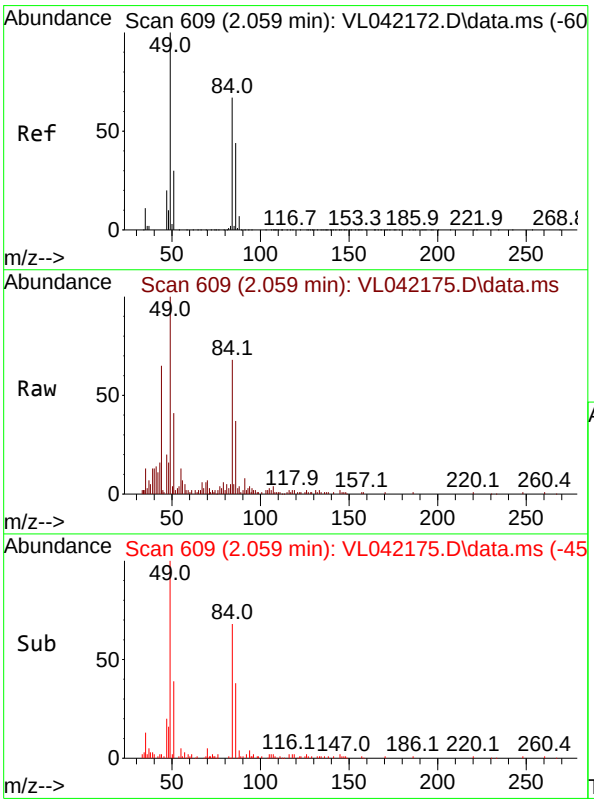

#20
Methylene Chloride
Concen: 0.599 ppbv
RT: 2.059 min Scan# 609
Delta R.T. -0.000 min
Lab File: VL042175.D
Acq: 27 Mar 2025 10:01

Tgt Ion: 84 Resp: 5634

Ion	Ratio	Lower	Upper
84	100		
49	148.1	120.2	180.4
51	56.1	37.4	56.0#
86	55.6	52.4	78.6

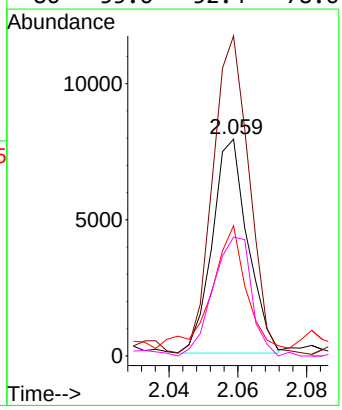

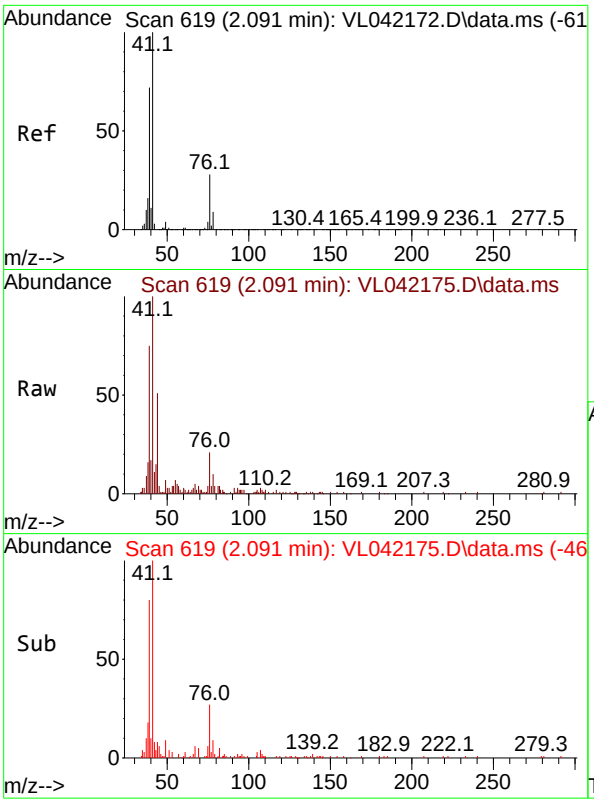

#21
Allyl Chloride
Concen: 0.541 ppbv
RT: 2.091 min Scan# 6
Delta R.T. -0.000 min
Lab File: VL042175.D
Acq: 27 Mar 2025 10:01

Instrument :
MSVOA_L
ClientSampleId :
VSTDICC0.5

Tgt Ion: 41 Resp: 9632

Ion	Ratio	Lower	Upper
41	100		
76	30.9	24.1	36.1
39	88.9	61.1	91.7

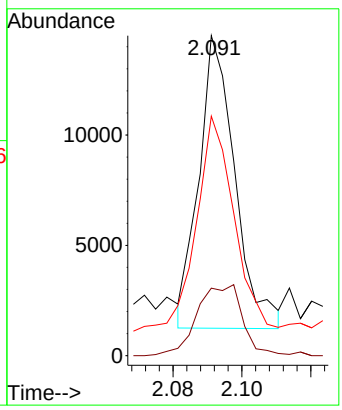

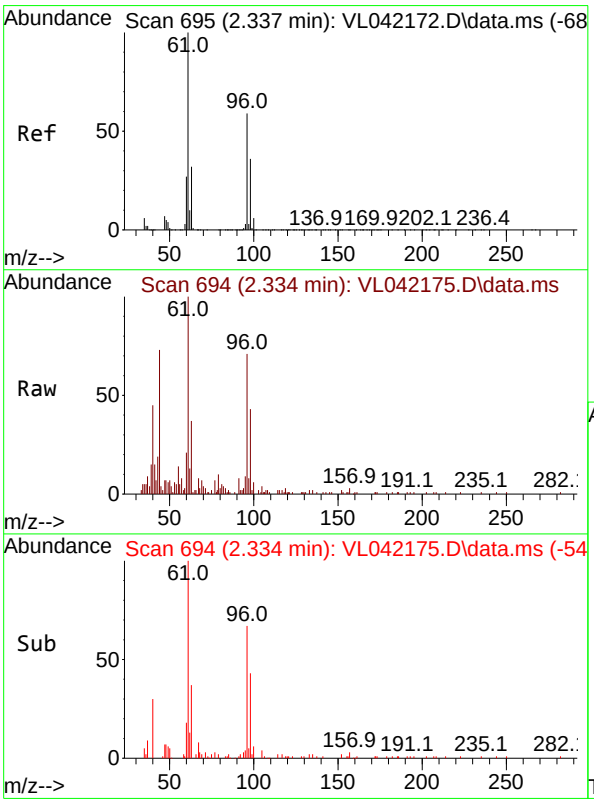

#22
trans-1,2-Dichloroethene
Concen: 0.546 ppbv
RT: 2.334 min Scan# 694
Delta R.T. -0.003 min
Lab File: VL042175.D
Acq: 27 Mar 2025 10:01

Tgt Ion: 96 Resp: 6353

Ion	Ratio	Lower	Upper
96	100		
61	141.3	136.6	204.8
98	59.4	49.4	74.2

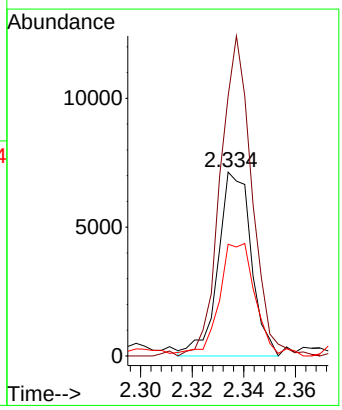

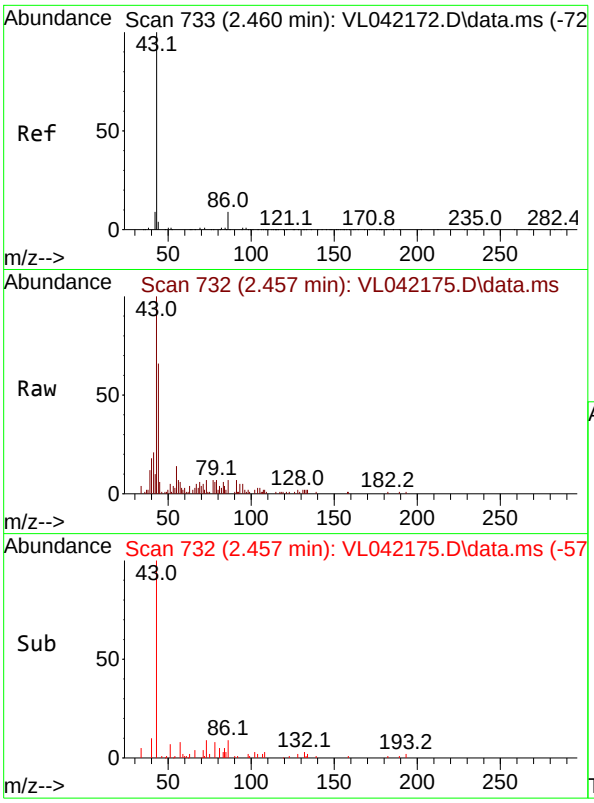

#23
Vinyl Acetate
Concen: 0.649 ppbv
RT: 2.457 min Scan# 7
Delta R.T. -0.003 min
Lab File: VL042175.D
Acq: 27 Mar 2025 10:01

Instrument :
MSVOA_L
ClientSampleId :
VSTDICC0.5

Tgt Ion: 43 Resp: 6809

Ion	Ratio	Lower	Upper
43	100		
86	7.7	5.5	8.3
42	3.2	8.6	13.0#
44	8.2	6.2	9.4

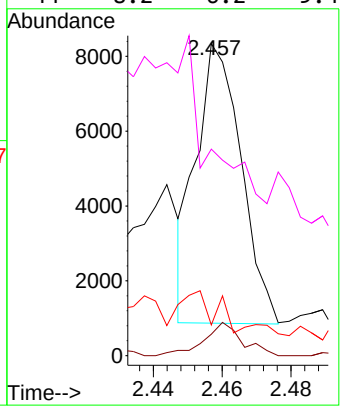

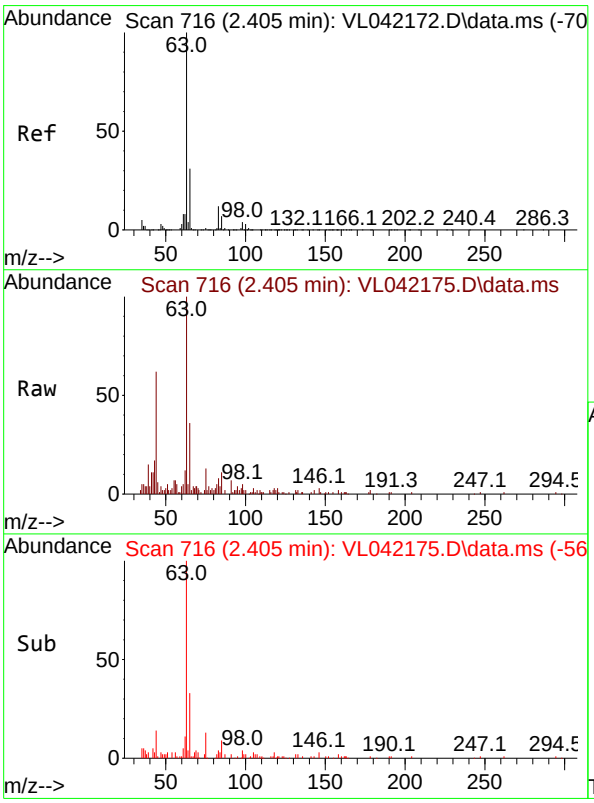

#24
1,1-Dichloroethane
Concen: 0.527 ppbv
RT: 2.405 min Scan# 716
Delta R.T. -0.000 min
Lab File: VL042175.D
Acq: 27 Mar 2025 10:01

Tgt Ion: 63 Resp: 11258

Ion	Ratio	Lower	Upper
63	100		
98	3.7	2.3	6.8
100	2.0	1.6	4.7

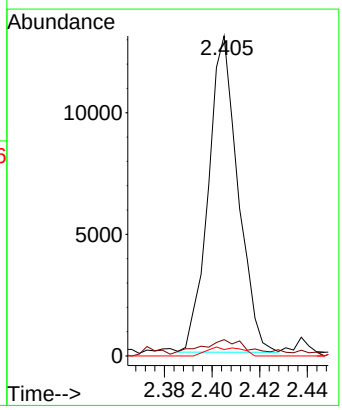

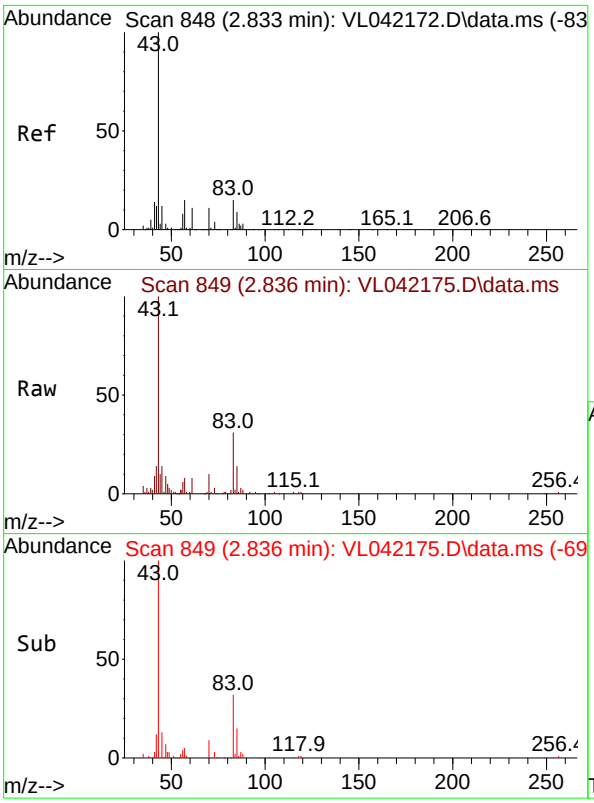

#25
Ethyl Acetate
Concen: 0.553 ppbv
RT: 2.836 min Scan# 8
Delta R.T. 0.003 min
Lab File: VL042175.D
Acq: 27 Mar 2025 10:01

Instrument :
MSVOA_L
ClientSampleId :
VSTDICC0.5

Tgt Ion: 43 Resp: 36258

Ion	Ratio	Lower	Upper
43	100		
45	11.2	8.2	12.2
61	8.3	7.3	10.9
70	9.9	7.2	10.8

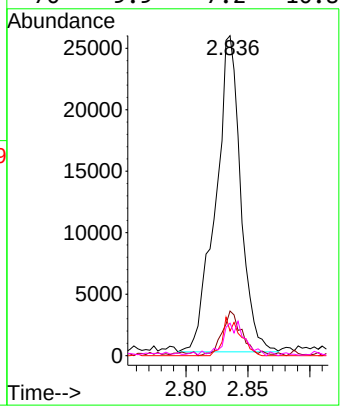

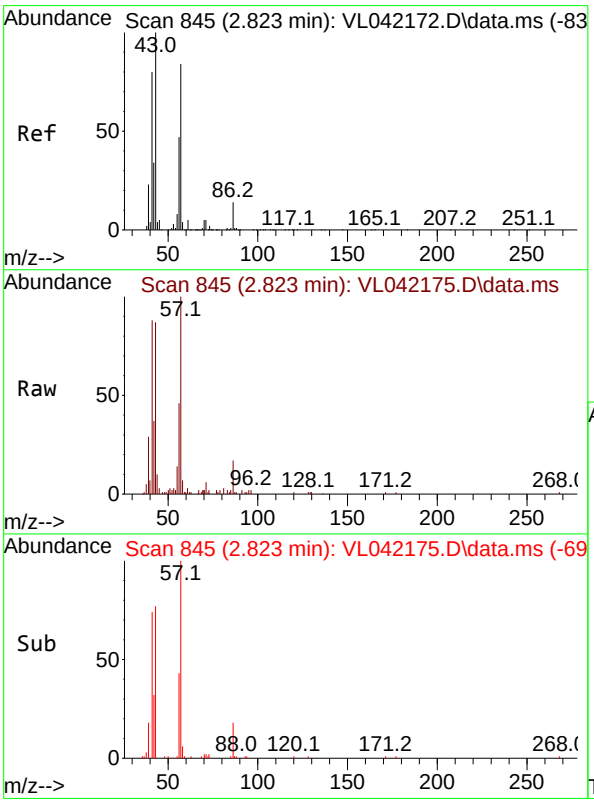

#26
Hexane
Concen: 0.538 ppbv
RT: 2.823 min Scan# 845
Delta R.T. -0.000 min
Lab File: VL042175.D
Acq: 27 Mar 2025 10:01

Tgt Ion: 57 Resp: 13605

Ion	Ratio	Lower	Upper
57	100		
41	92.1	76.6	114.8
43	273.4	207.8	311.8
56	64.6	43.6	65.4

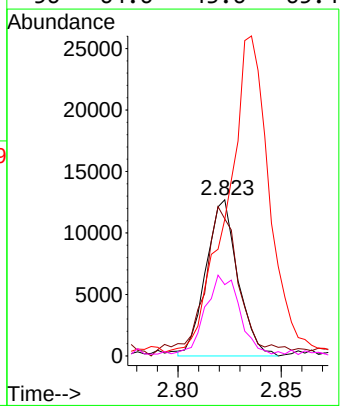

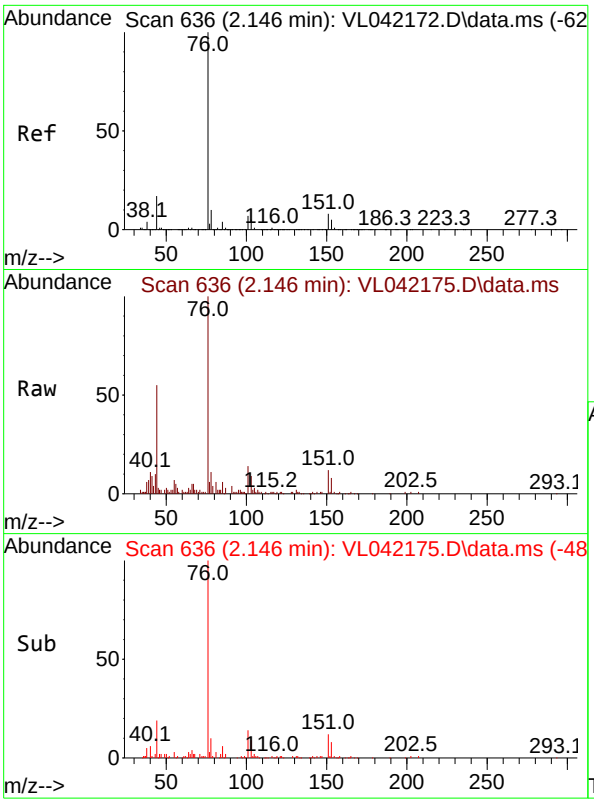

#27
Carbon Disulfide
Concen: 0.535 ppbv
RT: 2.146 min Scan# 6
Delta R.T. -0.000 min
Lab File: VL042175.D
Acq: 27 Mar 2025 10:01

Instrument :
MSVOA_L
ClientSampleId :
VSTDICC0.5

Tgt Ion: 76 Resp: 14510

Ion	Ratio	Lower	Upper
76	100		
44	115.5	14.7	22.1#
78	14.9	9.3	13.9#

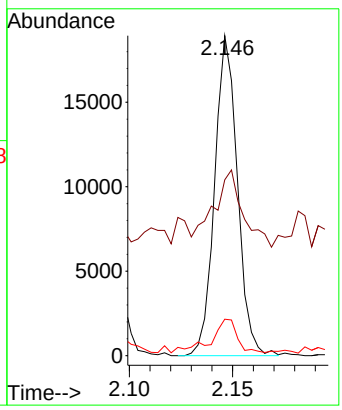

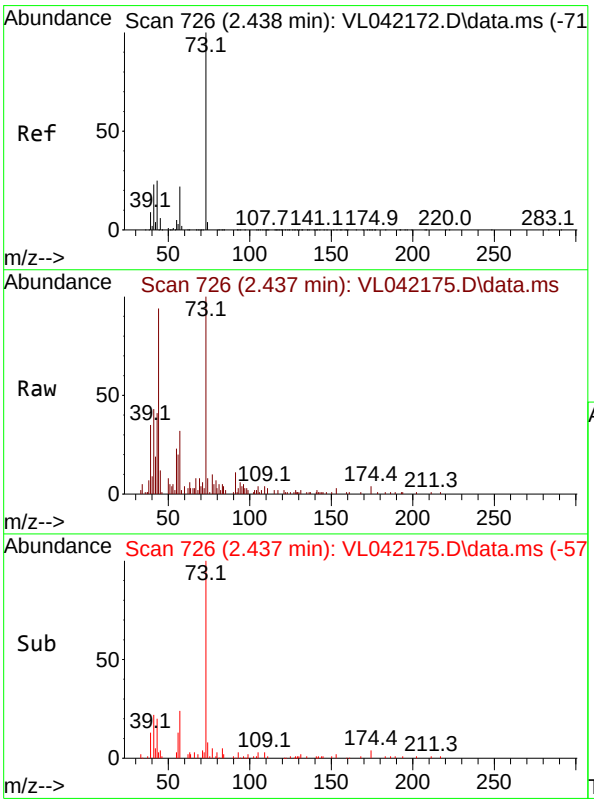

#28
Methyl tert-Butyl Ether
Concen: 0.527 ppbv
RT: 2.437 min Scan# 726
Delta R.T. -0.000 min
Lab File: VL042175.D
Acq: 27 Mar 2025 10:01

Tgt Ion: 73 Resp: 8310

Ion	Ratio	Lower	Upper
73	100		
57	31.1	20.5	30.7#

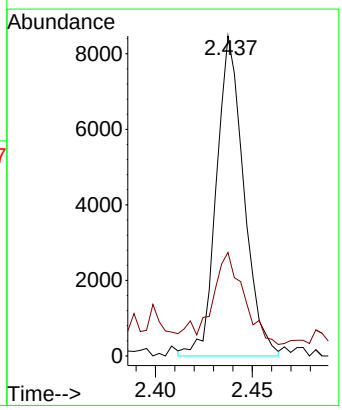

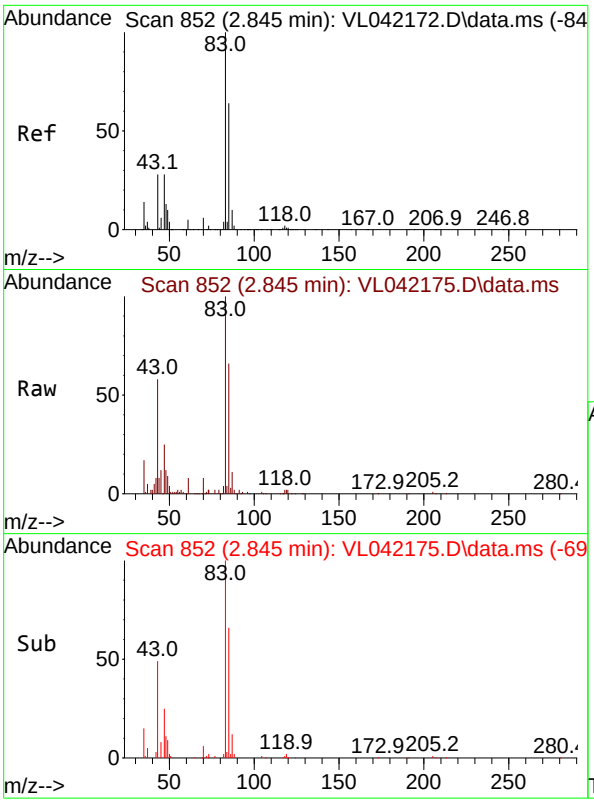

#29
Chloroform
Concen: 0.544 ppbv
RT: 2.845 min Scan# 8
Delta R.T. -0.000 min
Lab File: VL042175.D
Acq: 27 Mar 2025 10:01

Instrument :
MSVOA_L
ClientSampleId :
VSTDICC0.5

Tgt Ion: 83 Resp: 20149

Ion	Ratio	Lower	Upper
83	100		
85	66.2	51.4	77.2

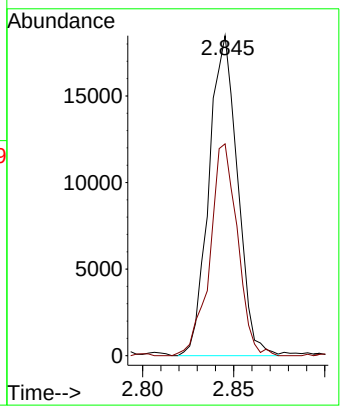

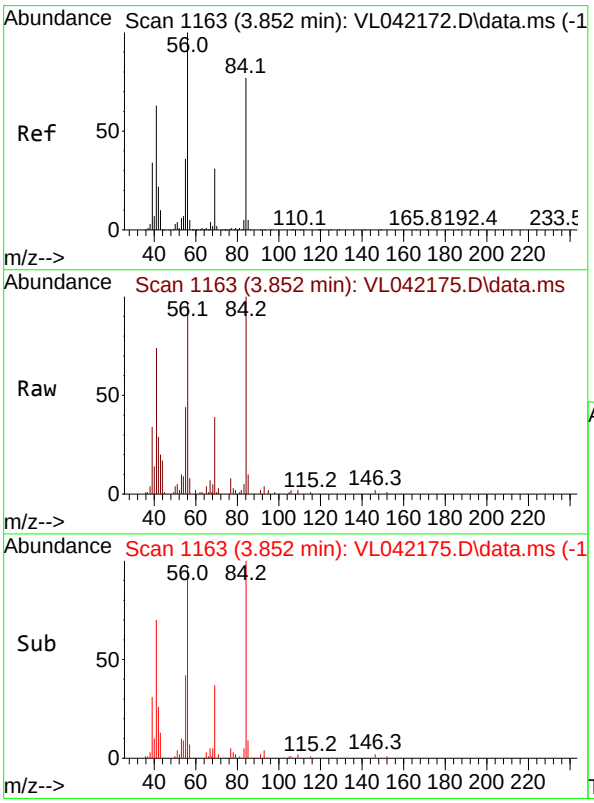

#30
Cyclohexane
Concen: 0.438 ppbv
RT: 3.852 min Scan# 1163
Delta R.T. -0.000 min
Lab File: VL042175.D
Acq: 27 Mar 2025 10:01

Tgt Ion: 84 Resp: 9635

Ion	Ratio	Lower	Upper
84	100		
56	158.1	102.8	154.2#
41	117.1	66.5	99.7#

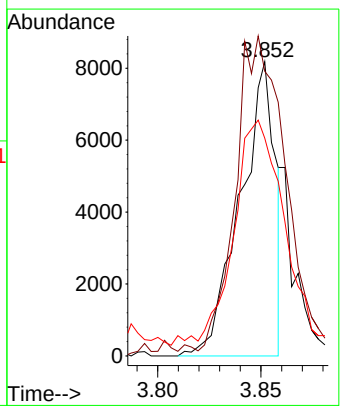

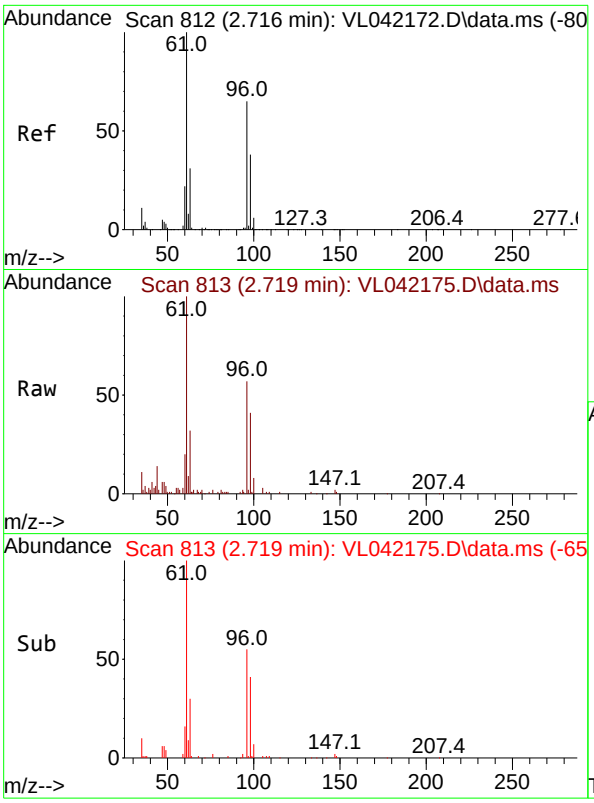

#31
cis-1,2-Dichloroethene
Concen: 0.529 ppbv
RT: 2.719 min Scan# 8
Delta R.T. 0.003 min
Lab File: VL042175.D
Acq: 27 Mar 2025 10:01

Instrument :
MSVOA_L
ClientSampleId :
VSTDICC0.5

Tgt Ion: 61 Resp: 13601

Ion	Ratio	Lower	Upper
61	100		
96	56.8	51.8	77.8
98	41.0	30.6	46.0

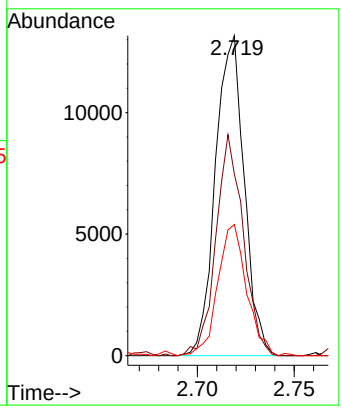

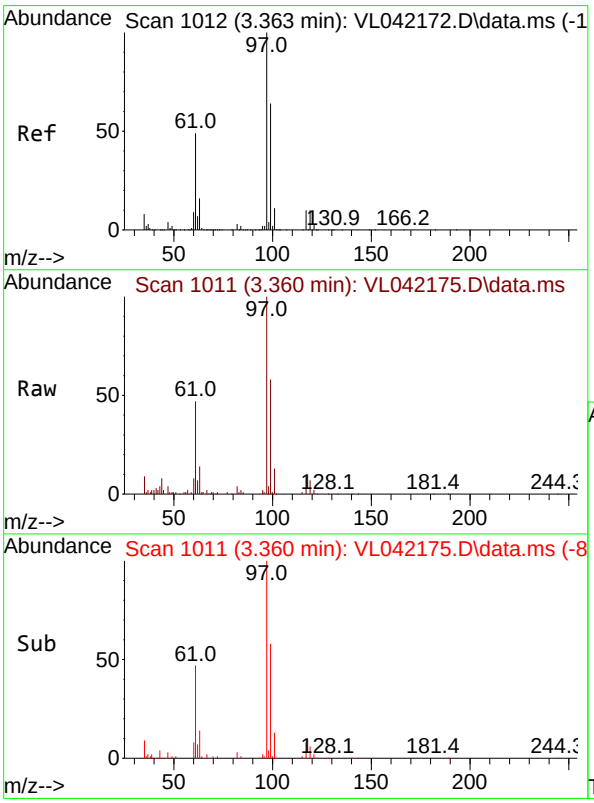

#32
1,1,1-Trichloroethane
Concen: 0.485 ppbv
RT: 3.360 min Scan# 1011
Delta R.T. -0.003 min
Lab File: VL042175.D
Acq: 27 Mar 2025 10:01

Tgt Ion: 97 Resp: 20567

Ion	Ratio	Lower	Upper
97	100		
99	64.8	51.5	77.3
61	48.6	38.7	58.1

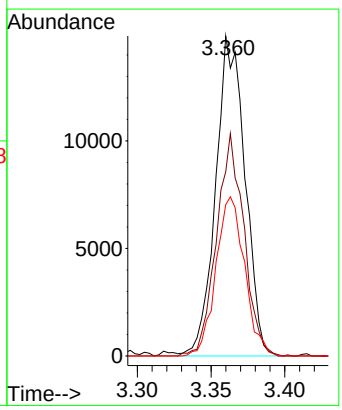

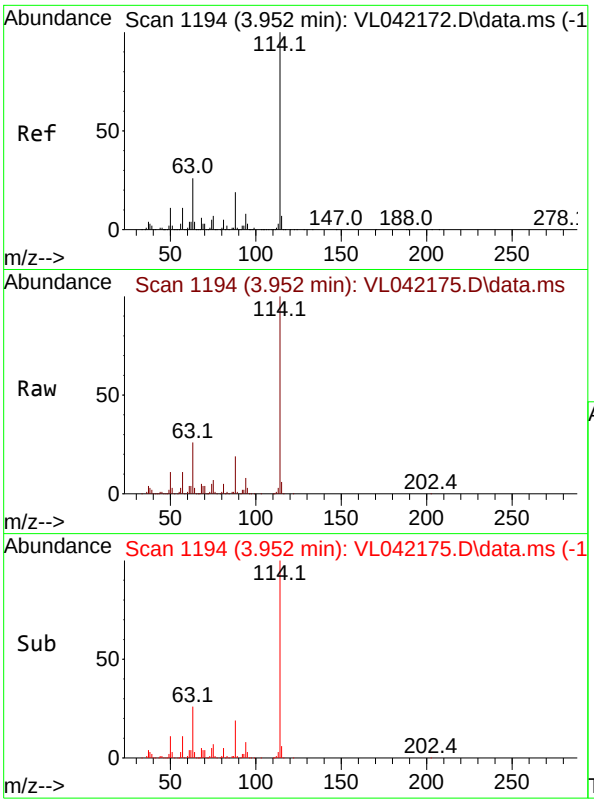

#33
1,4-Difluorobenzene
Concen: 10.000 ppbv
RT: 3.952 min Scan# 1
Delta R.T. -0.000 min
Lab File: VL042175.D
Acq: 27 Mar 2025 10:01

Instrument :
MSVOA_L
ClientSampleId :
VSTDICC0.5

Tgt Ion:114 Resp: 523832

Ion	Ratio	Lower	Upper
114	100		
63	26.4	20.7	31.1
88	19.1	15.0	22.4

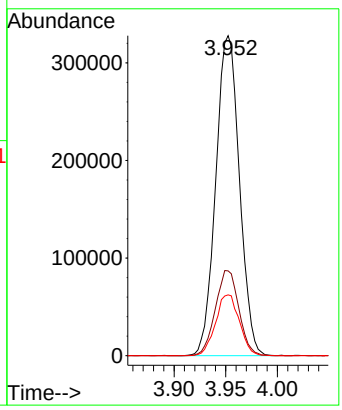

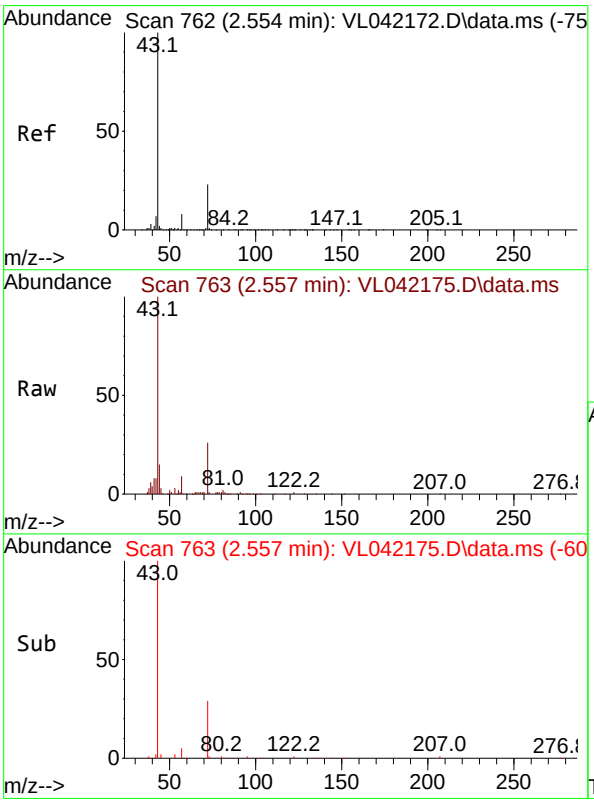

#34
2-Butanone
Concen: 0.520 ppbv
RT: 2.557 min Scan# 763
Delta R.T. 0.003 min
Lab File: VL042175.D
Acq: 27 Mar 2025 10:01

Tgt Ion: 43 Resp: 19739

Ion	Ratio	Lower	Upper
43	100		
72	24.8	18.2	27.2

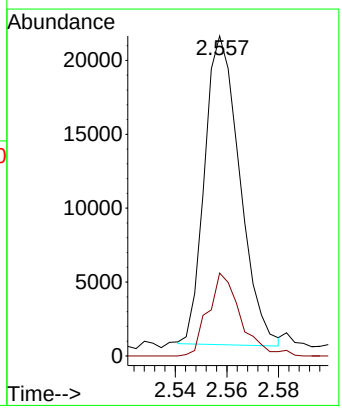

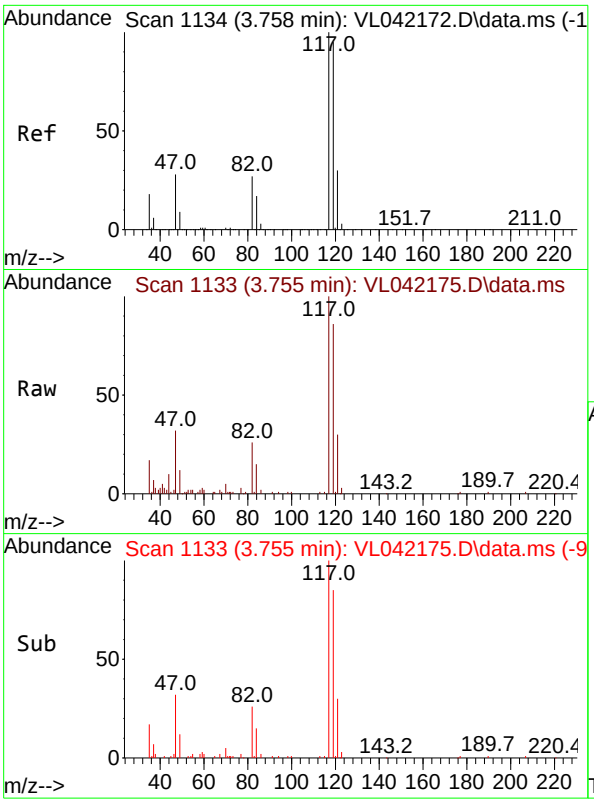

#35
Carbon Tetrachloride
Concen: 0.460 ppbv
RT: 3.755 min Scan# 1
Delta R.T. -0.003 min
Lab File: VL042175.D
Acq: 27 Mar 2025 10:01

Instrument :
MSVOA_L
ClientSampleId :
VSTDICC0.5

Tgt Ion:117 Resp: 18558

Ion	Ratio	Lower	Upper
117	100		
119	86.4	76.2	114.2
121	30.1	24.2	36.4

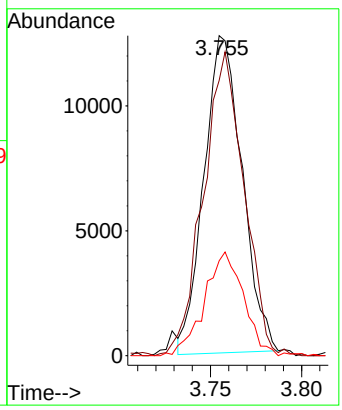

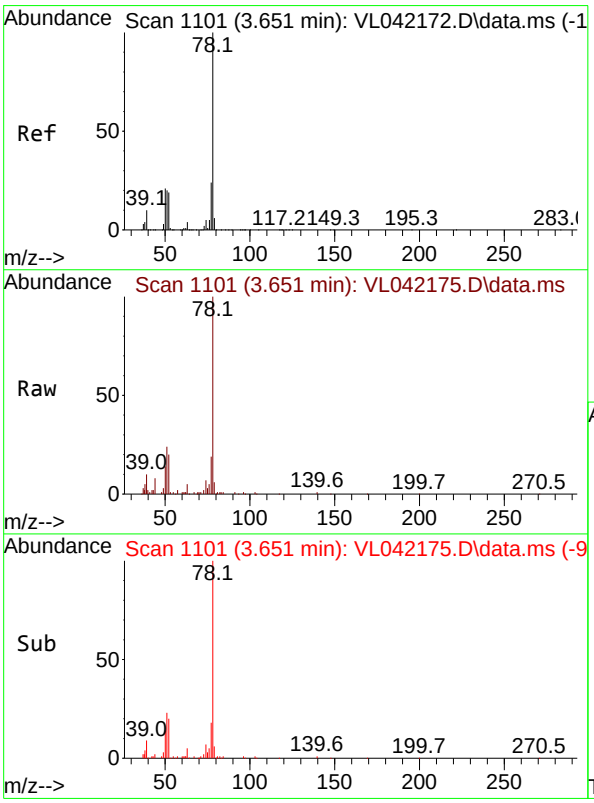

#36
Benzene
Concen: 0.529 ppbv
RT: 3.651 min Scan# 1101
Delta R.T. -0.000 min
Lab File: VL042175.D
Acq: 27 Mar 2025 10:01

Tgt Ion: 78 Resp: 27488

Ion	Ratio	Lower	Upper
78	100		
77	18.5	19.1	28.7#
50	13.9	16.6	24.8#

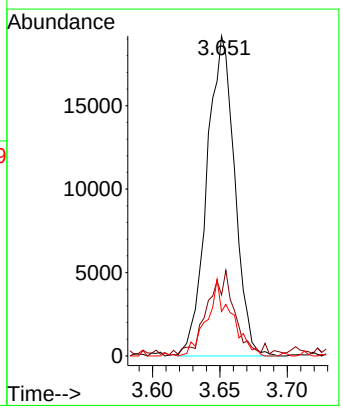

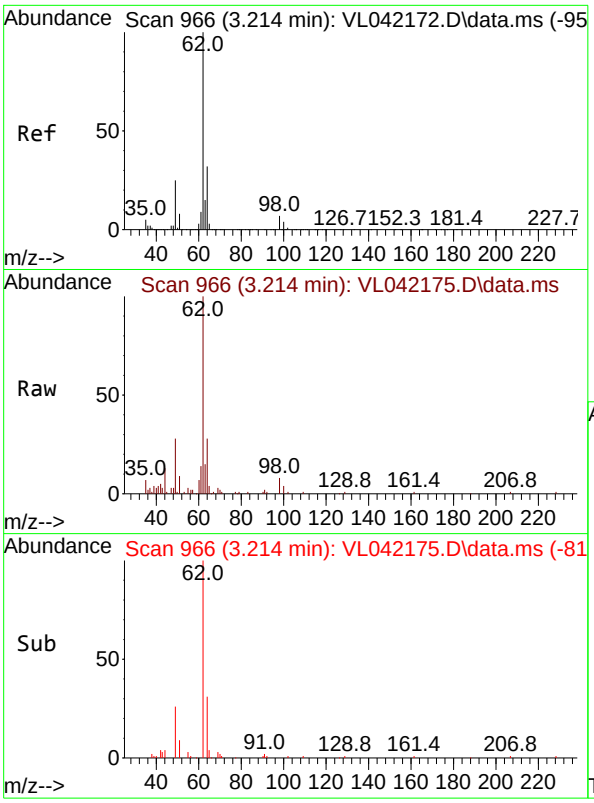

#37
1,2-Dichloroethane
Concen: 0.540 ppbv
RT: 3.214 min Scan# 9
Delta R.T. -0.000 min
Lab File: VL042175.D
Acq: 27 Mar 2025 10:01

Instrument :
MSVOA_L
ClientSampleId :
VSTDICC0.5

Tgt Ion: 62 Resp: 16062

Ion	Ratio	Lower	Upper
62	100		
98	7.0	5.4	8.2

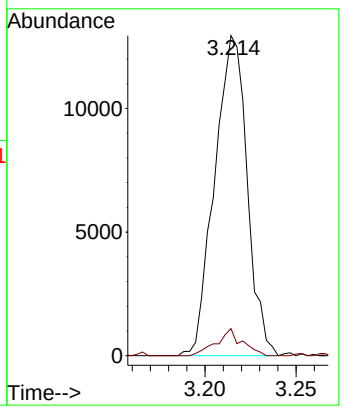

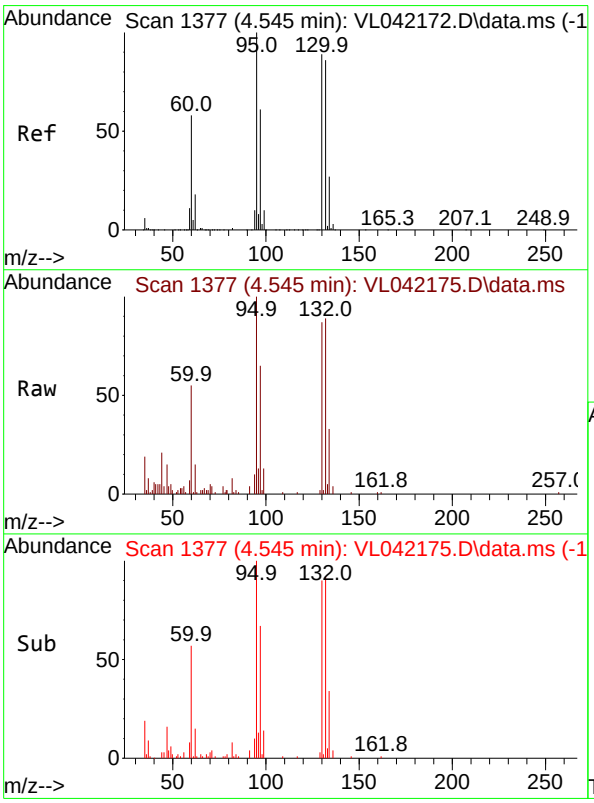

#38
Trichloroethene
Concen: 0.230 ppbv
RT: 4.545 min Scan# 1377
Delta R.T. -0.000 min
Lab File: VL042175.D
Acq: 27 Mar 2025 10:01

Tgt Ion:130 Resp: 4992

Ion	Ratio	Lower	Upper
130	100		
95	108.5	89.8	134.8
132	100.9	77.4	116.2
97	75.6	55.1	82.7

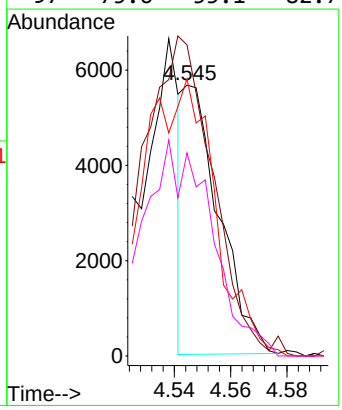

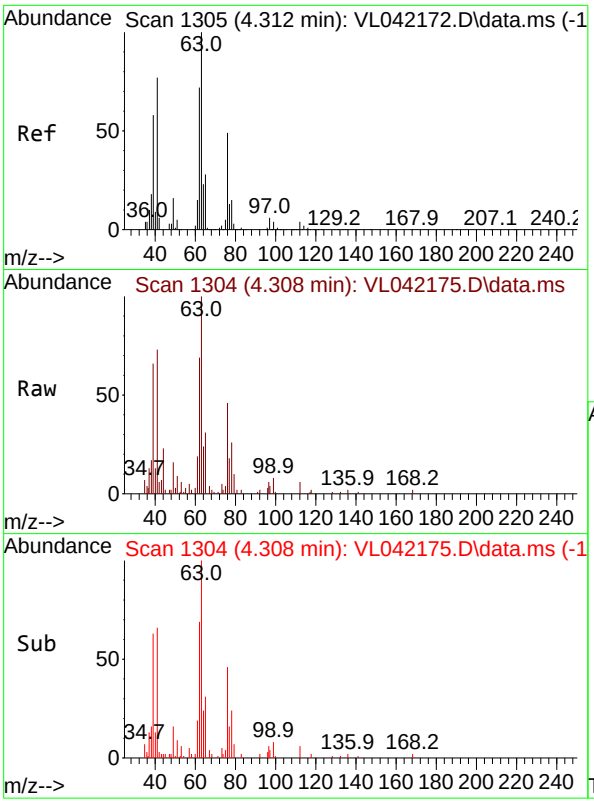

#39
1,2-Dichloropropane
Concen: 0.535 ppbv
RT: 4.308 min Scan# 1
Delta R.T. -0.003 min
Lab File: VL042175.D
Acq: 27 Mar 2025 10:01

Instrument :
MSVOA_L
ClientSampleId :
VSTDICC0.5

Tgt Ion: 63 Resp: 10123

Ion	Ratio	Lower	Upper
63	100		
41	66.4	61.7	92.5
62	69.3	57.6	86.4

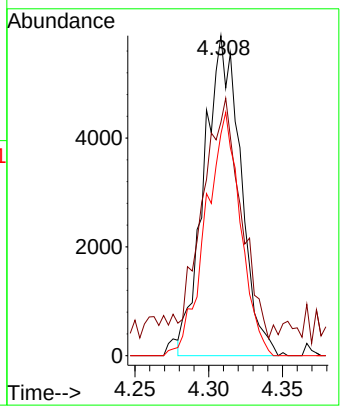

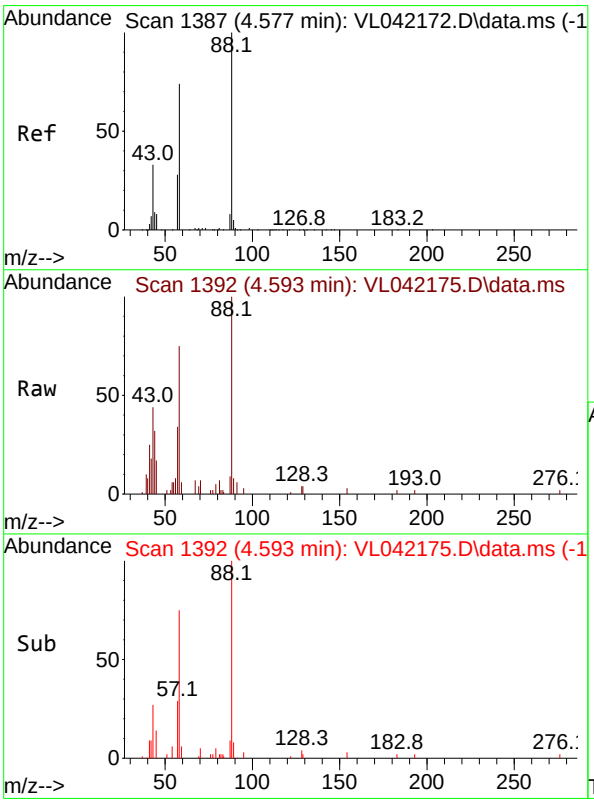

#40
1,4-Dioxane
Concen: 0.457 ppbv
RT: 4.593 min Scan# 1392
Delta R.T. 0.016 min
Lab File: VL042175.D
Acq: 27 Mar 2025 10:01

Tgt Ion: 88 Resp: 4487

Ion	Ratio	Lower	Upper
88	100		
58	151.6	62.7	94.1#
43	0.0	23.0	34.4#
57	0.0	0.0	0.0

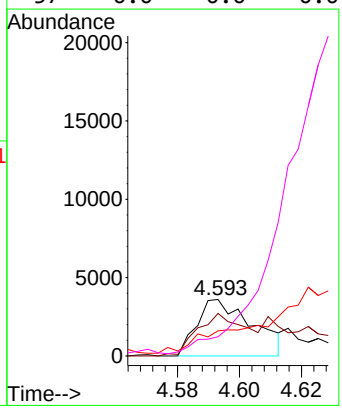

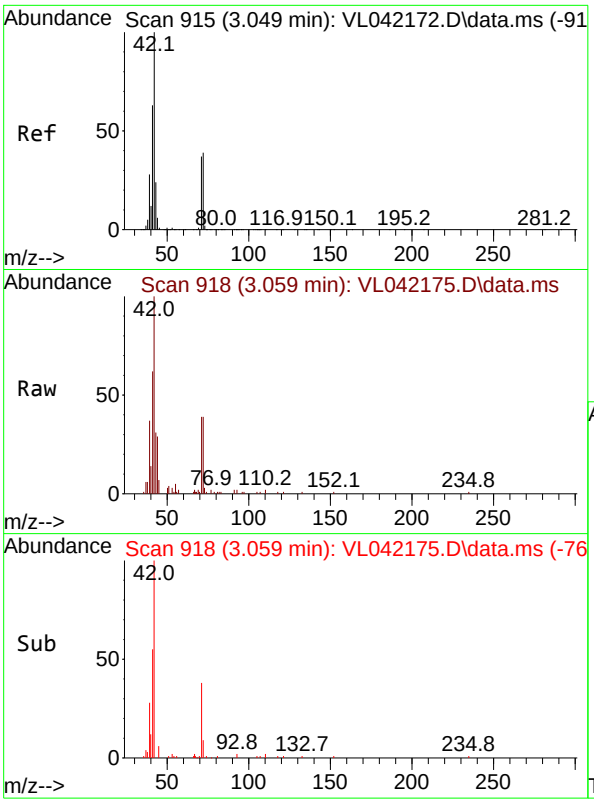

#41
Tetrahydrofuran
Concen: 0.502 ppbv
RT: 3.059 min Scan# 91
Delta R.T. 0.010 min
Lab File: VL042175.D
Acq: 27 Mar 2025 10:01

Instrument :
MSVOA_L
ClientSampleId :
VSTDICC0.5

Tgt Ion: 42 Resp: 10856

Ion	Ratio	Lower	Upper
42	100		
72	40.7	31.4	47.0
71	43.1	30.2	45.4

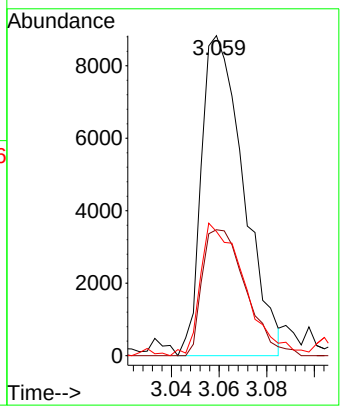

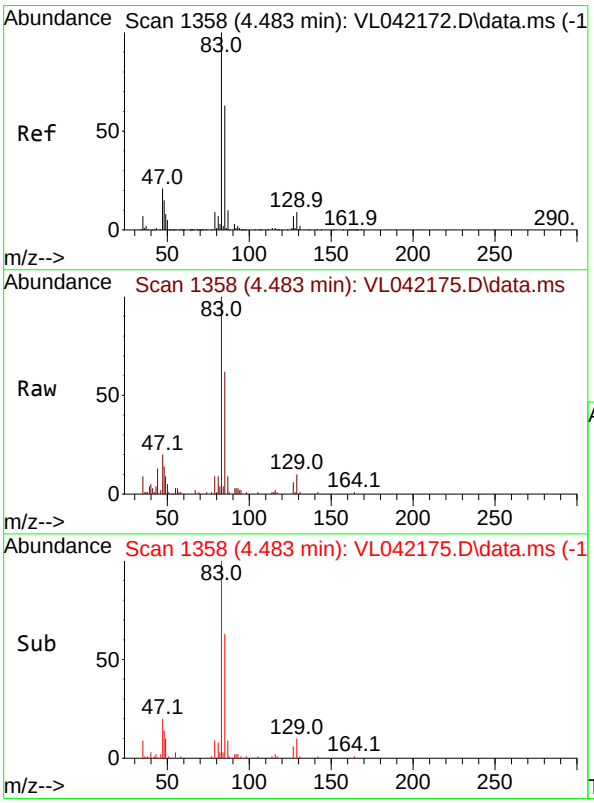

#42
Bromodichloromethane
Concen: 0.497 ppbv
RT: 4.483 min Scan# 1358
Delta R.T. -0.000 min
Lab File: VL042175.D
Acq: 27 Mar 2025 10:01

Tgt Ion: 83 Resp: 20374

Ion	Ratio	Lower	Upper
83	100		
85	61.6	50.5	75.7
127	5.9	5.9	8.9#

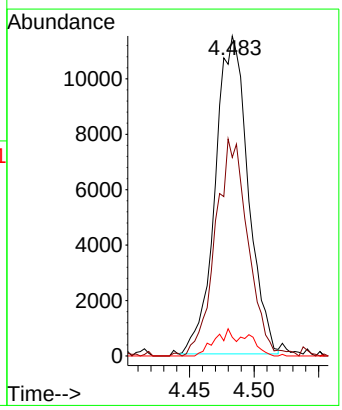

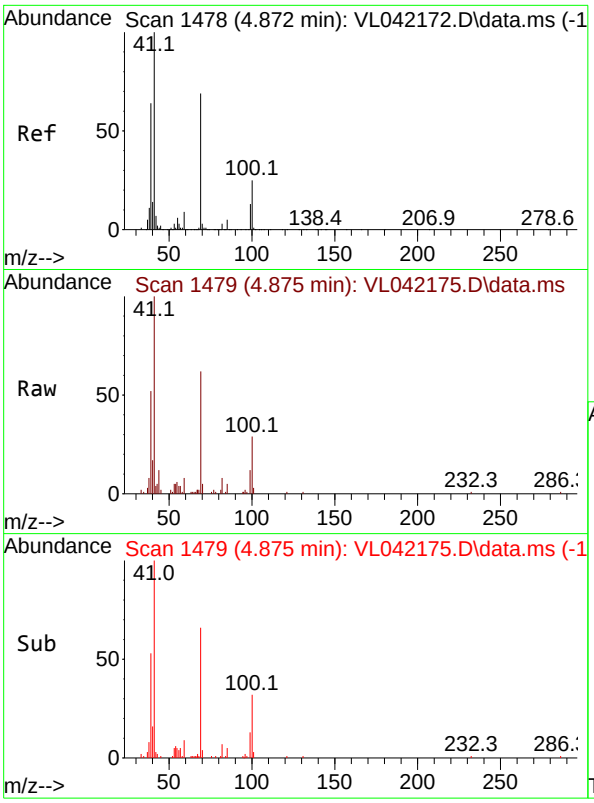

#43
Methyl Methacrylate
Concen: 0.284 ppbv
RT: 4.875 min Scan# 1
Delta R.T. 0.003 min
Lab File: VL042175.D
Acq: 27 Mar 2025 10:01

Instrument :
MSVOA_L
ClientSampleId :
VSTDICC0.5

Tgt Ion: 69 Resp: 6229

Ion	Ratio	Lower	Upper
69	100		
41	279.4	123.8	185.6#
100	70.5	28.4	42.6#

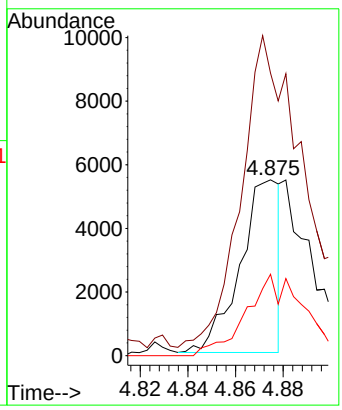

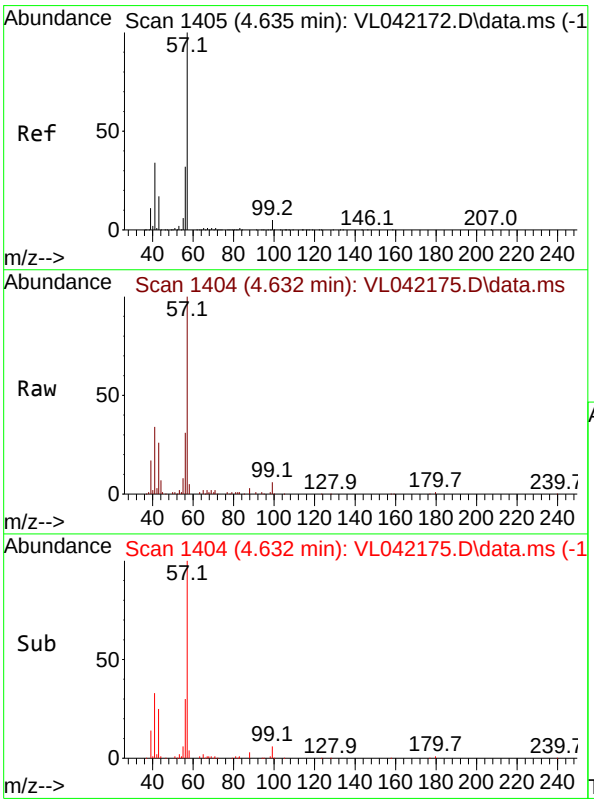

#44
2,2,4-Trimethylpentane
Concen: 0.532 ppbv
RT: 4.632 min Scan# 1404
Delta R.T. -0.003 min
Lab File: VL042175.D
Acq: 27 Mar 2025 10:01

Tgt Ion: 57 Resp: 46646

Ion	Ratio	Lower	Upper
57	100		
41	36.7	26.8	40.2
56	34.3	25.6	38.4

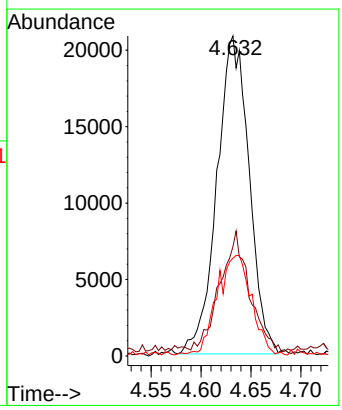

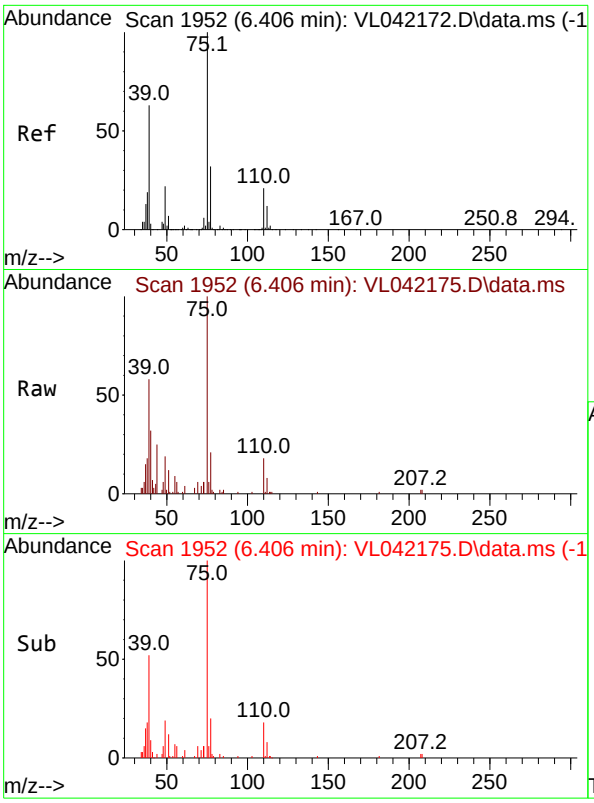

#45
t-1,3-Dichloropropene
Concen: 0.526 ppbv
RT: 6.406 min Scan# 1
Delta R.T. -0.000 min
Lab File: VL042175.D
Acq: 27 Mar 2025 10:01

Instrument :
MSVOA_L
ClientSampleId :
VSTDICC0.5

Tgt Ion: 75 Resp: 12404

Ion	Ratio	Lower	Upper
75	100		
77	20.9	26.0	39.0#

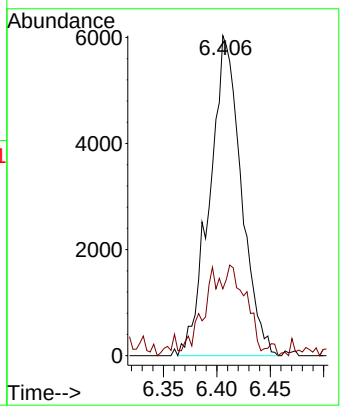

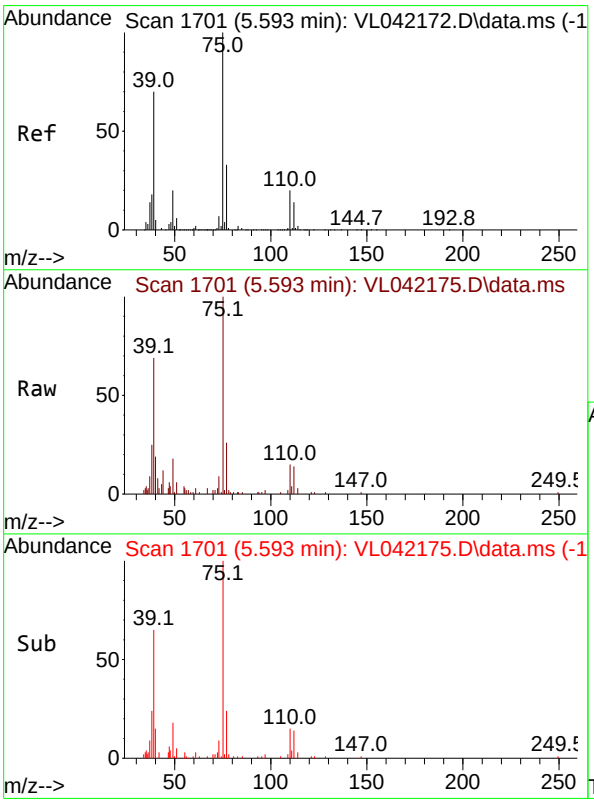

#46
cis-1,3-Dichloropropene
Concen: 0.297 ppbv
RT: 5.593 min Scan# 1701
Delta R.T. -0.000 min
Lab File: VL042175.D
Acq: 27 Mar 2025 10:01

Tgt Ion: 75 Resp: 8584

Ion	Ratio	Lower	Upper
75	100		
39	65.0	55.8	83.6
77	23.4	26.0	39.0#

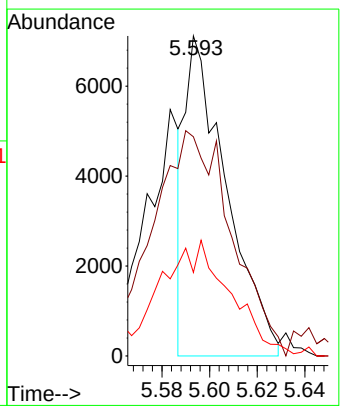

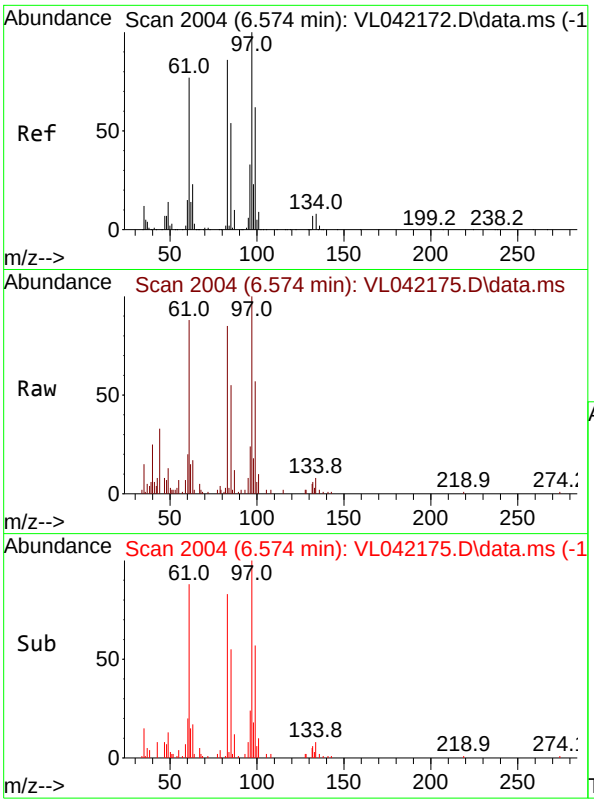

#47
1,1,2-Trichloroethane
Concen: 0.419 ppbv
RT: 6.574 min Scan# 2
Delta R.T. -0.000 min
Lab File: VL042175.D
Acq: 27 Mar 2025 10:01

Instrument :
MSVOA_L
ClientSampleId :
VSTDICC0.5

Tgt Ion: 97 Resp: 8374

Ion	Ratio	Lower	Upper
97	100		
83	84.5	69.2	103.8
85	55.9	43.1	64.7
99	56.4	49.4	74.2

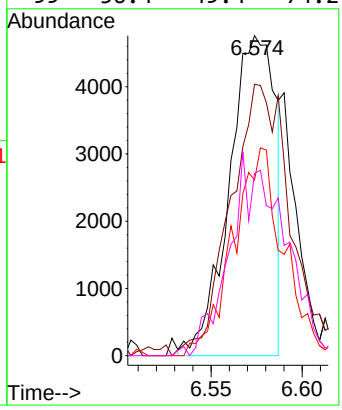

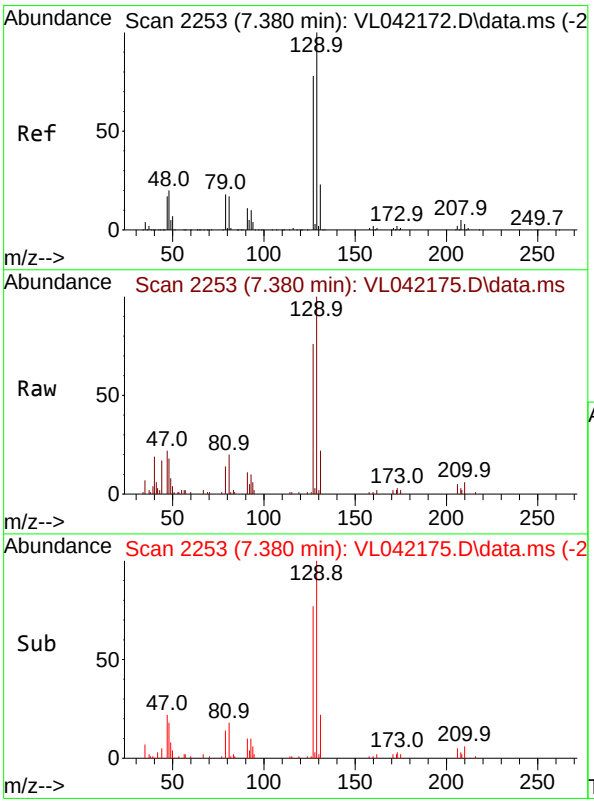

#48
Dibromochloromethane
Concen: 0.503 ppbv
RT: 7.380 min Scan# 2253
Delta R.T. -0.000 min
Lab File: VL042175.D
Acq: 27 Mar 2025 10:01

Tgt Ion:129 Resp: 17042

Ion	Ratio	Lower	Upper
129	100		
127	79.4	39.1	117.2

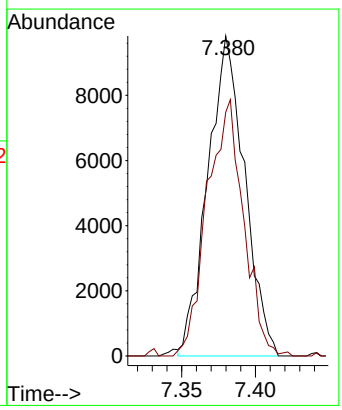

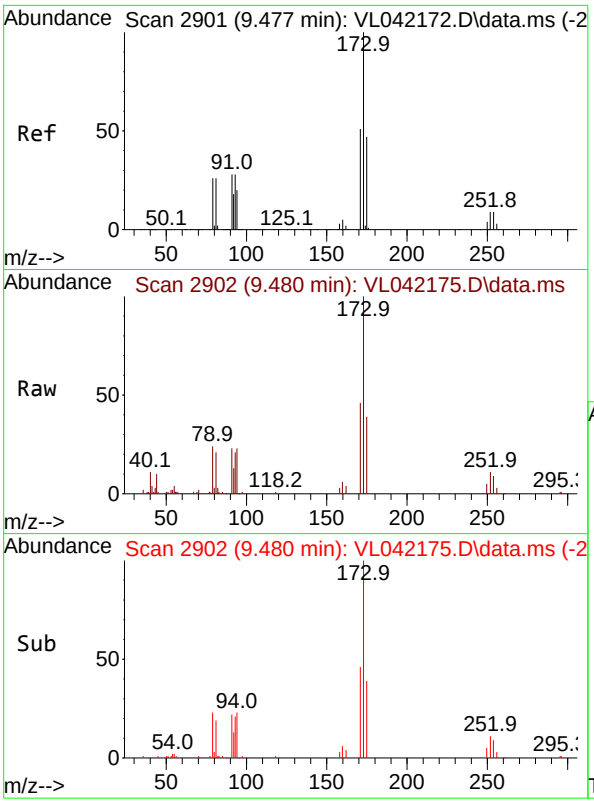

#49
Bromoform
Concen: 0.487 ppbv
RT: 9.480 min Scan# 2
Delta R.T. 0.003 min
Lab File: VL042175.D
Acq: 27 Mar 2025 10:01

Instrument :
MSVOA_L
ClientSampleId :
VSTDICC0.5

Tgt Ion:173 Resp: 14828

Ion	Ratio	Lower	Upper
173	100		
175	49.7	38.6	57.8
171	53.8	41.8	62.6

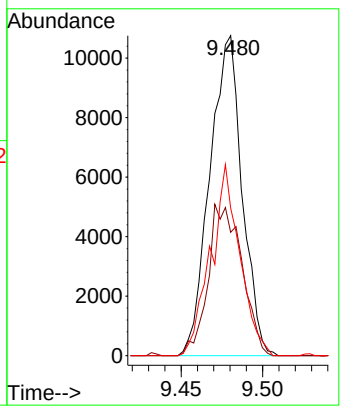

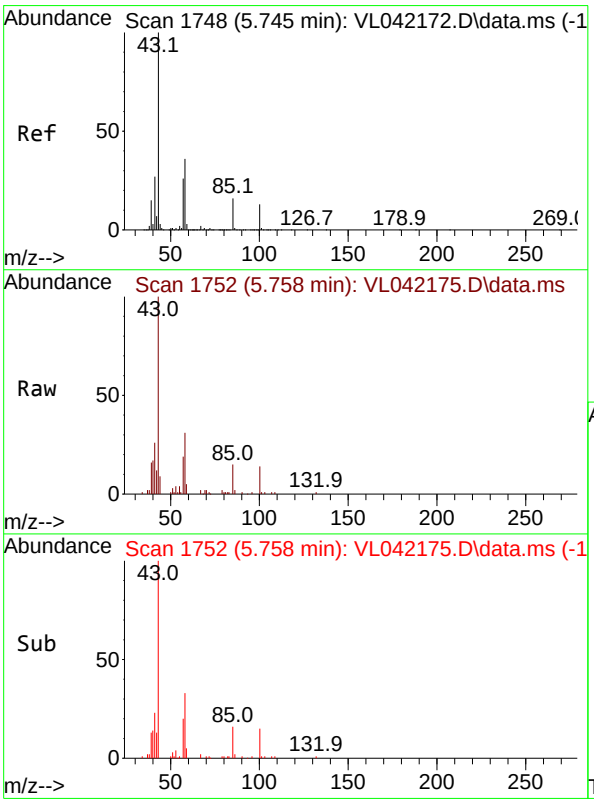

#50
4-Methyl-2-Pentanone
Concen: 0.559 ppbv
RT: 5.758 min Scan# 1752
Delta R.T. 0.013 min
Lab File: VL042175.D
Acq: 27 Mar 2025 10:01

Tgt Ion: 43 Resp: 33674

Ion	Ratio	Lower	Upper
43	100		
58	34.4	29.0	43.6

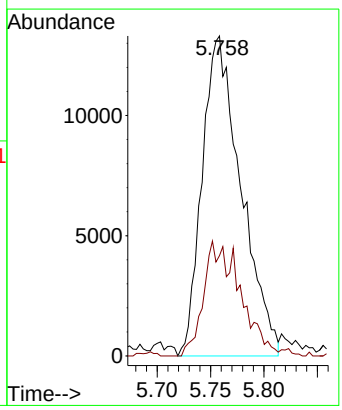

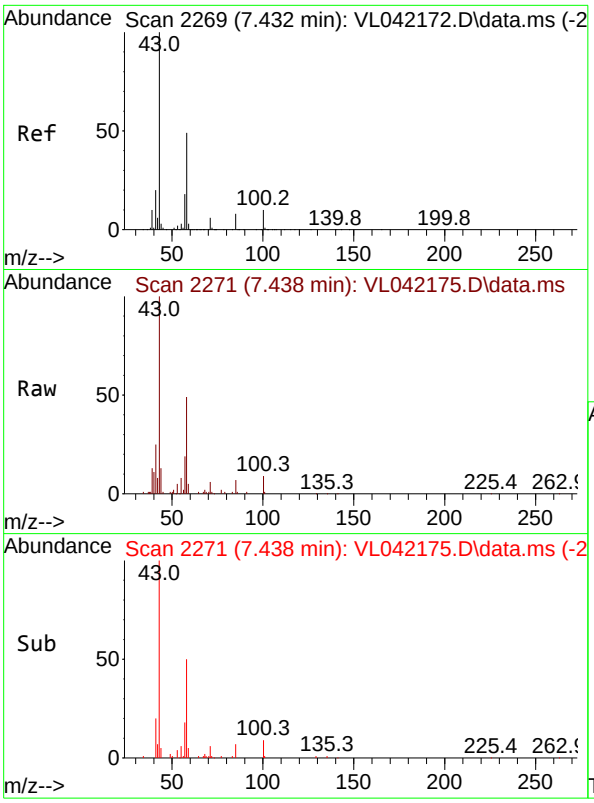

#51
2-Hexanone
Concen: 0.523 ppbv
RT: 7.438 min Scan# 2
Delta R.T. 0.006 min
Lab File: VL042175.D
Acq: 27 Mar 2025 10:01

Instrument :
MSVOA_L
ClientSampleId :
VSTDICC0.5

Tgt Ion: 43 Resp: 26154

Ion	Ratio	Lower	Upper
43	100		
58	49.8	39.7	59.5
98	0.0	0.1	0.1#

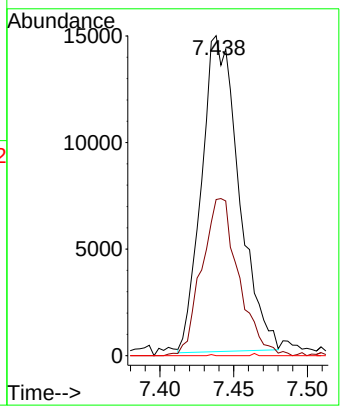

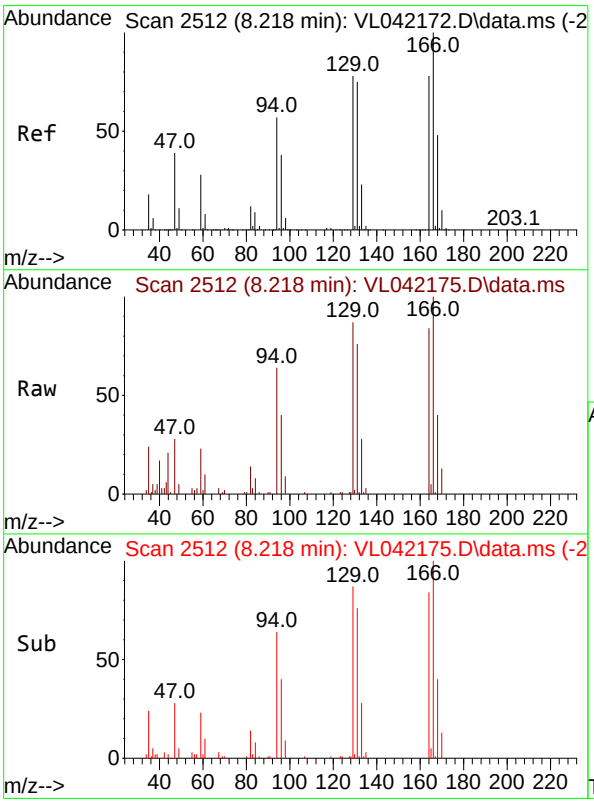

#52
Tetrachloroethene
Concen: 0.510 ppbv
RT: 8.218 min Scan# 2512
Delta R.T. -0.000 min
Lab File: VL042175.D
Acq: 27 Mar 2025 10:01

Tgt Ion:164 Resp: 10502

Ion	Ratio	Lower	Upper
164	100		
166	118.9	102.5	153.7
129	103.8	79.8	119.8
131	90.2	76.6	114.8

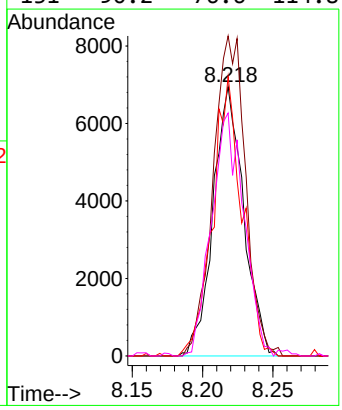

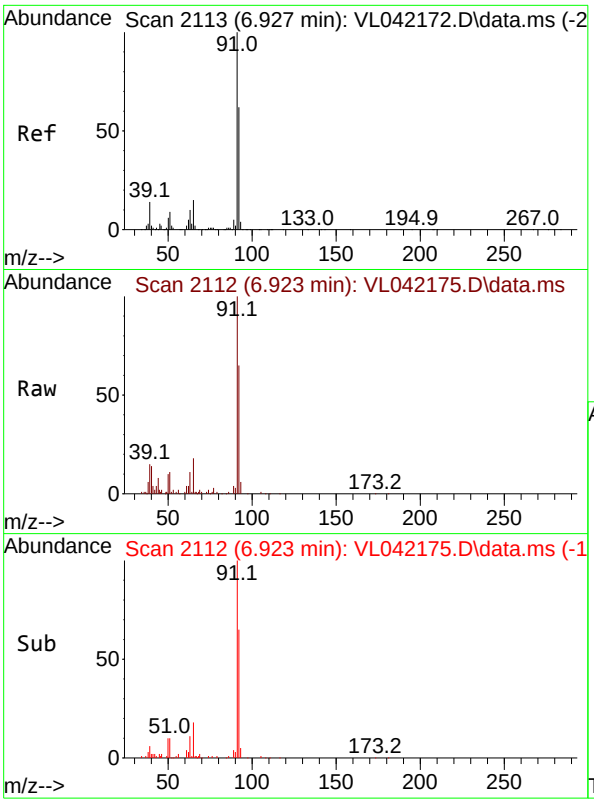

#53
Toluene
Concen: 0.527 ppbv
RT: 6.923 min Scan# 2
Delta R.T. -0.003 min
Lab File: VL042175.D
Acq: 27 Mar 2025 10:01

Instrument :
MSVOA_L
ClientSampleId :
VSTDICC0.5

Tgt Ion: 91 Resp: 32444

Ion	Ratio	Lower	Upper
91	100		
92	58.9	48.4	72.6

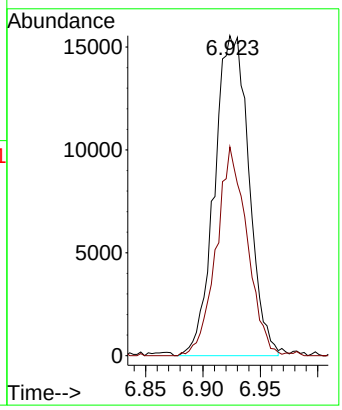

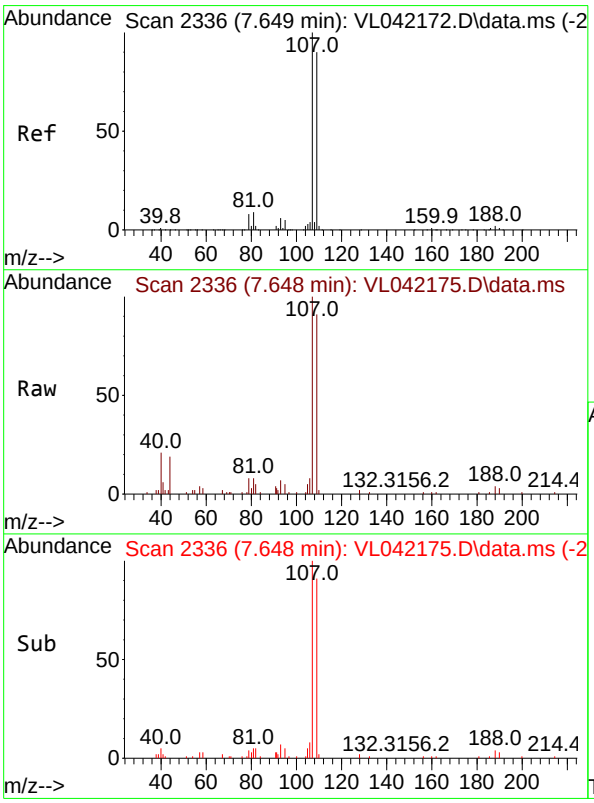

#54
1,2-Dibromoethane
Concen: 0.510 ppbv
RT: 7.648 min Scan# 2336
Delta R.T. -0.000 min
Lab File: VL042175.D
Acq: 27 Mar 2025 10:01

Tgt Ion:107 Resp: 14220

Ion	Ratio	Lower	Upper
107	100		
109	89.1	72.2	108.4

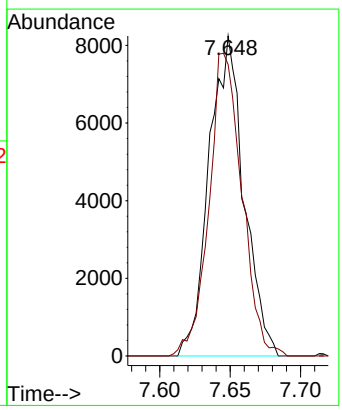

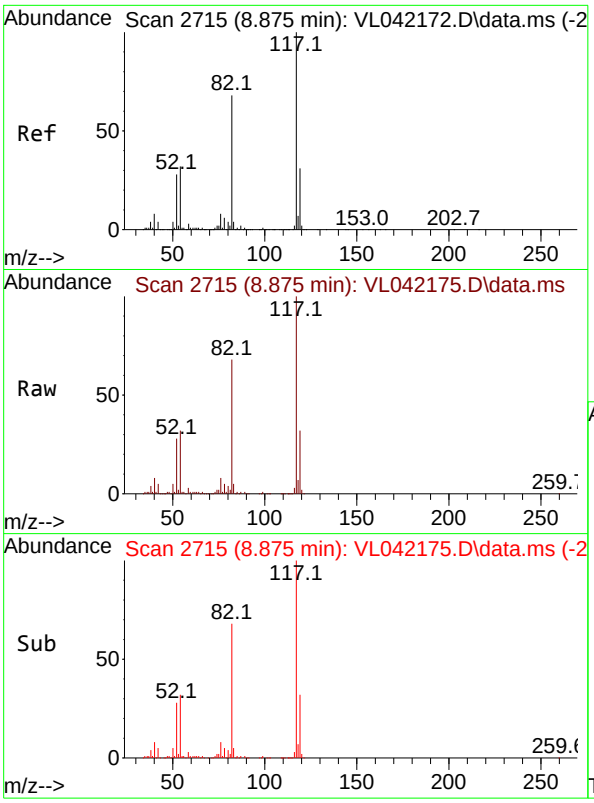

#55
Chlorobenzene-d5
Concen: 10.000 ppbv
RT: 8.875 min Scan# 2
Delta R.T. -0.000 min
Lab File: VL042175.D
Acq: 27 Mar 2025 10:01

Instrument :
MSVOA_L
ClientSampleId :
VSTDICC0.5

Tgt Ion:117 Resp: 485078

Ion	Ratio	Lower	Upper
117	100		
82	67.0	55.8	83.6
119	33.7	25.5	38.3

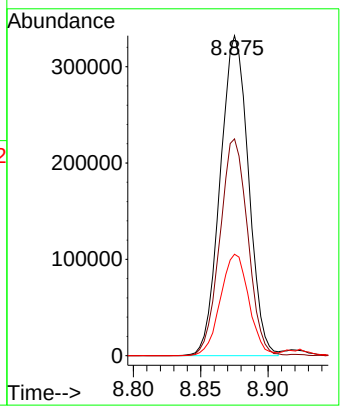

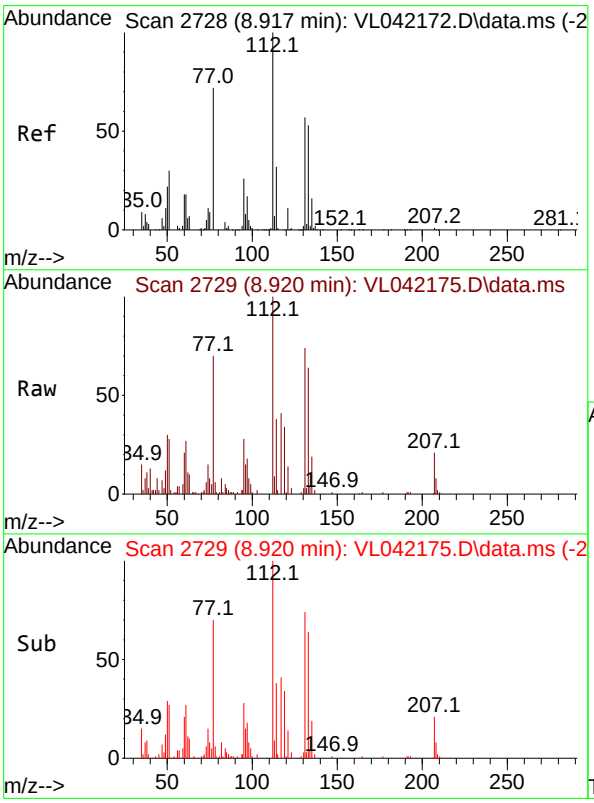

#56
1,1,1,2-Tetrachloroethane
Concen: 0.523 ppbv
RT: 8.920 min Scan# 2729
Delta R.T. 0.003 min
Lab File: VL042175.D
Acq: 27 Mar 2025 10:01

Tgt Ion:131 Resp: 13959

Ion	Ratio	Lower	Upper
131	100		
133	99.6	76.6	114.8
119	1170.3	49.8	74.6#

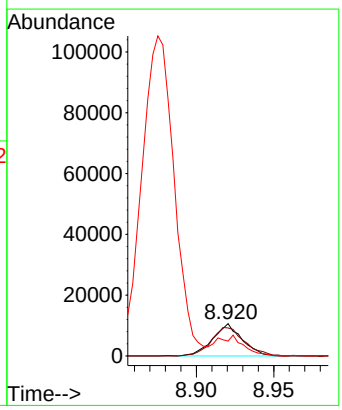

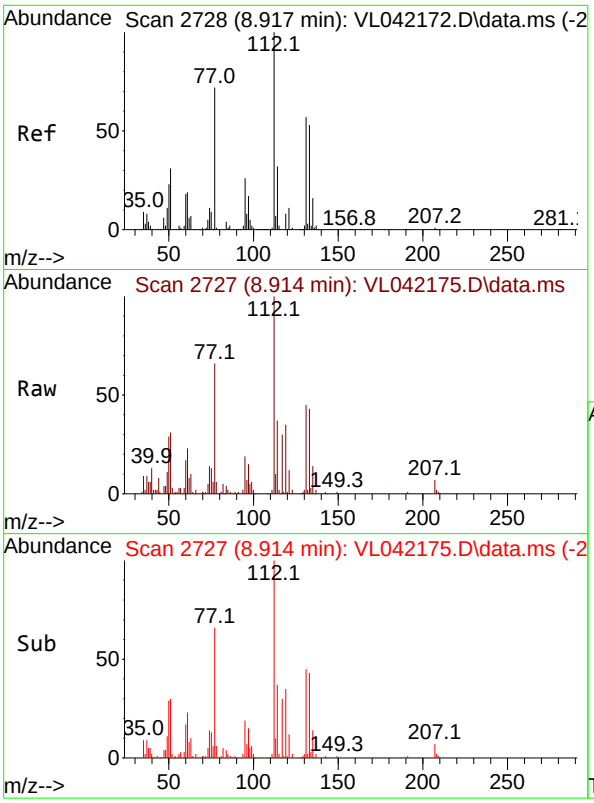

#57
Chlorobenzene
Concen: 0.540 ppbv
RT: 8.914 min Scan# 2
Delta R.T. -0.003 min
Lab File: VL042175.D
Acq: 27 Mar 2025 10:01

Instrument :
MSVOA_L
ClientSampleId :
VSTDICC0.5

Tgt Ion:112 Resp: 24826

Ion	Ratio	Lower	Upper
112	100		
77	65.1	58.2	87.2
114	36.8	29.1	35.5#

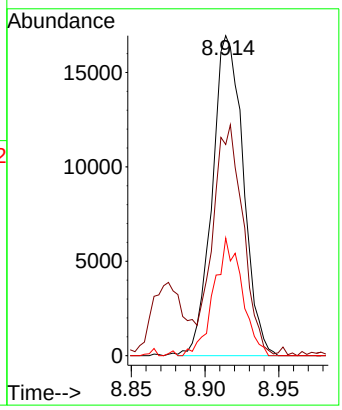

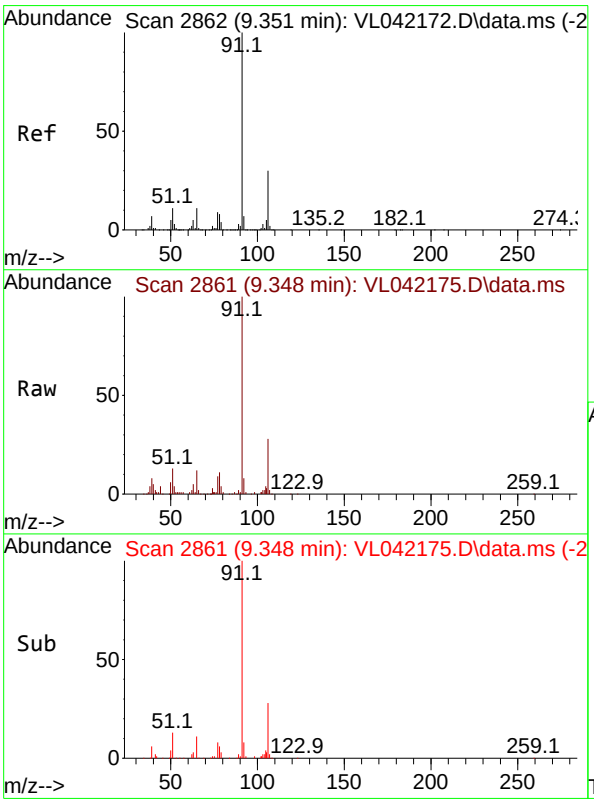

#58
Ethyl Benzene
Concen: 0.521 ppbv
RT: 9.348 min Scan# 2861
Delta R.T. -0.003 min
Lab File: VL042175.D
Acq: 27 Mar 2025 10:01

Tgt Ion: 91 Resp: 44862

Ion	Ratio	Lower	Upper
91	100		
106	28.1	24.2	36.2

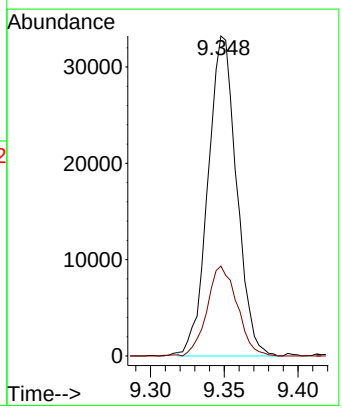

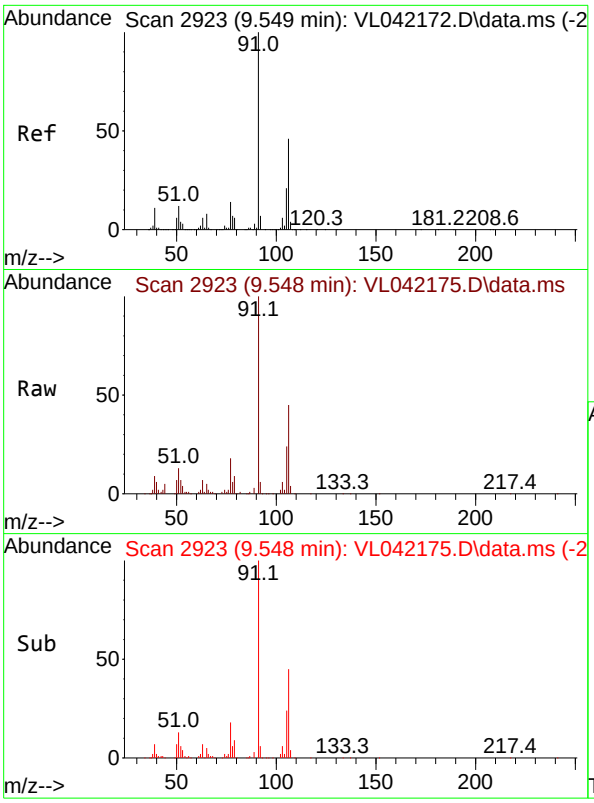

#59
m/p-Xylene
Concen: 0.272 ppbv
RT: 9.548 min Scan# 2
Delta R.T. -0.000 min
Lab File: VL042175.D
Acq: 27 Mar 2025 10:01

Instrument :
MSVOA_L
ClientSampleId :
VSTDICC0.5

Tgt Ion: 91 Resp: 18711

Ion	Ratio	Lower	Upper
91	100		
106	176.2	36.4	54.6#

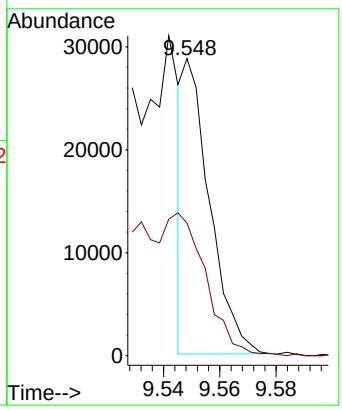

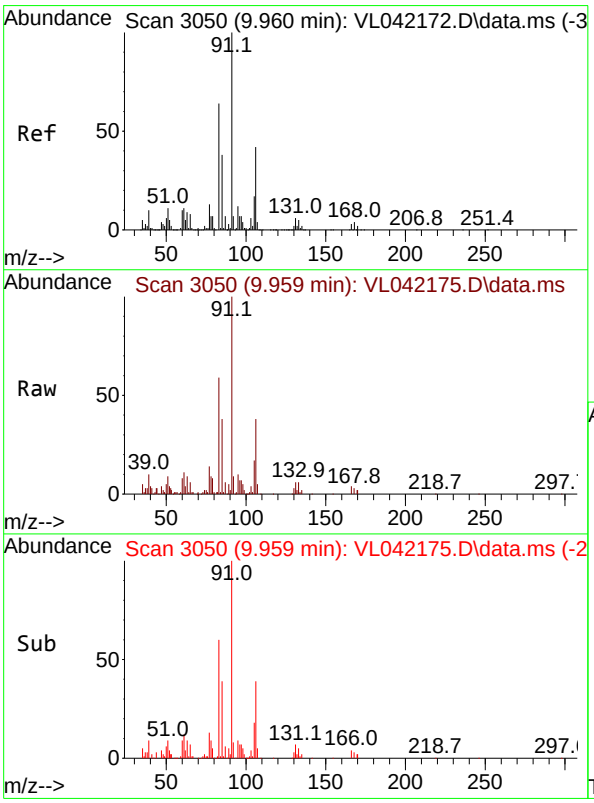

#60
o-Xylene
Concen: 0.535 ppbv
RT: 9.959 min Scan# 3050
Delta R.T. -0.000 min
Lab File: VL042175.D
Acq: 27 Mar 2025 10:01

Tgt Ion: 91 Resp: 36879

Ion	Ratio	Lower	Upper
91	100		
106	42.7	20.8	62.5

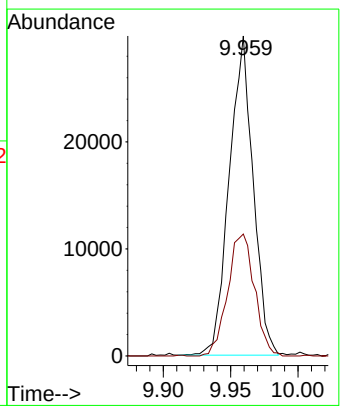

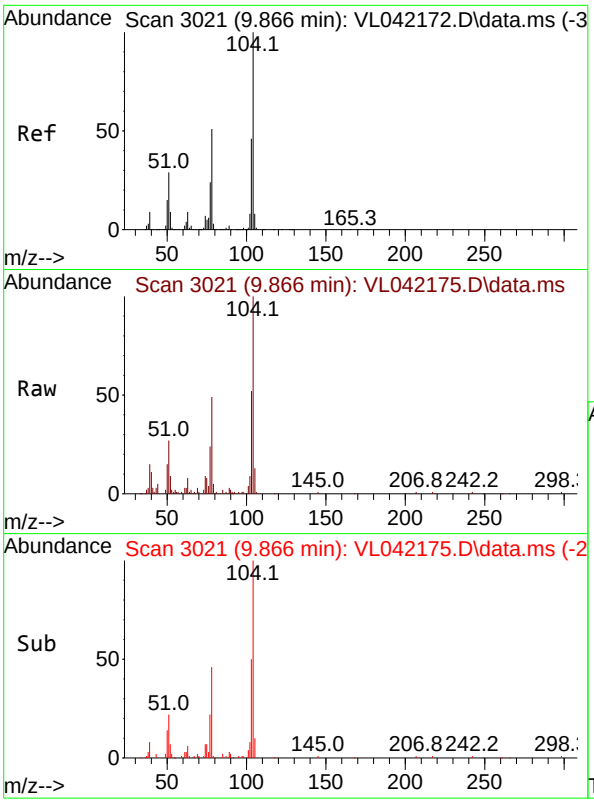

#61
Styrene
Concen: 0.504 ppbv
RT: 9.866 min Scan# 3
Delta R.T. -0.000 min
Lab File: VL042175.D
Acq: 27 Mar 2025 10:01

Instrument :
MSVOA_L
ClientSampleId :
VSTDICC0.5

Tgt Ion:104 Resp: 17198

Ion	Ratio	Lower	Upper
104	100		
78	53.7	41.8	62.6
103	50.2	37.0	55.4

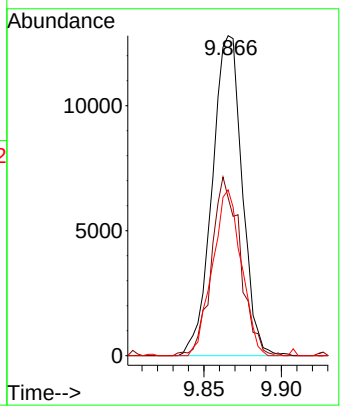

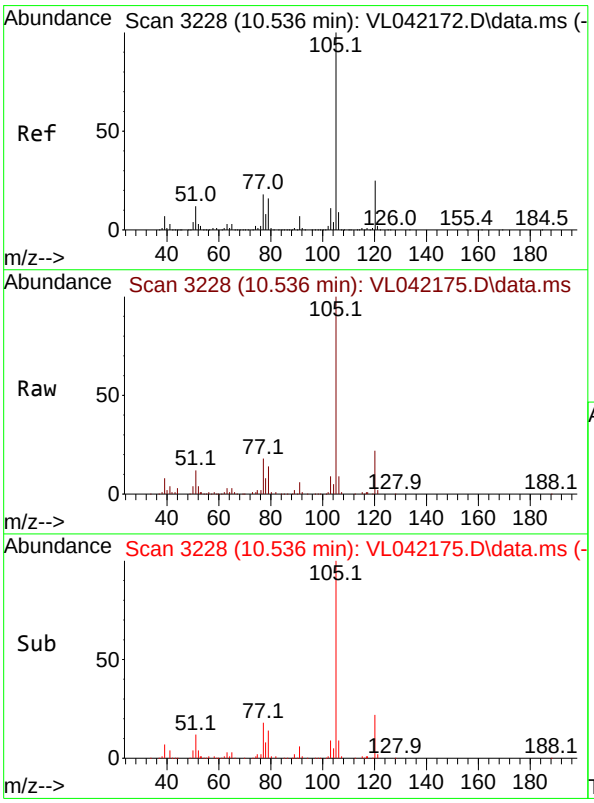

#62
Isopropylbenzene
Concen: 0.538 ppbv
RT: 10.536 min Scan# 3228
Delta R.T. -0.000 min
Lab File: VL042175.D
Acq: 27 Mar 2025 10:01

Tgt Ion:105 Resp: 55531

Ion	Ratio	Lower	Upper
105	100		
120	25.5	19.9	29.9

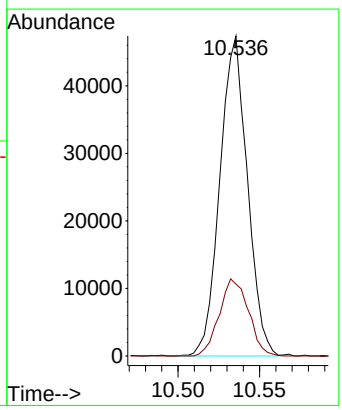

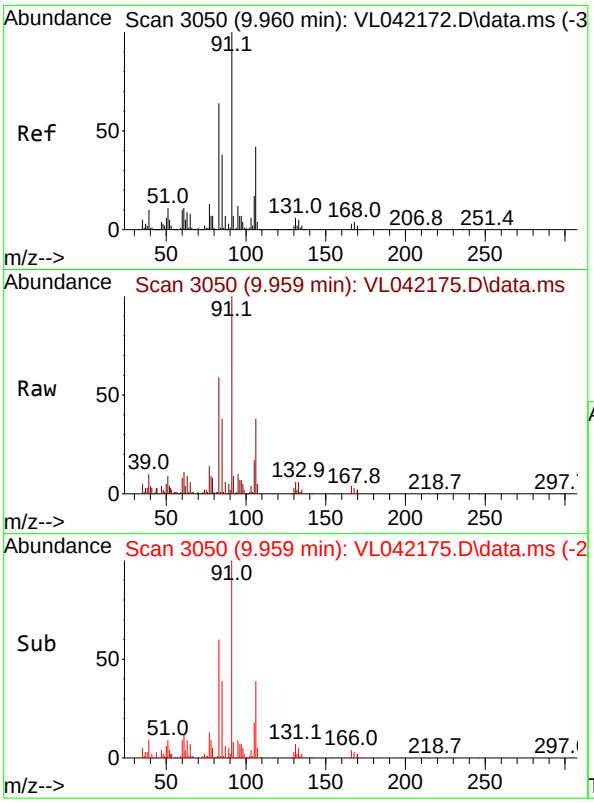

#63
1,1,2,2-Tetrachloroethane
Concen: 0.525 ppbv
RT: 9.959 min Scan# 3(
Delta R.T. -0.000 min
Lab File: VL042175.D
Acq: 27 Mar 2025 10:01

Instrument :
MSVOA_L
ClientSampleId :
VSTDICC0.5

Tgt Ion: 83 Resp: 21989

Ion	Ratio	Lower	Upper
83	100		
131	10.4	4.8	14.4
85	68.1	32.5	97.5

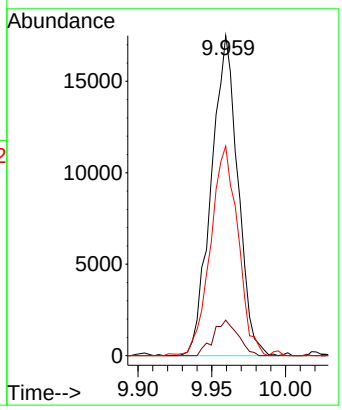

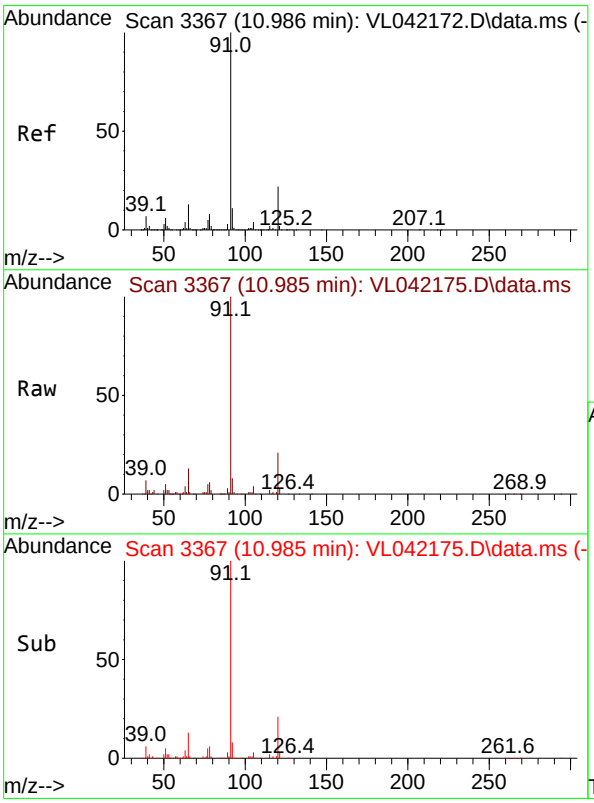

#64
n-propylbenzene
Concen: 0.528 ppbv
RT: 10.985 min Scan# 3367
Delta R.T. -0.000 min
Lab File: VL042175.D
Acq: 27 Mar 2025 10:01

Tgt Ion:120 Resp: 14030

Ion	Ratio	Lower	Upper
120	100		
91	483.1	376.9	565.3

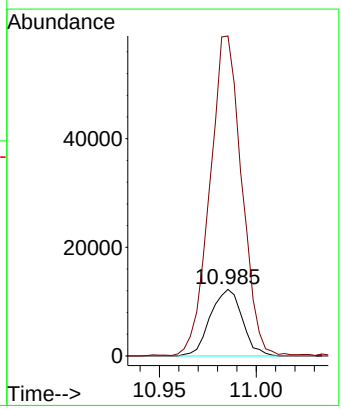

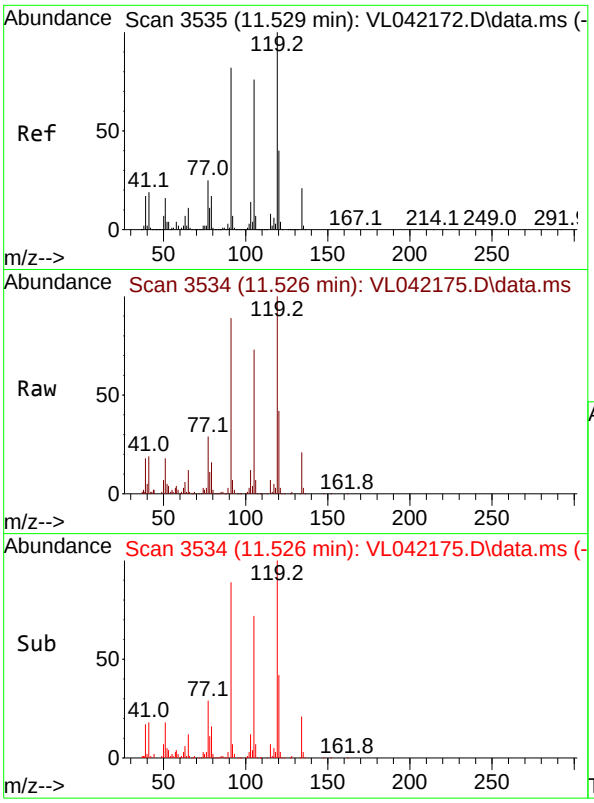

#65
tert-Butylbenzene
Concen: 0.557 ppbv
RT: 11.526 min Scan# 3
Delta R.T. -0.003 min
Lab File: VL042175.D
Acq: 27 Mar 2025 10:01

Instrument :
MSVOA_L
ClientSampleId :
VSTDICC0.5

Tgt Ion:119 Resp: 53115

Ion	Ratio	Lower	Upper
119	100		
91	82.9	66.0	99.0
134	20.6	16.7	25.1

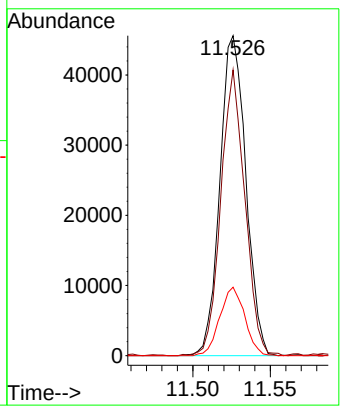

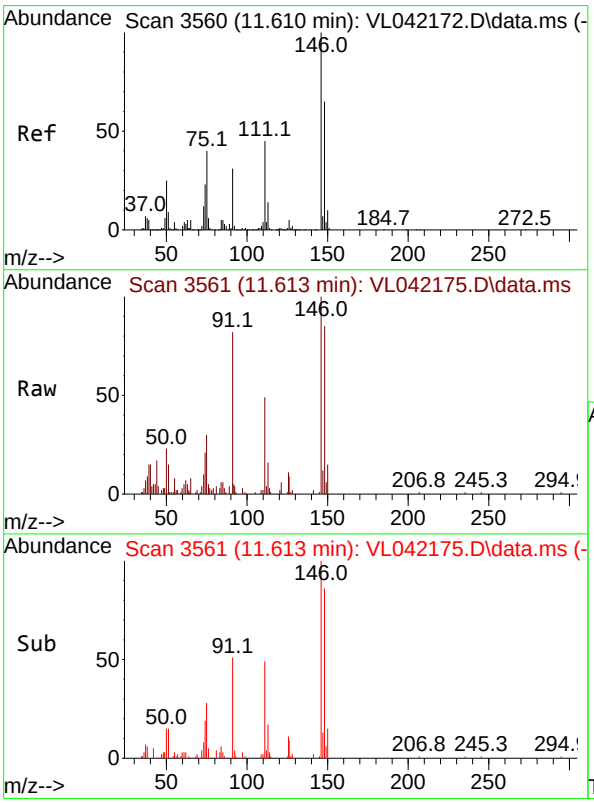

#66
Benzyl Chloride
Concen: 0.520 ppbv
RT: 11.613 min Scan# 3561
Delta R.T. 0.003 min
Lab File: VL042175.D
Acq: 27 Mar 2025 10:01

Tgt Ion: 91 Resp: 5263

Ion	Ratio	Lower	Upper
91	100		
126	18.7	13.8	20.6
128	5.8	4.5	6.7

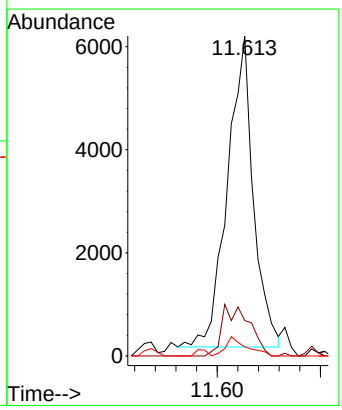

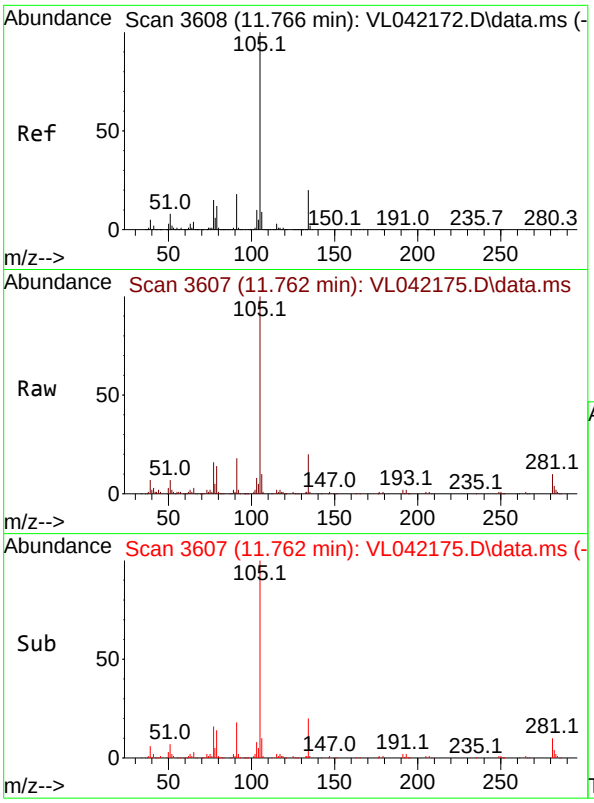

#67
sec-Butylbenzene
Concen: 0.550 ppbv
RT: 11.762 min Scan# 3
Delta R.T. -0.003 min
Lab File: VL042175.D
Acq: 27 Mar 2025 10:01

Instrument :
MSVOA_L
ClientSampleId :
VSTDICC0.5

Tgt Ion:105 Resp: 72879

Ion	Ratio	Lower	Upper
105	100		
134	18.6	15.5	23.3

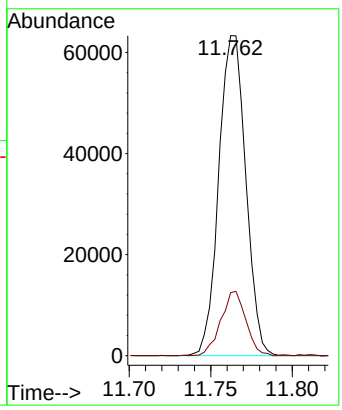

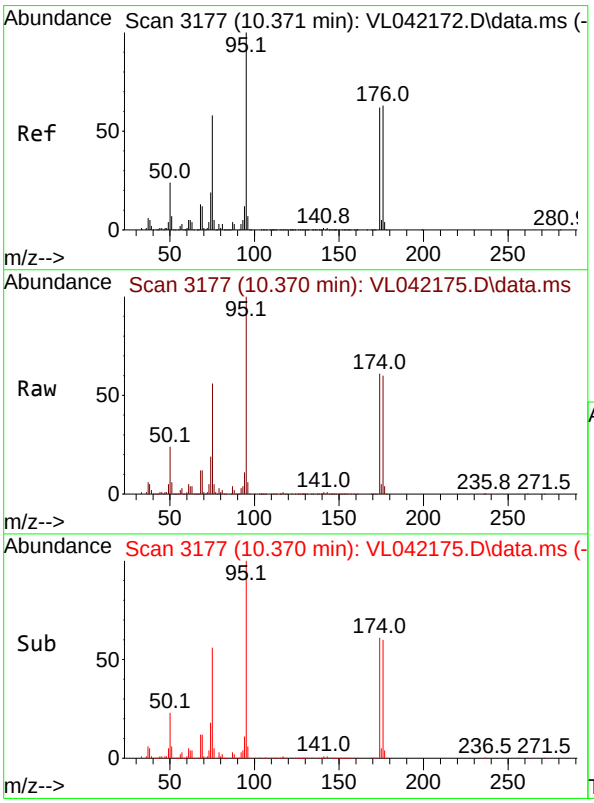

#68
1-Bromo-4-Fluorobenzene
Concen: 10.130 ppbv
RT: 10.370 min Scan# 3177
Delta R.T. -0.000 min
Lab File: VL042175.D
Acq: 27 Mar 2025 10:01

Tgt Ion: 95 Resp: 403513

Ion	Ratio	Lower	Upper
95	100		
174	62.3	50.6	76.0
175	4.9	3.8	5.6

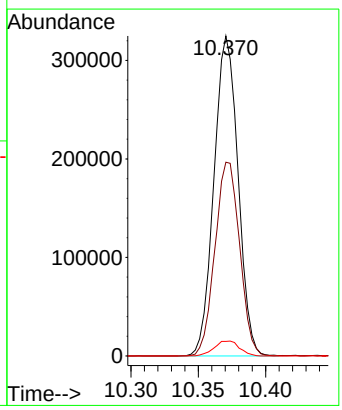

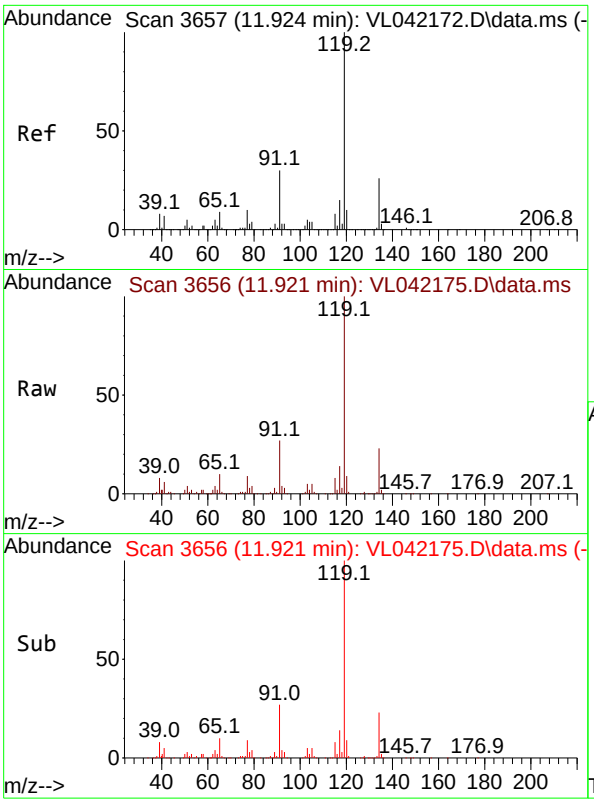

#69
p-Isopropyltoluene
Concen: 0.542 ppbv
RT: 11.921 min Scan# 3
Delta R.T. -0.003 min
Lab File: VL042175.D
Acq: 27 Mar 2025 10:01

Instrument :
MSVOA_L
ClientSampleId :
VSTDICC0.5

Tgt Ion:119 Resp: 61933

Ion	Ratio	Lower	Upper
119	100		
134	25.8	20.4	30.6
91	29.4	23.7	35.5

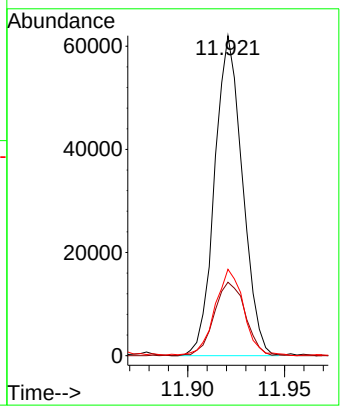

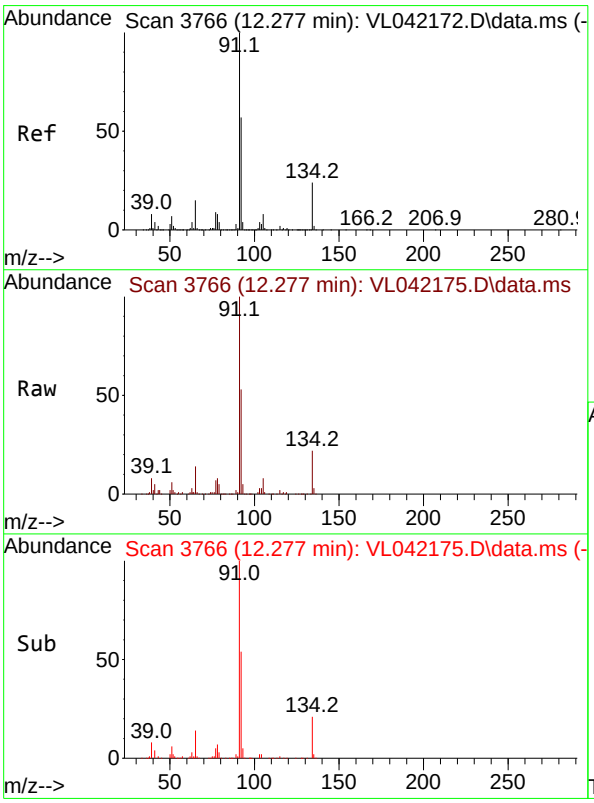

#70
n-Butylbenzene
Concen: 0.527 ppbv
RT: 12.277 min Scan# 3766
Delta R.T. -0.000 min
Lab File: VL042175.D
Acq: 27 Mar 2025 10:01

Tgt Ion: 91 Resp: 61507

Ion	Ratio	Lower	Upper
91	100		
92	55.3	44.9	67.3
134	23.4	19.2	28.8

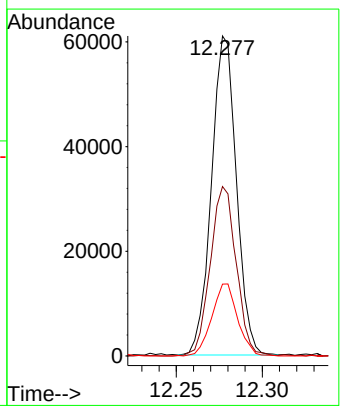

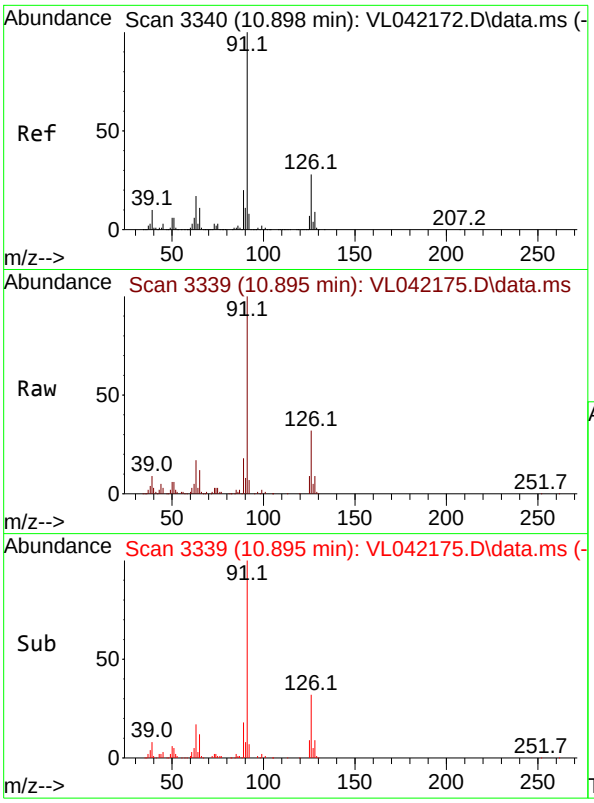

#71
2-Chlorotoluene
Concen: 0.520 ppbv
RT: 10.895 min Scan# 3
Delta R.T. -0.003 min
Lab File: VL042175.D
Acq: 27 Mar 2025 10:01

Instrument :
MSVOA_L
ClientSampleId :
VSTDICC0.5

Tgt Ion: 91 Resp: 41637

Ion	Ratio	Lower	Upper
91	100		
126	31.7	11.6	46.4

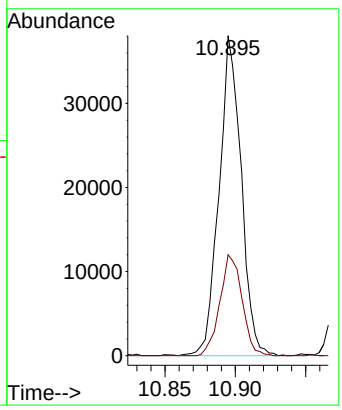

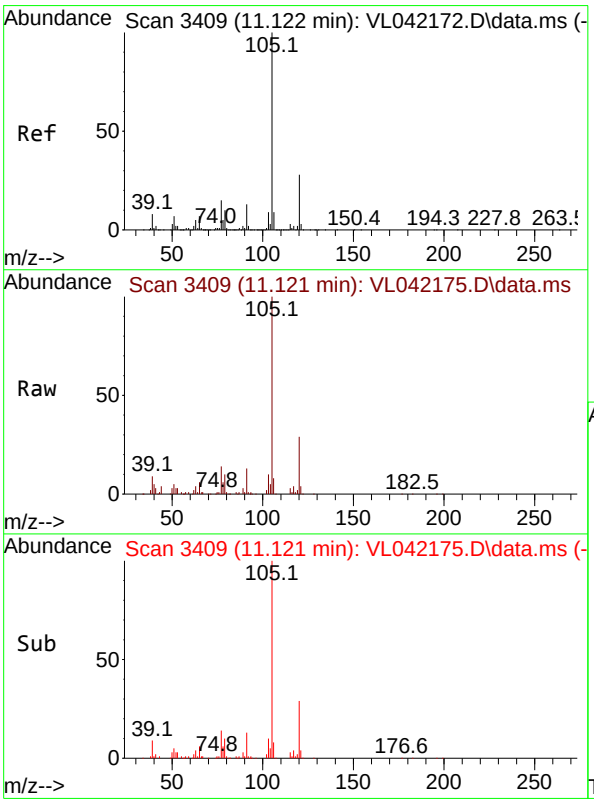

#72
4-Ethyltoluene
Concen: 0.518 ppbv
RT: 11.121 min Scan# 3409
Delta R.T. -0.000 min
Lab File: VL042175.D
Acq: 27 Mar 2025 10:01

Tgt Ion:105 Resp: 44473

Ion	Ratio	Lower	Upper
105	100		
120	32.3	23.4	35.0
91	14.9	10.3	15.5
77	17.8	11.4	17.2#

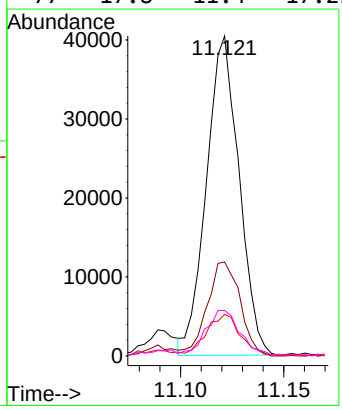

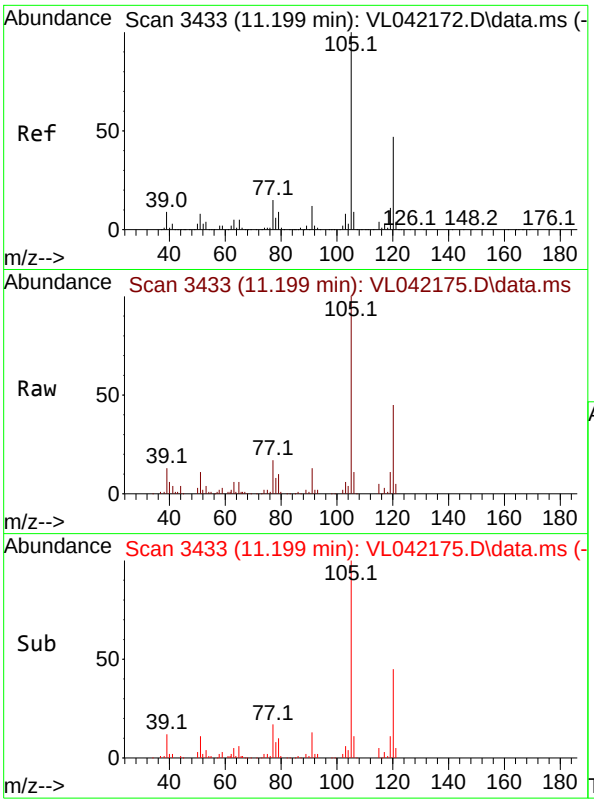

#73
1,3,5-Trimethylbenzene
Concen: 0.523 ppbv
RT: 11.199 min Scan# 3
Delta R.T. -0.000 min
Lab File: VL042175.D
Acq: 27 Mar 2025 10:01

Instrument :
MSVOA_L
ClientSampleId :
VSTDICC0.5

Tgt Ion:105 Resp: 39190

Ion	Ratio	Lower	Upper
105	100		
120	44.6	37.4	56.0

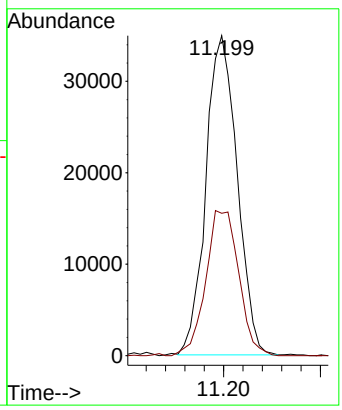

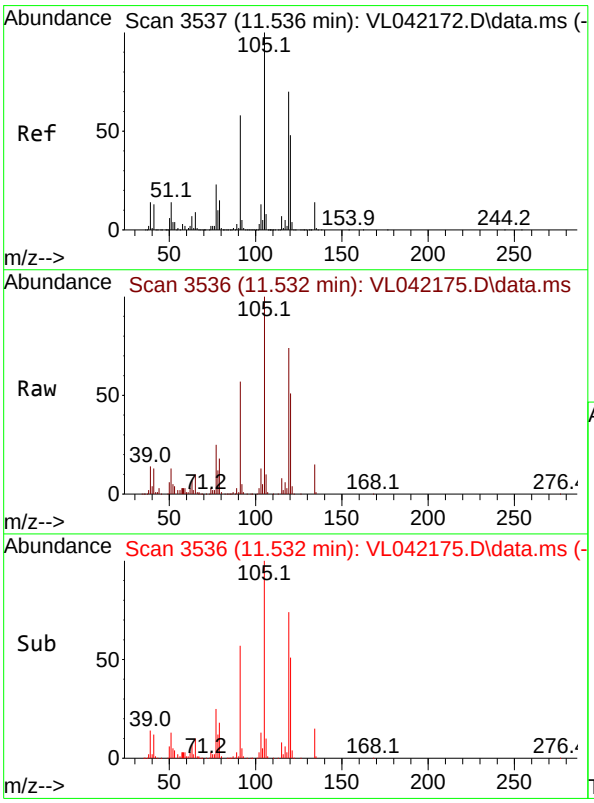

#74
1,2,4-Trimethylbenzene
Concen: 0.560 ppbv
RT: 11.532 min Scan# 3536
Delta R.T. -0.003 min
Lab File: VL042175.D
Acq: 27 Mar 2025 10:01

Tgt Ion:105 Resp: 48370

Ion	Ratio	Lower	Upper
105	100		
120	51.3	38.6	58.0
91	56.5	46.2	69.2
77	25.0	18.6	27.8

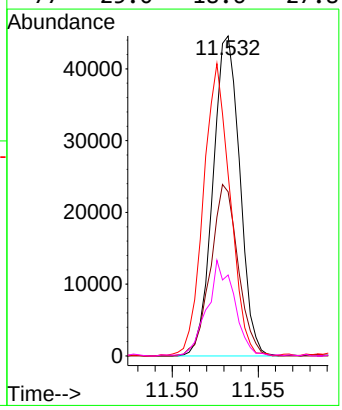

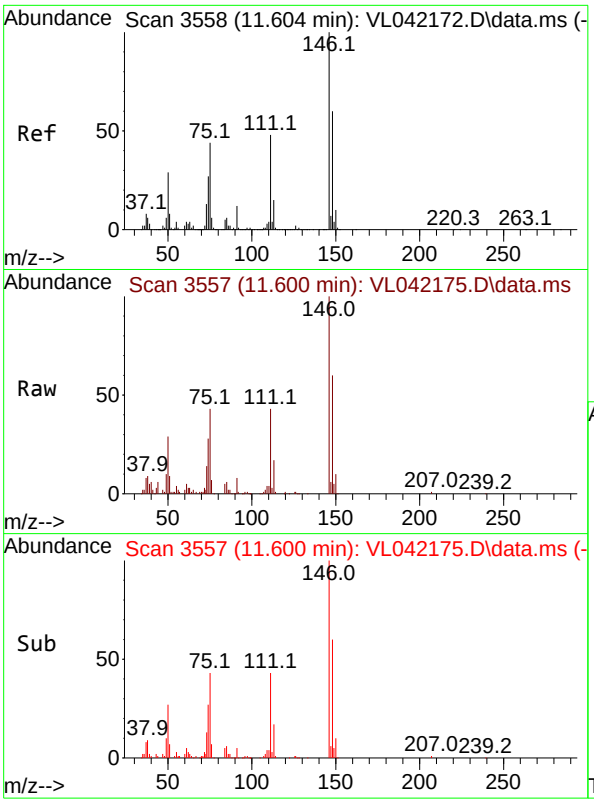

#75
1,3-Dichlorobenzene
Concen: 0.530 ppbv
RT: 11.600 min Scan# 3
Delta R.T. -0.003 min
Lab File: VL042175.D
Acq: 27 Mar 2025 10:01

Instrument :
MSVOA_L
ClientSampleId :
VSTDICC0.5

Tgt Ion:146 Resp: 25122

Ion	Ratio	Lower	Upper
146	100		
111	47.5	23.8	71.2
148	63.7	31.9	95.9

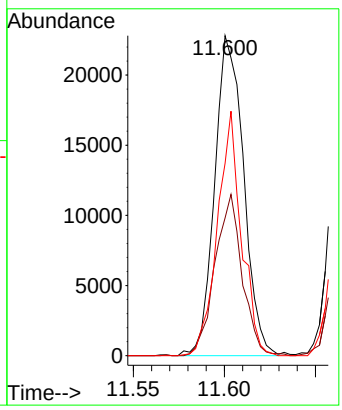

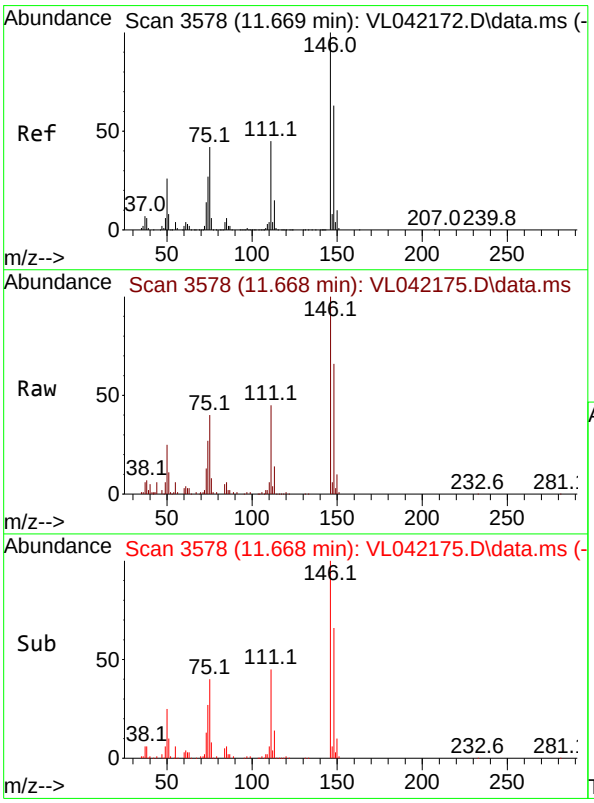

#76
1,4-Dichlorobenzene
Concen: 0.530 ppbv
RT: 11.668 min Scan# 3578
Delta R.T. -0.000 min
Lab File: VL042175.D
Acq: 27 Mar 2025 10:01

Tgt Ion:146 Resp: 24991

Ion	Ratio	Lower	Upper
146	100		
111	47.0	23.0	69.0
148	67.5	31.9	95.7

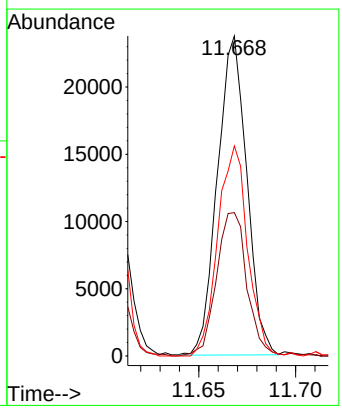

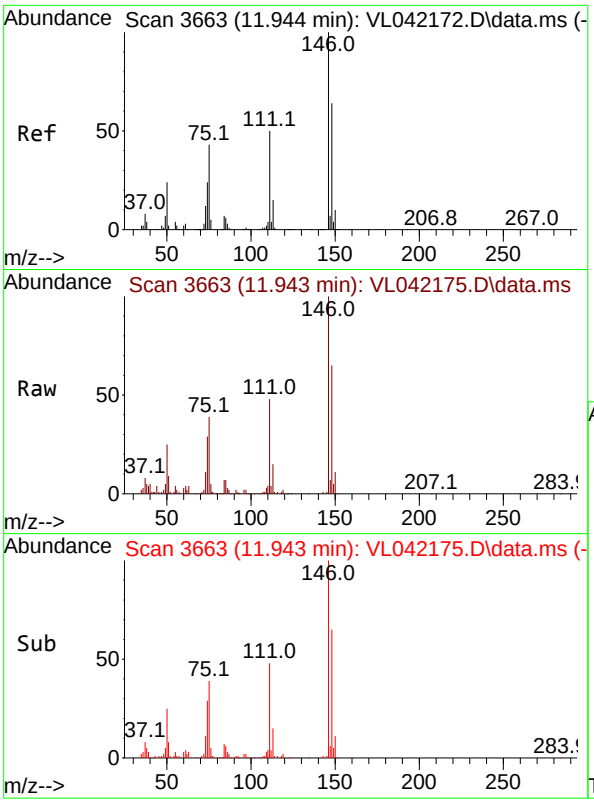

#77
1,2-Dichlorobenzene
Concen: 0.532 ppbv
RT: 11.943 min Scan# 3
Delta R.T. -0.000 min
Lab File: VL042175.D
Acq: 27 Mar 2025 10:01

Instrument :
MSVOA_L
ClientSampleId :
VSTDICC0.5

Tgt Ion:146 Resp: 24548

Ion	Ratio	Lower	Upper
146	100		
111	52.2	24.8	74.3
148	66.6	31.6	94.8

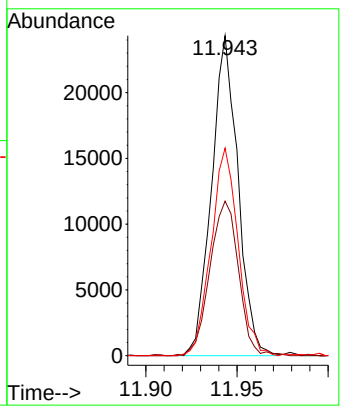

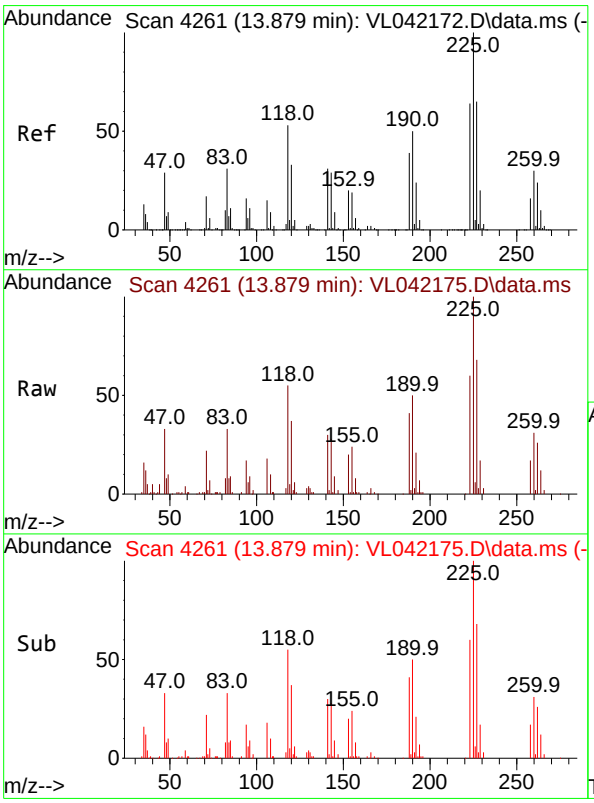

#78
Hexachloro-1,3-Butadiene
Concen: 0.546 ppbv
RT: 13.879 min Scan# 4261
Delta R.T. -0.000 min
Lab File: VL042175.D
Acq: 27 Mar 2025 10:01

Tgt Ion:225 Resp: 25636

Ion	Ratio	Lower	Upper
225	100		
223	64.5	50.6	76.0
227	64.8	51.2	76.8

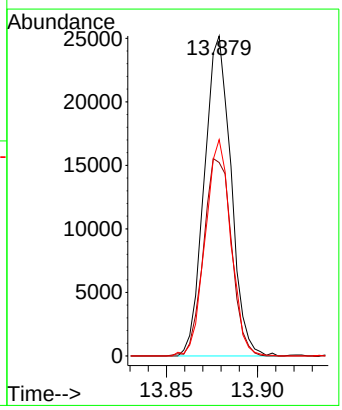

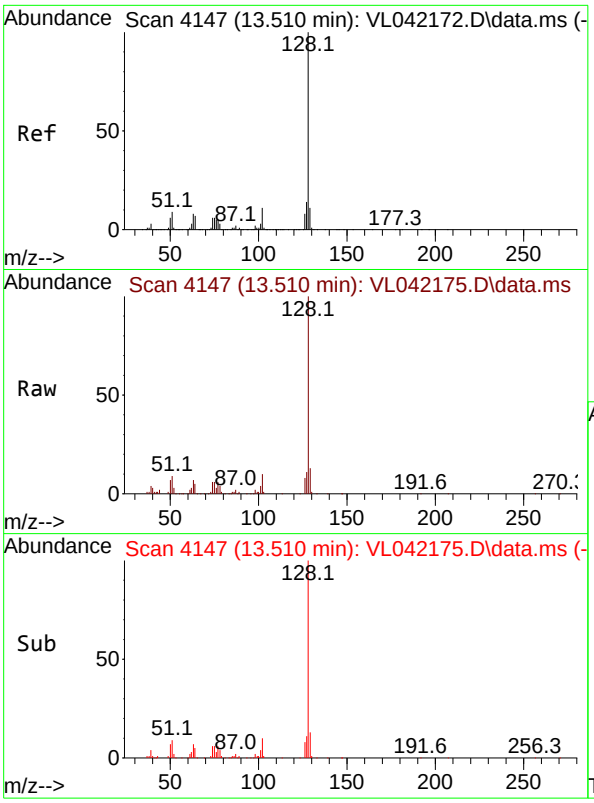

#79
Naphthalene
Concen: 0.508 ppbv
RT: 13.510 min Scan# 4
Delta R.T. -0.000 min
Lab File: VL042175.D
Acq: 27 Mar 2025 10:01

Instrument :
MSVOA_L
ClientSampleId :
VSTDICC0.5

Tgt Ion:128 Resp: 47990

Ion	Ratio	Lower	Upper
128	100		
127	11.4	10.8	16.2
129	12.8	9.0	13.4

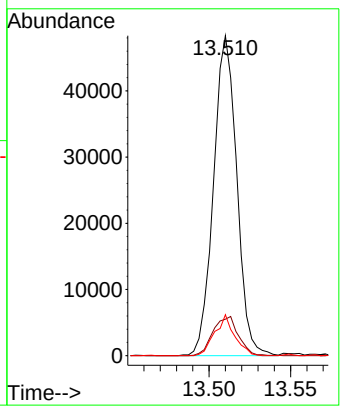

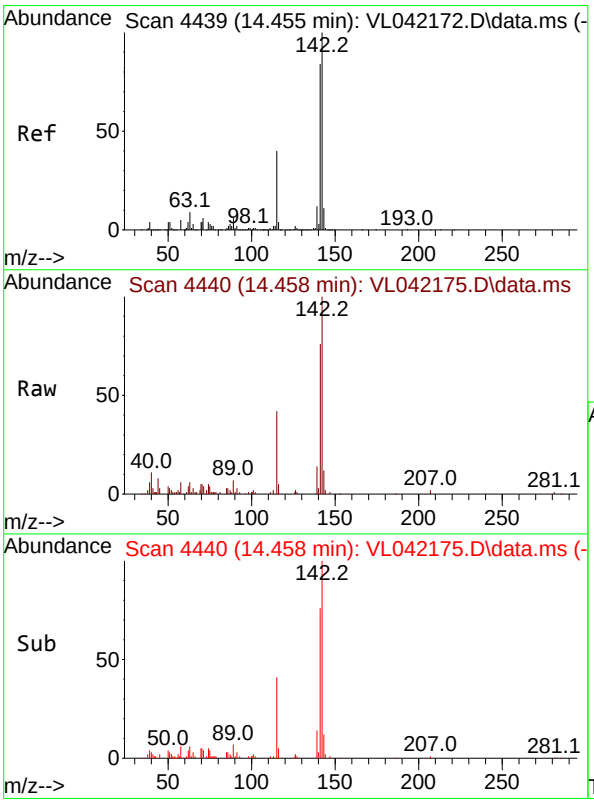

#80
Naphthalene,2-methyl-
Concen: 0.380 ppbv
RT: 14.458 min Scan# 4440
Delta R.T. 0.003 min
Lab File: VL042175.D
Acq: 27 Mar 2025 10:01

Tgt Ion:142 Resp: 17486

Ion	Ratio	Lower	Upper
142	100		
141	83.3	66.3	99.5
115	43.5	31.6	47.4

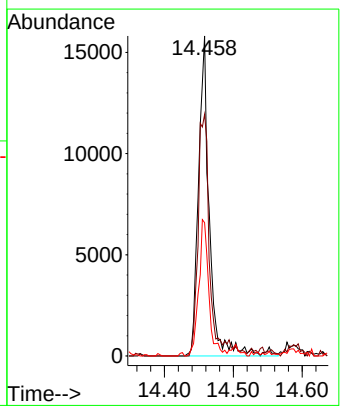

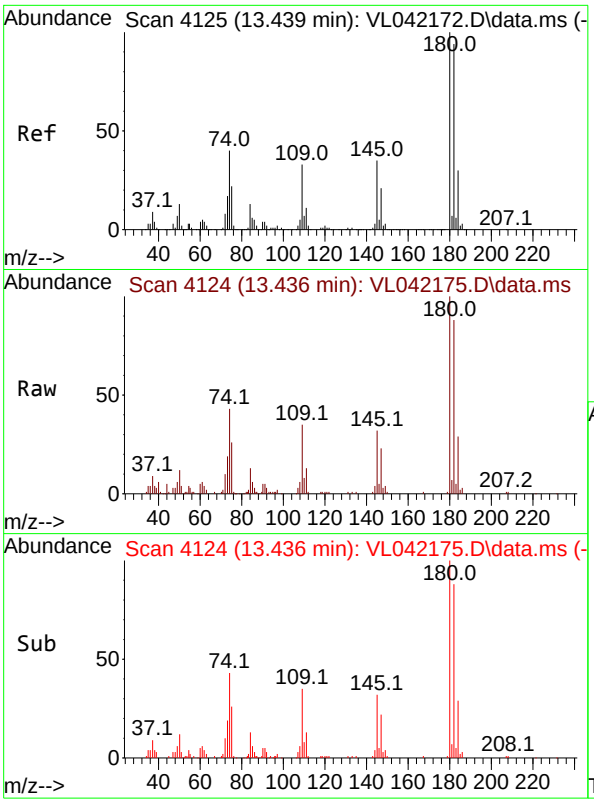

#81
1,2,4-Trichlorobenzene
Concen: 0.457 ppbv
RT: 13.436 min Scan# 4
Delta R.T. -0.003 min
Lab File: VL042175.D
Acq: 27 Mar 2025 10:01

Instrument :
MSVOA_L
ClientSampleId :
VSTDICC0.5

Tgt Ion:180 Resp: 19924

Ion	Ratio	Lower	Upper
180	100		
182	97.9	75.1	112.7
184	31.1	24.4	36.6

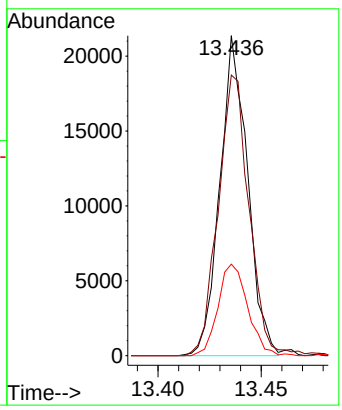

Quantitation Report (Not Reviewed)

Data Path : Z:\voasrv\HPCHEM1\MSVOA_L\Data\VL032725\
Data File : VL042176.D
Acq On : 27 Mar 2025 10:32
Operator : SY/MD
Sample : VSTDICC0.1
Misc : 400mL/MSVOA_L
ALS Vial : 6 Sample Multiplier: 1

Instrument :
MSVOA_L
ClientSampleId :
VSTDICC0.1

Quant Time: Mar 28 01:35:34 2025
Quant Method : Z:\voasrv\HPCHEM1\MSVOA_L\methods\VL032725AIR.M
Quant Title : AIR ANALYSIS BY METHOD TO-15 Instrument: MSVOA_LFri Aug 26 06:05:16 2022
QLast Update : Fri Mar 28 01:31:23 2025
Response via : Initial Calibration

Compound	R.T.	QIon	Response	Conc	Units	Dev(Min)
Internal Standards						
1) Bromochloromethane	2.787	49	180740	10.000	ppbv	0.00
33) 1,4-Difluorobenzene	3.955	114	528028	10.000	ppbv	0.00
55) Chlorobenzene-d5	8.878	117	481506	10.000	ppbv	0.00
System Monitoring Compounds						
68) 1-Bromo-4-Fluorobenzene	10.374	95	398069	10.067	ppbv	0.00
Spiked Amount 10.000	Range 65 - 135		Recovery = 100.700%			
Target Compounds						Qvalue
2) Dichlorodifluoromethane	1.554	85	2353	0.088	ppbv	100
3) Chlorodifluoromethane	1.476	51	3006	0.110	ppbv #	40
4) Chloromethane	1.531	50	1330	0.122	ppbv #	53
5) Vinyl Chloride	1.580	62	1274	0.115	ppbv #	42
6) Bromomethane	1.667	94	537	0.109	ppbv #	73
7) Chloroethane	1.703	64	616	0.141	ppbv #	49
8) Dichlorotetrafluoroethane	1.554	85	2353	0.104	ppbv	92
9) Propene	1.486	41	1664	0.135	ppbv #	44
11) Trichlorofluoromethane	1.878	101	2644	0.102	ppbv	97
12) 1,1,2-Trichlorotrifluo...	2.136	101	2551	0.120	ppbv #	81
13) Ethanol	1.716	45	721	0.750	ppbv	60
14) Bromoethene	1.780	108	956	0.117	ppbv #	11
15) Acetone	1.835	43	5179	0.205	ppbv	92
16) 1,3-Butadiene	1.609	39	1912	0.168	ppbv	94
17) tert-Butyl alcohol	2.046	59	3546	0.113	ppbv #	30
18) 1,1-Dichloroethene	2.033	96	1155	0.116	ppbv #	72
19) Isopropyl Alcohol	1.891	45	1838	0.129	ppbv #	49
20) Methylene Chloride	2.059	84	2388	0.254	ppbv #	88
21) Allyl Chloride	2.091	41	3040	0.171	ppbv #	77
22) trans-1,2-Dichloroethene	2.722	96	1512	0.130	ppbv	99
23) Vinyl Acetate	2.457	43	1746	0.166	ppbv #	1
24) 1,1-Dichloroethane	2.408	63	2446	0.114	ppbv #	92
25) Ethyl Acetate	2.842	43	6359	0.097	ppbv #	80
26) Hexane	2.823	57	3126	0.123	ppbv #	5
27) Carbon Disulfide	2.149	76	3075	0.113	ppbv #	1
28) Methyl tert-Butyl Ether	2.438	73	875	0.055	ppbv #	49
29) Chloroform	2.845	83	4120	0.111	ppbv	92
30) Cyclohexane	3.855	84	1113	0.051	ppbv #	1
31) cis-1,2-Dichloroethene	2.722	61	2587	0.101	ppbv	95
32) 1,1,1-Trichloroethane	3.366	97	2773	0.065	ppbv #	50
34) 2-Butanone	2.564	43	4331	0.113	ppbv	91
35) Carbon Tetrachloride	3.768	117	3523	0.087	ppbv #	71
36) Benzene	3.658	78	5031	0.096	ppbv #	82
37) 1,2-Dichloroethane	3.218	62	2942	0.098	ppbv	97
39) 1,2-Dichloropropane	3.959	63	135792	7.123	ppbv #	22
40) 1,4-Dioxane	4.616	88	843	0.085	ppbv #	25
42) Bromodichloromethane	4.490	83	4103	0.099	ppbv #	94
43) Methyl Methacrylate	4.878	69	930	0.042	ppbv #	1
45) t-1,3-Dichloropropene	6.419	75	1449	0.061	ppbv #	64
48) Dibromochloromethane	7.383	129	2284	0.067	ppbv	68
49) Bromoform	9.480	173	2928	0.095	ppbv	94
51) 2-Hexanone	7.448	43	4284	0.085	ppbv #	87
53) Toluene	6.930	91	3144	0.051	ppbv #	25

Quantitation Report (Not Reviewed)

Data Path : Z:\voasrv\HPCHEM1\MSVOA_L\Data\VL032725\
Data File : VL042176.D
Acq On : 27 Mar 2025 10:32
Operator : SY/MD
Sample : VSTDICC0.1
Misc : 400mL/MSVOA_L
ALS Vial : 6 Sample Multiplier: 1

Instrument :
MSVOA_L
ClientSampleId :
VSTDICC0.1

Quant Time: Mar 28 01:35:34 2025
Quant Method : Z:\voasrv\HPCHEM1\MSVOA_L\methods\VL032725AIR.M
Quant Title : AIR ANALYSIS BY METHOD TO-15 Instrument: MSVOA_LFri Aug 26 06:05:16 2022
QLast Update : Fri Mar 28 01:31:23 2025
Response via : Initial Calibration

	Compound	R.T.	QIon	Response	Conc	Units	Dev(Min)
54)	1,2-Dibromoethane	7.652	107	1864	0.066	ppbv	98
56)	1,1,1,2-Tetrachloroethane	8.924	131	2963	0.112	ppbv #	1
57)	Chlorobenzene	8.917	112	4904	0.107	ppbv #	74
58)	Ethyl Benzene	9.354	91	8648	0.101	ppbv	93
59)	m/p-Xylene	9.545	91	6005	0.088	ppbv #	12
60)	o-Xylene	9.959	91	8048	0.118	ppbv	96
61)	Styrene	9.872	104	1723	0.051	ppbv #	25
62)	Isopropylbenzene	10.536	105	10359	0.101	ppbv	97
63)	1,1,2,2-Tetrachloroethane	9.959	83	1910	0.046	ppbv #	25
64)	n-propylbenzene	10.989	120	2375	0.090	ppbv #	62
65)	tert-Butylbenzene	11.526	119	9418	0.099	ppbv	94
66)	Benzyl Chloride	11.617	91	844	0.084	ppbv #	86
67)	sec-Butylbenzene	11.765	105	13775	0.105	ppbv	96
69)	p-Isopropyltoluene	11.924	119	11366	0.100	ppbv	98
70)	n-Butylbenzene	12.280	91	10697	0.092	ppbv	97
71)	2-Chlorotoluene	10.898	91	8347	0.105	ppbv	98
72)	4-Ethyltoluene	11.125	105	8579	0.101	ppbv #	84
73)	1,3,5-Trimethylbenzene	11.202	105	8407	0.113	ppbv	91
74)	1,2,4-Trimethylbenzene	11.536	105	10341	0.121	ppbv #	95
75)	1,3-Dichlorobenzene	11.604	146	4426	0.094	ppbv	94
76)	1,4-Dichlorobenzene	11.672	146	4552	0.097	ppbv	95
77)	1,2-Dichlorobenzene	11.947	146	4867	0.106	ppbv	93
78)	Hexachloro-1,3-Butadiene	13.882	225	4755	0.102	ppbv	94
79)	Naphthalene	13.513	128	7882	0.084	ppbv #	92
80)	Naphthalene,2-methyl-	14.471	142	2174	0.048	ppbv #	78
81)	1,2,4-Trichlorobenzene	13.442	180	2557	0.059	ppbv	98

(#) = qualifier out of range (m) = manual integration (+) = signals summed

Quantitation Report (Not Reviewed)

Data Path : Z:\voasrv\HPCHEM1\MSVOA_L\Data\VL032725\
Data File : VL042176.D
Acq On : 27 Mar 2025 10:32
Operator : SY/MD
Sample : VSTDICC0.1
Misc : 400mL/MSVOA_L
ALS Vial : 6 Sample Multiplier: 1

Instrument :
MSVOA_L
ClientSampleId :
VSTDICC0.1

Quant Time: Mar 28 01:35:34 2025
Quant Method : Z:\voasrv\HPCHEM1\MSVOA_L\methods\VL032725AIR.M
Quant Title : AIR ANALYSIS BY METHOD TO-15 Instrument: MSVOA_LFri Aug 26 06:05:16 2022
QLast Update : Fri Mar 28 01:31:23 2025
Response via : Initial Calibration

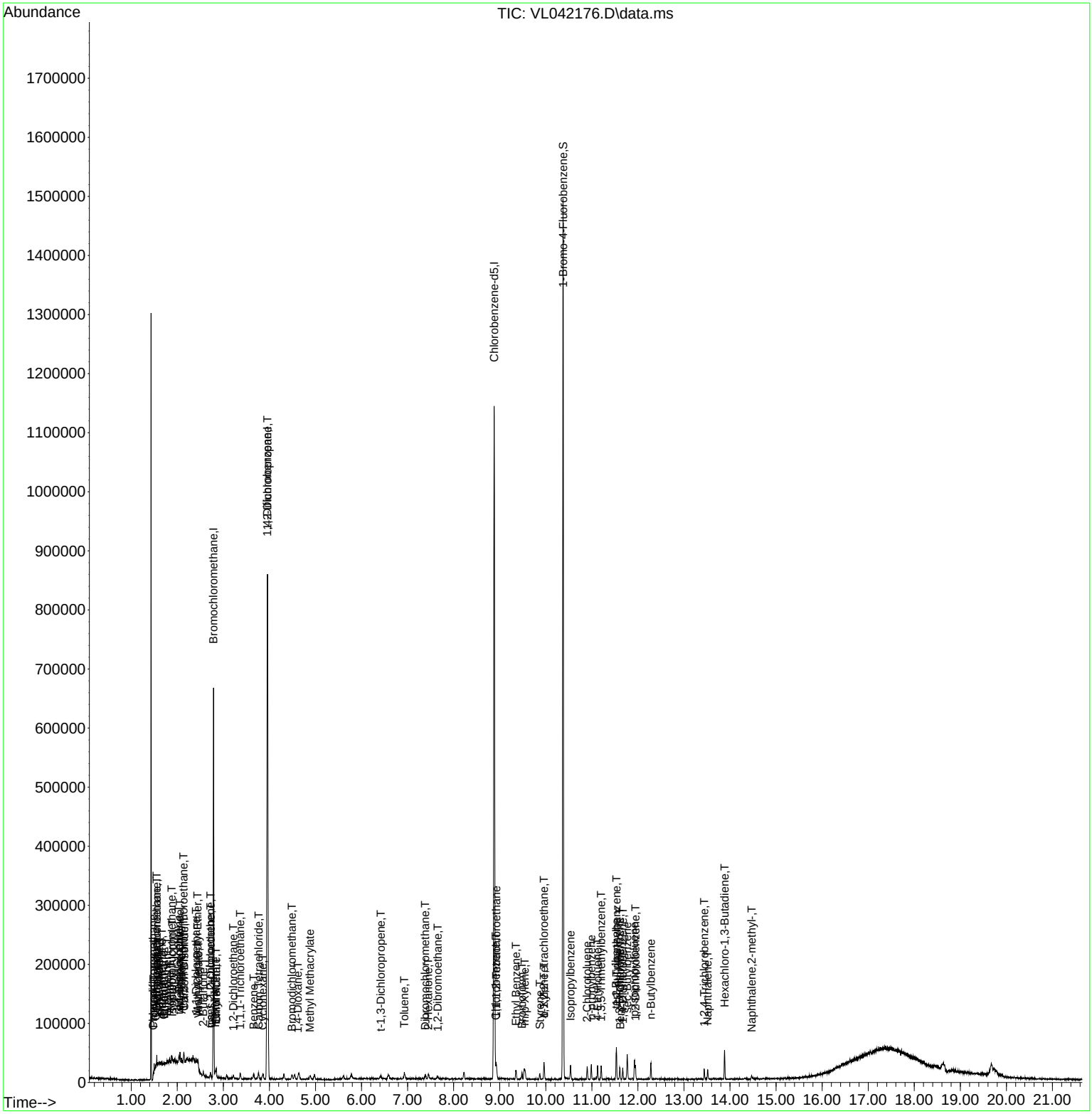

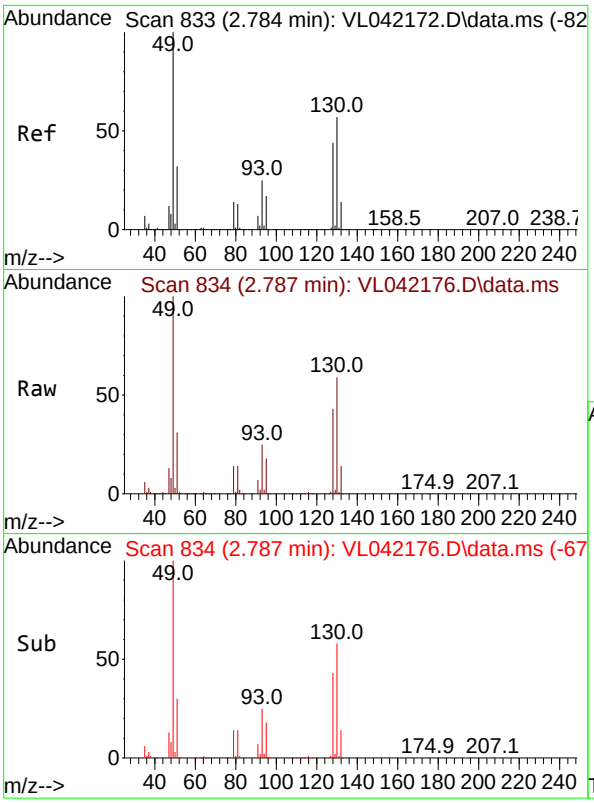

#1
Bromochloromethane
Concen: 10.000 ppbv
RT: 2.787 min Scan# 8
Delta R.T. 0.003 min
Lab File: VL042176.D
Acq: 27 Mar 2025 10:32

Instrument :
MSVOA_L
ClientSampleId :
VSTDICC0.1

Tgt Ion: 49 Resp: 180740

Ion	Ratio	Lower	Upper
49	100		
128	45.6	22.9	68.5
130	58.5	28.8	86.4

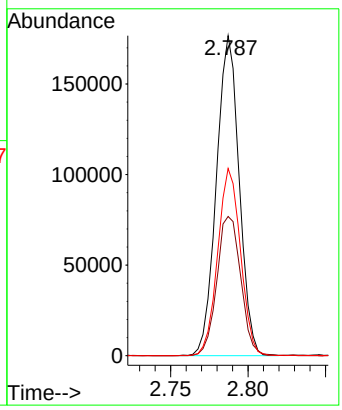

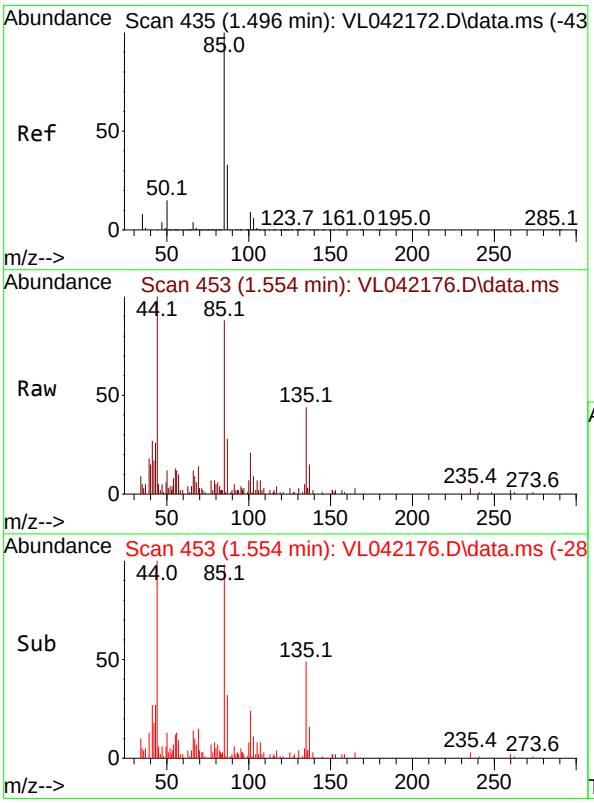

#2
Dichlorodifluoromethane
Concen: 0.088 ppbv
RT: 1.554 min Scan# 453
Delta R.T. 0.058 min
Lab File: VL042176.D
Acq: 27 Mar 2025 10:32

Tgt Ion: 85 Resp: 2353

Ion	Ratio	Lower	Upper
85	100		
87	32.5	26.1	39.1

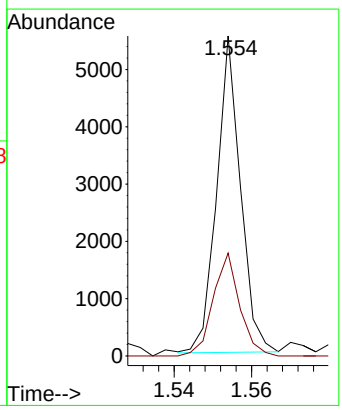

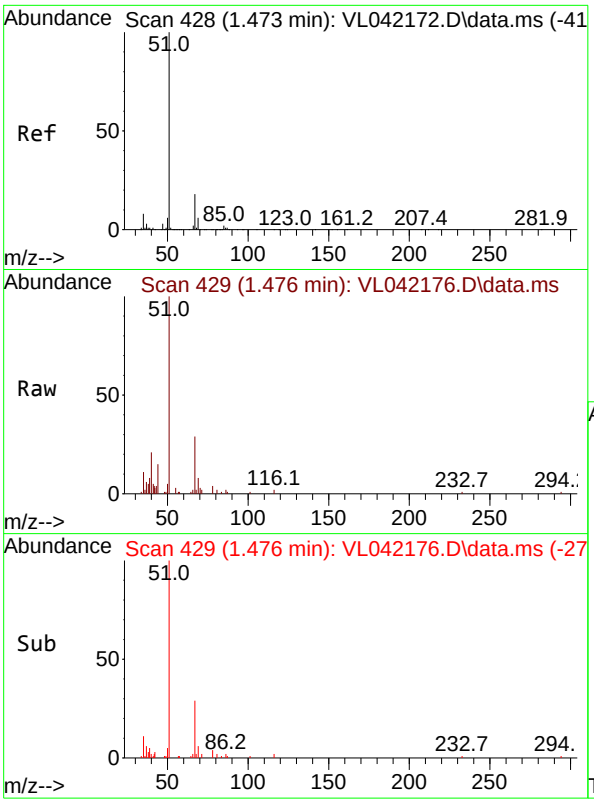

#3
Chlorodifluoromethane
Concen: 0.110 ppbv
RT: 1.476 min Scan# 4
Delta R.T. 0.003 min
Lab File: VL042176.D
Acq: 27 Mar 2025 10:32

Instrument :
MSVOA_L
ClientSampleId :
VSTDICC0.1

Tgt Ion: 51 Resp: 3006

Ion	Ratio	Lower	Upper
51	100		
67	45.8	15.0	22.6#

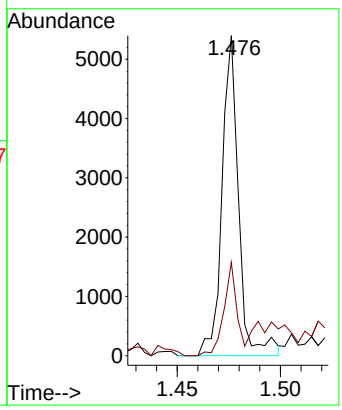

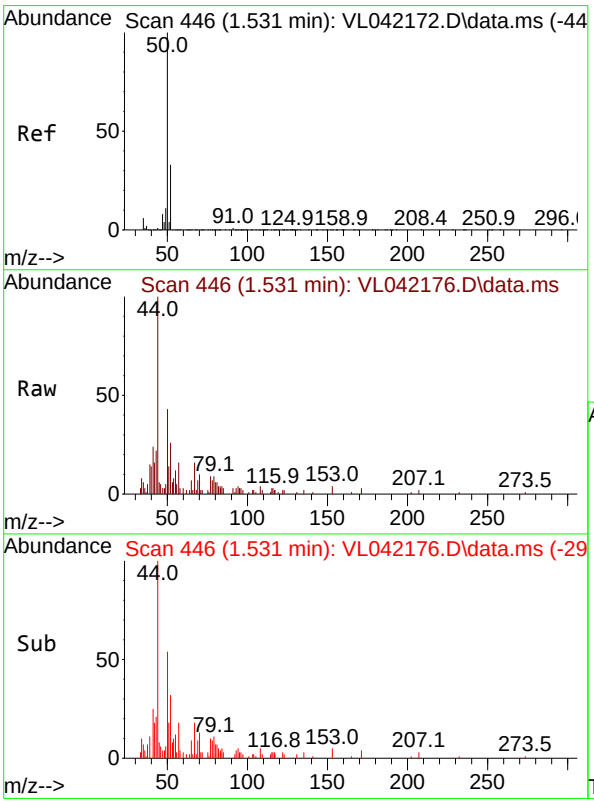

#4
Chloromethane
Concen: 0.122 ppbv
RT: 1.531 min Scan# 446
Delta R.T. -0.000 min
Lab File: VL042176.D
Acq: 27 Mar 2025 10:32

Tgt Ion: 50 Resp: 1330

Ion	Ratio	Lower	Upper
50	100		
52	59.3	26.1	39.1#

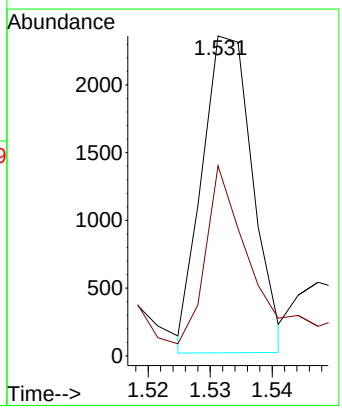

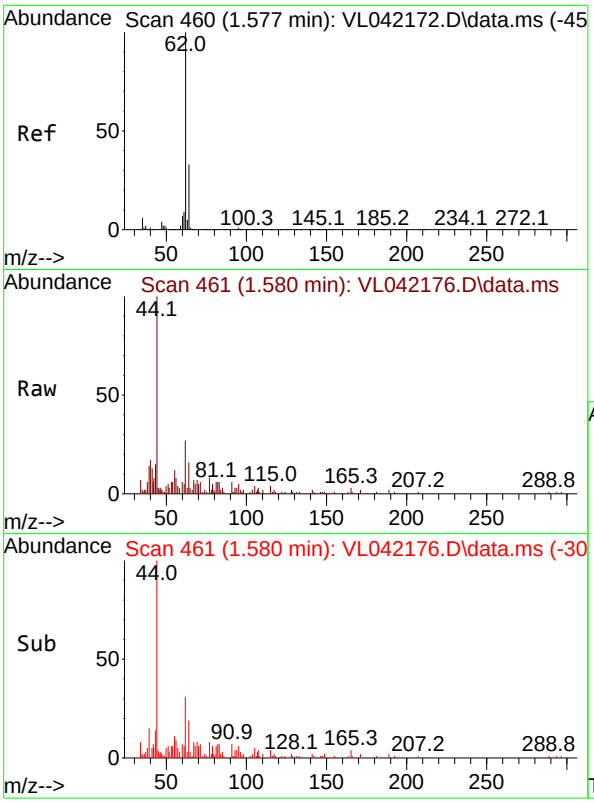

#5
Vinyl Chloride
Concen: 0.115 ppbv
RT: 1.580 min Scan# 4
Delta R.T. 0.003 min
Lab File: VL042176.D
Acq: 27 Mar 2025 10:32

Instrument :
MSVOA_L
ClientSampleId :
VSTDICC0.1

Tgt Ion: 62 Resp: 1274

Ion	Ratio	Lower	Upper
62	100		
64	66.4	26.6	40.0#

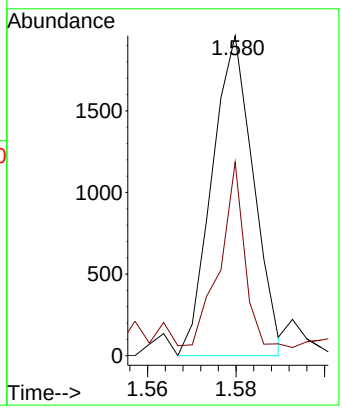

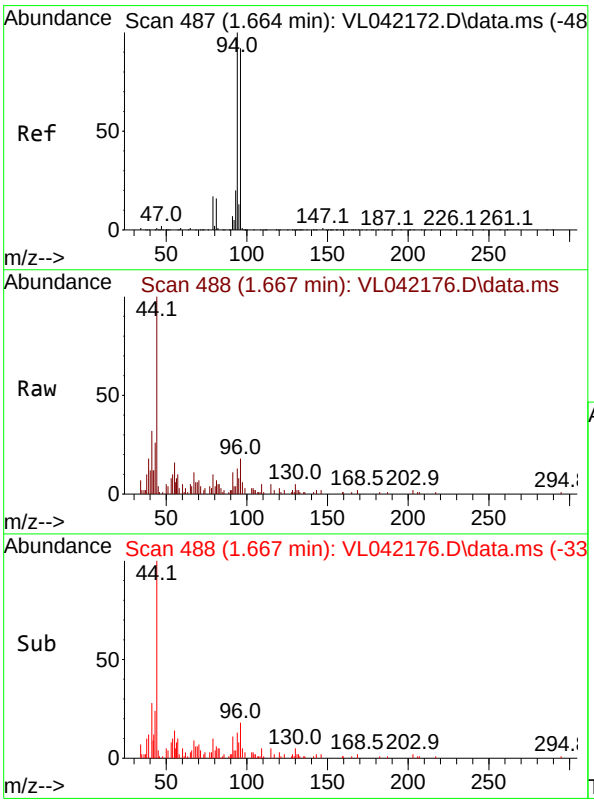

#6
Bromomethane
Concen: 0.109 ppbv
RT: 1.667 min Scan# 488
Delta R.T. 0.003 min
Lab File: VL042176.D
Acq: 27 Mar 2025 10:32

Tgt Ion: 94 Resp: 537

Ion	Ratio	Lower	Upper
94	100		
96	116.6	73.1	109.7#

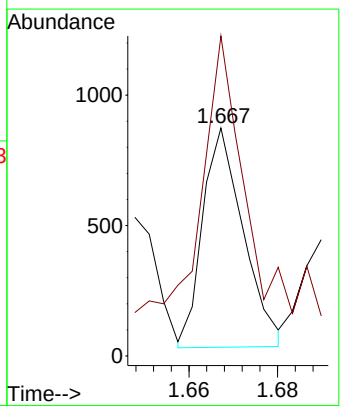

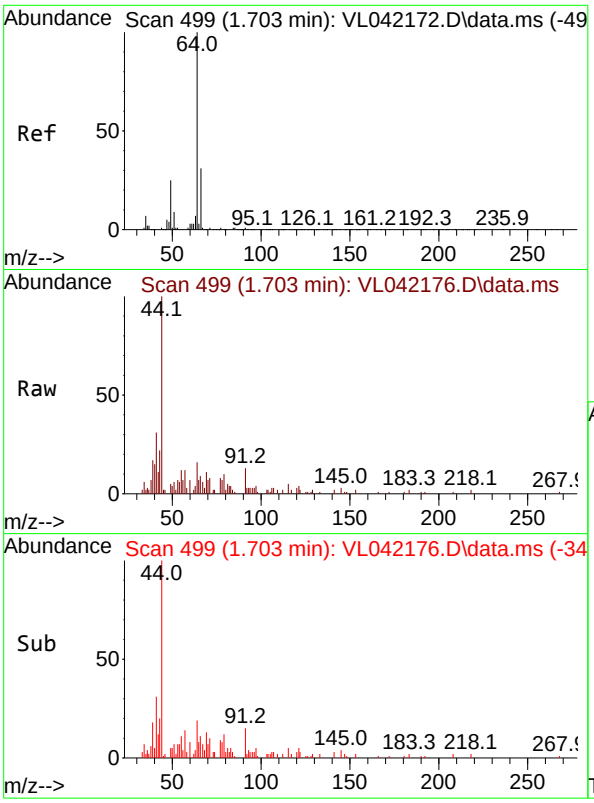

#7
Chloroethane
Concen: 0.141 ppbv
RT: 1.703 min Scan# 4
Delta R.T. -0.000 min
Lab File: VL042176.D
Acq: 27 Mar 2025 10:32

Instrument :
MSVOA_L
ClientSampleId :
VSTDICC0.1

Tgt Ion: 64 Resp: 616

Ion	Ratio	Lower	Upper
64	100		
66	59.5	25.2	37.8#

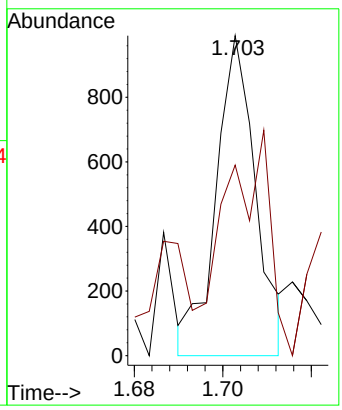

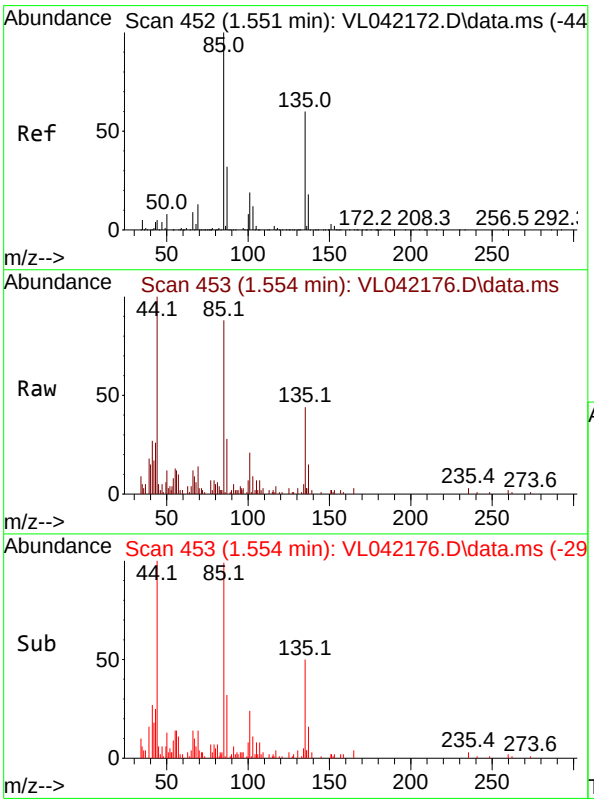

#8
Dichlorotetrafluoroethane
Concen: 0.104 ppbv
RT: 1.554 min Scan# 453
Delta R.T. 0.003 min
Lab File: VL042176.D
Acq: 27 Mar 2025 10:32

Tgt Ion: 85 Resp: 2353

Ion	Ratio	Lower	Upper
85	100		
135	71.7	52.4	78.6

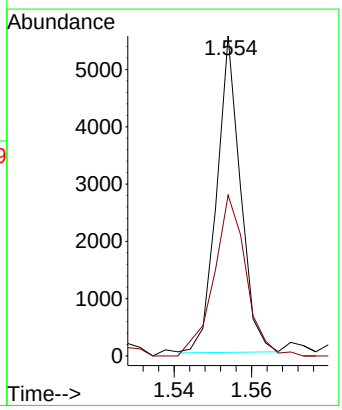

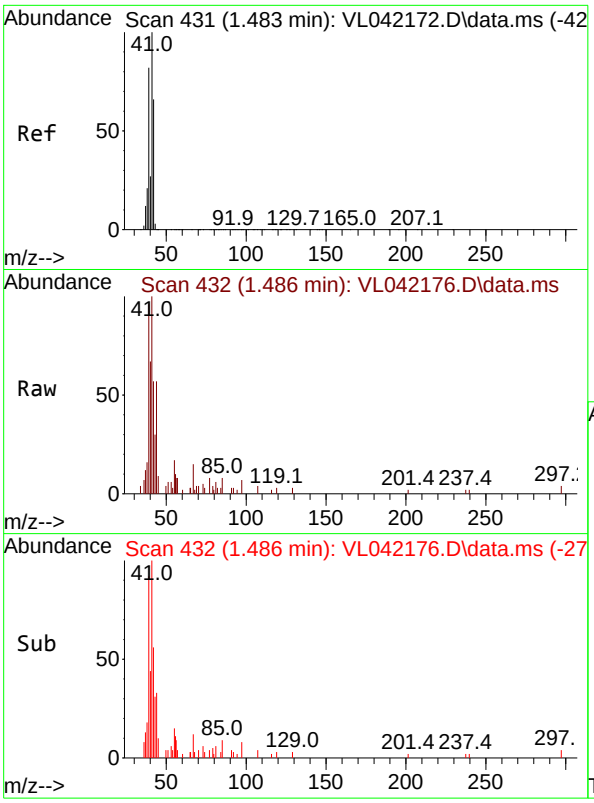

#9
Propene
Concen: 0.135 ppbv
RT: 1.486 min Scan# 4
Delta R.T. 0.003 min
Lab File: VL042176.D
Acq: 27 Mar 2025 10:32

Instrument :
MSVOA_L
ClientSampleId :
VSTDICC0.1

Tgt Ion: 41 Resp: 1664

Ion	Ratio	Lower	Upper
41	100		
42	115.3	55.4	83.2#

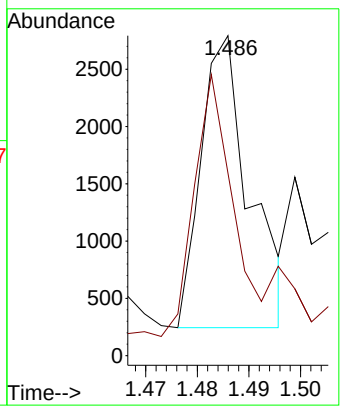

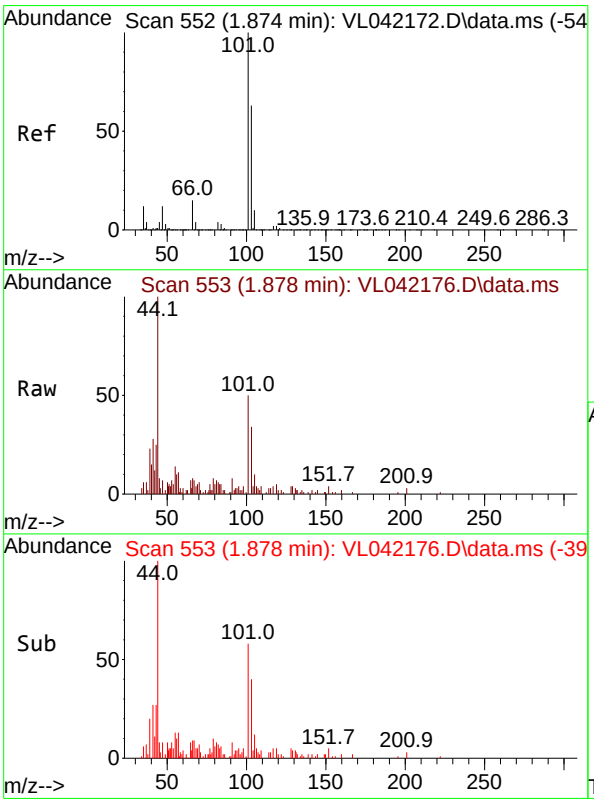

#11
Trichlorofluoromethane
Concen: 0.102 ppbv
RT: 1.878 min Scan# 553
Delta R.T. 0.003 min
Lab File: VL042176.D
Acq: 27 Mar 2025 10:32

Tgt Ion:101 Resp: 2644

Ion	Ratio	Lower	Upper
101	100		
103	64.7	50.2	75.2

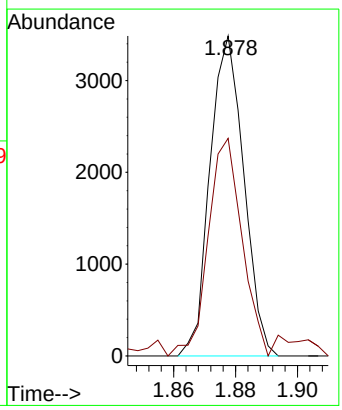

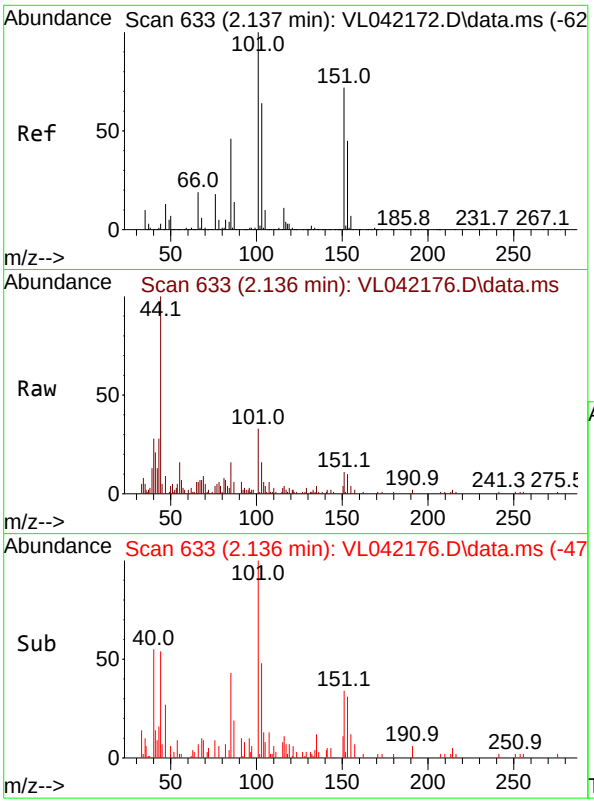

#12
1,1,2-Trichlorotrifluoroethane
Concen: 0.120 ppbv
RT: 2.136 min Scan# 6
Delta R.T. -0.000 min
Lab File: VL042176.D
Acq: 27 Mar 2025 10:32

Instrument :
MSVOA_L
ClientSampleId :
VSTDICC0.1

Tgt Ion:101 Resp: 2551

Ion	Ratio	Lower	Upper
101	100		
151	55.7	57.1	85.7#

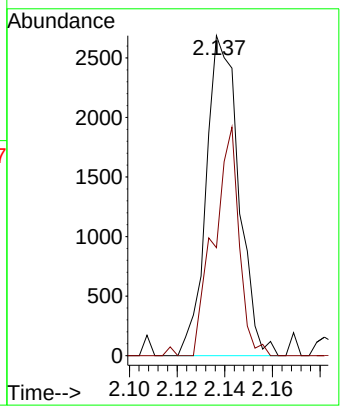

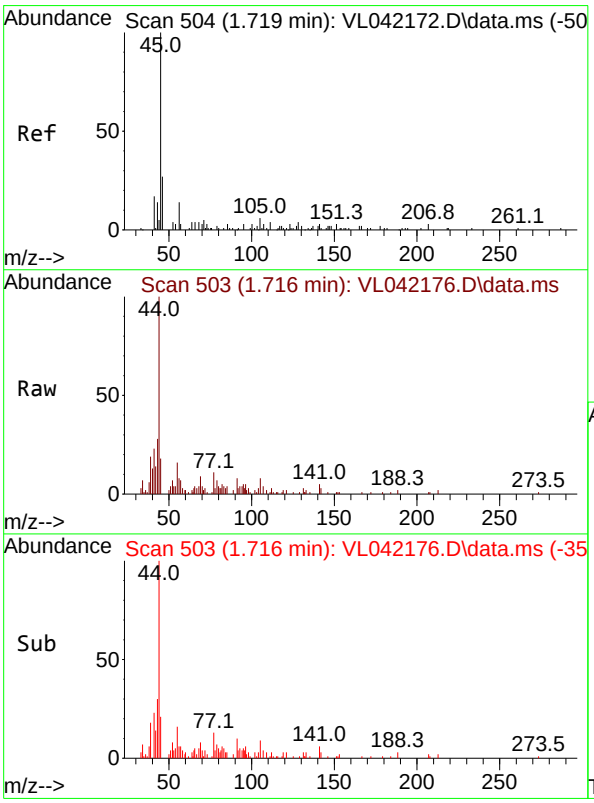

#13
Ethanol
Concen: 0.750 ppbv
RT: 1.716 min Scan# 503
Delta R.T. -0.003 min
Lab File: VL042176.D
Acq: 27 Mar 2025 10:32

Tgt Ion: 45 Resp: 721

Ion	Ratio	Lower	Upper
45	100		
46	22.9	20.2	80.8

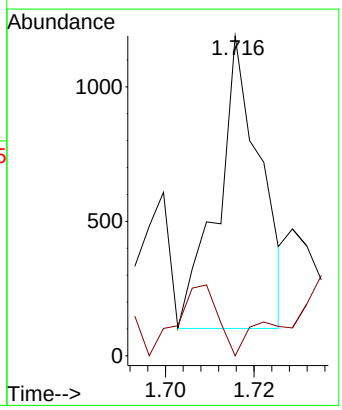

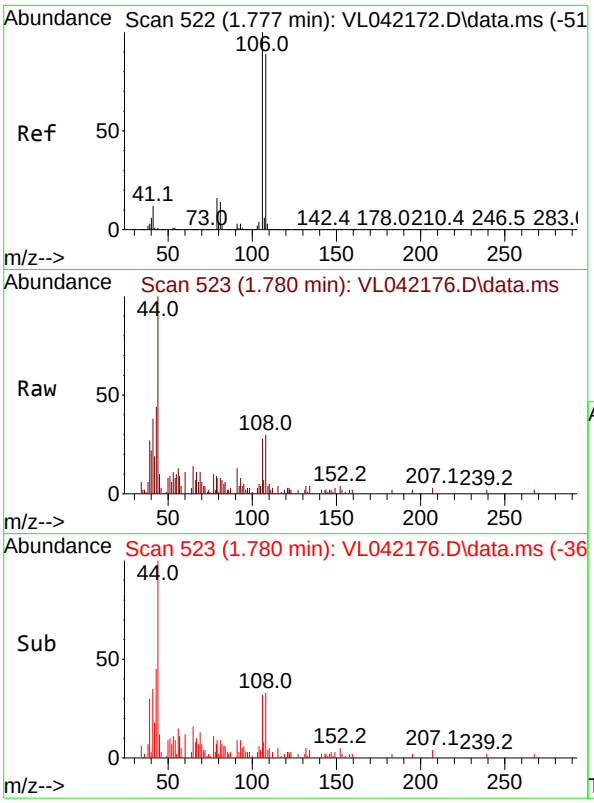

#14
Bromoethene
Concen: 0.117 ppbv
RT: 1.780 min Scan# 5
Delta R.T. 0.003 min
Lab File: VL042176.D
Acq: 27 Mar 2025 10:32

Instrument :
MSVOA_L
ClientSampleId :
VSTDICC0.1

Tgt Ion:108 Resp: 956

Ion	Ratio	Lower	Upper
108	100		
106	177.0	86.8	130.2#
79	120.6	15.0	22.6#

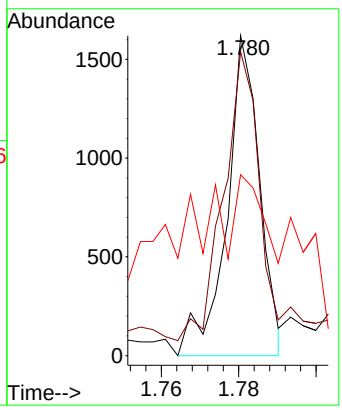

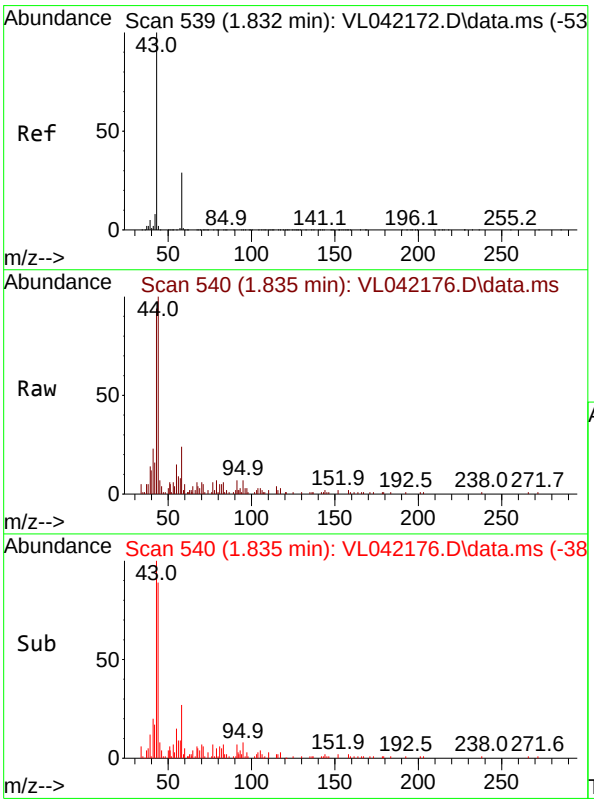

#15
Acetone
Concen: 0.205 ppbv
RT: 1.835 min Scan# 540
Delta R.T. 0.003 min
Lab File: VL042176.D
Acq: 27 Mar 2025 10:32

Tgt Ion: 43 Resp: 5179

Ion	Ratio	Lower	Upper
43	100		
58	33.1	23.2	34.8

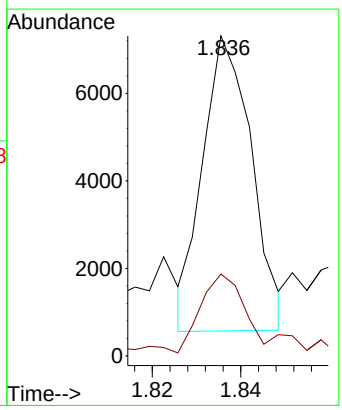

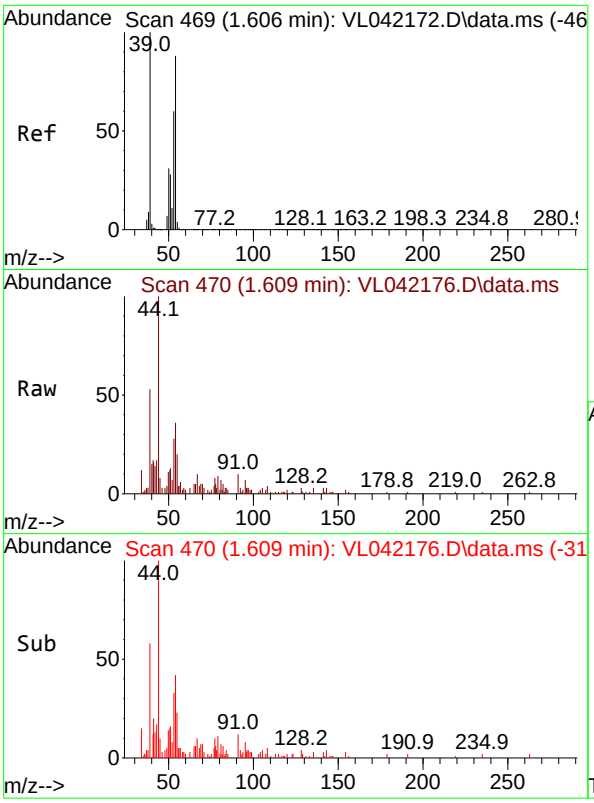

#16
1,3-Butadiene
Concen: 0.168 ppbv
RT: 1.609 min Scan# 4
Delta R.T. 0.003 min
Lab File: VL042176.D
Acq: 27 Mar 2025 10:32

Instrument :
MSVOA_L
ClientSampleId :
VSTDICC0.1

Tgt Ion: 39 Resp: 1912

Ion	Ratio	Lower	Upper
39	100		
54	70.7	60.7	91.1

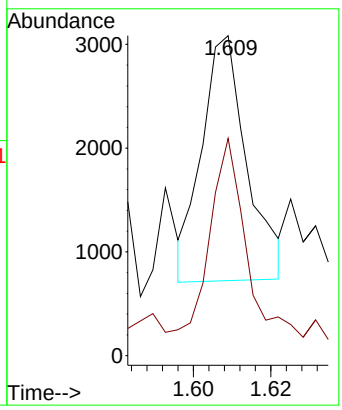

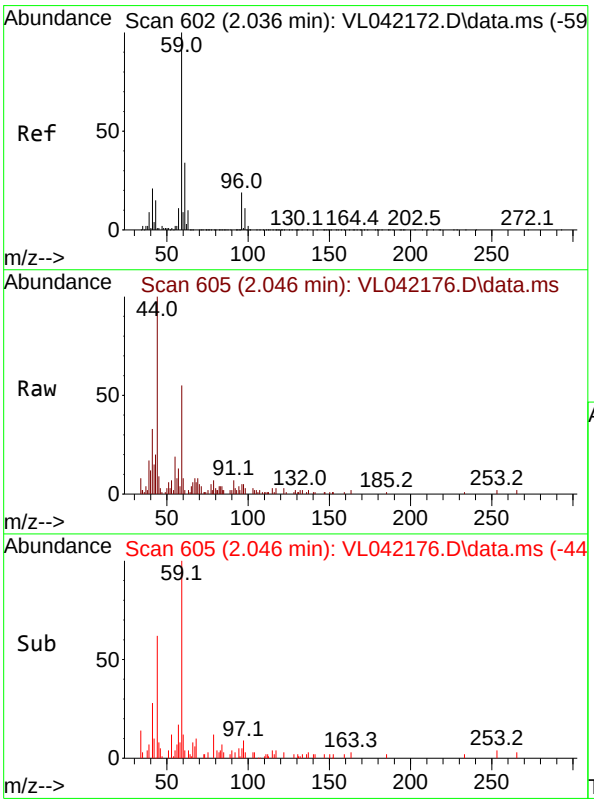

#17
tert-Butyl alcohol
Concen: 0.113 ppbv
RT: 2.046 min Scan# 605
Delta R.T. 0.010 min
Lab File: VL042176.D
Acq: 27 Mar 2025 10:32

Tgt Ion: 59 Resp: 3546

Ion	Ratio	Lower	Upper
59	100		
57	37.8	8.9	13.3#

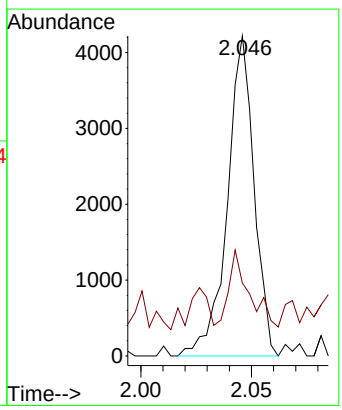

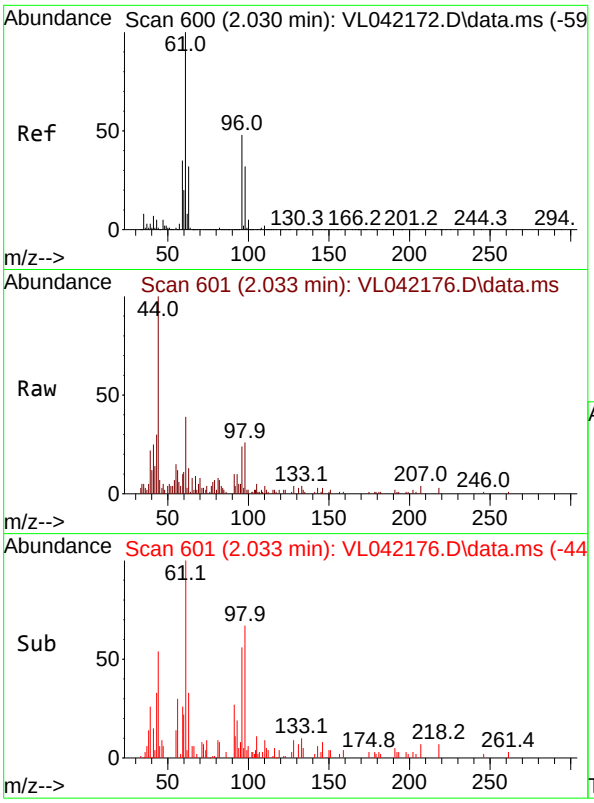

#18
1,1-Dichloroethene
Concen: 0.116 ppbv
RT: 2.033 min Scan# 6
Delta R.T. 0.003 min
Lab File: VL042176.D
Acq: 27 Mar 2025 10:32

Instrument :
MSVOA_L
ClientSampleId :
VSTDICC0.1

Tgt Ion: 96 Resp: 1155

Ion	Ratio	Lower	Upper
96	100		
61	179.9	167.6	251.4
98	112.6	53.5	80.3#

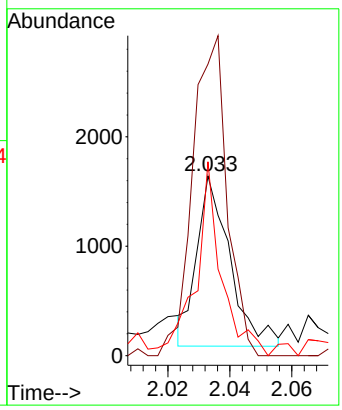

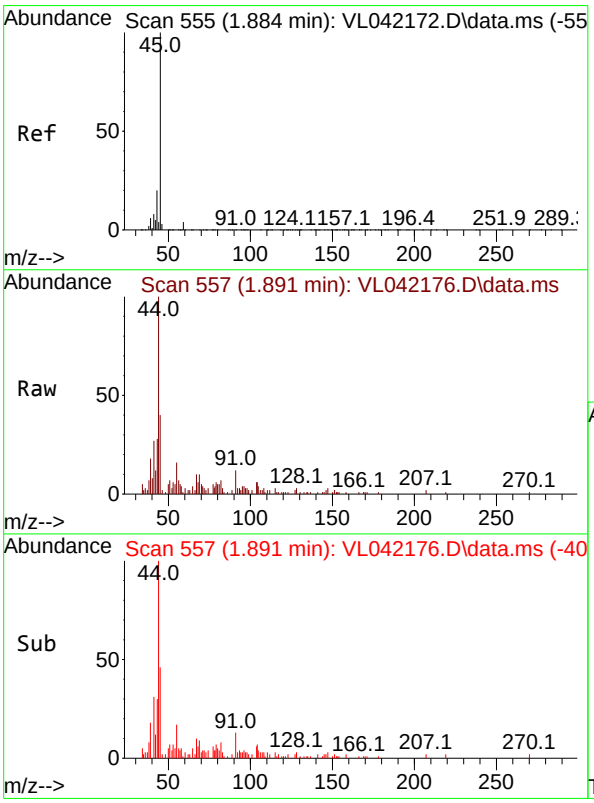

#19
Isopropyl Alcohol
Concen: 0.129 ppbv
RT: 1.891 min Scan# 557
Delta R.T. 0.006 min
Lab File: VL042176.D
Acq: 27 Mar 2025 10:32

Tgt Ion: 45 Resp: 1838

Ion	Ratio	Lower	Upper
45	100		
58	12.5	36.9	55.3#

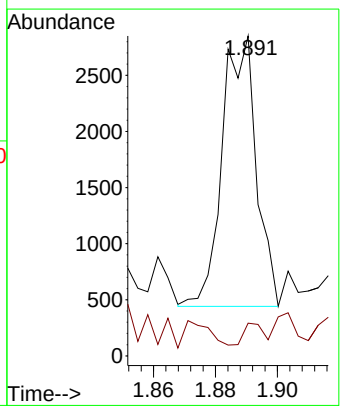

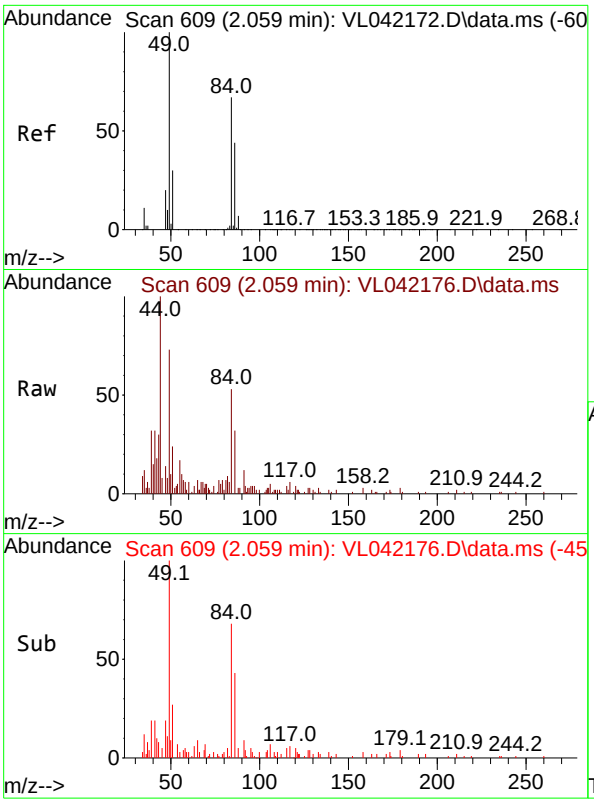

#20
Methylene Chloride
Concen: 0.254 ppbv
RT: 2.059 min Scan# 6
Delta R.T. -0.000 min
Lab File: VL042176.D
Acq: 27 Mar 2025 10:32

Instrument :
MSVOA_L
ClientSampleId :
VSTDICC0.1

Tgt Ion: 84 Resp: 2388

Ion	Ratio	Lower	Upper
84	100		
49	132.5	120.2	180.4
51	37.3	37.4	56.0#
86	61.5	52.4	78.6

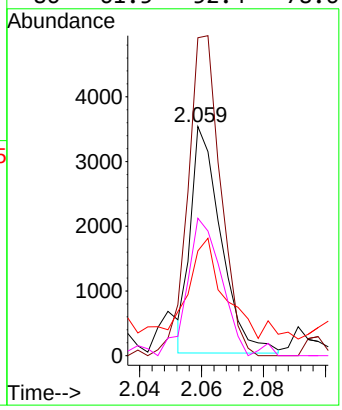

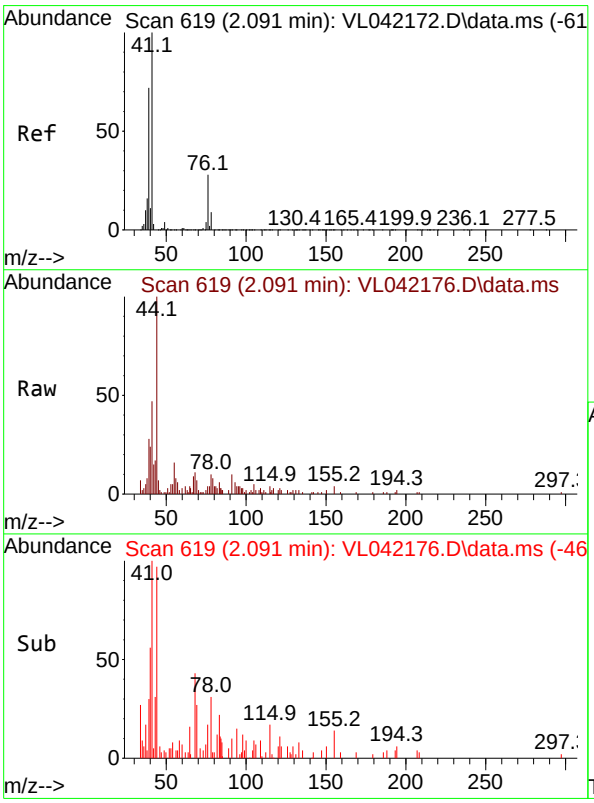

#21
Allyl Chloride
Concen: 0.171 ppbv
RT: 2.091 min Scan# 619
Delta R.T. -0.000 min
Lab File: VL042176.D
Acq: 27 Mar 2025 10:32

Tgt Ion: 41 Resp: 3040

Ion	Ratio	Lower	Upper
41	100		
76	21.8	24.1	36.1#
39	98.7	61.1	91.7#

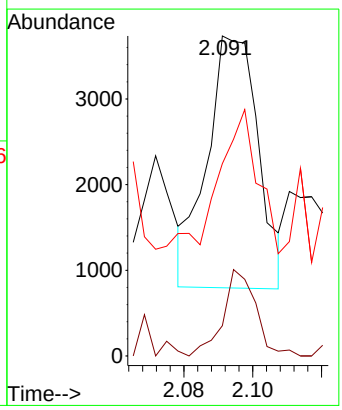

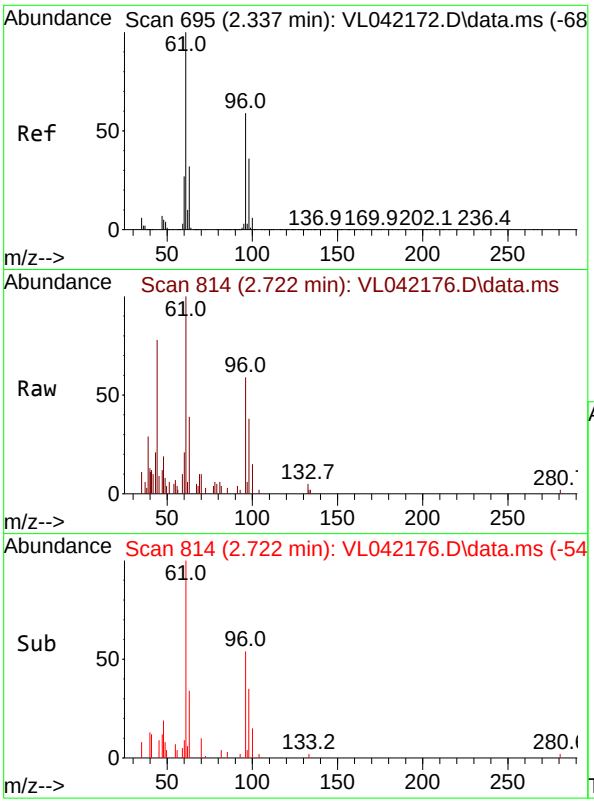

#22
trans-1,2-Dichloroethene
Concen: 0.130 ppbv
RT: 2.722 min Scan# 8
Delta R.T. 0.385 min
Lab File: VL042176.D
Acq: 27 Mar 2025 10:32

Instrument :
MSVOA_L
ClientSampleId :
VSTDICC0.1

Tgt Ion: 96 Resp: 1512

Ion	Ratio	Lower	Upper
96	100		
61	170.3	136.6	204.8
98	65.4	49.4	74.2

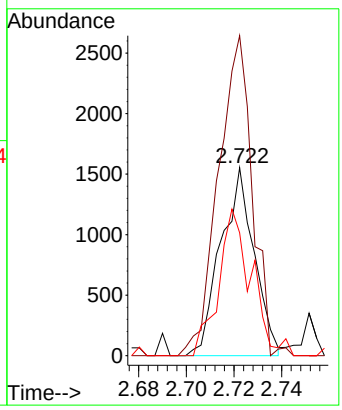

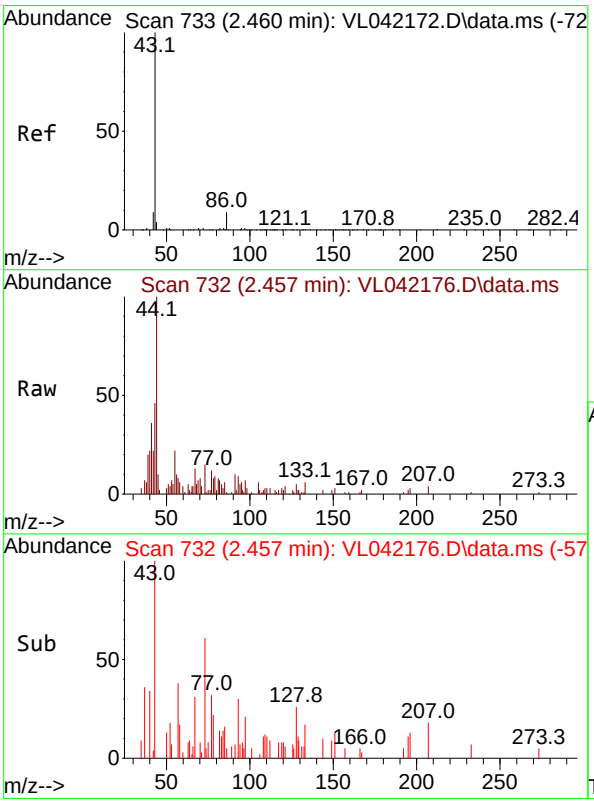

#23
Vinyl Acetate
Concen: 0.166 ppbv
RT: 2.457 min Scan# 732
Delta R.T. -0.003 min
Lab File: VL042176.D
Acq: 27 Mar 2025 10:32

Tgt Ion: 43 Resp: 1746

Ion	Ratio	Lower	Upper
43	100		
86	3.5	5.5	8.3#
42	32.0	8.6	13.0#
44	134.1	6.2	9.4#

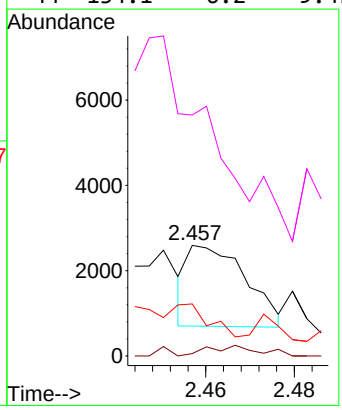

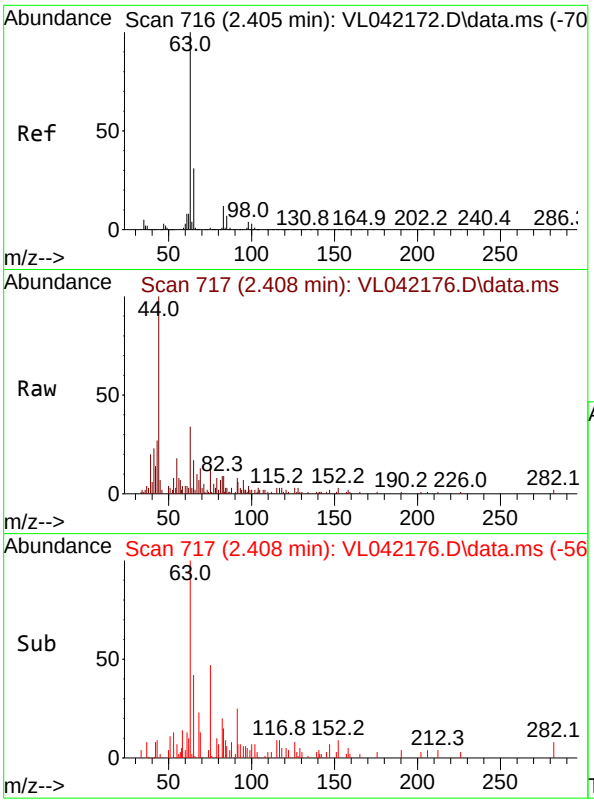

#24
1,1-Dichloroethane
Concen: 0.114 ppbv
RT: 2.408 min Scan# 7
Delta R.T. 0.003 min
Lab File: VL042176.D
Acq: 27 Mar 2025 10:32

Instrument :
MSVOA_L
ClientSampleId :
VSTDICC0.1

Tgt Ion: 63 Resp: 2446

Ion	Ratio	Lower	Upper
63	100		
98	6.3	2.3	6.8
100	6.9	1.6	4.7#

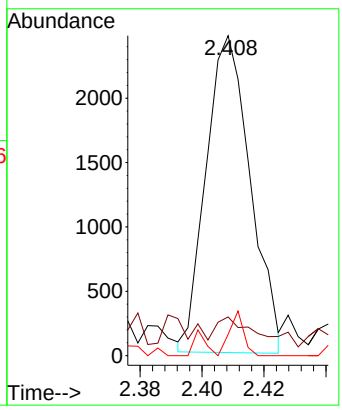

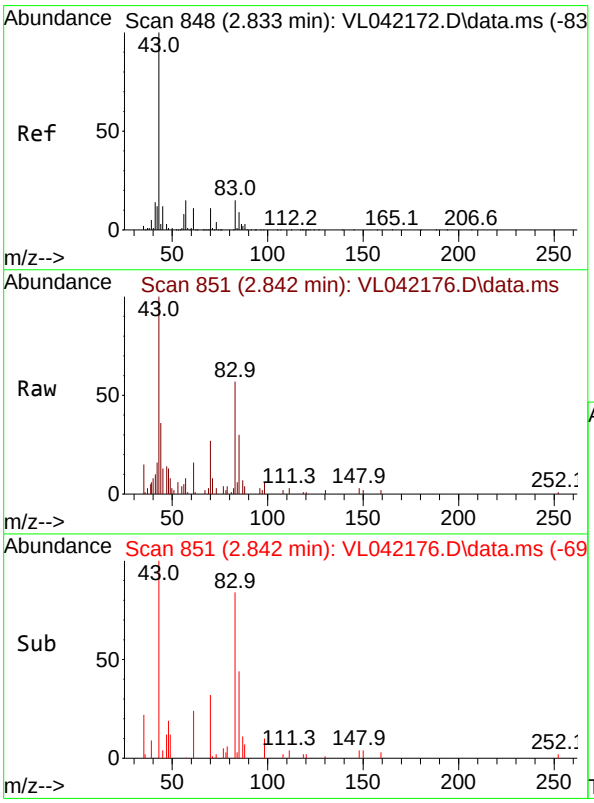

#25
Ethyl Acetate
Concen: 0.097 ppbv
RT: 2.842 min Scan# 851
Delta R.T. 0.010 min
Lab File: VL042176.D
Acq: 27 Mar 2025 10:32

Tgt Ion: 43 Resp: 6359

Ion	Ratio	Lower	Upper
43	100		
45	22.8	8.2	12.2#
61	11.2	7.3	10.9#
70	15.3	7.2	10.8#

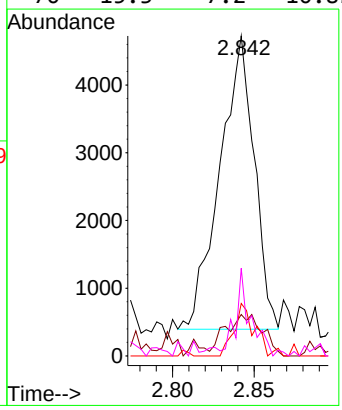

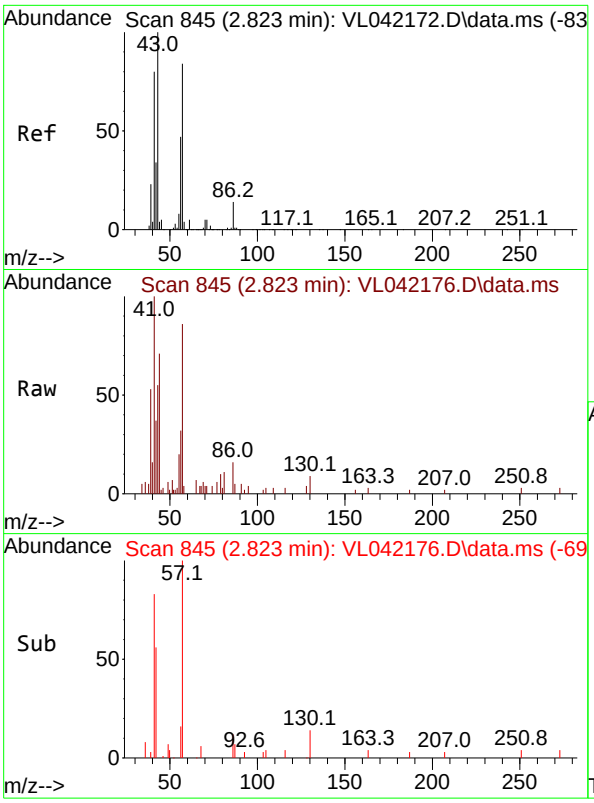

#26
Hexane
Concen: 0.123 ppbv
RT: 2.823 min Scan# 8
Delta R.T. -0.000 min
Lab File: VL042176.D
Acq: 27 Mar 2025 10:32

Instrument :
MSVOA_L
ClientSampleId :
VSTDICC0.1

Tgt Ion: 57 Resp: 3126

Ion	Ratio	Lower	Upper
57	100		
41	96.0	76.6	114.8
43	0.0	207.8	311.8#
56	67.2	43.6	65.4#

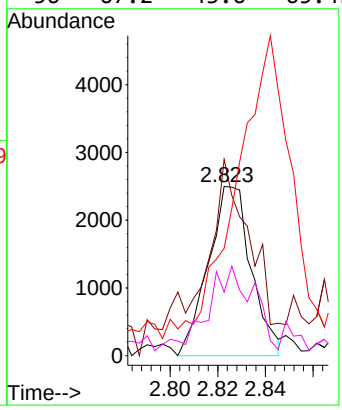

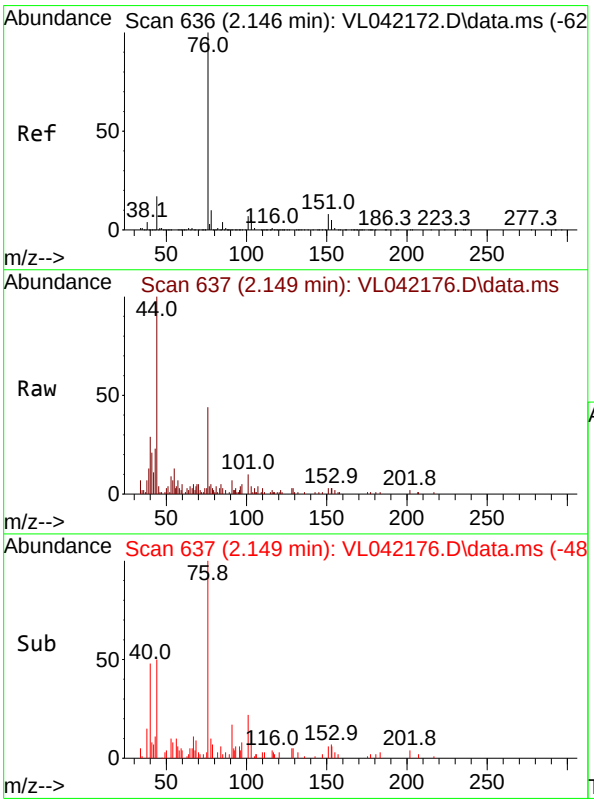

#27
Carbon Disulfide
Concen: 0.113 ppbv
RT: 2.149 min Scan# 637
Delta R.T. 0.003 min
Lab File: VL042176.D
Acq: 27 Mar 2025 10:32

Tgt Ion: 76 Resp: 3075

Ion	Ratio	Lower	Upper
76	100		
44	436.3	14.7	22.1#
78	28.7	9.3	13.9#

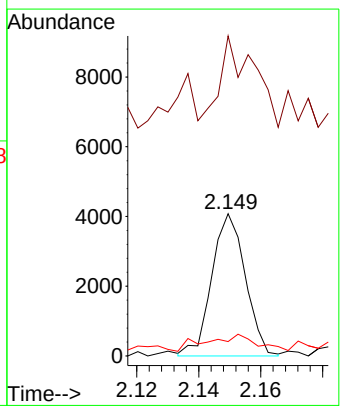

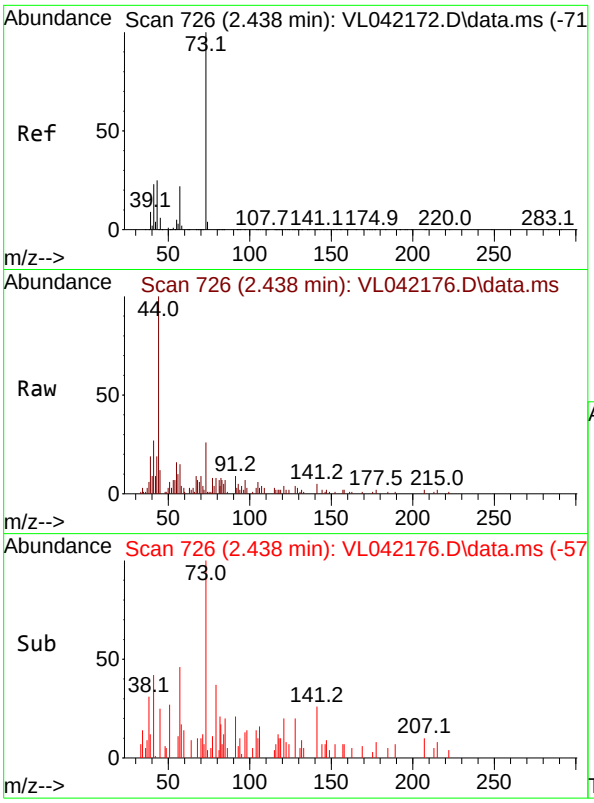

#28
Methyl tert-Butyl Ether
Concen: 0.055 ppbv
RT: 2.438 min Scan# 7
Delta R.T. -0.000 min
Lab File: VL042176.D
Acq: 27 Mar 2025 10:32

Instrument :
MSVOA_L
ClientSampleId :
VSTDICC0.1

Tgt Ion: 73 Resp: 875

Ion	Ratio	Lower	Upper
73	100		
57	0.0	20.5	30.7#

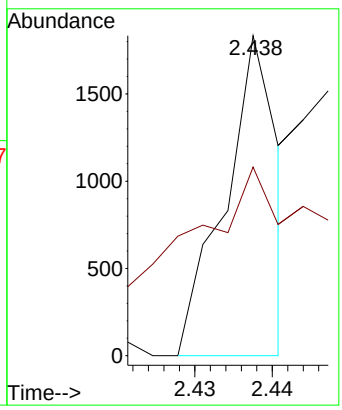

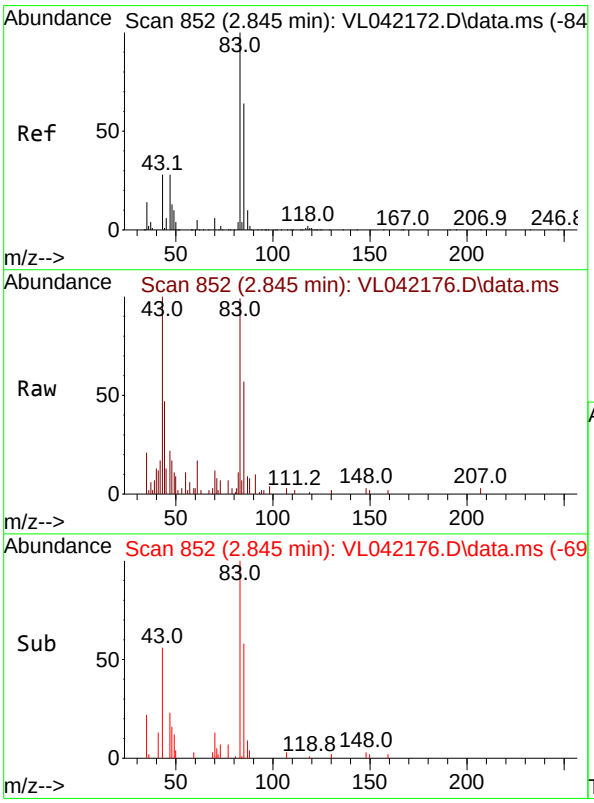

#29
Chloroform
Concen: 0.111 ppbv
RT: 2.845 min Scan# 852
Delta R.T. -0.000 min
Lab File: VL042176.D
Acq: 27 Mar 2025 10:32

Tgt Ion: 83 Resp: 4120

Ion	Ratio	Lower	Upper
83	100		
85	58.4	51.4	77.2

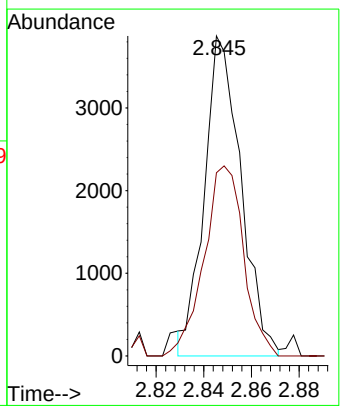

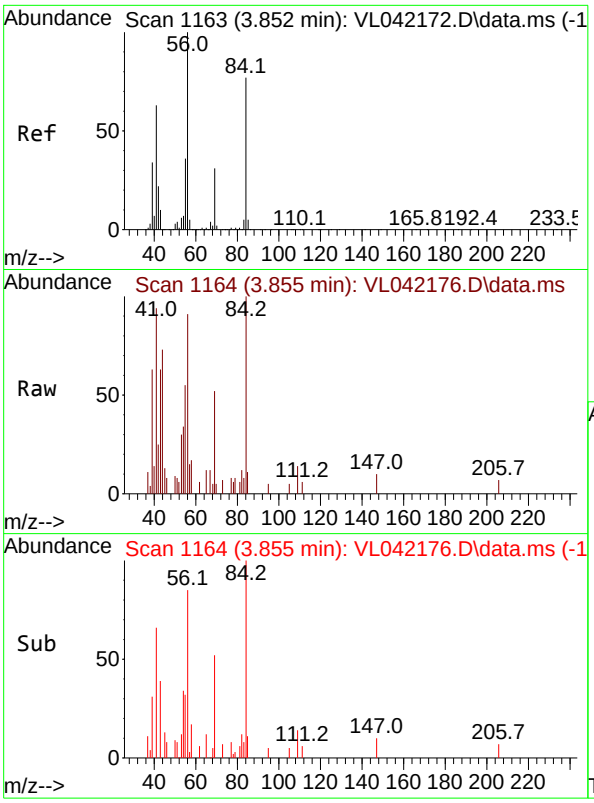

#30
Cyclohexane
Concen: 0.051 ppbv
RT: 3.855 min Scan# 1
Delta R.T. 0.003 min
Lab File: VL042176.D
Acq: 27 Mar 2025 10:32

Instrument :
MSVOA_L
ClientSampleId :
VSTDICC0.1

Tgt Ion: 84 Resp: 1113

Ion	Ratio	Lower	Upper
84	100		
56	0.0	102.8	154.2#
41	0.0	66.5	99.7#

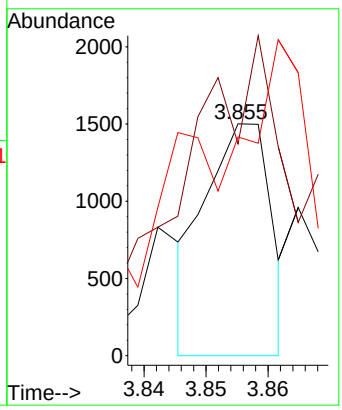

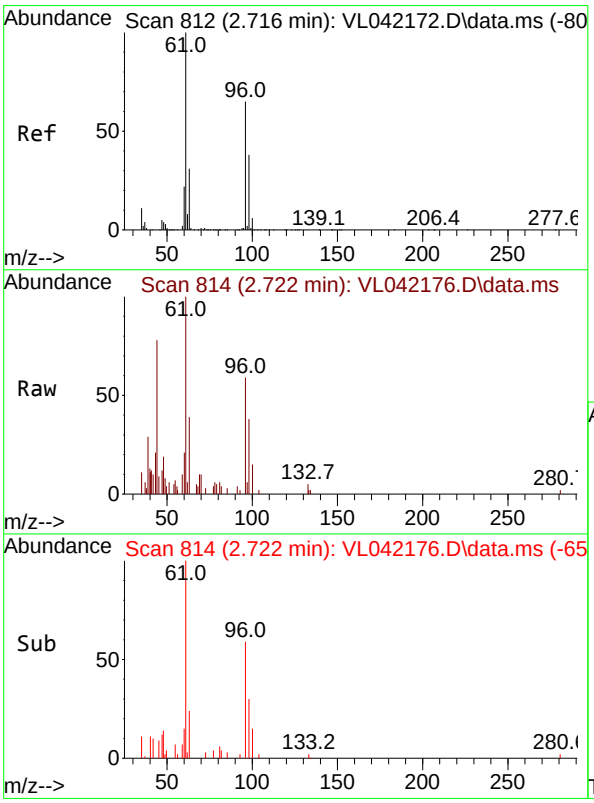

#31
cis-1,2-Dichloroethene
Concen: 0.101 ppbv
RT: 2.722 min Scan# 814
Delta R.T. 0.006 min
Lab File: VL042176.D
Acq: 27 Mar 2025 10:32

Tgt Ion: 61 Resp: 2587

Ion	Ratio	Lower	Upper
61	100		
96	58.7	51.8	77.8
98	38.4	30.6	46.0

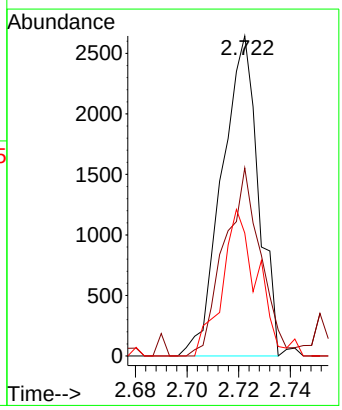

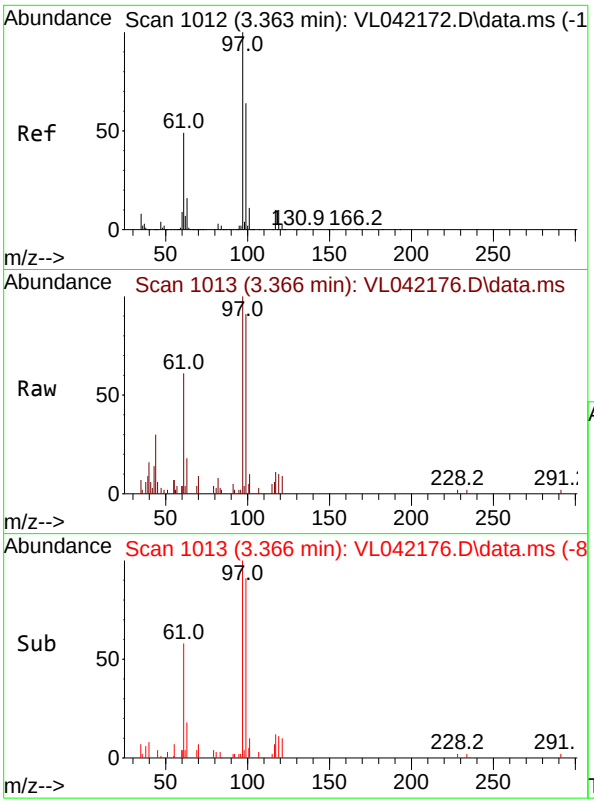

#32
1,1,1-Trichloroethane
Concen: 0.065 ppbv
RT: 3.366 min Scan# 1(
Delta R.T. 0.003 min
Lab File: VL042176.D
Acq: 27 Mar 2025 10:32

Instrument :
MSVOA_L
ClientSampleId :
VSTDICC0.1

Tgt Ion: 97 Resp: 2773

Ion	Ratio	Lower	Upper
97	100		
99	111.5	51.5	77.3#
61	73.8	38.7	58.1#

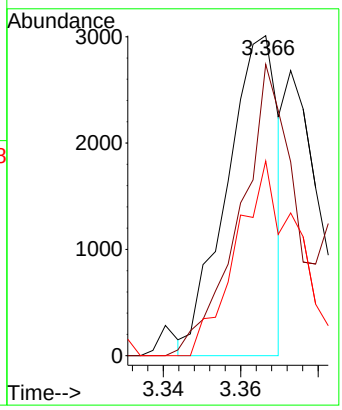

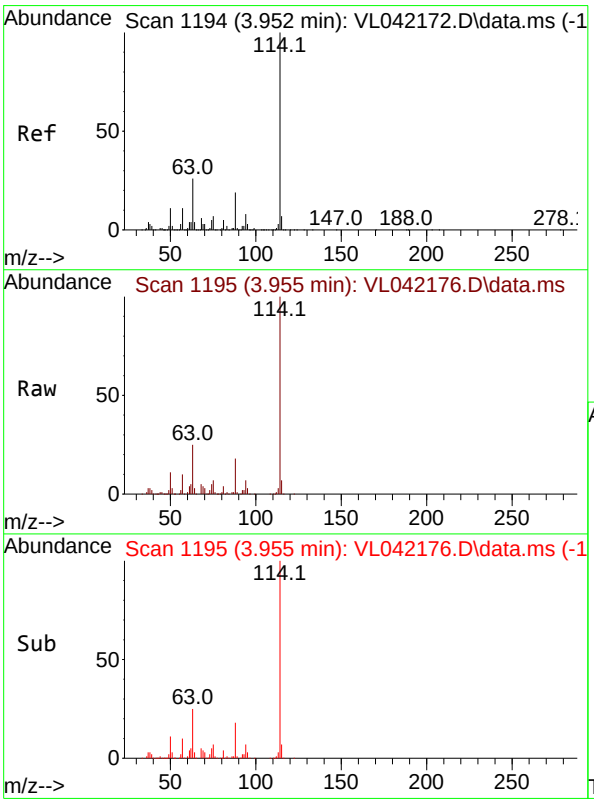

#33
1,4-Difluorobenzene
Concen: 10.000 ppbv
RT: 3.955 min Scan# 1195
Delta R.T. 0.003 min
Lab File: VL042176.D
Acq: 27 Mar 2025 10:32

Tgt Ion:114 Resp: 528028

Ion	Ratio	Lower	Upper
114	100		
63	25.8	20.7	31.1
88	18.5	15.0	22.4

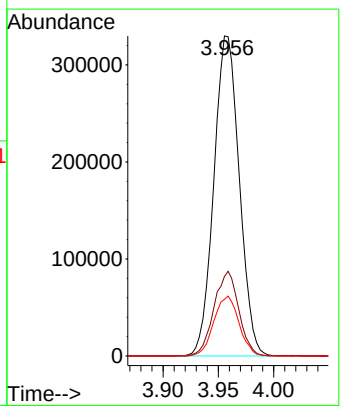

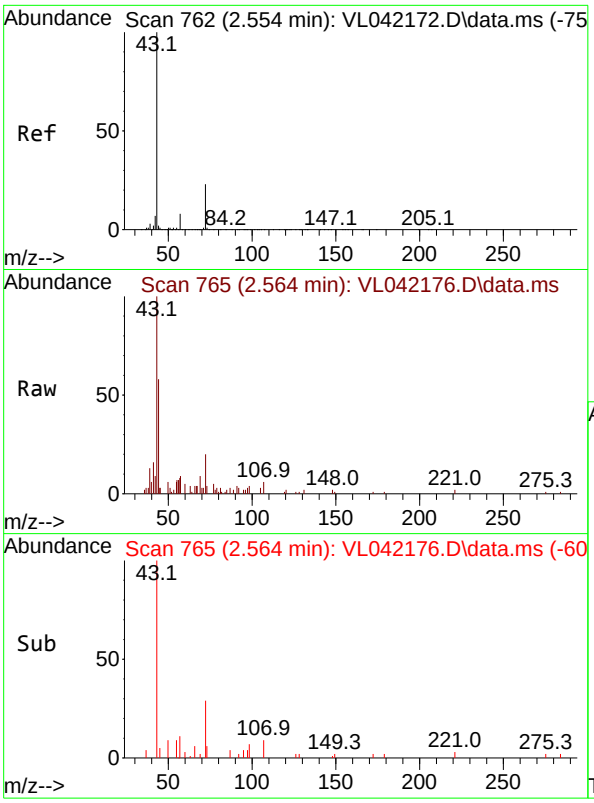

#34
2-Butanone
Concen: 0.113 ppbv
RT: 2.564 min Scan# 7
Delta R.T. 0.010 min
Lab File: VL042176.D
Acq: 27 Mar 2025 10:32

Instrument :
MSVOA_L
ClientSampleId :
VSTDICC0.1

Tgt Ion: 43 Resp: 4331

Ion	Ratio	Lower	Upper
43	100		
72	27.0	18.2	27.2

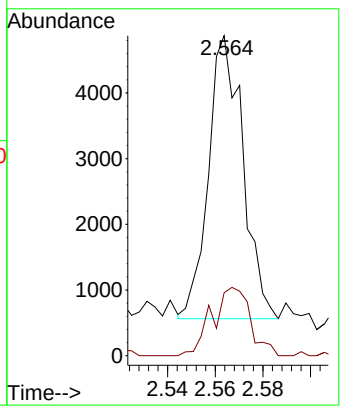

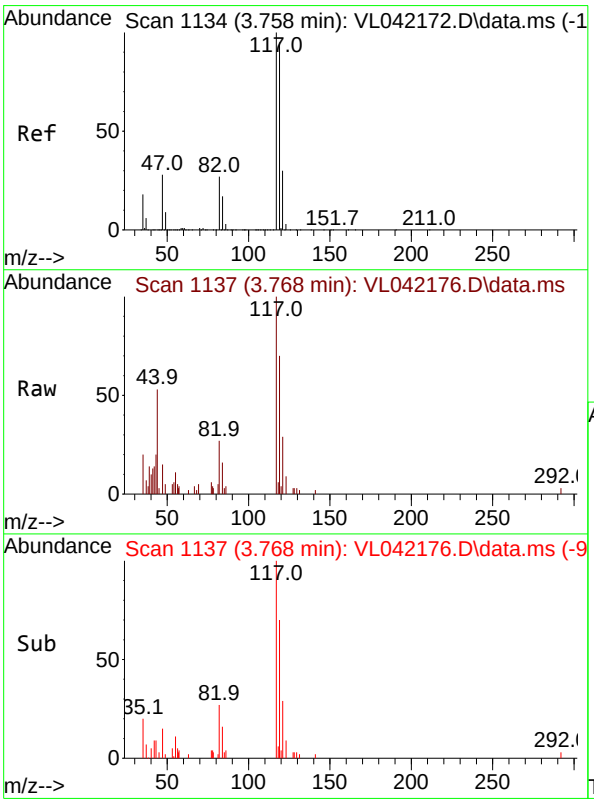

#35
Carbon Tetrachloride
Concen: 0.087 ppbv
RT: 3.768 min Scan# 1137
Delta R.T. 0.010 min
Lab File: VL042176.D
Acq: 27 Mar 2025 10:32

Tgt Ion:117 Resp: 3523

Ion	Ratio	Lower	Upper
117	100		
119	57.7	76.2	114.2#
121	30.1	24.2	36.4

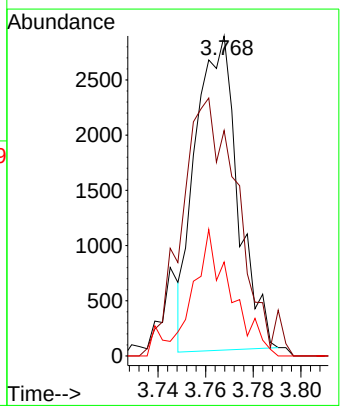

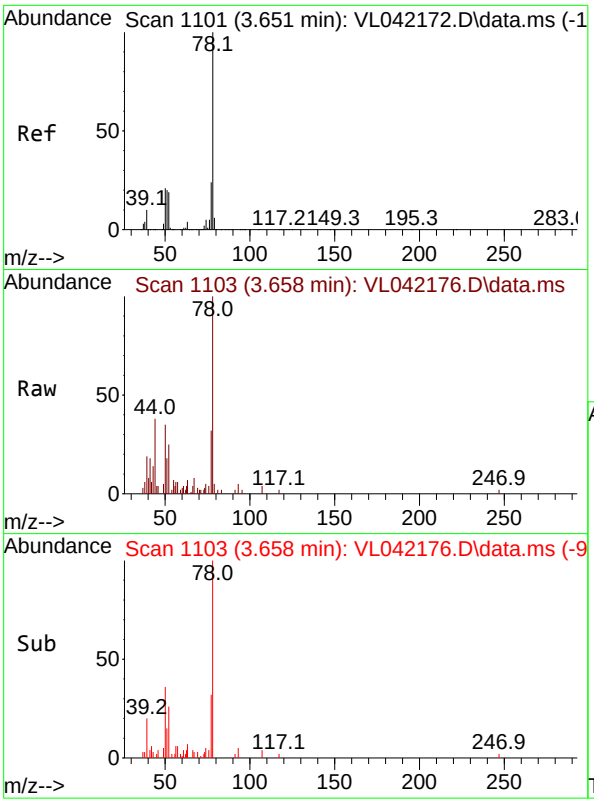

#36
Benzene
Concen: 0.096 ppbv
RT: 3.658 min Scan# 1
Delta R.T. 0.006 min
Lab File: VL042176.D
Acq: 27 Mar 2025 10:32

Instrument :
MSVOA_L
ClientSampleId :
VSTDICC0.1

Tgt Ion: 78 Resp: 5031

Ion	Ratio	Lower	Upper
78	100		
77	27.2	19.1	28.7
50	35.0	16.6	24.8#

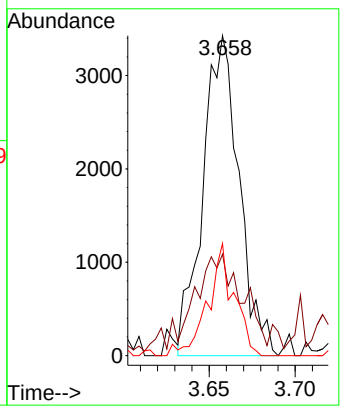

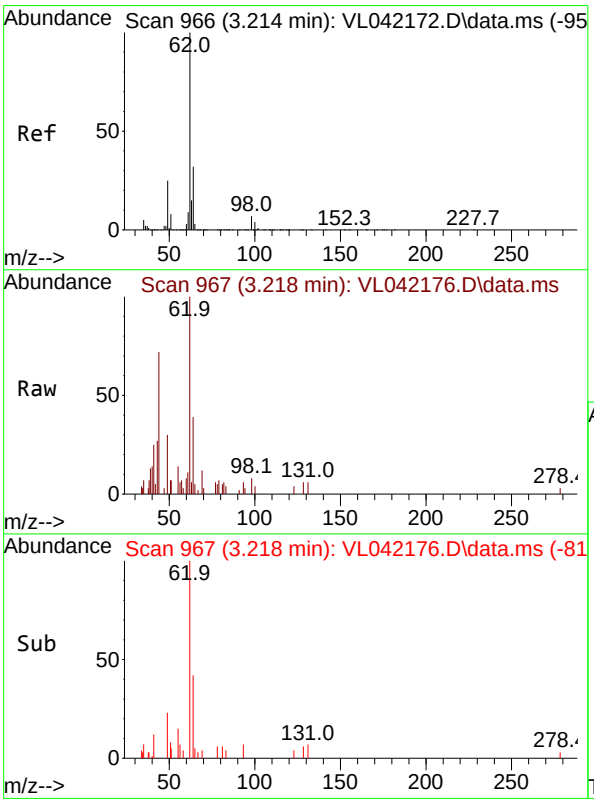

#37
1,2-Dichloroethane
Concen: 0.098 ppbv
RT: 3.218 min Scan# 967
Delta R.T. 0.003 min
Lab File: VL042176.D
Acq: 27 Mar 2025 10:32

Tgt Ion: 62 Resp: 2942

Ion	Ratio	Lower	Upper
62	100		
98	7.7	5.4	8.2

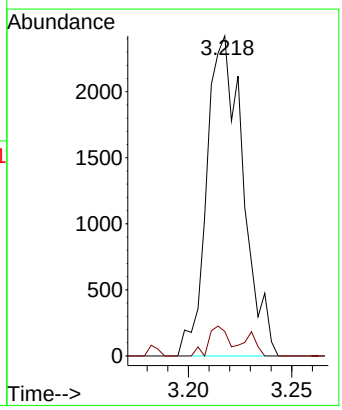

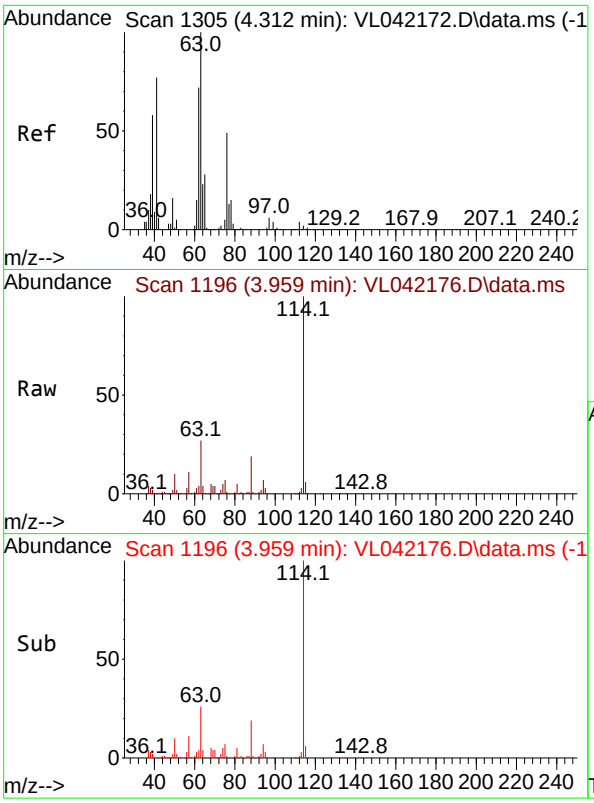

#39
1,2-Dichloropropane
Concen: 7.123 ppbv
RT: 3.959 min Scan# 1
Delta R.T. -0.353 min
Lab File: VL042176.D
Acq: 27 Mar 2025 10:32

Instrument :
MSVOA_L
ClientSampleId :
VSTDICC0.1

Tgt Ion: 63 Resp: 135792

Ion	Ratio	Lower	Upper
63	100		
41	0.3	61.7	92.5#
62	15.9	57.6	86.4#

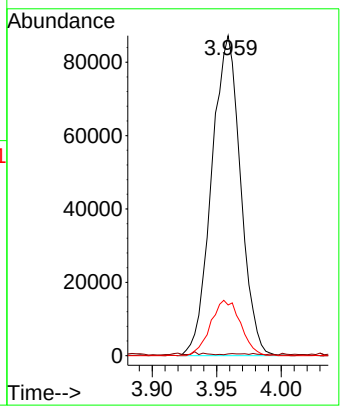

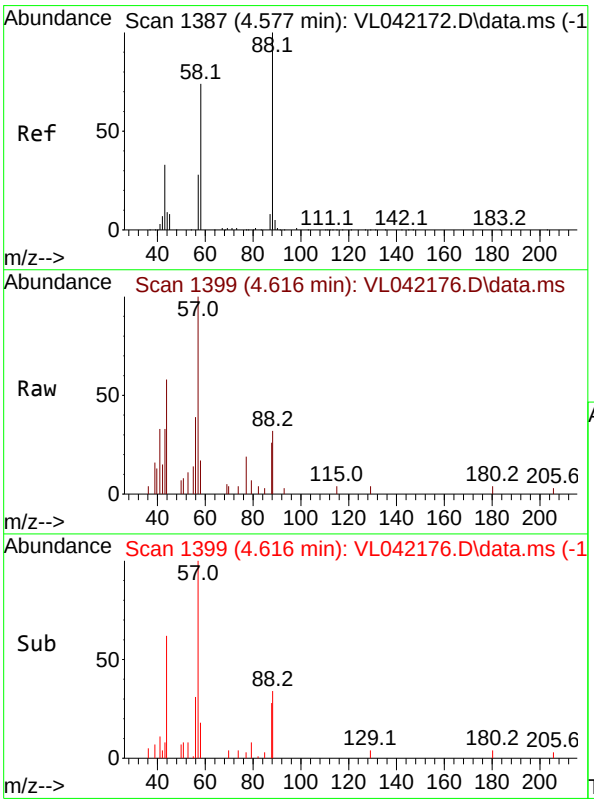

#40
1,4-Dioxane
Concen: 0.085 ppbv
RT: 4.616 min Scan# 1399
Delta R.T. 0.039 min
Lab File: VL042176.D
Acq: 27 Mar 2025 10:32

Tgt Ion: 88 Resp: 843

Ion	Ratio	Lower	Upper
88	100		
58	0.0	62.7	94.1#
43	47.9	23.0	34.4#
57	62.6	0.0	0.0#

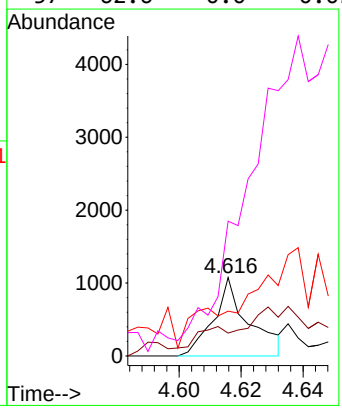

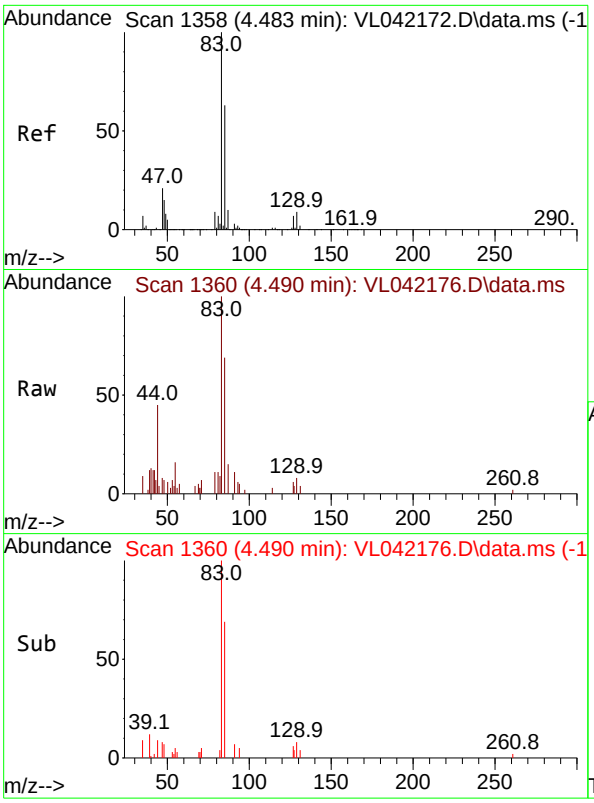

#42
Bromodichloromethane
Concen: 0.099 ppbv
RT: 4.490 min Scan# 1
Delta R.T. 0.006 min
Lab File: VL042176.D
Acq: 27 Mar 2025 10:32

Instrument :
MSVOA_L
ClientSampleId :
VSTDICC0.1

Tgt Ion: 83 Resp: 4103

Ion	Ratio	Lower	Upper
83	100		
85	67.5	50.5	75.7
127	9.8	5.9	8.9#

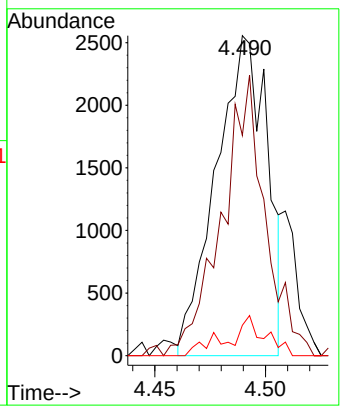

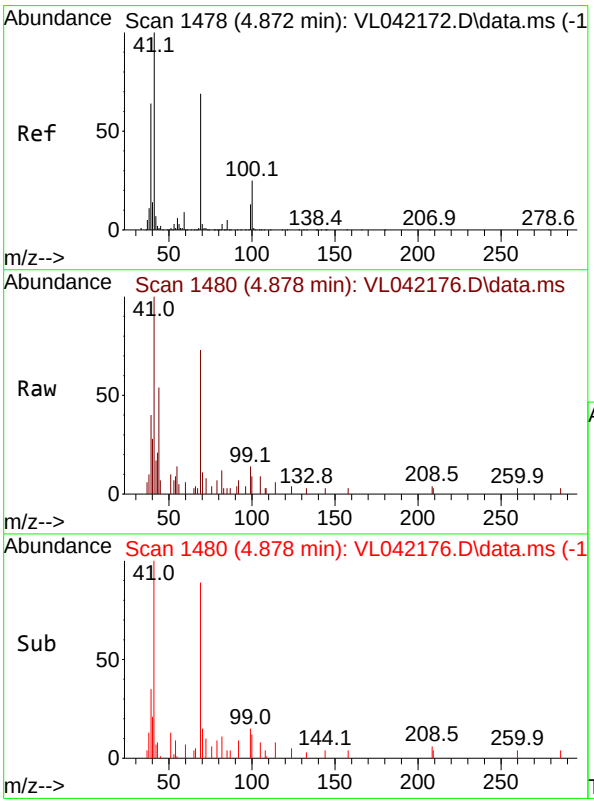

#43
Methyl Methacrylate
Concen: 0.042 ppbv
RT: 4.878 min Scan# 1480
Delta R.T. 0.006 min
Lab File: VL042176.D
Acq: 27 Mar 2025 10:32

Tgt Ion: 69 Resp: 930

Ion	Ratio	Lower	Upper
69	100		
41	0.0	123.8	185.6#
100	0.0	28.4	42.6#

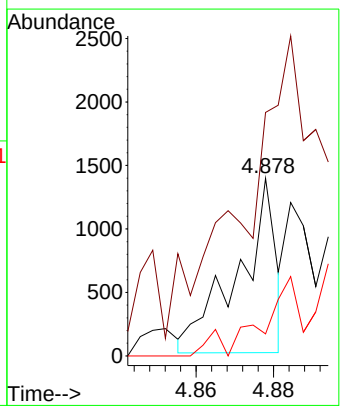

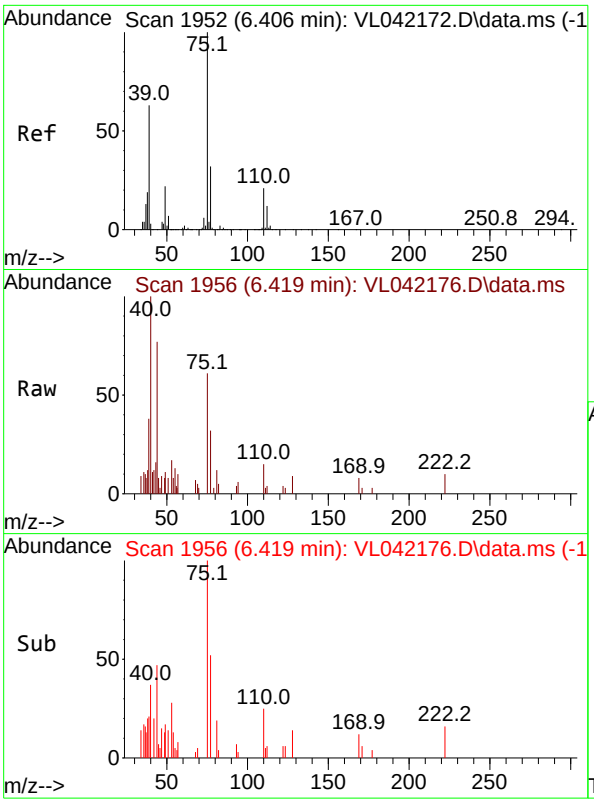

#45
t-1,3-Dichloropropene
Concen: 0.061 ppbv
RT: 6.419 min Scan# 1
Delta R.T. 0.013 min
Lab File: VL042176.D
Acq: 27 Mar 2025 10:32

Instrument :
MSVOA_L
ClientSampleId :
VSTDICC0.1

Tgt Ion: 75 Resp: 1449

Ion	Ratio	Lower	Upper
75	100		
77	52.5	26.0	39.0#

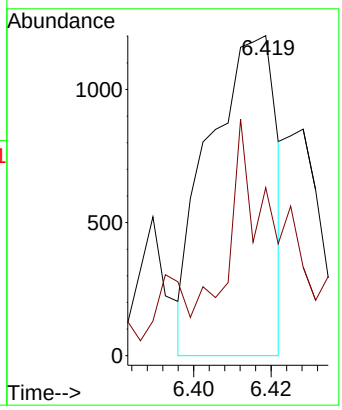

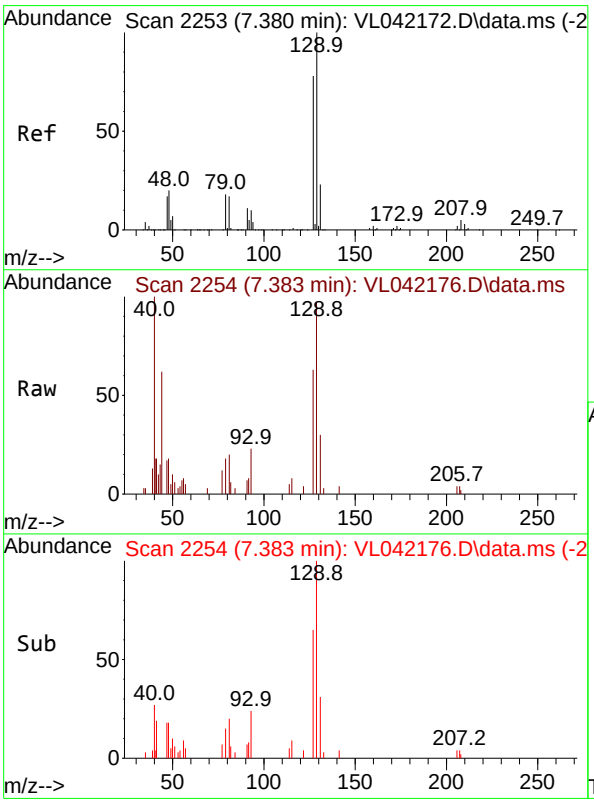

#48
Dibromochloromethane
Concen: 0.067 ppbv
RT: 7.383 min Scan# 2254
Delta R.T. 0.003 min
Lab File: VL042176.D
Acq: 27 Mar 2025 10:32

Tgt Ion:129 Resp: 2284

Ion	Ratio	Lower	Upper
129	100		
127	106.0	39.1	117.2

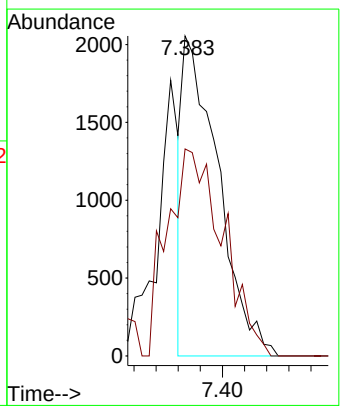

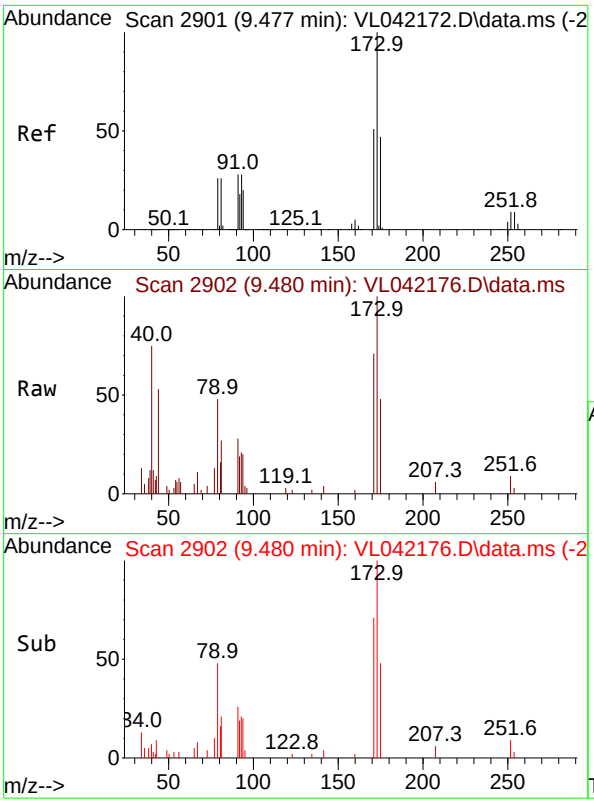

#49
Bromoform
Concen: 0.095 ppbv
RT: 9.480 min Scan# 2
Delta R.T. 0.003 min
Lab File: VL042176.D
Acq: 27 Mar 2025 10:32

Instrument :
MSVOA_L
ClientSampleId :
VSTDICC0.1

Tgt Ion:173 Resp: 2928

Ion	Ratio	Lower	Upper
173	100		
175	46.4	38.6	57.8
171	58.1	41.8	62.6

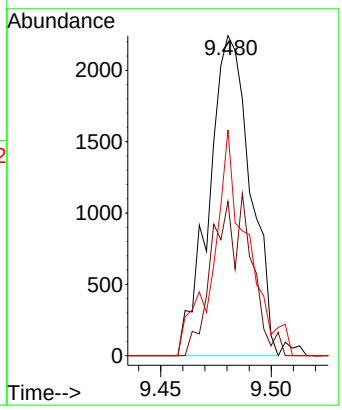

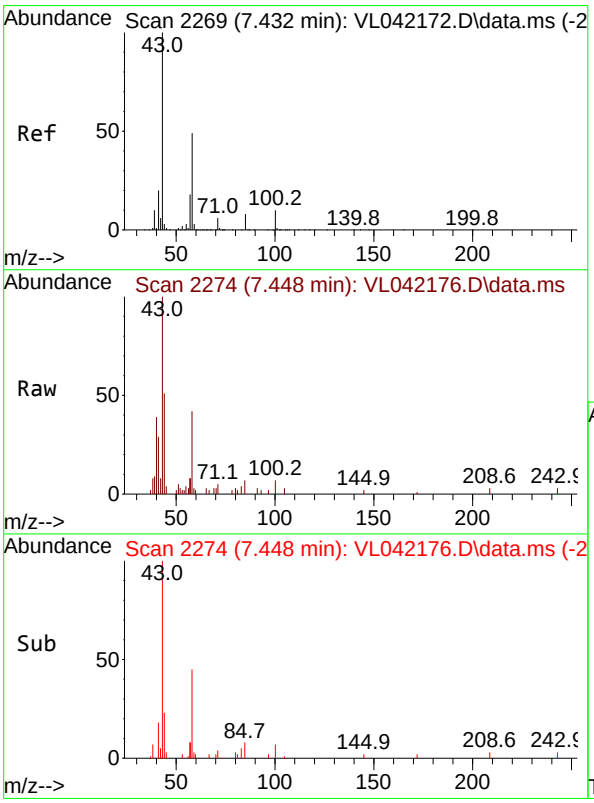

#51
2-Hexanone
Concen: 0.085 ppbv
RT: 7.448 min Scan# 2274
Delta R.T. 0.016 min
Lab File: VL042176.D
Acq: 27 Mar 2025 10:32

Tgt Ion: 43 Resp: 4284

Ion	Ratio	Lower	Upper
43	100		
58	58.3	39.7	59.5
98	0.0	0.1	0.1#

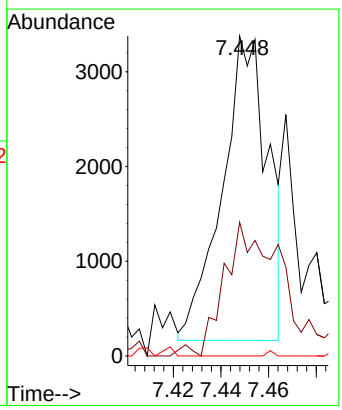

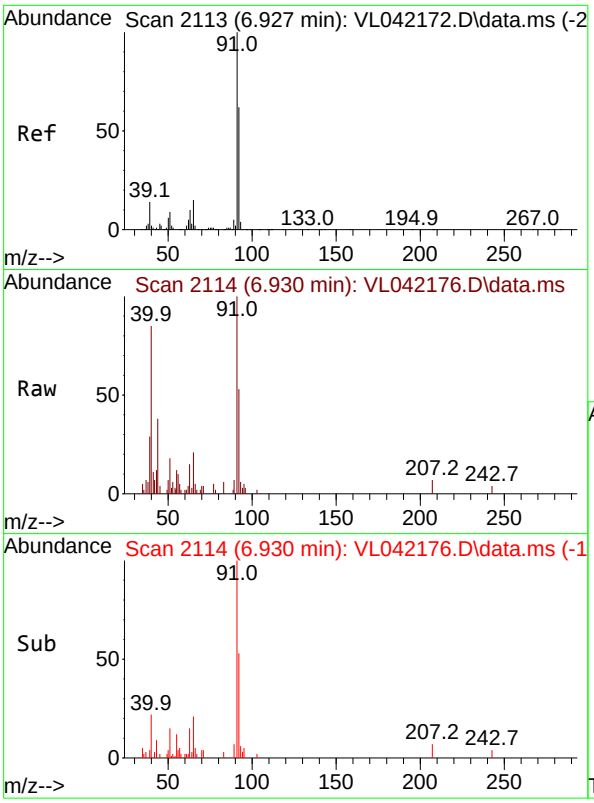

#53
Toluene
Concen: 0.051 ppbv
RT: 6.930 min Scan# 2
Delta R.T. 0.003 min
Lab File: VL042176.D
Acq: 27 Mar 2025 10:32

Instrument :
MSVOA_L
ClientSampleId :
VSTDICC0.1

Tgt Ion: 91 Resp: 3144

Ion	Ratio	Lower	Upper
91	100		
92	117.7	48.4	72.6#

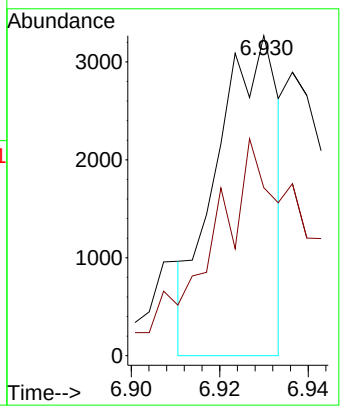

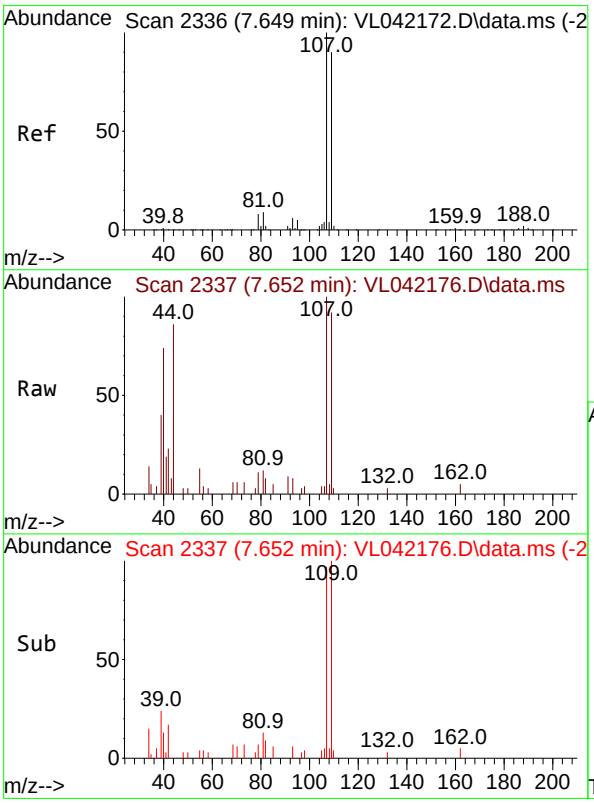

#54
1,2-Dibromoethane
Concen: 0.066 ppbv
RT: 7.652 min Scan# 2337
Delta R.T. 0.003 min
Lab File: VL042176.D
Acq: 27 Mar 2025 10:32

Tgt Ion:107 Resp: 1864

Ion	Ratio	Lower	Upper
107	100		
109	91.8	72.2	108.4

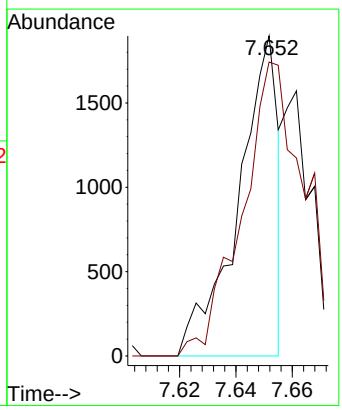

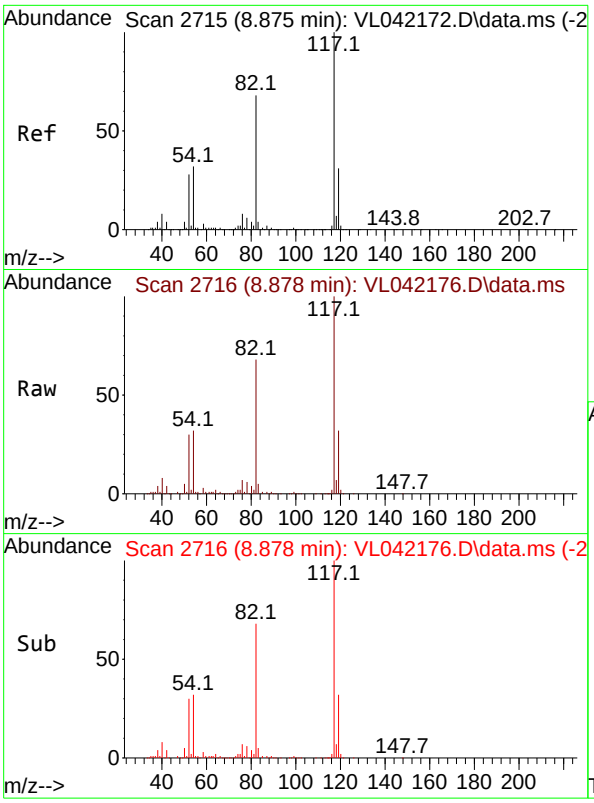

#55
Chlorobenzene-d5
Concen: 10.000 ppbv
RT: 8.878 min Scan# 2
Delta R.T. 0.003 min
Lab File: VL042176.D
Acq: 27 Mar 2025 10:32

Instrument :
MSVOA_L
ClientSampleId :
VSTDICC0.1

Tgt Ion:117 Resp: 481506

Ion	Ratio	Lower	Upper
117	100		
82	66.7	55.8	83.6
119	32.3	25.5	38.3

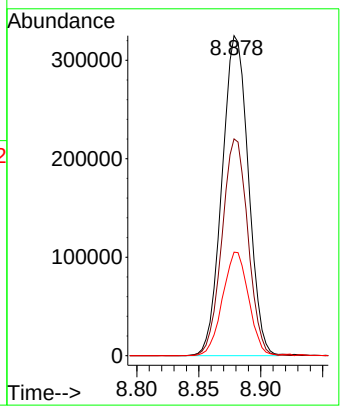

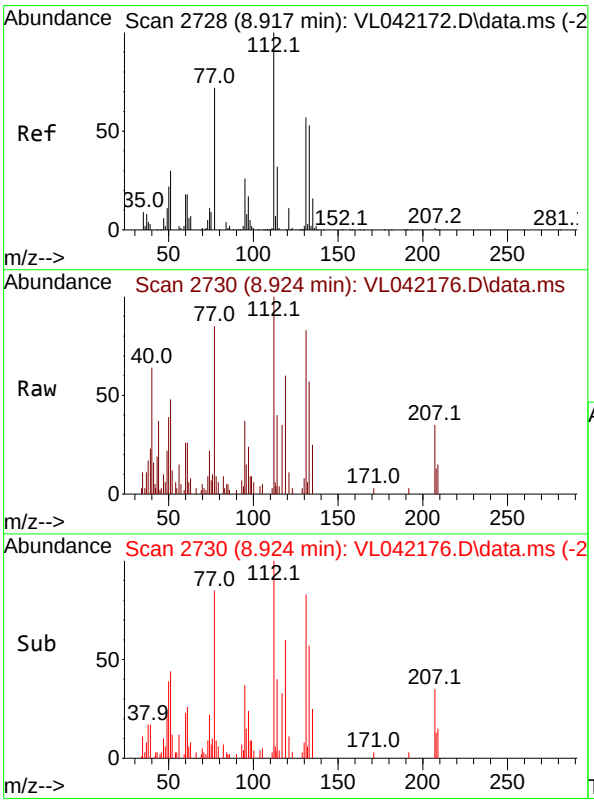

#56
1,1,1,2-Tetrachloroethane
Concen: 0.112 ppbv
RT: 8.924 min Scan# 2730
Delta R.T. 0.006 min
Lab File: VL042176.D
Acq: 27 Mar 2025 10:32

Tgt Ion:131 Resp: 2963

Ion	Ratio	Lower	Upper
131	100		
133	115.5	76.6	114.8#
119	5254.7	49.8	74.6#

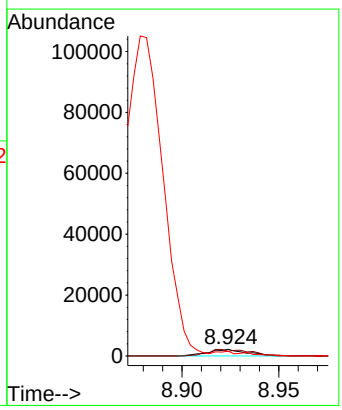

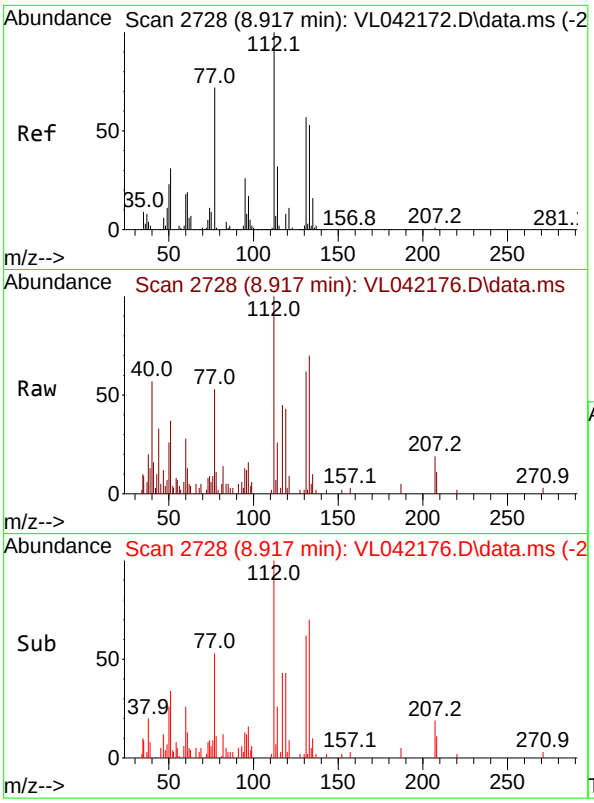

#57
Chlorobenzene
Concen: 0.107 ppbv
RT: 8.917 min Scan# 2
Delta R.T. -0.000 min
Lab File: VL042176.D
Acq: 27 Mar 2025 10:32

Instrument :
MSVOA_L
ClientSampleId :
VSTDICC0.1

Tgt Ion:112 Resp: 4904

Ion	Ratio	Lower	Upper
112	100		
77	45.4	58.2	87.2#
114	25.8	29.1	35.5#

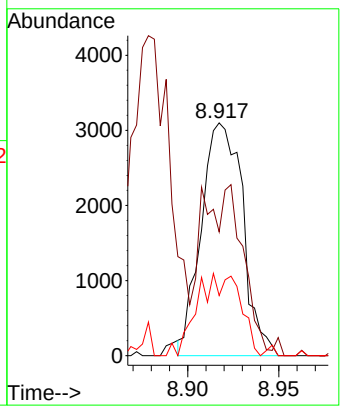

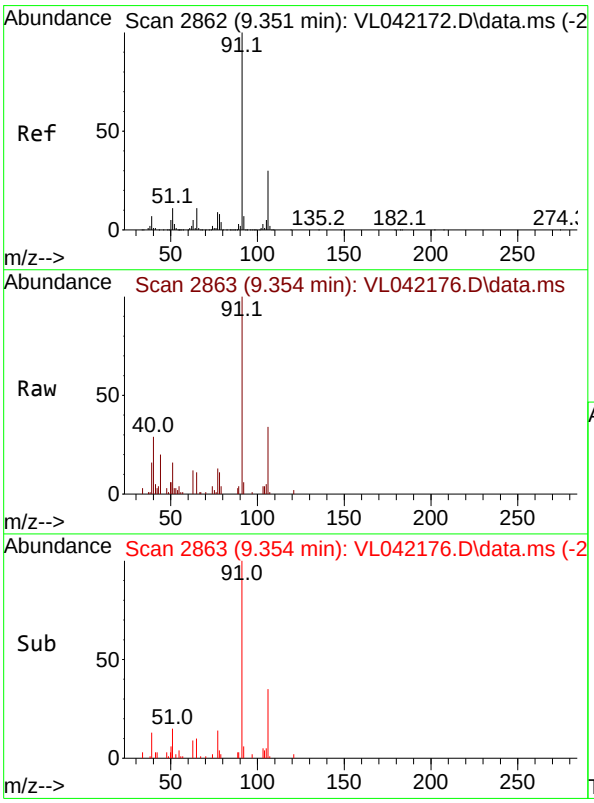

#58
Ethyl Benzene
Concen: 0.101 ppbv
RT: 9.354 min Scan# 2863
Delta R.T. 0.003 min
Lab File: VL042176.D
Acq: 27 Mar 2025 10:32

Tgt Ion: 91 Resp: 8648

Ion	Ratio	Lower	Upper
91	100		
106	34.1	24.2	36.2

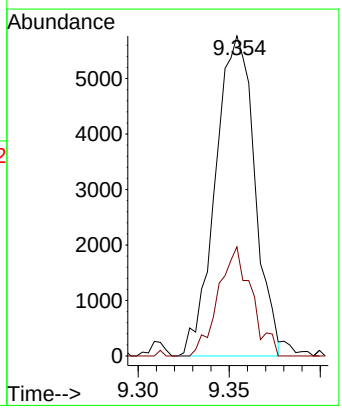

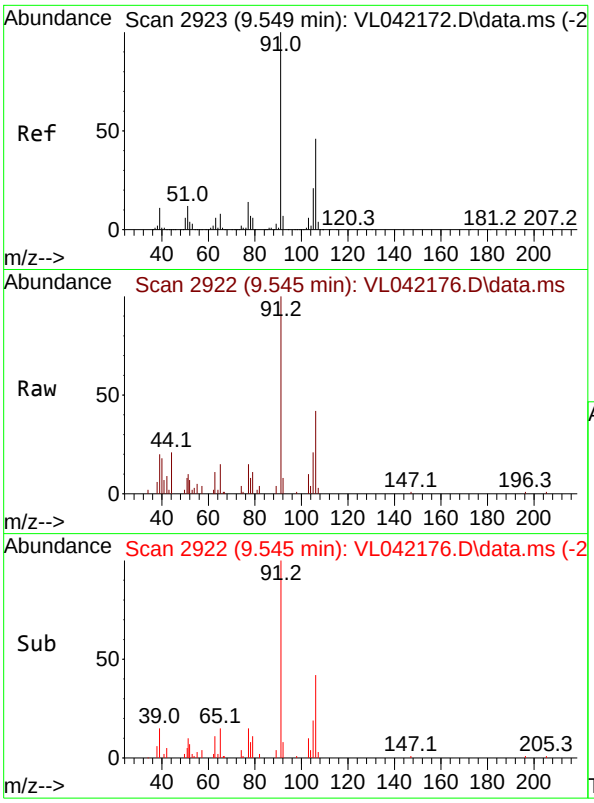

#59
m/p-Xylene
Concen: 0.088 ppbv
RT: 9.545 min Scan# 2
Delta R.T. -0.003 min
Lab File: VL042176.D
Acq: 27 Mar 2025 10:32

Instrument :
MSVOA_L
ClientSampleId :
VSTDICC0.1

Tgt Ion: 91 Resp: 6005

Ion	Ratio	Lower	Upper
91	100		
106	103.4	36.4	54.6#

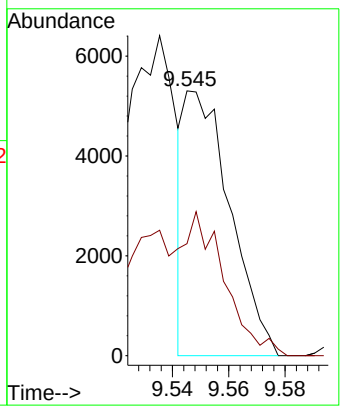

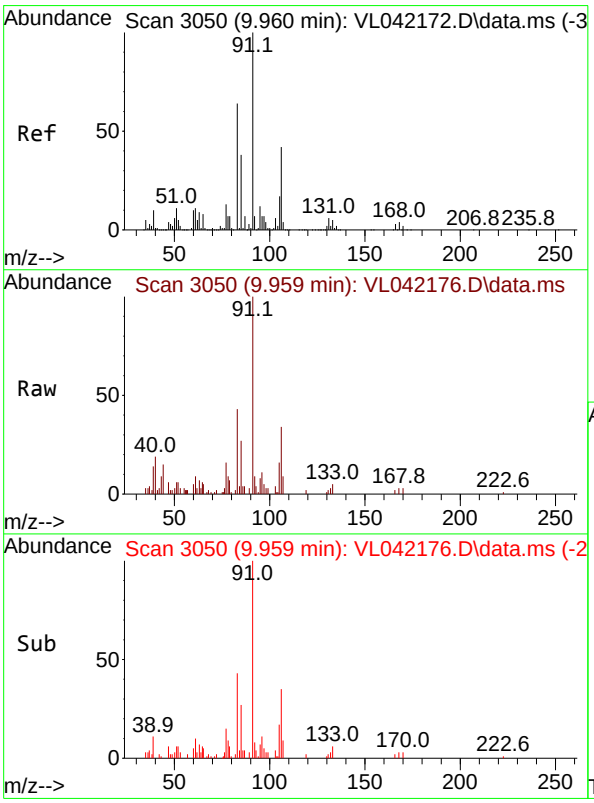

#60
o-Xylene
Concen: 0.118 ppbv
RT: 9.959 min Scan# 3050
Delta R.T. -0.000 min
Lab File: VL042176.D
Acq: 27 Mar 2025 10:32

Tgt Ion: 91 Resp: 8048

Ion	Ratio	Lower	Upper
91	100		
106	39.0	20.8	62.5

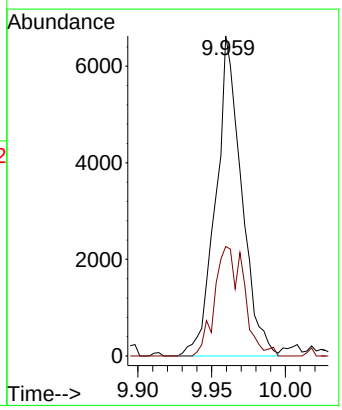

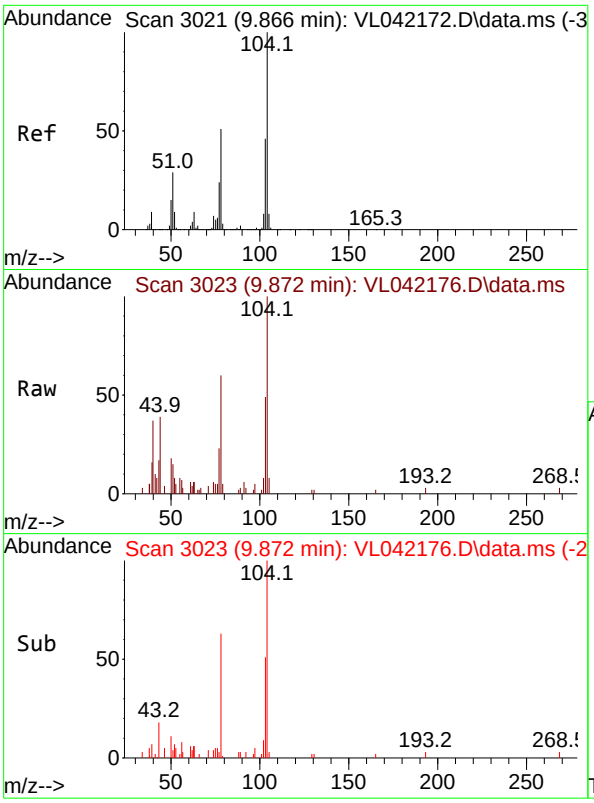

#61
Styrene
Concen: 0.051 ppbv
RT: 9.872 min Scan# 3(
Delta R.T. 0.006 min
Lab File: VL042176.D
Acq: 27 Mar 2025 10:32

Instrument :
MSVOA_L
ClientSampleId :
VSTDICC0.1

Tgt Ion:104 Resp: 1723

Ion	Ratio	Lower	Upper
104	100		
78	105.9	41.8	62.6#
103	95.0	37.0	55.4#

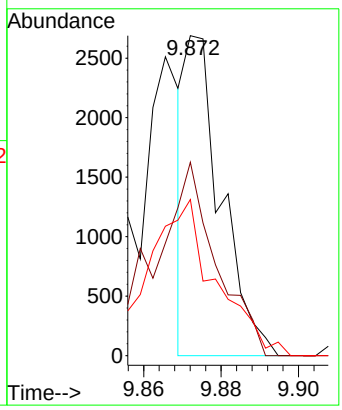

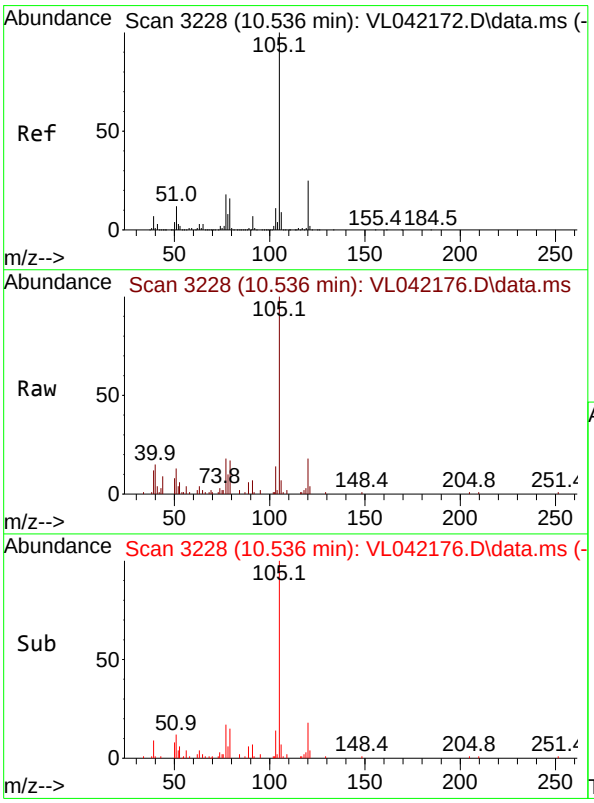

#62
Isopropylbenzene
Concen: 0.101 ppbv
RT: 10.536 min Scan# 3228
Delta R.T. -0.000 min
Lab File: VL042176.D
Acq: 27 Mar 2025 10:32

Tgt Ion:105 Resp: 10359

Ion	Ratio	Lower	Upper
105	100		
120	23.2	19.9	29.9

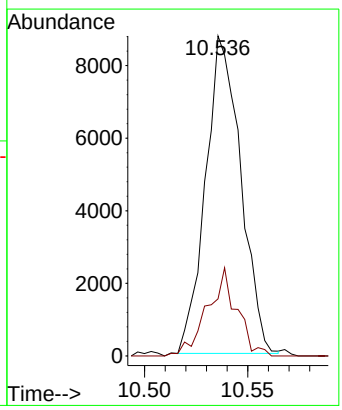

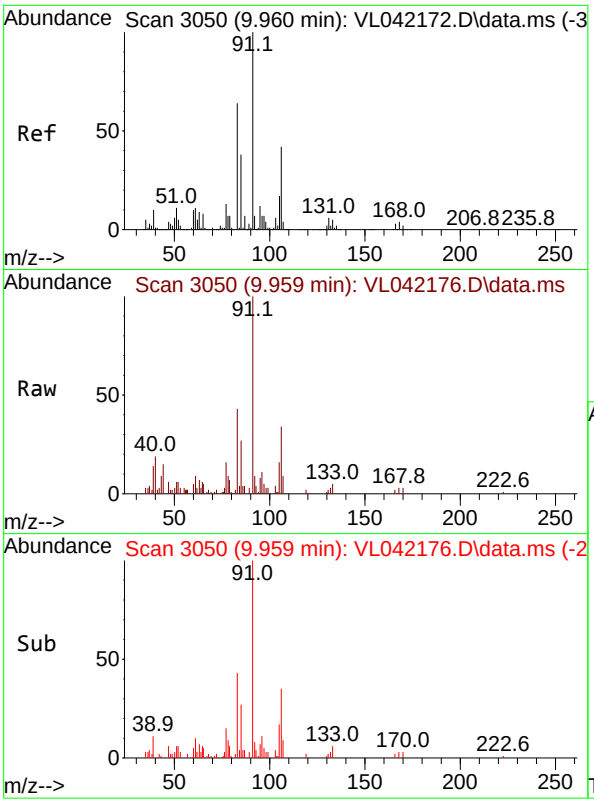

#63
1,1,2,2-Tetrachloroethane
Concen: 0.046 ppbv
RT: 9.959 min Scan# 3(
Delta R.T. -0.000 min
Lab File: VL042176.D
Acq: 27 Mar 2025 10:32

Instrument :
MSVOA_L
ClientSampleId :
VSTDICC0.1

Tgt Ion: 83 Resp: 1910

Ion	Ratio	Lower	Upper
83	100		
131	0.0	4.8	14.4#
85	0.0	32.5	97.5#

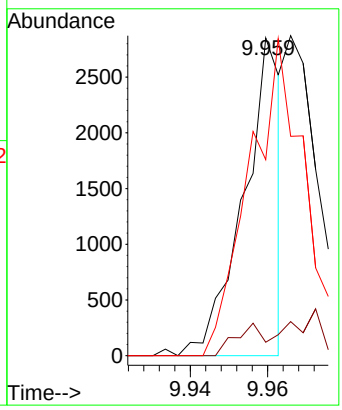

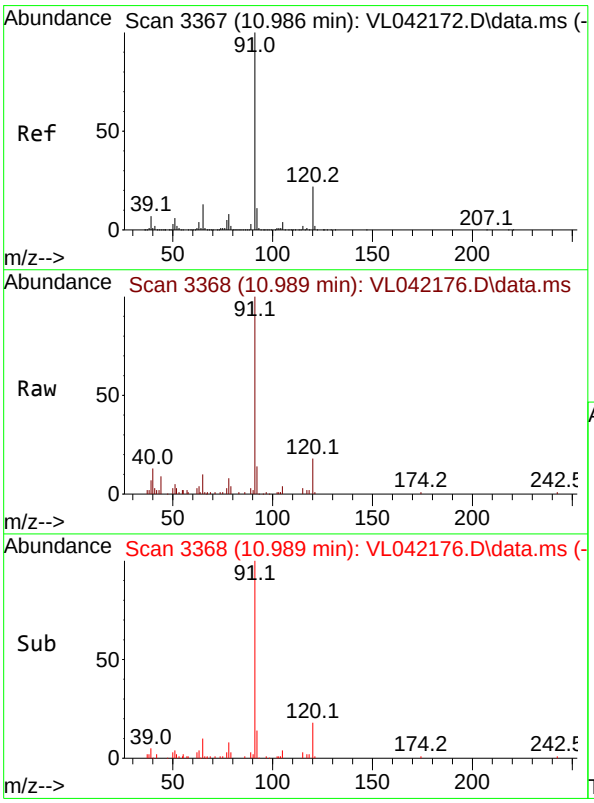

#64
n-propylbenzene
Concen: 0.090 ppbv
RT: 10.989 min Scan# 3368
Delta R.T. 0.003 min
Lab File: VL042176.D
Acq: 27 Mar 2025 10:32

Tgt Ion:120 Resp: 2375

Ion	Ratio	Lower	Upper
120	100		
91	572.3	376.9	565.3#

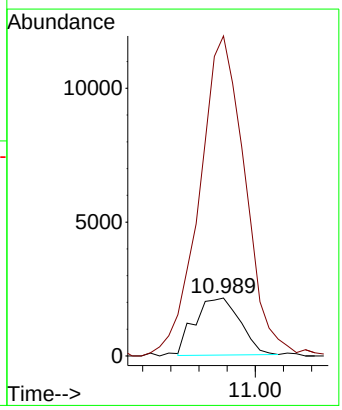

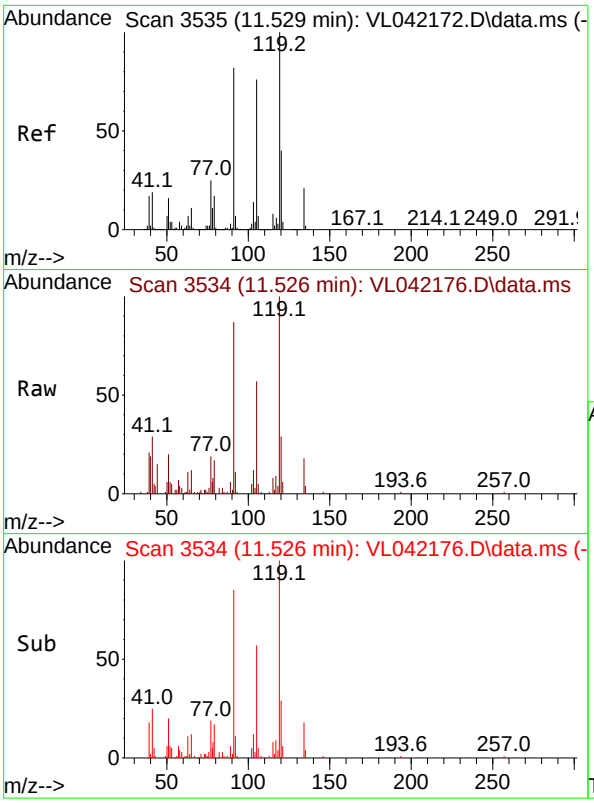

#65
tert-Butylbenzene
Concen: 0.099 ppbv
RT: 11.526 min Scan# 3
Delta R.T. -0.003 min
Lab File: VL042176.D
Acq: 27 Mar 2025 10:32

Instrument :
MSVOA_L
ClientSampleId :
VSTDICC0.1

Tgt Ion:119 Resp: 9418

Ion	Ratio	Lower	Upper
119	100		
91	87.8	66.0	99.0
134	23.9	16.7	25.1

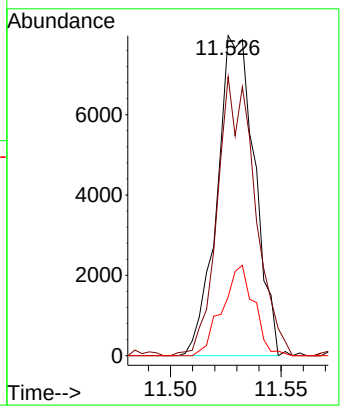

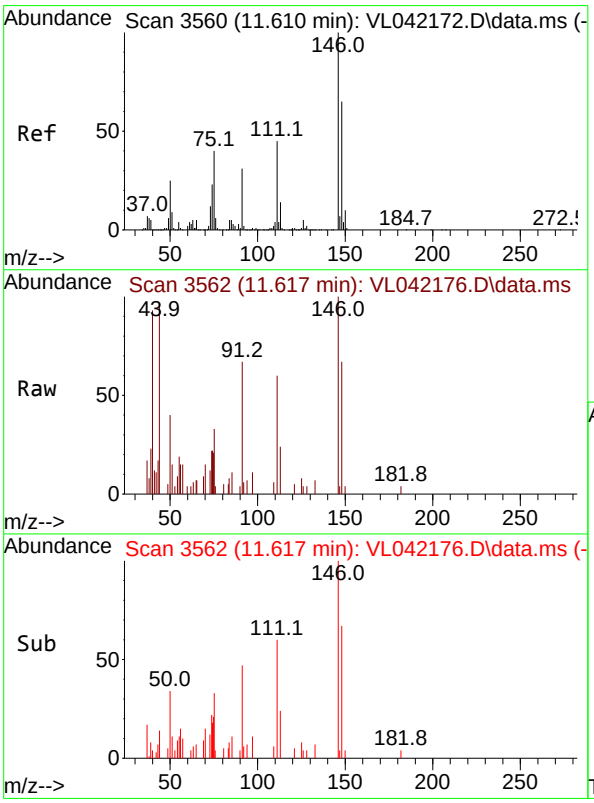

#66
Benzyl Chloride
Concen: 0.084 ppbv
RT: 11.617 min Scan# 3562
Delta R.T. 0.006 min
Lab File: VL042176.D
Acq: 27 Mar 2025 10:32

Tgt Ion: 91 Resp: 844

Ion	Ratio	Lower	Upper
91	100		
126	11.0	13.8	20.6#
128	10.0	4.5	6.7#

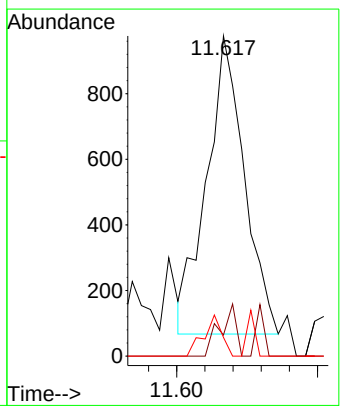



#67
sec-Butylbenzene
Concen: 0.105 ppbv
RT: 11.765 min Scan# 3
Delta R.T. -0.000 min
Lab File: VL042176.D
Acq: 27 Mar 2025 10:32

Instrument :
MSVOA_L
ClientSampleId :
VSTDICC0.1

Tgt Ion:105 Resp: 13775

Ion	Ratio	Lower	Upper
105	100		
134	21.2	15.5	23.3

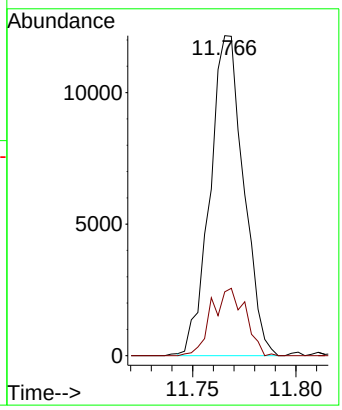

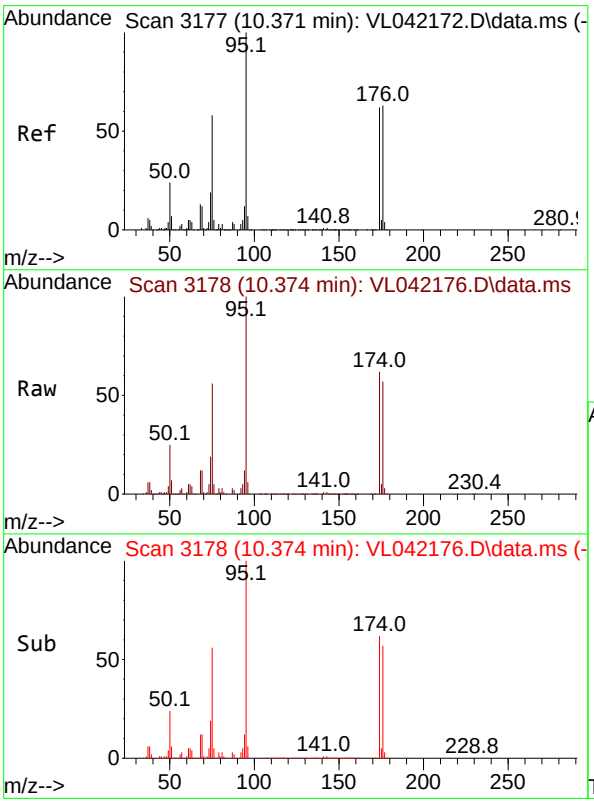

#68
1-Bromo-4-Fluorobenzene
Concen: 10.067 ppbv
RT: 10.374 min Scan# 3178
Delta R.T. 0.003 min
Lab File: VL042176.D
Acq: 27 Mar 2025 10:32

Tgt Ion: 95 Resp: 398069

Ion	Ratio	Lower	Upper
95	100		
174	61.5	50.6	76.0
175	4.8	3.8	5.6

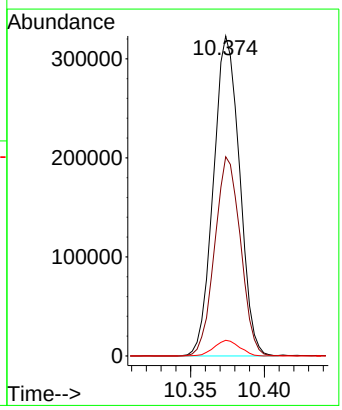

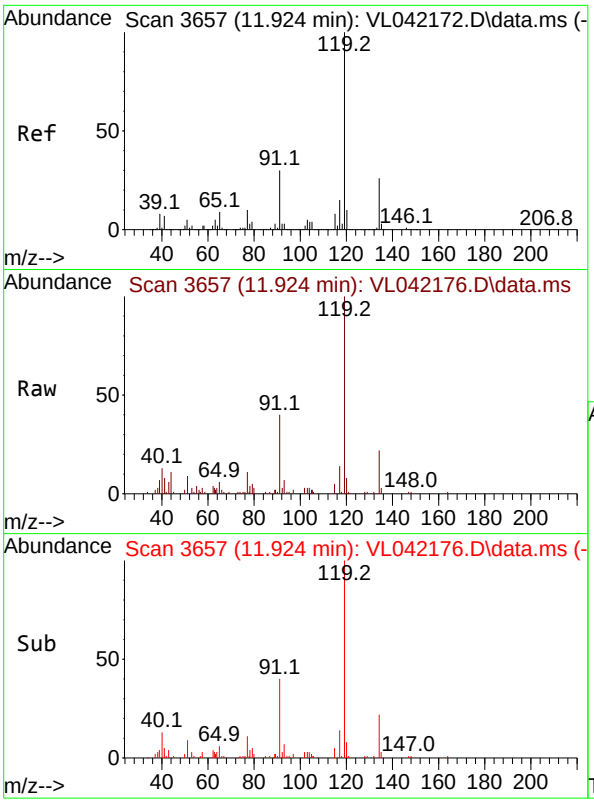

#69
p-Isopropyltoluene
Concen: 0.100 ppbv
RT: 11.924 min Scan# 3
Delta R.T. -0.000 min
Lab File: VL042176.D
Acq: 27 Mar 2025 10:32

Instrument :
MSVOA_L
ClientSampleId :
VSTDICC0.1

Tgt Ion:119 Resp: 11366

Ion	Ratio	Lower	Upper
119	100		
134	26.8	20.4	30.6
91	30.7	23.7	35.5

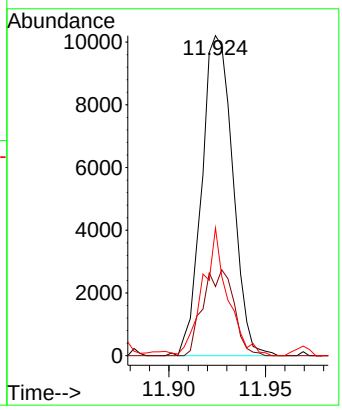

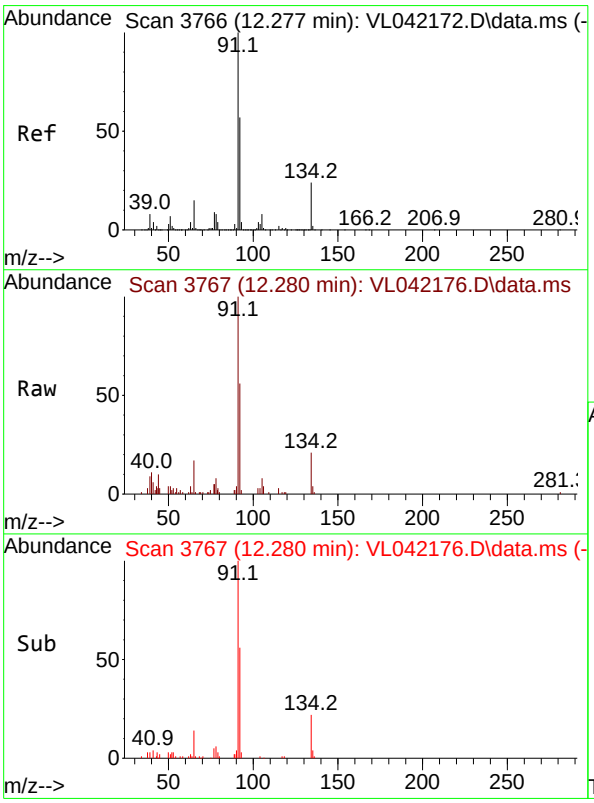

#70
n-Butylbenzene
Concen: 0.092 ppbv
RT: 12.280 min Scan# 3767
Delta R.T. 0.003 min
Lab File: VL042176.D
Acq: 27 Mar 2025 10:32

Tgt Ion: 91 Resp: 10697

Ion	Ratio	Lower	Upper
91	100		
92	54.0	44.9	67.3
134	22.9	19.2	28.8

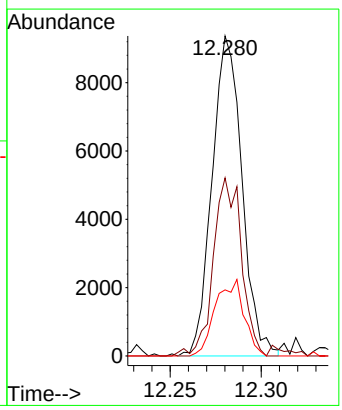

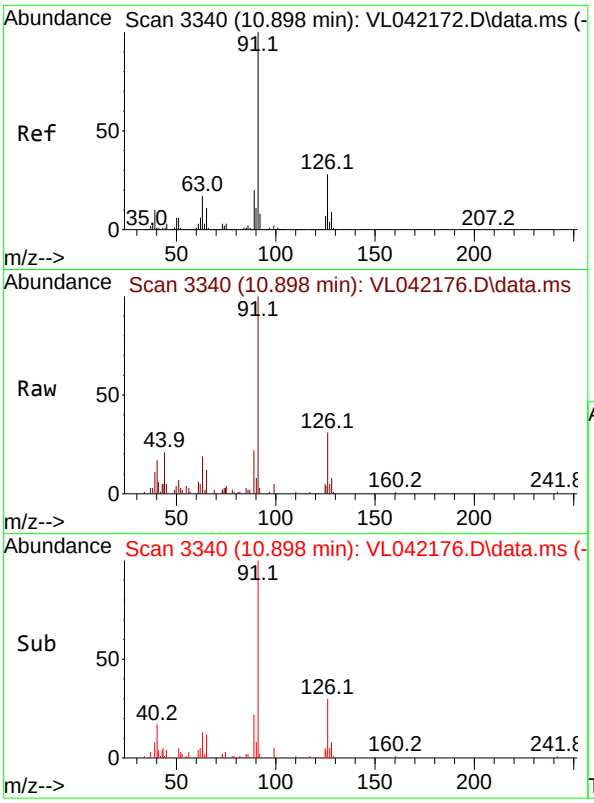

#71
2-Chlorotoluene
Concen: 0.105 ppbv
RT: 10.898 min Scan# 3
Delta R.T. -0.000 min
Lab File: VL042176.D
Acq: 27 Mar 2025 10:32

Instrument :
MSVOA_L
ClientSampleId :
VSTDICC0.1

Tgt Ion: 91 Resp: 8347

Ion	Ratio	Lower	Upper
91	100		
126	28.0	11.6	46.4

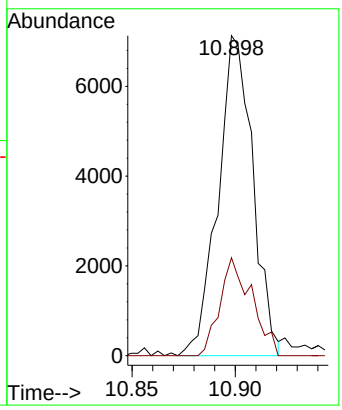

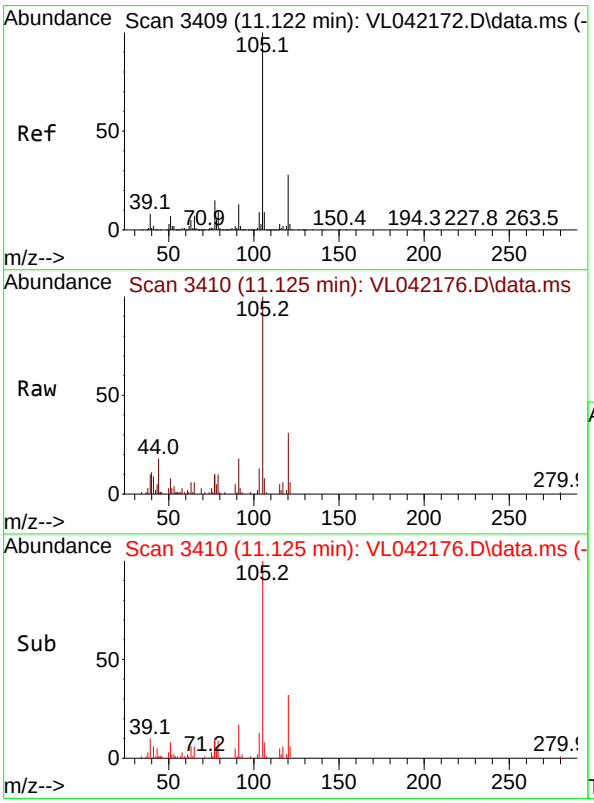

#72
4-Ethyltoluene
Concen: 0.101 ppbv
RT: 11.125 min Scan# 3410
Delta R.T. 0.003 min
Lab File: VL042176.D
Acq: 27 Mar 2025 10:32

Tgt Ion:105 Resp: 8579

Ion	Ratio	Lower	Upper
105	100		
120	36.1	23.4	35.0#
91	21.4	10.3	15.5#
77	22.0	11.4	17.2#

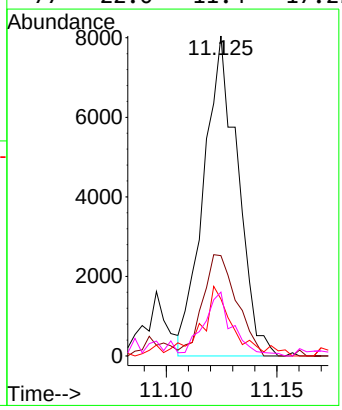

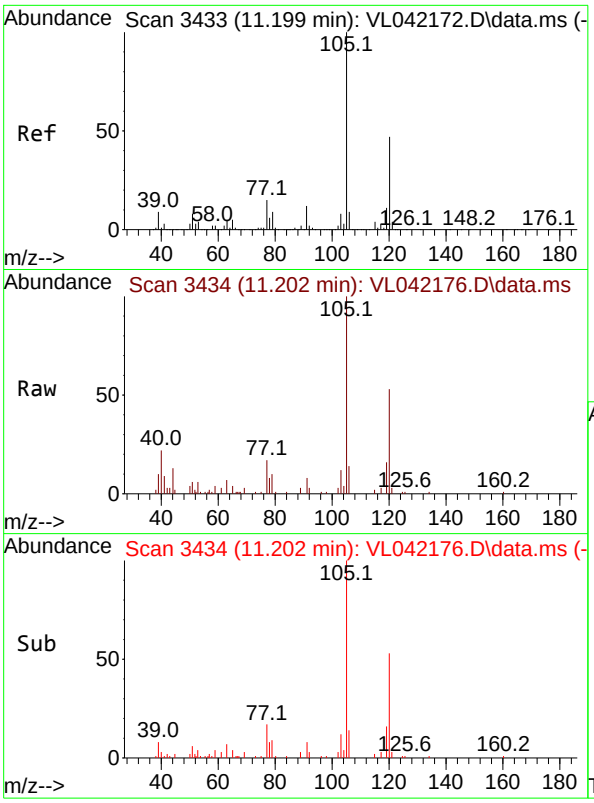

#73
1,3,5-Trimethylbenzene
Concen: 0.113 ppbv
RT: 11.202 min Scan# 3
Delta R.T. 0.003 min
Lab File: VL042176.D
Acq: 27 Mar 2025 10:32

Instrument :
MSVOA_L
ClientSampleId :
VSTDICC0.1

Tgt Ion:105 Resp: 8407

Ion	Ratio	Lower	Upper
105	100		
120	52.7	37.4	56.0

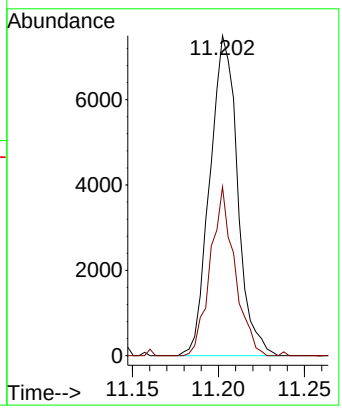

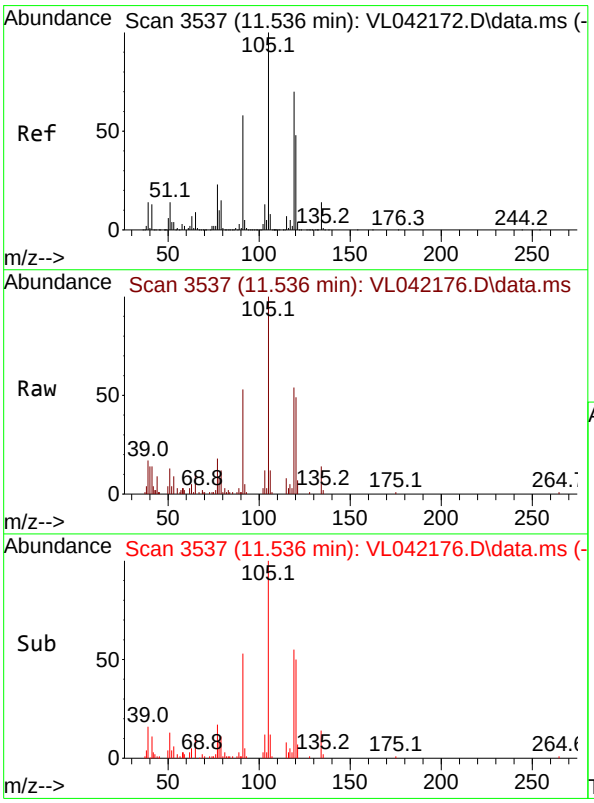

#74
1,2,4-Trimethylbenzene
Concen: 0.121 ppbv
RT: 11.536 min Scan# 3537
Delta R.T. -0.000 min
Lab File: VL042176.D
Acq: 27 Mar 2025 10:32

Tgt Ion:105 Resp: 10341

Ion	Ratio	Lower	Upper
105	100		
120	49.2	38.6	58.0
91	53.2	46.2	69.2
77	18.1	18.6	27.8#

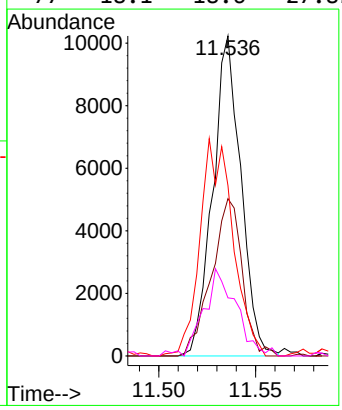

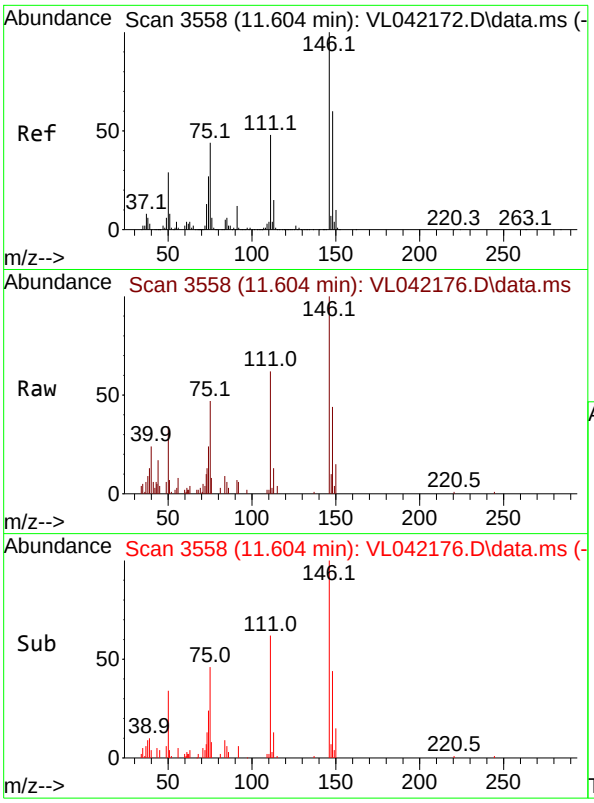

#75
1,3-Dichlorobenzene
Concen: 0.094 ppbv
RT: 11.604 min Scan# 3
Delta R.T. -0.000 min
Lab File: VL042176.D
Acq: 27 Mar 2025 10:32

Instrument :
MSVOA_L
ClientSampleId :
VSTDICC0.1

Tgt Ion:146 Resp: 4426

Ion	Ratio	Lower	Upper
146	100		
111	56.3	23.8	71.2
148	62.9	31.9	95.9

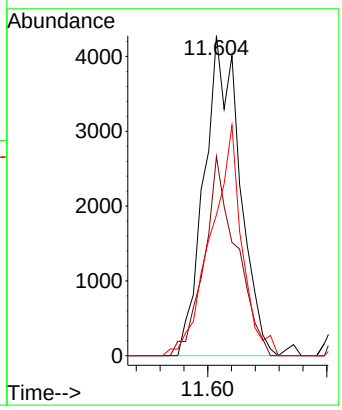

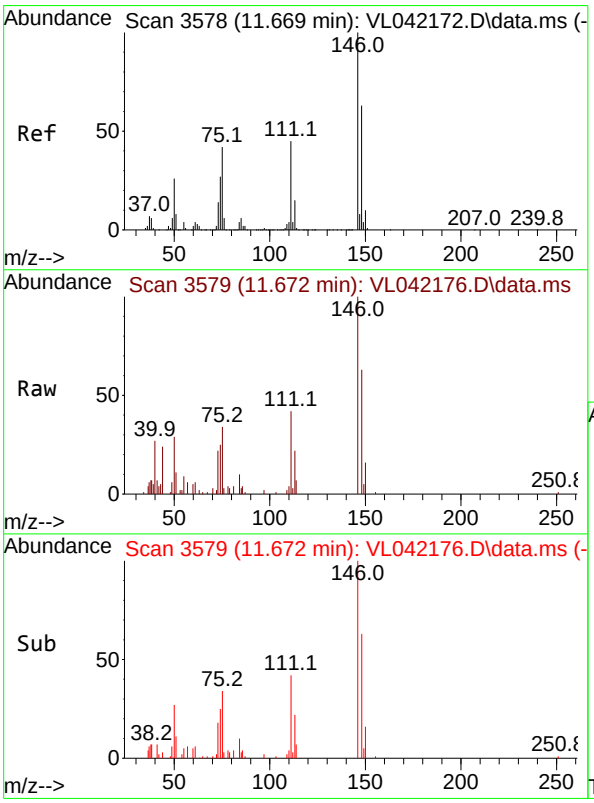

#76
1,4-Dichlorobenzene
Concen: 0.097 ppbv
RT: 11.672 min Scan# 3579
Delta R.T. 0.003 min
Lab File: VL042176.D
Acq: 27 Mar 2025 10:32

Tgt Ion:146 Resp: 4552

Ion	Ratio	Lower	Upper
146	100		
111	47.6	23.0	69.0
148	68.6	31.9	95.7

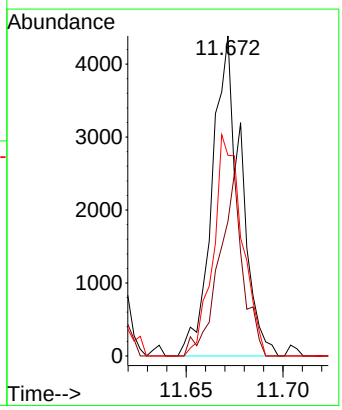

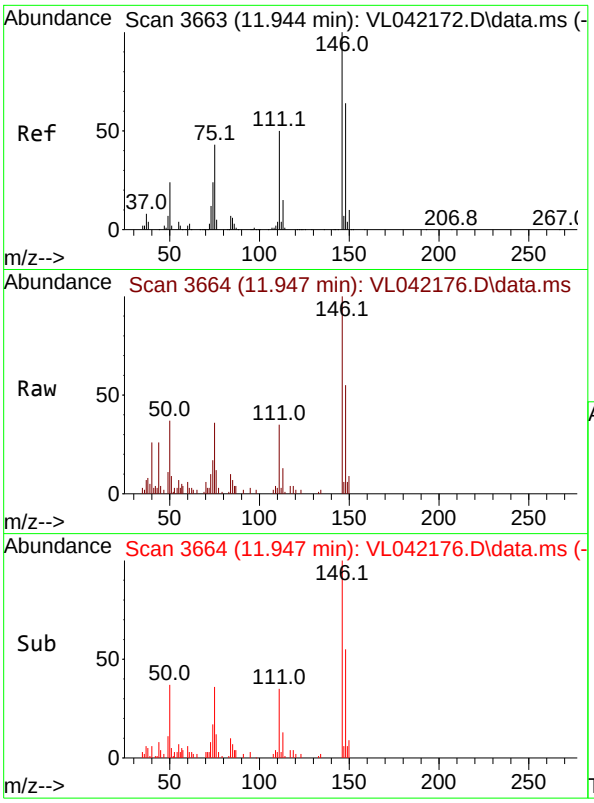

#77
1,2-Dichlorobenzene
Concen: 0.106 ppbv
RT: 11.947 min Scan# 3(
Delta R.T. 0.003 min
Lab File: VL042176.D
Acq: 27 Mar 2025 10:32

Instrument :
MSVOA_L
ClientSampleId :
VSTDICC0.1

Tgt Ion:146 Resp: 4867

Ion	Ratio	Lower	Upper
146	100		
111	45.8	24.8	74.3
148	69.7	31.6	94.8

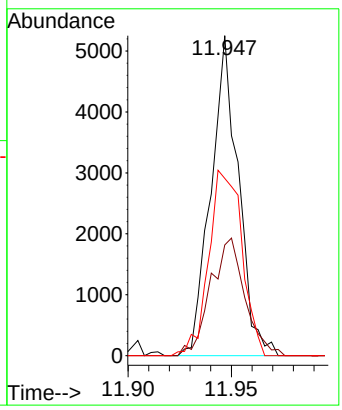

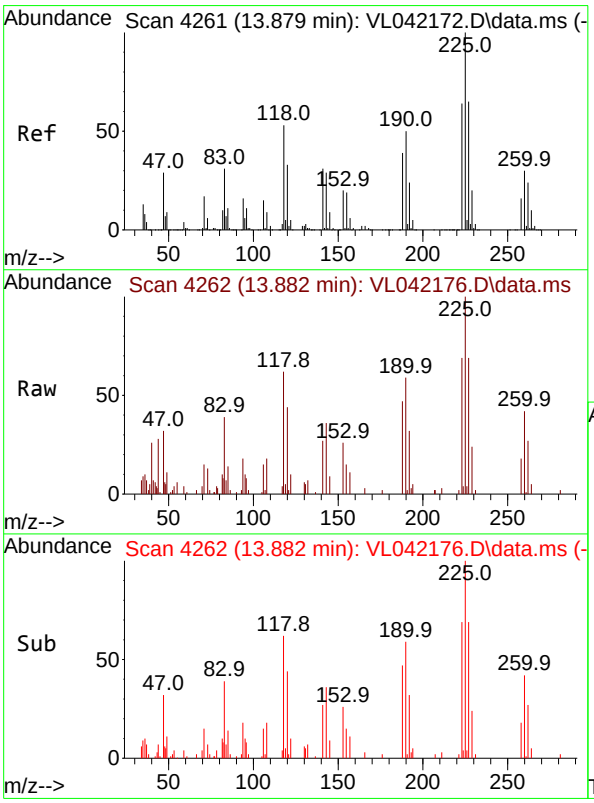

#78
Hexachloro-1,3-Butadiene
Concen: 0.102 ppbv
RT: 13.882 min Scan# 4262
Delta R.T. 0.003 min
Lab File: VL042176.D
Acq: 27 Mar 2025 10:32

Tgt Ion:225 Resp: 4755

Ion	Ratio	Lower	Upper
225	100		
223	68.9	50.6	76.0
227	67.4	51.2	76.8

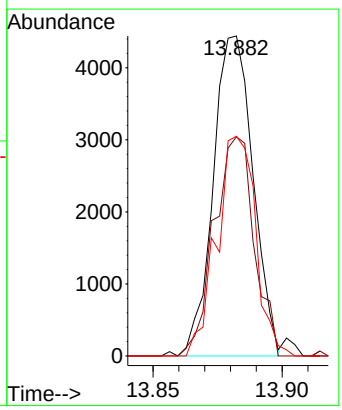

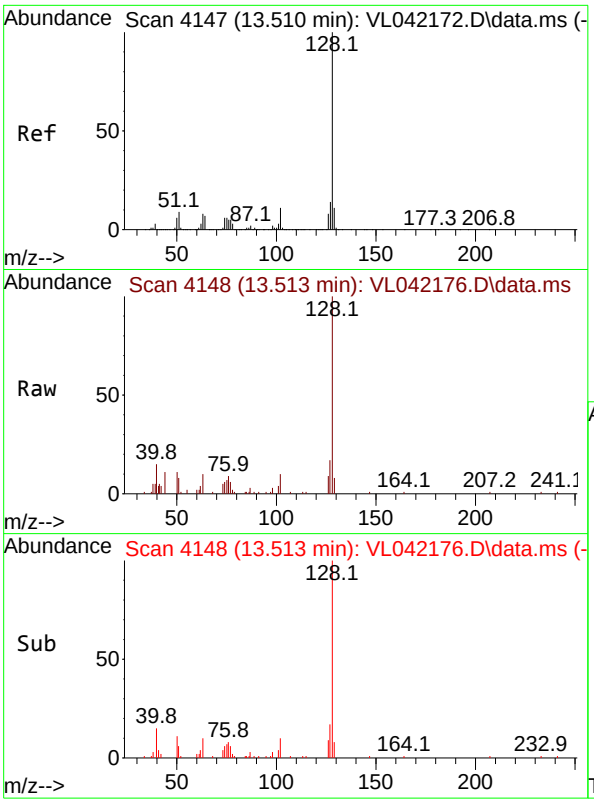

#79
Naphthalene
Concen: 0.084 ppbv
RT: 13.513 min Scan# 4
Delta R.T. 0.003 min
Lab File: VL042176.D
Acq: 27 Mar 2025 10:32

Instrument :
MSVOA_L
ClientSampleId :
VSTDICC0.1

Tgt Ion:128 Resp: 7882

Ion	Ratio	Lower	Upper
128	100		
127	17.1	10.8	16.2#
129	8.1	9.0	13.4#

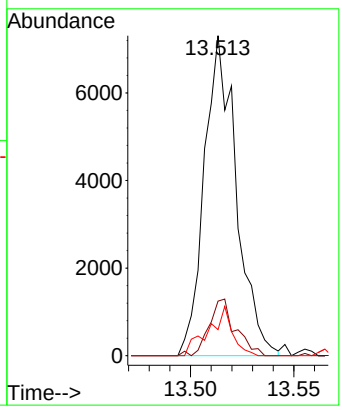

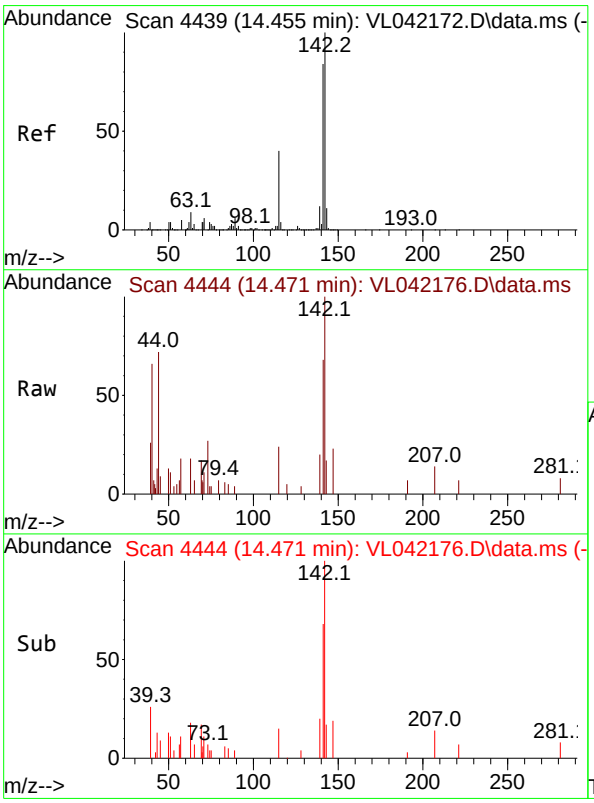

#80
Naphthalene,2-methyl-
Concen: 0.048 ppbv
RT: 14.471 min Scan# 4444
Delta R.T. 0.016 min
Lab File: VL042176.D
Acq: 27 Mar 2025 10:32

Tgt Ion:142 Resp: 2174

Ion	Ratio	Lower	Upper
142	100		
141	109.3	66.3	99.5#
115	44.3	31.6	47.4

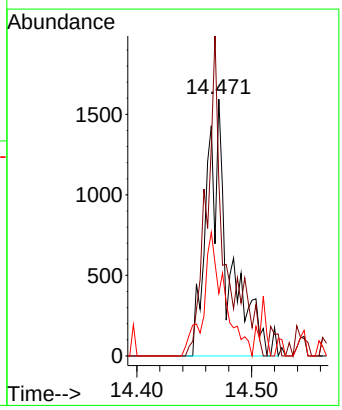

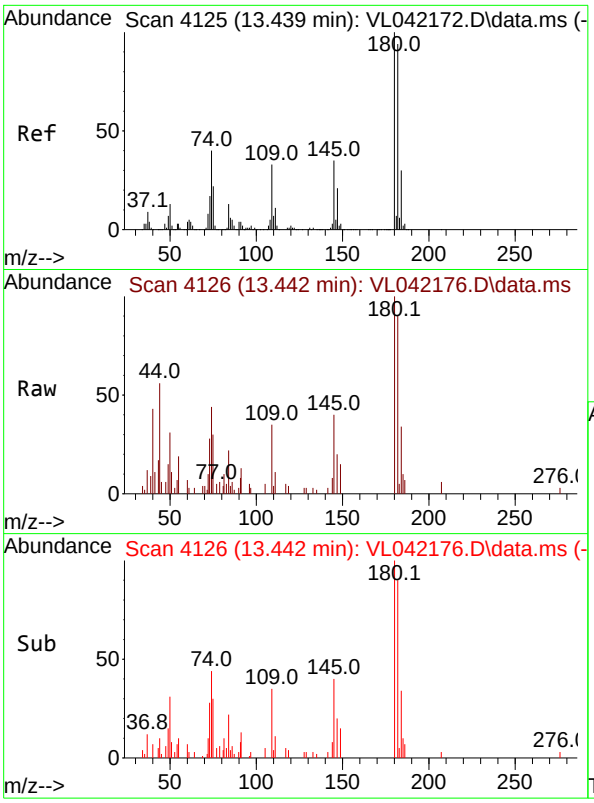

#81
1,2,4-Trichlorobenzene
Concen: 0.059 ppbv
RT: 13.442 min Scan# 4
Delta R.T. 0.003 min
Lab File: VL042176.D
Acq: 27 Mar 2025 10:32

Instrument :
MSVOA_L
ClientSampleId :
VSTDICC0.1

Tgt Ion:180 Resp: 2557

Ion	Ratio	Lower	Upper
180	100		
182	93.6	75.1	112.7
184	34.5	24.4	36.6

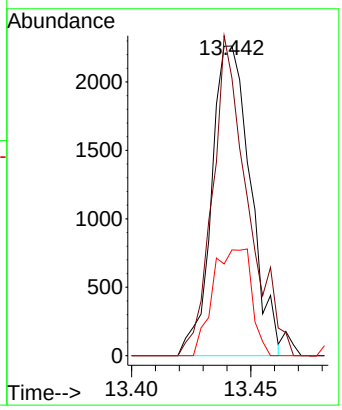

Quantitation Report (Not Reviewed)

Data Path : Z:\voasrv\HPCHEM1\MSVOA_L\Data\VL032725\
Data File : VL042177.D
Acq On : 27 Mar 2025 11:03
Operator : SY/MD
Sample : VSTDICC0.03
Misc : 400mL/MSVOA_L
ALS Vial : 6 Sample Multiplier: 1

Instrument :
MSVOA_L
ClientSampleId :
VSTDICC0.03

Quant Time: Mar 28 01:36:24 2025
Quant Method : Z:\voasrv\HPCHEM1\MSVOA_L\methods\VL032725AIR.M
Quant Title : AIR ANALYSIS BY METHOD TO-15 Instrument: MSVOA_LFri Aug 26 06:05:16 2022
QLast Update : Fri Mar 28 01:31:23 2025
Response via : Initial Calibration

Compound	R.T.	QIon	Response	Conc	Units	Dev(Min)
Internal Standards						
1) Bromochloromethane	2.787	49	178058	10.000	ppbv	0.00
33) 1,4-Difluorobenzene	3.955	114	512915	10.000	ppbv	0.00
55) Chlorobenzene-d5	8.878	117	475617	10.000	ppbv	0.00
System Monitoring Compounds						
68) 1-Bromo-4-Fluorobenzene	10.374	95	389935	9.983	ppbv	0.00
Spiked Amount 10.000	Range 65 - 135		Recovery = 99.800%			
Target Compounds						Qvalue
2) Dichlorodifluoromethane	1.496	85	914	0.035	ppbv #	73
3) Chlorodifluoromethane	1.476	51	1354	0.050	ppbv #	1
4) Chloromethane	1.531	50	675	0.063	ppbv #	86
5) Vinyl Chloride	1.580	62	534	0.049	ppbv #	79
6) Bromomethane	1.670	94	483	0.099	ppbv #	9
7) Chloroethane	1.703	64	361	0.084	ppbv #	45
8) Dichlorotetrafluoroethane	1.554	85	815	0.036	ppbv #	79
13) Ethanol	1.719	45	312	0.329	ppbv #	27
14) Bromoethene	1.780	108	482	0.060	ppbv #	31
15) Acetone	1.835	43	3574	0.144	ppbv #	63
16) 1,3-Butadiene	1.606	39	1101	0.098	ppbv #	57
17) tert-Butyl alcohol	2.043	59	1215	0.039	ppbv #	1
18) 1,1-Dichloroethene	2.036	96	560	0.057	ppbv #	38
19) Isopropyl Alcohol	1.887	45	1071	0.076	ppbv #	30
20) Methylene Chloride	2.059	84	1823	0.197	ppbv #	91
21) Allyl Chloride	2.091	41	1518	0.086	ppbv #	29
22) trans-1,2-Dichloroethene	2.719	96	586	0.051	ppbv	96
23) Vinyl Acetate	2.463	43	689	0.067	ppbv #	1
24) 1,1-Dichloroethane	2.412	63	961	0.046	ppbv #	72
26) Hexane	2.819	57	1040	0.042	ppbv #	46
27) Carbon Disulfide	2.149	76	1061	0.040	ppbv #	1
29) Chloroform	2.848	83	1619	0.044	ppbv	92
31) cis-1,2-Dichloroethene	2.719	61	846	0.033	ppbv	92
35) Carbon Tetrachloride	3.758	117	1520	0.039	ppbv #	42
37) 1,2-Dichloroethane	3.214	62	1029	0.035	ppbv #	88
39) 1,2-Dichloropropane	3.955	63	136518	7.372	ppbv #	23
57) Chlorobenzene	8.924	112	1382	0.031	ppbv #	61
60) o-Xylene	9.959	91	2844	0.042	ppbv	96
62) Isopropylbenzene	10.535	105	3380	0.033	ppbv	95
65) tert-Butylbenzene	11.529	119	3543	0.038	ppbv	98
67) sec-Butylbenzene	11.765	105	4317	0.033	ppbv	92
71) 2-Chlorotoluene	10.898	91	2666	0.034	ppbv	97
72) 4-Ethyltoluene	11.121	105	3017	0.036	ppbv #	64
73) 1,3,5-Trimethylbenzene	11.205	105	3101	0.042	ppbv	94
74) 1,2,4-Trimethylbenzene	11.539	105	5313	0.063	ppbv #	73
75) 1,3-Dichlorobenzene	11.607	146	1577	0.034	ppbv	90
77) 1,2-Dichlorobenzene	11.947	146	1591	0.035	ppbv	92
78) Hexachloro-1,3-Butadiene	13.882	225	1821	0.040	ppbv	94

(#) = qualifier out of range (m) = manual integration (+) = signals summed

Quantitation Report (Not Reviewed)

Data Path : Z:\voasrv\HPCHEM1\MSVOA_L\Data\VL032725\
Data File : VL042177.D
Acq On : 27 Mar 2025 11:03
Operator : SY/MD
Sample : VSTDICC0.03
Misc : 400mL/MSVOA_L
ALS Vial : 6 Sample Multiplier: 1

Instrument :
MSVOA_L
ClientSampleId :
VSTDICC0.03

Quant Time: Mar 28 01:36:24 2025
Quant Method : Z:\voasrv\HPCHEM1\MSVOA_L\methods\VL032725AIR.M
Quant Title : AIR ANALYSIS BY METHOD TO-15 Instrument: MSVOA_LFri Aug 26 06:05:16 2022
QLast Update : Fri Mar 28 01:31:23 2025
Response via : Initial Calibration

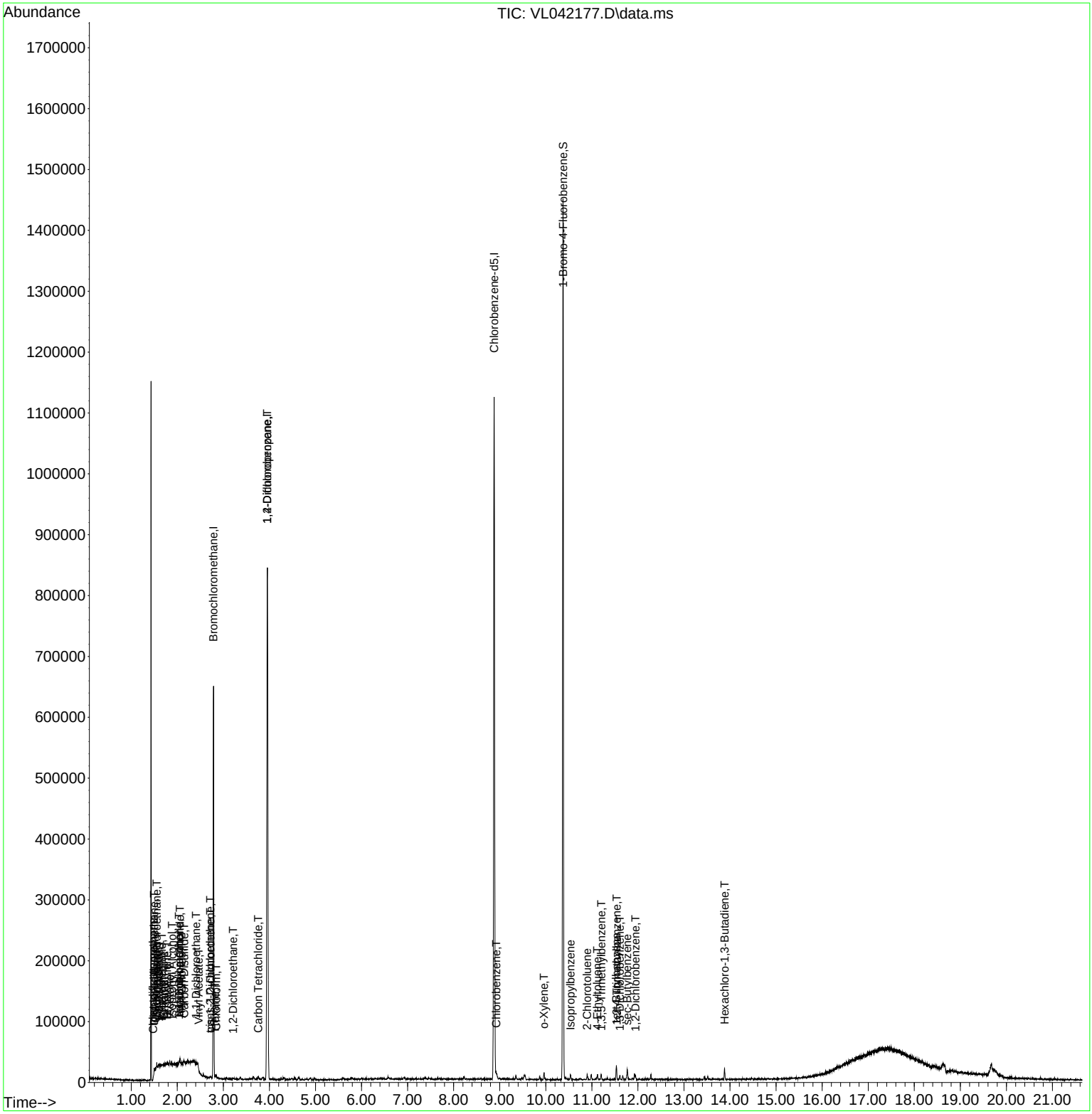

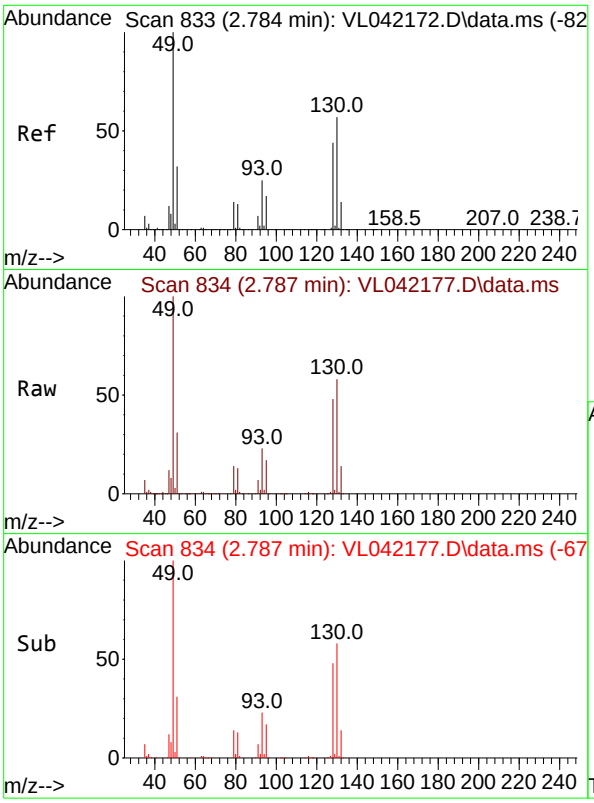

#1
Bromochloromethane
Concen: 10.000 ppbv
RT: 2.787 min Scan# 8
Delta R.T. 0.003 min
Lab File: VL042177.D
Acq: 27 Mar 2025 11:03

Instrument :
MSVOA_L
ClientSampleId :
VSTDICC0.03

Tgt Ion: 49 Resp: 178058

Ion	Ratio	Lower	Upper
49	100		
128	46.8	22.9	68.5
130	57.9	28.8	86.4

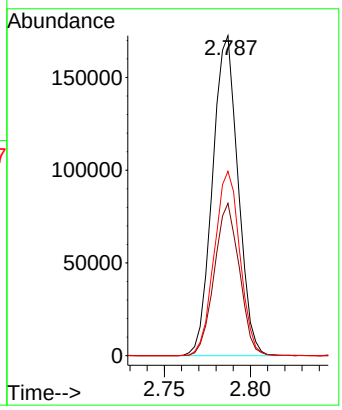

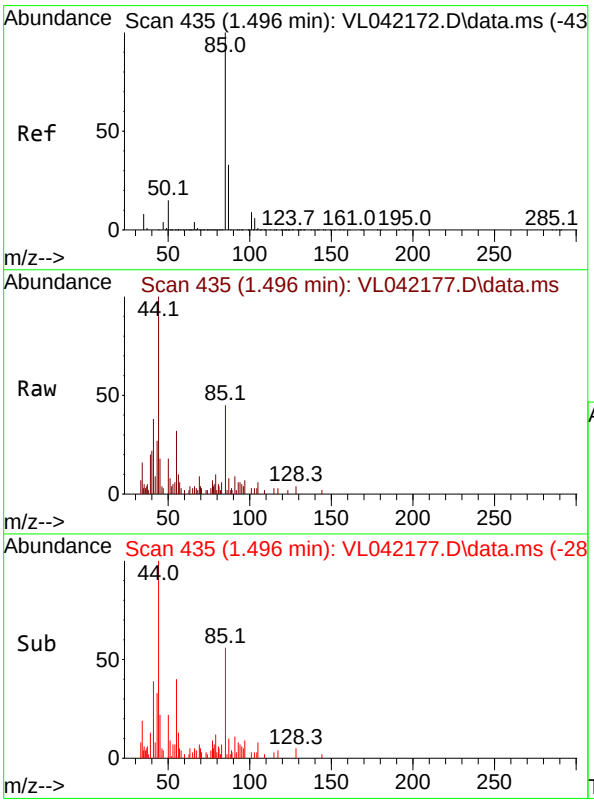

#2
Dichlorodifluoromethane
Concen: 0.035 ppbv
RT: 1.496 min Scan# 435
Delta R.T. -0.000 min
Lab File: VL042177.D
Acq: 27 Mar 2025 11:03

Tgt Ion: 85 Resp: 914

Ion	Ratio	Lower	Upper
85	100		
87	17.7	26.1	39.1#

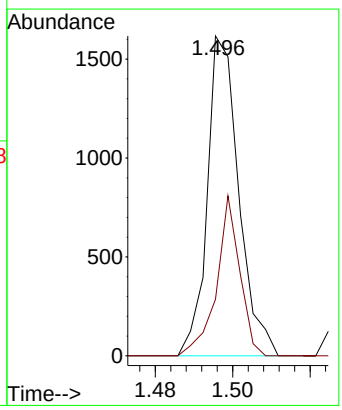

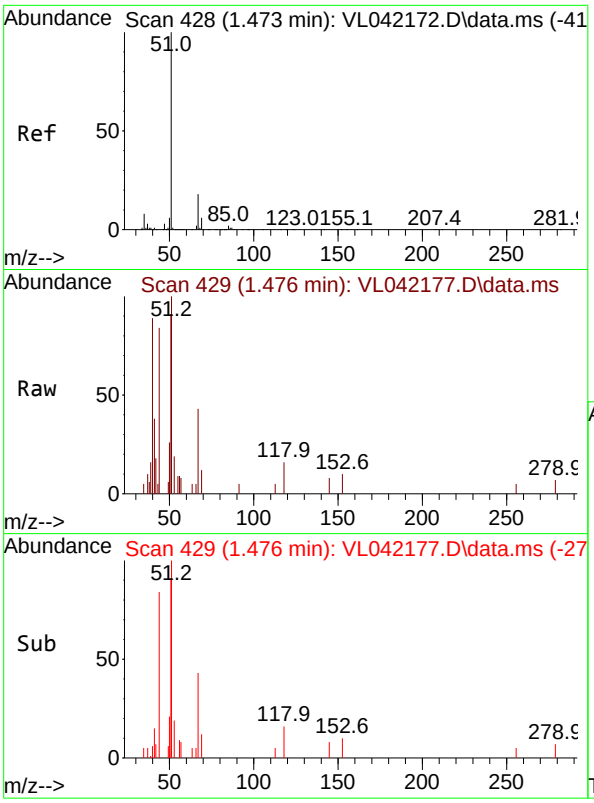

#3
Chlorodifluoromethane
Concen: 0.050 ppbv
RT: 1.476 min Scan# 4
Delta R.T. 0.003 min
Lab File: VL042177.D
Acq: 27 Mar 2025 11:03

Instrument :
MSVOA_L
ClientSampleId :
VSTDICC0.03

Tgt Ion: 51 Resp: 1354

Ion	Ratio	Lower	Upper
51	100		
67	71.0	15.0	22.6#

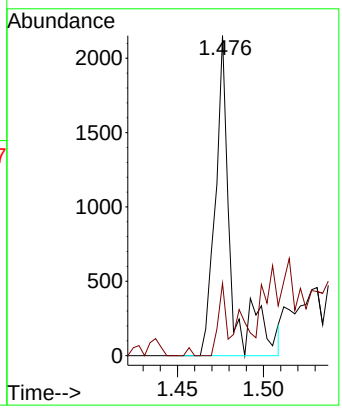

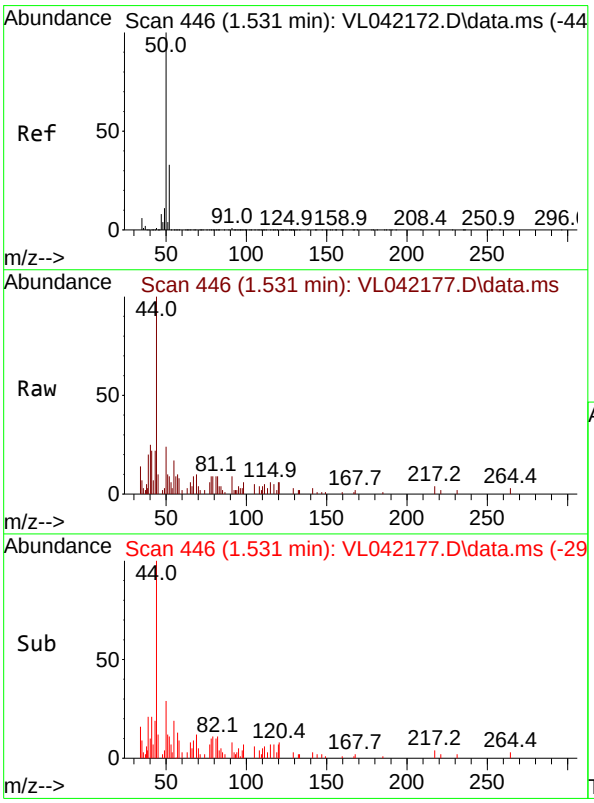

#4
Chloromethane
Concen: 0.063 ppbv
RT: 1.531 min Scan# 446
Delta R.T. -0.000 min
Lab File: VL042177.D
Acq: 27 Mar 2025 11:03

Tgt Ion: 50 Resp: 675

Ion	Ratio	Lower	Upper
50	100		
52	24.6	26.1	39.1#

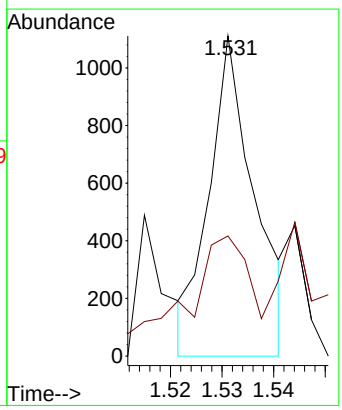

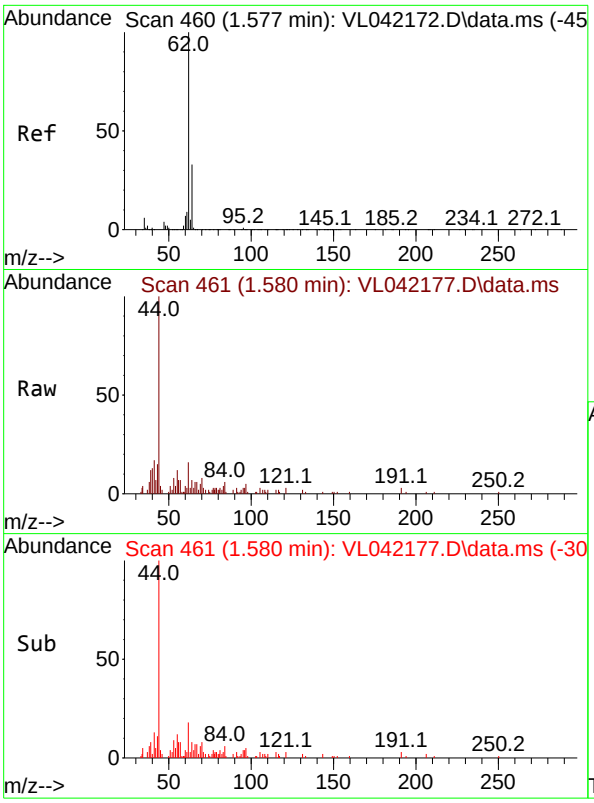

#5
Vinyl Chloride
Concen: 0.049 ppbv
RT: 1.580 min Scan# 4
Delta R.T. 0.003 min
Lab File: VL042177.D
Acq: 27 Mar 2025 11:03

Instrument :
MSVOA_L
ClientSampleId :
VSTDICC0.03

Tgt Ion: 62 Resp: 534

Ion	Ratio	Lower	Upper
62	100		
64	45.4	26.6	40.0#

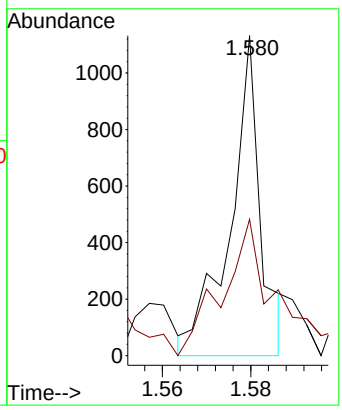

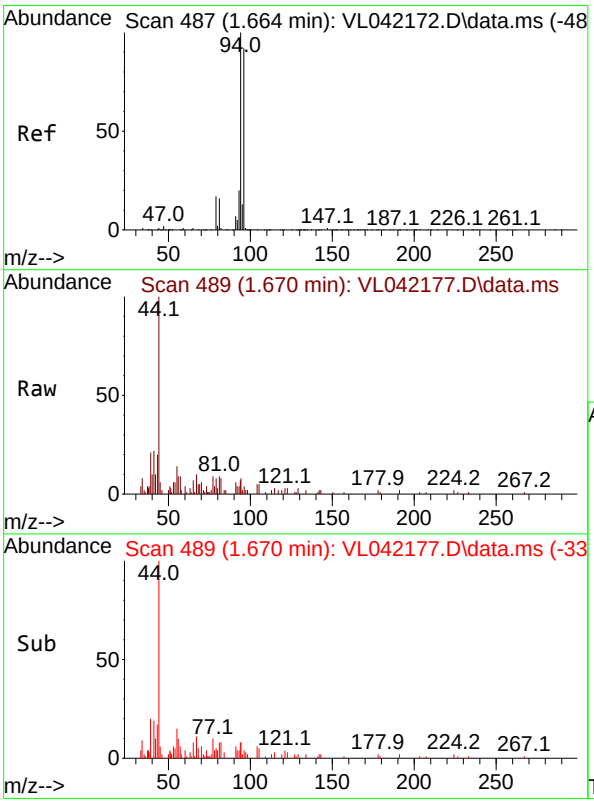

#6
Bromomethane
Concen: 0.099 ppbv
RT: 1.670 min Scan# 489
Delta R.T. 0.006 min
Lab File: VL042177.D
Acq: 27 Mar 2025 11:03

Tgt Ion: 94 Resp: 483

Ion	Ratio	Lower	Upper
94	100		
96	4.8	73.1	109.7#

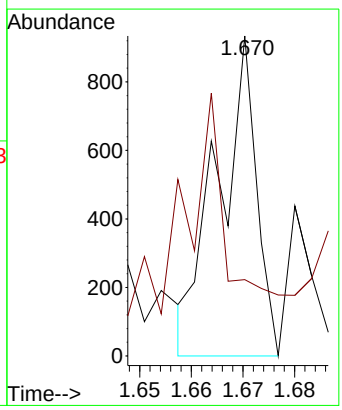

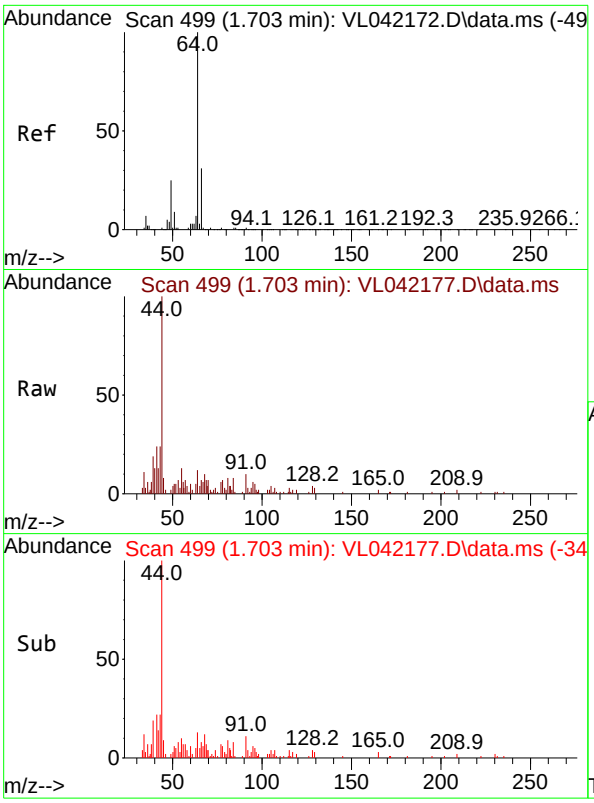

#7
Chloroethane
Concen: 0.084 ppbv
RT: 1.703 min Scan# 4
Delta R.T. -0.000 min
Lab File: VL042177.D
Acq: 27 Mar 2025 11:03

Instrument :
MSVOA_L
ClientSampleId :
VSTDICC0.03

Tgt Ion: 64 Resp: 361

Ion	Ratio	Lower	Upper
64	100		
66	61.7	25.2	37.8#

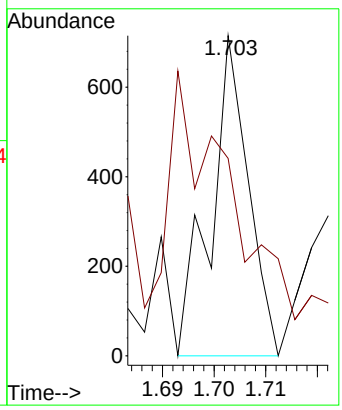

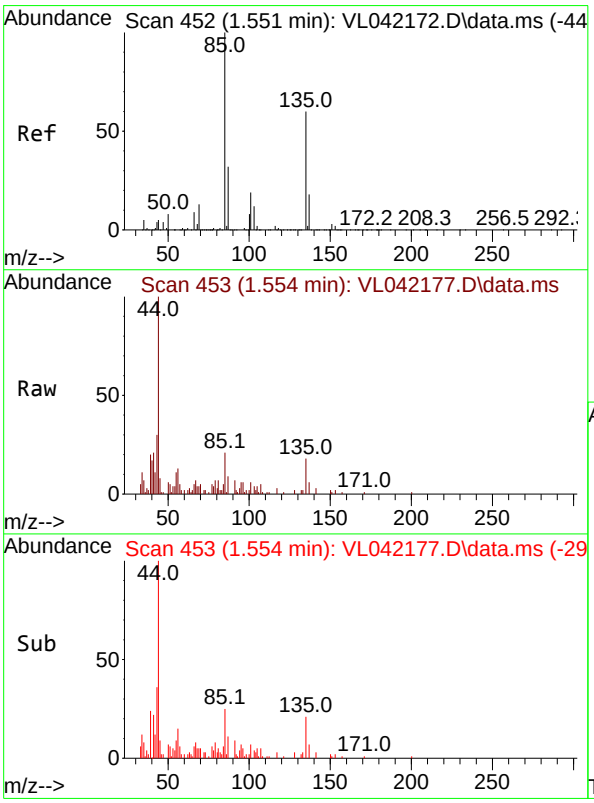

#8
Dichlorotetrafluoroethane
Concen: 0.036 ppbv
RT: 1.554 min Scan# 453
Delta R.T. 0.003 min
Lab File: VL042177.D
Acq: 27 Mar 2025 11:03

Tgt Ion: 85 Resp: 815

Ion	Ratio	Lower	Upper
85	100		
135	82.3	52.4	78.6#

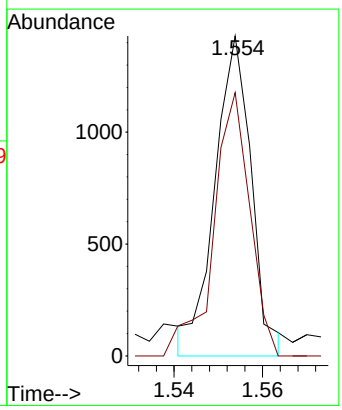

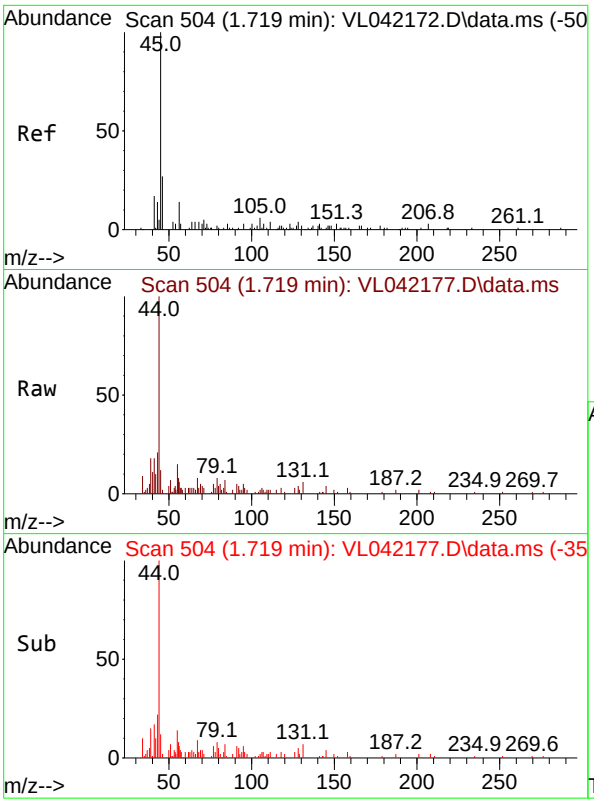

#13
Ethanol
Concen: 0.329 ppbv
RT: 1.719 min Scan# 5(
Delta R.T. -0.000 min
Lab File: VL042177.D
Acq: 27 Mar 2025 11:03

Instrument :
MSVOA_L
ClientSampleId :
VSTDICC0.03

Tgt Ion: 45 Resp: 312

Ion	Ratio	Lower	Upper
45	100		
46	0.0	20.2	80.8#

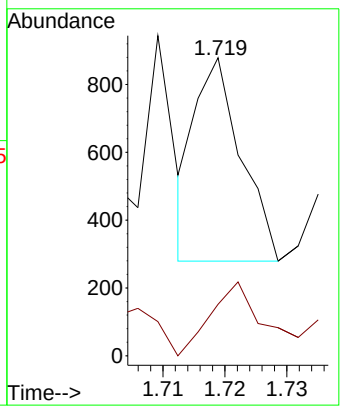

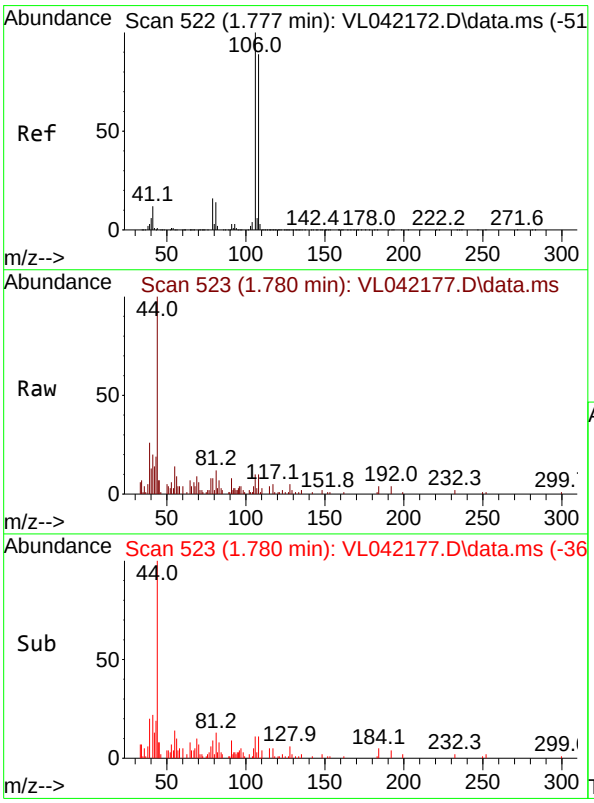

#14
Bromoethene
Concen: 0.060 ppbv
RT: 1.780 min Scan# 523
Delta R.T. 0.003 min
Lab File: VL042177.D
Acq: 27 Mar 2025 11:03

Tgt Ion:108 Resp: 482

Ion	Ratio	Lower	Upper
108	100		
106	100.4	86.8	130.2
79	208.5	15.0	22.6#

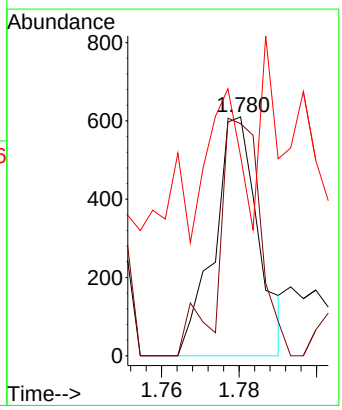

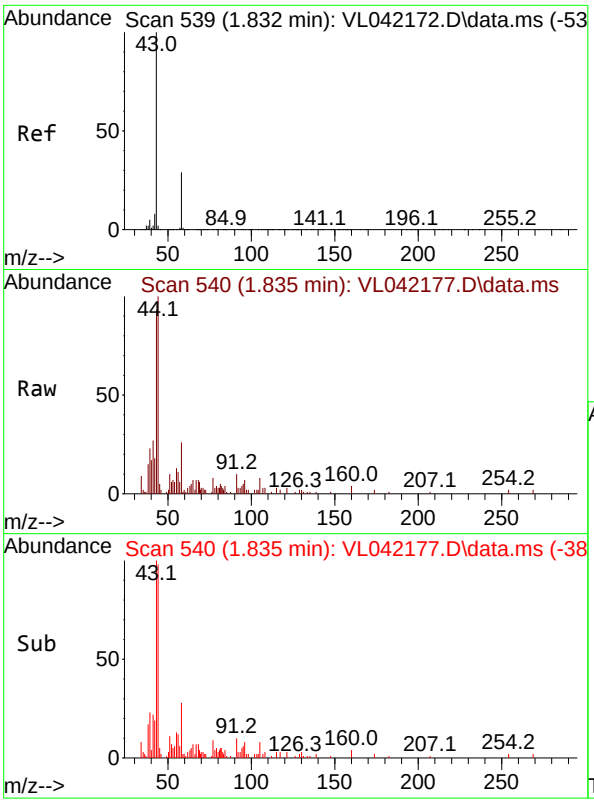

#15
Acetone
Concen: 0.144 ppbv
RT: 1.835 min Scan# 54
Delta R.T. 0.003 min
Lab File: VL042177.D
Acq: 27 Mar 2025 11:03

Instrument :
MSVOA_L
ClientSampleId :
VSTDICC0.03

Tgt Ion: 43 Resp: 3574

Ion	Ratio	Lower	Upper
43	100		
58	48.5	23.2	34.8#

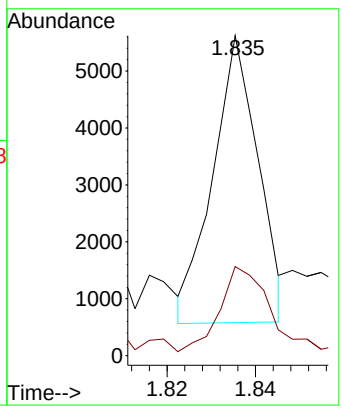

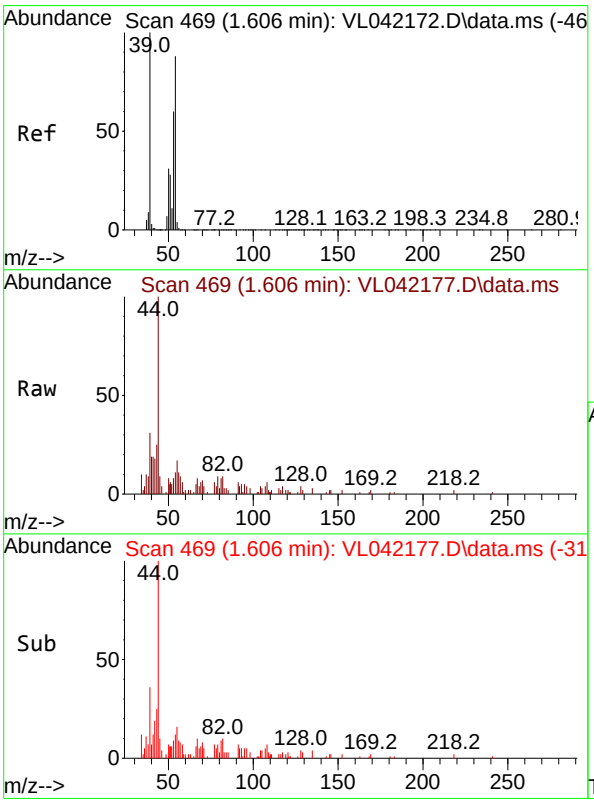

#16
1,3-Butadiene
Concen: 0.098 ppbv
RT: 1.606 min Scan# 469
Delta R.T. -0.000 min
Lab File: VL042177.D
Acq: 27 Mar 2025 11:03

Tgt Ion: 39 Resp: 1101

Ion	Ratio	Lower	Upper
39	100		
54	113.1	60.7	91.1#

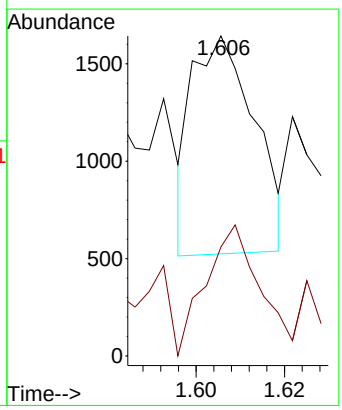

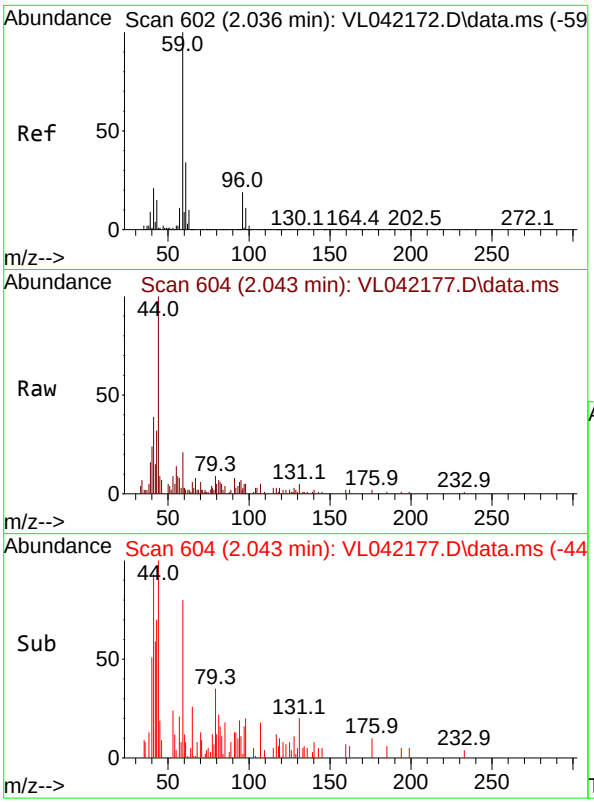

#17
tert-Butyl alcohol
Concen: 0.039 ppbv
RT: 2.043 min Scan# 6
Delta R.T. 0.006 min
Lab File: VL042177.D
Acq: 27 Mar 2025 11:03

Instrument :
MSVOA_L
ClientSampleId :
VSTDICC0.03

Tgt Ion: 59 Resp: 1215

Ion	Ratio	Lower	Upper
59	100		
57	107.2	8.9	13.3#

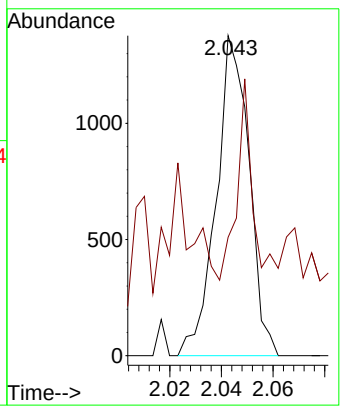

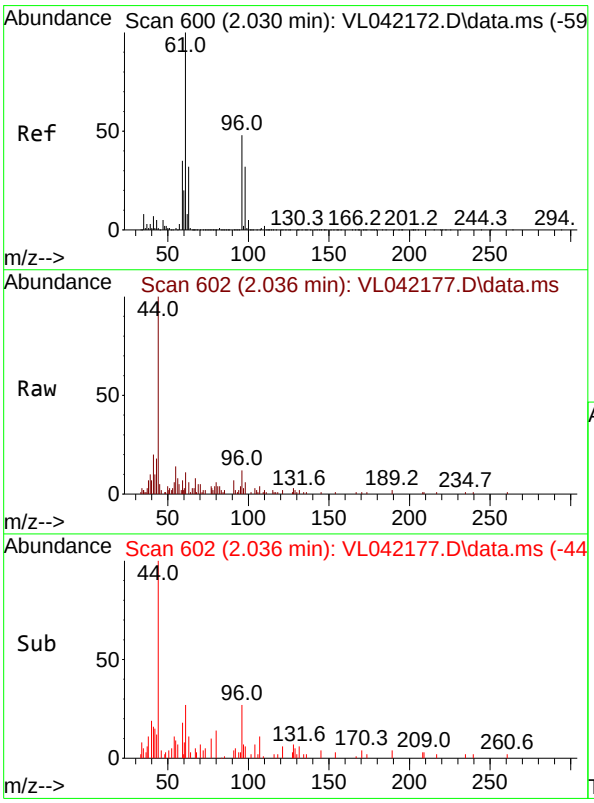

#18
1,1-Dichloroethene
Concen: 0.057 ppbv
RT: 2.036 min Scan# 602
Delta R.T. 0.006 min
Lab File: VL042177.D
Acq: 27 Mar 2025 11:03

Tgt Ion: 96 Resp: 560

Ion	Ratio	Lower	Upper
96	100		
61	87.3	167.6	251.4#
98	56.8	53.5	80.3

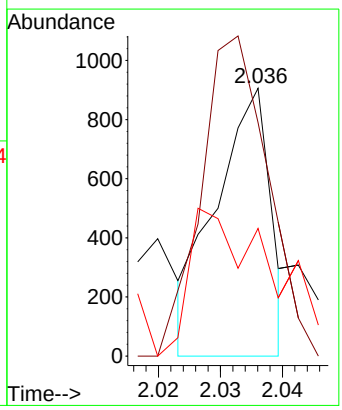



#19
Isopropyl Alcohol
Concen: 0.076 ppbv
RT: 1.887 min Scan# 5
Delta R.T. 0.003 min
Lab File: VL042177.D
Acq: 27 Mar 2025 11:03

Instrument :
MSVOA_L
ClientSampleId :
VSTDICC0.03

Tgt Ion: 45 Resp: 1071

Ion	Ratio	Lower	Upper
45	100		
58	0.0	36.9	55.3#

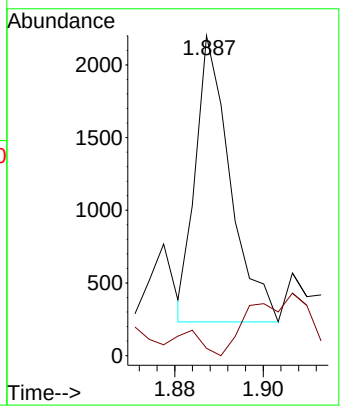

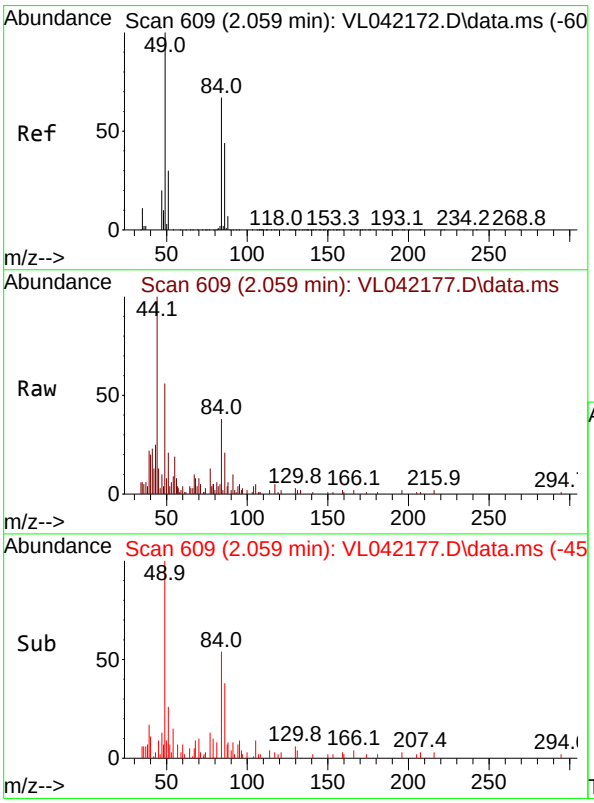

#20
Methylene Chloride
Concen: 0.197 ppbv
RT: 2.059 min Scan# 609
Delta R.T. -0.000 min
Lab File: VL042177.D
Acq: 27 Mar 2025 11:03

Tgt Ion: 84 Resp: 1823

Ion	Ratio	Lower	Upper
84	100		
49	156.6	120.2	180.4
51	34.6	37.4	56.0#
86	57.2	52.4	78.6

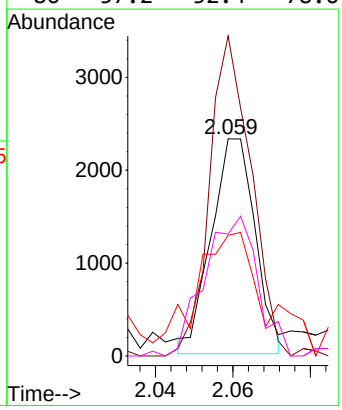

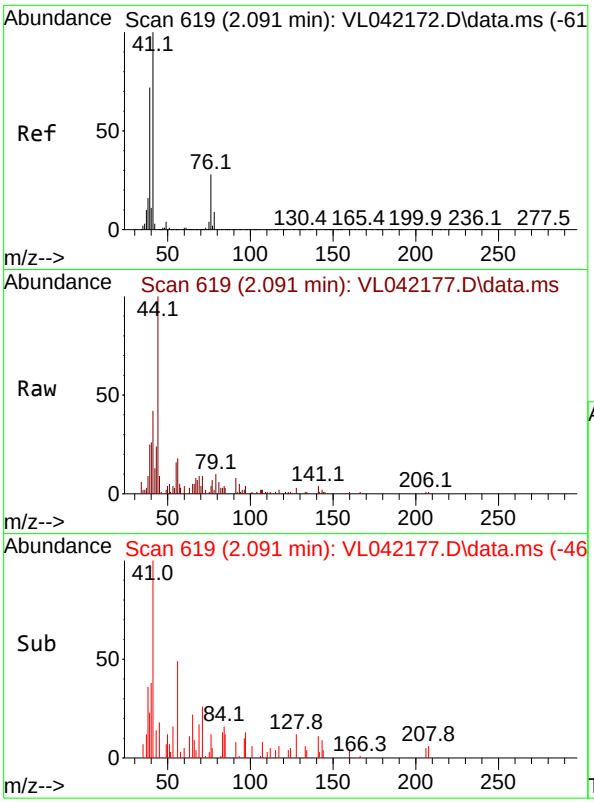

#21
Allyl Chloride
Concen: 0.086 ppbv
RT: 2.091 min Scan# 6
Delta R.T. -0.000 min
Lab File: VL042177.D
Acq: 27 Mar 2025 11:03

Instrument :
MSVOA_L
ClientSampleId :
VSTDICC0.03

Tgt Ion: 41 Resp: 1518

Ion	Ratio	Lower	Upper
41	100		
76	25.9	24.1	36.1
39	158.8	61.1	91.7#

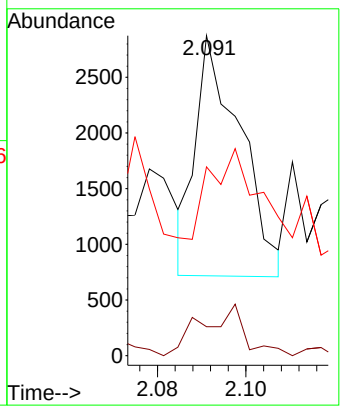

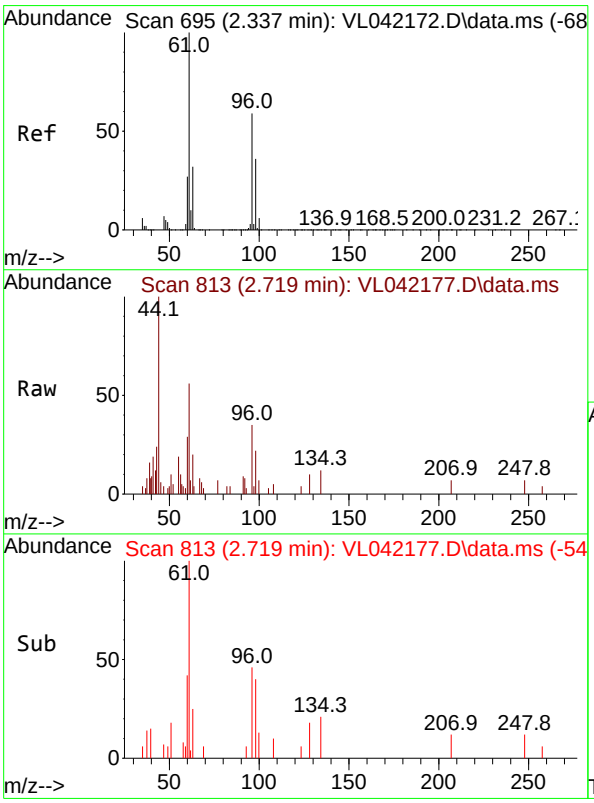

#22
trans-1,2-Dichloroethene
Concen: 0.051 ppbv
RT: 2.719 min Scan# 813
Delta R.T. 0.382 min
Lab File: VL042177.D
Acq: 27 Mar 2025 11:03

Tgt Ion: 96 Resp: 586

Ion	Ratio	Lower	Upper
96	100		
61	177.1	136.6	204.8
98	63.5	49.4	74.2

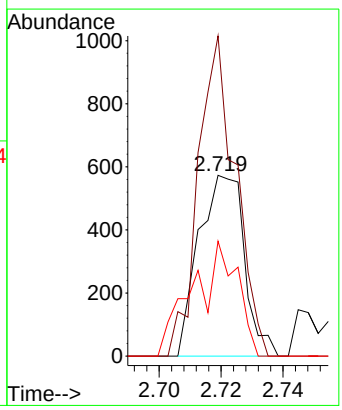

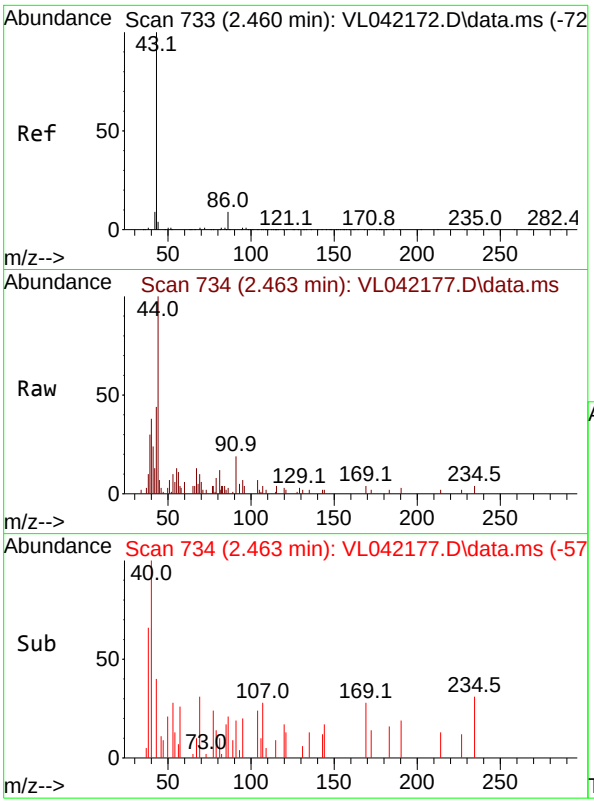

#23
Vinyl Acetate
Concen: 0.067 ppbv
RT: 2.463 min Scan# 7
Delta R.T. 0.003 min
Lab File: VL042177.D
Acq: 27 Mar 2025 11:03

Instrument :
MSVOA_L
ClientSampleId :
VSTDICC0.03

Tgt Ion: 43 Resp: 689

Ion	Ratio	Lower	Upper
43	100		
86	9.7	5.5	8.3#
42	6.8	8.6	13.0#
44	128.2	6.2	9.4#

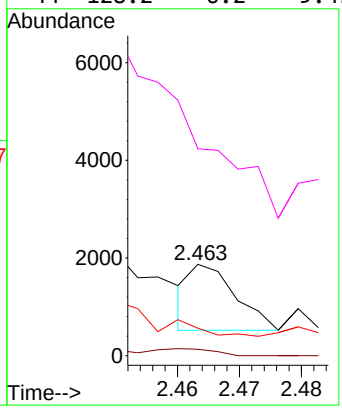

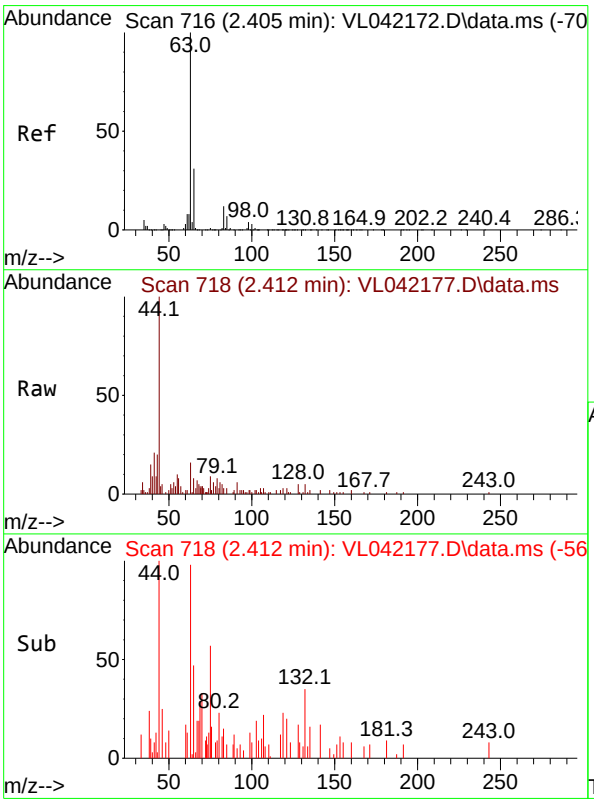

#24
1,1-Dichloroethane
Concen: 0.046 ppbv
RT: 2.412 min Scan# 718
Delta R.T. 0.006 min
Lab File: VL042177.D
Acq: 27 Mar 2025 11:03

Tgt Ion: 63 Resp: 961

Ion	Ratio	Lower	Upper
63	100		
98	16.8	2.3	6.8#
100	7.6	1.6	4.7#

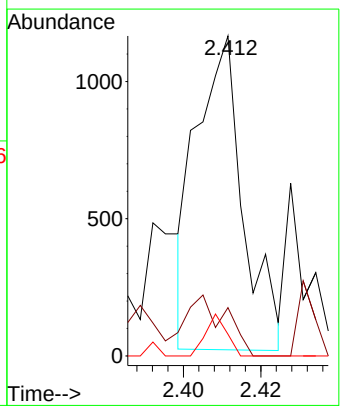

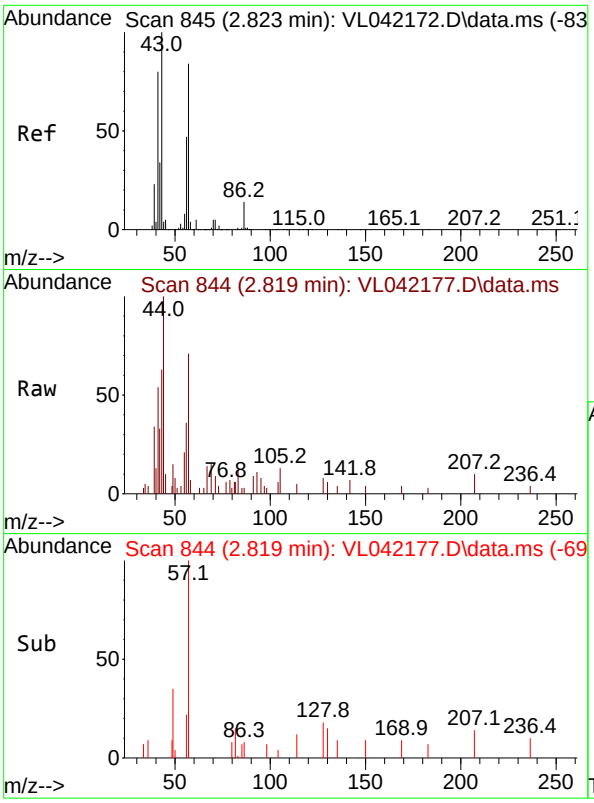

#26
Hexane
Concen: 0.042 ppbv
RT: 2.819 min Scan# 8
Delta R.T. -0.003 min
Lab File: VL042177.D
Acq: 27 Mar 2025 11:03

Instrument :
MSVOA_L
ClientSampleId :
VSTDICC0.03

Tgt Ion: 57 Resp: 1040

Ion	Ratio	Lower	Upper
57	100		
41	179.4	76.6	114.8#
43	351.5	207.8	311.8#
56	61.3	43.6	65.4

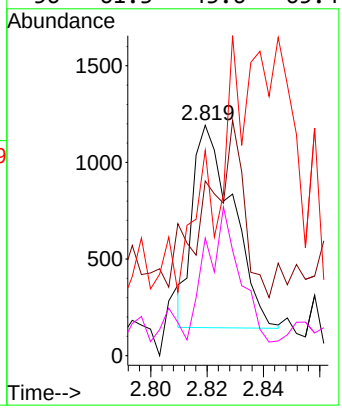

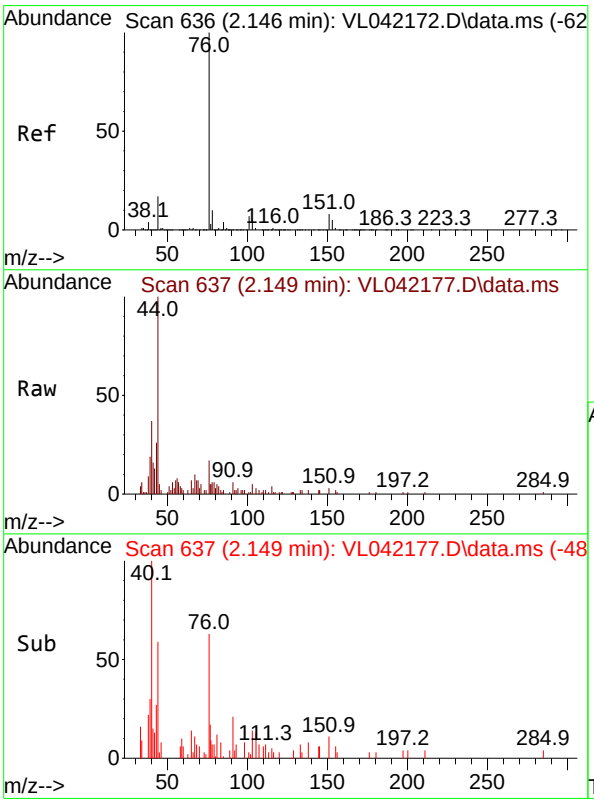

#27
Carbon Disulfide
Concen: 0.040 ppbv
RT: 2.149 min Scan# 637
Delta R.T. 0.003 min
Lab File: VL042177.D
Acq: 27 Mar 2025 11:03

Tgt Ion: 76 Resp: 1061

Ion	Ratio	Lower	Upper
76	100		
44	0.0	14.7	22.1#
78	112.4	9.3	13.9#

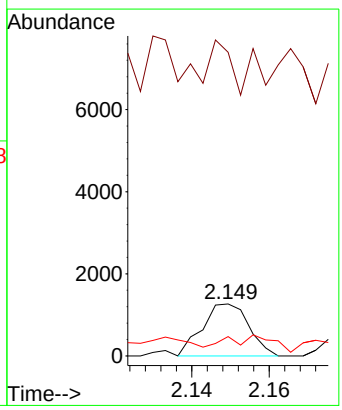

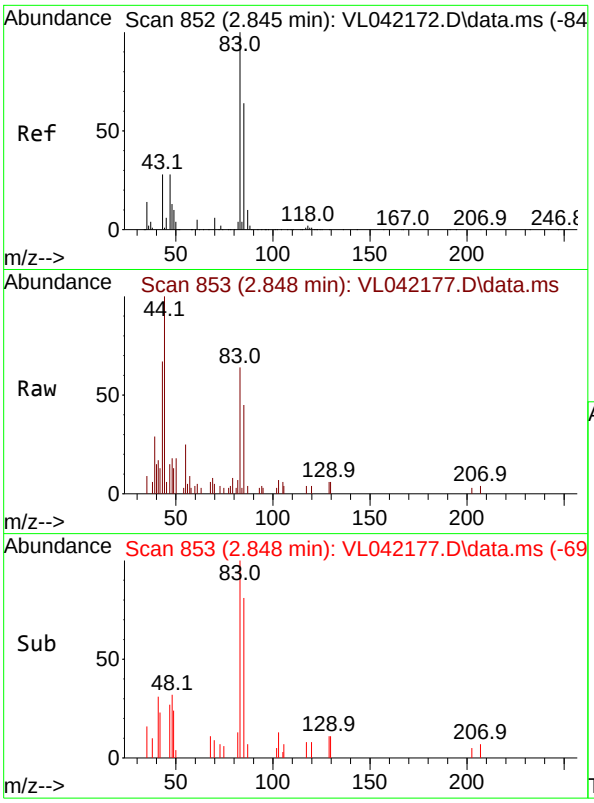

#29
Chloroform
Concen: 0.044 ppbv
RT: 2.848 min Scan# 8
Delta R.T. 0.003 min
Lab File: VL042177.D
Acq: 27 Mar 2025 11:03

Instrument :
MSVOA_L
ClientSampleId :
VSTDICC0.03

Tgt Ion: 83 Resp: 1619

Ion	Ratio	Lower	Upper
83	100		
85	70.6	51.4	77.2

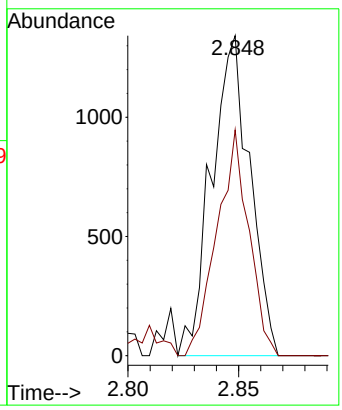

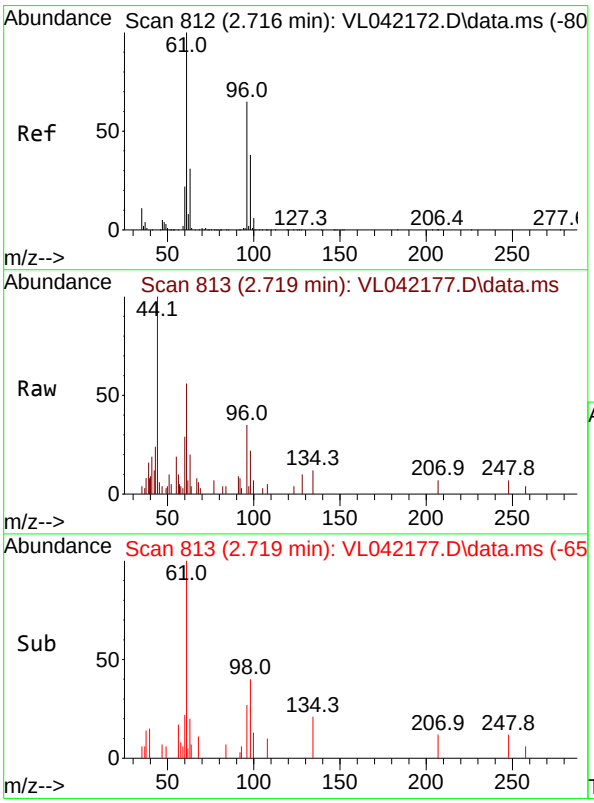

#31
cis-1,2-Dichloroethene
Concen: 0.033 ppbv
RT: 2.719 min Scan# 813
Delta R.T. 0.003 min
Lab File: VL042177.D
Acq: 27 Mar 2025 11:03

Tgt Ion: 61 Resp: 846

Ion	Ratio	Lower	Upper
61	100		
96	56.5	51.8	77.8
98	35.9	30.6	46.0

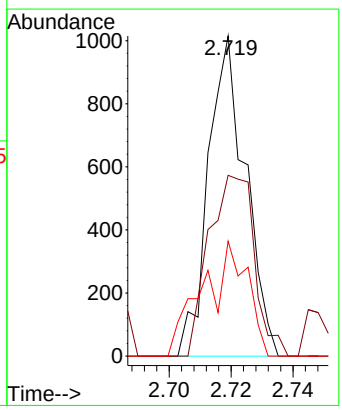

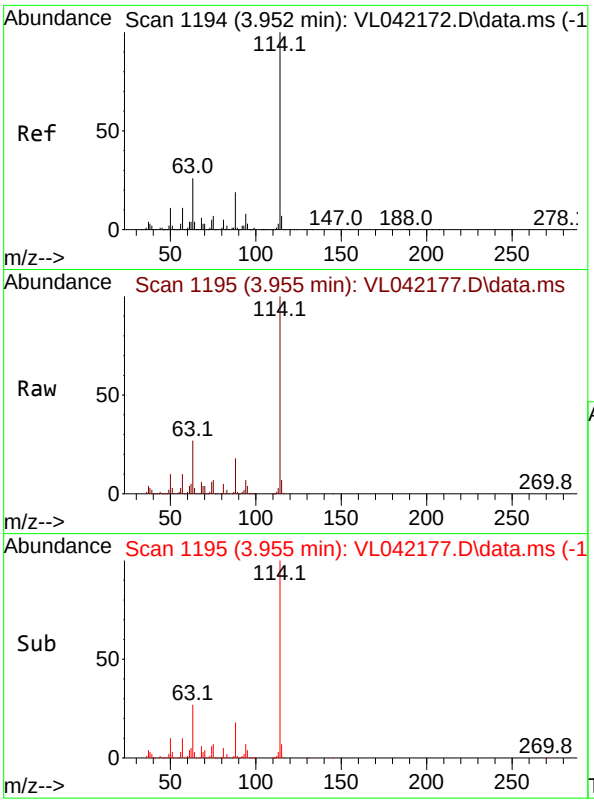

#33
1,4-Difluorobenzene
Concen: 10.000 ppbv
RT: 3.955 min Scan# 1
Delta R.T. 0.003 min
Lab File: VL042177.D
Acq: 27 Mar 2025 11:03

Instrument :
MSVOA_L
ClientSampleId :
VSTDICC0.03

Tgt Ion:114 Resp: 512915

Ion	Ratio	Lower	Upper
114	100		
63	26.6	20.7	31.1
88	18.6	15.0	22.4

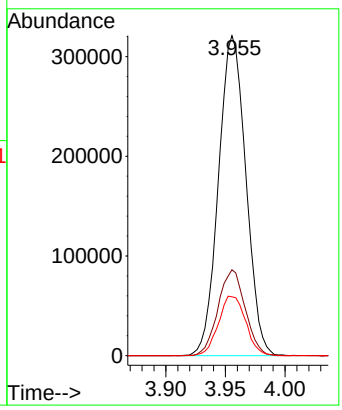

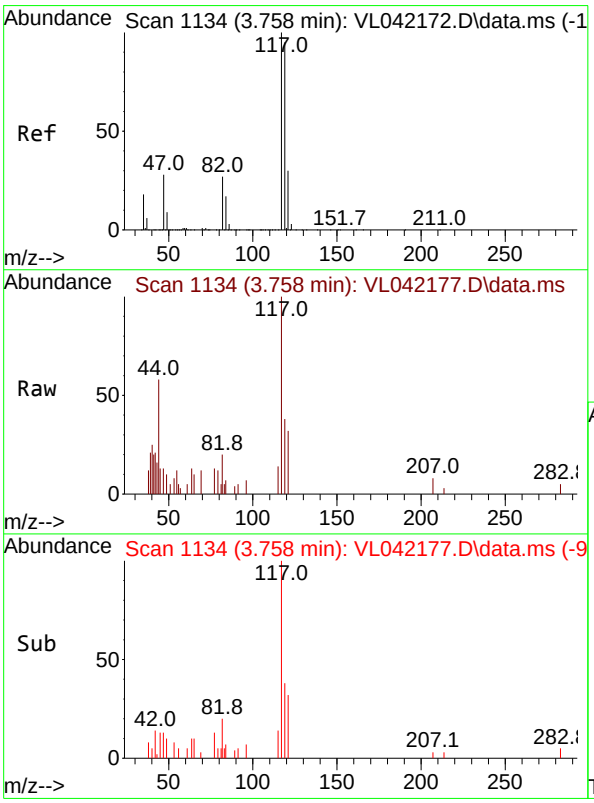

#35
Carbon Tetrachloride
Concen: 0.039 ppbv
RT: 3.758 min Scan# 1134
Delta R.T. -0.000 min
Lab File: VL042177.D
Acq: 27 Mar 2025 11:03

Tgt Ion:117 Resp: 1520

Ion	Ratio	Lower	Upper
117	100		
119	22.1	76.2	114.2#
121	32.3	24.2	36.4

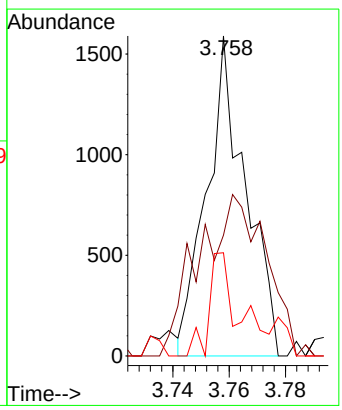

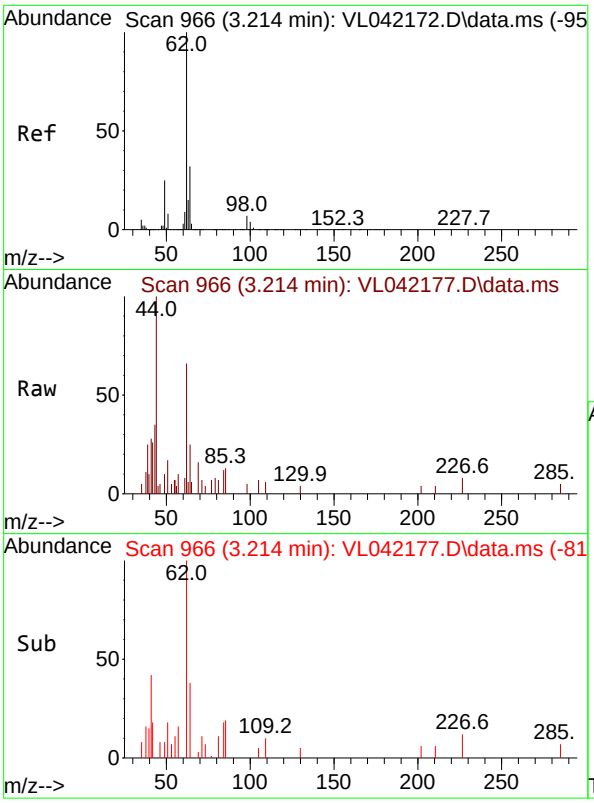

#37
1,2-Dichloroethane
Concen: 0.035 ppbv
RT: 3.214 min Scan# 9
Delta R.T. -0.000 min
Lab File: VL042177.D
Acq: 27 Mar 2025 11:03

Instrument :
MSVOA_L
ClientSampleId :
VSTDICC0.03

Tgt Ion: 62 Resp: 1029

Ion	Ratio	Lower	Upper
62	100		
98	2.7	5.4	8.2#

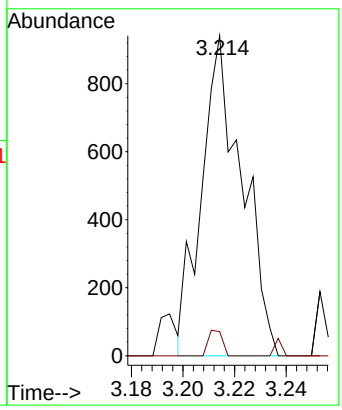

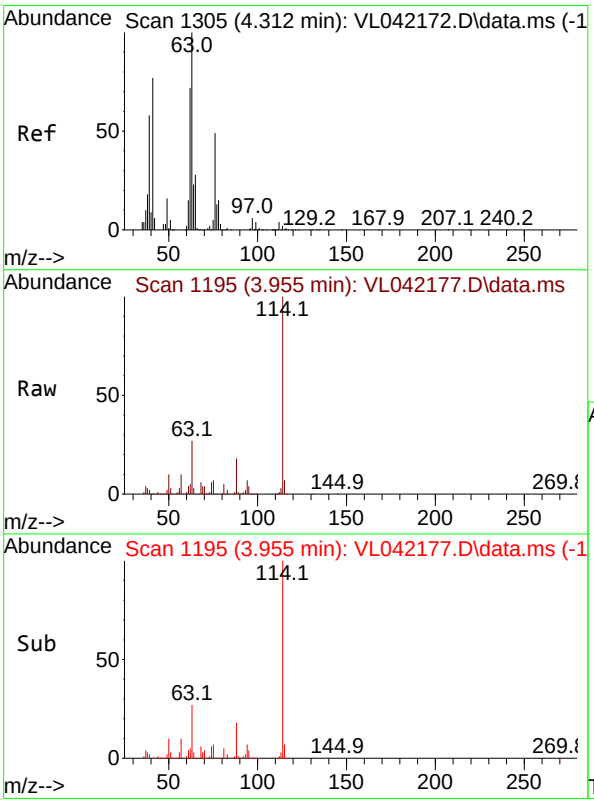

#39
1,2-Dichloropropane
Concen: 7.372 ppbv
RT: 3.955 min Scan# 1195
Delta R.T. -0.356 min
Lab File: VL042177.D
Acq: 27 Mar 2025 11:03

Tgt Ion: 63 Resp: 136518

Ion	Ratio	Lower	Upper
63	100		
41	0.4	61.7	92.5#
62	18.0	57.6	86.4#

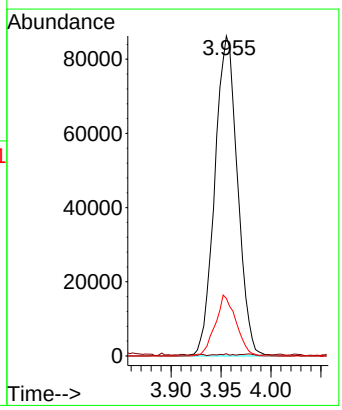

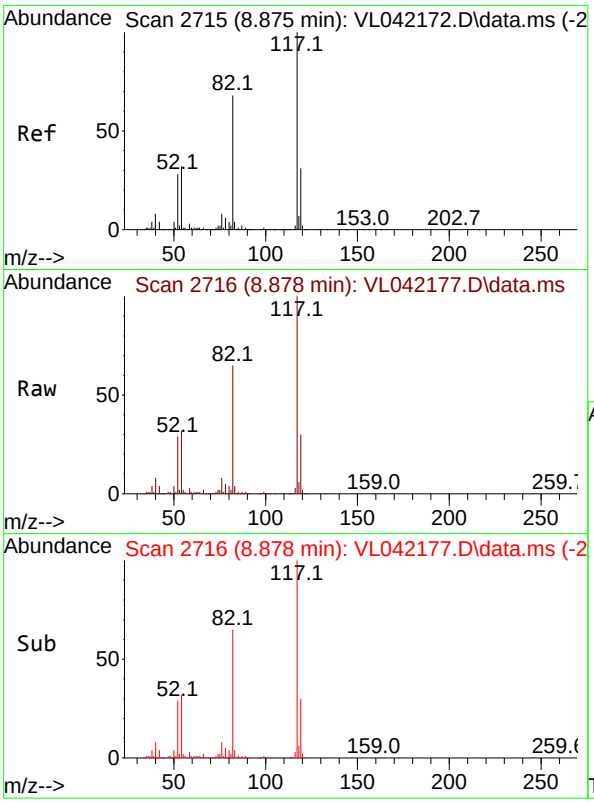

#55
Chlorobenzene-d5
Concen: 10.000 ppbv
RT: 8.878 min Scan# 2
Delta R.T. 0.003 min
Lab File: VL042177.D
Acq: 27 Mar 2025 11:03

Instrument :
MSVOA_L
ClientSampleId :
VSTDICC0.03

Tgt Ion:117 Resp: 475617

Ion	Ratio	Lower	Upper
117	100		
82	66.7	55.8	83.6
119	31.5	25.5	38.3

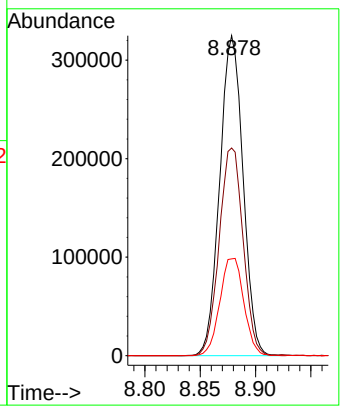

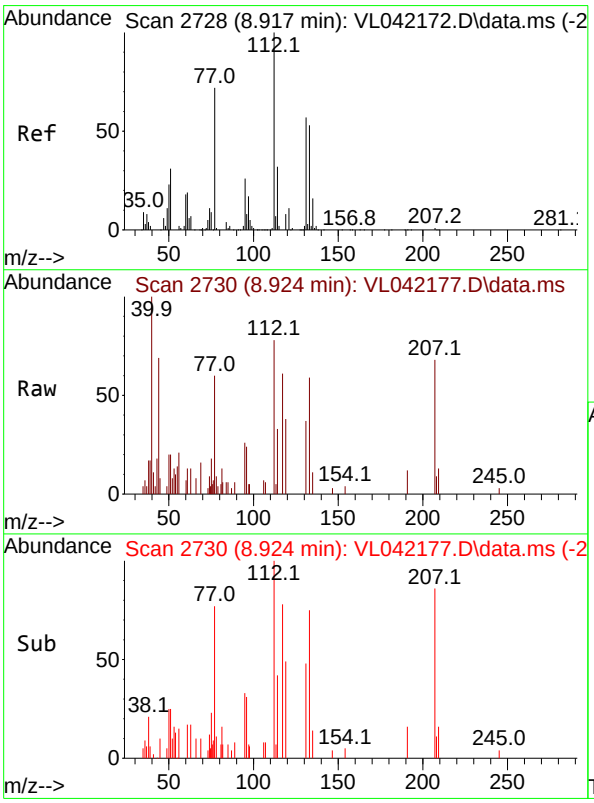

#57
Chlorobenzene
Concen: 0.031 ppbv
RT: 8.924 min Scan# 2730
Delta R.T. 0.006 min
Lab File: VL042177.D
Acq: 27 Mar 2025 11:03

Tgt Ion:112 Resp: 1382

Ion	Ratio	Lower	Upper
112	100		
77	32.1	58.2	87.2#
114	41.8	29.1	35.5#

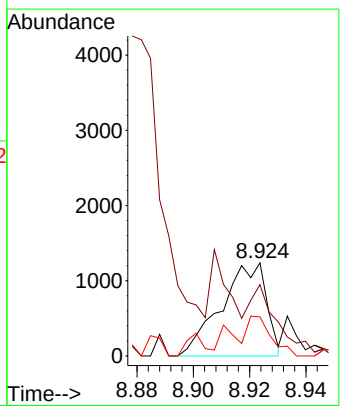

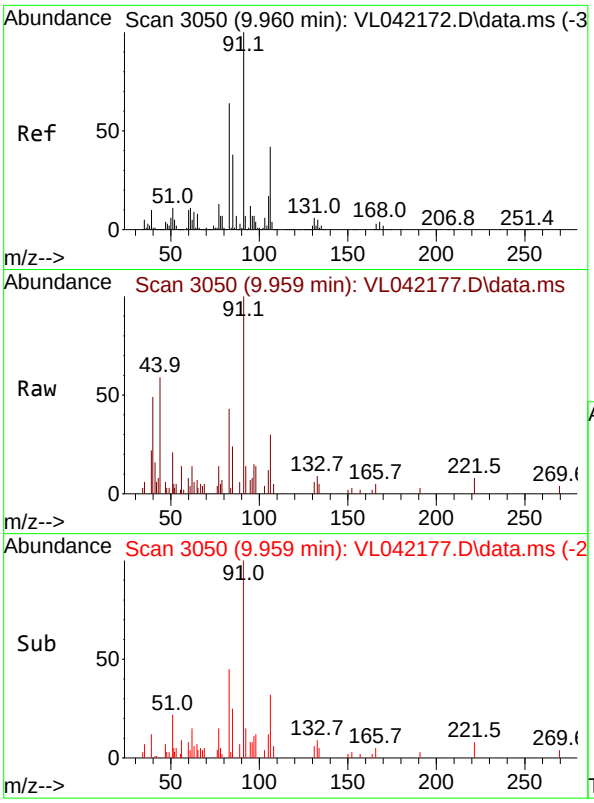

#60
o-Xylene
Concen: 0.042 ppbv
RT: 9.959 min Scan# 3(
Delta R.T. -0.000 min
Lab File: VL042177.D
Acq: 27 Mar 2025 11:03

Instrument :
MSVOA_L
ClientSampleId :
VSTDICC0.03

Tgt Ion: 91 Resp: 2844

Ion	Ratio	Lower	Upper
91	100		
106	39.4	20.8	62.5

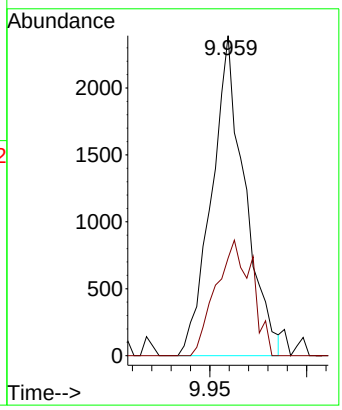

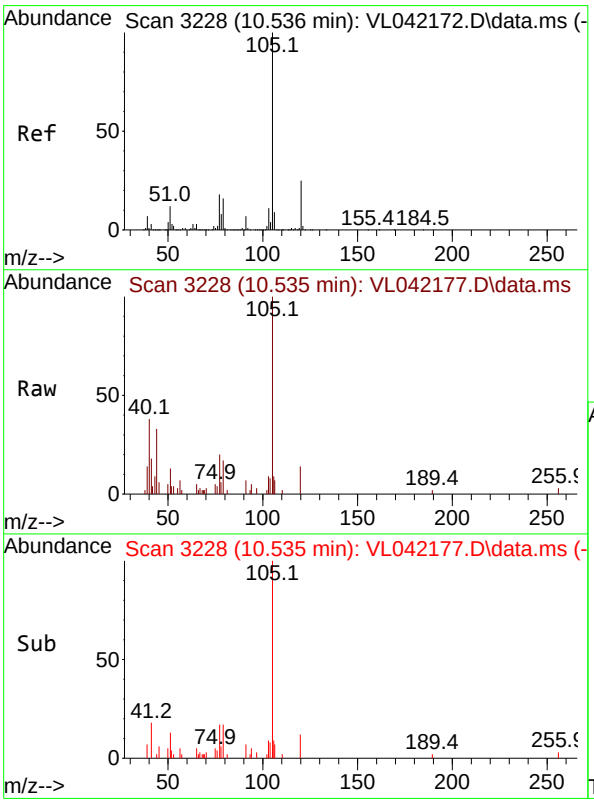

#62
Isopropylbenzene
Concen: 0.033 ppbv
RT: 10.535 min Scan# 3228
Delta R.T. -0.000 min
Lab File: VL042177.D
Acq: 27 Mar 2025 11:03

Tgt Ion:105 Resp: 3380

Ion	Ratio	Lower	Upper
105	100		
120	22.3	19.9	29.9

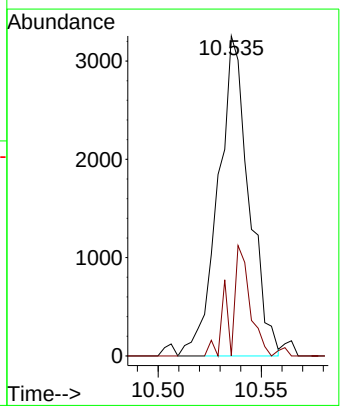

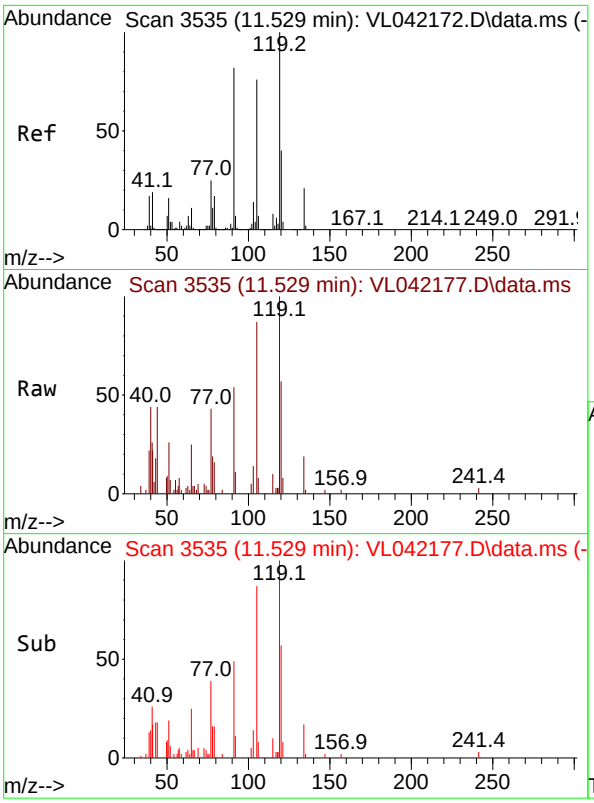

#65
tert-Butylbenzene
Concen: 0.038 ppbv
RT: 11.529 min Scan# 3
Delta R.T. -0.000 min
Lab File: VL042177.D
Acq: 27 Mar 2025 11:03

Instrument :
MSVOA_L
ClientSampleId :
VSTDICC0.03

Tgt Ion:119 Resp: 3543

Ion	Ratio	Lower	Upper
119	100		
91	83.5	66.0	99.0
134	22.4	16.7	25.1

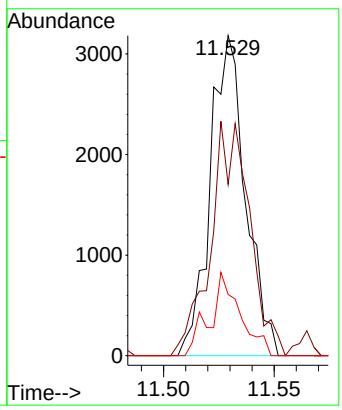

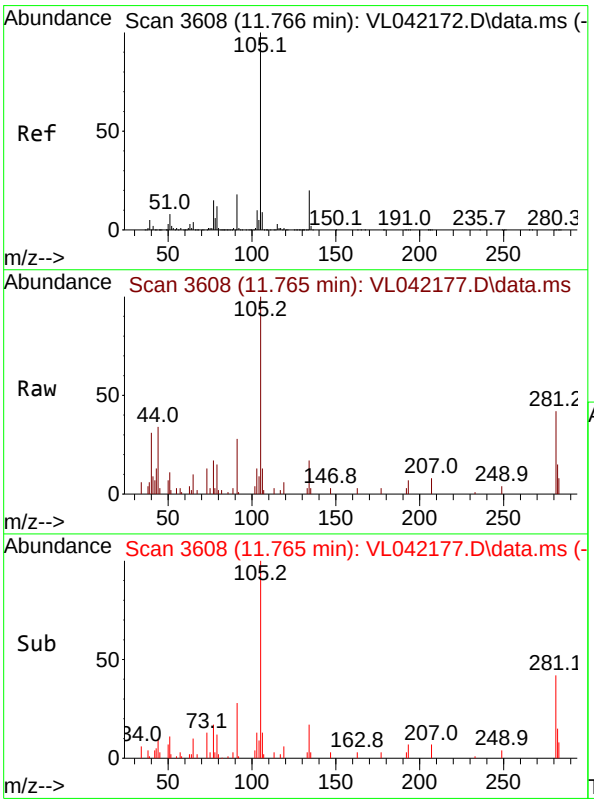

#67
sec-Butylbenzene
Concen: 0.033 ppbv
RT: 11.765 min Scan# 3608
Delta R.T. -0.000 min
Lab File: VL042177.D
Acq: 27 Mar 2025 11:03

Tgt Ion:105 Resp: 4317

Ion	Ratio	Lower	Upper
105	100		
134	22.8	15.5	23.3

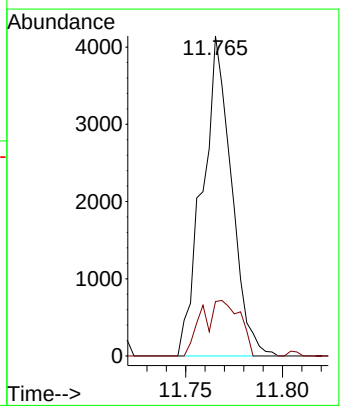

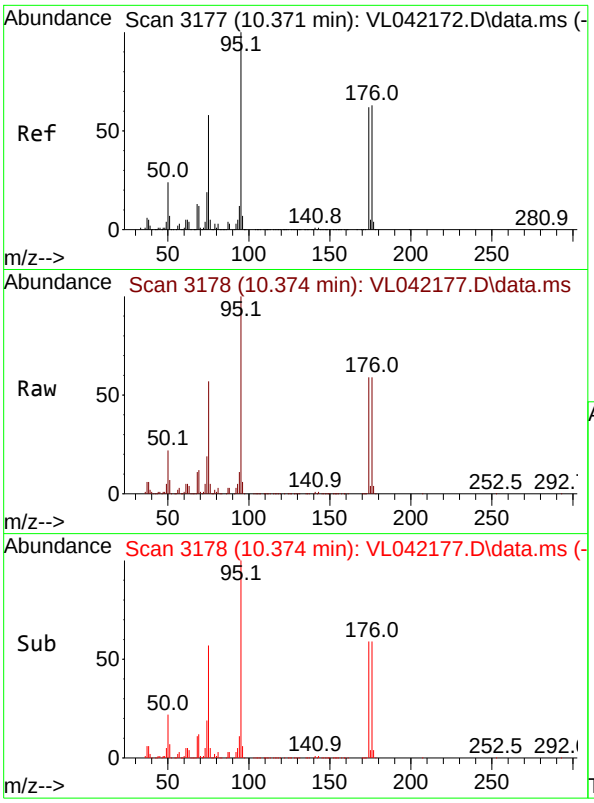

#68
1-Bromo-4-Fluorobenzene
Concen: 9.983 ppbv
RT: 10.374 min Scan# 3
Delta R.T. 0.003 min
Lab File: VL042177.D
Acq: 27 Mar 2025 11:03

Instrument :
MSVOA_L
ClientSampleId :
VSTDICC0.03

Tgt Ion: 95 Resp: 389935

Ion	Ratio	Lower	Upper
95	100		
174	61.2	50.6	76.0
175	4.6	3.8	5.6

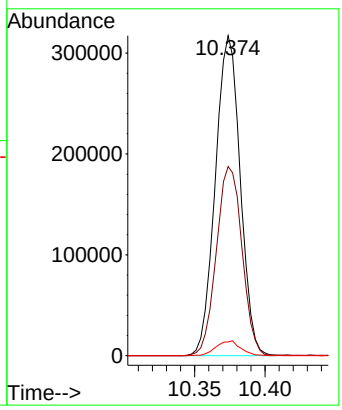

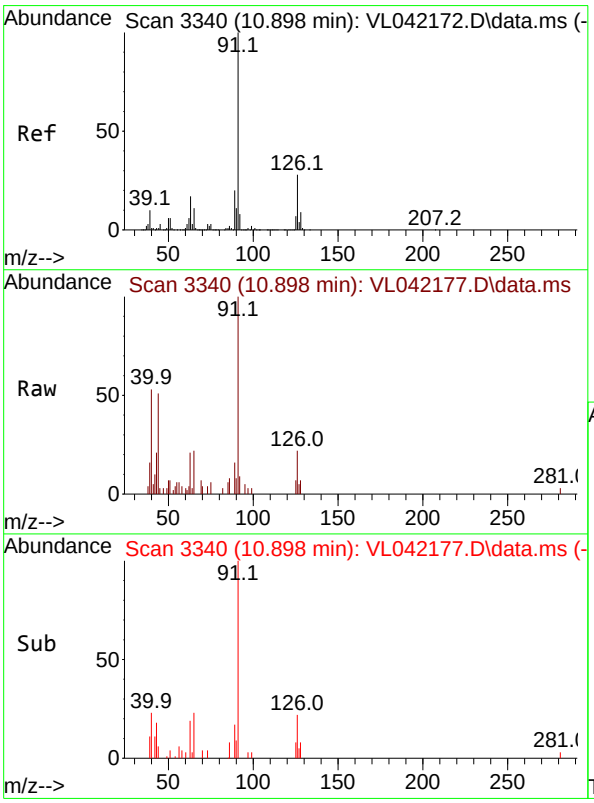

#71
2-Chlorotoluene
Concen: 0.034 ppbv
RT: 10.898 min Scan# 3340
Delta R.T. -0.000 min
Lab File: VL042177.D
Acq: 27 Mar 2025 11:03

Tgt Ion: 91 Resp: 2666

Ion	Ratio	Lower	Upper
91	100		
126	27.2	11.6	46.4

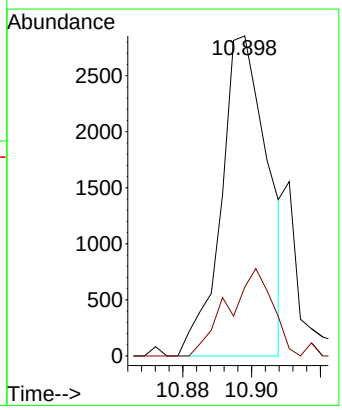

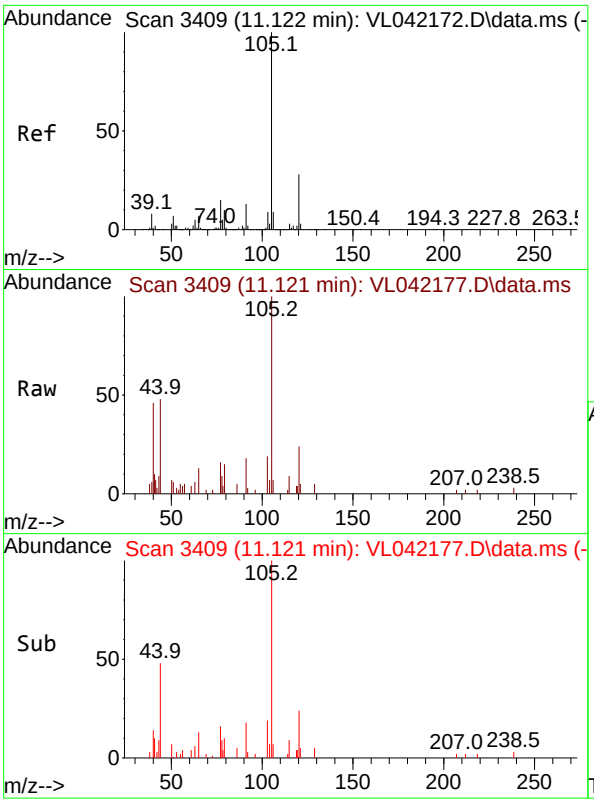

#72
4-Ethyltoluene
Concen: 0.036 ppbv
RT: 11.121 min Scan# 3
Delta R.T. -0.000 min
Lab File: VL042177.D
Acq: 27 Mar 2025 11:03

Instrument :
MSVOA_L
ClientSampleId :
VSTDICC0.03

Tgt Ion:105 Resp: 3017

Ion	Ratio	Lower	Upper
105	100		
120	44.5	23.4	35.0#
91	34.0	10.3	15.5#
77	28.6	11.4	17.2#

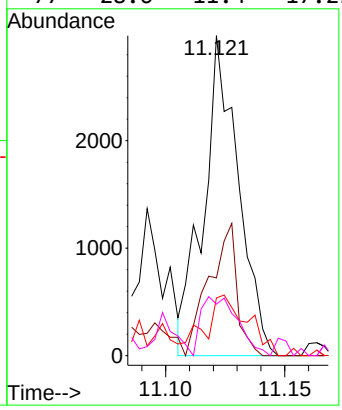

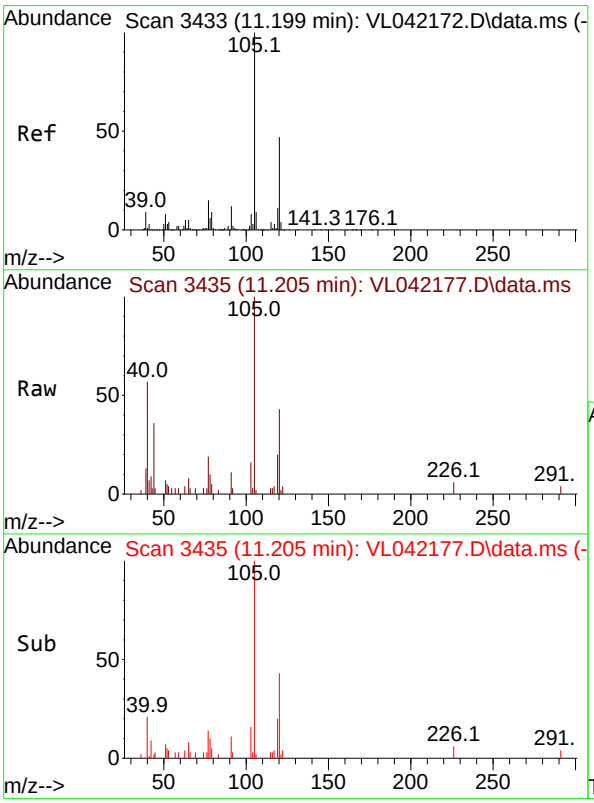

#73
1,3,5-Trimethylbenzene
Concen: 0.042 ppbv
RT: 11.205 min Scan# 3435
Delta R.T. 0.006 min
Lab File: VL042177.D
Acq: 27 Mar 2025 11:03

Tgt Ion:105 Resp: 3101

Ion	Ratio	Lower	Upper
105	100		
120	42.8	37.4	56.0

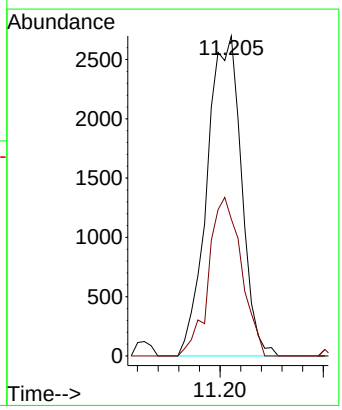

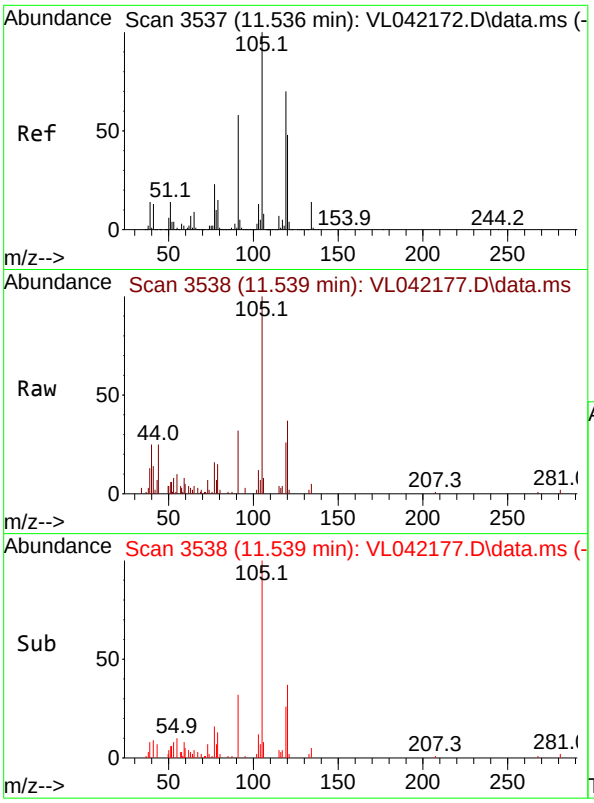

#74
1,2,4-Trimethylbenzene
Concen: 0.063 ppbv
RT: 11.539 min Scan# 3
Delta R.T. 0.003 min
Lab File: VL042177.D
Acq: 27 Mar 2025 11:03

Instrument :
MSVOA_L
ClientSampleId :
VSTDICC0.03

Tgt Ion:105 Resp: 5313

Ion	Ratio	Lower	Upper
105	100		
120	37.3	38.6	58.0#
91	26.8	46.2	69.2#
77	15.6	18.6	27.8#

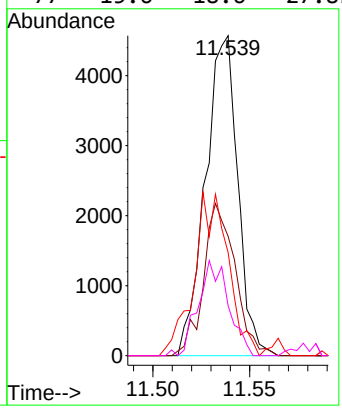

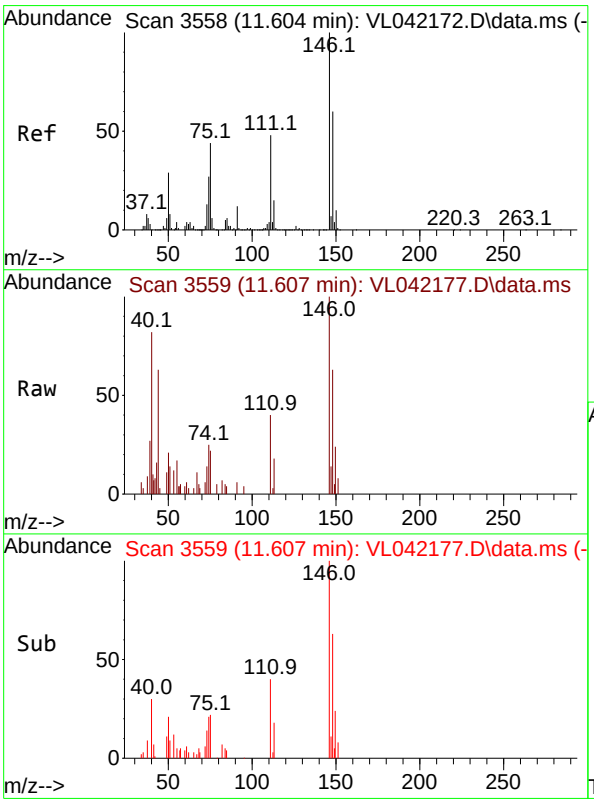

#75
1,3-Dichlorobenzene
Concen: 0.034 ppbv
RT: 11.607 min Scan# 3559
Delta R.T. 0.003 min
Lab File: VL042177.D
Acq: 27 Mar 2025 11:03

Tgt Ion:146 Resp: 1577

Ion	Ratio	Lower	Upper
146	100		
111	56.6	23.8	71.2
148	69.2	31.9	95.9

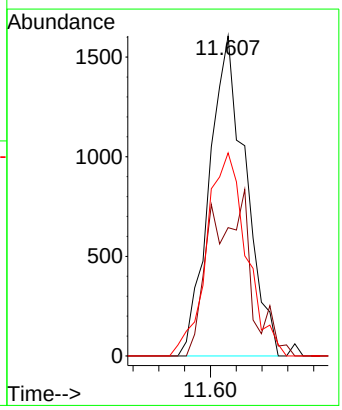

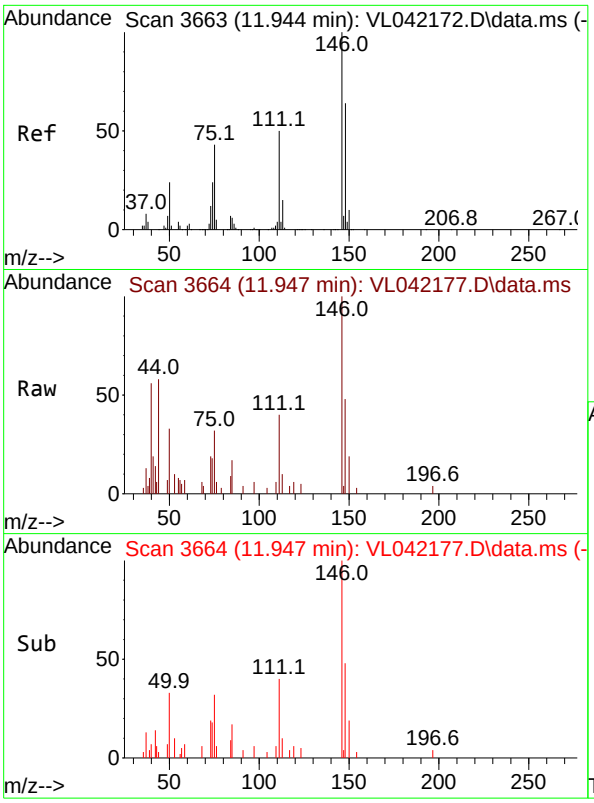

#77
1,2-Dichlorobenzene
Concen: 0.035 ppbv
RT: 11.947 min Scan# 3(
Delta R.T. 0.003 min
Lab File: VL042177.D
Acq: 27 Mar 2025 11:03

Instrument :
MSVOA_L
ClientSampleId :
VSTDICC0.03

Tgt Ion:146 Resp: 1591

Ion	Ratio	Lower	Upper
146	100		
111	55.6	24.8	74.3
148	68.3	31.6	94.8

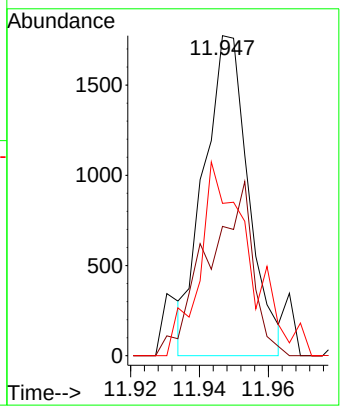

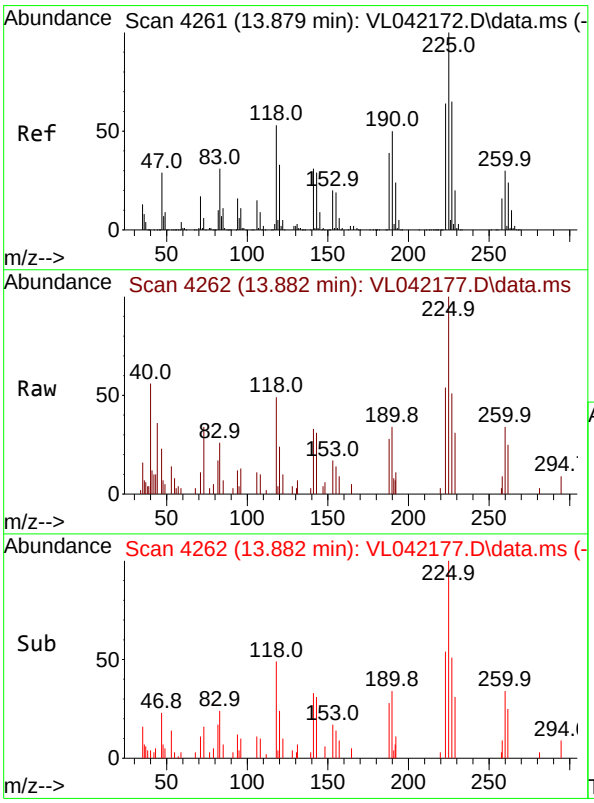

#78
Hexachloro-1,3-Butadiene
Concen: 0.040 ppbv
RT: 13.882 min Scan# 4262
Delta R.T. 0.003 min
Lab File: VL042177.D
Acq: 27 Mar 2025 11:03

Tgt Ion:225 Resp: 1821

Ion	Ratio	Lower	Upper
225	100		
223	59.6	50.6	76.0
227	58.0	51.2	76.8

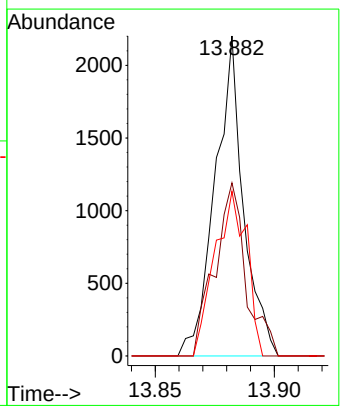

Quantitation Report (Not Reviewed)

Data Path : Z:\voasrv\HPCHEM1\MSVOA_L\Data\VL032725\
Data File : VL042178.D
Acq On : 27 Mar 2025 11:36
Operator : SY/MD
Sample : VSTDICC015
Misc : 400mL/MSVOA_L
ALS Vial : 6 Sample Multiplier: 1

Instrument :
MSVOA_L
ClientSampleId :
VSTDICC015

Quant Time: Mar 28 01:37:01 2025
Quant Method : Z:\voasrv\HPCHEM1\MSVOA_L\methods\VL032725AIR.M
Quant Title : AIR ANALYSIS BY METHOD TO-15 Instrument: MSVOA_LFri Aug 26 06:05:16 2022
QLast Update : Fri Mar 28 01:31:23 2025
Response via : Initial Calibration

Compound	R.T.	QIon	Response	Conc	Units	Dev(Min)
Internal Standards						
1) Bromochloromethane	2.784	49	173372	10.000	ppbv	0.00
33) 1,4-Difluorobenzene	3.952	114	499360	10.000	ppbv	0.00
55) Chlorobenzene-d5	8.878	117	473077	10.000	ppbv	0.00
System Monitoring Compounds						
68) 1-Bromo-4-Fluorobenzene	10.374	95	387777	9.981	ppbv	0.00
Spiked Amount 10.000	Range 65 - 135		Recovery = 99.800%			
Target Compounds						Qvalue
2) Dichlorodifluoromethane	1.495	85	358962	14.023	ppbv	99
3) Chlorodifluoromethane	1.473	51	366164	14.002	ppbv	98
4) Chloromethane	1.531	50	148133	14.160	ppbv	98
5) Vinyl Chloride	1.576	62	141938	13.304	ppbv	97
6) Bromomethane	1.667	94	65113	13.734	ppbv	99
7) Chloroethane	1.703	64	58820	14.007	ppbv	99
8) Dichlorotetrafluoroethane	1.550	85	314834	14.442	ppbv	98
9) Propene	1.482	41	163799	13.902	ppbv	95
10) Heptane	4.972	43	446949	14.019	ppbv	99
11) Trichlorofluoromethane	1.874	101	349967	14.050	ppbv	98
12) 1,1,2-Trichlorotrifluo...	2.136	101	295217	14.419	ppbv	99
13) Ethanol	1.719	45	7382	8.001	ppbv	92
14) Bromoethene	1.780	108	106436	13.571	ppbv	98
15) Acetone	1.832	43	296254	12.218	ppbv	98
16) 1,3-Butadiene	1.605	39	150122	13.766	ppbv	100
17) tert-Butyl alcohol	2.039	59	416362	13.787	ppbv	99
18) 1,1-Dichloroethene	2.029	96	131720	13.762	ppbv	99
19) Isopropyl Alcohol	1.884	45	179117	13.093	ppbv	100
20) Methylene Chloride	2.059	84	113183	12.533	ppbv	95
21) Allyl Chloride	2.094	41	239440	14.002	ppbv	99
22) trans-1,2-Dichloroethene	2.337	96	149455	13.362	ppbv	98
23) Vinyl Acetate	2.460	43	138419	13.736	ppbv #	96
24) 1,1-Dichloroethane	2.405	63	298760	14.570	ppbv	99
25) Ethyl Acetate	2.832	43	871882	13.855	ppbv	100
26) Hexane	2.822	57	344636	14.178	ppbv	98
27) Carbon Disulfide	2.146	76	370022	14.196	ppbv	97
28) Methyl tert-Butyl Ether	2.437	73	216463	14.303	ppbv	95
29) Chloroform	2.845	83	508614	14.297	ppbv	100
30) Cyclohexane	3.852	84	296458	14.040	ppbv	99
31) cis-1,2-Dichloroethene	2.719	61	351945	14.262	ppbv	97
32) 1,1,1-Trichloroethane	3.363	97	547329	13.448	ppbv	99
34) 2-Butanone	2.554	43	497020	13.726	ppbv	99
35) Carbon Tetrachloride	3.758	117	543385	14.140	ppbv	100
36) Benzene	3.651	78	699549	14.131	ppbv	98
37) 1,2-Dichloroethane	3.214	62	416544	14.697	ppbv	99
38) Trichloroethene	4.541	130	283430	13.715	ppbv	98
39) 1,2-Dichloropropane	4.308	63	257891	14.304	ppbv	99
40) 1,4-Dioxane	4.577	88	124925	13.354	ppbv #	91
41) Tetrahydrofuran	3.049	42	294634	14.301	ppbv	100
42) Bromodichloromethane	4.483	83	587772	15.043	ppbv	99
43) Methyl Methacrylate	4.874	69	295300	14.130	ppbv	99
44) 2,2,4-Trimethylpentane	4.635	57	1180275	14.108	ppbv	99
45) t-1,3-Dichloropropene	6.405	75	329360	14.649	ppbv	96

Quantitation Report (Not Reviewed)

Data Path : Z:\voasrv\HPCHEM1\MSVOA_L\Data\VL032725\
Data File : VL042178.D
Acq On : 27 Mar 2025 11:36
Operator : SY/MD
Sample : VSTDICC015
Misc : 400mL/MSVOA_L
ALS Vial : 6 Sample Multiplier: 1

Instrument :
MSVOA_L
ClientSampleId :
VSTDICC015

Quant Time: Mar 28 01:37:01 2025
Quant Method : Z:\voasrv\HPCHEM1\MSVOA_L\methods\VL032725AIR.M
Quant Title : AIR ANALYSIS BY METHOD TO-15 Instrument: MSVOA_LFri Aug 26 06:05:16 2022
QLast Update : Fri Mar 28 01:31:23 2025
Response via : Initial Calibration

	Compound	R.T.	QIon	Response	Conc	Units		Dev(Min)
46)	cis-1,3-Dichloropropene	5.593	75	400813	14.542	ppbv		98
47)	1,1,2-Trichloroethane	6.577	97	273137	14.331	ppbv		98
48)	Dibromochloromethane	7.383	129	482431	14.936	ppbv		100
49)	Bromoform	9.480	173	427143	14.730	ppbv		99
50)	4-Methyl-2-Pentanone	5.745	43	755146	13.155	ppbv		99
51)	2-Hexanone	7.431	43	619419	13.005	ppbv	#	99
52)	Tetrachloroethene	8.221	164	258356	13.159	ppbv		95
53)	Toluene	6.926	91	829648	14.137	ppbv		100
54)	1,2-Dibromoethane	7.645	107	381823	14.359	ppbv		97
56)	1,1,1,2-Tetrachloroethane	8.920	131	365410	14.032	ppbv		99
57)	Chlorobenzene	8.917	112	618201	13.777	ppbv		100
58)	Ethyl Benzene	9.351	91	1167096	13.889	ppbv		97
59)	m/p-Xylene	9.548	91	866684	12.901	ppbv	#	22
60)	o-Xylene	9.962	91	913234	13.577	ppbv		99
61)	Styrene	9.865	104	474195	14.250	ppbv		99
62)	Isopropylbenzene	10.535	105	1362416	13.544	ppbv		99
63)	1,1,2,2-Tetrachloroethane	9.959	83	551386	13.491	ppbv		99
64)	n-propylbenzene	10.985	120	356118	13.753	ppbv		94
65)	tert-Butylbenzene	11.529	119	1200149	12.901	ppbv		98
66)	Benzyl Chloride	11.613	91	134397	13.615	ppbv		100
67)	sec-Butylbenzene	11.765	105	1643629	12.711	ppbv		99
69)	p-Isopropyltoluene	11.924	119	1437016	12.906	ppbv		98
70)	n-Butylbenzene	12.280	91	1477443	12.975	ppbv		99
71)	2-Chlorotoluene	10.898	91	1071432	13.724	ppbv		99
72)	4-Ethyltoluene	11.121	105	1136415	13.569	ppbv		99
73)	1,3,5-Trimethylbenzene	11.202	105	979783	13.395	ppbv		99
74)	1,2,4-Trimethylbenzene	11.535	105	1048874	12.447	ppbv		92
75)	1,3-Dichlorobenzene	11.607	146	626015	13.545	ppbv		99
76)	1,4-Dichlorobenzene	11.668	146	628694	13.668	ppbv		100
77)	1,2-Dichlorobenzene	11.947	146	602844	13.396	ppbv		100
78)	Hexachloro-1,3-Butadiene	13.882	225	556392	12.147	ppbv		99
79)	Naphthalene	13.513	128	1258479	13.653	ppbv		98
80)	Naphthalene,2-methyl-	14.455	142	718900	16.018	ppbv		98
81)	1,2,4-Trichlorobenzene	13.439	180	598416	14.075	ppbv		99

(#) = qualifier out of range (m) = manual integration (+) = signals summed

Quantitation Report   (Not Reviewed)

```
Data Path : Z:\voasrv\HPCHEM1\MSVOA_L\Data\VL032725\
Data File : VL042178.D
Acq On    : 27 Mar 2025  11:36
Operator  : SY/MD
Sample    : VSTDICC015
Misc      : 400mL/MSVOA_L
ALS Vial  : 6   Sample Multiplier: 1

Quant Time: Mar 28 01:37:01 2025
Quant Method : Z:\voasrv\HPCHEM1\MSVOA_L\methods\VL032725AIR.M
Quant Title  : AIR ANALYSIS BY METHOD TO-15   Instrument: MSVOA_LFri Aug 26 06:05:16 2022
QLast Update : Fri Mar 28 01:31:23 2025
Response via : Initial Calibration
```

Instrument :
MSVOA_L
ClientSampleId :
VSTDICC015

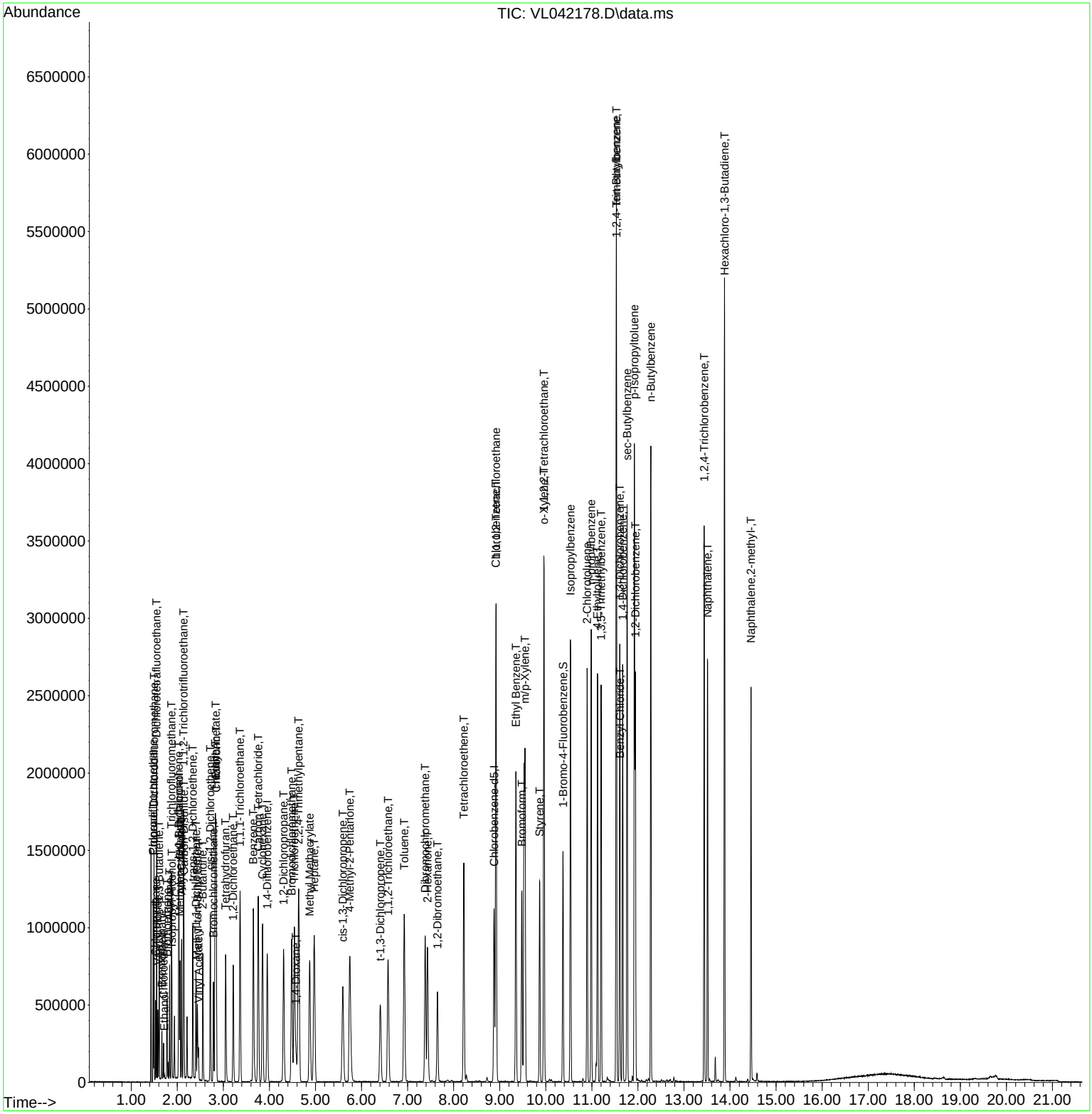

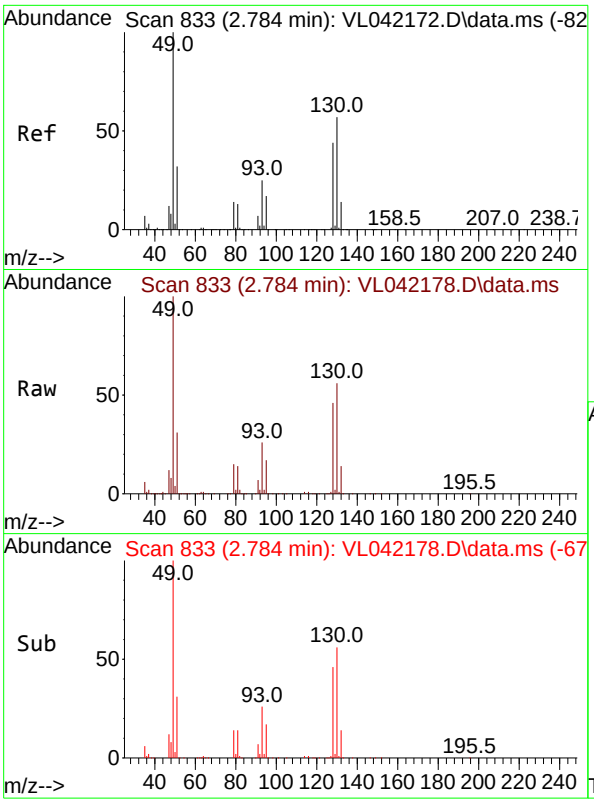

#1
Bromochloromethane
Concen: 10.000 ppbv
RT: 2.784 min Scan# 8
Delta R.T. -0.000 min
Lab File: VL042178.D
Acq: 27 Mar 2025 11:36

Instrument :
MSVOA_L
ClientSampleId :
VSTDICC015

Tgt Ion: 49 Resp: 173372

Ion	Ratio	Lower	Upper
49	100		
128	46.4	22.9	68.5
130	58.7	28.8	86.4

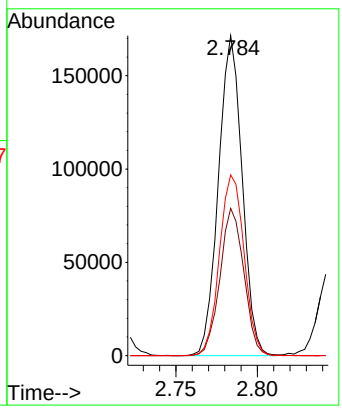

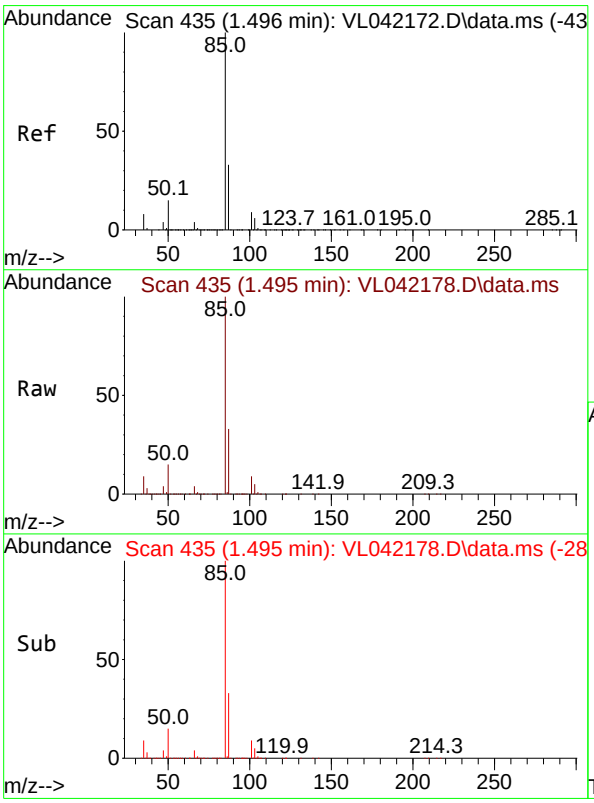

#2
Dichlorodifluoromethane
Concen: 14.023 ppbv
RT: 1.495 min Scan# 435
Delta R.T. -0.000 min
Lab File: VL042178.D
Acq: 27 Mar 2025 11:36

Tgt Ion: 85 Resp: 358962

Ion	Ratio	Lower	Upper
85	100		
87	33.4	26.1	39.1

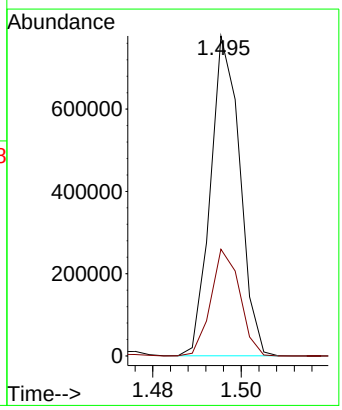

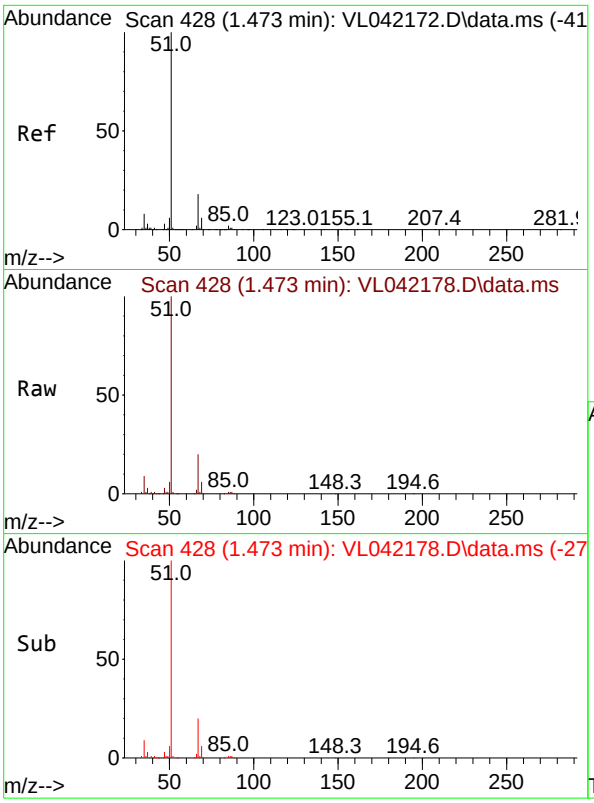

#3
Chlorodifluoromethane
Concen: 14.002 ppbv
RT: 1.473 min Scan# 4
Delta R.T. -0.000 min
Lab File: VL042178.D
Acq: 27 Mar 2025 11:36

Instrument :
MSVOA_L
ClientSampleId :
VSTDICC015

Tgt Ion: 51 Resp: 366164

Ion	Ratio	Lower	Upper
51	100		
67	19.8	15.0	22.6

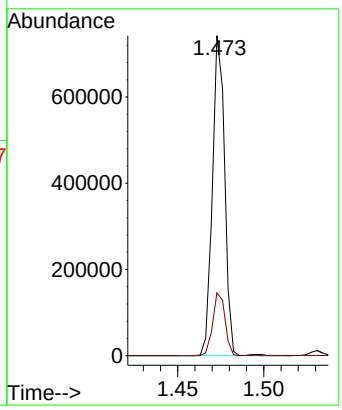



#4
Chloromethane
Concen: 14.160 ppbv
RT: 1.531 min Scan# 446
Delta R.T. -0.000 min
Lab File: VL042178.D
Acq: 27 Mar 2025 11:36

Tgt Ion: 50 Resp: 148133

Ion	Ratio	Lower	Upper
50	100		
52	31.6	26.1	39.1

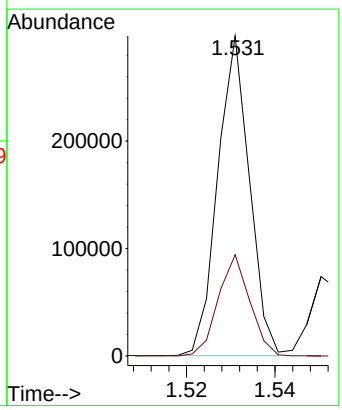

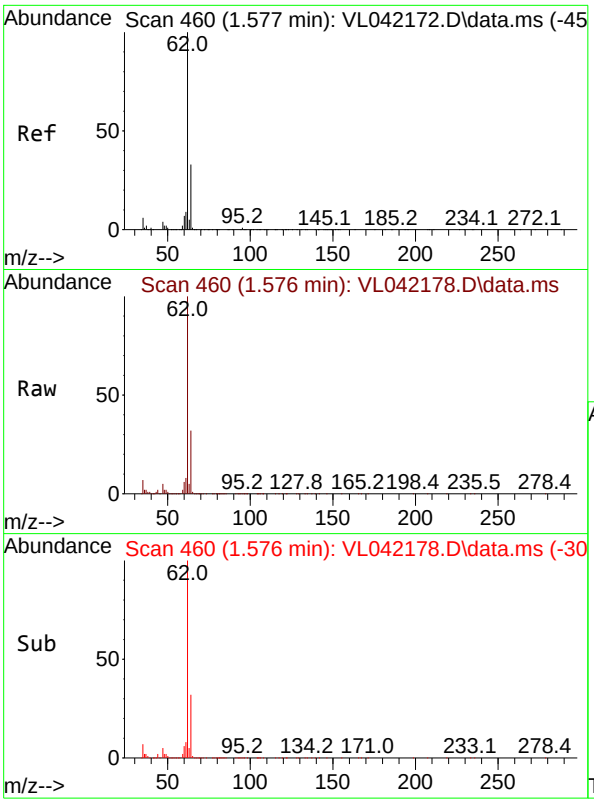

#5
Vinyl Chloride
Concen: 13.304 ppbv
RT: 1.576 min Scan# 4
Delta R.T. -0.000 min
Lab File: VL042178.D
Acq: 27 Mar 2025 11:36

Instrument :
MSVOA_L
ClientSampleId :
VSTDICC015

Tgt Ion: 62 Resp: 141938

Ion	Ratio	Lower	Upper
62	100		
64	31.9	26.6	40.0

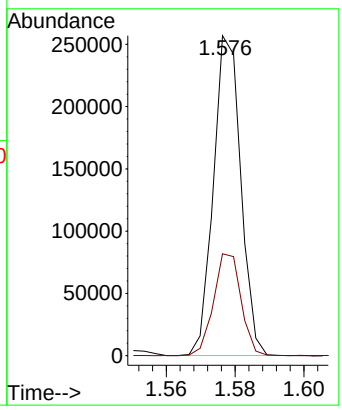

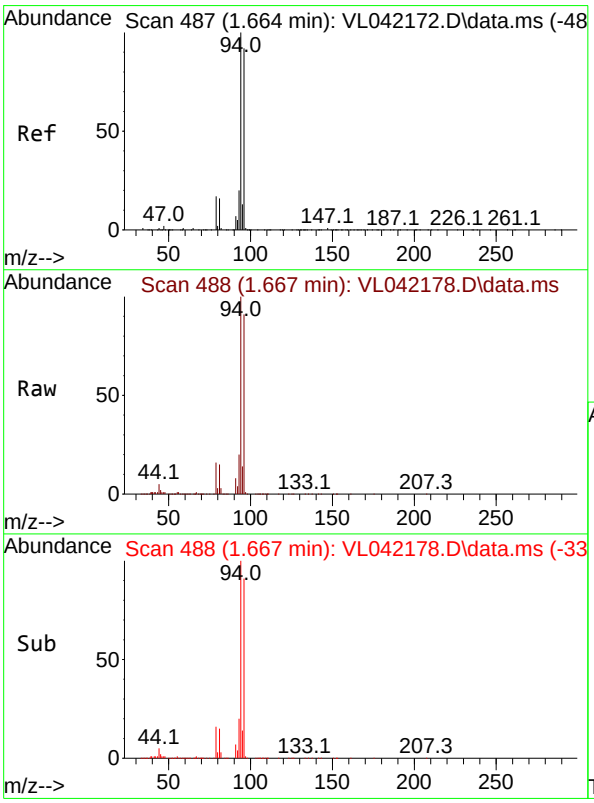

#6
Bromomethane
Concen: 13.734 ppbv
RT: 1.667 min Scan# 488
Delta R.T. 0.003 min
Lab File: VL042178.D
Acq: 27 Mar 2025 11:36

Tgt Ion: 94 Resp: 65113

Ion	Ratio	Lower	Upper
94	100		
96	90.7	73.1	109.7

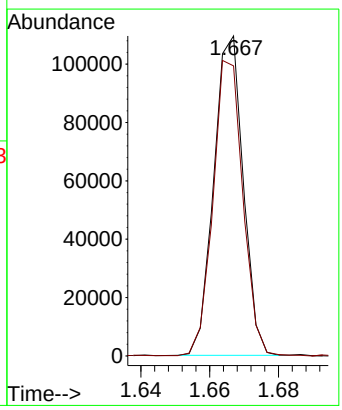

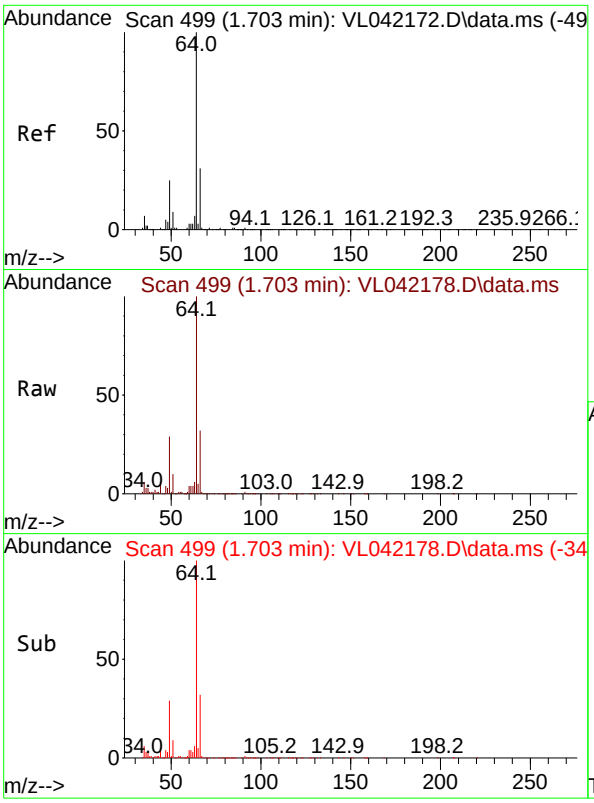

#7
Chloroethane
Concen: 14.007 ppbv
RT: 1.703 min Scan# 4
Delta R.T. -0.000 min
Lab File: VL042178.D
Acq: 27 Mar 2025 11:36

Instrument :
MSVOA_L
ClientSampleId :
VSTDICC015

Tgt Ion: 64 Resp: 58820

Ion	Ratio	Lower	Upper
64	100		
66	32.0	25.2	37.8

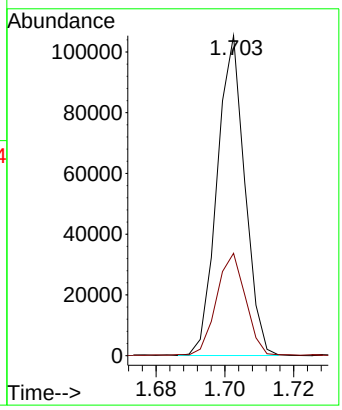

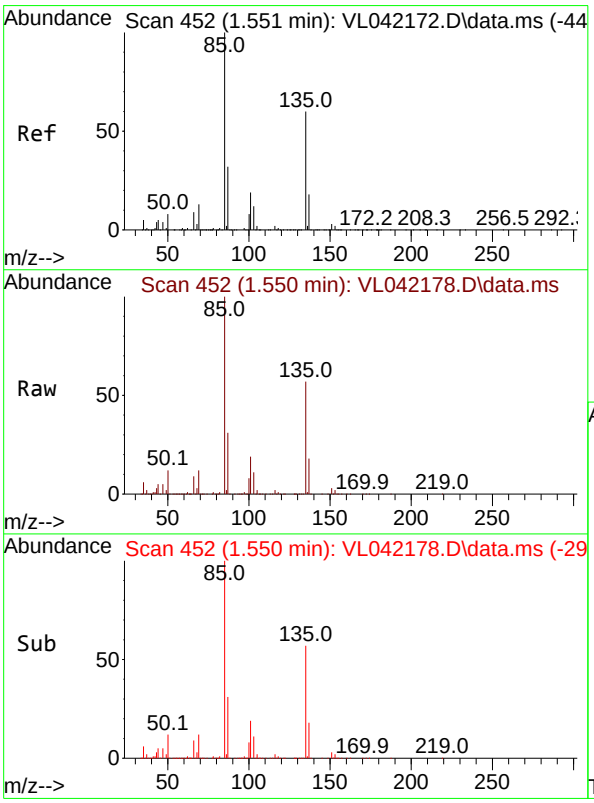

#8
Dichlorotetrafluoroethane
Concen: 14.442 ppbv
RT: 1.550 min Scan# 452
Delta R.T. -0.000 min
Lab File: VL042178.D
Acq: 27 Mar 2025 11:36

Tgt Ion: 85 Resp: 314834

Ion	Ratio	Lower	Upper
85	100		
135	63.8	52.4	78.6

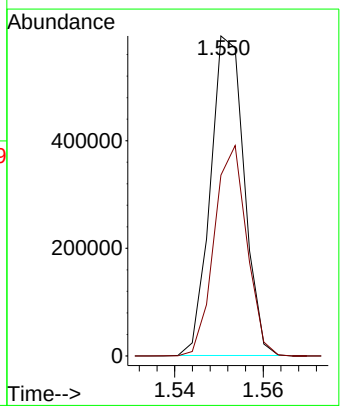

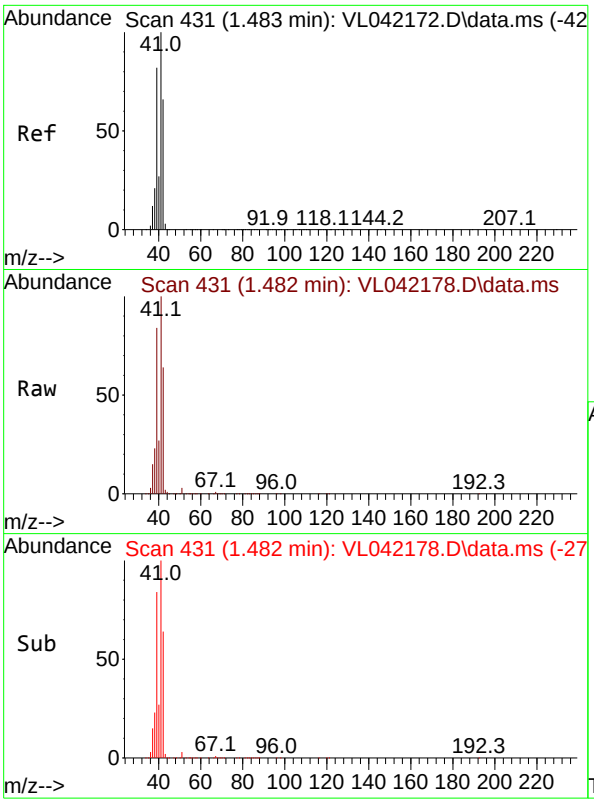

#9
Propene
Concen: 13.902 ppbv
RT: 1.482 min Scan# 4
Delta R.T. -0.000 min
Lab File: VL042178.D
Acq: 27 Mar 2025 11:36

Instrument :
MSVOA_L
ClientSampleId :
VSTDICC015

Tgt Ion: 41 Resp: 163799

Ion	Ratio	Lower	Upper
41	100		
42	65.3	55.4	83.2

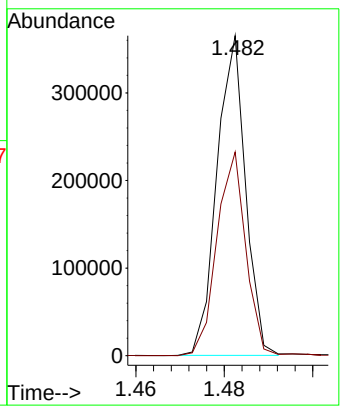

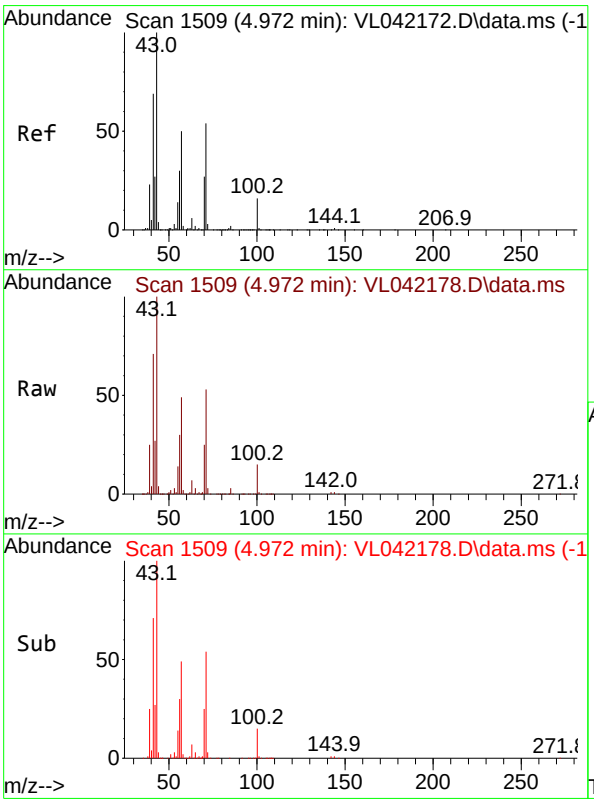

#10
Heptane
Concen: 14.019 ppbv
RT: 4.972 min Scan# 1509
Delta R.T. -0.000 min
Lab File: VL042178.D
Acq: 27 Mar 2025 11:36

Tgt Ion: 43 Resp: 446949

Ion	Ratio	Lower	Upper
43	100		
57	49.9	39.4	59.2

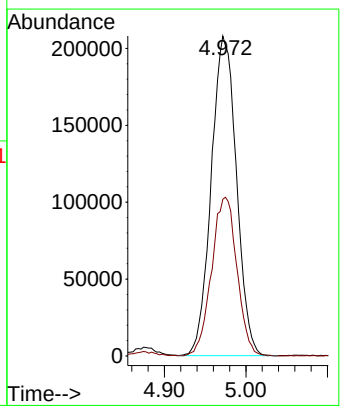

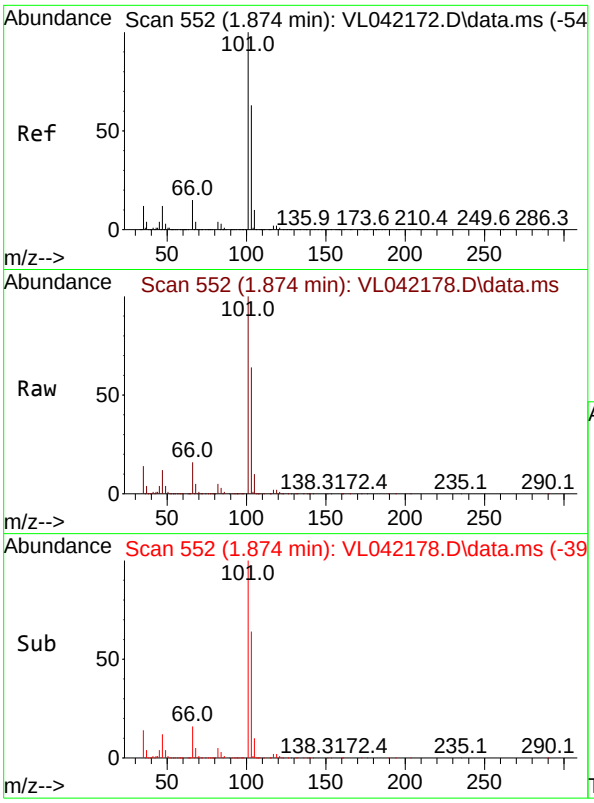

#11
Trichlorofluoromethane
Concen: 14.050 ppbv
RT: 1.874 min Scan# 5
Delta R.T. -0.000 min
Lab File: VL042178.D
Acq: 27 Mar 2025 11:36

Instrument :
MSVOA_L
ClientSampleId :
VSTDICC015

Tgt Ion:101 Resp: 349967

Ion	Ratio	Lower	Upper
101	100		
103	64.5	50.2	75.2

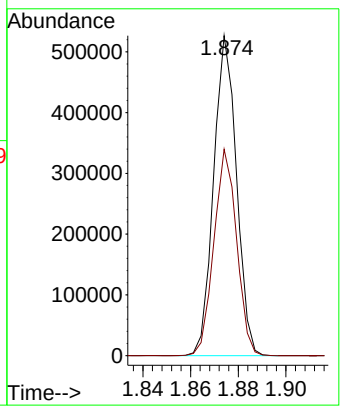

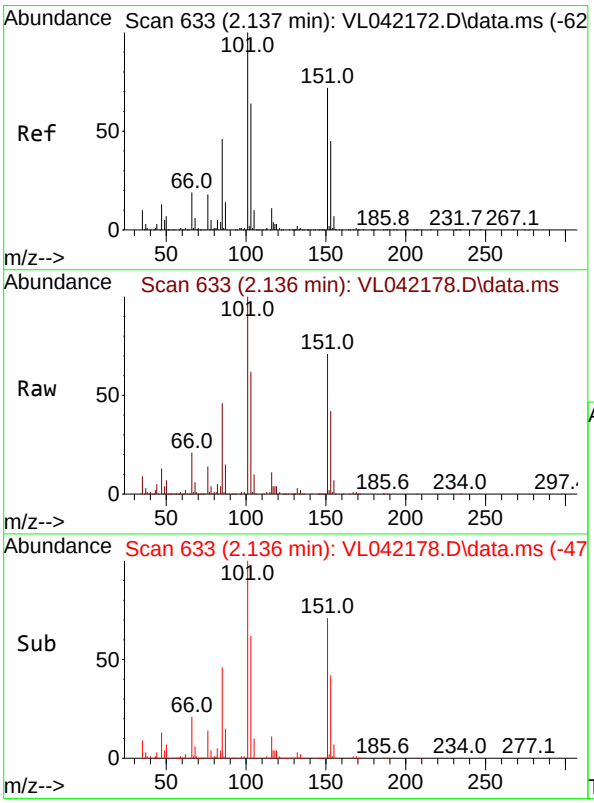

#12
1,1,2-Trichlorotrifluoroethane
Concen: 14.419 ppbv
RT: 2.136 min Scan# 633
Delta R.T. -0.000 min
Lab File: VL042178.D
Acq: 27 Mar 2025 11:36

Tgt Ion:101 Resp: 295217

Ion	Ratio	Lower	Upper
101	100		
151	70.4	57.1	85.7

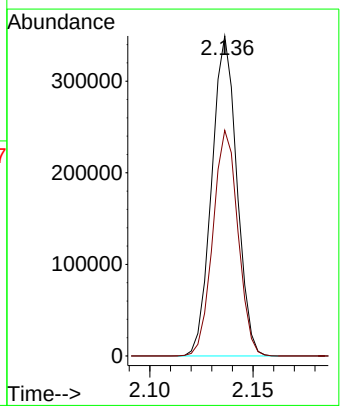

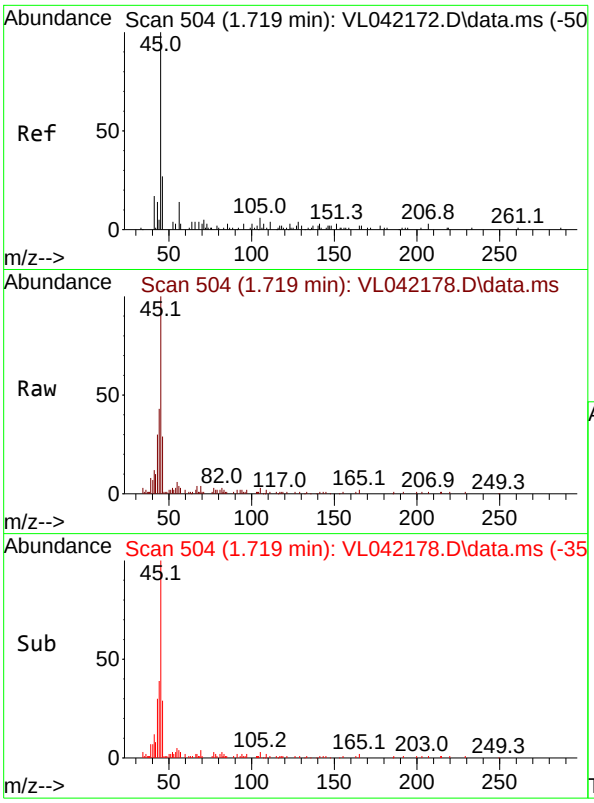

#13
Ethanol
Concen: 8.001 ppbv
RT: 1.719 min Scan# 5(
Delta R.T. -0.000 min
Lab File: VL042178.D
Acq: 27 Mar 2025 11:36

Instrument :
MSVOA_L
ClientSampleId :
VSTDICC015

Tgt Ion: 45 Resp: 7382

Ion	Ratio	Lower	Upper
45	100		
46	44.6	20.2	80.8

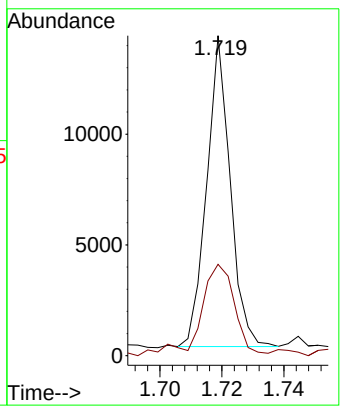

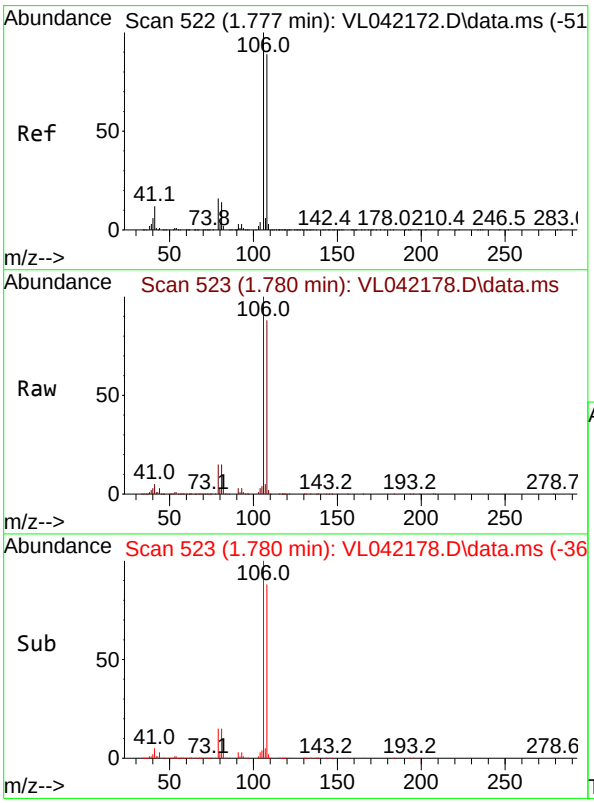

#14
Bromoethene
Concen: 13.571 ppbv
RT: 1.780 min Scan# 523
Delta R.T. 0.003 min
Lab File: VL042178.D
Acq: 27 Mar 2025 11:36

Tgt Ion:108 Resp: 106436

Ion	Ratio	Lower	Upper
108	100		
106	110.9	86.8	130.2
79	18.8	15.0	22.6

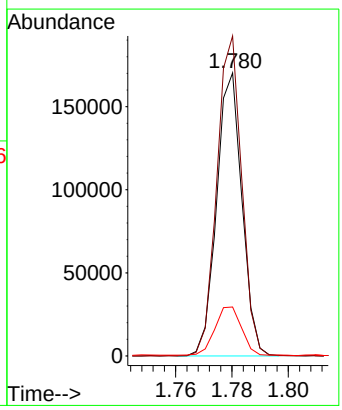



#15
Acetone
Concen: 12.218 ppbv
RT: 1.832 min Scan# 5
Delta R.T. -0.000 min
Lab File: VL042178.D
Acq: 27 Mar 2025 11:36

Instrument :
MSVOA_L
ClientSampleId :
VSTDICC015

Tgt Ion: 43 Resp: 296254

Ion	Ratio	Lower	Upper
43	100		
58	27.7	23.2	34.8

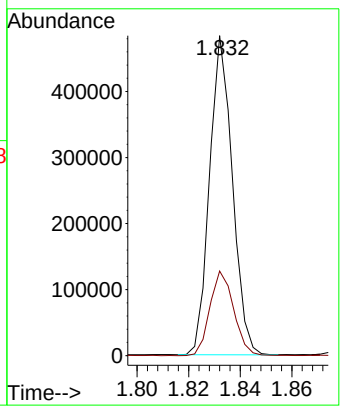

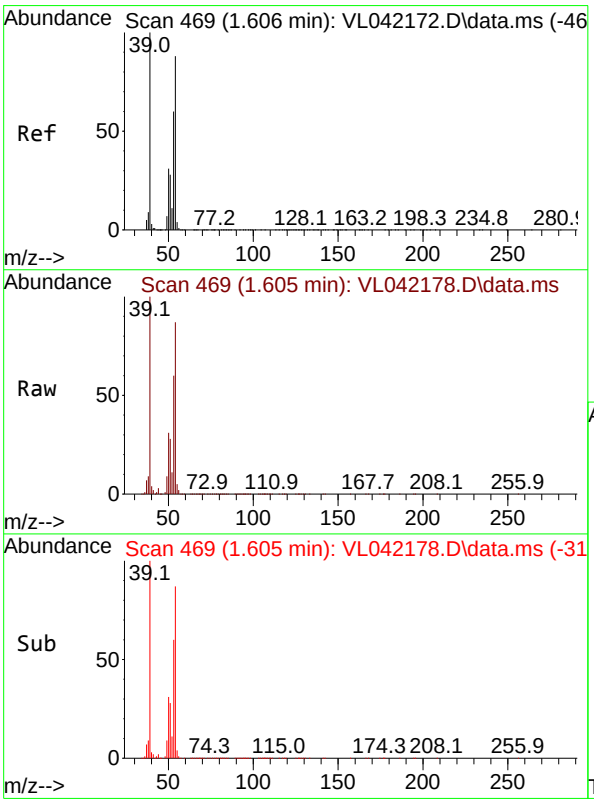

#16
1,3-Butadiene
Concen: 13.766 ppbv
RT: 1.605 min Scan# 469
Delta R.T. -0.000 min
Lab File: VL042178.D
Acq: 27 Mar 2025 11:36

Tgt Ion: 39 Resp: 150122

Ion	Ratio	Lower	Upper
39	100		
54	76.3	60.7	91.1

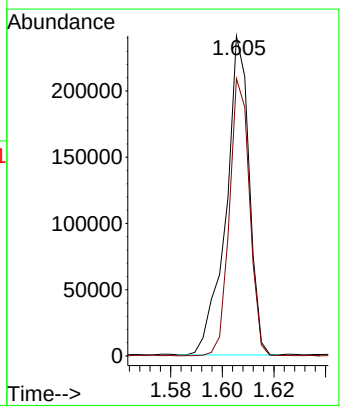

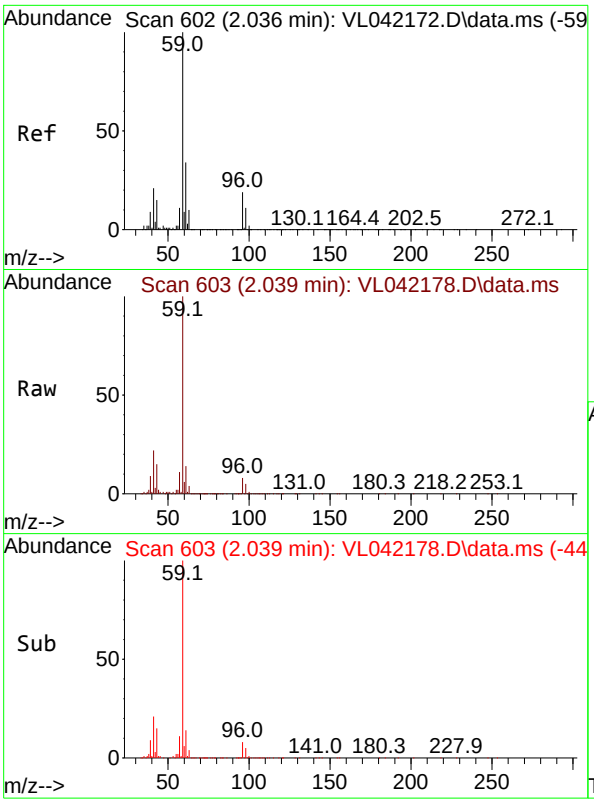

#17
tert-Butyl alcohol
Concen: 13.787 ppbv
RT: 2.039 min Scan# 6
Delta R.T. 0.003 min
Lab File: VL042178.D
Acq: 27 Mar 2025 11:36

Instrument :
MSVOA_L
ClientSampleId :
VSTDICC015

Tgt Ion: 59 Resp: 416362

Ion	Ratio	Lower	Upper
59	100		
57	10.8	8.9	13.3

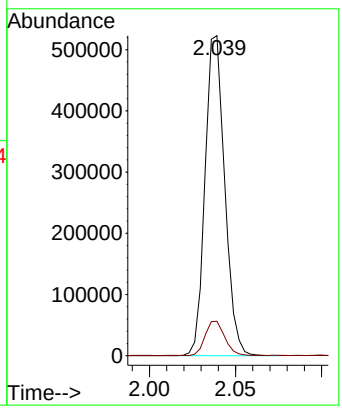

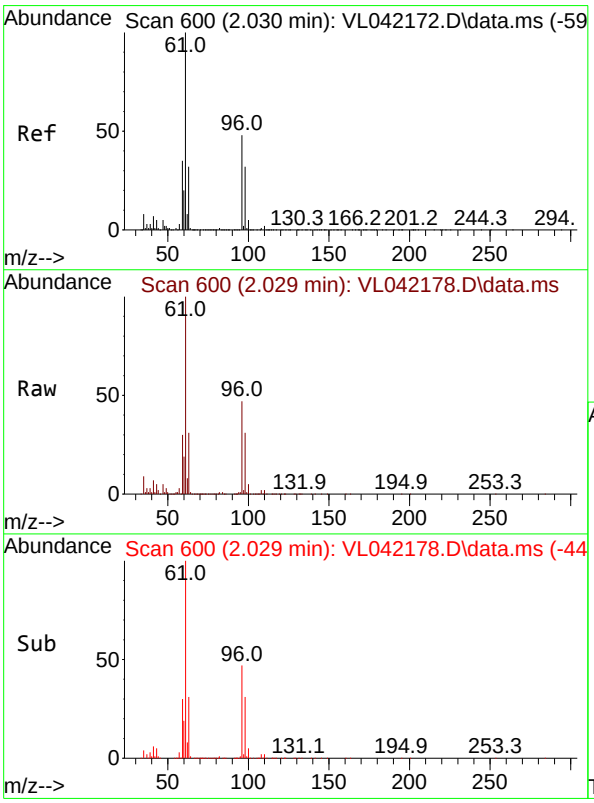

#18
1,1-Dichloroethene
Concen: 13.762 ppbv
RT: 2.029 min Scan# 600
Delta R.T. -0.000 min
Lab File: VL042178.D
Acq: 27 Mar 2025 11:36

Tgt Ion: 96 Resp: 131720

Ion	Ratio	Lower	Upper
96	100		
61	211.1	167.6	251.4
98	64.9	53.5	80.3

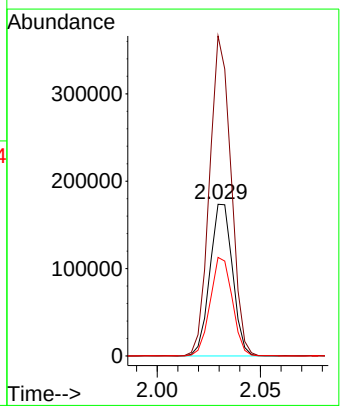

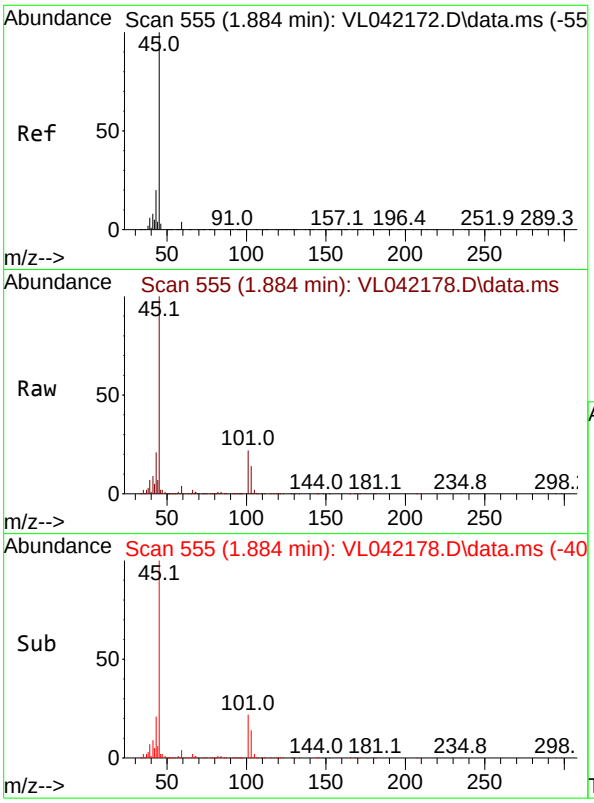

#19
Isopropyl Alcohol
Concen: 13.093 ppbv
RT: 1.884 min Scan# 5
Delta R.T. -0.000 min
Lab File: VL042178.D
Acq: 27 Mar 2025 11:36

Instrument :
MSVOA_L
ClientSampleId :
VSTDICC015

Tgt Ion: 45 Resp: 179117

Ion	Ratio	Lower	Upper
45	100		
58	46.4	36.9	55.3

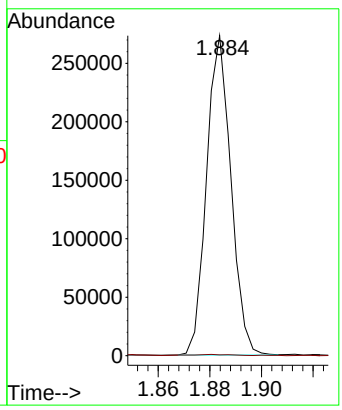

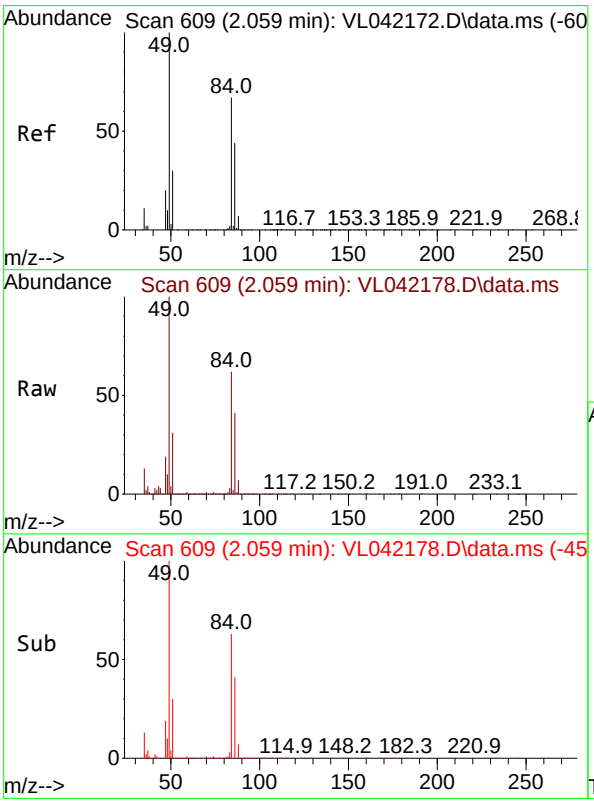

#20
Methylene Chloride
Concen: 12.533 ppbv
RT: 2.059 min Scan# 609
Delta R.T. -0.000 min
Lab File: VL042178.D
Acq: 27 Mar 2025 11:36

Tgt Ion: 84 Resp: 113183

Ion	Ratio	Lower	Upper
84	100		
49	159.7	120.2	180.4
51	48.7	37.4	56.0
86	65.3	52.4	78.6

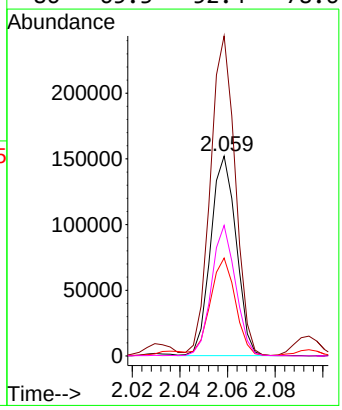

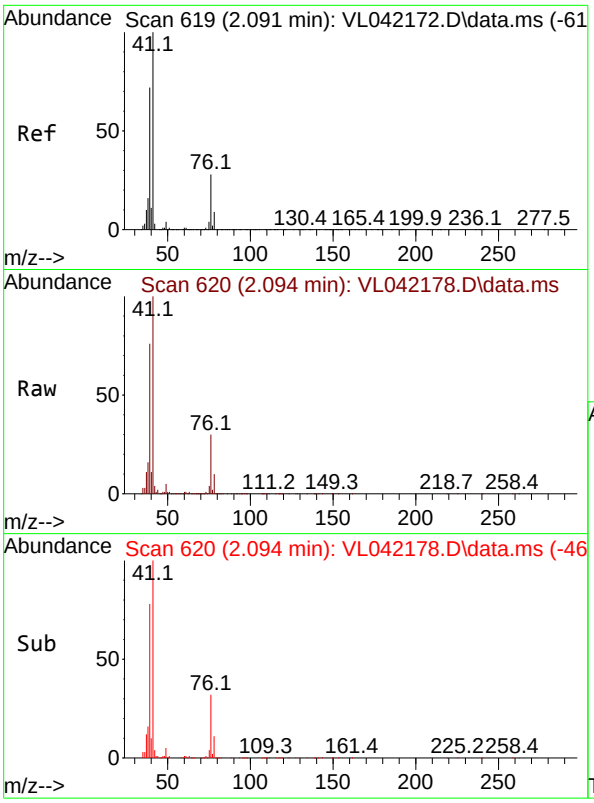

#21
Allyl Chloride
Concen: 14.002 ppbv
RT: 2.094 min Scan# 6
Delta R.T. 0.003 min
Lab File: VL042178.D
Acq: 27 Mar 2025 11:36

Instrument :
MSVOA_L
ClientSampleId :
VSTDICC015

Tgt Ion: 41 Resp: 239440

Ion	Ratio	Lower	Upper
41	100		
76	29.5	24.1	36.1
39	76.1	61.1	91.7

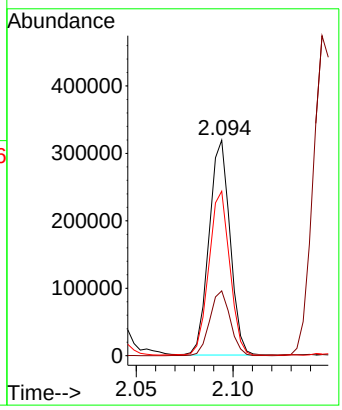

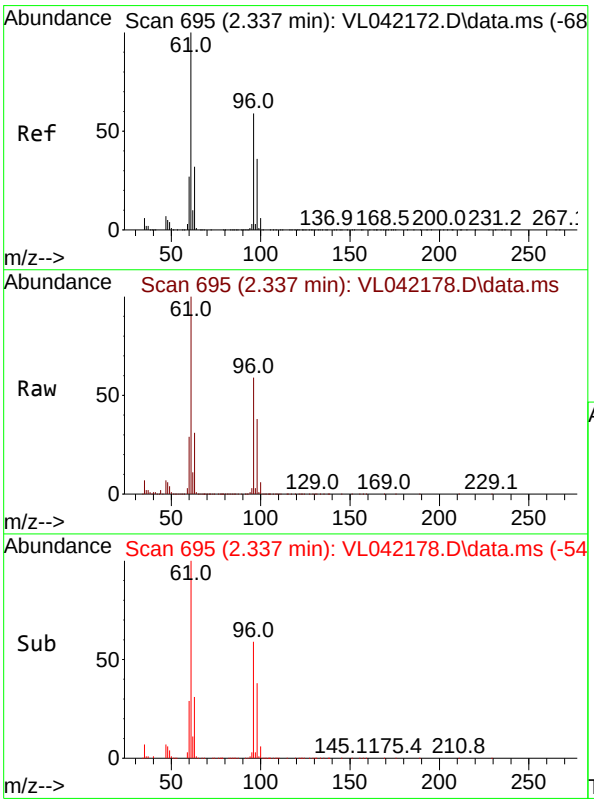

#22
trans-1,2-Dichloroethene
Concen: 13.362 ppbv
RT: 2.337 min Scan# 695
Delta R.T. -0.000 min
Lab File: VL042178.D
Acq: 27 Mar 2025 11:36

Tgt Ion: 96 Resp: 149455

Ion	Ratio	Lower	Upper
96	100		
61	169.2	136.6	204.8
98	63.9	49.4	74.2

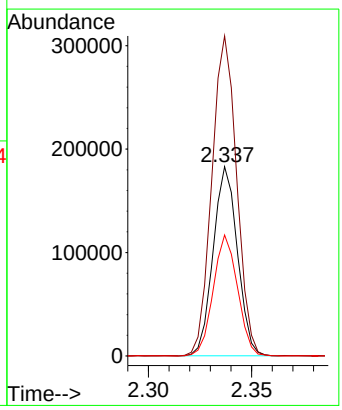



#23
Vinyl Acetate
Concen: 13.736 ppbv
RT: 2.460 min Scan# 7
Delta R.T. -0.000 min
Lab File: VL042178.D
Acq: 27 Mar 2025 11:36

Instrument :
MSVOA_L
ClientSampleId :
VSTDICC015

Tgt Ion: 43 Resp: 138419

Ion	Ratio	Lower	Upper
43	100		
86	8.1	5.5	8.3
42	10.1	8.6	13.0
44	5.0	6.2	9.4#

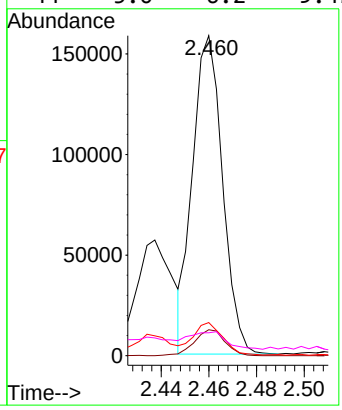

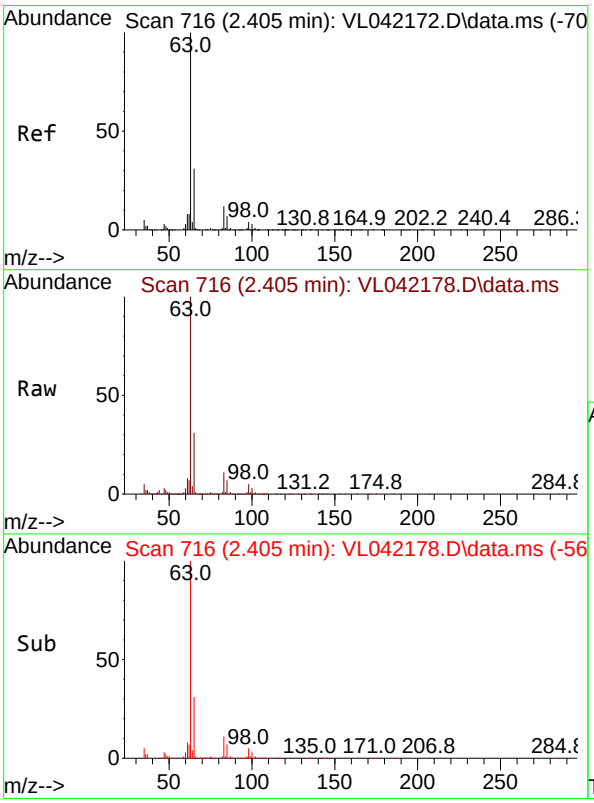

#24
1,1-Dichloroethane
Concen: 14.570 ppbv
RT: 2.405 min Scan# 716
Delta R.T. -0.000 min
Lab File: VL042178.D
Acq: 27 Mar 2025 11:36

Tgt Ion: 63 Resp: 298760

Ion	Ratio	Lower	Upper
63	100		
98	4.9	2.3	6.8
100	2.7	1.6	4.7

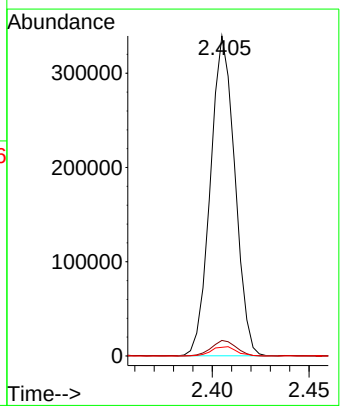

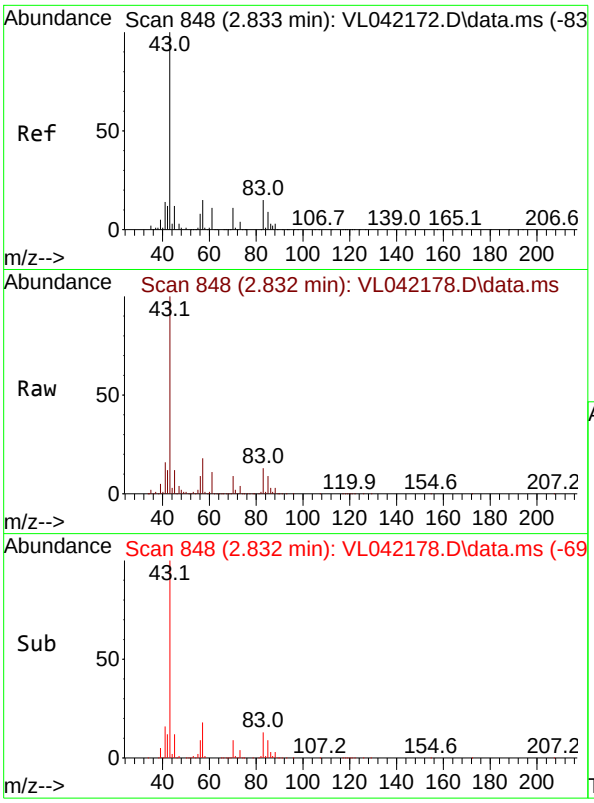

#25
Ethyl Acetate
Concen: 13.855 ppbv
RT: 2.832 min Scan# 8
Delta R.T. -0.000 min
Lab File: VL042178.D
Acq: 27 Mar 2025 11:36

Instrument :
MSVOA_L
ClientSampleId :
VSTDICC015

Tgt Ion: 43 Resp: 871882

Ion	Ratio	Lower	Upper
43	100		
45	10.3	8.2	12.2
61	9.0	7.3	10.9
70	8.8	7.2	10.8

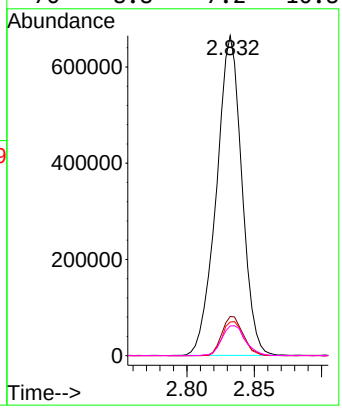

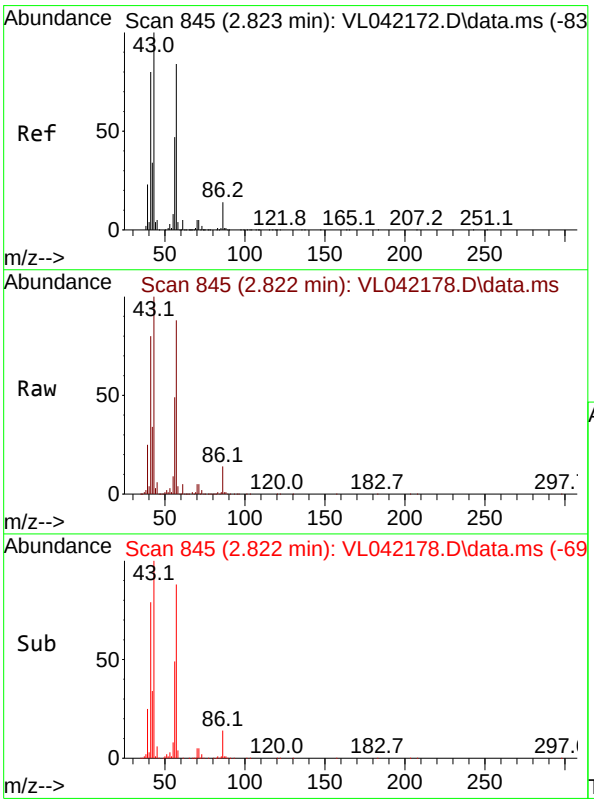

#26
Hexane
Concen: 14.178 ppbv
RT: 2.822 min Scan# 845
Delta R.T. -0.000 min
Lab File: VL042178.D
Acq: 27 Mar 2025 11:36

Tgt Ion: 57 Resp: 344636

Ion	Ratio	Lower	Upper
57	100		
41	96.1	76.6	114.8
43	254.0	207.8	311.8
56	53.9	43.6	65.4

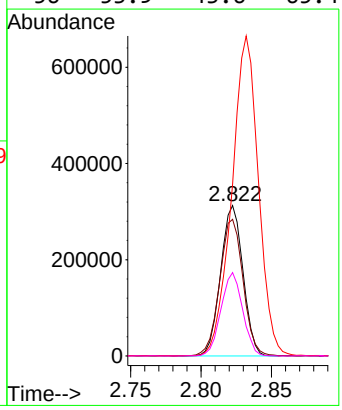

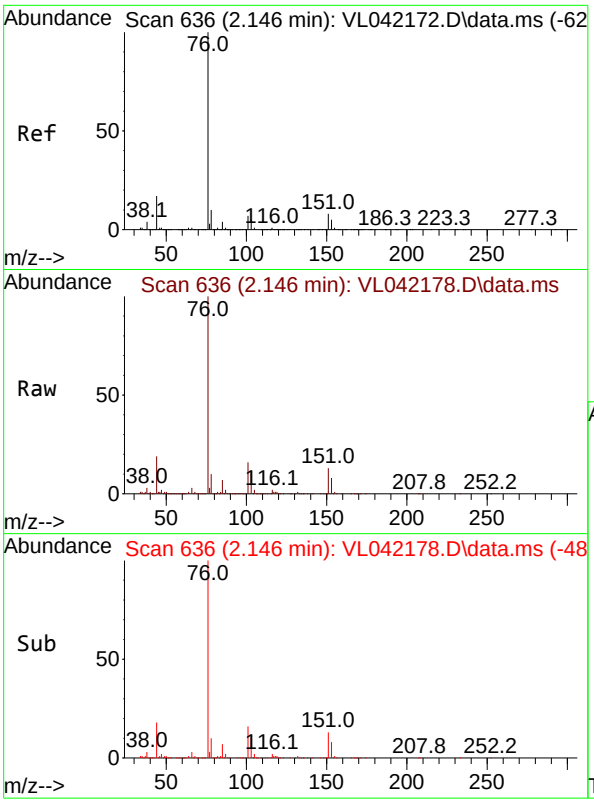

#27
Carbon Disulfide
Concen: 14.196 ppbv
RT: 2.146 min Scan# 6
Delta R.T. -0.000 min
Lab File: VL042178.D
Acq: 27 Mar 2025 11:36

Instrument :
MSVOA_L
ClientSampleId :
VSTDICC015

Tgt Ion: 76 Resp: 370022

Ion	Ratio	Lower	Upper
76	100		
44	20.3	14.7	22.1
78	11.7	9.3	13.9

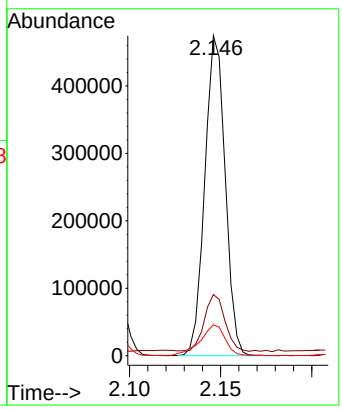

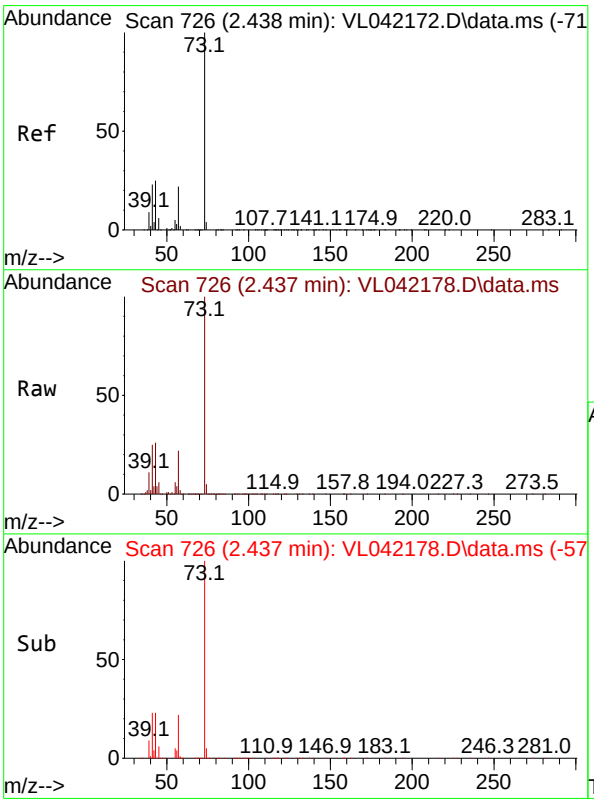

#28
Methyl tert-Butyl Ether
Concen: 14.303 ppbv
RT: 2.437 min Scan# 726
Delta R.T. -0.000 min
Lab File: VL042178.D
Acq: 27 Mar 2025 11:36

Tgt Ion: 73 Resp: 216463

Ion	Ratio	Lower	Upper
73	100		
57	23.2	20.5	30.7

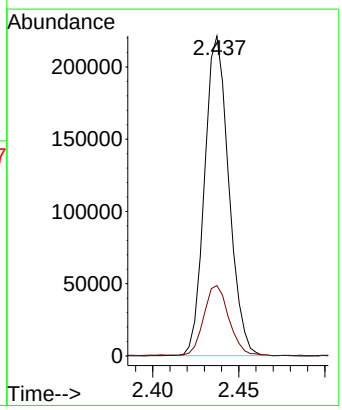

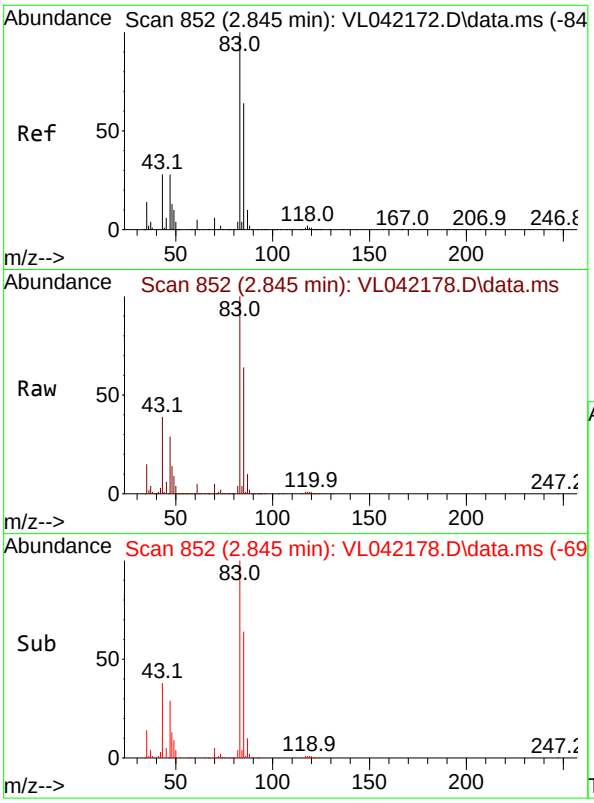

#29
Chloroform
Concen: 14.297 ppbv
RT: 2.845 min Scan# 8
Delta R.T. -0.000 min
Lab File: VL042178.D
Acq: 27 Mar 2025 11:36

Instrument :
MSVOA_L
ClientSampleId :
VSTDICC015

Tgt Ion: 83 Resp: 508614

Ion	Ratio	Lower	Upper
83	100		
85	64.0	51.4	77.2

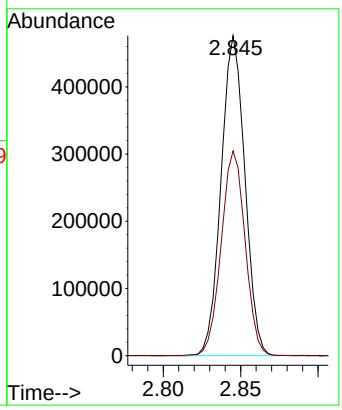

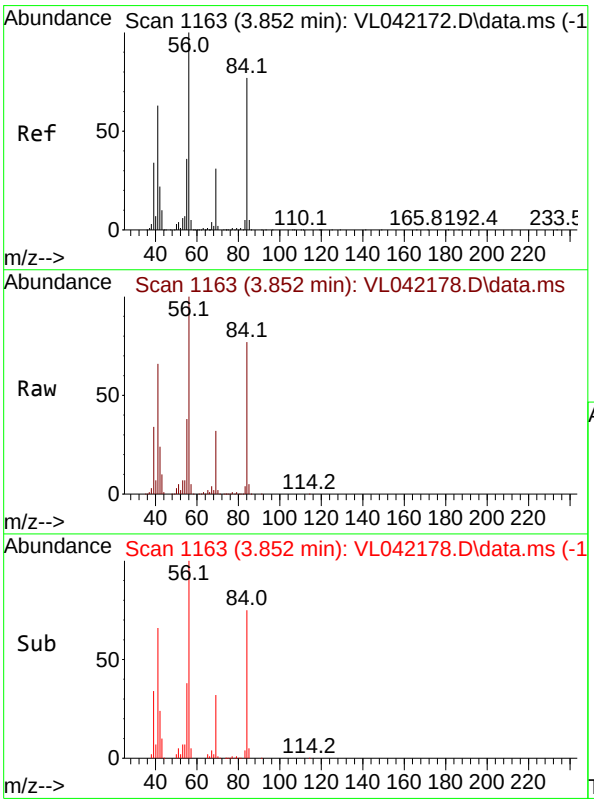

#30
Cyclohexane
Concen: 14.040 ppbv
RT: 3.852 min Scan# 1163
Delta R.T. -0.000 min
Lab File: VL042178.D
Acq: 27 Mar 2025 11:36

Tgt Ion: 84 Resp: 296458

Ion	Ratio	Lower	Upper
84	100		
56	126.7	102.8	154.2
41	82.6	66.5	99.7

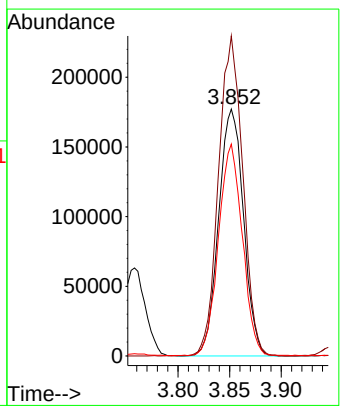

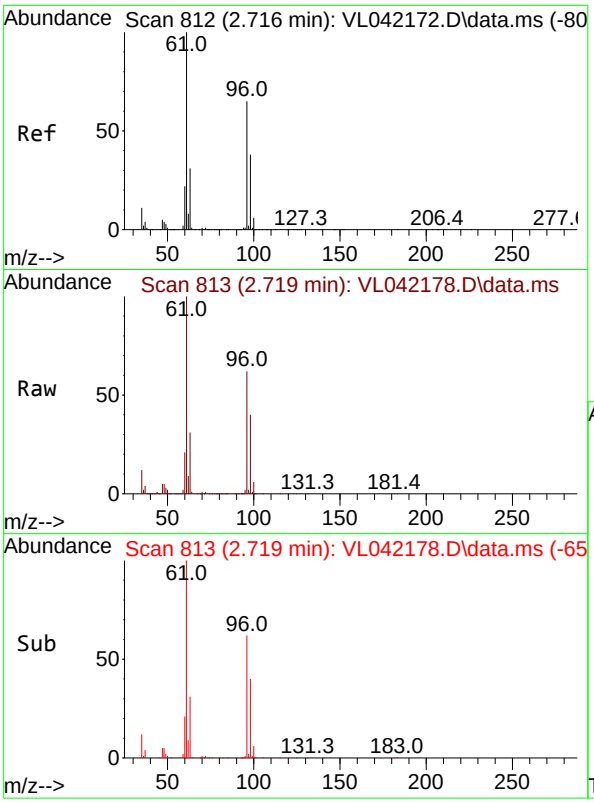

#31
cis-1,2-Dichloroethene
Concen: 14.262 ppbv
RT: 2.719 min Scan# 8
Delta R.T. 0.003 min
Lab File: VL042178.D
Acq: 27 Mar 2025 11:36

Instrument :
MSVOA_L
ClientSampleId :
VSTDICC015

Tgt Ion: 61 Resp: 351945

Ion	Ratio	Lower	Upper
61	100		
96	62.1	51.8	77.8
98	40.2	30.6	46.0

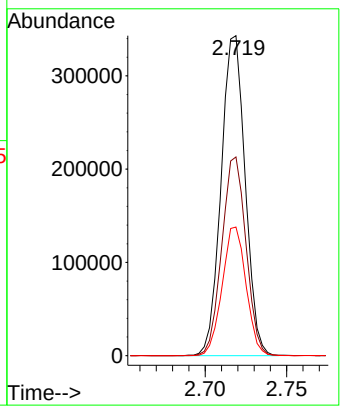

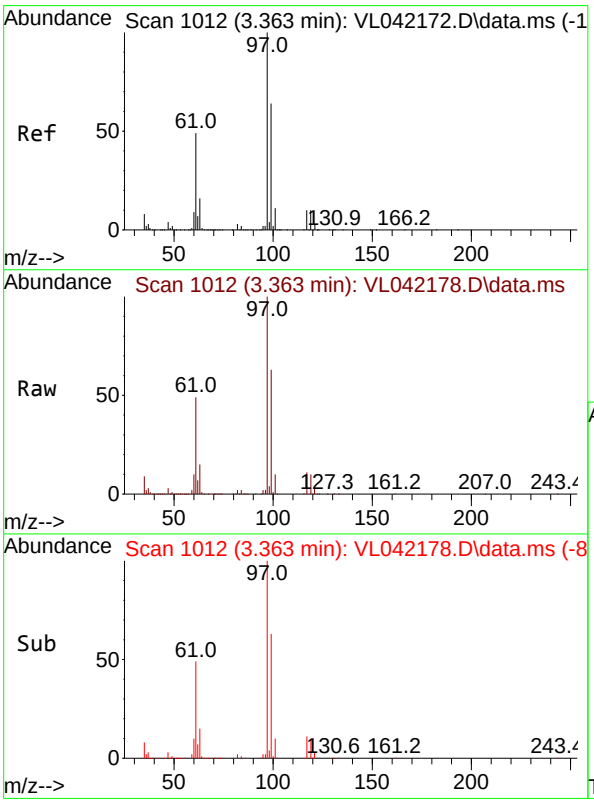

#32
1,1,1-Trichloroethane
Concen: 13.448 ppbv
RT: 3.363 min Scan# 1012
Delta R.T. -0.000 min
Lab File: VL042178.D
Acq: 27 Mar 2025 11:36

Tgt Ion: 97 Resp: 547329

Ion	Ratio	Lower	Upper
97	100		
99	62.8	51.5	77.3
61	48.4	38.7	58.1

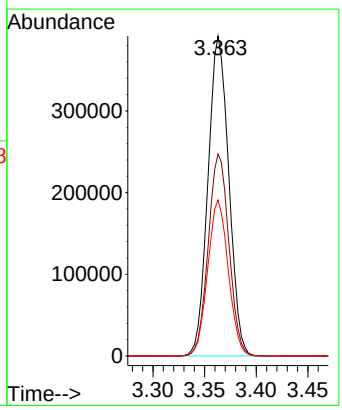

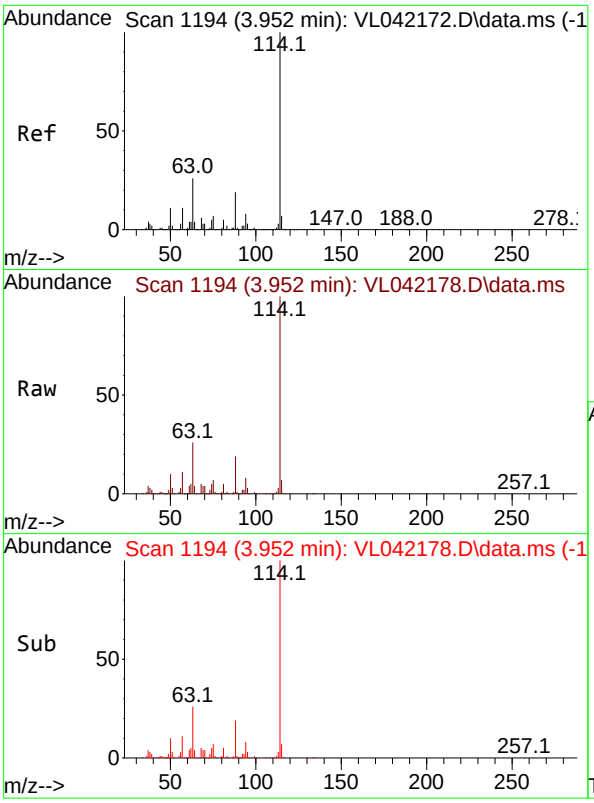

#33
1,4-Difluorobenzene
Concen: 10.000 ppbv
RT: 3.952 min Scan# 1
Delta R.T. -0.000 min
Lab File: VL042178.D
Acq: 27 Mar 2025 11:36

Instrument :
MSVOA_L
ClientSampleId :
VSTDICC015

Tgt Ion:114 Resp: 499360

Ion	Ratio	Lower	Upper
114	100		
63	25.7	20.7	31.1
88	18.4	15.0	22.4

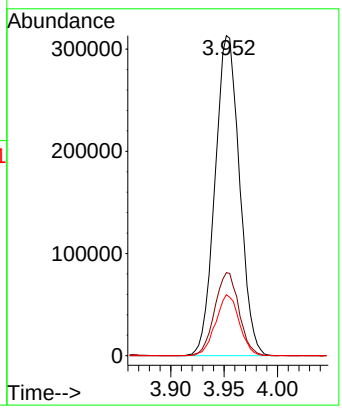



#34
2-Butanone
Concen: 13.726 ppbv
RT: 2.554 min Scan# 762
Delta R.T. -0.000 min
Lab File: VL042178.D
Acq: 27 Mar 2025 11:36

Tgt Ion: 43 Resp: 497020

Ion	Ratio	Lower	Upper
43	100		
72	22.0	18.2	27.2

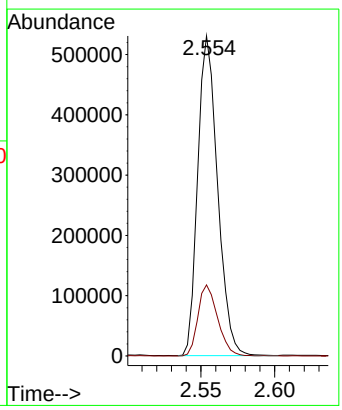

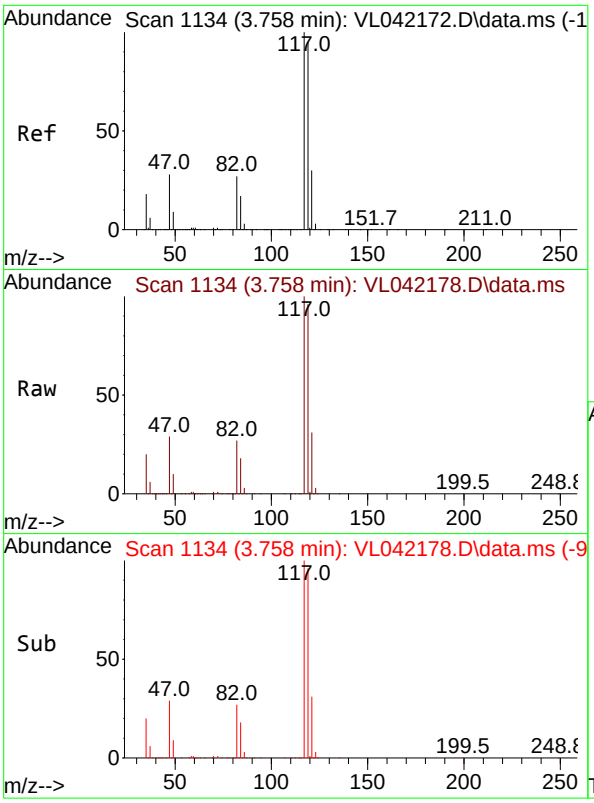

#35
Carbon Tetrachloride
Concen: 14.140 ppbv
RT: 3.758 min Scan# 1
Delta R.T. -0.000 min
Lab File: VL042178.D
Acq: 27 Mar 2025 11:36

Instrument :
MSVOA_L
ClientSampleId :
VSTDICC015

Tgt Ion:117 Resp: 543385

Ion	Ratio	Lower	Upper
117	100		
119	95.5	76.2	114.2
121	30.6	24.2	36.4

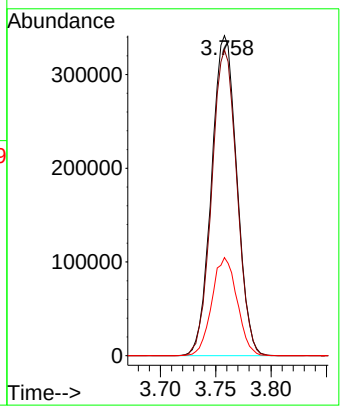

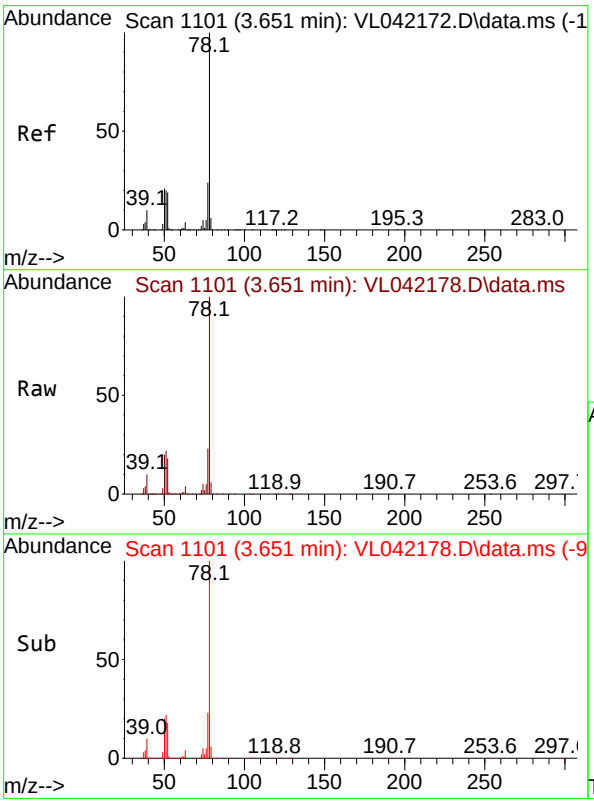

#36
Benzene
Concen: 14.131 ppbv
RT: 3.651 min Scan# 1101
Delta R.T. -0.000 min
Lab File: VL042178.D
Acq: 27 Mar 2025 11:36

Tgt Ion: 78 Resp: 699549

Ion	Ratio	Lower	Upper
78	100		
77	22.7	19.1	28.7
50	20.1	16.6	24.8

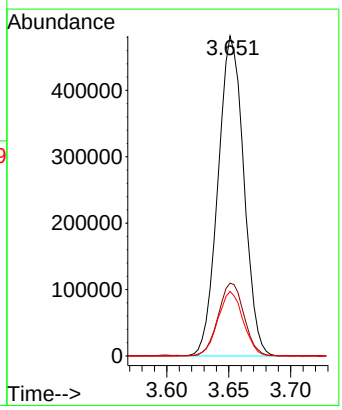

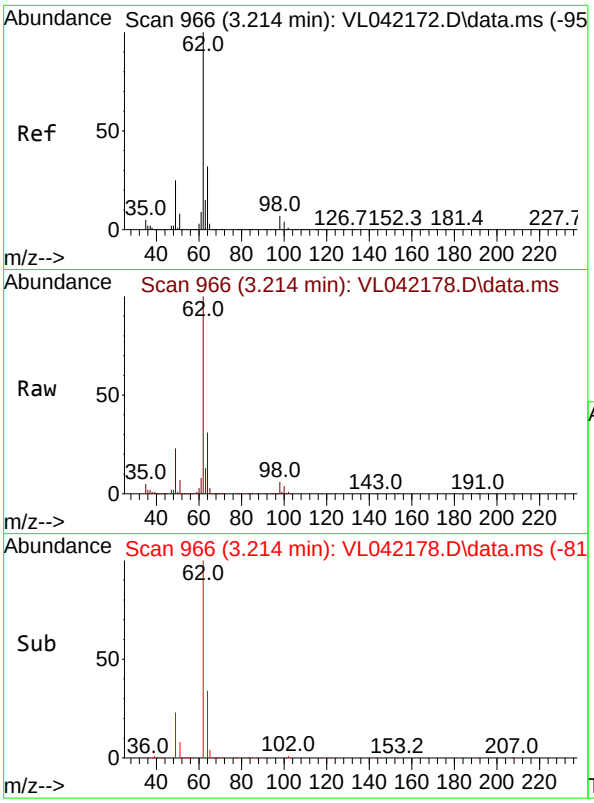

#37
1,2-Dichloroethane
Concen: 14.697 ppbv
RT: 3.214 min Scan# 9
Delta R.T. -0.000 min
Lab File: VL042178.D
Acq: 27 Mar 2025 11:36

Instrument :
MSVOA_L
ClientSampleId :
VSTDICC015

Tgt Ion: 62 Resp: 416544

Ion	Ratio	Lower	Upper
62	100		
98	6.4	5.4	8.2

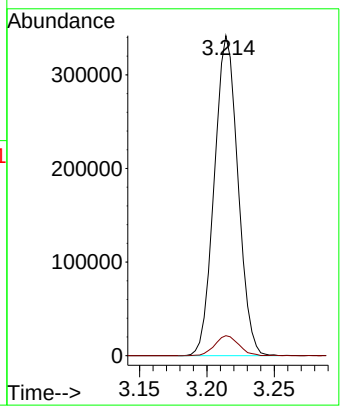

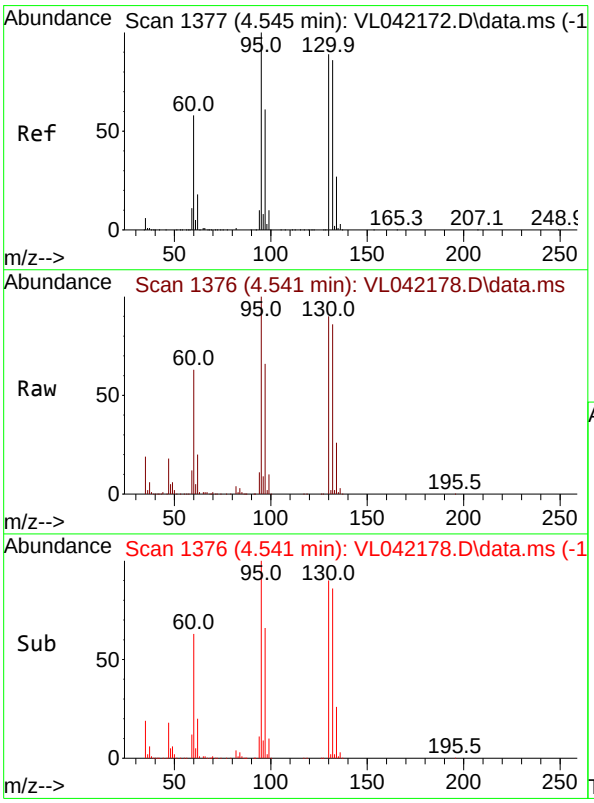

#38
Trichloroethene
Concen: 13.715 ppbv
RT: 4.541 min Scan# 1376
Delta R.T. -0.004 min
Lab File: VL042178.D
Acq: 27 Mar 2025 11:36

Tgt Ion:130 Resp: 283430

Ion	Ratio	Lower	Upper
130	100		
95	111.3	89.8	134.8
132	96.0	77.4	116.2
97	73.5	55.1	82.7

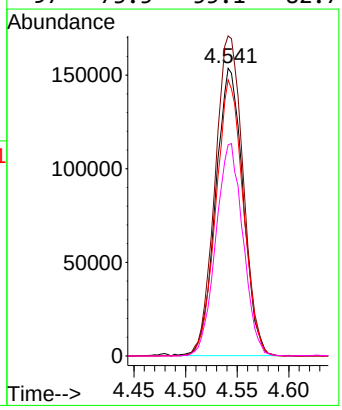

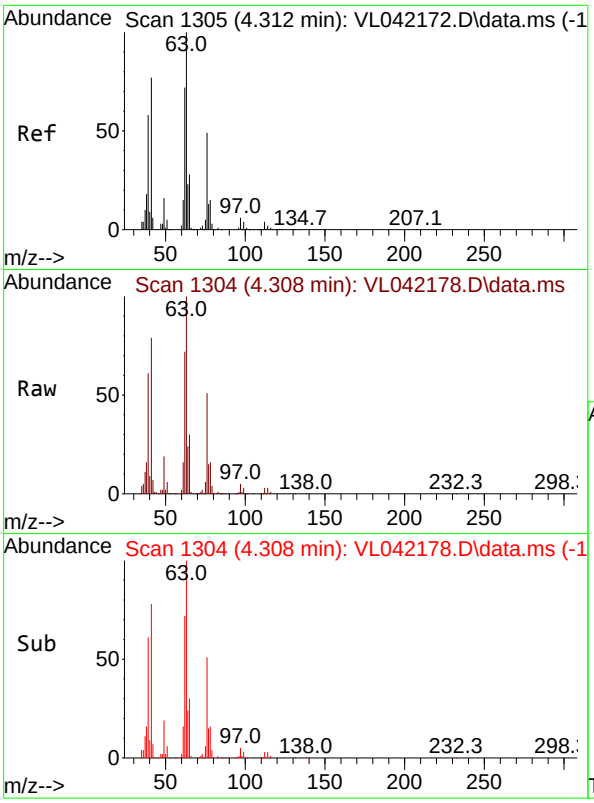

#39
1,2-Dichloropropane
Concen: 14.304 ppbv
RT: 4.308 min Scan# 1
Delta R.T. -0.004 min
Lab File: VL042178.D
Acq: 27 Mar 2025 11:36

Instrument :
MSVOA_L
ClientSampleId :
VSTDICC015

Tgt Ion: 63 Resp: 257891

Ion	Ratio	Lower	Upper
63	100		
41	78.7	61.7	92.5
62	71.6	57.6	86.4

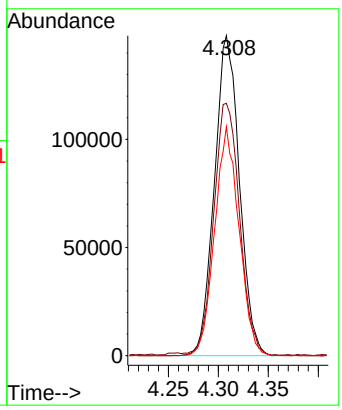

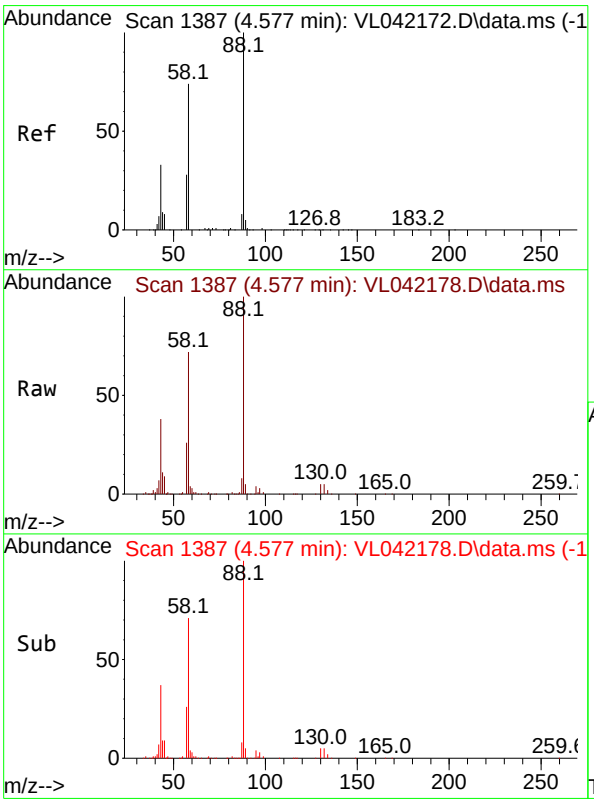

#40
1,4-Dioxane
Concen: 13.354 ppbv
RT: 4.577 min Scan# 1387
Delta R.T. -0.000 min
Lab File: VL042178.D
Acq: 27 Mar 2025 11:36

Tgt Ion: 88 Resp: 124925

Ion	Ratio	Lower	Upper
88	100		
58	69.6	62.7	94.1
43	31.6	23.0	34.4
57	0.0	0.0	0.0

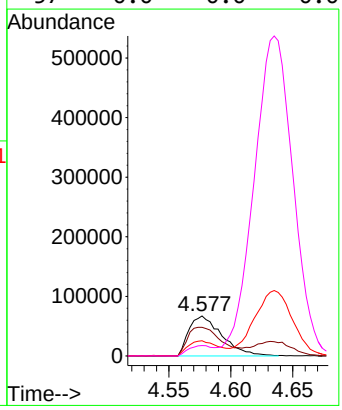

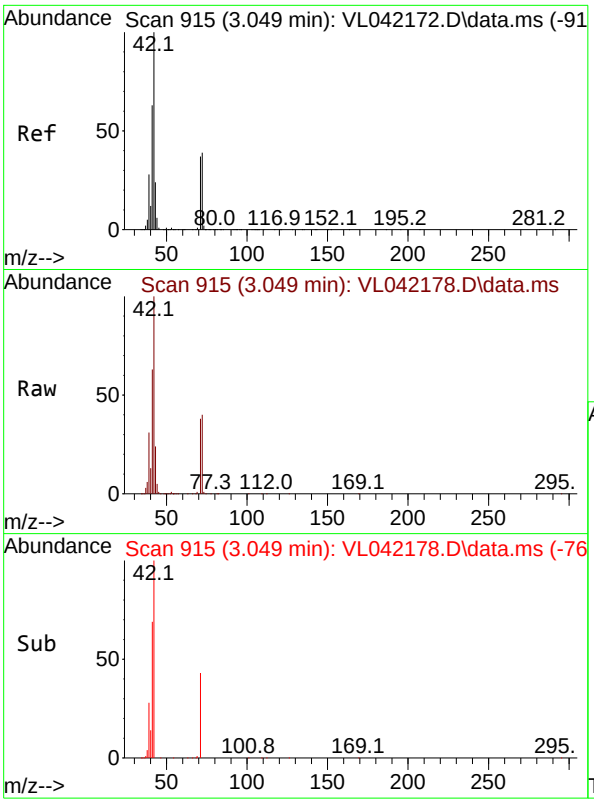

#41
Tetrahydrofuran
Concen: 14.301 ppbv
RT: 3.049 min Scan# 9
Delta R.T. -0.000 min
Lab File: VL042178.D
Acq: 27 Mar 2025 11:36

Instrument :
MSVOA_L
ClientSampleId :
VSTDICC015

Tgt Ion: 42 Resp: 294634

Ion	Ratio	Lower	Upper
42	100		
72	39.0	31.4	47.0
71	37.9	30.2	45.4

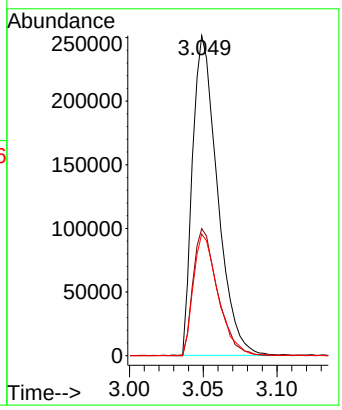

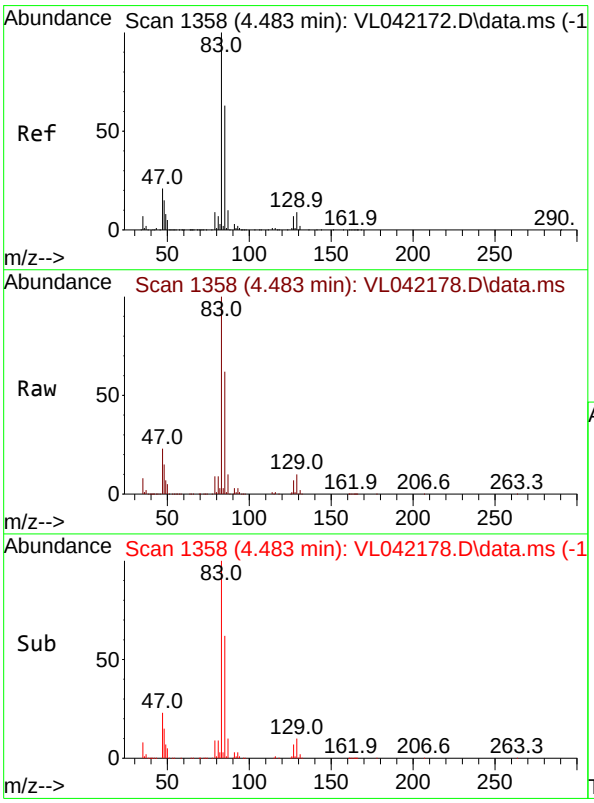

#42
Bromodichloromethane
Concen: 15.043 ppbv
RT: 4.483 min Scan# 1358
Delta R.T. -0.000 min
Lab File: VL042178.D
Acq: 27 Mar 2025 11:36

Tgt Ion: 83 Resp: 587772

Ion	Ratio	Lower	Upper
83	100		
85	62.4	50.5	75.7
127	6.8	5.9	8.9

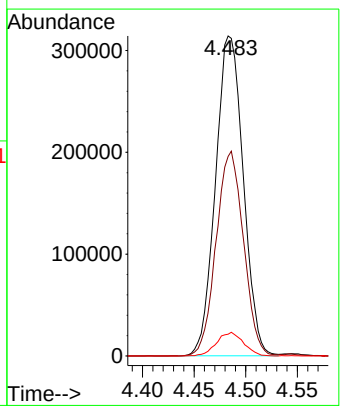

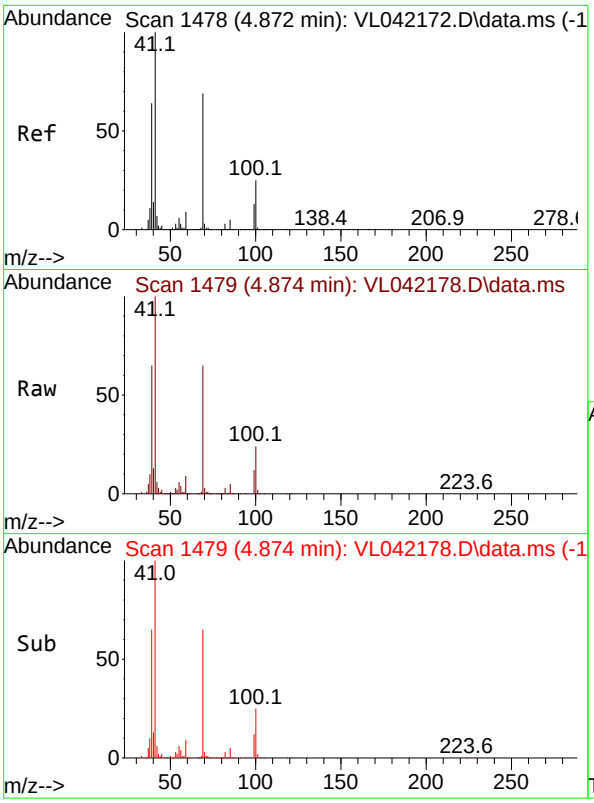

#43
Methyl Methacrylate
Concen: 14.130 ppbv
RT: 4.874 min Scan# 1
Delta R.T. 0.003 min
Lab File: VL042178.D
Acq: 27 Mar 2025 11:36

Instrument :
MSVOA_L
ClientSampleId :
VSTDICC015

Tgt Ion: 69 Resp: 295300

Ion	Ratio	Lower	Upper
69	100		
41	155.4	123.8	185.6
100	36.0	28.4	42.6

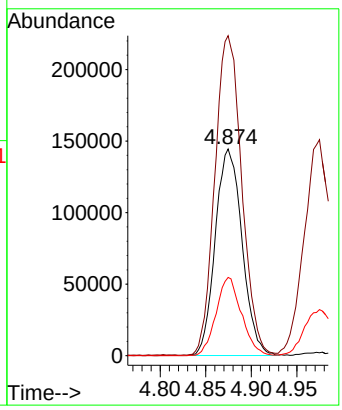

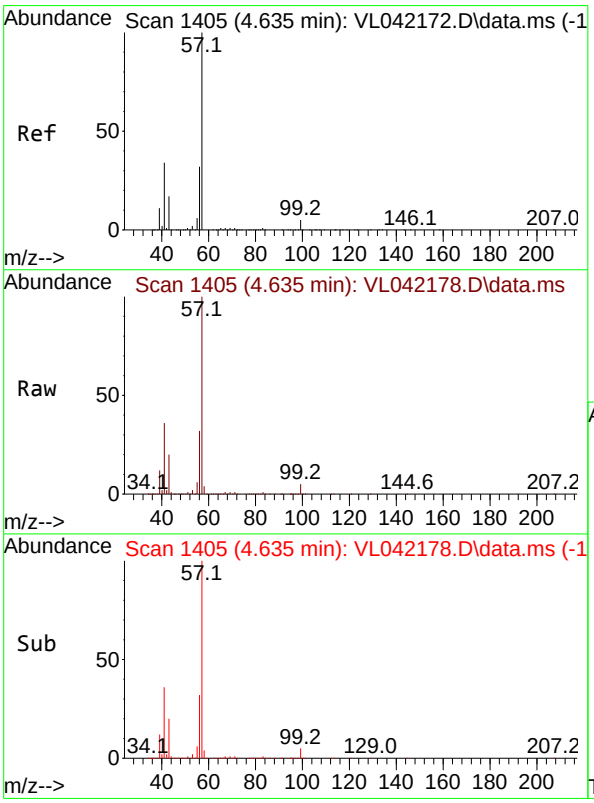

#44
2,2,4-Trimethylpentane
Concen: 14.108 ppbv
RT: 4.635 min Scan# 1405
Delta R.T. -0.000 min
Lab File: VL042178.D
Acq: 27 Mar 2025 11:36

Tgt Ion: 57 Resp: 1180275

Ion	Ratio	Lower	Upper
57	100		
41	34.2	26.8	40.2
56	31.9	25.6	38.4

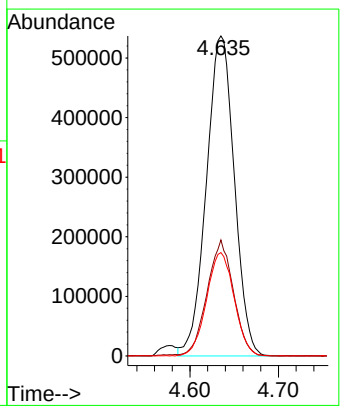

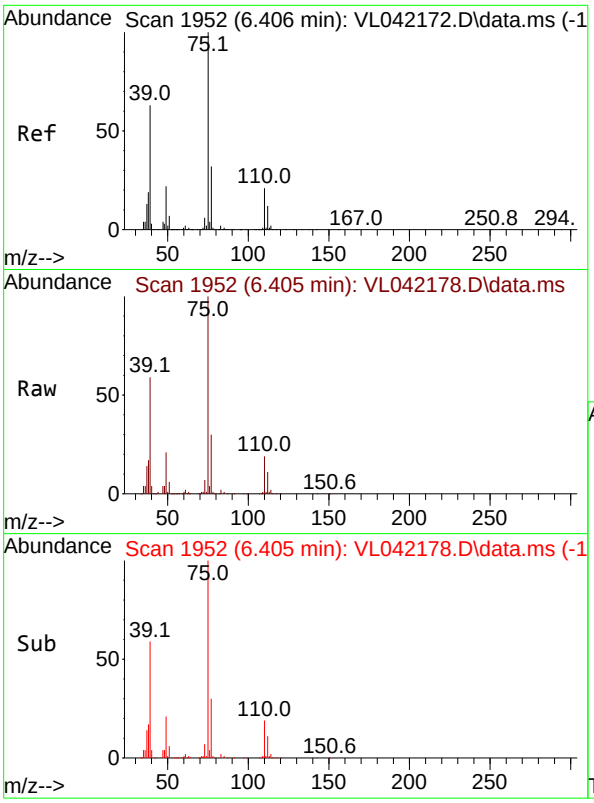

#45
t-1,3-Dichloropropene
Concen: 14.649 ppbv
RT: 6.405 min Scan# 1
Delta R.T. -0.000 min
Lab File: VL042178.D
Acq: 27 Mar 2025 11:36

Instrument :
MSVOA_L
ClientSampleId :
VSTDICC015

Tgt Ion: 75 Resp: 329360

Ion	Ratio	Lower	Upper
75	100		
77	30.4	26.0	39.0

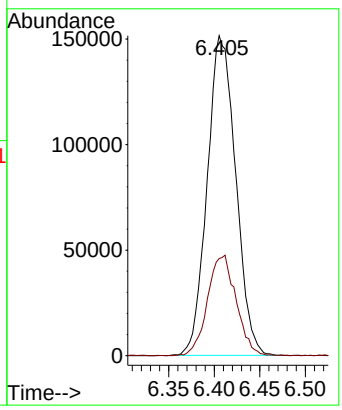

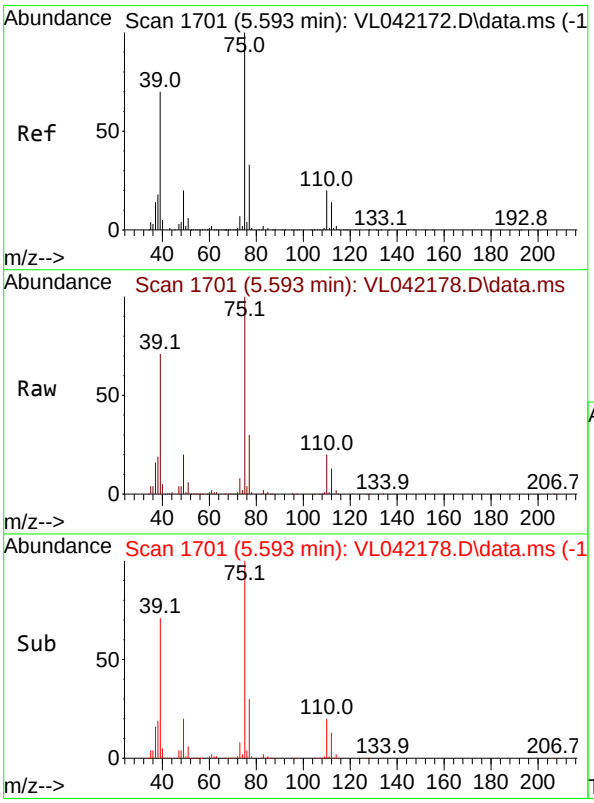

#46
cis-1,3-Dichloropropene
Concen: 14.542 ppbv
RT: 5.593 min Scan# 1701
Delta R.T. -0.000 min
Lab File: VL042178.D
Acq: 27 Mar 2025 11:36

Tgt Ion: 75 Resp: 400813

Ion	Ratio	Lower	Upper
75	100		
39	70.9	55.8	83.6
77	30.2	26.0	39.0

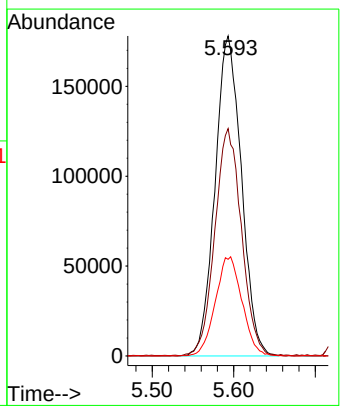

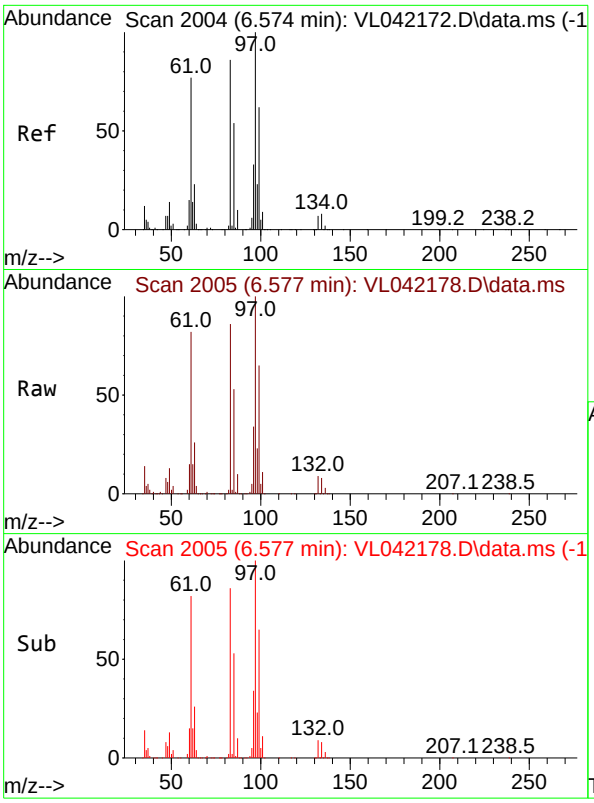

#47
1,1,2-Trichloroethane
Concen: 14.331 ppbv
RT: 6.577 min Scan# 2(
Delta R.T. 0.003 min
Lab File: VL042178.D
Acq: 27 Mar 2025 11:36

Instrument :
MSVOA_L
ClientSampleId :
VSTDICC015

Tgt Ion: 97 Resp: 273137

Ion	Ratio	Lower	Upper
97	100		
83	85.7	69.2	103.8
85	52.7	43.1	64.7
99	64.7	49.4	74.2

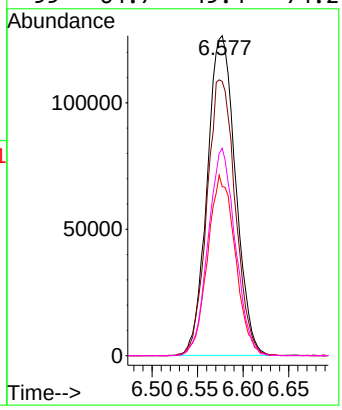

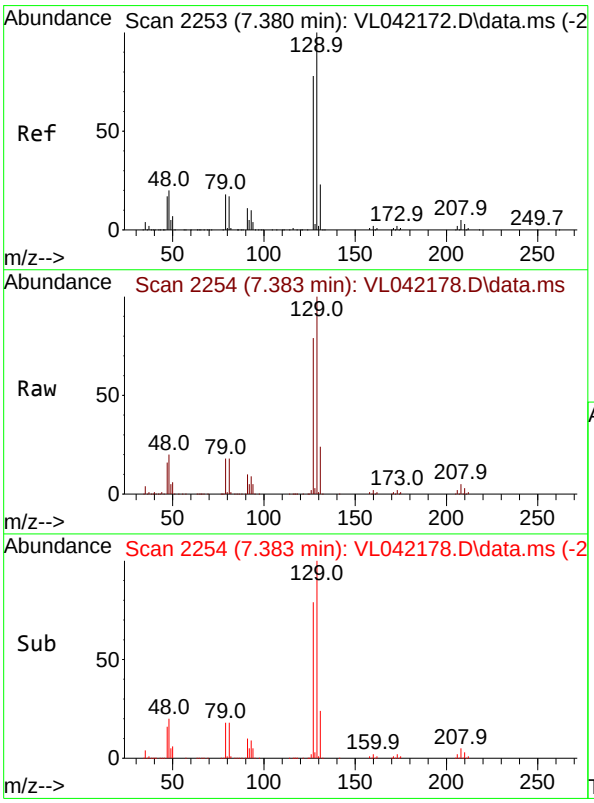

#48
Dibromochloromethane
Concen: 14.936 ppbv
RT: 7.383 min Scan# 2254
Delta R.T. 0.003 min
Lab File: VL042178.D
Acq: 27 Mar 2025 11:36

Tgt Ion:129 Resp: 482431

Ion	Ratio	Lower	Upper
129	100		
127	78.4	39.1	117.2

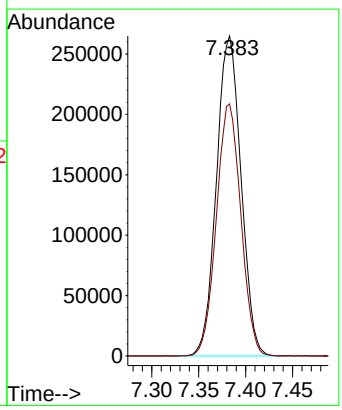

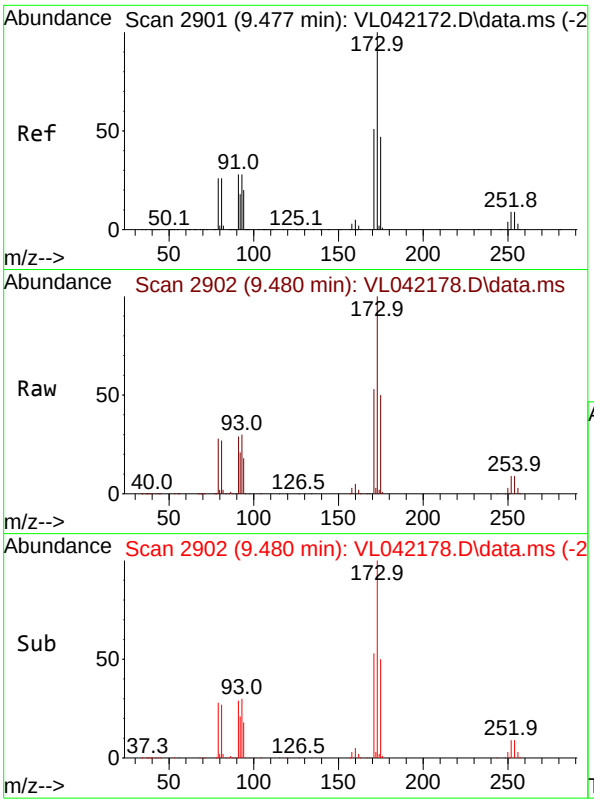

#49
Bromoform
Concen: 14.730 ppbv
RT: 9.480 min Scan# 2
Delta R.T. 0.003 min
Lab File: VL042178.D
Acq: 27 Mar 2025 11:36

Instrument :
MSVOA_L
ClientSampleId :
VSTDICC015

Tgt Ion:173 Resp: 427143

Ion	Ratio	Lower	Upper
173	100		
175	48.9	38.6	57.8
171	51.5	41.8	62.6

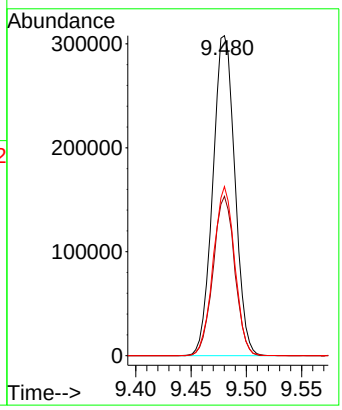

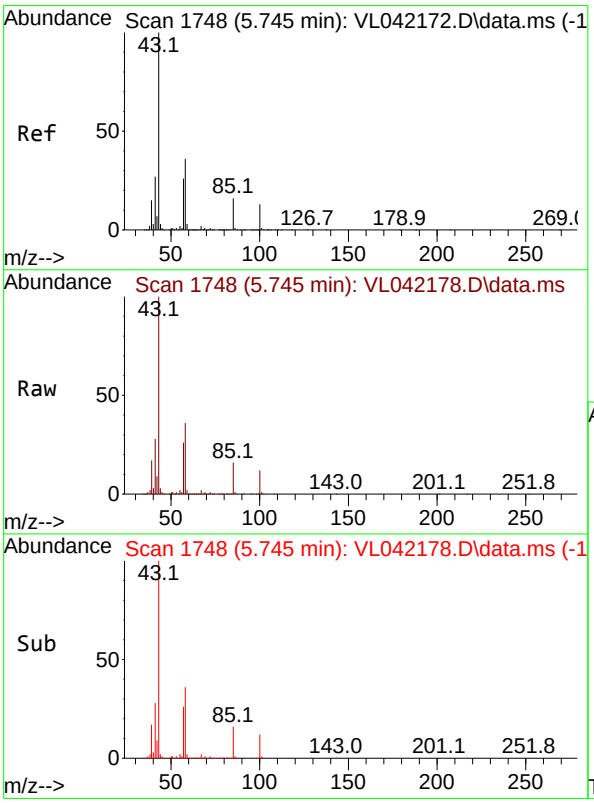

#50
4-Methyl-2-Pentanone
Concen: 13.155 ppbv
RT: 5.745 min Scan# 1748
Delta R.T. -0.000 min
Lab File: VL042178.D
Acq: 27 Mar 2025 11:36

Tgt Ion: 43 Resp: 755146

Ion	Ratio	Lower	Upper
43	100		
58	35.5	29.0	43.6

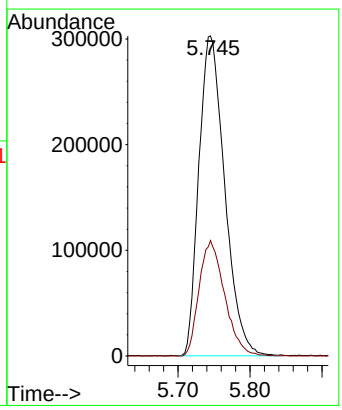

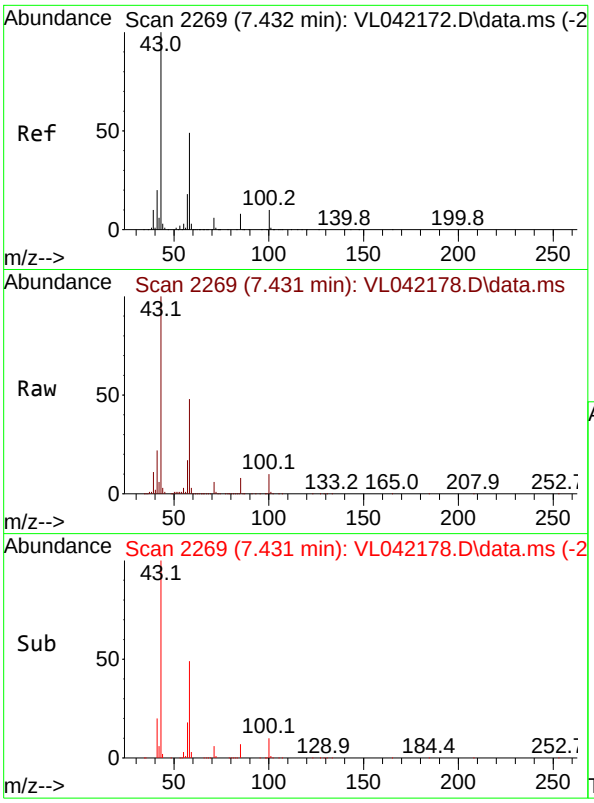

#51
2-Hexanone
Concen: 13.005 ppbv
RT: 7.431 min Scan# 2
Delta R.T. -0.000 min
Lab File: VL042178.D
Acq: 27 Mar 2025 11:36

Instrument :
MSVOA_L
ClientSampleId :
VSTDICC015

Tgt Ion: 43 Resp: 619419

Ion	Ratio	Lower	Upper
43	100		
58	49.0	39.7	59.5
98	0.0	0.1	0.1#

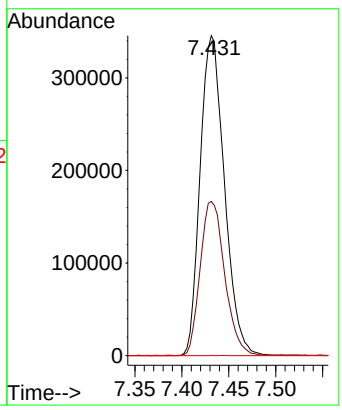

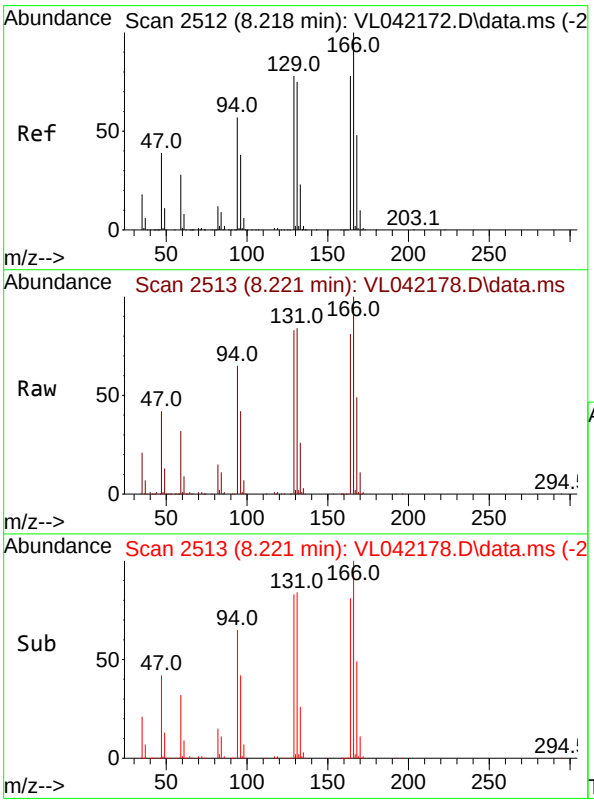

#52
Tetrachloroethene
Concen: 13.159 ppbv
RT: 8.221 min Scan# 2513
Delta R.T. 0.003 min
Lab File: VL042178.D
Acq: 27 Mar 2025 11:36

Tgt Ion:164 Resp: 258356

Ion	Ratio	Lower	Upper
164	100		
166	123.0	102.5	153.7
129	102.5	79.8	119.8
131	103.3	76.6	114.8

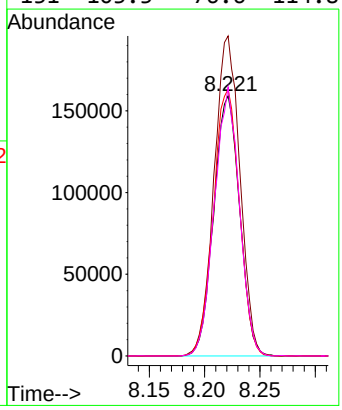

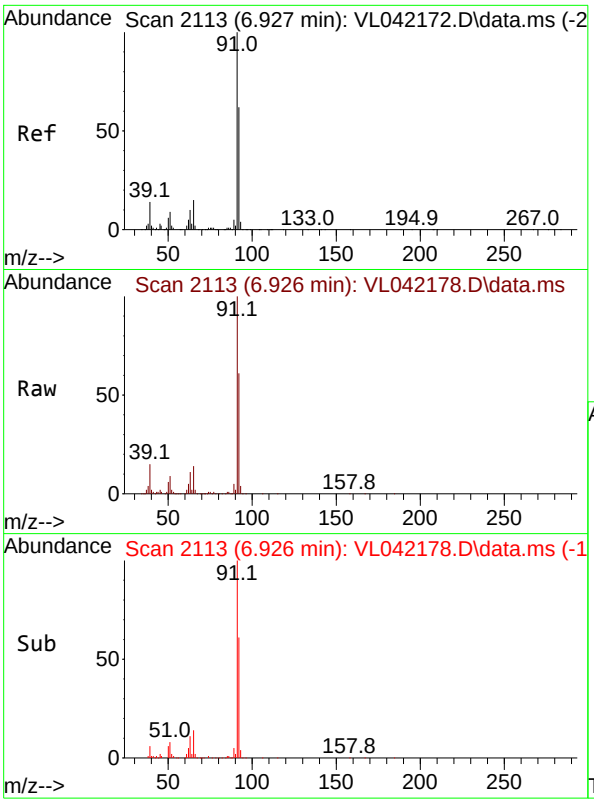

#53
Toluene
Concen: 14.137 ppbv
RT: 6.926 min Scan# 2
Delta R.T. -0.000 min
Lab File: VL042178.D
Acq: 27 Mar 2025 11:36

Instrument :
MSVOA_L
ClientSampleId :
VSTDICC015

Tgt Ion: 91 Resp: 829648

Ion	Ratio	Lower	Upper
91	100		
92	60.6	48.4	72.6

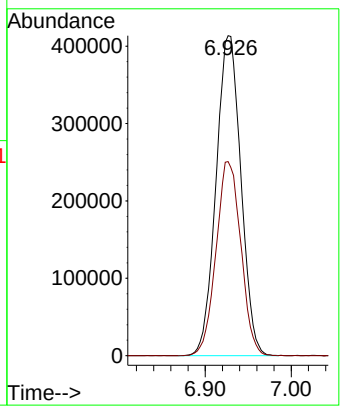

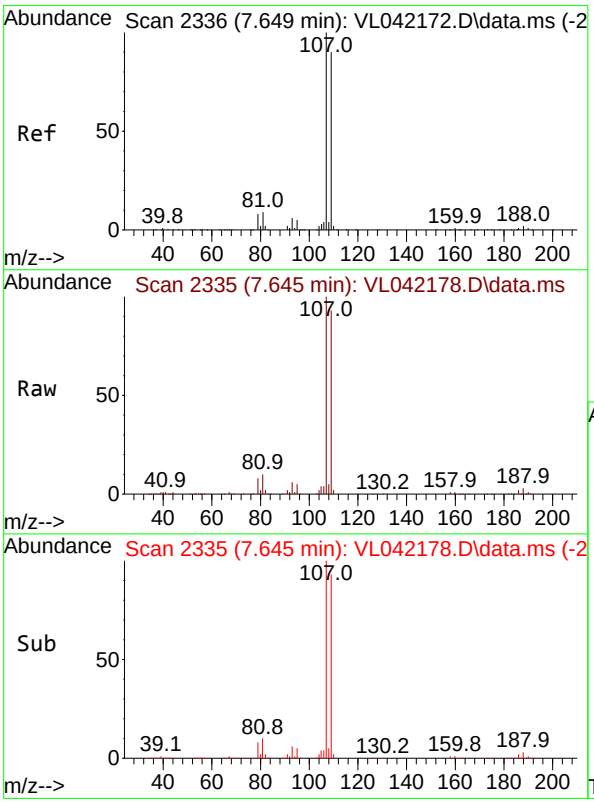

#54
1,2-Dibromoethane
Concen: 14.359 ppbv
RT: 7.645 min Scan# 2335
Delta R.T. -0.004 min
Lab File: VL042178.D
Acq: 27 Mar 2025 11:36

Tgt Ion:107 Resp: 381823

Ion	Ratio	Lower	Upper
107	100		
109	93.2	72.2	108.4

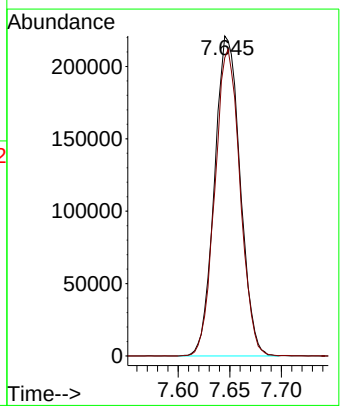

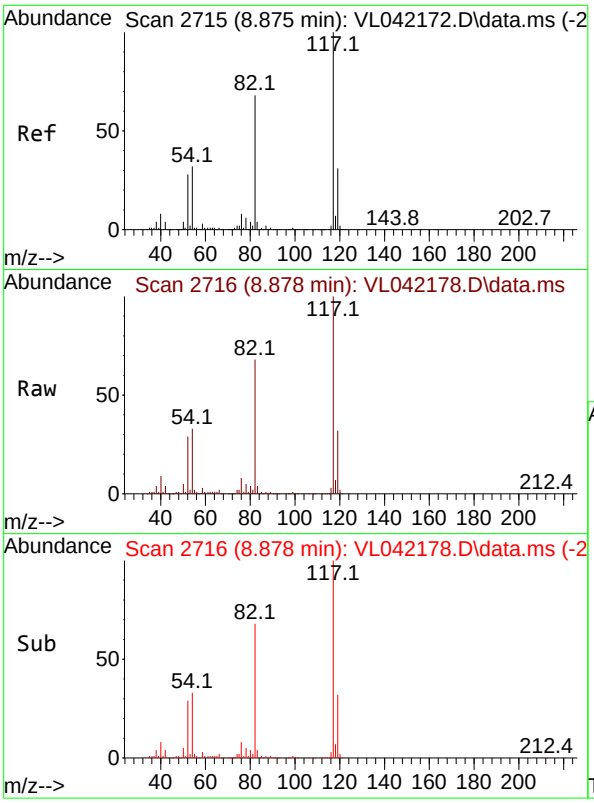

#55
Chlorobenzene-d5
Concen: 10.000 ppbv
RT: 8.878 min Scan# 2
Delta R.T. 0.003 min
Lab File: VL042178.D
Acq: 27 Mar 2025 11:36

Instrument :
MSVOA_L
ClientSampleId :
VSTDICC015

Tgt Ion:117 Resp: 473077

Ion	Ratio	Lower	Upper
117	100		
82	71.4	55.8	83.6
119	31.7	25.5	38.3

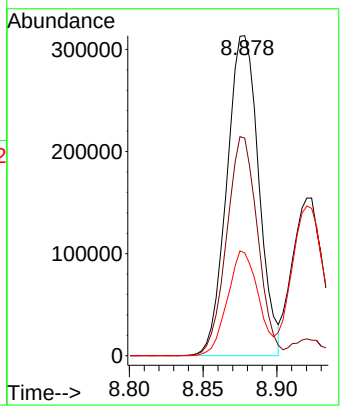

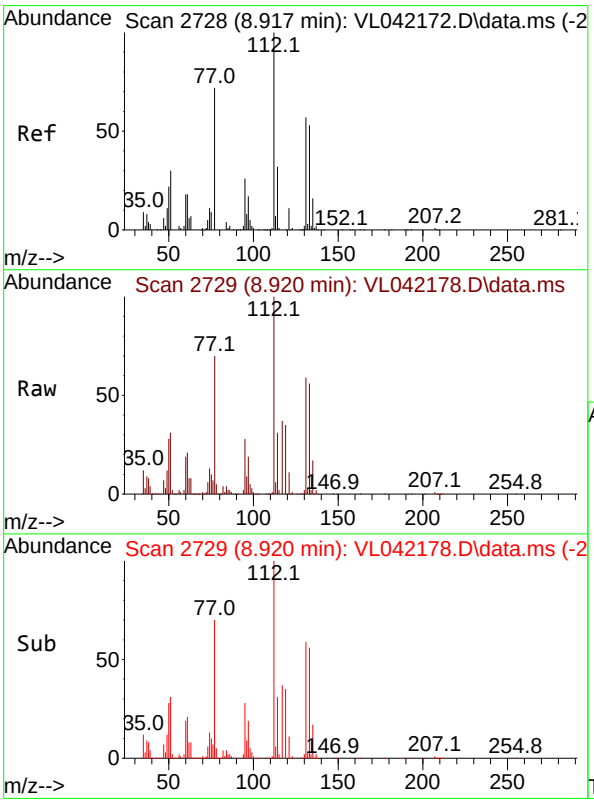

#56
1,1,1,2-Tetrachloroethane
Concen: 14.032 ppbv
RT: 8.920 min Scan# 2729
Delta R.T. 0.003 min
Lab File: VL042178.D
Acq: 27 Mar 2025 11:36

Tgt Ion:131 Resp: 365410

Ion	Ratio	Lower	Upper
131	100		
133	94.5	76.6	114.8
119	61.2	49.8	74.6

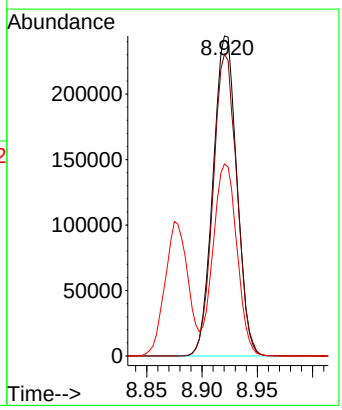

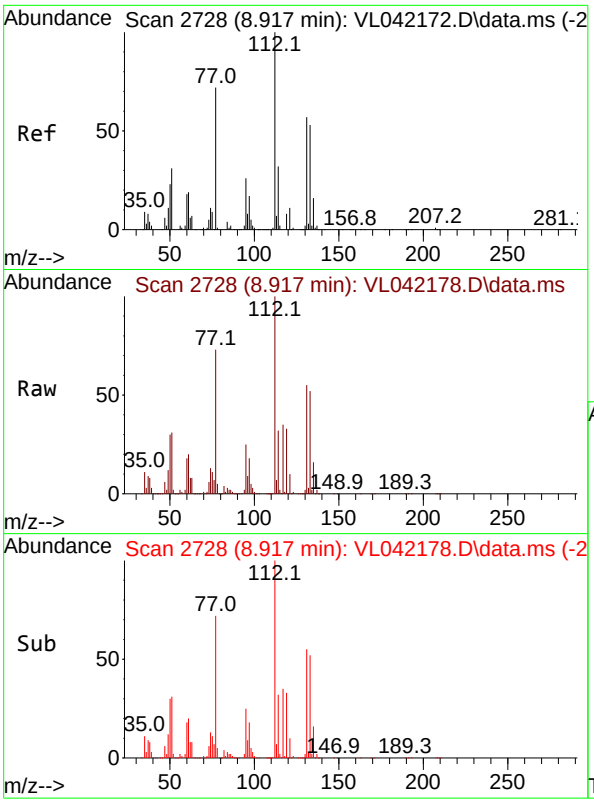

#57
Chlorobenzene
Concen: 13.777 ppbv
RT: 8.917 min Scan# 2
Delta R.T. -0.000 min
Lab File: VL042178.D
Acq: 27 Mar 2025 11:36

Instrument :
MSVOA_L
ClientSampleId :
VSTDICC015

Tgt Ion:112 Resp: 618201

Ion	Ratio	Lower	Upper
112	100		
77	72.5	58.2	87.2
114	31.8	29.1	35.5

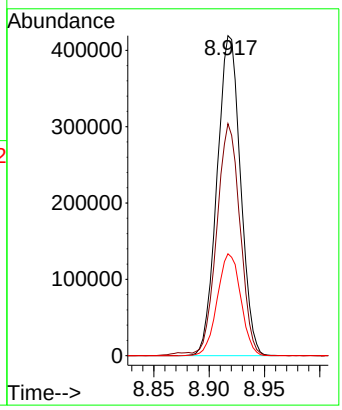

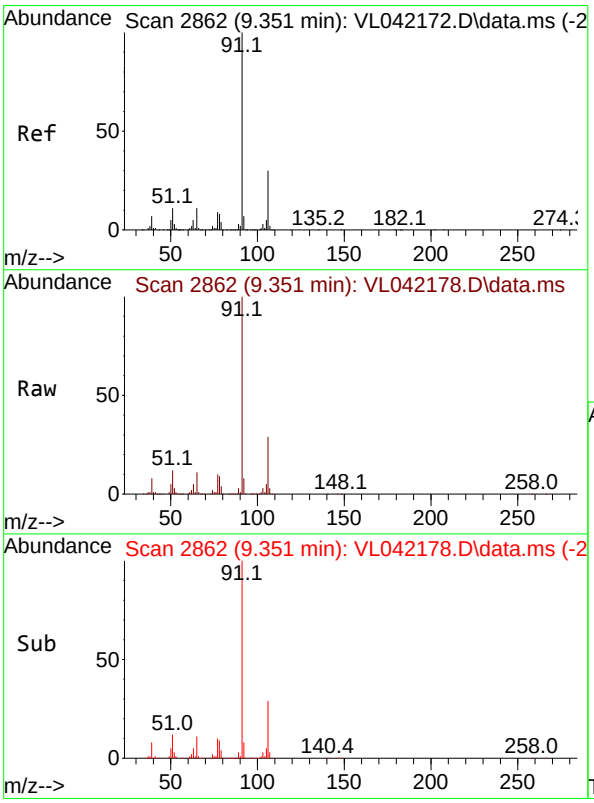

#58
Ethyl Benzene
Concen: 13.889 ppbv
RT: 9.351 min Scan# 2862
Delta R.T. -0.000 min
Lab File: VL042178.D
Acq: 27 Mar 2025 11:36

Tgt Ion: 91 Resp: 1167096

Ion	Ratio	Lower	Upper
91	100		
106	28.7	24.2	36.2

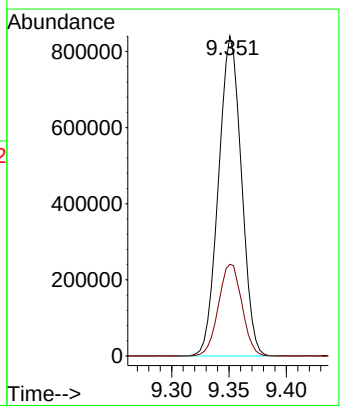

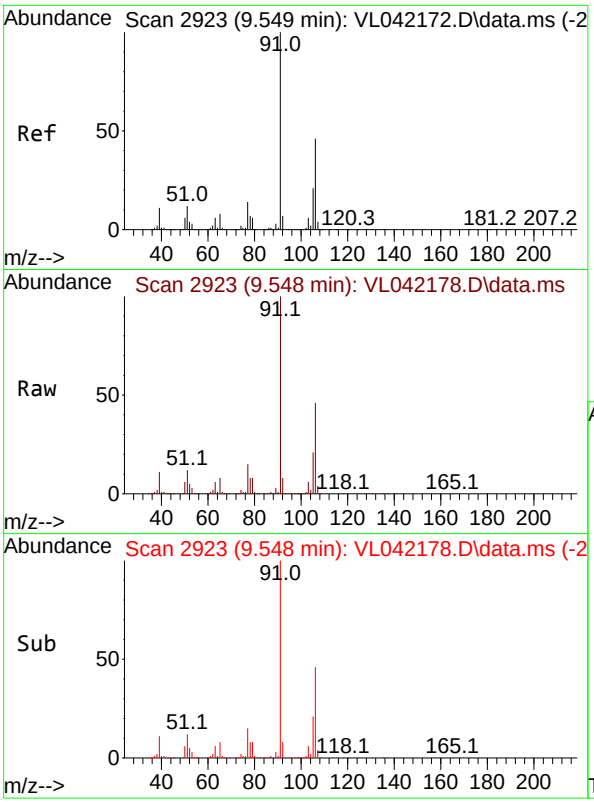

#59
m/p-Xylene
Concen: 12.901 ppbv
RT: 9.548 min Scan# 2
Delta R.T. -0.000 min
Lab File: VL042178.D
Acq: 27 Mar 2025 11:36

Instrument :
MSVOA_L
ClientSampleId :
VSTDICC015

Tgt Ion: 91 Resp: 866684

Ion	Ratio	Lower	Upper
91	100		
106	96.9	36.4	54.6#

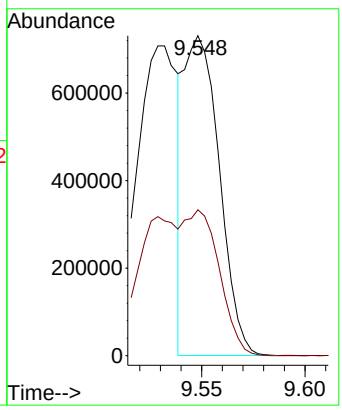

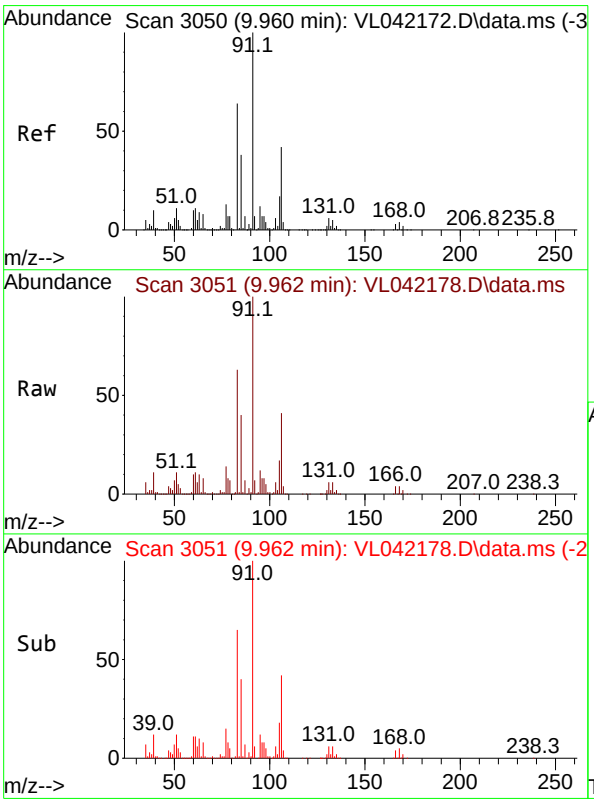

#60
o-Xylene
Concen: 13.577 ppbv
RT: 9.962 min Scan# 3051
Delta R.T. 0.003 min
Lab File: VL042178.D
Acq: 27 Mar 2025 11:36

Tgt Ion: 91 Resp: 913234

Ion	Ratio	Lower	Upper
91	100		
106	42.4	20.8	62.5

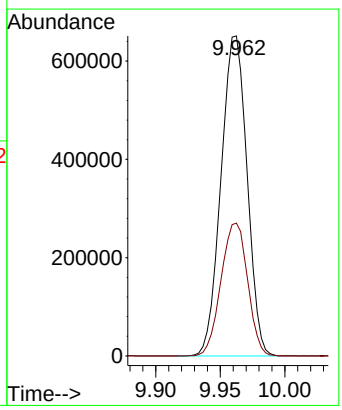

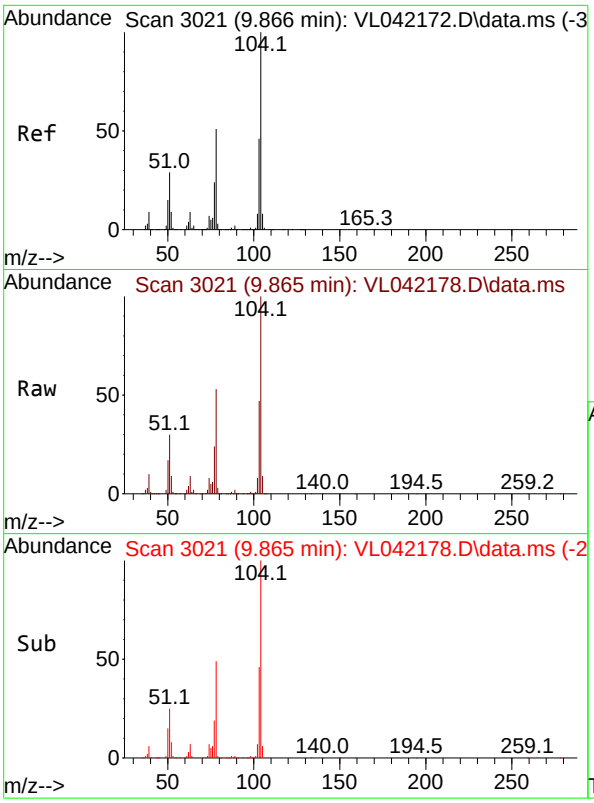

#61
Styrene
Concen: 14.250 ppbv
RT: 9.865 min Scan# 3
Delta R.T. -0.000 min
Lab File: VL042178.D
Acq: 27 Mar 2025 11:36

Instrument :
MSVOA_L
ClientSampleId :
VSTDICC015

Tgt Ion:104 Resp: 474195

Ion	Ratio	Lower	Upper
104	100		
78	53.0	41.8	62.6
103	46.7	37.0	55.4

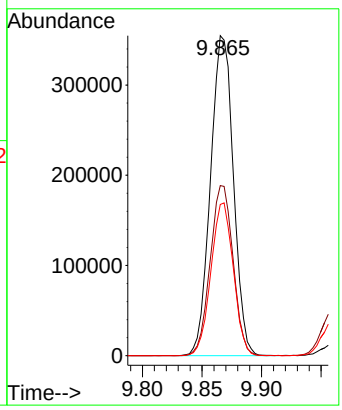

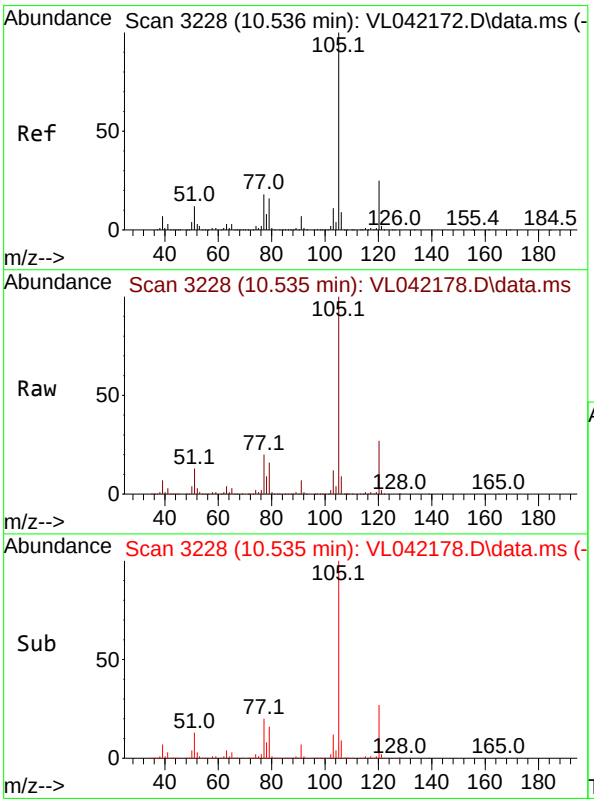

#62
Isopropylbenzene
Concen: 13.544 ppbv
RT: 10.535 min Scan# 3228
Delta R.T. -0.000 min
Lab File: VL042178.D
Acq: 27 Mar 2025 11:36

Tgt Ion:105 Resp: 1362416

Ion	Ratio	Lower	Upper
105	100		
120	25.3	19.9	29.9

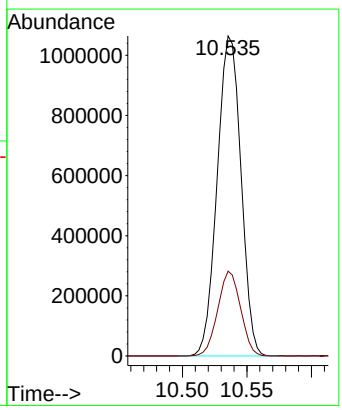

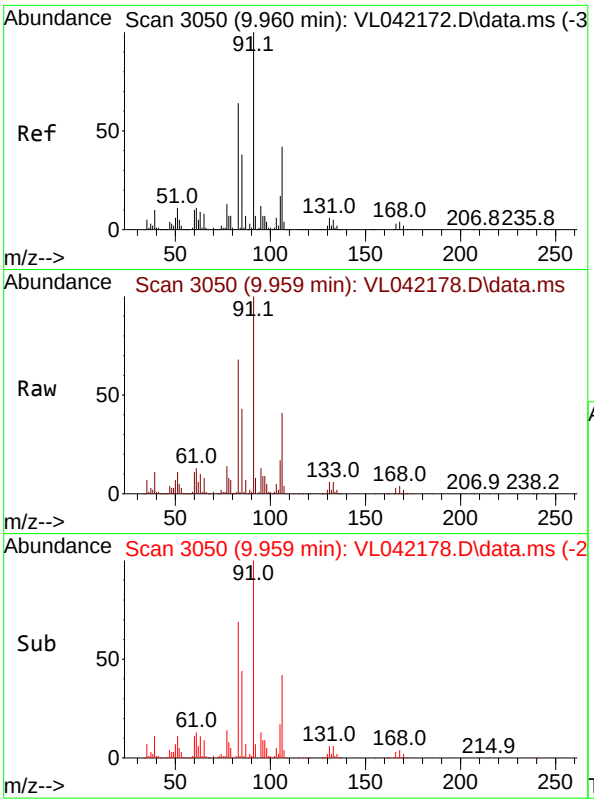

#63
1,1,2,2-Tetrachloroethane
Concen: 13.491 ppbv
RT: 9.959 min Scan# 3(
Delta R.T. -0.000 min
Lab File: VL042178.D
Acq: 27 Mar 2025 11:36

Instrument :
MSVOA_L
ClientSampleId :
VSTDICC015

Tgt Ion: 83 Resp: 551386

Ion	Ratio	Lower	Upper
83	100		
131	9.6	4.8	14.4
85	64.2	32.5	97.5

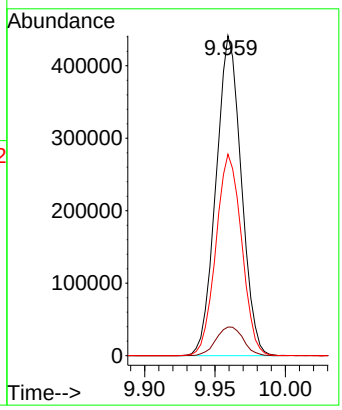



#64
n-propylbenzene
Concen: 13.753 ppbv
RT: 10.985 min Scan# 3367
Delta R.T. -0.000 min
Lab File: VL042178.D
Acq: 27 Mar 2025 11:36

Tgt Ion:120 Resp: 356118

Ion	Ratio	Lower	Upper
120	100		
91	455.4	376.9	565.3

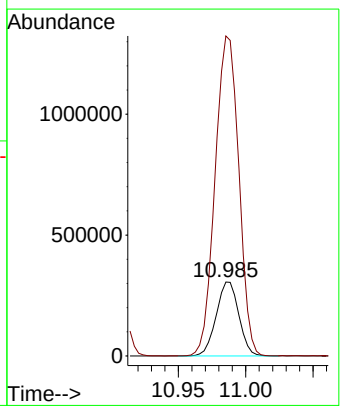

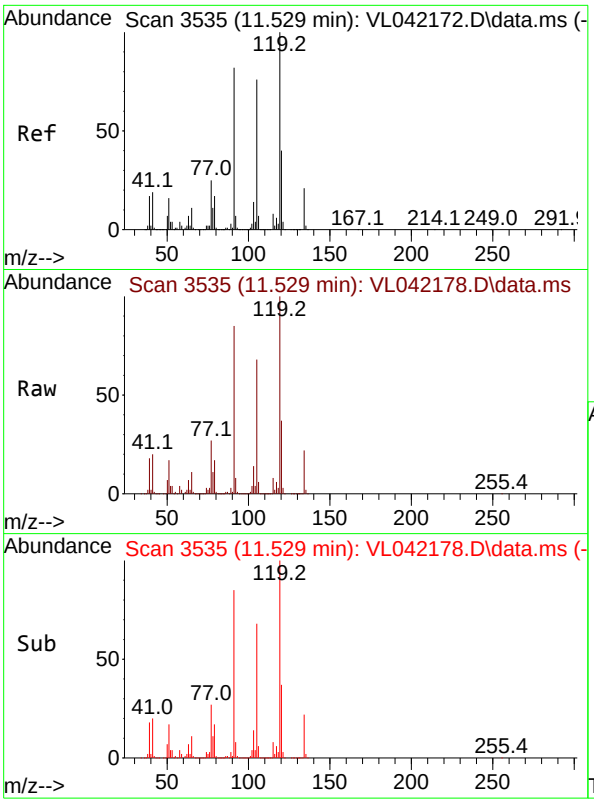

#65
tert-Butylbenzene
Concen: 12.901 ppbv
RT: 11.529 min Scan# 3
Delta R.T. -0.000 min
Lab File: VL042178.D
Acq: 27 Mar 2025 11:36

Instrument :
MSVOA_L
ClientSampleId :
VSTDICC015

Tgt Ion:119 Resp: 1200149

Ion	Ratio	Lower	Upper
119	100		
91	84.6	66.0	99.0
134	21.2	16.7	25.1

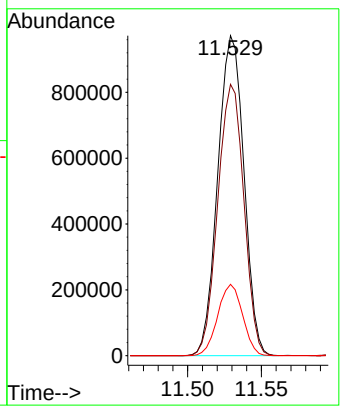

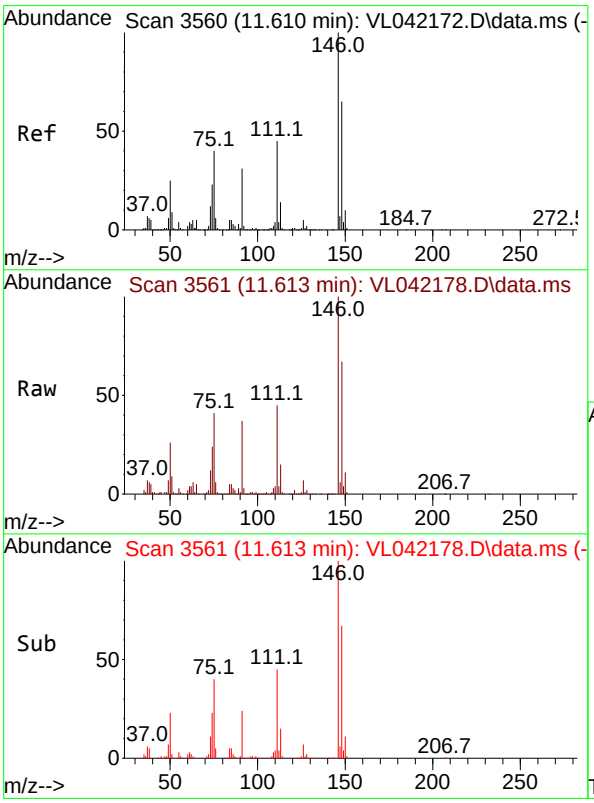

#66
Benzyl Chloride
Concen: 13.615 ppbv
RT: 11.613 min Scan# 3561
Delta R.T. 0.003 min
Lab File: VL042178.D
Acq: 27 Mar 2025 11:36

Tgt Ion: 91 Resp: 134397

Ion	Ratio	Lower	Upper
91	100		
126	17.3	13.8	20.6
128	5.4	4.5	6.7

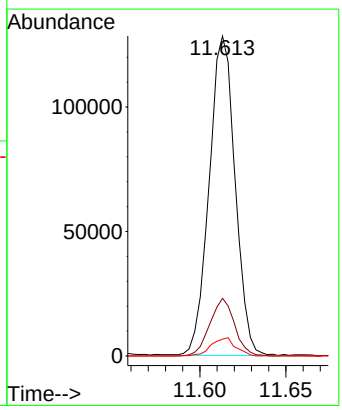

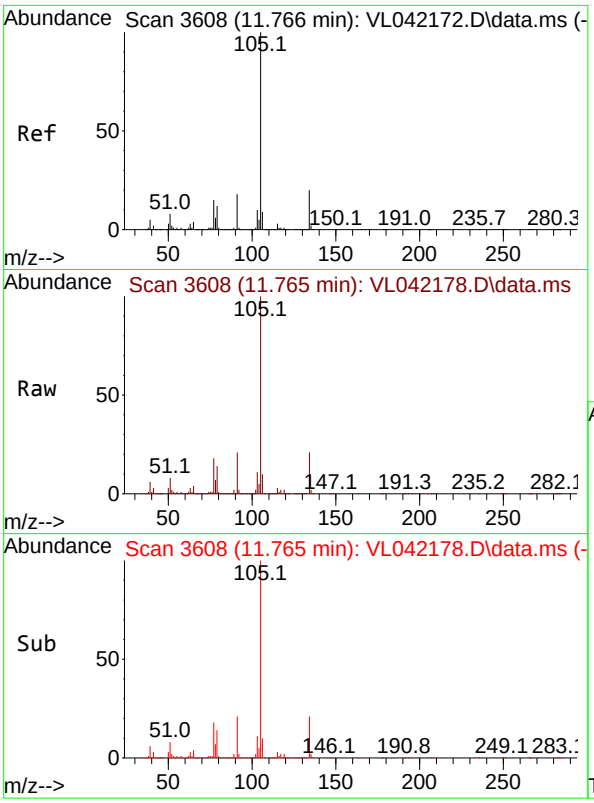

#67
sec-Butylbenzene
Concen: 12.711 ppbv
RT: 11.765 min Scan# 3
Delta R.T. -0.000 min
Lab File: VL042178.D
Acq: 27 Mar 2025 11:36

Instrument :
MSVOA_L
ClientSampleId :
VSTDICC015

Tgt Ion:105 Resp: 1643629

Ion	Ratio	Lower	Upper
105	100		
134	20.0	15.5	23.3

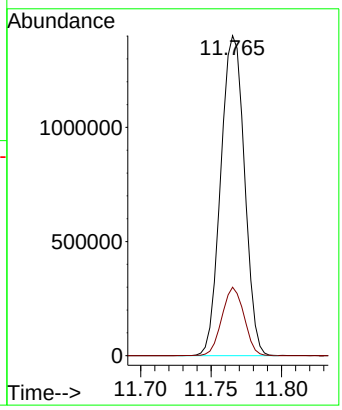

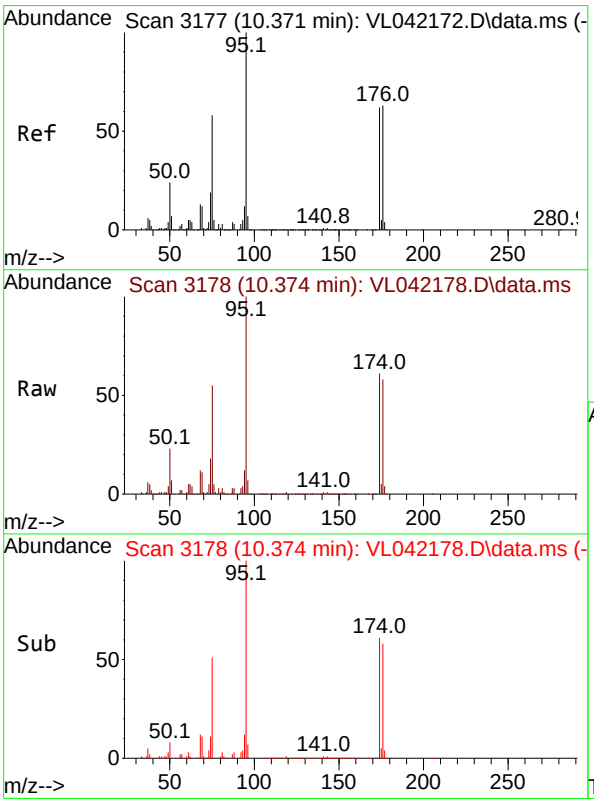

#68
1-Bromo-4-Fluorobenzene
Concen: 9.981 ppbv
RT: 10.374 min Scan# 3178
Delta R.T. 0.003 min
Lab File: VL042178.D
Acq: 27 Mar 2025 11:36

Tgt Ion: 95 Resp: 387777

Ion	Ratio	Lower	Upper
95	100		
174	62.1	50.6	76.0
175	4.8	3.8	5.6

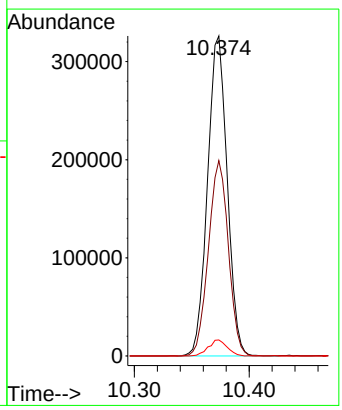

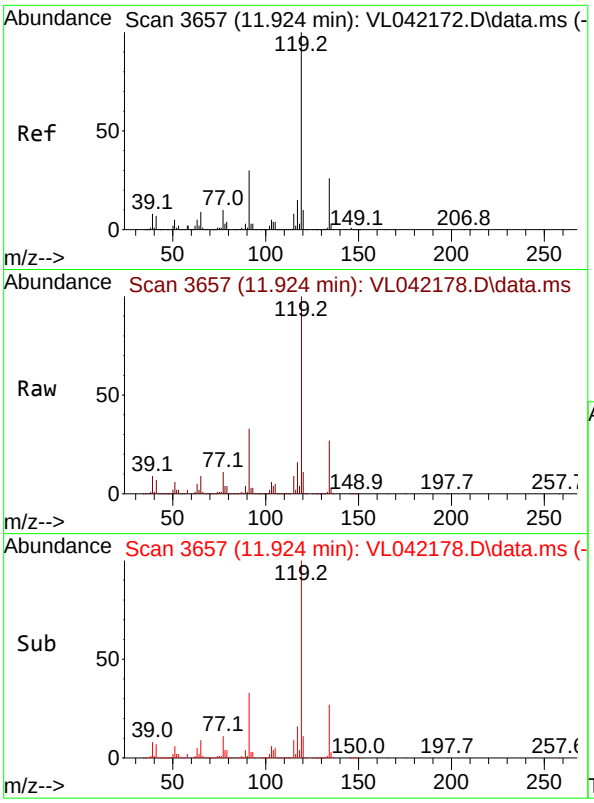

#69
p-Isopropyltoluene
Concen: 12.906 ppbv
RT: 11.924 min Scan# 3
Delta R.T. -0.000 min
Lab File: VL042178.D
Acq: 27 Mar 2025 11:36

Instrument :
MSVOA_L
ClientSampleId :
VSTDICC015

Tgt Ion:119 Resp: 1437016

Ion	Ratio	Lower	Upper
119	100		
134	26.2	20.4	30.6
91	31.2	23.7	35.5

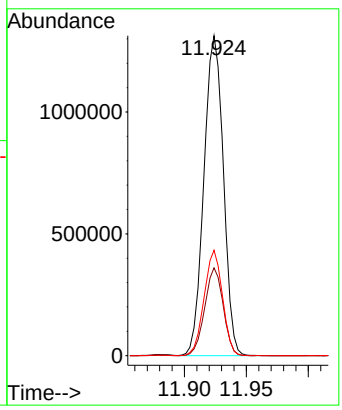

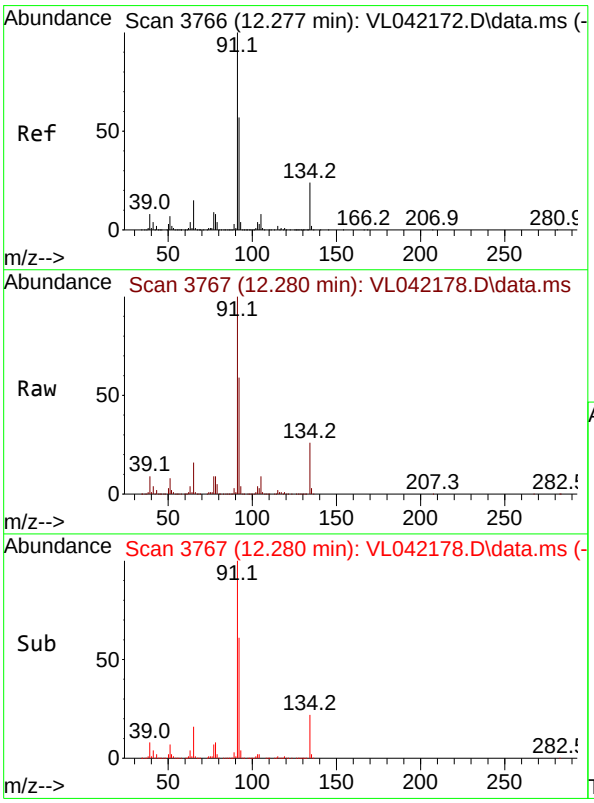

#70
n-Butylbenzene
Concen: 12.975 ppbv
RT: 12.280 min Scan# 3767
Delta R.T. 0.003 min
Lab File: VL042178.D
Acq: 27 Mar 2025 11:36

Tgt Ion: 91 Resp: 1477443

Ion	Ratio	Lower	Upper
91	100		
92	57.0	44.9	67.3
134	24.6	19.2	28.8

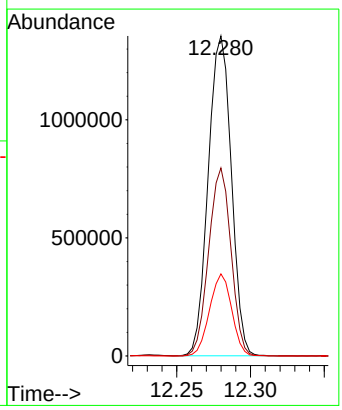

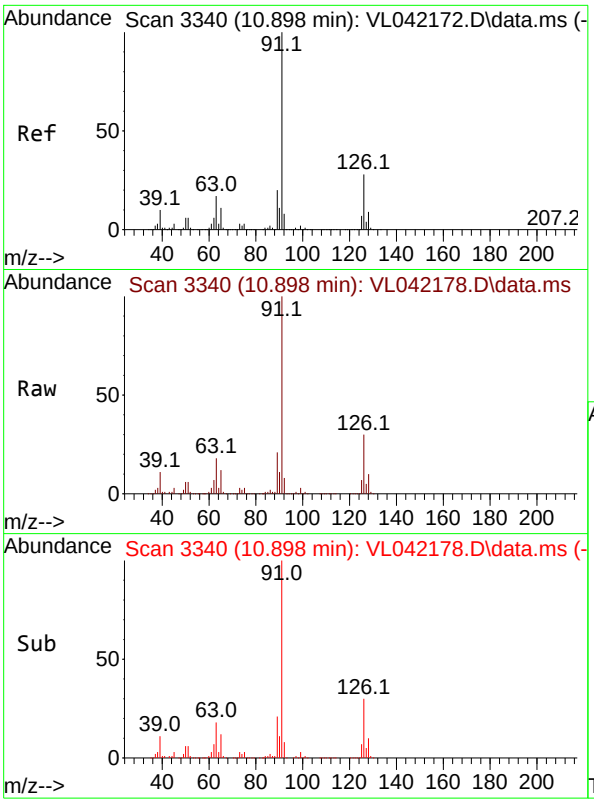

#71
2-Chlorotoluene
Concen: 13.724 ppbv
RT: 10.898 min Scan# 3
Delta R.T. -0.000 min
Lab File: VL042178.D
Acq: 27 Mar 2025 11:36

Instrument :
MSVOA_L
ClientSampleId :
VSTDICC015

Tgt Ion: 91 Resp: 1071432

Ion	Ratio	Lower	Upper
91	100		
126	29.5	11.6	46.4

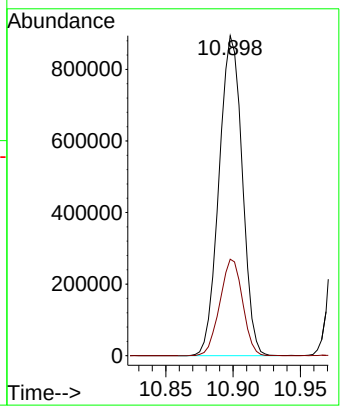

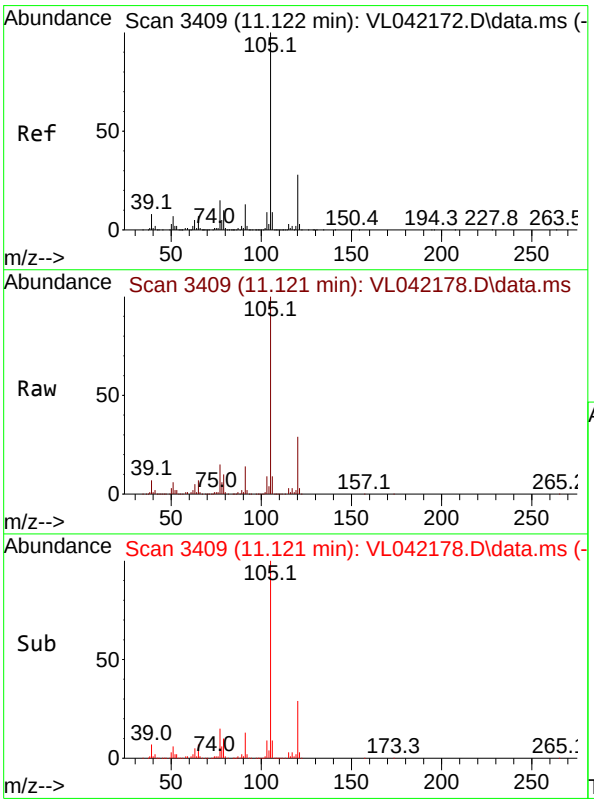

#72
4-Ethyltoluene
Concen: 13.569 ppbv
RT: 11.121 min Scan# 3409
Delta R.T. -0.000 min
Lab File: VL042178.D
Acq: 27 Mar 2025 11:36

Tgt Ion:105 Resp: 1136415

Ion	Ratio	Lower	Upper
105	100		
120	30.1	23.4	35.0
91	13.5	10.3	15.5
77	14.6	11.4	17.2

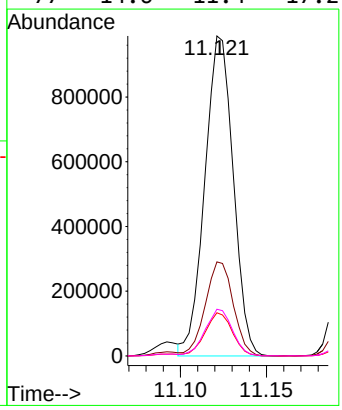

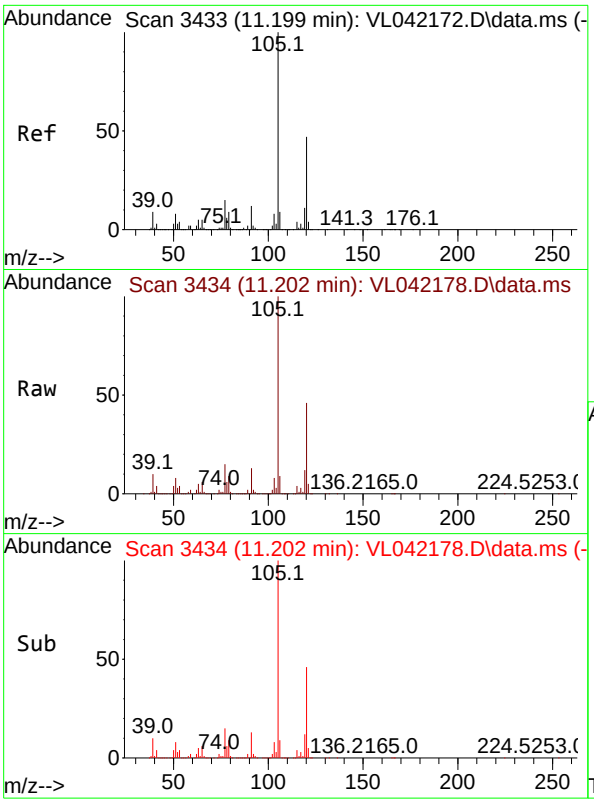

#73
1,3,5-Trimethylbenzene
Concen: 13.395 ppbv
RT: 11.202 min Scan# 3
Delta R.T. 0.003 min
Lab File: VL042178.D
Acq: 27 Mar 2025 11:36

Instrument :
MSVOA_L
ClientSampleId :
VSTDICC015

Tgt Ion:105 Resp: 979783

Ion	Ratio	Lower	Upper
105	100		
120	46.1	37.4	56.0

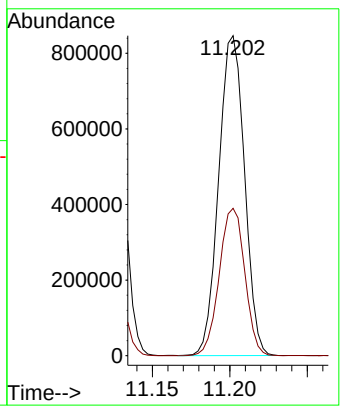

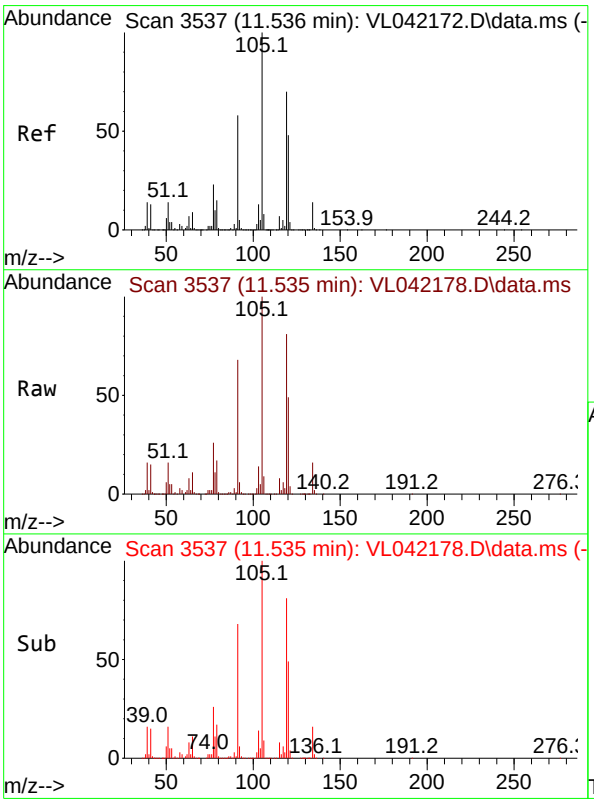

#74
1,2,4-Trimethylbenzene
Concen: 12.447 ppbv
RT: 11.535 min Scan# 3537
Delta R.T. -0.000 min
Lab File: VL042178.D
Acq: 27 Mar 2025 11:36

Tgt Ion:105 Resp: 1048874

Ion	Ratio	Lower	Upper
105	100		
120	49.3	38.6	58.0
91	67.8	46.2	69.2
77	26.2	18.6	27.8

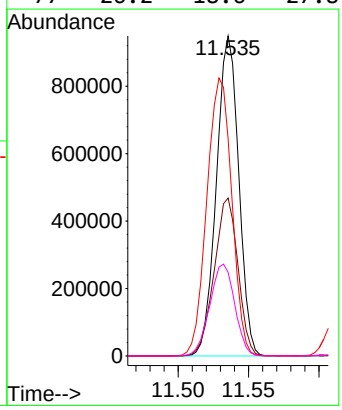

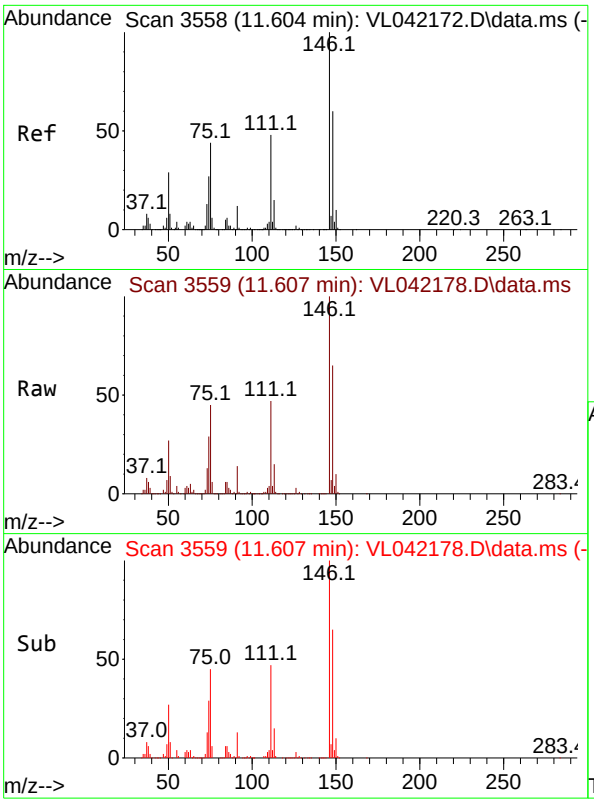

#75
1,3-Dichlorobenzene
Concen: 13.545 ppbv
RT: 11.607 min Scan# 3
Delta R.T. 0.003 min
Lab File: VL042178.D
Acq: 27 Mar 2025 11:36

Instrument :
MSVOA_L
ClientSampleId :
VSTDICC015

Tgt Ion:146 Resp: 626015

Ion	Ratio	Lower	Upper
146	100		
111	47.0	23.8	71.2
148	63.5	31.9	95.9

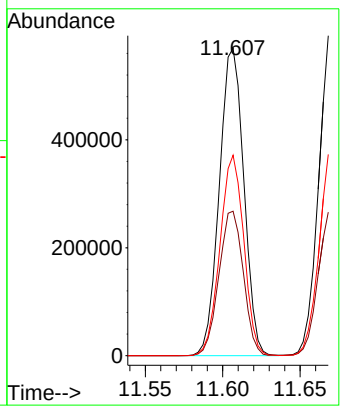

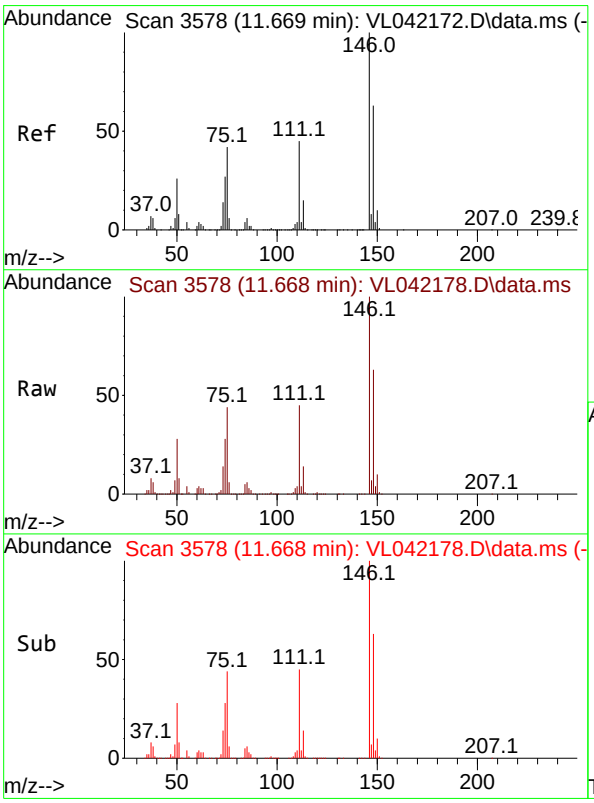

#76
1,4-Dichlorobenzene
Concen: 13.668 ppbv
RT: 11.668 min Scan# 3578
Delta R.T. -0.000 min
Lab File: VL042178.D
Acq: 27 Mar 2025 11:36

Tgt Ion:146 Resp: 628694

Ion	Ratio	Lower	Upper
146	100		
111	46.1	23.0	69.0
148	63.6	31.9	95.7

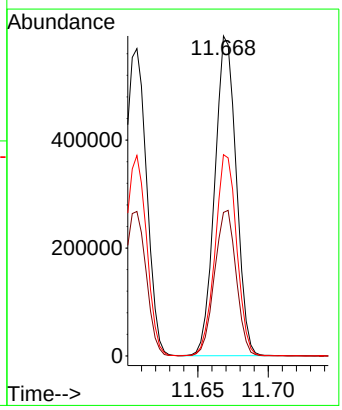

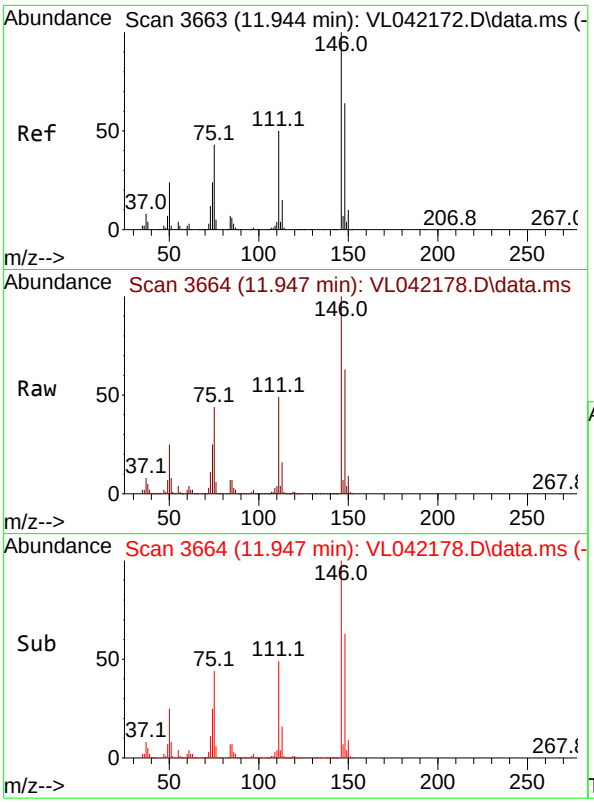

#77
1,2-Dichlorobenzene
Concen: 13.396 ppbv
RT: 11.947 min Scan# 3(
Delta R.T. 0.003 min
Lab File: VL042178.D
Acq: 27 Mar 2025 11:36

Instrument :
MSVOA_L
ClientSampleId :
VSTDICC015

Tgt Ion:146 Resp: 602844

Ion	Ratio	Lower	Upper
146	100		
111	49.7	24.8	74.3
148	63.3	31.6	94.8

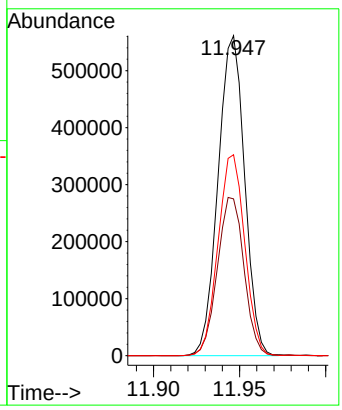

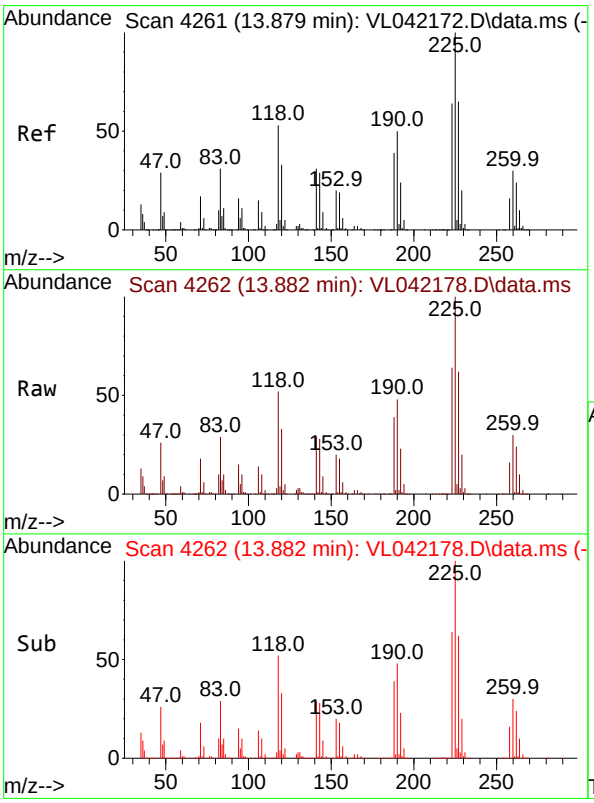

#78
Hexachloro-1,3-Butadiene
Concen: 12.147 ppbv
RT: 13.882 min Scan# 4262
Delta R.T. 0.003 min
Lab File: VL042178.D
Acq: 27 Mar 2025 11:36

Tgt Ion:225 Resp: 556392

Ion	Ratio	Lower	Upper
225	100		
223	64.7	50.6	76.0
227	63.3	51.2	76.8

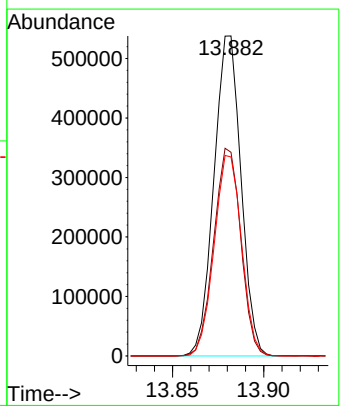



#79
Naphthalene
Concen: 13.653 ppbv
RT: 13.513 min Scan# 4
Delta R.T. 0.003 min
Lab File: VL042178.D
Acq: 27 Mar 2025 11:36

Instrument :
MSVOA_L
ClientSampleId :
VSTDICC015

Tgt Ion:128 Resp: 1258479

Ion	Ratio	Lower	Upper
128	100		
127	13.8	10.8	16.2
129	12.2	9.0	13.4

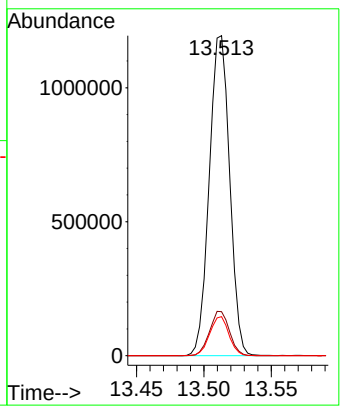

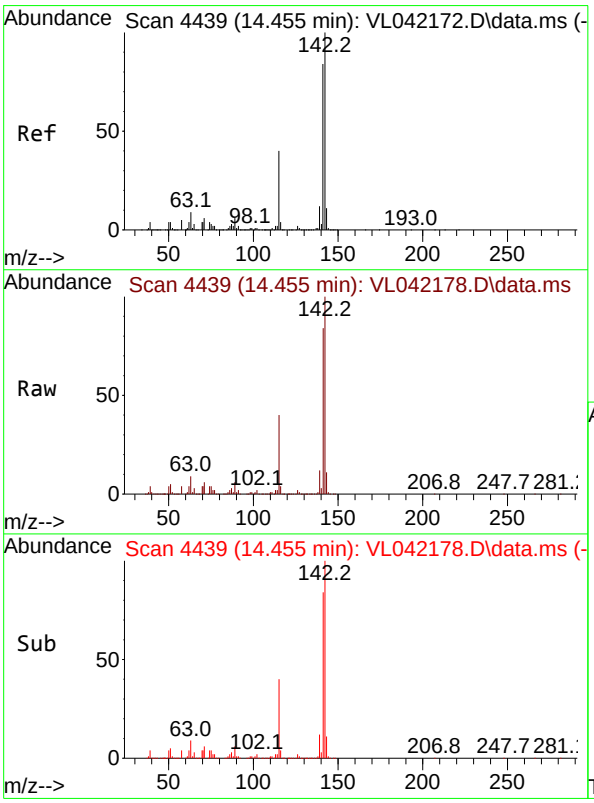

#80
Naphthalene,2-methyl-
Concen: 16.018 ppbv
RT: 14.455 min Scan# 4439
Delta R.T. -0.000 min
Lab File: VL042178.D
Acq: 27 Mar 2025 11:36

Tgt Ion:142 Resp: 718900

Ion	Ratio	Lower	Upper
142	100		
141	84.3	66.3	99.5
115	40.6	31.6	47.4

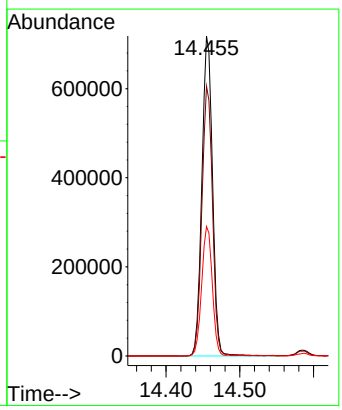

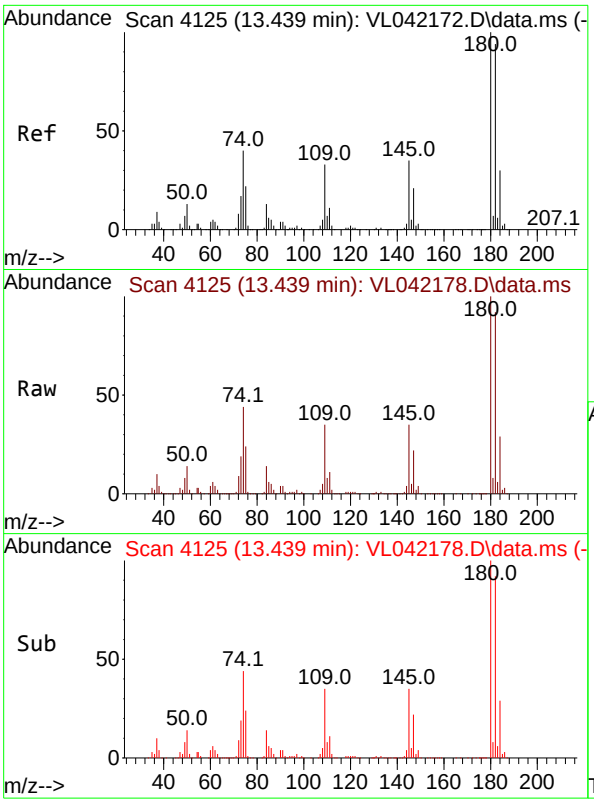

#81
1,2,4-Trichlorobenzene
Concen: 14.075 ppbv
RT: 13.439 min Scan# 4
Delta R.T. -0.000 min
Lab File: VL042178.D
Acq: 27 Mar 2025 11:36

Instrument :
MSVOA_L
ClientSampleId :
VSTDICC015

Tgt Ion:180 Resp: 598416

Ion	Ratio	Lower	Upper
180	100		
182	94.7	75.1	112.7
184	30.1	24.4	36.6

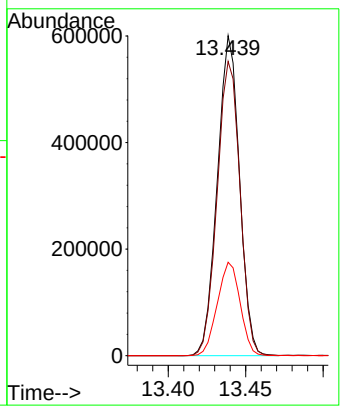

Quantitation Report (Not Reviewed)

Data Path : Z:\voasrv\HPCHEM1\MSVOA_L\Data\VL032725\
Data File : VL042179.D
Acq On : 27 Mar 2025 12:23
Operator : SY/MD
Sample : VSTDICV010
Misc : 400mL/MSVOA_L
ALS Vial : 6 Sample Multiplier: 1

Instrument :
MSVOA_L
ClientSampleId :
ICVVL032725

Quant Time: Mar 28 02:05:15 2025
Quant Method : Z:\voasrv\HPCHEM1\MSVOA_L\methods\VL032725AIR.M
Quant Title : AIR ANALYSIS BY METHOD TO-15 Instrument: MSVOA_LFri Aug 26 06:05:16 2022
QLast Update : Fri Mar 28 02:00:52 2025
Response via : Initial Calibration

Compound	R.T.	QIon	Response	Conc	Units	Dev(Min)
Internal Standards						
1) Bromochloromethane	2.784	49	174350	10.000	ppbv	0.00
33) 1,4-Difluorobenzene	3.952	114	498105	10.000	ppbv	0.00
55) Chlorobenzene-d5	8.878	117	473357	10.000	ppbv	0.00
System Monitoring Compounds						
68) 1-Bromo-4-Fluorobenzene	10.374	95	379929	9.774	ppbv	0.00
Spiked Amount 10.000	Range 65 - 135		Recovery = 97.700%			
Target Compounds						Qvalue
2) Dichlorodifluoromethane	1.496	85	245714	9.545	ppbv	100
3) Chlorodifluoromethane	1.473	51	247046	9.394	ppbv	97
4) Chloromethane	1.531	50	98527	9.365	ppbv	98
5) Vinyl Chloride	1.577	62	95578	8.573	ppbv	97
6) Bromomethane	1.667	94	41950	8.799	ppbv	97
7) Chloroethane	1.703	64	37400	8.856	ppbv	94
8) Dichlorotetrafluoroethane	1.551	85	213819	9.753	ppbv	95
9) Propene	1.483	41	105338	8.739	ppbv	99
10) Heptane	4.972	43	298768	9.318	ppbv	100
11) Trichlorofluoromethane	1.874	101	236793	9.453	ppbv	97
12) 1,1,2-Trichlorotrifluo...	2.136	101	193965	9.421	ppbv	98
13) Ethanol	1.719	45	5773	5.066	ppbv	97
14) Bromoethene	1.780	108	73572	9.328	ppbv	97
15) Acetone	1.832	43	198300	8.132	ppbv	98
16) 1,3-Butadiene	1.606	39	97840	8.216	ppbv	99
17) tert-Butyl alcohol	2.039	59	276195	9.094	ppbv	99
18) 1,1-Dichloroethene	2.033	96	87137	9.053	ppbv	89
19) Isopropyl Alcohol	1.884	45	122768	8.923	ppbv	98
20) Methylene Chloride	2.059	84	72813	8.018	ppbv	97
21) Allyl Chloride	2.094	41	157418	9.154	ppbv	99
22) trans-1,2-Dichloroethene	2.337	96	101141	9.092	ppbv	93
23) Vinyl Acetate	2.460	43	90260	8.553	ppbv #	97
24) 1,1-Dichloroethane	2.405	63	197968	9.600	ppbv	99
25) Ethyl Acetate	2.832	43	592585	9.364	ppbv	99
26) Hexane	2.823	57	231125	9.455	ppbv	99
27) Carbon Disulfide	2.146	76	248834	9.493	ppbv	97
28) Methyl tert-Butyl Ether	2.437	73	146470	9.624	ppbv	95
29) Chloroform	2.845	83	344106	9.619	ppbv	100
30) Cyclohexane	3.852	84	197897	9.323	ppbv	98
31) cis-1,2-Dichloroethene	2.719	61	234487	9.449	ppbv	96
32) 1,1,1-Trichloroethane	3.363	97	365364	8.921	ppbv	99
34) 2-Butanone	2.554	43	331236	9.171	ppbv	99
35) Carbon Tetrachloride	3.758	117	363392	9.339	ppbv	98
36) Benzene	3.651	78	461261	9.341	ppbv	99
37) 1,2-Dichloroethane	3.217	62	273559	9.676	ppbv	99
38) Trichloroethene	4.541	130	191746	9.306	ppbv	97
39) 1,2-Dichloropropane	4.311	63	170839	9.500	ppbv	95
40) 1,4-Dioxane	4.577	88	80592	8.443	ppbv #	97
41) Tetrahydrofuran	3.052	42	196163	9.431	ppbv	99
42) Bromodichloromethane	4.486	83	384006	9.853	ppbv	100
43) Methyl Methacrylate	4.878	69	195339	9.344	ppbv	99
44) 2,2,4-Trimethylpentane	4.635	57	787400	9.436	ppbv	99
45) t-1,3-Dichloropropene	6.409	75	212335	9.467	ppbv	99

Quantitation Report (Not Reviewed)

Data Path : Z:\voasrv\HPCHEM1\MSVOA_L\Data\VL032725\
Data File : VL042179.D
Acq On : 27 Mar 2025 12:23
Operator : SY/MD
Sample : VSTDICV010
Misc : 400mL/MSVOA_L
ALS Vial : 6 Sample Multiplier: 1

Instrument :
MSVOA_L
ClientSampleId :
ICVVL032725

Quant Time: Mar 28 02:05:15 2025
Quant Method : Z:\voasrv\HPCHEM1\MSVOA_L\methods\VL032725AIR.M
Quant Title : AIR ANALYSIS BY METHOD TO-15 Instrument: MSVOA_LFri Aug 26 06:05:16 2022
QLast Update : Fri Mar 28 02:00:52 2025
Response via : Initial Calibration

Compound	R.T.	QIon	Response	Conc	Units	Dev(Min)
46) cis-1,3-Dichloropropene	5.593	75	265101	9.643	ppbv	98
47) 1,1,2-Trichloroethane	6.577	97	183228	9.638	ppbv	98
48) Dibromochloromethane	7.383	129	322766	10.018	ppbv	100
49) Bromoform	9.480	173	285149	9.858	ppbv	99
50) 4-Methyl-2-Pentanone	5.749	43	500791	8.749	ppbv	99
51) 2-Hexanone	7.432	43	410889	8.741	ppbv #	99
52) Tetrachloroethene	8.221	164	173420	8.855	ppbv	93
53) Toluene	6.927	91	556897	9.514	ppbv	99
54) 1,2-Dibromoethane	7.645	107	256930	9.695	ppbv	98
56) 1,1,1,2-Tetrachloroethane	8.920	131	249270	9.567	ppbv	99
57) Chlorobenzene	8.917	112	422531	9.411	ppbv	98
58) Ethyl Benzene	9.351	91	791360	9.412	ppbv	98
59) m/p-Xylene	9.548	91	583773	8.695	ppbv #	20
60) o-Xylene	9.959	91	632918	9.404	ppbv	99
61) Styrene	9.866	104	315910	9.488	ppbv	99
62) Isopropylbenzene	10.539	105	944938	9.388	ppbv	100
63) 1,1,2,2-Tetrachloroethane	9.959	83	382635	9.357	ppbv	99
64) n-propylbenzene	10.985	120	244547	9.439	ppbv	98
65) tert-Butylbenzene	11.529	119	843828	9.065	ppbv	98
66) Benzyl Chloride	11.613	91	86804	8.789	ppbv	97
67) sec-Butylbenzene	11.765	105	1172636	9.063	ppbv	100
69) p-Isopropyltoluene	11.924	119	1019694	9.153	ppbv	100
70) n-Butylbenzene	12.280	91	1038548	9.115	ppbv	100
71) 2-Chlorotoluene	10.898	91	732874	9.382	ppbv	100
72) 4-Ethyltoluene	11.125	105	785185	9.370	ppbv	99
73) 1,3,5-Trimethylbenzene	11.202	105	673541	9.203	ppbv	98
74) 1,2,4-Trimethylbenzene	11.536	105	729155	8.648	ppbv	94
75) 1,3-Dichlorobenzene	11.607	146	426573	9.224	ppbv	99
76) 1,4-Dichlorobenzene	11.672	146	426318	9.263	ppbv	100
77) 1,2-Dichlorobenzene	11.947	146	412180	9.154	ppbv	99
78) Hexachloro-1,3-Butadiene	13.882	225	356386	7.776	ppbv	100
79) Naphthalene	13.513	128	773311	8.385	ppbv	99
80) Naphthalene,2-methyl-	14.455	142	323443	7.151	ppbv	99
81) 1,2,4-Trichlorobenzene	13.439	180	363863	8.553	ppbv	98

(#) = qualifier out of range (m) = manual integration (+) = signals summed

Quantitation Report (Not Reviewed)

Data Path : Z:\voasrv\HPCHEM1\MSVOA_L\Data\VL032725\
Data File : VL042179.D
Acq On : 27 Mar 2025 12:23
Operator : SY/MD
Sample : VSTDICV010
Misc : 400mL/MSVOA_L
ALS Vial : 6 Sample Multiplier: 1

Instrument :
MSVOA_L
ClientSampleId :
ICVVL032725

Quant Time: Mar 28 02:05:15 2025
Quant Method : Z:\voasrv\HPCHEM1\MSVOA_L\methods\VL032725AIR.M
Quant Title : AIR ANALYSIS BY METHOD TO-15 Instrument: MSVOA_LFri Aug 26 06:05:16 2022
QLast Update : Fri Mar 28 02:00:52 2025
Response via : Initial Calibration

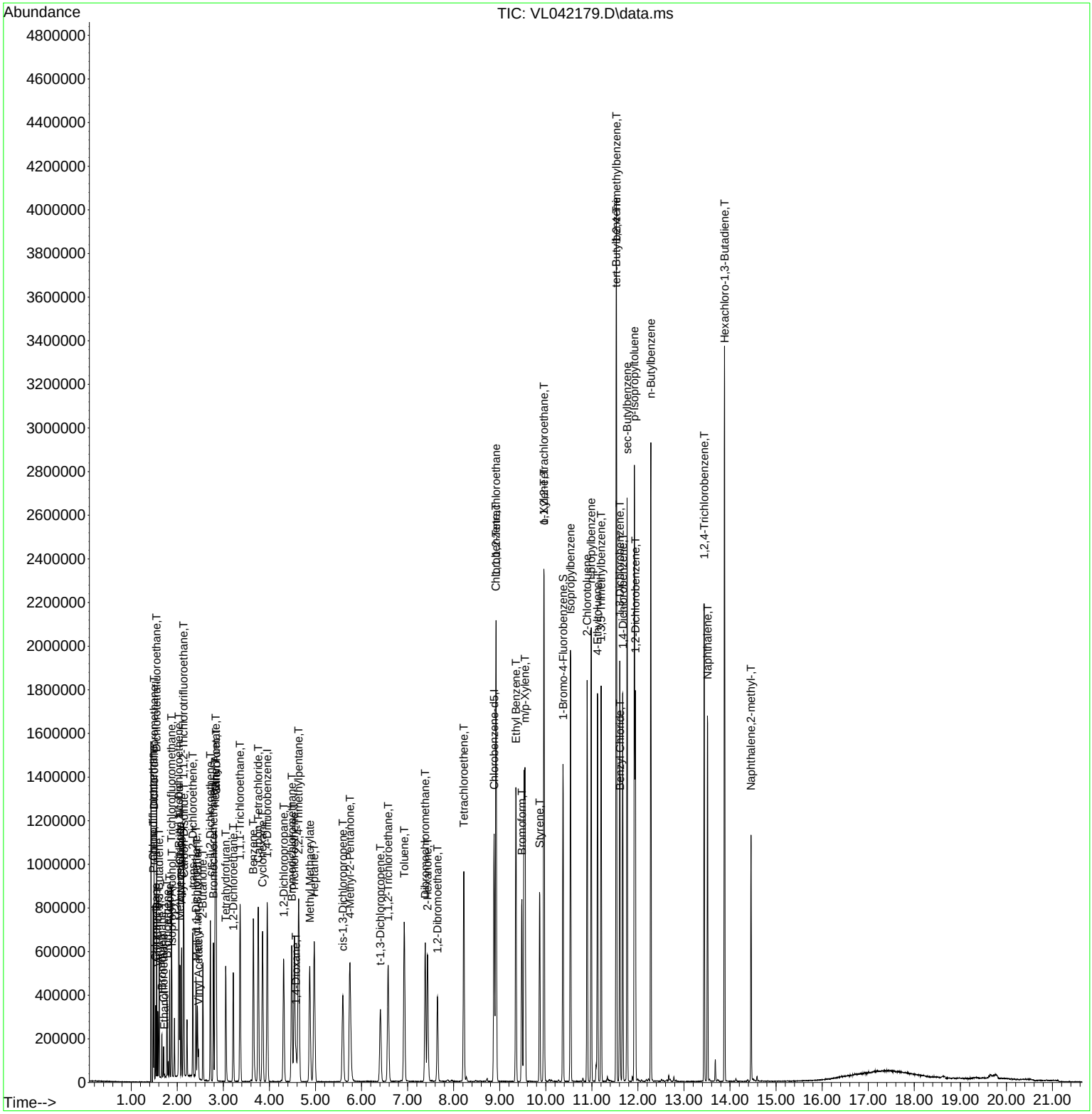

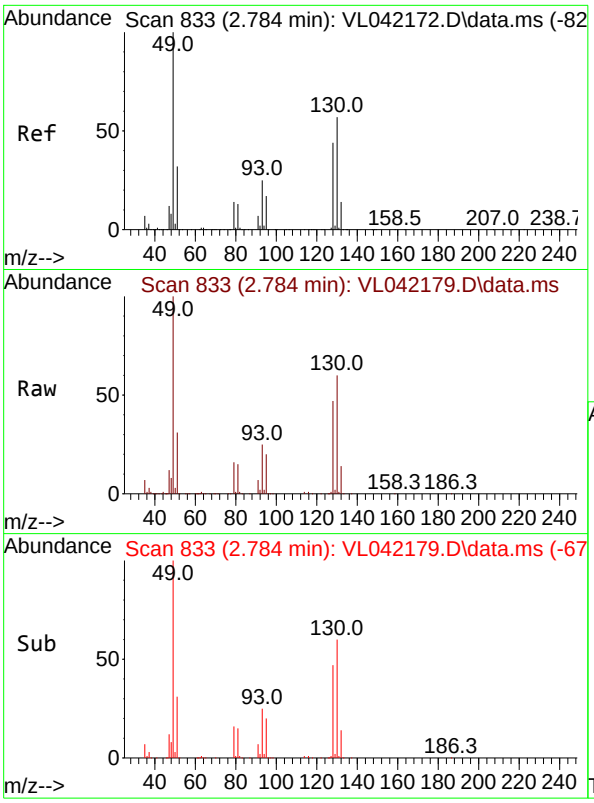

#1
Bromochloromethane
Concen: 10.000 ppbv
RT: 2.784 min Scan# 8
Delta R.T. -0.000 min
Lab File: VL042179.D
Acq: 27 Mar 2025 12:23

Instrument :
MSVOA_L
ClientSampleId :
ICVVL032725

Tgt Ion: 49 Resp: 174350

Ion	Ratio	Lower	Upper
49	100		
128	45.8	22.9	68.5
130	58.4	28.8	86.4

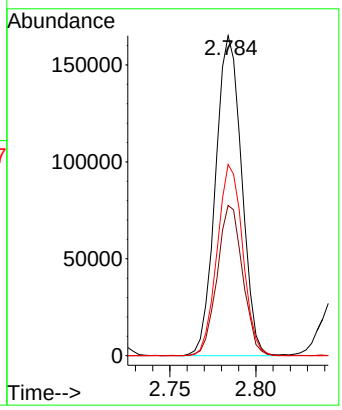

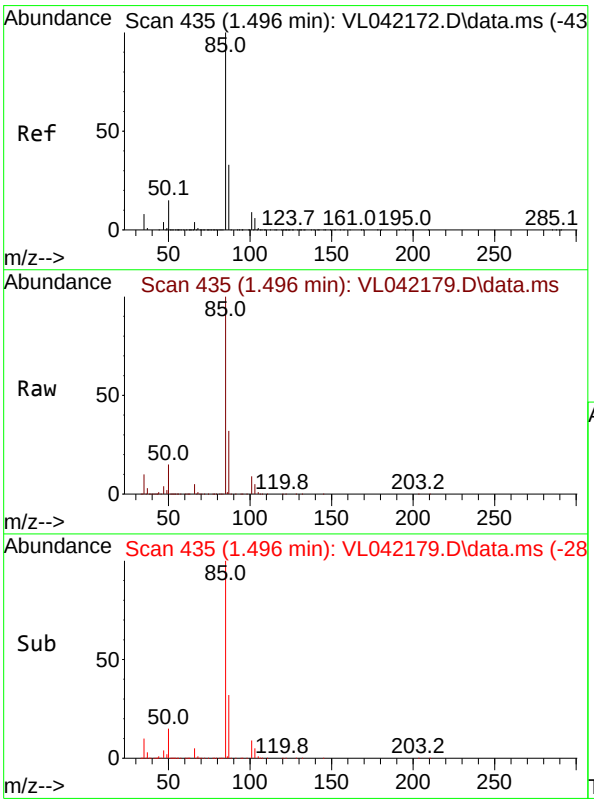

#2
Dichlorodifluoromethane
Concen: 9.545 ppbv
RT: 1.496 min Scan# 435
Delta R.T. -0.000 min
Lab File: VL042179.D
Acq: 27 Mar 2025 12:23

Tgt Ion: 85 Resp: 245714

Ion	Ratio	Lower	Upper
85	100		
87	32.4	26.1	39.1

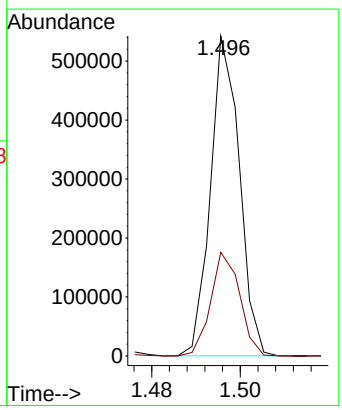

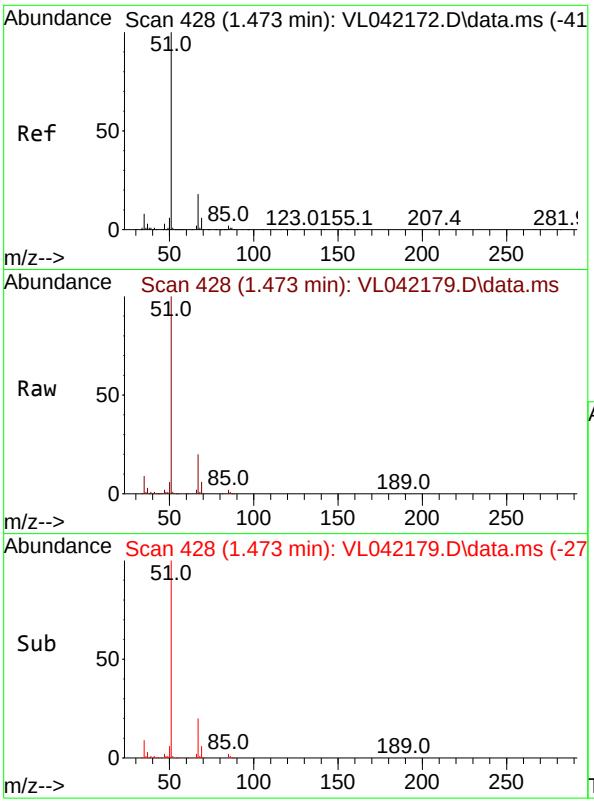

#3
Chlorodifluoromethane
Concen: 9.394 ppbv
RT: 1.473 min Scan# 4
Delta R.T. -0.000 min
Lab File: VL042179.D
Acq: 27 Mar 2025 12:23

Instrument :
MSVOA_L
ClientSampleId :
ICVVL032725

Tgt Ion: 51 Resp: 247046

Ion	Ratio	Lower	Upper
51	100		
67	20.1	15.0	22.6

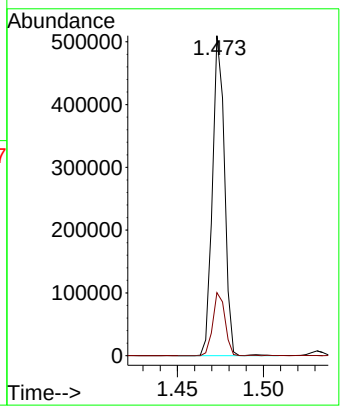



#4
Chloromethane
Concen: 9.365 ppbv
RT: 1.531 min Scan# 446
Delta R.T. -0.000 min
Lab File: VL042179.D
Acq: 27 Mar 2025 12:23

Tgt Ion: 50 Resp: 98527

Ion	Ratio	Lower	Upper
50	100		
52	31.6	26.1	39.1

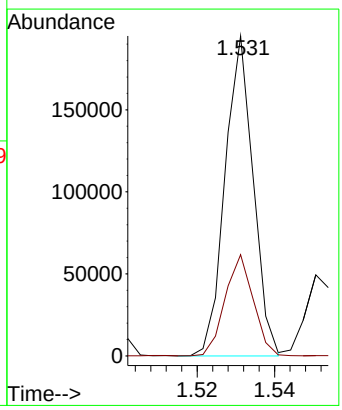

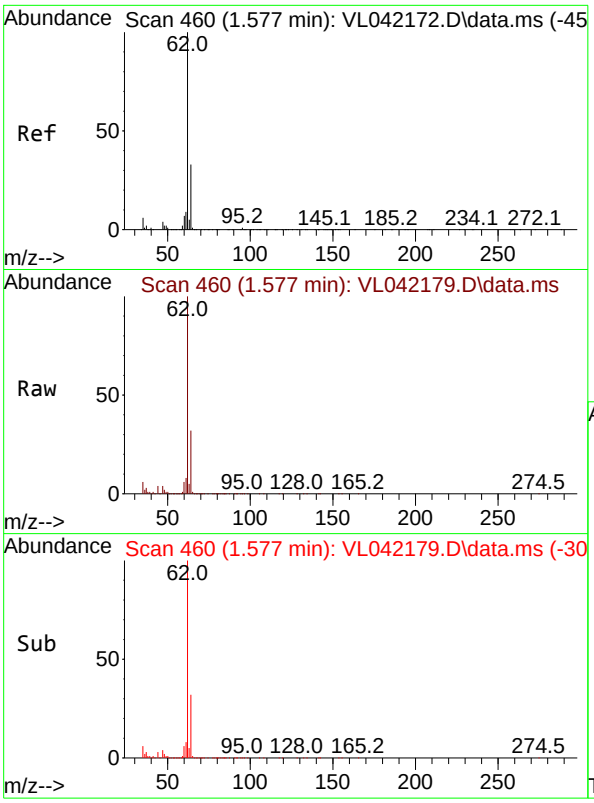

#5
Vinyl Chloride
Concen: 8.573 ppbv
RT: 1.577 min Scan# 4
Delta R.T. -0.000 min
Lab File: VL042179.D
Acq: 27 Mar 2025 12:23

Instrument :
MSVOA_L
ClientSampleId :
ICVVL032725

Tgt Ion: 62 Resp: 95578

Ion	Ratio	Lower	Upper
62	100		
64	31.8	26.6	40.0

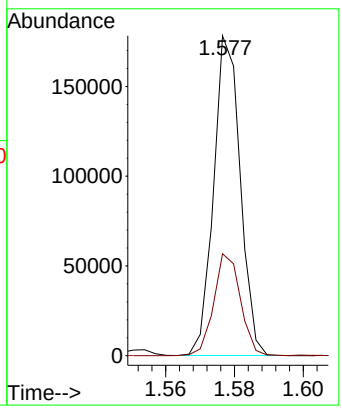

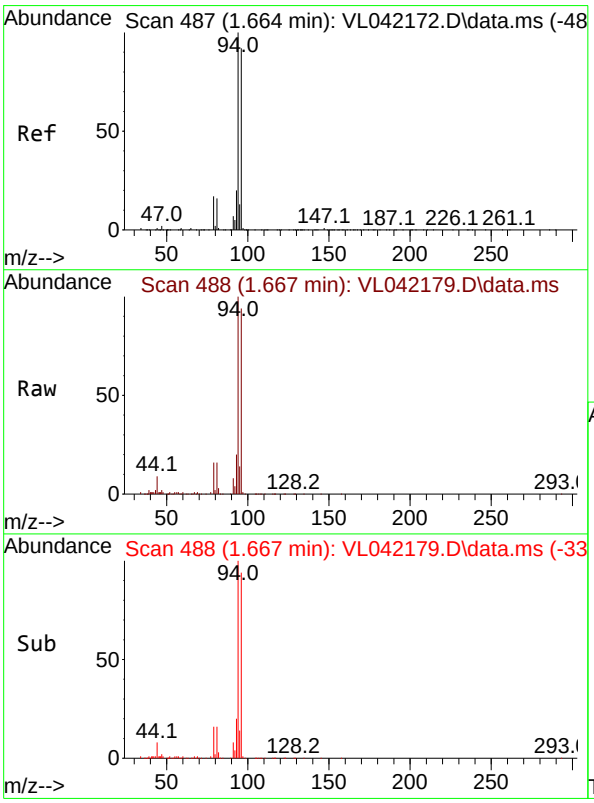

#6
Bromomethane
Concen: 8.799 ppbv
RT: 1.667 min Scan# 488
Delta R.T. 0.003 min
Lab File: VL042179.D
Acq: 27 Mar 2025 12:23

Tgt Ion: 94 Resp: 41950

Ion	Ratio	Lower	Upper
94	100		
96	94.4	73.1	109.7

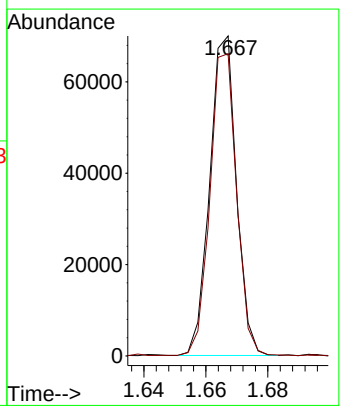

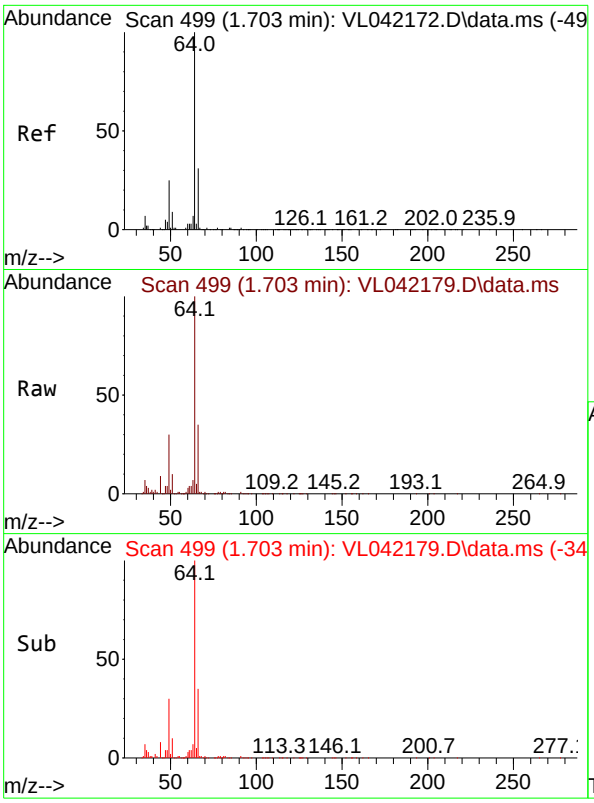

#7
Chloroethane
Concen: 8.856 ppbv
RT: 1.703 min Scan# 4
Delta R.T. -0.000 min
Lab File: VL042179.D
Acq: 27 Mar 2025 12:23

Instrument :
MSVOA_L
ClientSampleId :
ICVVL032725

Tgt Ion: 64 Resp: 37400

Ion	Ratio	Lower	Upper
64	100		
66	34.5	25.2	37.8

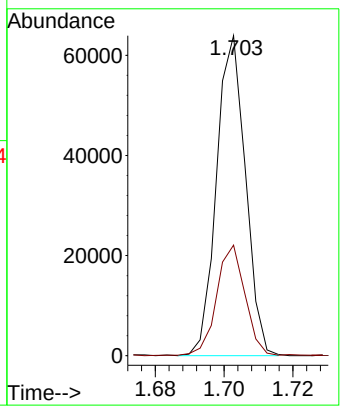

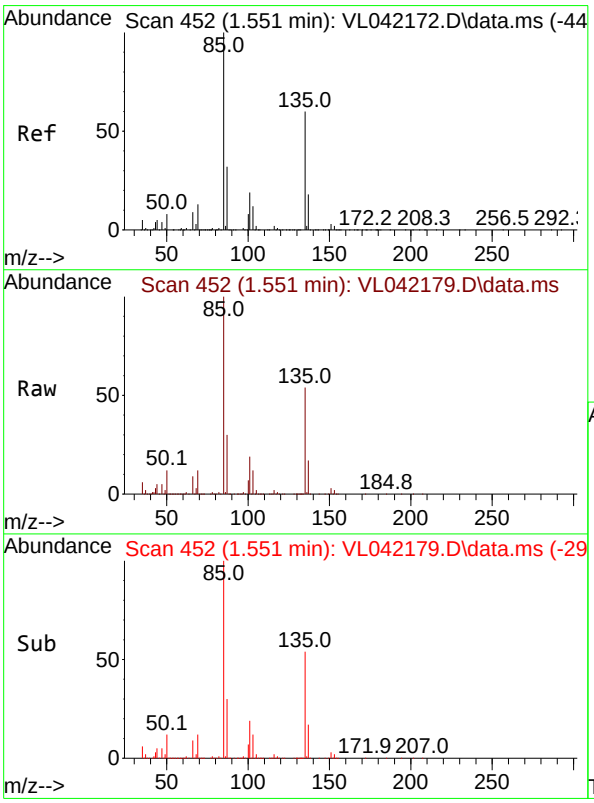

#8
Dichlorotetrafluoroethane
Concen: 9.753 ppbv
RT: 1.551 min Scan# 452
Delta R.T. -0.000 min
Lab File: VL042179.D
Acq: 27 Mar 2025 12:23

Tgt Ion: 85 Resp: 213819

Ion	Ratio	Lower	Upper
85	100		
135	61.9	52.4	78.6

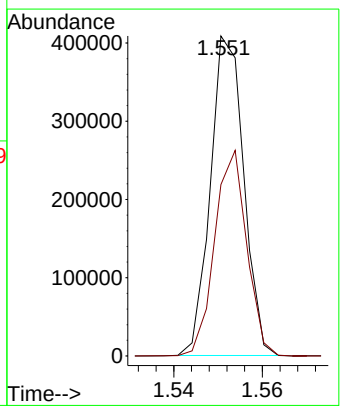

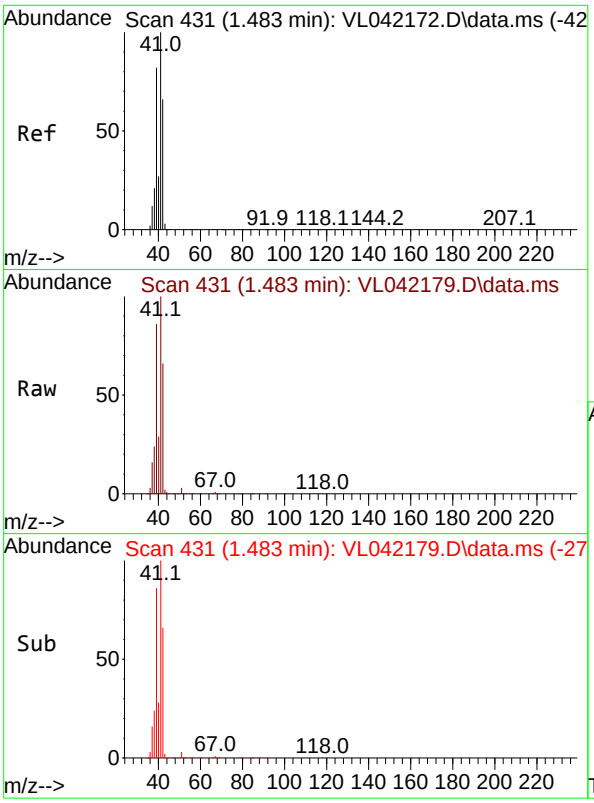

#9
Propene
Concen: 8.739 ppbv
RT: 1.483 min Scan# 4
Delta R.T. -0.000 min
Lab File: VL042179.D
Acq: 27 Mar 2025 12:23

Instrument :
MSVOA_L
ClientSampleId :
ICVVL032725

Tgt Ion: 41 Resp: 105338

Ion	Ratio	Lower	Upper
41	100		
42	68.1	55.4	83.2

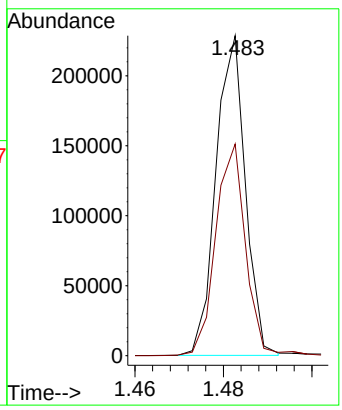

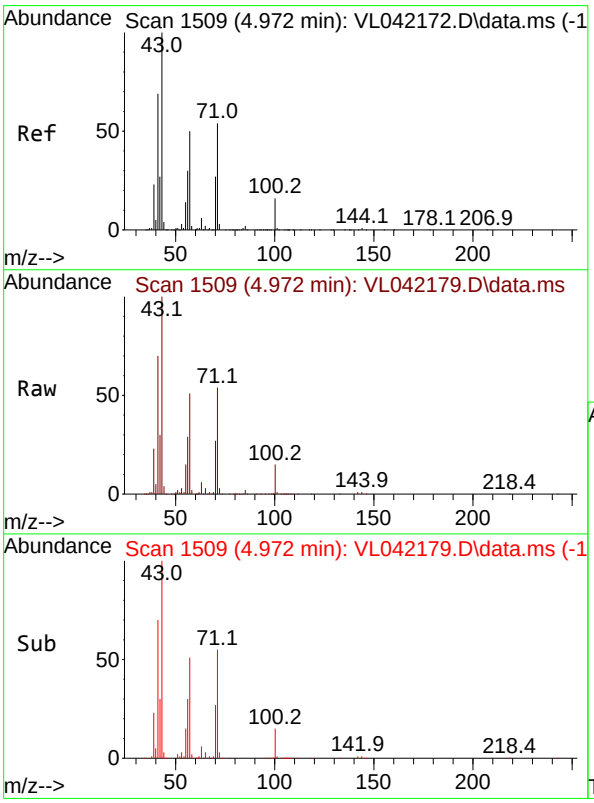

#10
Heptane
Concen: 9.318 ppbv
RT: 4.972 min Scan# 1509
Delta R.T. -0.000 min
Lab File: VL042179.D
Acq: 27 Mar 2025 12:23

Tgt Ion: 43 Resp: 298768

Ion	Ratio	Lower	Upper
43	100		
57	49.5	39.4	59.2

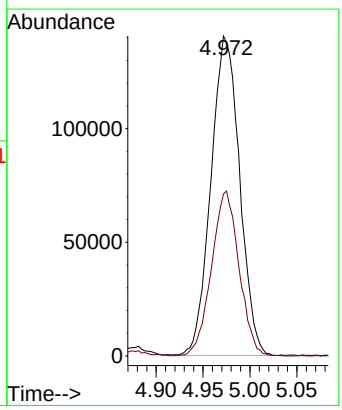

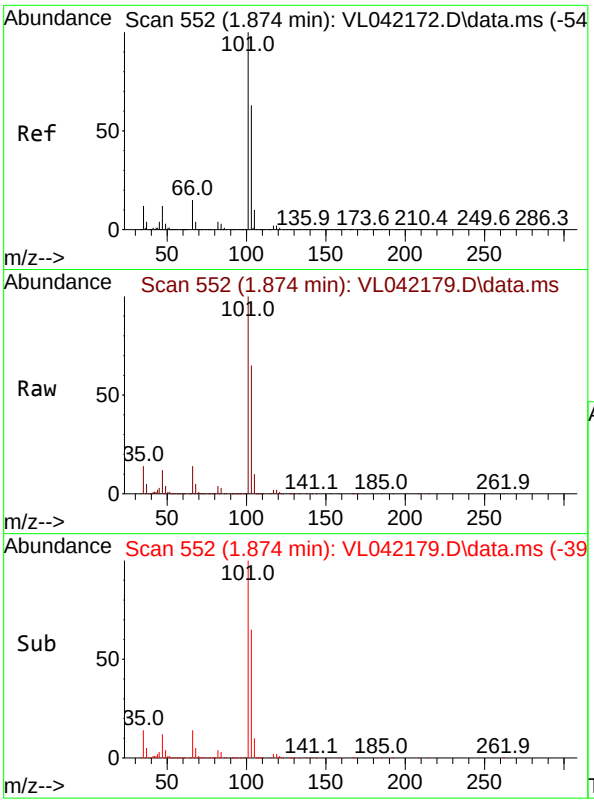

#11
Trichlorofluoromethane
Concen: 9.453 ppbv
RT: 1.874 min Scan# 5
Delta R.T. -0.000 min
Lab File: VL042179.D
Acq: 27 Mar 2025 12:23

Instrument :
MSVOA_L
ClientSampleId :
ICVVL032725

Tgt Ion:101 Resp: 236793

Ion	Ratio	Lower	Upper
101	100		
103	64.7	50.2	75.2

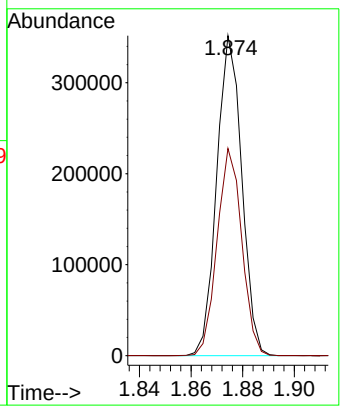

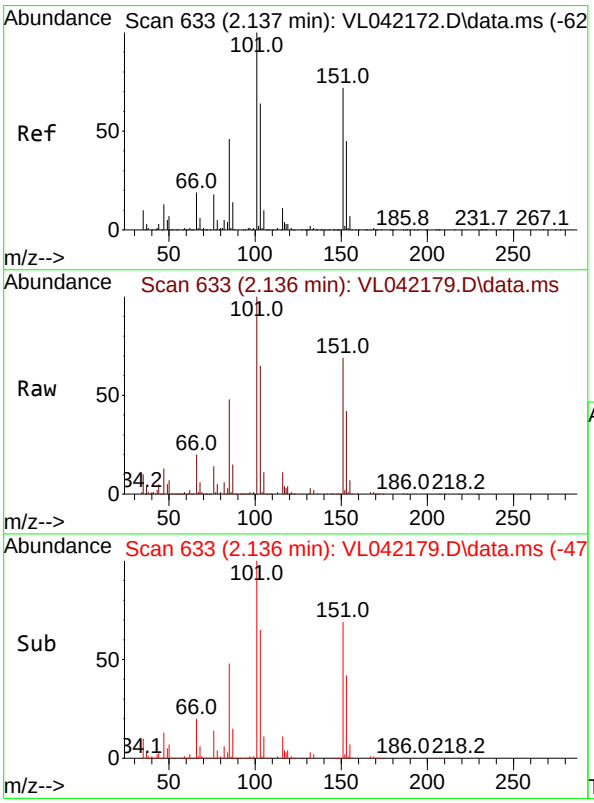

#12
1,1,2-Trichlorotrifluoroethane
Concen: 9.421 ppbv
RT: 2.136 min Scan# 633
Delta R.T. -0.000 min
Lab File: VL042179.D
Acq: 27 Mar 2025 12:23

Tgt Ion:101 Resp: 193965

Ion	Ratio	Lower	Upper
101	100		
151	69.6	57.1	85.7

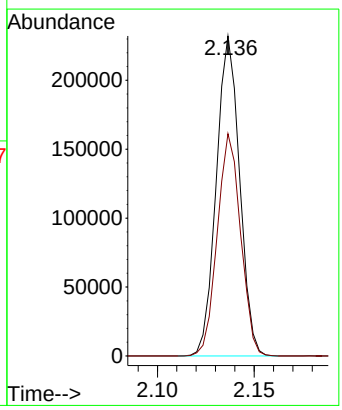

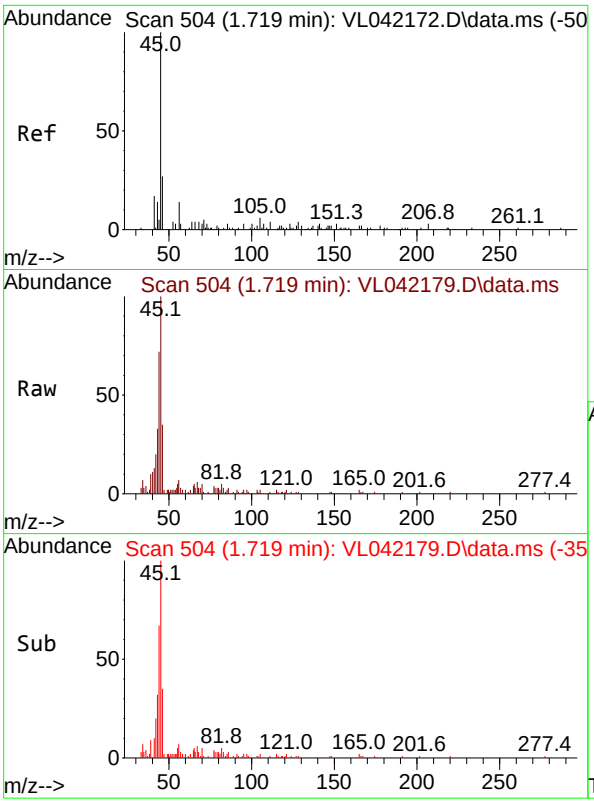

#13
Ethanol
Concen: 5.066 ppbv
RT: 1.719 min Scan# 5(
Delta R.T. -0.000 min
Lab File: VL042179.D
Acq: 27 Mar 2025 12:23

Instrument :
MSVOA_L
ClientSampleId :
ICVVL032725

Tgt Ion: 45 Resp: 5773

Ion	Ratio	Lower	Upper
45	100		
46	48.5	20.2	80.8

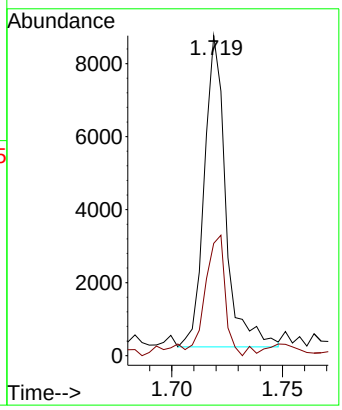

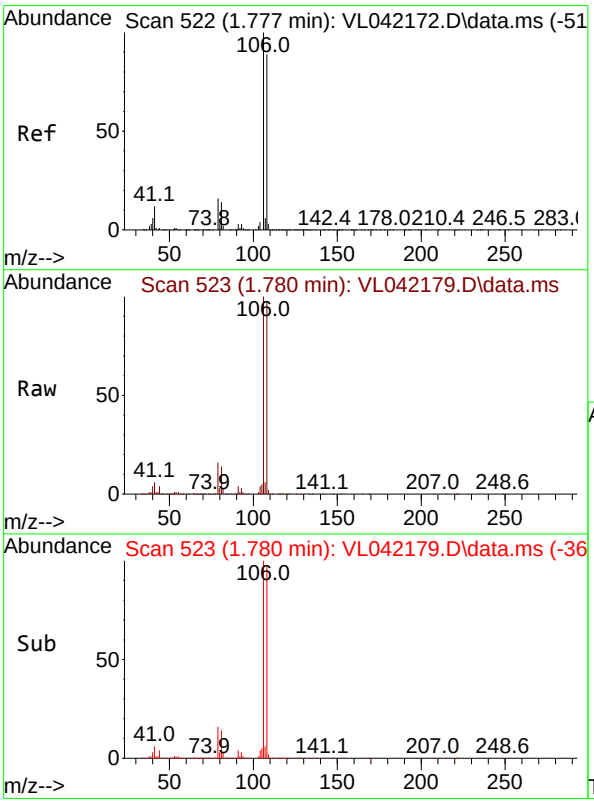

#14
Bromoethene
Concen: 9.328 ppbv
RT: 1.780 min Scan# 523
Delta R.T. 0.003 min
Lab File: VL042179.D
Acq: 27 Mar 2025 12:23

Tgt Ion:108 Resp: 73572

Ion	Ratio	Lower	Upper
108	100		
106	105.0	86.8	130.2
79	18.8	15.0	22.6

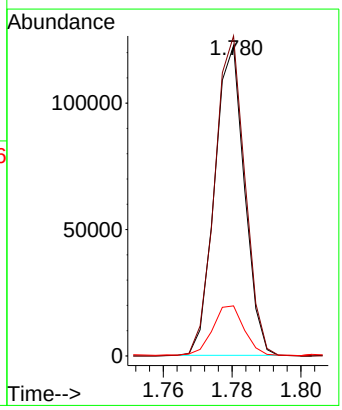

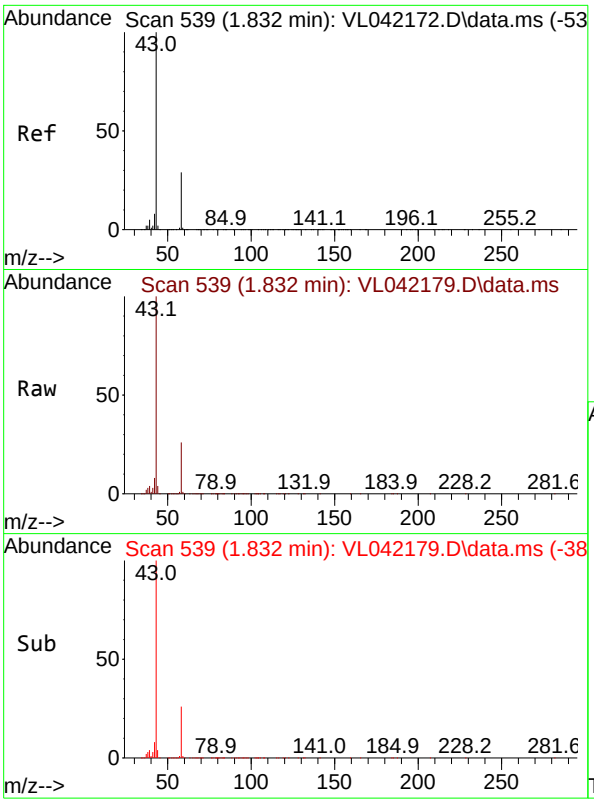

#15
Acetone
Concen: 8.132 ppbv
RT: 1.832 min Scan# 5
Delta R.T. -0.000 min
Lab File: VL042179.D
Acq: 27 Mar 2025 12:23

Instrument :
MSVOA_L
ClientSampleId :
ICVVL032725

Tgt Ion: 43 Resp: 198300

Ion	Ratio	Lower	Upper
43	100		
58	27.7	23.2	34.8

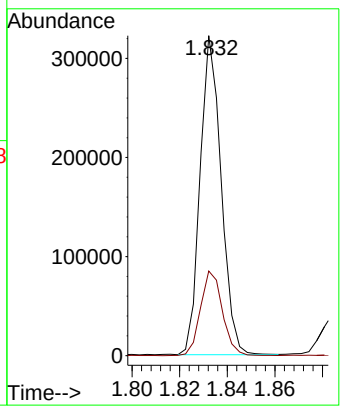

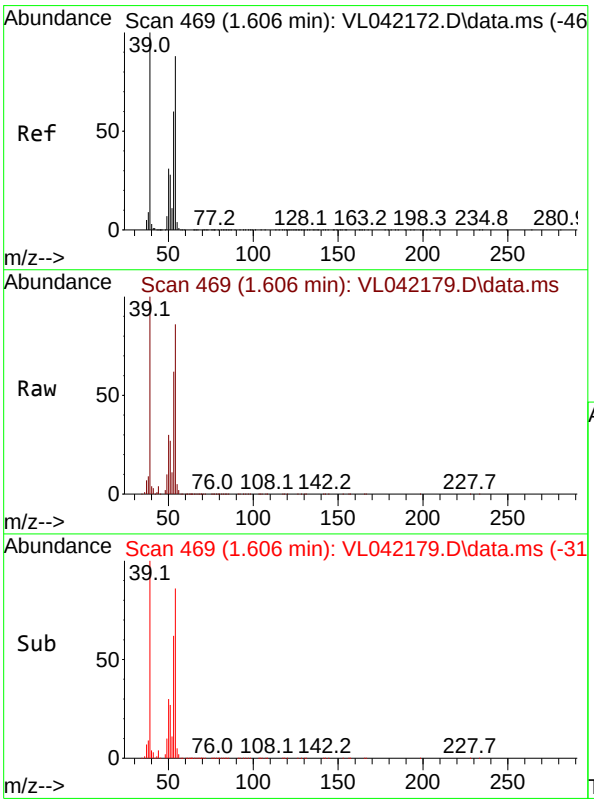

#16
1,3-Butadiene
Concen: 8.216 ppbv
RT: 1.606 min Scan# 469
Delta R.T. -0.000 min
Lab File: VL042179.D
Acq: 27 Mar 2025 12:23

Tgt Ion: 39 Resp: 97840

Ion	Ratio	Lower	Upper
39	100		
54	76.9	60.7	91.1

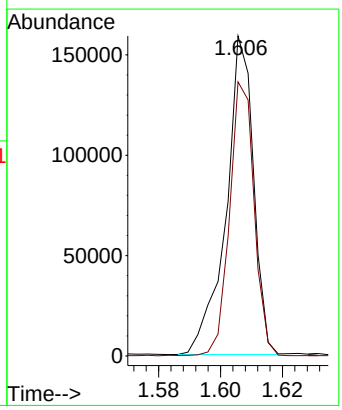

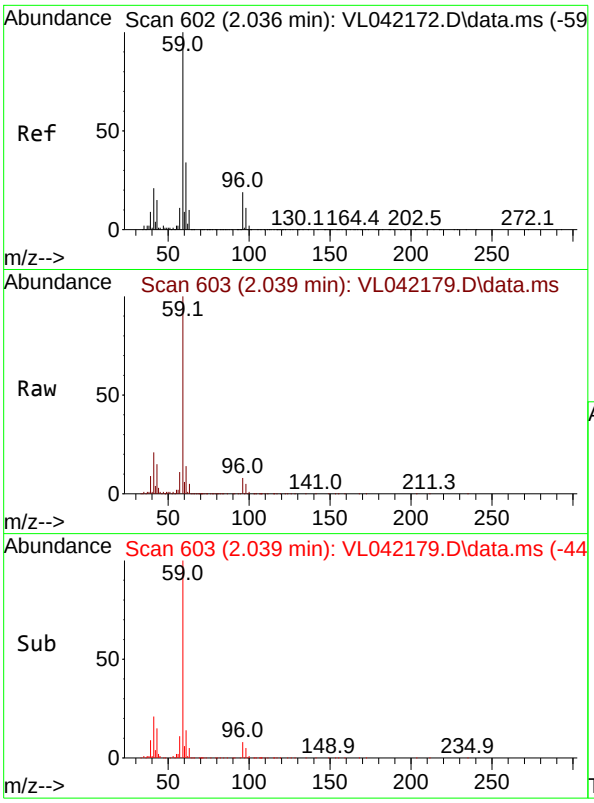

#17
tert-Butyl alcohol
Concen: 9.094 ppbv
RT: 2.039 min Scan# 6
Delta R.T. 0.003 min
Lab File: VL042179.D
Acq: 27 Mar 2025 12:23

Instrument :
MSVOA_L
ClientSampleId :
ICVVL032725

Tgt Ion: 59 Resp: 276195

Ion	Ratio	Lower	Upper
59	100		
57	10.6	8.9	13.3

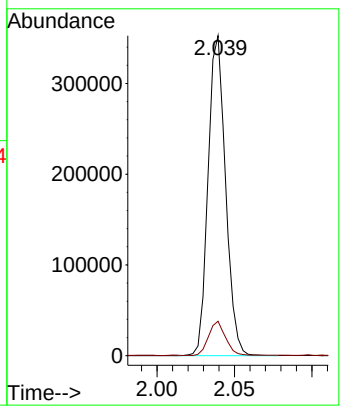

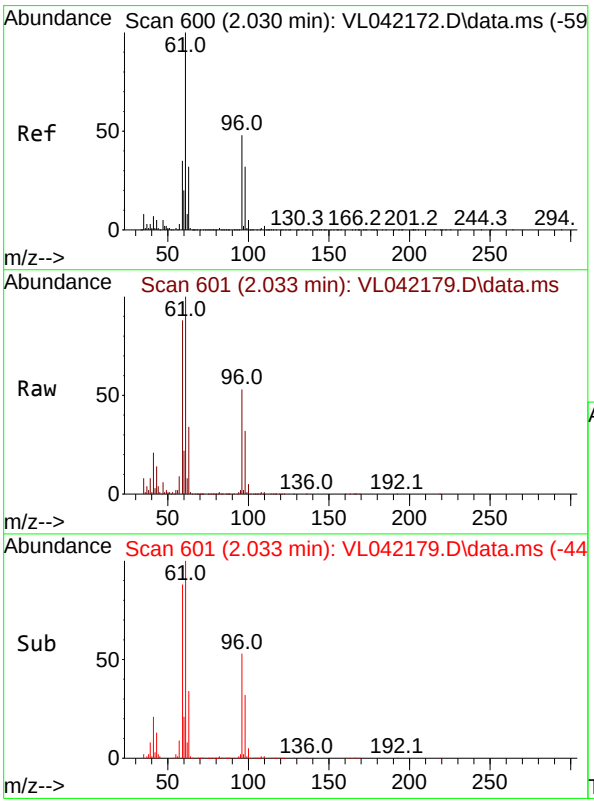

#18
1,1-Dichloroethene
Concen: 9.053 ppbv
RT: 2.033 min Scan# 601
Delta R.T. 0.003 min
Lab File: VL042179.D
Acq: 27 Mar 2025 12:23

Tgt Ion: 96 Resp: 87137

Ion	Ratio	Lower	Upper
96	100		
61	189.6	167.6	251.4
98	61.5	53.5	80.3

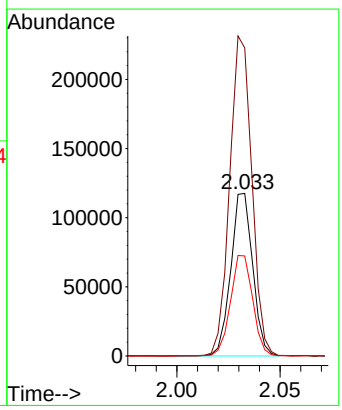

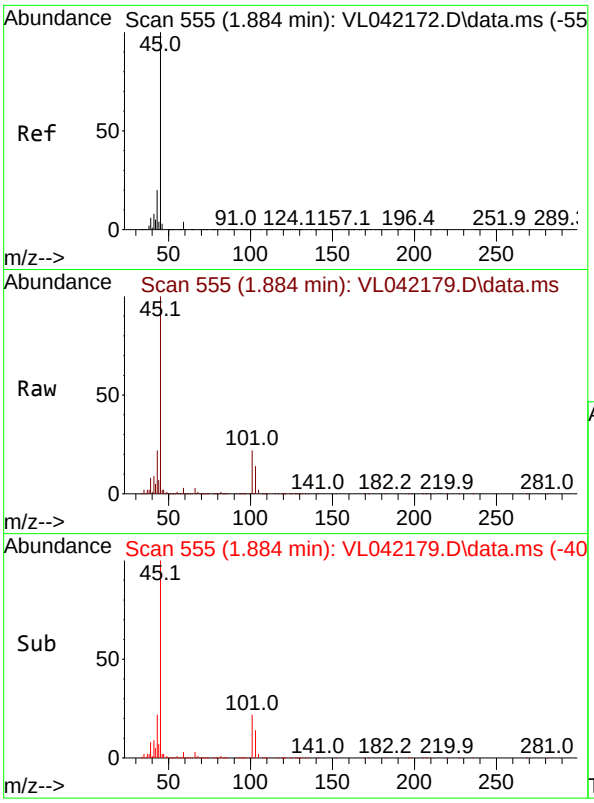

#19
Isopropyl Alcohol
Concen: 8.923 ppbv
RT: 1.884 min Scan# 5
Delta R.T. -0.000 min
Lab File: VL042179.D
Acq: 27 Mar 2025 12:23

Instrument :
MSVOA_L
ClientSampleId :
ICVVL032725

Tgt Ion: 45 Resp: 122768

Ion	Ratio	Lower	Upper
45	100		
58	44.9	36.9	55.3

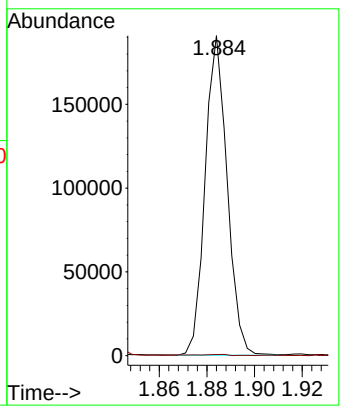

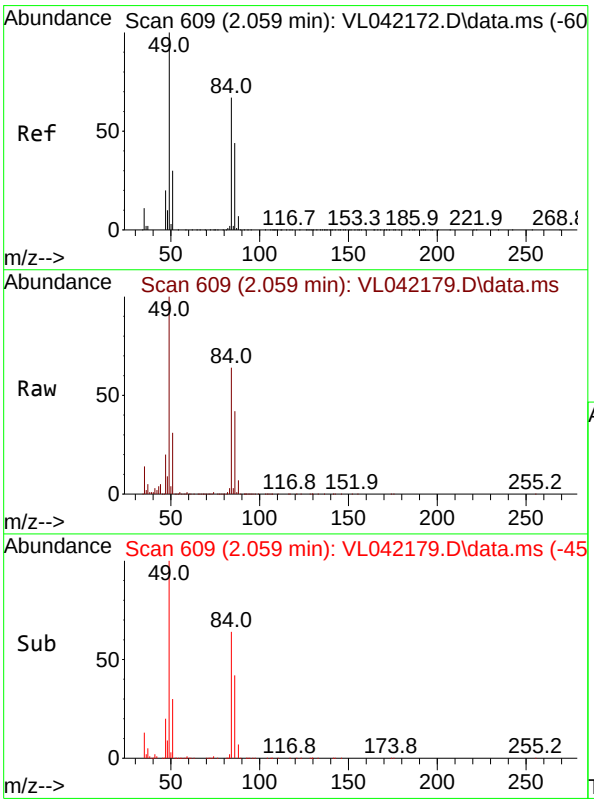

#20
Methylene Chloride
Concen: 8.018 ppbv
RT: 2.059 min Scan# 609
Delta R.T. -0.000 min
Lab File: VL042179.D
Acq: 27 Mar 2025 12:23

Tgt Ion: 84 Resp: 72813

Ion	Ratio	Lower	Upper
84	100		
49	155.8	120.2	180.4
51	46.4	37.4	56.0
86	66.2	52.4	78.6

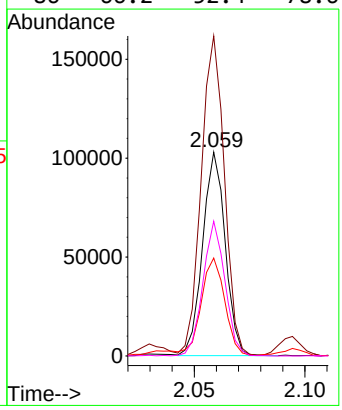

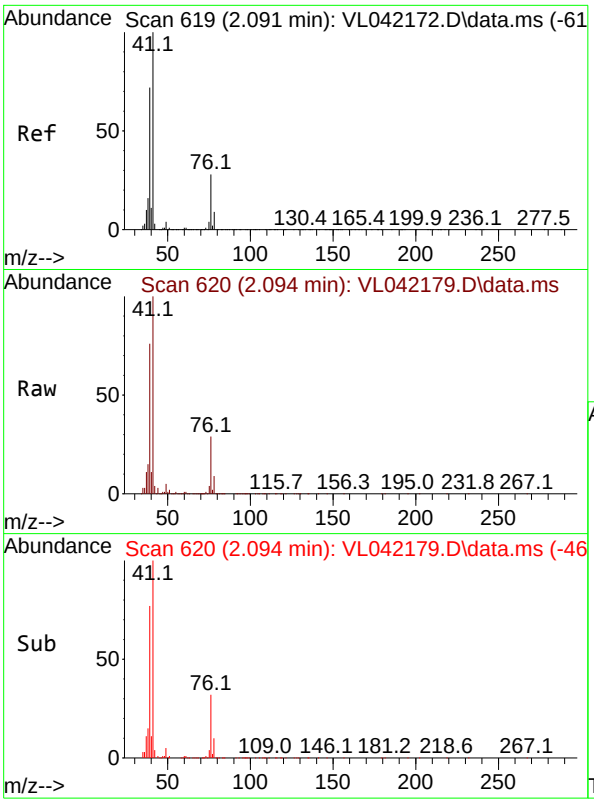

#21
Allyl Chloride
Concen: 9.154 ppbv
RT: 2.094 min Scan# 6
Delta R.T. 0.003 min
Lab File: VL042179.D
Acq: 27 Mar 2025 12:23

Instrument :
MSVOA_L
ClientSampleId :
ICVVL032725

Tgt Ion: 41 Resp: 157418

Ion	Ratio	Lower	Upper
41	100		
76	29.6	24.1	36.1
39	75.5	61.1	91.7

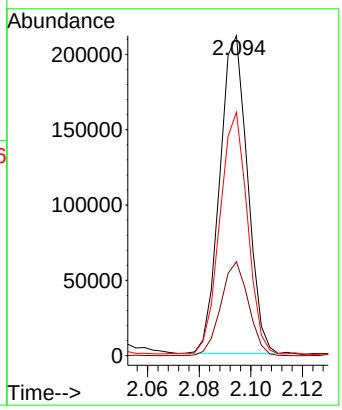

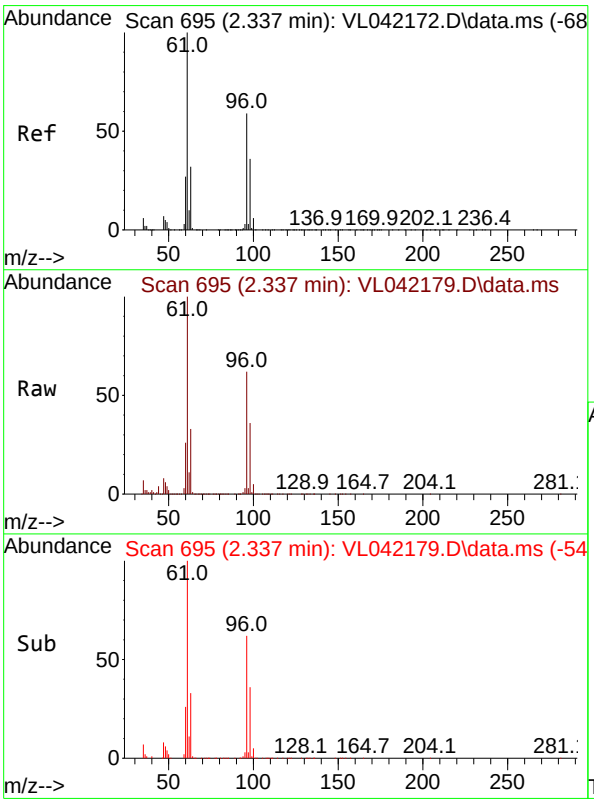

#22
trans-1,2-Dichloroethene
Concen: 9.092 ppbv
RT: 2.337 min Scan# 695
Delta R.T. -0.000 min
Lab File: VL042179.D
Acq: 27 Mar 2025 12:23

Tgt Ion: 96 Resp: 101141

Ion	Ratio	Lower	Upper
96	100		
61	161.2	136.6	204.8
98	57.7	49.4	74.2

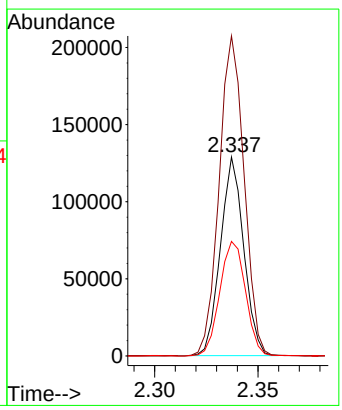



#23
Vinyl Acetate
Concen: 8.553 ppbv
RT: 2.460 min Scan# 7
Delta R.T. -0.000 min
Lab File: VL042179.D
Acq: 27 Mar 2025 12:23

Instrument :
MSVOA_L
ClientSampleId :
ICVVL032725

Tgt Ion: 43 Resp: 90260

Ion	Ratio	Lower	Upper
43	100		
86	8.3	5.5	8.3#
42	10.7	8.6	13.0
44	5.5	6.2	9.4#

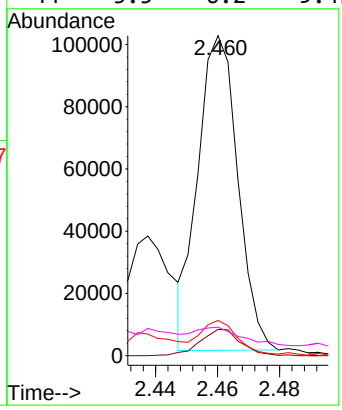

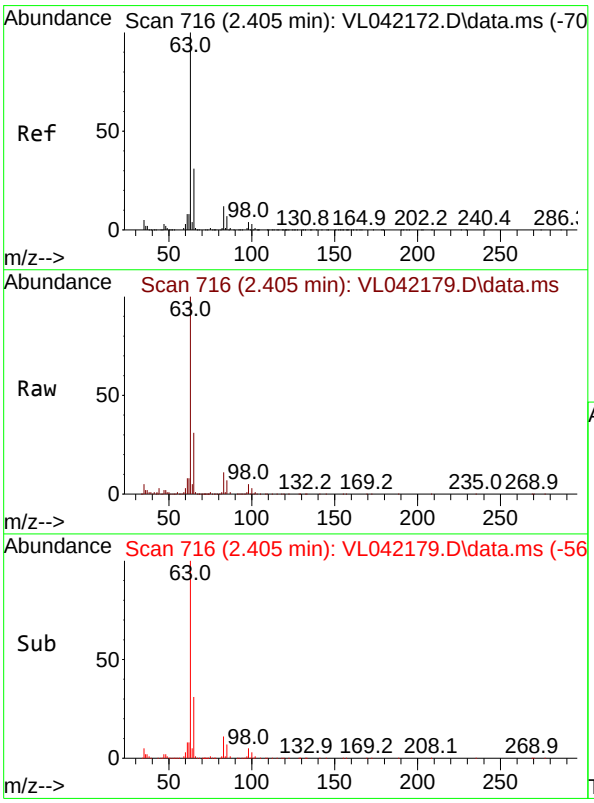

#24
1,1-Dichloroethane
Concen: 9.600 ppbv
RT: 2.405 min Scan# 716
Delta R.T. -0.000 min
Lab File: VL042179.D
Acq: 27 Mar 2025 12:23

Tgt Ion: 63 Resp: 197968

Ion	Ratio	Lower	Upper
63	100		
98	4.8	2.3	6.8
100	3.0	1.6	4.7

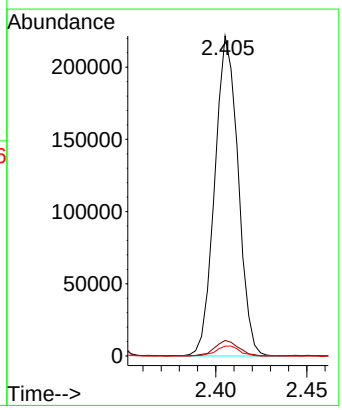

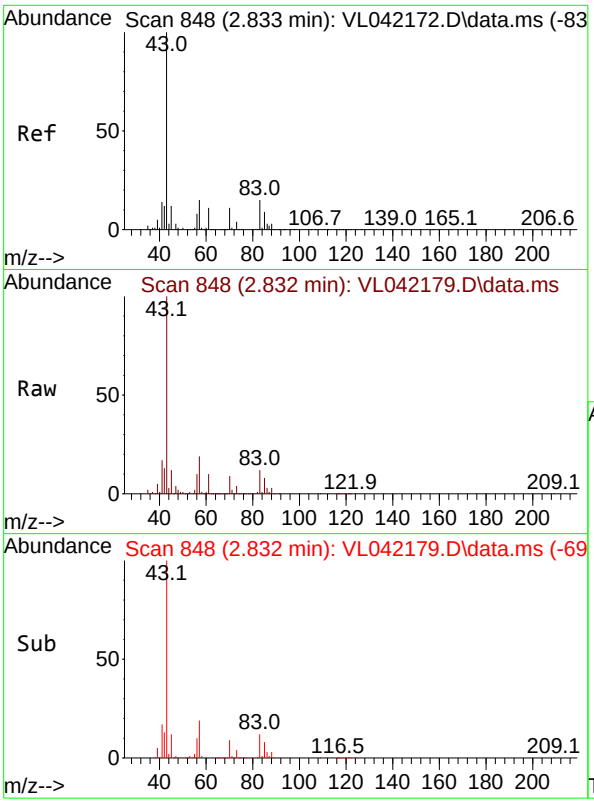

#25
Ethyl Acetate
Concen: 9.364 ppbv
RT: 2.832 min Scan# 8
Delta R.T. -0.000 min
Lab File: VL042179.D
Acq: 27 Mar 2025 12:23

Instrument :
MSVOA_L
ClientSampleId :
ICVVL032725

Tgt Ion: 43 Resp: 592585

Ion	Ratio	Lower	Upper
43	100		
45	9.9	8.2	12.2
61	8.7	7.3	10.9
70	8.4	7.2	10.8

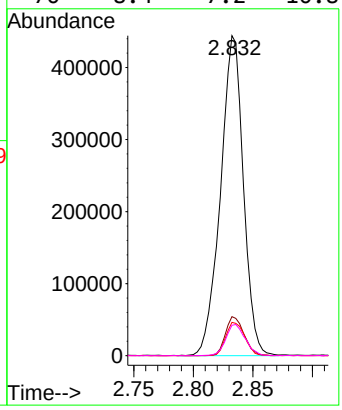

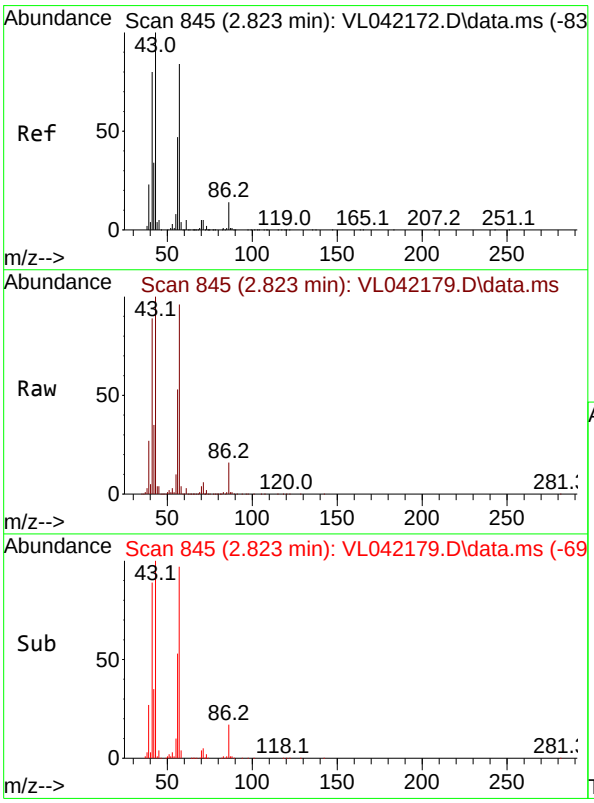

#26
Hexane
Concen: 9.455 ppbv
RT: 2.823 min Scan# 845
Delta R.T. -0.000 min
Lab File: VL042179.D
Acq: 27 Mar 2025 12:23

Tgt Ion: 57 Resp: 231125

Ion	Ratio	Lower	Upper
57	100		
41	95.2	76.6	114.8
43	256.8	207.8	311.8
56	53.0	43.6	65.4

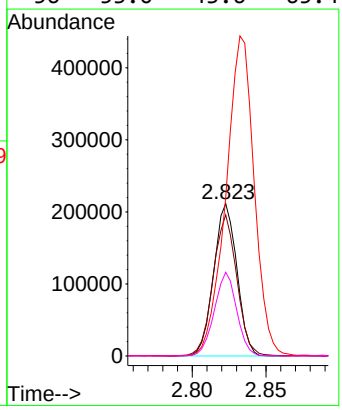

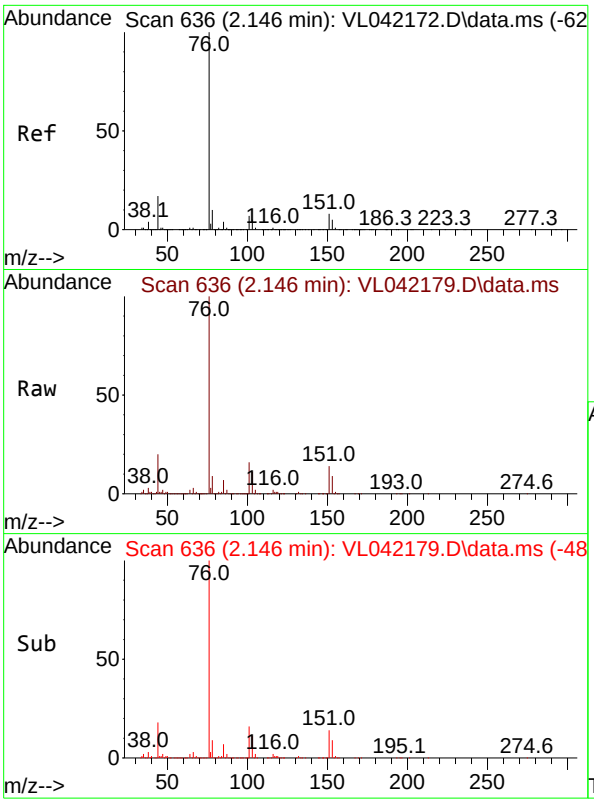

#27
Carbon Disulfide
Concen: 9.493 ppbv
RT: 2.146 min Scan# 6
Delta R.T. -0.000 min
Lab File: VL042179.D
Acq: 27 Mar 2025 12:23

Instrument :
MSVOA_L
ClientSampleId :
ICVVL032725

Tgt Ion: 76 Resp: 248834

Ion	Ratio	Lower	Upper
76	100		
44	20.1	14.7	22.1
78	11.3	9.3	13.9

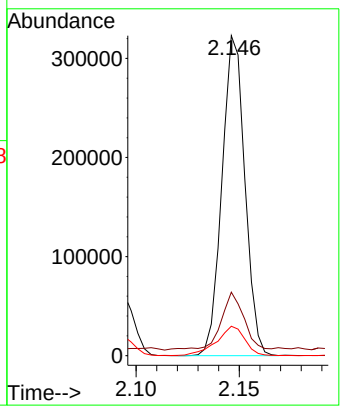

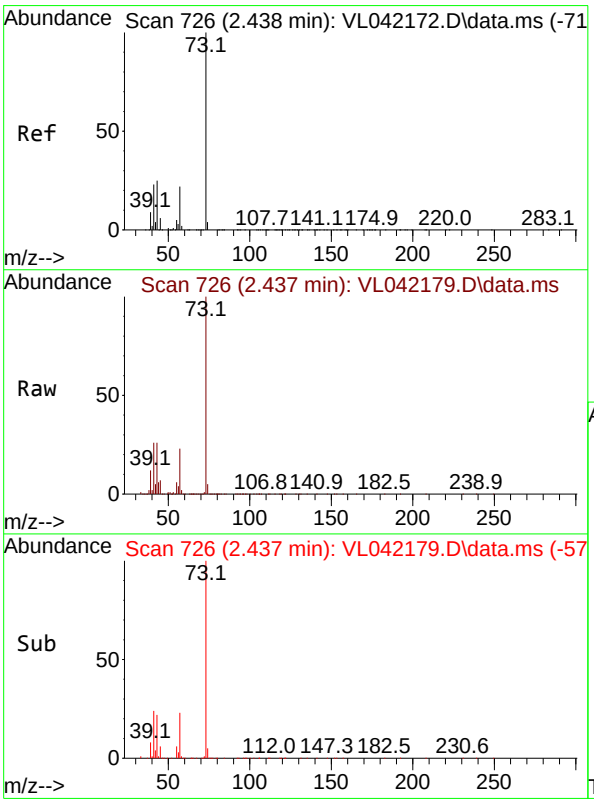

#28
Methyl tert-Butyl Ether
Concen: 9.624 ppbv
RT: 2.437 min Scan# 726
Delta R.T. -0.000 min
Lab File: VL042179.D
Acq: 27 Mar 2025 12:23

Tgt Ion: 73 Resp: 146470

Ion	Ratio	Lower	Upper
73	100		
57	23.3	20.5	30.7

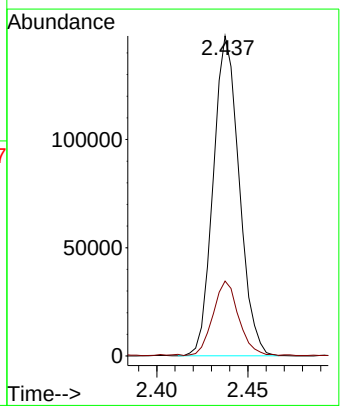

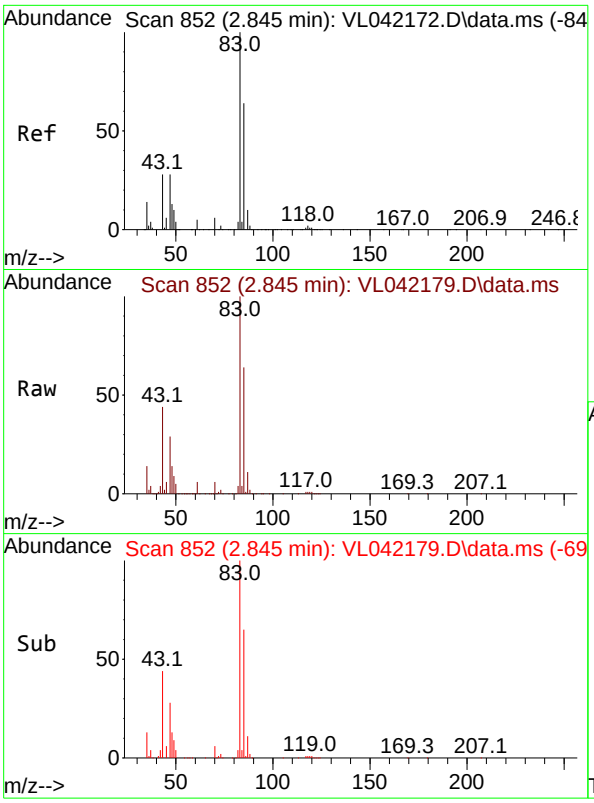

#29
Chloroform
Concen: 9.619 ppbv
RT: 2.845 min Scan# 8
Delta R.T. -0.000 min
Lab File: VL042179.D
Acq: 27 Mar 2025 12:23

Instrument :
MSVOA_L
ClientSampleId :
ICVVL032725

Tgt Ion: 83 Resp: 344106

Ion	Ratio	Lower	Upper
83	100		
85	64.5	51.4	77.2

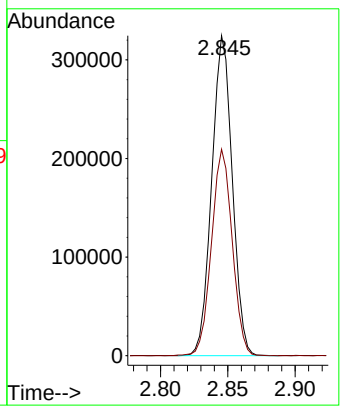

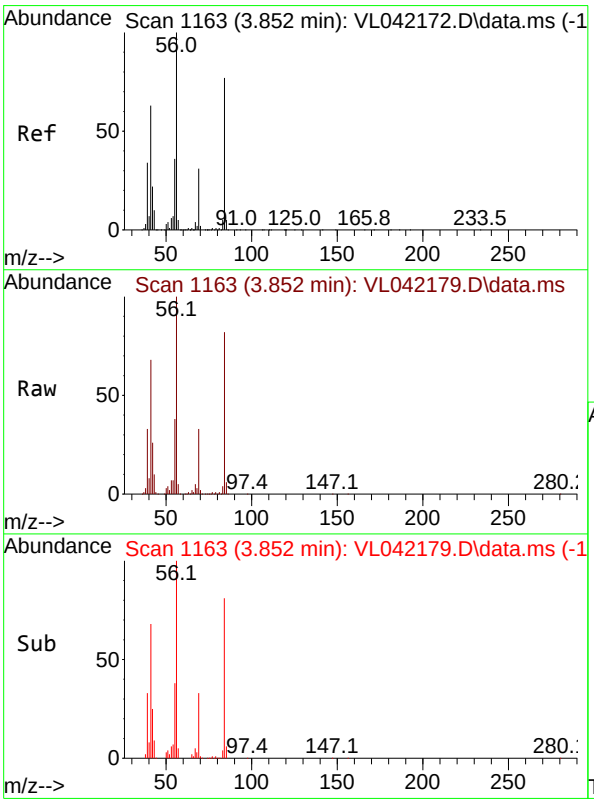

#30
Cyclohexane
Concen: 9.323 ppbv
RT: 3.852 min Scan# 1163
Delta R.T. -0.000 min
Lab File: VL042179.D
Acq: 27 Mar 2025 12:23

Tgt Ion: 84 Resp: 197897

Ion	Ratio	Lower	Upper
84	100		
56	126.8	102.8	154.2
41	84.6	66.5	99.7

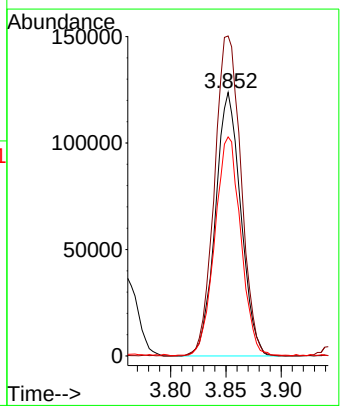

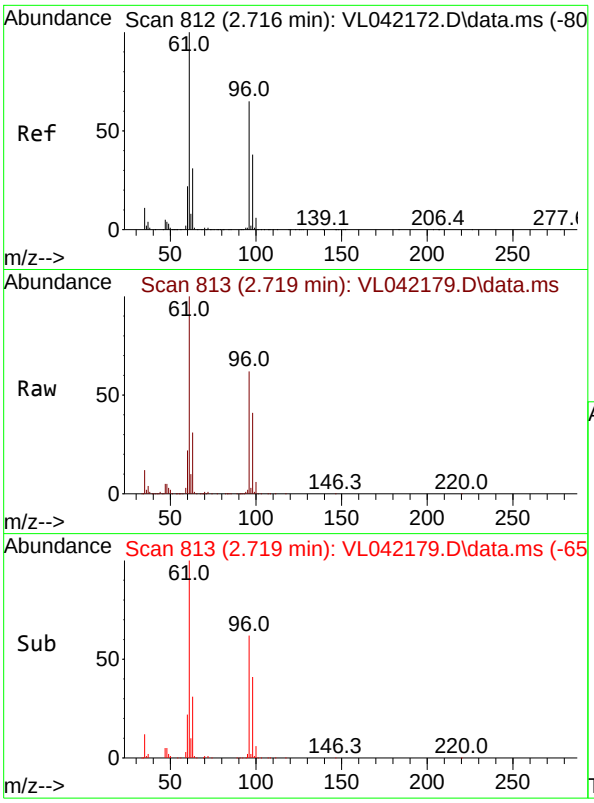

#31
cis-1,2-Dichloroethene
Concen: 9.449 ppbv
RT: 2.719 min Scan# 8
Delta R.T. 0.003 min
Lab File: VL042179.D
Acq: 27 Mar 2025 12:23

Instrument :
MSVOA_L
ClientSampleId :
ICVVL032725

Tgt Ion: 61 Resp: 234487

Ion	Ratio	Lower	Upper
61	100		
96	62.3	51.8	77.8
98	40.9	30.6	46.0

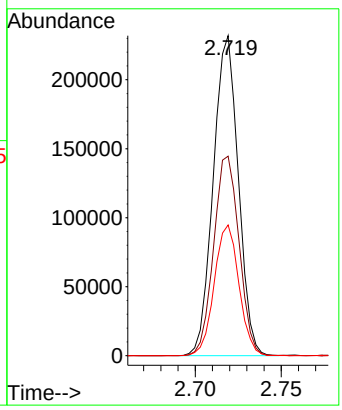

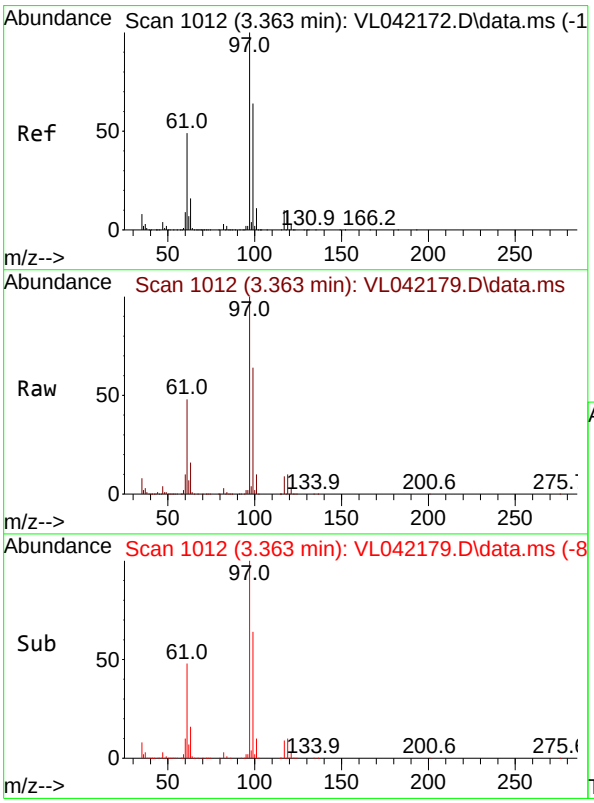

#32
1,1,1-Trichloroethane
Concen: 8.921 ppbv
RT: 3.363 min Scan# 1012
Delta R.T. -0.000 min
Lab File: VL042179.D
Acq: 27 Mar 2025 12:23

Tgt Ion: 97 Resp: 365364

Ion	Ratio	Lower	Upper
97	100		
99	63.4	51.5	77.3
61	48.4	38.7	58.1

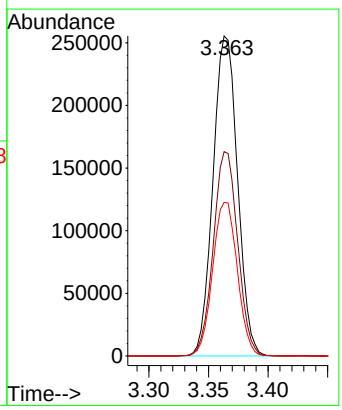

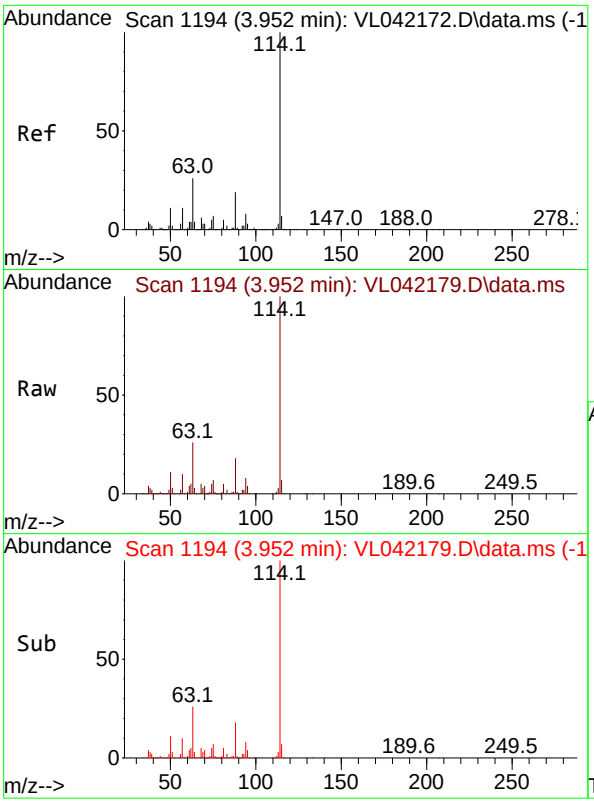

#33
1,4-Difluorobenzene
Concen: 10.000 ppbv
RT: 3.952 min Scan# 1
Delta R.T. -0.000 min
Lab File: VL042179.D
Acq: 27 Mar 2025 12:23

Instrument :
MSVOA_L
ClientSampleId :
ICVVL032725

Tgt Ion:114 Resp: 498105

Ion	Ratio	Lower	Upper
114	100		
63	26.1	20.7	31.1
88	18.7	15.0	22.4

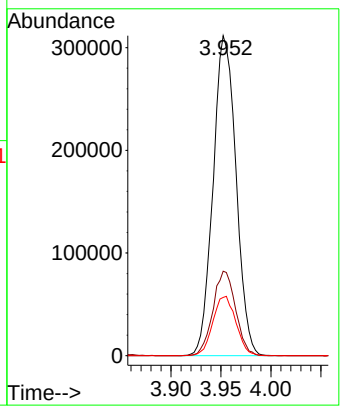

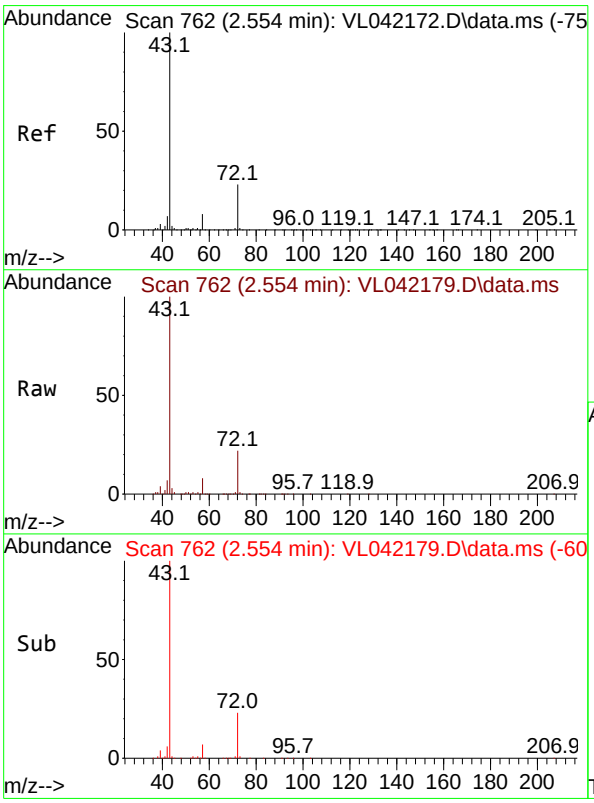

#34
2-Butanone
Concen: 9.171 ppbv
RT: 2.554 min Scan# 762
Delta R.T. -0.000 min
Lab File: VL042179.D
Acq: 27 Mar 2025 12:23

Tgt Ion: 43 Resp: 331236

Ion	Ratio	Lower	Upper
43	100		
72	22.2	18.2	27.2

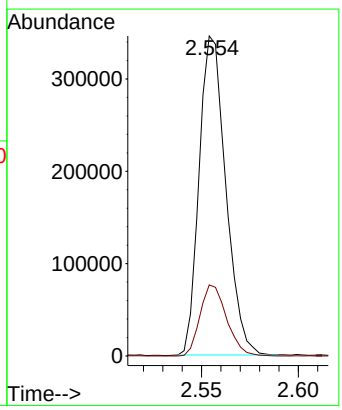

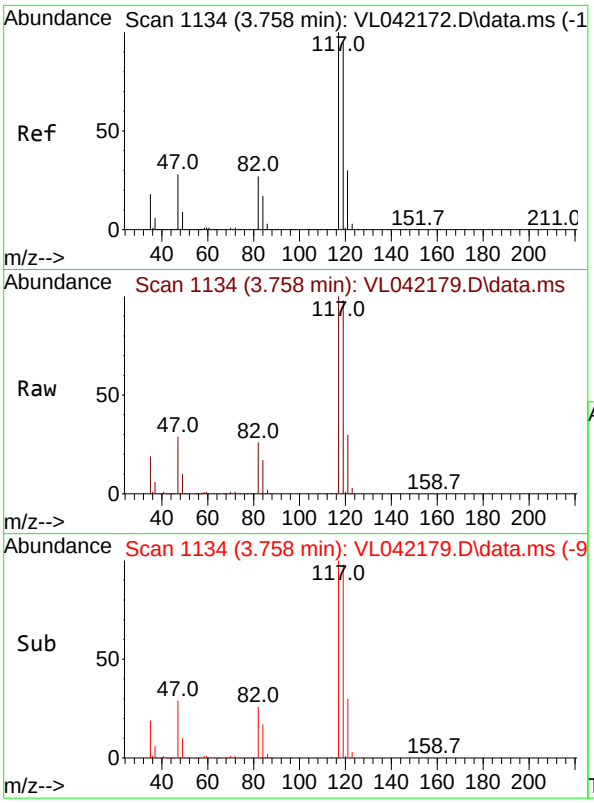

#35
Carbon Tetrachloride
Concen: 9.339 ppbv
RT: 3.758 min Scan# 1
Delta R.T. -0.000 min
Lab File: VL042179.D
Acq: 27 Mar 2025 12:23

Instrument :
MSVOA_L
ClientSampleId :
ICVVL032725

Tgt Ion:117 Resp: 363392

Ion	Ratio	Lower	Upper
117	100		
119	97.7	76.2	114.2
121	29.9	24.2	36.4

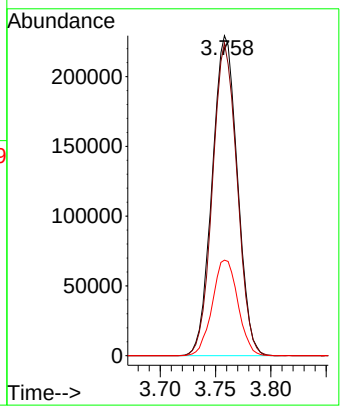

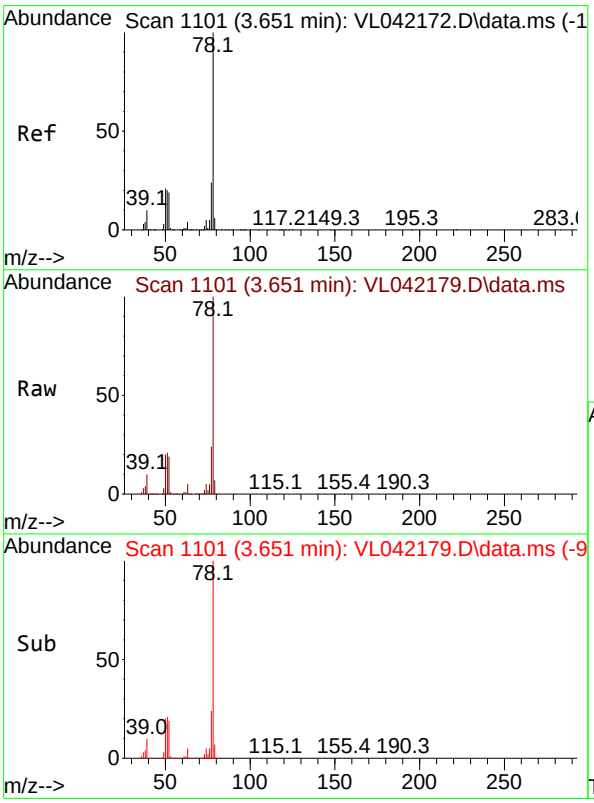

#36
Benzene
Concen: 9.341 ppbv
RT: 3.651 min Scan# 1101
Delta R.T. -0.000 min
Lab File: VL042179.D
Acq: 27 Mar 2025 12:23

Tgt Ion: 78 Resp: 461261

Ion	Ratio	Lower	Upper
78	100		
77	23.5	19.1	28.7
50	20.4	16.6	24.8

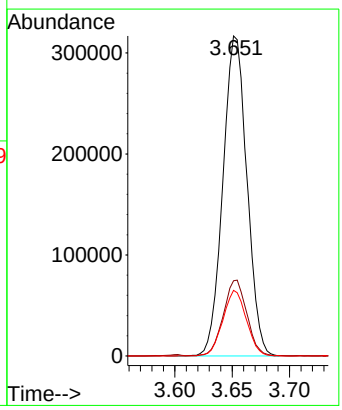

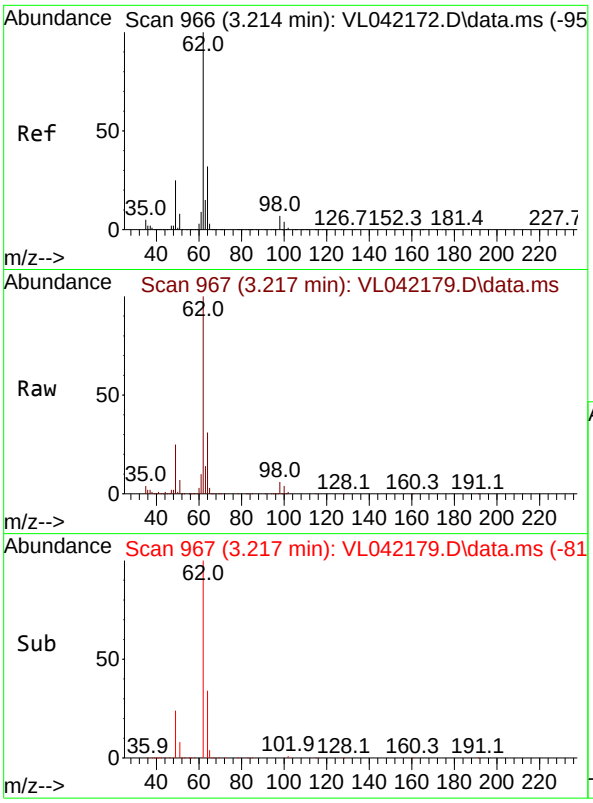

#37
1,2-Dichloroethane
Concen: 9.676 ppbv
RT: 3.217 min Scan# 9
Delta R.T. 0.003 min
Lab File: VL042179.D
Acq: 27 Mar 2025 12:23

Instrument :
MSVOA_L
ClientSampleId :
ICVVL032725

Tgt Ion: 62 Resp: 273559

Ion	Ratio	Lower	Upper
62	100		
98	6.6	5.4	8.2

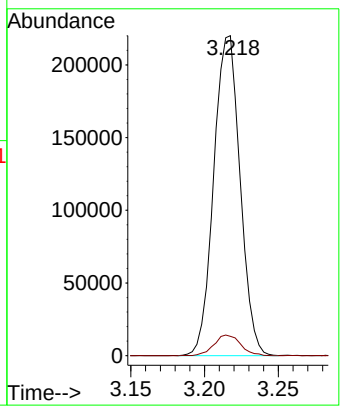

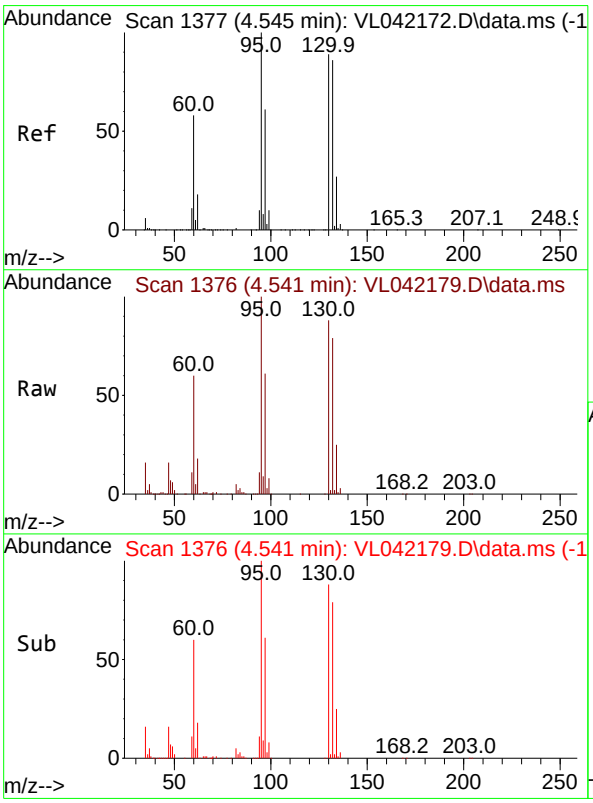

#38
Trichloroethene
Concen: 9.306 ppbv
RT: 4.541 min Scan# 1376
Delta R.T. -0.003 min
Lab File: VL042179.D
Acq: 27 Mar 2025 12:23

Tgt Ion:130 Resp: 191746

Ion	Ratio	Lower	Upper
130	100		
95	113.9	89.8	134.8
132	90.3	77.4	116.2
97	69.6	55.1	82.7

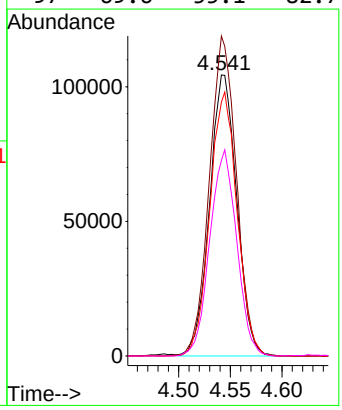

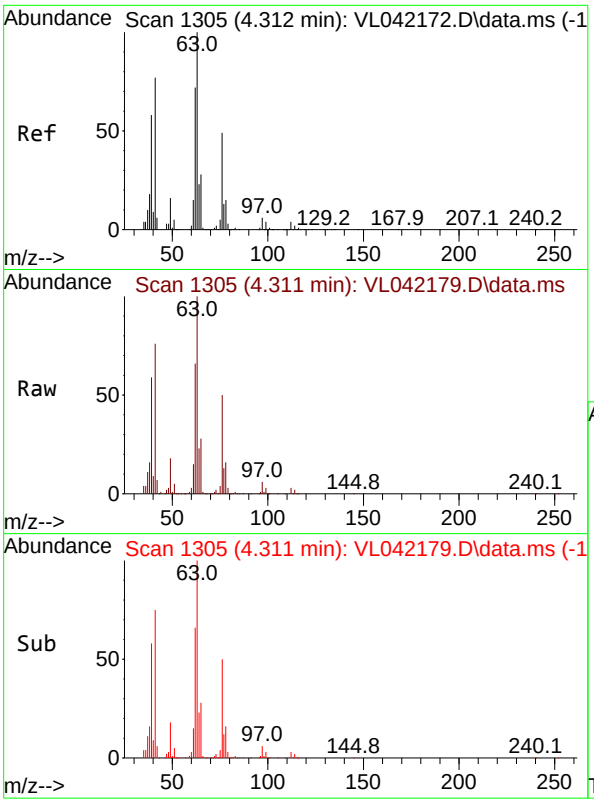

#39
1,2-Dichloropropane
Concen: 9.500 ppbv
RT: 4.311 min Scan# 1
Delta R.T. -0.000 min
Lab File: VL042179.D
Acq: 27 Mar 2025 12:23

Instrument :
MSVOA_L
ClientSampleId :
ICVVL032725

Tgt Ion: 63 Resp: 170839

Ion	Ratio	Lower	Upper
63	100		
41	75.3	61.7	92.5
62	66.0	57.6	86.4

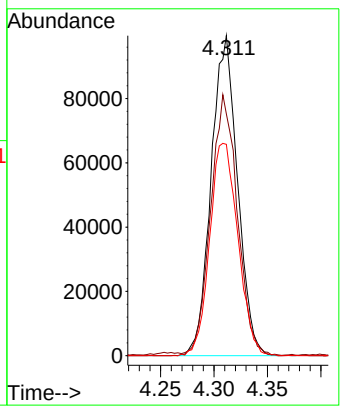

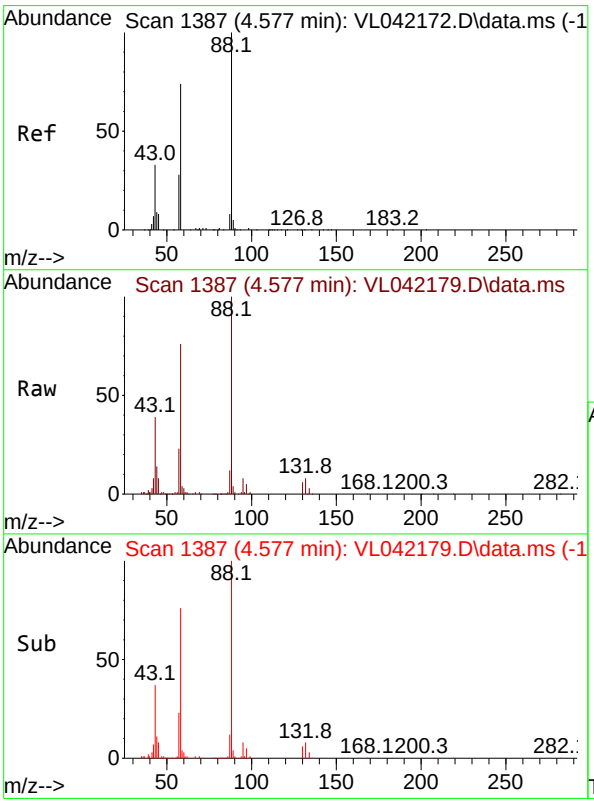

#40
1,4-Dioxane
Concen: 8.443 ppbv
RT: 4.577 min Scan# 1387
Delta R.T. -0.000 min
Lab File: VL042179.D
Acq: 27 Mar 2025 12:23

Tgt Ion: 88 Resp: 80592

Ion	Ratio	Lower	Upper
88	100		
58	76.2	62.7	94.1
43	31.4	23.0	34.4
57	0.0	0.0	0.0

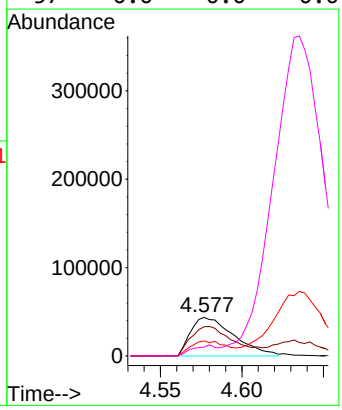

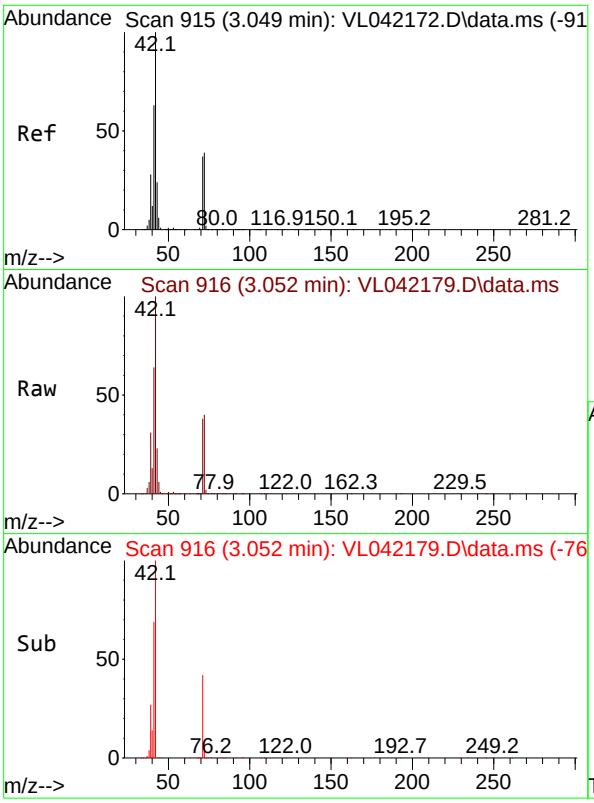

#41
Tetrahydrofuran
Concen: 9.431 ppbv
RT: 3.052 min Scan# 91
Delta R.T. 0.003 min
Lab File: VL042179.D
Acq: 27 Mar 2025 12:23

Instrument :
MSVOA_L
ClientSampleId :
ICVVL032725

Tgt Ion: 42 Resp: 196163

Ion	Ratio	Lower	Upper
42	100		
72	38.9	31.4	47.0
71	37.2	30.2	45.4

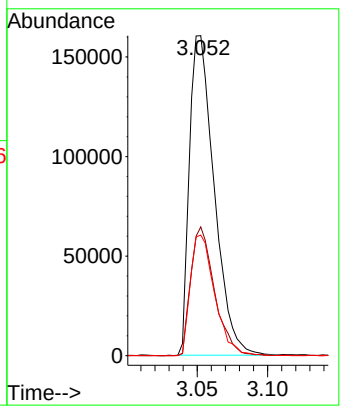

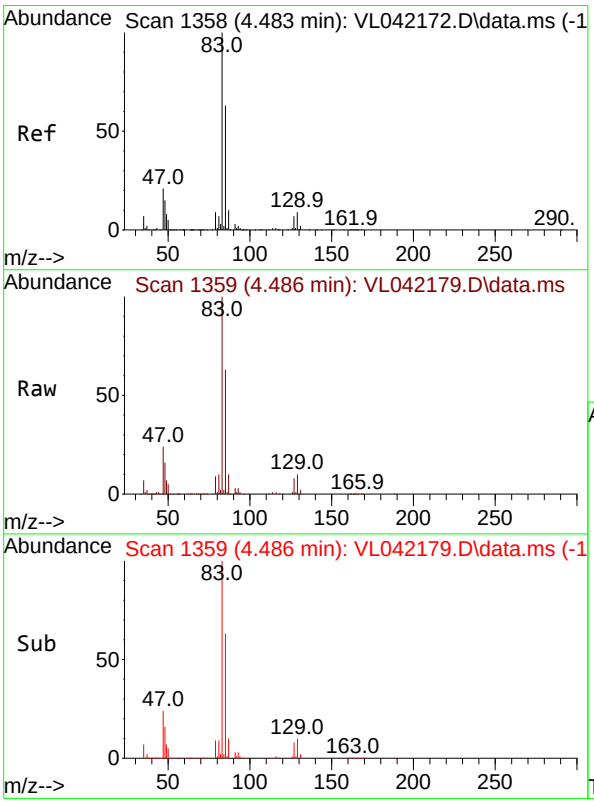

#42
Bromodichloromethane
Concen: 9.853 ppbv
RT: 4.486 min Scan# 1359
Delta R.T. 0.003 min
Lab File: VL042179.D
Acq: 27 Mar 2025 12:23

Tgt Ion: 83 Resp: 384006

Ion	Ratio	Lower	Upper
83	100		
85	63.0	50.5	75.7
127	7.9	5.9	8.9

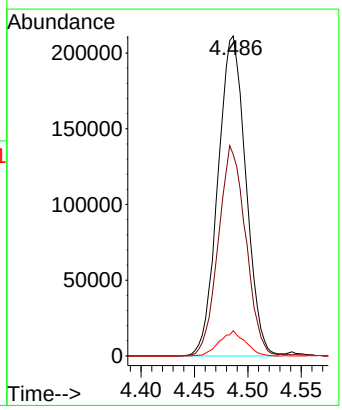

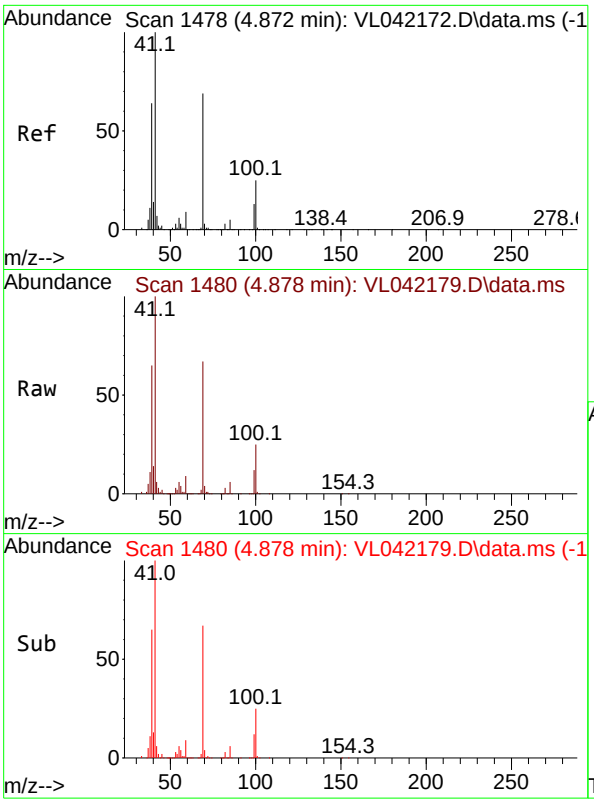

#43
Methyl Methacrylate
Concen: 9.344 ppbv
RT: 4.878 min Scan# 1
Delta R.T. 0.006 min
Lab File: VL042179.D
Acq: 27 Mar 2025 12:23

Instrument :
MSVOA_L
ClientSampleId :
ICVVL032725

Tgt Ion: 69 Resp: 195339

Ion	Ratio	Lower	Upper
69	100		
41	156.4	123.8	185.6
100	36.4	28.4	42.6

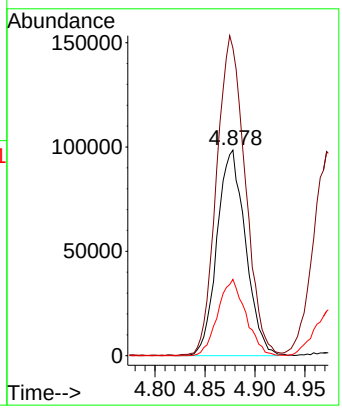

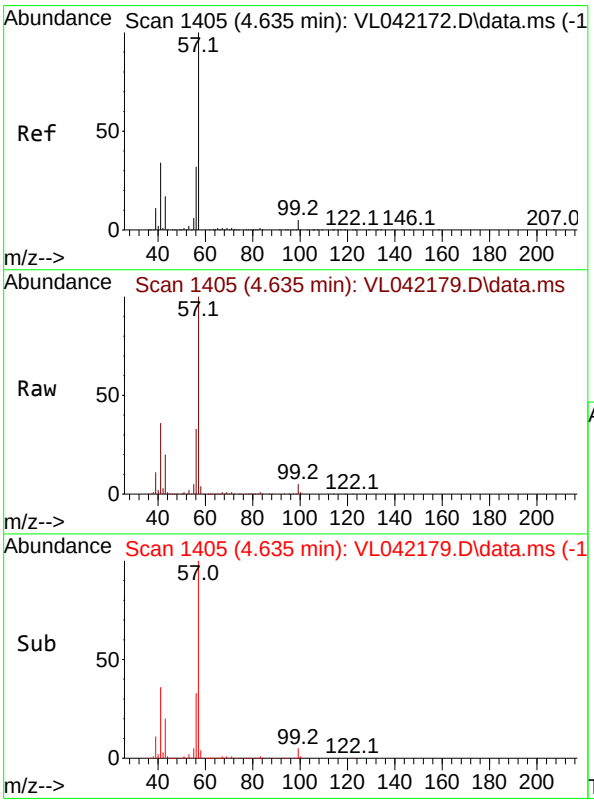

#44
2,2,4-Trimethylpentane
Concen: 9.436 ppbv
RT: 4.635 min Scan# 1405
Delta R.T. -0.000 min
Lab File: VL042179.D
Acq: 27 Mar 2025 12:23

Tgt Ion: 57 Resp: 787400

Ion	Ratio	Lower	Upper
57	100		
41	34.3	26.8	40.2
56	32.5	25.6	38.4

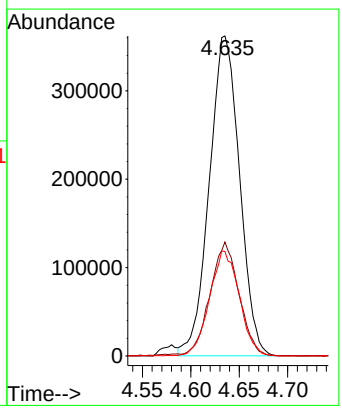

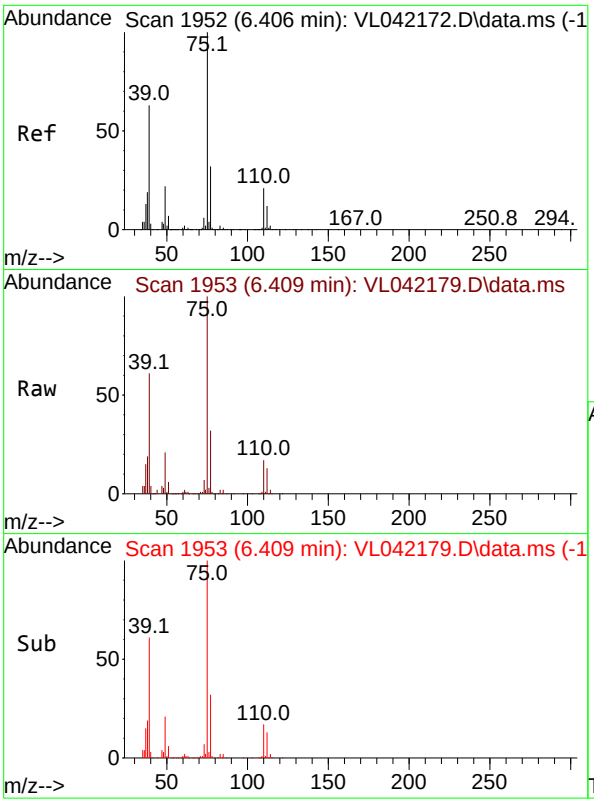

#45
t-1,3-Dichloropropene
Concen: 9.467 ppbv
RT: 6.409 min Scan# 1
Delta R.T. 0.003 min
Lab File: VL042179.D
Acq: 27 Mar 2025 12:23

Instrument :
MSVOA_L
ClientSampleId :
ICVVL032725

Tgt Ion: 75 Resp: 212335

Ion	Ratio	Lower	Upper
75	100		
77	32.0	26.0	39.0

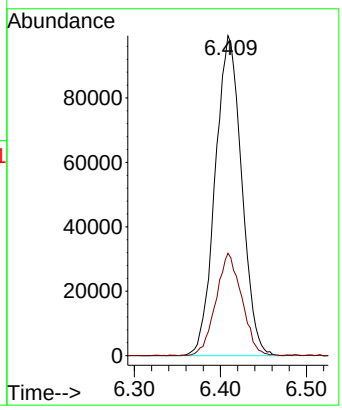

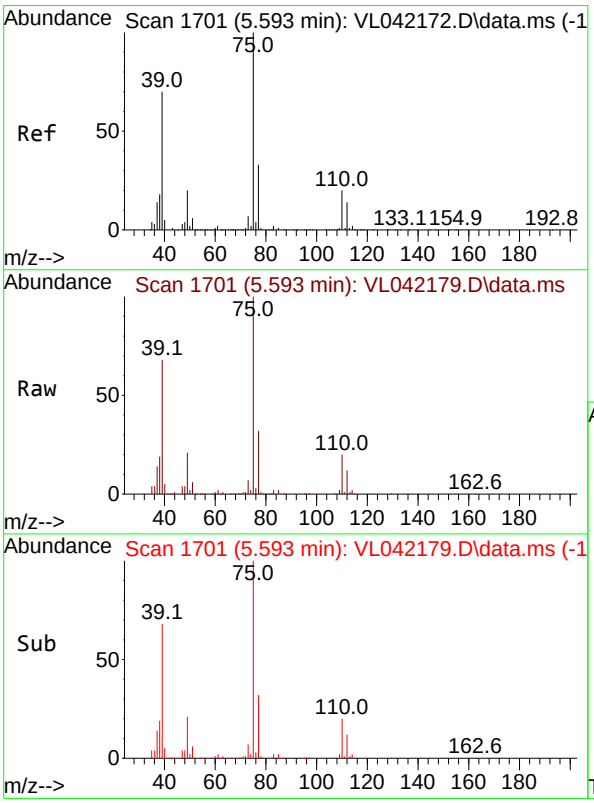

#46
cis-1,3-Dichloropropene
Concen: 9.643 ppbv
RT: 5.593 min Scan# 1701
Delta R.T. -0.000 min
Lab File: VL042179.D
Acq: 27 Mar 2025 12:23

Tgt Ion: 75 Resp: 265101

Ion	Ratio	Lower	Upper
75	100		
39	67.8	55.8	83.6
77	31.6	26.0	39.0

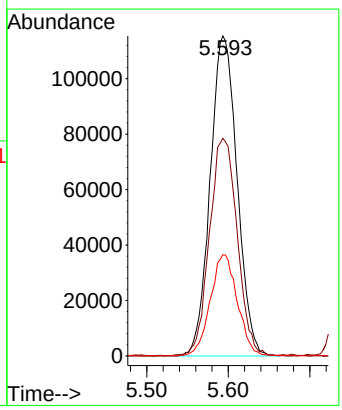

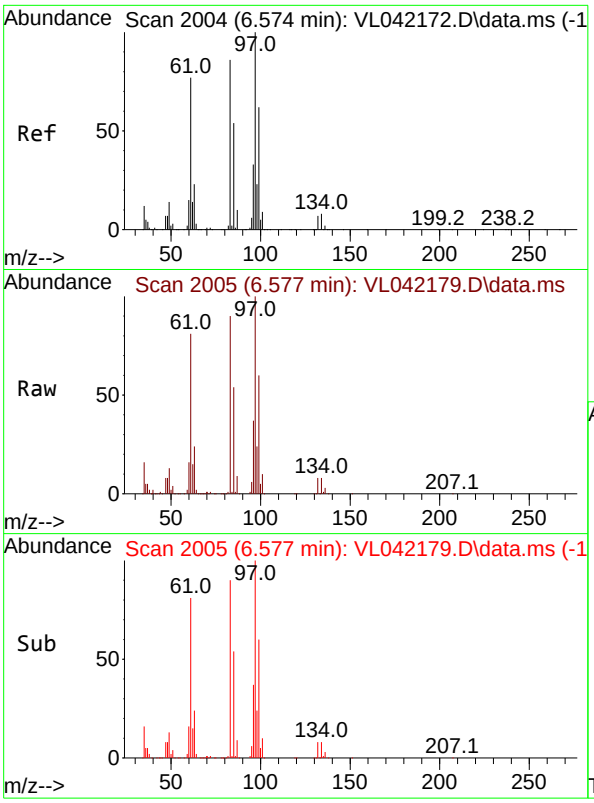

#47
1,1,2-Trichloroethane
Concen: 9.638 ppbv
RT: 6.577 min Scan# 2(
Delta R.T. 0.003 min
Lab File: VL042179.D
Acq: 27 Mar 2025 12:23

Instrument :
MSVOA_L
ClientSampleId :
ICVVL032725

Tgt Ion: 97 Resp: 183228

Ion	Ratio	Lower	Upper
97	100		
83	89.7	69.2	103.8
85	53.6	43.1	64.7
99	60.1	49.4	74.2

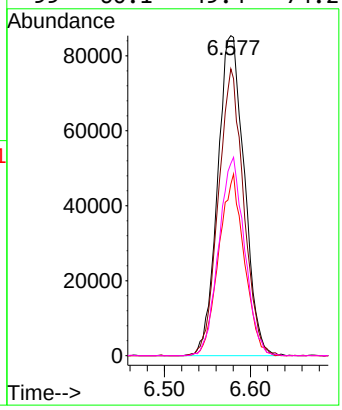

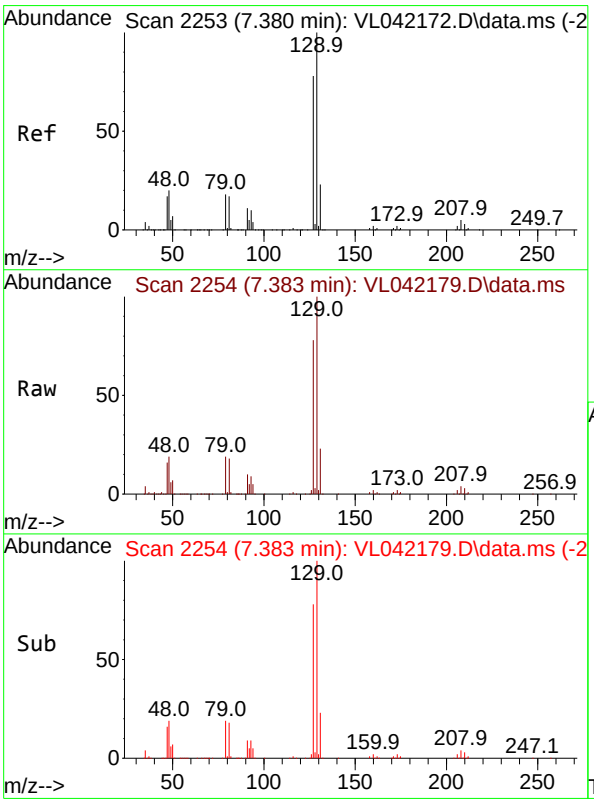

#48
Dibromochloromethane
Concen: 10.018 ppbv
RT: 7.383 min Scan# 2254
Delta R.T. 0.003 min
Lab File: VL042179.D
Acq: 27 Mar 2025 12:23

Tgt Ion:129 Resp: 322766

Ion	Ratio	Lower	Upper
129	100		
127	77.7	39.1	117.2

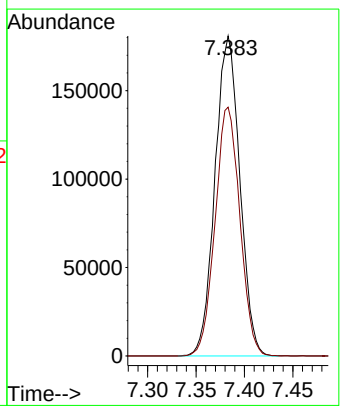

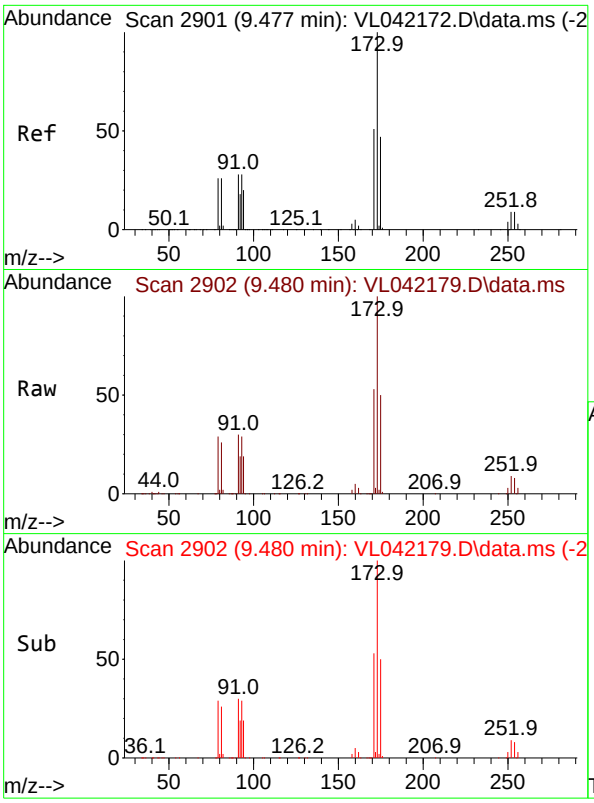

#49
Bromoform
Concen: 9.858 ppbv
RT: 9.480 min Scan# 2
Delta R.T. 0.003 min
Lab File: VL042179.D
Acq: 27 Mar 2025 12:23

Instrument :
MSVOA_L
ClientSampleId :
ICVVL032725

Tgt Ion:173 Resp: 285149

Ion	Ratio	Lower	Upper
173	100		
175	49.2	38.6	57.8
171	52.4	41.8	62.6

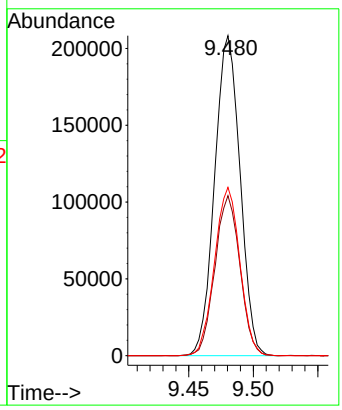

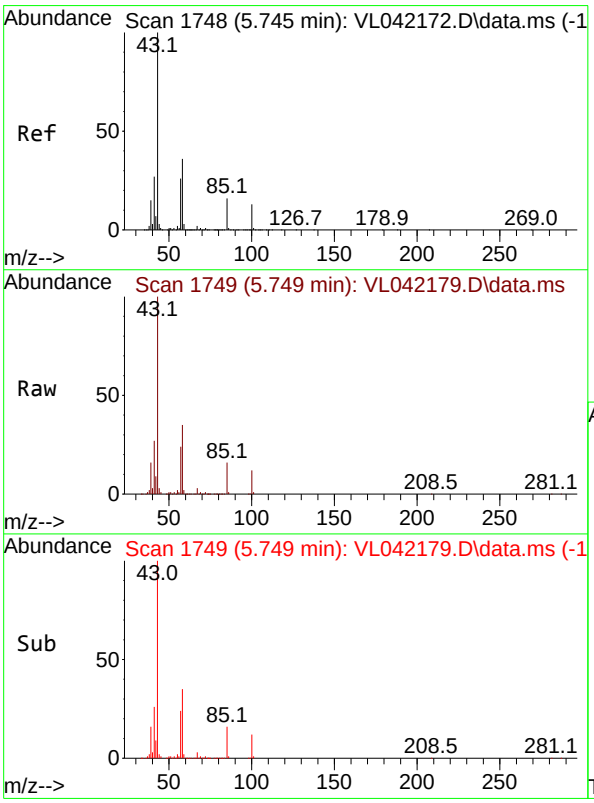

#50
4-Methyl-2-Pentanone
Concen: 8.749 ppbv
RT: 5.749 min Scan# 1749
Delta R.T. 0.003 min
Lab File: VL042179.D
Acq: 27 Mar 2025 12:23

Tgt Ion: 43 Resp: 500791

Ion	Ratio	Lower	Upper
43	100		
58	35.8	29.0	43.6

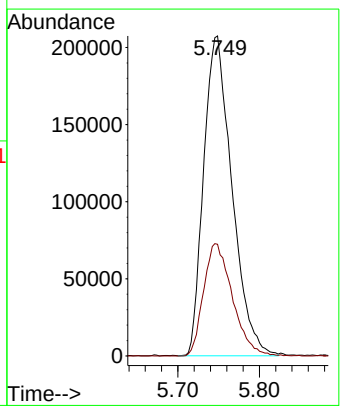

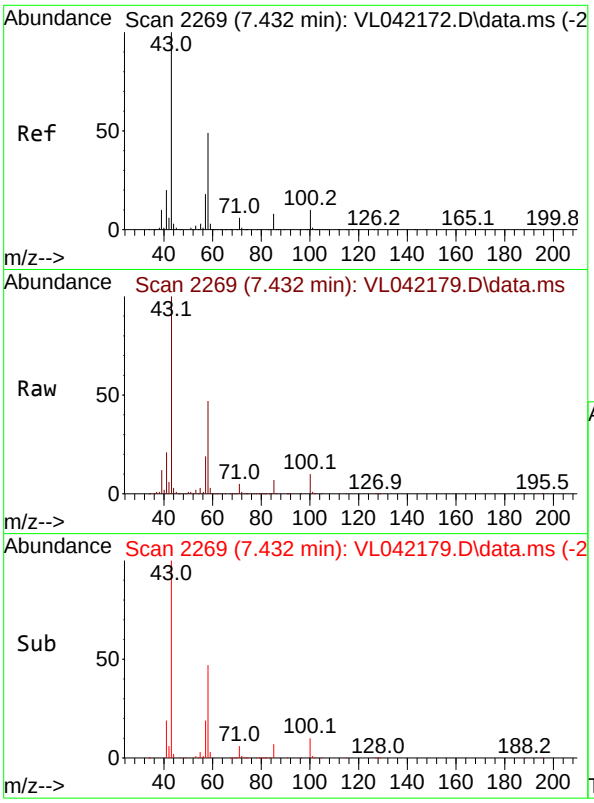

#51
2-Hexanone
Concen: 8.741 ppbv
RT: 7.432 min Scan# 2
Delta R.T. -0.000 min
Lab File: VL042179.D
Acq: 27 Mar 2025 12:23

Instrument :
MSVOA_L
ClientSampleId :
ICVVL032725

Tgt Ion: 43 Resp: 410889

Ion	Ratio	Lower	Upper
43	100		
58	48.9	39.7	59.5
98	0.0	0.1	0.1#

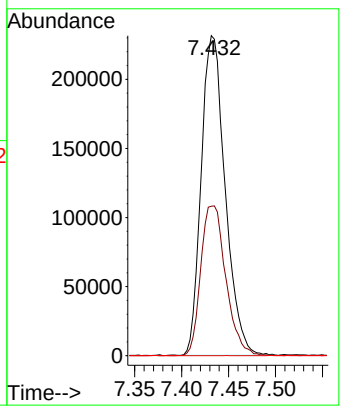

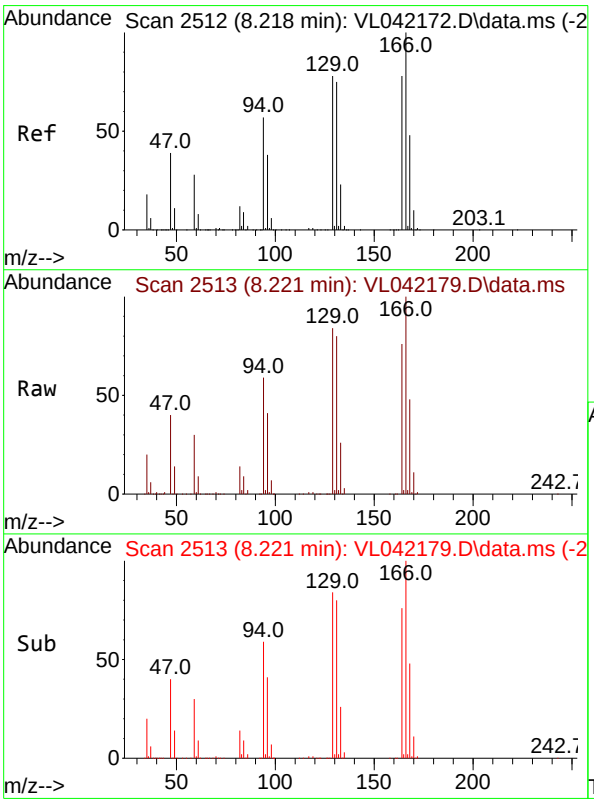

#52
Tetrachloroethene
Concen: 8.855 ppbv
RT: 8.221 min Scan# 2513
Delta R.T. 0.003 min
Lab File: VL042179.D
Acq: 27 Mar 2025 12:23

Tgt Ion:164 Resp: 173420

Ion	Ratio	Lower	Upper
164	100		
166	131.6	102.5	153.7
129	110.1	79.8	119.8
131	104.9	76.6	114.8

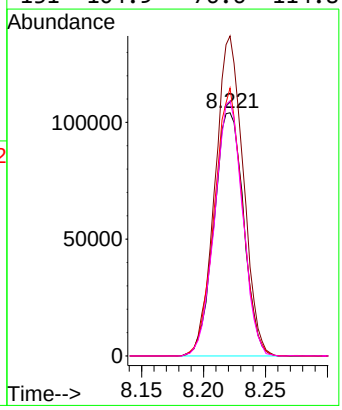

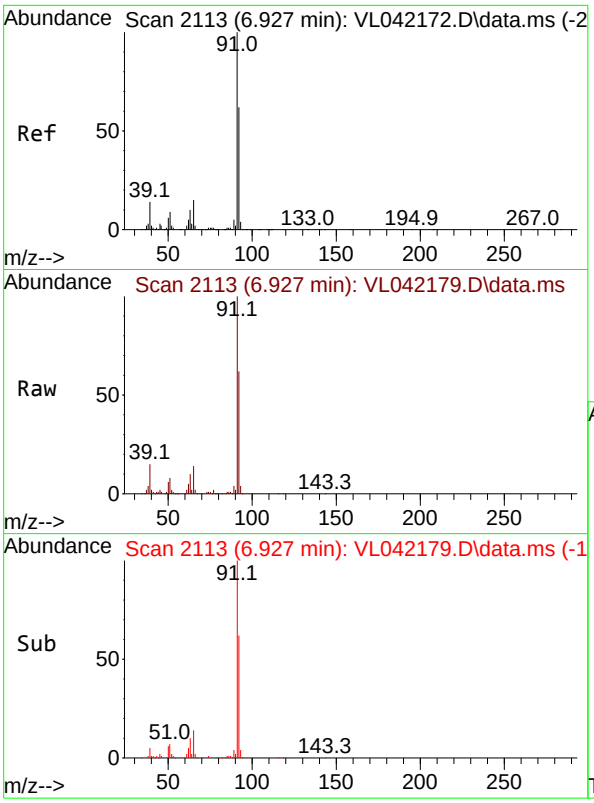

#53
Toluene
Concen: 9.514 ppbv
RT: 6.927 min Scan# 2
Delta R.T. -0.000 min
Lab File: VL042179.D
Acq: 27 Mar 2025 12:23

Instrument :
MSVOA_L
ClientSampleId :
ICVVL032725

Tgt Ion: 91 Resp: 556897

Ion	Ratio	Lower	Upper
91	100		
92	59.8	48.4	72.6

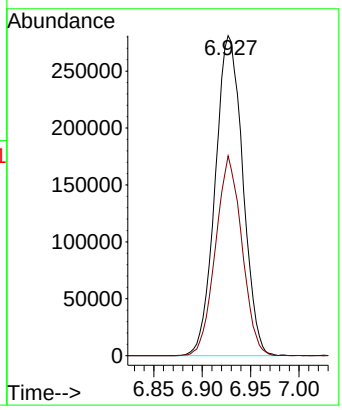

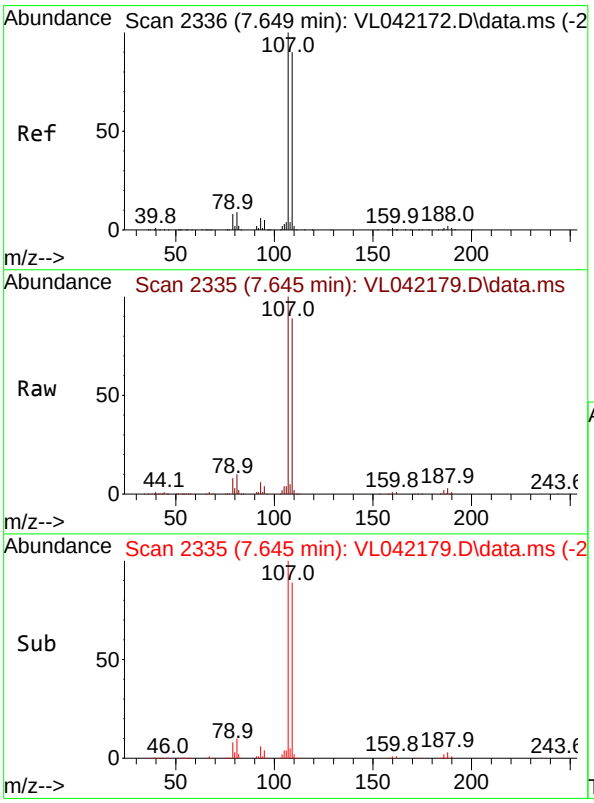

#54
1,2-Dibromoethane
Concen: 9.695 ppbv
RT: 7.645 min Scan# 2335
Delta R.T. -0.003 min
Lab File: VL042179.D
Acq: 27 Mar 2025 12:23

Tgt Ion:107 Resp: 256930

Ion	Ratio	Lower	Upper
107	100		
109	88.9	72.2	108.4

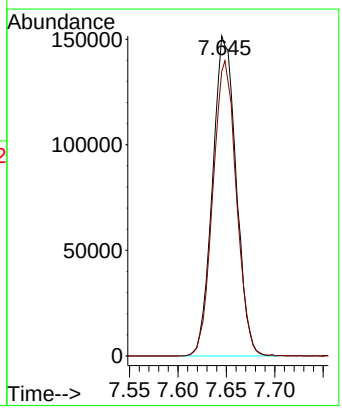

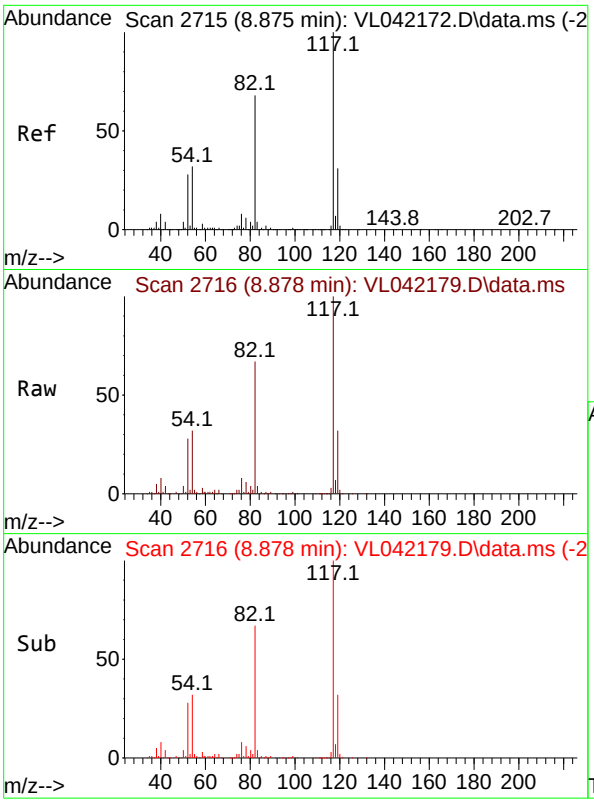

#55
Chlorobenzene-d5
Concen: 10.000 ppbv
RT: 8.878 min Scan# 2
Delta R.T. 0.003 min
Lab File: VL042179.D
Acq: 27 Mar 2025 12:23

Instrument :
MSVOA_L
ClientSampleId :
ICVVL032725

Tgt Ion:117 Resp: 473357

Ion	Ratio	Lower	Upper
117	100		
82	68.7	55.8	83.6
119	31.2	25.5	38.3

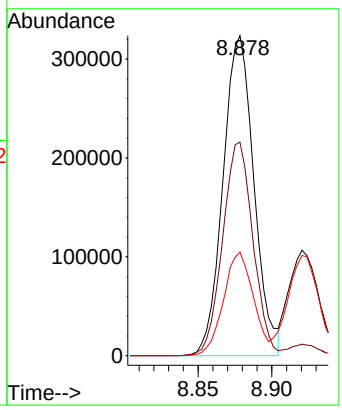

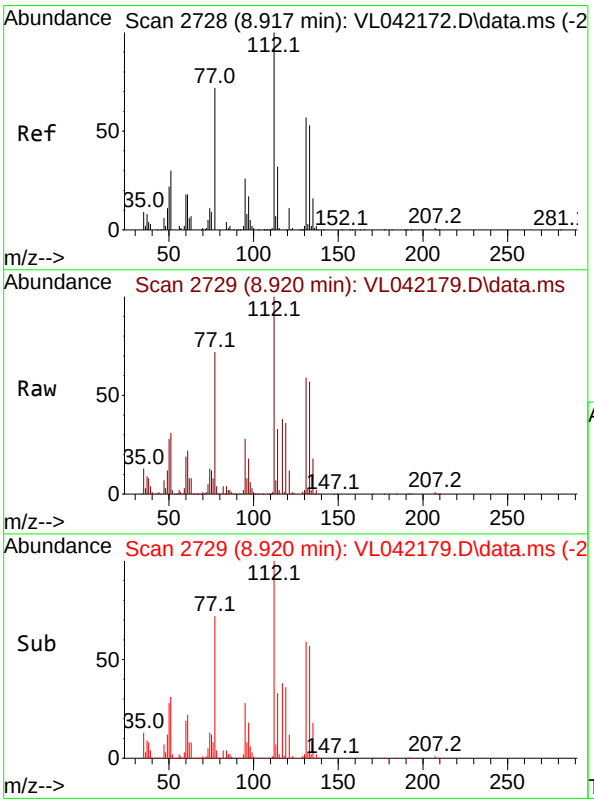

#56
1,1,1,2-Tetrachloroethane
Concen: 9.567 ppbv
RT: 8.920 min Scan# 2729
Delta R.T. 0.003 min
Lab File: VL042179.D
Acq: 27 Mar 2025 12:23

Tgt Ion:131 Resp: 249270

Ion	Ratio	Lower	Upper
131	100		
133	95.0	76.6	114.8
119	61.3	49.8	74.6

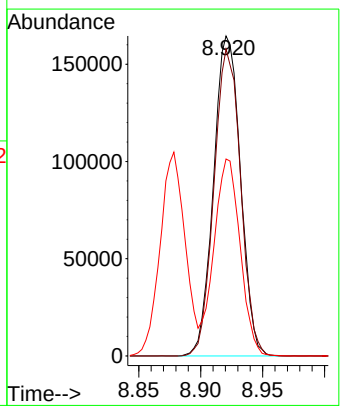

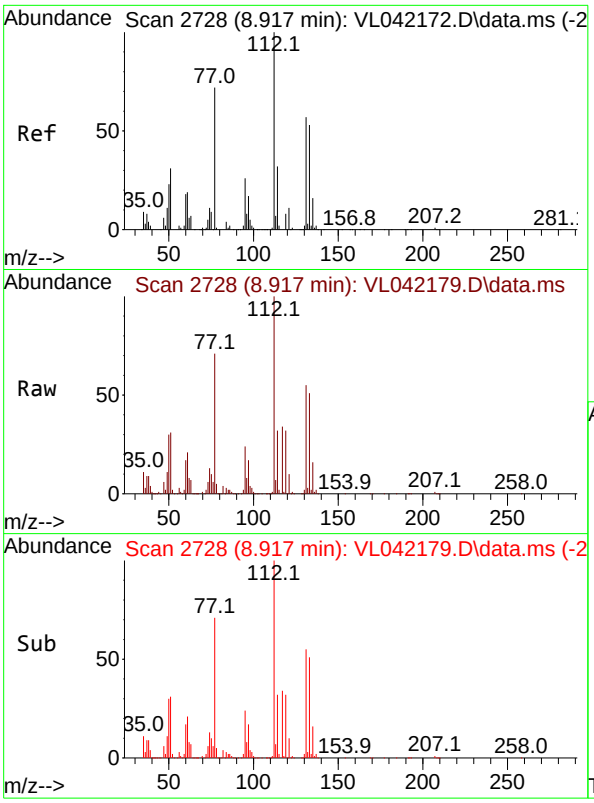

#57
Chlorobenzene
Concen: 9.411 ppbv
RT: 8.917 min Scan# 2
Delta R.T. -0.000 min
Lab File: VL042179.D
Acq: 27 Mar 2025 12:23

Instrument :
MSVOA_L
ClientSampleId :
ICVVL032725

Tgt Ion:112 Resp: 422531

Ion	Ratio	Lower	Upper
112	100		
77	70.6	58.2	87.2
114	31.9	29.1	35.5

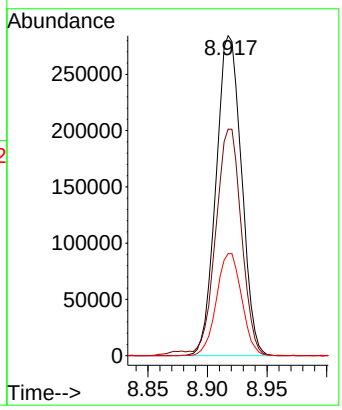

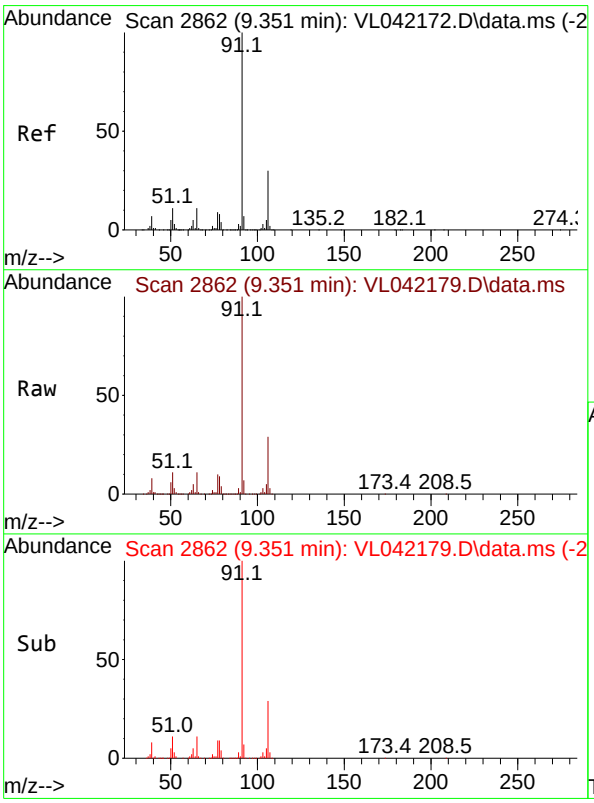

#58
Ethyl Benzene
Concen: 9.412 ppbv
RT: 9.351 min Scan# 2862
Delta R.T. -0.000 min
Lab File: VL042179.D
Acq: 27 Mar 2025 12:23

Tgt Ion: 91 Resp: 791360

Ion	Ratio	Lower	Upper
91	100		
106	28.9	24.2	36.2

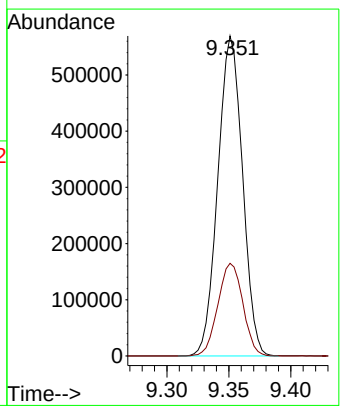

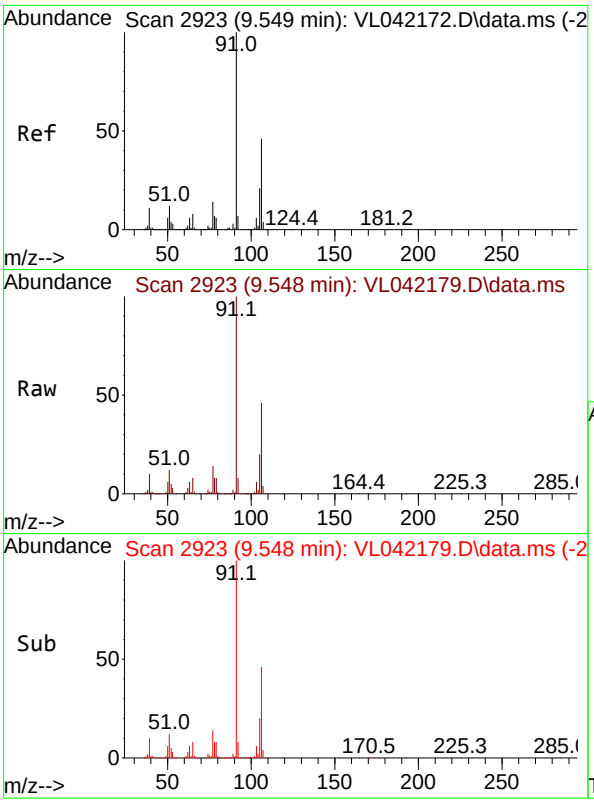

#59
m/p-Xylene
Concen: 8.695 ppbv
RT: 9.548 min Scan# 2
Delta R.T. -0.000 min
Lab File: VL042179.D
Acq: 27 Mar 2025 12:23

Instrument :
MSVOA_L
ClientSampleId :
ICVVL032725

Tgt Ion: 91 Resp: 583773

Ion	Ratio	Lower	Upper
91	100		
106	97.9	36.4	54.6#

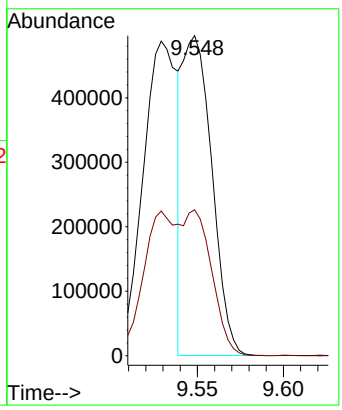

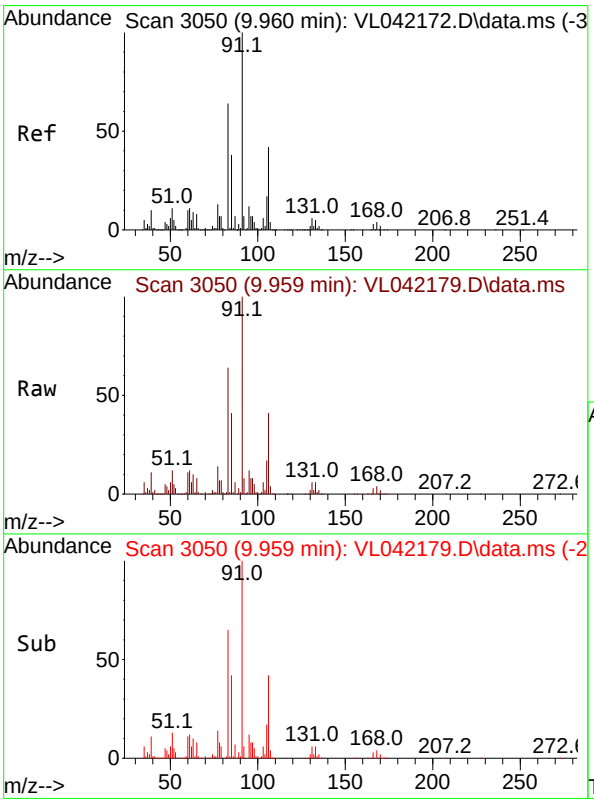

#60
o-Xylene
Concen: 9.404 ppbv
RT: 9.959 min Scan# 3050
Delta R.T. -0.000 min
Lab File: VL042179.D
Acq: 27 Mar 2025 12:23

Tgt Ion: 91 Resp: 632918

Ion	Ratio	Lower	Upper
91	100		
106	42.2	20.8	62.5

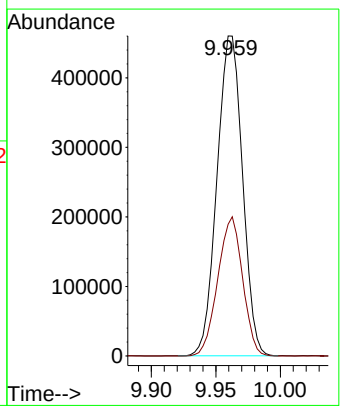

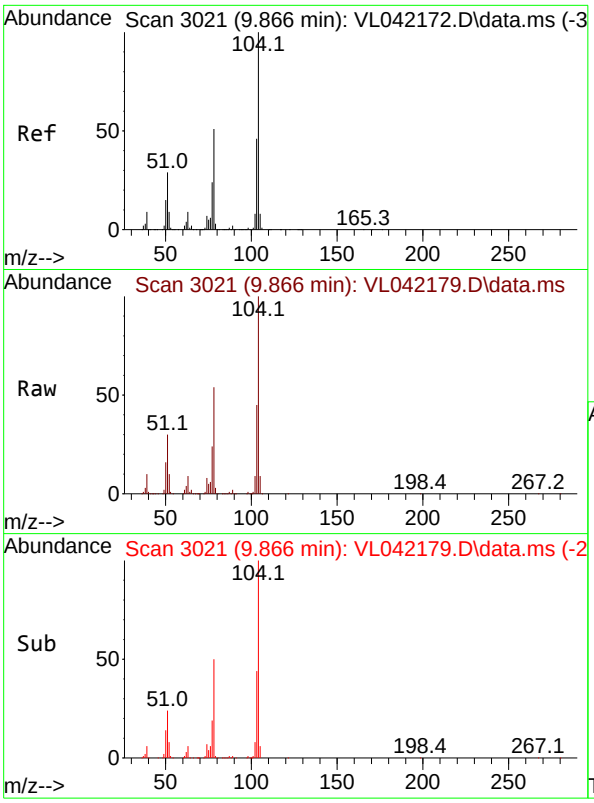

#61
Styrene
Concen: 9.488 ppbv
RT: 9.866 min Scan# 3(
Delta R.T. -0.000 min
Lab File: VL042179.D
Acq: 27 Mar 2025 12:23

Instrument :
MSVOA_L
ClientSampleId :
ICVVL032725

Tgt Ion:104 Resp: 315910

Ion	Ratio	Lower	Upper
104	100		
78	52.8	41.8	62.6
103	46.3	37.0	55.4

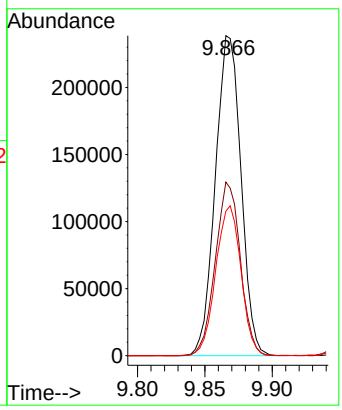

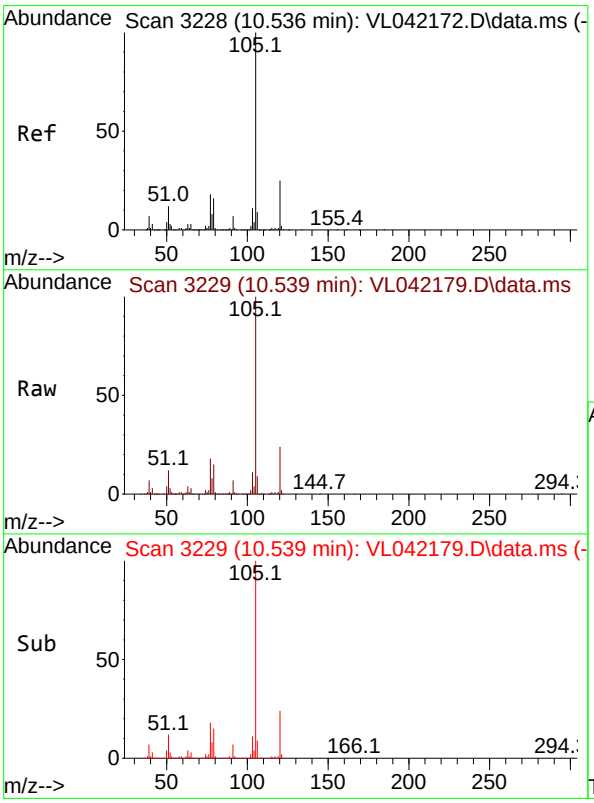

#62
Isopropylbenzene
Concen: 9.388 ppbv
RT: 10.539 min Scan# 3229
Delta R.T. 0.003 min
Lab File: VL042179.D
Acq: 27 Mar 2025 12:23

Tgt Ion:105 Resp: 944938

Ion	Ratio	Lower	Upper
105	100		
120	24.9	19.9	29.9

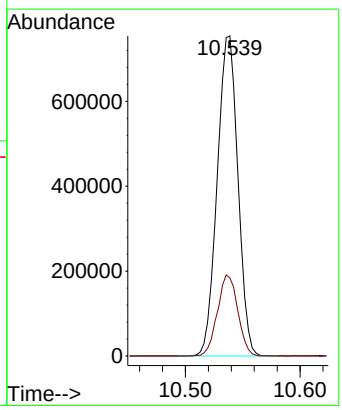

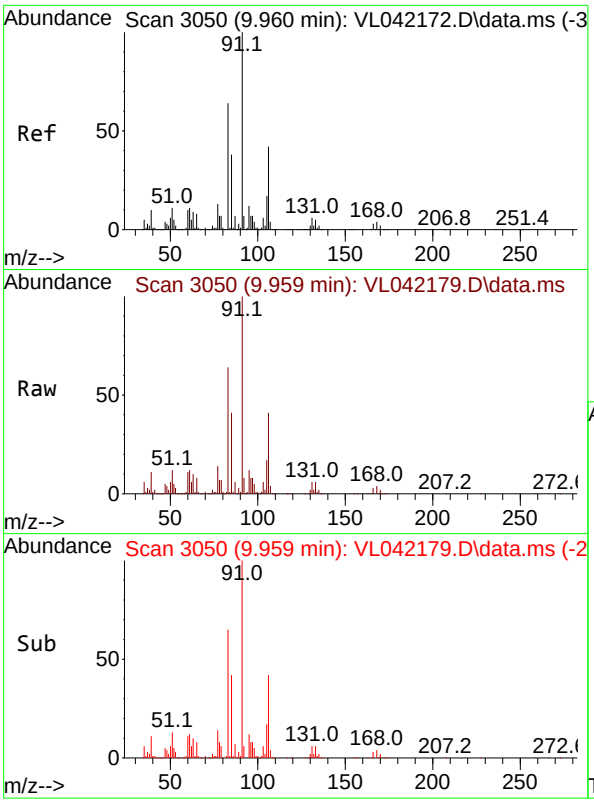

#63
1,1,2,2-Tetrachloroethane
Concen: 9.357 ppbv
RT: 9.959 min Scan# 3(
Delta R.T. -0.000 min
Lab File: VL042179.D
Acq: 27 Mar 2025 12:23

Instrument :
MSVOA_L
ClientSampleId :
ICVVL032725

Tgt Ion: 83 Resp: 382635

Ion	Ratio	Lower	Upper
83	100		
131	9.7	4.8	14.4
85	63.9	32.5	97.5

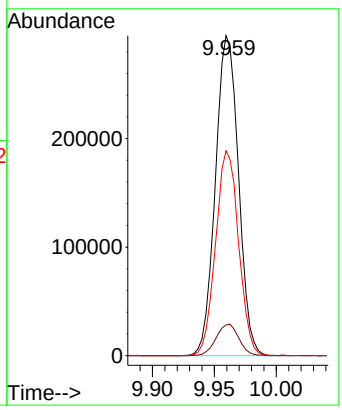



#64
n-propylbenzene
Concen: 9.439 ppbv
RT: 10.985 min Scan# 3367
Delta R.T. -0.000 min
Lab File: VL042179.D
Acq: 27 Mar 2025 12:23

Tgt Ion:120 Resp: 244547

Ion	Ratio	Lower	Upper
120	100		
91	465.9	376.9	565.3

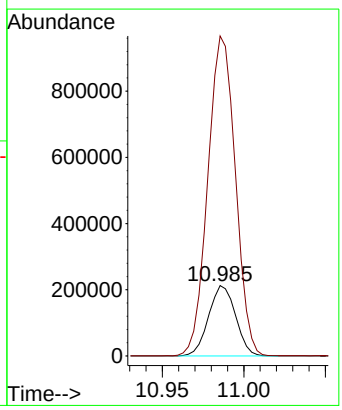

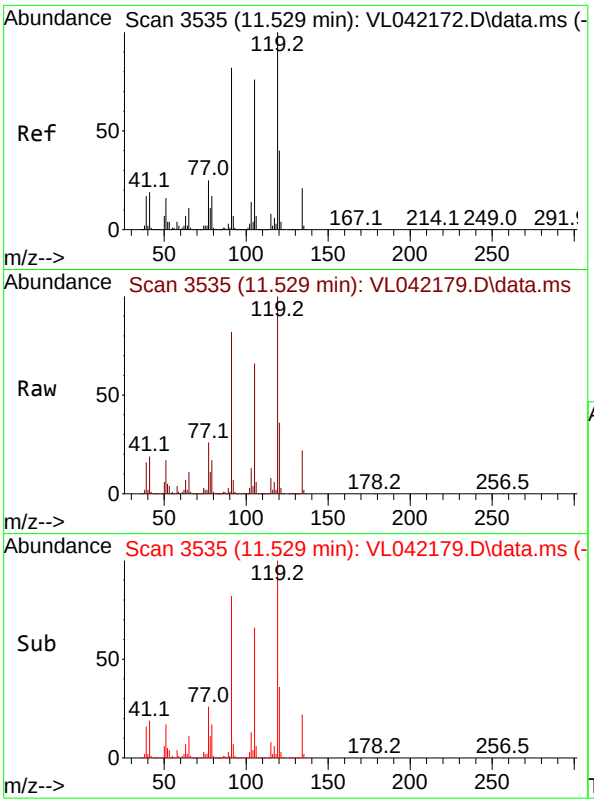

#65
tert-Butylbenzene
Concen: 9.065 ppbv
RT: 11.529 min Scan# 3
Delta R.T. -0.000 min
Lab File: VL042179.D
Acq: 27 Mar 2025 12:23

Instrument :
MSVOA_L
ClientSampleId :
ICVVL032725

Tgt Ion:119 Resp: 843828

Ion	Ratio	Lower	Upper
119	100		
91	84.3	66.0	99.0
134	21.2	16.7	25.1

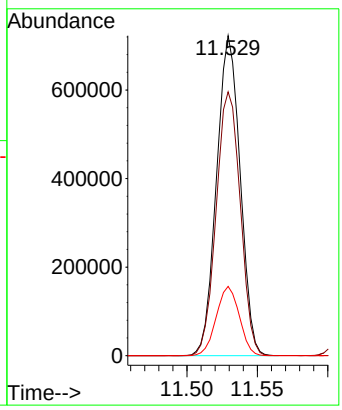

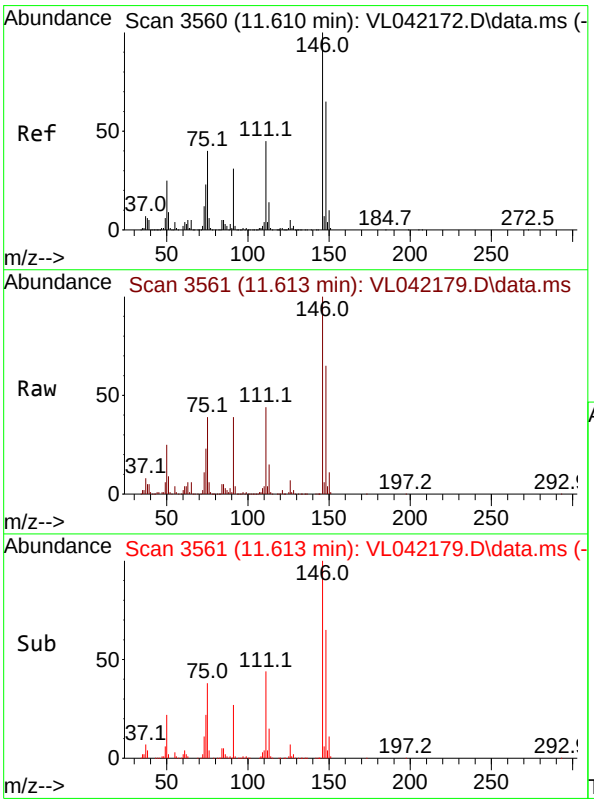

#66
Benzyl Chloride
Concen: 8.789 ppbv
RT: 11.613 min Scan# 3561
Delta R.T. 0.003 min
Lab File: VL042179.D
Acq: 27 Mar 2025 12:23

Tgt Ion: 91 Resp: 86804

Ion	Ratio	Lower	Upper
91	100		
126	18.5	13.8	20.6
128	6.2	4.5	6.7

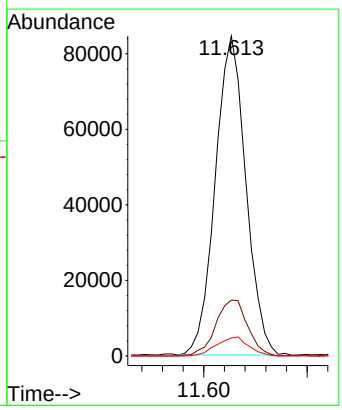

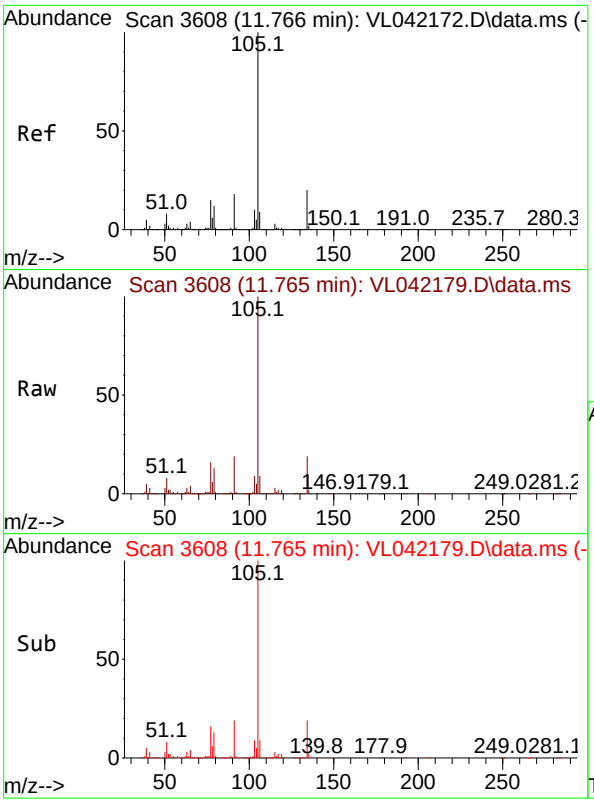

#67
sec-Butylbenzene
Concen: 9.063 ppbv
RT: 11.765 min Scan# 3
Delta R.T. -0.000 min
Lab File: VL042179.D
Acq: 27 Mar 2025 12:23

Instrument :
MSVOA_L
ClientSampleId :
ICVVL032725

Tgt Ion:105 Resp: 1172636

Ion	Ratio	Lower	Upper
105	100		
134	19.4	15.5	23.3

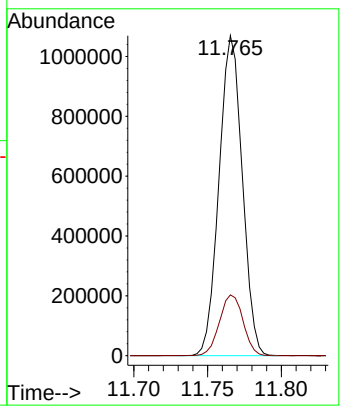

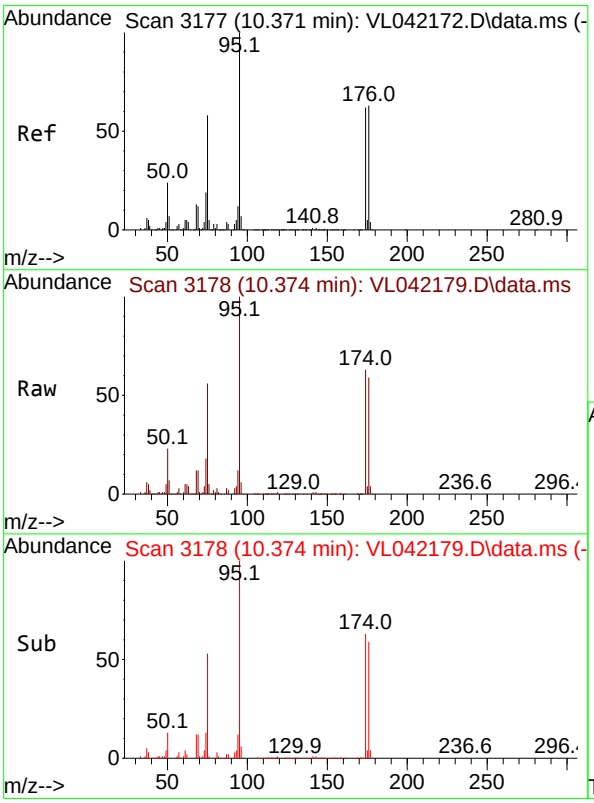

#68
1-Bromo-4-Fluorobenzene
Concen: 9.774 ppbv
RT: 10.374 min Scan# 3178
Delta R.T. 0.003 min
Lab File: VL042179.D
Acq: 27 Mar 2025 12:23

Tgt Ion: 95 Resp: 379929

Ion	Ratio	Lower	Upper
95	100		
174	63.0	50.6	76.0
175	4.4	3.8	5.6

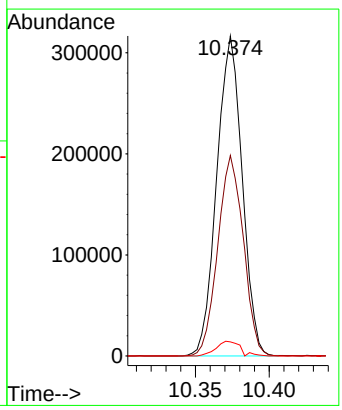

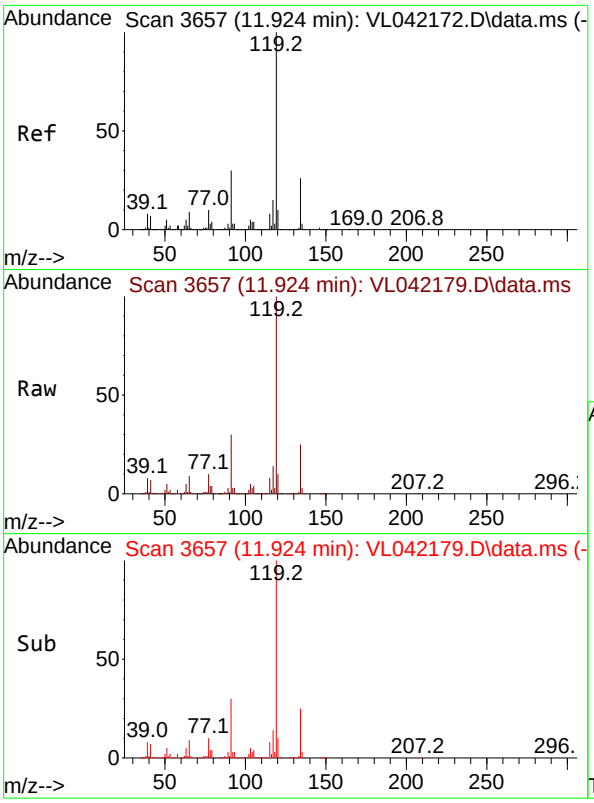

#69
p-Isopropyltoluene
Concen: 9.153 ppbv
RT: 11.924 min Scan# 3
Delta R.T. -0.000 min
Lab File: VL042179.D
Acq: 27 Mar 2025 12:23

Instrument :
MSVOA_L
ClientSampleId :
ICVVL032725

Tgt Ion:119 Resp: 1019694

Ion	Ratio	Lower	Upper
119	100		
134	25.3	20.4	30.6
91	29.9	23.7	35.5

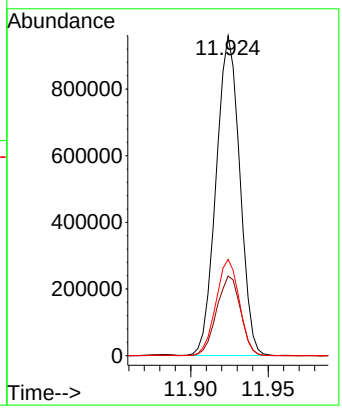

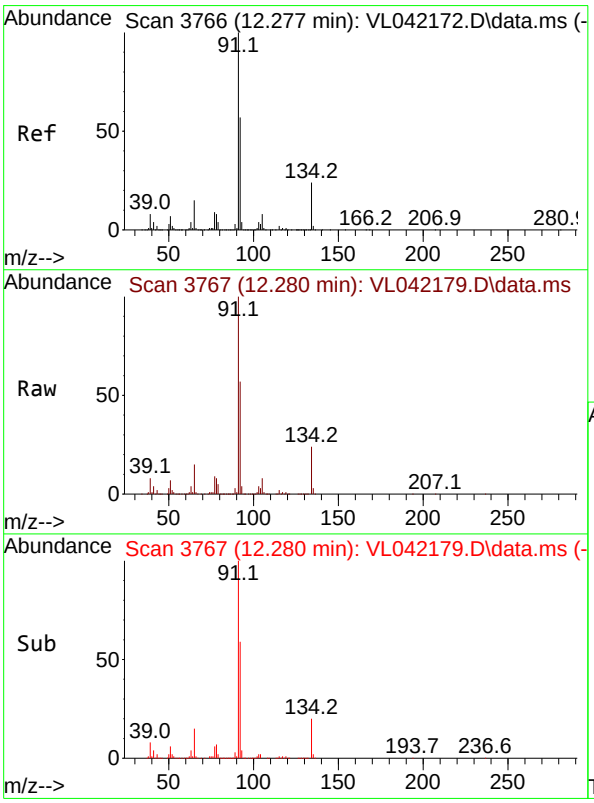

#70
n-Butylbenzene
Concen: 9.115 ppbv
RT: 12.280 min Scan# 3767
Delta R.T. 0.003 min
Lab File: VL042179.D
Acq: 27 Mar 2025 12:23

Tgt Ion: 91 Resp: 1038548

Ion	Ratio	Lower	Upper
91	100		
92	56.0	44.9	67.3
134	23.8	19.2	28.8

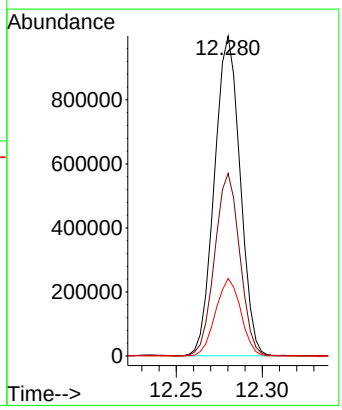

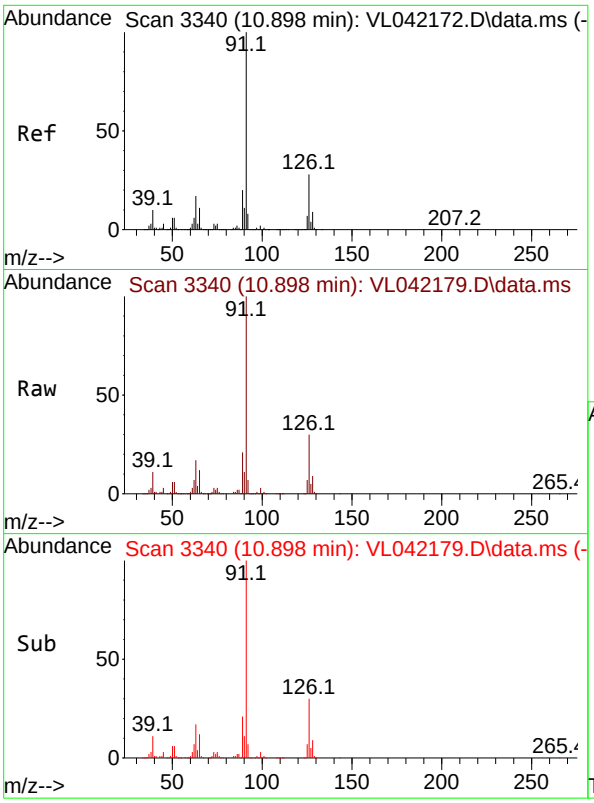

#71
2-Chlorotoluene
Concen: 9.382 ppbv
RT: 10.898 min Scan# 3
Delta R.T. -0.000 min
Lab File: VL042179.D
Acq: 27 Mar 2025 12:23

Instrument :
MSVOA_L
ClientSampleId :
ICVVL032725

Tgt Ion: 91 Resp: 732874

Ion	Ratio	Lower	Upper
91	100		
126	29.2	11.6	46.4

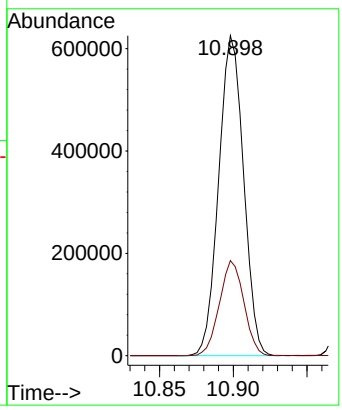

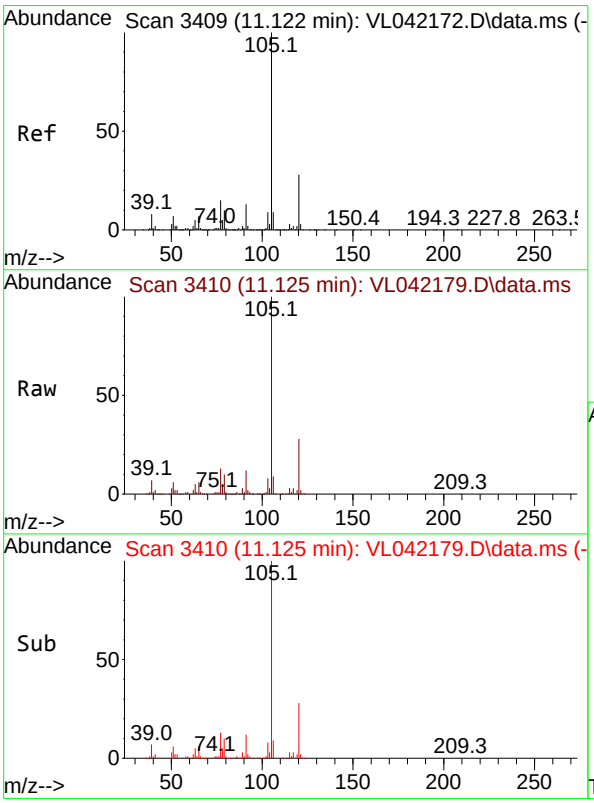

#72
4-Ethyltoluene
Concen: 9.370 ppbv
RT: 11.125 min Scan# 3410
Delta R.T. 0.003 min
Lab File: VL042179.D
Acq: 27 Mar 2025 12:23

Tgt Ion:105 Resp: 785185

Ion	Ratio	Lower	Upper
105	100		
120	29.6	23.4	35.0
91	12.9	10.3	15.5
77	14.1	11.4	17.2

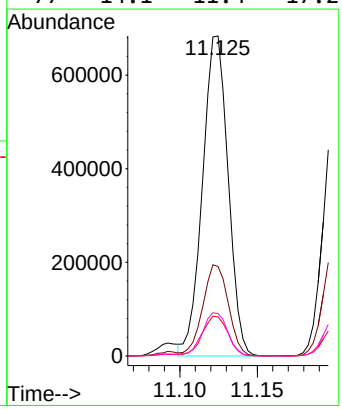

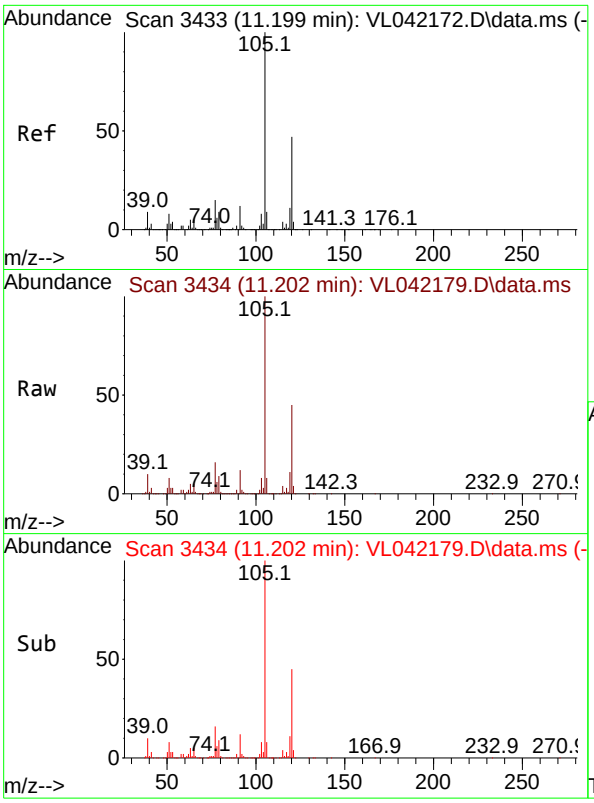

#73
1,3,5-Trimethylbenzene
Concen: 9.203 ppbv
RT: 11.202 min Scan# 3
Delta R.T. 0.003 min
Lab File: VL042179.D
Acq: 27 Mar 2025 12:23

Instrument :
MSVOA_L
ClientSampleId :
ICVVL032725

Tgt Ion:105 Resp: 673541

Ion	Ratio	Lower	Upper
105	100		
120	45.2	37.4	56.0

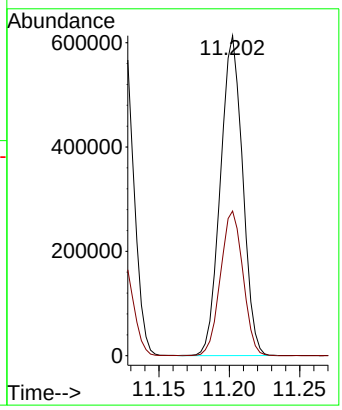

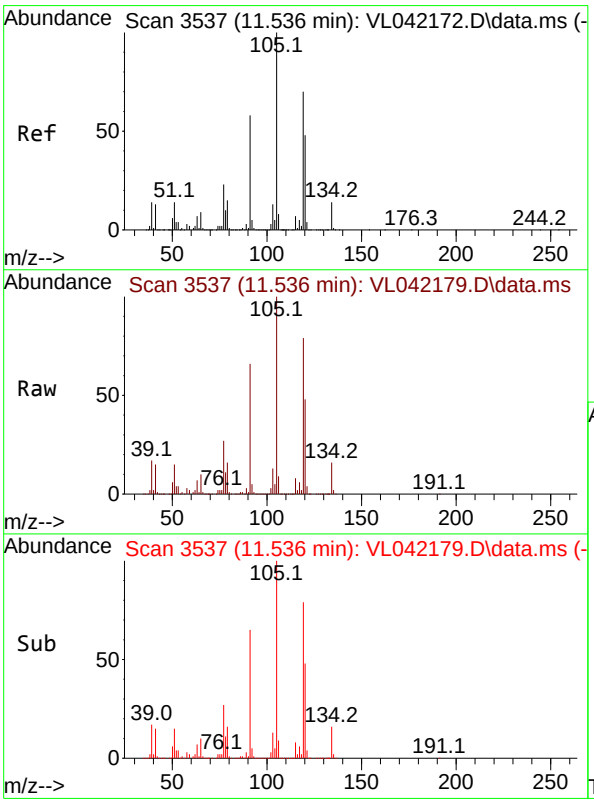

#74
1,2,4-Trimethylbenzene
Concen: 8.648 ppbv
RT: 11.536 min Scan# 3537
Delta R.T. -0.000 min
Lab File: VL042179.D
Acq: 27 Mar 2025 12:23

Tgt Ion:105 Resp: 729155

Ion	Ratio	Lower	Upper
105	100		
120	48.4	38.6	58.0
91	65.6	46.2	69.2
77	26.6	18.6	27.8

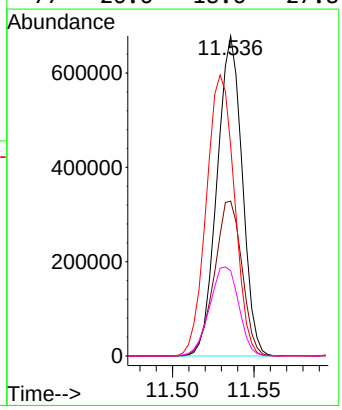

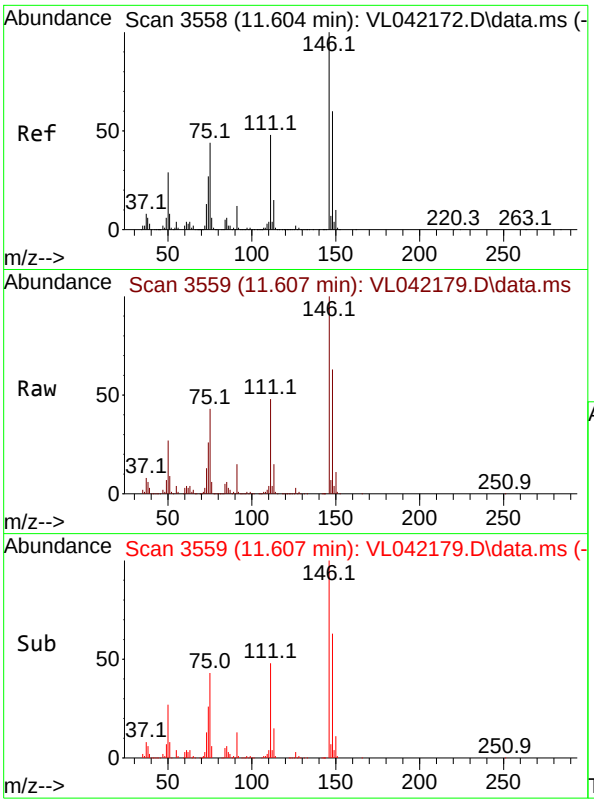

#75
1,3-Dichlorobenzene
Concen: 9.224 ppbv
RT: 11.607 min Scan# 3
Delta R.T. 0.003 min
Lab File: VL042179.D
Acq: 27 Mar 2025 12:23

Instrument :
MSVOA_L
ClientSampleId :
ICVVL032725

Tgt Ion:146 Resp: 426573

Ion	Ratio	Lower	Upper
146	100		
111	47.2	23.8	71.2
148	62.9	31.9	95.9

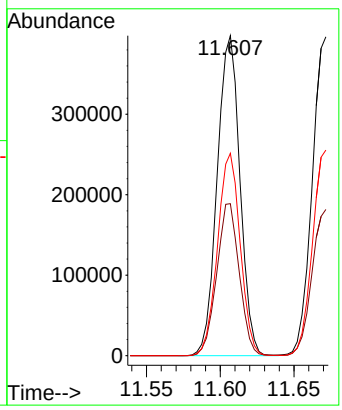

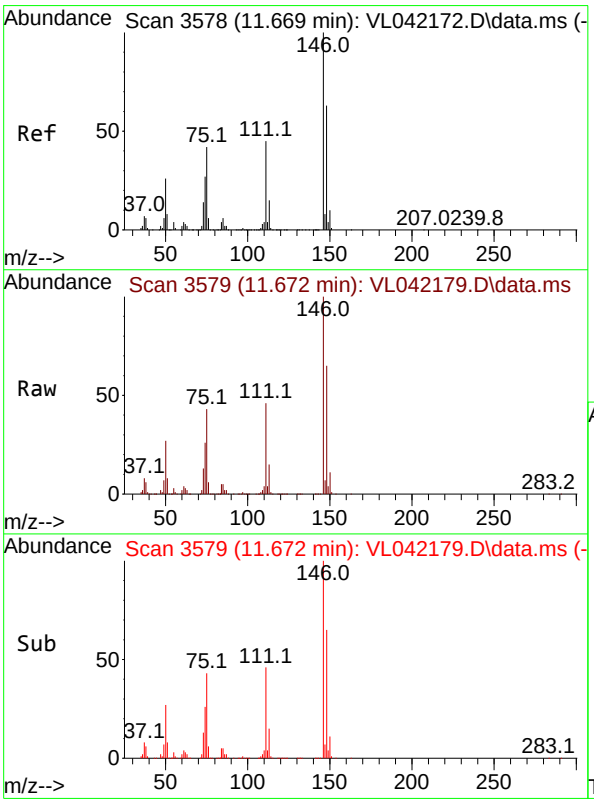

#76
1,4-Dichlorobenzene
Concen: 9.263 ppbv
RT: 11.672 min Scan# 3579
Delta R.T. 0.003 min
Lab File: VL042179.D
Acq: 27 Mar 2025 12:23

Tgt Ion:146 Resp: 426318

Ion	Ratio	Lower	Upper
146	100		
111	45.6	23.0	69.0
148	64.1	31.9	95.7

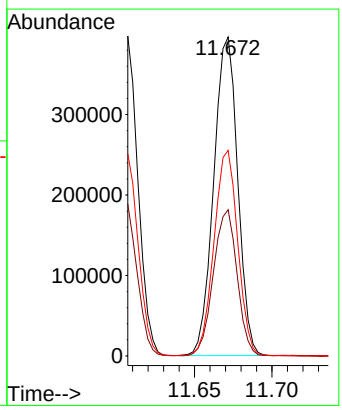

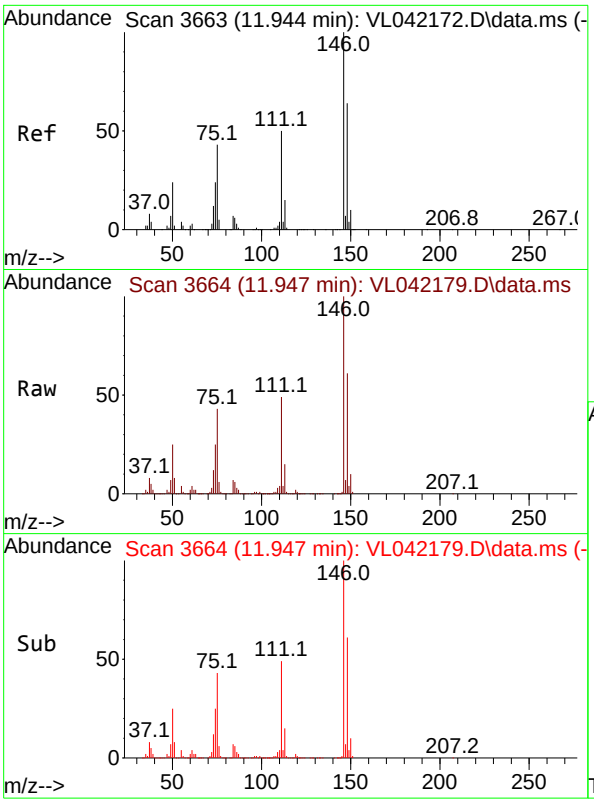

#77
1,2-Dichlorobenzene
Concen: 9.154 ppbv
RT: 11.947 min Scan# 3(
Delta R.T. 0.003 min
Lab File: VL042179.D
Acq: 27 Mar 2025 12:23

Instrument :
MSVOA_L
ClientSampleId :
ICVVL032725

Tgt Ion:146 Resp: 412180

Ion	Ratio	Lower	Upper
146	100		
111	48.8	24.8	74.3
148	62.8	31.6	94.8

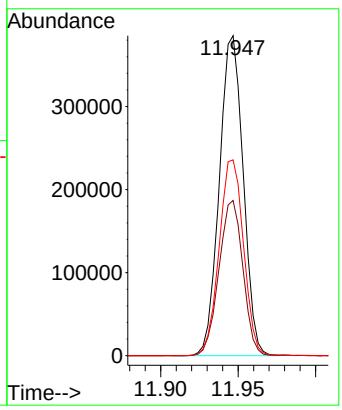

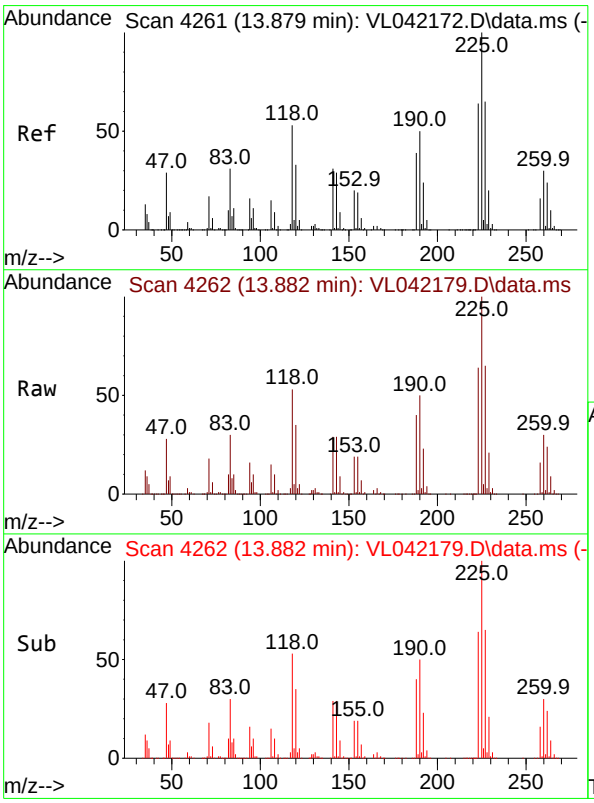

#78
Hexachloro-1,3-Butadiene
Concen: 7.776 ppbv
RT: 13.882 min Scan# 4262
Delta R.T. 0.003 min
Lab File: VL042179.D
Acq: 27 Mar 2025 12:23

Tgt Ion:225 Resp: 356386

Ion	Ratio	Lower	Upper
225	100		
223	63.4	50.6	76.0
227	63.4	51.2	76.8

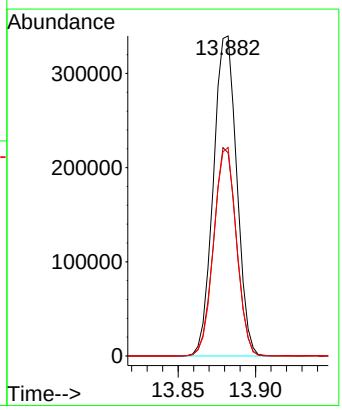

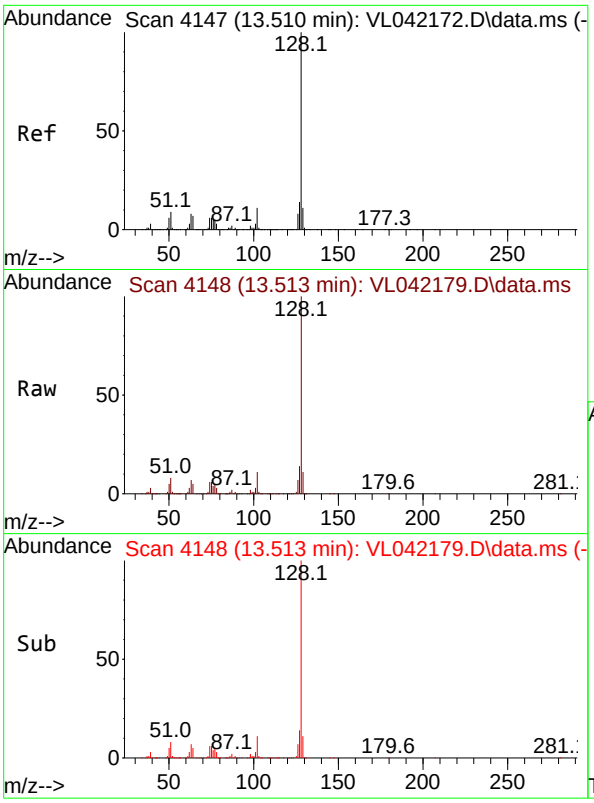

#79
Naphthalene
Concen: 8.385 ppbv
RT: 13.513 min Scan# 4
Delta R.T. 0.003 min
Lab File: VL042179.D
Acq: 27 Mar 2025 12:23

Instrument :
MSVOA_L
ClientSampleId :
ICVVL032725

Tgt Ion:128 Resp: 773311

Ion	Ratio	Lower	Upper
128	100		
127	13.6	10.8	16.2
129	10.7	9.0	13.4

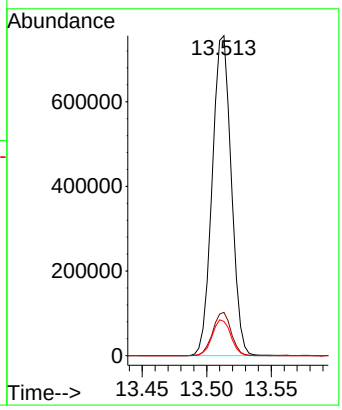

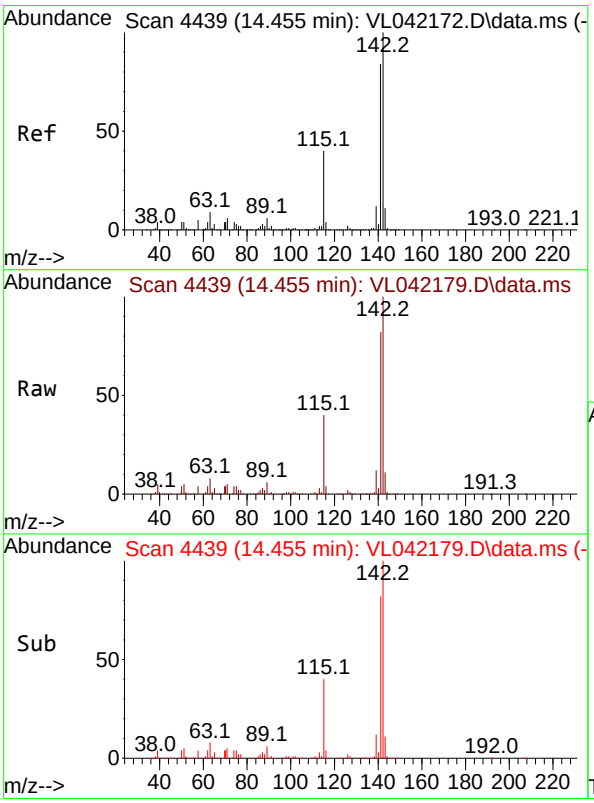

#80
Naphthalene,2-methyl-
Concen: 7.151 ppbv
RT: 14.455 min Scan# 4439
Delta R.T. -0.000 min
Lab File: VL042179.D
Acq: 27 Mar 2025 12:23

Tgt Ion:142 Resp: 323443

Ion	Ratio	Lower	Upper
142	100		
141	83.5	66.3	99.5
115	39.8	31.6	47.4

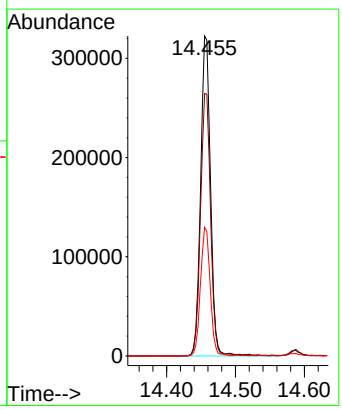

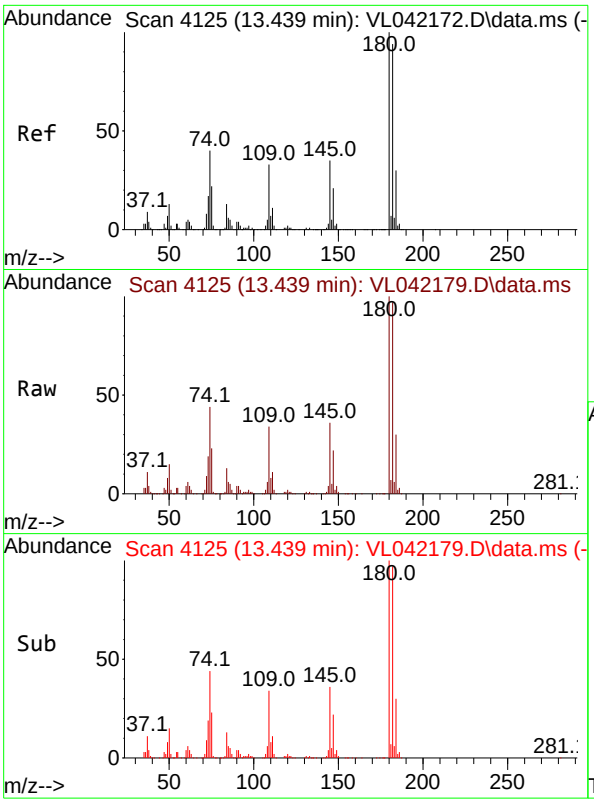

#81
1,2,4-Trichlorobenzene
Concen: 8.553 ppbv
RT: 13.439 min Scan# 4
Delta R.T. -0.000 min
Lab File: VL042179.D
Acq: 27 Mar 2025 12:23

Instrument :
MSVOA_L
ClientSampleId :
ICVVL032725

Tgt Ion:180 Resp: 363863

Ion	Ratio	Lower	Upper
180	100		
182	96.2	75.1	112.7
184	30.1	24.4	36.6

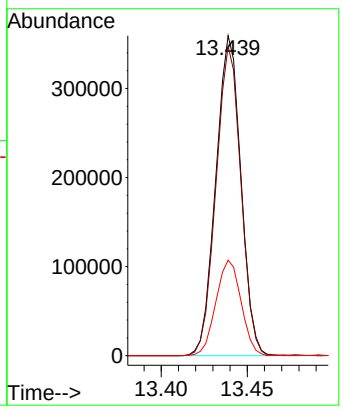

Quantitation Report (Not Reviewed)

Data Path : Z:\voasrv\HPCHEM1\MSVOA_L\Data\VL040825\
Data File : VL042253.D
Acq On : 08 Apr 2025 08:39
Operator : SY/MD
Sample : VSTDCCC010
Misc : 400mL/MSVOA_L
ALS Vial : 1 Sample Multiplier: 1

Instrument :
MSVOA_L
ClientSampleId :
VSTDCCC010

Quant Time: Apr 09 01:50:44 2025
Quant Method : Z:\voasrv\HPCHEM1\MSVOA_L\methods\VL032725AIR.M
Quant Title : AIR ANALYSIS BY METHOD TO-15 Instrument: MSVOA_LFri Aug 26 06:05:16 2022
QLast Update : Fri Mar 28 02:00:52 2025
Response via : Initial Calibration

Compound	R.T.	QIon	Response	Conc	Units	Dev(Min)
Internal Standards						
1) Bromochloromethane	2.800	49	192748	10.000	ppbv	0.02
33) 1,4-Difluorobenzene	3.981	114	496271	10.000	ppbv	0.03
55) Chlorobenzene-d5	8.904	117	446954	10.000	ppbv	0.03
System Monitoring Compounds						
68) 1-Bromo-4-Fluorobenzene	10.393	95	366722	9.991	ppbv	0.02
Spiked Amount 10.000	Range 65 - 135		Recovery = 99.900%			
Target Compounds						Qvalue
2) Dichlorodifluoromethane	1.505	85	273431	9.608	ppbv	99
3) Chlorodifluoromethane	1.483	51	290289	9.985	ppbv	99
4) Chloromethane	1.538	50	113157	9.729	ppbv	98
5) Vinyl Chloride	1.586	62	106450	8.637	ppbv	94
6) Bromomethane	1.674	94	47897	9.087	ppbv	99
7) Chloroethane	1.712	64	43021	9.215	ppbv	100
8) Dichlorotetrafluoroethane	1.560	85	231550	9.554	ppbv	93
9) Propene	1.489	41	107995	8.104	ppbv	98
10) Heptane	5.011	43	334651	9.441	ppbv	99
11) Trichlorofluoromethane	1.884	101	263560	9.518	ppbv	100
12) 1,1,2-Trichlorotrifluo...	2.149	101	204093	8.967	ppbv	96
13) Ethanol	1.729	45	5903	4.686	ppbv	92
14) Bromoethene	1.790	108	73578	8.438	ppbv	99
15) Acetone	1.842	43	233895	8.677	ppbv	96
16) 1,3-Butadiene	1.615	39	113699	8.637	ppbv	97
17) tert-Butyl alcohol	2.049	59	264061	7.865	ppbv	98
18) 1,1-Dichloroethene	2.043	96	89526	8.414	ppbv	96
19) Isopropyl Alcohol	1.894	45	131605	8.653	ppbv	98
20) Methylene Chloride	2.072	84	78560	7.825	ppbv	96
21) Allyl Chloride	2.107	41	163305	8.590	ppbv	98
22) trans-1,2-Dichloroethene	2.353	96	106297	8.643	ppbv	98
23) Vinyl Acetate	2.476	43	96990	8.313	ppbv #	97
24) 1,1-Dichloroethane	2.421	63	214800	9.422	ppbv	98
25) Ethyl Acetate	2.852	43	678925	9.704	ppbv	99
26) Hexane	2.839	57	257513	9.529	ppbv	97
27) Carbon Disulfide	2.159	76	253909	8.762	ppbv	98
28) Methyl tert-Butyl Ether	2.454	73	135921	8.078	ppbv	97
29) Chloroform	2.861	83	407591	10.306	ppbv	98
30) Cyclohexane	3.878	84	207216	8.831	ppbv	98
31) cis-1,2-Dichloroethene	2.735	61	249595	9.098	ppbv	95
32) 1,1,1-Trichloroethane	3.386	97	403665	8.915	ppbv	97
34) 2-Butanone	2.570	43	375791	10.443	ppbv	99
35) Carbon Tetrachloride	3.784	117	423863	10.934	ppbv	99
36) Benzene	3.677	78	514967	10.467	ppbv	98
37) 1,2-Dichloroethane	3.237	62	313194	11.119	ppbv	99
38) Trichloroethene	4.574	130	205933	10.032	ppbv	96
39) 1,2-Dichloropropane	4.341	63	188150	10.501	ppbv	93
40) 1,4-Dioxane	4.613	88	89479	9.409	ppbv #	96
41) Tetrahydrofuran	3.072	42	208736	10.073	ppbv	96
42) Bromodichloromethane	4.515	83	436058	11.230	ppbv	98
43) Methyl Methacrylate	4.910	69	193449	9.288	ppbv	99
44) 2,2,4-Trimethylpentane	4.664	57	888509	10.687	ppbv	97
45) t-1,3-Dichloropropene	6.451	75	184866	8.273	ppbv	93

Quantitation Report (Not Reviewed)

Data Path : Z:\voasrv\HPCHEM1\MSVOA_L\Data\VL040825\
Data File : VL042253.D
Acq On : 08 Apr 2025 08:39
Operator : SY/MD
Sample : VSTDCCC010
Misc : 400mL/MSVOA_L
ALS Vial : 1 Sample Multiplier: 1

Instrument :
MSVOA_L
ClientSampleId :
VSTDCCC010

Quant Time: Apr 09 01:50:44 2025
Quant Method : Z:\voasrv\HPCHEM1\MSVOA_L\methods\VL032725AIR.M
Quant Title : AIR ANALYSIS BY METHOD TO-15 Instrument: MSVOA_LFri Aug 26 06:05:16 2022
QLast Update : Fri Mar 28 02:00:52 2025
Response via : Initial Calibration

Compound	R.T.	QIon	Response	Conc	Units		Dev(Min)
46) cis-1,3-Dichloropropene	5.635	75	243227	8.880	ppbv		97
47) 1,1,2-Trichloroethane	6.613	97	208553	11.011	ppbv		99
48) Dibromochloromethane	7.415	129	346117	10.783	ppbv		99
49) Bromoform	9.503	173	299582	10.395	ppbv		99
50) 4-Methyl-2-Pentanone	5.787	43	542853	9.519	ppbv		96
51) 2-Hexanone	7.464	43	433929	9.266	ppbv	#	96
52) Tetrachloroethene	8.247	164	172915	8.862	ppbv		94
53) Toluene	6.962	91	574664	9.853	ppbv		98
54) 1,2-Dibromoethane	7.681	107	281436	10.659	ppbv		96
56) 1,1,1,2-Tetrachloroethane	8.946	131	286554	11.647	ppbv		99
57) Chlorobenzene	8.943	112	483780	11.411	ppbv		97
58) Ethyl Benzene	9.377	91	831947	10.479	ppbv		99
59) m/p-Xylene	9.571	91	687151	10.839	ppbv	#	24
60) o-Xylene	9.982	91	696371	10.958	ppbv		97
61) Styrene	9.891	104	313307	9.965	ppbv		99
62) Isopropylbenzene	10.558	105	1044218	10.988	ppbv		99
63) 1,1,2,2-Tetrachloroethane	9.982	83	460968	11.938	ppbv		99
64) n-propylbenzene	11.005	120	279848	11.439	ppbv		98
65) tert-Butylbenzene	11.549	119	945232	10.755	ppbv		100
66) Benzyl Chloride	11.633	91	65203	6.992	ppbv		98
67) sec-Butylbenzene	11.785	105	1343060	10.994	ppbv		100
69) p-Isopropyltoluene	11.940	119	1144759	10.882	ppbv		100
70) n-Butylbenzene	12.296	91	1194481	11.103	ppbv		99
71) 2-Chlorotoluene	10.918	91	806572	10.935	ppbv		99
72) 4-Ethyltoluene	11.141	105	885452	11.190	ppbv		99
73) 1,3,5-Trimethylbenzene	11.222	105	765708	11.080	ppbv		99
74) 1,2,4-Trimethylbenzene	11.555	105	848667	10.660	ppbv		99
75) 1,3-Dichlorobenzene	11.626	146	505824	11.584	ppbv		99
76) 1,4-Dichlorobenzene	11.688	146	505562	11.634	ppbv		99
77) 1,2-Dichlorobenzene	11.963	146	503274	11.837	ppbv		99
78) Hexachloro-1,3-Butadiene	13.895	225	399147	9.223	ppbv		99
79) Naphthalene	13.529	128	967317	11.108	ppbv		99
80) Naphthalene,2-methyl-	14.475	142	457943	10.723	ppbv		98
81) 1,2,4-Trichlorobenzene	13.455	180	425466	10.592	ppbv		99

(#) = qualifier out of range (m) = manual integration (+) = signals summed

Quantitation Report (Not Reviewed)

Data Path : Z:\voasrv\HPCHEM1\MSVOA_L\Data\VL040825\
Data File : VL042253.D
Acq On : 08 Apr 2025 08:39
Operator : SY/MD
Sample : VSTDCCC010
Misc : 400mL/MSVOA_L
ALS Vial : 1 Sample Multiplier: 1

Instrument :
MSVOA_L
ClientSampleId :
VSTDCCC010

Quant Time: Apr 09 01:50:44 2025
Quant Method : Z:\voasrv\HPCHEM1\MSVOA_L\methods\VL032725AIR.M
Quant Title : AIR ANALYSIS BY METHOD TO-15 Instrument: MSVOA_LFri Aug 26 06:05:16 2022
QLast Update : Fri Mar 28 02:00:52 2025
Response via : Initial Calibration

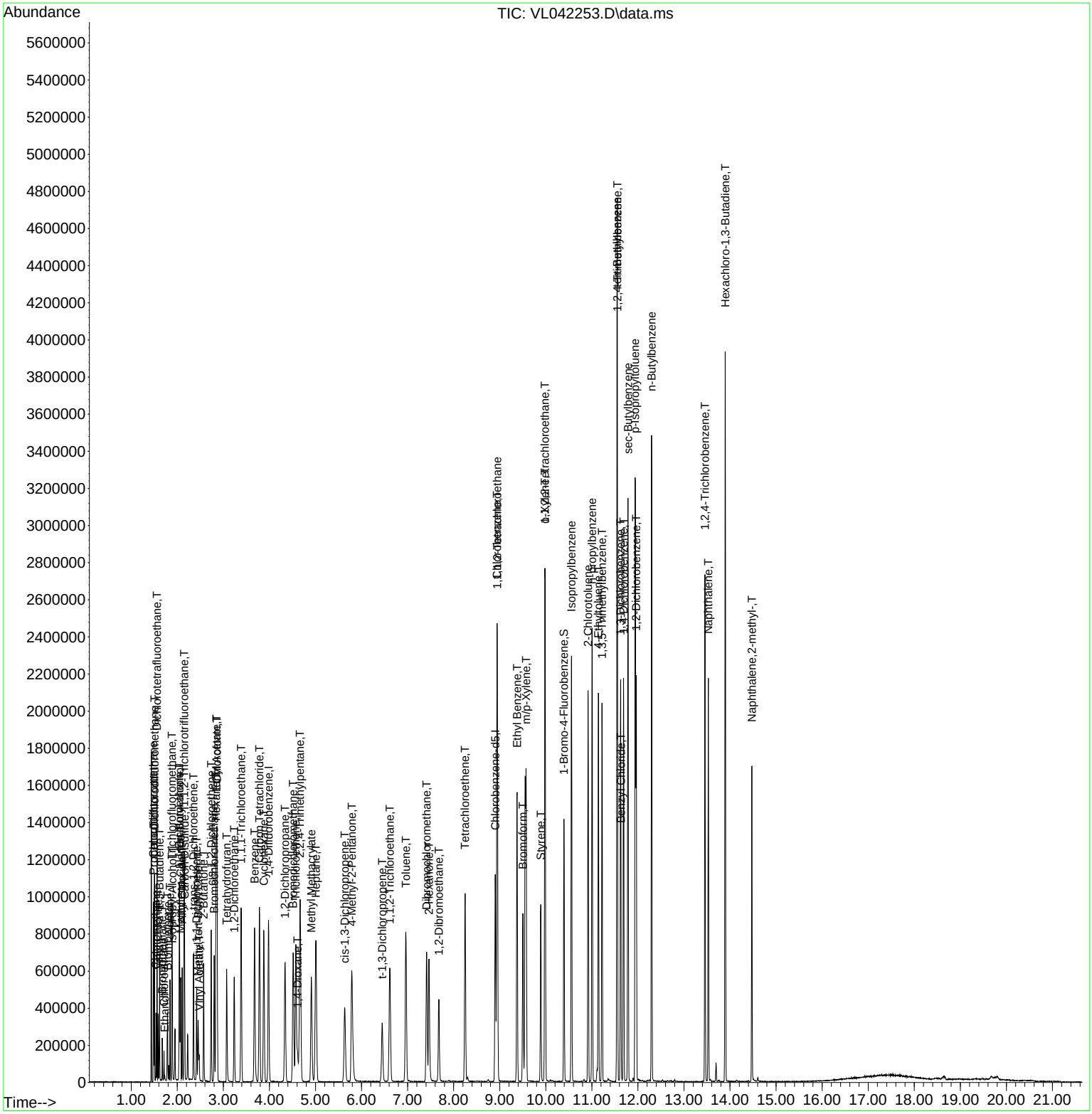

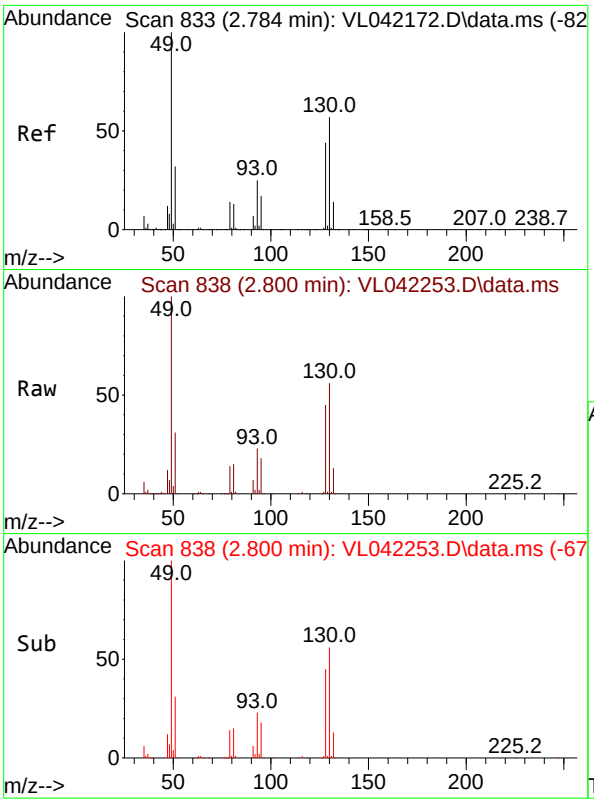

#1
Bromochloromethane
Concen: 10.000 ppbv
RT: 2.800 min Scan# 8
Delta R.T. 0.016 min
Lab File: VL042253.D
Acq: 08 Apr 2025 08:39

Instrument :
MSVOA_L
ClientSampleId :
VSTDCCC010

Tgt Ion: 49 Resp: 192748

Ion	Ratio	Lower	Upper
49	100		
128	45.7	22.9	68.5
130	57.6	28.8	86.4

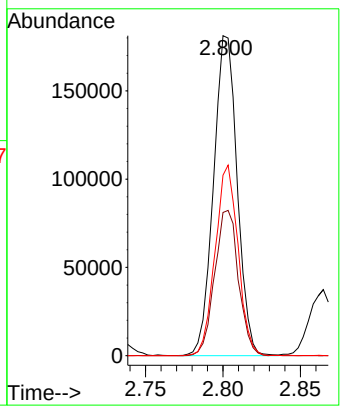

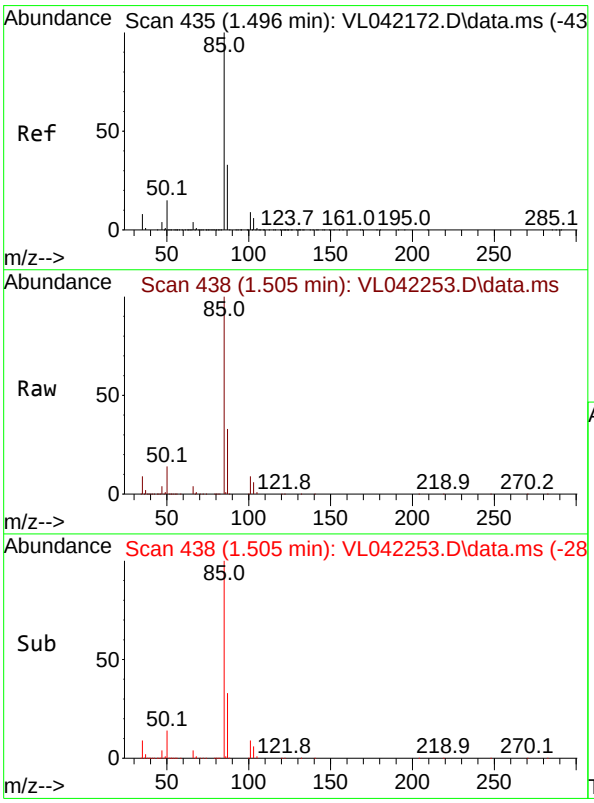

#2
Dichlorodifluoromethane
Concen: 9.608 ppbv
RT: 1.505 min Scan# 438
Delta R.T. 0.010 min
Lab File: VL042253.D
Acq: 08 Apr 2025 08:39

Tgt Ion: 85 Resp: 273431

Ion	Ratio	Lower	Upper
85	100		
87	32.9	26.1	39.1

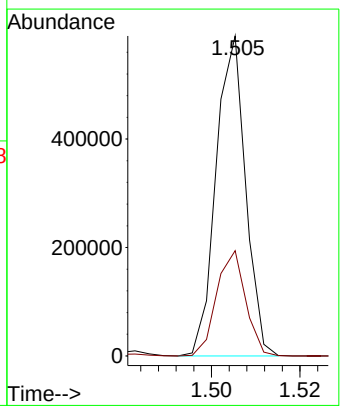

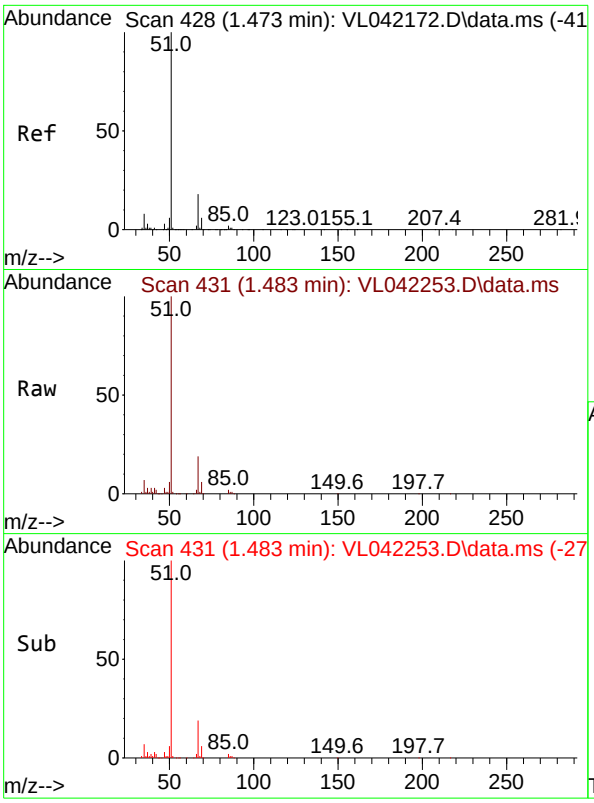

#3
Chlorodifluoromethane
Concen: 9.985 ppbv
RT: 1.483 min Scan# 4
Delta R.T. 0.010 min
Lab File: VL042253.D
Acq: 08 Apr 2025 08:39

Instrument :
MSVOA_L
ClientSampleId :
VSTDCCC010

Tgt Ion: 51 Resp: 290289

Ion	Ratio	Lower	Upper
51	100		
67	19.4	15.0	22.6

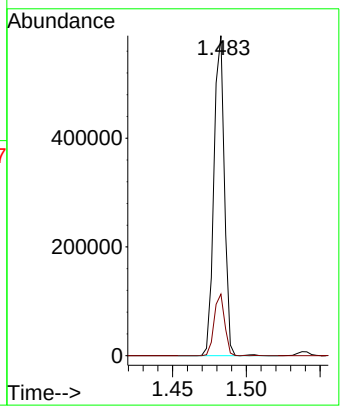

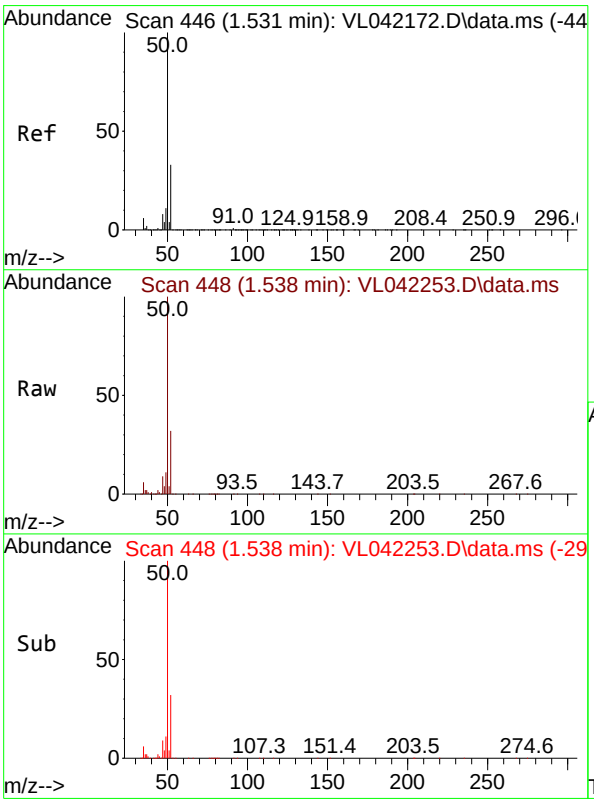

#4
Chloromethane
Concen: 9.729 ppbv
RT: 1.538 min Scan# 448
Delta R.T. 0.006 min
Lab File: VL042253.D
Acq: 08 Apr 2025 08:39

Tgt Ion: 50 Resp: 113157

Ion	Ratio	Lower	Upper
50	100		
52	31.6	26.1	39.1

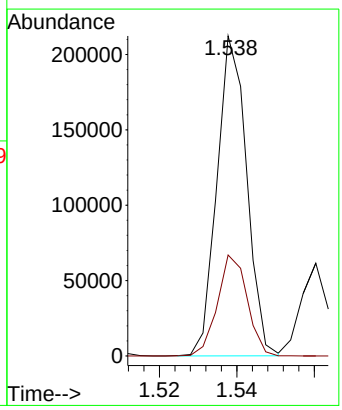

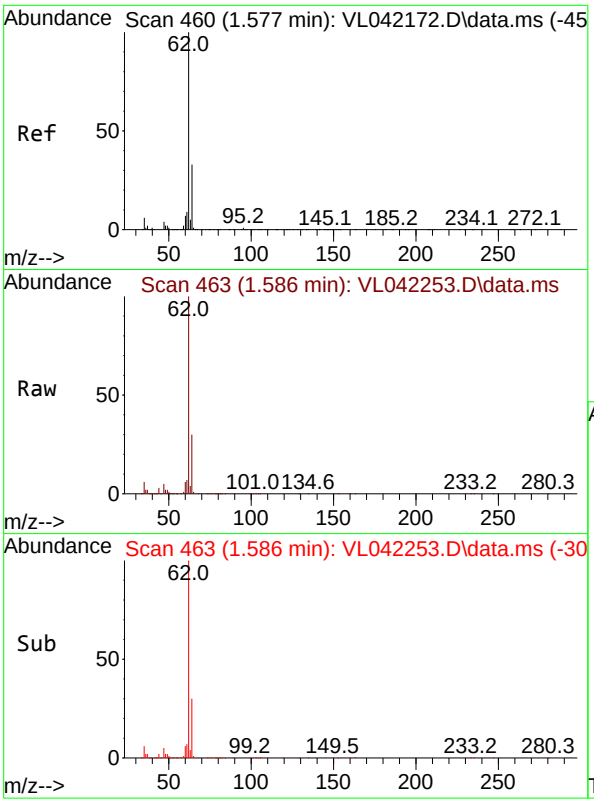

#5
Vinyl Chloride
Concen: 8.637 ppbv
RT: 1.586 min Scan# 4
Delta R.T. 0.010 min
Lab File: VL042253.D
Acq: 08 Apr 2025 08:39

Instrument :
MSVOA_L
ClientSampleId :
VSTDCCC010

Tgt Ion: 62 Resp: 106450

Ion	Ratio	Lower	Upper
62	100		
64	30.0	26.6	40.0

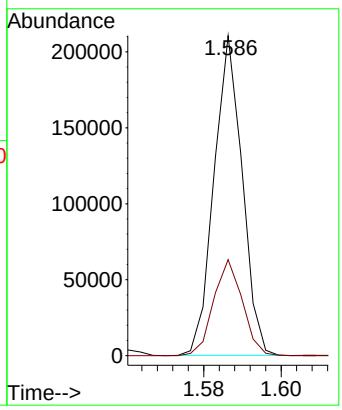

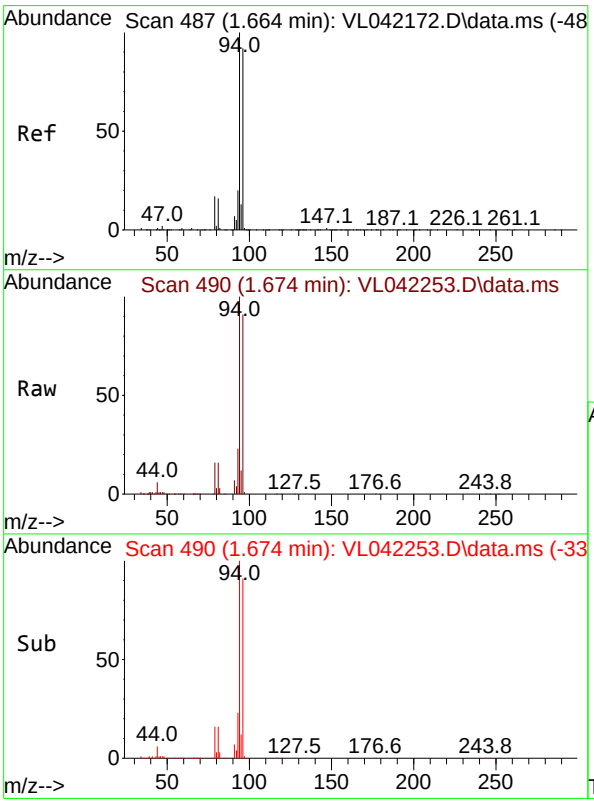

#6
Bromomethane
Concen: 9.087 ppbv
RT: 1.674 min Scan# 490
Delta R.T. 0.010 min
Lab File: VL042253.D
Acq: 08 Apr 2025 08:39

Tgt Ion: 94 Resp: 47897

Ion	Ratio	Lower	Upper
94	100		
96	90.9	73.1	109.7

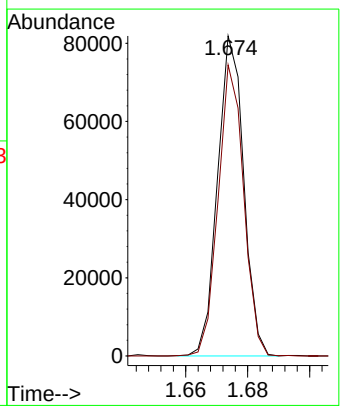

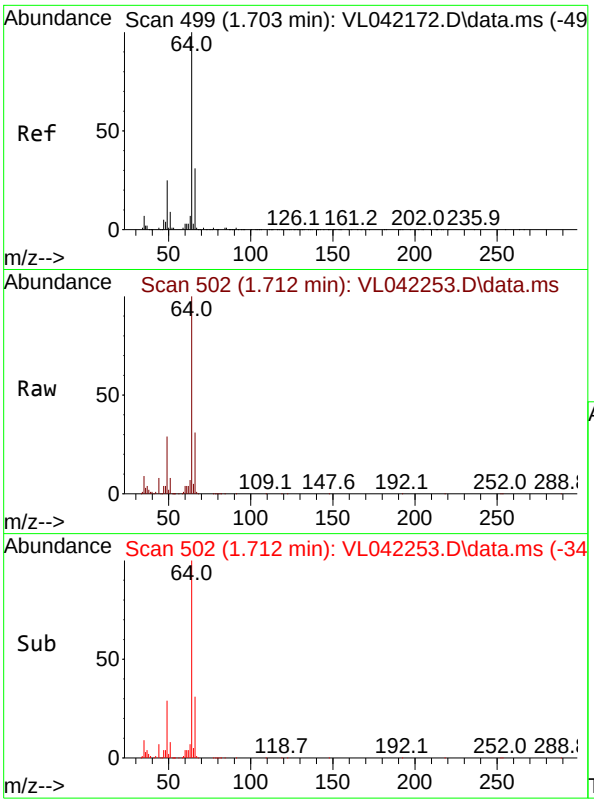

#7
Chloroethane
Concen: 9.215 ppbv
RT: 1.712 min Scan# 5
Delta R.T. 0.010 min
Lab File: VL042253.D
Acq: 08 Apr 2025 08:39

Instrument :
MSVOA_L
ClientSampleId :
VSTDCCC010

Tgt Ion: 64 Resp: 43021

Ion	Ratio	Lower	Upper
64	100		
66	31.2	25.2	37.8

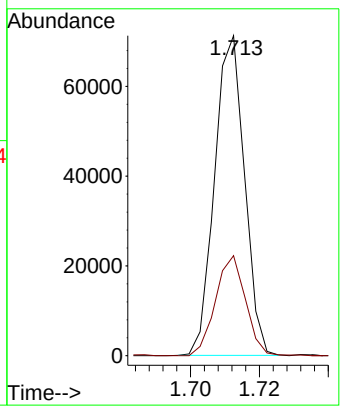

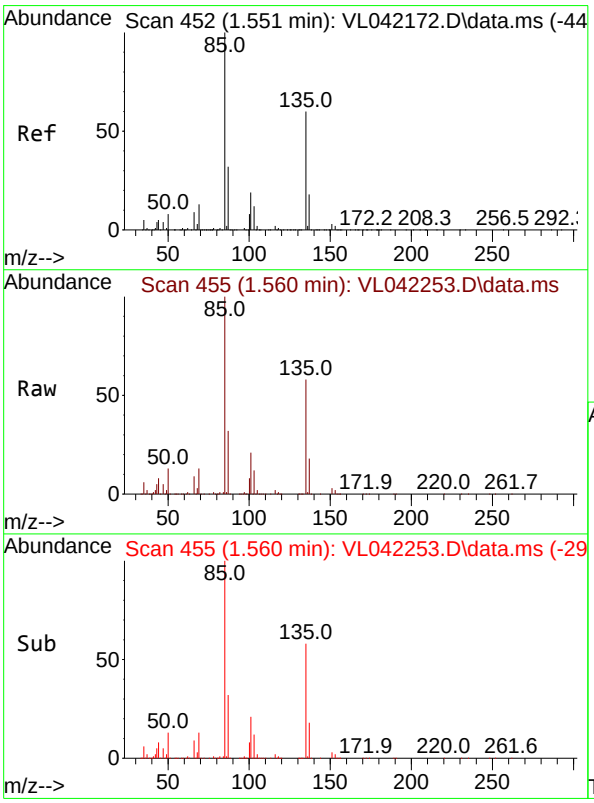

#8
Dichlorotetrafluoroethane
Concen: 9.554 ppbv
RT: 1.560 min Scan# 455
Delta R.T. 0.010 min
Lab File: VL042253.D
Acq: 08 Apr 2025 08:39

Tgt Ion: 85 Resp: 231550

Ion	Ratio	Lower	Upper
85	100		
135	60.1	52.4	78.6

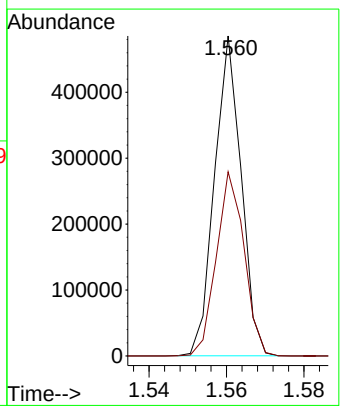

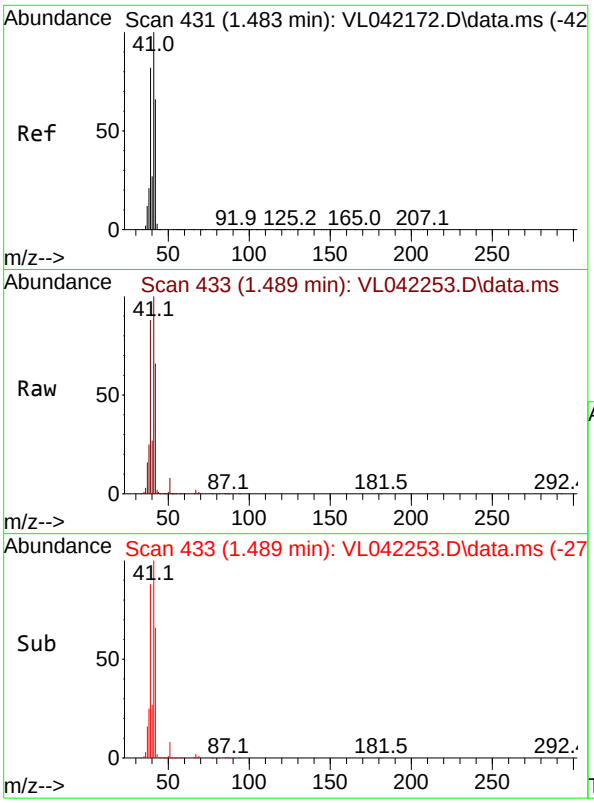

#9
Propene
Concen: 8.104 ppbv
RT: 1.489 min Scan# 4
Delta R.T. 0.006 min
Lab File: VL042253.D
Acq: 08 Apr 2025 08:39

Instrument :
MSVOA_L
ClientSampleId :
VSTDCCC010

Tgt Ion: 41 Resp: 107995

Ion	Ratio	Lower	Upper
41	100		
42	67.3	55.4	83.2

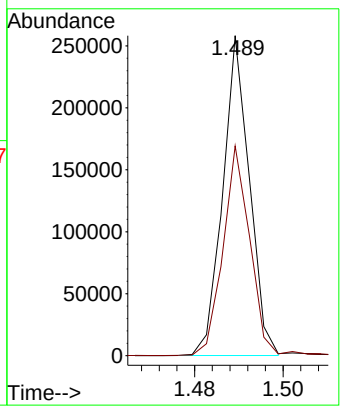

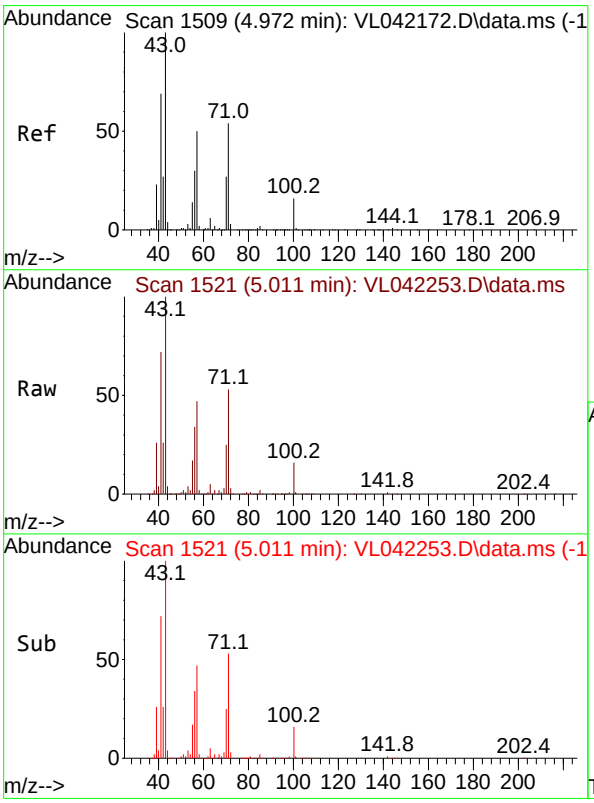

#10
Heptane
Concen: 9.441 ppbv
RT: 5.011 min Scan# 1521
Delta R.T. 0.039 min
Lab File: VL042253.D
Acq: 08 Apr 2025 08:39

Tgt Ion: 43 Resp: 334651

Ion	Ratio	Lower	Upper
43	100		
57	48.8	39.4	59.2

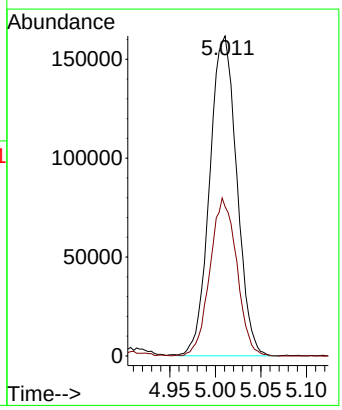

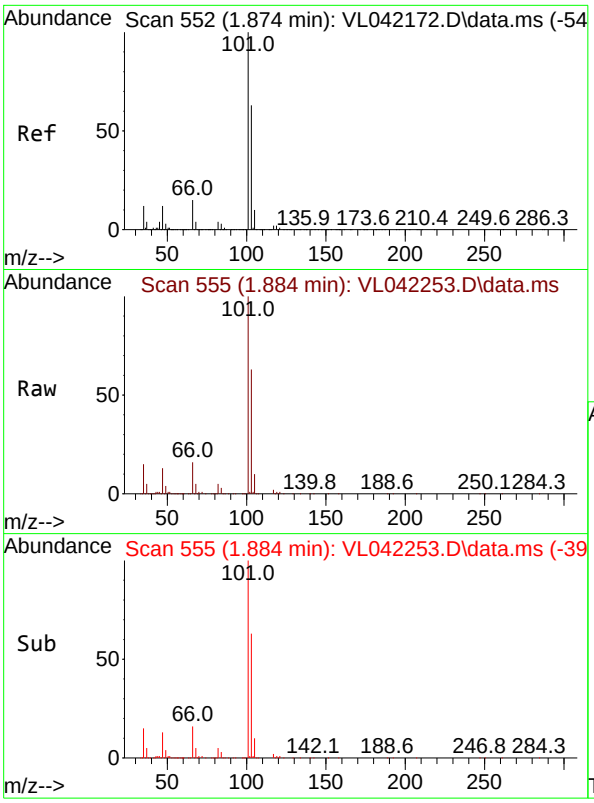

#11
Trichlorofluoromethane
Concen: 9.518 ppbv
RT: 1.884 min Scan# 5
Delta R.T. 0.010 min
Lab File: VL042253.D
Acq: 08 Apr 2025 08:39

Instrument :
MSVOA_L
ClientSampleId :
VSTDCCC010

Tgt Ion:101 Resp: 263560

Ion	Ratio	Lower	Upper
101	100		
103	62.6	50.2	75.2

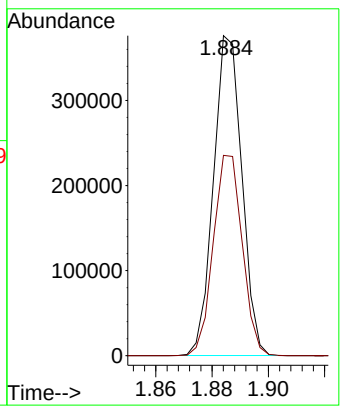

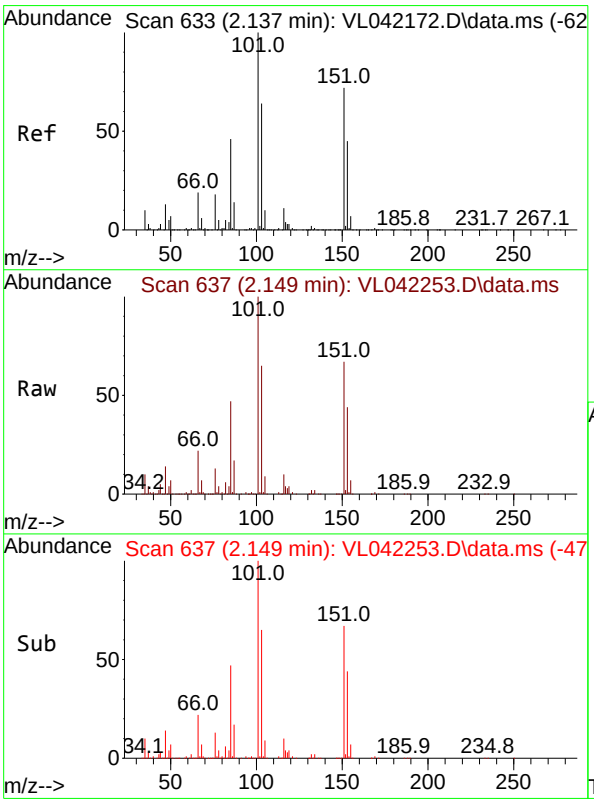

#12
1,1,2-Trichlorotrifluoroethane
Concen: 8.967 ppbv
RT: 2.149 min Scan# 637
Delta R.T. 0.013 min
Lab File: VL042253.D
Acq: 08 Apr 2025 08:39

Tgt Ion:101 Resp: 204093

Ion	Ratio	Lower	Upper
101	100		
151	68.2	57.1	85.7

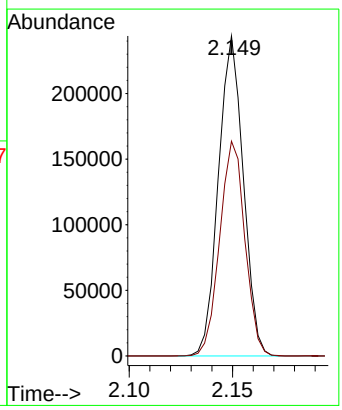

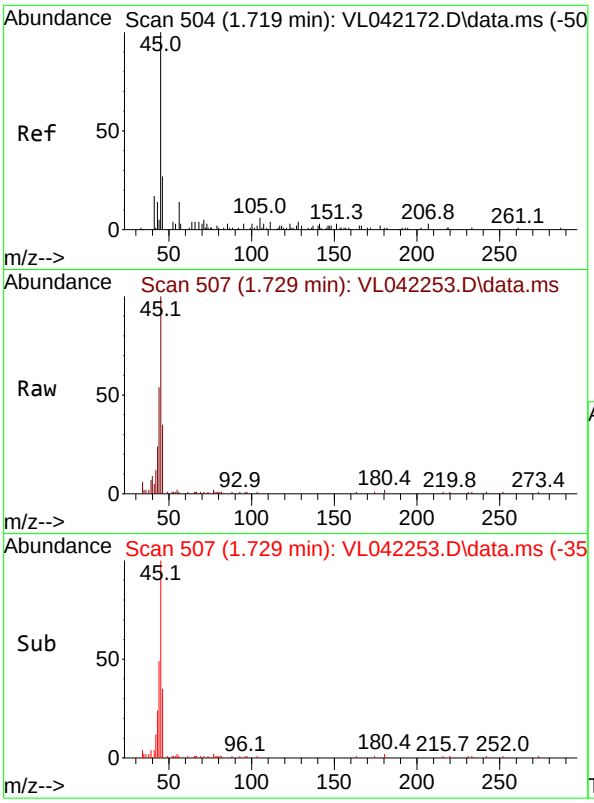

#13
Ethanol
Concen: 4.686 ppbv
RT: 1.729 min Scan# 5(
Delta R.T. 0.010 min
Lab File: VL042253.D
Acq: 08 Apr 2025 08:39

Instrument :
MSVOA_L
ClientSampleId :
VSTDCCC010

Tgt Ion: 45 Resp: 5903

Ion	Ratio	Lower	Upper
45	100		
46	45.1	20.2	80.8

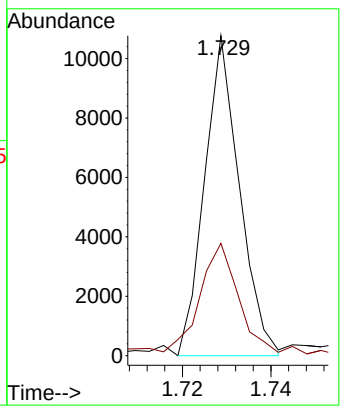

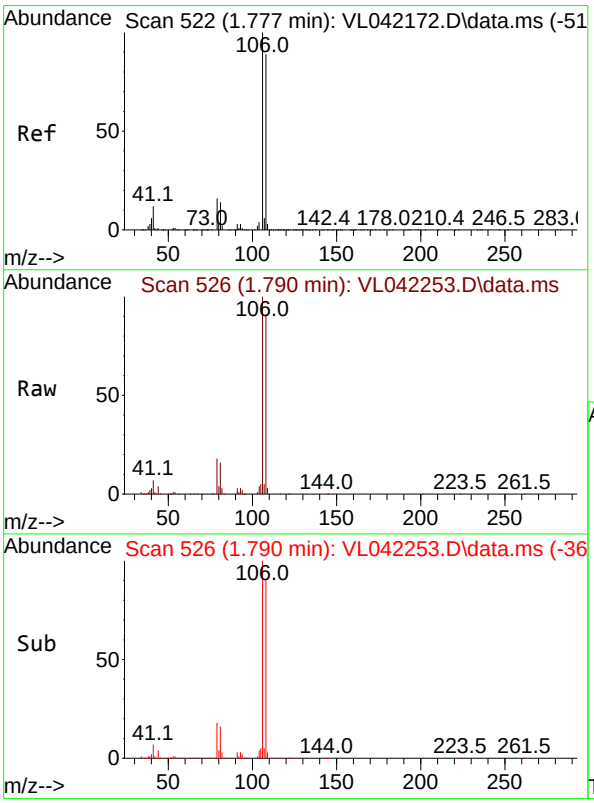

#14
Bromoethene
Concen: 8.438 ppbv
RT: 1.790 min Scan# 526
Delta R.T. 0.013 min
Lab File: VL042253.D
Acq: 08 Apr 2025 08:39

Tgt Ion:108 Resp: 73578

Ion	Ratio	Lower	Upper
108	100		
106	107.3	86.8	130.2
79	20.3	15.0	22.6

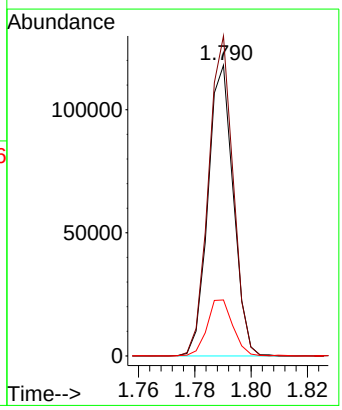



#15
Acetone
Concen: 8.677 ppbv
RT: 1.842 min Scan# 54
Delta R.T. 0.010 min
Lab File: VL042253.D
Acq: 08 Apr 2025 08:39

Instrument :
MSVOA_L
ClientSampleId :
VSTDCCC010

Tgt Ion: 43 Resp: 233895

Ion	Ratio	Lower	Upper
43	100		
58	26.7	23.2	34.8

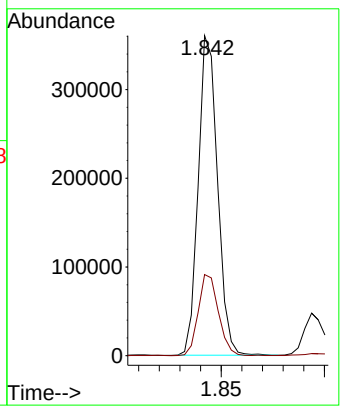

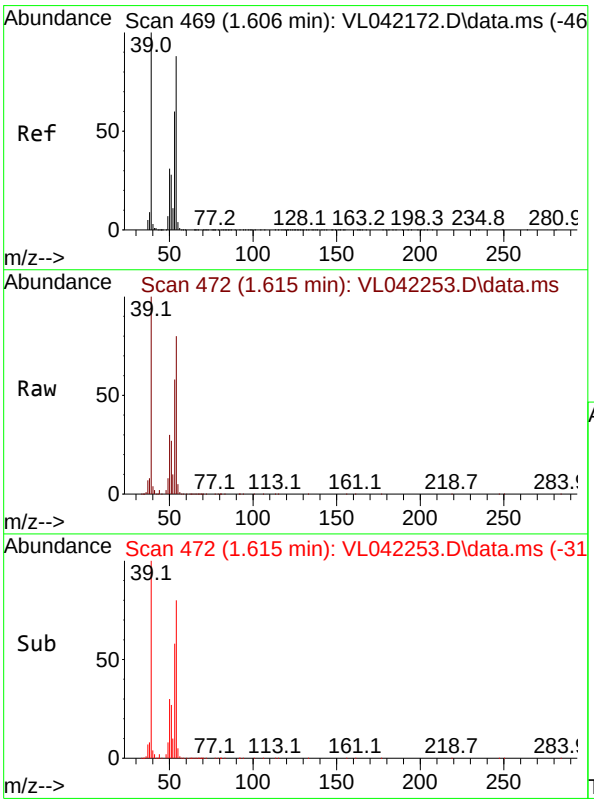

#16
1,3-Butadiene
Concen: 8.637 ppbv
RT: 1.615 min Scan# 472
Delta R.T. 0.010 min
Lab File: VL042253.D
Acq: 08 Apr 2025 08:39

Tgt Ion: 39 Resp: 113699

Ion	Ratio	Lower	Upper
39	100		
54	73.1	60.7	91.1

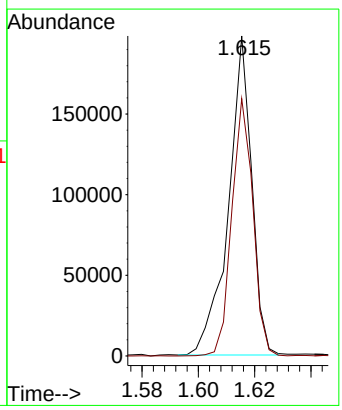

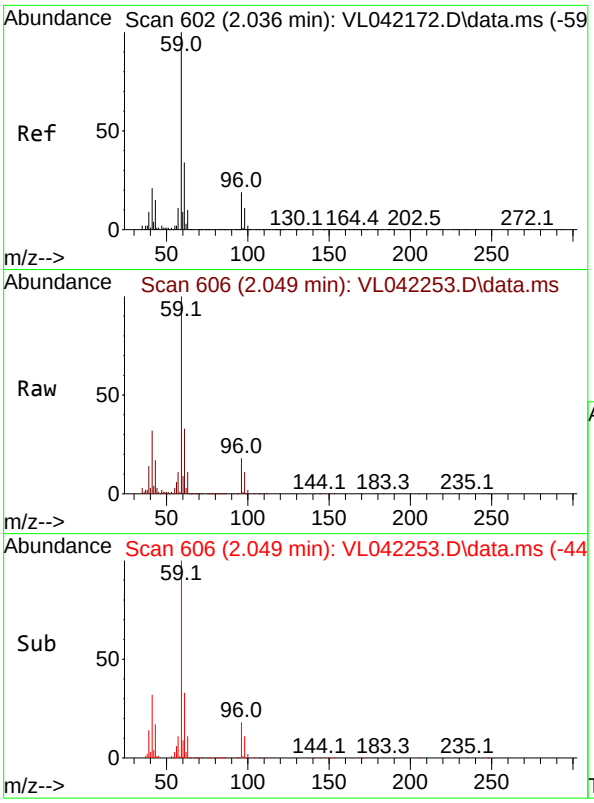

#17
tert-Butyl alcohol
Concen: 7.865 ppbv
RT: 2.049 min Scan# 6
Delta R.T. 0.013 min
Lab File: VL042253.D
Acq: 08 Apr 2025 08:39

Instrument :
MSVOA_L
ClientSampleId :
VSTDCCC010

Tgt Ion: 59 Resp: 264061

Ion	Ratio	Lower	Upper
59	100		
57	10.5	8.9	13.3

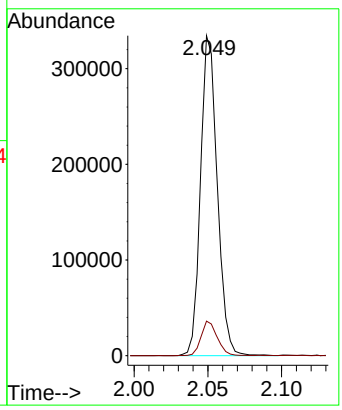

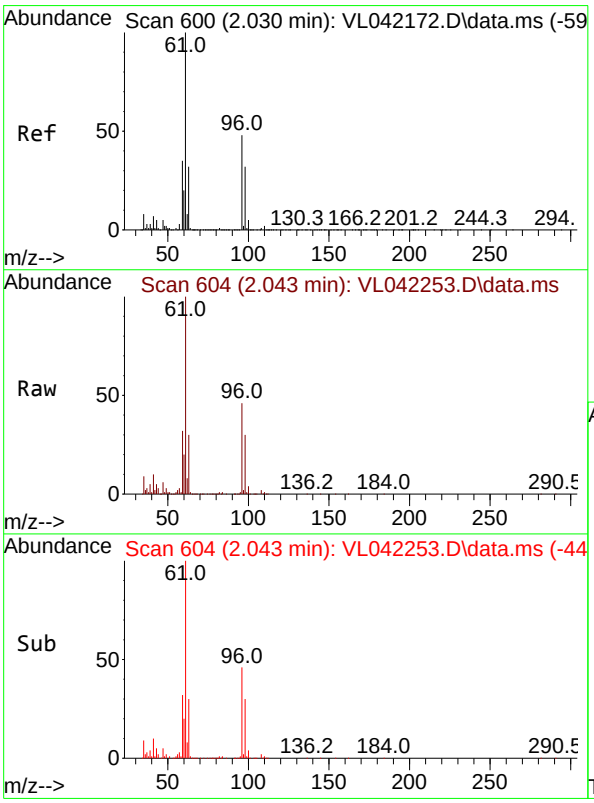

#18
1,1-Dichloroethene
Concen: 8.414 ppbv
RT: 2.043 min Scan# 604
Delta R.T. 0.013 min
Lab File: VL042253.D
Acq: 08 Apr 2025 08:39

Tgt Ion: 96 Resp: 89526

Ion	Ratio	Lower	Upper
96	100		
61	216.0	167.6	251.4
98	63.8	53.5	80.3

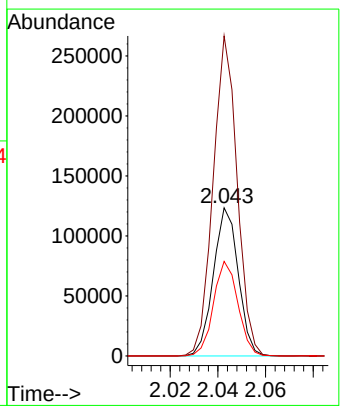

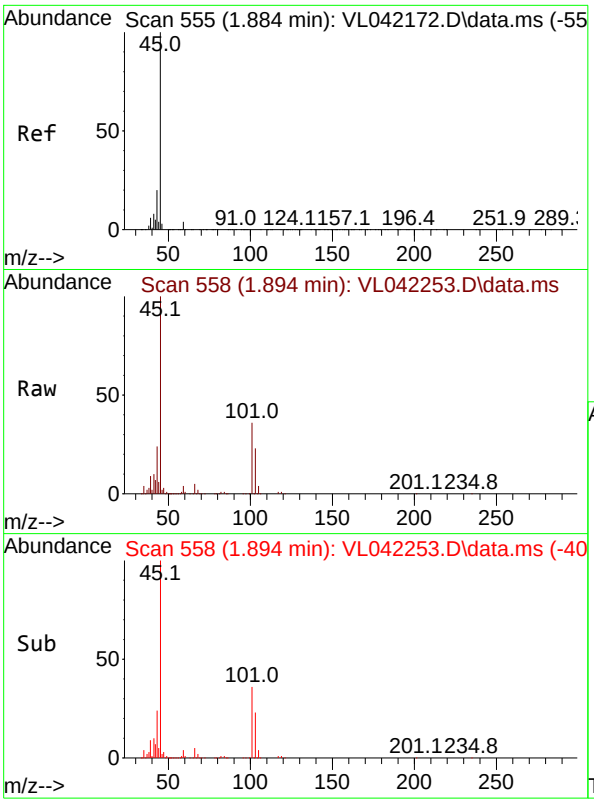

#19
Isopropyl Alcohol
Concen: 8.653 ppbv
RT: 1.894 min Scan# 5
Delta R.T. 0.010 min
Lab File: VL042253.D
Acq: 08 Apr 2025 08:39

Instrument :
MSVOA_L
ClientSampleId :
VSTDCCC010

Tgt Ion: 45 Resp: 131605

Ion	Ratio	Lower	Upper
45	100		
58	47.5	36.9	55.3

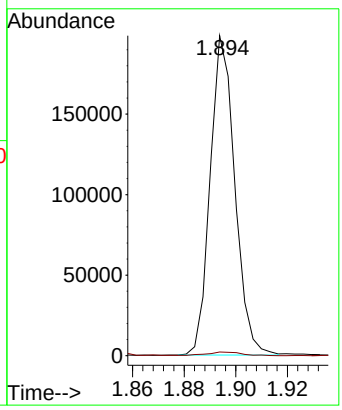

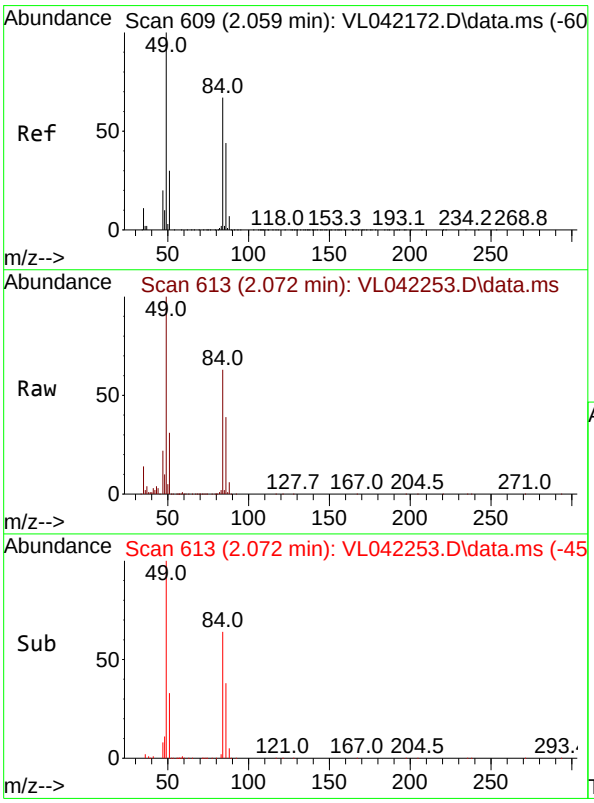

#20
Methylene Chloride
Concen: 7.825 ppbv
RT: 2.072 min Scan# 613
Delta R.T. 0.013 min
Lab File: VL042253.D
Acq: 08 Apr 2025 08:39

Tgt Ion: 84 Resp: 78560

Ion	Ratio	Lower	Upper
84	100		
49	156.4	120.2	180.4
51	48.5	37.4	56.0
86	61.6	52.4	78.6

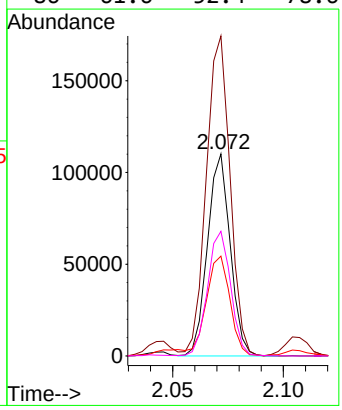

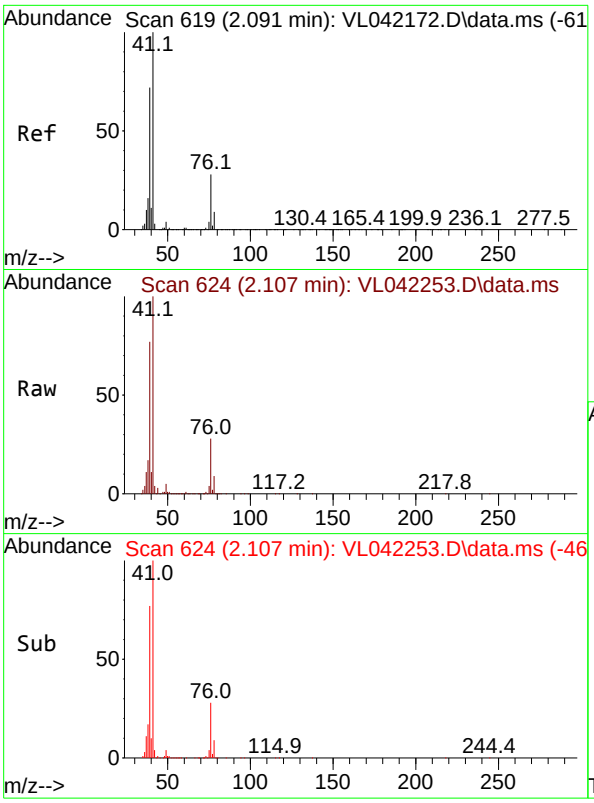

#21
Allyl Chloride
Concen: 8.590 ppbv
RT: 2.107 min Scan# 6
Delta R.T. 0.016 min
Lab File: VL042253.D
Acq: 08 Apr 2025 08:39

Instrument :
MSVOA_L
ClientSampleId :
VSTDCCC010

Tgt Ion: 41 Resp: 163305

Ion	Ratio	Lower	Upper
41	100		
76	27.3	24.1	36.1
39	77.5	61.1	91.7

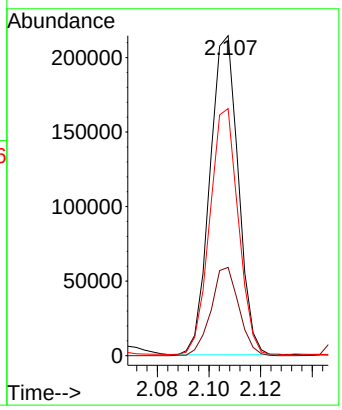

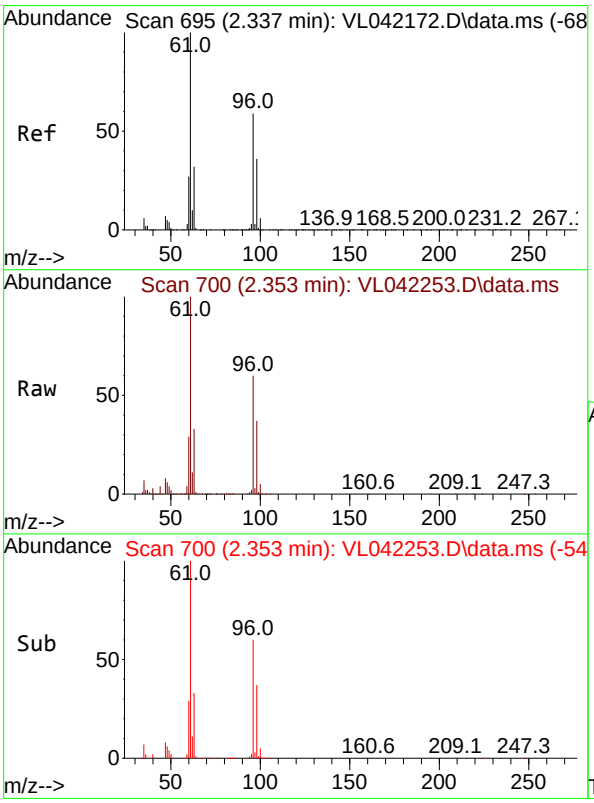

#22
trans-1,2-Dichloroethene
Concen: 8.643 ppbv
RT: 2.353 min Scan# 700
Delta R.T. 0.016 min
Lab File: VL042253.D
Acq: 08 Apr 2025 08:39

Tgt Ion: 96 Resp: 106297

Ion	Ratio	Lower	Upper
96	100		
61	167.0	136.6	204.8
98	61.7	49.4	74.2

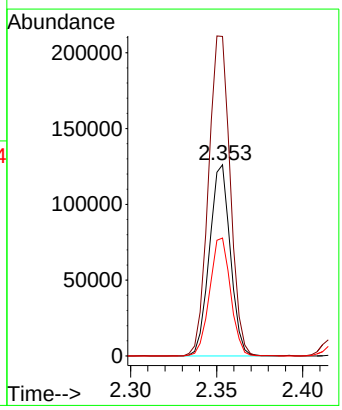



#23
Vinyl Acetate
Concen: 8.313 ppbv
RT: 2.476 min Scan# 7
Delta R.T. 0.016 min
Lab File: VL042253.D
Acq: 08 Apr 2025 08:39

Instrument :
MSVOA_L
ClientSampleId :
VSTDCCC010

Tgt Ion: 43 Resp: 96990

Ion	Ratio	Lower	Upper
43	100		
86	8.9	5.5	8.3#
42	10.5	8.6	13.0
44	8.8	6.2	9.4

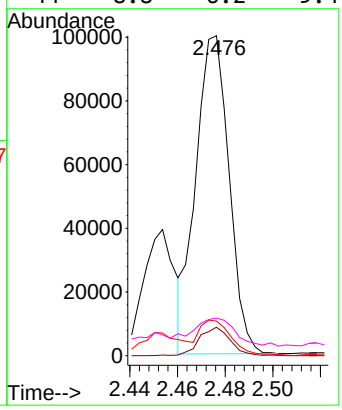

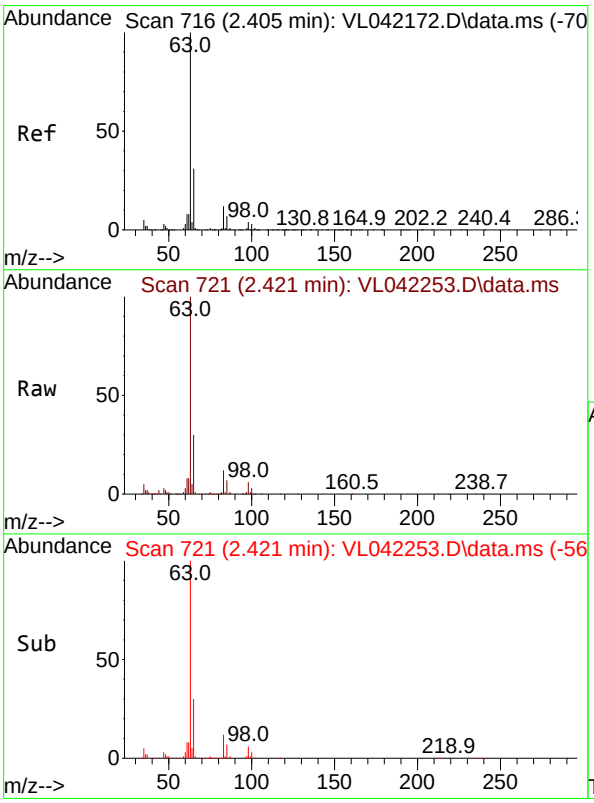

#24
1,1-Dichloroethane
Concen: 9.422 ppbv
RT: 2.421 min Scan# 721
Delta R.T. 0.016 min
Lab File: VL042253.D
Acq: 08 Apr 2025 08:39

Tgt Ion: 63 Resp: 214800

Ion	Ratio	Lower	Upper
63	100		
98	5.5	2.3	6.8
100	2.8	1.6	4.7

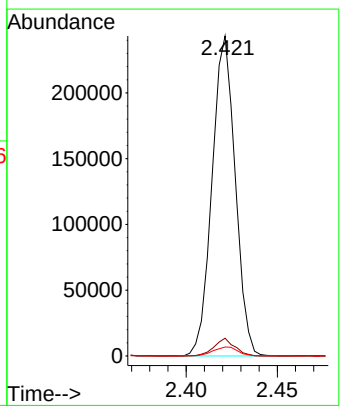

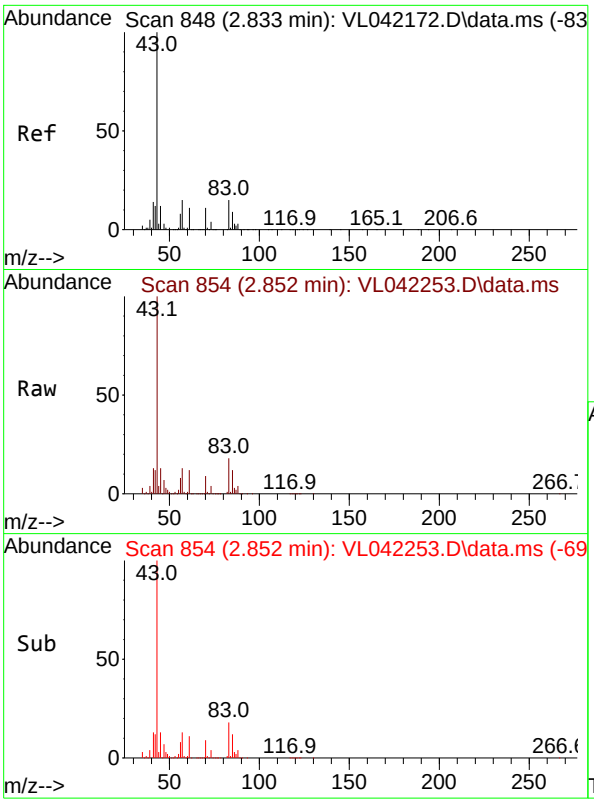

#25
Ethyl Acetate
Concen: 9.704 ppbv
RT: 2.852 min Scan# 8
Delta R.T. 0.019 min
Lab File: VL042253.D
Acq: 08 Apr 2025 08:39

Instrument :
MSVOA_L
ClientSampleId :
VSTDCCC010

Tgt Ion: 43 Resp: 678925

Ion	Ratio	Lower	Upper
43	100		
45	10.3	8.2	12.2
61	9.0	7.3	10.9
70	8.2	7.2	10.8

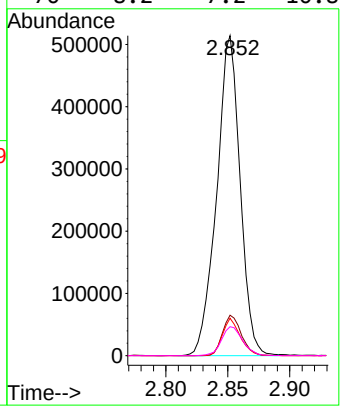

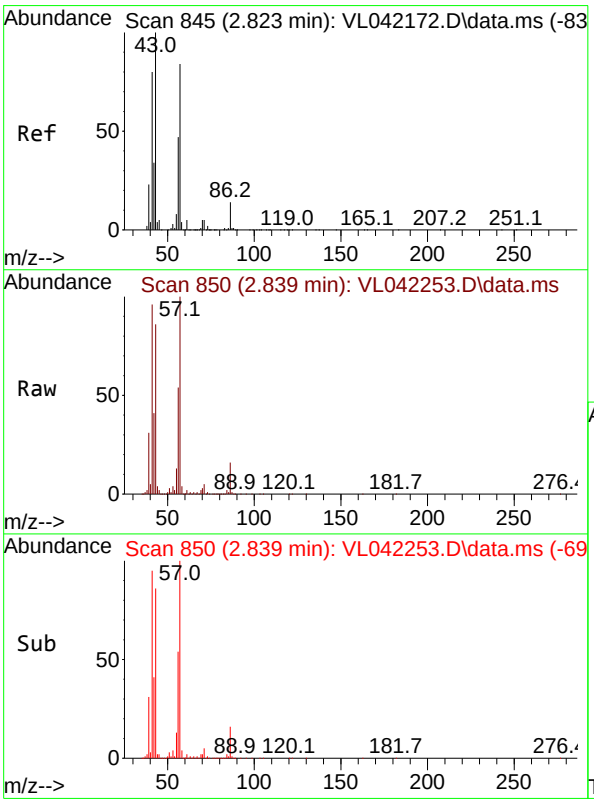

#26
Hexane
Concen: 9.529 ppbv
RT: 2.839 min Scan# 850
Delta R.T. 0.016 min
Lab File: VL042253.D
Acq: 08 Apr 2025 08:39

Tgt Ion: 57 Resp: 257513

Ion	Ratio	Lower	Upper
57	100		
41	99.7	76.6	114.8
43	264.2	207.8	311.8
56	56.2	43.6	65.4

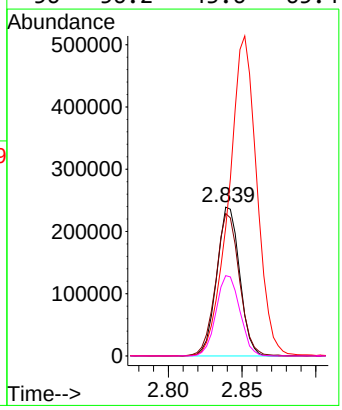

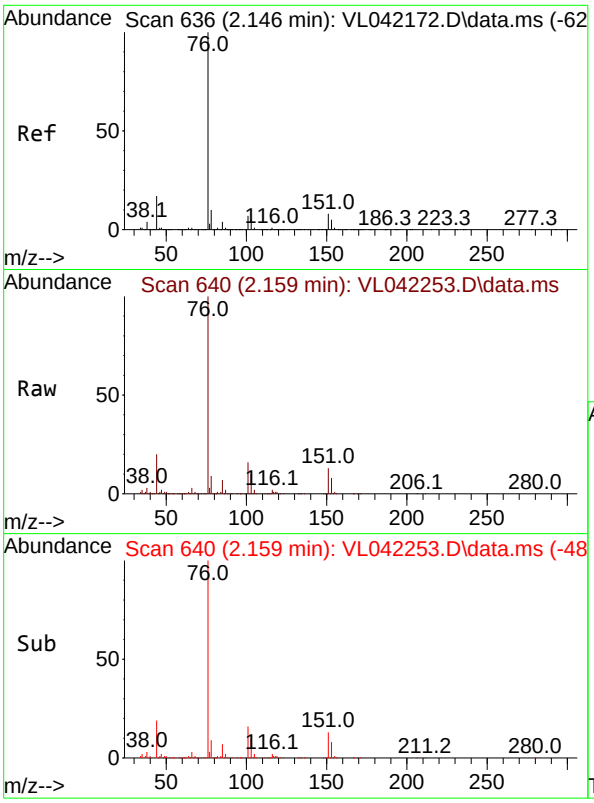

#27
Carbon Disulfide
Concen: 8.762 ppbv
RT: 2.159 min Scan# 64
Delta R.T. 0.013 min
Lab File: VL042253.D
Acq: 08 Apr 2025 08:39

Instrument :
MSVOA_L
ClientSampleId :
VSTDCCC010

Tgt Ion: 76 Resp: 253909

Ion	Ratio	Lower	Upper
76	100		
44	20.0	14.7	22.1
78	11.7	9.3	13.9

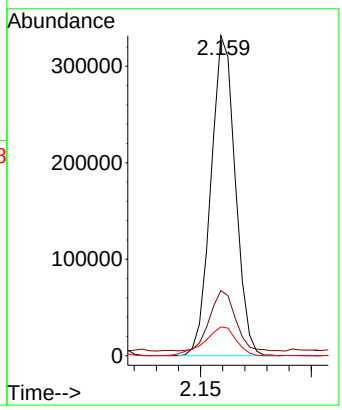

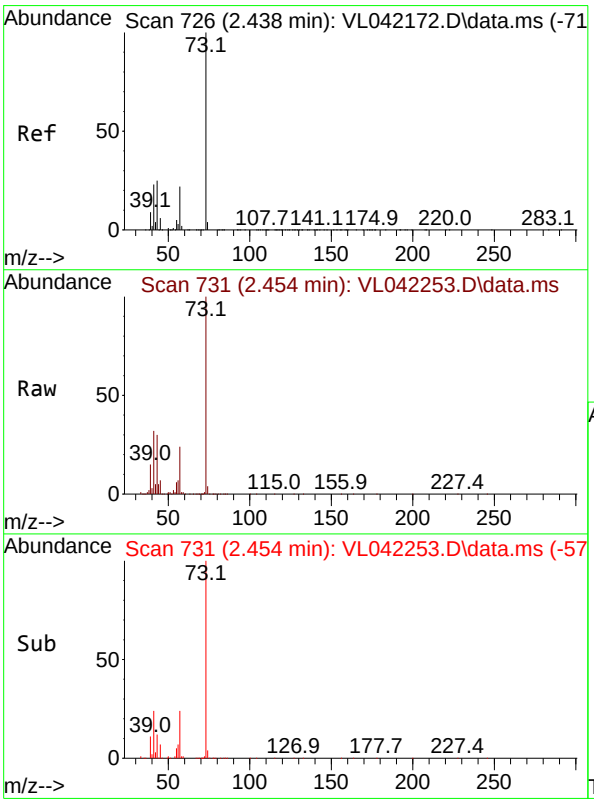

#28
Methyl tert-Butyl Ether
Concen: 8.078 ppbv
RT: 2.454 min Scan# 731
Delta R.T. 0.016 min
Lab File: VL042253.D
Acq: 08 Apr 2025 08:39

Tgt Ion: 73 Resp: 135921

Ion	Ratio	Lower	Upper
73	100		
57	24.1	20.5	30.7

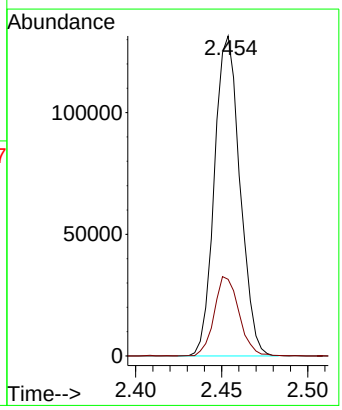

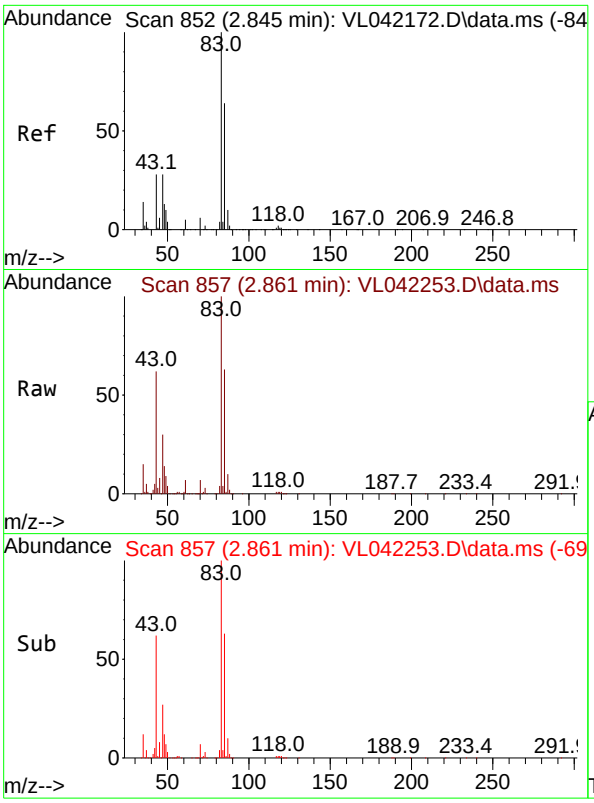

#29
Chloroform
Concen: 10.306 ppbv
RT: 2.861 min Scan# 8
Delta R.T. 0.016 min
Lab File: VL042253.D
Acq: 08 Apr 2025 08:39

Instrument :
MSVOA_L
ClientSampleId :
VSTDCCC010

Tgt Ion: 83 Resp: 407591

Ion	Ratio	Lower	Upper
83	100		
85	62.7	51.4	77.2

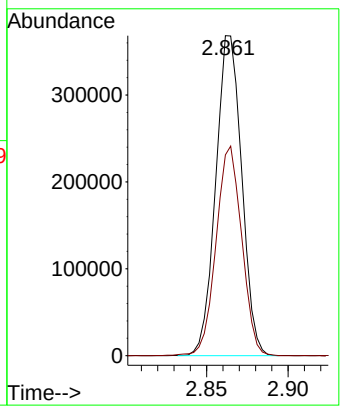

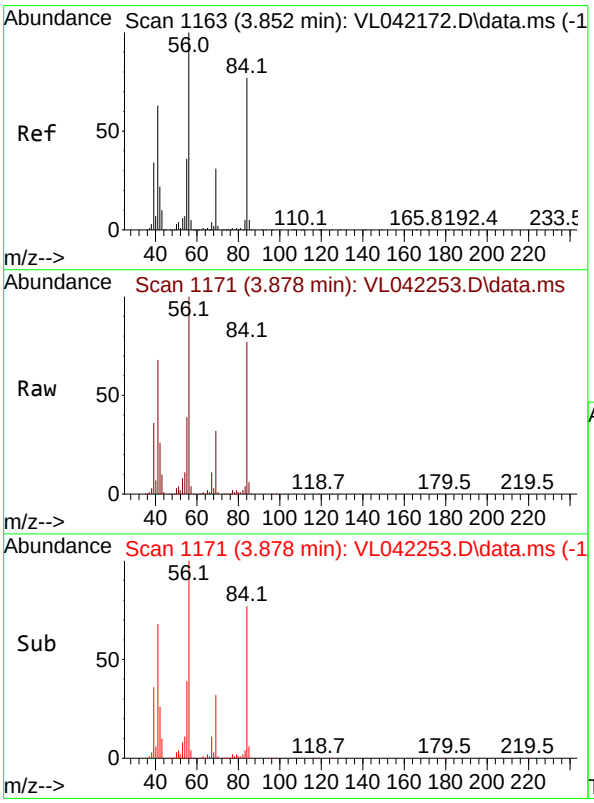

#30
Cyclohexane
Concen: 8.831 ppbv
RT: 3.878 min Scan# 1171
Delta R.T. 0.026 min
Lab File: VL042253.D
Acq: 08 Apr 2025 08:39

Tgt Ion: 84 Resp: 207216

Ion	Ratio	Lower	Upper
84	100		
56	127.8	102.8	154.2
41	88.0	66.5	99.7

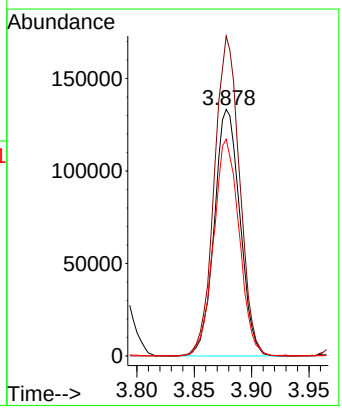

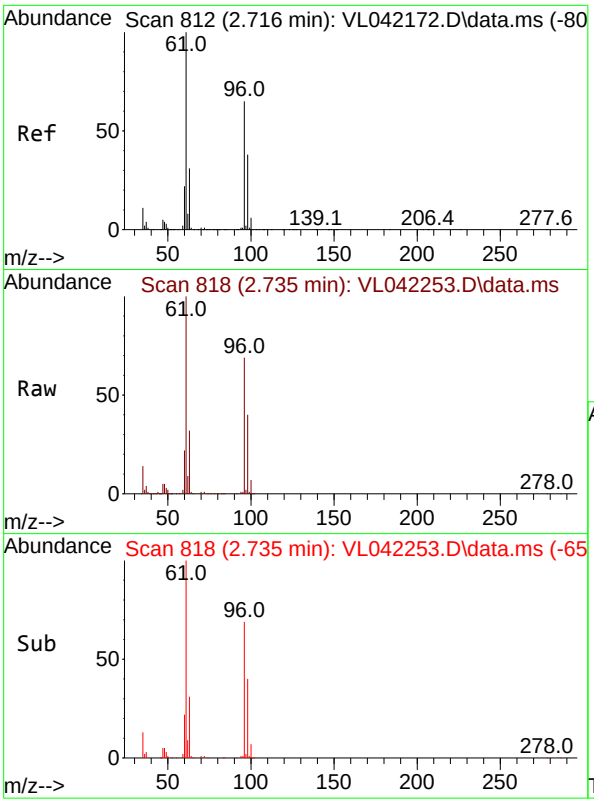

#31
cis-1,2-Dichloroethene
Concen: 9.098 ppbv
RT: 2.735 min Scan# 8
Delta R.T. 0.019 min
Lab File: VL042253.D
Acq: 08 Apr 2025 08:39

Instrument :
MSVOA_L
ClientSampleId :
VSTDCCC010

Tgt Ion: 61 Resp: 249595

Ion	Ratio	Lower	Upper
61	100		
96	69.3	51.8	77.8
98	40.1	30.6	46.0

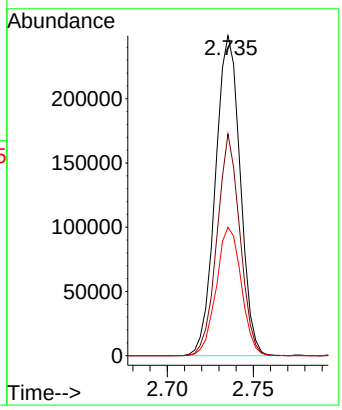

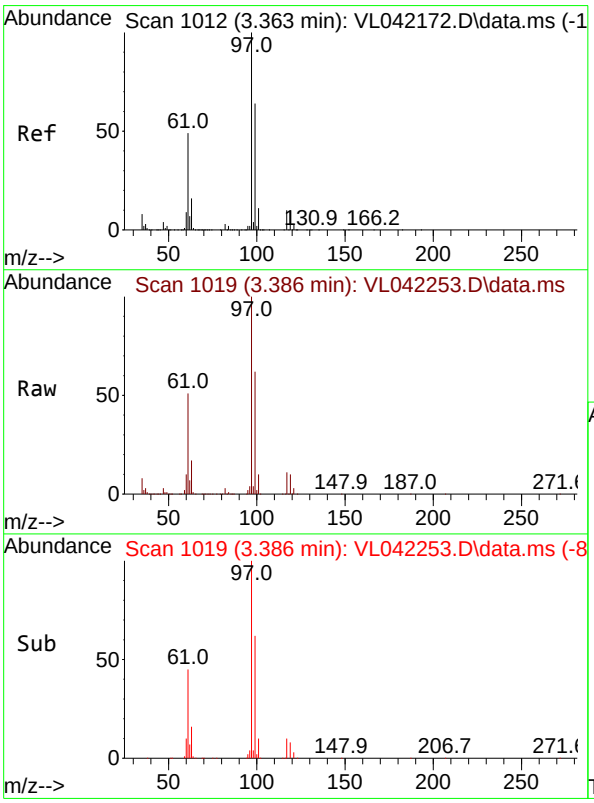

#32
1,1,1-Trichloroethane
Concen: 8.915 ppbv
RT: 3.386 min Scan# 1019
Delta R.T. 0.023 min
Lab File: VL042253.D
Acq: 08 Apr 2025 08:39

Tgt Ion: 97 Resp: 403665

Ion	Ratio	Lower	Upper
97	100		
99	63.6	51.5	77.3
61	51.9	38.7	58.1

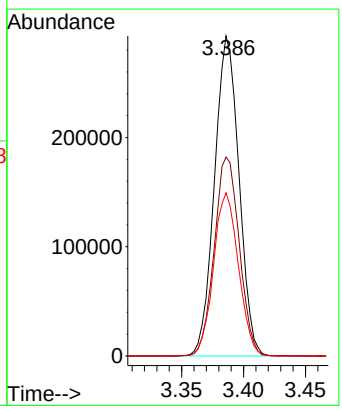

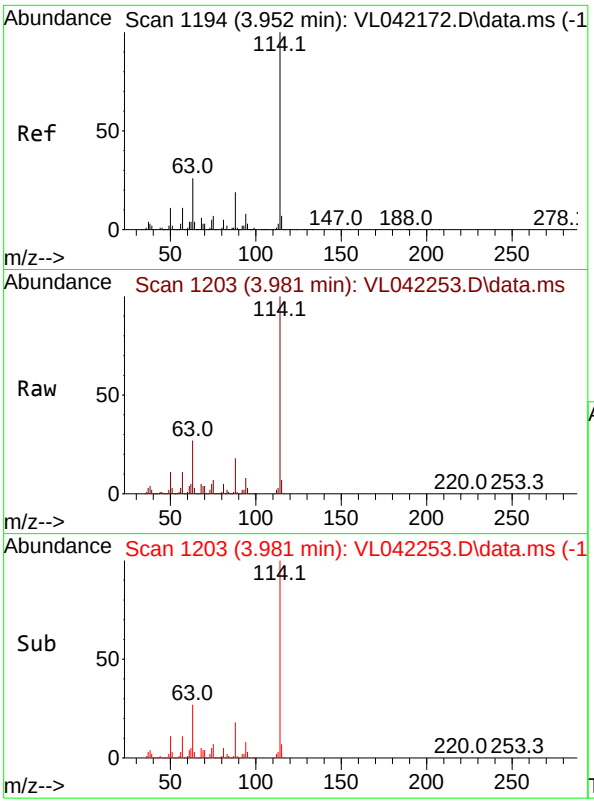

#33
1,4-Difluorobenzene
Concen: 10.000 ppbv
RT: 3.981 min Scan# 1
Delta R.T. 0.029 min
Lab File: VL042253.D
Acq: 08 Apr 2025 08:39

Instrument :
MSVOA_L
ClientSampleId :
VSTDCCC010

Tgt Ion:114 Resp: 496271

Ion	Ratio	Lower	Upper
114	100		
63	26.3	20.7	31.1
88	17.9	15.0	22.4

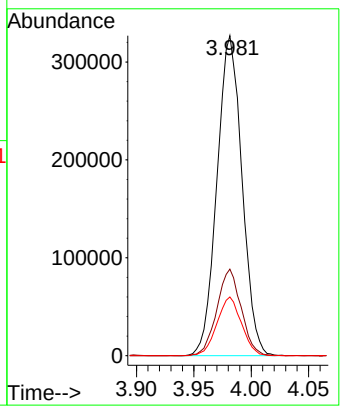

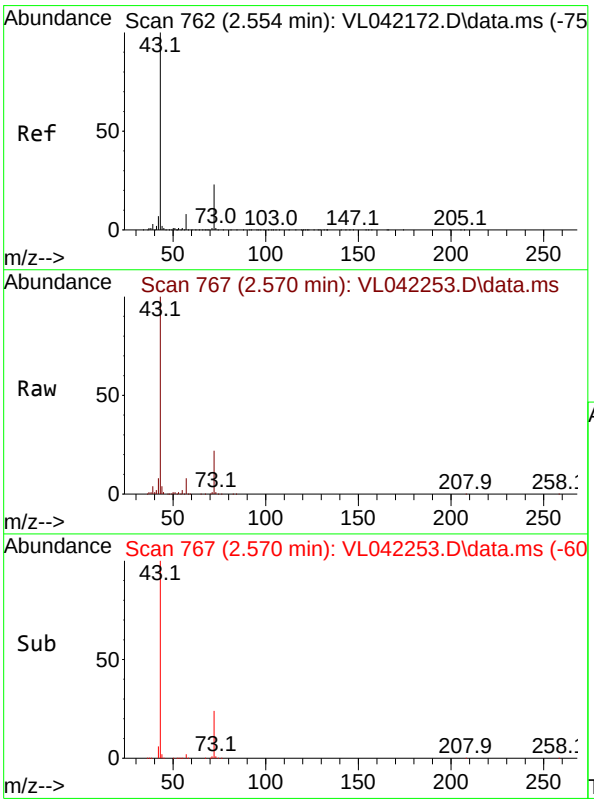

#34
2-Butanone
Concen: 10.443 ppbv
RT: 2.570 min Scan# 767
Delta R.T. 0.016 min
Lab File: VL042253.D
Acq: 08 Apr 2025 08:39

Tgt Ion: 43 Resp: 375791

Ion	Ratio	Lower	Upper
43	100		
72	22.2	18.2	27.2

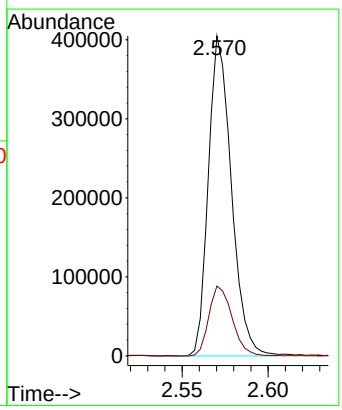

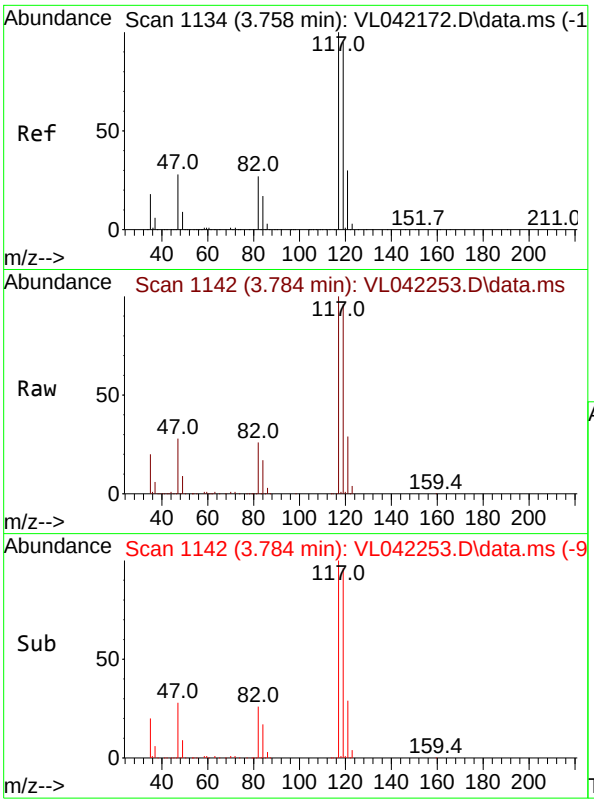

#35
Carbon Tetrachloride
Concen: 10.934 ppbv
RT: 3.784 min Scan# 1
Delta R.T. 0.026 min
Lab File: VL042253.D
Acq: 08 Apr 2025 08:39

Instrument :
MSVOA_L
ClientSampleId :
VSTDCCC010

Tgt Ion:117 Resp: 423863

Ion	Ratio	Lower	Upper
117	100		
119	95.9	76.2	114.2
121	28.7	24.2	36.4

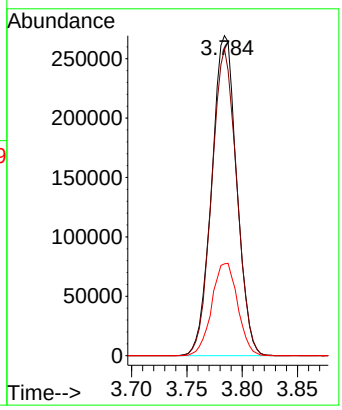

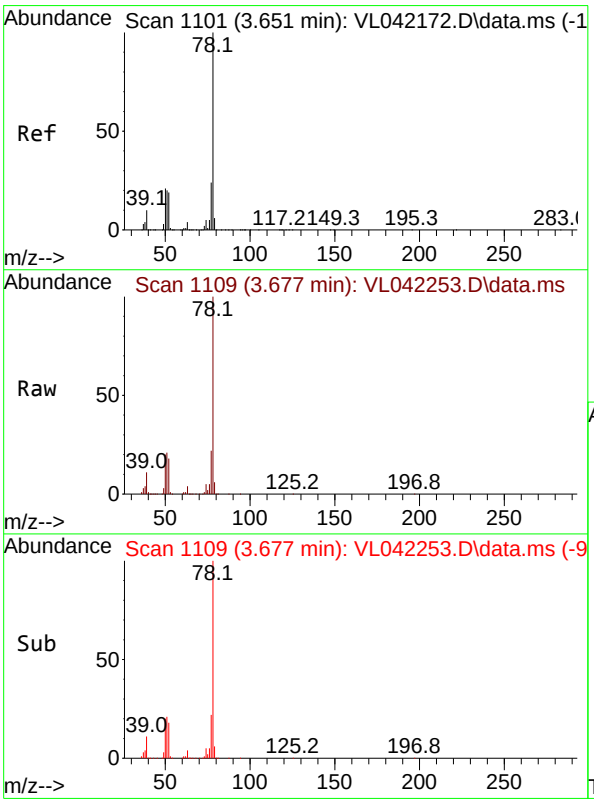

#36
Benzene
Concen: 10.467 ppbv
RT: 3.677 min Scan# 1109
Delta R.T. 0.026 min
Lab File: VL042253.D
Acq: 08 Apr 2025 08:39

Tgt Ion: 78 Resp: 514967

Ion	Ratio	Lower	Upper
78	100		
77	22.2	19.1	28.7
50	20.1	16.6	24.8

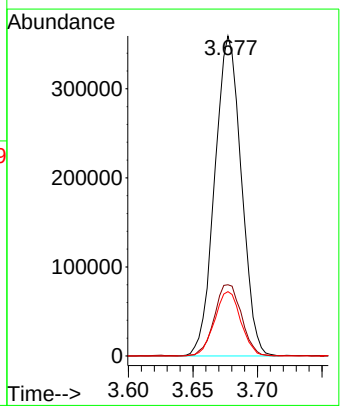

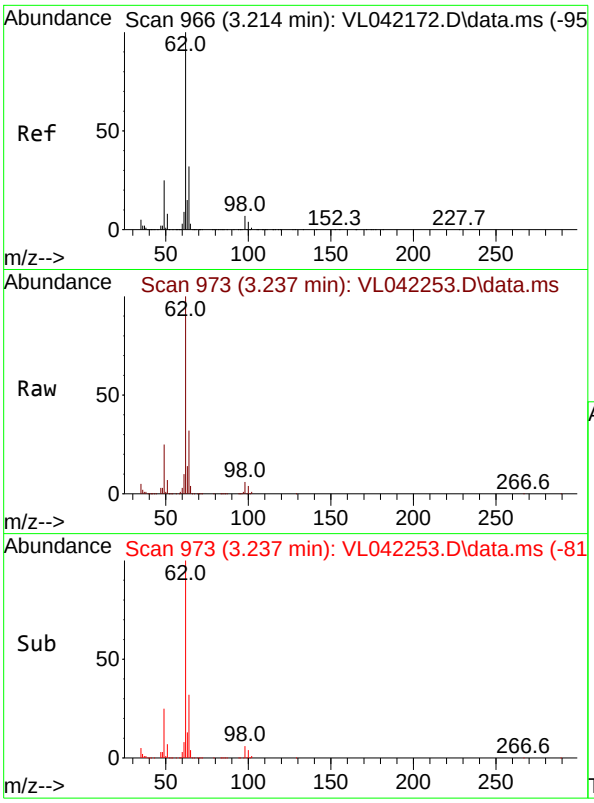

#37
1,2-Dichloroethane
Concen: 11.119 ppbv
RT: 3.237 min Scan# 9
Delta R.T. 0.023 min
Lab File: VL042253.D
Acq: 08 Apr 2025 08:39

Instrument :
MSVOA_L
ClientSampleId :
VSTDCCC010

Tgt Ion: 62 Resp: 313194

Ion	Ratio	Lower	Upper
62	100		
98	6.4	5.4	8.2

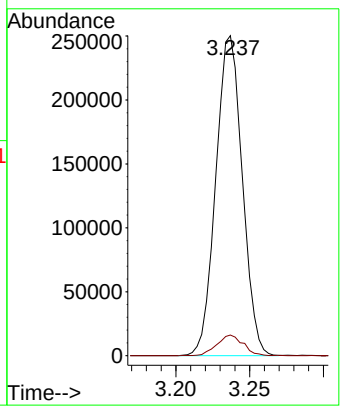

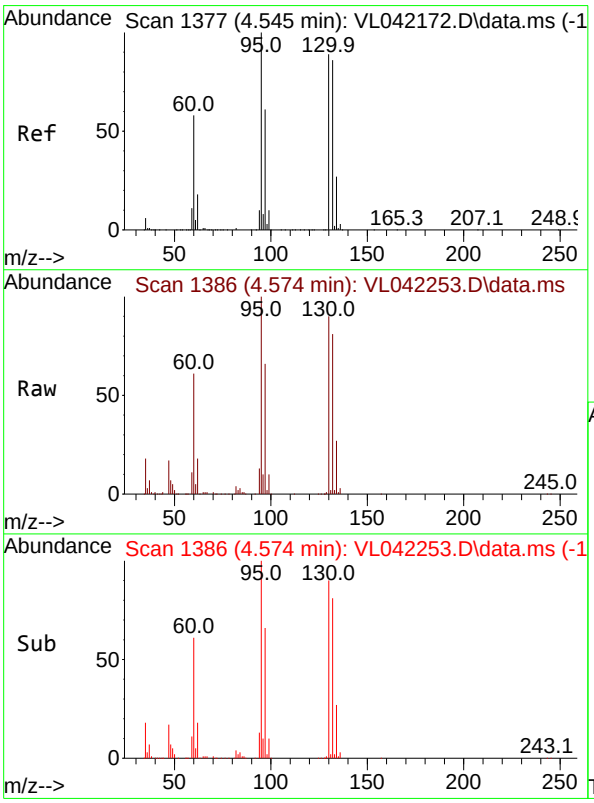

#38
Trichloroethene
Concen: 10.032 ppbv
RT: 4.574 min Scan# 1386
Delta R.T. 0.029 min
Lab File: VL042253.D
Acq: 08 Apr 2025 08:39

Tgt Ion:130 Resp: 205933

Ion	Ratio	Lower	Upper
130	100		
95	111.4	89.8	134.8
132	90.5	77.4	116.2
97	73.8	55.1	82.7

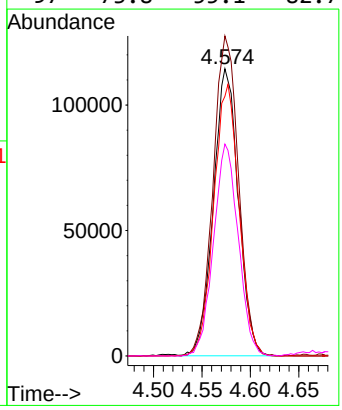

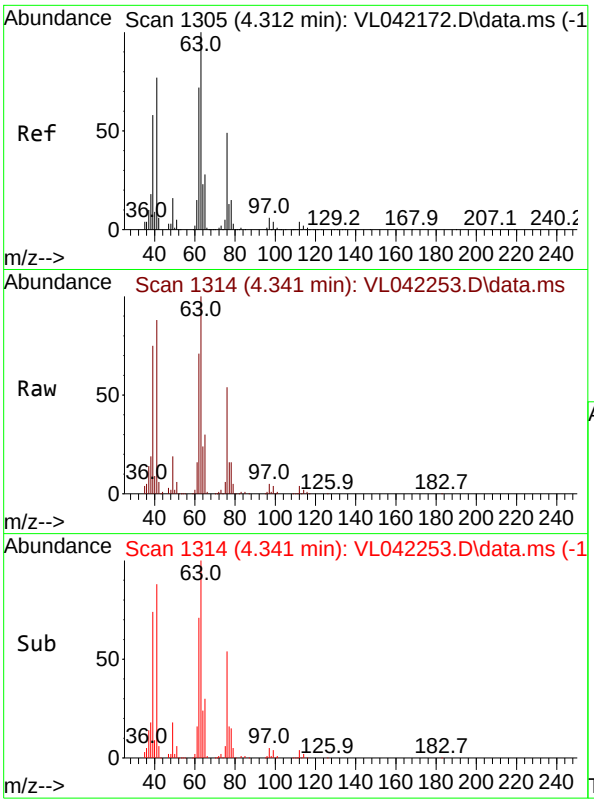

#39
1,2-Dichloropropane
Concen: 10.501 ppbv
RT: 4.341 min Scan# 1
Delta R.T. 0.029 min
Lab File: VL042253.D
Acq: 08 Apr 2025 08:39

Instrument :
MSVOA_L
ClientSampleId :
VSTDCCC010

Tgt Ion: 63 Resp: 188150

Ion	Ratio	Lower	Upper
63	100		
41	87.9	61.7	92.5
62	70.9	57.6	86.4

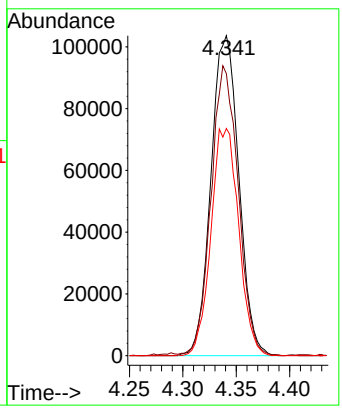

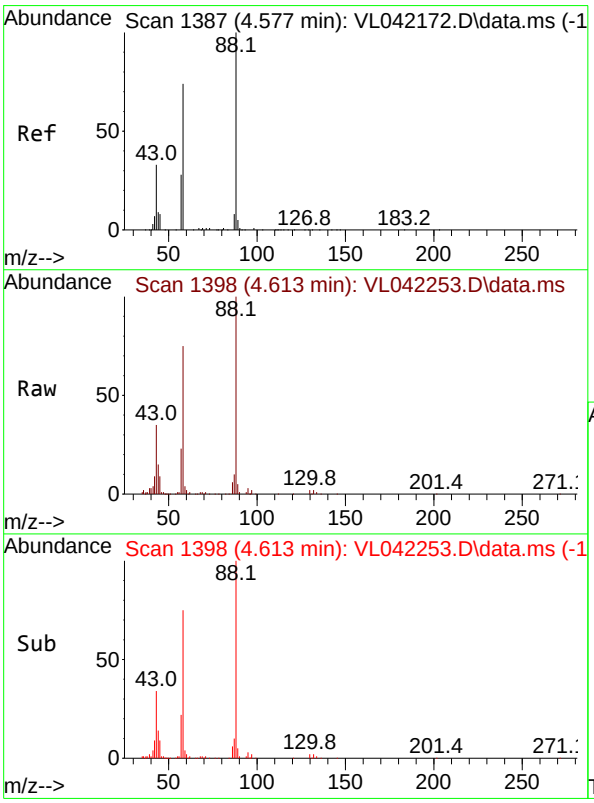

#40
1,4-Dioxane
Concen: 9.409 ppbv
RT: 4.613 min Scan# 1398
Delta R.T. 0.035 min
Lab File: VL042253.D
Acq: 08 Apr 2025 08:39

Tgt Ion: 88 Resp: 89479

Ion	Ratio	Lower	Upper
88	100		
58	78.8	62.7	94.1
43	35.2	23.0	34.4#
57	0.0	0.0	0.0

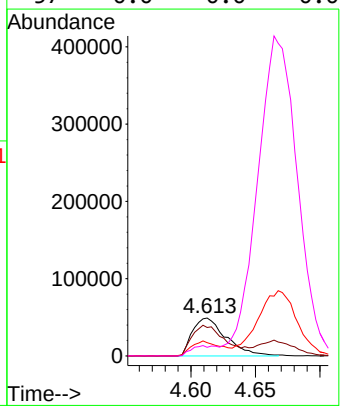

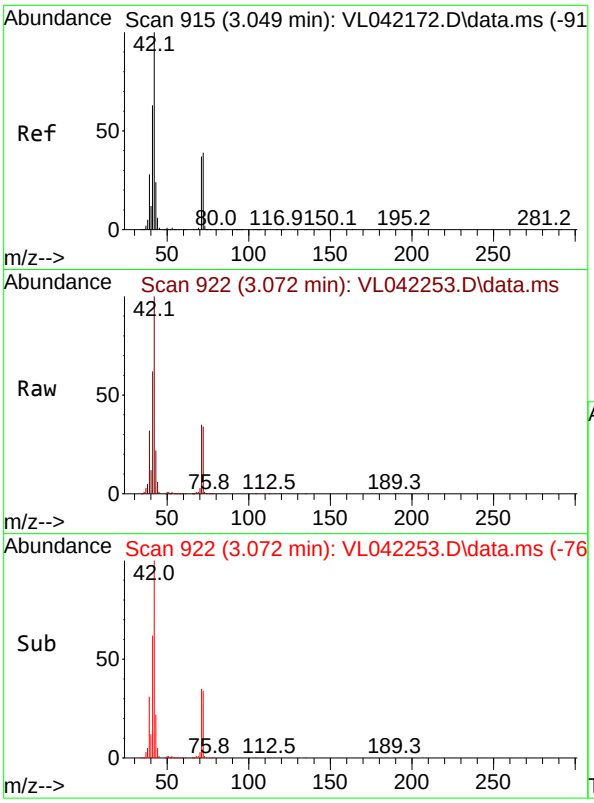

#41
Tetrahydrofuran
Concen: 10.073 ppbv
RT: 3.072 min Scan# 9
Delta R.T. 0.023 min
Lab File: VL042253.D
Acq: 08 Apr 2025 08:39

Instrument :
MSVOA_L
ClientSampleId :
VSTDCCC010

Tgt Ion: 42 Resp: 208736

Ion	Ratio	Lower	Upper
42	100		
72	36.5	31.4	47.0
71	35.6	30.2	45.4

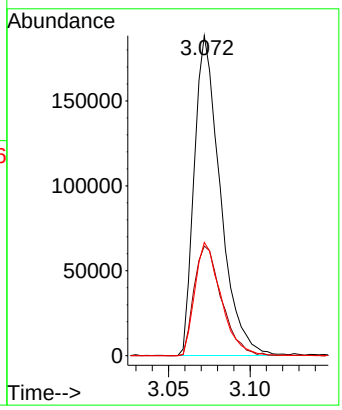

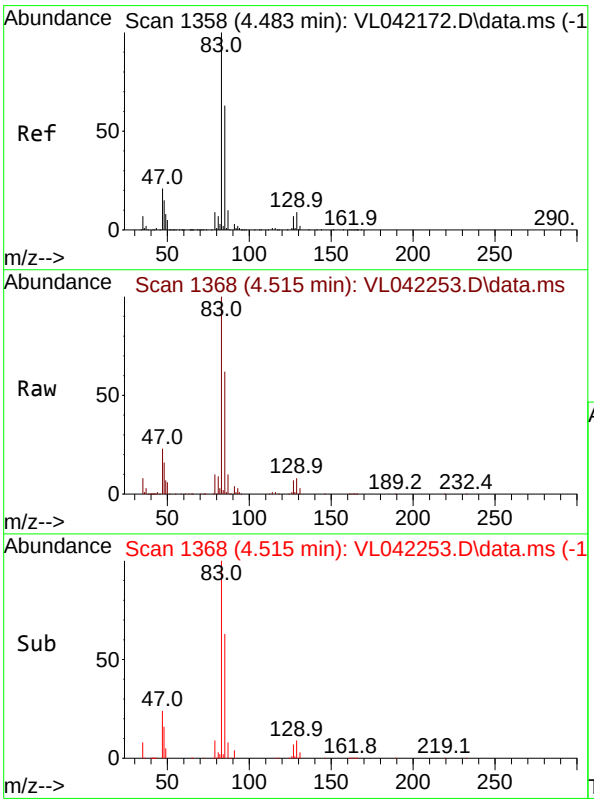

#42
Bromodichloromethane
Concen: 11.230 ppbv
RT: 4.515 min Scan# 1368
Delta R.T. 0.032 min
Lab File: VL042253.D
Acq: 08 Apr 2025 08:39

Tgt Ion: 83 Resp: 436058

Ion	Ratio	Lower	Upper
83	100		
85	61.8	50.5	75.7
127	7.2	5.9	8.9

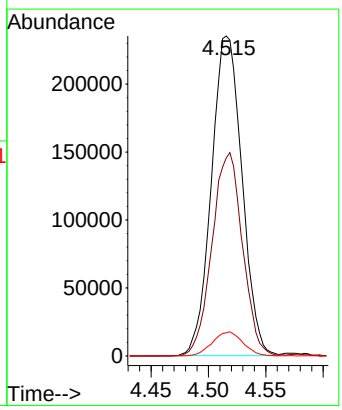

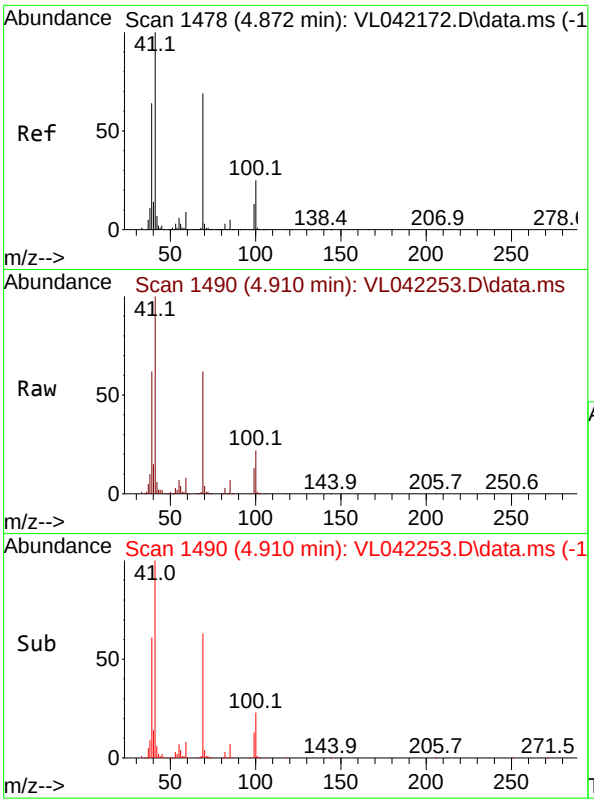

#43
Methyl Methacrylate
Concen: 9.288 ppbv
RT: 4.910 min Scan# 1
Delta R.T. 0.039 min
Lab File: VL042253.D
Acq: 08 Apr 2025 08:39

Instrument :
MSVOA_L
ClientSampleId :
VSTDCCC010

Tgt Ion: 69 Resp: 193449

Ion	Ratio	Lower	Upper
69	100		
41	156.1	123.8	185.6
100	35.2	28.4	42.6

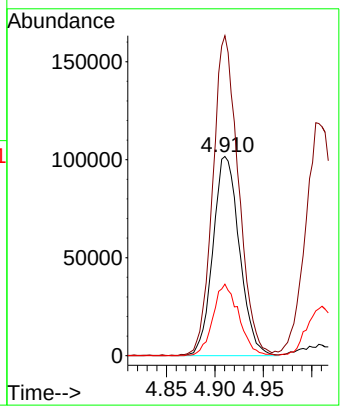

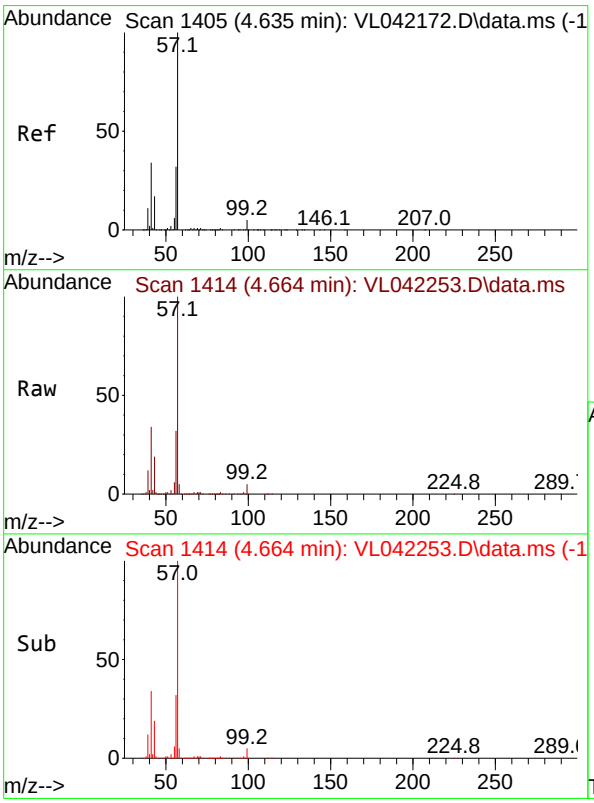

#44
2,2,4-Trimethylpentane
Concen: 10.687 ppbv
RT: 4.664 min Scan# 1414
Delta R.T. 0.029 min
Lab File: VL042253.D
Acq: 08 Apr 2025 08:39

Tgt Ion: 57 Resp: 888509

Ion	Ratio	Lower	Upper
57	100		
41	35.5	26.8	40.2
56	32.8	25.6	38.4

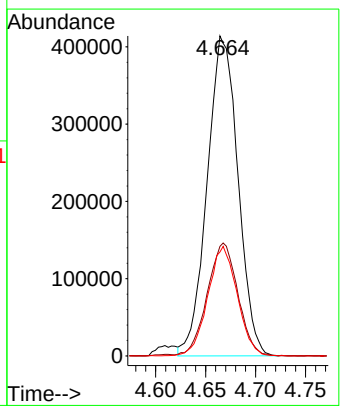

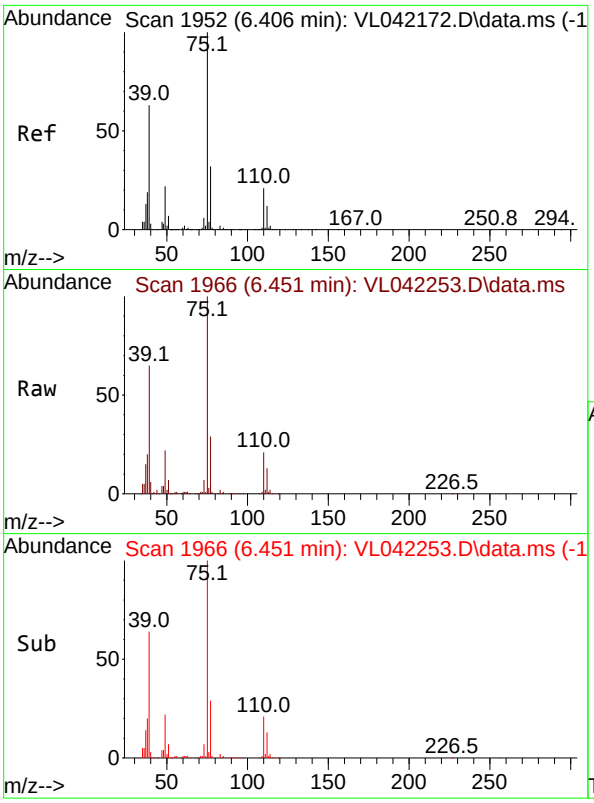

#45
t-1,3-Dichloropropene
Concen: 8.273 ppbv
RT: 6.451 min Scan# 1
Delta R.T. 0.045 min
Lab File: VL042253.D
Acq: 08 Apr 2025 08:39

Instrument :
MSVOA_L
ClientSampleId :
VSTDCCC010

Tgt Ion: 75 Resp: 184866

Ion	Ratio	Lower	Upper
75	100		
77	28.7	26.0	39.0

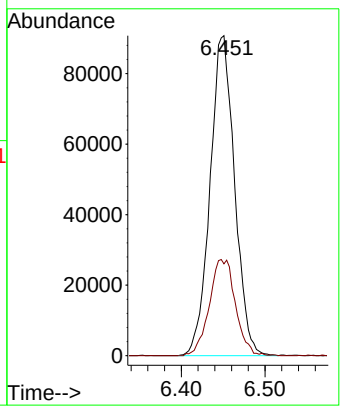

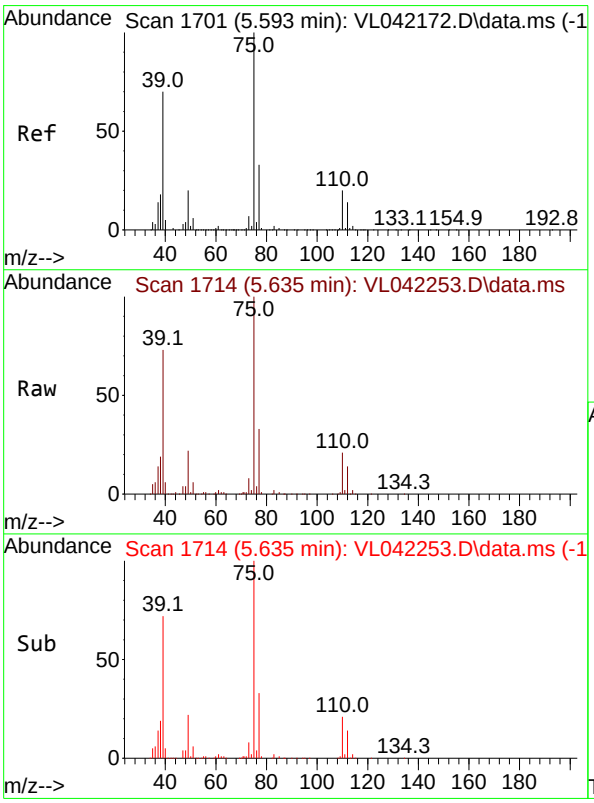

#46
cis-1,3-Dichloropropene
Concen: 8.880 ppbv
RT: 5.635 min Scan# 1714
Delta R.T. 0.042 min
Lab File: VL042253.D
Acq: 08 Apr 2025 08:39

Tgt Ion: 75 Resp: 243227

Ion	Ratio	Lower	Upper
75	100		
39	72.4	55.8	83.6
77	33.1	26.0	39.0

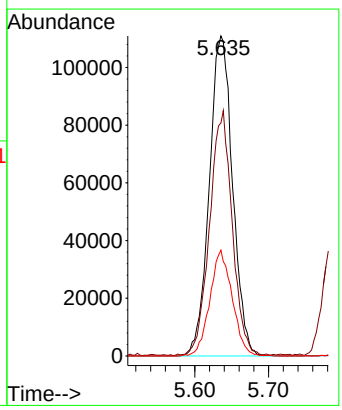

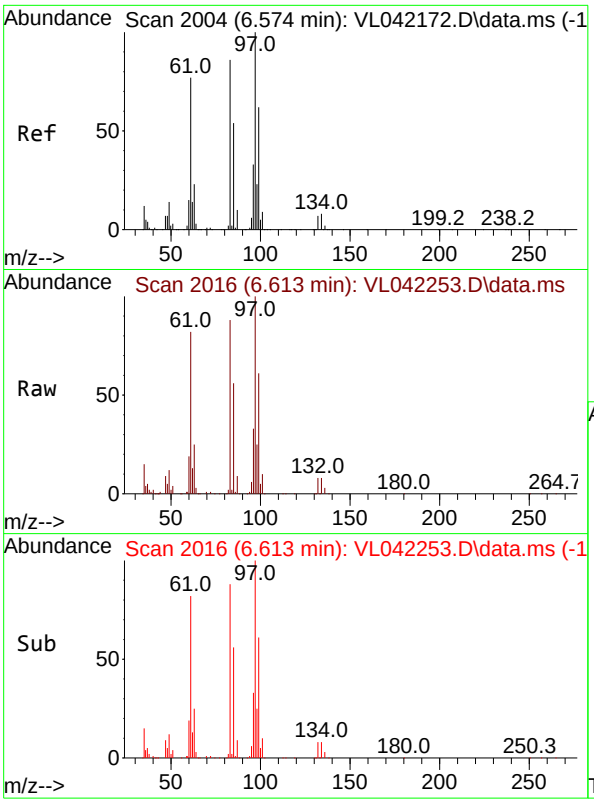

#47
1,1,2-Trichloroethane
Concen: 11.011 ppbv
RT: 6.613 min Scan# 2(
Delta R.T. 0.039 min
Lab File: VL042253.D
Acq: 08 Apr 2025 08:39

Instrument :
MSVOA_L
ClientSampleId :
VSTDCCC010

Tgt Ion: 97 Resp: 208553

Ion	Ratio	Lower	Upper
97	100		
83	87.6	69.2	103.8
85	55.8	43.1	64.7
99	61.4	49.4	74.2

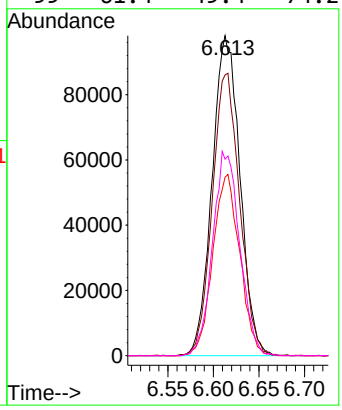

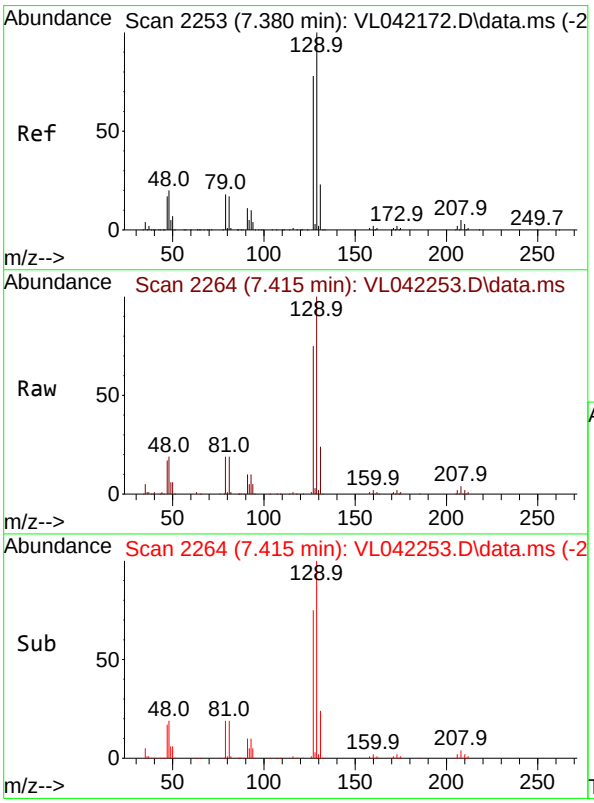

#48
Dibromochloromethane
Concen: 10.783 ppbv
RT: 7.415 min Scan# 2264
Delta R.T. 0.035 min
Lab File: VL042253.D
Acq: 08 Apr 2025 08:39

Tgt Ion:129 Resp: 346117

Ion	Ratio	Lower	Upper
129	100		
127	77.6	39.1	117.2

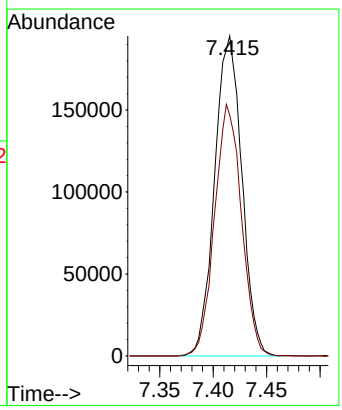

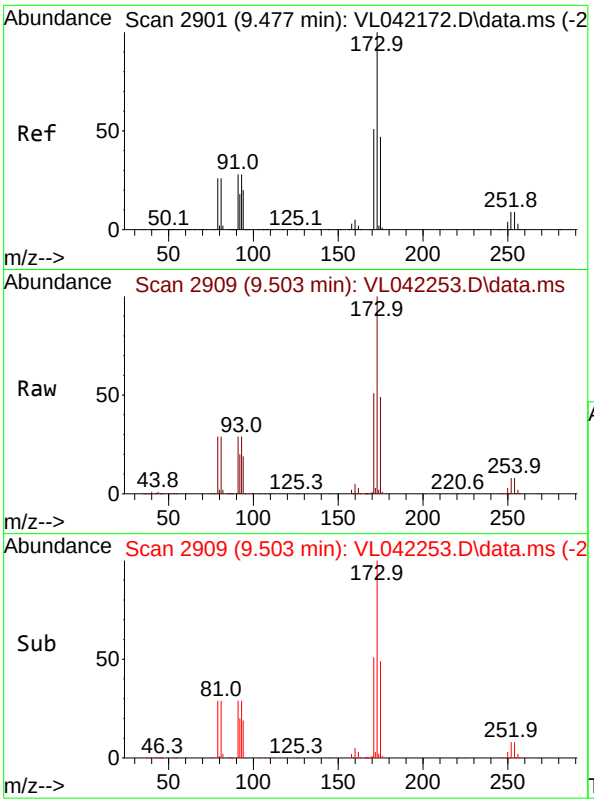

#49
Bromoform
Concen: 10.395 ppbv
RT: 9.503 min Scan# 2
Delta R.T. 0.026 min
Lab File: VL042253.D
Acq: 08 Apr 2025 08:39

Instrument :
MSVOA_L
ClientSampleId :
VSTDCCC010

Tgt Ion:173 Resp: 299582

Ion	Ratio	Lower	Upper
173	100		
175	48.6	38.6	57.8
171	51.3	41.8	62.6

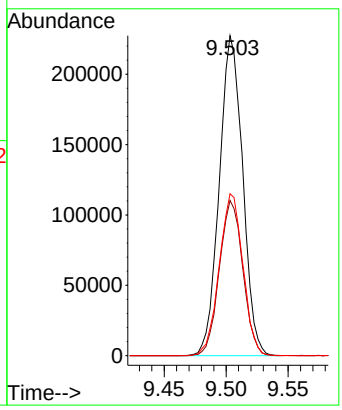

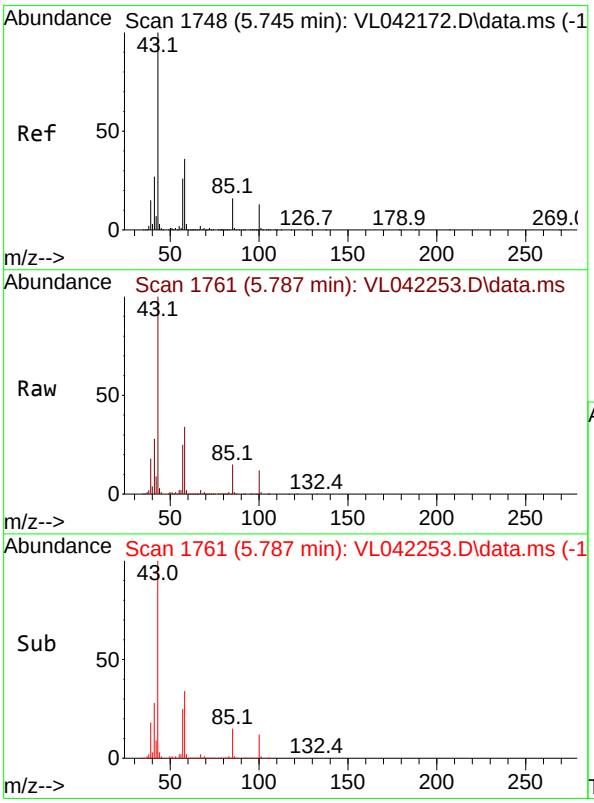

#50
4-Methyl-2-Pentanone
Concen: 9.519 ppbv
RT: 5.787 min Scan# 1761
Delta R.T. 0.042 min
Lab File: VL042253.D
Acq: 08 Apr 2025 08:39

Tgt Ion: 43 Resp: 542853

Ion	Ratio	Lower	Upper
43	100		
58	34.0	29.0	43.6

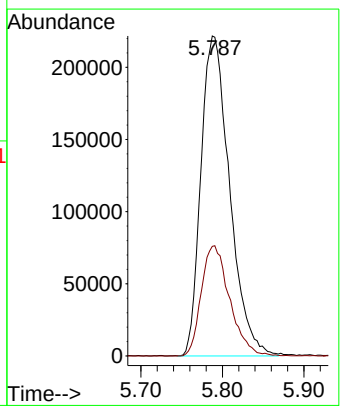

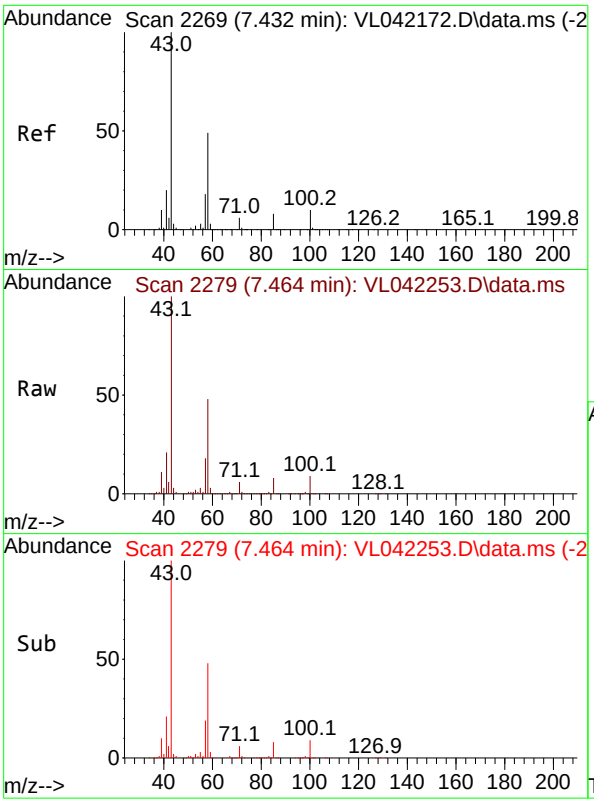

#51
2-Hexanone
Concen: 9.266 ppbv
RT: 7.464 min Scan# 2
Delta R.T. 0.032 min
Lab File: VL042253.D
Acq: 08 Apr 2025 08:39

Instrument :
MSVOA_L
ClientSampleId :
VSTDCCC010

Tgt Ion: 43 Resp: 433929

Ion	Ratio	Lower	Upper
43	100		
58	46.9	39.7	59.5
98	0.8	0.1	0.1#

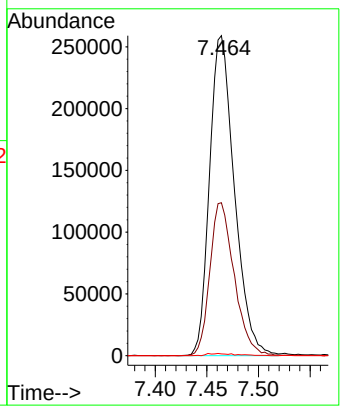

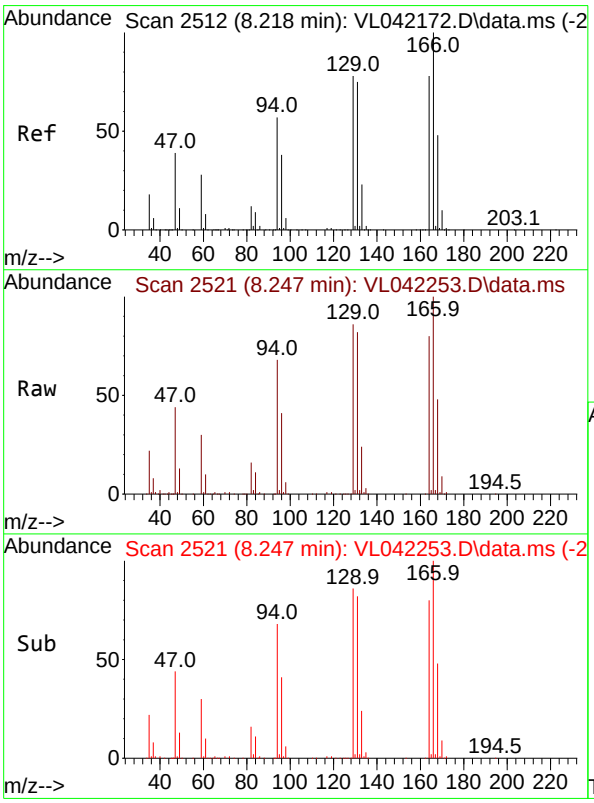

#52
Tetrachloroethene
Concen: 8.862 ppbv
RT: 8.247 min Scan# 2521
Delta R.T. 0.029 min
Lab File: VL042253.D
Acq: 08 Apr 2025 08:39

Tgt Ion:164 Resp: 172915

Ion	Ratio	Lower	Upper
164	100		
166	124.7	102.5	153.7
129	107.4	79.8	119.8
131	102.6	76.6	114.8

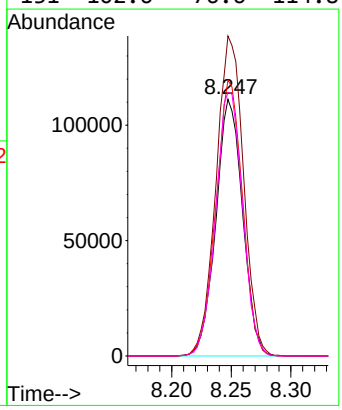

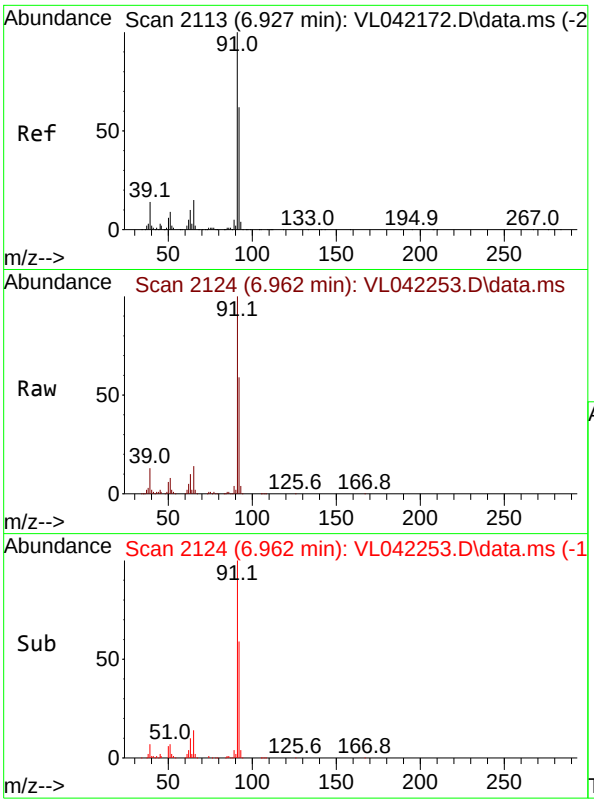

#53
Toluene
Concen: 9.853 ppbv
RT: 6.962 min Scan# 2
Delta R.T. 0.035 min
Lab File: VL042253.D
Acq: 08 Apr 2025 08:39

Instrument :
MSVOA_L
ClientSampleId :
VSTDCCC010

Tgt Ion: 91 Resp: 574664

Ion	Ratio	Lower	Upper
91	100		
92	59.1	48.4	72.6

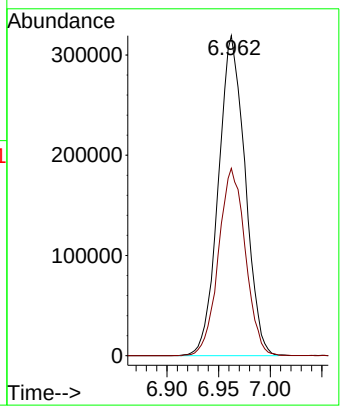

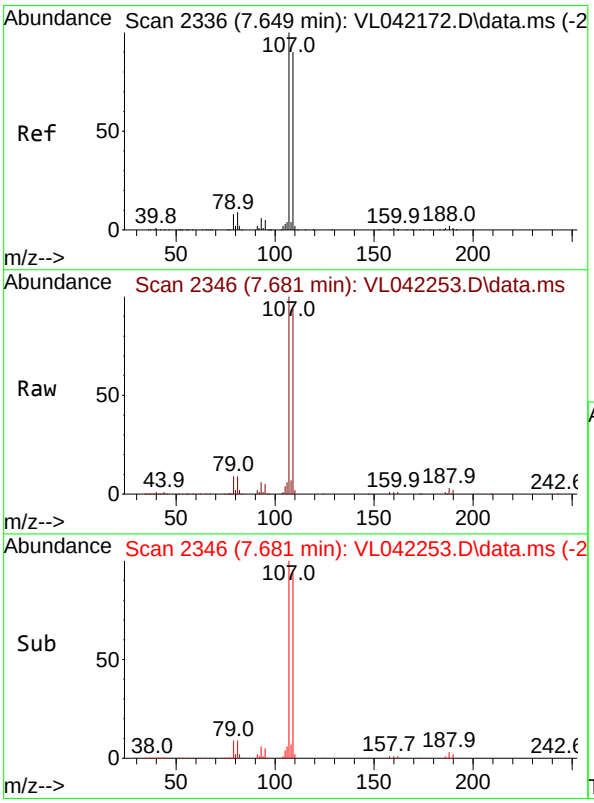

#54
1,2-Dibromoethane
Concen: 10.659 ppbv
RT: 7.681 min Scan# 2346
Delta R.T. 0.032 min
Lab File: VL042253.D
Acq: 08 Apr 2025 08:39

Tgt Ion:107 Resp: 281436

Ion	Ratio	Lower	Upper
107	100		
109	93.6	72.2	108.4

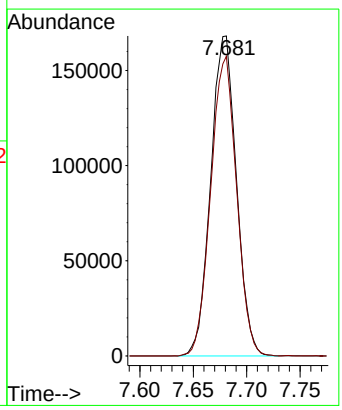

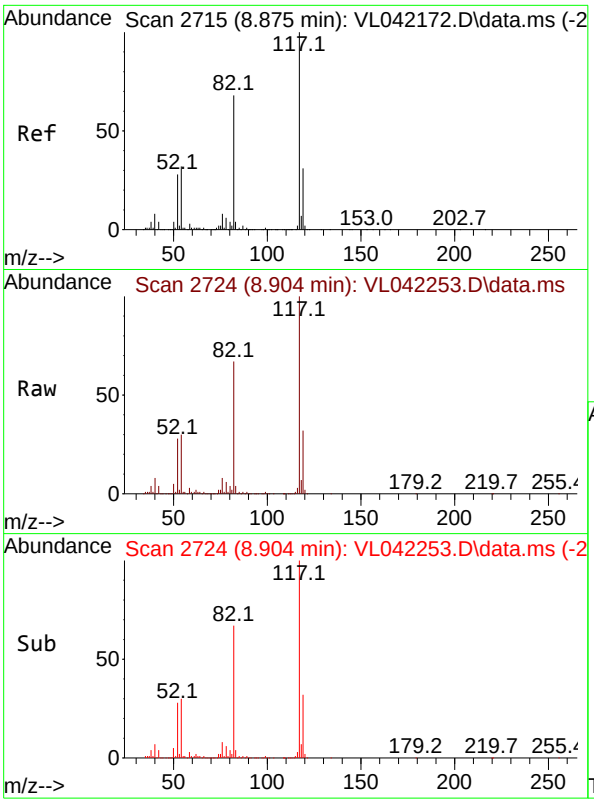

#55
Chlorobenzene-d5
Concen: 10.000 ppbv
RT: 8.904 min Scan# 2
Delta R.T. 0.029 min
Lab File: VL042253.D
Acq: 08 Apr 2025 08:39

Instrument :
MSVOA_L
ClientSampleId :
VSTDCCC010

Tgt Ion:117 Resp: 446954

Ion	Ratio	Lower	Upper
117	100		
82	69.4	55.8	83.6
119	31.7	25.5	38.3

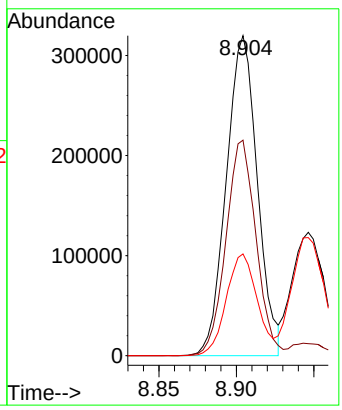

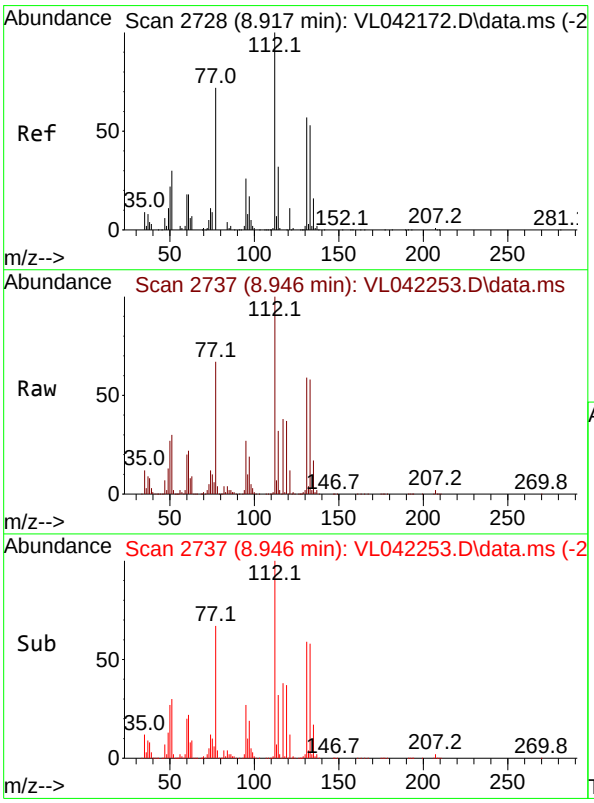

#56
1,1,1,2-Tetrachloroethane
Concen: 11.647 ppbv
RT: 8.946 min Scan# 2737
Delta R.T. 0.029 min
Lab File: VL042253.D
Acq: 08 Apr 2025 08:39

Tgt Ion:131 Resp: 286554

Ion	Ratio	Lower	Upper
131	100		
133	94.6	76.6	114.8
119	62.4	49.8	74.6

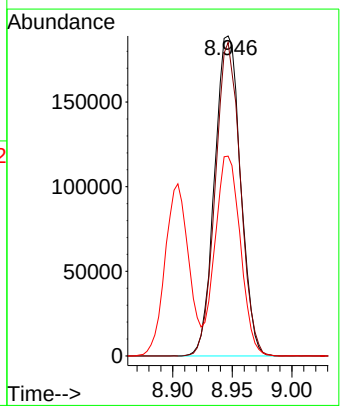

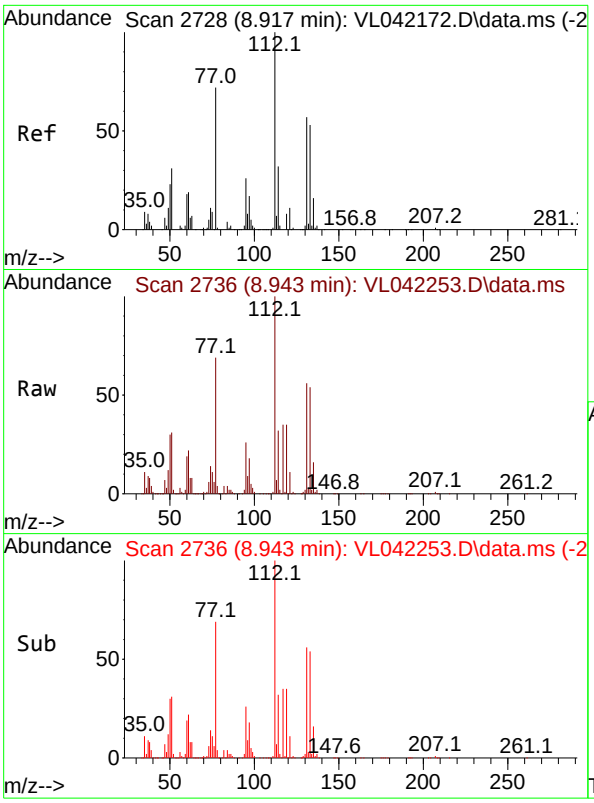

#57
Chlorobenzene
Concen: 11.411 ppbv
RT: 8.943 min Scan# 2
Delta R.T. 0.026 min
Lab File: VL042253.D
Acq: 08 Apr 2025 08:39

Instrument :
MSVOA_L
ClientSampleId :
VSTDCCC010

Tgt Ion:112 Resp: 483780

Ion	Ratio	Lower	Upper
112	100		
77	69.0	58.2	87.2
114	32.1	29.1	35.5

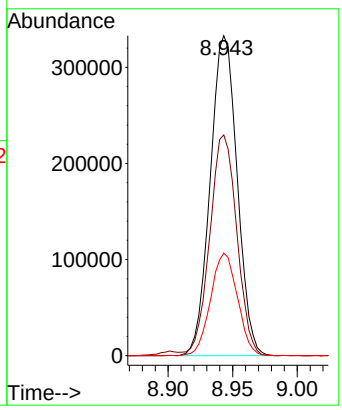

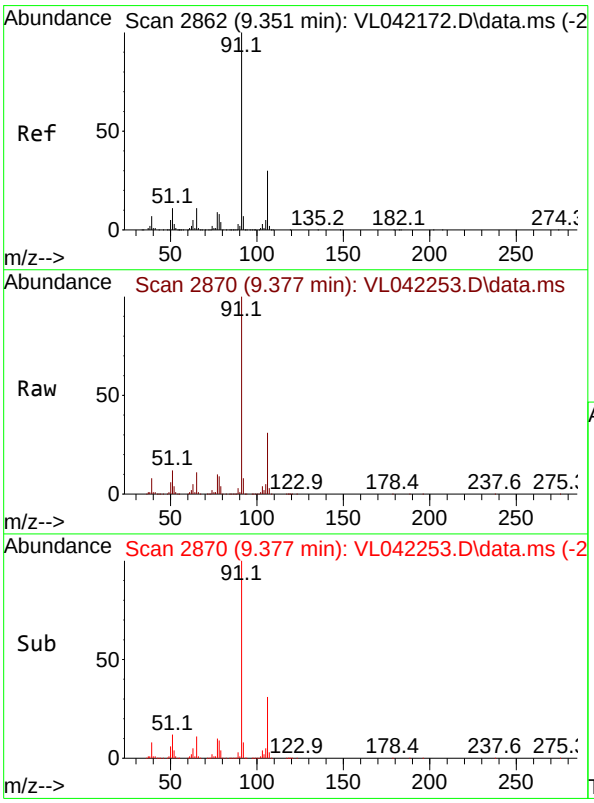

#58
Ethyl Benzene
Concen: 10.479 ppbv
RT: 9.377 min Scan# 2870
Delta R.T. 0.026 min
Lab File: VL042253.D
Acq: 08 Apr 2025 08:39

Tgt Ion: 91 Resp: 831947

Ion	Ratio	Lower	Upper
91	100		
106	30.7	24.2	36.2

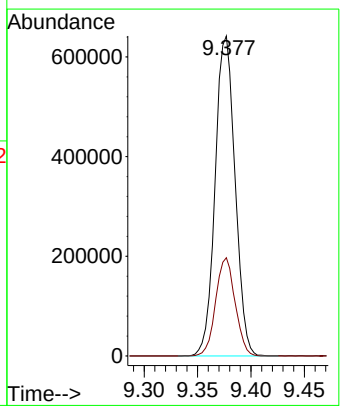

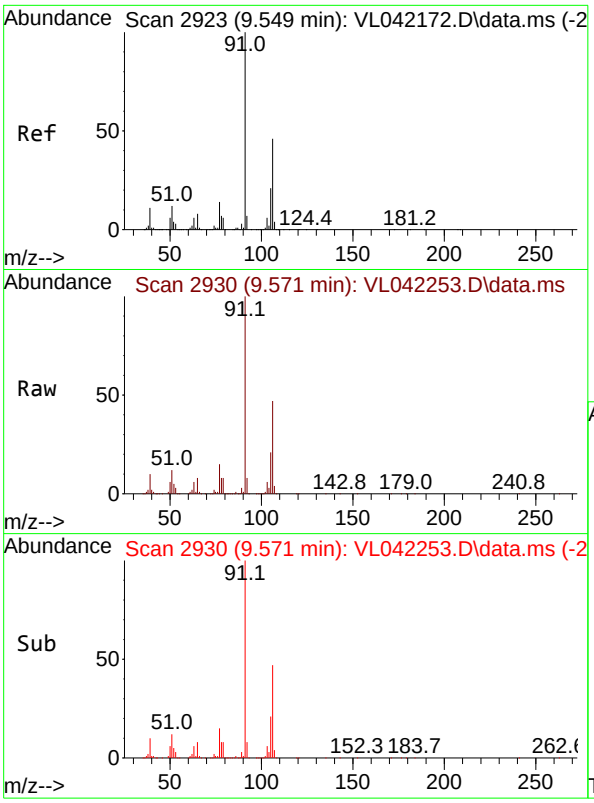

#59
m/p-Xylene
Concen: 10.839 ppbv
RT: 9.571 min Scan# 2
Delta R.T. 0.023 min
Lab File: VL042253.D
Acq: 08 Apr 2025 08:39

Instrument :
MSVOA_L
ClientSampleId :
VSTDCCC010

Tgt Ion: 91 Resp: 687151

Ion	Ratio	Lower	Upper
91	100		
106	95.4	36.4	54.6#

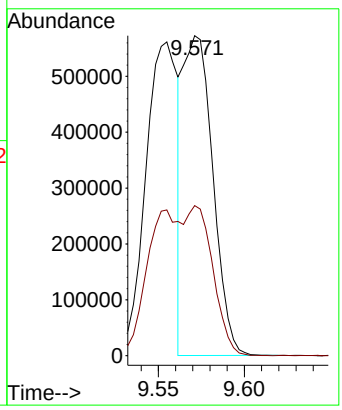

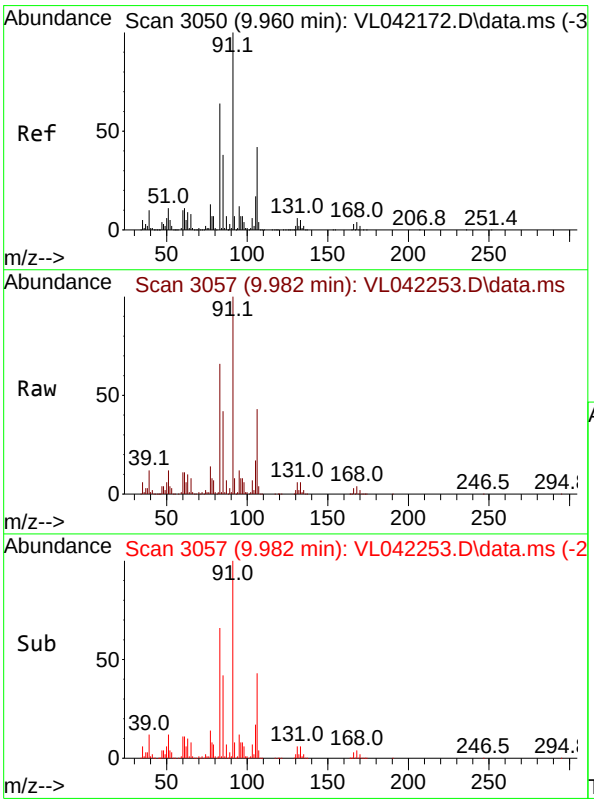

#60
o-Xylene
Concen: 10.958 ppbv
RT: 9.982 min Scan# 3057
Delta R.T. 0.023 min
Lab File: VL042253.D
Acq: 08 Apr 2025 08:39

Tgt Ion: 91 Resp: 696371

Ion	Ratio	Lower	Upper
91	100		
106	43.8	20.8	62.5

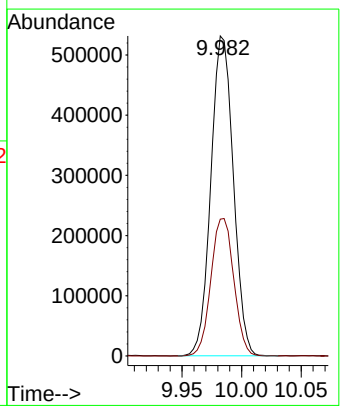

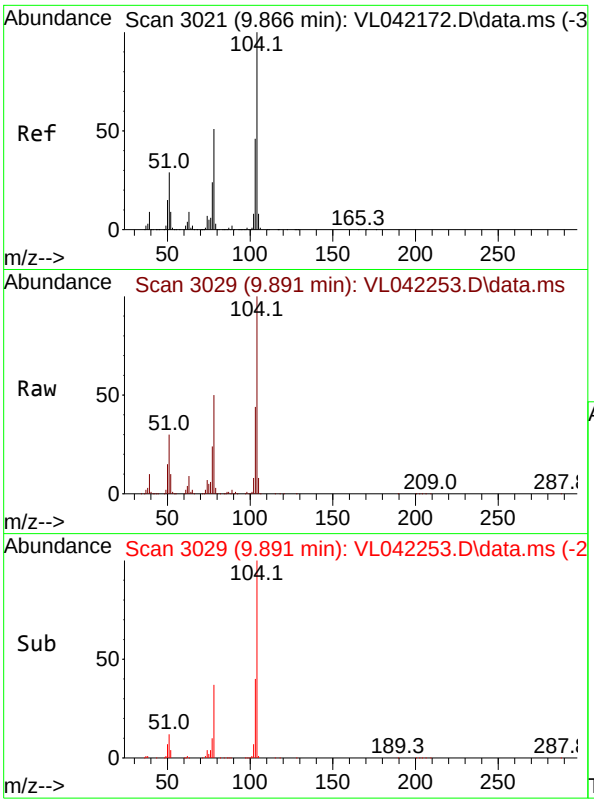

#61
Styrene
Concen: 9.965 ppbv
RT: 9.891 min Scan# 3
Delta R.T. 0.026 min
Lab File: VL042253.D
Acq: 08 Apr 2025 08:39

Instrument :
MSVOA_L
ClientSampleId :
VSTDCCC010

Tgt Ion:104 Resp: 313307

Ion	Ratio	Lower	Upper
104	100		
78	51.4	41.8	62.6
103	45.8	37.0	55.4

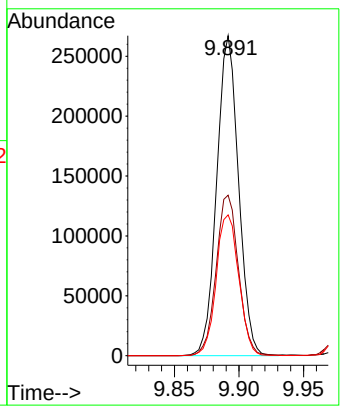

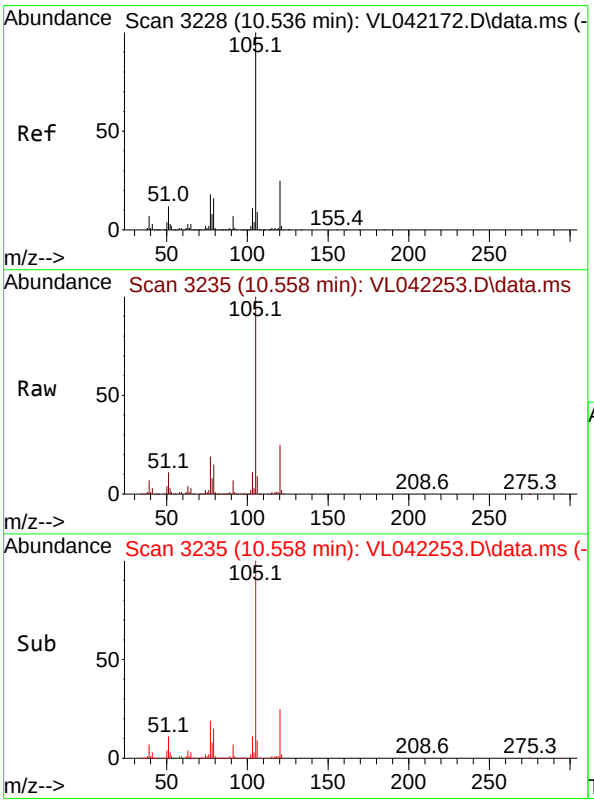

#62
Isopropylbenzene
Concen: 10.988 ppbv
RT: 10.558 min Scan# 3235
Delta R.T. 0.023 min
Lab File: VL042253.D
Acq: 08 Apr 2025 08:39

Tgt Ion:105 Resp: 1044218

Ion	Ratio	Lower	Upper
105	100		
120	25.2	19.9	29.9

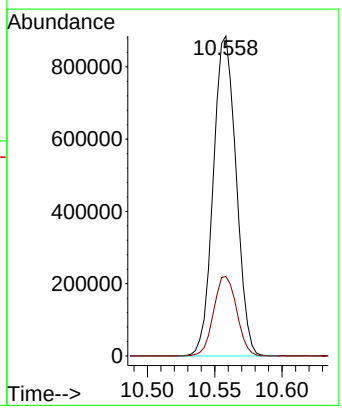

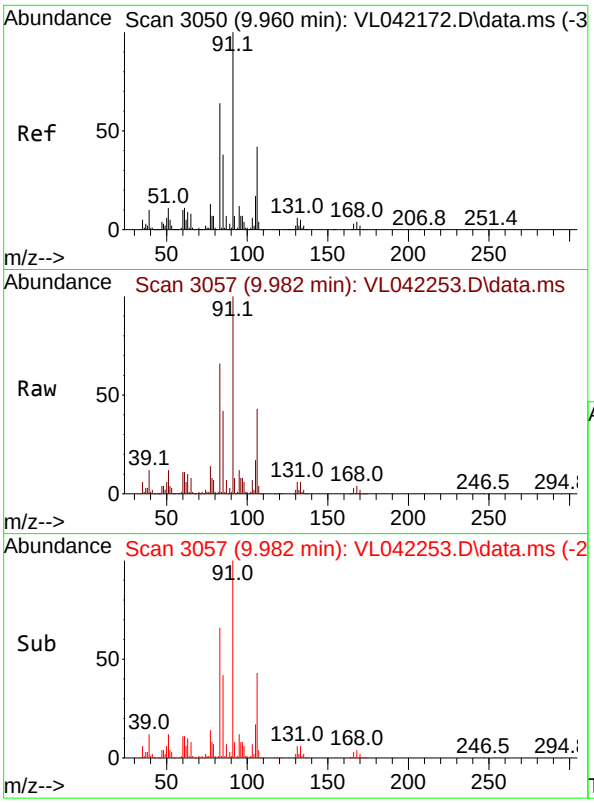

#63
1,1,2,2-Tetrachloroethane
Concen: 11.938 ppbv
RT: 9.982 min Scan# 3(
Delta R.T. 0.023 min
Lab File: VL042253.D
Acq: 08 Apr 2025 08:39

Instrument :
MSVOA_L
ClientSampleId :
VSTDCCC010

Tgt Ion: 83 Resp: 460968

Ion	Ratio	Lower	Upper
83	100		
131	9.4	4.8	14.4
85	64.0	32.5	97.5

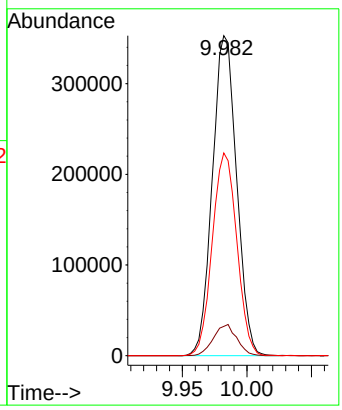

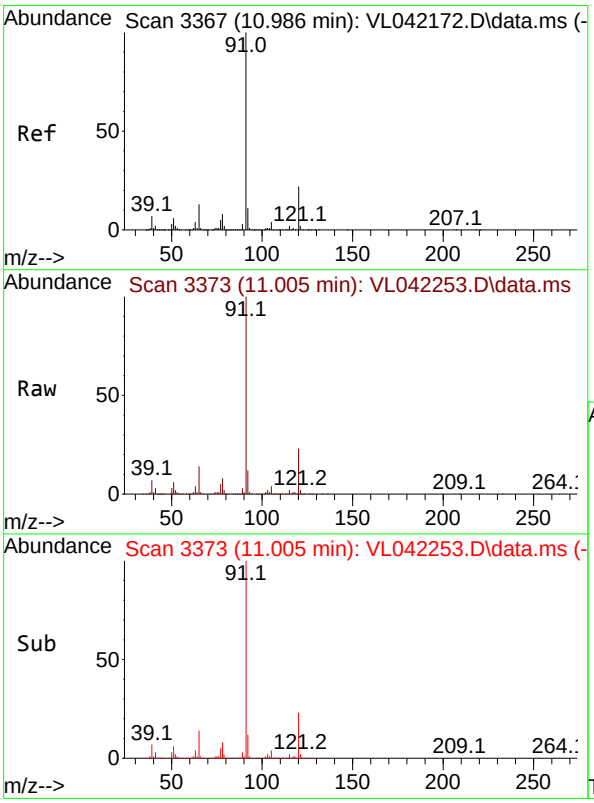

#64
n-propylbenzene
Concen: 11.439 ppbv
RT: 11.005 min Scan# 3373
Delta R.T. 0.019 min
Lab File: VL042253.D
Acq: 08 Apr 2025 08:39

Tgt Ion:120 Resp: 279848

Ion	Ratio	Lower	Upper
120	100		
91	464.8	376.9	565.3

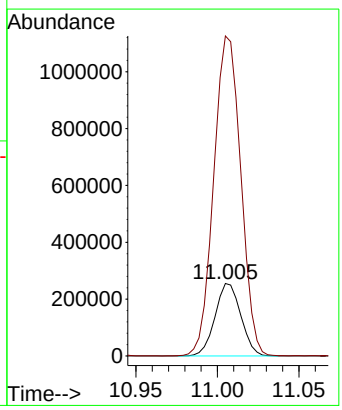

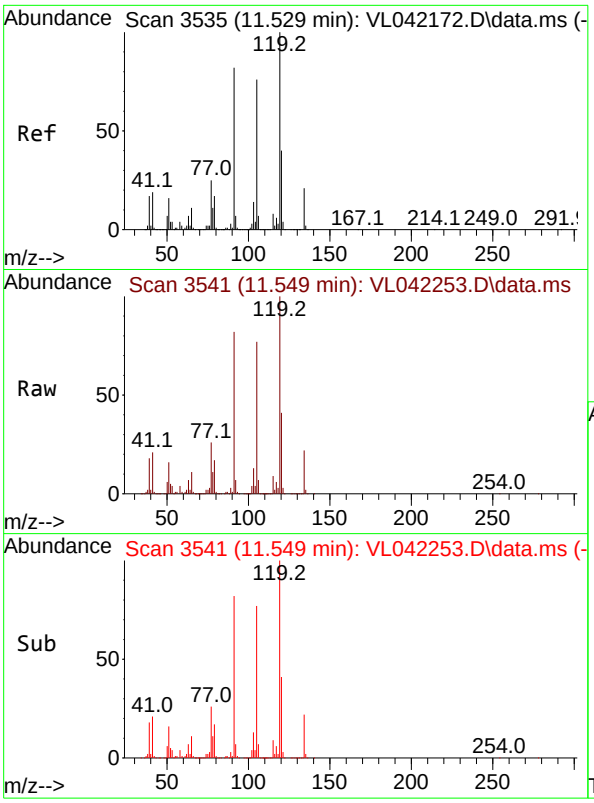

#65
tert-Butylbenzene
Concen: 10.755 ppbv
RT: 11.549 min Scan# 3
Delta R.T. 0.019 min
Lab File: VL042253.D
Acq: 08 Apr 2025 08:39

Instrument :
MSVOA_L
ClientSampleId :
VSTDCCC010

Tgt Ion:119 Resp: 945232

Ion	Ratio	Lower	Upper
119	100		
91	82.7	66.0	99.0
134	21.0	16.7	25.1

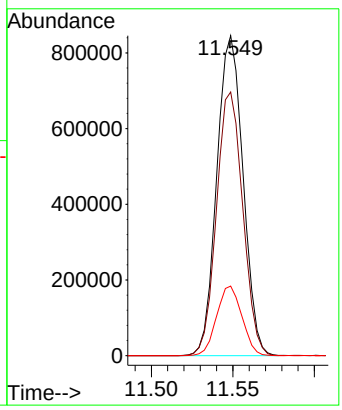

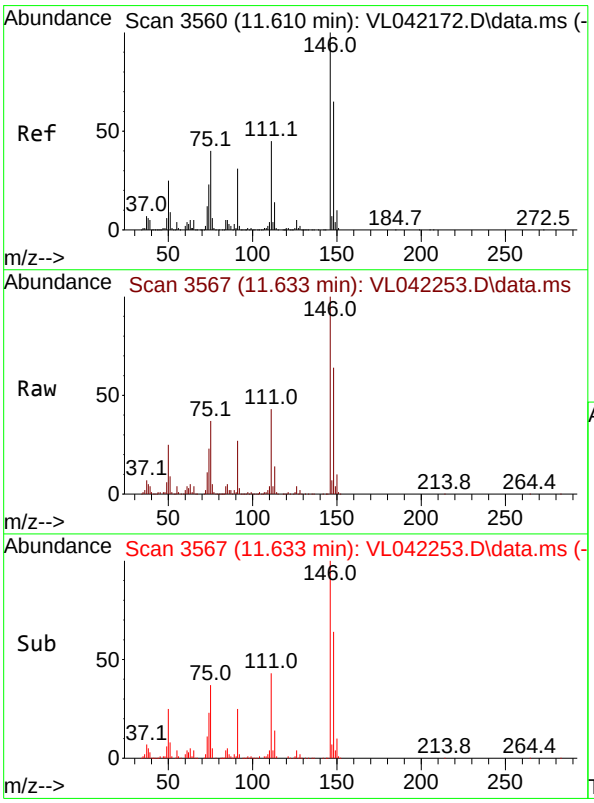

#66
Benzyl Chloride
Concen: 6.992 ppbv
RT: 11.633 min Scan# 3567
Delta R.T. 0.023 min
Lab File: VL042253.D
Acq: 08 Apr 2025 08:39

Tgt Ion: 91 Resp: 65203

Ion	Ratio	Lower	Upper
91	100		
126	16.6	13.8	20.6
128	6.3	4.5	6.7

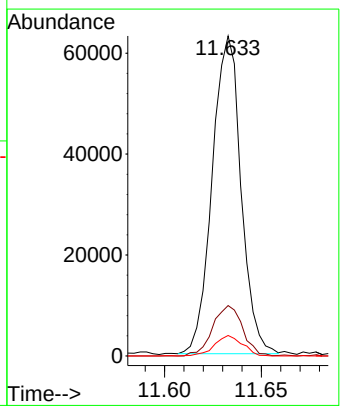



#67
sec-Butylbenzene
Concen: 10.994 ppbv
RT: 11.785 min Scan# 3
Delta R.T. 0.019 min
Lab File: VL042253.D
Acq: 08 Apr 2025 08:39

Instrument :
MSVOA_L
ClientSampleId :
VSTDCCC010

Tgt Ion:105 Resp: 1343060

Ion	Ratio	Lower	Upper
105	100		
134	19.4	15.5	23.3

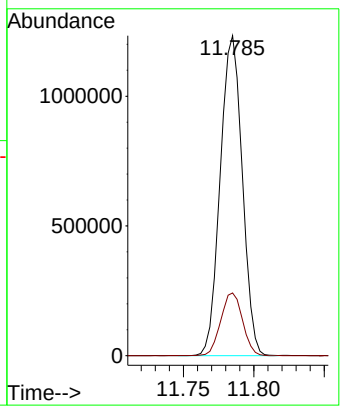

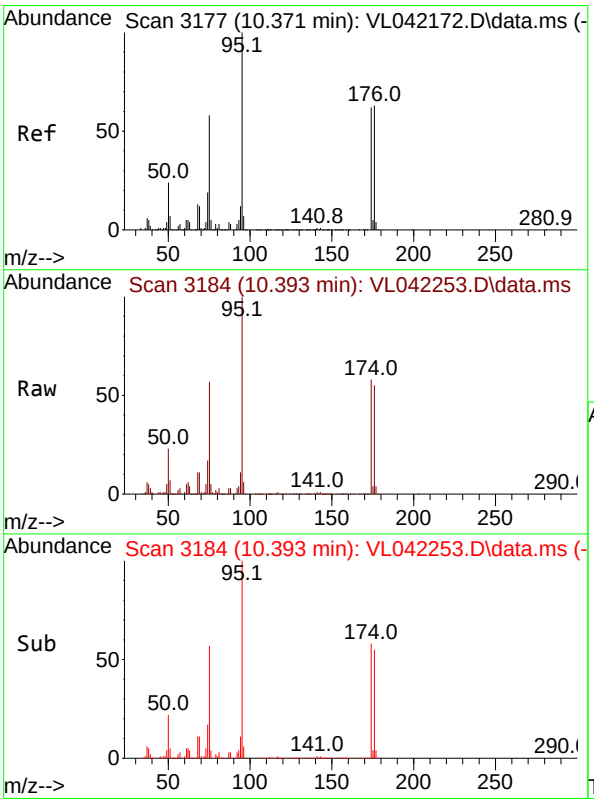

#68
1-Bromo-4-Fluorobenzene
Concen: 9.991 ppbv
RT: 10.393 min Scan# 3184
Delta R.T. 0.023 min
Lab File: VL042253.D
Acq: 08 Apr 2025 08:39

Tgt Ion: 95 Resp: 366722

Ion	Ratio	Lower	Upper
95	100		
174	61.7	50.6	76.0
175	4.5	3.8	5.6

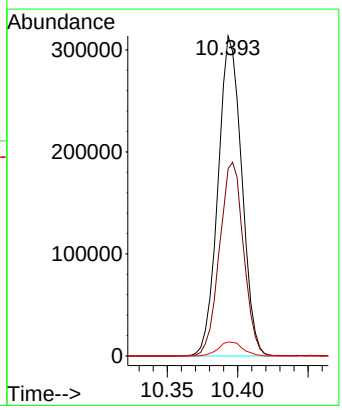

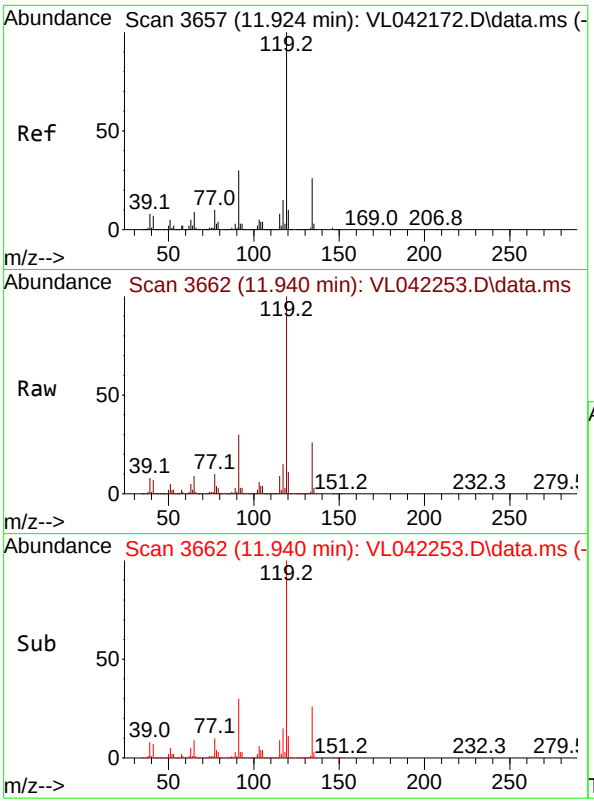

#69
p-Isopropyltoluene
Concen: 10.882 ppbv
RT: 11.940 min Scan# 3
Delta R.T. 0.016 min
Lab File: VL042253.D
Acq: 08 Apr 2025 08:39

Instrument :
MSVOA_L
ClientSampleId :
VSTDCCC010

Tgt Ion:119 Resp: 1144759

Ion	Ratio	Lower	Upper
119	100		
134	25.7	20.4	30.6
91	29.3	23.7	35.5

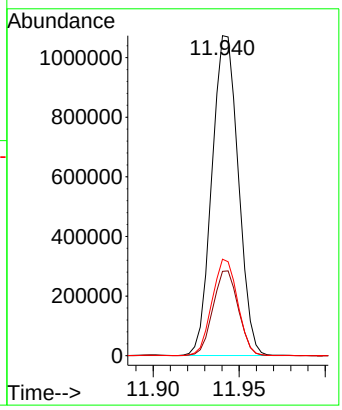

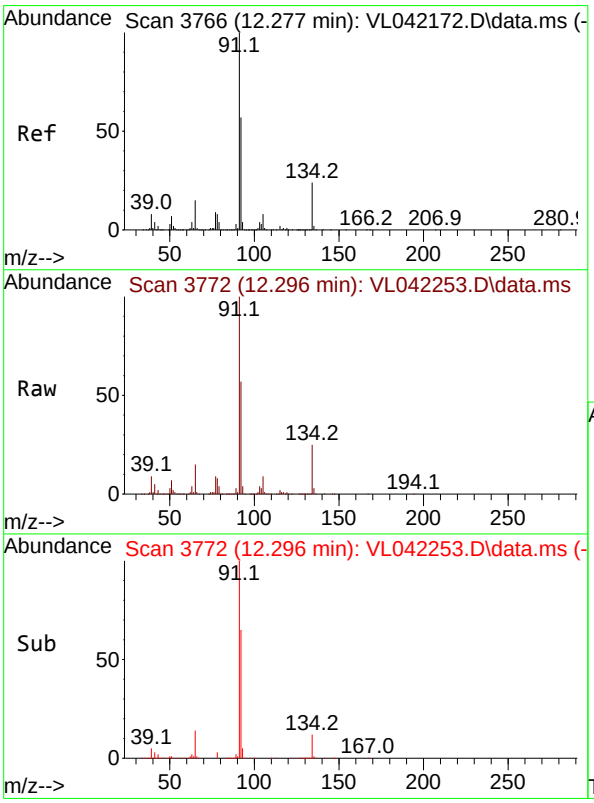

#70
n-Butylbenzene
Concen: 11.103 ppbv
RT: 12.296 min Scan# 3772
Delta R.T. 0.019 min
Lab File: VL042253.D
Acq: 08 Apr 2025 08:39

Tgt Ion: 91 Resp: 1194481

Ion	Ratio	Lower	Upper
91	100		
92	55.7	44.9	67.3
134	23.8	19.2	28.8

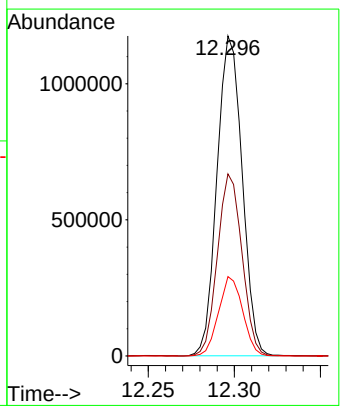

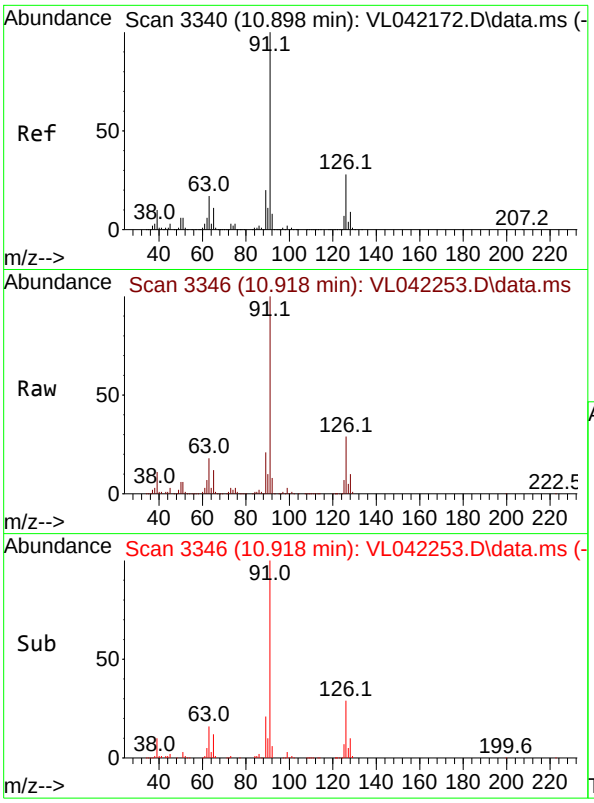

#71
2-Chlorotoluene
Concen: 10.935 ppbv
RT: 10.918 min Scan# 3
Delta R.T. 0.019 min
Lab File: VL042253.D
Acq: 08 Apr 2025 08:39

Instrument :
MSVOA_L
ClientSampleId :
VSTDCCC010

Tgt Ion: 91 Resp: 806572

Ion	Ratio	Lower	Upper
91	100		
126	29.6	11.6	46.4

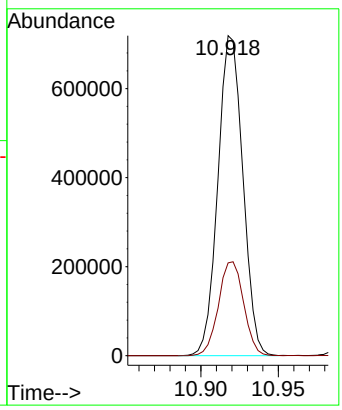

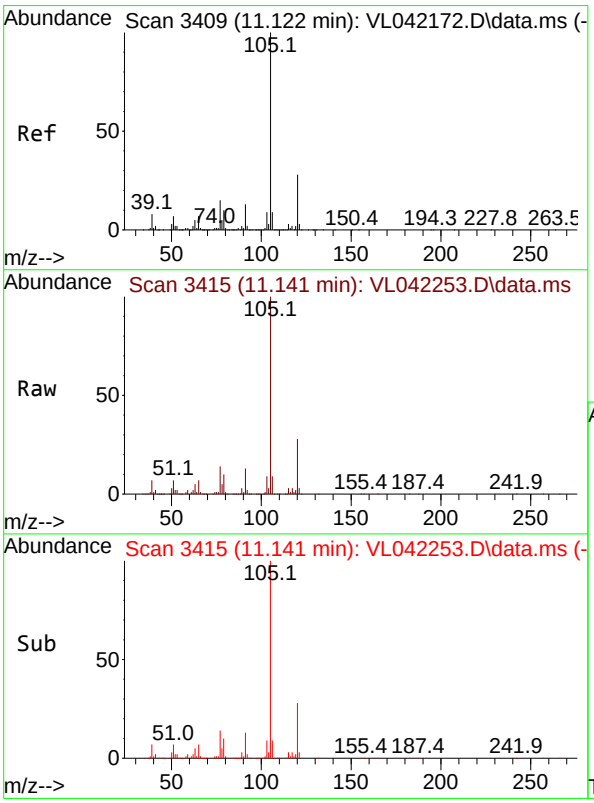

#72
4-Ethyltoluene
Concen: 11.190 ppbv
RT: 11.141 min Scan# 3415
Delta R.T. 0.019 min
Lab File: VL042253.D
Acq: 08 Apr 2025 08:39

Tgt Ion:105 Resp: 885452

Ion	Ratio	Lower	Upper
105	100		
120	29.1	23.4	35.0
91	13.2	10.3	15.5
77	13.7	11.4	17.2

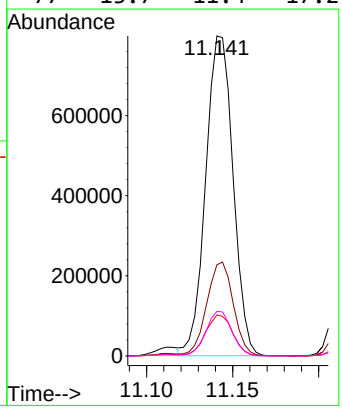

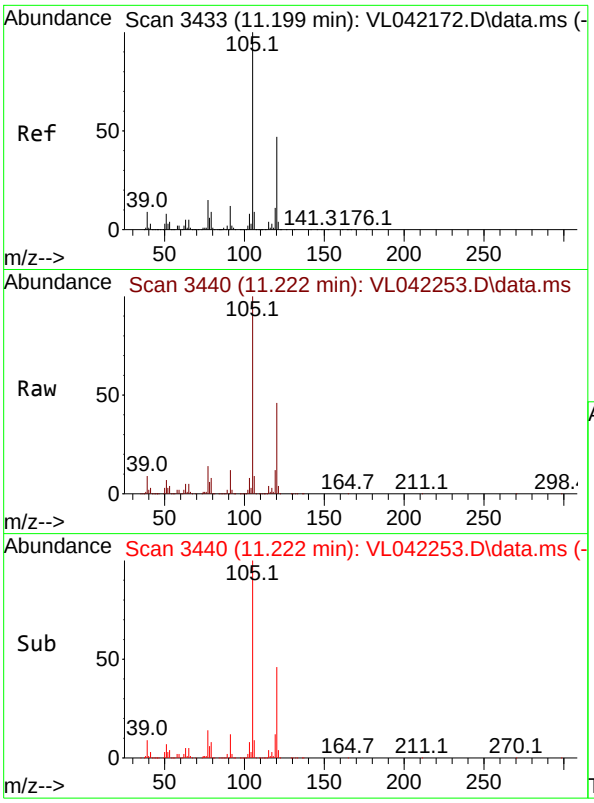

#73
1,3,5-Trimethylbenzene
Concen: 11.080 ppbv
RT: 11.222 min Scan# 3
Delta R.T. 0.023 min
Lab File: VL042253.D
Acq: 08 Apr 2025 08:39

Instrument :
MSVOA_L
ClientSampleId :
VSTDCCC010

Tgt Ion:105 Resp: 765708

Ion	Ratio	Lower	Upper
105	100		
120	45.9	37.4	56.0

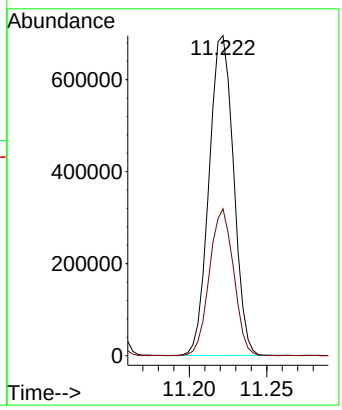

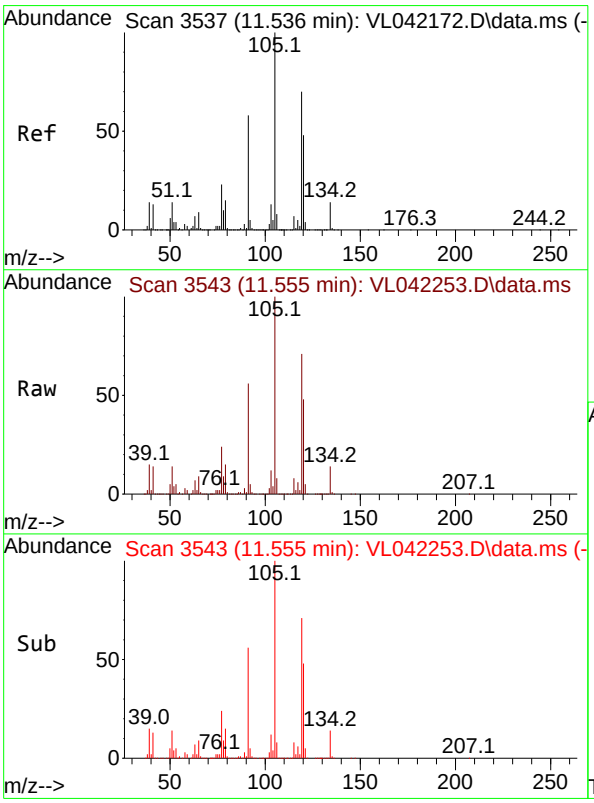

#74
1,2,4-Trimethylbenzene
Concen: 10.660 ppbv
RT: 11.555 min Scan# 3543
Delta R.T. 0.019 min
Lab File: VL042253.D
Acq: 08 Apr 2025 08:39

Tgt Ion:105 Resp: 848667

Ion	Ratio	Lower	Upper
105	100		
120	48.3	38.6	58.0
91	56.4	46.2	69.2
77	23.6	18.6	27.8

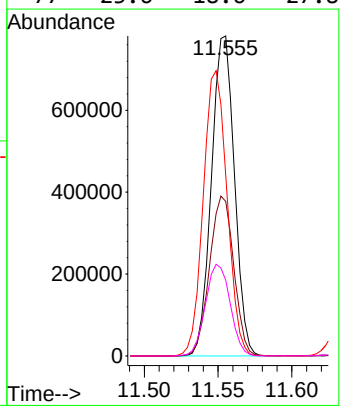

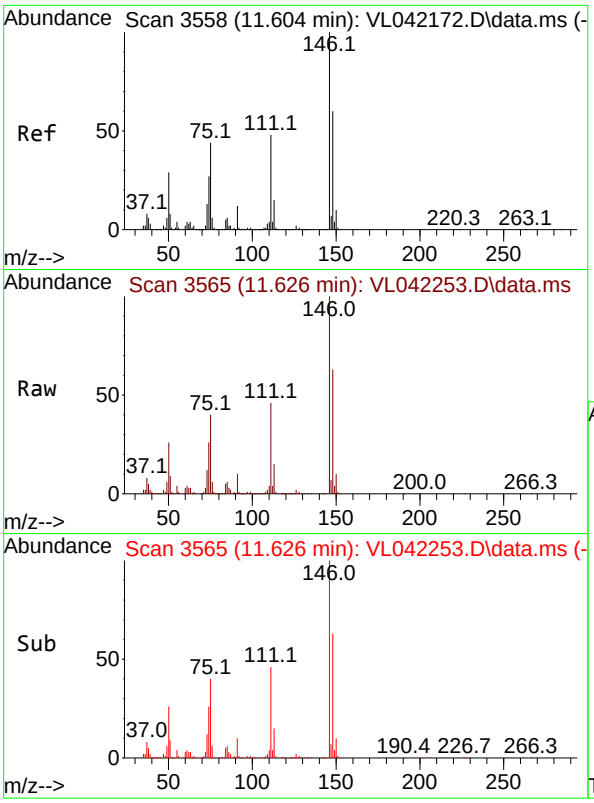

#75
1,3-Dichlorobenzene
Concen: 11.584 ppbv
RT: 11.626 min Scan# 3
Delta R.T. 0.023 min
Lab File: VL042253.D
Acq: 08 Apr 2025 08:39

Instrument :
MSVOA_L
ClientSampleId :
VSTDCCC010

Tgt Ion:146 Resp: 505824

Ion	Ratio	Lower	Upper
146	100		
111	46.9	23.8	71.2
148	62.9	31.9	95.9

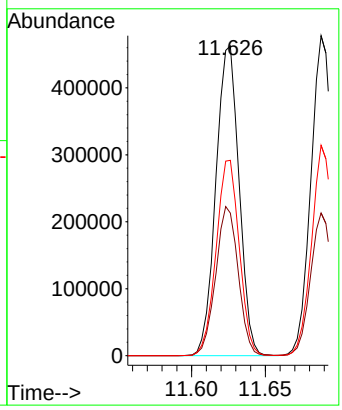

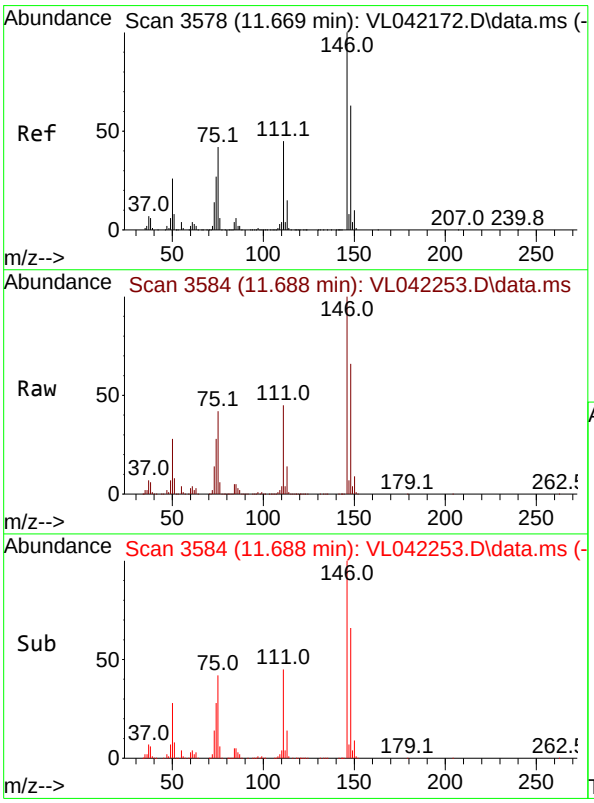

#76
1,4-Dichlorobenzene
Concen: 11.634 ppbv
RT: 11.688 min Scan# 3584
Delta R.T. 0.019 min
Lab File: VL042253.D
Acq: 08 Apr 2025 08:39

Tgt Ion:146 Resp: 505562

Ion	Ratio	Lower	Upper
146	100		
111	44.5	23.0	69.0
148	64.5	31.9	95.7

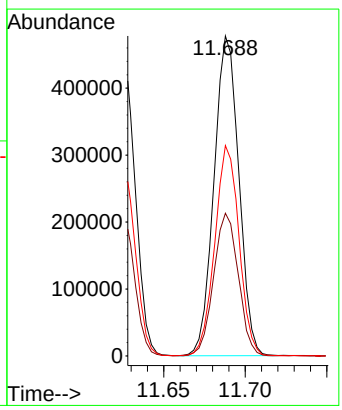

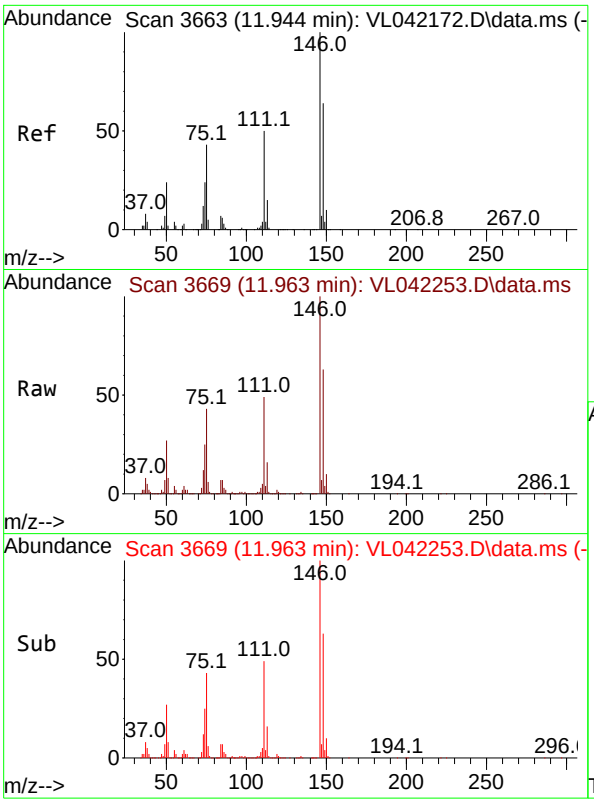

#77
1,2-Dichlorobenzene
Concen: 11.837 ppbv
RT: 11.963 min Scan# 3
Delta R.T. 0.019 min
Lab File: VL042253.D
Acq: 08 Apr 2025 08:39

Instrument :
MSVOA_L
ClientSampleId :
VSTDCCC010

Tgt Ion:146 Resp: 503274

Ion	Ratio	Lower	Upper
146	100		
111	47.8	24.8	74.3
148	63.0	31.6	94.8

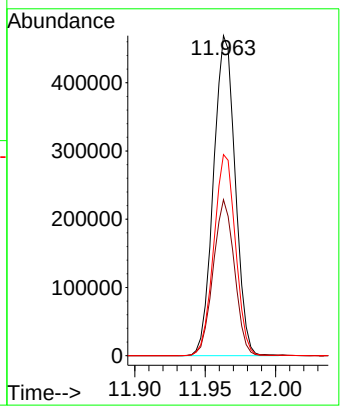

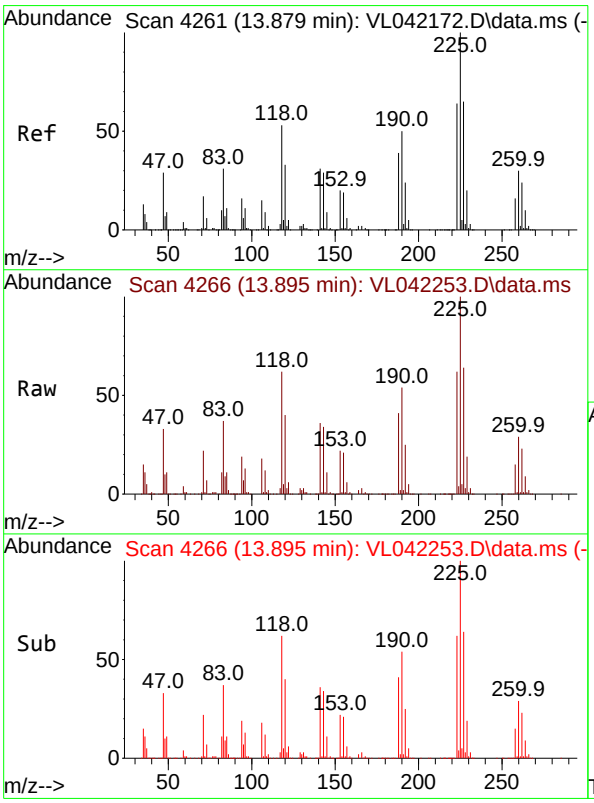

#78
Hexachloro-1,3-Butadiene
Concen: 9.223 ppbv
RT: 13.895 min Scan# 4266
Delta R.T. 0.016 min
Lab File: VL042253.D
Acq: 08 Apr 2025 08:39

Tgt Ion:225 Resp: 399147

Ion	Ratio	Lower	Upper
225	100		
223	62.9	50.6	76.0
227	62.9	51.2	76.8

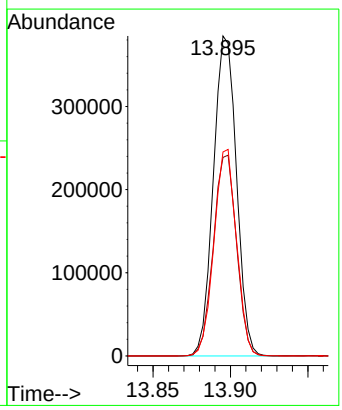

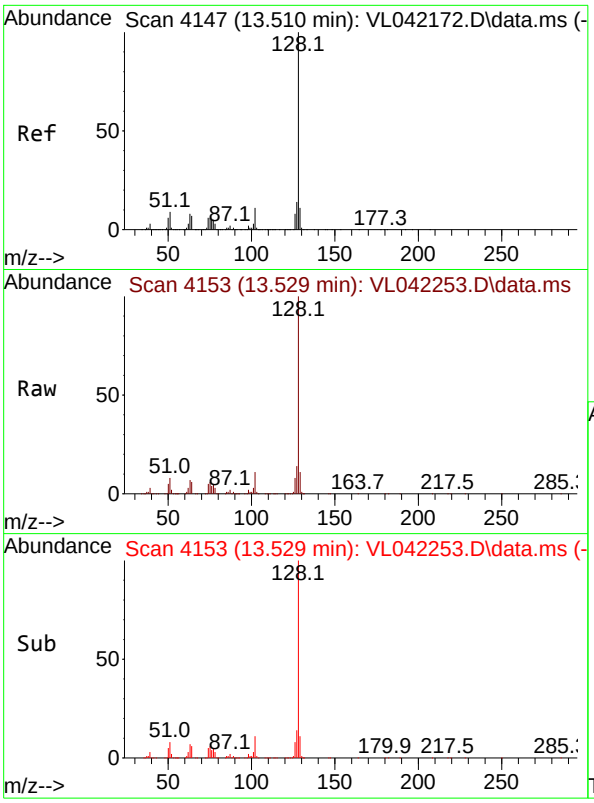

#79
Naphthalene
Concen: 11.108 ppbv
RT: 13.529 min Scan# 4
Delta R.T. 0.019 min
Lab File: VL042253.D
Acq: 08 Apr 2025 08:39

Instrument :
MSVOA_L
ClientSampleId :
VSTDCCC010

Tgt Ion:128 Resp: 967317

Ion	Ratio	Lower	Upper
128	100		
127	13.7	10.8	16.2
129	10.8	9.0	13.4

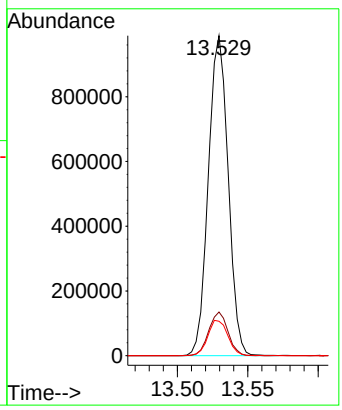



#80
Naphthalene,2-methyl-
Concen: 10.723 ppbv
RT: 14.475 min Scan# 4445
Delta R.T. 0.019 min
Lab File: VL042253.D
Acq: 08 Apr 2025 08:39

Tgt Ion:142 Resp: 457943

Ion	Ratio	Lower	Upper
142	100		
141	85.5	66.3	99.5
115	39.3	31.6	47.4

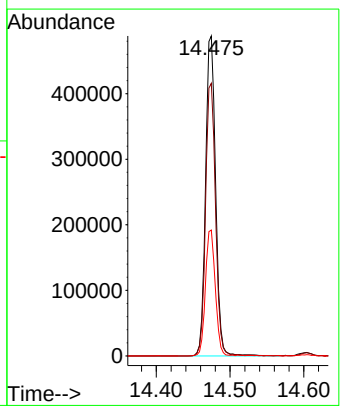

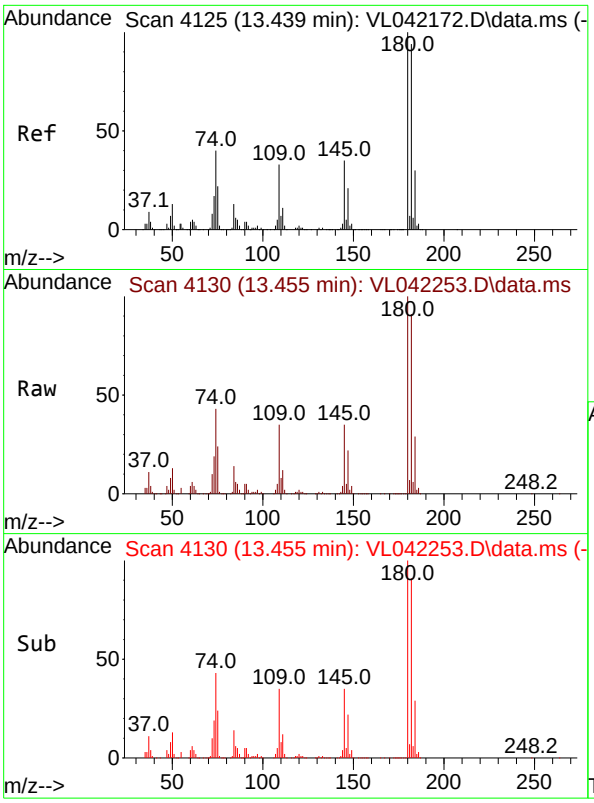

#81
1,2,4-Trichlorobenzene
Concen: 10.592 ppbv
RT: 13.455 min Scan# 4
Delta R.T. 0.016 min
Lab File: VL042253.D
Acq: 08 Apr 2025 08:39

Instrument :
MSVOA_L
ClientSampleId :
VSTDCCC010

Tgt Ion:180 Resp: 425466

Ion	Ratio	Lower	Upper
180	100		
182	94.6	75.1	112.7
184	30.4	24.4	36.6

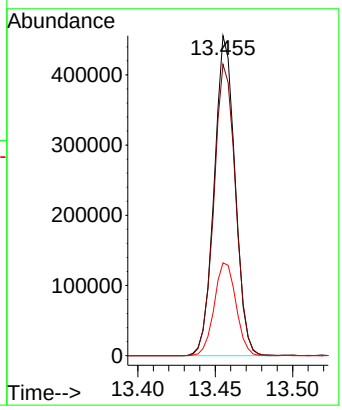

Quantitation Report (Not Reviewed)

Data Path : Z:\voasrv\HPCHEM1\MSVOA_L\Data\VL040825\
Data File : VL042255.D
Acq On : 08 Apr 2025 10:05
Operator : SY/MD
Sample : VL0408ABS01
Misc : 400mL/MSVOA_L
ALS Vial : 1 Sample Multiplier: 1

Instrument :
MSVOA_L
ClientSampleId :
VL0408ABS01

Quant Time: Apr 09 01:51:57 2025
Quant Method : Z:\voasrv\HPCHEM1\MSVOA_L\methods\VL032725AIR.M
Quant Title : AIR ANALYSIS BY METHOD TO-15 Instrument: MSVOA_LFri Aug 26 06:05:16 2022
QLast Update : Fri Mar 28 02:00:52 2025
Response via : Initial Calibration

Compound	R.T.	QIon	Response	Conc	Units	Dev(Min)
Internal Standards						
1) Bromochloromethane	2.803	49	190420	10.000	ppbv	0.02
33) 1,4-Difluorobenzene	3.981	114	494678	10.000	ppbv	0.03
55) Chlorobenzene-d5	8.904	117	447066	10.000	ppbv	0.03
System Monitoring Compounds						
68) 1-Bromo-4-Fluorobenzene	10.393	95	367418	10.008	ppbv	0.02
Spiked Amount 10.000	Range 65 - 135		Recovery = 100.100%			
Target Compounds						Qvalue
2) Dichlorodifluoromethane	1.505	85	273062	9.712	ppbv	99
3) Chlorodifluoromethane	1.483	51	292844	10.196	ppbv	100
4) Chloromethane	1.538	50	112659	9.805	ppbv	100
5) Vinyl Chloride	1.586	62	103863	8.530	ppbv	96
6) Bromomethane	1.674	94	45172	8.675	ppbv	97
7) Chloroethane	1.713	64	42251	9.161	ppbv	99
8) Dichlorotetrafluoroethane	1.560	85	232959	9.730	ppbv	93
9) Propene	1.489	41	111408	8.462	ppbv	99
10) Heptane	5.011	43	333061	9.511	ppbv	99
11) Trichlorofluoromethane	1.887	101	263188	9.620	ppbv	94
12) 1,1,2-Trichlorotrifluo...	2.150	101	211536	9.407	ppbv	98
13) Ethanol	1.729	45	6066	4.874	ppbv	82
14) Bromoethene	1.790	108	74695	8.671	ppbv	98
15) Acetone	1.842	43	235954	8.860	ppbv	95
16) 1,3-Butadiene	1.615	39	115796	8.904	ppbv	95
17) tert-Butyl alcohol	2.049	59	277654	8.371	ppbv	98
18) 1,1-Dichloroethene	2.043	96	93164	8.862	ppbv	97
19) Isopropyl Alcohol	1.894	45	129418	8.613	ppbv #	34
20) Methylene Chloride	2.072	84	83277	8.396	ppbv	95
21) Allyl Chloride	2.107	41	171013	9.105	ppbv	98
22) trans-1,2-Dichloroethene	2.353	96	106692	8.782	ppbv	93
23) Vinyl Acetate	2.476	43	98533	8.549	ppbv	97
24) 1,1-Dichloroethane	2.421	63	221032	9.814	ppbv	99
25) Ethyl Acetate	2.852	43	681132	9.854	ppbv	99
26) Hexane	2.842	57	254141	9.519	ppbv	95
27) Carbon Disulfide	2.159	76	258972	9.046	ppbv	99
28) Methyl tert-Butyl Ether	2.454	73	141395	8.506	ppbv	96
29) Chloroform	2.865	83	410522	10.507	ppbv	98
30) Cyclohexane	3.878	84	211231	9.112	ppbv	97
31) cis-1,2-Dichloroethene	2.735	61	251202	9.268	ppbv	98
32) 1,1,1-Trichloroethane	3.386	97	402513	8.998	ppbv	98
34) 2-Butanone	2.570	43	379327	10.575	ppbv	98
35) Carbon Tetrachloride	3.787	117	418420	10.828	ppbv	99
36) Benzene	3.677	78	518095	10.564	ppbv	98
37) 1,2-Dichloroethane	3.237	62	315190	11.226	ppbv	99
38) Trichloroethene	4.577	130	205867	10.061	ppbv	96
39) 1,2-Dichloropropane	4.341	63	185795	10.403	ppbv	94
40) 1,4-Dioxane	4.613	88	91079	9.608	ppbv #	92
41) Tetrahydrofuran	3.072	42	210024	10.168	ppbv	97
42) Bromodichloromethane	4.519	83	434165	11.217	ppbv	99
43) Methyl Methacrylate	4.910	69	192595	9.277	ppbv	98
44) 2,2,4-Trimethylpentane	4.668	57	886873	10.701	ppbv	98
45) t-1,3-Dichloropropene	6.448	75	184852	8.299	ppbv	97

Quantitation Report (Not Reviewed)

Data Path : Z:\voasrv\HPCHEM1\MSVOA_L\Data\VL040825\
Data File : VL042255.D
Acq On : 08 Apr 2025 10:05
Operator : SY/MD
Sample : VL0408ABS01
Misc : 400mL/MSVOA_L
ALS Vial : 1 Sample Multiplier: 1

Instrument :
MSVOA_L
ClientSampleId :
VL0408ABS01

Quant Time: Apr 09 01:51:57 2025
Quant Method : Z:\voasrv\HPCHEM1\MSVOA_L\methods\VL032725AIR.M
Quant Title : AIR ANALYSIS BY METHOD TO-15 Instrument: MSVOA_LFri Aug 26 06:05:16 2022
QLast Update : Fri Mar 28 02:00:52 2025
Response via : Initial Calibration

Compound	R.T.	QIon	Response	Conc	Units		Dev(Min)
46) cis-1,3-Dichloropropene	5.635	75	249791	9.149	ppbv		97
47) 1,1,2-Trichloroethane	6.613	97	210809	11.166	ppbv		98
48) Dibromochloromethane	7.412	129	348149	10.881	ppbv		99
49) Bromoform	9.503	173	307461	10.703	ppbv		99
50) 4-Methyl-2-Pentanone	5.787	43	543140	9.554	ppbv		97
51) 2-Hexanone	7.461	43	441742	9.463	ppbv	#	95
52) Tetrachloroethene	8.251	164	175587	9.028	ppbv		93
53) Toluene	6.962	91	578261	9.947	ppbv		99
54) 1,2-Dibromoethane	7.678	107	282386	10.730	ppbv		99
56) 1,1,1,2-Tetrachloroethane	8.946	131	283080	11.503	ppbv		98
57) Chlorobenzene	8.943	112	481713	11.360	ppbv		98
58) Ethyl Benzene	9.377	91	841166	10.593	ppbv		99
59) m/p-Xylene	9.571	91	695111	10.962	ppbv	#	25
60) o-Xylene	9.982	91	711568	11.194	ppbv		98
61) Styrene	9.888	104	319155	10.149	ppbv		99
62) Isopropylbenzene	10.558	105	1063992	11.193	ppbv		99
63) 1,1,2,2-Tetrachloroethane	9.982	83	468851	12.139	ppbv		99
64) n-propylbenzene	11.005	120	284790	11.638	ppbv		97
65) tert-Butylbenzene	11.549	119	976872	11.112	ppbv		99
66) Benzyl Chloride	11.633	91	63988	6.860	ppbv		99
67) sec-Butylbenzene	11.785	105	1377726	11.275	ppbv		99
69) p-Isopropyltoluene	11.940	119	1168405	11.104	ppbv		99
70) n-Butylbenzene	12.296	91	1217247	11.312	ppbv		99
71) 2-Chlorotoluene	10.918	91	817332	11.078	ppbv		99
72) 4-Ethyltoluene	11.141	105	906994	11.460	ppbv		99
73) 1,3,5-Trimethylbenzene	11.222	105	773328	11.187	ppbv		98
74) 1,2,4-Trimethylbenzene	11.555	105	862179	10.827	ppbv		99
75) 1,3-Dichlorobenzene	11.623	146	512731	11.739	ppbv		98
76) 1,4-Dichlorobenzene	11.688	146	505049	11.619	ppbv		99
77) 1,2-Dichlorobenzene	11.963	146	505323	11.883	ppbv		99
78) Hexachloro-1,3-Butadiene	13.899	225	382876	8.845	ppbv		100
79) Naphthalene	13.530	128	875824	10.055	ppbv		99
80) Naphthalene,2-methyl-	14.475	142	291105	6.815	ppbv		100
81) 1,2,4-Trichlorobenzene	13.455	180	388605	9.672	ppbv		98

(#) = qualifier out of range (m) = manual integration (+) = signals summed

Quantitation Report (Not Reviewed)

Data Path : Z:\voasrv\HPCHEM1\MSVOA_L\Data\VL040825\
Data File : VL042255.D
Acq On : 08 Apr 2025 10:05
Operator : SY/MD
Sample : VL0408ABS01
Misc : 400mL/MSVOA_L
ALS Vial : 1 Sample Multiplier: 1

Instrument :
MSVOA_L
ClientSampleId :
VL0408ABS01

Quant Time: Apr 09 01:51:57 2025
Quant Method : Z:\voasrv\HPCHEM1\MSVOA_L\methods\VL032725AIR.M
Quant Title : AIR ANALYSIS BY METHOD TO-15 Instrument: MSVOA_LFri Aug 26 06:05:16 2022
QLast Update : Fri Mar 28 02:00:52 2025
Response via : Initial Calibration

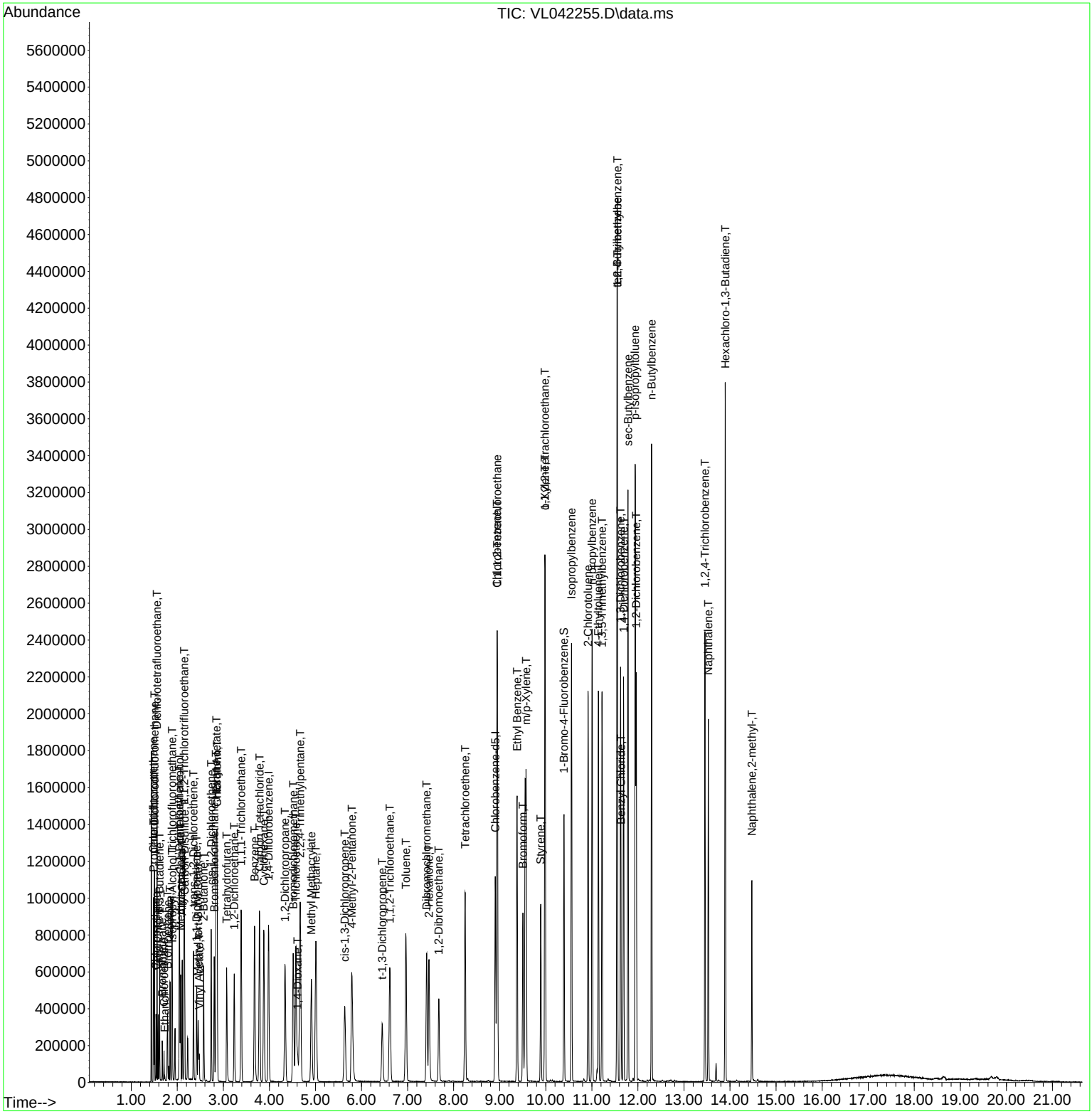

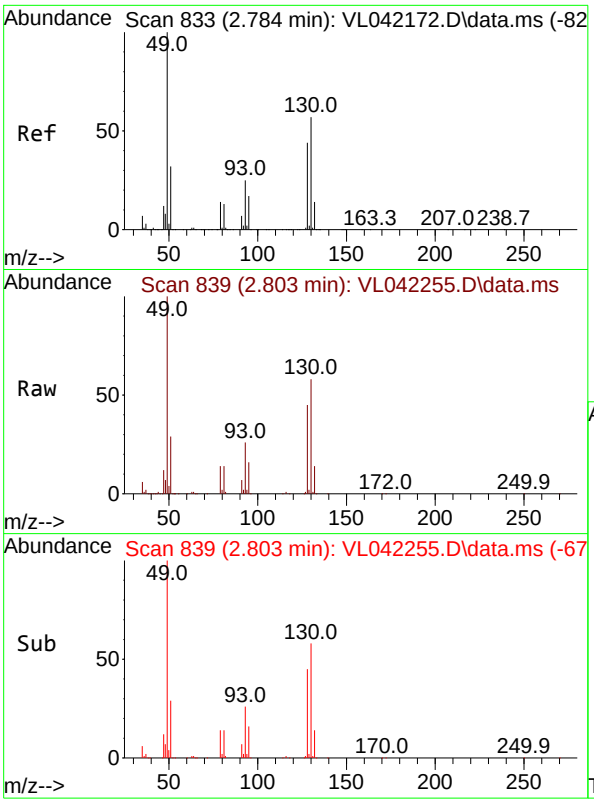

#1
Bromochloromethane
Concen: 10.000 ppbv
RT: 2.803 min Scan# 8
Delta R.T. 0.019 min
Lab File: VL042255.D
Acq: 08 Apr 2025 10:05

Instrument :
MSVOA_L
ClientSampleId :
VL0408ABS01

Tgt Ion: 49 Resp: 190420

Ion	Ratio	Lower	Upper
49	100		
128	45.4	22.9	68.5
130	58.9	28.8	86.4

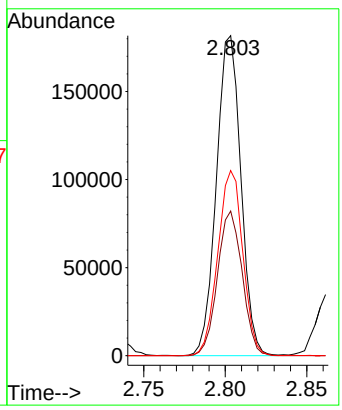

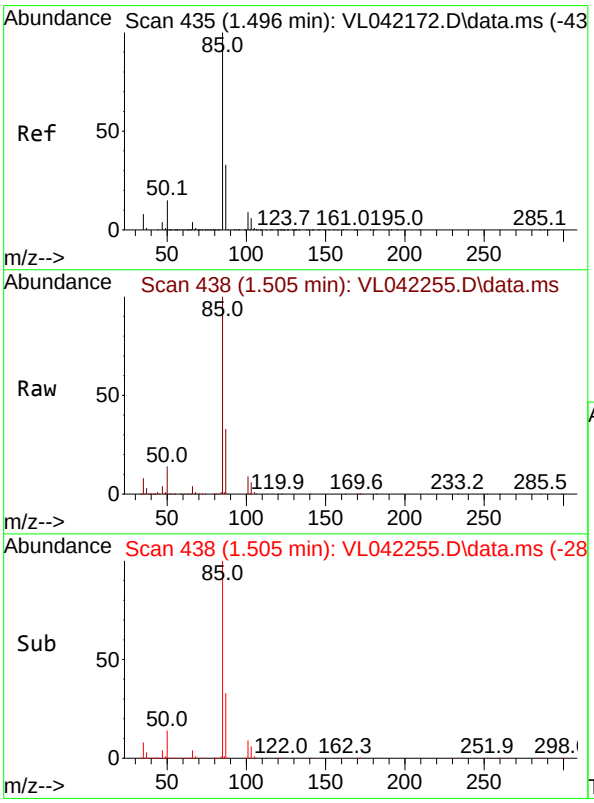

#2
Dichlorodifluoromethane
Concen: 9.712 ppbv
RT: 1.505 min Scan# 438
Delta R.T. 0.010 min
Lab File: VL042255.D
Acq: 08 Apr 2025 10:05

Tgt Ion: 85 Resp: 273062

Ion	Ratio	Lower	Upper
85	100		
87	33.2	26.1	39.1

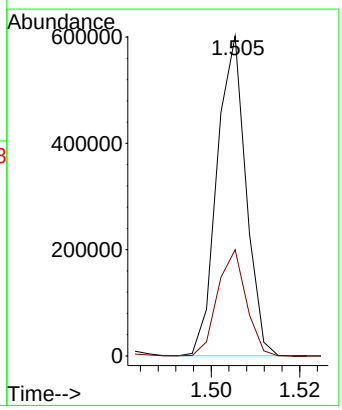

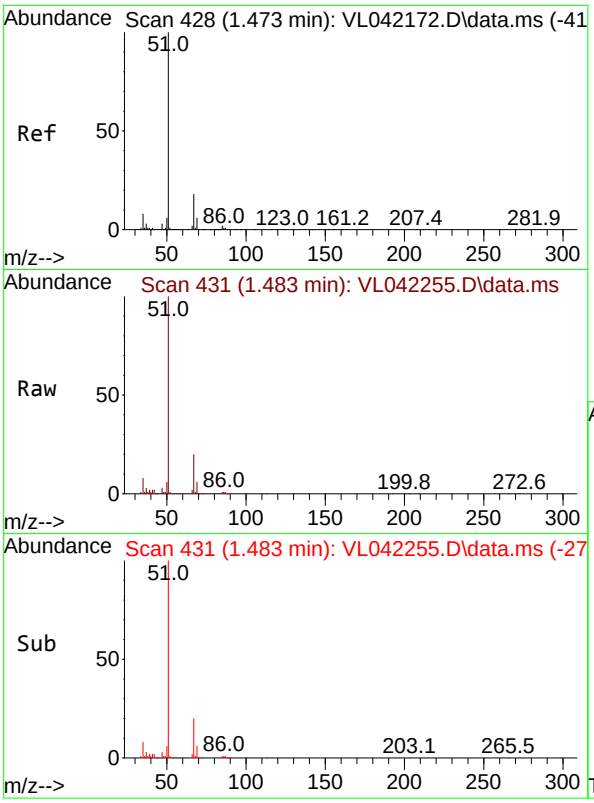

#3
Chlorodifluoromethane
Concen: 10.196 ppbv
RT: 1.483 min Scan# 4
Delta R.T. 0.010 min
Lab File: VL042255.D
Acq: 08 Apr 2025 10:05

Instrument :
MSVOA_L
ClientSampleId :
VL0408ABS01

Tgt Ion: 51 Resp: 292844

Ion	Ratio	Lower	Upper
51	100		
67	19.0	15.0	22.6

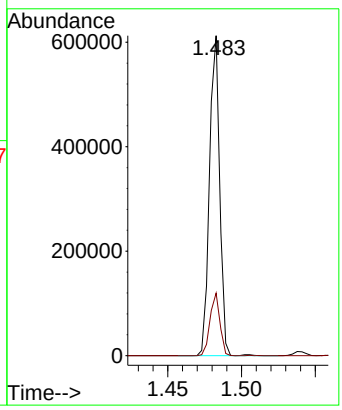

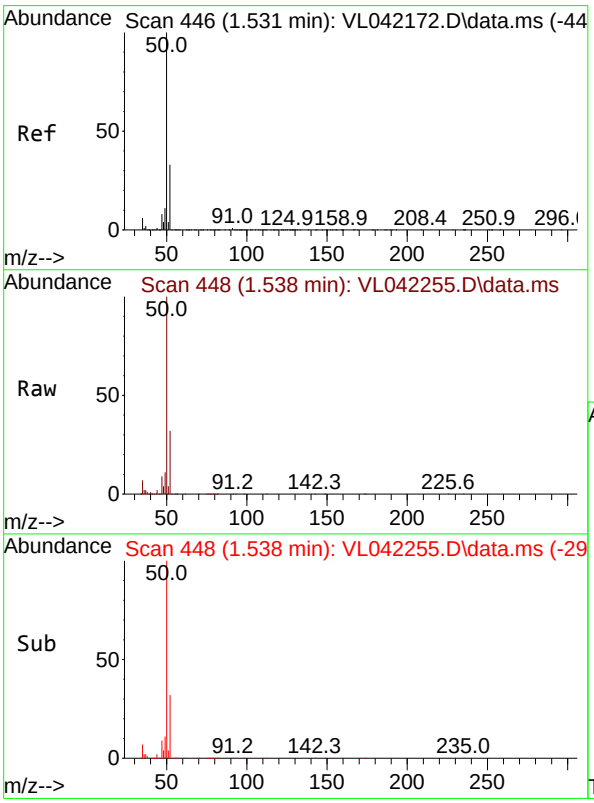

#4
Chloromethane
Concen: 9.805 ppbv
RT: 1.538 min Scan# 448
Delta R.T. 0.006 min
Lab File: VL042255.D
Acq: 08 Apr 2025 10:05

Tgt Ion: 50 Resp: 112659

Ion	Ratio	Lower	Upper
50	100		
52	32.5	26.1	39.1

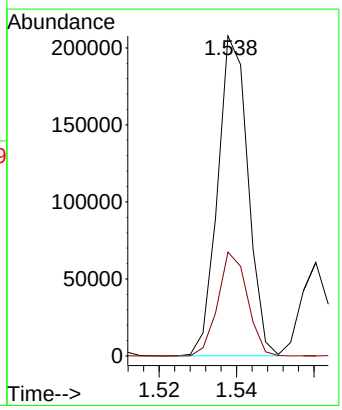

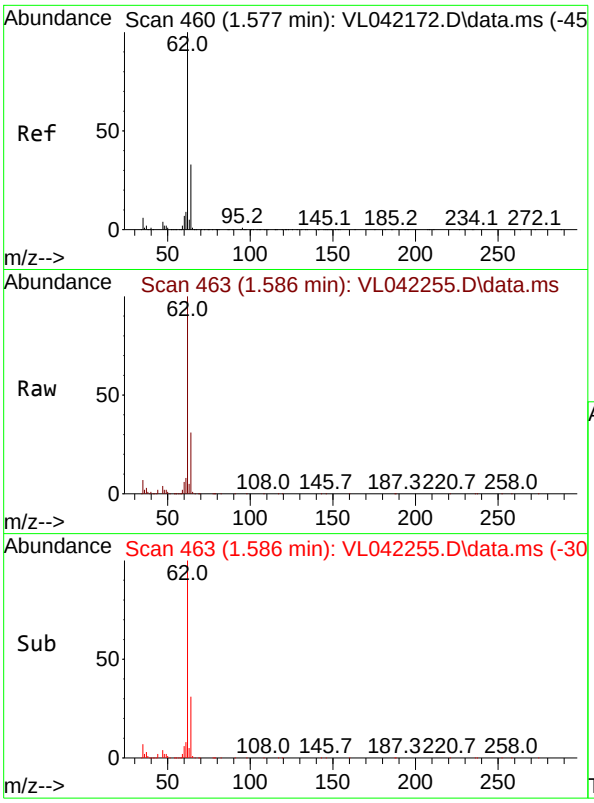

#5
Vinyl Chloride
Concen: 8.530 ppbv
RT: 1.586 min Scan# 4
Delta R.T. 0.010 min
Lab File: VL042255.D
Acq: 08 Apr 2025 10:05

Instrument :
MSVOA_L
ClientSampleId :
VL0408ABS01

Tgt Ion: 62 Resp: 103863

Ion	Ratio	Lower	Upper
62	100		
64	30.9	26.6	40.0

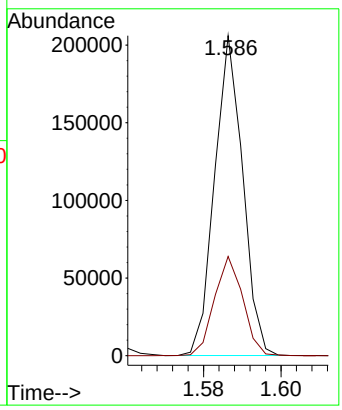

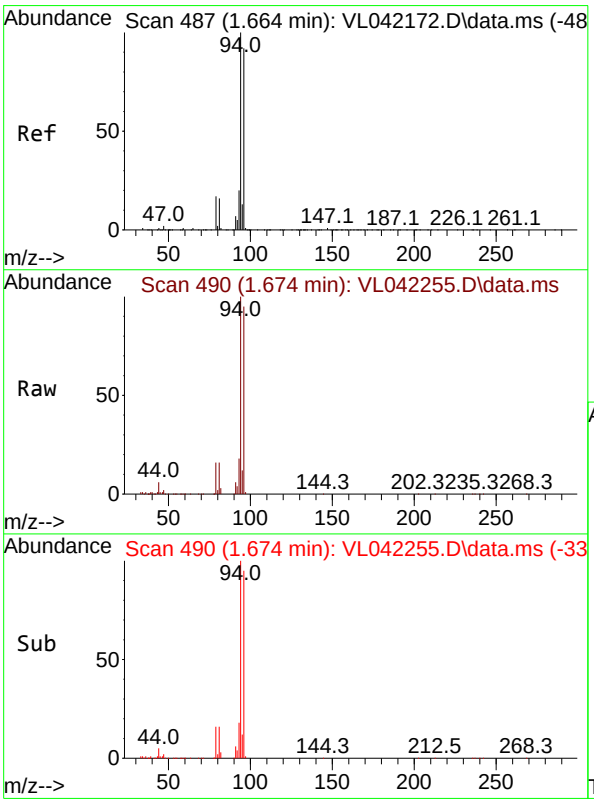

#6
Bromomethane
Concen: 8.675 ppbv
RT: 1.674 min Scan# 490
Delta R.T. 0.010 min
Lab File: VL042255.D
Acq: 08 Apr 2025 10:05

Tgt Ion: 94 Resp: 45172

Ion	Ratio	Lower	Upper
94	100		
96	94.7	73.1	109.7

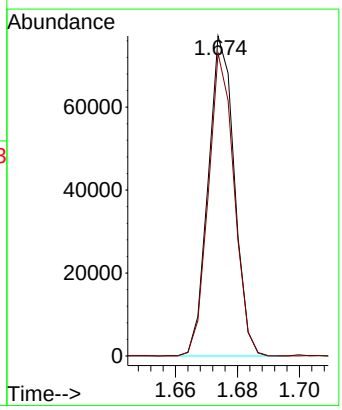

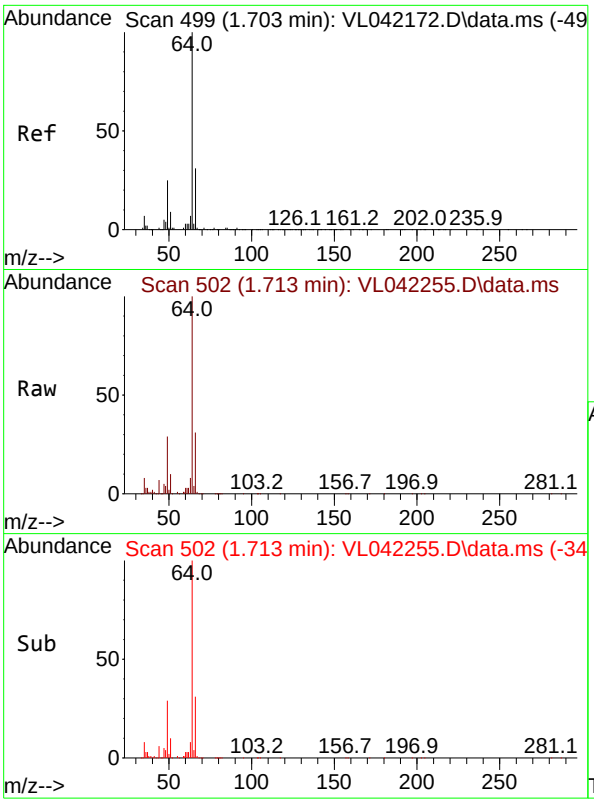

#7
Chloroethane
Concen: 9.161 ppbv
RT: 1.713 min Scan# 5(
Delta R.T. 0.010 min
Lab File: VL042255.D
Acq: 08 Apr 2025 10:05

Instrument :
MSVOA_L
ClientSampleId :
VL0408ABS01

Tgt Ion: 64 Resp: 42251

Ion	Ratio	Lower	Upper
64	100		
66	30.7	25.2	37.8

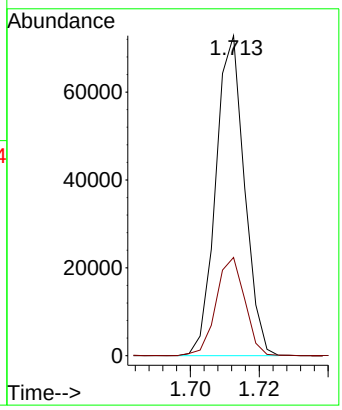

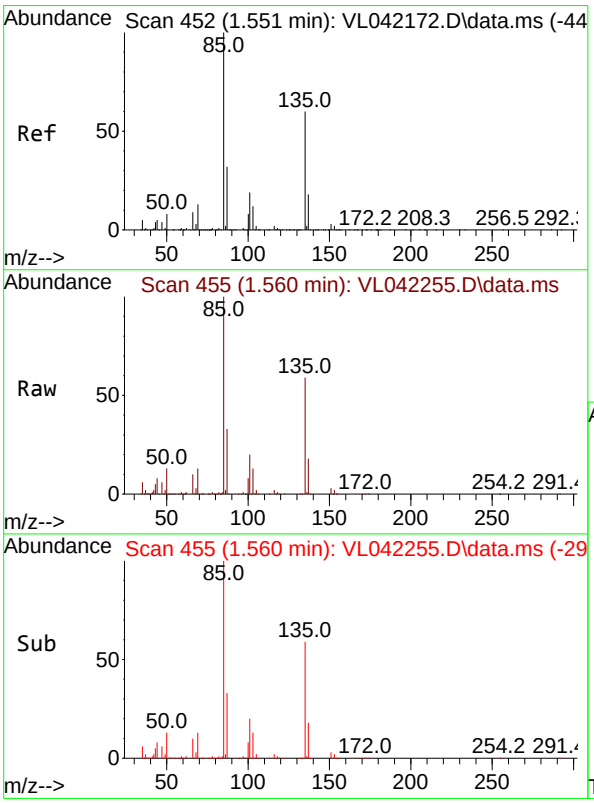

#8
Dichlorotetrafluoroethane
Concen: 9.730 ppbv
RT: 1.560 min Scan# 455
Delta R.T. 0.010 min
Lab File: VL042255.D
Acq: 08 Apr 2025 10:05

Tgt Ion: 85 Resp: 232959

Ion	Ratio	Lower	Upper
85	100		
135	60.1	52.4	78.6

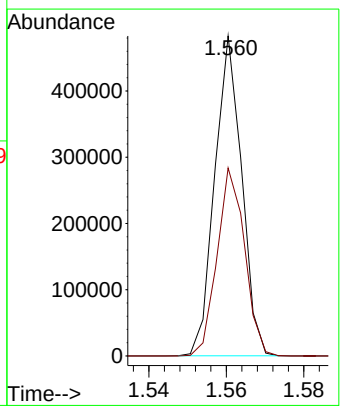

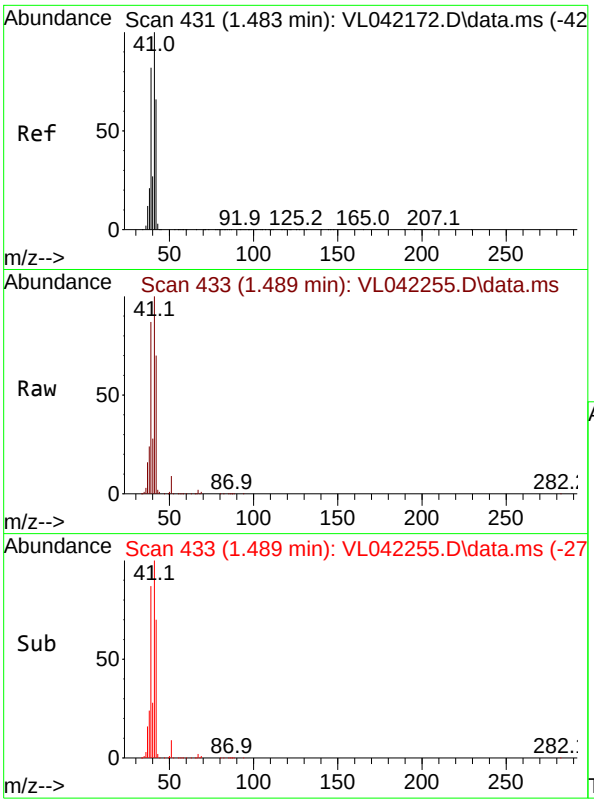

#9
Propene
Concen: 8.462 ppbv
RT: 1.489 min Scan# 4
Delta R.T. 0.006 min
Lab File: VL042255.D
Acq: 08 Apr 2025 10:05

Instrument :
MSVOA_L
ClientSampleId :
VL0408ABS01

Tgt Ion: 41 Resp: 111408

Ion	Ratio	Lower	Upper
41	100		
42	68.7	55.4	83.2

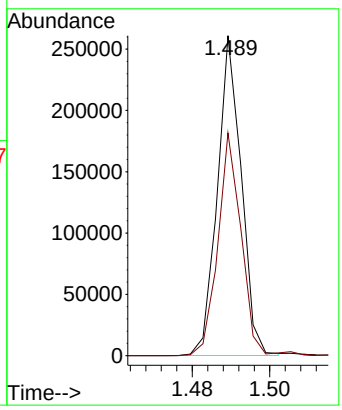

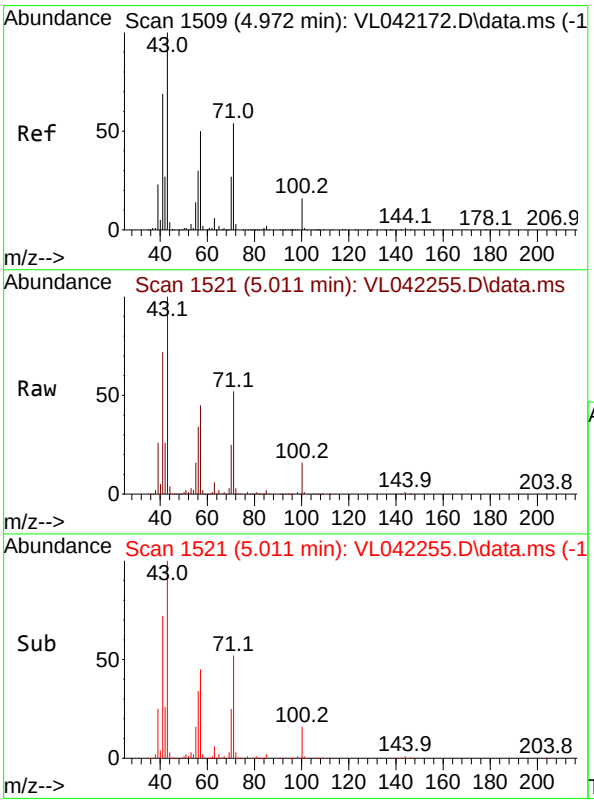

#10
Heptane
Concen: 9.511 ppbv
RT: 5.011 min Scan# 1521
Delta R.T. 0.039 min
Lab File: VL042255.D
Acq: 08 Apr 2025 10:05

Tgt Ion: 43 Resp: 333061

Ion	Ratio	Lower	Upper
43	100		
57	48.5	39.4	59.2

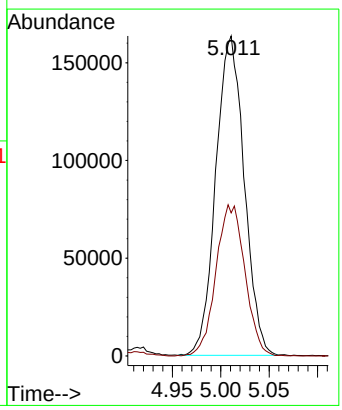

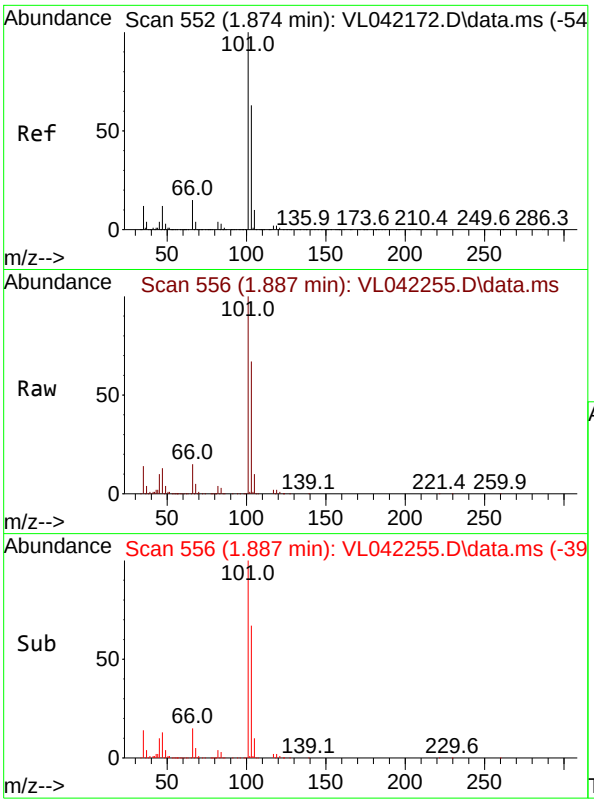

#11
Trichlorofluoromethane
Concen: 9.620 ppbv
RT: 1.887 min Scan# 5
Delta R.T. 0.013 min
Lab File: VL042255.D
Acq: 08 Apr 2025 10:05

Instrument :
MSVOA_L
ClientSampleId :
VL0408ABS01

Tgt Ion:101 Resp: 263188

Ion	Ratio	Lower	Upper
101	100		
103	67.2	50.2	75.2

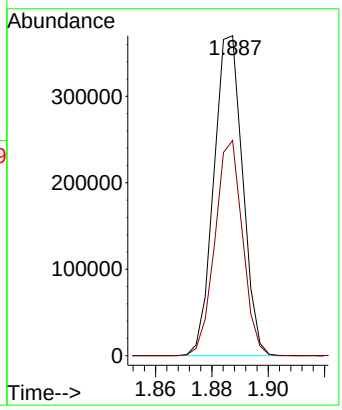

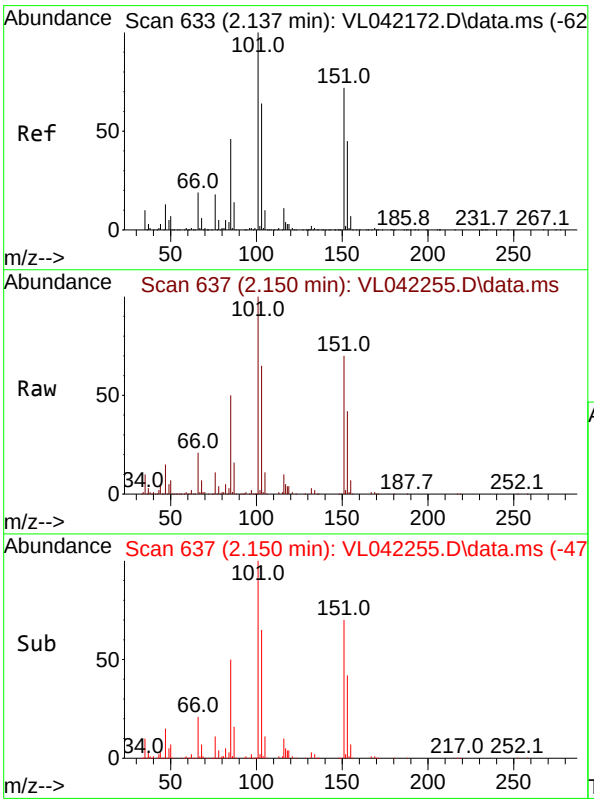

#12
1,1,2-Trichlorotrifluoroethane
Concen: 9.407 ppbv
RT: 2.150 min Scan# 637
Delta R.T. 0.013 min
Lab File: VL042255.D
Acq: 08 Apr 2025 10:05

Tgt Ion:101 Resp: 211536

Ion	Ratio	Lower	Upper
101	100		
151	69.6	57.1	85.7

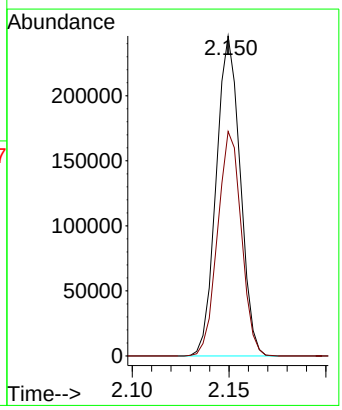

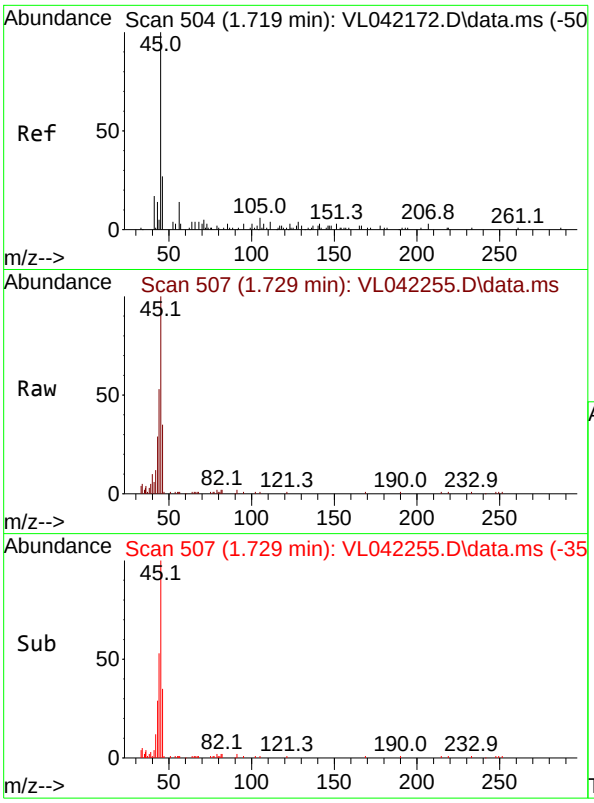

#13
Ethanol
Concen: 4.874 ppbv
RT: 1.729 min Scan# 5(
Delta R.T. 0.010 min
Lab File: VL042255.D
Acq: 08 Apr 2025 10:05

Instrument :
MSVOA_L
ClientSampleId :
VL0408ABS01

Tgt Ion: 45 Resp: 6066

Ion	Ratio	Lower	Upper
45	100		
46	38.1	20.2	80.8

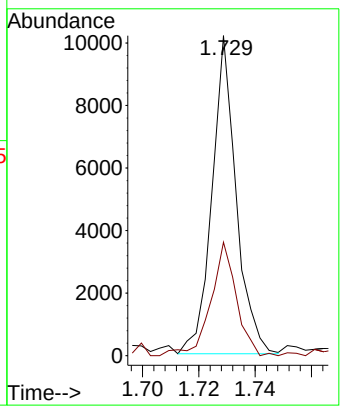

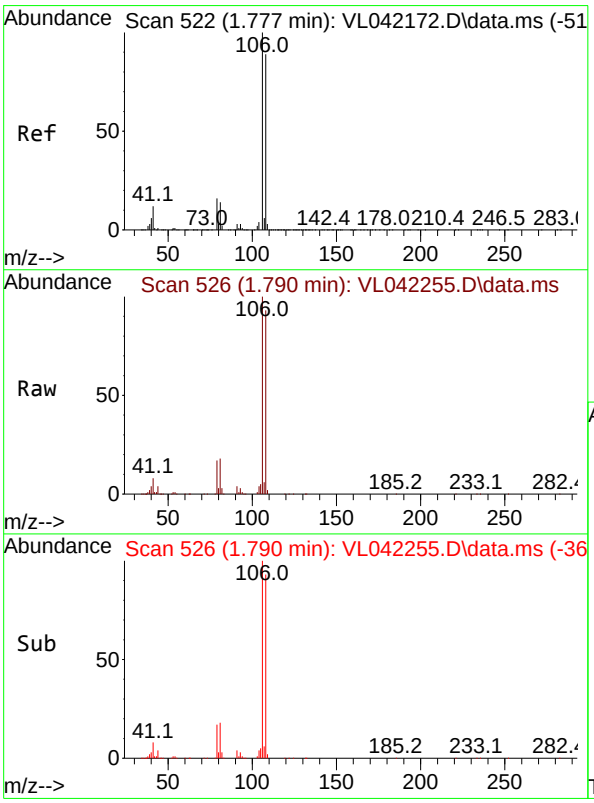

#14
Bromoethene
Concen: 8.671 ppbv
RT: 1.790 min Scan# 526
Delta R.T. 0.013 min
Lab File: VL042255.D
Acq: 08 Apr 2025 10:05

Tgt Ion:108 Resp: 74695

Ion	Ratio	Lower	Upper
108	100		
106	106.1	86.8	130.2
79	19.5	15.0	22.6

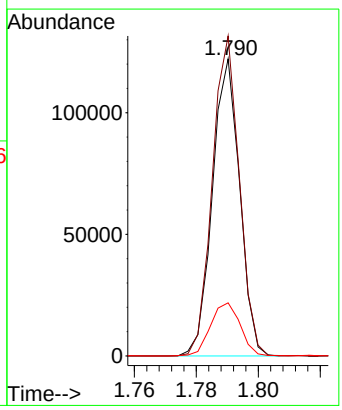



#15
Acetone
Concen: 8.860 ppbv
RT: 1.842 min Scan# 54
Delta R.T. 0.010 min
Lab File: VL042255.D
Acq: 08 Apr 2025 10:05

Instrument :
MSVOA_L
ClientSampleId :
VL0408ABS01

Tgt Ion: 43 Resp: 235954

Ion	Ratio	Lower	Upper
43	100		
58	26.4	23.2	34.8

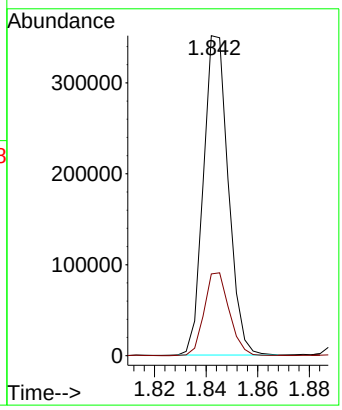

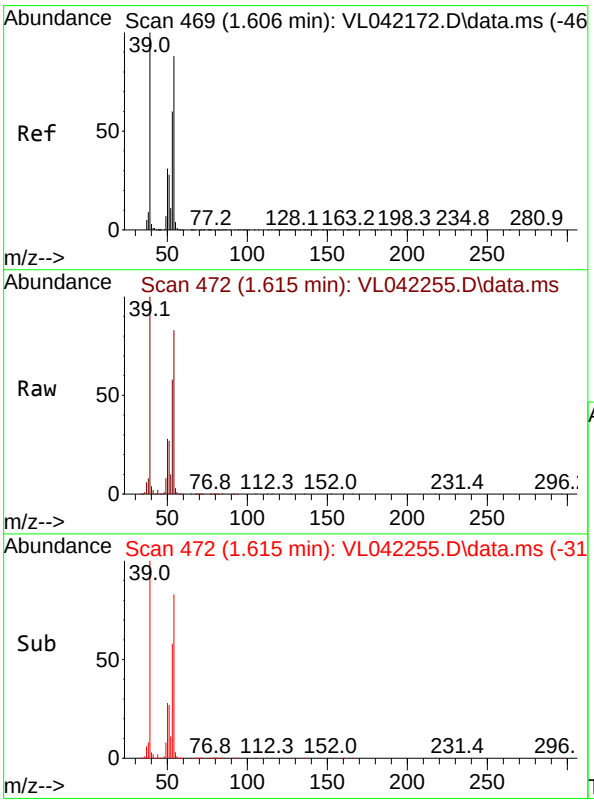

#16
1,3-Butadiene
Concen: 8.904 ppbv
RT: 1.615 min Scan# 472
Delta R.T. 0.010 min
Lab File: VL042255.D
Acq: 08 Apr 2025 10:05

Tgt Ion: 39 Resp: 115796

Ion	Ratio	Lower	Upper
39	100		
54	71.9	60.7	91.1

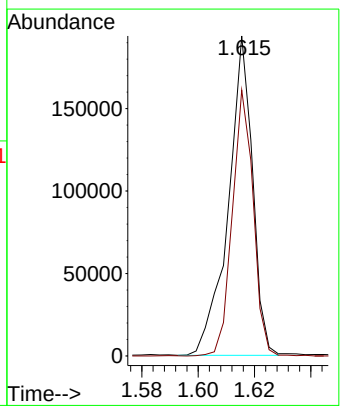

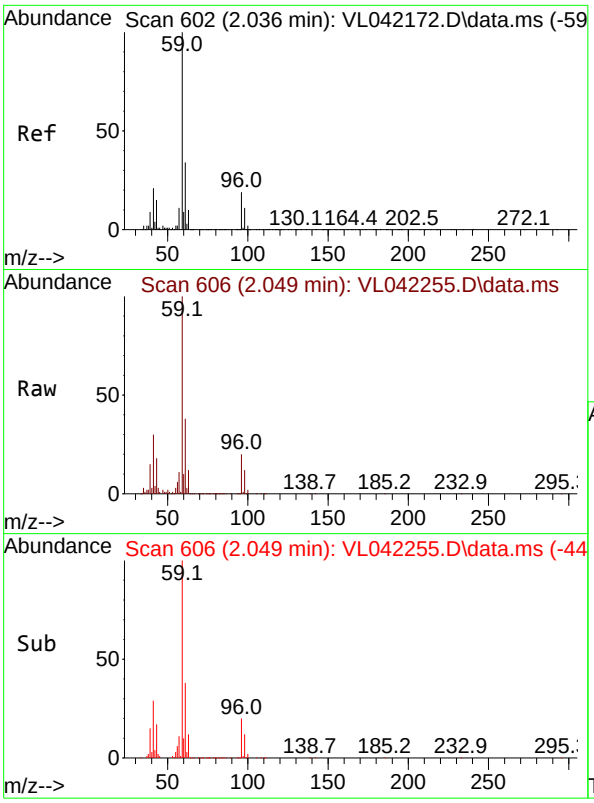

#17
tert-Butyl alcohol
Concen: 8.371 ppbv
RT: 2.049 min Scan# 6
Delta R.T. 0.013 min
Lab File: VL042255.D
Acq: 08 Apr 2025 10:05

Instrument :
MSVOA_L
ClientSampleId :
VL0408ABS01

Tgt Ion: 59 Resp: 277654

Ion	Ratio	Lower	Upper
59	100		
57	10.3	8.9	13.3

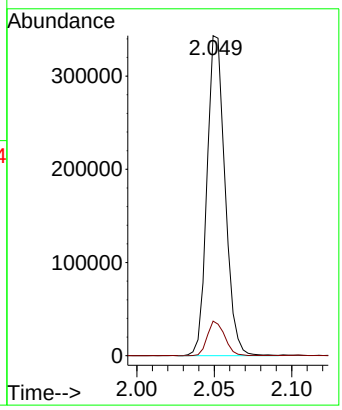

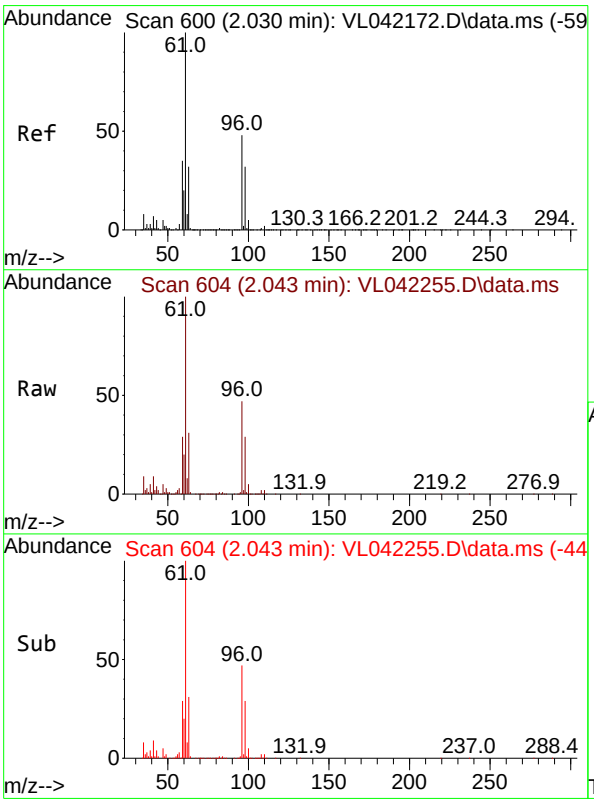

#18
1,1-Dichloroethene
Concen: 8.862 ppbv
RT: 2.043 min Scan# 604
Delta R.T. 0.013 min
Lab File: VL042255.D
Acq: 08 Apr 2025 10:05

Tgt Ion: 96 Resp: 93164

Ion	Ratio	Lower	Upper
96	100		
61	213.3	167.6	251.4
98	62.4	53.5	80.3

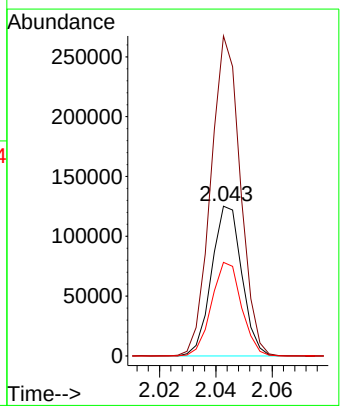

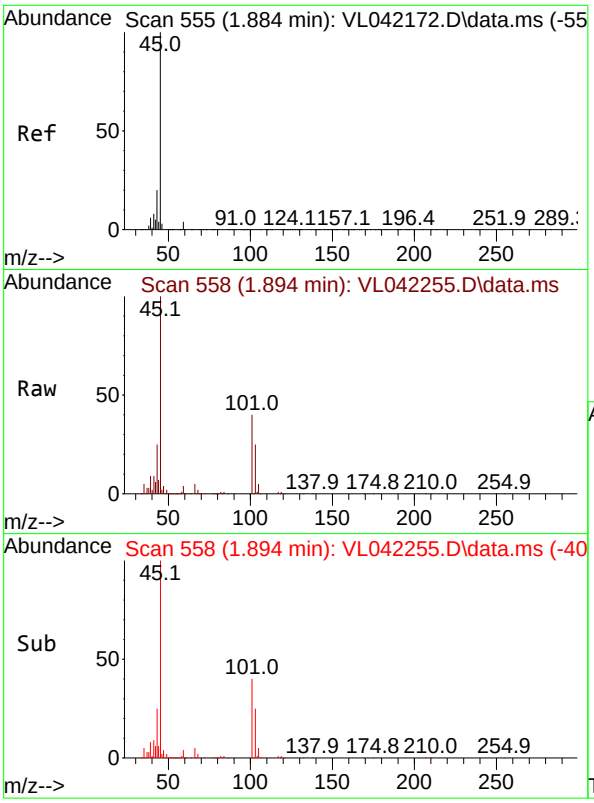

#19
Isopropyl Alcohol
Concen: 8.613 ppbv
RT: 1.894 min Scan# 5
Delta R.T. 0.010 min
Lab File: VL042255.D
Acq: 08 Apr 2025 10:05

Instrument :
MSVOA_L
ClientSampleId :
VL0408ABS01

Tgt Ion: 45 Resp: 129418

Ion	Ratio	Lower	Upper
45	100		
58	2.1	36.9	55.3#

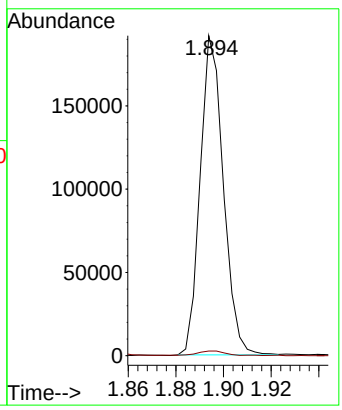

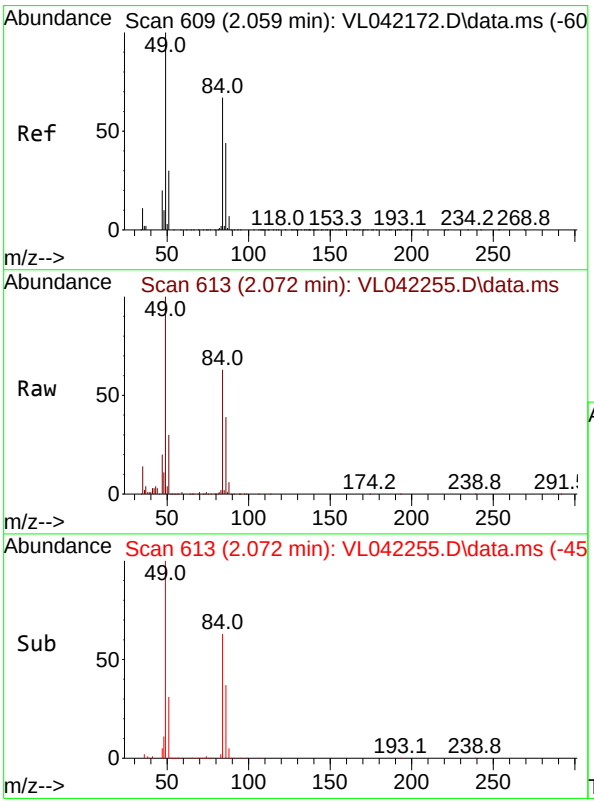

#20
Methylene Chloride
Concen: 8.396 ppbv
RT: 2.072 min Scan# 613
Delta R.T. 0.013 min
Lab File: VL042255.D
Acq: 08 Apr 2025 10:05

Tgt Ion: 84 Resp: 83277

Ion	Ratio	Lower	Upper
84	100		
49	156.9	120.2	180.4
51	44.9	37.4	56.0
86	61.8	52.4	78.6

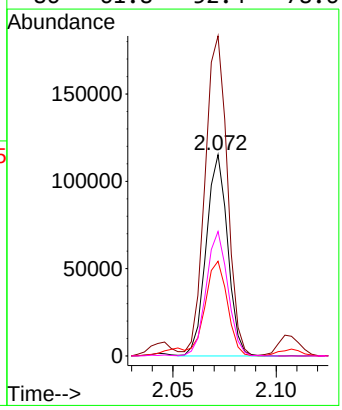

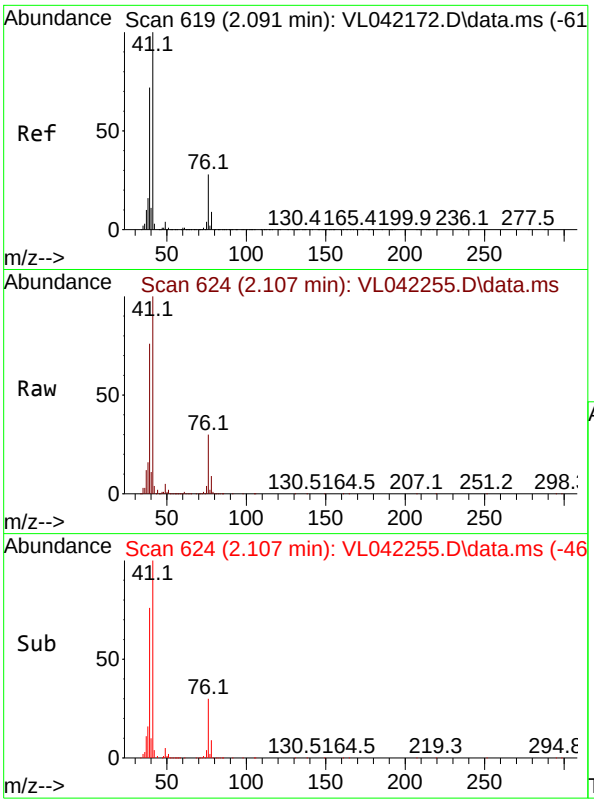

#21
Allyl Chloride
Concen: 9.105 ppbv
RT: 2.107 min Scan# 6
Delta R.T. 0.016 min
Lab File: VL042255.D
Acq: 08 Apr 2025 10:05

Instrument :
MSVOA_L
ClientSampleId :
VL0408ABS01

Tgt Ion: 41 Resp: 171013

Ion	Ratio	Lower	Upper
41	100		
76	28.5	24.1	36.1
39	77.8	61.1	91.7

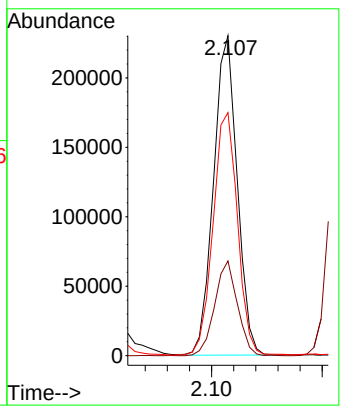

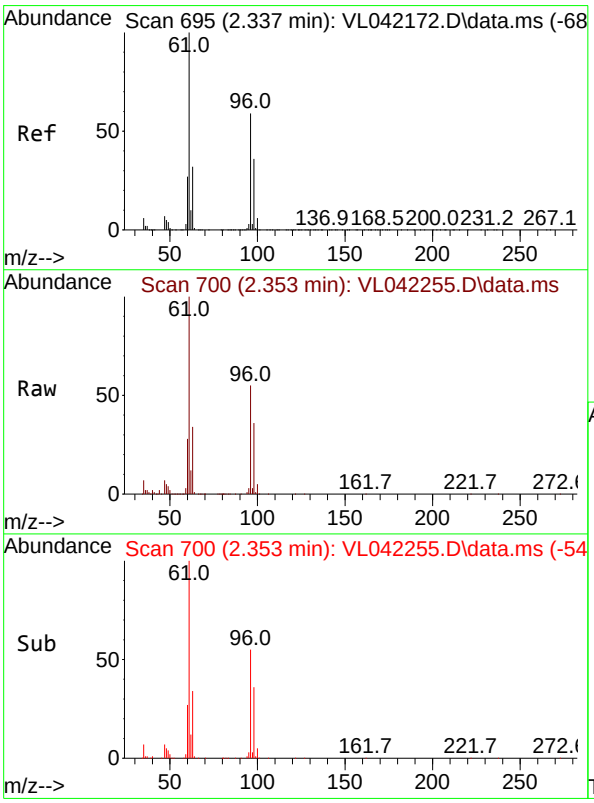

#22
trans-1,2-Dichloroethene
Concen: 8.782 ppbv
RT: 2.353 min Scan# 700
Delta R.T. 0.016 min
Lab File: VL042255.D
Acq: 08 Apr 2025 10:05

Tgt Ion: 96 Resp: 106692

Ion	Ratio	Lower	Upper
96	100		
61	181.3	136.6	204.8
98	64.6	49.4	74.2

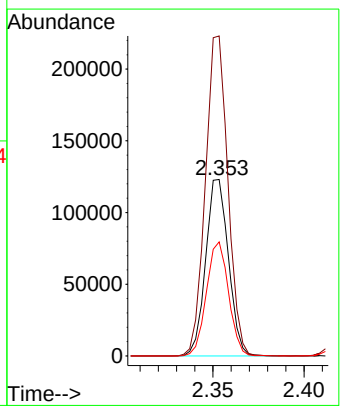

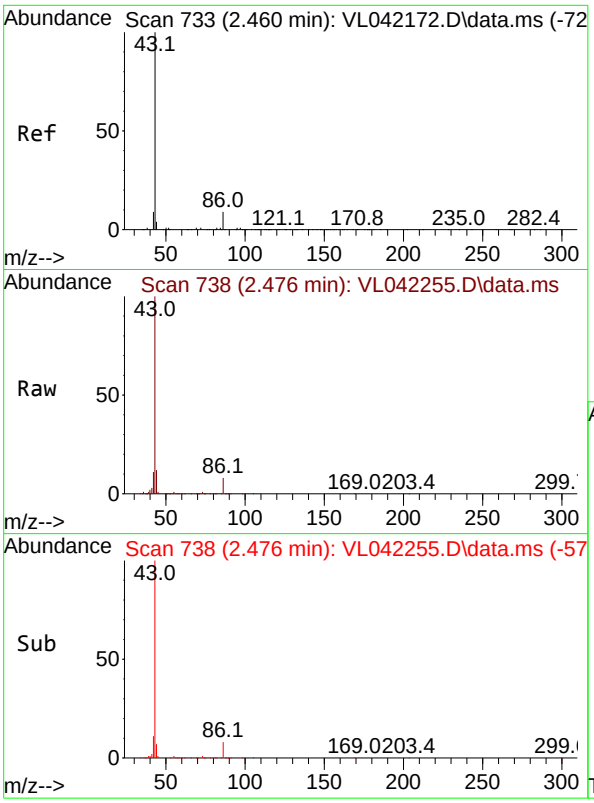

#23
Vinyl Acetate
Concen: 8.549 ppbv
RT: 2.476 min Scan# 7
Delta R.T. 0.016 min
Lab File: VL042255.D
Acq: 08 Apr 2025 10:05

Instrument :
MSVOA_L
ClientSampleId :
VL0408ABS01

Tgt Ion: 43 Resp: 98533

Ion	Ratio	Lower	Upper
43	100		
86	7.9	5.5	8.3
42	9.9	8.6	13.0
44	9.0	6.2	9.4

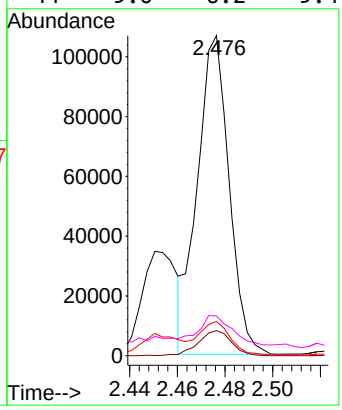

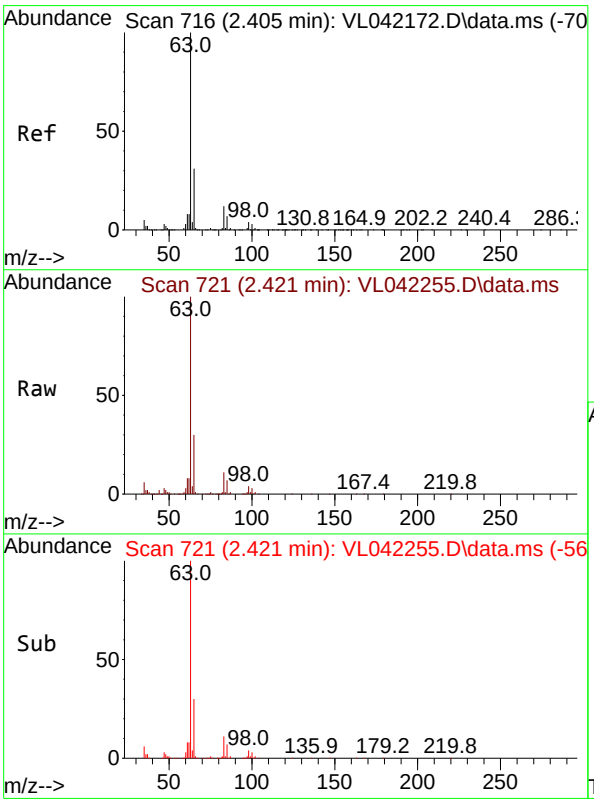

#24
1,1-Dichloroethane
Concen: 9.814 ppbv
RT: 2.421 min Scan# 721
Delta R.T. 0.016 min
Lab File: VL042255.D
Acq: 08 Apr 2025 10:05

Tgt Ion: 63 Resp: 221032

Ion	Ratio	Lower	Upper
63	100		
98	4.2	2.3	6.8
100	3.3	1.6	4.7

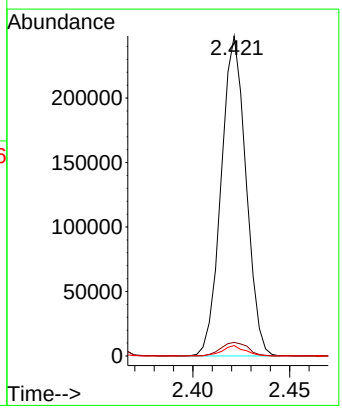

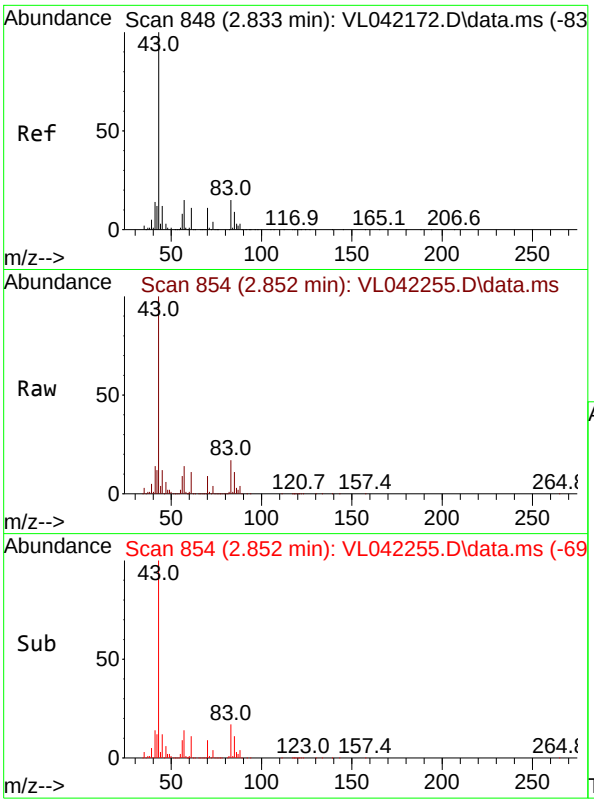

#25
Ethyl Acetate
Concen: 9.854 ppbv
RT: 2.852 min Scan# 8
Delta R.T. 0.019 min
Lab File: VL042255.D
Acq: 08 Apr 2025 10:05

Instrument :
MSVOA_L
ClientSampleId :
VL0408ABS01

Tgt Ion: 43 Resp: 681132

Ion	Ratio	Lower	Upper
43	100		
45	10.2	8.2	12.2
61	9.2	7.3	10.9
70	8.1	7.2	10.8

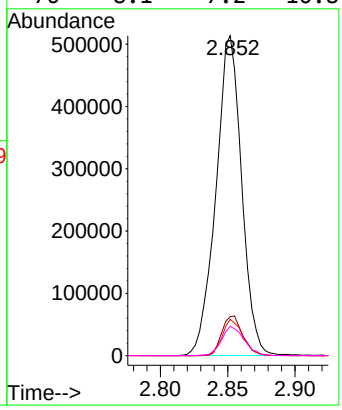

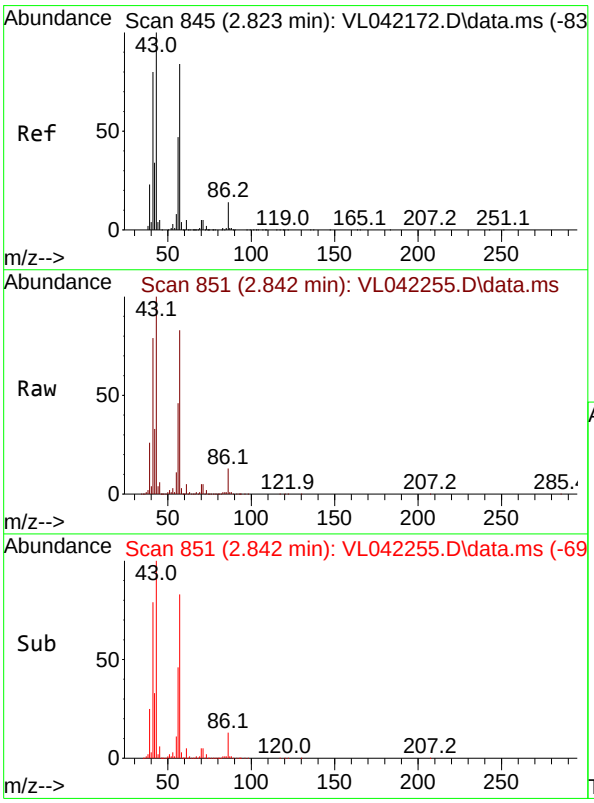

#26
Hexane
Concen: 9.519 ppbv
RT: 2.842 min Scan# 851
Delta R.T. 0.019 min
Lab File: VL042255.D
Acq: 08 Apr 2025 10:05

Tgt Ion: 57 Resp: 254141

Ion	Ratio	Lower	Upper
57	100		
41	99.4	76.6	114.8
43	268.9	207.8	311.8
56	57.5	43.6	65.4

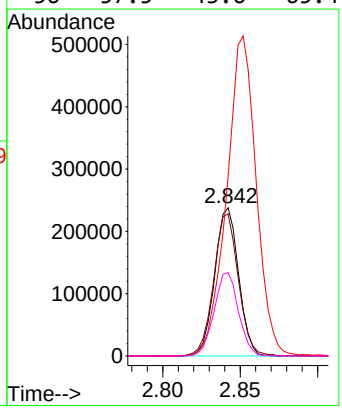

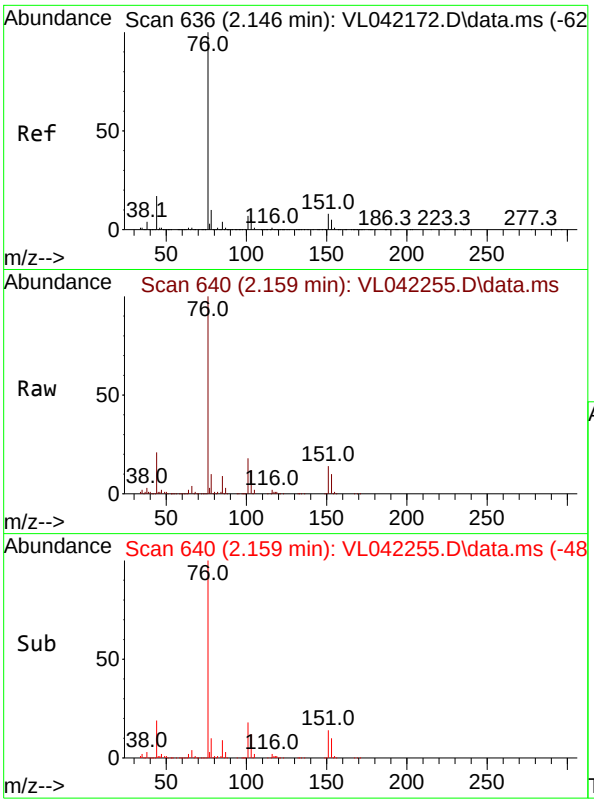

#27
Carbon Disulfide
Concen: 9.046 ppbv
RT: 2.159 min Scan# 64
Delta R.T. 0.013 min
Lab File: VL042255.D
Acq: 08 Apr 2025 10:05

Instrument :
MSVOA_L
ClientSampleId :
VL0408ABS01

Tgt Ion: 76 Resp: 258972

Ion	Ratio	Lower	Upper
76	100		
44	19.1	14.7	22.1
78	11.7	9.3	13.9

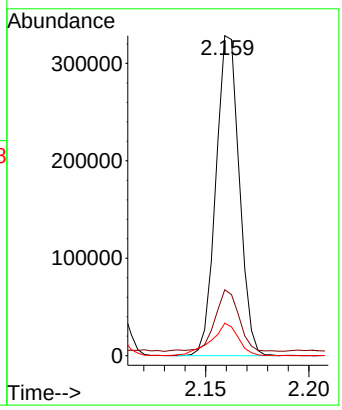

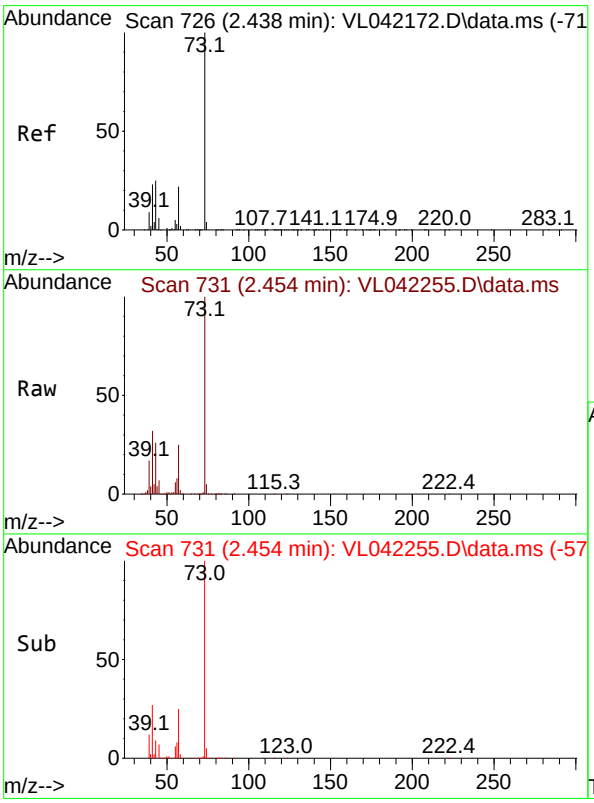

#28
Methyl tert-Butyl Ether
Concen: 8.506 ppbv
RT: 2.454 min Scan# 731
Delta R.T. 0.016 min
Lab File: VL042255.D
Acq: 08 Apr 2025 10:05

Tgt Ion: 73 Resp: 141395

Ion	Ratio	Lower	Upper
73	100		
57	23.8	20.5	30.7

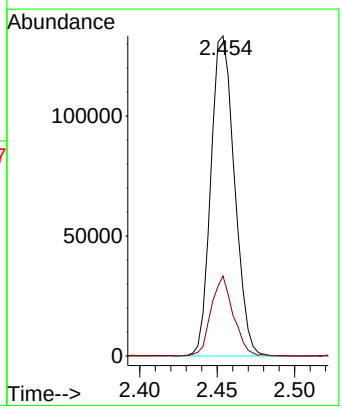

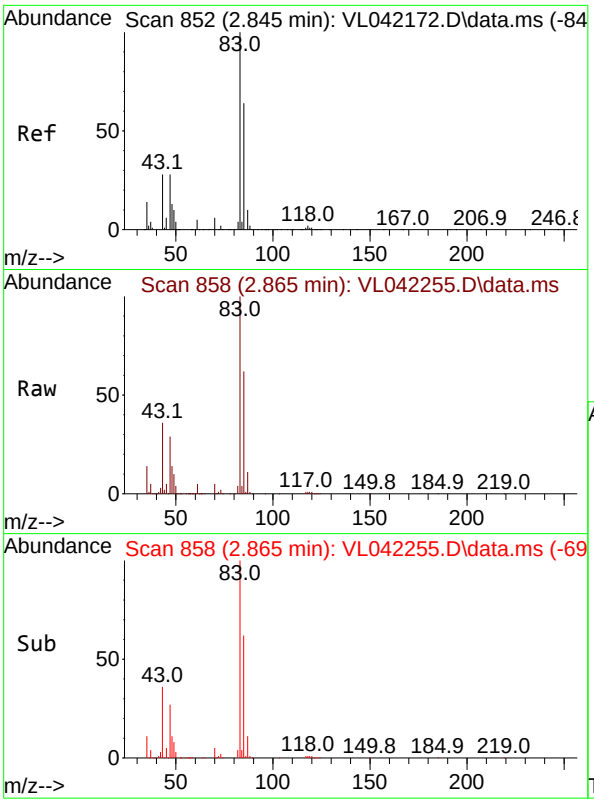

#29
Chloroform
Concen: 10.507 ppbv
RT: 2.865 min Scan# 8
Delta R.T. 0.019 min
Lab File: VL042255.D
Acq: 08 Apr 2025 10:05

Instrument :
MSVOA_L
ClientSampleId :
VL0408ABS01

Tgt Ion: 83 Resp: 410522

Ion	Ratio	Lower	Upper
83	100		
85	62.4	51.4	77.2

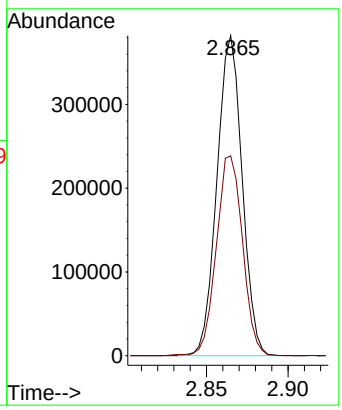

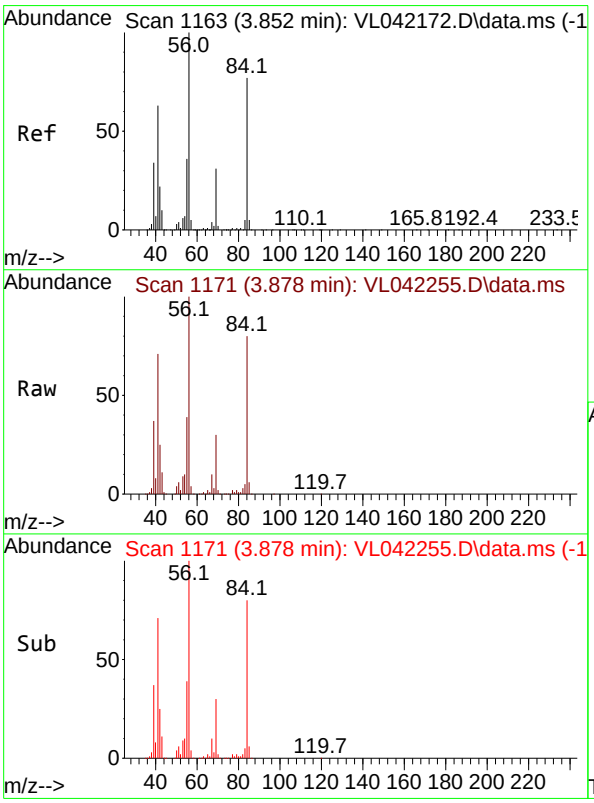

#30
Cyclohexane
Concen: 9.112 ppbv
RT: 3.878 min Scan# 1171
Delta R.T. 0.026 min
Lab File: VL042255.D
Acq: 08 Apr 2025 10:05

Tgt Ion: 84 Resp: 211231

Ion	Ratio	Lower	Upper
84	100		
56	126.6	102.8	154.2
41	88.8	66.5	99.7

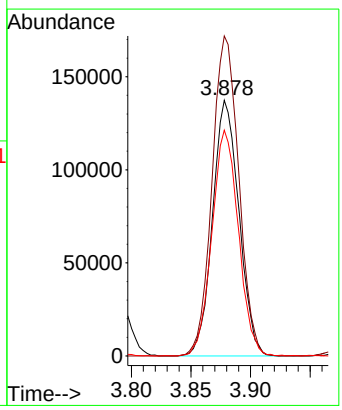

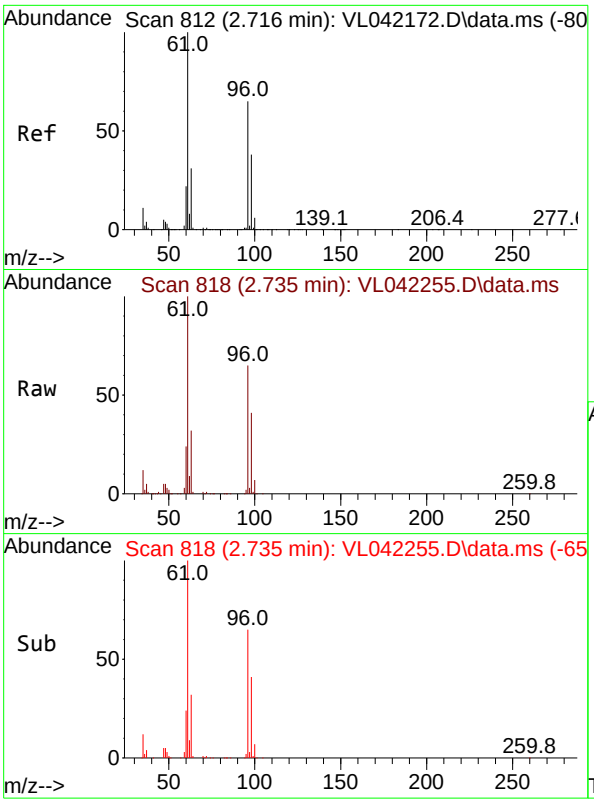

#31
cis-1,2-Dichloroethene
Concen: 9.268 ppbv
RT: 2.735 min Scan# 8
Delta R.T. 0.019 min
Lab File: VL042255.D
Acq: 08 Apr 2025 10:05

Instrument :
MSVOA_L
ClientSampleId :
VL0408ABS01

Tgt Ion: 61 Resp: 251202

Ion	Ratio	Lower	Upper
61	100		
96	65.1	51.8	77.8
98	41.2	30.6	46.0

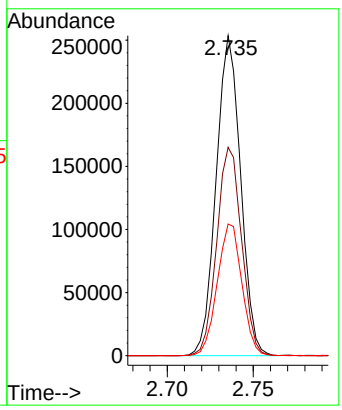

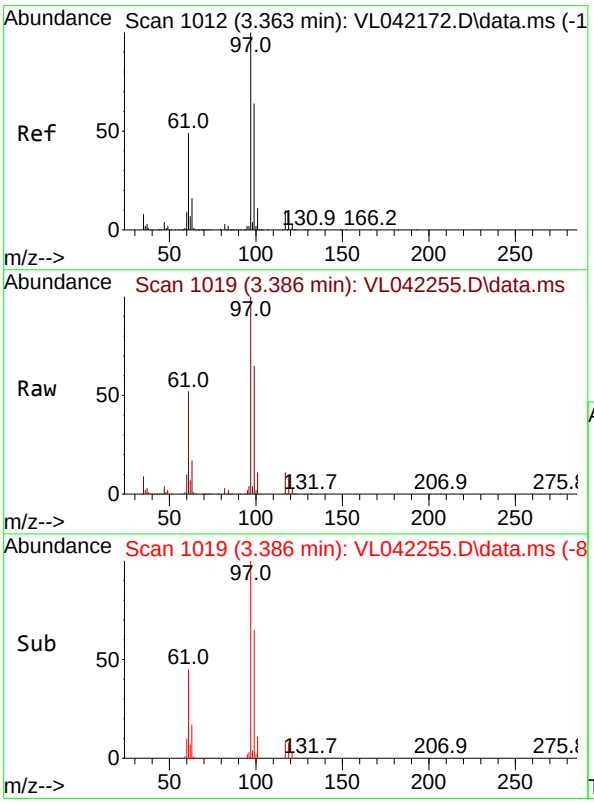

#32
1,1,1-Trichloroethane
Concen: 8.998 ppbv
RT: 3.386 min Scan# 1019
Delta R.T. 0.023 min
Lab File: VL042255.D
Acq: 08 Apr 2025 10:05

Tgt Ion: 97 Resp: 402513

Ion	Ratio	Lower	Upper
97	100		
99	64.2	51.5	77.3
61	51.2	38.7	58.1

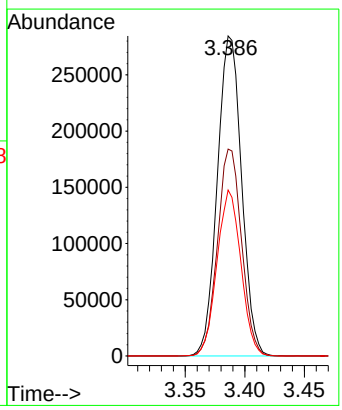

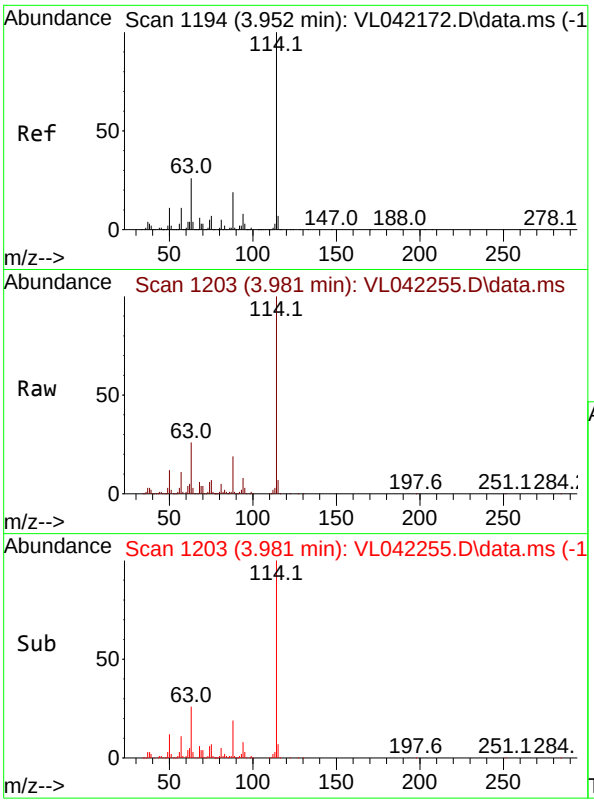

#33
1,4-Difluorobenzene
Concen: 10.000 ppbv
RT: 3.981 min Scan# 1
Delta R.T. 0.029 min
Lab File: VL042255.D
Acq: 08 Apr 2025 10:05

Instrument :
MSVOA_L
ClientSampleId :
VL0408ABS01

Tgt Ion:114 Resp: 494678

Ion	Ratio	Lower	Upper
114	100		
63	26.0	20.7	31.1
88	18.5	15.0	22.4

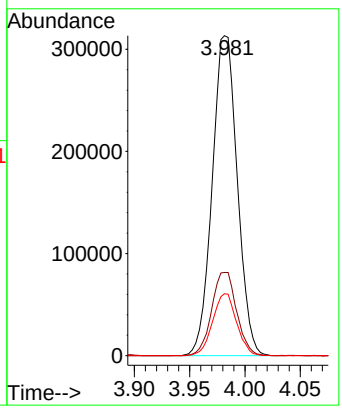

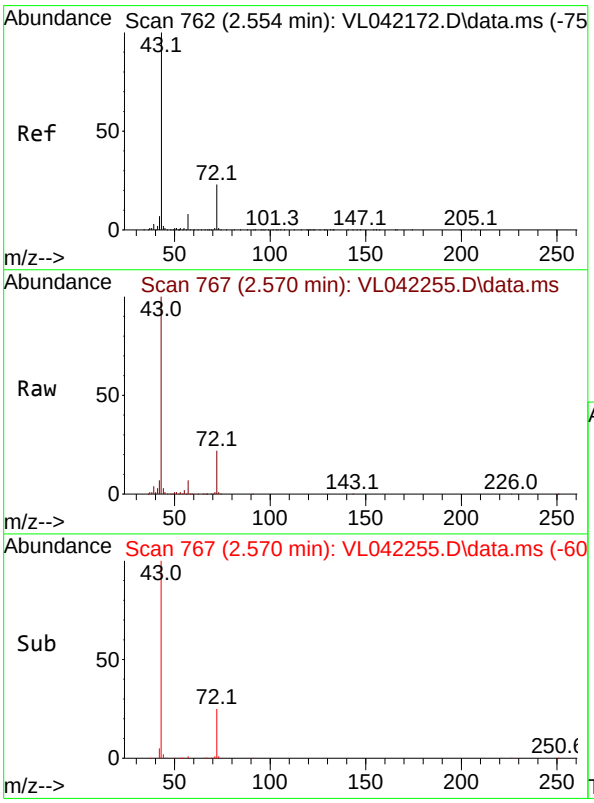

#34
2-Butanone
Concen: 10.575 ppbv
RT: 2.570 min Scan# 767
Delta R.T. 0.016 min
Lab File: VL042255.D
Acq: 08 Apr 2025 10:05

Tgt Ion: 43 Resp: 379327

Ion	Ratio	Lower	Upper
43	100		
72	21.8	18.2	27.2

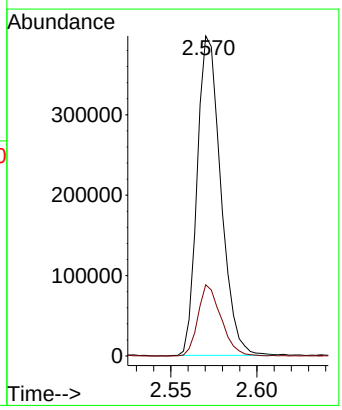

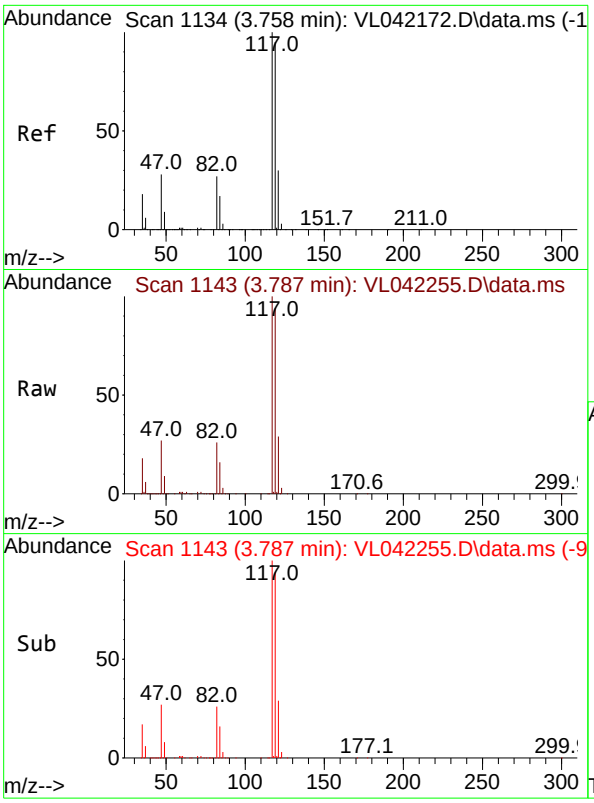

#35
Carbon Tetrachloride
Concen: 10.828 ppbv
RT: 3.787 min Scan# 1
Delta R.T. 0.029 min
Lab File: VL042255.D
Acq: 08 Apr 2025 10:05

Instrument :
MSVOA_L
ClientSampleId :
VL0408ABS01

Tgt Ion:117 Resp: 418420

Ion	Ratio	Lower	Upper
117	100		
119	94.1	76.2	114.2
121	29.5	24.2	36.4

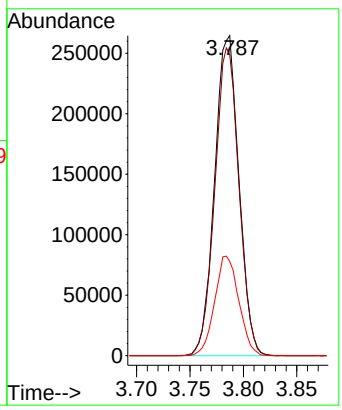

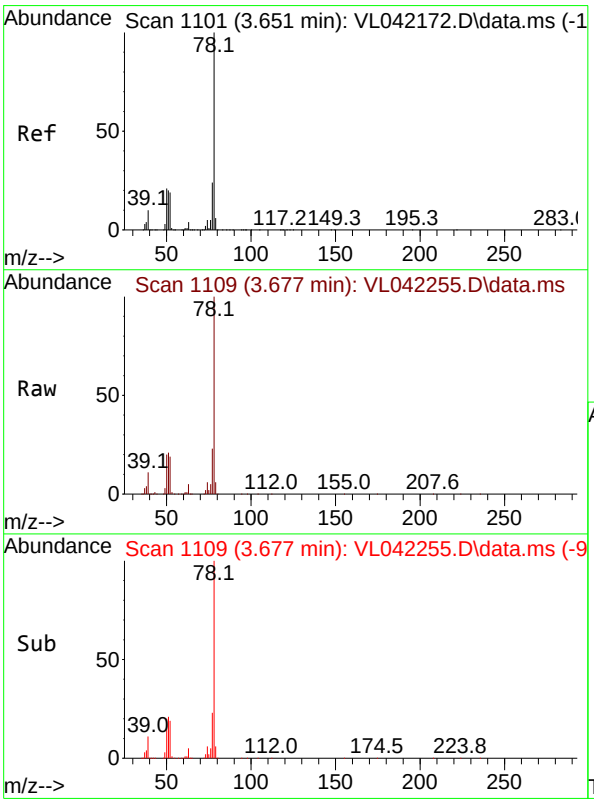

#36
Benzene
Concen: 10.564 ppbv
RT: 3.677 min Scan# 1109
Delta R.T. 0.026 min
Lab File: VL042255.D
Acq: 08 Apr 2025 10:05

Tgt Ion: 78 Resp: 518095

Ion	Ratio	Lower	Upper
78	100		
77	22.8	19.1	28.7
50	19.9	16.6	24.8

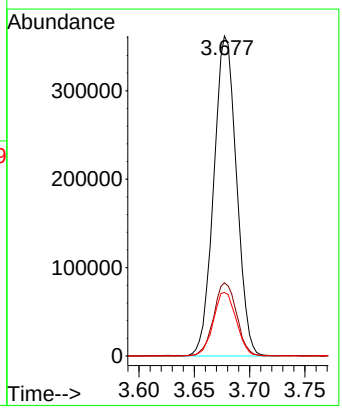

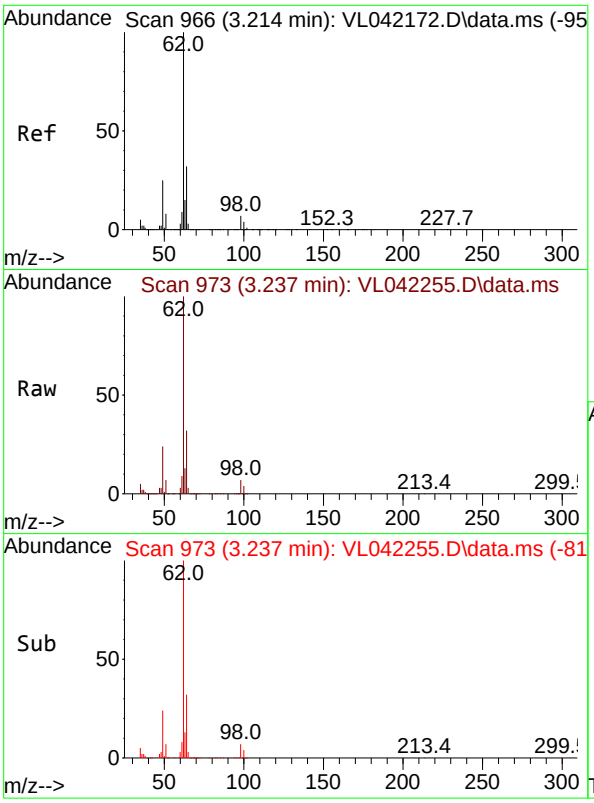

#37
1,2-Dichloroethane
Concen: 11.226 ppbv
RT: 3.237 min Scan# 9
Delta R.T. 0.023 min
Lab File: VL042255.D
Acq: 08 Apr 2025 10:05

Instrument :
MSVOA_L
ClientSampleId :
VL0408ABS01

Tgt Ion: 62 Resp: 315190

Ion	Ratio	Lower	Upper
62	100		
98	6.4	5.4	8.2

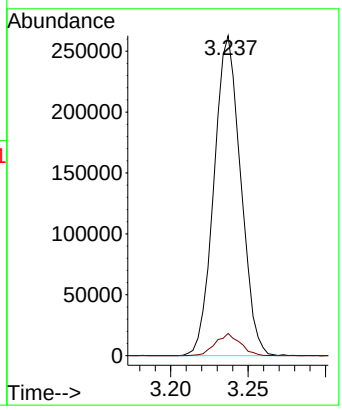

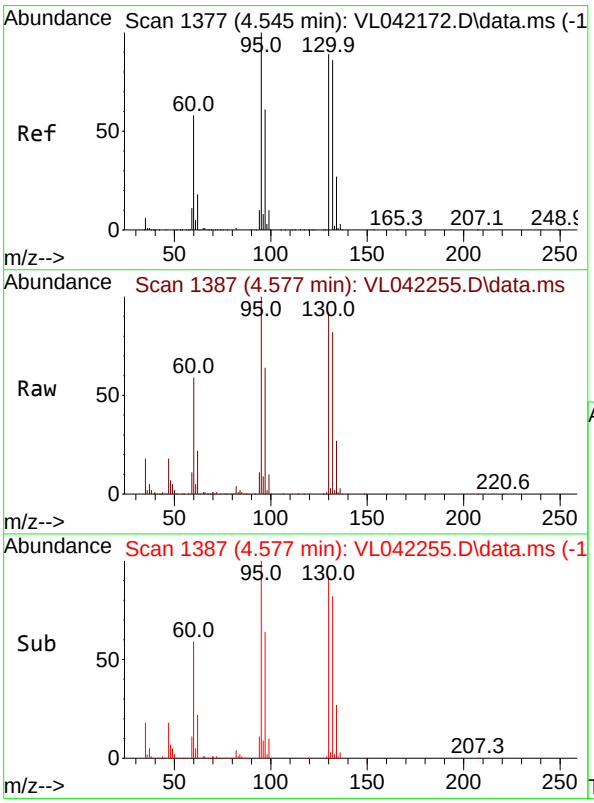

#38
Trichloroethene
Concen: 10.061 ppbv
RT: 4.577 min Scan# 1387
Delta R.T. 0.032 min
Lab File: VL042255.D
Acq: 08 Apr 2025 10:05

Tgt Ion:130 Resp: 205867

Ion	Ratio	Lower	Upper
130	100		
95	109.2	89.8	134.8
132	89.5	77.4	116.2
97	69.9	55.1	82.7

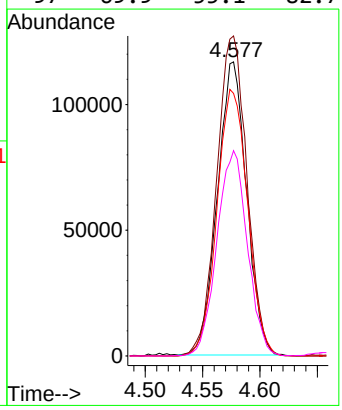

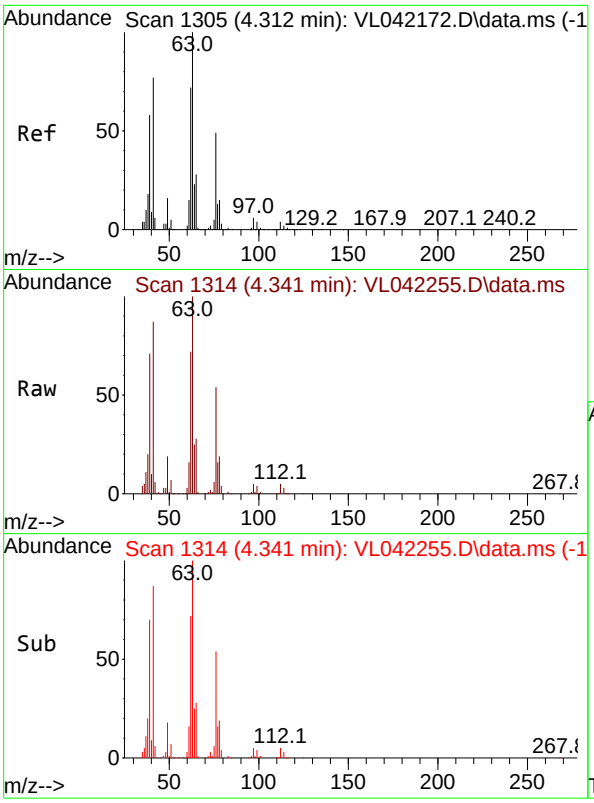

#39
1,2-Dichloropropane
Concen: 10.403 ppbv
RT: 4.341 min Scan# 1
Delta R.T. 0.029 min
Lab File: VL042255.D
Acq: 08 Apr 2025 10:05

Instrument :
MSVOA_L
ClientSampleId :
VL0408ABS01

Tgt Ion: 63 Resp: 185795

Ion	Ratio	Lower	Upper
63	100		
41	86.0	61.7	92.5
62	71.6	57.6	86.4

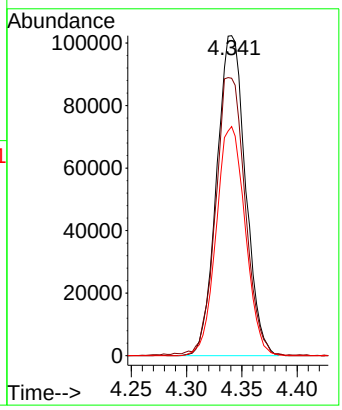

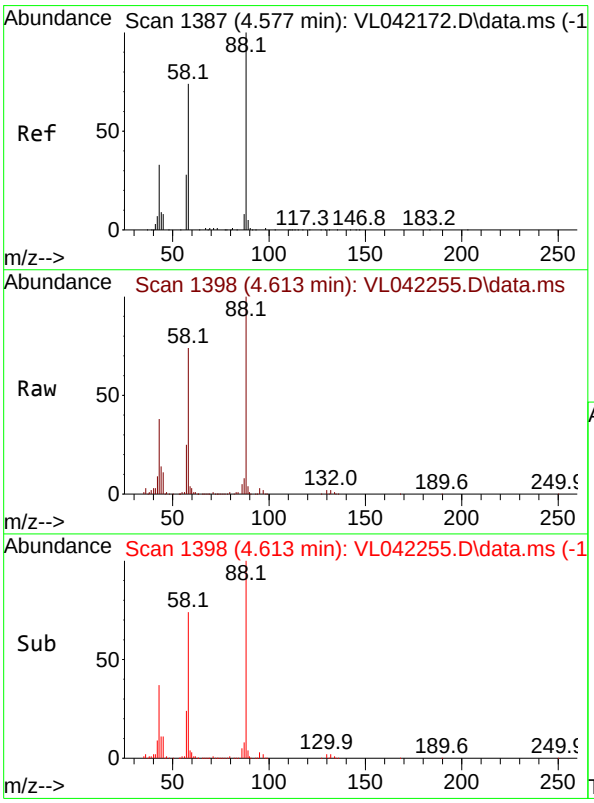

#40
1,4-Dioxane
Concen: 9.608 ppbv
RT: 4.613 min Scan# 1398
Delta R.T. 0.036 min
Lab File: VL042255.D
Acq: 08 Apr 2025 10:05

Tgt Ion: 88 Resp: 91079

Ion	Ratio	Lower	Upper
88	100		
58	72.4	62.7	94.1
43	34.3	23.0	34.4
57	0.0	0.0	0.0

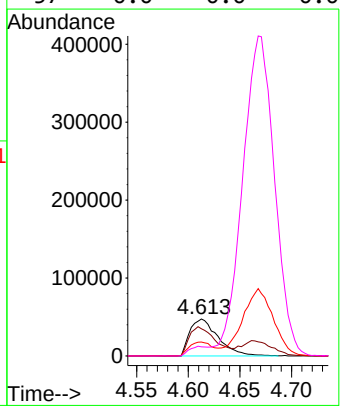

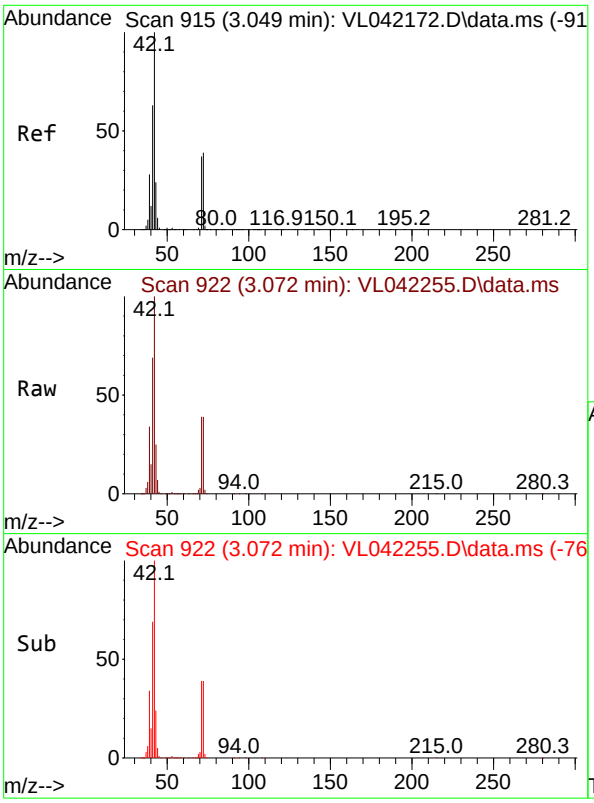

#41
Tetrahydrofuran
Concen: 10.168 ppbv
RT: 3.072 min Scan# 9
Delta R.T. 0.023 min
Lab File: VL042255.D
Acq: 08 Apr 2025 10:05

Instrument :
MSVOA_L
ClientSampleId :
VL0408ABS01

Tgt Ion: 42 Resp: 210024

Ion	Ratio	Lower	Upper
42	100		
72	38.1	31.4	47.0
71	35.8	30.2	45.4

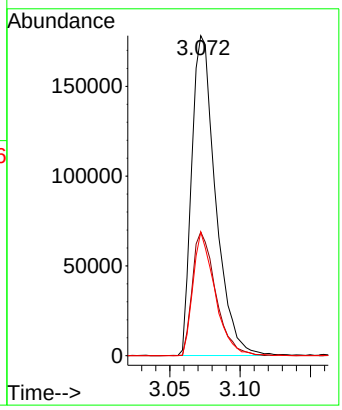

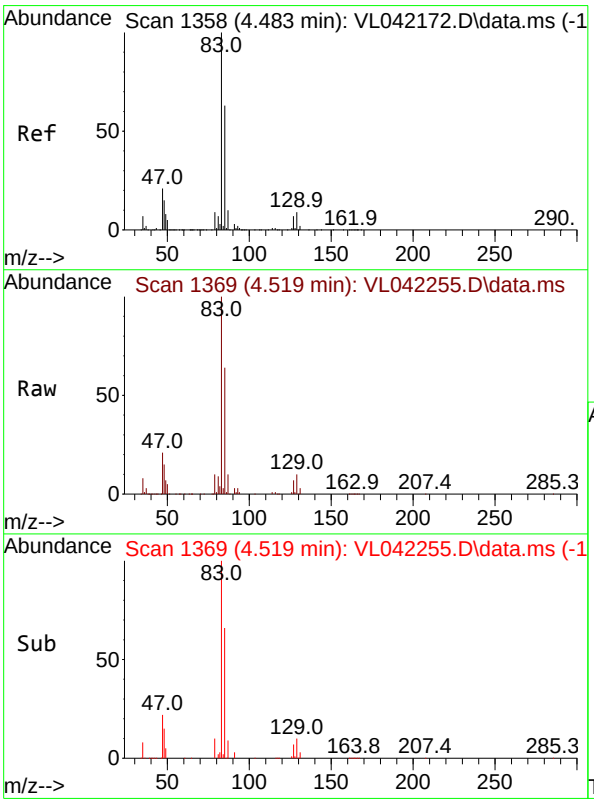

#42
Bromodichloromethane
Concen: 11.217 ppbv
RT: 4.519 min Scan# 1369
Delta R.T. 0.036 min
Lab File: VL042255.D
Acq: 08 Apr 2025 10:05

Tgt Ion: 83 Resp: 434165

Ion	Ratio	Lower	Upper
83	100		
85	64.2	50.5	75.7
127	7.2	5.9	8.9

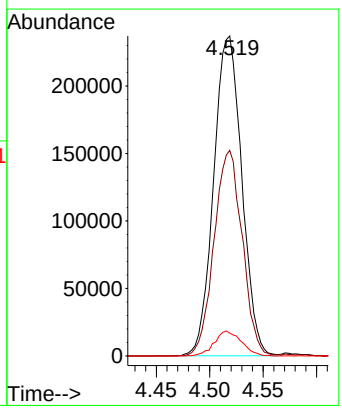

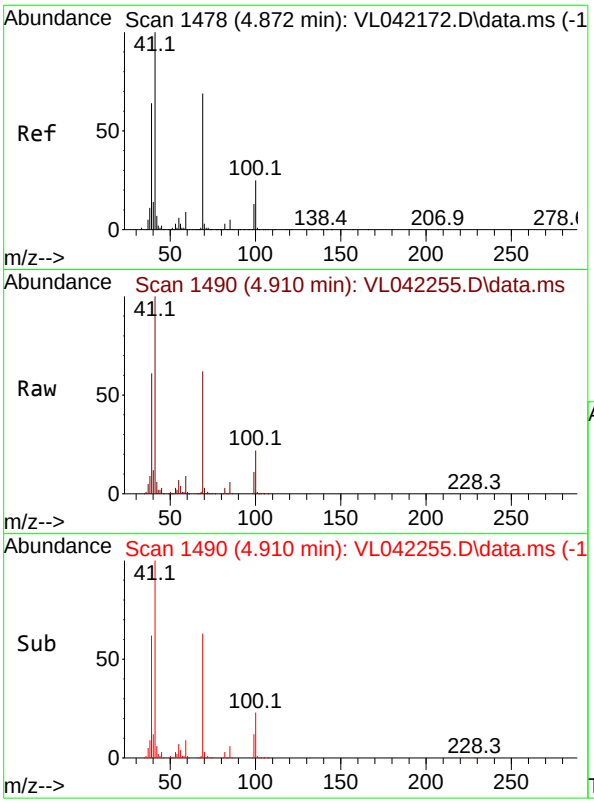

#43
Methyl Methacrylate
Concen: 9.277 ppbv
RT: 4.910 min Scan# 1
Delta R.T. 0.039 min
Lab File: VL042255.D
Acq: 08 Apr 2025 10:05

Instrument :
MSVOA_L
ClientSampleId :
VL0408ABS01

Tgt Ion: 69 Resp: 192595

Ion	Ratio	Lower	Upper
69	100		
41	157.9	123.8	185.6
100	35.4	28.4	42.6

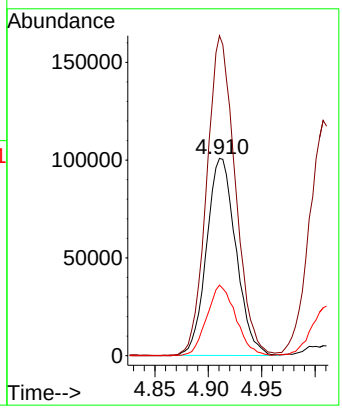

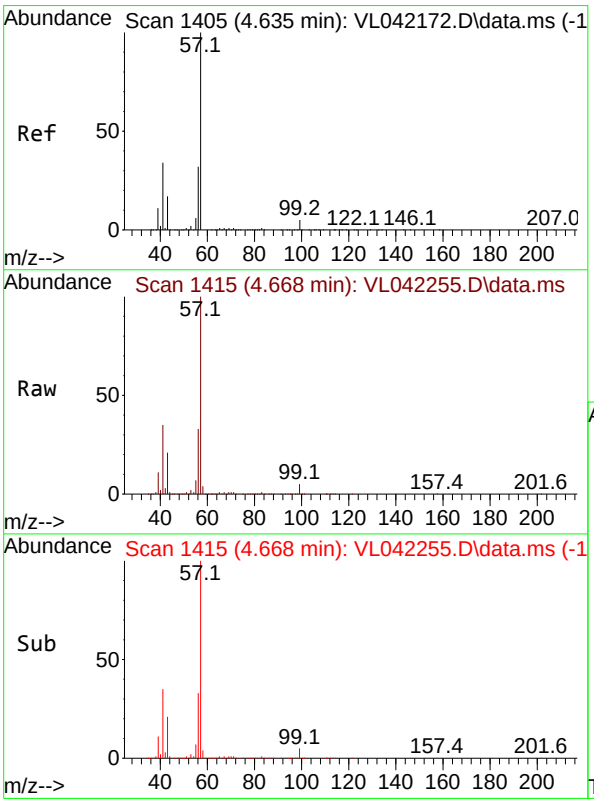

#44
2,2,4-Trimethylpentane
Concen: 10.701 ppbv
RT: 4.668 min Scan# 1415
Delta R.T. 0.032 min
Lab File: VL042255.D
Acq: 08 Apr 2025 10:05

Tgt Ion: 57 Resp: 886873

Ion	Ratio	Lower	Upper
57	100		
41	35.8	26.8	40.2
56	32.5	25.6	38.4

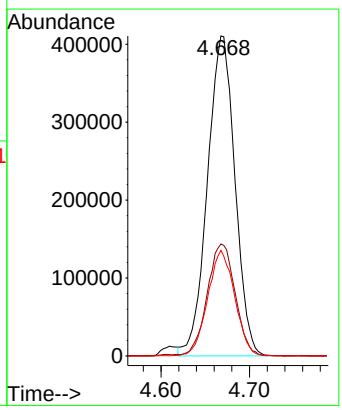

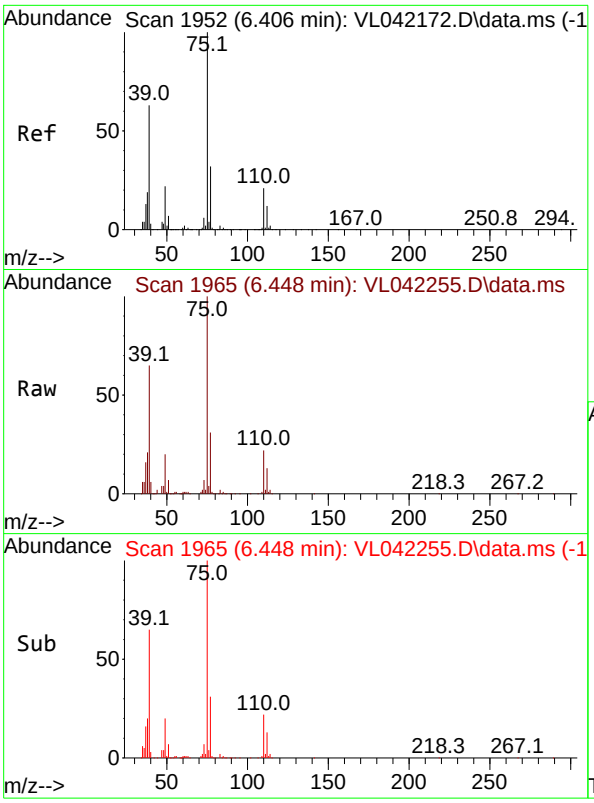

#45
t-1,3-Dichloropropene
Concen: 8.299 ppbv
RT: 6.448 min Scan# 1
Delta R.T. 0.042 min
Lab File: VL042255.D
Acq: 08 Apr 2025 10:05

Instrument :
MSVOA_L
ClientSampleId :
VL0408ABS01

Tgt Ion: 75 Resp: 184852

Ion	Ratio	Lower	Upper
75	100		
77	30.6	26.0	39.0

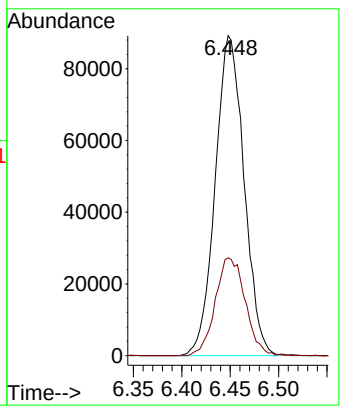

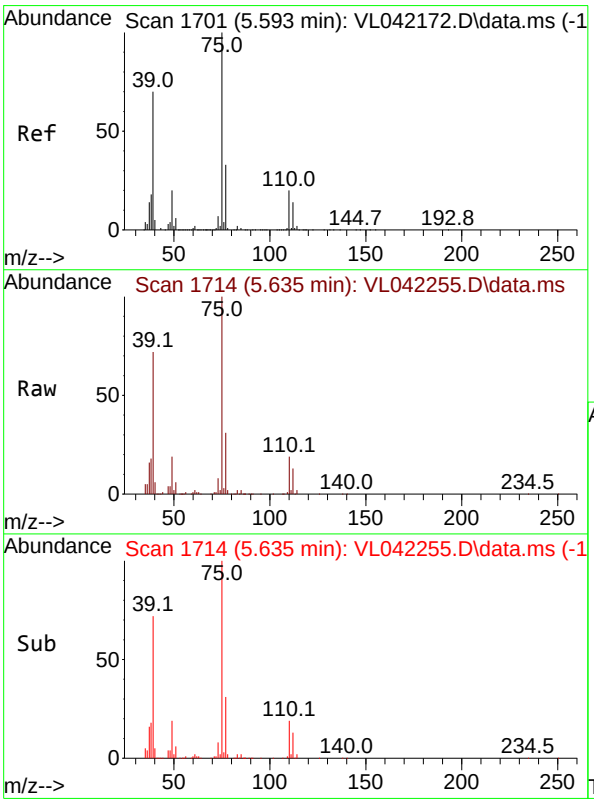

#46
cis-1,3-Dichloropropene
Concen: 9.149 ppbv
RT: 5.635 min Scan# 1714
Delta R.T. 0.042 min
Lab File: VL042255.D
Acq: 08 Apr 2025 10:05

Tgt Ion: 75 Resp: 249791

Ion	Ratio	Lower	Upper
75	100		
39	71.8	55.8	83.6
77	31.0	26.0	39.0

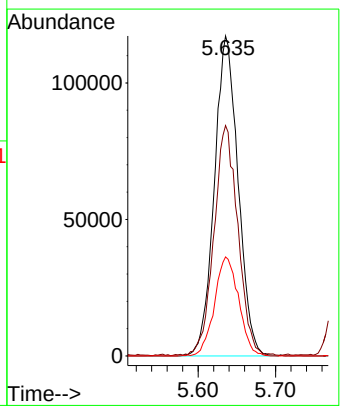

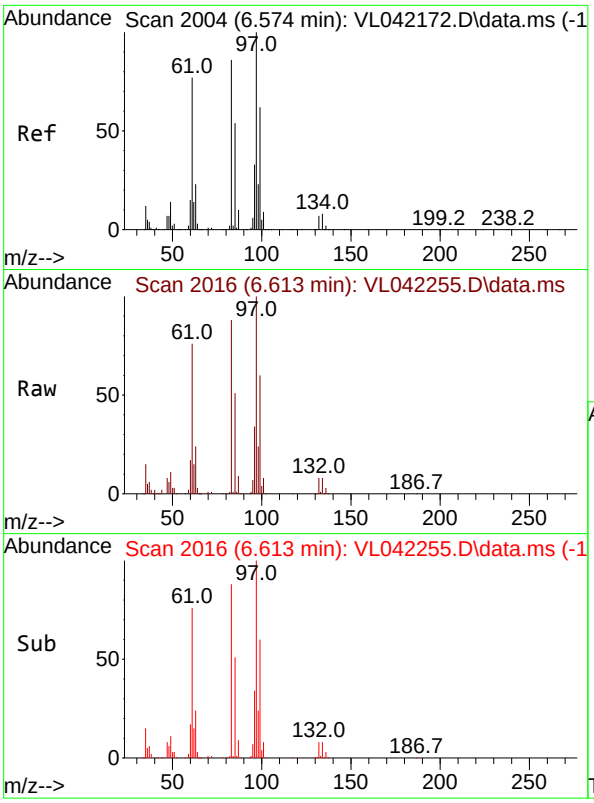

#47
1,1,2-Trichloroethane
Concen: 11.166 ppbv
RT: 6.613 min Scan# 2(
Delta R.T. 0.039 min
Lab File: VL042255.D
Acq: 08 Apr 2025 10:05

Instrument :
MSVOA_L
ClientSampleId :
VL0408ABS01

Tgt Ion: 97 Resp: 210809

Ion	Ratio	Lower	Upper
97	100		
83	87.5	69.2	103.8
85	51.1	43.1	64.7
99	59.9	49.4	74.2

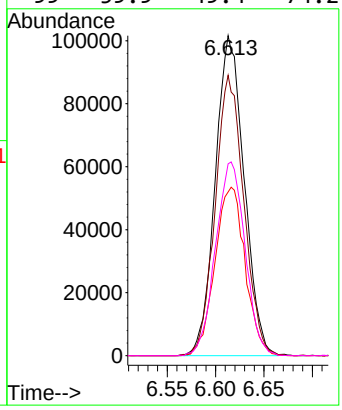

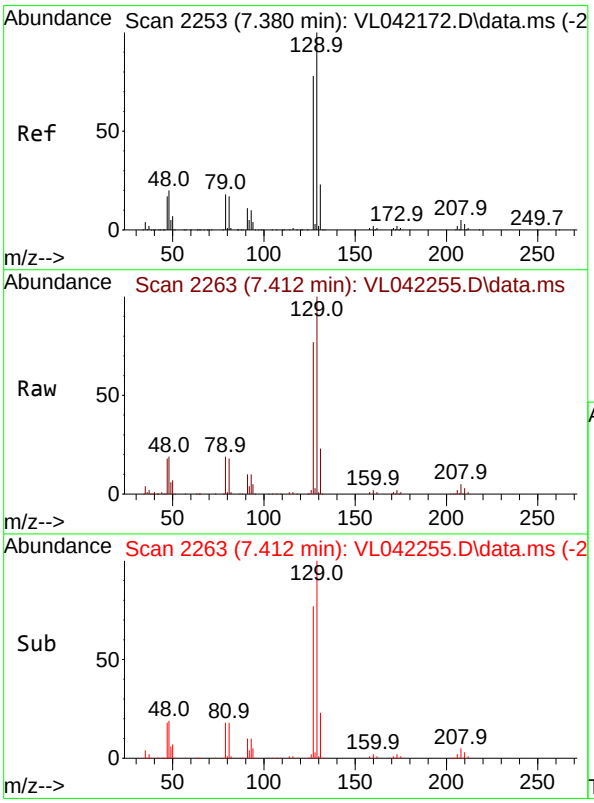

#48
Dibromochloromethane
Concen: 10.881 ppbv
RT: 7.412 min Scan# 2263
Delta R.T. 0.032 min
Lab File: VL042255.D
Acq: 08 Apr 2025 10:05

Tgt Ion:129 Resp: 348149

Ion	Ratio	Lower	Upper
129	100		
127	77.6	39.1	117.2

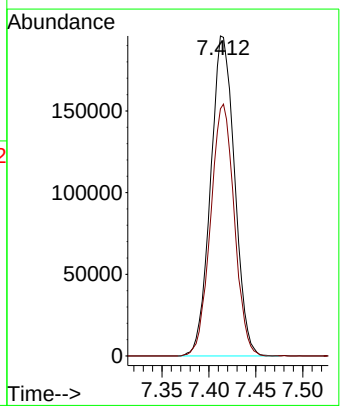

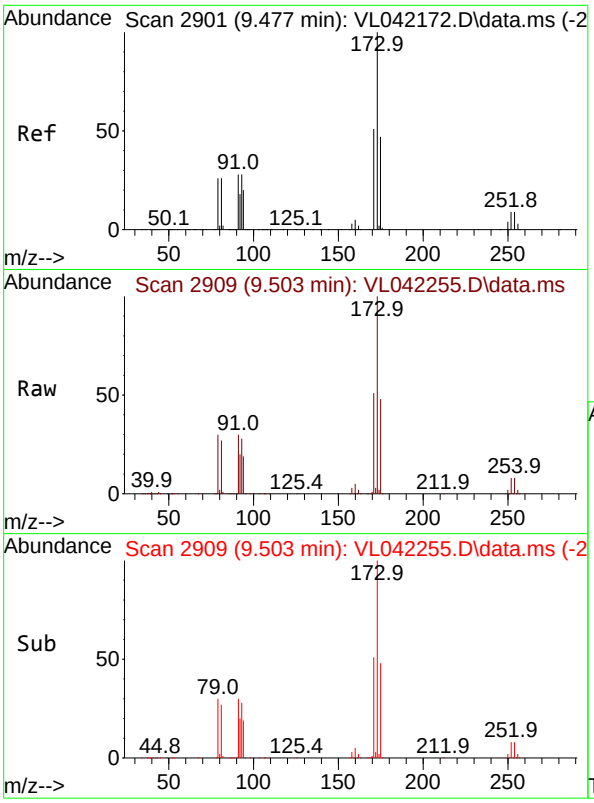

#49
Bromoform
Concen: 10.703 ppbv
RT: 9.503 min Scan# 2
Delta R.T. 0.026 min
Lab File: VL042255.D
Acq: 08 Apr 2025 10:05

Instrument :
MSVOA_L
ClientSampleId :
VL0408ABS01

Tgt Ion:173 Resp: 307461

Ion	Ratio	Lower	Upper
173	100		
175	47.9	38.6	57.8
171	51.5	41.8	62.6

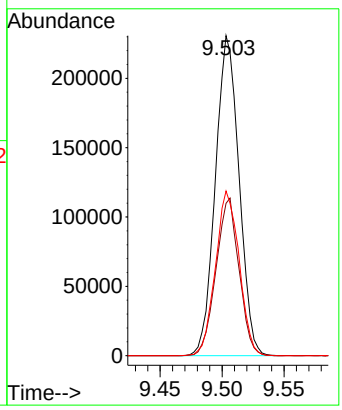

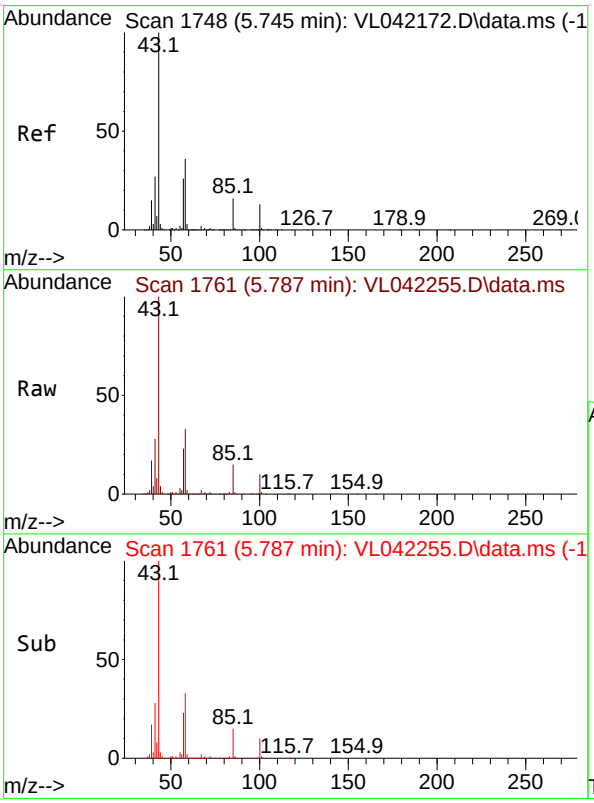

#50
4-Methyl-2-Pentanone
Concen: 9.554 ppbv
RT: 5.787 min Scan# 1761
Delta R.T. 0.042 min
Lab File: VL042255.D
Acq: 08 Apr 2025 10:05

Tgt Ion: 43 Resp: 543140

Ion	Ratio	Lower	Upper
43	100		
58	34.5	29.0	43.6

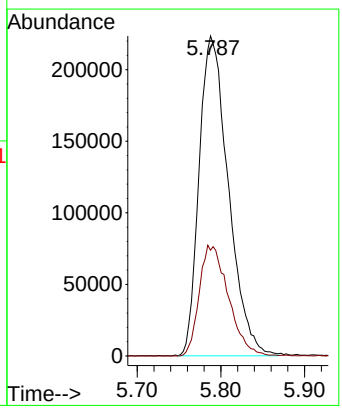

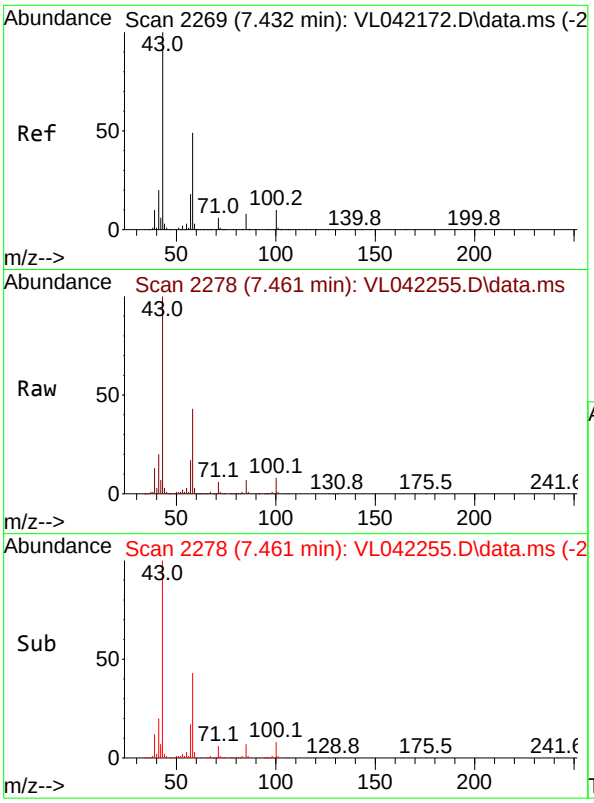

#51
2-Hexanone
Concen: 9.463 ppbv
RT: 7.461 min Scan# 2
Delta R.T. 0.029 min
Lab File: VL042255.D
Acq: 08 Apr 2025 10:05

Instrument :
MSVOA_L
ClientSampleId :
VL0408ABS01

Tgt Ion: 43 Resp: 441742

Ion	Ratio	Lower	Upper
43	100		
58	46.3	39.7	59.5
98	0.7	0.1	0.1#

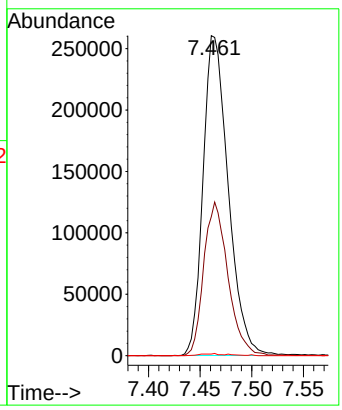

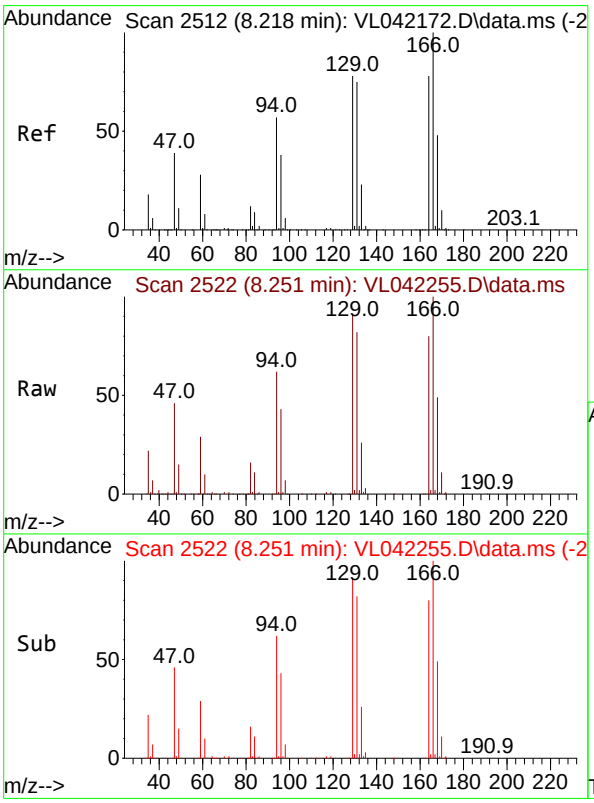

#52
Tetrachloroethene
Concen: 9.028 ppbv
RT: 8.251 min Scan# 2522
Delta R.T. 0.032 min
Lab File: VL042255.D
Acq: 08 Apr 2025 10:05

Tgt Ion:164 Resp: 175587

Ion	Ratio	Lower	Upper
164	100		
166	125.3	102.5	153.7
129	113.6	79.8	119.8
131	102.3	76.6	114.8

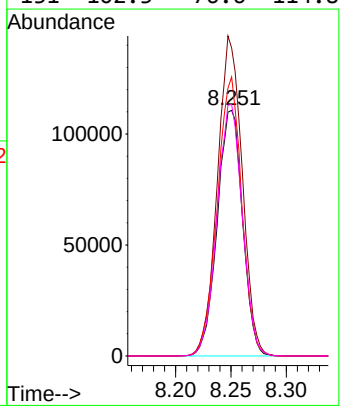

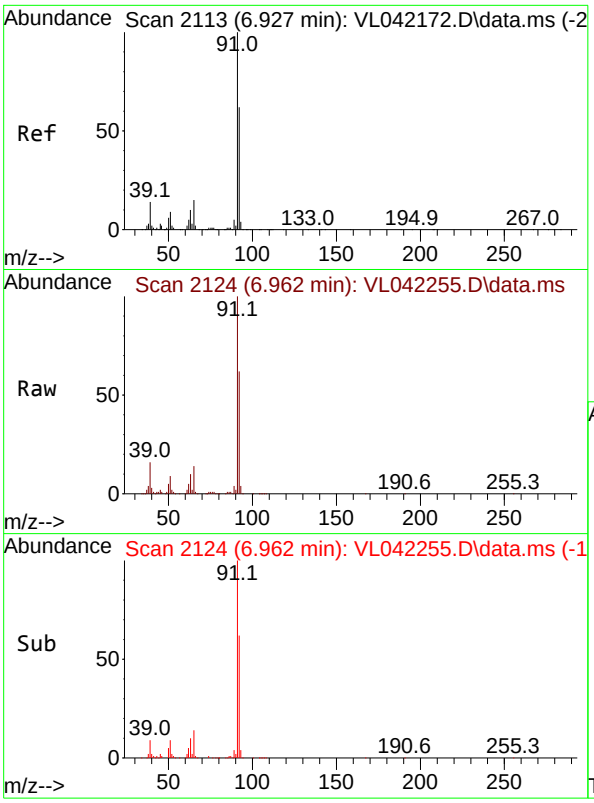

#53
Toluene
Concen: 9.947 ppbv
RT: 6.962 min Scan# 2
Delta R.T. 0.036 min
Lab File: VL042255.D
Acq: 08 Apr 2025 10:05

Instrument :
MSVOA_L
ClientSampleId :
VL0408ABS01

Tgt Ion: 91 Resp: 578261

Ion	Ratio	Lower	Upper
91	100		
92	59.8	48.4	72.6

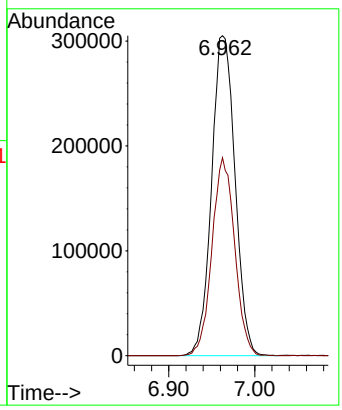

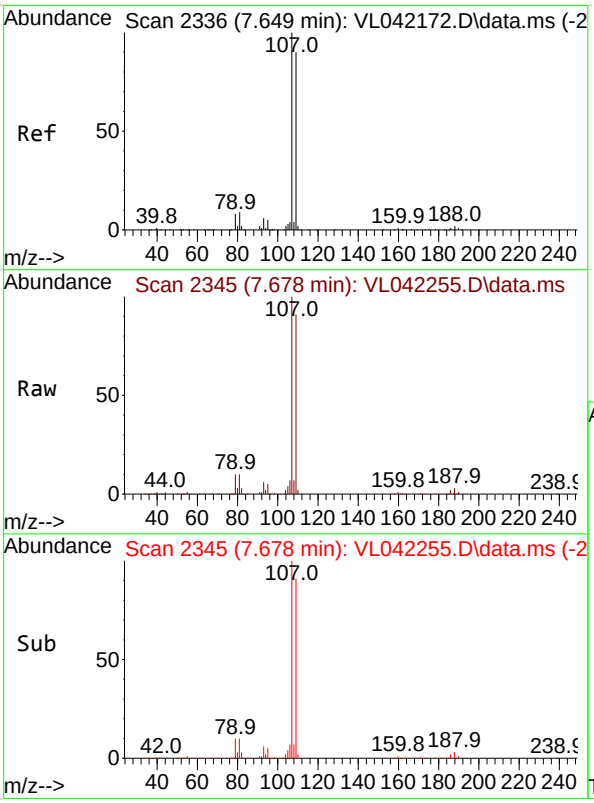

#54
1,2-Dibromoethane
Concen: 10.730 ppbv
RT: 7.678 min Scan# 2345
Delta R.T. 0.029 min
Lab File: VL042255.D
Acq: 08 Apr 2025 10:05

Tgt Ion:107 Resp: 282386

Ion	Ratio	Lower	Upper
107	100		
109	91.1	72.2	108.4

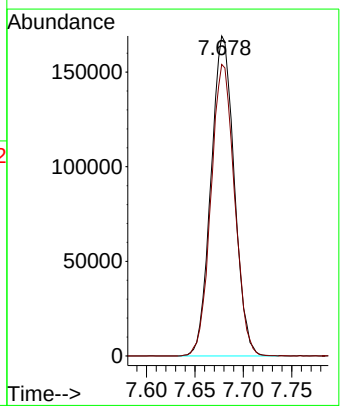

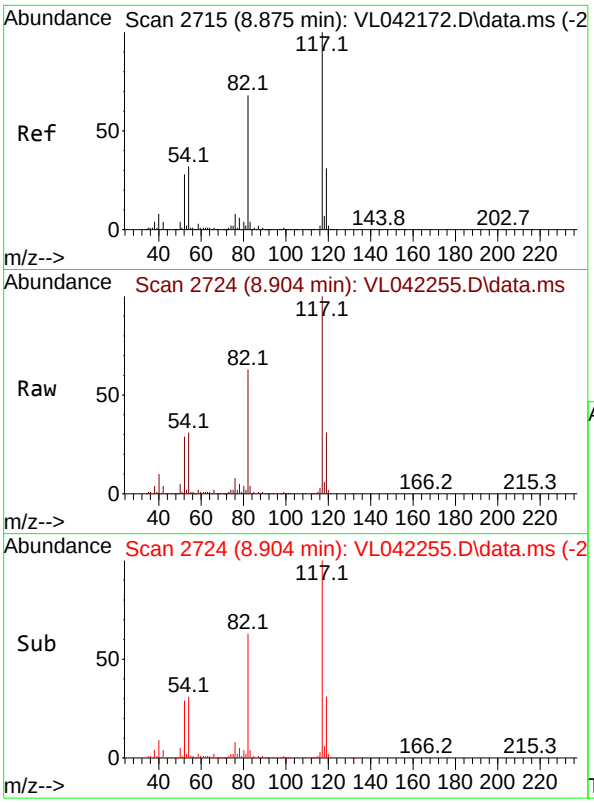

#55
Chlorobenzene-d5
Concen: 10.000 ppbv
RT: 8.904 min Scan# 2
Delta R.T. 0.029 min
Lab File: VL042255.D
Acq: 08 Apr 2025 10:05

Instrument :
MSVOA_L
ClientSampleId :
VL0408ABS01

Tgt Ion:117 Resp: 447066

Ion	Ratio	Lower	Upper
117	100		
82	68.7	55.8	83.6
119	30.4	25.5	38.3

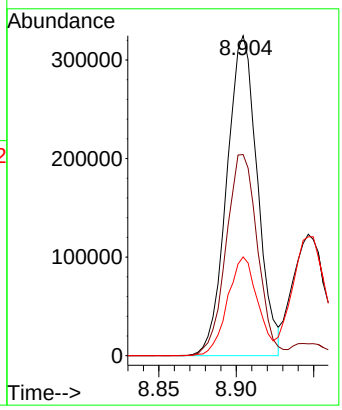

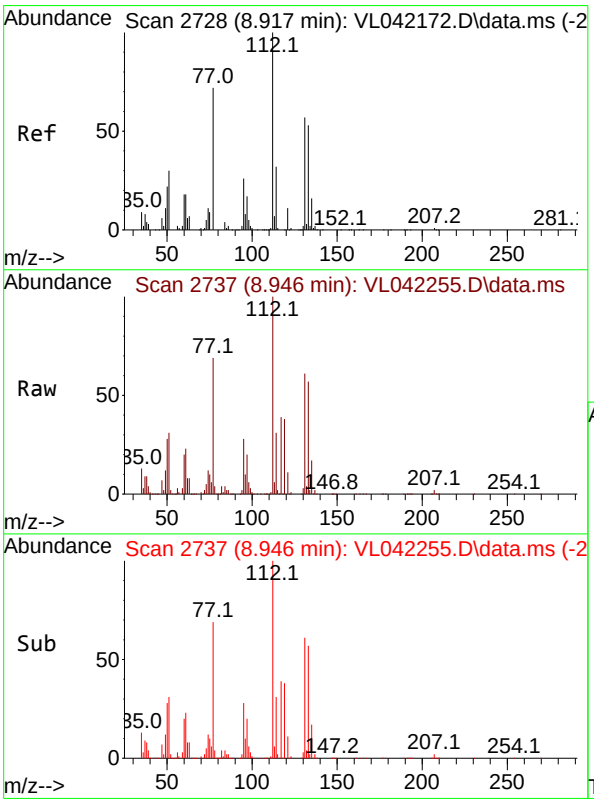

#56
1,1,1,2-Tetrachloroethane
Concen: 11.503 ppbv
RT: 8.946 min Scan# 2737
Delta R.T. 0.029 min
Lab File: VL042255.D
Acq: 08 Apr 2025 10:05

Tgt Ion:131 Resp: 283080

Ion	Ratio	Lower	Upper
131	100		
133	93.9	76.6	114.8
119	64.5	49.8	74.6

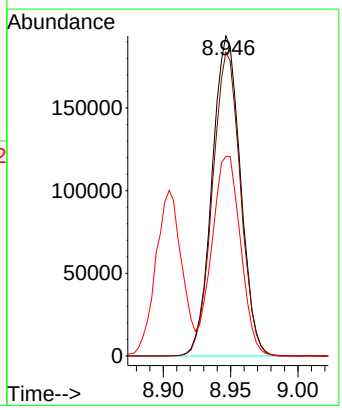

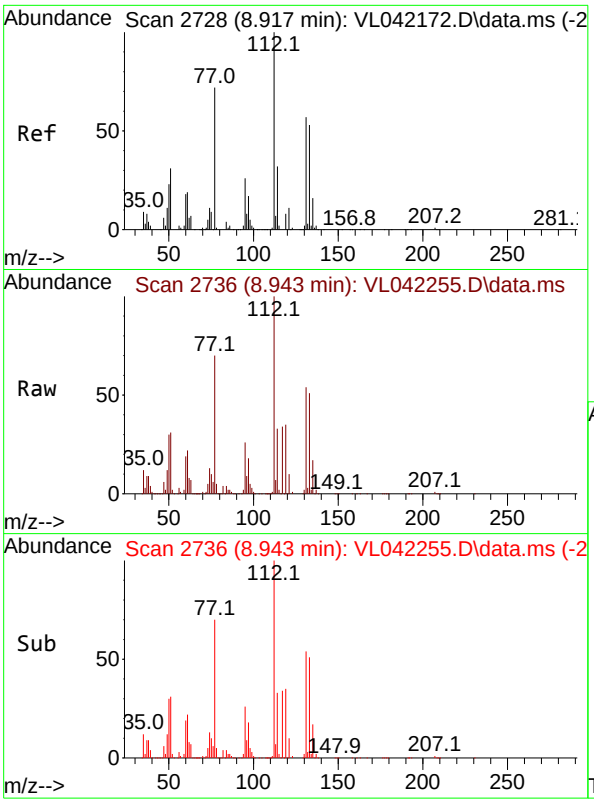

#57
Chlorobenzene
Concen: 11.360 ppbv
RT: 8.943 min Scan# 2
Delta R.T. 0.026 min
Lab File: VL042255.D
Acq: 08 Apr 2025 10:05

Instrument :
MSVOA_L
ClientSampleId :
VL0408ABS01

Tgt Ion:112 Resp: 481713

Ion	Ratio	Lower	Upper
112	100		
77	70.3	58.2	87.2
114	32.9	29.1	35.5

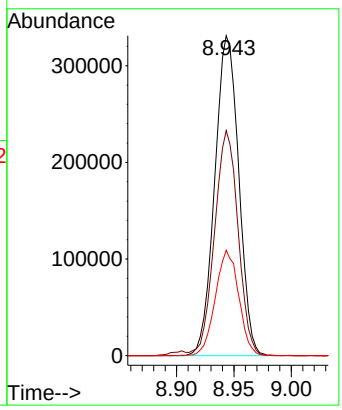

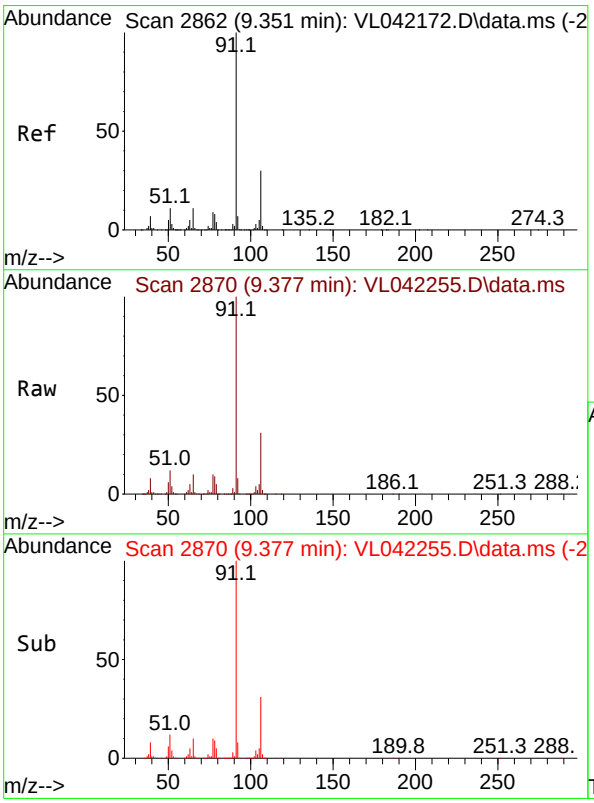

#58
Ethyl Benzene
Concen: 10.593 ppbv
RT: 9.377 min Scan# 2870
Delta R.T. 0.026 min
Lab File: VL042255.D
Acq: 08 Apr 2025 10:05

Tgt Ion: 91 Resp: 841166

Ion	Ratio	Lower	Upper
91	100		
106	30.8	24.2	36.2

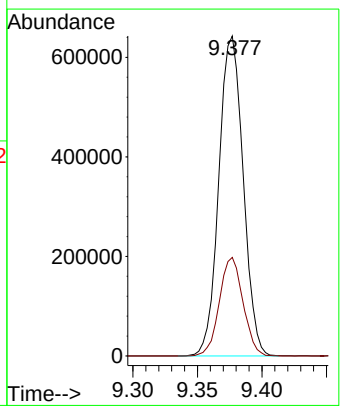

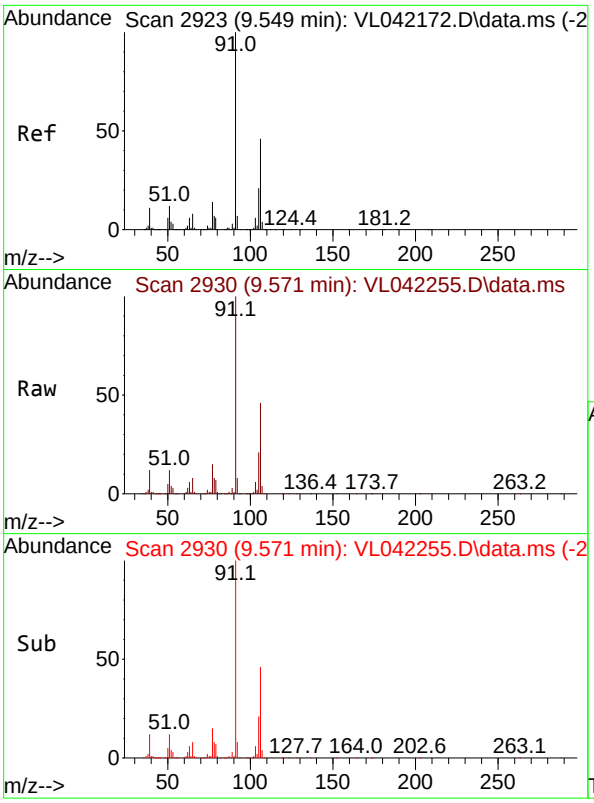

#59
m/p-Xylene
Concen: 10.962 ppbv
RT: 9.571 min Scan# 2
Delta R.T. 0.023 min
Lab File: VL042255.D
Acq: 08 Apr 2025 10:05

Instrument :
MSVOA_L
ClientSampleId :
VL0408ABS01

Tgt Ion: 91 Resp: 695111

Ion	Ratio	Lower	Upper
91	100		
106	94.5	36.4	54.6#

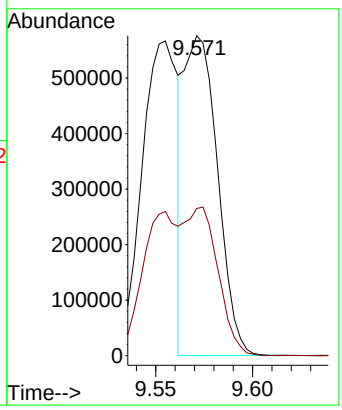

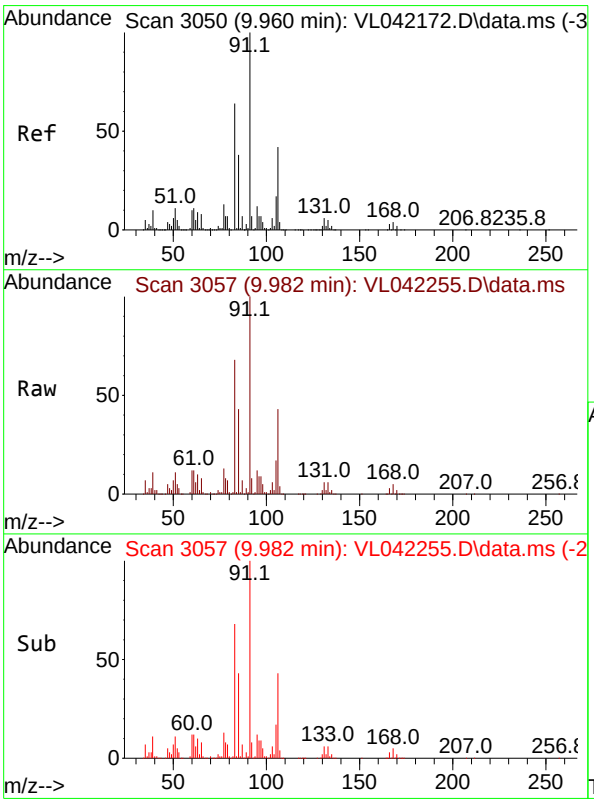

#60
o-Xylene
Concen: 11.194 ppbv
RT: 9.982 min Scan# 3057
Delta R.T. 0.023 min
Lab File: VL042255.D
Acq: 08 Apr 2025 10:05

Tgt Ion: 91 Resp: 711568

Ion	Ratio	Lower	Upper
91	100		
106	43.2	20.8	62.5

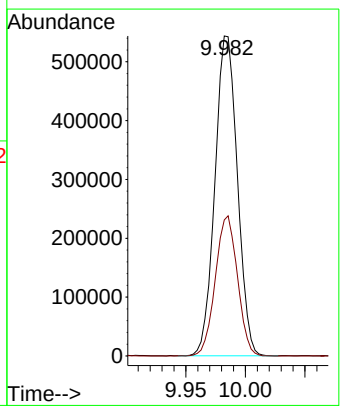

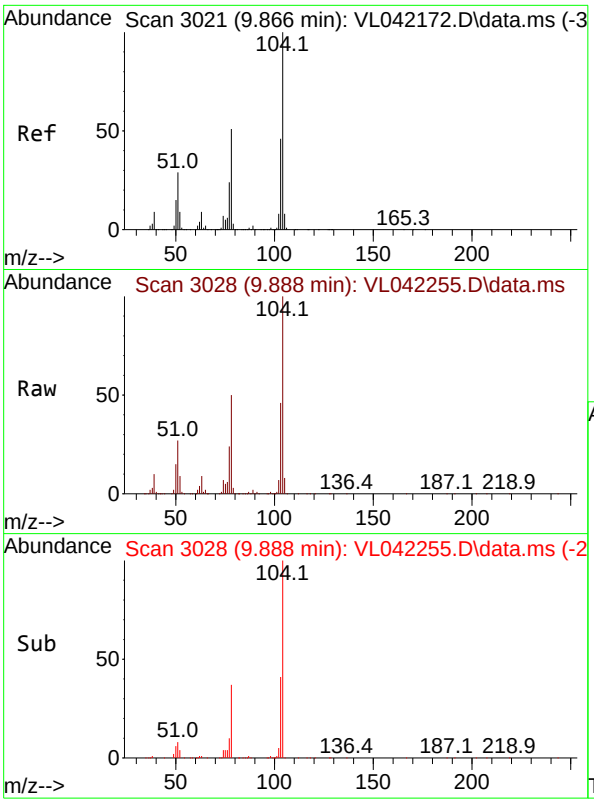

#61
Styrene
Concen: 10.149 ppbv
RT: 9.888 min Scan# 3(
Delta R.T. 0.023 min
Lab File: VL042255.D
Acq: 08 Apr 2025 10:05

Instrument :
MSVOA_L
ClientSampleId :
VL0408ABS01

Tgt Ion:104 Resp: 319155

Ion	Ratio	Lower	Upper
104	100		
78	51.1	41.8	62.6
103	46.2	37.0	55.4

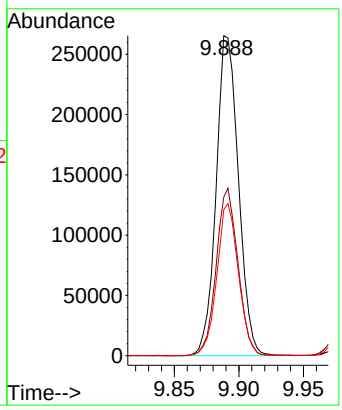

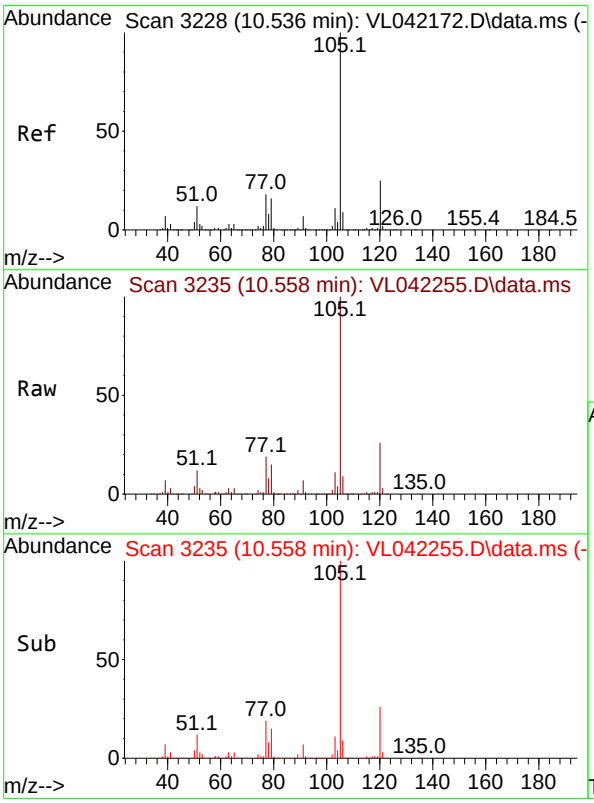

#62
Isopropylbenzene
Concen: 11.193 ppbv
RT: 10.558 min Scan# 3235
Delta R.T. 0.023 min
Lab File: VL042255.D
Acq: 08 Apr 2025 10:05

Tgt Ion:105 Resp: 1063992

Ion	Ratio	Lower	Upper
105	100		
120	25.5	19.9	29.9

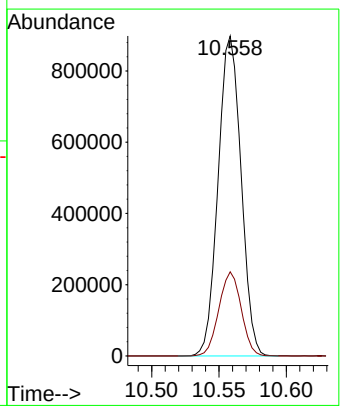

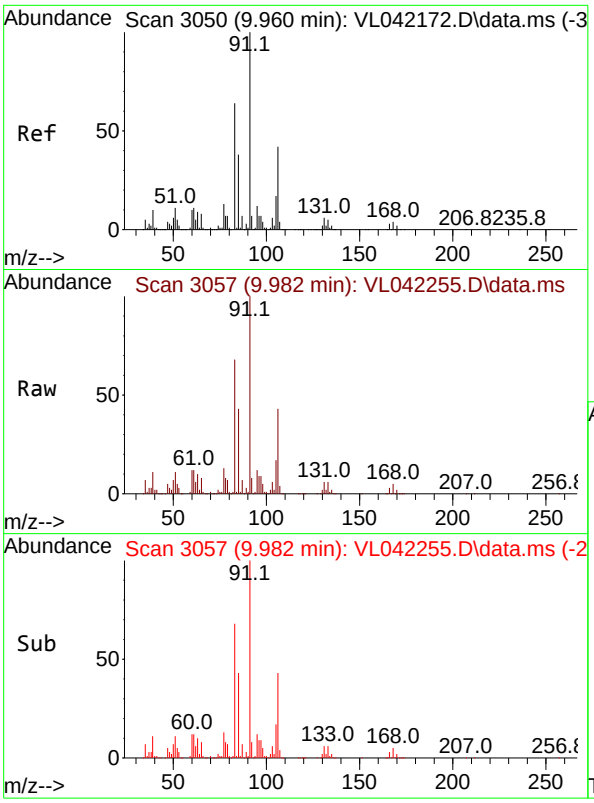

#63
1,1,2,2-Tetrachloroethane
Concen: 12.139 ppbv
RT: 9.982 min Scan# 3(
Delta R.T. 0.023 min
Lab File: VL042255.D
Acq: 08 Apr 2025 10:05

Instrument :
MSVOA_L
ClientSampleId :
VL0408ABS01

Tgt Ion: 83 Resp: 468851

Ion	Ratio	Lower	Upper
83	100		
131	9.5	4.8	14.4
85	64.2	32.5	97.5

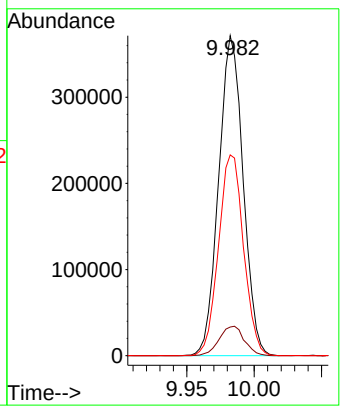



#64
n-propylbenzene
Concen: 11.638 ppbv
RT: 11.005 min Scan# 3373
Delta R.T. 0.019 min
Lab File: VL042255.D
Acq: 08 Apr 2025 10:05

Tgt Ion:120 Resp: 284790

Ion	Ratio	Lower	Upper
120	100		
91	462.1	376.9	565.3

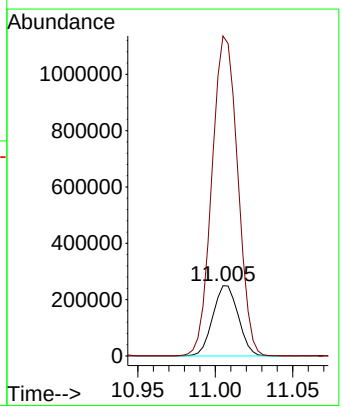

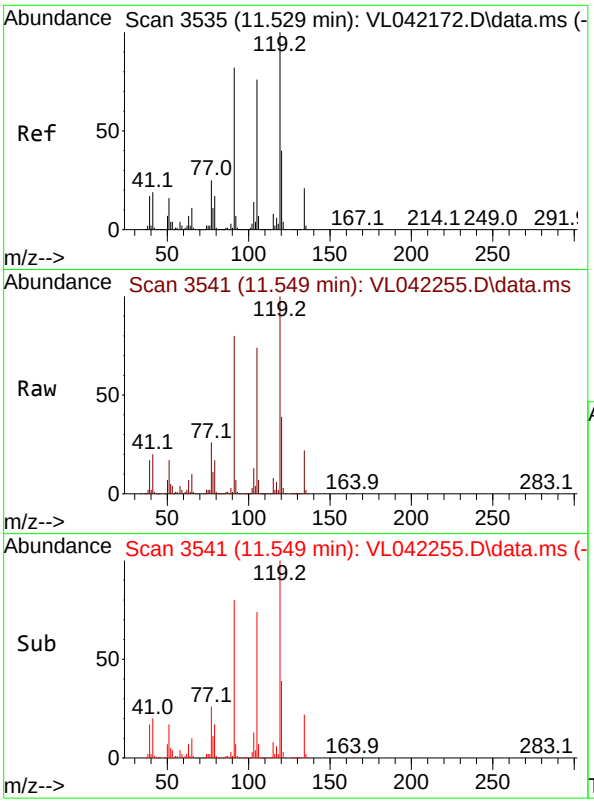

#65
tert-Butylbenzene
Concen: 11.112 ppbv
RT: 11.549 min Scan# 3
Delta R.T. 0.019 min
Lab File: VL042255.D
Acq: 08 Apr 2025 10:05

Instrument :
MSVOA_L
ClientSampleId :
VL0408ABS01

Tgt Ion:119 Resp: 976872

Ion	Ratio	Lower	Upper
119	100		
91	81.9	66.0	99.0
134	21.5	16.7	25.1

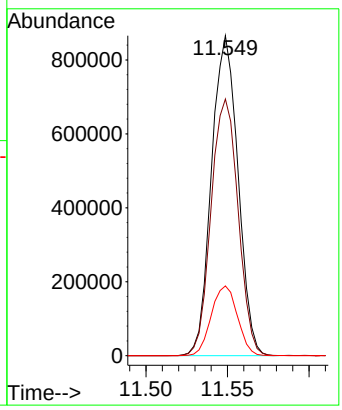

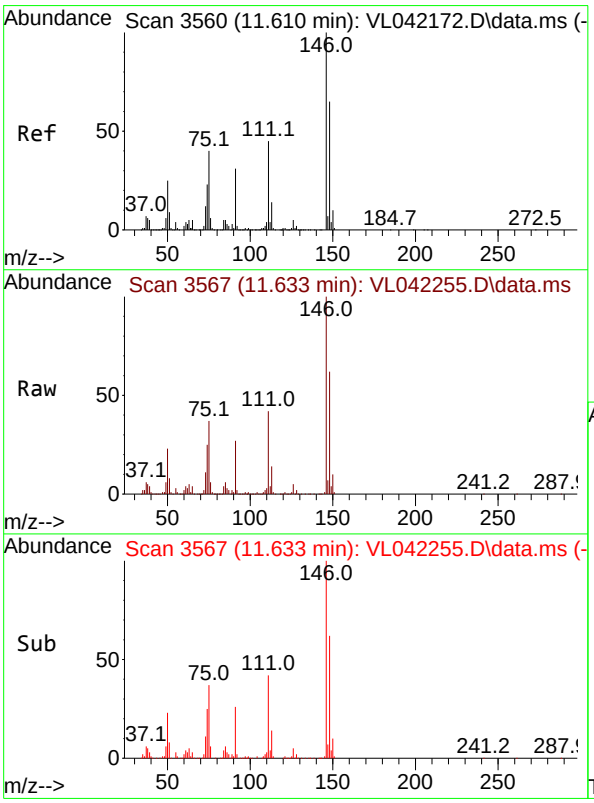

#66
Benzyl Chloride
Concen: 6.860 ppbv
RT: 11.633 min Scan# 3567
Delta R.T. 0.023 min
Lab File: VL042255.D
Acq: 08 Apr 2025 10:05

Tgt Ion: 91 Resp: 63988

Ion	Ratio	Lower	Upper
91	100		
126	17.9	13.8	20.6
128	5.5	4.5	6.7

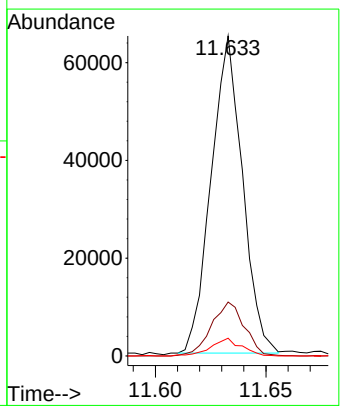

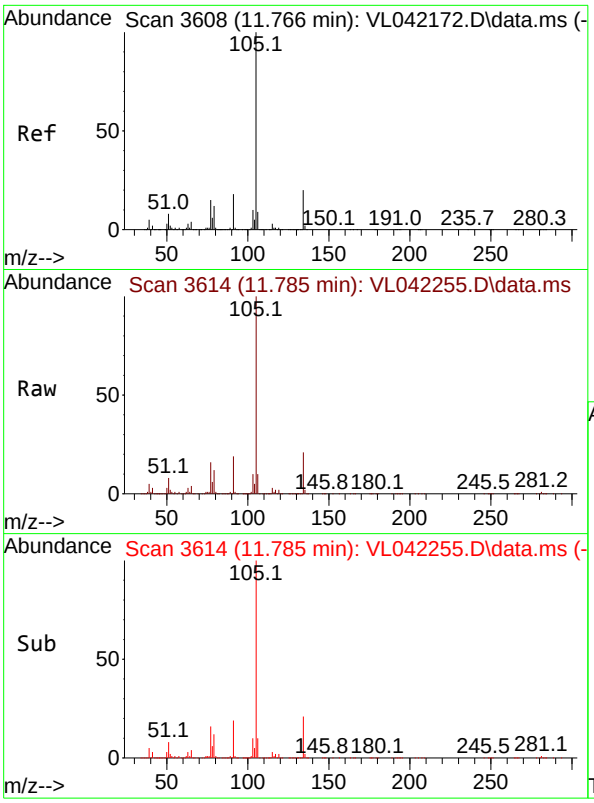

#67
sec-Butylbenzene
Concen: 11.275 ppbv
RT: 11.785 min Scan# 3
Delta R.T. 0.019 min
Lab File: VL042255.D
Acq: 08 Apr 2025 10:05

Instrument :
MSVOA_L
ClientSampleId :
VL0408ABS01

Tgt Ion:105 Resp: 1377726

Ion	Ratio	Lower	Upper
105	100		
134	19.8	15.5	23.3

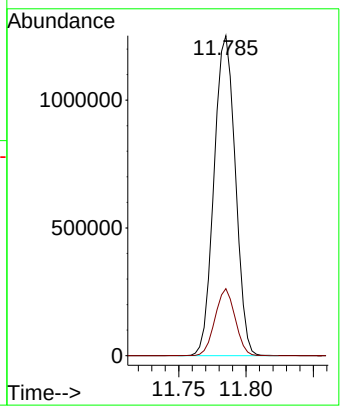

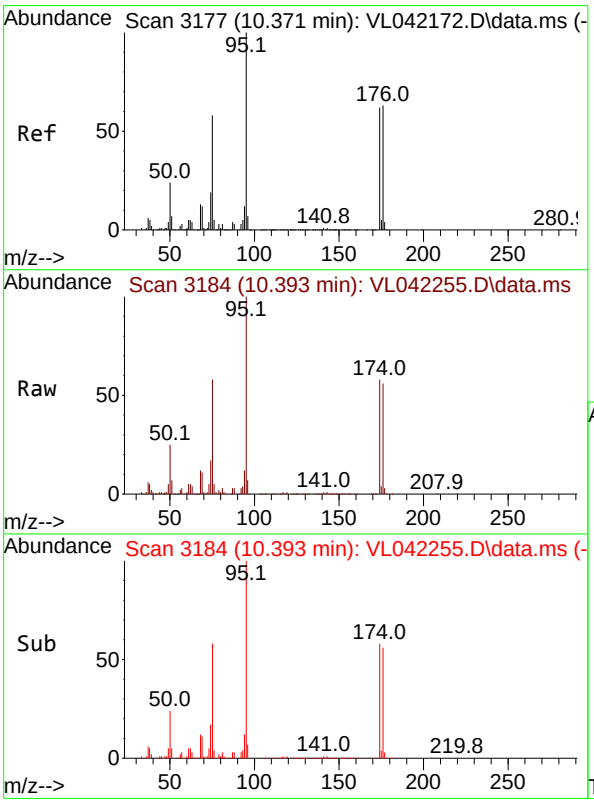

#68
1-Bromo-4-Fluorobenzene
Concen: 10.008 ppbv
RT: 10.393 min Scan# 3184
Delta R.T. 0.023 min
Lab File: VL042255.D
Acq: 08 Apr 2025 10:05

Tgt Ion: 95 Resp: 367418

Ion	Ratio	Lower	Upper
95	100		
174	61.1	50.6	76.0
175	4.7	3.8	5.6

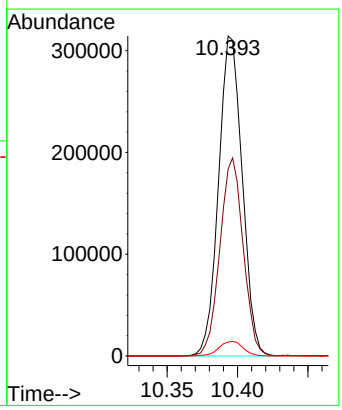

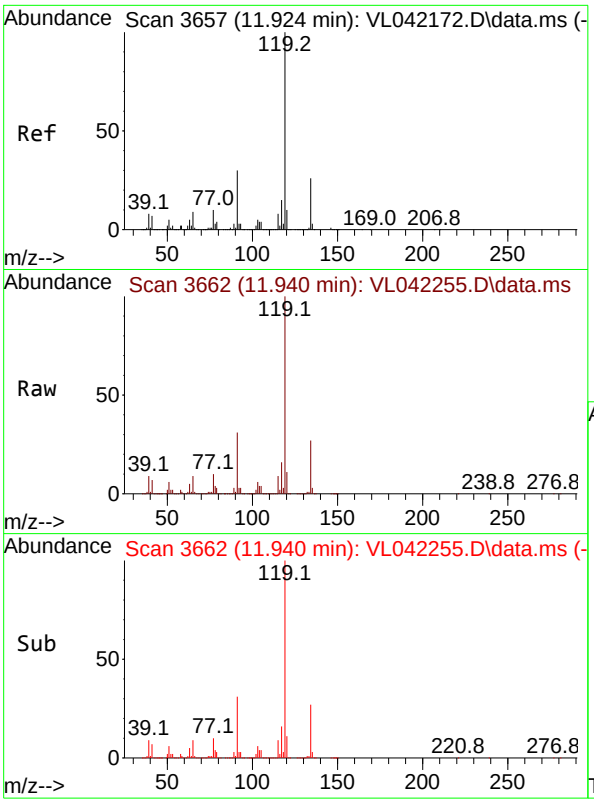

#69
p-Isopropyltoluene
Concen: 11.104 ppbv
RT: 11.940 min Scan# 3
Delta R.T. 0.016 min
Lab File: VL042255.D
Acq: 08 Apr 2025 10:05

Instrument :
MSVOA_L
ClientSampleId :
VL0408ABS01

Tgt Ion:119 Resp: 1168405

Ion	Ratio	Lower	Upper
119	100		
134	26.2	20.4	30.6
91	29.9	23.7	35.5

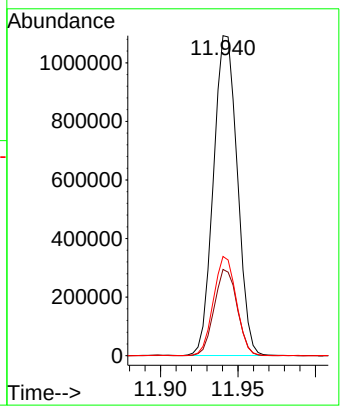

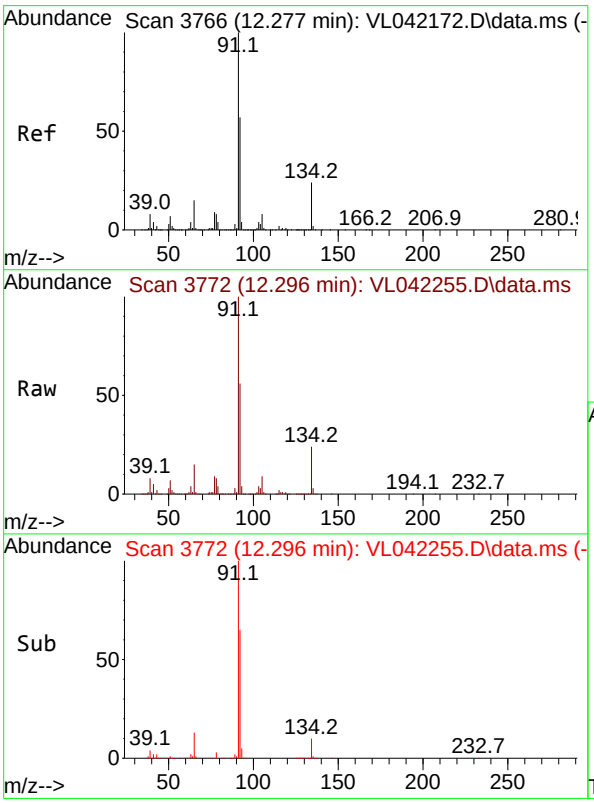

#70
n-Butylbenzene
Concen: 11.312 ppbv
RT: 12.296 min Scan# 3772
Delta R.T. 0.019 min
Lab File: VL042255.D
Acq: 08 Apr 2025 10:05

Tgt Ion: 91 Resp: 1217247

Ion	Ratio	Lower	Upper
91	100		
92	55.7	44.9	67.3
134	23.6	19.2	28.8

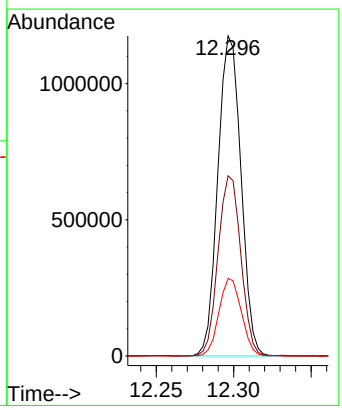

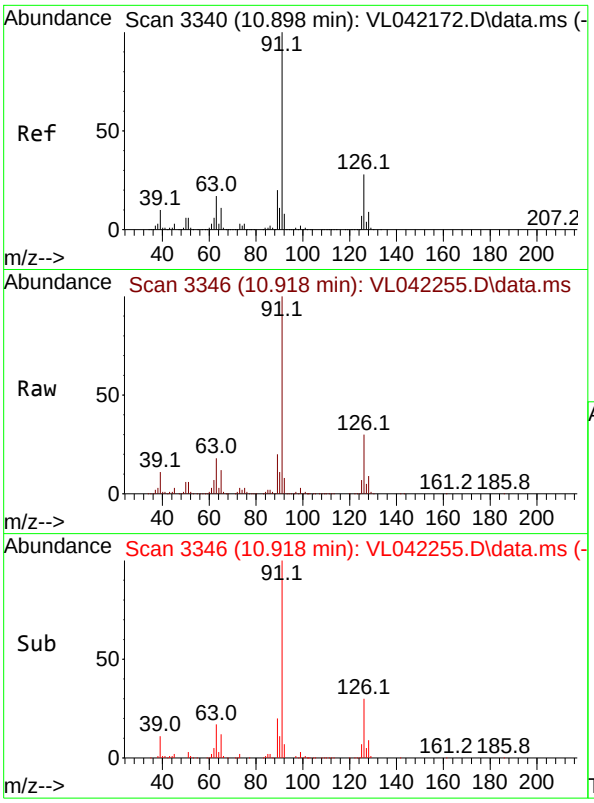

#71
2-Chlorotoluene
Concen: 11.078 ppbv
RT: 10.918 min Scan# 3
Delta R.T. 0.019 min
Lab File: VL042255.D
Acq: 08 Apr 2025 10:05

Instrument :
MSVOA_L
ClientSampleId :
VL0408ABS01

Tgt Ion: 91 Resp: 817332

Ion	Ratio	Lower	Upper
91	100		
126	29.6	11.6	46.4

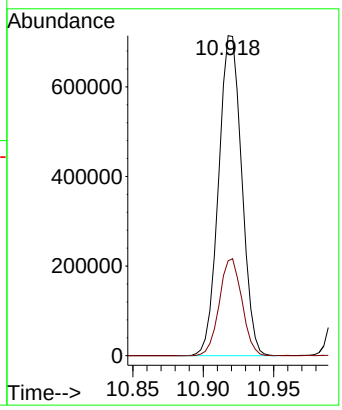

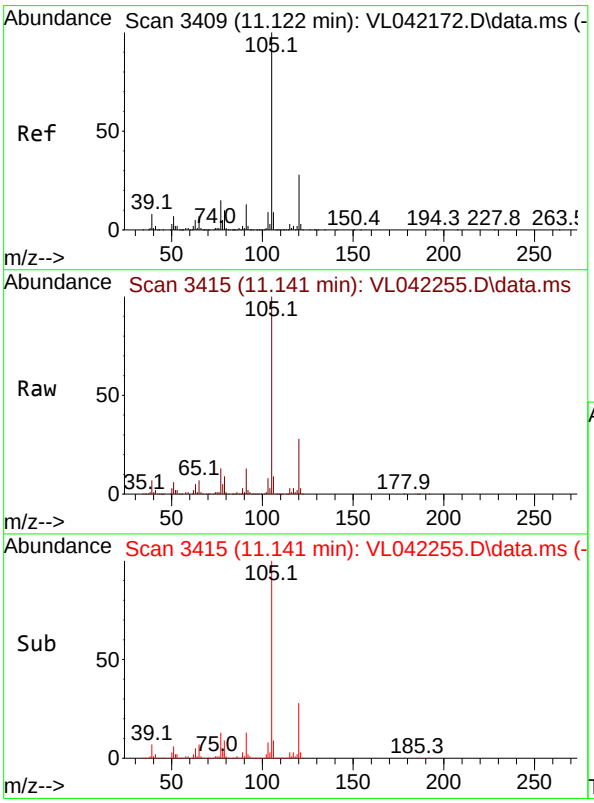

#72
4-Ethyltoluene
Concen: 11.460 ppbv
RT: 11.141 min Scan# 3415
Delta R.T. 0.019 min
Lab File: VL042255.D
Acq: 08 Apr 2025 10:05

Tgt Ion:105 Resp: 906994

Ion	Ratio	Lower	Upper
105	100		
120	29.0	23.4	35.0
91	12.8	10.3	15.5
77	13.7	11.4	17.2

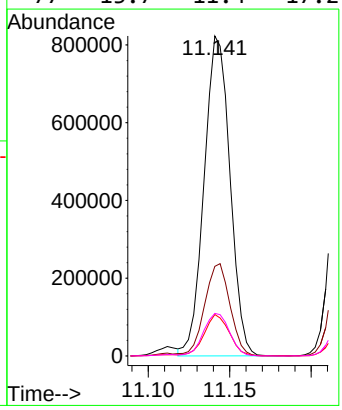

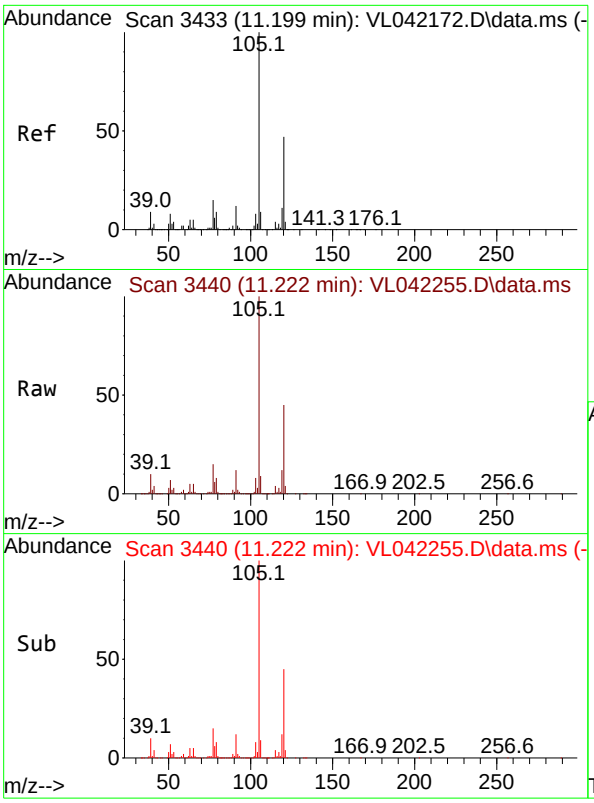

#73
1,3,5-Trimethylbenzene
Concen: 11.187 ppbv
RT: 11.222 min Scan# 3
Delta R.T. 0.023 min
Lab File: VL042255.D
Acq: 08 Apr 2025 10:05

Instrument :
MSVOA_L
ClientSampleId :
VL0408ABS01

Tgt Ion:105 Resp: 773328

Ion	Ratio	Lower	Upper
105	100		
120	45.4	37.4	56.0

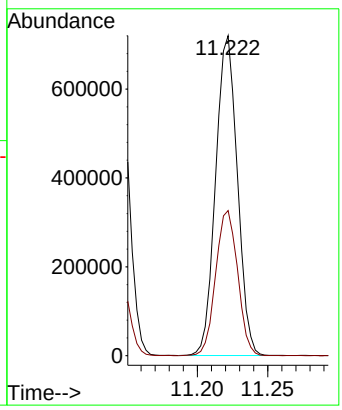

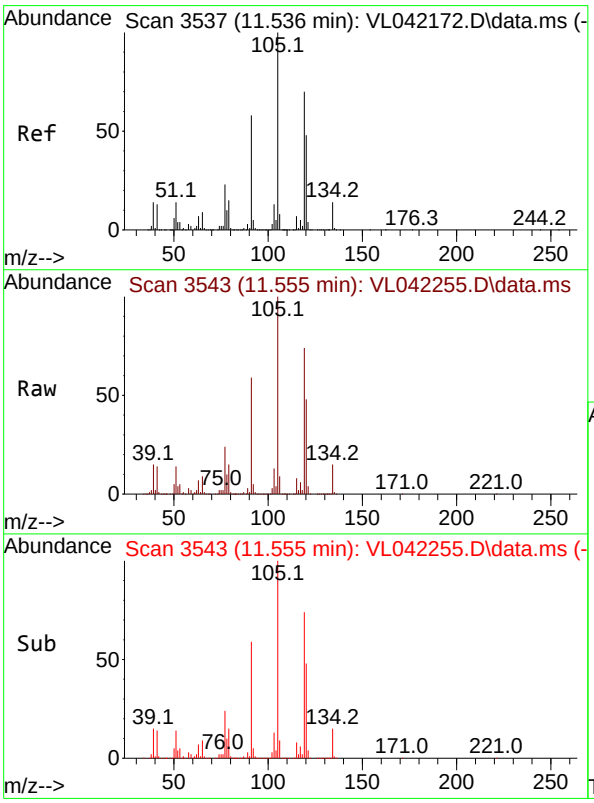

#74
1,2,4-Trimethylbenzene
Concen: 10.827 ppbv
RT: 11.555 min Scan# 3543
Delta R.T. 0.019 min
Lab File: VL042255.D
Acq: 08 Apr 2025 10:05

Tgt Ion:105 Resp: 862179

Ion	Ratio	Lower	Upper
105	100		
120	47.9	38.6	58.0
91	59.0	46.2	69.2
77	23.5	18.6	27.8

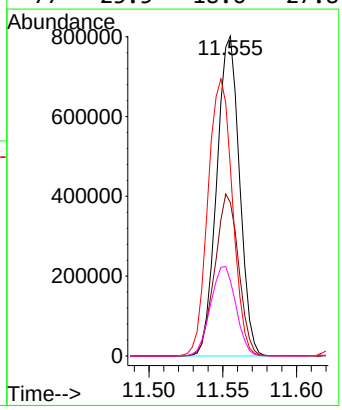

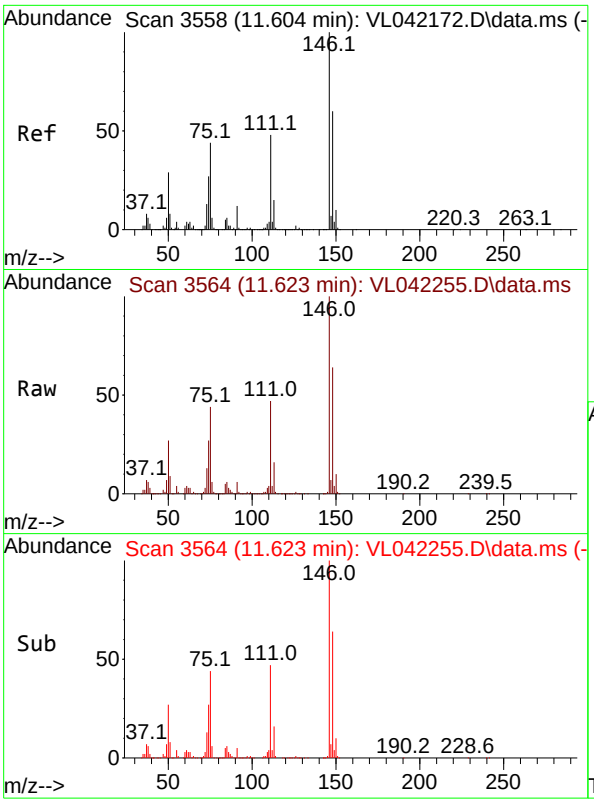

#75
1,3-Dichlorobenzene
Concen: 11.739 ppbv
RT: 11.623 min Scan# 3
Delta R.T. 0.019 min
Lab File: VL042255.D
Acq: 08 Apr 2025 10:05

Instrument :
MSVOA_L
ClientSampleId :
VL0408ABS01

Tgt Ion:146 Resp: 512731

Ion	Ratio	Lower	Upper
146	100		
111	46.2	23.8	71.2
148	62.2	31.9	95.9

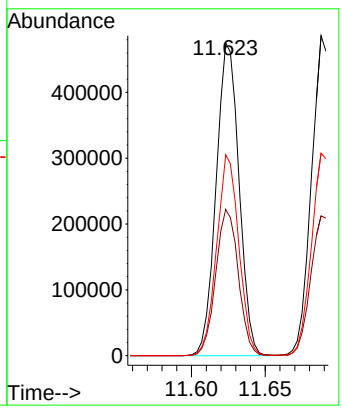

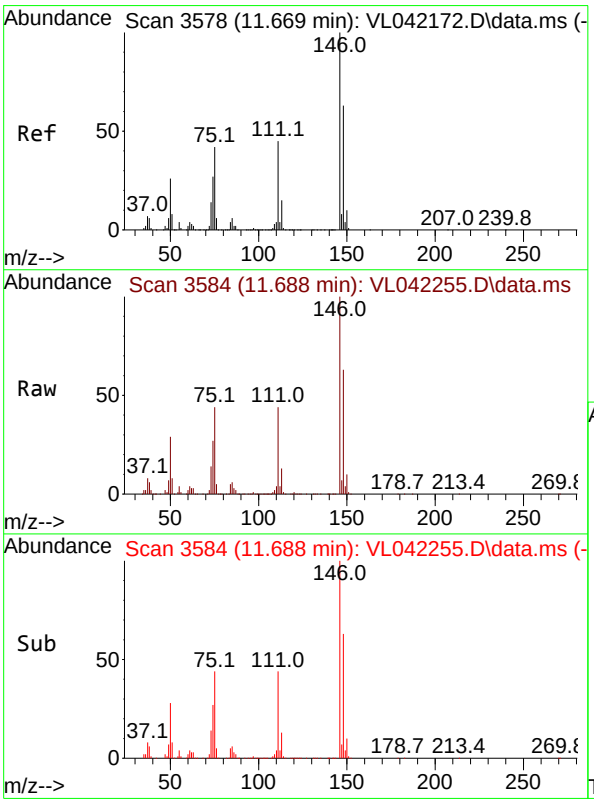

#76
1,4-Dichlorobenzene
Concen: 11.619 ppbv
RT: 11.688 min Scan# 3584
Delta R.T. 0.019 min
Lab File: VL042255.D
Acq: 08 Apr 2025 10:05

Tgt Ion:146 Resp: 505049

Ion	Ratio	Lower	Upper
146	100		
111	44.9	23.0	69.0
148	64.4	31.9	95.7

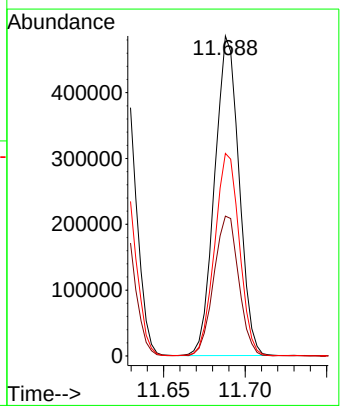

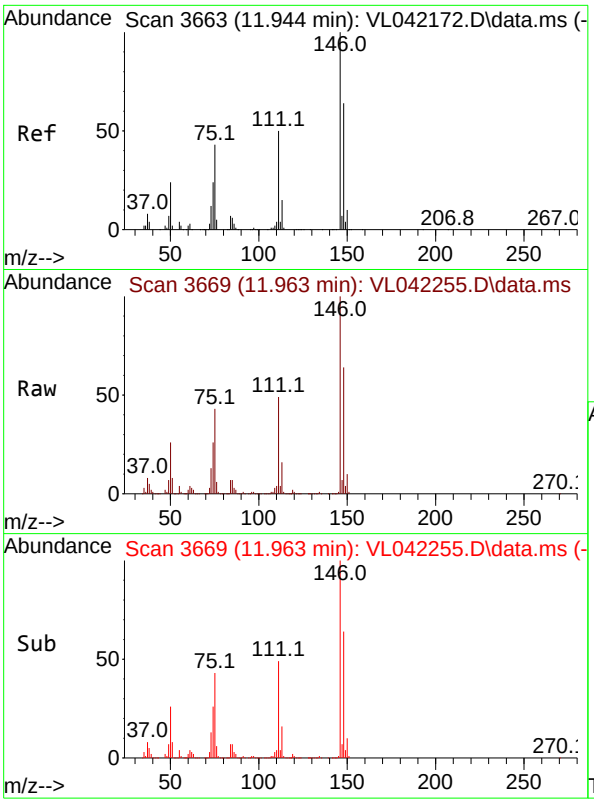

#77
1,2-Dichlorobenzene
Concen: 11.883 ppbv
RT: 11.963 min Scan# 3
Delta R.T. 0.019 min
Lab File: VL042255.D
Acq: 08 Apr 2025 10:05

Instrument :
MSVOA_L
ClientSampleId :
VL0408ABS01

Tgt Ion:146 Resp: 505323

Ion	Ratio	Lower	Upper
146	100		
111	48.9	24.8	74.3
148	63.8	31.6	94.8

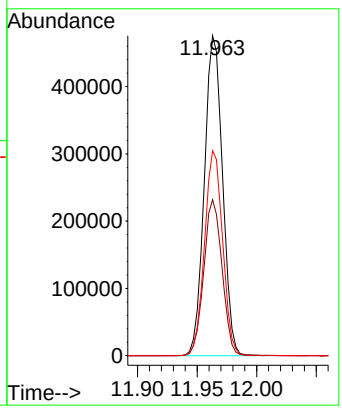

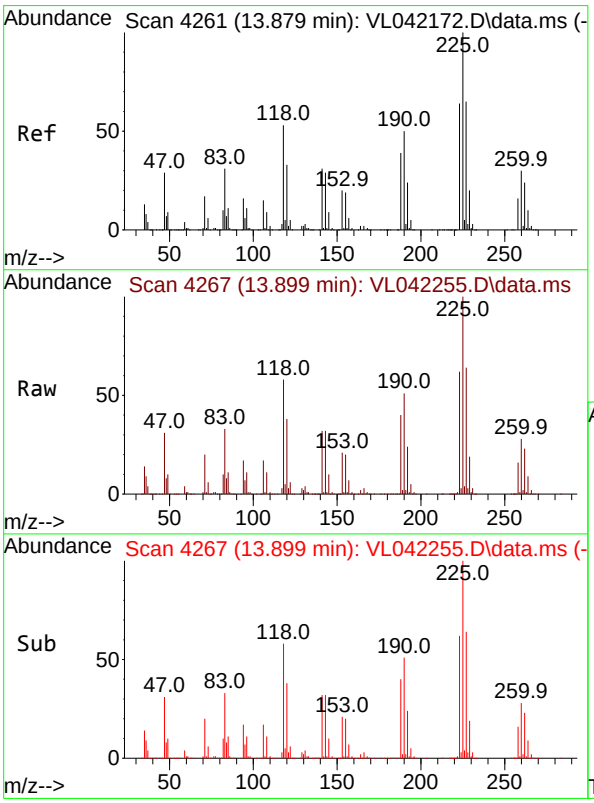

#78
Hexachloro-1,3-Butadiene
Concen: 8.845 ppbv
RT: 13.899 min Scan# 4267
Delta R.T. 0.019 min
Lab File: VL042255.D
Acq: 08 Apr 2025 10:05

Tgt Ion:225 Resp: 382876

Ion	Ratio	Lower	Upper
225	100		
223	63.4	50.6	76.0
227	63.4	51.2	76.8

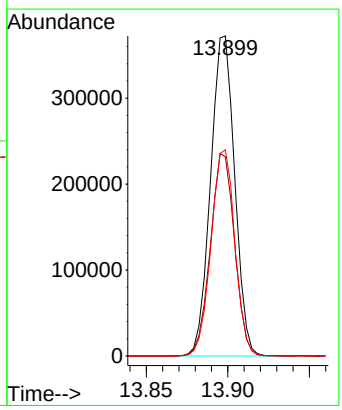

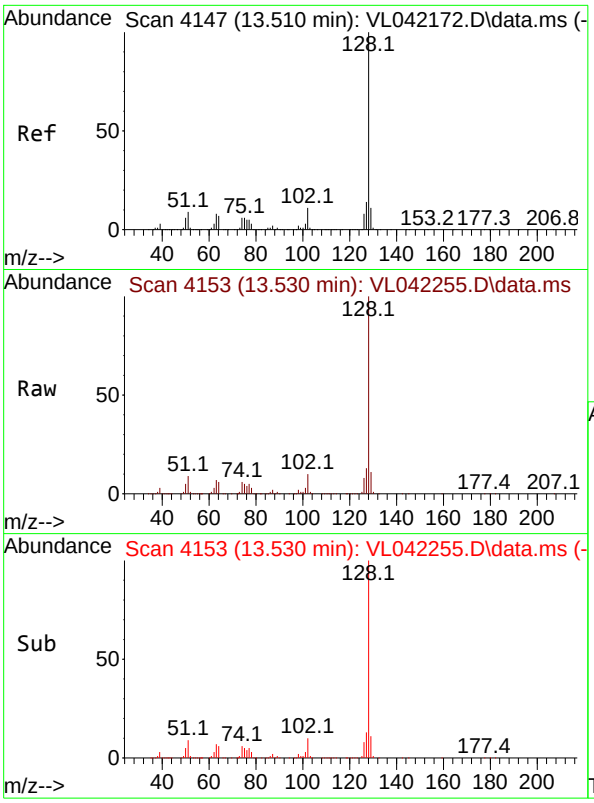

#79
Naphthalene
Concen: 10.055 ppbv
RT: 13.530 min Scan# 4
Delta R.T. 0.019 min
Lab File: VL042255.D
Acq: 08 Apr 2025 10:05

Instrument :
MSVOA_L
ClientSampleId :
VL0408ABS01

Tgt Ion:128 Resp: 875824

Ion	Ratio	Lower	Upper
128	100		
127	12.9	10.8	16.2
129	11.0	9.0	13.4

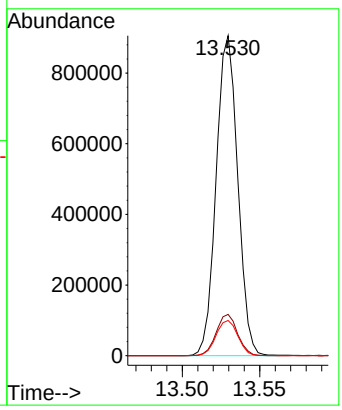

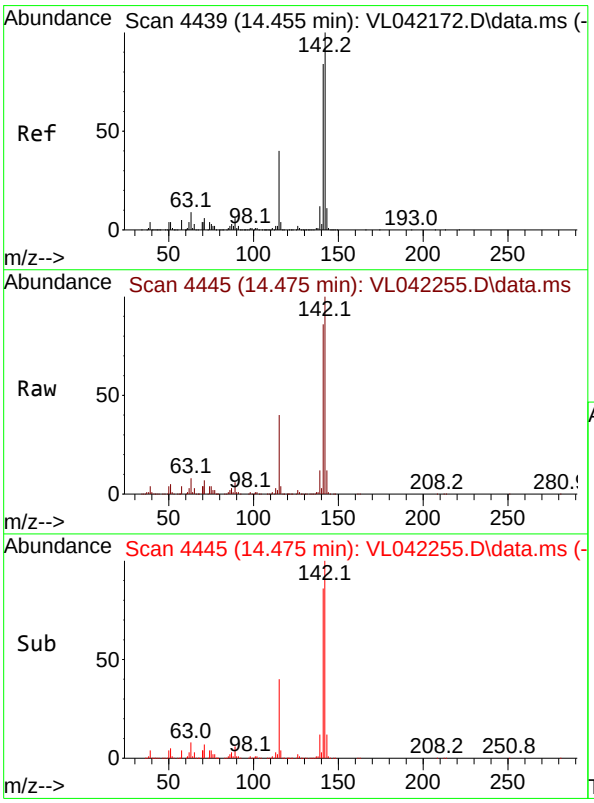

#80
Naphthalene,2-methyl-
Concen: 6.815 ppbv
RT: 14.475 min Scan# 4445
Delta R.T. 0.019 min
Lab File: VL042255.D
Acq: 08 Apr 2025 10:05

Tgt Ion:142 Resp: 291105

Ion	Ratio	Lower	Upper
142	100		
141	82.7	66.3	99.5
115	39.6	31.6	47.4

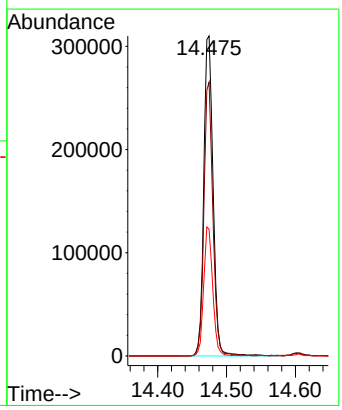

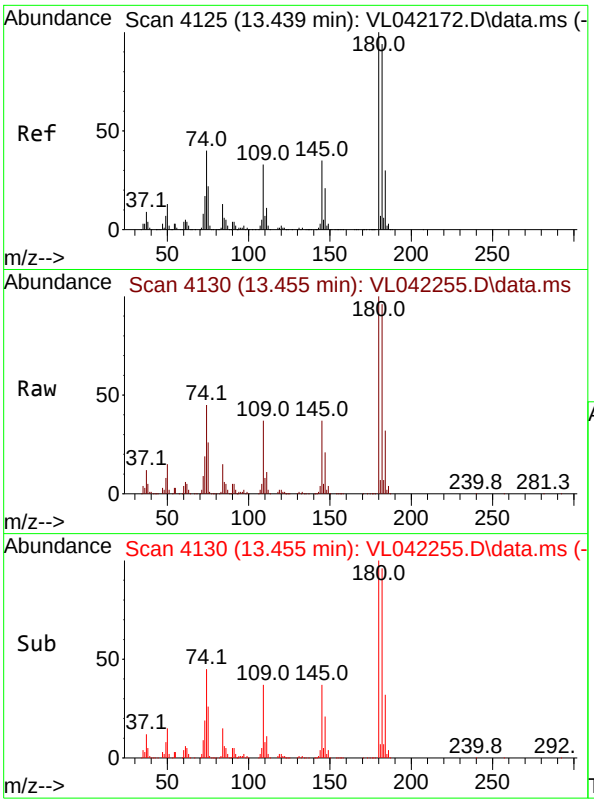

#81
1,2,4-Trichlorobenzene
Concen: 9.672 ppbv
RT: 13.455 min Scan# 4
Delta R.T. 0.016 min
Lab File: VL042255.D
Acq: 08 Apr 2025 10:05

Instrument :
MSVOA_L
ClientSampleId :
VL0408ABS01

Tgt Ion:180 Resp: 388605

Ion	Ratio	Lower	Upper
180	100		
182	96.5	75.1	112.7
184	30.5	24.4	36.6

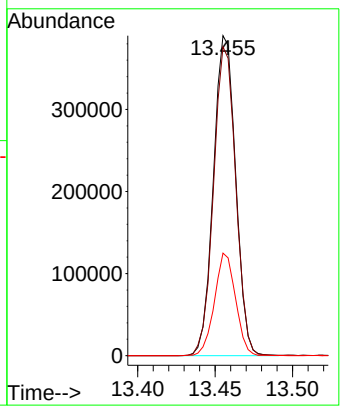

Quantitation Report (Not Reviewed)

Data Path : Z:\voasrv\HPCHEM1\MSVOA_L\Data\VL040825\
Data File : VL042261.D
Acq On : 08 Apr 2025 13:52
Operator : SY/MD
Sample : Q1728-06DL 40X
Misc : 400mL/MSVOA_L
ALS Vial : 1 Sample Multiplier: 1

Instrument :
MSVOA_L
ClientSampleId :
SSSG-B2-5-04022025DL

Quant Time: Apr 09 01:55:11 2025
Quant Method : Z:\voasrv\HPCHEM1\MSVOA_L\methods\VL032725AIR.M
Quant Title : AIR ANALYSIS BY METHOD TO-15 Instrument: MSVOA_LFri Aug 26 06:05:16 2022
QLast Update : Fri Mar 28 02:00:52 2025
Response via : Initial Calibration

Compound	R.T.	QIon	Response	Conc	Units	Dev(Min)
Internal Standards						
1) Bromochloromethane	2.803	49	158005	10.000	ppbv	0.02
33) 1,4-Difluorobenzene	3.981	114	439373	10.000	ppbv	0.03
55) Chlorobenzene-d5	8.904	117	391568	10.000	ppbv	0.03
System Monitoring Compounds						
68) 1-Bromo-4-Fluorobenzene	10.393	95	295748	9.197	ppbv	0.02
Spiked Amount 10.000	Range 65 - 135		Recovery = 92.000%			
Target Compounds						Qvalue
9) Propene	1.489	41	4186	0.383	ppbv	91
10) Heptane	5.014	43	2996	0.103	ppbv #	52
13) Ethanol	1.729	45	1531	1.483	ppbv	98
15) Acetone	1.845	43	225134	10.188	ppbv	96
16) 1,3-Butadiene	1.609	39	6177	0.572	ppbv #	25
17) tert-Butyl alcohol	2.056	59	1582	0.057	ppbv #	84
19) Isopropyl Alcohol	1.897	45	2391	0.192	ppbv #	30
20) Methylene Chloride	2.072	84	2648	0.322	ppbv #	88
23) Vinyl Acetate	2.486	43	4252	0.445	ppbv #	67
26) Hexane	2.842	57	2234	0.101	ppbv #	25
27) Carbon Disulfide	2.159	76	11933	0.502	ppbv #	40
30) Cyclohexane	3.878	84	1113	0.058	ppbv #	1
34) 2-Butanone	2.577	43	19969	0.627	ppbv	98
36) Benzene	3.677	78	13713	0.315	ppbv	98
39) 1,2-Dichloropropane	3.981	63	112028	7.062	ppbv #	22
44) 2,2,4-Trimethylpentane	4.668	57	20025	0.272	ppbv #	79
53) Toluene	6.962	91	63357	1.227	ppbv	98
58) Ethyl Benzene	9.380	91	10341	0.149	ppbv #	88
59) m/p-Xylene	9.571	91	4118	0.074	ppbv #	31
60) o-Xylene	9.982	91	9278	0.167	ppbv	92
71) 2-Chlorotoluene	10.918	91	7066	0.109	ppbv	98
74) 1,2,4-Trimethylbenzene	11.549	105	3259	0.047	ppbv #	56

(#) = qualifier out of range (m) = manual integration (+) = signals summed

Quantitation Report (Not Reviewed)

Data Path : Z:\voasrv\HPCHEM1\MSVOA_L\Data\VL040825\
Data File : VL042261.D
Acq On : 08 Apr 2025 13:52
Operator : SY/MD
Sample : Q1728-06DL 40X
Misc : 400mL/MSVOA_L
ALS Vial : 1 Sample Multiplier: 1

Instrument :
MSVOA_L
ClientSampleId :
SSSG-B2-5-04022025DL

Quant Time: Apr 09 01:55:11 2025
Quant Method : Z:\voasrv\HPCHEM1\MSVOA_L\methods\VL032725AIR.M
Quant Title : AIR ANALYSIS BY METHOD TO-15 Instrument: MSVOA_LFri Aug 26 06:05:16 2022
QLast Update : Fri Mar 28 02:00:52 2025
Response via : Initial Calibration

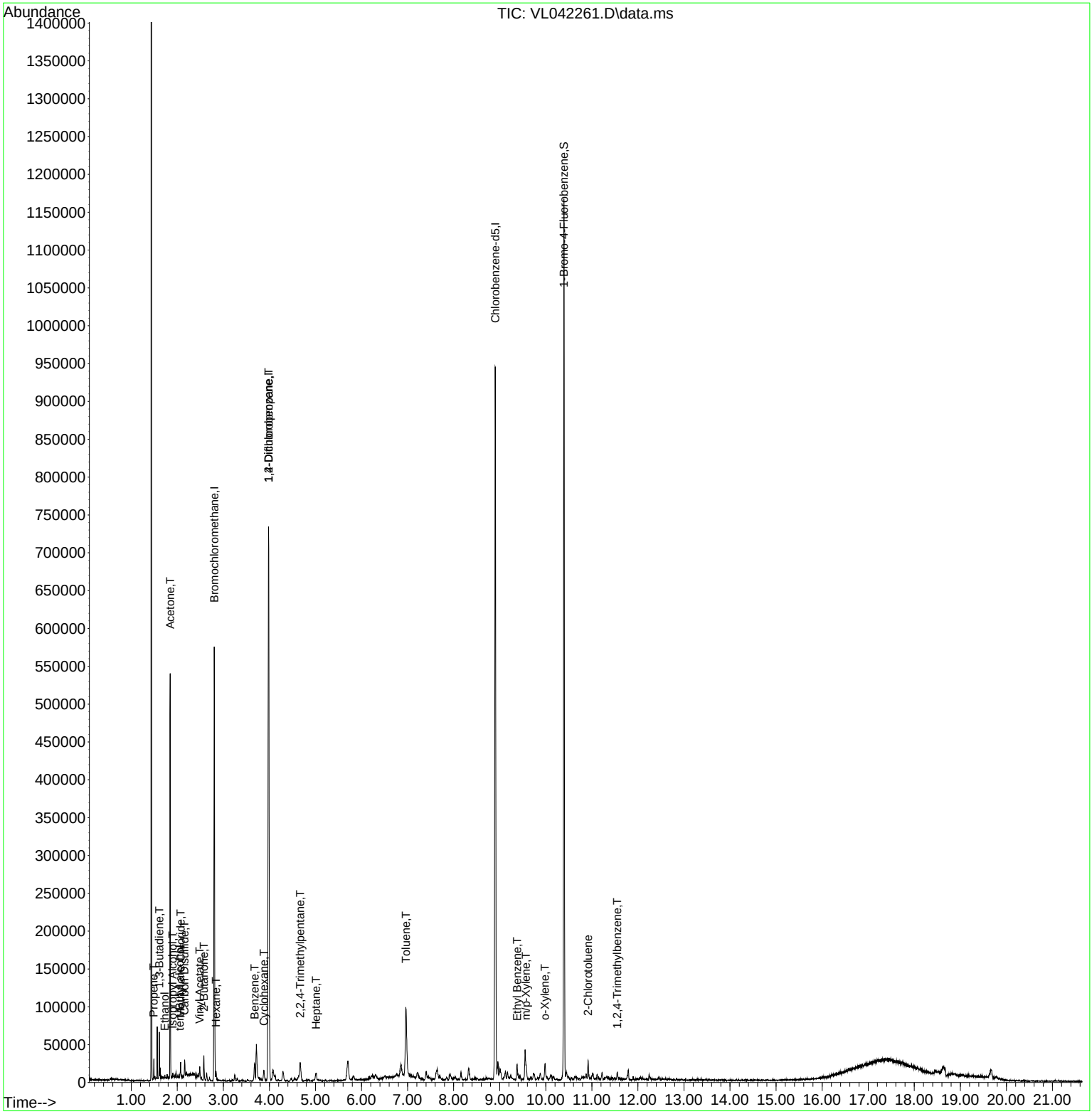

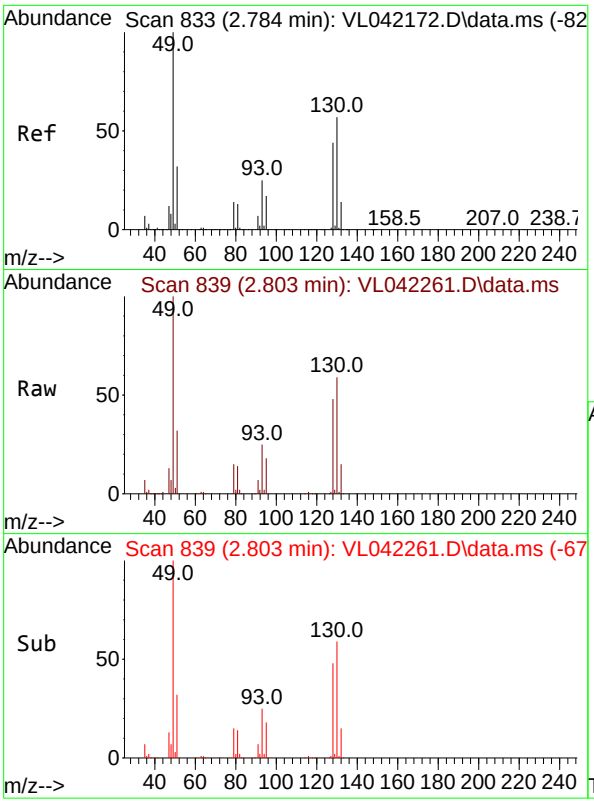

#1
Bromochloromethane
Concen: 10.000 ppbv
RT: 2.803 min Scan# 8
Delta R.T. 0.019 min
Lab File: VL042261.D
Acq: 08 Apr 2025 13:52

Instrument :
MSVOA_L
ClientSampleId :
SSSG-B2-5-04022025DL

Tgt Ion: 49 Resp: 158005

Ion	Ratio	Lower	Upper
49	100		
128	46.0	22.9	68.5
130	58.5	28.8	86.4

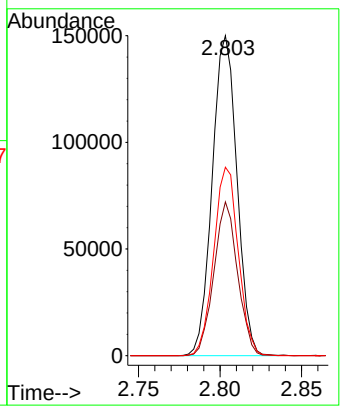

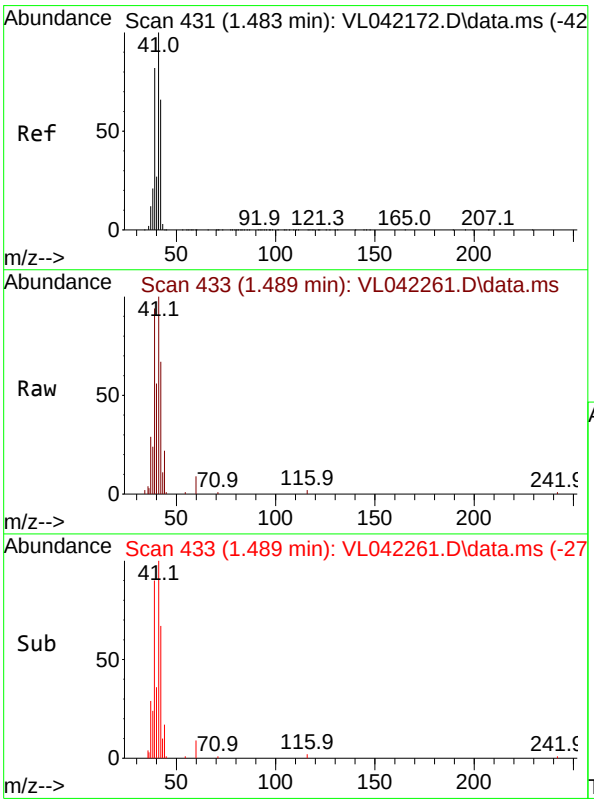

#9
Propene
Concen: 0.383 ppbv
RT: 1.489 min Scan# 433
Delta R.T. 0.006 min
Lab File: VL042261.D
Acq: 08 Apr 2025 13:52

Tgt Ion: 41 Resp: 4186

Ion	Ratio	Lower	Upper
41	100		
42	62.2	55.4	83.2

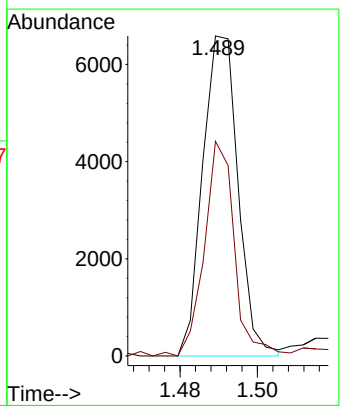

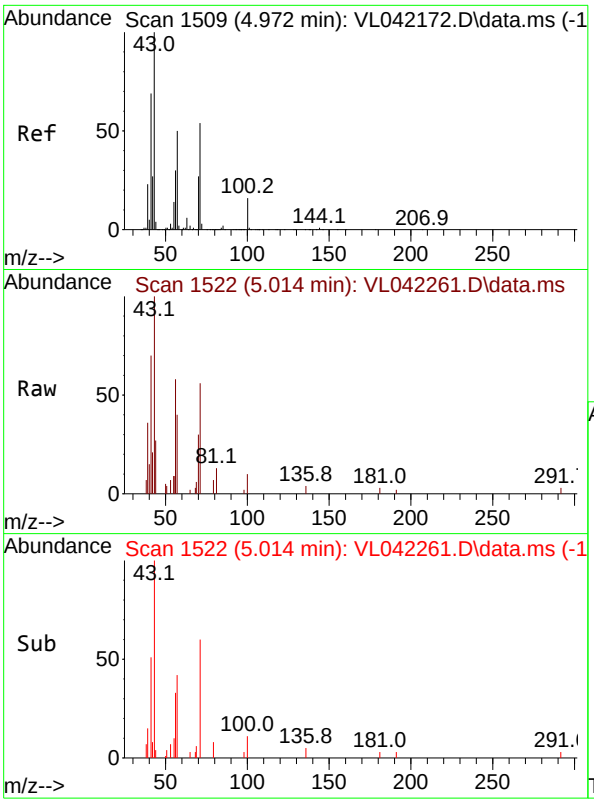

#10
Heptane
Concen: 0.103 ppbv
RT: 5.014 min Scan# 1
Delta R.T. 0.042 min
Lab File: VL042261.D
Acq: 08 Apr 2025 13:52

Instrument :
MSVOA_L
ClientSampleId :
SSSG-B2-5-04022025DL

Tgt Ion: 43 Resp: 2996

Ion	Ratio	Lower	Upper
43	100		
57	82.2	39.4	59.2#

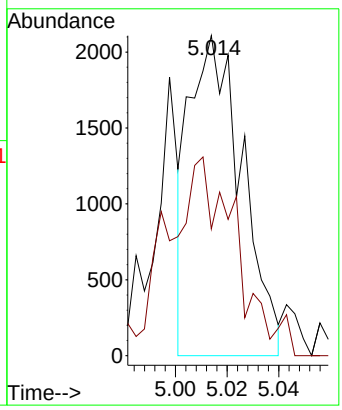

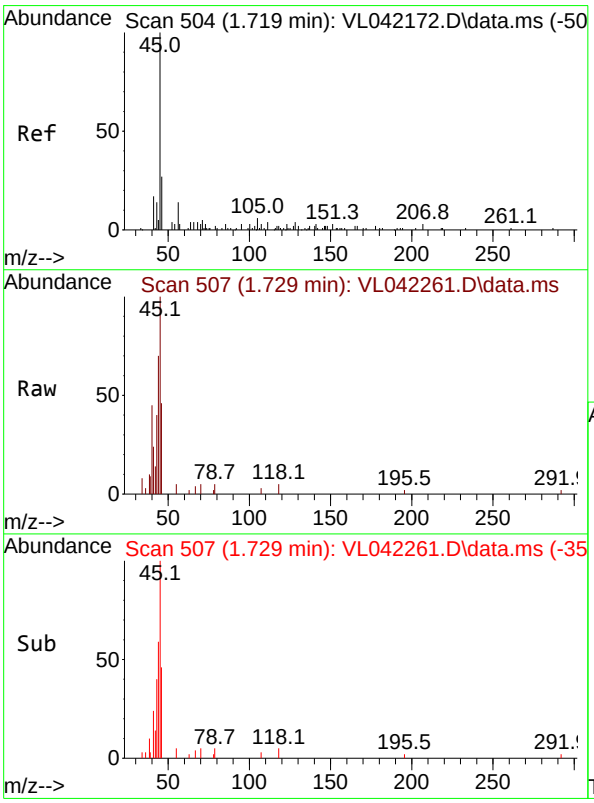

#13
Ethanol
Concen: 1.483 ppbv
RT: 1.729 min Scan# 507
Delta R.T. 0.010 min
Lab File: VL042261.D
Acq: 08 Apr 2025 13:52

Tgt Ion: 45 Resp: 1531

Ion	Ratio	Lower	Upper
45	100		
46	49.1	20.2	80.8

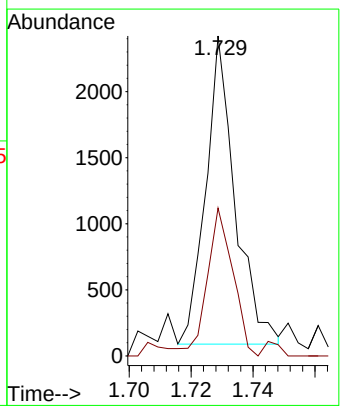

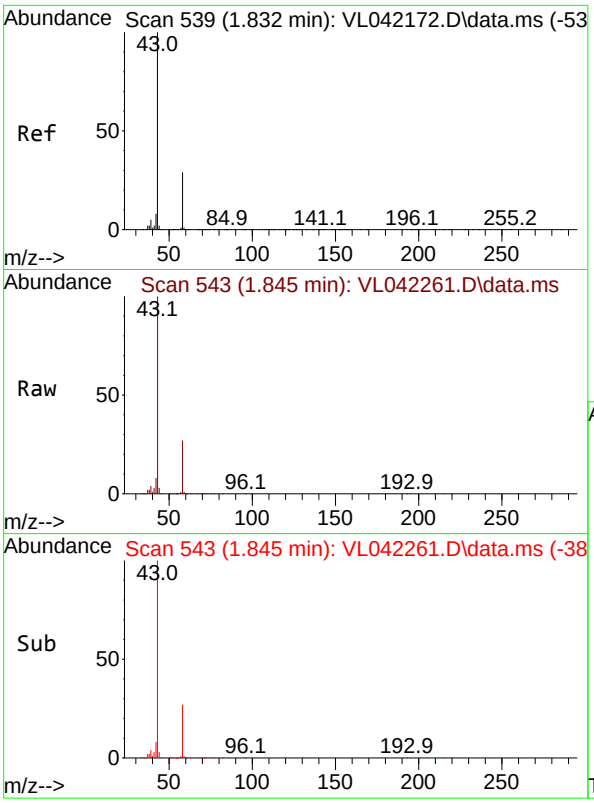

#15
Acetone
Concen: 10.188 ppbv
RT: 1.845 min Scan# 54
Delta R.T. 0.013 min
Lab File: VL042261.D
Acq: 08 Apr 2025 13:52

Instrument :
MSVOA_L
ClientSampleId :
SSSG-B2-5-04022025DL

Tgt Ion: 43 Resp: 225134

Ion	Ratio	Lower	Upper
43	100		
58	26.7	23.2	34.8

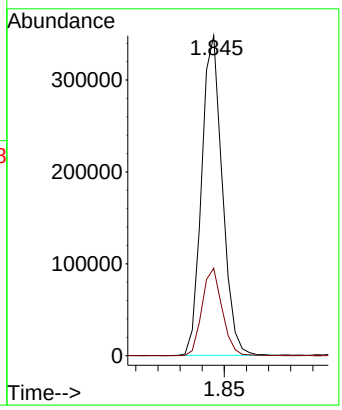

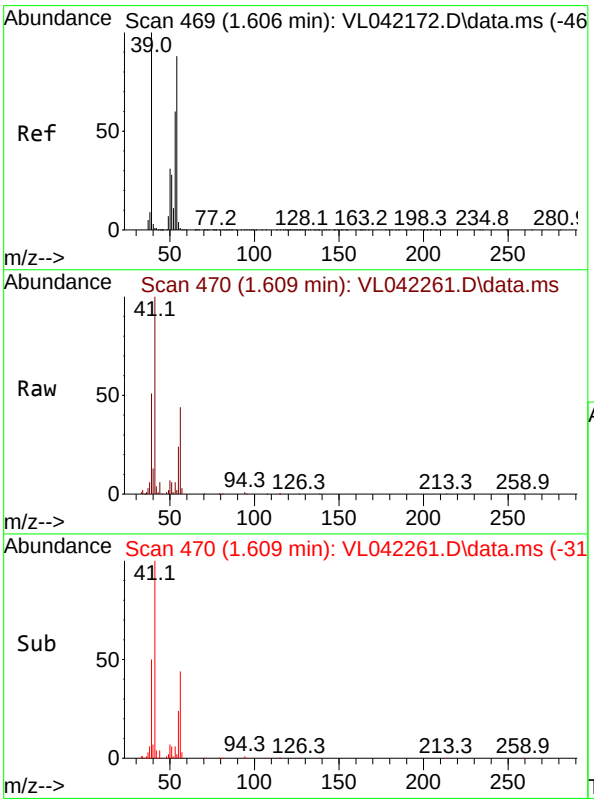

#16
1,3-Butadiene
Concen: 0.572 ppbv
RT: 1.609 min Scan# 470
Delta R.T. 0.003 min
Lab File: VL042261.D
Acq: 08 Apr 2025 13:52

Tgt Ion: 39 Resp: 6177

Ion	Ratio	Lower	Upper
39	100		
54	11.9	60.7	91.1#

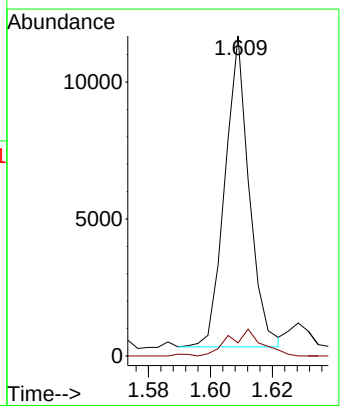

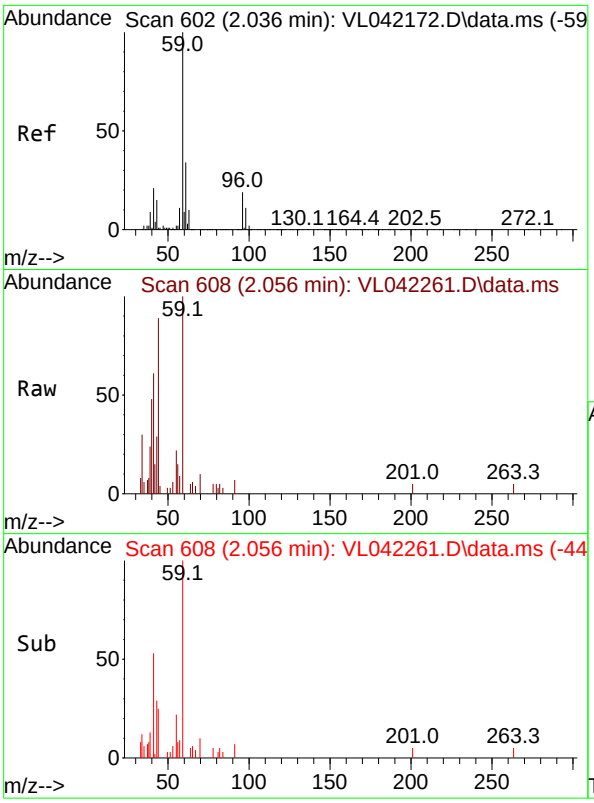

#17
tert-Butyl alcohol
Concen: 0.057 ppbv
RT: 2.056 min Scan# 6
Delta R.T. 0.019 min
Lab File: VL042261.D
Acq: 08 Apr 2025 13:52

Instrument :
MSVOA_L
ClientSampleId :
SSSG-B2-5-04022025DL

Tgt Ion: 59 Resp: 1582

Ion	Ratio	Lower	Upper
59	100		
57	17.0	8.9	13.3#

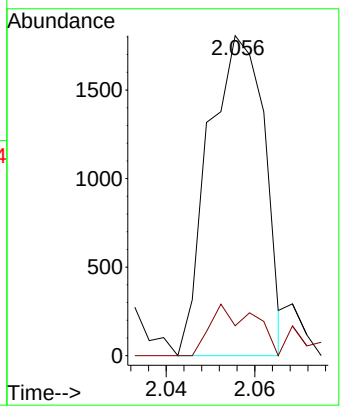

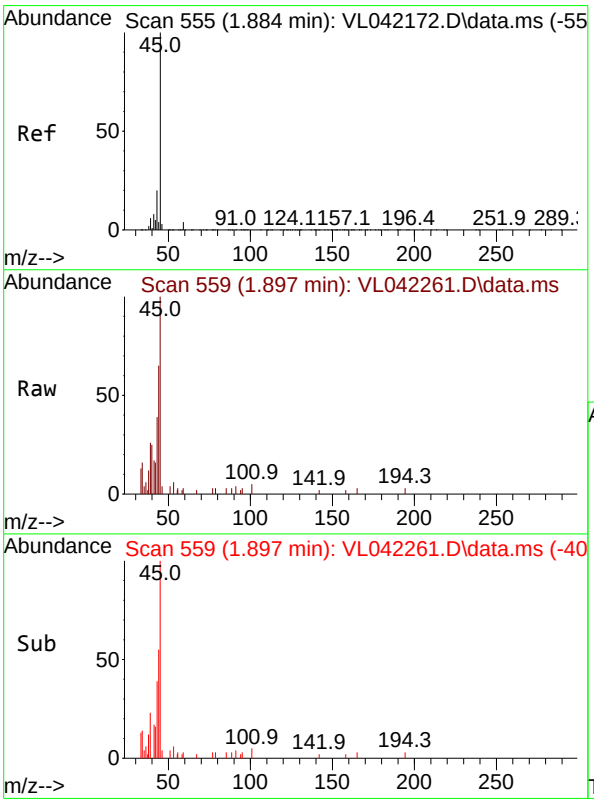

#19
Isopropyl Alcohol
Concen: 0.192 ppbv
RT: 1.897 min Scan# 559
Delta R.T. 0.013 min
Lab File: VL042261.D
Acq: 08 Apr 2025 13:52

Tgt Ion: 45 Resp: 2391

Ion	Ratio	Lower	Upper
45	100		
58	0.0	36.9	55.3#

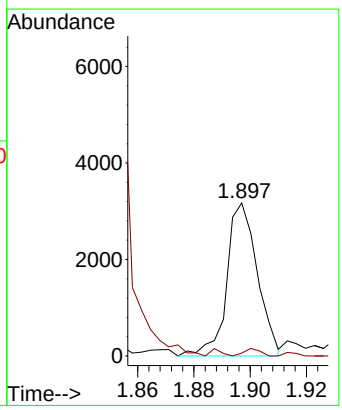

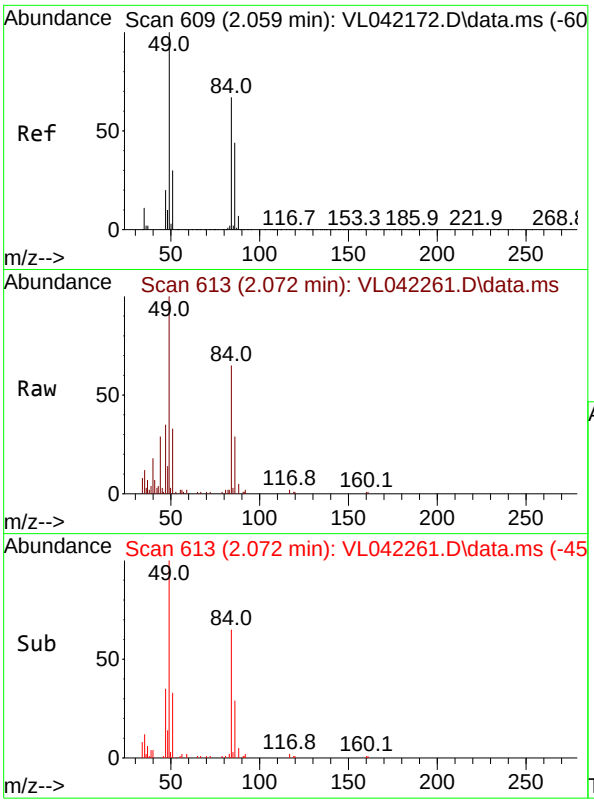

#20
Methylene Chloride
Concen: 0.322 ppbv
RT: 2.072 min Scan# 6
Delta R.T. 0.013 min
Lab File: VL042261.D
Acq: 08 Apr 2025 13:52

Instrument :
MSVOA_L
ClientSampleId :
SSSG-B2-5-04022025DL

Tgt Ion: 84 Resp: 2648

Ion	Ratio	Lower	Upper
84	100		
49	158.8	120.2	180.4
51	51.7	37.4	56.0
86	45.2	52.4	78.6#

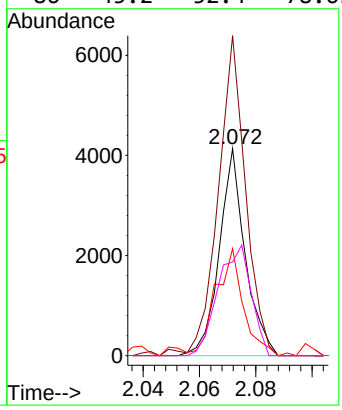

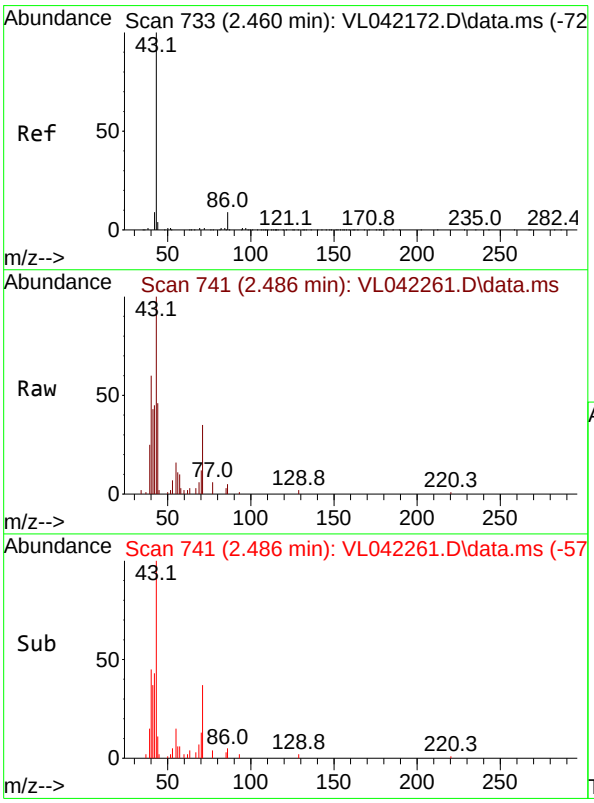

#23
Vinyl Acetate
Concen: 0.445 ppbv
RT: 2.486 min Scan# 741
Delta R.T. 0.026 min
Lab File: VL042261.D
Acq: 08 Apr 2025 13:52

Tgt Ion: 43 Resp: 4252

Ion	Ratio	Lower	Upper
43	100		
86	4.9	5.5	8.3#
42	38.5	8.6	13.0#
44	7.5	6.2	9.4

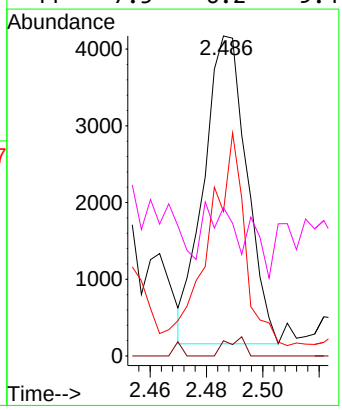

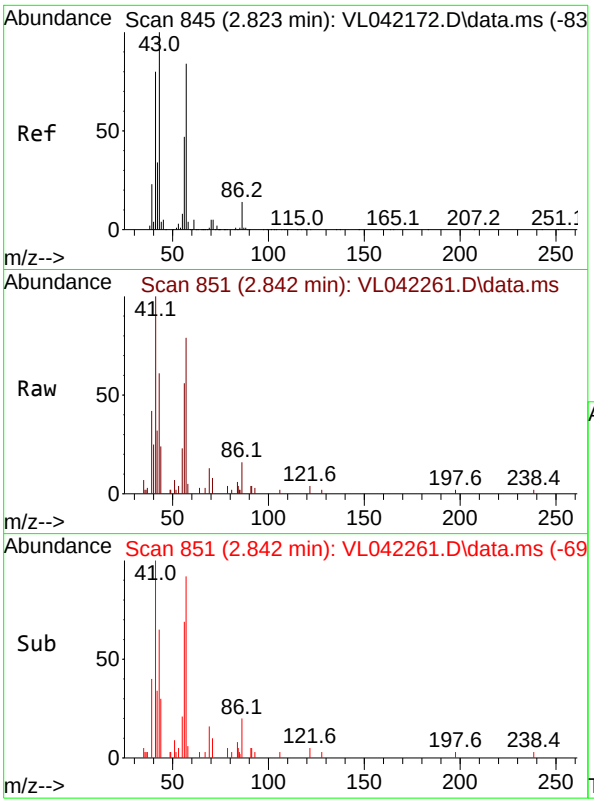

#26
Hexane
Concen: 0.101 ppbv
RT: 2.842 min Scan# 8
Delta R.T. 0.019 min
Lab File: VL042261.D
Acq: 08 Apr 2025 13:52

Instrument :
MSVOA_L
ClientSampleId :
SSSG-B2-5-04022025DL

Tgt Ion: 57 Resp: 2234

Ion	Ratio	Lower	Upper
57	100		
41	169.1	76.6	114.8#
43	106.4	207.8	311.8#
56	70.9	43.6	65.4#

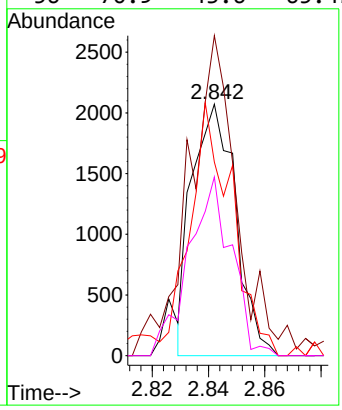

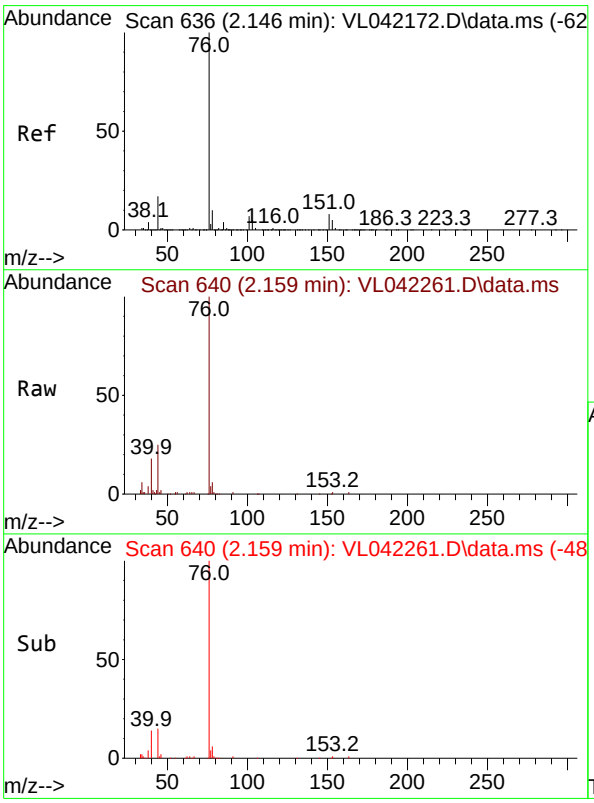

#27
Carbon Disulfide
Concen: 0.502 ppbv
RT: 2.159 min Scan# 640
Delta R.T. 0.013 min
Lab File: VL042261.D
Acq: 08 Apr 2025 13:52

Tgt Ion: 76 Resp: 11933

Ion	Ratio	Lower	Upper
76	100		
44	60.6	14.7	22.1#
78	10.1	9.3	13.9

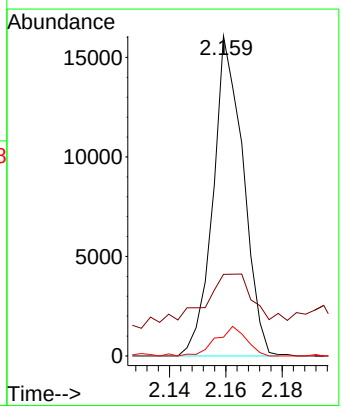

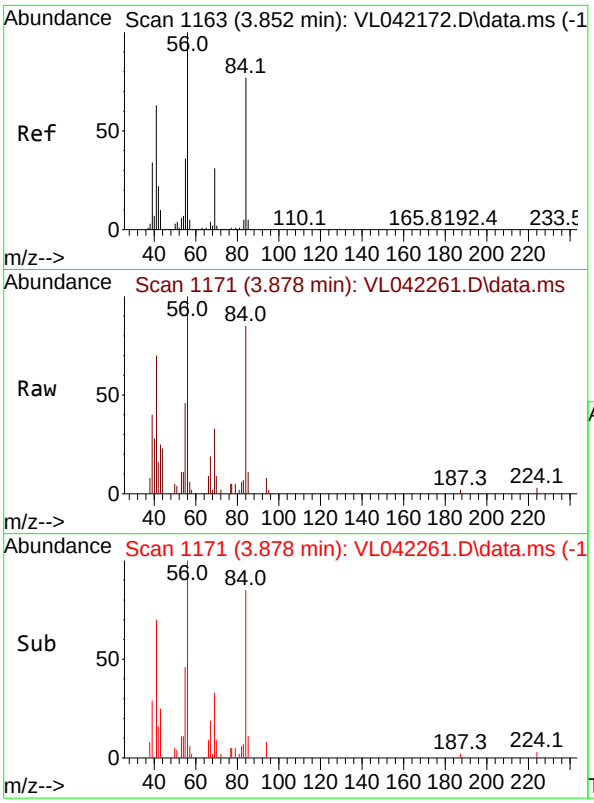

#30
Cyclohexane
Concen: 0.058 ppbv
RT: 3.878 min Scan# 1
Delta R.T. 0.026 min
Lab File: VL042261.D
Acq: 08 Apr 2025 13:52

Instrument :
MSVOA_L
ClientSampleId :
SSSG-B2-5-04022025DL

Tgt Ion: 84 Resp: 1113

Ion	Ratio	Lower	Upper
84	100		
56	401.4	102.8	154.2#
41	376.0	66.5	99.7#

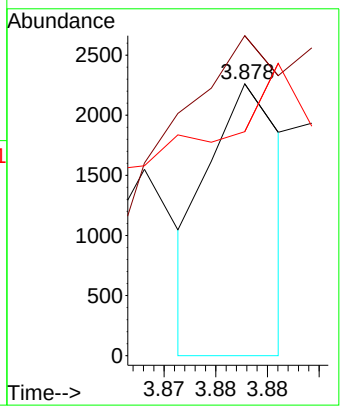

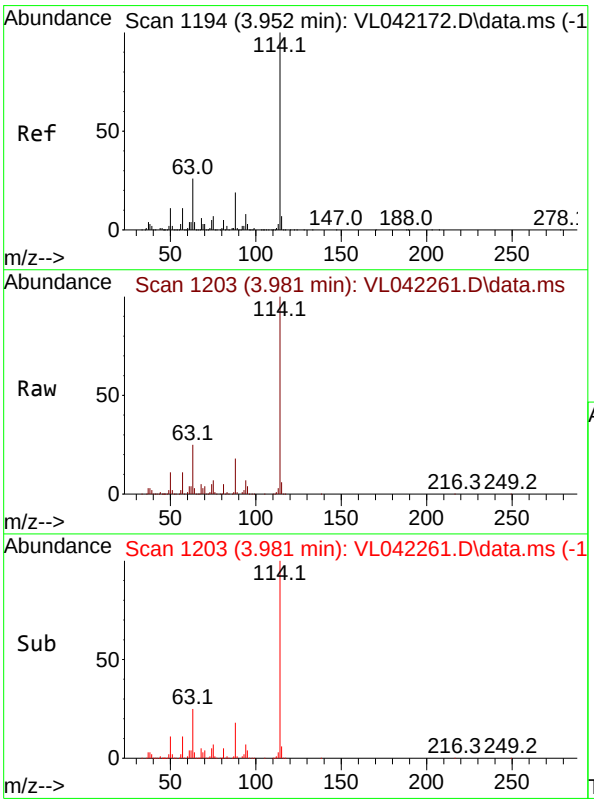

#33
1,4-Difluorobenzene
Concen: 10.000 ppbv
RT: 3.981 min Scan# 1203
Delta R.T. 0.029 min
Lab File: VL042261.D
Acq: 08 Apr 2025 13:52

Tgt Ion:114 Resp: 439373

Ion	Ratio	Lower	Upper
114	100		
63	25.5	20.7	31.1
88	17.8	15.0	22.4

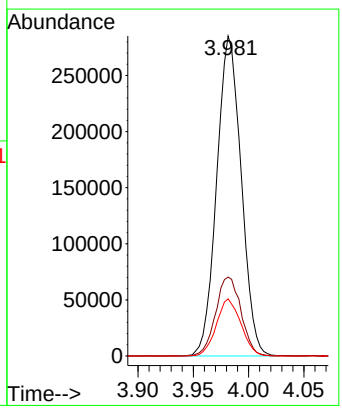

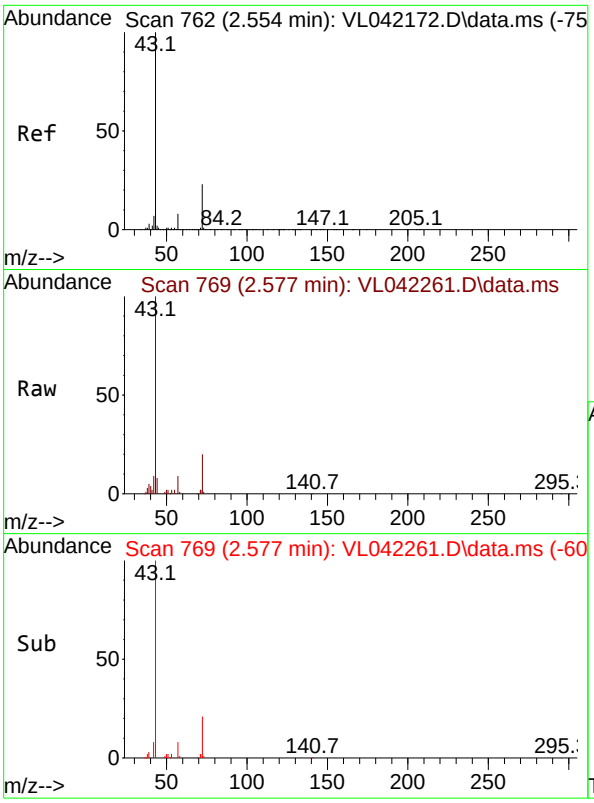

#34
2-Butanone
Concen: 0.627 ppbv
RT: 2.577 min Scan# 7
Delta R.T. 0.023 min
Lab File: VL042261.D
Acq: 08 Apr 2025 13:52

Instrument :
MSVOA_L
ClientSampleId :
SSSG-B2-5-04022025DL

Tgt Ion: 43 Resp: 19969

Ion	Ratio	Lower	Upper
43	100		
72	21.9	18.2	27.2

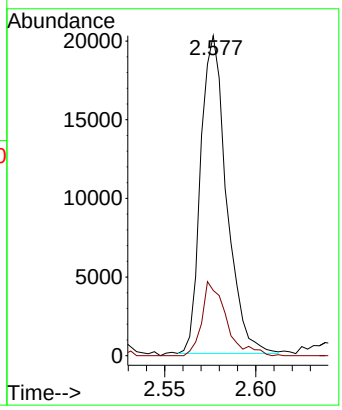

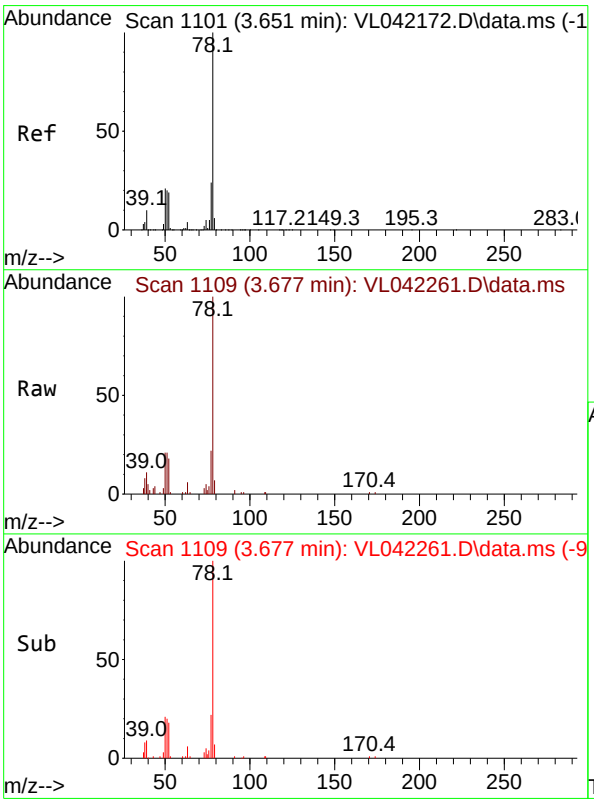

#36
Benzene
Concen: 0.315 ppbv
RT: 3.677 min Scan# 1109
Delta R.T. 0.026 min
Lab File: VL042261.D
Acq: 08 Apr 2025 13:52

Tgt Ion: 78 Resp: 13713

Ion	Ratio	Lower	Upper
78	100		
77	22.3	19.1	28.7
50	21.0	16.6	24.8

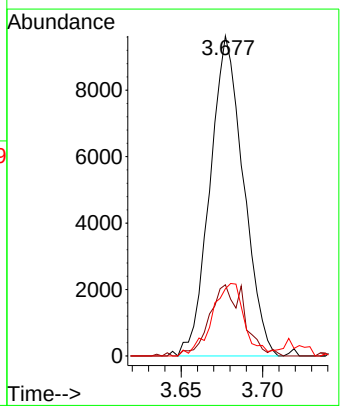

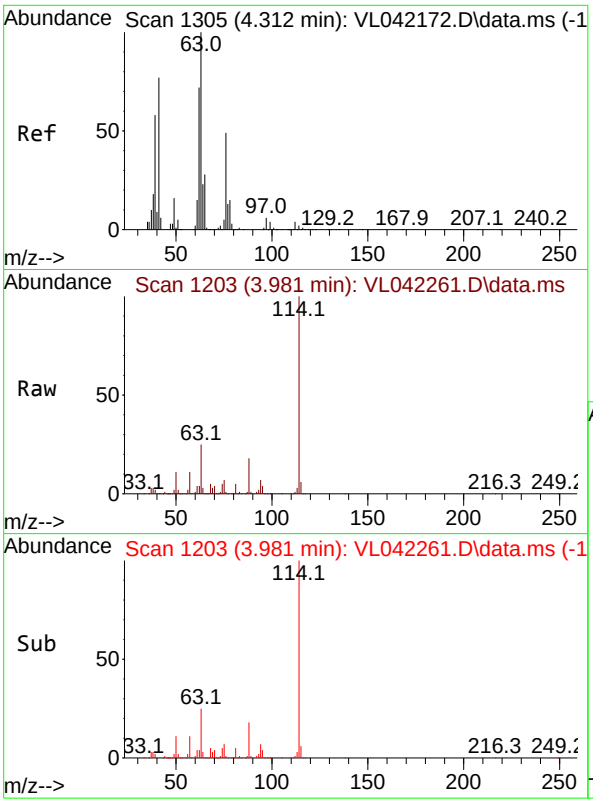

#39
1,2-Dichloropropane
Concen: 7.062 ppbv
RT: 3.981 min Scan# 1
Delta R.T. -0.330 min
Lab File: VL042261.D
Acq: 08 Apr 2025 13:52

Instrument :
MSVOA_L
ClientSampleId :
SSSG-B2-5-04022025DL

Tgt Ion: 63 Resp: 112028

Ion	Ratio	Lower	Upper
63	100		
41	0.0	61.7	92.5#
62	17.0	57.6	86.4#

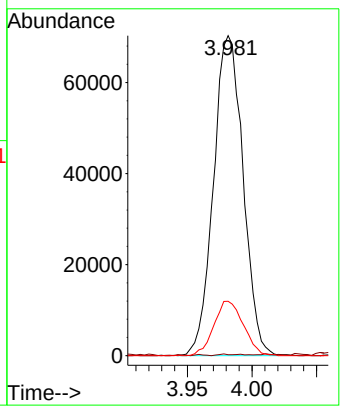

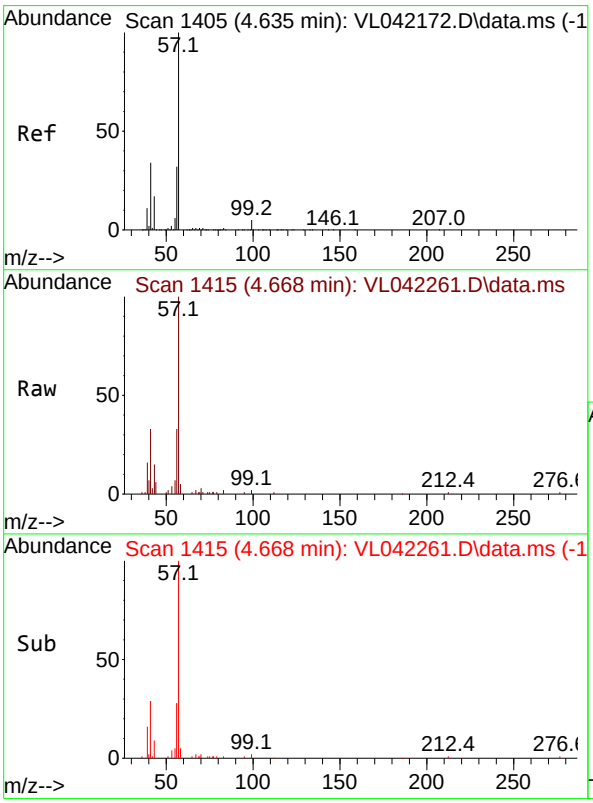

#44
2,2,4-Trimethylpentane
Concen: 0.272 ppbv
RT: 4.668 min Scan# 1415
Delta R.T. 0.032 min
Lab File: VL042261.D
Acq: 08 Apr 2025 13:52

Tgt Ion: 57 Resp: 20025

Ion	Ratio	Lower	Upper
57	100		
41	46.0	26.8	40.2#
56	43.0	25.6	38.4#

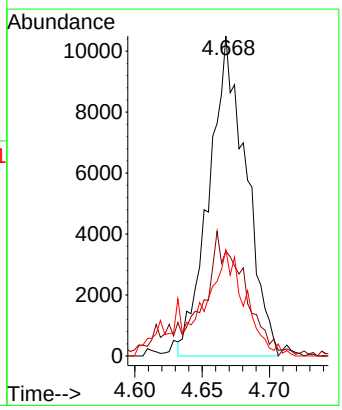

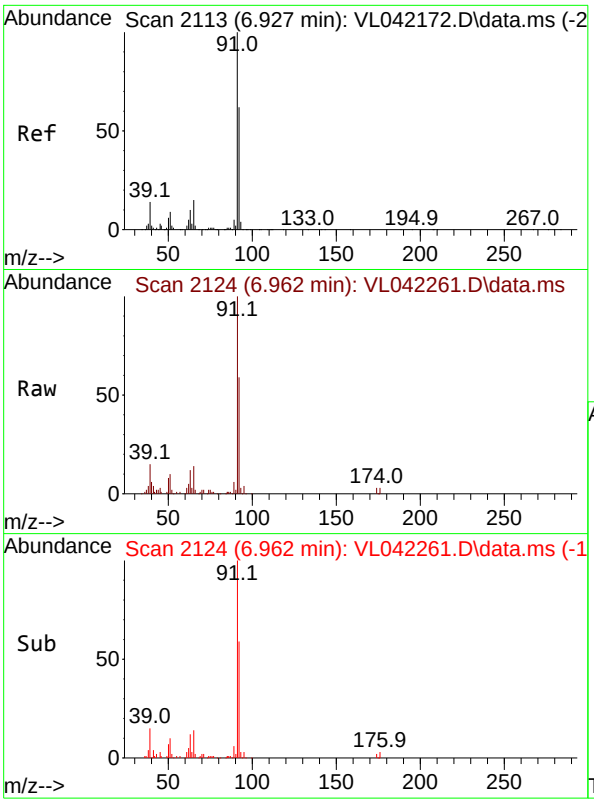

#53
Toluene
Concen: 1.227 ppbv
RT: 6.962 min Scan# 2
Delta R.T. 0.035 min
Lab File: VL042261.D
Acq: 08 Apr 2025 13:52

Instrument :
MSVOA_L
ClientSampleId :
SSSG-B2-5-04022025DL

Tgt Ion: 91 Resp: 63357

Ion	Ratio	Lower	Upper
91	100		
92	59.1	48.4	72.6

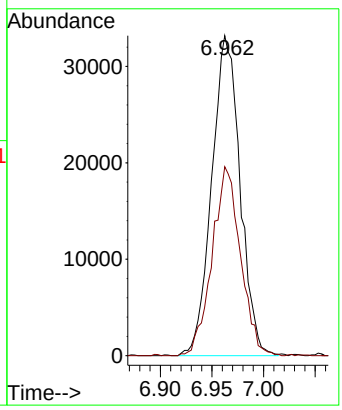

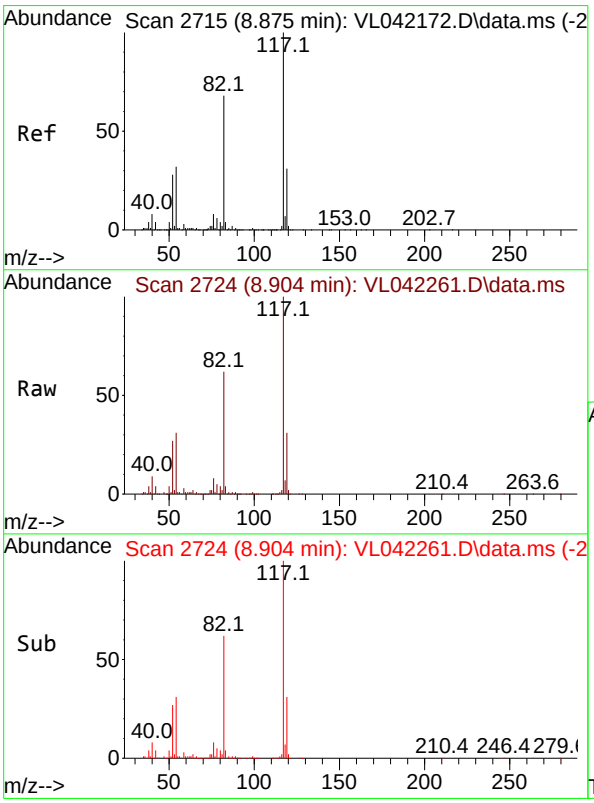

#55
Chlorobenzene-d5
Concen: 10.000 ppbv
RT: 8.904 min Scan# 2724
Delta R.T. 0.029 min
Lab File: VL042261.D
Acq: 08 Apr 2025 13:52

Tgt Ion:117 Resp: 391568

Ion	Ratio	Lower	Upper
117	100		
82	63.5	55.8	83.6
119	31.6	25.5	38.3

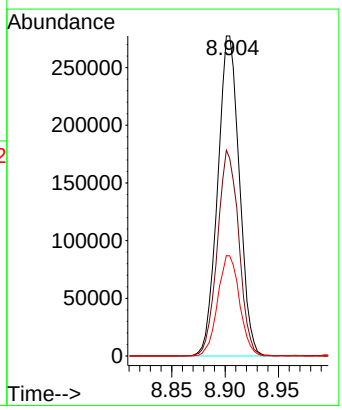

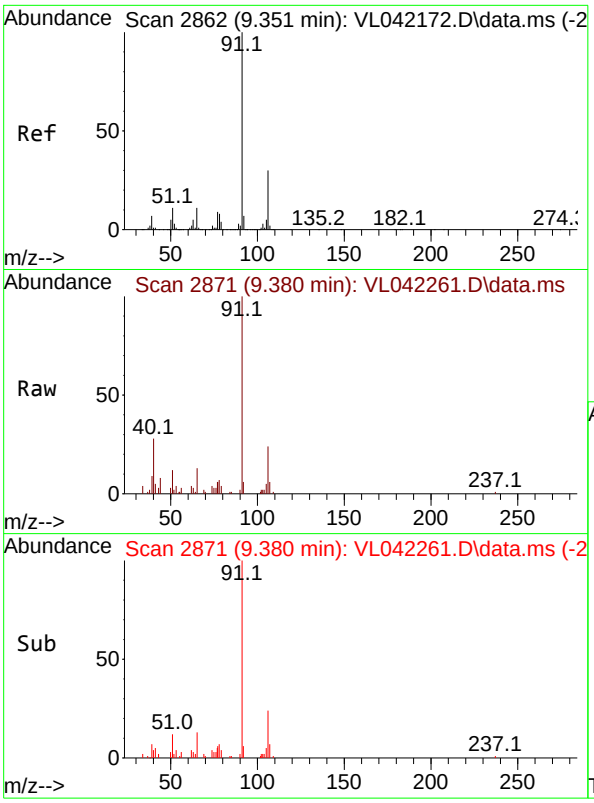

#58
Ethyl Benzene
Concen: 0.149 ppbv
RT: 9.380 min Scan# 2
Delta R.T. 0.029 min
Lab File: VL042261.D
Acq: 08 Apr 2025 13:52

Instrument :
MSVOA_L
ClientSampleId :
SSSG-B2-5-04022025DL

Tgt Ion: 91 Resp: 10341

Ion	Ratio	Lower	Upper
91	100		
106	23.6	24.2	36.2#

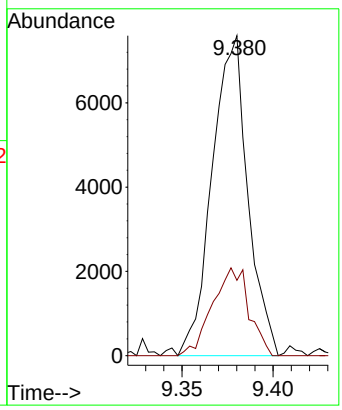

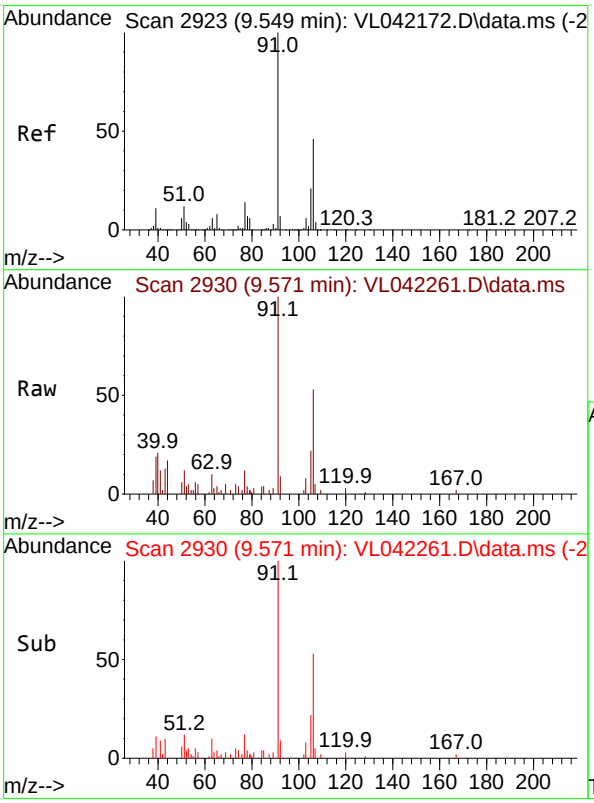

#59
m/p-Xylene
Concen: 0.074 ppbv
RT: 9.571 min Scan# 2930
Delta R.T. 0.023 min
Lab File: VL042261.D
Acq: 08 Apr 2025 13:52

Tgt Ion: 91 Resp: 4118

Ion	Ratio	Lower	Upper
91	100		
106	0.0	36.4	54.6#

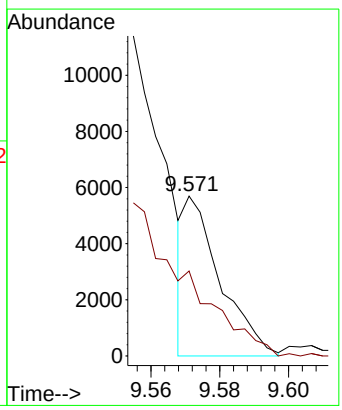

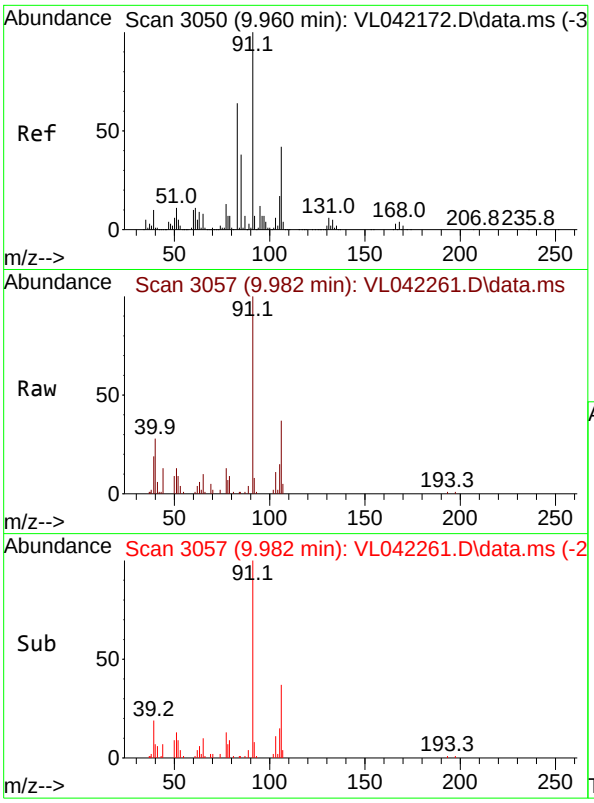

#60
o-Xylene
Concen: 0.167 ppbv
RT: 9.982 min Scan# 3(
Delta R.T. 0.023 min
Lab File: VL042261.D
Acq: 08 Apr 2025 13:52

Instrument :
MSVOA_L
ClientSampleId :
SSSG-B2-5-04022025DL

Tgt Ion: 91 Resp: 9278

Ion	Ratio	Lower	Upper
91	100		
106	47.0	20.8	62.5

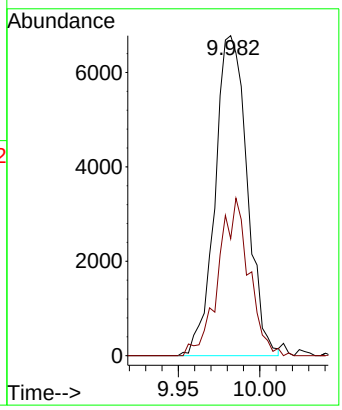

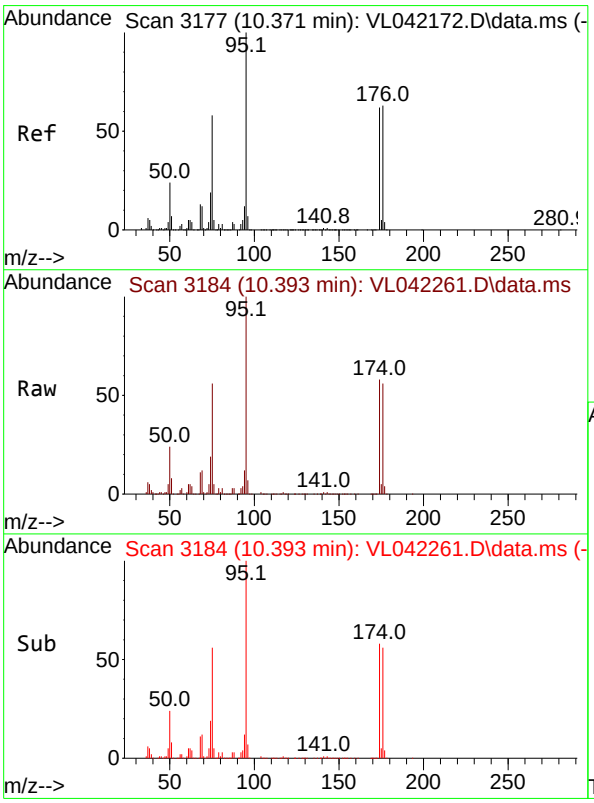

#68
1-Bromo-4-Fluorobenzene
Concen: 9.197 ppbv
RT: 10.393 min Scan# 3184
Delta R.T. 0.023 min
Lab File: VL042261.D
Acq: 08 Apr 2025 13:52

Tgt Ion: 95 Resp: 295748

Ion	Ratio	Lower	Upper
95	100		
174	61.4	50.6	76.0
175	4.7	3.8	5.6

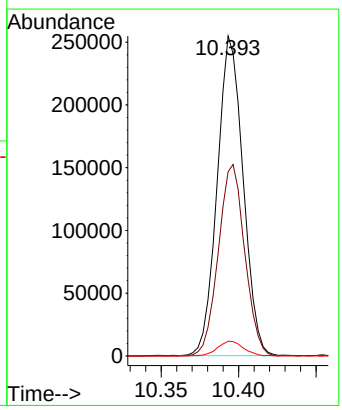

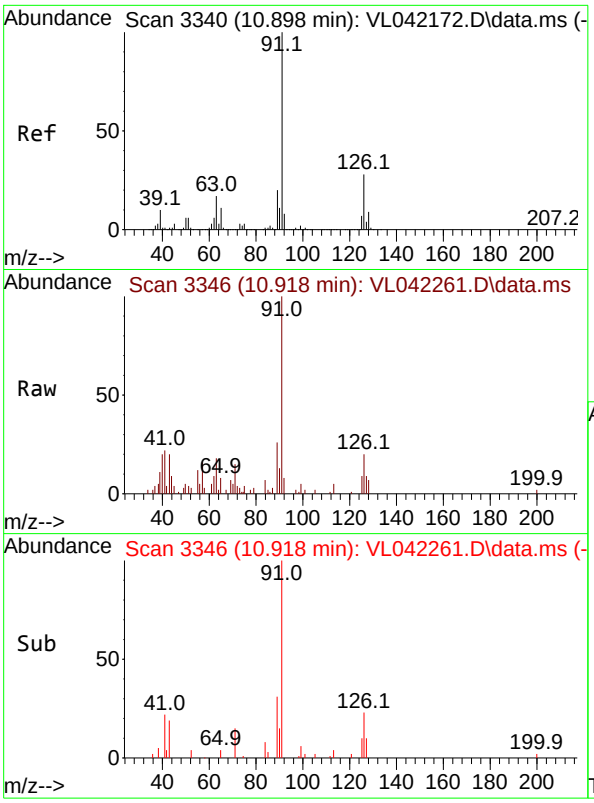

#71
2-Chlorotoluene
Concen: 0.109 ppbv
RT: 10.918 min Scan# 3
Delta R.T. 0.019 min
Lab File: VL042261.D
Acq: 08 Apr 2025 13:52

Instrument :
MSVOA_L
ClientSampleId :
SSSG-B2-5-04022025DL

Tgt Ion: 91 Resp: 7066

Ion	Ratio	Lower	Upper
91	100		
126	27.9	11.6	46.4

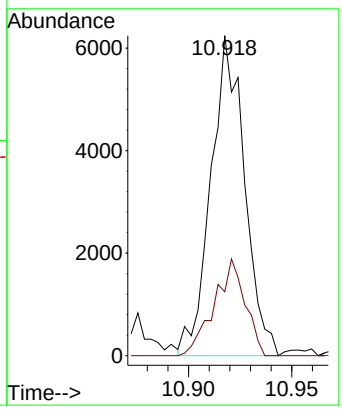

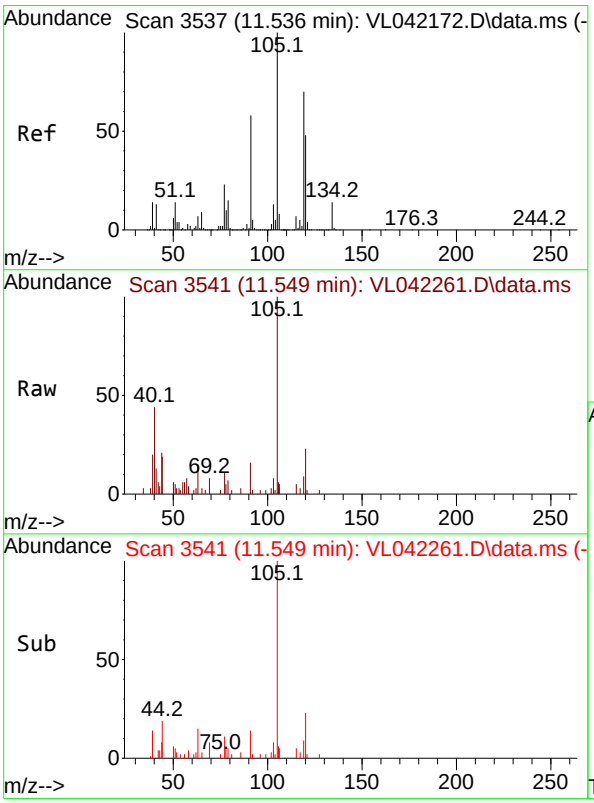

#74
1,2,4-Trimethylbenzene
Concen: 0.047 ppbv
RT: 11.549 min Scan# 3541
Delta R.T. 0.013 min
Lab File: VL042261.D
Acq: 08 Apr 2025 13:52

Tgt Ion:105 Resp: 3259

Ion	Ratio	Lower	Upper
105	100		
120	23.9	38.6	58.0#
91	15.4	46.2	69.2#
77	10.8	18.6	27.8#

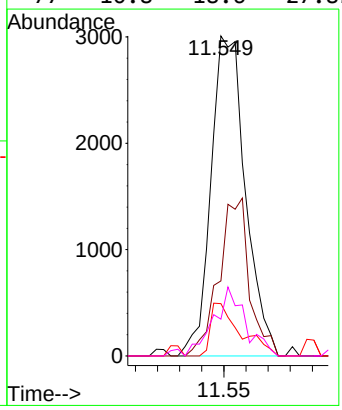

Quantitation Report (Not Reviewed)

Data Path : Z:\voasrv\HPCHEM1\MSVOA_L\Data\VL040825\
Data File : VL042263.D
Acq On : 08 Apr 2025 14:53
Operator : SY/MD
Sample : Q1728-08 10X
Misc : 400mL/MSVOA_L
ALS Vial : 1 Sample Multiplier: 1

Instrument :
MSVOA_L
ClientSampleId :
SSSG-B2-4-04022025

Quant Time: Apr 09 01:56:00 2025
Quant Method : Z:\voasrv\HPCHEM1\MSVOA_L\methods\VL032725AIR.M
Quant Title : AIR ANALYSIS BY METHOD TO-15 Instrument: MSVOA_LFri Aug 26 06:05:16 2022
QLast Update : Fri Mar 28 02:00:52 2025
Response via : Initial Calibration

Compound	R.T.	QIon	Response	Conc	Units	Dev(Min)
Internal Standards						
1) Bromochloromethane	2.800	49	164494	10.000	ppbv	0.02
33) 1,4-Difluorobenzene	3.978	114	443030	10.000	ppbv	0.03
55) Chlorobenzene-d5	8.898	117	423016	10.000	ppbv	0.02
System Monitoring Compounds						
68) 1-Bromo-4-Fluorobenzene	10.390	95	330470	9.513	ppbv	0.02
Spiked Amount 10.000	Range 65 - 135		Recovery = 95.100%			
Target Compounds						Qvalue
2) Dichlorodifluoromethane	1.505	85	1109	0.046	ppbv #	82
4) Chloromethane	1.538	50	775	0.078	ppbv #	85
7) Chloroethane	1.470	64	3278	0.823	ppbv #	43
8) Dichlorotetrafluoroethane	1.505	85	1109	0.054	ppbv #	17
9) Propene	1.492	41	2802	0.246	ppbv #	15
10) Heptane	5.007	43	3379	0.112	ppbv #	23
13) Ethanol	1.729	45	9619	8.947	ppbv	86
15) Acetone	1.842	43	776044	33.733	ppbv	97
16) 1,3-Butadiene	1.606	39	13867	1.234	ppbv #	20
17) tert-Butyl alcohol	2.052	59	7402	0.258	ppbv	94
19) Isopropyl Alcohol	1.894	45	19147	1.475	ppbv #	1
20) Methylene Chloride	2.072	84	10209	1.192	ppbv	97
21) Allyl Chloride	2.068	41	585	0.036	ppbv #	28
23) Vinyl Acetate	2.483	43	6715	0.674	ppbv #	54
25) Ethyl Acetate	2.842	43	5082	0.085	ppbv #	81
26) Hexane	2.842	57	5541	0.240	ppbv #	39
27) Carbon Disulfide	2.159	76	1809	0.073	ppbv #	6
34) 2-Butanone	2.573	43	14609	0.455	ppbv	99
36) Benzene	3.677	78	2129	0.048	ppbv #	79
38) Trichloroethene	4.574	130	734	0.040	ppbv #	61
39) 1,2-Dichloropropane	3.978	63	113032	7.067	ppbv #	23
44) 2,2,4-Trimethylpentane	4.661	57	11216	0.151	ppbv #	80
51) 2-Hexanone	7.474	43	12863	0.308	ppbv #	42
53) Toluene	6.959	91	48553	0.933	ppbv	98
57) Chlorobenzene	8.943	112	1636	0.041	ppbv #	60
58) Ethyl Benzene	9.370	91	53186	0.708	ppbv	97
59) m/p-Xylene	9.548	91	591775	9.863	ppbv	100
60) o-Xylene	9.979	91	449997	7.482	ppbv	97
62) Isopropylbenzene	10.552	105	25164	0.280	ppbv	99
63) 1,1,2,2-Tetrachloroethane	10.001	83	2403	0.066	ppbv #	25
64) n-propylbenzene	11.002	120	6217	0.269	ppbv	65
65) tert-Butylbenzene	11.549	119	35615	0.428	ppbv #	74
66) Benzyl Chloride	11.649	91	1117	0.127	ppbv #	58
67) sec-Butylbenzene	11.782	105	14275	0.123	ppbv #	53
69) p-Isopropyltoluene	11.940	119	15445	0.155	ppbv	94
70) n-Butylbenzene	12.303	91	4674	0.046	ppbv #	1
71) 2-Chlorotoluene	11.215	91	26381	0.378	ppbv	79
72) 4-Ethyltoluene	11.138	105	97907	1.307	ppbv #	55
73) 1,3,5-Trimethylbenzene	11.218	105	211978	3.241	ppbv	99
74) 1,2,4-Trimethylbenzene	11.549	105	284630	3.777	ppbv #	65

(#) = qualifier out of range (m) = manual integration (+) = signals summed

Quantitation Report (Not Reviewed)

Data Path : Z:\voasrv\HPCHEM1\MSVOA_L\Data\VL040825\
Data File : VL042263.D
Acq On : 08 Apr 2025 14:53
Operator : SY/MD
Sample : Q1728-08 10X
Misc : 400mL/MSVOA_L
ALS Vial : 1 Sample Multiplier: 1

Instrument :
MSVOA_L
ClientSampleId :
SSSG-B2-4-04022025

Quant Time: Apr 09 01:56:00 2025
Quant Method : Z:\voasrv\HPCHEM1\MSVOA_L\methods\VL032725AIR.M
Quant Title : AIR ANALYSIS BY METHOD TO-15 Instrument: MSVOA_LFri Aug 26 06:05:16 2022
QLast Update : Fri Mar 28 02:00:52 2025
Response via : Initial Calibration

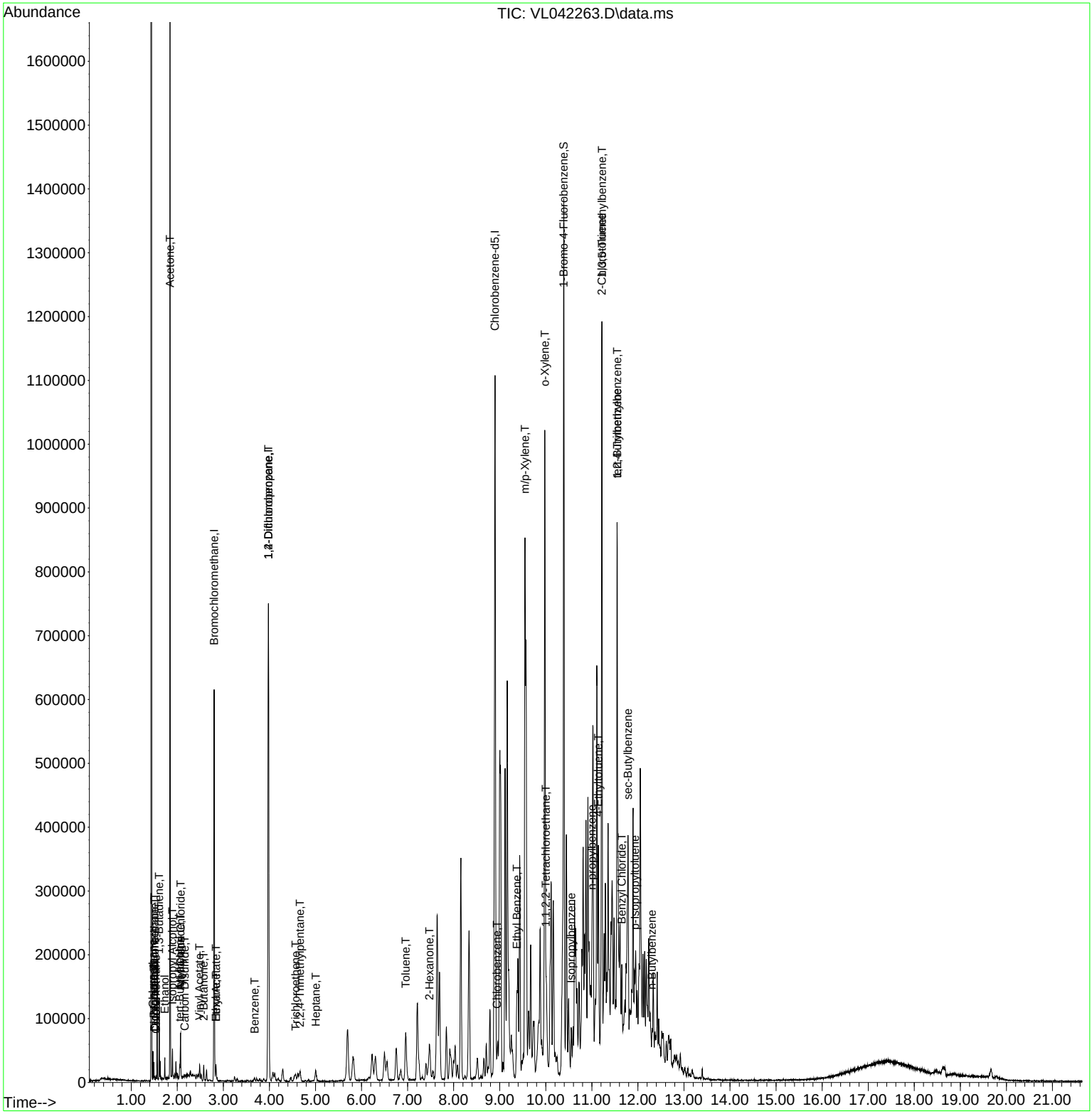

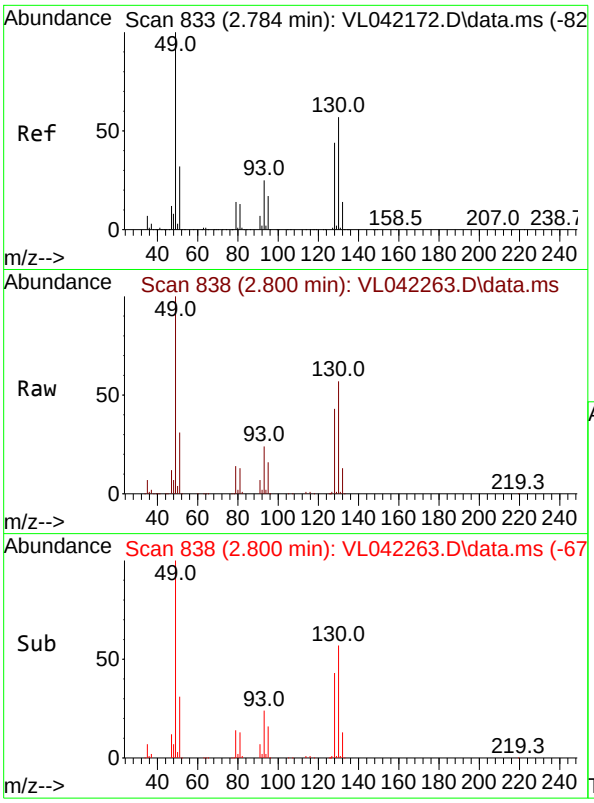

#1
Bromochloromethane
Concen: 10.000 ppbv
RT: 2.800 min Scan# 8
Delta R.T. 0.016 min
Lab File: VL042263.D
Acq: 08 Apr 2025 14:53

Instrument :
MSVOA_L
ClientSampleId :
SSSG-B2-4-04022025

Tgt Ion: 49 Resp: 164494

Ion	Ratio	Lower	Upper
49	100		
128	45.6	22.9	68.5
130	57.5	28.8	86.4

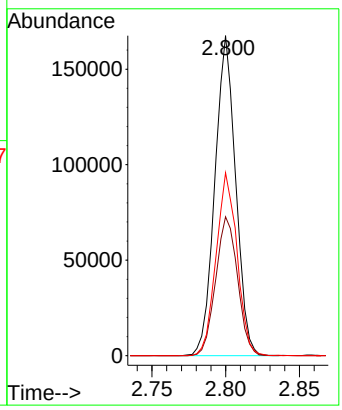

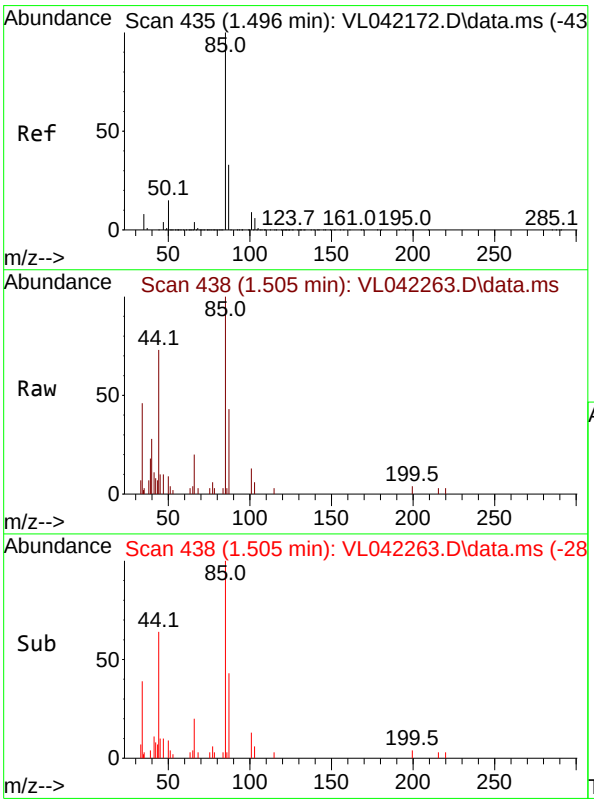

#2
Dichlorodifluoromethane
Concen: 0.046 ppbv
RT: 1.505 min Scan# 438
Delta R.T. 0.010 min
Lab File: VL042263.D
Acq: 08 Apr 2025 14:53

Tgt Ion: 85 Resp: 1109

Ion	Ratio	Lower	Upper
85	100		
87	42.9	26.1	39.1#

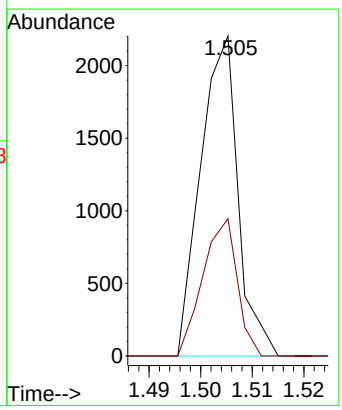

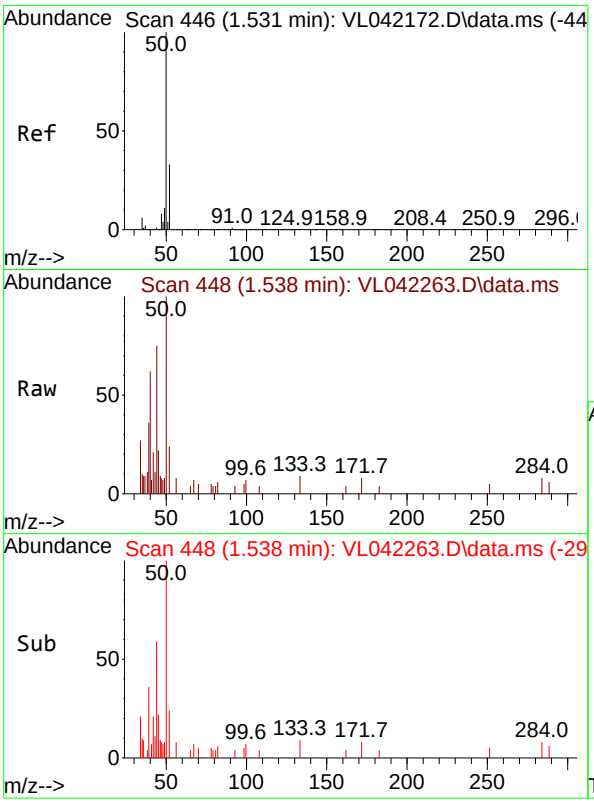

#4
Chloromethane
Concen: 0.078 ppbv
RT: 1.538 min Scan# 4
Delta R.T. 0.006 min
Lab File: VL042263.D
Acq: 08 Apr 2025 14:53

Instrument :
MSVOA_L
ClientSampleId :
SSSG-B2-4-04022025

Tgt Ion: 50 Resp: 775

Ion	Ratio	Lower	Upper
50	100		
52	24.3	26.1	39.1#

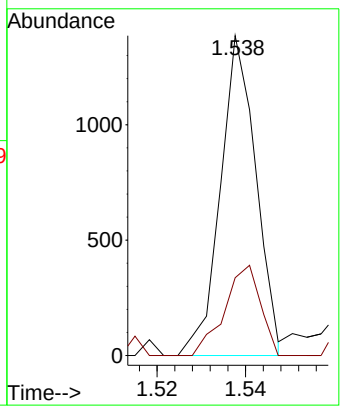

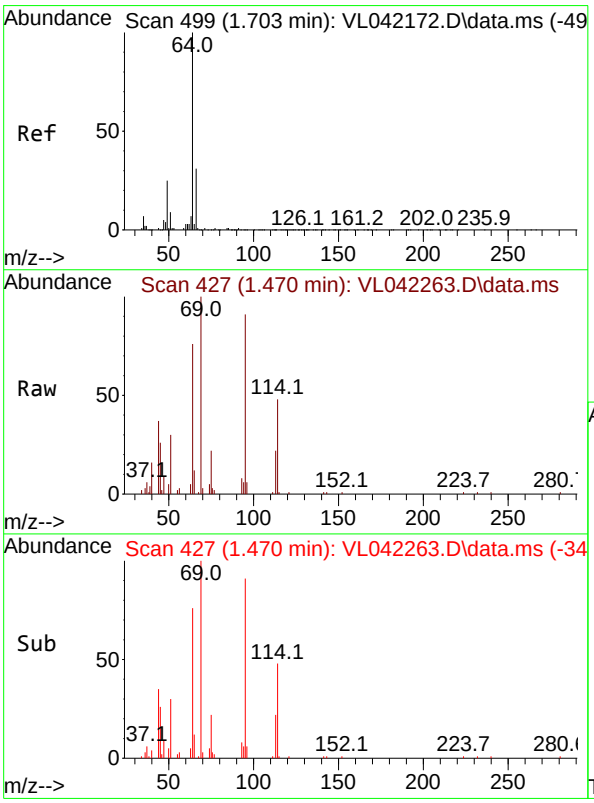

#7
Chloroethane
Concen: 0.823 ppbv
RT: 1.470 min Scan# 427
Delta R.T. -0.233 min
Lab File: VL042263.D
Acq: 08 Apr 2025 14:53

Tgt Ion: 64 Resp: 3278

Ion	Ratio	Lower	Upper
64	100		
66	0.0	25.2	37.8#

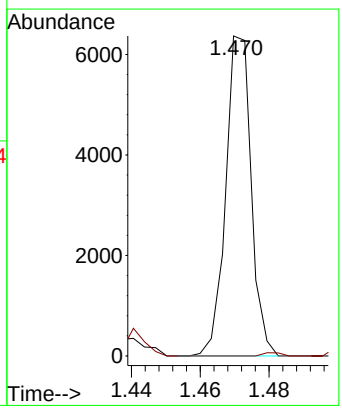

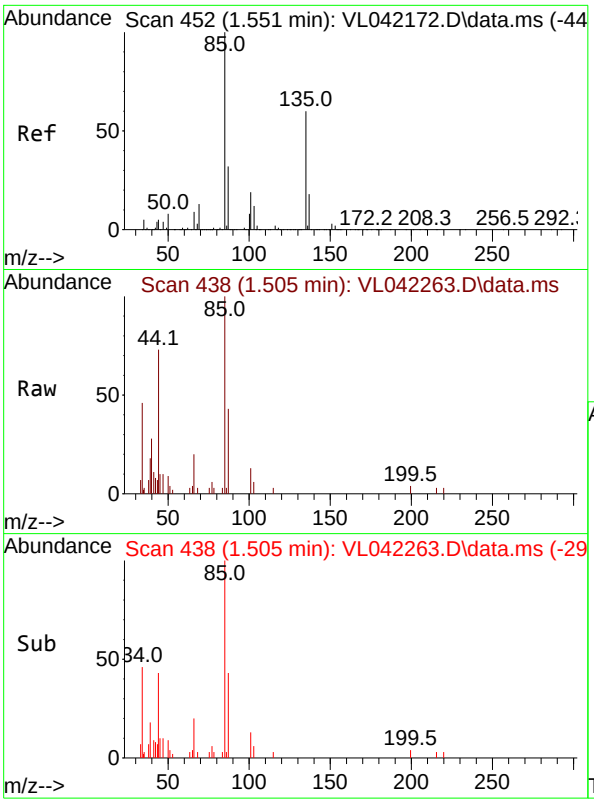

#8
Dichlorotetrafluoroethane
Concen: 0.054 ppbv
RT: 1.505 min Scan# 4
Delta R.T. -0.046 min
Lab File: VL042263.D
Acq: 08 Apr 2025 14:53

Instrument :
MSVOA_L
ClientSampleId :
SSSG-B2-4-04022025

Tgt Ion: 85 Resp: 1109

Ion	Ratio	Lower	Upper
85	100		
135	0.0	52.4	78.6#

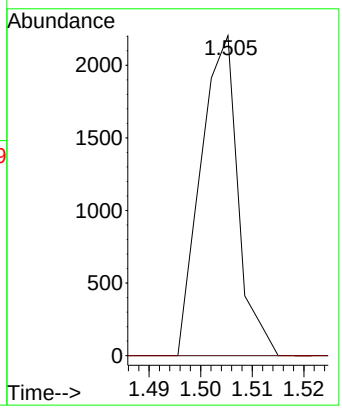

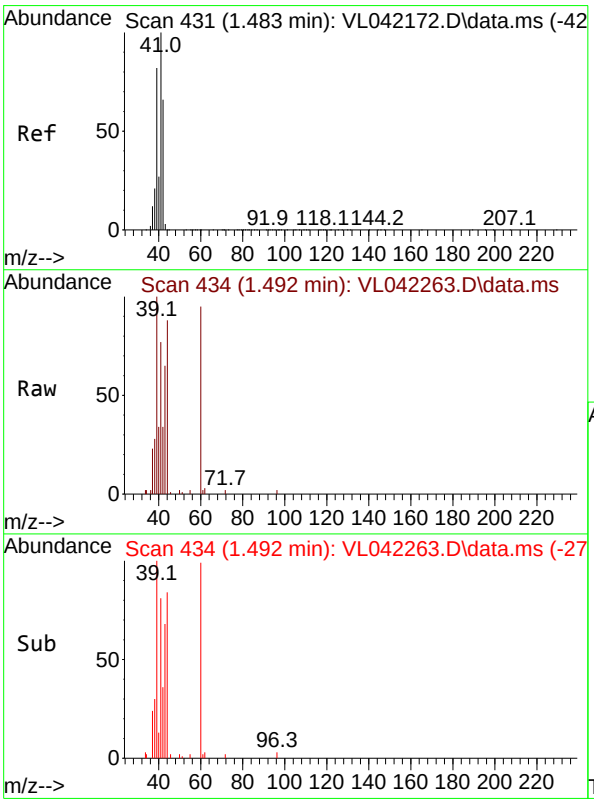

#9
Propene
Concen: 0.246 ppbv
RT: 1.492 min Scan# 434
Delta R.T. 0.010 min
Lab File: VL042263.D
Acq: 08 Apr 2025 14:53

Tgt Ion: 41 Resp: 2802

Ion	Ratio	Lower	Upper
41	100		
42	0.0	55.4	83.2#

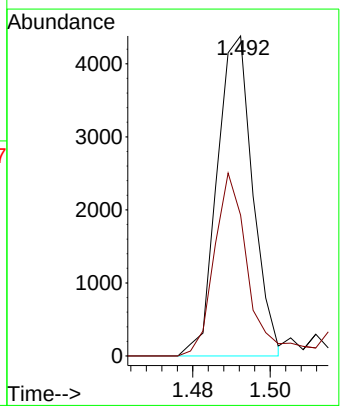

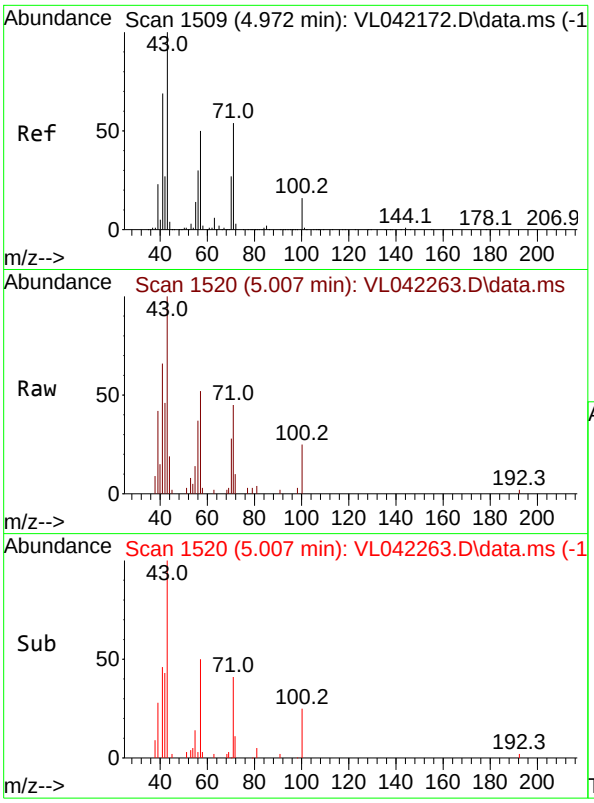

#10
Heptane
Concen: 0.112 ppbv
RT: 5.007 min Scan# 1
Delta R.T. 0.035 min
Lab File: VL042263.D
Acq: 08 Apr 2025 14:53

Instrument :
MSVOA_L
ClientSampleId :
SSSG-B2-4-04022025

Tgt Ion: 43 Resp: 3379

Ion	Ratio	Lower	Upper
43	100		
57	102.1	39.4	59.2#

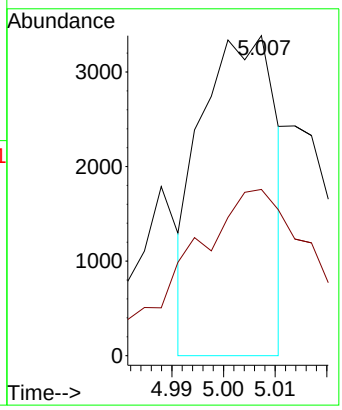

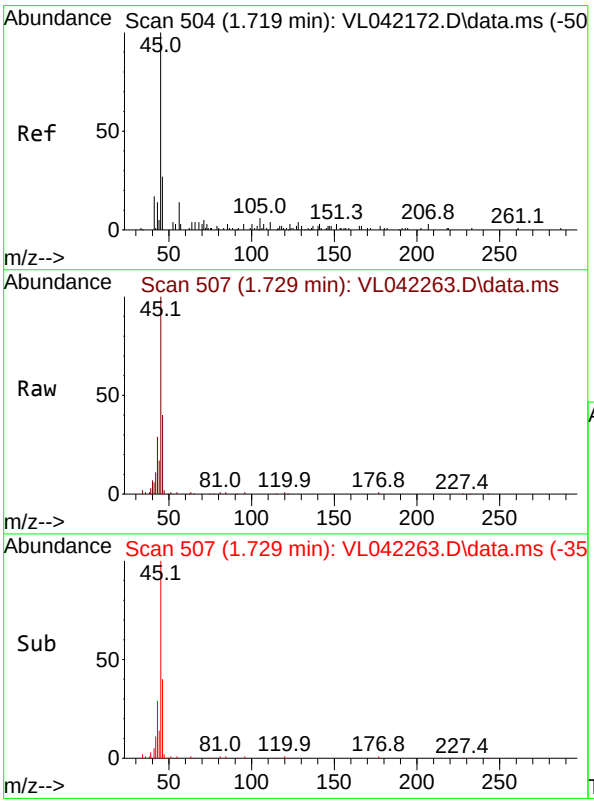

#13
Ethanol
Concen: 8.947 ppbv
RT: 1.729 min Scan# 507
Delta R.T. 0.010 min
Lab File: VL042263.D
Acq: 08 Apr 2025 14:53

Tgt Ion: 45 Resp: 9619

Ion	Ratio	Lower	Upper
45	100		
46	40.8	20.2	80.8

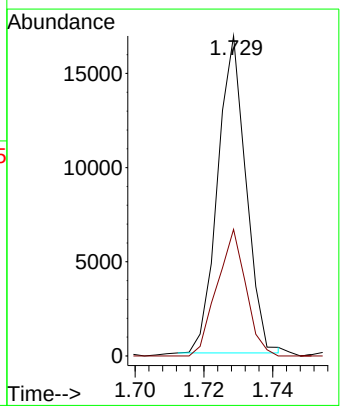

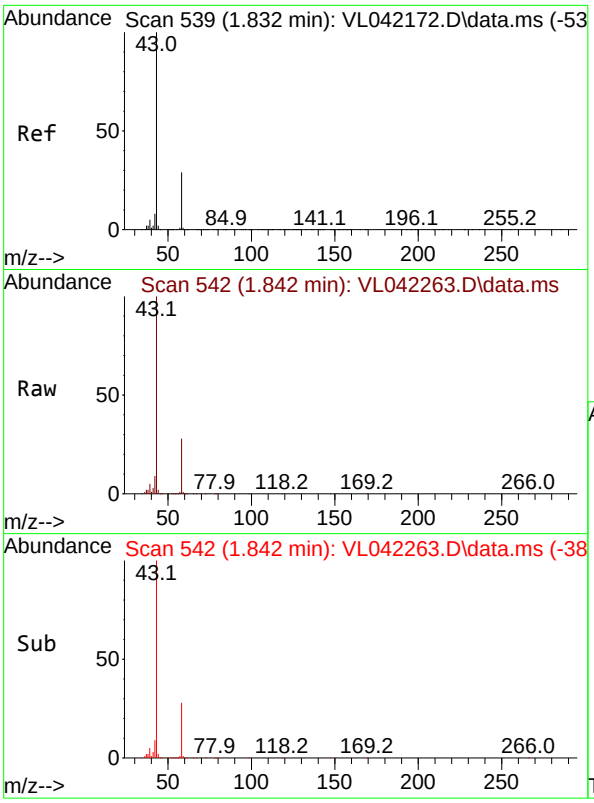

#15
Acetone
Concen: 33.733 ppbv
RT: 1.842 min Scan# 54
Delta R.T. 0.010 min
Lab File: VL042263.D
Acq: 08 Apr 2025 14:53

Instrument :
MSVOA_L
ClientSampleId :
SSSG-B2-4-04022025

Tgt Ion: 43 Resp: 776044

Ion	Ratio	Lower	Upper
43	100		
58	27.5	23.2	34.8

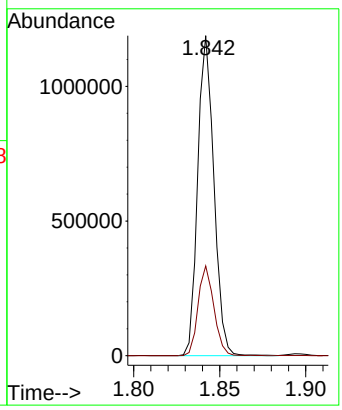

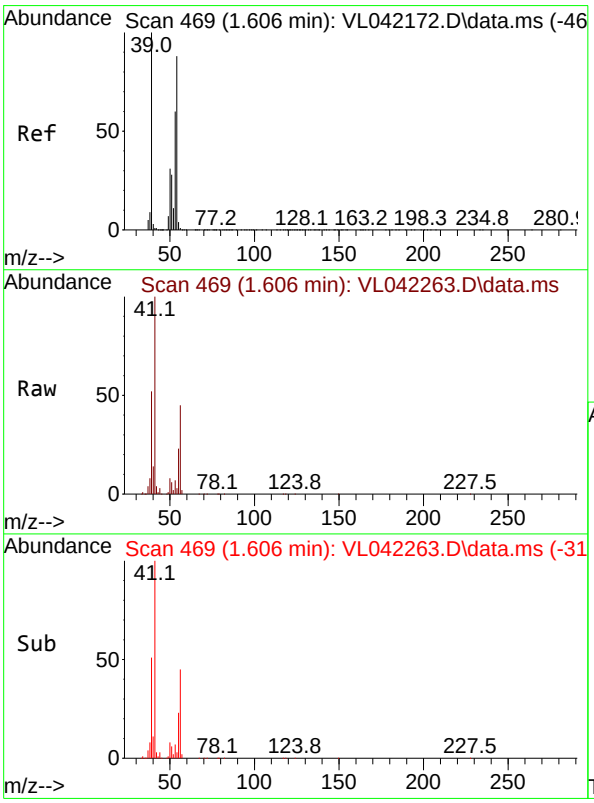

#16
1,3-Butadiene
Concen: 1.234 ppbv
RT: 1.606 min Scan# 469
Delta R.T. -0.000 min
Lab File: VL042263.D
Acq: 08 Apr 2025 14:53

Tgt Ion: 39 Resp: 13867

Ion	Ratio	Lower	Upper
39	100		
54	7.7	60.7	91.1#

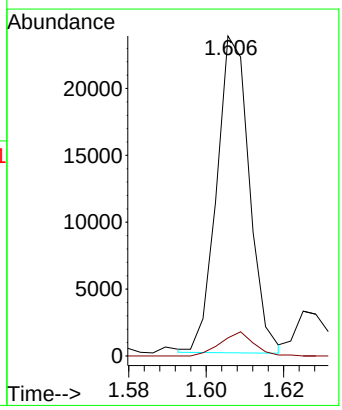

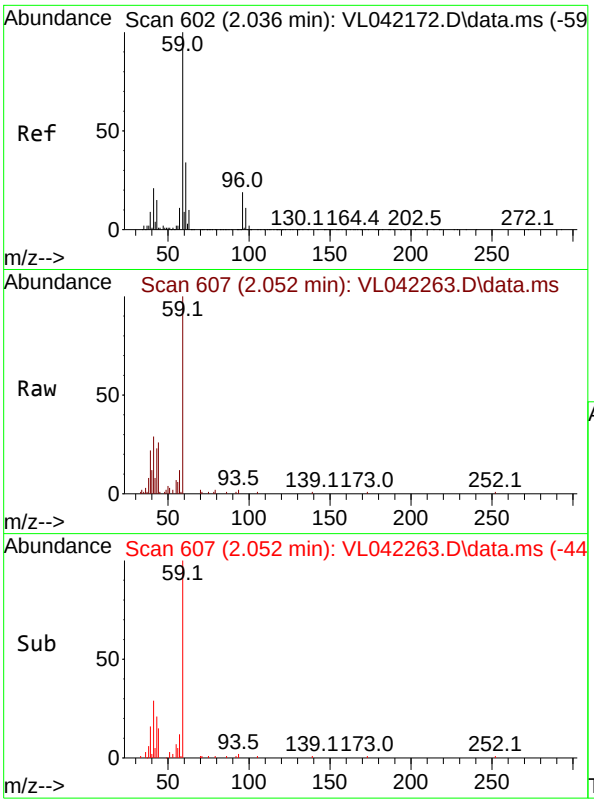

#17
tert-Butyl alcohol
Concen: 0.258 ppbv
RT: 2.052 min Scan# 6
Delta R.T. 0.016 min
Lab File: VL042263.D
Acq: 08 Apr 2025 14:53

Instrument :
MSVOA_L
ClientSampleId :
SSSG-B2-4-04022025

Tgt Ion: 59 Resp: 7402

Ion	Ratio	Lower	Upper
59	100		
57	13.3	8.9	13.3

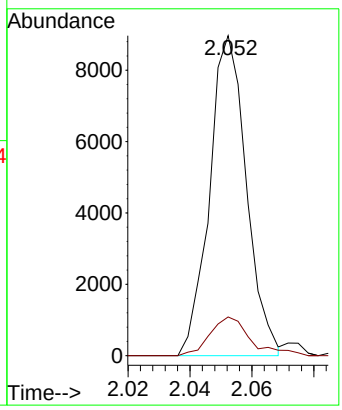

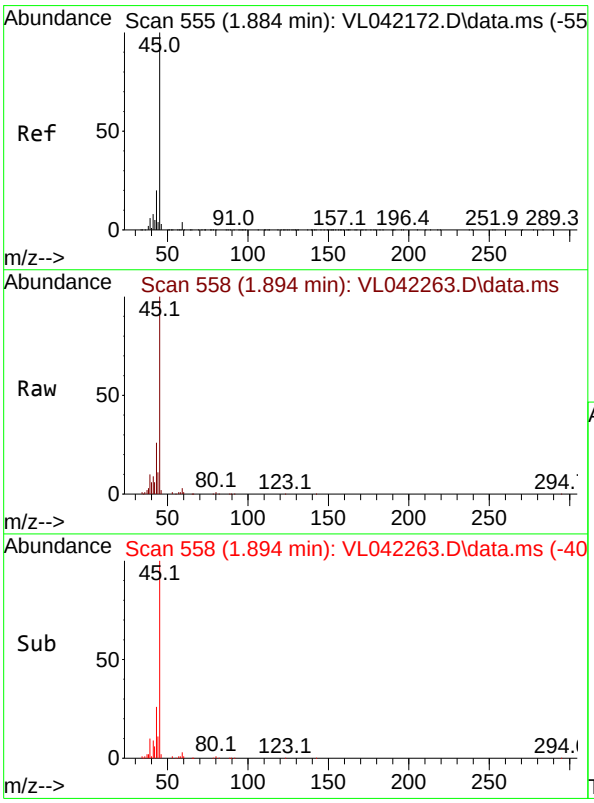

#19
Isopropyl Alcohol
Concen: 1.475 ppbv
RT: 1.894 min Scan# 558
Delta R.T. 0.010 min
Lab File: VL042263.D
Acq: 08 Apr 2025 14:53

Tgt Ion: 45 Resp: 19147

Ion	Ratio	Lower	Upper
45	100		
58	1113.8	36.9	55.3#

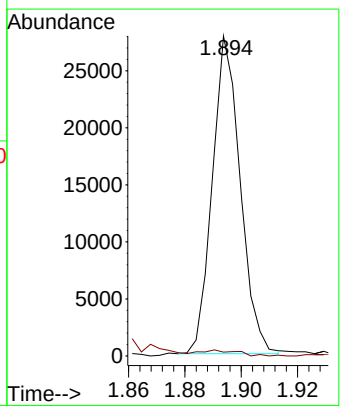

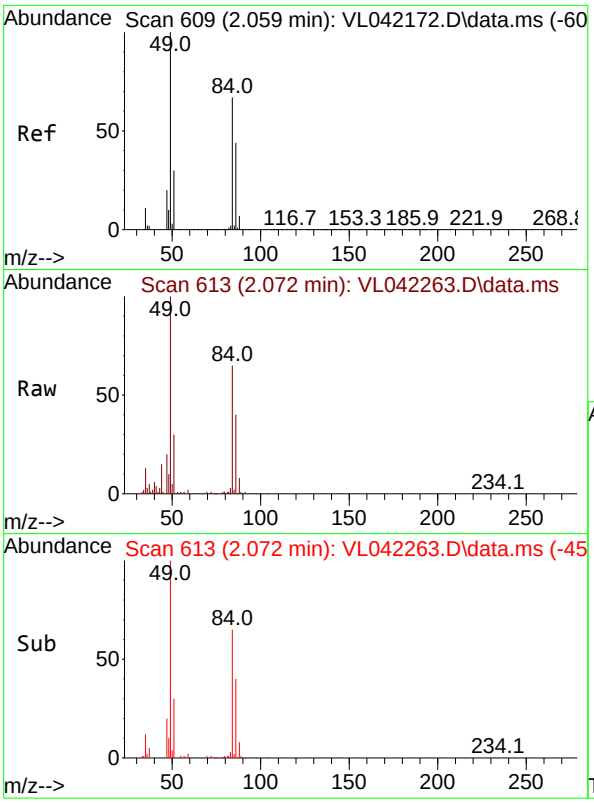

#20
Methylene Chloride
Concen: 1.192 ppbv
RT: 2.072 min Scan# 6
Delta R.T. 0.013 min
Lab File: VL042263.D
Acq: 08 Apr 2025 14:53

Instrument :
MSVOA_L
ClientSampleId :
SSSG-B2-4-04022025

Tgt Ion: 84 Resp: 10209

Ion	Ratio	Lower	Upper
84	100		
49	152.9	120.2	180.4
51	45.0	37.4	56.0
86	62.0	52.4	78.6

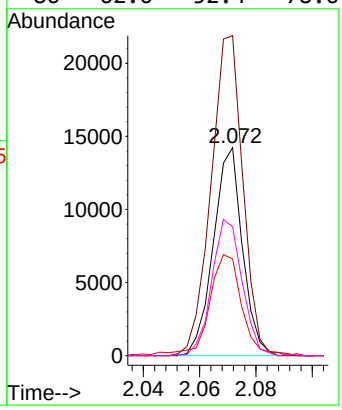

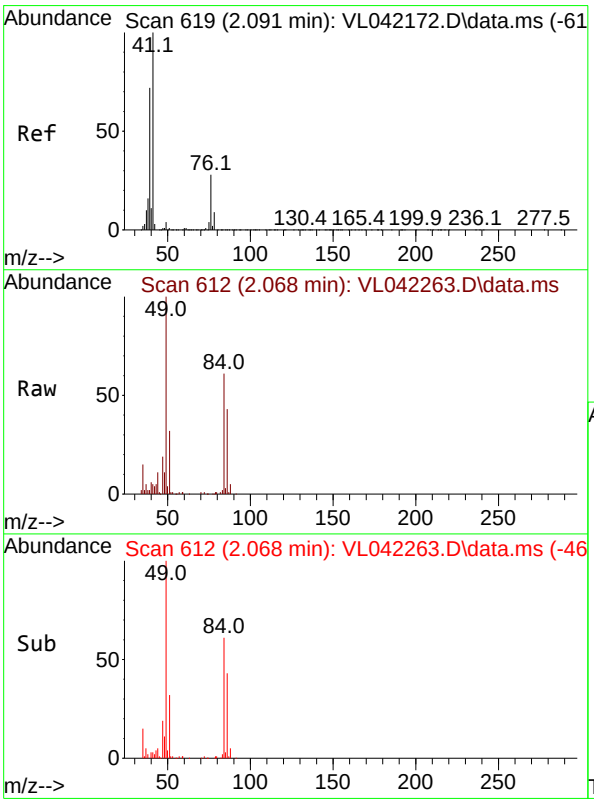

#21
Allyl Chloride
Concen: 0.036 ppbv
RT: 2.068 min Scan# 612
Delta R.T. -0.023 min
Lab File: VL042263.D
Acq: 08 Apr 2025 14:53

Tgt Ion: 41 Resp: 585

Ion	Ratio	Lower	Upper
41	100		
76	13.3	24.1	36.1#
39	0.0	61.1	91.7#

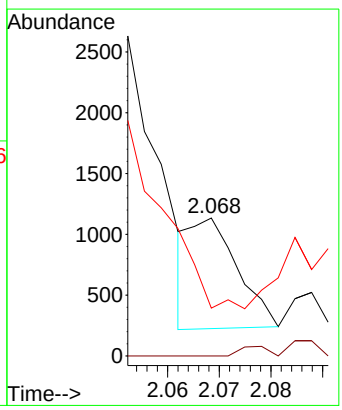

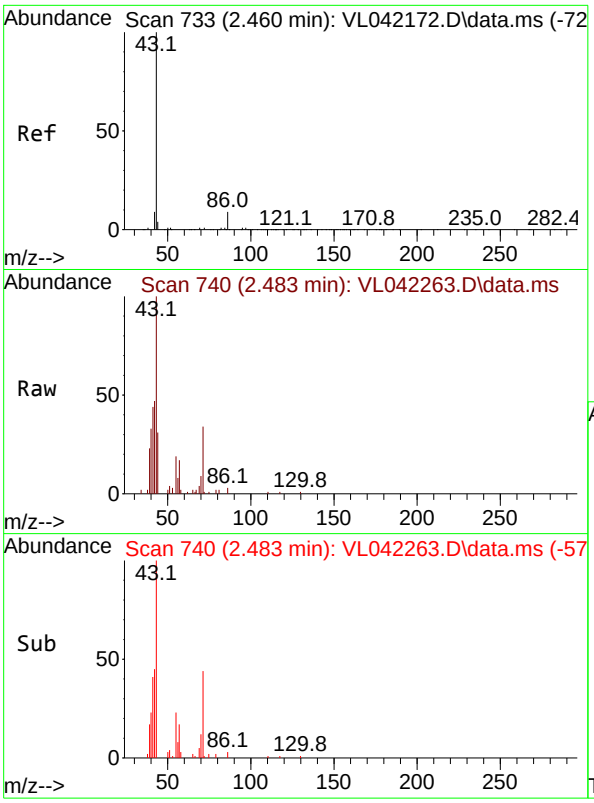

#23
Vinyl Acetate
Concen: 0.674 ppbv
RT: 2.483 min Scan# 7
Delta R.T. 0.022 min
Lab File: VL042263.D
Acq: 08 Apr 2025 14:53

Instrument :
MSVOA_L
ClientSampleId :
SSSG-B2-4-04022025

Tgt Ion: 43 Resp: 6715

Ion	Ratio	Lower	Upper
43	100		
86	2.7	5.5	8.3#
42	48.2	8.6	13.0#
44	9.1	6.2	9.4

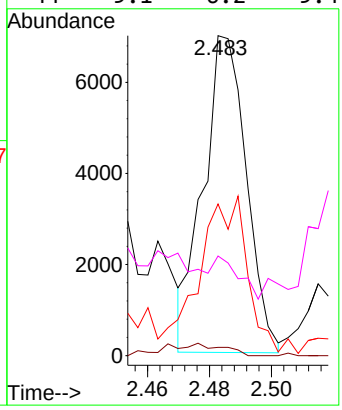

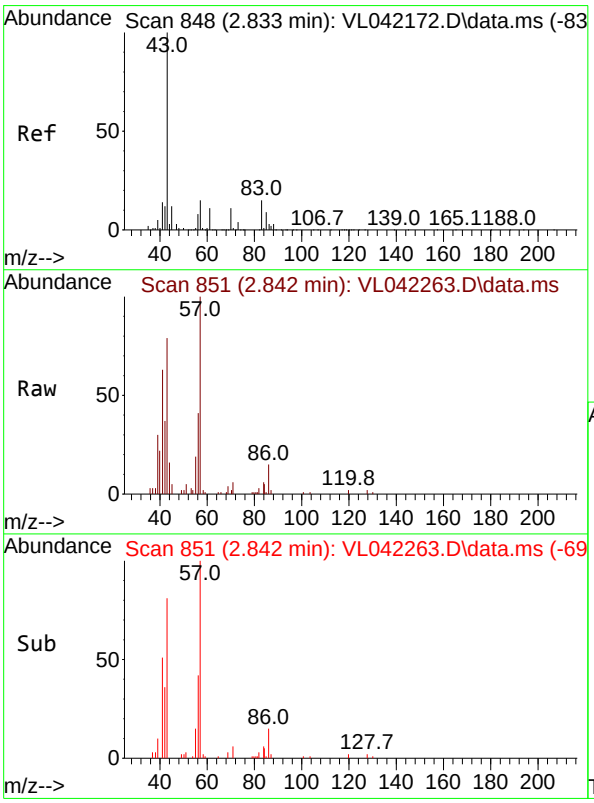

#25
Ethyl Acetate
Concen: 0.085 ppbv
RT: 2.842 min Scan# 851
Delta R.T. 0.010 min
Lab File: VL042263.D
Acq: 08 Apr 2025 14:53

Tgt Ion: 43 Resp: 5082

Ion	Ratio	Lower	Upper
43	100		
45	5.6	8.2	12.2#
61	0.2	7.3	10.9#
70	1.4	7.2	10.8#

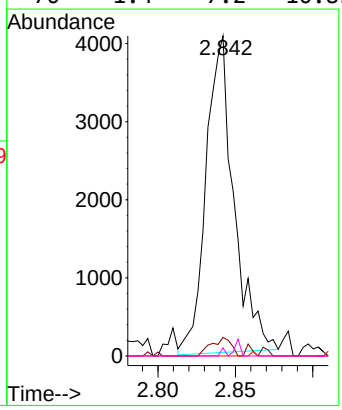

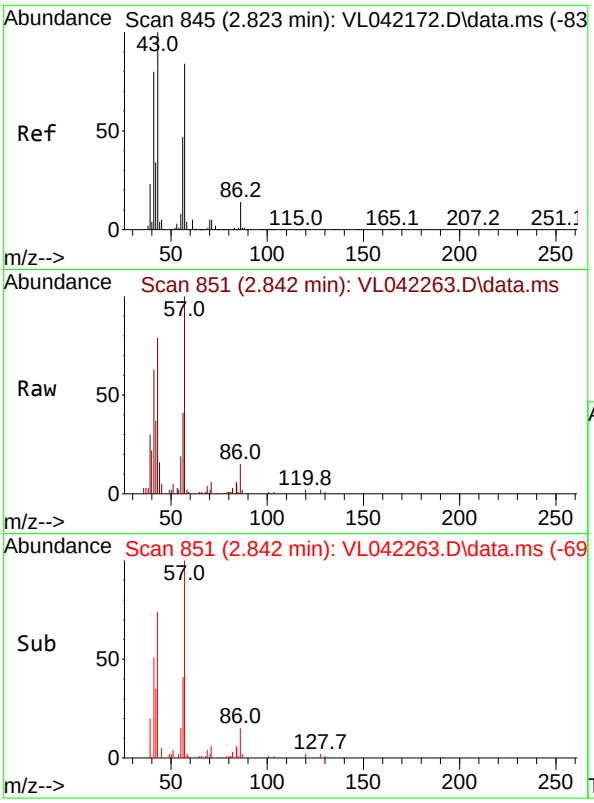

#26
Hexane
Concen: 0.240 ppbv
RT: 2.842 min Scan# 8
Delta R.T. 0.019 min
Lab File: VL042263.D
Acq: 08 Apr 2025 14:53

Instrument :
MSVOA_L
ClientSampleId :
SSSG-B2-4-04022025

Tgt Ion: 57 Resp: 5541

Ion	Ratio	Lower	Upper
57	100		
41	107.4	76.6	114.8
43	98.8	207.8	311.8#
56	58.3	43.6	65.4

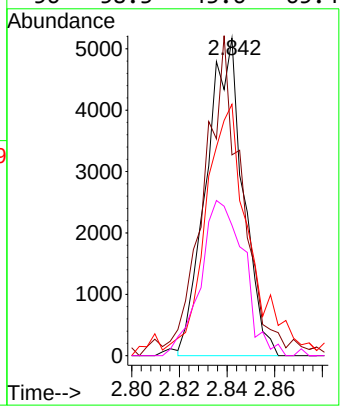

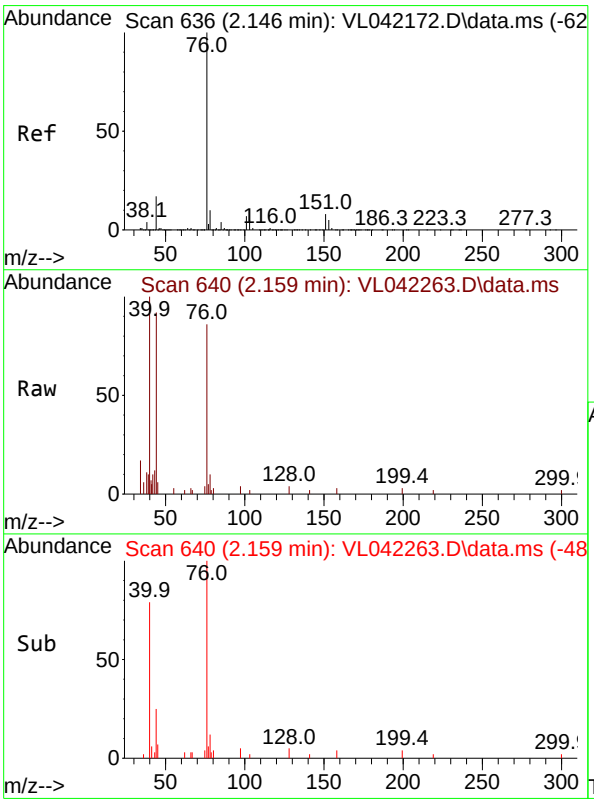

#27
Carbon Disulfide
Concen: 0.073 ppbv
RT: 2.159 min Scan# 640
Delta R.T. 0.013 min
Lab File: VL042263.D
Acq: 08 Apr 2025 14:53

Tgt Ion: 76 Resp: 1809

Ion	Ratio	Lower	Upper
76	100		
44	77.2	14.7	22.1#
78	24.7	9.3	13.9#

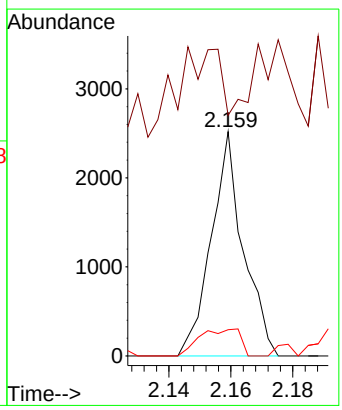

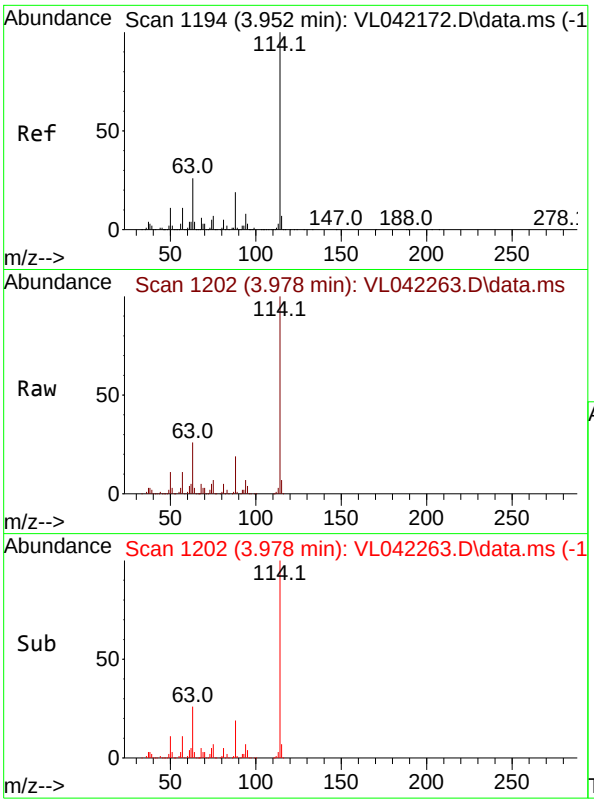

#33
1,4-Difluorobenzene
Concen: 10.000 ppbv
RT: 3.978 min Scan# 1
Delta R.T. 0.026 min
Lab File: VL042263.D
Acq: 08 Apr 2025 14:53

Instrument :
MSVOA_L
ClientSampleId :
SSSG-B2-4-04022025

Tgt Ion:114 Resp: 443030

Ion	Ratio	Lower	Upper
114	100		
63	25.6	20.7	31.1
88	17.8	15.0	22.4

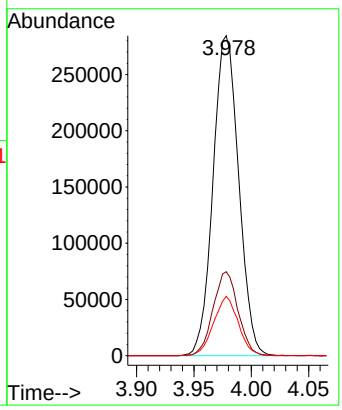

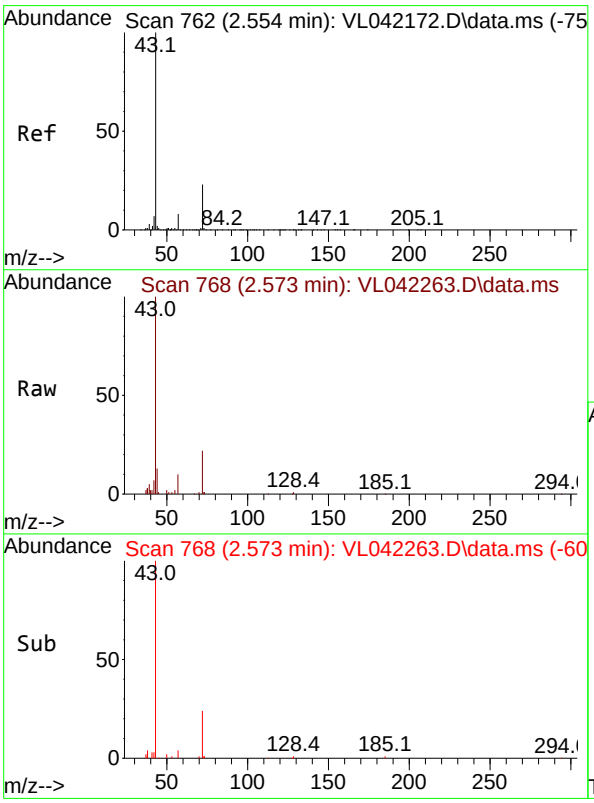

#34
2-Butanone
Concen: 0.455 ppbv
RT: 2.573 min Scan# 768
Delta R.T. 0.019 min
Lab File: VL042263.D
Acq: 08 Apr 2025 14:53

Tgt Ion: 43 Resp: 14609

Ion	Ratio	Lower	Upper
43	100		
72	23.4	18.2	27.2

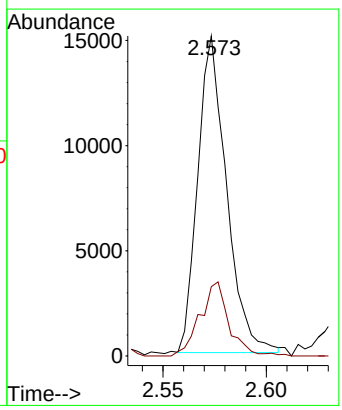

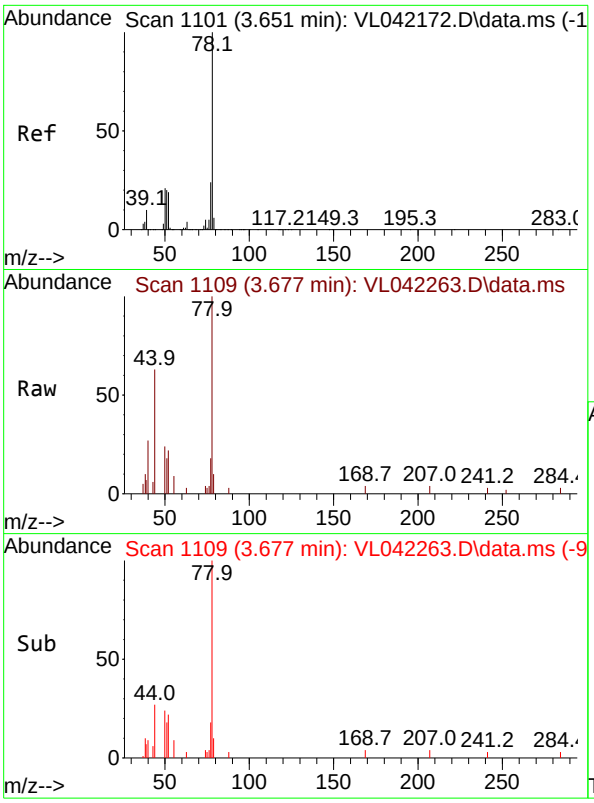

#36
Benzene
Concen: 0.048 ppbv
RT: 3.677 min Scan# 1
Delta R.T. 0.026 min
Lab File: VL042263.D
Acq: 08 Apr 2025 14:53

Instrument :
MSVOA_L
ClientSampleId :
SSSG-B2-4-04022025

Tgt Ion: 78 Resp: 2129

Ion	Ratio	Lower	Upper
78	100		
77	11.2	19.1	28.7#
50	13.8	16.6	24.8#

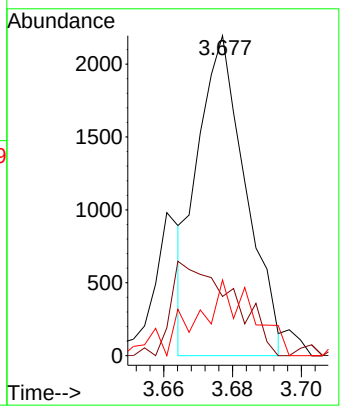

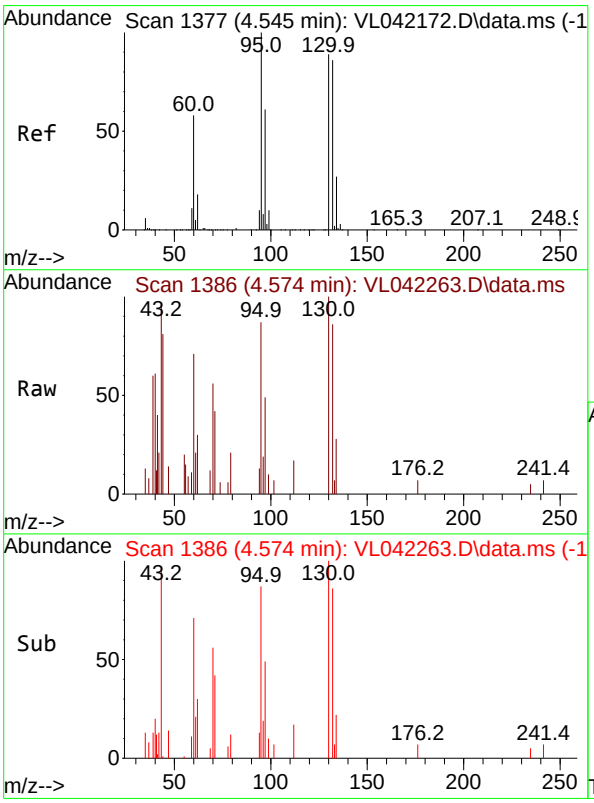

#38
Trichloroethene
Concen: 0.040 ppbv
RT: 4.574 min Scan# 1386
Delta R.T. 0.029 min
Lab File: VL042263.D
Acq: 08 Apr 2025 14:53

Tgt Ion:130 Resp: 734

Ion	Ratio	Lower	Upper
130	100		
95	54.2	89.8	134.8#
132	68.2	77.4	116.2#
97	47.7	55.1	82.7#

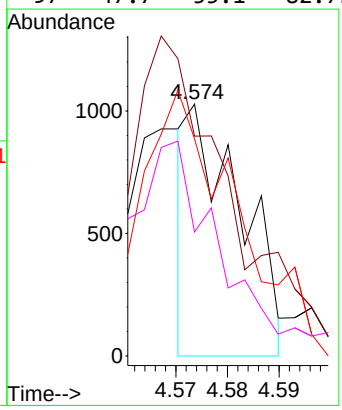

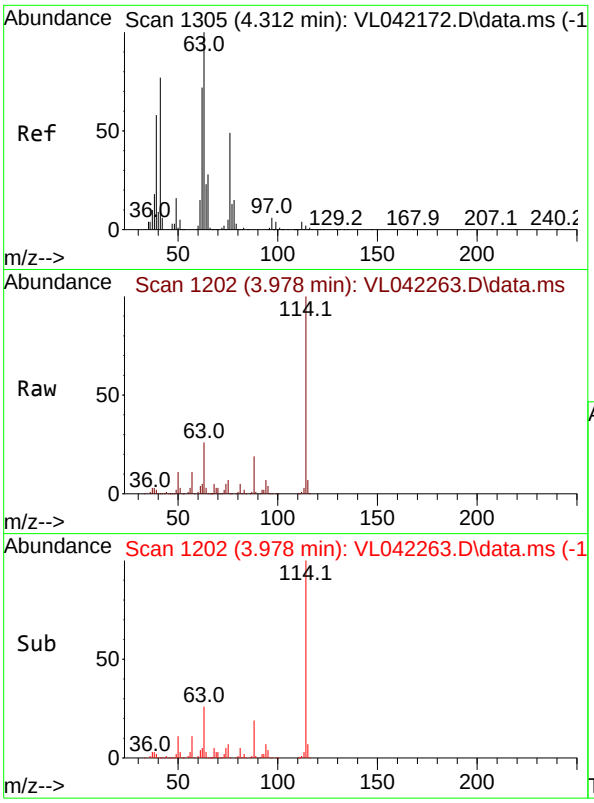

#39
1,2-Dichloropropane
Concen: 7.067 ppbv
RT: 3.978 min Scan# 1
Delta R.T. -0.334 min
Lab File: VL042263.D
Acq: 08 Apr 2025 14:53

Instrument :
MSVOA_L
ClientSampleId :
SSSG-B2-4-04022025

Tgt Ion: 63 Resp: 113032

Ion	Ratio	Lower	Upper
63	100		
41	0.2	61.7	92.5#
62	18.3	57.6	86.4#

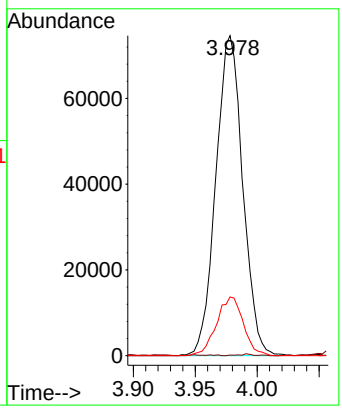

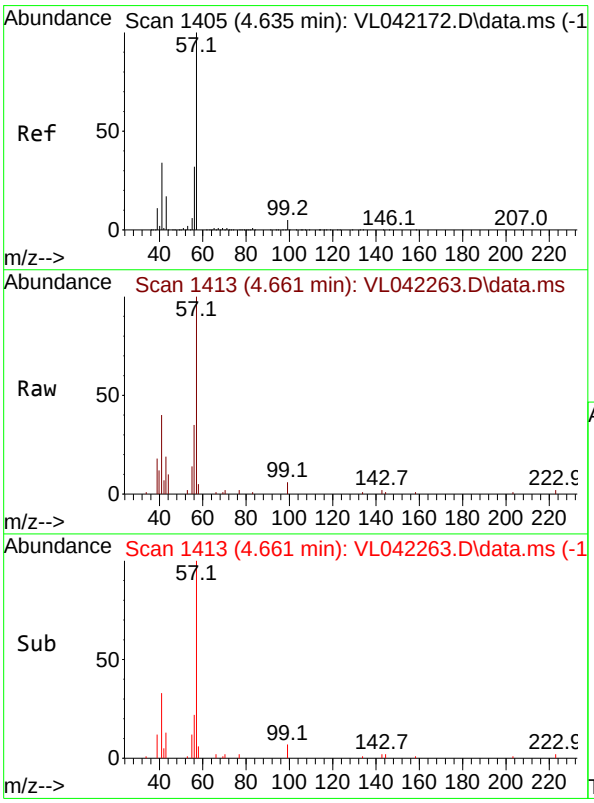

#44
2,2,4-Trimethylpentane
Concen: 0.151 ppbv
RT: 4.661 min Scan# 1413
Delta R.T. 0.026 min
Lab File: VL042263.D
Acq: 08 Apr 2025 14:53

Tgt Ion: 57 Resp: 11216

Ion	Ratio	Lower	Upper
57	100		
41	52.8	26.8	40.2#
56	35.2	25.6	38.4

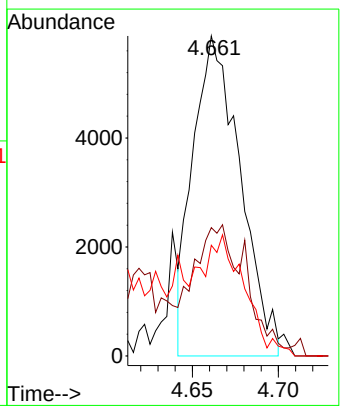

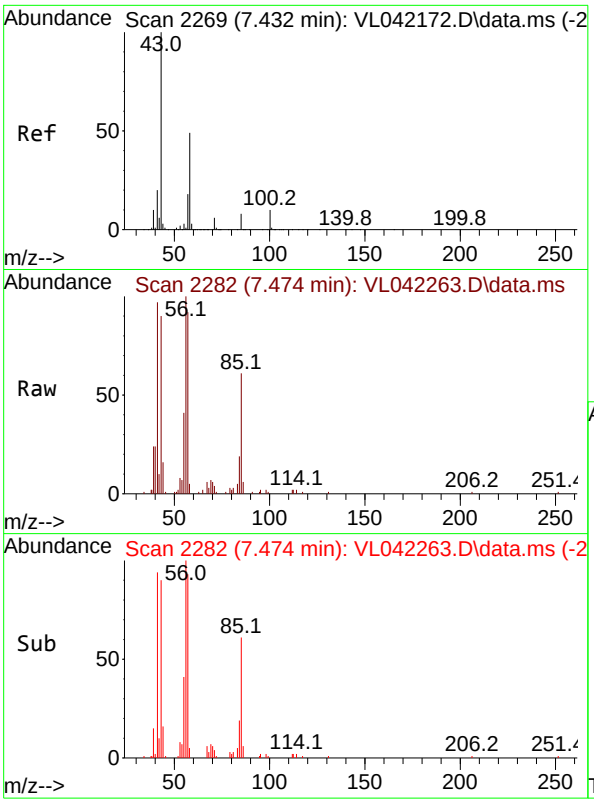

#51
2-Hexanone
Concen: 0.308 ppbv
RT: 7.474 min Scan# 2
Delta R.T. 0.042 min
Lab File: VL042263.D
Acq: 08 Apr 2025 14:53

Instrument :
MSVOA_L
ClientSampleId :
SSSG-B2-4-04022025

Tgt Ion: 43 Resp: 12863

Ion	Ratio	Lower	Upper
43	100		
58	9.6	39.7	59.5#
98	0.0	0.1	0.1#

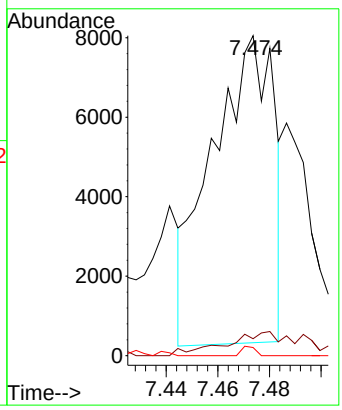

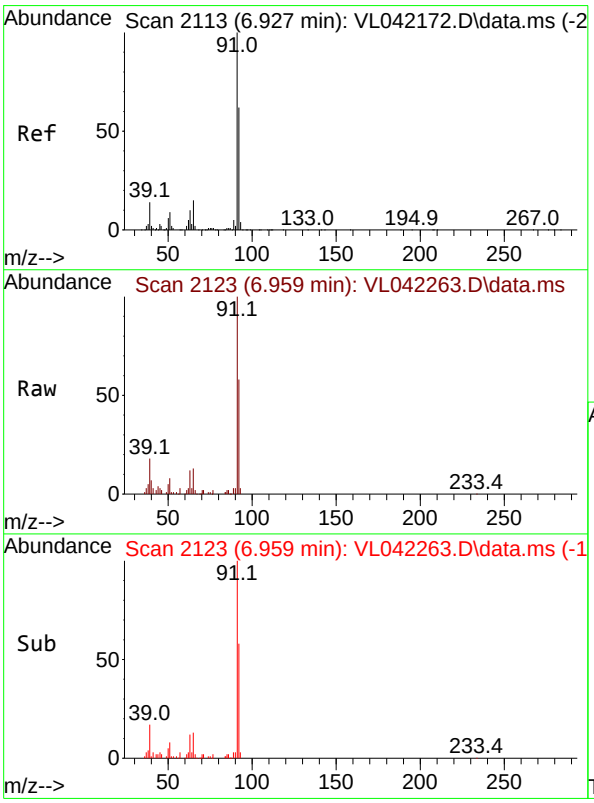

#53
Toluene
Concen: 0.933 ppbv
RT: 6.959 min Scan# 2123
Delta R.T. 0.032 min
Lab File: VL042263.D
Acq: 08 Apr 2025 14:53

Tgt Ion: 91 Resp: 48553

Ion	Ratio	Lower	Upper
91	100		
92	61.7	48.4	72.6

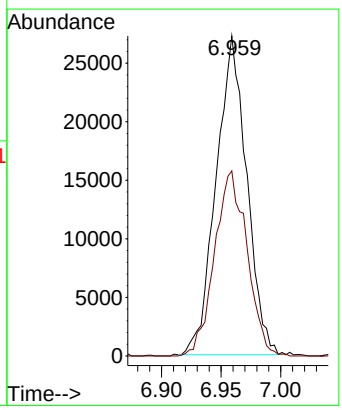

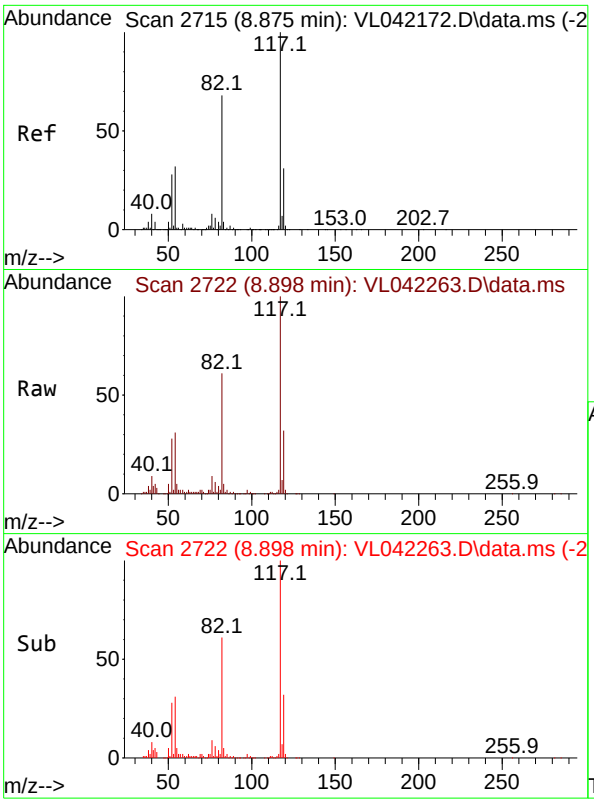

#55
Chlorobenzene-d5
Concen: 10.000 ppbv
RT: 8.898 min Scan# 2
Delta R.T. 0.022 min
Lab File: VL042263.D
Acq: 08 Apr 2025 14:53

Instrument :
MSVOA_L
ClientSampleId :
SSSG-B2-4-04022025

Tgt Ion:117 Resp: 423016

Ion	Ratio	Lower	Upper
117	100		
82	65.4	55.8	83.6
119	32.5	25.5	38.3

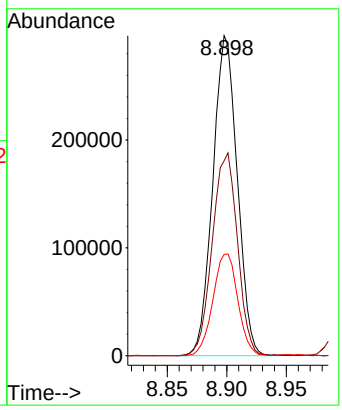

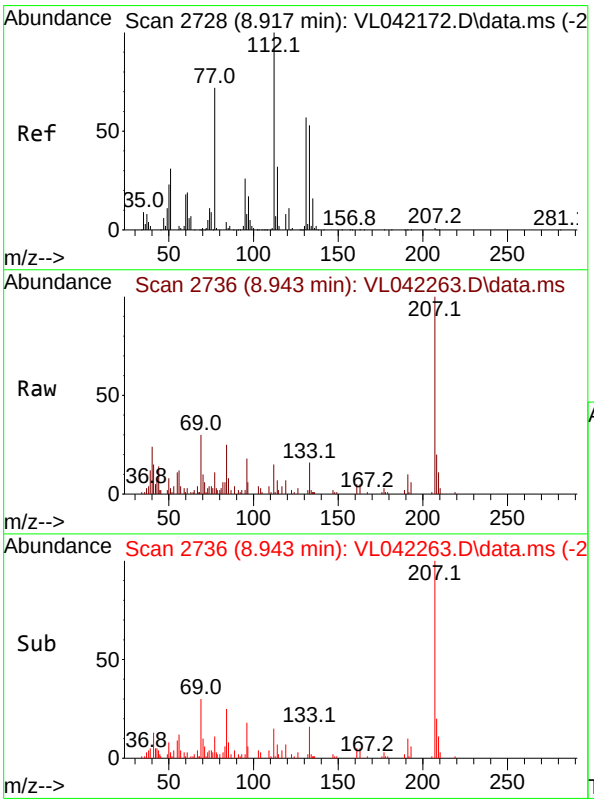

#57
Chlorobenzene
Concen: 0.041 ppbv
RT: 8.943 min Scan# 2736
Delta R.T. 0.026 min
Lab File: VL042263.D
Acq: 08 Apr 2025 14:53

Tgt Ion:112 Resp: 1636

Ion	Ratio	Lower	Upper
112	100		
77	37.8	58.2	87.2#
114	53.0	29.1	35.5#

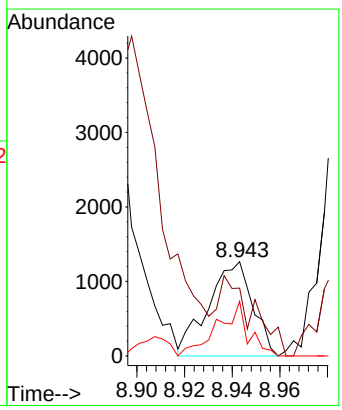

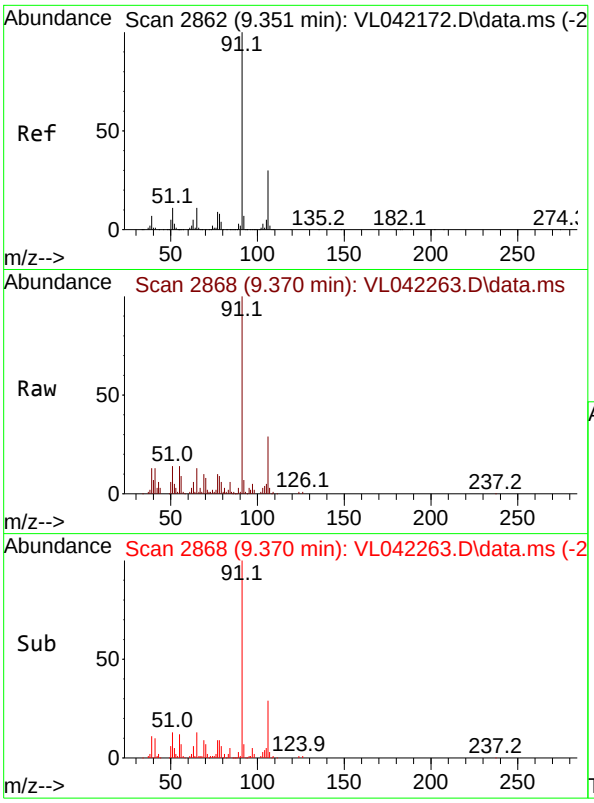

#58
Ethyl Benzene
Concen: 0.708 ppbv
RT: 9.370 min Scan# 2
Delta R.T. 0.019 min
Lab File: VL042263.D
Acq: 08 Apr 2025 14:53

Instrument :
MSVOA_L
ClientSampleId :
SSSG-B2-4-04022025

Tgt Ion: 91 Resp: 53186

Ion	Ratio	Lower	Upper
91	100		
106	28.7	24.2	36.2

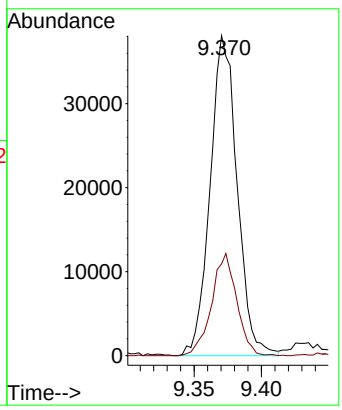

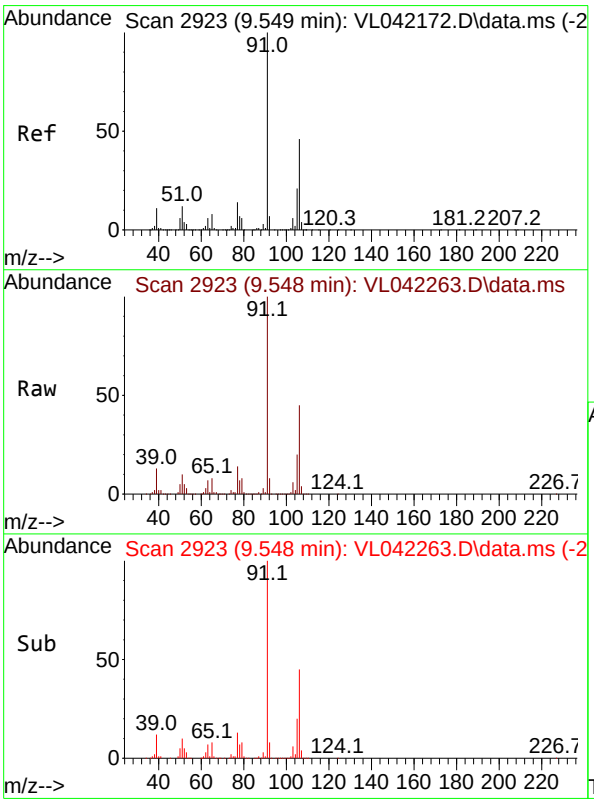

#59
m/p-Xylene
Concen: 9.863 ppbv
RT: 9.548 min Scan# 2923
Delta R.T. -0.000 min
Lab File: VL042263.D
Acq: 08 Apr 2025 14:53

Tgt Ion: 91 Resp: 591775

Ion	Ratio	Lower	Upper
91	100		
106	45.6	36.4	54.6

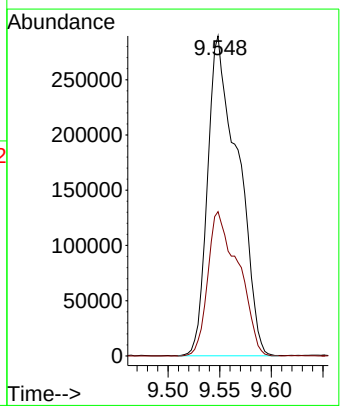

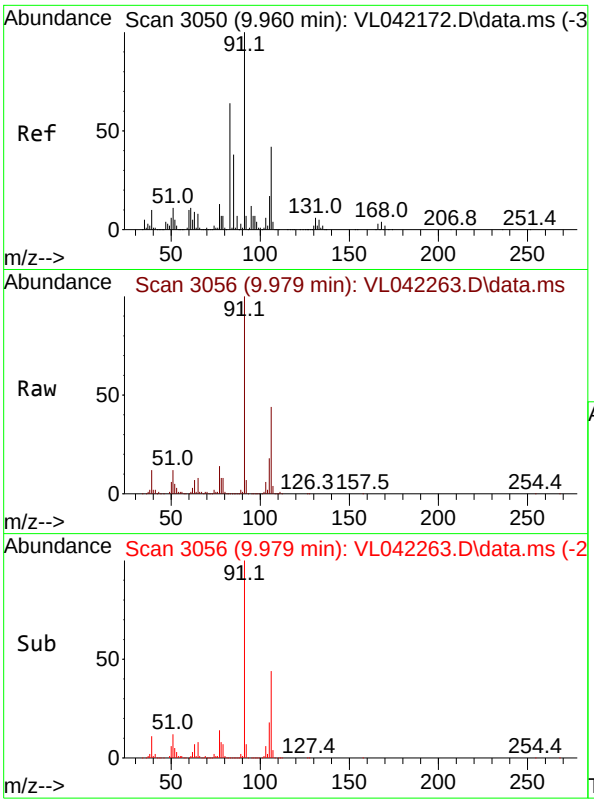

#60
o-Xylene
Concen: 7.482 ppbv
RT: 9.979 min Scan# 3
Delta R.T. 0.019 min
Lab File: VL042263.D
Acq: 08 Apr 2025 14:53

Instrument :
MSVOA_L
ClientSampleId :
SSSG-B2-4-04022025

Tgt Ion: 91 Resp: 449997

Ion	Ratio	Lower	Upper
91	100		
106	43.9	20.8	62.5

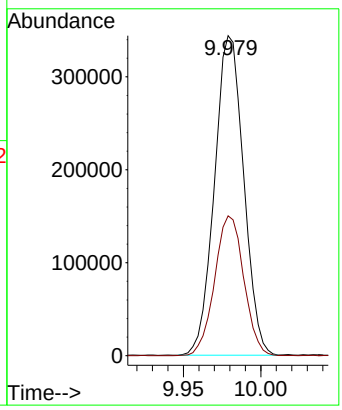

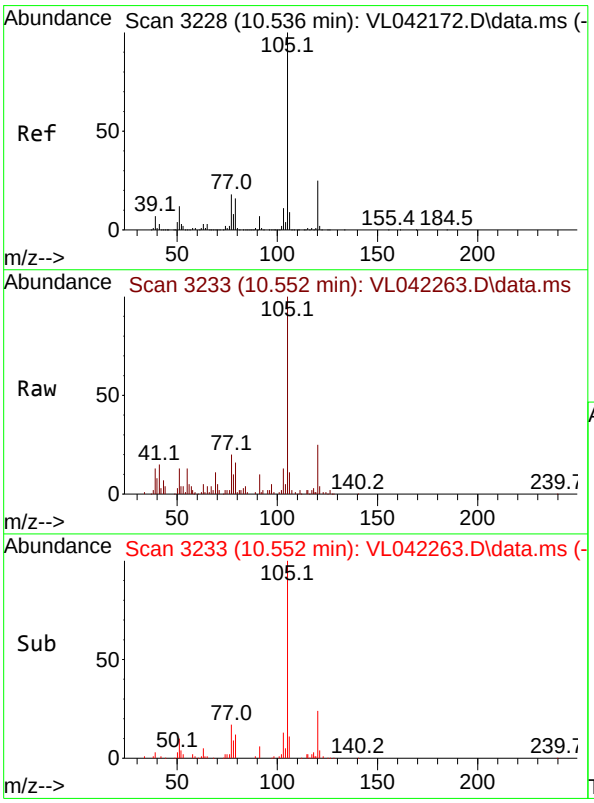

#62
Isopropylbenzene
Concen: 0.280 ppbv
RT: 10.552 min Scan# 3233
Delta R.T. 0.016 min
Lab File: VL042263.D
Acq: 08 Apr 2025 14:53

Tgt Ion:105 Resp: 25164

Ion	Ratio	Lower	Upper
105	100		
120	24.3	19.9	29.9

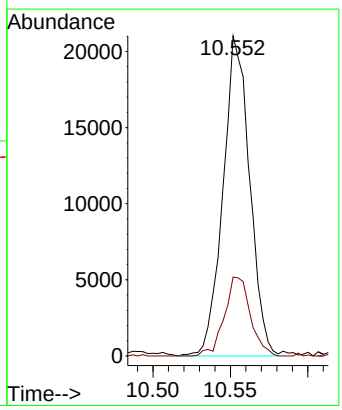

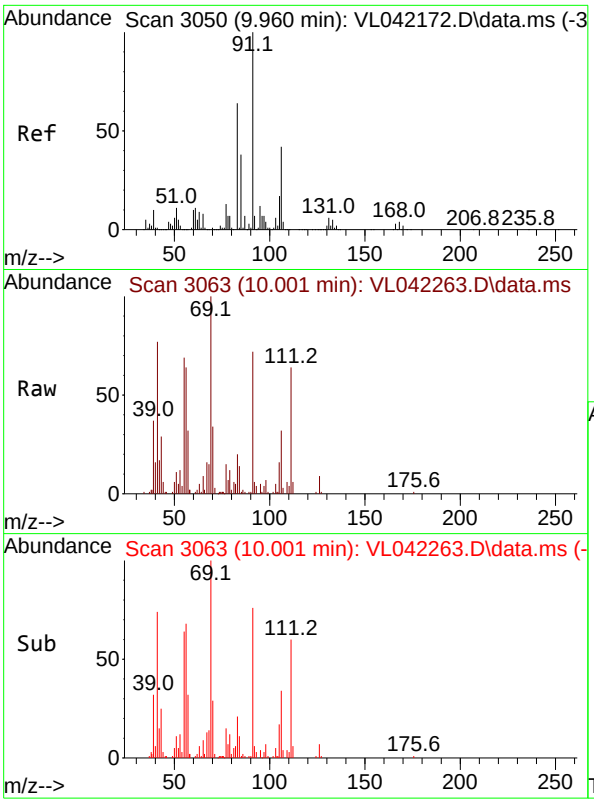

#63
1,1,2,2-Tetrachloroethane
Concen: 0.066 ppbv
RT: 10.001 min Scan# 3(
Delta R.T. 0.042 min
Lab File: VL042263.D
Acq: 08 Apr 2025 14:53

Instrument :
MSVOA_L
ClientSampleId :
SSSG-B2-4-04022025

Tgt Ion: 83 Resp: 2403

Ion	Ratio	Lower	Upper
83	100		
131	0.0	4.8	14.4#
85	0.0	32.5	97.5#

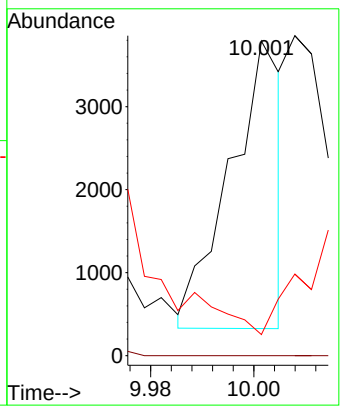

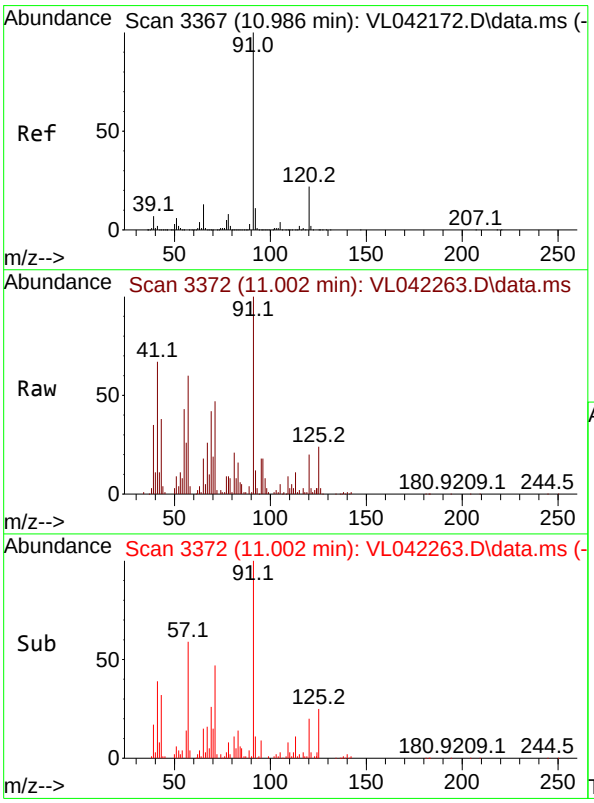

#64
n-propylbenzene
Concen: 0.269 ppbv
RT: 11.002 min Scan# 3372
Delta R.T. 0.016 min
Lab File: VL042263.D
Acq: 08 Apr 2025 14:53

Tgt Ion:120 Resp: 6217

Ion	Ratio	Lower	Upper
120	100		
91	564.3	376.9	565.3

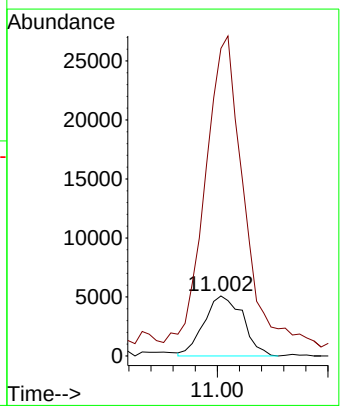

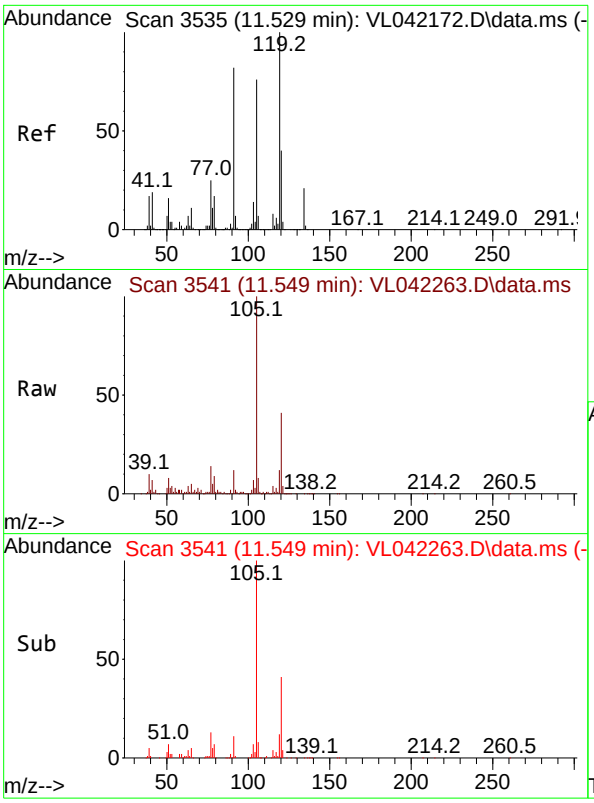

#65
tert-Butylbenzene
Concen: 0.428 ppbv
RT: 11.549 min Scan# 3
Delta R.T. 0.019 min
Lab File: VL042263.D
Acq: 08 Apr 2025 14:53

Instrument :
MSVOA_L
ClientSampleId :
SSSG-B2-4-04022025

Tgt Ion:119 Resp: 35615

Ion	Ratio	Lower	Upper
119	100		
91	103.4	66.0	99.0#
134	2.9	16.7	25.1#

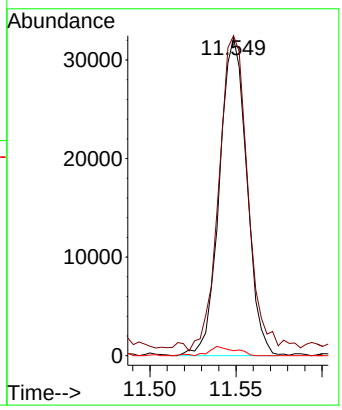

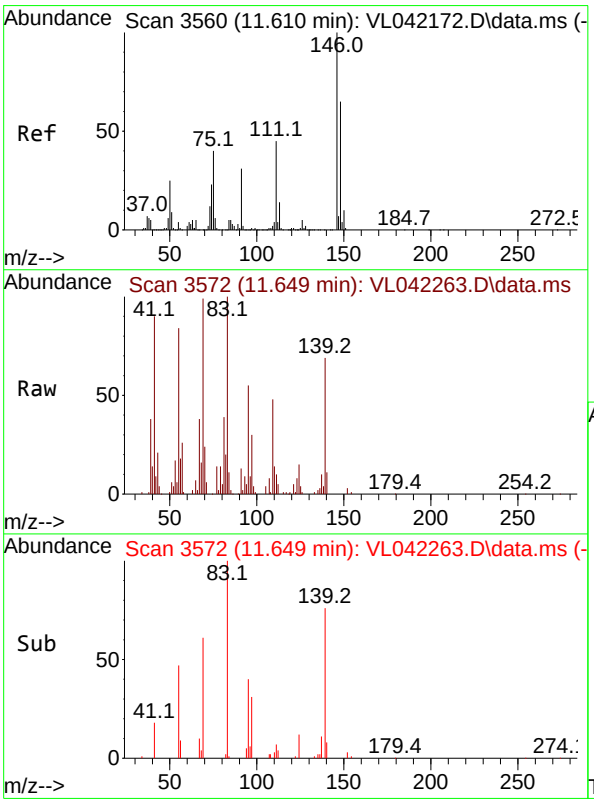

#66
Benzyl Chloride
Concen: 0.127 ppbv
RT: 11.649 min Scan# 3572
Delta R.T. 0.039 min
Lab File: VL042263.D
Acq: 08 Apr 2025 14:53

Tgt Ion: 91 Resp: 1117

Ion	Ratio	Lower	Upper
91	100		
126	40.3	13.8	20.6#
128	8.9	4.5	6.7#

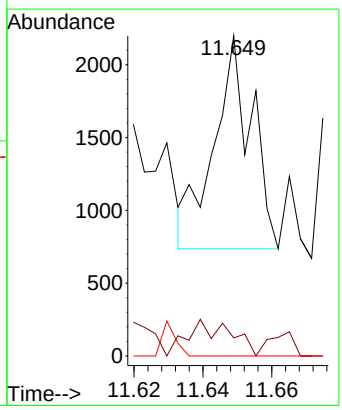

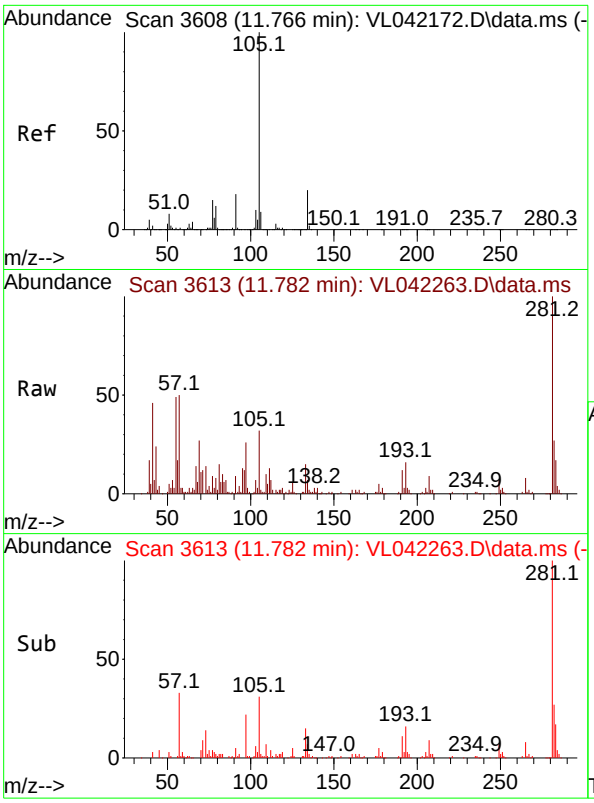

#67
sec-Butylbenzene
Concen: 0.123 ppbv
RT: 11.782 min Scan# 3
Delta R.T. 0.016 min
Lab File: VL042263.D
Acq: 08 Apr 2025 14:53

Instrument :
MSVOA_L
ClientSampleId :
SSSG-B2-4-04022025

Tgt Ion:105 Resp: 14275

Ion	Ratio	Lower	Upper
105	100		
134	40.8	15.5	23.3#

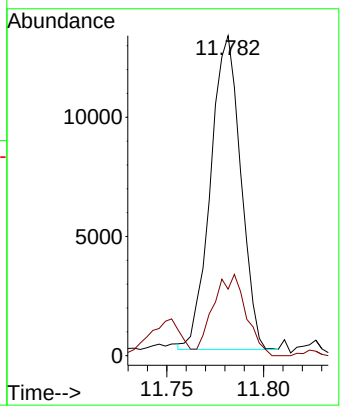

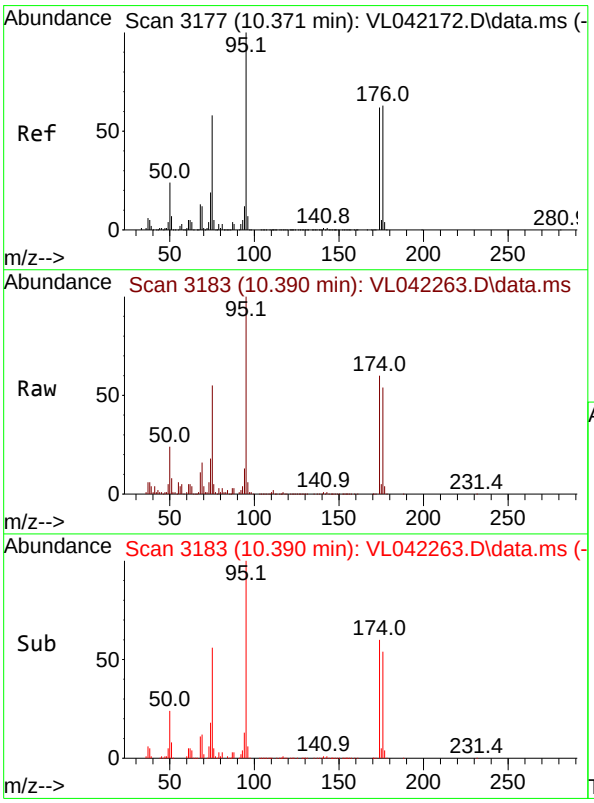

#68
1-Bromo-4-Fluorobenzene
Concen: 9.513 ppbv
RT: 10.390 min Scan# 3183
Delta R.T. 0.019 min
Lab File: VL042263.D
Acq: 08 Apr 2025 14:53

Tgt Ion: 95 Resp: 330470

Ion	Ratio	Lower	Upper
95	100		
174	61.0	50.6	76.0
175	4.6	3.8	5.6

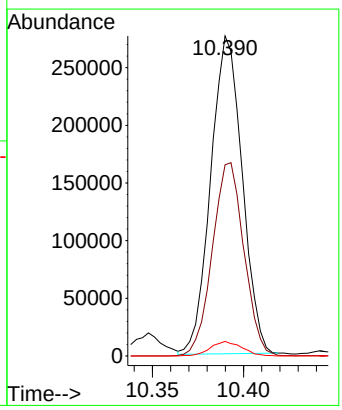

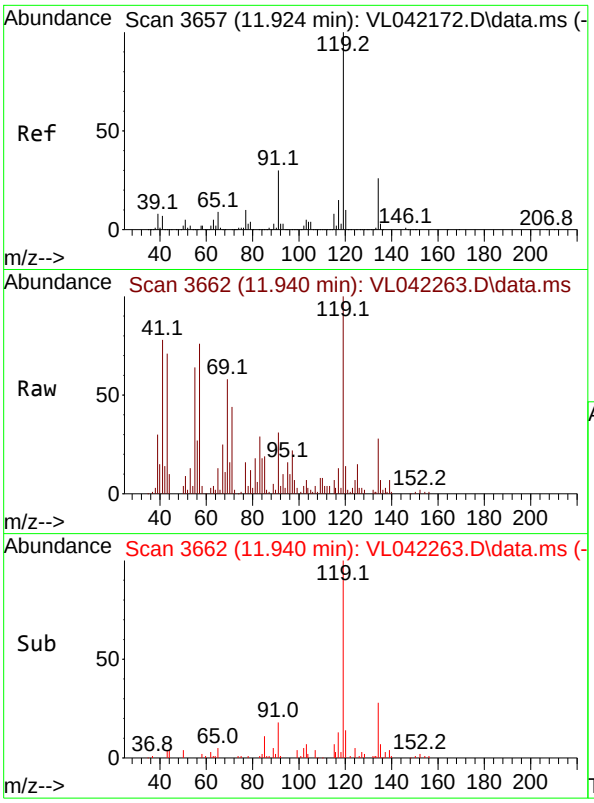

#69
p-Isopropyltoluene
Concen: 0.155 ppbv
RT: 11.940 min Scan# 3
Delta R.T. 0.016 min
Lab File: VL042263.D
Acq: 08 Apr 2025 14:53

Instrument :
MSVOA_L
ClientSampleId :
SSSG-B2-4-04022025

Tgt Ion:119 Resp: 15445

Ion	Ratio	Lower	Upper
119	100		
134	27.3	20.4	30.6
91	34.1	23.7	35.5

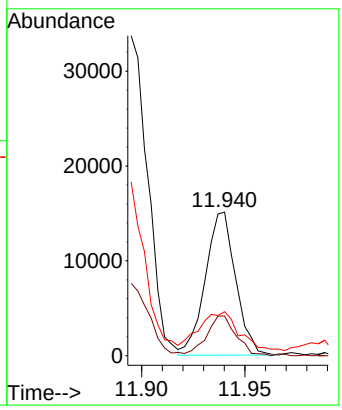

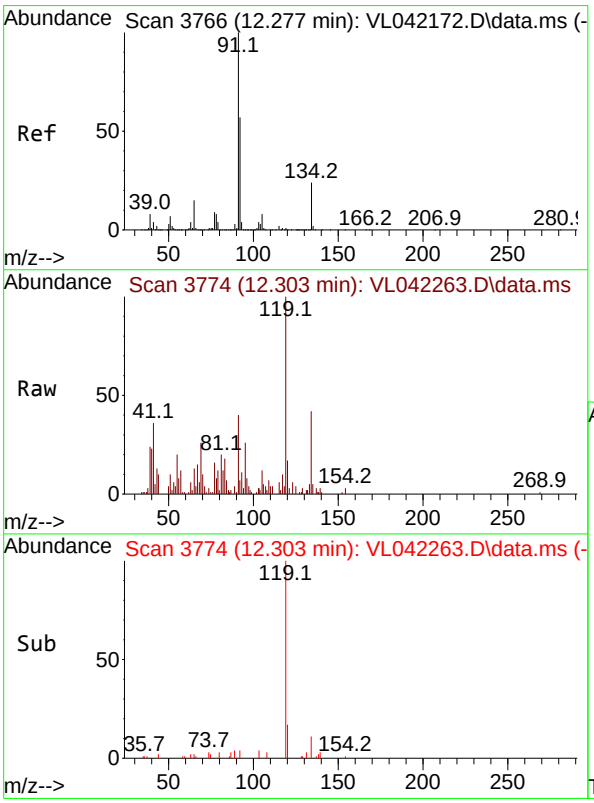

#70
n-Butylbenzene
Concen: 0.046 ppbv
RT: 12.303 min Scan# 3774
Delta R.T. 0.026 min
Lab File: VL042263.D
Acq: 08 Apr 2025 14:53

Tgt Ion: 91 Resp: 4674

Ion	Ratio	Lower	Upper
91	100		
92	0.0	44.9	67.3#
134	142.2	19.2	28.8#

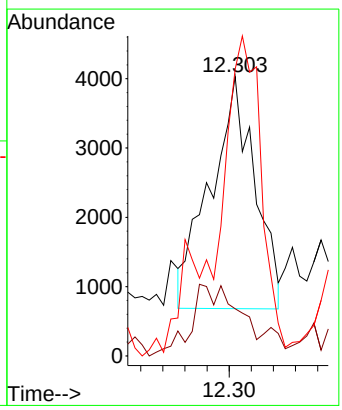

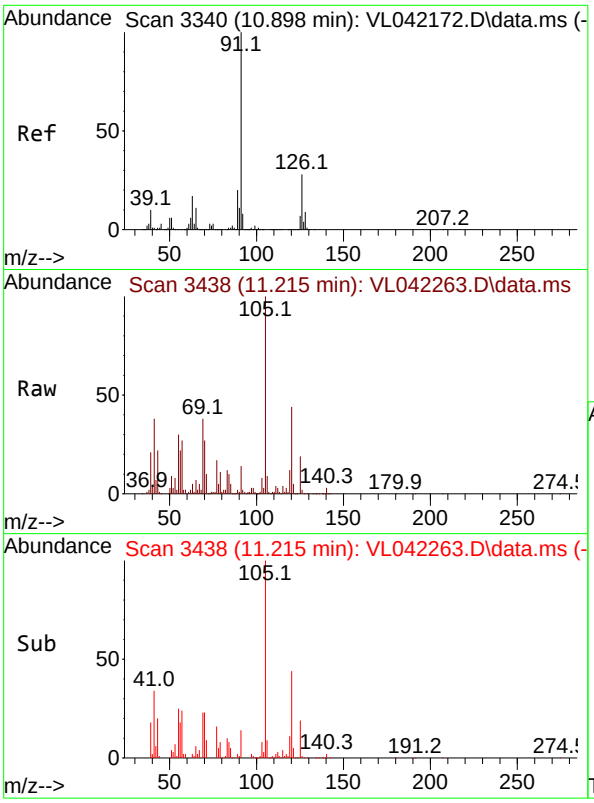

#71
2-Chlorotoluene
Concen: 0.378 ppbv
RT: 11.215 min Scan# 3
Delta R.T. 0.317 min
Lab File: VL042263.D
Acq: 08 Apr 2025 14:53

Instrument :
MSVOA_L
ClientSampleId :
SSSG-B2-4-04022025

Tgt Ion: 91 Resp: 26381

Ion	Ratio	Lower	Upper
91	100		
126	17.8	11.6	46.4

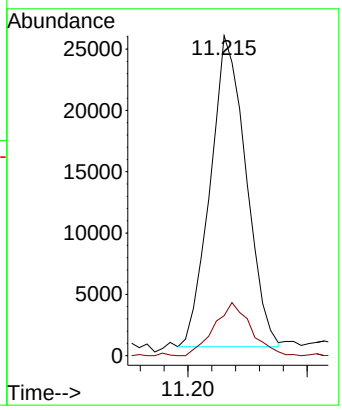

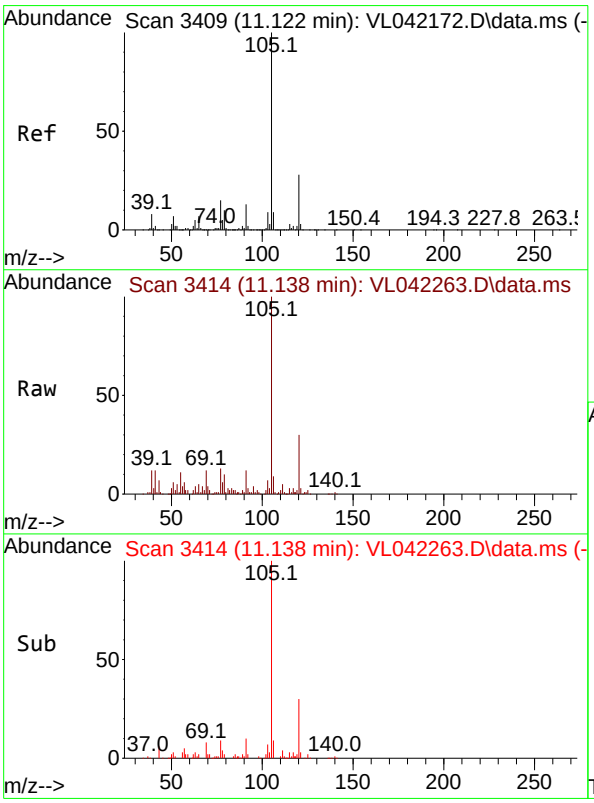

#72
4-Ethyltoluene
Concen: 1.307 ppbv
RT: 11.138 min Scan# 3414
Delta R.T. 0.016 min
Lab File: VL042263.D
Acq: 08 Apr 2025 14:53

Tgt Ion:105 Resp: 97907

Ion	Ratio	Lower	Upper
105	100		
120	0.0	23.4	35.0#
91	0.0	10.3	15.5#
77	0.0	11.4	17.2#

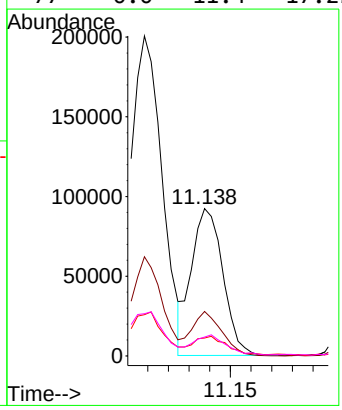

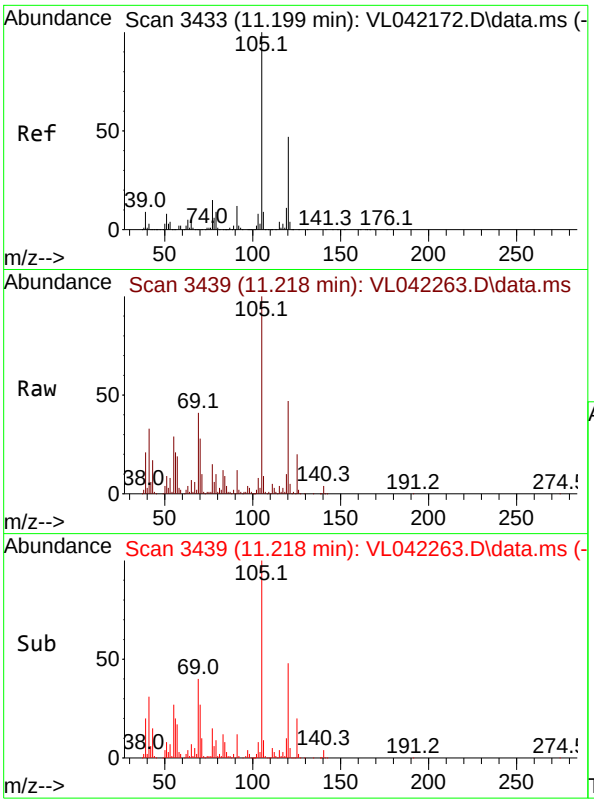

#73
1,3,5-Trimethylbenzene
Concen: 3.241 ppbv
RT: 11.218 min Scan# 3
Delta R.T. 0.019 min
Lab File: VL042263.D
Acq: 08 Apr 2025 14:53

Instrument :
MSVOA_L
ClientSampleId :
SSSG-B2-4-04022025

Tgt Ion:105 Resp: 211978

Ion	Ratio	Lower	Upper
105	100		
120	47.5	37.4	56.0

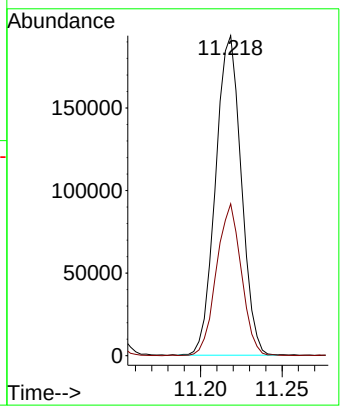

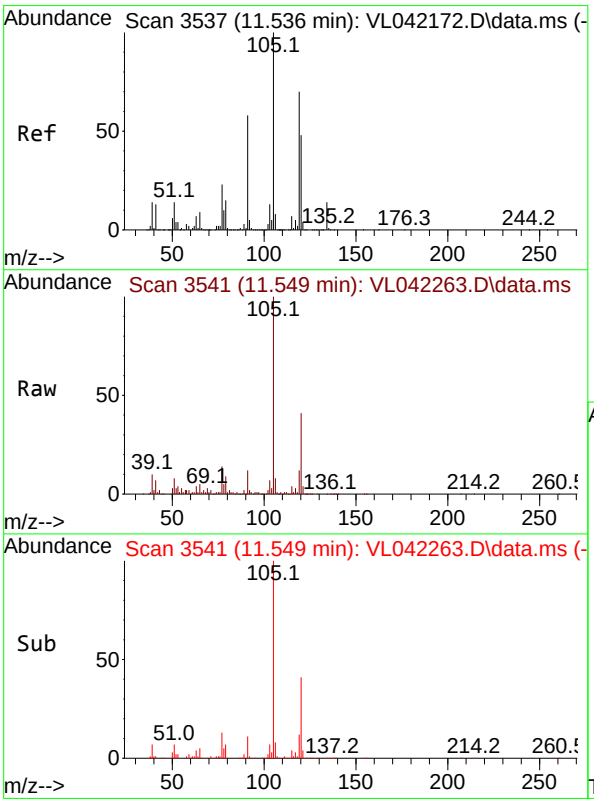

#74
1,2,4-Trimethylbenzene
Concen: 3.777 ppbv
RT: 11.549 min Scan# 3541
Delta R.T. 0.013 min
Lab File: VL042263.D
Acq: 08 Apr 2025 14:53

Tgt Ion:105 Resp: 284630

Ion	Ratio	Lower	Upper
105	100		
120	41.3	38.6	58.0
91	11.8	46.2	69.2#
77	13.9	18.6	27.8#

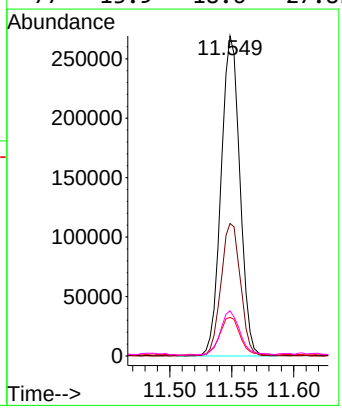

Quantitation Report (Not Reviewed)

Data Path : Z:\voasrv\HPCHEM1\MSVOA_L\Data\VL040825\
Data File : VL042266.D
Acq On : 08 Apr 2025 16:27
Operator : SY/MD
Sample : Q1728-09 10X
Misc : 400mL/MSVOA_L
ALS Vial : 1 Sample Multiplier: 1

Instrument :
MSVOA_L
ClientSampleId :
SSSG-B2-1-04022025

Quant Time: Apr 09 01:57:22 2025
Quant Method : Z:\voasrv\HPCHEM1\MSVOA_L\methods\VL032725AIR.M
Quant Title : AIR ANALYSIS BY METHOD TO-15 Instrument: MSVOA_LFri Aug 26 06:05:16 2022
QLast Update : Fri Mar 28 02:00:52 2025
Response via : Initial Calibration

Compound	R.T.	QIon	Response	Conc	Units	Dev(Min)
Internal Standards						
1) Bromochloromethane	2.803	49	157346	10.000	ppbv	0.02
33) 1,4-Difluorobenzene	3.981	114	411449	10.000	ppbv	0.03
55) Chlorobenzene-d5	8.901	117	406705	10.000	ppbv	0.03
System Monitoring Compounds						
68) 1-Bromo-4-Fluorobenzene	10.393	95	320156	9.586	ppbv	0.02
Spiked Amount 10.000	Range 65 - 135		Recovery = 95.900%			
Target Compounds						Qvalue
2) Dichlorodifluoromethane	1.505	85	1345	0.058	ppbv	89
3) Chlorodifluoromethane	1.483	51	741	0.031	ppbv #	75
8) Dichlorotetrafluoroethane	1.505	85	1345	0.068	ppbv #	20
9) Propene	1.900	41	901	0.083	ppbv	94
13) Ethanol	1.900	45	5113	4.972	ppbv #	27
15) Acetone	1.845	43	47368	2.153	ppbv	98
16) 1,3-Butadiene	1.609	39	1300	0.121	ppbv #	39
17) tert-Butyl alcohol	2.055	59	2485	0.091	ppbv #	92
19) Isopropyl Alcohol	1.900	45	5113	0.412	ppbv #	1
20) Methylene Chloride	2.075	84	2047	0.250	ppbv #	76
23) Vinyl Acetate	2.486	43	755	0.079	ppbv #	30
26) Hexane	2.839	57	912	0.041	ppbv #	29
29) Chloroform	2.865	83	11335	0.351	ppbv	91
34) 2-Butanone	2.580	43	3906	0.131	ppbv	93
39) 1,2-Dichloropropane	3.981	63	106607	7.176	ppbv #	24
51) 2-Hexanone	7.477	43	22452	0.578	ppbv #	38
53) Toluene	6.969	91	8154	0.169	ppbv #	20
58) Ethyl Benzene	9.377	91	39620	0.548	ppbv	100
59) m/p-Xylene	9.568	91	164440	2.851	ppbv #	31
60) o-Xylene	9.982	91	421737	7.293	ppbv	98
61) Styrene	9.888	104	1012	0.035	ppbv #	1
62) Isopropylbenzene	10.555	105	34792	0.402	ppbv	100
64) n-propylbenzene	11.005	120	11288	0.507	ppbv	83
65) tert-Butylbenzene	11.552	119	84175	1.052	ppbv #	69
66) Benzyl Chloride	11.704	91	1300	0.153	ppbv #	87
67) sec-Butylbenzene	11.782	105	31349	0.282	ppbv #	67
69) p-Isopropyltoluene	11.940	119	38407	0.401	ppbv	98
70) n-Butylbenzene	12.306	91	13566	0.139	ppbv #	1
71) 2-Chlorotoluene	11.218	91	53058	0.791	ppbv	75
72) 4-Ethyltoluene	11.141	105	180705	2.510	ppbv #	55
73) 1,3,5-Trimethylbenzene	11.222	105	423292	6.731	ppbv	97
74) 1,2,4-Trimethylbenzene	11.552	105	713955	9.855	ppbv #	66

(#) = qualifier out of range (m) = manual integration (+) = signals summed

Quantitation Report (Not Reviewed)

Data Path : Z:\voasrv\HPCHEM1\MSVOA_L\Data\VL040825\
Data File : VL042266.D
Acq On : 08 Apr 2025 16:27
Operator : SY/MD
Sample : Q1728-09 10X
Misc : 400mL/MSVOA_L
ALS Vial : 1 Sample Multiplier: 1

Instrument :
MSVOA_L
ClientSampleId :
SSSG-B2-1-04022025

Quant Time: Apr 09 01:57:22 2025
Quant Method : Z:\voasrv\HPCHEM1\MSVOA_L\methods\VL032725AIR.M
Quant Title : AIR ANALYSIS BY METHOD TO-15 Instrument: MSVOA_LFri Aug 26 06:05:16 2022
QLast Update : Fri Mar 28 02:00:52 2025
Response via : Initial Calibration

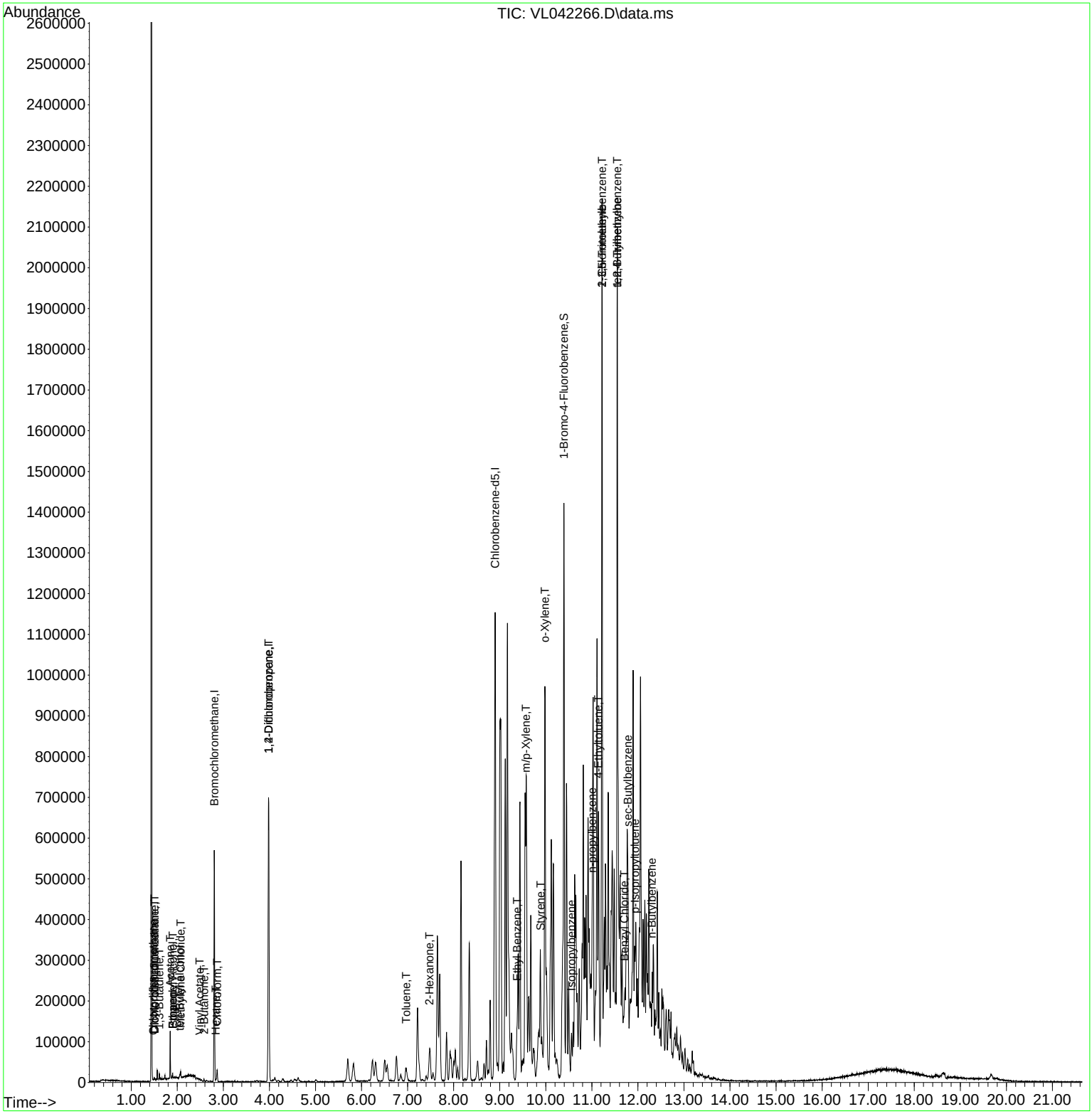

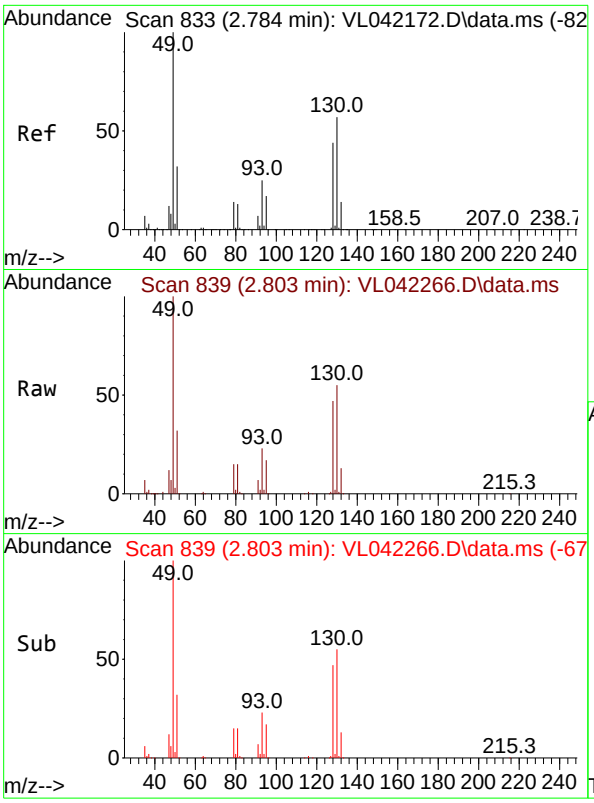

#1
Bromochloromethane
Concen: 10.000 ppbv
RT: 2.803 min Scan# 8
Delta R.T. 0.019 min
Lab File: VL042266.D
Acq: 08 Apr 2025 16:27

Instrument :
MSVOA_L
ClientSampleId :
SSSG-B2-1-04022025

Tgt Ion: 49 Resp: 157346

Ion	Ratio	Lower	Upper
49	100		
128	45.7	22.9	68.5
130	57.2	28.8	86.4

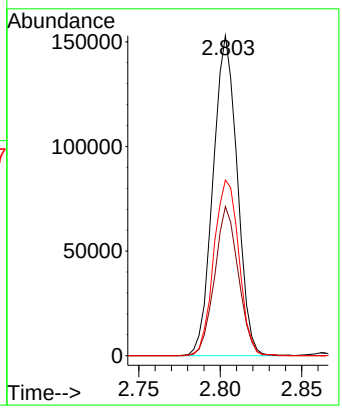

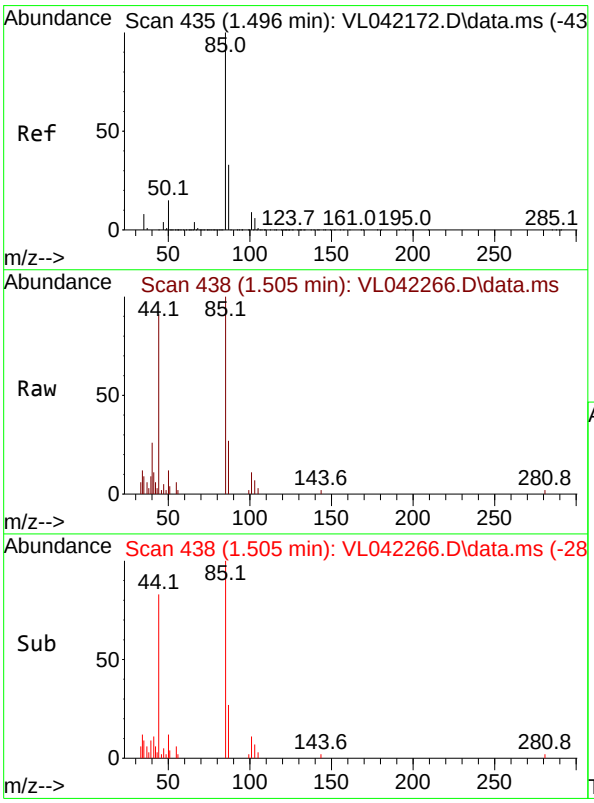

#2
Dichlorodifluoromethane
Concen: 0.058 ppbv
RT: 1.505 min Scan# 438
Delta R.T. 0.009 min
Lab File: VL042266.D
Acq: 08 Apr 2025 16:27

Tgt Ion: 85 Resp: 1345

Ion	Ratio	Lower	Upper
85	100		
87	26.6	26.1	39.1

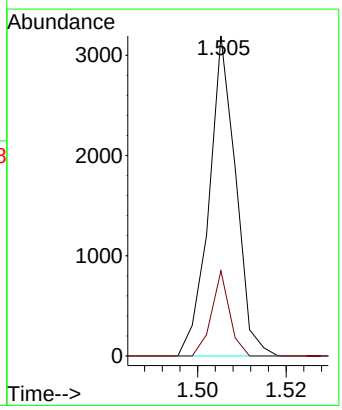

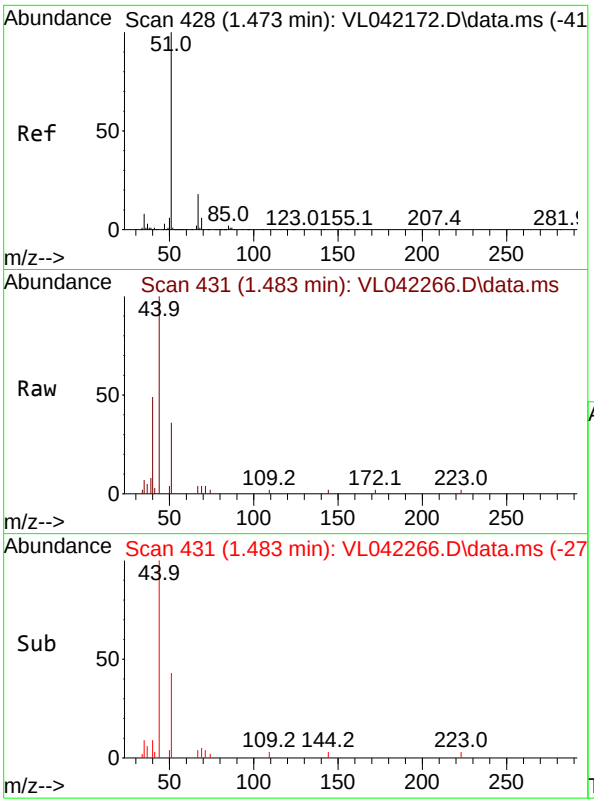

#3
Chlorodifluoromethane
Concen: 0.031 ppbv
RT: 1.483 min Scan# 4
Delta R.T. 0.009 min
Lab File: VL042266.D
Acq: 08 Apr 2025 16:27

Instrument :
MSVOA_L
ClientSampleId :
SSSG-B2-1-04022025

Tgt Ion: 51 Resp: 741

Ion	Ratio	Lower	Upper
51	100		
67	7.6	15.0	22.6#

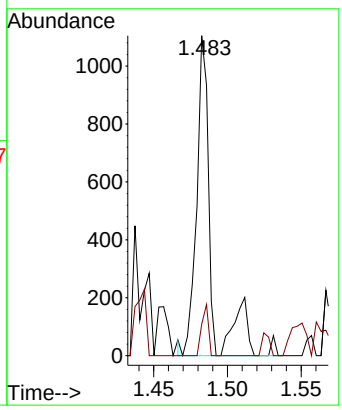

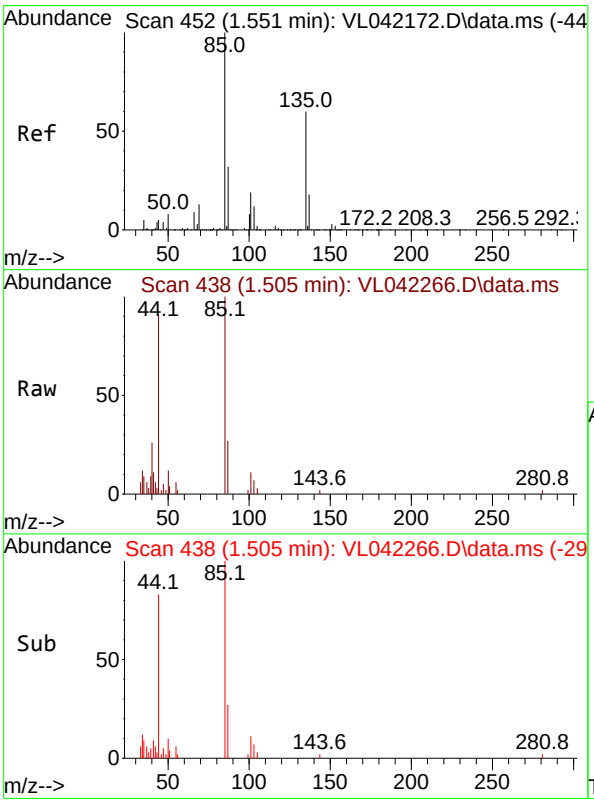

#8
Dichlorotetrafluoroethane
Concen: 0.068 ppbv
RT: 1.505 min Scan# 438
Delta R.T. -0.046 min
Lab File: VL042266.D
Acq: 08 Apr 2025 16:27

Tgt Ion: 85 Resp: 1345

Ion	Ratio	Lower	Upper
85	100		
135	2.1	52.4	78.6#

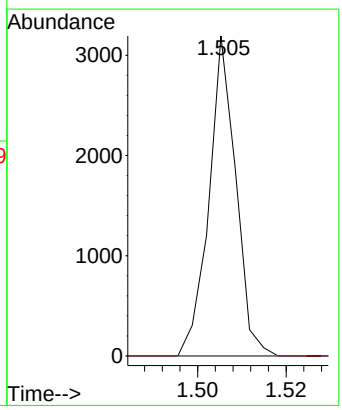

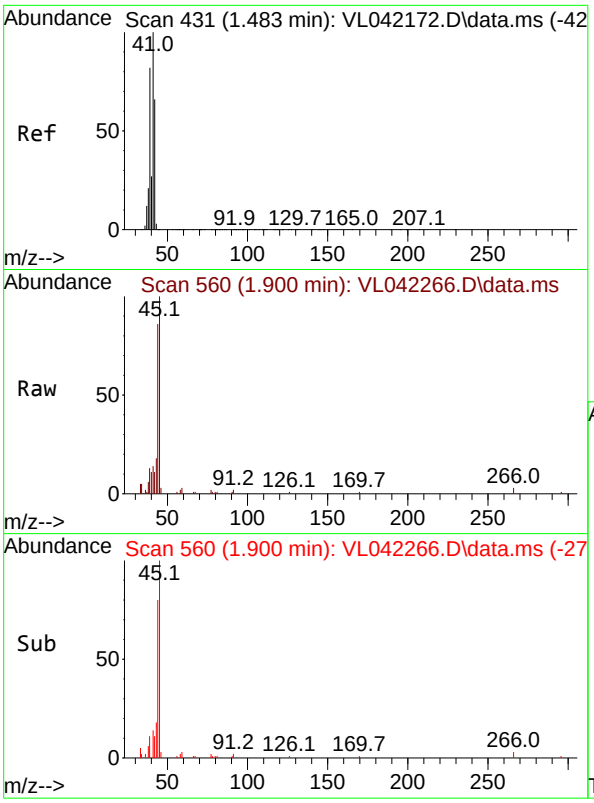

#9
Propene
Concen: 0.083 ppbv
RT: 1.900 min Scan# 5
Delta R.T. 0.417 min
Lab File: VL042266.D
Acq: 08 Apr 2025 16:27

Instrument :
MSVOA_L
ClientSampleId :
SSSG-B2-1-04022025

Tgt Ion: 41 Resp: 901

Ion	Ratio	Lower	Upper
41	100		
42	64.6	55.4	83.2

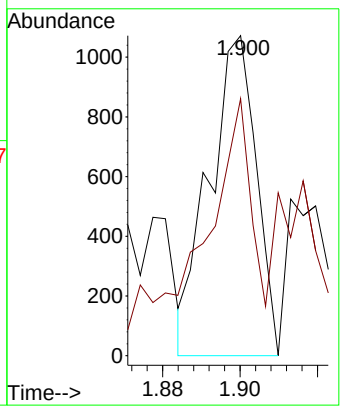

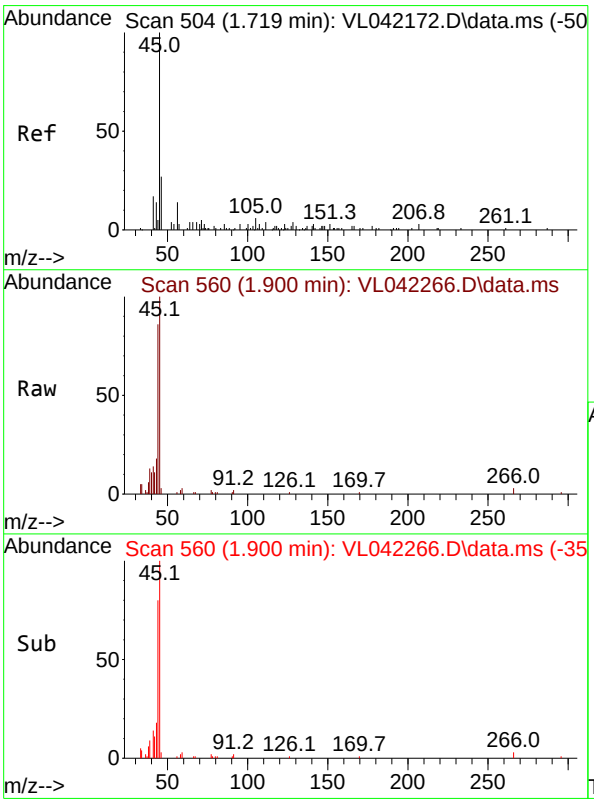

#13
Ethanol
Concen: 4.972 ppbv
RT: 1.900 min Scan# 560
Delta R.T. 0.181 min
Lab File: VL042266.D
Acq: 08 Apr 2025 16:27

Tgt Ion: 45 Resp: 5113

Ion	Ratio	Lower	Upper
45	100		
46	0.0	20.2	80.8#

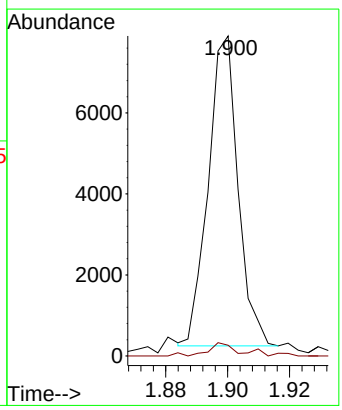

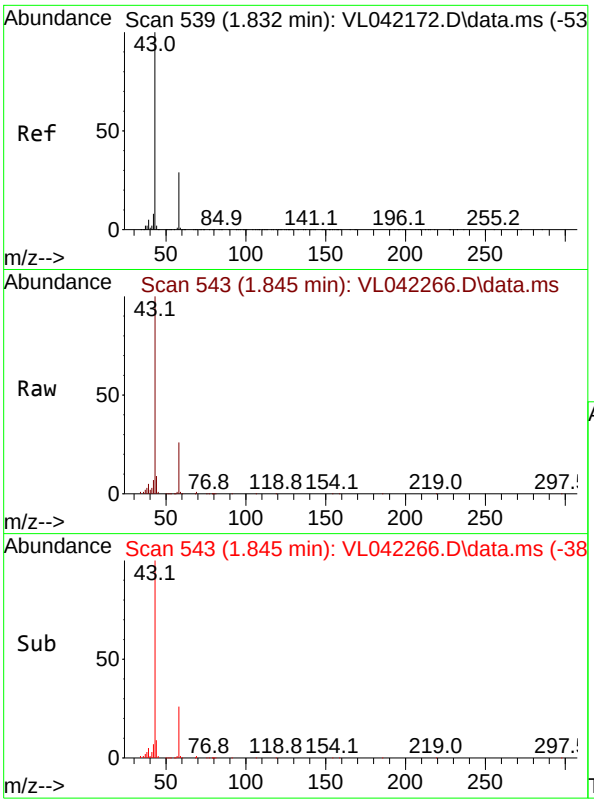

#15
Acetone
Concen: 2.153 ppbv
RT: 1.845 min Scan# 54
Delta R.T. 0.013 min
Lab File: VL042266.D
Acq: 08 Apr 2025 16:27

Instrument :
MSVOA_L
ClientSampleId :
SSSG-B2-1-04022025

Tgt Ion: 43 Resp: 47368

Ion	Ratio	Lower	Upper
43	100		
58	28.0	23.2	34.8

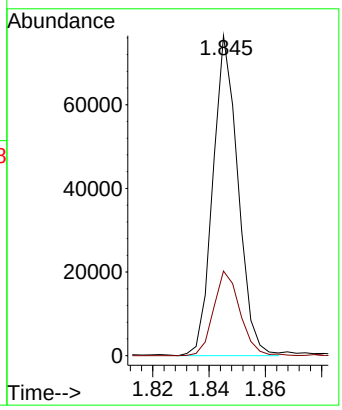

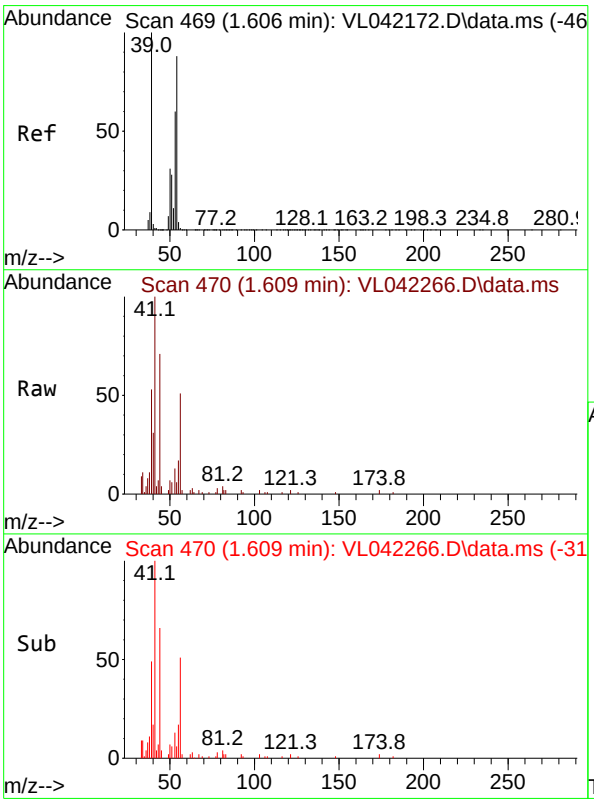

#16
1,3-Butadiene
Concen: 0.121 ppbv
RT: 1.609 min Scan# 470
Delta R.T. 0.003 min
Lab File: VL042266.D
Acq: 08 Apr 2025 16:27

Tgt Ion: 39 Resp: 1300

Ion	Ratio	Lower	Upper
39	100		
54	23.3	60.7	91.1#

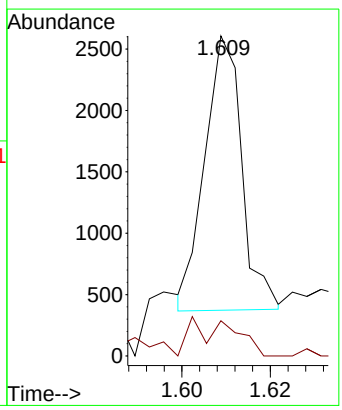

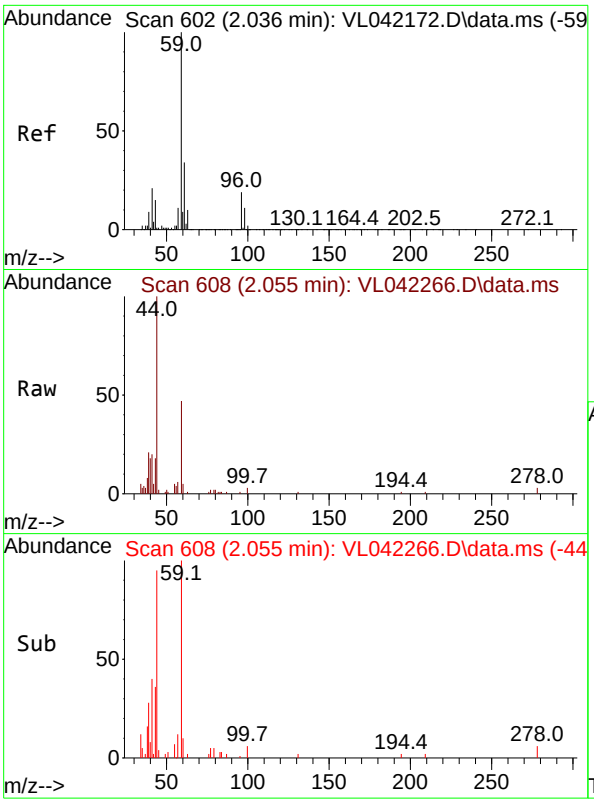

#17
tert-Butyl alcohol
Concen: 0.091 ppbv
RT: 2.055 min Scan# 6
Delta R.T. 0.019 min
Lab File: VL042266.D
Acq: 08 Apr 2025 16:27

Instrument :
MSVOA_L
ClientSampleId :
SSSG-B2-1-04022025

Tgt Ion: 59 Resp: 2485

Ion	Ratio	Lower	Upper
59	100		
57	14.3	8.9	13.3#

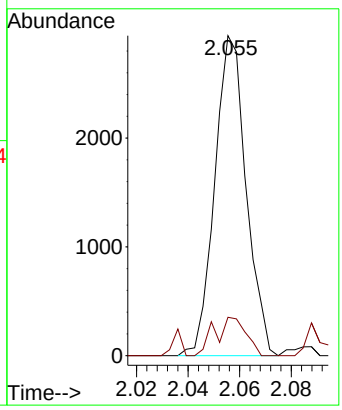

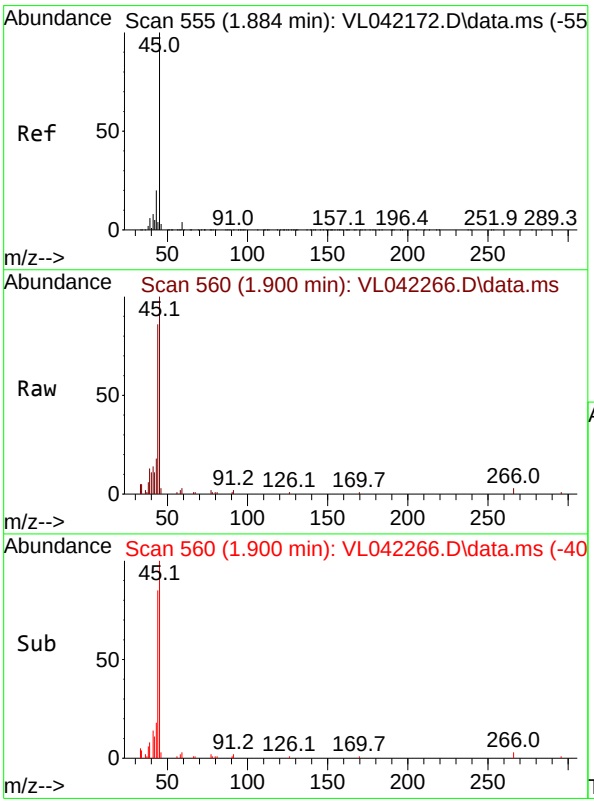

#19
Isopropyl Alcohol
Concen: 0.412 ppbv
RT: 1.900 min Scan# 560
Delta R.T. 0.016 min
Lab File: VL042266.D
Acq: 08 Apr 2025 16:27

Tgt Ion: 45 Resp: 5113

Ion	Ratio	Lower	Upper
45	100		
58	259.3	36.9	55.3#

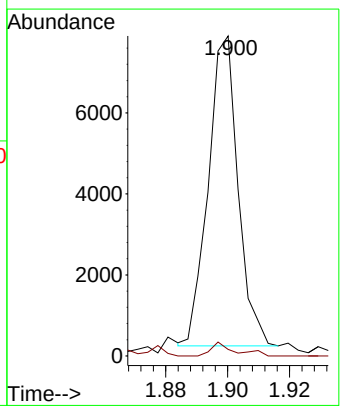

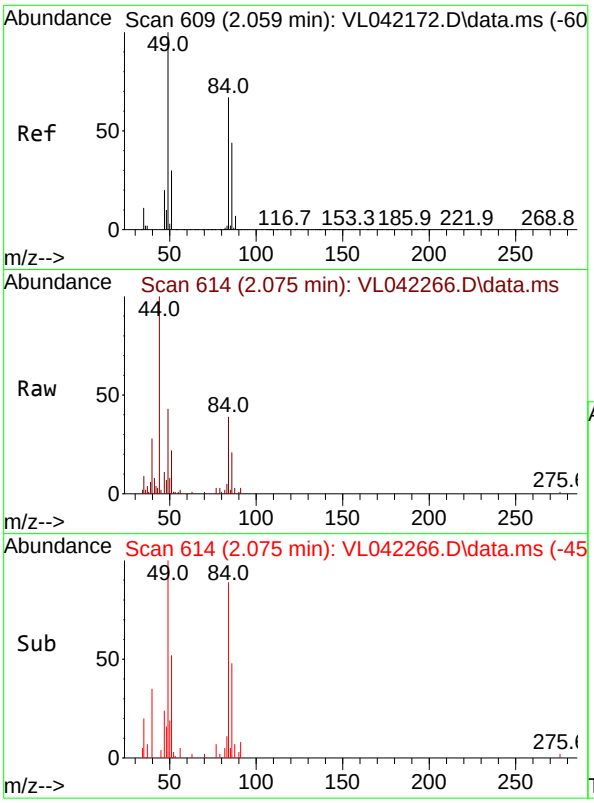

#20
Methylene Chloride
Concen: 0.250 ppbv
RT: 2.075 min Scan# 6
Delta R.T. 0.016 min
Lab File: VL042266.D
Acq: 08 Apr 2025 16:27

Instrument :
MSVOA_L
ClientSampleId :
SSSG-B2-1-04022025

Tgt Ion: 84 Resp: 2047

Ion	Ratio	Lower	Upper
84	100		
49	112.5	120.2	180.4#
51	58.0	37.4	56.0#
86	54.3	52.4	78.6

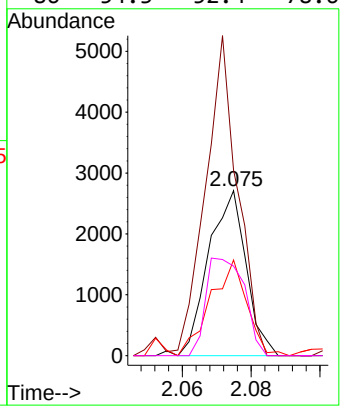

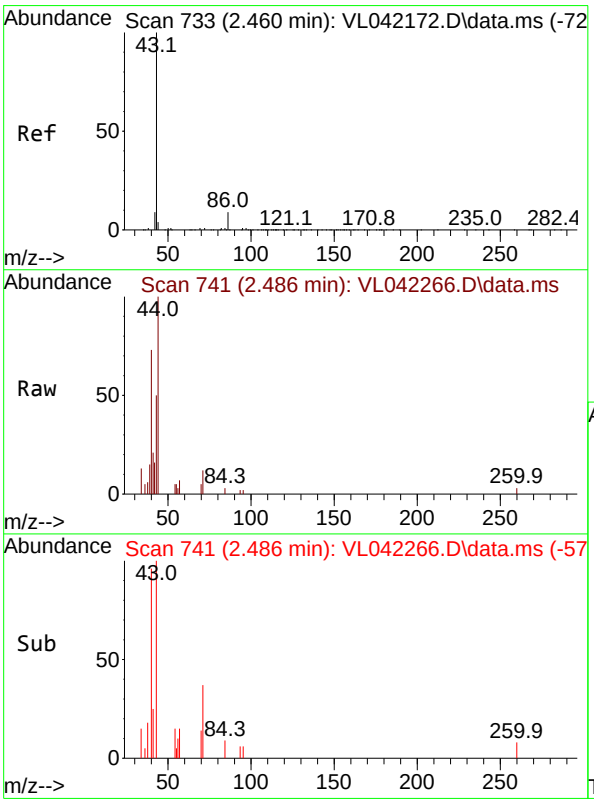

#23
Vinyl Acetate
Concen: 0.079 ppbv
RT: 2.486 min Scan# 741
Delta R.T. 0.026 min
Lab File: VL042266.D
Acq: 08 Apr 2025 16:27

Tgt Ion: 43 Resp: 755

Ion	Ratio	Lower	Upper
43	100		
86	0.0	5.5	8.3#
42	20.0	8.6	13.0#
44	70.5	6.2	9.4#

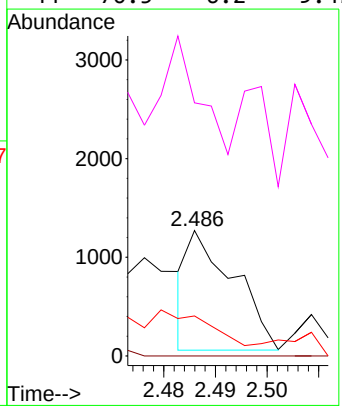

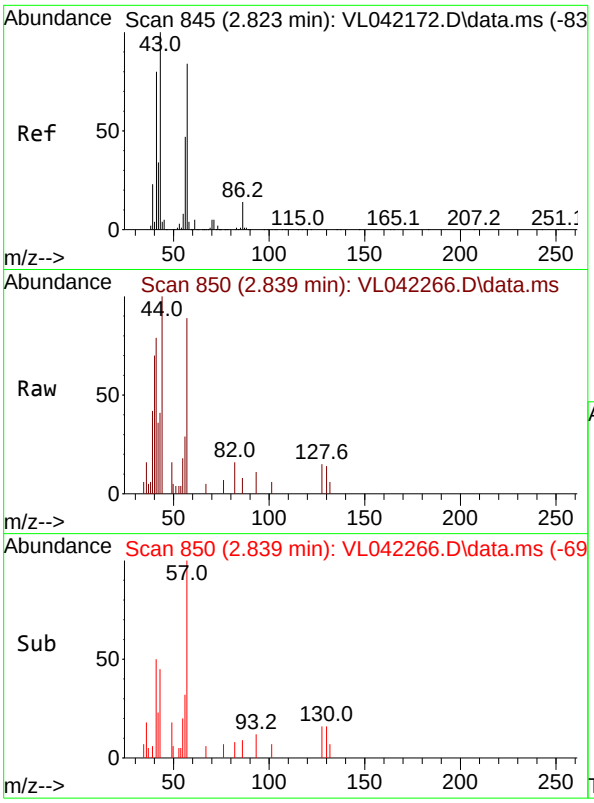

#26
Hexane
Concen: 0.041 ppbv
RT: 2.839 min Scan# 8
Delta R.T. 0.016 min
Lab File: VL042266.D
Acq: 08 Apr 2025 16:27

Instrument :
MSVOA_L
ClientSampleId :
SSSG-B2-1-04022025

Tgt Ion: 57 Resp: 912

Ion	Ratio	Lower	Upper
57	100		
41	195.7	76.6	114.8#
43	147.7	207.8	311.8#
56	96.6	43.6	65.4#

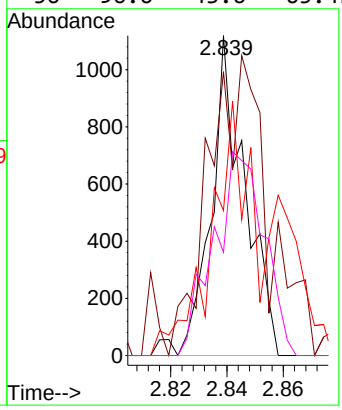

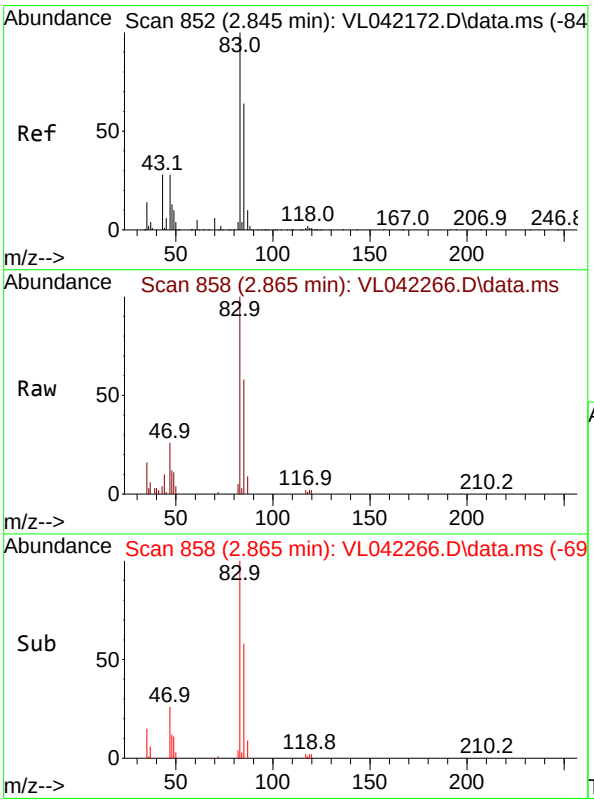

#29
Chloroform
Concen: 0.351 ppbv
RT: 2.865 min Scan# 858
Delta R.T. 0.019 min
Lab File: VL042266.D
Acq: 08 Apr 2025 16:27

Tgt Ion: 83 Resp: 11335

Ion	Ratio	Lower	Upper
83	100		
85	57.6	51.4	77.2

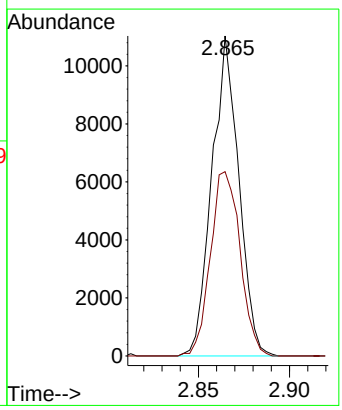

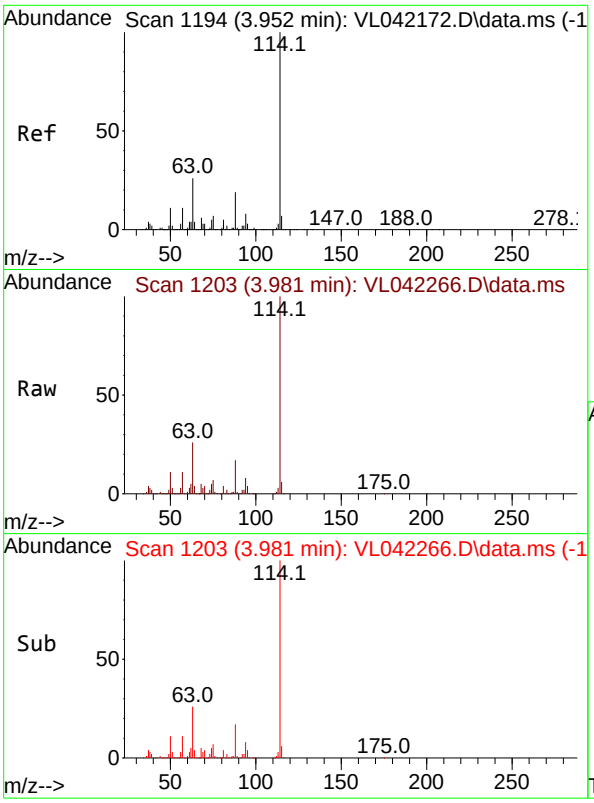

#33
1,4-Difluorobenzene
Concen: 10.000 ppbv
RT: 3.981 min Scan# 1
Delta R.T. 0.029 min
Lab File: VL042266.D
Acq: 08 Apr 2025 16:27

Instrument :
MSVOA_L
ClientSampleId :
SSSG-B2-1-04022025

Tgt Ion:114 Resp: 411449

Ion	Ratio	Lower	Upper
114	100		
63	25.9	20.7	31.1
88	18.1	15.0	22.4

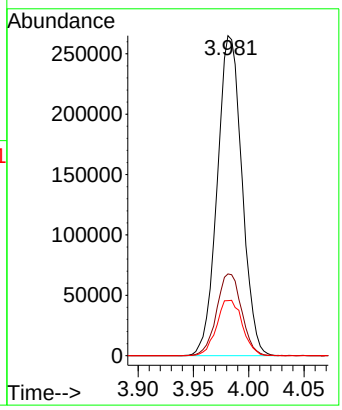

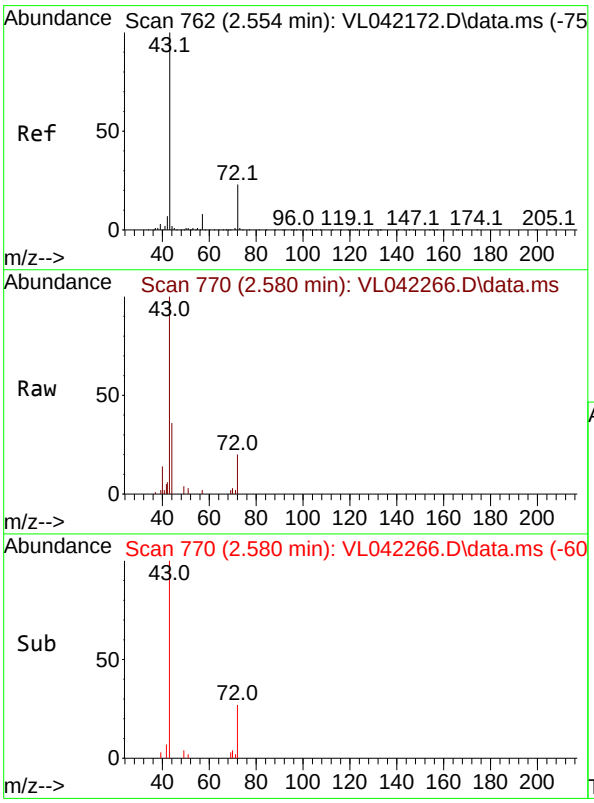

#34
2-Butanone
Concen: 0.131 ppbv
RT: 2.580 min Scan# 770
Delta R.T. 0.026 min
Lab File: VL042266.D
Acq: 08 Apr 2025 16:27

Tgt Ion: 43 Resp: 3906

Ion	Ratio	Lower	Upper
43	100		
72	19.3	18.2	27.2

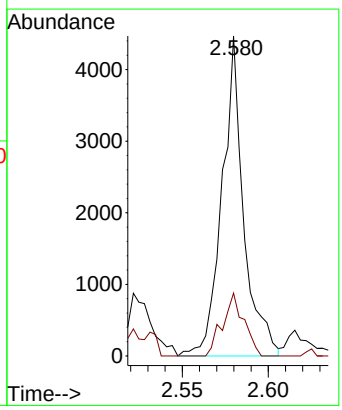

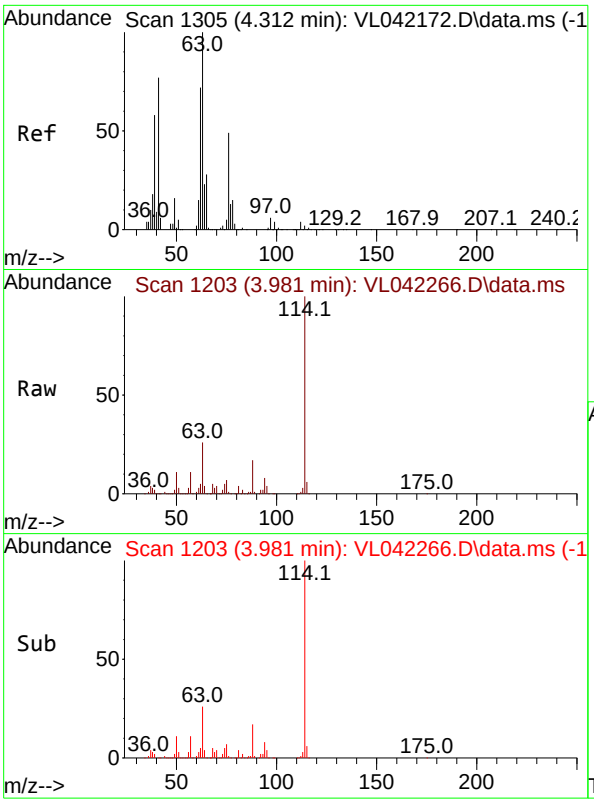

#39
1,2-Dichloropropane
Concen: 7.176 ppbv
RT: 3.981 min Scan# 1
Delta R.T. -0.330 min
Lab File: VL042266.D
Acq: 08 Apr 2025 16:27

Instrument :
MSVOA_L
ClientSampleId :
SSSG-B2-1-04022025

Tgt Ion: 63 Resp: 106607

Ion	Ratio	Lower	Upper
63	100		
41	0.1	61.7	92.5#
62	20.2	57.6	86.4#

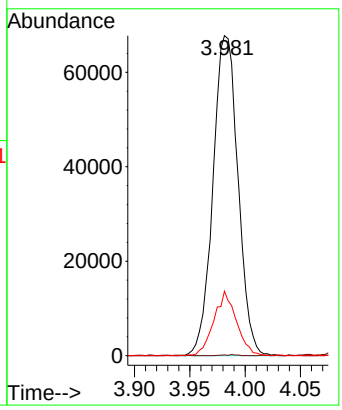

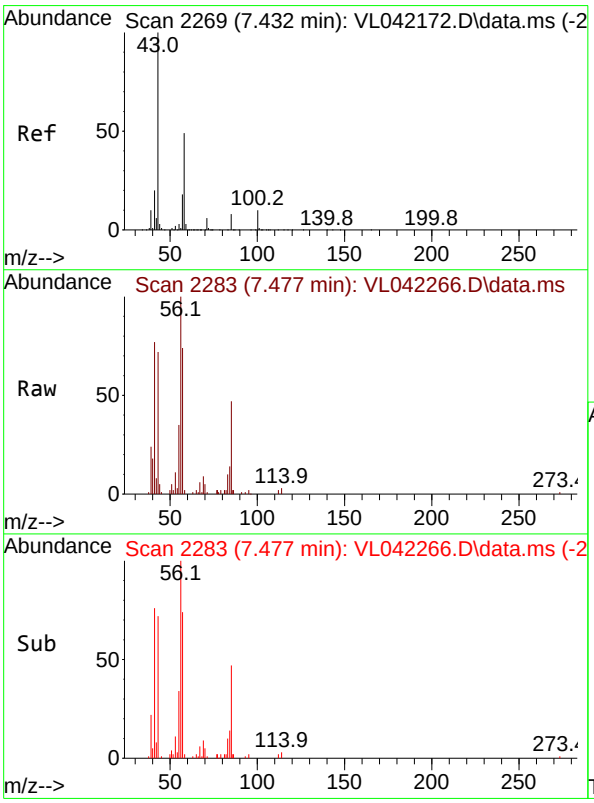

#51
2-Hexanone
Concen: 0.578 ppbv
RT: 7.477 min Scan# 2283
Delta R.T. 0.045 min
Lab File: VL042266.D
Acq: 08 Apr 2025 16:27

Tgt Ion: 43 Resp: 22452

Ion	Ratio	Lower	Upper
43	100		
58	6.9	39.7	59.5#
98	0.0	0.1	0.1#

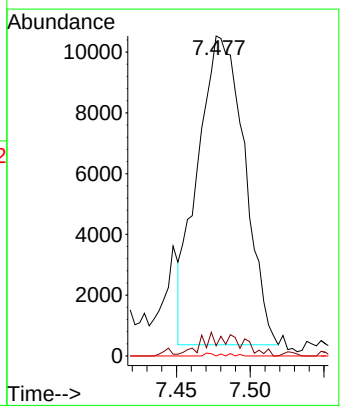

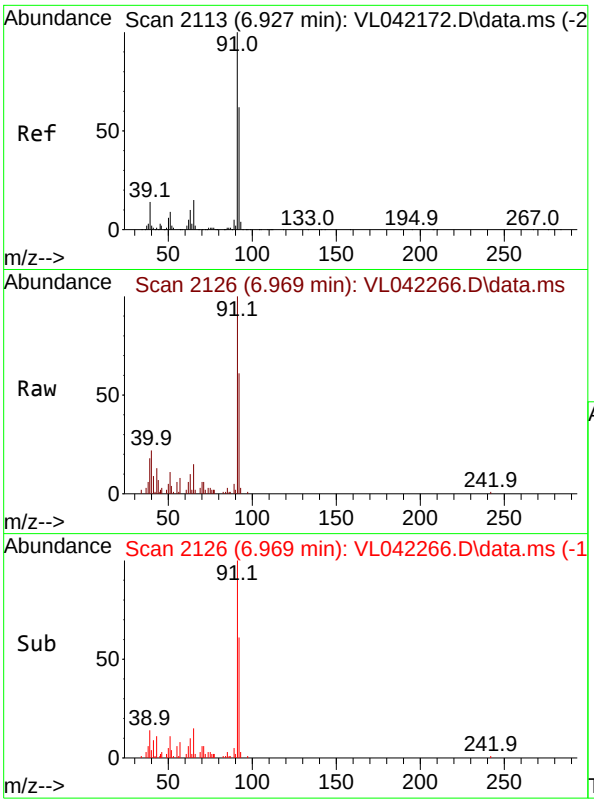

#53
Toluene
Concen: 0.169 ppbv
RT: 6.969 min Scan# 2
Delta R.T. 0.042 min
Lab File: VL042266.D
Acq: 08 Apr 2025 16:27

Instrument :
MSVOA_L
ClientSampleId :
SSSG-B2-1-04022025

Tgt Ion: 91 Resp: 8154

Ion	Ratio	Lower	Upper
91	100		
92	0.0	48.4	72.6#

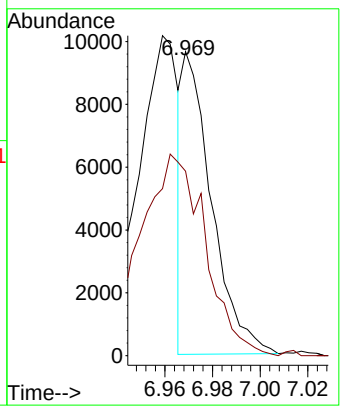

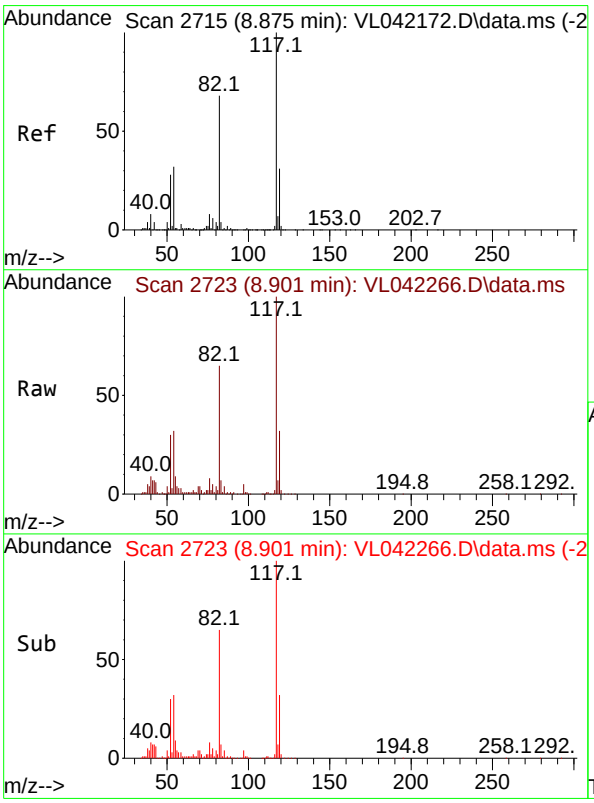

#55
Chlorobenzene-d5
Concen: 10.000 ppbv
RT: 8.901 min Scan# 2723
Delta R.T. 0.026 min
Lab File: VL042266.D
Acq: 08 Apr 2025 16:27

Tgt Ion:117 Resp: 406705

Ion	Ratio	Lower	Upper
117	100		
82	65.9	55.8	83.6
119	31.7	25.5	38.3

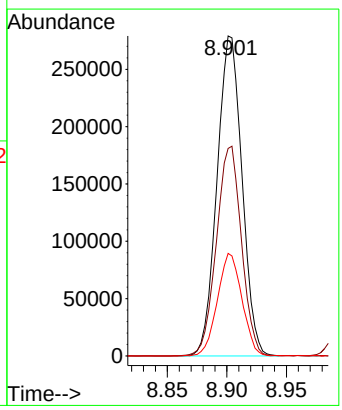

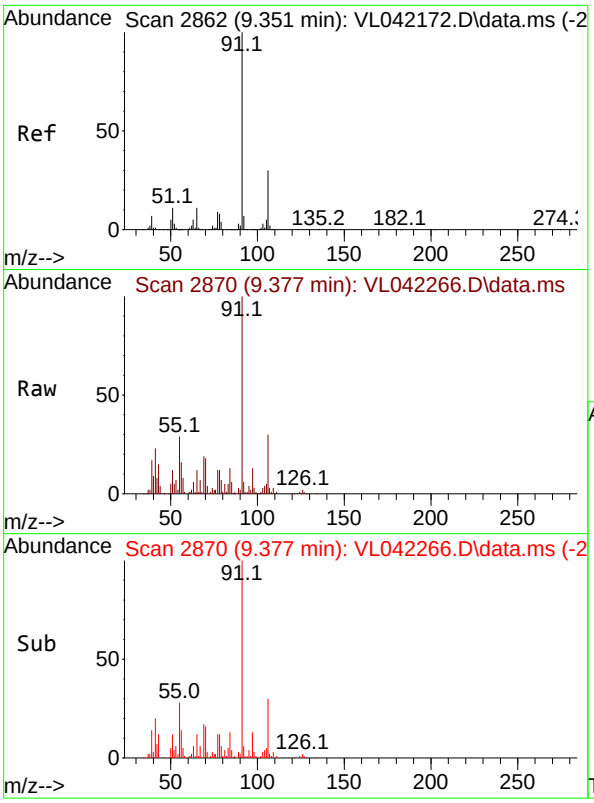

#58
Ethyl Benzene
Concen: 0.548 ppbv
RT: 9.377 min Scan# 2
Delta R.T. 0.026 min
Lab File: VL042266.D
Acq: 08 Apr 2025 16:27

Instrument :
MSVOA_L
ClientSampleId :
SSSG-B2-1-04022025

Tgt Ion: 91 Resp: 39620

Ion	Ratio	Lower	Upper
91	100		
106	30.2	24.2	36.2

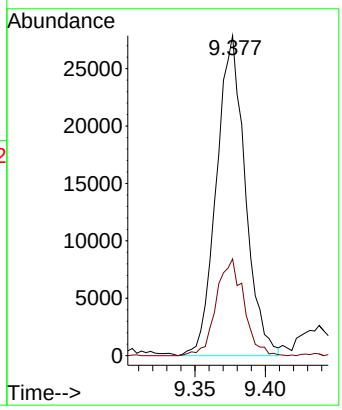

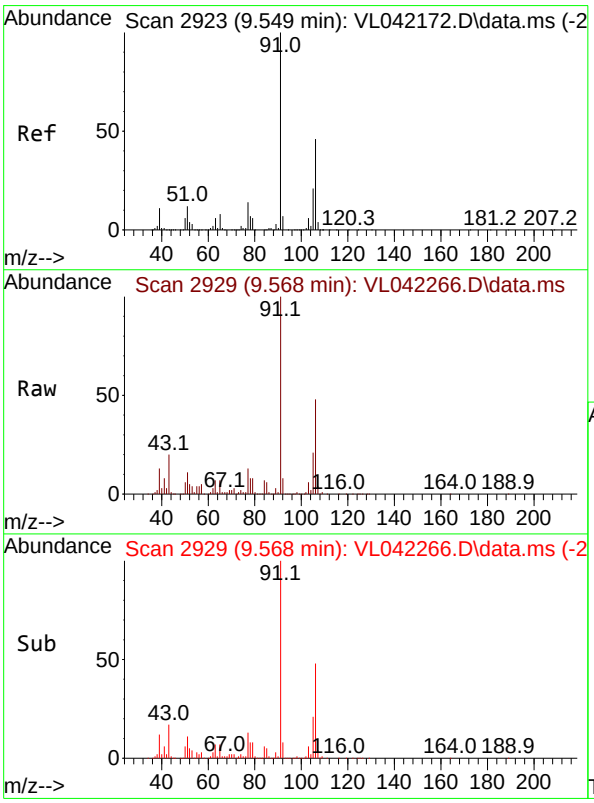

#59
m/p-Xylene
Concen: 2.851 ppbv
RT: 9.568 min Scan# 2929
Delta R.T. 0.019 min
Lab File: VL042266.D
Acq: 08 Apr 2025 16:27

Tgt Ion: 91 Resp: 164440

Ion	Ratio	Lower	Upper
91	100		
106	0.0	36.4	54.6#

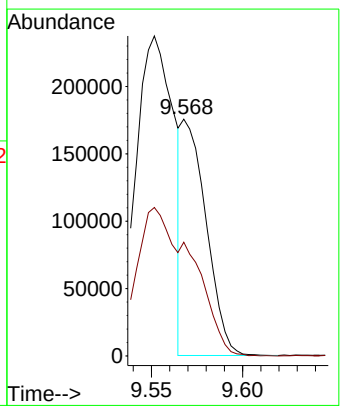

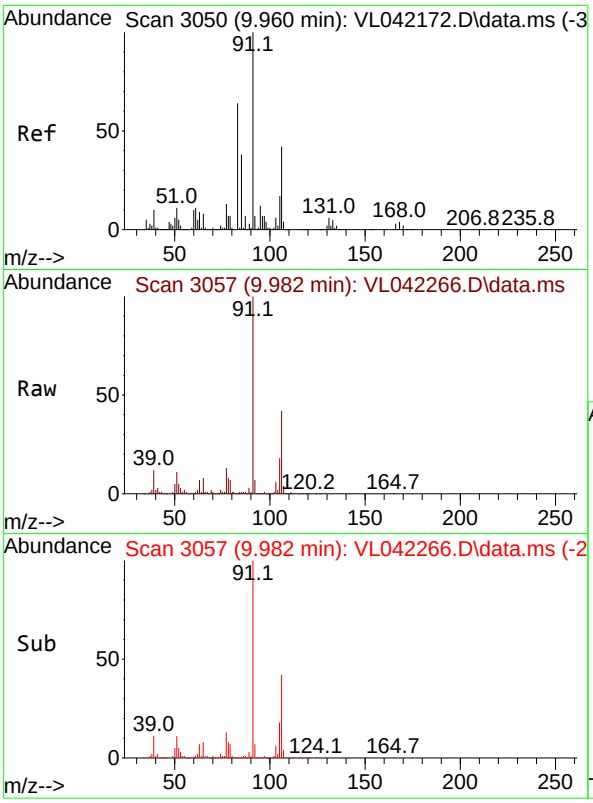

#60
o-Xylene
Concen: 7.293 ppbv
RT: 9.982 min Scan# 3
Delta R.T. 0.022 min
Lab File: VL042266.D
Acq: 08 Apr 2025 16:27

Instrument :
MSVOA_L
ClientSampleId :
SSSG-B2-1-04022025

Tgt Ion: 91 Resp: 421737

Ion	Ratio	Lower	Upper
91	100		
106	43.2	20.8	62.5

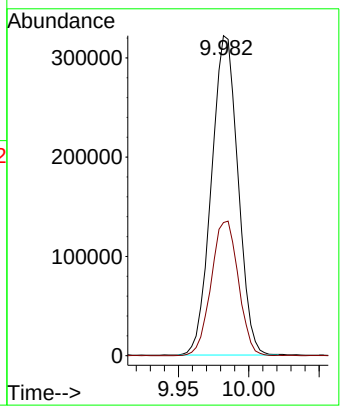

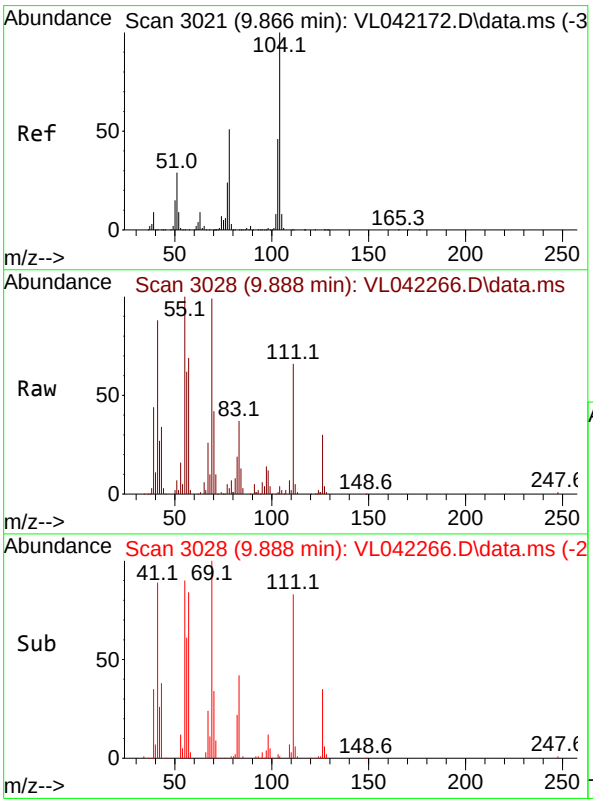

#61
Styrene
Concen: 0.035 ppbv
RT: 9.888 min Scan# 3028
Delta R.T. 0.022 min
Lab File: VL042266.D
Acq: 08 Apr 2025 16:27

Tgt Ion:104 Resp: 1012

Ion	Ratio	Lower	Upper
104	100		
78	206.7	41.8	62.6#
103	0.0	37.0	55.4#

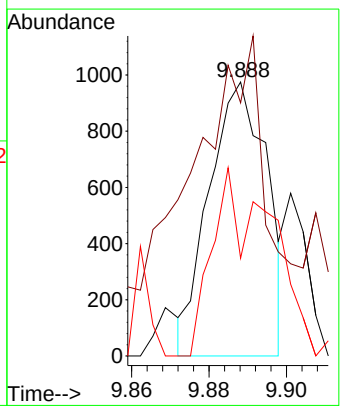

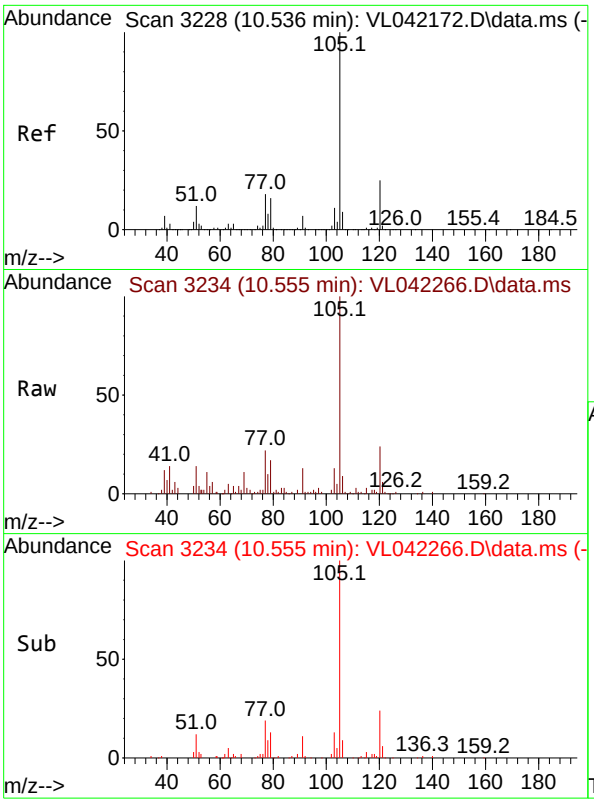

#62
Isopropylbenzene
Concen: 0.402 ppbv
RT: 10.555 min Scan# 3
Delta R.T. 0.019 min
Lab File: VL042266.D
Acq: 08 Apr 2025 16:27

Instrument :
MSVOA_L
ClientSampleId :
SSSG-B2-1-04022025

Tgt Ion:105 Resp: 34792

Ion	Ratio	Lower	Upper
105	100		
120	24.7	19.9	29.9

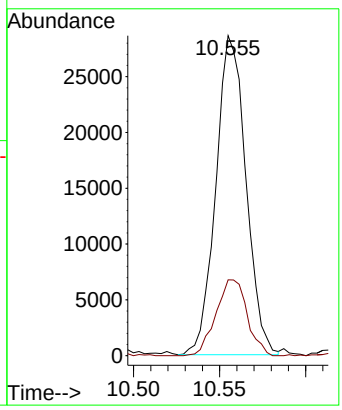

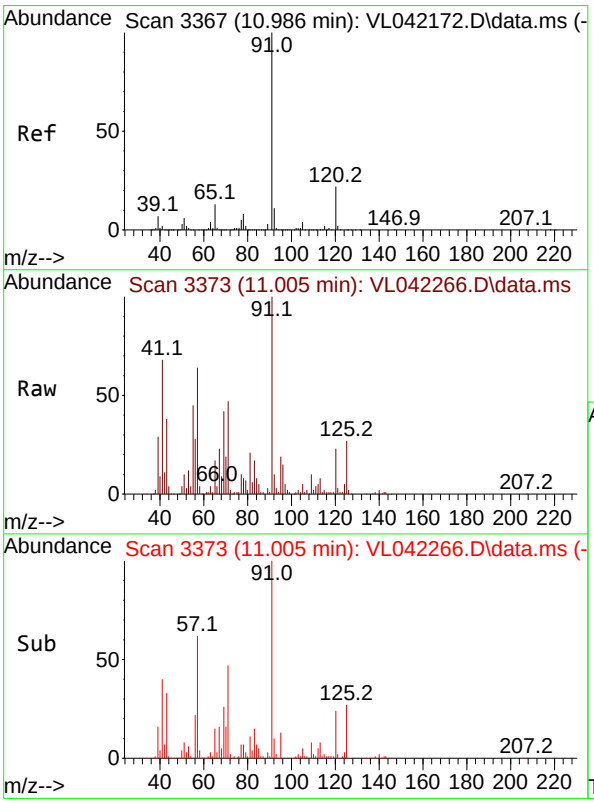

#64
n-propylbenzene
Concen: 0.507 ppbv
RT: 11.005 min Scan# 3373
Delta R.T. 0.019 min
Lab File: VL042266.D
Acq: 08 Apr 2025 16:27

Tgt Ion:120 Resp: 11288

Ion	Ratio	Lower	Upper
120	100		
91	516.6	376.9	565.3

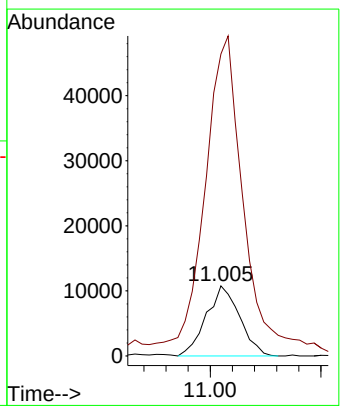

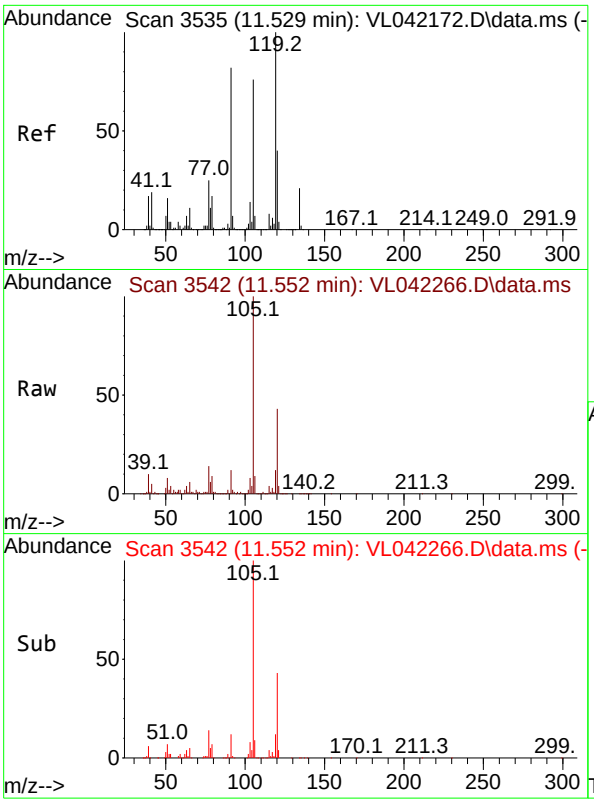

#65
tert-Butylbenzene
Concen: 1.052 ppbv
RT: 11.552 min Scan# 3
Delta R.T. 0.022 min
Lab File: VL042266.D
Acq: 08 Apr 2025 16:27

Instrument :
MSVOA_L
ClientSampleId :
SSSG-B2-1-04022025

Tgt Ion:119 Resp: 84175

Ion	Ratio	Lower	Upper
119	100		
91	108.5	66.0	99.0#
134	2.0	16.7	25.1#

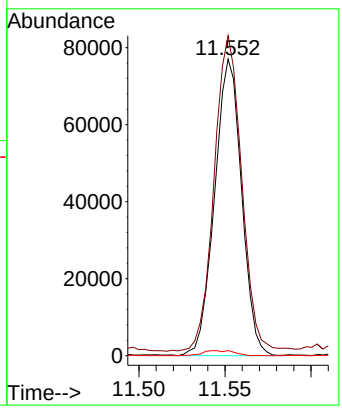

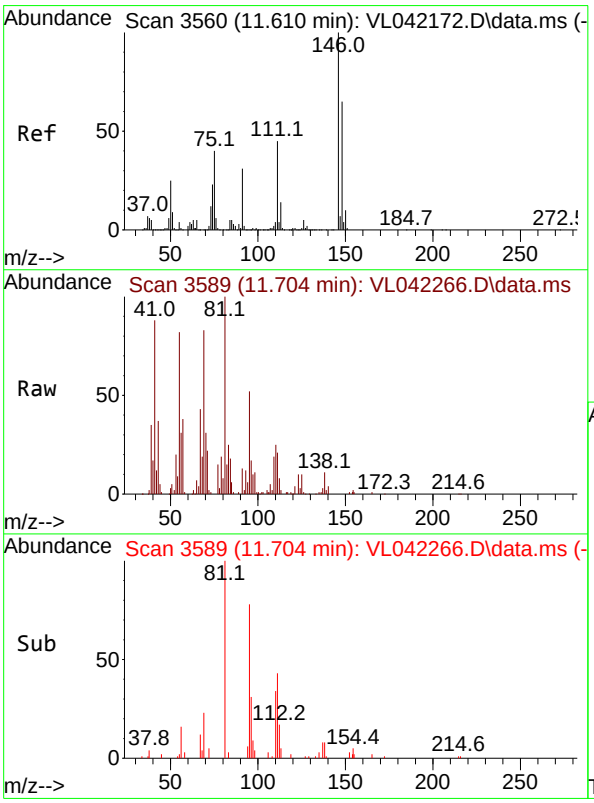

#66
Benzyl Chloride
Concen: 0.153 ppbv
RT: 11.704 min Scan# 3589
Delta R.T. 0.094 min
Lab File: VL042266.D
Acq: 08 Apr 2025 16:27

Tgt Ion: 91 Resp: 1300

Ion	Ratio	Lower	Upper
91	100		
126	22.1	13.8	20.6#
128	0.0	4.5	6.7#

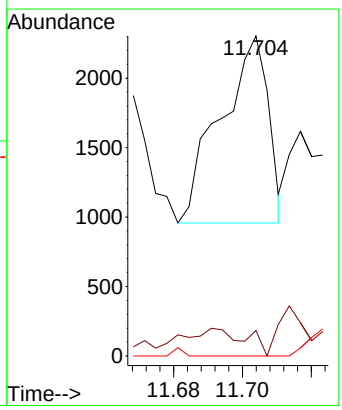

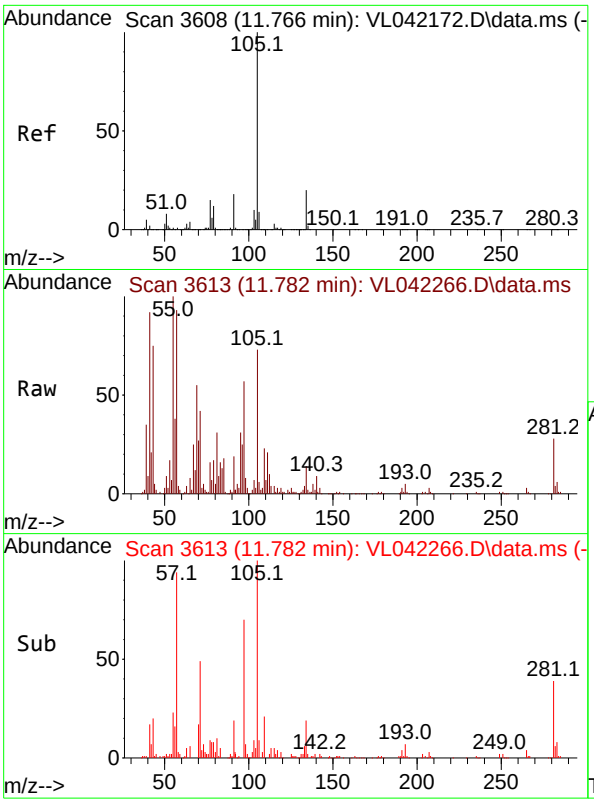

#67
sec-Butylbenzene
Concen: 0.282 ppbv
RT: 11.782 min Scan# 3
Delta R.T. 0.016 min
Lab File: VL042266.D
Acq: 08 Apr 2025 16:27

Instrument :
MSVOA_L
ClientSampleId :
SSSG-B2-1-04022025

Tgt Ion:105 Resp: 31349

Ion	Ratio	Lower	Upper
105	100		
134	34.2	15.5	23.3#

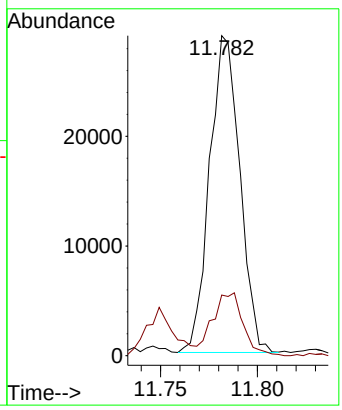

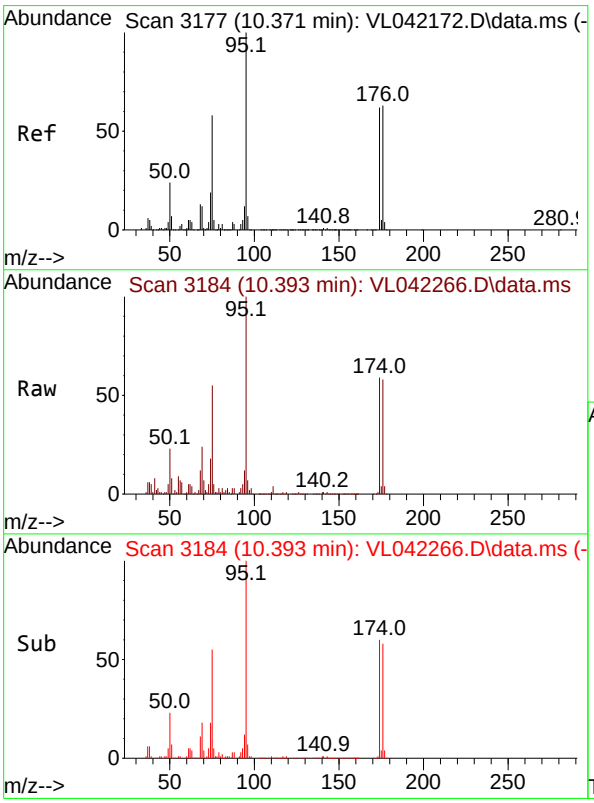

#68
1-Bromo-4-Fluorobenzene
Concen: 9.586 ppbv
RT: 10.393 min Scan# 3184
Delta R.T. 0.022 min
Lab File: VL042266.D
Acq: 08 Apr 2025 16:27

Tgt Ion: 95 Resp: 320156

Ion	Ratio	Lower	Upper
95	100		
174	60.9	50.6	76.0
175	4.6	3.8	5.6

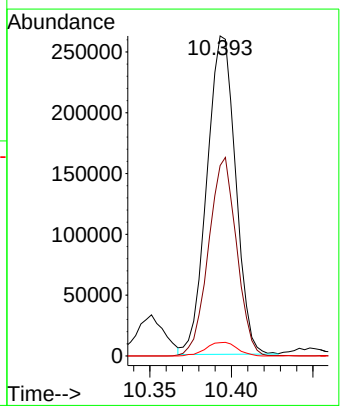

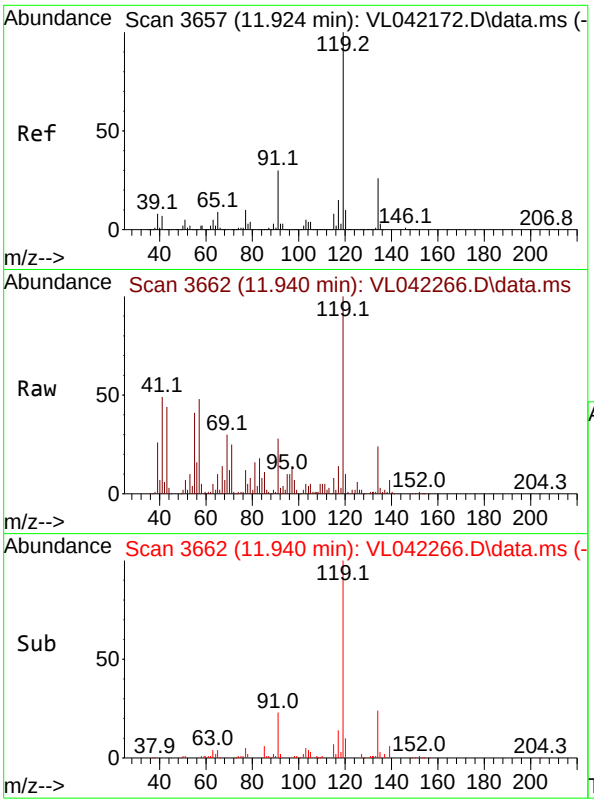

#69
p-Isopropyltoluene
Concen: 0.401 ppbv
RT: 11.940 min Scan# 3
Delta R.T. 0.016 min
Lab File: VL042266.D
Acq: 08 Apr 2025 16:27

Instrument :
MSVOA_L
ClientSampleId :
SSSG-B2-1-04022025

Tgt Ion:119 Resp: 38407

Ion	Ratio	Lower	Upper
119	100		
134	24.6	20.4	30.6
91	28.3	23.7	35.5

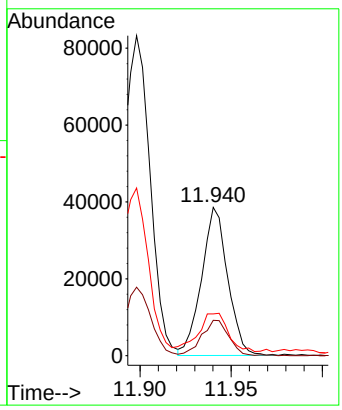

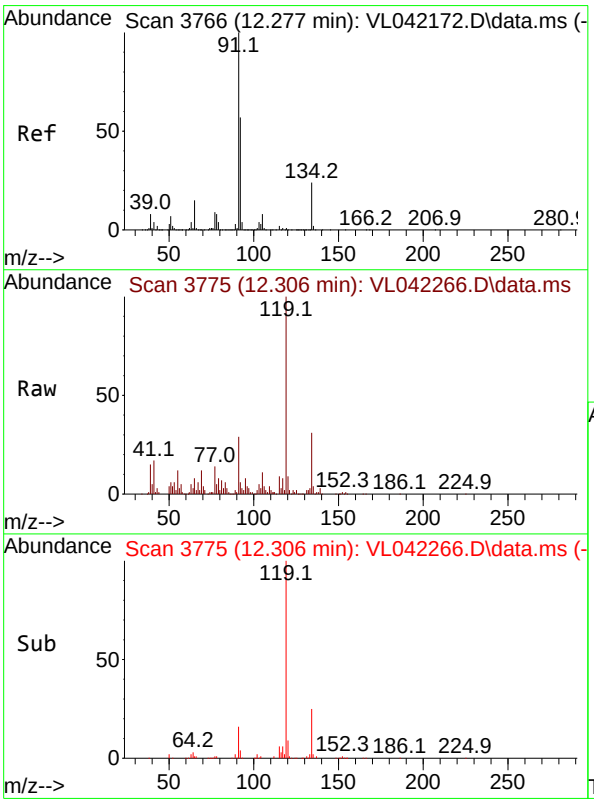

#70
n-Butylbenzene
Concen: 0.139 ppbv
RT: 12.306 min Scan# 3775
Delta R.T. 0.029 min
Lab File: VL042266.D
Acq: 08 Apr 2025 16:27

Tgt Ion: 91 Resp: 13566

Ion	Ratio	Lower	Upper
91	100		
92	46.8	44.9	67.3
134	195.6	19.2	28.8#

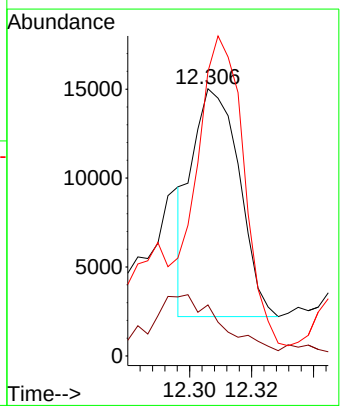

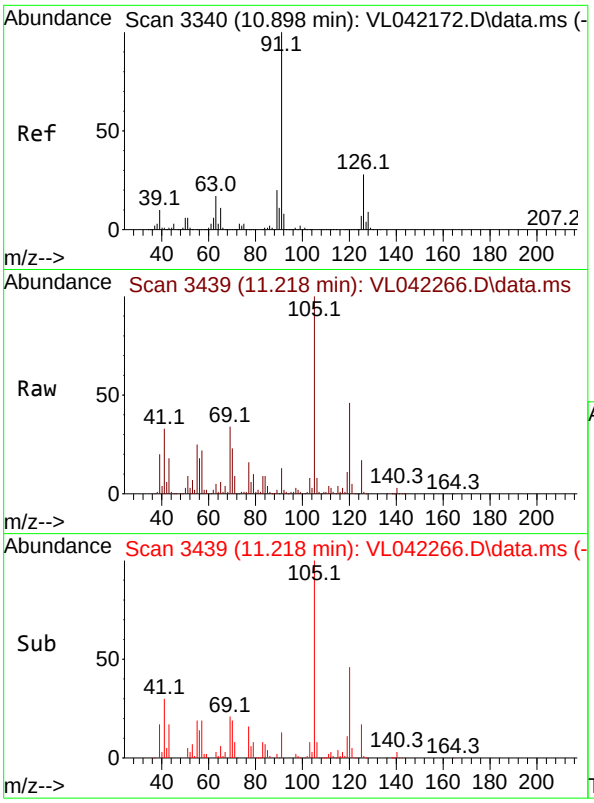

#71
2-Chlorotoluene
Concen: 0.791 ppbv
RT: 11.218 min Scan# 3
Delta R.T. 0.320 min
Lab File: VL042266.D
Acq: 08 Apr 2025 16:27

Instrument :
MSVOA_L
ClientSampleId :
SSSG-B2-1-04022025

Tgt Ion: 91 Resp: 53058

Ion	Ratio	Lower	Upper
91	100		
126	15.7	11.6	46.4

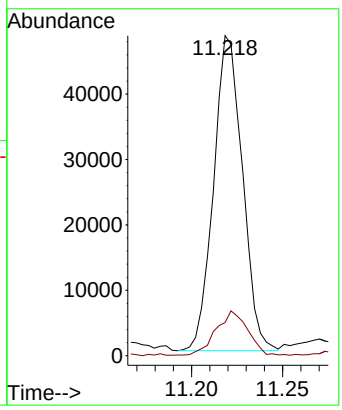

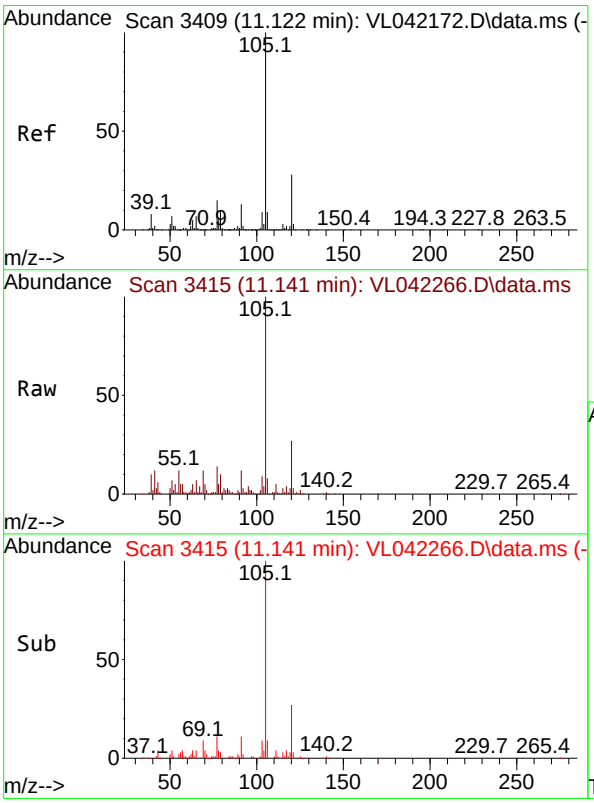

#72
4-Ethyltoluene
Concen: 2.510 ppbv
RT: 11.141 min Scan# 3415
Delta R.T. 0.019 min
Lab File: VL042266.D
Acq: 08 Apr 2025 16:27

Tgt Ion:105 Resp: 180705

Ion	Ratio	Lower	Upper
105	100		
120	0.0	23.4	35.0#
91	0.0	10.3	15.5#
77	0.0	11.4	17.2#

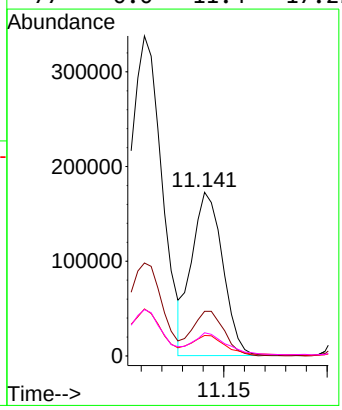

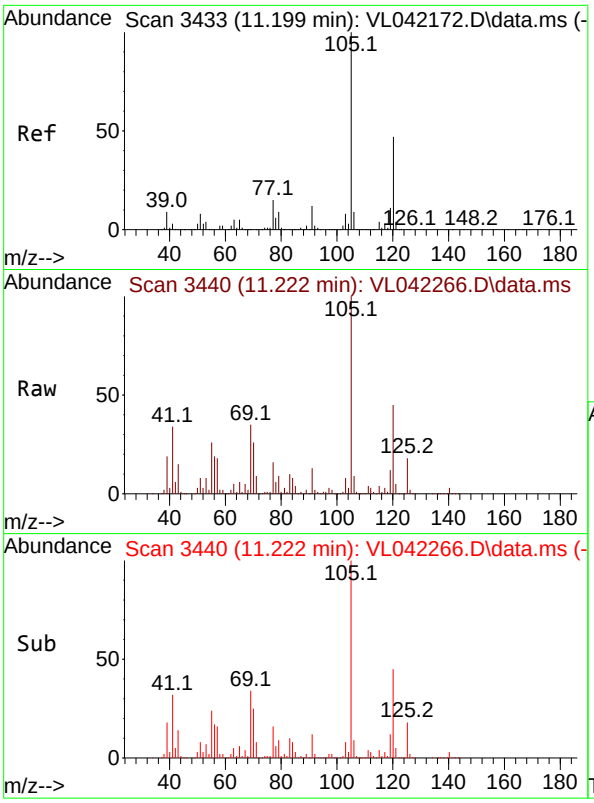

#73
1,3,5-Trimethylbenzene
Concen: 6.731 ppbv
RT: 11.222 min Scan# 3
Delta R.T. 0.022 min
Lab File: VL042266.D
Acq: 08 Apr 2025 16:27

Instrument :
MSVOA_L
ClientSampleId :
SSSG-B2-1-04022025

Tgt Ion:105 Resp: 423292

Ion	Ratio	Lower	Upper
105	100		
120	44.8	37.4	56.0

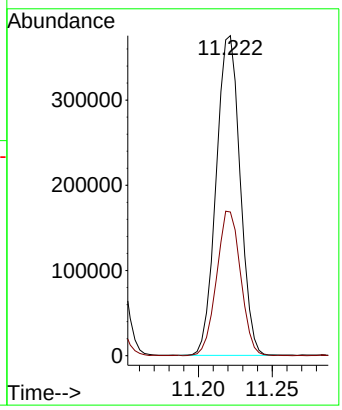

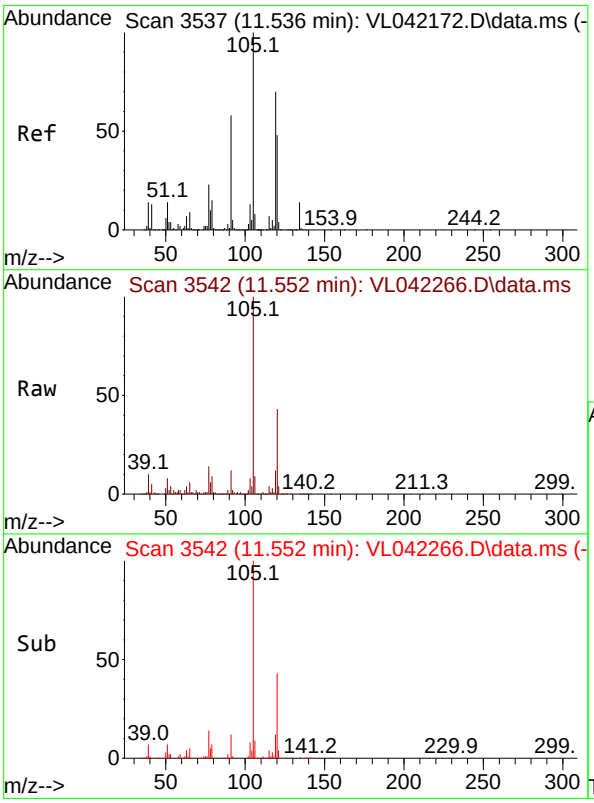

#74
1,2,4-Trimethylbenzene
Concen: 9.855 ppbv
RT: 11.552 min Scan# 3542
Delta R.T. 0.016 min
Lab File: VL042266.D
Acq: 08 Apr 2025 16:27

Tgt Ion:105 Resp: 713955

Ion	Ratio	Lower	Upper
105	100		
120	43.0	38.6	58.0
91	12.2	46.2	69.2#
77	14.1	18.6	27.8#

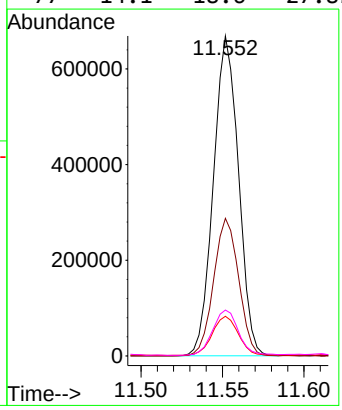

Quantitation Report (Not Reviewed)

Data Path : Z:\voasrv\HPCHEM1\MSVOA_L\Data\VL040825\
Data File : VL042267.D
Acq On : 08 Apr 2025 16:58
Operator : SY/MD
Sample : Q1728-01DL 10X
Misc : 400mL/MSVOA_L
ALS Vial : 1 Sample Multiplier: 1

Instrument :
MSVOA_L
ClientSampleId :
SSSG-B14-2-04012025DL

Quant Time: Apr 09 01:57:53 2025
Quant Method : Z:\voasrv\HPCHEM1\MSVOA_L\methods\VL032725AIR.M
Quant Title : AIR ANALYSIS BY METHOD TO-15 Instrument: MSVOA_LFri Aug 26 06:05:16 2022
QLast Update : Fri Mar 28 02:00:52 2025
Response via : Initial Calibration

Compound	R.T.	QIon	Response	Conc	Units	Dev(Min)
Internal Standards						
1) Bromochloromethane	2.800	49	162199	10.000	ppbv	0.02
33) 1,4-Difluorobenzene	3.978	114	442538	10.000	ppbv	0.03
55) Chlorobenzene-d5	8.901	117	374779	10.000	ppbv	0.03
System Monitoring Compounds						
68) 1-Bromo-4-Fluorobenzene	10.393	95	293027	9.521	ppbv	0.02
Spiked Amount 10.000	Range 65 - 135		Recovery = 95.200%			
Target Compounds						Qvalue
2) Dichlorodifluoromethane	1.505	85	927	0.039	ppbv #	56
3) Chlorodifluoromethane	1.483	51	894	0.037	ppbv #	71
4) Chloromethane	1.541	50	773	0.079	ppbv #	76
9) Propene	1.894	41	24148	2.153	ppbv	87
13) Ethanol	1.894	45	260805	246.028	ppbv #	31
15) Acetone	1.842	43	143227	6.314	ppbv	95
16) 1,3-Butadiene	1.609	39	1737	0.157	ppbv #	29
17) tert-Butyl alcohol	1.894	59	9905	0.351	ppbv	98
19) Isopropyl Alcohol	1.894	45	260805	20.377	ppbv #	32
20) Methylene Chloride	2.072	84	3668	0.434	ppbv #	94
21) Allyl Chloride	2.107	41	519	0.032	ppbv #	27
23) Vinyl Acetate	2.470	43	1449	0.148	ppbv #	87
26) Hexane	2.839	57	2560	0.113	ppbv #	36
34) 2-Butanone	2.573	43	3451	0.108	ppbv	99
36) Benzene	3.680	78	1725	0.039	ppbv	92
39) 1,2-Dichloropropane	3.978	63	112078	7.015	ppbv #	23
53) Toluene	6.965	91	3183	0.061	ppbv #	20
58) Ethyl Benzene	9.374	91	6254	0.094	ppbv	93
59) m/p-Xylene	9.548	91	16114	0.303	ppbv	89
60) o-Xylene	9.979	91	4532	0.085	ppbv	97
61) Styrene	9.888	104	1259	0.048	ppbv	89
74) 1,2,4-Trimethylbenzene	11.552	105	2593	0.039	ppbv #	67

(#) = qualifier out of range (m) = manual integration (+) = signals summed

Quantitation Report (Not Reviewed)

Data Path : Z:\voasrv\HPCHEM1\MSVOA_L\Data\VL040825\
Data File : VL042267.D
Acq On : 08 Apr 2025 16:58
Operator : SY/MD
Sample : Q1728-01DL 10X
Misc : 400mL/MSVOA_L
ALS Vial : 1 Sample Multiplier: 1

Instrument :
MSVOA_L
ClientSampleId :
SSSG-B14-2-04012025DL

Quant Time: Apr 09 01:57:53 2025
Quant Method : Z:\voasrv\HPCHEM1\MSVOA_L\methods\VL032725AIR.M
Quant Title : AIR ANALYSIS BY METHOD TO-15 Instrument: MSVOA_LFri Aug 26 06:05:16 2022
QLast Update : Fri Mar 28 02:00:52 2025
Response via : Initial Calibration

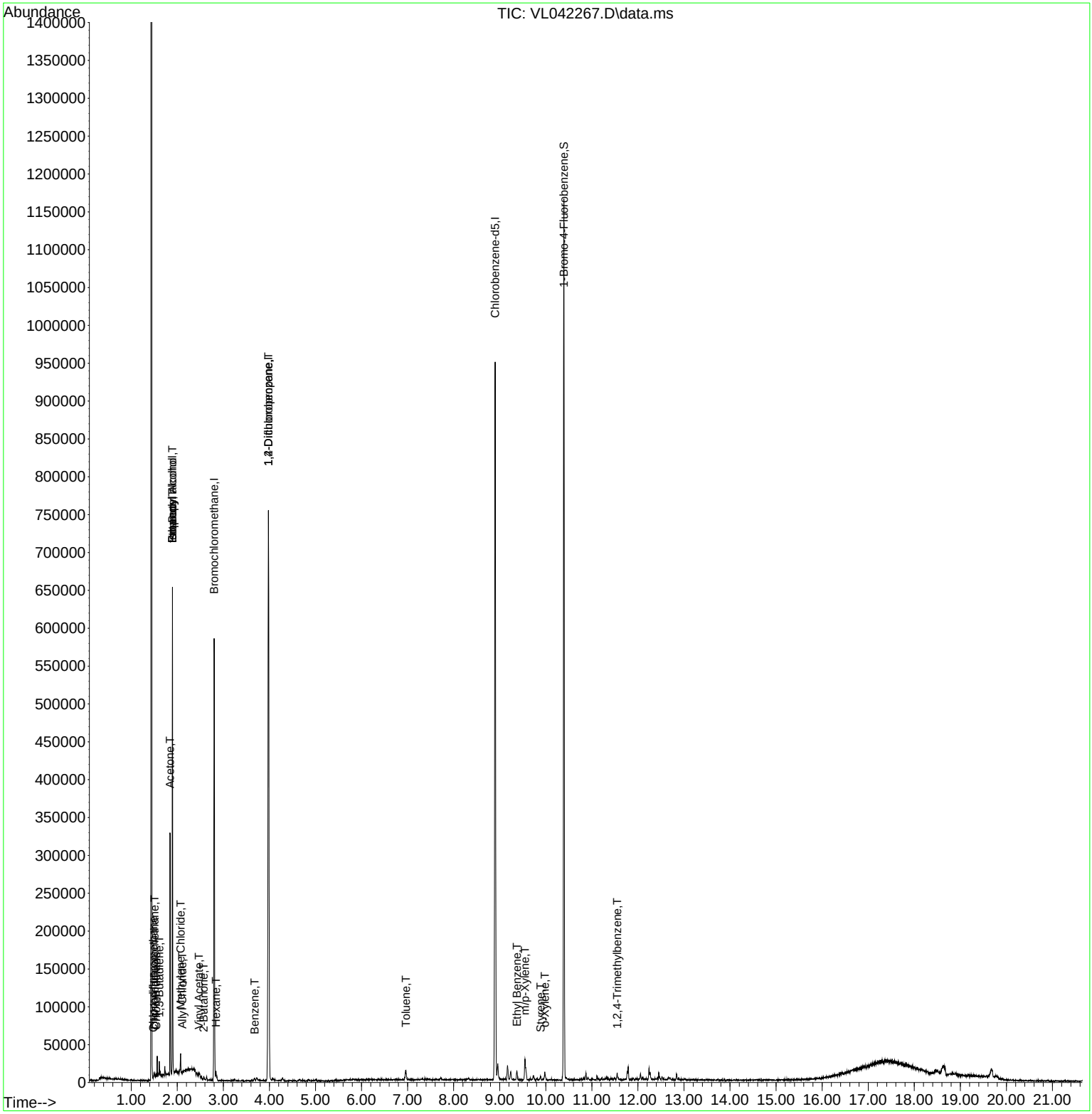

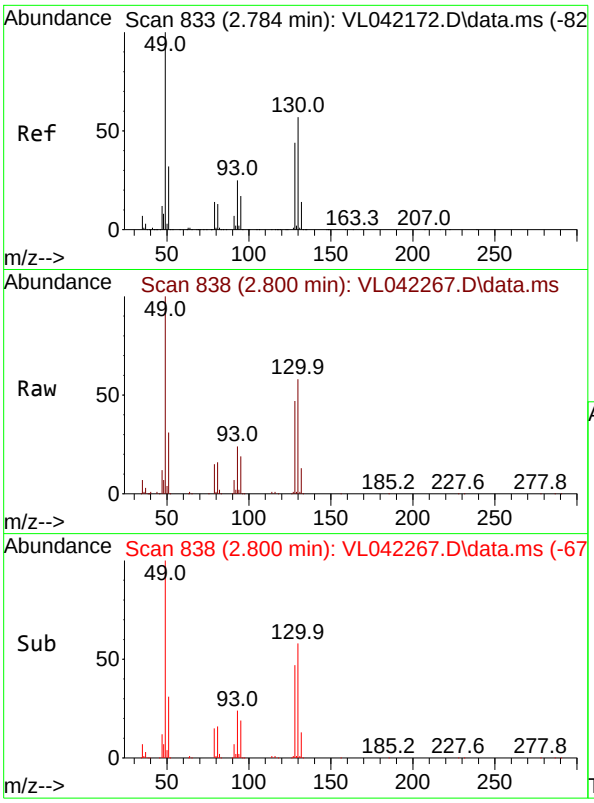

#1
Bromochloromethane
Concen: 10.000 ppbv
RT: 2.800 min Scan# 8
Delta R.T. 0.016 min
Lab File: VL042267.D
Acq: 08 Apr 2025 16:58

Instrument :
MSVOA_L
ClientSampleId :
SSSG-B14-2-04012025DL

Tgt Ion: 49 Resp: 162199

Ion	Ratio	Lower	Upper
49	100		
128	45.9	22.9	68.5
130	59.1	28.8	86.4

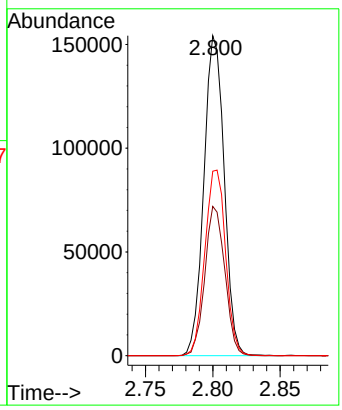

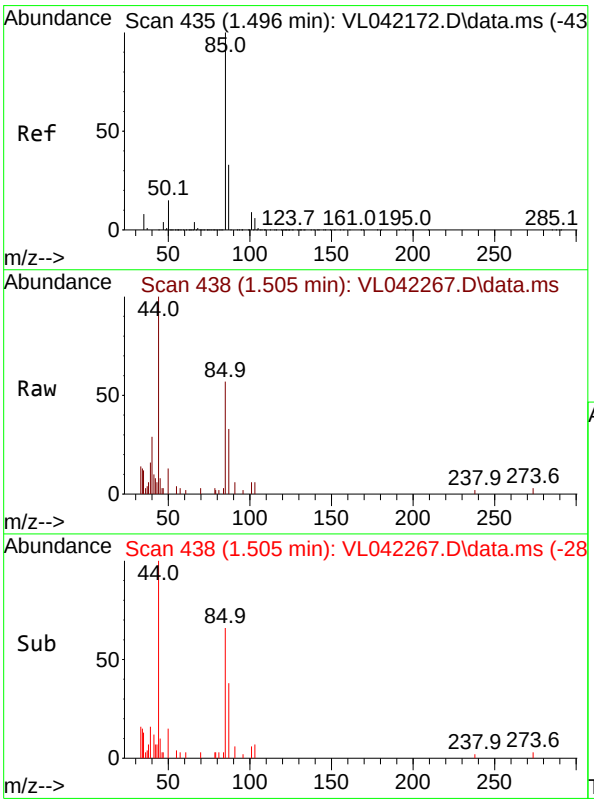

#2
Dichlorodifluoromethane
Concen: 0.039 ppbv
RT: 1.505 min Scan# 438
Delta R.T. 0.010 min
Lab File: VL042267.D
Acq: 08 Apr 2025 16:58

Tgt Ion: 85 Resp: 927

Ion	Ratio	Lower	Upper
85	100		
87	57.3	26.1	39.1#

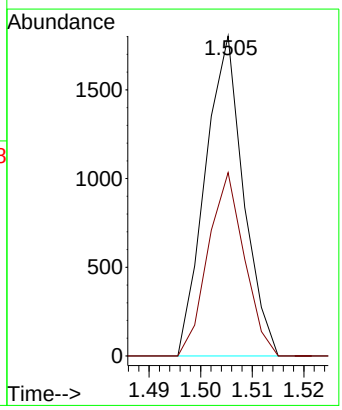

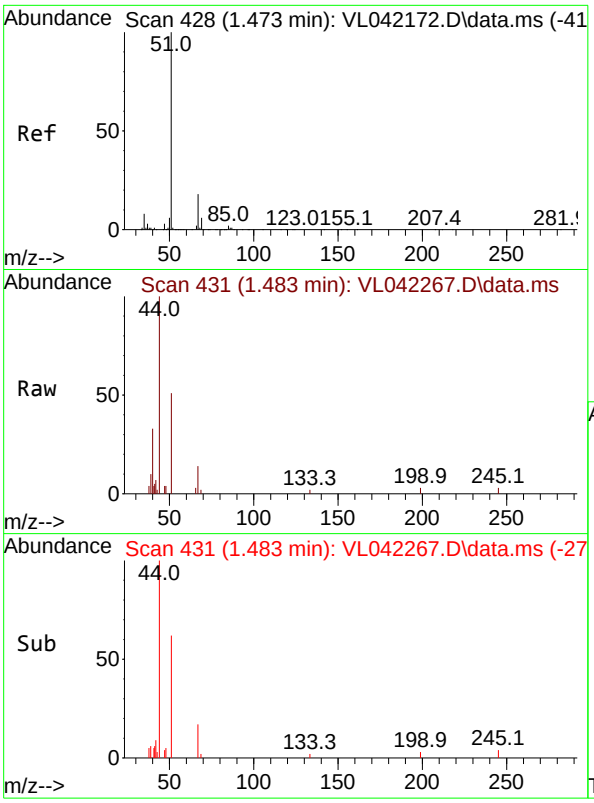

#3
Chlorodifluoromethane
Concen: 0.037 ppbv
RT: 1.483 min Scan# 4
Delta R.T. 0.010 min
Lab File: VL042267.D
Acq: 08 Apr 2025 16:58

Instrument :
MSVOA_L
ClientSampleId :
SSSG-B14-2-04012025DL

Tgt Ion: 51 Resp: 894

Ion	Ratio	Lower	Upper
51	100		
67	31.7	15.0	22.6#

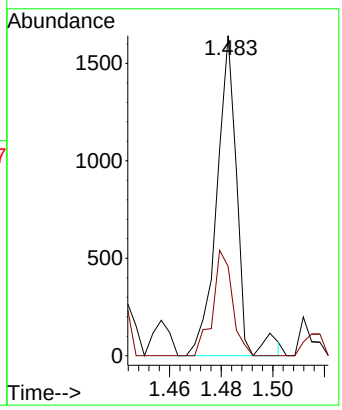

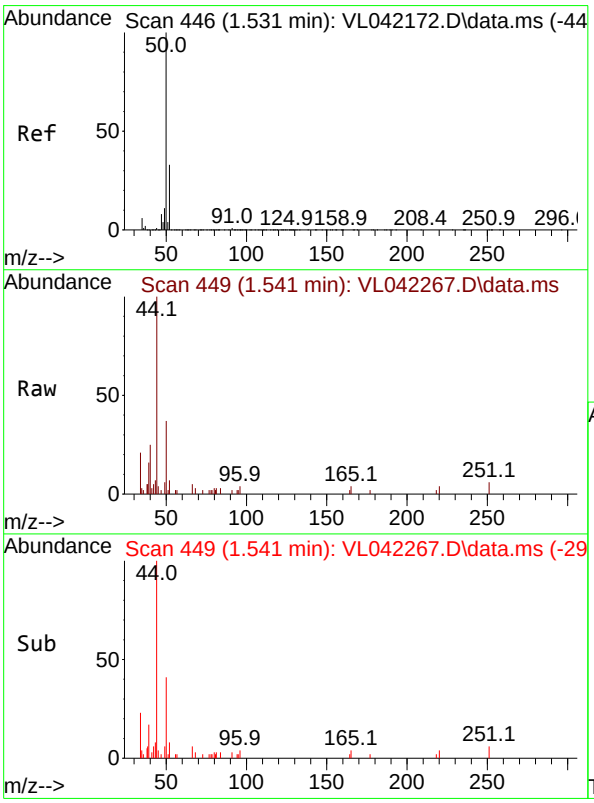

#4
Chloromethane
Concen: 0.079 ppbv
RT: 1.541 min Scan# 449
Delta R.T. 0.010 min
Lab File: VL042267.D
Acq: 08 Apr 2025 16:58

Tgt Ion: 50 Resp: 773

Ion	Ratio	Lower	Upper
50	100		
52	19.0	26.1	39.1#

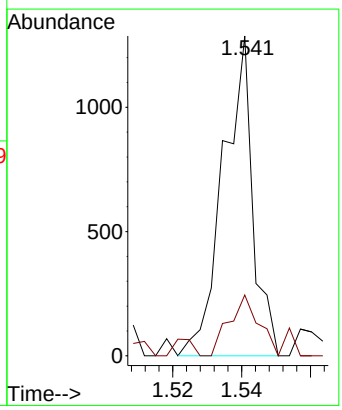

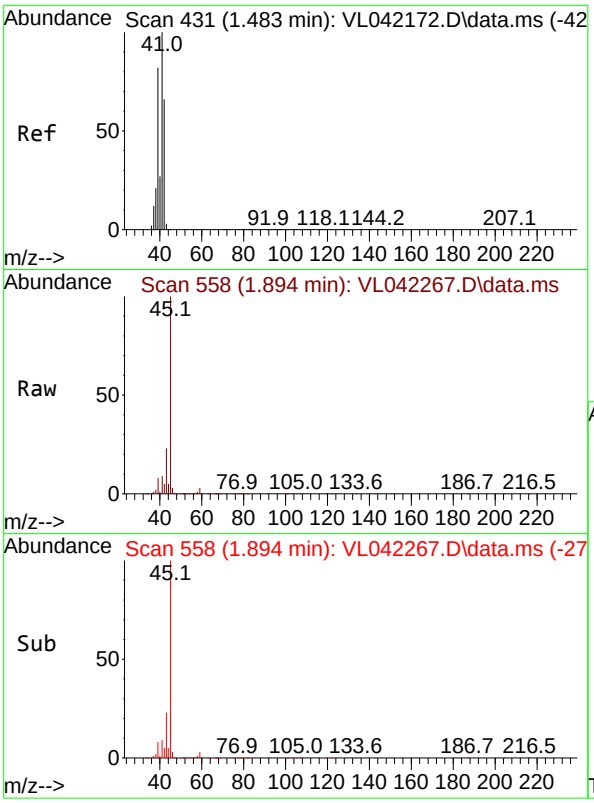

#9
Propene
Concen: 2.153 ppbv
RT: 1.894 min Scan# 5
Delta R.T. 0.411 min
Lab File: VL042267.D
Acq: 08 Apr 2025 16:58

Instrument :
MSVOA_L
ClientSampleId :
SSSG-B14-2-04012025DL

Tgt Ion: 41 Resp: 24148

Ion	Ratio	Lower	Upper
41	100		
42	58.7	55.4	83.2

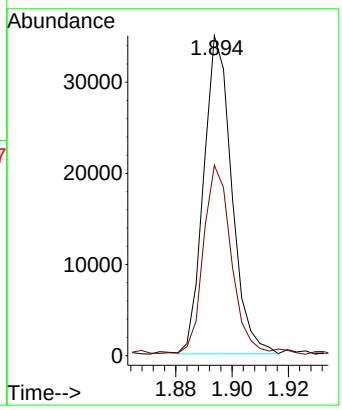

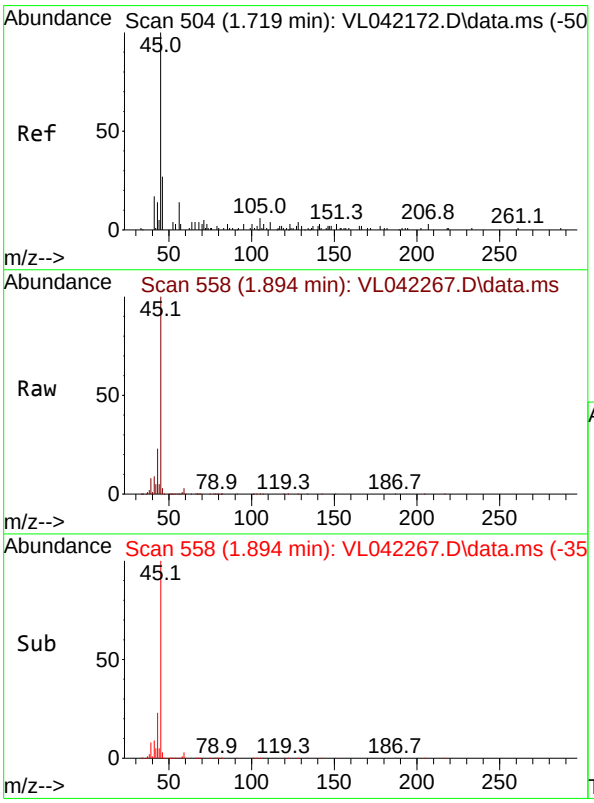

#13
Ethanol
Concen: 246.028 ppbv
RT: 1.894 min Scan# 558
Delta R.T. 0.175 min
Lab File: VL042267.D
Acq: 08 Apr 2025 16:58

Tgt Ion: 45 Resp: 260805

Ion	Ratio	Lower	Upper
45	100		
46	2.5	20.2	80.8#

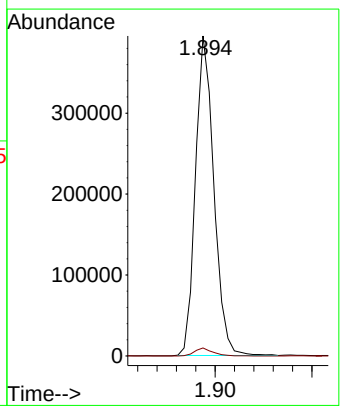

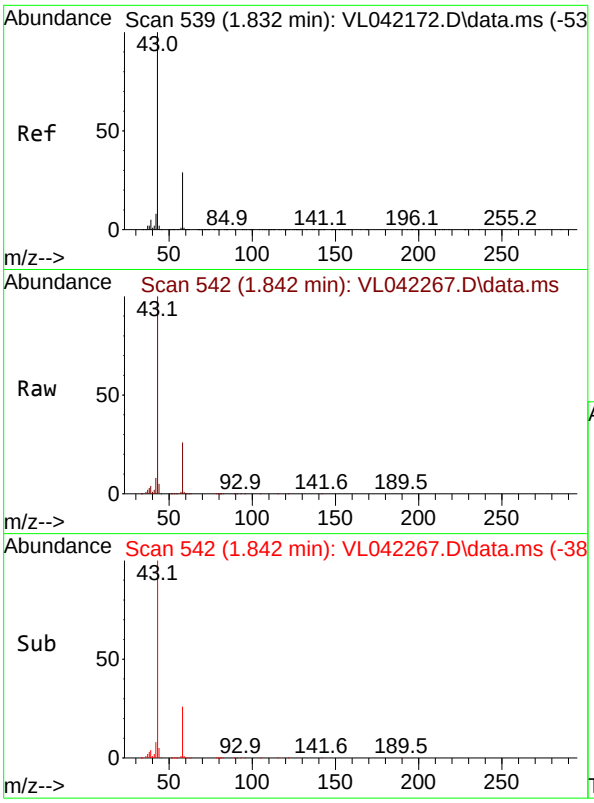

#15
Acetone
Concen: 6.314 ppbv
RT: 1.842 min Scan# 54
Delta R.T. 0.010 min
Lab File: VL042267.D
Acq: 08 Apr 2025 16:58

Instrument :
MSVOA_L
ClientSampleId :
SSSG-B14-2-04012025DL

Tgt Ion: 43 Resp: 143227

Ion	Ratio	Lower	Upper
43	100		
58	26.5	23.2	34.8

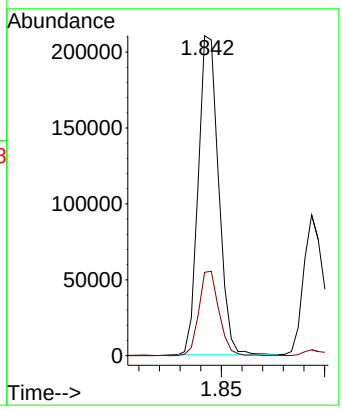

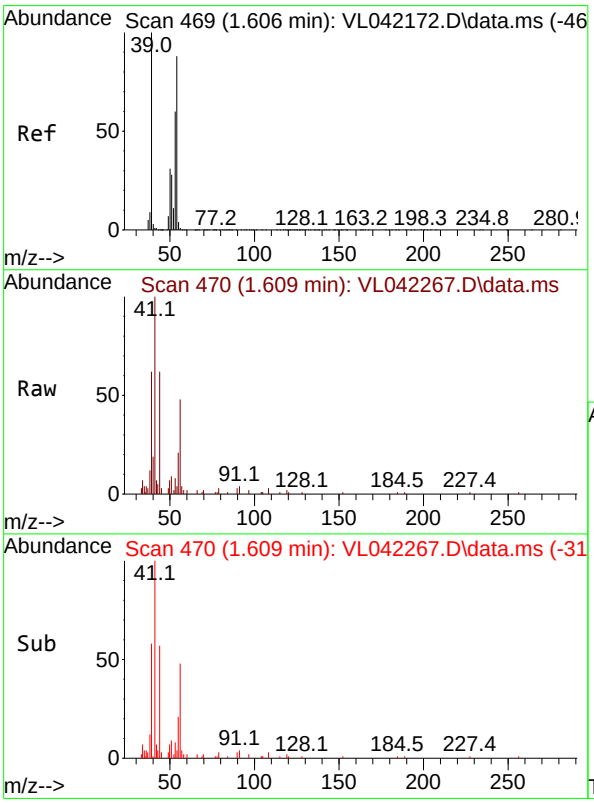

#16
1,3-Butadiene
Concen: 0.157 ppbv
RT: 1.609 min Scan# 470
Delta R.T. 0.003 min
Lab File: VL042267.D
Acq: 08 Apr 2025 16:58

Tgt Ion: 39 Resp: 1737

Ion	Ratio	Lower	Upper
39	100		
54	15.4	60.7	91.1#

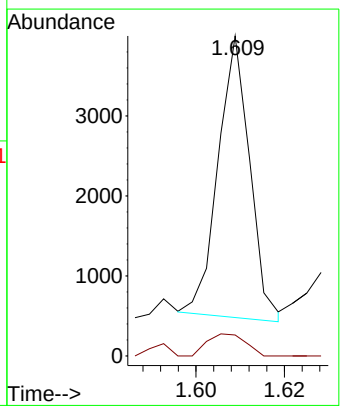

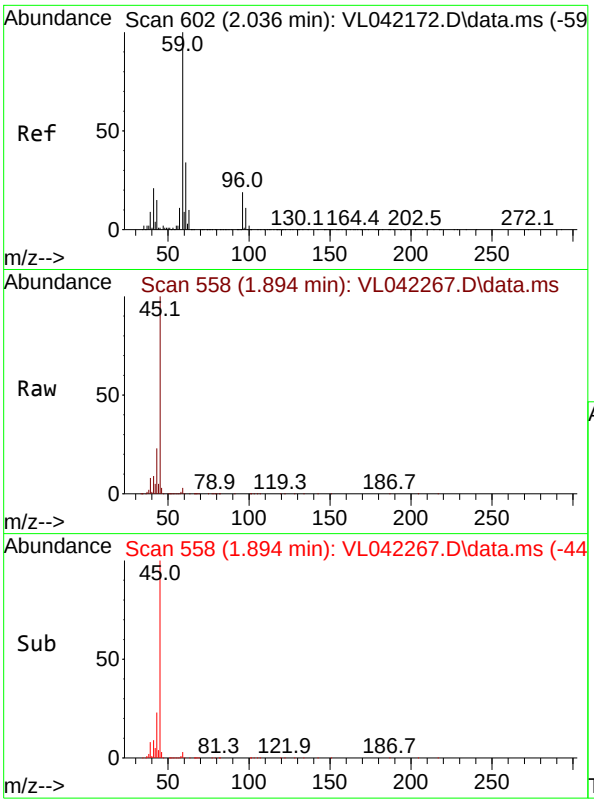

#17
tert-Butyl alcohol
Concen: 0.351 ppbv
RT: 1.894 min Scan# 5
Delta R.T. -0.143 min
Lab File: VL042267.D
Acq: 08 Apr 2025 16:58

Instrument :
MSVOA_L
ClientSampleId :
SSSG-B14-2-04012025DL

Tgt Ion: 59 Resp: 9905

Ion	Ratio	Lower	Upper
59	100		
57	11.7	8.9	13.3

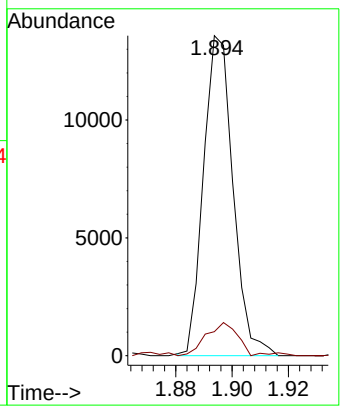

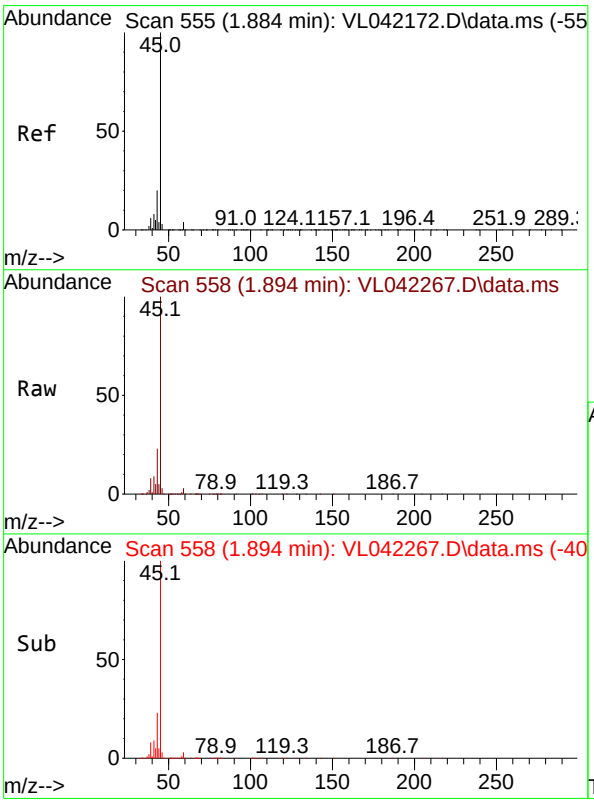

#19
Isopropyl Alcohol
Concen: 20.377 ppbv
RT: 1.894 min Scan# 558
Delta R.T. 0.010 min
Lab File: VL042267.D
Acq: 08 Apr 2025 16:58

Tgt Ion: 45 Resp: 260805

Ion	Ratio	Lower	Upper
45	100		
58	1.2	36.9	55.3#

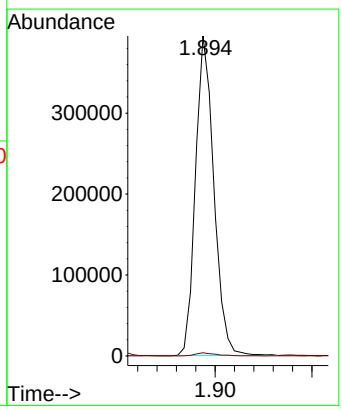

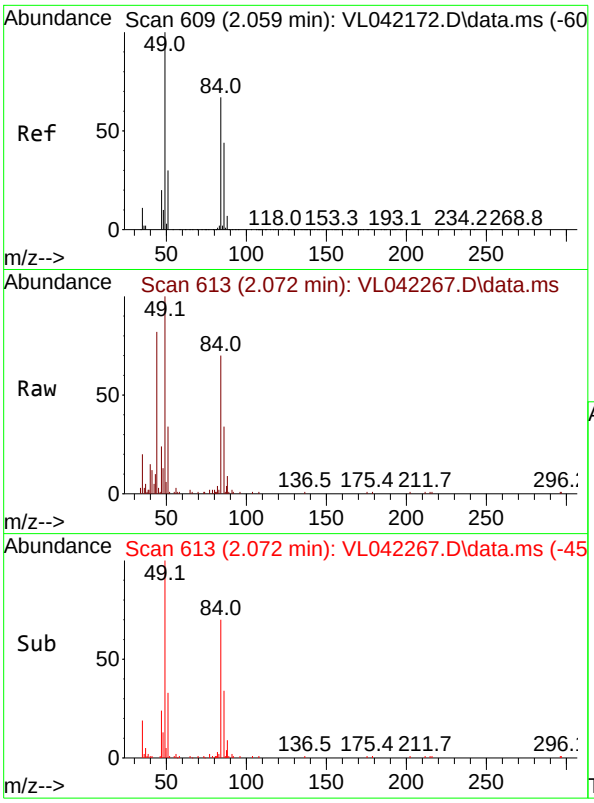

#20
Methylene Chloride
Concen: 0.434 ppbv
RT: 2.072 min Scan# 6
Delta R.T. 0.013 min
Lab File: VL042267.D
Acq: 08 Apr 2025 16:58

Instrument :
MSVOA_L
ClientSampleId :
SSSG-B14-2-04012025DL

Tgt Ion: 84 Resp: 3668

Ion	Ratio	Lower	Upper
84	100		
49	150.8	120.2	180.4
51	47.2	37.4	56.0
86	48.7	52.4	78.6#

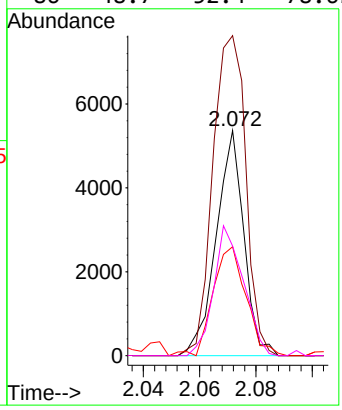

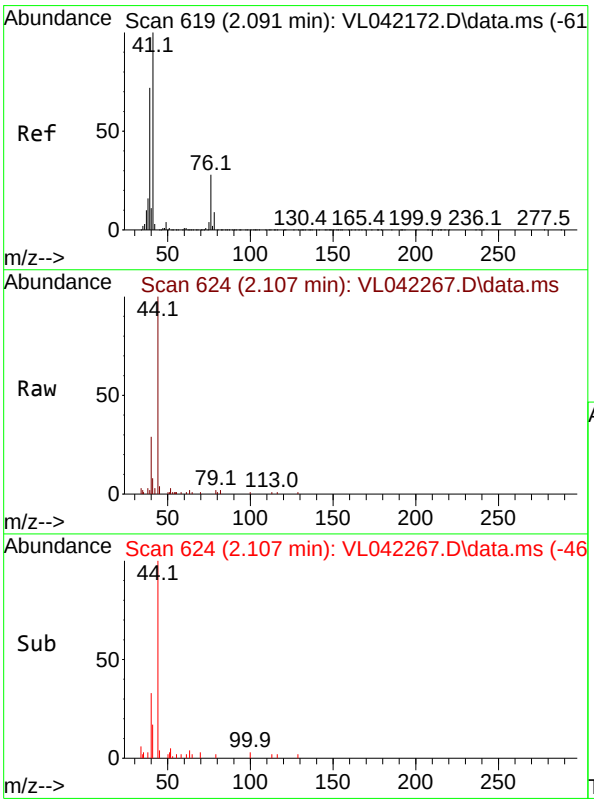

#21
Allyl Chloride
Concen: 0.032 ppbv
RT: 2.107 min Scan# 624
Delta R.T. 0.016 min
Lab File: VL042267.D
Acq: 08 Apr 2025 16:58

Tgt Ion: 41 Resp: 519

Ion	Ratio	Lower	Upper
41	100		
76	12.1	24.1	36.1#
39	0.0	61.1	91.7#

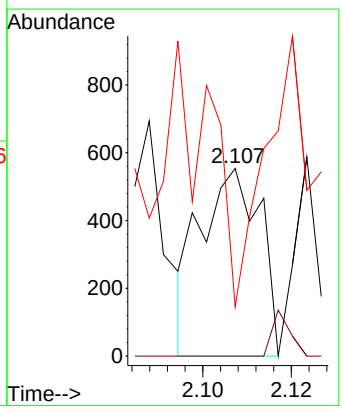

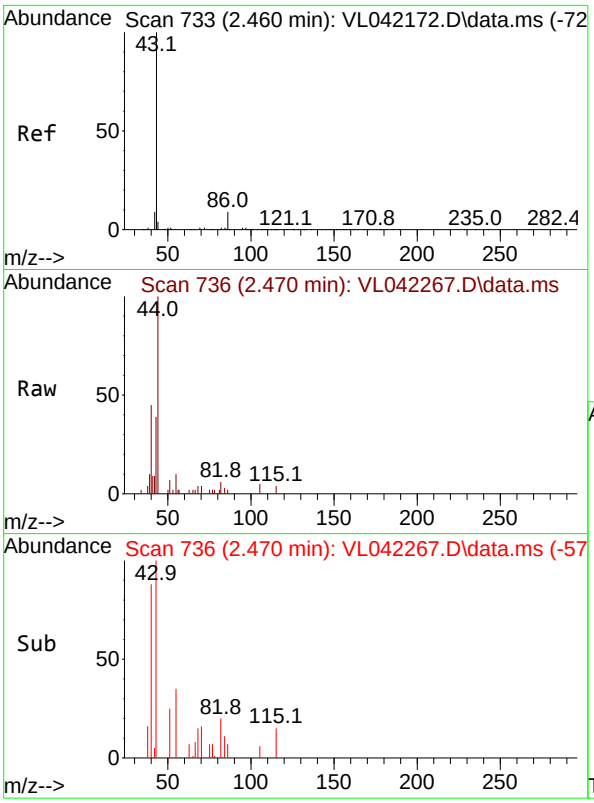

#23
Vinyl Acetate
Concen: 0.148 ppbv
RT: 2.470 min Scan# 7
Delta R.T. 0.010 min
Lab File: VL042267.D
Acq: 08 Apr 2025 16:58

Instrument :
MSVOA_L
ClientSampleId :
SSSG-B14-2-04012025DL

Tgt Ion: 43 Resp: 1449

Ion	Ratio	Lower	Upper
43	100		
86	6.5	5.5	8.3
42	5.4	8.6	13.0#
44	0.0	6.2	9.4#

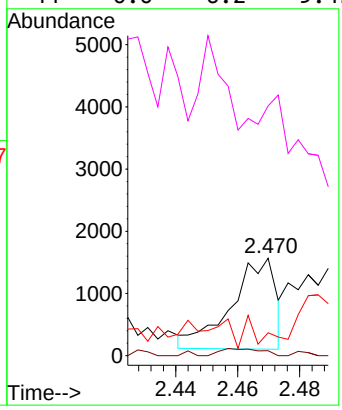

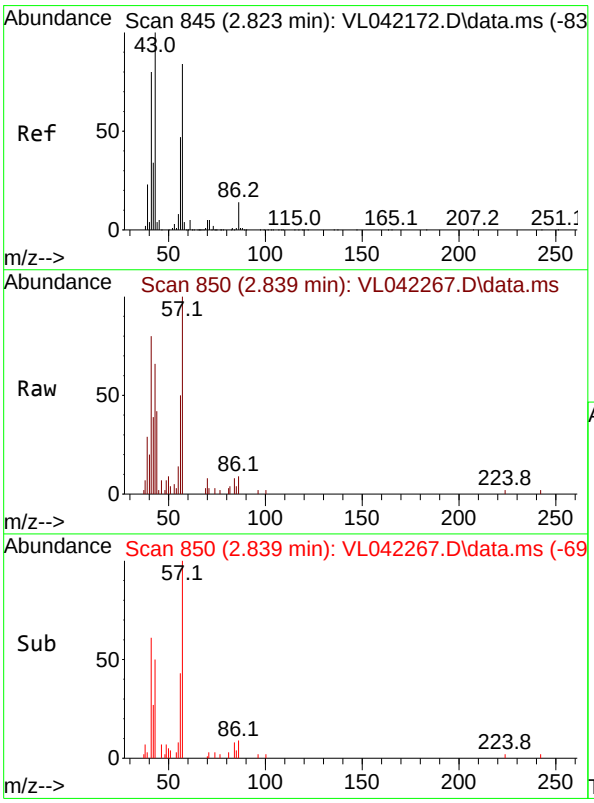

#26
Hexane
Concen: 0.113 ppbv
RT: 2.839 min Scan# 850
Delta R.T. 0.016 min
Lab File: VL042267.D
Acq: 08 Apr 2025 16:58

Tgt Ion: 57 Resp: 2560

Ion	Ratio	Lower	Upper
57	100		
41	116.8	76.6	114.8#
43	97.3	207.8	311.8#
56	60.4	43.6	65.4

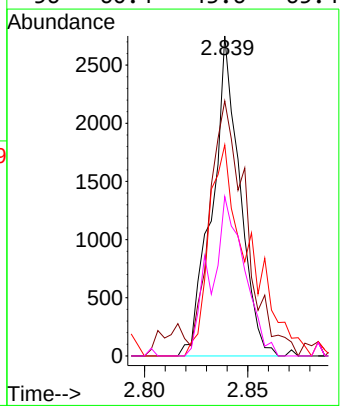

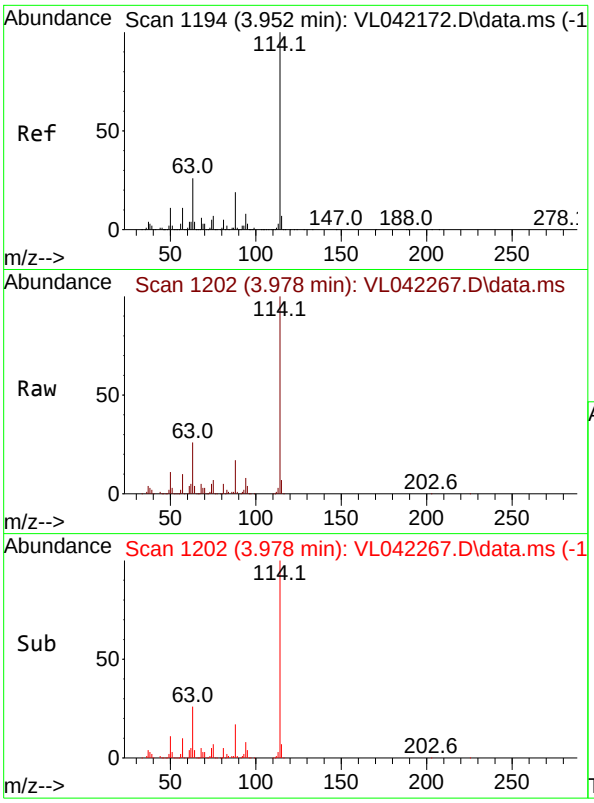

#33
1,4-Difluorobenzene
Concen: 10.000 ppbv
RT: 3.978 min Scan# 1
Delta R.T. 0.026 min
Lab File: VL042267.D
Acq: 08 Apr 2025 16:58

Instrument :
MSVOA_L
ClientSampleId :
SSSG-B14-2-04012025DL

Tgt Ion:114 Resp: 442538

Ion	Ratio	Lower	Upper
114	100		
63	25.4	20.7	31.1
88	18.1	15.0	22.4

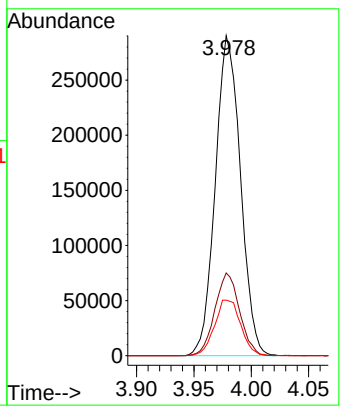

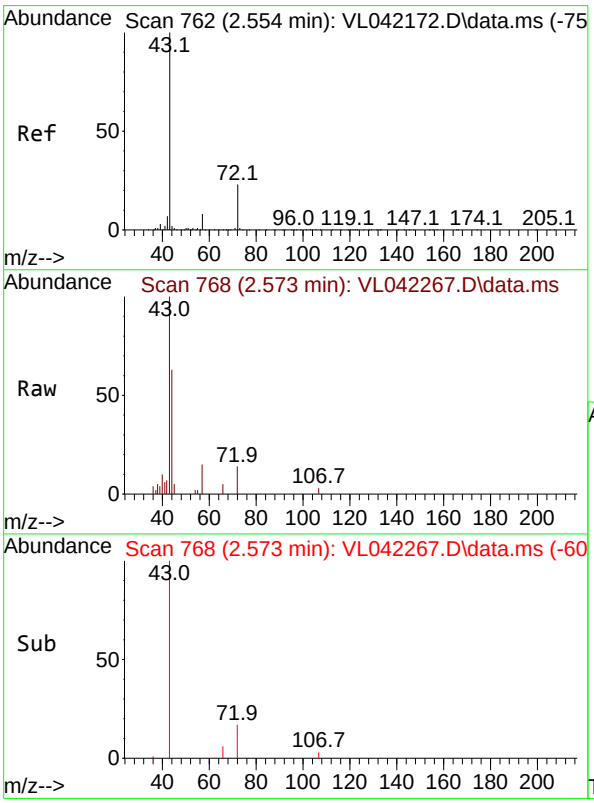

#34
2-Butanone
Concen: 0.108 ppbv
RT: 2.573 min Scan# 768
Delta R.T. 0.019 min
Lab File: VL042267.D
Acq: 08 Apr 2025 16:58

Tgt Ion: 43 Resp: 3451

Ion	Ratio	Lower	Upper
43	100		
72	23.2	18.2	27.2

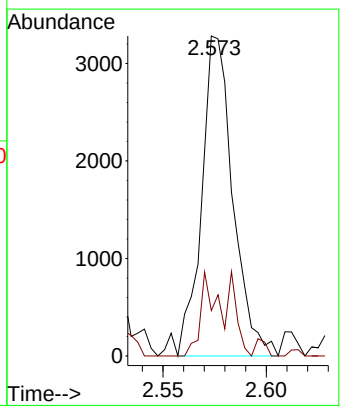

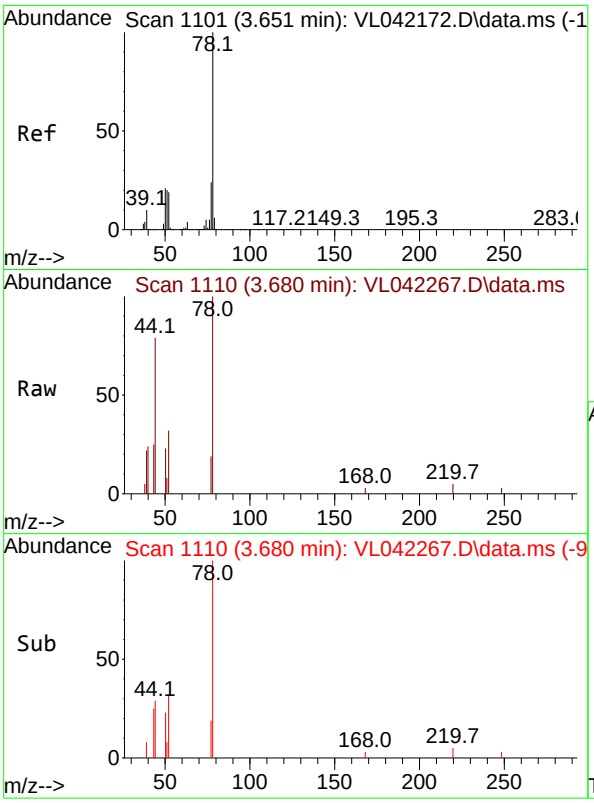

#36
Benzene
Concen: 0.039 ppbv
RT: 3.680 min Scan# 1
Delta R.T. 0.029 min
Lab File: VL042267.D
Acq: 08 Apr 2025 16:58

Instrument :
MSVOA_L
ClientSampleId :
SSSG-B14-2-04012025DL

Tgt Ion: 78 Resp: 1725

Ion	Ratio	Lower	Upper
78	100		
77	20.0	19.1	28.7
50	24.2	16.6	24.8

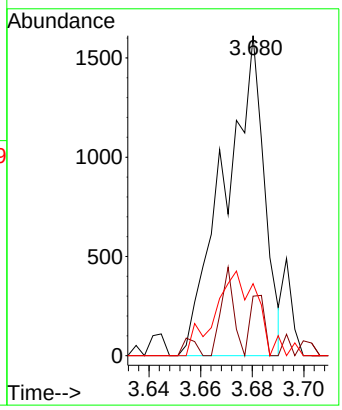

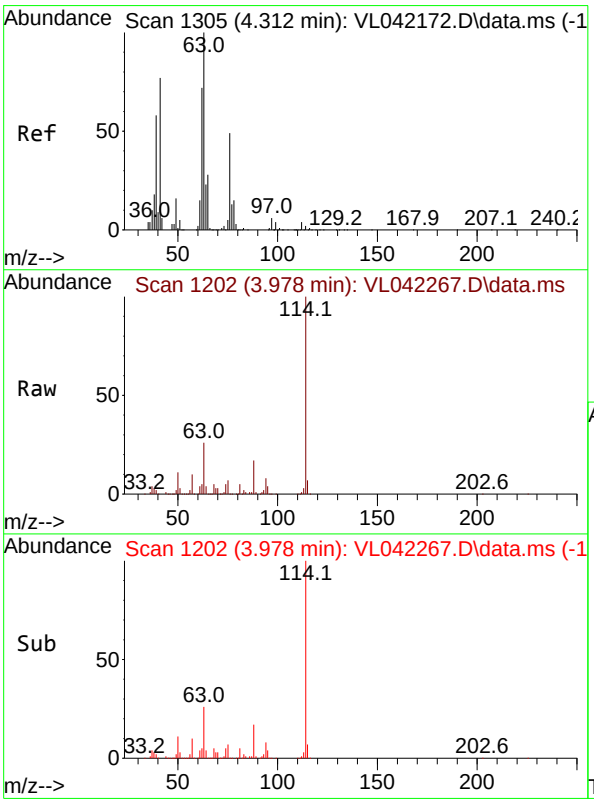

#39
1,2-Dichloropropane
Concen: 7.015 ppbv
RT: 3.978 min Scan# 1202
Delta R.T. -0.334 min
Lab File: VL042267.D
Acq: 08 Apr 2025 16:58

Tgt Ion: 63 Resp: 112078

Ion	Ratio	Lower	Upper
63	100		
41	0.0	61.7	92.5#
62	18.1	57.6	86.4#

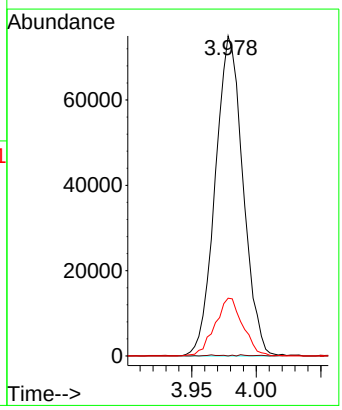

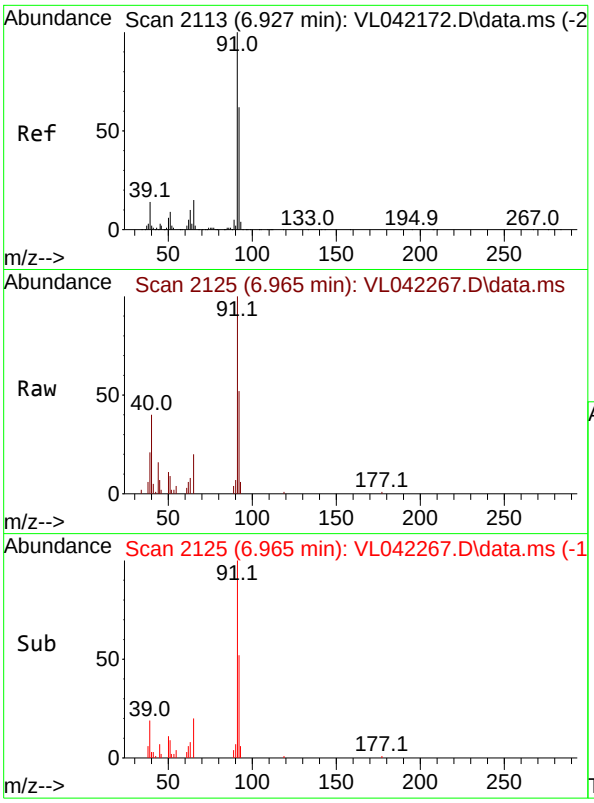

#53
Toluene
Concen: 0.061 ppbv
RT: 6.965 min Scan# 2
Delta R.T. 0.039 min
Lab File: VL042267.D
Acq: 08 Apr 2025 16:58

Instrument :
MSVOA_L
ClientSampleId :
SSSG-B14-2-04012025DL

Tgt Ion: 91 Resp: 3183

Ion	Ratio	Lower	Upper
91	100		
92	0.0	48.4	72.6#

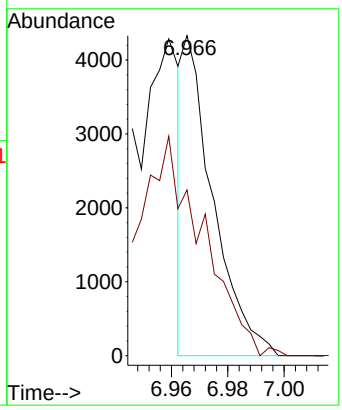

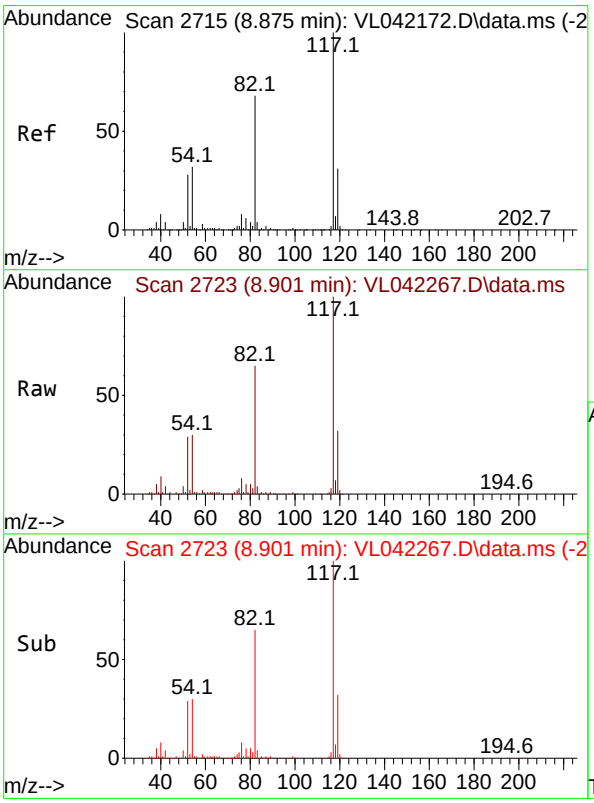

#55
Chlorobenzene-d5
Concen: 10.000 ppbv
RT: 8.901 min Scan# 2723
Delta R.T. 0.026 min
Lab File: VL042267.D
Acq: 08 Apr 2025 16:58

Tgt Ion:117 Resp: 374779

Ion	Ratio	Lower	Upper
117	100		
82	66.2	55.8	83.6
119	32.3	25.5	38.3

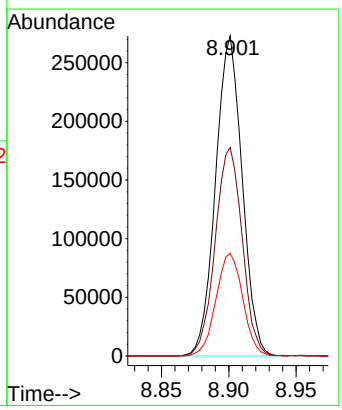

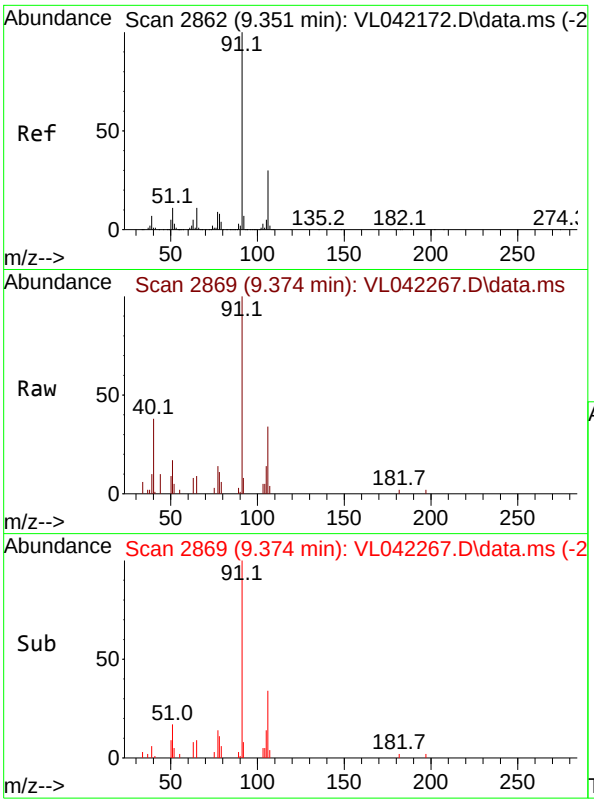

#58
Ethyl Benzene
Concen: 0.094 ppbv
RT: 9.374 min Scan# 2
Delta R.T. 0.022 min
Lab File: VL042267.D
Acq: 08 Apr 2025 16:58

Instrument :
MSVOA_L
ClientSampleId :
SSSG-B14-2-04012025DL

Tgt Ion: 91 Resp: 6254

Ion	Ratio	Lower	Upper
91	100		
106	34.2	24.2	36.2

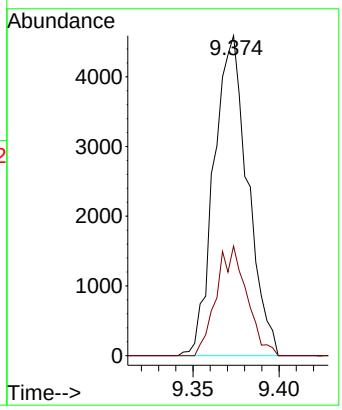

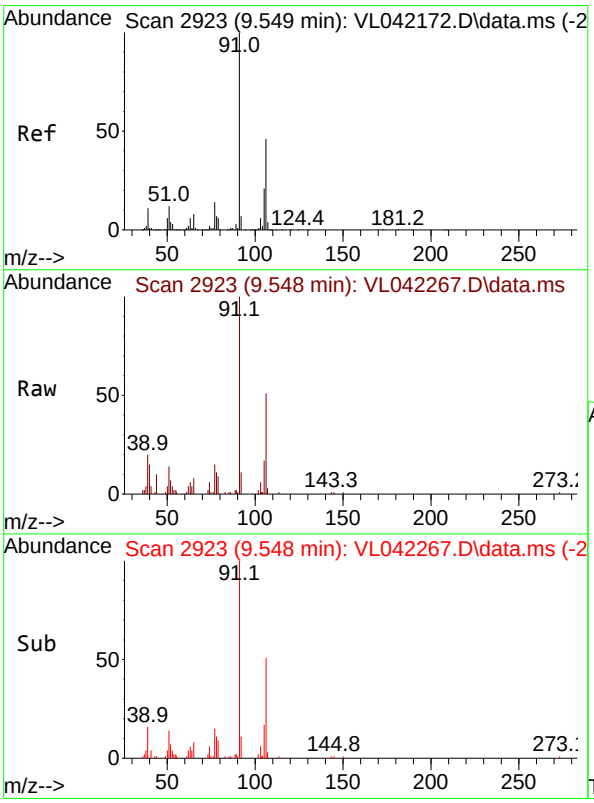

#59
m/p-Xylene
Concen: 0.303 ppbv
RT: 9.548 min Scan# 2923
Delta R.T. -0.000 min
Lab File: VL042267.D
Acq: 08 Apr 2025 16:58

Tgt Ion: 91 Resp: 16114

Ion	Ratio	Lower	Upper
91	100		
106	52.6	36.4	54.6

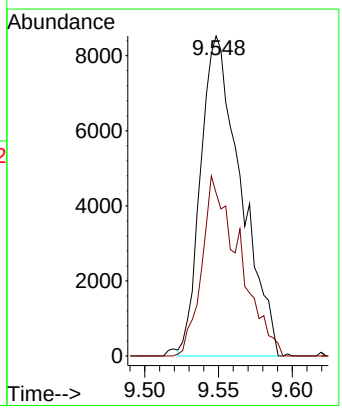

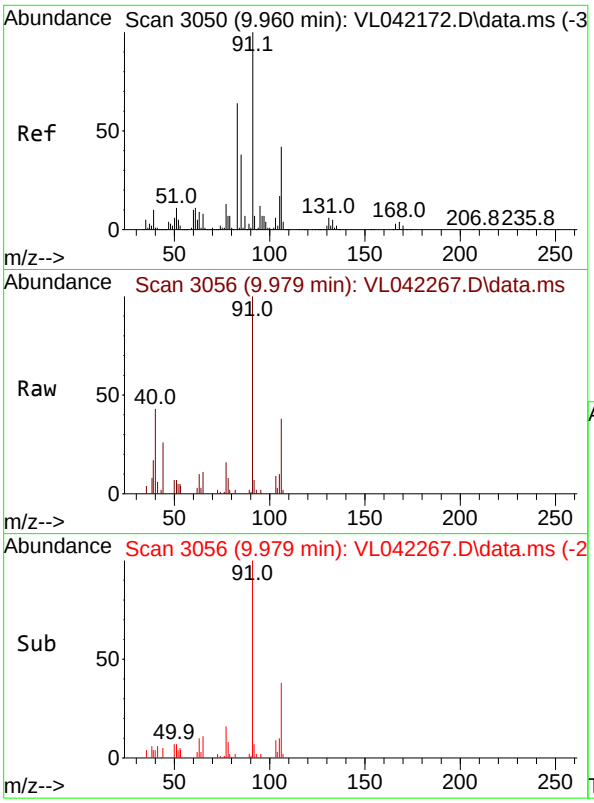

#60
o-Xylene
Concen: 0.085 ppbv
RT: 9.979 min Scan# 3
Delta R.T. 0.019 min
Lab File: VL042267.D
Acq: 08 Apr 2025 16:58

Instrument :
MSVOA_L
ClientSampleId :
SSSG-B14-2-04012025DL

Tgt Ion: 91 Resp: 4532

Ion	Ratio	Lower	Upper
91	100		
106	39.6	20.8	62.5

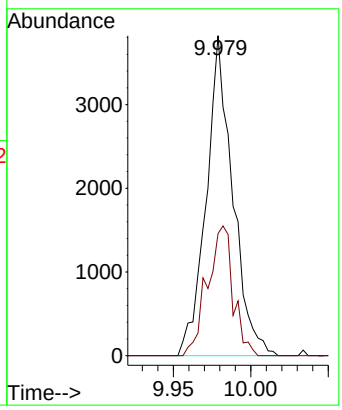

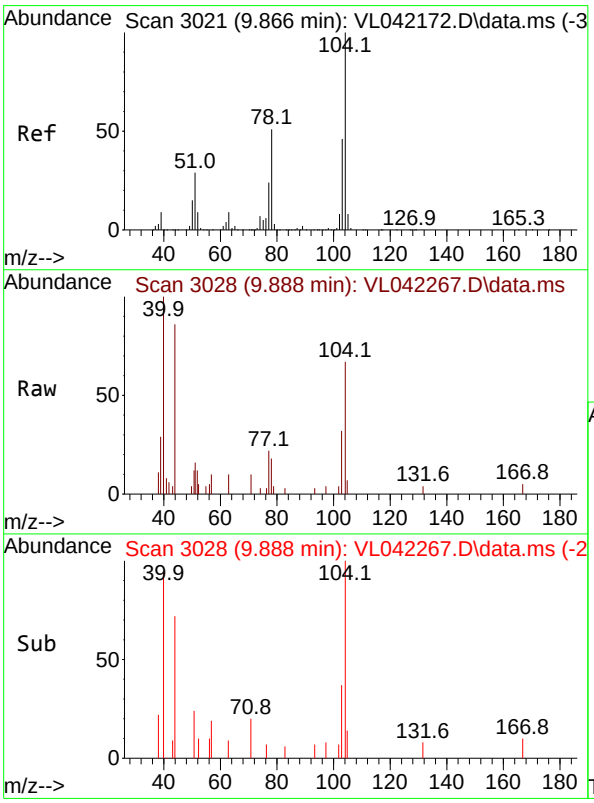

#61
Styrene
Concen: 0.048 ppbv
RT: 9.888 min Scan# 3028
Delta R.T. 0.022 min
Lab File: VL042267.D
Acq: 08 Apr 2025 16:58

Tgt Ion:104 Resp: 1259

Ion	Ratio	Lower	Upper
104	100		
78	62.4	41.8	62.6
103	42.2	37.0	55.4

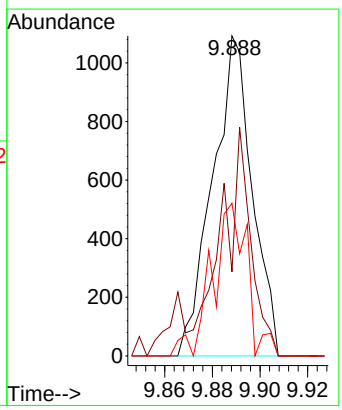

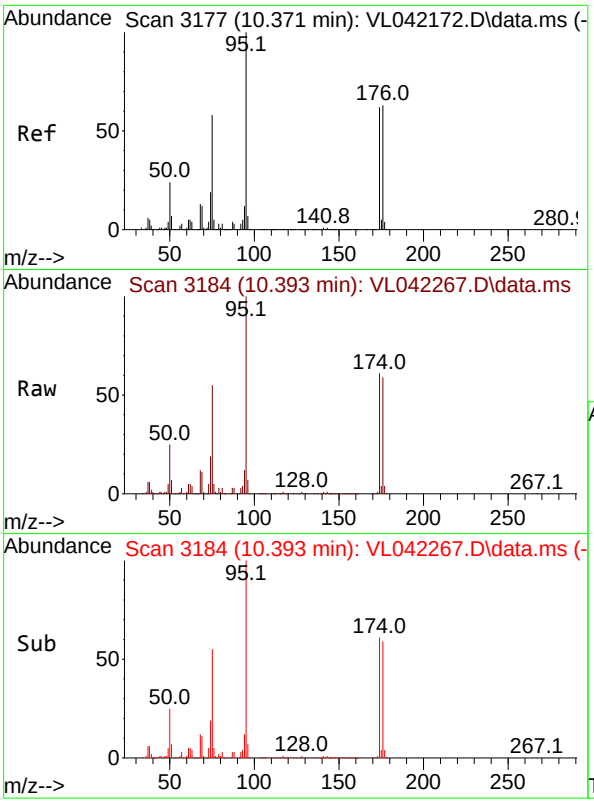

#68
1-Bromo-4-Fluorobenzene
Concen: 9.521 ppbv
RT: 10.393 min Scan# 3
Delta R.T. 0.022 min
Lab File: VL042267.D
Acq: 08 Apr 2025 16:58

Instrument :
MSVOA_L
ClientSampleId :
SSSG-B14-2-04012025DL

Tgt Ion: 95 Resp: 293027

Ion	Ratio	Lower	Upper
95	100		
174	60.8	50.6	76.0
175	4.6	3.8	5.6

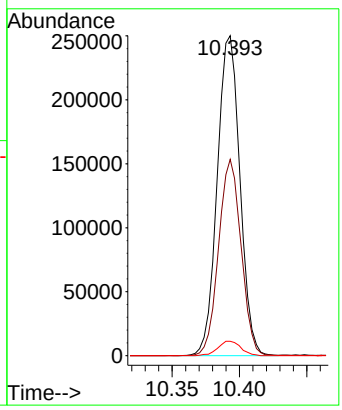

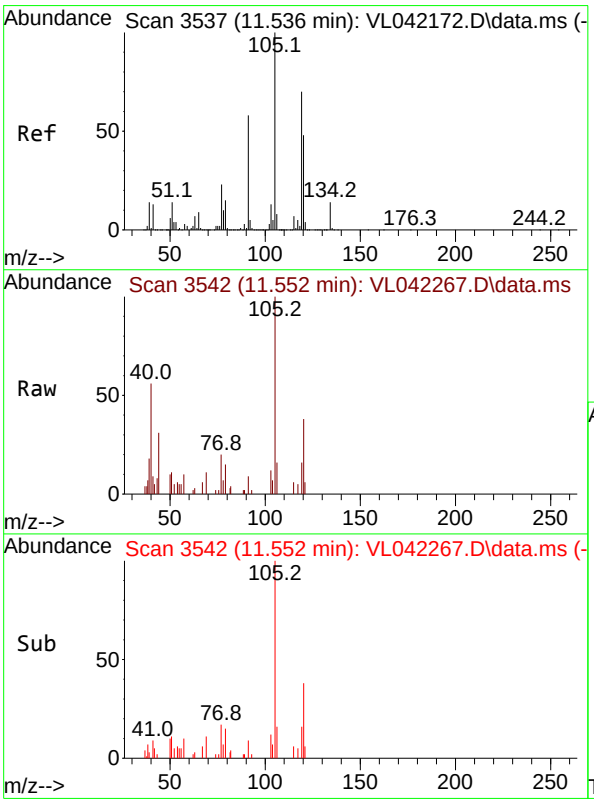

#74
1,2,4-Trimethylbenzene
Concen: 0.039 ppbv
RT: 11.552 min Scan# 3542
Delta R.T. 0.016 min
Lab File: VL042267.D
Acq: 08 Apr 2025 16:58

Tgt Ion:105 Resp: 2593

Ion	Ratio	Lower	Upper
105	100		
120	43.7	38.6	58.0
91	9.4	46.2	69.2#
77	19.6	18.6	27.8

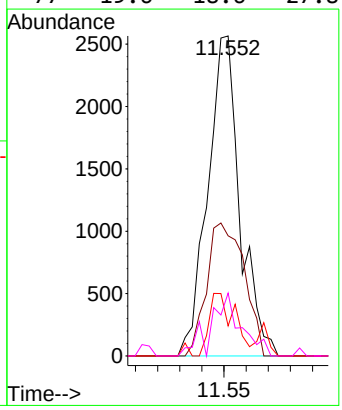

Quantitation Report (Not Reviewed)

Data Path : Z:\voasrv\HPCHEM1\MSVOA_L\Data\VL040825\
Data File : VL042272.D
Acq On : 08 Apr 2025 20:30
Operator : SY/MD
Sample : Q1728-07 4X
Misc : 400mL/MSVOA_L
ALS Vial : 1 Sample Multiplier: 1

Instrument :
MSVOA_L
ClientSampleId :
SSSG-B1-1-04012025

Quant Time: Apr 09 02:00:04 2025
Quant Method : Z:\voasrv\HPCHEM1\MSVOA_L\methods\VL032725AIR.M
Quant Title : AIR ANALYSIS BY METHOD TO-15 Instrument: MSVOA_LFri Aug 26 06:05:16 2022
QLast Update : Fri Mar 28 02:00:52 2025
Response via : Initial Calibration

Compound	R.T.	QIon	Response	Conc	Units	Dev(Min)
Internal Standards						
1) Bromochloromethane	2.800	49	160928	10.000	ppbv	0.02
33) 1,4-Difluorobenzene	3.975	114	398547	10.000	ppbv	0.02
55) Chlorobenzene-d5	8.894	117	347731	10.000	ppbv	0.02
System Monitoring Compounds						
68) 1-Bromo-4-Fluorobenzene	10.387	95	274979	9.629	ppbv	0.02
Spiked Amount 10.000	Range 65 - 135		Recovery = 96.300%			
Target Compounds						Qvalue
2) Dichlorodifluoromethane	1.502	85	2800	0.118	ppbv	89
4) Chloromethane	1.538	50	461	0.047	ppbv #	57
7) Chloroethane	1.496	64	438	0.112	ppbv #	56
9) Propene	1.625	41	1272	0.114	ppbv	91
13) Ethanol	1.440	45	174932	166.324	ppbv #	1
15) Acetone	1.842	43	20683	0.919	ppbv	94
16) 1,3-Butadiene	1.628	39	955	0.087	ppbv #	53
19) Isopropyl Alcohol	1.440	45	174932	13.776	ppbv #	31
20) Methylene Chloride	2.068	84	3032	0.362	ppbv #	87
23) Vinyl Acetate	2.463	43	616	0.063	ppbv #	83
25) Ethyl Acetate	2.839	43	2710	0.046	ppbv #	85
26) Hexane	2.835	57	3283	0.146	ppbv #	41
27) Carbon Disulfide	2.159	76	891	0.037	ppbv #	54
29) Chloroform	2.861	83	9086	0.275	ppbv #	84
34) 2-Butanone	2.573	43	2533	0.088	ppbv	95
36) Benzene	3.667	78	1450	0.037	ppbv #	90
39) 1,2-Dichloropropane	3.975	63	103344	7.182	ppbv #	23
53) Toluene	6.956	91	36094	0.771	ppbv	100
57) Chlorobenzene	8.937	112	1425	0.043	ppbv #	57
59) m/p-Xylene	9.542	91	13334	0.270	ppbv	96
60) o-Xylene	9.542	91	13334	0.270	ppbv	90
74) 1,2,4-Trimethylbenzene	11.545	105	4136	0.067	ppbv #	69

(#) = qualifier out of range (m) = manual integration (+) = signals summed

Quantitation Report (Not Reviewed)

Data Path : Z:\voasrv\HPCHEM1\MSVOA_L\Data\VL040825\
Data File : VL042272.D
Acq On : 08 Apr 2025 20:30
Operator : SY/MD
Sample : Q1728-07 4X
Misc : 400mL/MSVOA_L
ALS Vial : 1 Sample Multiplier: 1

Instrument :
MSVOA_L
ClientSampleId :
SSSG-B1-1-04012025

Quant Time: Apr 09 02:00:04 2025
Quant Method : Z:\voasrv\HPCHEM1\MSVOA_L\methods\VL032725AIR.M
Quant Title : AIR ANALYSIS BY METHOD TO-15 Instrument: MSVOA_LFri Aug 26 06:05:16 2022
QLast Update : Fri Mar 28 02:00:52 2025
Response via : Initial Calibration

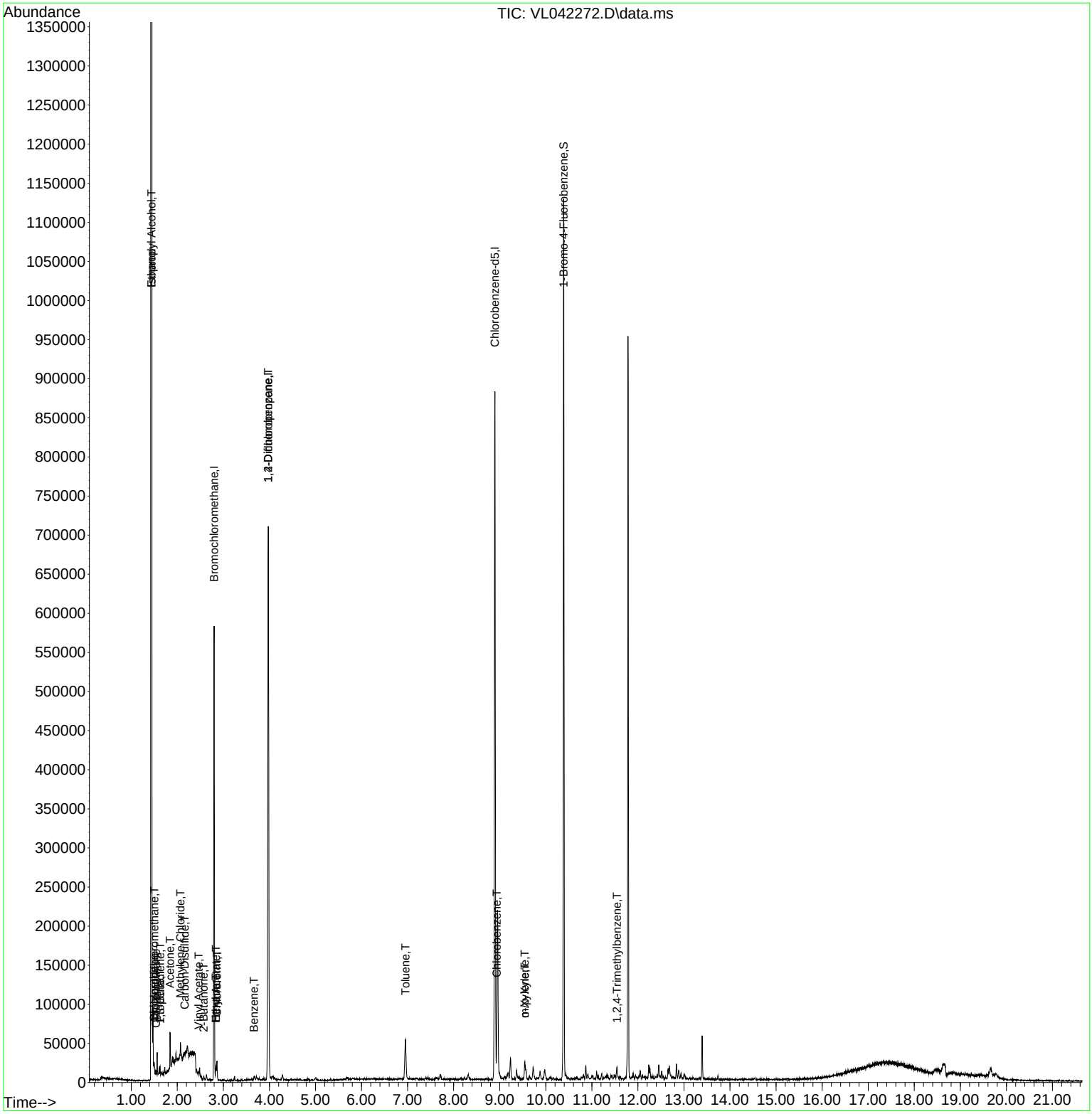

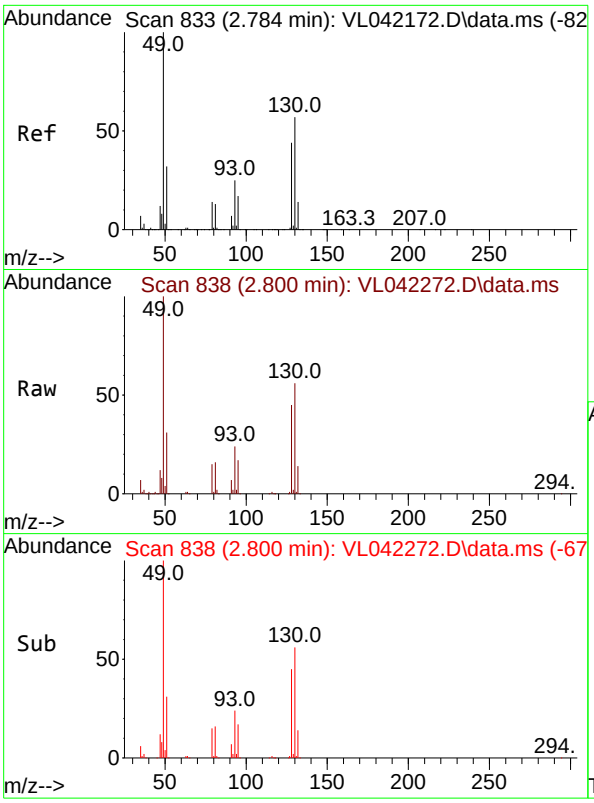

#1
Bromochloromethane
Concen: 10.000 ppbv
RT: 2.800 min Scan# 8
Delta R.T. 0.016 min
Lab File: VL042272.D
Acq: 08 Apr 2025 20:30

Instrument :
MSVOA_L
ClientSampleId :
SSSG-B1-1-04012025

Tgt Ion: 49 Resp: 160928

Ion	Ratio	Lower	Upper
49	100		
128	44.8	22.9	68.5
130	55.4	28.8	86.4

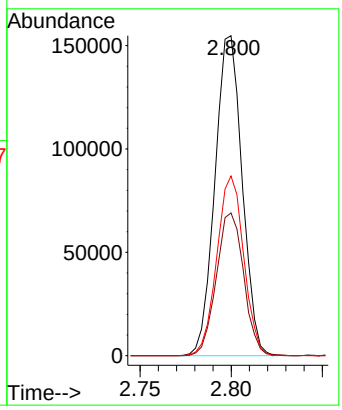

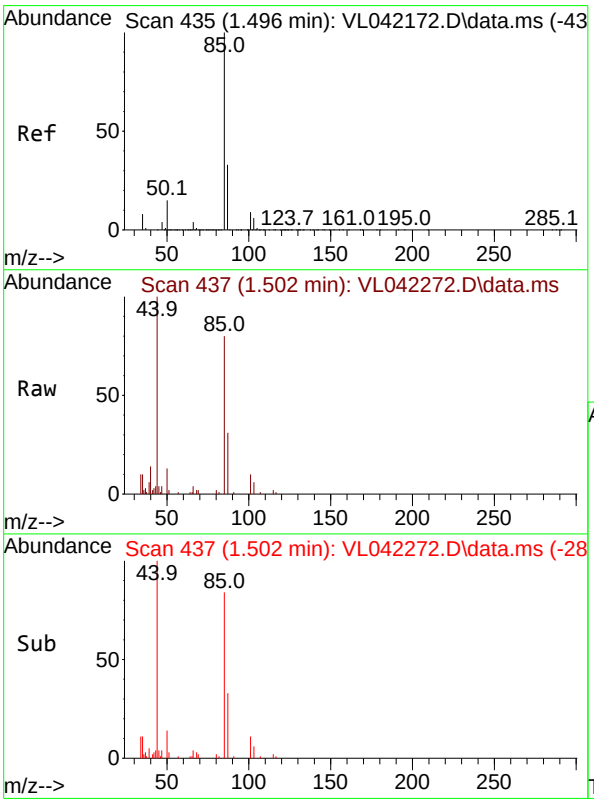

#2
Dichlorodifluoromethane
Concen: 0.118 ppbv
RT: 1.502 min Scan# 437
Delta R.T. 0.006 min
Lab File: VL042272.D
Acq: 08 Apr 2025 20:30

Tgt Ion: 85 Resp: 2800

Ion	Ratio	Lower	Upper
85	100		
87	39.0	26.1	39.1

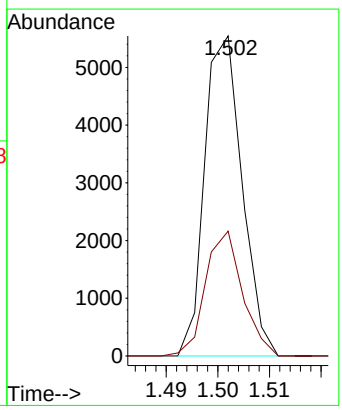

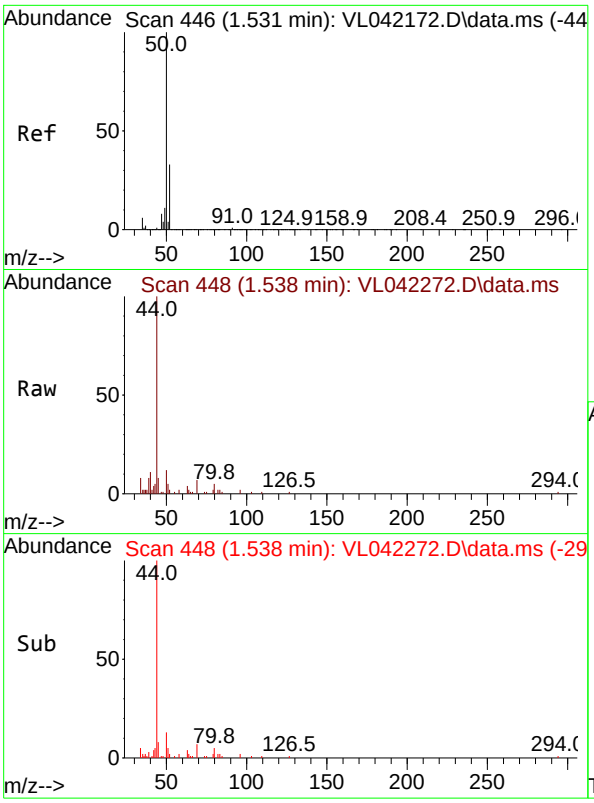

#4
Chloromethane
Concen: 0.047 ppbv
RT: 1.538 min Scan# 4
Delta R.T. 0.006 min
Lab File: VL042272.D
Acq: 08 Apr 2025 20:30

Instrument :
MSVOA_L
ClientSampleId :
SSSG-B1-1-04012025

Tgt Ion: 50 Resp: 461

Ion	Ratio	Lower	Upper
50	100		
52	8.6	26.1	39.1#

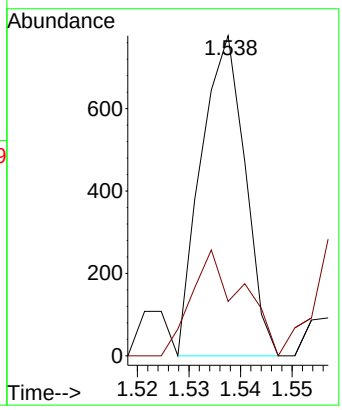

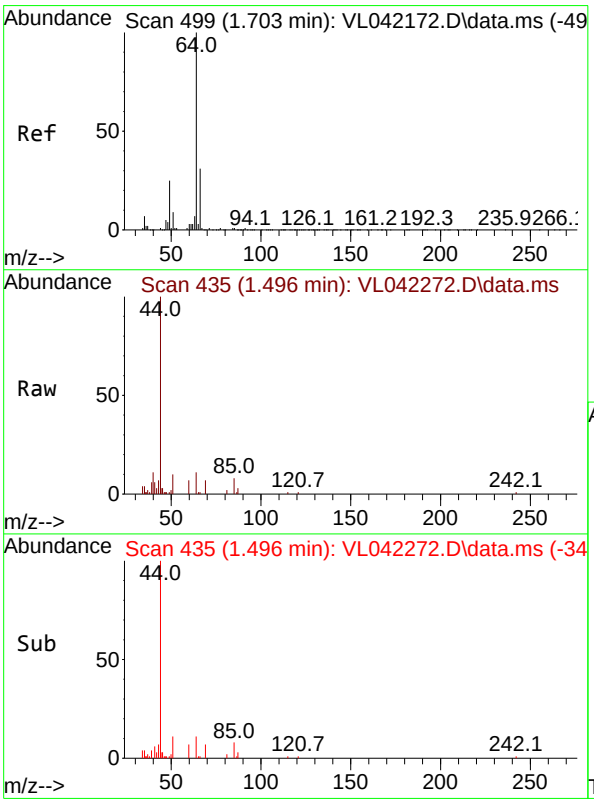

#7
Chloroethane
Concen: 0.112 ppbv
RT: 1.496 min Scan# 435
Delta R.T. -0.207 min
Lab File: VL042272.D
Acq: 08 Apr 2025 20:30

Tgt Ion: 64 Resp: 438

Ion	Ratio	Lower	Upper
64	100		
66	7.1	25.2	37.8#

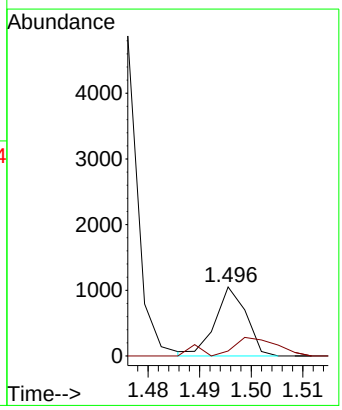

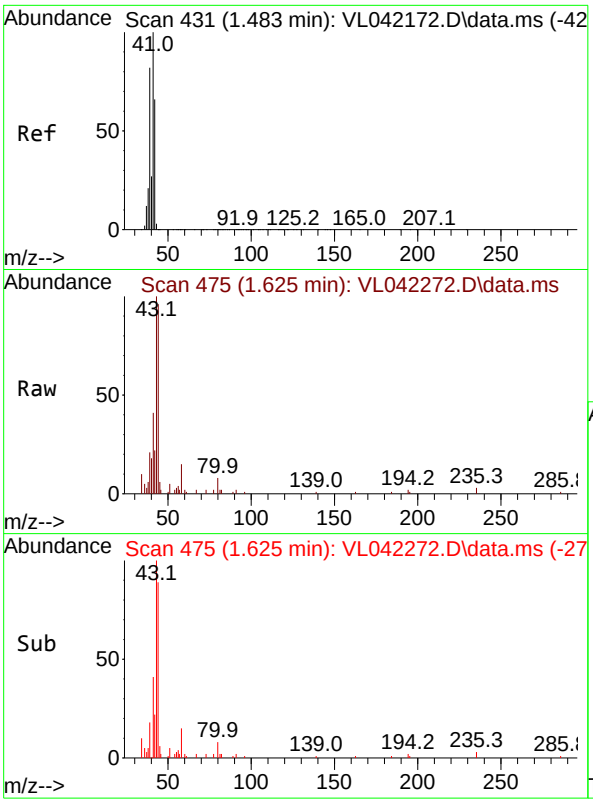

#9
Propene
Concen: 0.114 ppbv
RT: 1.625 min Scan# 4
Delta R.T. 0.142 min
Lab File: VL042272.D
Acq: 08 Apr 2025 20:30

Instrument :
MSVOA_L
ClientSampleId :
SSSG-B1-1-04012025

Tgt Ion: 41 Resp: 1272

Ion	Ratio	Lower	Upper
41	100		
42	62.3	55.4	83.2

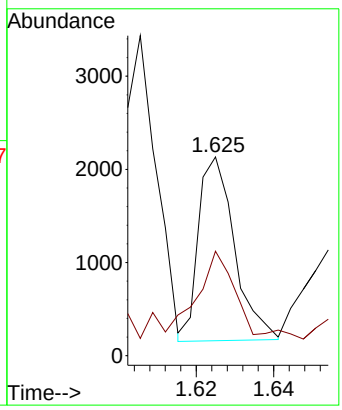



#13
Ethanol
Concen: 166.324 ppbv
RT: 1.440 min Scan# 418
Delta R.T. -0.279 min
Lab File: VL042272.D
Acq: 08 Apr 2025 20:30

Tgt Ion: 45 Resp: 174932

Ion	Ratio	Lower	Upper
45	100		
46	142.9	20.2	80.8#

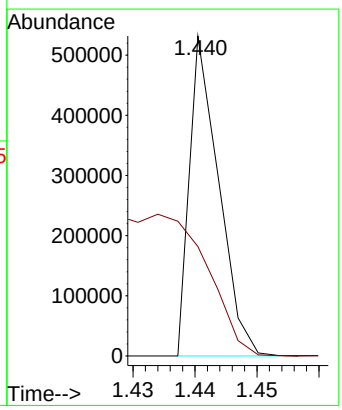

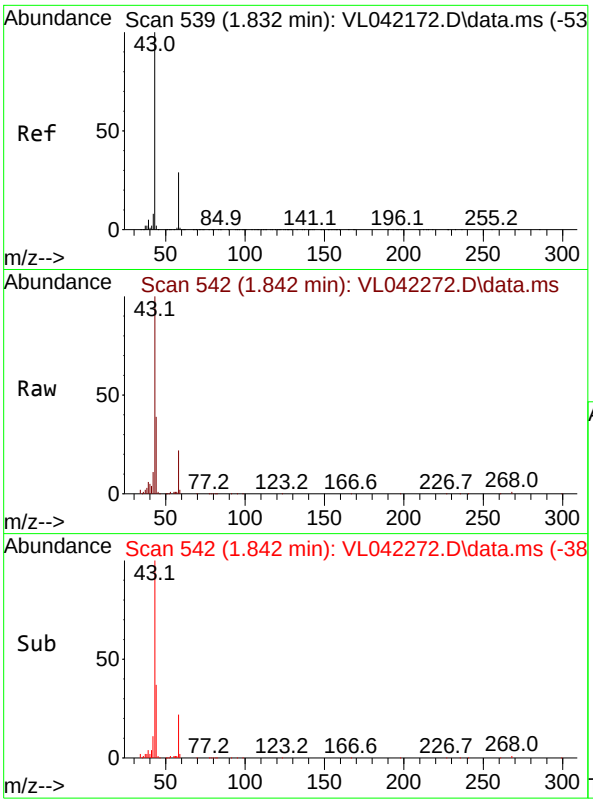

#15
Acetone
Concen: 0.919 ppbv
RT: 1.842 min Scan# 54
Delta R.T. 0.009 min
Lab File: VL042272.D
Acq: 08 Apr 2025 20:30

Instrument :
MSVOA_L
ClientSampleId :
SSSG-B1-1-04012025

Tgt Ion: 43 Resp: 20683

Ion	Ratio	Lower	Upper
43	100		
58	25.8	23.2	34.8

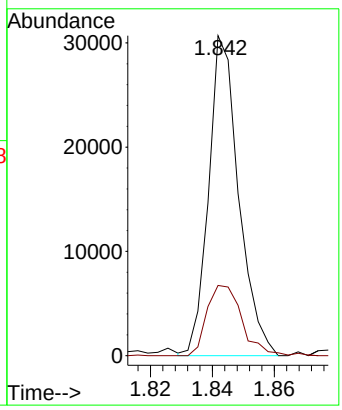

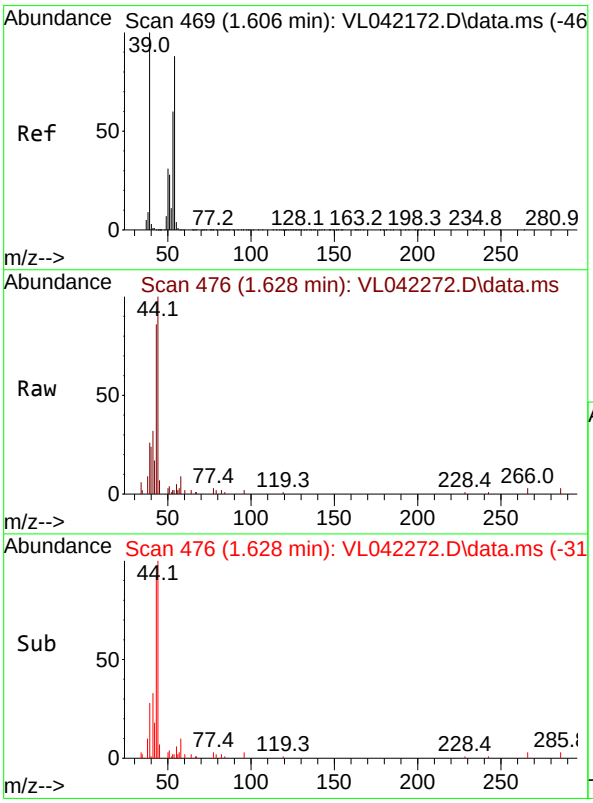

#16
1,3-Butadiene
Concen: 0.087 ppbv
RT: 1.628 min Scan# 476
Delta R.T. 0.022 min
Lab File: VL042272.D
Acq: 08 Apr 2025 20:30

Tgt Ion: 39 Resp: 955

Ion	Ratio	Lower	Upper
39	100		
54	35.9	60.7	91.1#

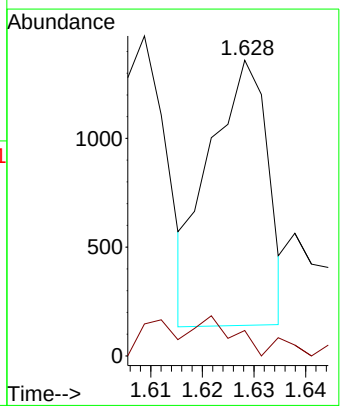



#19
Isopropyl Alcohol
Concen: 13.776 ppbv
RT: 1.440 min Scan# 4
Delta R.T. -0.444 min
Lab File: VL042272.D
Acq: 08 Apr 2025 20:30

Instrument :
MSVOA_L
ClientSampleId :
SSSG-B1-1-04012025

Tgt Ion: 45 Resp: 174932

Ion	Ratio	Lower	Upper
45	100		
58	0.1	36.9	55.3#

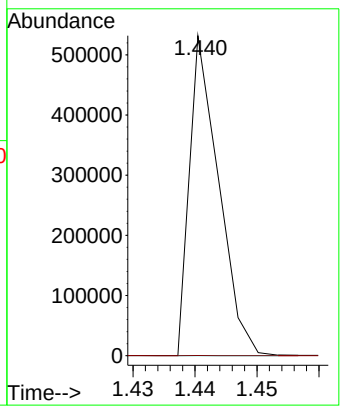

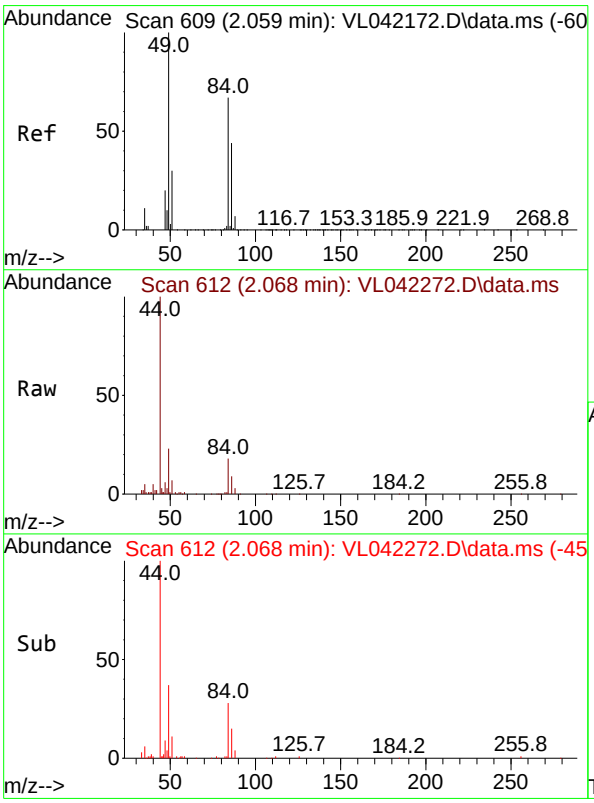

#20
Methylene Chloride
Concen: 0.362 ppbv
RT: 2.068 min Scan# 612
Delta R.T. 0.009 min
Lab File: VL042272.D
Acq: 08 Apr 2025 20:30

Tgt Ion: 84 Resp: 3032

Ion	Ratio	Lower	Upper
84	100		
49	135.2	120.2	180.4
51	38.6	37.4	56.0
86	51.8	52.4	78.6#

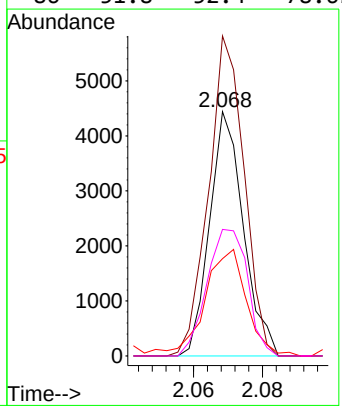

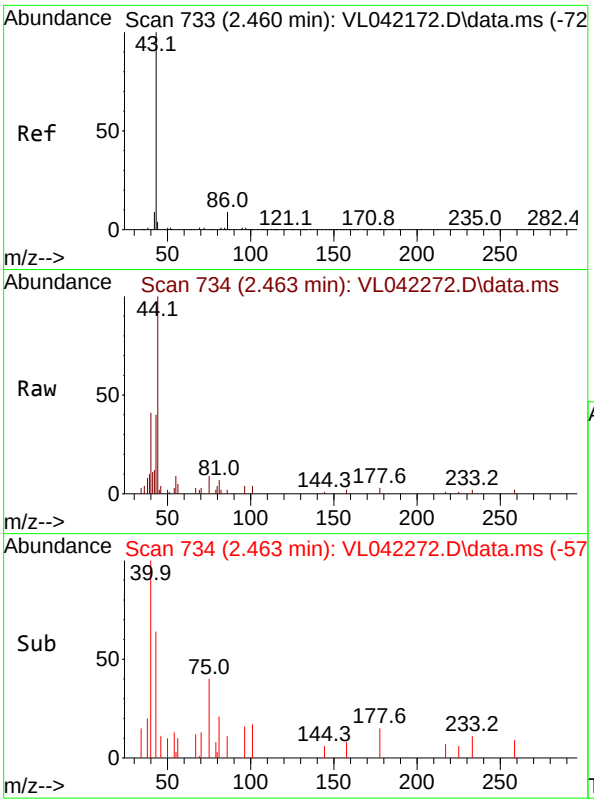

#23
Vinyl Acetate
Concen: 0.063 ppbv
RT: 2.463 min Scan# 7
Delta R.T. 0.003 min
Lab File: VL042272.D
Acq: 08 Apr 2025 20:30

Instrument :
MSVOA_L
ClientSampleId :
SSSG-B1-1-04012025

Tgt Ion: 43 Resp: 616

Ion	Ratio	Lower	Upper
43	100		
86	10.8	5.5	8.3#
42	16.8	8.6	13.0#
44	0.0	6.2	9.4#

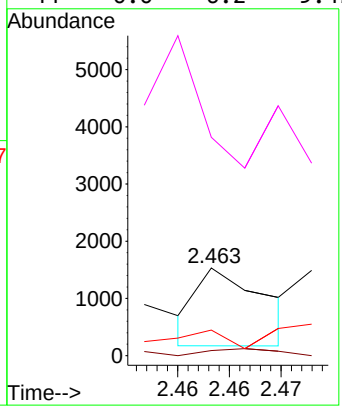

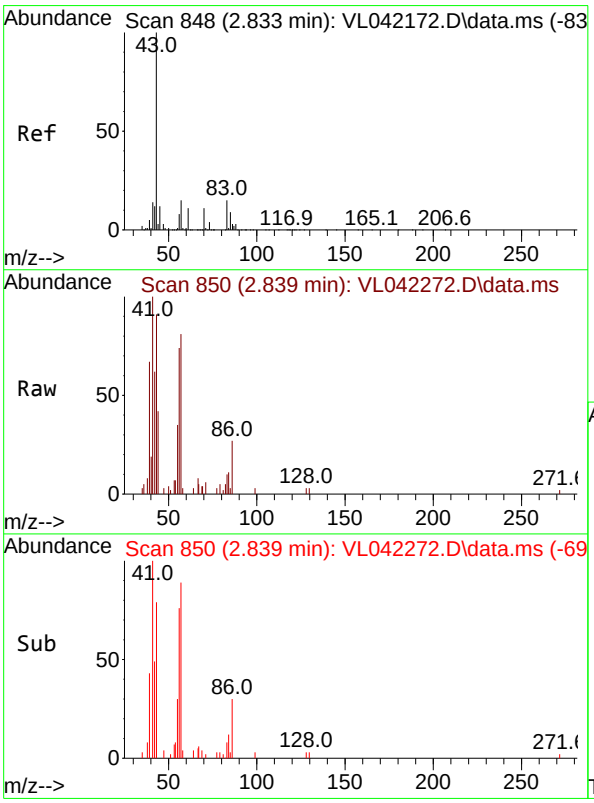

#25
Ethyl Acetate
Concen: 0.046 ppbv
RT: 2.839 min Scan# 850
Delta R.T. 0.006 min
Lab File: VL042272.D
Acq: 08 Apr 2025 20:30

Tgt Ion: 43 Resp: 2710

Ion	Ratio	Lower	Upper
43	100		
45	7.3	8.2	12.2#
61	0.0	7.3	10.9#
70	4.2	7.2	10.8#

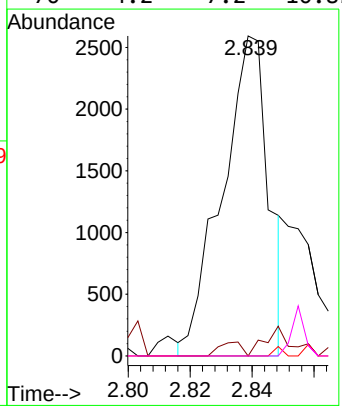

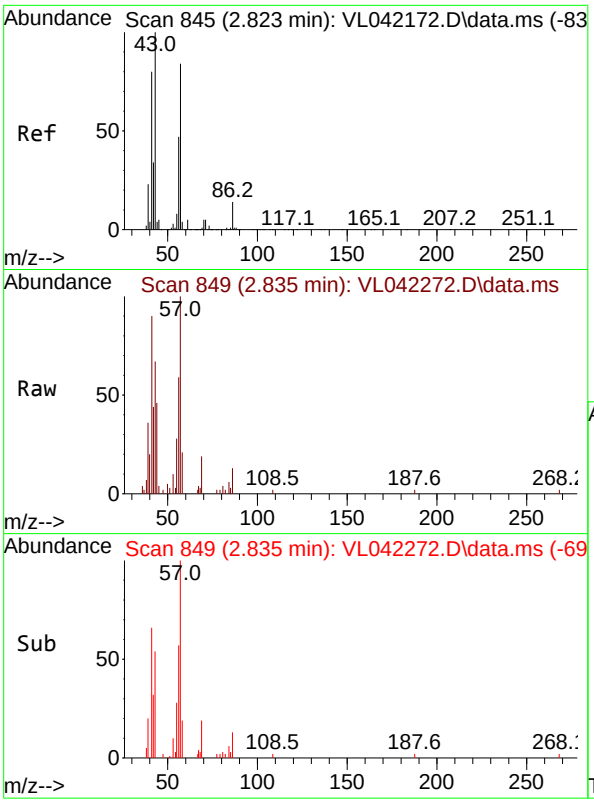

#26
Hexane
Concen: 0.146 ppbv
RT: 2.835 min Scan# 8
Delta R.T. 0.013 min
Lab File: VL042272.D
Acq: 08 Apr 2025 20:30

Instrument :
MSVOA_L
ClientSampleId :
SSSG-B1-1-04012025

Tgt Ion: 57 Resp: 3283

Ion	Ratio	Lower	Upper
57	100		
41	120.7	76.6	114.8#
43	115.5	207.8	311.8#
56	66.2	43.6	65.4#

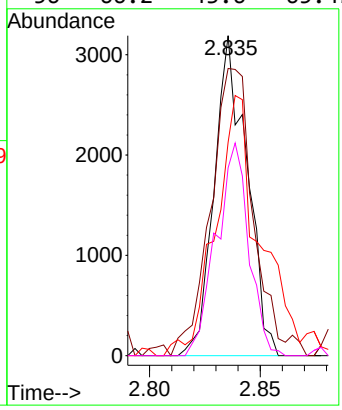

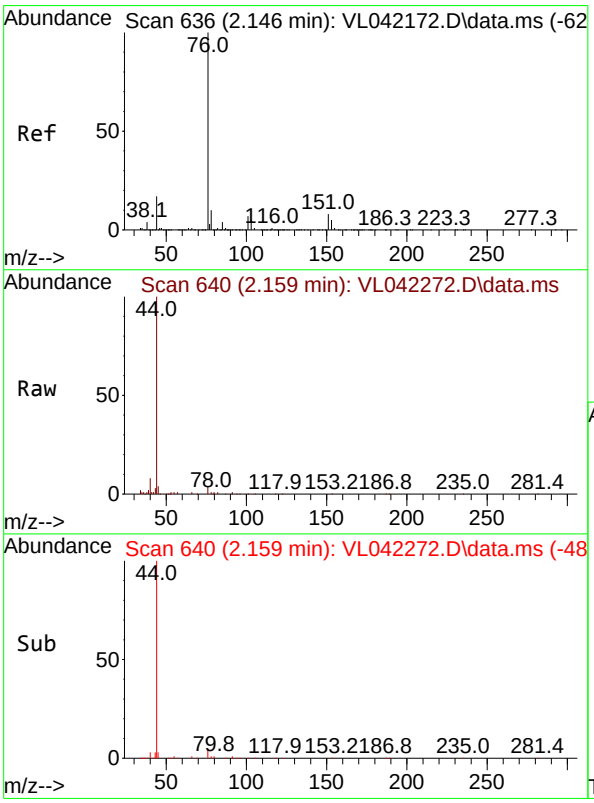

#27
Carbon Disulfide
Concen: 0.037 ppbv
RT: 2.159 min Scan# 640
Delta R.T. 0.013 min
Lab File: VL042272.D
Acq: 08 Apr 2025 20:30

Tgt Ion: 76 Resp: 891

Ion	Ratio	Lower	Upper
76	100		
44	0.0	14.7	22.1#
78	31.9	9.3	13.9#

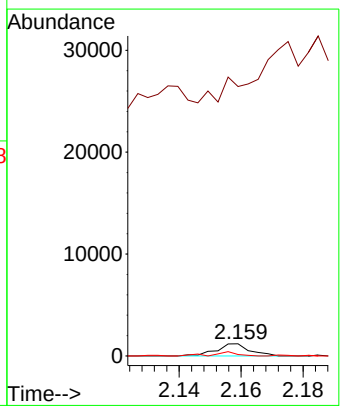

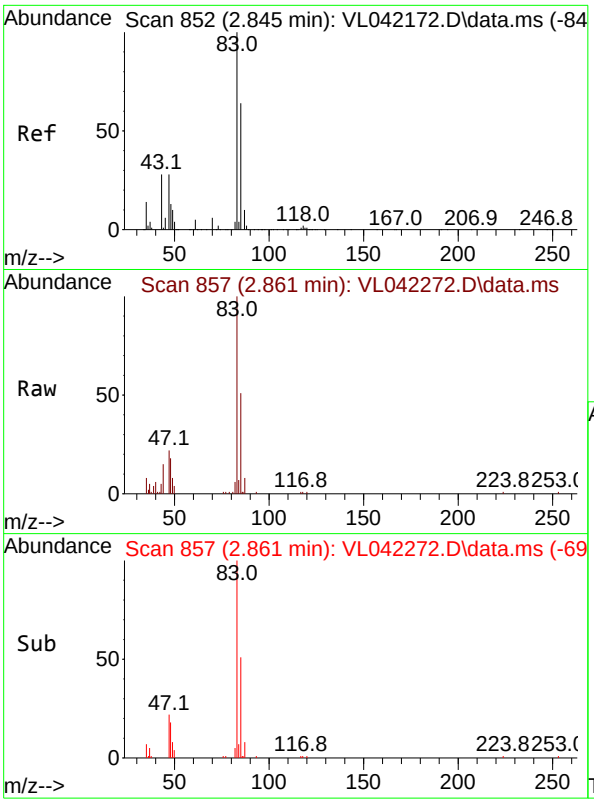

#29
Chloroform
Concen: 0.275 ppbv
RT: 2.861 min Scan# 8
Delta R.T. 0.016 min
Lab File: VL042272.D
Acq: 08 Apr 2025 20:30

Instrument :
MSVOA_L
ClientSampleId :
SSSG-B1-1-04012025

Tgt Ion: 83 Resp: 9086

Ion	Ratio	Lower	Upper
83	100		
85	51.4	51.4	77.2#

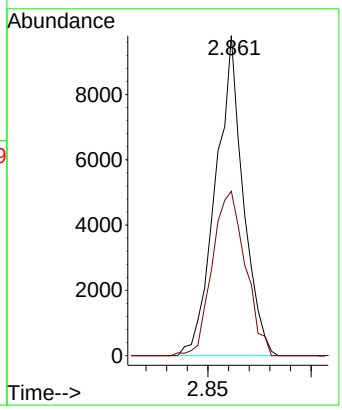

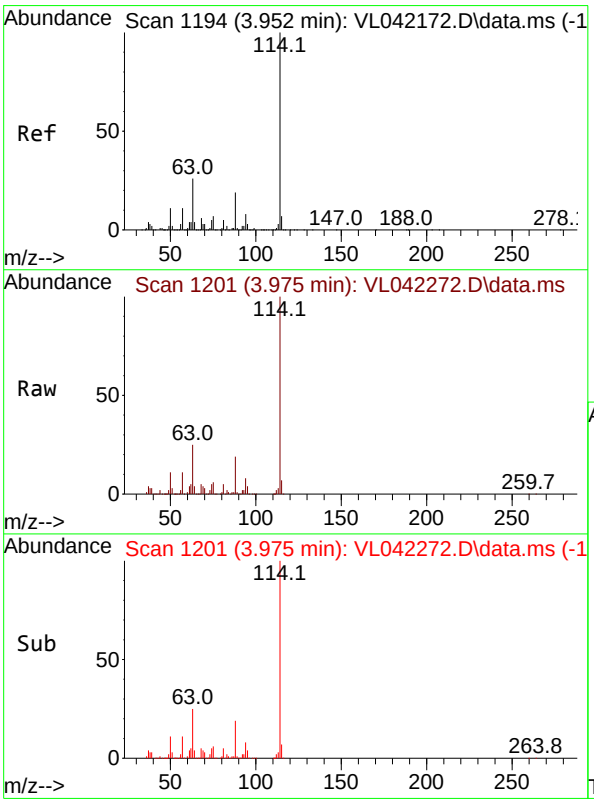

#33
1,4-Difluorobenzene
Concen: 10.000 ppbv
RT: 3.975 min Scan# 1201
Delta R.T. 0.022 min
Lab File: VL042272.D
Acq: 08 Apr 2025 20:30

Tgt Ion:114 Resp: 398547

Ion	Ratio	Lower	Upper
114	100		
63	26.0	20.7	31.1
88	18.3	15.0	22.4

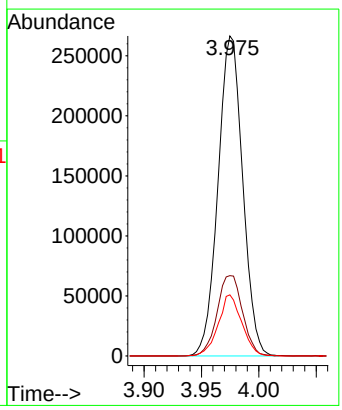

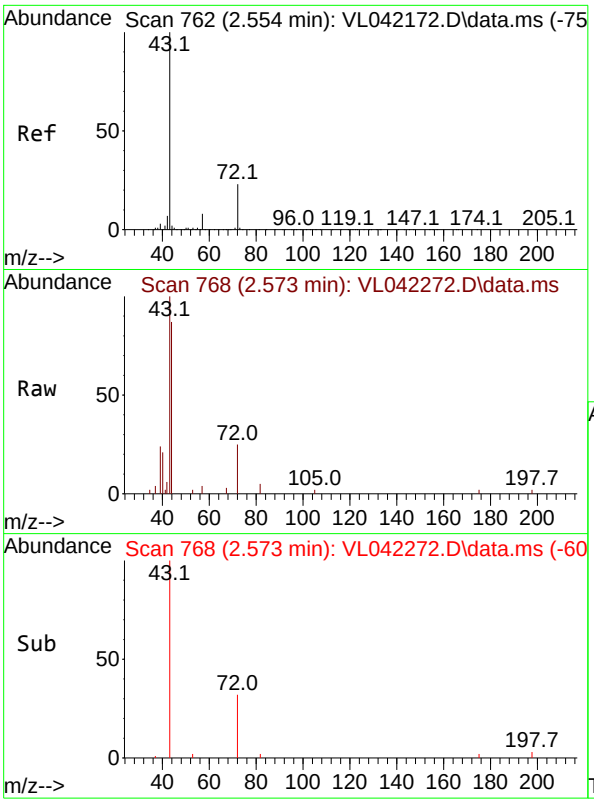

#34
2-Butanone
Concen: 0.088 ppbv
RT: 2.573 min Scan# 7
Delta R.T. 0.019 min
Lab File: VL042272.D
Acq: 08 Apr 2025 20:30

Instrument :
MSVOA_L
ClientSampleId :
SSSG-B1-1-04012025

Tgt Ion: 43 Resp: 2533

Ion	Ratio	Lower	Upper
43	100		
72	25.1	18.2	27.2

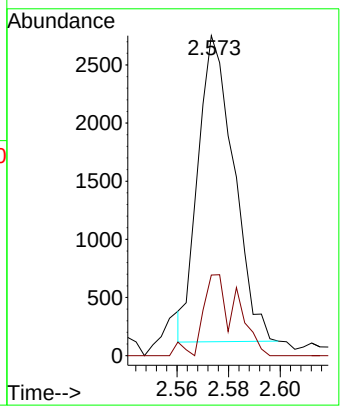

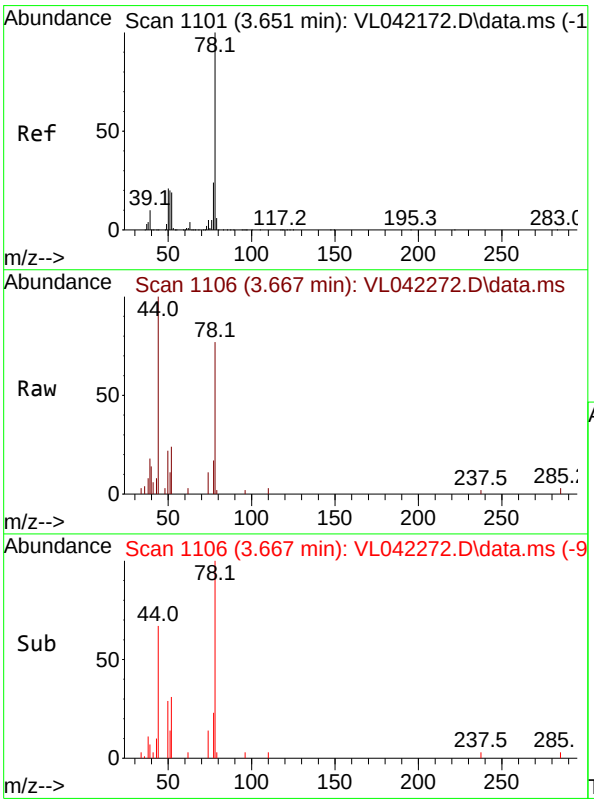

#36
Benzene
Concen: 0.037 ppbv
RT: 3.667 min Scan# 1106
Delta R.T. 0.016 min
Lab File: VL042272.D
Acq: 08 Apr 2025 20:30

Tgt Ion: 78 Resp: 1450

Ion	Ratio	Lower	Upper
78	100		
77	22.7	19.1	28.7
50	29.0	16.6	24.8#

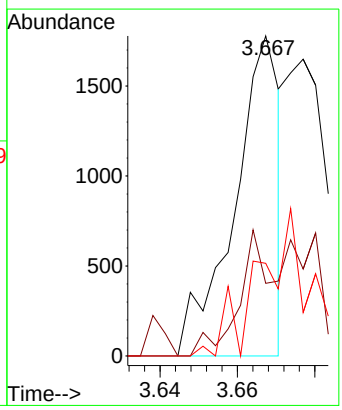

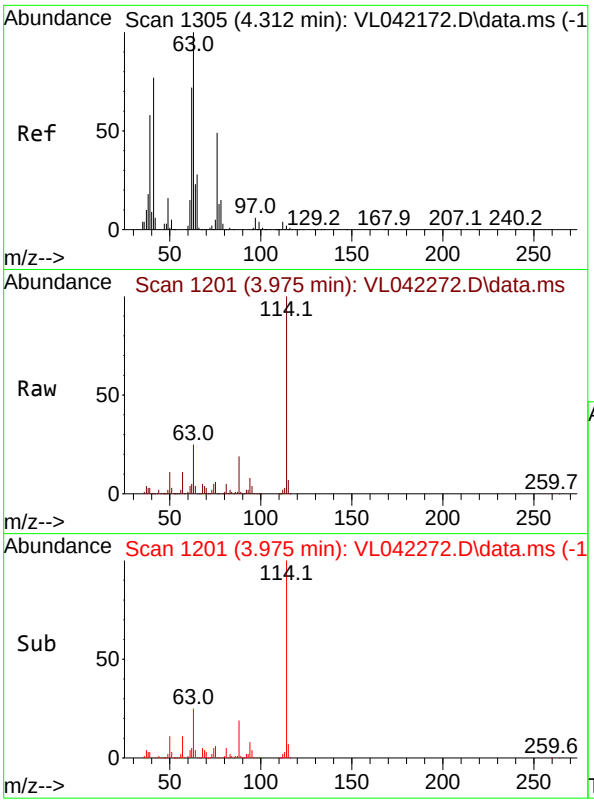

#39
1,2-Dichloropropane
Concen: 7.182 ppbv
RT: 3.975 min Scan# 1
Delta R.T. -0.337 min
Lab File: VL042272.D
Acq: 08 Apr 2025 20:30

Instrument :
MSVOA_L
ClientSampleId :
SSSG-B1-1-04012025

Tgt Ion: 63 Resp: 103344

Ion	Ratio	Lower	Upper
63	100		
41	0.6	61.7	92.5#
62	18.7	57.6	86.4#

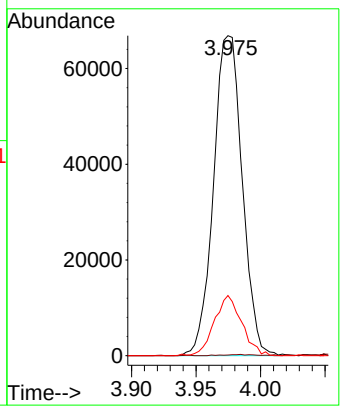

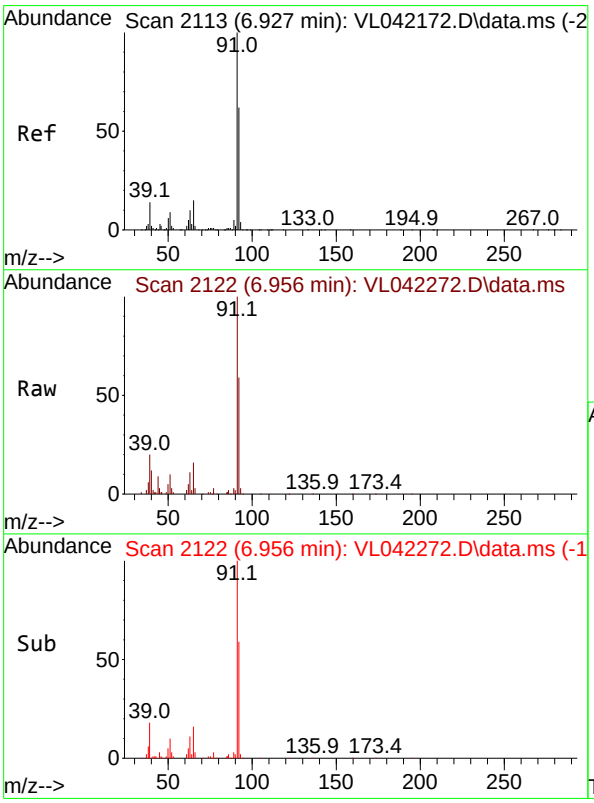

#53
Toluene
Concen: 0.771 ppbv
RT: 6.956 min Scan# 2122
Delta R.T. 0.029 min
Lab File: VL042272.D
Acq: 08 Apr 2025 20:30

Tgt Ion: 91 Resp: 36094

Ion	Ratio	Lower	Upper
91	100		
92	60.2	48.4	72.6

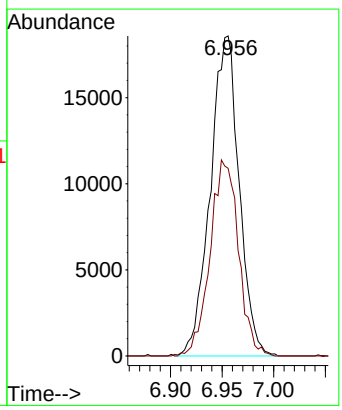

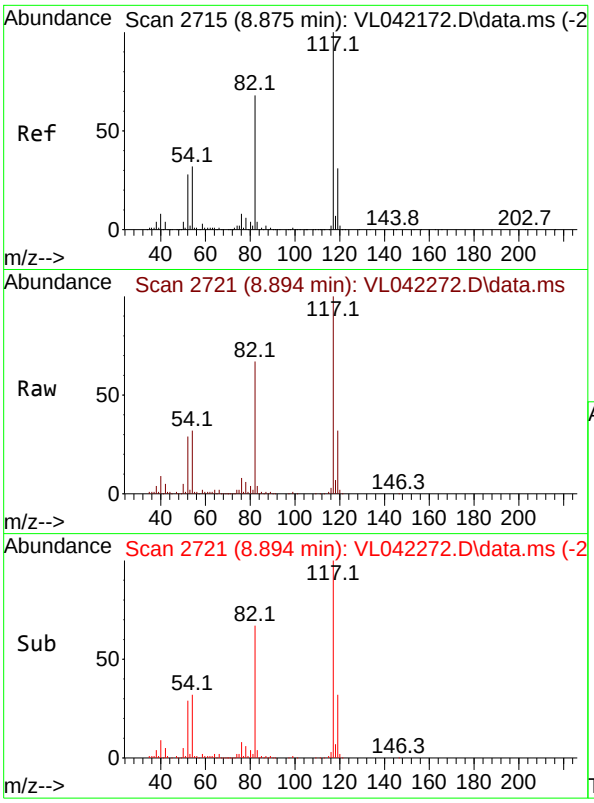

#55
Chlorobenzene-d5
Concen: 10.000 ppbv
RT: 8.894 min Scan# 2
Delta R.T. 0.019 min
Lab File: VL042272.D
Acq: 08 Apr 2025 20:30

Instrument :
MSVOA_L
ClientSampleId :
SSSG-B1-1-04012025

Tgt Ion:117 Resp: 347731

Ion	Ratio	Lower	Upper
117	100		
82	66.2	55.8	83.6
119	32.2	25.5	38.3

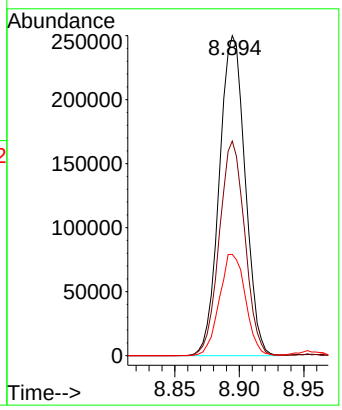

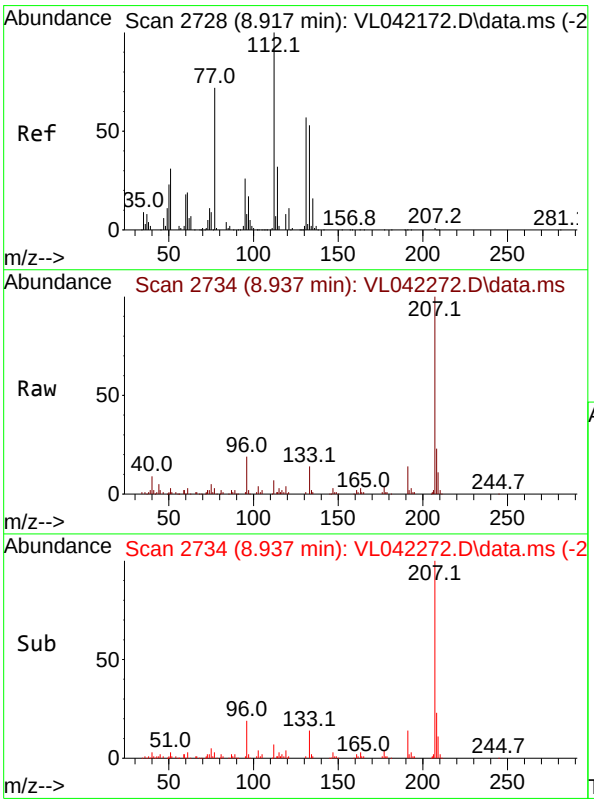

#57
Chlorobenzene
Concen: 0.043 ppbv
RT: 8.937 min Scan# 2734
Delta R.T. 0.019 min
Lab File: VL042272.D
Acq: 08 Apr 2025 20:30

Tgt Ion:112 Resp: 1425

Ion	Ratio	Lower	Upper
112	100		
77	33.2	58.2	87.2#
114	13.6	29.1	35.5#

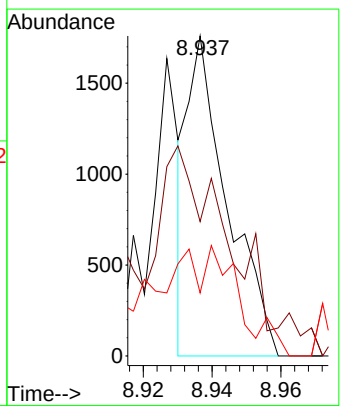

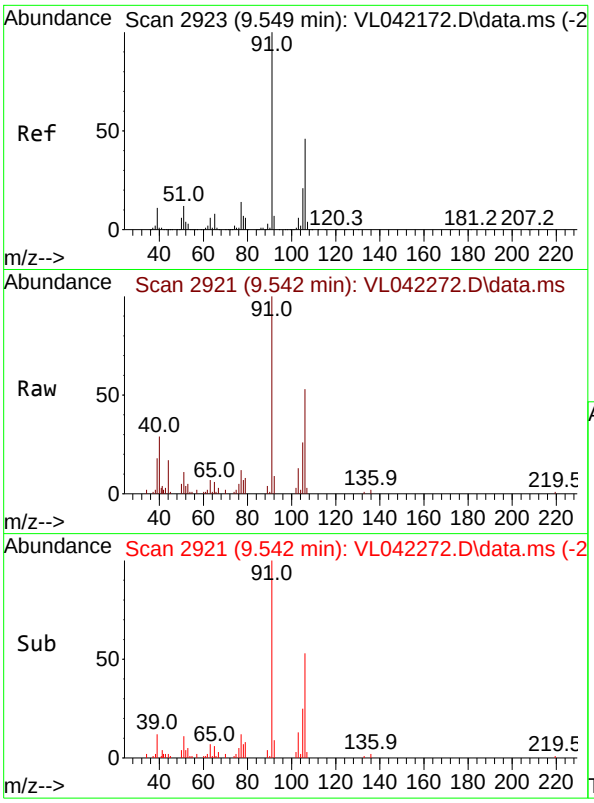

#59
m/p-Xylene
Concen: 0.270 ppbv
RT: 9.542 min Scan# 2
Delta R.T. -0.007 min
Lab File: VL042272.D
Acq: 08 Apr 2025 20:30

Instrument :
MSVOA_L
ClientSampleId :
SSSG-B1-1-04012025

Tgt Ion: 91 Resp: 13334

Ion	Ratio	Lower	Upper
91	100		
106	48.2	36.4	54.6

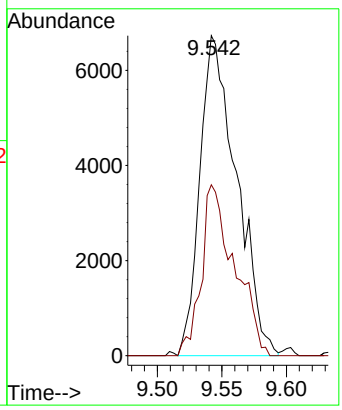

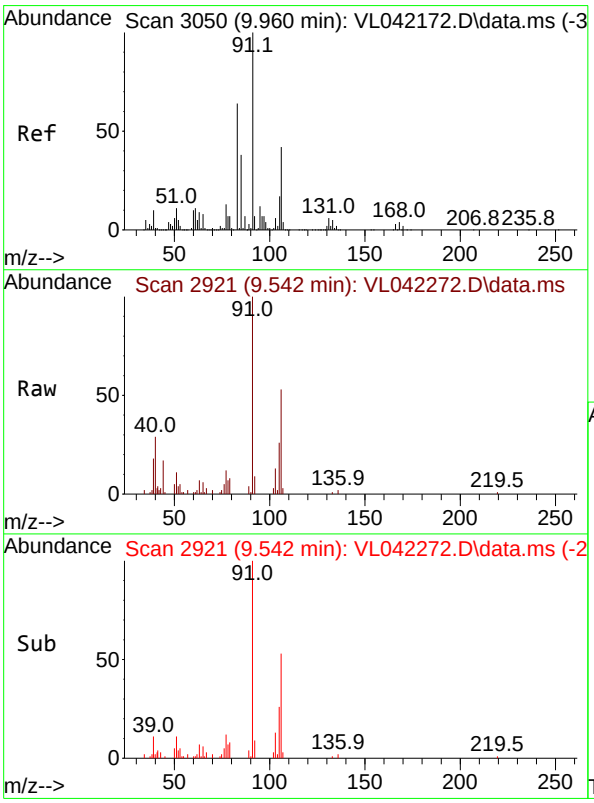

#60
o-Xylene
Concen: 0.270 ppbv
RT: 9.542 min Scan# 2921
Delta R.T. -0.418 min
Lab File: VL042272.D
Acq: 08 Apr 2025 20:30

Tgt Ion: 91 Resp: 13334

Ion	Ratio	Lower	Upper
91	100		
106	48.2	20.8	62.5

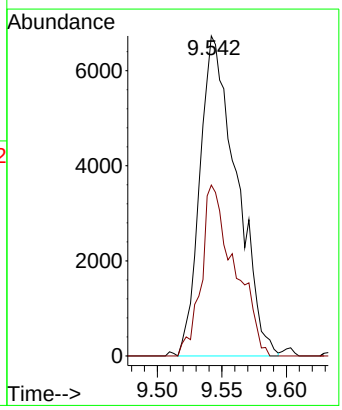

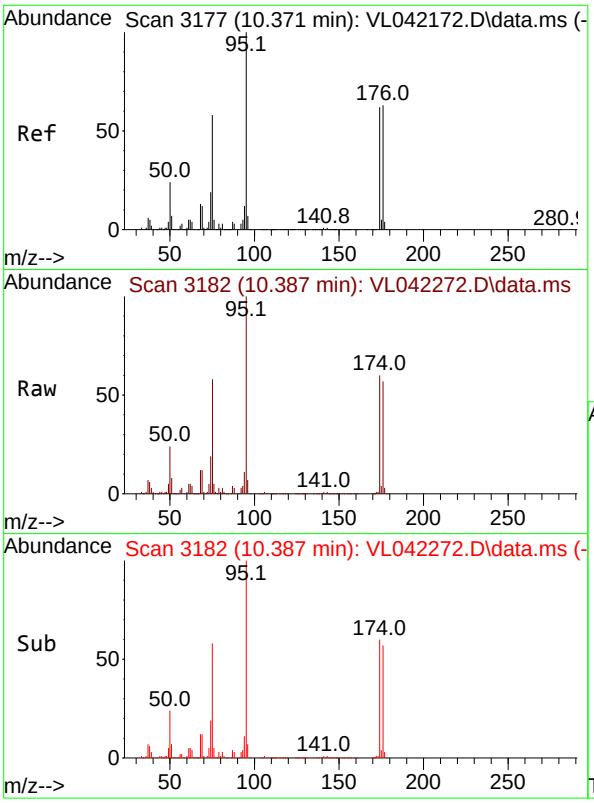

#68
1-Bromo-4-Fluorobenzene
Concen: 9.629 ppbv
RT: 10.387 min Scan# 3
Delta R.T. 0.016 min
Lab File: VL042272.D
Acq: 08 Apr 2025 20:30

Instrument :
MSVOA_L
ClientSampleId :
SSSG-B1-1-04012025

Tgt Ion: 95 Resp: 274979

Ion	Ratio	Lower	Upper
95	100		
174	62.4	50.6	76.0
175	4.7	3.8	5.6

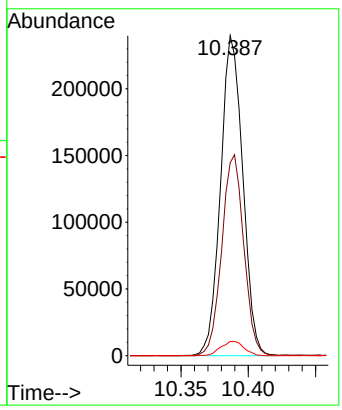

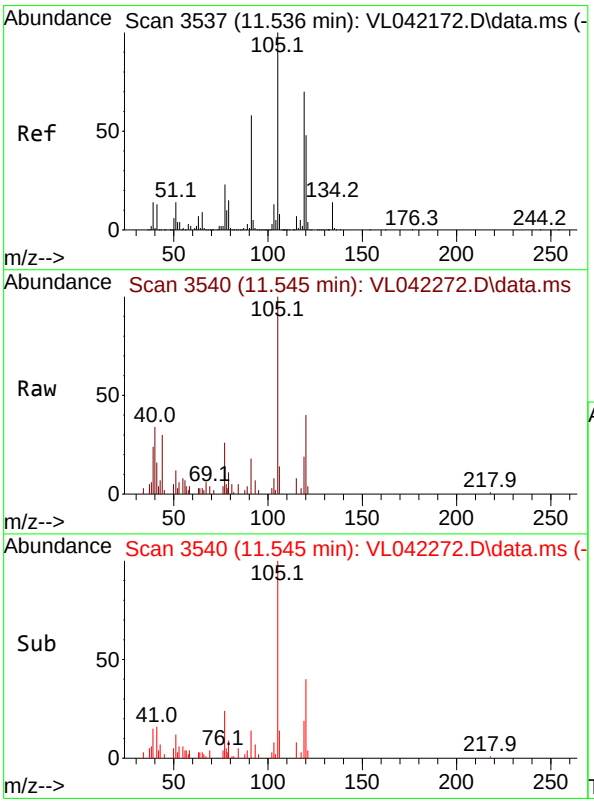

#74
1,2,4-Trimethylbenzene
Concen: 0.067 ppbv
RT: 11.545 min Scan# 3540
Delta R.T. 0.009 min
Lab File: VL042272.D
Acq: 08 Apr 2025 20:30

Tgt Ion:105 Resp: 4136

Ion	Ratio	Lower	Upper
105	100		
120	40.4	38.6	58.0
91	17.7	46.2	69.2#
77	30.8	18.6	27.8#

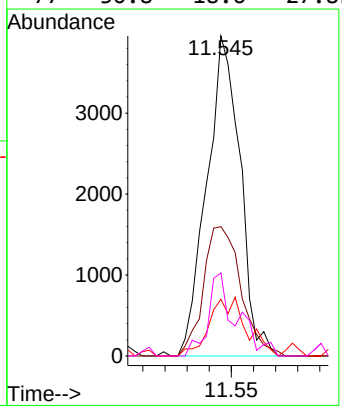

Quantitation Report (Not Reviewed)

Data Path : Z:\voasrv\HPCHEM1\MSVOA_L\Data\VL040825\
Data File : VL042273.D
Acq On : 08 Apr 2025 21:37
Operator : SY/MD
Sample : Q1728-08DL 40X
Misc : 400mL/MSVOA_L
ALS Vial : 1 Sample Multiplier: 1

Instrument :
MSVOA_L
ClientSampleId :
SSSG-B2-4-04022025DL

Quant Time: Apr 09 02:00:30 2025
Quant Method : Z:\voasrv\HPCHEM1\MSVOA_L\methods\VL032725AIR.M
Quant Title : AIR ANALYSIS BY METHOD TO-15 Instrument: MSVOA_LFri Aug 26 06:05:16 2022
QLast Update : Fri Mar 28 02:00:52 2025
Response via : Initial Calibration

Compound	R.T.	QIon	Response	Conc	Units	Dev(Min)
Internal Standards						
1) Bromochloromethane	2.793	49	152932	10.000	ppbv	0.00
33) 1,4-Difluorobenzene	3.968	114	379227	10.000	ppbv	0.02
55) Chlorobenzene-d5	8.888	117	368372	10.000	ppbv	0.01
System Monitoring Compounds						
68) 1-Bromo-4-Fluorobenzene	10.383	95	288158	9.526	ppbv	0.01
Spiked Amount 10.000	Range 65 - 135		Recovery = 95.300%			
Target Compounds						Qvalue
4) Chloromethane	1.534	50	411	0.045	ppbv	91
9) Propene	1.486	41	774	0.073	ppbv #	15
13) Ethanol	1.722	45	2775	2.776	ppbv #	27
15) Acetone	1.839	43	200607	9.379	ppbv	94
16) 1,3-Butadiene	1.602	39	3718	0.356	ppbv #	20
17) tert-Butyl alcohol	2.049	59	1520	0.057	ppbv #	71
19) Isopropyl Alcohol	1.890	45	5026	0.416	ppbv #	1
20) Methylene Chloride	2.065	84	3517	0.442	ppbv #	78
23) Vinyl Acetate	2.460	43	883	0.095	ppbv #	37
34) 2-Butanone	2.570	43	3390	0.123	ppbv	98
39) 1,2-Dichloropropane	3.965	63	97495	7.121	ppbv #	22
51) 2-Hexanone	7.467	43	1738	0.049	ppbv #	28
53) Toluene	6.943	91	8155	0.183	ppbv	99
59) m/p-Xylene	9.552	91	2857	0.055	ppbv #	31
60) o-Xylene	9.972	91	80843	1.543	ppbv	98
65) tert-Butylbenzene	11.542	119	6962	0.096	ppbv #	66
67) sec-Butylbenzene	12.232	105	3123	0.031	ppbv	96
69) p-Isopropyltoluene	11.934	119	2721	0.031	ppbv #	78
72) 4-Ethyltoluene	11.131	105	16952	0.260	ppbv #	55
73) 1,3,5-Trimethylbenzene	11.212	105	41500	0.729	ppbv	97
74) 1,2,4-Trimethylbenzene	11.542	105	52472	0.800	ppbv #	64

(#) = qualifier out of range (m) = manual integration (+) = signals summed

Quantitation Report (Not Reviewed)

Data Path : Z:\voasrv\HPCHEM1\MSVOA_L\Data\VL040825\
Data File : VL042273.D
Acq On : 08 Apr 2025 21:37
Operator : SY/MD
Sample : Q1728-08DL 40X
Misc : 400mL/MSVOA_L
ALS Vial : 1 Sample Multiplier: 1

Instrument :
MSVOA_L
ClientSampleId :
SSSG-B2-4-04022025DL

Quant Time: Apr 09 02:00:30 2025
Quant Method : Z:\voasrv\HPCHEM1\MSVOA_L\methods\VL032725AIR.M
Quant Title : AIR ANALYSIS BY METHOD TO-15 Instrument: MSVOA_LFri Aug 26 06:05:16 2022
QLast Update : Fri Mar 28 02:00:52 2025
Response via : Initial Calibration

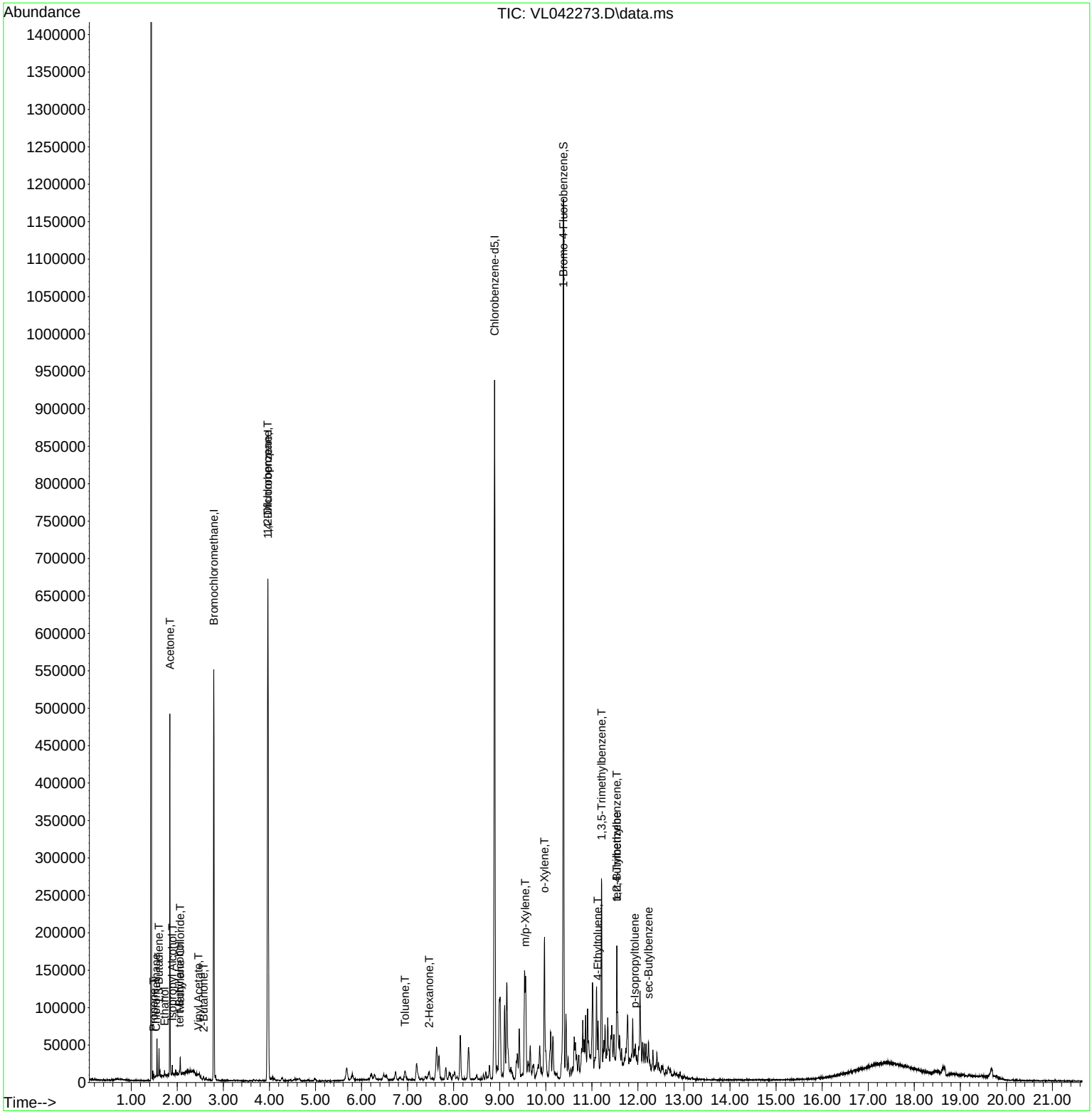

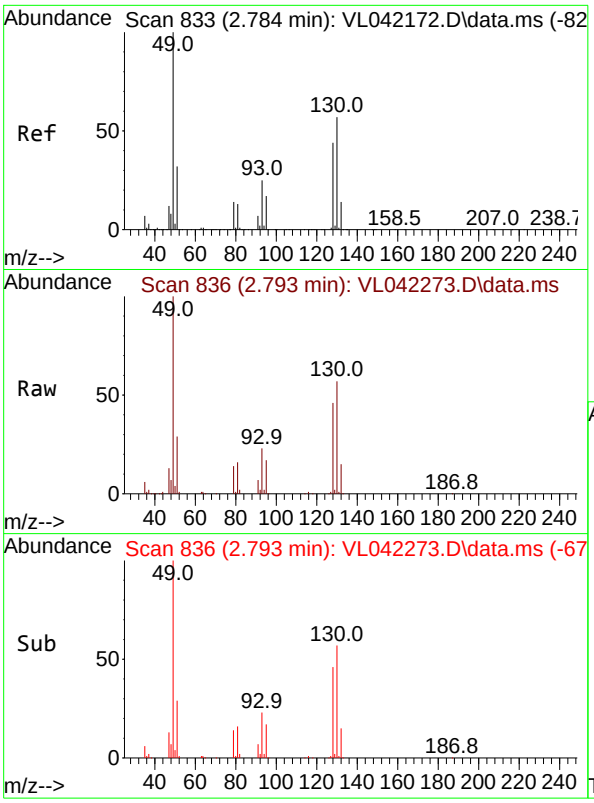

#1
Bromochloromethane
Concen: 10.000 ppbv
RT: 2.793 min Scan# 8
Delta R.T. 0.010 min
Lab File: VL042273.D
Acq: 08 Apr 2025 21:37

Instrument :
MSVOA_L
ClientSampleId :
SSSG-B2-4-04022025DL

Tgt Ion: 49 Resp: 152932

Ion	Ratio	Lower	Upper
49	100		
128	45.3	22.9	68.5
130	57.5	28.8	86.4

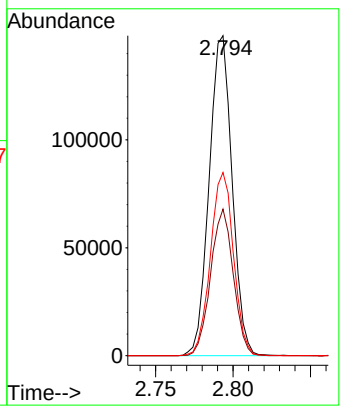

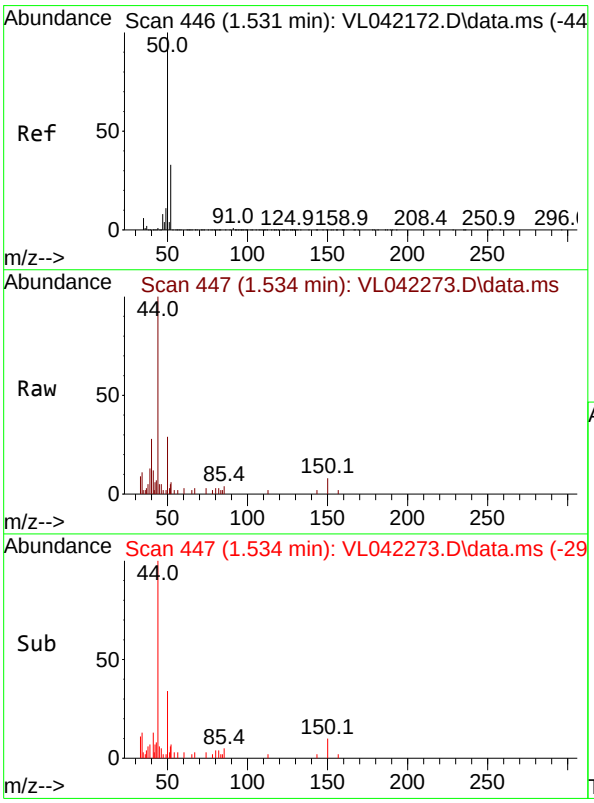

#4
Chloromethane
Concen: 0.045 ppbv
RT: 1.534 min Scan# 447
Delta R.T. 0.003 min
Lab File: VL042273.D
Acq: 08 Apr 2025 21:37

Tgt Ion: 50 Resp: 411

Ion	Ratio	Lower	Upper
50	100		
52	37.8	26.1	39.1

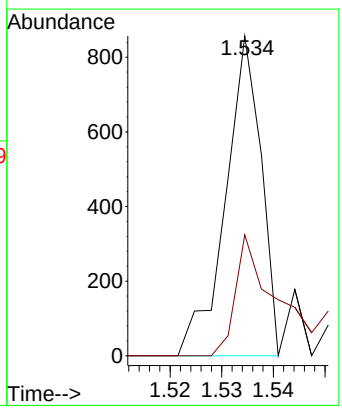

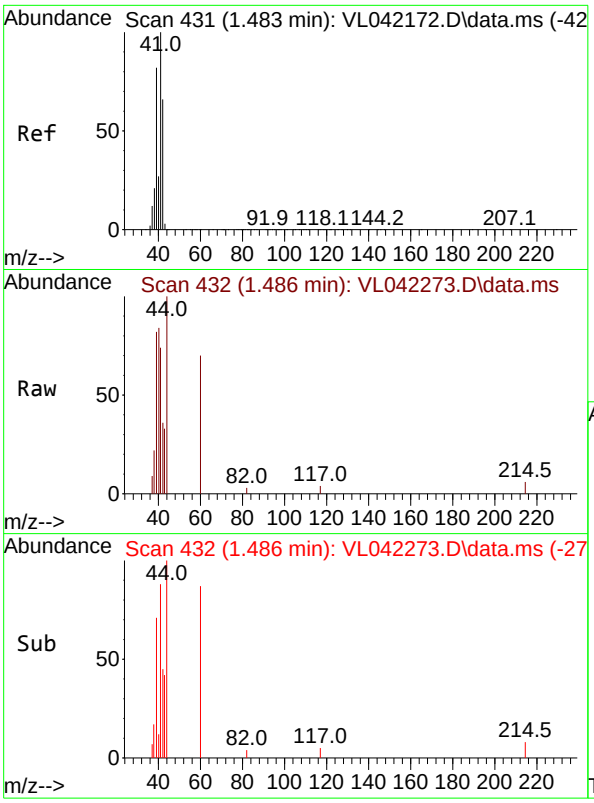

#9
Propene
Concen: 0.073 ppbv
RT: 1.486 min Scan# 4
Delta R.T. 0.003 min
Lab File: VL042273.D
Acq: 08 Apr 2025 21:37

Instrument :
MSVOA_L
ClientSampleId :
SSSG-B2-4-04022025DL

Tgt Ion: 41 Resp: 774

Ion	Ratio	Lower	Upper
41	100		
42	0.0	55.4	83.2#

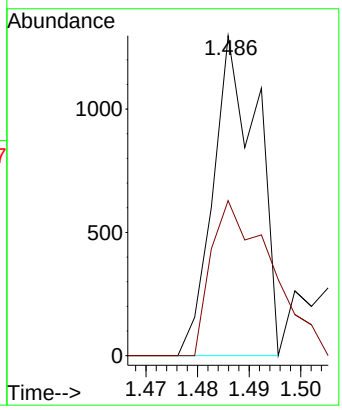

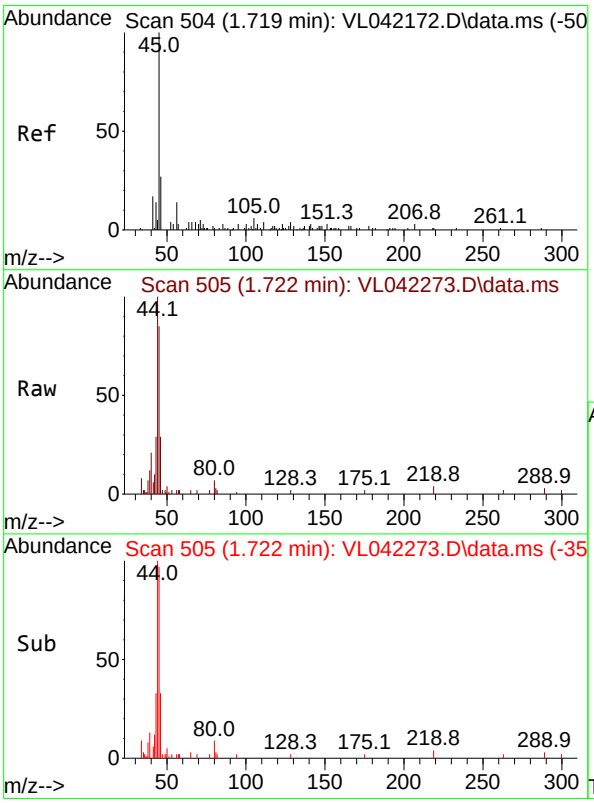

#13
Ethanol
Concen: 2.776 ppbv
RT: 1.722 min Scan# 505
Delta R.T. 0.003 min
Lab File: VL042273.D
Acq: 08 Apr 2025 21:37

Tgt Ion: 45 Resp: 2775

Ion	Ratio	Lower	Upper
45	100		
46	0.0	20.2	80.8#

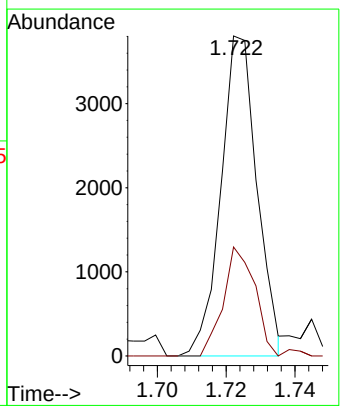



#15
Acetone
Concen: 9.379 ppbv
RT: 1.839 min Scan# 54
Delta R.T. 0.006 min
Lab File: VL042273.D
Acq: 08 Apr 2025 21:37

Instrument :
MSVOA_L
ClientSampleId :
SSSG-B2-4-04022025DL

Tgt Ion: 43 Resp: 200607

Ion	Ratio	Lower	Upper
43	100		
58	25.9	23.2	34.8

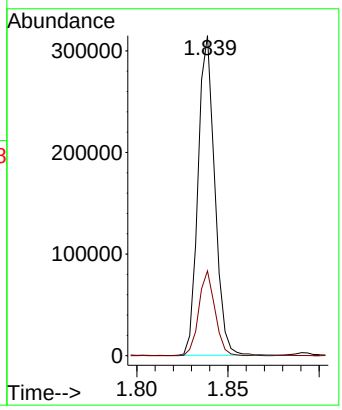

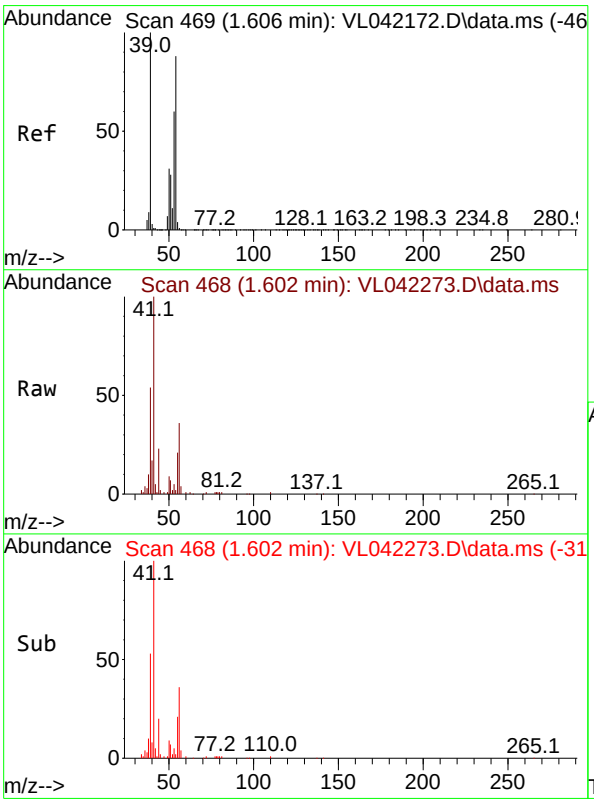

#16
1,3-Butadiene
Concen: 0.356 ppbv
RT: 1.602 min Scan# 468
Delta R.T. -0.003 min
Lab File: VL042273.D
Acq: 08 Apr 2025 21:37

Tgt Ion: 39 Resp: 3718

Ion	Ratio	Lower	Upper
39	100		
54	7.4	60.7	91.1#

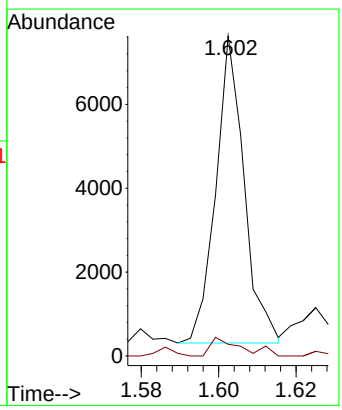

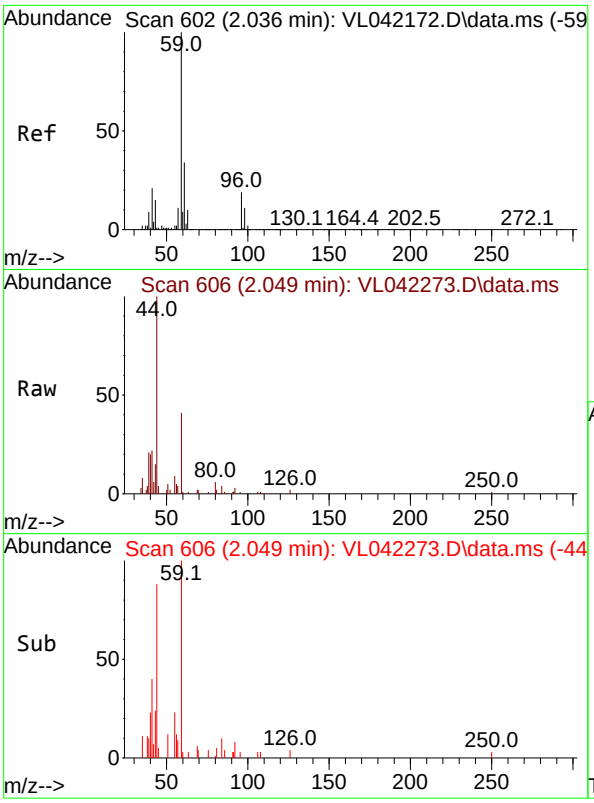

#17
tert-Butyl alcohol
Concen: 0.057 ppbv
RT: 2.049 min Scan# 6
Delta R.T. 0.013 min
Lab File: VL042273.D
Acq: 08 Apr 2025 21:37

Instrument :
MSVOA_L
ClientSampleId :
SSSG-B2-4-04022025DL

Tgt Ion: 59 Resp: 1520

Ion	Ratio	Lower	Upper
59	100		
57	22.2	8.9	13.3#

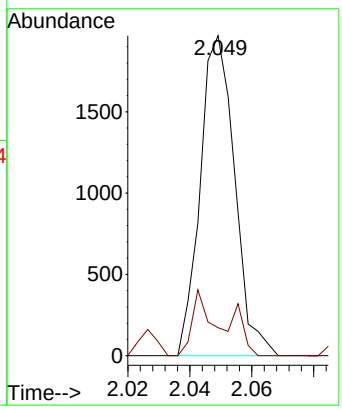

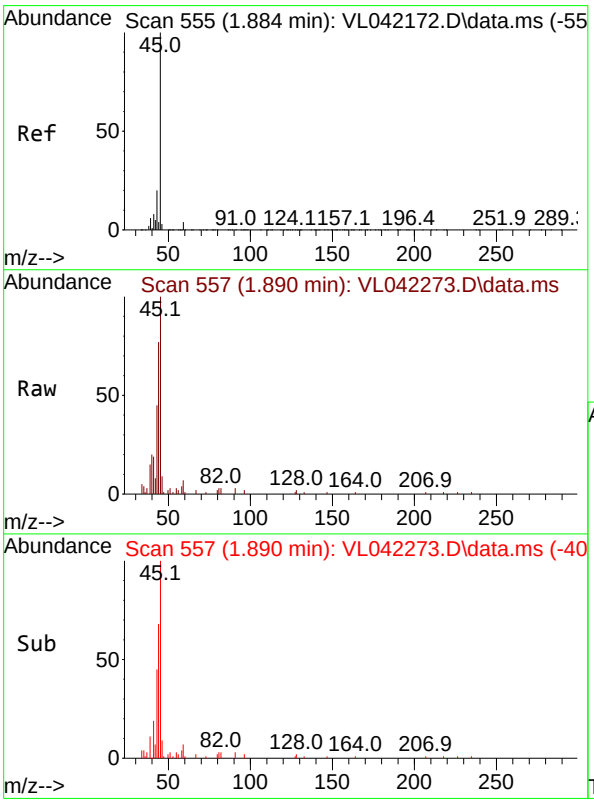

#19
Isopropyl Alcohol
Concen: 0.416 ppbv
RT: 1.890 min Scan# 557
Delta R.T. 0.006 min
Lab File: VL042273.D
Acq: 08 Apr 2025 21:37

Tgt Ion: 45 Resp: 5026

Ion	Ratio	Lower	Upper
45	100		
58	1031.6	36.9	55.3#

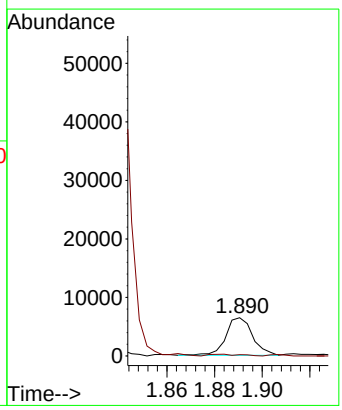

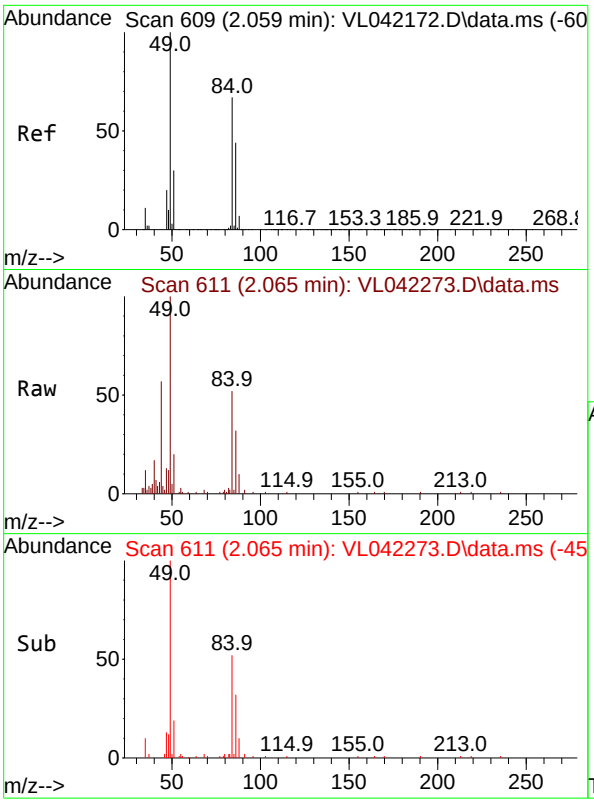

#20
Methylene Chloride
Concen: 0.442 ppbv
RT: 2.065 min Scan# 6
Delta R.T. 0.006 min
Lab File: VL042273.D
Acq: 08 Apr 2025 21:37

Instrument :
MSVOA_L
ClientSampleId :
SSSG-B2-4-04022025DL

Tgt Ion: 84 Resp: 3517

Ion	Ratio	Lower	Upper
84	100		
49	190.6	120.2	180.4#
51	35.9	37.4	56.0#
86	61.0	52.4	78.6

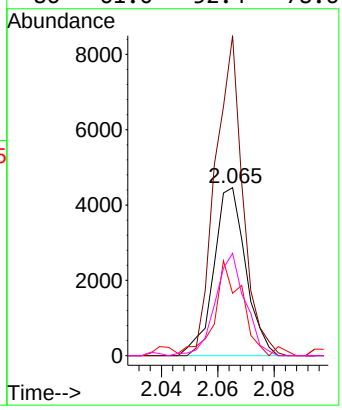

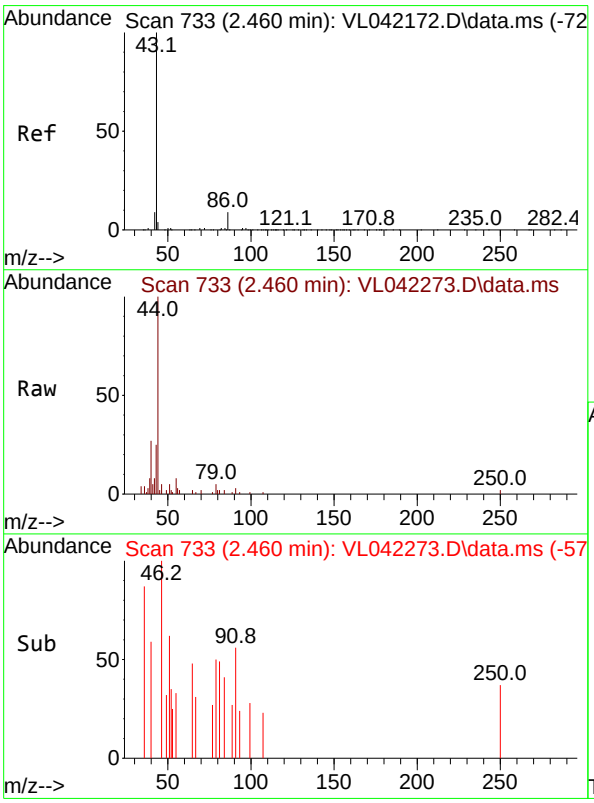

#23
Vinyl Acetate
Concen: 0.095 ppbv
RT: 2.460 min Scan# 733
Delta R.T. -0.000 min
Lab File: VL042273.D
Acq: 08 Apr 2025 21:37

Tgt Ion: 43 Resp: 883

Ion	Ratio	Lower	Upper
43	100		
86	0.0	5.5	8.3#
42	3.7	8.6	13.0#
44	65.2	6.2	9.4#

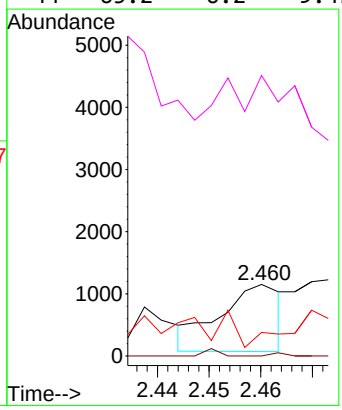

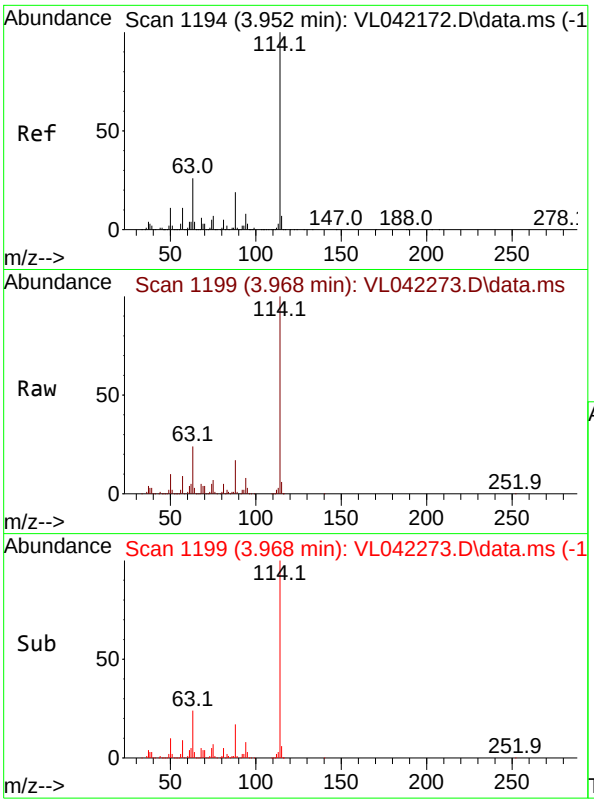

#33
1,4-Difluorobenzene
Concen: 10.000 ppbv
RT: 3.968 min Scan# 1
Delta R.T. 0.016 min
Lab File: VL042273.D
Acq: 08 Apr 2025 21:37

Instrument :
MSVOA_L
ClientSampleId :
SSSG-B2-4-04022025DL

Tgt Ion:114 Resp: 379227

Ion	Ratio	Lower	Upper
114	100		
63	26.0	20.7	31.1
88	17.7	15.0	22.4

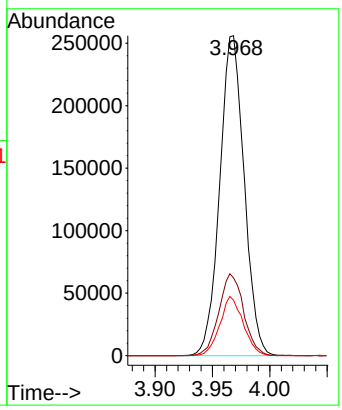

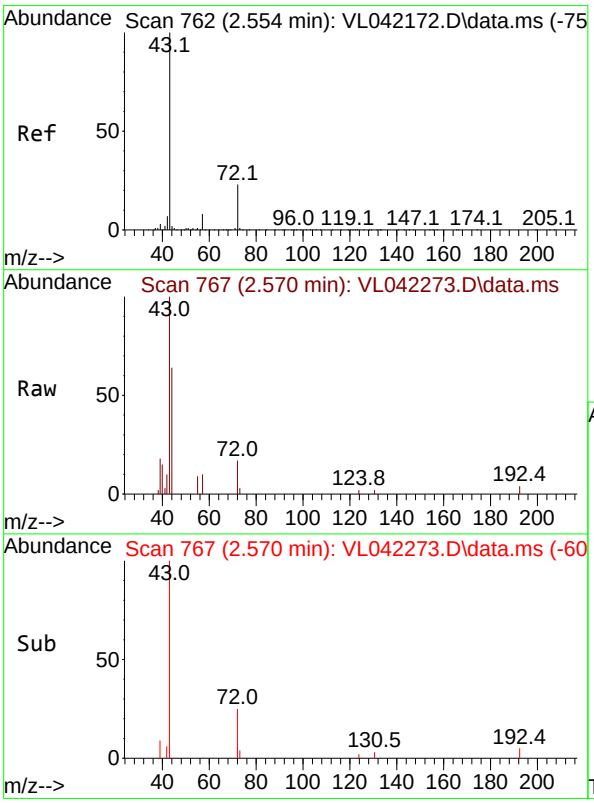

#34
2-Butanone
Concen: 0.123 ppbv
RT: 2.570 min Scan# 767
Delta R.T. 0.016 min
Lab File: VL042273.D
Acq: 08 Apr 2025 21:37

Tgt Ion: 43 Resp: 3390

Ion	Ratio	Lower	Upper
43	100		
72	23.7	18.2	27.2

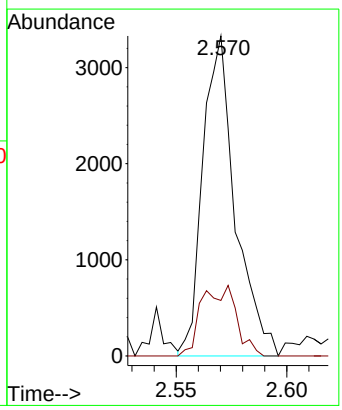

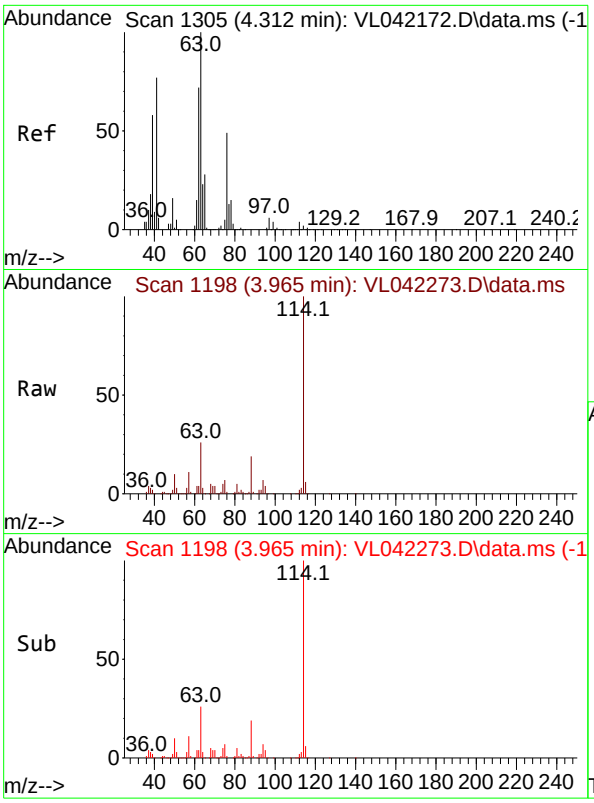

#39
1,2-Dichloropropane
Concen: 7.121 ppbv
RT: 3.965 min Scan# 1
Delta R.T. -0.346 min
Lab File: VL042273.D
Acq: 08 Apr 2025 21:37

Instrument :
MSVOA_L
ClientSampleId :
SSSG-B2-4-04022025DL

Tgt Ion: 63 Resp: 97495

Ion	Ratio	Lower	Upper
63	100		
41	0.0	61.7	92.5#
62	16.8	57.6	86.4#

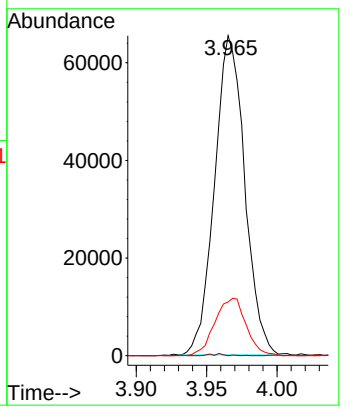

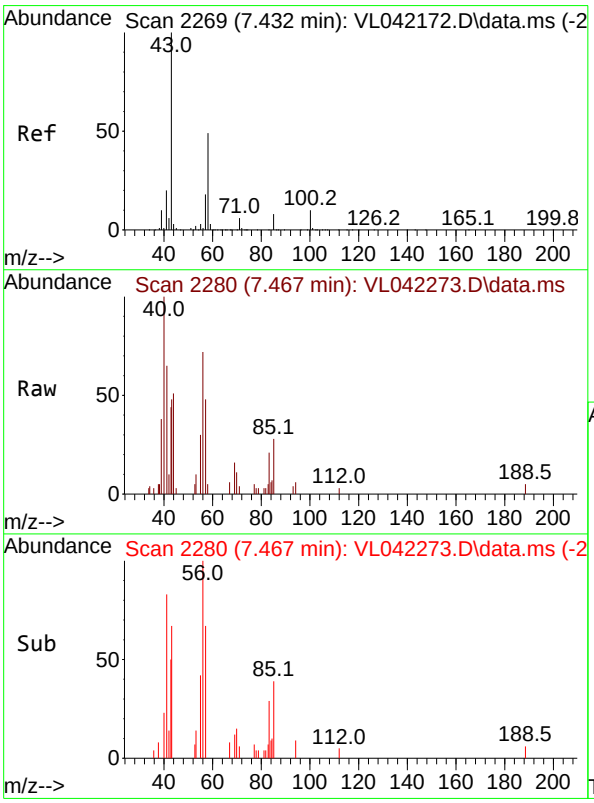

#51
2-Hexanone
Concen: 0.049 ppbv
RT: 7.467 min Scan# 2280
Delta R.T. 0.035 min
Lab File: VL042273.D
Acq: 08 Apr 2025 21:37

Tgt Ion: 43 Resp: 1738

Ion	Ratio	Lower	Upper
43	100		
58	0.0	39.7	59.5#
98	0.0	0.1	0.1#

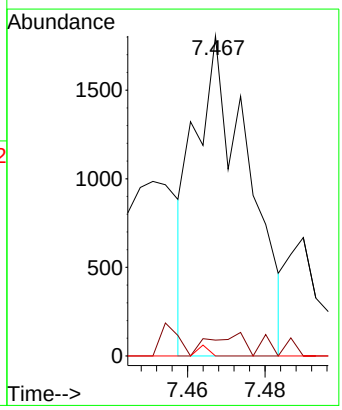

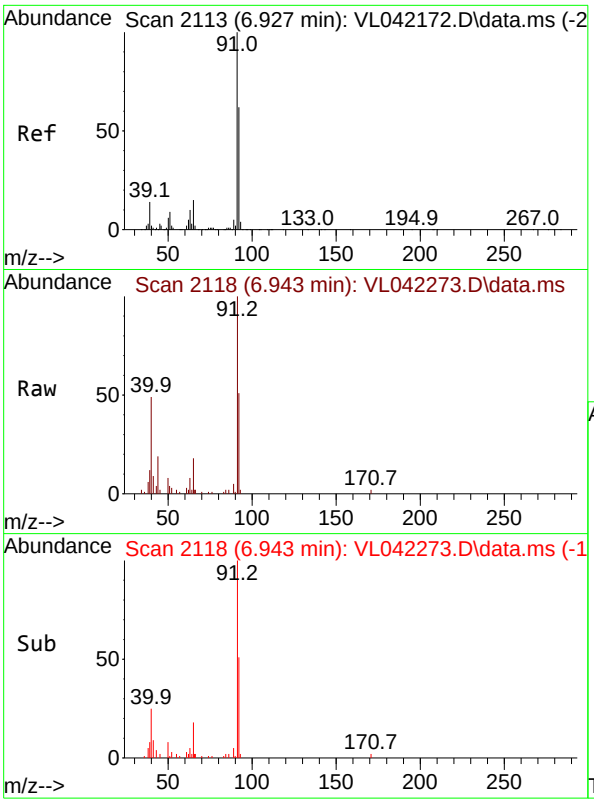

#53
Toluene
Concen: 0.183 ppbv
RT: 6.943 min Scan# 2
Delta R.T. 0.016 min
Lab File: VL042273.D
Acq: 08 Apr 2025 21:37

Instrument :
MSVOA_L
ClientSampleId :
SSSG-B2-4-04022025DL

Tgt Ion: 91 Resp: 8155

Ion	Ratio	Lower	Upper
91	100		
92	61.1	48.4	72.6

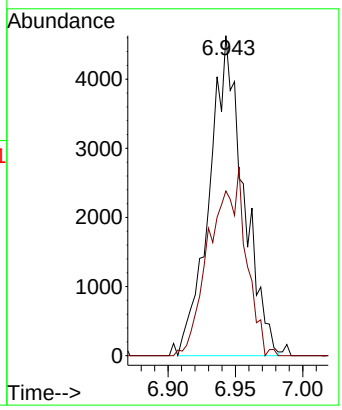

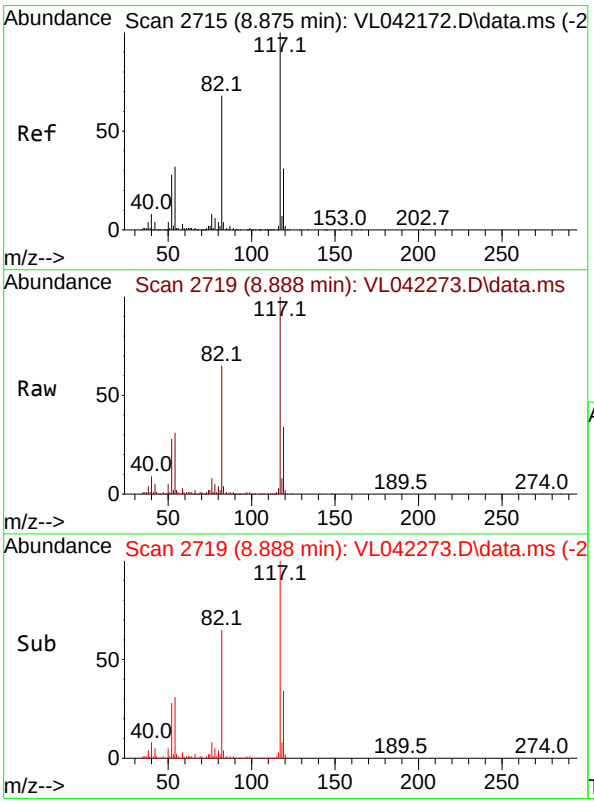

#55
Chlorobenzene-d5
Concen: 10.000 ppbv
RT: 8.888 min Scan# 2719
Delta R.T. 0.013 min
Lab File: VL042273.D
Acq: 08 Apr 2025 21:37

Tgt Ion:117 Resp: 368372

Ion	Ratio	Lower	Upper
117	100		
82	65.6	55.8	83.6
119	32.2	25.5	38.3

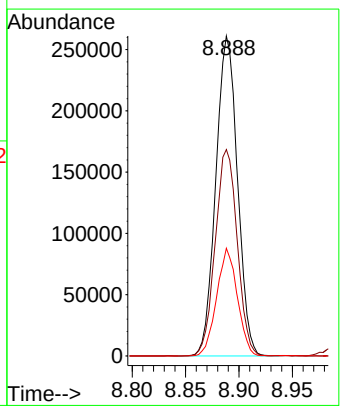

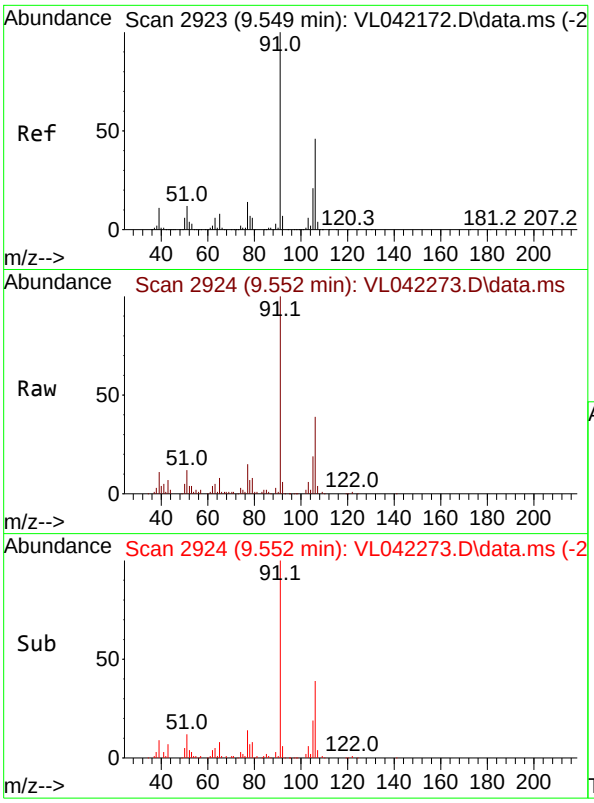

#59
m/p-Xylene
Concen: 0.055 ppbv
RT: 9.552 min Scan# 2
Delta R.T. 0.003 min
Lab File: VL042273.D
Acq: 08 Apr 2025 21:37

Instrument :
MSVOA_L
ClientSampleId :
SSSG-B2-4-04022025DL

Tgt Ion: 91 Resp: 2857

Ion	Ratio	Lower	Upper
91	100		
106	0.0	36.4	54.6#

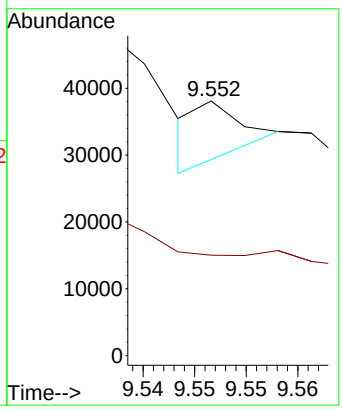

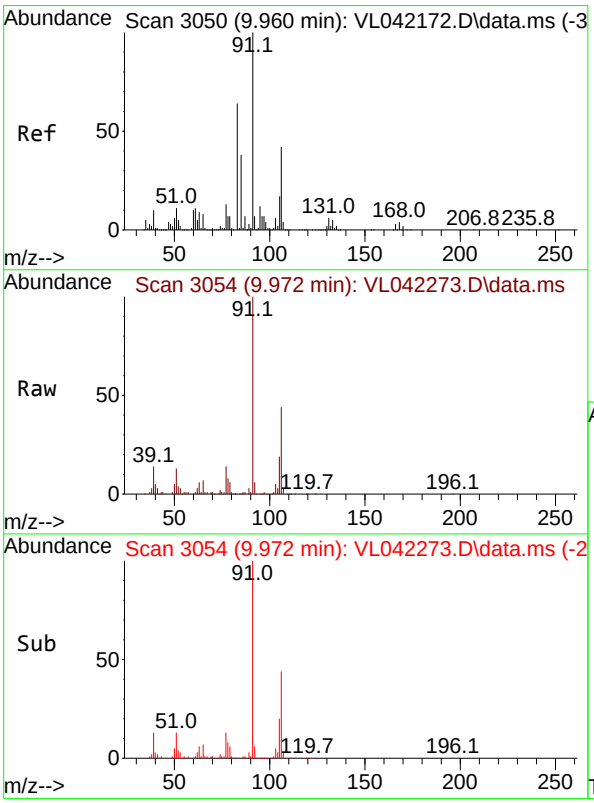

#60
o-Xylene
Concen: 1.543 ppbv
RT: 9.972 min Scan# 3054
Delta R.T. 0.013 min
Lab File: VL042273.D
Acq: 08 Apr 2025 21:37

Tgt Ion: 91 Resp: 80843

Ion	Ratio	Lower	Upper
91	100		
106	43.1	20.8	62.5

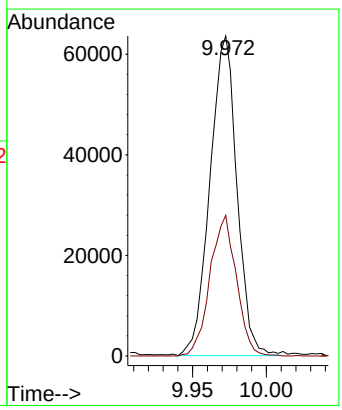

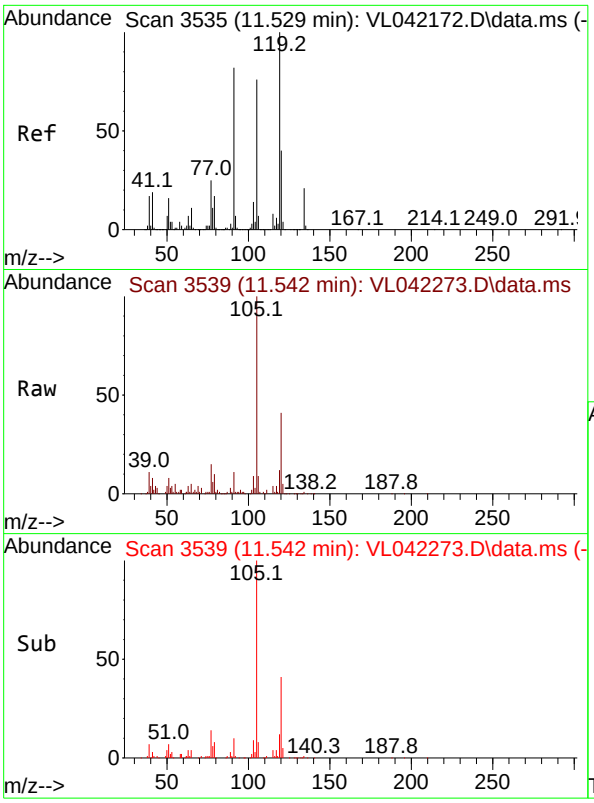

#65
tert-Butylbenzene
Concen: 0.096 ppbv
RT: 11.542 min Scan# 3
Delta R.T. 0.013 min
Lab File: VL042273.D
Acq: 08 Apr 2025 21:37

Instrument :
MSVOA_L
ClientSampleId :
SSSG-B2-4-04022025DL

Tgt Ion:119 Resp: 6962

Ion	Ratio	Lower	Upper
119	100		
91	112.8	66.0	99.0#
134	5.1	16.7	25.1#

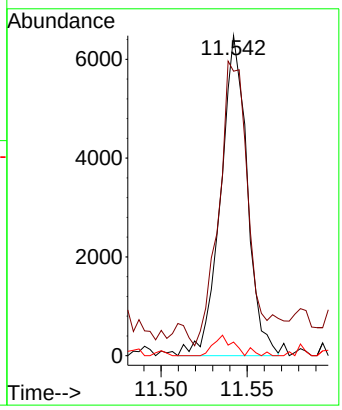

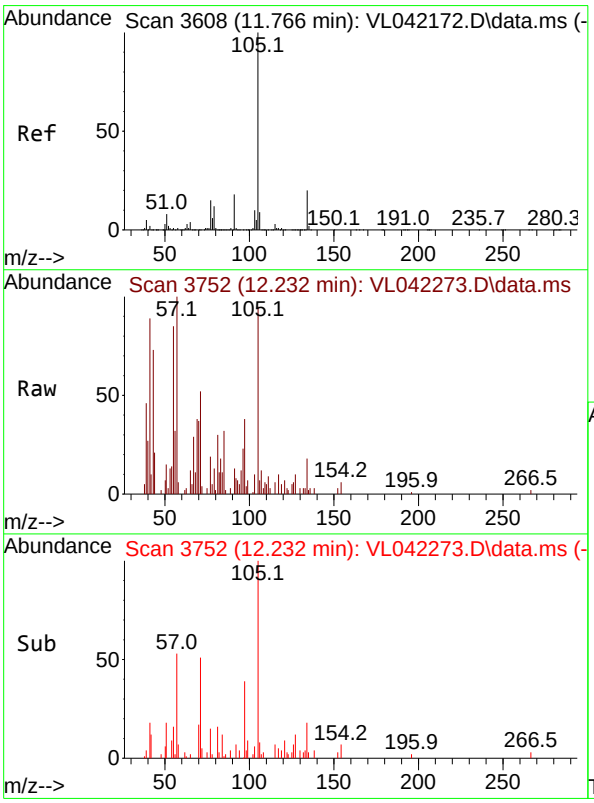

#67
sec-Butylbenzene
Concen: 0.031 ppbv
RT: 12.232 min Scan# 3752
Delta R.T. 0.466 min
Lab File: VL042273.D
Acq: 08 Apr 2025 21:37

Tgt Ion:105 Resp: 3123

Ion	Ratio	Lower	Upper
105	100		
134	21.3	15.5	23.3

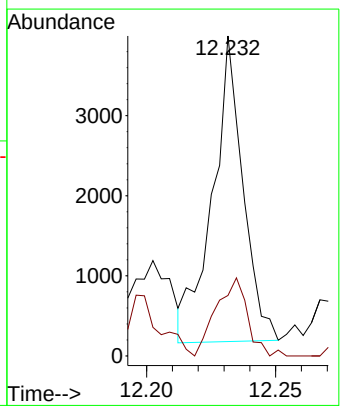

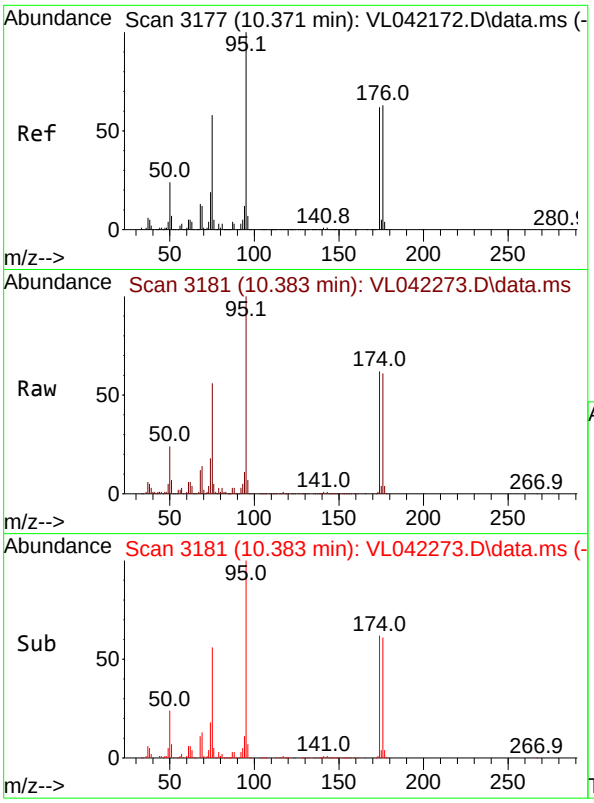

#68
1-Bromo-4-Fluorobenzene
Concen: 9.526 ppbv
RT: 10.383 min Scan# 3
Delta R.T. 0.013 min
Lab File: VL042273.D
Acq: 08 Apr 2025 21:37

Instrument :
MSVOA_L
ClientSampleId :
SSSG-B2-4-04022025DL

Tgt Ion: 95 Resp: 288158

Ion	Ratio	Lower	Upper
95	100		
174	61.8	50.6	76.0
175	4.7	3.8	5.6

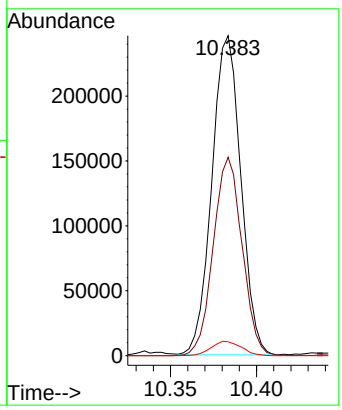

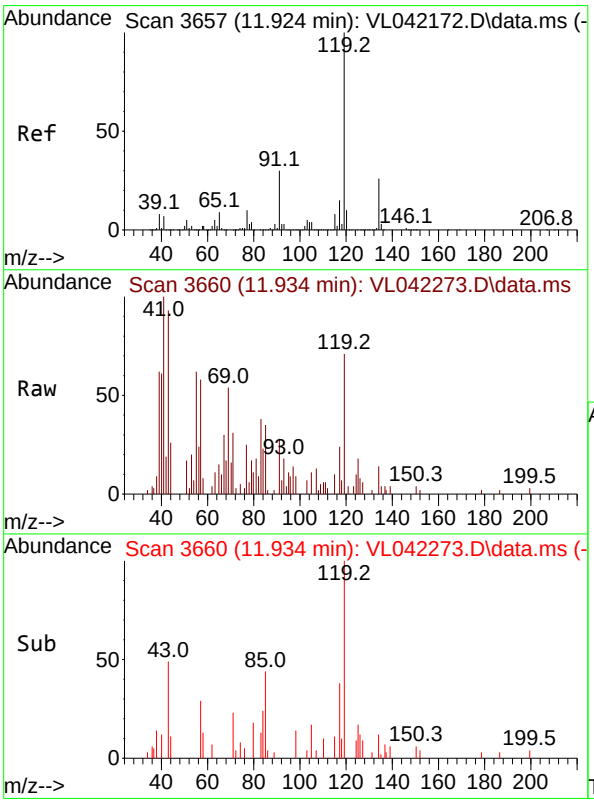

#69
p-Isopropyltoluene
Concen: 0.031 ppbv
RT: 11.934 min Scan# 3660
Delta R.T. 0.010 min
Lab File: VL042273.D
Acq: 08 Apr 2025 21:37

Tgt Ion:119 Resp: 2721

Ion	Ratio	Lower	Upper
119	100		
134	29.5	20.4	30.6
91	47.8	23.7	35.5#

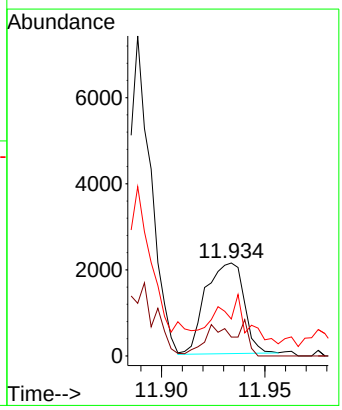

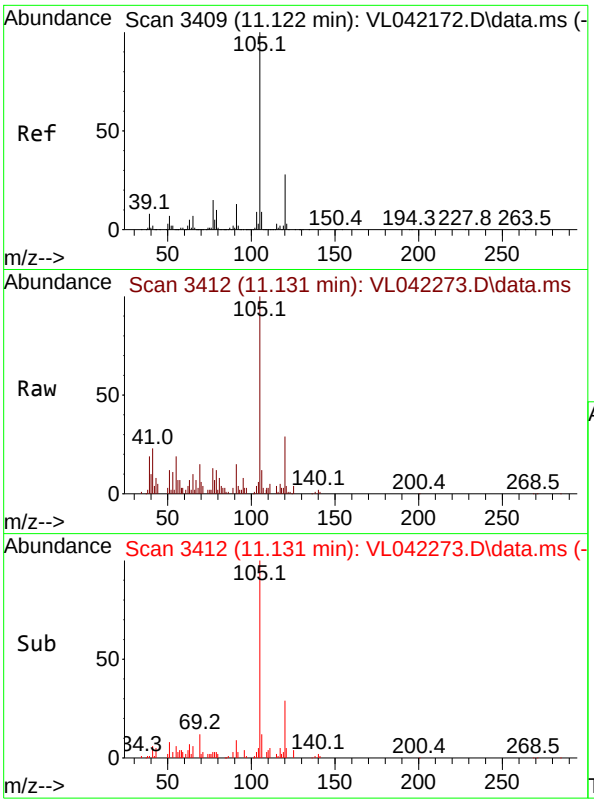

#72
4-Ethyltoluene
Concen: 0.260 ppbv
RT: 11.131 min Scan# 3
Delta R.T. 0.010 min
Lab File: VL042273.D
Acq: 08 Apr 2025 21:37

Instrument :
MSVOA_L
ClientSampleId :
SSSG-B2-4-04022025DL

Tgt Ion:105 Resp: 16952

Ion	Ratio	Lower	Upper
105	100		
120	0.0	23.4	35.0#
91	0.0	10.3	15.5#
77	0.0	11.4	17.2#

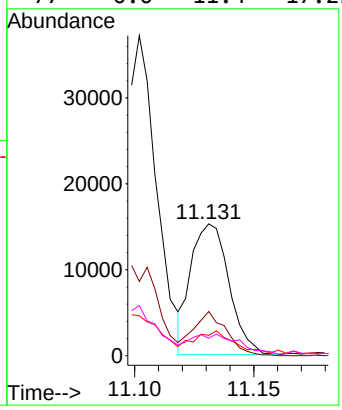

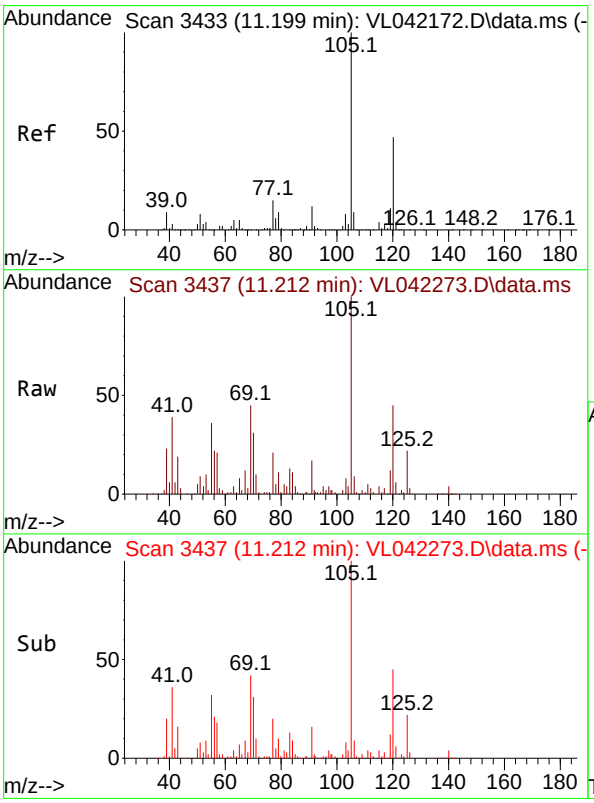

#73
1,3,5-Trimethylbenzene
Concen: 0.729 ppbv
RT: 11.212 min Scan# 3437
Delta R.T. 0.013 min
Lab File: VL042273.D
Acq: 08 Apr 2025 21:37

Tgt Ion:105 Resp: 41500

Ion	Ratio	Lower	Upper
105	100		
120	44.7	37.4	56.0

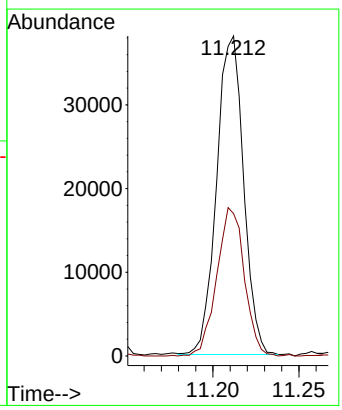

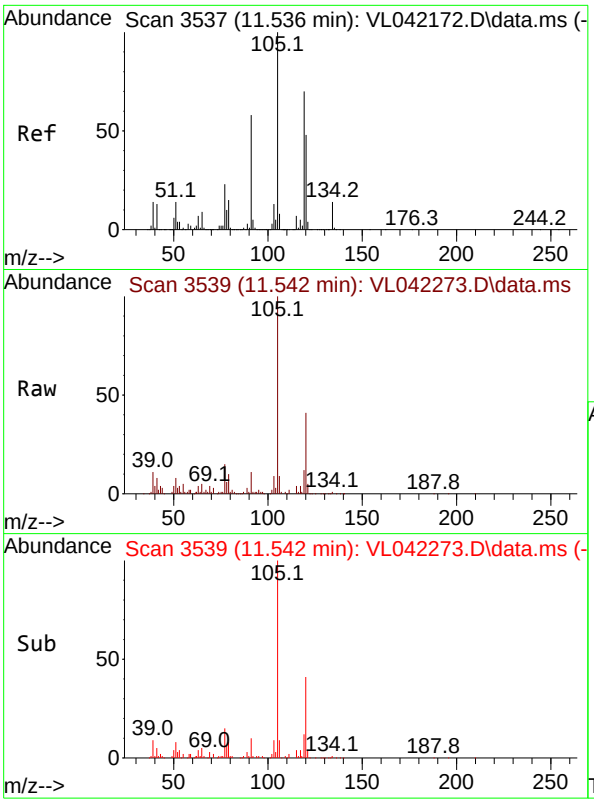

#74
1,2,4-Trimethylbenzene
Concen: 0.800 ppbv
RT: 11.542 min Scan# 3
Delta R.T. 0.006 min
Lab File: VL042273.D
Acq: 08 Apr 2025 21:37

Instrument :
MSVOA_L
ClientSampleId :
SSSG-B2-4-04022025DL

Tgt Ion:105 Resp: 52472

Ion	Ratio	Lower	Upper
105	100		
120	41.0	38.6	58.0
91	9.8	46.2	69.2#
77	14.4	18.6	27.8#

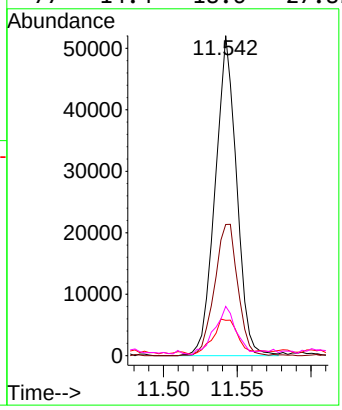

Quantitation Report (Not Reviewed)

Data Path : Z:\voasrv\HPCHEM1\MSVOA_L\Data\VL040825\
Data File : VL042274.D
Acq On : 08 Apr 2025 22:11
Operator : SY/MD
Sample : Q1728-11 2X
Misc : 400mL/MSVOA_L
ALS Vial : 1 Sample Multiplier: 1

Instrument :
MSVOA_L
ClientSampleId :
SSSG-B1-4-04012025

Quant Time: Apr 09 02:00:57 2025
Quant Method : Z:\voasrv\HPCHEM1\MSVOA_L\methods\VL032725AIR.M
Quant Title : AIR ANALYSIS BY METHOD TO-15 Instrument: MSVOA_LFri Aug 26 06:05:16 2022
QLast Update : Fri Mar 28 02:00:52 2025
Response via : Initial Calibration

Compound	R.T.	QIon	Response	Conc	Units	Dev(Min)
Internal Standards						
1) Bromochloromethane	2.790	49	156372	10.000	ppbv	0.00
33) 1,4-Difluorobenzene	3.965	114	398763	10.000	ppbv	0.01
55) Chlorobenzene-d5	8.885	117	359554	10.000	ppbv	0.00
System Monitoring Compounds						
68) 1-Bromo-4-Fluorobenzene	10.380	95	281110	9.520	ppbv	0.00
Spiked Amount 10.000	Range 65 - 135		Recovery = 95.200%			
Target Compounds						Qvalue
2) Dichlorodifluoromethane	1.499	85	5004	0.217	ppbv	89
3) Chlorodifluoromethane	1.479	51	5052	0.214	ppbv #	92
4) Chloromethane	1.531	50	480	0.051	ppbv	90
9) Propene	1.489	41	1785	0.165	ppbv	94
10) Heptane	4.988	43	1658	0.058	ppbv #	28
11) Trichlorofluoromethane	2.146	101	800	0.036	ppbv	97
12) 1,1,2-Trichlorotrifluo...	2.146	101	800	0.043	ppbv	92
13) Ethanol	1.722	45	11416	11.170	ppbv	83
15) Acetone	1.839	43	128185	5.861	ppbv	95
16) 1,3-Butadiene	1.602	39	6472	0.606	ppbv #	22
17) tert-Butyl alcohol	2.046	59	3888	0.143	ppbv	99
19) Isopropyl Alcohol	1.890	45	17157	1.390	ppbv #	1
20) Methylene Chloride	2.065	84	2710	0.333	ppbv #	93
23) Vinyl Acetate	2.457	43	1492	0.158	ppbv #	76
25) Ethyl Acetate	2.845	43	1744	0.031	ppbv #	85
26) Hexane	2.829	57	4605	0.210	ppbv #	40
27) Carbon Disulfide	2.156	76	899	0.038	ppbv #	1
29) Chloroform	2.852	83	9004	0.281	ppbv	97
34) 2-Butanone	2.570	43	5858	0.203	ppbv	98
36) Benzene	3.658	78	5637	0.143	ppbv #	90
38) Trichloroethene	4.557	130	854	0.052	ppbv #	94
39) 1,2-Dichloropropane	3.965	63	102394	7.112	ppbv #	22
53) Toluene	6.940	91	34973	0.746	ppbv	99
58) Ethyl Benzene	9.364	91	10002	0.157	ppbv	97
59) m/p-Xylene	9.535	91	32175	0.631	ppbv	100
60) o-Xylene	9.969	91	13256	0.259	ppbv	98
61) Styrene	9.879	104	3116	0.123	ppbv #	9
72) 4-Ethyltoluene	11.128	105	3026	0.048	ppbv #	58
73) 1,3,5-Trimethylbenzene	11.209	105	3685	0.066	ppbv	87
74) 1,2,4-Trimethylbenzene	11.542	105	9995	0.156	ppbv #	61

(#) = qualifier out of range (m) = manual integration (+) = signals summed

Quantitation Report (Not Reviewed)

Data Path : Z:\voasrv\HPCHEM1\MSVOA_L\Data\VL040825\
Data File : VL042274.D
Acq On : 08 Apr 2025 22:11
Operator : SY/MD
Sample : Q1728-11 2X
Misc : 400mL/MSVOA_L
ALS Vial : 1 Sample Multiplier: 1

Instrument :
MSVOA_L
ClientSampleId :
SSSG-B1-4-04012025

Quant Time: Apr 09 02:00:57 2025
Quant Method : Z:\voasrv\HPCHEM1\MSVOA_L\methods\VL032725AIR.M
Quant Title : AIR ANALYSIS BY METHOD TO-15 Instrument: MSVOA_LFri Aug 26 06:05:16 2022
QLast Update : Fri Mar 28 02:00:52 2025
Response via : Initial Calibration

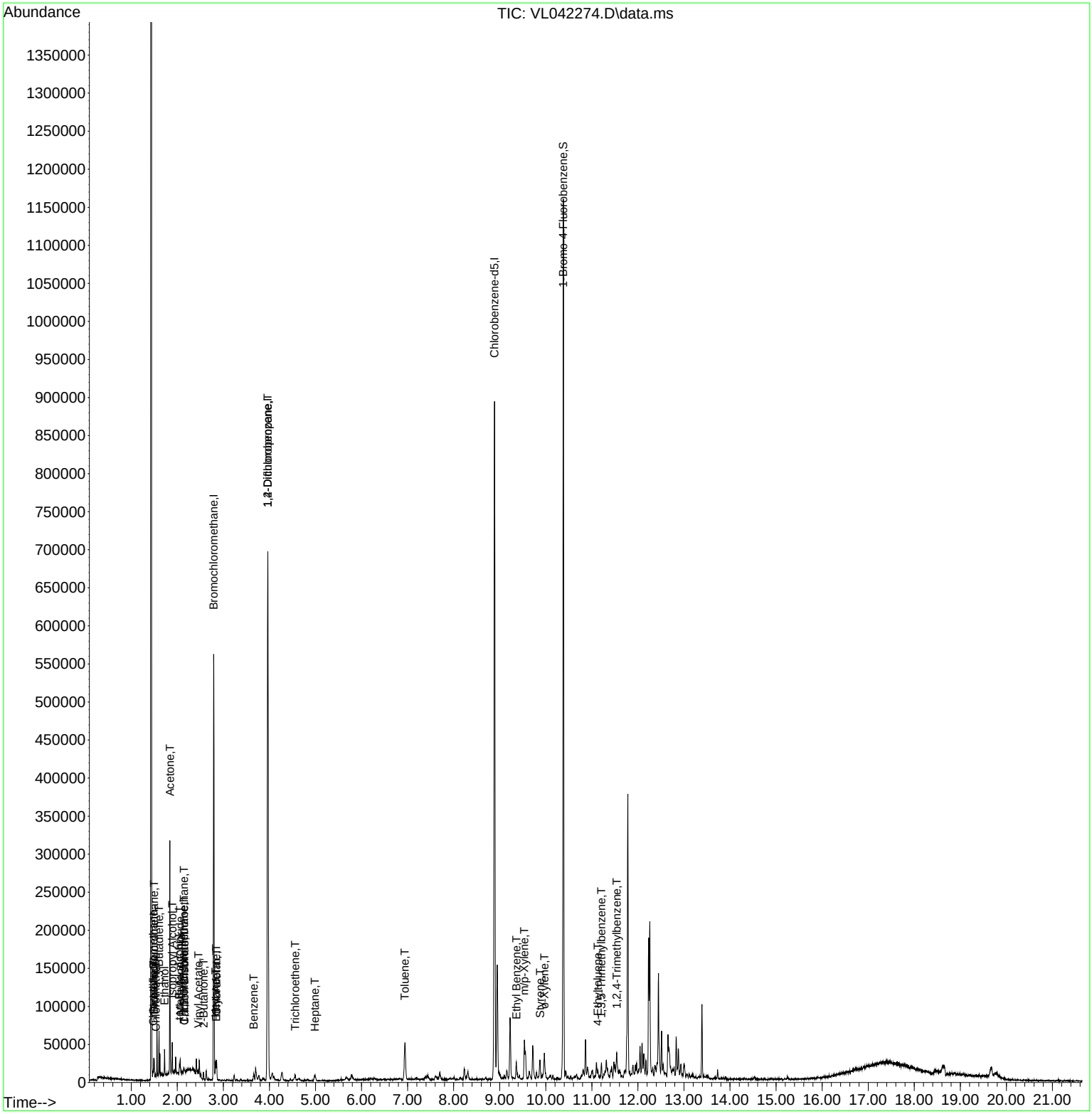

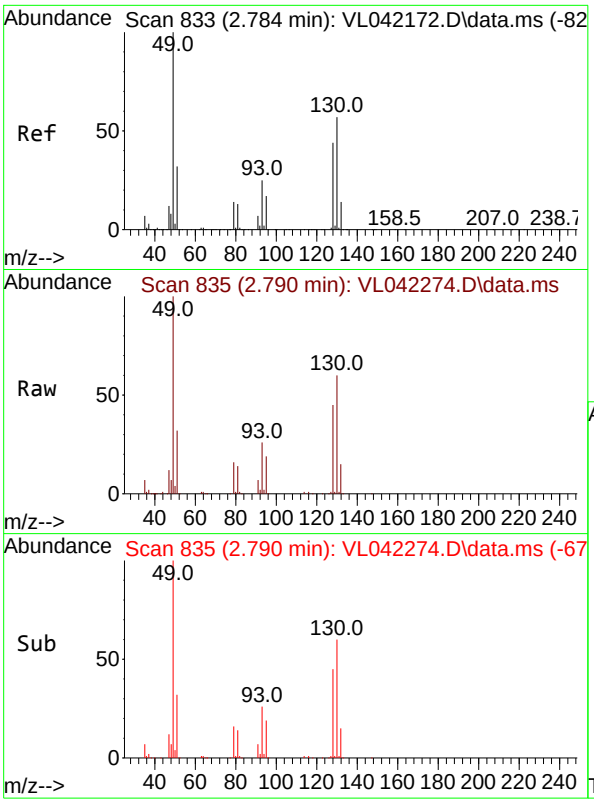

#1
Bromochloromethane
Concen: 10.000 ppbv
RT: 2.790 min Scan# 8
Delta R.T. 0.006 min
Lab File: VL042274.D
Acq: 08 Apr 2025 22:11

Instrument :
MSVOA_L
ClientSampleId :
SSSG-B1-4-04012025

Tgt Ion: 49 Resp: 156372

Ion	Ratio	Lower	Upper
49	100		
128	45.5	22.9	68.5
130	57.4	28.8	86.4

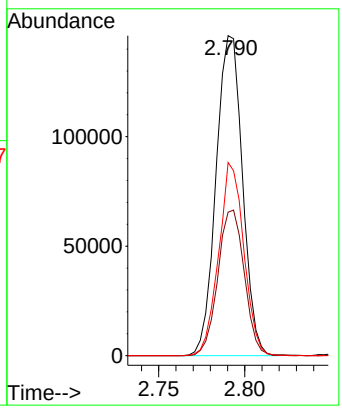

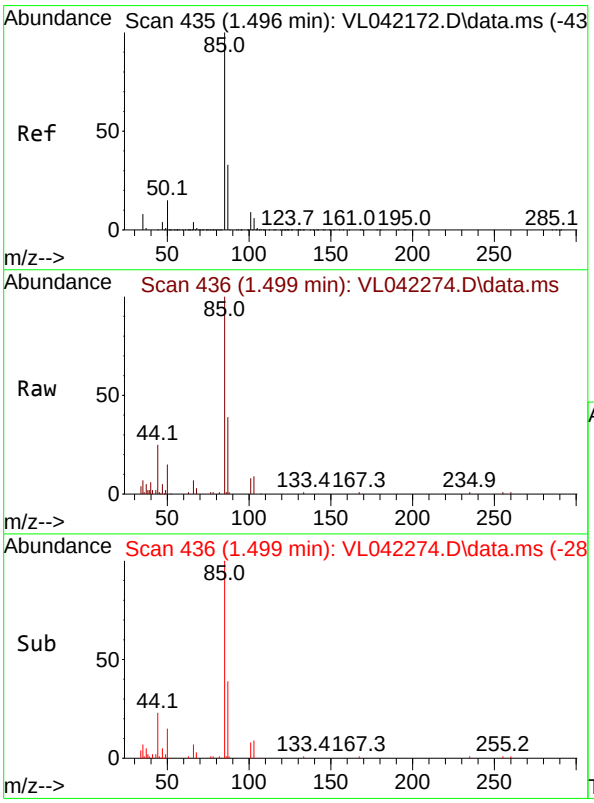

#2
Dichlorodifluoromethane
Concen: 0.217 ppbv
RT: 1.499 min Scan# 436
Delta R.T. 0.003 min
Lab File: VL042274.D
Acq: 08 Apr 2025 22:11

Tgt Ion: 85 Resp: 5004

Ion	Ratio	Lower	Upper
85	100		
87	38.9	26.1	39.1

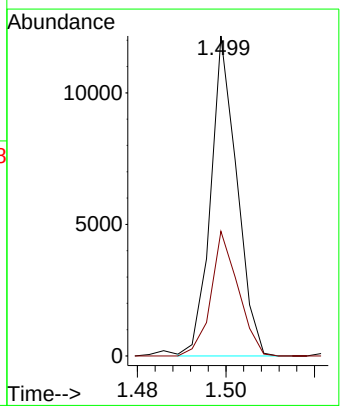

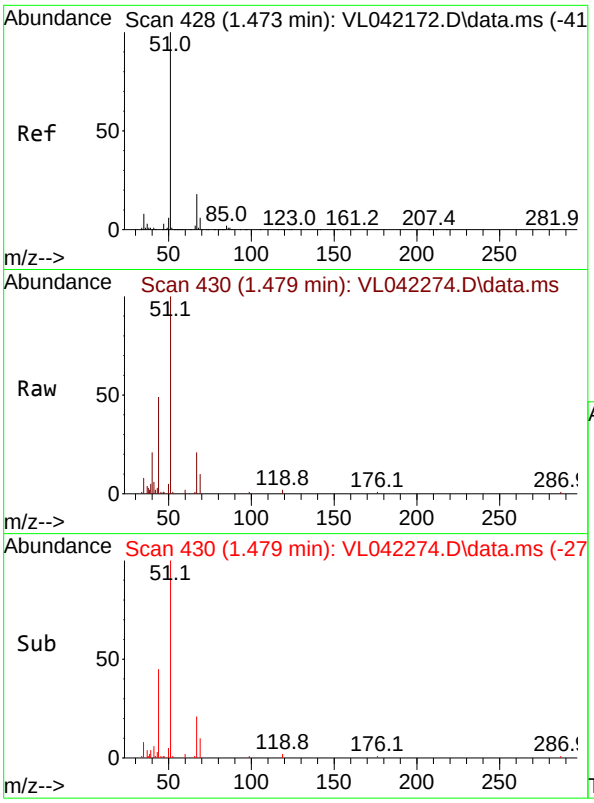

#3
Chlorodifluoromethane
Concen: 0.214 ppbv
RT: 1.479 min Scan# 4
Delta R.T. 0.006 min
Lab File: VL042274.D
Acq: 08 Apr 2025 22:11

Instrument :
MSVOA_L
ClientSampleId :
SSSG-B1-4-04012025

Tgt Ion: 51 Resp: 5052

Ion	Ratio	Lower	Upper
51	100		
67	15.0	15.0	22.6#

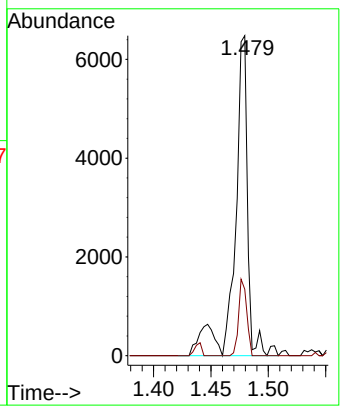

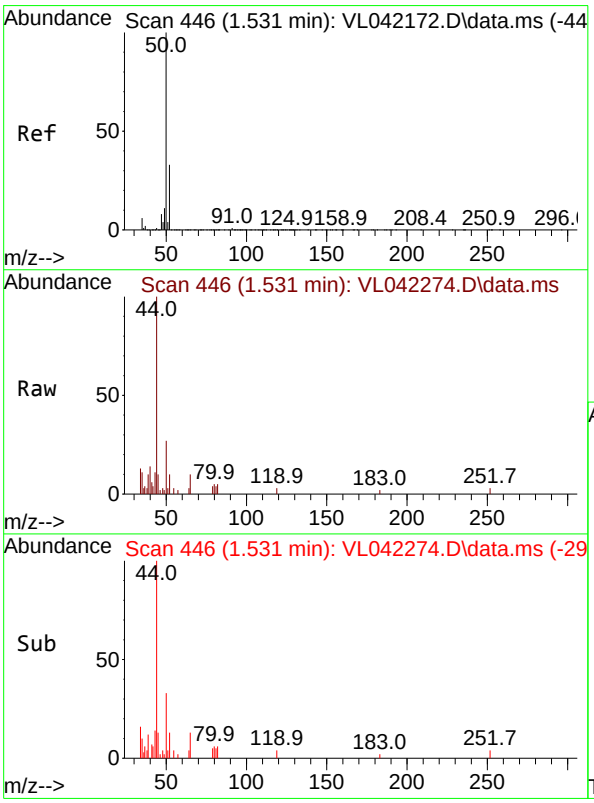

#4
Chloromethane
Concen: 0.051 ppbv
RT: 1.531 min Scan# 446
Delta R.T. -0.000 min
Lab File: VL042274.D
Acq: 08 Apr 2025 22:11

Tgt Ion: 50 Resp: 480

Ion	Ratio	Lower	Upper
50	100		
52	38.0	26.1	39.1

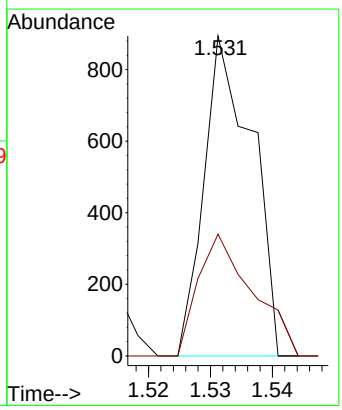

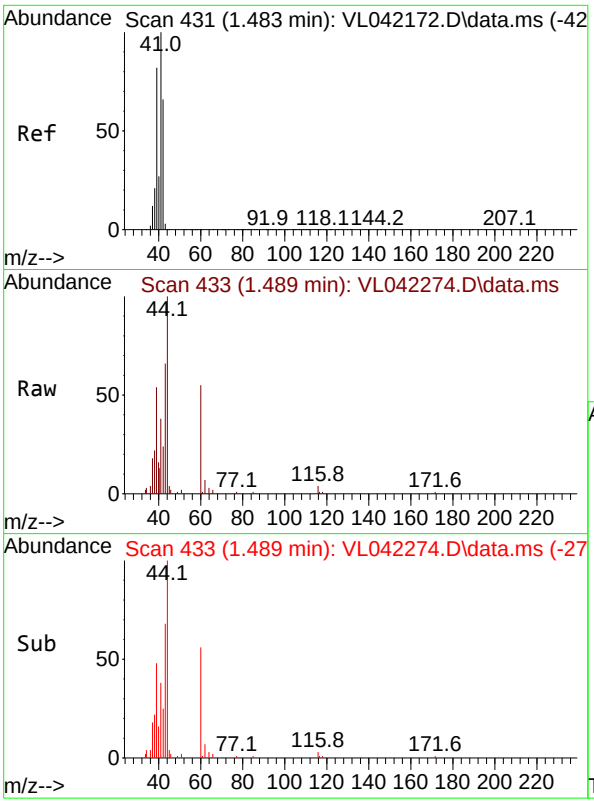

#9
Propene
Concen: 0.165 ppbv
RT: 1.489 min Scan# 4
Delta R.T. 0.006 min
Lab File: VL042274.D
Acq: 08 Apr 2025 22:11

Instrument :
MSVOA_L
ClientSampleId :
SSSG-B1-4-04012025

Tgt Ion: 41 Resp: 1785

Ion	Ratio	Lower	Upper
41	100		
42	64.8	55.4	83.2

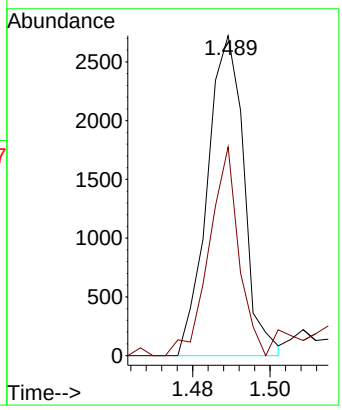

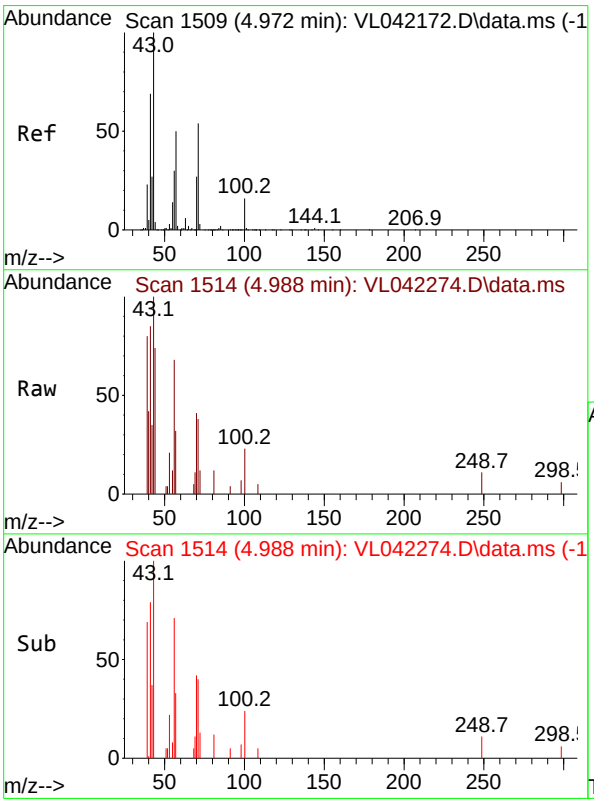

#10
Heptane
Concen: 0.058 ppbv
RT: 4.988 min Scan# 1514
Delta R.T. 0.016 min
Lab File: VL042274.D
Acq: 08 Apr 2025 22:11

Tgt Ion: 43 Resp: 1658

Ion	Ratio	Lower	Upper
43	100		
57	0.0	39.4	59.2#

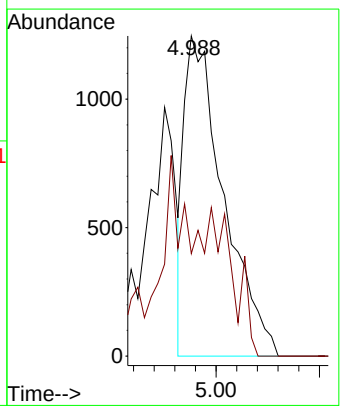

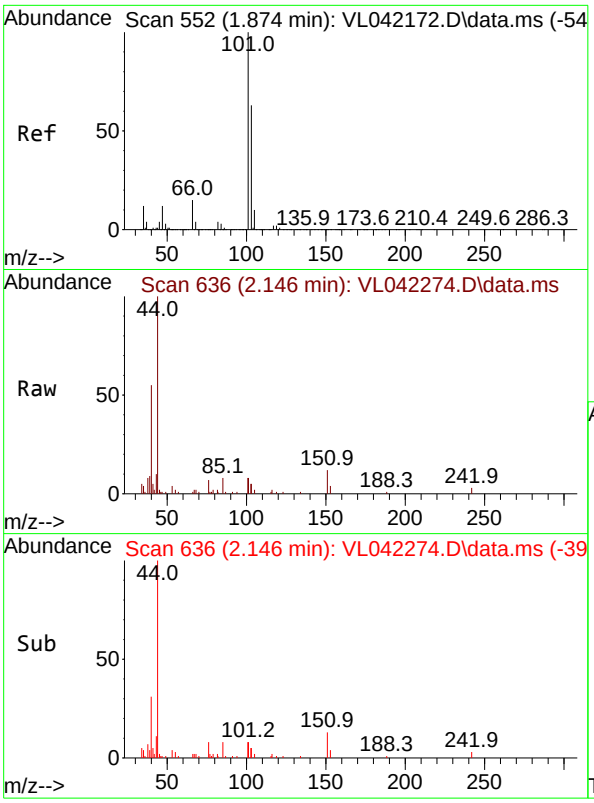

#11
Trichlorofluoromethane
Concen: 0.036 ppbv
RT: 2.146 min Scan# 6
Delta R.T. 0.272 min
Lab File: VL042274.D
Acq: 08 Apr 2025 22:11

Instrument :
MSVOA_L
ClientSampleId :
SSSG-B1-4-04012025

Tgt Ion:101 Resp: 800

Ion	Ratio	Lower	Upper
101	100		
103	60.7	50.2	75.2

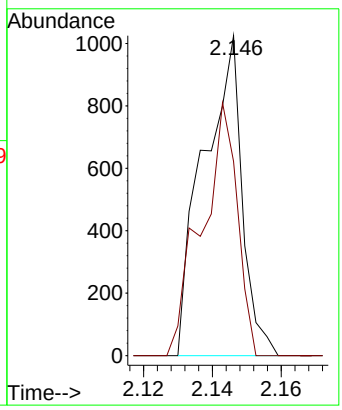

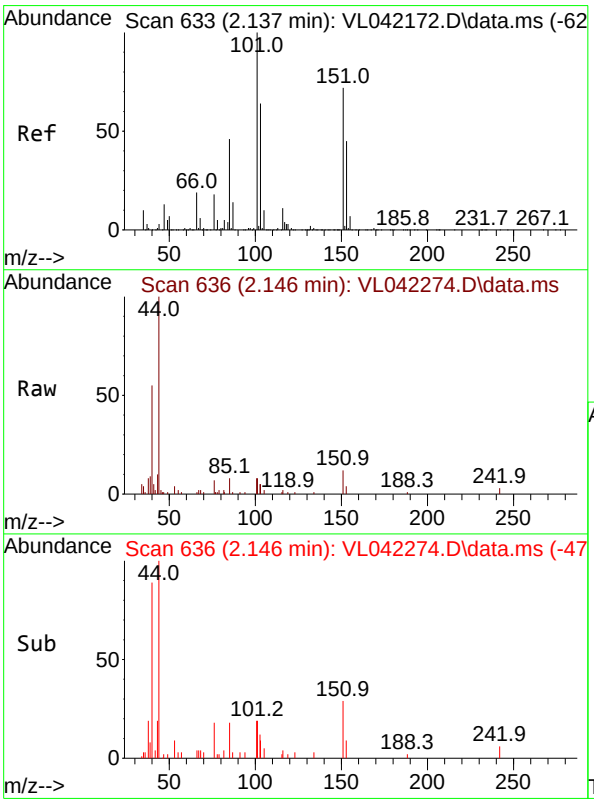

#12
1,1,2-Trichlorotrifluoroethane
Concen: 0.043 ppbv
RT: 2.146 min Scan# 636
Delta R.T. 0.010 min
Lab File: VL042274.D
Acq: 08 Apr 2025 22:11

Tgt Ion:101 Resp: 800

Ion	Ratio	Lower	Upper
101	100		
151	78.0	57.1	85.7

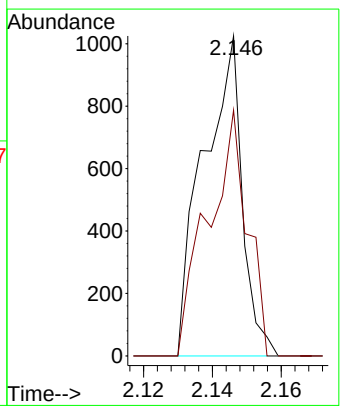

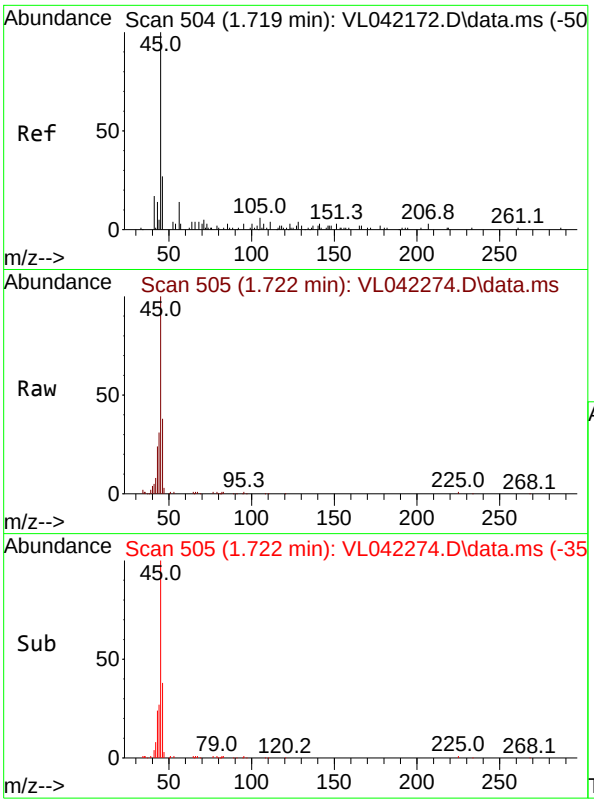

#13
Ethanol
Concen: 11.170 ppbv
RT: 1.722 min Scan# 5
Delta R.T. 0.003 min
Lab File: VL042274.D
Acq: 08 Apr 2025 22:11

Instrument :
MSVOA_L
ClientSampleId :
SSSG-B1-4-04012025

Tgt Ion: 45 Resp: 11416

Ion	Ratio	Lower	Upper
45	100		
46	38.8	20.2	80.8

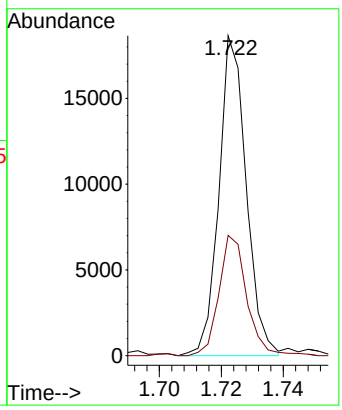

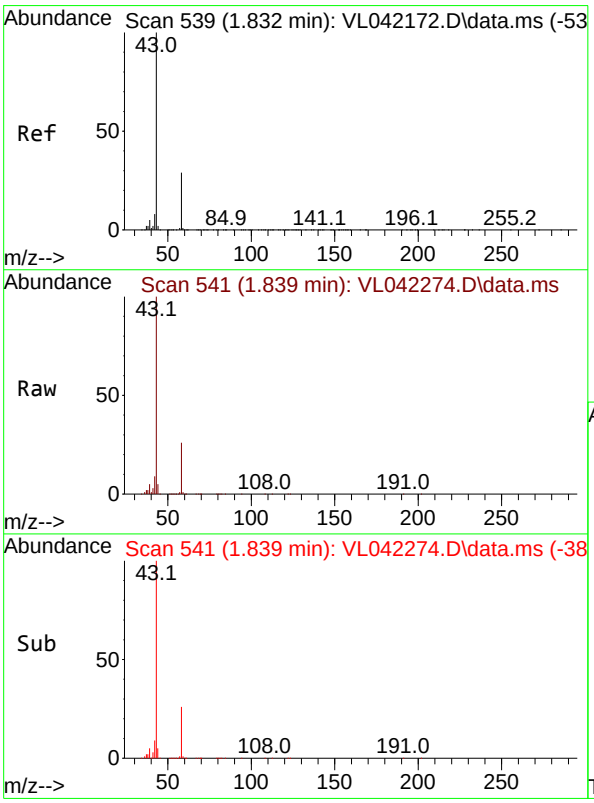

#15
Acetone
Concen: 5.861 ppbv
RT: 1.839 min Scan# 541
Delta R.T. 0.006 min
Lab File: VL042274.D
Acq: 08 Apr 2025 22:11

Tgt Ion: 43 Resp: 128185

Ion	Ratio	Lower	Upper
43	100		
58	26.5	23.2	34.8

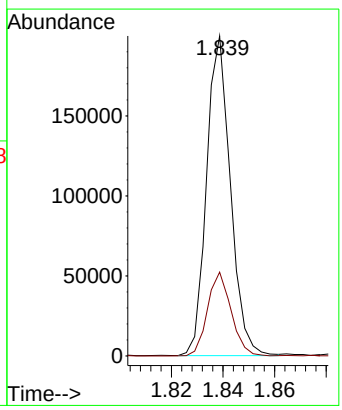

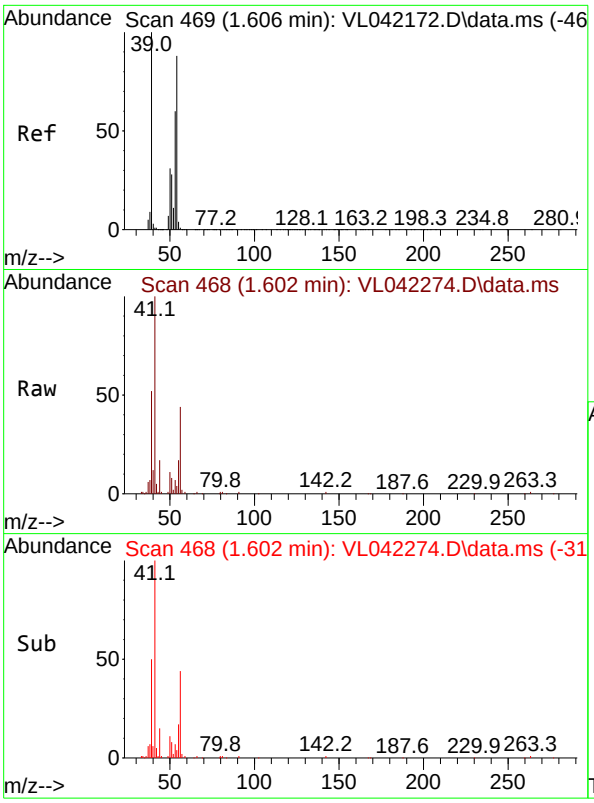

#16
1,3-Butadiene
Concen: 0.606 ppbv
RT: 1.602 min Scan# 4
Delta R.T. -0.003 min
Lab File: VL042274.D
Acq: 08 Apr 2025 22:11

Instrument :
MSVOA_L
ClientSampleId :
SSSG-B1-4-04012025

Tgt Ion: 39 Resp: 6472

Ion	Ratio	Lower	Upper
39	100		
54	9.0	60.7	91.1#

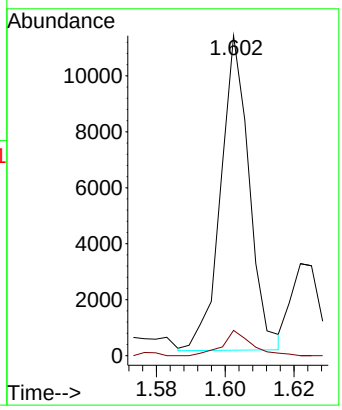

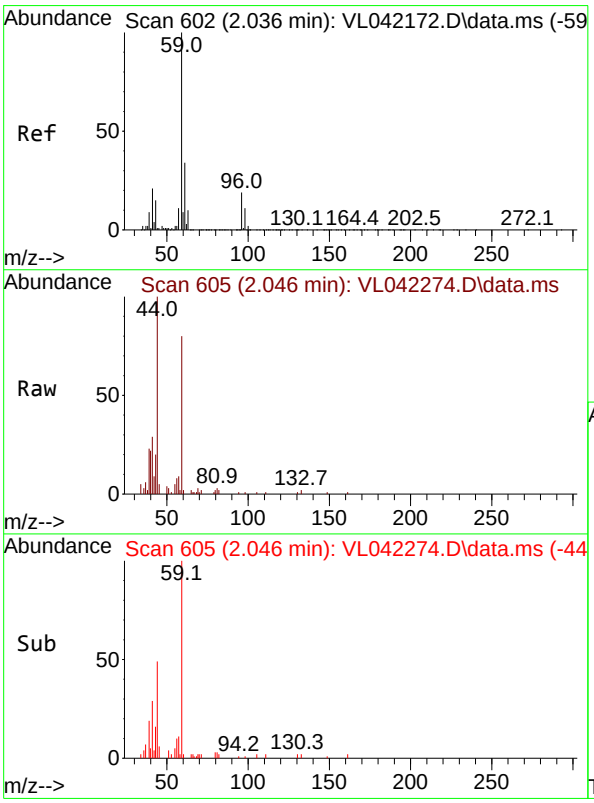

#17
tert-Butyl alcohol
Concen: 0.143 ppbv
RT: 2.046 min Scan# 605
Delta R.T. 0.010 min
Lab File: VL042274.D
Acq: 08 Apr 2025 22:11

Tgt Ion: 59 Resp: 3888

Ion	Ratio	Lower	Upper
59	100		
57	10.8	8.9	13.3

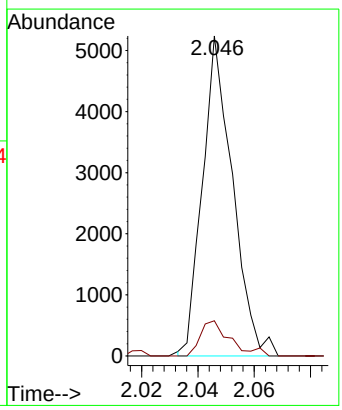

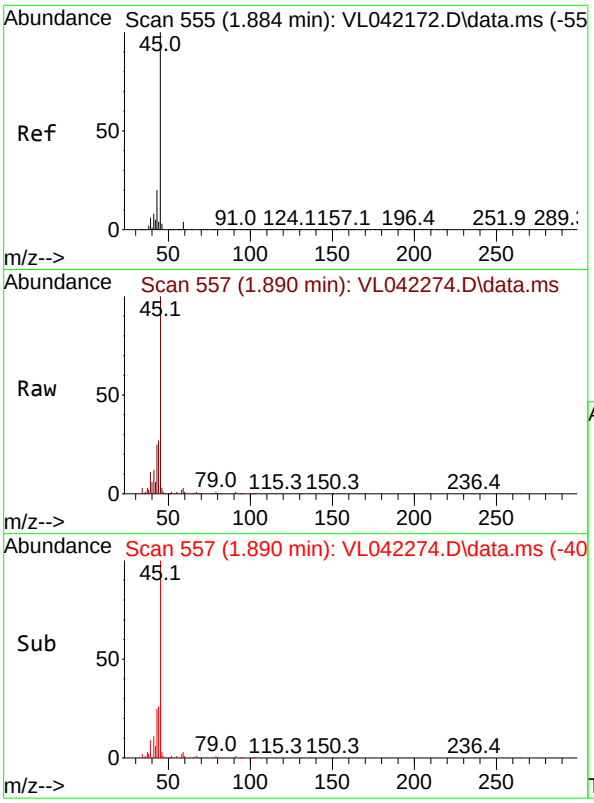

#19
Isopropyl Alcohol
Concen: 1.390 ppbv
RT: 1.890 min Scan# 5
Delta R.T. 0.006 min
Lab File: VL042274.D
Acq: 08 Apr 2025 22:11

Instrument :
MSVOA_L
ClientSampleId :
SSSG-B1-4-04012025

Tgt Ion: 45 Resp: 17157

Ion	Ratio	Lower	Upper
45	100		
58	198.0	36.9	55.3#

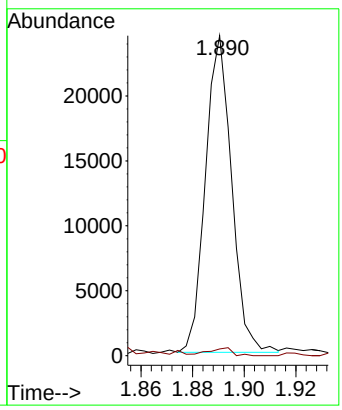

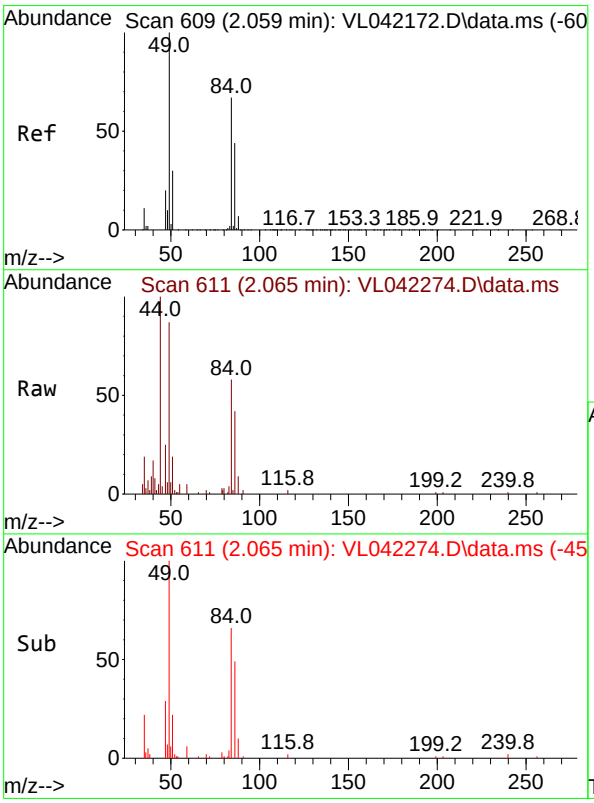

#20
Methylene Chloride
Concen: 0.333 ppbv
RT: 2.065 min Scan# 611
Delta R.T. 0.006 min
Lab File: VL042274.D
Acq: 08 Apr 2025 22:11

Tgt Ion: 84 Resp: 2710

Ion	Ratio	Lower	Upper
84	100		
49	149.6	120.2	180.4
51	32.2	37.4	56.0#
86	72.9	52.4	78.6

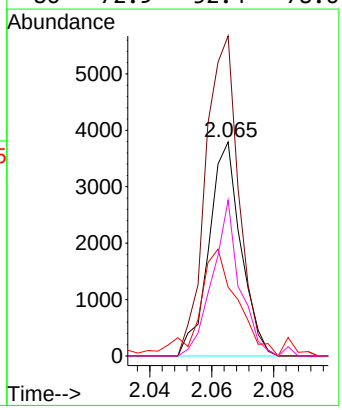

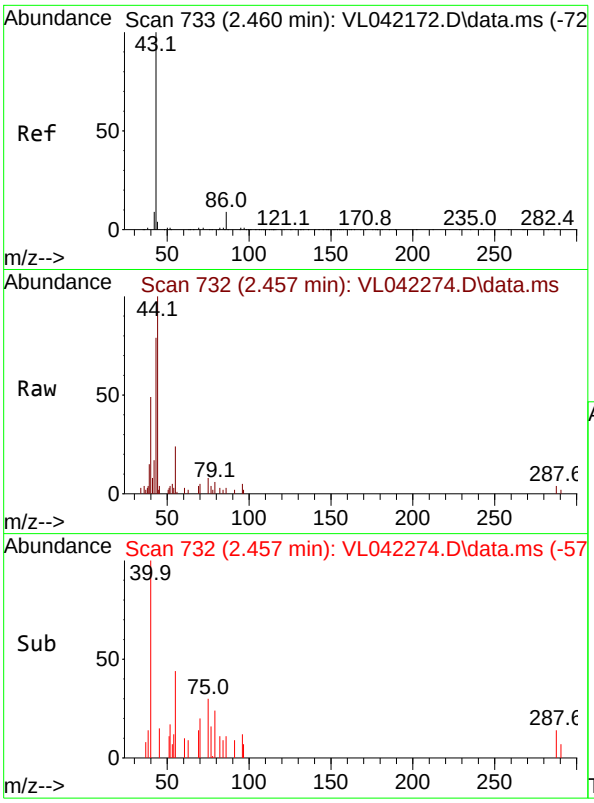

#23
Vinyl Acetate
Concen: 0.158 ppbv
RT: 2.457 min Scan# 7
Delta R.T. -0.003 min
Lab File: VL042274.D
Acq: 08 Apr 2025 22:11

Instrument :
MSVOA_L
ClientSampleId :
SSSG-B1-4-04012025

Tgt Ion: 43 Resp: 1492

Ion	Ratio	Lower	Upper
43	100		
86	0.0	5.5	8.3#
42	0.0	8.6	13.0#
44	0.0	6.2	9.4#

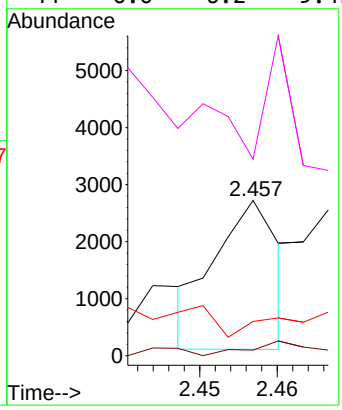

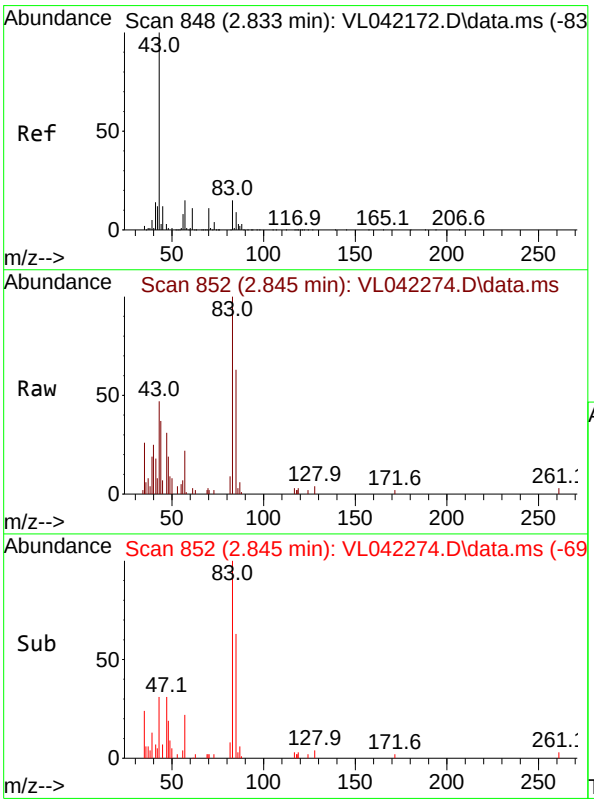

#25
Ethyl Acetate
Concen: 0.031 ppbv
RT: 2.845 min Scan# 852
Delta R.T. 0.013 min
Lab File: VL042274.D
Acq: 08 Apr 2025 22:11

Tgt Ion: 43 Resp: 1744

Ion	Ratio	Lower	Upper
43	100		
45	0.0	8.2	12.2#
61	12.3	7.3	10.9#
70	11.9	7.2	10.8#

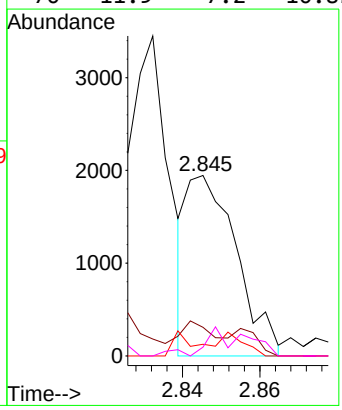

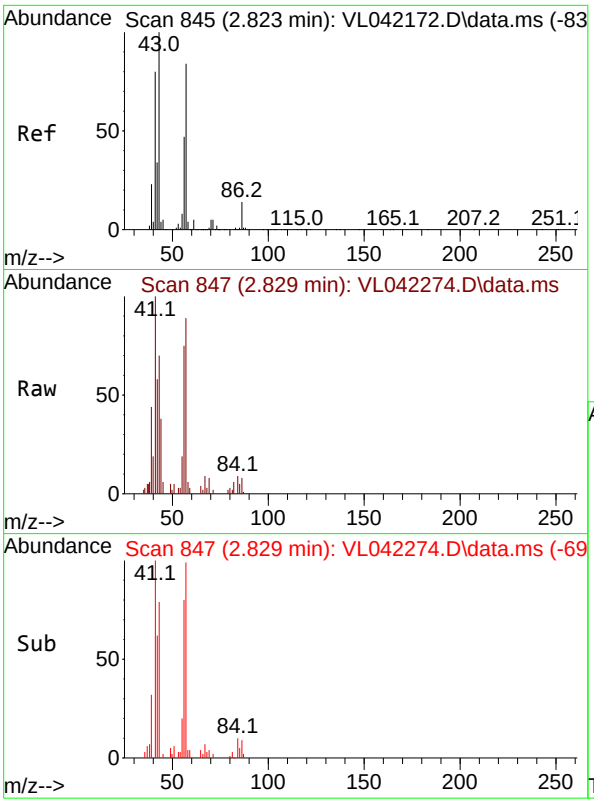

#26
Hexane
Concen: 0.210 ppbv
RT: 2.829 min Scan# 8
Delta R.T. 0.006 min
Lab File: VL042274.D
Acq: 08 Apr 2025 22:11

Instrument :
MSVOA_L
ClientSampleId :
SSSG-B1-4-04012025

Tgt Ion: 57 Resp: 4605

Ion	Ratio	Lower	Upper
57	100		
41	114.7	76.6	114.8
43	112.7	207.8	311.8#
56	71.8	43.6	65.4#

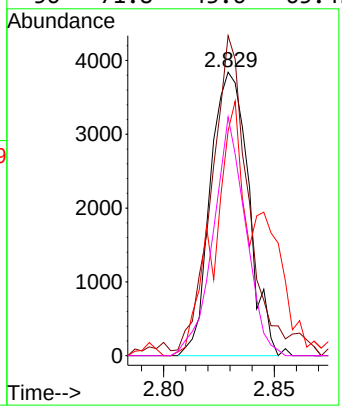

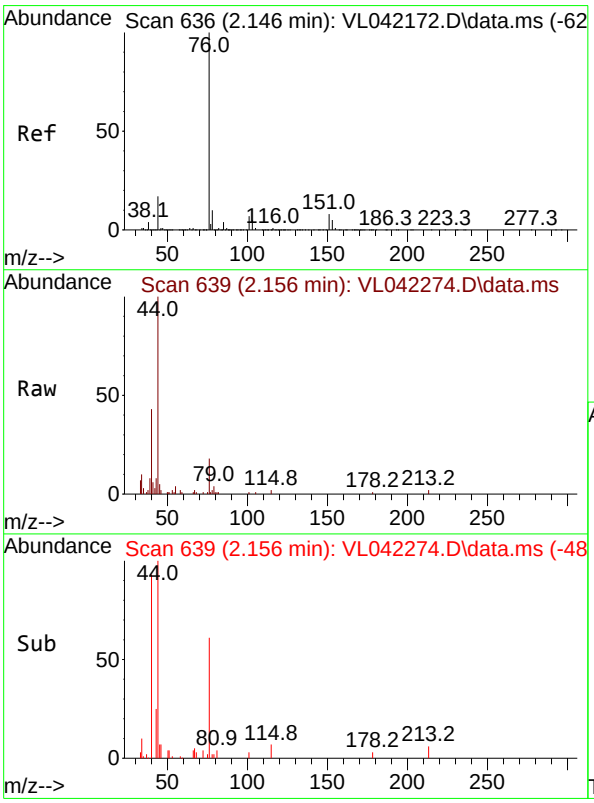

#27
Carbon Disulfide
Concen: 0.038 ppbv
RT: 2.156 min Scan# 639
Delta R.T. 0.010 min
Lab File: VL042274.D
Acq: 08 Apr 2025 22:11

Tgt Ion: 76 Resp: 899

Ion	Ratio	Lower	Upper
76	100		
44	1460.4	14.7	22.1#
78	17.1	9.3	13.9#

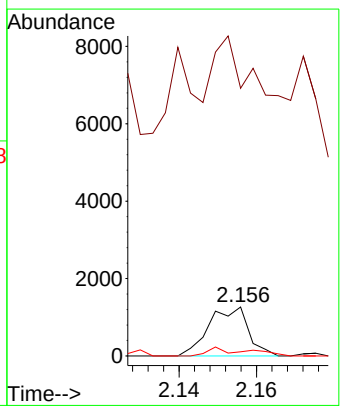

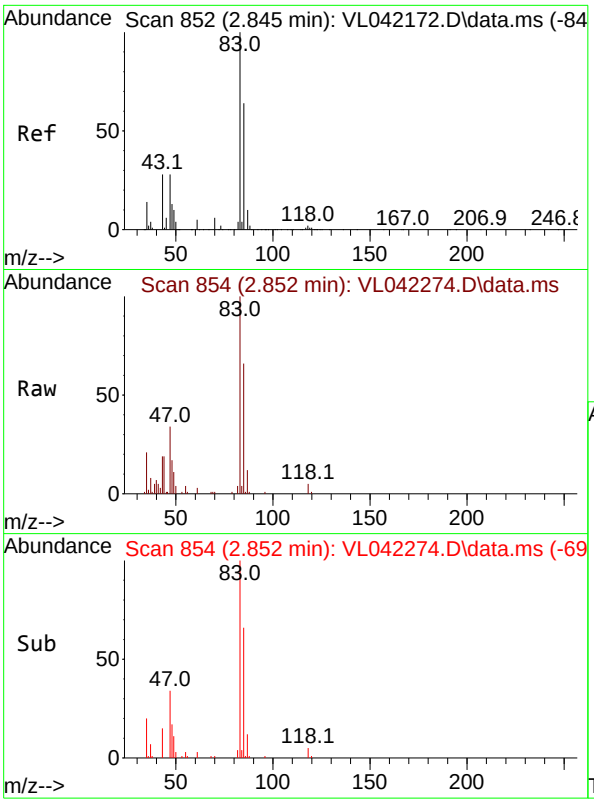

#29
Chloroform
Concen: 0.281 ppbv
RT: 2.852 min Scan# 8
Delta R.T. 0.006 min
Lab File: VL042274.D
Acq: 08 Apr 2025 22:11

Instrument :
MSVOA_L
ClientSampleId :
SSSG-B1-4-04012025

Tgt Ion: 83 Resp: 9004

Ion	Ratio	Lower	Upper
83	100		
85	66.5	51.4	77.2

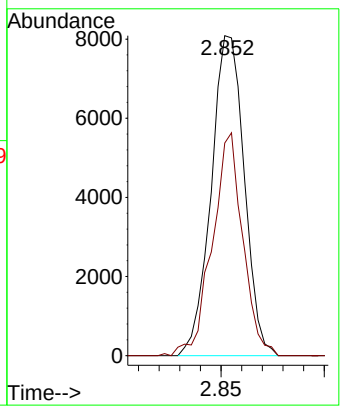

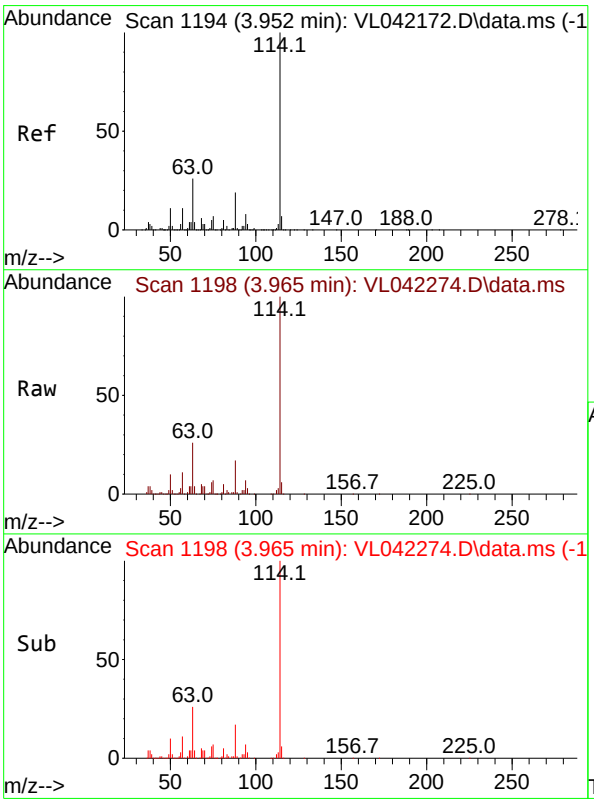

#33
1,4-Difluorobenzene
Concen: 10.000 ppbv
RT: 3.965 min Scan# 1198
Delta R.T. 0.013 min
Lab File: VL042274.D
Acq: 08 Apr 2025 22:11

Tgt Ion:114 Resp: 398763

Ion	Ratio	Lower	Upper
114	100		
63	25.7	20.7	31.1
88	18.0	15.0	22.4

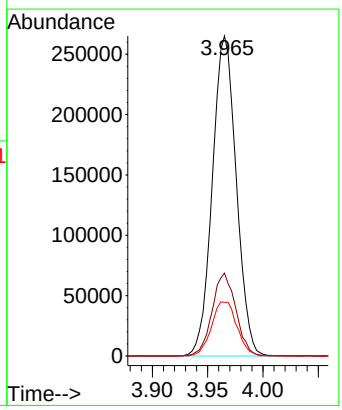

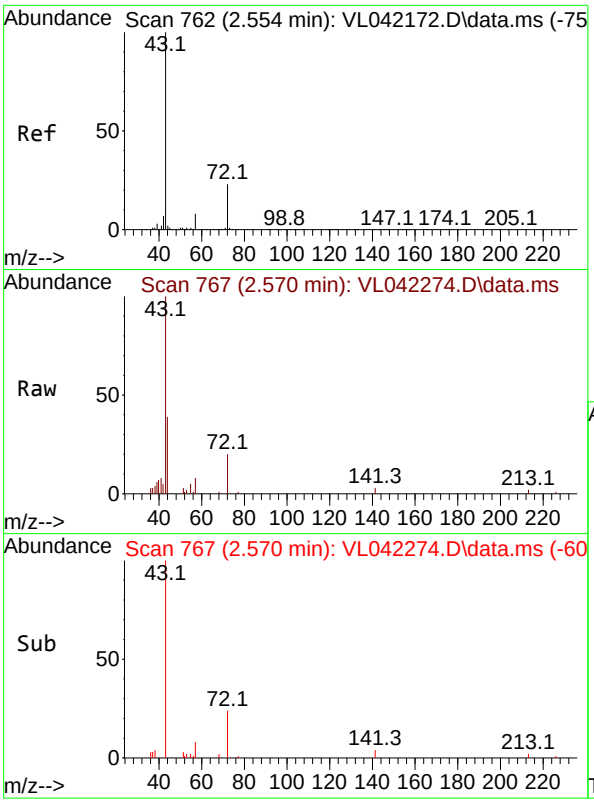

#34
2-Butanone
Concen: 0.203 ppbv
RT: 2.570 min Scan# 7
Delta R.T. 0.016 min
Lab File: VL042274.D
Acq: 08 Apr 2025 22:11

Instrument :
MSVOA_L
ClientSampleId :
SSSG-B1-4-04012025

Tgt Ion: 43 Resp: 5858

Ion	Ratio	Lower	Upper
43	100		
72	23.5	18.2	27.2

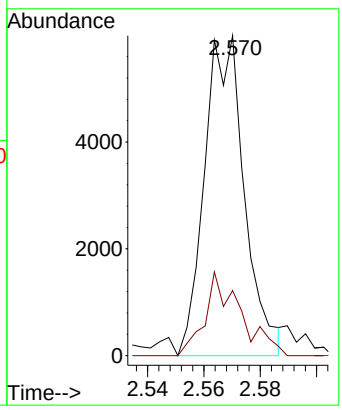

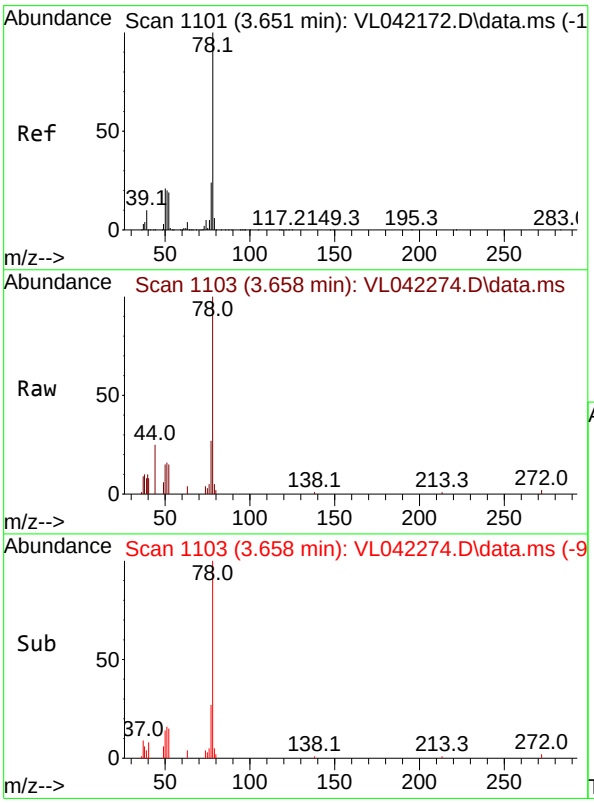

#36
Benzene
Concen: 0.143 ppbv
RT: 3.658 min Scan# 1103
Delta R.T. 0.006 min
Lab File: VL042274.D
Acq: 08 Apr 2025 22:11

Tgt Ion: 78 Resp: 5637

Ion	Ratio	Lower	Upper
78	100		
77	26.8	19.1	28.7
50	14.1	16.6	24.8#

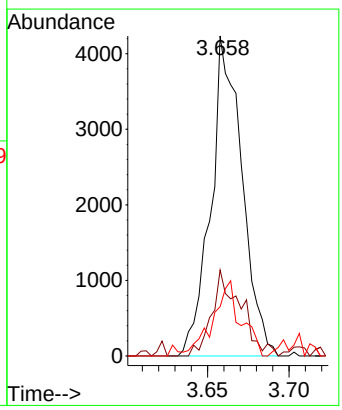

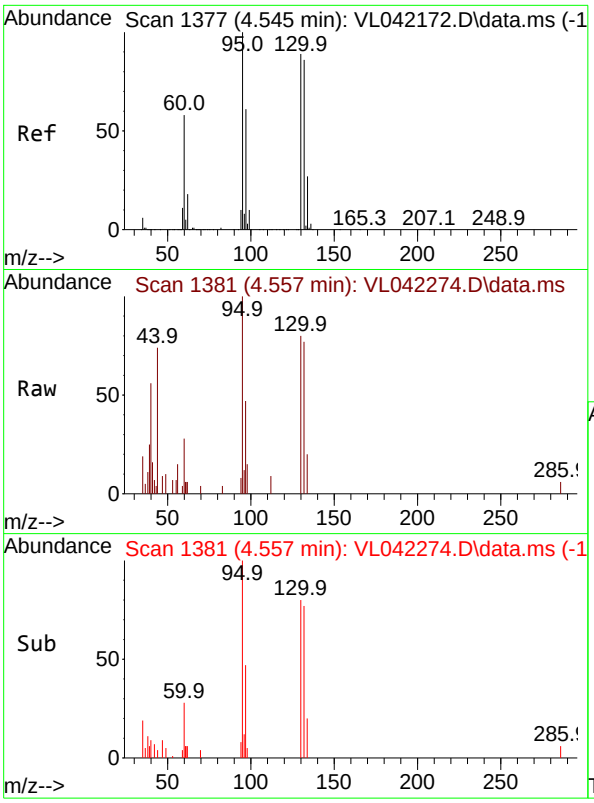

#38
Trichloroethene
Concen: 0.052 ppbv
RT: 4.557 min Scan# 1
Delta R.T. 0.013 min
Lab File: VL042274.D
Acq: 08 Apr 2025 22:11

Instrument :
MSVOA_L
ClientSampleId :
SSSG-B1-4-04012025

Tgt Ion:130 Resp: 854

Ion	Ratio	Lower	Upper
130	100		
95	113.9	89.8	134.8
132	96.0	77.4	116.2
97	53.8	55.1	82.7#

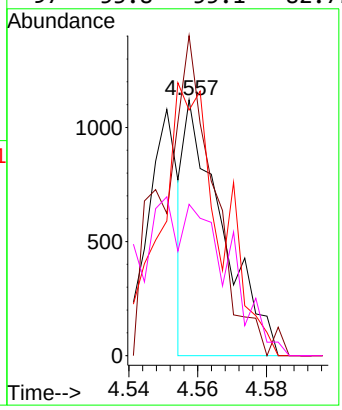

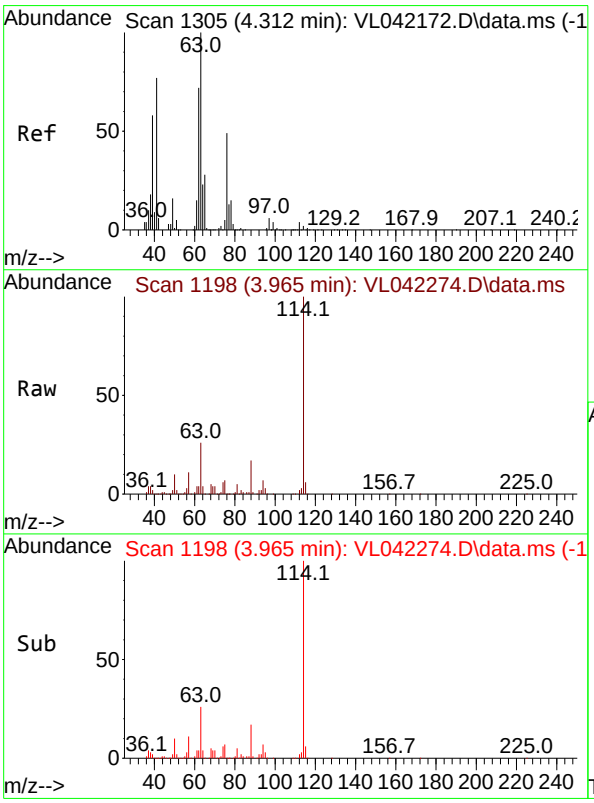

#39
1,2-Dichloropropane
Concen: 7.112 ppbv
RT: 3.965 min Scan# 1198
Delta R.T. -0.346 min
Lab File: VL042274.D
Acq: 08 Apr 2025 22:11

Tgt Ion: 63 Resp: 102394

Ion	Ratio	Lower	Upper
63	100		
41	0.6	61.7	92.5#
62	16.3	57.6	86.4#

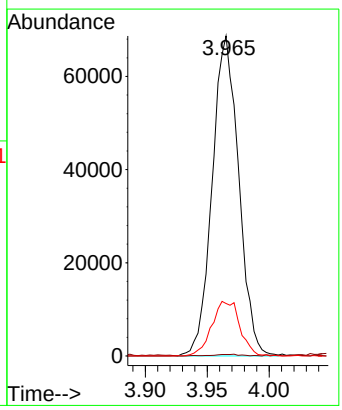

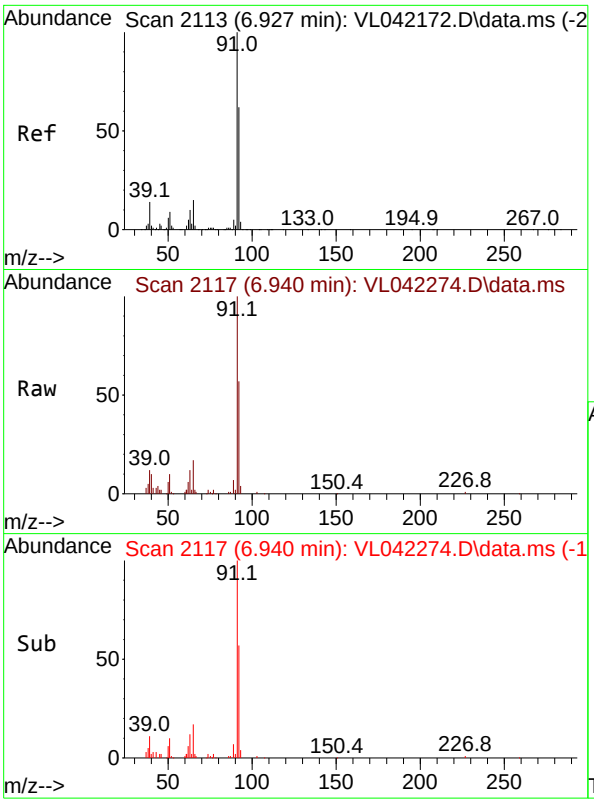

#53
Toluene
Concen: 0.746 ppbv
RT: 6.940 min Scan# 2
Delta R.T. 0.013 min
Lab File: VL042274.D
Acq: 08 Apr 2025 22:11

Instrument :
MSVOA_L
ClientSampleId :
SSSG-B1-4-04012025

Tgt Ion: 91 Resp: 34973

Ion	Ratio	Lower	Upper
91	100		
92	59.7	48.4	72.6

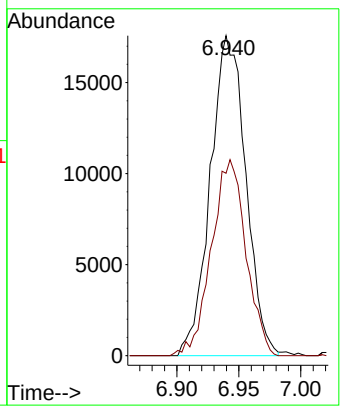

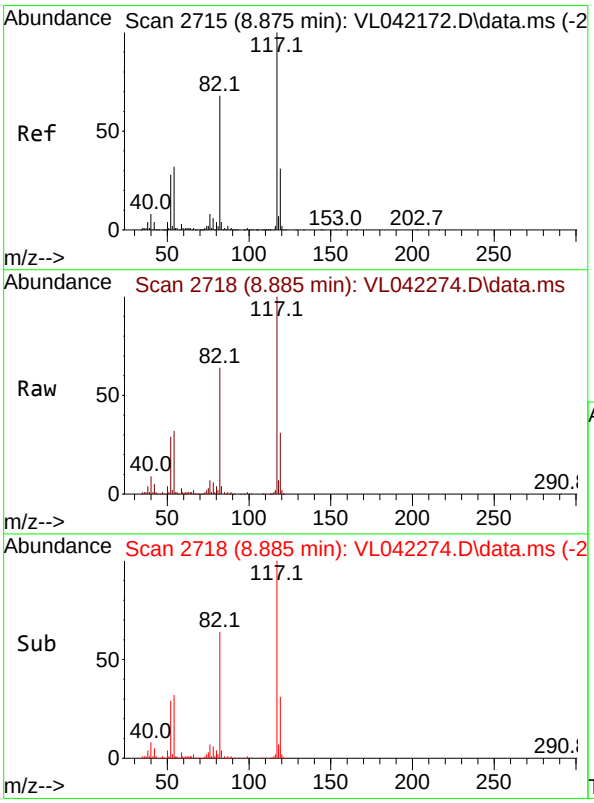

#55
Chlorobenzene-d5
Concen: 10.000 ppbv
RT: 8.885 min Scan# 2718
Delta R.T. 0.010 min
Lab File: VL042274.D
Acq: 08 Apr 2025 22:11

Tgt Ion:117 Resp: 359554

Ion	Ratio	Lower	Upper
117	100		
82	65.6	55.8	83.6
119	32.2	25.5	38.3

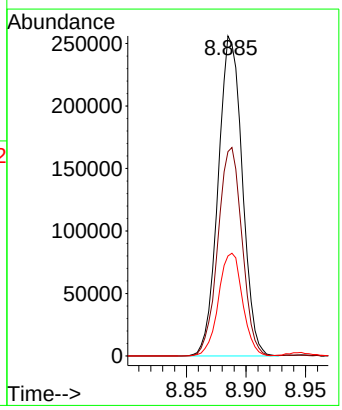

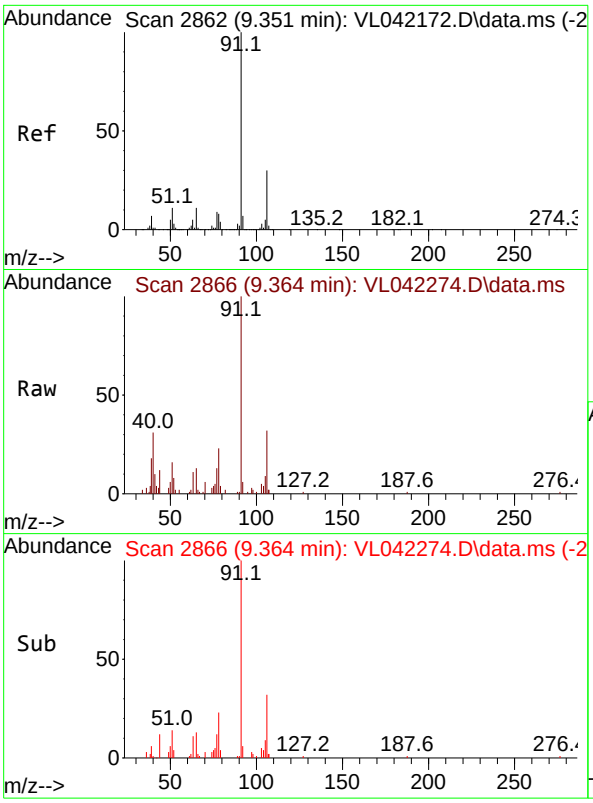

#58
Ethyl Benzene
Concen: 0.157 ppbv
RT: 9.364 min Scan# 2
Delta R.T. 0.013 min
Lab File: VL042274.D
Acq: 08 Apr 2025 22:11

Instrument :
MSVOA_L
ClientSampleId :
SSSG-B1-4-04012025

Tgt Ion: 91 Resp: 10002

Ion	Ratio	Lower	Upper
91	100		
106	31.8	24.2	36.2

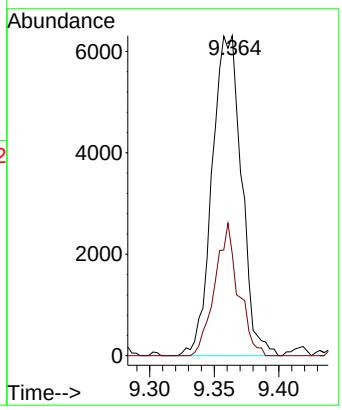

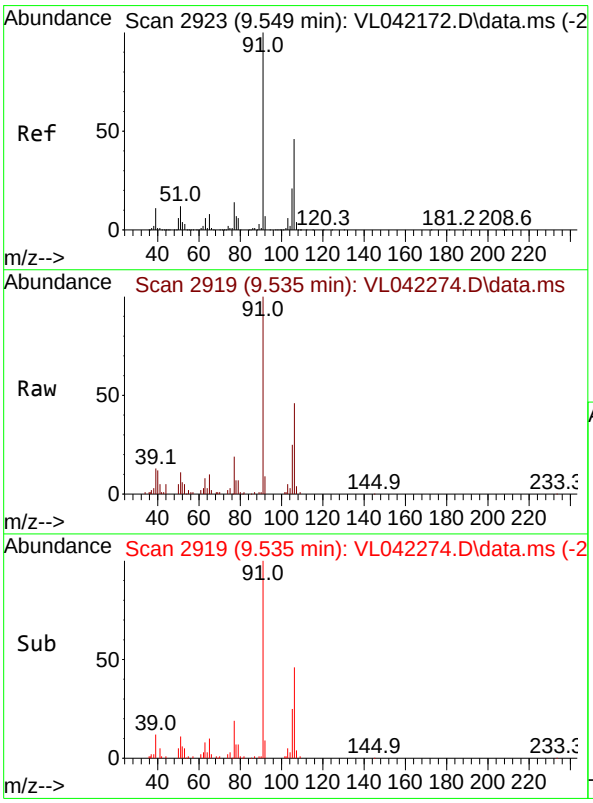

#59
m/p-Xylene
Concen: 0.631 ppbv
RT: 9.535 min Scan# 2919
Delta R.T. -0.013 min
Lab File: VL042274.D
Acq: 08 Apr 2025 22:11

Tgt Ion: 91 Resp: 32175

Ion	Ratio	Lower	Upper
91	100		
106	45.3	36.4	54.6

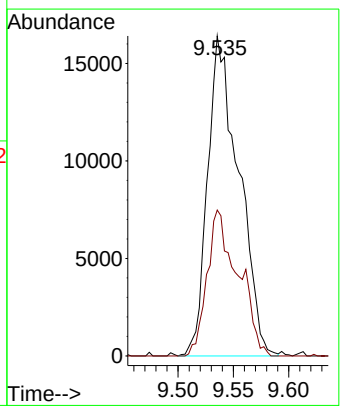

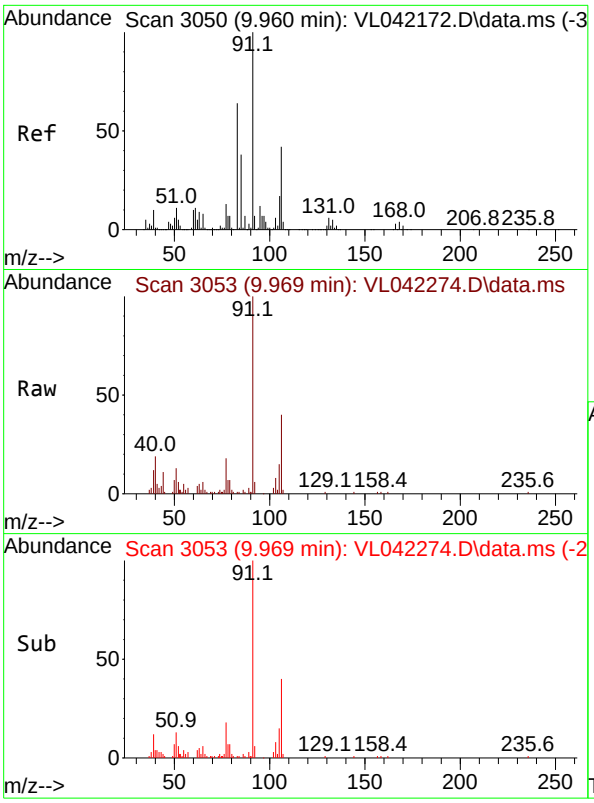

#60
o-Xylene
Concen: 0.259 ppbv
RT: 9.969 min Scan# 3
Delta R.T. 0.010 min
Lab File: VL042274.D
Acq: 08 Apr 2025 22:11

Instrument :
MSVOA_L
ClientSampleId :
SSSG-B1-4-04012025

Tgt Ion: 91 Resp: 13256

Ion	Ratio	Lower	Upper
91	100		
106	42.7	20.8	62.5

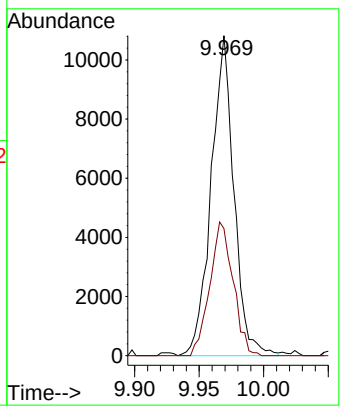

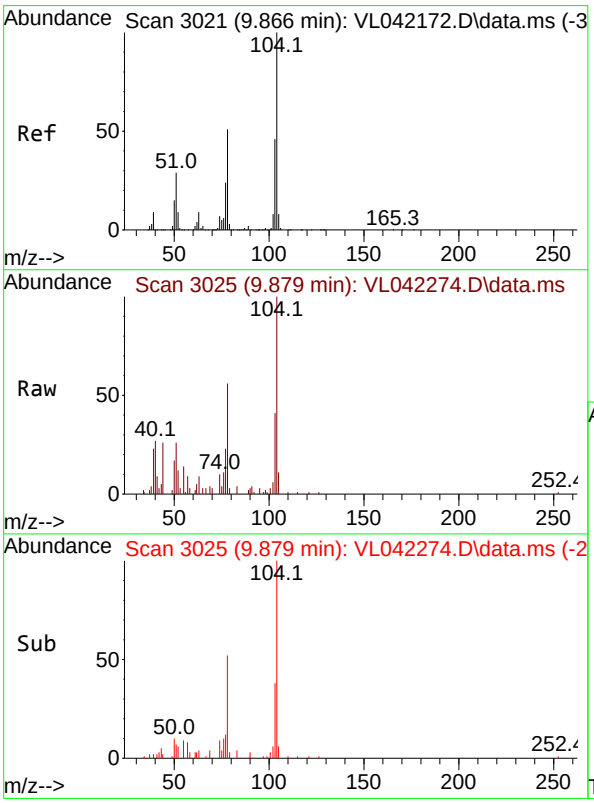

#61
Styrene
Concen: 0.123 ppbv
RT: 9.879 min Scan# 3025
Delta R.T. 0.013 min
Lab File: VL042274.D
Acq: 08 Apr 2025 22:11

Tgt Ion:104 Resp: 3116

Ion	Ratio	Lower	Upper
104	100		
78	127.5	41.8	62.6#
103	94.6	37.0	55.4#

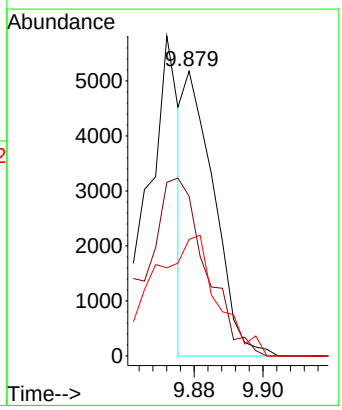

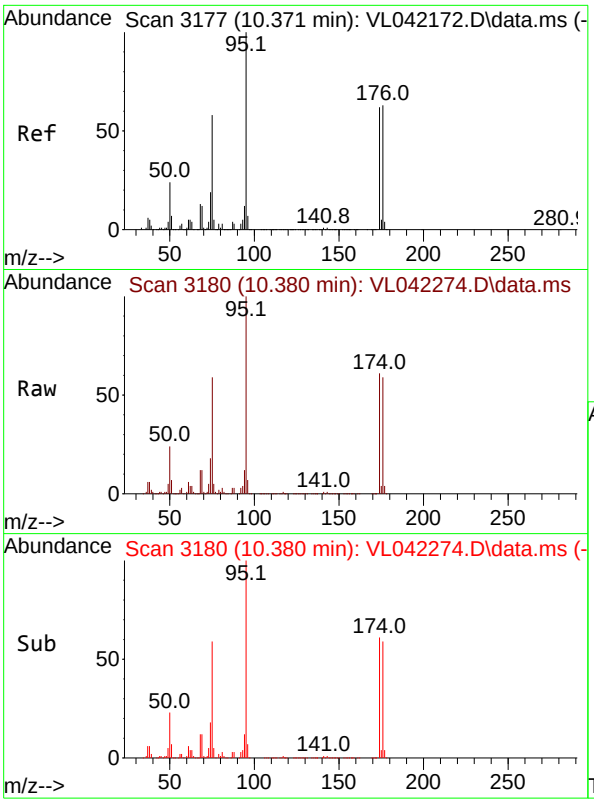

#68
1-Bromo-4-Fluorobenzene
Concen: 9.520 ppbv
RT: 10.380 min Scan# 3
Delta R.T. 0.010 min
Lab File: VL042274.D
Acq: 08 Apr 2025 22:11

Instrument :
MSVOA_L
ClientSampleId :
SSSG-B1-4-04012025

Tgt Ion: 95 Resp: 281110

Ion	Ratio	Lower	Upper
95	100		
174	62.0	50.6	76.0
175	4.3	3.8	5.6

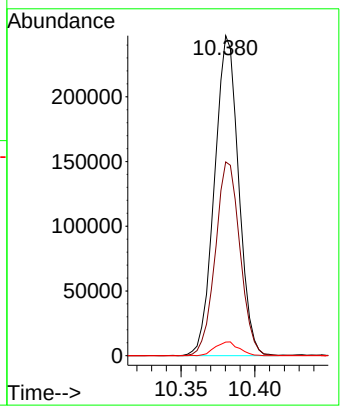

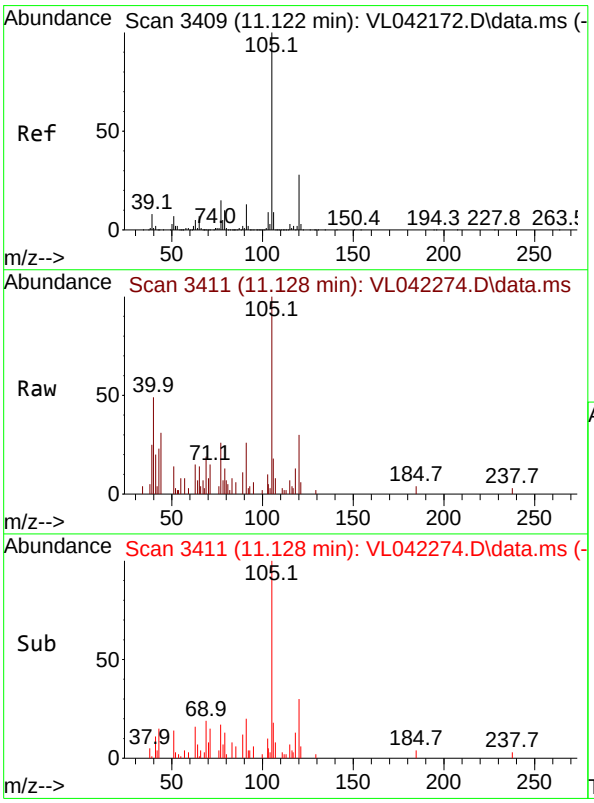

#72
4-Ethyltoluene
Concen: 0.048 ppbv
RT: 11.128 min Scan# 3411
Delta R.T. 0.006 min
Lab File: VL042274.D
Acq: 08 Apr 2025 22:11

Tgt Ion:105 Resp: 3026

Ion	Ratio	Lower	Upper
105	100		
120	0.0	23.4	35.0#
91	0.0	10.3	15.5#
77	24.3	11.4	17.2#

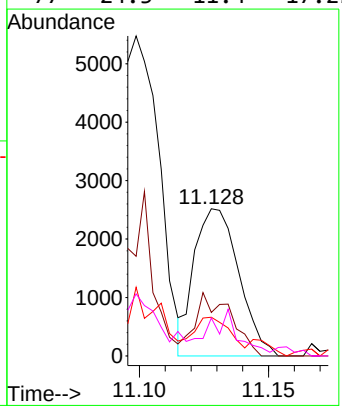

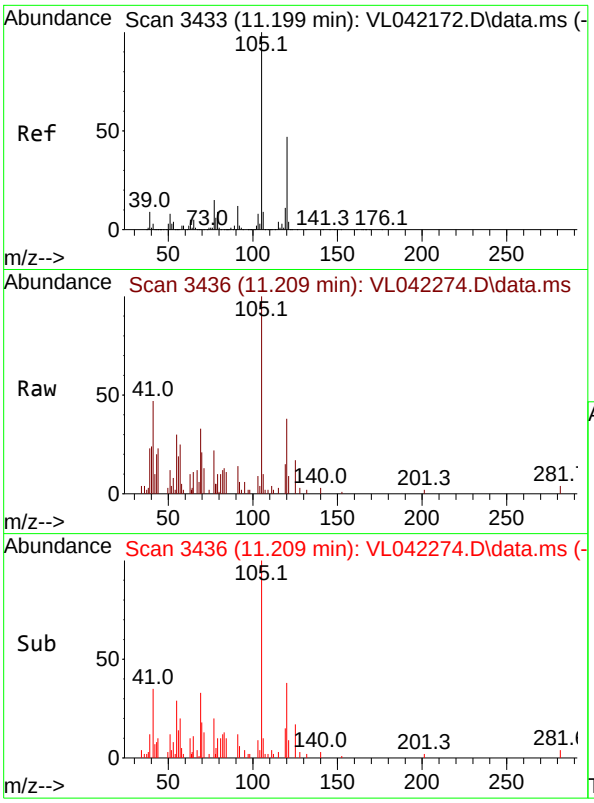

#73
1,3,5-Trimethylbenzene
Concen: 0.066 ppbv
RT: 11.209 min Scan# 3
Delta R.T. 0.010 min
Lab File: VL042274.D
Acq: 08 Apr 2025 22:11

Instrument :
MSVOA_L
ClientSampleId :
SSSG-B1-4-04012025

Tgt Ion:105 Resp: 3685

Ion	Ratio	Lower	Upper
105	100		
120	37.9	37.4	56.0

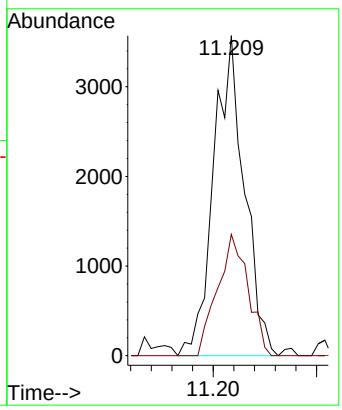

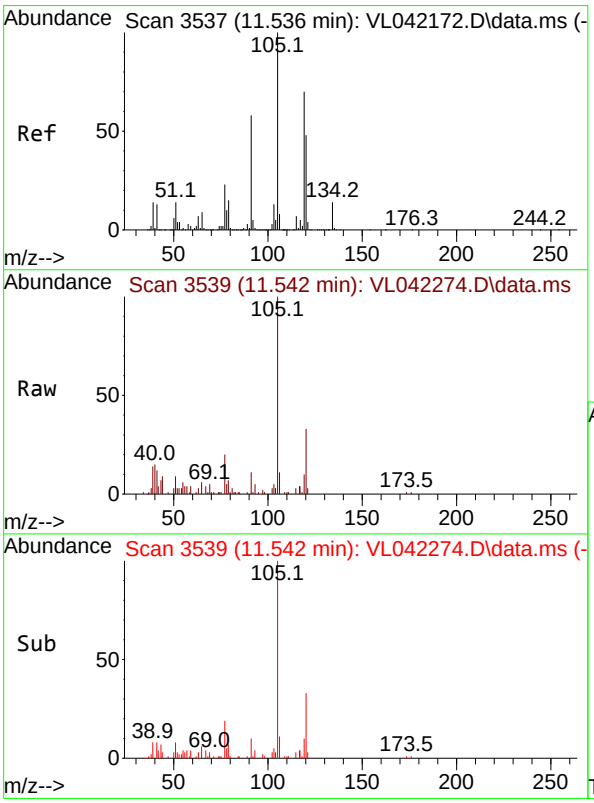

#74
1,2,4-Trimethylbenzene
Concen: 0.156 ppbv
RT: 11.542 min Scan# 3539
Delta R.T. 0.006 min
Lab File: VL042274.D
Acq: 08 Apr 2025 22:11

Tgt Ion:105 Resp: 9995

Ion	Ratio	Lower	Upper
105	100		
120	32.7	38.6	58.0#
91	9.8	46.2	69.2#
77	19.2	18.6	27.8

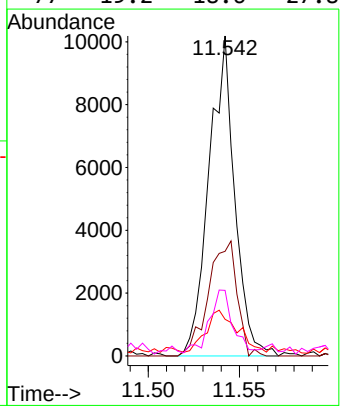

Quantitation Report (Not Reviewed)

Data Path : Z:\voasrv\HPCHEM1\MSVOA_L\Data\VL040825\
Data File : VL042275.D
Acq On : 08 Apr 2025 22:42
Operator : SY/MD
Sample : Q1728-12 2X
Misc : 400mL/MSVOA_L
ALS Vial : 1 Sample Multiplier: 1

Instrument :
MSVOA_L
ClientSampleId :
SSSG-B1-3-04012025

Quant Time: Apr 09 02:01:29 2025
Quant Method : Z:\voasrv\HPCHEM1\MSVOA_L\methods\VL032725AIR.M
Quant Title : AIR ANALYSIS BY METHOD TO-15 Instrument: MSVOA_LFri Aug 26 06:05:16 2022
QLast Update : Fri Mar 28 02:00:52 2025
Response via : Initial Calibration

Compound	R.T.	QIon	Response	Conc	Units	Dev(Min)
Internal Standards						
1) Bromochloromethane	2.794	49	160295	10.000	ppbv	0.00
33) 1,4-Difluorobenzene	3.968	114	399383	10.000	ppbv	0.02
55) Chlorobenzene-d5	8.891	117	355820	10.000	ppbv	0.02
System Monitoring Compounds						
68) 1-Bromo-4-Fluorobenzene	10.383	95	276732	9.470	ppbv	0.01
Spiked Amount 10.000	Range 65 - 135		Recovery = 94.700%			
Target Compounds						Qvalue
2) Dichlorodifluoromethane	1.499	85	5426	0.229	ppbv #	77
3) Chlorodifluoromethane	1.606	51	2012	0.083	ppbv	99
4) Chloromethane	1.534	50	1118	0.116	ppbv	100
9) Propene	1.486	41	2314	0.209	ppbv	88
11) Trichlorofluoromethane	1.884	101	2674	0.116	ppbv	90
13) Ethanol	1.725	45	12651	12.076	ppbv	89
15) Acetone	1.839	43	228835	10.208	ppbv	96
16) 1,3-Butadiene	1.602	39	12463	1.138	ppbv #	20
17) tert-Butyl alcohol	2.046	59	6274	0.225	ppbv	95
19) Isopropyl Alcohol	1.890	45	90023	7.117	ppbv #	67
20) Methylene Chloride	2.065	84	9525	1.141	ppbv #	91
21) Allyl Chloride	2.049	41	2138	0.135	ppbv #	85
23) Vinyl Acetate	2.463	43	2691	0.277	ppbv #	66
25) Ethyl Acetate	2.832	43	6826	0.117	ppbv #	81
26) Hexane	2.836	57	7214	0.321	ppbv #	33
29) Chloroform	2.855	83	101229	3.078	ppbv	95
34) 2-Butanone	2.570	43	7264	0.251	ppbv	95
36) Benzene	3.667	78	4760	0.120	ppbv #	93
39) 1,2-Dichloropropane	3.968	63	103082	7.149	ppbv #	23
53) Toluene	6.953	91	7934	0.169	ppbv #	1
58) Ethyl Benzene	9.364	91	6292	0.100	ppbv	92
59) m/p-Xylene	9.558	91	3961	0.078	ppbv #	31
60) o-Xylene	9.972	91	7001	0.138	ppbv	94
61) Styrene	9.879	104	1302	0.052	ppbv #	86
72) 4-Ethyltoluene	11.131	105	2178	0.035	ppbv #	60
73) 1,3,5-Trimethylbenzene	11.212	105	1937	0.035	ppbv	95
74) 1,2,4-Trimethylbenzene	11.542	105	7204	0.114	ppbv #	67

(#) = qualifier out of range (m) = manual integration (+) = signals summed

Quantitation Report (Not Reviewed)

Data Path : Z:\voasrv\HPCHEM1\MSVOA_L\Data\VL040825\
Data File : VL042275.D
Acq On : 08 Apr 2025 22:42
Operator : SY/MD
Sample : Q1728-12 2X
Misc : 400mL/MSVOA_L
ALS Vial : 1 Sample Multiplier: 1

Instrument :
MSVOA_L
ClientSampleId :
SSSG-B1-3-04012025

Quant Time: Apr 09 02:01:29 2025
Quant Method : Z:\voasrv\HPCHEM1\MSVOA_L\methods\VL032725AIR.M
Quant Title : AIR ANALYSIS BY METHOD TO-15 Instrument: MSVOA_LFri Aug 26 06:05:16 2022
QLast Update : Fri Mar 28 02:00:52 2025
Response via : Initial Calibration

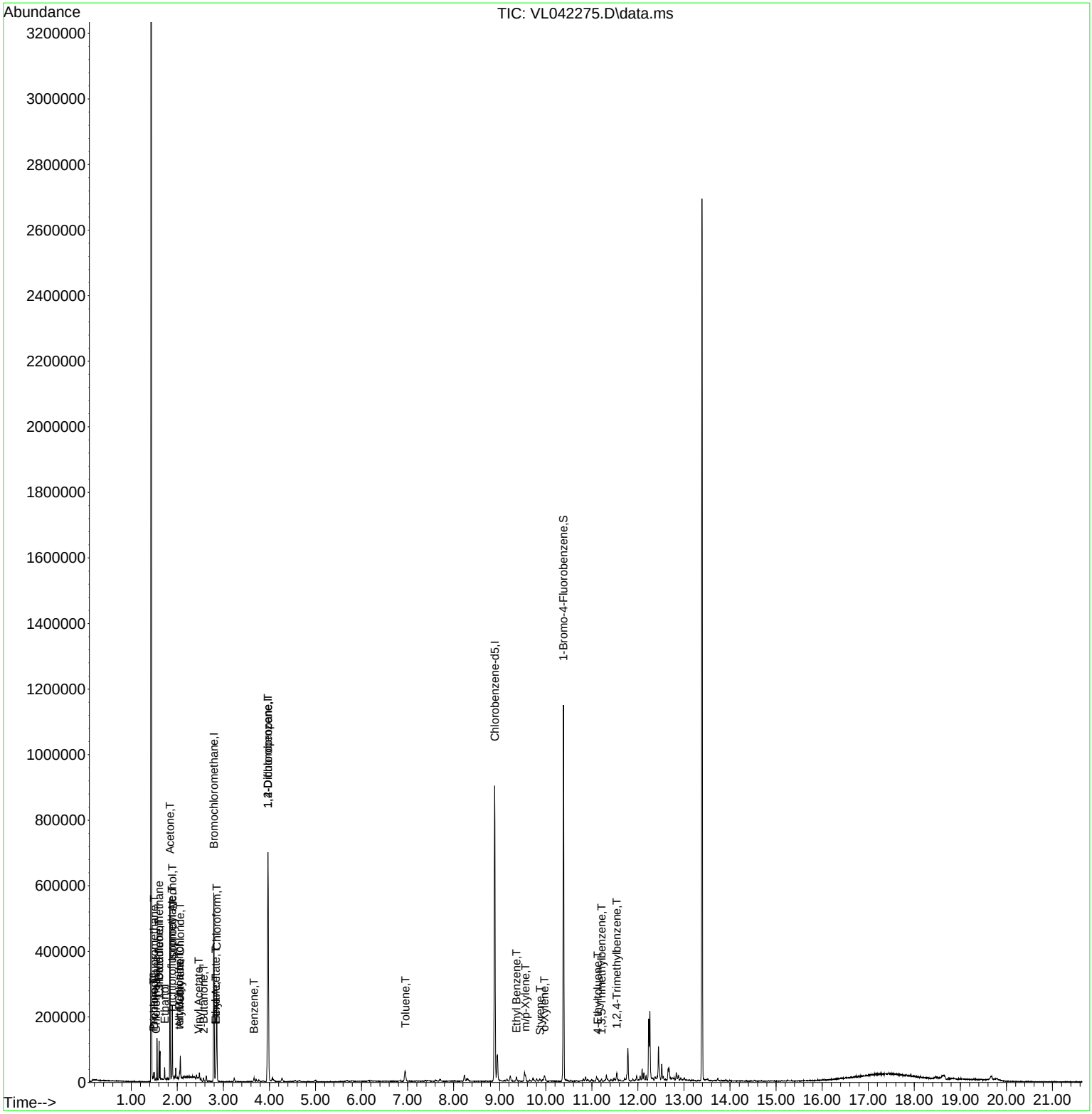

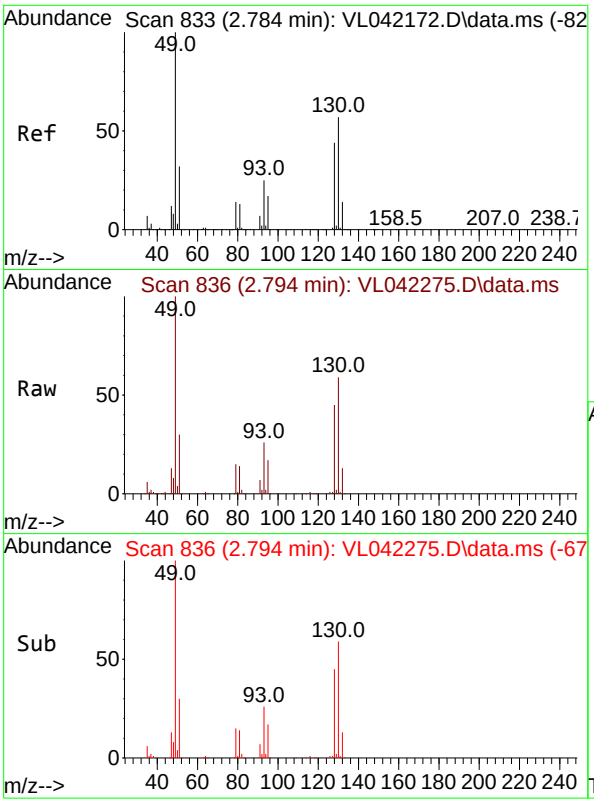

#1
Bromochloromethane
Concen: 10.000 ppbv
RT: 2.794 min Scan# 8
Delta R.T. 0.010 min
Lab File: VL042275.D
Acq: 08 Apr 2025 22:42

Instrument :
MSVOA_L
ClientSampleId :
SSSG-B1-3-04012025

Tgt Ion: 49 Resp: 160295

Ion	Ratio	Lower	Upper
49	100		
128	44.6	22.9	68.5
130	57.4	28.8	86.4

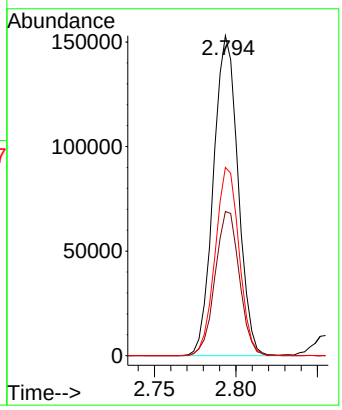

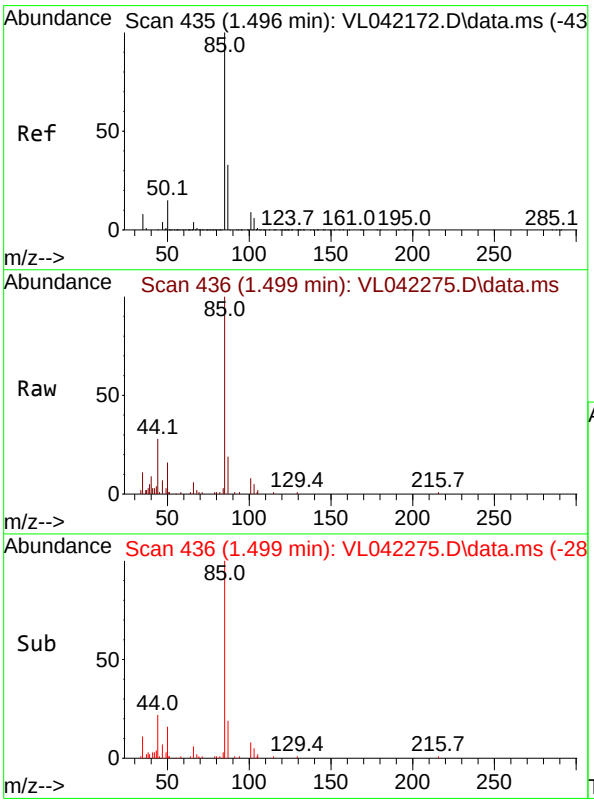

#2
Dichlorodifluoromethane
Concen: 0.229 ppbv
RT: 1.499 min Scan# 436
Delta R.T. 0.003 min
Lab File: VL042275.D
Acq: 08 Apr 2025 22:42

Tgt Ion: 85 Resp: 5426

Ion	Ratio	Lower	Upper
85	100		
87	19.5	26.1	39.1#

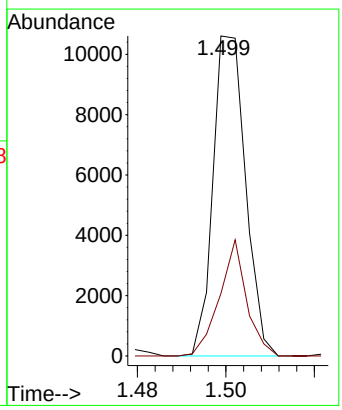

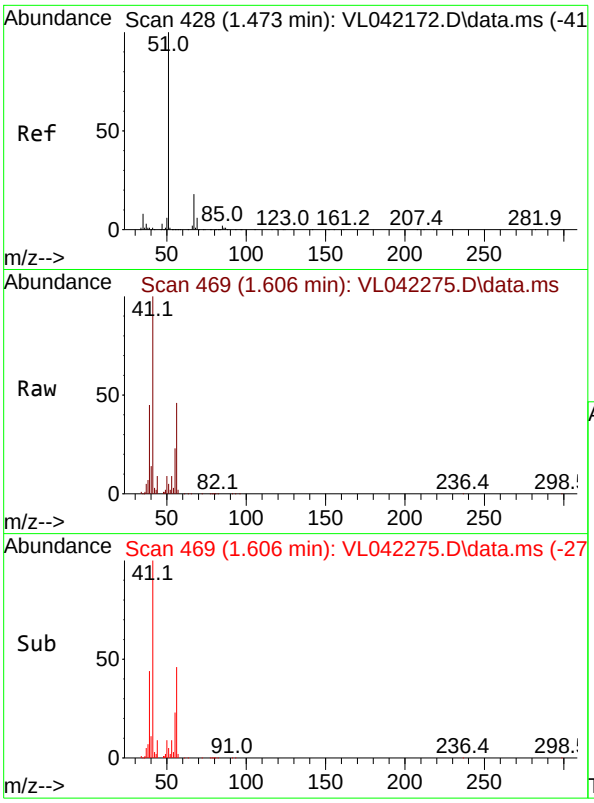

#3
Chlorodifluoromethane
Concen: 0.083 ppbv
RT: 1.606 min Scan# 4
Delta R.T. 0.133 min
Lab File: VL042275.D
Acq: 08 Apr 2025 22:42

Instrument :
MSVOA_L
ClientSampleId :
SSSG-B1-3-04012025

Tgt Ion: 51 Resp: 2012

Ion	Ratio	Lower	Upper
51	100		
67	19.4	15.0	22.6

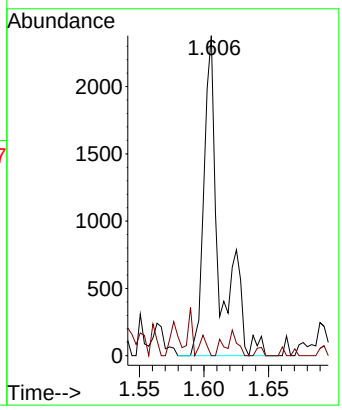

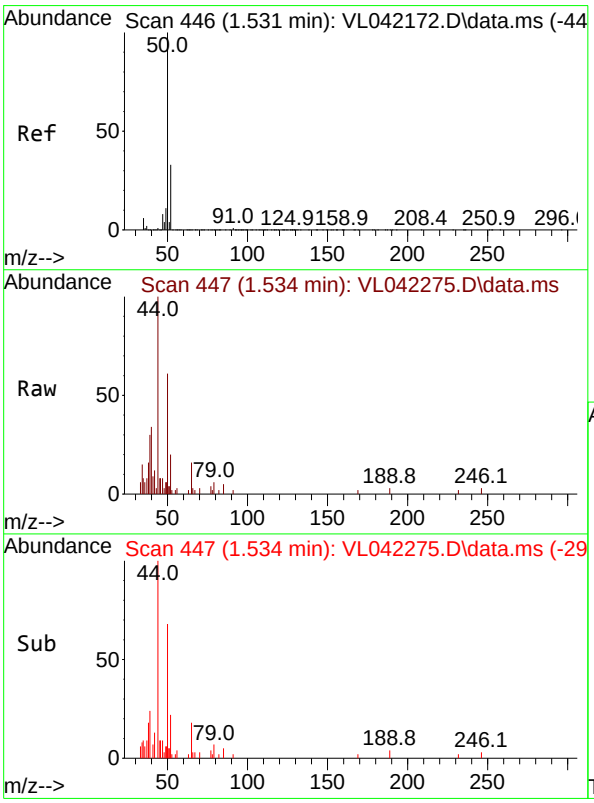

#4
Chloromethane
Concen: 0.116 ppbv
RT: 1.534 min Scan# 447
Delta R.T. 0.003 min
Lab File: VL042275.D
Acq: 08 Apr 2025 22:42

Tgt Ion: 50 Resp: 1118

Ion	Ratio	Lower	Upper
50	100		
52	32.8	26.1	39.1

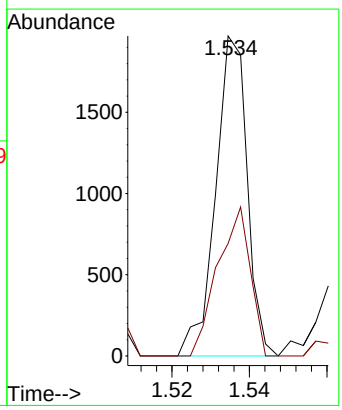

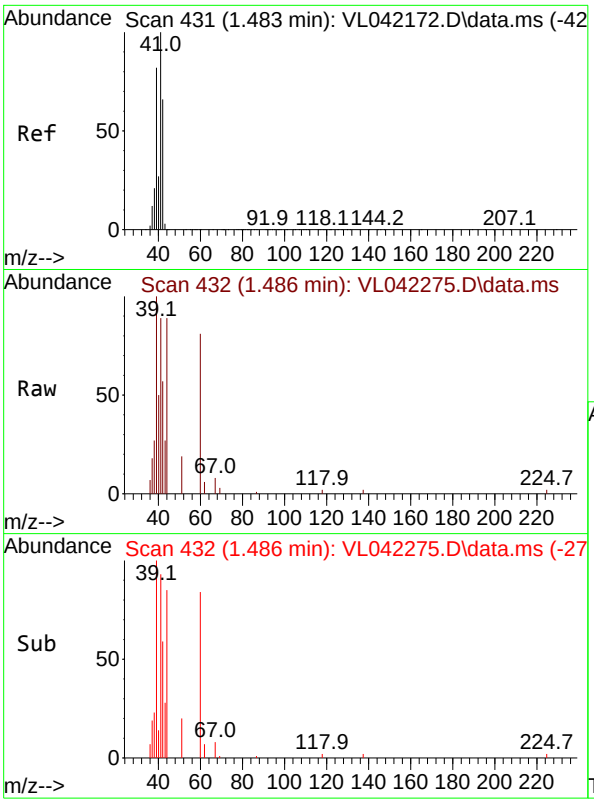

#9
Propene
Concen: 0.209 ppbv
RT: 1.486 min Scan# 4
Delta R.T. 0.003 min
Lab File: VL042275.D
Acq: 08 Apr 2025 22:42

Instrument :
MSVOA_L
ClientSampleId :
SSSG-B1-3-04012025

Tgt Ion: 41 Resp: 2314

Ion	Ratio	Lower	Upper
41	100		
42	59.7	55.4	83.2

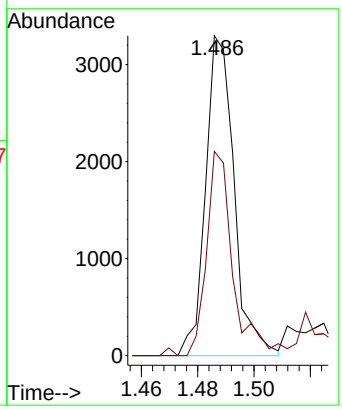

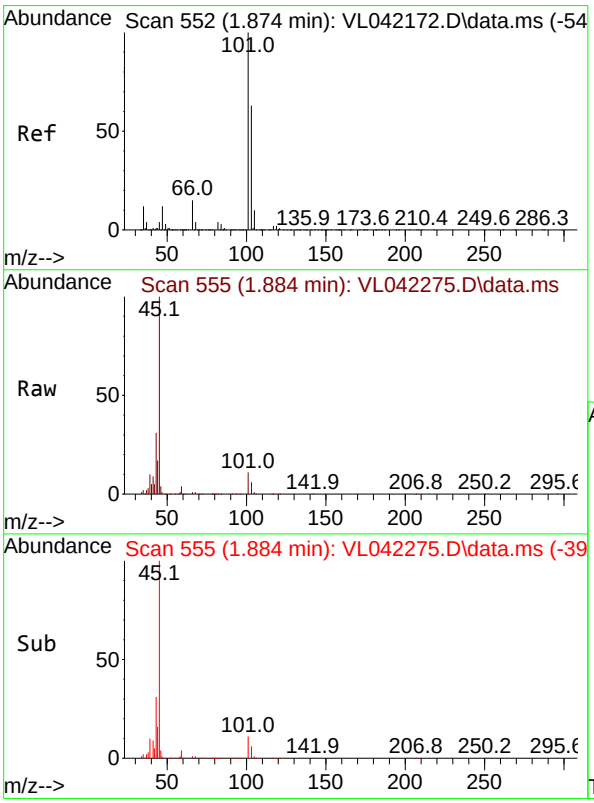

#11
Trichlorofluoromethane
Concen: 0.116 ppbv
RT: 1.884 min Scan# 555
Delta R.T. 0.010 min
Lab File: VL042275.D
Acq: 08 Apr 2025 22:42

Tgt Ion:101 Resp: 2674

Ion	Ratio	Lower	Upper
101	100		
103	54.6	50.2	75.2

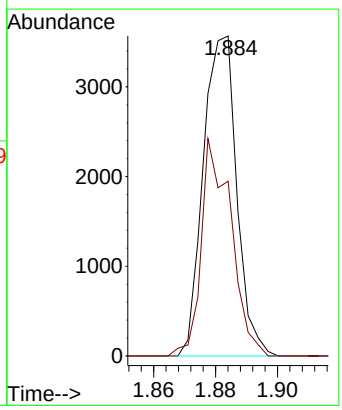

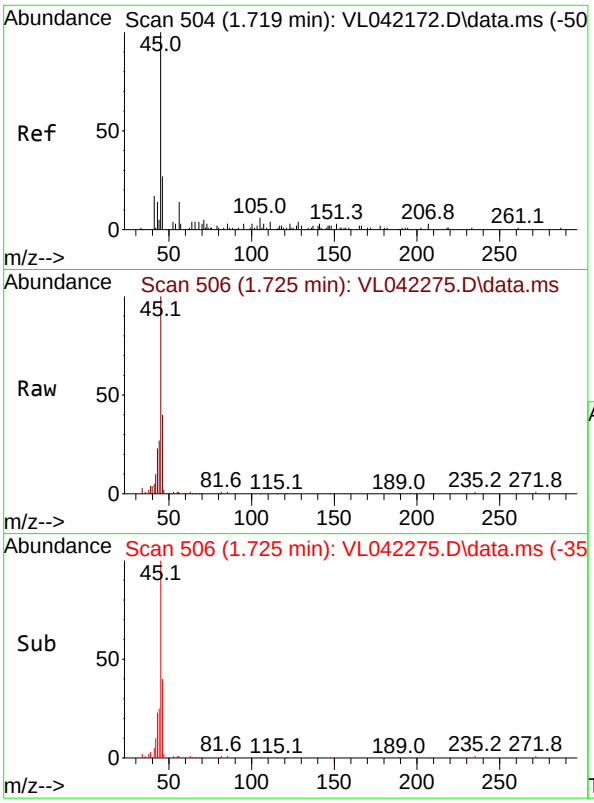

#13
Ethanol
Concen: 12.076 ppbv
RT: 1.725 min Scan# 5
Delta R.T. 0.006 min
Lab File: VL042275.D
Acq: 08 Apr 2025 22:42

Instrument :
MSVOA_L
ClientSampleId :
SSSG-B1-3-04012025

Tgt Ion: 45 Resp: 12651

Ion	Ratio	Lower	Upper
45	100		
46	42.5	20.2	80.8

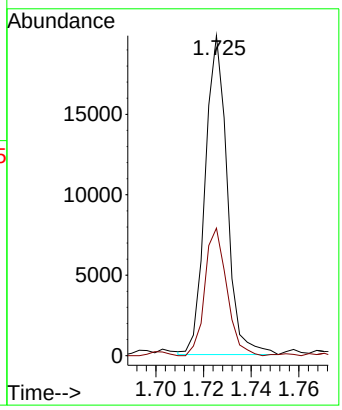

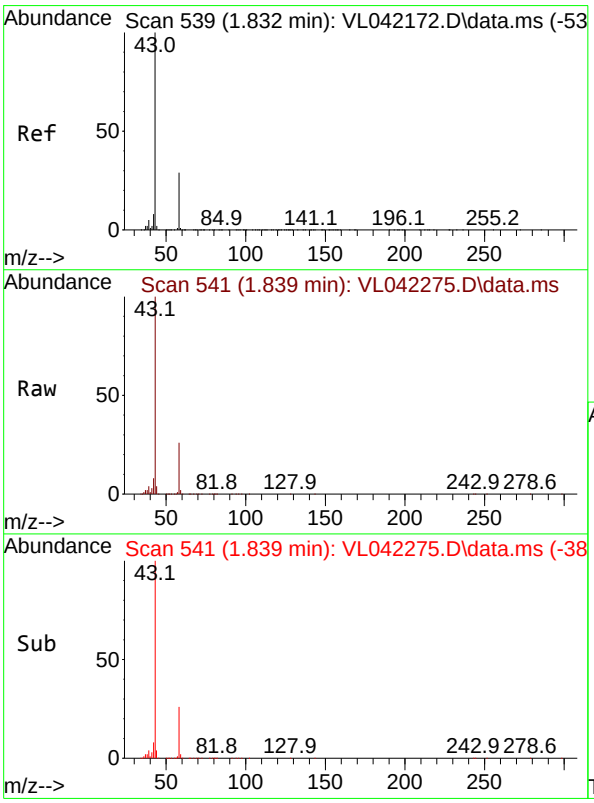

#15
Acetone
Concen: 10.208 ppbv
RT: 1.839 min Scan# 541
Delta R.T. 0.006 min
Lab File: VL042275.D
Acq: 08 Apr 2025 22:42

Tgt Ion: 43 Resp: 228835

Ion	Ratio	Lower	Upper
43	100		
58	26.8	23.2	34.8

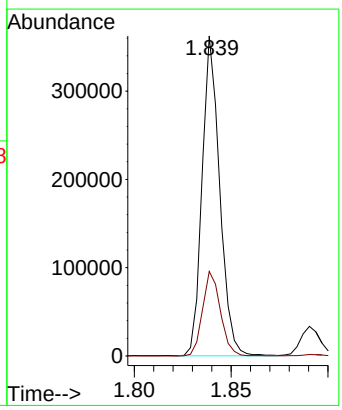

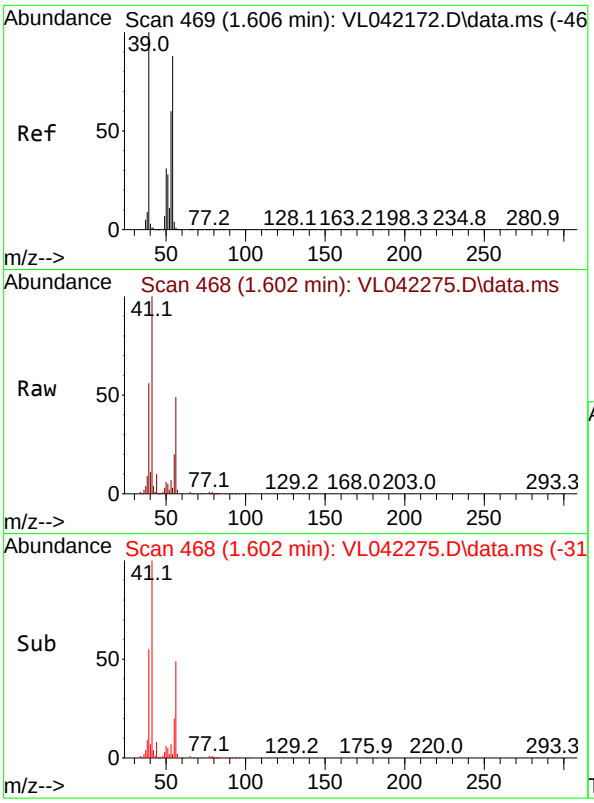

#16
1,3-Butadiene
Concen: 1.138 ppbv
RT: 1.602 min Scan# 4
Delta R.T. -0.003 min
Lab File: VL042275.D
Acq: 08 Apr 2025 22:42

Instrument :
MSVOA_L
ClientSampleId :
SSSG-B1-3-04012025

Tgt Ion: 39 Resp: 12463

Ion	Ratio	Lower	Upper
39	100		
54	7.7	60.7	91.1#

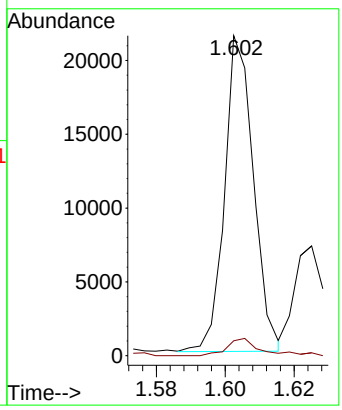

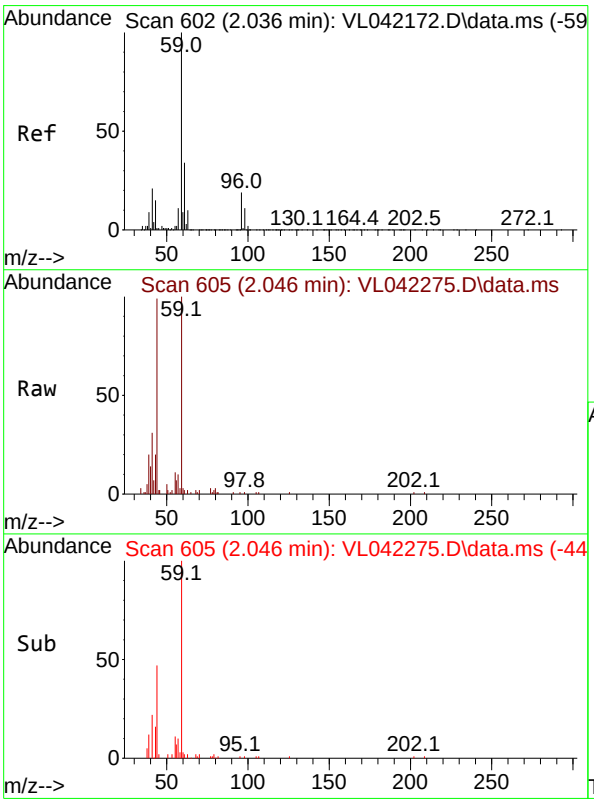

#17
tert-Butyl alcohol
Concen: 0.225 ppbv
RT: 2.046 min Scan# 605
Delta R.T. 0.010 min
Lab File: VL042275.D
Acq: 08 Apr 2025 22:42

Tgt Ion: 59 Resp: 6274

Ion	Ratio	Lower	Upper
59	100		
57	13.1	8.9	13.3

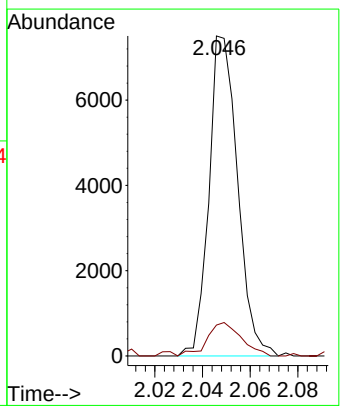

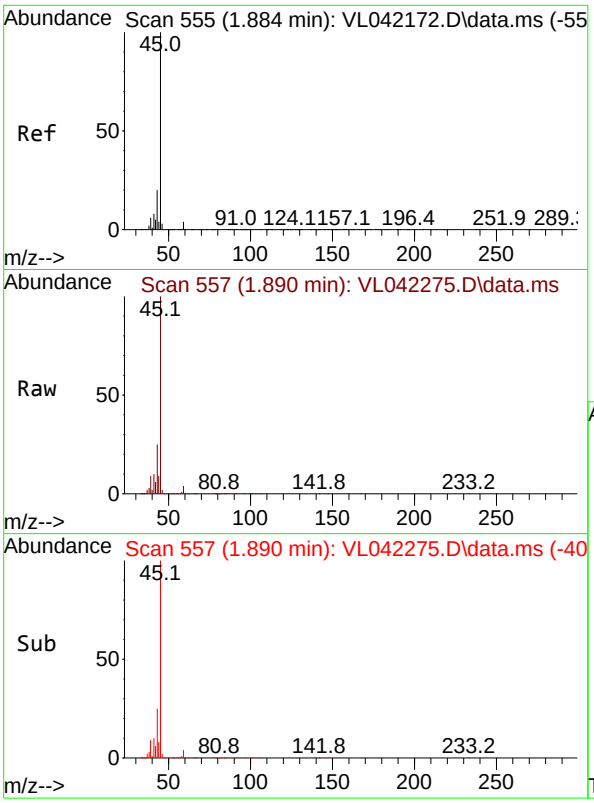

#19
Isopropyl Alcohol
Concen: 7.117 ppbv
RT: 1.890 min Scan# 5
Delta R.T. 0.006 min
Lab File: VL042275.D
Acq: 08 Apr 2025 22:42

Instrument :
MSVOA_L
ClientSampleId :
SSSG-B1-3-04012025

Tgt Ion: 45 Resp: 90023

Ion	Ratio	Lower	Upper
45	100		
58	68.1	36.9	55.3#

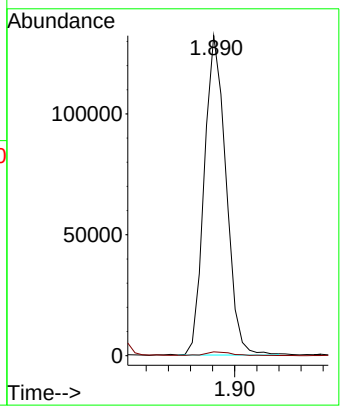

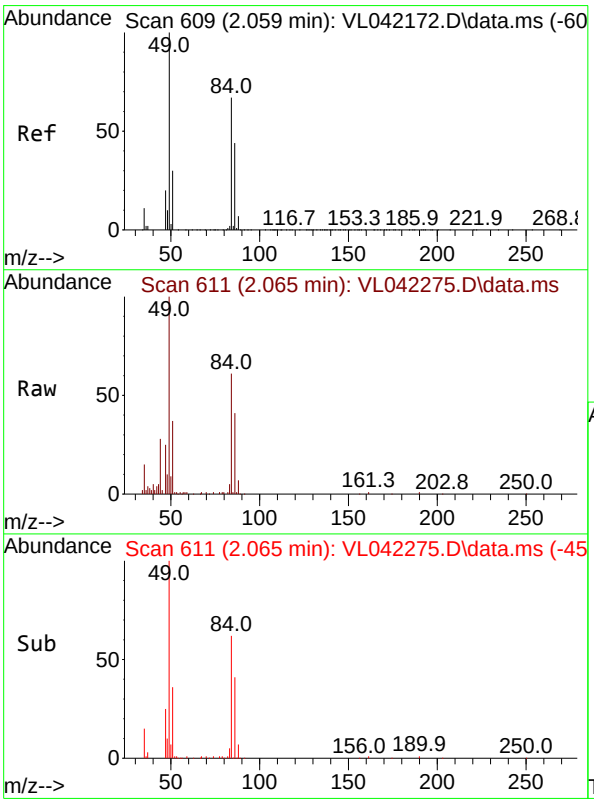

#20
Methylene Chloride
Concen: 1.141 ppbv
RT: 2.065 min Scan# 611
Delta R.T. 0.006 min
Lab File: VL042275.D
Acq: 08 Apr 2025 22:42

Tgt Ion: 84 Resp: 9525

Ion	Ratio	Lower	Upper
84	100		
49	162.1	120.2	180.4
51	58.4	37.4	56.0#
86	66.7	52.4	78.6

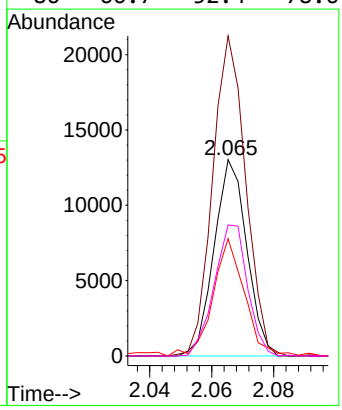

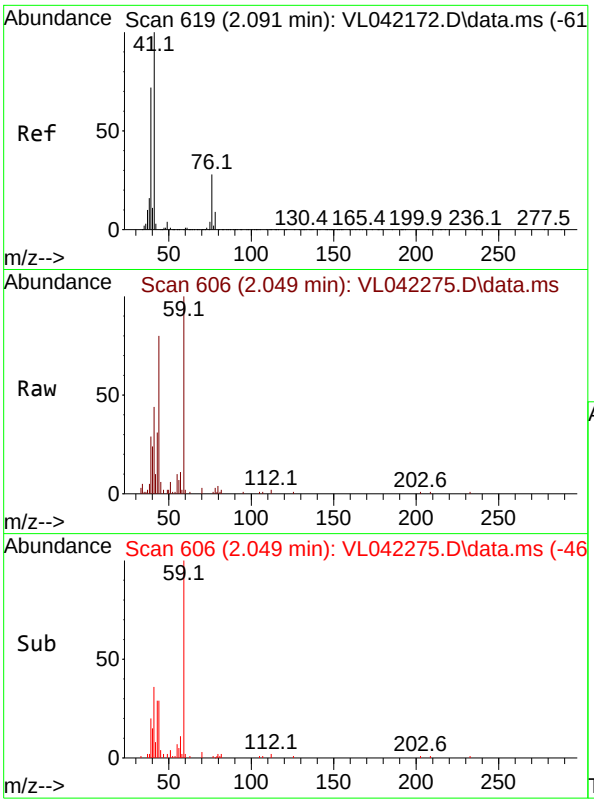

#21
Allyl Chloride
Concen: 0.135 ppbv
RT: 2.049 min Scan# 6
Delta R.T. -0.042 min
Lab File: VL042275.D
Acq: 08 Apr 2025 22:42

Instrument :
MSVOA_L
ClientSampleId :
SSSG-B1-3-04012025

Tgt Ion: 41 Resp: 2138

Ion	Ratio	Lower	Upper
41	100		
76	17.7	24.1	36.1#
39	86.7	61.1	91.7

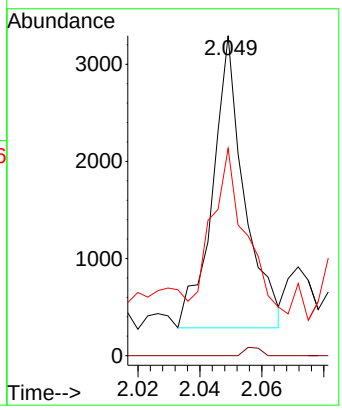

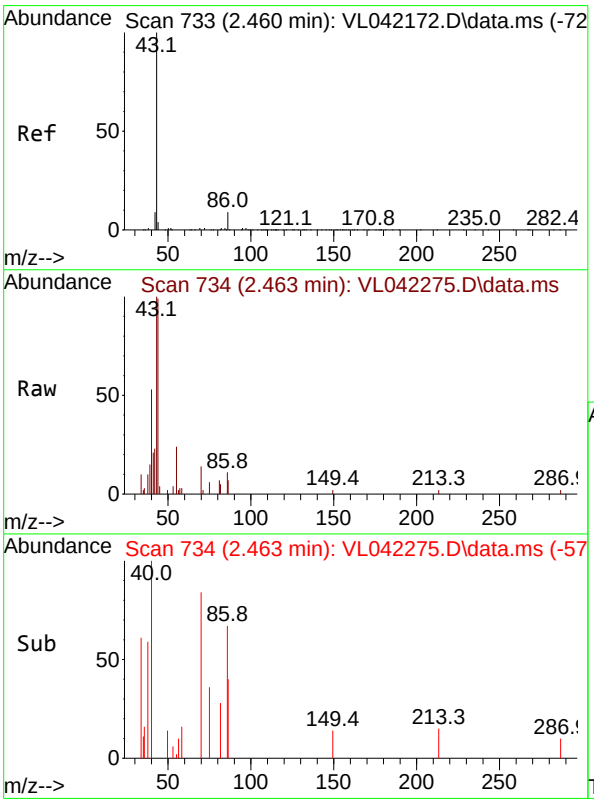

#23
Vinyl Acetate
Concen: 0.277 ppbv
RT: 2.463 min Scan# 734
Delta R.T. 0.003 min
Lab File: VL042275.D
Acq: 08 Apr 2025 22:42

Tgt Ion: 43 Resp: 2691

Ion	Ratio	Lower	Upper
43	100		
86	26.3	5.5	8.3#
42	0.0	8.6	13.0#
44	0.0	6.2	9.4#

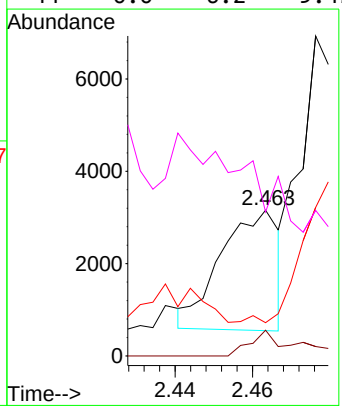

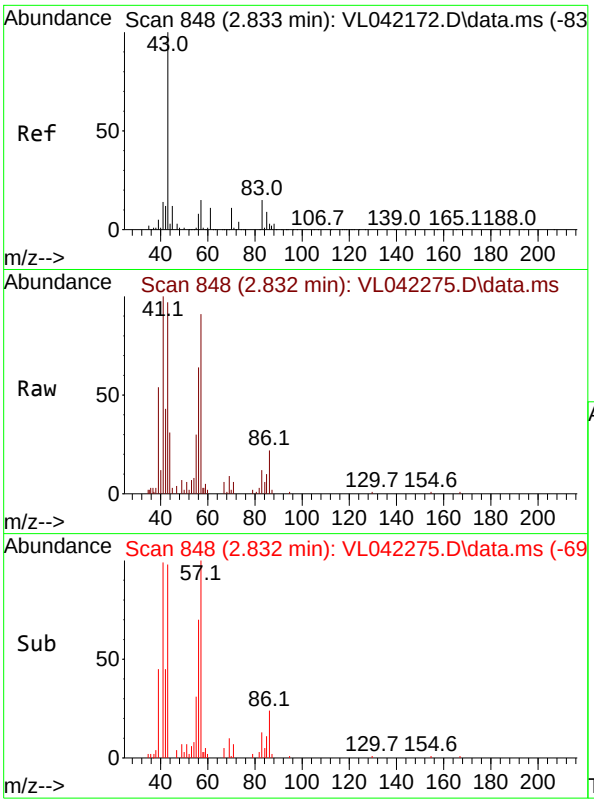

#25
Ethyl Acetate
Concen: 0.117 ppbv
RT: 2.832 min Scan# 8
Delta R.T. -0.000 min
Lab File: VL042275.D
Acq: 08 Apr 2025 22:42

Instrument :
MSVOA_L
ClientSampleId :
SSSG-B1-3-04012025

Tgt Ion: 43 Resp: 6826

Ion	Ratio	Lower	Upper
43	100		
45	6.8	8.2	12.2#
61	0.0	7.3	10.9#
70	0.0	7.2	10.8#

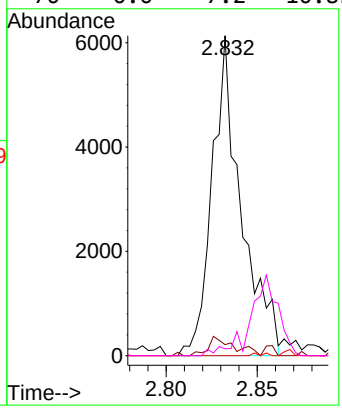

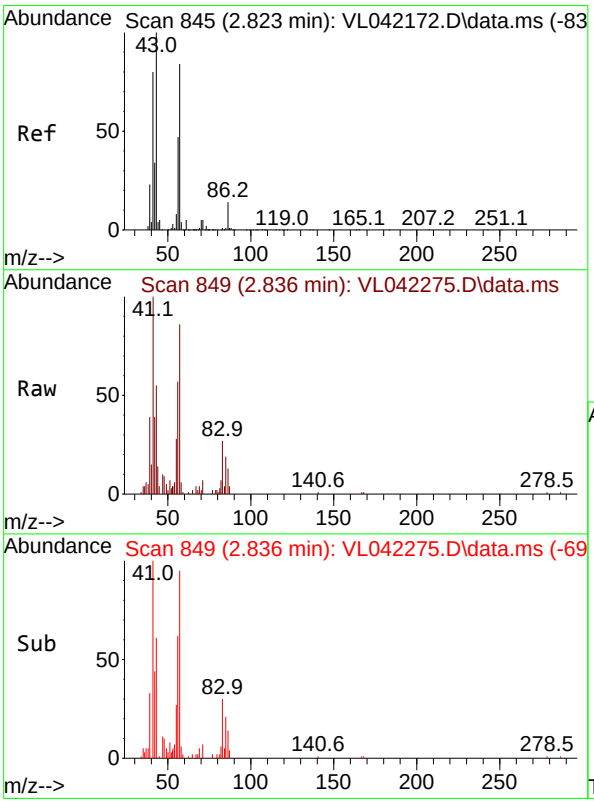

#26
Hexane
Concen: 0.321 ppbv
RT: 2.836 min Scan# 849
Delta R.T. 0.013 min
Lab File: VL042275.D
Acq: 08 Apr 2025 22:42

Tgt Ion: 57 Resp: 7214

Ion	Ratio	Lower	Upper
57	100		
41	127.3	76.6	114.8#
43	99.3	207.8	311.8#
56	67.9	43.6	65.4#

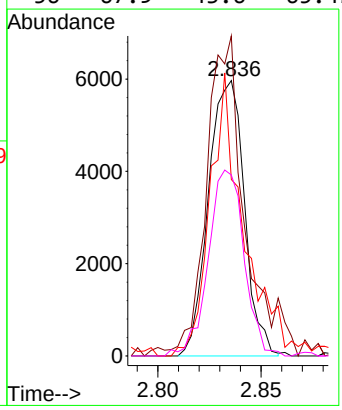

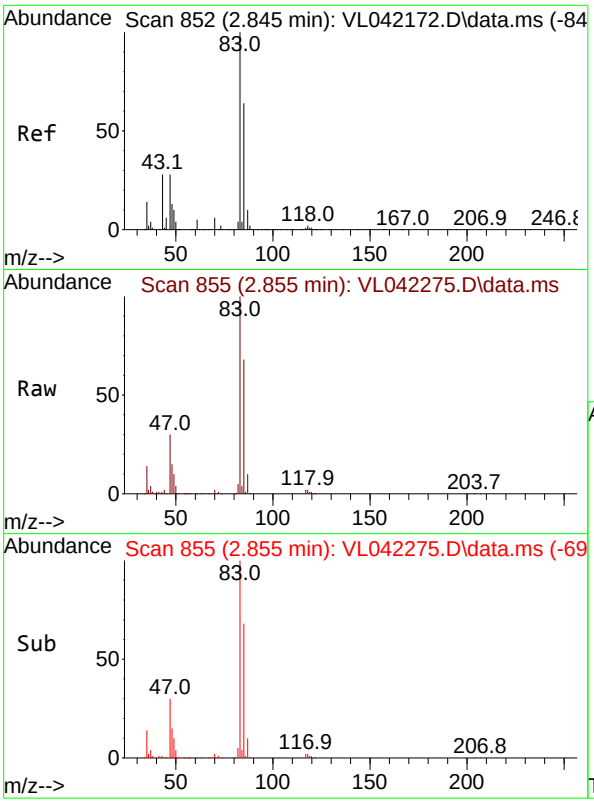

#29
Chloroform
Concen: 3.078 ppbv
RT: 2.855 min Scan# 8
Delta R.T. 0.010 min
Lab File: VL042275.D
Acq: 08 Apr 2025 22:42

Instrument :
MSVOA_L
ClientSampleId :
SSSG-B1-3-04012025

Tgt Ion: 83 Resp: 101229

Ion	Ratio	Lower	Upper
83	100		
85	68.2	51.4	77.2

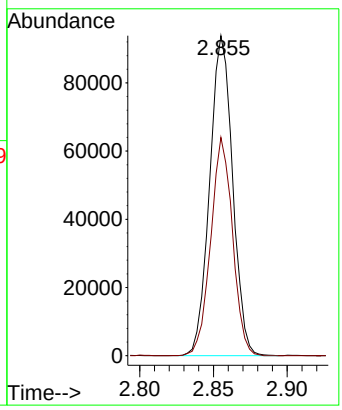

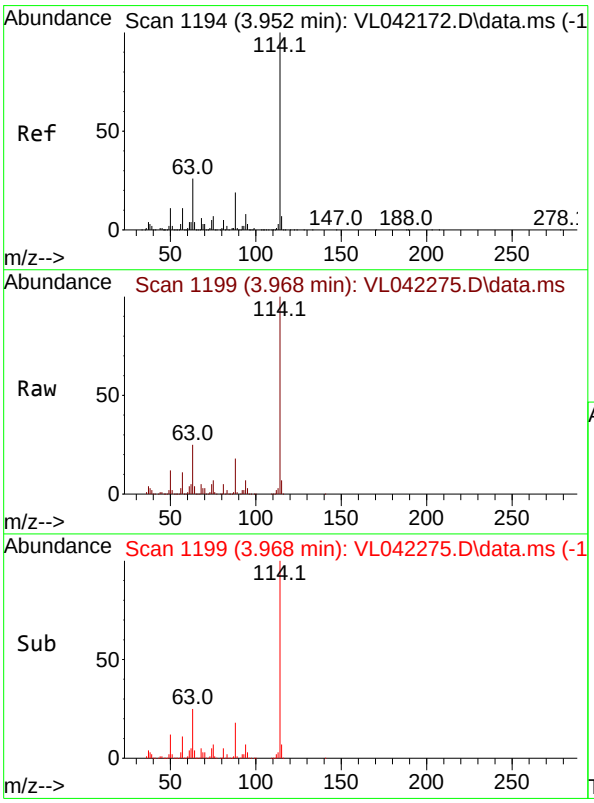

#33
1,4-Difluorobenzene
Concen: 10.000 ppbv
RT: 3.968 min Scan# 1199
Delta R.T. 0.016 min
Lab File: VL042275.D
Acq: 08 Apr 2025 22:42

Tgt Ion:114 Resp: 399383

Ion	Ratio	Lower	Upper
114	100		
63	25.9	20.7	31.1
88	18.1	15.0	22.4

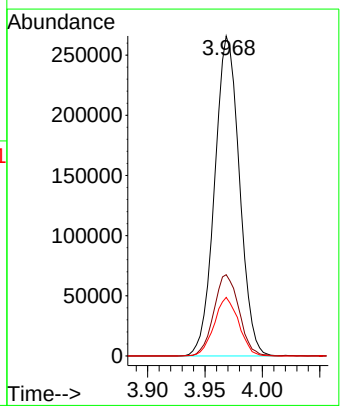

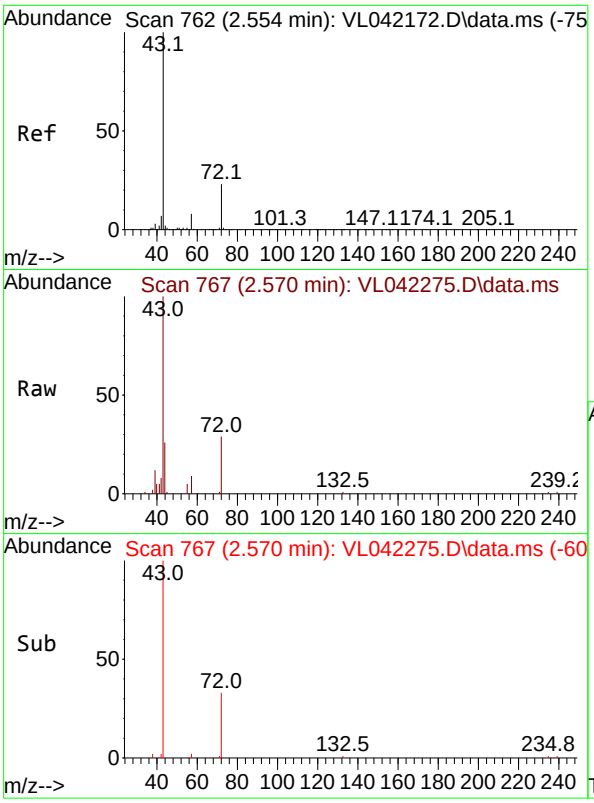

#34
2-Butanone
Concen: 0.251 ppbv
RT: 2.570 min Scan# 7
Delta R.T. 0.016 min
Lab File: VL042275.D
Acq: 08 Apr 2025 22:42

Instrument :
MSVOA_L
ClientSampleId :
SSSG-B1-3-04012025

Tgt Ion: 43 Resp: 7264

Ion	Ratio	Lower	Upper
43	100		
72	25.0	18.2	27.2

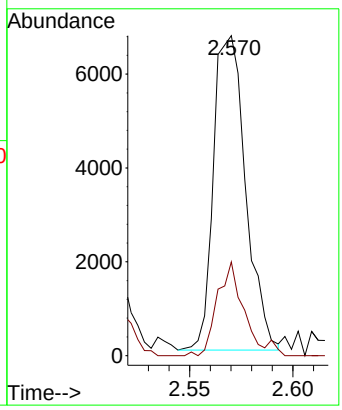

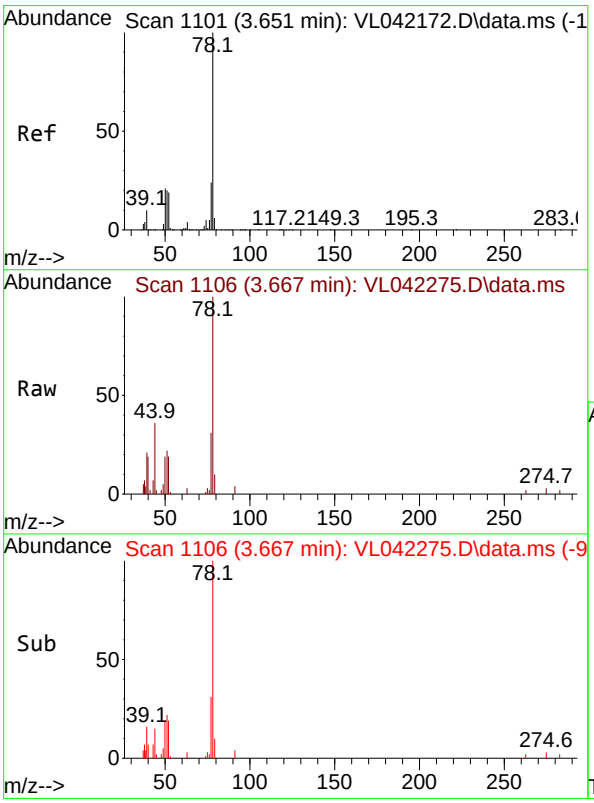

#36
Benzene
Concen: 0.120 ppbv
RT: 3.667 min Scan# 1106
Delta R.T. 0.016 min
Lab File: VL042275.D
Acq: 08 Apr 2025 22:42

Tgt Ion: 78 Resp: 4760

Ion	Ratio	Lower	Upper
78	100		
77	29.0	19.1	28.7#
50	19.2	16.6	24.8

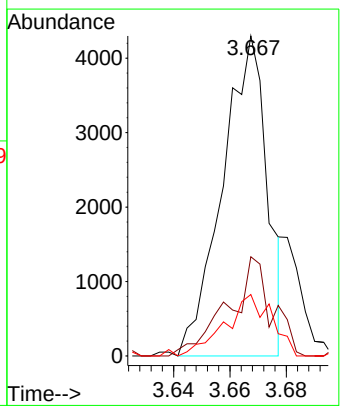

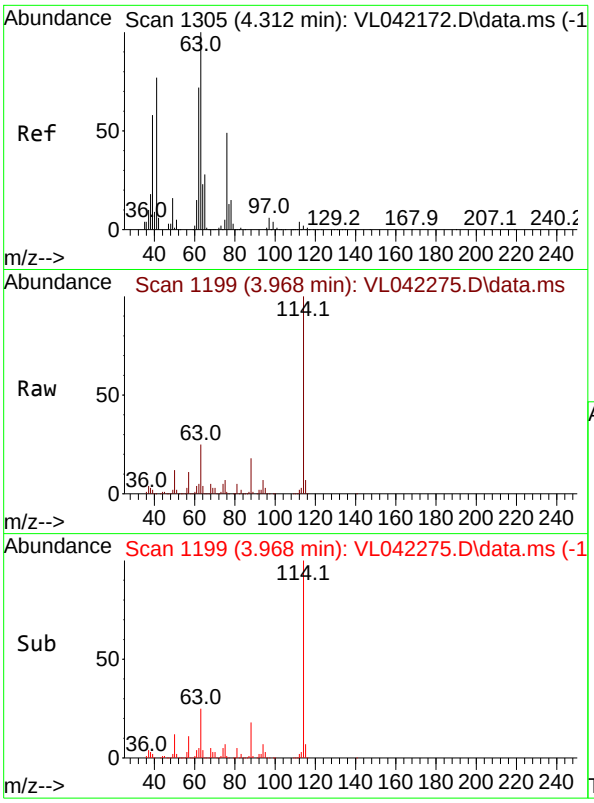

#39
1,2-Dichloropropane
Concen: 7.149 ppbv
RT: 3.968 min Scan# 1
Delta R.T. -0.343 min
Lab File: VL042275.D
Acq: 08 Apr 2025 22:42

Instrument :
MSVOA_L
ClientSampleId :
SSSG-B1-3-04012025

Tgt Ion: 63 Resp: 103082

Ion	Ratio	Lower	Upper
63	100		
41	0.3	61.7	92.5#
62	18.0	57.6	86.4#

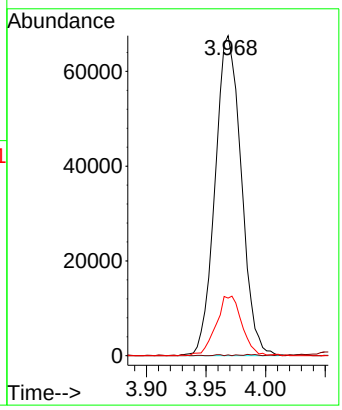

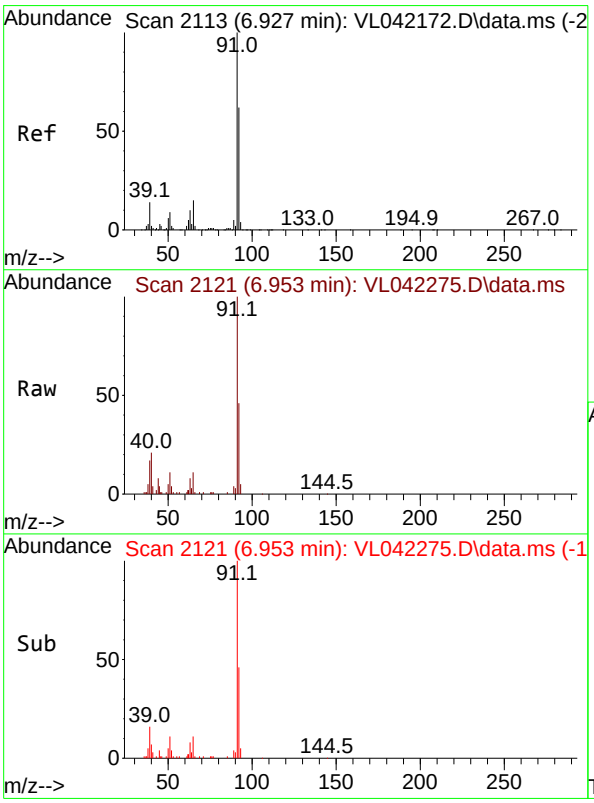

#53
Toluene
Concen: 0.169 ppbv
RT: 6.953 min Scan# 2121
Delta R.T. 0.026 min
Lab File: VL042275.D
Acq: 08 Apr 2025 22:42

Tgt Ion: 91 Resp: 7934

Ion	Ratio	Lower	Upper
91	100		
92	167.7	48.4	72.6#

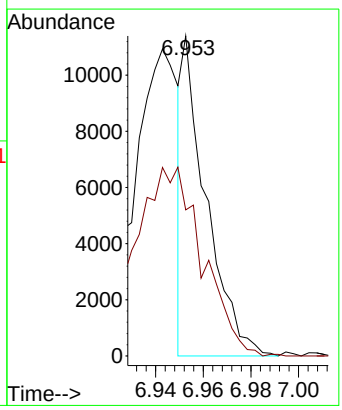

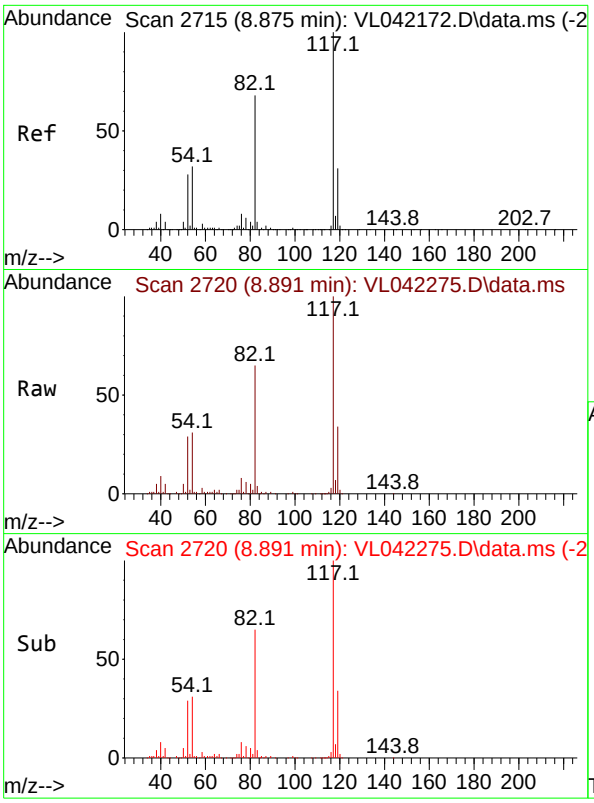

#55
Chlorobenzene-d5
Concen: 10.000 ppbv
RT: 8.891 min Scan# 2
Delta R.T. 0.016 min
Lab File: VL042275.D
Acq: 08 Apr 2025 22:42

Instrument :
MSVOA_L
ClientSampleId :
SSSG-B1-3-04012025

Tgt Ion:117 Resp: 355820

Ion	Ratio	Lower	Upper
117	100		
82	65.5	55.8	83.6
119	32.8	25.5	38.3

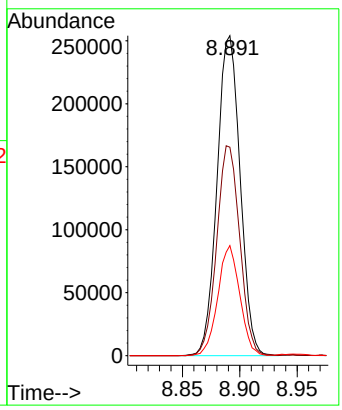

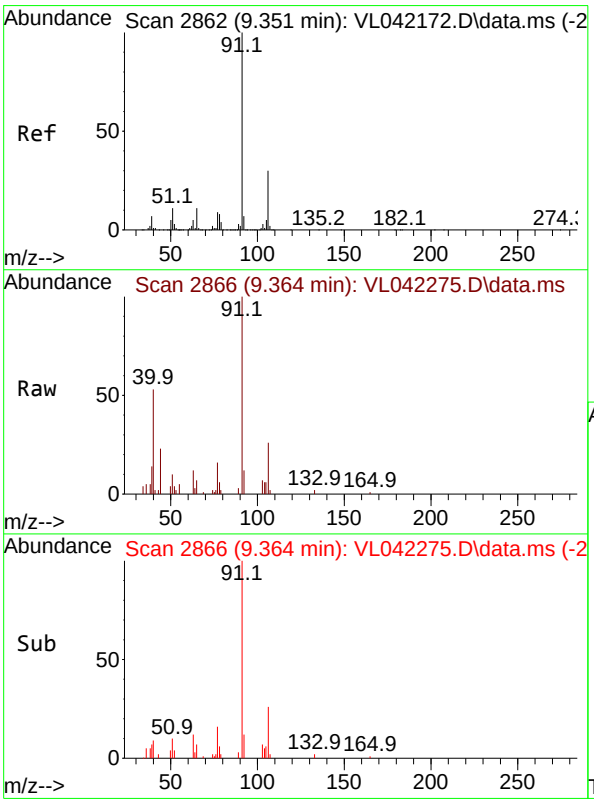

#58
Ethyl Benzene
Concen: 0.100 ppbv
RT: 9.364 min Scan# 2866
Delta R.T. 0.013 min
Lab File: VL042275.D
Acq: 08 Apr 2025 22:42

Tgt Ion: 91 Resp: 6292

Ion	Ratio	Lower	Upper
91	100		
106	25.9	24.2	36.2

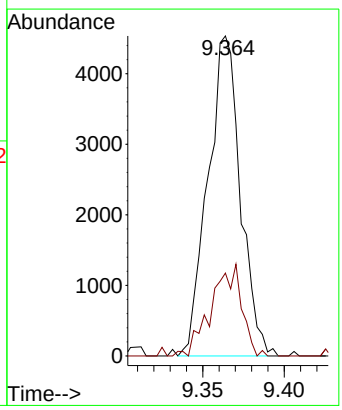

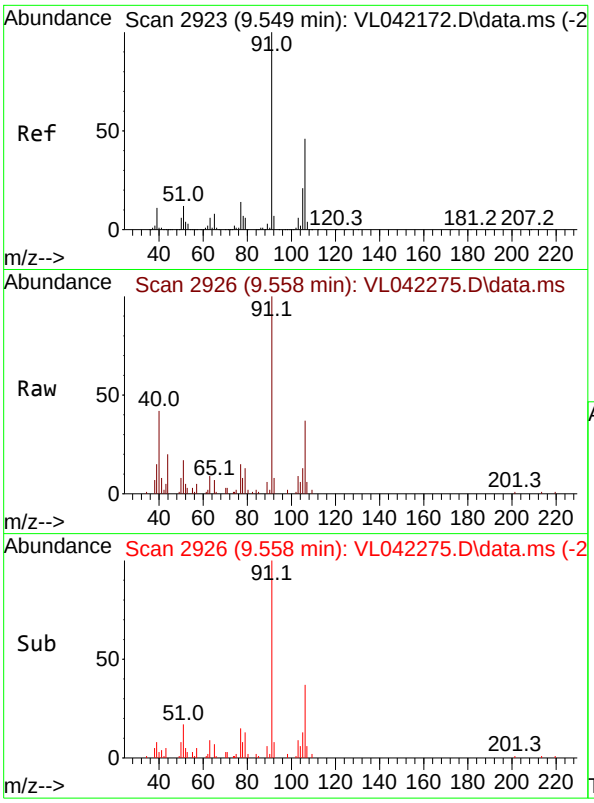

#59
m/p-Xylene
Concen: 0.078 ppbv
RT: 9.558 min Scan# 2
Delta R.T. 0.010 min
Lab File: VL042275.D
Acq: 08 Apr 2025 22:42

Instrument :
MSVOA_L
ClientSampleId :
SSSG-B1-3-04012025

Tgt Ion: 91 Resp: 3961

Ion	Ratio	Lower	Upper
91	100		
106	0.0	36.4	54.6#

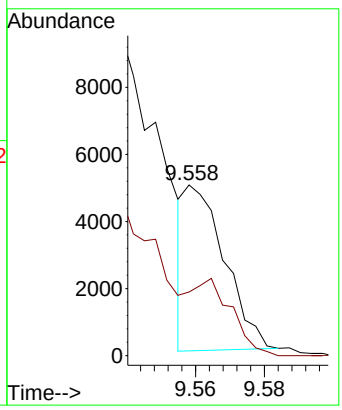

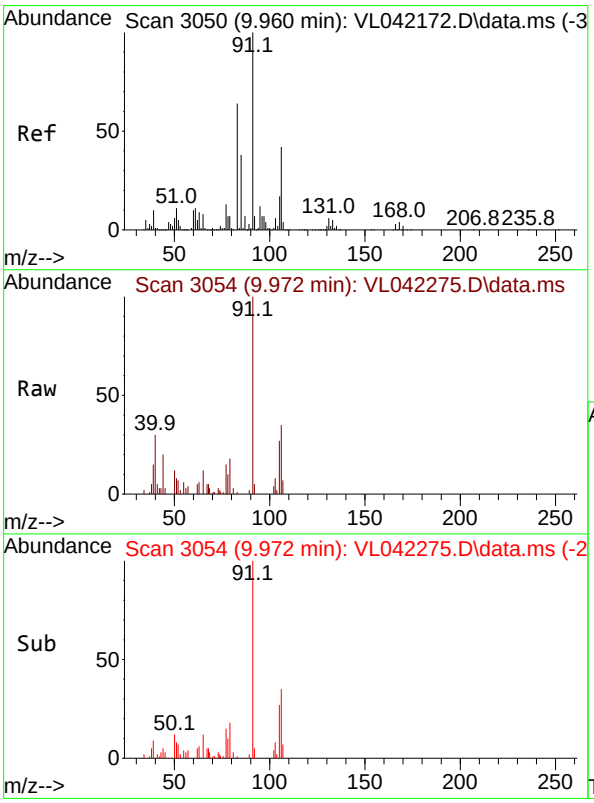

#60
o-Xylene
Concen: 0.138 ppbv
RT: 9.972 min Scan# 3054
Delta R.T. 0.013 min
Lab File: VL042275.D
Acq: 08 Apr 2025 22:42

Tgt Ion: 91 Resp: 7001

Ion	Ratio	Lower	Upper
91	100		
106	37.6	20.8	62.5

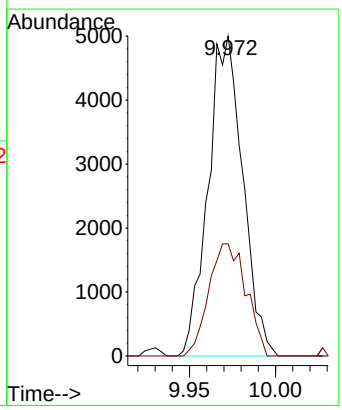

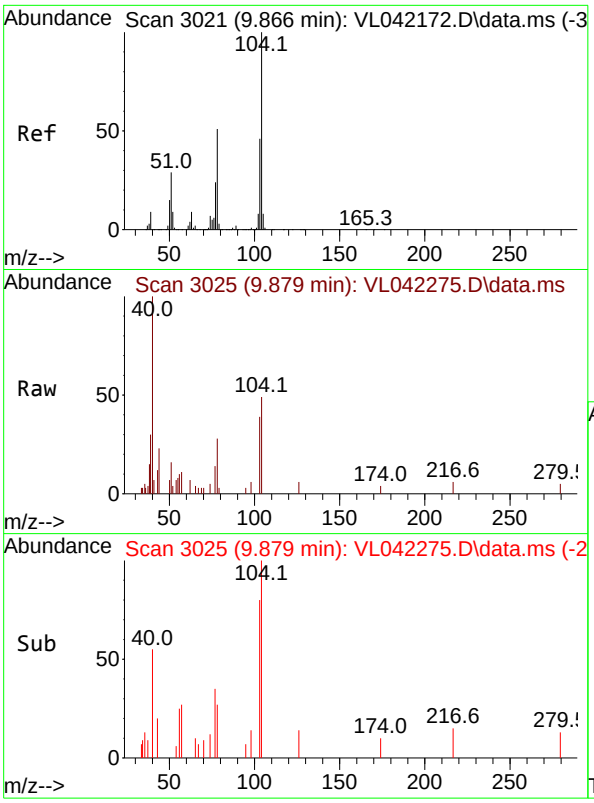

#61
Styrene
Concen: 0.052 ppbv
RT: 9.879 min Scan# 3(
Delta R.T. 0.013 min
Lab File: VL042275.D
Acq: 08 Apr 2025 22:42

Instrument :
MSVOA_L
ClientSampleId :
SSSG-B1-3-04012025

Tgt Ion:104 Resp: 1302

Ion	Ratio	Lower	Upper
104	100		
78	61.8	41.8	62.6
103	55.7	37.0	55.4#

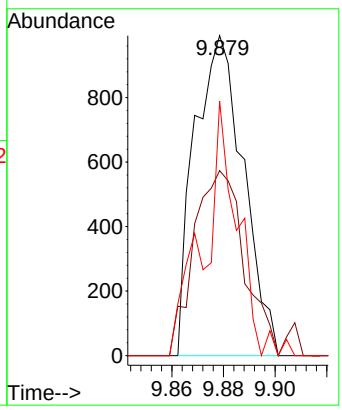

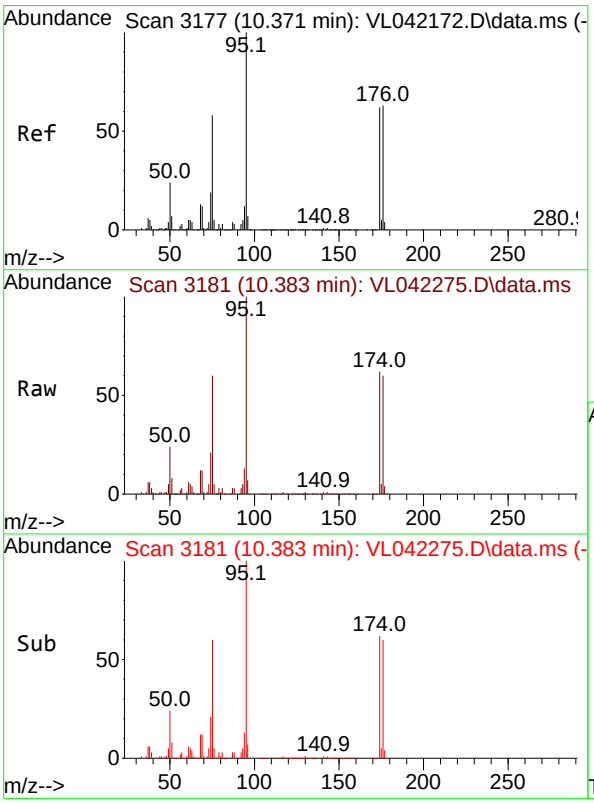

#68
1-Bromo-4-Fluorobenzene
Concen: 9.470 ppbv
RT: 10.383 min Scan# 3181
Delta R.T. 0.013 min
Lab File: VL042275.D
Acq: 08 Apr 2025 22:42

Tgt Ion: 95 Resp: 276732

Ion	Ratio	Lower	Upper
95	100		
174	62.2	50.6	76.0
175	4.8	3.8	5.6

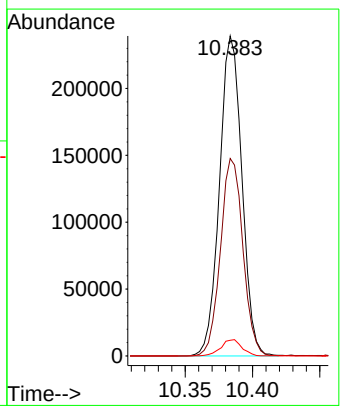

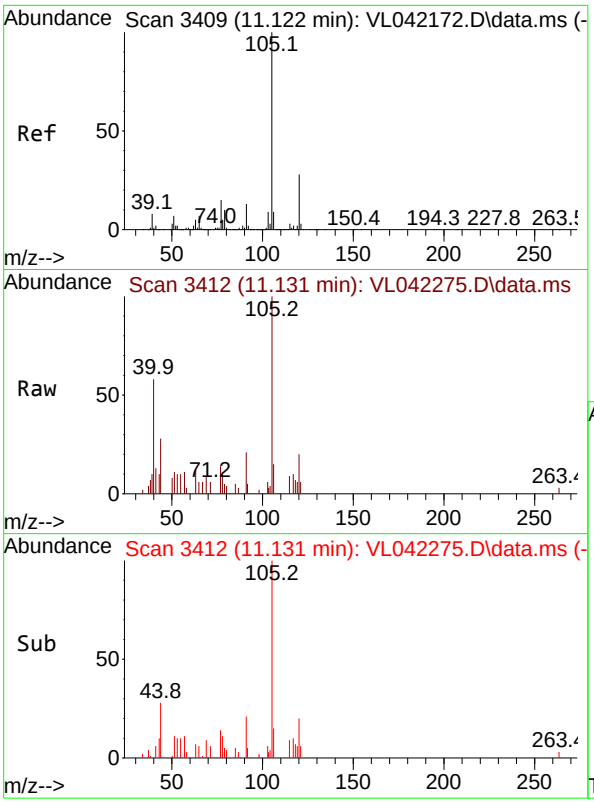

#72
4-Ethyltoluene
Concen: 0.035 ppbv
RT: 11.131 min Scan# 3
Delta R.T. 0.010 min
Lab File: VL042275.D
Acq: 08 Apr 2025 22:42

Instrument :
MSVOA_L
ClientSampleId :
SSSG-B1-3-04012025

Tgt Ion:105 Resp: 2178

Ion	Ratio	Lower	Upper
105	100		
120	0.0	23.4	35.0#
91	0.0	10.3	15.5#
77	21.6	11.4	17.2#

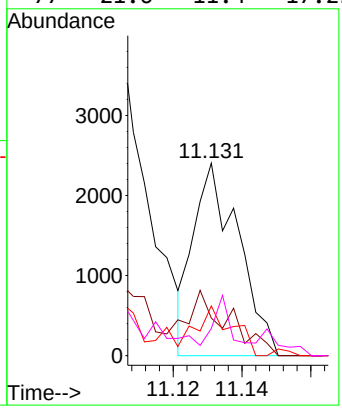

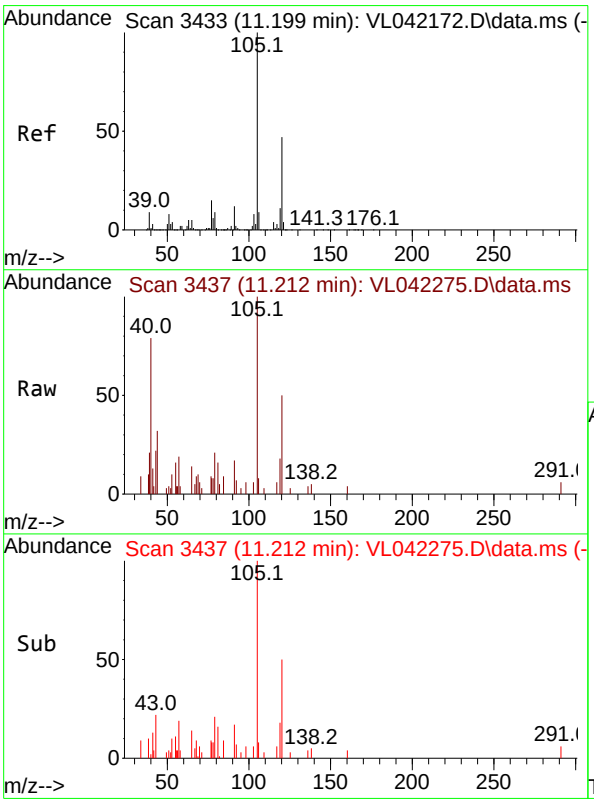

#73
1,3,5-Trimethylbenzene
Concen: 0.035 ppbv
RT: 11.212 min Scan# 3437
Delta R.T. 0.013 min
Lab File: VL042275.D
Acq: 08 Apr 2025 22:42

Tgt Ion:105 Resp: 1937

Ion	Ratio	Lower	Upper
105	100		
120	49.9	37.4	56.0

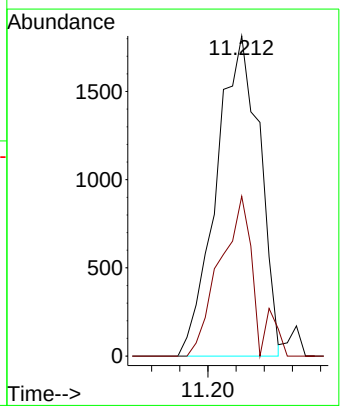

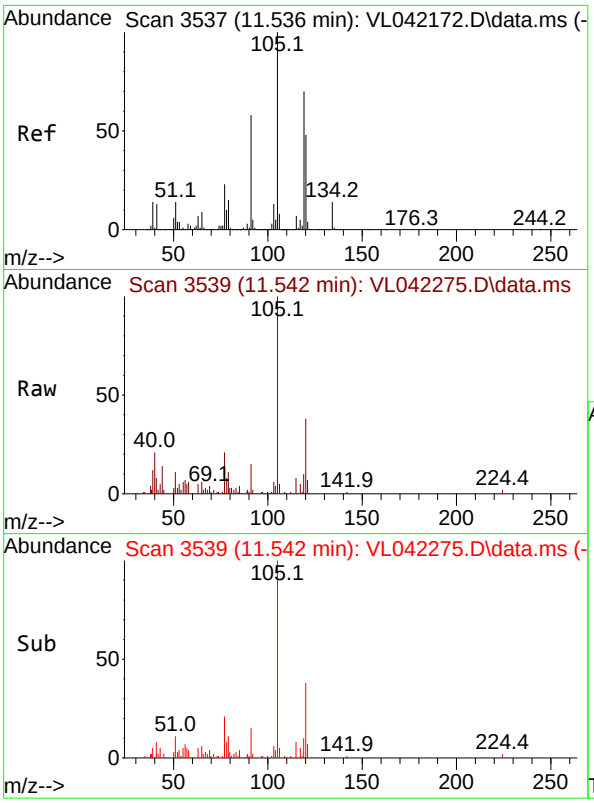

#74
1,2,4-Trimethylbenzene
Concen: 0.114 ppbv
RT: 11.542 min Scan# 3
Delta R.T. 0.006 min
Lab File: VL042275.D
Acq: 08 Apr 2025 22:42

Instrument :
MSVOA_L
ClientSampleId :
SSSG-B1-3-04012025

Tgt Ion:105 Resp: 7204

Ion	Ratio	Lower	Upper
105	100		
120	38.0	38.6	58.0#
91	13.2	46.2	69.2#
77	21.0	18.6	27.8

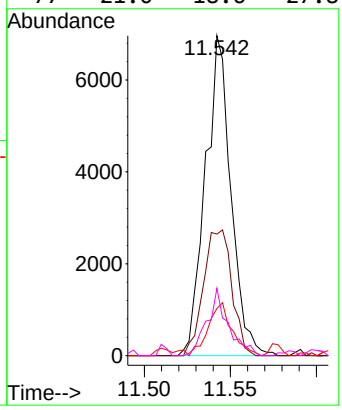

Quantitation Report (Not Reviewed)

Data Path : Z:\voasrv\HPCHEM1\MSVOA_L\Data\VL040825\
Data File : VL042277.D
Acq On : 08 Apr 2025 23:44
Operator : SY/MD
Sample : Q1728-01 2X
Misc : 400mL/MSVOA_L
ALS Vial : 1 Sample Multiplier: 1

Instrument :
MSVOA_L
ClientSampleId :
SSSG-B14-2-04012025

Quant Time: Apr 09 02:02:31 2025
Quant Method : Z:\voasrv\HPCHEM1\MSVOA_L\methods\VL032725AIR.M
Quant Title : AIR ANALYSIS BY METHOD TO-15 Instrument: MSVOA_LFri Aug 26 06:05:16 2022
QLast Update : Fri Mar 28 02:00:52 2025
Response via : Initial Calibration

Compound	R.T.	QIon	Response	Conc	Units	Dev(Min)
Internal Standards						
1) Bromochloromethane	2.793	49	164142	10.000	ppbv	0.00
33) 1,4-Difluorobenzene	3.968	114	421001	10.000	ppbv	0.02
55) Chlorobenzene-d5	8.891	117	366383	10.000	ppbv	0.02
System Monitoring Compounds						
68) 1-Bromo-4-Fluorobenzene	10.383	95	289703	9.629	ppbv	0.01
Spiked Amount 10.000	Range 65 - 135		Recovery = 96.300%			
Target Compounds						Qvalue
2) Dichlorodifluoromethane	1.502	85	5920	0.244	ppbv	89
4) Chloromethane	1.534	50	2769	0.280	ppbv	95
9) Propene	1.890	41	101033	8.903	ppbv	90
10) Heptane	4.991	43	980	0.032	ppbv #	28
11) Trichlorofluoromethane	1.881	101	2451	0.104	ppbv	86
13) Ethanol	1.725	45	15149	14.122	ppbv	79
15) Acetone	1.839	43	611384	26.633	ppbv	96
16) 1,3-Butadiene	1.602	39	7569	0.675	ppbv #	22
17) tert-Butyl alcohol	2.049	59	6361	0.222	ppbv #	90
19) Isopropyl Alcohol	1.890	45	1073145	82.853	ppbv #	31
20) Methylene Chloride	2.065	84	17035	1.992	ppbv	93
21) Allyl Chloride	2.046	41	2171	0.134	ppbv #	23
23) Vinyl Acetate	2.479	43	5468	0.550	ppbv #	66
25) Ethyl Acetate	2.835	43	12361	0.207	ppbv #	89
26) Hexane	2.832	57	14226	0.618	ppbv #	38
29) Chloroform	2.855	83	3922	0.116	ppbv	84
34) 2-Butanone	2.567	43	12029	0.394	ppbv	100
36) Benzene	3.664	78	6732	0.161	ppbv #	89
39) 1,2-Dichloropropane	3.968	63	106225	6.989	ppbv #	22
44) 2,2,4-Trimethylpentane	4.648	57	2225	0.032	ppbv #	1
53) Toluene	6.943	91	35716	0.722	ppbv	97
58) Ethyl Benzene	9.364	91	30797	0.473	ppbv	92
59) m/p-Xylene	9.542	91	95378	1.835	ppbv	99
60) o-Xylene	9.969	91	22277	0.428	ppbv	96
61) Styrene	9.875	104	6538	0.254	ppbv	92
64) n-propylbenzene	10.995	120	690	0.034	ppbv	66
72) 4-Ethyltoluene	11.131	105	3486	0.054	ppbv #	55
73) 1,3,5-Trimethylbenzene	11.209	105	2919	0.052	ppbv	95
74) 1,2,4-Trimethylbenzene	11.545	105	10923	0.167	ppbv #	66

(#) = qualifier out of range (m) = manual integration (+) = signals summed

Quantitation Report (Not Reviewed)

Data Path : Z:\voasrv\HPCHEM1\MSVOA_L\Data\VL040825\
Data File : VL042277.D
Acq On : 08 Apr 2025 23:44
Operator : SY/MD
Sample : Q1728-01 2X
Misc : 400mL/MSVOA_L
ALS Vial : 1 Sample Multiplier: 1

Instrument :
MSVOA_L
ClientSampleId :
SSSG-B14-2-04012025

Quant Time: Apr 09 02:02:31 2025
Quant Method : Z:\voasrv\HPCHEM1\MSVOA_L\methods\VL032725AIR.M
Quant Title : AIR ANALYSIS BY METHOD TO-15 Instrument: MSVOA_LFri Aug 26 06:05:16 2022
QLast Update : Fri Mar 28 02:00:52 2025
Response via : Initial Calibration

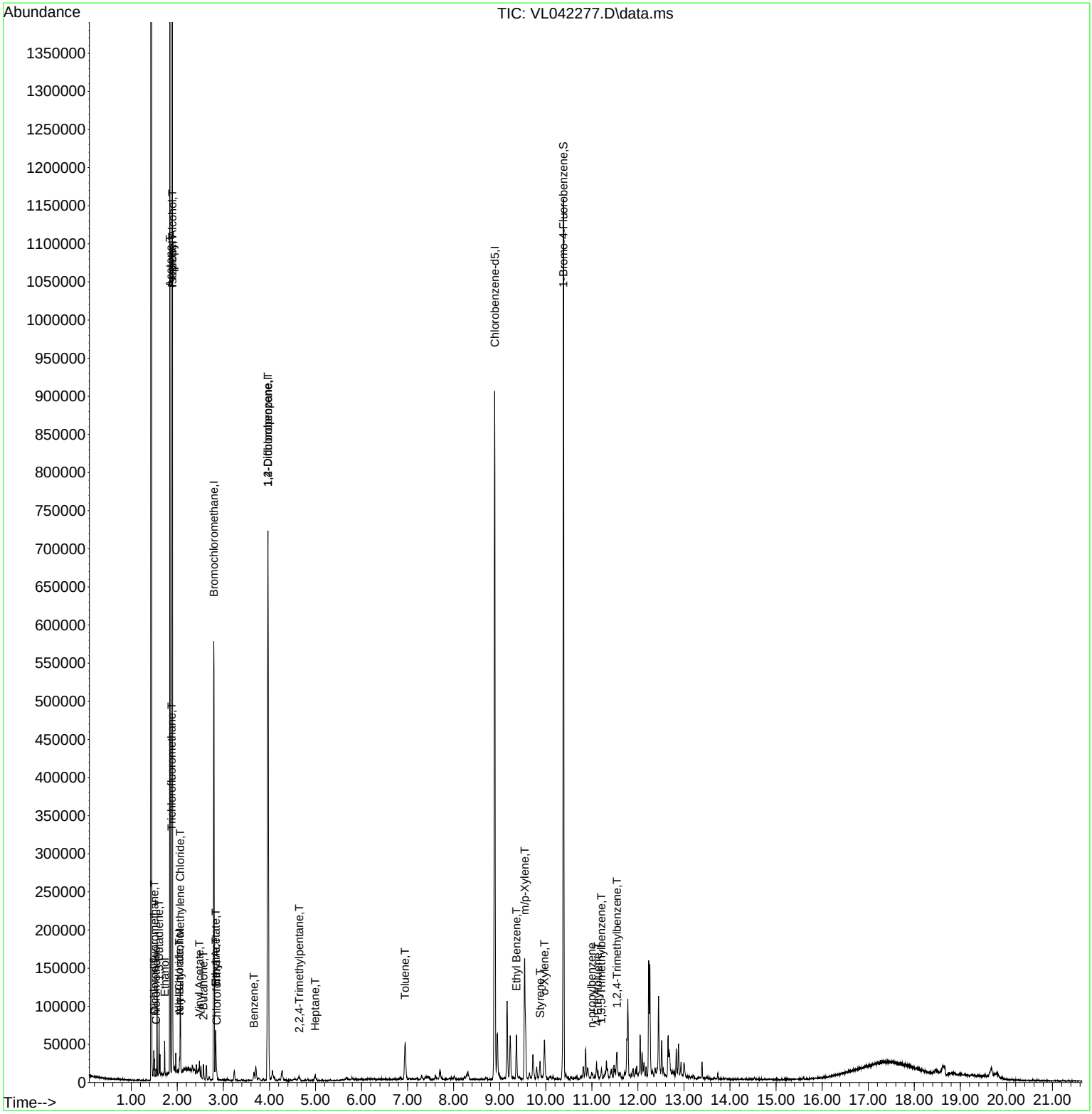

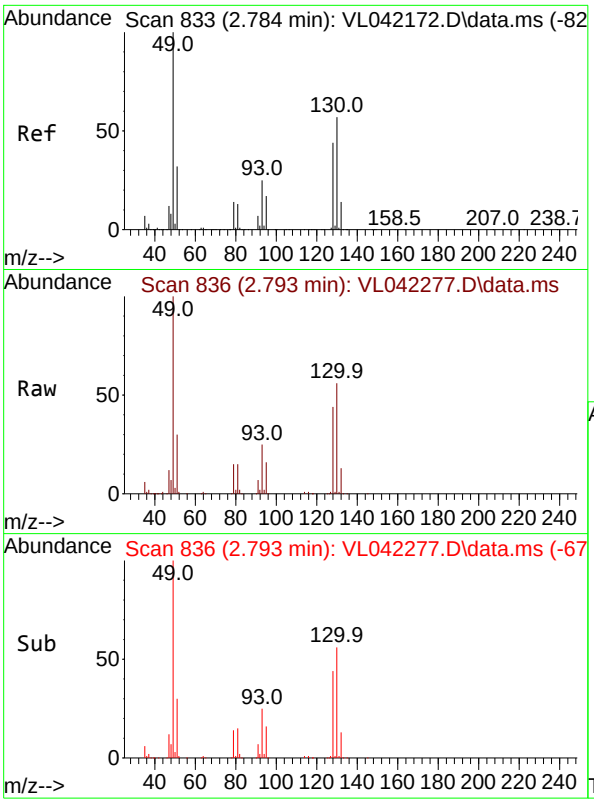

#1
Bromochloromethane
Concen: 10.000 ppbv
RT: 2.793 min Scan# 8
Delta R.T. 0.009 min
Lab File: VL042277.D
Acq: 08 Apr 2025 23:44

Instrument :
MSVOA_L
ClientSampleId :
SSSG-B14-2-04012025

Tgt Ion: 49 Resp: 164142

Ion	Ratio	Lower	Upper
49	100		
128	44.0	22.9	68.5
130	56.5	28.8	86.4

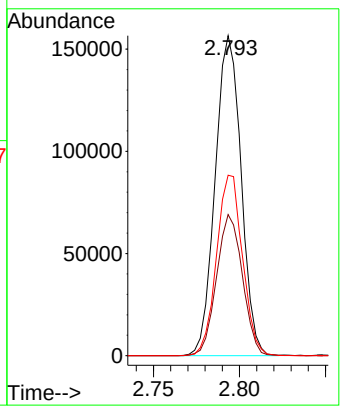

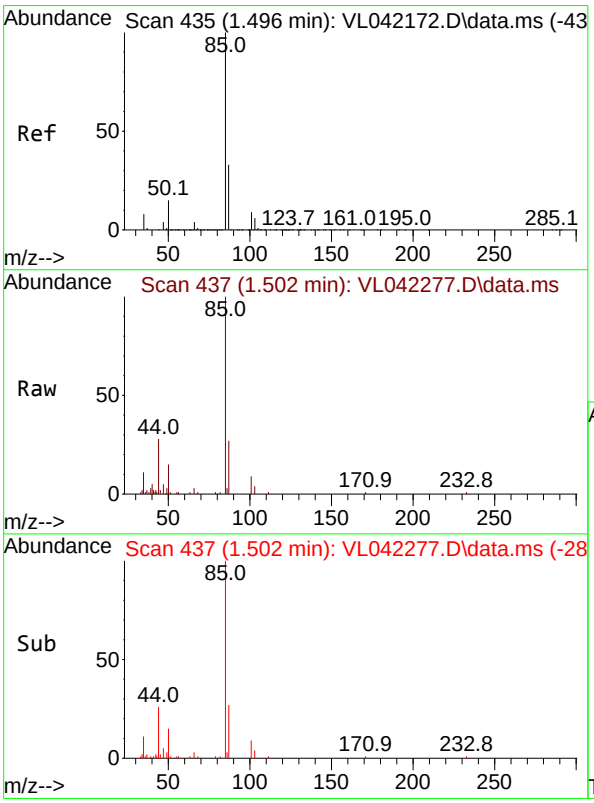

#2
Dichlorodifluoromethane
Concen: 0.244 ppbv
RT: 1.502 min Scan# 437
Delta R.T. 0.006 min
Lab File: VL042277.D
Acq: 08 Apr 2025 23:44

Tgt Ion: 85 Resp: 5920

Ion	Ratio	Lower	Upper
85	100		
87	26.7	26.1	39.1

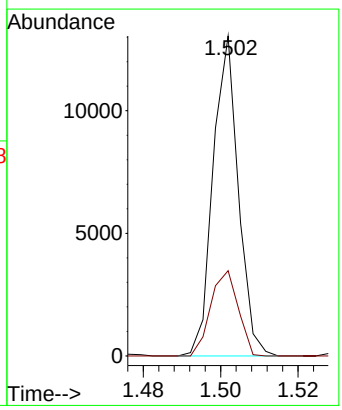

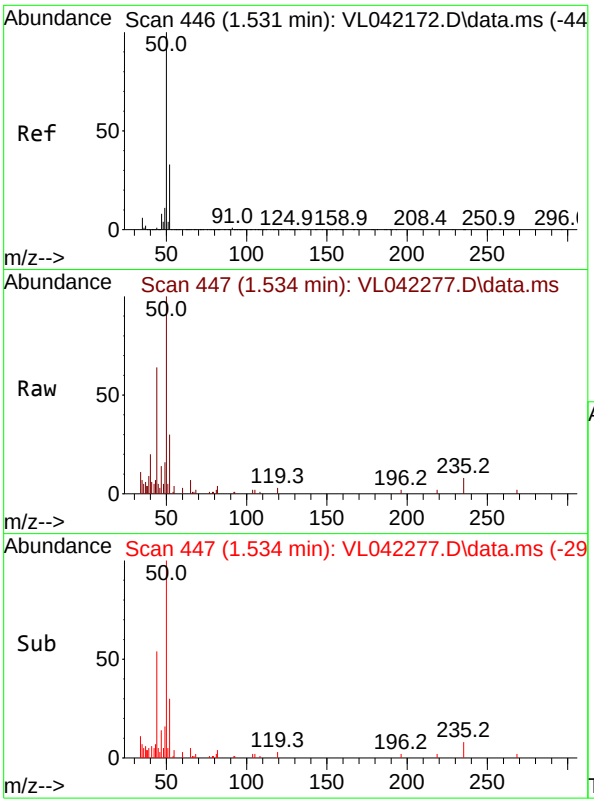

#4
Chloromethane
Concen: 0.280 ppbv
RT: 1.534 min Scan# 4
Delta R.T. 0.003 min
Lab File: VL042277.D
Acq: 08 Apr 2025 23:44

Instrument :
MSVOA_L
ClientSampleId :
SSSG-B14-2-04012025

Tgt Ion: 50 Resp: 2769

Ion	Ratio	Lower	Upper
50	100		
52	30.0	26.1	39.1

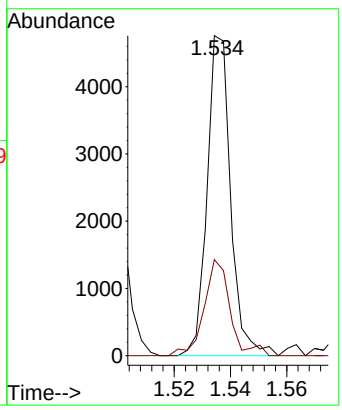

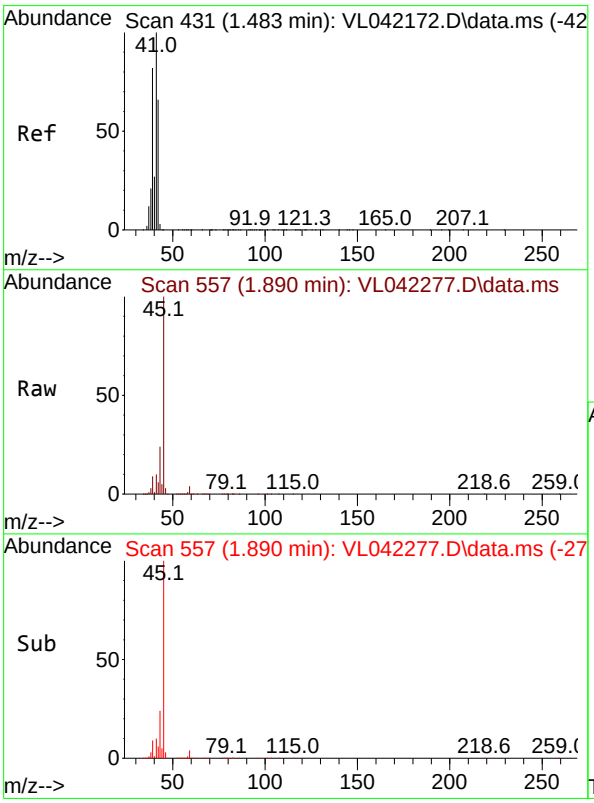

#9
Propene
Concen: 8.903 ppbv
RT: 1.890 min Scan# 557
Delta R.T. 0.407 min
Lab File: VL042277.D
Acq: 08 Apr 2025 23:44

Tgt Ion: 41 Resp: 101033

Ion	Ratio	Lower	Upper
41	100		
42	61.0	55.4	83.2

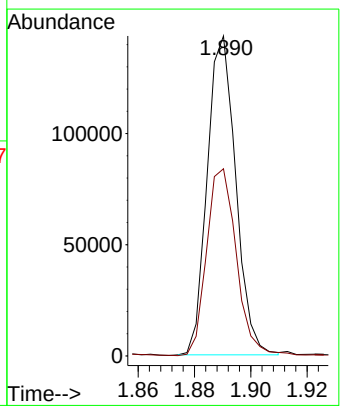

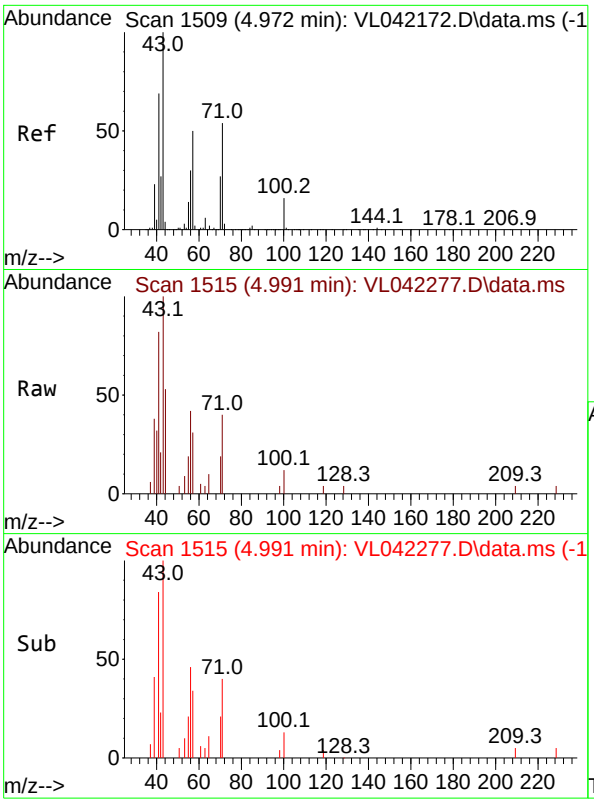

#10
Heptane
Concen: 0.032 ppbv
RT: 4.991 min Scan# 1
Delta R.T. 0.019 min
Lab File: VL042277.D
Acq: 08 Apr 2025 23:44

Instrument :
MSVOA_L
ClientSampleId :
SSSG-B14-2-04012025

Tgt Ion: 43 Resp: 980

Ion	Ratio	Lower	Upper
43	100		
57	0.0	39.4	59.2#

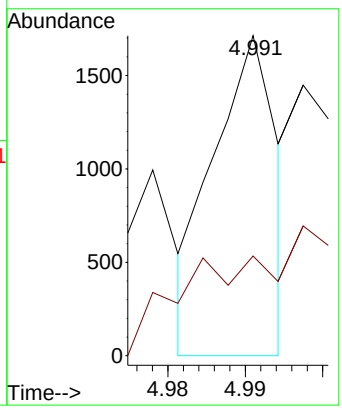

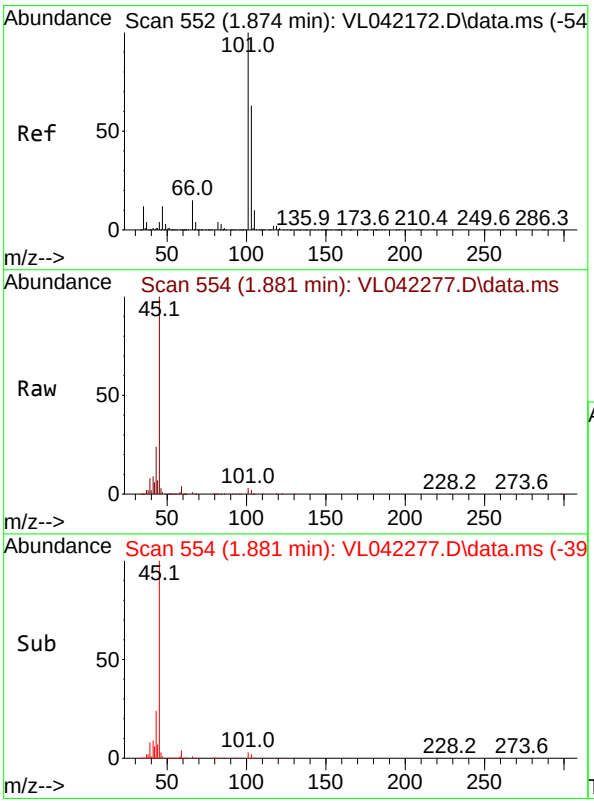

#11
Trichlorofluoromethane
Concen: 0.104 ppbv
RT: 1.881 min Scan# 554
Delta R.T. 0.006 min
Lab File: VL042277.D
Acq: 08 Apr 2025 23:44

Tgt Ion:101 Resp: 2451

Ion	Ratio	Lower	Upper
101	100		
103	73.5	50.2	75.2

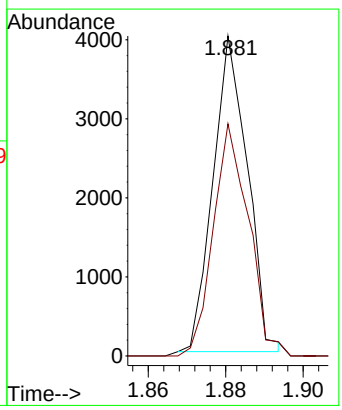

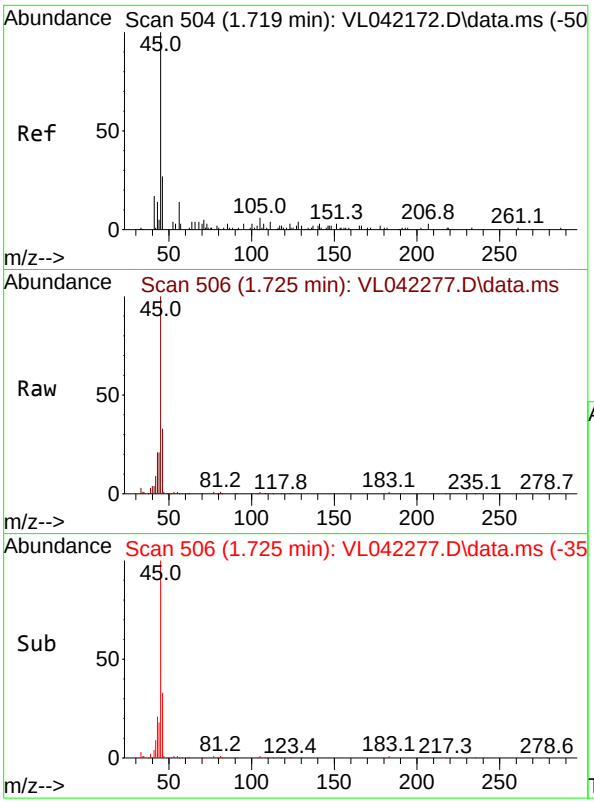

#13
Ethanol
Concen: 14.122 ppbv
RT: 1.725 min Scan# 5(
Delta R.T. 0.006 min
Lab File: VL042277.D
Acq: 08 Apr 2025 23:44

Instrument :
MSVOA_L
ClientSampleId :
SSSG-B14-2-04012025

Tgt Ion: 45 Resp: 15149

Ion	Ratio	Lower	Upper
45	100		
46	36.3	20.2	80.8

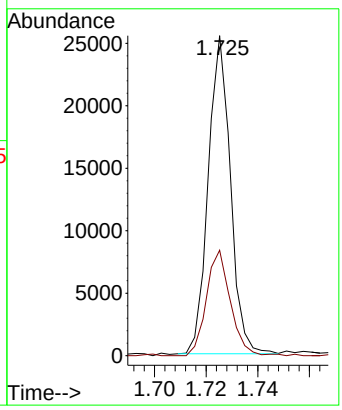



#15
Acetone
Concen: 26.633 ppbv
RT: 1.839 min Scan# 541
Delta R.T. 0.006 min
Lab File: VL042277.D
Acq: 08 Apr 2025 23:44

Tgt Ion: 43 Resp: 611384

Ion	Ratio	Lower	Upper
43	100		
58	26.8	23.2	34.8

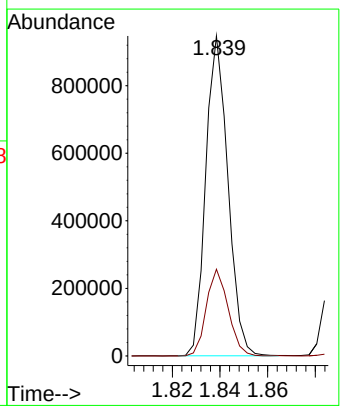

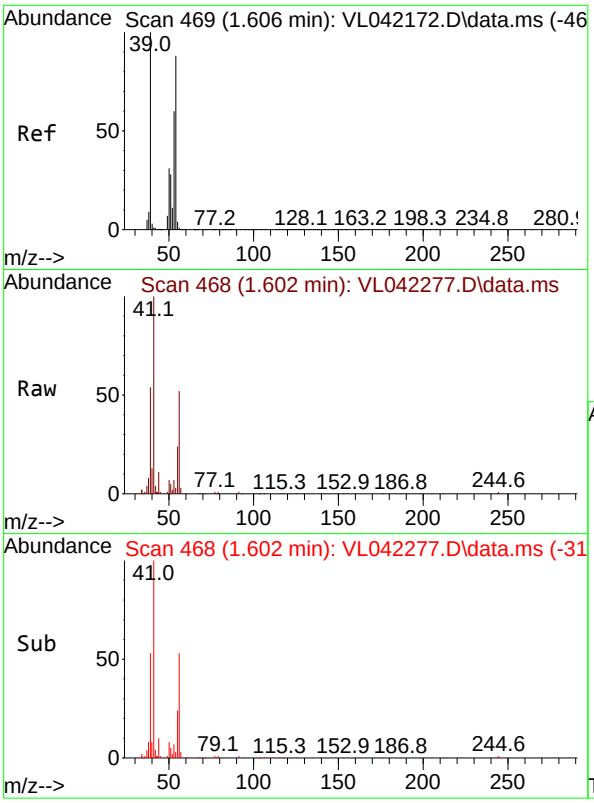

#16
1,3-Butadiene
Concen: 0.675 ppbv
RT: 1.602 min Scan# 4
Delta R.T. -0.004 min
Lab File: VL042277.D
Acq: 08 Apr 2025 23:44

Instrument :
MSVOA_L
ClientSampleId :
SSSG-B14-2-04012025

Tgt Ion: 39 Resp: 7569

Ion	Ratio	Lower	Upper
39	100		
54	8.7	60.7	91.1#

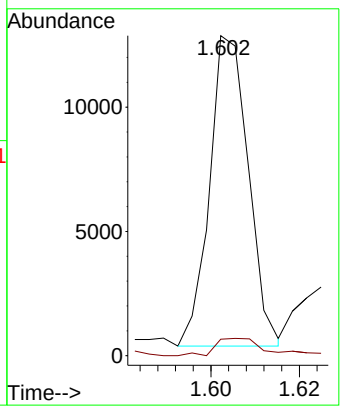

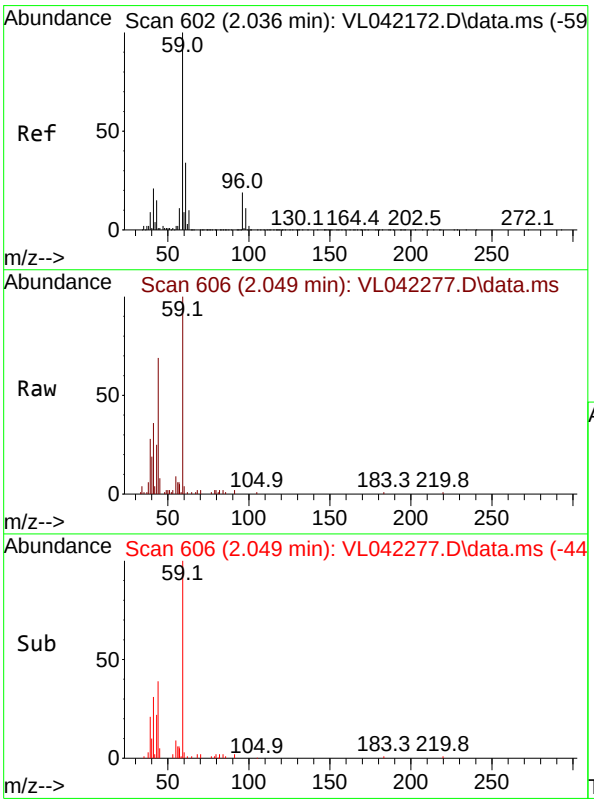

#17
tert-Butyl alcohol
Concen: 0.222 ppbv
RT: 2.049 min Scan# 606
Delta R.T. 0.013 min
Lab File: VL042277.D
Acq: 08 Apr 2025 23:44

Tgt Ion: 59 Resp: 6361

Ion	Ratio	Lower	Upper
59	100		
57	15.1	8.9	13.3#

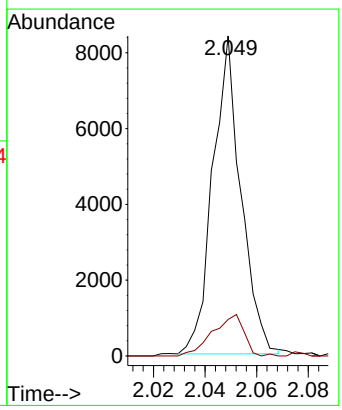



#19
Isopropyl Alcohol
Concen: 82.853 ppbv
RT: 1.890 min Scan# 5
Delta R.T. 0.006 min
Lab File: VL042277.D
Acq: 08 Apr 2025 23:44

Instrument :
MSVOA_L
ClientSampleId :
SSSG-B14-2-04012025

Tgt Ion: 45 Resp: 1073145

Ion	Ratio	Lower	Upper
45	100		
58	0.7	36.9	55.3#

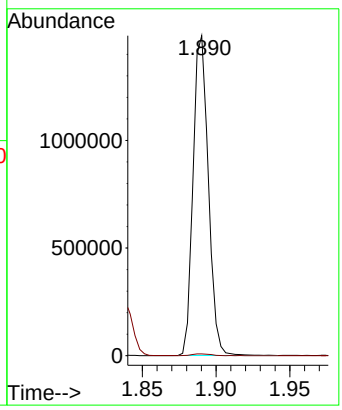

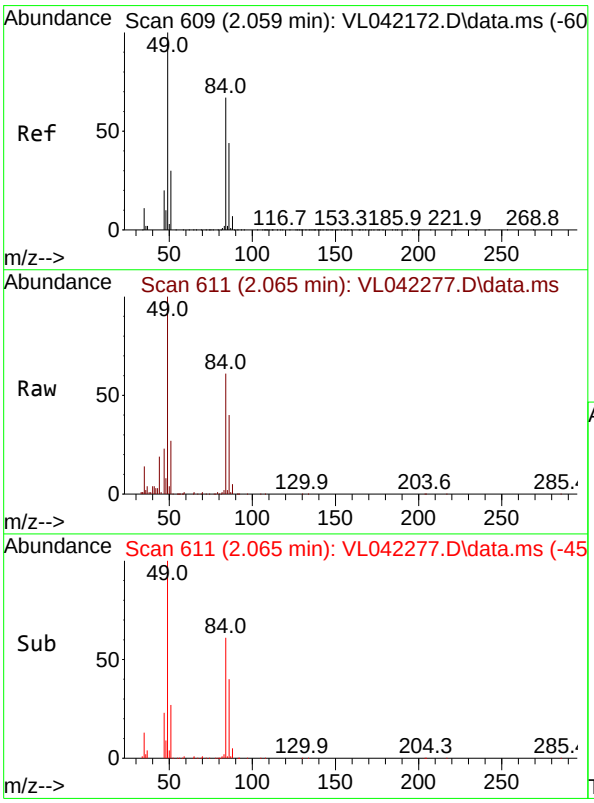

#20
Methylene Chloride
Concen: 1.992 ppbv
RT: 2.065 min Scan# 611
Delta R.T. 0.006 min
Lab File: VL042277.D
Acq: 08 Apr 2025 23:44

Tgt Ion: 84 Resp: 17035

Ion	Ratio	Lower	Upper
84	100		
49	163.9	120.2	180.4
51	44.4	37.4	56.0
86	65.7	52.4	78.6

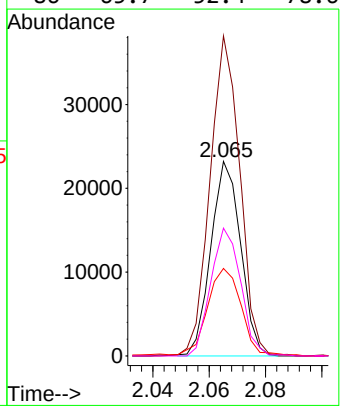

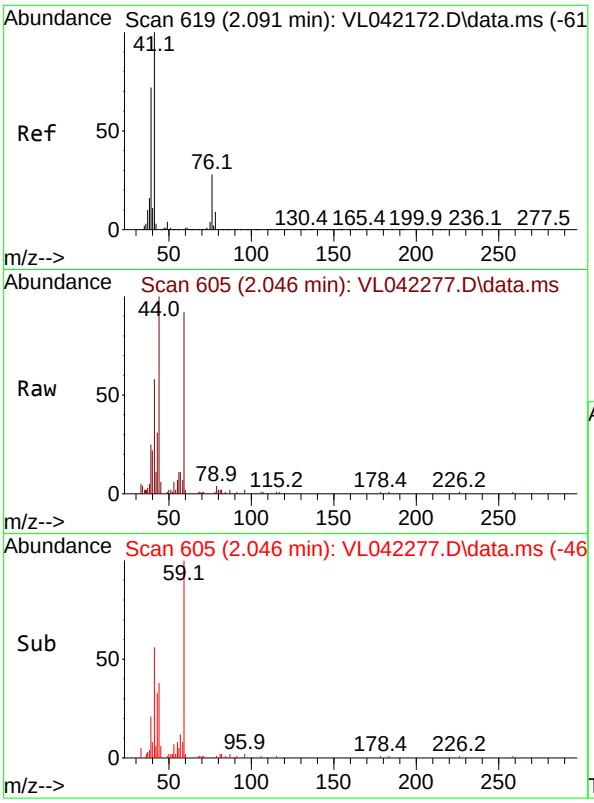

#21
Allyl Chloride
Concen: 0.134 ppbv
RT: 2.046 min Scan# 6
Delta R.T. -0.046 min
Lab File: VL042277.D
Acq: 08 Apr 2025 23:44

Instrument :
MSVOA_L
ClientSampleId :
SSSG-B14-2-04012025

Tgt Ion: 41 Resp: 2171

Ion	Ratio	Lower	Upper
41	100		
76	3.6	24.1	36.1#
39	0.0	61.1	91.7#

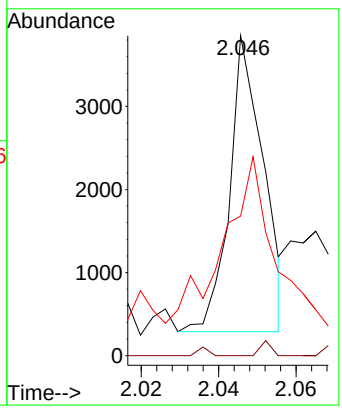

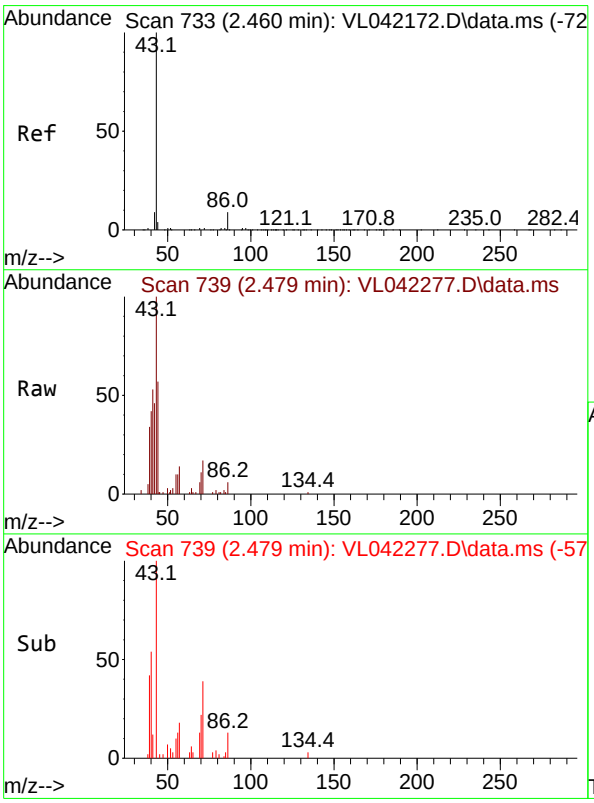

#23
Vinyl Acetate
Concen: 0.550 ppbv
RT: 2.479 min Scan# 739
Delta R.T. 0.019 min
Lab File: VL042277.D
Acq: 08 Apr 2025 23:44

Tgt Ion: 43 Resp: 5468

Ion	Ratio	Lower	Upper
43	100		
86	5.8	5.5	8.3
42	39.6	8.6	13.0#
44	9.1	6.2	9.4

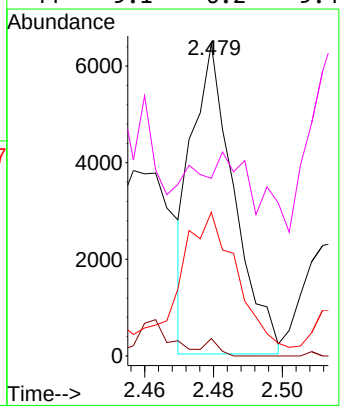

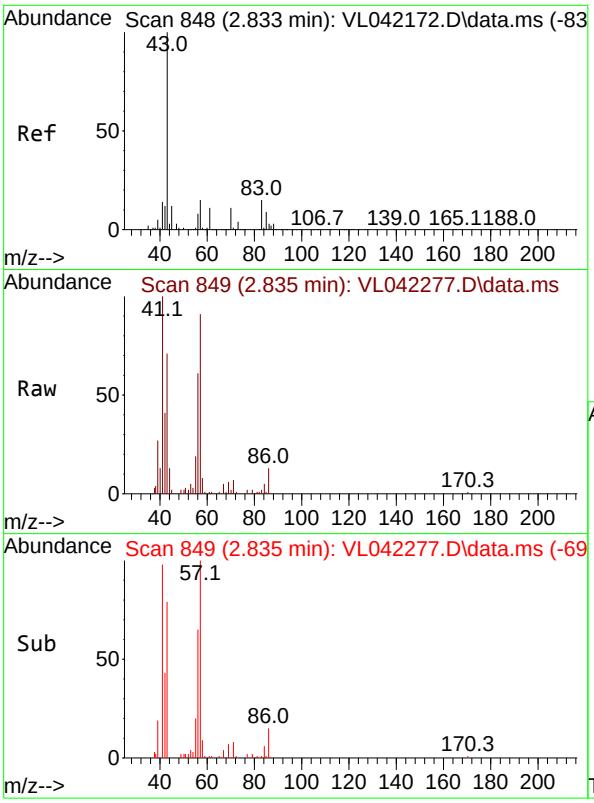

#25
Ethyl Acetate
Concen: 0.207 ppbv
RT: 2.835 min Scan# 8
Delta R.T. 0.003 min
Lab File: VL042277.D
Acq: 08 Apr 2025 23:44

Instrument :
MSVOA_L
ClientSampleId :
SSSG-B14-2-04012025

Tgt Ion: 43 Resp: 12361

Ion	Ratio	Lower	Upper
43	100		
45	8.6	8.2	12.2
61	2.3	7.3	10.9#
70	4.8	7.2	10.8#

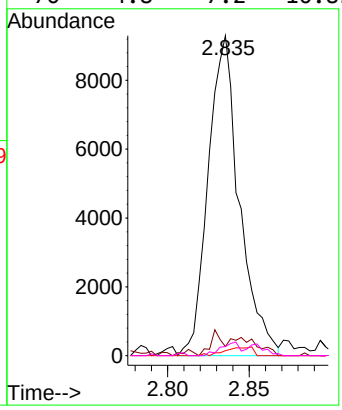

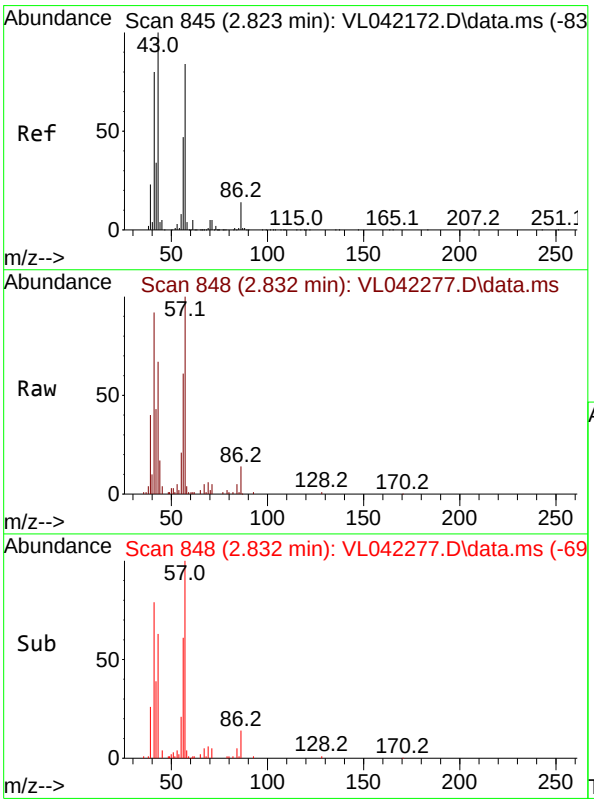

#26
Hexane
Concen: 0.618 ppbv
RT: 2.832 min Scan# 848
Delta R.T. 0.009 min
Lab File: VL042277.D
Acq: 08 Apr 2025 23:44

Tgt Ion: 57 Resp: 14226

Ion	Ratio	Lower	Upper
57	100		
41	100.1	76.6	114.8
43	92.9	207.8	311.8#
56	65.9	43.6	65.4#

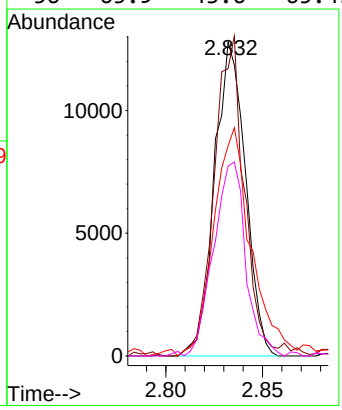

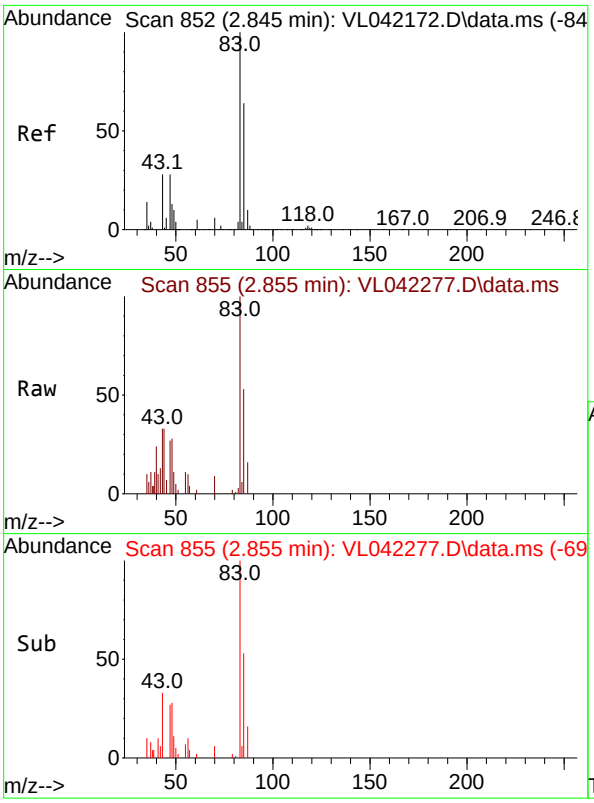

#29
Chloroform
Concen: 0.116 ppbv
RT: 2.855 min Scan# 8
Delta R.T. 0.009 min
Lab File: VL042277.D
Acq: 08 Apr 2025 23:44

Instrument :
MSVOA_L
ClientSampleId :
SSSG-B14-2-04012025

Tgt Ion: 83 Resp: 3922

Ion	Ratio	Lower	Upper
83	100		
85	51.5	51.4	77.2

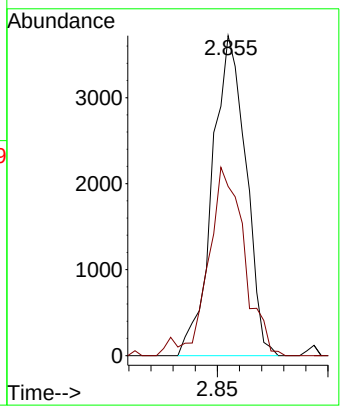

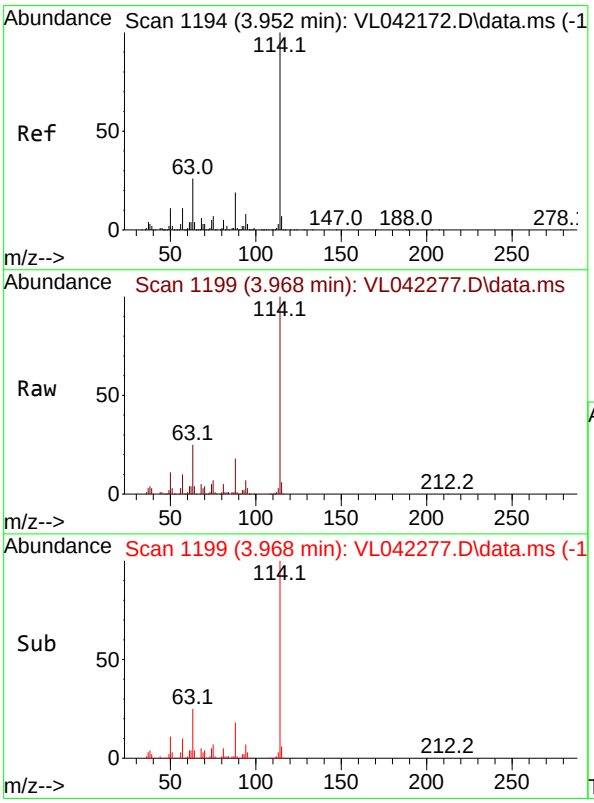

#33
1,4-Difluorobenzene
Concen: 10.000 ppbv
RT: 3.968 min Scan# 1199
Delta R.T. 0.016 min
Lab File: VL042277.D
Acq: 08 Apr 2025 23:44

Tgt Ion:114 Resp: 421001

Ion	Ratio	Lower	Upper
114	100		
63	25.3	20.7	31.1
88	17.6	15.0	22.4

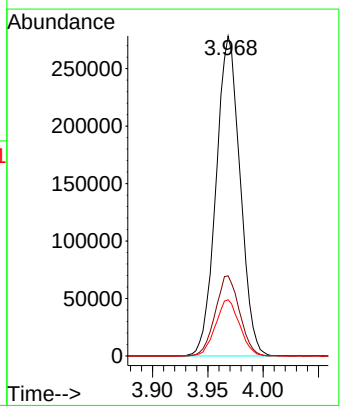

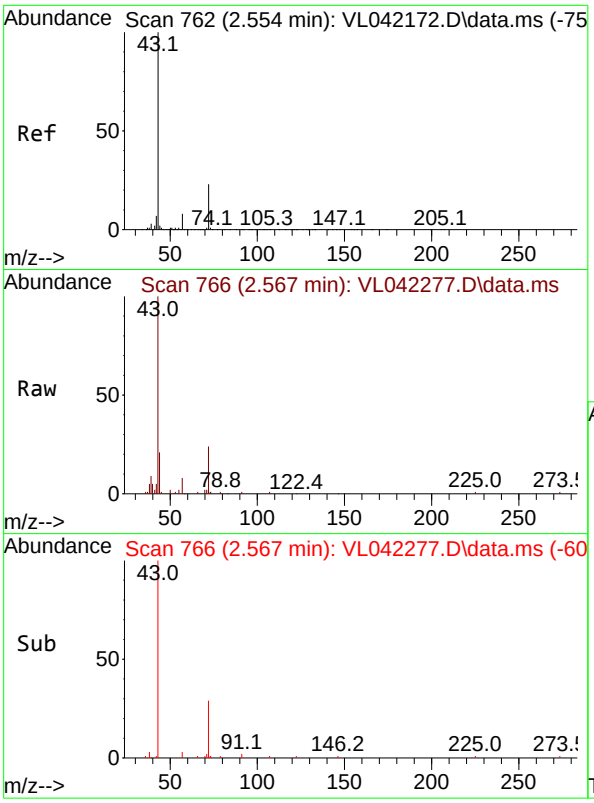

#34
2-Butanone
Concen: 0.394 ppbv
RT: 2.567 min Scan# 7
Delta R.T. 0.013 min
Lab File: VL042277.D
Acq: 08 Apr 2025 23:44

Instrument :
MSVOA_L
ClientSampleId :
SSSG-B14-2-04012025

Tgt Ion: 43 Resp: 12029

Ion	Ratio	Lower	Upper
43	100		
72	22.7	18.2	27.2

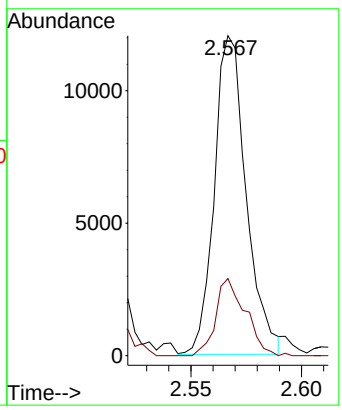

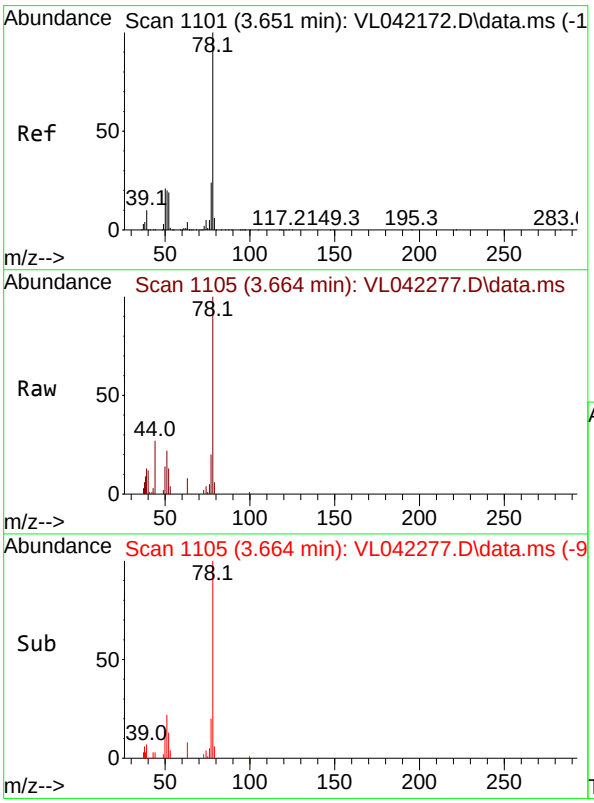

#36
Benzene
Concen: 0.161 ppbv
RT: 3.664 min Scan# 1105
Delta R.T. 0.013 min
Lab File: VL042277.D
Acq: 08 Apr 2025 23:44

Tgt Ion: 78 Resp: 6732

Ion	Ratio	Lower	Upper
78	100		
77	20.1	19.1	28.7
50	14.0	16.6	24.8#

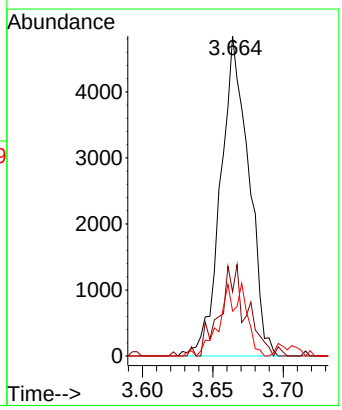

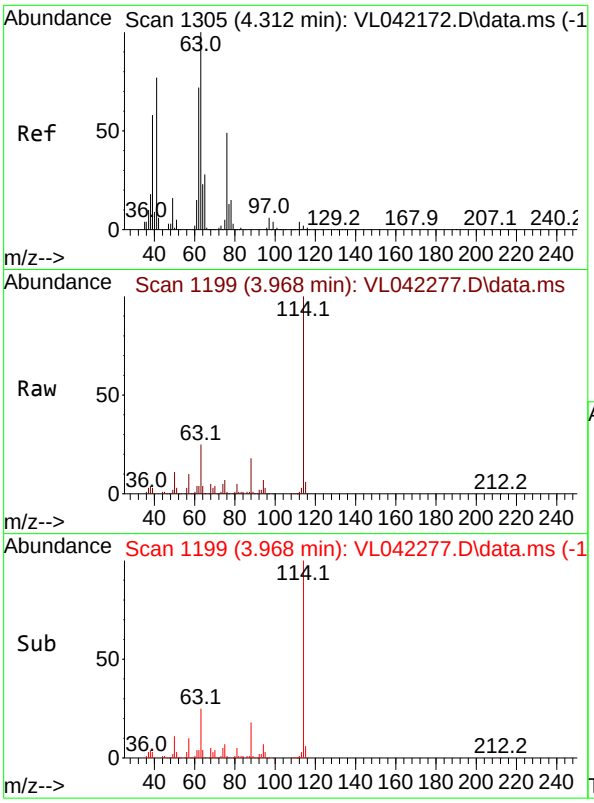

#39
1,2-Dichloropropane
Concen: 6.989 ppbv
RT: 3.968 min Scan# 1
Delta R.T. -0.343 min
Lab File: VL042277.D
Acq: 08 Apr 2025 23:44

Instrument :
MSVOA_L
ClientSampleId :
SSSG-B14-2-04012025

Tgt Ion: 63 Resp: 106225

Ion	Ratio	Lower	Upper
63	100		
41	0.0	61.7	92.5#
62	17.8	57.6	86.4#

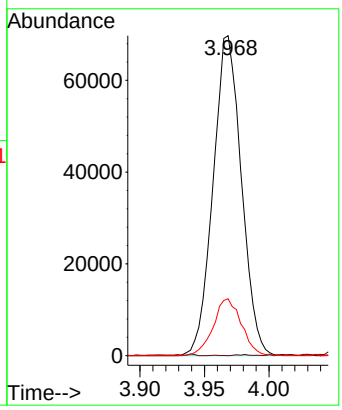

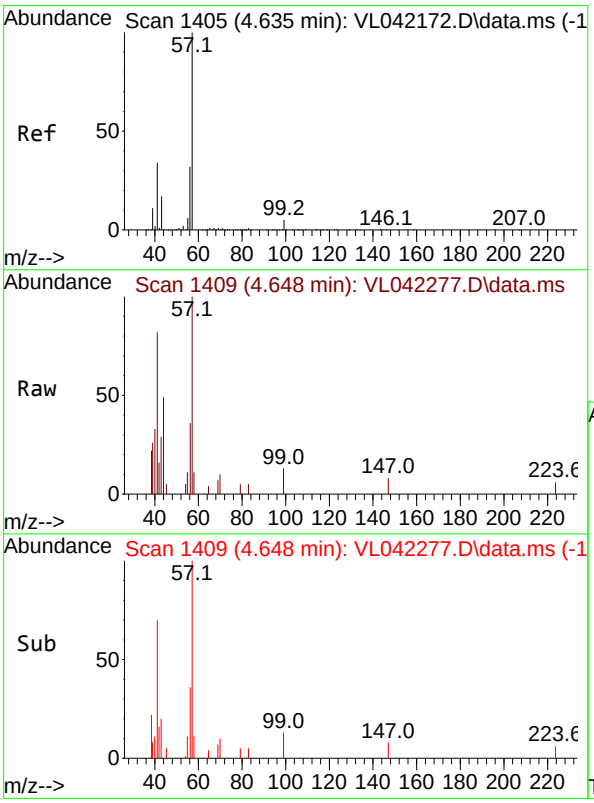

#44
2,2,4-Trimethylpentane
Concen: 0.032 ppbv
RT: 4.648 min Scan# 1409
Delta R.T. 0.013 min
Lab File: VL042277.D
Acq: 08 Apr 2025 23:44

Tgt Ion: 57 Resp: 2225

Ion	Ratio	Lower	Upper
57	100		
41	118.2	26.8	40.2#
56	84.4	25.6	38.4#

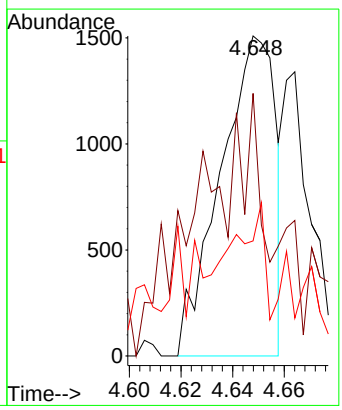

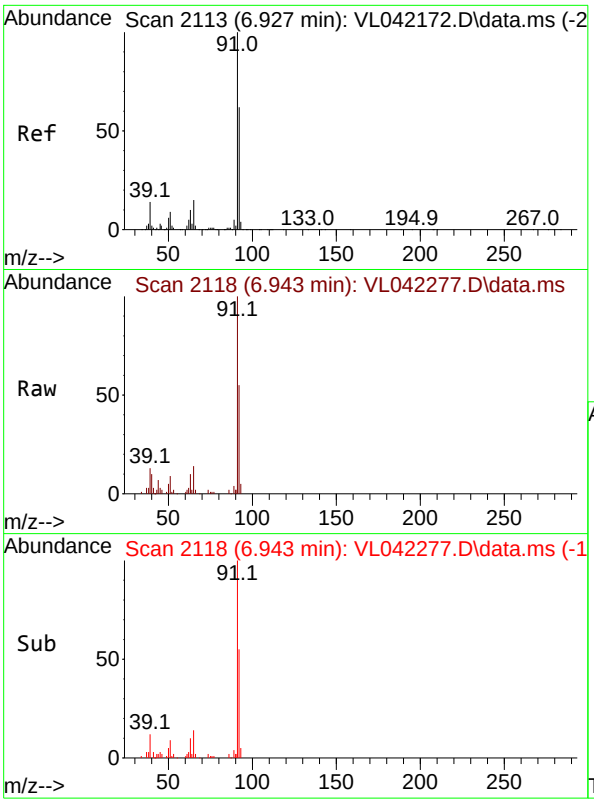

#53
Toluene
Concen: 0.722 ppbv
RT: 6.943 min Scan# 2
Delta R.T. 0.016 min
Lab File: VL042277.D
Acq: 08 Apr 2025 23:44

Instrument :
MSVOA_L
ClientSampleId :
SSSG-B14-2-04012025

Tgt Ion: 91 Resp: 35716

Ion	Ratio	Lower	Upper
91	100		
92	57.9	48.4	72.6

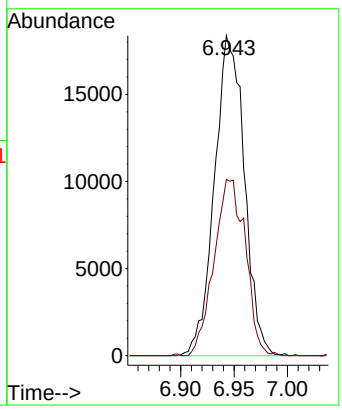

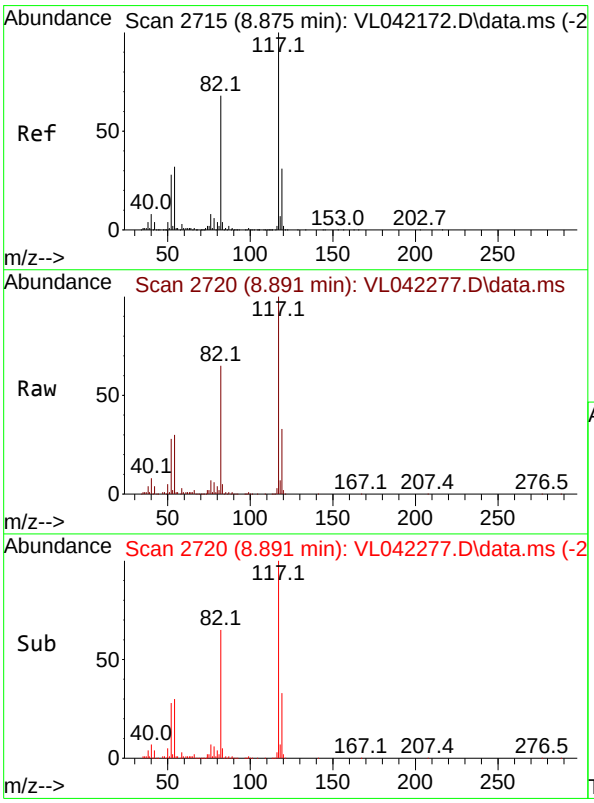

#55
Chlorobenzene-d5
Concen: 10.000 ppbv
RT: 8.891 min Scan# 2720
Delta R.T. 0.016 min
Lab File: VL042277.D
Acq: 08 Apr 2025 23:44

Tgt Ion:117 Resp: 366383

Ion	Ratio	Lower	Upper
117	100		
82	64.9	55.8	83.6
119	31.8	25.5	38.3

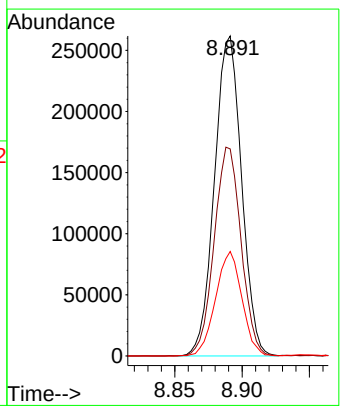

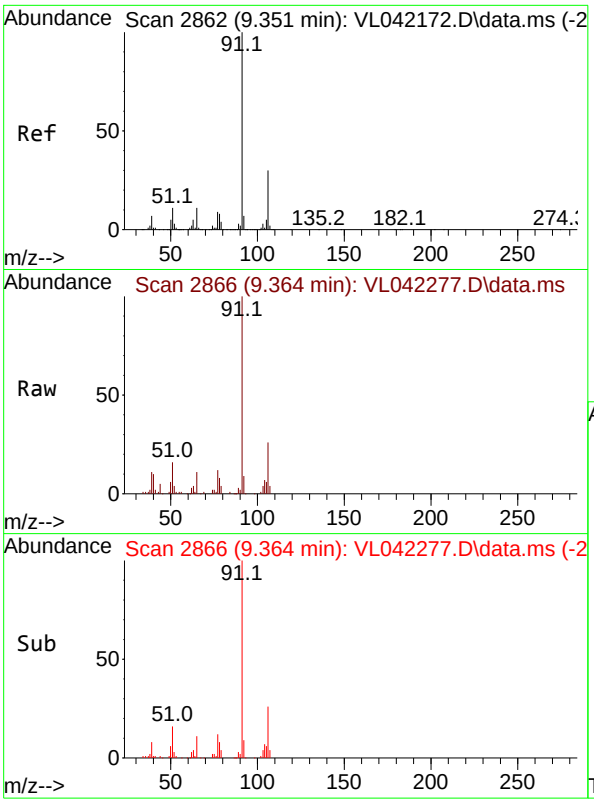

#58
Ethyl Benzene
Concen: 0.473 ppbv
RT: 9.364 min Scan# 2
Delta R.T. 0.013 min
Lab File: VL042277.D
Acq: 08 Apr 2025 23:44

Instrument :
MSVOA_L
ClientSampleId :
SSSG-B14-2-04012025

Tgt Ion: 91 Resp: 30797

Ion	Ratio	Lower	Upper
91	100		
106	25.7	24.2	36.2

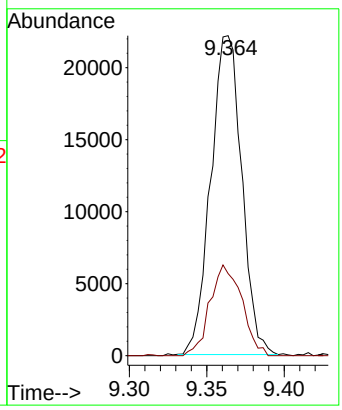

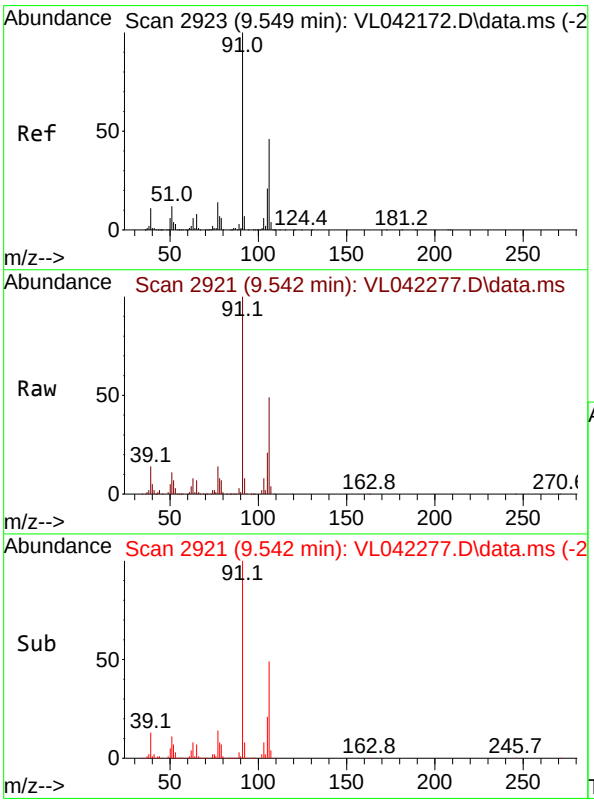

#59
m/p-Xylene
Concen: 1.835 ppbv
RT: 9.542 min Scan# 2921
Delta R.T. -0.007 min
Lab File: VL042277.D
Acq: 08 Apr 2025 23:44

Tgt Ion: 91 Resp: 95378

Ion	Ratio	Lower	Upper
91	100		
106	46.1	36.4	54.6

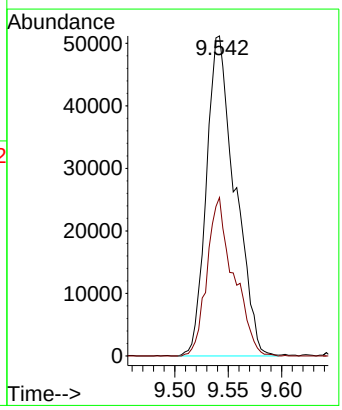

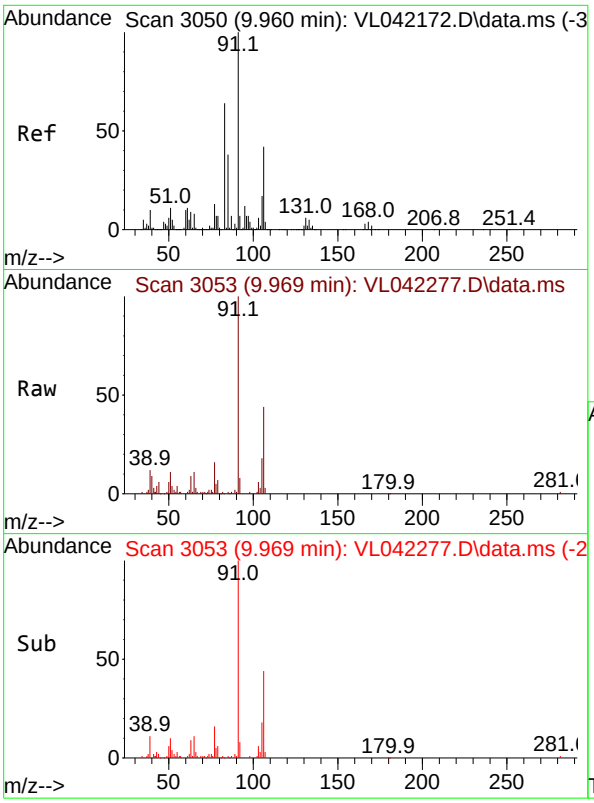

#60
o-Xylene
Concen: 0.428 ppbv
RT: 9.969 min Scan# 3
Delta R.T. 0.009 min
Lab File: VL042277.D
Acq: 08 Apr 2025 23:44

Instrument :
MSVOA_L
ClientSampleId :
SSSG-B14-2-04012025

Tgt Ion: 91 Resp: 22277

Ion	Ratio	Lower	Upper
91	100		
106	44.2	20.8	62.5

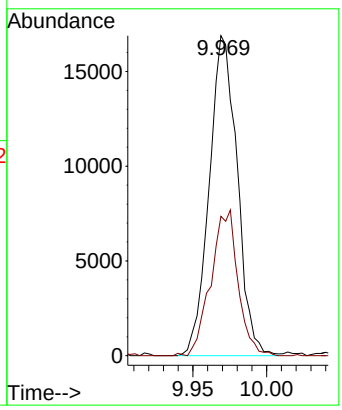

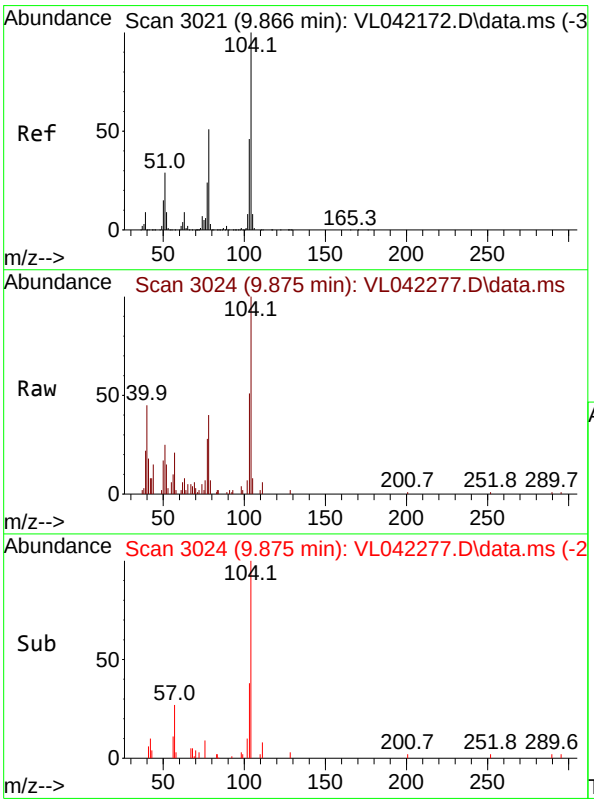

#61
Styrene
Concen: 0.254 ppbv
RT: 9.875 min Scan# 3024
Delta R.T. 0.009 min
Lab File: VL042277.D
Acq: 08 Apr 2025 23:44

Tgt Ion:104 Resp: 6538

Ion	Ratio	Lower	Upper
104	100		
78	46.9	41.8	62.6
103	51.9	37.0	55.4

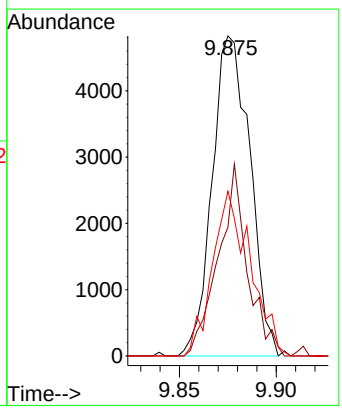

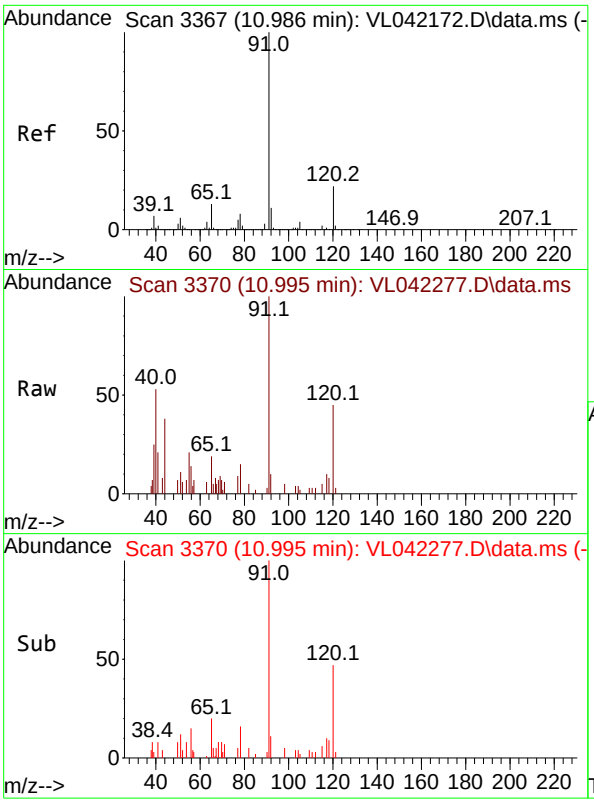

#64
n-propylbenzene
Concen: 0.034 ppbv
RT: 10.995 min Scan# 3
Delta R.T. 0.009 min
Lab File: VL042277.D
Acq: 08 Apr 2025 23:44

Instrument :
MSVOA_L
ClientSampleId :
SSSG-B14-2-04012025

Tgt Ion:120 Resp: 690

Ion	Ratio	Lower	Upper
120	100		
91	560.3	376.9	565.3

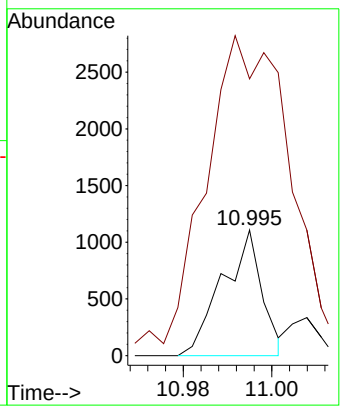

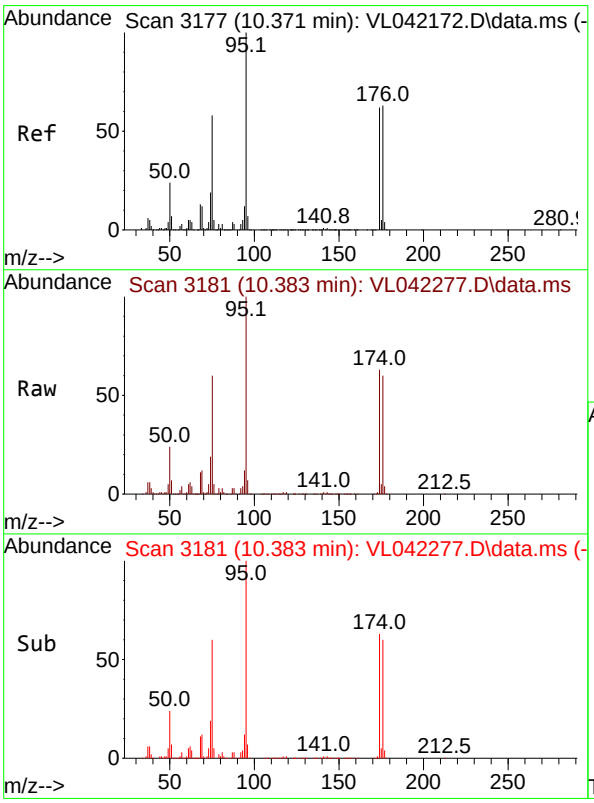

#68
1-Bromo-4-Fluorobenzene
Concen: 9.629 ppbv
RT: 10.383 min Scan# 3181
Delta R.T. 0.013 min
Lab File: VL042277.D
Acq: 08 Apr 2025 23:44

Tgt Ion: 95 Resp: 289703

Ion	Ratio	Lower	Upper
95	100		
174	63.0	50.6	76.0
175	4.7	3.8	5.6

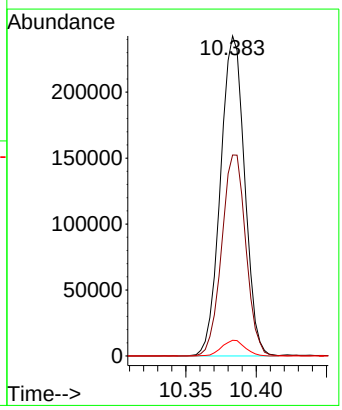

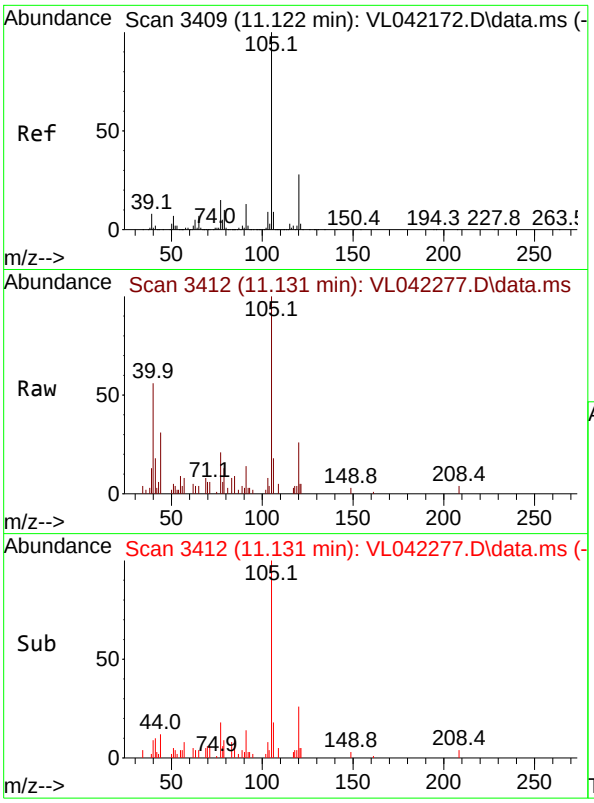

#72
4-Ethyltoluene
Concen: 0.054 ppbv
RT: 11.131 min Scan# 3
Delta R.T. 0.009 min
Lab File: VL042277.D
Acq: 08 Apr 2025 23:44

Instrument :
MSVOA_L
ClientSampleId :
SSSG-B14-2-04012025

Tgt Ion:105 Resp: 3486

Ion	Ratio	Lower	Upper
105	100		
120	0.0	23.4	35.0#
91	0.0	10.3	15.5#
77	0.0	11.4	17.2#

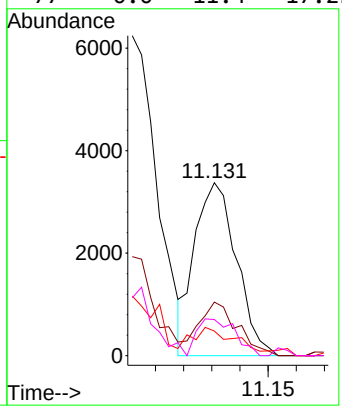

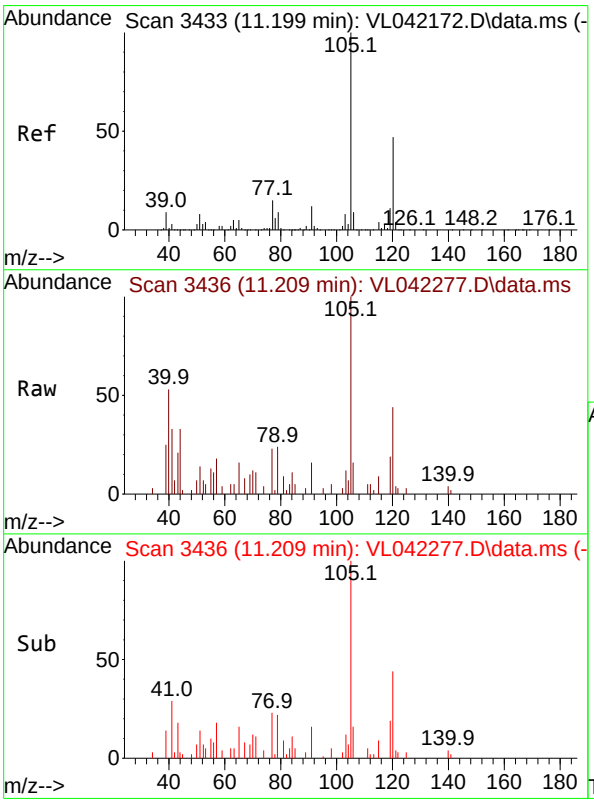

#73
1,3,5-Trimethylbenzene
Concen: 0.052 ppbv
RT: 11.209 min Scan# 3436
Delta R.T. 0.009 min
Lab File: VL042277.D
Acq: 08 Apr 2025 23:44

Tgt Ion:105 Resp: 2919

Ion	Ratio	Lower	Upper
105	100		
120	43.6	37.4	56.0

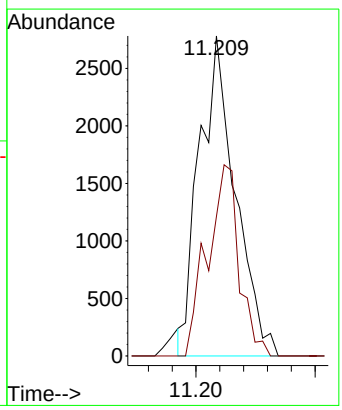

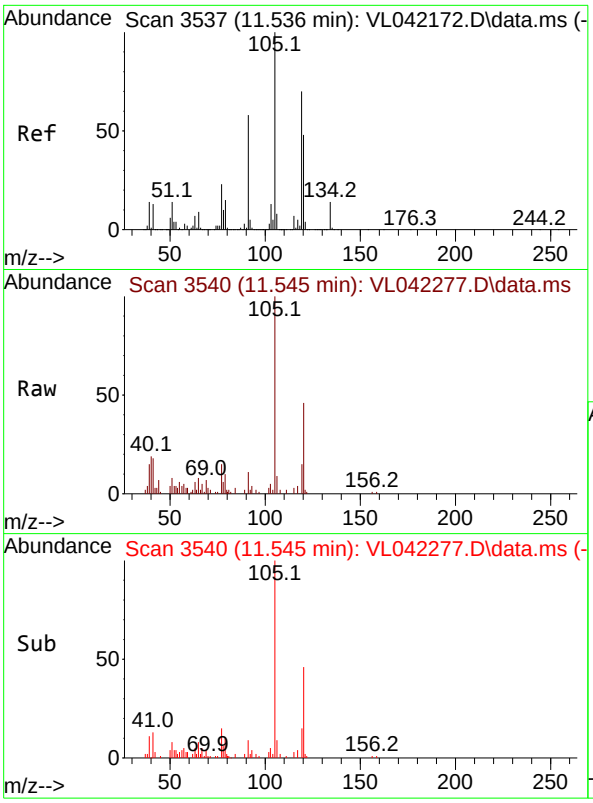

#74
1,2,4-Trimethylbenzene
Concen: 0.167 ppbv
RT: 11.545 min Scan# 3
Delta R.T. 0.009 min
Lab File: VL042277.D
Acq: 08 Apr 2025 23:44

Instrument :
MSVOA_L
ClientSampleId :
SSSG-B14-2-04012025

Tgt Ion:105 Resp: 10923

Ion	Ratio	Lower	Upper
105	100		
120	45.9	38.6	58.0
91	9.9	46.2	69.2#
77	14.0	18.6	27.8#

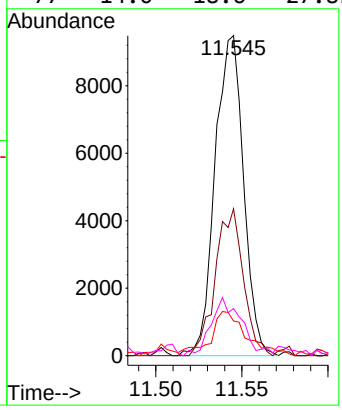

Quantitation Report (Not Reviewed)

Data Path : Z:\voasrv\HPCHEM1\MSVOA_L\Data\VL040825\
Data File : VL042278.D
Acq On : 09 Apr 2025 00:15
Operator : SY/MD
Sample : Q1728-02 2X
Misc : 400mL/MSVOA_L
ALS Vial : 1 Sample Multiplier: 1

Instrument :
MSVOA_L
ClientSampleId :
SSSG-B1-5-04012025

Quant Time: Apr 09 02:03:01 2025
Quant Method : Z:\voasrv\HPCHEM1\MSVOA_L\methods\VL032725AIR.M
Quant Title : AIR ANALYSIS BY METHOD TO-15 Instrument: MSVOA_LFri Aug 26 06:05:16 2022
QLast Update : Fri Mar 28 02:00:52 2025
Response via : Initial Calibration

Compound	R.T.	QIon	Response	Conc	Units	Dev(Min)
Internal Standards						
1) Bromochloromethane	2.790	49	158831	10.000	ppbv	0.00
33) 1,4-Difluorobenzene	3.962	114	406344	10.000	ppbv	0.00
55) Chlorobenzene-d5	8.885	117	351845	10.000	ppbv	0.00
System Monitoring Compounds						
68) 1-Bromo-4-Fluorobenzene	10.380	95	274750	9.509	ppbv	0.00
Spiked Amount 10.000	Range 65 - 135		Recovery = 95.100%			
Target Compounds						Qvalue
2) Dichlorodifluoromethane	1.499	85	5250	0.224	ppbv	95
3) Chlorodifluoromethane	1.476	51	4854	0.203	ppbv #	85
4) Chloromethane	1.531	50	1329	0.139	ppbv #	87
9) Propene	1.483	41	966	0.088	ppbv #	65
10) Heptane	4.981	43	999	0.034	ppbv #	28
11) Trichlorofluoromethane	1.881	101	2481	0.109	ppbv	87
12) 1,1,2-Trichlorotrifluo...	2.143	101	729	0.039	ppbv	83
13) Ethanol	1.722	45	6890	6.637	ppbv #	27
15) Acetone	1.839	43	104371	4.699	ppbv	93
16) 1,3-Butadiene	1.602	39	4874	0.449	ppbv #	21
17) tert-Butyl alcohol	2.049	59	2951	0.107	ppbv	99
19) Isopropyl Alcohol	1.890	45	7096	0.566	ppbv #	1
20) Methylene Chloride	2.065	84	6266	0.757	ppbv #	92
23) Vinyl Acetate	2.473	43	3980	0.414	ppbv #	67
26) Hexane	2.832	57	5174	0.232	ppbv #	35
29) Chloroform	2.855	83	1998	0.061	ppbv	94
34) 2-Butanone	2.567	43	5212	0.177	ppbv	99
36) Benzene	3.661	78	4257	0.106	ppbv	95
39) 1,2-Dichloropropane	3.962	63	104031	7.091	ppbv #	21
53) Toluene	6.933	91	23321	0.488	ppbv	97
58) Ethyl Benzene	9.357	91	6275	0.100	ppbv	94
59) m/p-Xylene	9.551	91	5005	0.100	ppbv #	31
60) o-Xylene	9.966	91	6832	0.137	ppbv	98
61) Styrene	9.869	104	3678	0.149	ppbv	99
72) 4-Ethyltoluene	11.128	105	2034	0.033	ppbv #	65
74) 1,2,4-Trimethylbenzene	11.539	105	5159	0.082	ppbv #	65

(#) = qualifier out of range (m) = manual integration (+) = signals summed

Quantitation Report (Not Reviewed)

Data Path : Z:\voasrv\HPCHEM1\MSVOA_L\Data\VL040825\
Data File : VL042278.D
Acq On : 09 Apr 2025 00:15
Operator : SY/MD
Sample : Q1728-02 2X
Misc : 400mL/MSVOA_L
ALS Vial : 1 Sample Multiplier: 1

Instrument :
MSVOA_L
ClientSampleId :
SSSG-B1-5-04012025

Quant Time: Apr 09 02:03:01 2025
Quant Method : Z:\voasrv\HPCHEM1\MSVOA_L\methods\VL032725AIR.M
Quant Title : AIR ANALYSIS BY METHOD TO-15 Instrument: MSVOA_LFri Aug 26 06:05:16 2022
QLast Update : Fri Mar 28 02:00:52 2025
Response via : Initial Calibration

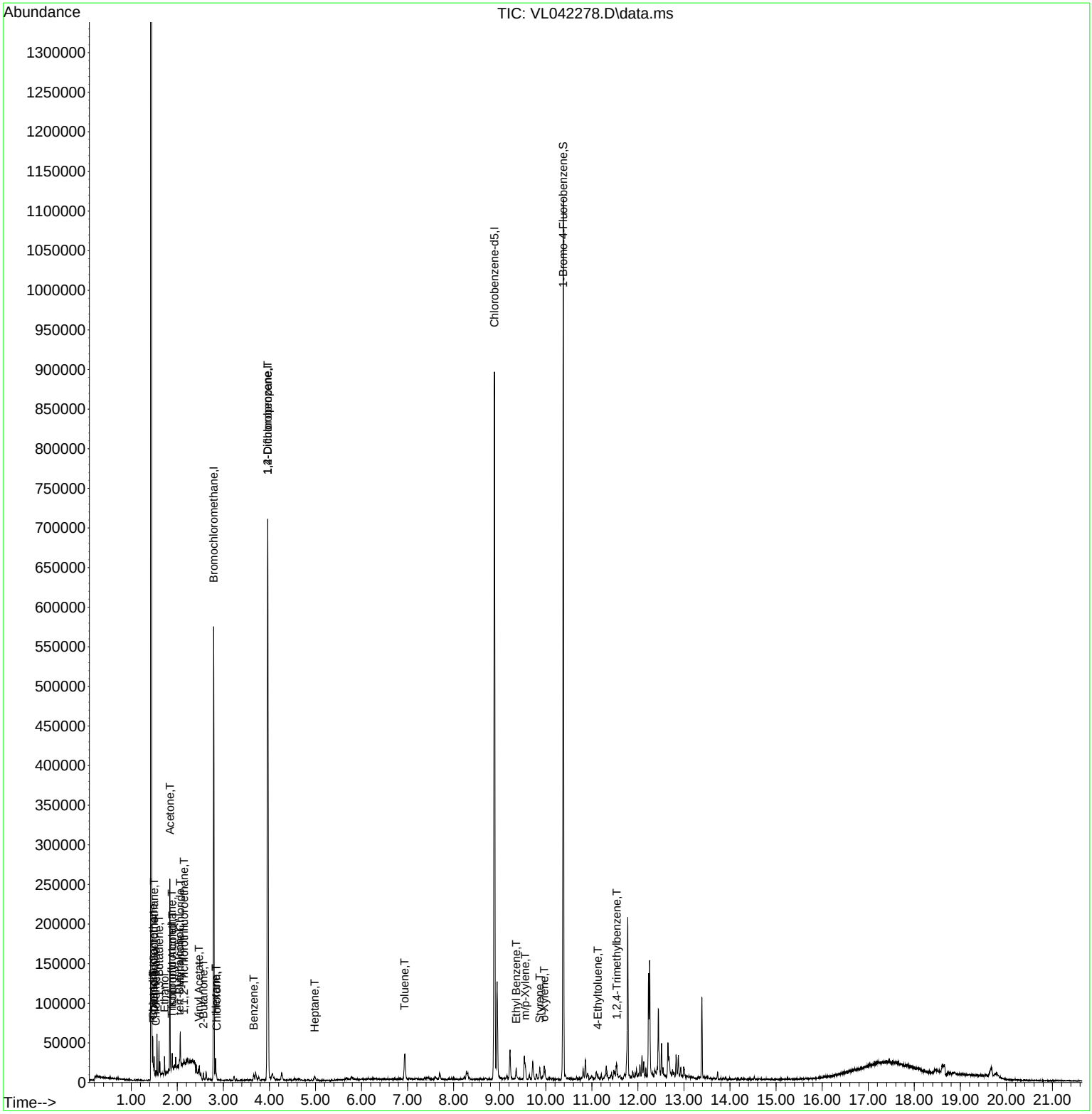

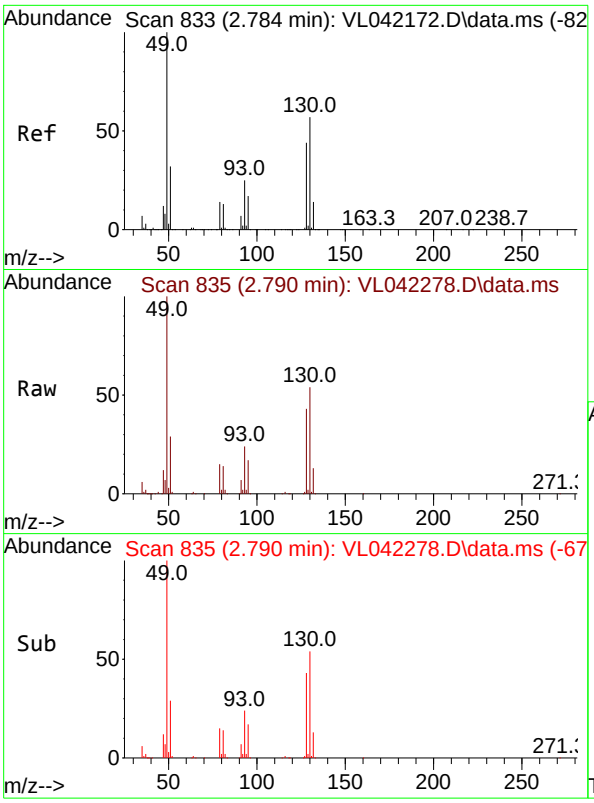

#1
Bromochloromethane
Concen: 10.000 ppbv
RT: 2.790 min Scan# 8
Delta R.T. 0.006 min
Lab File: VL042278.D
Acq: 09 Apr 2025 00:15

Instrument :
MSVOA_L
ClientSampleId :
SSSG-B1-5-04012025

Tgt Ion: 49 Resp: 158831

Ion	Ratio	Lower	Upper
49	100		
128	44.7	22.9	68.5
130	57.5	28.8	86.4

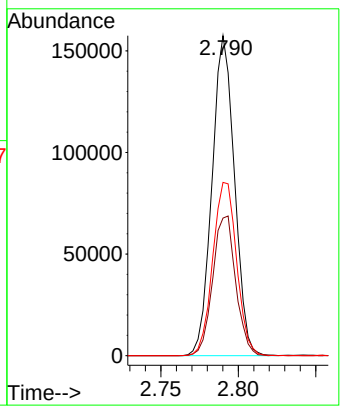

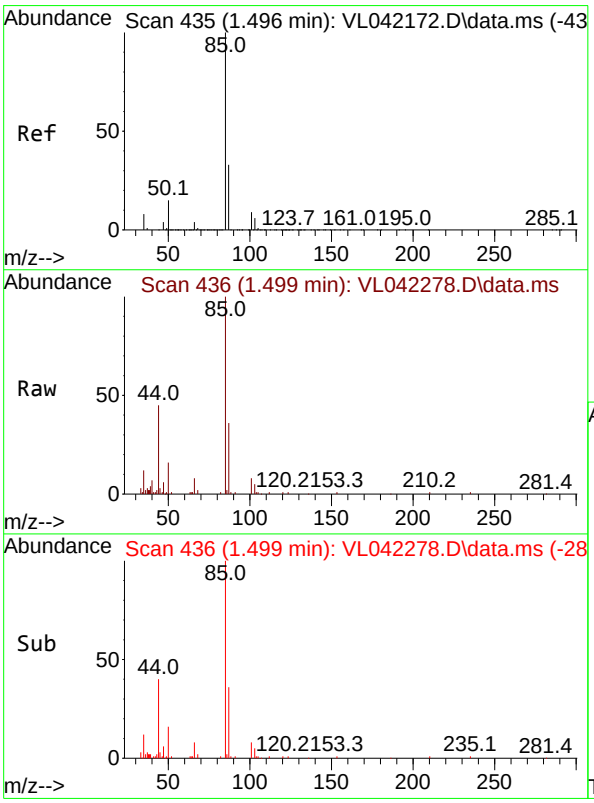

#2
Dichlorodifluoromethane
Concen: 0.224 ppbv
RT: 1.499 min Scan# 436
Delta R.T. 0.003 min
Lab File: VL042278.D
Acq: 09 Apr 2025 00:15

Tgt Ion: 85 Resp: 5250

Ion	Ratio	Lower	Upper
85	100		
87	35.6	26.1	39.1

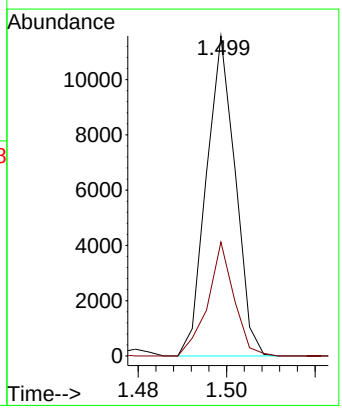

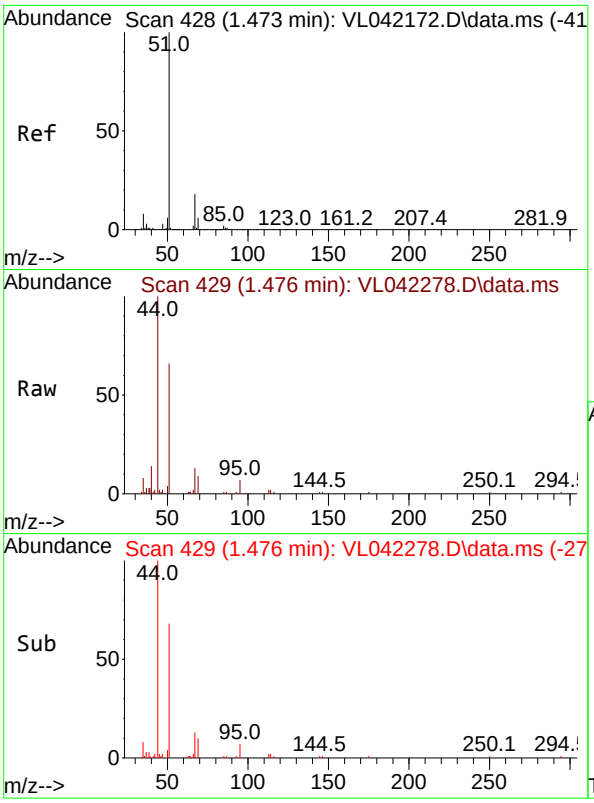

#3
Chlorodifluoromethane
Concen: 0.203 ppbv
RT: 1.476 min Scan# 4
Delta R.T. 0.003 min
Lab File: VL042278.D
Acq: 09 Apr 2025 00:15

Instrument :
MSVOA_L
ClientSampleId :
SSSG-B1-5-04012025

Tgt Ion: 51 Resp: 4854

Ion	Ratio	Lower	Upper
51	100		
67	12.2	15.0	22.6#

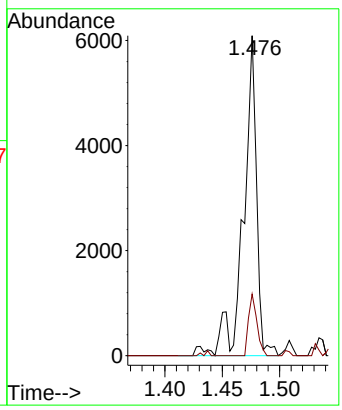

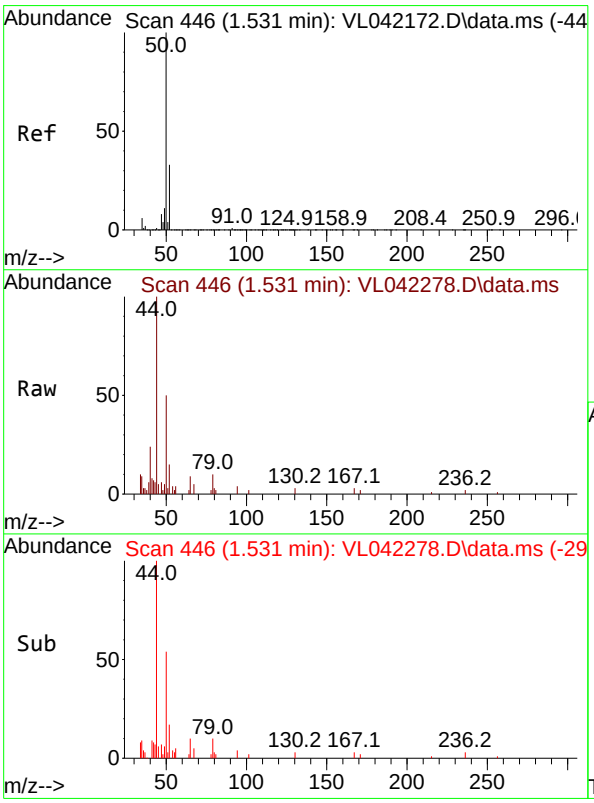

#4
Chloromethane
Concen: 0.139 ppbv
RT: 1.531 min Scan# 446
Delta R.T. -0.000 min
Lab File: VL042278.D
Acq: 09 Apr 2025 00:15

Tgt Ion: 50 Resp: 1329

Ion	Ratio	Lower	Upper
50	100		
52	25.3	26.1	39.1#

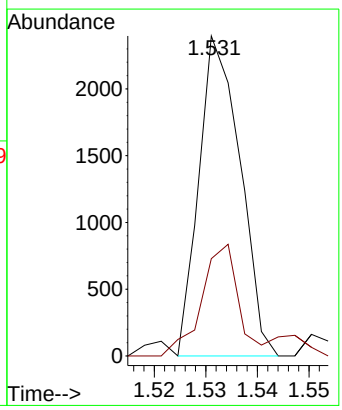

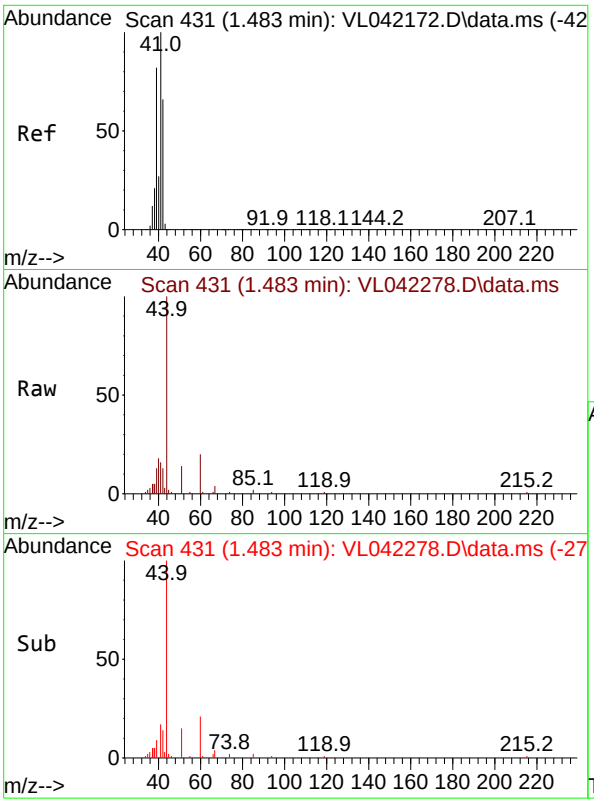

#9
Propene
Concen: 0.088 ppbv
RT: 1.483 min Scan# 4
Delta R.T. -0.000 min
Lab File: VL042278.D
Acq: 09 Apr 2025 00:15

Instrument :
MSVOA_L
ClientSampleId :
SSSG-B1-5-04012025

Tgt Ion: 41 Resp: 966

Ion	Ratio	Lower	Upper
41	100		
42	97.8	55.4	83.2#

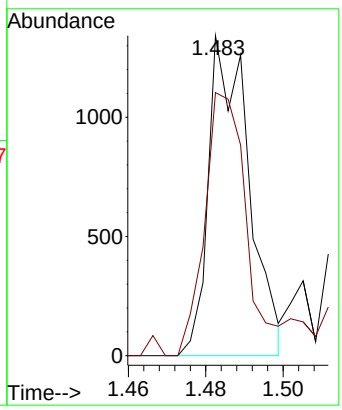

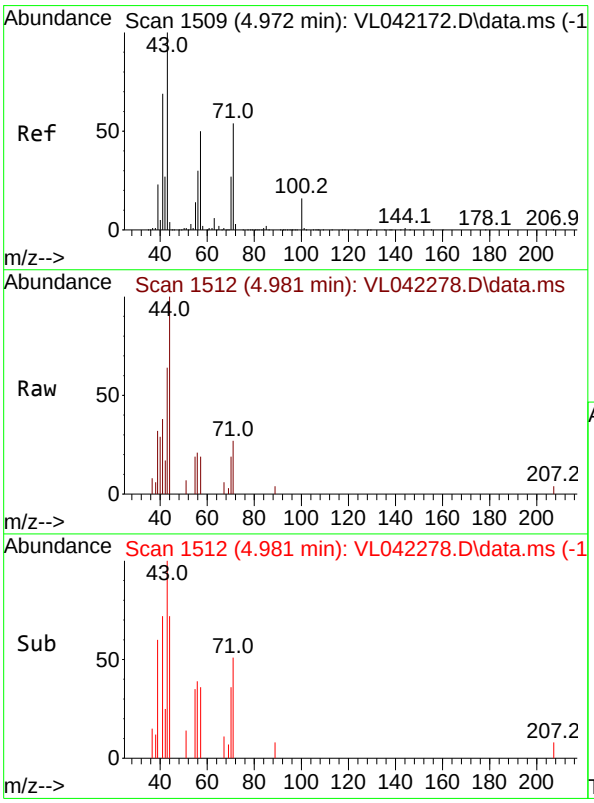

#10
Heptane
Concen: 0.034 ppbv
RT: 4.981 min Scan# 1512
Delta R.T. 0.009 min
Lab File: VL042278.D
Acq: 09 Apr 2025 00:15

Tgt Ion: 43 Resp: 999

Ion	Ratio	Lower	Upper
43	100		
57	0.0	39.4	59.2#

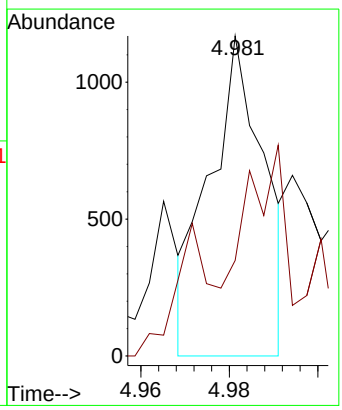

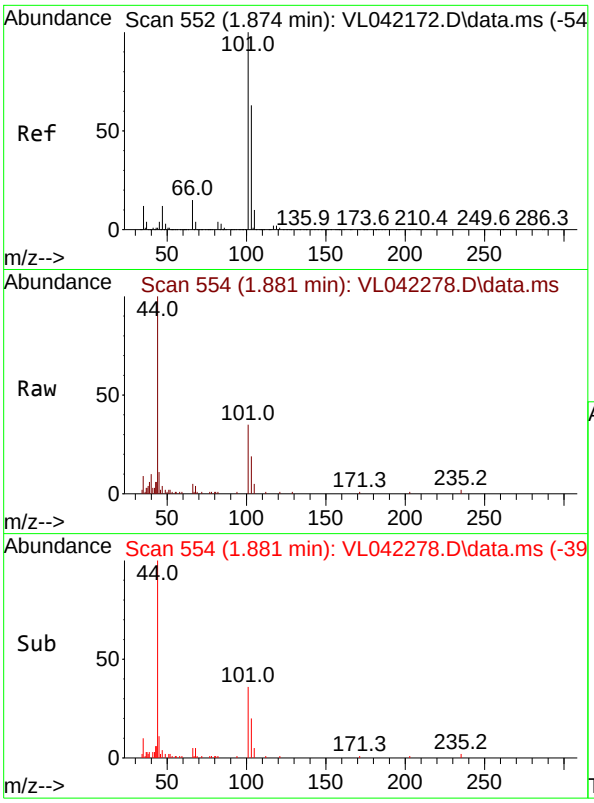

#11
Trichlorofluoromethane
Concen: 0.109 ppbv
RT: 1.881 min Scan# 5
Delta R.T. 0.006 min
Lab File: VL042278.D
Acq: 09 Apr 2025 00:15

Instrument :
MSVOA_L
ClientSampleId :
SSSG-B1-5-04012025

Tgt Ion:101 Resp: 2481

Ion	Ratio	Lower	Upper
101	100		
103	52.6	50.2	75.2

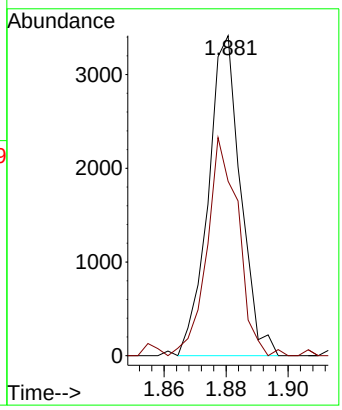

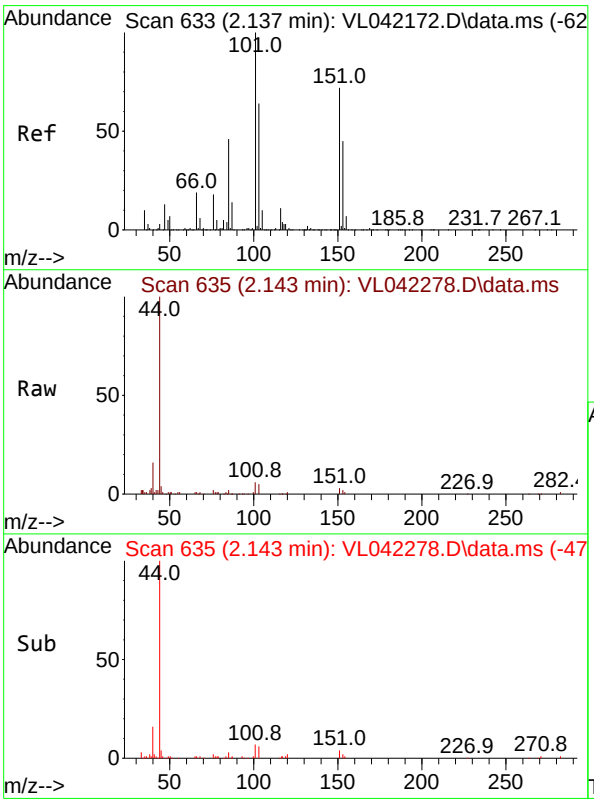

#12
1,1,2-Trichlorotrifluoroethane
Concen: 0.039 ppbv
RT: 2.143 min Scan# 635
Delta R.T. 0.006 min
Lab File: VL042278.D
Acq: 09 Apr 2025 00:15

Tgt Ion:101 Resp: 729

Ion	Ratio	Lower	Upper
101	100		
151	57.3	57.1	85.7

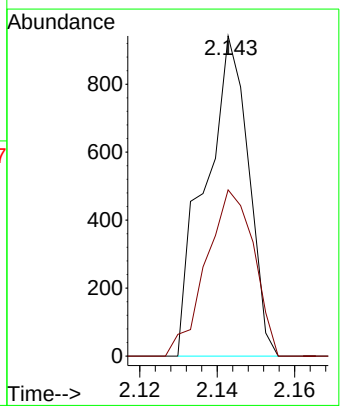

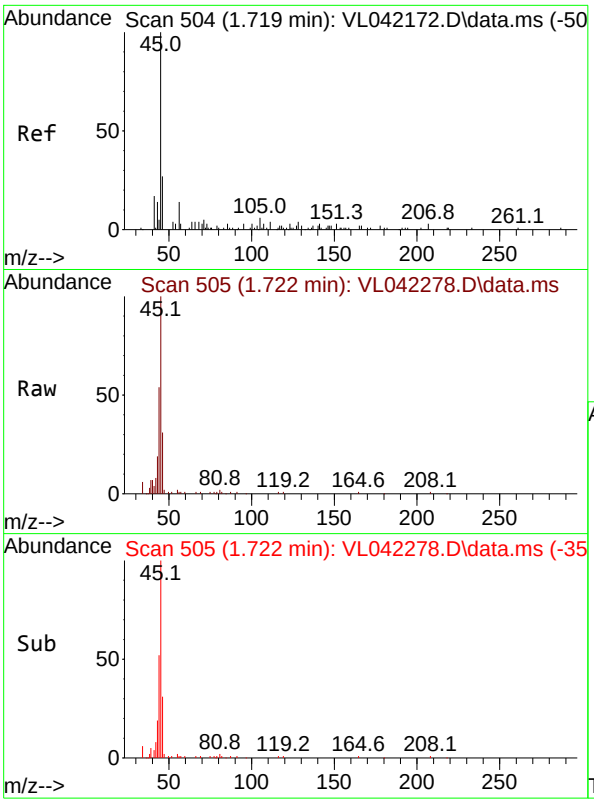

#13
Ethanol
Concen: 6.637 ppbv
RT: 1.722 min Scan# 5(
Delta R.T. 0.003 min
Lab File: VL042278.D
Acq: 09 Apr 2025 00:15

Instrument :
MSVOA_L
ClientSampleId :
SSSG-B1-5-04012025

Tgt Ion: 45 Resp: 6890

Ion	Ratio	Lower	Upper
45	100		
46	0.0	20.2	80.8#

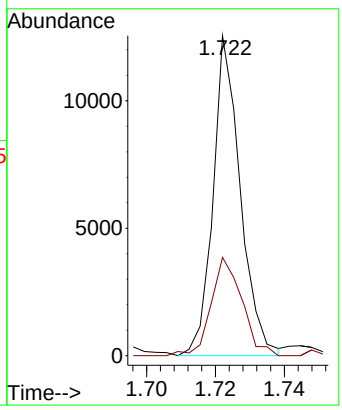



#15
Acetone
Concen: 4.699 ppbv
RT: 1.839 min Scan# 541
Delta R.T. 0.006 min
Lab File: VL042278.D
Acq: 09 Apr 2025 00:15

Tgt Ion: 43 Resp: 104371

Ion	Ratio	Lower	Upper
43	100		
58	25.4	23.2	34.8

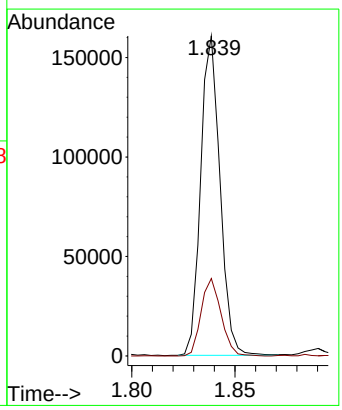

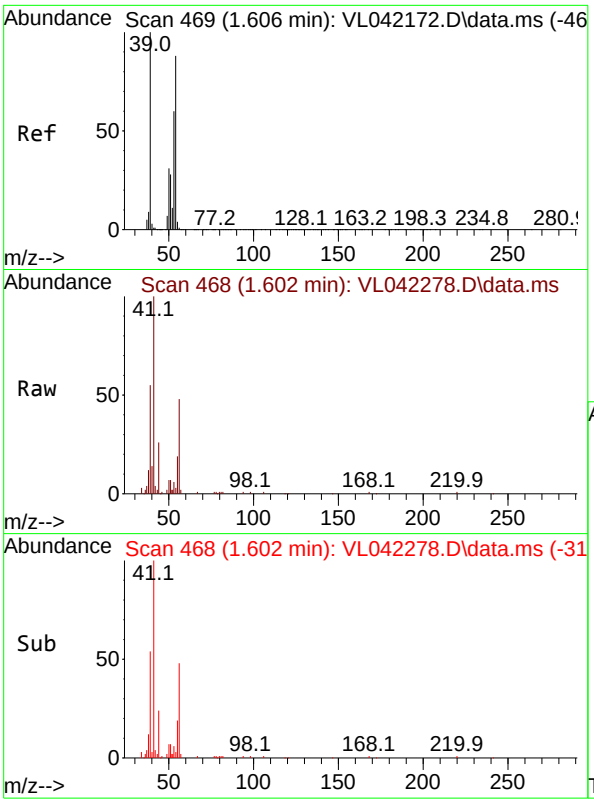

#16
1,3-Butadiene
Concen: 0.449 ppbv
RT: 1.602 min Scan# 4
Delta R.T. -0.004 min
Lab File: VL042278.D
Acq: 09 Apr 2025 00:15

Instrument :
MSVOA_L
ClientSampleId :
SSSG-B1-5-04012025

Tgt Ion: 39 Resp: 4874

Ion	Ratio	Lower	Upper
39	100		
54	8.2	60.7	91.1#

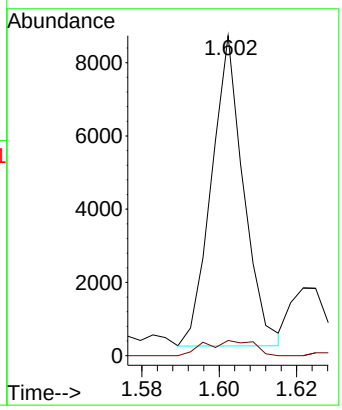

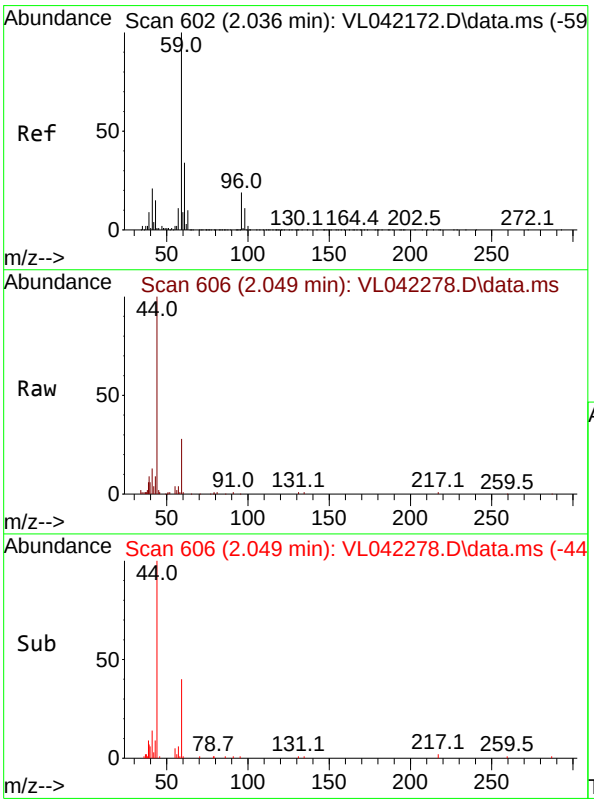

#17
tert-Butyl alcohol
Concen: 0.107 ppbv
RT: 2.049 min Scan# 606
Delta R.T. 0.013 min
Lab File: VL042278.D
Acq: 09 Apr 2025 00:15

Tgt Ion: 59 Resp: 2951

Ion	Ratio	Lower	Upper
59	100		
57	11.3	8.9	13.3

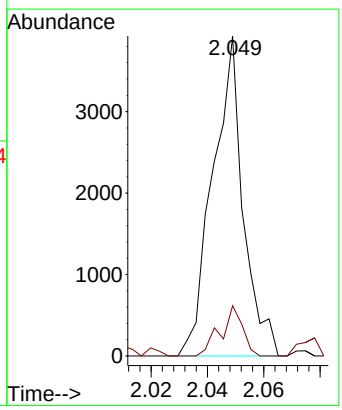

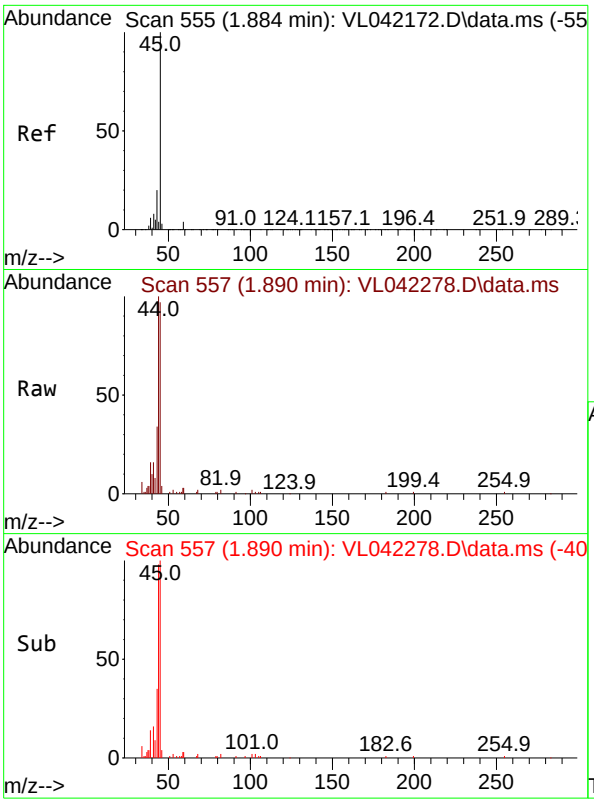

#19
Isopropyl Alcohol
Concen: 0.566 ppbv
RT: 1.890 min Scan# 5
Delta R.T. 0.006 min
Lab File: VL042278.D
Acq: 09 Apr 2025 00:15

Instrument :
MSVOA_L
ClientSampleId :
SSSG-B1-5-04012025

Tgt Ion: 45 Resp: 7096

Ion	Ratio	Lower	Upper
45	100		
58	367.8	36.9	55.3#

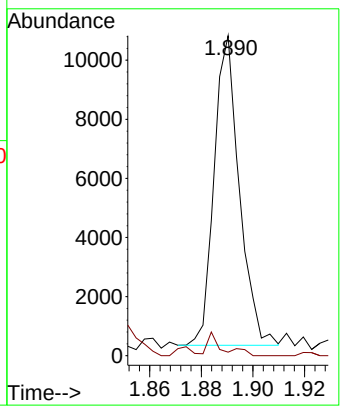

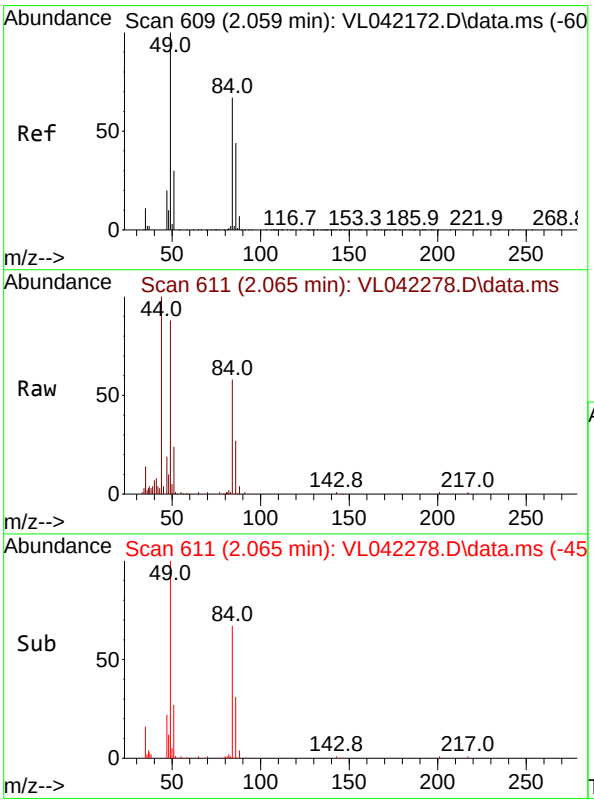

#20
Methylene Chloride
Concen: 0.757 ppbv
RT: 2.065 min Scan# 611
Delta R.T. 0.006 min
Lab File: VL042278.D
Acq: 09 Apr 2025 00:15

Tgt Ion: 84 Resp: 6266

Ion	Ratio	Lower	Upper
84	100		
49	149.1	120.2	180.4
51	41.2	37.4	56.0
86	45.1	52.4	78.6#

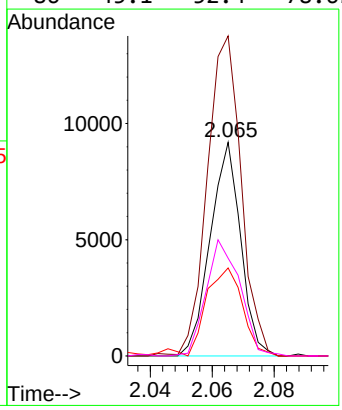

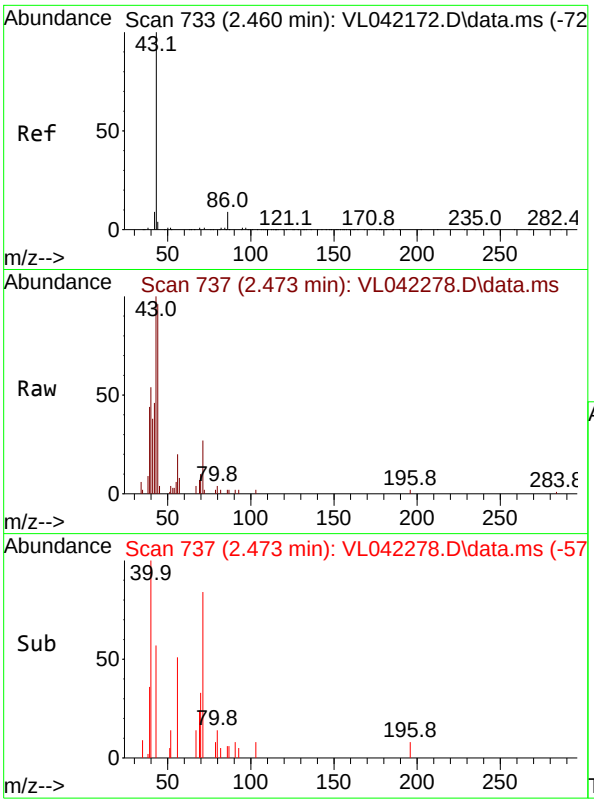

#23
Vinyl Acetate
Concen: 0.414 ppbv
RT: 2.473 min Scan# 7
Delta R.T. 0.013 min
Lab File: VL042278.D
Acq: 09 Apr 2025 00:15

Instrument :
MSVOA_L
ClientSampleId :
SSSG-B1-5-04012025

Tgt Ion: 43 Resp: 3980

Ion	Ratio	Lower	Upper
43	100		
86	3.8	5.5	8.3#
42	37.3	8.6	13.0#
44	7.3	6.2	9.4

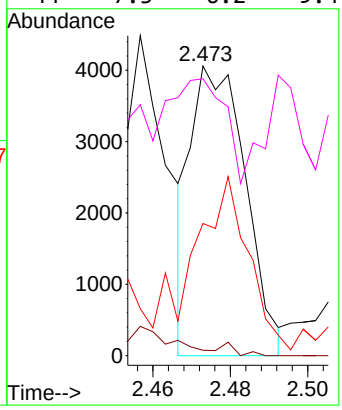

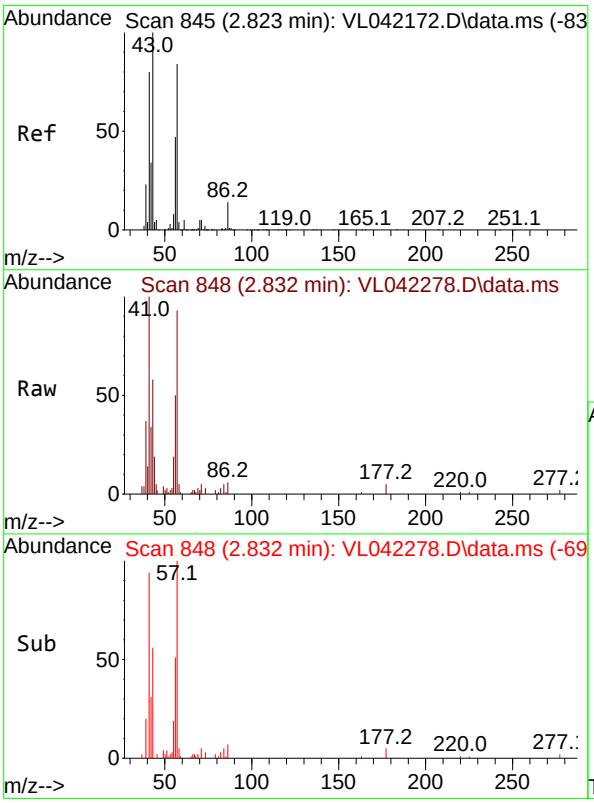

#26
Hexane
Concen: 0.232 ppbv
RT: 2.832 min Scan# 848
Delta R.T. 0.009 min
Lab File: VL042278.D
Acq: 09 Apr 2025 00:15

Tgt Ion: 57 Resp: 5174

Ion	Ratio	Lower	Upper
57	100		
41	121.1	76.6	114.8#
43	101.4	207.8	311.8#
56	70.3	43.6	65.4#

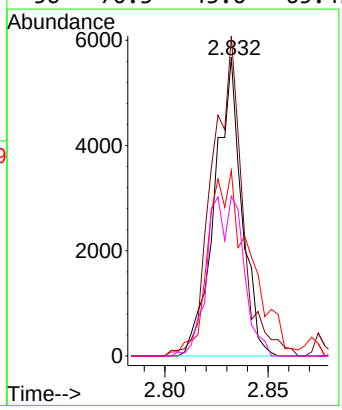

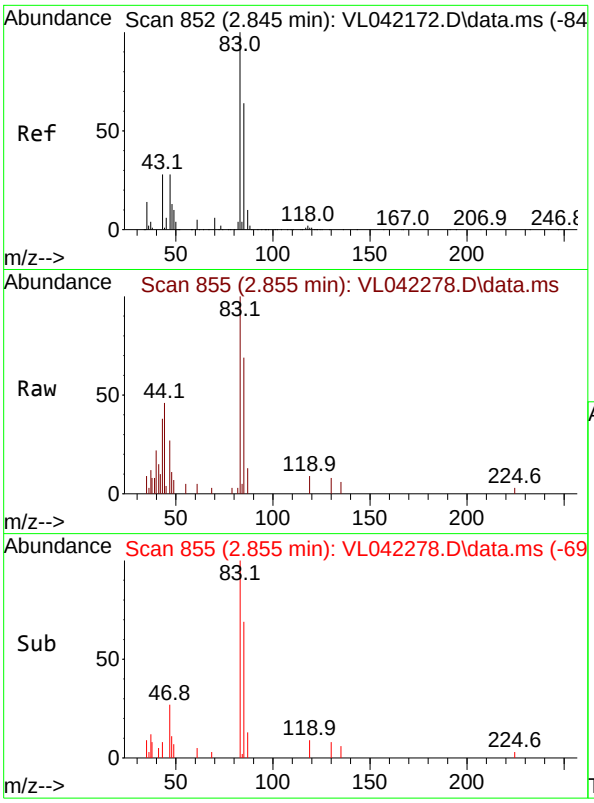

#29
Chloroform
Concen: 0.061 ppbv
RT: 2.855 min Scan# 8
Delta R.T. 0.009 min
Lab File: VL042278.D
Acq: 09 Apr 2025 00:15

Instrument :
MSVOA_L
ClientSampleId :
SSSG-B1-5-04012025

Tgt Ion: 83 Resp: 1998

Ion	Ratio	Lower	Upper
83	100		
85	69.3	51.4	77.2

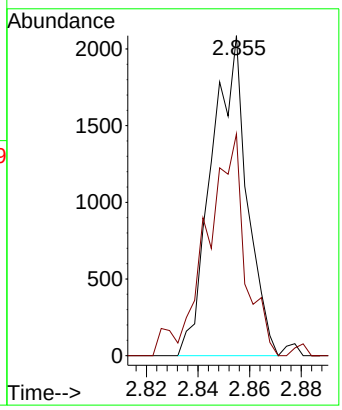

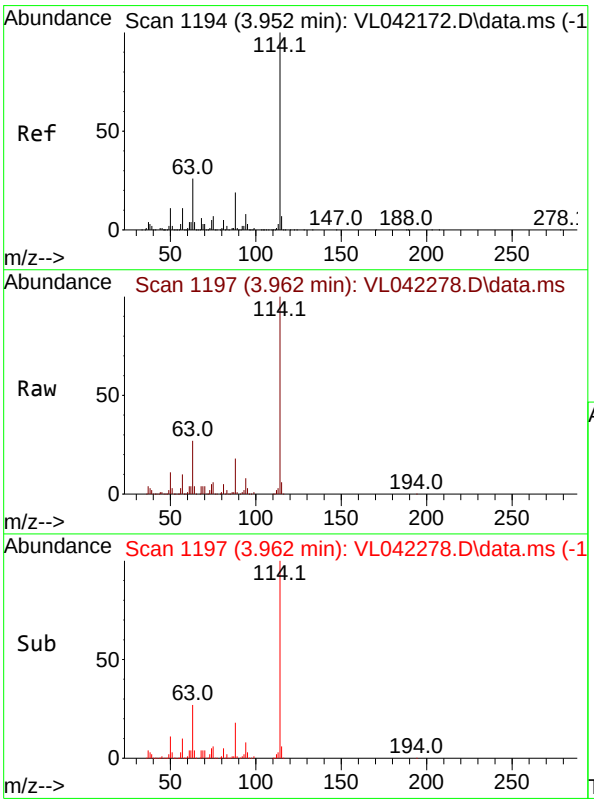

#33
1,4-Difluorobenzene
Concen: 10.000 ppbv
RT: 3.962 min Scan# 1197
Delta R.T. 0.009 min
Lab File: VL042278.D
Acq: 09 Apr 2025 00:15

Tgt Ion:114 Resp: 406344

Ion	Ratio	Lower	Upper
114	100		
63	25.6	20.7	31.1
88	17.6	15.0	22.4

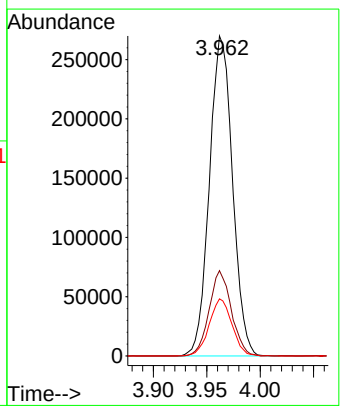

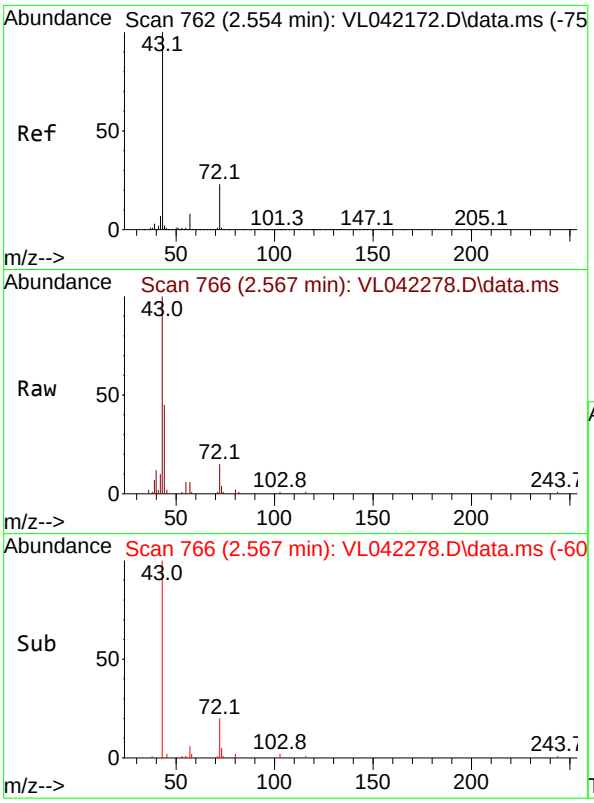

#34
2-Butanone
Concen: 0.177 ppbv
RT: 2.567 min Scan# 7
Delta R.T. 0.013 min
Lab File: VL042278.D
Acq: 09 Apr 2025 00:15

Instrument :
MSVOA_L
ClientSampleId :
SSSG-B1-5-04012025

Tgt Ion: 43 Resp: 5212

Ion	Ratio	Lower	Upper
43	100		
72	23.0	18.2	27.2

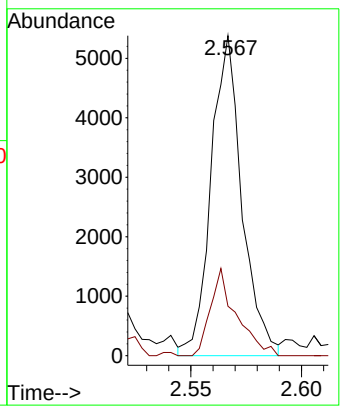

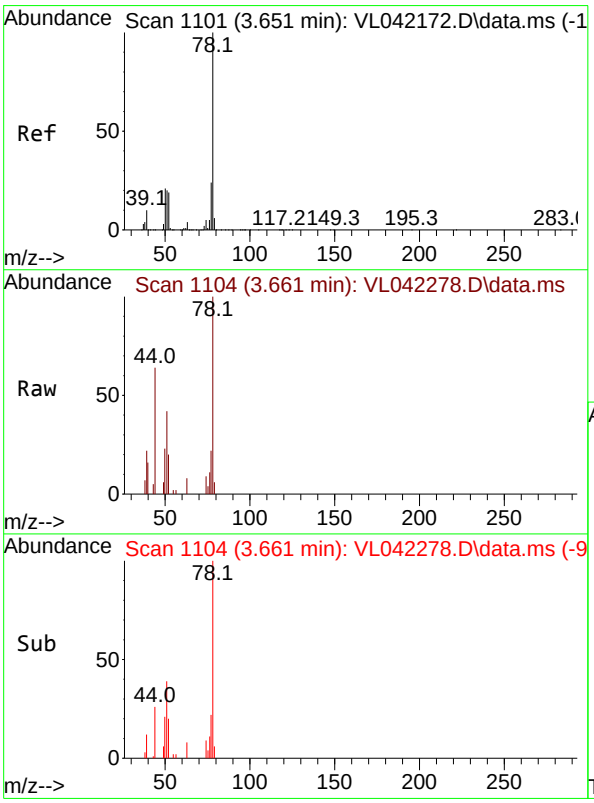

#36
Benzene
Concen: 0.106 ppbv
RT: 3.661 min Scan# 1104
Delta R.T. 0.009 min
Lab File: VL042278.D
Acq: 09 Apr 2025 00:15

Tgt Ion: 78 Resp: 4257

Ion	Ratio	Lower	Upper
78	100		
77	21.8	19.1	28.7
50	23.5	16.6	24.8

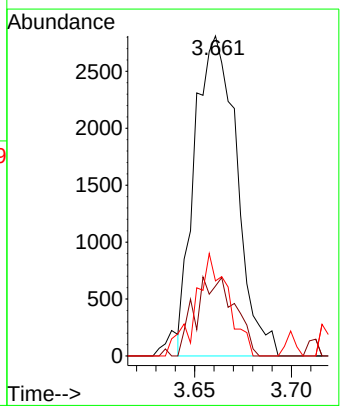

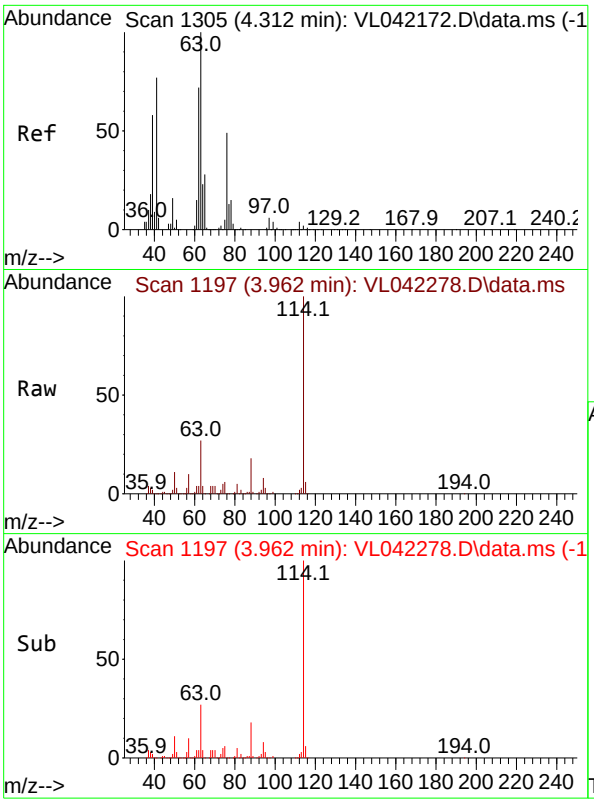

#39
1,2-Dichloropropane
Concen: 7.091 ppbv
RT: 3.962 min Scan# 1
Delta R.T. -0.350 min
Lab File: VL042278.D
Acq: 09 Apr 2025 00:15

Instrument :
MSVOA_L
ClientSampleId :
SSSG-B1-5-04012025

Tgt Ion: 63 Resp: 104031

Ion	Ratio	Lower	Upper
63	100		
41	0.4	61.7	92.5#
62	15.4	57.6	86.4#

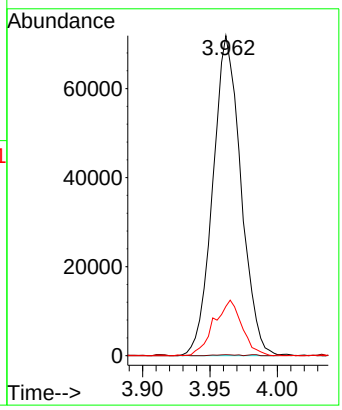

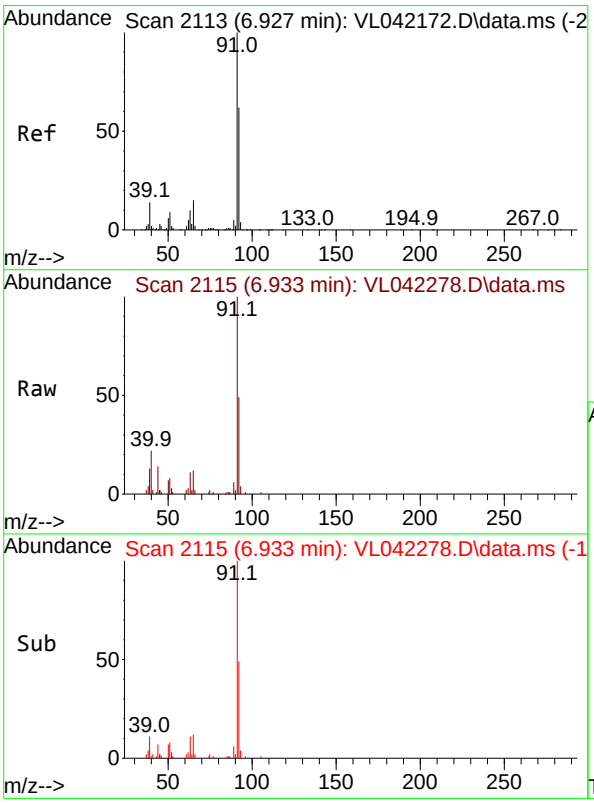

#53
Toluene
Concen: 0.488 ppbv
RT: 6.933 min Scan# 2115
Delta R.T. 0.006 min
Lab File: VL042278.D
Acq: 09 Apr 2025 00:15

Tgt Ion: 91 Resp: 23321

Ion	Ratio	Lower	Upper
91	100		
92	58.3	48.4	72.6

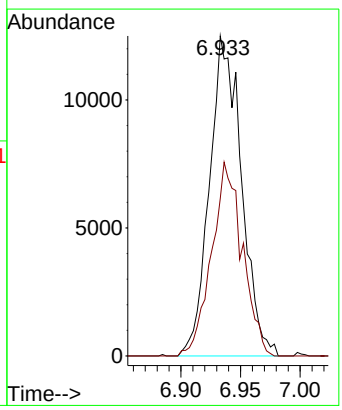

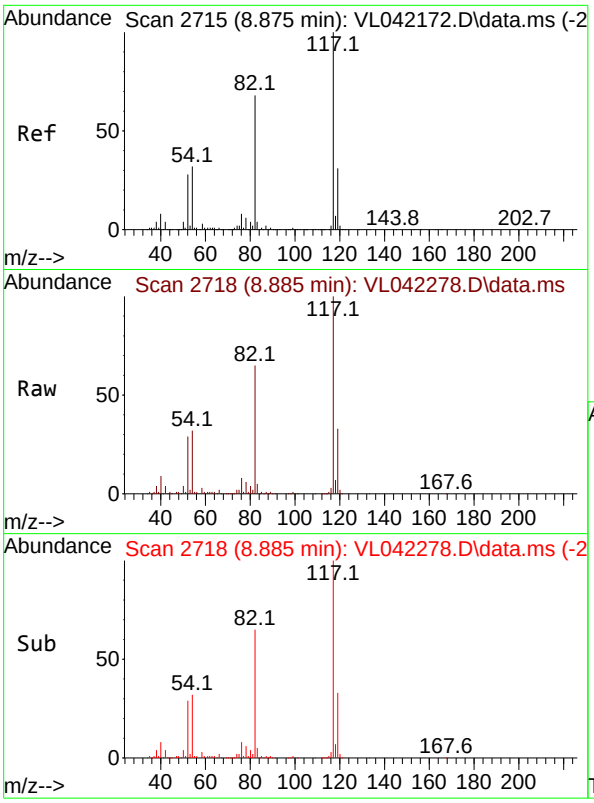

#55
Chlorobenzene-d5
Concen: 10.000 ppbv
RT: 8.885 min Scan# 2
Delta R.T. 0.009 min
Lab File: VL042278.D
Acq: 09 Apr 2025 00:15

Instrument :
MSVOA_L
ClientSampleId :
SSSG-B1-5-04012025

Tgt Ion:117 Resp: 351845

Ion	Ratio	Lower	Upper
117	100		
82	65.5	55.8	83.6
119	32.3	25.5	38.3

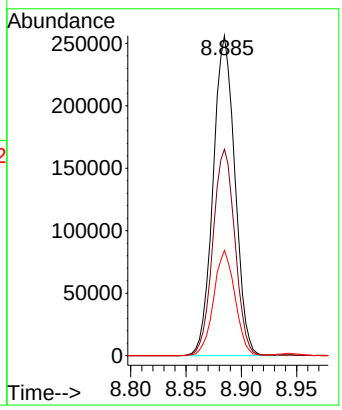

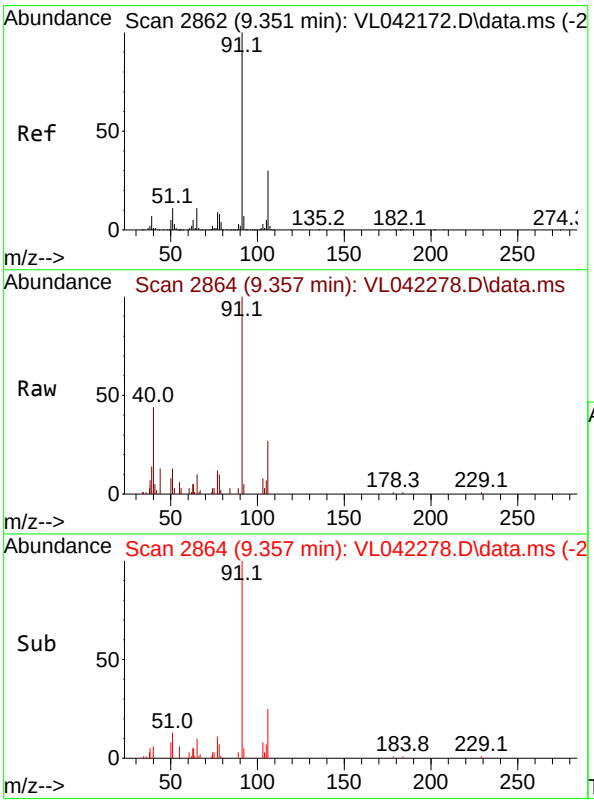

#58
Ethyl Benzene
Concen: 0.100 ppbv
RT: 9.357 min Scan# 2864
Delta R.T. 0.006 min
Lab File: VL042278.D
Acq: 09 Apr 2025 00:15

Tgt Ion: 91 Resp: 6275

Ion	Ratio	Lower	Upper
91	100		
106	27.1	24.2	36.2

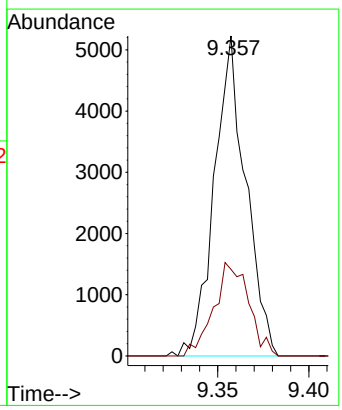

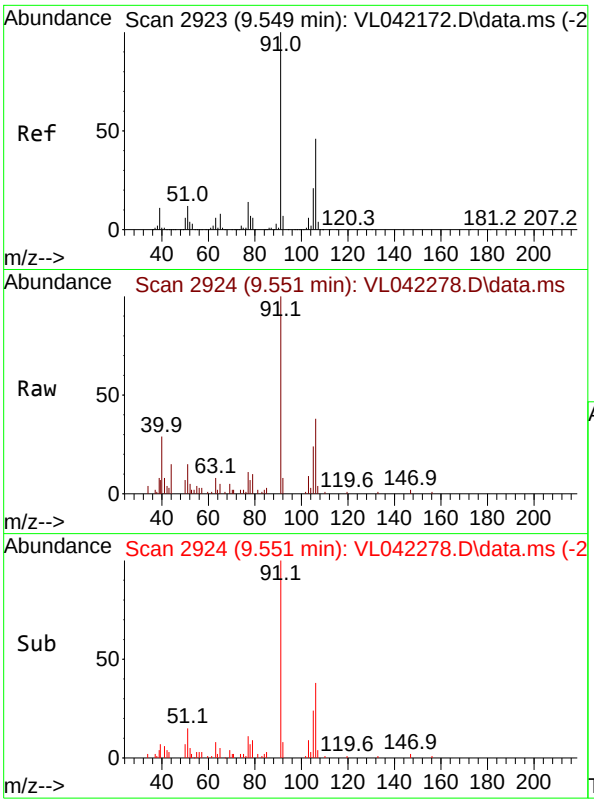

#59
m/p-Xylene
Concen: 0.100 ppbv
RT: 9.551 min Scan# 2
Delta R.T. 0.003 min
Lab File: VL042278.D
Acq: 09 Apr 2025 00:15

Instrument :
MSVOA_L
ClientSampleId :
SSSG-B1-5-04012025

Tgt Ion: 91 Resp: 5005

Ion	Ratio	Lower	Upper
91	100		
106	0.0	36.4	54.6#

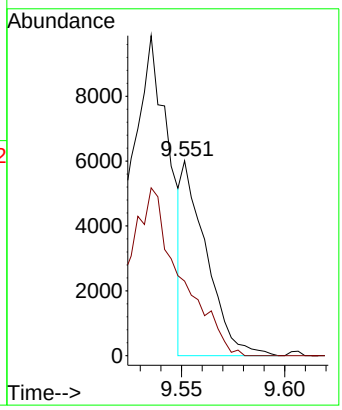

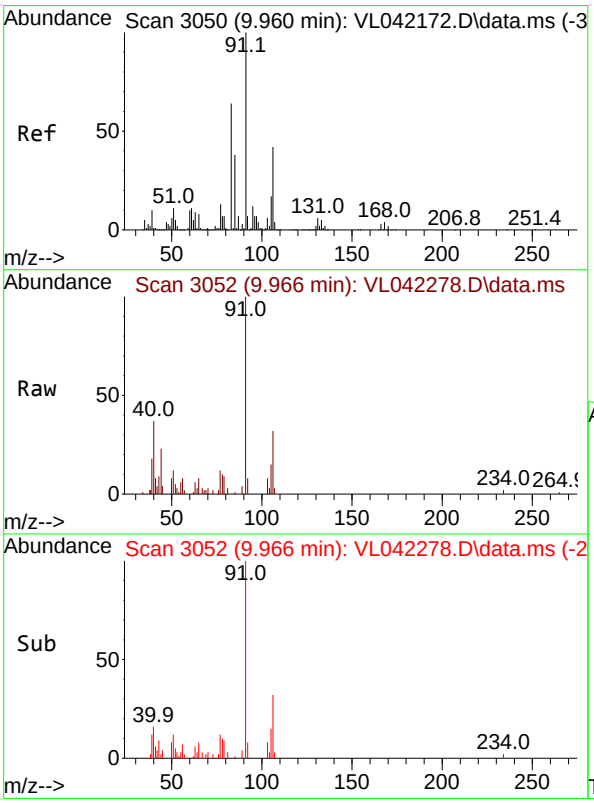

#60
o-Xylene
Concen: 0.137 ppbv
RT: 9.966 min Scan# 3052
Delta R.T. 0.006 min
Lab File: VL042278.D
Acq: 09 Apr 2025 00:15

Tgt Ion: 91 Resp: 6832

Ion	Ratio	Lower	Upper
91	100		
106	40.7	20.8	62.5

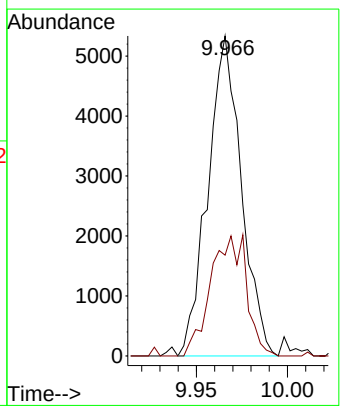

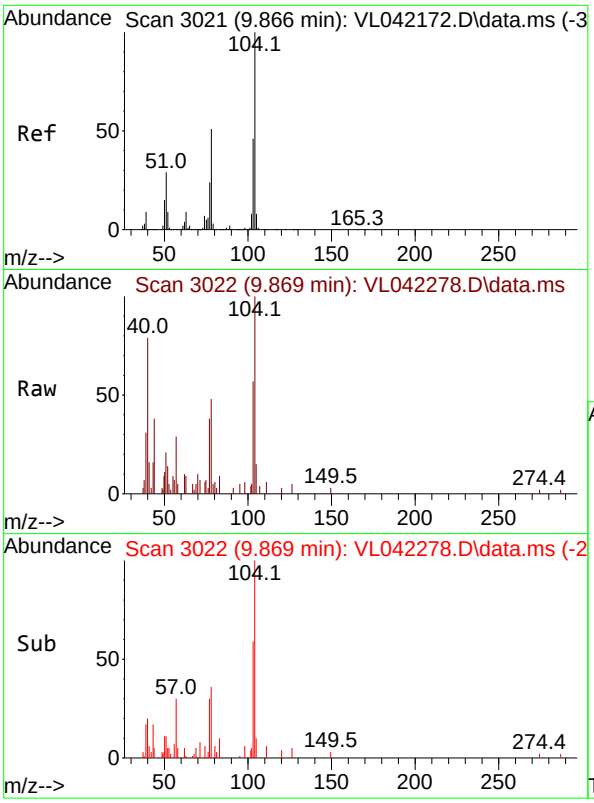

#61
Styrene
Concen: 0.149 ppbv
RT: 9.869 min Scan# 3(
Delta R.T. 0.003 min
Lab File: VL042278.D
Acq: 09 Apr 2025 00:15

Instrument :
MSVOA_L
ClientSampleId :
SSSG-B1-5-04012025

Tgt Ion:104 Resp: 3678

Ion	Ratio	Lower	Upper
104	100		
78	50.7	41.8	62.6
103	45.7	37.0	55.4

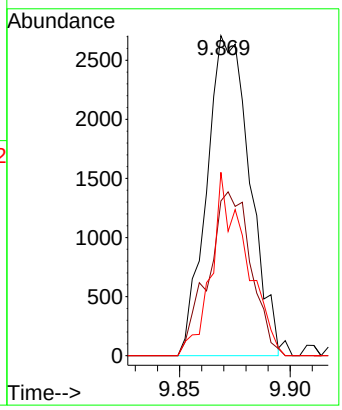

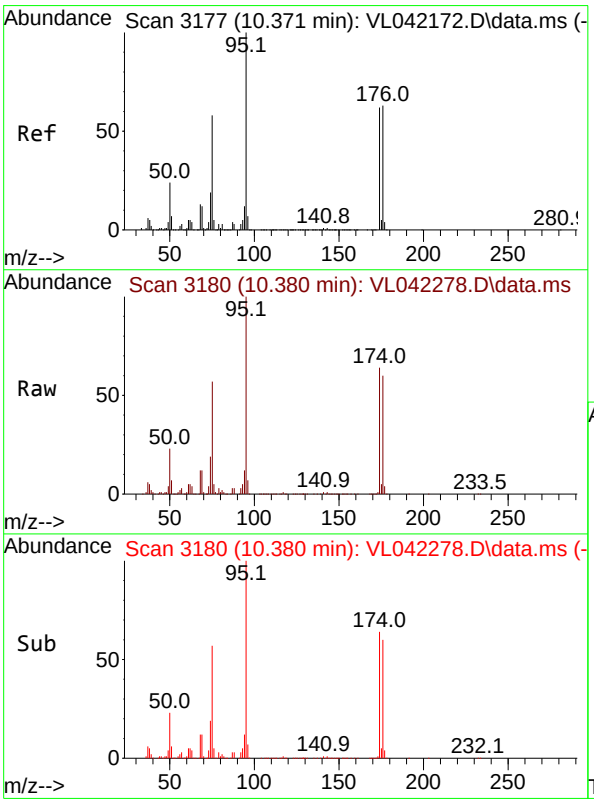

#68
1-Bromo-4-Fluorobenzene
Concen: 9.509 ppbv
RT: 10.380 min Scan# 3180
Delta R.T. 0.009 min
Lab File: VL042278.D
Acq: 09 Apr 2025 00:15

Tgt Ion: 95 Resp: 274750

Ion	Ratio	Lower	Upper
95	100		
174	61.7	50.6	76.0
175	4.6	3.8	5.6

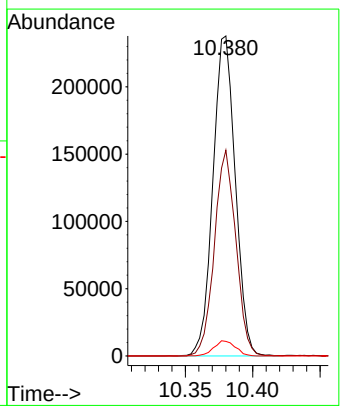

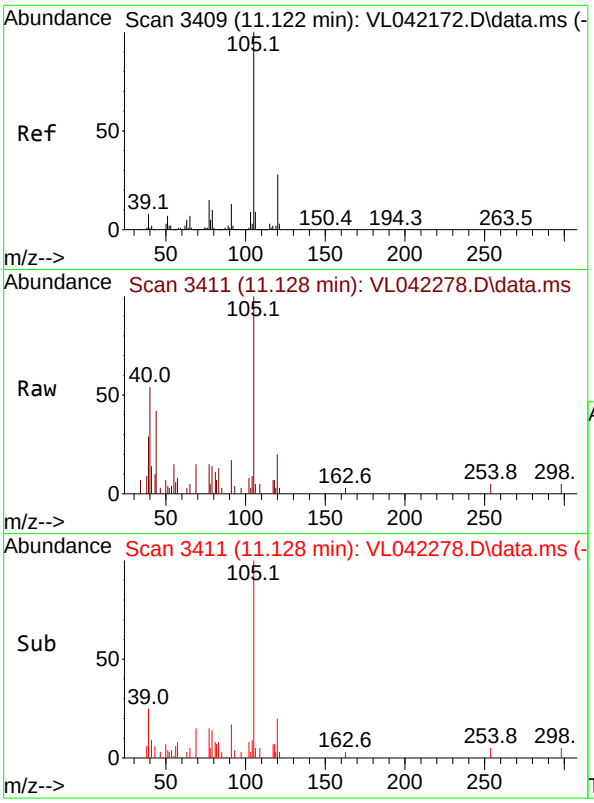

#72
4-Ethyltoluene
Concen: 0.033 ppbv
RT: 11.128 min Scan# 3
Delta R.T. 0.006 min
Lab File: VL042278.D
Acq: 09 Apr 2025 00:15

Instrument :
MSVOA_L
ClientSampleId :
SSSG-B1-5-04012025

Tgt Ion:105 Resp: 2034

Ion	Ratio	Lower	Upper
105	100		
120	0.0	23.4	35.0#
91	21.9	10.3	15.5#
77	16.3	11.4	17.2

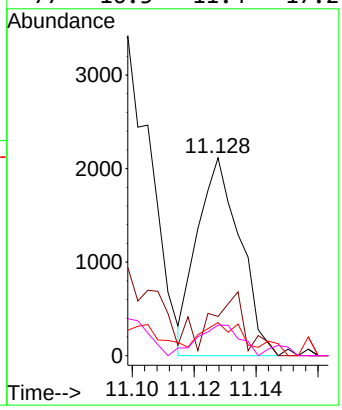

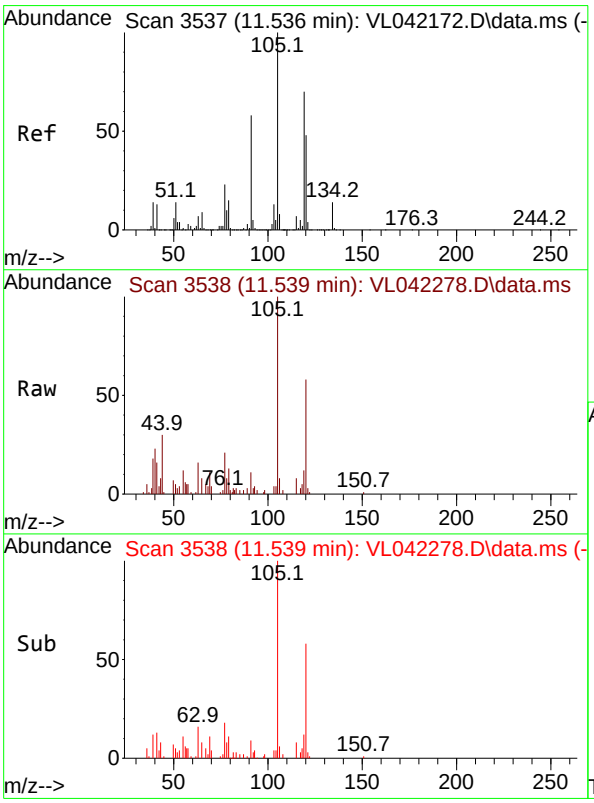

#74
1,2,4-Trimethylbenzene
Concen: 0.082 ppbv
RT: 11.539 min Scan# 3538
Delta R.T. 0.003 min
Lab File: VL042278.D
Acq: 09 Apr 2025 00:15

Tgt Ion:105 Resp: 5159

Ion	Ratio	Lower	Upper
105	100		
120	55.5	38.6	58.0
91	7.1	46.2	69.2#
77	21.2	18.6	27.8

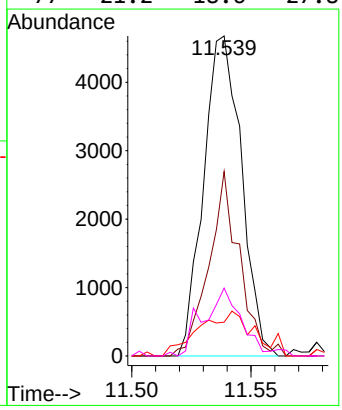

Quantitation Report (Not Reviewed)

Data Path : Z:\voasrv\HPCHEM1\MSVOA_L\Data\VL040825\
Data File : VL042279.D
Acq On : 09 Apr 2025 00:46
Operator : SY/MD
Sample : Q1728-04 4X
Misc : 400mL/MSVOA_L
ALS Vial : 1 Sample Multiplier: 1

Instrument :
MSVOA_L
ClientSampleId :
SSSG-B2-7-04022025

Quant Time: Apr 09 02:03:33 2025
Quant Method : Z:\voasrv\HPCHEM1\MSVOA_L\methods\VL032725AIR.M
Quant Title : AIR ANALYSIS BY METHOD TO-15 Instrument: MSVOA_LFri Aug 26 06:05:16 2022
QLast Update : Fri Mar 28 02:00:52 2025
Response via : Initial Calibration

Compound	R.T.	QIon	Response	Conc	Units	Dev(Min)
Internal Standards						
1) Bromochloromethane	2.791	49	154351	10.000	ppbv	0.00
33) 1,4-Difluorobenzene	3.966	114	392096	10.000	ppbv	0.01
55) Chlorobenzene-d5	8.885	117	376954	10.000	ppbv	0.00
System Monitoring Compounds						
68) 1-Bromo-4-Fluorobenzene	10.381	95	281576	9.096	ppbv	0.00
Spiked Amount 10.000	Range 65 - 135		Recovery = 91.000%			
Target Compounds						Qvalue
2) Dichlorodifluoromethane	1.499	85	2923	0.128	ppbv #	79
3) Chlorodifluoromethane	1.467	51	8427	0.362	ppbv #	69
4) Chloromethane	1.535	50	1839	0.197	ppbv	94
8) Dichlorotetrafluoroethane	1.499	85	2923	0.151	ppbv #	18
9) Propene	1.486	41	18452	1.729	ppbv	87
10) Heptane	4.988	43	8556	0.301	ppbv	97
11) Trichlorofluoromethane	1.878	101	1213	0.055	ppbv	88
13) Ethanol	1.723	45	35645	35.335	ppbv	84
15) Acetone	1.836	43	1394020	64.577	ppbv	95
16) 1,3-Butadiene	1.603	39	13865	1.315	ppbv #	22
17) tert-Butyl alcohol	2.046	59	20709	0.770	ppbv	96
19) Isopropyl Alcohol	1.888	45	42662	3.503	ppbv #	30
20) Methylene Chloride	2.066	84	7869	0.979	ppbv	92
21) Allyl Chloride	2.046	41	7464	0.490	ppbv #	66
23) Vinyl Acetate	2.477	43	16824	1.801	ppbv #	41
25) Ethyl Acetate	2.829	43	11586	0.207	ppbv #	88
26) Hexane	2.829	57	11117	0.514	ppbv #	36
27) Carbon Disulfide	2.153	76	63719	2.746	ppbv #	86
28) Methyl tert-Butyl Ether	2.444	73	440	0.033	ppbv #	49
29) Chloroform	2.852	83	3242	0.102	ppbv	84
30) Cyclohexane	3.862	84	2776	0.148	ppbv #	65
34) 2-Butanone	2.564	43	112551	3.959	ppbv	100
36) Benzene	3.661	78	39414	1.014	ppbv	96
39) 1,2-Dichloropropane	3.962	63	101244	7.152	ppbv #	23
41) Tetrahydrofuran	3.066	42	3332	0.204	ppbv #	69
44) 2,2,4-Trimethylpentane	4.648	57	48596	0.740	ppbv #	79
50) 4-Methyl-2-Pentanone	5.762	43	5775	0.128	ppbv #	39
51) 2-Hexanone	7.461	43	2675	0.072	ppbv #	28
53) Toluene	6.940	91	166042	3.603	ppbv	98
58) Ethyl Benzene	9.358	91	12588	0.188	ppbv #	83
59) m/p-Xylene	9.536	91	34249	0.641	ppbv	99
60) o-Xylene	9.966	91	11082	0.207	ppbv	97
61) Styrene	9.872	104	5155	0.194	ppbv	97
74) 1,2,4-Trimethylbenzene	11.539	105	4779	0.071	ppbv #	62

(#) = qualifier out of range (m) = manual integration (+) = signals summed

Quantitation Report (Not Reviewed)

Data Path : Z:\voasrv\HPCHEM1\MSVOA_L\Data\VL040825\
Data File : VL042279.D
Acq On : 09 Apr 2025 00:46
Operator : SY/MD
Sample : Q1728-04 4X
Misc : 400mL/MSVOA_L
ALS Vial : 1 Sample Multiplier: 1

Instrument :
MSVOA_L
ClientSampleId :
SSSG-B2-7-04022025

Quant Time: Apr 09 02:03:33 2025
Quant Method : Z:\voasrv\HPCHEM1\MSVOA_L\methods\VL032725AIR.M
Quant Title : AIR ANALYSIS BY METHOD TO-15 Instrument: MSVOA_LFri Aug 26 06:05:16 2022
QLast Update : Fri Mar 28 02:00:52 2025
Response via : Initial Calibration

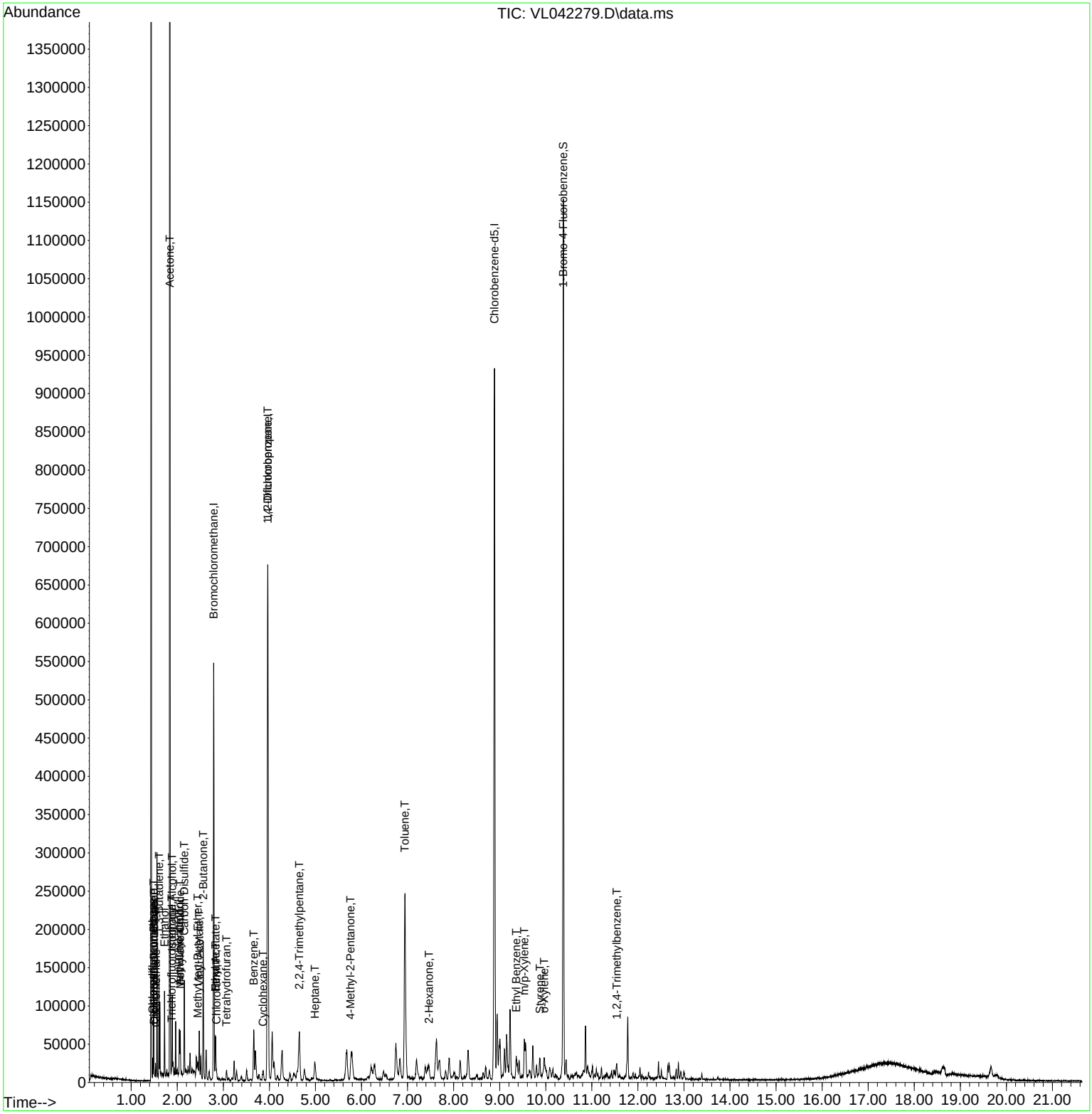

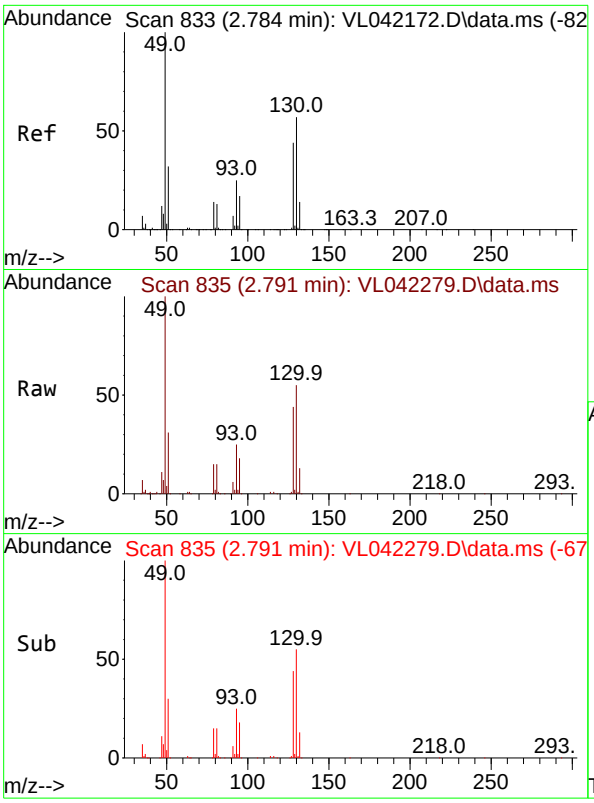

#1
Bromochloromethane
Concen: 10.000 ppbv
RT: 2.791 min Scan# 8
Delta R.T. 0.007 min
Lab File: VL042279.D
Acq: 09 Apr 2025 00:46

Instrument :
MSVOA_L
ClientSampleId :
SSSG-B2-7-04022025

Tgt Ion: 49 Resp: 154351

Ion	Ratio	Lower	Upper
49	100		
128	45.2	22.9	68.5
130	55.5	28.8	86.4

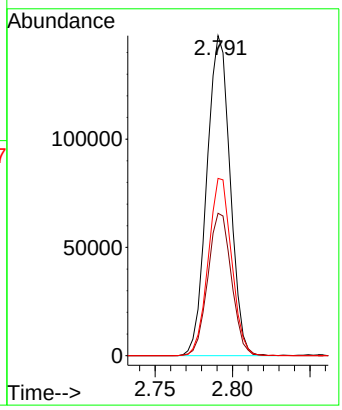

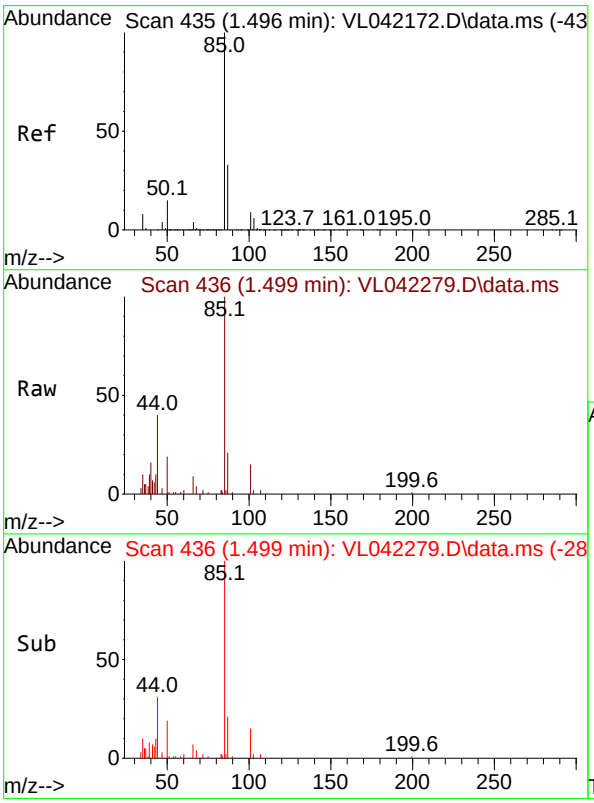

#2
Dichlorodifluoromethane
Concen: 0.128 ppbv
RT: 1.499 min Scan# 436
Delta R.T. 0.003 min
Lab File: VL042279.D
Acq: 09 Apr 2025 00:46

Tgt Ion: 85 Resp: 2923

Ion	Ratio	Lower	Upper
85	100		
87	20.7	26.1	39.1#

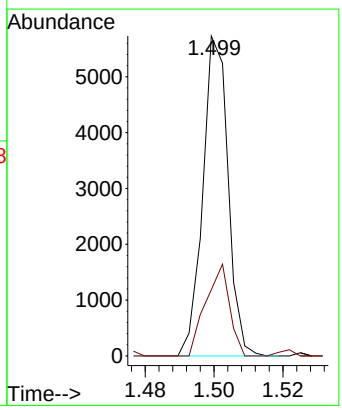

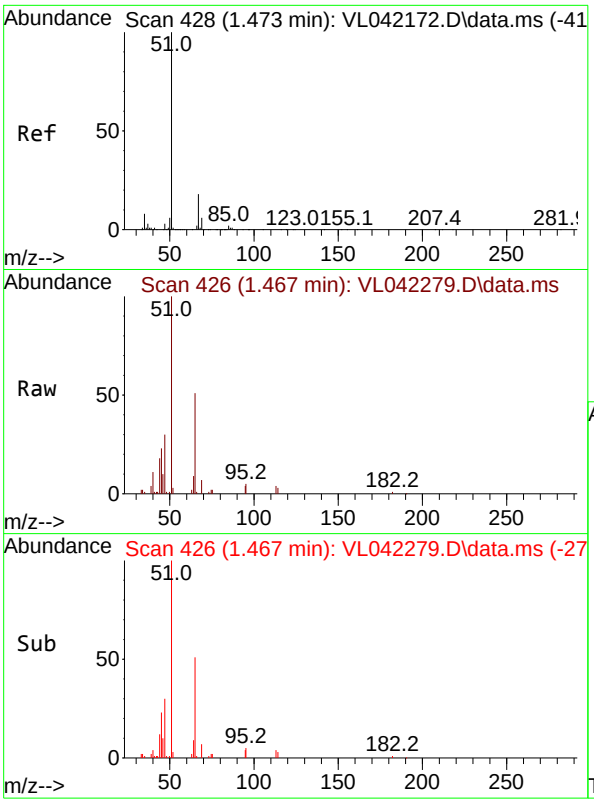

#3
Chlorodifluoromethane
Concen: 0.362 ppbv
RT: 1.467 min Scan# 4
Delta R.T. -0.006 min
Lab File: VL042279.D
Acq: 09 Apr 2025 00:46

Instrument :
MSVOA_L
ClientSampleId :
SSSG-B2-7-04022025

Tgt Ion: 51 Resp: 8427

Ion	Ratio	Lower	Upper
51	100		
67	4.8	15.0	22.6#

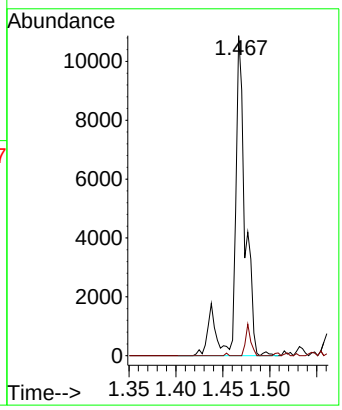

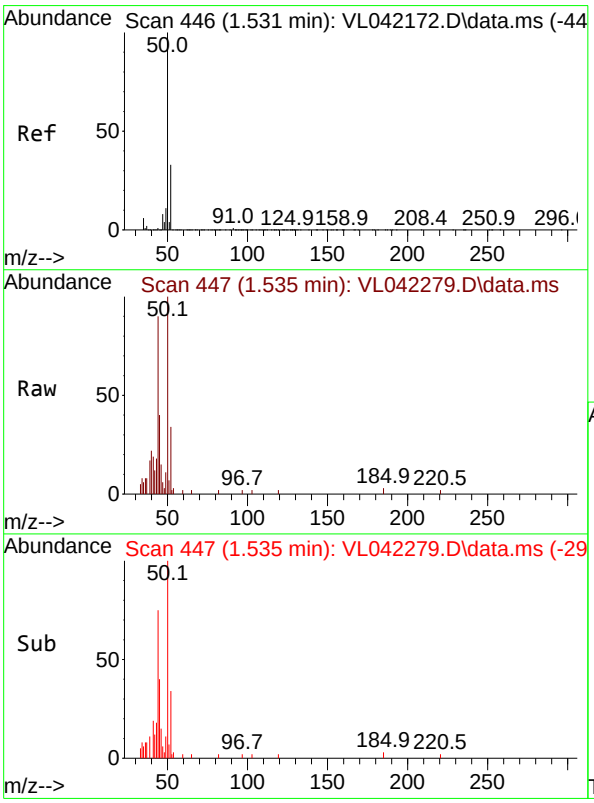

#4
Chloromethane
Concen: 0.197 ppbv
RT: 1.535 min Scan# 447
Delta R.T. 0.003 min
Lab File: VL042279.D
Acq: 09 Apr 2025 00:46

Tgt Ion: 50 Resp: 1839

Ion	Ratio	Lower	Upper
50	100		
52	35.9	26.1	39.1

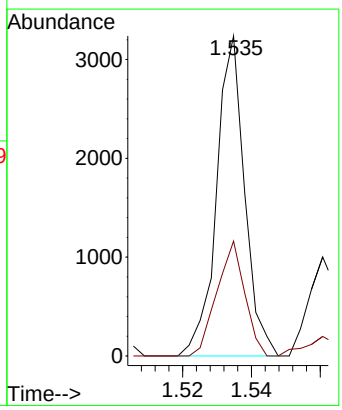

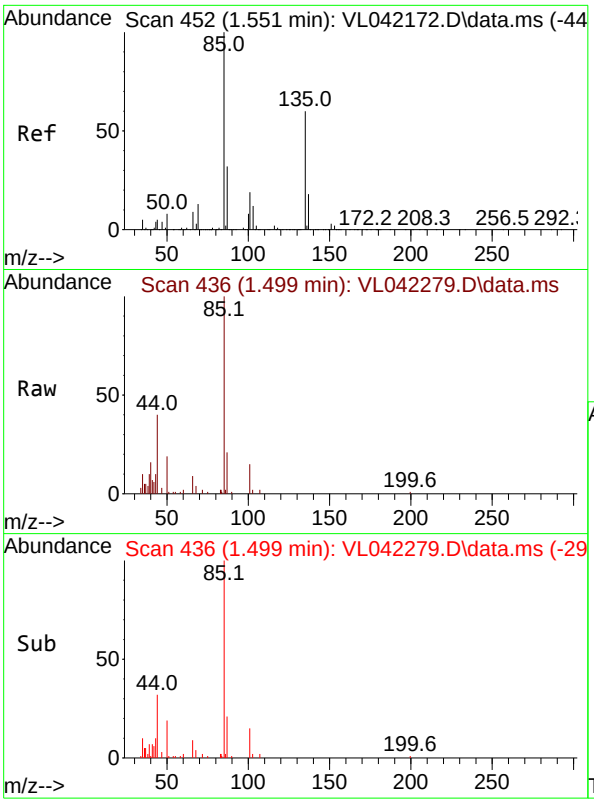

#8
Dichlorotetrafluoroethane
Concen: 0.151 ppbv
RT: 1.499 min Scan# 4
Delta R.T. -0.052 min
Lab File: VL042279.D
Acq: 09 Apr 2025 00:46

Instrument :
MSVOA_L
ClientSampleId :
SSSG-B2-7-04022025

Tgt Ion: 85 Resp: 2923

Ion	Ratio	Lower	Upper
85	100		
135	0.9	52.4	78.6#

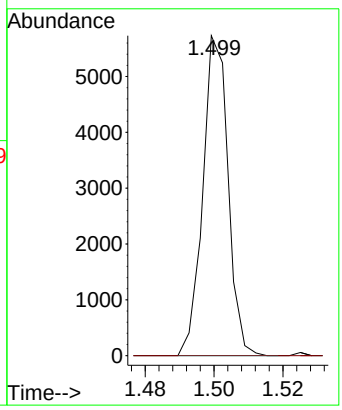

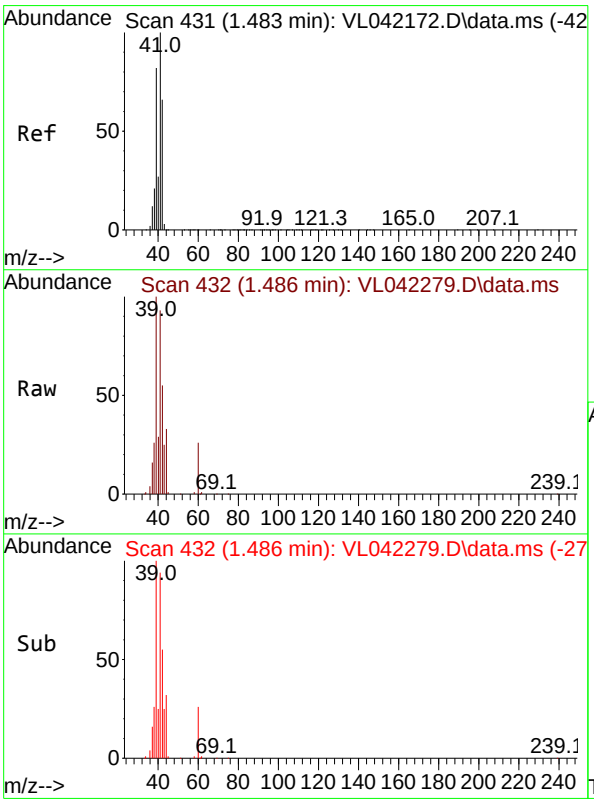

#9
Propene
Concen: 1.729 ppbv
RT: 1.486 min Scan# 432
Delta R.T. 0.003 min
Lab File: VL042279.D
Acq: 09 Apr 2025 00:46

Tgt Ion: 41 Resp: 18452

Ion	Ratio	Lower	Upper
41	100		
42	58.8	55.4	83.2

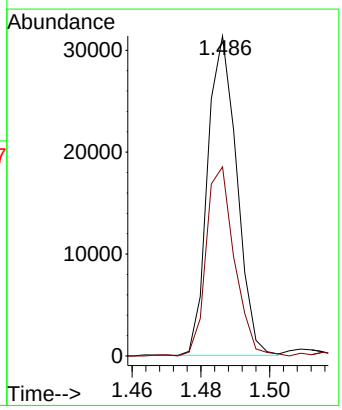

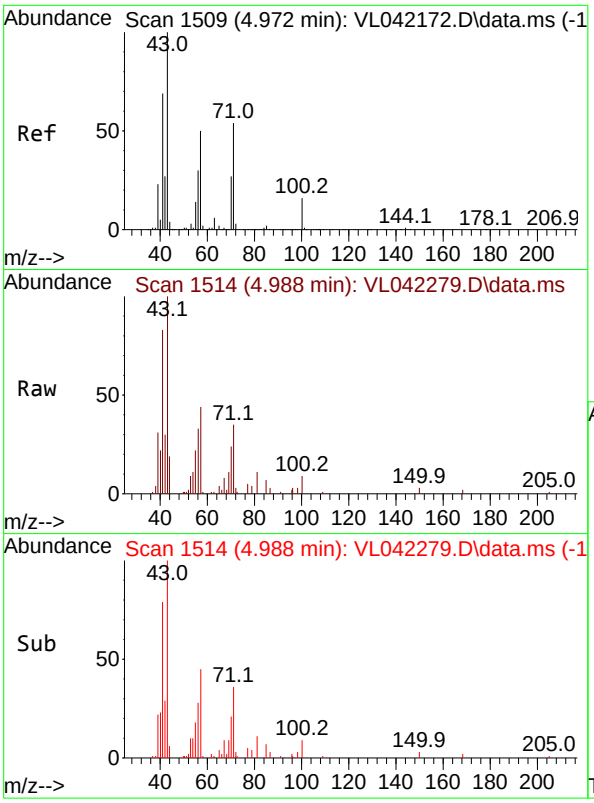

#10
Heptane
Concen: 0.301 ppbv
RT: 4.988 min Scan# 1
Delta R.T. 0.016 min
Lab File: VL042279.D
Acq: 09 Apr 2025 00:46

Instrument :
MSVOA_L
ClientSampleId :
SSSG-B2-7-04022025

Tgt Ion: 43 Resp: 8556

Ion	Ratio	Lower	Upper
43	100		
57	47.5	39.4	59.2

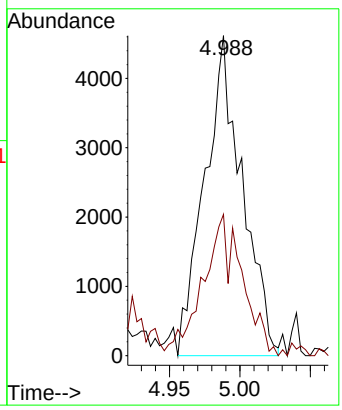

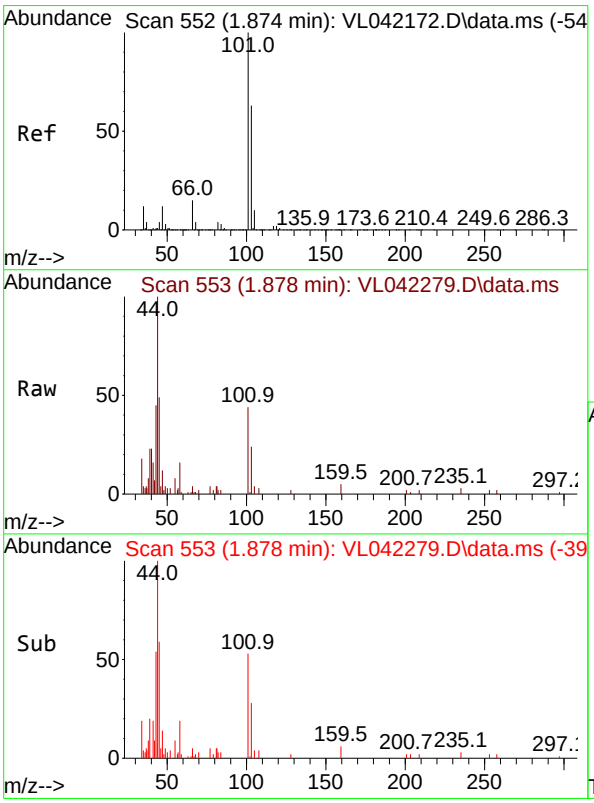

#11
Trichlorofluoromethane
Concen: 0.055 ppbv
RT: 1.878 min Scan# 553
Delta R.T. 0.003 min
Lab File: VL042279.D
Acq: 09 Apr 2025 00:46

Tgt Ion:101 Resp: 1213

Ion	Ratio	Lower	Upper
101	100		
103	53.2	50.2	75.2

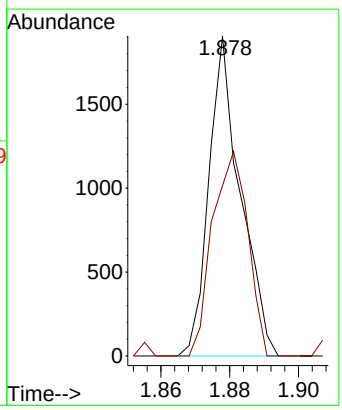

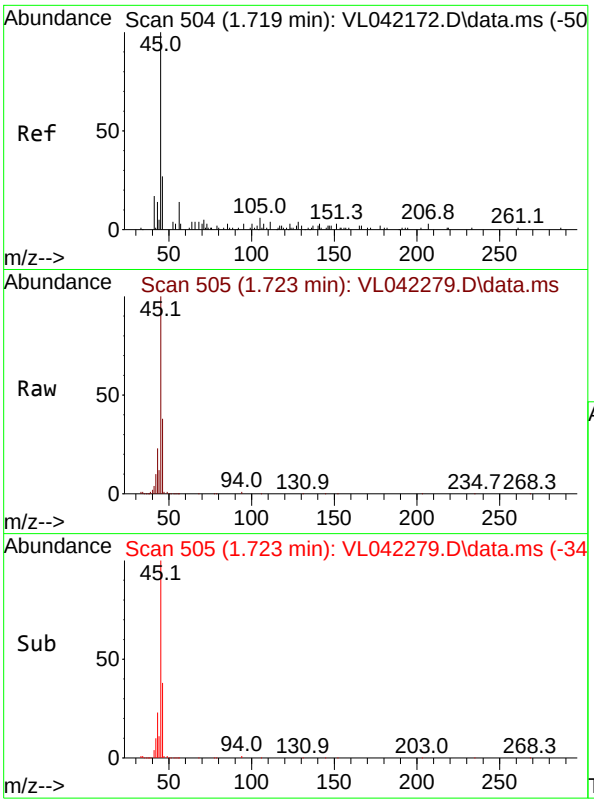

#13
Ethanol
Concen: 35.335 ppbv
RT: 1.723 min Scan# 5
Delta R.T. 0.003 min
Lab File: VL042279.D
Acq: 09 Apr 2025 00:46

Instrument :
MSVOA_L
ClientSampleId :
SSSG-B2-7-04022025

Tgt Ion: 45 Resp: 35645

Ion	Ratio	Lower	Upper
45	100		
46	39.6	20.2	80.8

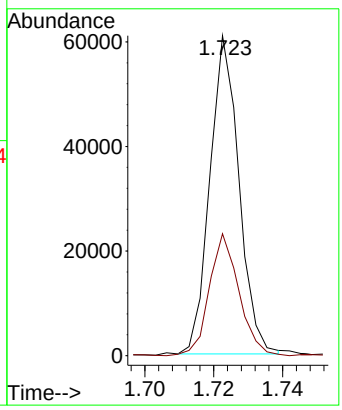

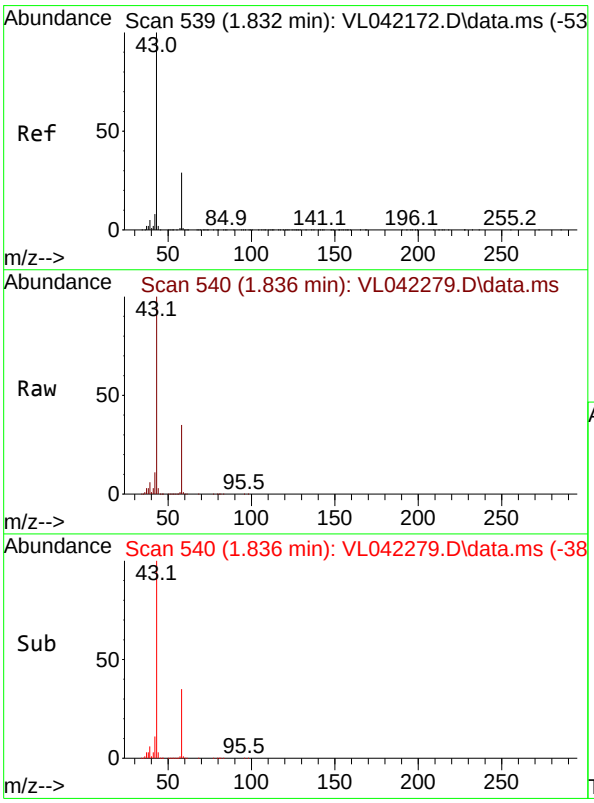

#15
Acetone
Concen: 64.577 ppbv
RT: 1.836 min Scan# 540
Delta R.T. 0.003 min
Lab File: VL042279.D
Acq: 09 Apr 2025 00:46

Tgt Ion: 43 Resp: 1394020

Ion	Ratio	Lower	Upper
43	100		
58	31.7	23.2	34.8

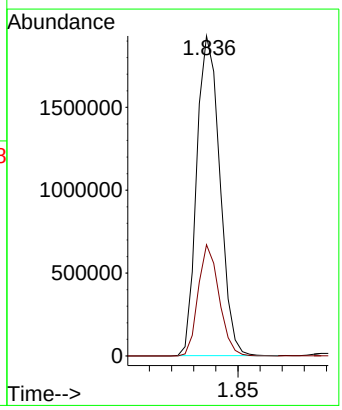

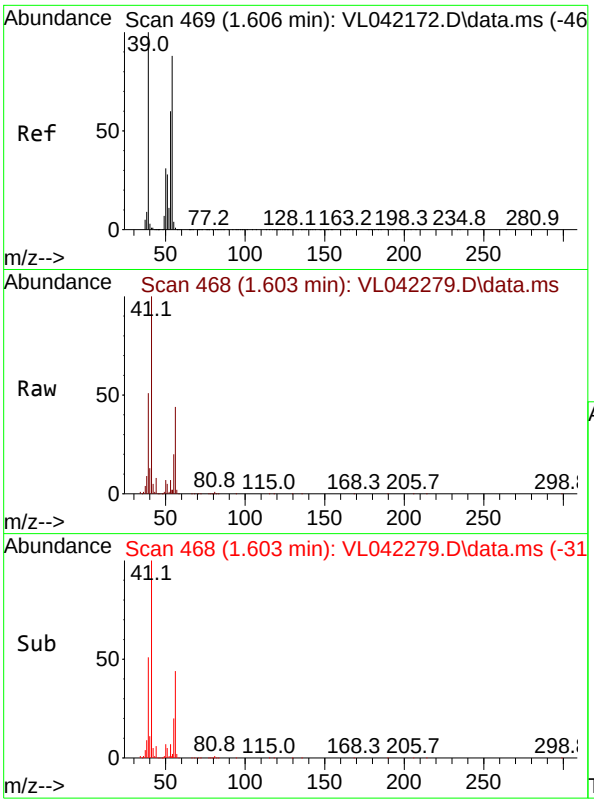

#16
1,3-Butadiene
Concen: 1.315 ppbv
RT: 1.603 min Scan# 4
Delta R.T. -0.003 min
Lab File: VL042279.D
Acq: 09 Apr 2025 00:46

Instrument :
MSVOA_L
ClientSampleId :
SSSG-B2-7-04022025

Tgt Ion: 39 Resp: 13865

Ion	Ratio	Lower	Upper
39	100		
54	9.3	60.7	91.1#

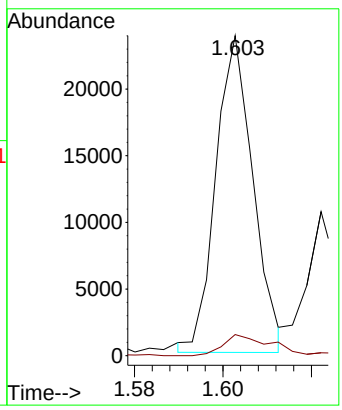

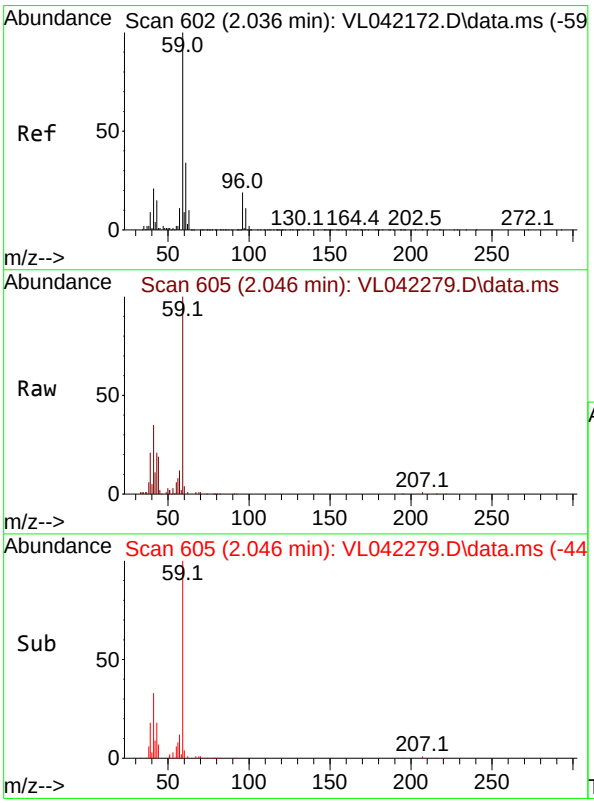

#17
tert-Butyl alcohol
Concen: 0.770 ppbv
RT: 2.046 min Scan# 605
Delta R.T. 0.010 min
Lab File: VL042279.D
Acq: 09 Apr 2025 00:46

Tgt Ion: 59 Resp: 20709

Ion	Ratio	Lower	Upper
59	100		
57	12.5	8.9	13.3

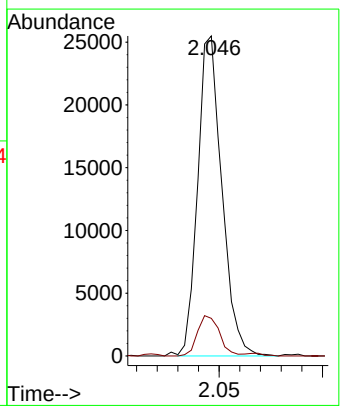

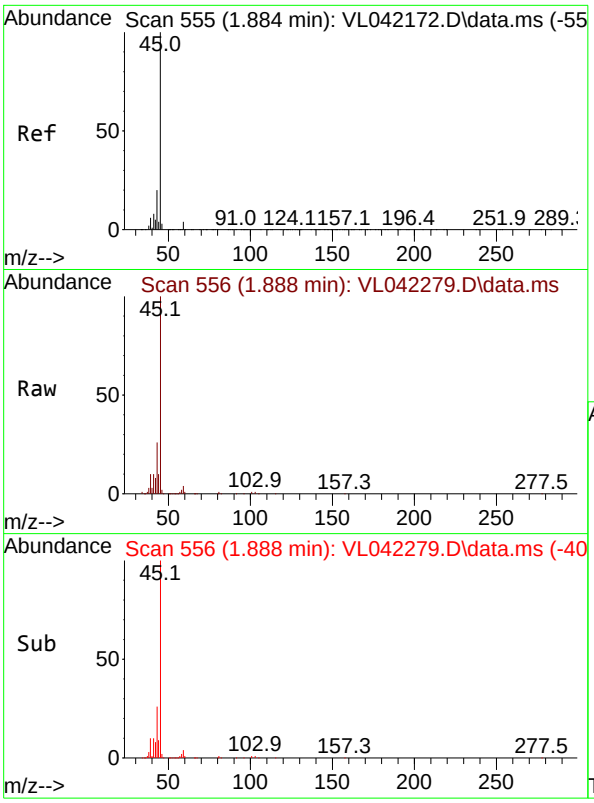

#19
Isopropyl Alcohol
Concen: 3.503 ppbv
RT: 1.888 min Scan# 5
Delta R.T. 0.003 min
Lab File: VL042279.D
Acq: 09 Apr 2025 00:46

Instrument :
MSVOA_L
ClientSampleId :
SSSG-B2-7-04022025

Tgt Ion: 45 Resp: 42662

Ion	Ratio	Lower	Upper
45	100		
58	0.0	36.9	55.3#

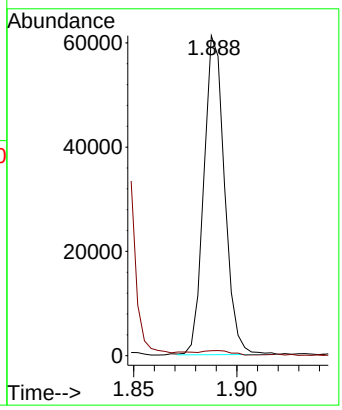

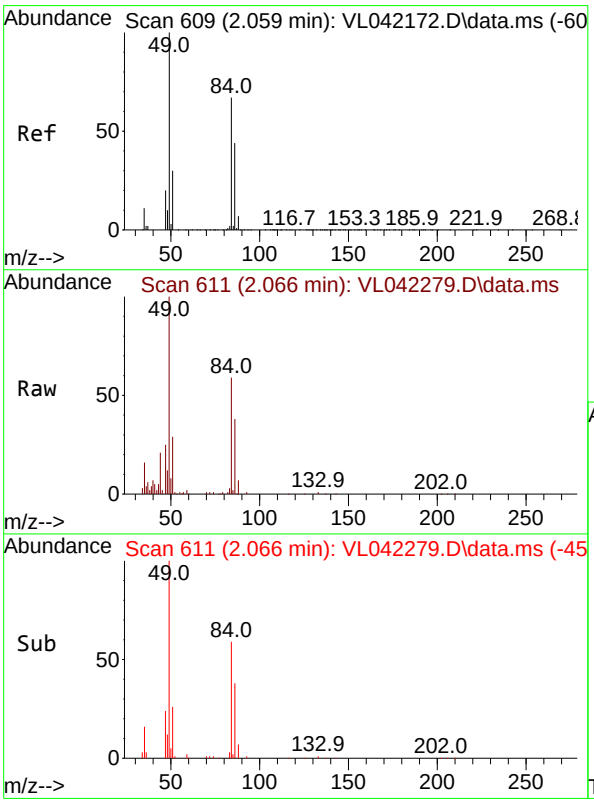

#20
Methylene Chloride
Concen: 0.979 ppbv
RT: 2.066 min Scan# 611
Delta R.T. 0.007 min
Lab File: VL042279.D
Acq: 09 Apr 2025 00:46

Tgt Ion: 84 Resp: 7869

Ion	Ratio	Lower	Upper
84	100		
49	168.9	120.2	180.4
51	46.6	37.4	56.0
86	65.3	52.4	78.6

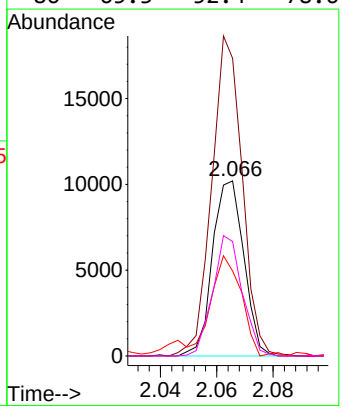

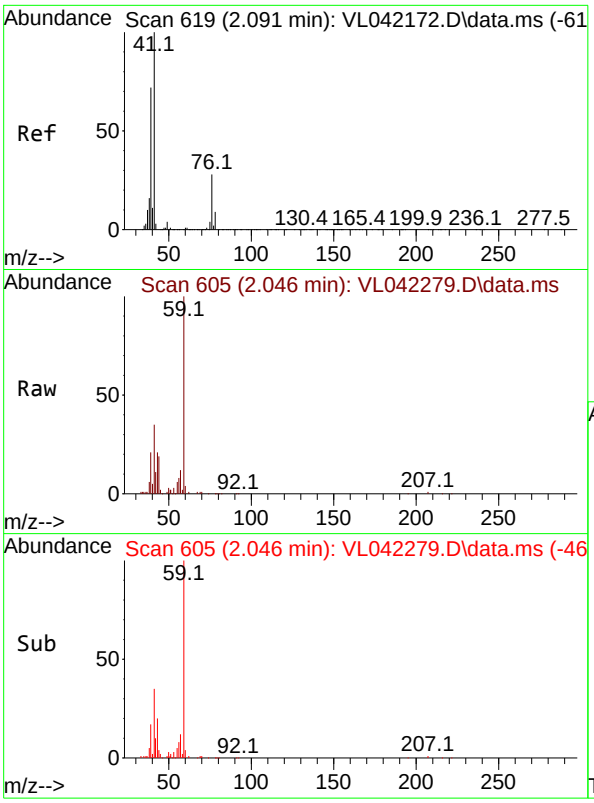

#21
Allyl Chloride
Concen: 0.490 ppbv
RT: 2.046 min Scan# 6
Delta R.T. -0.045 min
Lab File: VL042279.D
Acq: 09 Apr 2025 00:46

Instrument :
MSVOA_L
ClientSampleId :
SSSG-B2-7-04022025

Tgt Ion: 41 Resp: 7464

Ion	Ratio	Lower	Upper
41	100		
76	0.0	24.1	36.1#
39	54.9	61.1	91.7#

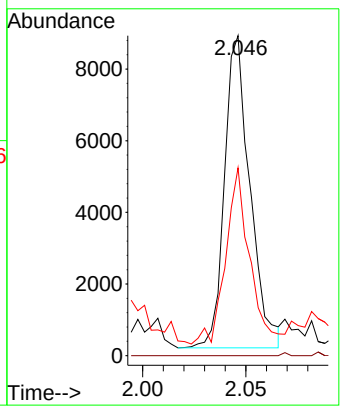

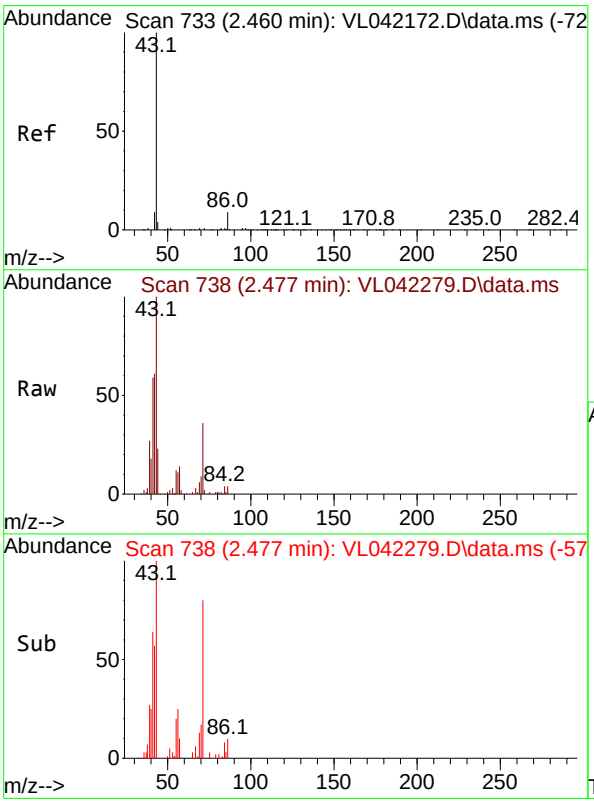

#23
Vinyl Acetate
Concen: 1.801 ppbv
RT: 2.477 min Scan# 738
Delta R.T. 0.016 min
Lab File: VL042279.D
Acq: 09 Apr 2025 00:46

Tgt Ion: 43 Resp: 16824

Ion	Ratio	Lower	Upper
43	100		
86	4.5	5.5	8.3#
42	60.7	8.6	13.0#
44	7.0	6.2	9.4

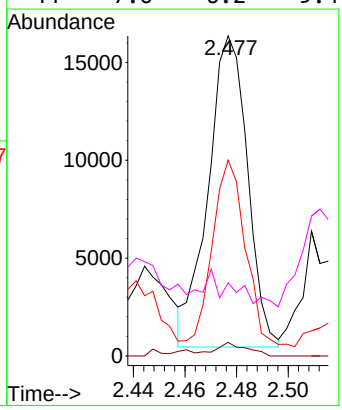

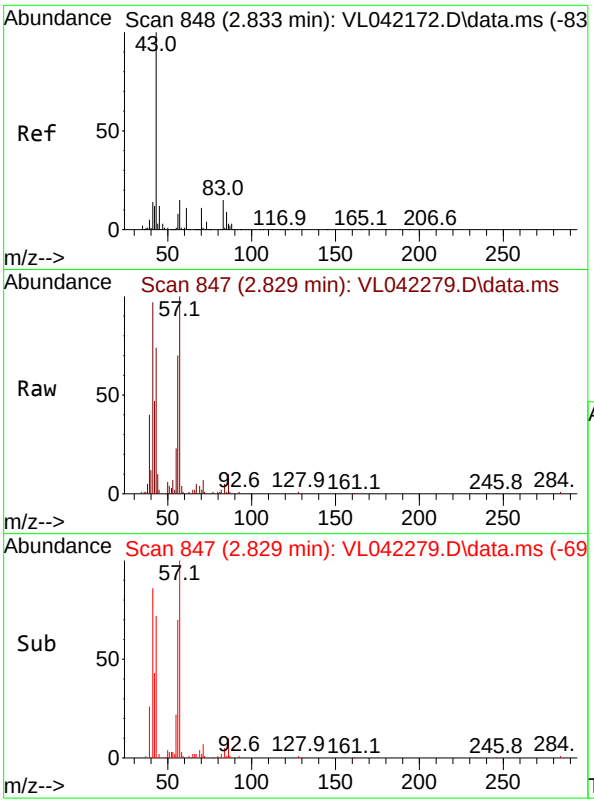

#25
Ethyl Acetate
Concen: 0.207 ppbv
RT: 2.829 min Scan# 8
Delta R.T. -0.003 min
Lab File: VL042279.D
Acq: 09 Apr 2025 00:46

Instrument :
MSVOA_L
ClientSampleId :
SSSG-B2-7-04022025

Tgt Ion: 43 Resp: 11586

Ion	Ratio	Lower	Upper
43	100		
45	6.8	8.2	12.2#
61	4.0	7.3	10.9#
70	4.4	7.2	10.8#

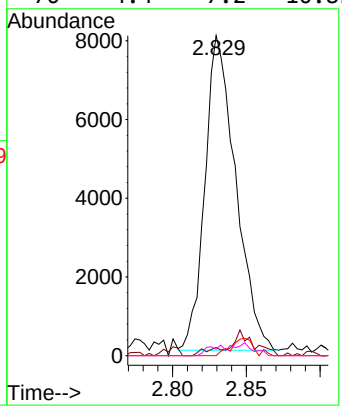

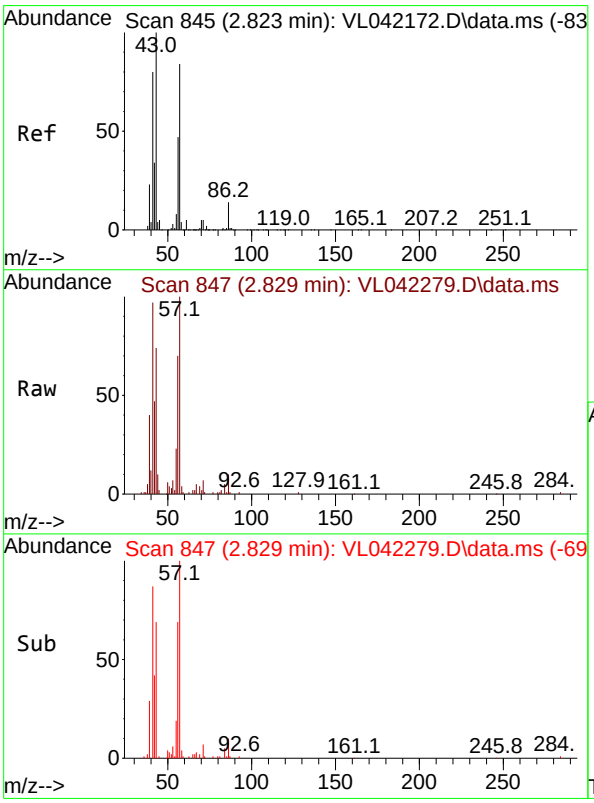

#26
Hexane
Concen: 0.514 ppbv
RT: 2.829 min Scan# 847
Delta R.T. 0.007 min
Lab File: VL042279.D
Acq: 09 Apr 2025 00:46

Tgt Ion: 57 Resp: 11117

Ion	Ratio	Lower	Upper
57	100		
41	118.7	76.6	114.8#
43	107.1	207.8	311.8#
56	75.6	43.6	65.4#

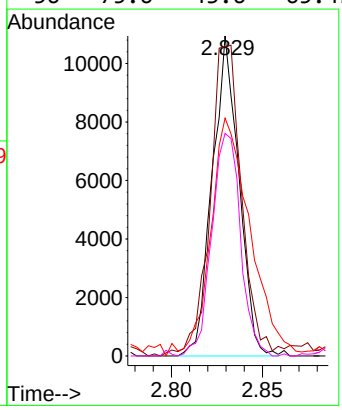

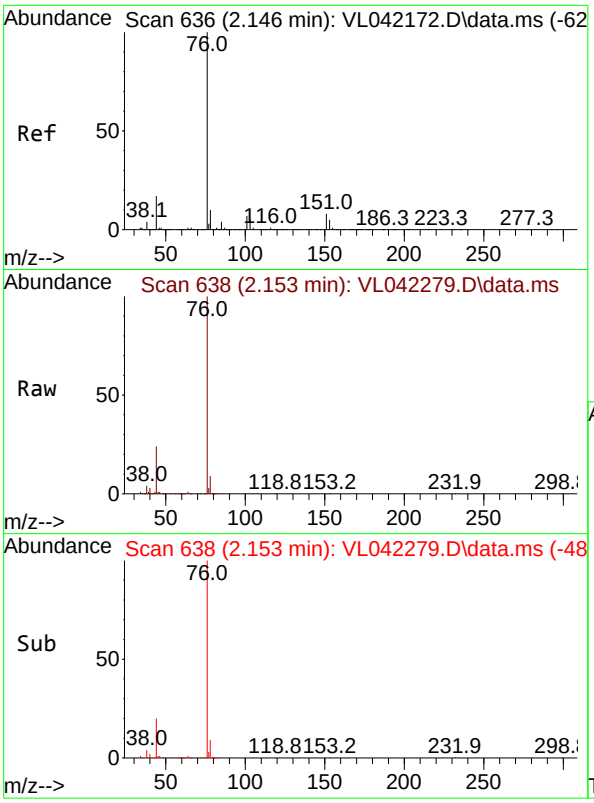

#27
Carbon Disulfide
Concen: 2.746 ppbv
RT: 2.153 min Scan# 6
Delta R.T. 0.007 min
Lab File: VL042279.D
Acq: 09 Apr 2025 00:46

Instrument :
MSVOA_L
ClientSampleId :
SSSG-B2-7-04022025

Tgt Ion: 76 Resp: 63719

Ion	Ratio	Lower	Upper
76	100		
44	27.1	14.7	22.1#
78	9.2	9.3	13.9#

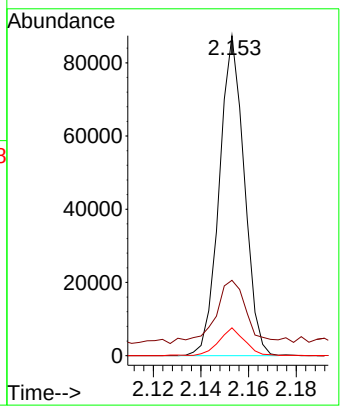

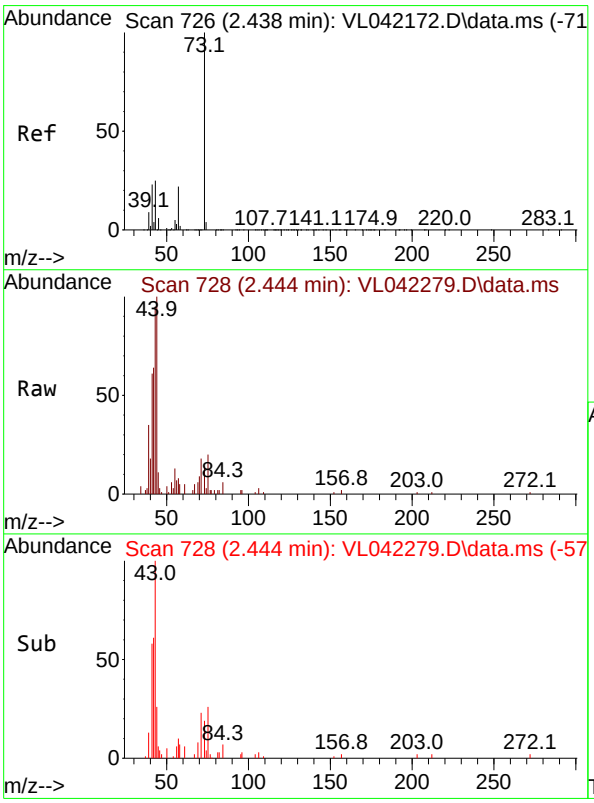

#28
Methyl tert-Butyl Ether
Concen: 0.033 ppbv
RT: 2.444 min Scan# 728
Delta R.T. 0.007 min
Lab File: VL042279.D
Acq: 09 Apr 2025 00:46

Tgt Ion: 73 Resp: 440

Ion	Ratio	Lower	Upper
73	100		
57	0.0	20.5	30.7#

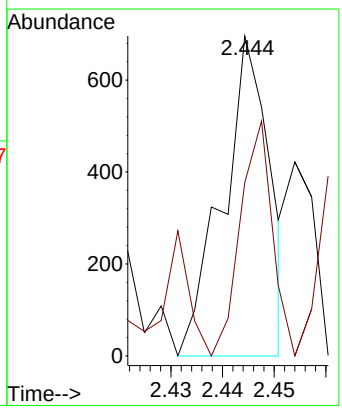

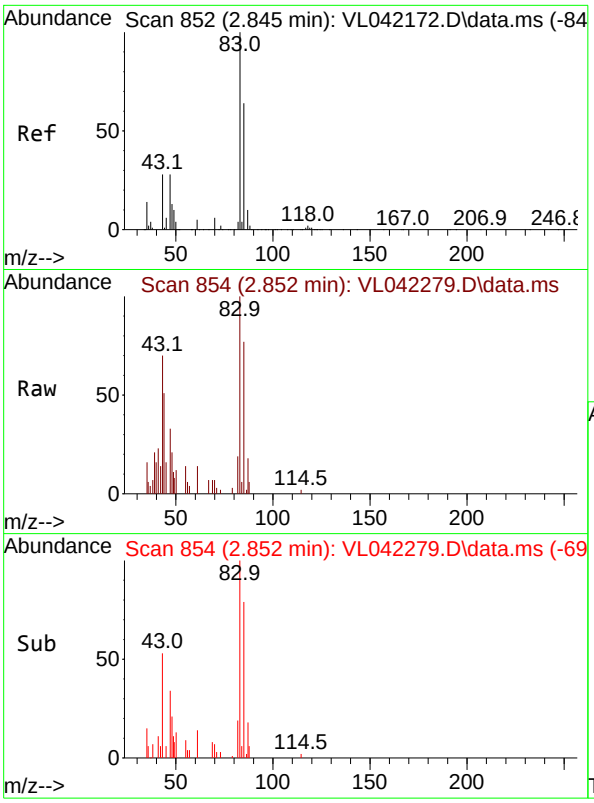

#29
Chloroform
Concen: 0.102 ppbv
RT: 2.852 min Scan# 8
Delta R.T. 0.007 min
Lab File: VL042279.D
Acq: 09 Apr 2025 00:46

Instrument :
MSVOA_L
ClientSampleId :
SSSG-B2-7-04022025

Tgt Ion: 83 Resp: 3242

Ion	Ratio	Lower	Upper
83	100		
85	76.6	51.4	77.2

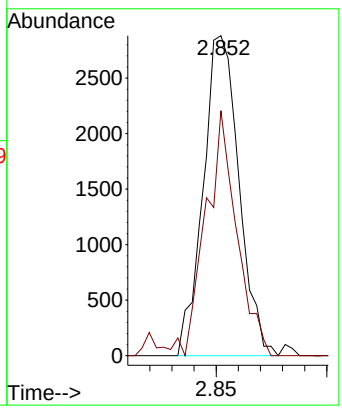

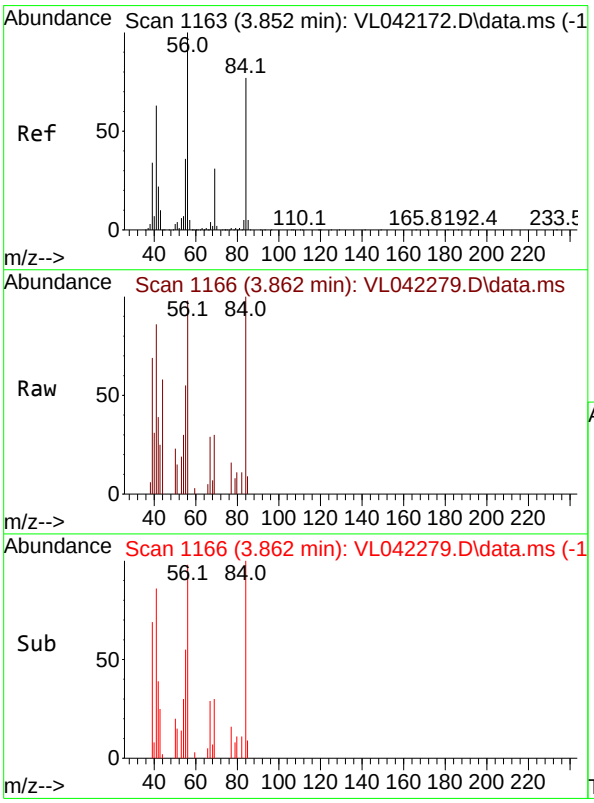

#30
Cyclohexane
Concen: 0.148 ppbv
RT: 3.862 min Scan# 1166
Delta R.T. 0.010 min
Lab File: VL042279.D
Acq: 09 Apr 2025 00:46

Tgt Ion: 84 Resp: 2776

Ion	Ratio	Lower	Upper
84	100		
56	153.2	102.8	154.2
41	134.2	66.5	99.7#

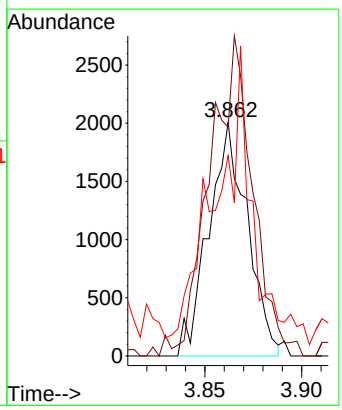

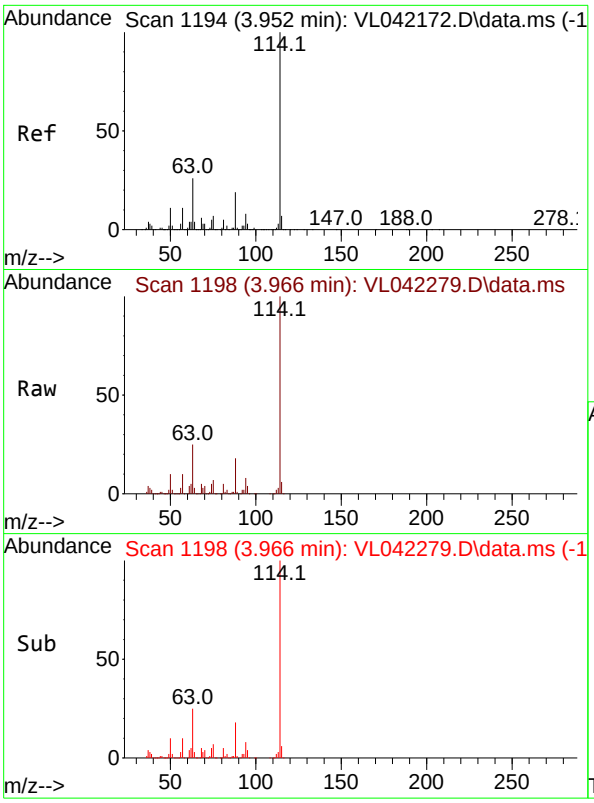

#33
1,4-Difluorobenzene
Concen: 10.000 ppbv
RT: 3.966 min Scan# 1
Delta R.T. 0.013 min
Lab File: VL042279.D
Acq: 09 Apr 2025 00:46

Instrument :
MSVOA_L
ClientSampleId :
SSSG-B2-7-04022025

Tgt Ion:114 Resp: 392096

Ion	Ratio	Lower	Upper
114	100		
63	25.8	20.7	31.1
88	18.1	15.0	22.4

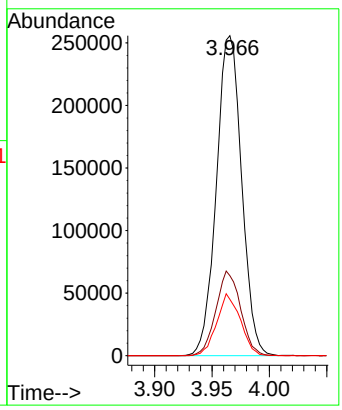

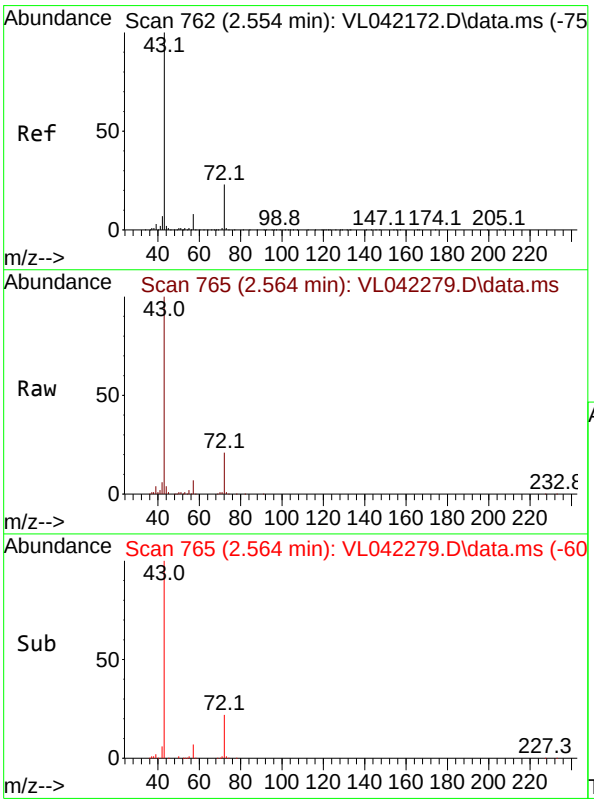

#34
2-Butanone
Concen: 3.959 ppbv
RT: 2.564 min Scan# 765
Delta R.T. 0.010 min
Lab File: VL042279.D
Acq: 09 Apr 2025 00:46

Tgt Ion: 43 Resp: 112551

Ion	Ratio	Lower	Upper
43	100		
72	22.5	18.2	27.2

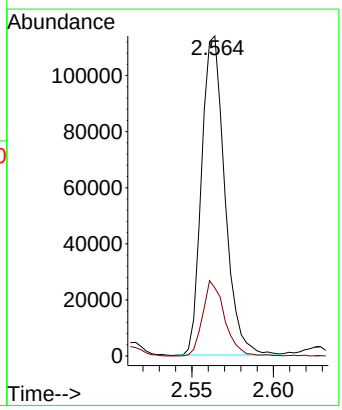

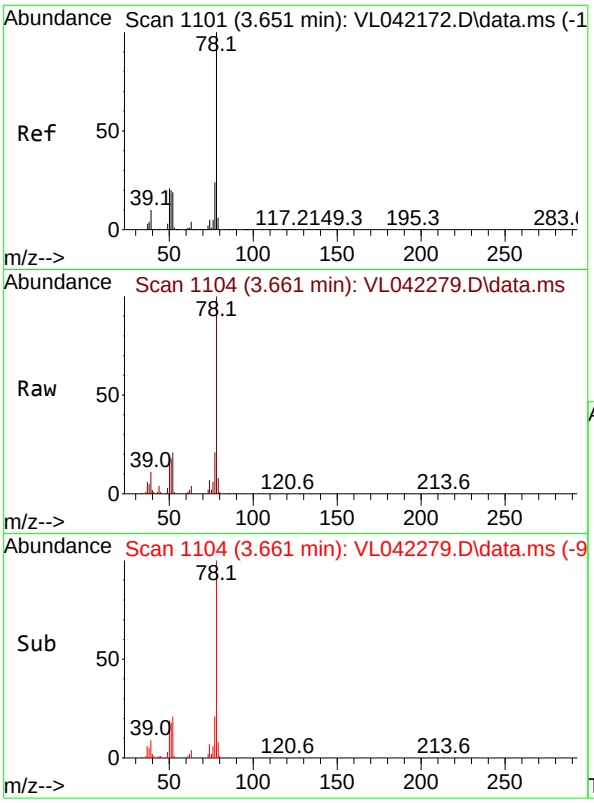

#36
Benzene
Concen: 1.014 ppbv
RT: 3.661 min Scan# 1
Delta R.T. 0.010 min
Lab File: VL042279.D
Acq: 09 Apr 2025 00:46

Instrument :
MSVOA_L
ClientSampleId :
SSSG-B2-7-04022025

Tgt Ion: 78 Resp: 39414

Ion	Ratio	Lower	Upper
78	100		
77	21.4	19.1	28.7
50	19.0	16.6	24.8

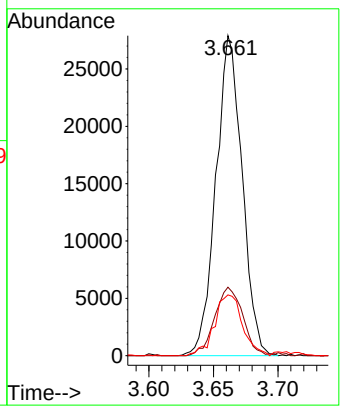

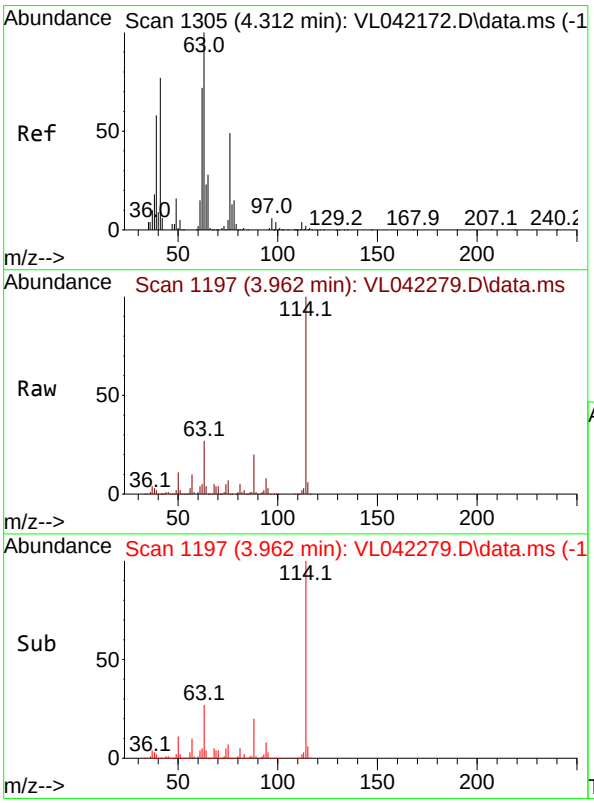

#39
1,2-Dichloropropane
Concen: 7.152 ppbv
RT: 3.962 min Scan# 1197
Delta R.T. -0.349 min
Lab File: VL042279.D
Acq: 09 Apr 2025 00:46

Tgt Ion: 63 Resp: 101244

Ion	Ratio	Lower	Upper
63	100		
41	0.1	61.7	92.5#
62	18.9	57.6	86.4#

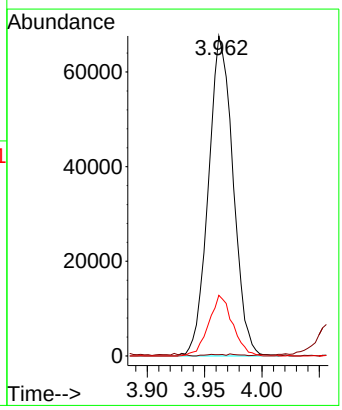

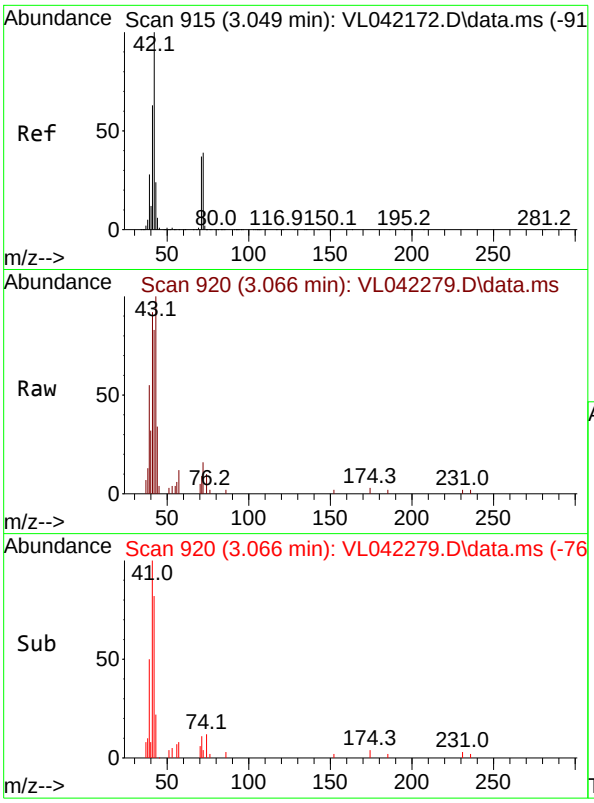

#41
Tetrahydrofuran
Concen: 0.204 ppbv
RT: 3.066 min Scan# 9
Delta R.T. 0.016 min
Lab File: VL042279.D
Acq: 09 Apr 2025 00:46

Instrument :
MSVOA_L
ClientSampleId :
SSSG-B2-7-04022025

Tgt Ion: 42 Resp: 3332

Ion	Ratio	Lower	Upper
42	100		
72	25.2	31.4	47.0#
71	14.3	30.2	45.4#

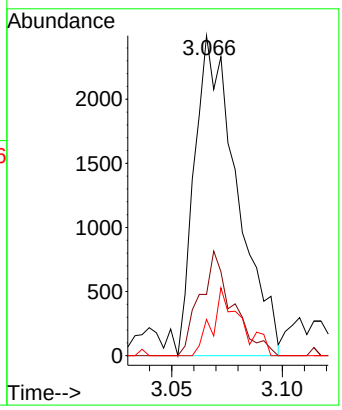

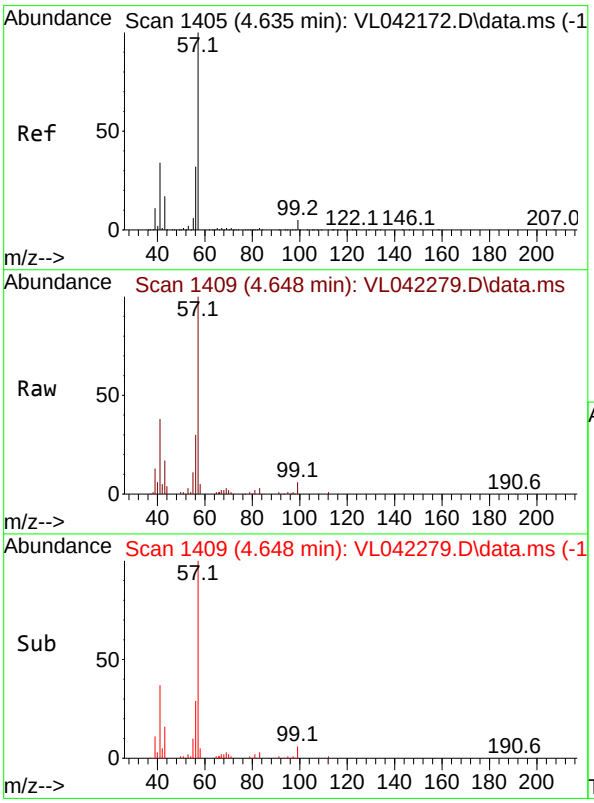

#44
2,2,4-Trimethylpentane
Concen: 0.740 ppbv
RT: 4.648 min Scan# 1409
Delta R.T. 0.013 min
Lab File: VL042279.D
Acq: 09 Apr 2025 00:46

Tgt Ion: 57 Resp: 48596

Ion	Ratio	Lower	Upper
57	100		
41	46.5	26.8	40.2#
56	42.7	25.6	38.4#

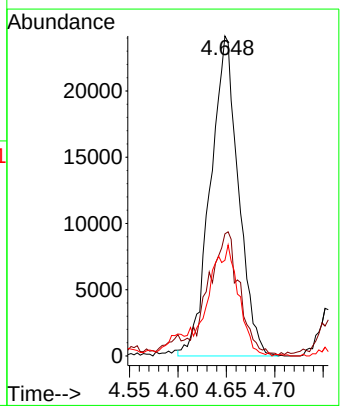

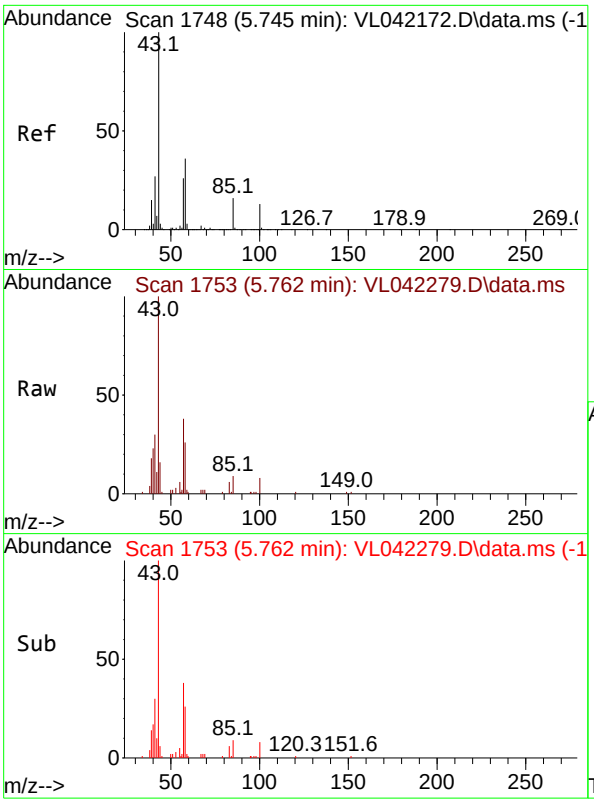

#50
4-Methyl-2-Pentanone
Concen: 0.128 ppbv
RT: 5.762 min Scan# 1
Delta R.T. 0.016 min
Lab File: VL042279.D
Acq: 09 Apr 2025 00:46

Instrument :
MSVOA_L
ClientSampleId :
SSSG-B2-7-04022025

Tgt Ion: 43 Resp: 5775

Ion	Ratio	Lower	Upper
43	100		
58	0.0	29.0	43.6#

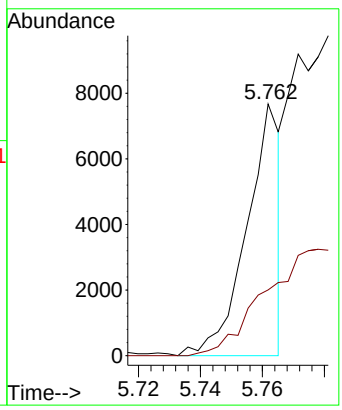

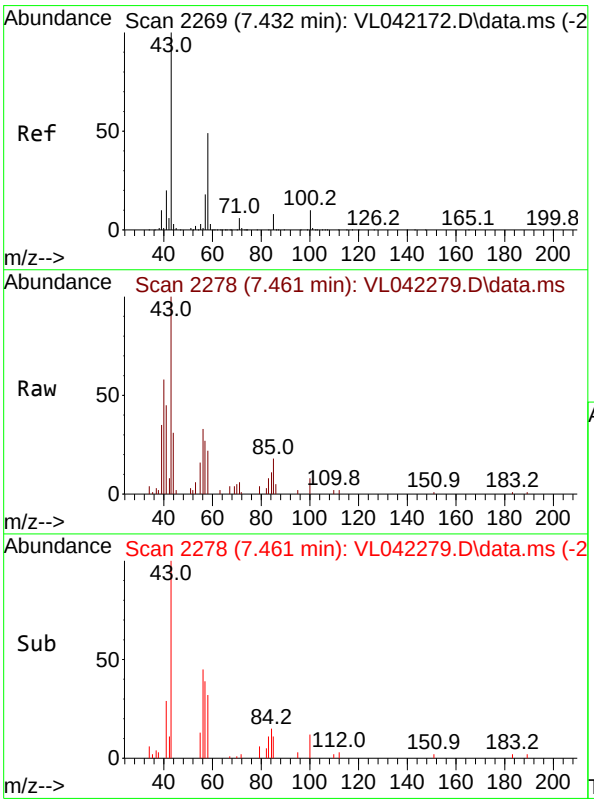

#51
2-Hexanone
Concen: 0.072 ppbv
RT: 7.461 min Scan# 2278
Delta R.T. 0.029 min
Lab File: VL042279.D
Acq: 09 Apr 2025 00:46

Tgt Ion: 43 Resp: 2675

Ion	Ratio	Lower	Upper
43	100		
58	0.0	39.7	59.5#
98	0.0	0.1	0.1#

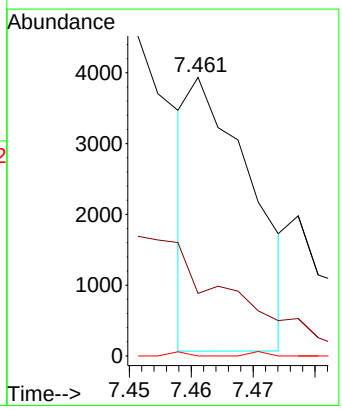

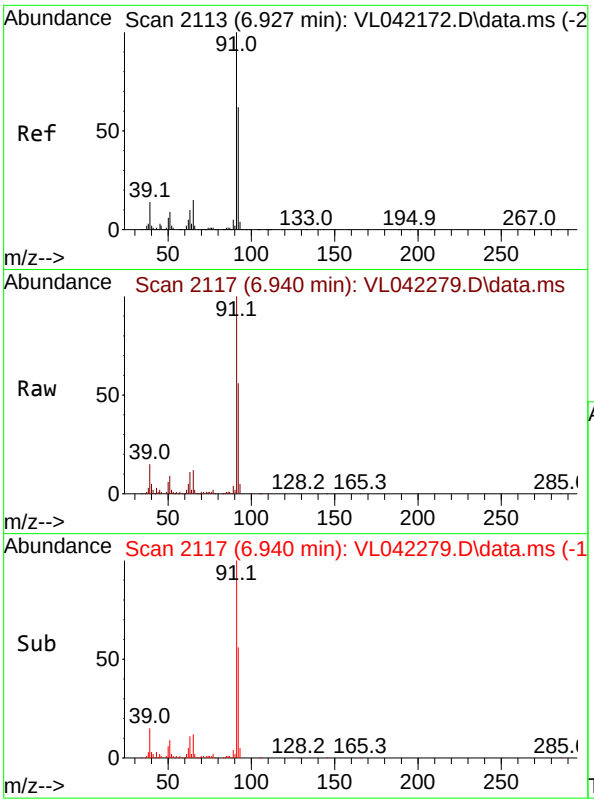

#53
Toluene
Concen: 3.603 ppbv
RT: 6.940 min Scan# 2
Delta R.T. 0.013 min
Lab File: VL042279.D
Acq: 09 Apr 2025 00:46

Instrument :
MSVOA_L
ClientSampleId :
SSSG-B2-7-04022025

Tgt Ion: 91 Resp: 166042

Ion	Ratio	Lower	Upper
91	100		
92	59.2	48.4	72.6

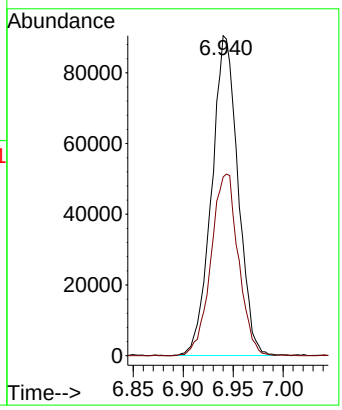

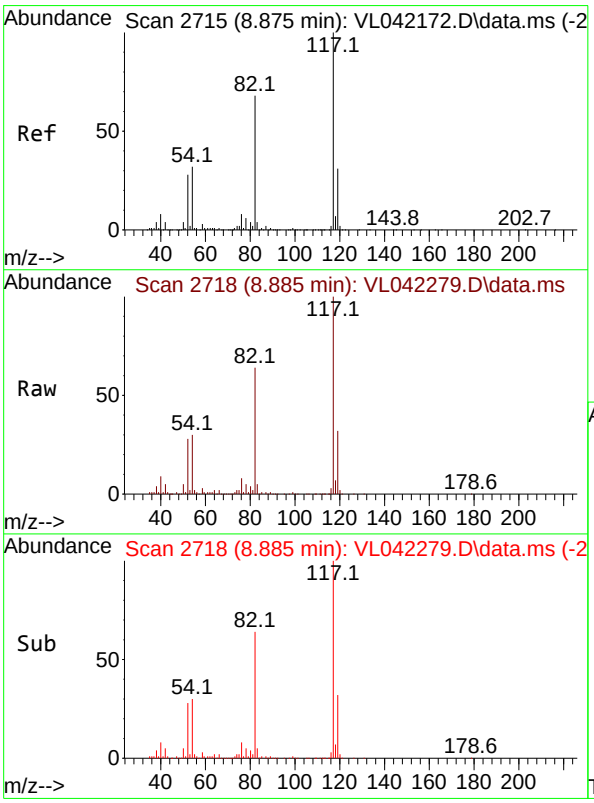

#55
Chlorobenzene-d5
Concen: 10.000 ppbv
RT: 8.885 min Scan# 2718
Delta R.T. 0.010 min
Lab File: VL042279.D
Acq: 09 Apr 2025 00:46

Tgt Ion:117 Resp: 376954

Ion	Ratio	Lower	Upper
117	100		
82	64.7	55.8	83.6
119	31.7	25.5	38.3

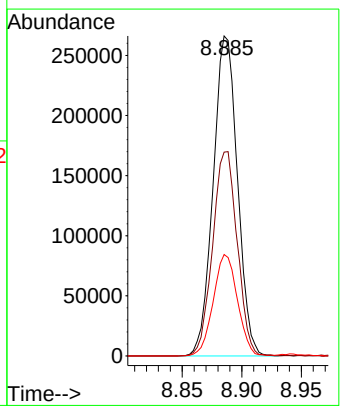

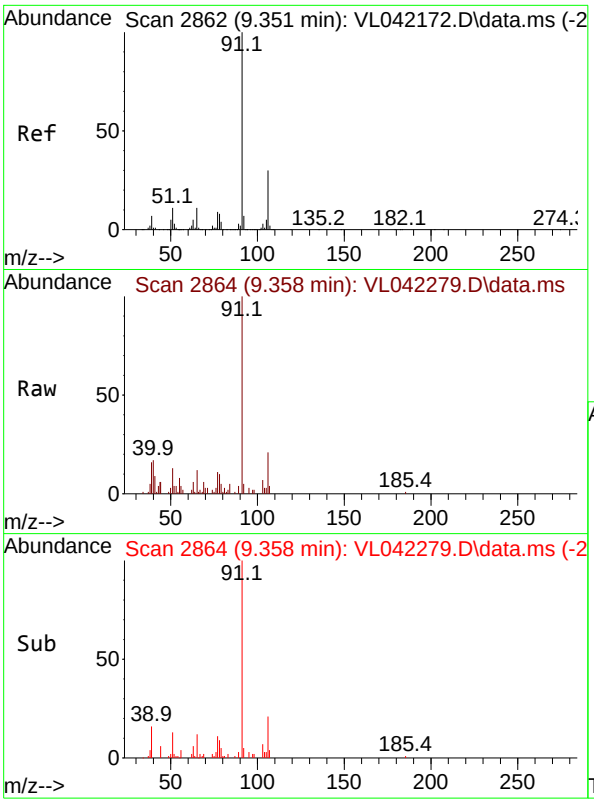

#58
Ethyl Benzene
Concen: 0.188 ppbv
RT: 9.358 min Scan# 2
Delta R.T. 0.007 min
Lab File: VL042279.D
Acq: 09 Apr 2025 00:46

Instrument :
MSVOA_L
ClientSampleId :
SSSG-B2-7-04022025

Tgt Ion: 91 Resp: 12588

Ion	Ratio	Lower	Upper
91	100		
106	20.9	24.2	36.2#

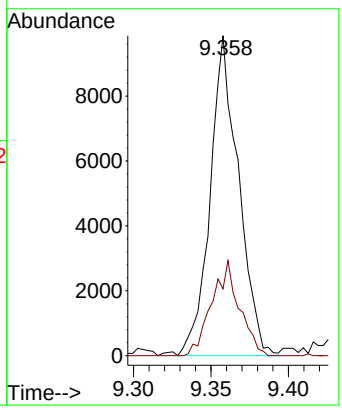

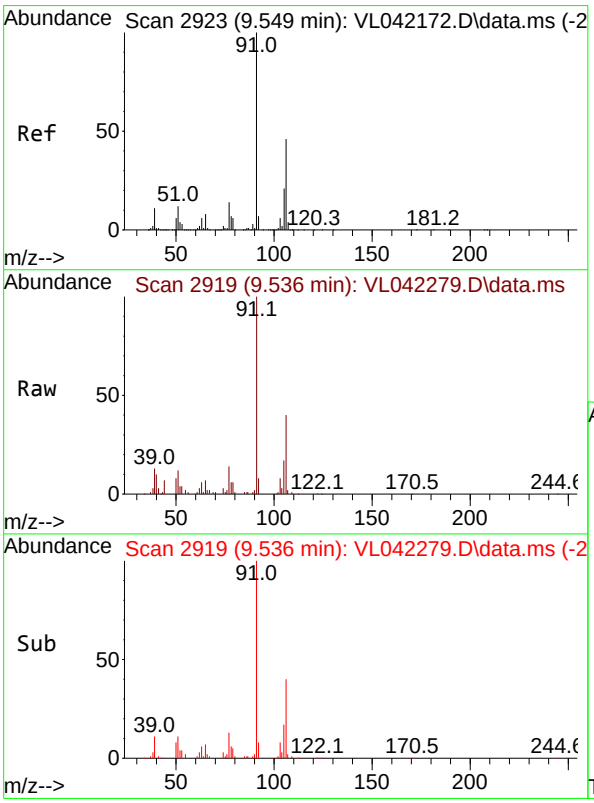

#59
m/p-Xylene
Concen: 0.641 ppbv
RT: 9.536 min Scan# 2919
Delta R.T. -0.013 min
Lab File: VL042279.D
Acq: 09 Apr 2025 00:46

Tgt Ion: 91 Resp: 34249

Ion	Ratio	Lower	Upper
91	100		
106	45.1	36.4	54.6

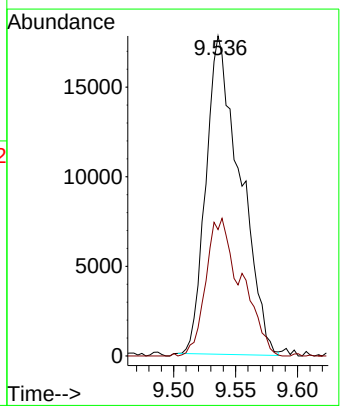

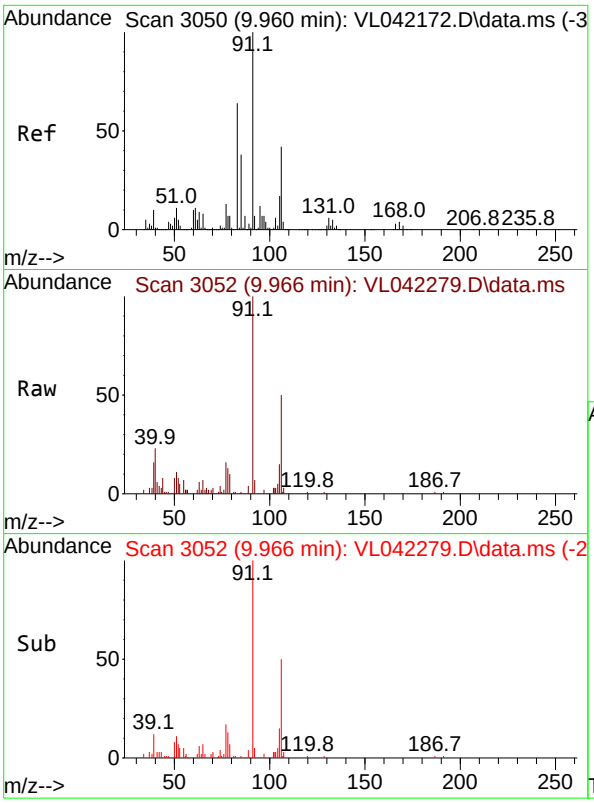

#60
o-Xylene
Concen: 0.207 ppbv
RT: 9.966 min Scan# 3
Delta R.T. 0.007 min
Lab File: VL042279.D
Acq: 09 Apr 2025 00:46

Instrument :
MSVOA_L
ClientSampleId :
SSSG-B2-7-04022025

Tgt Ion: 91 Resp: 11082

Ion	Ratio	Lower	Upper
91	100		
106	43.9	20.8	62.5

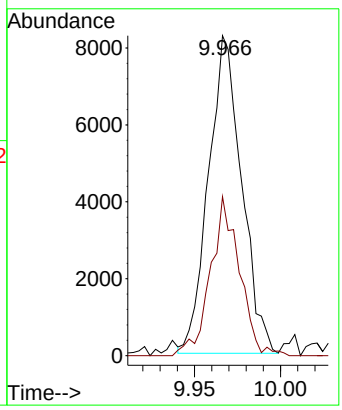

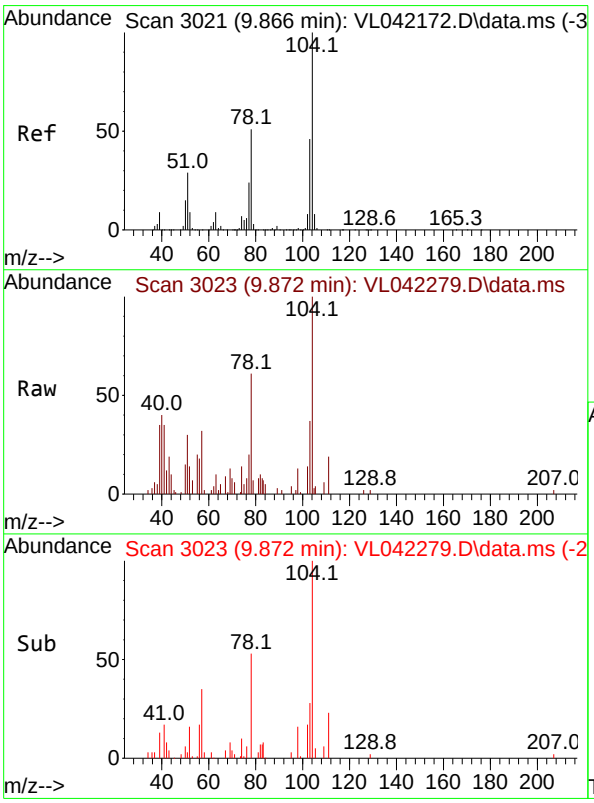

#61
Styrene
Concen: 0.194 ppbv
RT: 9.872 min Scan# 3023
Delta R.T. 0.007 min
Lab File: VL042279.D
Acq: 09 Apr 2025 00:46

Tgt Ion:104 Resp: 5155

Ion	Ratio	Lower	Upper
104	100		
78	53.3	41.8	62.6
103	43.2	37.0	55.4

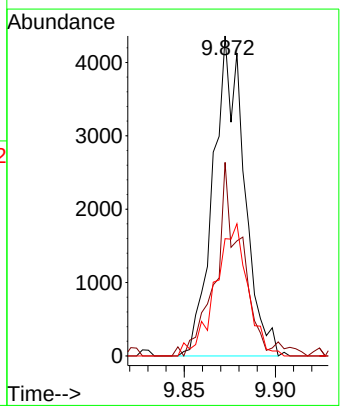

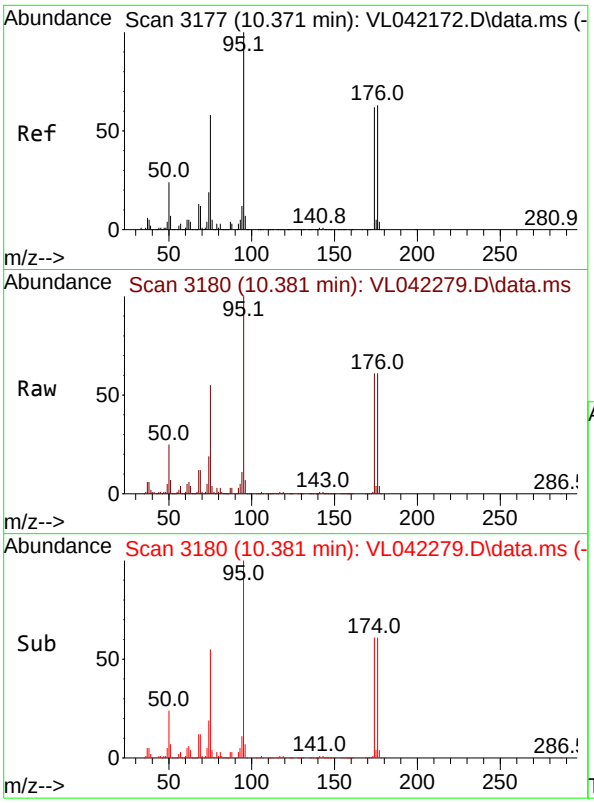

#68
1-Bromo-4-Fluorobenzene
Concen: 9.096 ppbv
RT: 10.381 min Scan# 3
Delta R.T. 0.010 min
Lab File: VL042279.D
Acq: 09 Apr 2025 00:46

Instrument :
MSVOA_L
ClientSampleId :
SSSG-B2-7-04022025

Tgt Ion: 95 Resp: 281576

Ion	Ratio	Lower	Upper
95	100		
174	62.8	50.6	76.0
175	4.8	3.8	5.6

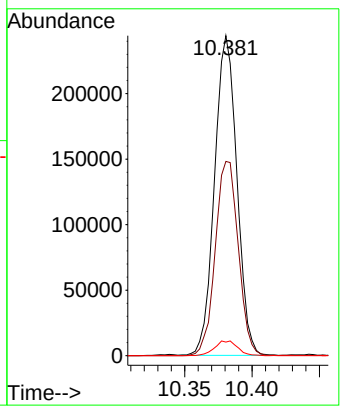

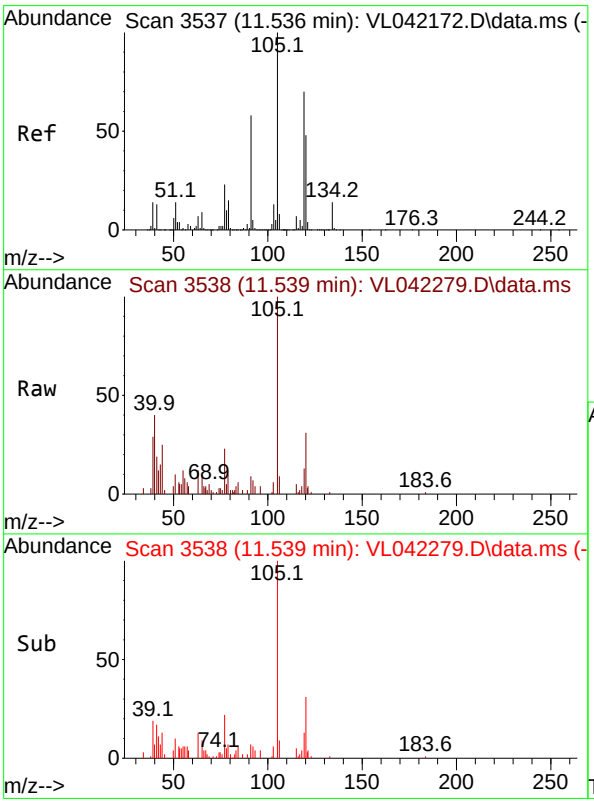

#74
1,2,4-Trimethylbenzene
Concen: 0.071 ppbv
RT: 11.539 min Scan# 3538
Delta R.T. 0.003 min
Lab File: VL042279.D
Acq: 09 Apr 2025 00:46

Tgt Ion:105 Resp: 4779

Ion	Ratio	Lower	Upper
105	100		
120	34.4	38.6	58.0#
91	9.0	46.2	69.2#
77	21.6	18.6	27.8

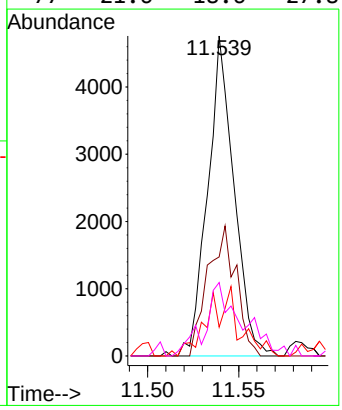

Quantitation Report (Not Reviewed)

Data Path : Z:\voasrv\HPCHEM1\MSVOA_L\Data\VL040825\
Data File : VL042280.D
Acq On : 09 Apr 2025 01:18
Operator : SY/MD
Sample : Q1728-04DL 40X
Misc : 400mL/MSVOA_L
ALS Vial : 1 Sample Multiplier: 1

Instrument :
MSVOA_L
ClientSampleId :
SSSG-B2-7-04022025DL

Quant Time: Apr 09 05:21:09 2025
Quant Method : Z:\voasrv\HPCHEM1\MSVOA_L\methods\VL032725AIR.M
Quant Title : AIR ANALYSIS BY METHOD TO-15 Instrument: MSVOA_LFri Aug 26 06:05:16 2022
QLast Update : Fri Mar 28 02:00:52 2025
Response via : Initial Calibration

Compound	R.T.	QIon	Response	Conc	Units	Dev(Min)
Internal Standards						
1) Bromochloromethane	2.794	49	147116	10.000	ppbv	0.00
33) 1,4-Difluorobenzene	3.968	114	371349	10.000	ppbv	0.02
55) Chlorobenzene-d5	8.888	117	326259	10.000	ppbv	0.01
System Monitoring Compounds						
68) 1-Bromo-4-Fluorobenzene	10.380	95	246947	9.217	ppbv	0.00
Spiked Amount 10.000	Range 65 - 135		Recovery = 92.200%			
Target Compounds						Qvalue
4) Chloromethane	1.531	50	300	0.034	ppbv	90
9) Propene	1.486	41	1659	0.163	ppbv #	56
13) Ethanol	1.725	45	3767	3.918	ppbv	96
15) Acetone	1.839	43	159209	7.738	ppbv	96
16) 1,3-Butadiene	1.602	39	1532	0.152	ppbv #	25
17) tert-Butyl alcohol	2.049	59	2015	0.079	ppbv #	84
19) Isopropyl Alcohol	1.891	45	4361	0.376	ppbv #	1
20) Methylene Chloride	2.065	84	2085	0.272	ppbv #	81
23) Vinyl Acetate	2.480	43	1804	0.203	ppbv #	73
27) Carbon Disulfide	2.153	76	5281	0.239	ppbv #	1
34) 2-Butanone	2.564	43	9672	0.359	ppbv	99
36) Benzene	3.664	78	3306	0.090	ppbv	97
39) 1,2-Dichloropropane	3.965	63	95985	7.159	ppbv #	24
53) Toluene	6.949	91	3484	0.080	ppbv #	20

(#) = qualifier out of range (m) = manual integration (+) = signals summed

Quantitation Report (Not Reviewed)

Data Path : Z:\voasrv\HPCHEM1\MSVOA_L\Data\VL040825\
Data File : VL042280.D
Acq On : 09 Apr 2025 01:18
Operator : SY/MD
Sample : Q1728-04DL 40X
Misc : 400mL/MSVOA_L
ALS Vial : 1 Sample Multiplier: 1

Instrument :
MSVOA_L
ClientSampleId :
SSSG-B2-7-04022025DL

Quant Time: Apr 09 05:21:09 2025
Quant Method : Z:\voasrv\HPCHEM1\MSVOA_L\methods\VL032725AIR.M
Quant Title : AIR ANALYSIS BY METHOD TO-15 Instrument: MSVOA_LFri Aug 26 06:05:16 2022
QLast Update : Fri Mar 28 02:00:52 2025
Response via : Initial Calibration

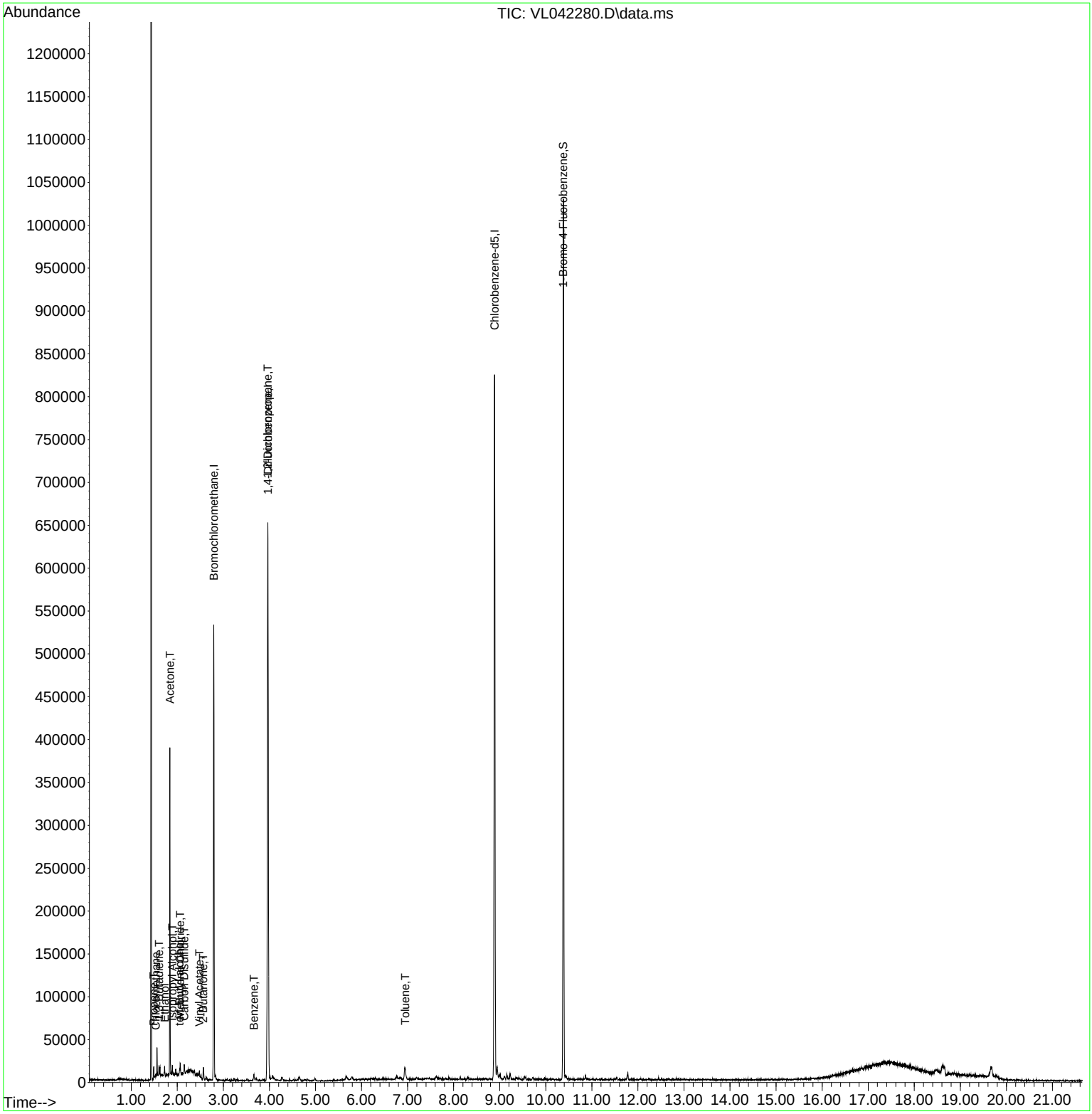

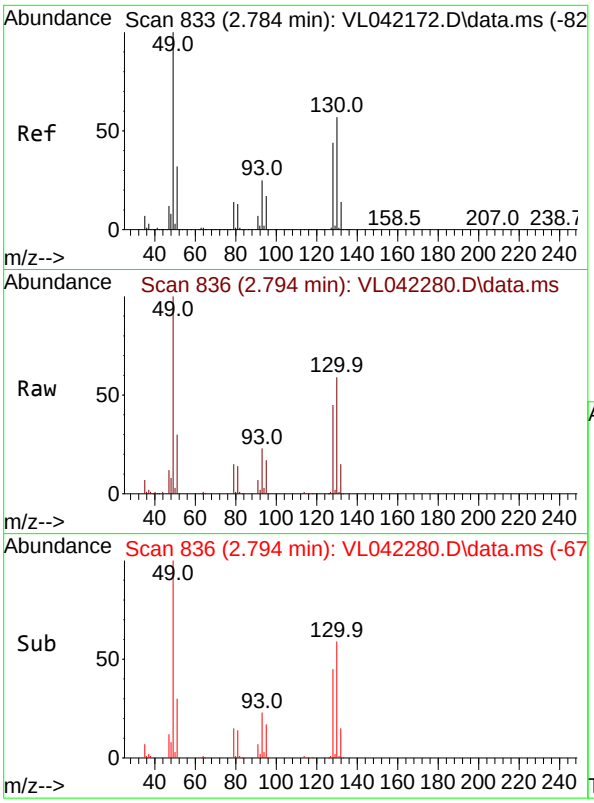

#1
Bromochloromethane
Concen: 10.000 ppbv
RT: 2.794 min Scan# 8
Delta R.T. 0.010 min
Lab File: VL042280.D
Acq: 09 Apr 2025 01:18

Instrument :
MSVOA_L
ClientSampleId :
SSSG-B2-7-04022025DL

Tgt Ion: 49 Resp: 147116

Ion	Ratio	Lower	Upper
49	100		
128	45.8	22.9	68.5
130	59.1	28.8	86.4

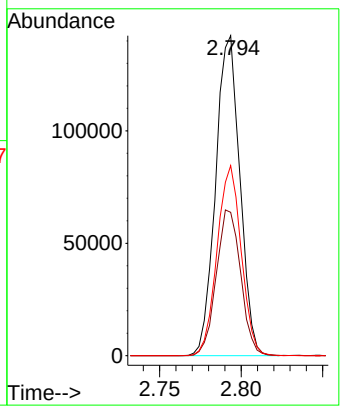

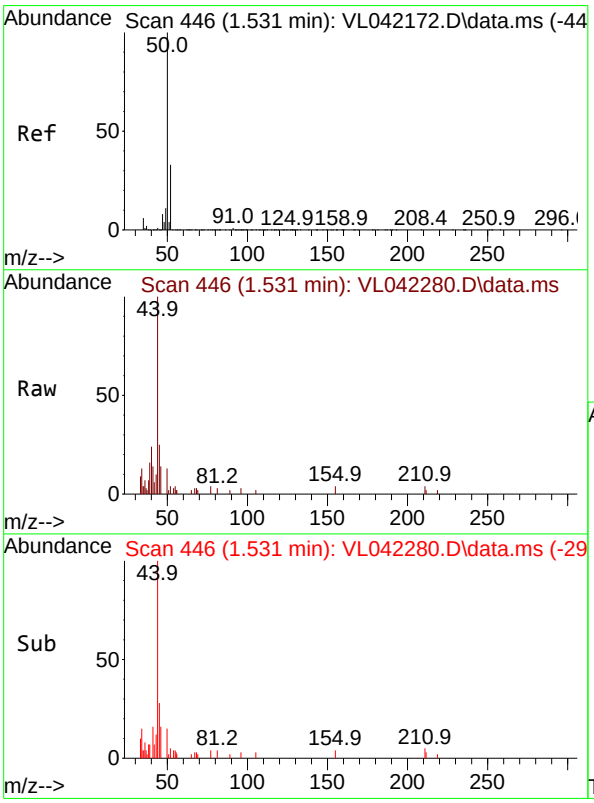

#4
Chloromethane
Concen: 0.034 ppbv
RT: 1.531 min Scan# 446
Delta R.T. -0.000 min
Lab File: VL042280.D
Acq: 09 Apr 2025 01:18

Tgt Ion: 50 Resp: 300

Ion	Ratio	Lower	Upper
50	100		
52	26.8	26.1	39.1

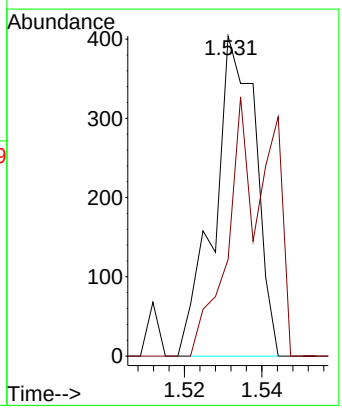

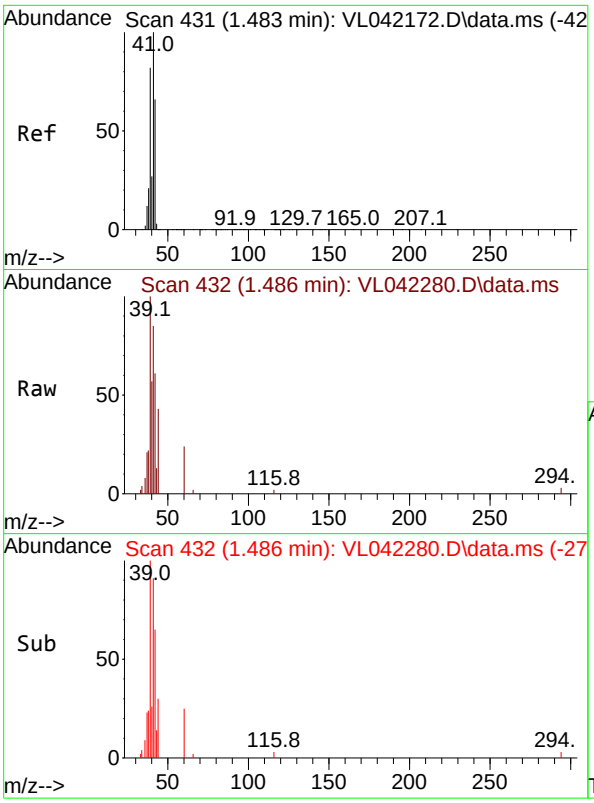

#9
Propene
Concen: 0.163 ppbv
RT: 1.486 min Scan# 4
Delta R.T. 0.003 min
Lab File: VL042280.D
Acq: 09 Apr 2025 01:18

Instrument :
MSVOA_L
ClientSampleId :
SSSG-B2-7-04022025DL

Tgt Ion: 41 Resp: 1659

Ion	Ratio	Lower	Upper
41	100		
42	105.3	55.4	83.2#

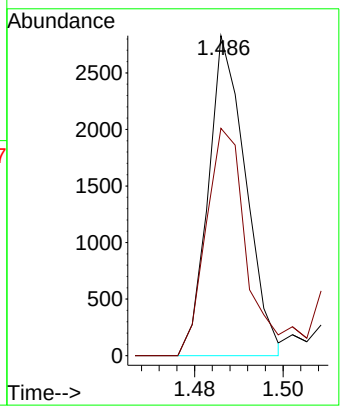

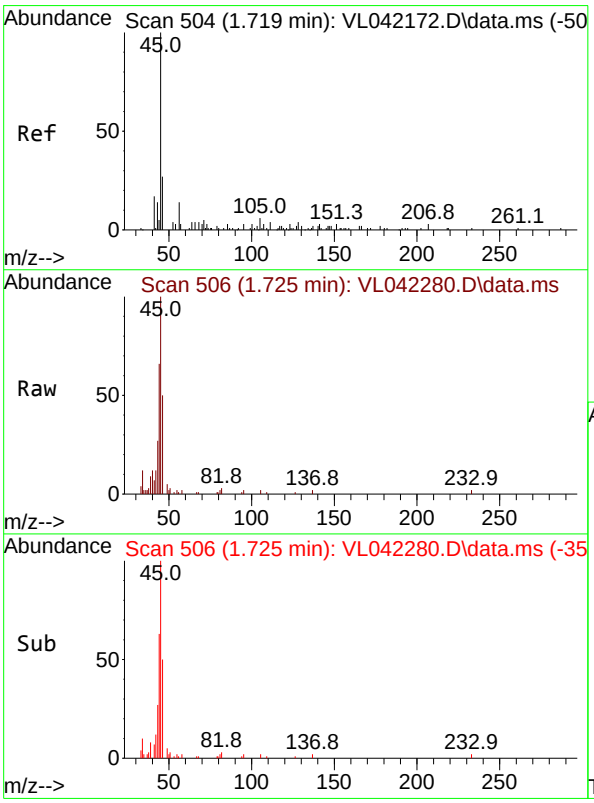

#13
Ethanol
Concen: 3.918 ppbv
RT: 1.725 min Scan# 506
Delta R.T. 0.006 min
Lab File: VL042280.D
Acq: 09 Apr 2025 01:18

Tgt Ion: 45 Resp: 3767

Ion	Ratio	Lower	Upper
45	100		
46	47.5	20.2	80.8

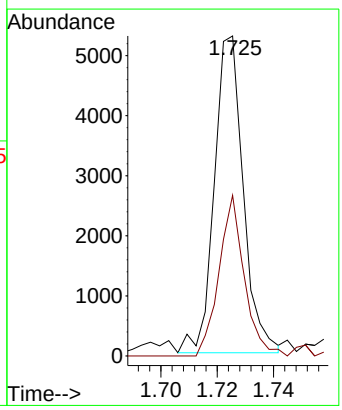

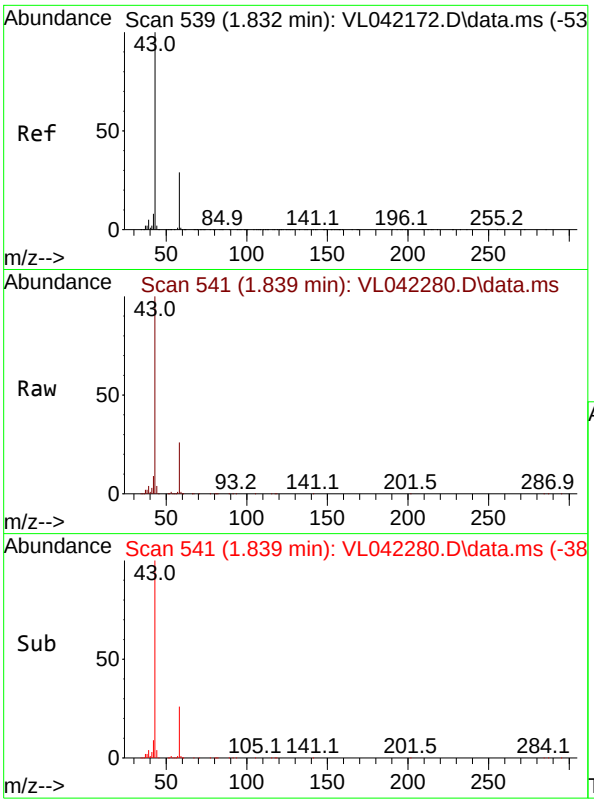

#15
Acetone
Concen: 7.738 ppbv
RT: 1.839 min Scan# 54
Delta R.T. 0.006 min
Lab File: VL042280.D
Acq: 09 Apr 2025 01:18

Instrument :
MSVOA_L
ClientSampleId :
SSSG-B2-7-04022025DL

Tgt Ion: 43 Resp: 159209

Ion	Ratio	Lower	Upper
43	100		
58	26.9	23.2	34.8

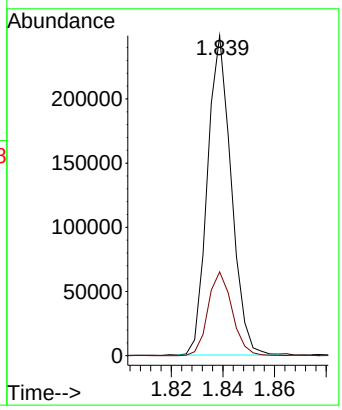

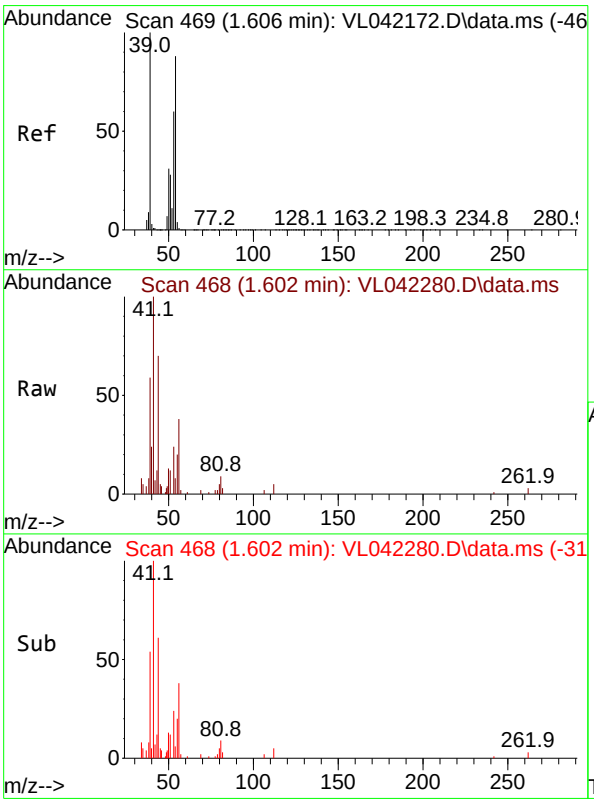

#16
1,3-Butadiene
Concen: 0.152 ppbv
RT: 1.602 min Scan# 468
Delta R.T. -0.003 min
Lab File: VL042280.D
Acq: 09 Apr 2025 01:18

Tgt Ion: 39 Resp: 1532

Ion	Ratio	Lower	Upper
39	100		
54	11.6	60.7	91.1#

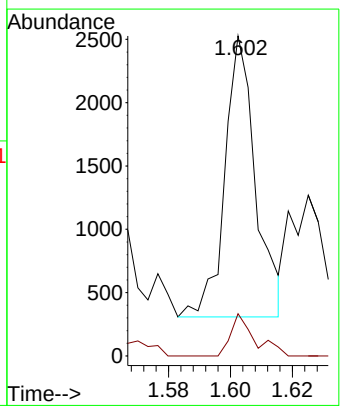

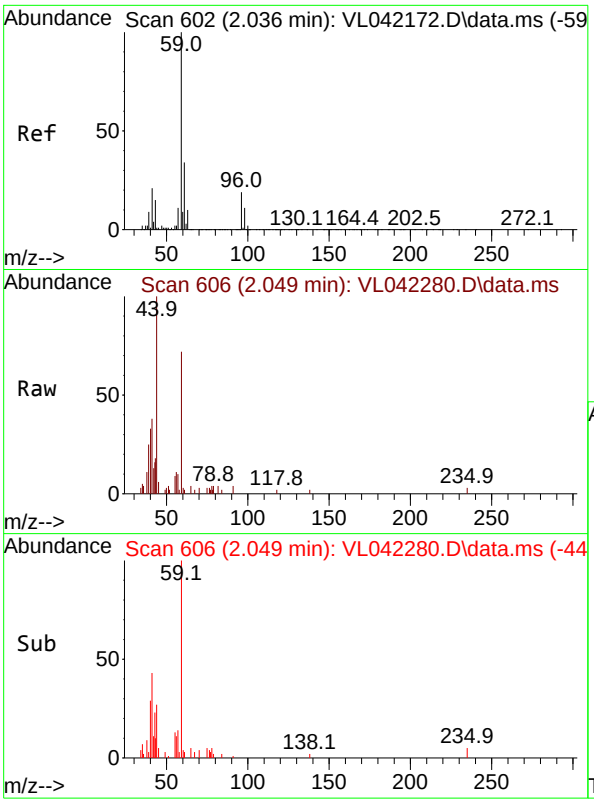

#17
tert-Butyl alcohol
Concen: 0.079 ppbv
RT: 2.049 min Scan# 6
Delta R.T. 0.013 min
Lab File: VL042280.D
Acq: 09 Apr 2025 01:18

Instrument :
MSVOA_L
ClientSampleId :
SSSG-B2-7-04022025DL

Tgt Ion: 59 Resp: 2015

Ion	Ratio	Lower	Upper
59	100		
57	17.3	8.9	13.3#

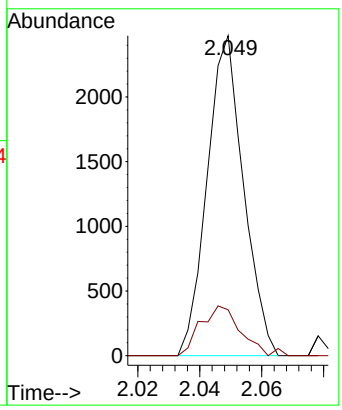

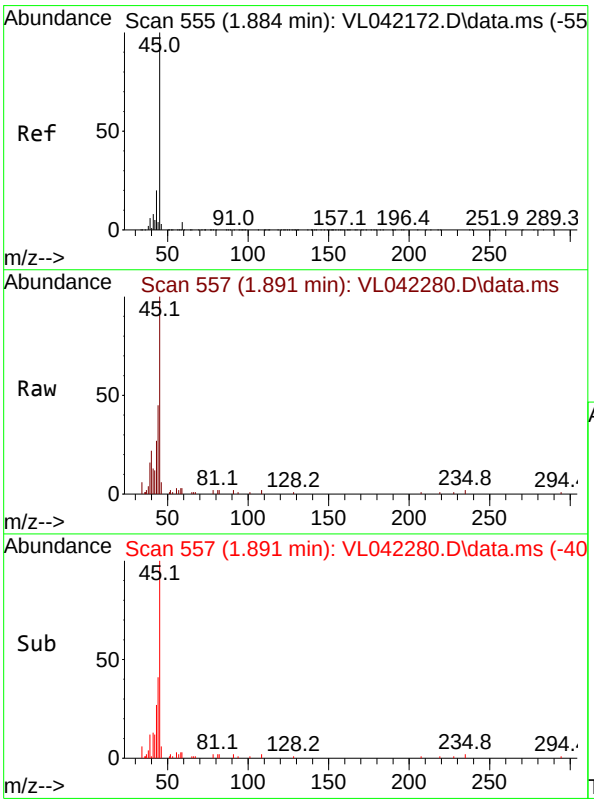

#19
Isopropyl Alcohol
Concen: 0.376 ppbv
RT: 1.891 min Scan# 557
Delta R.T. 0.006 min
Lab File: VL042280.D
Acq: 09 Apr 2025 01:18

Tgt Ion: 45 Resp: 4361

Ion	Ratio	Lower	Upper
45	100		
58	984.2	36.9	55.3#

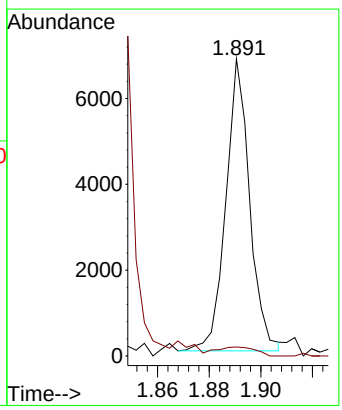

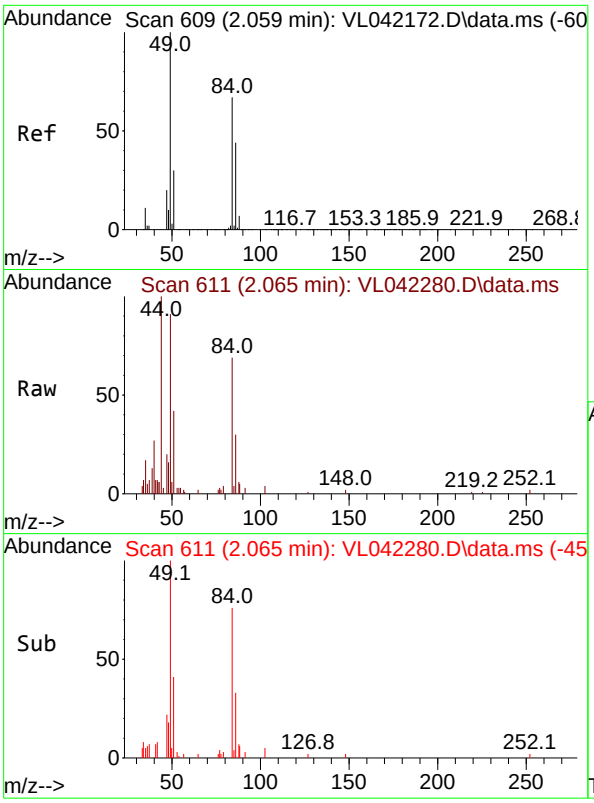

#20
Methylene Chloride
Concen: 0.272 ppbv
RT: 2.065 min Scan# 6
Delta R.T. 0.006 min
Lab File: VL042280.D
Acq: 09 Apr 2025 01:18

Instrument :
MSVOA_L
ClientSampleId :
SSSG-B2-7-04022025DL

Tgt Ion: 84 Resp: 2085

Ion	Ratio	Lower	Upper
84	100		
49	131.3	120.2	180.4
51	61.2	37.4	56.0#
86	43.7	52.4	78.6#

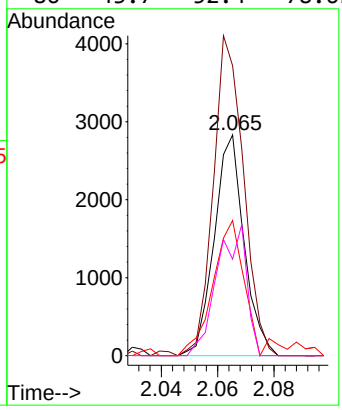

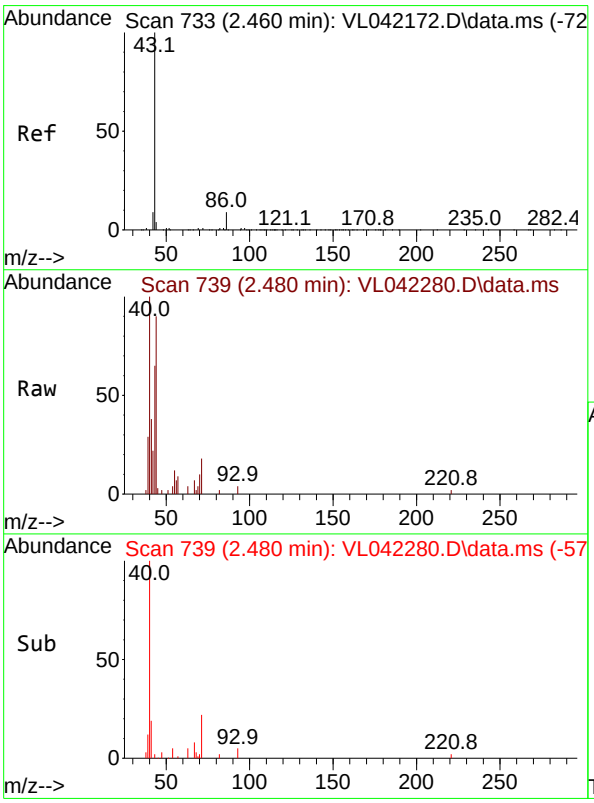

#23
Vinyl Acetate
Concen: 0.203 ppbv
RT: 2.480 min Scan# 739
Delta R.T. 0.019 min
Lab File: VL042280.D
Acq: 09 Apr 2025 01:18

Tgt Ion: 43 Resp: 1804

Ion	Ratio	Lower	Upper
43	100		
86	0.0	5.5	8.3#
42	27.1	8.6	13.0#
44	11.2	6.2	9.4#

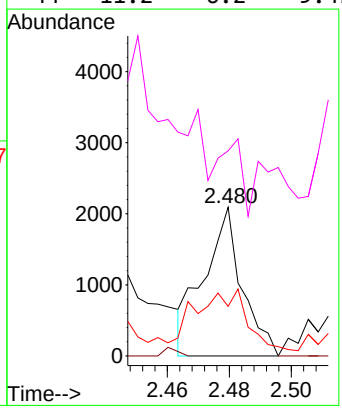

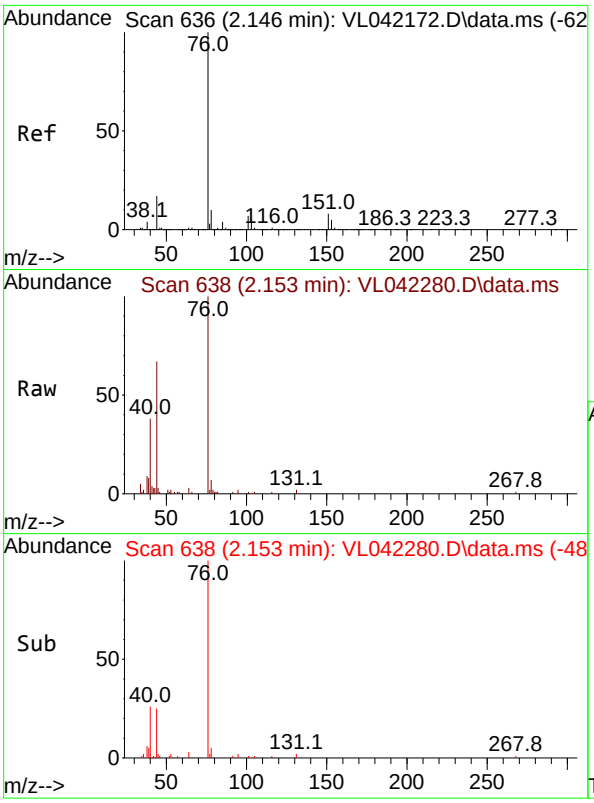

#27
Carbon Disulfide
Concen: 0.239 ppbv
RT: 2.153 min Scan# 6
Delta R.T. 0.006 min
Lab File: VL042280.D
Acq: 09 Apr 2025 01:18

Instrument :
MSVOA_L
ClientSampleId :
SSSG-B2-7-04022025DL

Tgt Ion: 76 Resp: 5281

Ion	Ratio	Lower	Upper
76	100		
44	98.4	14.7	22.1#
78	14.8	9.3	13.9#

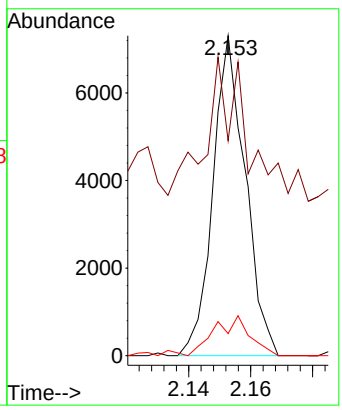

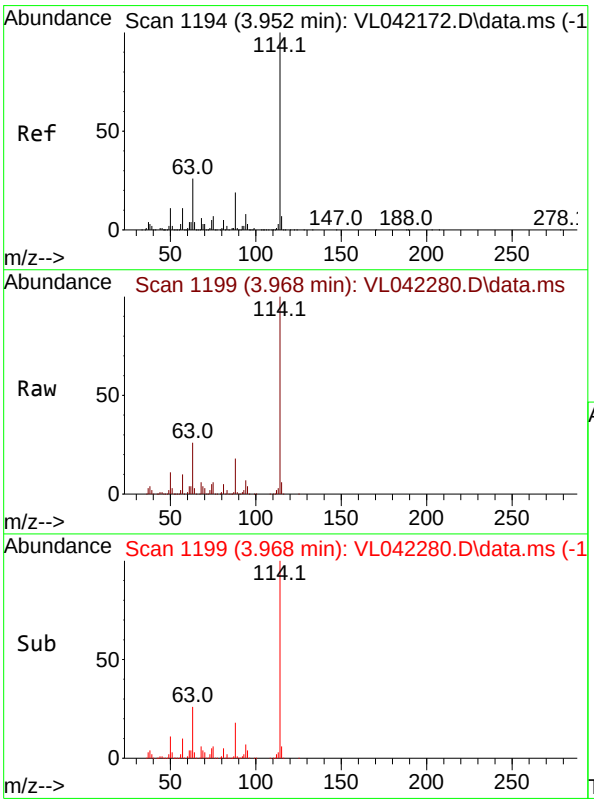

#33
1,4-Difluorobenzene
Concen: 10.000 ppbv
RT: 3.968 min Scan# 1199
Delta R.T. 0.016 min
Lab File: VL042280.D
Acq: 09 Apr 2025 01:18

Tgt Ion:114 Resp: 371349

Ion	Ratio	Lower	Upper
114	100		
63	26.1	20.7	31.1
88	17.6	15.0	22.4

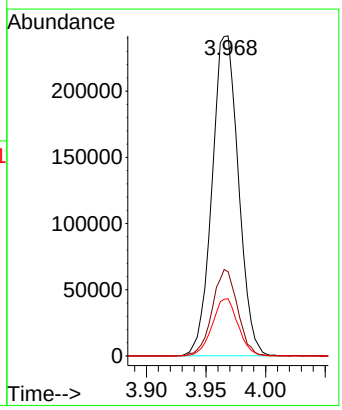

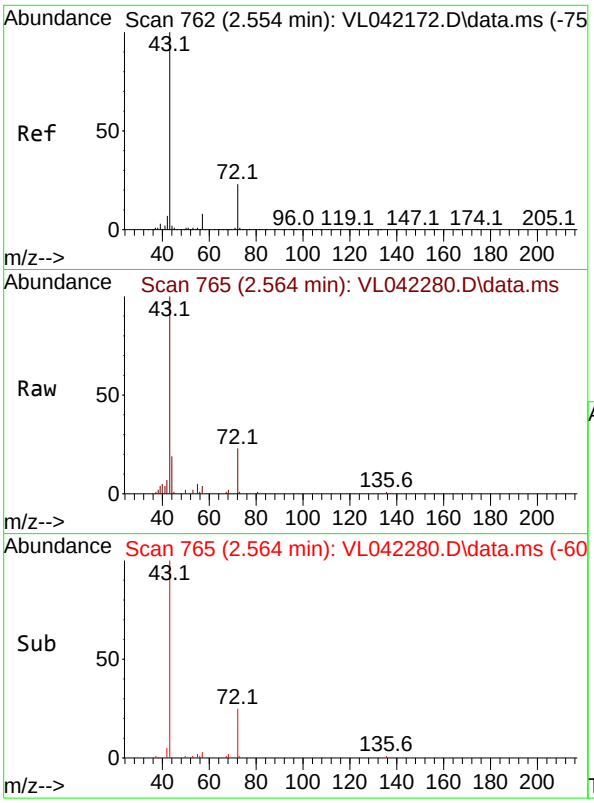

#34
2-Butanone
Concen: 0.359 ppbv
RT: 2.564 min Scan# 7
Delta R.T. 0.010 min
Lab File: VL042280.D
Acq: 09 Apr 2025 01:18

Instrument :
MSVOA_L
ClientSampleId :
SSSG-B2-7-04022025DL

Tgt Ion: 43 Resp: 9672

Ion	Ratio	Lower	Upper
43	100		
72	22.4	18.2	27.2

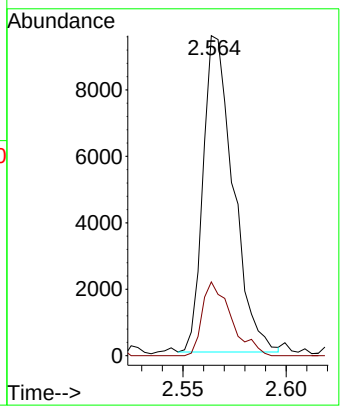

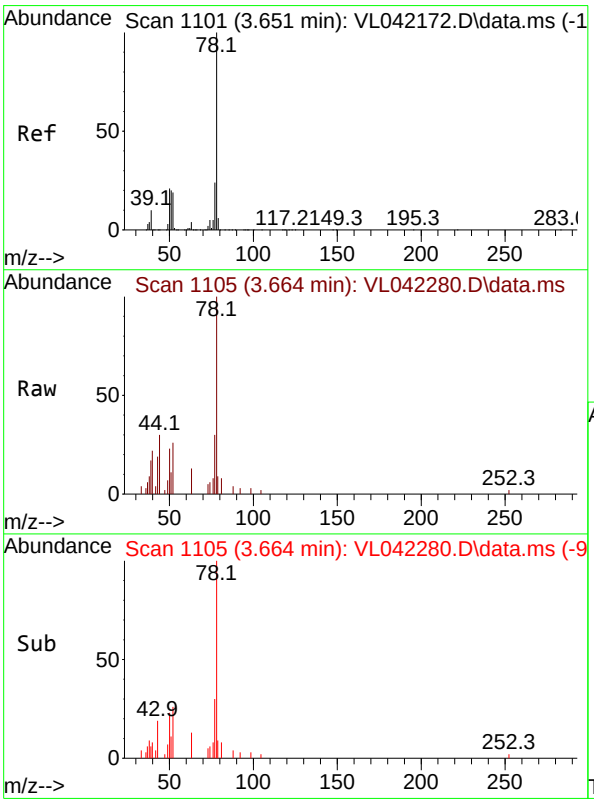

#36
Benzene
Concen: 0.090 ppbv
RT: 3.664 min Scan# 1105
Delta R.T. 0.013 min
Lab File: VL042280.D
Acq: 09 Apr 2025 01:18

Tgt Ion: 78 Resp: 3306

Ion	Ratio	Lower	Upper
78	100		
77	25.8	19.1	28.7
50	21.2	16.6	24.8

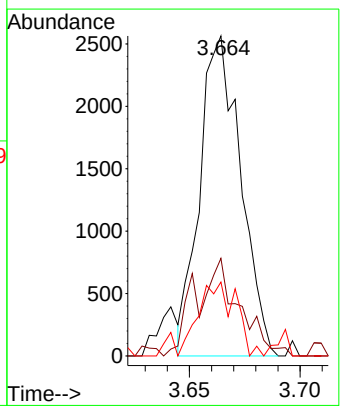

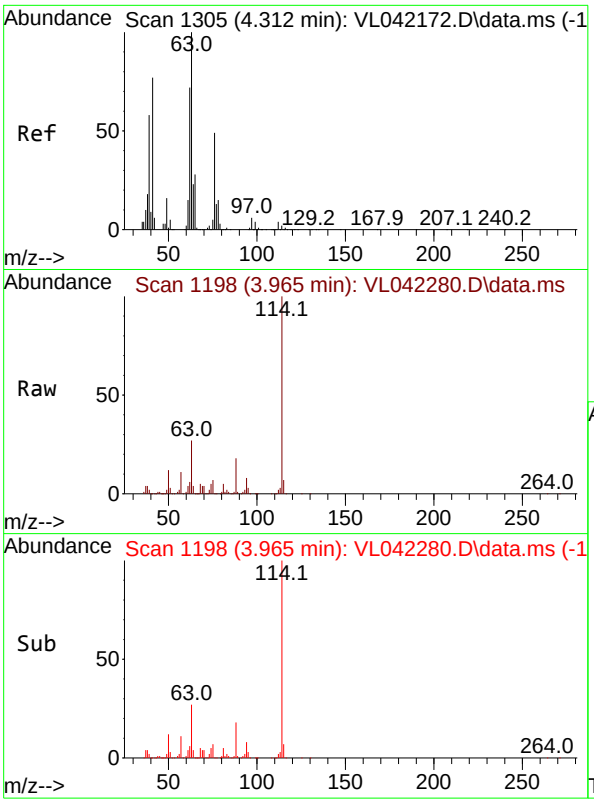

#39
1,2-Dichloropropane
Concen: 7.159 ppbv
RT: 3.965 min Scan# 1
Delta R.T. -0.346 min
Lab File: VL042280.D
Acq: 09 Apr 2025 01:18

Instrument :
MSVOA_L
ClientSampleId :
SSSG-B2-7-04022025DL

Tgt Ion: 63 Resp: 95985

Ion	Ratio	Lower	Upper
63	100		
41	0.0	61.7	92.5#
62	20.8	57.6	86.4#

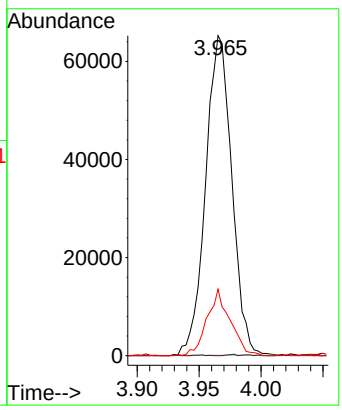

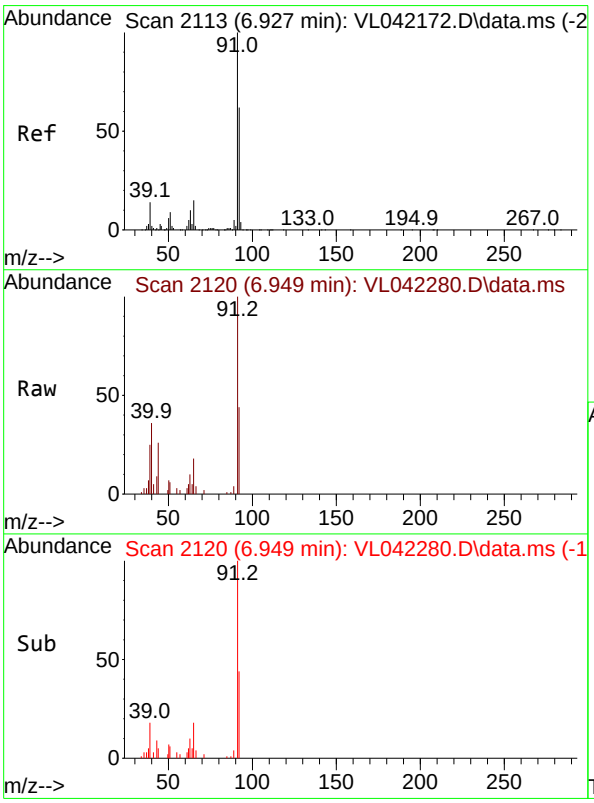

#53
Toluene
Concen: 0.080 ppbv
RT: 6.949 min Scan# 2120
Delta R.T. 0.023 min
Lab File: VL042280.D
Acq: 09 Apr 2025 01:18

Tgt Ion: 91 Resp: 3484

Ion	Ratio	Lower	Upper
91	100		
92	0.0	48.4	72.6#

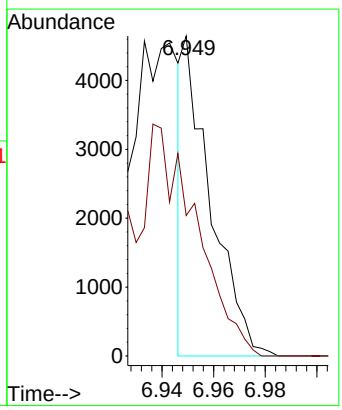

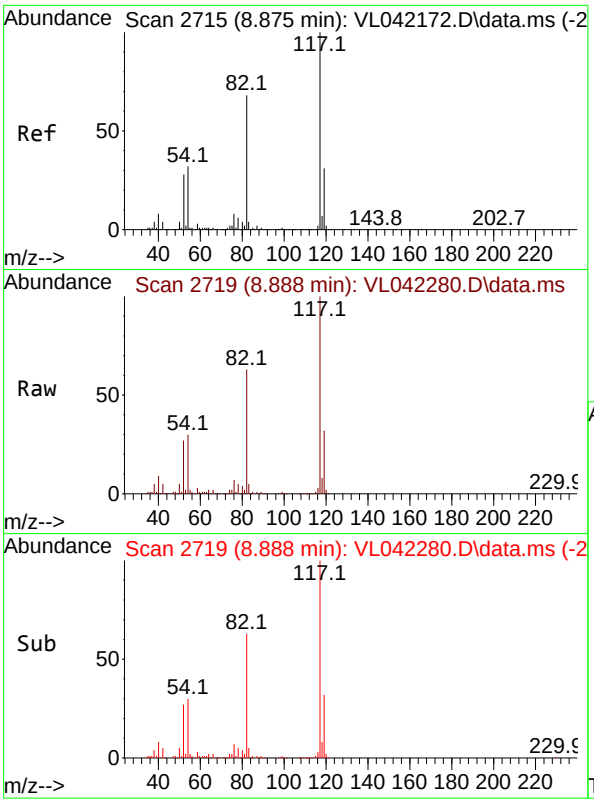

#55
Chlorobenzene-d5
Concen: 10.000 ppbv
RT: 8.888 min Scan# 2
Delta R.T. 0.013 min
Lab File: VL042280.D
Acq: 09 Apr 2025 01:18

Instrument :
MSVOA_L
ClientSampleId :
SSSG-B2-7-04022025DL

Tgt Ion:117 Resp: 326259

Ion	Ratio	Lower	Upper
117	100		
82	64.1	55.8	83.6
119	32.2	25.5	38.3

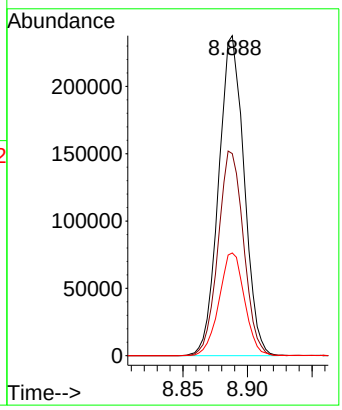

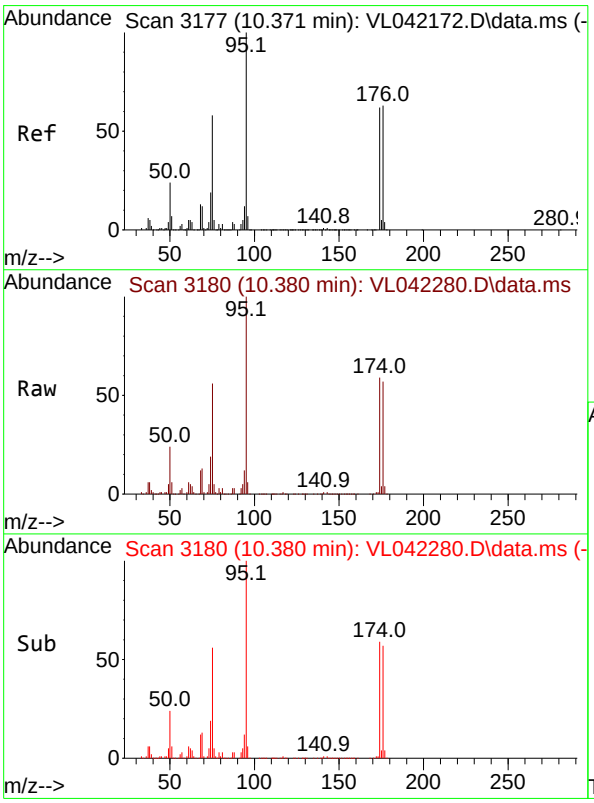

#68
1-Bromo-4-Fluorobenzene
Concen: 9.217 ppbv
RT: 10.380 min Scan# 3180
Delta R.T. 0.010 min
Lab File: VL042280.D
Acq: 09 Apr 2025 01:18

Tgt Ion: 95 Resp: 246947

Ion	Ratio	Lower	Upper
95	100		
174	61.5	50.6	76.0
175	4.4	3.8	5.6

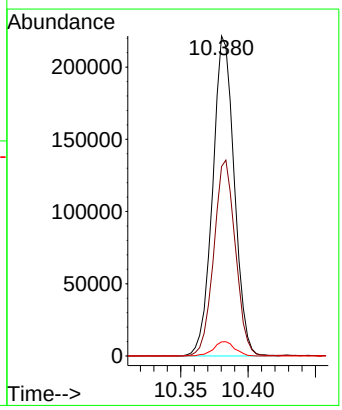

Quantitation Report (Not Reviewed)

Data Path : Z:\voasrv\HPCHEM1\MSVOA_L\Data\VL040825\
Data File : VL042281.D
Acq On : 09 Apr 2025 01:49
Operator : SY/MD
Sample : Q1728-05 4X
Misc : 400mL/MSVOA_L
ALS Vial : 1 Sample Multiplier: 1

Instrument :
MSVOA_L
ClientSampleId :
SSSG-B2-6-04022025

Quant Time: Apr 09 05:21:35 2025
Quant Method : Z:\voasrv\HPCHEM1\MSVOA_L\methods\VL032725AIR.M
Quant Title : AIR ANALYSIS BY METHOD TO-15 Instrument: MSVOA_LFri Aug 26 06:05:16 2022
QLast Update : Fri Mar 28 02:00:52 2025
Response via : Initial Calibration

Compound	R.T.	QIon	Response	Conc	Units	Dev(Min)
Internal Standards						
1) Bromochloromethane	2.787	49	153705	10.000	ppbv	0.00
33) 1,4-Difluorobenzene	3.958	114	388271	10.000	ppbv	0.00
55) Chlorobenzene-d5	8.881	117	381682	10.000	ppbv	0.00
System Monitoring Compounds						
68) 1-Bromo-4-Fluorobenzene	10.377	95	292407	9.329	ppbv	0.00
Spiked Amount 10.000	Range 65 - 135		Recovery = 93.300%			
Target Compounds						Qvalue
2) Dichlorodifluoromethane	1.499	85	3000	0.132	ppbv	89
3) Chlorodifluoromethane	1.466	51	7563	0.326	ppbv #	70
4) Chloromethane	1.534	50	1372	0.148	ppbv #	85
9) Propene	1.486	41	9825	0.925	ppbv #	15
10) Heptane	4.985	43	10112	0.358	ppbv	89
11) Trichlorofluoromethane	1.877	101	1232	0.056	ppbv	99
13) Ethanol	1.722	45	27425	27.301	ppbv	84
15) Acetone	1.835	43	1817333	84.541	ppbv #	87
16) 1,3-Butadiene	1.602	39	40330	3.842	ppbv #	20
17) tert-Butyl alcohol	2.042	59	18264	0.682	ppbv	95
19) Isopropyl Alcohol	1.887	45	26127	2.154	ppbv #	30
20) Methylene Chloride	2.062	84	10120	1.264	ppbv #	81
21) Allyl Chloride	2.046	41	6513	0.430	ppbv #	1
23) Vinyl Acetate	2.476	43	16870	1.813	ppbv #	42
25) Ethyl Acetate	2.826	43	8240	0.148	ppbv #	88
26) Hexane	2.829	57	9763	0.453	ppbv #	32
27) Carbon Disulfide	2.149	76	27478	1.189	ppbv #	83
28) Methyl tert-Butyl Ether	2.444	73	880	0.066	ppbv #	1
30) Cyclohexane	3.858	84	3921	0.210	ppbv #	82
34) 2-Butanone	2.560	43	128691	4.571	ppbv	95
36) Benzene	3.658	78	11702	0.304	ppbv #	93
38) Trichloroethene	4.554	130	557	0.035	ppbv #	13
39) 1,2-Dichloropropane	3.958	63	100762	7.188	ppbv #	23
41) Tetrahydrofuran	3.062	42	649	0.040	ppbv #	37
44) 2,2,4-Trimethylpentane	4.641	57	71853	1.105	ppbv #	79
50) 4-Methyl-2-Pentanone	5.761	43	1868	0.042	ppbv #	39
51) 2-Hexanone	7.441	43	8163	0.223	ppbv #	100
53) Toluene	6.933	91	261772	5.737	ppbv	98
57) Chlorobenzene	8.920	112	6785	0.187	ppbv #	95
58) Ethyl Benzene	9.354	91	19066	0.281	ppbv	93
59) m/p-Xylene	9.532	91	46011	0.850	ppbv	98
60) o-Xylene	9.962	91	20160	0.371	ppbv	99
61) Styrene	9.872	104	4043	0.151	ppbv #	90
62) Isopropylbenzene	10.542	105	3207	0.040	ppbv	98
66) Benzyl Chloride	11.613	91	256	0.032	ppbv #	66
71) 2-Chlorotoluene	10.904	91	267528	4.247	ppbv	98
72) 4-Ethyltoluene	11.128	105	2757	0.041	ppbv #	55
73) 1,3,5-Trimethylbenzene	11.205	105	3106	0.053	ppbv	87
74) 1,2,4-Trimethylbenzene	11.535	105	7115	0.105	ppbv #	66

(#) = qualifier out of range (m) = manual integration (+) = signals summed

Quantitation Report (Not Reviewed)

Data Path : Z:\voasrv\HPCHEM1\MSVOA_L\Data\VL040825\
Data File : VL042281.D
Acq On : 09 Apr 2025 01:49
Operator : SY/MD
Sample : Q1728-05 4X
Misc : 400mL/MSVOA_L
ALS Vial : 1 Sample Multiplier: 1

Instrument :
MSVOA_L
ClientSampleId :
SSSG-B2-6-04022025

Quant Time: Apr 09 05:21:35 2025
Quant Method : Z:\voasrv\HPCHEM1\MSVOA_L\methods\VL032725AIR.M
Quant Title : AIR ANALYSIS BY METHOD TO-15 Instrument: MSVOA_LFri Aug 26 06:05:16 2022
QLast Update : Fri Mar 28 02:00:52 2025
Response via : Initial Calibration

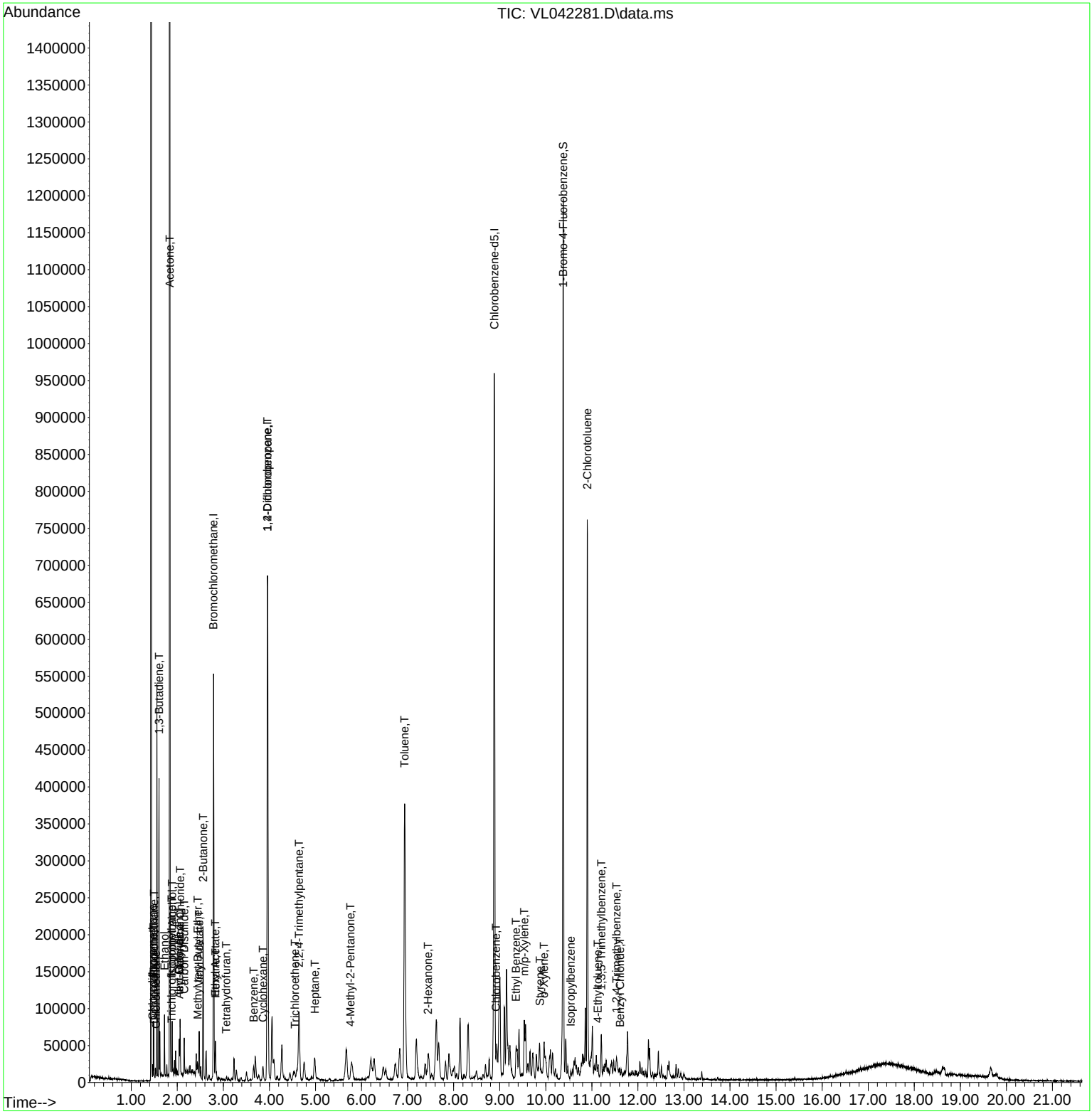

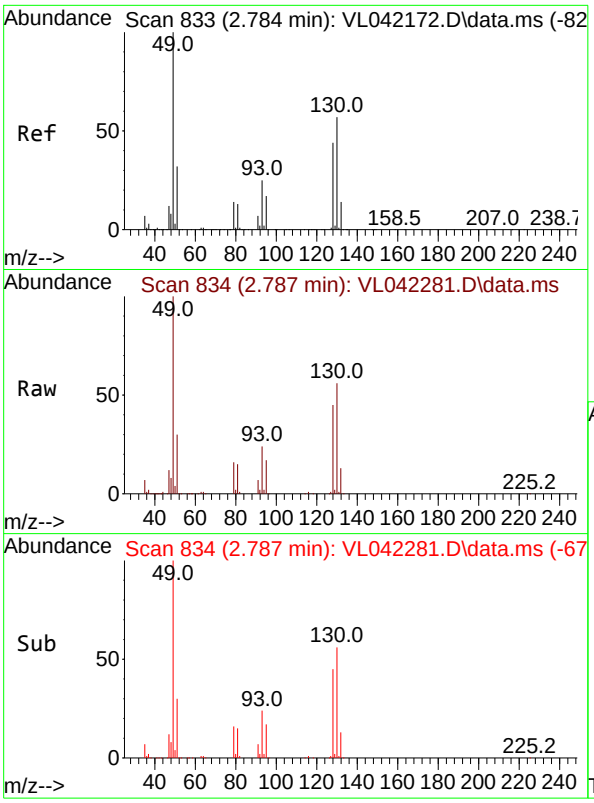

#1
Bromochloromethane
Concen: 10.000 ppbv
RT: 2.787 min Scan# 8
Delta R.T. 0.003 min
Lab File: VL042281.D
Acq: 09 Apr 2025 01:49

Instrument :
MSVOA_L
ClientSampleId :
SSSG-B2-6-04022025

Tgt Ion: 49 Resp: 153705

Ion	Ratio	Lower	Upper
49	100		
128	44.9	22.9	68.5
130	57.1	28.8	86.4

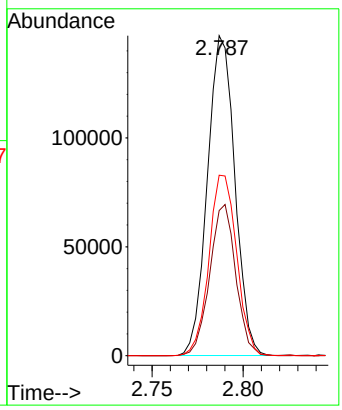

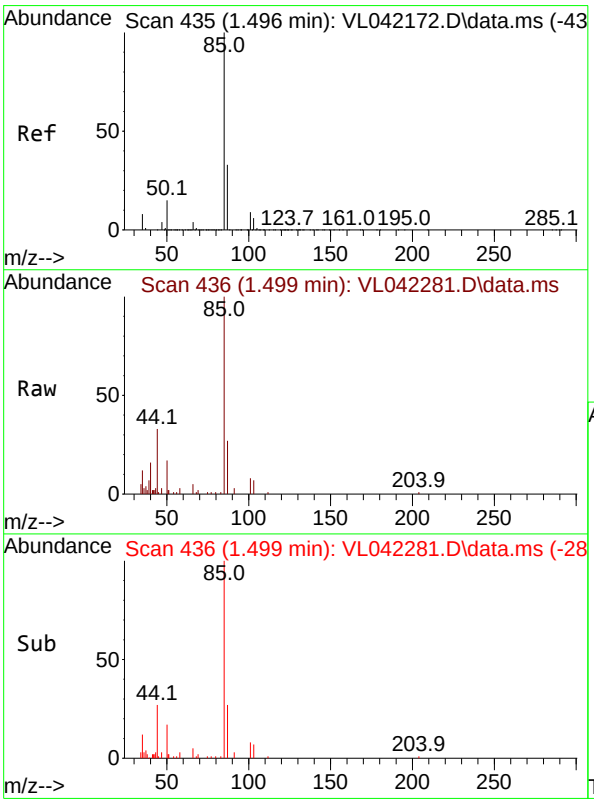

#2
Dichlorodifluoromethane
Concen: 0.132 ppbv
RT: 1.499 min Scan# 436
Delta R.T. 0.003 min
Lab File: VL042281.D
Acq: 09 Apr 2025 01:49

Tgt Ion: 85 Resp: 3000

Ion	Ratio	Lower	Upper
85	100		
87	26.6	26.1	39.1

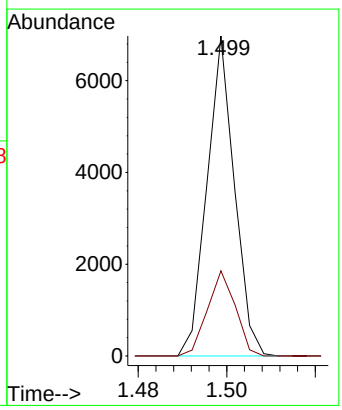

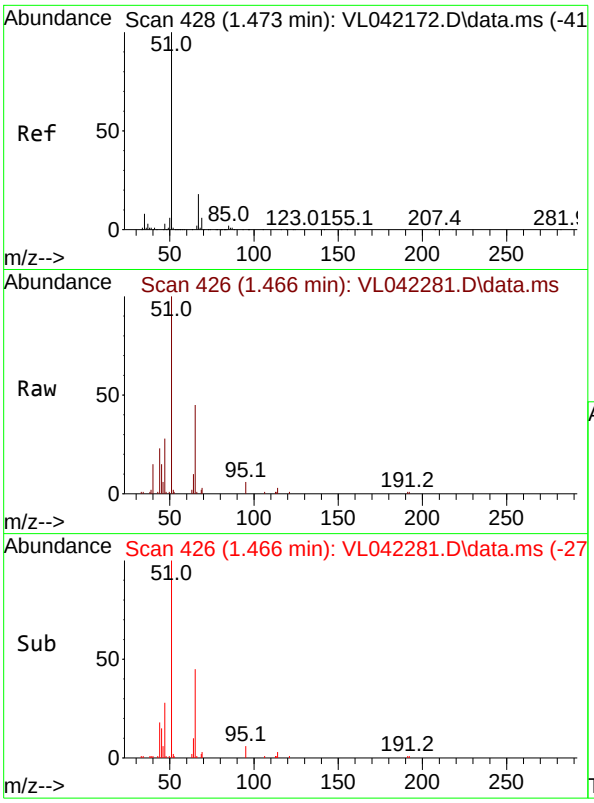

#3
Chlorodifluoromethane
Concen: 0.326 ppbv
RT: 1.466 min Scan# 4
Delta R.T. -0.007 min
Lab File: VL042281.D
Acq: 09 Apr 2025 01:49

Instrument :
MSVOA_L
ClientSampleId :
SSSG-B2-6-04022025

Tgt Ion: 51 Resp: 7563

Ion	Ratio	Lower	Upper
51	100		
67	5.4	15.0	22.6#

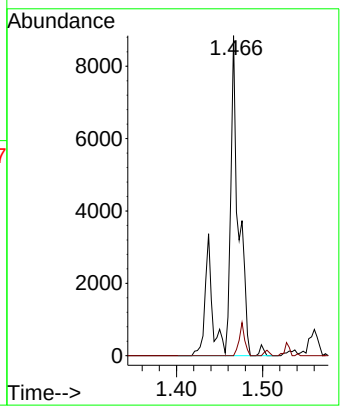

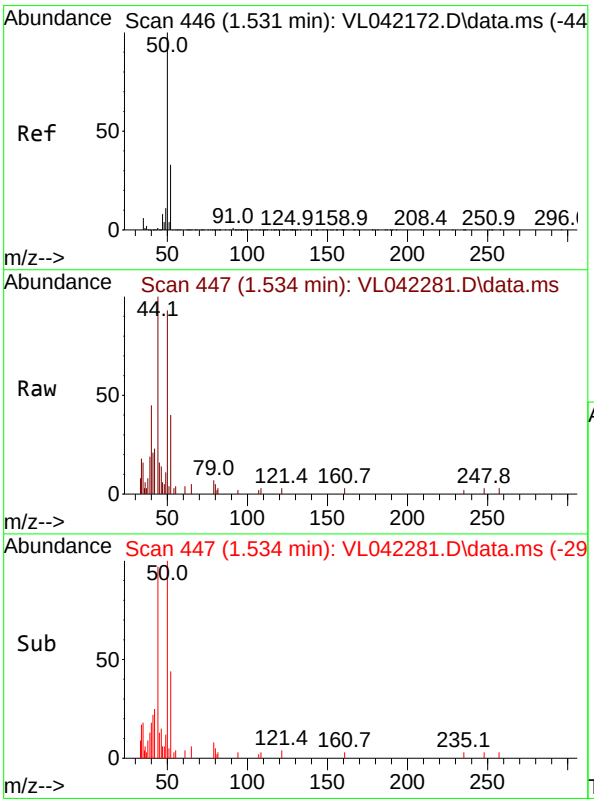

#4
Chloromethane
Concen: 0.148 ppbv
RT: 1.534 min Scan# 447
Delta R.T. 0.003 min
Lab File: VL042281.D
Acq: 09 Apr 2025 01:49

Tgt Ion: 50 Resp: 1372

Ion	Ratio	Lower	Upper
50	100		
52	41.2	26.1	39.1#

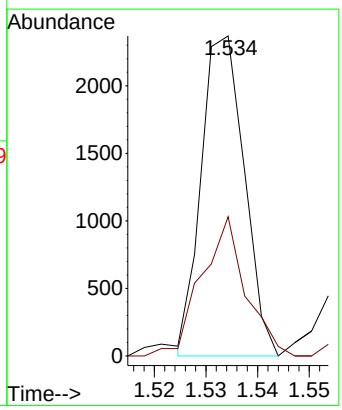

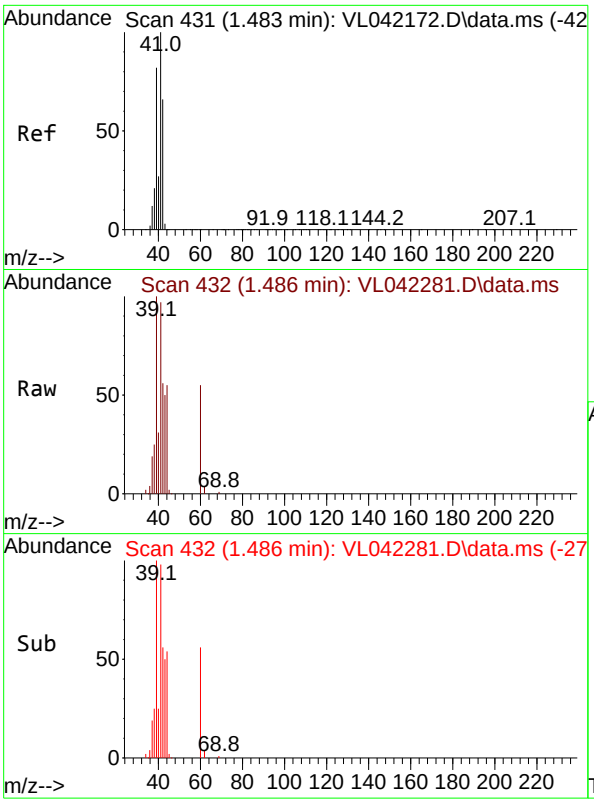

#9
Propene
Concen: 0.925 ppbv
RT: 1.486 min Scan# 4
Delta R.T. 0.003 min
Lab File: VL042281.D
Acq: 09 Apr 2025 01:49

Instrument :
MSVOA_L
ClientSampleId :
SSSG-B2-6-04022025

Tgt Ion: 41 Resp: 9825

Ion	Ratio	Lower	Upper
41	100		
42	0.0	55.4	83.2#

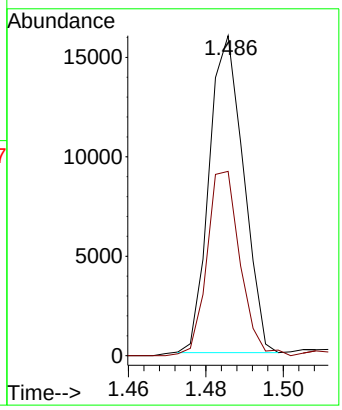

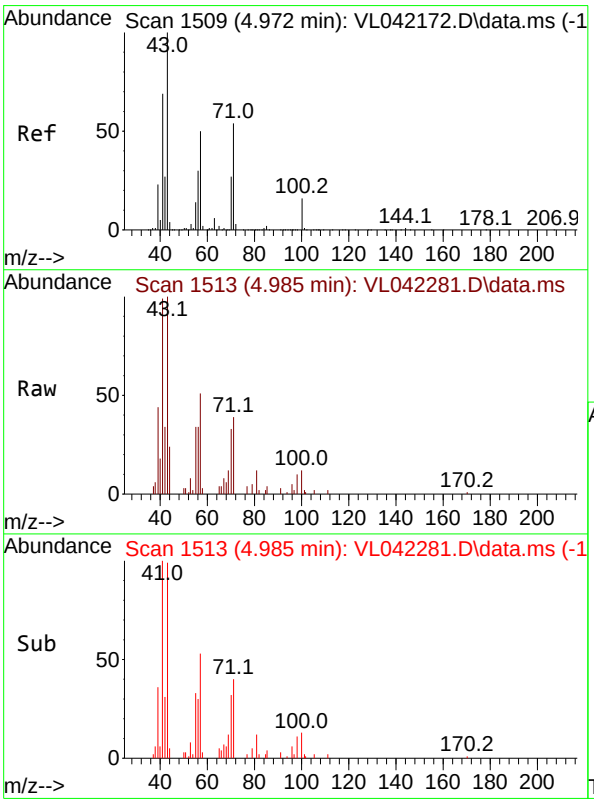

#10
Heptane
Concen: 0.358 ppbv
RT: 4.985 min Scan# 1513
Delta R.T. 0.013 min
Lab File: VL042281.D
Acq: 09 Apr 2025 01:49

Tgt Ion: 43 Resp: 10112

Ion	Ratio	Lower	Upper
43	100		
57	56.7	39.4	59.2

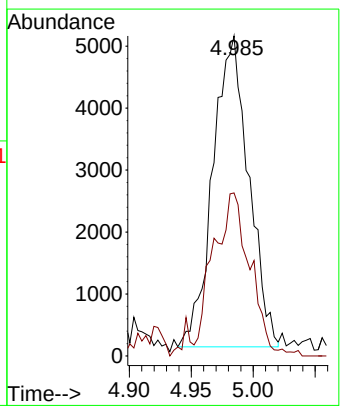

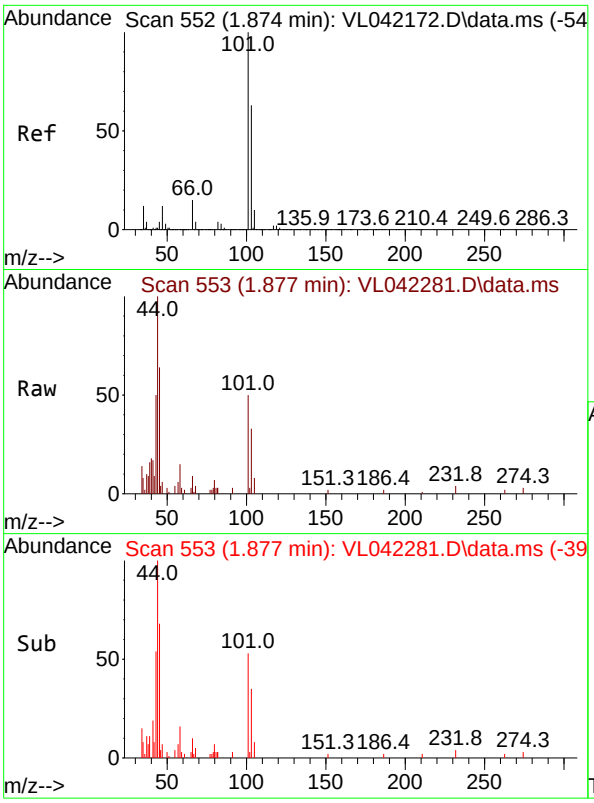

#11
Trichlorofluoromethane
Concen: 0.056 ppbv
RT: 1.877 min Scan# 5
Delta R.T. 0.003 min
Lab File: VL042281.D
Acq: 09 Apr 2025 01:49

Instrument :
MSVOA_L
ClientSampleId :
SSSG-B2-6-04022025

Tgt Ion:101 Resp: 1232

Ion	Ratio	Lower	Upper
101	100		
103	61.7	50.2	75.2

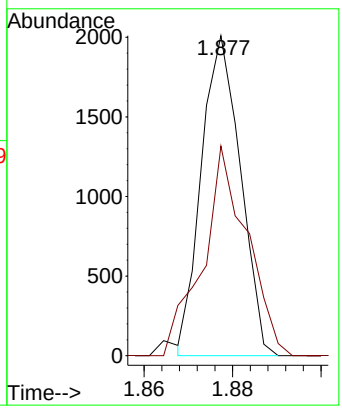

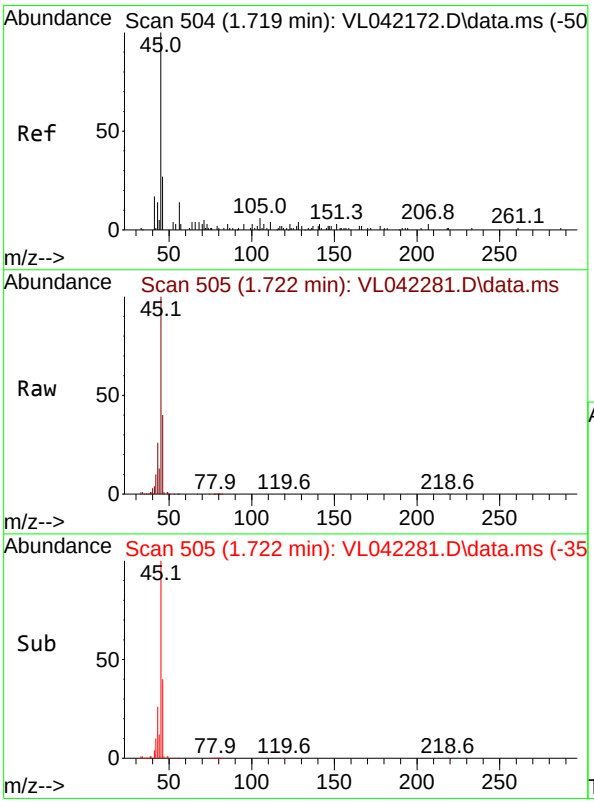

#13
Ethanol
Concen: 27.301 ppbv
RT: 1.722 min Scan# 505
Delta R.T. 0.003 min
Lab File: VL042281.D
Acq: 09 Apr 2025 01:49

Tgt Ion: 45 Resp: 27425

Ion	Ratio	Lower	Upper
45	100		
46	39.7	20.2	80.8

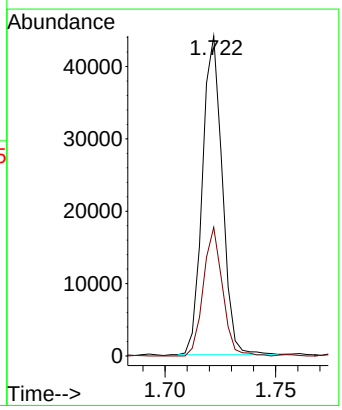

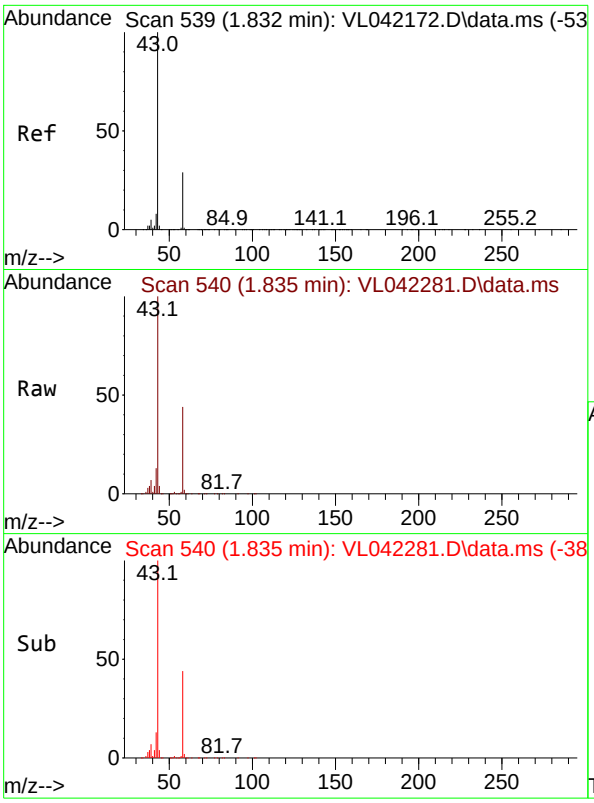

#15
Acetone
Concen: 84.541 ppbv
RT: 1.835 min Scan# 54
Delta R.T. 0.003 min
Lab File: VL042281.D
Acq: 09 Apr 2025 01:49

Instrument :
MSVOA_L
ClientSampleId :
SSSG-B2-6-04022025

Tgt Ion: 43 Resp: 1817333

Ion	Ratio	Lower	Upper
43	100		
58	36.1	23.2	34.8#

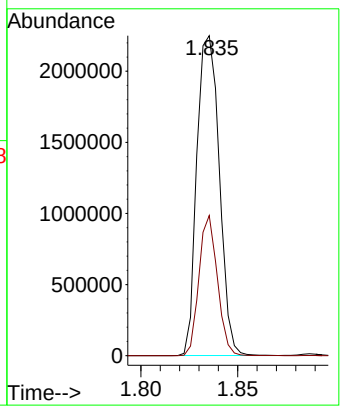

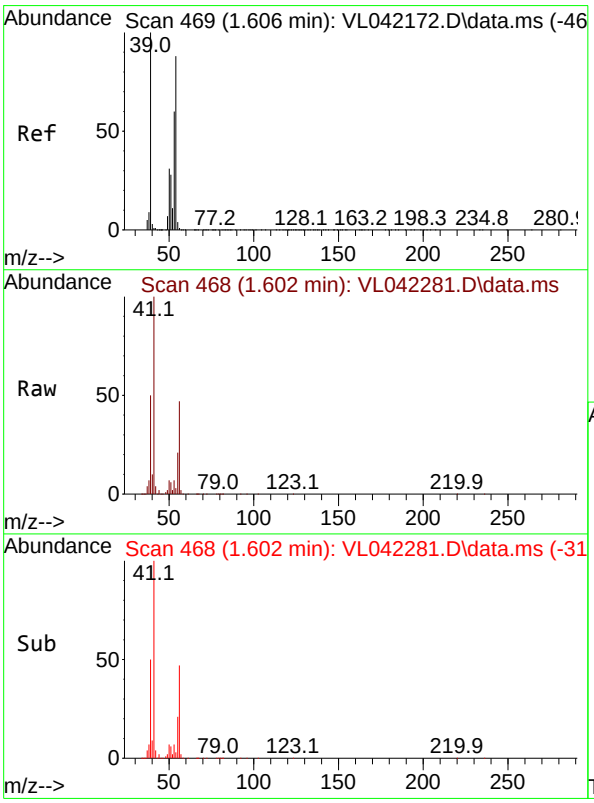

#16
1,3-Butadiene
Concen: 3.842 ppbv
RT: 1.602 min Scan# 468
Delta R.T. -0.004 min
Lab File: VL042281.D
Acq: 09 Apr 2025 01:49

Tgt Ion: 39 Resp: 40330

Ion	Ratio	Lower	Upper
39	100		
54	7.3	60.7	91.1#

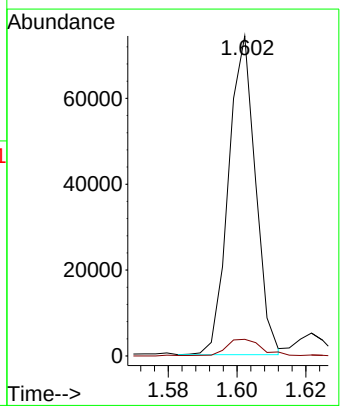

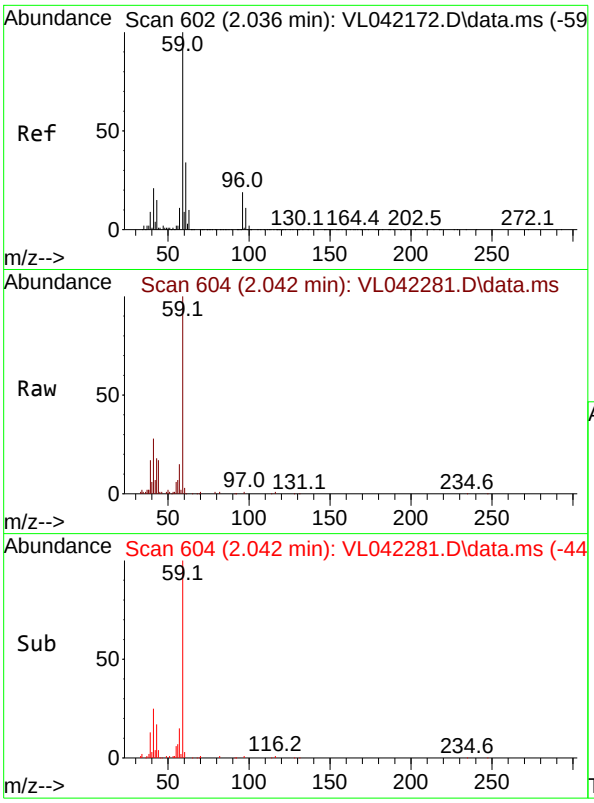

#17
tert-Butyl alcohol
Concen: 0.682 ppbv
RT: 2.042 min Scan# 6
Delta R.T. 0.006 min
Lab File: VL042281.D
Acq: 09 Apr 2025 01:49

Instrument :
MSVOA_L
ClientSampleId :
SSSG-B2-6-04022025

Tgt Ion: 59 Resp: 18264

Ion	Ratio	Lower	Upper
59	100		
57	13.0	8.9	13.3

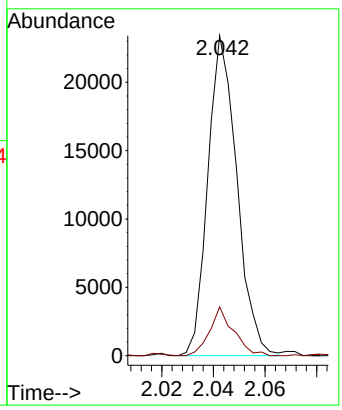

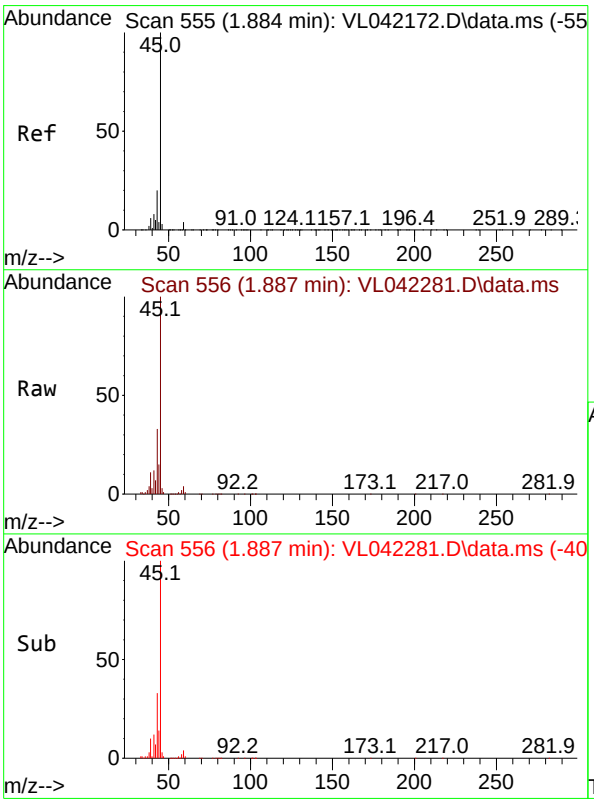

#19
Isopropyl Alcohol
Concen: 2.154 ppbv
RT: 1.887 min Scan# 556
Delta R.T. 0.003 min
Lab File: VL042281.D
Acq: 09 Apr 2025 01:49

Tgt Ion: 45 Resp: 26127

Ion	Ratio	Lower	Upper
45	100		
58	0.0	36.9	55.3#

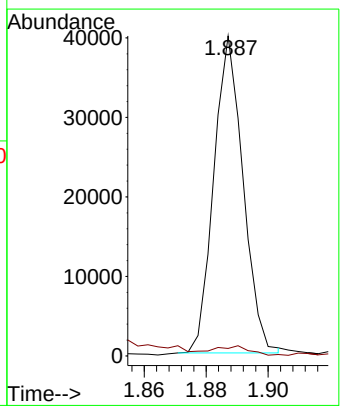

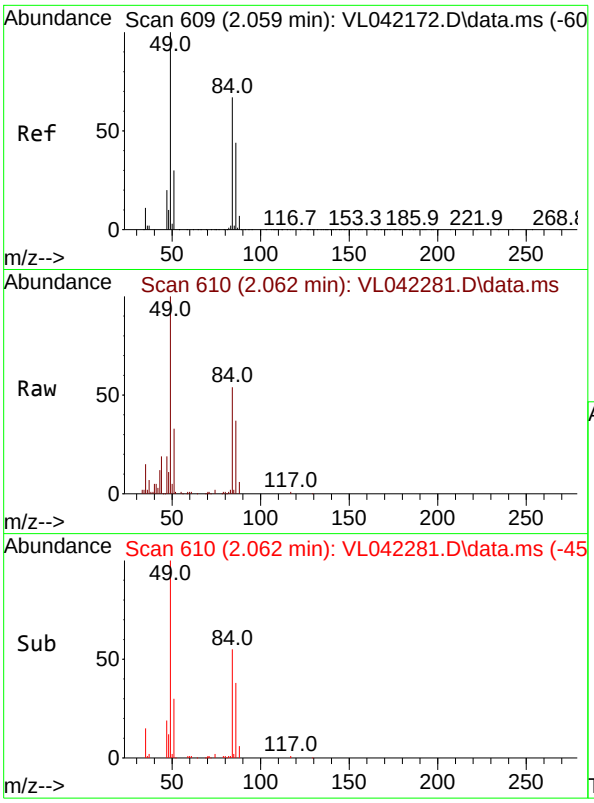

#20
Methylene Chloride
Concen: 1.264 ppbv
RT: 2.062 min Scan# 6
Delta R.T. 0.003 min
Lab File: VL042281.D
Acq: 09 Apr 2025 01:49

Instrument :
MSVOA_L
ClientSampleId :
SSSG-B2-6-04022025

Tgt Ion: 84 Resp: 10120

Ion	Ratio	Lower	Upper
84	100		
49	184.0	120.2	180.4#
51	58.7	37.4	56.0#
86	67.9	52.4	78.6

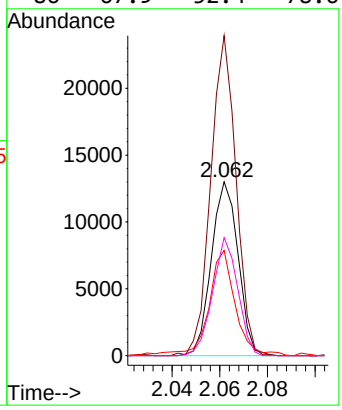

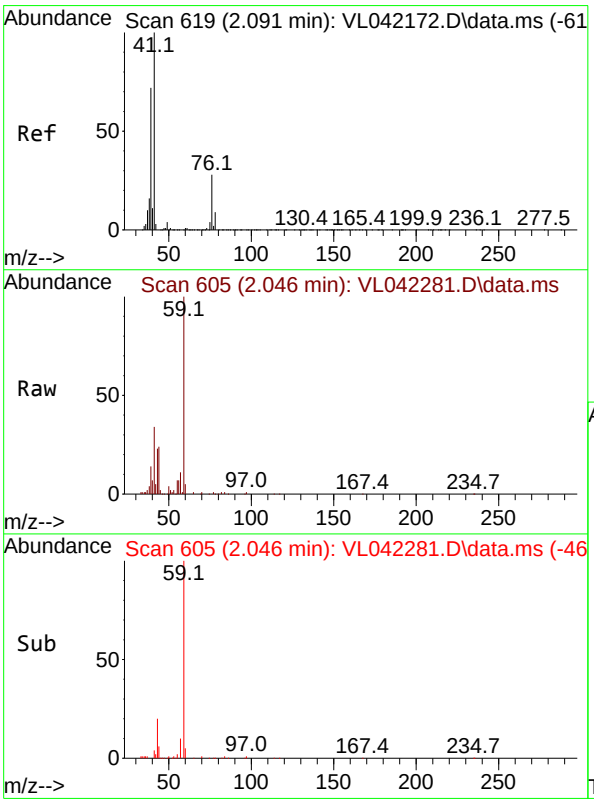

#21
Allyl Chloride
Concen: 0.430 ppbv
RT: 2.046 min Scan# 605
Delta R.T. -0.046 min
Lab File: VL042281.D
Acq: 09 Apr 2025 01:49

Tgt Ion: 41 Resp: 6513

Ion	Ratio	Lower	Upper
41	100		
76	421.9	24.1	36.1#
39	0.0	61.1	91.7#

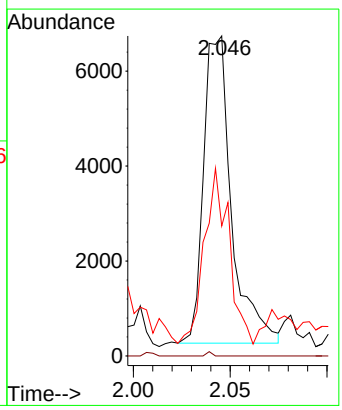

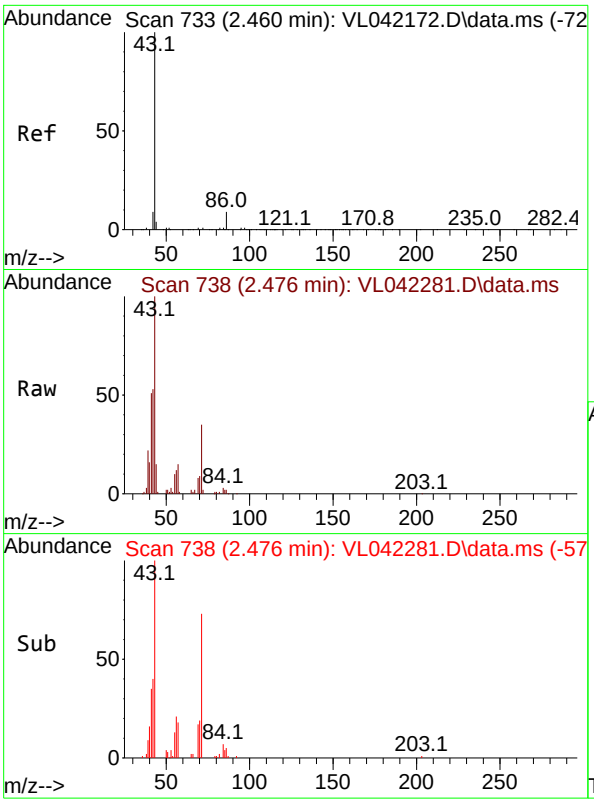

#23
Vinyl Acetate
Concen: 1.813 ppbv
RT: 2.476 min Scan# 7
Delta R.T. 0.016 min
Lab File: VL042281.D
Acq: 09 Apr 2025 01:49

Instrument :
MSVOA_L
ClientSampleId :
SSSG-B2-6-04022025

Tgt Ion: 43 Resp: 16870

Ion	Ratio	Lower	Upper
43	100		
86	2.2	5.5	8.3#
42	53.4	8.6	13.0#
44	0.3	6.2	9.4#

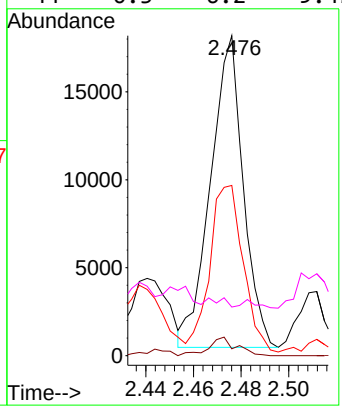

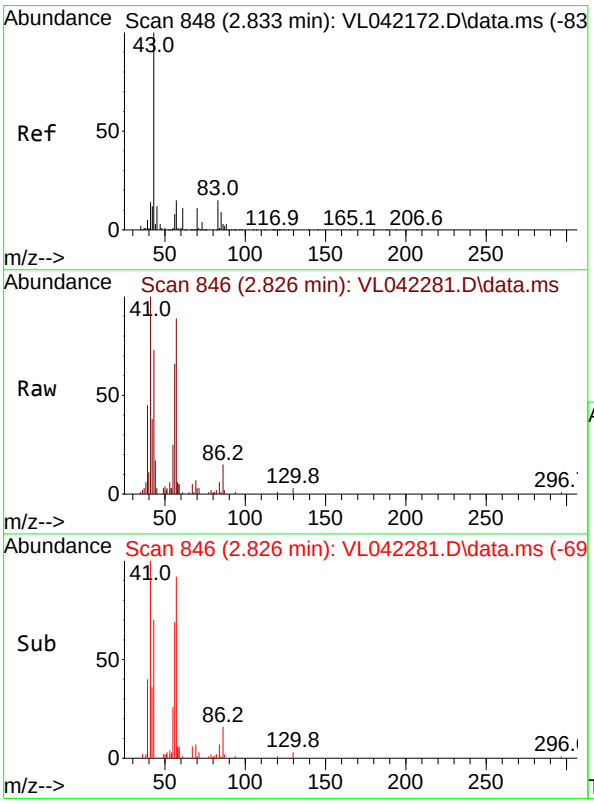

#25
Ethyl Acetate
Concen: 0.148 ppbv
RT: 2.826 min Scan# 846
Delta R.T. -0.007 min
Lab File: VL042281.D
Acq: 09 Apr 2025 01:49

Tgt Ion: 43 Resp: 8240

Ion	Ratio	Lower	Upper
43	100		
45	8.6	8.2	12.2
61	3.3	7.3	10.9#
70	3.1	7.2	10.8#

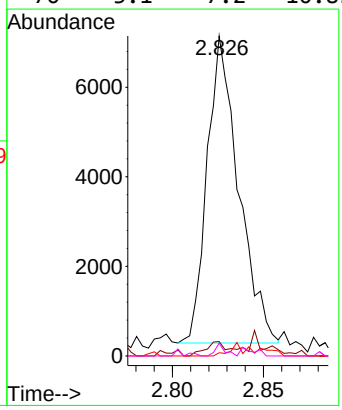

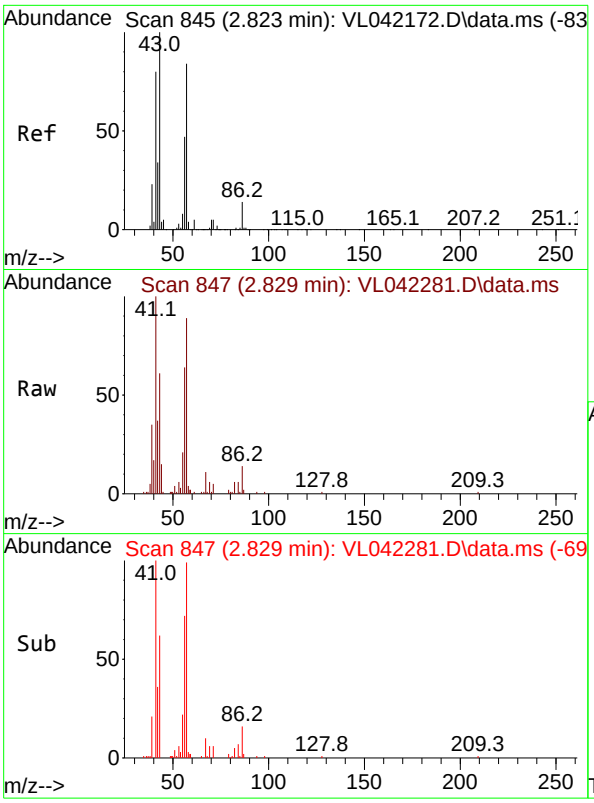

#26
Hexane
Concen: 0.453 ppbv
RT: 2.829 min Scan# 8
Delta R.T. 0.006 min
Lab File: VL042281.D
Acq: 09 Apr 2025 01:49

Instrument :
MSVOA_L
ClientSampleId :
SSSG-B2-6-04022025

Tgt Ion: 57 Resp: 9763

Ion	Ratio	Lower	Upper
57	100		
41	119.4	76.6	114.8#
43	92.8	207.8	311.8#
56	72.8	43.6	65.4#

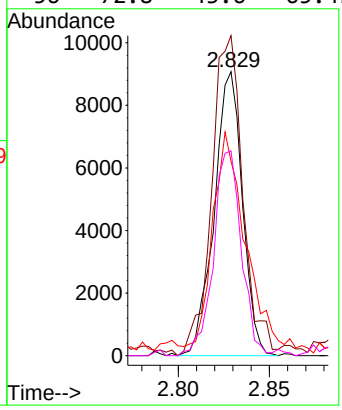

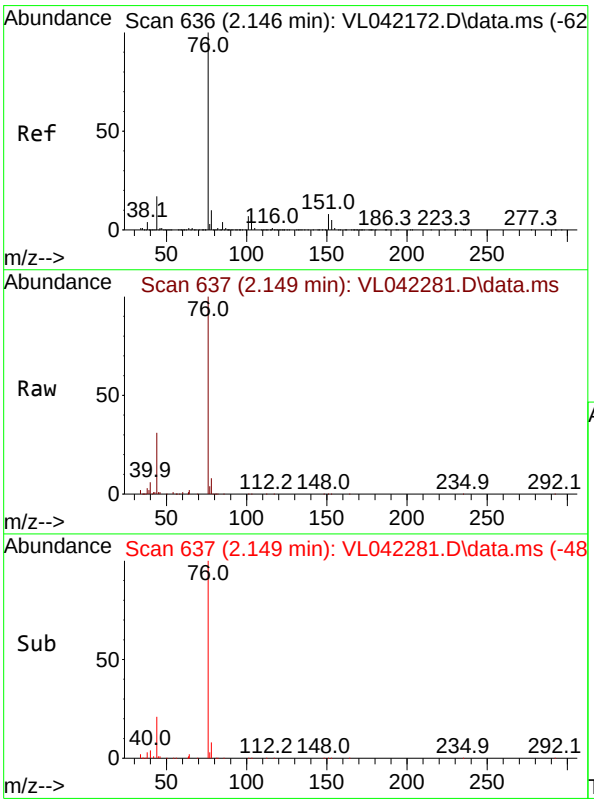

#27
Carbon Disulfide
Concen: 1.189 ppbv
RT: 2.149 min Scan# 637
Delta R.T. 0.003 min
Lab File: VL042281.D
Acq: 09 Apr 2025 01:49

Tgt Ion: 76 Resp: 27478

Ion	Ratio	Lower	Upper
76	100		
44	29.6	14.7	22.1#
78	9.9	9.3	13.9

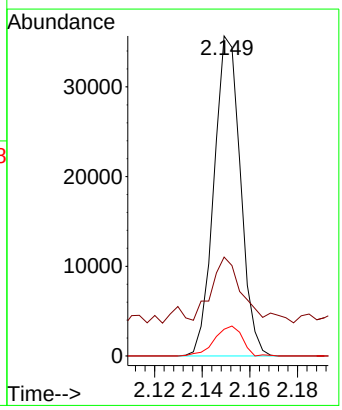

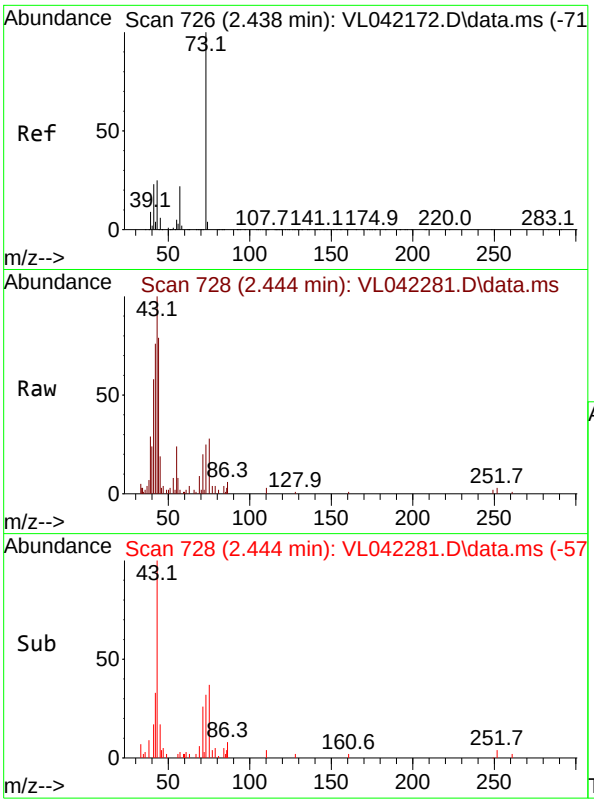

#28
Methyl tert-Butyl Ether
Concen: 0.066 ppbv
RT: 2.444 min Scan# 7
Delta R.T. 0.006 min
Lab File: VL042281.D
Acq: 09 Apr 2025 01:49

Instrument :
MSVOA_L
ClientSampleId :
SSSG-B2-6-04022025

Tgt Ion: 73 Resp: 880

Ion	Ratio	Lower	Upper
73	100		
57	344.8	20.5	30.7#

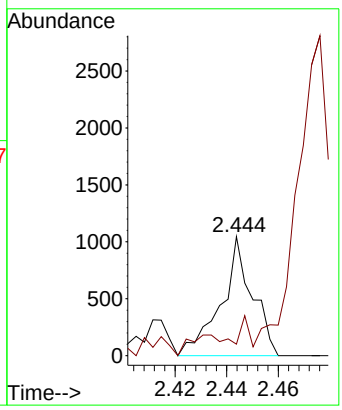

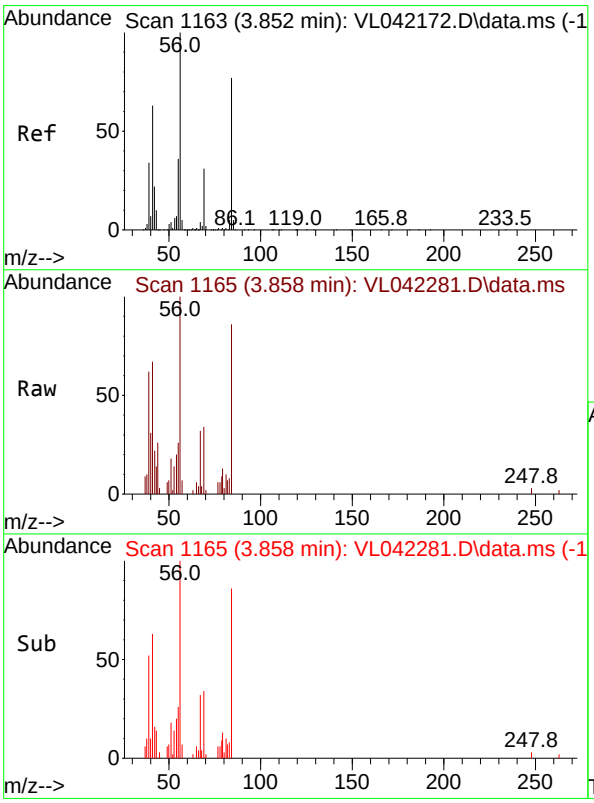

#30
Cyclohexane
Concen: 0.210 ppbv
RT: 3.858 min Scan# 1165
Delta R.T. 0.006 min
Lab File: VL042281.D
Acq: 09 Apr 2025 01:49

Tgt Ion: 84 Resp: 3921

Ion	Ratio	Lower	Upper
84	100		
56	129.2	102.8	154.2
41	122.6	66.5	99.7#

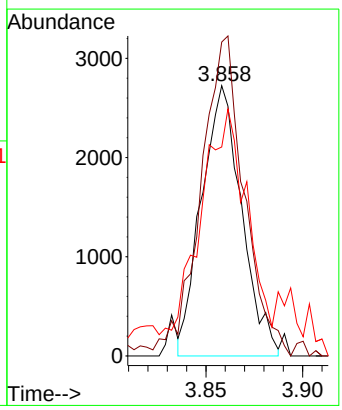

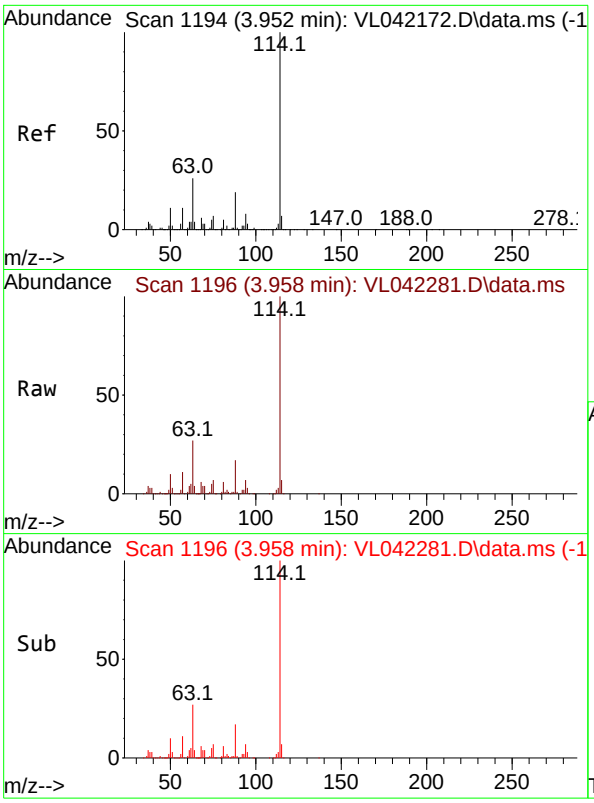

#33
1,4-Difluorobenzene
Concen: 10.000 ppbv
RT: 3.958 min Scan# 1
Delta R.T. 0.006 min
Lab File: VL042281.D
Acq: 09 Apr 2025 01:49

Instrument :
MSVOA_L
ClientSampleId :
SSSG-B2-6-04022025

Tgt Ion:114 Resp: 388271

Ion	Ratio	Lower	Upper
114	100		
63	26.1	20.7	31.1
88	17.6	15.0	22.4

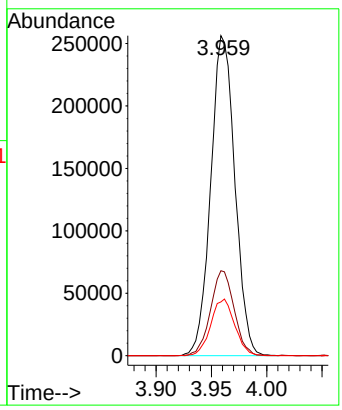

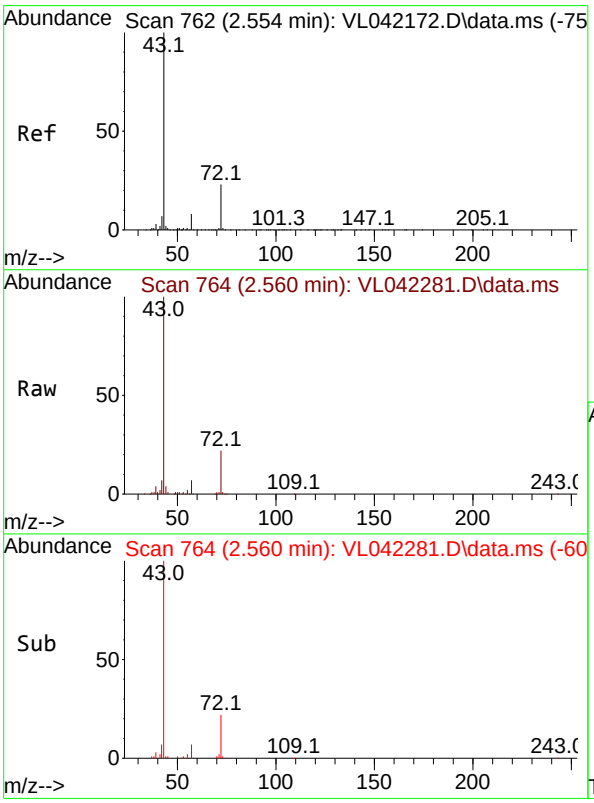

#34
2-Butanone
Concen: 4.571 ppbv
RT: 2.560 min Scan# 764
Delta R.T. 0.006 min
Lab File: VL042281.D
Acq: 09 Apr 2025 01:49

Tgt Ion: 43 Resp: 128691

Ion	Ratio	Lower	Upper
43	100		
72	20.5	18.2	27.2

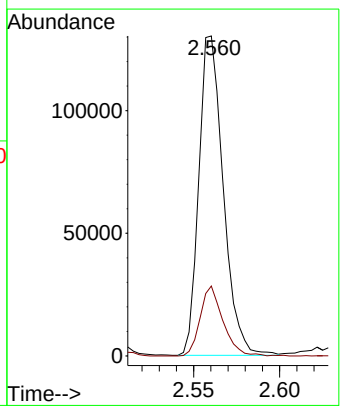

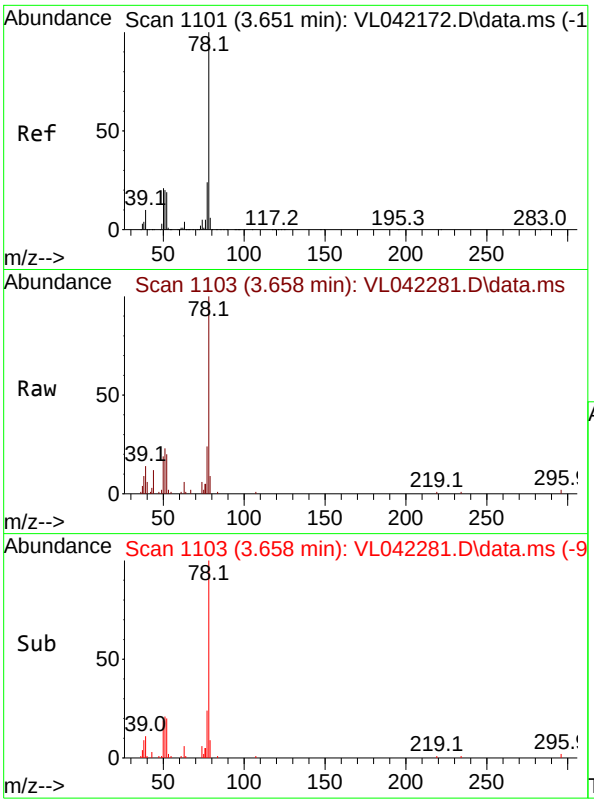

#36
Benzene
Concen: 0.304 ppbv
RT: 3.658 min Scan# 1
Delta R.T. 0.006 min
Lab File: VL042281.D
Acq: 09 Apr 2025 01:49

Instrument :
MSVOA_L
ClientSampleId :
SSSG-B2-6-04022025

Tgt Ion: 78 Resp: 11702

Ion	Ratio	Lower	Upper
78	100		
77	21.4	19.1	28.7
50	16.2	16.6	24.8#

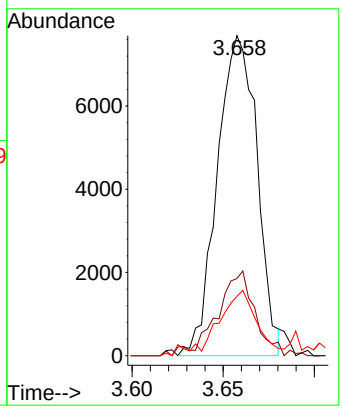

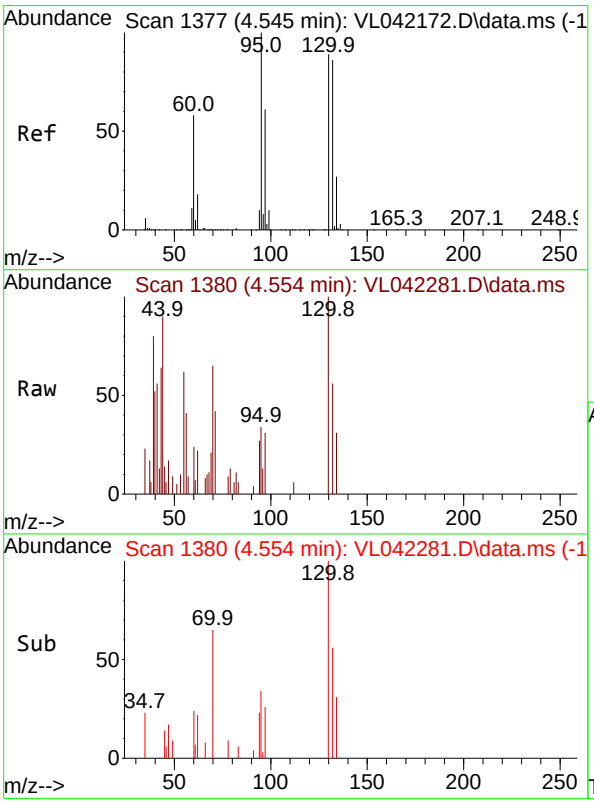

#38
Trichloroethene
Concen: 0.035 ppbv
RT: 4.554 min Scan# 1380
Delta R.T. 0.009 min
Lab File: VL042281.D
Acq: 09 Apr 2025 01:49

Tgt Ion:130 Resp: 557

Ion	Ratio	Lower	Upper
130	100		
95	0.0	89.8	134.8#
132	14.6	77.4	116.2#
97	18.9	55.1	82.7#

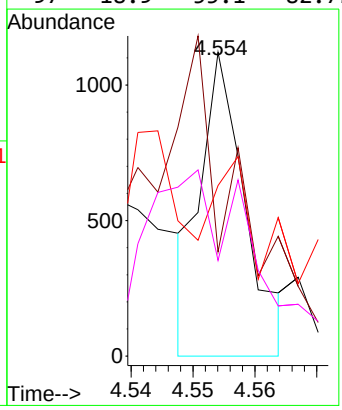

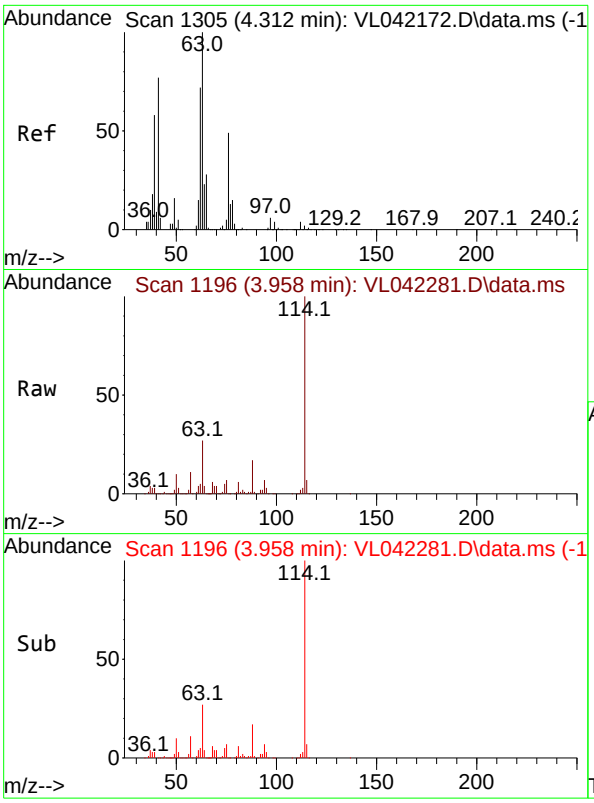

#39
1,2-Dichloropropane
Concen: 7.188 ppbv
RT: 3.958 min Scan# 1
Delta R.T. -0.353 min
Lab File: VL042281.D
Acq: 09 Apr 2025 01:49

Instrument :
MSVOA_L
ClientSampleId :
SSSG-B2-6-04022025

Tgt Ion: 63 Resp: 100762

Ion	Ratio	Lower	Upper
63	100		
41	0.3	61.7	92.5#
62	19.0	57.6	86.4#

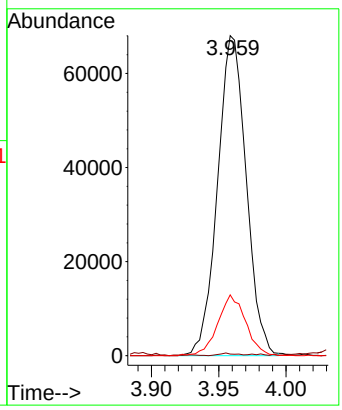

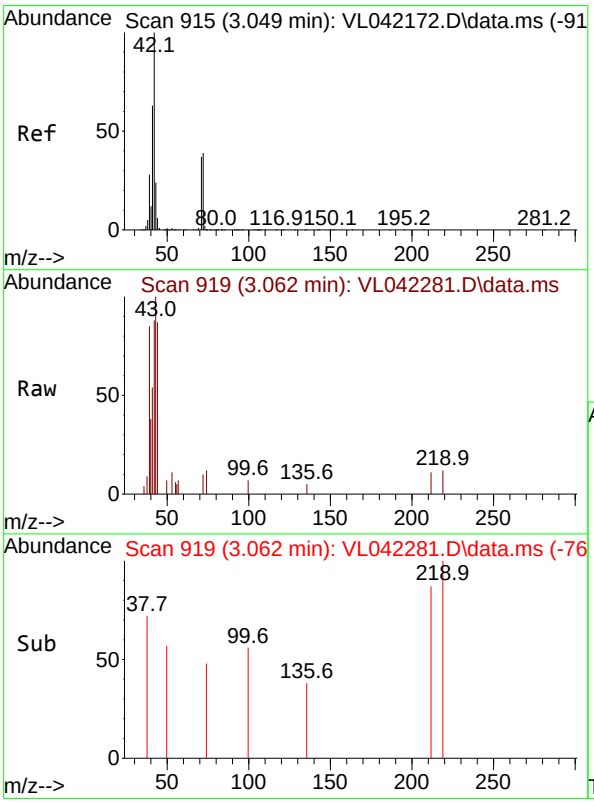

#41
Tetrahydrofuran
Concen: 0.040 ppbv
RT: 3.062 min Scan# 919
Delta R.T. 0.013 min
Lab File: VL042281.D
Acq: 09 Apr 2025 01:49

Tgt Ion: 42 Resp: 649

Ion	Ratio	Lower	Upper
42	100		
72	0.0	31.4	47.0#
71	0.0	30.2	45.4#

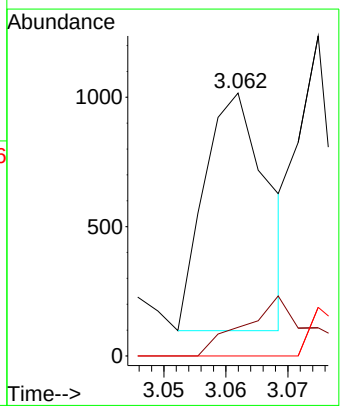

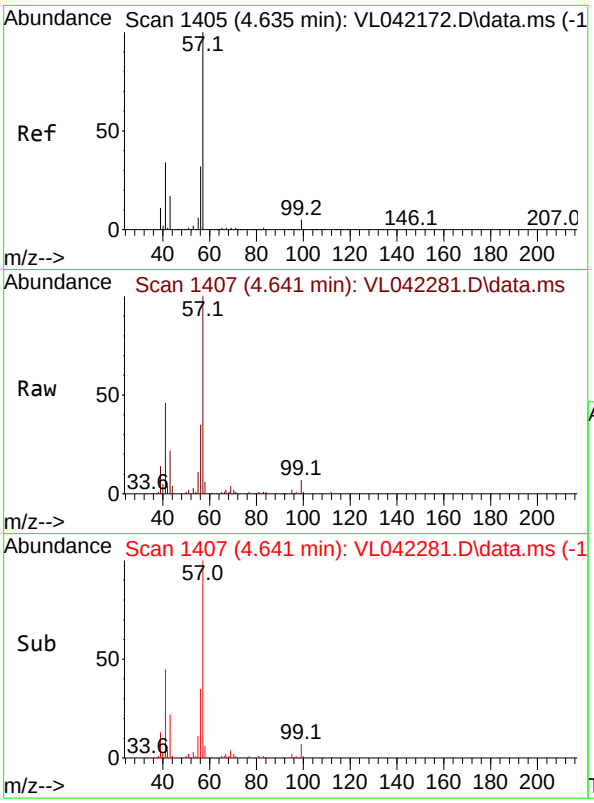

#44
2,2,4-Trimethylpentane
Concen: 1.105 ppbv
RT: 4.641 min Scan# 14
Delta R.T. 0.006 min
Lab File: VL042281.D
Acq: 09 Apr 2025 01:49

Instrument :
MSVOA_L
ClientSampleId :
SSSG-B2-6-04022025

Tgt Ion: 57 Resp: 71853

Ion	Ratio	Lower	Upper
57	100		
41	47.1	26.8	40.2#
56	41.7	25.6	38.4#

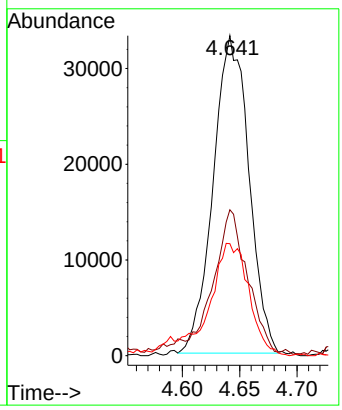

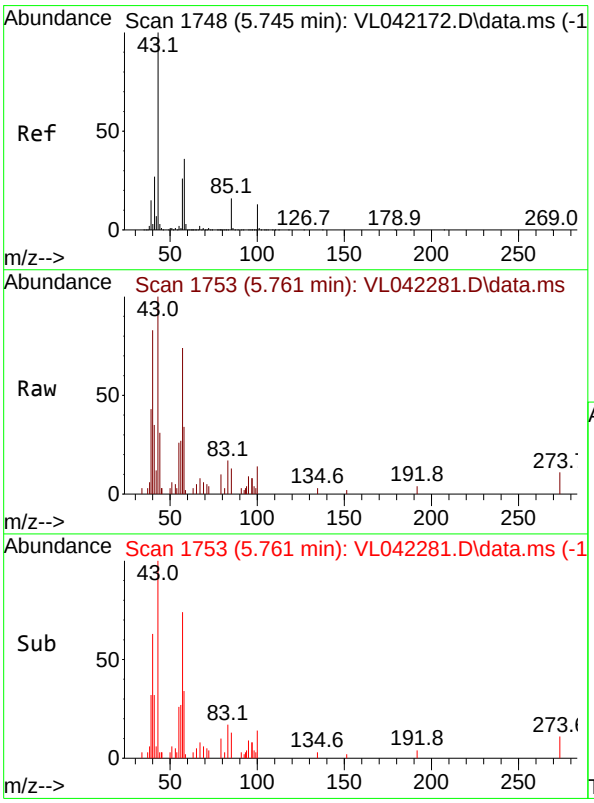

#50
4-Methyl-2-Pentanone
Concen: 0.042 ppbv
RT: 5.761 min Scan# 1753
Delta R.T. 0.016 min
Lab File: VL042281.D
Acq: 09 Apr 2025 01:49

Tgt Ion: 43 Resp: 1868

Ion	Ratio	Lower	Upper
43	100		
58	0.0	29.0	43.6#

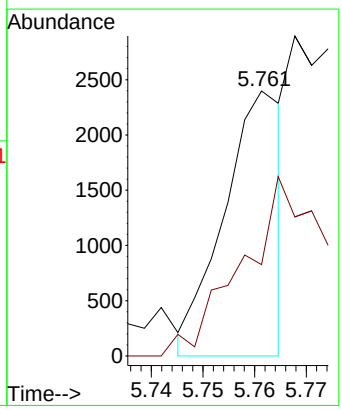

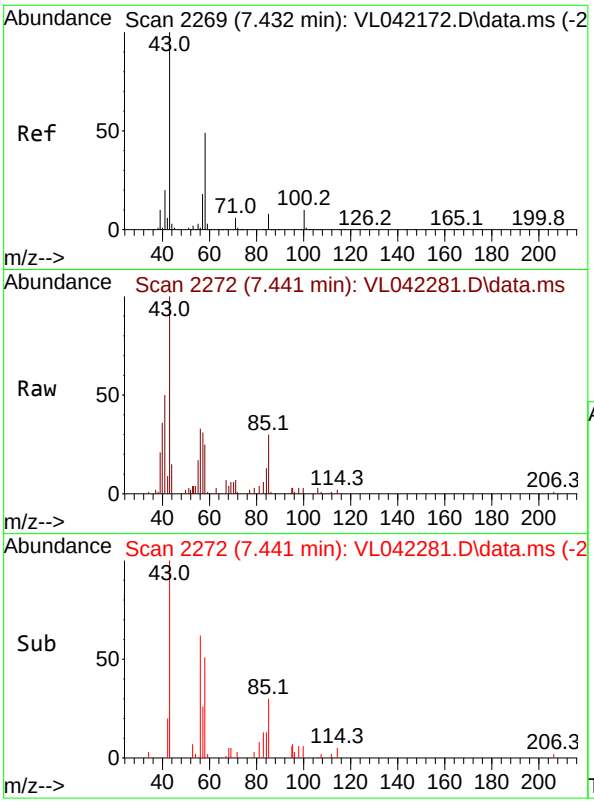

#51
2-Hexanone
Concen: 0.223 ppbv
RT: 7.441 min Scan# 2
Delta R.T. 0.009 min
Lab File: VL042281.D
Acq: 09 Apr 2025 01:49

Instrument :
MSVOA_L
ClientSampleId :
SSSG-B2-6-04022025

Tgt Ion: 43 Resp: 8163

Ion	Ratio	Lower	Upper
43	100		
58	49.4	39.7	59.5
98	1.4	0.1	0.1#

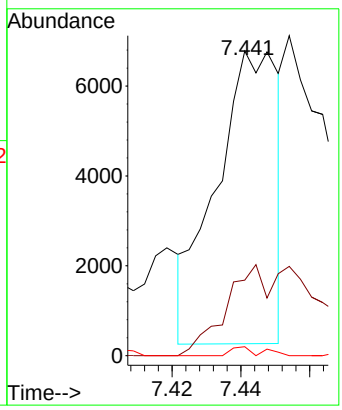

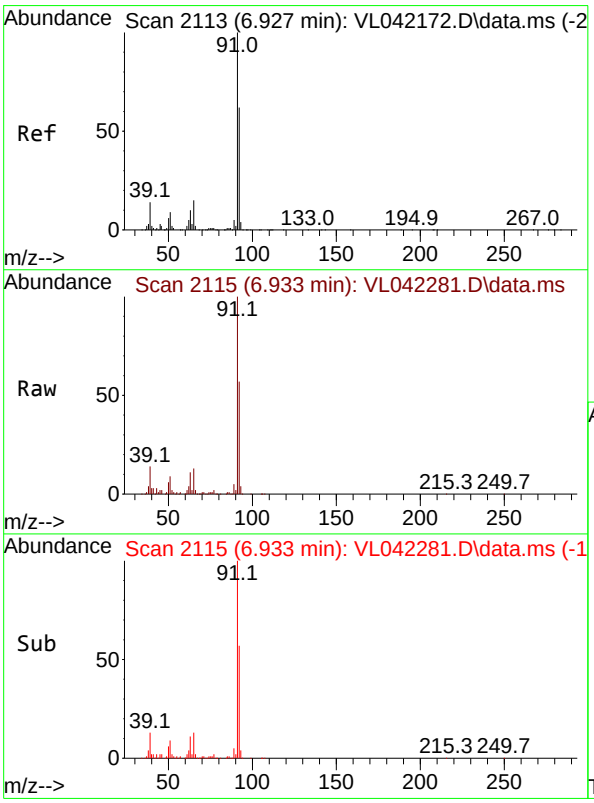

#53
Toluene
Concen: 5.737 ppbv
RT: 6.933 min Scan# 2115
Delta R.T. 0.006 min
Lab File: VL042281.D
Acq: 09 Apr 2025 01:49

Tgt Ion: 91 Resp: 261772

Ion	Ratio	Lower	Upper
91	100		
92	59.0	48.4	72.6

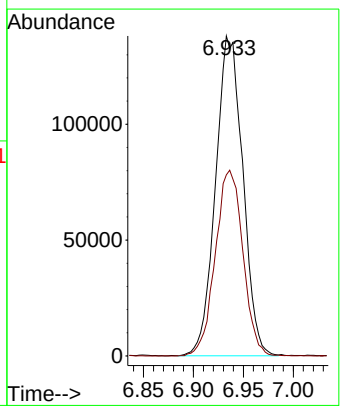

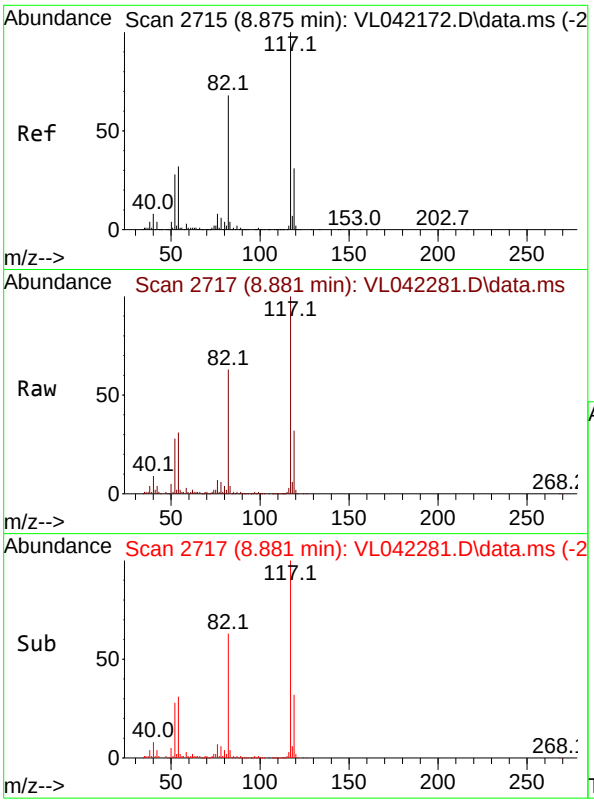

#55
Chlorobenzene-d5
Concen: 10.000 ppbv
RT: 8.881 min Scan# 2
Delta R.T. 0.006 min
Lab File: VL042281.D
Acq: 09 Apr 2025 01:49

Instrument :
MSVOA_L
ClientSampleId :
SSSG-B2-6-04022025

Tgt Ion:117 Resp: 381682

Ion	Ratio	Lower	Upper
117	100		
82	66.0	55.8	83.6
119	32.2	25.5	38.3

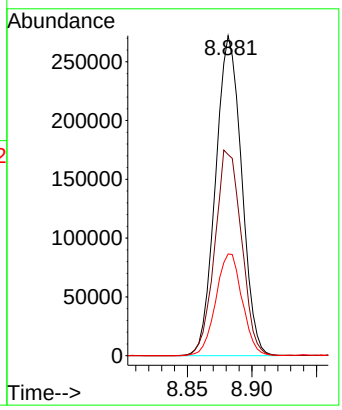

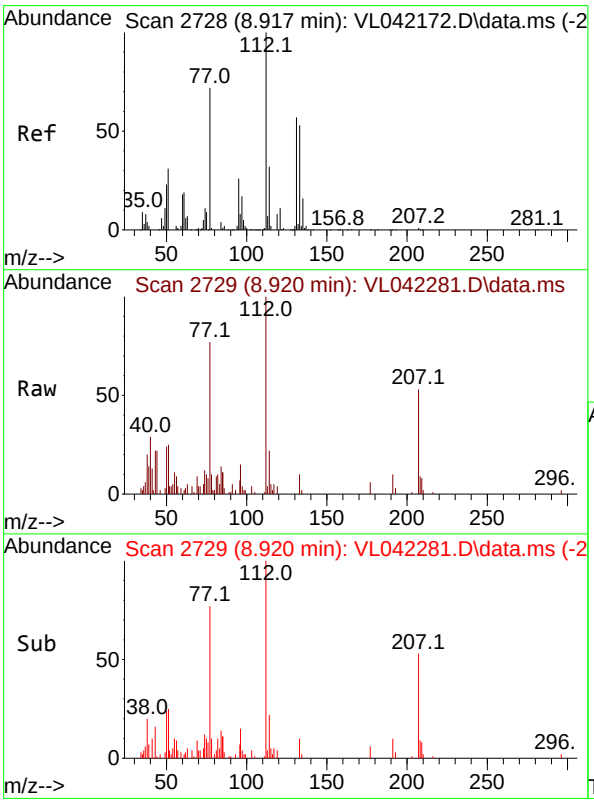

#57
Chlorobenzene
Concen: 0.187 ppbv
RT: 8.920 min Scan# 2729
Delta R.T. 0.003 min
Lab File: VL042281.D
Acq: 09 Apr 2025 01:49

Tgt Ion:112 Resp: 6785

Ion	Ratio	Lower	Upper
112	100		
77	72.9	58.2	87.2
114	23.0	29.1	35.5#

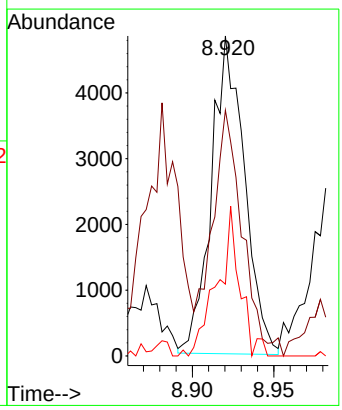

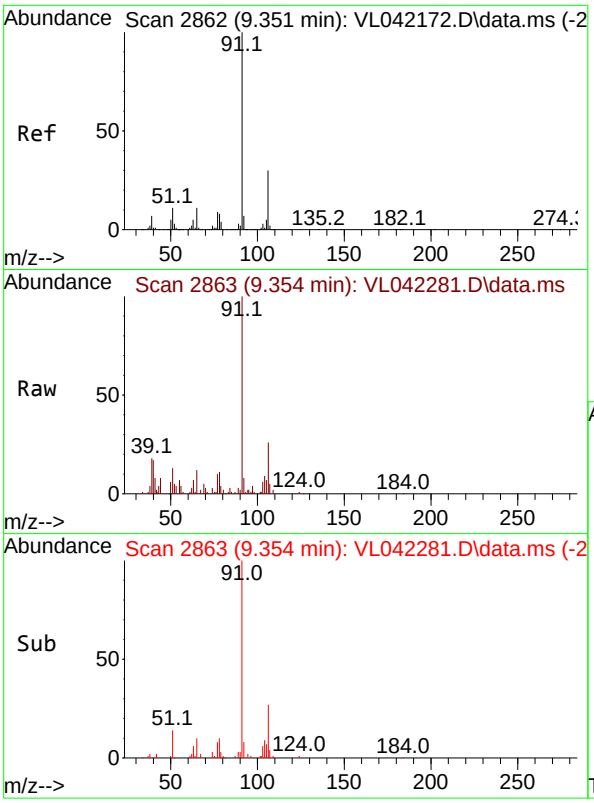

#58
Ethyl Benzene
Concen: 0.281 ppbv
RT: 9.354 min Scan# 2
Delta R.T. 0.003 min
Lab File: VL042281.D
Acq: 09 Apr 2025 01:49

Instrument :
MSVOA_L
ClientSampleId :
SSSG-B2-6-04022025

Tgt Ion: 91 Resp: 19066

Ion	Ratio	Lower	Upper
91	100		
106	26.3	24.2	36.2

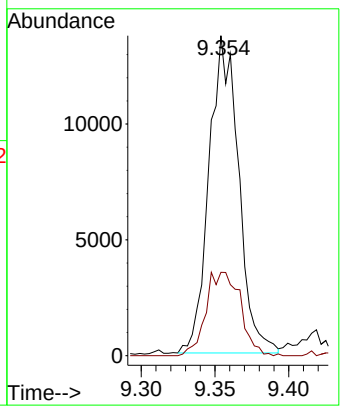

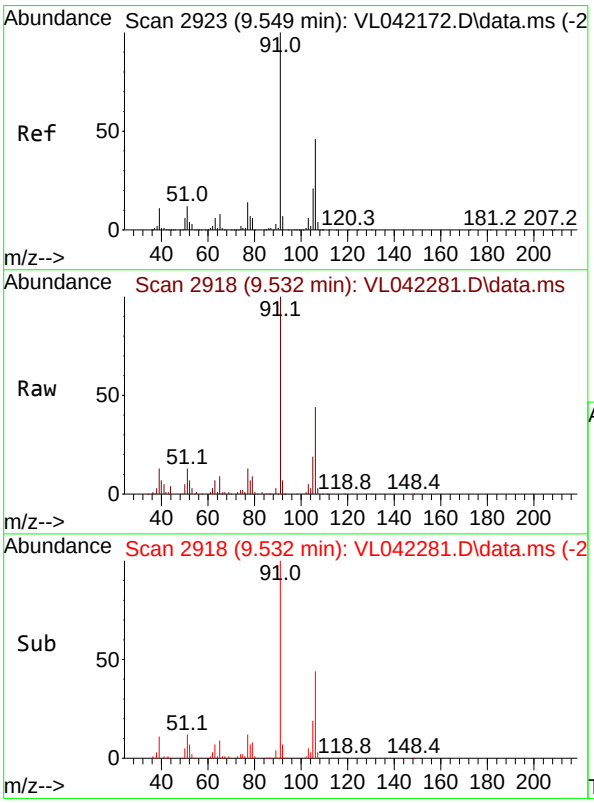

#59
m/p-Xylene
Concen: 0.850 ppbv
RT: 9.532 min Scan# 2918
Delta R.T. -0.017 min
Lab File: VL042281.D
Acq: 09 Apr 2025 01:49

Tgt Ion: 91 Resp: 46011

Ion	Ratio	Lower	Upper
91	100		
106	47.0	36.4	54.6

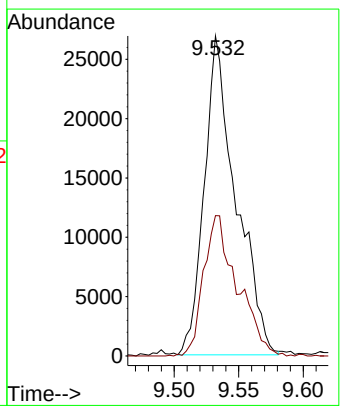

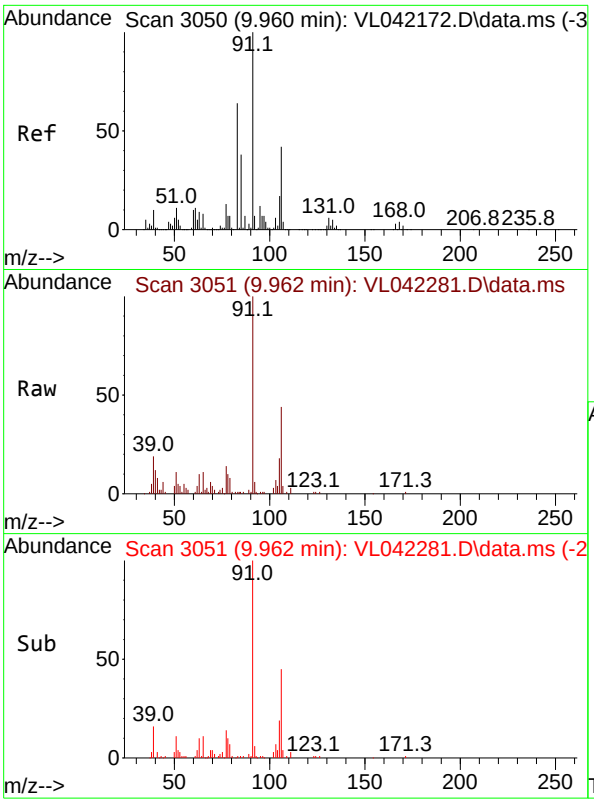

#60
o-Xylene
Concen: 0.371 ppbv
RT: 9.962 min Scan# 3(
Delta R.T. 0.003 min
Lab File: VL042281.D
Acq: 09 Apr 2025 01:49

Instrument :
MSVOA_L
ClientSampleId :
SSSG-B2-6-04022025

Tgt Ion: 91 Resp: 20160

Ion	Ratio	Lower	Upper
91	100		
106	41.4	20.8	62.5

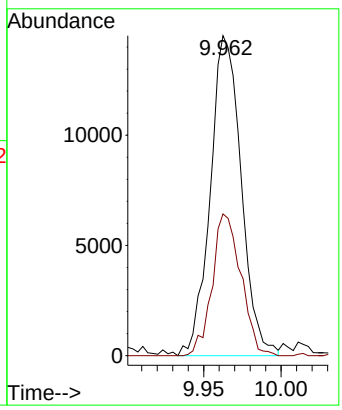

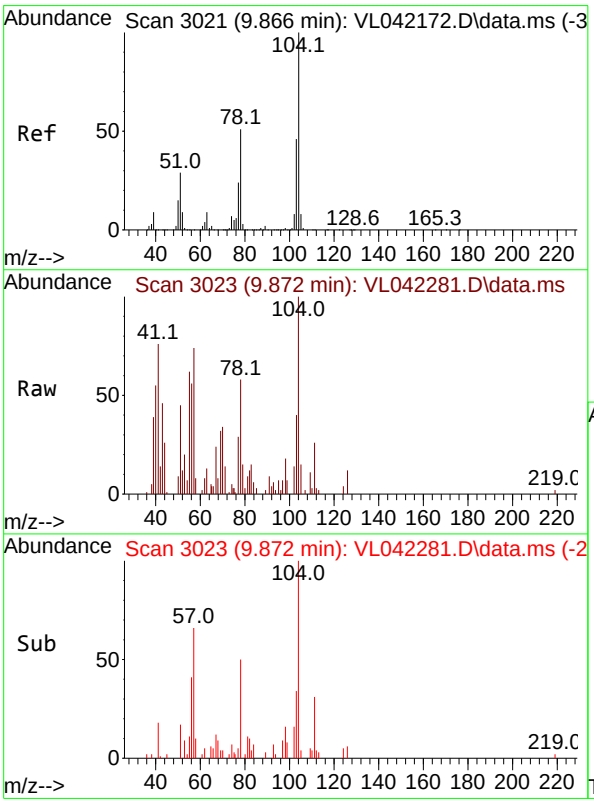

#61
Styrene
Concen: 0.151 ppbv
RT: 9.872 min Scan# 3023
Delta R.T. 0.006 min
Lab File: VL042281.D
Acq: 09 Apr 2025 01:49

Tgt Ion:104 Resp: 4043

Ion	Ratio	Lower	Upper
104	100		
78	63.1	41.8	62.6#
103	43.3	37.0	55.4

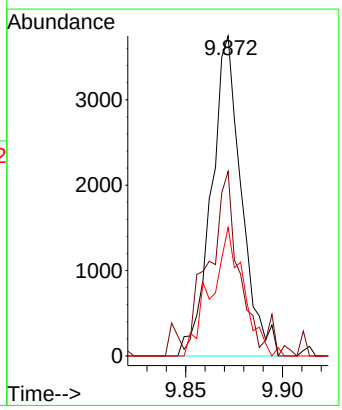

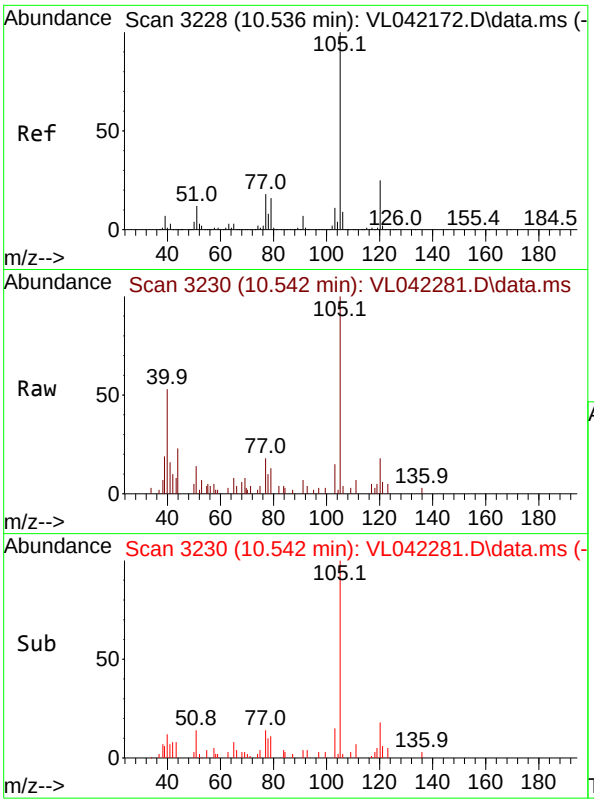

#62
Isopropylbenzene
Concen: 0.040 ppbv
RT: 10.542 min Scan# 3
Delta R.T. 0.006 min
Lab File: VL042281.D
Acq: 09 Apr 2025 01:49

Instrument :
MSVOA_L
ClientSampleId :
SSSG-B2-6-04022025

Tgt Ion:105 Resp: 3207

Ion	Ratio	Lower	Upper
105	100		
120	25.8	19.9	29.9

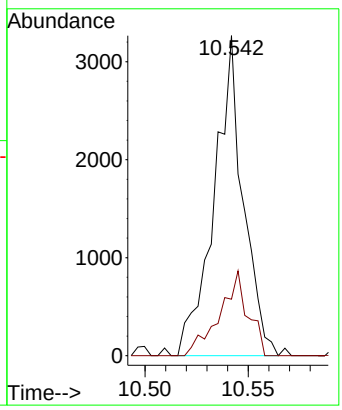

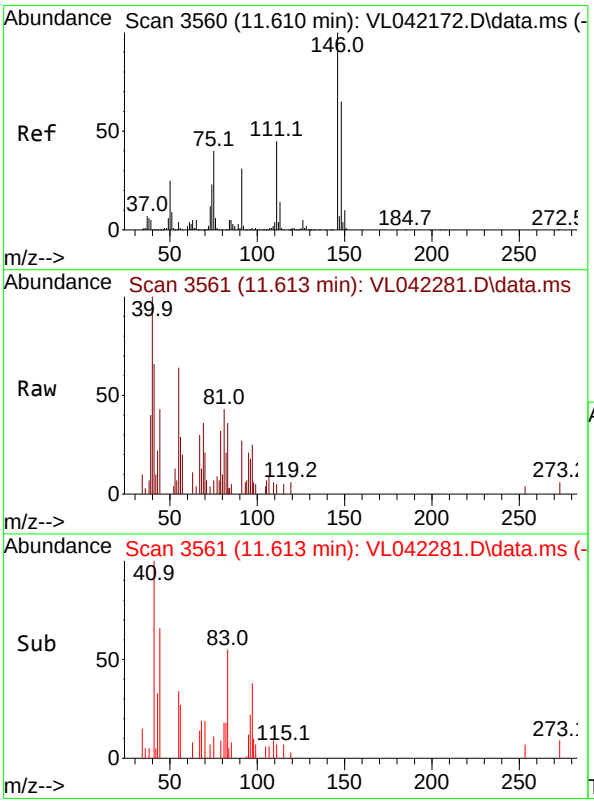

#66
Benzyl Chloride
Concen: 0.032 ppbv
RT: 11.613 min Scan# 3561
Delta R.T. 0.003 min
Lab File: VL042281.D
Acq: 09 Apr 2025 01:49

Tgt Ion: 91 Resp: 256

Ion	Ratio	Lower	Upper
91	100		
126	0.0	13.8	20.6#
128	0.0	4.5	6.7#

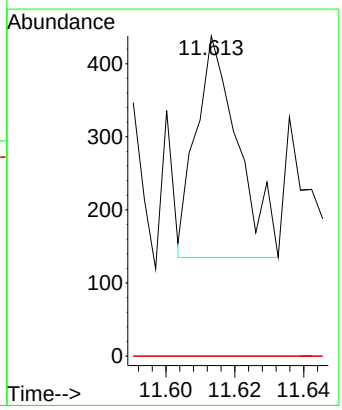

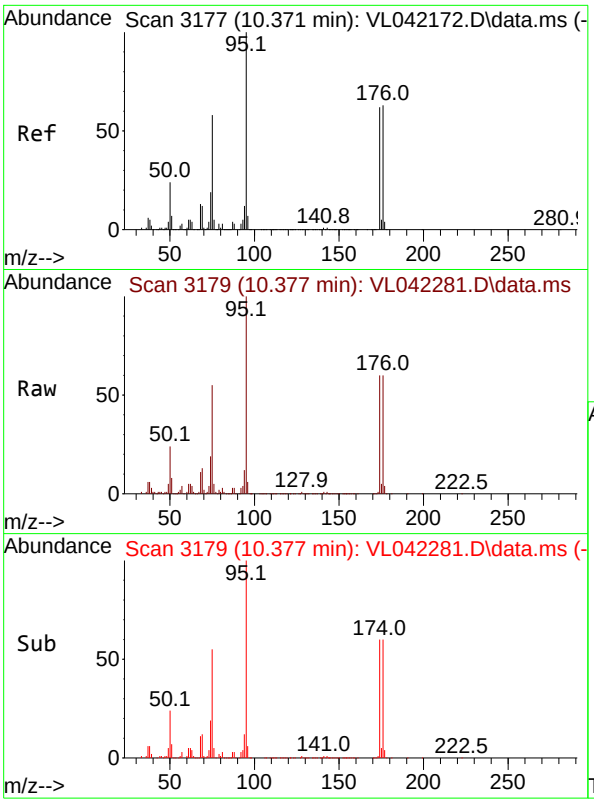

#68
1-Bromo-4-Fluorobenzene
Concen: 9.329 ppbv
RT: 10.377 min Scan# 3
Delta R.T. 0.006 min
Lab File: VL042281.D
Acq: 09 Apr 2025 01:49

Instrument :
MSVOA_L
ClientSampleId :
SSSG-B2-6-04022025

Tgt Ion: 95 Resp: 292407

Ion	Ratio	Lower	Upper
95	100		
174	63.0	50.6	76.0
175	4.9	3.8	5.6

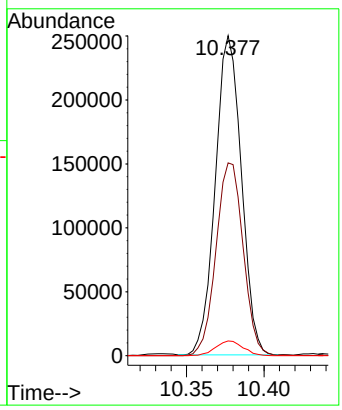

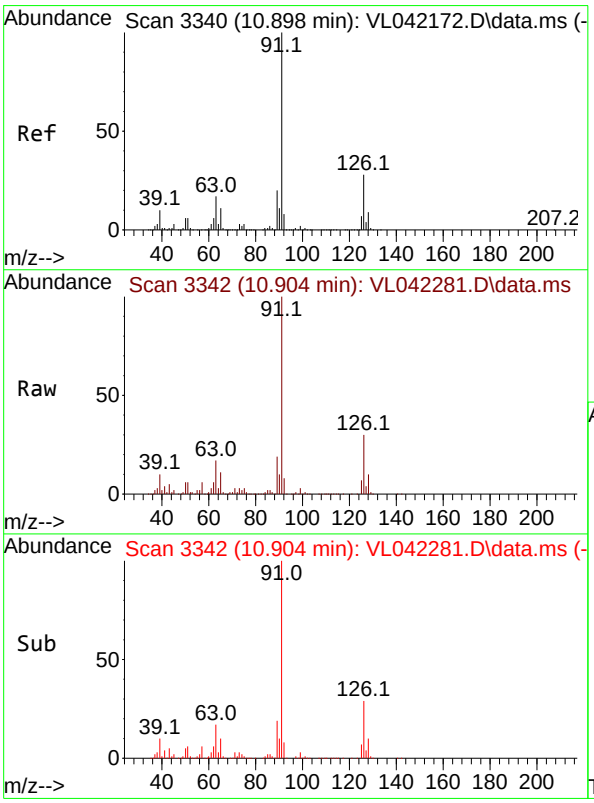

#71
2-Chlorotoluene
Concen: 4.247 ppbv
RT: 10.904 min Scan# 3342
Delta R.T. 0.006 min
Lab File: VL042281.D
Acq: 09 Apr 2025 01:49

Tgt Ion: 91 Resp: 267528

Ion	Ratio	Lower	Upper
91	100		
126	29.9	11.6	46.4

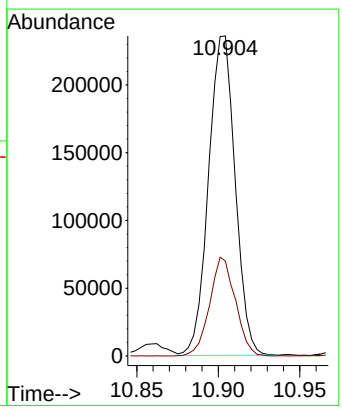

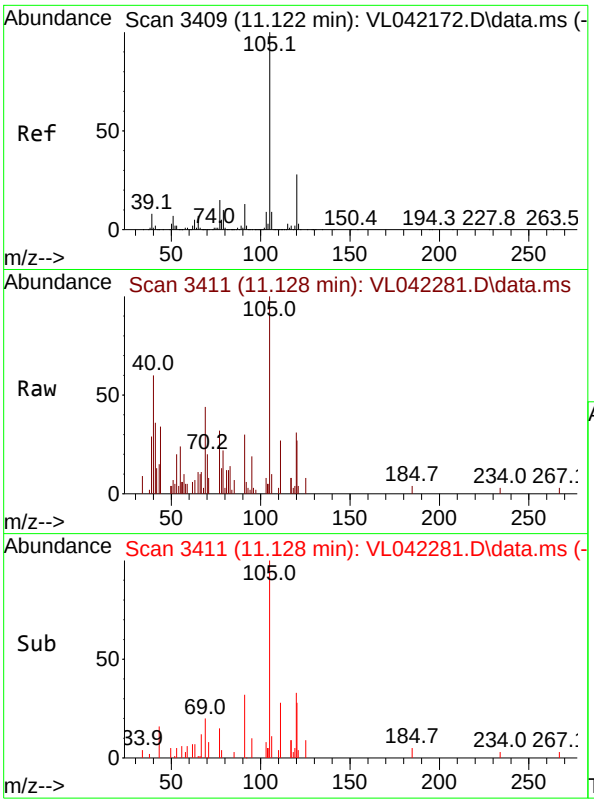

#72
4-Ethyltoluene
Concen: 0.041 ppbv
RT: 11.128 min Scan# 3
Delta R.T. 0.006 min
Lab File: VL042281.D
Acq: 09 Apr 2025 01:49

Instrument :
MSVOA_L
ClientSampleId :
SSSG-B2-6-04022025

Tgt Ion:105 Resp: 2757

Ion	Ratio	Lower	Upper
105	100		
120	0.0	23.4	35.0#
91	0.0	10.3	15.5#
77	0.0	11.4	17.2#

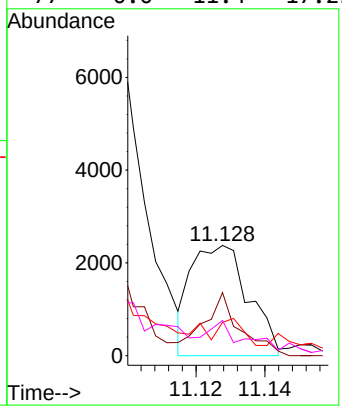

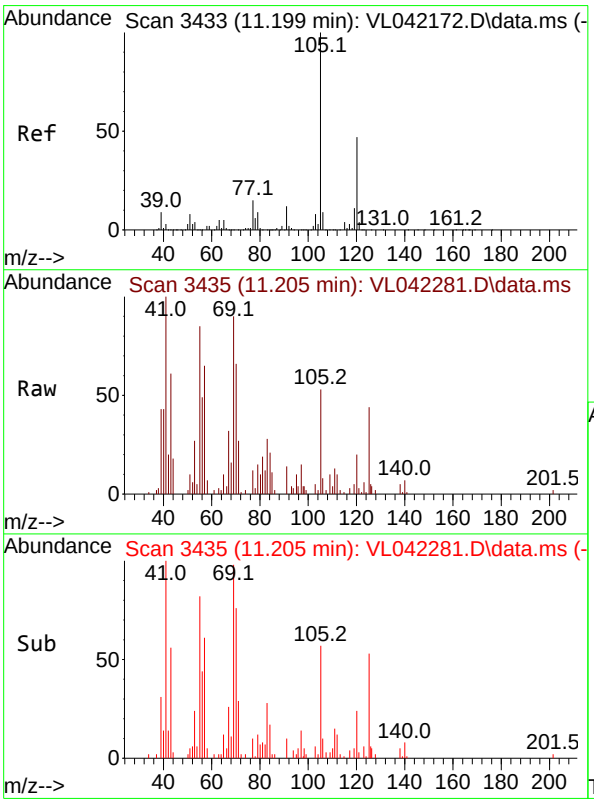

#73
1,3,5-Trimethylbenzene
Concen: 0.053 ppbv
RT: 11.205 min Scan# 3435
Delta R.T. 0.006 min
Lab File: VL042281.D
Acq: 09 Apr 2025 01:49

Tgt Ion:105 Resp: 3106

Ion	Ratio	Lower	Upper
105	100		
120	38.3	37.4	56.0

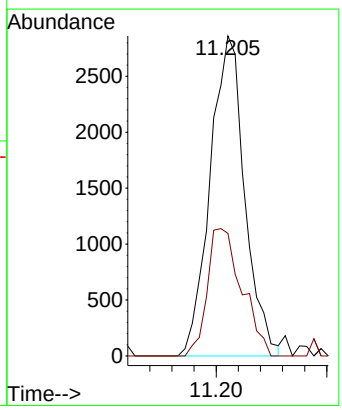

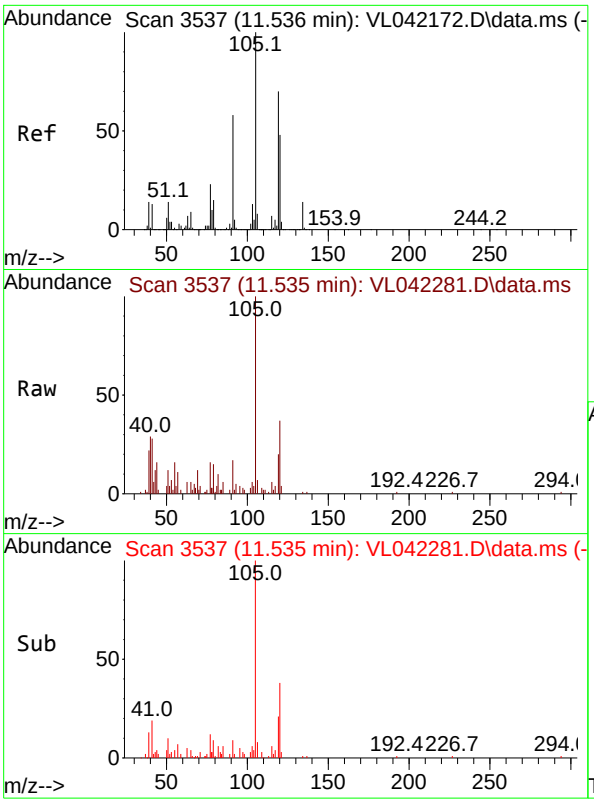

#74
1,2,4-Trimethylbenzene
Concen: 0.105 ppbv
RT: 11.535 min Scan# 3
Delta R.T. -0.000 min
Lab File: VL042281.D
Acq: 09 Apr 2025 01:49

Instrument :
MSVOA_L
ClientSampleId :
SSSG-B2-6-04022025

Tgt Ion:105 Resp: 7115

Ion	Ratio	Lower	Upper
105	100		
120	36.4	38.6	58.0#
91	16.3	46.2	69.2#
77	16.2	18.6	27.8#

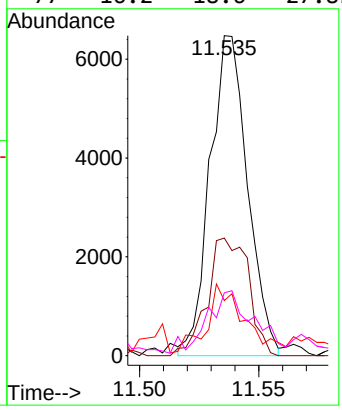

Quantitation Report (Not Reviewed)

Data Path : Z:\voasrv\HPCHEM1\MSVOA_L\Data\VL040825\
Data File : VL042283.D
Acq On : 09 Apr 2025 02:51
Operator : SY/MD
Sample : Q1728-10 2X
Misc : 400mL/MSVOA_L
ALS Vial : 1 Sample Multiplier: 1

Instrument :
MSVOA_L
ClientSampleId :
SSSG-B14-4-04022025

Quant Time: Apr 09 08:27:29 2025
Quant Method : Z:\voasrv\HPCHEM1\MSVOA_L\methods\VL032725AIR.M
Quant Title : AIR ANALYSIS BY METHOD TO-15 Instrument: MSVOA_LFri Aug 26 06:05:16 2022
QLast Update : Fri Mar 28 02:00:52 2025
Response via : Initial Calibration

Compound	R.T.	QIon	Response	Conc	Units	Dev(Min)
Internal Standards						
1) Bromochloromethane	2.790	49	155290	10.000	ppbv	0.00
33) 1,4-Difluorobenzene	3.962	114	388359	10.000	ppbv	0.00
55) Chlorobenzene-d5	8.882	117	341830	10.000	ppbv	0.00
System Monitoring Compounds						
68) 1-Bromo-4-Fluorobenzene	10.377	95	287523	10.243	ppbv	0.00
Spiked Amount 10.000	Range 65 - 135		Recovery = 102.400%			
Target Compounds						Qvalue
2) Dichlorodifluoromethane	1.499	85	5799	0.253	ppbv	98
3) Chlorodifluoromethane	1.476	51	4290	0.183	ppbv	97
4) Chloromethane	1.535	50	2332	0.249	ppbv	97
9) Propene	1.887	41	26969	2.512	ppbv	91
11) Trichlorofluoromethane	2.143	101	730	0.033	ppbv	90
12) 1,1,2-Trichlorotrifluo...	2.143	101	730	0.040	ppbv	86
13) Ethanol	1.722	45	7713	7.600	ppbv #	27
15) Acetone	1.836	43	276321	12.723	ppbv	97
16) 1,3-Butadiene	1.603	39	2390	0.225	ppbv #	24
17) tert-Butyl alcohol	1.887	59	10331	0.382	ppbv	99
19) Isopropyl Alcohol	1.887	45	274802	22.426	ppbv #	33
20) Methylene Chloride	2.062	84	29400	3.635	ppbv	87
21) Allyl Chloride	2.059	41	1235	0.081	ppbv #	22
23) Vinyl Acetate	2.457	43	2280	0.243	ppbv #	83
25) Ethyl Acetate	2.829	43	15237	0.270	ppbv #	79
26) Hexane	2.829	57	17021	0.782	ppbv #	33
29) Chloroform	2.849	83	2769	0.087	ppbv #	79
34) 2-Butanone	2.564	43	9233	0.328	ppbv	95
39) 1,2-Dichloropropane	3.962	63	101030	7.205	ppbv #	21
41) Tetrahydrofuran	3.072	42	1102	0.068	ppbv #	41
44) 2,2,4-Trimethylpentane	4.907	57	116682	1.793	ppbv #	49
53) Toluene	6.937	91	12300	0.270	ppbv	97
58) Ethyl Benzene	9.358	91	12642	0.208	ppbv #	85
59) m/p-Xylene	9.532	91	39977	0.825	ppbv	99
60) o-Xylene	9.966	91	9522	0.196	ppbv	99
61) Styrene	9.875	104	1514	0.063	ppbv #	28
72) 4-Ethyltoluene	11.128	105	1856	0.031	ppbv #	49
73) 1,3,5-Trimethylbenzene	11.206	105	1627	0.031	ppbv	86
74) 1,2,4-Trimethylbenzene	11.539	105	6419	0.105	ppbv #	61

(#) = qualifier out of range (m) = manual integration (+) = signals summed

Quantitation Report (Not Reviewed)

Data Path : Z:\voasrv\HPCHEM1\MSVOA_L\Data\VL040825\
Data File : VL042283.D
Acq On : 09 Apr 2025 02:51
Operator : SY/MD
Sample : Q1728-10 2X
Misc : 400mL/MSVOA_L
ALS Vial : 1 Sample Multiplier: 1

Instrument :
MSVOA_L
ClientSampleId :
SSSG-B14-4-04022025

Quant Time: Apr 09 08:27:29 2025
Quant Method : Z:\voasrv\HPCHEM1\MSVOA_L\methods\VL032725AIR.M
Quant Title : AIR ANALYSIS BY METHOD TO-15 Instrument: MSVOA_LFri Aug 26 06:05:16 2022
QLast Update : Fri Mar 28 02:00:52 2025
Response via : Initial Calibration

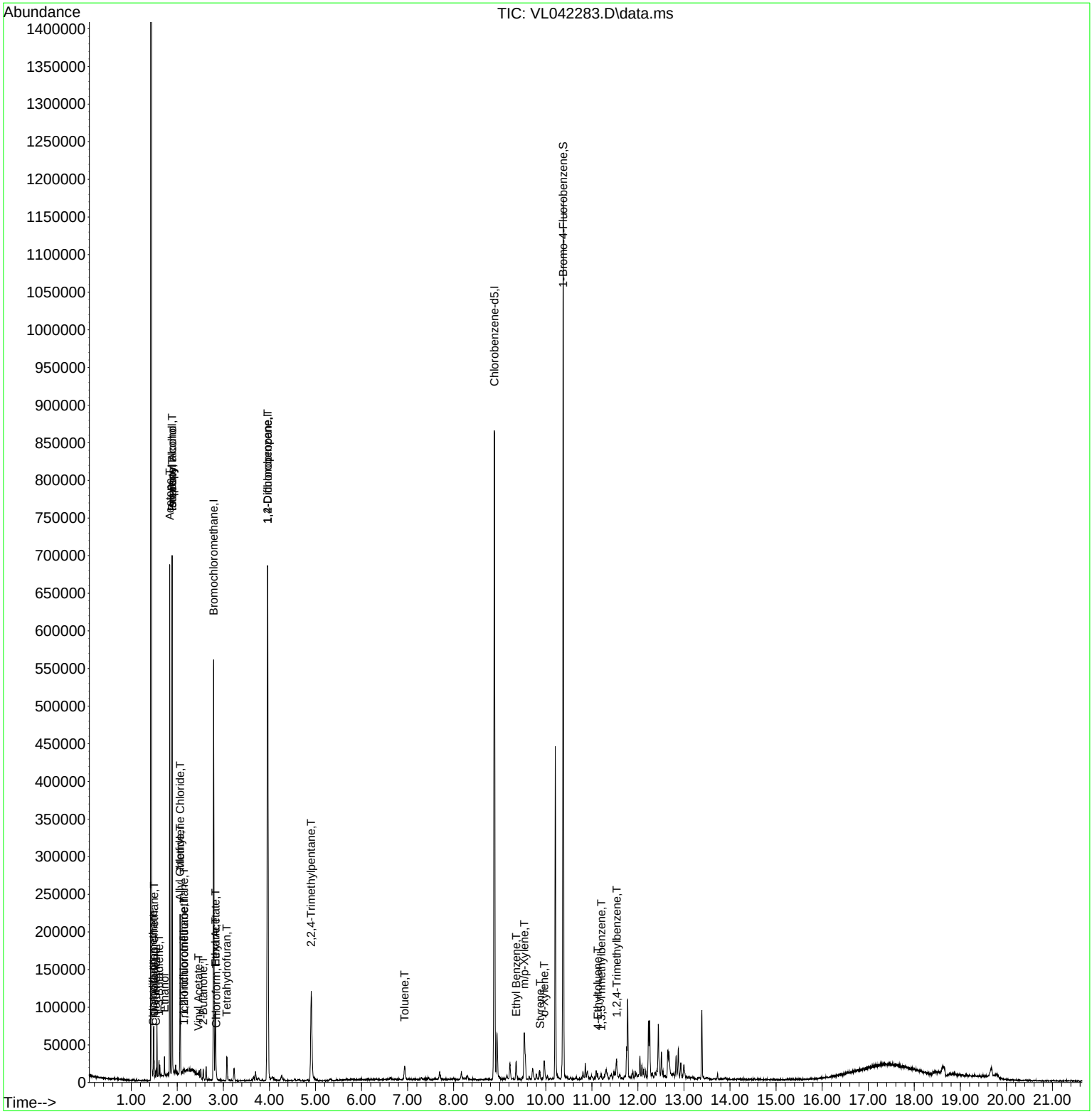

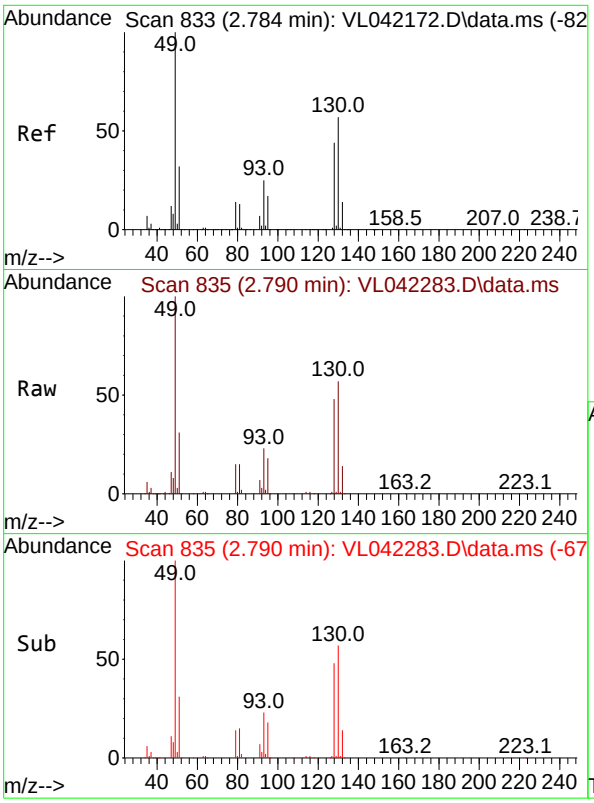

#1
Bromochloromethane
Concen: 10.000 ppbv
RT: 2.790 min Scan# 8
Delta R.T. 0.006 min
Lab File: VL042283.D
Acq: 09 Apr 2025 02:51

Instrument :
MSVOA_L
ClientSampleId :
SSSG-B14-4-04022025

Tgt Ion: 49 Resp: 155290

Ion	Ratio	Lower	Upper
49	100		
128	45.8	22.9	68.5
130	56.6	28.8	86.4

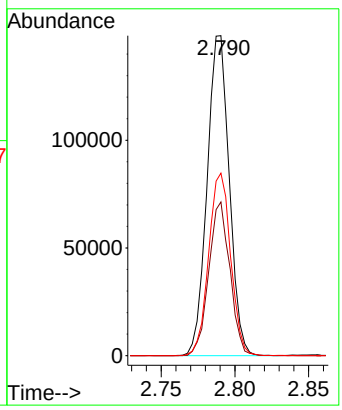

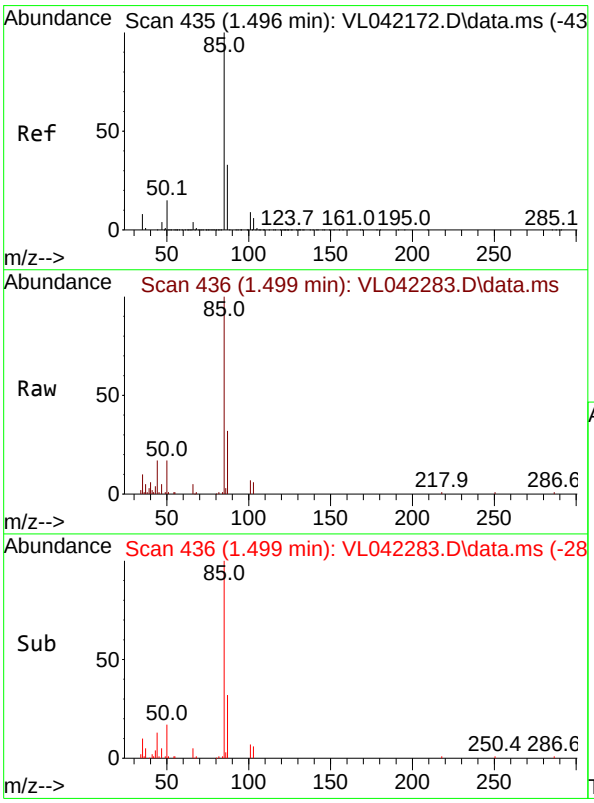

#2
Dichlorodifluoromethane
Concen: 0.253 ppbv
RT: 1.499 min Scan# 436
Delta R.T. 0.003 min
Lab File: VL042283.D
Acq: 09 Apr 2025 02:51

Tgt Ion: 85 Resp: 5799

Ion	Ratio	Lower	Upper
85	100		
87	31.7	26.1	39.1

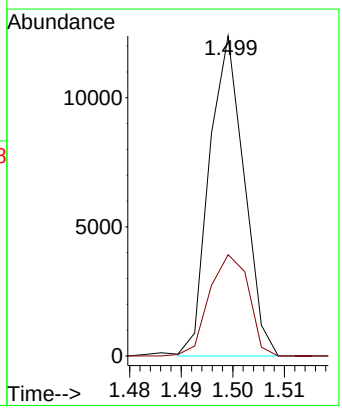

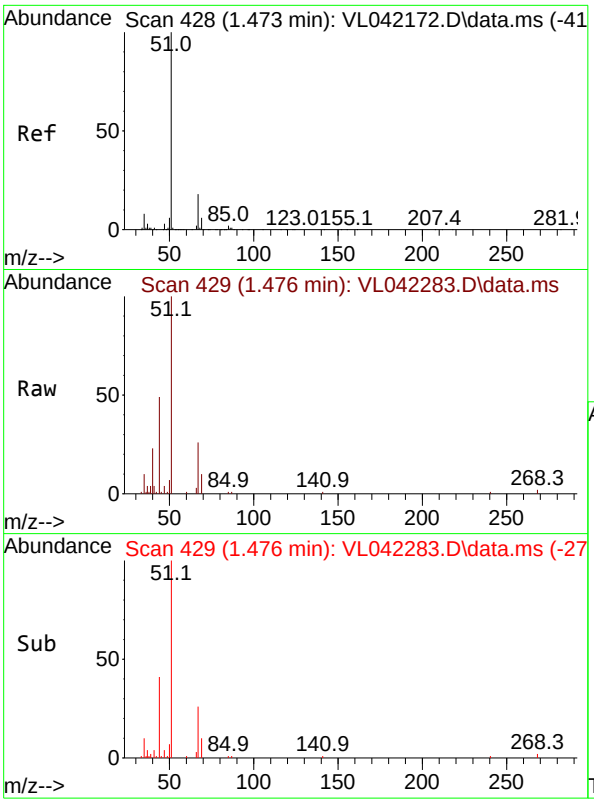

#3
Chlorodifluoromethane
Concen: 0.183 ppbv
RT: 1.476 min Scan# 4
Delta R.T. 0.003 min
Lab File: VL042283.D
Acq: 09 Apr 2025 02:51

Instrument :
MSVOA_L
ClientSampleId :
SSSG-B14-4-04022025

Tgt Ion: 51 Resp: 4290

Ion	Ratio	Lower	Upper
51	100		
67	17.5	15.0	22.6

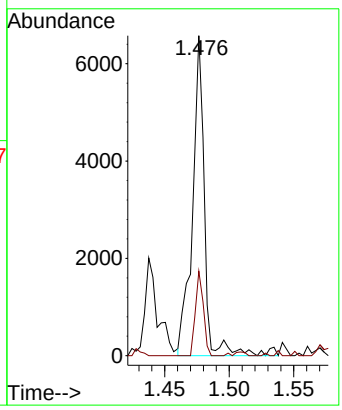

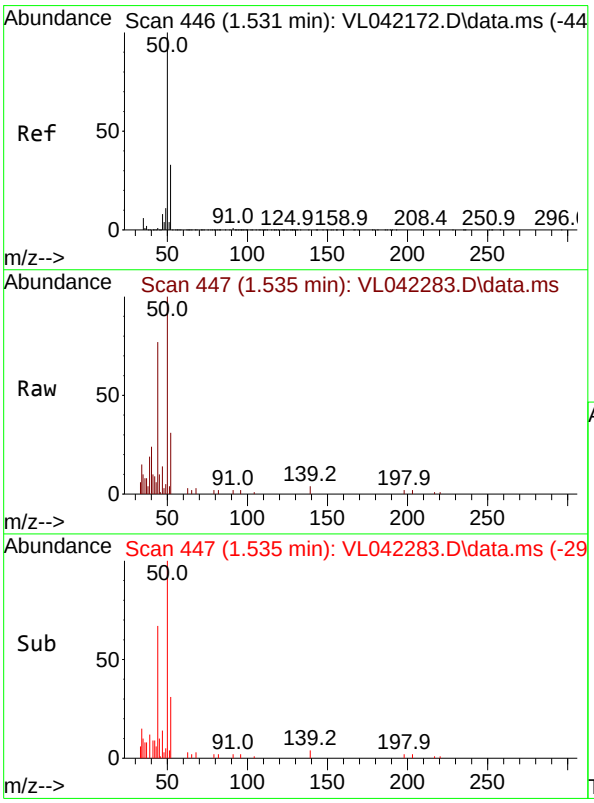

#4
Chloromethane
Concen: 0.249 ppbv
RT: 1.535 min Scan# 447
Delta R.T. 0.003 min
Lab File: VL042283.D
Acq: 09 Apr 2025 02:51

Tgt Ion: 50 Resp: 2332

Ion	Ratio	Lower	Upper
50	100		
52	30.8	26.1	39.1

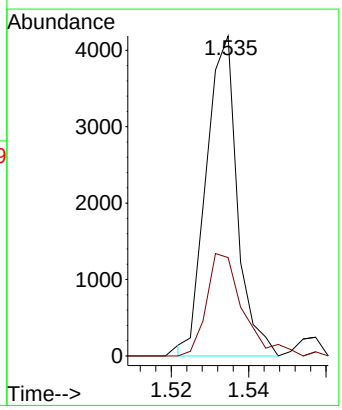



#9
Propene
Concen: 2.512 ppbv
RT: 1.887 min Scan# 5
Delta R.T. 0.405 min
Lab File: VL042283.D
Acq: 09 Apr 2025 02:51

Instrument :
MSVOA_L
ClientSampleId :
SSSG-B14-4-04022025

Tgt Ion: 41 Resp: 26969

Ion	Ratio	Lower	Upper
41	100		
42	61.9	55.4	83.2

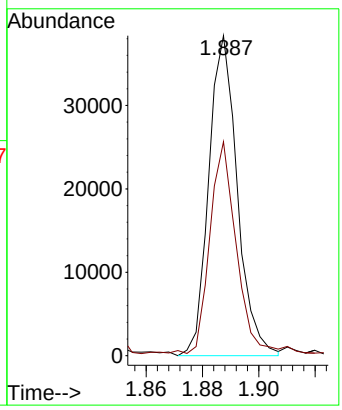

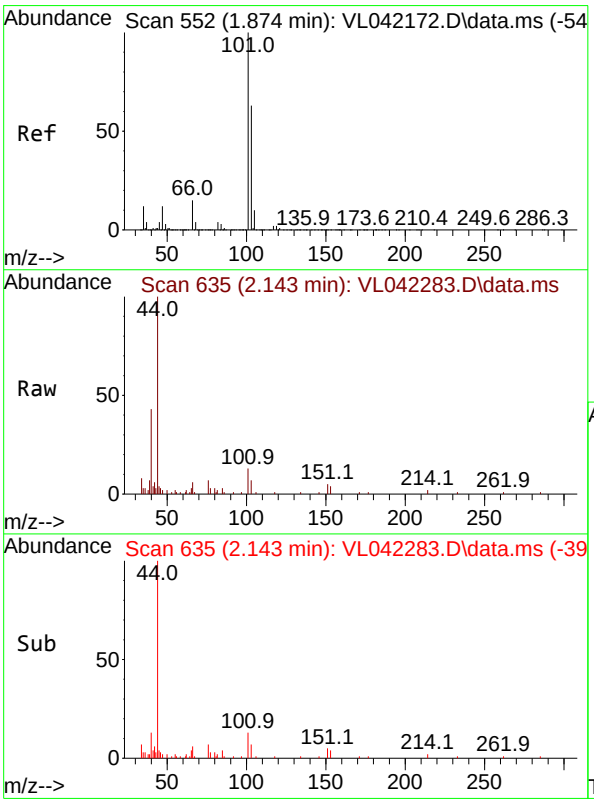

#11
Trichlorofluoromethane
Concen: 0.033 ppbv
RT: 2.143 min Scan# 635
Delta R.T. 0.269 min
Lab File: VL042283.D
Acq: 09 Apr 2025 02:51

Tgt Ion:101 Resp: 730

Ion	Ratio	Lower	Upper
101	100		
103	54.8	50.2	75.2

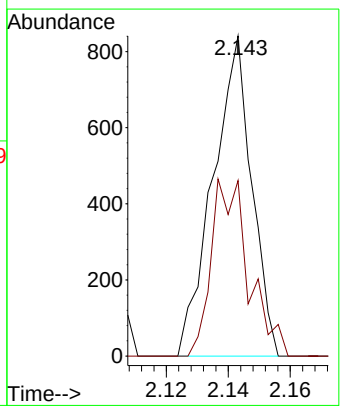

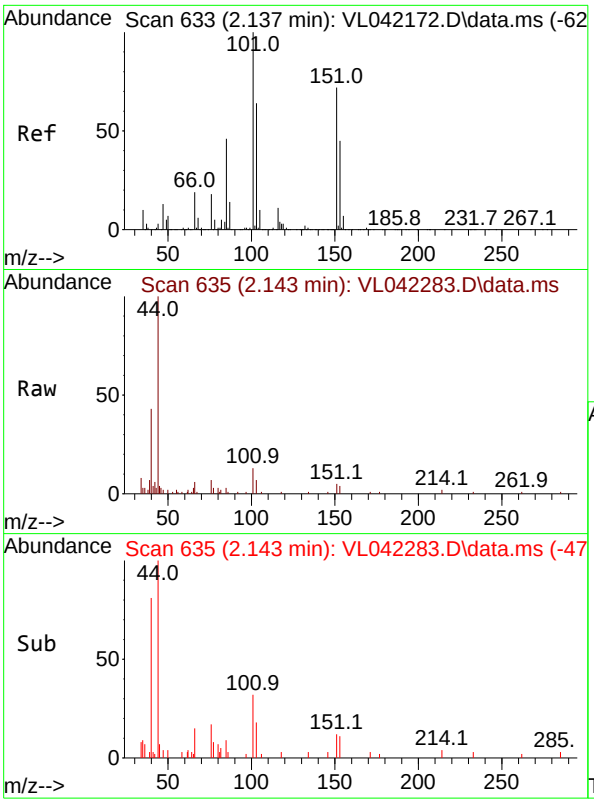

#12
1,1,2-Trichlorotrifluoroethane
Concen: 0.040 ppbv
RT: 2.143 min Scan# 6
Delta R.T. 0.007 min
Lab File: VL042283.D
Acq: 09 Apr 2025 02:51

Instrument :
MSVOA_L
ClientSampleId :
SSSG-B14-4-04022025

Tgt Ion:101 Resp: 730

Ion	Ratio	Lower	Upper
101	100		
151	59.9	57.1	85.7

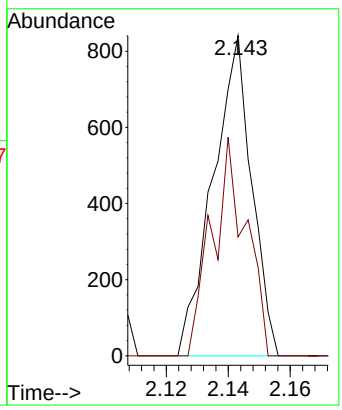

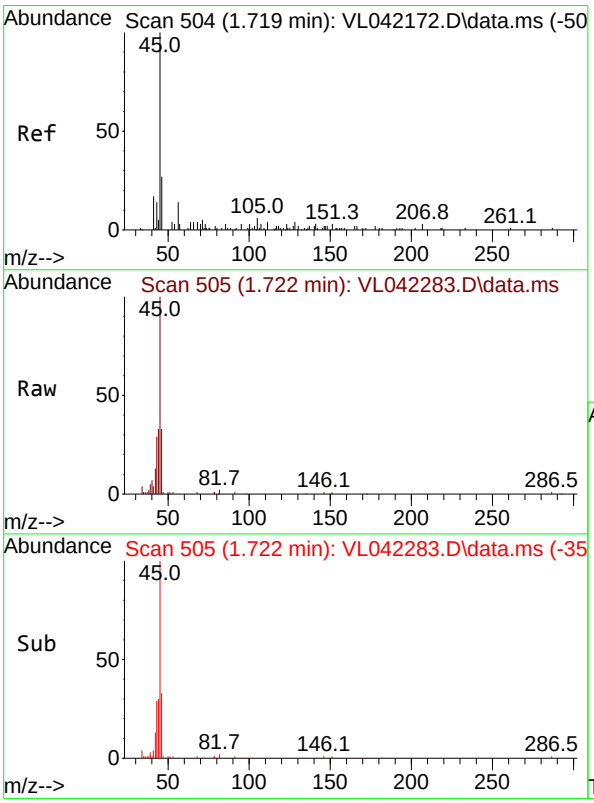

#13
Ethanol
Concen: 7.600 ppbv
RT: 1.722 min Scan# 505
Delta R.T. 0.003 min
Lab File: VL042283.D
Acq: 09 Apr 2025 02:51

Tgt Ion: 45 Resp: 7713

Ion	Ratio	Lower	Upper
45	100		
46	0.0	20.2	80.8#

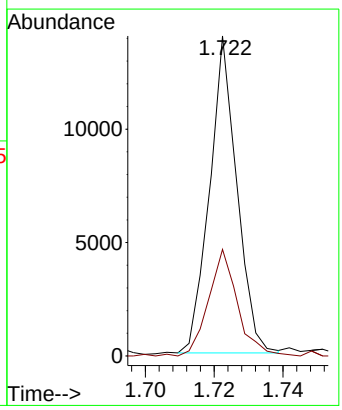

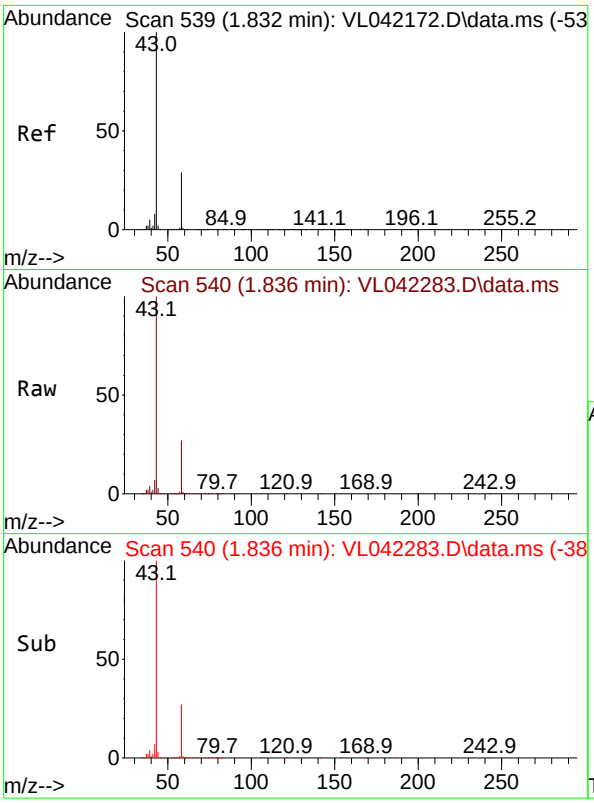

#15
Acetone
Concen: 12.723 ppbv
RT: 1.836 min Scan# 54
Delta R.T. 0.003 min
Lab File: VL042283.D
Acq: 09 Apr 2025 02:51

Instrument :
MSVOA_L
ClientSampleId :
SSSG-B14-4-04022025

Tgt Ion: 43 Resp: 276321

Ion	Ratio	Lower	Upper
43	100		
58	27.2	23.2	34.8

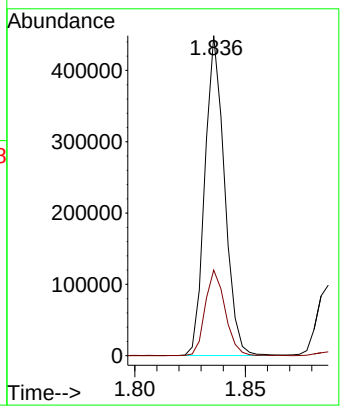

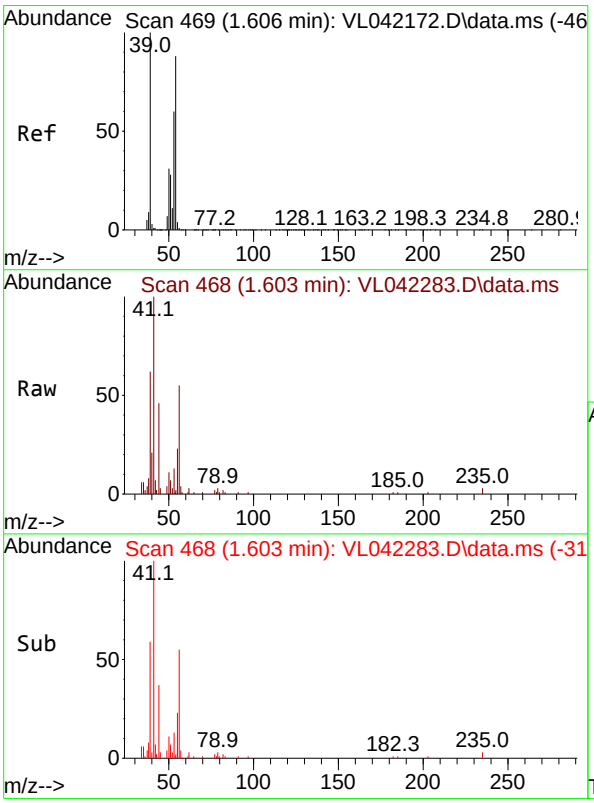

#16
1,3-Butadiene
Concen: 0.225 ppbv
RT: 1.603 min Scan# 468
Delta R.T. -0.003 min
Lab File: VL042283.D
Acq: 09 Apr 2025 02:51

Tgt Ion: 39 Resp: 2390

Ion	Ratio	Lower	Upper
39	100		
54	10.7	60.7	91.1#

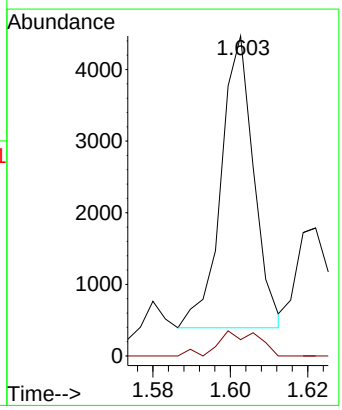

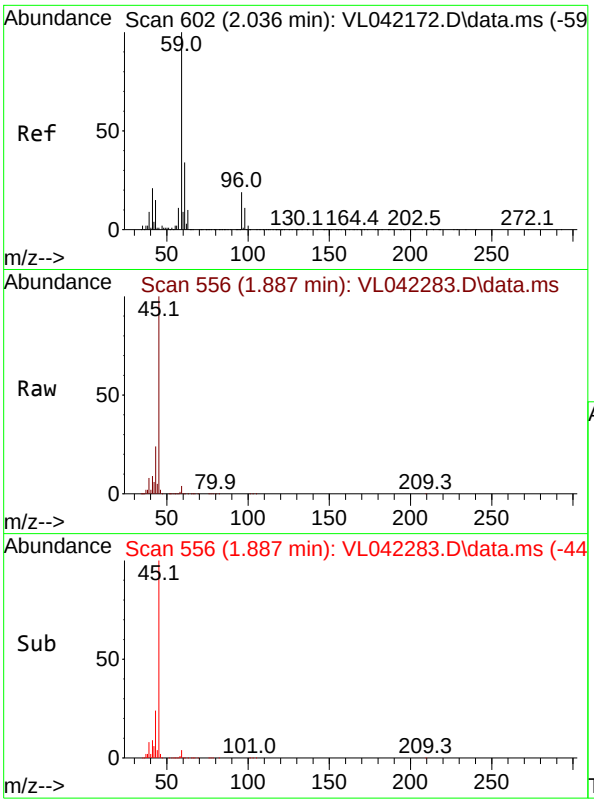

#17
tert-Butyl alcohol
Concen: 0.382 ppbv
RT: 1.887 min Scan# 5
Delta R.T. -0.149 min
Lab File: VL042283.D
Acq: 09 Apr 2025 02:51

Instrument :
MSVOA_L
ClientSampleId :
SSSG-B14-4-04022025

Tgt Ion: 59 Resp: 10331

Ion	Ratio	Lower	Upper
59	100		
57	10.6	8.9	13.3

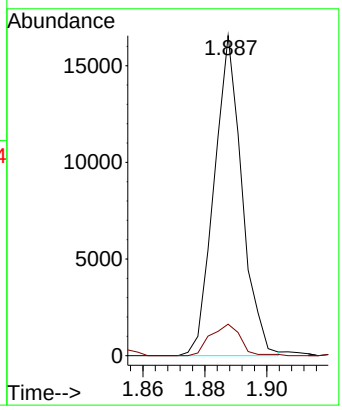

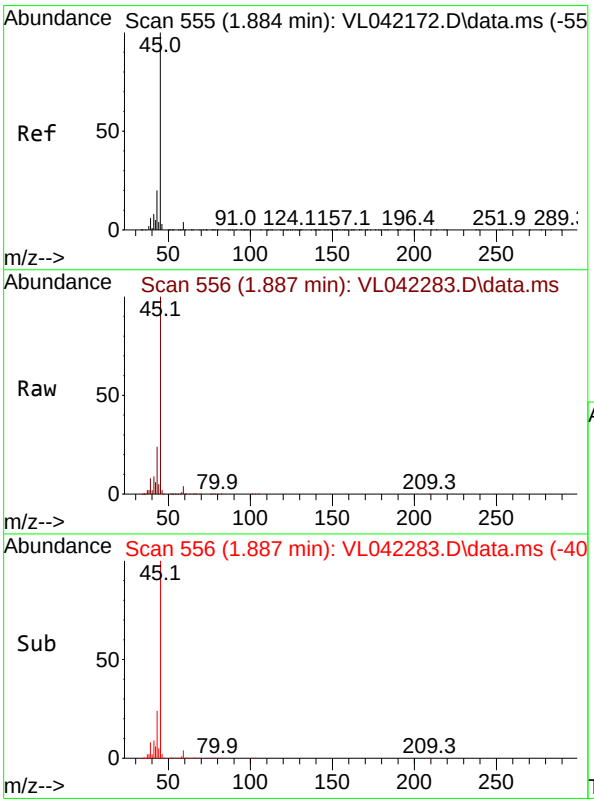

#19
Isopropyl Alcohol
Concen: 22.426 ppbv
RT: 1.887 min Scan# 556
Delta R.T. 0.003 min
Lab File: VL042283.D
Acq: 09 Apr 2025 02:51

Tgt Ion: 45 Resp: 274802

Ion	Ratio	Lower	Upper
45	100		
58	1.6	36.9	55.3#

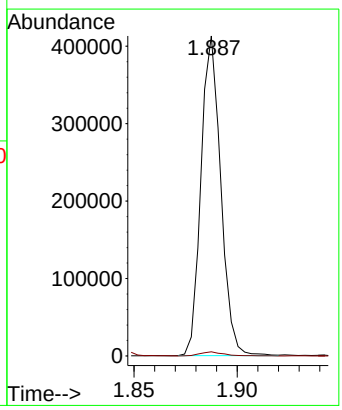

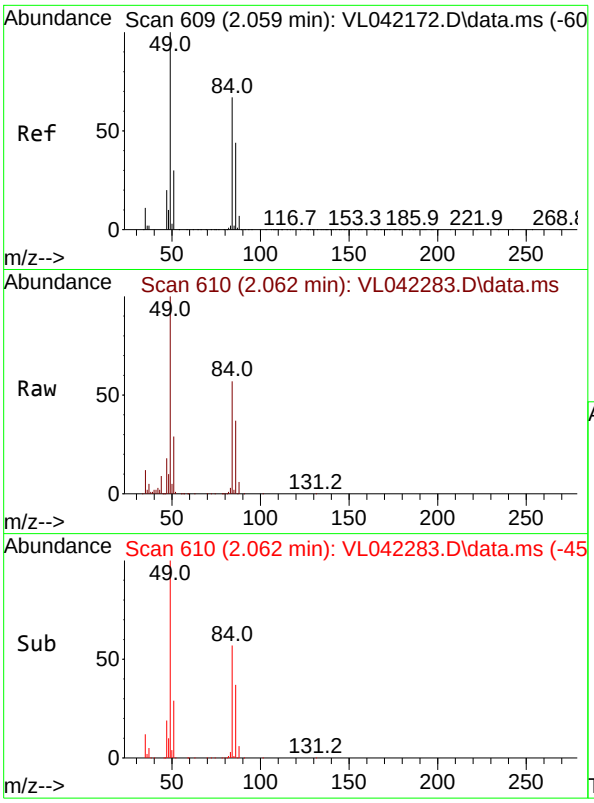

#20
Methylene Chloride
Concen: 3.635 ppbv
RT: 2.062 min Scan# 6
Delta R.T. 0.003 min
Lab File: VL042283.D
Acq: 09 Apr 2025 02:51

Instrument :
MSVOA_L
ClientSampleId :
SSSG-B14-4-04022025

Tgt Ion: 84 Resp: 29400

Ion	Ratio	Lower	Upper
84	100		
49	175.5	120.2	180.4
51	51.2	37.4	56.0
86	64.8	52.4	78.6

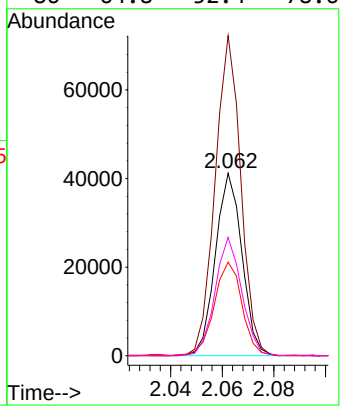

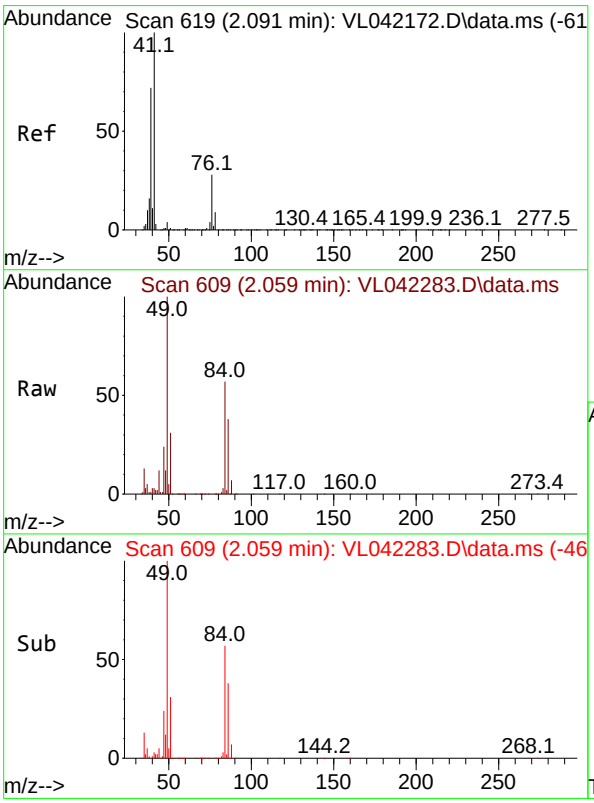

#21
Allyl Chloride
Concen: 0.081 ppbv
RT: 2.059 min Scan# 609
Delta R.T. -0.032 min
Lab File: VL042283.D
Acq: 09 Apr 2025 02:51

Tgt Ion: 41 Resp: 1235

Ion	Ratio	Lower	Upper
41	100		
76	2.0	24.1	36.1#
39	0.0	61.1	91.7#

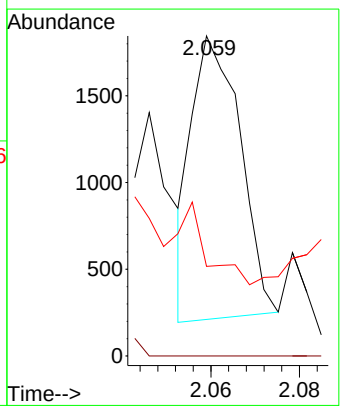

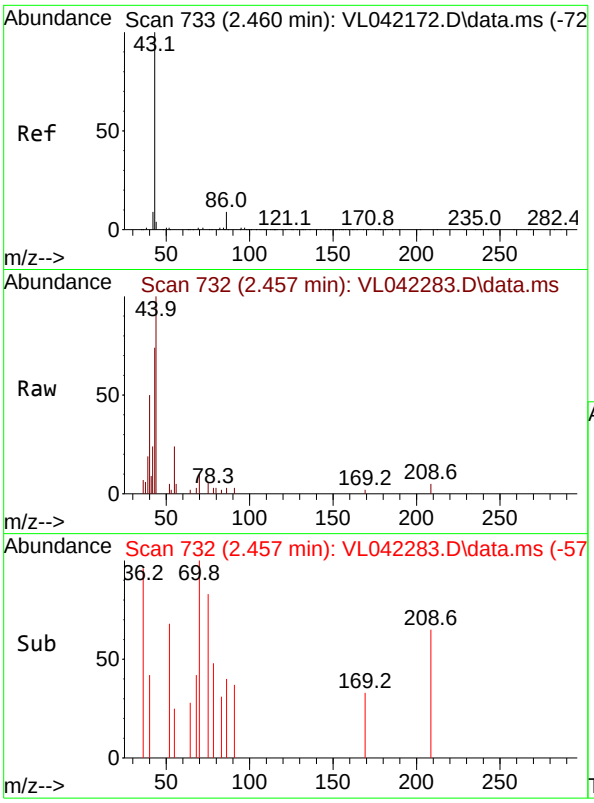

#23
Vinyl Acetate
Concen: 0.243 ppbv
RT: 2.457 min Scan# 7
Delta R.T. -0.003 min
Lab File: VL042283.D
Acq: 09 Apr 2025 02:51

Instrument :
MSVOA_L
ClientSampleId :
SSSG-B14-4-04022025

Tgt Ion: 43 Resp: 2280

Ion	Ratio	Lower	Upper
43	100		
86	4.7	5.5	8.3#
42	18.7	8.6	13.0#
44	0.0	6.2	9.4#

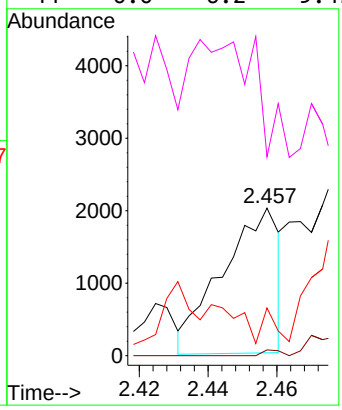

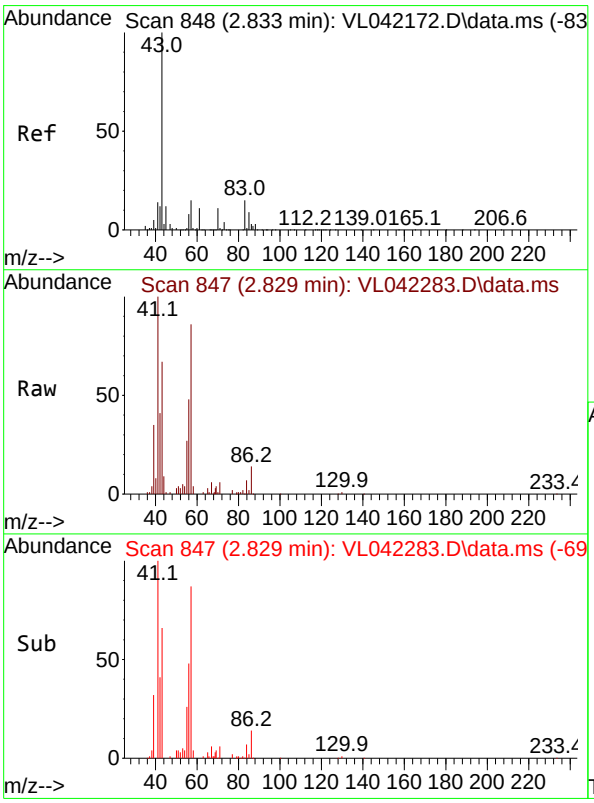

#25
Ethyl Acetate
Concen: 0.270 ppbv
RT: 2.829 min Scan# 847
Delta R.T. -0.003 min
Lab File: VL042283.D
Acq: 09 Apr 2025 02:51

Tgt Ion: 43 Resp: 15237

Ion	Ratio	Lower	Upper
43	100		
45	2.8	8.2	12.2#
61	0.0	7.3	10.9#
70	2.9	7.2	10.8#

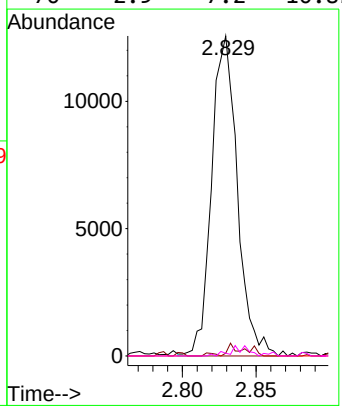

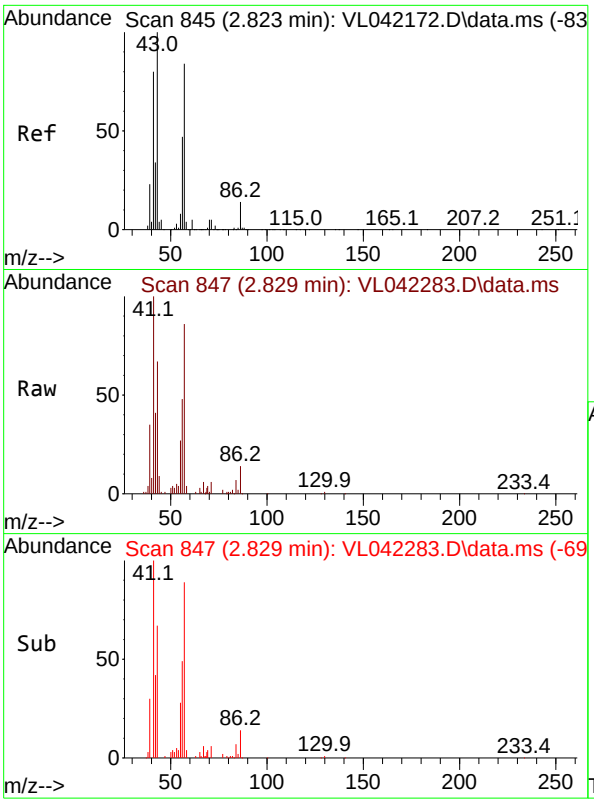

#26
Hexane
Concen: 0.782 ppbv
RT: 2.829 min Scan# 8
Delta R.T. 0.007 min
Lab File: VL042283.D
Acq: 09 Apr 2025 02:51

Instrument :
MSVOA_L
ClientSampleId :
SSSG-B14-4-04022025

Tgt Ion: 57 Resp: 17021

Ion	Ratio	Lower	Upper
57	100		
41	115.7	76.6	114.8#
43	90.5	207.8	311.8#
56	65.0	43.6	65.4

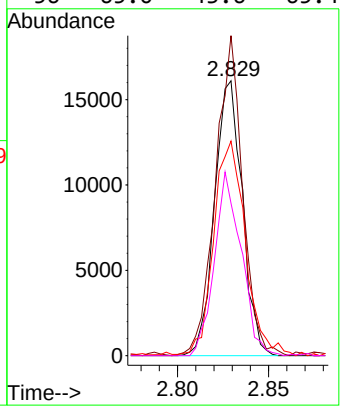

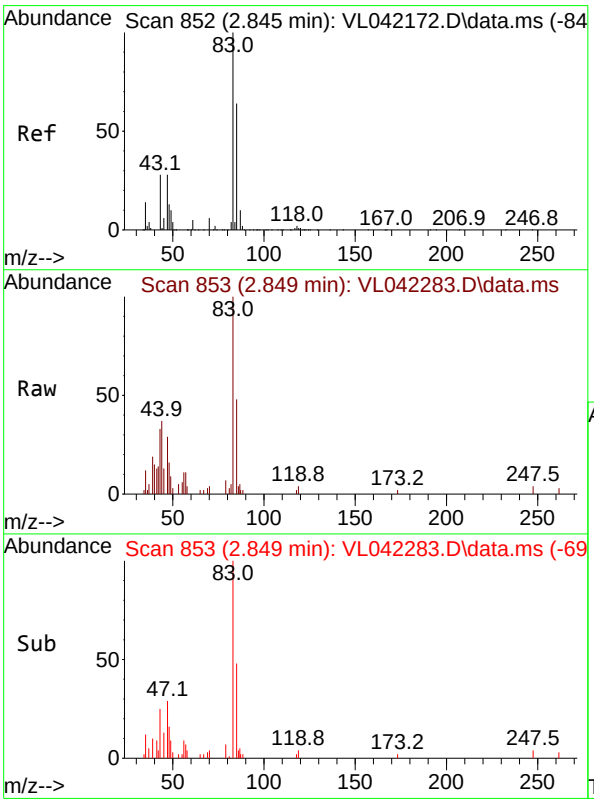

#29
Chloroform
Concen: 0.087 ppbv
RT: 2.849 min Scan# 853
Delta R.T. 0.003 min
Lab File: VL042283.D
Acq: 09 Apr 2025 02:51

Tgt Ion: 83 Resp: 2769

Ion	Ratio	Lower	Upper
83	100		
85	47.9	51.4	77.2#

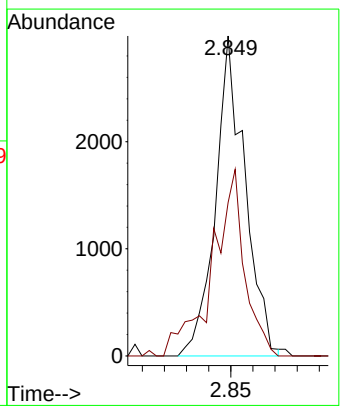

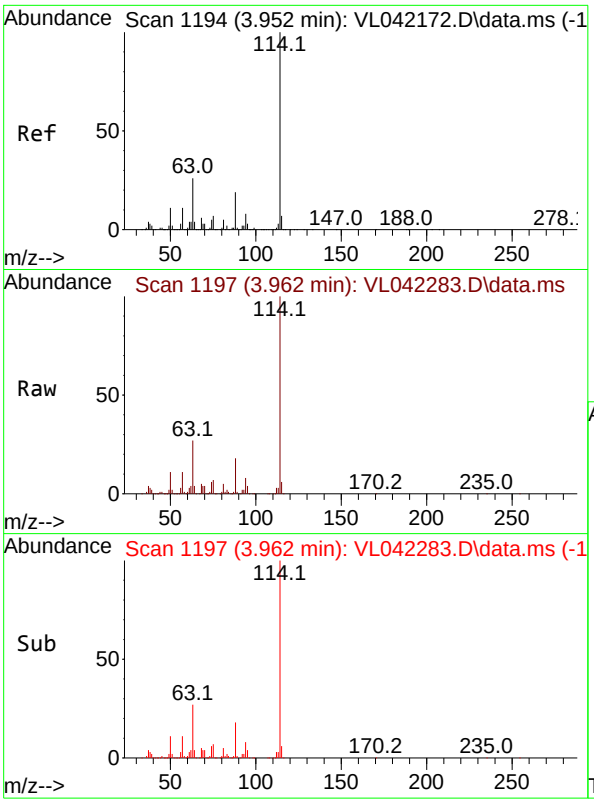

#33
1,4-Difluorobenzene
Concen: 10.000 ppbv
RT: 3.962 min Scan# 1
Delta R.T. 0.010 min
Lab File: VL042283.D
Acq: 09 Apr 2025 02:51

Instrument :
MSVOA_L
ClientSampleId :
SSSG-B14-4-04022025

Tgt Ion:114 Resp: 388359

Ion	Ratio	Lower	Upper
114	100		
63	26.0	20.7	31.1
88	17.9	15.0	22.4

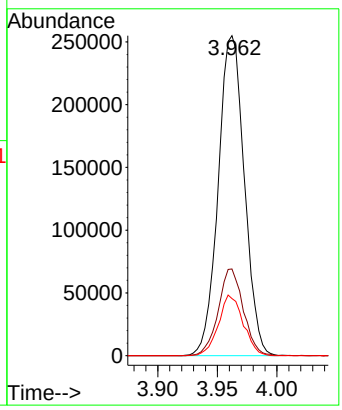



#34
2-Butanone
Concen: 0.328 ppbv
RT: 2.564 min Scan# 765
Delta R.T. 0.010 min
Lab File: VL042283.D
Acq: 09 Apr 2025 02:51

Tgt Ion: 43 Resp: 9233

Ion	Ratio	Lower	Upper
43	100		
72	20.1	18.2	27.2

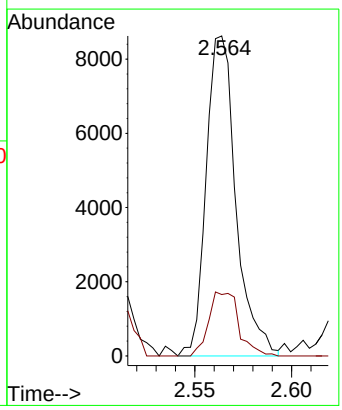

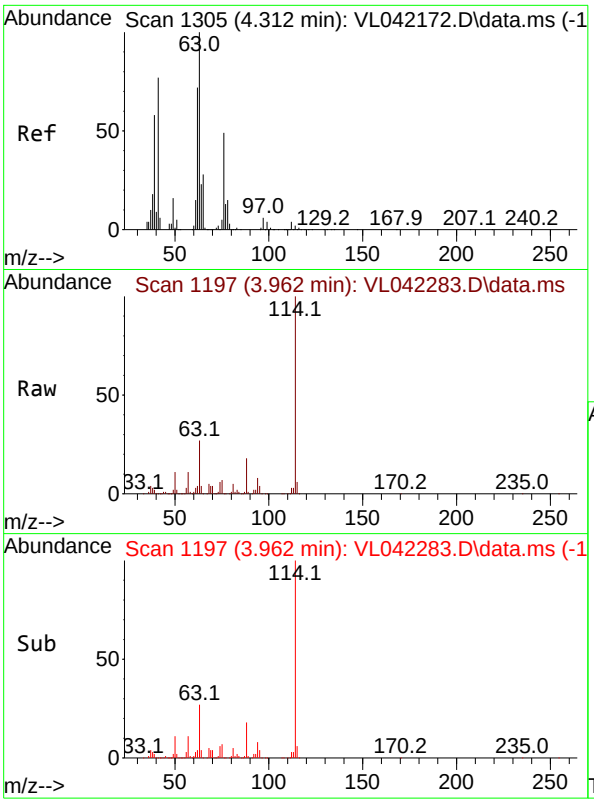

#39
1,2-Dichloropropane
Concen: 7.205 ppbv
RT: 3.962 min Scan# 1
Delta R.T. -0.349 min
Lab File: VL042283.D
Acq: 09 Apr 2025 02:51

Instrument :
MSVOA_L
ClientSampleId :
SSSG-B14-4-04022025

Tgt Ion: 63 Resp: 101030

Ion	Ratio	Lower	Upper
63	100		
41	0.0	61.7	92.5#
62	15.8	57.6	86.4#

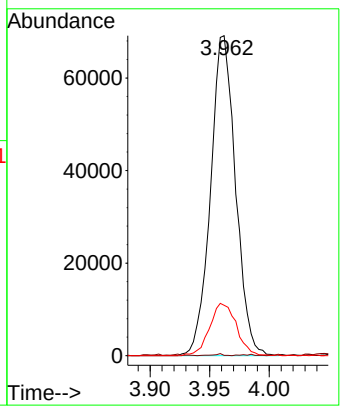

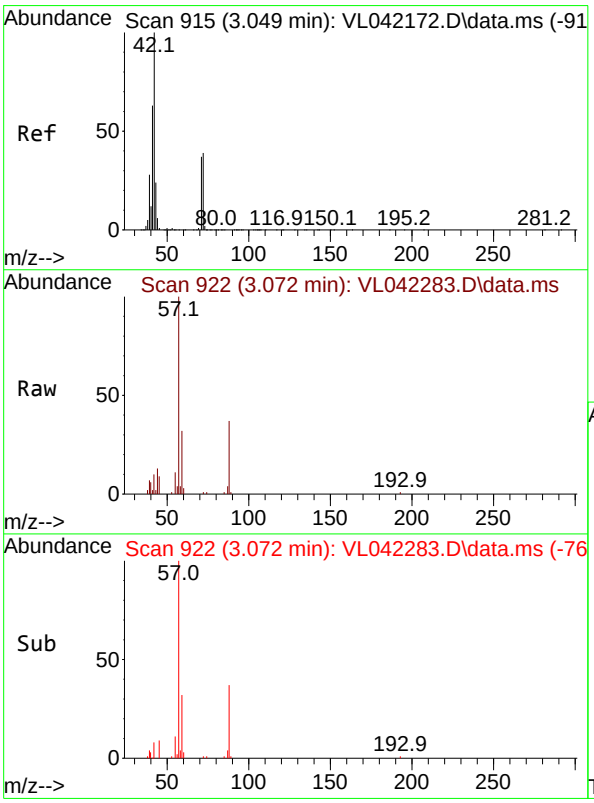

#41
Tetrahydrofuran
Concen: 0.068 ppbv
RT: 3.072 min Scan# 922
Delta R.T. 0.023 min
Lab File: VL042283.D
Acq: 09 Apr 2025 02:51

Tgt Ion: 42 Resp: 1102

Ion	Ratio	Lower	Upper
42	100		
72	5.5	31.4	47.0#
71	0.0	30.2	45.4#

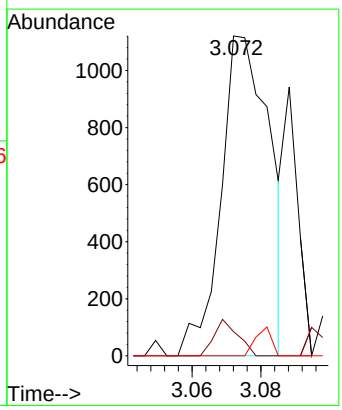

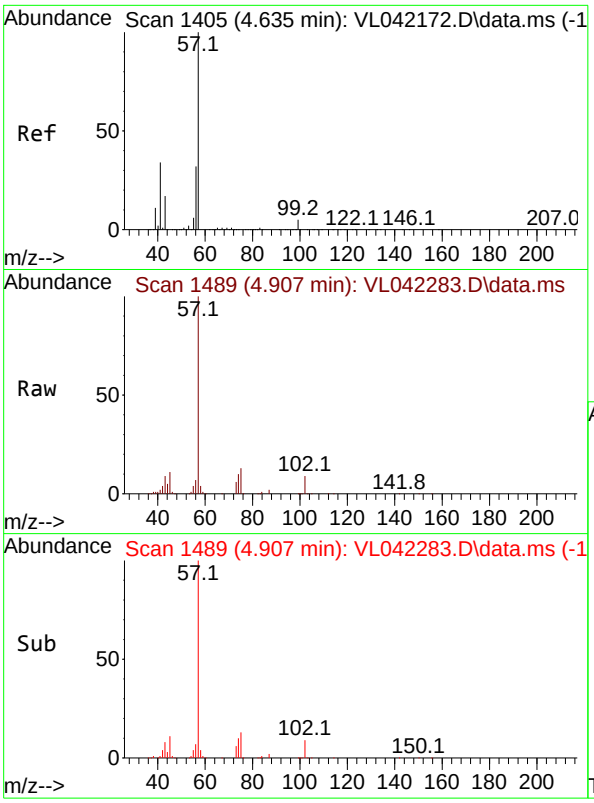

#44
2,2,4-Trimethylpentane
Concen: 1.793 ppbv
RT: 4.907 min Scan# 1
Delta R.T. 0.272 min
Lab File: VL042283.D
Acq: 09 Apr 2025 02:51

Instrument :
MSVOA_L
ClientSampleId :
SSSG-B14-4-04022025

Tgt Ion: 57 Resp: 116682

Ion	Ratio	Lower	Upper
57	100		
41	2.4	26.8	40.2#
56	6.2	25.6	38.4#

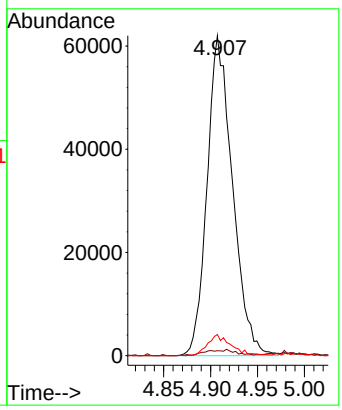

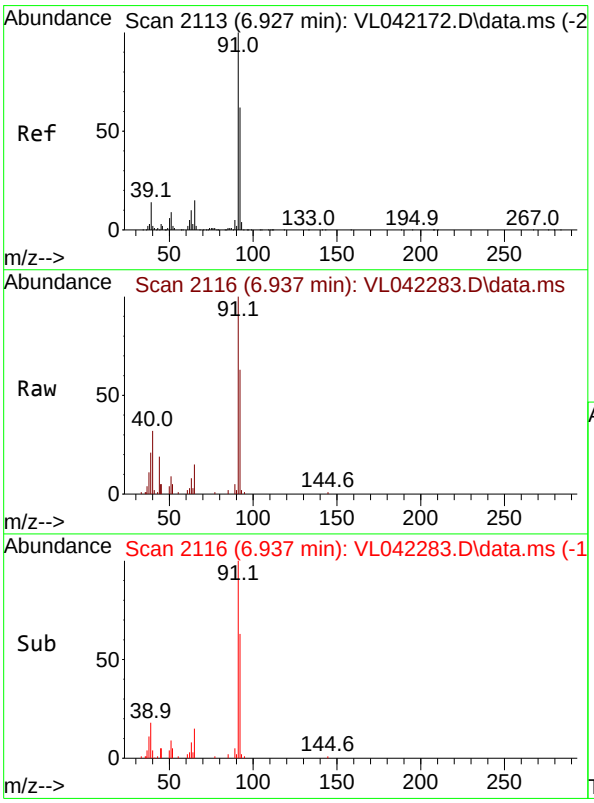

#53
Toluene
Concen: 0.270 ppbv
RT: 6.937 min Scan# 2116
Delta R.T. 0.010 min
Lab File: VL042283.D
Acq: 09 Apr 2025 02:51

Tgt Ion: 91 Resp: 12300

Ion	Ratio	Lower	Upper
91	100		
92	62.5	48.4	72.6

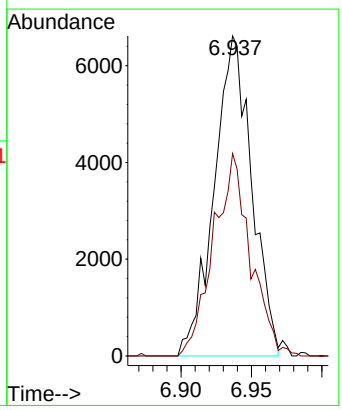

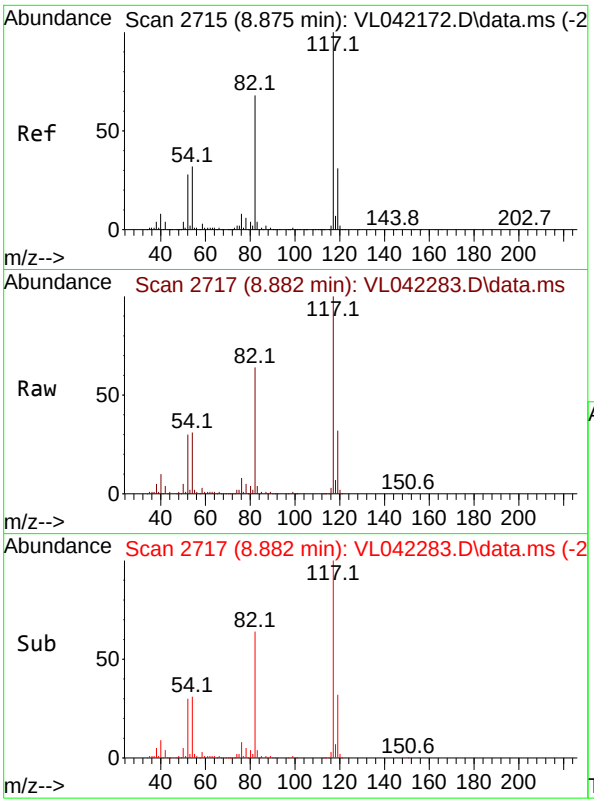

#55
Chlorobenzene-d5
Concen: 10.000 ppbv
RT: 8.882 min Scan# 2
Delta R.T. 0.007 min
Lab File: VL042283.D
Acq: 09 Apr 2025 02:51

Instrument :
MSVOA_L
ClientSampleId :
SSSG-B14-4-04022025

Tgt Ion:117 Resp: 341830

Ion	Ratio	Lower	Upper
117	100		
82	64.4	55.8	83.6
119	32.1	25.5	38.3

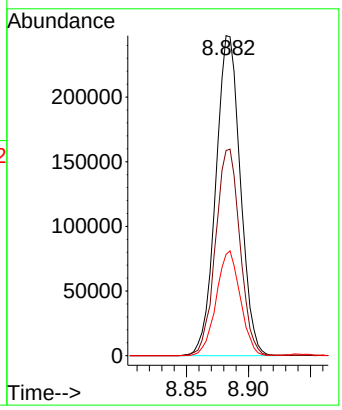

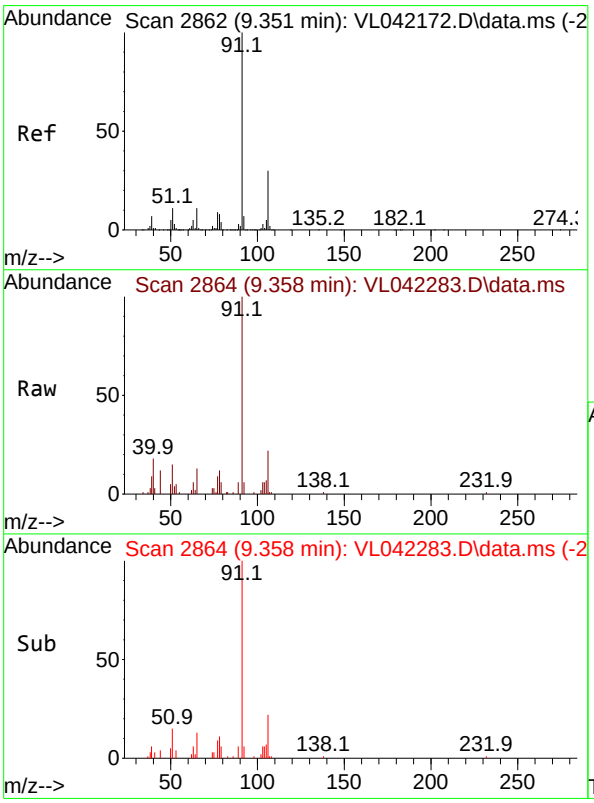

#58
Ethyl Benzene
Concen: 0.208 ppbv
RT: 9.358 min Scan# 2864
Delta R.T. 0.007 min
Lab File: VL042283.D
Acq: 09 Apr 2025 02:51

Tgt Ion: 91 Resp: 12642

Ion	Ratio	Lower	Upper
91	100		
106	22.2	24.2	36.2#

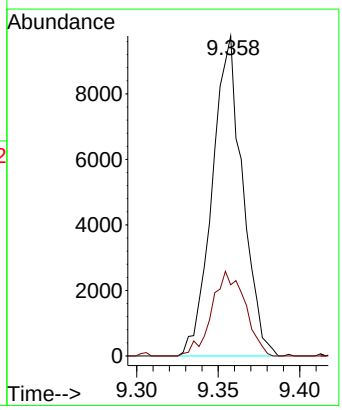

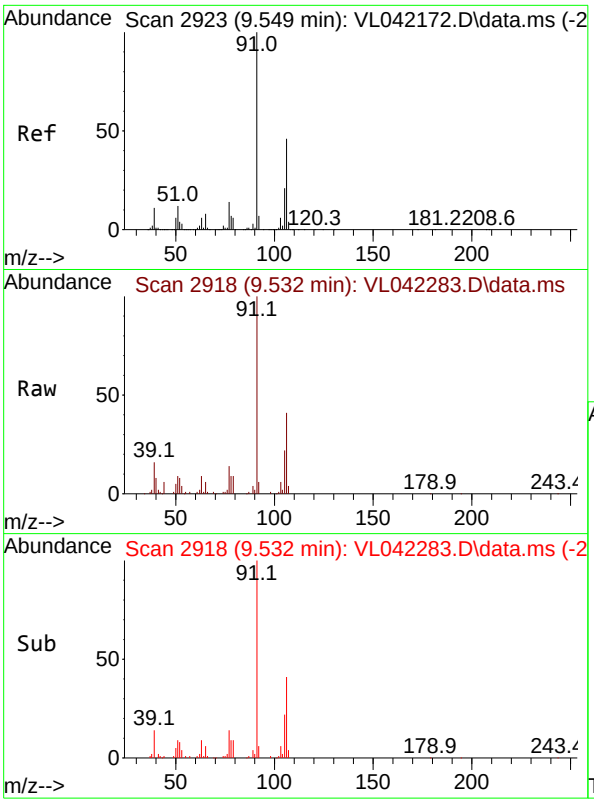

#59
m/p-Xylene
Concen: 0.825 ppbv
RT: 9.532 min Scan# 2
Delta R.T. -0.016 min
Lab File: VL042283.D
Acq: 09 Apr 2025 02:51

Instrument :
MSVOA_L
ClientSampleId :
SSSG-B14-4-04022025

Tgt Ion: 91 Resp: 39977

Ion	Ratio	Lower	Upper
91	100		
106	46.4	36.4	54.6

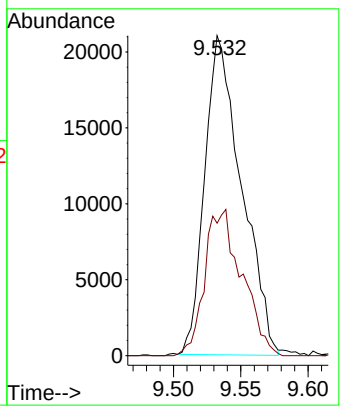

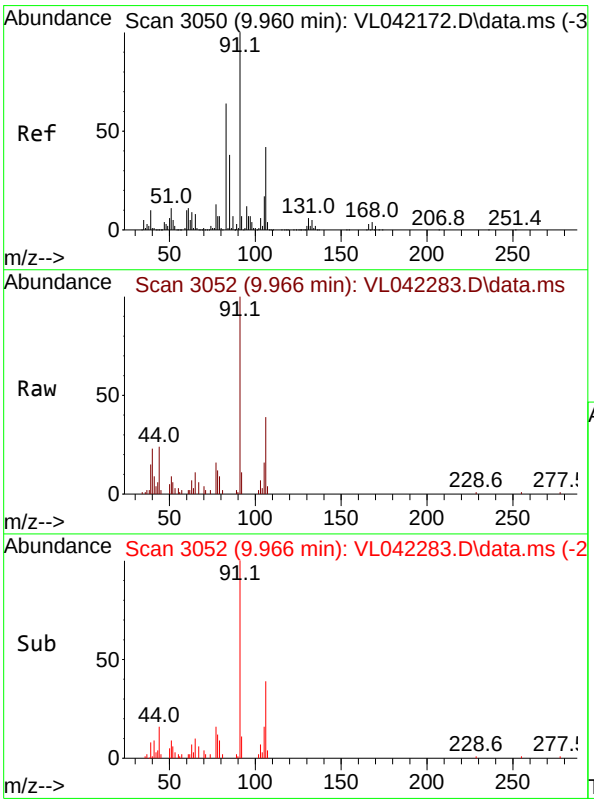

#60
o-Xylene
Concen: 0.196 ppbv
RT: 9.966 min Scan# 3052
Delta R.T. 0.007 min
Lab File: VL042283.D
Acq: 09 Apr 2025 02:51

Tgt Ion: 91 Resp: 9522

Ion	Ratio	Lower	Upper
91	100		
106	42.3	20.8	62.5

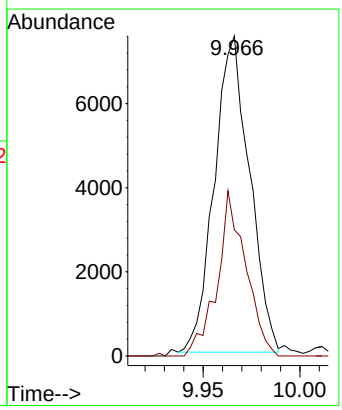

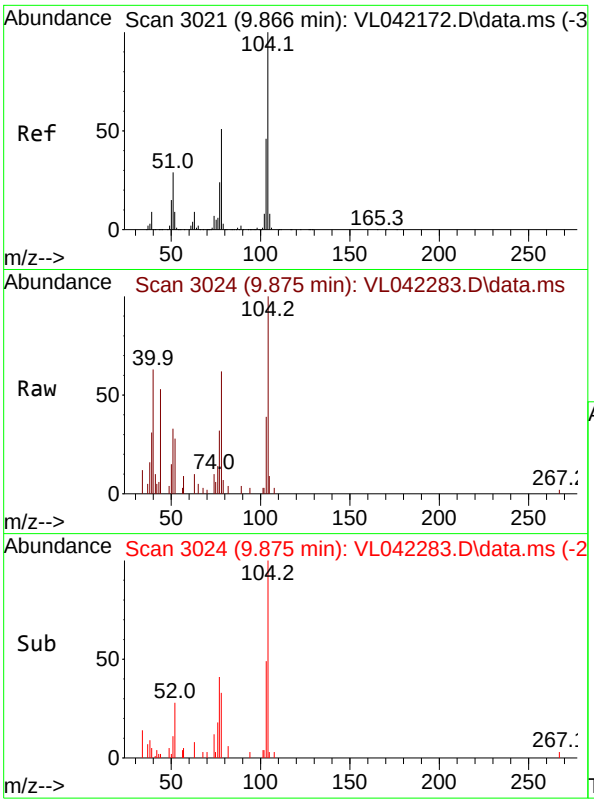

#61
Styrene
Concen: 0.063 ppbv
RT: 9.875 min Scan# 3(
Delta R.T. 0.010 min
Lab File: VL042283.D
Acq: 09 Apr 2025 02:51

Instrument :
MSVOA_L
ClientSampleId :
SSSG-B14-4-04022025

Tgt Ion:104 Resp: 1514

Ion	Ratio	Lower	Upper
104	100		
78	0.0	41.8	62.6#
103	0.0	37.0	55.4#

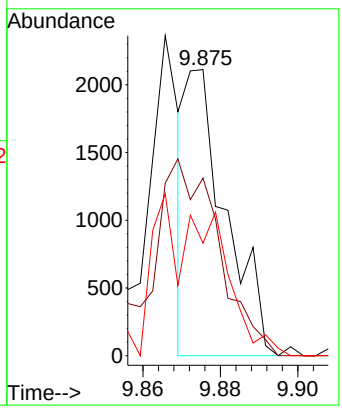

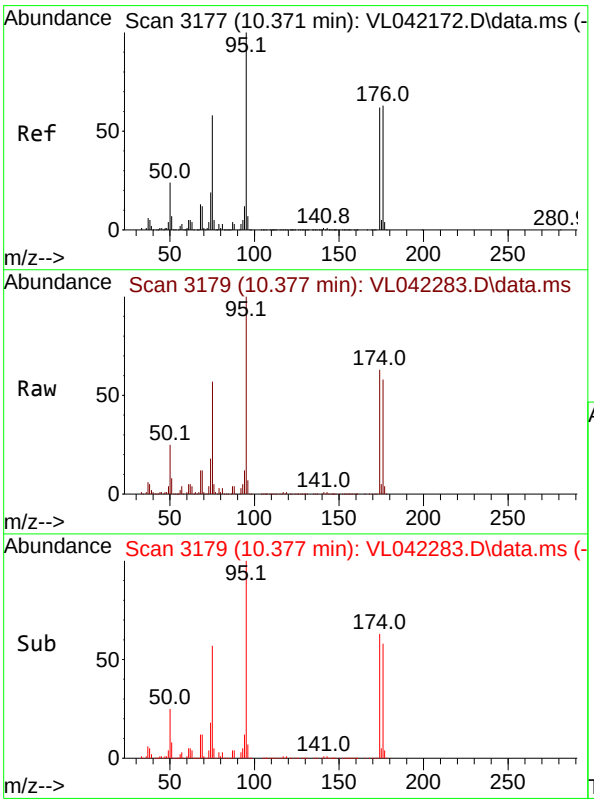

#68
1-Bromo-4-Fluorobenzene
Concen: 10.243 ppbv
RT: 10.377 min Scan# 3179
Delta R.T. 0.007 min
Lab File: VL042283.D
Acq: 09 Apr 2025 02:51

Tgt Ion: 95 Resp: 287523

Ion	Ratio	Lower	Upper
95	100		
174	61.8	50.6	76.0
175	4.7	3.8	5.6

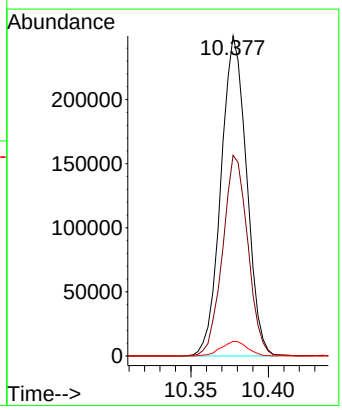

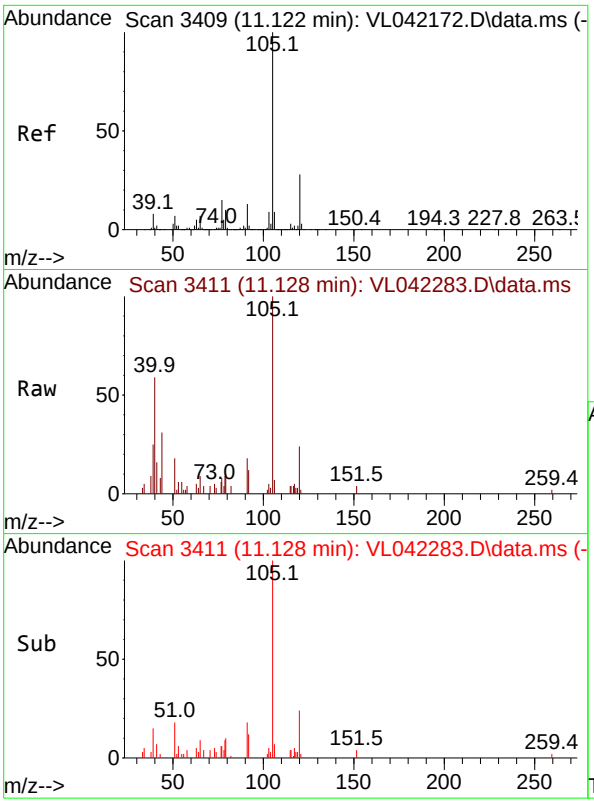

#72
4-Ethyltoluene
Concen: 0.031 ppbv
RT: 11.128 min Scan# 3
Delta R.T. 0.007 min
Lab File: VL042283.D
Acq: 09 Apr 2025 02:51

Instrument :
MSVOA_L
ClientSampleId :
SSSG-B14-4-04022025

Tgt Ion:105 Resp: 1856

Ion	Ratio	Lower	Upper
105	100		
120	0.0	23.4	35.0#
91	37.3	10.3	15.5#
77	0.0	11.4	17.2#

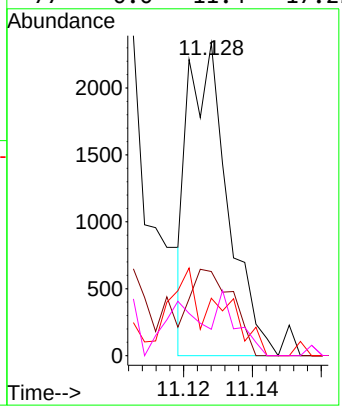

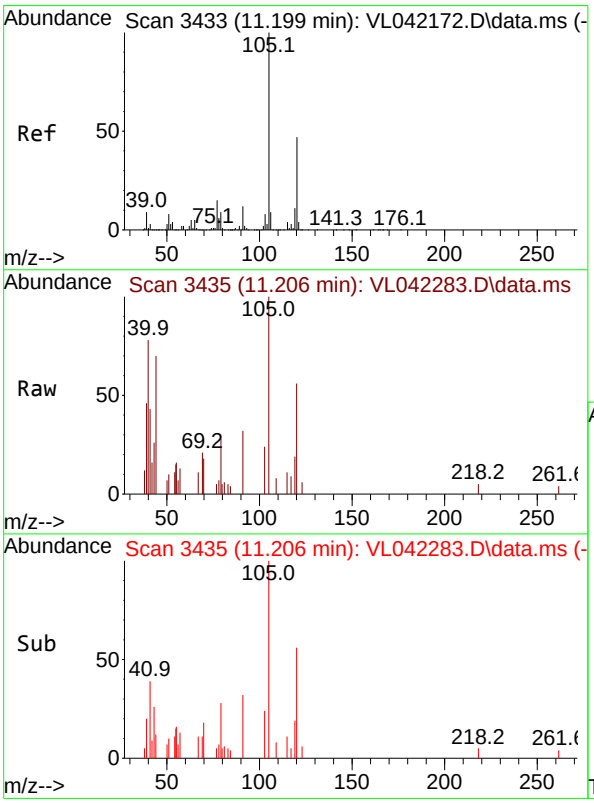

#73
1,3,5-Trimethylbenzene
Concen: 0.031 ppbv
RT: 11.206 min Scan# 3435
Delta R.T. 0.007 min
Lab File: VL042283.D
Acq: 09 Apr 2025 02:51

Tgt Ion:105 Resp: 1627

Ion	Ratio	Lower	Upper
105	100		
120	56.0	37.4	56.0

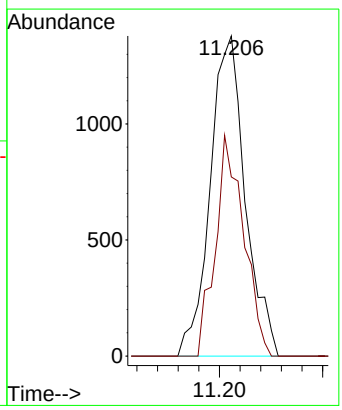

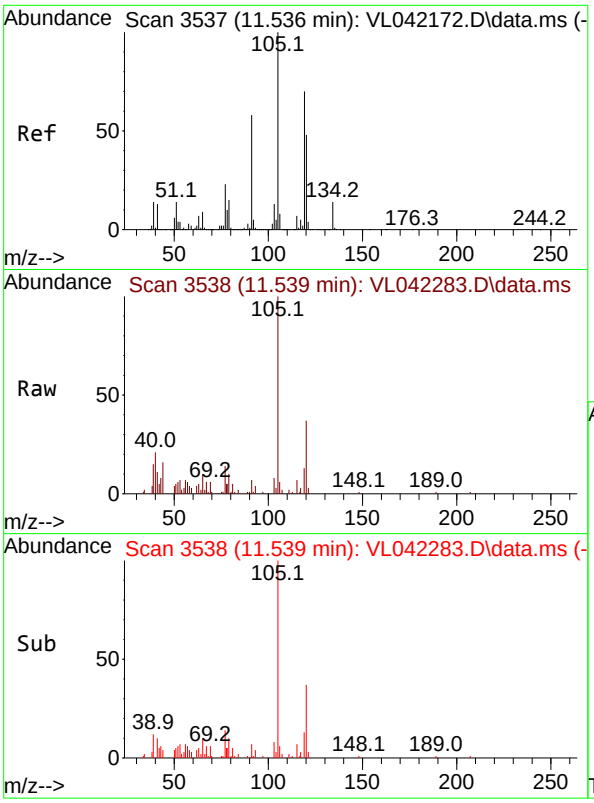

#74
1,2,4-Trimethylbenzene
Concen: 0.105 ppbv
RT: 11.539 min Scan# 3
Delta R.T. 0.003 min
Lab File: VL042283.D
Acq: 09 Apr 2025 02:51

Instrument :
MSVOA_L
ClientSampleId :
SSSG-B14-4-04022025

Tgt Ion:105 Resp: 6419

Ion	Ratio	Lower	Upper
105	100		
120	37.3	38.6	58.0#
91	7.2	46.2	69.2#
77	17.6	18.6	27.8#

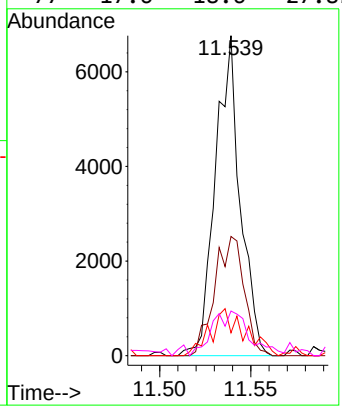

Quantitation Report (Not Reviewed)

Data Path : Z:\voasrv\HPCHEM1\MSVOA_L\Data\VL040825\
Data File : VL042284.D
Acq On : 09 Apr 2025 03:22
Operator : SY/MD
Sample : Q1728-03 40X
Misc : 400mL/MSVOA_L
ALS Vial : 1 Sample Multiplier: 1

Instrument :
MSVOA_L
ClientSampleId :
SSSG-B2-2-04022025

Quant Time: Apr 09 08:28:03 2025
Quant Method : Z:\voasrv\HPCHEM1\MSVOA_L\methods\VL032725AIR.M
Quant Title : AIR ANALYSIS BY METHOD TO-15 Instrument: MSVOA_LFri Aug 26 06:05:16 2022
QLast Update : Fri Mar 28 02:00:52 2025
Response via : Initial Calibration

Compound	R.T.	QIon	Response	Conc	Units	Dev(Min)
Internal Standards						
1) Bromochloromethane	2.787	49	156706	10.000	ppbv	0.00
33) 1,4-Difluorobenzene	3.959	114	394605	10.000	ppbv	0.00
55) Chlorobenzene-d5	8.885	117	369232	10.000	ppbv	# 0.00
System Monitoring Compounds						
68) 1-Bromo-4-Fluorobenzene	10.377	95	337277	11.123	ppbv	0.00
Spiked Amount 10.000	Range 65 - 135		Recovery = 111.200%			
Target Compounds						Qvalue
4) Chloromethane	1.531	50	309	0.033	ppbv #	54
9) Propene	1.483	41	3071	0.283	ppbv #	81
10) Heptane	4.985	43	5285	0.183	ppbv #	38
13) Ethanol	1.887	45	1920	1.875	ppbv #	27
15) Acetone	1.835	43	54597	2.491	ppbv	94
16) 1,3-Butadiene	1.602	39	2289	0.214	ppbv #	39
17) tert-Butyl alcohol	2.046	59	2549	0.093	ppbv #	91
19) Isopropyl Alcohol	1.887	45	1920	0.155	ppbv #	1
20) Methylene Chloride	2.059	84	2997	0.367	ppbv #	85
23) Vinyl Acetate	2.473	43	3119	0.329	ppbv #	30
25) Ethyl Acetate	2.625	43	6965	0.122	ppbv #	84
26) Hexane	2.823	57	2005	0.091	ppbv #	1
27) Carbon Disulfide	2.149	76	14783	0.627	ppbv #	27
30) Cyclohexane	3.855	84	8272	0.434	ppbv #	1
34) 2-Butanone	2.560	43	5000	0.175	ppbv	96
39) 1,2-Dichloropropane	4.434	63	1889	0.133	ppbv #	1
41) Tetrahydrofuran	3.182	42	2330	0.141	ppbv #	37
42) Bromodichloromethane	4.522	83	79792	2.584	ppbv #	25
43) Methyl Methacrylate	4.593	69	153486	9.268	ppbv #	28
44) 2,2,4-Trimethylpentane	4.642	57	84539	1.279	ppbv #	42
47) 1,1,2-Trichloroethane	6.480	97	223694	14.853	ppbv #	46
50) 4-Methyl-2-Pentanone	5.791	43	483677	10.666	ppbv	89
51) 2-Hexanone	7.461	43	1931577	51.871	ppbv #	35
53) Toluene	6.933	91	26400	0.569	ppbv	99
57) Chlorobenzene	8.872	112	288701	8.243	ppbv #	34
58) Ethyl Benzene	9.364	91	76723	1.170	ppbv	99
59) m/p-Xylene	9.539	91	512888	9.793	ppbv #	79
60) o-Xylene	9.966	91	523601	9.973	ppbv	97
62) Isopropylbenzene	10.542	105	95094	1.211	ppbv	98
63) 1,1,2,2-Tetrachloroethane	9.953	83	12548	0.393	ppbv #	1
64) n-propylbenzene	10.992	120	12424	0.615	ppbv	65
65) tert-Butylbenzene	11.536	119	44016	0.606	ppbv #	78
66) Benzyl Chloride	11.639	91	818	0.106	ppbv #	68
67) sec-Butylbenzene	11.769	105	17547	0.174	ppbv #	91
69) p-Isopropyltoluene	11.927	119	10964	0.126	ppbv	93
71) 2-Chlorotoluene	10.992	91	61255	1.005	ppbv	79
72) 4-Ethyltoluene	11.128	105	121091	1.852	ppbv #	63
73) 1,3,5-Trimethylbenzene	11.205	105	259320	4.542	ppbv	99
74) 1,2,4-Trimethylbenzene	11.539	105	351232	5.340	ppbv #	65

(#) = qualifier out of range (m) = manual integration (+) = signals summed

Quantitation Report (Not Reviewed)

Data Path : Z:\voasrv\HPCHEM1\MSVOA_L\Data\VL040825\
Data File : VL042284.D
Acq On : 09 Apr 2025 03:22
Operator : SY/MD
Sample : Q1728-03 40X
Misc : 400mL/MSVOA_L
ALS Vial : 1 Sample Multiplier: 1

Instrument :
MSVOA_L
ClientSampleId :
SSSG-B2-2-04022025

Quant Time: Apr 09 08:28:03 2025
Quant Method : Z:\voasrv\HPCHEM1\MSVOA_L\methods\VL032725AIR.M
Quant Title : AIR ANALYSIS BY METHOD TO-15 Instrument: MSVOA_LFri Aug 26 06:05:16 2022
QLast Update : Fri Mar 28 02:00:52 2025
Response via : Initial Calibration

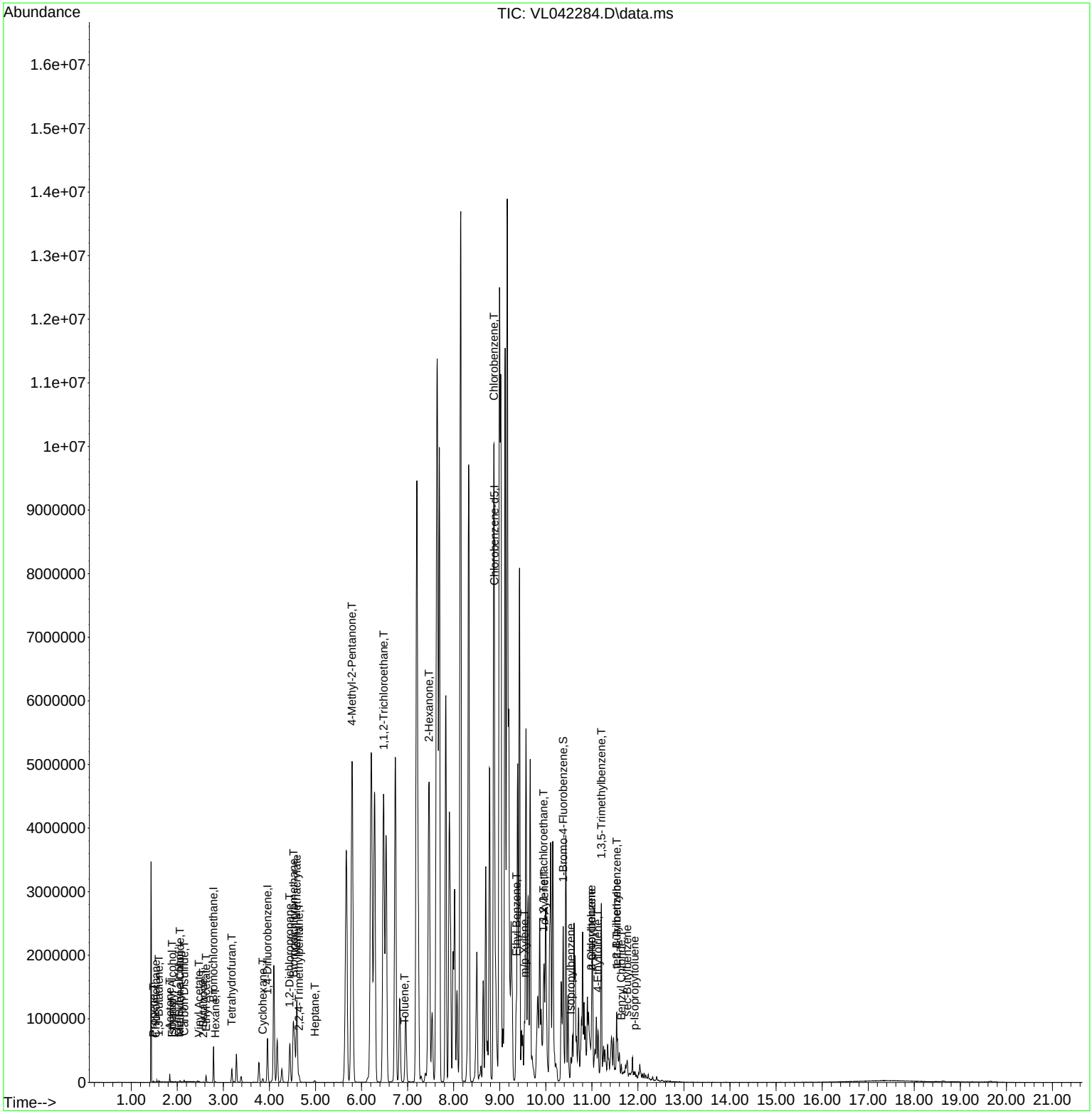

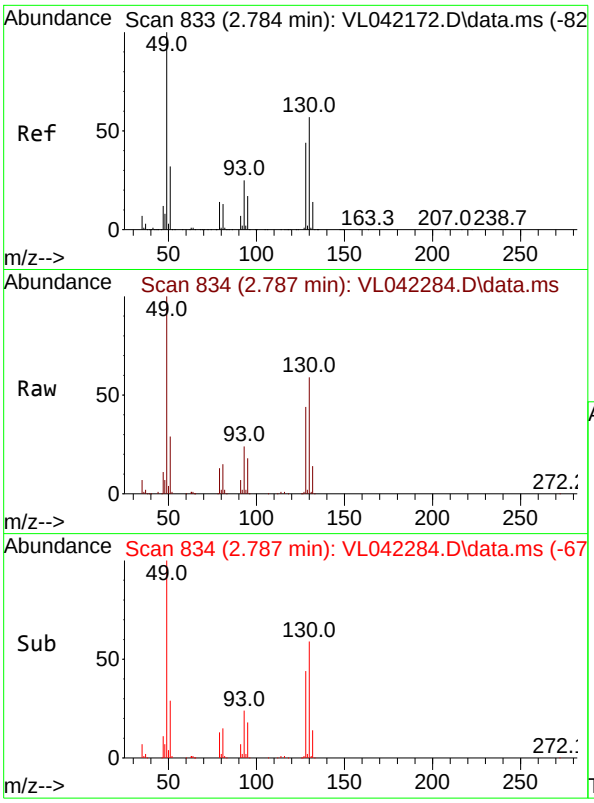

#1
Bromochloromethane
Concen: 10.000 ppbv
RT: 2.787 min Scan# 8
Delta R.T. 0.003 min
Lab File: VL042284.D
Acq: 09 Apr 2025 03:22

Instrument :
MSVOA_L
ClientSampleId :
SSSG-B2-2-04022025

Tgt Ion: 49 Resp: 156706

Ion	Ratio	Lower	Upper
49	100		
128	43.8	22.9	68.5
130	57.5	28.8	86.4

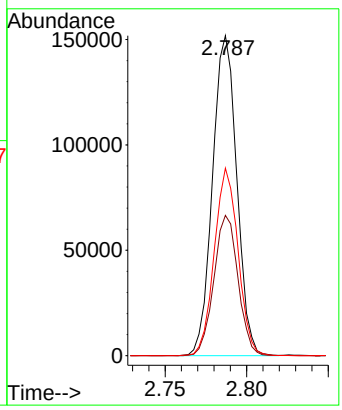

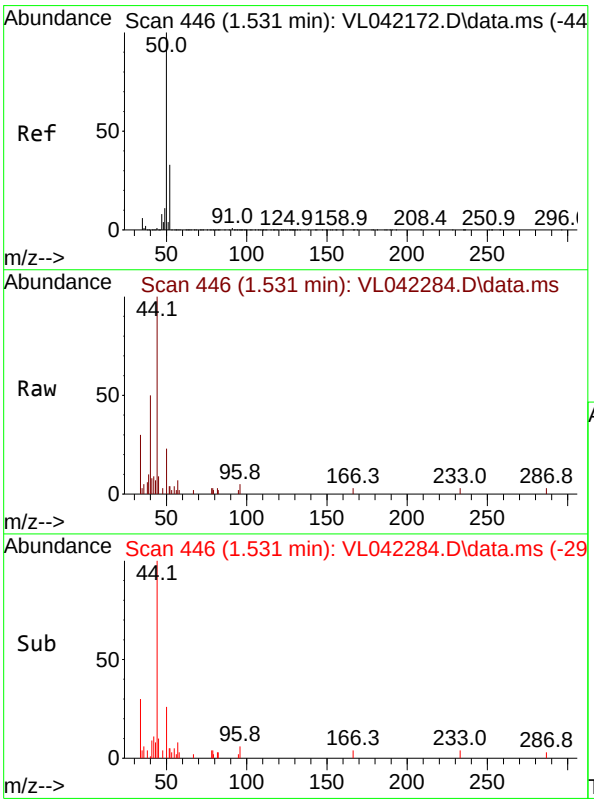

#4
Chloromethane
Concen: 0.033 ppbv
RT: 1.531 min Scan# 446
Delta R.T. -0.000 min
Lab File: VL042284.D
Acq: 09 Apr 2025 03:22

Tgt Ion: 50 Resp: 309

Ion	Ratio	Lower	Upper
50	100		
52	6.6	26.1	39.1#

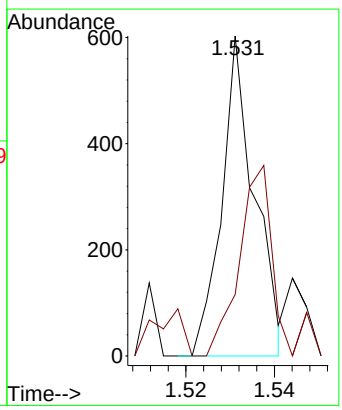

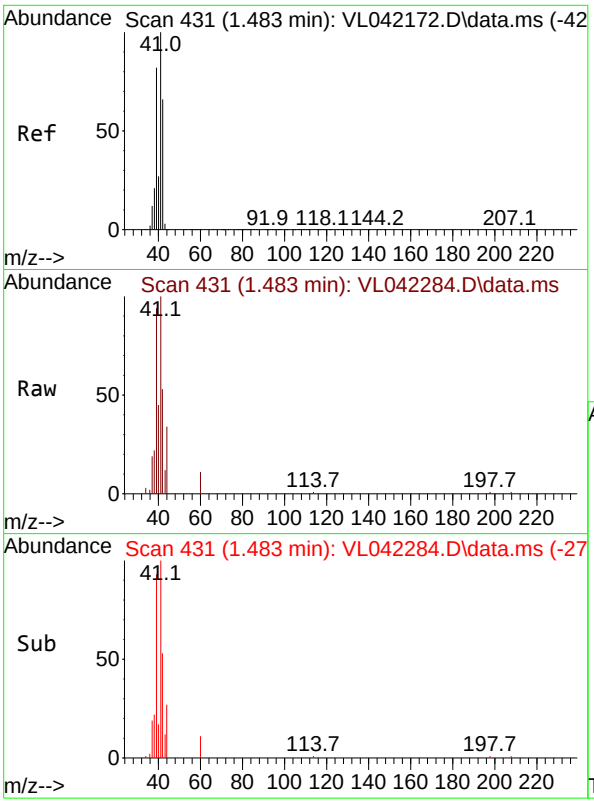

#9
Propene
Concen: 0.283 ppbv
RT: 1.483 min Scan# 4
Delta R.T. -0.000 min
Lab File: VL042284.D
Acq: 09 Apr 2025 03:22

Instrument :
MSVOA_L
ClientSampleId :
SSSG-B2-2-04022025

Tgt Ion: 41 Resp: 3071

Ion	Ratio	Lower	Upper
41	100		
42	53.9	55.4	83.2#

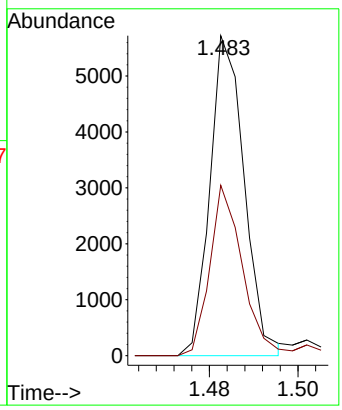

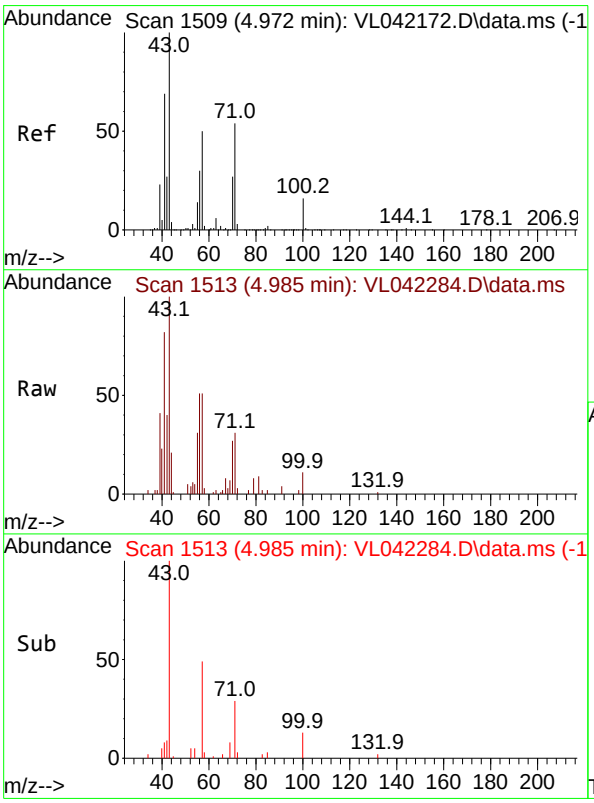

#10
Heptane
Concen: 0.183 ppbv
RT: 4.985 min Scan# 1513
Delta R.T. 0.013 min
Lab File: VL042284.D
Acq: 09 Apr 2025 03:22

Tgt Ion: 43 Resp: 5285

Ion	Ratio	Lower	Upper
43	100		
57	91.8	39.4	59.2#

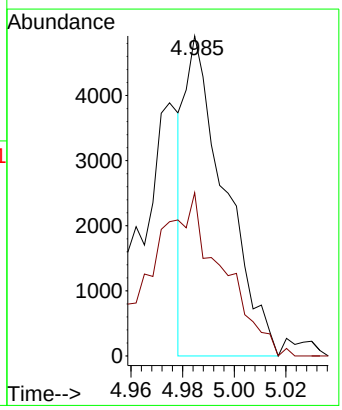

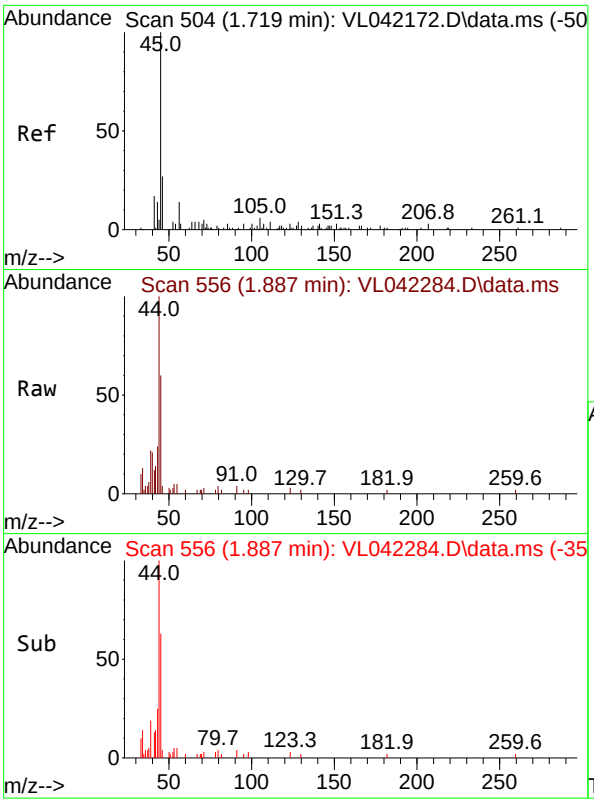

#13
Ethanol
Concen: 1.875 ppbv
RT: 1.887 min Scan# 5
Delta R.T. 0.168 min
Lab File: VL042284.D
Acq: 09 Apr 2025 03:22

Instrument :
MSVOA_L
ClientSampleId :
SSSG-B2-2-04022025

Tgt Ion: 45 Resp: 1920

Ion	Ratio	Lower	Upper
45	100		
46	0.0	20.2	80.8#

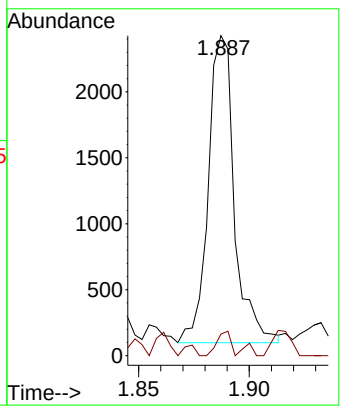

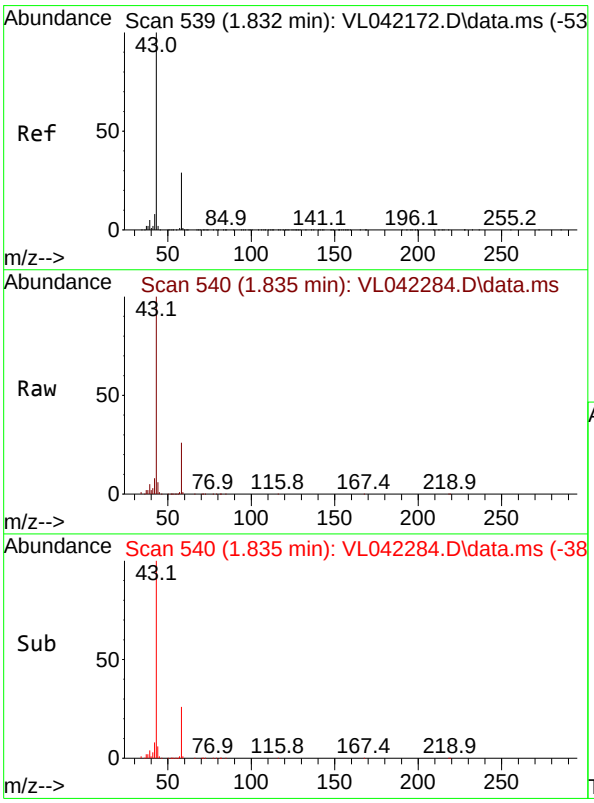

#15
Acetone
Concen: 2.491 ppbv
RT: 1.835 min Scan# 540
Delta R.T. 0.003 min
Lab File: VL042284.D
Acq: 09 Apr 2025 03:22

Tgt Ion: 43 Resp: 54597

Ion	Ratio	Lower	Upper
43	100		
58	26.0	23.2	34.8

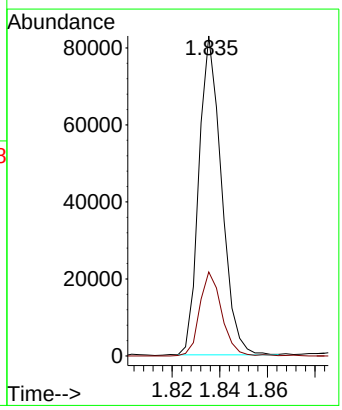

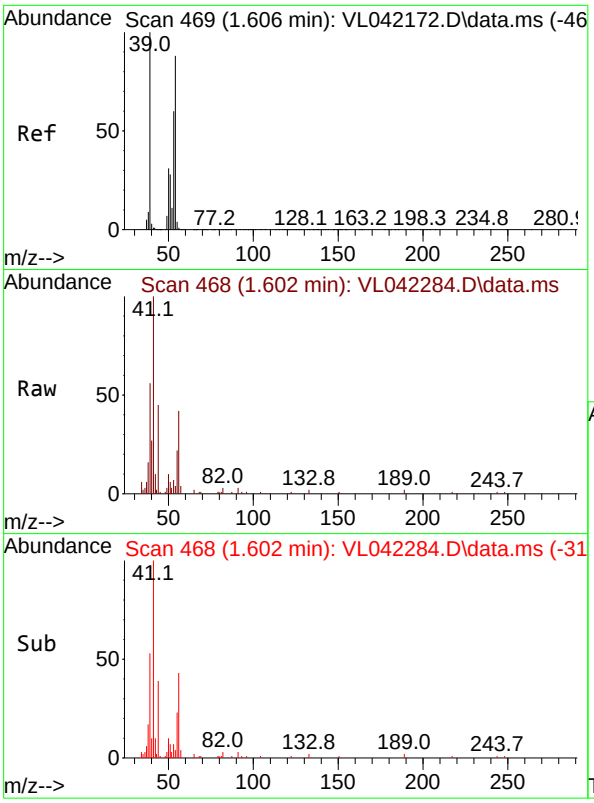

#16
1,3-Butadiene
Concen: 0.214 ppbv
RT: 1.602 min Scan# 4
Delta R.T. -0.003 min
Lab File: VL042284.D
Acq: 09 Apr 2025 03:22

Instrument :
MSVOA_L
ClientSampleId :
SSSG-B2-2-04022025

Tgt Ion: 39 Resp: 2289

Ion	Ratio	Lower	Upper
39	100		
54	23.8	60.7	91.1#

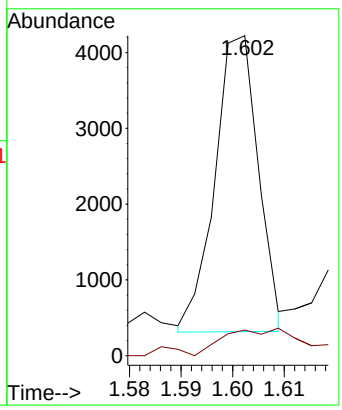

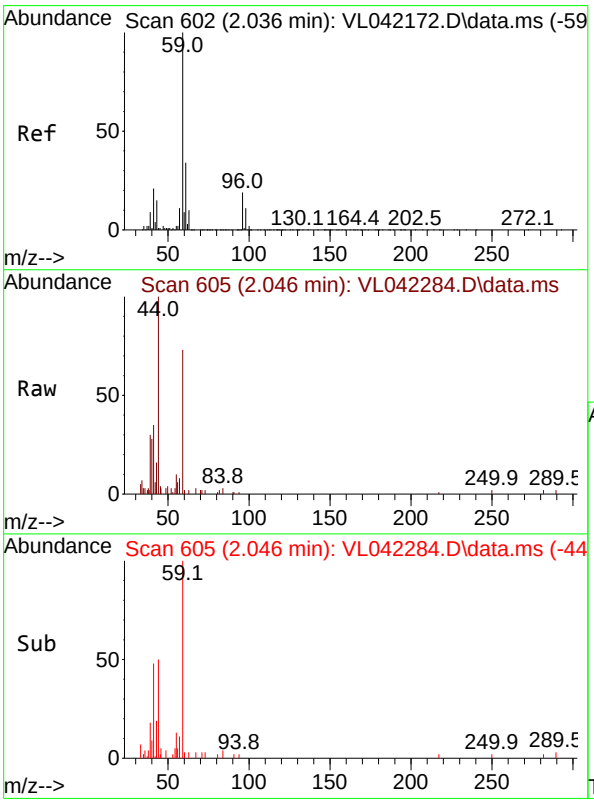

#17
tert-Butyl alcohol
Concen: 0.093 ppbv
RT: 2.046 min Scan# 605
Delta R.T. 0.009 min
Lab File: VL042284.D
Acq: 09 Apr 2025 03:22

Tgt Ion: 59 Resp: 2549

Ion	Ratio	Lower	Upper
59	100		
57	14.4	8.9	13.3#

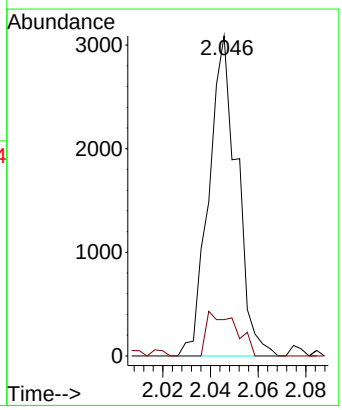

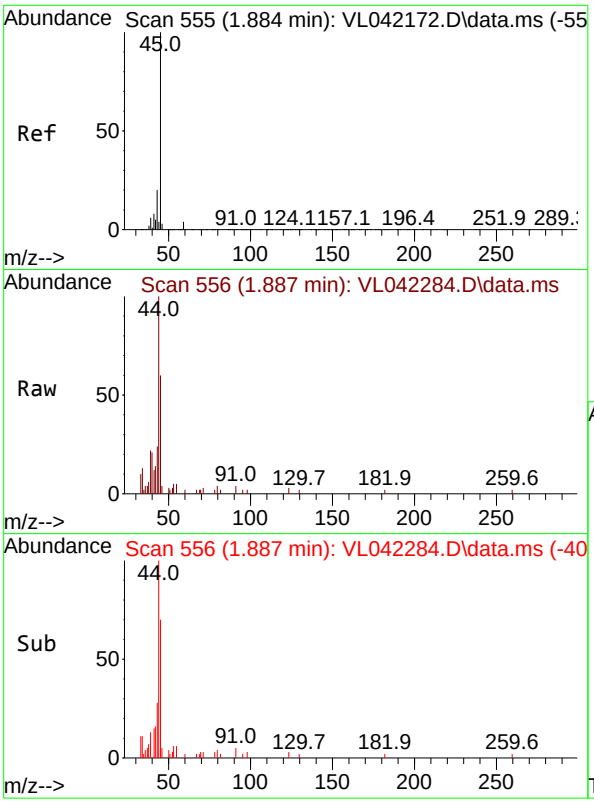

#19
Isopropyl Alcohol
Concen: 0.155 ppbv
RT: 1.887 min Scan# 5
Delta R.T. 0.003 min
Lab File: VL042284.D
Acq: 09 Apr 2025 03:22

Instrument :
MSVOA_L
ClientSampleId :
SSSG-B2-2-04022025

Tgt Ion: 45 Resp: 1920

Ion	Ratio	Lower	Upper
45	100		
58	739.1	36.9	55.3#

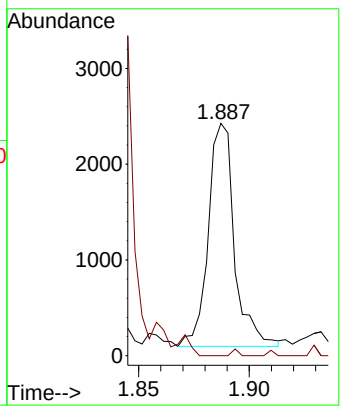

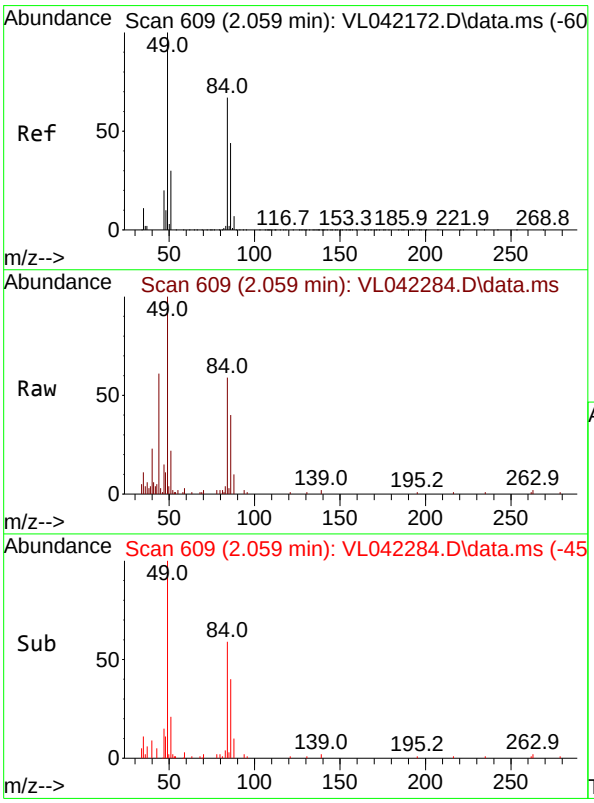

#20
Methylene Chloride
Concen: 0.367 ppbv
RT: 2.059 min Scan# 609
Delta R.T. -0.000 min
Lab File: VL042284.D
Acq: 09 Apr 2025 03:22

Tgt Ion: 84 Resp: 2997

Ion	Ratio	Lower	Upper
84	100		
49	176.5	120.2	180.4
51	37.1	37.4	56.0#
86	67.9	52.4	78.6

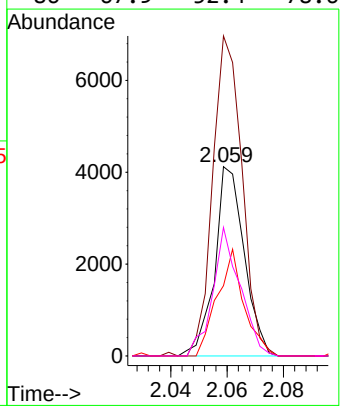

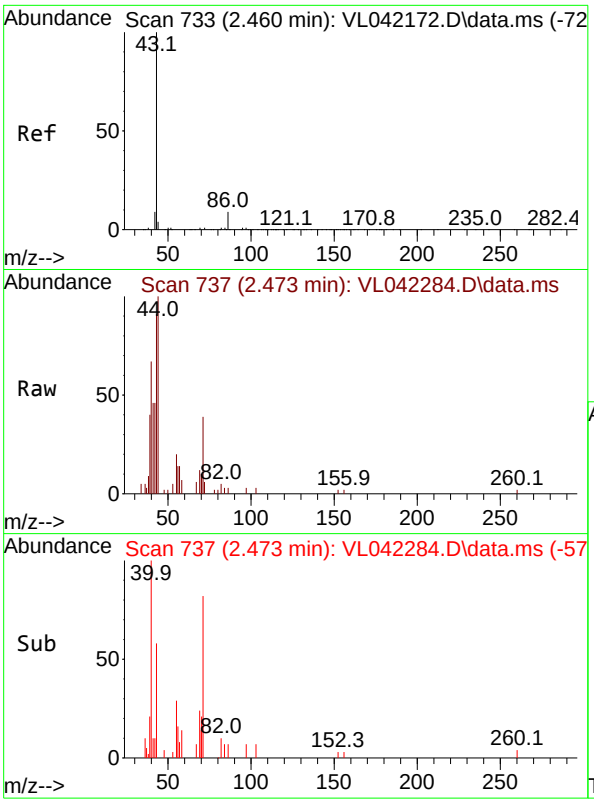

#23
Vinyl Acetate
Concen: 0.329 ppbv
RT: 2.473 min Scan# 7
Delta R.T. 0.013 min
Lab File: VL042284.D
Acq: 09 Apr 2025 03:22

Instrument :
MSVOA_L
ClientSampleId :
SSSG-B2-2-04022025

Tgt Ion: 43 Resp: 3119

Ion	Ratio	Lower	Upper
43	100		
86	3.7	5.5	8.3#
42	46.1	8.6	13.0#
44	39.5	6.2	9.4#

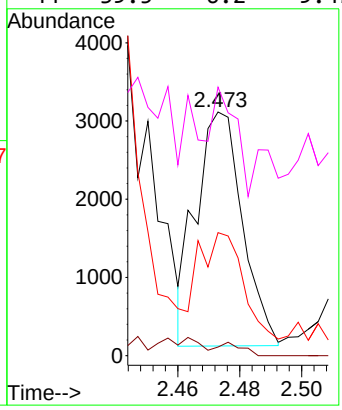

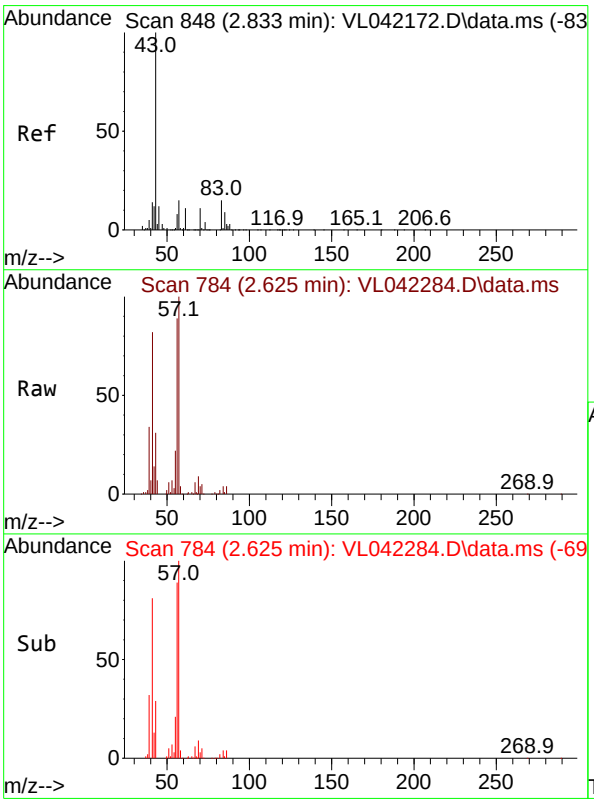

#25
Ethyl Acetate
Concen: 0.122 ppbv
RT: 2.625 min Scan# 784
Delta R.T. -0.207 min
Lab File: VL042284.D
Acq: 09 Apr 2025 03:22

Tgt Ion: 43 Resp: 6965

Ion	Ratio	Lower	Upper
43	100		
45	3.4	8.2	12.2#
61	0.4	7.3	10.9#
70	11.0	7.2	10.8#

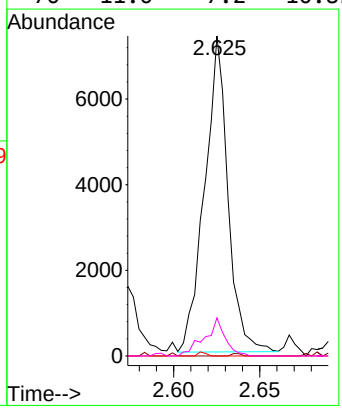

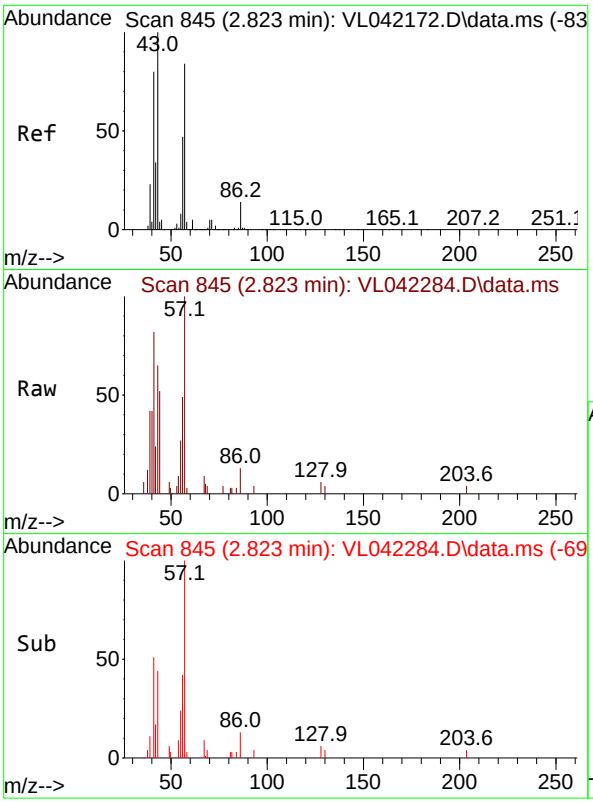

#26
Hexane
Concen: 0.091 ppbv
RT: 2.823 min Scan# 8
Delta R.T. -0.000 min
Lab File: VL042284.D
Acq: 09 Apr 2025 03:22

Instrument :
MSVOA_L
ClientSampleId :
SSSG-B2-2-04022025

Tgt Ion: 57 Resp: 2005

Ion	Ratio	Lower	Upper
57	100		
41	110.2	76.6	114.8
43	0.0	207.8	311.8#
56	0.0	43.6	65.4#

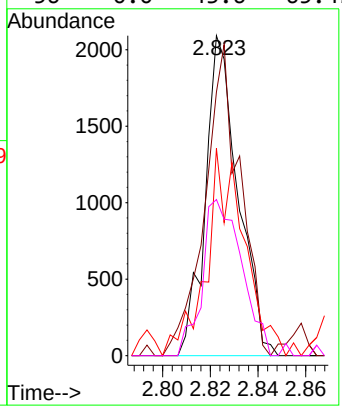

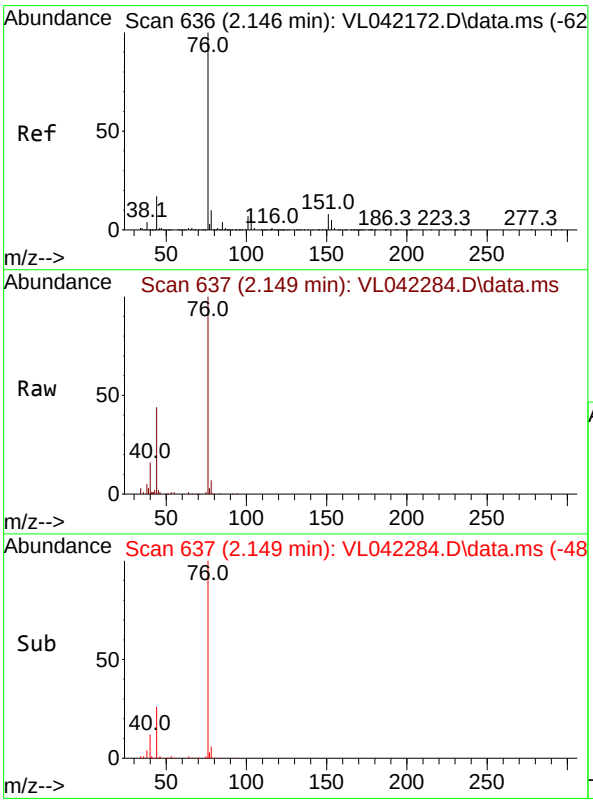

#27
Carbon Disulfide
Concen: 0.627 ppbv
RT: 2.149 min Scan# 637
Delta R.T. 0.003 min
Lab File: VL042284.D
Acq: 09 Apr 2025 03:22

Tgt Ion: 76 Resp: 14783

Ion	Ratio	Lower	Upper
76	100		
44	70.3	14.7	22.1#
78	9.7	9.3	13.9

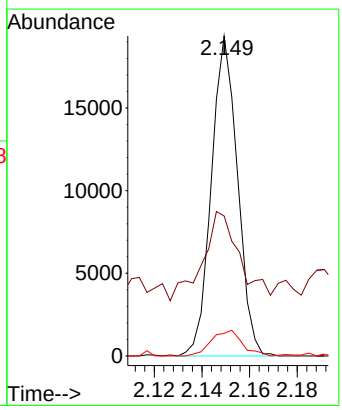

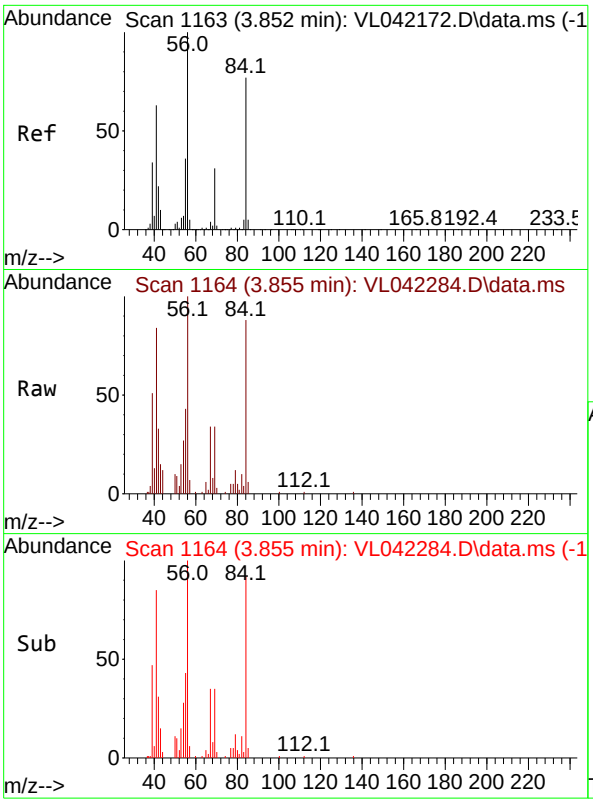

#30
Cyclohexane
Concen: 0.434 ppbv
RT: 3.855 min Scan# 1
Delta R.T. 0.003 min
Lab File: VL042284.D
Acq: 09 Apr 2025 03:22

Instrument :
MSVOA_L
ClientSampleId :
SSSG-B2-2-04022025

Tgt Ion: 84 Resp: 8272

Ion	Ratio	Lower	Upper
84	100		
56	0.0	102.8	154.2#
41	0.0	66.5	99.7#

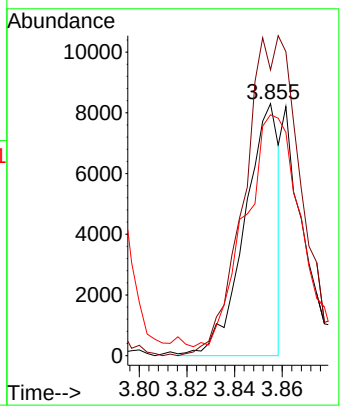

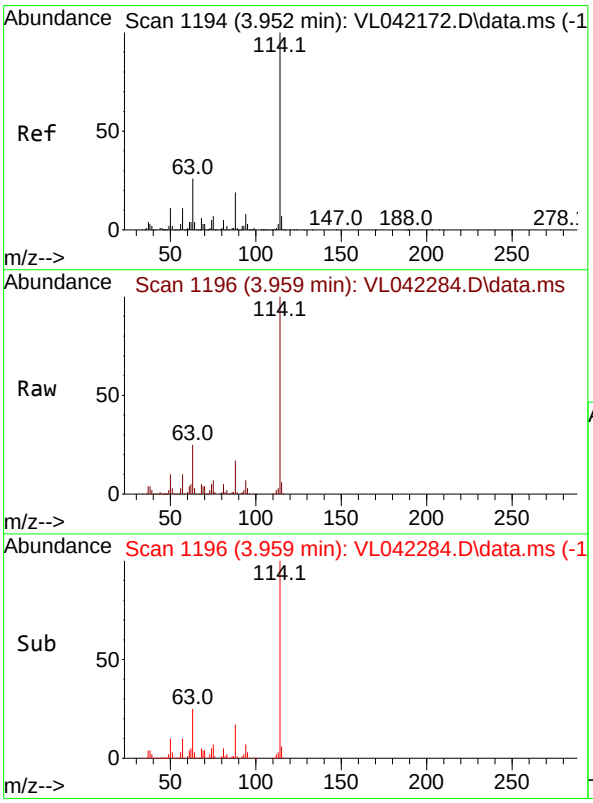

#33
1,4-Difluorobenzene
Concen: 10.000 ppbv
RT: 3.959 min Scan# 1196
Delta R.T. 0.006 min
Lab File: VL042284.D
Acq: 09 Apr 2025 03:22

Tgt Ion:114 Resp: 394605

Ion	Ratio	Lower	Upper
114	100		
63	25.8	20.7	31.1
88	17.6	15.0	22.4

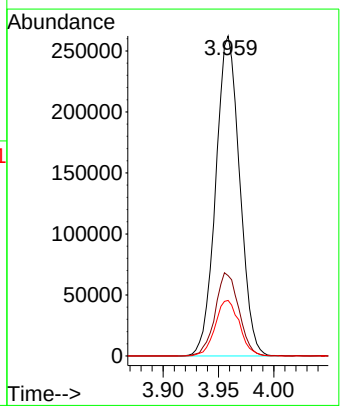

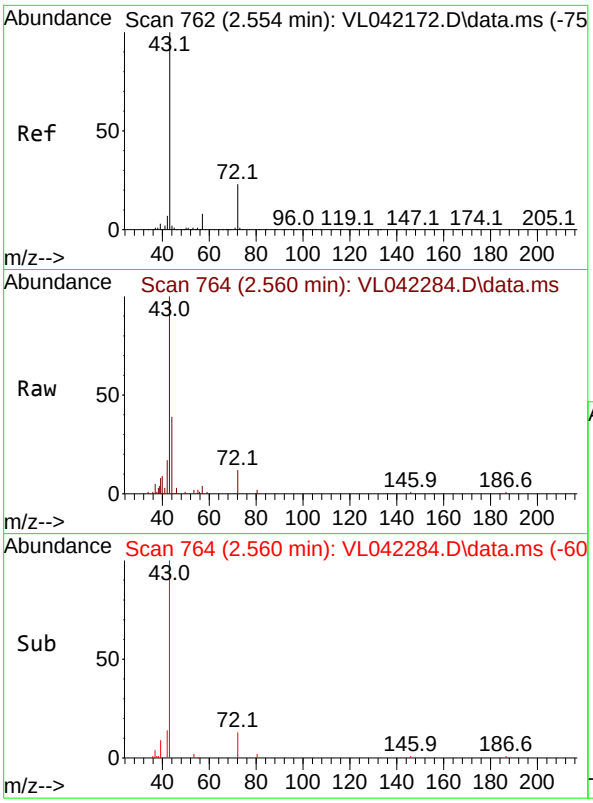

#34
2-Butanone
Concen: 0.175 ppbv
RT: 2.560 min Scan# 7
Delta R.T. 0.006 min
Lab File: VL042284.D
Acq: 09 Apr 2025 03:22

Instrument :
MSVOA_L
ClientSampleId :
SSSG-B2-2-04022025

Tgt Ion: 43 Resp: 5000

Ion	Ratio	Lower	Upper
43	100		
72	20.8	18.2	27.2

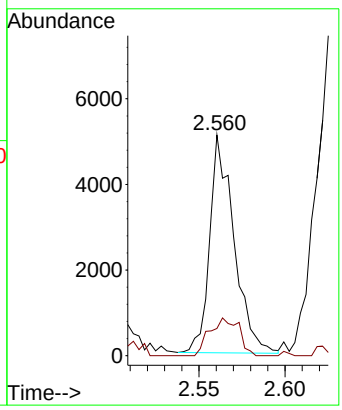

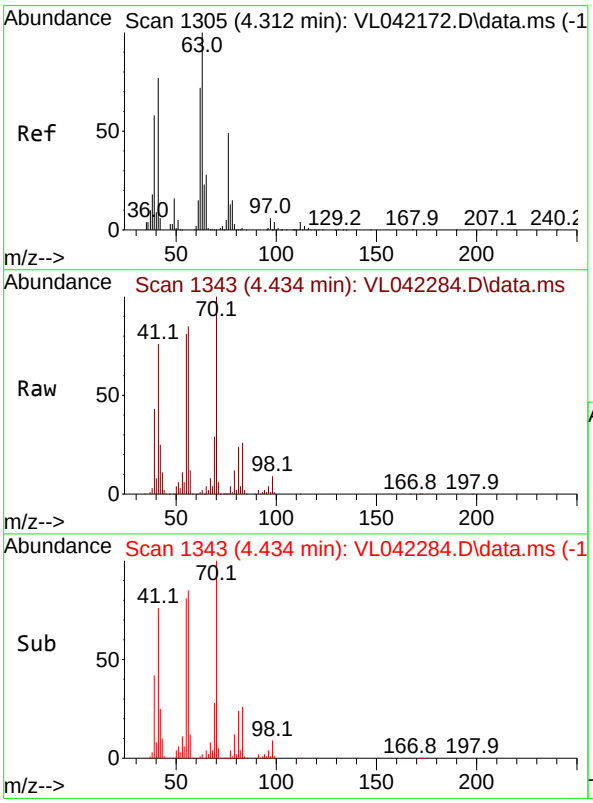

#39
1,2-Dichloropropane
Concen: 0.133 ppbv
RT: 4.434 min Scan# 1343
Delta R.T. 0.123 min
Lab File: VL042284.D
Acq: 09 Apr 2025 03:22

Tgt Ion: 63 Resp: 1889

Ion	Ratio	Lower	Upper
63	100		
41	3034.1	61.7	92.5#
62	36.7	57.6	86.4#

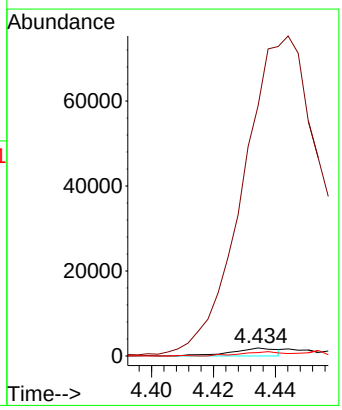

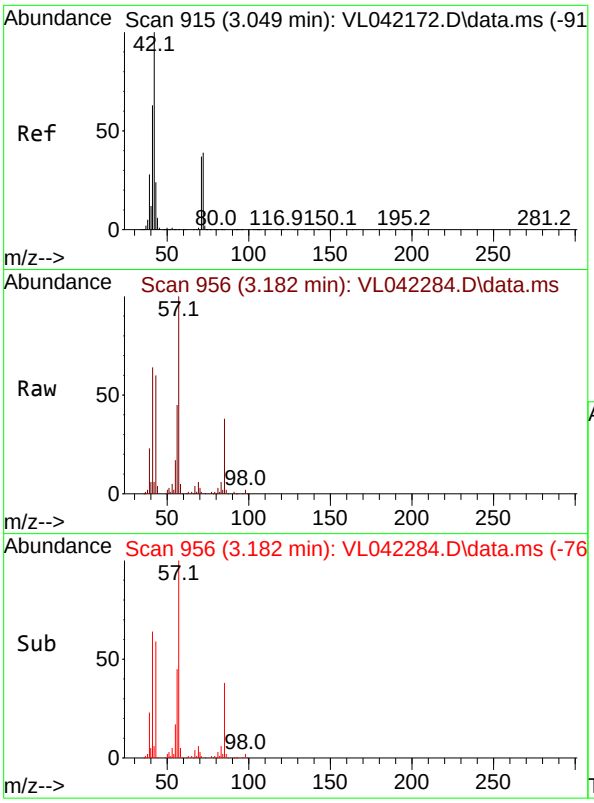

#41
Tetrahydrofuran
Concen: 0.141 ppbv
RT: 3.182 min Scan# 9
Delta R.T. 0.132 min
Lab File: VL042284.D
Acq: 09 Apr 2025 03:22

Instrument :
MSVOA_L
ClientSampleId :
SSSG-B2-2-04022025

Tgt Ion: 42 Resp: 2330

Ion	Ratio	Lower	Upper
42	100		
72	0.0	31.4	47.0#
71	0.0	30.2	45.4#

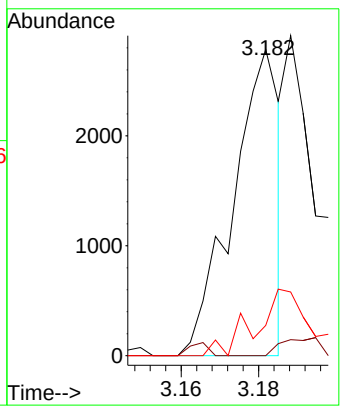

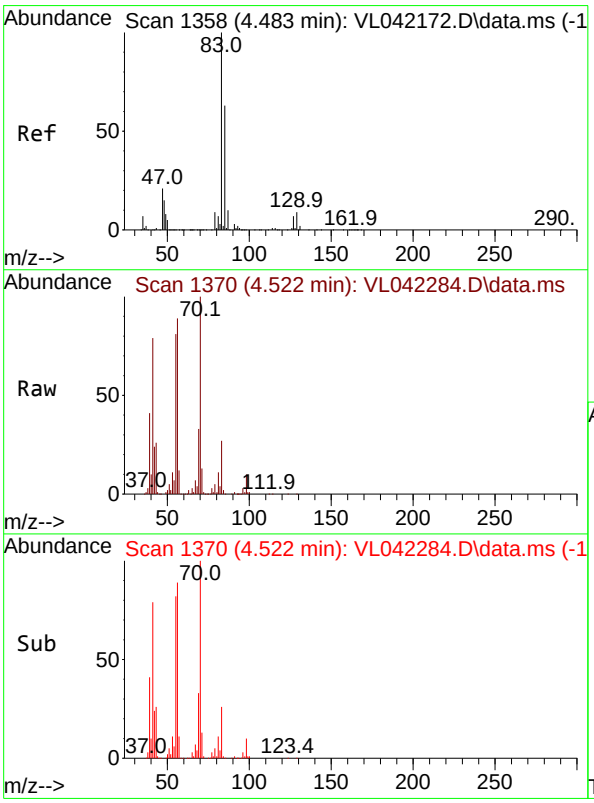

#42
Bromodichloromethane
Concen: 2.584 ppbv
RT: 4.522 min Scan# 1370
Delta R.T. 0.039 min
Lab File: VL042284.D
Acq: 09 Apr 2025 03:22

Tgt Ion: 83 Resp: 79792

Ion	Ratio	Lower	Upper
83	100		
85	0.4	50.5	75.7#
127	0.0	5.9	8.9#

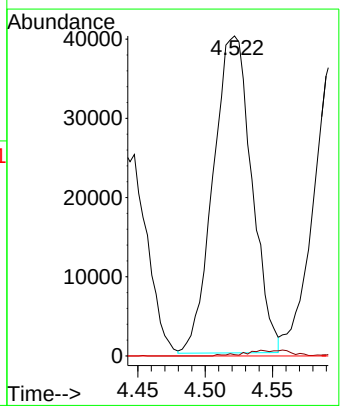

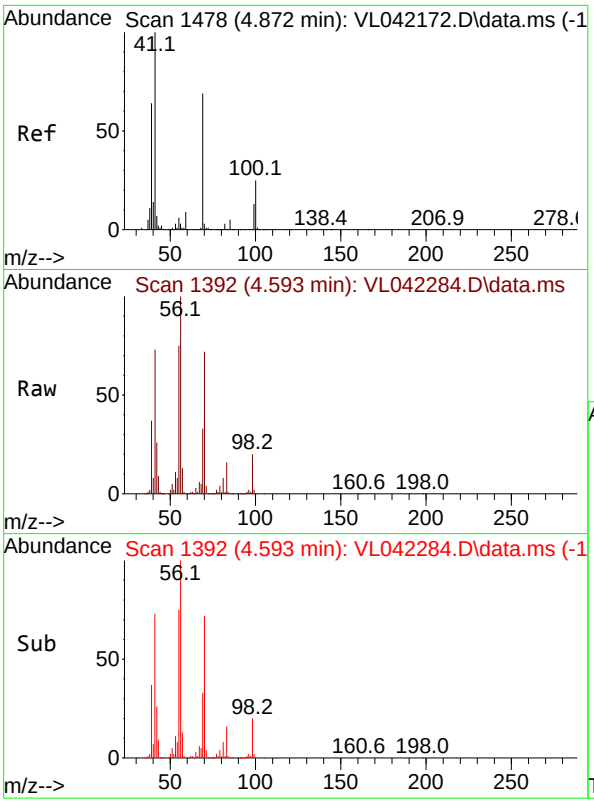

#43
Methyl Methacrylate
Concen: 9.268 ppbv
RT: 4.593 min Scan# 1
Delta R.T. -0.279 min
Lab File: VL042284.D
Acq: 09 Apr 2025 03:22

Instrument :
MSVOA_L
ClientSampleId :
SSSG-B2-2-04022025

Tgt Ion: 69 Resp: 153486

Ion	Ratio	Lower	Upper
69	100		
41	250.6	123.8	185.6#
100	0.2	28.4	42.6#

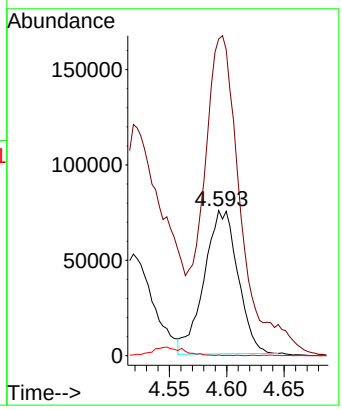

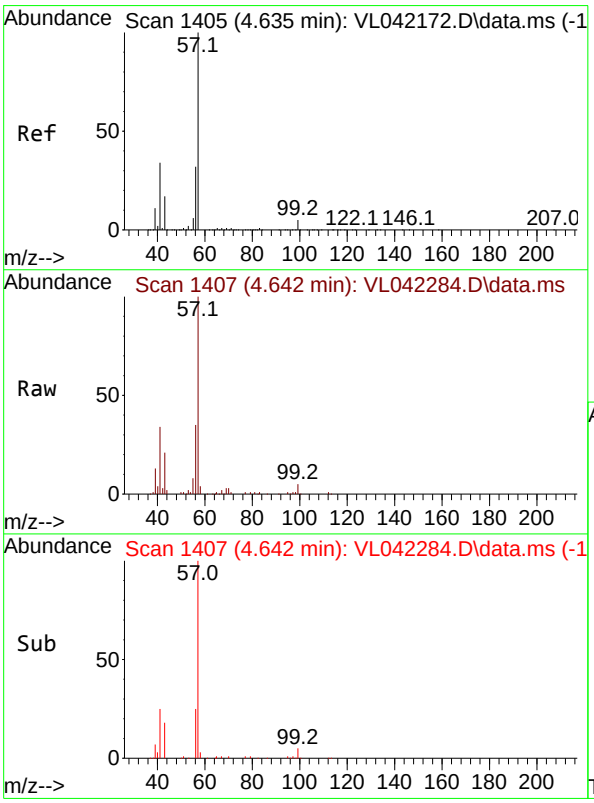

#44
2,2,4-Trimethylpentane
Concen: 1.279 ppbv
RT: 4.642 min Scan# 1407
Delta R.T. 0.006 min
Lab File: VL042284.D
Acq: 09 Apr 2025 03:22

Tgt Ion: 57 Resp: 84539

Ion	Ratio	Lower	Upper
57	100		
41	0.0	26.8	40.2#
56	0.0	25.6	38.4#

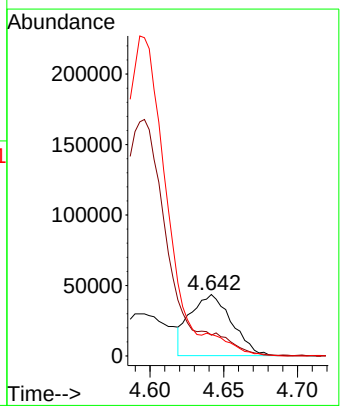

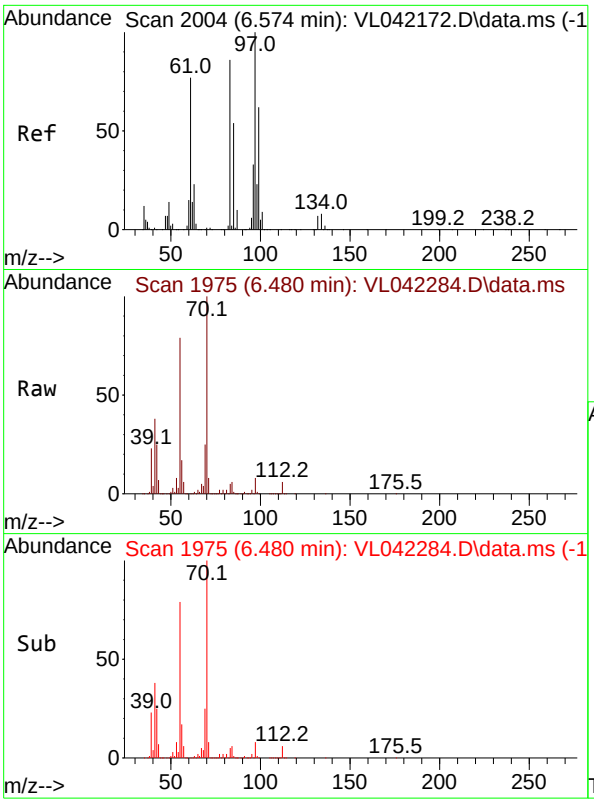

#47
1,1,2-Trichloroethane
Concen: 14.853 ppbv
RT: 6.480 min Scan# 1
Delta R.T. -0.094 min
Lab File: VL042284.D
Acq: 09 Apr 2025 03:22

Instrument :
MSVOA_L
ClientSampleId :
SSSG-B2-2-04022025

Tgt Ion: 97 Resp: 223694

Ion	Ratio	Lower	Upper
97	100		
83	61.1	69.2	103.8#
85	6.6	43.1	64.7#
99	0.3	49.4	74.2#

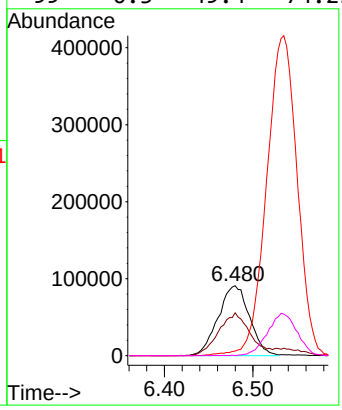

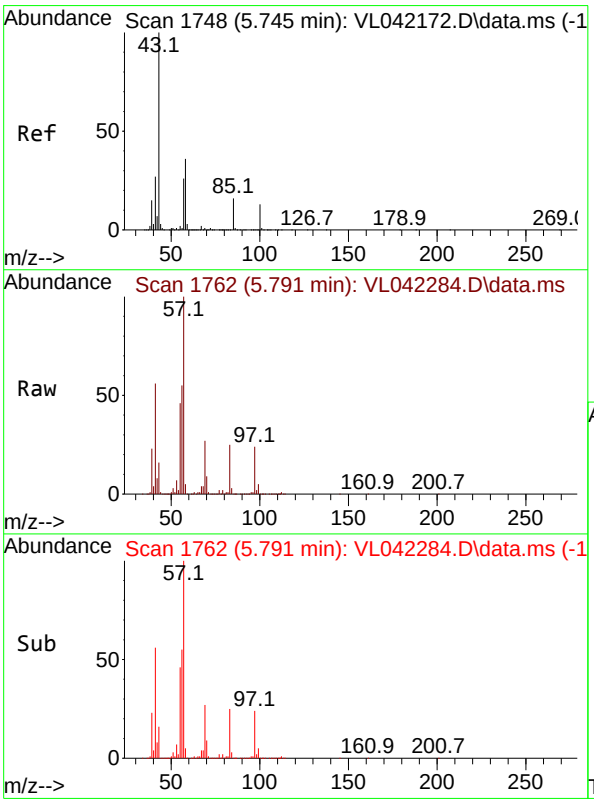

#50
4-Methyl-2-Pentanone
Concen: 10.666 ppbv
RT: 5.791 min Scan# 1762
Delta R.T. 0.045 min
Lab File: VL042284.D
Acq: 09 Apr 2025 03:22

Tgt Ion: 43 Resp: 483677

Ion	Ratio	Lower	Upper
43	100		
58	30.0	29.0	43.6

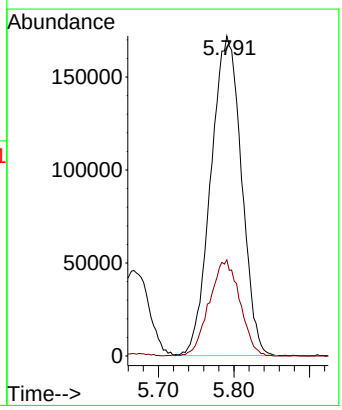

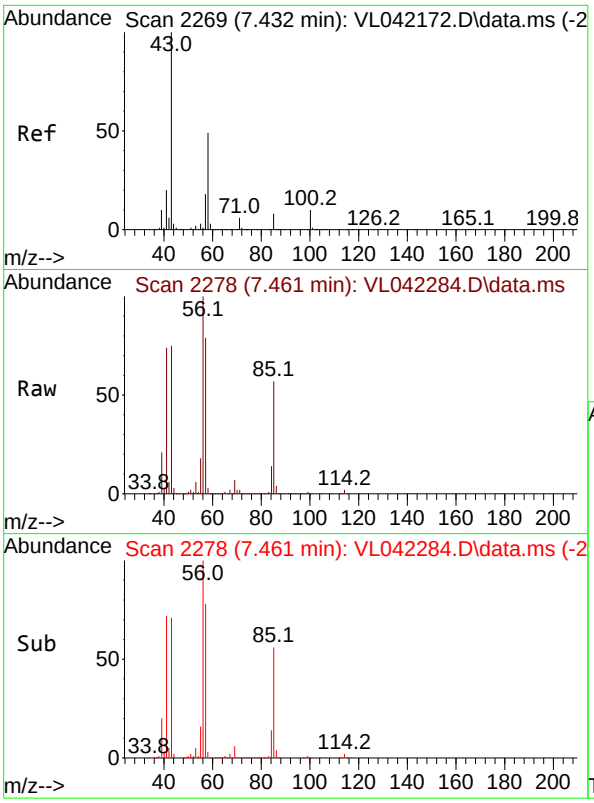

#51
2-Hexanone
Concen: 51.871 ppbv
RT: 7.461 min Scan# 2
Delta R.T. 0.029 min
Lab File: VL042284.D
Acq: 09 Apr 2025 03:22

Instrument :
MSVOA_L
ClientSampleId :
SSSG-B2-2-04022025

Tgt Ion: 43 Resp: 1931577

Ion	Ratio	Lower	Upper
43	100		
58	4.7	39.7	59.5#
98	0.0	0.1	0.1#

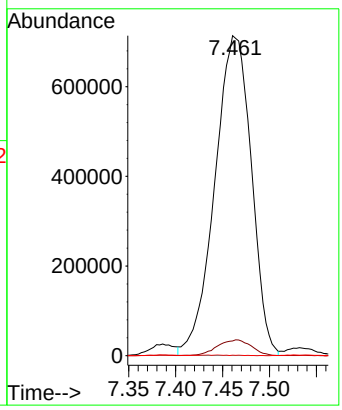

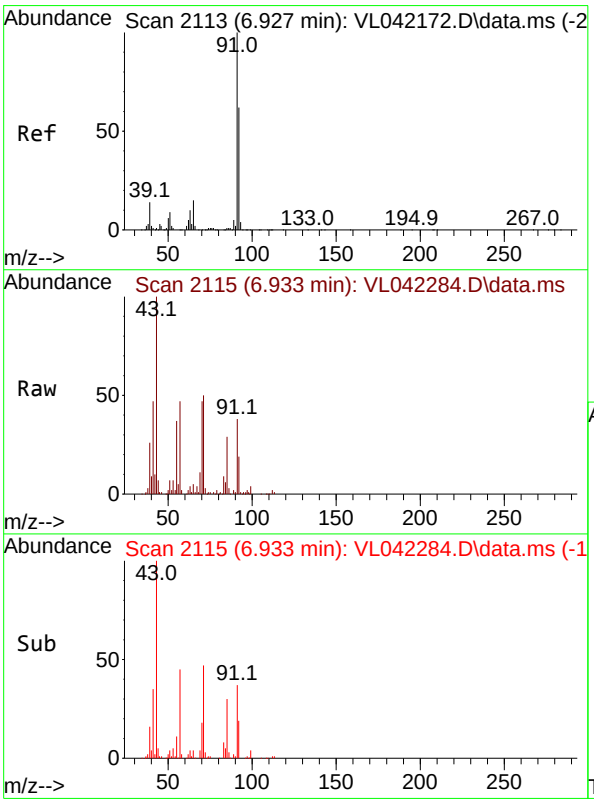

#53
Toluene
Concen: 0.569 ppbv
RT: 6.933 min Scan# 2115
Delta R.T. 0.006 min
Lab File: VL042284.D
Acq: 09 Apr 2025 03:22

Tgt Ion: 91 Resp: 26400

Ion	Ratio	Lower	Upper
91	100		
92	61.2	48.4	72.6

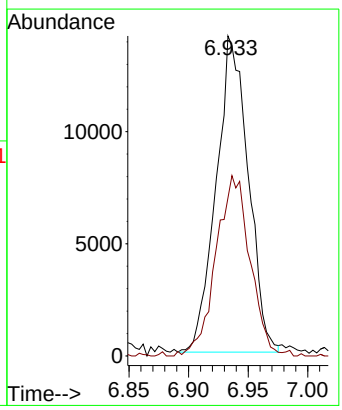

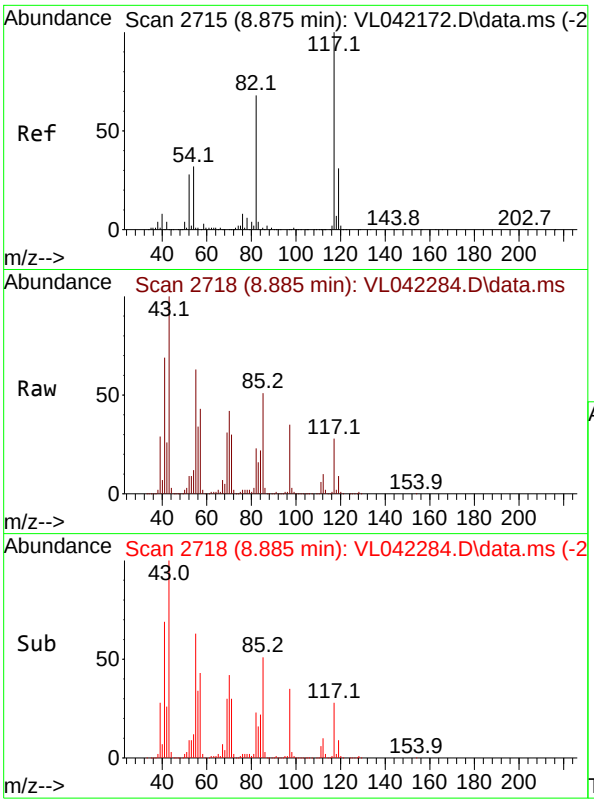

#55
Chlorobenzene-d5
Concen: 10.000 ppbv
RT: 8.885 min Scan# 2
Delta R.T. 0.009 min
Lab File: VL042284.D
Acq: 09 Apr 2025 03:22

Instrument :
MSVOA_L
ClientSampleId :
SSSG-B2-2-04022025

Tgt Ion:117 Resp: 369232

Ion	Ratio	Lower	Upper
117	100		
82	102.9	55.8	83.6#
119	31.6	25.5	38.3

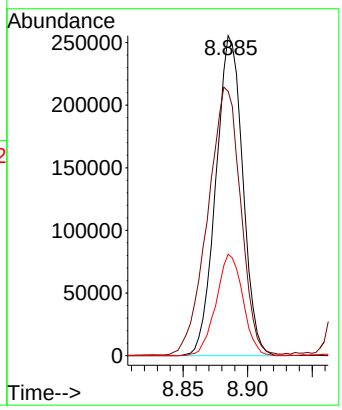

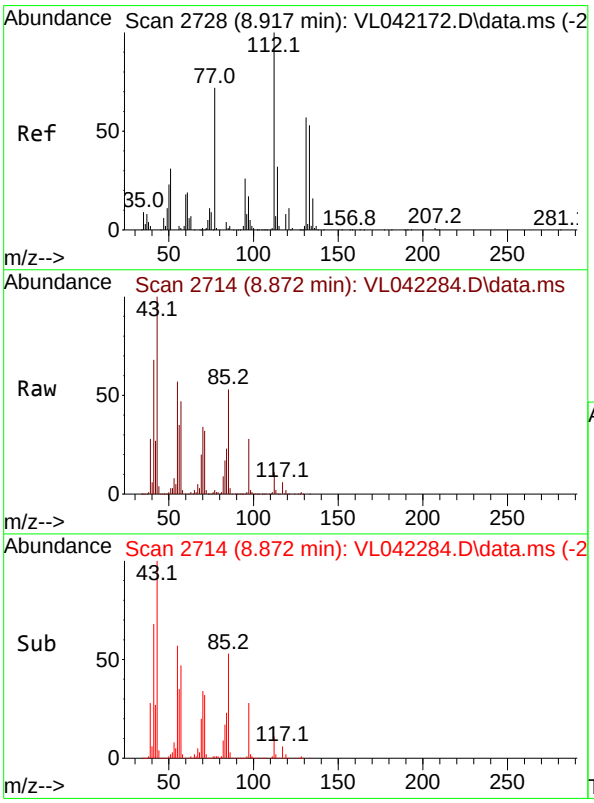

#57
Chlorobenzene
Concen: 8.243 ppbv
RT: 8.872 min Scan# 2714
Delta R.T. -0.046 min
Lab File: VL042284.D
Acq: 09 Apr 2025 03:22

Tgt Ion:112 Resp: 288701

Ion	Ratio	Lower	Upper
112	100		
77	13.3	58.2	87.2#
114	1.1	29.1	35.5#

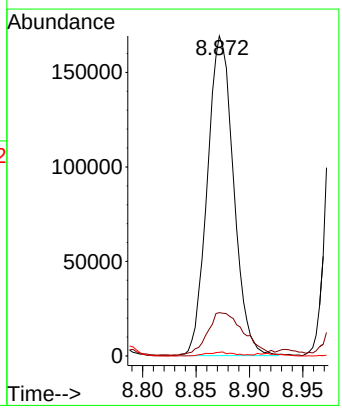

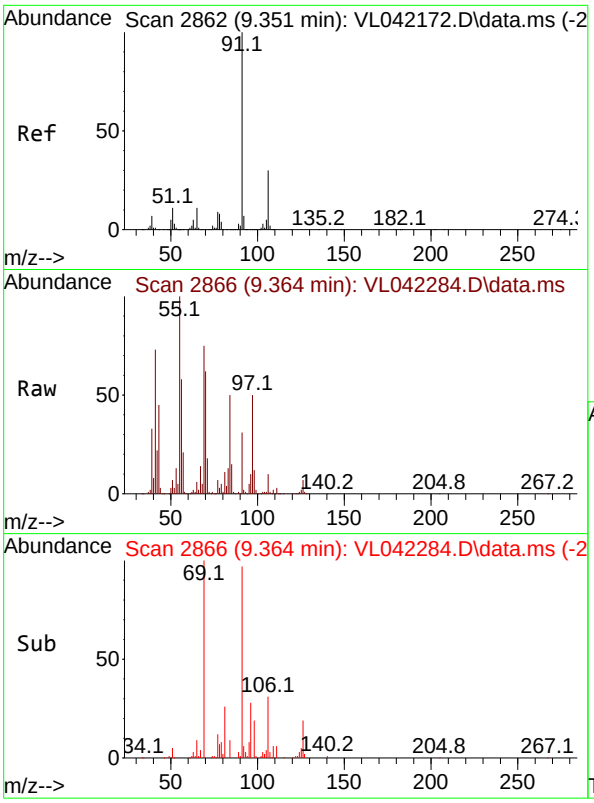

#58
Ethyl Benzene
Concen: 1.170 ppbv
RT: 9.364 min Scan# 2
Delta R.T. 0.013 min
Lab File: VL042284.D
Acq: 09 Apr 2025 03:22

Instrument :
MSVOA_L
ClientSampleId :
SSSG-B2-2-04022025

Tgt Ion: 91 Resp: 76723

Ion	Ratio	Lower	Upper
91	100		
106	30.8	24.2	36.2

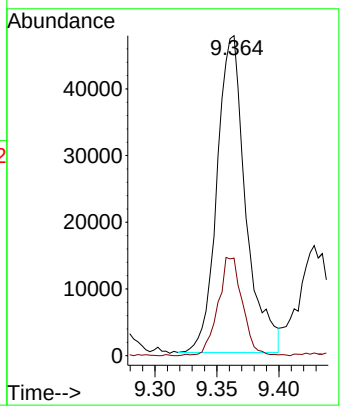

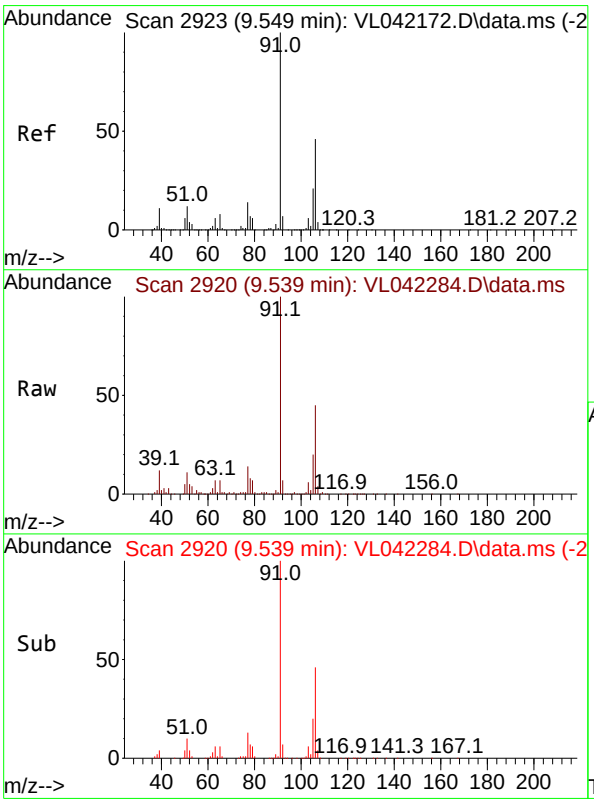

#59
m/p-Xylene
Concen: 9.793 ppbv
RT: 9.539 min Scan# 2920
Delta R.T. -0.010 min
Lab File: VL042284.D
Acq: 09 Apr 2025 03:22

Tgt Ion: 91 Resp: 512888

Ion	Ratio	Lower	Upper
91	100		
106	59.3	36.4	54.6#

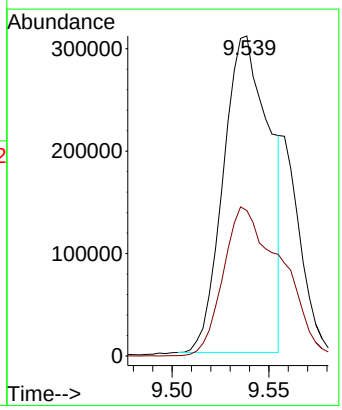

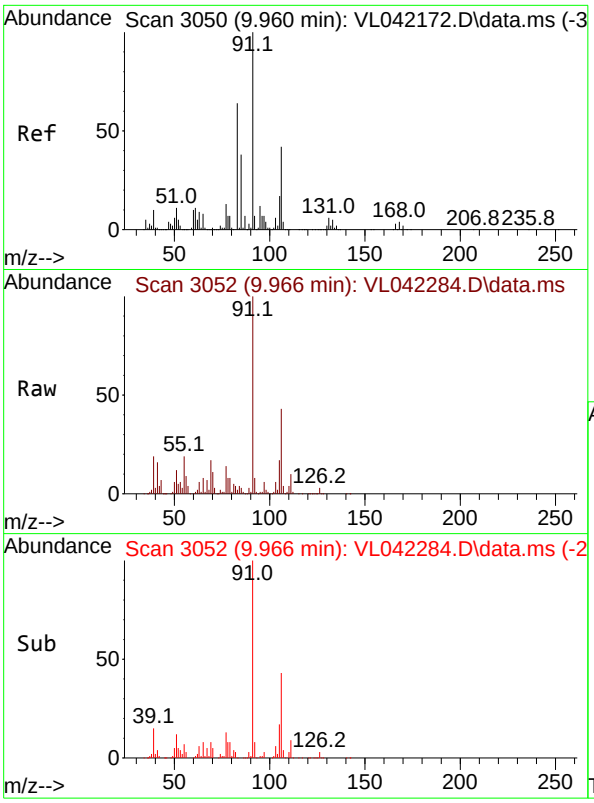

#60
o-Xylene
Concen: 9.973 ppbv
RT: 9.966 min Scan# 3(
Delta R.T. 0.006 min
Lab File: VL042284.D
Acq: 09 Apr 2025 03:22

Instrument :
MSVOA_L
ClientSampleId :
SSSG-B2-2-04022025

Tgt Ion: 91 Resp: 523601

Ion	Ratio	Lower	Upper
91	100		
106	43.5	20.8	62.5

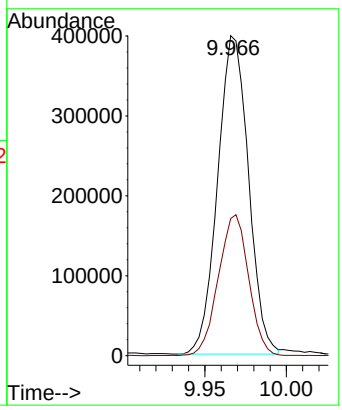

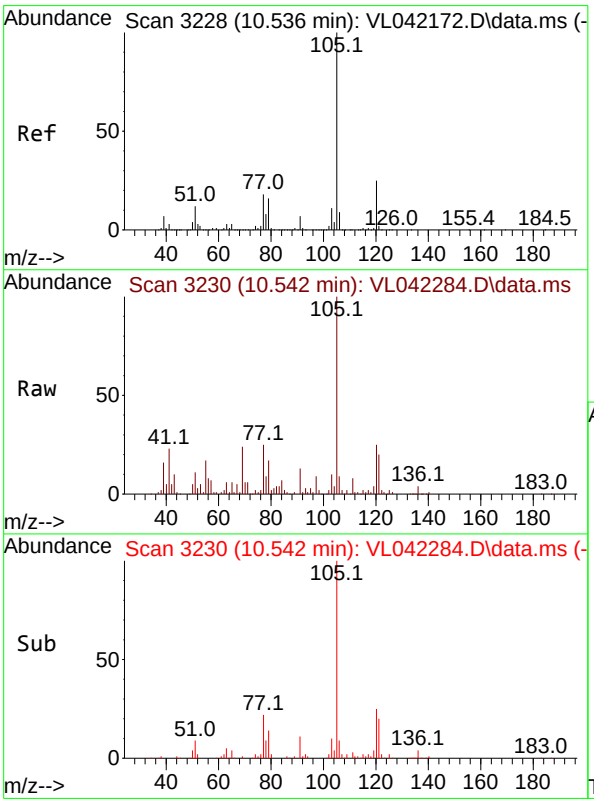

#62
Isopropylbenzene
Concen: 1.211 ppbv
RT: 10.542 min Scan# 3230
Delta R.T. 0.006 min
Lab File: VL042284.D
Acq: 09 Apr 2025 03:22

Tgt Ion:105 Resp: 95094

Ion	Ratio	Lower	Upper
105	100		
120	24.0	19.9	29.9

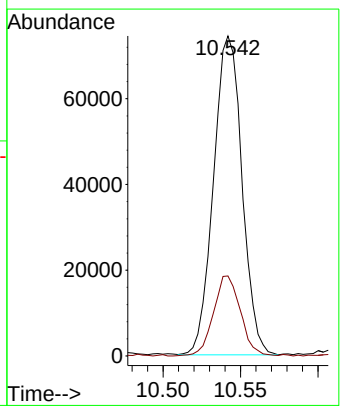

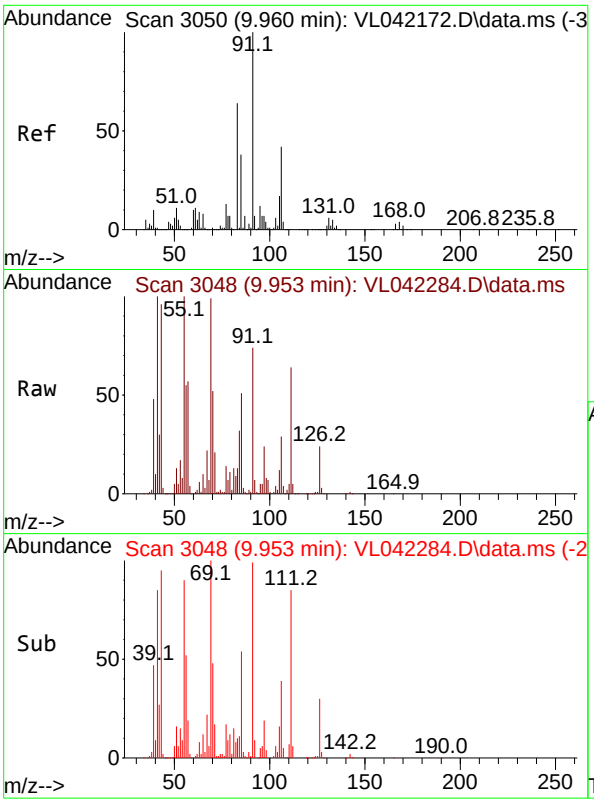

#63
1,1,2,2-Tetrachloroethane
Concen: 0.393 ppbv
RT: 9.953 min Scan# 3(
Delta R.T. -0.007 min
Lab File: VL042284.D
Acq: 09 Apr 2025 03:22

Instrument :
MSVOA_L
ClientSampleId :
SSSG-B2-2-04022025

Tgt Ion: 83 Resp: 12548

Ion	Ratio	Lower	Upper
83	100		
131	0.0	4.8	14.4#
85	951.7	32.5	97.5#

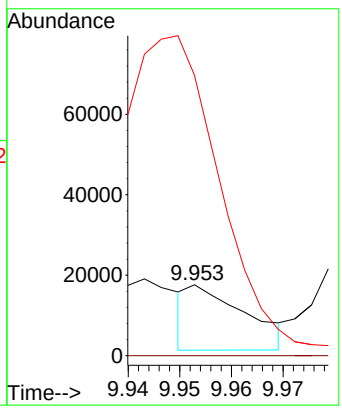

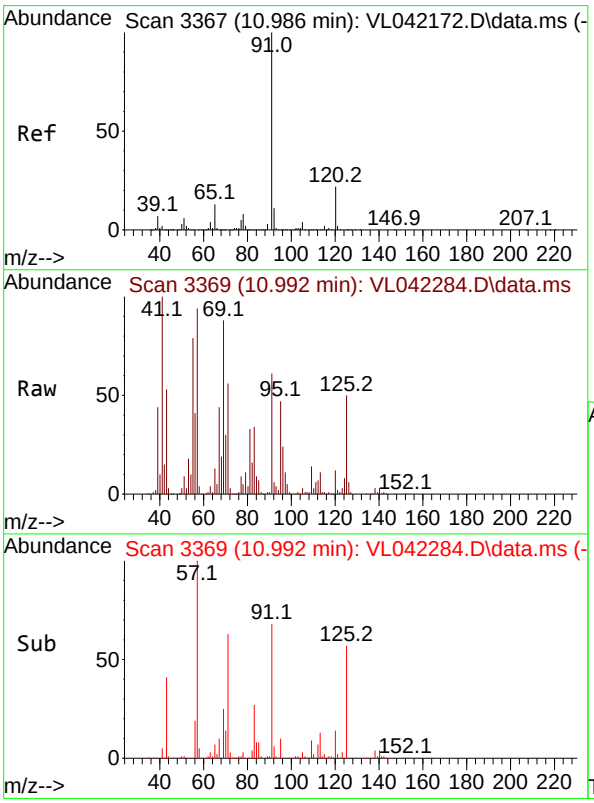

#64
n-propylbenzene
Concen: 0.615 ppbv
RT: 10.992 min Scan# 3369
Delta R.T. 0.006 min
Lab File: VL042284.D
Acq: 09 Apr 2025 03:22

Tgt Ion:120 Resp: 12424

Ion	Ratio	Lower	Upper
120	100		
91	563.3	376.9	565.3

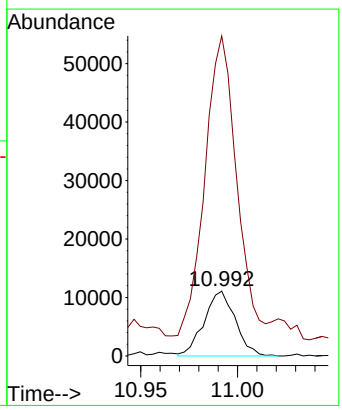

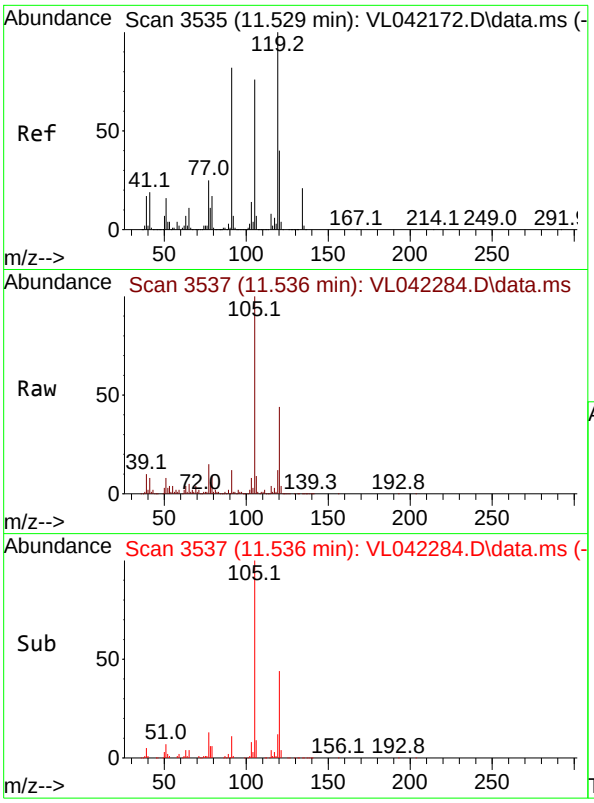

#65
tert-Butylbenzene
Concen: 0.606 ppbv
RT: 11.536 min Scan# 3
Delta R.T. 0.006 min
Lab File: VL042284.D
Acq: 09 Apr 2025 03:22

Instrument :
MSVOA_L
ClientSampleId :
SSSG-B2-2-04022025

Tgt Ion:119 Resp: 44016

Ion	Ratio	Lower	Upper
119	100		
91	99.4	66.0	99.0#
134	4.6	16.7	25.1#

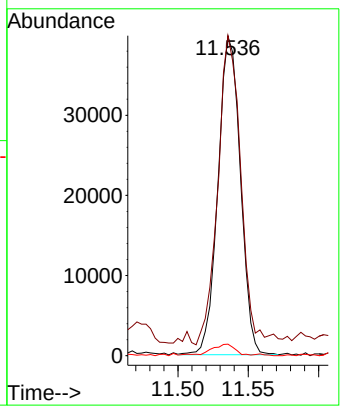

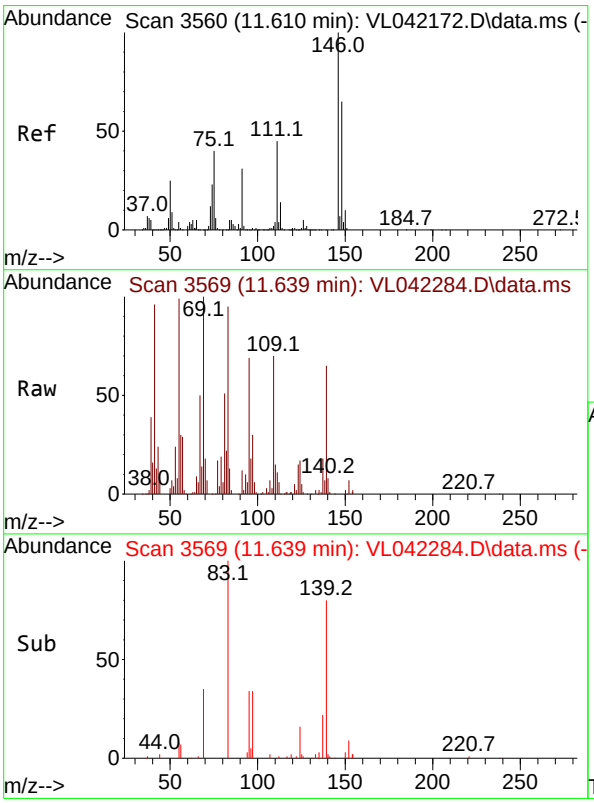

#66
Benzyl Chloride
Concen: 0.106 ppbv
RT: 11.639 min Scan# 3569
Delta R.T. 0.029 min
Lab File: VL042284.D
Acq: 09 Apr 2025 03:22

Tgt Ion: 91 Resp: 818

Ion	Ratio	Lower	Upper
91	100		
126	0.0	13.8	20.6#
128	2.4	4.5	6.7#

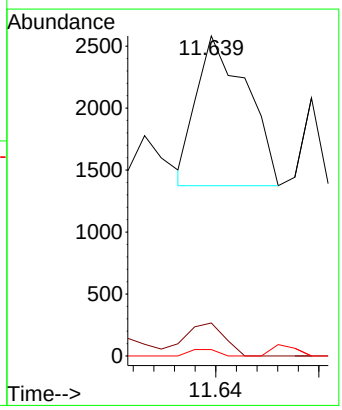

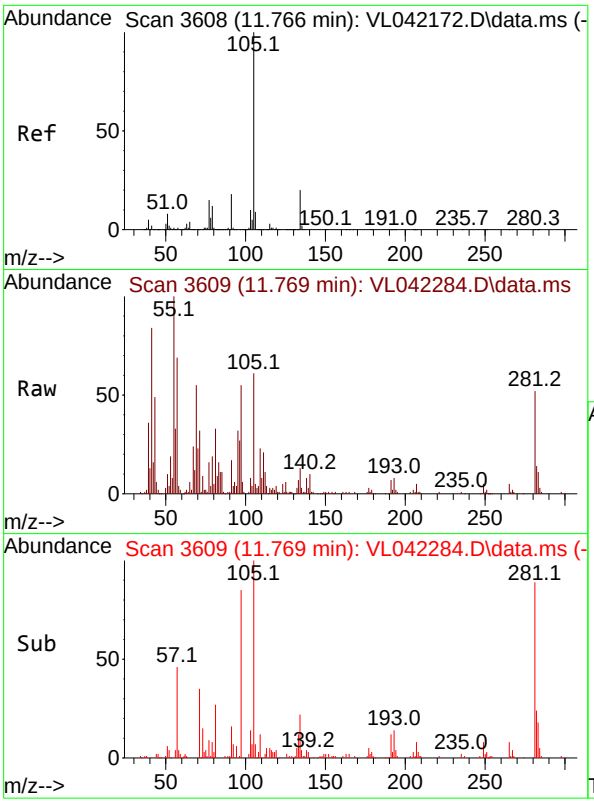

#67
sec-Butylbenzene
Concen: 0.174 ppbv
RT: 11.769 min Scan# 3
Delta R.T. 0.003 min
Lab File: VL042284.D
Acq: 09 Apr 2025 03:22

Instrument :
MSVOA_L
ClientSampleId :
SSSG-B2-2-04022025

Tgt Ion:105 Resp: 17547

Ion	Ratio	Lower	Upper
105	100		
134	23.6	15.5	23.3#

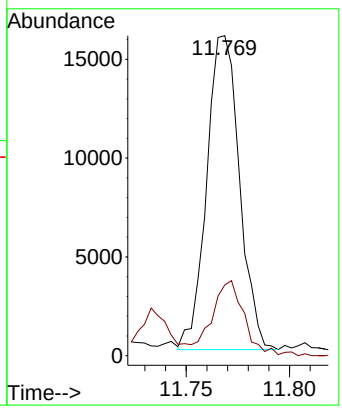

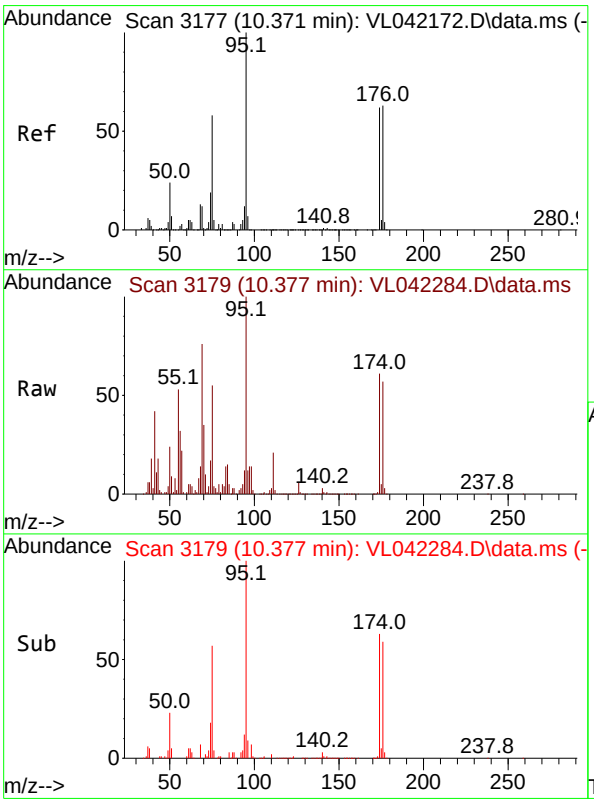

#68
1-Bromo-4-Fluorobenzene
Concen: 11.123 ppbv
RT: 10.377 min Scan# 3179
Delta R.T. 0.006 min
Lab File: VL042284.D
Acq: 09 Apr 2025 03:22

Tgt Ion: 95 Resp: 337277

Ion	Ratio	Lower	Upper
95	100		
174	60.0	50.6	76.0
175	4.6	3.8	5.6

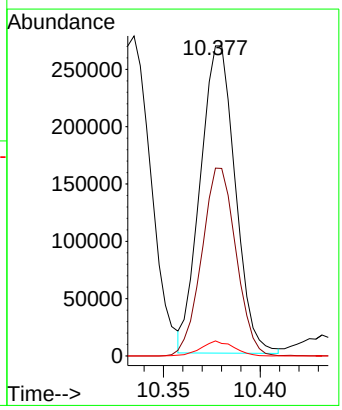

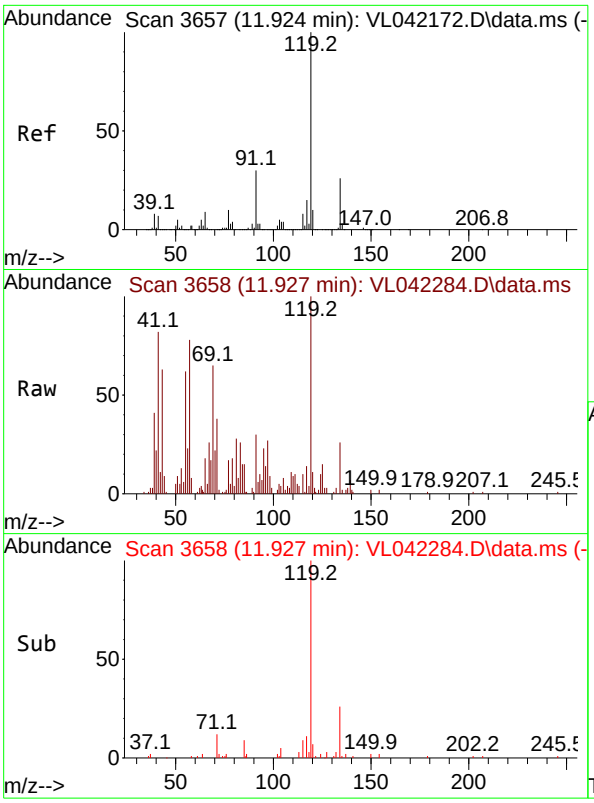

#69
p-Isopropyltoluene
Concen: 0.126 ppbv
RT: 11.927 min Scan# 3
Delta R.T. 0.003 min
Lab File: VL042284.D
Acq: 09 Apr 2025 03:22

Instrument :
MSVOA_L
ClientSampleId :
SSSG-B2-2-04022025

Tgt Ion:119 Resp: 10964

Ion	Ratio	Lower	Upper
119	100		
134	27.2	20.4	30.6
91	35.1	23.7	35.5

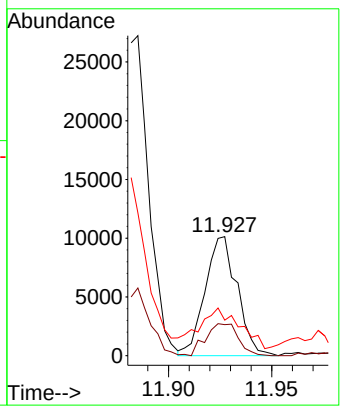

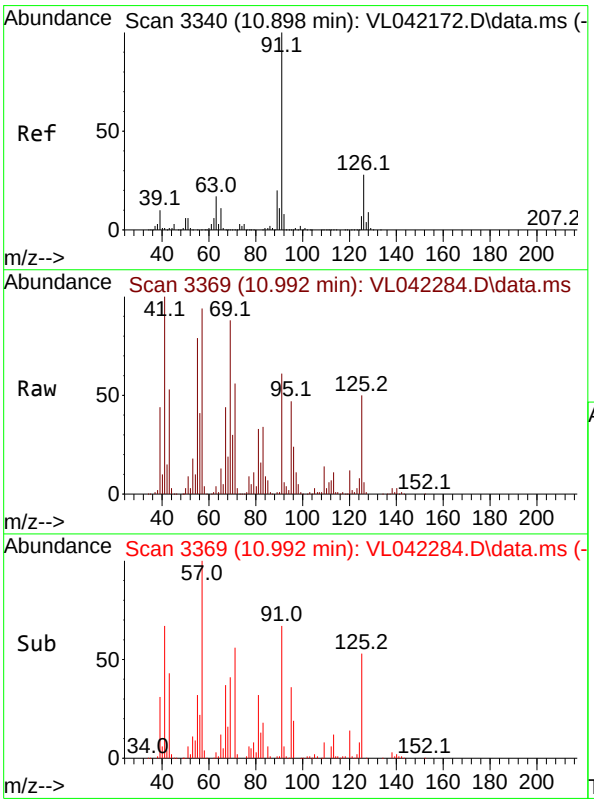

#71
2-Chlorotoluene
Concen: 1.005 ppbv
RT: 10.992 min Scan# 3369
Delta R.T. 0.094 min
Lab File: VL042284.D
Acq: 09 Apr 2025 03:22

Tgt Ion: 91 Resp: 61255

Ion	Ratio	Lower	Upper
91	100		
126	17.9	11.6	46.4

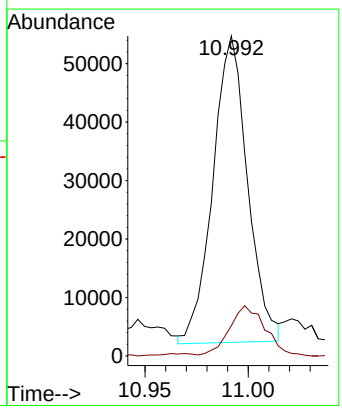

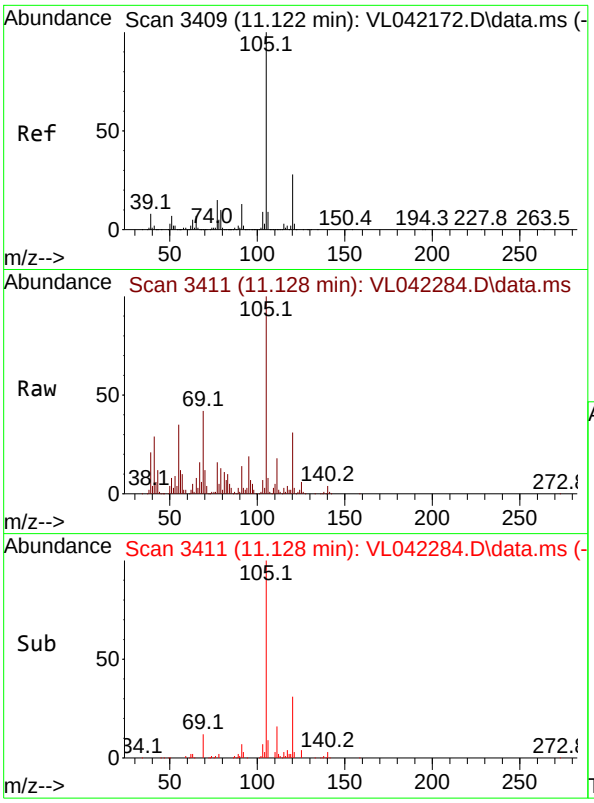

#72
4-Ethyltoluene
Concen: 1.852 ppbv
RT: 11.128 min Scan# 3
Delta R.T. 0.006 min
Lab File: VL042284.D
Acq: 09 Apr 2025 03:22

Instrument :
MSVOA_L
ClientSampleId :
SSSG-B2-2-04022025

Tgt Ion:105 Resp: 121091

Ion	Ratio	Lower	Upper
105	100		
120	0.0	23.4	35.0#
91	0.0	10.3	15.5#
77	16.7	11.4	17.2

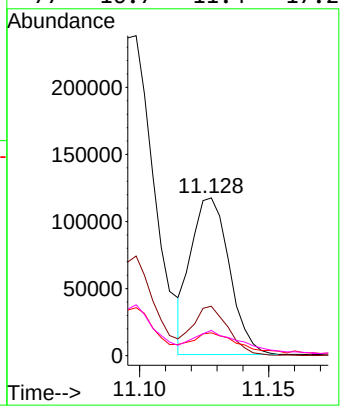

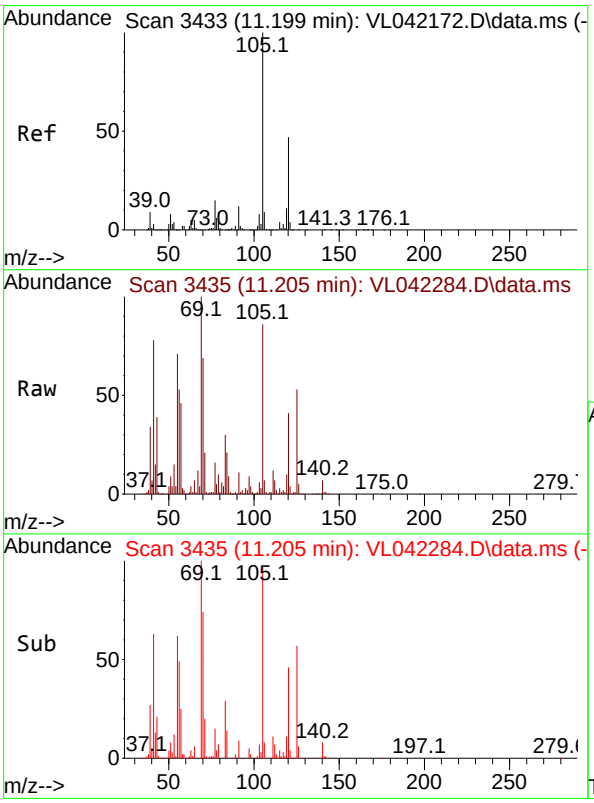

#73
1,3,5-Trimethylbenzene
Concen: 4.542 ppbv
RT: 11.205 min Scan# 3435
Delta R.T. 0.006 min
Lab File: VL042284.D
Acq: 09 Apr 2025 03:22

Tgt Ion:105 Resp: 259320

Ion	Ratio	Lower	Upper
105	100		
120	47.5	37.4	56.0

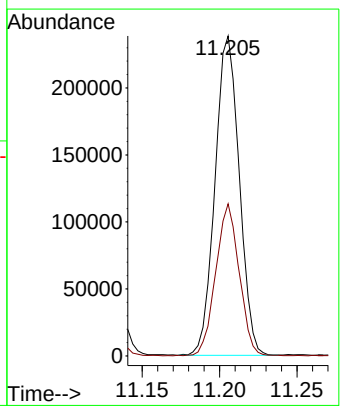

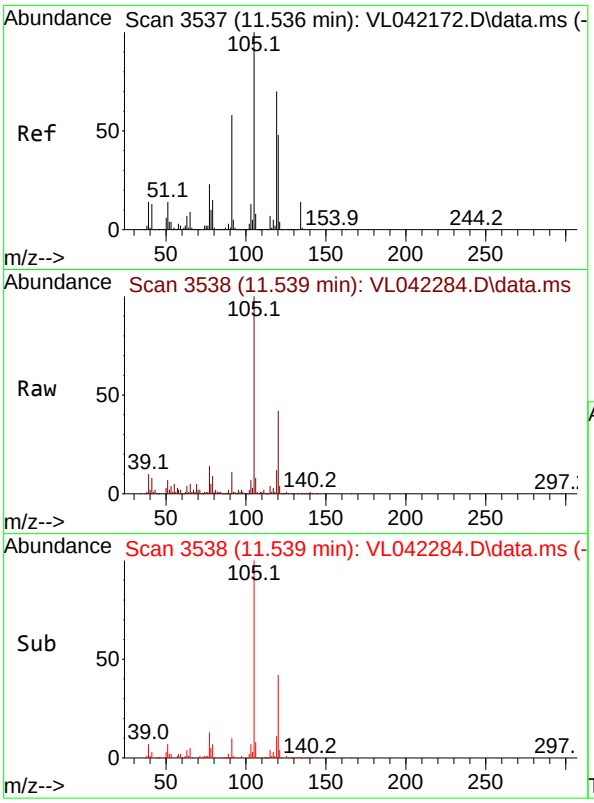

#74
1,2,4-Trimethylbenzene
Concen: 5.340 ppbv
RT: 11.539 min Scan# 3
Delta R.T. 0.003 min
Lab File: VL042284.D
Acq: 09 Apr 2025 03:22

Instrument :
MSVOA_L
ClientSampleId :
SSSG-B2-2-04022025

Tgt Ion:105 Resp: 351232

Ion	Ratio	Lower	Upper
105	100		
120	42.3	38.6	58.0
91	10.7	46.2	69.2#
77	13.6	18.6	27.8#