284 Sheffield Street, Mountainside, New Jersey 07092, Phone : 908 789 8900,
Fax : 908 789 8922

DATA PACKAGE

GC SEMI-VOLATILES

PROJECT NAME : RAYMARK SUPERFUND SITE

NOBIS GROUP

585 Middlesex Street

Lowell, MA - 01851

Phone No: 978-683-0891

ORDER ID : Q1730

ATTENTION : Adam Roy

Laboratory Certification ID # 20012

Table Of Contents for Q1730

1) HERBICIDE GROUP1 Data 2

2) Signature Page 4

3) Case Narrative 5

4) Qualifier Page 7

5) Conformance/Non Conformance 8

6) QA Checklist 10

7) Chronicle 11

8) Hit Summary 13

9) QC Data Summary For Herbicide Group1 14

- 9.1) Deuterated Monitoring Compound Summary 15
- 9.2) MS/MSD Summary 16
- 9.3) LCS/LCSD Summary 18
- 9.4) Method Blank Summary 19

10) Sample Data 20

- 10.1) OU4-VSL-15-040325 21
- 10.2) OU4-VSL-16-040325 25
- 10.3) OU4-VSL-17-040325 29
- 10.4) OU4-PCS-TC-21-040325 33
- 10.5) OU4-PCS-TC-22-040325 37
- 10.6) OU4-PCS-TC-23-040325 41
- 10.7) OU4-PCS-TC-24-040325 45
- 10.8) OU4-PCS-TC-25-040325 49
- 10.9) OU4-PCS-TC-26-040325 53
- 10.10) OU4-CF-15-040325 57

11) Calibration Data Summary 61

- 11.1) Initial Calibration Data 62
  - 11.1.1) PS040225 62
- 11.2) Continued Calibration Data 126
  - 11.2.1) PS029727.D 126
  - 11.2.2) PS029739.D 140
  - 11.2.3) PS029750.D 154
  - 11.2.4) PS029753.D 168
  - 11.2.5) PS029764.D 182
- 11.3) Analytical Seq 196

12) Compound Detection Summary 198

13) QC Sample Data 201
13.1) Method Blank Data 202
13.2) PIBLK Data 206
13.3) LCS Data 230
13.4) MS Data 241
13.5) MSD Data 251
14) Manual Integration 261
15) Analytical Runlogs 267
16) Percent Solid 277
17) Extraction Logs 281
17.1) PB167511.pdf 281
17.2) PB167511IC.pdf 283
18) Standard Prep Logs 284
19) Shipping Document 331
19.1) Chain Of Custody 332
19.2) Lab Certificate 333
19.3) Internal COC 334
20) Not Reviewed Data 336

284 Sheffield Street, Mountainside, New Jersey 07092, Phone : 908 789 8900,
Fax : 908 789 8922

Cover Page

Order ID : Q1730

Project ID : Raymark Superfund Site

Client : Nobis Group

Lab Sample Number	Client Sample Number
Q1730-01	OU4-VSL-15-040325
Q1730-02	OU4-VSL-15-040325
Q1730-03	OU4-VSL-16-040325
Q1730-04	OU4-VSL-16-040325
Q1730-05	OU4-VSL-17-040325
Q1730-06	OU4-VSL-17-040325
Q1730-07	OU4-PCS-TC-21-040325
Q1730-08	OU4-PCS-TC-21-040325
Q1730-09	OU4-PCS-TC-22-040325
Q1730-10	OU4-PCS-TC-22-040325
Q1730-11	OU4-PCS-TC-23-040325
Q1730-12	OU4-PCS-TC-23-040325
Q1730-13	OU4-PCS-TC-24-040325
Q1730-14	OU4-PCS-TC-24-040325
Q1730-15	OU4-PCS-TC-25-040325
Q1730-16	OU4-PCS-TC-25-040325
Q1730-17	OU4-PCS-TC-26-040325
Q1730-18	OU4-PCS-TC-26-040325
Q1730-19	OU4-CF-15-040325
Q1730-20	OU4-CF-15-040325

I certify that the data package is in compliance with the terms and conditions of the contract,both technically and for completeness, for other than the conditions detailed above. Release of the data contained in this hard copy data package has been authorized by the laboratory manager or his designee, as verified by the following signature.

Signature : _____

Date: 4/15/2025

NYDOH CERTIFICATION NO - 11376

NJDEP CERTIFICATION NO - 20012

284 Sheffield Street, Mountainside, NJ 07092
Phone: 908 789 8900 Fax: 908 789 8922

CASE NARRATIVE

Nobis Group
Project Name: Raymark Superfund Site
Project # N/A
Chemtech Project # Q1730
Test Name: Herbicide Group1

A. Number of Samples and Date of Receipt:
20 Solid samples were received on 04/04/2025.

B. Parameters
According to the Chain of Custody document, the following analyses were requested: Cyanide, Herbicide Group1, Mercury, Metals ICP-TAL, METALS-TAL, PCB, Pesticide-TCL, SPLP Extraction, SPLP Mercury, SPLP MetalGroup3, SVOCMS Group3 and VOCMS Group3. This data package contains results for Herbicide Group1.

C. Analytical Techniques:
The analysis was performed on instrument ECD_S. The front column is RTX-CLPesticides which is 30 meters, 0.32 mm ID, 0. 5 um df,: Catalog # 11139. The rear column is RTX-CLPesticides2 which is 30 meters, 0.32 mm ID, 0.25 um df, Catalog #: 11324The analysis of Herbicide Group1s was based on method 8151A and extraction was done based on method 3541.

D. QA/ QC Samples:
The Holding Times were met for all analysis.
The Surrogate recoveries met the acceptable criteria.
The Retention Times were acceptable for all samples.

The MS {Q1712-01MS} with File ID: PS029731.D recoveries met the requirements for all compounds except for 2,4-DB[33%] and Dinoseb[0%] Due to matrix interference.

The MSD {Q1712-01MSD} with File ID: PS029732.D recoveries met the acceptable requirements except for Dinoseb[0%] Due to matrix interference.

The RPD met criteria .
The Blank Spike met requirements for all samples .
The Blank analysis did not indicate the presence of lab contamination.
The Initial Calibration met the requirements .
The Continuous Calibration met the requirements .

284 Sheffield Street, Mountainside, NJ 07092
Phone: 908 789 8900 Fax: 908 789 8922

E. Additional Comments:

As per special requirement for this project form-1 are reported in mg/kg.
The not QT review data is reported in the Miscellaneous.
The soil samples results are based on a dry weight basis.

F. Manual Integration Comments:
Please refer to the Manual integration Report included with the Run Logs for information on the manual integrations performed.

I certify that the data package is in compliance with the terms and conditions of the contract, both technically and for completeness, for other than the conditions detailed above. The laboratory manager or his designee, as verified by the following signature has authorized release of the data contained in this hard copy data package.

Signature_____

284 Sheffield Street, Mountainside NJ 07092 Tel.
908-789-8900 Fax: 908-789-8922

DATA REPORTING QUALIFIERS- ORGANIC

For reporting results, the following " Results Qualifiers" are used:

Value	If the result is a value greater than or equal to the detection limit, report the value
U	Indicates the compound was analyzed for but was not detected. Report the minimum detection limit for the sample with the U, i.e. "10 U". This is not necessarily the instrument detection limit attainable for this particular sample based on any concentration or dilution that may have been required.
ND	Indicates the analyte was analyzed for, but not detected
J	Indicates an estimated value. This flag is used: (1) When estimating a concentration for a tentatively identified compound (library search hits, where a 1:1 response is assumed.) (2) When the mass spectral data indicated the identification, however the result was less than the specified detection limit greater than zero. If the detection limit was 10ug/L and a concentration of 3 ug/L was calculated report as 3 J. This is flag is used when similar situation arise on any organic parameter i.e. Pest, PCB and others.
B	Indicates the analyte was found in the blank as well as the sample report as "12 B".
E	Indicates the analyte 's concentration exceeds the calibrated range of the instrument for that specific analysis.
D	This flag identifies all compounds identified in an analysis at a secondary dilution factor.
P	This flag is used for Pesticide/PCB target analyte when there is >25% difference for detected concentrations between the two GC columns. The lower of the two values is reported on Form 1 and flagged with a "P".
N	This flag indicates presumptive evidence of a compound. This is only used for tentatively identified compounds (TICs), where the identification is based on a mass spectral library search. It applies to all TIC results. For generic characterization of a TIC, such as chlorinated hydrocarbon, the flag is not used.
A	This flag indicates that a Tentatively Identified Compound is a suspected aldol-condensation product.
Q	Indicates the LCS did not meet the control limits requirements

284 Sheffield Street, Mountainside, NJ 07092 Phone: 908 789 8900 Fax: 908 789 8922

GC ANALYSIS CONFORMANCE/NON-CONFORMANCE SUMMARY

CHEMTECH PROJECT NUMBER: Q1730 MATRIX: Solid

METHOD: 8151A/3541

		NA	NO	YES
1.	Chromatograms Labeled/Compounds Identified.			✓
2.	Standard Summary Submitted.			✓
3.	Calibration - Initial Calibration performed within 30 days before sample analysis and continuing calibration performed within 24 hours of sample analysis, 12 HOURS IF 8000 SERIES METHOD. The Initial Calibration met the requirements . The Continuous Calibration met the requirements .			✓
4.	Blank Contamination - If yes, list compounds and concentrations in each blank:		✓	
5.	Surrogate Recoveries Meet Criteria If not met, list those compounds and their recoveries which fall outside the acceptable ranges.			✓
6.	Matrix Spike/Matrix Spike Duplicate Recoveries Meet Criteria If not met, list those compounds and their recoveries which fall outside the acceptable range. The MS {Q1712-01MS} with File ID: PS029731.D recoveries met the requirements for all compounds except for 2,4-DB[33%] and Dinoseb[0%] Due to matrix interference. The MSD {Q1712-01MSD} with File ID: PS029732.D recoveries met the acceptable requirements except for Dinoseb[0%] Due to matrix interference. The Blank Spike met requirements for all samples . The RPD met criteria .		✓	
7.	Retention Time Shift Meet Criteria (if applicable) Comments:			✓
8.	Extraction Holding Time Met If not met, list number of days exceeded for each sample:			✓

284 Sheffield Street, Mountainside, NJ 07092 Phone: 908 789 8900 Fax: 908 789 8922

GC ANALYSIS CONFORMANCE/NON-CONFORMANCE SUMMARY (CONTINUED)

		NA	NO	YES
9.	Analysis Holding Time Met			✓
	If not met, list those compounds and their recoveries which fall outside the acceptable range.			

ADDITIONAL COMMENTS:

As per special requirement for this project form-1 are reported in mg/kg.

The not QT review data is reported in the Miscellaneous.

The soil samples results are based on a dry weight basis.

_____ _____

QA REVIEW Date

284 Sheffield Street, Mountainside, New Jersey 07092, Phone : 908 789 8900,
Fax : 908 789 8922

APPENDIX A

QA REVIEW GENERAL DOCUMENTATION

Project #: Q1730

	Completed
For thorough review, the report must have the following:	
GENERAL:	
Are all original paperwork present (chain of custody, record of communication,airbill, sample management lab chronicle, login page)	✓
Check chain-of-custody for proper relinquish/return of samples	✓
Is the chain of custody signed and complete	✓
Check internal chain-of-custody for proper relinquish/return of samples /sample extracts	✓
Collect information for each project id from server. Were all requirements followed	✓
COVER PAGE:	
Do numbers of samples correspond to the number of samples in the Chain of Custody on login page	✓
Do lab numbers and client Ids on cover page agree with the Chain of Custody	✓
CHAIN OF CUSTODY:	
Do requested analyses on Chain of Custody agree with form I results	✓
Do requested analyses on Chain of Custody agree with the log-in page	✓
Were the correct method log-in for analysis according to the Analytical Request and Chain of Castody	✓
Were the samples received within hold time	✓
Were any problems found with the samples at arrival recorded in the Sample Management Laboratory Chronicle	✓
ANALYTICAL:	
Was method requirement followed?	✓
Was client requirement followed?	✓
Does the case narrative summarize all QC failure?	✓
All runlogs and manual integration are reviewed for requirements	✓
All manual calculations and /or hand notations verified	✓

QA Review Signature: SOHIL JODHANI **Date:** 04/15/2025

284 Sheffield Street, Mountainside, New Jersey 07092, Phone : 908 789 8900, Fax : 908 789 8922

LAB CHRONICLE

OrderID:	Q1730	**OrderDate:**	4/4/2025 10:51:00 AM
Client:	Nobis Group	**Project:**	Raymark Superfund Site
Contact:	Adam Roy	**Location:**	L31,VOA Ref. #2 Soil

LabID	ClientID	Matrix	Test	Method	Sample Date	Prep Date	Anal Date	Received
Q1730-01	**OU4-VSL-15-040325**	**SOIL**			**04/03/25**			**04/04/25**
			Herbicide Group1	8151A		04/08/25	04/08/25	
			PCB	8082A		04/07/25	04/07/25	
			Pesticide-TCL	8081B		04/07/25	04/08/25	
Q1730-03	**OU4-VSL-16-040325**	**SOIL**			**04/03/25**			**04/04/25**
			Herbicide Group1	8151A		04/08/25	04/08/25	
			PCB	8082A		04/07/25	04/07/25	
			Pesticide-TCL	8081B		04/07/25	04/08/25	
Q1730-05	**OU4-VSL-17-040325**	**SOIL**			**04/03/25**			**04/04/25**
			Herbicide Group1	8151A		04/08/25	04/08/25	
			PCB	8082A		04/07/25	04/08/25	
			Pesticide-TCL	8081B		04/07/25	04/08/25	
Q1730-07	**OU4-PCS-TC-21-040325**	**SOIL**			**04/03/25**			**04/04/25**
			Herbicide Group1	8151A		04/08/25	04/08/25	
			PCB	8082A		04/07/25	04/08/25	
			Pesticide-TCL	8081B		04/07/25	04/08/25	
Q1730-09	**OU4-PCS-TC-22-040325**	**SOIL**			**04/03/25**			**04/04/25**
			Herbicide Group1	8151A		04/08/25	04/08/25	
			PCB	8082A		04/07/25	04/08/25	
			Pesticide-TCL	8081B		04/07/25	04/07/25	
Q1730-11	**OU4-PCS-TC-23-040325**	**SOIL**			**04/03/25**			**04/04/25**
			Herbicide Group1	8151A		04/08/25	04/08/25	
			PCB	8082A		04/07/25	04/08/25	
			Pesticide-TCL	8081B		04/07/25	04/07/25	

284 Sheffield Street, Mountainside, New Jersey 07092, Phone : 908 789 8900, Fax : 908 789 8922

LAB CHRONICLE

Q1730-13	**OU4-PCS-TC-24-040325**	**SOIL**			**04/03/25**		**04/04/25**
			Herbicide Group1	8151A		04/08/25	04/08/25
			PCB	8082A		04/07/25	04/08/25
			Pesticide-TCL	8081B		04/07/25	04/07/25
Q1730-15	**OU4-PCS-TC-25-040325**	**SOIL**			**04/03/25**		**04/04/25**
			Herbicide Group1	8151A		04/08/25	04/09/25
			PCB	8082A		04/07/25	04/08/25
			Pesticide-TCL	8081B		04/07/25	04/07/25
Q1730-17	**OU4-PCS-TC-26-040325**	**SOIL**			**04/03/25**		**04/04/25**
			Herbicide Group1	8151A		04/08/25	04/09/25
			PCB	8082A		04/07/25	04/08/25
			Pesticide-TCL	8081B		04/07/25	04/07/25
Q1730-19	**OU4-CF-15-040325**	**SOIL**			**04/03/25**		**04/04/25**
			Herbicide Group1	8151A		04/08/25	04/09/25
			PCB	8082A		04/07/25	04/08/25
			Pesticide-TCL	8081B		04/07/25	04/07/25

284 Sheffield Street, Mountainside, New Jersey 07092, Phone : 908 789 8900,
Fax : 908 789 8922

Hit Summary Sheet
SW-846

SDG No.: Q1730 **Order ID:** Q1730

Client: Nobis Group **Project ID:** Raymark Superfund Site

Sample ID	Client ID	Matrix	Parameter	Concentration	C	MDL	LOD	RDL	Units
Client ID :									
			Total Concentration:	**0.000**					

QC SUMMARY

284 Sheffield Street, Mountainside, New Jersey 07092, Phone : 908 789 8900,
Fax : 908 789 8922

Surrogate Summary

SDG No.: Q1730

Client: Nobis Group

Analytical Method: 8151A

Lab Sample ID	Client ID	Parameter	Column	Spike	Result	Rec	Qual	Limits Low	Limits High
I.BLK-PS029656.D	PIBLK-PS029656.D	2,4-DCAA	1	500	476	95		32	138
		2,4-DCAA	2	500	485	97		32	138
I.BLK-PS029726.D	PIBLK-PS029726.D	2,4-DCAA	1	500	567	113		32	138
		2,4-DCAA	2	500	571	114		32	138
PB167511BL	PB167511BL	2,4-DCAA	1	500	567	113		27	122
		2,4-DCAA	2	500	516	103		27	122
Q1712-01MS	Z-05AMS	2,4-DCAA	1	500	366	73		27	122
		2,4-DCAA	2	500	329	66		27	122
Q1712-01MSD	Z-05AMSD	2,4-DCAA	1	500	369	74		27	122
		2,4-DCAA	2	500	337	67		27	122
Q1730-01	OU4-VSL-15-040325	2,4-DCAA	1	500	458	92		27	122
		2,4-DCAA	2	500	374	75		27	122
Q1730-03	OU4-VSL-16-040325	2,4-DCAA	1	500	448	90		27	122
		2,4-DCAA	2	500	392	78		27	122
Q1730-05	OU4-VSL-17-040325	2,4-DCAA	1	500	548	110		27	122
		2,4-DCAA	2	500	460	92		27	122
I.BLK-PS029738.D	PIBLK-PS029738.D	2,4-DCAA	1	500	602	120		32	138
		2,4-DCAA	2	500	587	117		32	138
Q1730-07	OU4-PCS-TC-21-040325	2,4-DCAA	1	500	461	92		27	122
		2,4-DCAA	2	500	382	76		27	122
Q1730-09	OU4-PCS-TC-22-040325	2,4-DCAA	1	500	480	96		27	122
		2,4-DCAA	2	500	410	82		27	122
Q1730-11	OU4-PCS-TC-23-040325	2,4-DCAA	1	500	468	94		27	122
		2,4-DCAA	2	500	401	80		27	122
Q1730-13	OU4-PCS-TC-24-040325	2,4-DCAA	1	500	463	93		27	122
		2,4-DCAA	2	500	386	77		27	122
Q1730-15	OU4-PCS-TC-25-040325	2,4-DCAA	1	500	406	81		27	122
		2,4-DCAA	2	500	350	70		27	122
Q1730-17	OU4-PCS-TC-26-040325	2,4-DCAA	1	500	449	90		27	122
		2,4-DCAA	2	500	382	76		27	122
Q1730-19	OU4-CF-15-040325	2,4-DCAA	1	500	413	83		27	122
		2,4-DCAA	2	500	313	63		27	122
I.BLK-PS029749.D	PIBLK-PS029749.D	2,4-DCAA	1	500	589	118		32	138
		2,4-DCAA	2	500	580	116		32	138
I.BLK-PS029752.D	PIBLK-PS029752.D	2,4-DCAA	1	500	589	118		32	138
		2,4-DCAA	2	500	569	114		32	138
PB167511BS	PB167511BS	2,4-DCAA	1	500	507	101		27	122
		2,4-DCAA	2	500	495	99		27	122
I.BLK-PS029763.D	PIBLK-PS029763.D	2,4-DCAA	1	500	594	119		32	138
		2,4-DCAA	2	500	582	116		32	138

284 Sheffield Street, Mountainside, New Jersey 07092, Phone : 908 789 8900,
Fax : 908 789 8922

Matrix Spike/Matrix Spike Duplicate Summary

SW-846

SDG No.: Q1730

Client: Nobis Group

Analytical Method: 8151A **DataFile :** PS029731.D

Lab Sample ID:	Parameter	Spike	Sample Result	Result	Units	Rec	Rec Qual	RPD	RPD Qual	Limits Low	Limits High	RPD
Client Sample ID:	**Z-05AMS**											
Q1712-01MS	DICAMBA	190.1	0	115	ug/Kg	60				38	132	
	Dalapon	190.1	0	194	ug/Kg	102				70	130	
	DICHLORPROP	190.1	0	123	ug/Kg	65				28	155	
	2,4-D	190.1	0	141	ug/Kg	74				28	144	
	2,4,5-TP(Silvex)	190.1	0	131	ug/Kg	69				43	129	
	2,4,5-T	190.1	0	94.5	ug/Kg	50				31	138	
	2,4-DB	190.1	0	62.2	ug/Kg	33	*			34	142	
	Dinoseb	190.1	0	0	ug/Kg	0	*			57	152	

284 Sheffield Street, Mountainside, New Jersey 07092, Phone : 908 789 8900,
Fax : 908 789 8922

Matrix Spike/Matrix Spike Duplicate Summary

SW-846

SDG No.: Q1730

Client: Nobis Group

Analytical Method: 8151A **DataFile :** PS029732.D

Lab Sample ID:	Parameter	Spike	Sample Result	Result	Units	Rec	Rec Qual	RPD	RPD Qual	Limits Low	Limits High	RPD
Client Sample ID:	**Z-05AMSD**											
Q1712-01MSD	DICAMBA	190.3	0	119	ug/Kg	63		5		38	132	20
	Dalapon	190.3	0	198	ug/Kg	104		2		70	130	20
	DICHLORPROP	190.3	0	126	ug/Kg	66		2		28	155	20
	2,4-D	190.3	0	145	ug/Kg	76		3		28	144	20
	2,4,5-TP(Silvex)	190.3	0	140	ug/Kg	74		7		43	129	20
	2,4,5-T	190.3	0	96.1	ug/Kg	50		0		31	138	20
	2,4-DB	190.3	0	64.5	ug/Kg	34		3		34	142	20
	Dinoseb	190.3	0	0	ug/Kg	0	*	0		57	152	20

284 Sheffield Street, Mountainside, New Jersey 07092, Phone : 908 789 8900,
Fax : 908 789 8922

Laboratory Control Sample/Laboratory Control Sample Duplicate Summary

SW-846

SDG No.: Q1730

Client: Nobis Group

Analytical Method: 8151A **Datafile :** PS029754.D

Lab Sample ID	Parameter	Spike	Result	Units	Rec	RPD	Qual	RPD Qual	Limits Low	Limits High	RPD
PB167511BS	DICAMBA	166.6	161	ug/Kg	97				38	132	
	Dalapon	166.6	166	ug/Kg	100				70	130	
	DICHLORPROP	166.6	166	ug/Kg	100				28	155	
	2,4-D	166.6	188	ug/Kg	113				28	144	
	2,4,5-TP(Silvex)	166.6	168	ug/Kg	101				43	129	
	2,4,5-T	166.6	167	ug/Kg	100				31	138	
	2,4-DB	166.6	163	ug/Kg	98				34	142	
	Dinoseb	166.6	162	ug/Kg	97				57	152	

284 Sheffield Street, Mountainside, New Jersey 07092, Phone : 908 789 8900,
Fax : 908 789 8922

4C

PESTICIDE METHOD BLANK SUMMARY

EPA SAMPLE NO.

PB167511BL

Lab Name: CHEMTECH Contract: NOBI03

Lab Code: CHEM Case No.: Q1730 SAS No.: Q1730 SDG NO.: Q1730

Lab Sample ID: PB167511BL Lab File ID: PS029728.D

Matrix: (soil/water) Solid Extraction: (Type) SOXH

Sulfur Cleanup: (Y/N) N Date Extracted: 04/08/2025

Date Analyzed (1): 04/08/2025 Date Analyzed (2): 04/08/2025

Time Analyzed (1): 17:02 Time Analyzed (2): 17:02

Instrument ID (1): ECD_S Instrument ID (2): ECD_S

GC Column (1): RTX-CLP ID: 0.32 (mm) GC Column (2): RTX-CLP2 ID: 0.32 (mm)

THIS METHOD BLANK APPLIES TO THE FOLLOWING SAMPLES, MS AND MSD:

EPA SAMPLE NO.	LAB SAMPLE ID	LAB FILE ID	DATE ANALYZED 1	DATE ANALYZED 2
Z-05AMS	Q1712-01MS	PS029731.D	04/08/2025	04/08/2025
Z-05AMSD	Q1712-01MSD	PS029732.D	04/08/2025	04/08/2025
OU4-VSL-15-040325	Q1730-01	PS029735.D	04/08/2025	04/08/2025
OU4-VSL-16-040325	Q1730-03	PS029736.D	04/08/2025	04/08/2025
OU4-VSL-17-040325	Q1730-05	PS029737.D	04/08/2025	04/08/2025
OU4-PCS-TC-21-040325	Q1730-07	PS029740.D	04/08/2025	04/08/2025
OU4-PCS-TC-22-040325	Q1730-09	PS029741.D	04/08/2025	04/08/2025
OU4-PCS-TC-23-040325	Q1730-11	PS029742.D	04/08/2025	04/08/2025
OU4-PCS-TC-24-040325	Q1730-13	PS029743.D	04/08/2025	04/08/2025
OU4-PCS-TC-25-040325	Q1730-15	PS029744.D	04/09/2025	04/09/2025
OU4-PCS-TC-26-040325	Q1730-17	PS029745.D	04/09/2025	04/09/2025
OU4-CF-15-040325	Q1730-19	PS029746.D	04/09/2025	04/09/2025
PB167511BS	PB167511BS	PS029754.D	04/09/2025	04/09/2025

COMMENTS:

SAMPLE DATA

Alliance TECHNICAL GROUP
284 Sheffield Street, Mountainside, New Jersey 07092, Phone : 908 789 8900,
Fax : 908 789 8922

Report of Analysis

Client:	Nobis Group	Date Collected:	04/03/25
Project:	Raymark Superfund Site	Date Received:	04/04/25
Client Sample ID:	OU4-VSL-15-040325	SDG No.:	Q1730
Lab Sample ID:	Q1730-01	Matrix:	SOIL
Analytical Method:	SW8151A	% Solid:	96.9 Decanted:
Sample Wt/Vol:	30.01 Units: g	Final Vol:	10000 uL
Soil Aliquot Vol:	uL	Test:	Herbicide Group1
Extraction Type:		Injection Volume :	
GPC Factor :	1.0 PH :		
Prep Method :	8151A		

File ID/Qc Batch:	Dilution:	Prep Date	Date Analyzed	Prep Batch ID
PS029735.D	1	04/08/25 09:35	04/08/25 19:51	PB167511

CAS Number	Parameter	Conc.	Qualifier	MDL	LOD	LOQ / CRQL	Units(Dry Weight)
TARGETS							
1918-00-9	DICAMBA	0.034	U	0.0080	0.034	0.069	mg/Kg
75-99-0	DALAPON	0.052	U	0.018	0.052	0.069	mg/Kg
120-36-5	DICHLORPROP	0.034	U	0.013	0.034	0.069	mg/Kg
94-75-7	2,4-D	0.034	U	0.0093	0.034	0.069	mg/Kg
93-72-1	2,4,5-TP (Silvex)	0.034	U	0.0093	0.034	0.069	mg/Kg
93-76-5	2,4,5-T	0.034	U	0.0090	0.034	0.069	mg/Kg
94-82-6	2,4-DB	0.034	U	0.025	0.034	0.069	mg/Kg
88-85-7	DINOSEB	0.034	U	0.011	0.034	0.069	mg/Kg
SURROGATES							
19719-28-9	2,4-DCAA	458		27 - 122		92%	SPK: 500

Comments:

U = Not Detected
LOQ = Limit of Quantitation
MDL = Method Detection Limit
LOD = Limit of Detection
E = Value Exceeds Calibration Range
P = Indicates >25% difference for detected concentrations between the two GC columns
Q = indicates LCS control criteria did not meet requirements
M = MS/MSD acceptance criteria did not meet requirements

J = Estimated Value
B = Analyte Found in Associated Method Blank
N = Presumptive Evidence of a Compound
* = Values outside of QC limits
D = Dilution
S = Indicates estimated value where valid five-point calibration was not performed prior to analyte detection in sample.
() = Laboratory InHouse Limit

Data Path : Z:\pestpcbsrv\HPCHEM1\ECD_S\Data\PS040825\
Data File : PS029735.D
Signal(s) : Signal #1: ECD1A.ch Signal #2: ECD2B.ch
Acq On : 08 Apr 2025 19:51
Operator : AR\AJ
Sample : Q1730-01
Misc :
ALS Vial : 11 Sample Multiplier: 1

Instrument :
ECD_S
ClientSampleId :
OU4-VSL-15-040325

Manual Integrations APPROVED

Reviewed By :Abdul Mirza 04/09/2025
Supervised By :mohammad ahmed 04/10/2025

Integration File signal 1: autoint1.e
Integration File signal 2: autoint2.e
Quant Time: Apr 08 22:50:02 2025
Quant Method : Z:\pestpcbsrv\HPCHEM1\ECD_S\Method\PS040225.M
Quant Title : 8080.M
QLast Update : Wed Apr 02 23:52:55 2025
Response via : Initial Calibration
Integrator: ChemStation

Volume Inj. : 1 µl
Signal #1 Phase : ZB-MR1 Signal #2 Phase: ZB-MR2
Signal #1 Info : 30M x 0.32mm x0.5 Signal #2 Info : 30M x 0.32mm x 0.25µm

	Compound	RT#1	RT#2	Resp#1	Resp#2	ng/ml	ng/ml
	System Monitoring Compounds						
4) S	2,4-DCAA	6.953	7.469	933.7E6	254.6E6	457.962m	373.530
	Target Compounds						

(f)=RT Delta > 1/2 Window (#)=Amounts differ by > 25% (m)=manual int.

Data Path : Z:\pestpcbsrv\HPCHEM1\ECD_S\Data\PS040825\
Data File : PS029735.D
Signal(s) : Signal #1: ECD1A.ch Signal #2: ECD2B.ch
Acq On : 08 Apr 2025 19:51
Operator : AR\AJ
Sample : Q1730-01
Misc :
ALS Vial : 11 Sample Multiplier: 1

Instrument :
ECD_S
ClientSampleId :
OU4-VSL-15-040325

Manual Integrations APPROVED
Reviewed By :Abdul Mirza 04/09/2025
Supervised By :mohammad ahmed 04/10/2025

Integration File signal 1: autoint1.e
Integration File signal 2: autoint2.e
Quant Time: Apr 08 22:50:02 2025
Quant Method : Z:\pestpcbsrv\HPCHEM1\ECD_S\Method\PS040225.M
Quant Title : 8080.M
QLast Update : Wed Apr 02 23:52:55 2025
Response via : Initial Calibration
Integrator: ChemStation

Volume Inj. : 1 µl
Signal #1 Phase : ZB-MR1 Signal #2 Phase: ZB-MR2
Signal #1 Info : 30M x 0.32mm x0.5 Signal #2 Info : 30M x 0.32mm x 0.25µm

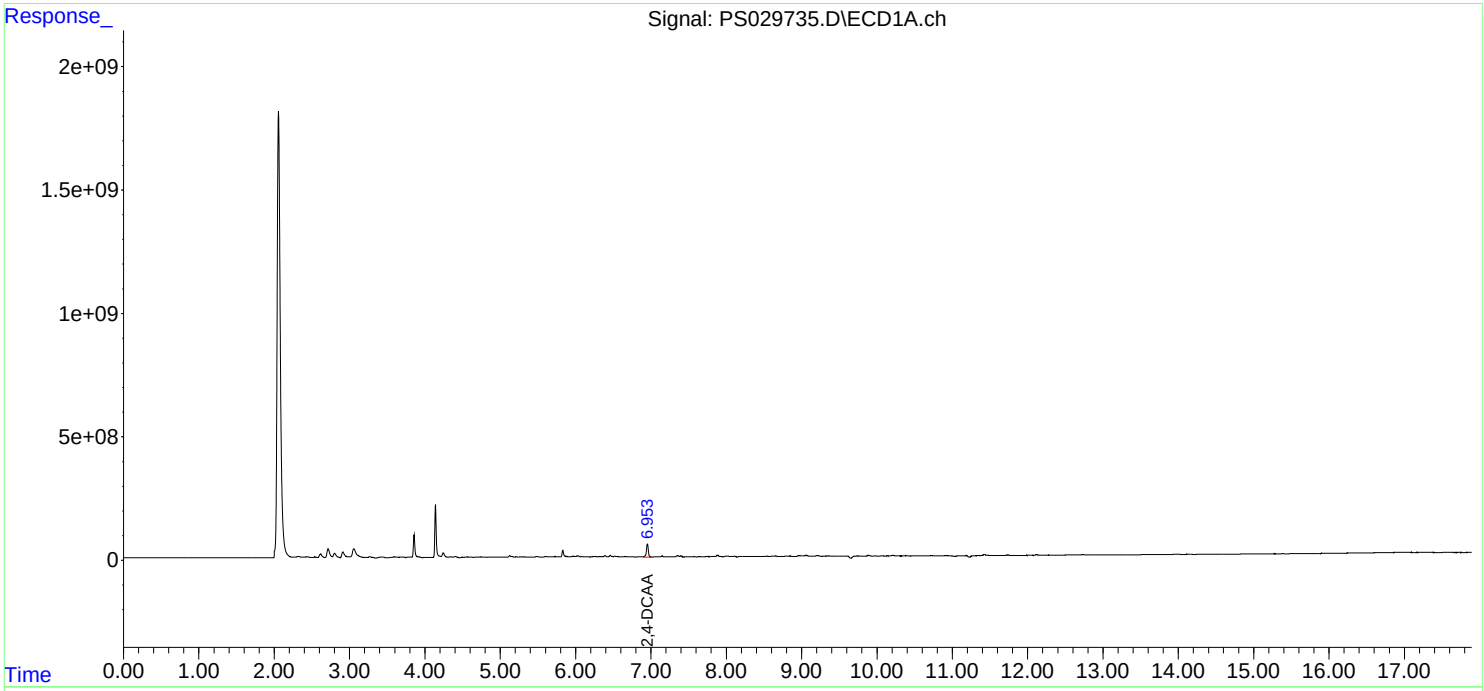

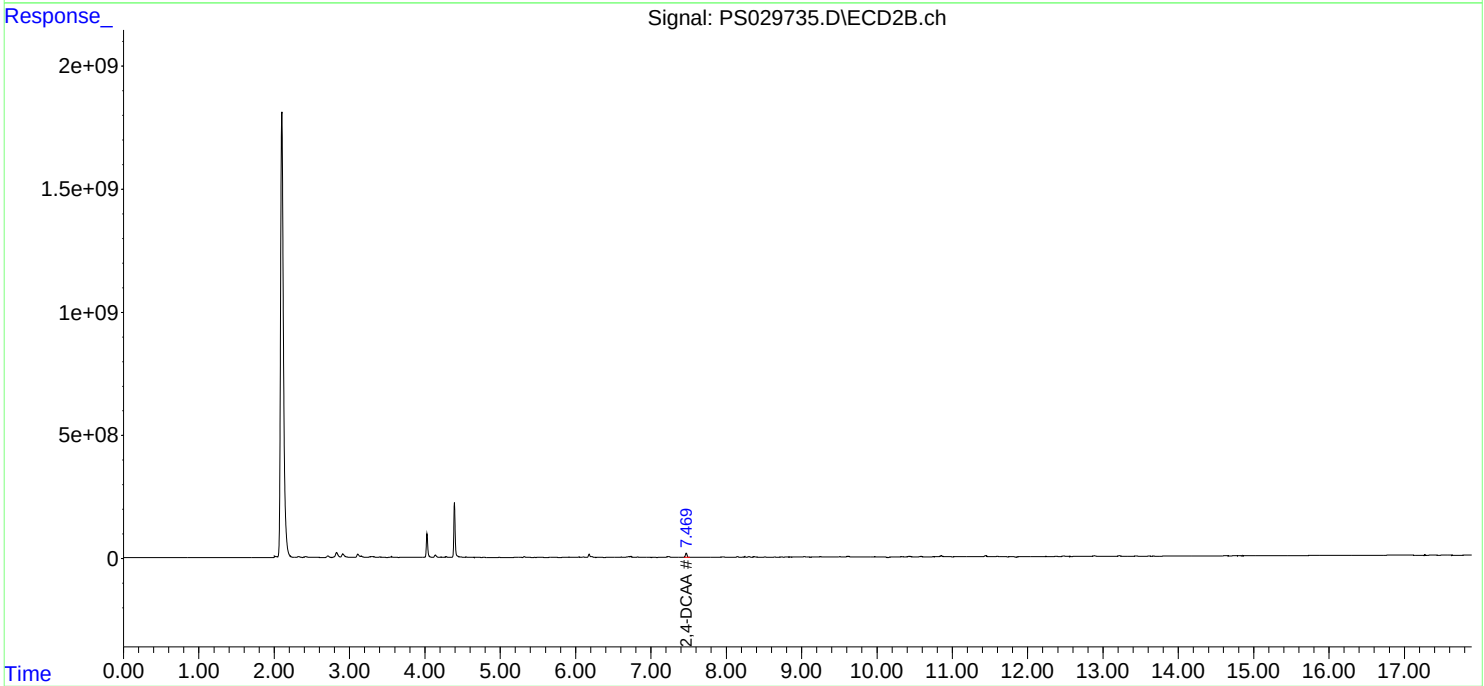

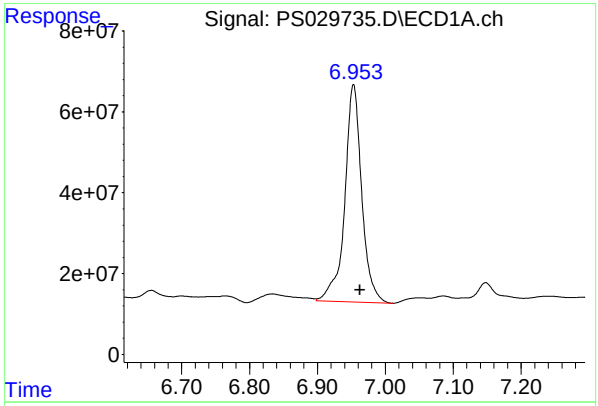

#4 2,4-DCAA

R.T.: 6.953 min
Delta R.T.: -0.010 min
Response: 933706148
Conc: 457.96 ng/ml

Instrument :
ECD_S
ClientSampleId :
OU4-VSL-15-040325

Manual Integrations
APPROVED

Reviewed By :Abdul Mirza 04/09/2025
Supervised By :mohammad ahmed 04/10/2025

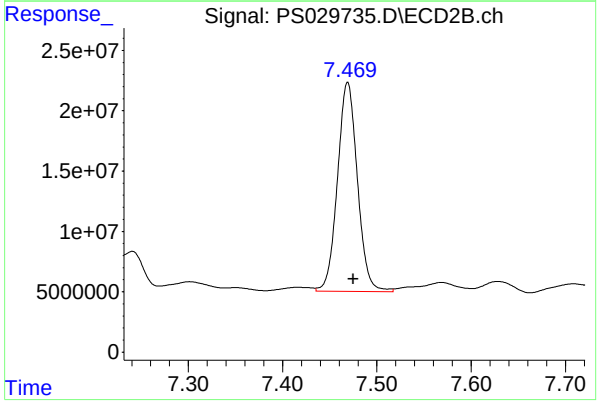

#4 2,4-DCAA

R.T.: 7.469 min
Delta R.T.: -0.006 min
Response: 254565678
Conc: 373.53 ng/ml

Alliance TECHNICAL GROUP
284 Sheffield Street, Mountainside, New Jersey 07092, Phone : 908 789 8900,
Fax : 908 789 8922

Report of Analysis

Client:	Nobis Group	Date Collected:	04/03/25
Project:	Raymark Superfund Site	Date Received:	04/04/25
Client Sample ID:	OU4-VSL-16-040325	SDG No.:	Q1730
Lab Sample ID:	Q1730-03	Matrix:	SOIL
Analytical Method:	SW8151A	% Solid:	94.5 Decanted:
Sample Wt/Vol:	30.02 Units: g	Final Vol:	10000 uL
Soil Aliquot Vol:	uL	Test:	Herbicide Group1
Extraction Type:		Injection Volume :	
GPC Factor :	1.0 PH :		
Prep Method :	8151A		

File ID/Qc Batch:	Dilution:	Prep Date	Date Analyzed	Prep Batch ID
PS029736.D	1	04/08/25 09:35	04/08/25 20:15	PB167511

CAS Number	Parameter	Conc.	Qualifier	MDL	LOD	LOQ / CRQL	Units(Dry Weight)
TARGETS							
1918-00-9	DICAMBA	0.035	U	0.0082	0.035	0.071	mg/Kg
75-99-0	DALAPON	0.053	U	0.019	0.053	0.071	mg/Kg
120-36-5	DICHLORPROP	0.035	U	0.014	0.035	0.071	mg/Kg
94-75-7	2,4-D	0.035	U	0.0096	0.035	0.071	mg/Kg
93-72-1	2,4,5-TP (Silvex)	0.035	U	0.0096	0.035	0.071	mg/Kg
93-76-5	2,4,5-T	0.035	U	0.0092	0.035	0.071	mg/Kg
94-82-6	2,4-DB	0.035	U	0.026	0.035	0.071	mg/Kg
88-85-7	DINOSEB	0.035	U	0.011	0.035	0.071	mg/Kg
SURROGATES							
19719-28-9	2,4-DCAA	448		27 - 122		90%	SPK: 500

Comments:

U = Not Detected
LOQ = Limit of Quantitation
MDL = Method Detection Limit
LOD = Limit of Detection
E = Value Exceeds Calibration Range
P = Indicates >25% difference for detected concentrations between the two GC columns
Q = indicates LCS control criteria did not meet requirements
M = MS/MSD acceptance criteria did not meet requirements

J = Estimated Value
B = Analyte Found in Associated Method Blank
N = Presumptive Evidence of a Compound
* = Values outside of QC limits
D = Dilution
S = Indicates estimated value where valid five-point calibration was not performed prior to analyte detection in sample.
() = Laboratory InHouse Limit

Data Path : Z:\pestpcbsrv\HPCHEM1\ECD_S\Data\PS040825\
Data File : PS029736.D
Signal(s) : Signal #1: ECD1A.ch Signal #2: ECD2B.ch
Acq On : 08 Apr 2025 20:15
Operator : AR\AJ
Sample : Q1730-03
Misc :
ALS Vial : 12 Sample Multiplier: 1

Instrument :
ECD_S
ClientSampleId :
OU4-VSL-16-040325

Integration File signal 1: autoint1.e
Integration File signal 2: autoint2.e
Quant Time: Apr 08 22:50:13 2025
Quant Method : Z:\pestpcbsrv\HPCHEM1\ECD_S\Method\PS040225.M
Quant Title : 8080.M
QLast Update : Wed Apr 02 23:52:55 2025
Response via : Initial Calibration
Integrator: ChemStation

Volume Inj. : 1 µl
Signal #1 Phase : ZB-MR1 Signal #2 Phase: ZB-MR2
Signal #1 Info : 30M x 0.32mm x0.5 Signal #2 Info : 30M x 0.32mm x 0.25µm

	Compound	RT#1	RT#2	Resp#1	Resp#2	ng/ml	ng/ml
	System Monitoring Compounds						
4) S	2,4-DCAA	6.952	7.469	913.8E6	267.3E6	448.193	392.246
	Target Compounds						

(f)=RT Delta > 1/2 Window (#)=Amounts differ by > 25% (m)=manual int.

Data Path : Z:\pestpcbsrv\HPCHEM1\ECD_S\Data\PS040825\
Data File : PS029736.D
Signal(s) : Signal #1: ECD1A.ch Signal #2: ECD2B.ch
Acq On : 08 Apr 2025 20:15
Operator : AR\AJ
Sample : Q1730-03
Misc :
ALS Vial : 12 Sample Multiplier: 1

Instrument :
ECD_S
ClientSampleId :
OU4-VSL-16-040325

Integration File signal 1: autoint1.e
Integration File signal 2: autoint2.e
Quant Time: Apr 08 22:50:13 2025
Quant Method : Z:\pestpcbsrv\HPCHEM1\ECD_S\Method\PS040225.M
Quant Title : 8080.M
QLast Update : Wed Apr 02 23:52:55 2025
Response via : Initial Calibration
Integrator: ChemStation

Volume Inj. : 1 µl
Signal #1 Phase : ZB-MR1 Signal #2 Phase: ZB-MR2
Signal #1 Info : 30M x 0.32mm x0.5 Signal #2 Info : 30M x 0.32mm x 0.25µm

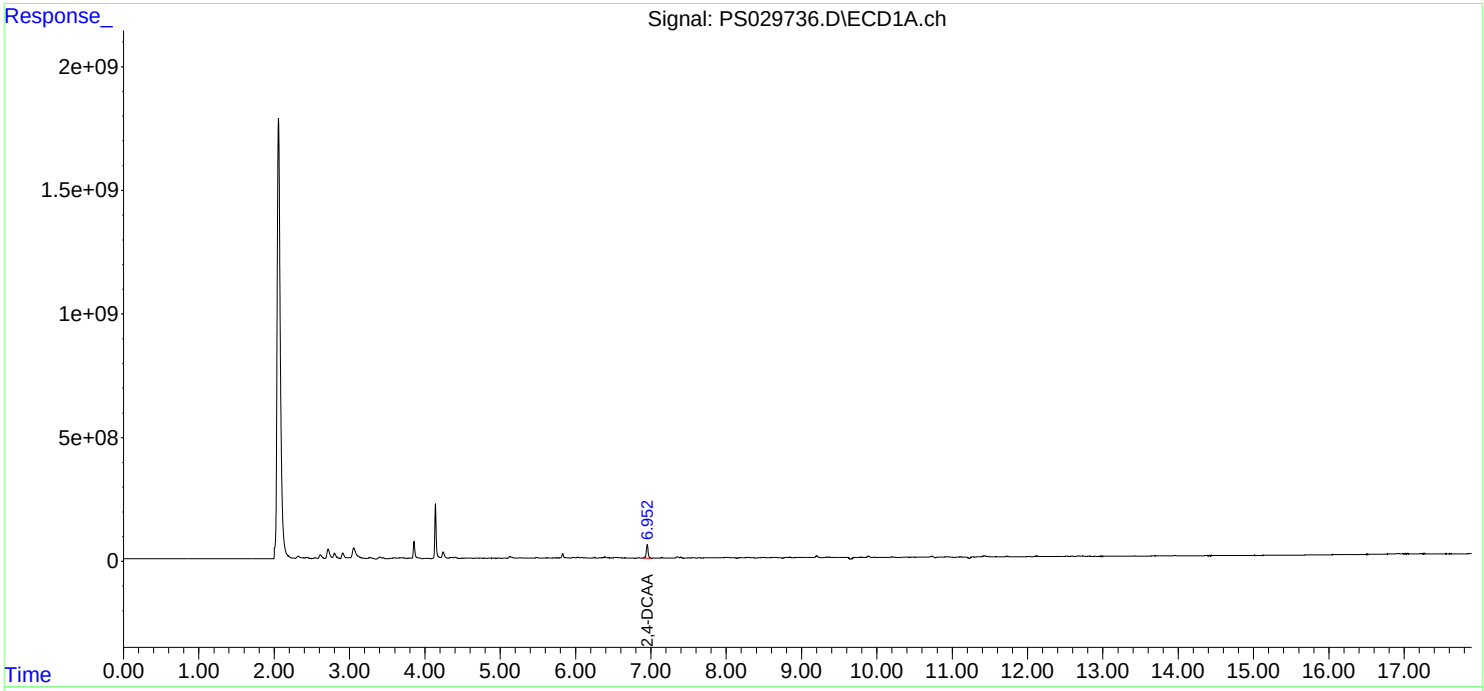

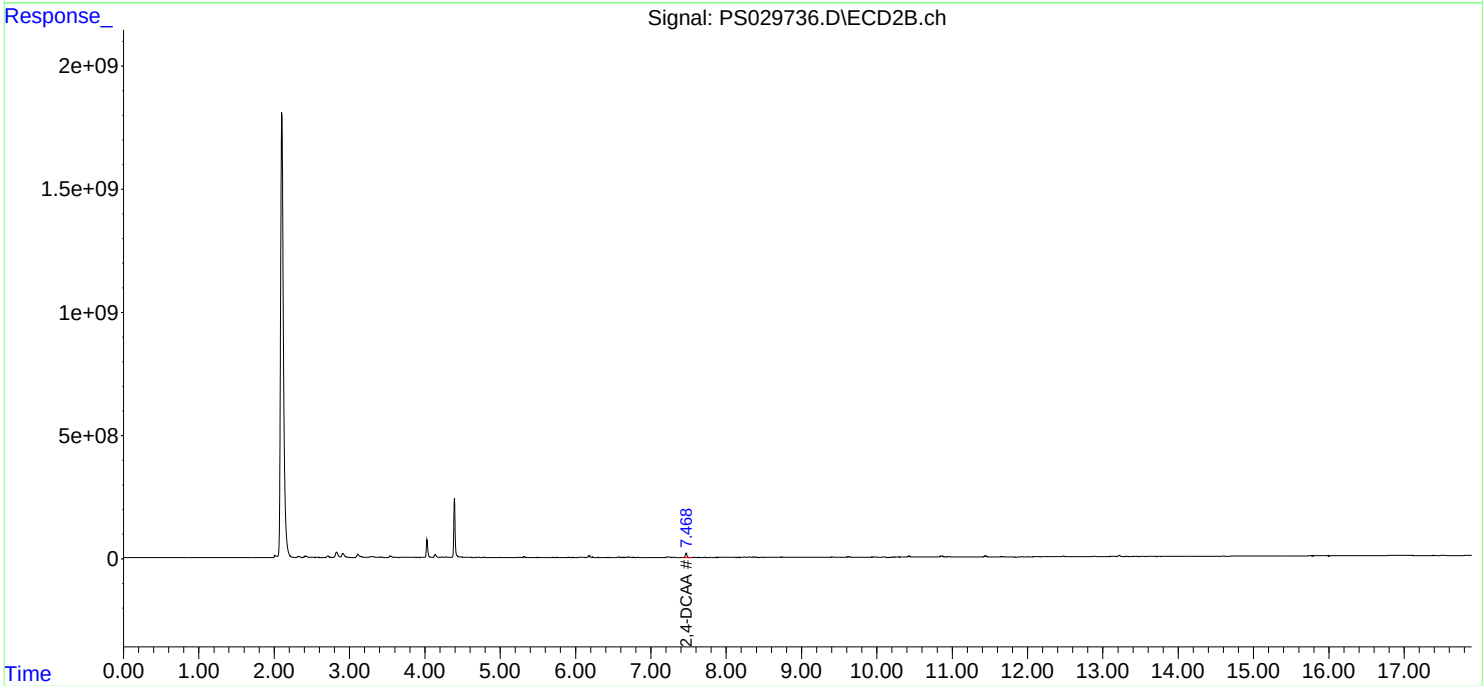

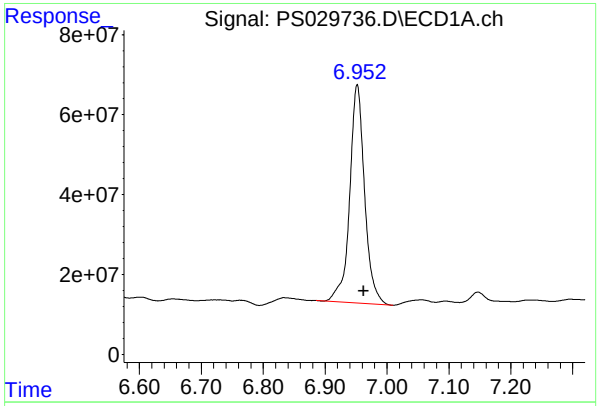

#4 2,4-DCAA

R.T.: 6.952 min
Delta R.T.: -0.011 min
Response: 913788720
Conc: 448.19 ng/ml

Instrument :
ECD_S
ClientSampleId :
OU4-VSL-16-040325

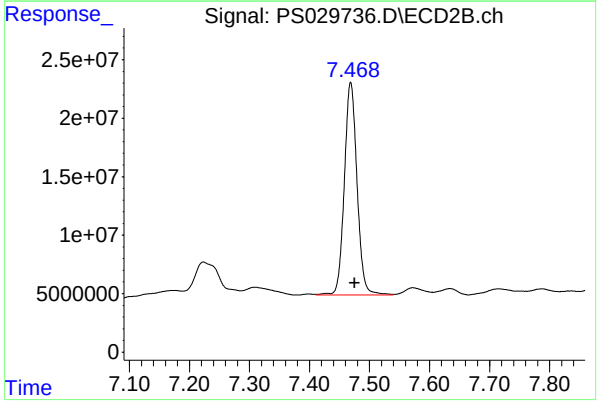

#4 2,4-DCAA

R.T.: 7.469 min
Delta R.T.: -0.006 min
Response: 267320805
Conc: 392.25 ng/ml

Alliance TECHNICAL GROUP
284 Sheffield Street, Mountainside, New Jersey 07092, Phone : 908 789 8900,
Fax : 908 789 8922

Report of Analysis

Client:	Nobis Group	Date Collected:	04/03/25
Project:	Raymark Superfund Site	Date Received:	04/04/25
Client Sample ID:	OU4-VSL-17-040325	SDG No.:	Q1730
Lab Sample ID:	Q1730-05	Matrix:	SOIL
Analytical Method:	SW8151A	% Solid:	92.4 Decanted:
Sample Wt/Vol:	30.06 Units: g	Final Vol:	10000 uL
Soil Aliquot Vol:	uL	Test:	Herbicide Group1
Extraction Type:		Injection Volume :	
GPC Factor :	1.0 PH :		
Prep Method :	8151A		

File ID/Qc Batch:	Dilution:	Prep Date	Date Analyzed	Prep Batch ID
PS029737.D	1	04/08/25 09:35	04/08/25 20:39	PB167511

CAS Number	Parameter	Conc.	Qualifier	MDL	LOD	LOQ / CRQL	Units(Dry Weight)
TARGETS							
1918-00-9	DICAMBA	0.036	U	0.0084	0.036	0.072	mg/Kg
75-99-0	DALAPON	0.054	U	0.019	0.054	0.072	mg/Kg
120-36-5	DICHLORPROP	0.036	U	0.014	0.036	0.072	mg/Kg
94-75-7	2,4-D	0.036	U	0.0098	0.036	0.072	mg/Kg
93-72-1	2,4,5-TP (Silvex)	0.036	U	0.0098	0.036	0.072	mg/Kg
93-76-5	2,4,5-T	0.036	U	0.0094	0.036	0.072	mg/Kg
94-82-6	2,4-DB	0.036	U	0.026	0.036	0.072	mg/Kg
88-85-7	DINOSEB	0.036	U	0.012	0.036	0.072	mg/Kg
SURROGATES							
19719-28-9	2,4-DCAA	548		27 - 122		110%	SPK: 500

Comments:

U = Not Detected
LOQ = Limit of Quantitation
MDL = Method Detection Limit
LOD = Limit of Detection
E = Value Exceeds Calibration Range
P = Indicates >25% difference for detected concentrations between the two GC columns
Q = indicates LCS control criteria did not meet requirements
M = MS/MSD acceptance criteria did not meet requirements

J = Estimated Value
B = Analyte Found in Associated Method Blank
N = Presumptive Evidence of a Compound
* = Values outside of QC limits
D = Dilution
S = Indicates estimated value where valid five-point calibration was not performed prior to analyte detection in sample.
() = Laboratory InHouse Limit

Data Path : Z:\pestpcbsrv\HPCHEM1\ECD_S\Data\PS040825\
Data File : PS029737.D
Signal(s) : Signal #1: ECD1A.ch Signal #2: ECD2B.ch
Acq On : 08 Apr 2025 20:39
Operator : AR\AJ
Sample : Q1730-05
Misc :
ALS Vial : 13 Sample Multiplier: 1

Instrument :
ECD_S
ClientSampleId :
OU4-VSL-17-040325

Manual Integrations APPROVED

Reviewed By :Abdul Mirza 04/09/2025
Supervised By :mohammad ahmed 04/10/2025

Integration File signal 1: autoint1.e
Integration File signal 2: autoint2.e
Quant Time: Apr 08 22:50:24 2025
Quant Method : Z:\pestpcbsrv\HPCHEM1\ECD_S\Method\PS040225.M
Quant Title : 8080.M
QLast Update : Wed Apr 02 23:52:55 2025
Response via : Initial Calibration
Integrator: ChemStation

Volume Inj. : 1 µl
Signal #1 Phase : ZB-MR1 Signal #2 Phase: ZB-MR2
Signal #1 Info : 30M x 0.32mm x0.5 Signal #2 Info : 30M x 0.32mm x 0.25µm

	Compound	RT#1	RT#2	Resp#1	Resp#2	ng/ml	ng/ml
	System Monitoring Compounds						
4) S	2,4-DCAA	6.952	7.469	1116.6E6	313.7E6	547.675m	460.253
	Target Compounds						

(f)=RT Delta > 1/2 Window (#)=Amounts differ by > 25% (m)=manual int.

Data Path : Z:\pestpcbsrv\HPCHEM1\ECD_S\Data\PS040825\
Data File : PS029737.D
Signal(s) : Signal #1: ECD1A.ch Signal #2: ECD2B.ch
Acq On : 08 Apr 2025 20:39
Operator : AR\AJ
Sample : Q1730-05
Misc :
ALS Vial : 13 Sample Multiplier: 1

Instrument :
ECD_S
ClientSampleId :
OU4-VSL-17-040325

Manual Integrations APPROVED
Reviewed By :Abdul Mirza 04/09/2025
Supervised By :mohammad ahmed 04/10/2025

Integration File signal 1: autoint1.e
Integration File signal 2: autoint2.e
Quant Time: Apr 08 22:50:24 2025
Quant Method : Z:\pestpcbsrv\HPCHEM1\ECD_S\Method\PS040225.M
Quant Title : 8080.M
QLast Update : Wed Apr 02 23:52:55 2025
Response via : Initial Calibration
Integrator: ChemStation

Volume Inj. : 1 µl
Signal #1 Phase : ZB-MR1 Signal #2 Phase: ZB-MR2
Signal #1 Info : 30M x 0.32mm x0.5 Signal #2 Info : 30M x 0.32mm x 0.25µm

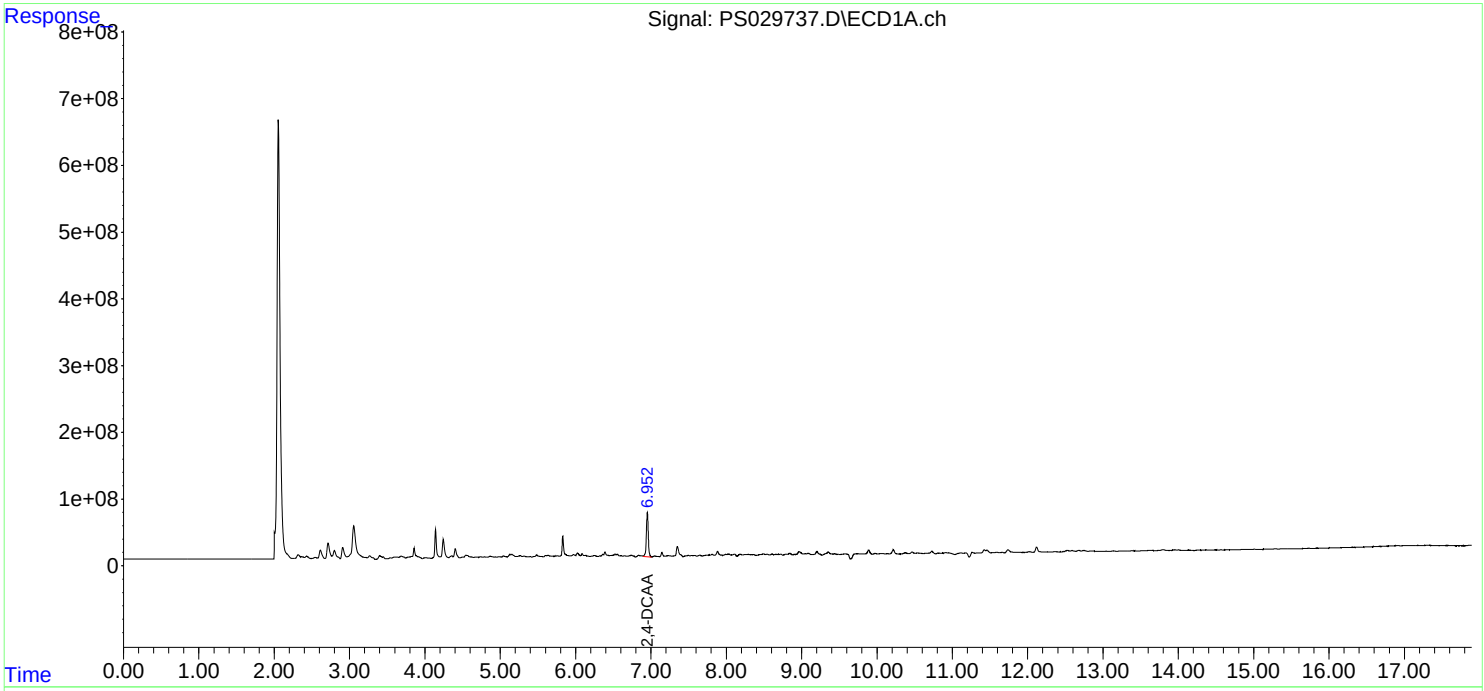

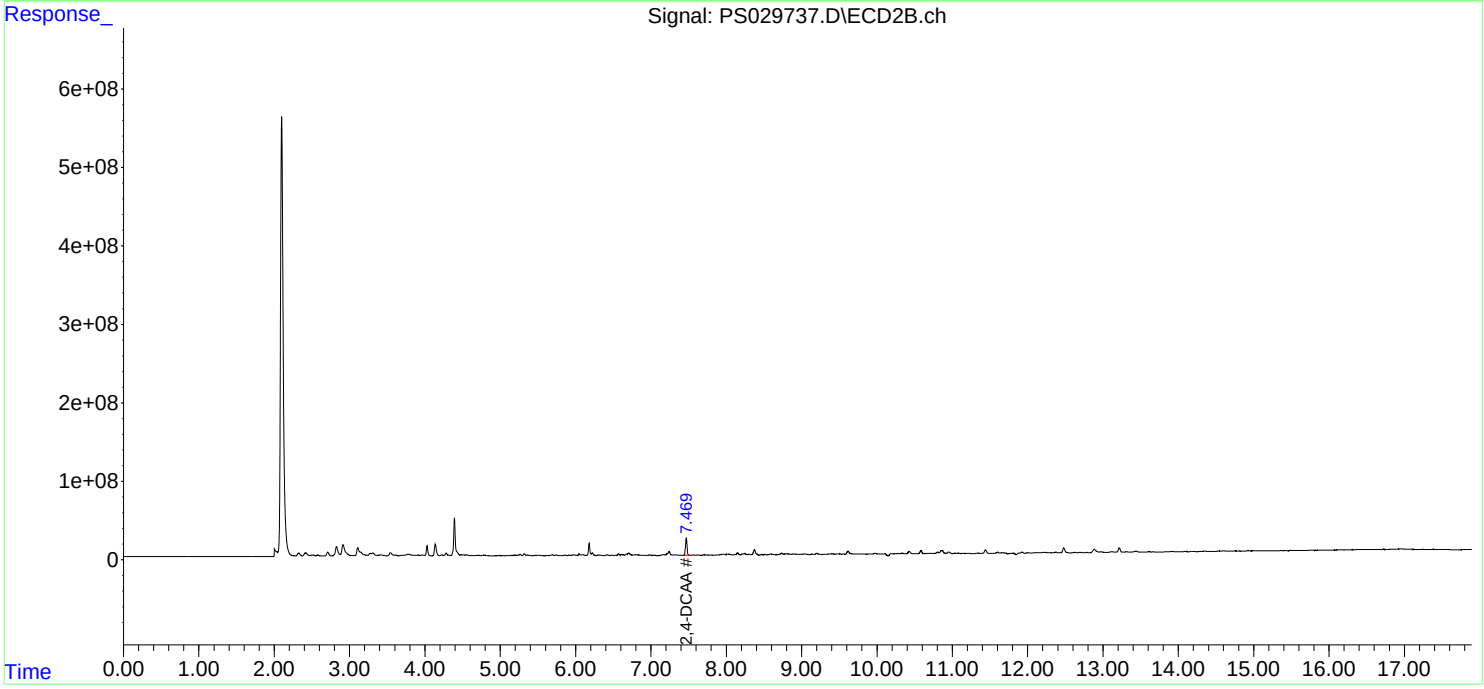

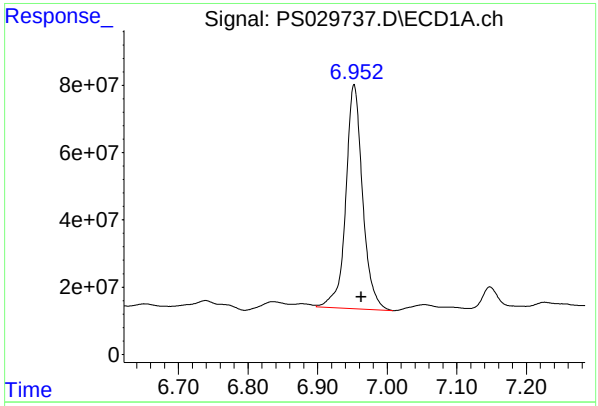

#4 2,4-DCAA

R.T.: 6.952 min
Delta R.T.: -0.011 min
Response: 1116617337
Conc: 547.68 ng/ml

Instrument :
ECD_S
ClientSampleId :
OU4-VSL-17-040325

Manual Integrations
APPROVED

Reviewed By :Abdul Mirza 04/09/2025
Supervised By :mohammad ahmed 04/10/2025

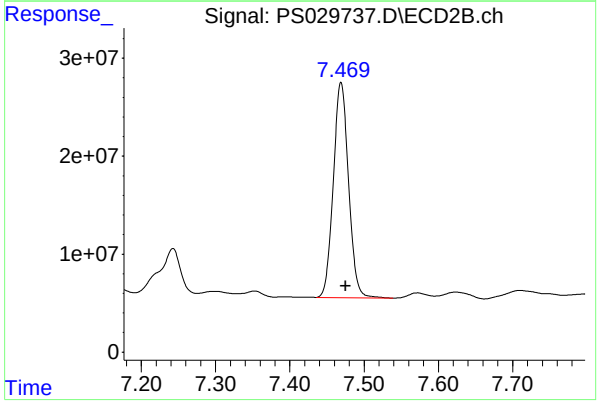

#4 2,4-DCAA

R.T.: 7.469 min
Delta R.T.: -0.006 min
Response: 313668646
Conc: 460.25 ng/ml

Alliance TECHNICAL GROUP
284 Sheffield Street, Mountainside, New Jersey 07092, Phone : 908 789 8900,
Fax : 908 789 8922

Report of Analysis

Client:	Nobis Group	Date Collected:	04/03/25
Project:	Raymark Superfund Site	Date Received:	04/04/25
Client Sample ID:	OU4-PCS-TC-21-040325	SDG No.:	Q1730
Lab Sample ID:	Q1730-07	Matrix:	SOIL
Analytical Method:	SW8151A	% Solid:	89 Decanted:
Sample Wt/Vol:	30.08 Units: g	Final Vol:	10000 uL
Soil Aliquot Vol:	uL	Test:	Herbicide Group1
Extraction Type:		Injection Volume :	
GPC Factor :	1.0 PH :		
Prep Method :	8151A		

File ID/Qc Batch:	Dilution:	Prep Date	Date Analyzed	Prep Batch ID
PS029740.D	1	04/08/25 09:35	04/08/25 22:39	PB167511

CAS Number	Parameter	Conc.	Qualifier	MDL	LOD	LOQ / CRQL	Units(Dry Weight)
TARGETS							
1918-00-9	DICAMBA	0.037	U	0.0087	0.037	0.075	mg/Kg
75-99-0	DALAPON	0.056	U	0.020	0.056	0.075	mg/Kg
120-36-5	DICHLORPROP	0.037	U	0.014	0.037	0.075	mg/Kg
94-75-7	2,4-D	0.037	U	0.010	0.037	0.075	mg/Kg
93-72-1	2,4,5-TP (Silvex)	0.037	U	0.010	0.037	0.075	mg/Kg
93-76-5	2,4,5-T	0.037	U	0.0097	0.037	0.075	mg/Kg
94-82-6	2,4-DB	0.037	U	0.027	0.037	0.075	mg/Kg
88-85-7	DINOSEB	0.037	U	0.012	0.037	0.075	mg/Kg
SURROGATES							
19719-28-9	2,4-DCAA	461		27 - 122		92%	SPK: 500

Comments:

U = Not Detected
LOQ = Limit of Quantitation
MDL = Method Detection Limit
LOD = Limit of Detection
E = Value Exceeds Calibration Range
P = Indicates >25% difference for detected concentrations between the two GC columns
Q = indicates LCS control criteria did not meet requirements
M = MS/MSD acceptance criteria did not meet requirements

J = Estimated Value
B = Analyte Found in Associated Method Blank
N = Presumptive Evidence of a Compound
* = Values outside of QC limits
D = Dilution
S = Indicates estimated value where valid five-point calibration was not performed prior to analyte detection in sample.
() = Laboratory InHouse Limit

Data Path : Z:\pestpcbsrv\HPCHEM1\ECD_S\Data\PS040825\
Data File : PS029740.D
Signal(s) : Signal #1: ECD1A.ch Signal #2: ECD2B.ch
Acq On : 08 Apr 2025 22:39
Operator : AR\AJ
Sample : Q1730-07
Misc :
ALS Vial : 14 Sample Multiplier: 1

Instrument :
ECD_S
ClientSampleId :
OU4-PCS-TC-21-040325

Integration File signal 1: autoint1.e
Integration File signal 2: autoint2.e
Quant Time: Apr 09 03:13:57 2025
Quant Method : Z:\pestpcbsrv\HPCHEM1\ECD_S\Method\PS040225.M
Quant Title : 8080.M
QLast Update : Wed Apr 02 23:52:55 2025
Response via : Initial Calibration
Integrator: ChemStation

Volume Inj. : 1 µl
Signal #1 Phase : ZB-MR1 Signal #2 Phase: ZB-MR2
Signal #1 Info : 30M x 0.32mm x0.5 Signal #2 Info : 30M x 0.32mm x 0.25µm

	Compound	RT#1	RT#2	Resp#1	Resp#2	ng/ml	ng/ml
	System Monitoring Compounds						
4) S	2,4-DCAA	6.952	7.468	940.1E6	260.6E6	461.111	382.339
	Target Compounds						

(f)=RT Delta > 1/2 Window (#)=Amounts differ by > 25% (m)=manual int.

Data Path : Z:\pestpcbsrv\HPCHEM1\ECD_S\Data\PS040825\
Data File : PS029740.D
Signal(s) : Signal #1: ECD1A.ch Signal #2: ECD2B.ch
Acq On : 08 Apr 2025 22:39
Operator : AR\AJ
Sample : Q1730-07
Misc :
ALS Vial : 14 Sample Multiplier: 1

Instrument :
ECD_S
ClientSampleId :
OU4-PCS-TC-21-040325

Integration File signal 1: autoint1.e
Integration File signal 2: autoint2.e
Quant Time: Apr 09 03:13:57 2025
Quant Method : Z:\pestpcbsrv\HPCHEM1\ECD_S\Method\PS040225.M
Quant Title : 8080.M
QLast Update : Wed Apr 02 23:52:55 2025
Response via : Initial Calibration
Integrator: ChemStation

Volume Inj. : 1 µl
Signal #1 Phase : ZB-MR1 Signal #2 Phase: ZB-MR2
Signal #1 Info : 30M x 0.32mm x0.5 Signal #2 Info : 30M x 0.32mm x 0.25µm

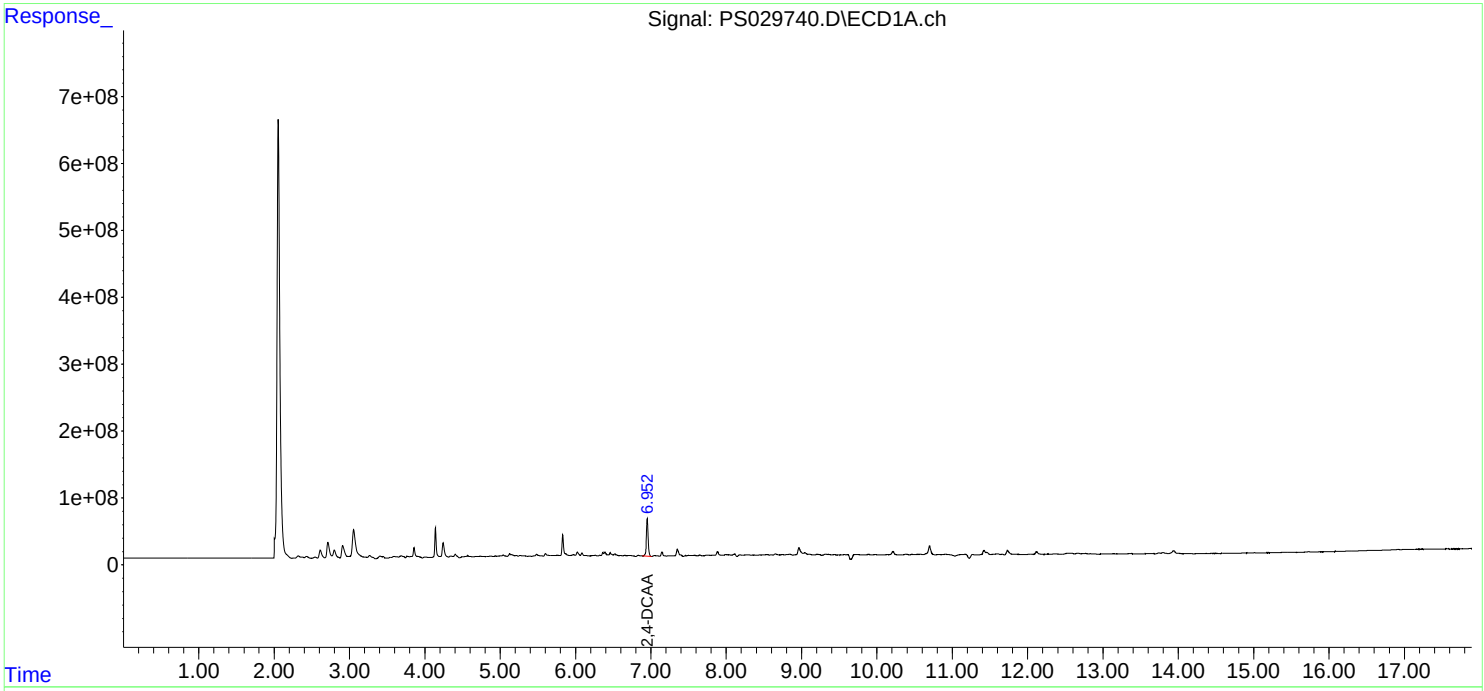

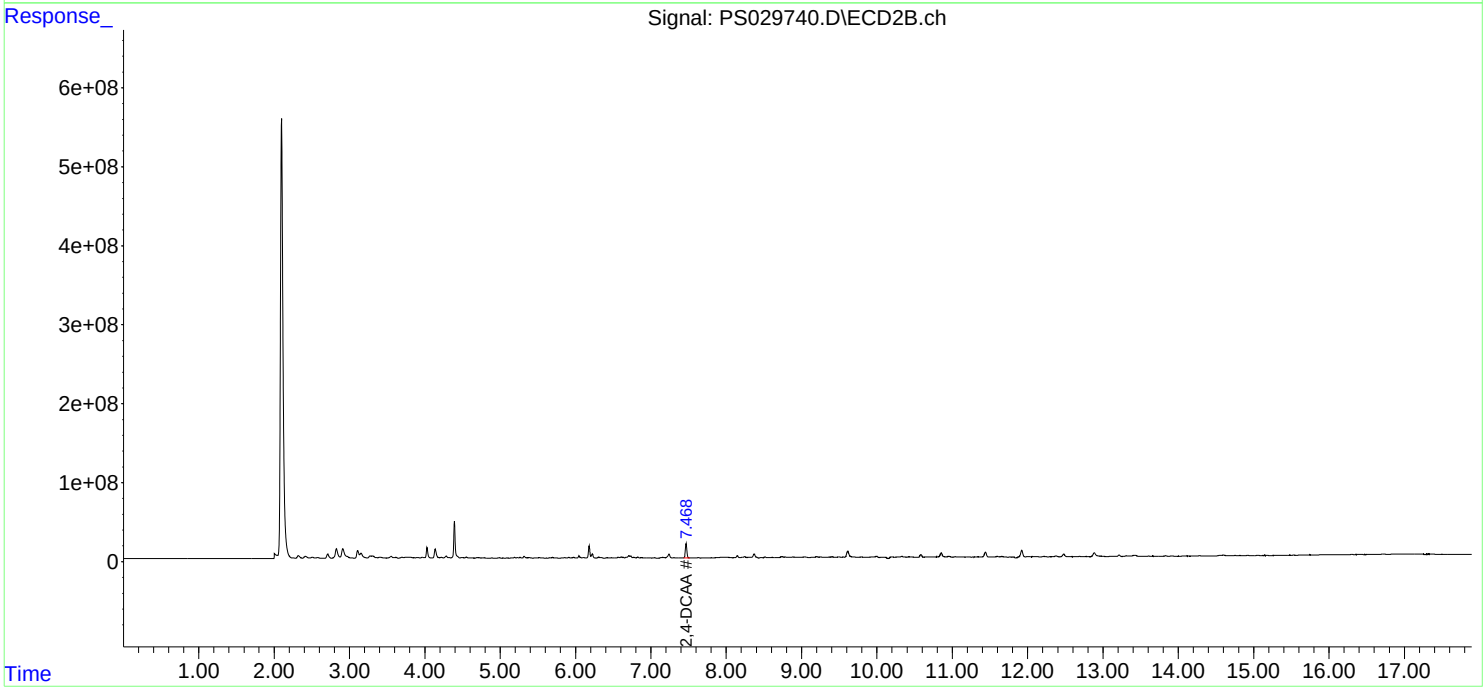

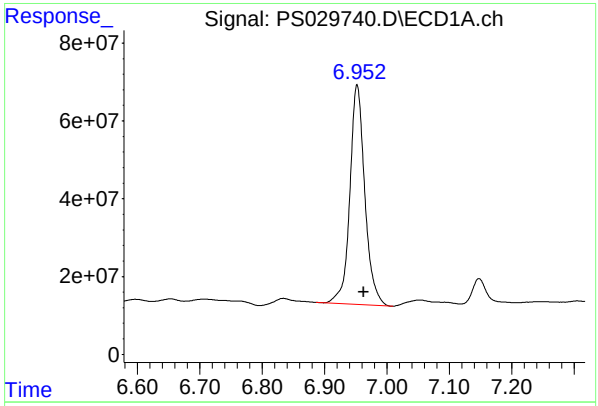

#4 2,4-DCAA

R.T.: 6.952 min
Delta R.T.: -0.010 min
Response: 940127241
Conc: 461.11 ng/ml

Instrument :
ECD_S
ClientSampleId :
OU4-PCS-TC-21-040325

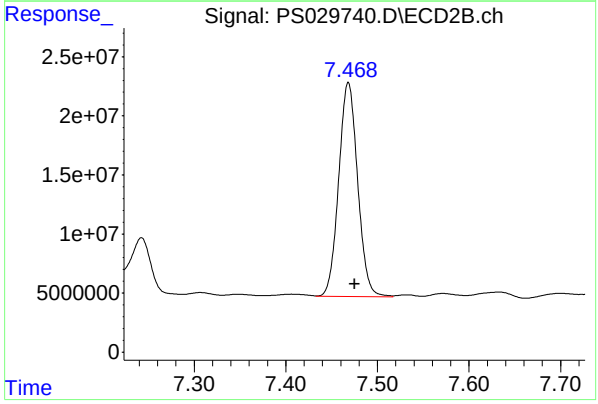

#4 2,4-DCAA

R.T.: 7.468 min
Delta R.T.: -0.007 min
Response: 260568980
Conc: 382.34 ng/ml

Alliance TECHNICAL GROUP
284 Sheffield Street, Mountainside, New Jersey 07092, Phone : 908 789 8900,
Fax : 908 789 8922

Report of Analysis

Client:	Nobis Group	Date Collected:	04/03/25
Project:	Raymark Superfund Site	Date Received:	04/04/25
Client Sample ID:	OU4-PCS-TC-22-040325	SDG No.:	Q1730
Lab Sample ID:	Q1730-09	Matrix:	SOIL
Analytical Method:	SW8151A	% Solid:	90.8 Decanted:
Sample Wt/Vol:	30.05 Units: g	Final Vol:	10000 uL
Soil Aliquot Vol:	uL	Test:	Herbicide Group1
Extraction Type:		Injection Volume :	
GPC Factor :	1.0 PH :		
Prep Method :	8151A		

File ID/Qc Batch:	Dilution:	Prep Date	Date Analyzed	Prep Batch ID
PS029741.D	1	04/08/25 09:35	04/08/25 23:03	PB167511

CAS Number	Parameter	Conc.	Qualifier	MDL	LOD	LOQ / CRQL	Units(Dry Weight)
TARGETS							
1918-00-9	DICAMBA	0.036	U	0.0085	0.036	0.074	mg/Kg
75-99-0	DALAPON	0.055	U	0.019	0.055	0.074	mg/Kg
120-36-5	DICHLORPROP	0.036	U	0.014	0.036	0.074	mg/Kg
94-75-7	2,4-D	0.036	U	0.0099	0.036	0.074	mg/Kg
93-72-1	2,4,5-TP (Silvex)	0.036	U	0.010	0.036	0.074	mg/Kg
93-76-5	2,4,5-T	0.036	U	0.0096	0.036	0.074	mg/Kg
94-82-6	2,4-DB	0.036	U	0.027	0.036	0.074	mg/Kg
88-85-7	DINOSEB	0.036	U	0.012	0.036	0.074	mg/Kg
SURROGATES							
19719-28-9	2,4-DCAA	480		27 - 122		96%	SPK: 500

Comments:

U = Not Detected
LOQ = Limit of Quantitation
MDL = Method Detection Limit
LOD = Limit of Detection
E = Value Exceeds Calibration Range
P = Indicates >25% difference for detected concentrations between the two GC columns
Q = indicates LCS control criteria did not meet requirements
M = MS/MSD acceptance criteria did not meet requirements

J = Estimated Value
B = Analyte Found in Associated Method Blank
N = Presumptive Evidence of a Compound
* = Values outside of QC limits
D = Dilution
S = Indicates estimated value where valid five-point calibration was not performed prior to analyte detection in sample.
() = Laboratory InHouse Limit

Data Path : Z:\pestpcbsrv\HPCHEM1\ECD_S\Data\PS040825\
Data File : PS029741.D
Signal(s) : Signal #1: ECD1A.ch Signal #2: ECD2B.ch
Acq On : 08 Apr 2025 23:03
Operator : AR\AJ
Sample : Q1730-09
Misc :
ALS Vial : 15 Sample Multiplier: 1

Instrument :
ECD_S
ClientSampleId :
OU4-PCS-TC-22-040325

Manual Integrations APPROVED
Reviewed By :Abdul Mirza 04/09/2025
Supervised By :mohammad ahmed 04/10/2025

Integration File signal 1: autoint1.e
Integration File signal 2: autoint2.e
Quant Time: Apr 09 03:14:10 2025
Quant Method : Z:\pestpcbsrv\HPCHEM1\ECD_S\Method\PS040225.M
Quant Title : 8080.M
QLast Update : Wed Apr 02 23:52:55 2025
Response via : Initial Calibration
Integrator: ChemStation

Volume Inj. : 1 µl
Signal #1 Phase : ZB-MR1 Signal #2 Phase: ZB-MR2
Signal #1 Info : 30M x 0.32mm x0.5 Signal #2 Info : 30M x 0.32mm x 0.25µm

	Compound	RT#1	RT#2	Resp#1	Resp#2	ng/ml	ng/ml
	System Monitoring Compounds						
4) S	2,4-DCAA	6.953	7.468	979.6E6	279.2E6	480.461	409.664m
	Target Compounds						

(f)=RT Delta > 1/2 Window (#)=Amounts differ by > 25% (m)=manual int.

Data Path : Z:\pestpcbsrv\HPCHEM1\ECD_S\Data\PS040825\
Data File : PS029741.D
Signal(s) : Signal #1: ECD1A.ch Signal #2: ECD2B.ch
Acq On : 08 Apr 2025 23:03
Operator : AR\AJ
Sample : Q1730-09
Misc :
ALS Vial : 15 Sample Multiplier: 1

Instrument :
ECD_S
ClientSampleId :
OU4-PCS-TC-22-040325

Manual Integrations APPROVED
Reviewed By :Abdul Mirza 04/09/2025
Supervised By :mohammad ahmed 04/10/2025

Integration File signal 1: autoint1.e
Integration File signal 2: autoint2.e
Quant Time: Apr 09 03:14:10 2025
Quant Method : Z:\pestpcbsrv\HPCHEM1\ECD_S\Method\PS040225.M
Quant Title : 8080.M
QLast Update : Wed Apr 02 23:52:55 2025
Response via : Initial Calibration
Integrator: ChemStation

Volume Inj. : 1 µl
Signal #1 Phase : ZB-MR1 Signal #2 Phase: ZB-MR2
Signal #1 Info : 30M x 0.32mm x0.5 Signal #2 Info : 30M x 0.32mm x 0.25µm

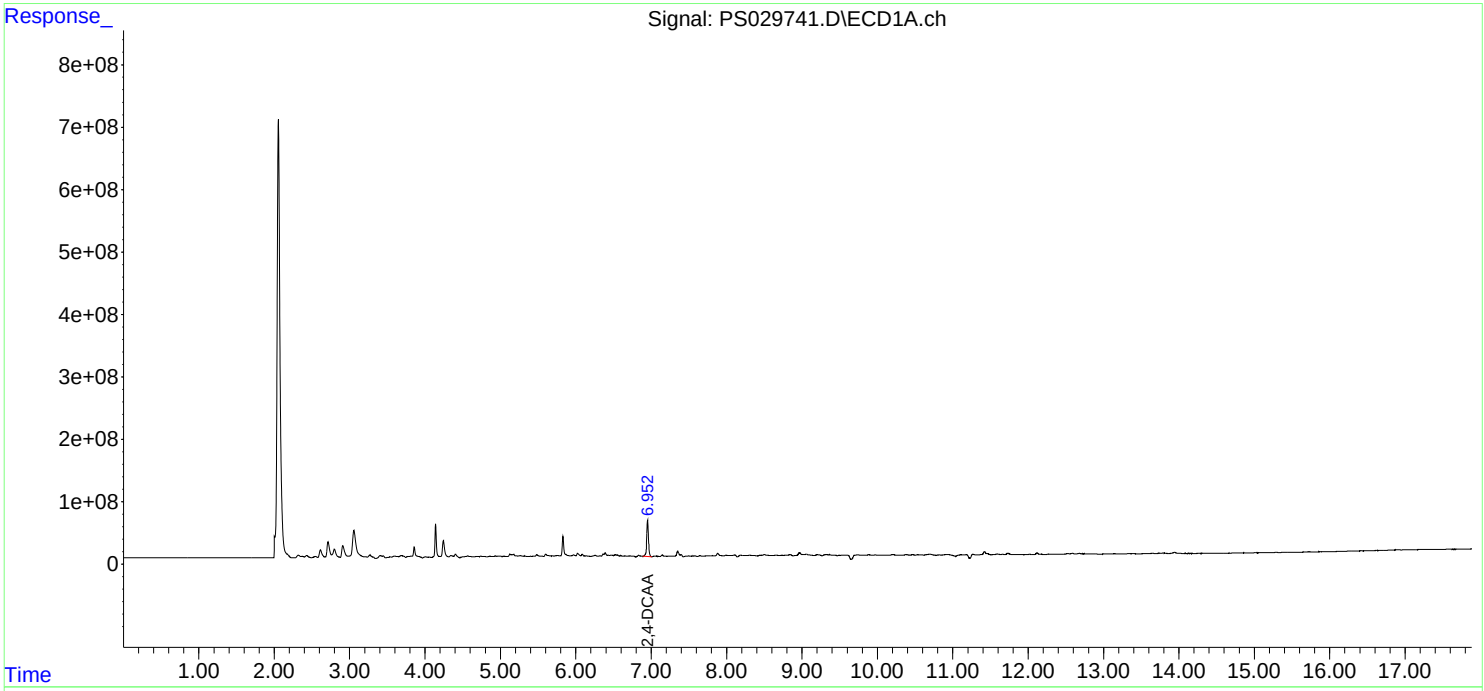

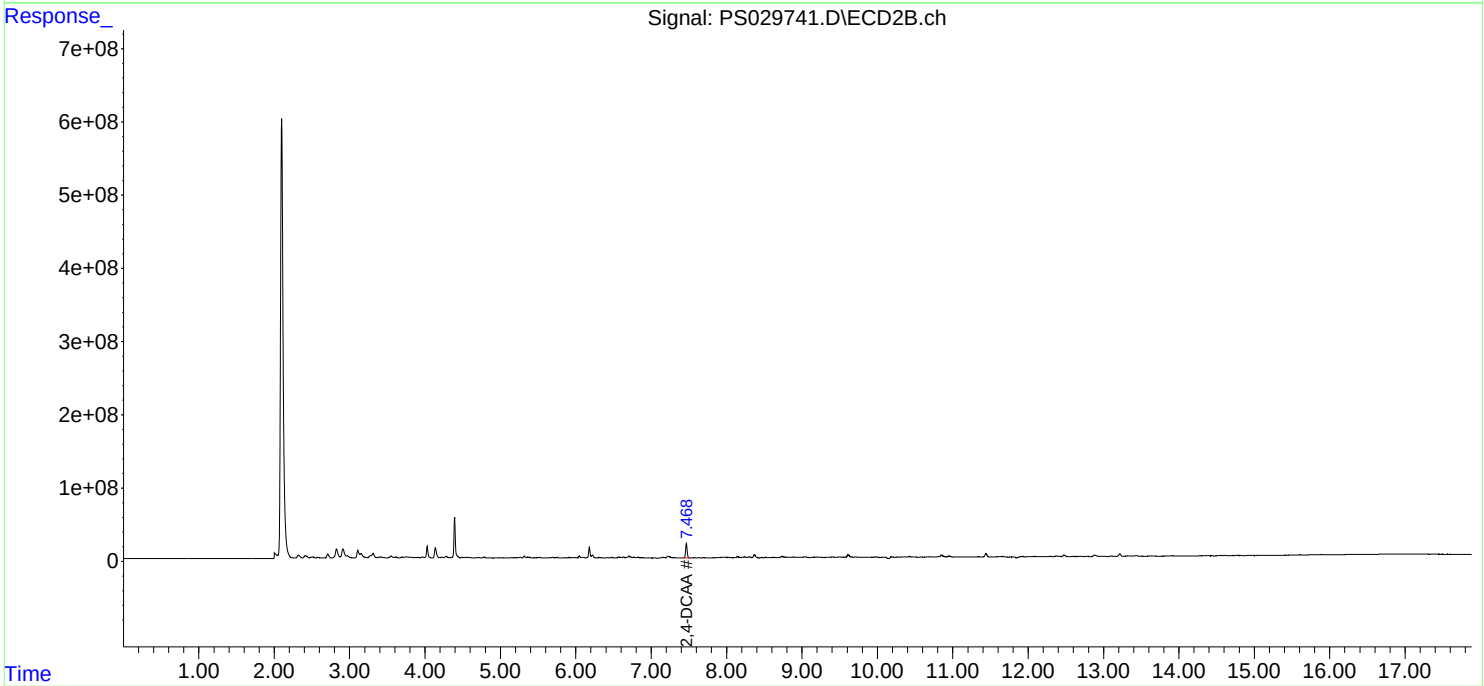

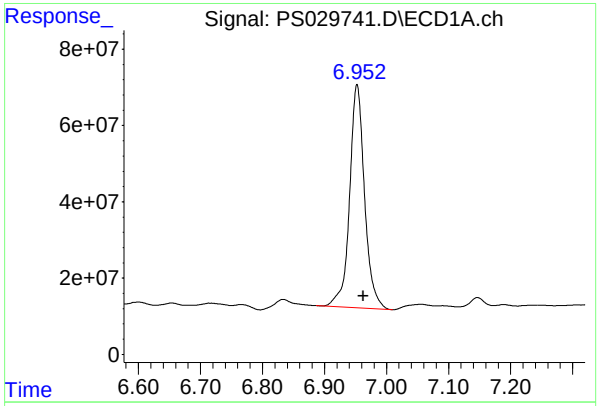

#4 2,4-DCAA

R.T.: 6.953 min
Delta R.T.: -0.010 mi
Response: 979578183
Conc: 480.46 ng/m

Instrument :
ECD_S
ClientSampleId :
OU4-PCS-TC-22-040325

Manual Integrations
APPROVED

Reviewed By :Abdul Mirza 04/09/2025
Supervised By :mohammad ahmed 04/10/2025

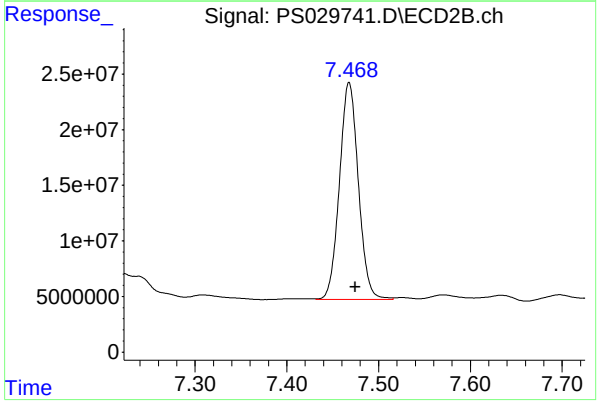

#4 2,4-DCAA

R.T.: 7.468 min
Delta R.T.: -0.007 min
Response: 279191415
Conc: 409.66 ng/ml m

Alliance TECHNICAL GROUP
284 Sheffield Street, Mountainside, New Jersey 07092, Phone : 908 789 8900,
Fax : 908 789 8922

Report of Analysis

Client:	Nobis Group	Date Collected:	04/03/25
Project:	Raymark Superfund Site	Date Received:	04/04/25
Client Sample ID:	OU4-PCS-TC-23-040325	SDG No.:	Q1730
Lab Sample ID:	Q1730-11	Matrix:	SOIL
Analytical Method:	SW8151A	% Solid:	90.9 Decanted:
Sample Wt/Vol:	30.02 Units: g	Final Vol:	10000 uL
Soil Aliquot Vol:	uL	Test:	Herbicide Group1
Extraction Type:		Injection Volume :	
GPC Factor :	1.0 PH :		
Prep Method :	8151A		

File ID/Qc Batch:	Dilution:	Prep Date	Date Analyzed	Prep Batch ID
PS029742.D	1	04/08/25 09:35	04/08/25 23:27	PB167511

CAS Number	Parameter	Conc.	Qualifier	MDL	LOD	LOQ / CRQL	Units(Dry Weight)
TARGETS							
1918-00-9	DICAMBA	0.036	U	0.0085	0.036	0.074	mg/Kg
75-99-0	DALAPON	0.055	U	0.019	0.055	0.074	mg/Kg
120-36-5	DICHLORPROP	0.036	U	0.014	0.036	0.074	mg/Kg
94-75-7	2,4-D	0.036	U	0.0099	0.036	0.074	mg/Kg
93-72-1	2,4,5-TP (Silvex)	0.036	U	0.010	0.036	0.074	mg/Kg
93-76-5	2,4,5-T	0.036	U	0.0096	0.036	0.074	mg/Kg
94-82-6	2,4-DB	0.036	U	0.027	0.036	0.074	mg/Kg
88-85-7	DINOSEB	0.036	U	0.012	0.036	0.074	mg/Kg
SURROGATES							
19719-28-9	2,4-DCAA	468		27 - 122		94%	SPK: 500

Comments:

U = Not Detected
LOQ = Limit of Quantitation
MDL = Method Detection Limit
LOD = Limit of Detection
E = Value Exceeds Calibration Range
P = Indicates >25% difference for detected concentrations between the two GC columns
Q = indicates LCS control criteria did not meet requirements
M = MS/MSD acceptance criteria did not meet requirements

J = Estimated Value
B = Analyte Found in Associated Method Blank
N = Presumptive Evidence of a Compound
* = Values outside of QC limits
D = Dilution
S = Indicates estimated value where valid five-point calibration was not performed prior to analyte detection in sample.
() = Laboratory InHouse Limit

Data Path : Z:\pestpcbsrv\HPCHEM1\ECD_S\Data\PS040825\
Data File : PS029742.D
Signal(s) : Signal #1: ECD1A.ch Signal #2: ECD2B.ch
Acq On : 08 Apr 2025 23:27
Operator : AR\AJ
Sample : Q1730-11
Misc :
ALS Vial : 16 Sample Multiplier: 1

Instrument :
ECD_S
ClientSampleId :
OU4-PCS-TC-23-040325

Integration File signal 1: autoint1.e
Integration File signal 2: autoint2.e
Quant Time: Apr 09 03:14:24 2025
Quant Method : Z:\pestpcbsrv\HPCHEM1\ECD_S\Method\PS040225.M
Quant Title : 8080.M
QLast Update : Wed Apr 02 23:52:55 2025
Response via : Initial Calibration
Integrator: ChemStation

Volume Inj. : 1 µl
Signal #1 Phase : ZB-MR1 Signal #2 Phase: ZB-MR2
Signal #1 Info : 30M x 0.32mm x0.5 Signal #2 Info : 30M x 0.32mm x 0.25µm

	Compound	RT#1	RT#2	Resp#1	Resp#2	ng/ml	ng/ml
	System Monitoring Compounds						
4) S	2,4-DCAA	6.951	7.468	953.2E6	273.5E6	467.516	401.383
	Target Compounds						

(f)=RT Delta > 1/2 Window (#)=Amounts differ by > 25% (m)=manual int.

Data Path : Z:\pestpcbsrv\HPCHEM1\ECD_S\Data\PS040825\
Data File : PS029742.D
Signal(s) : Signal #1: ECD1A.ch Signal #2: ECD2B.ch
Acq On : 08 Apr 2025 23:27
Operator : AR\AJ
Sample : Q1730-11
Misc :
ALS Vial : 16 Sample Multiplier: 1

Instrument :
ECD_S
ClientSampleId :
OU4-PCS-TC-23-040325

Integration File signal 1: autoint1.e
Integration File signal 2: autoint2.e
Quant Time: Apr 09 03:14:24 2025
Quant Method : Z:\pestpcbsrv\HPCHEM1\ECD_S\Method\PS040225.M
Quant Title : 8080.M
QLast Update : Wed Apr 02 23:52:55 2025
Response via : Initial Calibration
Integrator: ChemStation

Volume Inj. : 1 µl
Signal #1 Phase : ZB-MR1 Signal #2 Phase: ZB-MR2
Signal #1 Info : 30M x 0.32mm x0.5 Signal #2 Info : 30M x 0.32mm x 0.25µm

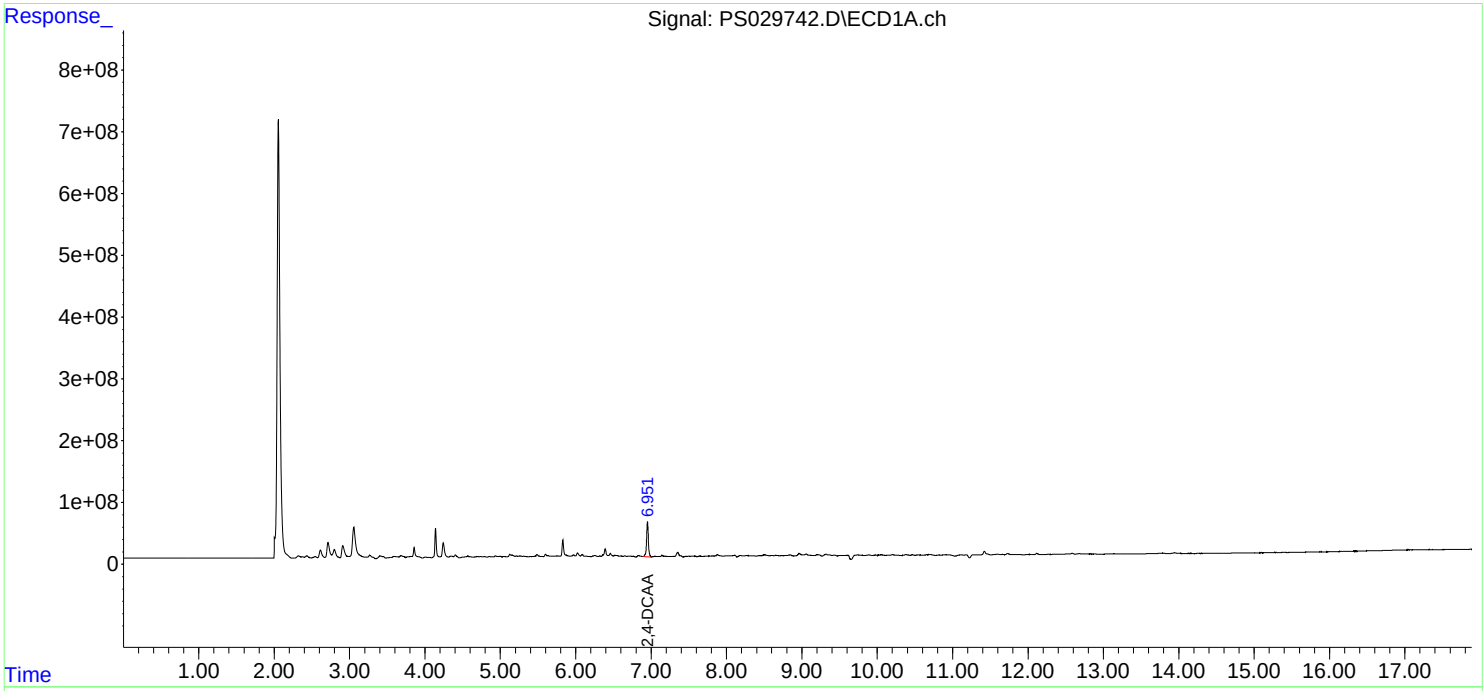

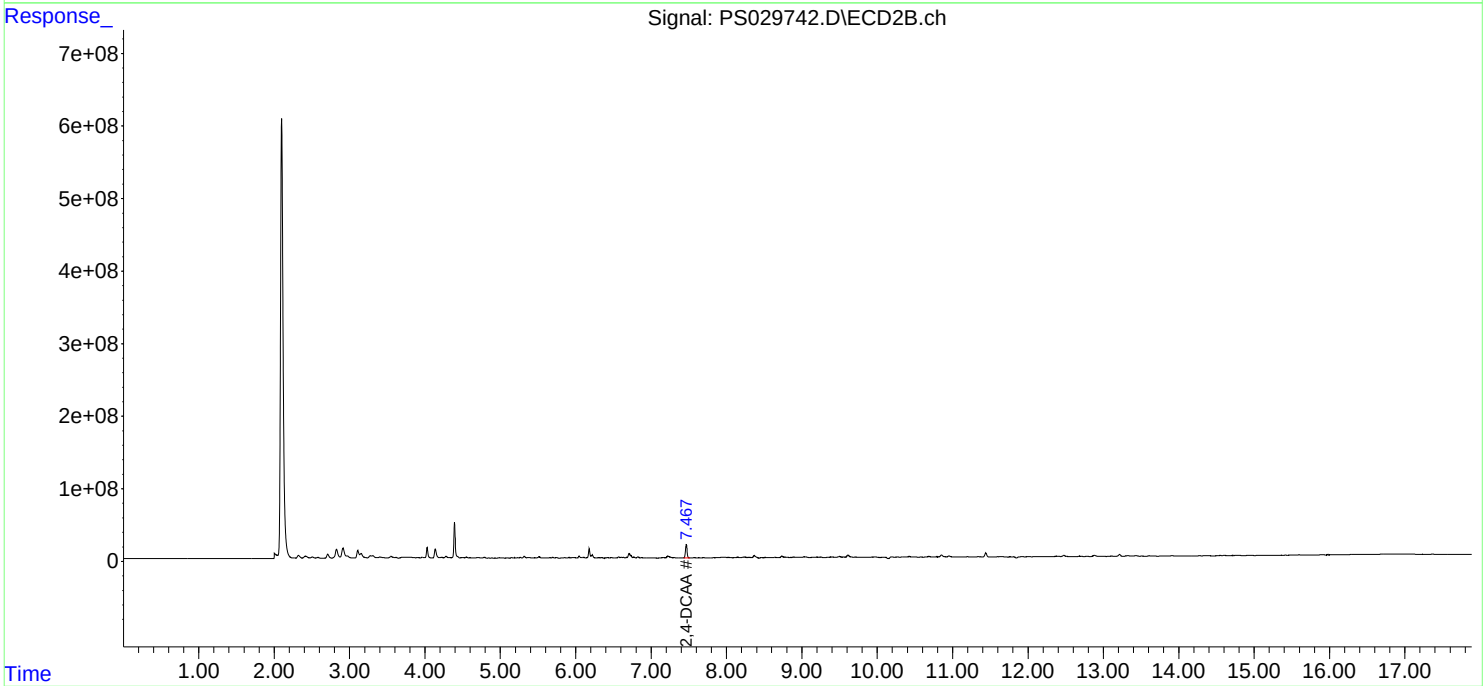

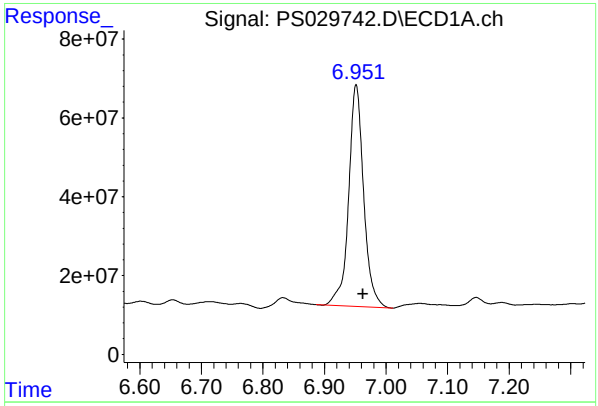

#4 2,4-DCAA

R.T.: 6.951 min
Delta R.T.: -0.011 min
Response: 953186013
Conc: 467.52 ng/ml

Instrument :
ECD_S
ClientSampleId :
OU4-PCS-TC-23-040325

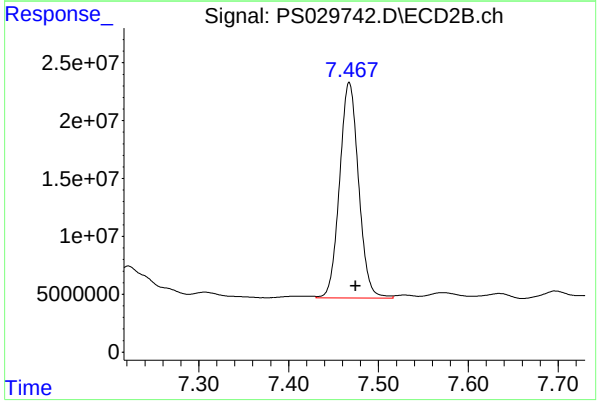

#4 2,4-DCAA

R.T.: 7.468 min
Delta R.T.: -0.007 min
Response: 273547692
Conc: 401.38 ng/ml

Alliance TECHNICAL GROUP
284 Sheffield Street, Mountainside, New Jersey 07092, Phone : 908 789 8900,
Fax : 908 789 8922

Report of Analysis

Client:	Nobis Group	Date Collected:	04/03/25
Project:	Raymark Superfund Site	Date Received:	04/04/25
Client Sample ID:	OU4-PCS-TC-24-040325	SDG No.:	Q1730
Lab Sample ID:	Q1730-13	Matrix:	SOIL
Analytical Method:	SW8151A	% Solid:	91.3 Decanted:
Sample Wt/Vol:	30.07 Units: g	Final Vol:	10000 uL
Soil Aliquot Vol:	uL	Test:	Herbicide Group1
Extraction Type:		Injection Volume :	
GPC Factor :	1.0 PH :		
Prep Method :	8151A		

File ID/Qc Batch:	Dilution:	Prep Date	Date Analyzed	Prep Batch ID
PS029743.D	1	04/08/25 09:35	04/08/25 23:51	PB167511

CAS Number	Parameter	Conc.	Qualifier	MDL	LOD	LOQ / CRQL	Units(Dry Weight)
TARGETS							
1918-00-9	DICAMBA	0.036	U	0.0085	0.036	0.073	mg/Kg
75-99-0	DALAPON	0.055	U	0.019	0.055	0.073	mg/Kg
120-36-5	DICHLORPROP	0.036	U	0.014	0.036	0.073	mg/Kg
94-75-7	2,4-D	0.036	U	0.0099	0.036	0.073	mg/Kg
93-72-1	2,4,5-TP (Silvex)	0.036	U	0.0099	0.036	0.073	mg/Kg
93-76-5	2,4,5-T	0.036	U	0.0095	0.036	0.073	mg/Kg
94-82-6	2,4-DB	0.036	U	0.026	0.036	0.073	mg/Kg
88-85-7	DINOSEB	0.036	U	0.012	0.036	0.073	mg/Kg
SURROGATES							
19719-28-9	2,4-DCAA	463		27 - 122		93%	SPK: 500

Comments:

U = Not Detected
LOQ = Limit of Quantitation
MDL = Method Detection Limit
LOD = Limit of Detection
E = Value Exceeds Calibration Range
P = Indicates >25% difference for detected concentrations between the two GC columns
Q = indicates LCS control criteria did not meet requirements
M = MS/MSD acceptance criteria did not meet requirements

J = Estimated Value
B = Analyte Found in Associated Method Blank
N = Presumptive Evidence of a Compound
* = Values outside of QC limits
D = Dilution
S = Indicates estimated value where valid five-point calibration was not performed prior to analyte detection in sample.
() = Laboratory InHouse Limit

Data Path : Z:\pestpcbsrv\HPCHEM1\ECD_S\Data\PS040825\
Data File : PS029743.D
Signal(s) : Signal #1: ECD1A.ch Signal #2: ECD2B.ch
Acq On : 08 Apr 2025 23:51
Operator : AR\AJ
Sample : Q1730-13
Misc :
ALS Vial : 17 Sample Multiplier: 1

Instrument :
ECD_S
ClientSampleId :
OU4-PCS-TC-24-040325

Manual Integrations APPROVED
Reviewed By :Abdul Mirza 04/09/2025
Supervised By :mohammad ahmed 04/10/2025

Integration File signal 1: autoint1.e
Integration File signal 2: autoint2.e
Quant Time: Apr 09 03:14:36 2025
Quant Method : Z:\pestpcbsrv\HPCHEM1\ECD_S\Method\PS040225.M
Quant Title : 8080.M
QLast Update : Wed Apr 02 23:52:55 2025
Response via : Initial Calibration
Integrator: ChemStation

Volume Inj. : 1 µl
Signal #1 Phase : ZB-MR1 Signal #2 Phase: ZB-MR2
Signal #1 Info : 30M x 0.32mm x0.5 Signal #2 Info : 30M x 0.32mm x 0.25µm

	Compound	RT#1	RT#2	Resp#1	Resp#2	ng/ml	ng/ml
	System Monitoring Compounds						
4) S	2,4-DCAA	6.951	7.467	944.4E6	262.8E6	463.228m	385.583
	Target Compounds						

(f)=RT Delta > 1/2 Window (#)=Amounts differ by > 25% (m)=manual int.

Data Path : Z:\pestpcbsrv\HPCHEM1\ECD_S\Data\PS040825\
Data File : PS029743.D
Signal(s) : Signal #1: ECD1A.ch Signal #2: ECD2B.ch
Acq On : 08 Apr 2025 23:51
Operator : AR\AJ
Sample : Q1730-13
Misc :
ALS Vial : 17 Sample Multiplier: 1

Instrument :
ECD_S
ClientSampleId :
OU4-PCS-TC-24-040325

Manual Integrations APPROVED
Reviewed By :Abdul Mirza 04/09/2025
Supervised By :mohammad ahmed 04/10/2025

Integration File signal 1: autoint1.e
Integration File signal 2: autoint2.e
Quant Time: Apr 09 03:14:36 2025
Quant Method : Z:\pestpcbsrv\HPCHEM1\ECD_S\Method\PS040225.M
Quant Title : 8080.M
QLast Update : Wed Apr 02 23:52:55 2025
Response via : Initial Calibration
Integrator: ChemStation

Volume Inj. : 1 µl
Signal #1 Phase : ZB-MR1 Signal #2 Phase: ZB-MR2
Signal #1 Info : 30M x 0.32mm x0.5 Signal #2 Info : 30M x 0.32mm x 0.25µm

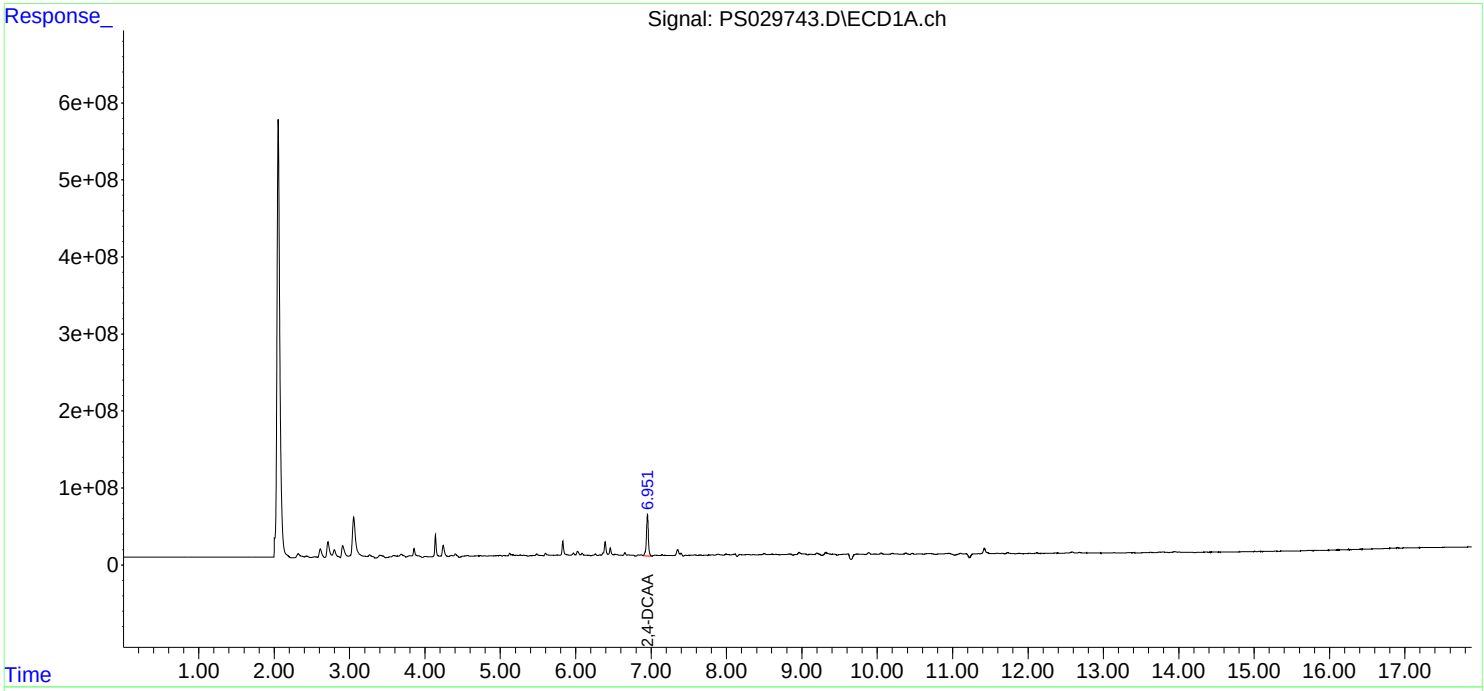

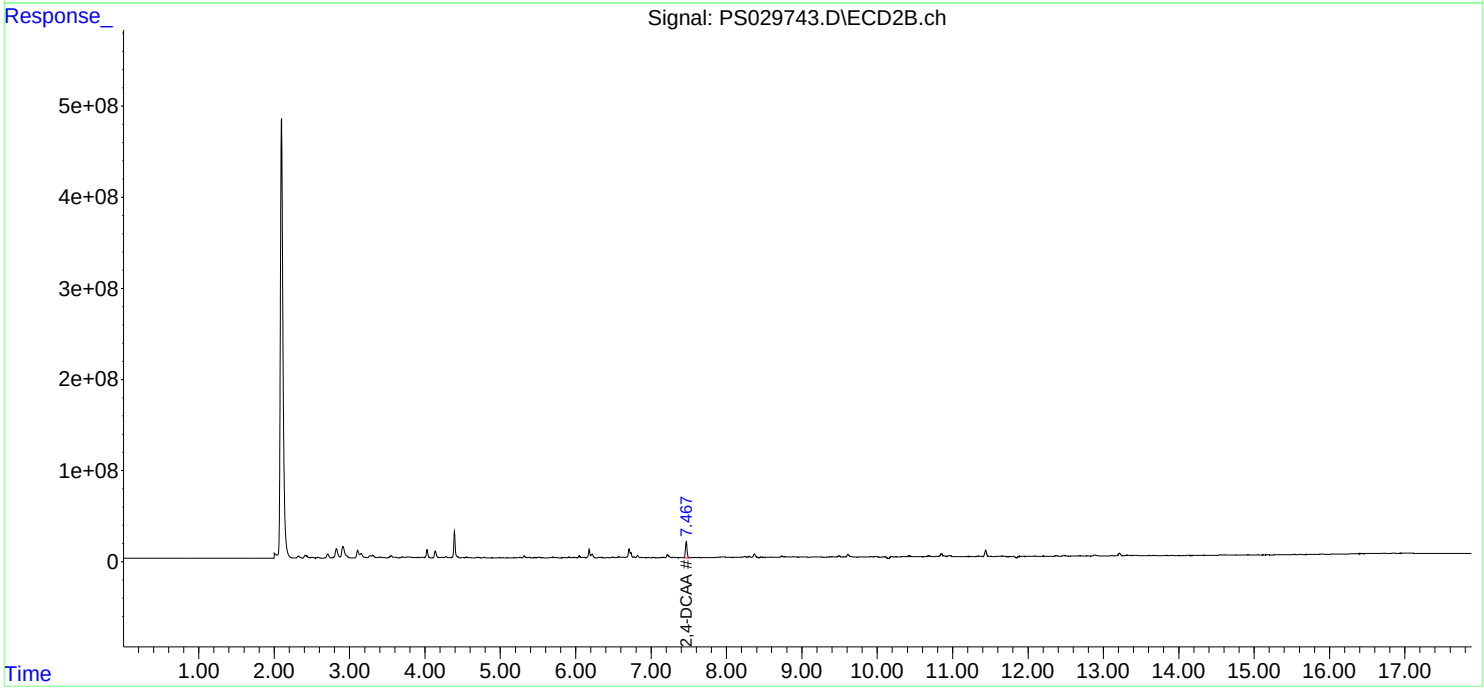

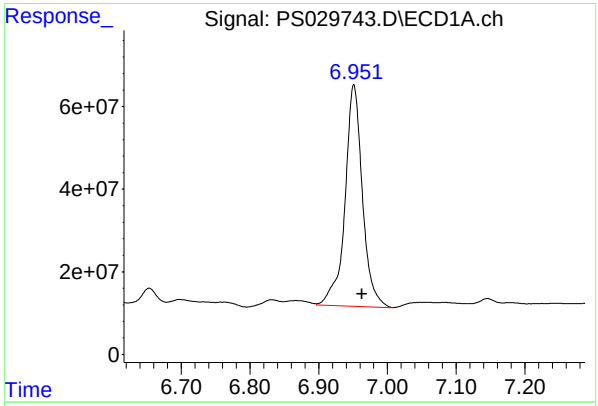

#4 2,4-DCAA

R.T.: 6.951 min
Delta R.T.: -0.012 mi
Response: 944443174
Conc: 463.23 ng/m

Instrument :
ECD_S
ClientSampleId :
OU4-PCS-TC-24-040325

Manual Integrations
APPROVED

Reviewed By :Abdul Mirza 04/09/2025
Supervised By :mohammad ahmed 04/10/2025

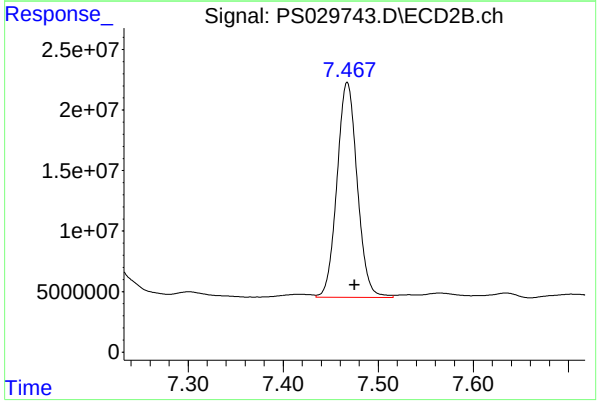

#4 2,4-DCAA

R.T.: 7.467 min
Delta R.T.: -0.007 min
Response: 262780090
Conc: 385.58 ng/ml

Alliance TECHNICAL GROUP
284 Sheffield Street, Mountainside, New Jersey 07092, Phone : 908 789 8900,
Fax : 908 789 8922

Report of Analysis

Client:	Nobis Group	Date Collected:	04/03/25
Project:	Raymark Superfund Site	Date Received:	04/04/25
Client Sample ID:	OU4-PCS-TC-25-040325	SDG No.:	Q1730
Lab Sample ID:	Q1730-15	Matrix:	SOIL
Analytical Method:	SW8151A	% Solid:	92.5 Decanted:
Sample Wt/Vol:	30.03 Units: g	Final Vol:	10000 uL
Soil Aliquot Vol:	uL	Test:	Herbicide Group1
Extraction Type:		Injection Volume :	
GPC Factor :	1.0 PH :		
Prep Method :	8151A		

File ID/Qc Batch:	Dilution:	Prep Date	Date Analyzed	Prep Batch ID
PS029744.D	1	04/08/25 09:35	04/09/25 00:15	PB167511

CAS Number	Parameter	Conc.	Qualifier	MDL	LOD	LOQ / CRQL	Units(Dry Weight)
TARGETS							
1918-00-9	DICAMBA	0.036	U	0.0084	0.036	0.072	mg/Kg
75-99-0	DALAPON	0.054	U	0.019	0.054	0.072	mg/Kg
120-36-5	DICHLORPROP	0.036	U	0.014	0.036	0.072	mg/Kg
94-75-7	2,4-D	0.036	U	0.0098	0.036	0.072	mg/Kg
93-72-1	2,4,5-TP (Silvex)	0.036	U	0.0098	0.036	0.072	mg/Kg
93-76-5	2,4,5-T	0.036	U	0.0094	0.036	0.072	mg/Kg
94-82-6	2,4-DB	0.036	U	0.026	0.036	0.072	mg/Kg
88-85-7	DINOSEB	0.036	U	0.012	0.036	0.072	mg/Kg
SURROGATES							
19719-28-9	2,4-DCAA	406		27 - 122		81%	SPK: 500

Comments:

U = Not Detected
LOQ = Limit of Quantitation
MDL = Method Detection Limit
LOD = Limit of Detection
E = Value Exceeds Calibration Range
P = Indicates >25% difference for detected concentrations between the two GC columns
Q = indicates LCS control criteria did not meet requirements
M = MS/MSD acceptance criteria did not meet requirements
J = Estimated Value
B = Analyte Found in Associated Method Blank
N = Presumptive Evidence of a Compound
* = Values outside of QC limits
D = Dilution
S = Indicates estimated value where valid five-point calibration was not performed prior to analyte detection in sample.
() = Laboratory InHouse Limit

Data Path : Z:\pestpcbsrv\HPCHEM1\ECD_S\Data\PS040825\
Data File : PS029744.D
Signal(s) : Signal #1: ECD1A.ch Signal #2: ECD2B.ch
Acq On : 09 Apr 2025 00:15
Operator : AR\AJ
Sample : Q1730-15
Misc :
ALS Vial : 18 Sample Multiplier: 1

Instrument :
ECD_S
ClientSampleId :
OU4-PCS-TC-25-040325

Manual Integrations APPROVED

Reviewed By :Abdul Mirza 04/09/2025
Supervised By :mohammad ahmed 04/10/2025

Integration File signal 1: autoint1.e
Integration File signal 2: autoint2.e
Quant Time: Apr 09 03:14:46 2025
Quant Method : Z:\pestpcbsrv\HPCHEM1\ECD_S\Method\PS040225.M
Quant Title : 8080.M
QLast Update : Wed Apr 02 23:52:55 2025
Response via : Initial Calibration
Integrator: ChemStation

Volume Inj. : 1 µl
Signal #1 Phase : ZB-MR1 Signal #2 Phase: ZB-MR2
Signal #1 Info : 30M x 0.32mm x0.5 Signal #2 Info : 30M x 0.32mm x 0.25µm

	Compound	RT#1	RT#2	Resp#1	Resp#2	ng/ml	ng/ml
	System Monitoring Compounds						
4) S	2,4-DCAA	6.951	7.467	828.6E6	238.4E6	406.411	349.852m
	Target Compounds						

(f)=RT Delta > 1/2 Window (#)=Amounts differ by > 25% (m)=manual int.

Data Path : Z:\pestpcbsrv\HPCHEM1\ECD_S\Data\PS040825\
Data File : PS029744.D
Signal(s) : Signal #1: ECD1A.ch Signal #2: ECD2B.ch
Acq On : 09 Apr 2025 00:15
Operator : AR\AJ
Sample : Q1730-15
Misc :
ALS Vial : 18 Sample Multiplier: 1

Instrument :
ECD_S
ClientSampleId :
OU4-PCS-TC-25-040325

Manual Integrations APPROVED
Reviewed By :Abdul Mirza 04/09/2025
Supervised By :mohammad ahmed 04/10/2025

Integration File signal 1: autoint1.e
Integration File signal 2: autoint2.e
Quant Time: Apr 09 03:14:46 2025
Quant Method : Z:\pestpcbsrv\HPCHEM1\ECD_S\Method\PS040225.M
Quant Title : 8080.M
QLast Update : Wed Apr 02 23:52:55 2025
Response via : Initial Calibration
Integrator: ChemStation

Volume Inj. : 1 µl
Signal #1 Phase : ZB-MR1 Signal #2 Phase: ZB-MR2
Signal #1 Info : 30M x 0.32mm x0.5 Signal #2 Info : 30M x 0.32mm x 0.25µm

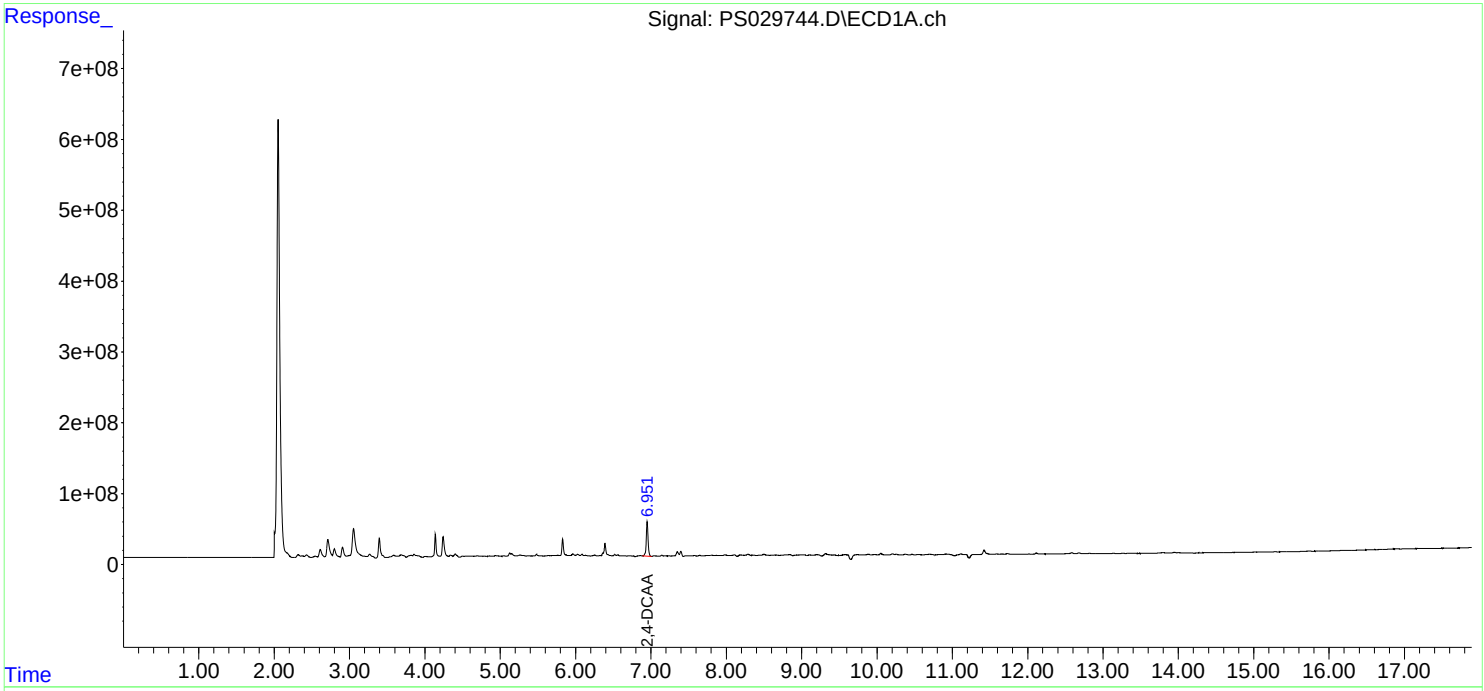

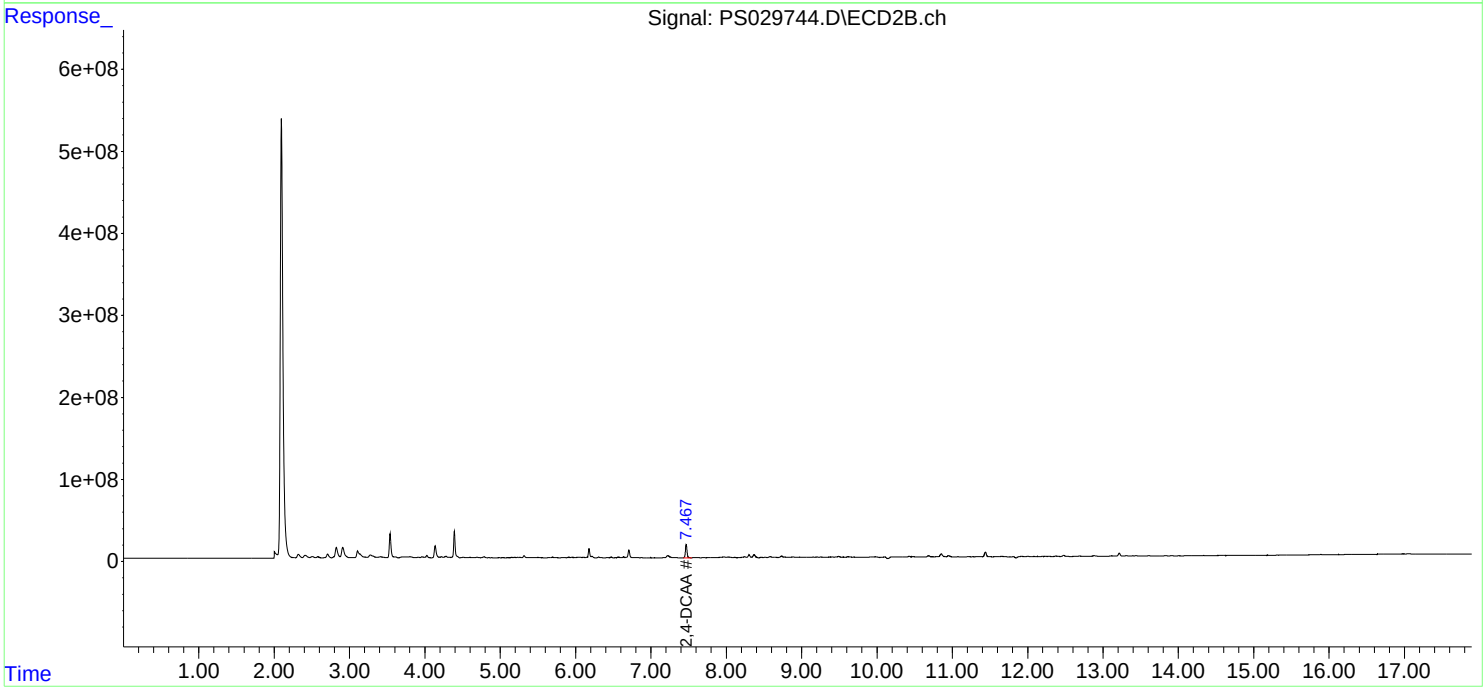

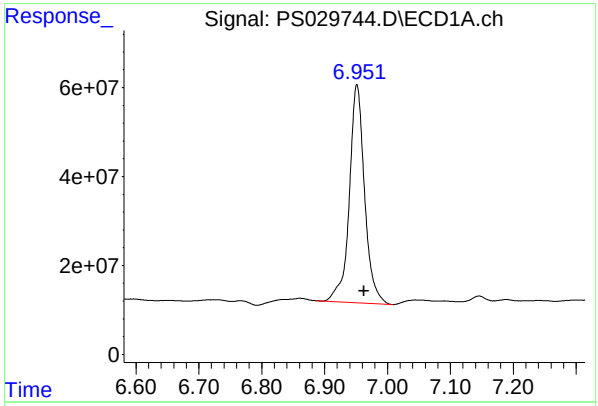

#4 2,4-DCAA

R.T.: 6.951 min
Delta R.T.: -0.011 mi
Response: 828602907
Conc: 406.41 ng/m

Instrument :
ECD_S
ClientSampleId :
OU4-PCS-TC-25-040325

Manual Integrations
APPROVED

Reviewed By :Abdul Mirza 04/09/2025
Supervised By :mohammad ahmed 04/10/2025

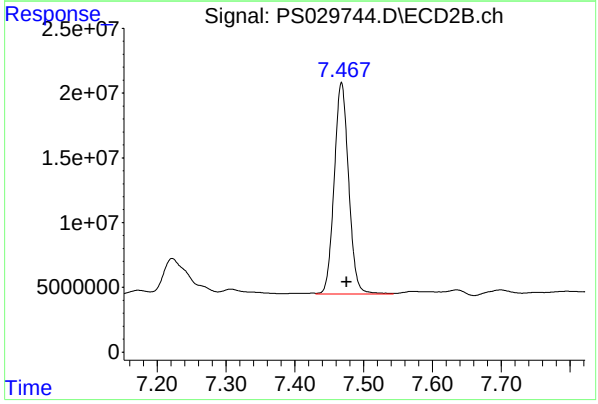

#4 2,4-DCAA

R.T.: 7.467 min
Delta R.T.: -0.007 min
Response: 238428954
Conc: 349.85 ng/ml m

Alliance TECHNICAL GROUP
284 Sheffield Street, Mountainside, New Jersey 07092, Phone : 908 789 8900,
Fax : 908 789 8922

Report of Analysis

Client:	Nobis Group	Date Collected:	04/03/25
Project:	Raymark Superfund Site	Date Received:	04/04/25
Client Sample ID:	OU4-PCS-TC-26-040325	SDG No.:	Q1730
Lab Sample ID:	Q1730-17	Matrix:	SOIL
Analytical Method:	SW8151A	% Solid:	92.1 Decanted:
Sample Wt/Vol:	30.01 Units: g	Final Vol:	10000 uL
Soil Aliquot Vol:	uL	Test:	Herbicide Group1
Extraction Type:		Injection Volume :	
GPC Factor :	1.0 PH :		
Prep Method :	8151A		

File ID/Qc Batch:	Dilution:	Prep Date	Date Analyzed	Prep Batch ID
PS029745.D	1	04/08/25 09:35	04/09/25 00:39	PB167511

CAS Number	Parameter	Conc.	Qualifier	MDL	LOD	LOQ / CRQL	Units(Dry Weight)
TARGETS							
1918-00-9	DICAMBA	0.036	U	0.0084	0.036	0.073	mg/Kg
75-99-0	DALAPON	0.054	U	0.019	0.054	0.073	mg/Kg
120-36-5	DICHLORPROP	0.036	U	0.014	0.036	0.073	mg/Kg
94-75-7	2,4-D	0.036	U	0.0098	0.036	0.073	mg/Kg
93-72-1	2,4,5-TP (Silvex)	0.036	U	0.0098	0.036	0.073	mg/Kg
93-76-5	2,4,5-T	0.036	U	0.0094	0.036	0.073	mg/Kg
94-82-6	2,4-DB	0.036	U	0.026	0.036	0.073	mg/Kg
88-85-7	DINOSEB	0.036	U	0.012	0.036	0.073	mg/Kg
SURROGATES							
19719-28-9	2,4-DCAA	449		27 - 122		90%	SPK: 500

Comments:

U = Not Detected
LOQ = Limit of Quantitation
MDL = Method Detection Limit
LOD = Limit of Detection
E = Value Exceeds Calibration Range
P = Indicates >25% difference for detected concentrations between the two GC columns
Q = indicates LCS control criteria did not meet requirements
M = MS/MSD acceptance criteria did not meet requirements

J = Estimated Value
B = Analyte Found in Associated Method Blank
N = Presumptive Evidence of a Compound
* = Values outside of QC limits
D = Dilution
S = Indicates estimated value where valid five-point calibration was not performed prior to analyte detection in sample.
() = Laboratory InHouse Limit

Data Path : Z:\pestpcbsrv\HPCHEM1\ECD_S\Data\PS040825\
Data File : PS029745.D
Signal(s) : Signal #1: ECD1A.ch Signal #2: ECD2B.ch
Acq On : 09 Apr 2025 00:39
Operator : AR\AJ
Sample : Q1730-17
Misc :
ALS Vial : 19 Sample Multiplier: 1

Instrument :
ECD_S
ClientSampleId :
OU4-PCS-TC-26-040325

Manual Integrations APPROVED
Reviewed By :Abdul Mirza 04/09/2025
Supervised By :mohammad ahmed 04/10/2025

Integration File signal 1: autoint1.e
Integration File signal 2: autoint2.e
Quant Time: Apr 09 03:14:57 2025
Quant Method : Z:\pestpcbsrv\HPCHEM1\ECD_S\Method\PS040225.M
Quant Title : 8080.M
QLast Update : Wed Apr 02 23:52:55 2025
Response via : Initial Calibration
Integrator: ChemStation

Volume Inj. : 1 µl
Signal #1 Phase : ZB-MR1 Signal #2 Phase: ZB-MR2
Signal #1 Info : 30M x 0.32mm x0.5 Signal #2 Info : 30M x 0.32mm x 0.25µm

	Compound	RT#1	RT#2	Resp#1	Resp#2	ng/ml	ng/ml
	System Monitoring Compounds						
4) S	2,4-DCAA	6.951	7.467	915.6E6	260.2E6	449.069	381.808m
	Target Compounds						

(f)=RT Delta > 1/2 Window (#)=Amounts differ by > 25% (m)=manual int.

Data Path : Z:\pestpcbsrv\HPCHEM1\ECD_S\Data\PS040825\
Data File : PS029745.D
Signal(s) : Signal #1: ECD1A.ch Signal #2: ECD2B.ch
Acq On : 09 Apr 2025 00:39
Operator : AR\AJ
Sample : Q1730-17
Misc :
ALS Vial : 19 Sample Multiplier: 1

Instrument :
ECD_S
ClientSampleId :
OU4-PCS-TC-26-040325

Manual Integrations APPROVED
Reviewed By :Abdul Mirza 04/09/2025
Supervised By :mohammad ahmed 04/10/2025

Integration File signal 1: autoint1.e
Integration File signal 2: autoint2.e
Quant Time: Apr 09 03:14:57 2025
Quant Method : Z:\pestpcbsrv\HPCHEM1\ECD_S\Method\PS040225.M
Quant Title : 8080.M
QLast Update : Wed Apr 02 23:52:55 2025
Response via : Initial Calibration
Integrator: ChemStation

Volume Inj. : 1 µl
Signal #1 Phase : ZB-MR1 Signal #2 Phase: ZB-MR2
Signal #1 Info : 30M x 0.32mm x0.5 Signal #2 Info : 30M x 0.32mm x 0.25µm

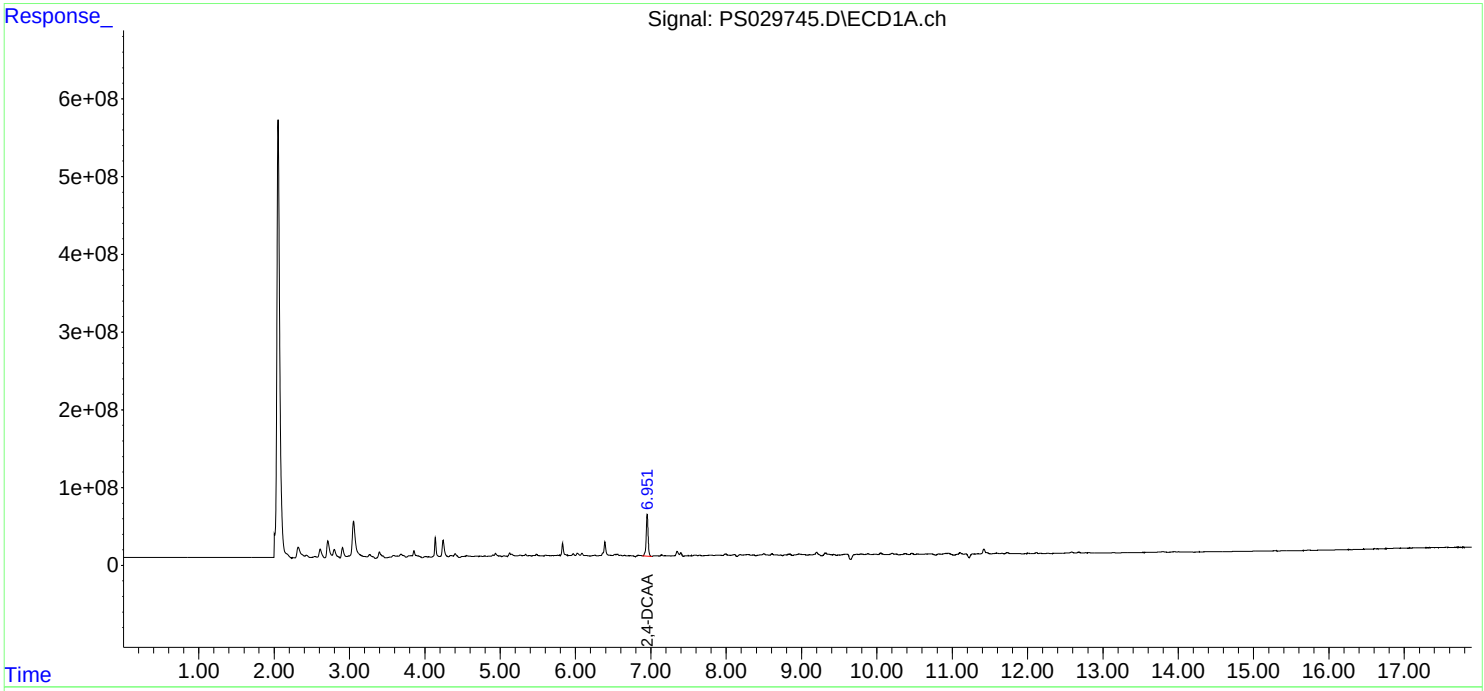

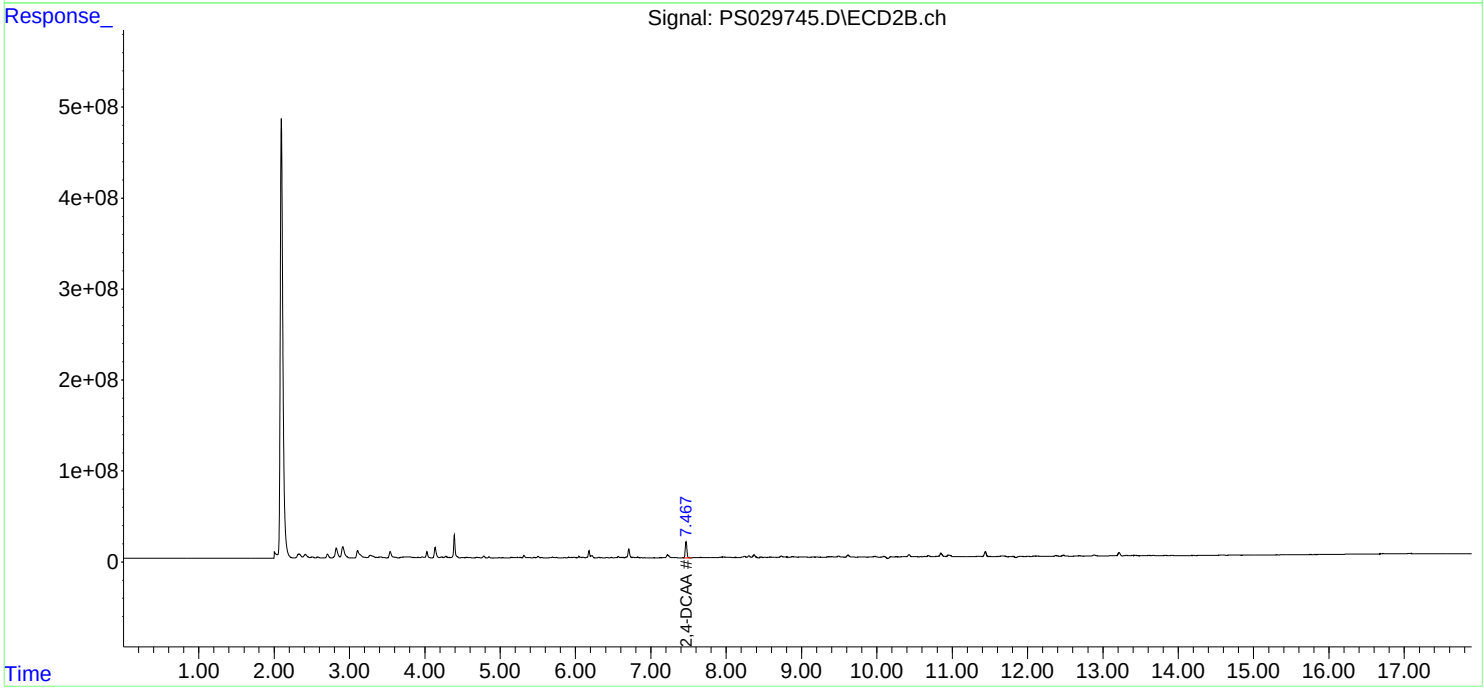

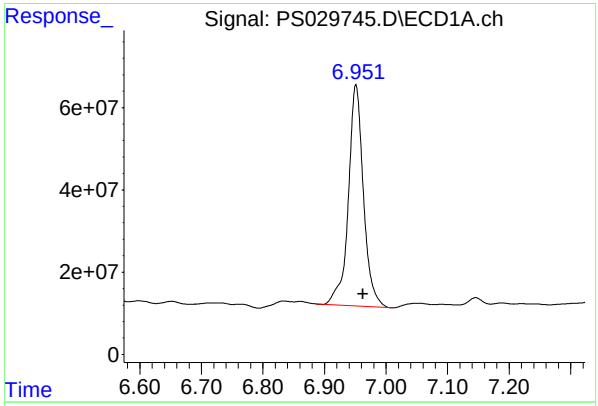

#4 2,4-DCAA

R.T.: 6.951 min
Delta R.T.: -0.011 mi
Response: 915575007
Conc: 449.07 ng/m

Instrument :
ECD_S
ClientSampleId :
OU4-PCS-TC-26-040325

Manual Integrations
APPROVED

Reviewed By :Abdul Mirza 04/09/2025
Supervised By :mohammad ahmed 04/10/2025

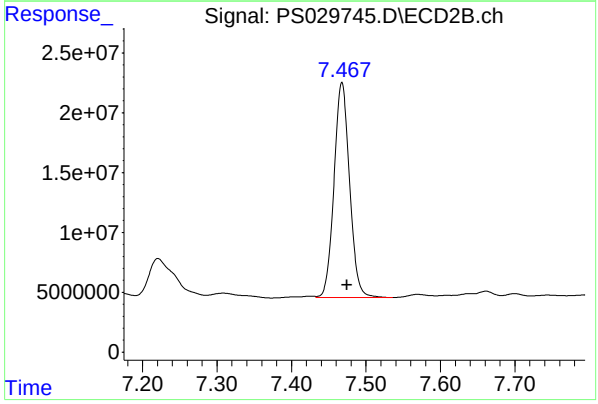

#4 2,4-DCAA

R.T.: 7.467 min
Delta R.T.: -0.008 min
Response: 260207224
Conc: 381.81 ng/ml m

Alliance TECHNICAL GROUP
284 Sheffield Street, Mountainside, New Jersey 07092, Phone : 908 789 8900,
Fax : 908 789 8922

Report of Analysis

Client:	Nobis Group	Date Collected:	04/03/25
Project:	Raymark Superfund Site	Date Received:	04/04/25
Client Sample ID:	OU4-CF-15-040325	SDG No.:	Q1730
Lab Sample ID:	Q1730-19	Matrix:	SOIL
Analytical Method:	SW8151A	% Solid:	93.9 Decanted:
Sample Wt/Vol:	30.04 Units: g	Final Vol:	10000 uL
Soil Aliquot Vol:	uL	Test:	Herbicide Group1
Extraction Type:		Injection Volume :	
GPC Factor :	1.0 PH :		
Prep Method :	8151A		

File ID/Qc Batch:	Dilution:	Prep Date	Date Analyzed	Prep Batch ID
PS029746.D	1	04/08/25 09:35	04/09/25 01:03	PB167511

CAS Number	Parameter	Conc.	Qualifier	MDL	LOD	LOQ / CRQL	Units(Dry Weight)
TARGETS							
1918-00-9	DICAMBA	0.035	U	0.0082	0.035	0.071	mg/Kg
75-99-0	DALAPON	0.053	U	0.019	0.053	0.071	mg/Kg
120-36-5	DICHLORPROP	0.035	U	0.014	0.035	0.071	mg/Kg
94-75-7	2,4-D	0.035	U	0.0096	0.035	0.071	mg/Kg
93-72-1	2,4,5-TP (Silvex)	0.035	U	0.0096	0.035	0.071	mg/Kg
93-76-5	2,4,5-T	0.035	U	0.0093	0.035	0.071	mg/Kg
94-82-6	2,4-DB	0.035	U	0.026	0.035	0.071	mg/Kg
88-85-7	DINOSEB	0.035	U	0.012	0.035	0.071	mg/Kg
SURROGATES							
19719-28-9	2,4-DCAA	413		27 - 122		83%	SPK: 500

Comments:

U = Not Detected
LOQ = Limit of Quantitation
MDL = Method Detection Limit
LOD = Limit of Detection
E = Value Exceeds Calibration Range
P = Indicates >25% difference for detected concentrations between the two GC columns
Q = indicates LCS control criteria did not meet requirements
M = MS/MSD acceptance criteria did not meet requirements

J = Estimated Value
B = Analyte Found in Associated Method Blank
N = Presumptive Evidence of a Compound
* = Values outside of QC limits
D = Dilution
S = Indicates estimated value where valid five-point calibration was not performed prior to analyte detection in sample.
() = Laboratory InHouse Limit

Data Path : Z:\pestpcbsrv\HPCHEM1\ECD_S\Data\PS040825\
Data File : PS029746.D
Signal(s) : Signal #1: ECD1A.ch Signal #2: ECD2B.ch
Acq On : 09 Apr 2025 01:03
Operator : AR\AJ
Sample : Q1730-19
Misc :
ALS Vial : 20 Sample Multiplier: 1

Instrument :
ECD_S
ClientSampleId :
OU4-CF-15-040325

Manual Integrations APPROVED
Reviewed By :Abdul Mirza 04/09/2025
Supervised By :mohammad ahmed 04/10/2025

Integration File signal 1: autoint1.e
Integration File signal 2: autoint2.e
Quant Time: Apr 09 03:15:09 2025
Quant Method : Z:\pestpcbsrv\HPCHEM1\ECD_S\Method\PS040225.M
Quant Title : 8080.M
QLast Update : Wed Apr 02 23:52:55 2025
Response via : Initial Calibration
Integrator: ChemStation

Volume Inj. : 1 µl
Signal #1 Phase : ZB-MR1 Signal #2 Phase: ZB-MR2
Signal #1 Info : 30M x 0.32mm x0.5 Signal #2 Info : 30M x 0.32mm x 0.25µm

	Compound	RT#1	RT#2	Resp#1	Resp#2	ng/ml	ng/ml
	System Monitoring Compounds						
4) S	2,4-DCAA	6.950	7.467	842.8E6	213.5E6	413.379m	313.270
	Target Compounds						

(f)=RT Delta > 1/2 Window (#)=Amounts differ by > 25% (m)=manual int.

Data Path : Z:\pestpcbsrv\HPCHEM1\ECD_S\Data\PS040825\
Data File : PS029746.D
Signal(s) : Signal #1: ECD1A.ch Signal #2: ECD2B.ch
Acq On : 09 Apr 2025 01:03
Operator : AR\AJ
Sample : Q1730-19
Misc :
ALS Vial : 20 Sample Multiplier: 1

Instrument :
ECD_S
ClientSampleId :
OU4-CF-15-040325

Manual Integrations APPROVED
Reviewed By :Abdul Mirza 04/09/2025
Supervised By :mohammad ahmed 04/10/2025

Integration File signal 1: autoint1.e
Integration File signal 2: autoint2.e
Quant Time: Apr 09 03:15:09 2025
Quant Method : Z:\pestpcbsrv\HPCHEM1\ECD_S\Method\PS040225.M
Quant Title : 8080.M
QLast Update : Wed Apr 02 23:52:55 2025
Response via : Initial Calibration
Integrator: ChemStation

Volume Inj. : 1 µl
Signal #1 Phase : ZB-MR1 Signal #2 Phase: ZB-MR2
Signal #1 Info : 30M x 0.32mm x0.5 Signal #2 Info : 30M x 0.32mm x 0.25µm

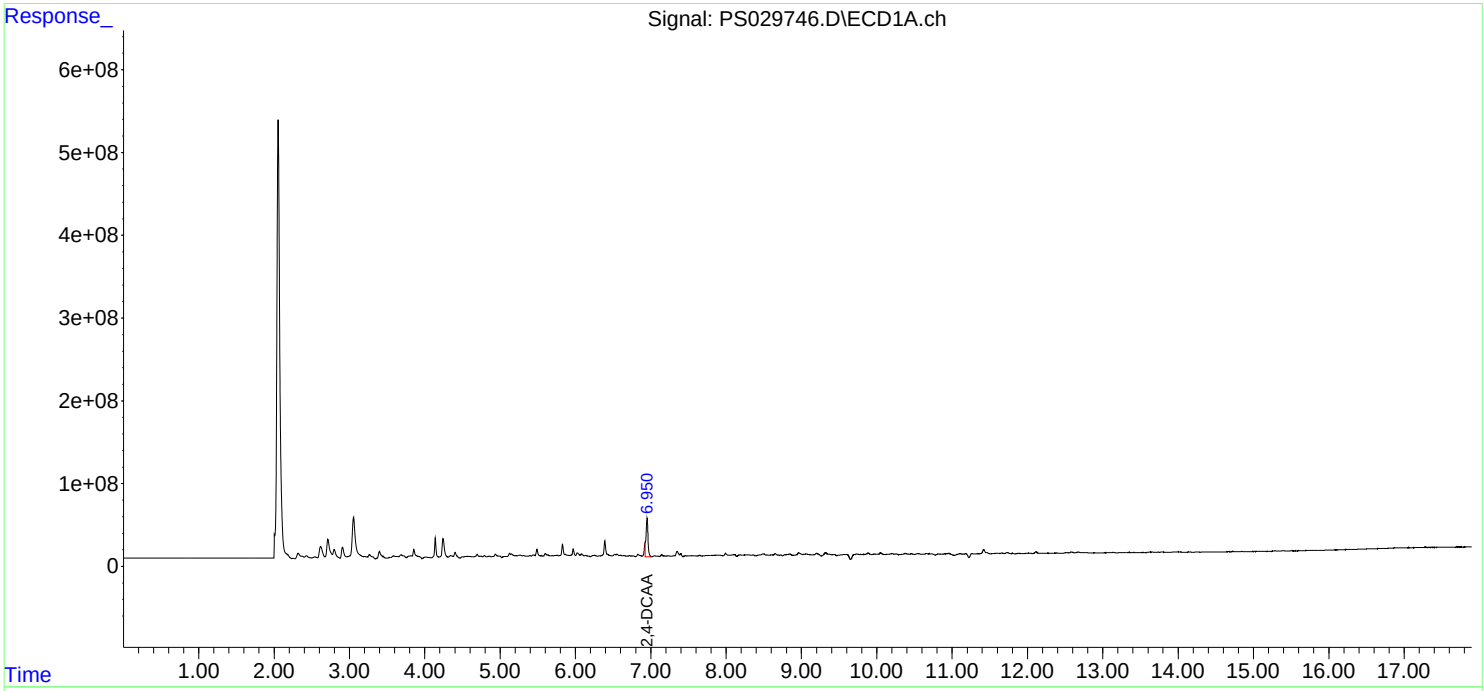

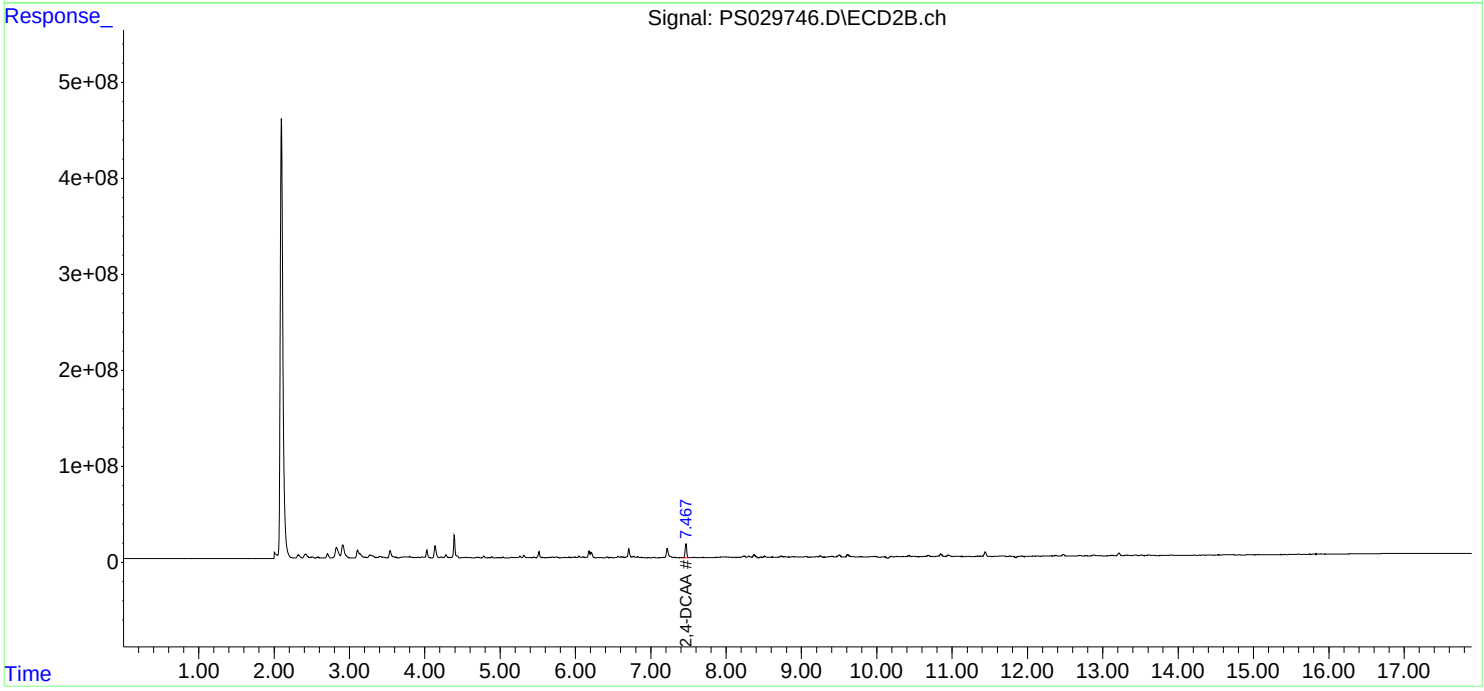

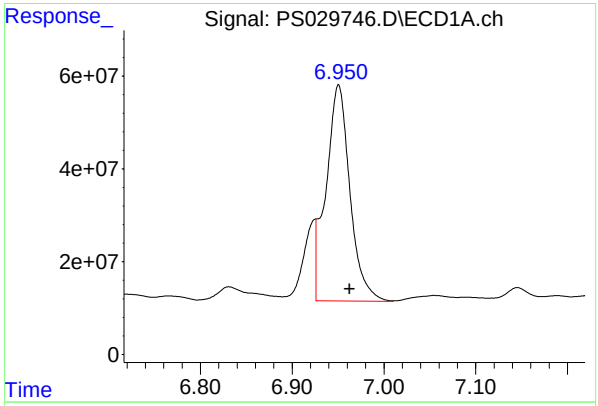

#4 2,4-DCAA

R.T.: 6.950 min
Delta R.T.: -0.012 min
Response: 842809045
Conc: 413.38 ng/ml

Instrument :
ECD_S
ClientSampleId :
OU4-CF-15-040325

Manual Integrations
APPROVED

Reviewed By :Abdul Mirza 04/09/2025
Supervised By :mohammad ahmed 04/10/2025

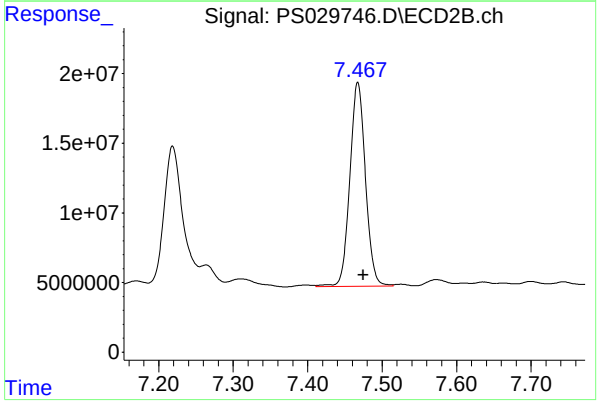

#4 2,4-DCAA

R.T.: 7.467 min
Delta R.T.: -0.007 min
Response: 213497803
Conc: 313.27 ng/ml

CALIBRATION SUMMARY

Alliance TECHNICAL GROUP
284 Sheffield Street, Mountainside, New Jersey 07092, Phone : 908 789 8900,
Fax : 908 789 8922

RETENTION TIMES OF INITIAL CALIBRATION

Contract: NOBI03

Lab Code: CHEM **Case No.:** Q1730 **SAS No.:** Q1730 **SDG NO.:** Q1730

Instrument ID: ECD_S **Calibration Date(s):** 04/02/2025 04/02/2025

Calibration Times: 17:32 20:44

GC Column: RTX-CLP ID: 0.32 (mm)

LAB FILE ID: RT 200 = PS029657.D RT 500 = PS029658.D

RT 750 = PS029659.D RT 1000 = PS029660.D RT 1500 = PS029661.D

COMPOUND	RT 200	RT 500	RT 750	RT 1000	RT 1500	MEAN RT	RT WINDOW FROM	RT WINDOW TO
2,4,5-T	9.17	9.17	9.17	9.17	9.17	9.17	9.07	9.27
2,4,5-TP(Silvex)	8.89	8.89	8.89	8.89	8.89	8.89	8.79	8.99
2,4-D	8.04	8.04	8.04	8.04	8.04	8.04	7.94	8.14
2,4-DB	9.73	9.73	9.73	9.73	9.73	9.73	9.63	9.83
2,4-DCAA	6.96	6.96	6.96	6.96	6.96	6.96	6.86	7.06
Dalapon	2.46	2.46	2.46	2.46	2.46	2.46	2.36	2.56
DICAMBA	7.14	7.14	7.14	7.14	7.14	7.14	7.04	7.24
DICHLORPROP	7.82	7.82	7.82	7.82	7.82	7.82	7.72	7.92
Dinoseb	10.90	10.90	10.90	10.90	10.89	10.90	10.80	11.00

Alliance TECHNICAL GROUP
284 Sheffield Street, Mountainside, New Jersey 07092, Phone : 908 789 8900,
Fax : 908 789 8922

RETENTION TIMES OF INITIAL CALIBRATION

Contract: NOBI03

Lab Code: CHEM **Case No.:** Q1730 **SAS No.:** Q1730 **SDG NO.:** Q1730

Instrument ID: ECD_S **Calibration Date(s):** 04/02/2025 04/02/2025

Calibration Times: 17:32 20:44

GC Column: RTX-CLP2 ID: 0.32 (mm)

LAB FILE ID: RT 200 = PS029657.D RT 500 = PS029658.D

RT 750 = PS029659.D RT 1000 = PS029660.D RT 1500 = PS029661.D

COMPOUND	RT 200	RT 500	RT 750	RT 1000	RT 1500	MEAN RT	RT WINDOW FROM	RT WINDOW TO
2,4,5-T	9.96	9.96	9.96	9.96	9.96	9.96	9.86	10.06
2,4,5-TP(Silvex)	9.55	9.55	9.55	9.55	9.55	9.55	9.45	9.65
2,4-D	8.67	8.67	8.67	8.67	8.67	8.67	8.57	8.77
2,4-DB	10.52	10.52	10.51	10.52	10.51	10.51	10.41	10.61
2,4-DCAA	7.48	7.48	7.48	7.48	7.48	7.48	7.38	7.58
Dalapon	2.53	2.53	2.53	2.53	2.53	2.53	2.43	2.63
DICAMBA	7.66	7.66	7.66	7.66	7.66	7.66	7.56	7.76
DICHLORPROP	8.36	8.36	8.36	8.36	8.36	8.36	8.26	8.46
Dinoseb	10.89	10.89	10.89	10.89	10.89	10.89	10.79	10.99

Alliance TECHNICAL GROUP
284 Sheffield Street, Mountainside, New Jersey 07092, Phone : 908 789 8900,
Fax : 908 789 8922

CALIBRATION FACTOR OF INITIAL CALIBRATION

Contract: NOBI03

Lab Code: CHEM **Case No.:** Q1730 **SAS No.:** Q1730 **SDG NO.:** Q1730

Instrument ID: ECD_S **Calibration Date(s):** 04/02/2025 04/02/2025

Calibration Times: 17:32 20:44

GC Column: RTX-CLP **ID:** 0.32 **(mm)**

LAB FILE ID: **CF 200 =** PS029657.D **CF 500 =** PS029658.D

CF 750 = PS029659.D **CF 1000 =** PS029660.D **CF 1500 =** PS029661.D

COMPOUND	CF 200	CF 500	CF 750	CF 1000	CF 1500	CF	% RSD
2,4,5-T	12392100000	11556100000	11317000000	11259900000	10997000000	11504400000	5
2,4,5-TP(Silvex)	12727900000	11569300000	11320400000	11249800000	11209500000	11615400000	5
2,4-D	2821030000	2334770000	2267580000	2246770000	2377810000	2409590000	10
2,4-DB	1770320000	1877810000	1877800000	1875590000	1682200000	1816740000	5
2,4-DCAA	2302820000	2069000000	1979340000	1949030000	1893970000	2038830000	8
Dalapon	4021620000	3443670000	3265030000	3221870000	3009790000	3392400000	11
DICAMBA	8858060000	8486840000	8279770000	8264120000	7720910000	8321940000	5
DICHLORPROP	2631030000	2144690000	2068210000	2026460000	2126800000	2199440000	11
Dinoseb	9157510000	8349910000	8295260000	8191760000	8215770000	8442040000	5

284 Sheffield Street, Mountainside, New Jersey 07092, Phone : 908 789 8900,
Fax : 908 789 8922

CALIBRATION FACTOR OF INITIAL CALIBRATION

Contract: NOBI03

Lab Code: CHEM **Case No.:** Q1730 **SAS No.:** Q1730 **SDG NO.:** Q1730

Instrument ID: ECD_S **Calibration Date(s):** 04/02/2025 04/02/2025

Calibration Times: 17:32 20:44

GC Column: RTX-CLP2 **ID:** 0.32 **(mm)**

LAB FILE ID: **CF 200 =** PS029657.D **CF 500 =** PS029658.D

CF 750 = PS029659.D **CF 1000 =** PS029660.D **CF 1500 =** PS029661.D

COMPOUND	CF 200	CF 500	CF 750	CF 1000	CF 1500	CF	% RSD
2,4,5-T	7045180000	6633840000	6608740000	6643500000	6582930000	6702840000	3
2,4,5-TP(Silvex)	7615620000	7063890000	7056380000	7090810000	7238100000	7212960000	3
2,4-D	1263680000	1033640000	1003030000	1003730000	1088250000	1078460000	10
2,4-DB	803302000	731751000	714994000	726360000	733471000	741975000	5
2,4-DCAA	756673000	677593000	660102000	658637000	654559000	681513000	6
Dalapon	1848100000	1616580000	1533790000	1516160000	1423350000	1587600000	10
DICAMBA	3706360000	3600950000	3652250000	3722240000	3785060000	3693370000	2
DICHLORPROP	1136690000	925142000	905064000	900036000	963828000	966152000	10
Dinoseb	5552480000	5015020000	4952150000	4983340000	5061010000	5112800000	5

Quantitation Report (QT Reviewed)

Data Path : Z:\pestpcbsrv\HPCHEM1\ECD_S\Data\PS040225\
Data File : PS029657.D
Signal(s) : Signal #1: ECD1A.ch Signal #2: ECD2B.ch
Acq On : 02 Apr 2025 17:32
Operator : AR\AJ
Sample : HSTDICC200
Misc :
ALS Vial : 4 Sample Multiplier: 1

Instrument :
ECD_S
ClientSampleId :
HSTDICC200

Integration File signal 1: autoint1.e
Integration File signal 2: autoint2.e
Quant Time: Apr 02 21:46:33 2025
Quant Method : Z:\pestpcbsrv\HPCHEM1\ECD_S\Method\PS040225.M
Quant Title : 8080.M
QLast Update : Wed Apr 02 21:45:08 2025
Response via : Initial Calibration
Integrator: ChemStation

Volume Inj. : 1 µl
Signal #1 Phase : ZB-MR1 Signal #2 Phase: ZB-MR2
Signal #1 Info : 30M x 0.32mm x0.5 Signal #2 Info : 30M x 0.32mm x 0.25µm

		Compound	RT#1	RT#2	Resp#1	Resp#2	ng/ml	ng/ml
		System Monitoring Compounds						
4)	S	2,4-DCAA	6.963	7.476	460.6E6	151.3E6	232.686	229.260
		Target Compounds						
1)	T	Dalapon	2.463	2.533	731.9E6	336.4E6	224.174	219.295
2)	T	3,5-DICHL...	6.166	6.471	622.3E6	198.4E6	211.603	211.486
3)	T	4-Nitroph...	6.755	7.011	281.9E6	145.1E6	207.004	212.338
5)	T	DICAMBA	7.140	7.663	1665.3E6	696.8E6	201.131	190.785
6)	T	MCPP	7.317	7.766	85252462	28218860	15.480	16.114
7)	T	MCPA	7.459	7.997	120.6E6	41718309	16.342	18.360
8)	T	DICHLORPROP	7.822	8.357	494.6E6	213.7E6	239.160	236.114
9)	T	2,4-D	8.044	8.673	530.4E6	237.6E6	233.885	236.854
10)	T	Pentachlo...	8.321	9.174	6661.6E6	3600.2E6	229.136	203.169
11)	T	2,4,5-TP ...	8.888	9.553	2418.3E6	1447.0E6	213.623	205.058
12)	T	2,4,5-T	9.171	9.959	2354.5E6	1338.6E6	208.050	202.548
13)	T	2,4-DB	9.732	10.516	336.4E6	152.6E6	179.124	213.467
14)	T	DINOSEB	10.896	10.888	1721.6E6	1043.9E6	207.542	210.790
15)	T	Picloram	10.714	11.932	3148.9E6	2164.7E6	207.380	195.248
16)	T	DCPA	11.196	11.912	2871.5E6	1841.8E6	208.516	183.261

(f)=RT Delta > 1/2 Window (#)=Amounts differ by > 25% (m)=manual int.

Data Path : Z:\pestpcbsrv\HPCHEM1\ECD_S\Data\PS040225\
Data File : PS029657.D
Signal(s) : Signal #1: ECD1A.ch Signal #2: ECD2B.ch
Acq On : 02 Apr 2025 17:32
Operator : AR\AJ
Sample : HSTDICC200
Misc :
ALS Vial : 4 Sample Multiplier: 1

Instrument :
ECD_S
ClientSampleId :
HSTDICC200

Integration File signal 1: autoint1.e
Integration File signal 2: autoint2.e
Quant Time: Apr 02 21:46:33 2025
Quant Method : Z:\pestpcbsrv\HPCHEM1\ECD_S\Method\PS040225.M
Quant Title : 8080.M
QLast Update : Wed Apr 02 21:45:08 2025
Response via : Initial Calibration
Integrator: ChemStation

Volume Inj. : 1 µl
Signal #1 Phase : ZB-MR1 Signal #2 Phase: ZB-MR2
Signal #1 Info : 30M x 0.32mm x0.5 Signal #2 Info : 30M x 0.32mm x 0.25µm

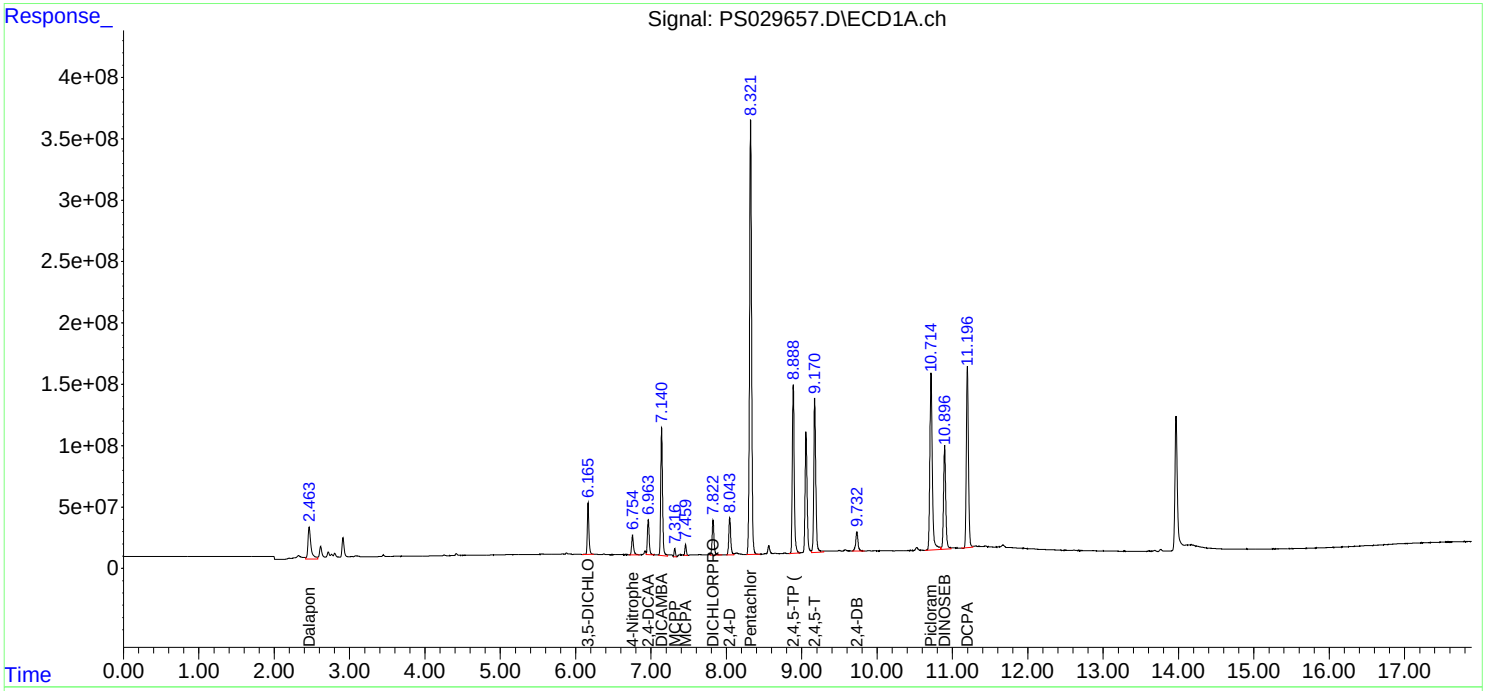

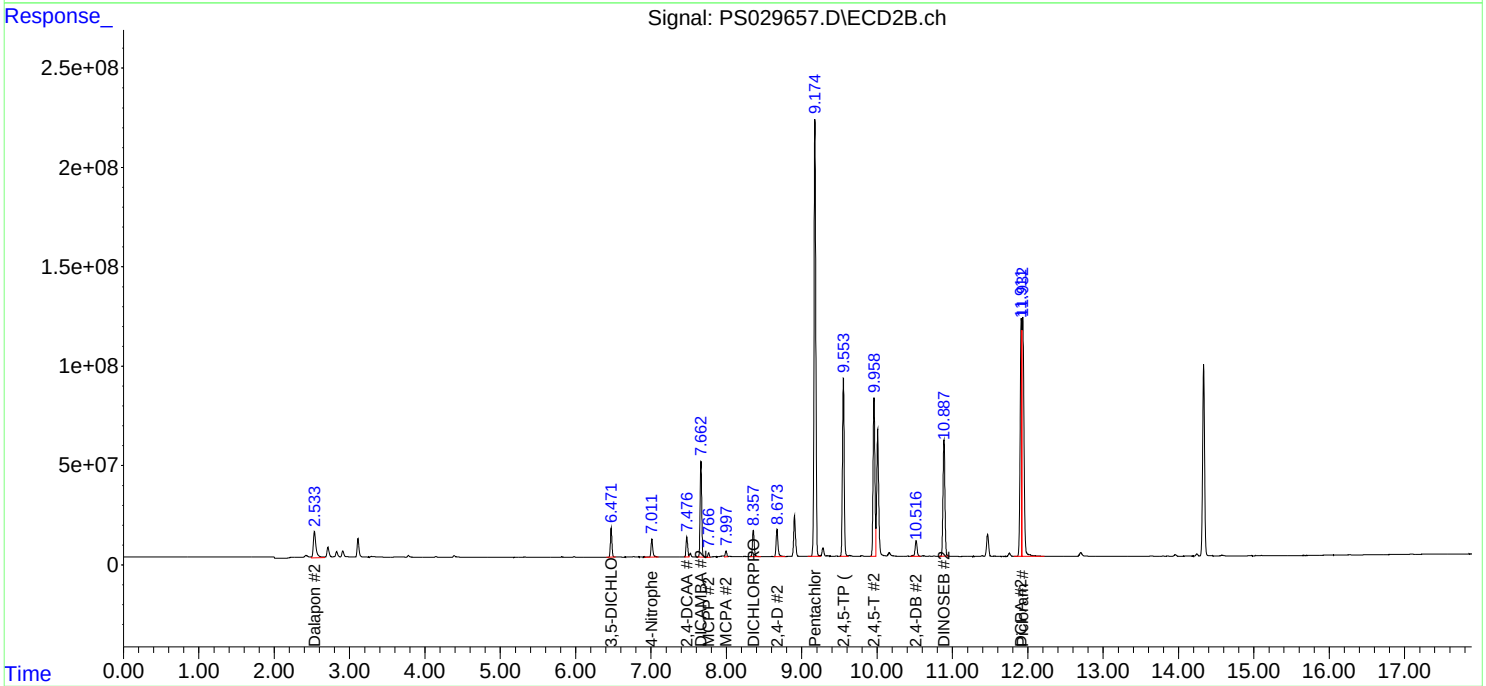

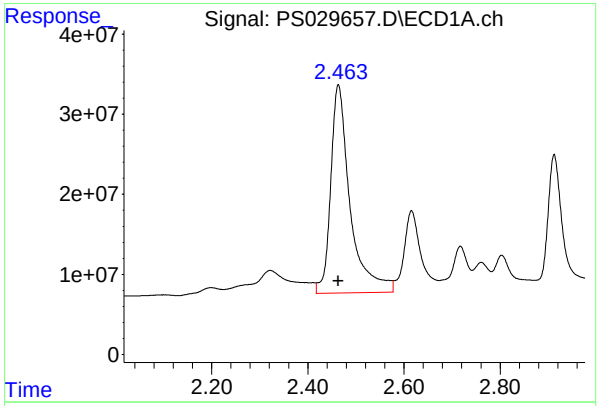

#1 Dalapon

R.T.: 2.463 min
Delta R.T.: 0.000 min
Response: 731934729
Conc: 224.17 ng/ml

Instrument :
ECD_S
ClientSampleId :
HSTDICC200

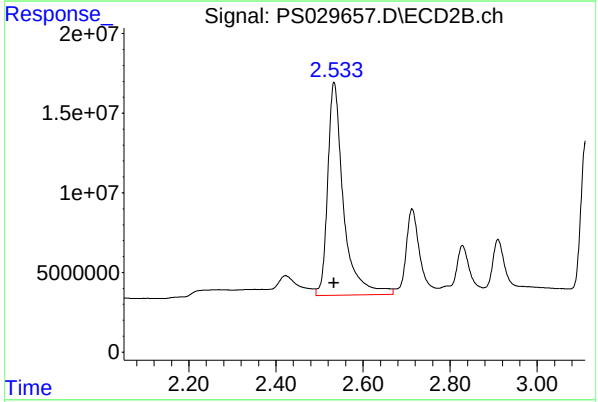

#1 Dalapon

R.T.: 2.533 min
Delta R.T.: 0.000 min
Response: 336353813
Conc: 219.30 ng/ml

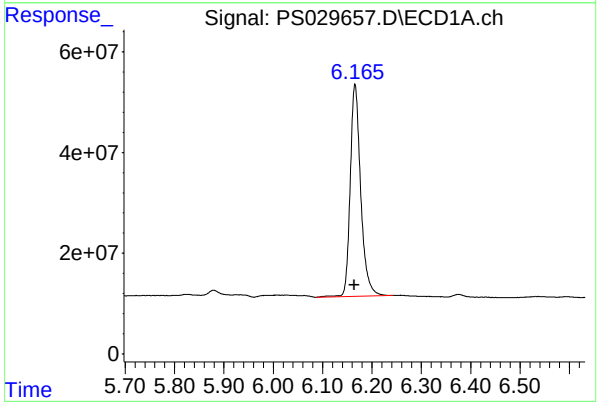

#2 3,5-DICHLOROBENZOIC ACID

R.T.: 6.166 min
Delta R.T.: 0.000 min
Response: 622297322
Conc: 211.60 ng/ml

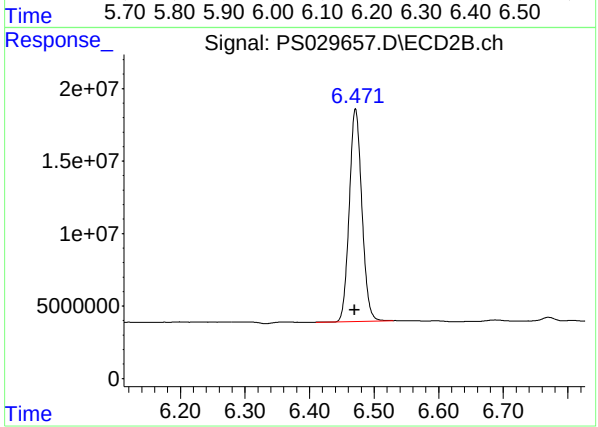

#2 3,5-DICHLOROBENZOIC ACID

R.T.: 6.471 min
Delta R.T.: 0.000 min
Response: 198400474
Conc: 211.49 ng/ml

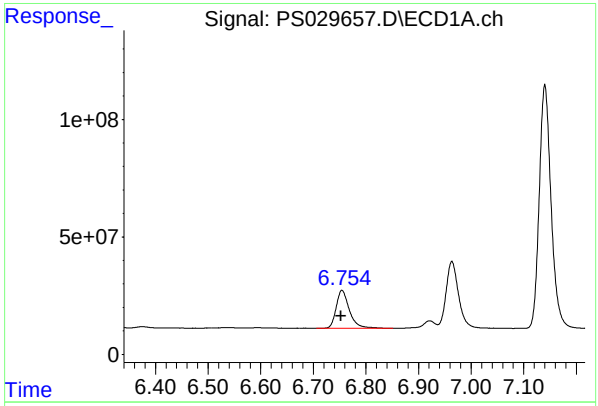

#3 4-Nitrophenol

R.T.: 6.755 min
Delta R.T.: 0.001 min
Response: 281903407
Conc: 207.00 ng/ml

Instrument :
ECD_S
ClientSampleId :
HSTDICC200

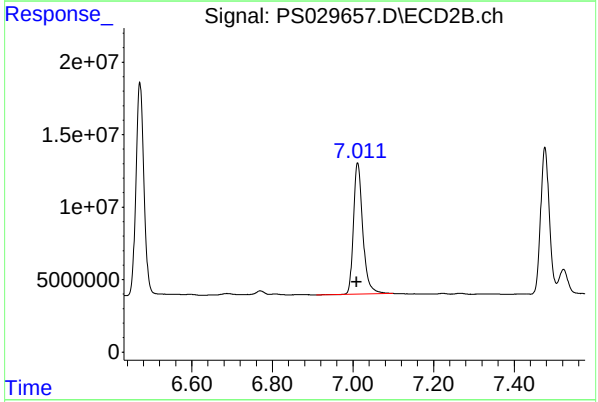

#3 4-Nitrophenol

R.T.: 7.011 min
Delta R.T.: 0.002 min
Response: 145131227
Conc: 212.34 ng/ml

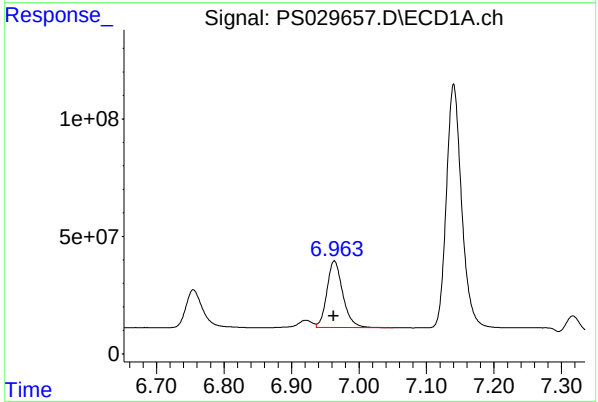

#4 2,4-DCAA

R.T.: 6.963 min
Delta R.T.: 0.000 min
Response: 460564681
Conc: 232.69 ng/ml

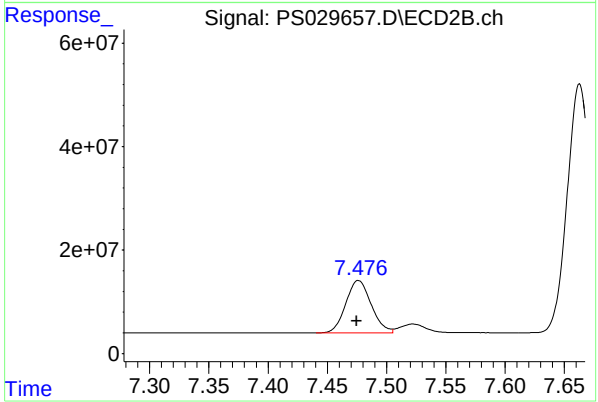

#4 2,4-DCAA

R.T.: 7.476 min
Delta R.T.: 0.001 min
Response: 151334671
Conc: 229.26 ng/ml

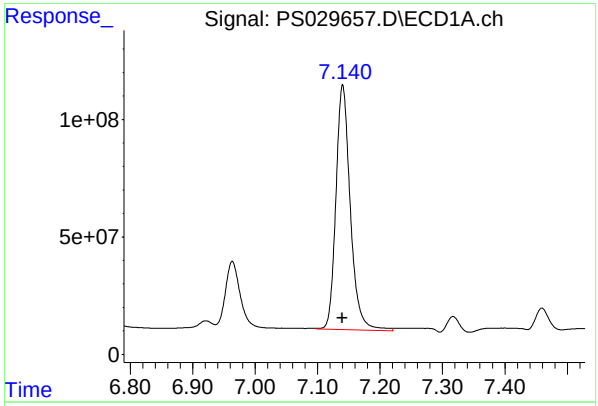

#5 DICAMBA

R.T.: 7.140 min
Delta R.T.: 0.000 min
Response: 1665316112
Conc: 201.13 ng/ml

Instrument :
ECD_S
ClientSampleId :
HSTDICC200

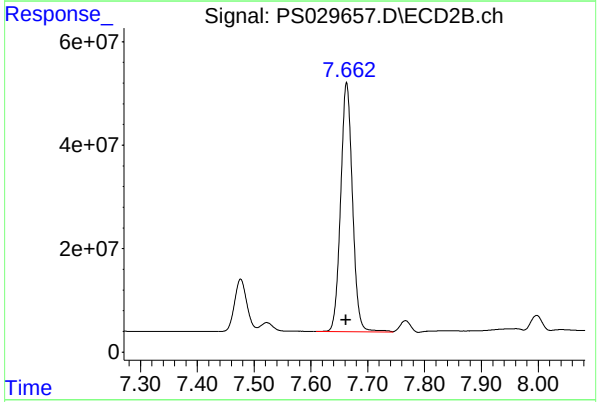

#5 DICAMBA

R.T.: 7.663 min
Delta R.T.: 0.001 min
Response: 696795395
Conc: 190.79 ng/ml

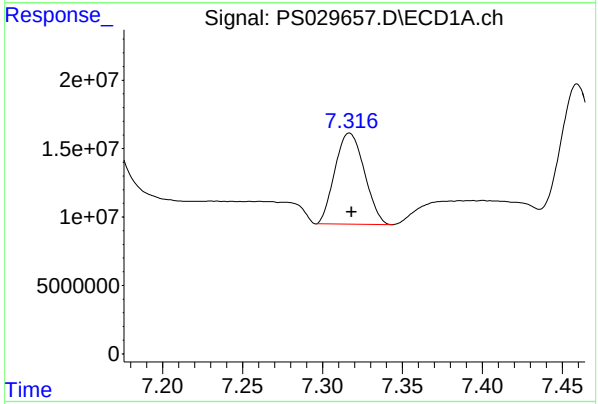

#6 MCPP

R.T.: 7.317 min
Delta R.T.: -0.001 min
Response: 85252462
Conc: 15.48 ug/ml

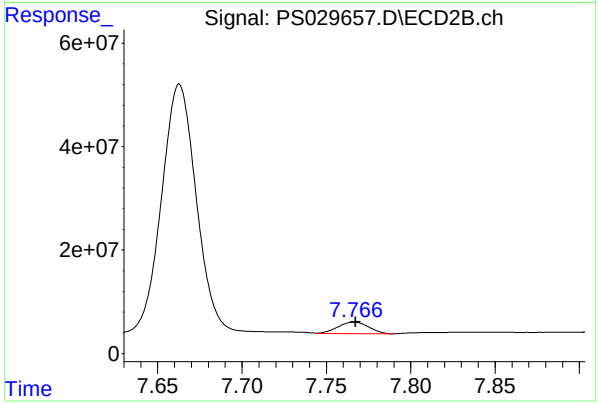

#6 MCPP

R.T.: 7.766 min
Delta R.T.: -0.001 min
Response: 28218860
Conc: 16.11 ug/ml

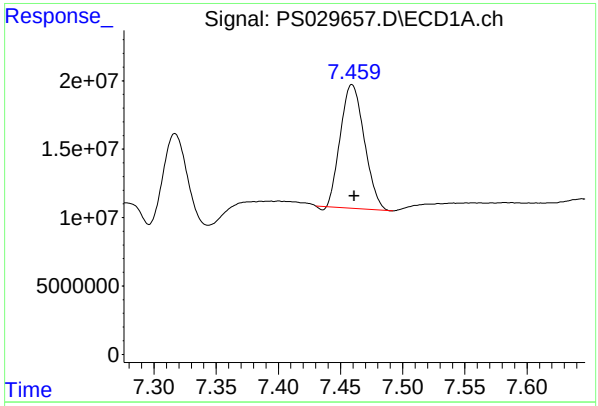

#7 MCPA

R.T.: 7.459 min
Delta R.T.: -0.002 min
Response: 120575211
Conc: 16.34 ug/ml

Instrument :
ECD_S
ClientSampleId :
HSTDICC200

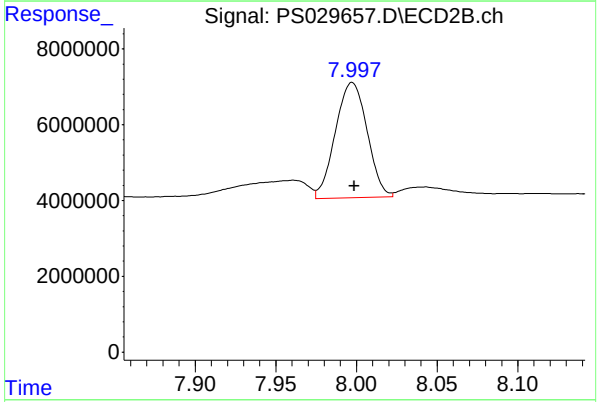

#7 MCPA

R.T.: 7.997 min
Delta R.T.: -0.001 min
Response: 41718309
Conc: 18.36 ug/ml

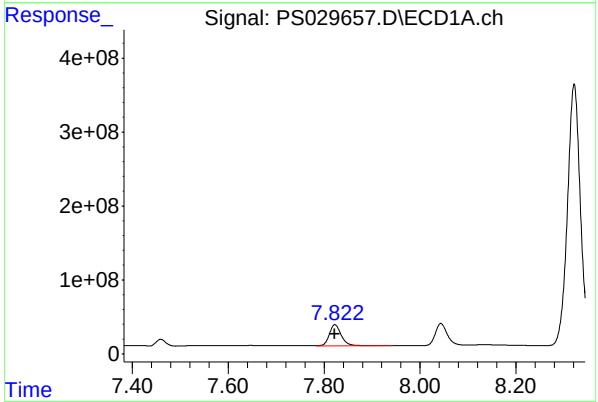

#8 DICHLORPROP

R.T.: 7.822 min
Delta R.T.: 0.000 min
Response: 494633615
Conc: 239.16 ng/ml

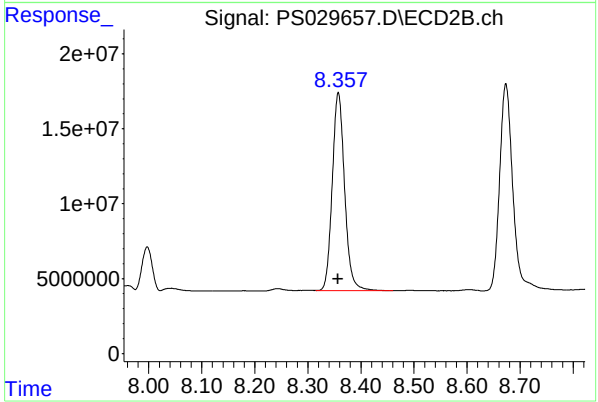

#8 DICHLORPROP

R.T.: 8.357 min
Delta R.T.: 0.001 min
Response: 213698070
Conc: 236.11 ng/ml

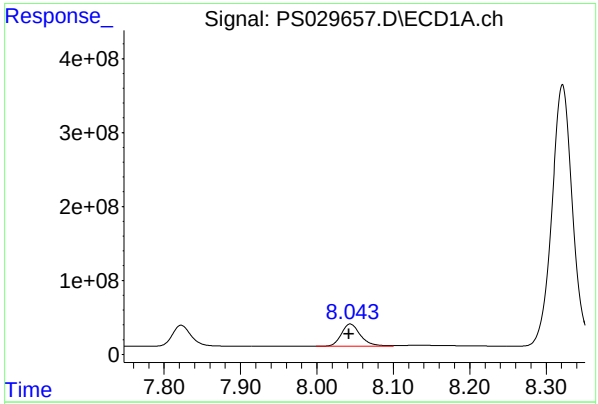

#9 2,4-D

R.T.: 8.044 min
Delta R.T.: 0.001 min
Response: 530353272
Conc: 233.89 ng/ml

Instrument :
ECD_S
ClientSampleId :
HSTDICC200

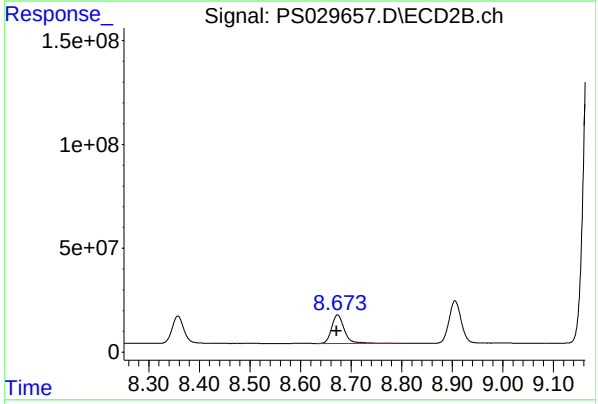

#9 2,4-D

R.T.: 8.673 min
Delta R.T.: 0.002 min
Response: 237571156
Conc: 236.85 ng/ml

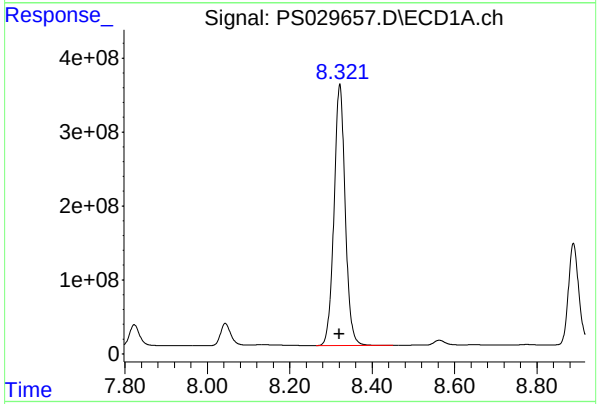

#10 Pentachlorophenol

R.T.: 8.321 min
Delta R.T.: 0.000 min
Response: 6661591819
Conc: 229.14 ng/ml

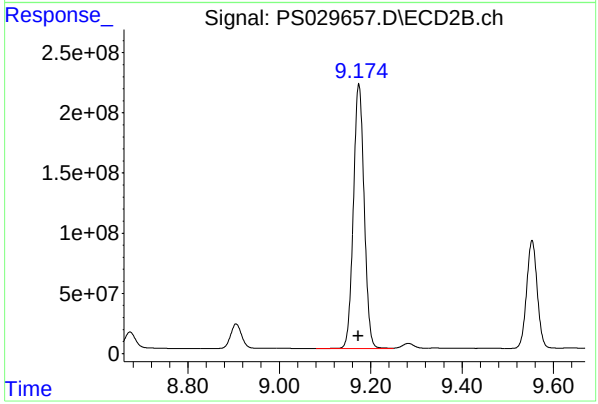

#10 Pentachlorophenol

R.T.: 9.174 min
Delta R.T.: 0.000 min
Response: 3600173749
Conc: 203.17 ng/ml

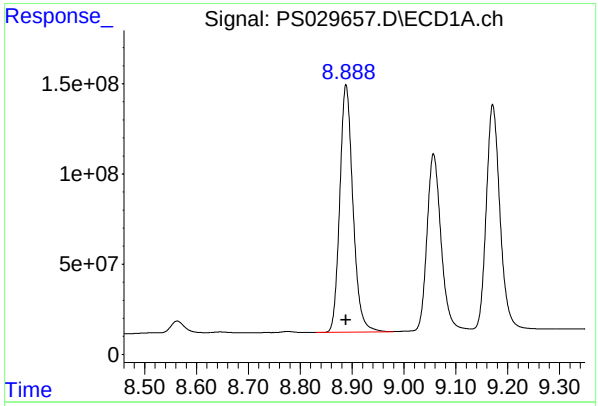

#11 2,4,5-TP (SILVEX)

R.T.: 8.888 min
Delta R.T.: 0.000 min
Response: 2418295395
Conc: 213.62 ng/ml

Instrument :
ECD_S
ClientSampleId :
HSTDICC200

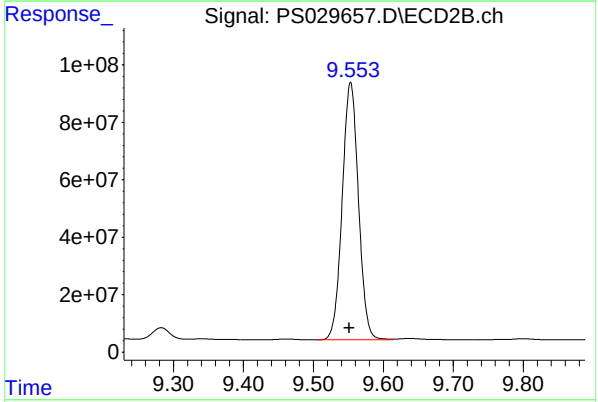

#11 2,4,5-TP (SILVEX)

R.T.: 9.553 min
Delta R.T.: 0.002 min
Response: 1446967771
Conc: 205.06 ng/ml

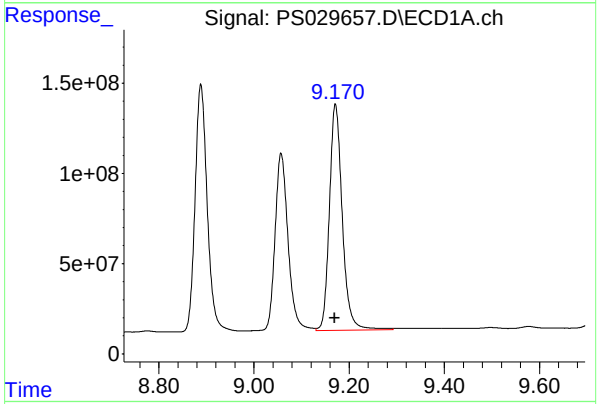

#12 2,4,5-T

R.T.: 9.171 min
Delta R.T.: 0.001 min
Response: 2354497182
Conc: 208.05 ng/ml

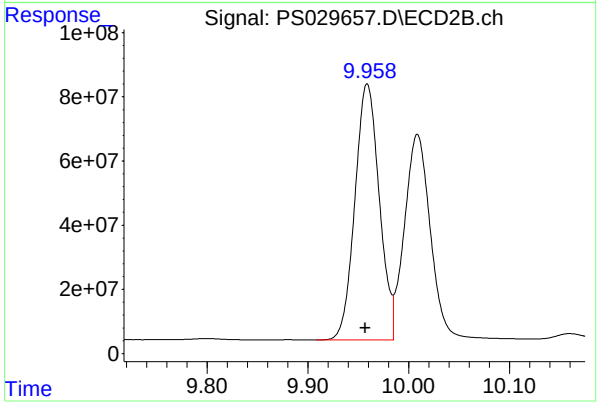

#12 2,4,5-T

R.T.: 9.959 min
Delta R.T.: 0.002 min
Response: 1338585053
Conc: 202.55 ng/ml

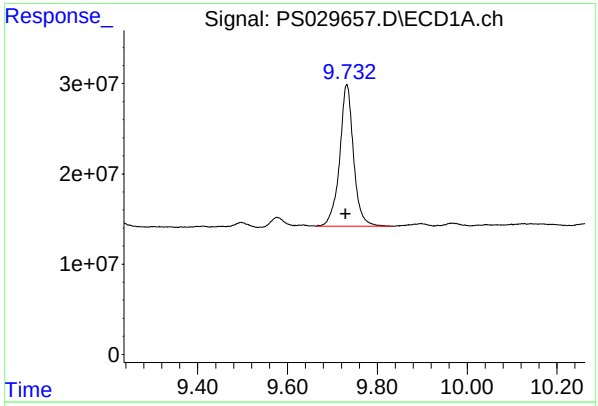

#13 2,4-DB

R.T.: 9.732 min
Delta R.T.: 0.003 min
Response: 336360413
Conc: 179.12 ng/ml

Instrument :
ECD_S
ClientSampleId :
HSTDICC200

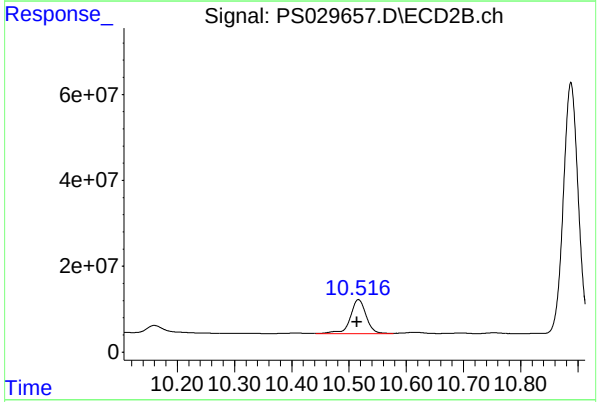

#13 2,4-DB

R.T.: 10.516 min
Delta R.T.: 0.002 min
Response: 152627392
Conc: 213.47 ng/ml

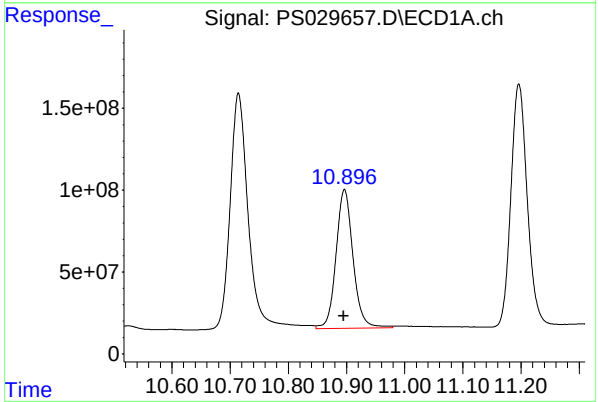

#14 DINOSEB

R.T.: 10.896 min
Delta R.T.: 0.001 min
Response: 1721611147
Conc: 207.54 ng/ml

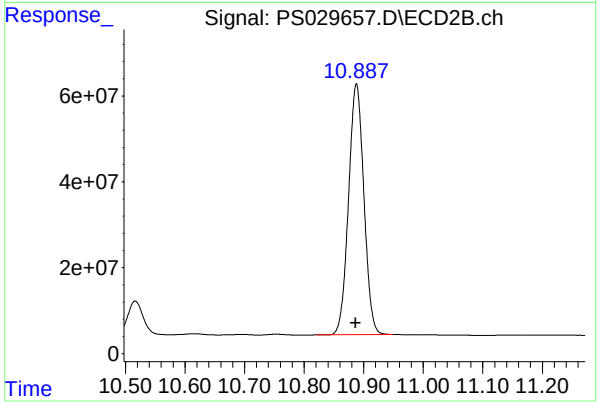

#14 DINOSEB

R.T.: 10.888 min
Delta R.T.: 0.001 min
Response: 1043866951
Conc: 210.79 ng/ml

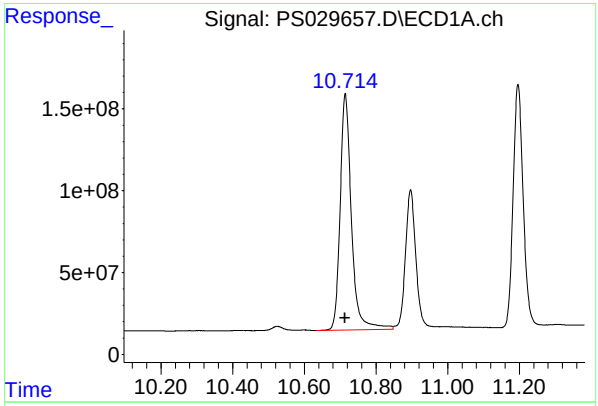

#15 Picloram

R.T.: 10.714 min
Delta R.T.: 0.001 min
Response: 3148932398
Conc: 207.38 ng/ml

Instrument :
ECD_S
ClientSampleId :
HSTDICC200

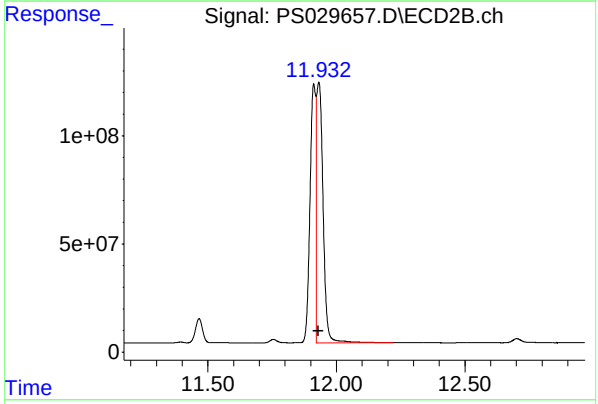

#15 Picloram

R.T.: 11.932 min
Delta R.T.: 0.002 min
Response: 2164676310
Conc: 195.25 ng/ml

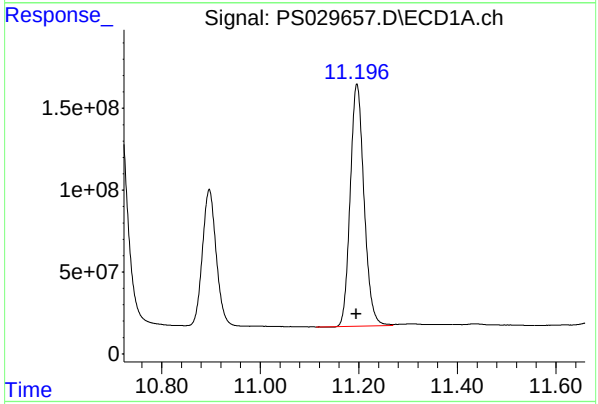

#16 DCPA

R.T.: 11.196 min
Delta R.T.: 0.000 min
Response: 2871466571
Conc: 208.52 ng/ml

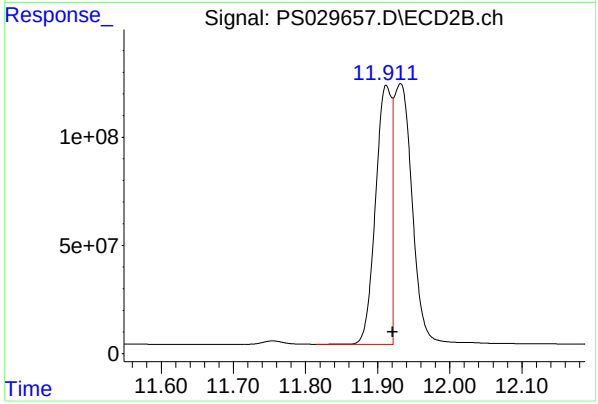

#16 DCPA

R.T.: 11.912 min
Delta R.T.: -0.009 min
Response: 1841799208
Conc: 183.26 ng/ml

Quantitation Report (QT Reviewed)

Data Path : Z:\pestpcbsrv\HPCHEM1\ECD_S\Data\PS040225\
Data File : PS029658.D
Signal(s) : Signal #1: ECD1A.ch Signal #2: ECD2B.ch
Acq On : 02 Apr 2025 17:56
Operator : AR\AJ
Sample : HSTDICC500
Misc :
ALS Vial : 5 Sample Multiplier: 1

Instrument :
ECD_S
ClientSampleId :
HSTDICC500

Integration File signal 1: autoint1.e
Integration File signal 2: autoint2.e
Quant Time: Apr 02 21:46:49 2025
Quant Method : Z:\pestpcbsrv\HPCHEM1\ECD_S\Method\PS040225.M
Quant Title : 8080.M
QLast Update : Wed Apr 02 21:45:08 2025
Response via : Initial Calibration
Integrator: ChemStation

Volume Inj. : 1 µl
Signal #1 Phase : ZB-MR1 Signal #2 Phase: ZB-MR2
Signal #1 Info : 30M x 0.32mm x0.5 Signal #2 Info : 30M x 0.32mm x 0.25µm

	Compound	RT#1	RT#2	Resp#1	Resp#2	ng/ml	ng/ml
	System Monitoring Compounds						
4) S	2,4-DCAA	6.963	7.476	1034.5E6	338.8E6	522.648	513.249
	Target Compounds						
1) T	Dalapon	2.463	2.533	1566.9E6	735.5E6	479.894	479.559
2) T	3,5-DICHL...	6.165	6.470	1411.1E6	445.8E6	479.828	475.161
3) T	4-Nitroph...	6.754	7.010	631.6E6	320.3E6	463.792	468.614
5) T	DICAMBA	7.140	7.662	3988.8E6	1692.4E6	481.754	463.398
6) T	MCPP	7.317	7.766	251.0E6	80048671	45.582	45.711
7) T	MCPA	7.460	7.997	336.8E6	103.6E6	45.643	45.594
8) T	DICHLORPROP	7.822	8.357	1008.0E6	434.8E6	487.379	480.426
9) T	2,4-D	8.043	8.672	1097.3E6	485.8E6	483.927	484.347
10) T	Pentachlo...	8.321	9.173	14175.8E6	8509.4E6	487.598	480.213
11) T	2,4,5-TP ...	8.887	9.552	5495.4E6	3355.3E6	485.444	475.506
12) T	2,4,5-T	9.170	9.957	5489.2E6	3151.1E6	485.039	476.804
13) T	2,4-DB	9.730	10.515	892.0E6	347.6E6	475.002	486.133
14) T	DINOSEB	10.895	10.886	3924.5E6	2357.1E6	473.097	475.967
15) T	Picloram	10.714	11.930	7202.2E6	5259.7E6	474.314	474.410
16) T	DCPA	11.196	11.913	6699.5E6	4331.2E6	486.495	430.957

(f)=RT Delta > 1/2 Window (#)=Amounts differ by > 25% (m)=manual int.

Data Path : Z:\pestpcbsrv\HPCHEM1\ECD_S\Data\PS040225\
Data File : PS029658.D
Signal(s) : Signal #1: ECD1A.ch Signal #2: ECD2B.ch
Acq On : 02 Apr 2025 17:56
Operator : AR\AJ
Sample : HSTDICC500
Misc :
ALS Vial : 5 Sample Multiplier: 1

Instrument :
ECD_S
ClientSampleId :
HSTDICC500

Integration File signal 1: autoint1.e
Integration File signal 2: autoint2.e
Quant Time: Apr 02 21:46:49 2025
Quant Method : Z:\pestpcbsrv\HPCHEM1\ECD_S\Method\PS040225.M
Quant Title : 8080.M
QLast Update : Wed Apr 02 21:45:08 2025
Response via : Initial Calibration
Integrator: ChemStation

Volume Inj. : 1 µl
Signal #1 Phase : ZB-MR1 Signal #2 Phase: ZB-MR2
Signal #1 Info : 30M x 0.32mm x0.5 Signal #2 Info : 30M x 0.32mm x 0.25µm

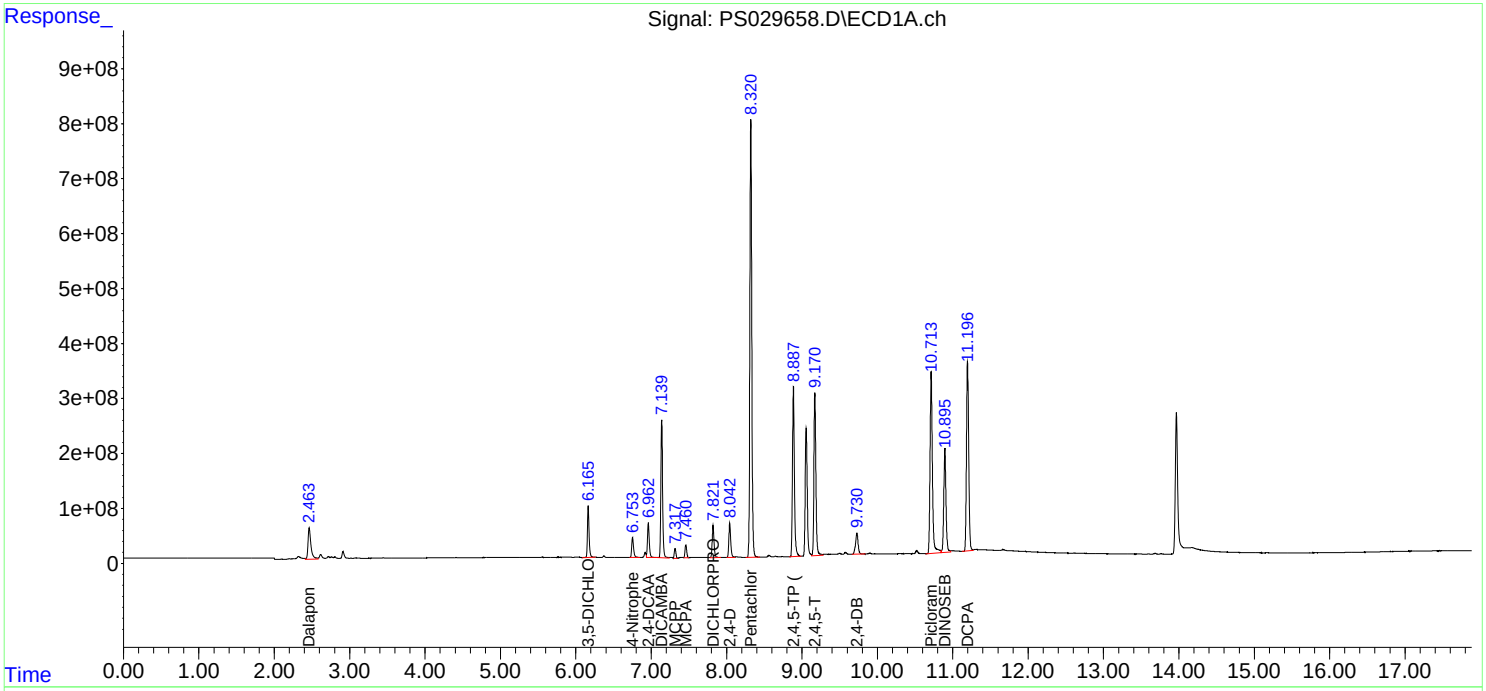

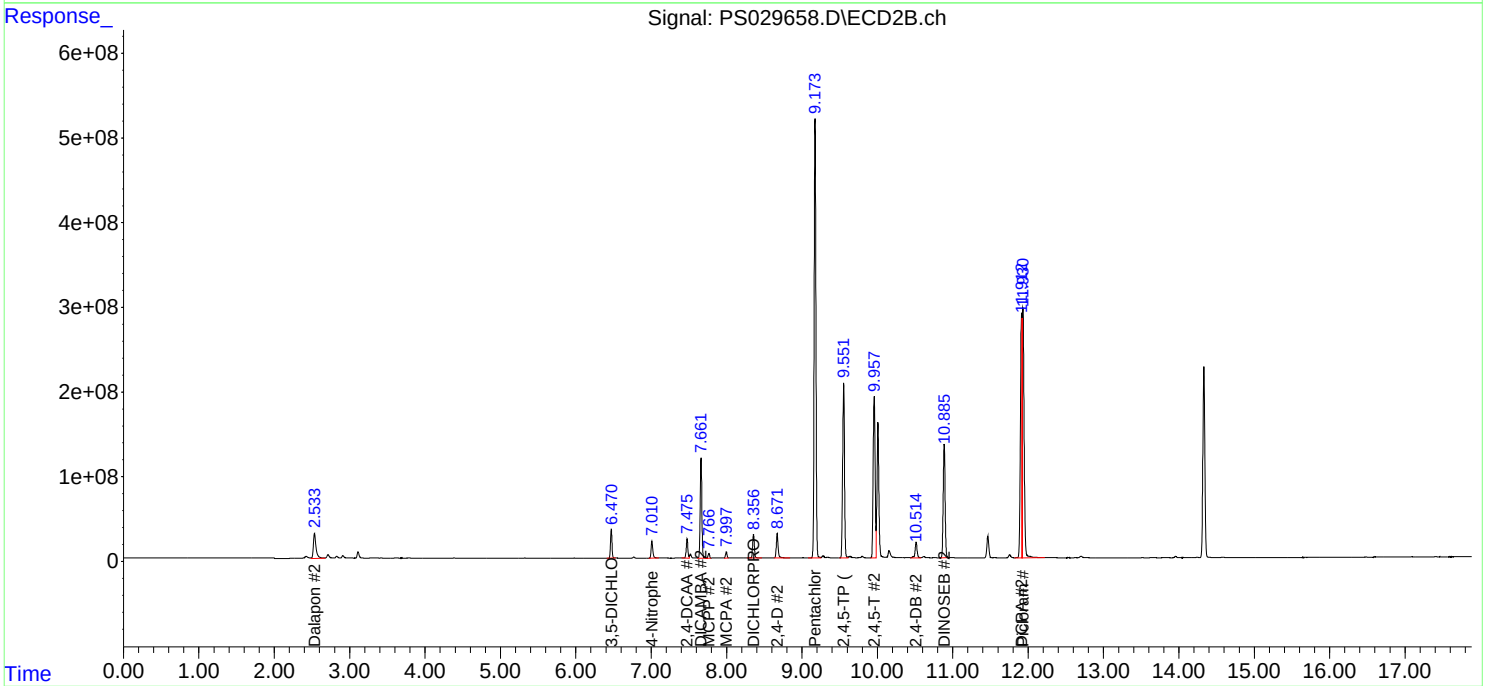

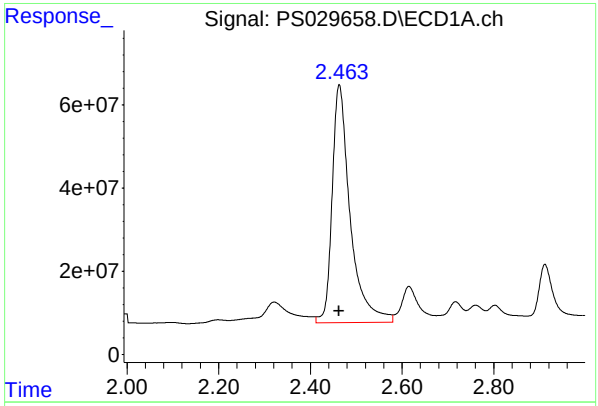

#1 Dalapon

R.T.: 2.463 min
Delta R.T.: 0.000 min
Response: 1566868266
Conc: 479.89 ng/ml

Instrument :
ECD_S
ClientSampleId :
HSTDICC500

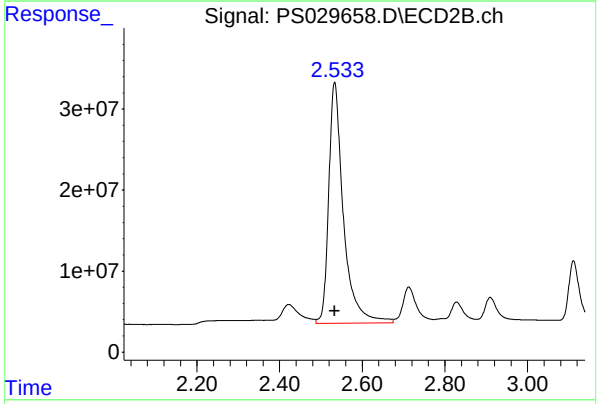

#1 Dalapon

R.T.: 2.533 min
Delta R.T.: 0.000 min
Response: 735543650
Conc: 479.56 ng/ml

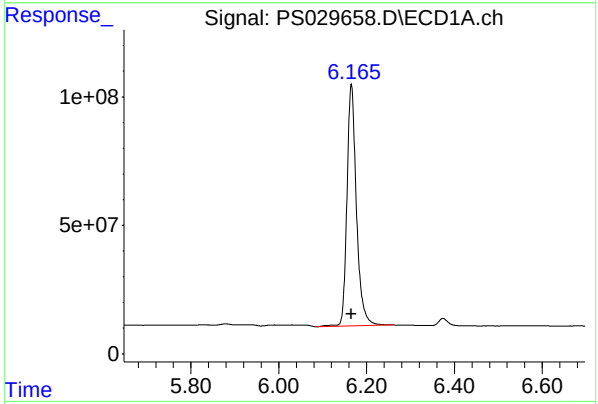

#2 3,5-DICHLOROBENZOIC ACID

R.T.: 6.165 min
Delta R.T.: 0.000 min
Response: 1411113725
Conc: 479.83 ng/ml

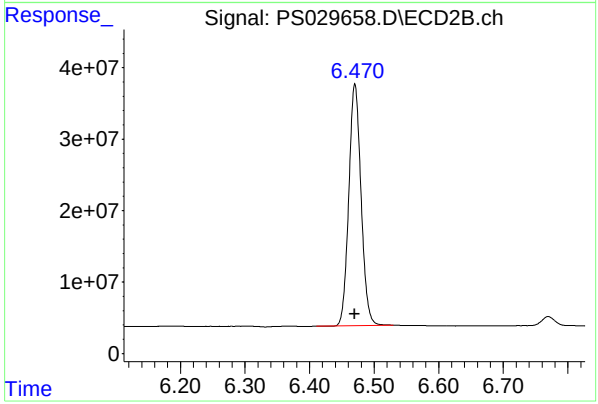

#2 3,5-DICHLOROBENZOIC ACID

R.T.: 6.470 min
Delta R.T.: 0.000 min
Response: 445759457
Conc: 475.16 ng/ml

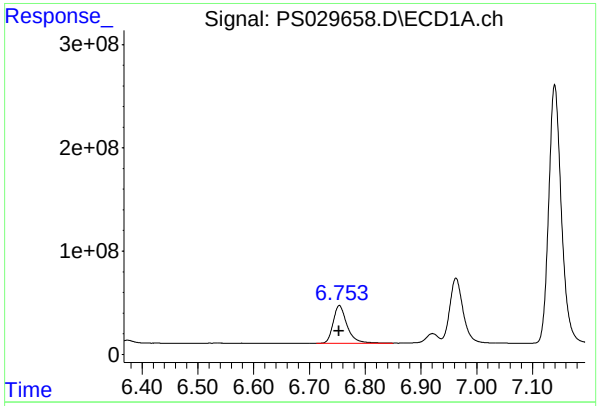

#3 4-Nitrophenol

R.T.: 6.754 min
Delta R.T.: 0.000 min
Response: 631605452
Conc: 463.79 ng/ml

Instrument :
ECD_S
ClientSampleId :
HSTDICC500

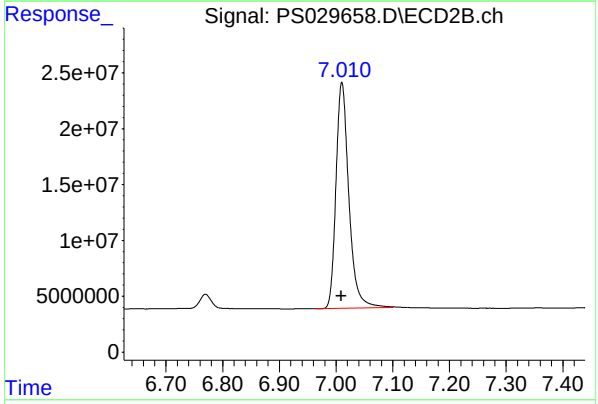

#3 4-Nitrophenol

R.T.: 7.010 min
Delta R.T.: 0.000 min
Response: 320294652
Conc: 468.61 ng/ml

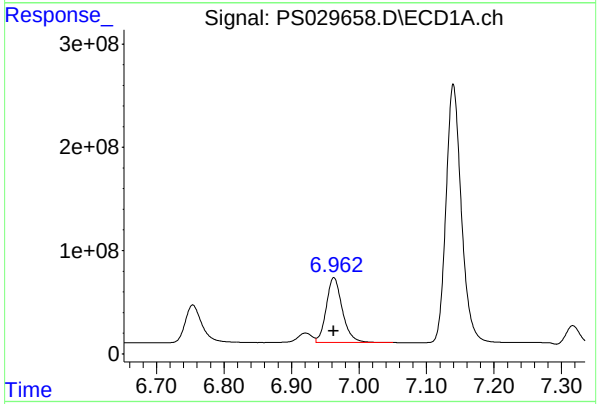

#4 2,4-DCAA

R.T.: 6.963 min
Delta R.T.: 0.000 min
Response: 1034497882
Conc: 522.65 ng/ml

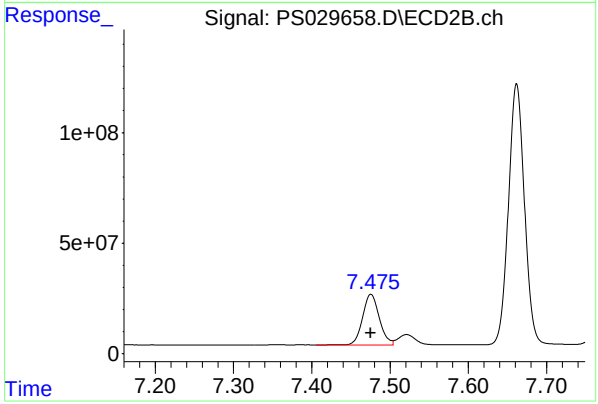

#4 2,4-DCAA

R.T.: 7.476 min
Delta R.T.: 0.000 min
Response: 338796484
Conc: 513.25 ng/ml

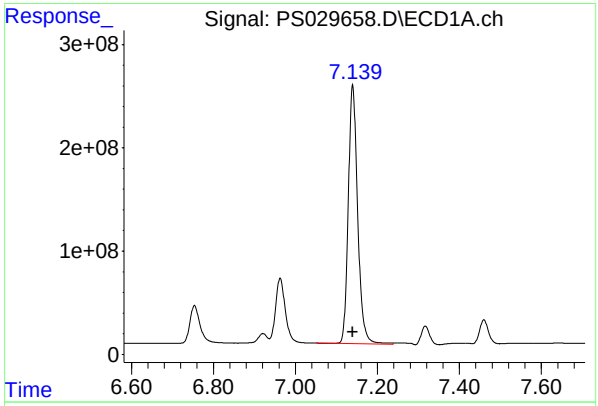

#5 DICAMBA

R.T.: 7.140 min
Delta R.T.: 0.000 min
Response: 3988816281
Conc: 481.75 ng/ml

Instrument :
ECD_S
ClientSampleId :
HSTDICC500

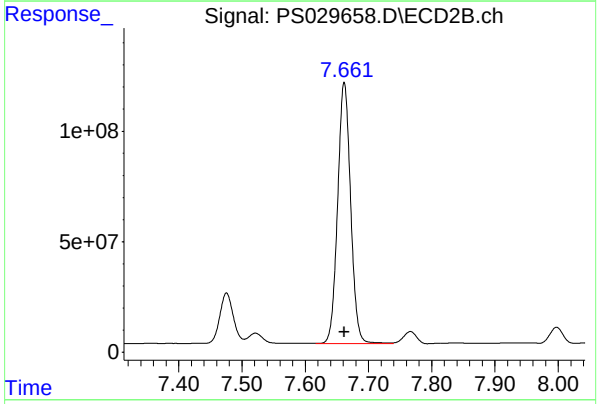

#5 DICAMBA

R.T.: 7.662 min
Delta R.T.: 0.000 min
Response: 1692444760
Conc: 463.40 ng/ml

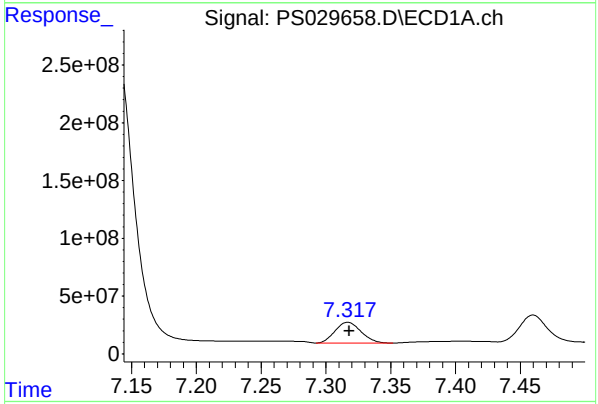

#6 MCPP

R.T.: 7.317 min
Delta R.T.: -0.001 min
Response: 251039502
Conc: 45.58 ug/ml

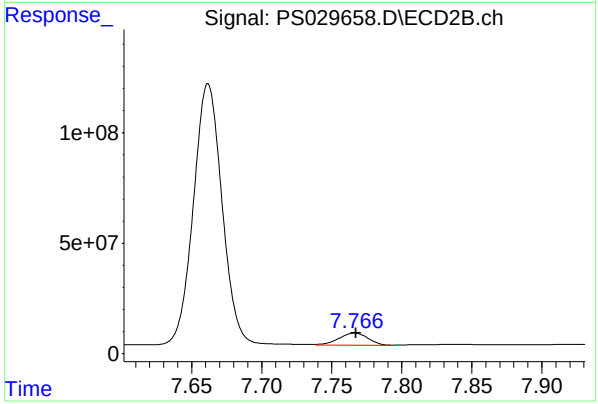

#6 MCPP

R.T.: 7.766 min
Delta R.T.: -0.001 min
Response: 80048671
Conc: 45.71 ug/ml

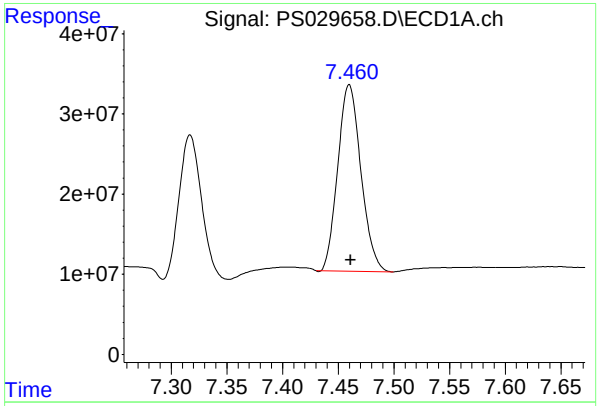

#7 MCPA

R.T.: 7.460 min
Delta R.T.: -0.001 min
Response: 336773031
Conc: 45.64 ug/ml

Instrument :
ECD_S
ClientSampleId :
HSTDICC500

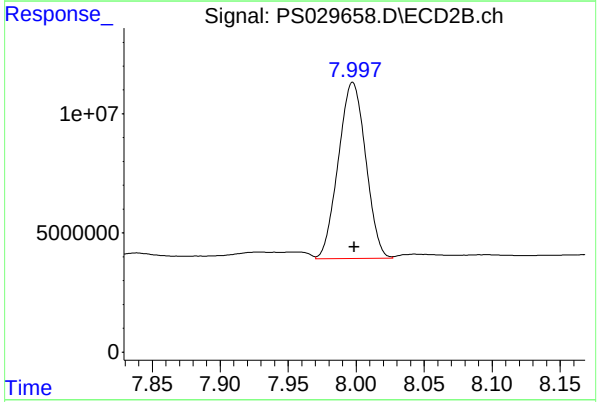

#7 MCPA

R.T.: 7.997 min
Delta R.T.: -0.001 min
Response: 103599616
Conc: 45.59 ug/ml

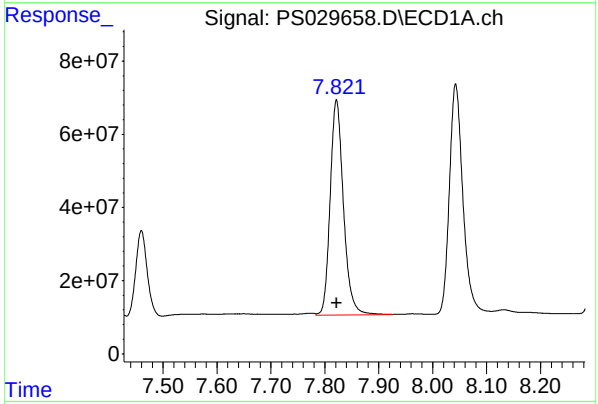

#8 DICHLORPROP

R.T.: 7.822 min
Delta R.T.: 0.000 min
Response: 1008003727
Conc: 487.38 ng/ml

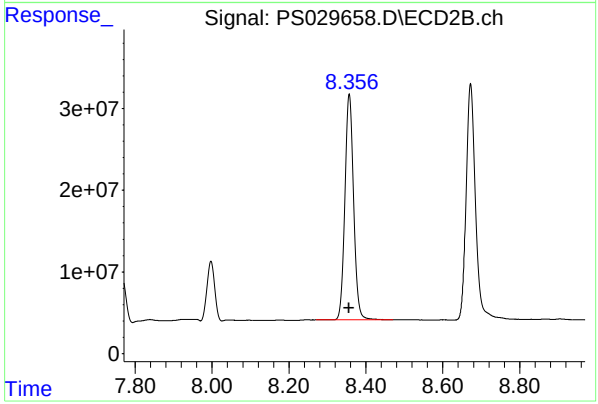

#8 DICHLORPROP

R.T.: 8.357 min
Delta R.T.: 0.000 min
Response: 434816803
Conc: 480.43 ng/ml

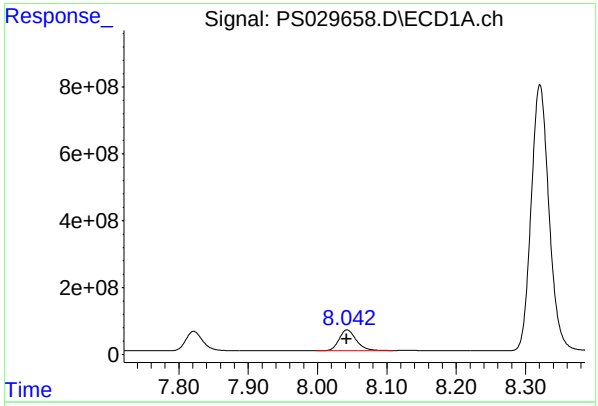

#9 2,4-D

R.T.: 8.043 min
Delta R.T.: 0.000 min
Response: 1097342926
Conc: 483.93 ng/ml

Instrument :
ECD_S
ClientSampleId :
HSTDICC500

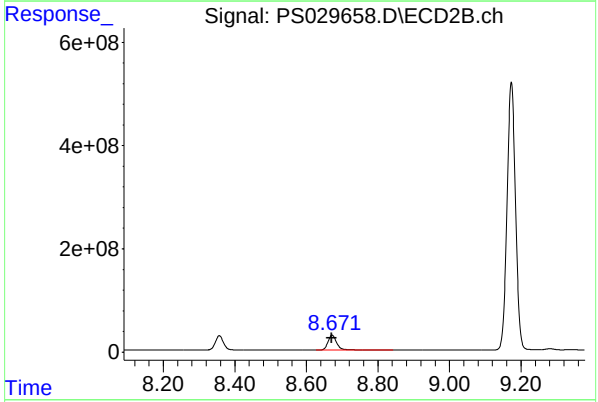

#9 2,4-D

R.T.: 8.672 min
Delta R.T.: 0.000 min
Response: 485813122
Conc: 484.35 ng/ml

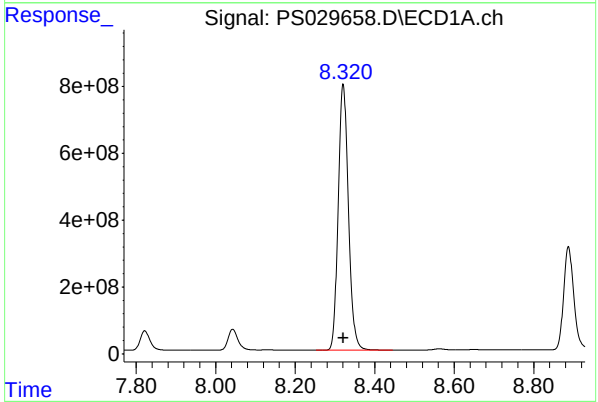

#10 Pentachlorophenol

R.T.: 8.321 min
Delta R.T.: 0.000 min
Response: 14175779414
Conc: 487.60 ng/ml

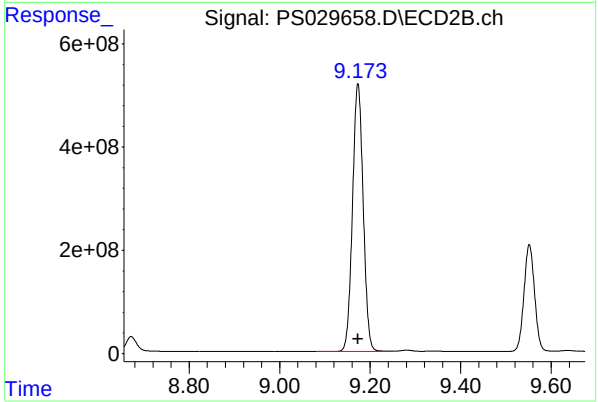

#10 Pentachlorophenol

R.T.: 9.173 min
Delta R.T.: 0.000 min
Response: 8509405088
Conc: 480.21 ng/ml

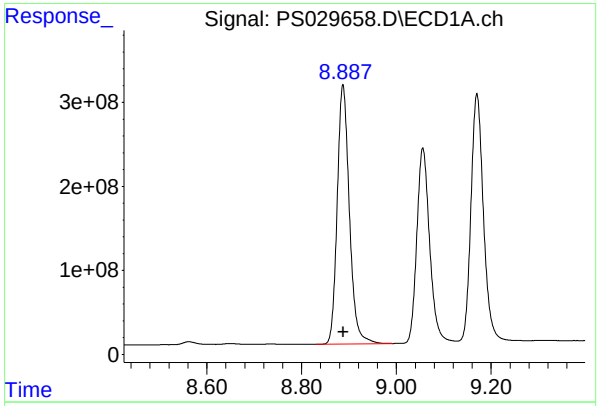

#11 2,4,5-TP (SILVEX)

R.T.: 8.887 min
Delta R.T.: 0.000 min
Response: 5495408788
Conc: 485.44 ng/ml

Instrument :
ECD_S
ClientSampleId :
HSTDICC500

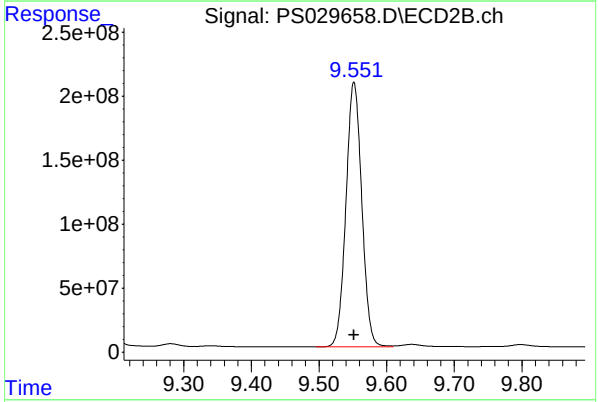

#11 2,4,5-TP (SILVEX)

R.T.: 9.552 min
Delta R.T.: 0.000 min
Response: 3355348379
Conc: 475.51 ng/ml

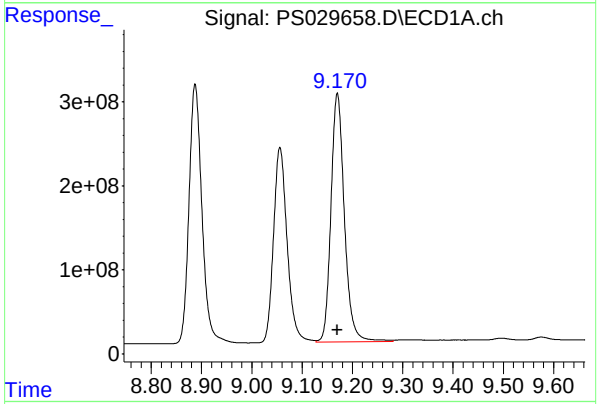

#12 2,4,5-T

R.T.: 9.170 min
Delta R.T.: 0.000 min
Response: 5489170816
Conc: 485.04 ng/ml

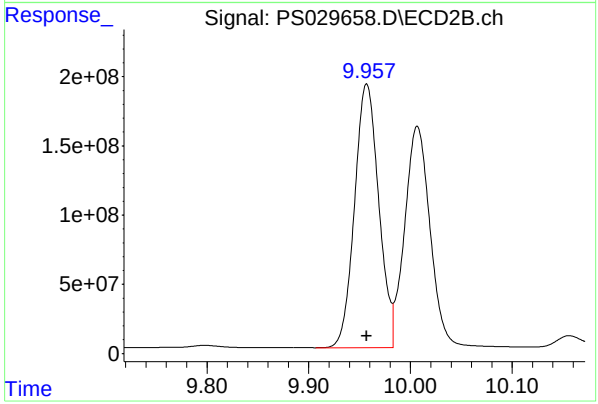

#12 2,4,5-T

R.T.: 9.957 min
Delta R.T.: 0.000 min
Response: 3151075409
Conc: 476.80 ng/ml

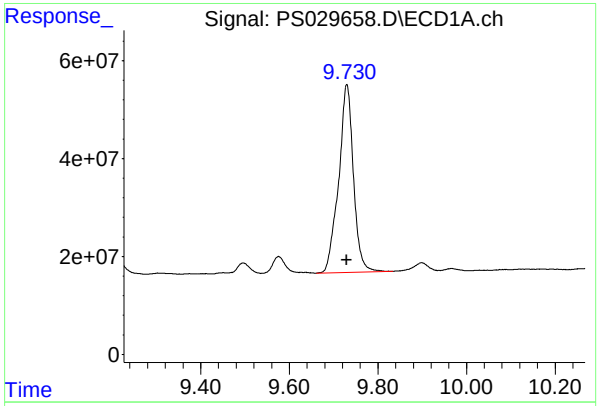

#13 2,4-DB

R.T.: 9.730 min
Delta R.T.: 0.000 min
Response: 891959970
Conc: 475.00 ng/ml

Instrument :
ECD_S
ClientSampleId :
HSTDICC500

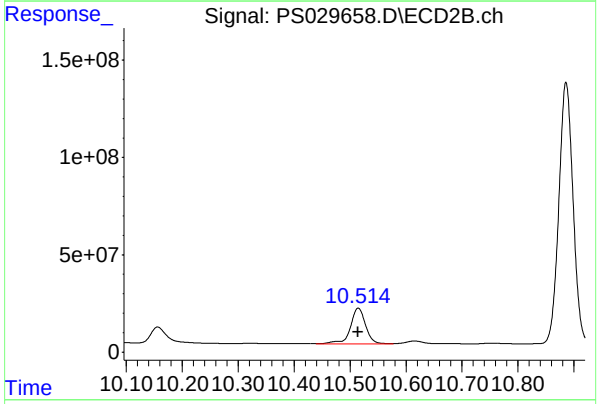

#13 2,4-DB

R.T.: 10.515 min
Delta R.T.: 0.000 min
Response: 347581679
Conc: 486.13 ng/ml

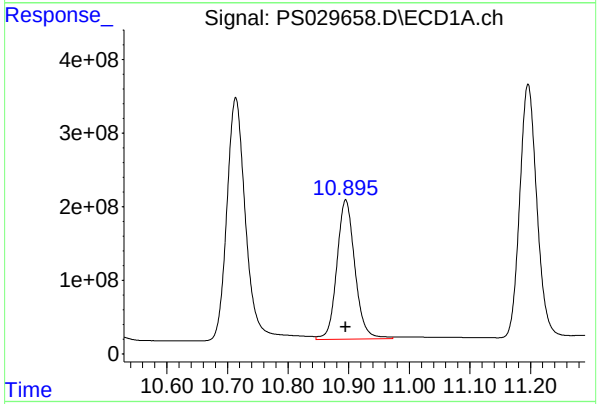

#14 DINOSEB

R.T.: 10.895 min
Delta R.T.: 0.000 min
Response: 3924458399
Conc: 473.10 ng/ml

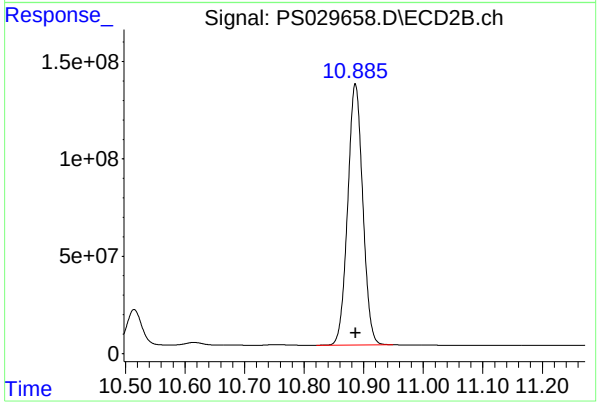

#14 DINOSEB

R.T.: 10.886 min
Delta R.T.: 0.000 min
Response: 2357060783
Conc: 475.97 ng/ml

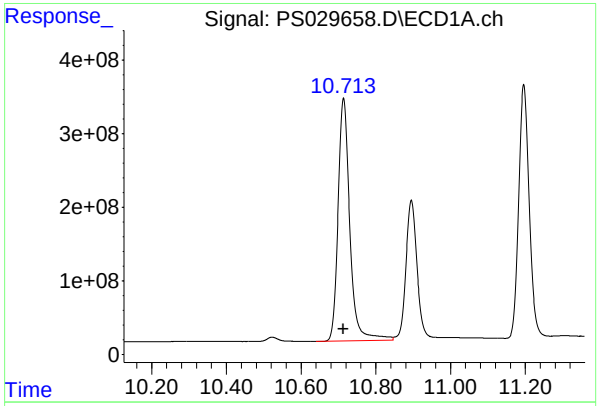

#15 Picloram

R.T.: 10.714 min
Delta R.T.: 0.000 min
Response: 7202160458
Conc: 474.31 ng/ml

Instrument :
ECD_S
ClientSampleId :
HSTDICC500

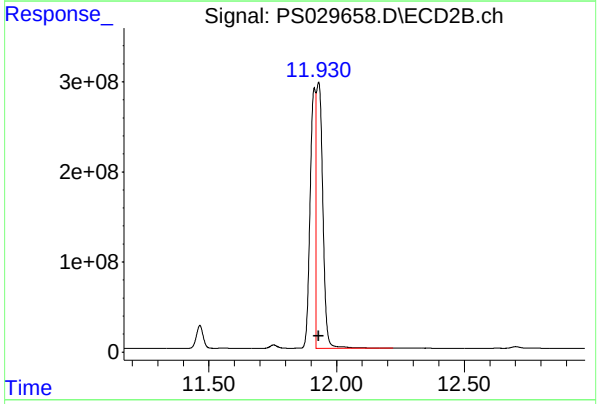

#15 Picloram

R.T.: 11.930 min
Delta R.T.: 0.000 min
Response: 5259679555
Conc: 474.41 ng/ml

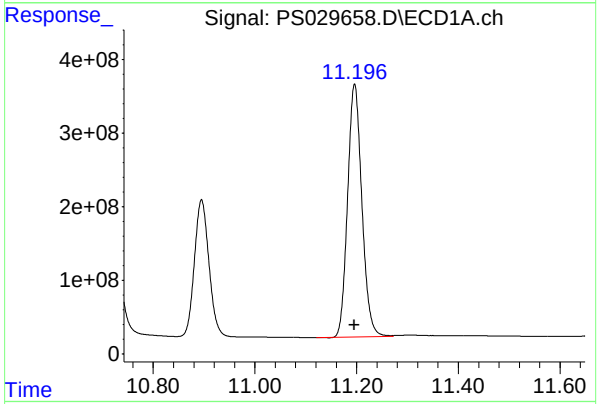

#16 DCPA

R.T.: 11.196 min
Delta R.T.: 0.000 min
Response: 6699492104
Conc: 486.49 ng/ml

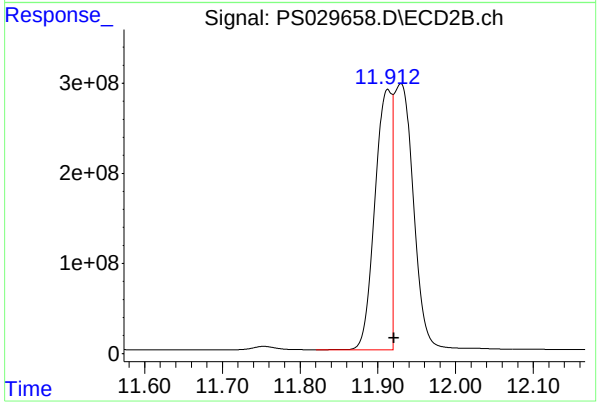

#16 DCPA

R.T.: 11.913 min
Delta R.T.: -0.008 min
Response: 4331176272
Conc: 430.96 ng/ml

Quantitation Report (QT Reviewed)

Data Path : Z:\pestpcbsrv\HPCHEM1\ECD_S\Data\PS040225\
Data File : PS029659.D
Signal(s) : Signal #1: ECD1A.ch Signal #2: ECD2B.ch
Acq On : 02 Apr 2025 18:44
Operator : AR\AJ
Sample : HSTDICC750
Misc :
ALS Vial : 7 Sample Multiplier: 1

Instrument :
ECD_S
ClientSampleId :
HSTDICC750

Manual Integrations APPROVED
Reviewed By :Abdul Mirza 04/03/2025
Supervised By :mohammad ahmed 04/04/2025

Integration File signal 1: autoint1.e
Integration File signal 2: autoint2.e
Quant Time: Apr 02 21:47:20 2025
Quant Method : Z:\pestpcbsrv\HPCHEM1\ECD_S\Method\PS040225.M
Quant Title : 8080.M
QLast Update : Wed Apr 02 21:45:08 2025
Response via : Initial Calibration
Integrator: ChemStation

Volume Inj. : 1 µl
Signal #1 Phase : ZB-MR1 Signal #2 Phase: ZB-MR2
Signal #1 Info : 30M x 0.32mm x0.5 Signal #2 Info : 30M x 0.32mm x 0.25µm

	Compound	RT#1	RT#2	Resp#1	Resp#2	ng/ml	ng/ml
	System Monitoring Compounds						
4) S	2,4-DCAA	6.963	7.475	1484.5E6	495.1E6	750.000	750.000
	Target Compounds						
1) T	Dalapon	2.463	2.533	2228.4E6	1046.8E6	682.500	682.500
2) T	3,5-DICHL...	6.165	6.470	2051.3E6	654.3E6	697.500	697.500
3) T	4-Nitroph...	6.753	7.009	929.4E6	466.5E6	682.500	682.500
5) T	DICAMBA	7.140	7.662	5837.2E6	2574.8E6	705.000	705.000
6) T	MCPP	7.318	7.767	388.3E6	123.5E6	70.500	70.500
7) T	MCPA	7.461	7.999	514.6E6	158.5E6	69.750	69.750
8) T	DICHLORPROP	7.822	8.356	1458.1E6	638.1E6	705.000	705.000
9) T	2,4-D	8.042	8.671	1598.6E6	707.1E6	705.000	705.000
10) T	Pentachlo...	8.321	9.173	20714.3E6	12625.5E6	712.500	712.500
11) T	2,4,5-TP ...	8.888	9.551	8065.8E6	5027.7E6	712.500	712.500
12) T	2,4,5-T	9.170	9.957	8063.3E6	4708.7E6	712.500	712.500
13) T	2,4-DB	9.729	10.514	1337.9E6	509.4E6	712.500	712.500
14) T	DINOSEB	10.895	10.887	5848.2E6	3491.3E6	705.000	705.000
15) T	Picloram	10.713	11.930	10818.9E6	8266.2E6	712.500	745.591m
16) T	DCPA	11.195	11.913	9915.1E6	5912.6E6	720.000	588.309m

(f)=RT Delta > 1/2 Window (#)=Amounts differ by > 25% (m)=manual int.

Data Path : Z:\pestpcbsrv\HPCHEM1\ECD_S\Data\PS040225\
Data File : PS029659.D
Signal(s) : Signal #1: ECD1A.ch Signal #2: ECD2B.ch
Acq On : 02 Apr 2025 18:44
Operator : AR\AJ
Sample : HSTDICC750
Misc :
ALS Vial : 7 Sample Multiplier: 1

Instrument :
ECD_S
ClientSampleId :
HSTDICC750

Manual Integrations APPROVED
Reviewed By :Abdul Mirza 04/03/2025
Supervised By :mohammad ahmed 04/04/2025

Integration File signal 1: autoint1.e
Integration File signal 2: autoint2.e
Quant Time: Apr 02 21:47:20 2025
Quant Method : Z:\pestpcbsrv\HPCHEM1\ECD_S\Method\PS040225.M
Quant Title : 8080.M
QLast Update : Wed Apr 02 21:45:08 2025
Response via : Initial Calibration
Integrator: ChemStation

Volume Inj. : 1 µl
Signal #1 Phase : ZB-MR1 Signal #2 Phase: ZB-MR2
Signal #1 Info : 30M x 0.32mm x0.5 Signal #2 Info : 30M x 0.32mm x 0.25µm

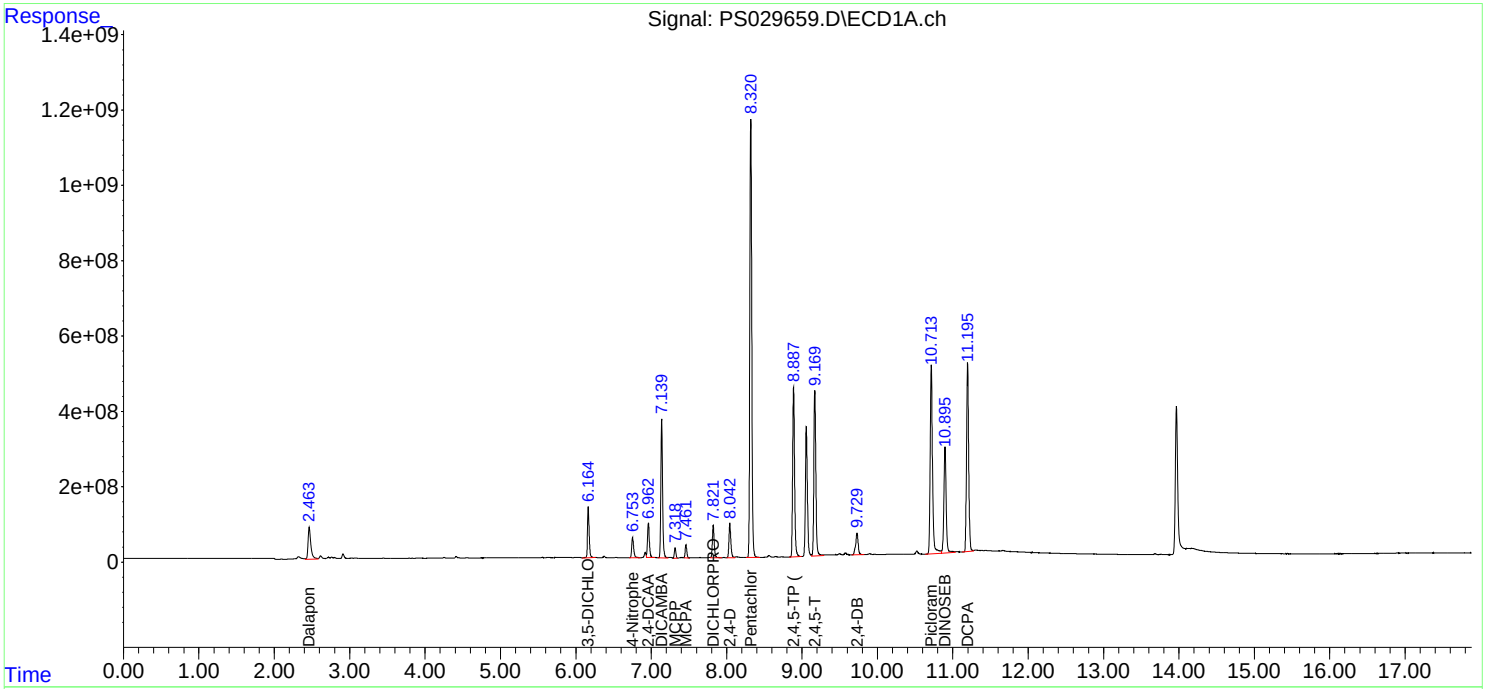

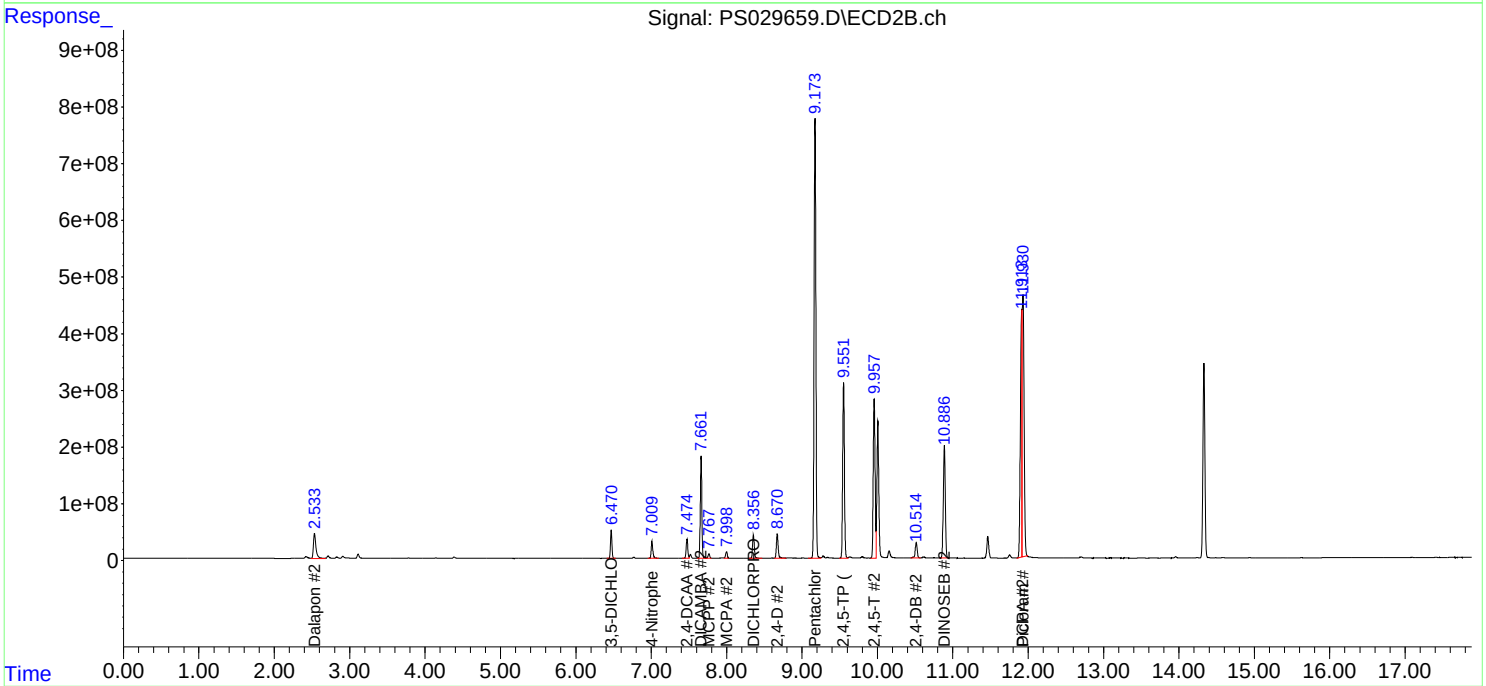

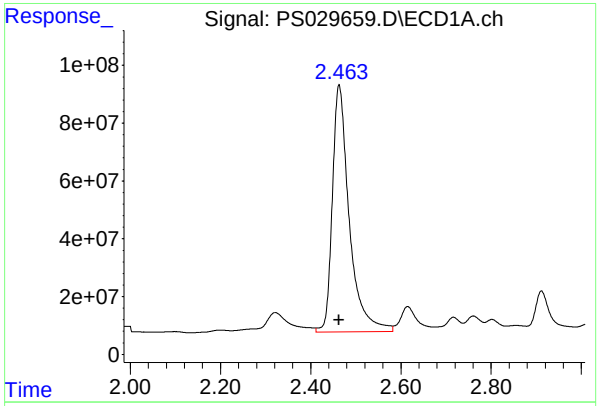

#1 Dalapon

R.T.: 2.463 min
Delta R.T.: 0.000 min
Response: 2228384729
Conc: 682.50 ng/ml

Instrument :
ECD_S
ClientSampleId :
HSTDICC750

Manual Integrations APPROVED

Reviewed By :Abdul Mirza 04/03/2025
Supervised By :mohammad ahmed 04/04/2025

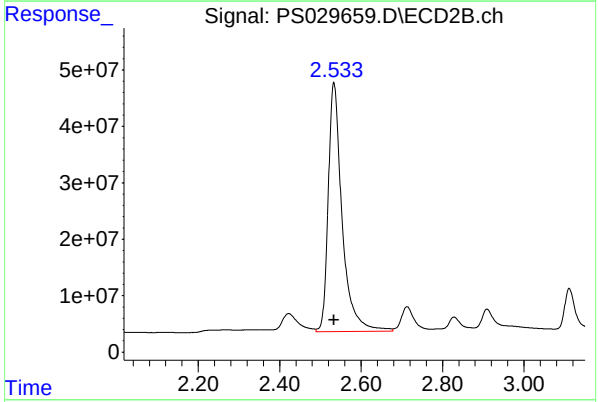

#1 Dalapon

R.T.: 2.533 min
Delta R.T.: 0.000 min
Response: 1046813946
Conc: 682.50 ng/ml

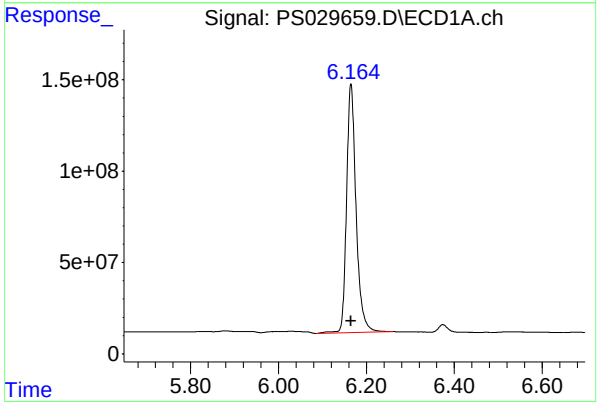

#2 3,5-DICHLOROBENZOIC ACID

R.T.: 6.165 min
Delta R.T.: 0.000 min
Response: 2051257915
Conc: 697.50 ng/ml

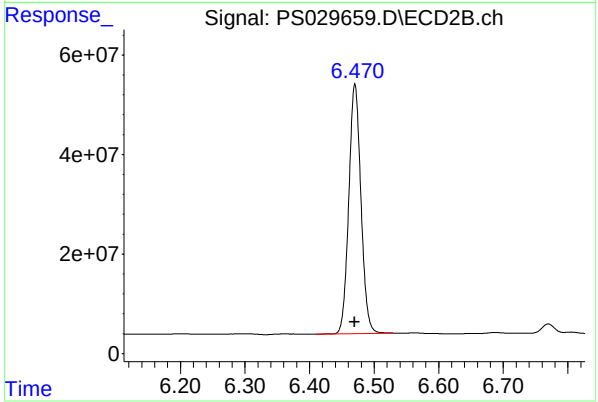

#2 3,5-DICHLOROBENZOIC ACID

R.T.: 6.470 min
Delta R.T.: 0.000 min
Response: 654341240
Conc: 697.50 ng/ml

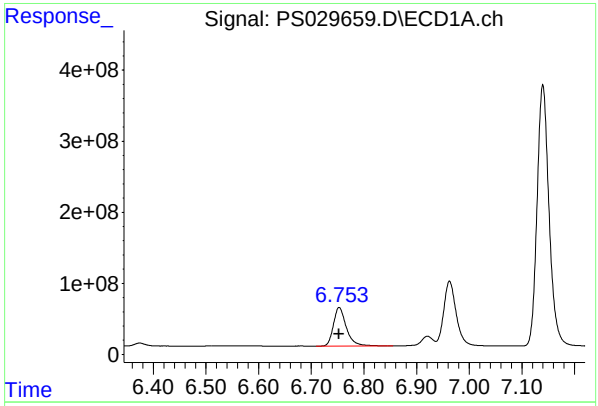

#3 4-Nitrophenol

R.T.: 6.753 min
Delta R.T.: 0.000 min
Response: 929448251
Conc: 682.50 ng/ml

Instrument :
ECD_S
ClientSampleId :
HSTDICC750

Manual Integrations APPROVED

Reviewed By :Abdul Mirza 04/03/2025
Supervised By :mohammad ahmed 04/04/2025

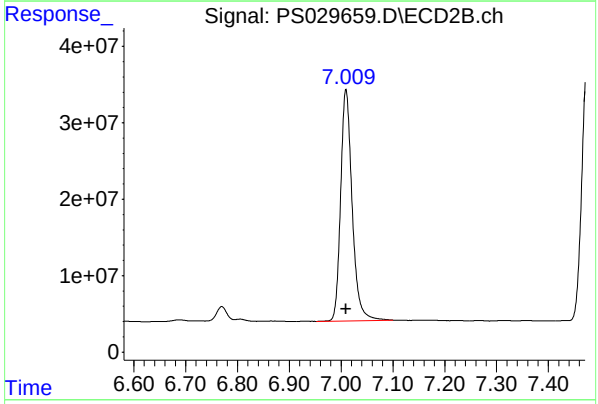

#3 4-Nitrophenol

R.T.: 7.009 min
Delta R.T.: 0.000 min
Response: 466483862
Conc: 682.50 ng/ml

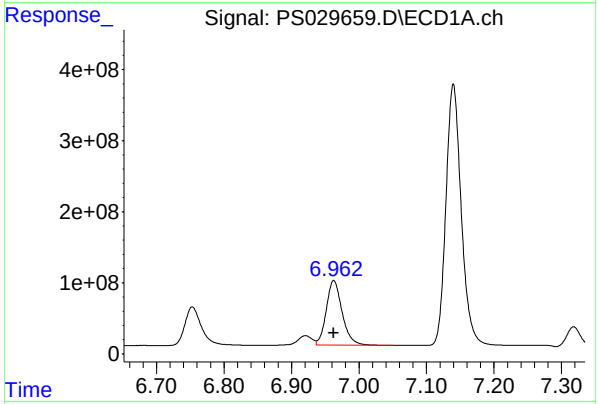

#4 2,4-DCAA

R.T.: 6.963 min
Delta R.T.: 0.000 min
Response: 1484503787
Conc: 750.00 ng/ml

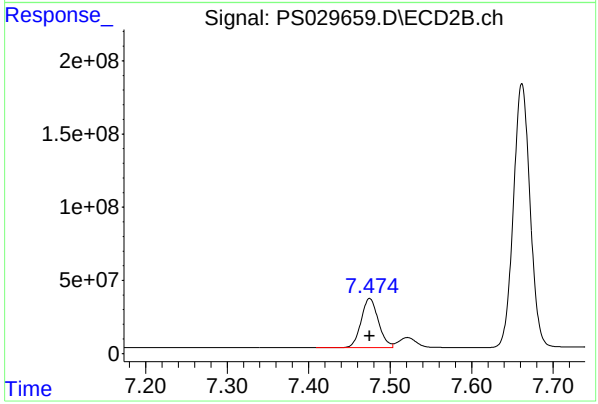

#4 2,4-DCAA

R.T.: 7.475 min
Delta R.T.: 0.000 min
Response: 495076303
Conc: 750.00 ng/ml

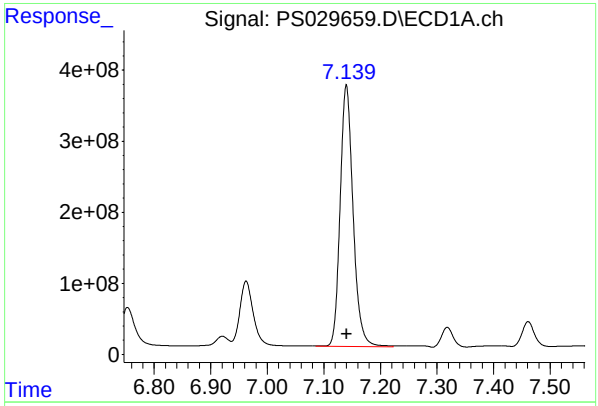

#5 DICAMBA

R.T.: 7.140 min
Delta R.T.: 0.000 min
Response: 5837239041
Conc: 705.00 ng/ml

Instrument :
ECD_S
ClientSampleId :
HSTDICC750

Manual Integrations APPROVED

Reviewed By :Abdul Mirza 04/03/2025
Supervised By :mohammad ahmed 04/04/2025

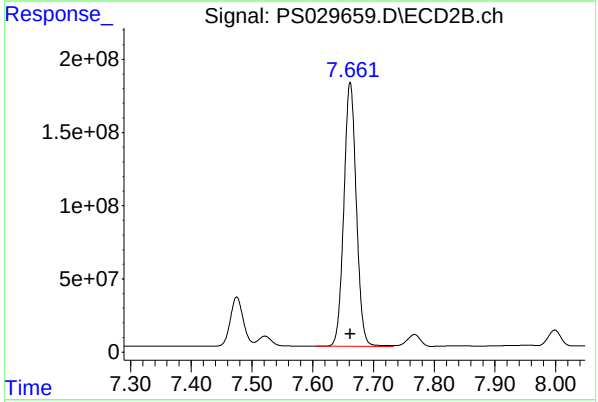

#5 DICAMBA

R.T.: 7.662 min
Delta R.T.: 0.000 min
Response: 2574833457
Conc: 705.00 ng/ml

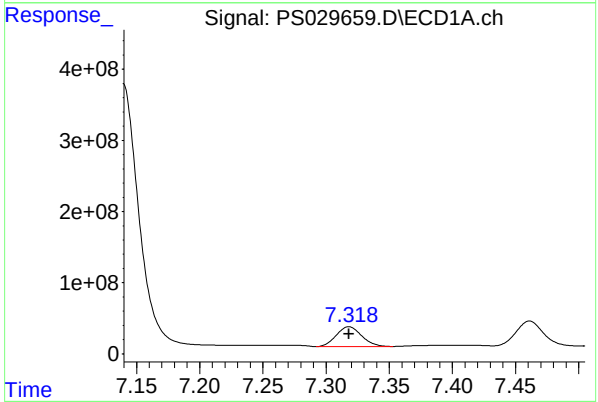

#6 MCPP

R.T.: 7.318 min
Delta R.T.: 0.000 min
Response: 388273166
Conc: 70.50 ug/ml

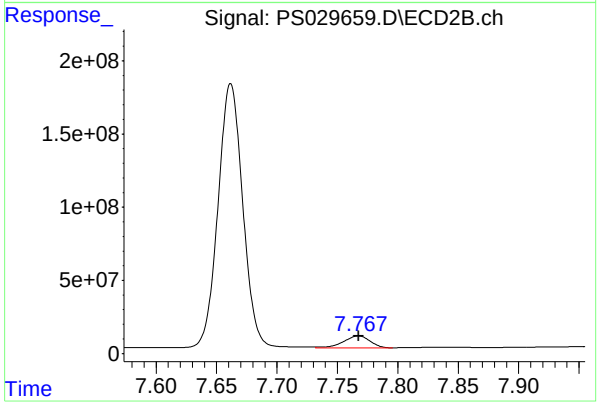

#6 MCPP

R.T.: 7.767 min
Delta R.T.: 0.000 min
Response: 123459301
Conc: 70.50 ug/ml

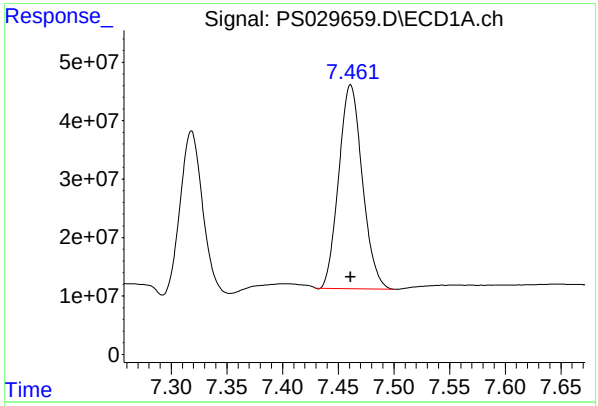

#7 MCPA

R.T.: 7.461 min
Delta R.T.: 0.000 min
Response: 514646256
Conc: 69.75 ug/ml

Instrument :
ECD_S
ClientSampleId :
HSTDICC750

Manual Integrations APPROVED

Reviewed By :Abdul Mirza 04/03/2025
Supervised By :mohammad ahmed 04/04/2025

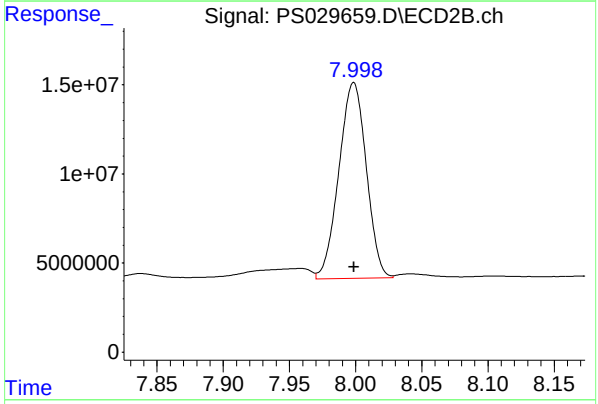

#7 MCPA

R.T.: 7.999 min
Delta R.T.: 0.000 min
Response: 158487737
Conc: 69.75 ug/ml

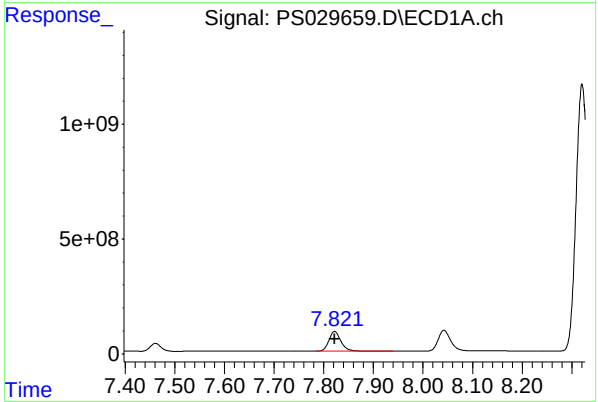

#8 DICHLORPROP

R.T.: 7.822 min
Delta R.T.: 0.000 min
Response: 1458089230
Conc: 705.00 ng/ml

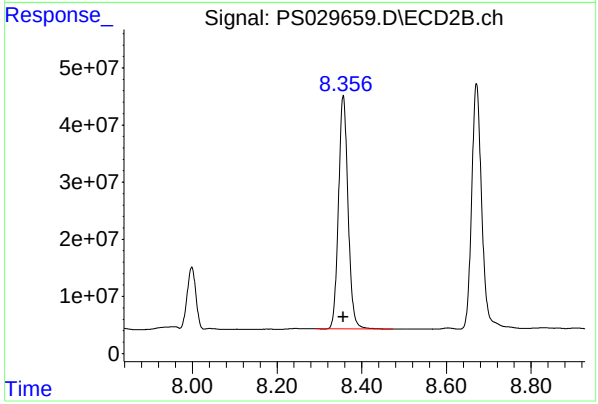

#8 DICHLORPROP

R.T.: 8.356 min
Delta R.T.: 0.000 min
Response: 638070319
Conc: 705.00 ng/ml

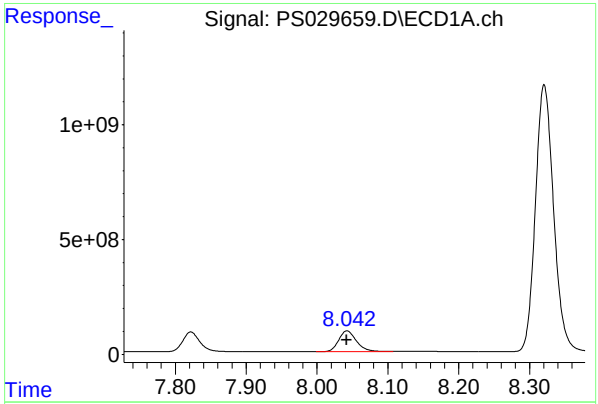

#9 2,4-D

R.T.: 8.042 min
Delta R.T.: 0.000 min
Response: 1598642604
Conc: 705.00 ng/ml

Instrument :
ECD_S
ClientSampleId :
HSTDICC750

Manual Integrations APPROVED

Reviewed By :Abdul Mirza 04/03/2025
Supervised By :mohammad ahmed 04/04/2025

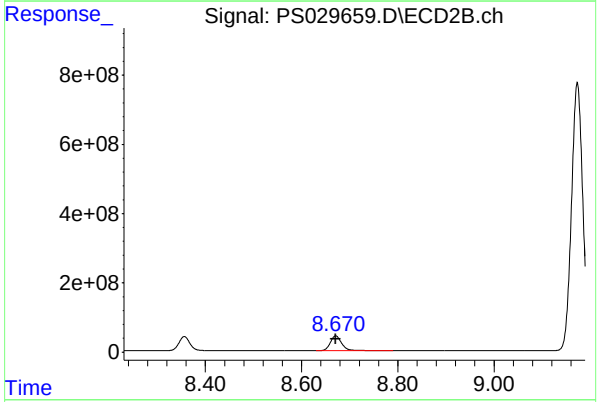

#9 2,4-D

R.T.: 8.671 min
Delta R.T.: 0.000 min
Response: 707133970
Conc: 705.00 ng/ml

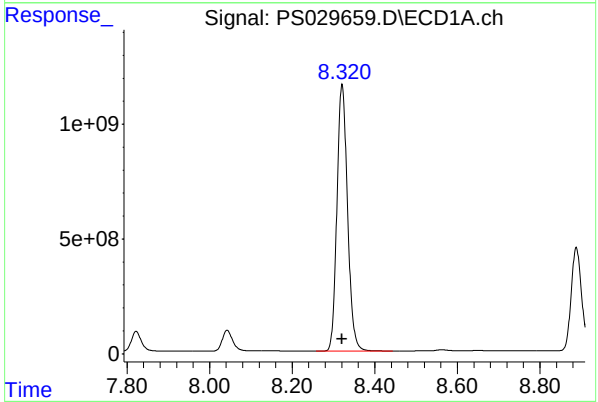

#10 Pentachlorophenol

R.T.: 8.321 min
Delta R.T.: 0.000 min
Response: 20714283824
Conc: 712.50 ng/ml

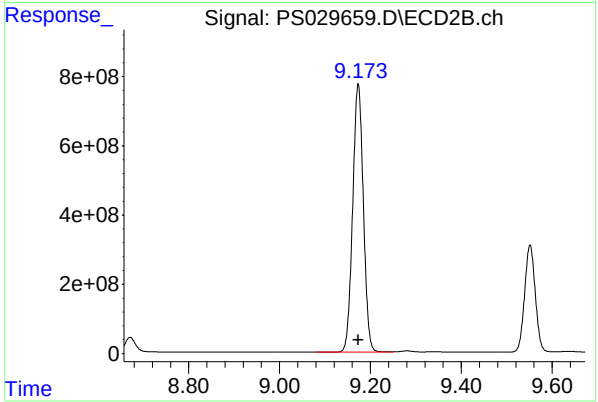

#10 Pentachlorophenol

R.T.: 9.173 min
Delta R.T.: 0.000 min
Response: 12625547070
Conc: 712.50 ng/ml

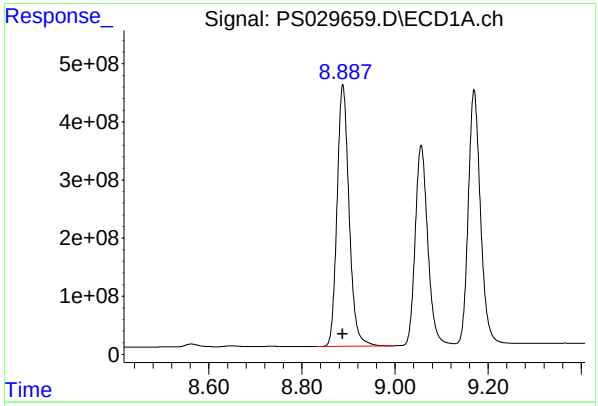

#11 2,4,5-TP (SILVEX)

R.T.: 8.888 min
Delta R.T.: 0.000 min
Response: 8065771048
Conc: 712.50 ng/ml

Instrument :
ECD_S
ClientSampleId :
HSTDICC750

Manual Integrations APPROVED

Reviewed By :Abdul Mirza 04/03/2025
Supervised By :mohammad ahmed 04/04/2025

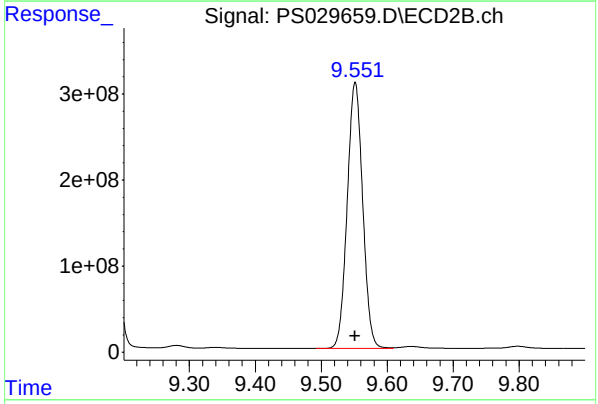

#11 2,4,5-TP (SILVEX)

R.T.: 9.551 min
Delta R.T.: 0.000 min
Response: 5027671480
Conc: 712.50 ng/ml

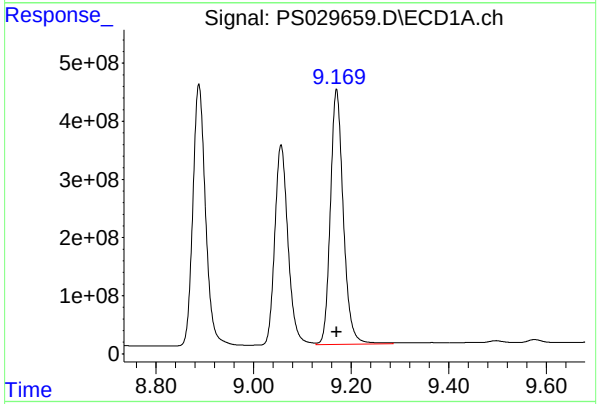

#12 2,4,5-T

R.T.: 9.170 min
Delta R.T.: 0.000 min
Response: 8063347000
Conc: 712.50 ng/ml

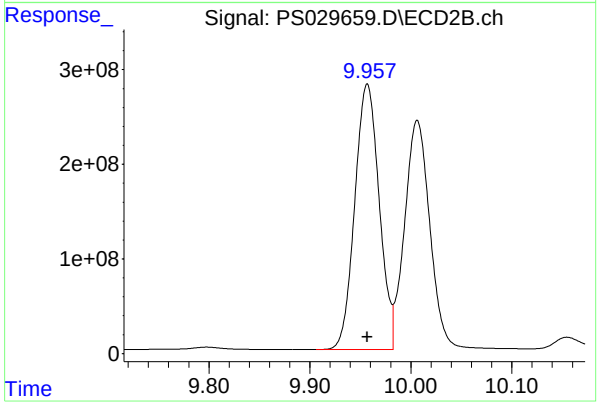

#12 2,4,5-T

R.T.: 9.957 min
Delta R.T.: 0.000 min
Response: 4708725173
Conc: 712.50 ng/ml

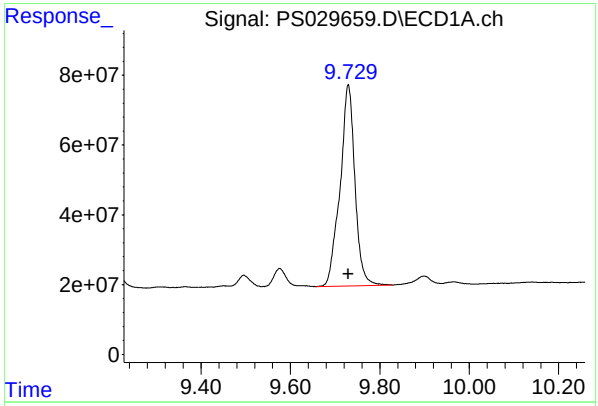

#13 2,4-DB

R.T.: 9.729 min
Delta R.T.: 0.000 min
Response: 1337934625
Conc: 712.50 ng/ml

Instrument :
ECD_S
ClientSampleId :
HSTDICC750

Manual Integrations APPROVED

Reviewed By :Abdul Mirza 04/03/2025
Supervised By :mohammad ahmed 04/04/2025

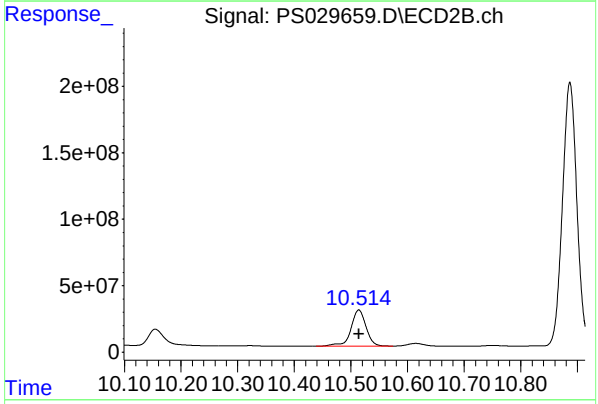

#13 2,4-DB

R.T.: 10.514 min
Delta R.T.: 0.000 min
Response: 509432895
Conc: 712.50 ng/ml

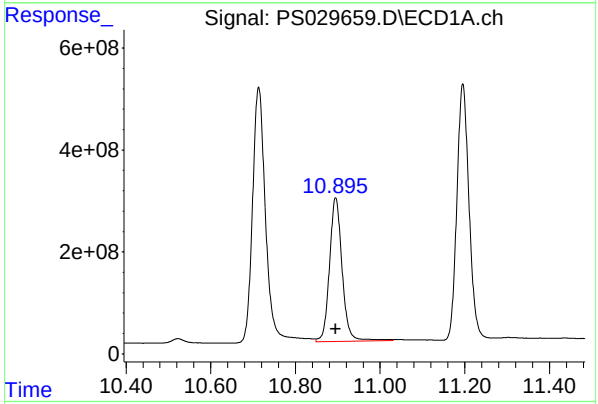

#14 DINOSEB

R.T.: 10.895 min
Delta R.T.: 0.000 min
Response: 5848156275
Conc: 705.00 ng/ml

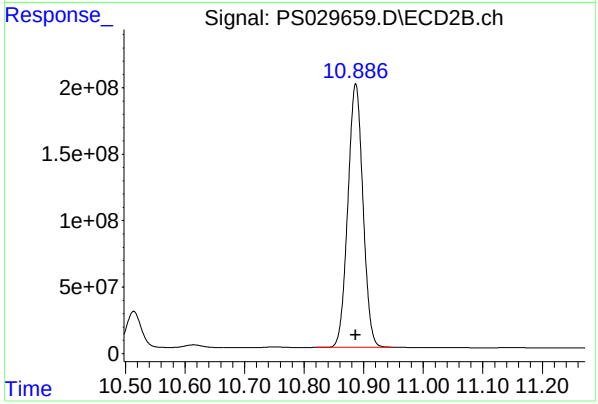

#14 DINOSEB

R.T.: 10.887 min
Delta R.T.: 0.000 min
Response: 3491268927
Conc: 705.00 ng/ml

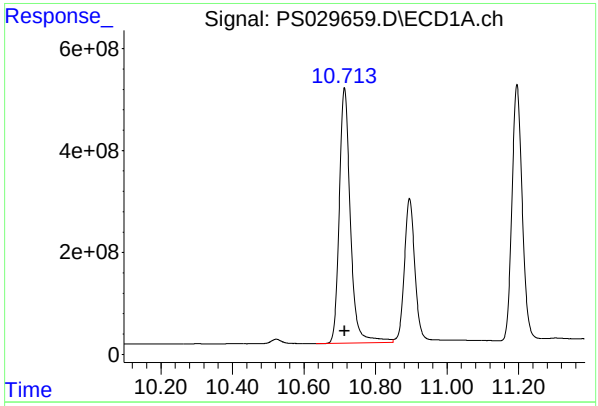

#15 Picloram

R.T.: 10.713 min
Delta R.T.: 0.000 min
Response: 10818873063
Conc: 712.50 ng/ml

Instrument :
ECD_S
ClientSampleId :
HSTDICC750

Manual Integrations APPROVED

Reviewed By :Abdul Mirza 04/03/2025
Supervised By :mohammad ahmed 04/04/2025

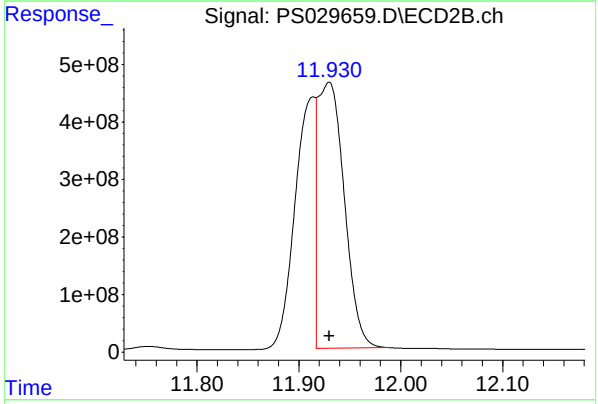

#15 Picloram

R.T.: 11.930 min
Delta R.T.: 0.000 min
Response: 8266209349
Conc: 745.59 ng/ml m

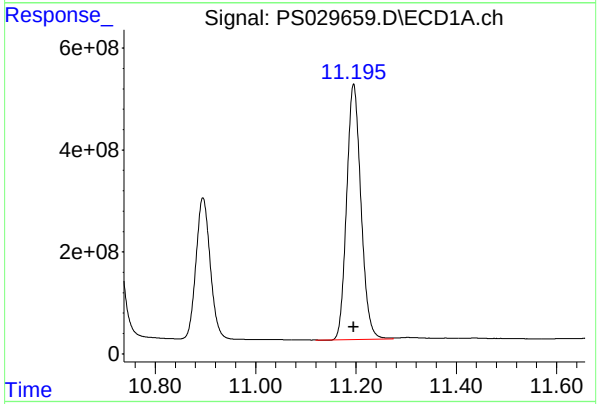

#16 DCPA

R.T.: 11.195 min
Delta R.T.: 0.000 min
Response: 9915081854
Conc: 720.00 ng/ml

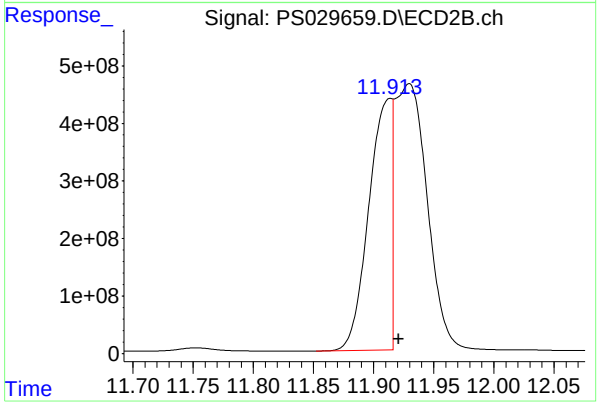

#16 DCPA

R.T.: 11.913 min
Delta R.T.: -0.007 min
Response: 5912584742
Conc: 588.31 ng/ml m

Quantitation Report (QT Reviewed)

Data Path : Z:\pestpcbsrv\HPCHEM1\ECD_S\Data\PS040225\
Data File : PS029660.D
Signal(s) : Signal #1: ECD1A.ch Signal #2: ECD2B.ch
Acq On : 02 Apr 2025 19:32
Operator : AR\AJ
Sample : HSTDICC1000
Misc :
ALS Vial : 9 Sample Multiplier: 1

Instrument :
ECD_S
ClientSampleId :
HSTDICC1000

Manual Integrations APPROVED

Reviewed By :Abdul Mirza 04/03/2025
Supervised By :mohammad ahmed 04/04/2025

Integration File signal 1: autoint1.e
Integration File signal 2: autoint2.e
Quant Time: Apr 02 21:47:50 2025
Quant Method : Z:\pestpcbsrv\HPCHEM1\ECD_S\Method\PS040225.M
Quant Title : 8080.M
QLast Update : Wed Apr 02 21:45:08 2025
Response via : Initial Calibration
Integrator: ChemStation

Volume Inj. : 1 µl
Signal #1 Phase : ZB-MR1 Signal #2 Phase: ZB-MR2
Signal #1 Info : 30M x 0.32mm x0.5 Signal #2 Info : 30M x 0.32mm x 0.25µm

	Compound	RT#1	RT#2	Resp#1	Resp#2	ng/ml	ng/ml
	System Monitoring Compounds						
4) S	2,4-DCAA	6.963	7.475	1949.0E6	658.6E6	984.687	997.781
	Target Compounds						
1) T	Dalapon	2.463	2.533	2931.9E6	1379.7E6	897.971	899.538
2) T	3,5-DICHL...	6.165	6.471	2698.4E6	869.7E6	917.551	927.061
3) T	4-Nitroph...	6.753	7.010	1229.4E6	617.9E6	902.763	903.979
5) T	DICAMBA	7.140	7.662	7768.3E6	3498.9E6	938.223	958.015
6) T	MCPP	7.319	7.769	543.2E6	167.9E6	98.636	95.855
7) T	MCPA	7.463	8.001	699.2E6	216.5E6	94.768	95.274
8) T	DICHLORPROP	7.822	8.357	1904.9E6	846.0E6	921.024	934.778
9) T	2,4-D	8.043	8.671	2112.0E6	943.5E6	931.373	940.657
10) T	Pentachlo...	8.322	9.174	27238.3E6	16770.4E6	936.904	946.407
11) T	2,4,5-TP ...	8.888	9.552	10687.3E6	6736.3E6	944.073	954.635
12) T	2,4,5-T	9.170	9.957	10696.9E6	6311.3E6	945.212	954.996
13) T	2,4-DB	9.730	10.515	1781.8E6	690.0E6	948.880	965.102
14) T	DINOSEB	10.895	10.887	7700.3E6	4684.3E6	928.272	945.920
15) T	Picloram	10.713	11.929	14447.2E6	12036.9E6	951.454	1085.696m
16) T	DCPA	11.196	11.916	13124.1E6	7801.9E6	953.028	776.299m

(f)=RT Delta > 1/2 Window (#)=Amounts differ by > 25% (m)=manual int.

Data Path : Z:\pestpcbsrv\HPCHEM1\ECD_S\Data\PS040225\
Data File : PS029660.D
Signal(s) : Signal #1: ECD1A.ch Signal #2: ECD2B.ch
Acq On : 02 Apr 2025 19:32
Operator : AR\AJ
Sample : HSTDICC1000
Misc :
ALS Vial : 9 Sample Multiplier: 1

Instrument :
ECD_S
ClientSampleId :
HSTDICC1000

Manual Integrations APPROVED

Reviewed By :Abdul Mirza 04/03/2025
Supervised By :mohammad ahmed 04/04/2025

Integration File signal 1: autoint1.e
Integration File signal 2: autoint2.e
Quant Time: Apr 02 21:47:50 2025
Quant Method : Z:\pestpcbsrv\HPCHEM1\ECD_S\Method\PS040225.M
Quant Title : 8080.M
QLast Update : Wed Apr 02 21:45:08 2025
Response via : Initial Calibration
Integrator: ChemStation

Volume Inj. : 1 µl
Signal #1 Phase : ZB-MR1 Signal #2 Phase: ZB-MR2
Signal #1 Info : 30M x 0.32mm x0.5 Signal #2 Info : 30M x 0.32mm x 0.25µm

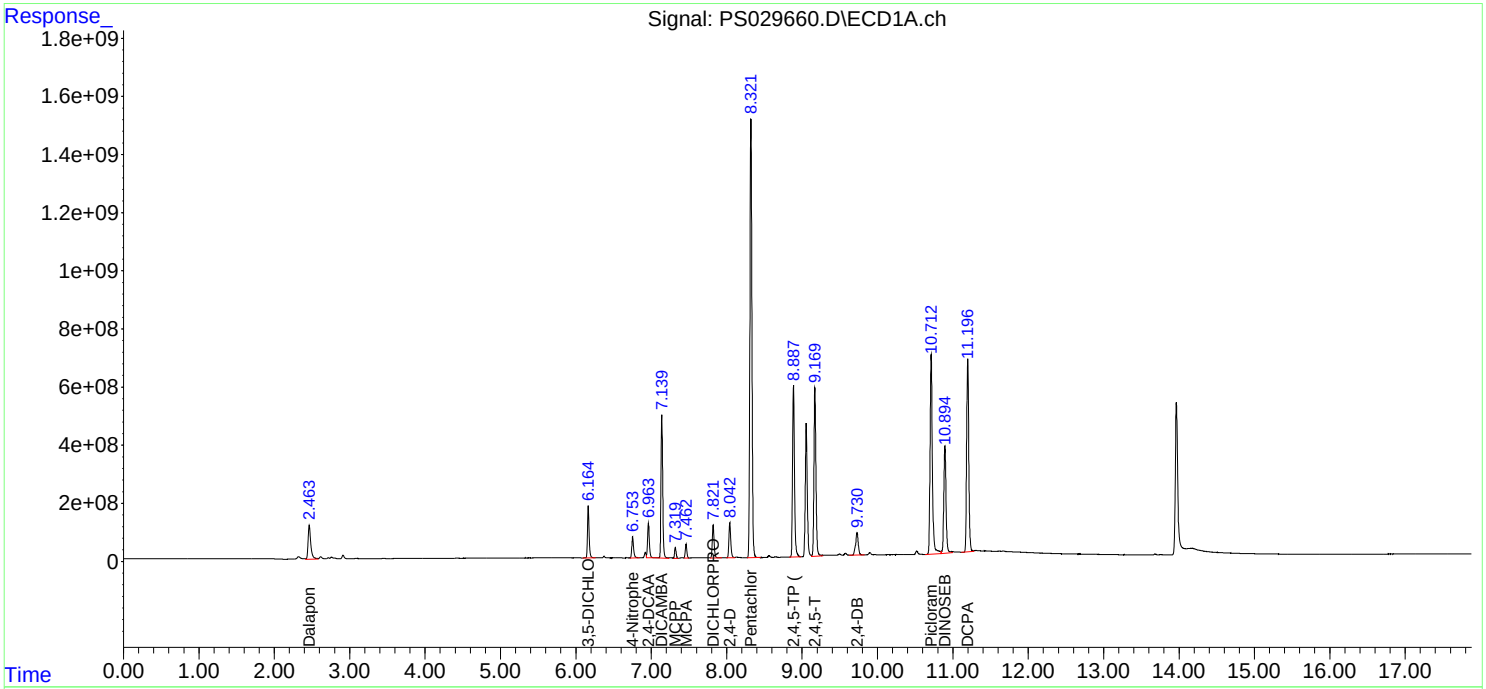

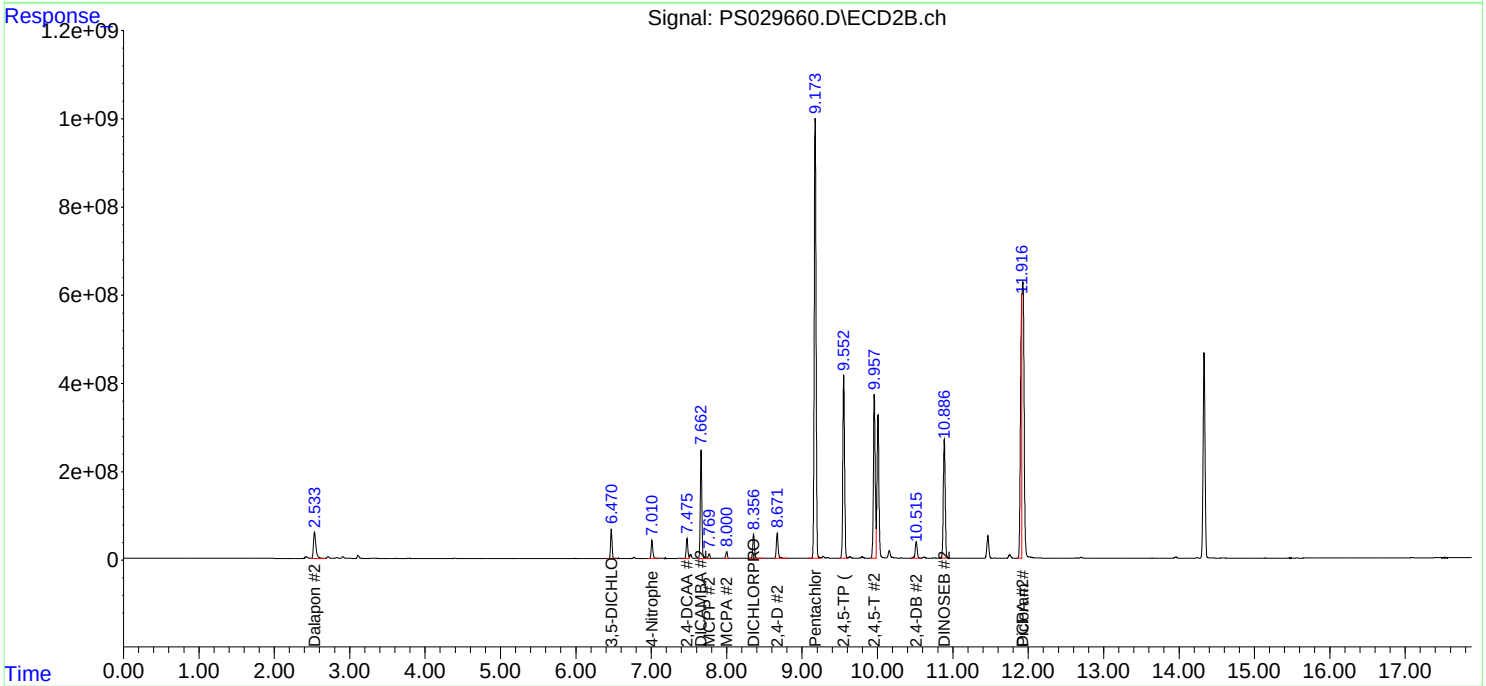

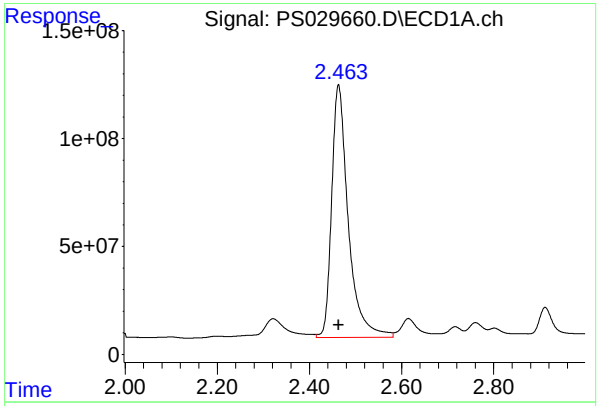

#1 Dalapon

R.T.: 2.463 min
Delta R.T.: 0.000 min
Response: 2931904194
Conc: 897.97 ng/ml

Instrument :
ECD_S
ClientSampleId :
HSTDICC1000

Manual Integrations APPROVED

Reviewed By :Abdul Mirza 04/03/2025
Supervised By :mohammad ahmed 04/04/2025

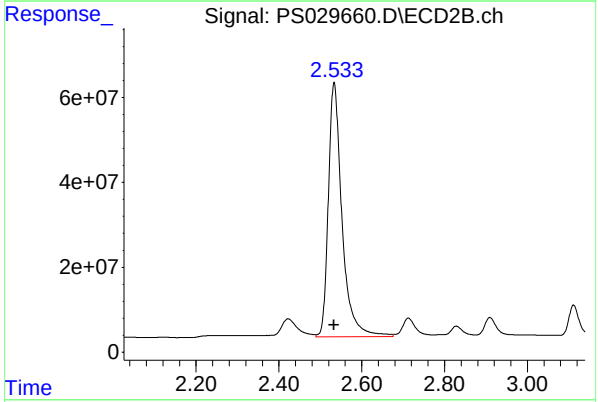

#1 Dalapon

R.T.: 2.533 min
Delta R.T.: 0.000 min
Response: 1379704778
Conc: 899.54 ng/ml

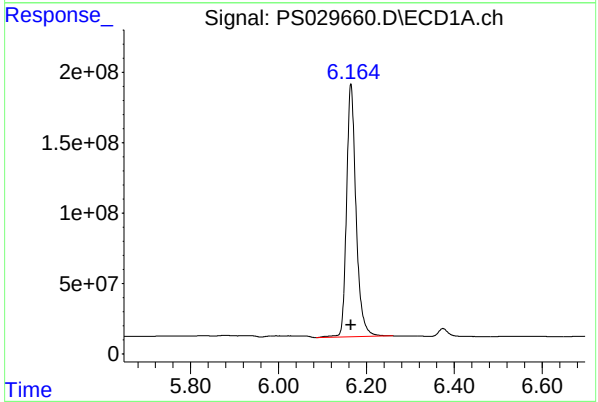

#2 3,5-DICHLOROBENZOIC ACID

R.T.: 6.165 min
Delta R.T.: 0.000 min
Response: 2698400361
Conc: 917.55 ng/ml

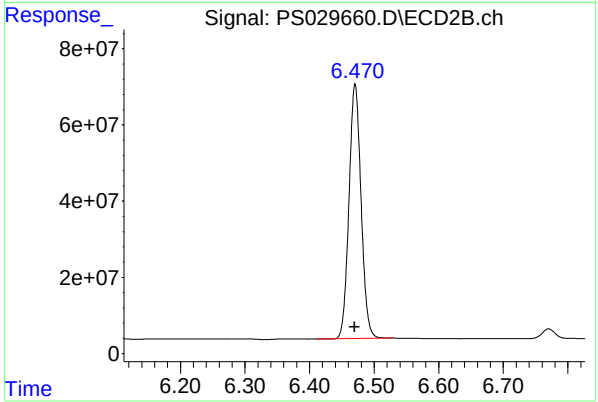

#2 3,5-DICHLOROBENZOIC ACID

R.T.: 6.471 min
Delta R.T.: 0.000 min
Response: 869698084
Conc: 927.06 ng/ml

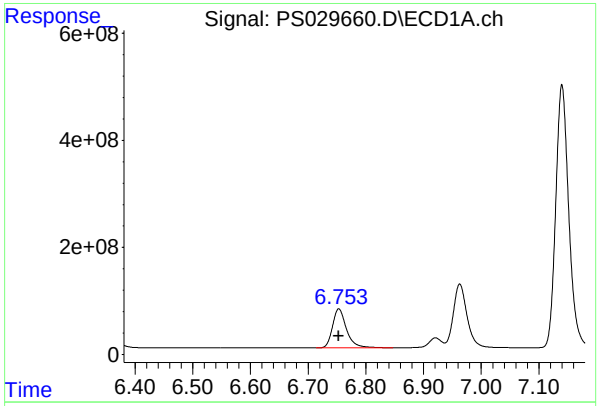

#3 4-Nitrophenol

R.T.: 6.753 min
Delta R.T.: 0.000 min
Response: 1229408712
Conc: 902.76 ng/ml

Instrument :
ECD_S
ClientSampleId :
HSTDICC1000

Manual Integrations APPROVED

Reviewed By :Abdul Mirza 04/03/2025
Supervised By :mohammad ahmed 04/04/2025

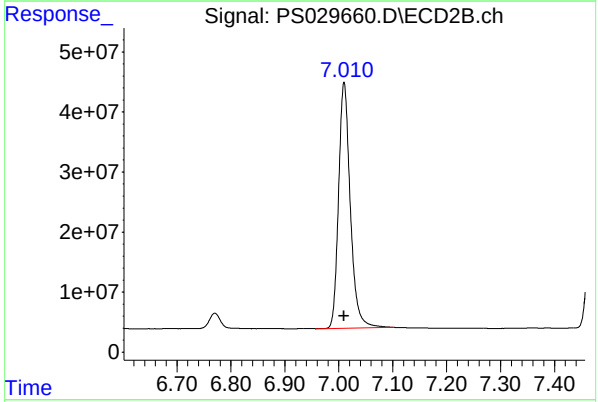

#3 4-Nitrophenol

R.T.: 7.010 min
Delta R.T.: 0.000 min
Response: 617862993
Conc: 903.98 ng/ml

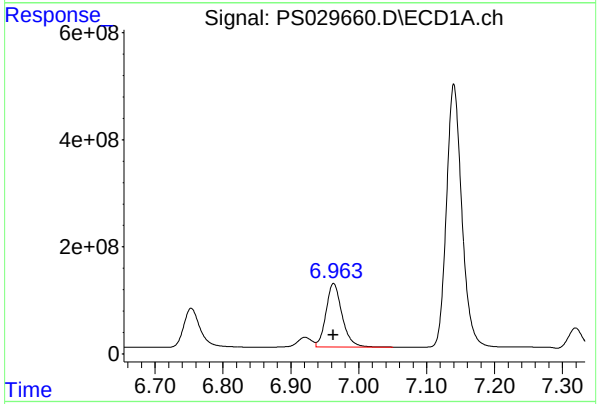

#4 2,4-DCAA

R.T.: 6.963 min
Delta R.T.: 0.000 min
Response: 1949027966
Conc: 984.69 ng/ml

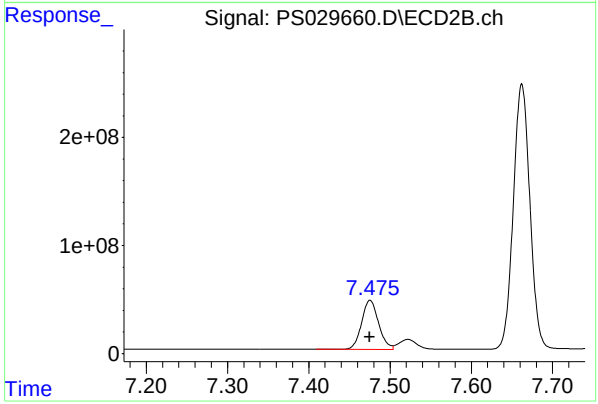

#4 2,4-DCAA

R.T.: 7.475 min
Delta R.T.: 0.000 min
Response: 658637284
Conc: 997.78 ng/ml

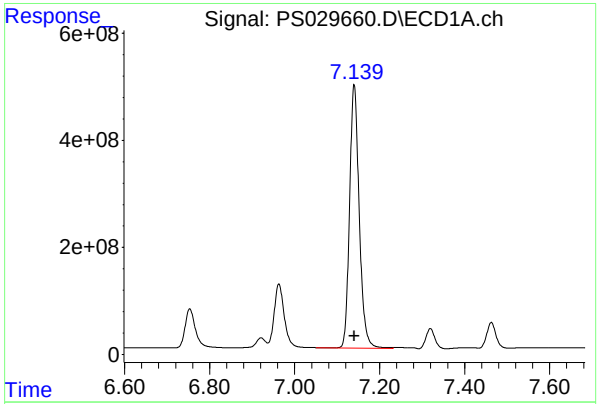

#5 DICAMBA

R.T.: 7.140 min
Delta R.T.: 0.000 min
Response: 7768270498
Conc: 938.22 ng/ml

Instrument :
ECD_S
ClientSampleId :
HSTDICC1000

Manual Integrations APPROVED

Reviewed By :Abdul Mirza 04/03/2025
Supervised By :mohammad ahmed 04/04/2025

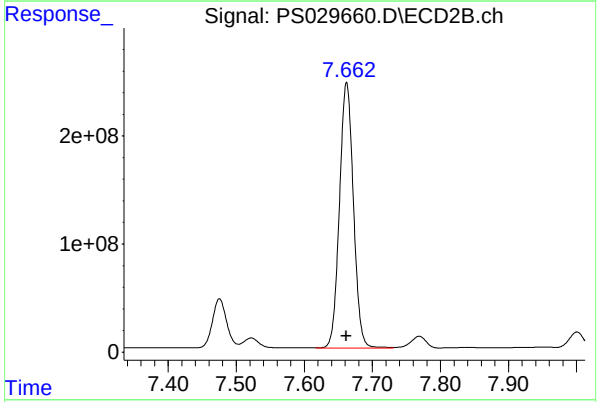

#5 DICAMBA

R.T.: 7.662 min
Delta R.T.: 0.000 min
Response: 3498905684
Conc: 958.01 ng/ml

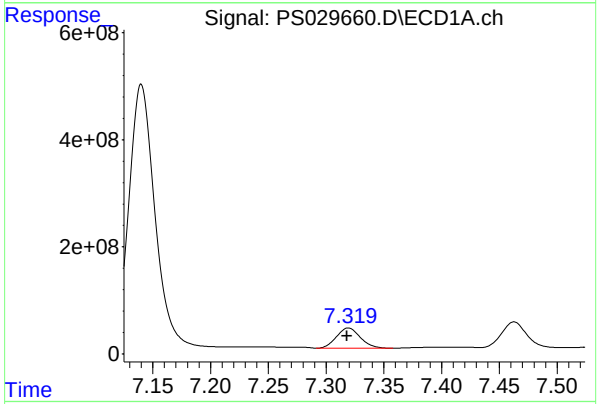

#6 MCPP

R.T.: 7.319 min
Delta R.T.: 0.001 min
Response: 543229329
Conc: 98.64 ug/ml

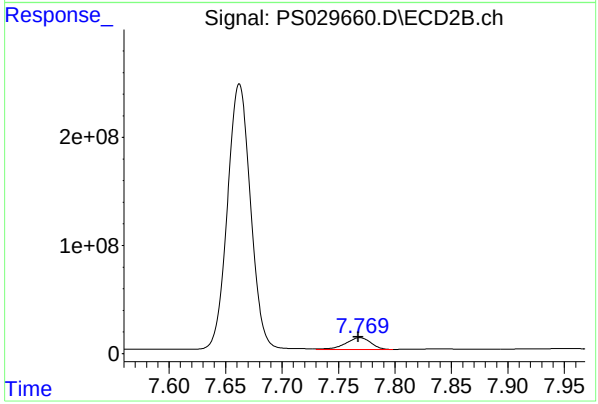

#6 MCPP

R.T.: 7.769 min
Delta R.T.: 0.002 min
Response: 167861106
Conc: 95.86 ug/ml

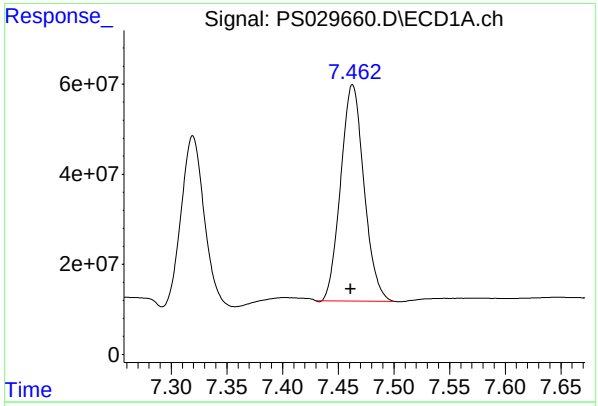

#7 MCPA

R.T.: 7.463 min
Delta R.T.: 0.002 min
Response: 699238388
Conc: 94.77 ug/ml

Instrument :
ECD_S
ClientSampleId :
HSTDICC1000

Manual Integrations APPROVED

Reviewed By :Abdul Mirza 04/03/2025
Supervised By :mohammad ahmed 04/04/2025

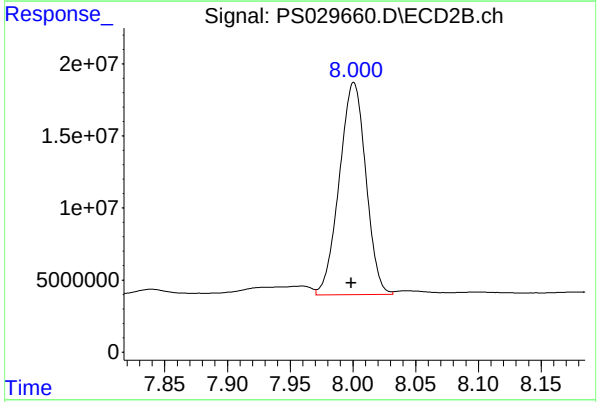

#7 MCPA

R.T.: 8.001 min
Delta R.T.: 0.002 min
Response: 216483308
Conc: 95.27 ug/ml

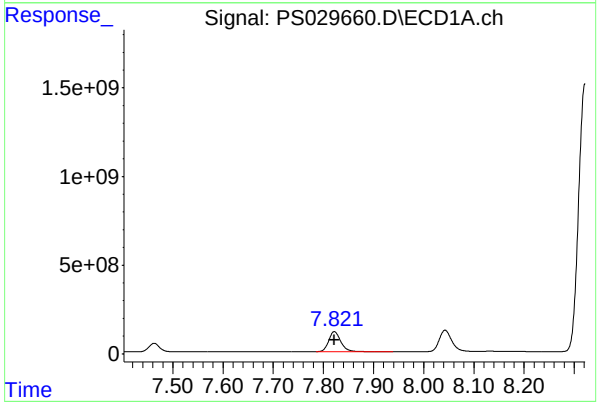

#8 DICHLORPROP

R.T.: 7.822 min
Delta R.T.: 0.000 min
Response: 1904873098
Conc: 921.02 ng/ml

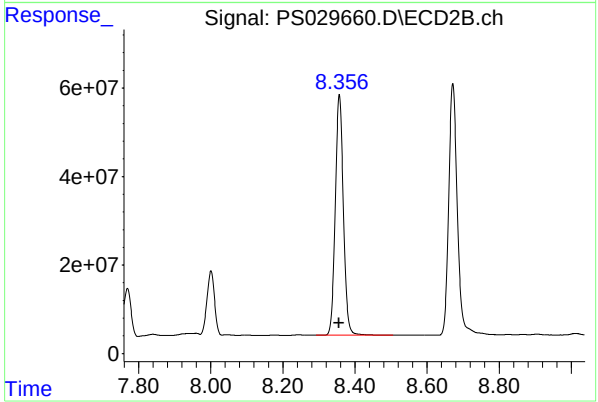

#8 DICHLORPROP

R.T.: 8.357 min
Delta R.T.: 0.000 min
Response: 846033877
Conc: 934.78 ng/ml

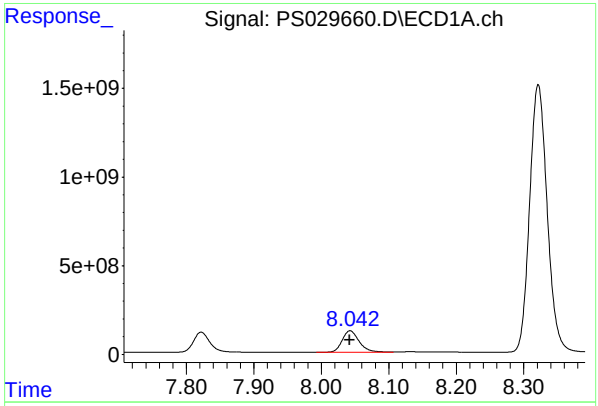

#9 2,4-D

R.T.: 8.043 min
Delta R.T.: 0.000 min
Response: 2111960224
Conc: 931.37 ng/ml

Instrument :
ECD_S
ClientSampleId :
HSTDICC1000

Manual Integrations APPROVED

Reviewed By :Abdul Mirza 04/03/2025
Supervised By :mohammad ahmed 04/04/2025

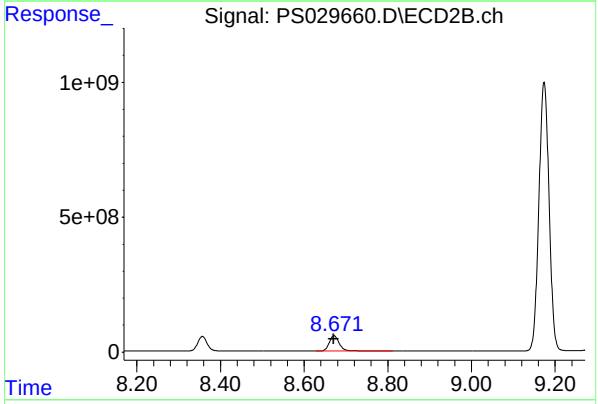

#9 2,4-D

R.T.: 8.671 min
Delta R.T.: 0.000 min
Response: 943504117
Conc: 940.66 ng/ml

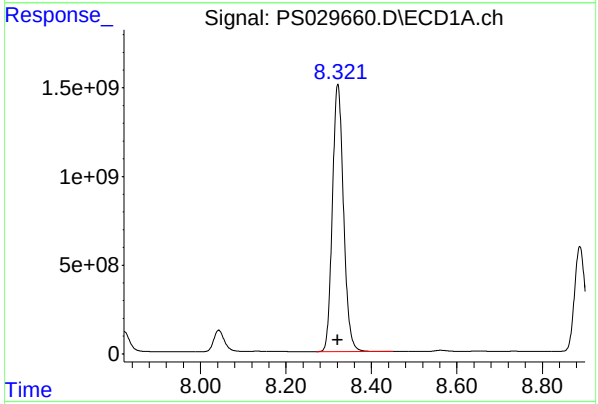

#10 Pentachlorophenol

R.T.: 8.322 min
Delta R.T.: 0.000 min
Response: 27238310436
Conc: 936.90 ng/ml

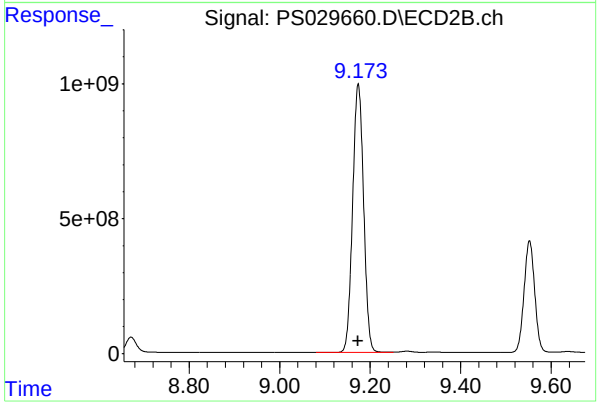

#10 Pentachlorophenol

R.T.: 9.174 min
Delta R.T.: 0.000 min
Response: 16770397791
Conc: 946.41 ng/ml

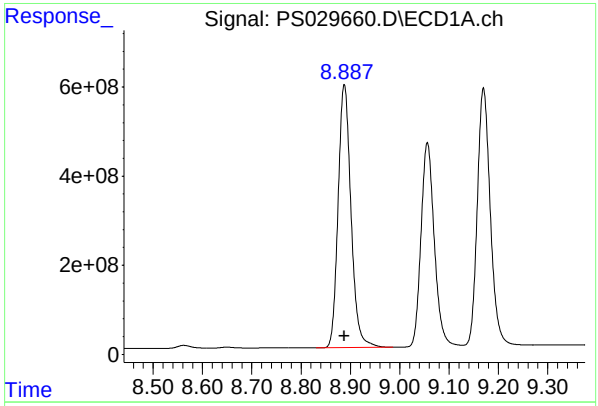

#11 2,4,5-TP (SILVEX)

R.T.: 8.888 min
Delta R.T.: 0.000 min
Response: 10687262604
Conc: 944.07 ng/ml

Instrument :
ECD_S
ClientSampleId :
HSTDICC1000

Manual Integrations APPROVED

Reviewed By :Abdul Mirza 04/03/2025
Supervised By :mohammad ahmed 04/04/2025

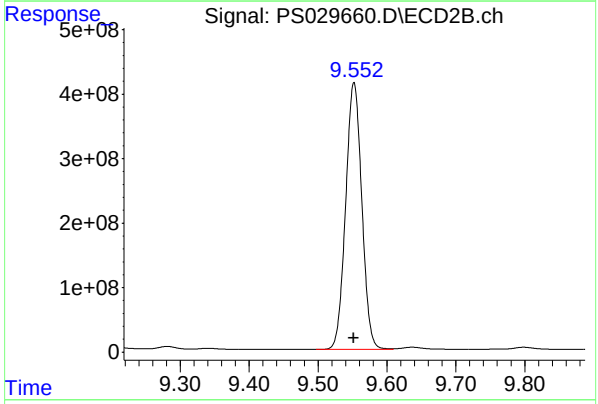

#11 2,4,5-TP (SILVEX)

R.T.: 9.552 min
Delta R.T.: 0.000 min
Response: 6736269494
Conc: 954.64 ng/ml

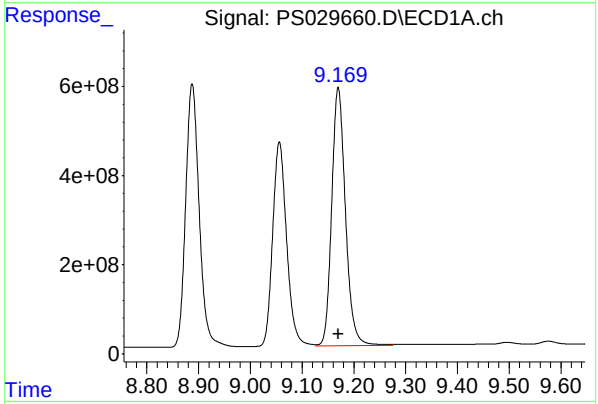

#12 2,4,5-T

R.T.: 9.170 min
Delta R.T.: 0.000 min
Response: 10696948094
Conc: 945.21 ng/ml

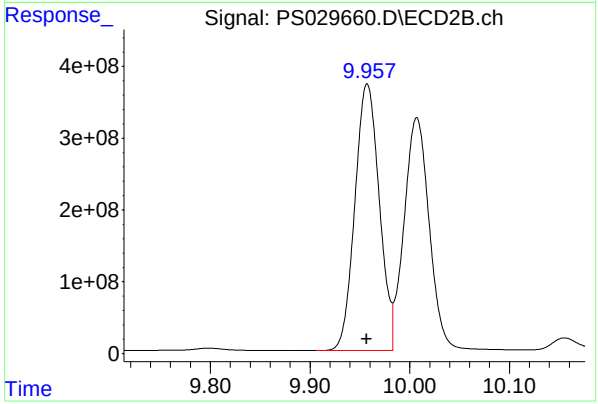

#12 2,4,5-T

R.T.: 9.957 min
Delta R.T.: 0.000 min
Response: 6311320366
Conc: 955.00 ng/ml

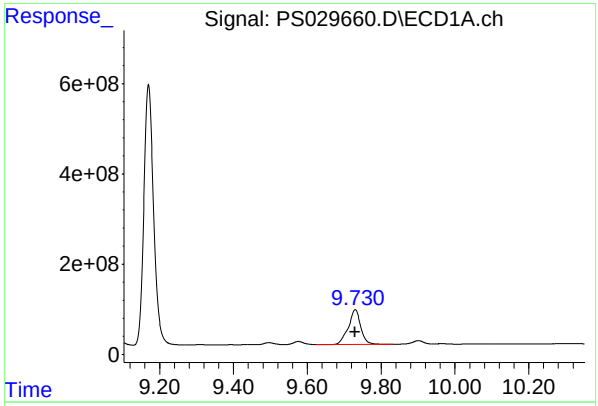

#13 2,4-DB

R.T.: 9.730 min
Delta R.T.: 0.000 min
Response: 1781810233
Conc: 948.88 ng/ml

Instrument :
ECD_S
ClientSampleId :
HSTDICC1000

Manual Integrations APPROVED

Reviewed By :Abdul Mirza 04/03/2025
Supervised By :mohammad ahmed 04/04/2025

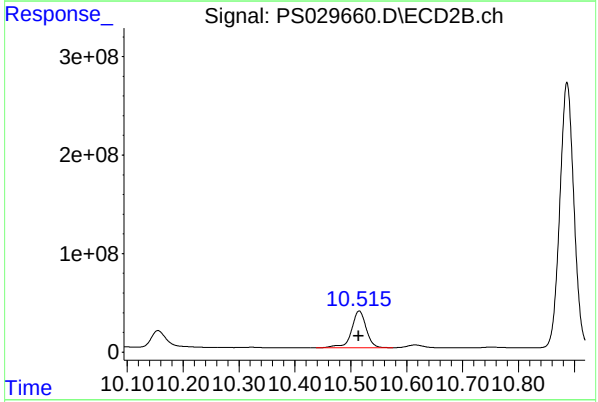

#13 2,4-DB

R.T.: 10.515 min
Delta R.T.: 0.001 min
Response: 690041535
Conc: 965.10 ng/ml

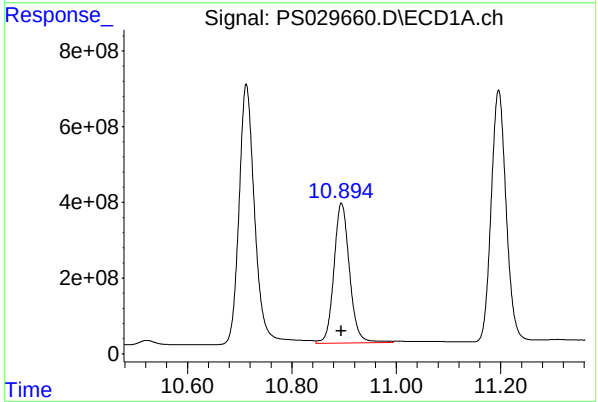

#14 DINOSEB

R.T.: 10.895 min
Delta R.T.: 0.000 min
Response: 7700250924
Conc: 928.27 ng/ml

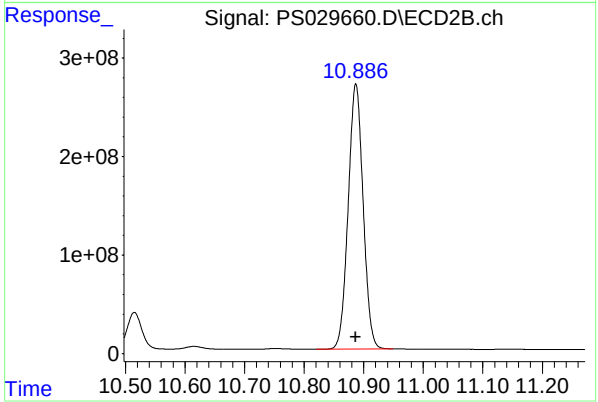

#14 DINOSEB

R.T.: 10.887 min
Delta R.T.: 0.000 min
Response: 4684339661
Conc: 945.92 ng/ml

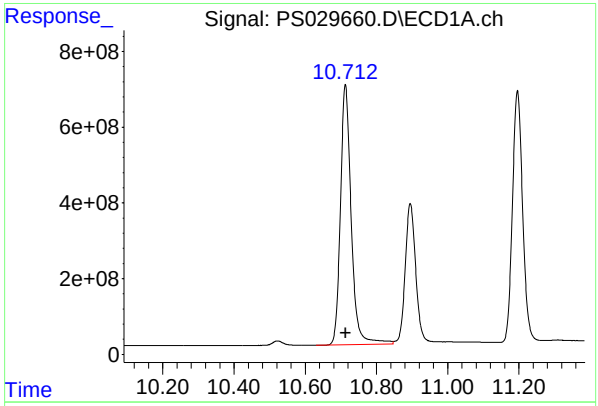

#15 Picloram

R.T.: 10.713 min
Delta R.T.: 0.000 mi
Response: 14447241965
Conc: 951.45 ng/m

Instrument :
ECD_S
ClientSampleId :
HSTDICC1000

Manual Integrations APPROVED

Reviewed By :Abdul Mirza 04/03/2025
Supervised By :mohammad ahmed 04/04/2025

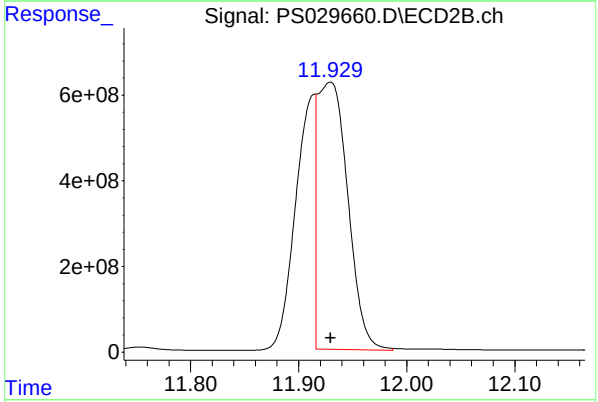

#15 Picloram

R.T.: 11.929 min
Delta R.T.: 0.000 min
Response: 12036880251
Conc: 1085.70 ng/ml m

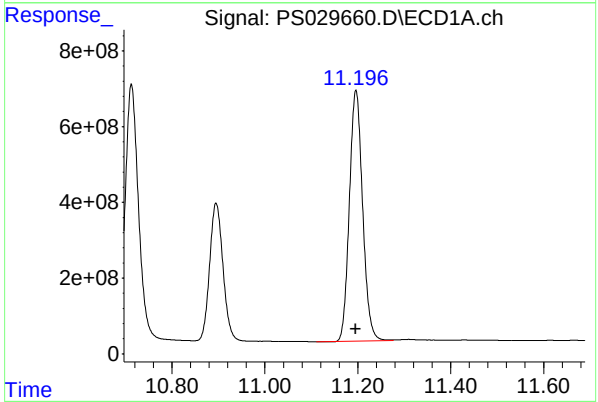

#16 DCPA

R.T.: 11.196 min
Delta R.T.: 0.000 min
Response: 13124092426
Conc: 953.03 ng/ml

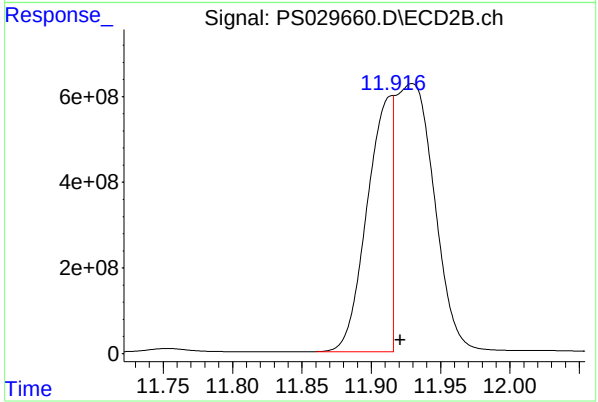

#16 DCPA

R.T.: 11.916 min
Delta R.T.: -0.005 min
Response: 7801908533
Conc: 776.30 ng/ml m

Data Path : Z:\pestpcbsrv\HPCHEM1\ECD_S\Data\PS040225\
Data File : PS029661.D
Signal(s) : Signal #1: ECD1A.ch Signal #2: ECD2B.ch
Acq On : 02 Apr 2025 20:44
Operator : AR\AJ
Sample : HSTDICC1500
Misc :
ALS Vial : 12 Sample Multiplier: 1

Instrument :
ECD_S
ClientSampleId :
HSTDICC1500

Manual Integrations APPROVED

Reviewed By :Abdul Mirza 04/03/2025
Supervised By :mohammad ahmed 04/04/2025

Integration File signal 1: autoint1.e
Integration File signal 2: autoint2.e
Quant Time: Apr 02 21:51:14 2025
Quant Method : Z:\pestpcbsrv\HPCHEM1\ECD_S\Method\PS040225.M
Quant Title : 8080.M
QLast Update : Wed Apr 02 21:45:08 2025
Response via : Initial Calibration
Integrator: ChemStation

Volume Inj. : 1 µl
Signal #1 Phase : ZB-MR1 Signal #2 Phase: ZB-MR2
Signal #1 Info : 30M x 0.32mm x0.5 Signal #2 Info : 30M x 0.32mm x 0.25µm

		Compound	RT#1	RT#2	Resp#1	Resp#2	ng/ml	ng/ml
		System Monitoring Compounds						
4)	S	2,4-DCAA	6.962	7.475	2841.0E6	981.8E6	1435.303	1487.406
		Target Compounds						
1)	T	Dalapon	2.462	2.532	4108.4E6	1942.9E6	1258.290	1266.710
2)	T	3,5-DICHL...	6.164	6.469	3928.4E6	1296.2E6	1335.806	1381.746
3)	T	4-Nitroph...	6.752	7.009	1875.7E6	929.8E6	1377.303	1360.341
5)	T	DICAMBA	7.139	7.661	10886.5E6	5336.9E6	1314.829	1461.273
6)	T	MCPP	7.321	7.771	837.1E6	239.9E6	151.995	136.979
7)	T	MCPA	7.464	8.003	1077.4E6	321.6E6	146.013	141.540
8)	T	DICHLORPROP	7.821	8.356	2998.8E6	1359.0E6	1449.942	1501.547
9)	T	2,4-D	8.041	8.670	3352.7E6	1534.4E6	1478.541	1529.798
10)	T	Pentachlo...	8.320	9.173	41860.3E6	24798.8E6	1439.850	1399.475
11)	T	2,4,5-TP ...	8.887	9.551	15973.5E6	10314.3E6	1411.040	1461.696
12)	T	2,4,5-T	9.169	9.956	15670.7E6	9380.7E6	1384.705	1419.436
13)	T	2,4-DB	9.729	10.514	2397.1E6	1045.2E6	1276.563	1461.825
14)	T	DINOSEB	10.894	10.886	11584.2E6	7136.0E6	1396.490	1440.994
15)	T	Picloram	10.712	11.927	21908.2E6	17647.2E6	1442.814	1591.730m
16)	T	DCPA	11.195	11.918	19405.2E6	13389.7E6	1409.141	1332.294m

(f)=RT Delta > 1/2 Window (#)=Amounts differ by > 25% (m)=manual int.

Data Path : Z:\pestpcbsrv\HPCHEM1\ECD_S\Data\PS040225\
Data File : PS029661.D
Signal(s) : Signal #1: ECD1A.ch Signal #2: ECD2B.ch
Acq On : 02 Apr 2025 20:44
Operator : AR\AJ
Sample : HSTDICC1500
Misc :
ALS Vial : 12 Sample Multiplier: 1

Instrument :
ECD_S
ClientSampleId :
HSTDICC1500

Manual Integrations APPROVED
Reviewed By :Abdul Mirza 04/03/2025
Supervised By :mohammad ahmed 04/04/2025

Integration File signal 1: autoint1.e
Integration File signal 2: autoint2.e
Quant Time: Apr 02 21:51:14 2025
Quant Method : Z:\pestpcbsrv\HPCHEM1\ECD_S\Method\PS040225.M
Quant Title : 8080.M
QLast Update : Wed Apr 02 21:45:08 2025
Response via : Initial Calibration
Integrator: ChemStation

Volume Inj. : 1 µl
Signal #1 Phase : ZB-MR1 Signal #2 Phase: ZB-MR2
Signal #1 Info : 30M x 0.32mm x0.5 Signal #2 Info : 30M x 0.32mm x 0.25µm

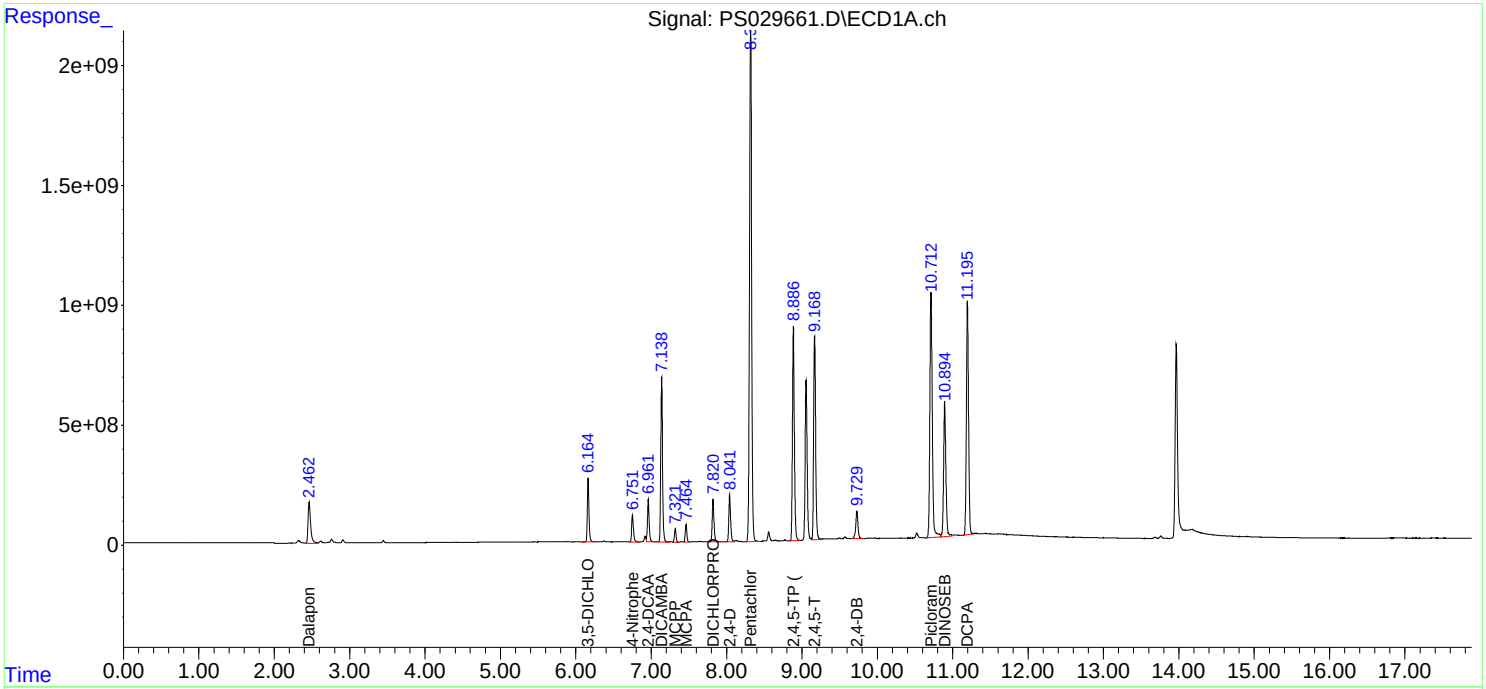

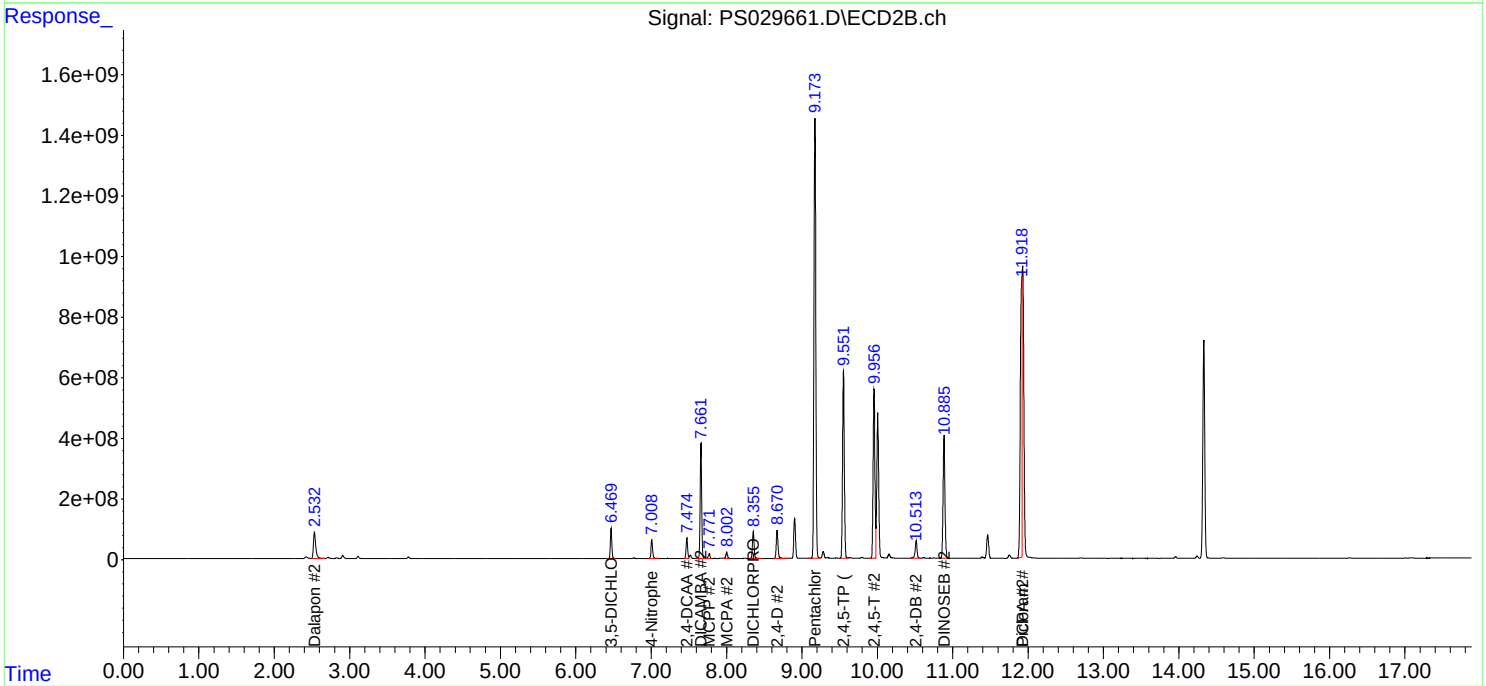

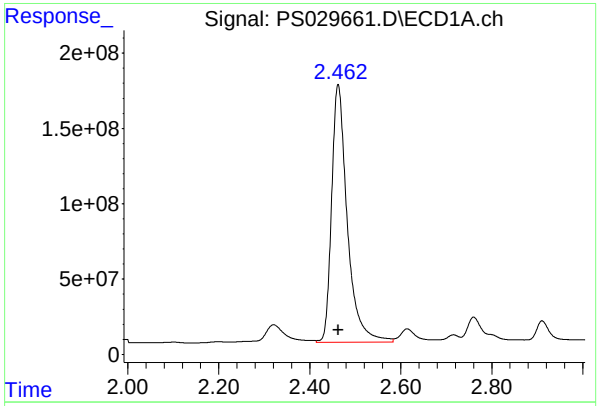

#1 Dalapon

R.T.: 2.462 min
Delta R.T.: 0.000 min
Response: 4108358980
Conc: 1258.29 ng/ml

Instrument :
ECD_S
ClientSampleId :
HSTDICC1500

Manual Integrations APPROVED

Reviewed By :Abdul Mirza 04/03/2025
Supervised By :mohammad ahmed 04/04/2025

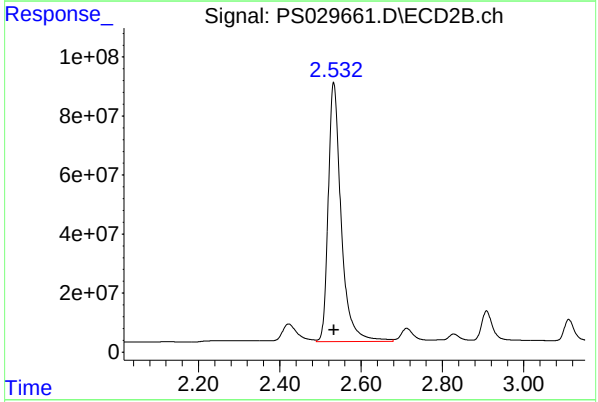

#1 Dalapon

R.T.: 2.532 min
Delta R.T.: 0.000 min
Response: 1942871242
Conc: 1266.71 ng/ml

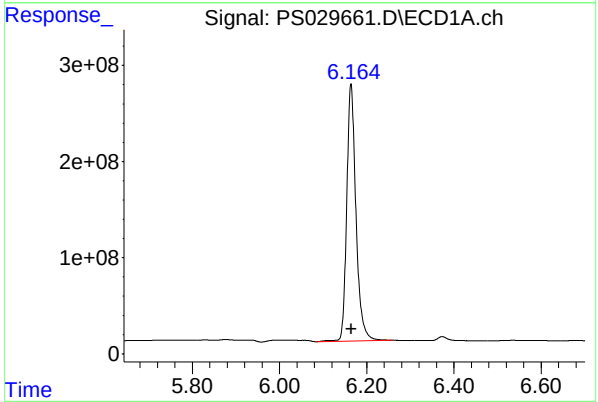

#2 3,5-DICHLOROBENZOIC ACID

R.T.: 6.164 min
Delta R.T.: 0.000 min
Response: 3928433575
Conc: 1335.81 ng/ml

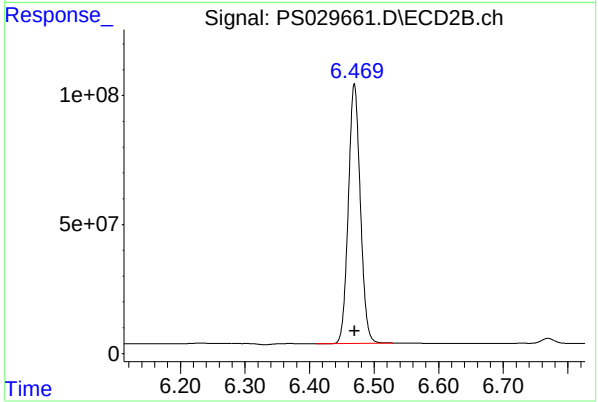

#2 3,5-DICHLOROBENZOIC ACID

R.T.: 6.469 min
Delta R.T.: 0.000 min
Response: 1296248758
Conc: 1381.75 ng/ml

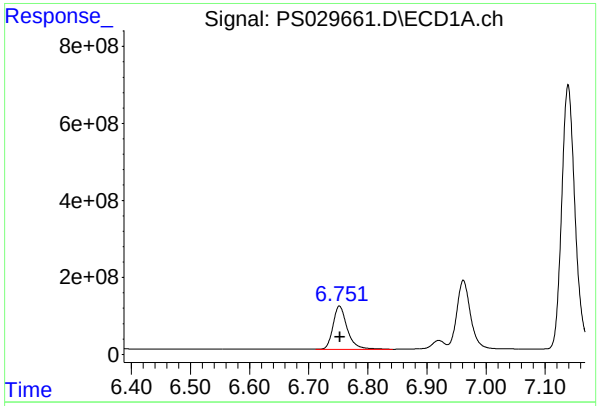

#3 4-Nitrophenol

R.T.: 6.752 min
Delta R.T.: 0.000 min
Response: 1875650660
Conc: 1377.30 ng/ml

Instrument :
ECD_S
ClientSampleId :
HSTDICC1500

Manual Integrations APPROVED

Reviewed By :Abdul Mirza 04/03/2025
Supervised By :mohammad ahmed 04/04/2025

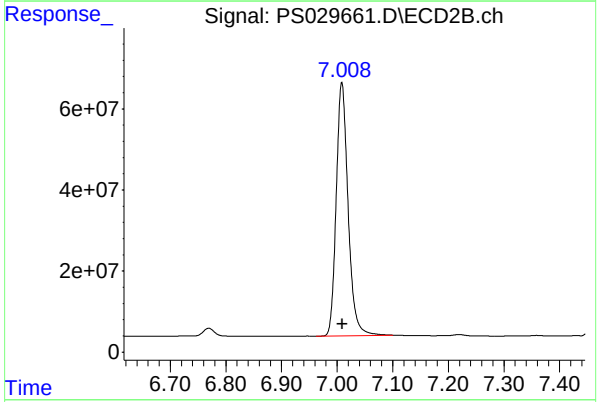

#3 4-Nitrophenol

R.T.: 7.009 min
Delta R.T.: 0.000 min
Response: 929783256
Conc: 1360.34 ng/ml

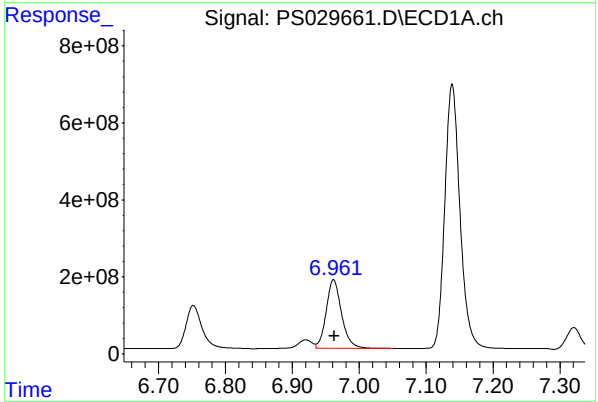

#4 2,4-DCAA

R.T.: 6.962 min
Delta R.T.: 0.000 min
Response: 2840950026
Conc: 1435.30 ng/ml

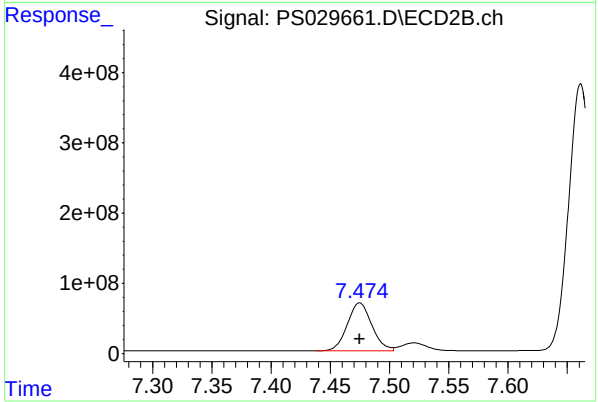

#4 2,4-DCAA

R.T.: 7.475 min
Delta R.T.: 0.000 min
Response: 981839106
Conc: 1487.41 ng/ml

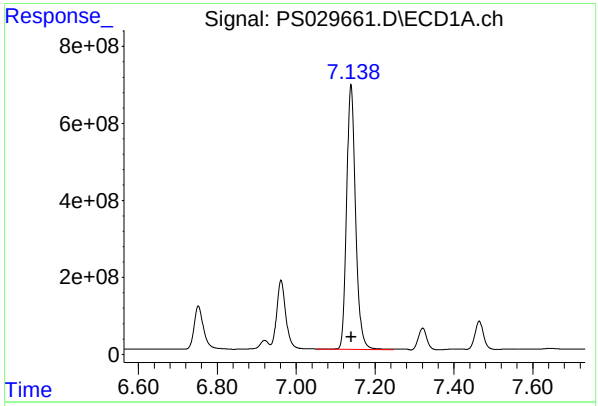

#5 DICAMBA

R.T.: 7.139 min
Delta R.T.: 0.000 mi
Response: 10886487221
Conc: 1314.83 ng/m

Instrument :
ECD_S
ClientSampleId :
HSTDICC1500

Manual Integrations APPROVED

Reviewed By :Abdul Mirza 04/03/2025
Supervised By :mohammad ahmed 04/04/2025

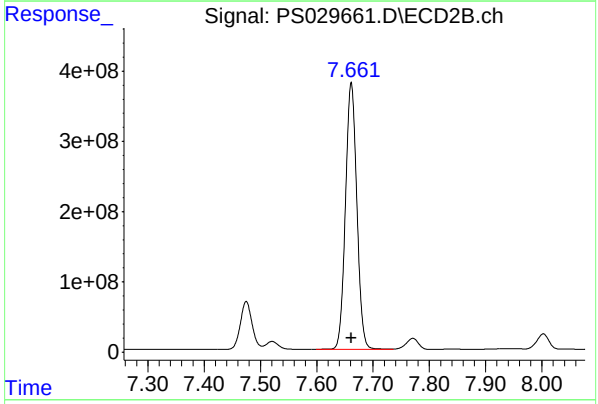

#5 DICAMBA

R.T.: 7.661 min
Delta R.T.: 0.000 min
Response: 5336929441
Conc: 1461.27 ng/ml

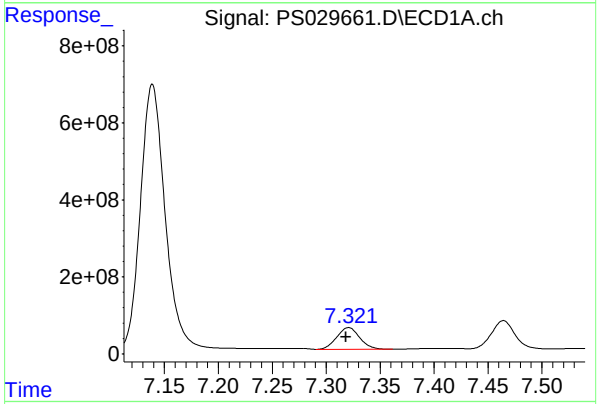

#6 MCPP

R.T.: 7.321 min
Delta R.T.: 0.003 min
Response: 837102081
Conc: 152.00 ug/ml

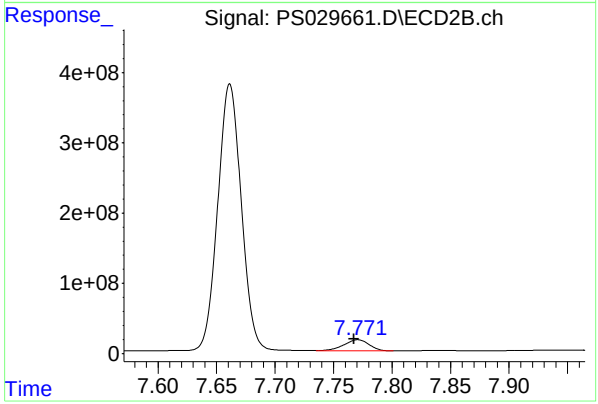

#6 MCPP

R.T.: 7.771 min
Delta R.T.: 0.003 min
Response: 239877882
Conc: 136.98 ug/ml

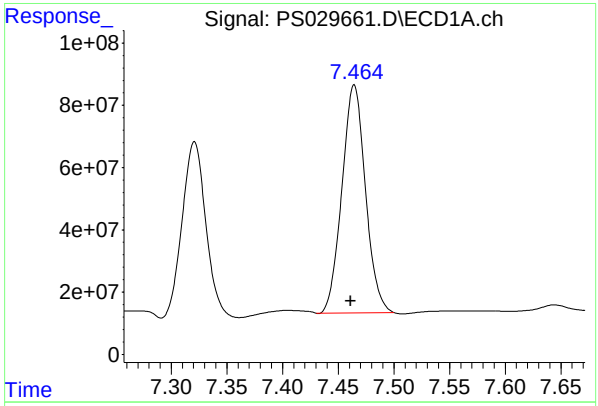

#7 MCPA

R.T.: 7.464 min
Delta R.T.: 0.003 min
Response: 1077350418
Conc: 146.01 ug/ml

Instrument :
ECD_S
ClientSampleId :
HSTDICC1500

Manual Integrations APPROVED

Reviewed By :Abdul Mirza 04/03/2025
Supervised By :mohammad ahmed 04/04/2025

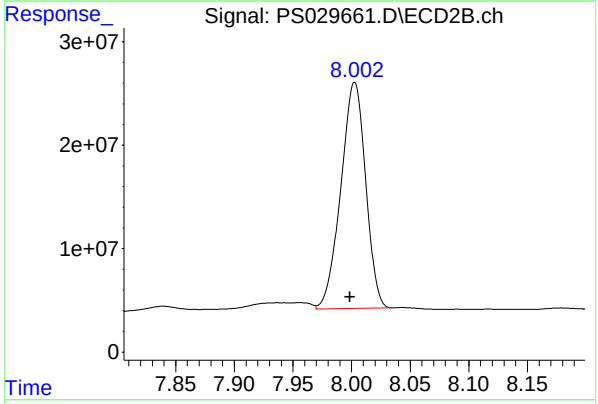

#7 MCPA

R.T.: 8.003 min
Delta R.T.: 0.004 min
Response: 321610430
Conc: 141.54 ug/ml

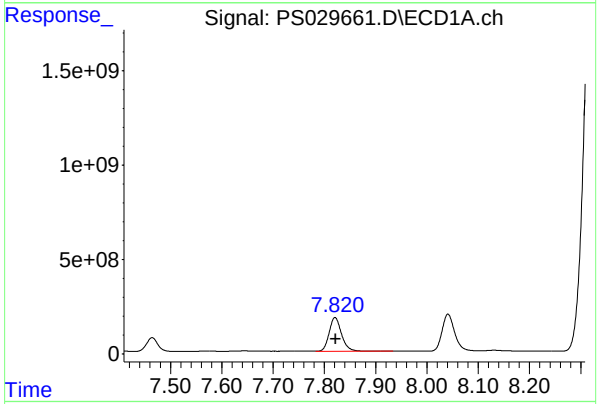

#8 DICHLORPROP

R.T.: 7.821 min
Delta R.T.: -0.001 min
Response: 2998787481
Conc: 1449.94 ng/ml

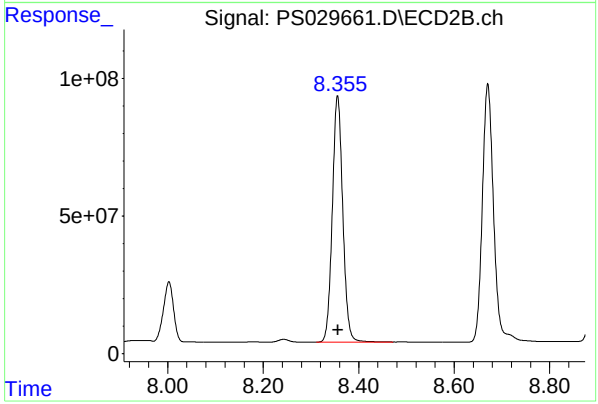

#8 DICHLORPROP

R.T.: 8.356 min
Delta R.T.: 0.000 min
Response: 1358996852
Conc: 1501.55 ng/ml

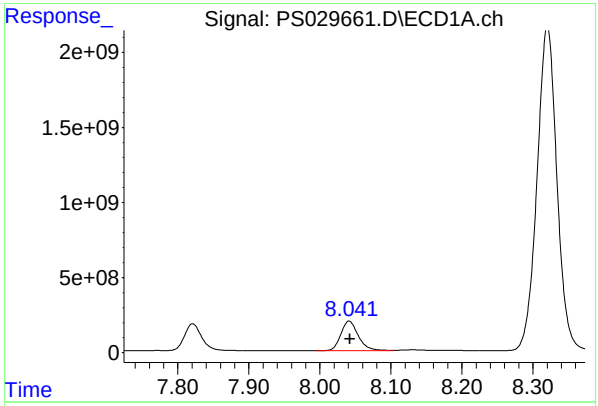

#9 2,4-D

R.T.: 8.041 min
Delta R.T.: -0.001 min
Response: 3352707918
Conc: 1478.54 ng/ml

Instrument :
ECD_S
ClientSampleId :
HSTDICC1500

Manual Integrations APPROVED

Reviewed By :Abdul Mirza 04/03/2025
Supervised By :mohammad ahmed 04/04/2025

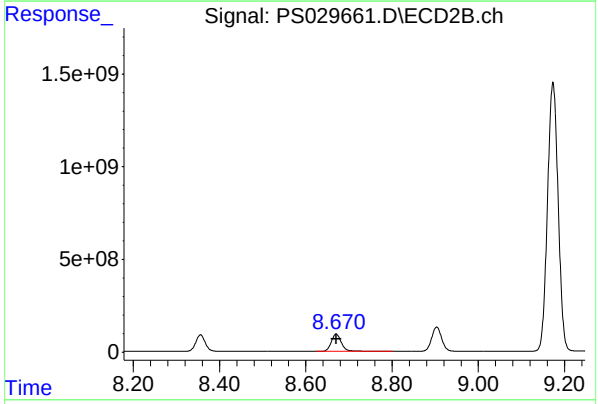

#9 2,4-D

R.T.: 8.670 min
Delta R.T.: 0.000 min
Response: 1534428295
Conc: 1529.80 ng/ml

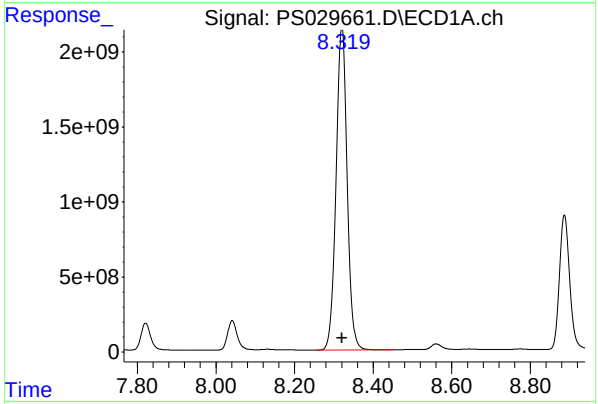

#10 Pentachlorophenol

R.T.: 8.320 min
Delta R.T.: 0.000 min
Response: 41860303298
Conc: 1439.85 ng/ml

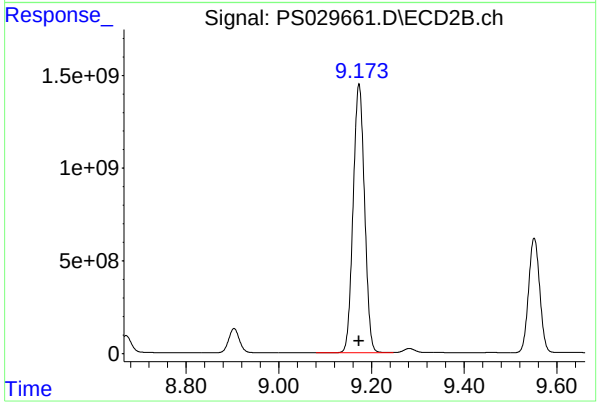

#10 Pentachlorophenol

R.T.: 9.173 min
Delta R.T.: 0.000 min
Response: 24798795122
Conc: 1399.48 ng/ml

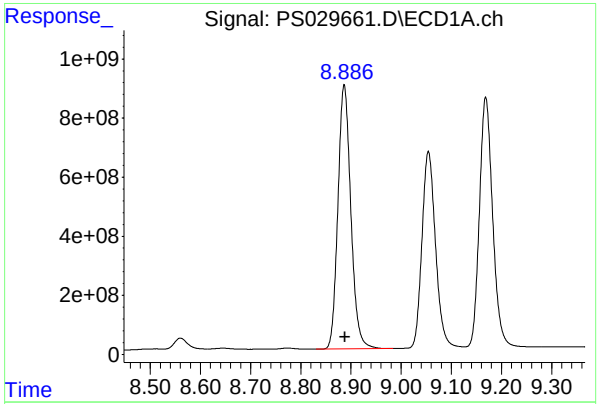

#11 2,4,5-TP (SILVEX)

R.T.: 8.887 min
Delta R.T.: -0.001 min
Response: 15973508319
Conc: 1411.04 ng/ml

Instrument :
ECD_S
ClientSampleId :
HSTDICC1500

Manual Integrations APPROVED

Reviewed By :Abdul Mirza 04/03/2025
Supervised By :mohammad ahmed 04/04/2025

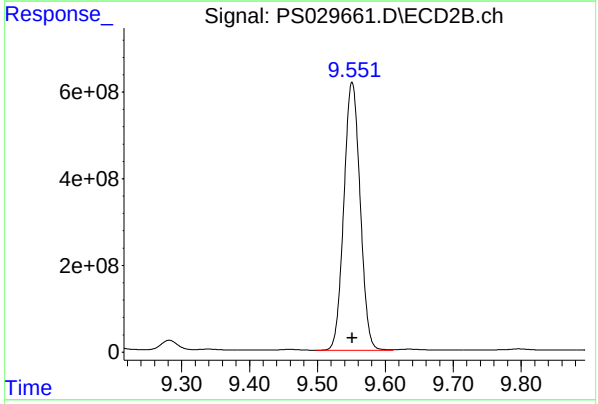

#11 2,4,5-TP (SILVEX)

R.T.: 9.551 min
Delta R.T.: 0.000 min
Response: 10314285572
Conc: 1461.70 ng/ml

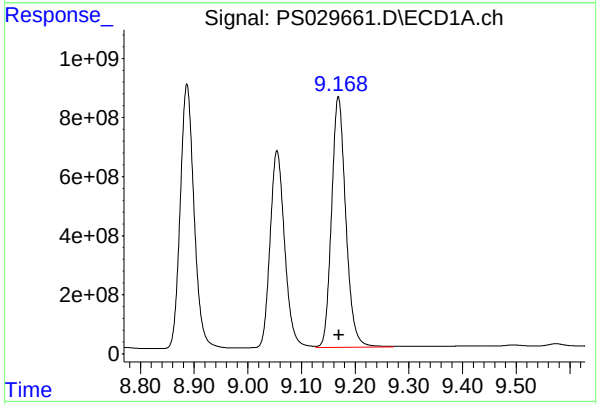

#12 2,4,5-T

R.T.: 9.169 min
Delta R.T.: -0.001 min
Response: 15670680767
Conc: 1384.71 ng/ml

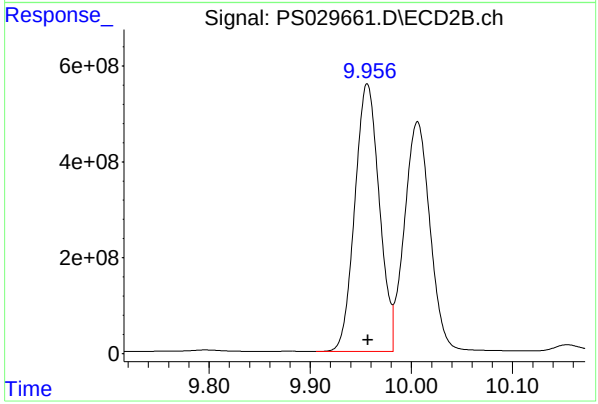

#12 2,4,5-T

R.T.: 9.956 min
Delta R.T.: 0.000 min
Response: 9380678174
Conc: 1419.44 ng/ml

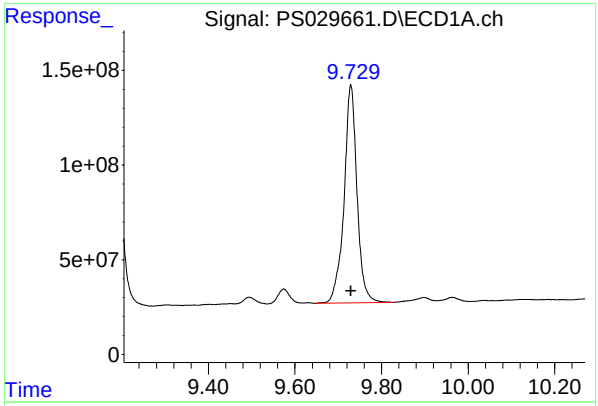

#13 2,4-DB

R.T.: 9.729 min
Delta R.T.: 0.000 min
Response: 2397133404
Conc: 1276.56 ng/ml

Instrument :
ECD_S
ClientSampleId :
HSTDICC1500

Manual Integrations APPROVED

Reviewed By :Abdul Mirza 04/03/2025
Supervised By :mohammad ahmed 04/04/2025

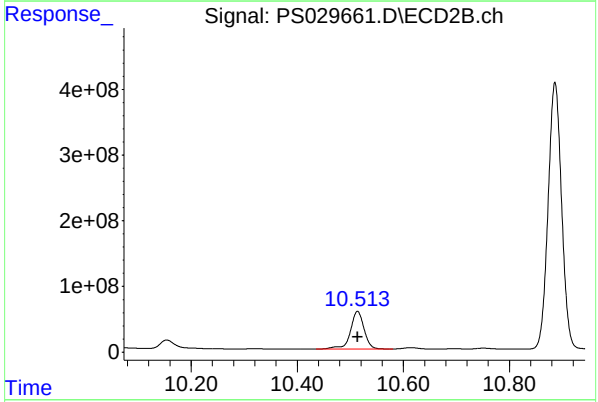

#13 2,4-DB

R.T.: 10.514 min
Delta R.T.: 0.000 min
Response: 1045195523
Conc: 1461.83 ng/ml

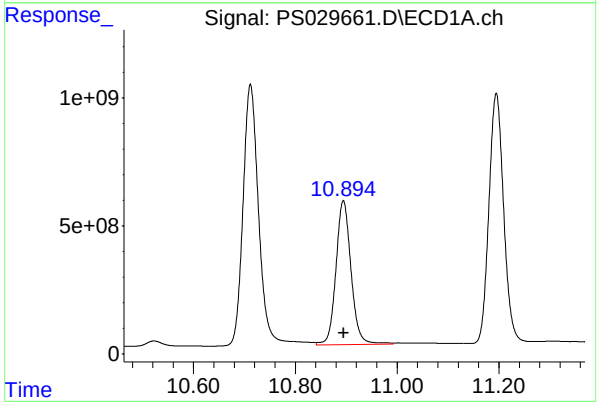

#14 DINOSEB

R.T.: 10.894 min
Delta R.T.: 0.000 min
Response: 11584240374
Conc: 1396.49 ng/ml

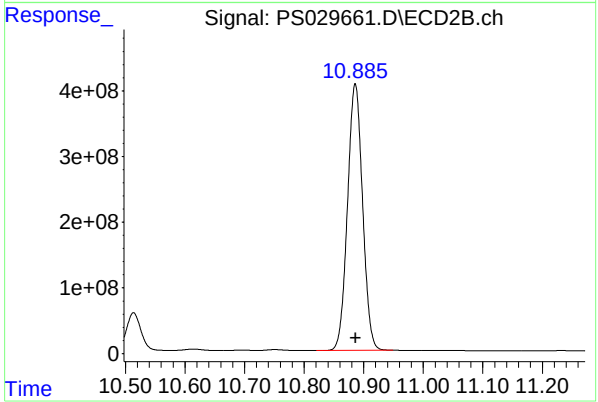

#14 DINOSEB

R.T.: 10.886 min
Delta R.T.: 0.000 min
Response: 7136024947
Conc: 1440.99 ng/ml

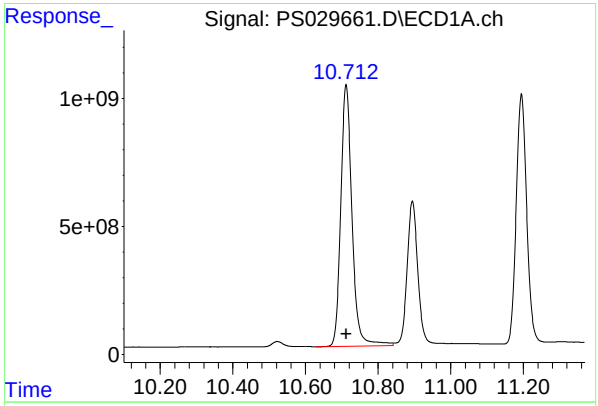

#15 Picloram

R.T.: 10.712 min
Delta R.T.: -0.001 mi
Response: 21908246614
Conc: 1442.81 ng/m

Instrument :
ECD_S
ClientSampleId :
HSTDICC1500

Manual Integrations APPROVED

Reviewed By :Abdul Mirza 04/03/2025
Supervised By :mohammad ahmed 04/04/2025

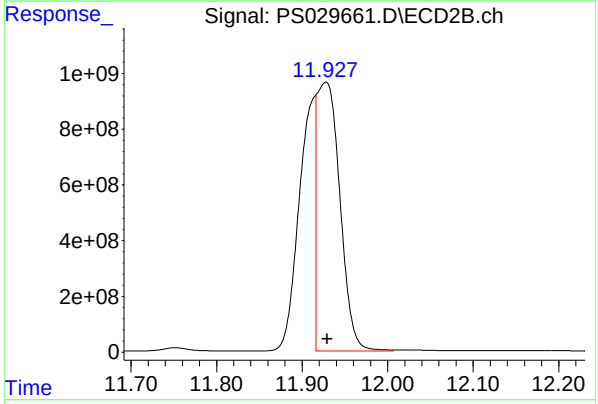

#15 Picloram

R.T.: 11.927 min
Delta R.T.: -0.002 min
Response: 17647184452
Conc: 1591.73 ng/ml m

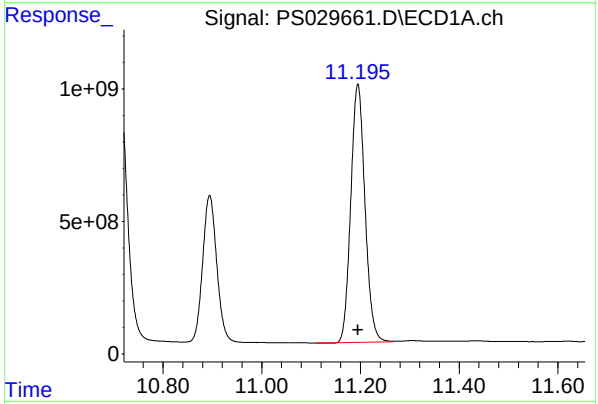

#16 DCPA

R.T.: 11.195 min
Delta R.T.: 0.000 min
Response: 19405207559
Conc: 1409.14 ng/ml

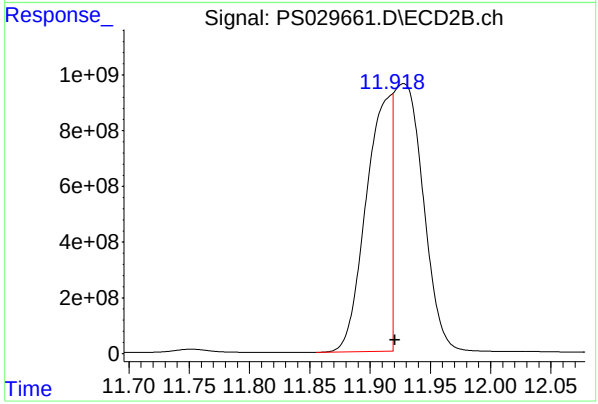

#16 DCPA

R.T.: 11.918 min
Delta R.T.: -0.002 min
Response: 13389723415
Conc: 1332.29 ng/ml m

Quantitation Report (QT Reviewed)

Data Path : Z:\pestpcbsrv\HPCHEM1\ECD_S\Data\PS040225\
Data File : PS029662.D
Signal(s) : Signal #1: ECD1A.ch Signal #2: ECD2B.ch
Acq On : 02 Apr 2025 21:32
Operator : AR\AJ
Sample : HSTDICV750
Misc :
ALS Vial : 14 Sample Multiplier: 1

Instrument :
ECD_S
ClientSampleId :
ICVPS040225

Manual Integrations APPROVED

Reviewed By :Abdul Mirza 04/03/2025
Supervised By :mohammad ahmed 04/04/2025

Integration File signal 1: autoint1.e
Integration File signal 2: autoint2.e
Quant Time: Apr 02 22:04:21 2025
Quant Method : Z:\pestpcbsrv\HPCHEM1\ECD_S\Method\PS040225.M
Quant Title : 8080.M
QLast Update : Wed Apr 02 21:58:31 2025
Response via : Initial Calibration
Integrator: ChemStation

Volume Inj. : 1 µl
Signal #1 Phase : ZB-MR1 Signal #2 Phase: ZB-MR2
Signal #1 Info : 30M x 0.32mm x0.5 Signal #2 Info : 30M x 0.32mm x 0.25µm

	Compound	RT#1	RT#2	Resp#1	Resp#2	ng/ml	ng/ml
	System Monitoring Compounds						
4) S	2,4-DCAA	6.962	7.474	1498.3E6	503.3E6	734.900	738.464
	Target Compounds						
1) T	Dalapon	2.462	2.533	2190.2E6	1024.0E6	645.618	645.003
2) T	3,5-DICHL...	6.164	6.469	2082.1E6	662.8E6	692.238	686.463
3) T	4-Nitroph...	6.752	7.009	957.2E6	475.6E6	681.345	670.774
5) T	DICAMBA	7.138	7.661	5694.1E6	2612.2E6	684.231	707.267
6) T	MCPP	7.317	7.767	392.2E6	118.2E6	72.358	70.010
7) T	MCPA	7.460	7.998	518.2E6	157.7E6	71.284	69.331
8) T	DICHLORPROP	7.820	8.356	1603.0E6	696.5E6	728.820	720.851
9) T	2,4-D	8.041	8.670	1760.6E6	789.5E6	730.675	732.044
10) T	Pentachlo...	8.319	9.173	22517.6E6	12981.3E6	740.590	724.092
11) T	2,4,5-TP ...	8.886	9.551	8387.3E6	5243.7E6	722.086	726.984
12) T	2,4,5-T	9.168	9.956	8196.2E6	4791.7E6	712.435	714.872
13) T	2,4-DB	9.728	10.513	1209.9E6	524.8E6	665.952	707.282
14) T	DINOSEB	10.894	10.886	5970.8E6	3628.9E6	707.265	709.775
15) T	Picloram	10.711	11.928	11195.9E6	9179.9E6	722.295	783.175m
16) T	DCPA	11.194	11.916	10250.4E6	6152.8E6	733.951	667.456m

(f)=RT Delta > 1/2 Window (#)=Amounts differ by > 25% (m)=manual int.

Data Path : Z:\pestpcbsrv\HPCHEM1\ECD_S\Data\PS040225\
Data File : PS029662.D
Signal(s) : Signal #1: ECD1A.ch Signal #2: ECD2B.ch
Acq On : 02 Apr 2025 21:32
Operator : AR\AJ
Sample : HSTDICV750
Misc :
ALS Vial : 14 Sample Multiplier: 1

Instrument :
ECD_S
ClientSampleId :
ICVPS040225

Manual Integrations APPROVED
Reviewed By :Abdul Mirza 04/03/2025
Supervised By :mohammad ahmed 04/04/2025

Integration File signal 1: autoint1.e
Integration File signal 2: autoint2.e
Quant Time: Apr 02 22:04:21 2025
Quant Method : Z:\pestpcbsrv\HPCHEM1\ECD_S\Method\PS040225.M
Quant Title : 8080.M
QLast Update : Wed Apr 02 21:58:31 2025
Response via : Initial Calibration
Integrator: ChemStation

Volume Inj. : 1 µl
Signal #1 Phase : ZB-MR1 Signal #2 Phase: ZB-MR2
Signal #1 Info : 30M x 0.32mm x0.5 Signal #2 Info : 30M x 0.32mm x 0.25µm

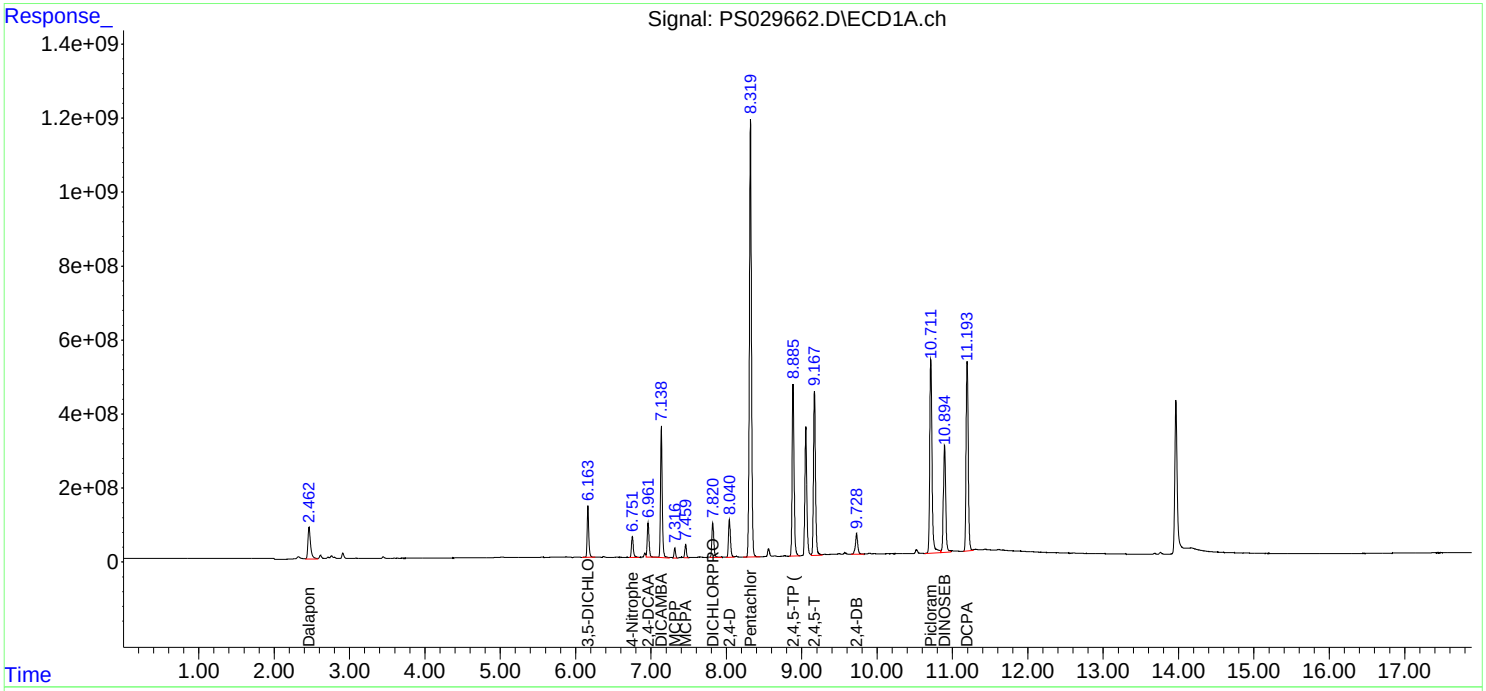

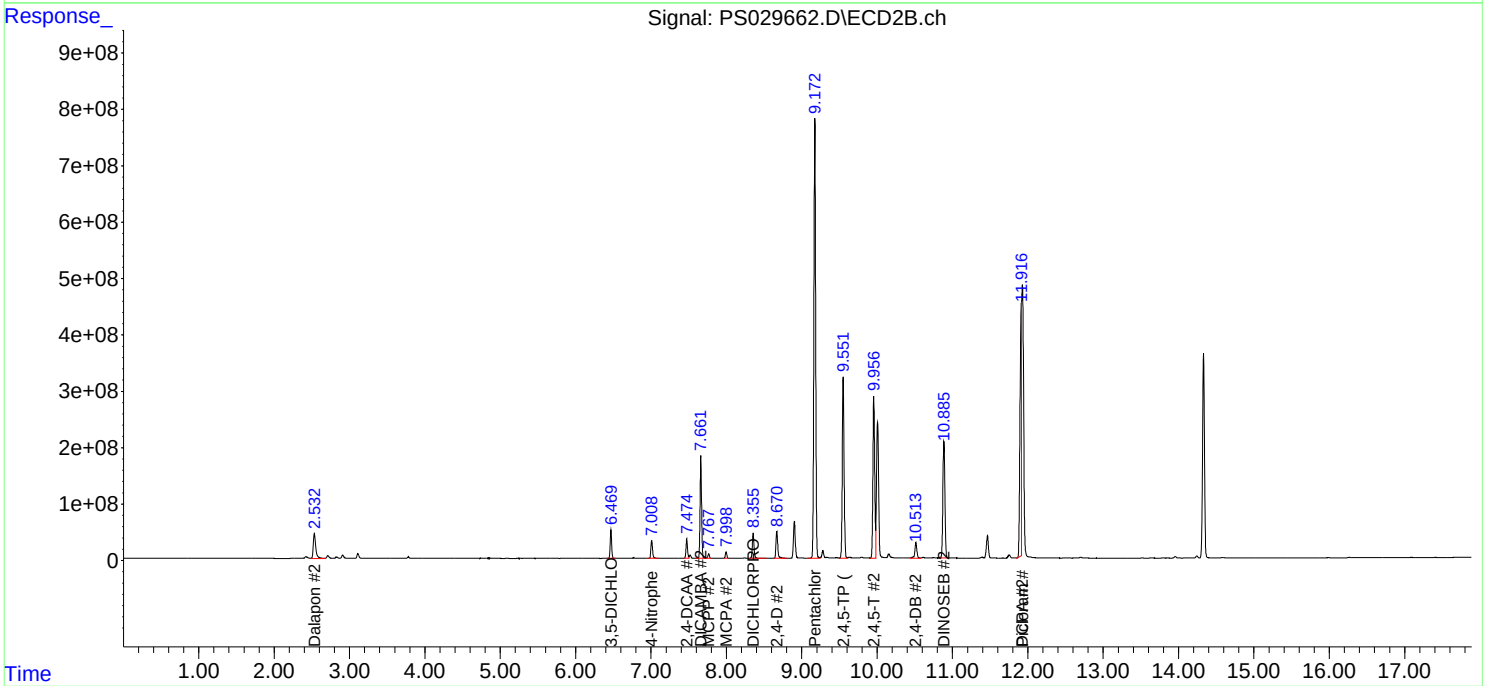

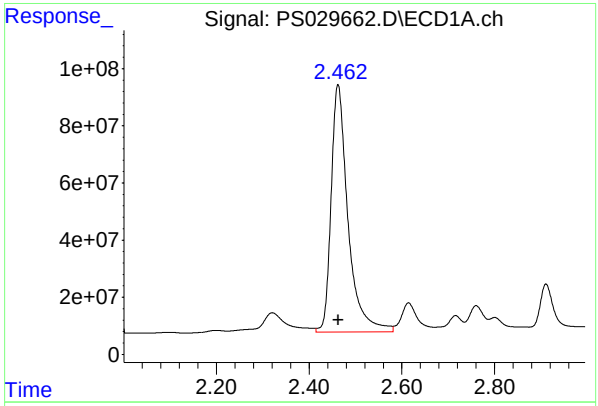

#1 Dalapon

R.T.: 2.462 min
Delta R.T.: 0.000 min
Response: 2190191506
Conc: 645.62 ng/ml

Instrument :
ECD_S
ClientSampleId :
ICVPS040225

Manual Integrations APPROVED

Reviewed By :Abdul Mirza 04/03/2025
Supervised By :mohammad ahmed 04/04/2025

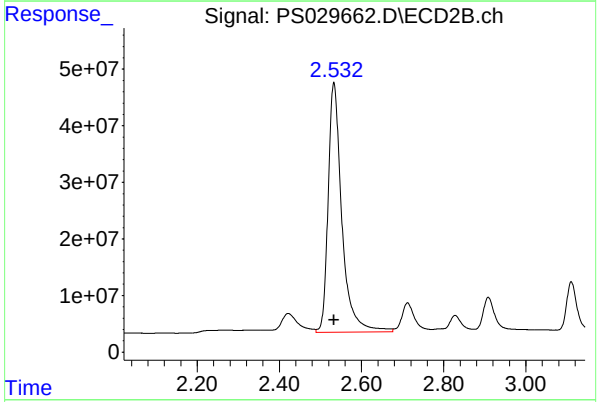

#1 Dalapon

R.T.: 2.533 min
Delta R.T.: 0.000 min
Response: 1024004548
Conc: 645.00 ng/ml

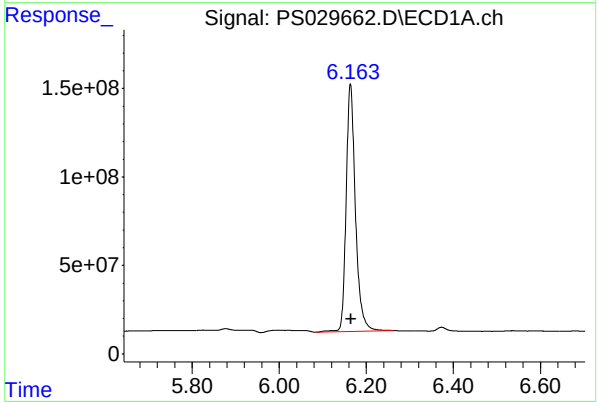

#2 3,5-DICHLOROBENZOIC ACID

R.T.: 6.164 min
Delta R.T.: -0.001 min
Response: 2082084613
Conc: 692.24 ng/ml

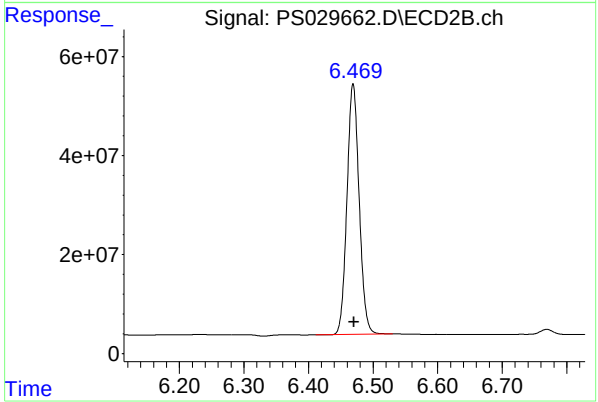

#2 3,5-DICHLOROBENZOIC ACID

R.T.: 6.469 min
Delta R.T.: -0.001 min
Response: 662818833
Conc: 686.46 ng/ml

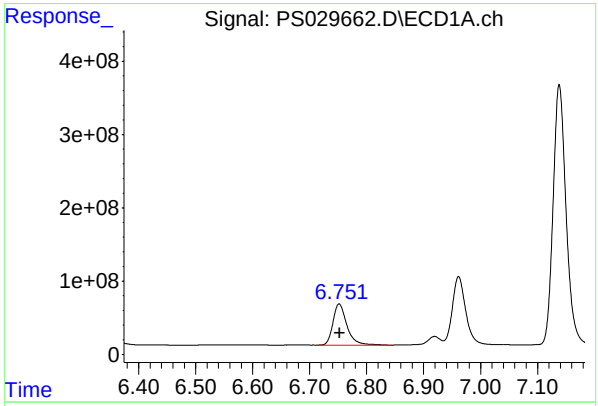

#3 4-Nitrophenol

R.T.: 6.752 min
Delta R.T.: -0.001 min
Response: 957152195
Conc: 681.34 ng/ml

Instrument :
ECD_S
ClientSampleId :
ICVPS040225

Manual Integrations APPROVED

Reviewed By :Abdul Mirza 04/03/2025
Supervised By :mohammad ahmed 04/04/2025

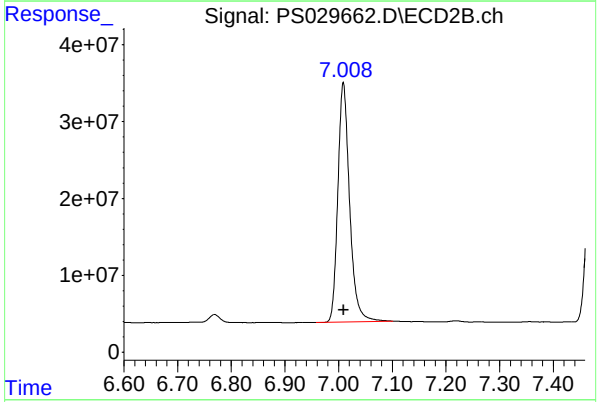

#3 4-Nitrophenol

R.T.: 7.009 min
Delta R.T.: 0.000 min
Response: 475577336
Conc: 670.77 ng/ml

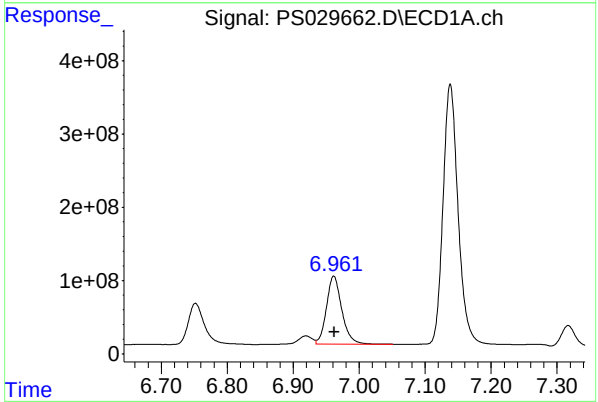

#4 2,4-DCAA

R.T.: 6.962 min
Delta R.T.: -0.001 min
Response: 1498336160
Conc: 734.90 ng/ml

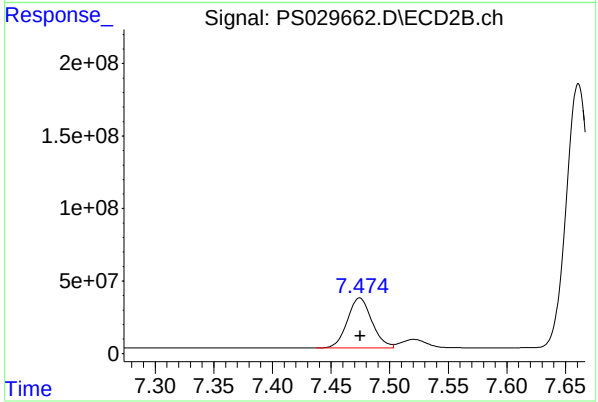

#4 2,4-DCAA

R.T.: 7.474 min
Delta R.T.: 0.000 min
Response: 503272874
Conc: 738.46 ng/ml

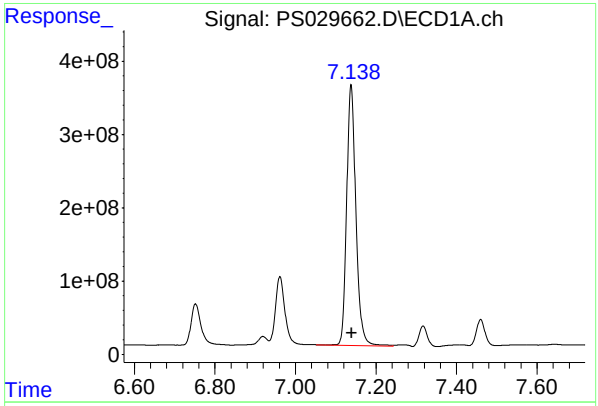

#5 DICAMBA

R.T.: 7.138 min
Delta R.T.: -0.002 min
Response: 5694131009
Conc: 684.23 ng/ml

Instrument :
ECD_S
ClientSampleId :
ICVPS040225

Manual Integrations APPROVED

Reviewed By :Abdul Mirza 04/03/2025
Supervised By :mohammad ahmed 04/04/2025

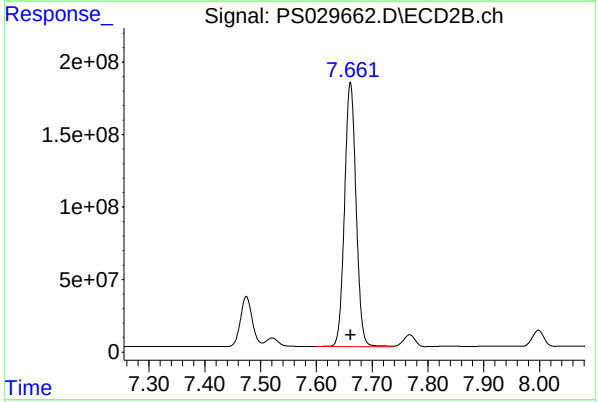

#5 DICAMBA

R.T.: 7.661 min
Delta R.T.: 0.000 min
Response: 2612199541
Conc: 707.27 ng/ml

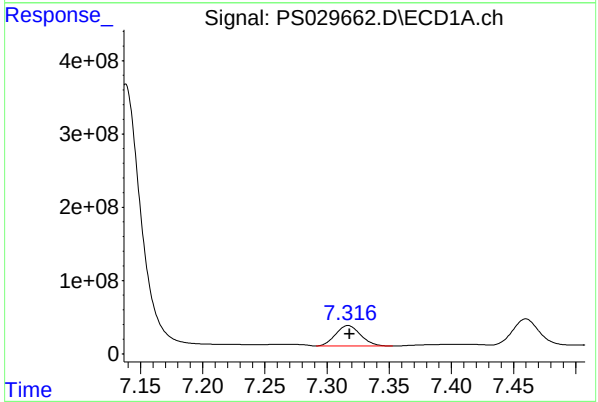

#6 MCPP

R.T.: 7.317 min
Delta R.T.: -0.001 min
Response: 392172325
Conc: 72.36 ug/ml

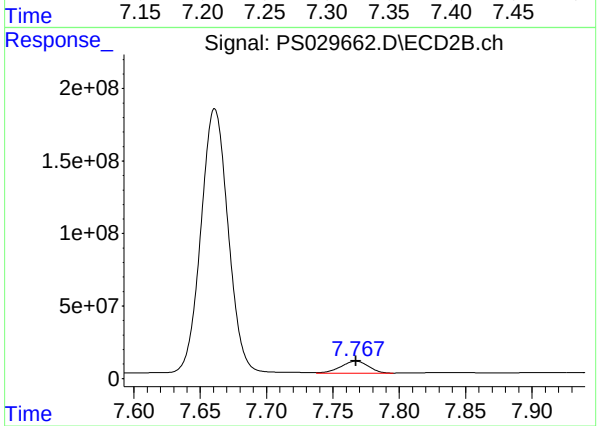

#6 MCPP

R.T.: 7.767 min
Delta R.T.: 0.000 min
Response: 118210914
Conc: 70.01 ug/ml

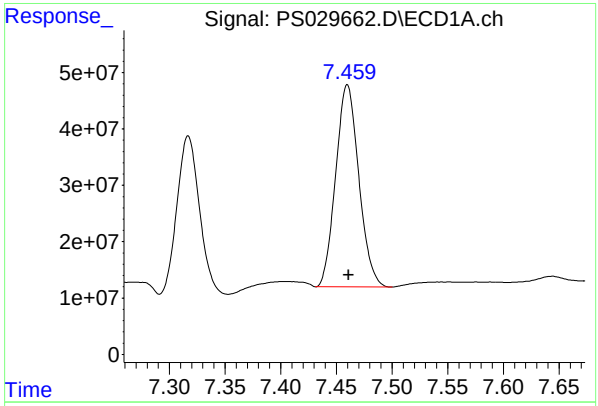

#7 MCPA

R.T.: 7.460 min
Delta R.T.: -0.001 min
Response: 518166545
Conc: 71.28 ug/ml

Instrument :
ECD_S
ClientSampleId :
ICVPS040225

Manual Integrations APPROVED

Reviewed By :Abdul Mirza 04/03/2025
Supervised By :mohammad ahmed 04/04/2025

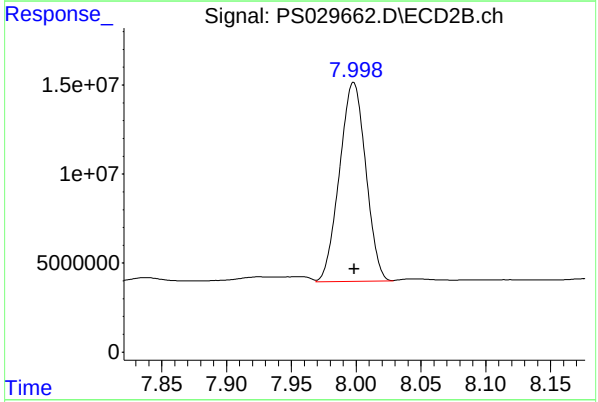

#7 MCPA

R.T.: 7.998 min
Delta R.T.: 0.000 min
Response: 157745338
Conc: 69.33 ug/ml

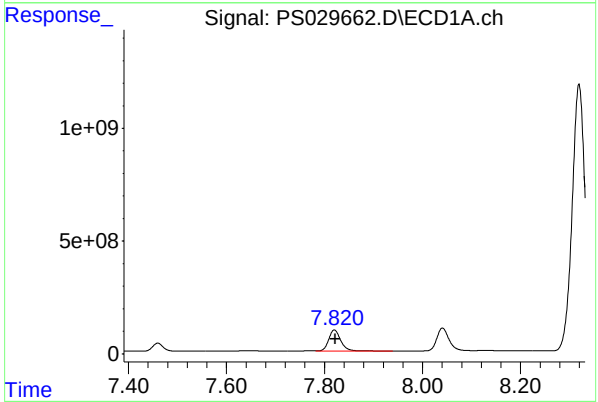

#8 DICHLORPROP

R.T.: 7.820 min
Delta R.T.: -0.002 min
Response: 1602994513
Conc: 728.82 ng/ml

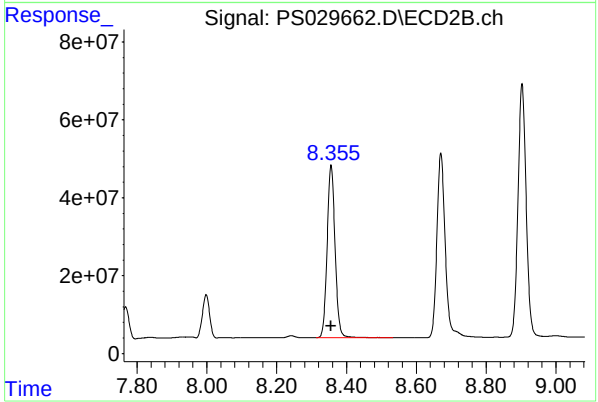

#8 DICHLORPROP

R.T.: 8.356 min
Delta R.T.: 0.000 min
Response: 696452307
Conc: 720.85 ng/ml

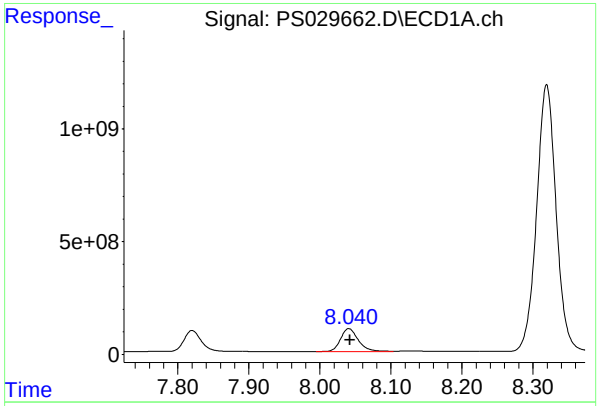

#9 2,4-D

R.T.: 8.041 min
Delta R.T.: -0.001 min
Response: 1760626420
Conc: 730.67 ng/ml

Instrument :
ECD_S
ClientSampleId :
ICVPS040225

Manual Integrations APPROVED

Reviewed By :Abdul Mirza 04/03/2025
Supervised By :mohammad ahmed 04/04/2025

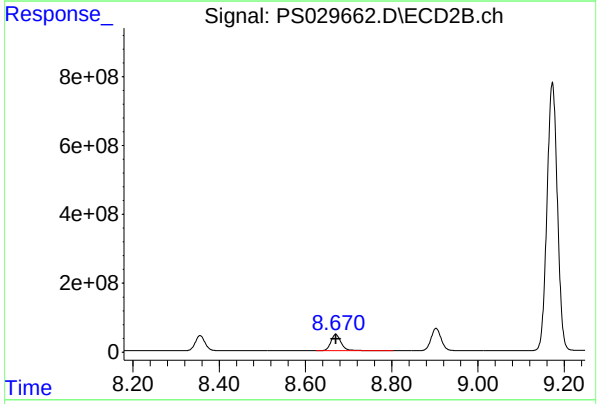

#9 2,4-D

R.T.: 8.670 min
Delta R.T.: 0.000 min
Response: 789483756
Conc: 732.04 ng/ml

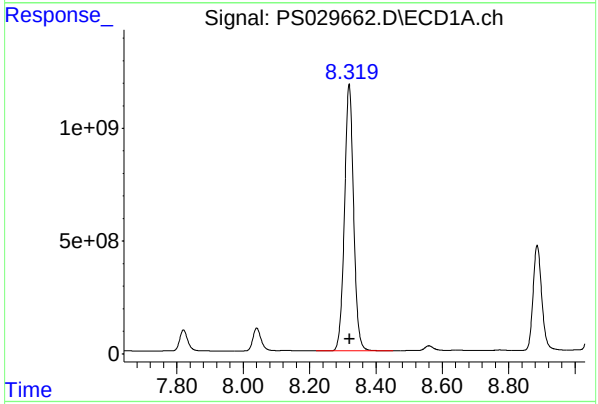

#10 Pentachlorophenol

R.T.: 8.319 min
Delta R.T.: -0.001 min
Response: 22517626662
Conc: 740.59 ng/ml

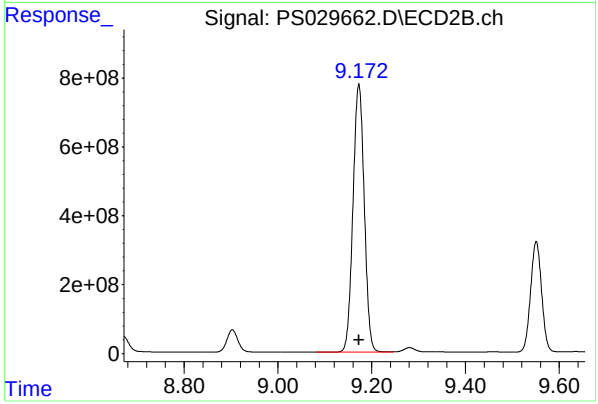

#10 Pentachlorophenol

R.T.: 9.173 min
Delta R.T.: 0.000 min
Response: 12981310805
Conc: 724.09 ng/ml

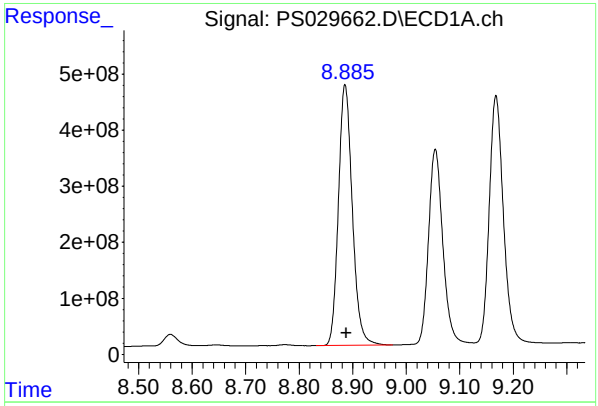

#11 2,4,5-TP (SILVEX)

R.T.: 8.886 min
Delta R.T.: -0.002 min
Response: 8387280951
Conc: 722.09 ng/ml

Instrument :
ECD_S
ClientSampleId :
ICVPS040225

Manual Integrations APPROVED

Reviewed By :Abdul Mirza 04/03/2025
Supervised By :mohammad ahmed 04/04/2025

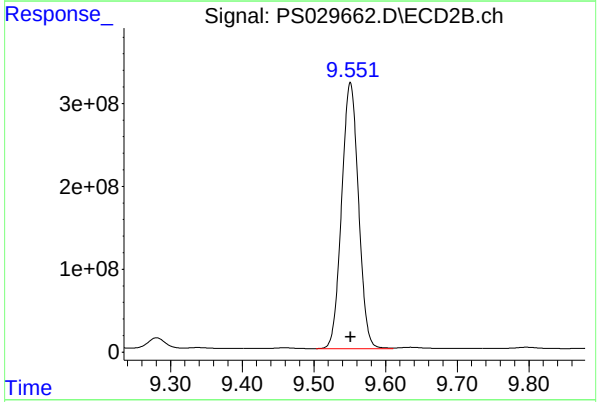

#11 2,4,5-TP (SILVEX)

R.T.: 9.551 min
Delta R.T.: 0.000 min
Response: 5243705599
Conc: 726.98 ng/ml

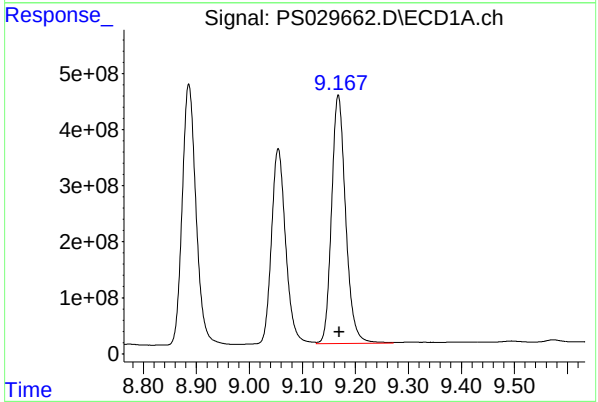

#12 2,4,5-T

R.T.: 9.168 min
Delta R.T.: -0.002 min
Response: 8196155687
Conc: 712.43 ng/ml

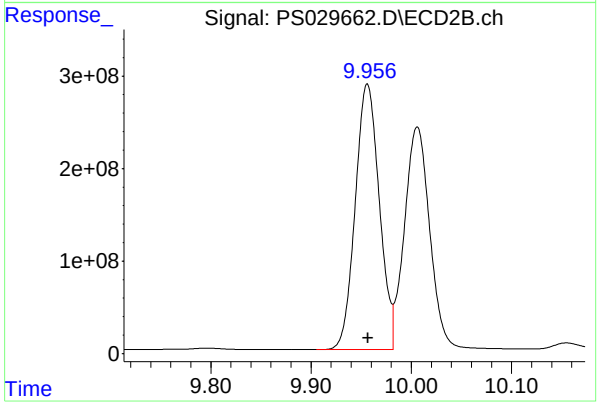

#12 2,4,5-T

R.T.: 9.956 min
Delta R.T.: 0.000 min
Response: 4791671449
Conc: 714.87 ng/ml

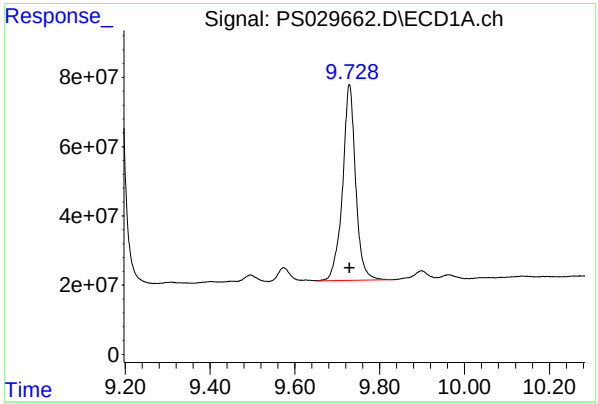

#13 2,4-DB

R.T.: 9.728 min
Delta R.T.: -0.001 min
Response: 1209865167
Conc: 665.95 ng/ml

Instrument :
ECD_S
ClientSampleId :
ICVPS040225

Manual Integrations APPROVED

Reviewed By :Abdul Mirza 04/03/2025
Supervised By :mohammad ahmed 04/04/2025

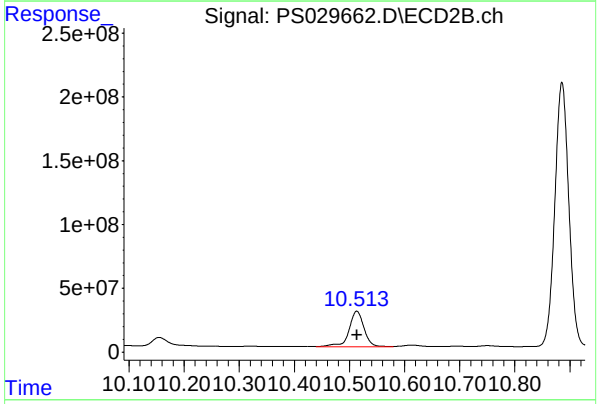

#13 2,4-DB

R.T.: 10.513 min
Delta R.T.: 0.000 min
Response: 524785986
Conc: 707.28 ng/ml

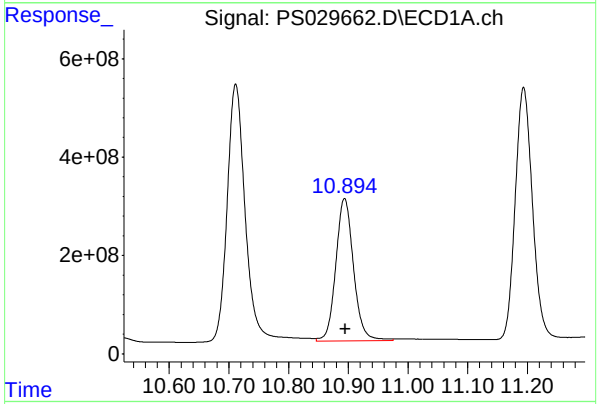

#14 DINOSEB

R.T.: 10.894 min
Delta R.T.: -0.001 min
Response: 5970759942
Conc: 707.26 ng/ml

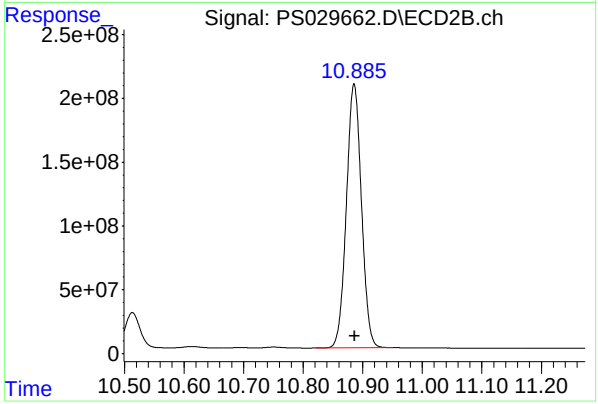

#14 DINOSEB

R.T.: 10.886 min
Delta R.T.: -0.001 min
Response: 3628936908
Conc: 709.77 ng/ml

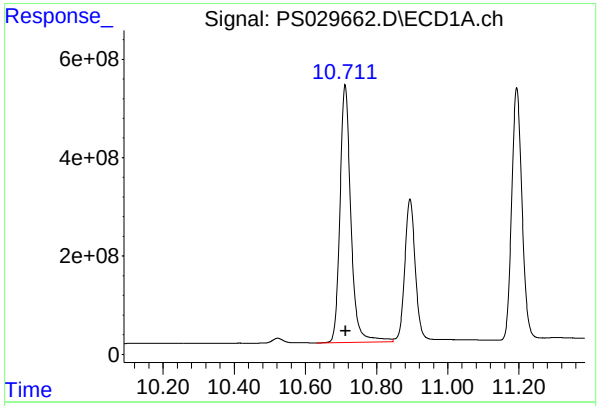

#15 Picloram

R.T.: 10.711 min
Delta R.T.: -0.002 min
Response: 11195866194
Conc: 722.30 ng/ml

Instrument :
ECD_S
ClientSampleId :
ICVPS040225

Manual Integrations APPROVED

Reviewed By :Abdul Mirza 04/03/2025
Supervised By :mohammad ahmed 04/04/2025

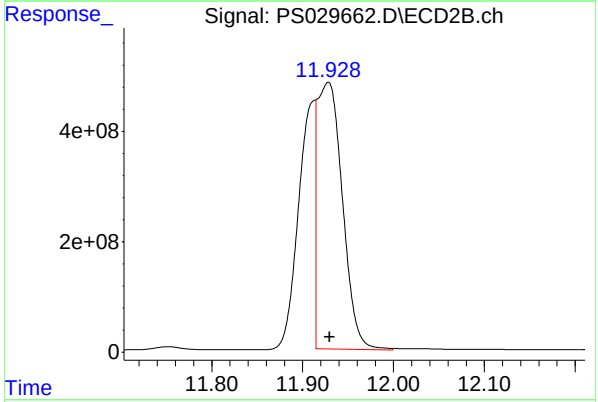

#15 Picloram

R.T.: 11.928 min
Delta R.T.: -0.001 min
Response: 9179942750
Conc: 783.18 ng/ml m

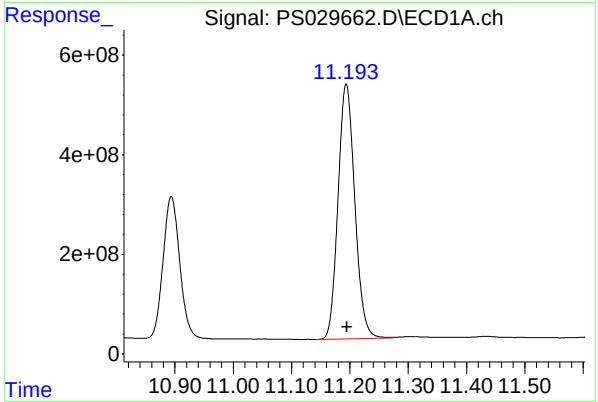

#16 DCPA

R.T.: 11.194 min
Delta R.T.: -0.002 min
Response: 10250438974
Conc: 733.95 ng/ml

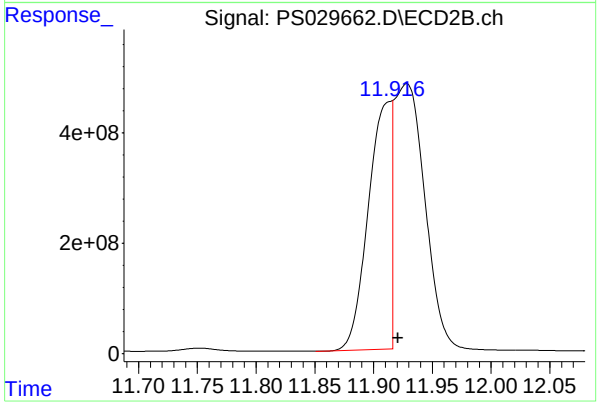

#16 DCPA

R.T.: 11.916 min
Delta R.T.: -0.005 min
Response: 6152809061
Conc: 667.46 ng/ml m

Alliance TECHNICAL GROUP
284 Sheffield Street, Mountainside, New Jersey 07092, Phone : 908 789 8900,
Fax : 908 789 8922

CALIBRATION VERIFICATION SUMMARY

Contract: NOBI03

Lab Code: CHEM **Case No.:** Q1730 **SAS No.:** Q1730 **SDG NO.:** Q1730

Continuing Calib Date: 04/08/2025 **Initial Calibration Date(s):** 04/02/2025 04/02/2025

Continuing Calib Time: 16:37 **Initial Calibration Time(s):** 17:32 20:44

GC Column: RTX-CLP **ID:** 0.32 **(mm)**

COMPOUND	CCAL RT	AVG RT	RT WINDOW FROM	RT WINDOW TO	DIFF RT
DICAMBA	7.13	7.14	7.04	7.24	0.01
2,4-DCAA	6.96	6.96	6.86	7.06	0.01
Dalapon	2.46	2.46	2.36	2.56	0.00
DICHLORPROP	7.81	7.82	7.72	7.92	0.01
2,4-D	8.03	8.04	7.94	8.14	0.01
2,4,5-TP(Silvex)	8.88	8.89	8.79	8.99	0.01
2,4,5-T	9.16	9.17	9.07	9.27	0.01
2,4-DB	9.72	9.73	9.63	9.83	0.01
Dinoseb	10.88	10.90	10.80	11.00	0.02

Alliance TECHNICAL GROUP
284 Sheffield Street, Mountainside, New Jersey 07092, Phone : 908 789 8900,
Fax : 908 789 8922

CALIBRATION VERIFICATION SUMMARY

Contract: NOBI03

Lab Code: CHEM **Case No.:** Q1730 **SAS No.:** Q1730 **SDG NO.:** Q1730

Continuing Calib Date: 04/08/2025 **Initial Calibration Date(s):** 04/02/2025 04/02/2025

Continuing Calib Time: 16:37 **Initial Calibration Time(s):** 17:32 20:44

GC Column: RTX-CLP2 **ID:** 0.32 **(mm)**

COMPOUND	CCAL RT	AVG RT	RT WINDOW FROM	RT WINDOW TO	DIFF RT
DICAMBA	7.66	7.66	7.56	7.76	0.00
2,4-DCAA	7.47	7.48	7.38	7.58	0.01
Dalapon	2.53	2.53	2.43	2.63	0.00
DICHLORPROP	8.35	8.36	8.26	8.46	0.01
2,4-D	8.66	8.67	8.57	8.77	0.01
2,4,5-TP(Silvex)	9.54	9.55	9.45	9.65	0.01
2,4,5-T	9.95	9.96	9.86	10.06	0.01
2,4-DB	10.51	10.51	10.41	10.61	0.00
Dinoseb	10.88	10.89	10.79	10.99	0.01

Alliance TECHNICAL GROUP

284 Sheffield Street, Mountainside, New Jersey 07092, Phone : 908 789 8900, Fax : 908 789 8922

CALIBRATION VERIFICATION SUMMARY

Contract: NOBI03

Lab Code: CHEM **Case No.:** Q1730 **SAS No.:** Q1730 **SDG NO.:** Q1730

GC Column: RTX-CLP **ID:** 0.32 **(mm)** **Initi. Calib. Date(s):** 04/02/2025 04/02/2025

Client Sample No.: CCAL01 **Date Analyzed:** 04/08/2025

Lab Sample No.: HSTDCCC750 **Data File :** PS029727.D **Time Analyzed:** 16:37

COMPOUND	RT	RT WINDOW FROM	RT WINDOW TO	CALC AMOUNT(ng)	NOM AMOUNT(ng)	%D
2,4,5-T	9.160	9.070	9.270	744.870	712.500	4.5
2,4,5-TP(Silvex)	8.877	8.788	8.988	729.390	712.500	2.4
2,4-D	8.034	7.942	8.142	700.210	705.000	-0.7
2,4-DB	9.719	9.629	9.829	793.520	712.500	11.4
2,4-DCAA	6.955	6.863	7.063	752.450	750.000	0.3
Dalapon	2.461	2.363	2.563	672.920	682.500	-1.4
DICAMBA	7.132	7.040	7.240	732.080	705.000	3.8
DICHLORPROP	7.813	7.722	7.922	715.890	705.000	1.5
Dinoseb	10.884	10.795	10.995	714.050	705.000	1.3

284 Sheffield Street, Mountainside, New Jersey 07092, Phone : 908 789 8900, Fax : 908 789 8922

CALIBRATION VERIFICATION SUMMARY

Contract: NOBI03

Lab Code: CHEM **Case No.:** Q1730 **SAS No.:** Q1730 **SDG NO.:** Q1730

GC Column: RTX-CLP2 **ID:** 0.32 **(mm)** **Initi. Calib. Date(s):** 04/02/2025 04/02/2025

Client Sample No.: CCAL01 **Date Analyzed:** 04/08/2025

Lab Sample No.: HSTDCCC750 **Data File :** PS029727.D **Time Analyzed:** 16:37

COMPOUND	RT	RT WINDOW FROM	RT WINDOW TO	CALC AMOUNT(ng)	NOM AMOUNT(ng)	%D
2,4,5-T	9.948	9.857	10.057	722.950	712.500	1.5
2,4,5-TP(Silvex)	9.544	9.451	9.651	713.440	712.500	0.1
2,4-D	8.664	8.571	8.771	663.800	705.000	-5.8
2,4-DB	10.505	10.414	10.614	678.740	712.500	-4.7
2,4-DCAA	7.470	7.375	7.575	717.490	750.000	-4.3
Dalapon	2.532	2.433	2.633	611.750	682.500	-10.4
DICAMBA	7.657	7.562	7.762	687.970	705.000	-2.4
DICHLORPROP	8.351	8.256	8.456	688.800	705.000	-2.3
Dinoseb	10.877	10.787	10.987	679.190	705.000	-3.7

Quantitation Report (QT Reviewed)

Data Path : Z:\pestpcbsrv\HPCHEM1\ECD_S\Data\PS040825\
Data File : PS029727.D
Signal(s) : Signal #1: ECD1A.ch Signal #2: ECD2B.ch
Acq On : 08 Apr 2025 16:37
Operator : AR\AJ
Sample : HSTDCCC750
Misc :
ALS Vial : 3 Sample Multiplier: 1

Instrument :
ECD_S
ClientSampleId :
HSTDCCC750

Manual Integrations APPROVED
Reviewed By :Abdul Mirza 04/09/2025
Supervised By :mohammad ahmed 04/10/2025

Integration File signal 1: autoint1.e
Integration File signal 2: autoint2.e
Quant Time: Apr 08 22:48:23 2025
Quant Method : Z:\pestpcbsrv\HPCHEM1\ECD_S\Method\PS040225.M
Quant Title : 8080.M
QLast Update : Wed Apr 02 23:52:55 2025
Response via : Initial Calibration
Integrator: ChemStation

Volume Inj. : 1 µl
Signal #1 Phase : ZB-MR1 Signal #2 Phase: ZB-MR2
Signal #1 Info : 30M x 0.32mm x0.5 Signal #2 Info : 30M x 0.32mm x 0.25µm

	Compound	RT#1	RT#2	Resp#1	Resp#2	ng/ml	ng/ml
	System Monitoring Compounds						
4) S	2,4-DCAA	6.955	7.470	1534.1E6	489.0E6	752.446	717.488
	Target Compounds						
1) T	Dalapon	2.461	2.532	2282.8E6	971.2E6	672.923	611.753
2) T	3,5-DICHL...	6.158	6.465	2185.4E6	636.5E6	726.602	659.199
3) T	4-Nitroph...	6.745	7.005	1006.6E6	446.3E6	716.510	629.536
5) T	DICAMBA	7.132	7.657	6092.3E6	2540.9E6	732.080	687.967
6) T	MCPP	7.309	7.763	376.5E6	107.3E6	69.465	63.556
7) T	MCPA	7.452	7.993	477.9E6	153.7E6	65.741	67.563
8) T	DICHLORPROP	7.813	8.351	1574.6E6	665.5E6	715.888	688.804
9) T	2,4-D	8.034	8.664	1687.2E6	715.9E6	700.208	663.800
10) T	Pentachlo...	8.312	9.166	21552.4E6	12914.2E6	708.845	720.346
11) T	2,4,5-TP ...	8.877	9.544	8472.2E6	5146.0E6	729.394	713.437
12) T	2,4,5-T	9.160	9.948	8569.3E6	4845.8E6	744.872	722.952
13) T	2,4-DB	9.719	10.505	1441.6E6	503.6E6	793.516	678.737
14) T	DINOSEB	10.884	10.877	6028.0E6	3472.6E6	714.046	679.189
15) T	Picloram	10.702	11.916	11336.6E6	8569.5E6	731.374	724.727m
16) T	DCPA	11.185	11.904	10468.1E6	5687.9E6	749.534	642.651m

(f)=RT Delta > 1/2 Window (#)=Amounts differ by > 25% (m)=manual int.

Data Path : Z:\pestpcbsrv\HPCHEM1\ECD_S\Data\PS040825\
Data File : PS029727.D
Signal(s) : Signal #1: ECD1A.ch Signal #2: ECD2B.ch
Acq On : 08 Apr 2025 16:37
Operator : AR\AJ
Sample : HSTDCCC750
Misc :
ALS Vial : 3 Sample Multiplier: 1

Instrument :
ECD_S
ClientSampleId :
HSTDCCC750

Manual Integrations APPROVED
Reviewed By :Abdul Mirza 04/09/2025
Supervised By :mohammad ahmed 04/10/2025

Integration File signal 1: autoint1.e
Integration File signal 2: autoint2.e
Quant Time: Apr 08 22:48:23 2025
Quant Method : Z:\pestpcbsrv\HPCHEM1\ECD_S\Method\PS040225.M
Quant Title : 8080.M
QLast Update : Wed Apr 02 23:52:55 2025
Response via : Initial Calibration
Integrator: ChemStation

Volume Inj. : 1 µl
Signal #1 Phase : ZB-MR1 Signal #2 Phase: ZB-MR2
Signal #1 Info : 30M x 0.32mm x0.5 Signal #2 Info : 30M x 0.32mm x 0.25µm

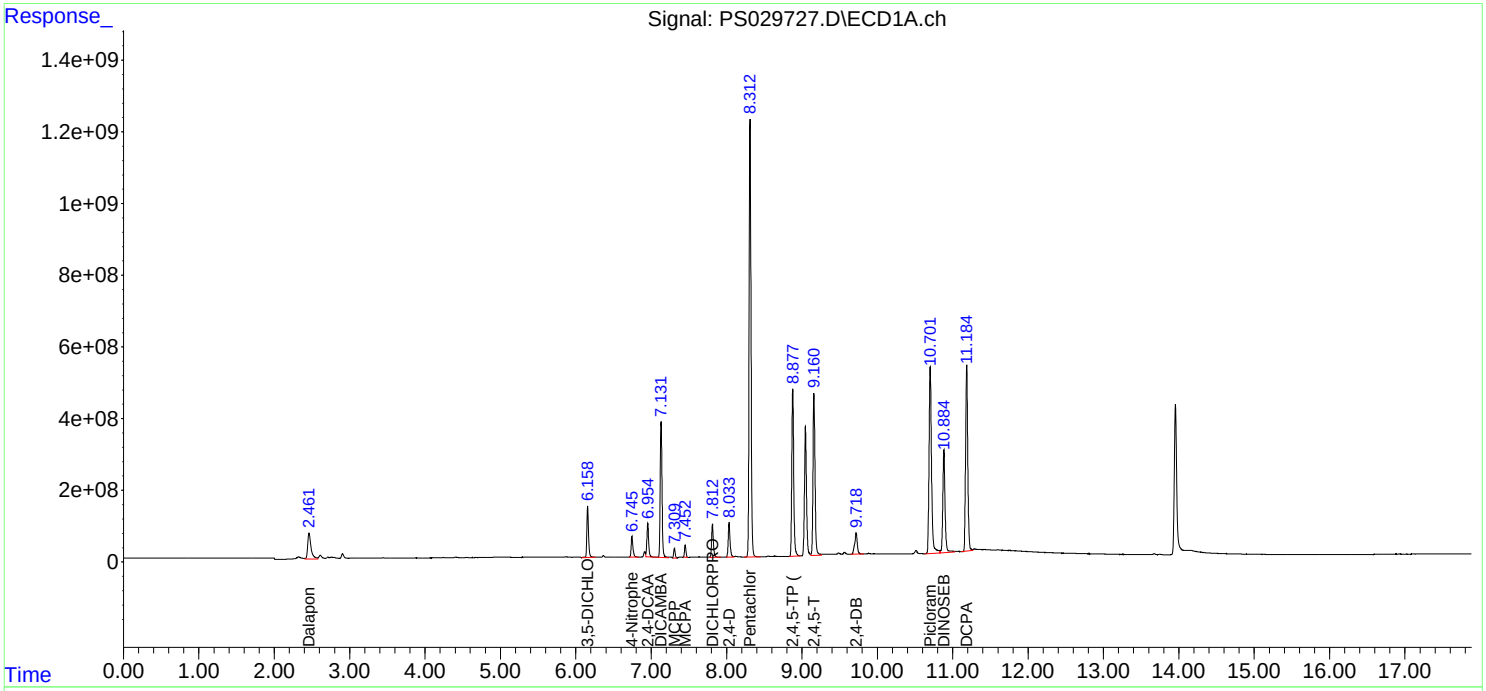

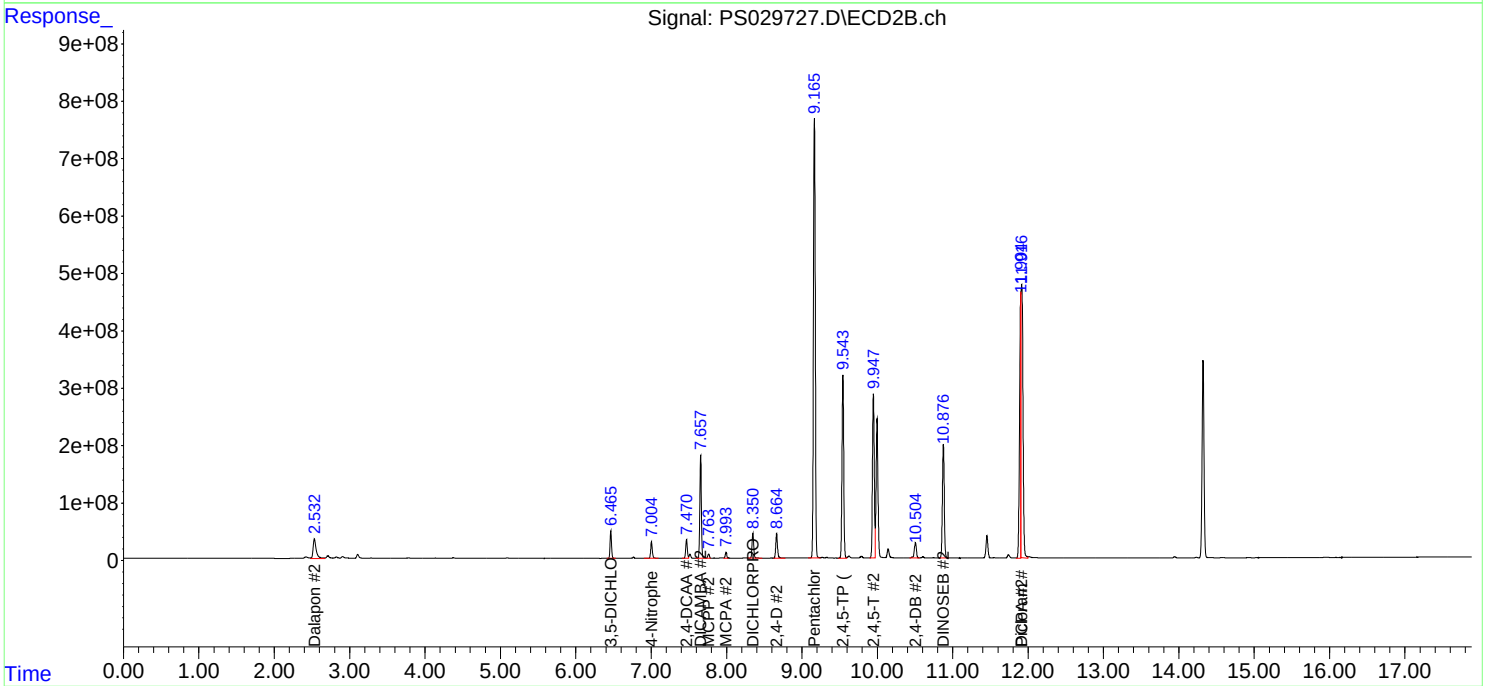

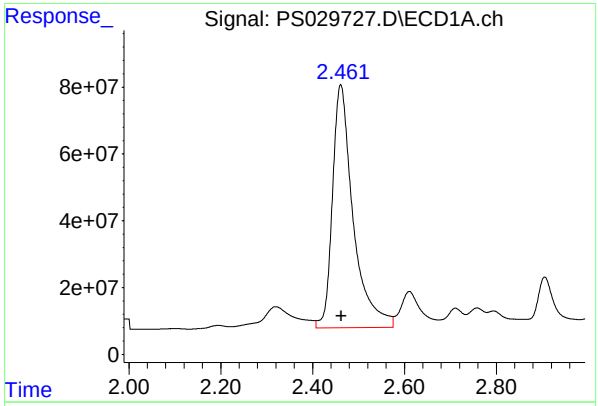

#1 Dalapon

R.T.: 2.461 min
Delta R.T.: -0.002 min
Response: 2282819807
Conc: 672.92 ng/ml

Instrument :
ECD_S
ClientSampleId :
HSTDCCC750

Manual Integrations APPROVED

Reviewed By :Abdul Mirza 04/09/2025
Supervised By :mohammad ahmed 04/10/2025

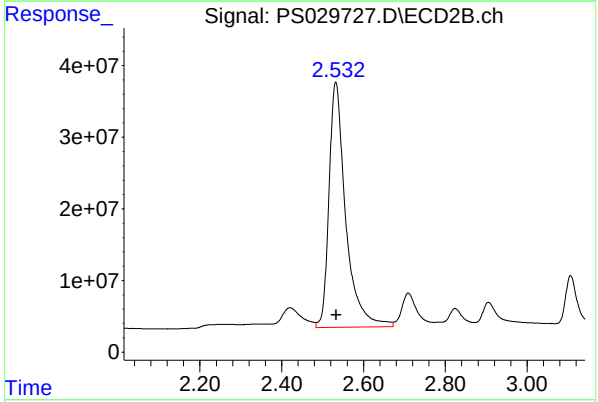

#1 Dalapon

R.T.: 2.532 min
Delta R.T.: -0.001 min
Response: 971216748
Conc: 611.75 ng/ml

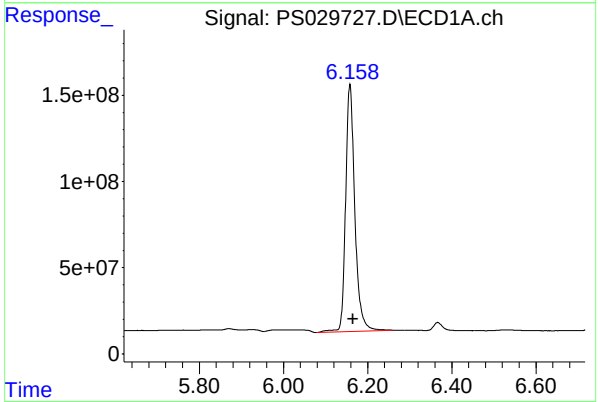

#2 3,5-DICHLOROBENZOIC ACID

R.T.: 6.158 min
Delta R.T.: -0.007 min
Response: 2185444924
Conc: 726.60 ng/ml

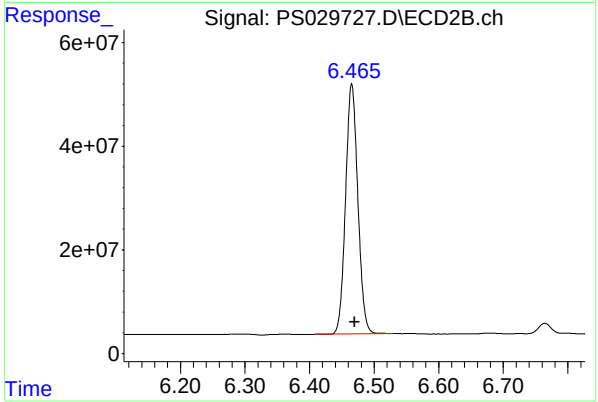

#2 3,5-DICHLOROBENZOIC ACID

R.T.: 6.465 min
Delta R.T.: -0.005 min
Response: 636493955
Conc: 659.20 ng/ml

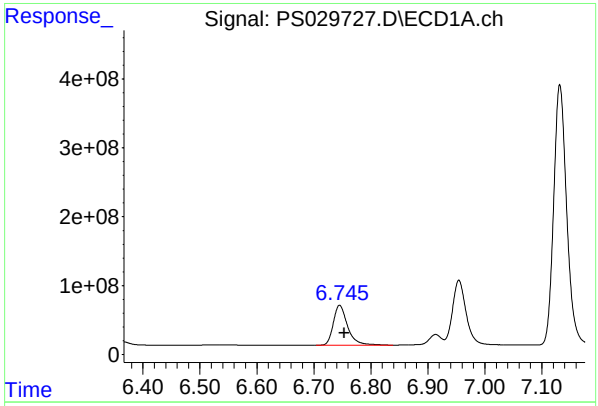

#3 4-Nitrophenol

R.T.: 6.745 min
Delta R.T.: -0.008 min
Response: 1006552427
Conc: 716.51 ng/ml

Instrument :
ECD_S
ClientSampleId :
HSTDCCC750

Manual Integrations
APPROVED

Reviewed By :Abdul Mirza 04/09/2025
Supervised By :mohammad ahmed 04/10/2025

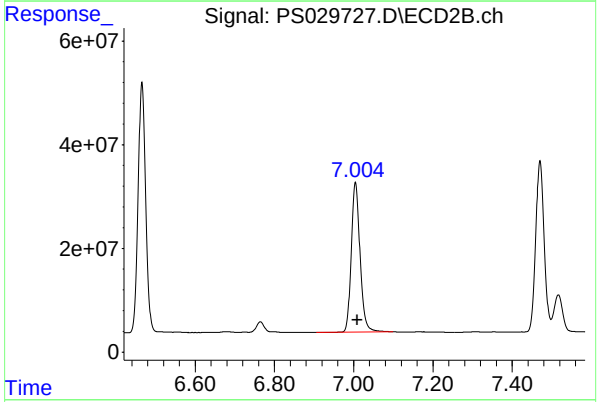

#3 4-Nitrophenol

R.T.: 7.005 min
Delta R.T.: -0.005 min
Response: 446339823
Conc: 629.54 ng/ml

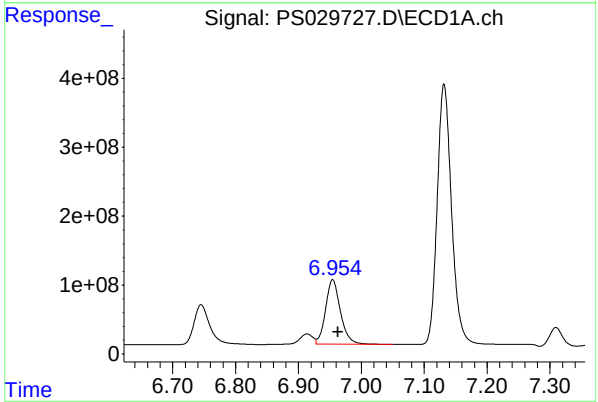

#4 2,4-DCAA

R.T.: 6.955 min
Delta R.T.: -0.008 min
Response: 1534109534
Conc: 752.45 ng/ml

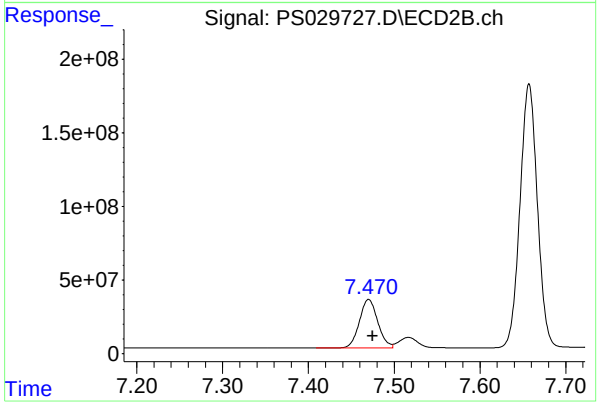

#4 2,4-DCAA

R.T.: 7.470 min
Delta R.T.: -0.005 min
Response: 488977486
Conc: 717.49 ng/ml

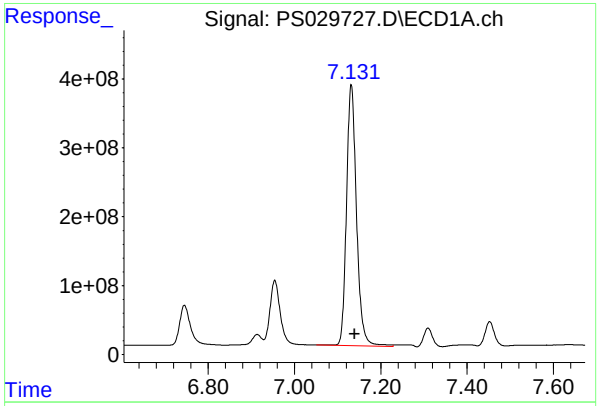

#5 DICAMBA

R.T.: 7.132 min
Delta R.T.: -0.008 min
Response: 6092327835
Conc: 732.08 ng/ml

Instrument :
ECD_S
ClientSampleId :
HSTDCCC750

Manual Integrations APPROVED

Reviewed By :Abdul Mirza 04/09/2025
Supervised By :mohammad ahmed 04/10/2025

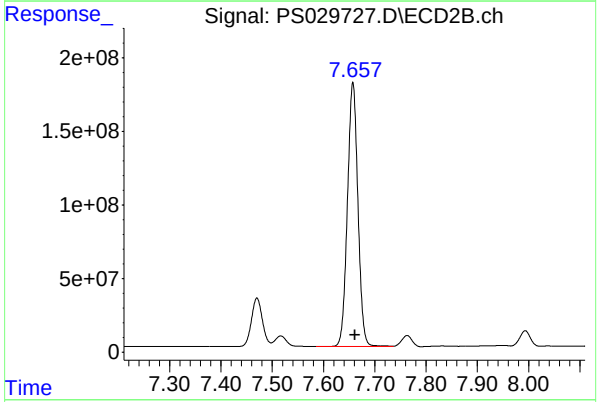

#5 DICAMBA

R.T.: 7.657 min
Delta R.T.: -0.004 min
Response: 2540915341
Conc: 687.97 ng/ml

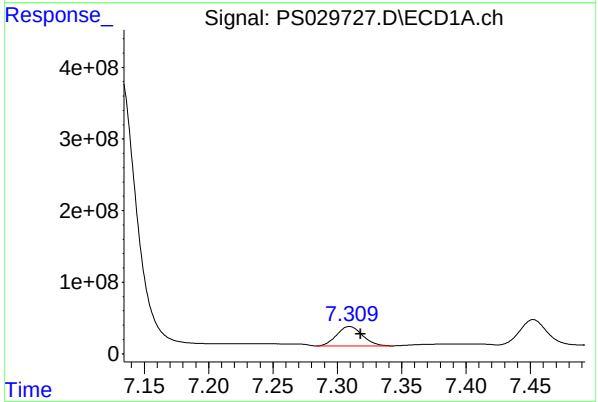

#6 MCPP

R.T.: 7.309 min
Delta R.T.: -0.009 min
Response: 376492806
Conc: 69.47 ug/ml

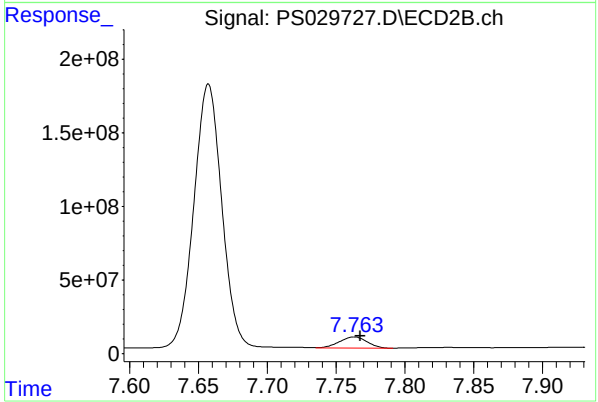

#6 MCPP

R.T.: 7.763 min
Delta R.T.: -0.004 min
Response: 107312926
Conc: 63.56 ug/ml

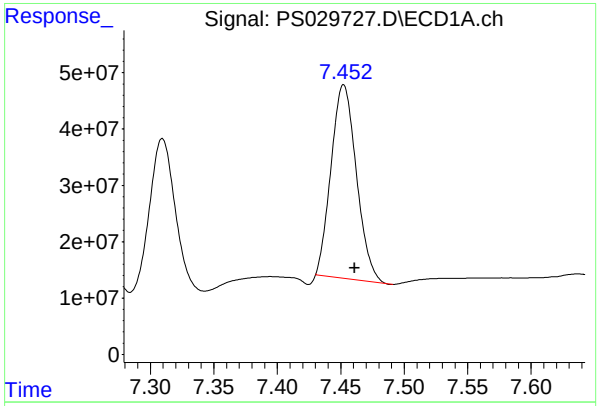

#7 MCPA

R.T.: 7.452 min
Delta R.T.: -0.009 min
Response: 477873886
Conc: 65.74 ug/ml

Instrument :
ECD_S
ClientSampleId :
HSTDCCC750

Manual Integrations APPROVED

Reviewed By :Abdul Mirza 04/09/2025
Supervised By :mohammad ahmed 04/10/2025

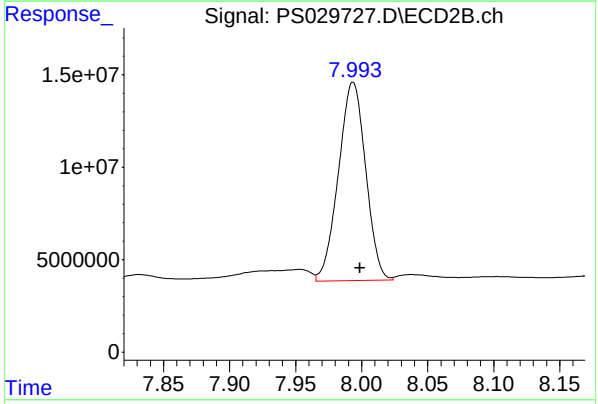

#7 MCPA

R.T.: 7.993 min
Delta R.T.: -0.005 min
Response: 153722919
Conc: 67.56 ug/ml

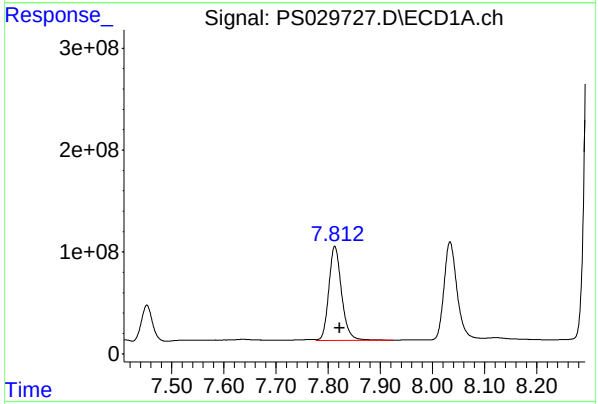

#8 DICHLORPROP

R.T.: 7.813 min
Delta R.T.: -0.009 min
Response: 1574550304
Conc: 715.89 ng/ml

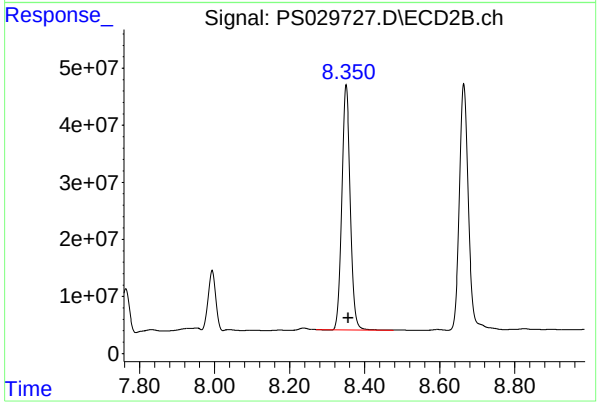

#8 DICHLORPROP

R.T.: 8.351 min
Delta R.T.: -0.006 min
Response: 665490097
Conc: 688.80 ng/ml

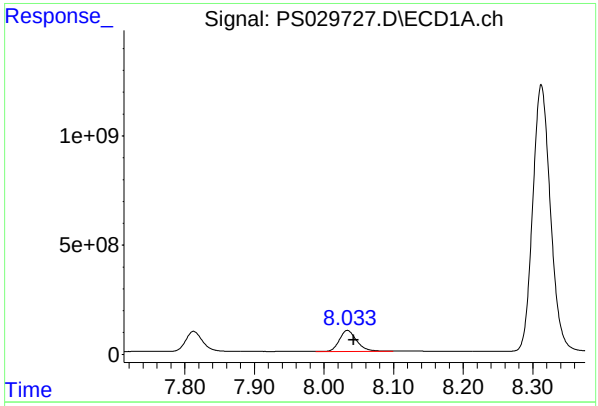

#9 2,4-D

R.T.: 8.034 min
Delta R.T.: -0.009 min
Response: 1687214414
Conc: 700.21 ng/ml

Instrument :
ECD_S
ClientSampleId :
HSTDCCC750

Manual Integrations
APPROVED

Reviewed By :Abdul Mirza 04/09/2025
Supervised By :mohammad ahmed 04/10/2025

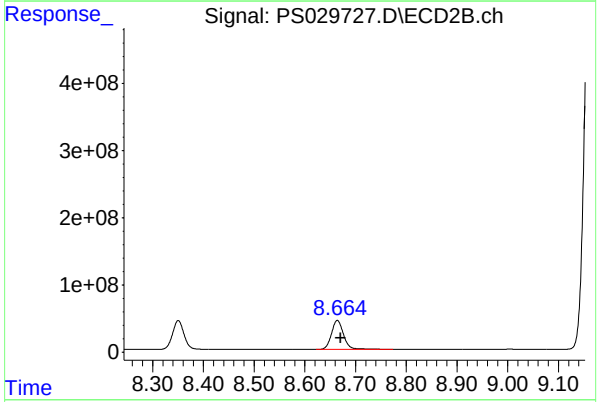

#9 2,4-D

R.T.: 8.664 min
Delta R.T.: -0.007 min
Response: 715884436
Conc: 663.80 ng/ml

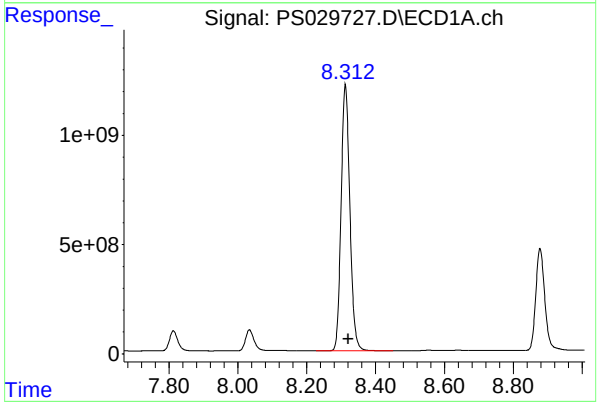

#10 Pentachlorophenol

R.T.: 8.312 min
Delta R.T.: -0.008 min
Response: 21552442580
Conc: 708.85 ng/ml

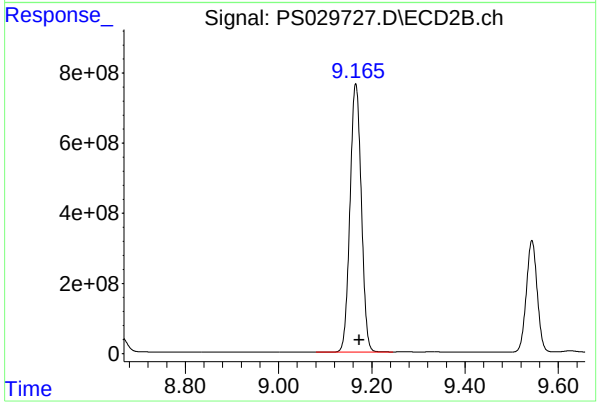

#10 Pentachlorophenol

R.T.: 9.166 min
Delta R.T.: -0.007 min
Response: 12914158439
Conc: 720.35 ng/ml

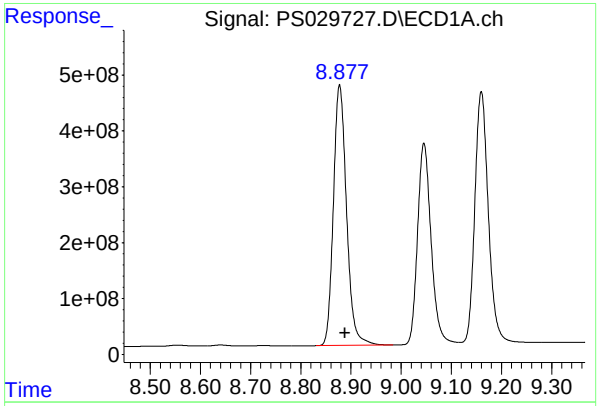

#11 2,4,5-TP (SILVEX)

R.T.: 8.877 min
Delta R.T.: -0.010 min
Response: 8472169883
Conc: 729.39 ng/ml

Instrument :
ECD_S
ClientSampleId :
HSTDCCC750

Manual Integrations APPROVED

Reviewed By :Abdul Mirza 04/09/2025
Supervised By :mohammad ahmed 04/10/2025

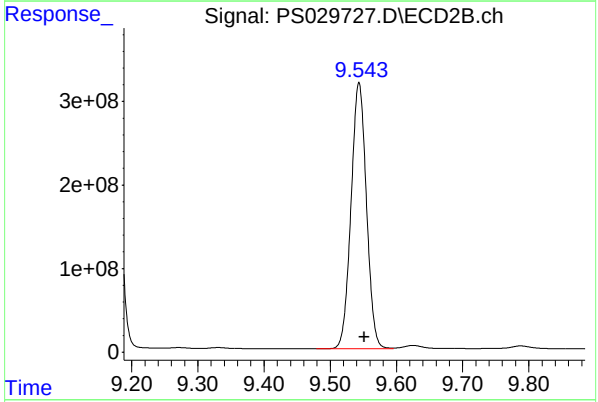

#11 2,4,5-TP (SILVEX)

R.T.: 9.544 min
Delta R.T.: -0.008 min
Response: 5145990533
Conc: 713.44 ng/ml

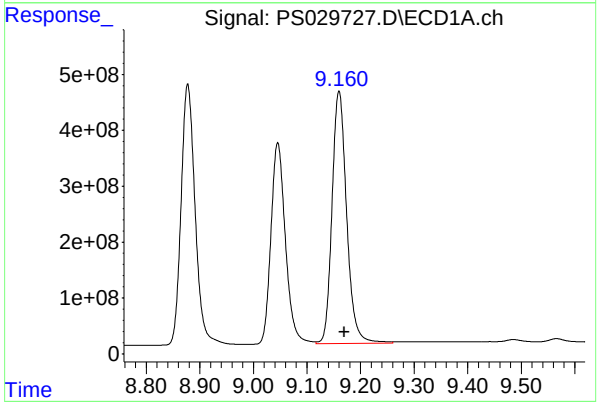

#12 2,4,5-T

R.T.: 9.160 min
Delta R.T.: -0.010 min
Response: 8569324071
Conc: 744.87 ng/ml

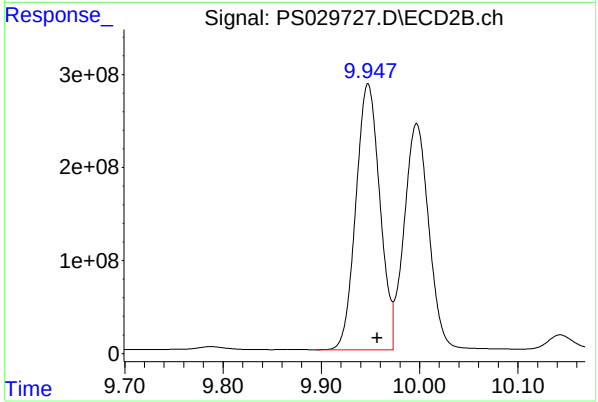

#12 2,4,5-T

R.T.: 9.948 min
Delta R.T.: -0.009 min
Response: 4845828564
Conc: 722.95 ng/ml

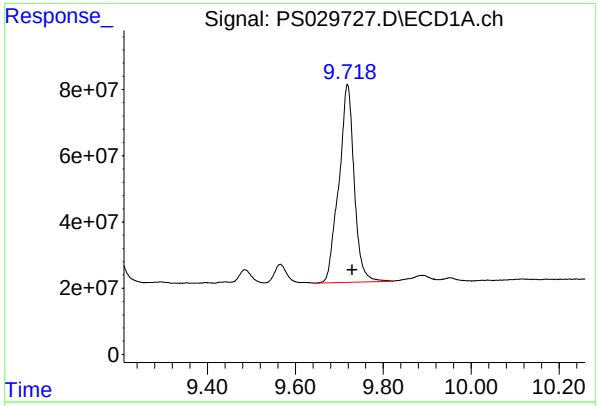

#13 2,4-DB

R.T.: 9.719 min
Delta R.T.: -0.011 min
Response: 1441615686
Conc: 793.52 ng/ml

Instrument :
ECD_S
ClientSampleId :
HSTDCCC750

Manual Integrations
APPROVED

Reviewed By :Abdul Mirza 04/09/2025
Supervised By :mohammad ahmed 04/10/2025

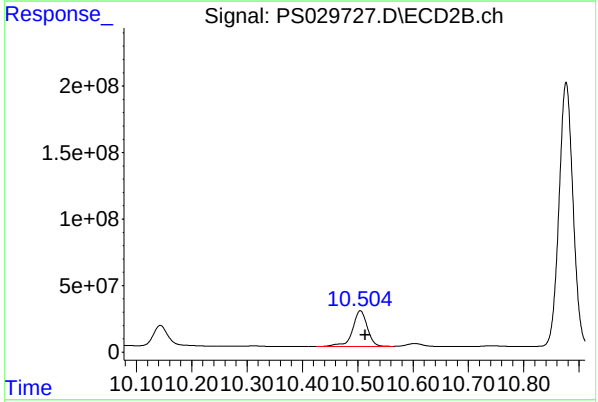

#13 2,4-DB

R.T.: 10.505 min
Delta R.T.: -0.009 min
Response: 503606126
Conc: 678.74 ng/ml

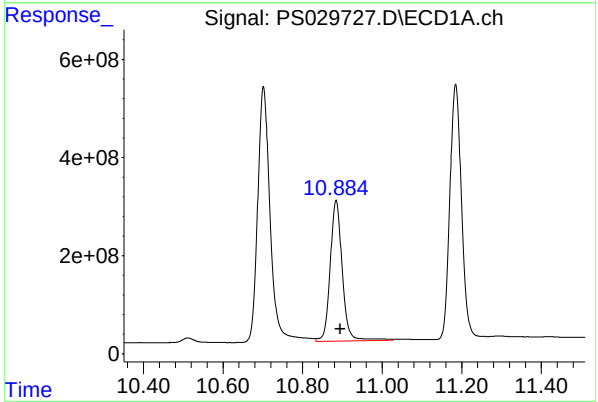

#14 DINOSEB

R.T.: 10.884 min
Delta R.T.: -0.011 min
Response: 6028006865
Conc: 714.05 ng/ml

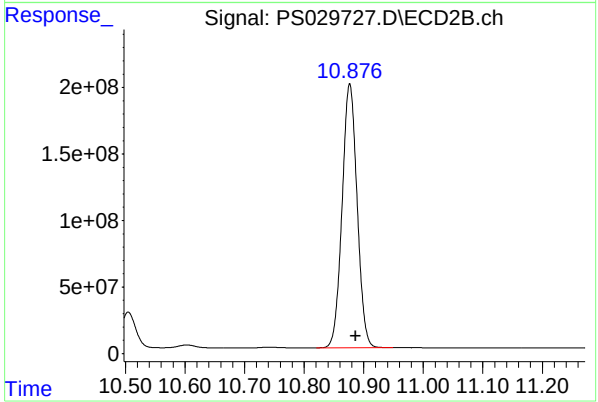

#14 DINOSEB

R.T.: 10.877 min
Delta R.T.: -0.010 min
Response: 3472556693
Conc: 679.19 ng/ml

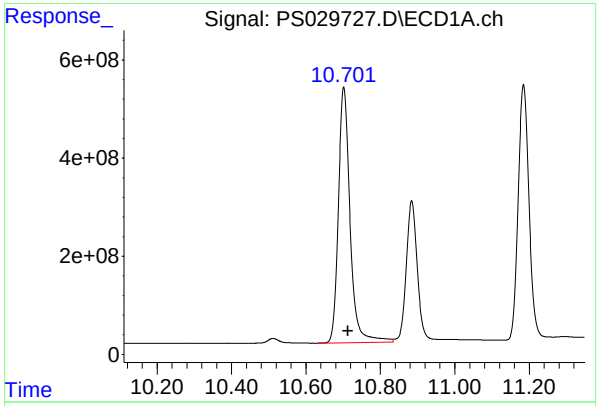

#15 Picloram

R.T.: 10.702 min
Delta R.T.: -0.012 min
Response: 11336585796
Conc: 731.37 ng/ml

Instrument :
ECD_S
ClientSampleId :
HSTDCCC750

Manual Integrations APPROVED

Reviewed By :Abdul Mirza 04/09/2025
Supervised By :mohammad ahmed 04/10/2025

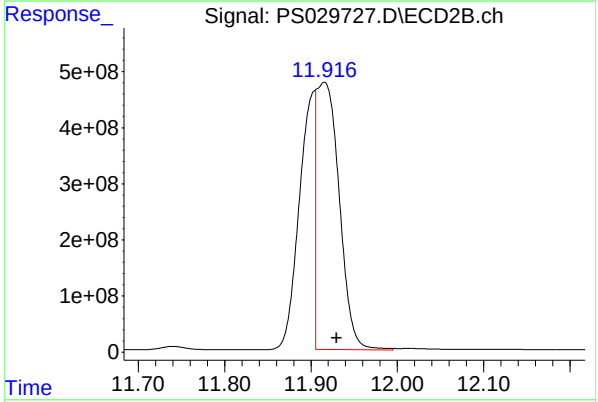

#15 Picloram

R.T.: 11.916 min
Delta R.T.: -0.014 min
Response: 8569475796
Conc: 724.73 ng/ml m

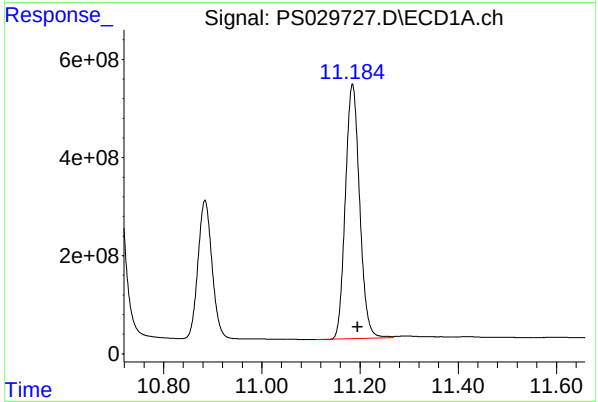

#16 DCPA

R.T.: 11.185 min
Delta R.T.: -0.011 min
Response: 10468076995
Conc: 749.53 ng/ml

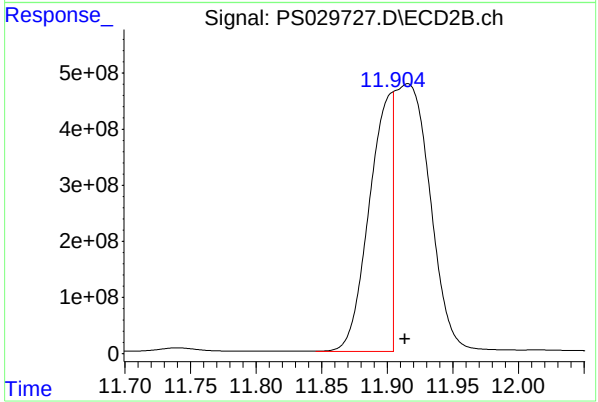

#16 DCPA

R.T.: 11.904 min
Delta R.T.: -0.009 min
Response: 5687890761
Conc: 642.65 ng/ml m

284 Sheffield Street, Mountainside, New Jersey 07092, Phone : 908 789 8900,
Fax : 908 789 8922

CALIBRATION VERIFICATION SUMMARY

Contract: NOBI03

Lab Code: CHEM **Case No.:** Q1730 **SAS No.:** Q1730 **SDG NO.:** Q1730

Continuing Calib Date: 04/08/2025 **Initial Calibration Date(s):** 04/02/2025 04/02/2025

Continuing Calib Time: 21:27 **Initial Calibration Time(s):** 17:32 20:44

GC Column: RTX-CLP **ID:** 0.32 **(mm)**

COMPOUND	CCAL RT	AVG RT	RT WINDOW FROM	RT WINDOW TO	DIFF RT
DICAMBA	7.13	7.14	7.04	7.24	0.01
2,4-DCAA	6.95	6.96	6.86	7.06	0.01
Dalapon	2.46	2.46	2.36	2.56	0.00
DICHLORPROP	7.81	7.82	7.72	7.92	0.01
2,4-D	8.03	8.04	7.94	8.14	0.01
2,4,5-TP(Silvex)	8.88	8.89	8.79	8.99	0.01
2,4,5-T	9.16	9.17	9.07	9.27	0.01
2,4-DB	9.72	9.73	9.63	9.83	0.01
Dinoseb	10.88	10.90	10.80	11.00	0.02

Alliance TECHNICAL GROUP
284 Sheffield Street, Mountainside, New Jersey 07092, Phone : 908 789 8900,
Fax : 908 789 8922

CALIBRATION VERIFICATION SUMMARY

Contract: NOBI03

Lab Code: CHEM **Case No.:** Q1730 **SAS No.:** Q1730 **SDG NO.:** Q1730

Continuing Calib Date: 04/08/2025 **Initial Calibration Date(s):** 04/02/2025 04/02/2025

Continuing Calib Time: 21:27 **Initial Calibration Time(s):** 17:32 20:44

GC Column: RTX-CLP2 **ID:** 0.32 **(mm)**

COMPOUND	CCAL RT	AVG RT	RT WINDOW FROM	RT WINDOW TO	DIFF RT
DICAMBA	7.66	7.66	7.56	7.76	0.00
2,4-DCAA	7.47	7.48	7.38	7.58	0.01
Dalapon	2.53	2.53	2.43	2.63	0.00
DICHLORPROP	8.35	8.36	8.26	8.46	0.01
2,4-D	8.66	8.67	8.57	8.77	0.01
2,4,5-TP(Silvex)	9.54	9.55	9.45	9.65	0.01
2,4,5-T	9.95	9.96	9.86	10.06	0.01
2,4-DB	10.50	10.51	10.41	10.61	0.01
Dinoseb	10.88	10.89	10.79	10.99	0.01

Alliance TECHNICAL GROUP

284 Sheffield Street, Mountainside, New Jersey 07092, Phone : 908 789 8900, Fax : 908 789 8922

CALIBRATION VERIFICATION SUMMARY

Contract: NOBI03

Lab Code: CHEM **Case No.:** Q1730 **SAS No.:** Q1730 **SDG NO.:** Q1730

GC Column: RTX-CLP **ID:** 0.32 **(mm)** **Initi. Calib. Date(s):** 04/02/2025 04/02/2025

Client Sample No.: CCAL02 **Date Analyzed:** 04/08/2025

Lab Sample No.: HSTDCCC750 **Data File :** PS029739.D **Time Analyzed:** 21:27

COMPOUND	RT	RT WINDOW FROM	RT WINDOW TO	CALC AMOUNT(ng)	NOM AMOUNT(ng)	%D
2,4,5-T	9.157	9.070	9.270	737.660	712.500	3.5
2,4,5-TP(Silvex)	8.876	8.788	8.988	724.930	712.500	1.7
2,4-D	8.031	7.942	8.142	692.190	705.000	-1.8
2,4-DB	9.717	9.629	9.829	780.120	712.500	9.5
2,4-DCAA	6.953	6.863	7.063	740.580	750.000	-1.3
Dalapon	2.460	2.363	2.563	659.060	682.500	-3.4
DICAMBA	7.130	7.040	7.240	717.020	705.000	1.7
DICHLORPROP	7.811	7.722	7.922	709.750	705.000	0.7
Dinoseb	10.881	10.795	10.995	705.590	705.000	0.1

Alliance TECHNICAL GROUP

284 Sheffield Street, Mountainside, New Jersey 07092, Phone : 908 789 8900, Fax : 908 789 8922

CALIBRATION VERIFICATION SUMMARY

Contract: NOBI03

Lab Code: CHEM **Case No.:** Q1730 **SAS No.:** Q1730 **SDG NO.:** Q1730

GC Column: RTX-CLP2 **ID:** 0.32 **(mm)** **Initi. Calib. Date(s):** 04/02/2025 04/02/2025

Client Sample No.: CCAL02 **Date Analyzed:** 04/08/2025

Lab Sample No.: HSTDCCC750 **Data File :** PS029739.D **Time Analyzed:** 21:27

COMPOUND	RT	RT WINDOW FROM	RT WINDOW TO	CALC AMOUNT(ng)	NOM AMOUNT(ng)	%D
2,4,5-T	9.946	9.857	10.057	740.610	712.500	3.9
2,4,5-TP(Silvex)	9.542	9.451	9.651	728.880	712.500	2.3
2,4-D	8.663	8.571	8.771	674.960	705.000	-4.3
2,4-DB	10.504	10.414	10.614	669.740	712.500	-6.0
2,4-DCAA	7.469	7.375	7.575	730.420	750.000	-2.6
Dalapon	2.531	2.433	2.633	611.880	682.500	-10.3
DICAMBA	7.656	7.562	7.762	706.430	705.000	0.2
DICHLORPROP	8.350	8.256	8.456	712.620	705.000	1.1
Dinoseb	10.875	10.787	10.987	688.400	705.000	-2.4

Data Path : Z:\pestpcbsrv\HPCHEM1\ECD_S\Data\PS040825\
Data File : PS029739.D
Signal(s) : Signal #1: ECD1A.ch Signal #2: ECD2B.ch
Acq On : 08 Apr 2025 21:27
Operator : AR\AJ
Sample : HSTDCCC750
Misc :
ALS Vial : 3 Sample Multiplier: 1

Instrument :
ECD_S
ClientSampleId :
HSTDCCC750

Manual Integrations APPROVED
Reviewed By :Abdul Mirza 04/09/2025
Supervised By :mohammad ahmed 04/10/2025

Integration File signal 1: autoint1.e
Integration File signal 2: autoint2.e
Quant Time: Apr 08 22:50:44 2025
Quant Method : Z:\pestpcbsrv\HPCHEM1\ECD_S\Method\PS040225.M
Quant Title : 8080.M
QLast Update : Wed Apr 02 23:52:55 2025
Response via : Initial Calibration
Integrator: ChemStation

Volume Inj. : 1 µl
Signal #1 Phase : ZB-MR1 Signal #2 Phase: ZB-MR2
Signal #1 Info : 30M x 0.32mm x0.5 Signal #2 Info : 30M x 0.32mm x 0.25µm

		Compound	RT#1	RT#2	Resp#1	Resp#2	ng/ml	ng/ml
		System Monitoring Compounds						
4)	S	2,4-DCAA	6.953	7.469	1509.9E6	497.8E6	740.583	730.424
		Target Compounds						
1)	T	Dalapon	2.460	2.531	2235.8E6	971.4E6	659.061	611.877
2)	T	3,5-DICHL...	6.156	6.465	2185.3E6	650.9E6	726.557	674.147
3)	T	4-Nitroph...	6.743	7.003	1036.6E6	466.9E6	737.865	658.473
5)	T	DICAMBA	7.130	7.656	5967.0E6	2609.1E6	717.022	706.426
6)	T	MCPP	7.308	7.763	360.4E6	105.9E6	66.489	62.692
7)	T	MCPA	7.450	7.993	519.8E6	148.7E6	71.502m	65.351
8)	T	DICHLORPROP	7.811	8.350	1561.0E6	688.5E6	709.749	712.615
9)	T	2,4-D	8.031	8.663	1667.9E6	727.9E6	692.192	674.961
10)	T	Pentachlo...	8.310	9.164	21425.5E6	13175.0E6	704.669	734.897
11)	T	2,4,5-TP ...	8.876	9.542	8420.3E6	5257.4E6	724.927	728.885
12)	T	2,4,5-T	9.157	9.946	8486.3E6	4964.2E6	737.656	740.615
13)	T	2,4-DB	9.717	10.504	1417.3E6	496.9E6	780.118	669.745
14)	T	DINOSEB	10.881	10.875	5956.7E6	3519.7E6	705.595	688.403
15)	T	Picloram	10.698	11.913	11156.6E6	8254.5E6	719.765	698.086m
16)	T	DCPA	11.182	11.903	10315.6E6	6028.0E6	738.620	681.078m

(f)=RT Delta > 1/2 Window (#)=Amounts differ by > 25% (m)=manual int.

Data Path : Z:\pestpcbsrv\HPCHEM1\ECD_S\Data\PS040825\
Data File : PS029739.D
Signal(s) : Signal #1: ECD1A.ch Signal #2: ECD2B.ch
Acq On : 08 Apr 2025 21:27
Operator : AR\AJ
Sample : HSTDCCC750
Misc :
ALS Vial : 3 Sample Multiplier: 1

Instrument :
ECD_S
ClientSampleId :
HSTDCCC750

Manual Integrations APPROVED
Reviewed By :Abdul Mirza 04/09/2025
Supervised By :mohammad ahmed 04/10/2025

Integration File signal 1: autoint1.e
Integration File signal 2: autoint2.e
Quant Time: Apr 08 22:50:44 2025
Quant Method : Z:\pestpcbsrv\HPCHEM1\ECD_S\Method\PS040225.M
Quant Title : 8080.M
QLast Update : Wed Apr 02 23:52:55 2025
Response via : Initial Calibration
Integrator: ChemStation

Volume Inj. : 1 µl
Signal #1 Phase : ZB-MR1 Signal #2 Phase: ZB-MR2
Signal #1 Info : 30M x 0.32mm x0.5 Signal #2 Info : 30M x 0.32mm x 0.25µm

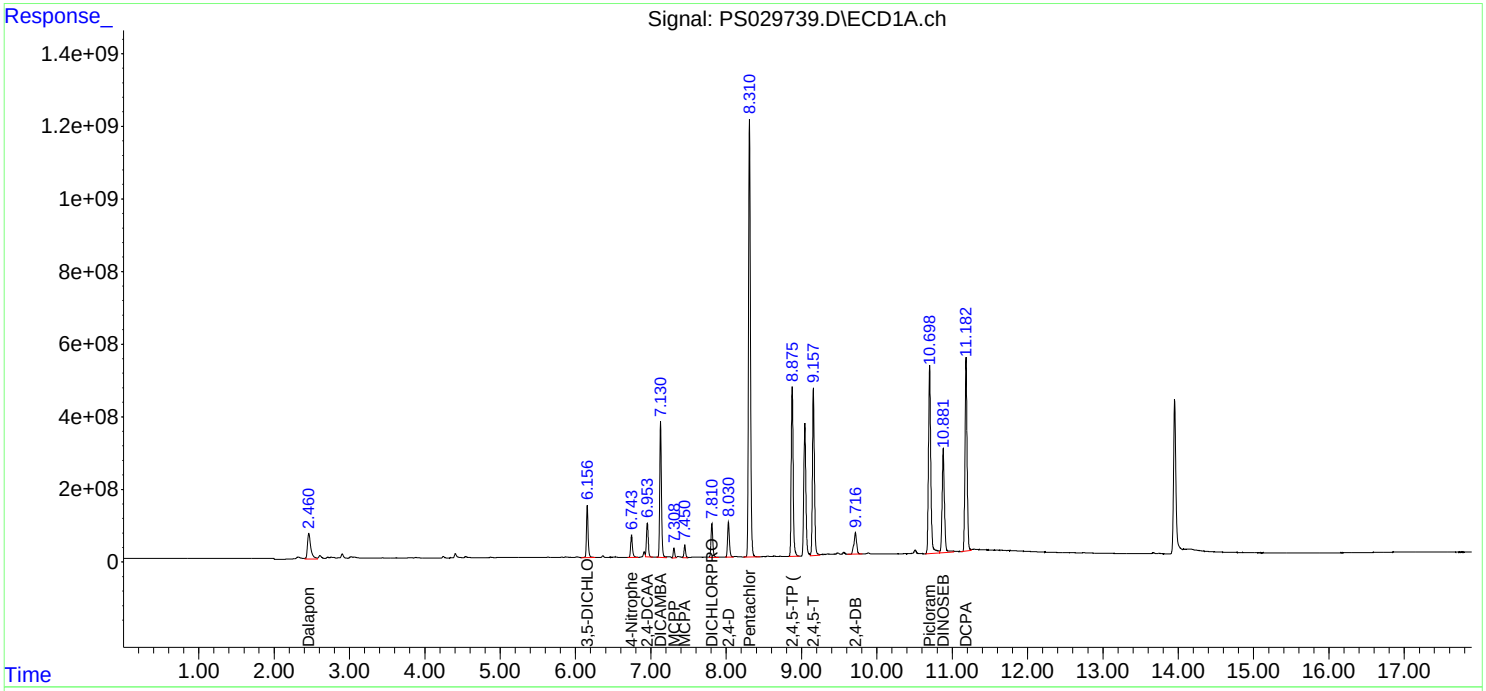

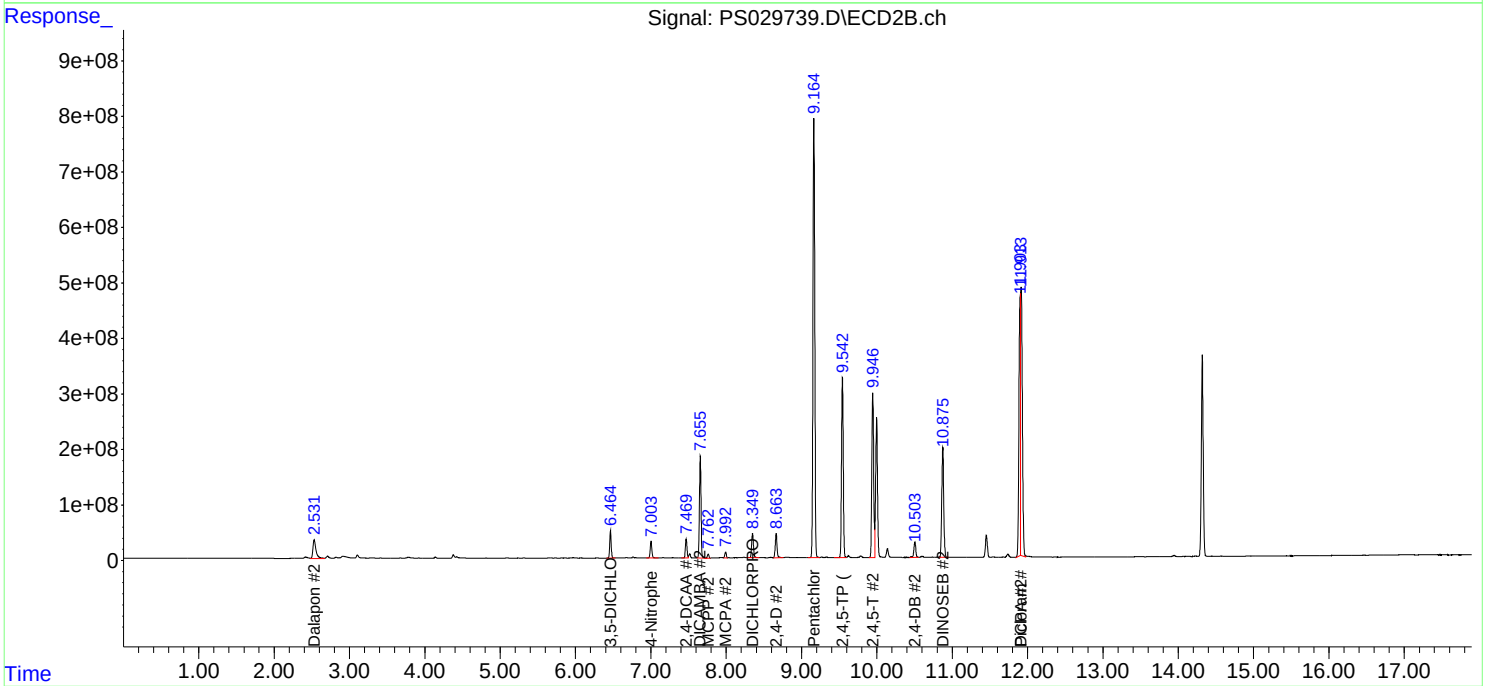

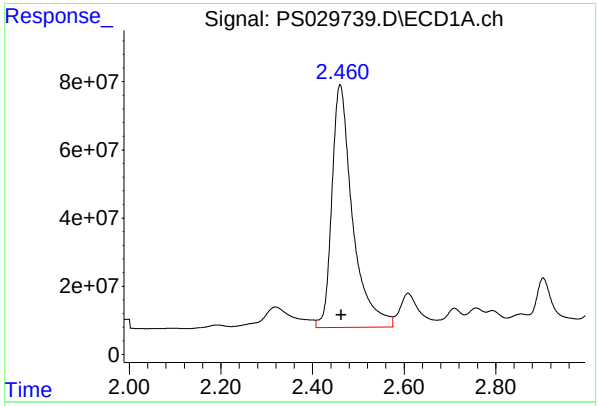

#1 Dalapon

R.T.: 2.460 min
Delta R.T.: -0.003 min
Response: 2235794896
Conc: 659.06 ng/ml

Instrument :
ECD_S
ClientSampleId :
HSTDCCC750

Manual Integrations
APPROVED

Reviewed By :Abdul Mirza 04/09/2025
Supervised By :mohammad ahmed 04/10/2025

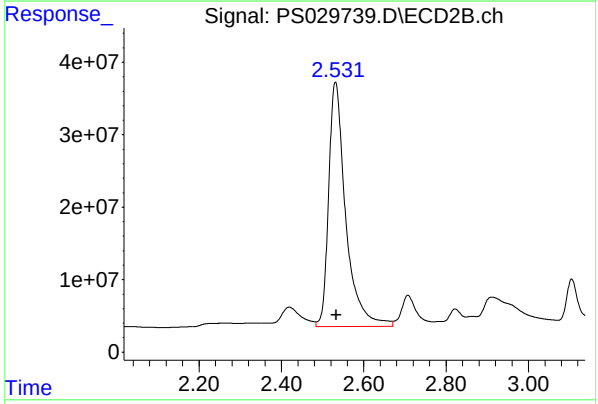

#1 Dalapon

R.T.: 2.531 min
Delta R.T.: -0.002 min
Response: 971414089
Conc: 611.88 ng/ml

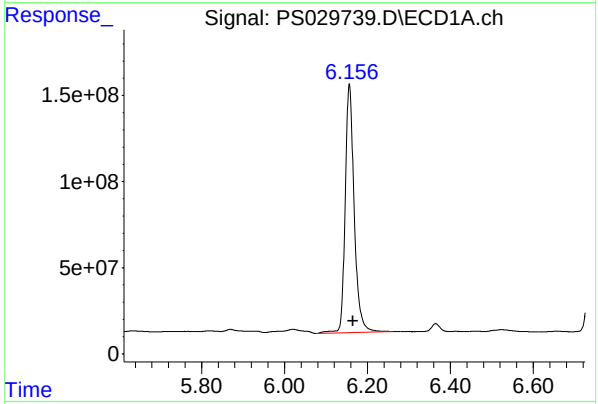

#2 3,5-DICHLOROBENZOIC ACID

R.T.: 6.156 min
Delta R.T.: -0.009 min
Response: 2185309298
Conc: 726.56 ng/ml

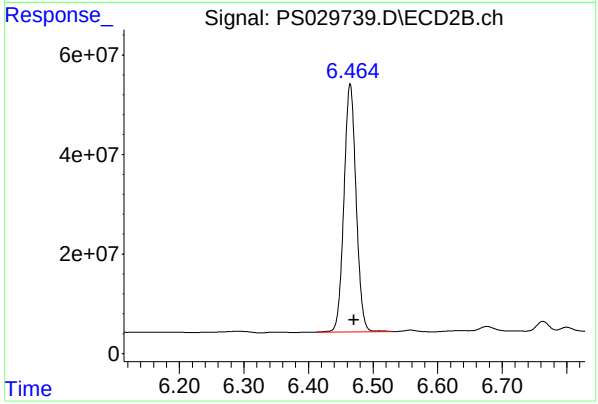

#2 3,5-DICHLOROBENZOIC ACID

R.T.: 6.465 min
Delta R.T.: -0.006 min
Response: 650927019
Conc: 674.15 ng/ml

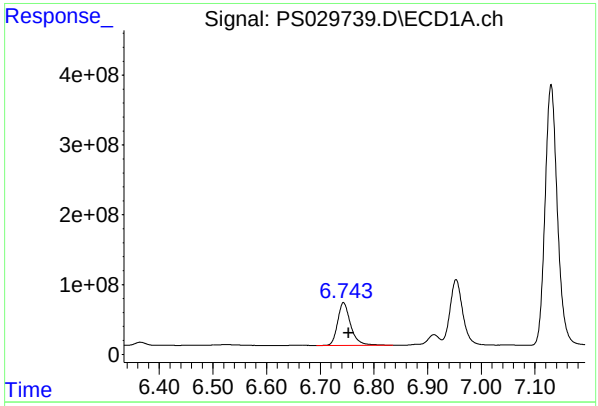

#3 4-Nitrophenol

R.T.: 6.743 min
Delta R.T.: -0.010 min
Response: 1036552168
Conc: 737.87 ng/ml

Instrument :
ECD_S
ClientSampleId :
HSTDCCC750

Manual Integrations
APPROVED

Reviewed By :Abdul Mirza 04/09/2025
Supervised By :mohammad ahmed 04/10/2025

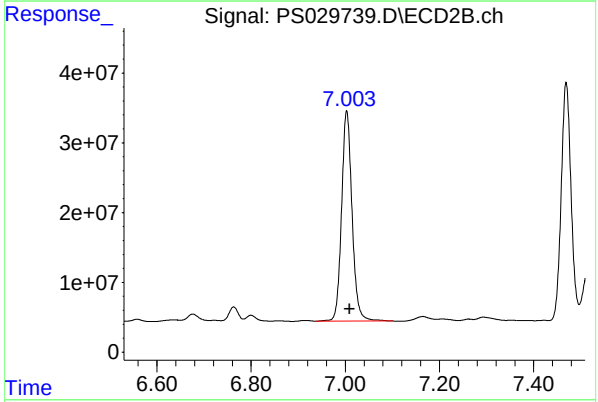

#3 4-Nitrophenol

R.T.: 7.003 min
Delta R.T.: -0.006 min
Response: 466856588
Conc: 658.47 ng/ml

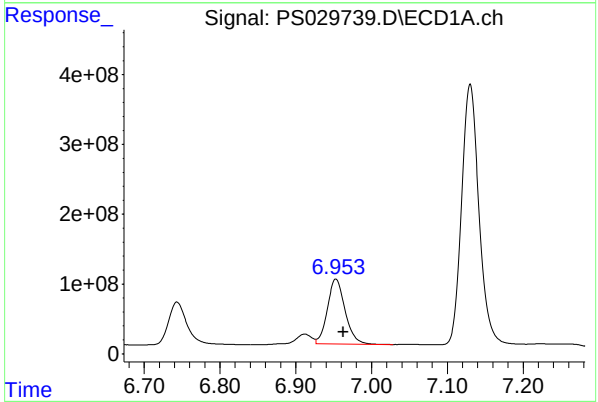

#4 2,4-DCAA

R.T.: 6.953 min
Delta R.T.: -0.010 min
Response: 1509923095
Conc: 740.58 ng/ml

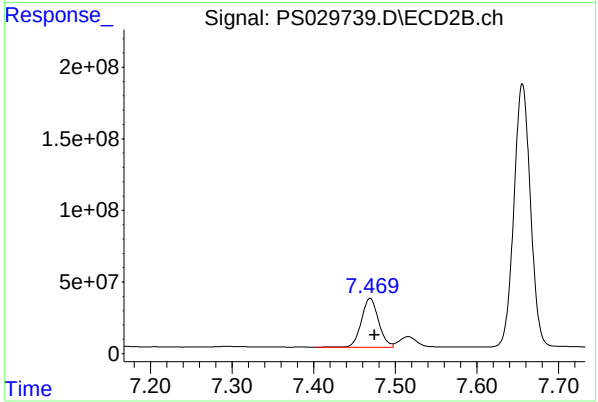

#4 2,4-DCAA

R.T.: 7.469 min
Delta R.T.: -0.006 min
Response: 497793445
Conc: 730.42 ng/ml

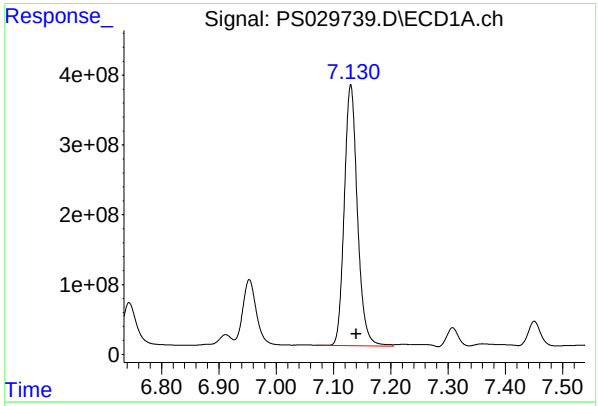

#5 DICAMBA

R.T.: 7.130 min
Delta R.T.: -0.010 min
Response: 5967016966
Conc: 717.02 ng/ml

Instrument :
ECD_S
ClientSampleId :
HSTDCCC750

Manual Integrations APPROVED

Reviewed By :Abdul Mirza 04/09/2025
Supervised By :mohammad ahmed 04/10/2025

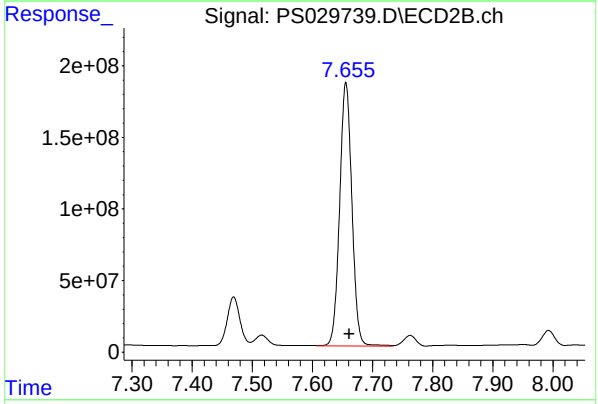

#5 DICAMBA

R.T.: 7.656 min
Delta R.T.: -0.006 min
Response: 2609093289
Conc: 706.43 ng/ml

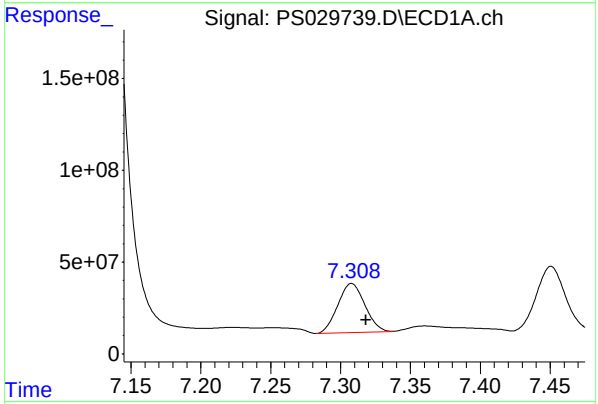

#6 MCPP

R.T.: 7.308 min
Delta R.T.: -0.010 min
Response: 360360736
Conc: 66.49 ug/ml

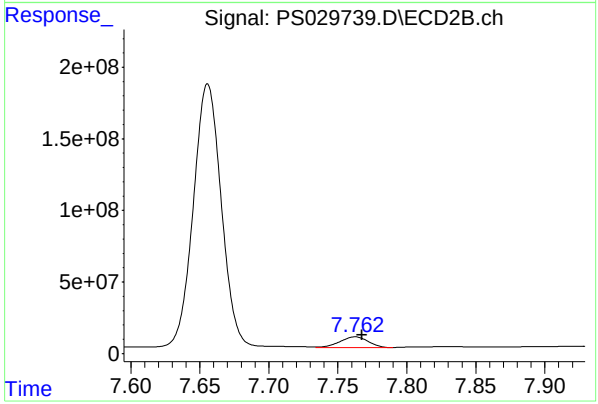

#6 MCPP

R.T.: 7.763 min
Delta R.T.: -0.005 min
Response: 105853562
Conc: 62.69 ug/ml

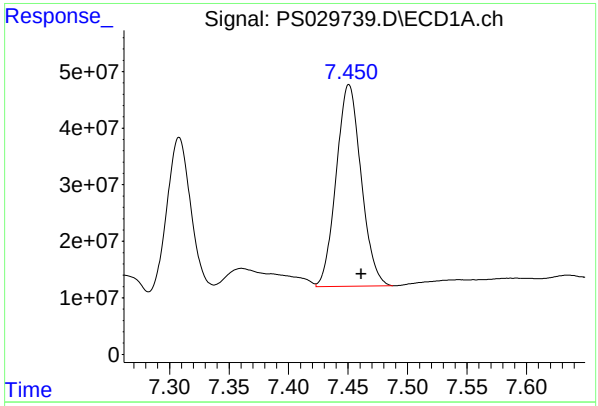

#7 MCPA

R.T.: 7.450 min
Delta R.T.: -0.011 min
Response: 519750881
Conc: 71.50 ug/ml

Instrument :
ECD_S
ClientSampleId :
HSTDCCC750

Manual Integrations APPROVED

Reviewed By :Abdul Mirza 04/09/2025
Supervised By :mohammad ahmed 04/10/2025

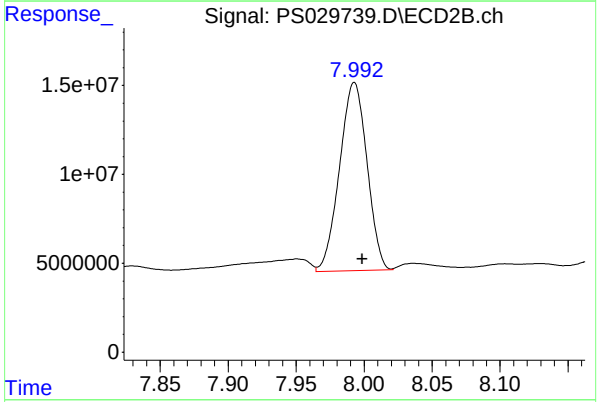

#7 MCPA

R.T.: 7.993 min
Delta R.T.: -0.006 min
Response: 148690386
Conc: 65.35 ug/ml

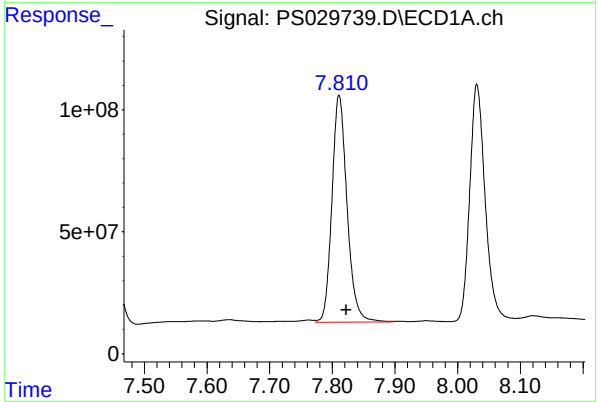

#8 DICHLORPROP

R.T.: 7.811 min
Delta R.T.: -0.011 min
Response: 1561049602
Conc: 709.75 ng/ml

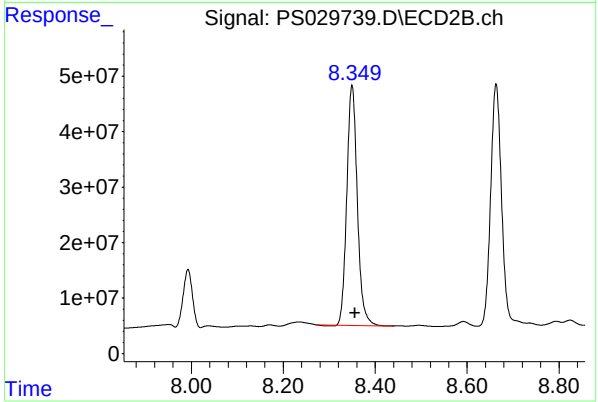

#8 DICHLORPROP

R.T.: 8.350 min
Delta R.T.: -0.007 min
Response: 688494813
Conc: 712.62 ng/ml

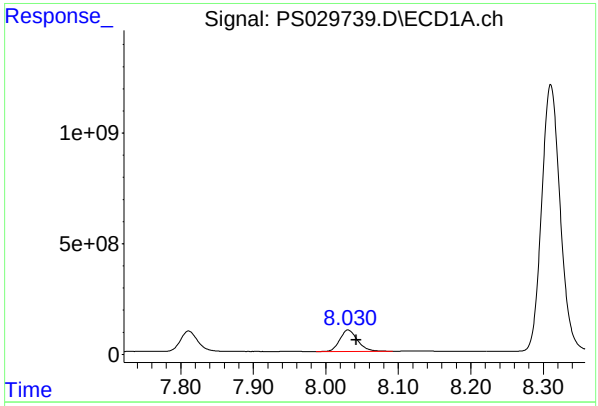

#9 2,4-D

R.T.: 8.031 min
Delta R.T.: -0.012 min
Response: 1667898574
Conc: 692.19 ng/ml

Instrument :
ECD_S
ClientSampleId :
HSTDCCC750

Manual Integrations APPROVED

Reviewed By :Abdul Mirza 04/09/2025
Supervised By :mohammad ahmed 04/10/2025

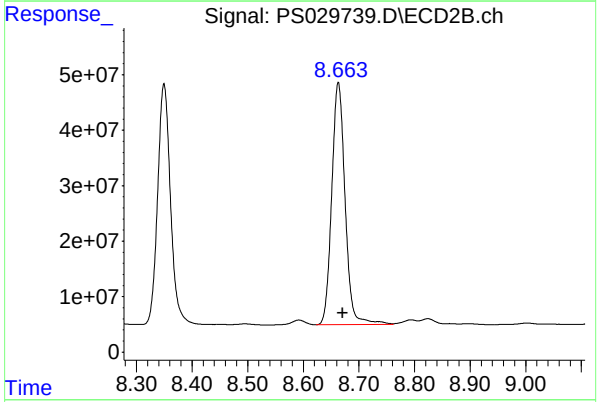

#9 2,4-D

R.T.: 8.663 min
Delta R.T.: -0.008 min
Response: 727921155
Conc: 674.96 ng/ml

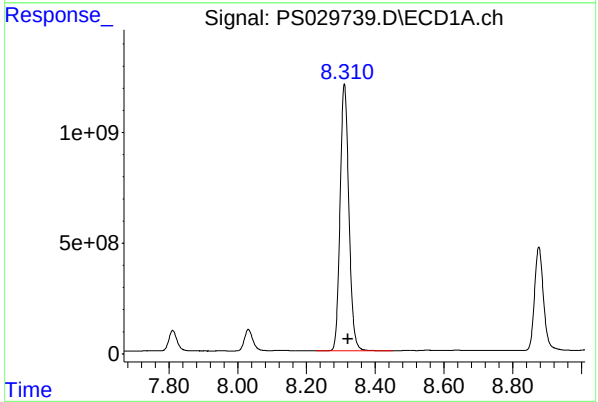

#10 Pentachlorophenol

R.T.: 8.310 min
Delta R.T.: -0.011 min
Response: 21425474191
Conc: 704.67 ng/ml

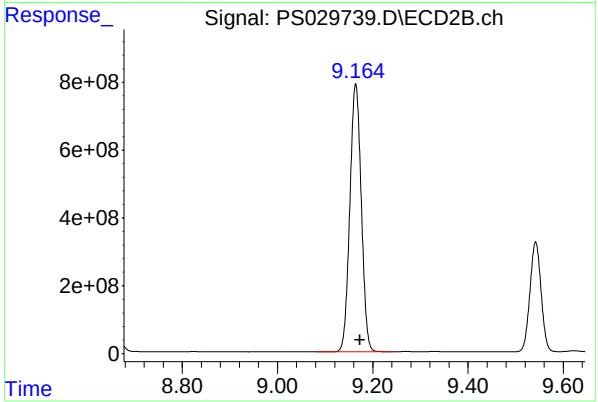

#10 Pentachlorophenol

R.T.: 9.164 min
Delta R.T.: -0.009 min
Response: 13175021483
Conc: 734.90 ng/ml

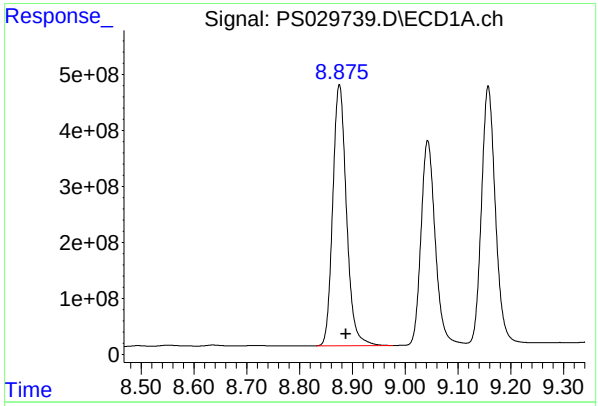

#11 2,4,5-TP (SILVEX)

R.T.: 8.876 min
Delta R.T.: -0.012 min
Response: 8420287425
Conc: 724.93 ng/ml

Instrument :
ECD_S
ClientSampleId :
HSTDCCC750

Manual Integrations APPROVED

Reviewed By :Abdul Mirza 04/09/2025
Supervised By :mohammad ahmed 04/10/2025

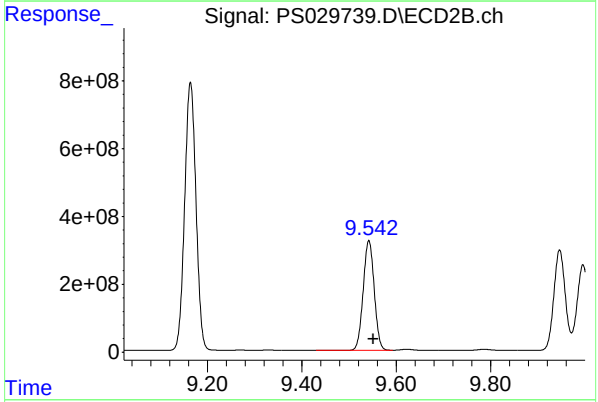

#11 2,4,5-TP (SILVEX)

R.T.: 9.542 min
Delta R.T.: -0.009 min
Response: 5257417652
Conc: 728.88 ng/ml

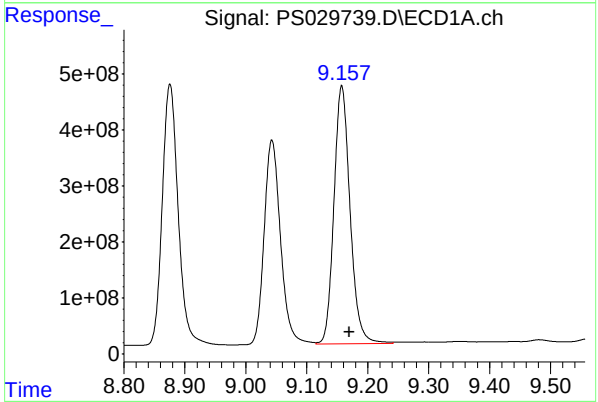

#12 2,4,5-T

R.T.: 9.157 min
Delta R.T.: -0.012 min
Response: 8486312770
Conc: 737.66 ng/ml

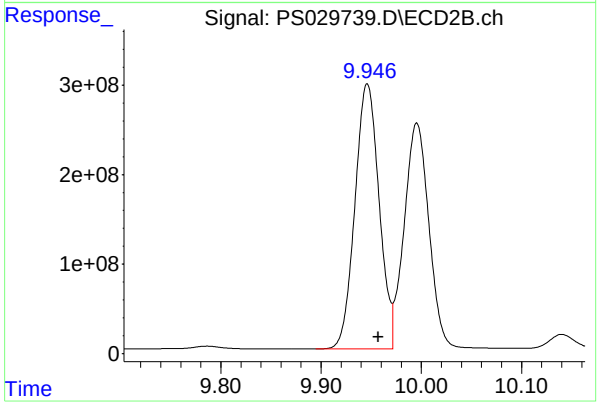

#12 2,4,5-T

R.T.: 9.946 min
Delta R.T.: -0.011 min
Response: 4964219386
Conc: 740.61 ng/ml

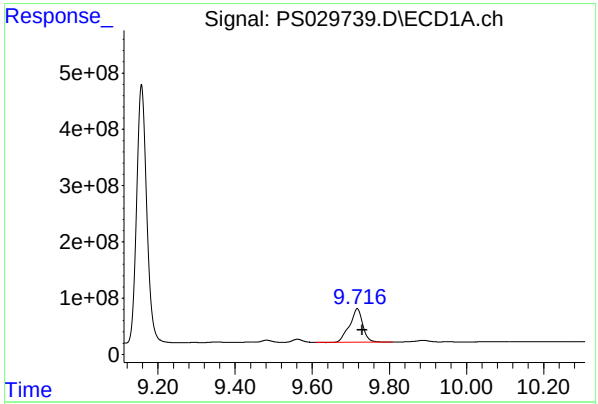

#13 2,4-DB

R.T.: 9.717 min
Delta R.T.: -0.013 min
Response: 1417275543
Conc: 780.12 ng/ml

Instrument :
ECD_S
ClientSampleId :
HSTDCCC750

Manual Integrations APPROVED

Reviewed By :Abdul Mirza 04/09/2025
Supervised By :mohammad ahmed 04/10/2025

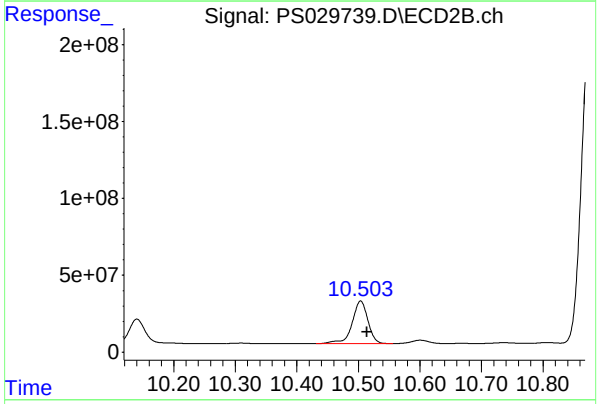

#13 2,4-DB

R.T.: 10.504 min
Delta R.T.: -0.010 min
Response: 496934220
Conc: 669.74 ng/ml

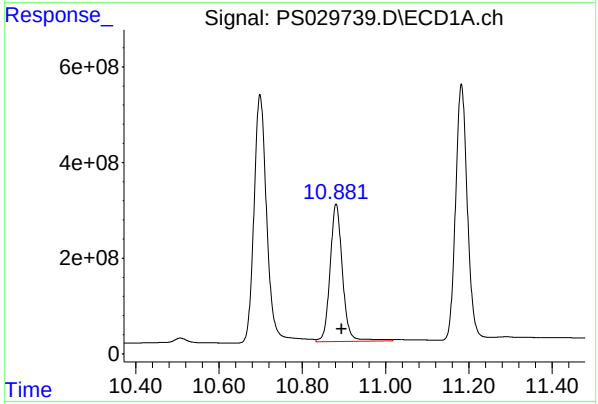

#14 DINOSEB

R.T.: 10.881 min
Delta R.T.: -0.014 min
Response: 5956657982
Conc: 705.59 ng/ml

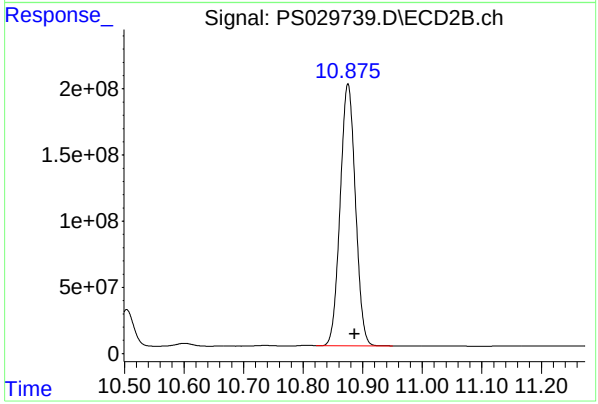

#14 DINOSEB

R.T.: 10.875 min
Delta R.T.: -0.011 min
Response: 3519670918
Conc: 688.40 ng/ml

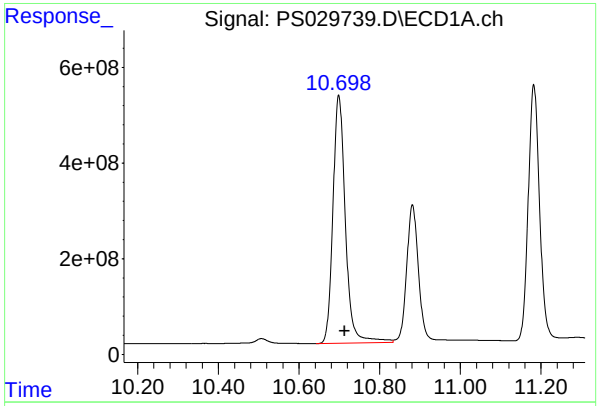

#15 Picloram

R.T.: 10.698 min
Delta R.T.: -0.015 min
Response: 11156637265
Conc: 719.76 ng/ml

Instrument :
ECD_S
ClientSampleId :
HSTDCCC750

Manual Integrations APPROVED

Reviewed By :Abdul Mirza 04/09/2025
Supervised By :mohammad ahmed 04/10/2025

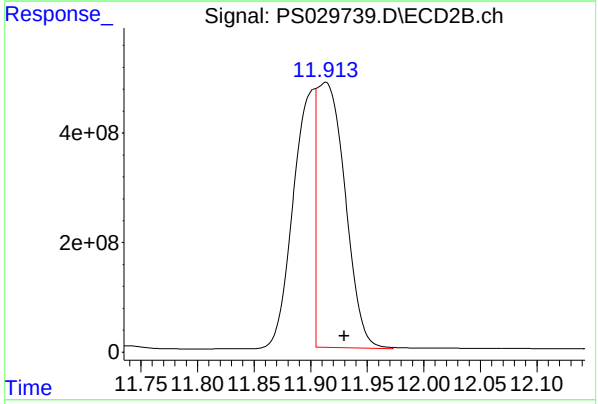

#15 Picloram

R.T.: 11.913 min
Delta R.T.: -0.016 min
Response: 8254466575
Conc: 698.09 ng/ml m

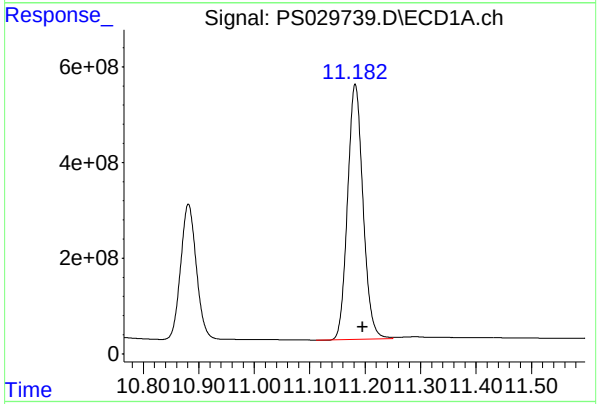

#16 DCPA

R.T.: 11.182 min
Delta R.T.: -0.013 min
Response: 10315644827
Conc: 738.62 ng/ml

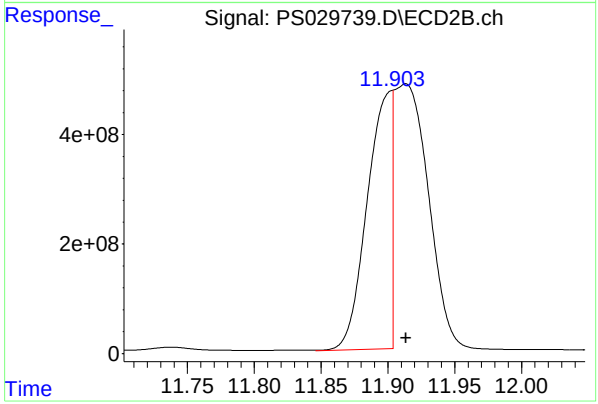

#16 DCPA

R.T.: 11.903 min
Delta R.T.: -0.010 min
Response: 6027995625
Conc: 681.08 ng/ml m

Alliance TECHNICAL GROUP
284 Sheffield Street, Mountainside, New Jersey 07092, Phone : 908 789 8900,
Fax : 908 789 8922

CALIBRATION VERIFICATION SUMMARY

Contract: NOBI03

Lab Code: CHEM **Case No.:** Q1730 **SAS No.:** Q1730 **SDG NO.:** Q1730

Continuing Calib Date: 04/09/2025 **Initial Calibration Date(s):** 04/02/2025 04/02/2025

Continuing Calib Time: 02:39 **Initial Calibration Time(s):** 17:32 20:44

GC Column: RTX-CLP **ID:** 0.32 **(mm)**

COMPOUND	CCAL RT	AVG RT	RT WINDOW FROM	RT WINDOW TO	DIFF RT
DICAMBA	7.13	7.14	7.04	7.24	0.01
2,4-DCAA	6.95	6.96	6.86	7.06	0.01
Dalapon	2.46	2.46	2.36	2.56	0.00
DICHLORPROP	7.81	7.82	7.72	7.92	0.01
2,4-D	8.03	8.04	7.94	8.14	0.01
2,4,5-TP(Silvex)	8.87	8.89	8.79	8.99	0.02
2,4,5-T	9.15	9.17	9.07	9.27	0.02
2,4-DB	9.71	9.73	9.63	9.83	0.02
Dinoseb	10.88	10.90	10.80	11.00	0.02

284 Sheffield Street, Mountainside, New Jersey 07092, Phone : 908 789 8900,
Fax : 908 789 8922

CALIBRATION VERIFICATION SUMMARY

Contract: NOBI03

Lab Code: CHEM **Case No.:** Q1730 **SAS No.:** Q1730 **SDG NO.:** Q1730

Continuing Calib Date: 04/09/2025 **Initial Calibration Date(s):** 04/02/2025 04/02/2025

Continuing Calib Time: 02:39 **Initial Calibration Time(s):** 17:32 20:44

GC Column: RTX-CLP2 **ID:** 0.32 **(mm)**

COMPOUND	CCAL RT	AVG RT	RT WINDOW FROM	RT WINDOW TO	DIFF RT
DICAMBA	7.65	7.66	7.56	7.76	0.01
2,4-DCAA	7.47	7.48	7.38	7.58	0.01
Dalapon	2.53	2.53	2.43	2.63	0.00
DICHLORPROP	8.35	8.36	8.26	8.46	0.01
2,4-D	8.66	8.67	8.57	8.77	0.01
2,4,5-TP(Silvex)	9.54	9.55	9.45	9.65	0.01
2,4,5-T	9.94	9.96	9.86	10.06	0.02
2,4-DB	10.50	10.51	10.41	10.61	0.01
Dinoseb	10.87	10.89	10.79	10.99	0.02

Alliance TECHNICAL GROUP

284 Sheffield Street, Mountainside, New Jersey 07092, Phone : 908 789 8900, Fax : 908 789 8922

CALIBRATION VERIFICATION SUMMARY

Contract: NOBI03

Lab Code: CHEM **Case No.:** Q1730 **SAS No.:** Q1730 **SDG NO.:** Q1730

GC Column: RTX-CLP **ID:** 0.32 (mm) **Initi. Calib. Date(s):** 04/02/2025 04/02/2025

Client Sample No.: CCAL03 **Date Analyzed:** 04/09/2025

Lab Sample No.: HSTDCCC750 **Data File :** PS029750.D **Time Analyzed:** 02:39

COMPOUND	RT	RT WINDOW FROM	RT WINDOW TO	CALC AMOUNT(ng)	NOM AMOUNT(ng)	%D
2,4,5-T	9.154	9.070	9.270	727.850	712.500	2.2
2,4,5-TP(Silvex)	8.873	8.788	8.988	709.180	712.500	-0.5
2,4-D	8.028	7.942	8.142	682.610	705.000	-3.2
2,4-DB	9.713	9.629	9.829	758.050	712.500	6.4
2,4-DCAA	6.950	6.863	7.063	730.060	750.000	-2.7
Dalapon	2.460	2.363	2.563	644.420	682.500	-5.6
DICAMBA	7.128	7.040	7.240	710.570	705.000	0.8
DICHLORPROP	7.809	7.722	7.922	696.280	705.000	-1.2
Dinoseb	10.878	10.795	10.995	696.900	705.000	-1.1

Alliance TECHNICAL GROUP

284 Sheffield Street, Mountainside, New Jersey 07092, Phone : 908 789 8900, Fax : 908 789 8922

CALIBRATION VERIFICATION SUMMARY

Contract: NOBI03

Lab Code: CHEM **Case No.:** Q1730 **SAS No.:** Q1730 **SDG NO.:** Q1730

GC Column: RTX-CLP2 **ID:** 0.32 **(mm)** **Initi. Calib. Date(s):** 04/02/2025 04/02/2025

Client Sample No.: CCAL03 **Date Analyzed:** 04/09/2025

Lab Sample No.: HSTDCCC750 **Data File :** PS029750.D **Time Analyzed:** 02:39

COMPOUND	RT	RT WINDOW FROM	RT WINDOW TO	CALC AMOUNT(ng)	NOM AMOUNT(ng)	%D
2,4,5-T	9.944	9.857	10.057	720.370	712.500	1.1
2,4,5-TP(Silvex)	9.539	9.451	9.651	709.890	712.500	-0.4
2,4-D	8.660	8.571	8.771	658.990	705.000	-6.5
2,4-DB	10.500	10.414	10.614	670.930	712.500	-5.8
2,4-DCAA	7.467	7.375	7.575	718.080	750.000	-4.3
Dalapon	2.530	2.433	2.633	599.100	682.500	-12.2
DICAMBA	7.654	7.562	7.762	690.000	705.000	-2.1
DICHLORPROP	8.347	8.256	8.456	688.180	705.000	-2.4
Dinoseb	10.872	10.787	10.987	679.230	705.000	-3.7

Data Path : Z:\pestpcbsrv\HPCHEM1\ECD_S\Data\PS040825\
Data File : PS029750.D
Signal(s) : Signal #1: ECD1A.ch Signal #2: ECD2B.ch
Acq On : 09 Apr 2025 02:39
Operator : AR\AJ
Sample : HSTDCCC750
Misc :
ALS Vial : 3 Sample Multiplier: 1

Instrument :
ECD_S
ClientSampleId :
HSTDCCC750

Manual Integrations APPROVED
Reviewed By :Abdul Mirza 04/09/2025
Supervised By :mohammad ahmed 04/10/2025

Integration File signal 1: autoint1.e
Integration File signal 2: autoint2.e
Quant Time: Apr 09 03:15:52 2025
Quant Method : Z:\pestpcbsrv\HPCHEM1\ECD_S\Method\PS040225.M
Quant Title : 8080.M
QLast Update : Wed Apr 02 23:52:55 2025
Response via : Initial Calibration
Integrator: ChemStation

Volume Inj. : 1 µl
Signal #1 Phase : ZB-MR1 Signal #2 Phase: ZB-MR2
Signal #1 Info : 30M x 0.32mm x0.5 Signal #2 Info : 30M x 0.32mm x 0.25µm

	Compound	RT#1	RT#2	Resp#1	Resp#2	ng/ml	ng/ml
	System Monitoring Compounds						
4) S	2,4-DCAA	6.950	7.467	1488.5E6	489.4E6	730.064	718.078
	Target Compounds						
1) T	Dalapon	2.460	2.530	2186.1E6	951.1E6	644.424	599.099
2) T	3,5-DICHL...	6.155	6.463	2136.1E6	633.3E6	710.212	655.910
3) T	4-Nitroph...	6.741	7.001	1005.7E6	448.9E6	715.938	633.200
5) T	DICAMBA	7.128	7.654	5913.3E6	2548.4E6	710.566	689.995
6) T	MCPP	7.305	7.760	372.2E6	106.3E6	68.676	62.952
7) T	MCPA	7.448	7.990	524.8E6	149.0E6	72.201m	65.479
8) T	DICHLORPROP	7.809	8.347	1531.4E6	664.9E6	696.279	688.178
9) T	2,4-D	8.028	8.660	1644.8E6	710.7E6	682.611	658.987
10) T	Pentachlo...	8.308	9.162	21032.9E6	12872.9E6	691.757	718.046
11) T	2,4,5-TP ...	8.873	9.539	8237.4E6	5120.4E6	709.181	709.886
12) T	2,4,5-T	9.154	9.944	8373.4E6	4828.5E6	727.846	720.366
13) T	2,4-DB	9.713	10.500	1377.2E6	497.8E6	758.053	670.930
14) T	DINOSEB	10.878	10.872	5883.2E6	3472.8E6	696.899	679.230
15) T	Picloram	10.695	11.907	10787.4E6	8019.1E6	695.943	678.182m
16) T	DCPA	11.178	11.904	10152.2E6	7122.3E6	726.918	804.718m

(f)=RT Delta > 1/2 Window (#)=Amounts differ by > 25% (m)=manual int.

Data Path : Z:\pestpcbsrv\HPCHEM1\ECD_S\Data\PS040825\
Data File : PS029750.D
Signal(s) : Signal #1: ECD1A.ch Signal #2: ECD2B.ch
Acq On : 09 Apr 2025 02:39
Operator : AR\AJ
Sample : HSTDCCC750
Misc :
ALS Vial : 3 Sample Multiplier: 1

Instrument :
ECD_S
ClientSampleId :
HSTDCCC750

Manual Integrations APPROVED
Reviewed By :Abdul Mirza 04/09/2025
Supervised By :mohammad ahmed 04/10/2025

Integration File signal 1: autoint1.e
Integration File signal 2: autoint2.e
Quant Time: Apr 09 03:15:52 2025
Quant Method : Z:\pestpcbsrv\HPCHEM1\ECD_S\Method\PS040225.M
Quant Title : 8080.M
QLast Update : Wed Apr 02 23:52:55 2025
Response via : Initial Calibration
Integrator: ChemStation

Volume Inj. : 1 µl
Signal #1 Phase : ZB-MR1 Signal #2 Phase: ZB-MR2
Signal #1 Info : 30M x 0.32mm x0.5 Signal #2 Info : 30M x 0.32mm x 0.25µm

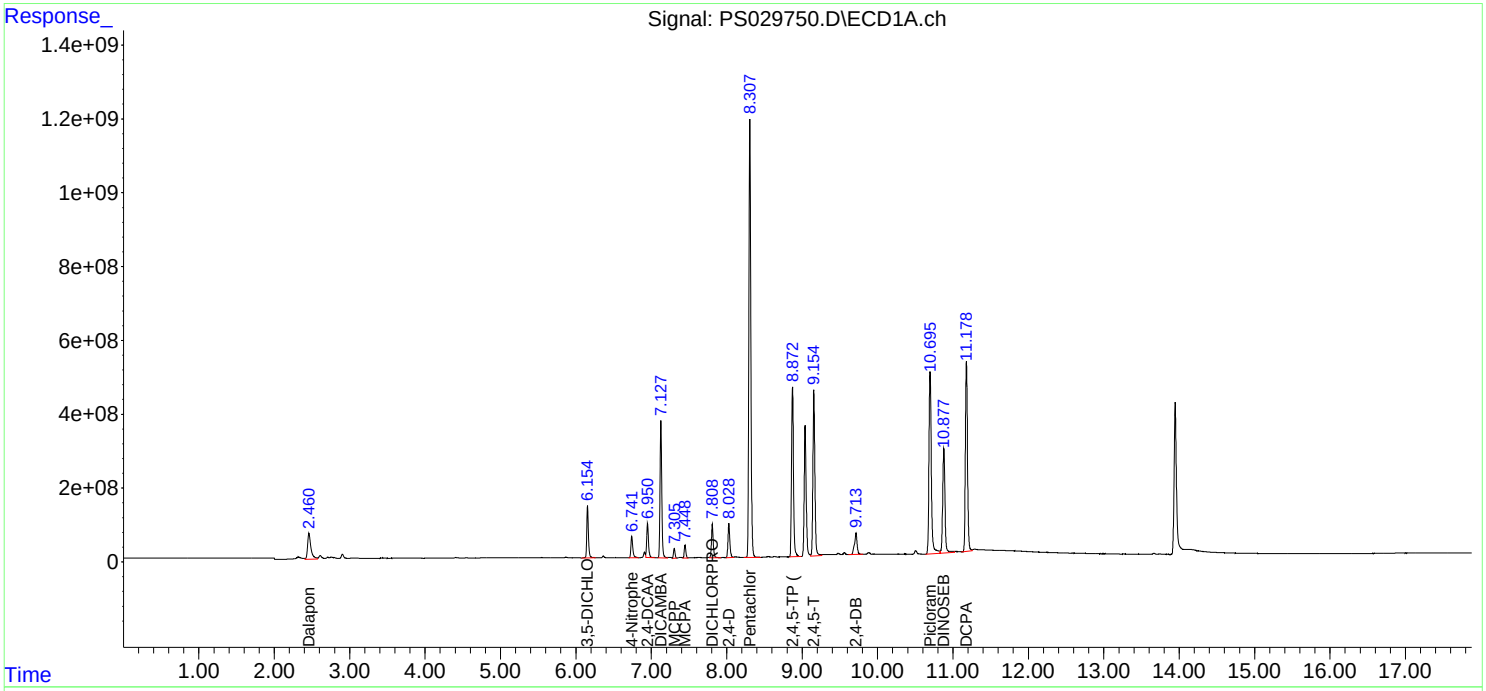

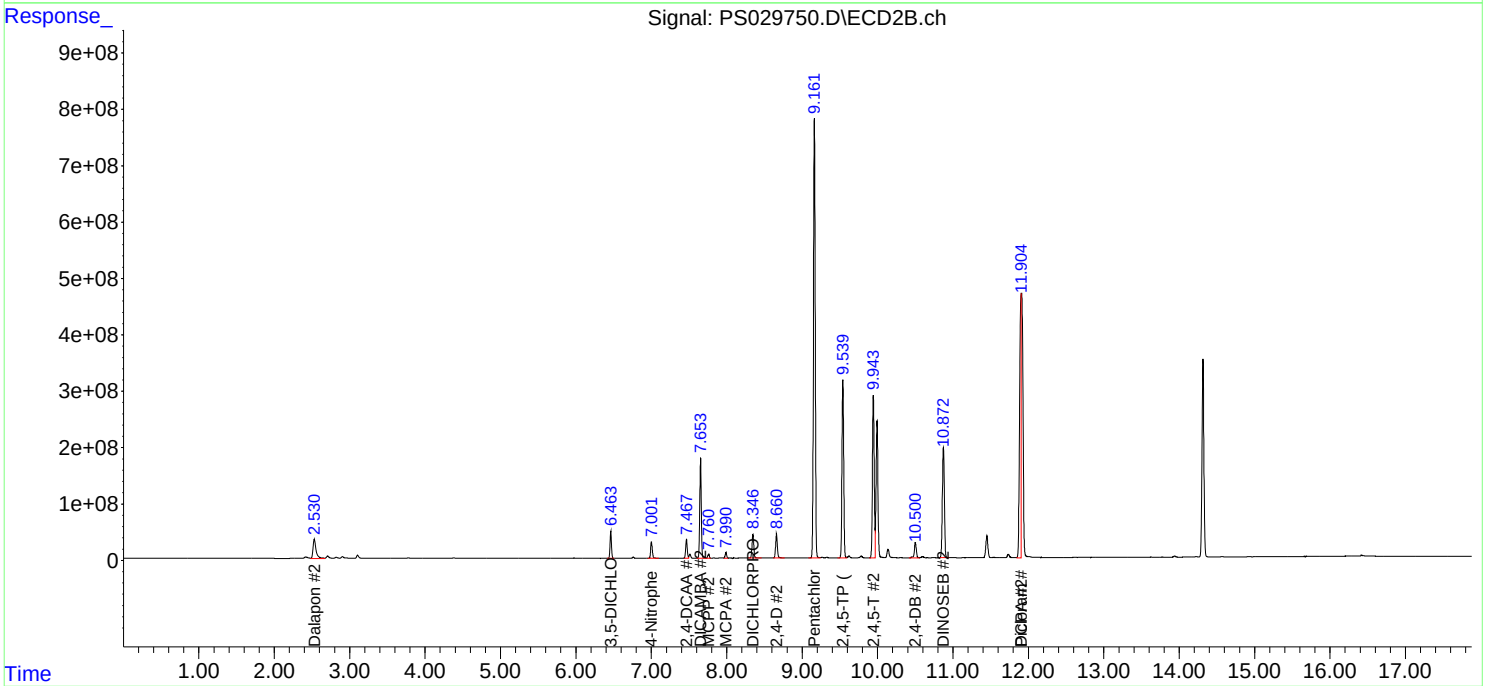

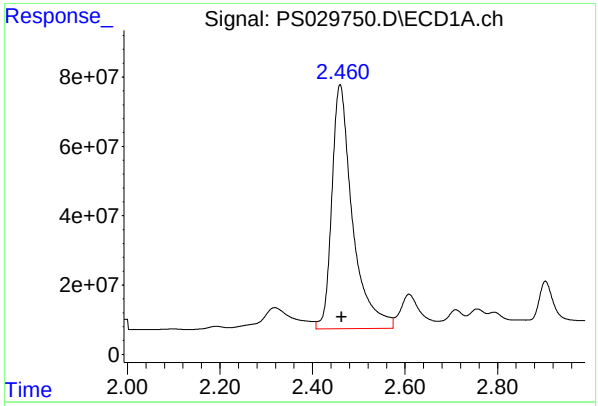

#1 Dalapon

R.T.: 2.460 min
Delta R.T.: -0.003 min
Response: 2186141614
Conc: 644.42 ng/ml

Instrument :
ECD_S
ClientSampleId :
HSTDCCC750

Manual Integrations APPROVED

Reviewed By :Abdul Mirza 04/09/2025
Supervised By :mohammad ahmed 04/10/2025

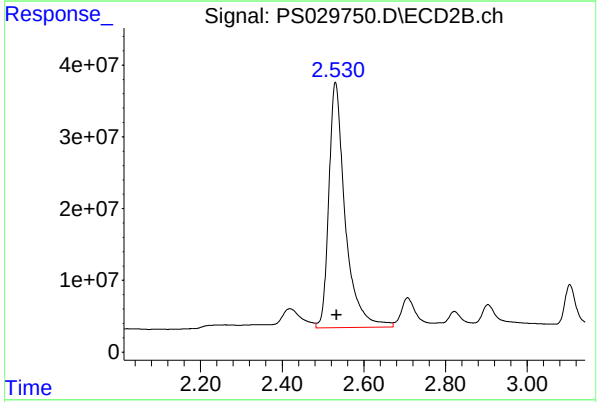

#1 Dalapon

R.T.: 2.530 min
Delta R.T.: -0.003 min
Response: 951126809
Conc: 599.10 ng/ml

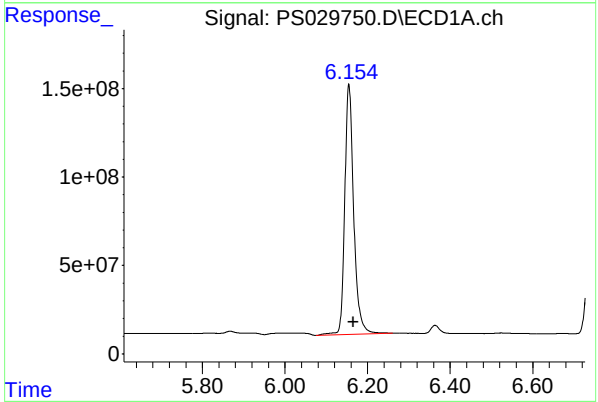

#2 3,5-DICHLOROBENZOIC ACID

R.T.: 6.155 min
Delta R.T.: -0.010 min
Response: 2136145867
Conc: 710.21 ng/ml

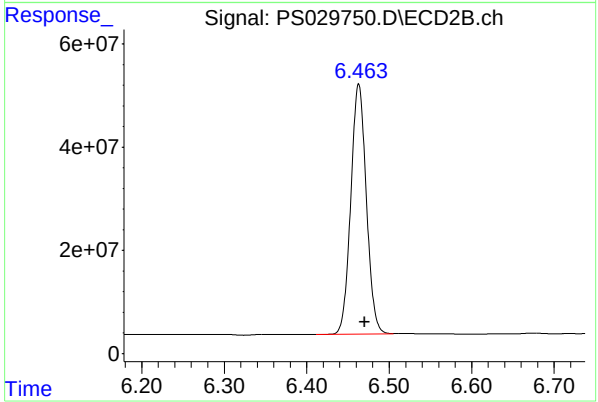

#2 3,5-DICHLOROBENZOIC ACID

R.T.: 6.463 min
Delta R.T.: -0.007 min
Response: 633318080
Conc: 655.91 ng/ml

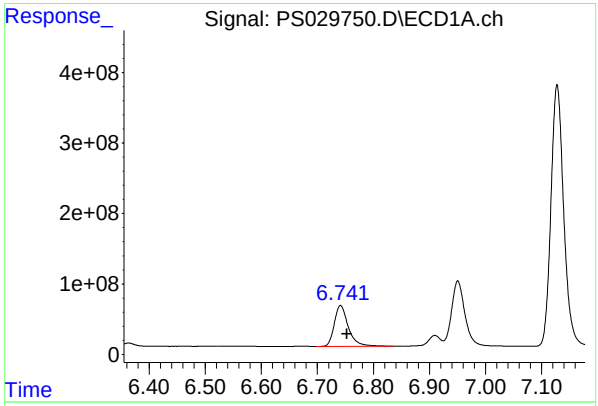

#3 4-Nitrophenol

R.T.: 6.741 min
Delta R.T.: -0.012 min
Response: 1005748410
Conc: 715.94 ng/ml

Instrument :
ECD_S
ClientSampleId :
HSTDCCC750

Manual Integrations APPROVED

Reviewed By :Abdul Mirza 04/09/2025
Supervised By :mohammad ahmed 04/10/2025

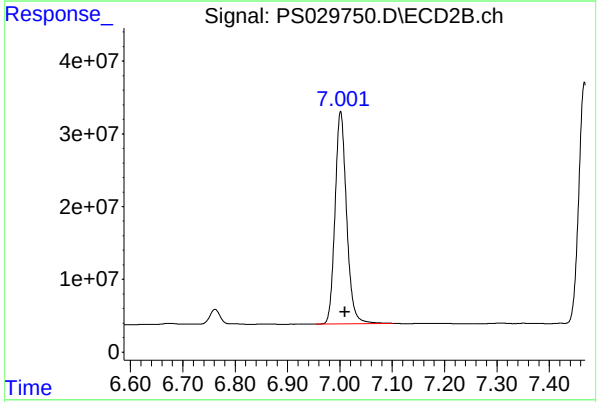

#3 4-Nitrophenol

R.T.: 7.001 min
Delta R.T.: -0.008 min
Response: 448937912
Conc: 633.20 ng/ml

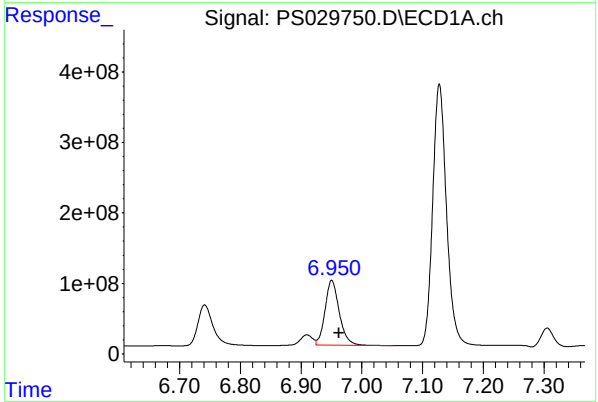

#4 2,4-DCAA

R.T.: 6.950 min
Delta R.T.: -0.012 min
Response: 1488475755
Conc: 730.06 ng/ml

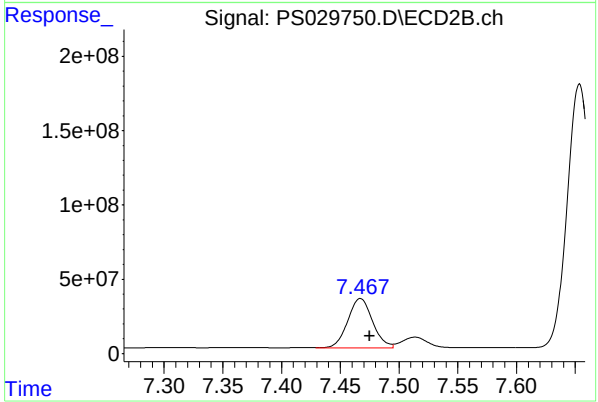

#4 2,4-DCAA

R.T.: 7.467 min
Delta R.T.: -0.008 min
Response: 489379579
Conc: 718.08 ng/ml

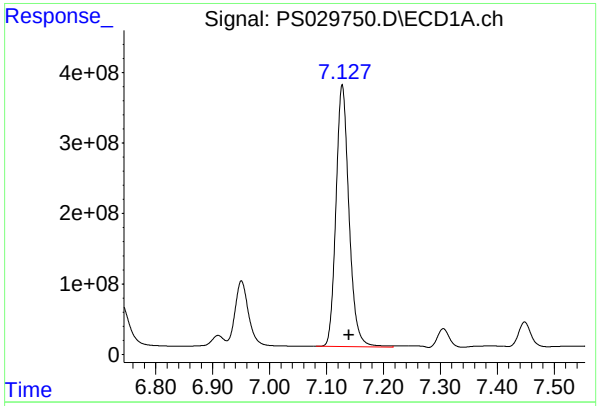

#5 DICAMBA

R.T.: 7.128 min
Delta R.T.: -0.012 min
Response: 5913286021
Conc: 710.57 ng/ml

Instrument :
ECD_S
ClientSampleId :
HSTDCCC750

Manual Integrations APPROVED

Reviewed By :Abdul Mirza 04/09/2025
Supervised By :mohammad ahmed 04/10/2025

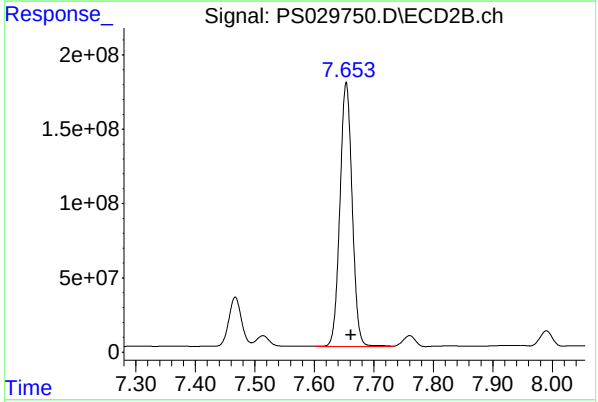

#5 DICAMBA

R.T.: 7.654 min
Delta R.T.: -0.008 min
Response: 2548407537
Conc: 690.00 ng/ml

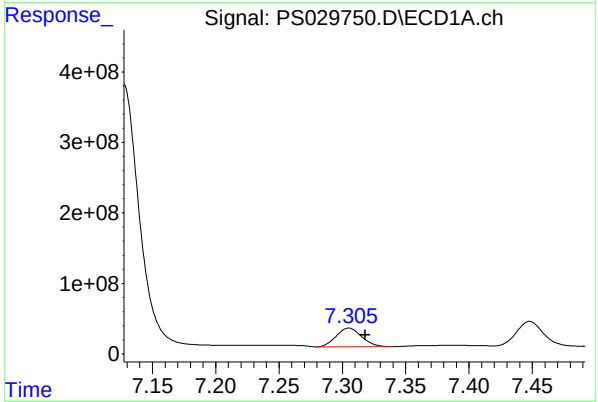

#6 MCPP

R.T.: 7.305 min
Delta R.T.: -0.013 min
Response: 372213096
Conc: 68.68 ug/ml

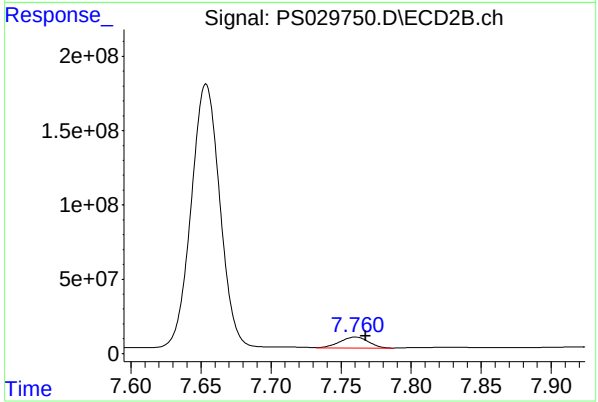

#6 MCPP

R.T.: 7.760 min
Delta R.T.: -0.007 min
Response: 106293361
Conc: 62.95 ug/ml

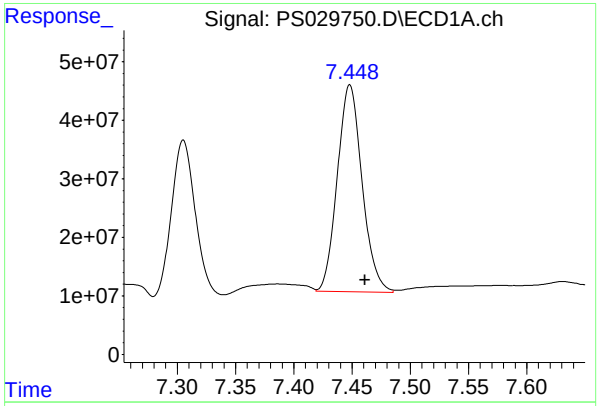

#7 MCPA

R.T.: 7.448 min
Delta R.T.: -0.014 min
Response: 524826528
Conc: 72.20 ug/ml

Instrument :
ECD_S
ClientSampleId :
HSTDCCC750

Manual Integrations APPROVED

Reviewed By :Abdul Mirza 04/09/2025
Supervised By :mohammad ahmed 04/10/2025

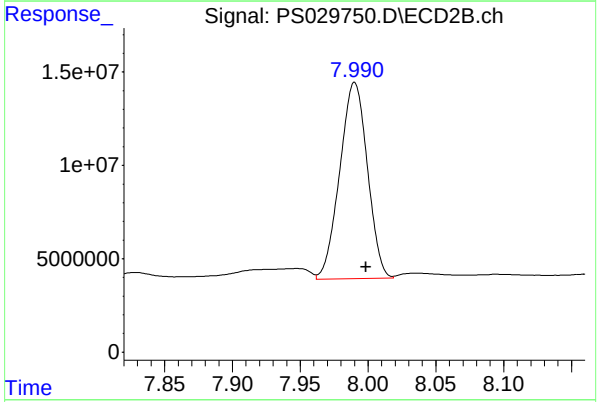

#7 MCPA

R.T.: 7.990 min
Delta R.T.: -0.008 min
Response: 148982696
Conc: 65.48 ug/ml

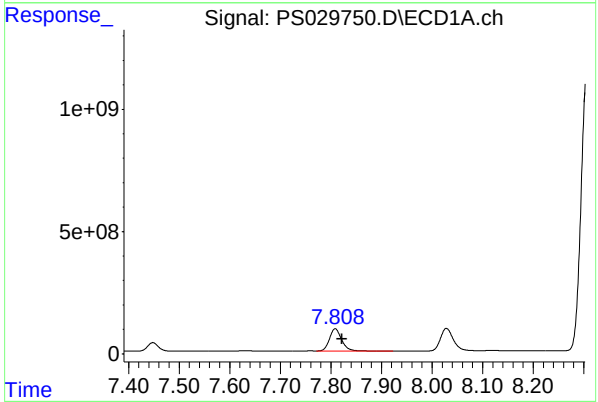

#8 DICHLORPROP

R.T.: 7.809 min
Delta R.T.: -0.013 min
Response: 1531422949
Conc: 696.28 ng/ml

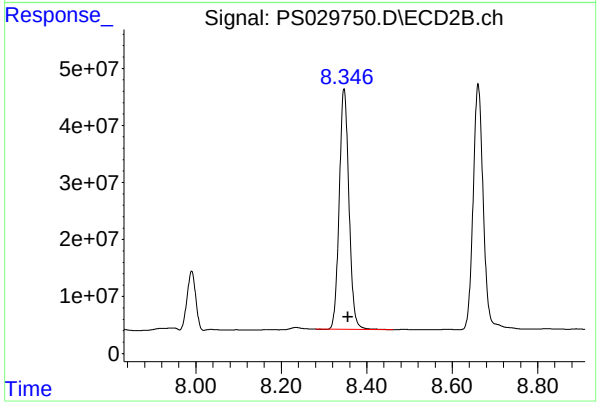

#8 DICHLORPROP

R.T.: 8.347 min
Delta R.T.: -0.010 min
Response: 664884943
Conc: 688.18 ng/ml

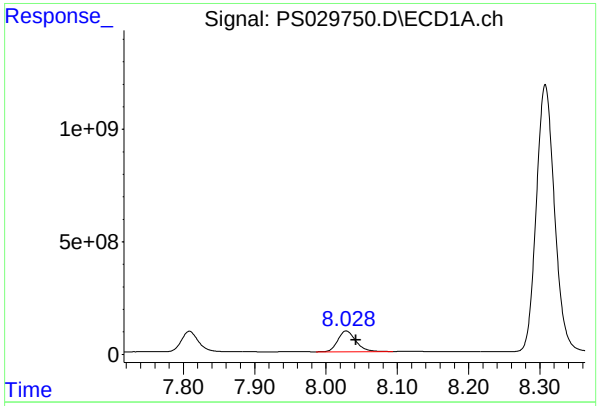

#9 2,4-D

R.T.: 8.028 min
Delta R.T.: -0.014 min
Response: 1644812809
Conc: 682.61 ng/ml

Instrument :
ECD_S
ClientSampleId :
HSTDCCC750

Manual Integrations
APPROVED

Reviewed By :Abdul Mirza 04/09/2025
Supervised By :mohammad ahmed 04/10/2025

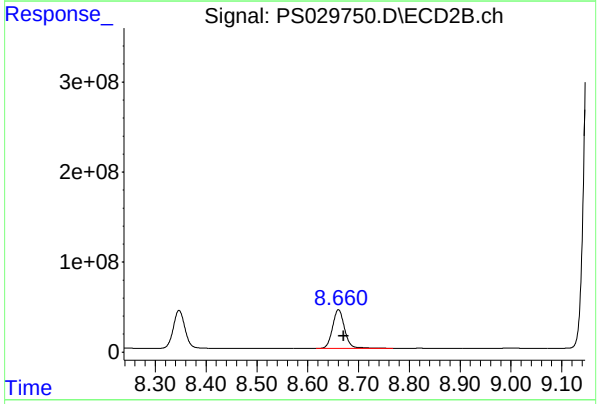

#9 2,4-D

R.T.: 8.660 min
Delta R.T.: -0.011 min
Response: 710693661
Conc: 658.99 ng/ml

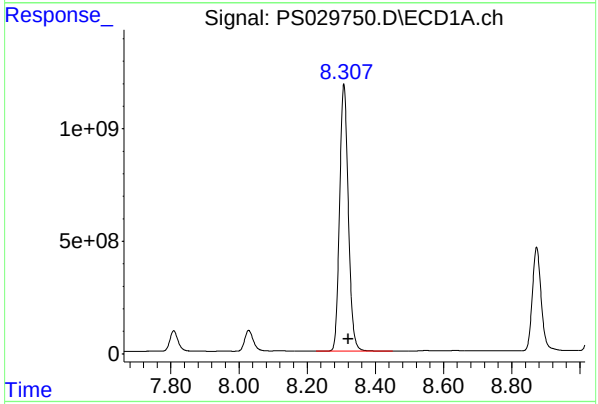

#10 Pentachlorophenol

R.T.: 8.308 min
Delta R.T.: -0.013 min
Response: 21032868444
Conc: 691.76 ng/ml

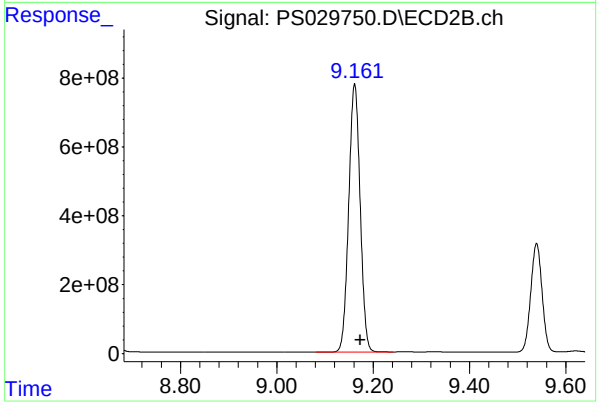

#10 Pentachlorophenol

R.T.: 9.162 min
Delta R.T.: -0.012 min
Response: 12872923147
Conc: 718.05 ng/ml

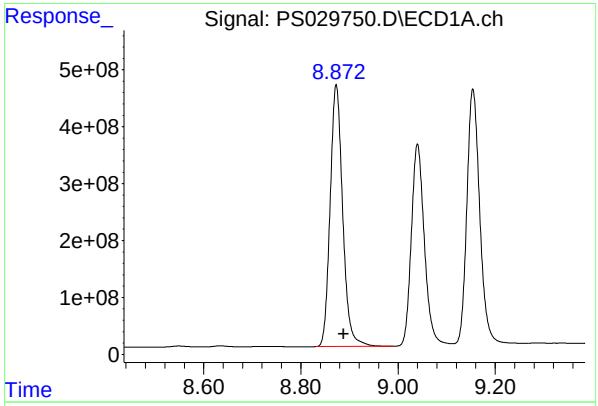

#11 2,4,5-TP (SILVEX)

R.T.: 8.873 min
Delta R.T.: -0.015 min
Response: 8237385501
Conc: 709.18 ng/ml

Instrument :
ECD_S
ClientSampleId :
HSTDCCC750

Manual Integrations APPROVED

Reviewed By :Abdul Mirza 04/09/2025
Supervised By :mohammad ahmed 04/10/2025

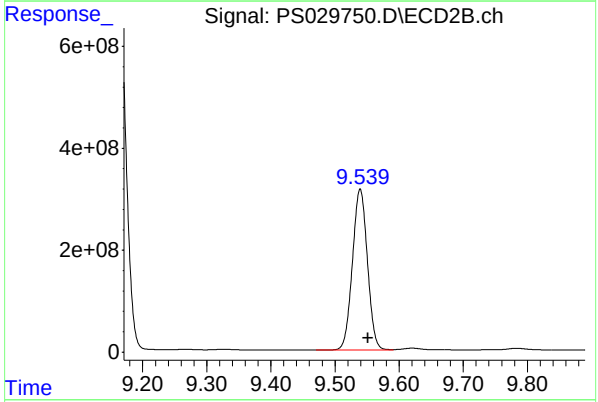

#11 2,4,5-TP (SILVEX)

R.T.: 9.539 min
Delta R.T.: -0.012 min
Response: 5120379182
Conc: 709.89 ng/ml

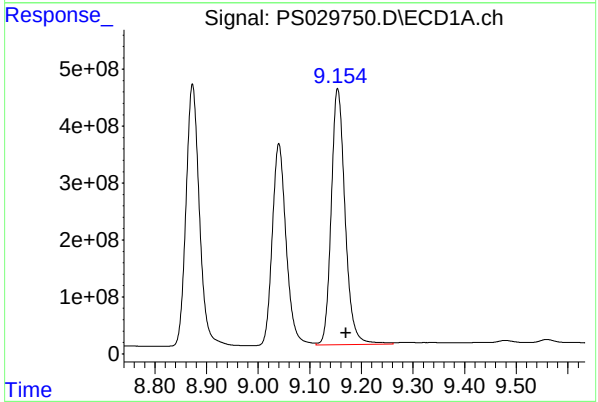

#12 2,4,5-T

R.T.: 9.154 min
Delta R.T.: -0.016 min
Response: 8373448510
Conc: 727.85 ng/ml

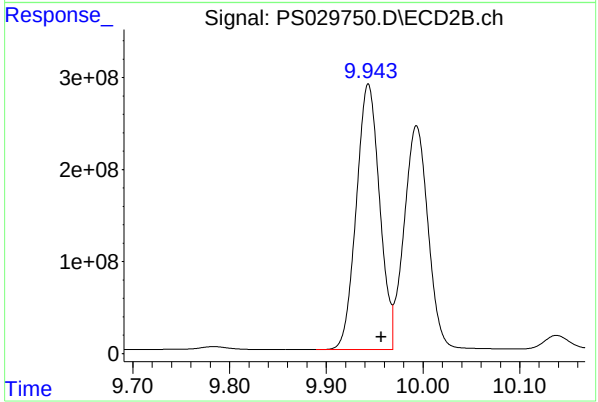

#12 2,4,5-T

R.T.: 9.944 min
Delta R.T.: -0.013 min
Response: 4828494147
Conc: 720.37 ng/ml

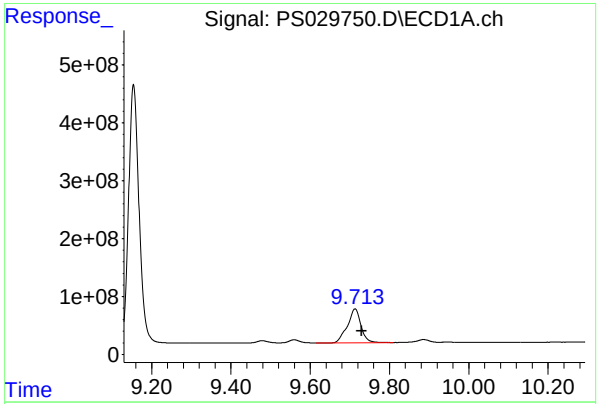

#13 2,4-DB

R.T.: 9.713 min
Delta R.T.: -0.016 min
Response: 1377188495
Conc: 758.05 ng/ml

Instrument :
ECD_S
ClientSampleId :
HSTDCCC750

Manual Integrations APPROVED

Reviewed By :Abdul Mirza 04/09/2025
Supervised By :mohammad ahmed 04/10/2025

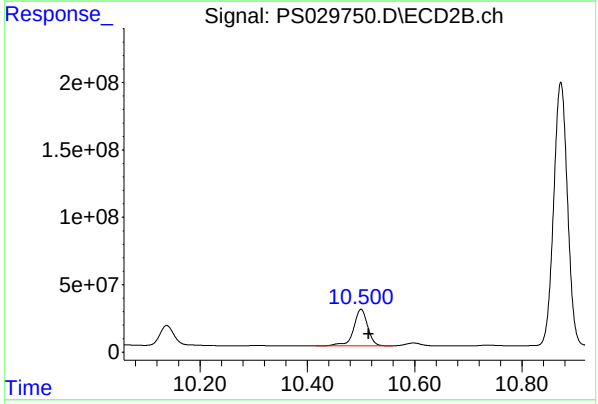

#13 2,4-DB

R.T.: 10.500 min
Delta R.T.: -0.014 min
Response: 497813377
Conc: 670.93 ng/ml

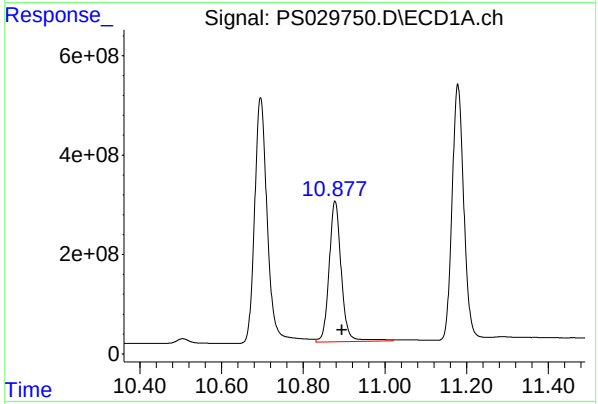

#14 DINOSEB

R.T.: 10.878 min
Delta R.T.: -0.017 min
Response: 5883248741
Conc: 696.90 ng/ml

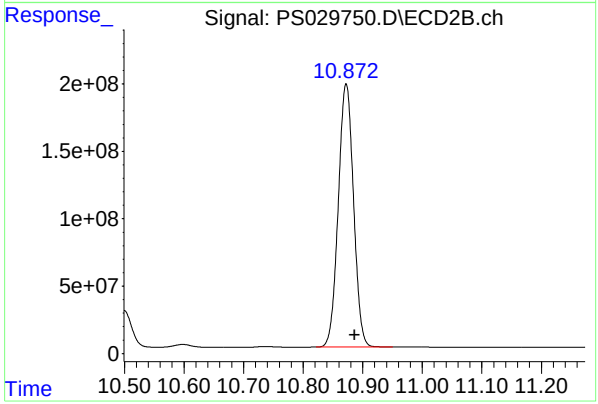

#14 DINOSEB

R.T.: 10.872 min
Delta R.T.: -0.014 min
Response: 3472769300
Conc: 679.23 ng/ml

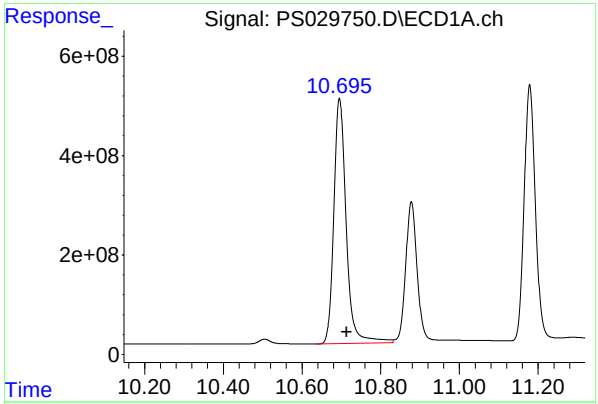

#15 Picloram

R.T.: 10.695 min
Delta R.T.: -0.018 mi
Response: 10787397942
Conc: 695.94 ng/m

Instrument :
ECD_S
ClientSampleId :
HSTDCCC750

Manual Integrations APPROVED

Reviewed By :Abdul Mirza 04/09/2025
Supervised By :mohammad ahmed 04/10/2025

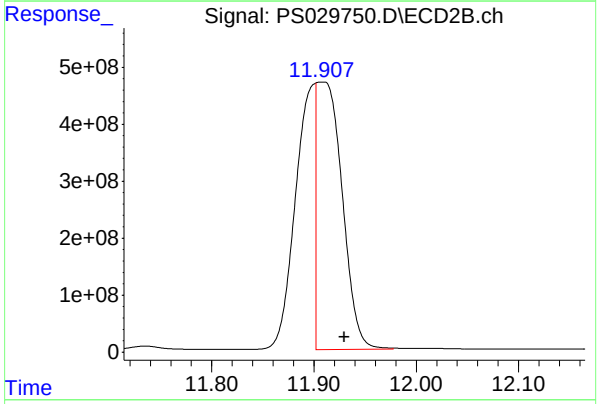

#15 Picloram

R.T.: 11.907 min
Delta R.T.: -0.022 min
Response: 8019117726
Conc: 678.18 ng/ml m

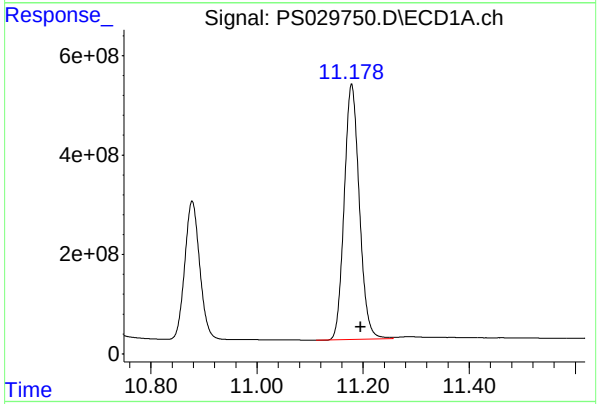

#16 DCPA

R.T.: 11.178 min
Delta R.T.: -0.017 min
Response: 10152213816
Conc: 726.92 ng/ml

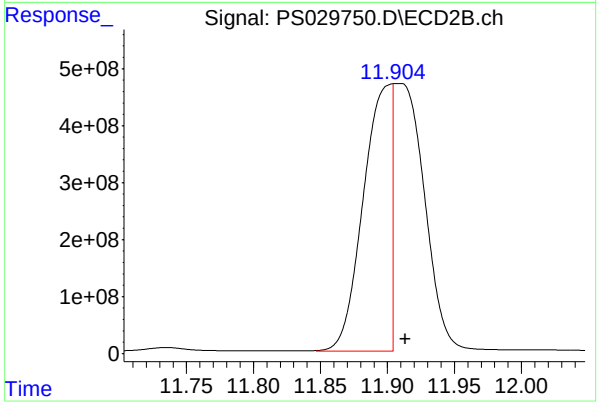

#16 DCPA

R.T.: 11.904 min
Delta R.T.: -0.009 min
Response: 7122289117
Conc: 804.72 ng/ml m

Alliance TECHNICAL GROUP
284 Sheffield Street, Mountainside, New Jersey 07092, Phone : 908 789 8900,
Fax : 908 789 8922

CALIBRATION VERIFICATION SUMMARY

Contract: NOBI03

Lab Code: CHEM **Case No.:** Q1730 **SAS No.:** Q1730 **SDG NO.:** Q1730

Continuing Calib Date: 04/09/2025 **Initial Calibration Date(s):** 04/02/2025 04/02/2025

Continuing Calib Time: 11:33 **Initial Calibration Time(s):** 17:32 20:44

GC Column: RTX-CLP **ID:** 0.32 **(mm)**

COMPOUND	CCAL RT	AVG RT	RT WINDOW FROM	RT WINDOW TO	DIFF RT
DICAMBA	7.13	7.14	7.04	7.24	0.01
2,4-DCAA	6.95	6.96	6.86	7.06	0.01
Dalapon	2.46	2.46	2.36	2.56	0.00
DICHLORPROP	7.81	7.82	7.72	7.92	0.01
2,4-D	8.03	8.04	7.94	8.14	0.01
2,4,5-TP(Silvex)	8.87	8.89	8.79	8.99	0.02
2,4,5-T	9.15	9.17	9.07	9.27	0.02
2,4-DB	9.71	9.73	9.63	9.83	0.02
Dinoseb	10.87	10.90	10.80	11.00	0.03

Alliance TECHNICAL GROUP
284 Sheffield Street, Mountainside, New Jersey 07092, Phone : 908 789 8900,
Fax : 908 789 8922

CALIBRATION VERIFICATION SUMMARY

Contract: NOBI03

Lab Code: CHEM **Case No.:** Q1730 **SAS No.:** Q1730 **SDG NO.:** Q1730

Continuing Calib Date: 04/09/2025 **Initial Calibration Date(s):** 04/02/2025 04/02/2025

Continuing Calib Time: 11:33 **Initial Calibration Time(s):** 17:32 20:44

GC Column: RTX-CLP2 **ID:** 0.32 **(mm)**

COMPOUND	CCAL RT	AVG RT	RT WINDOW FROM	RT WINDOW TO	DIFF RT
DICAMBA	7.65	7.66	7.56	7.76	0.01
2,4-DCAA	7.47	7.48	7.38	7.58	0.01
Dalapon	2.53	2.53	2.43	2.63	0.00
DICHLORPROP	8.35	8.36	8.26	8.46	0.01
2,4-D	8.66	8.67	8.57	8.77	0.01
2,4,5-TP(Silvex)	9.54	9.55	9.45	9.65	0.01
2,4,5-T	9.94	9.96	9.86	10.06	0.02
2,4-DB	10.50	10.51	10.41	10.61	0.01
Dinoseb	10.87	10.89	10.79	10.99	0.02

Alliance TECHNICAL GROUP

284 Sheffield Street, Mountainside, New Jersey 07092, Phone : 908 789 8900, Fax : 908 789 8922

CALIBRATION VERIFICATION SUMMARY

Contract: NOBI03

Lab Code: CHEM **Case No.:** Q1730 **SAS No.:** Q1730 **SDG NO.:** Q1730

GC Column: RTX-CLP **ID:** 0.32 **(mm)** **Initi. Calib. Date(s):** 04/02/2025 04/02/2025

Client Sample No.: CCAL04 **Date Analyzed:** 04/09/2025

Lab Sample No.: HSTDCCC750 **Data File :** PS029753.D **Time Analyzed:** 11:33

COMPOUND	RT	RT WINDOW FROM	RT WINDOW TO	CALC AMOUNT(ng)	NOM AMOUNT(ng)	%D
2,4,5-T	9.152	9.070	9.270	762.220	712.500	7.0
2,4,5-TP(Silvex)	8.870	8.788	8.988	746.700	712.500	4.8
2,4-D	8.026	7.942	8.142	715.020	705.000	1.4
2,4-DB	9.710	9.629	9.829	806.200	712.500	13.2
2,4-DCAA	6.948	6.863	7.063	753.720	750.000	0.5
Dalapon	2.459	2.363	2.563	662.470	682.500	-2.9
DICAMBA	7.126	7.040	7.240	748.480	705.000	6.2
DICHLORPROP	7.806	7.722	7.922	728.070	705.000	3.3
Dinoseb	10.874	10.795	10.995	719.380	705.000	2.0

Alliance TECHNICAL GROUP

284 Sheffield Street, Mountainside, New Jersey 07092, Phone : 908 789 8900, Fax : 908 789 8922

CALIBRATION VERIFICATION SUMMARY

Contract: NOBI03

Lab Code: CHEM **Case No.:** Q1730 **SAS No.:** Q1730 **SDG NO.:** Q1730

GC Column: RTX-CLP2 **ID:** 0.32 **(mm)** **Initi. Calib. Date(s):** 04/02/2025 04/02/2025

Client Sample No.: CCAL04 **Date Analyzed:** 04/09/2025

Lab Sample No.: HSTDCCC750 **Data File :** PS029753.D **Time Analyzed:** 11:33

COMPOUND	RT	RT WINDOW FROM	RT WINDOW TO	CALC AMOUNT(ng)	NOM AMOUNT(ng)	%D
2,4,5-T	9.941	9.857	10.057	755.590	712.500	6.0
2,4,5-TP(Silvex)	9.537	9.451	9.651	745.880	712.500	4.7
2,4-D	8.658	8.571	8.771	691.050	705.000	-2.0
2,4-DB	10.498	10.414	10.614	708.720	712.500	-0.5
2,4-DCAA	7.465	7.375	7.575	750.790	750.000	0.1
Dalapon	2.529	2.433	2.633	623.640	682.500	-8.6
DICAMBA	7.652	7.562	7.762	724.520	705.000	2.8
DICHLORPROP	8.345	8.256	8.456	719.760	705.000	2.1
Dinoseb	10.870	10.787	10.987	708.680	705.000	0.5

Data Path : Z:\pestpcbsrv\HPCHEM1\ECD_S\Data\PS040925\
Data File : PS029753.D
Signal(s) : Signal #1: ECD1A.ch Signal #2: ECD2B.ch
Acq On : 09 Apr 2025 11:33
Operator : AR\AJ
Sample : HSTDCCC750
Misc :
ALS Vial : 3 Sample Multiplier: 1

Instrument :
ECD_S
ClientSampleId :
HSTDCCC750

Manual Integrations APPROVED

Reviewed By :Abdul Mirza 04/10/2025
Supervised By :mohammad ahmed 04/11/2025

Integration File signal 1: autoint1.e
Integration File signal 2: autoint2.e
Quant Time: Apr 10 05:20:06 2025
Quant Method : Z:\pestpcbsrv\HPCHEM1\ECD_S\Method\PS040225.M
Quant Title : 8080.M
QLast Update : Wed Apr 02 23:52:55 2025
Response via : Initial Calibration
Integrator: ChemStation

Volume Inj. : 1 µl
Signal #1 Phase : ZB-MR1 Signal #2 Phase: ZB-MR2
Signal #1 Info : 30M x 0.32mm x0.5 Signal #2 Info : 30M x 0.32mm x 0.25µm

	Compound	RT#1	RT#2	Resp#1	Resp#2	ng/ml	ng/ml
	System Monitoring Compounds						
4) S	2,4-DCAA	6.948	7.465	1536.7E6	511.7E6	753.719	750.789
	Target Compounds						
1) T	Dalapon	2.459	2.529	2247.4E6	990.1E6	662.473	623.643
2) T	3,5-DICHL...	6.153	6.462	2243.0E6	663.4E6	745.750	687.043
3) T	4-Nitroph...	6.740	7.000	1037.0E6	467.2E6	738.199	658.998
5) T	DICAMBA	7.126	7.652	6228.8E6	2675.9E6	748.483	724.517
6) T	MCPP	7.304	7.758	393.5E6	113.3E6	72.605	67.114
7) T	MCPA	7.445	7.989	550.6E6	158.7E6	75.743m	69.743
8) T	DICHLORPROP	7.806	8.345	1601.3E6	695.4E6	728.065	719.760
9) T	2,4-D	8.026	8.658	1722.9E6	745.3E6	715.019	691.050
10) T	Pentachlo...	8.305	9.159	22114.2E6	13489.6E6	727.322	752.444
11) T	2,4,5-TP ...	8.870	9.537	8673.2E6	5380.0E6	746.697	745.881
12) T	2,4,5-T	9.152	9.941	8768.9E6	5064.6E6	762.219	755.586
13) T	2,4-DB	9.710	10.498	1464.7E6	525.9E6	806.195	708.723
14) T	DINOSEB	10.874	10.870	6073.1E6	3623.4E6	719.384	708.684
15) T	Picloram	10.692	11.908	11586.6E6	8088.8E6	747.503	684.072m
16) T	DCPA	11.174	11.900	10818.2E6	7081.8E6	774.601	800.138m

(f)=RT Delta > 1/2 Window (#)=Amounts differ by > 25% (m)=manual int.

Data Path : Z:\pestpcbsrv\HPCHEM1\ECD_S\Data\PS040925\
Data File : PS029753.D
Signal(s) : Signal #1: ECD1A.ch Signal #2: ECD2B.ch
Acq On : 09 Apr 2025 11:33
Operator : AR\AJ
Sample : HSTDCCC750
Misc :
ALS Vial : 3 Sample Multiplier: 1

Instrument :
ECD_S
ClientSampleId :
HSTDCCC750

Manual Integrations APPROVED
Reviewed By :Abdul Mirza 04/10/2025
Supervised By :mohammad ahmed 04/11/2025

Integration File signal 1: autoint1.e
Integration File signal 2: autoint2.e
Quant Time: Apr 10 05:20:06 2025
Quant Method : Z:\pestpcbsrv\HPCHEM1\ECD_S\Method\PS040225.M
Quant Title : 8080.M
QLast Update : Wed Apr 02 23:52:55 2025
Response via : Initial Calibration
Integrator: ChemStation

Volume Inj. : 1 µl
Signal #1 Phase : ZB-MR1 Signal #2 Phase: ZB-MR2
Signal #1 Info : 30M x 0.32mm x0.5 Signal #2 Info : 30M x 0.32mm x 0.25µm

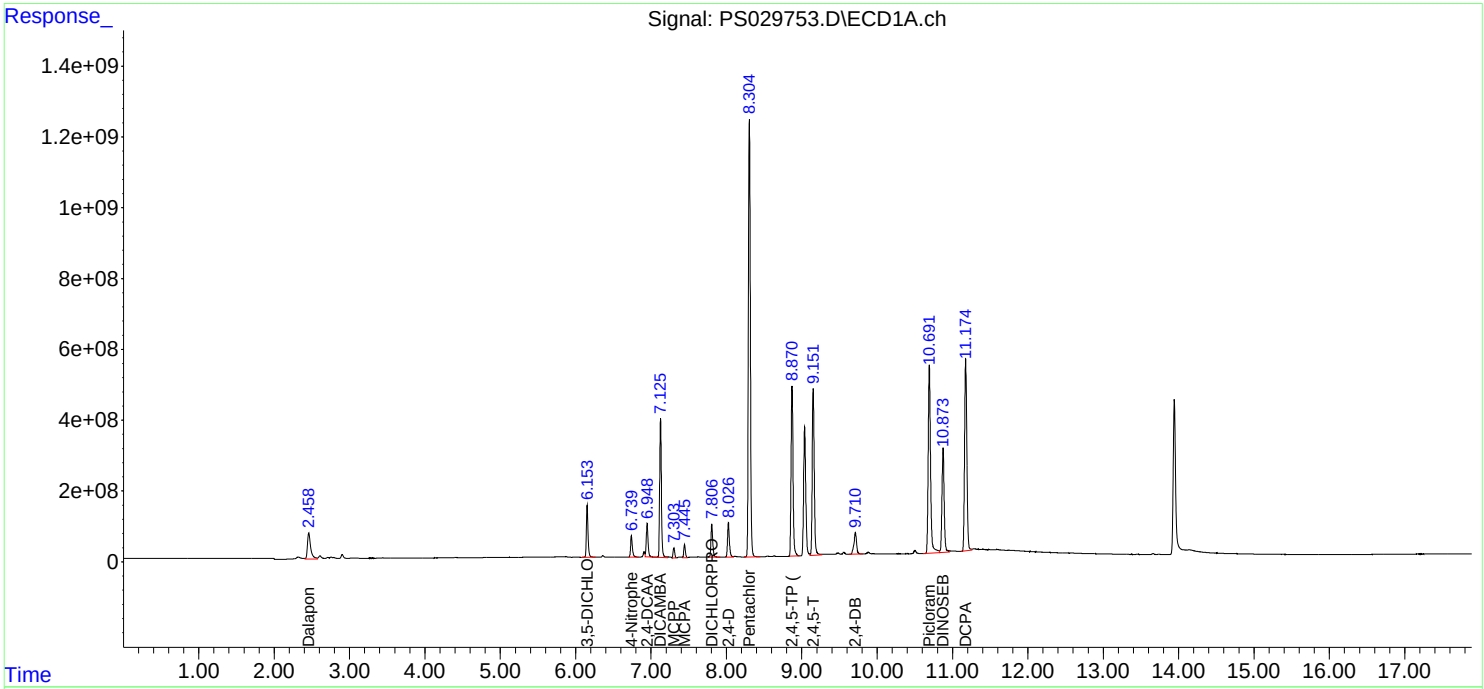

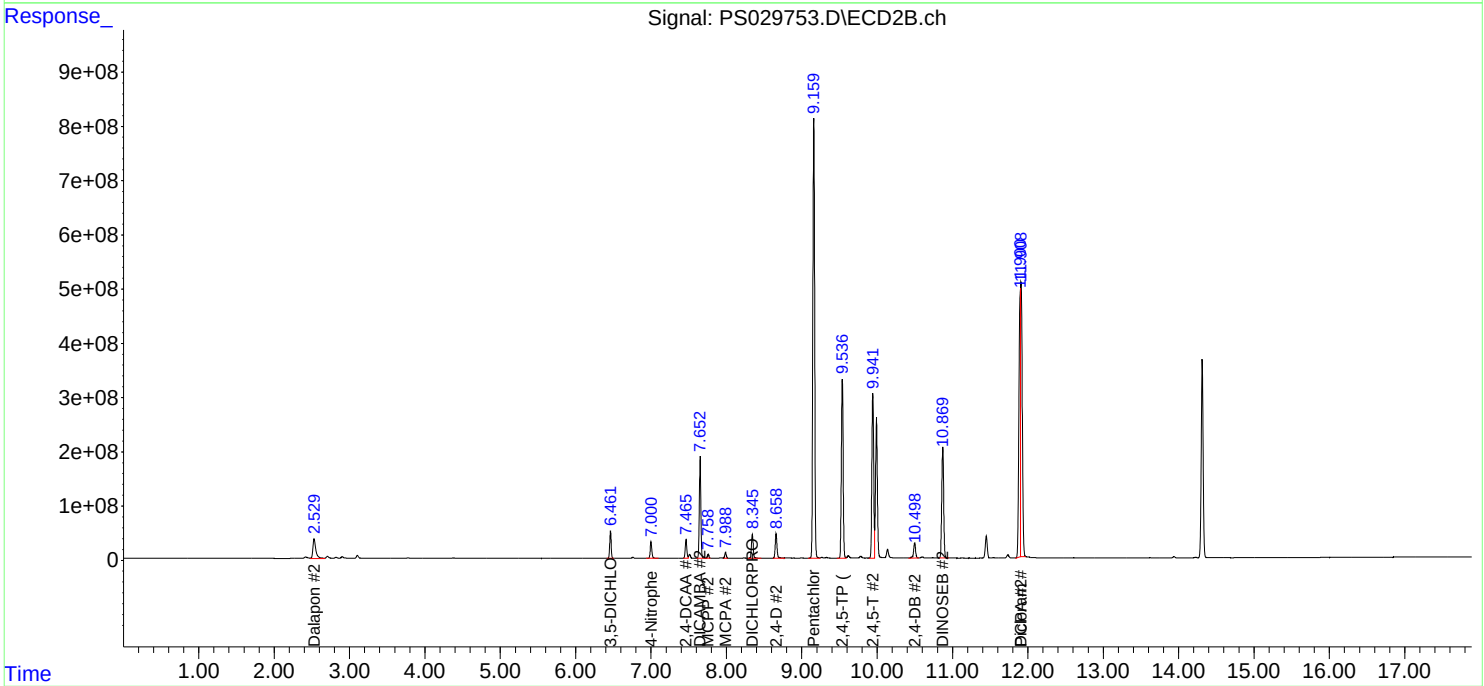

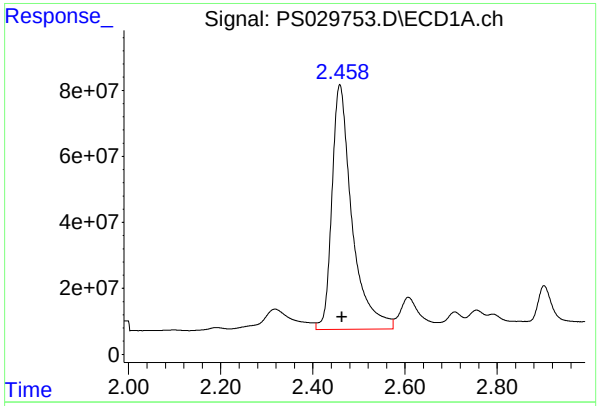

#1 Dalapon

R.T.: 2.459 min
Delta R.T.: -0.004 min
Response: 2247369792
Conc: 662.47 ng/ml

Instrument :
ECD_S
ClientSampleId :
HSTDCCC750

Manual Integrations
APPROVED

Reviewed By :Abdul Mirza 04/10/2025
Supervised By :mohammad ahmed 04/11/2025

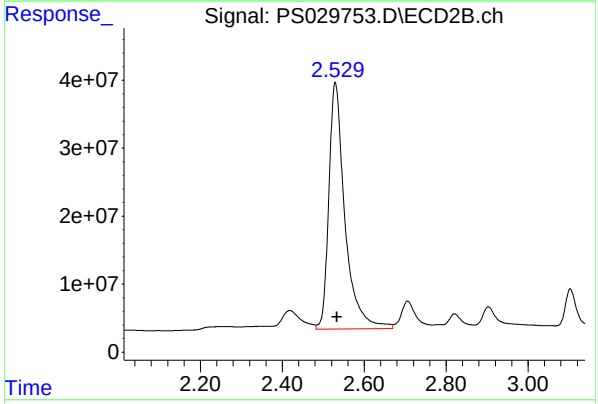

#1 Dalapon

R.T.: 2.529 min
Delta R.T.: -0.004 min
Response: 990092258
Conc: 623.64 ng/ml

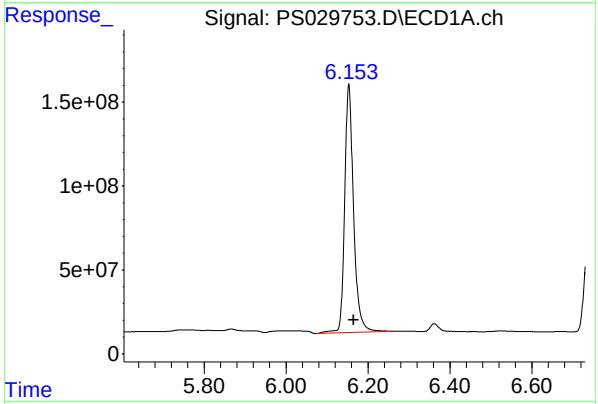

#2 3,5-DICHLOROBENZOIC ACID

R.T.: 6.153 min
Delta R.T.: -0.012 min
Response: 2243036579
Conc: 745.75 ng/ml

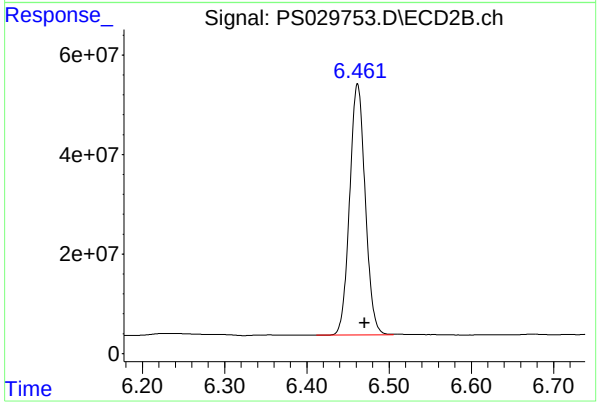

#2 3,5-DICHLOROBENZOIC ACID

R.T.: 6.462 min
Delta R.T.: -0.009 min
Response: 663379177
Conc: 687.04 ng/ml

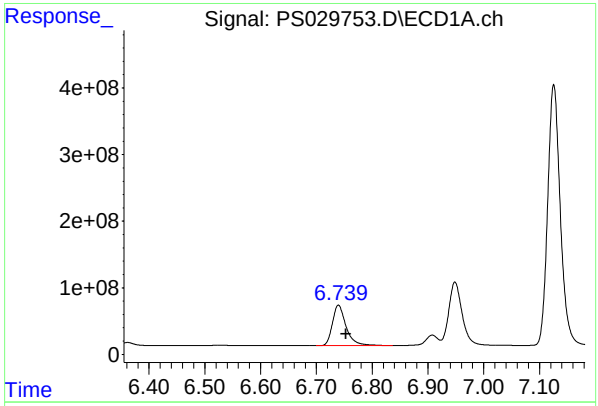

#3 4-Nitrophenol

R.T.: 6.740 min
Delta R.T.: -0.013 min
Response: 1037021603
Conc: 738.20 ng/ml

Instrument :
ECD_S
ClientSampleId :
HSTDCCC750

Manual Integrations
APPROVED

Reviewed By :Abdul Mirza 04/10/2025
Supervised By :mohammad ahmed 04/11/2025

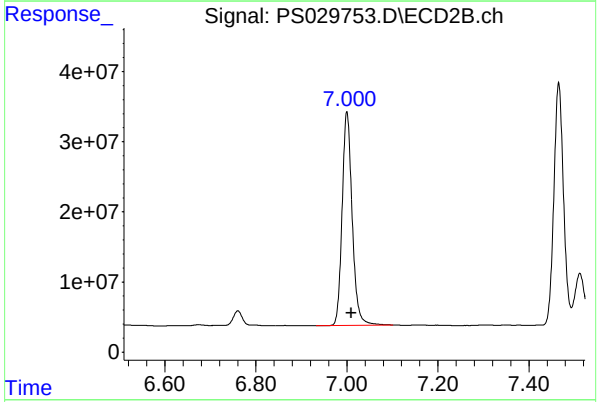

#3 4-Nitrophenol

R.T.: 7.000 min
Delta R.T.: -0.009 min
Response: 467228484
Conc: 659.00 ng/ml

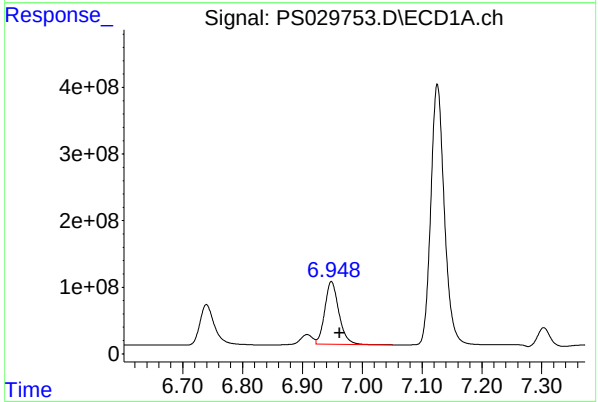

#4 2,4-DCAA

R.T.: 6.948 min
Delta R.T.: -0.014 min
Response: 1536704604
Conc: 753.72 ng/ml

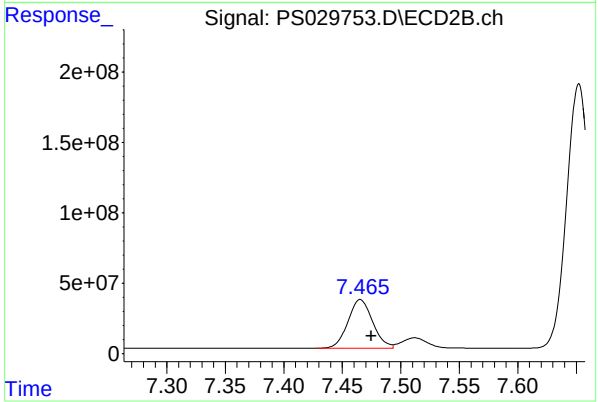

#4 2,4-DCAA

R.T.: 7.465 min
Delta R.T.: -0.009 min
Response: 511672573
Conc: 750.79 ng/ml

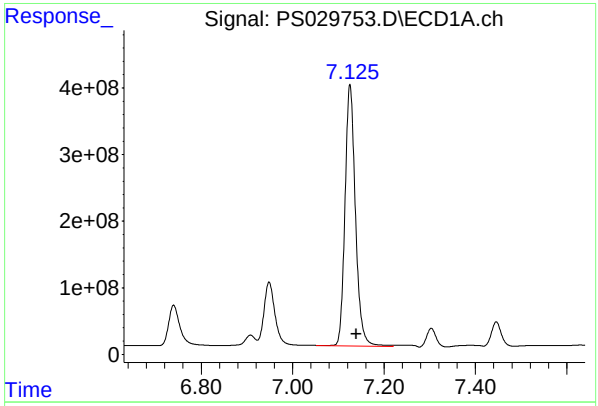

#5 DICAMBA

R.T.: 7.126 min
Delta R.T.: -0.014 min
Response: 6228829683
Conc: 748.48 ng/ml

Instrument :
ECD_S
ClientSampleId :
HSTDCCC750

Manual Integrations APPROVED

Reviewed By :Abdul Mirza 04/10/2025
Supervised By :mohammad ahmed 04/11/2025

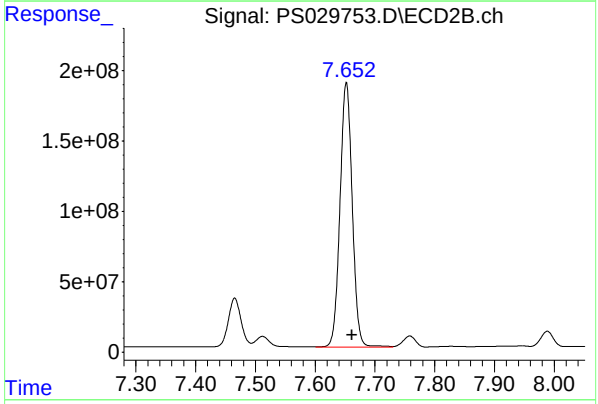

#5 DICAMBA

R.T.: 7.652 min
Delta R.T.: -0.009 min
Response: 2675909901
Conc: 724.52 ng/ml

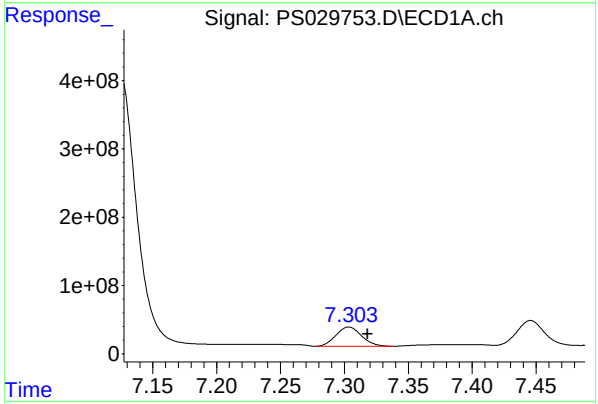

#6 MCPP

R.T.: 7.304 min
Delta R.T.: -0.015 min
Response: 393509718
Conc: 72.61 ug/ml

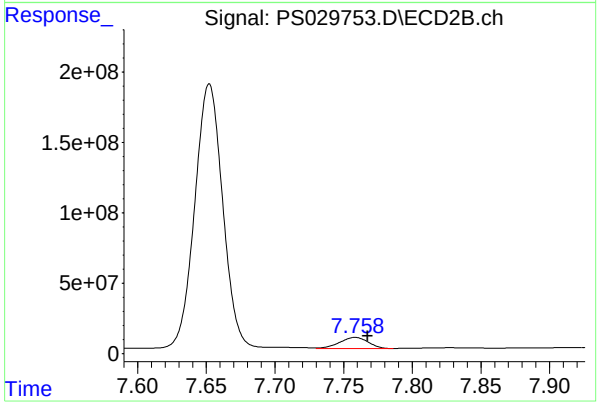

#6 MCPP

R.T.: 7.758 min
Delta R.T.: -0.009 min
Response: 113320252
Conc: 67.11 ug/ml

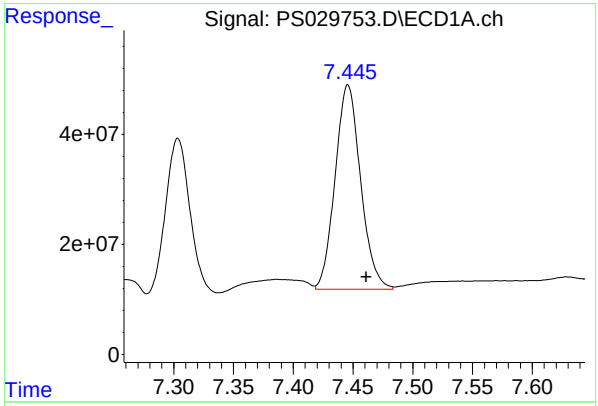

#7 MCPA

R.T.: 7.445 min
Delta R.T.: -0.016 min
Response: 550574710
Conc: 75.74 ug/ml

Instrument :
ECD_S
ClientSampleId :
HSTDCCC750

Manual Integrations
APPROVED

Reviewed By :Abdul Mirza 04/10/2025
Supervised By :mohammad ahmed 04/11/2025

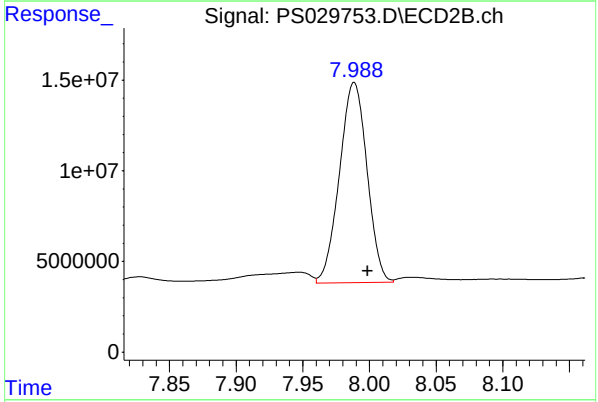

#7 MCPA

R.T.: 7.989 min
Delta R.T.: -0.010 min
Response: 158684294
Conc: 69.74 ug/ml

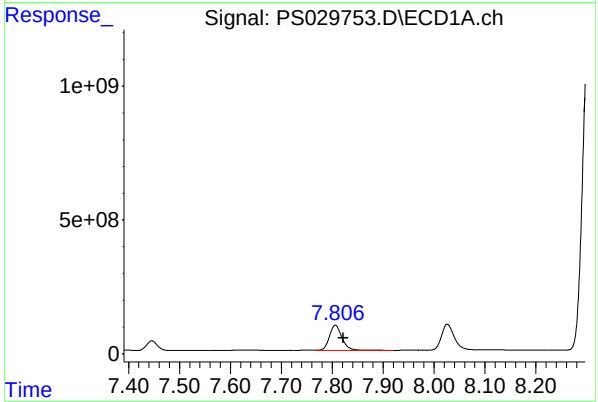

#8 DICHLORPROP

R.T.: 7.806 min
Delta R.T.: -0.016 min
Response: 1601334524
Conc: 728.07 ng/ml

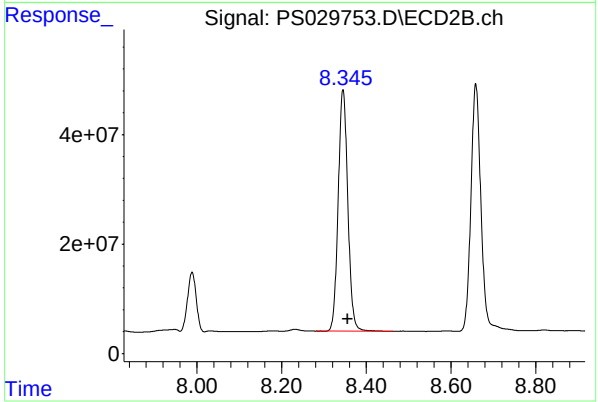

#8 DICHLORPROP

R.T.: 8.345 min
Delta R.T.: -0.011 min
Response: 695397899
Conc: 719.76 ng/ml

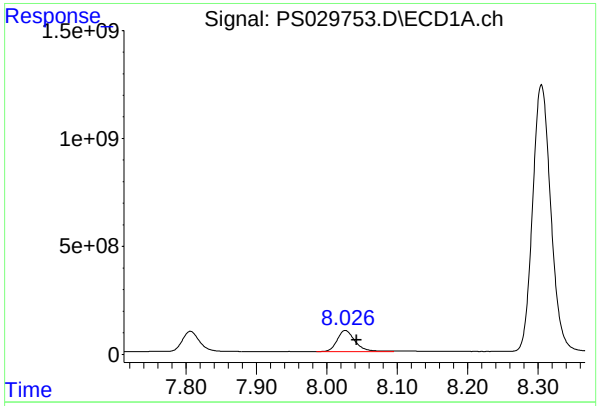

#9 2,4-D

R.T.: 8.026 min
Delta R.T.: -0.016 min
Response: 1722902853
Conc: 715.02 ng/ml

Instrument :
ECD_S
ClientSampleId :
HSTDCCC750

Manual Integrations
APPROVED

Reviewed By :Abdul Mirza 04/10/2025
Supervised By :mohammad ahmed 04/11/2025

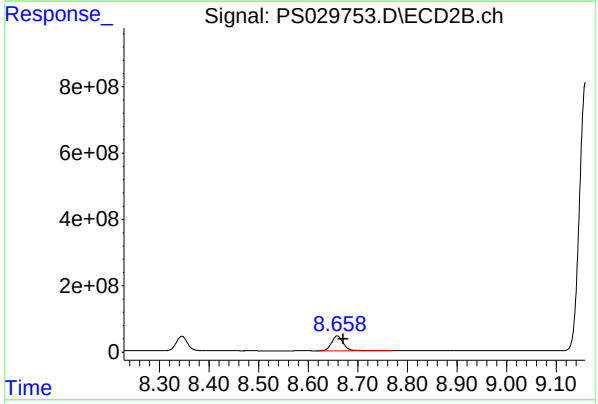

#9 2,4-D

R.T.: 8.658 min
Delta R.T.: -0.013 min
Response: 745272747
Conc: 691.05 ng/ml

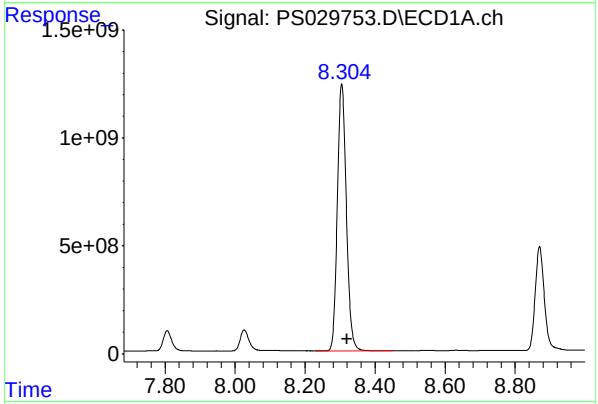

#10 Pentachlorophenol

R.T.: 8.305 min
Delta R.T.: -0.016 min
Response: 22114209382
Conc: 727.32 ng/ml

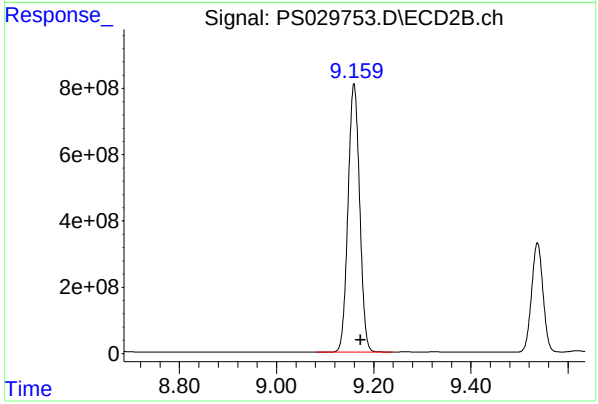

#10 Pentachlorophenol

R.T.: 9.159 min
Delta R.T.: -0.014 min
Response: 13489608962
Conc: 752.44 ng/ml

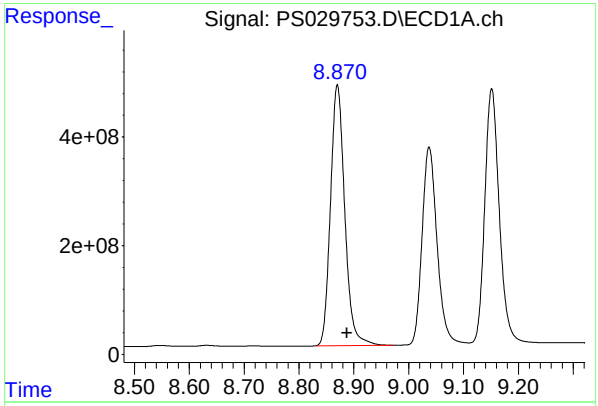

#11 2,4,5-TP (SILVEX)

R.T.: 8.870 min
Delta R.T.: -0.018 min
Response: 8673150567
Conc: 746.70 ng/ml

Instrument :
ECD_S
ClientSampleId :
HSTDCCC750

Manual Integrations APPROVED

Reviewed By :Abdul Mirza 04/10/2025
Supervised By :mohammad ahmed 04/11/2025

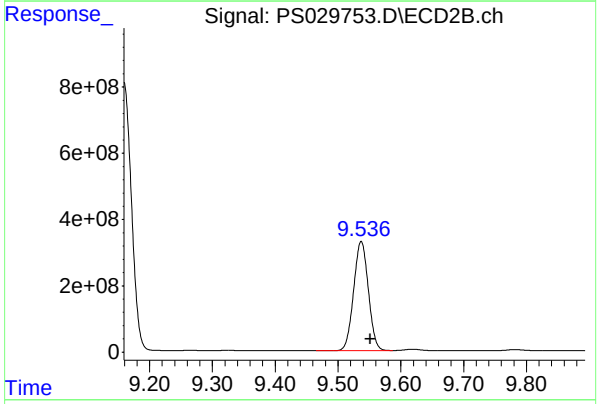

#11 2,4,5-TP (SILVEX)

R.T.: 9.537 min
Delta R.T.: -0.014 min
Response: 5380008313
Conc: 745.88 ng/ml

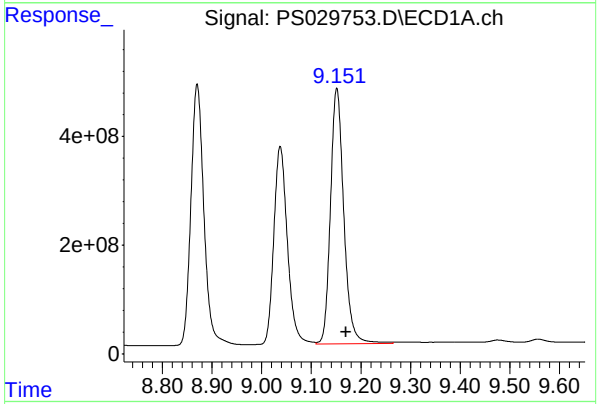

#12 2,4,5-T

R.T.: 9.152 min
Delta R.T.: -0.018 min
Response: 8768894602
Conc: 762.22 ng/ml

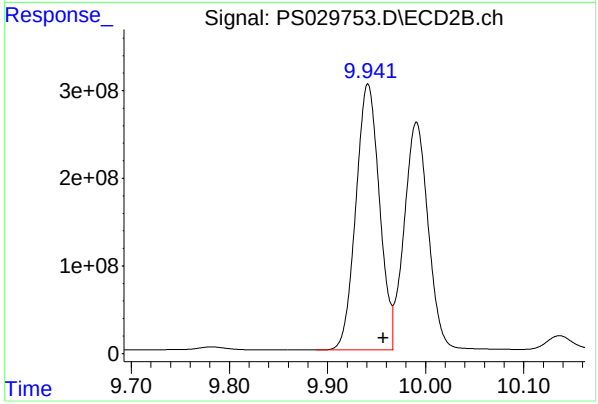

#12 2,4,5-T

R.T.: 9.941 min
Delta R.T.: -0.016 min
Response: 5064573467
Conc: 755.59 ng/ml

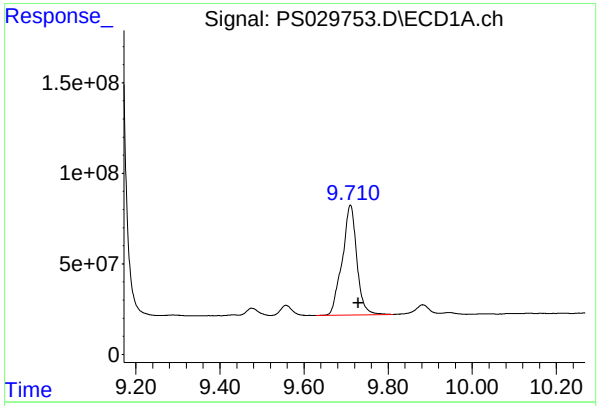

#13 2,4-DB

R.T.: 9.710 min
Delta R.T.: -0.019 min
Response: 1464650075
Conc: 806.20 ng/ml

Instrument :
ECD_S
ClientSampleId :
HSTDCCC750

Manual Integrations APPROVED

Reviewed By :Abdul Mirza 04/10/2025
Supervised By :mohammad ahmed 04/11/2025

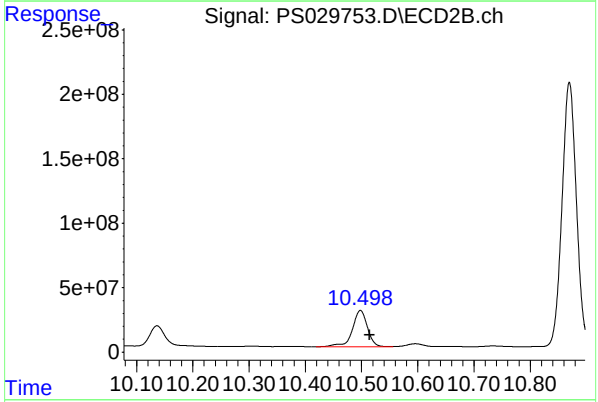

#13 2,4-DB

R.T.: 10.498 min
Delta R.T.: -0.016 min
Response: 525855268
Conc: 708.72 ng/ml

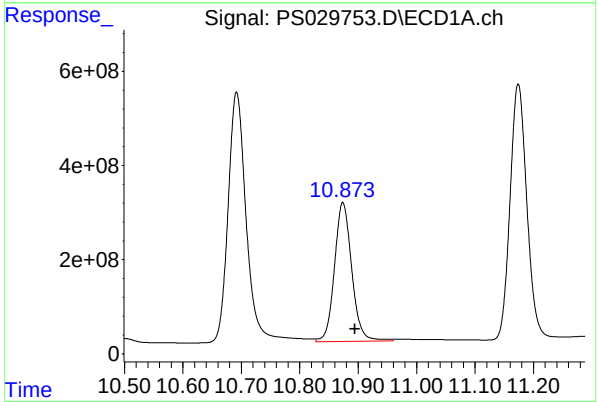

#14 DINOSEB

R.T.: 10.874 min
Delta R.T.: -0.021 min
Response: 6073068682
Conc: 719.38 ng/ml

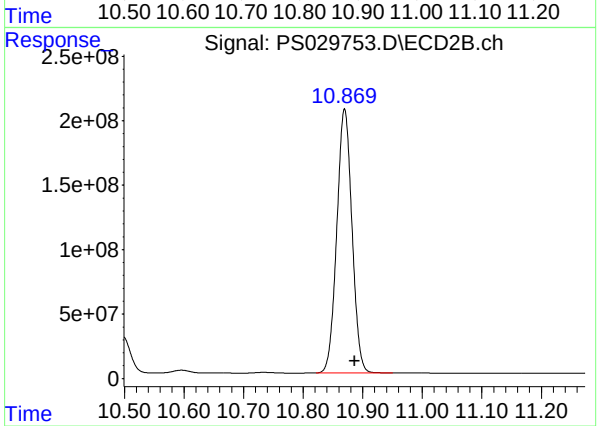

#14 DINOSEB

R.T.: 10.870 min
Delta R.T.: -0.017 min
Response: 3623362760
Conc: 708.68 ng/ml

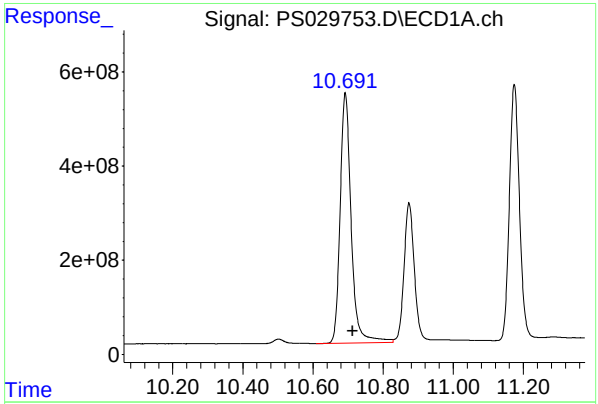

#15 Picloram

R.T.: 10.692 min
Delta R.T.: -0.021 min
Response: 11586599321
Conc: 747.50 ng/ml

Instrument :
ECD_S
ClientSampleId :
HSTDCCC750

Manual Integrations APPROVED

Reviewed By :Abdul Mirza 04/10/2025
Supervised By :mohammad ahmed 04/11/2025

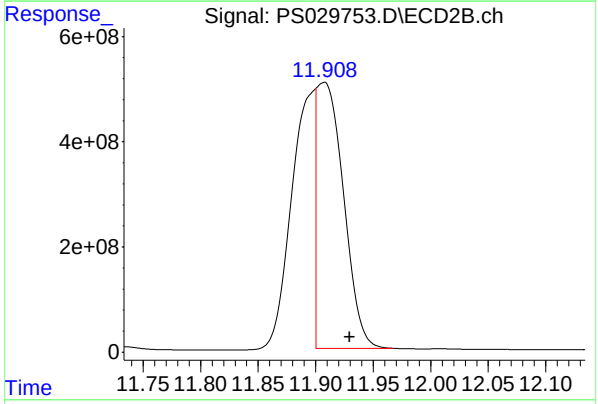

#15 Picloram

R.T.: 11.908 min
Delta R.T.: -0.022 min
Response: 8088754379
Conc: 684.07 ng/ml m

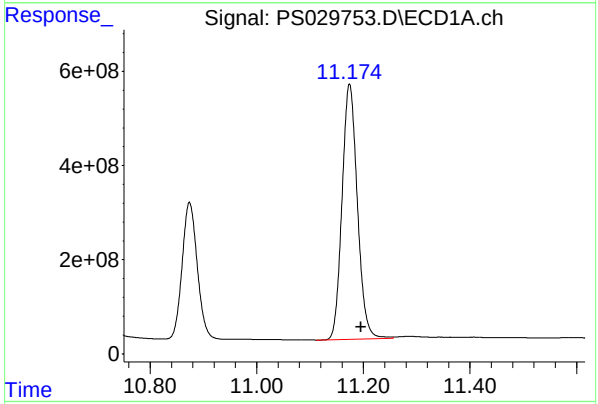

#16 DCPA

R.T.: 11.174 min
Delta R.T.: -0.021 min
Response: 10818162481
Conc: 774.60 ng/ml

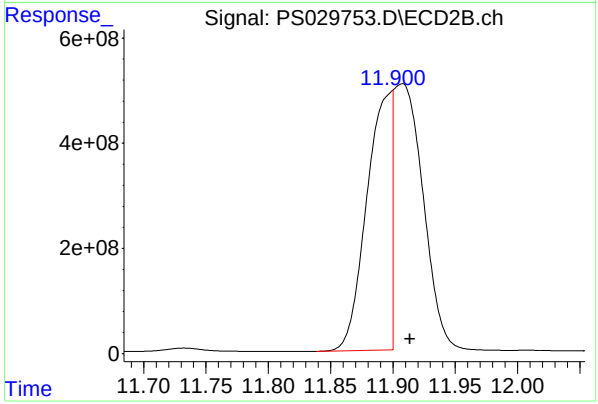

#16 DCPA

R.T.: 11.900 min
Delta R.T.: -0.013 min
Response: 7081751622
Conc: 800.14 ng/ml m

Alliance TECHNICAL GROUP
284 Sheffield Street, Mountainside, New Jersey 07092, Phone : 908 789 8900,
Fax : 908 789 8922

CALIBRATION VERIFICATION SUMMARY

Contract: NOBI03

Lab Code: CHEM **Case No.:** Q1730 **SAS No.:** Q1730 **SDG NO.:** Q1730

Continuing Calib Date: 04/09/2025 **Initial Calibration Date(s):** 04/02/2025 04/02/2025

Continuing Calib Time: 20:34 **Initial Calibration Time(s):** 17:32 20:44

GC Column: RTX-CLP **ID:** 0.32 **(mm)**

COMPOUND	CCAL RT	AVG RT	RT WINDOW FROM	RT WINDOW TO	DIFF RT
DICAMBA	7.12	7.14	7.04	7.24	0.02
2,4-DCAA	6.94	6.96	6.86	7.06	0.02
Dalapon	2.46	2.46	2.36	2.56	0.00
DICHLORPROP	7.80	7.82	7.72	7.92	0.02
2,4-D	8.02	8.04	7.94	8.14	0.02
2,4,5-TP(Silvex)	8.86	8.89	8.79	8.99	0.03
2,4,5-T	9.14	9.17	9.07	9.27	0.03
2,4-DB	9.70	9.73	9.63	9.83	0.03
Dinoseb	10.87	10.90	10.80	11.00	0.03

Alliance TECHNICAL GROUP
284 Sheffield Street, Mountainside, New Jersey 07092, Phone : 908 789 8900,
Fax : 908 789 8922

CALIBRATION VERIFICATION SUMMARY

Contract: NOBI03

Lab Code: CHEM **Case No.:** Q1730 **SAS No.:** Q1730 **SDG NO.:** Q1730

Continuing Calib Date: 04/09/2025 **Initial Calibration Date(s):** 04/02/2025 04/02/2025

Continuing Calib Time: 20:34 **Initial Calibration Time(s):** 17:32 20:44

GC Column: RTX-CLP2 **ID:** 0.32 **(mm)**

COMPOUND	CCAL RT	AVG RT	RT WINDOW FROM	RT WINDOW TO	DIFF RT
DICAMBA	7.65	7.66	7.56	7.76	0.01
2,4-DCAA	7.47	7.48	7.38	7.58	0.01
Dalapon	2.53	2.53	2.43	2.63	0.00
DICHLORPROP	8.35	8.36	8.26	8.46	0.01
2,4-D	8.66	8.67	8.57	8.77	0.01
2,4,5-TP(Silvex)	9.54	9.55	9.45	9.65	0.01
2,4,5-T	9.94	9.96	9.86	10.06	0.02
2,4-DB	10.50	10.51	10.41	10.61	0.01
Dinoseb	10.87	10.89	10.79	10.99	0.02

Alliance TECHNICAL GROUP

284 Sheffield Street, Mountainside, New Jersey 07092, Phone : 908 789 8900, Fax : 908 789 8922

CALIBRATION VERIFICATION SUMMARY

Contract: NOBI03

Lab Code: CHEM **Case No.:** Q1730 **SAS No.:** Q1730 **SDG NO.:** Q1730

GC Column: RTX-CLP **ID:** 0.32 (mm) **Initi. Calib. Date(s):** 04/02/2025 04/02/2025

Client Sample No.: CCAL05 **Date Analyzed:** 04/09/2025

Lab Sample No.: HSTDCCC750 **Data File :** PS029764.D **Time Analyzed:** 20:34

COMPOUND	RT	RT WINDOW FROM	RT WINDOW TO	CALC AMOUNT(ng)	NOM AMOUNT(ng)	%D
2,4,5-T	9.144	9.070	9.270	774.100	712.500	8.6
2,4,5-TP(Silvex)	8.863	8.788	8.988	735.080	712.500	3.2
2,4-D	8.020	7.942	8.142	723.340	705.000	2.6
2,4-DB	9.702	9.629	9.829	809.890	712.500	13.7
2,4-DCAA	6.943	6.863	7.063	740.470	750.000	-1.3
Dalapon	2.459	2.363	2.563	669.240	682.500	-1.9
DICAMBA	7.120	7.040	7.240	753.600	705.000	6.9
DICHLORPROP	7.800	7.722	7.922	734.710	705.000	4.2
Dinoseb	10.866	10.795	10.995	725.530	705.000	2.9

Alliance TECHNICAL GROUP

284 Sheffield Street, Mountainside, New Jersey 07092, Phone : 908 789 8900, Fax : 908 789 8922

CALIBRATION VERIFICATION SUMMARY

Contract: NOBI03

Lab Code: CHEM **Case No.:** Q1730 **SAS No.:** Q1730 **SDG NO.:** Q1730

GC Column: RTX-CLP2 **ID:** 0.32 **(mm)** **Initi. Calib. Date(s):** 04/02/2025 04/02/2025

Client Sample No.: CCAL05 **Date Analyzed:** 04/09/2025

Lab Sample No.: HSTDCCC750 **Data File :** PS029764.D **Time Analyzed:** 20:34

COMPOUND	RT	RT WINDOW FROM	RT WINDOW TO	CALC AMOUNT(ng)	NOM AMOUNT(ng)	%D
2,4,5-T	9.942	9.857	10.057	776.110	712.500	8.9
2,4,5-TP(Silvex)	9.538	9.451	9.651	765.850	712.500	7.5
2,4-D	8.659	8.571	8.771	705.850	705.000	0.1
2,4-DB	10.499	10.414	10.614	715.490	712.500	0.4
2,4-DCAA	7.467	7.375	7.575	764.180	750.000	1.9
Dalapon	2.530	2.433	2.633	618.550	682.500	-9.4
DICAMBA	7.653	7.562	7.762	742.830	705.000	5.4
DICHLORPROP	8.346	8.256	8.456	741.610	705.000	5.2
Dinoseb	10.871	10.787	10.987	725.420	705.000	2.9

Quantitation Report (QT Reviewed)

Data Path : Z:\pestpcbsrv\HPCHEM1\ECD_S\Data\PS040925\
Data File : PS029764.D
Signal(s) : Signal #1: ECD1A.ch Signal #2: ECD2B.ch
Acq On : 09 Apr 2025 20:34
Operator : AR\AJ
Sample : HSTDCCC750
Misc :
ALS Vial : 3 Sample Multiplier: 1

Instrument :
ECD_S
ClientSampleId :
HSTDCCC750

Manual Integrations APPROVED
Reviewed By :Abdul Mirza 04/10/2025
Supervised By :mohammad ahmed 04/11/2025

Integration File signal 1: autoint1.e
Integration File signal 2: autoint2.e
Quant Time: Apr 10 06:54:21 2025
Quant Method : Z:\pestpcbsrv\HPCHEM1\ECD_S\Method\PS040225.M
Quant Title : 8080.M
QLast Update : Wed Apr 02 23:52:55 2025
Response via : Initial Calibration
Integrator: ChemStation

Volume Inj. : 1 µl
Signal #1 Phase : ZB-MR1 Signal #2 Phase: ZB-MR2
Signal #1 Info : 30M x 0.32mm x0.5 Signal #2 Info : 30M x 0.32mm x 0.25µm

		Compound	RT#1	RT#2	Resp#1	Resp#2	ng/ml	ng/ml
		System Monitoring Compounds						
4)	S	2,4-DCAA	6.943	7.467	1509.7E6	520.8E6	740.473	764.180
		Target Compounds						
1)	T	Dalapon	2.459	2.530	2270.3E6	982.0E6	669.244	618.551
2)	T	3,5-DICHL...	6.150	6.463	2272.0E6	675.1E6	755.368	699.143
3)	T	4-Nitroph...	6.735	7.001	1077.2E6	477.9E6	766.819	674.069
5)	T	DICAMBA	7.120	7.653	6271.4E6	2743.5E6	753.598	742.828
6)	T	MCPP	7.298	7.760	398.1E6	113.2E6	73.458	67.058
7)	T	MCPA	7.440	7.990	566.4E6	163.4E6	77.923m	71.823
8)	T	DICHLORPROP	7.800	8.346	1615.9E6	716.5E6	734.708	741.614
9)	T	2,4-D	8.020	8.659	1743.0E6	761.2E6	723.345	705.848
10)	T	Pentachlo...	8.299	9.161	22259.3E6	13838.9E6	732.094	771.928
11)	T	2,4,5-TP ...	8.863	9.538	8538.3E6	5524.1E6	735.085	765.853
12)	T	2,4,5-T	9.144	9.942	8905.6E6	5202.2E6	774.104	776.114
13)	T	2,4-DB	9.702	10.499	1471.4E6	530.9E6	809.886	715.491
14)	T	DINOSEB	10.866	10.871	6125.0E6	3708.9E6	725.532	725.419
15)	T	Picloram	10.684	11.908	11393.6E6	7182.5E6	735.051	607.432m
16)	T	DCPA	11.165	11.899	10799.7E6	6564.0E6	773.282	741.635m

(f)=RT Delta > 1/2 Window (#)=Amounts differ by > 25% (m)=manual int.

Data Path : Z:\pestpcbsrv\HPCHEM1\ECD_S\Data\PS040925\
Data File : PS029764.D
Signal(s) : Signal #1: ECD1A.ch Signal #2: ECD2B.ch
Acq On : 09 Apr 2025 20:34
Operator : AR\AJ
Sample : HSTDCCC750
Misc :
ALS Vial : 3 Sample Multiplier: 1

Instrument :
ECD_S
ClientSampleId :
HSTDCCC750

Manual Integrations APPROVED
Reviewed By :Abdul Mirza 04/10/2025
Supervised By :mohammad ahmed 04/11/2025

Integration File signal 1: autoint1.e
Integration File signal 2: autoint2.e
Quant Time: Apr 10 06:54:21 2025
Quant Method : Z:\pestpcbsrv\HPCHEM1\ECD_S\Method\PS040225.M
Quant Title : 8080.M
QLast Update : Wed Apr 02 23:52:55 2025
Response via : Initial Calibration
Integrator: ChemStation

Volume Inj. : 1 µl
Signal #1 Phase : ZB-MR1 Signal #2 Phase: ZB-MR2
Signal #1 Info : 30M x 0.32mm x0.5 Signal #2 Info : 30M x 0.32mm x 0.25µm

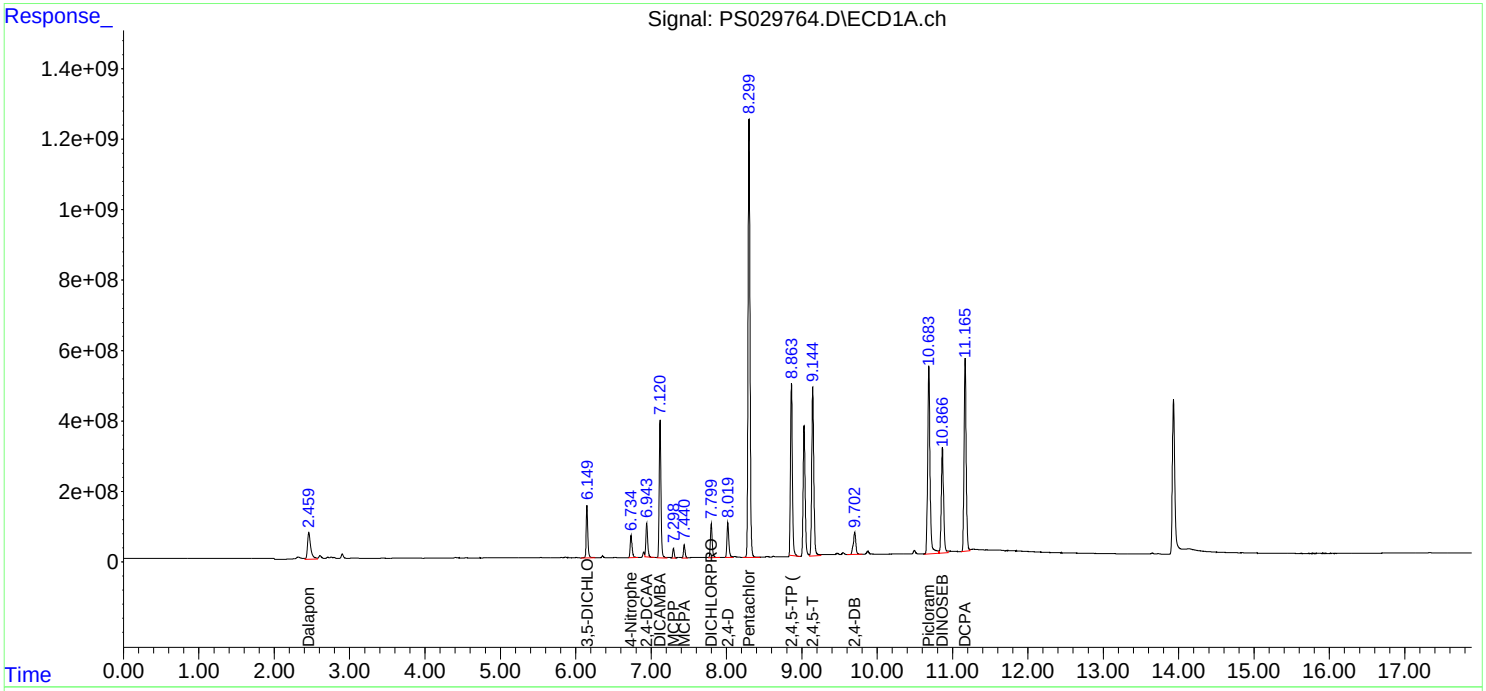

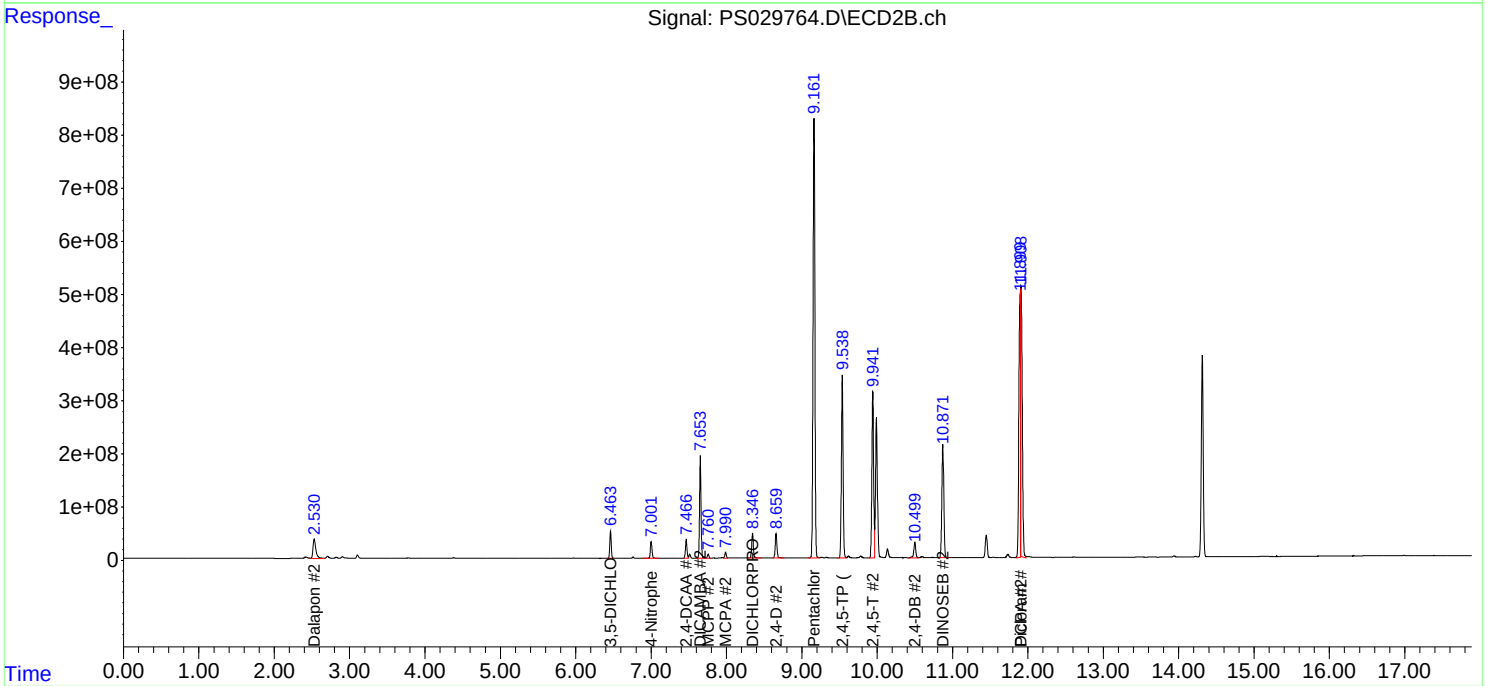

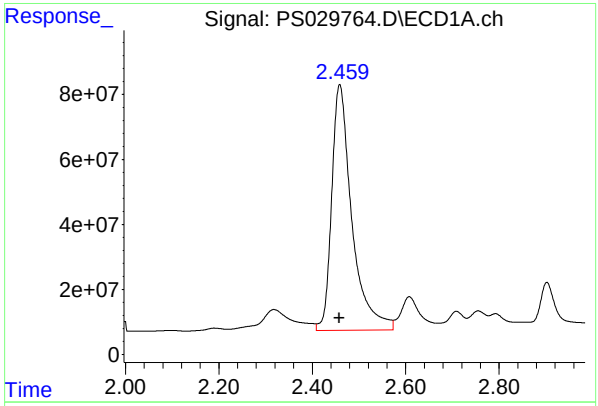

#1 Dalapon

R.T.: 2.459 min
Delta R.T.: 0.000 min
Response: 2270341859
Conc: 669.24 ng/ml

Instrument :
ECD_S
ClientSampleId :
HSTDCCC750

Manual Integrations APPROVED

Reviewed By :Abdul Mirza 04/10/2025
Supervised By :mohammad ahmed 04/11/2025

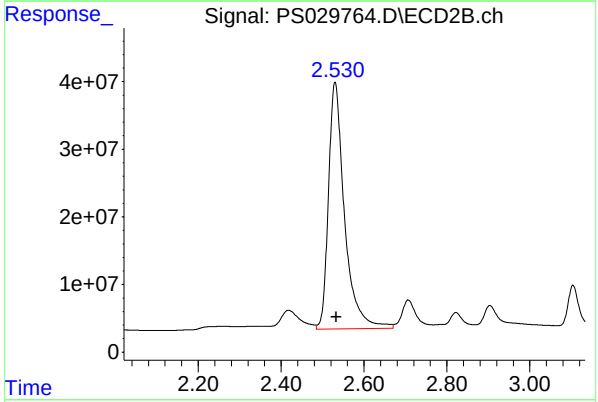

#1 Dalapon

R.T.: 2.530 min
Delta R.T.: -0.003 min
Response: 982008205
Conc: 618.55 ng/ml

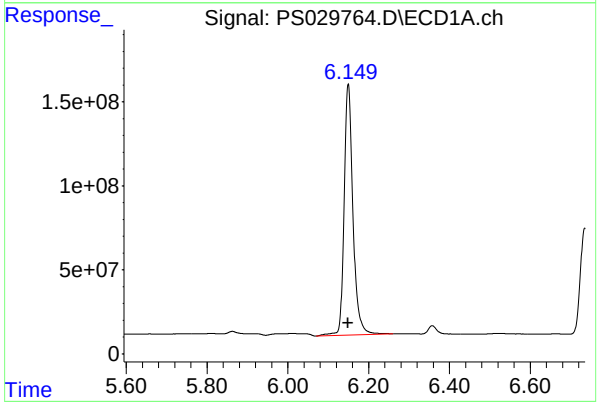

#2 3,5-DICHLOROBENZOIC ACID

R.T.: 6.150 min
Delta R.T.: 0.000 min
Response: 2271965841
Conc: 755.37 ng/ml

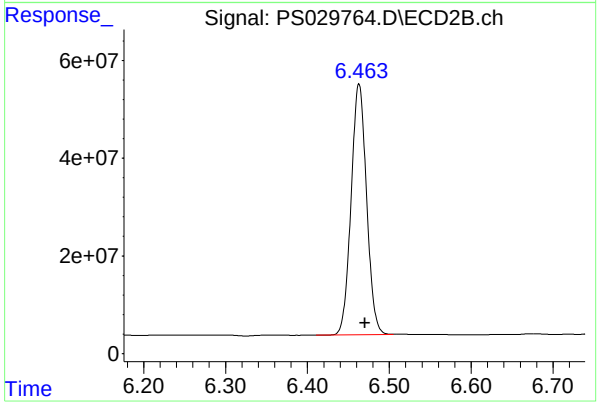

#2 3,5-DICHLOROBENZOIC ACID

R.T.: 6.463 min
Delta R.T.: -0.007 min
Response: 675062340
Conc: 699.14 ng/ml

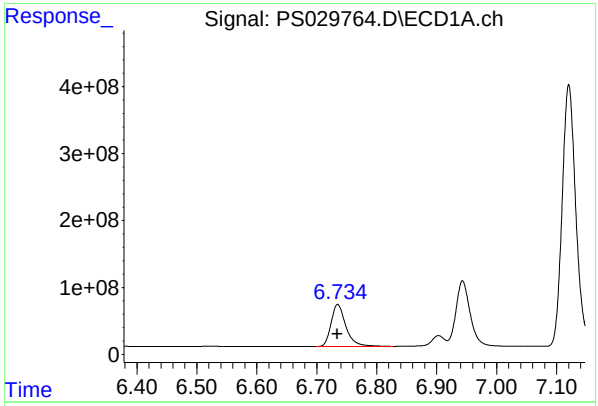

#3 4-Nitrophenol

R.T.: 6.735 min
Delta R.T.: 0.000 min
Response: 1077227025
Conc: 766.82 ng/ml

Instrument :
ECD_S
ClientSampleId :
HSTDCCC750

Manual Integrations APPROVED

Reviewed By :Abdul Mirza 04/10/2025
Supervised By :mohammad ahmed 04/11/2025

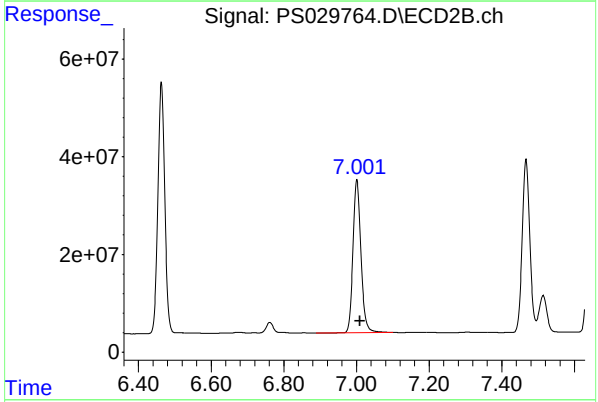

#3 4-Nitrophenol

R.T.: 7.001 min
Delta R.T.: -0.008 min
Response: 477913485
Conc: 674.07 ng/ml

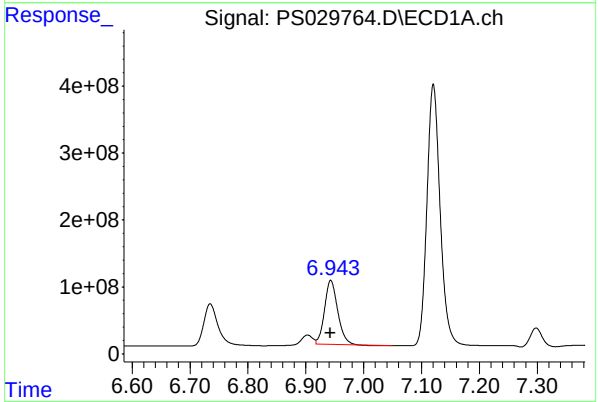

#4 2,4-DCAA

R.T.: 6.943 min
Delta R.T.: 0.001 min
Response: 1509699257
Conc: 740.47 ng/ml

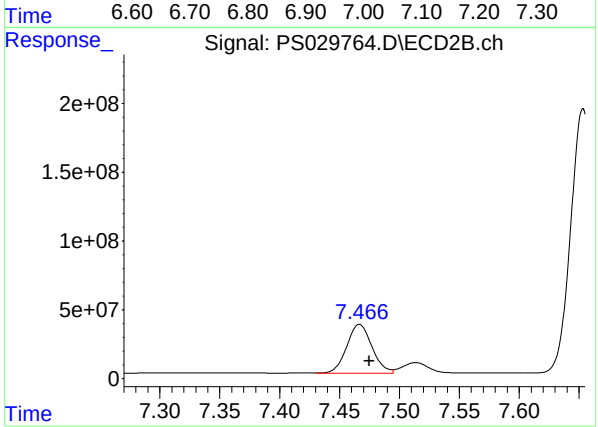

#4 2,4-DCAA

R.T.: 7.467 min
Delta R.T.: -0.008 min
Response: 520798321
Conc: 764.18 ng/ml

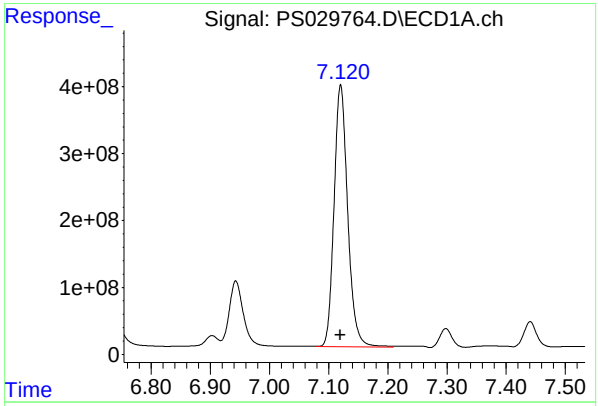

#5 DICAMBA

R.T.: 7.120 min
Delta R.T.: 0.000 min
Response: 6271398506
Conc: 753.60 ng/ml

Instrument :
ECD_S
ClientSampleId :
HSTDCCC750

Manual Integrations APPROVED

Reviewed By :Abdul Mirza 04/10/2025
Supervised By :mohammad ahmed 04/11/2025

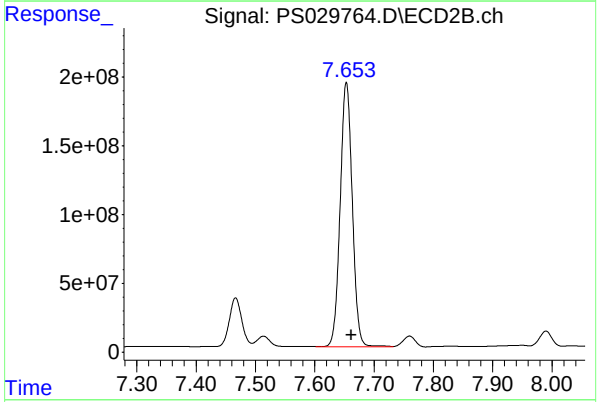

#5 DICAMBA

R.T.: 7.653 min
Delta R.T.: -0.008 min
Response: 2743539410
Conc: 742.83 ng/ml

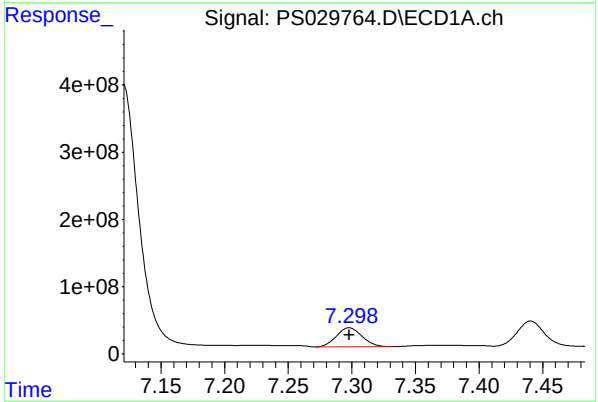

#6 MCPP

R.T.: 7.298 min
Delta R.T.: 0.000 min
Response: 398131569
Conc: 73.46 ug/ml

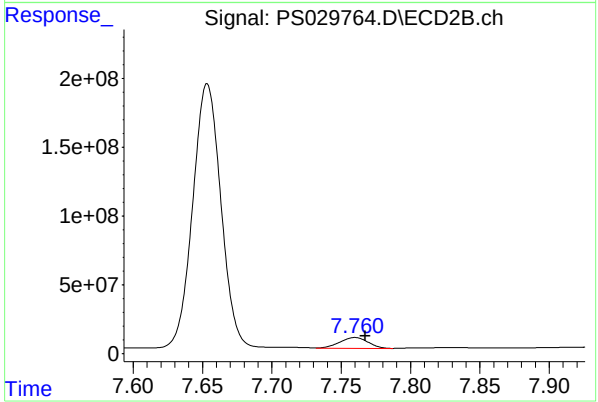

#6 MCPP

R.T.: 7.760 min
Delta R.T.: -0.008 min
Response: 113225912
Conc: 67.06 ug/ml

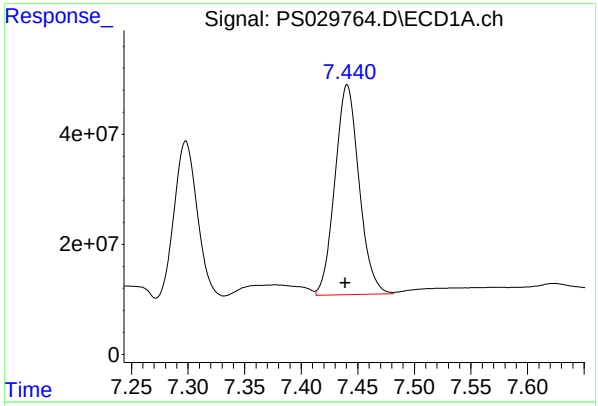

#7 MCPA

R.T.: 7.440 min
Delta R.T.: 0.001 min
Response: 566419562
Conc: 77.92 ug/ml

Instrument :
ECD_S
ClientSampleId :
HSTDCCC750

Manual Integrations APPROVED

Reviewed By :Abdul Mirza 04/10/2025
Supervised By :mohammad ahmed 04/11/2025

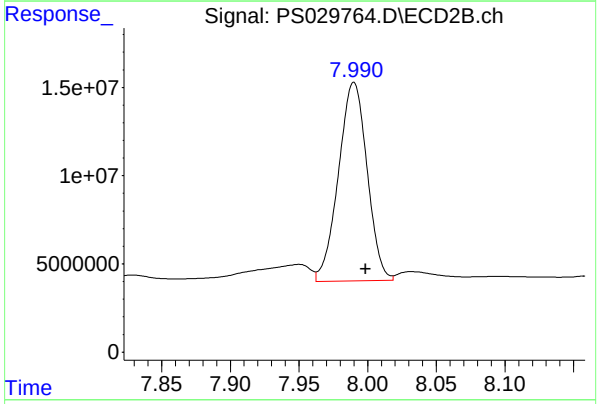

#7 MCPA

R.T.: 7.990 min
Delta R.T.: -0.009 min
Response: 163416990
Conc: 71.82 ug/ml

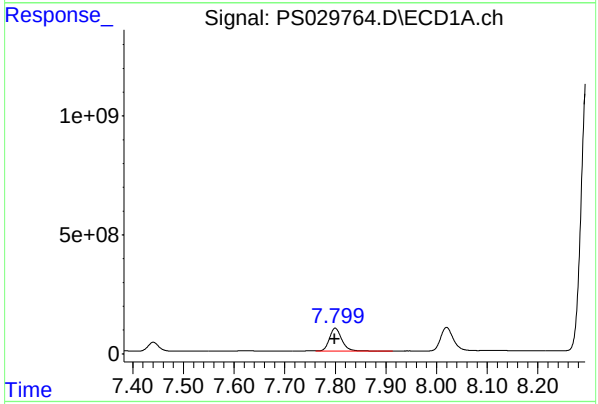

#8 DICHLORPROP

R.T.: 7.800 min
Delta R.T.: 0.000 min
Response: 1615944945
Conc: 734.71 ng/ml

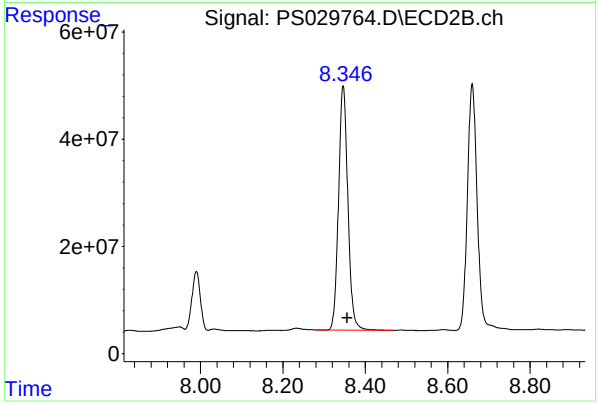

#8 DICHLORPROP

R.T.: 8.346 min
Delta R.T.: -0.010 min
Response: 716512575
Conc: 741.61 ng/ml

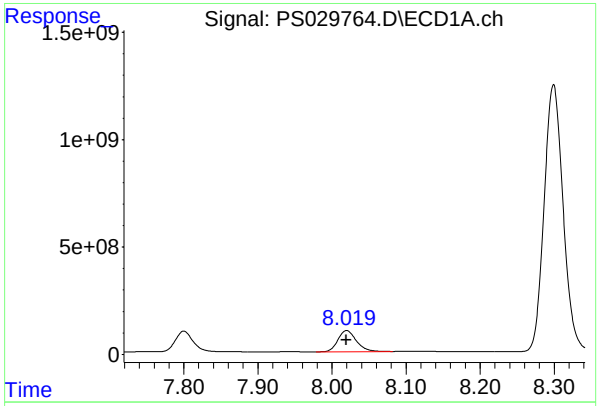

#9 2,4-D

R.T.: 8.020 min
Delta R.T.: 0.000 min
Response: 1742964220
Conc: 723.34 ng/ml

Instrument :
ECD_S
ClientSampleId :
HSTDCCC750

Manual Integrations APPROVED

Reviewed By :Abdul Mirza 04/10/2025
Supervised By :mohammad ahmed 04/11/2025

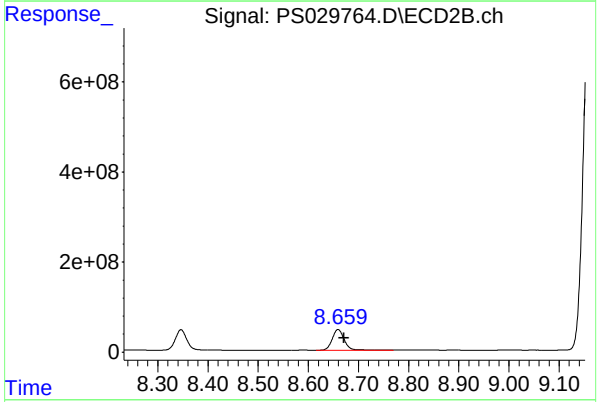

#9 2,4-D

R.T.: 8.659 min
Delta R.T.: -0.012 min
Response: 761231944
Conc: 705.85 ng/ml

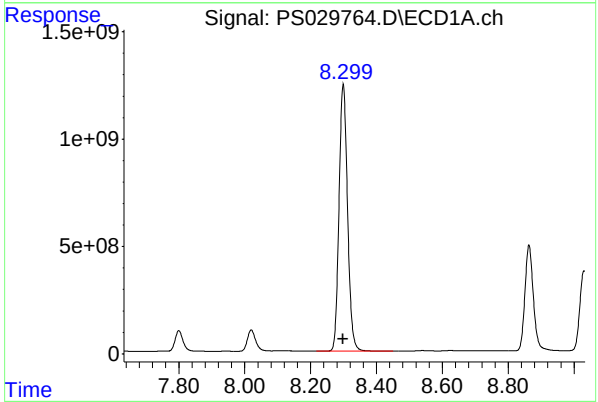

#10 Pentachlorophenol

R.T.: 8.299 min
Delta R.T.: 0.001 min
Response: 22259324465
Conc: 732.09 ng/ml

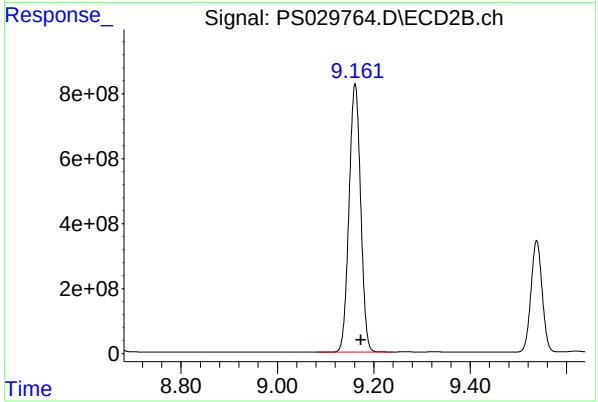

#10 Pentachlorophenol

R.T.: 9.161 min
Delta R.T.: -0.012 min
Response: 13838911156
Conc: 771.93 ng/ml

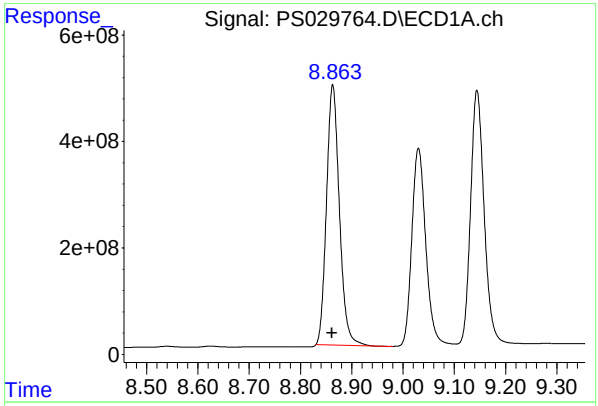

#11 2,4,5-TP (SILVEX)

R.T.: 8.863 min
Delta R.T.: 0.001 min
Response: 8538269883
Conc: 735.08 ng/ml

Instrument :
ECD_S
ClientSampleId :
HSTDCCC750

Manual Integrations APPROVED

Reviewed By :Abdul Mirza 04/10/2025
Supervised By :mohammad ahmed 04/11/2025

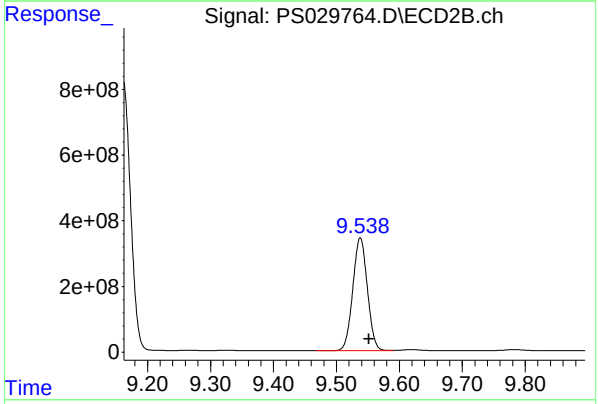

#11 2,4,5-TP (SILVEX)

R.T.: 9.538 min
Delta R.T.: -0.013 min
Response: 5524066096
Conc: 765.85 ng/ml

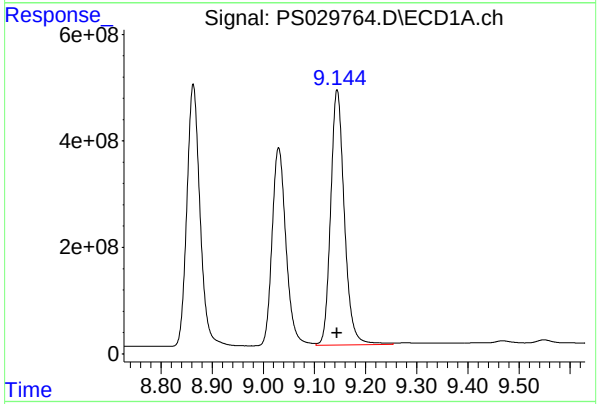

#12 2,4,5-T

R.T.: 9.144 min
Delta R.T.: 0.000 min
Response: 8905617056
Conc: 774.10 ng/ml

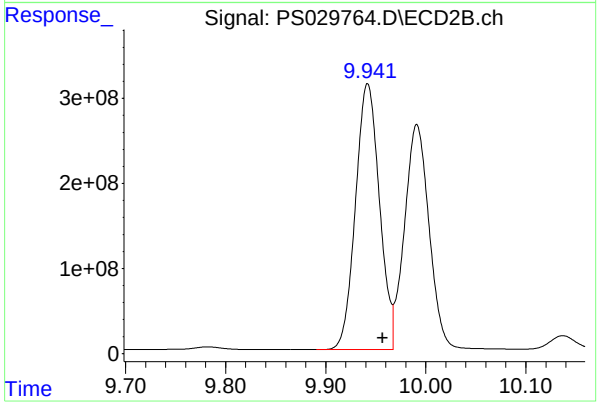

#12 2,4,5-T

R.T.: 9.942 min
Delta R.T.: -0.015 min
Response: 5202163537
Conc: 776.11 ng/ml

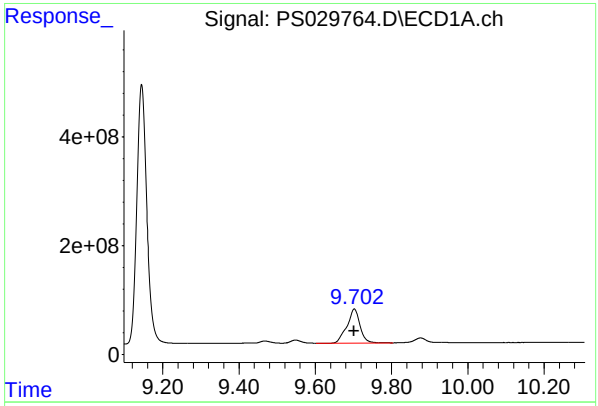

#13 2,4-DB

R.T.: 9.702 min
Delta R.T.: 0.001 min
Response: 1471356212
Conc: 809.89 ng/ml

Instrument :
ECD_S
ClientSampleId :
HSTDCCC750

Manual Integrations APPROVED

Reviewed By :Abdul Mirza 04/10/2025
Supervised By :mohammad ahmed 04/11/2025

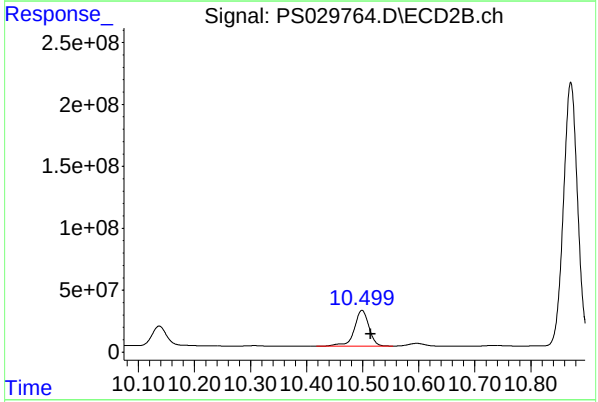

#13 2,4-DB

R.T.: 10.499 min
Delta R.T.: -0.015 min
Response: 530877019
Conc: 715.49 ng/ml

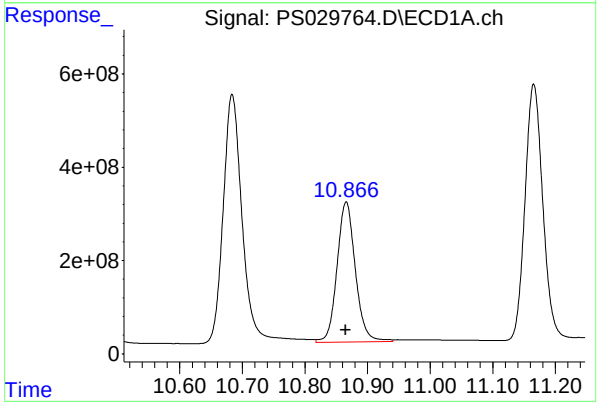

#14 DINOSEB

R.T.: 10.866 min
Delta R.T.: 0.001 min
Response: 6124973825
Conc: 725.53 ng/ml

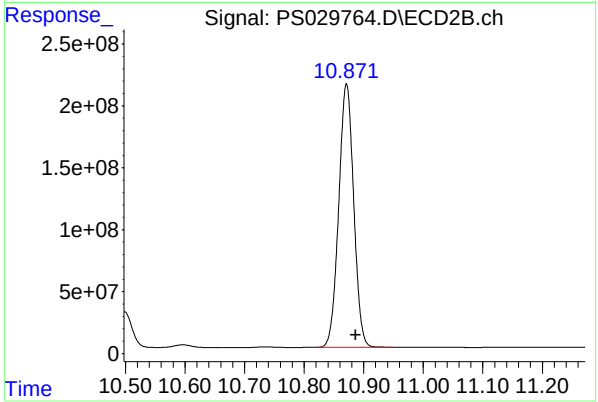

#14 DINOSEB

R.T.: 10.871 min
Delta R.T.: -0.015 min
Response: 3708922847
Conc: 725.42 ng/ml

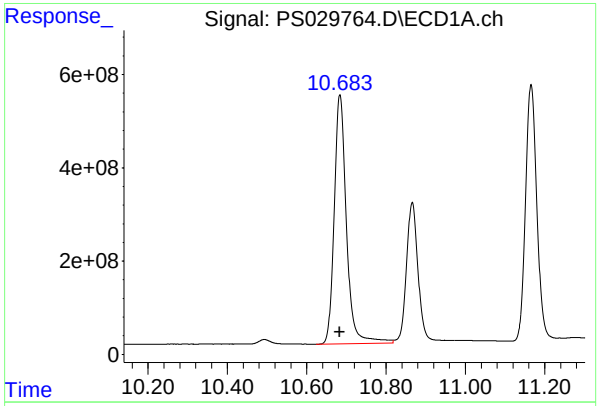

#15 Picloram

R.T.: 10.684 min
Delta R.T.: 0.000 min
Response: 11393575051
Conc: 735.05 ng/ml

Instrument :
ECD_S
ClientSampleId :
HSTDCCC750

Manual Integrations APPROVED

Reviewed By :Abdul Mirza 04/10/2025
Supervised By :mohammad ahmed 04/11/2025

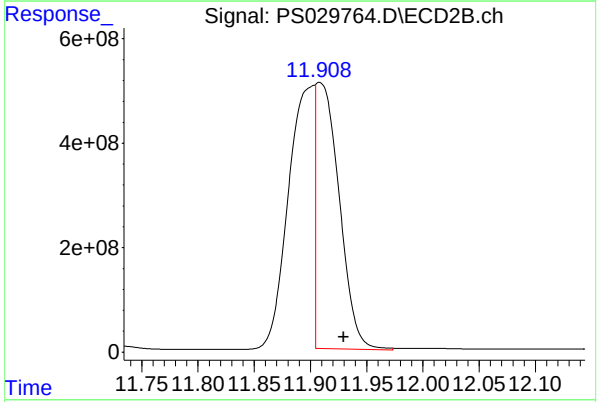

#15 Picloram

R.T.: 11.908 min
Delta R.T.: -0.022 min
Response: 7182528977
Conc: 607.43 ng/ml m

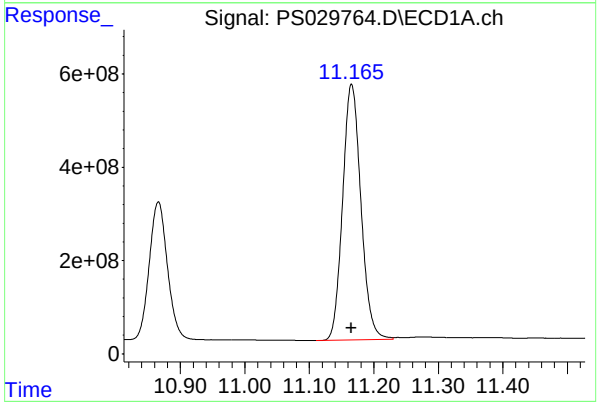

#16 DCPA

R.T.: 11.165 min
Delta R.T.: 0.000 min
Response: 10799740203
Conc: 773.28 ng/ml

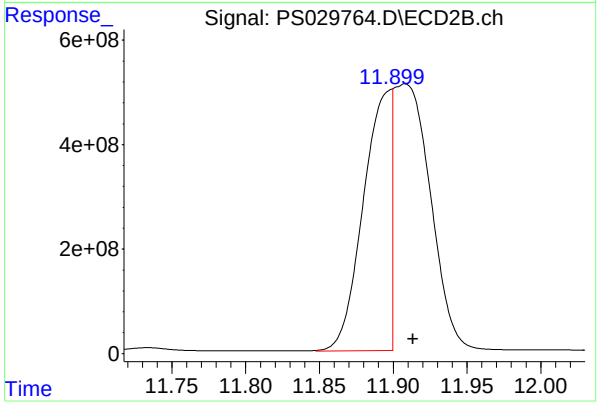

#16 DCPA

R.T.: 11.899 min
Delta R.T.: -0.014 min
Response: 6563963088
Conc: 741.64 ng/ml m

284 Sheffield Street, Mountainside, New Jersey 07092, Phone : 908 789 8900,
Fax : 908 789 8922

Analytical Sequence

Client: Nobis Group **SDG No.:** Q1730

Project: Raymark Superfund Site **Instrument ID:** ECD_S

GC Column: RTX-CLP **ID:** 0.32 (mm) **Inst. Calib. Date(s):** 04/02/2025 04/02/2025

THE ANALYTICAL SEQUENCE OF PERFORMANCE EVALUATION MIXTURES, BLANKS, SAMPLES, AND STANDARDS IS GIVEN BELOW:

EPA SAMPLE NO.	LAB SAMPLE ID	DATE ANALYZED	TIME ANALYZED	DATAFILE	DCAA RT #	RT #
I.BLK	I.BLK	04/02/2025	16:44	PS029656.D	6.96	0.00
HSTDICC200	HSTDICC200	04/02/2025	17:32	PS029657.D	6.96	0.00
HSTDICC500	HSTDICC500	04/02/2025	17:56	PS029658.D	6.96	0.00
HSTDICC750	HSTDICC750	04/02/2025	18:44	PS029659.D	6.96	0.00
HSTDICC1000	HSTDICC1000	04/02/2025	19:32	PS029660.D	6.96	0.00
HSTDICC1500	HSTDICC1500	04/02/2025	20:44	PS029661.D	6.96	0.00
I.BLK	I.BLK	04/08/2025	15:49	PS029726.D	6.95	0.00
HSTDCCC750	HSTDCCC750	04/08/2025	16:37	PS029727.D	6.96	0.00
PB167511BL	PB167511BL	04/08/2025	17:02	PS029728.D	6.95	0.00
Z-05AMS	Q1712-01MS	04/08/2025	18:14	PS029731.D	6.95	0.00
Z-05AMSD	Q1712-01MSD	04/08/2025	18:38	PS029732.D	6.95	0.00
OU4-VSL-15-040325	Q1730-01	04/08/2025	19:51	PS029735.D	6.95	0.00
OU4-VSL-16-040325	Q1730-03	04/08/2025	20:15	PS029736.D	6.95	0.00
OU4-VSL-17-040325	Q1730-05	04/08/2025	20:39	PS029737.D	6.95	0.00
I.BLK	I.BLK	04/08/2025	21:03	PS029738.D	6.95	0.00
HSTDCCC750	HSTDCCC750	04/08/2025	21:27	PS029739.D	6.95	0.00
OU4-PCS-TC-21-040325	Q1730-07	04/08/2025	22:39	PS029740.D	6.95	0.00
OU4-PCS-TC-22-040325	Q1730-09	04/08/2025	23:03	PS029741.D	6.95	0.00
OU4-PCS-TC-23-040325	Q1730-11	04/08/2025	23:27	PS029742.D	6.95	0.00
OU4-PCS-TC-24-040325	Q1730-13	04/08/2025	23:51	PS029743.D	6.95	0.00
OU4-PCS-TC-25-040325	Q1730-15	04/09/2025	00:15	PS029744.D	6.95	0.00
OU4-PCS-TC-26-040325	Q1730-17	04/09/2025	00:39	PS029745.D	6.95	0.00
OU4-CF-15-040325	Q1730-19	04/09/2025	01:03	PS029746.D	6.95	0.00
I.BLK	I.BLK	04/09/2025	02:15	PS029749.D	6.95	0.00
HSTDCCC750	HSTDCCC750	04/09/2025	02:39	PS029750.D	6.95	0.00
I.BLK	I.BLK	04/09/2025	09:25	PS029752.D	6.95	0.00
HSTDCCC750	HSTDCCC750	04/09/2025	11:33	PS029753.D	6.95	0.00
PB167511BS	PB167511BS	04/09/2025	12:38	PS029754.D	6.95	0.00
I.BLK	I.BLK	04/09/2025	20:10	PS029763.D	6.94	0.00
HSTDCCC750	HSTDCCC750	04/09/2025	20:34	PS029764.D	6.94	0.00

284 Sheffield Street, Mountainside, New Jersey 07092, Phone : 908 789 8900,
Fax : 908 789 8922

Analytical Sequence

Client: Nobis Group **SDG No.:** Q1730

Project: Raymark Superfund Site **Instrument ID:** ECD_S

GC Column: RTX-CLP2 **ID:** 0.32 (mm) **Inst. Calib. Date(s):** 04/02/2025 04/02/2025

THE ANALYTICAL SEQUENCE OF PERFORMANCE EVALUATION MIXTURES, BLANKS, SAMPLES, AND STANDARDS IS GIVEN BELOW:

EPA SAMPLE NO.	LAB SAMPLE ID	DATE ANALYZED	TIME ANALYZED	DATAFILE	DCAA RT #	RT #
I.BLK	I.BLK	04/02/2025	16:44	PS029656.D	7.48	0.00
HSTDICC200	HSTDICC200	04/02/2025	17:32	PS029657.D	7.48	0.00
HSTDICC500	HSTDICC500	04/02/2025	17:56	PS029658.D	7.48	0.00
HSTDICC750	HSTDICC750	04/02/2025	18:44	PS029659.D	7.48	0.00
HSTDICC1000	HSTDICC1000	04/02/2025	19:32	PS029660.D	7.48	0.00
HSTDICC1500	HSTDICC1500	04/02/2025	20:44	PS029661.D	7.48	0.00
I.BLK	I.BLK	04/08/2025	15:49	PS029726.D	7.46	0.00
HSTDCCC750	HSTDCCC750	04/08/2025	16:37	PS029727.D	7.47	0.00
PB167511BL	PB167511BL	04/08/2025	17:02	PS029728.D	7.47	0.00
Z-05AMS	Q1712-01MS	04/08/2025	18:14	PS029731.D	7.47	0.00
Z-05AMSD	Q1712-01MSD	04/08/2025	18:38	PS029732.D	7.47	0.00
OU4-VSL-15-040325	Q1730-01	04/08/2025	19:51	PS029735.D	7.47	0.00
OU4-VSL-16-040325	Q1730-03	04/08/2025	20:15	PS029736.D	7.47	0.00
OU4-VSL-17-040325	Q1730-05	04/08/2025	20:39	PS029737.D	7.47	0.00
I.BLK	I.BLK	04/08/2025	21:03	PS029738.D	7.47	0.00
HSTDCCC750	HSTDCCC750	04/08/2025	21:27	PS029739.D	7.47	0.00
OU4-PCS-TC-21-040325	Q1730-07	04/08/2025	22:39	PS029740.D	7.47	0.00
OU4-PCS-TC-22-040325	Q1730-09	04/08/2025	23:03	PS029741.D	7.47	0.00
OU4-PCS-TC-23-040325	Q1730-11	04/08/2025	23:27	PS029742.D	7.47	0.00
OU4-PCS-TC-24-040325	Q1730-13	04/08/2025	23:51	PS029743.D	7.47	0.00
OU4-PCS-TC-25-040325	Q1730-15	04/09/2025	00:15	PS029744.D	7.47	0.00
OU4-PCS-TC-26-040325	Q1730-17	04/09/2025	00:39	PS029745.D	7.47	0.00
OU4-CF-15-040325	Q1730-19	04/09/2025	01:03	PS029746.D	7.47	0.00
I.BLK	I.BLK	04/09/2025	02:15	PS029749.D	7.47	0.00
HSTDCCC750	HSTDCCC750	04/09/2025	02:39	PS029750.D	7.47	0.00
I.BLK	I.BLK	04/09/2025	09:25	PS029752.D	7.47	0.00
HSTDCCC750	HSTDCCC750	04/09/2025	11:33	PS029753.D	7.47	0.00
PB167511BS	PB167511BS	04/09/2025	12:38	PS029754.D	7.46	0.00
I.BLK	I.BLK	04/09/2025	20:10	PS029763.D	7.47	0.00
HSTDCCC750	HSTDCCC750	04/09/2025	20:34	PS029764.D	7.47	0.00

284 Sheffield Street, Mountainside, New Jersey 07092, Phone : 908 789 8900,
Fax : 908 789 8922

COMPOUND DETECTION SUMMARY

CLIENT SAMPLE NO.

PB167511BS

Contract: NOBI03

Lab Code: CHEM **Case No.:** Q1730 **SAS No.:** Q1730 **SDG NO.:** Q1730

Lab Sample ID: PB167511BS **Date(s) Analyzed:** 04/09/2025 04/09/2025

Instrument ID (1): ECD_S **Instrument ID (2):** ECD_S

GC Column: (1): RTX-CLP **ID:** 0.32 (mm) **GC Column:(2):** RTX-CLP2 **ID:** 0.32 (mm)

ANALYTE	COL	RT	RT WINDOW FROM	RT WINDOW TO	CONCENTRATION	%RPD
2,4,5-T	1	9.15	9.10	9.20	167	2.4
	2	9.94	9.89	9.99	163	
2,4,5-TP(Silvex)	1	8.87	8.82	8.92	168	3
	2	9.53	9.48	9.58	163	
2,4-D	1	8.03	7.98	8.08	188	16.7
	2	8.66	8.61	8.71	159	
2,4-DB	1	9.71	9.66	9.76	163	4.4
	2	10.49	10.44	10.54	156	
Dalapon	1	2.46	2.41	2.51	166	17
	2	2.52	2.47	2.57	140	
DICHLORPROP	1	7.81	7.76	7.86	166	4.9
	2	8.34	8.29	8.39	158	
Dinoseb	1	10.88	10.83	10.93	162	1.9
	2	10.87	10.82	10.92	159	
DICAMBA	1	7.12	7.07	7.17	161	5.8
	2	7.65	7.60	7.70	152	

284 Sheffield Street, Mountainside, New Jersey 07092, Phone : 908 789 8900,
Fax : 908 789 8922

COMPOUND DETECTION SUMMARY

CLIENT SAMPLE NO.

Z-05AMS

Contract: NOBI03

Lab Code: CHEM **Case No.:** Q1730 **SAS No.:** Q1730 **SDG NO.:** Q1730

Lab Sample ID: Q1712-01MS **Date(s) Analyzed:** 04/08/2025 04/08/2025

Instrument ID (1): ECD_S **Instrument ID (2):** ECD_S

GC Column: (1): RTX-CLP **ID:** 0.32 (mm) **GC Column:(2):** RTX-CLP2 **ID:** 0.32 (mm)

ANALYTE	COL	RT	RT WINDOW FROM	RT WINDOW TO	CONCENTRATION	%RPD
Dalapon	1	2.46	2.41	2.51	171	12.6
	2	2.53	2.48	2.58	194	
DICHLORPROP	1	7.81	7.76	7.86	90.1	30.9
	2	8.35	8.30	8.40	123	
2,4-D	1	8.03	7.98	8.08	141	18.6
	2	8.66	8.61	8.71	117	
2,4,5-TP(Silvex)	1	8.88	8.83	8.93	81.0	47.2
	2	9.54	9.49	9.59	131	
2,4,5-T	1	9.16	9.11	9.21	94.5	3.4
	2	9.95	9.90	10.00	91.3	
2,4-DB	1	9.73	9.68	9.78	60.4	2.9
	2	10.50	10.45	10.55	62.2	
DICAMBA	1	7.13	7.08	7.18	109	5.4
	2	7.66	7.61	7.71	115	

284 Sheffield Street, Mountainside, New Jersey 07092, Phone : 908 789 8900,
Fax : 908 789 8922

COMPOUND DETECTION SUMMARY

CLIENT SAMPLE NO.

Z-05AMSD

Contract: NOBI03

Lab Code: CHEM **Case No.:** Q1730 **SAS No.:** Q1730 **SDG NO.:** Q1730

Lab Sample ID: Q1712-01MSD **Date(s) Analyzed:** 04/08/2025 04/08/2025

Instrument ID (1): ECD_S **Instrument ID (2):** ECD_S

GC Column: (1): RTX-CLP **ID:** 0.32 (mm) **GC Column:(2):** RTX-CLP2 **ID:** 0.32 (mm)

ANALYTE	COL	RT	RT WINDOW FROM	RT WINDOW TO	CONCENTRATION	%RPD
DICHLORPROP	1	7.81	7.76	7.86	90.5	32.8
	2	8.35	8.30	8.40	126	
2,4-D	1	8.03	7.98	8.08	145	18.9
	2	8.66	8.61	8.71	120	
2,4-DB	1	9.73	9.68	9.78	58.7	9.4
	2	10.50	10.45	10.55	64.5	
DICAMBA	1	7.13	7.08	7.18	112	6.1
	2	7.66	7.61	7.71	119	
2,4,5-TP(Silvex)	1	8.88	8.83	8.93	81.8	52.5
	2	9.54	9.49	9.59	140	
2,4,5-T	1	9.16	9.11	9.21	96.1	2.4
	2	9.95	9.90	10.00	93.8	
Dalapon	1	2.46	2.41	2.51	177	11.2
	2	2.53	2.48	2.58	198	

QC SAMPLE DATA

Alliance TECHNICAL GROUP
284 Sheffield Street, Mountainside, New Jersey 07092, Phone : 908 789 8900,
Fax : 908 789 8922

Report of Analysis

Client:	Nobis Group	Date Collected:	
Project:	Raymark Superfund Site	Date Received:	
Client Sample ID:	PB167511BL	SDG No.:	Q1730
Lab Sample ID:	PB167511BL	Matrix:	SOIL
Analytical Method:	SW8151A	% Solid:	100 Decanted:
Sample Wt/Vol:	30.01 Units: g	Final Vol:	10000 uL
Soil Aliquot Vol:	uL	Test:	Herbicide Group1
Extraction Type:		Injection Volume :	
GPC Factor :	1.0 PH :		
Prep Method :	8151A		

File ID/Qc Batch:	Dilution:	Prep Date	Date Analyzed	Prep Batch ID
PS029728.D	1	04/08/25 09:35	04/08/25 17:02	PB167511

CAS Number	Parameter	Conc.	Qualifier	MDL	LOD	LOQ / CRQL	Units(Dry Weight)
TARGETS							
1918-00-9	DICAMBA	0.033	U	0.0077	0.033	0.067	mg/Kg
75-99-0	DALAPON	0.050	U	0.018	0.050	0.067	mg/Kg
120-36-5	DICHLORPROP	0.033	U	0.013	0.033	0.067	mg/Kg
94-75-7	2,4-D	0.033	U	0.0090	0.033	0.067	mg/Kg
93-72-1	2,4,5-TP (Silvex)	0.033	U	0.0091	0.033	0.067	mg/Kg
93-76-5	2,4,5-T	0.033	U	0.0087	0.033	0.067	mg/Kg
94-82-6	2,4-DB	0.033	U	0.024	0.033	0.067	mg/Kg
88-85-7	DINOSEB	0.033	U	0.011	0.033	0.067	mg/Kg
SURROGATES							
19719-28-9	2,4-DCAA	567		27 - 122		113%	SPK: 500

Comments:

U = Not Detected
LOQ = Limit of Quantitation
MDL = Method Detection Limit
LOD = Limit of Detection
E = Value Exceeds Calibration Range
P = Indicates >25% difference for detected concentrations between the two GC columns
Q = indicates LCS control criteria did not meet requirements
M = MS/MSD acceptance criteria did not meet requirements
J = Estimated Value
B = Analyte Found in Associated Method Blank
N = Presumptive Evidence of a Compound
* = Values outside of QC limits
D = Dilution
S = Indicates estimated value where valid five-point calibration was not performed prior to analyte detection in sample.
() = Laboratory InHouse Limit

Data Path : Z:\pestpcbsrv\HPCHEM1\ECD_S\Data\PS040825\
Data File : PS029728.D
Signal(s) : Signal #1: ECD1A.ch Signal #2: ECD2B.ch
Acq On : 08 Apr 2025 17:02
Operator : AR\AJ
Sample : PB167511BL
Misc :
ALS Vial : 4 Sample Multiplier: 1

Instrument :
ECD_S
ClientSampleId :
PB167511BL

Manual Integrations APPROVED

Reviewed By :Abdul Mirza 04/09/2025
Supervised By :mohammad ahmed 04/10/2025

Integration File signal 1: autoint1.e
Integration File signal 2: autoint2.e
Quant Time: Apr 08 22:48:40 2025
Quant Method : Z:\pestpcbsrv\HPCHEM1\ECD_S\Method\PS040225.M
Quant Title : 8080.M
QLast Update : Wed Apr 02 23:52:55 2025
Response via : Initial Calibration
Integrator: ChemStation

Volume Inj. : 1 µl
Signal #1 Phase : ZB-MR1 Signal #2 Phase: ZB-MR2
Signal #1 Info : 30M x 0.32mm x0.5 Signal #2 Info : 30M x 0.32mm x 0.25µm

	Compound	RT#1	RT#2	Resp#1	Resp#2	ng/ml	ng/ml
	System Monitoring Compounds						
4) S	2,4-DCAA	6.953	7.470	1156.9E6	351.4E6	567.414m	515.691
	Target Compounds						

(f)=RT Delta > 1/2 Window (#)=Amounts differ by > 25% (m)=manual int.

Data Path : Z:\pestpcbsrv\HPCHEM1\ECD_S\Data\PS040825\
Data File : PS029728.D
Signal(s) : Signal #1: ECD1A.ch Signal #2: ECD2B.ch
Acq On : 08 Apr 2025 17:02
Operator : AR\AJ
Sample : PB167511BL
Misc :
ALS Vial : 4 Sample Multiplier: 1

Instrument :
ECD_S
ClientSampleId :
PB167511BL

Manual Integrations APPROVED
Reviewed By :Abdul Mirza 04/09/2025
Supervised By :mohammad ahmed 04/10/2025

Integration File signal 1: autoint1.e
Integration File signal 2: autoint2.e
Quant Time: Apr 08 22:48:40 2025
Quant Method : Z:\pestpcbsrv\HPCHEM1\ECD_S\Method\PS040225.M
Quant Title : 8080.M
QLast Update : Wed Apr 02 23:52:55 2025
Response via : Initial Calibration
Integrator: ChemStation

Volume Inj. : 1 µl
Signal #1 Phase : ZB-MR1 Signal #2 Phase: ZB-MR2
Signal #1 Info : 30M x 0.32mm x0.5 Signal #2 Info : 30M x 0.32mm x 0.25µm

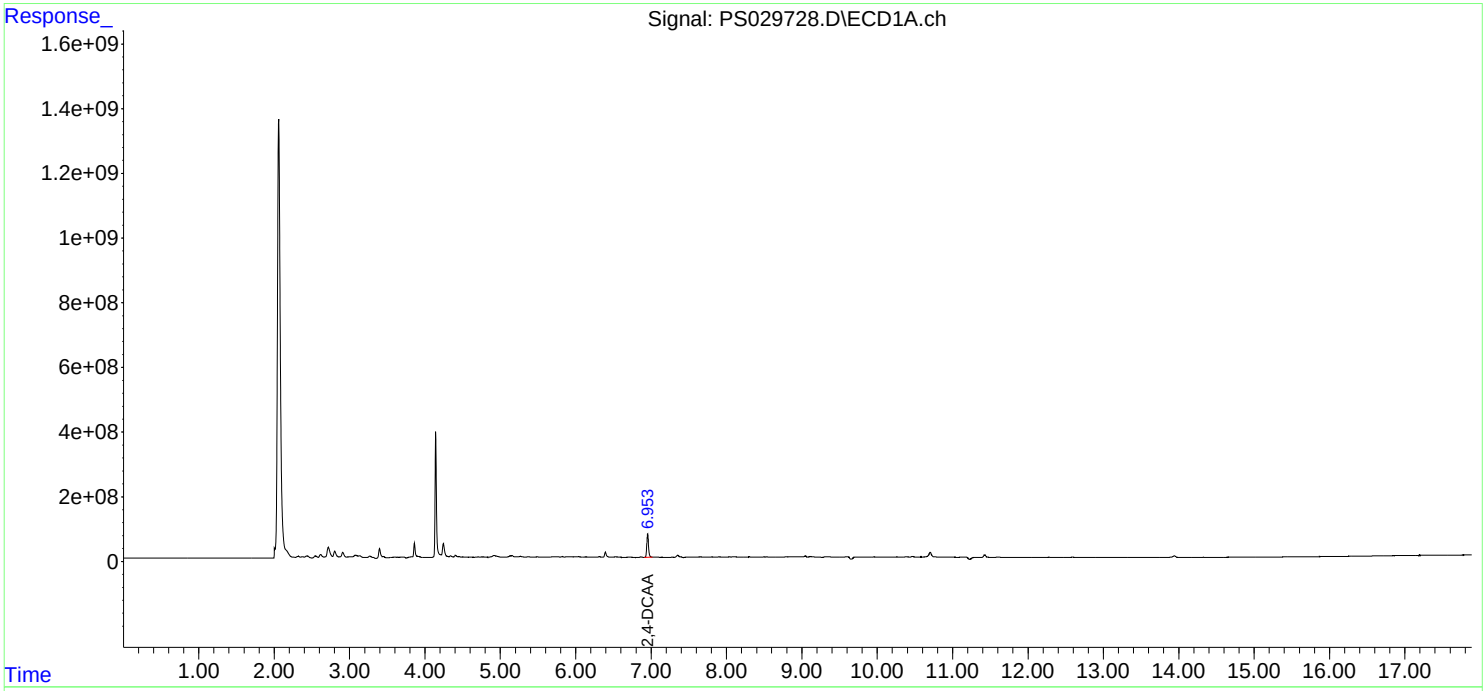

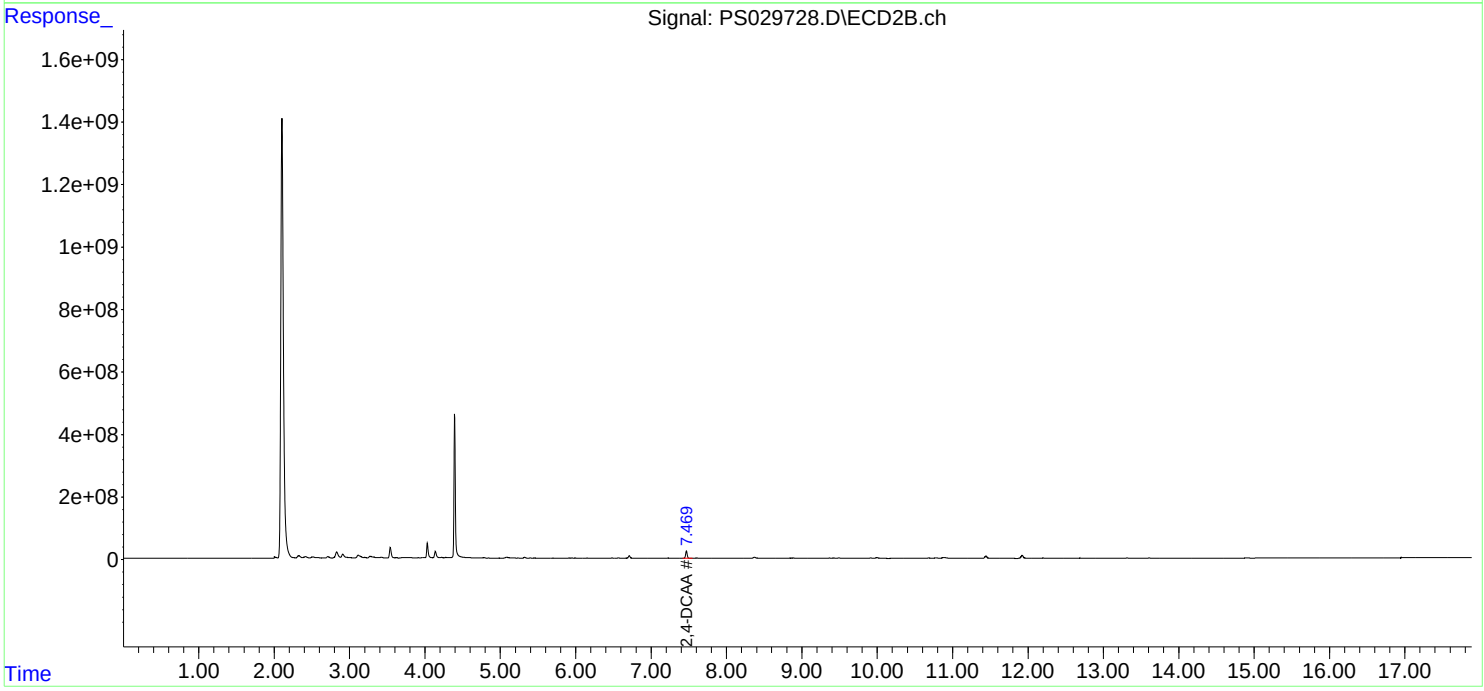

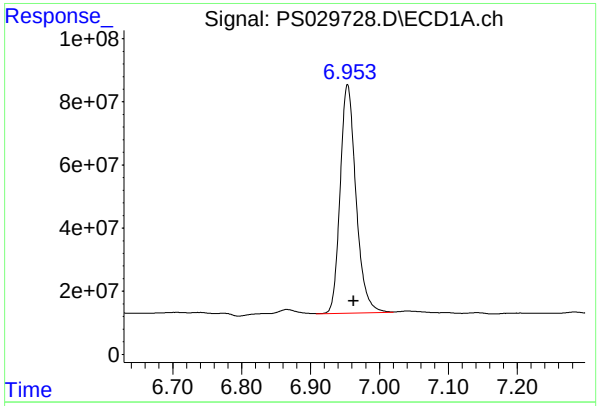

#4 2,4-DCAA

R.T.: 6.953 min
Delta R.T.: -0.009 mi
Response: 1156861739
Conc: 567.41 ng/m

Instrument :
ECD_S
ClientSampleId :
PB167511BL

Manual Integrations
APPROVED

Reviewed By :Abdul Mirza 04/09/2025
Supervised By :mohammad ahmed 04/10/2025

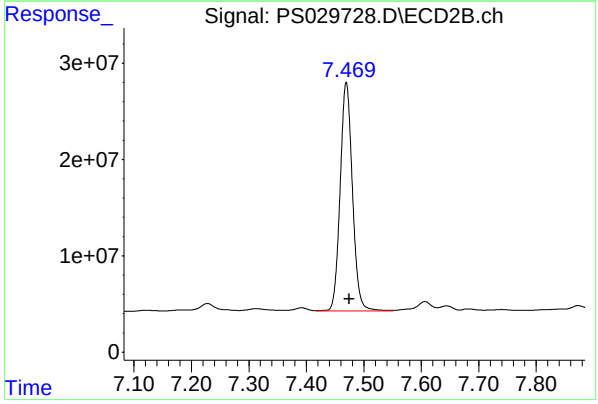

#4 2,4-DCAA

R.T.: 7.470 min
Delta R.T.: -0.005 min
Response: 351449946
Conc: 515.69 ng/ml

Alliance TECHNICAL GROUP
284 Sheffield Street, Mountainside, New Jersey 07092, Phone : 908 789 8900,
Fax : 908 789 8922

Report of Analysis

Client:	Nobis Group	Date Collected:	04/02/25
Project:	Raymark Superfund Site	Date Received:	04/02/25
Client Sample ID:	PIBLK-PS029656.D	SDG No.:	Q1730
Lab Sample ID:	I.BLK-PS029656.D	Matrix:	WATER
Analytical Method:	SW8151A	% Solid:	0 Decanted:
Sample Wt/Vol:	1000 Units: mL	Final Vol:	10000 uL
Soil Aliquot Vol:	uL	Test:	Herbicide Group1
Extraction Type:		Injection Volume :	
GPC Factor :	1.0 PH :		
Prep Method :	SW3510C		

File ID/Qc Batch:	Dilution:	Prep Date	Date Analyzed	Prep Batch ID
PS029656.D	1		04/02/25	PS040225

CAS Number	Parameter	Conc.	Qualifier	MDL	LOD	LOQ / CRQL	Units
TARGETS							
1918-00-9	DICAMBA	0.0015	U	0.00065	0.0015	0.0020	mg/L
75-99-0	DALAPON	0.0015	U	0.00098	0.0015	0.0020	mg/L
120-36-5	DICHLORPROP	0.0015	U	0.00076	0.0015	0.0020	mg/L
94-75-7	2,4-D	0.0015	U	0.00092	0.0015	0.0020	mg/L
93-72-1	2,4,5-TP (Silvex)	0.0015	U	0.00078	0.0015	0.0020	mg/L
93-76-5	2,4,5-T	0.0015	U	0.00071	0.0015	0.0020	mg/L
94-82-6	2,4-DB	0.0015	U	0.00065	0.0015	0.0020	mg/L
88-85-7	DINOSEB	0.0015	U	0.00089	0.0015	0.0020	mg/L
SURROGATES							
19719-28-9	2,4-DCAA	485		32 - 138		97%	SPK: 500

Comments:

U = Not Detected
LOQ = Limit of Quantitation
MDL = Method Detection Limit
LOD = Limit of Detection
E = Value Exceeds Calibration Range
P = Indicates >25% difference for detected concentrations between the two GC columns
Q = indicates LCS control criteria did not meet requirements
M = MS/MSD acceptance criteria did not meet requirements
J = Estimated Value
B = Analyte Found in Associated Method Blank
N = Presumptive Evidence of a Compound
* = Values outside of QC limits
D = Dilution
S = Indicates estimated value where valid five-point calibration was not performed prior to analyte detection in sample.
() = Laboratory InHouse Limit

Data Path : Z:\pestpcbsrv\HPCHEM1\ECD_S\Data\PS040225\
Data File : PS029656.D
Signal(s) : Signal #1: ECD1A.ch Signal #2: ECD2B.ch
Acq On : 02 Apr 2025 16:44
Operator : AR\AJ
Sample : I.BLK
Misc :
ALS Vial : 2 Sample Multiplier: 1

Instrument :
ECD_S
ClientSampleId :
I.BLK

Integration File signal 1: autoint1.e
Integration File signal 2: autoint2.e
Quant Time: Apr 02 22:36:25 2025
Quant Method : Z:\pestpcbsrv\HPCHEM1\ECD_S\Method\PS040225.M
Quant Title : 8080.M
QLast Update : Wed Apr 02 21:58:31 2025
Response via : Initial Calibration
Integrator: ChemStation

Volume Inj. : 1 µl
Signal #1 Phase : ZB-MR1 Signal #2 Phase: ZB-MR2
Signal #1 Info : 30M x 0.32mm x0.5 Signal #2 Info : 30M x 0.32mm x 0.25µm

	Compound	RT#1	RT#2	Resp#1	Resp#2	ng/ml	ng/ml
	System Monitoring Compounds						
4) S	2,4-DCAA	6.963	7.475	971.0E6	330.4E6	476.239	484.848
	Target Compounds						

(f)=RT Delta > 1/2 Window (#)=Amounts differ by > 25% (m)=manual int.

Data Path : Z:\pestpcbsrv\HPCHEM1\ECD_S\Data\PS040225\
Data File : PS029656.D
Signal(s) : Signal #1: ECD1A.ch Signal #2: ECD2B.ch
Acq On : 02 Apr 2025 16:44
Operator : AR\AJ
Sample : I.BLK
Misc :
ALS Vial : 2 Sample Multiplier: 1

Instrument :
ECD_S
ClientSampleId :
I.BLK

Integration File signal 1: autoint1.e
Integration File signal 2: autoint2.e
Quant Time: Apr 02 22:36:25 2025
Quant Method : Z:\pestpcbsrv\HPCHEM1\ECD_S\Method\PS040225.M
Quant Title : 8080.M
QLast Update : Wed Apr 02 21:58:31 2025
Response via : Initial Calibration
Integrator: ChemStation

Volume Inj. : 1 µl
Signal #1 Phase : ZB-MR1 Signal #2 Phase: ZB-MR2
Signal #1 Info : 30M x 0.32mm x0.5 Signal #2 Info : 30M x 0.32mm x 0.25µm

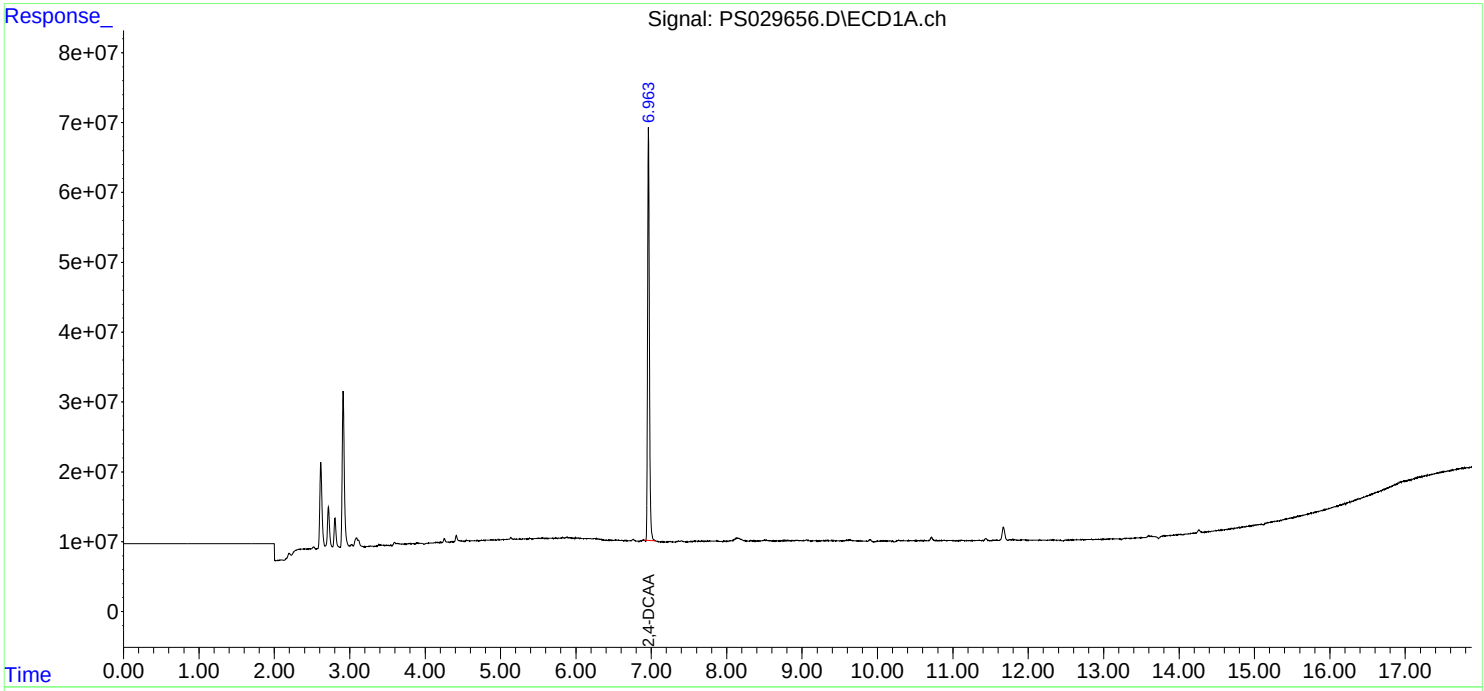

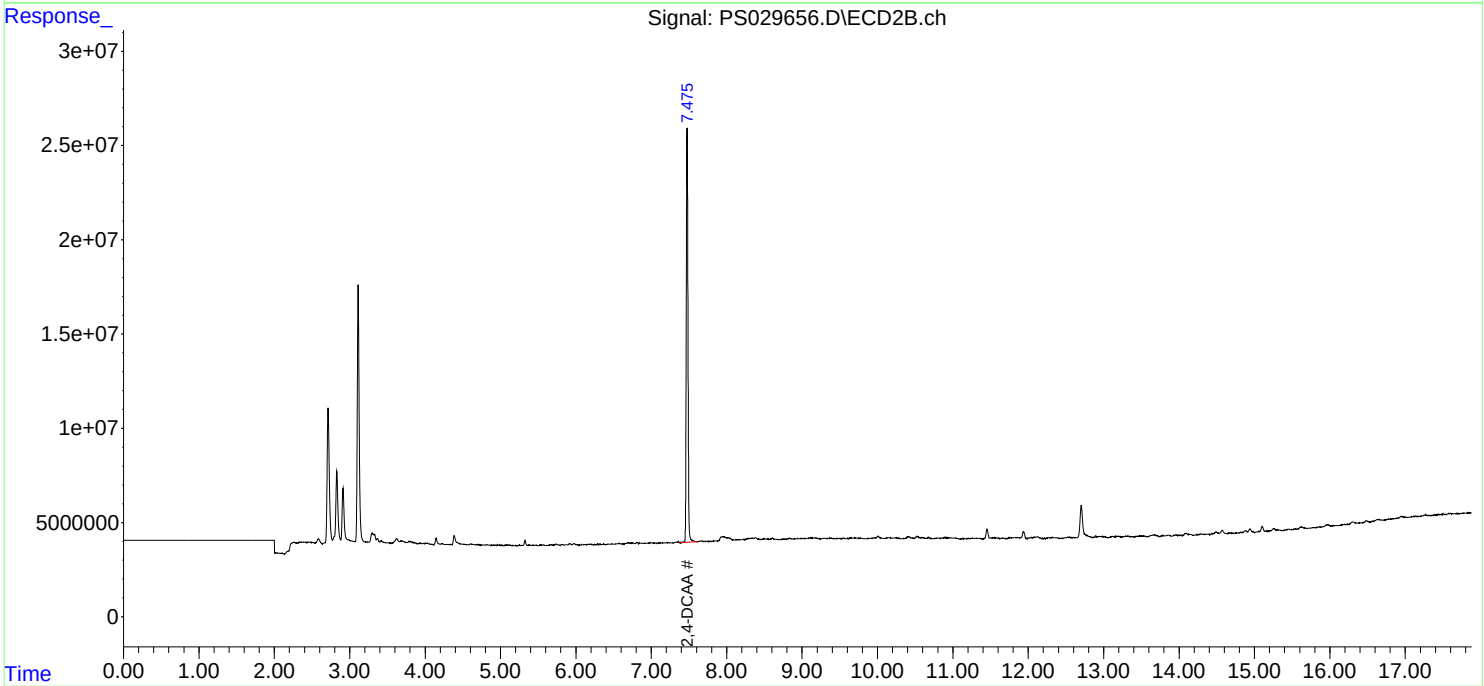

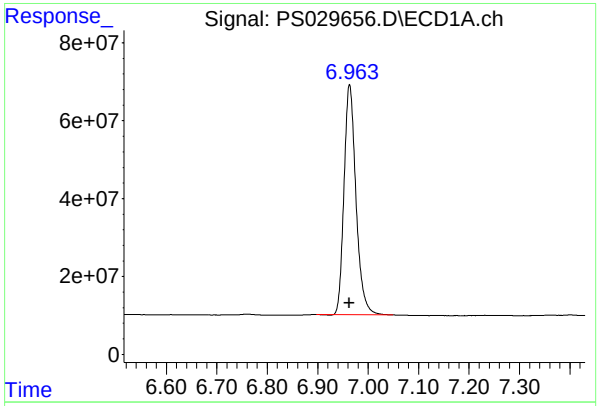

#4 2,4-DCAA

R.T.: 6.963 min
Delta R.T.: 0.000 mi
Response: 970970961
Conc: 476.24 ng/m

Instrument :
ECD_S
ClientSampleId :
I.BLK

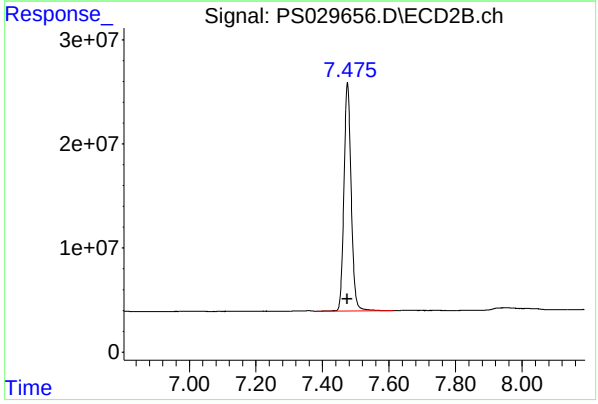

#4 2,4-DCAA

R.T.: 7.475 min
Delta R.T.: 0.000 min
Response: 330430379
Conc: 484.85 ng/ml

Alliance TECHNICAL GROUP
284 Sheffield Street, Mountainside, New Jersey 07092, Phone : 908 789 8900,
Fax : 908 789 8922

Report of Analysis

Client:	Nobis Group	Date Collected:	04/08/25
Project:	Raymark Superfund Site	Date Received:	04/08/25
Client Sample ID:	PIBLK-PS029726.D	SDG No.:	Q1730
Lab Sample ID:	I.BLK-PS029726.D	Matrix:	WATER
Analytical Method:	SW8151A	% Solid:	0 Decanted:
Sample Wt/Vol:	1000 Units: mL	Final Vol:	10000 uL
Soil Aliquot Vol:	uL	Test:	Herbicide Group1
Extraction Type:		Injection Volume :	
GPC Factor :	1.0 PH :		
Prep Method :	SW3510C		

File ID/Qc Batch:	Dilution:	Prep Date	Date Analyzed	Prep Batch ID
PS029726.D	1		04/08/25	ps040825

CAS Number	Parameter	Conc.	Qualifier	MDL	LOD	LOQ / CRQL	Units
TARGETS							
1918-00-9	DICAMBA	0.0015	U	0.00065	0.0015	0.0020	mg/L
75-99-0	DALAPON	0.0015	U	0.00098	0.0015	0.0020	mg/L
120-36-5	DICHLORPROP	0.0015	U	0.00076	0.0015	0.0020	mg/L
94-75-7	2,4-D	0.0015	U	0.00092	0.0015	0.0020	mg/L
93-72-1	2,4,5-TP (Silvex)	0.0015	U	0.00078	0.0015	0.0020	mg/L
93-76-5	2,4,5-T	0.0015	U	0.00071	0.0015	0.0020	mg/L
94-82-6	2,4-DB	0.0015	U	0.00065	0.0015	0.0020	mg/L
88-85-7	DINOSEB	0.0015	U	0.00089	0.0015	0.0020	mg/L
SURROGATES							
19719-28-9	2,4-DCAA	571		32 - 138		114%	SPK: 500

Comments:

U = Not Detected
LOQ = Limit of Quantitation
MDL = Method Detection Limit
LOD = Limit of Detection
E = Value Exceeds Calibration Range
P = Indicates >25% difference for detected concentrations between the two GC columns
Q = indicates LCS control criteria did not meet requirements
M = MS/MSD acceptance criteria did not meet requirements

J = Estimated Value
B = Analyte Found in Associated Method Blank
N = Presumptive Evidence of a Compound
* = Values outside of QC limits
D = Dilution
S = Indicates estimated value where valid five-point calibration was not performed prior to analyte detection in sample.
() = Laboratory InHouse Limit

Data Path : Z:\pestpcbsrv\HPCHEM1\ECD_S\Data\PS040825\
Data File : PS029726.D
Signal(s) : Signal #1: ECD1A.ch Signal #2: ECD2B.ch
Acq On : 08 Apr 2025 15:49
Operator : AR\AJ
Sample : I.BLK
Misc :
ALS Vial : 2 Sample Multiplier: 1

Instrument :
ECD_S
ClientSampleId :
I.BLK

Integration File signal 1: autoint1.e
Integration File signal 2: autoint2.e
Quant Time: Apr 08 22:48:12 2025
Quant Method : Z:\pestpcbsrv\HPCHEM1\ECD_S\Method\PS040225.M
Quant Title : 8080.M
QLast Update : Wed Apr 02 23:52:55 2025
Response via : Initial Calibration
Integrator: ChemStation

Volume Inj. : 1 µl
Signal #1 Phase : ZB-MR1 Signal #2 Phase: ZB-MR2
Signal #1 Info : 30M x 0.32mm x0.5 Signal #2 Info : 30M x 0.32mm x 0.25µm

	Compound	RT#1	RT#2	Resp#1	Resp#2	ng/ml	ng/ml
	System Monitoring Compounds						
4) S	2,4-DCAA	6.953	7.464	1156.3E6	389.1E6	567.157	570.982
	Target Compounds						

(f)=RT Delta > 1/2 Window (#)=Amounts differ by > 25% (m)=manual int.

Data Path : Z:\pestpcbsrv\HPCHEM1\ECD_S\Data\PS040825\
Data File : PS029726.D
Signal(s) : Signal #1: ECD1A.ch Signal #2: ECD2B.ch
Acq On : 08 Apr 2025 15:49
Operator : AR\AJ
Sample : I.BLK
Misc :
ALS Vial : 2 Sample Multiplier: 1

Instrument :
ECD_S
ClientSampleId :
I.BLK

Integration File signal 1: autoint1.e
Integration File signal 2: autoint2.e
Quant Time: Apr 08 22:48:12 2025
Quant Method : Z:\pestpcbsrv\HPCHEM1\ECD_S\Method\PS040225.M
Quant Title : 8080.M
QLast Update : Wed Apr 02 23:52:55 2025
Response via : Initial Calibration
Integrator: ChemStation

Volume Inj. : 1 µl
Signal #1 Phase : ZB-MR1 Signal #2 Phase: ZB-MR2
Signal #1 Info : 30M x 0.32mm x0.5 Signal #2 Info : 30M x 0.32mm x 0.25µm

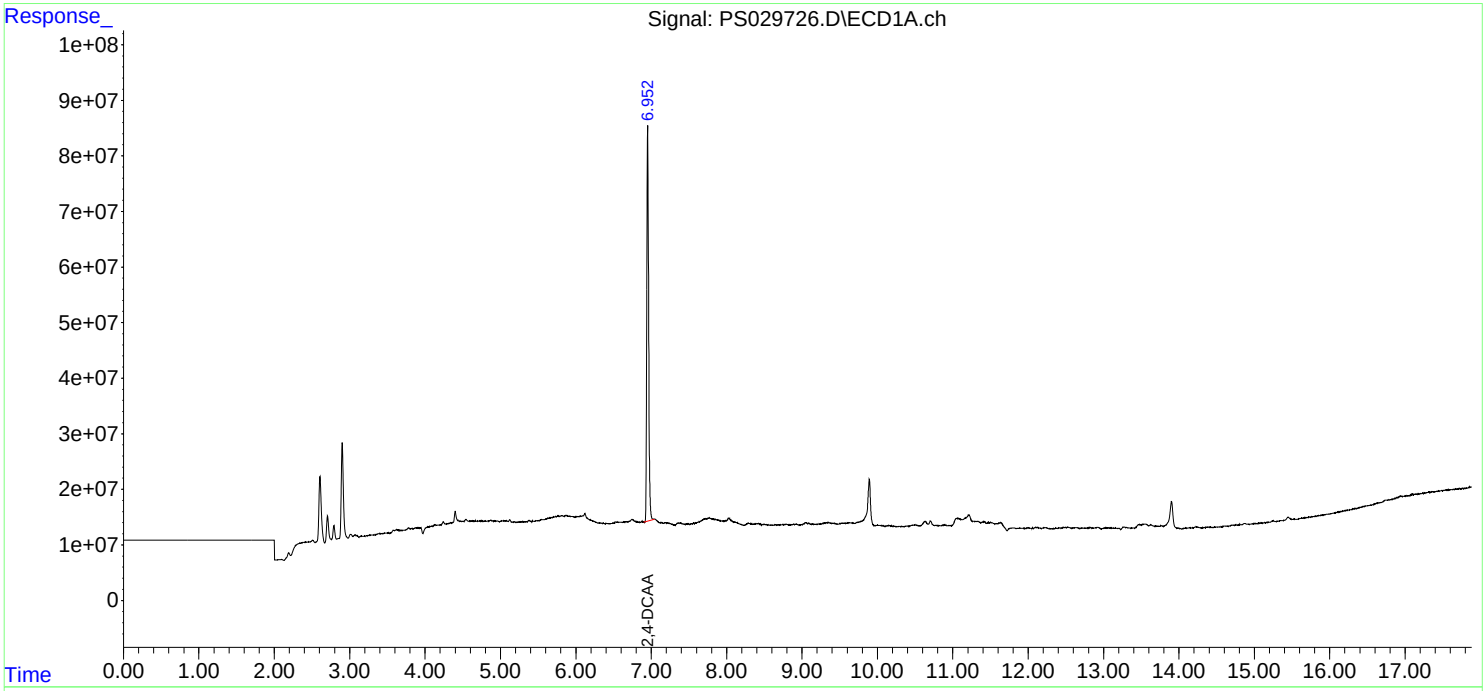

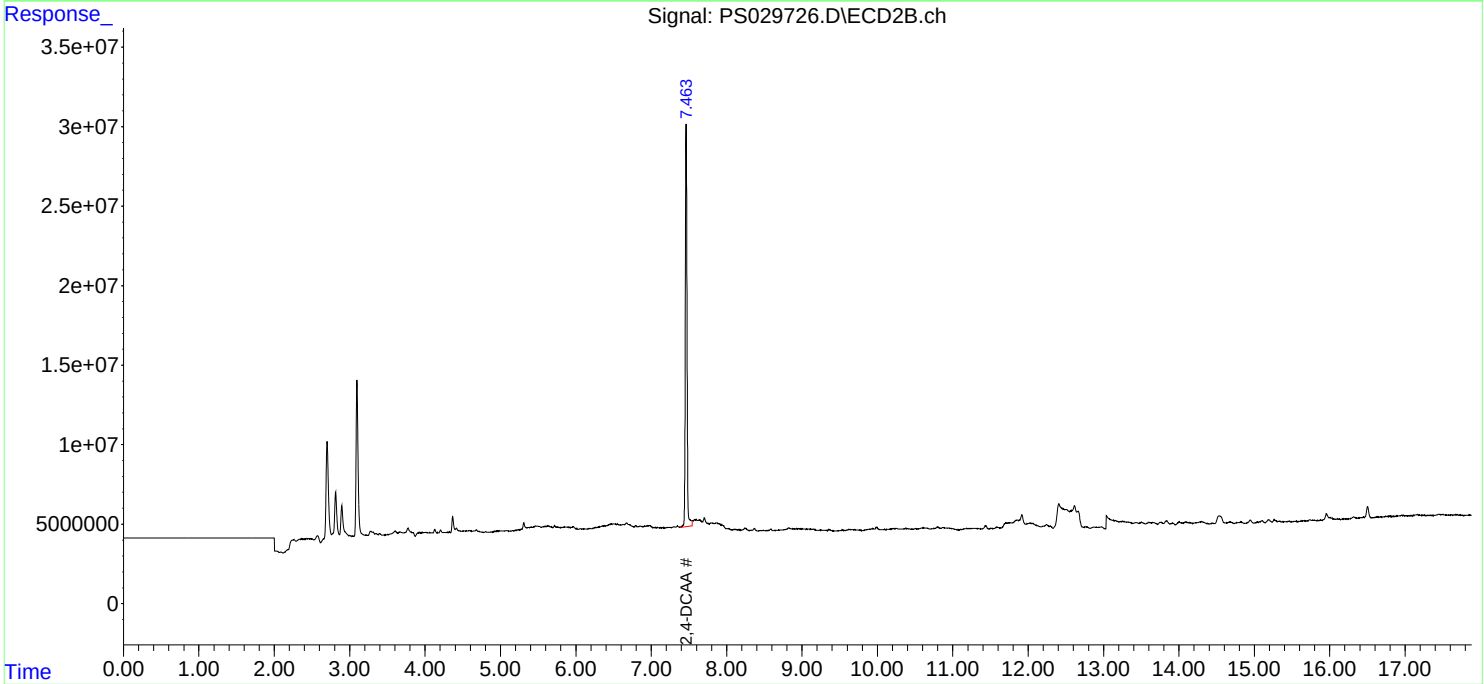

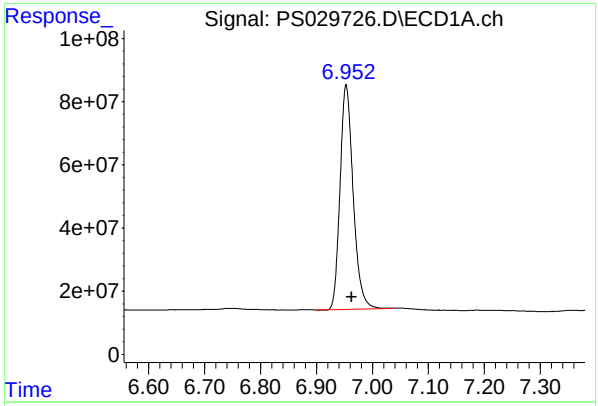

#4 2,4-DCAA

R.T.: 6.953 min
Delta R.T.: -0.010 min
Response: 1156337912
Conc: 567.16 ng/ml

Instrument :
ECD_S
ClientSampleId :
I.BLK

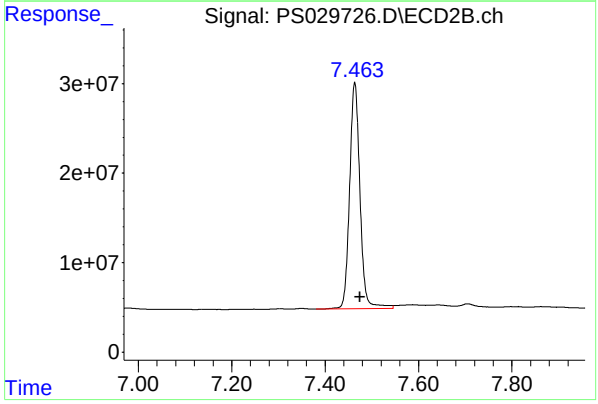

#4 2,4-DCAA

R.T.: 7.464 min
Delta R.T.: -0.011 min
Response: 389131802
Conc: 570.98 ng/ml

Alliance TECHNICAL GROUP
284 Sheffield Street, Mountainside, New Jersey 07092, Phone : 908 789 8900,
Fax : 908 789 8922

Report of Analysis

Client:	Nobis Group	Date Collected:	04/08/25
Project:	Raymark Superfund Site	Date Received:	04/08/25
Client Sample ID:	PIBLK-PS029738.D	SDG No.:	Q1730
Lab Sample ID:	I.BLK-PS029738.D	Matrix:	WATER
Analytical Method:	SW8151A	% Solid:	0 Decanted:
Sample Wt/Vol:	1000 Units: mL	Final Vol:	10000 uL
Soil Aliquot Vol:	uL	Test:	Herbicide Group1
Extraction Type:		Injection Volume :	
GPC Factor :	1.0 PH :		
Prep Method :	SW3510C		

File ID/Qc Batch:	Dilution:	Prep Date	Date Analyzed	Prep Batch ID
PS029738.D	1		04/08/25	ps040825

CAS Number	Parameter	Conc.	Qualifier	MDL	LOD	LOQ / CRQL	Units
TARGETS							
1918-00-9	DICAMBA	0.0015	U	0.00065	0.0015	0.0020	mg/L
75-99-0	DALAPON	0.0015	U	0.00098	0.0015	0.0020	mg/L
120-36-5	DICHLORPROP	0.0015	U	0.00076	0.0015	0.0020	mg/L
94-75-7	2,4-D	0.0015	U	0.00092	0.0015	0.0020	mg/L
93-72-1	2,4,5-TP (Silvex)	0.0015	U	0.00078	0.0015	0.0020	mg/L
93-76-5	2,4,5-T	0.0015	U	0.00071	0.0015	0.0020	mg/L
94-82-6	2,4-DB	0.0015	U	0.00065	0.0015	0.0020	mg/L
88-85-7	DINOSEB	0.0015	U	0.00089	0.0015	0.0020	mg/L
SURROGATES							
19719-28-9	2,4-DCAA	602		32 - 138		120%	SPK: 500

Comments:

U = Not Detected
LOQ = Limit of Quantitation
MDL = Method Detection Limit
LOD = Limit of Detection
E = Value Exceeds Calibration Range
P = Indicates >25% difference for detected concentrations between the two GC columns
Q = indicates LCS control criteria did not meet requirements
M = MS/MSD acceptance criteria did not meet requirements

J = Estimated Value
B = Analyte Found in Associated Method Blank
N = Presumptive Evidence of a Compound
* = Values outside of QC limits
D = Dilution
S = Indicates estimated value where valid five-point calibration was not performed prior to analyte detection in sample.
() = Laboratory InHouse Limit

Data Path : Z:\pestpcbsrv\HPCHEM1\ECD_S\Data\PS040825\
Data File : PS029738.D
Signal(s) : Signal #1: ECD1A.ch Signal #2: ECD2B.ch
Acq On : 08 Apr 2025 21:03
Operator : AR\AJ
Sample : I.BLK
Misc :
ALS Vial : 2 Sample Multiplier: 1

Instrument :
ECD_S
ClientSampleId :
I.BLK

Integration File signal 1: autoint1.e
Integration File signal 2: autoint2.e
Quant Time: Apr 08 22:50:35 2025
Quant Method : Z:\pestpcbsrv\HPCHEM1\ECD_S\Method\PS040225.M
Quant Title : 8080.M
QLast Update : Wed Apr 02 23:52:55 2025
Response via : Initial Calibration
Integrator: ChemStation

Volume Inj. : 1 µl
Signal #1 Phase : ZB-MR1 Signal #2 Phase: ZB-MR2
Signal #1 Info : 30M x 0.32mm x0.5 Signal #2 Info : 30M x 0.32mm x 0.25µm

	Compound	RT#1	RT#2	Resp#1	Resp#2	ng/ml	ng/ml
	System Monitoring Compounds						
4) S	2,4-DCAA	6.952	7.469	1227.3E6	399.8E6	601.944	586.611
	Target Compounds						

(f)=RT Delta > 1/2 Window (#)=Amounts differ by > 25% (m)=manual int.

Data Path : Z:\pestpcbsrv\HPCHEM1\ECD_S\Data\PS040825\
Data File : PS029738.D
Signal(s) : Signal #1: ECD1A.ch Signal #2: ECD2B.ch
Acq On : 08 Apr 2025 21:03
Operator : AR\AJ
Sample : I.BLK
Misc :
ALS Vial : 2 Sample Multiplier: 1

Instrument :
ECD_S
ClientSampleId :
I.BLK

Integration File signal 1: autoint1.e
Integration File signal 2: autoint2.e
Quant Time: Apr 08 22:50:35 2025
Quant Method : Z:\pestpcbsrv\HPCHEM1\ECD_S\Method\PS040225.M
Quant Title : 8080.M
QLast Update : Wed Apr 02 23:52:55 2025
Response via : Initial Calibration
Integrator: ChemStation

Volume Inj. : 1 µl
Signal #1 Phase : ZB-MR1 Signal #2 Phase: ZB-MR2
Signal #1 Info : 30M x 0.32mm x0.5 Signal #2 Info : 30M x 0.32mm x 0.25µm

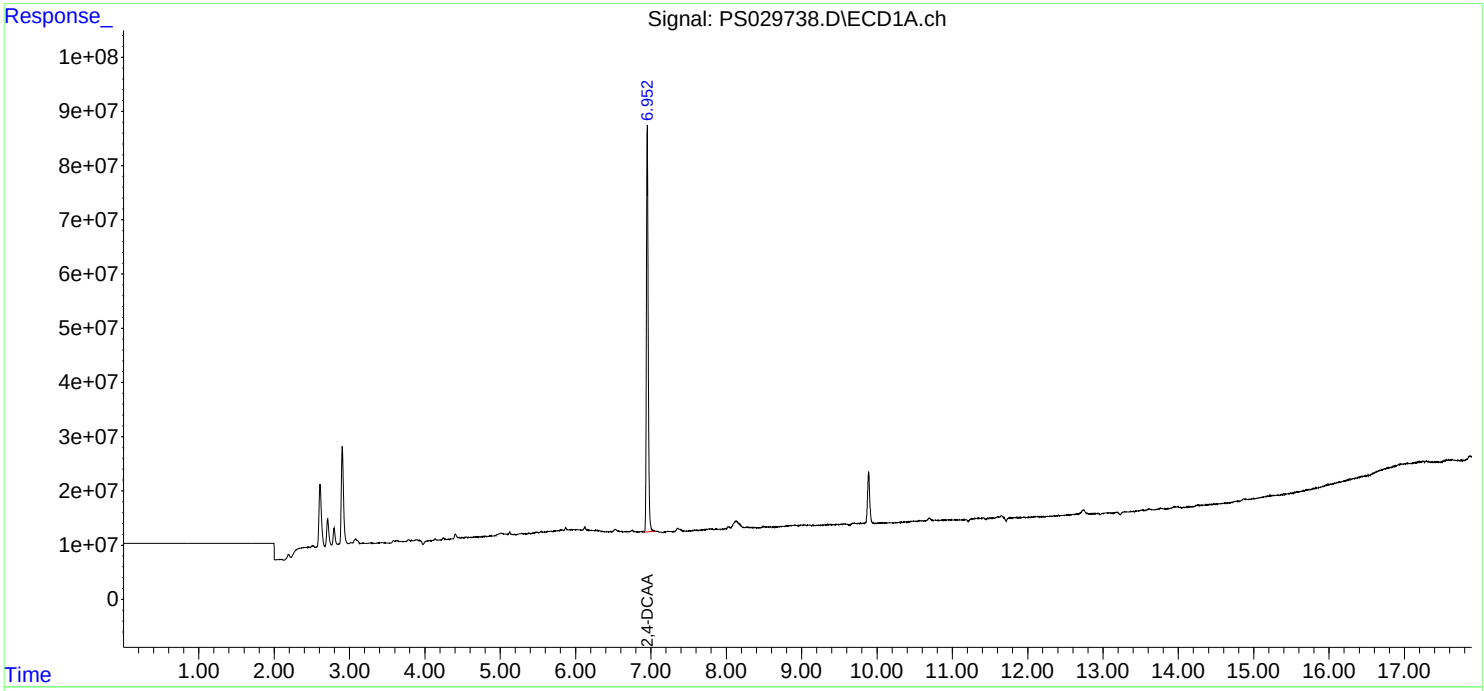

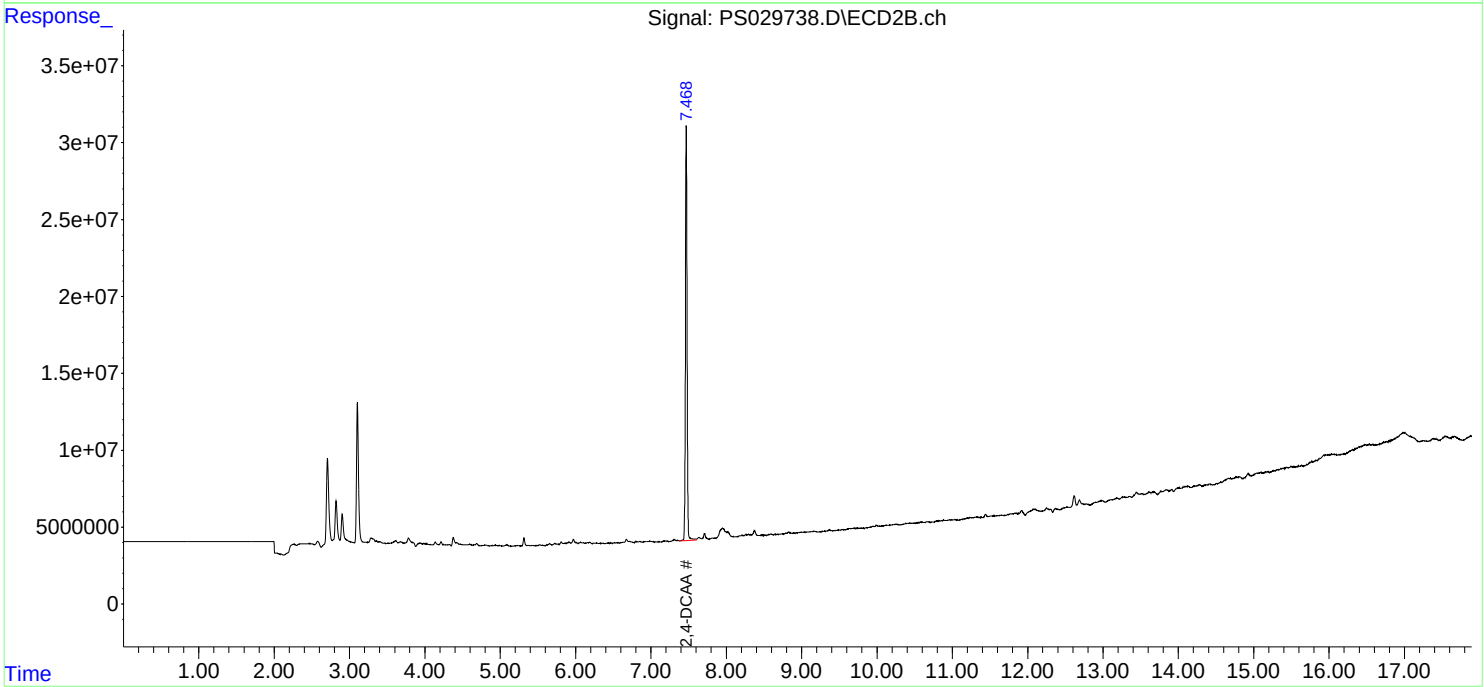

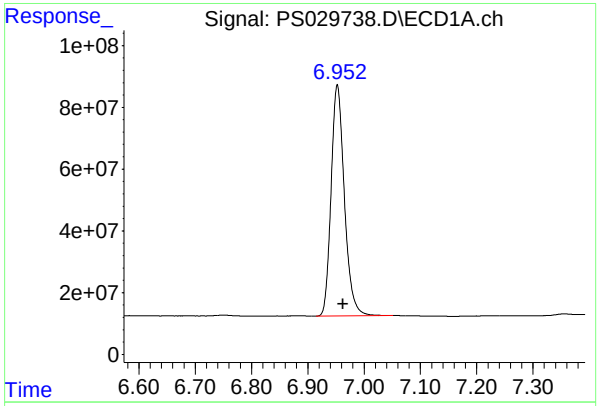

#4 2,4-DCAA

R.T.: 6.952 min
Delta R.T.: -0.010 min
Response: 1227261981
Conc: 601.94 ng/ml

Instrument :
ECD_S
ClientSampleId :
I.BLK

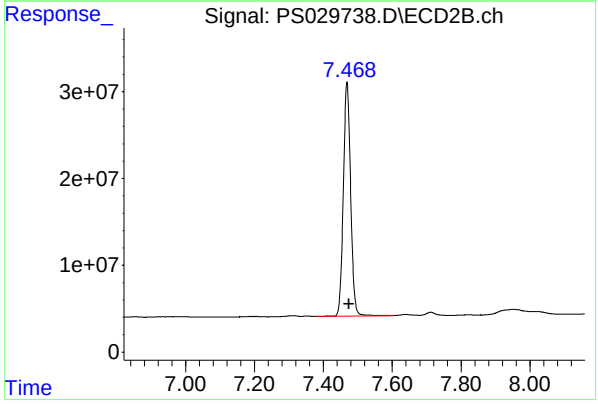

#4 2,4-DCAA

R.T.: 7.469 min
Delta R.T.: -0.006 min
Response: 399783192
Conc: 586.61 ng/ml

Alliance TECHNICAL GROUP
284 Sheffield Street, Mountainside, New Jersey 07092, Phone : 908 789 8900,
Fax : 908 789 8922

Report of Analysis

Client:	Nobis Group	Date Collected:	04/09/25
Project:	Raymark Superfund Site	Date Received:	04/09/25
Client Sample ID:	PIBLK-PS029749.D	SDG No.:	Q1730
Lab Sample ID:	I.BLK-PS029749.D	Matrix:	WATER
Analytical Method:	SW8151A	% Solid:	0 Decanted:
Sample Wt/Vol:	1000 Units: mL	Final Vol:	10000 uL
Soil Aliquot Vol:	uL	Test:	Herbicide Group1
Extraction Type:		Injection Volume :	
GPC Factor :	1.0 PH :		
Prep Method :	SW3510C		

File ID/Qc Batch:	Dilution:	Prep Date	Date Analyzed	Prep Batch ID
PS029749.D	1		04/09/25	ps040825

CAS Number	Parameter	Conc.	Qualifier	MDL	LOD	LOQ / CRQL	Units
TARGETS							
1918-00-9	DICAMBA	0.0015	U	0.00065	0.0015	0.0020	mg/L
75-99-0	DALAPON	0.0015	U	0.00098	0.0015	0.0020	mg/L
120-36-5	DICHLORPROP	0.0015	U	0.00076	0.0015	0.0020	mg/L
94-75-7	2,4-D	0.0015	U	0.00092	0.0015	0.0020	mg/L
93-72-1	2,4,5-TP (Silvex)	0.0015	U	0.00078	0.0015	0.0020	mg/L
93-76-5	2,4,5-T	0.0015	U	0.00071	0.0015	0.0020	mg/L
94-82-6	2,4-DB	0.0015	U	0.00065	0.0015	0.0020	mg/L
88-85-7	DINOSEB	0.0015	U	0.00089	0.0015	0.0020	mg/L
SURROGATES							
19719-28-9	2,4-DCAA	589		32 - 138		118%	SPK: 500

Comments:

U = Not Detected
LOQ = Limit of Quantitation
MDL = Method Detection Limit
LOD = Limit of Detection
E = Value Exceeds Calibration Range
P = Indicates >25% difference for detected concentrations between the two GC columns
Q = indicates LCS control criteria did not meet requirements
M = MS/MSD acceptance criteria did not meet requirements

J = Estimated Value
B = Analyte Found in Associated Method Blank
N = Presumptive Evidence of a Compound
* = Values outside of QC limits
D = Dilution
S = Indicates estimated value where valid five-point calibration was not performed prior to analyte detection in sample.
() = Laboratory InHouse Limit

Data Path : Z:\pestpcbsrv\HPCHEM1\ECD_S\Data\PS040825\
Data File : PS029749.D
Signal(s) : Signal #1: ECD1A.ch Signal #2: ECD2B.ch
Acq On : 09 Apr 2025 02:15
Operator : AR\AJ
Sample : I.BLK
Misc :
ALS Vial : 2 Sample Multiplier: 1

Instrument :
ECD_S
ClientSampleId :
I.BLK

Integration File signal 1: autoint1.e
Integration File signal 2: autoint2.e
Quant Time: Apr 09 03:15:42 2025
Quant Method : Z:\pestpcbsrv\HPCHEM1\ECD_S\Method\PS040225.M
Quant Title : 8080.M
QLast Update : Wed Apr 02 23:52:55 2025
Response via : Initial Calibration
Integrator: ChemStation

Volume Inj. : 1 µl
Signal #1 Phase : ZB-MR1 Signal #2 Phase: ZB-MR2
Signal #1 Info : 30M x 0.32mm x0.5 Signal #2 Info : 30M x 0.32mm x 0.25µm

	Compound	RT#1	RT#2	Resp#1	Resp#2	ng/ml	ng/ml
	System Monitoring Compounds						
4) S	2,4-DCAA	6.951	7.467	1201.1E6	395.0E6	589.119	579.559
	Target Compounds						

(f)=RT Delta > 1/2 Window (#)=Amounts differ by > 25% (m)=manual int.

Data Path : Z:\pestpcbsrv\HPCHEM1\ECD_S\Data\PS040825\
Data File : PS029749.D
Signal(s) : Signal #1: ECD1A.ch Signal #2: ECD2B.ch
Acq On : 09 Apr 2025 02:15
Operator : AR\AJ
Sample : I.BLK
Misc :
ALS Vial : 2 Sample Multiplier: 1

Instrument :
ECD_S
ClientSampleId :
I.BLK

Integration File signal 1: autoint1.e
Integration File signal 2: autoint2.e
Quant Time: Apr 09 03:15:42 2025
Quant Method : Z:\pestpcbsrv\HPCHEM1\ECD_S\Method\PS040225.M
Quant Title : 8080.M
QLast Update : Wed Apr 02 23:52:55 2025
Response via : Initial Calibration
Integrator: ChemStation

Volume Inj. : 1 µl
Signal #1 Phase : ZB-MR1 Signal #2 Phase: ZB-MR2
Signal #1 Info : 30M x 0.32mm x0.5 Signal #2 Info : 30M x 0.32mm x 0.25µm

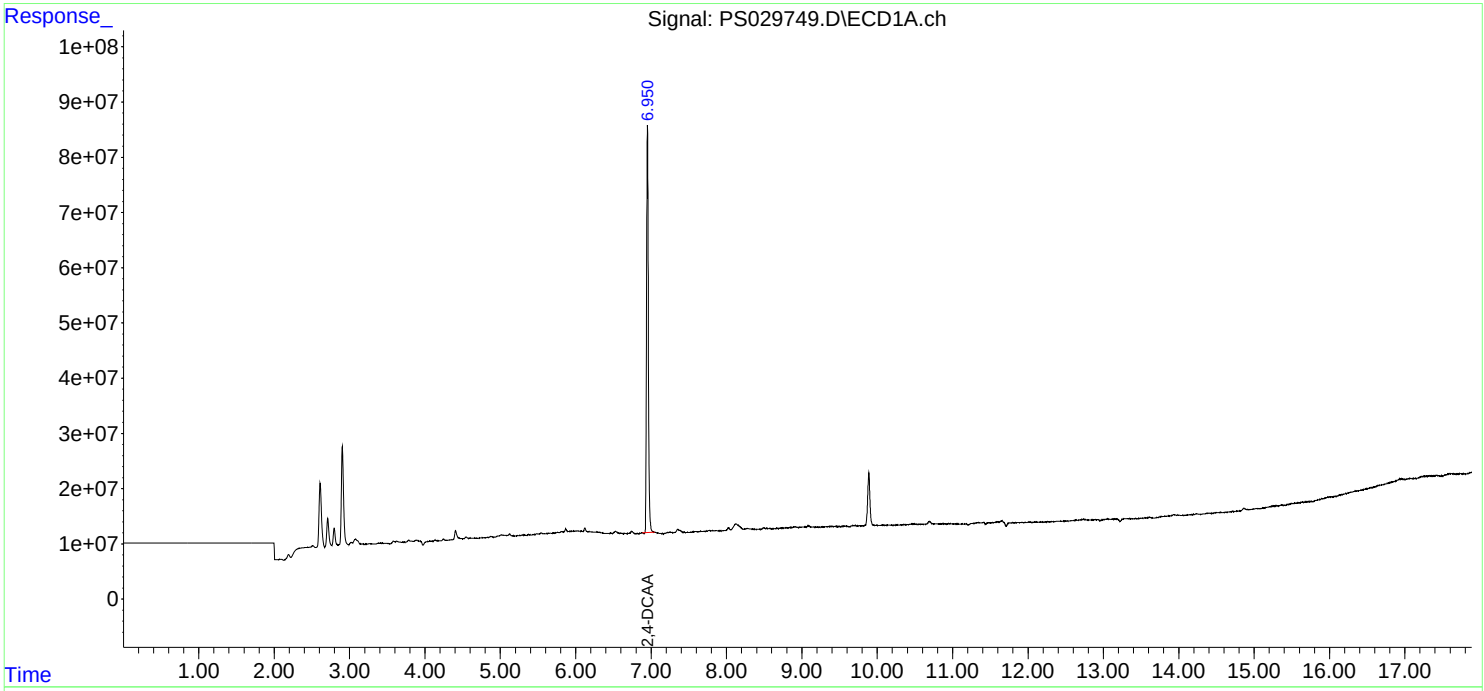

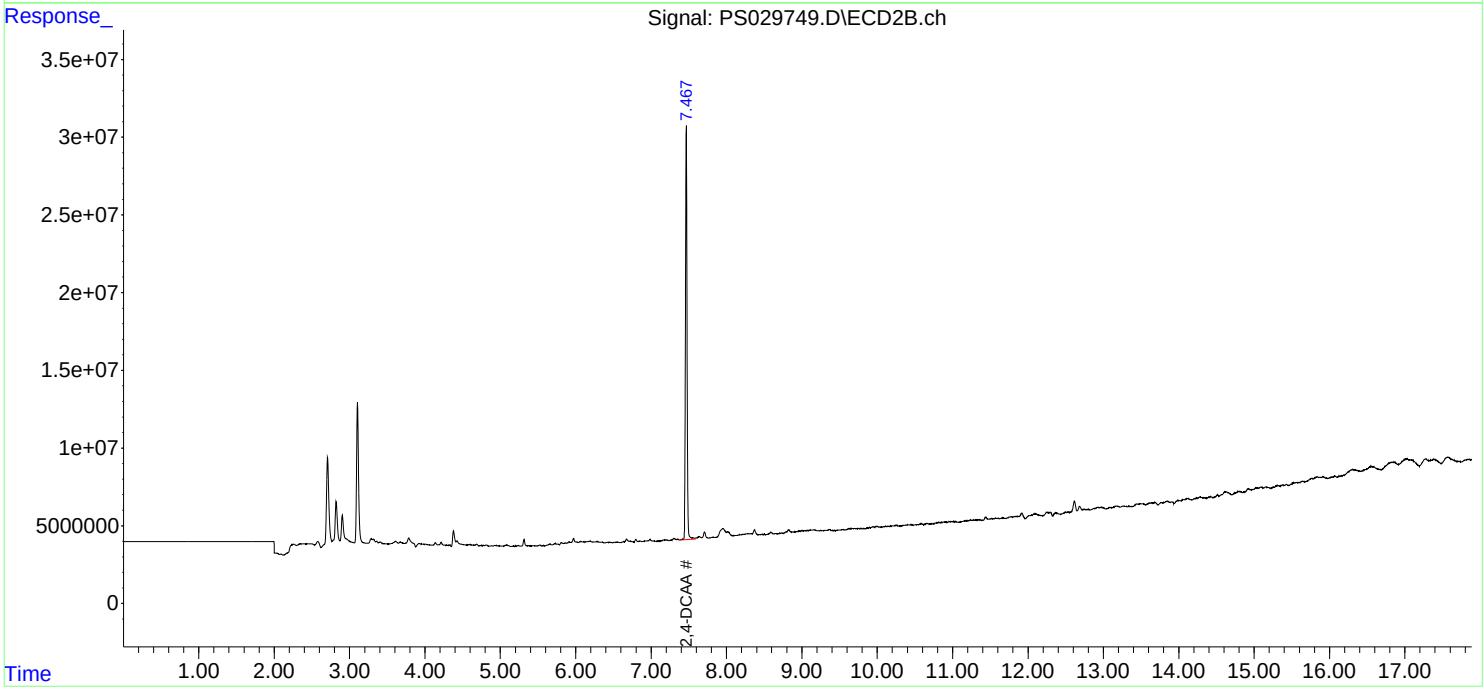

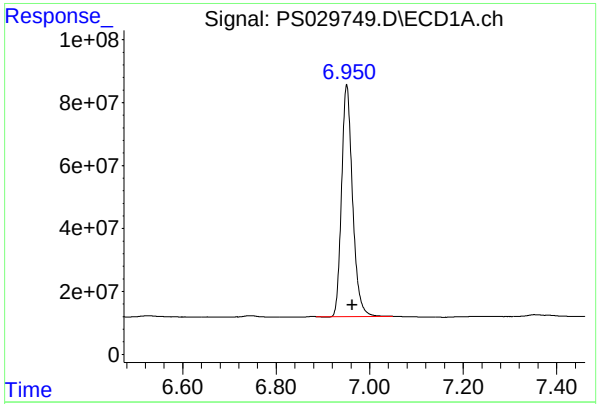

#4 2,4-DCAA

R.T.: 6.951 min
Delta R.T.: -0.012 min
Response: 1201114386
Conc: 589.12 ng/ml

Instrument :
ECD_S
ClientSampleId :
I.BLK

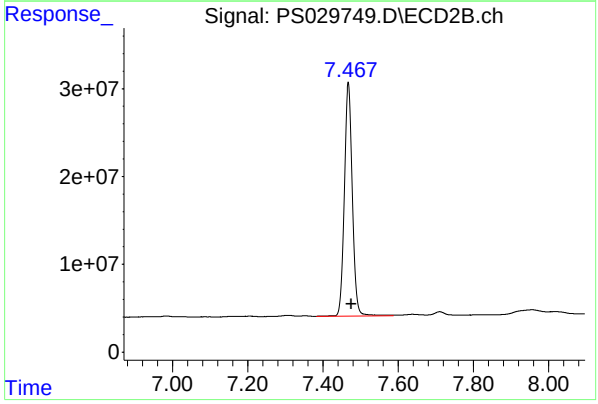

#4 2,4-DCAA

R.T.: 7.467 min
Delta R.T.: -0.007 min
Response: 394976633
Conc: 579.56 ng/ml

Alliance TECHNICAL GROUP
284 Sheffield Street, Mountainside, New Jersey 07092, Phone : 908 789 8900,
Fax : 908 789 8922

Report of Analysis

Client:	Nobis Group	Date Collected:	04/09/25
Project:	Raymark Superfund Site	Date Received:	04/09/25
Client Sample ID:	PIBLK-PS029752.D	SDG No.:	Q1730
Lab Sample ID:	I.BLK-PS029752.D	Matrix:	WATER
Analytical Method:	SW8151A	% Solid:	0 Decanted:
Sample Wt/Vol:	1000 Units: mL	Final Vol:	10000 uL
Soil Aliquot Vol:	uL	Test:	Herbicide Group1
Extraction Type:		Injection Volume :	
GPC Factor :	1.0 PH :		
Prep Method :	SW3510C		

File ID/Qc Batch:	Dilution:	Prep Date	Date Analyzed	Prep Batch ID
PS029752.D	1		04/09/25	ps040925

CAS Number	Parameter	Conc.	Qualifier	MDL	LOD	LOQ / CRQL	Units
TARGETS							
1918-00-9	DICAMBA	0.0015	U	0.00065	0.0015	0.0020	mg/L
75-99-0	DALAPON	0.0015	U	0.00098	0.0015	0.0020	mg/L
120-36-5	DICHLORPROP	0.0015	U	0.00076	0.0015	0.0020	mg/L
94-75-7	2,4-D	0.0015	U	0.00092	0.0015	0.0020	mg/L
93-72-1	2,4,5-TP (Silvex)	0.0015	U	0.00078	0.0015	0.0020	mg/L
93-76-5	2,4,5-T	0.0015	U	0.00071	0.0015	0.0020	mg/L
94-82-6	2,4-DB	0.0015	U	0.00065	0.0015	0.0020	mg/L
88-85-7	DINOSEB	0.0015	U	0.00089	0.0015	0.0020	mg/L
SURROGATES							
19719-28-9	2,4-DCAA	589		32 - 138		118%	SPK: 500

Comments:

U = Not Detected
LOQ = Limit of Quantitation
MDL = Method Detection Limit
LOD = Limit of Detection
E = Value Exceeds Calibration Range
P = Indicates >25% difference for detected concentrations between the two GC columns
Q = indicates LCS control criteria did not meet requirements
M = MS/MSD acceptance criteria did not meet requirements

J = Estimated Value
B = Analyte Found in Associated Method Blank
N = Presumptive Evidence of a Compound
* = Values outside of QC limits
D = Dilution
S = Indicates estimated value where valid five-point calibration was not performed prior to analyte detection in sample.
() = Laboratory InHouse Limit

Data Path : Z:\pestpcbsrv\HPCHEM1\ECD_S\Data\PS040925\
Data File : PS029752.D
Signal(s) : Signal #1: ECD1A.ch Signal #2: ECD2B.ch
Acq On : 09 Apr 2025 09:25
Operator : AR\AJ
Sample : I.BLK
Misc :
ALS Vial : 2 Sample Multiplier: 1

Instrument :
ECD_S
ClientSampleId :
I.BLK

Integration File signal 1: autoint1.e
Integration File signal 2: autoint2.e
Quant Time: Apr 10 05:19:55 2025
Quant Method : Z:\pestpcbsrv\HPCHEM1\ECD_S\Method\PS040225.M
Quant Title : 8080.M
QLast Update : Wed Apr 02 23:52:55 2025
Response via : Initial Calibration
Integrator: ChemStation

Volume Inj. : 1 µl
Signal #1 Phase : ZB-MR1 Signal #2 Phase: ZB-MR2
Signal #1 Info : 30M x 0.32mm x0.5 Signal #2 Info : 30M x 0.32mm x 0.25µm

	Compound	RT#1	RT#2	Resp#1	Resp#2	ng/ml	ng/ml
	System Monitoring Compounds						
4) S	2,4-DCAA	6.950	7.466	1200.3E6	387.7E6	588.708	568.856
	Target Compounds						

(f)=RT Delta > 1/2 Window (#)=Amounts differ by > 25% (m)=manual int.

Data Path : Z:\pestpcbsrv\HPCHEM1\ECD_S\Data\PS040925\
Data File : PS029752.D
Signal(s) : Signal #1: ECD1A.ch Signal #2: ECD2B.ch
Acq On : 09 Apr 2025 09:25
Operator : AR\AJ
Sample : I.BLK
Misc :
ALS Vial : 2 Sample Multiplier: 1

Instrument :
ECD_S
ClientSampleId :
I.BLK

Integration File signal 1: autoint1.e
Integration File signal 2: autoint2.e
Quant Time: Apr 10 05:19:55 2025
Quant Method : Z:\pestpcbsrv\HPCHEM1\ECD_S\Method\PS040225.M
Quant Title : 8080.M
QLast Update : Wed Apr 02 23:52:55 2025
Response via : Initial Calibration
Integrator: ChemStation

Volume Inj. : 1 µl
Signal #1 Phase : ZB-MR1 Signal #2 Phase: ZB-MR2
Signal #1 Info : 30M x 0.32mm x0.5 Signal #2 Info : 30M x 0.32mm x 0.25µm

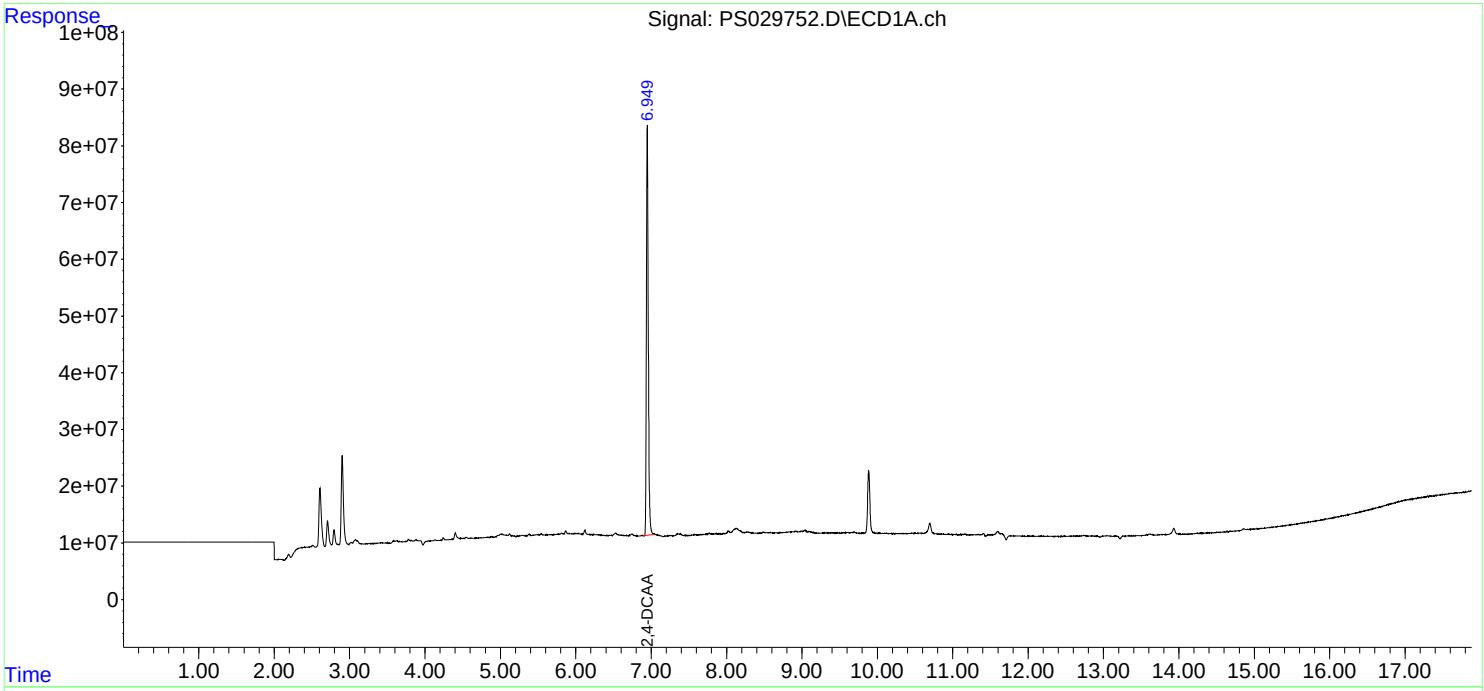

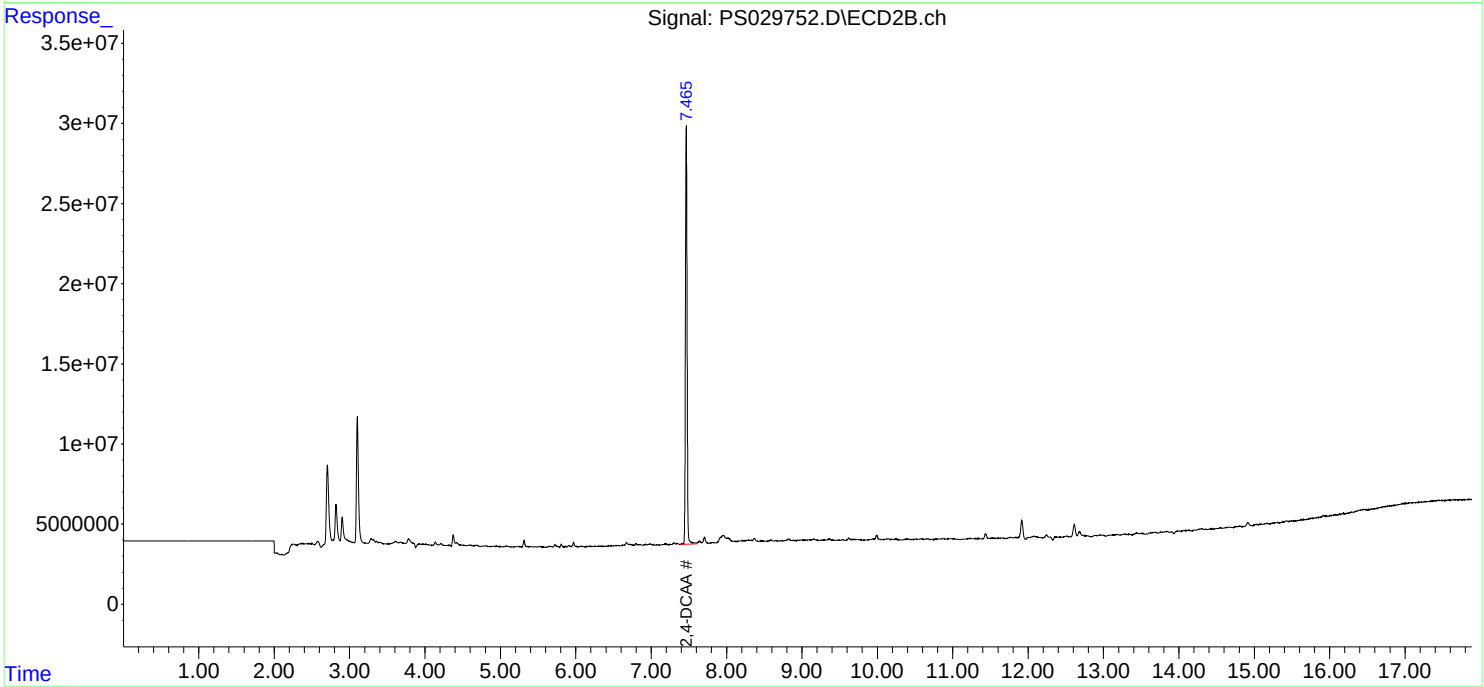

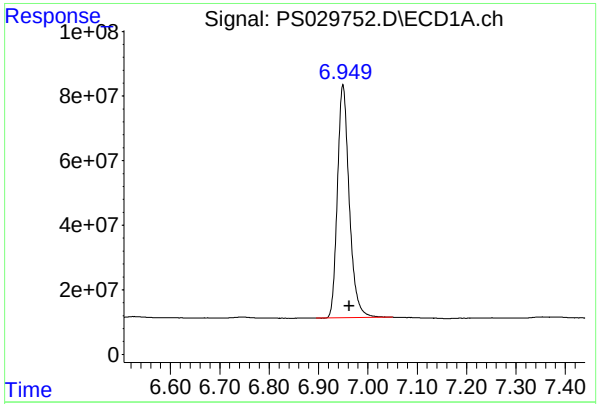

#4 2,4-DCAA

R.T.: 6.950 min
Delta R.T.: -0.013 min
Response: 1200276236
Conc: 588.71 ng/ml

Instrument :
ECD_S
ClientSampleId :
I.BLK

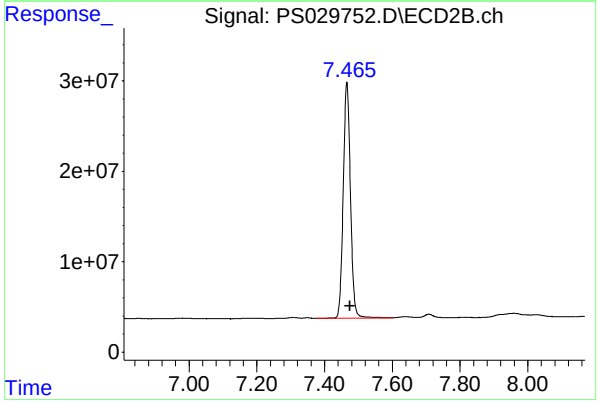

#4 2,4-DCAA

R.T.: 7.466 min
Delta R.T.: -0.009 min
Response: 387682932
Conc: 568.86 ng/ml

Alliance TECHNICAL GROUP
284 Sheffield Street, Mountainside, New Jersey 07092, Phone : 908 789 8900,
Fax : 908 789 8922

Report of Analysis

Client:	Nobis Group	Date Collected:	04/09/25
Project:	Raymark Superfund Site	Date Received:	04/09/25
Client Sample ID:	PIBLK-PS029763.D	SDG No.:	Q1730
Lab Sample ID:	I.BLK-PS029763.D	Matrix:	WATER
Analytical Method:	SW8151A	% Solid:	0 Decanted:
Sample Wt/Vol:	1000 Units: mL	Final Vol:	10000 uL
Soil Aliquot Vol:	uL	Test:	Herbicide Group1
Extraction Type:		Injection Volume :	
GPC Factor :	1.0 PH :		
Prep Method :	SW3510C		

File ID/Qc Batch:	Dilution:	Prep Date	Date Analyzed	Prep Batch ID
PS029763.D	1		04/09/25	ps040925

CAS Number	Parameter	Conc.	Qualifier	MDL	LOD	LOQ / CRQL	Units
TARGETS							
1918-00-9	DICAMBA	0.0015	U	0.00065	0.0015	0.0020	mg/L
75-99-0	DALAPON	0.0015	U	0.00098	0.0015	0.0020	mg/L
120-36-5	DICHLORPROP	0.0015	U	0.00076	0.0015	0.0020	mg/L
94-75-7	2,4-D	0.0015	U	0.00092	0.0015	0.0020	mg/L
93-72-1	2,4,5-TP (Silvex)	0.0015	U	0.00078	0.0015	0.0020	mg/L
93-76-5	2,4,5-T	0.0015	U	0.00071	0.0015	0.0020	mg/L
94-82-6	2,4-DB	0.0015	U	0.00065	0.0015	0.0020	mg/L
88-85-7	DINOSEB	0.0015	U	0.00089	0.0015	0.0020	mg/L
SURROGATES							
19719-28-9	2,4-DCAA	594		32 - 138		119%	SPK: 500

Comments:

U = Not Detected
LOQ = Limit of Quantitation
MDL = Method Detection Limit
LOD = Limit of Detection
E = Value Exceeds Calibration Range
P = Indicates >25% difference for detected concentrations between the two GC columns
Q = indicates LCS control criteria did not meet requirements
M = MS/MSD acceptance criteria did not meet requirements

J = Estimated Value
B = Analyte Found in Associated Method Blank
N = Presumptive Evidence of a Compound
* = Values outside of QC limits
D = Dilution
S = Indicates estimated value where valid five-point calibration was not performed prior to analyte detection in sample.
() = Laboratory InHouse Limit

Data Path : Z:\pestpcbsrv\HPCHEM1\ECD_S\Data\PS040925\
Data File : PS029763.D
Signal(s) : Signal #1: ECD1A.ch Signal #2: ECD2B.ch
Acq On : 09 Apr 2025 20:10
Operator : AR\AJ
Sample : I.BLK
Misc :
ALS Vial : 2 Sample Multiplier: 1

Instrument :
ECD_S
ClientSampleId :
I.BLK

Integration File signal 1: autoint1.e
Integration File signal 2: autoint2.e
Quant Time: Apr 10 05:22:01 2025
Quant Method : Z:\pestpcbsrv\HPCHEM1\ECD_S\Method\PS040225.M
Quant Title : 8080.M
QLast Update : Wed Apr 02 23:52:55 2025
Response via : Initial Calibration
Integrator: ChemStation

Volume Inj. : 1 µl
Signal #1 Phase : ZB-MR1 Signal #2 Phase: ZB-MR2
Signal #1 Info : 30M x 0.32mm x0.5 Signal #2 Info : 30M x 0.32mm x 0.25µm

	Compound	RT#1	RT#2	Resp#1	Resp#2	ng/ml	ng/ml
	System Monitoring Compounds						
4) S	2,4-DCAA	6.944	7.467	1211.3E6	396.4E6	594.137	581.580
	Target Compounds						

(f)=RT Delta > 1/2 Window (#)=Amounts differ by > 25% (m)=manual int.

Data Path : Z:\pestpcbsrv\HPCHEM1\ECD_S\Data\PS040925\
Data File : PS029763.D
Signal(s) : Signal #1: ECD1A.ch Signal #2: ECD2B.ch
Acq On : 09 Apr 2025 20:10
Operator : AR\AJ
Sample : I.BLK
Misc :
ALS Vial : 2 Sample Multiplier: 1

Instrument :
ECD_S
ClientSampleId :
I.BLK

Integration File signal 1: autoint1.e
Integration File signal 2: autoint2.e
Quant Time: Apr 10 05:22:01 2025
Quant Method : Z:\pestpcbsrv\HPCHEM1\ECD_S\Method\PS040225.M
Quant Title : 8080.M
QLast Update : Wed Apr 02 23:52:55 2025
Response via : Initial Calibration
Integrator: ChemStation

Volume Inj. : 1 µl
Signal #1 Phase : ZB-MR1 Signal #2 Phase: ZB-MR2
Signal #1 Info : 30M x 0.32mm x0.5 Signal #2 Info : 30M x 0.32mm x 0.25µm

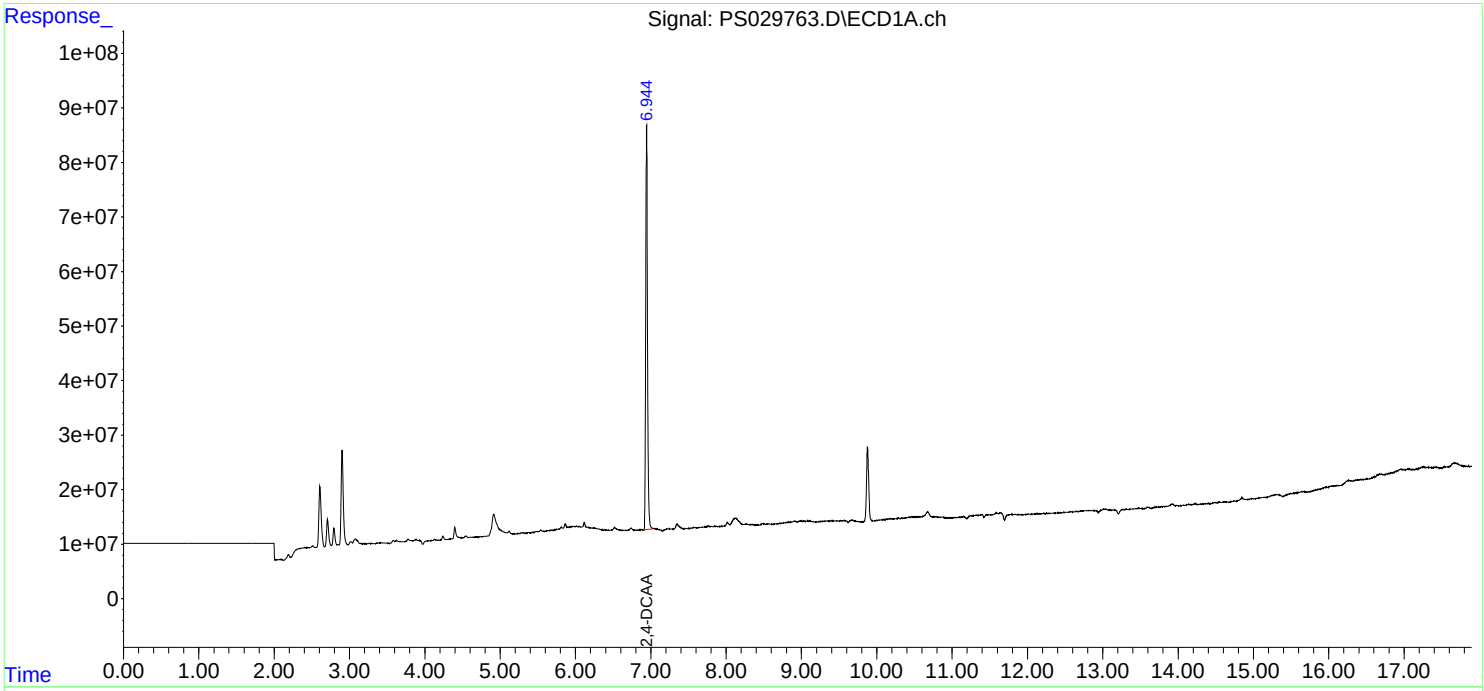

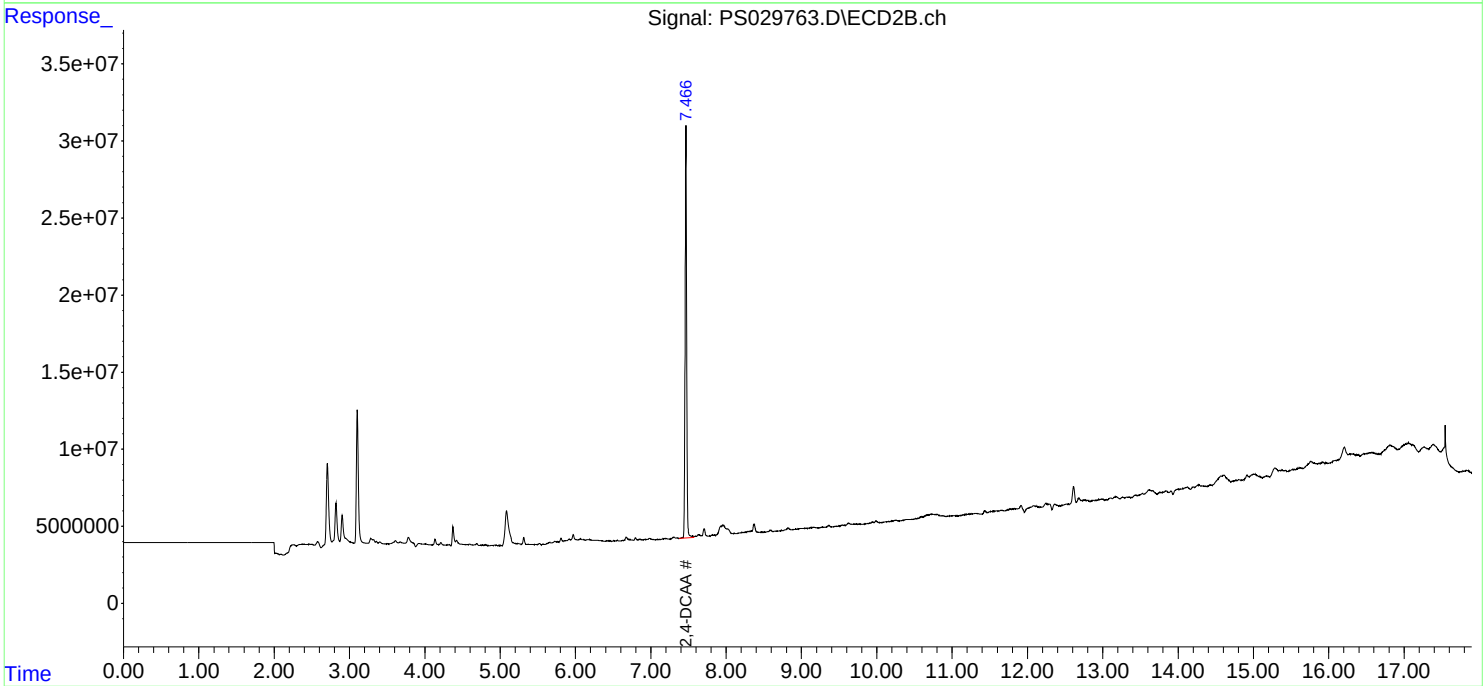

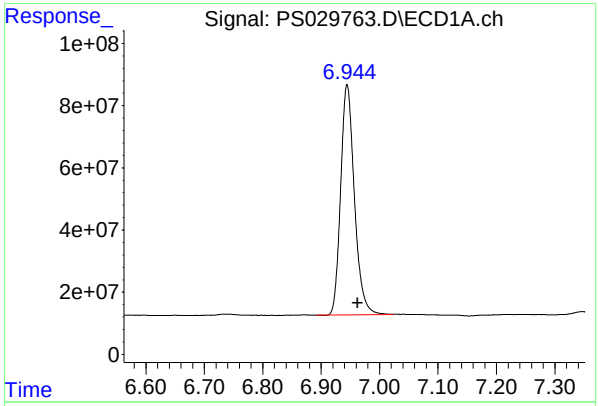

#4 2,4-DCAA

R.T.: 6.944 min
Delta R.T.: -0.018 min
Response: 1211344028
Conc: 594.14 ng/ml

Instrument :
ECD_S
ClientSampleId :
I.BLK

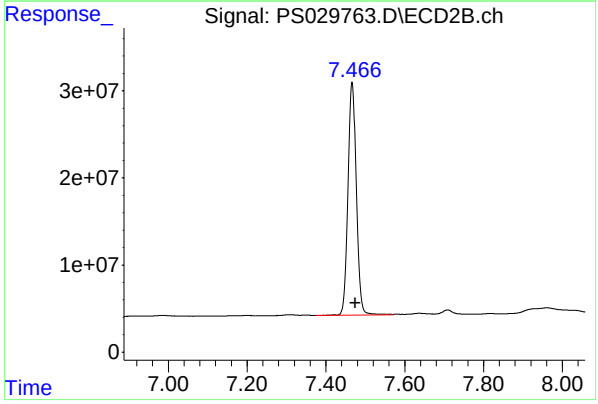

#4 2,4-DCAA

R.T.: 7.467 min
Delta R.T.: -0.008 min
Response: 396354417
Conc: 581.58 ng/ml

Alliance TECHNICAL GROUP
284 Sheffield Street, Mountainside, New Jersey 07092, Phone : 908 789 8900,
Fax : 908 789 8922

Report of Analysis

Client:	Nobis Group	Date Collected:	
Project:	Raymark Superfund Site	Date Received:	
Client Sample ID:	PB167511BS	SDG No.:	Q1730
Lab Sample ID:	PB167511BS	Matrix:	SOIL
Analytical Method:	SW8151A	% Solid:	100 Decanted:
Sample Wt/Vol:	30.02 Units: g	Final Vol:	10000 uL
Soil Aliquot Vol:	uL	Test:	Herbicide Group1
Extraction Type:		Injection Volume :	
GPC Factor :	1.0 PH :		
Prep Method :	8151A		

File ID/Qc Batch:	Dilution:	Prep Date	Date Analyzed	Prep Batch ID
PS029754.D	1	04/08/25 09:35	04/09/25 12:38	PB167511

CAS Number	Parameter	Conc.	Qualifier	MDL	LOD	LOQ / CRQL	Units(Dry Weight)
TARGETS							
1918-00-9	DICAMBA	0.16		0.0077	0.033	0.067	mg/Kg
75-99-0	DALAPON	0.17		0.018	0.050	0.067	mg/Kg
120-36-5	DICHLORPROP	0.17		0.013	0.033	0.067	mg/Kg
94-75-7	2,4-D	0.19		0.0090	0.033	0.067	mg/Kg
93-72-1	2,4,5-TP (Silvex)	0.17		0.0091	0.033	0.067	mg/Kg
93-76-5	2,4,5-T	0.17		0.0087	0.033	0.067	mg/Kg
94-82-6	2,4-DB	0.16		0.024	0.033	0.067	mg/Kg
88-85-7	DINOSEB	0.16		0.011	0.033	0.067	mg/Kg
SURROGATES							
19719-28-9	2,4-DCAA	507		27 - 122		101%	SPK: 500

Comments:

U = Not Detected
LOQ = Limit of Quantitation
MDL = Method Detection Limit
LOD = Limit of Detection
E = Value Exceeds Calibration Range
P = Indicates >25% difference for detected concentrations between the two GC columns
Q = indicates LCS control criteria did not meet requirements
M = MS/MSD acceptance criteria did not meet requirements

J = Estimated Value
B = Analyte Found in Associated Method Blank
N = Presumptive Evidence of a Compound
* = Values outside of QC limits
D = Dilution
S = Indicates estimated value where valid five-point calibration was not performed prior to analyte detection in sample.
() = Laboratory InHouse Limit

Data Path : Z:\pestpcbsrv\HPCHEM1\ECD_S\Data\PS040925\
Data File : PS029754.D
Signal(s) : Signal #1: ECD1A.ch Signal #2: ECD2B.ch
Acq On : 09 Apr 2025 12:38
Operator : AR\AJ
Sample : PB167511BS
Misc :
ALS Vial : 4 Sample Multiplier: 1

Instrument :
ECD_S
ClientSampleId :
PB167511BS

Manual Integrations APPROVED
Reviewed By :Abdul Mirza 04/10/2025
Supervised By :mohammad ahmed 04/11/2025

Integration File signal 1: autoint1.e
Integration File signal 2: autoint2.e
Quant Time: Apr 10 05:20:18 2025
Quant Method : Z:\pestpcbsrv\HPCHEM1\ECD_S\Method\PS040225.M
Quant Title : 8080.M
QLast Update : Wed Apr 02 23:52:55 2025
Response via : Initial Calibration
Integrator: ChemStation

Volume Inj. : 1 µl
Signal #1 Phase : ZB-MR1 Signal #2 Phase: ZB-MR2
Signal #1 Info : 30M x 0.32mm x0.5 Signal #2 Info : 30M x 0.32mm x 0.25µm

	Compound	RT#1	RT#2	Resp#1	Resp#2	ng/ml	ng/ml
	System Monitoring Compounds						
4) S	2,4-DCAA	6.947	7.461	1032.7E6	337.2E6	506.523	494.766
	Target Compounds						
1) T	Dalapon	2.455	2.523	1691.1E6	667.1E6	498.504	420.188
2) T	3,5-DICHL...	6.151	6.457	1487.6E6	429.6E6	494.604	444.903
3) T	4-Nitroph...	6.738	6.996	698.1E6	311.5E6	496.953	439.368
5) T	DICAMBA	7.124	7.647	4031.4E6	1682.7E6	484.431	455.598
6) T	MCPP	7.301	7.753	243.1E6	71745408	44.846	42.491
7) T	MCPA	7.444	7.983	332.4E6	97391449	45.735m	42.804
8) T	DICHLORPROP	7.806	8.341	1098.3E6	459.7E6	499.343	475.810
9) T	2,4-D	8.026	8.655	1362.2E6	513.5E6	565.315	476.162
10) T	Pentachlo...	8.304	9.155	15250.9E6	8808.2E6	501.593	491.317
11) T	2,4,5-TP ...	8.870	9.533	5841.2E6	3526.3E6	502.887	488.884
12) T	2,4,5-T	9.152	9.937	5777.1E6	3283.6E6	502.166	489.877
13) T	2,4-DB	9.712	10.494	891.2E6	347.2E6	490.566	467.962
14) T	DINOSEB	10.875	10.866	4115.1E6	2446.7E6	487.449	478.537
15) T	Picloram	10.693	11.905	7828.4E6	4545.7E6	505.047	384.434m
16) T	DCPA	11.176	11.893	7149.8E6	3722.2E6	511.941	420.560m

(f)=RT Delta > 1/2 Window (#)=Amounts differ by > 25% (m)=manual int.

Data Path : Z:\pestpcbsrv\HPCHEM1\ECD_S\Data\PS040925\
Data File : PS029754.D
Signal(s) : Signal #1: ECD1A.ch Signal #2: ECD2B.ch
Acq On : 09 Apr 2025 12:38
Operator : AR\AJ
Sample : PB167511BS
Misc :
ALS Vial : 4 Sample Multiplier: 1

Instrument :
ECD_S
ClientSampleId :
PB167511BS

Manual Integrations APPROVED
Reviewed By :Abdul Mirza 04/10/2025
Supervised By :mohammad ahmed 04/11/2025

Integration File signal 1: autoint1.e
Integration File signal 2: autoint2.e
Quant Time: Apr 10 05:20:18 2025
Quant Method : Z:\pestpcbsrv\HPCHEM1\ECD_S\Method\PS040225.M
Quant Title : 8080.M
QLast Update : Wed Apr 02 23:52:55 2025
Response via : Initial Calibration
Integrator: ChemStation

Volume Inj. : 1 µl
Signal #1 Phase : ZB-MR1 Signal #2 Phase: ZB-MR2
Signal #1 Info : 30M x 0.32mm x0.5 Signal #2 Info : 30M x 0.32mm x 0.25µm

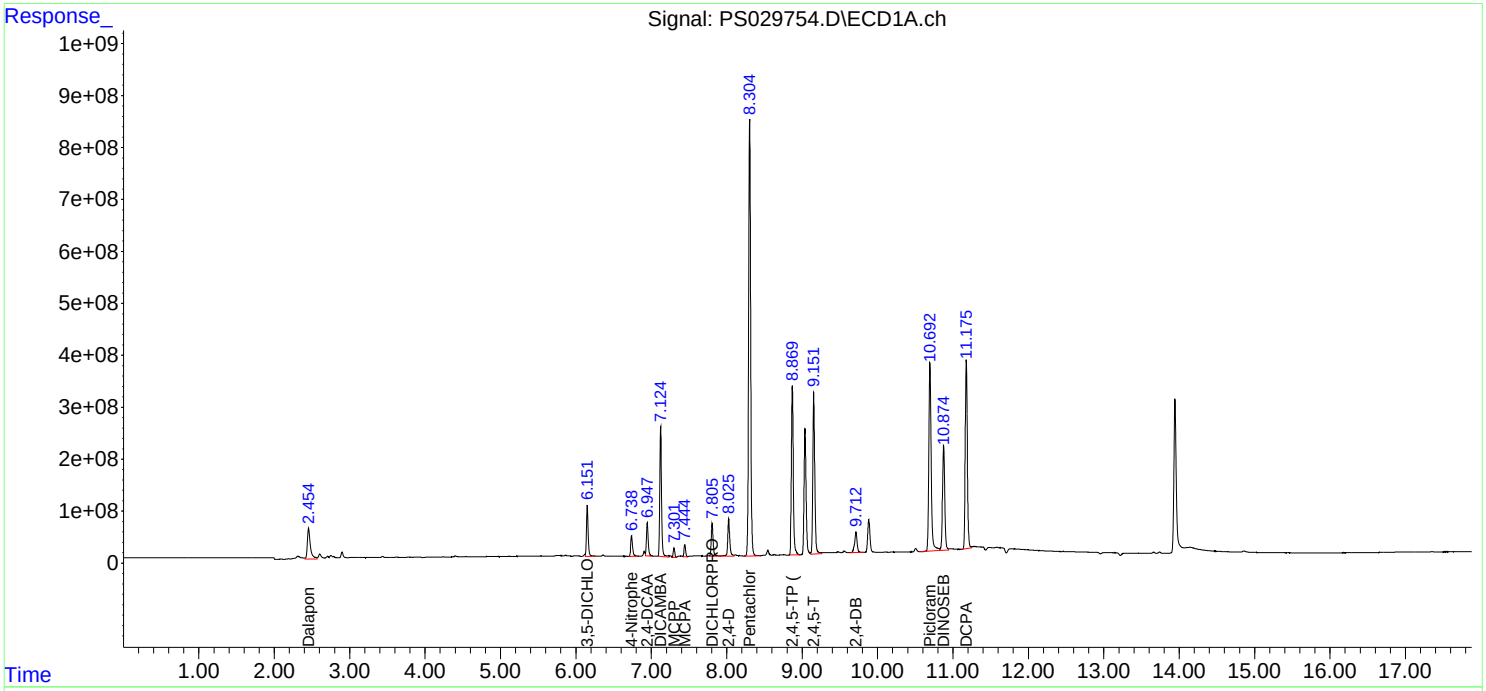

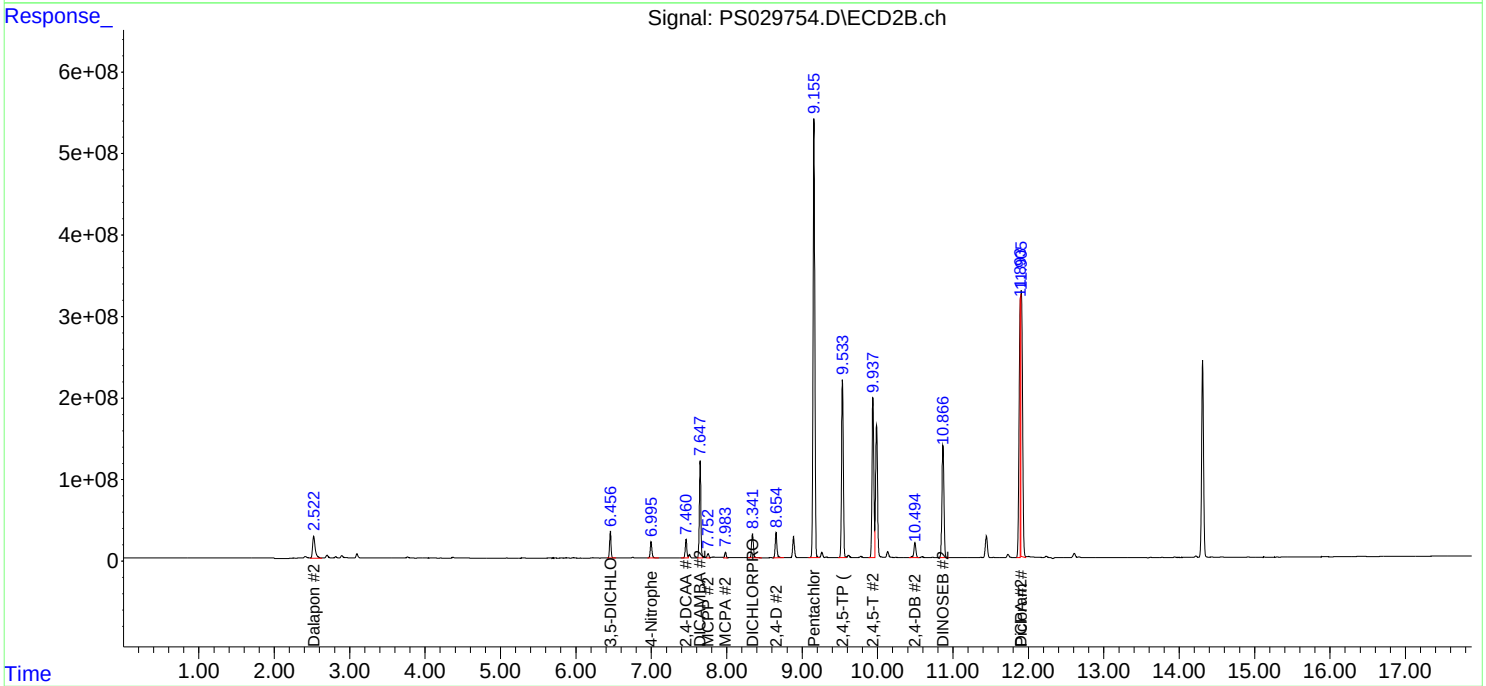

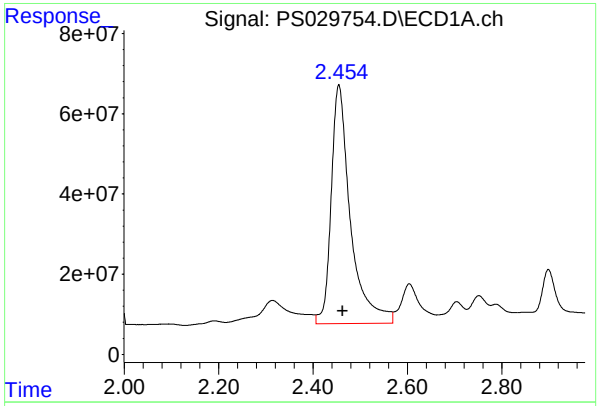

#1 Dalapon

R.T.: 2.455 min
Delta R.T.: -0.008 mi
Response: 1691123293
Conc: 498.50 ng/m

Instrument :
ECD_S
ClientSampleId :
PB167511BS

Manual Integrations APPROVED

Reviewed By :Abdul Mirza 04/10/2025
Supervised By :mohammad ahmed 04/11/2025

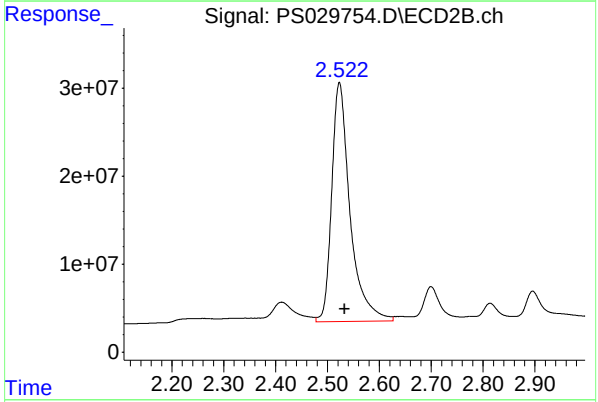

#1 Dalapon

R.T.: 2.523 min
Delta R.T.: -0.010 min
Response: 667088066
Conc: 420.19 ng/ml

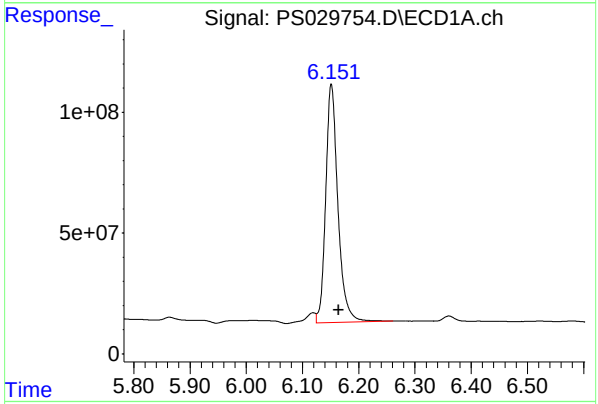

#2 3,5-DICHLOROBENZOIC ACID

R.T.: 6.151 min
Delta R.T.: -0.014 min
Response: 1487648690
Conc: 494.60 ng/ml

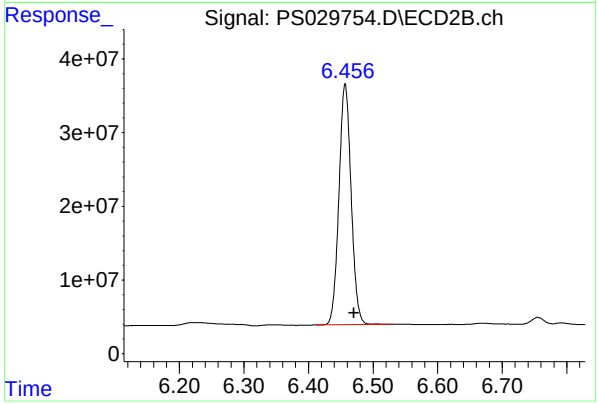

#2 3,5-DICHLOROBENZOIC ACID

R.T.: 6.457 min
Delta R.T.: -0.013 min
Response: 429579010
Conc: 444.90 ng/ml

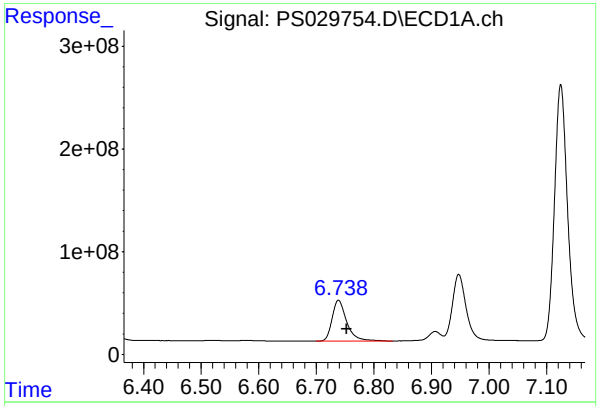

#3 4-Nitrophenol

R.T.: 6.738 min
Delta R.T.: -0.015 min
Response: 698119312
Conc: 496.95 ng/ml

Instrument :
ECD_S
ClientSampleId :
PB167511BS

Manual Integrations APPROVED

Reviewed By :Abdul Mirza 04/10/2025
Supervised By :mohammad ahmed 04/11/2025

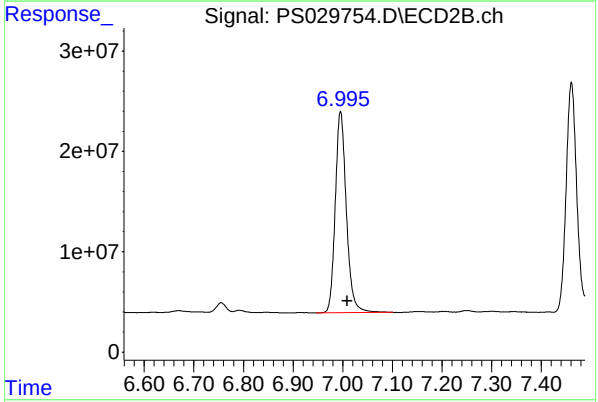

#3 4-Nitrophenol

R.T.: 6.996 min
Delta R.T.: -0.014 min
Response: 311511106
Conc: 439.37 ng/ml

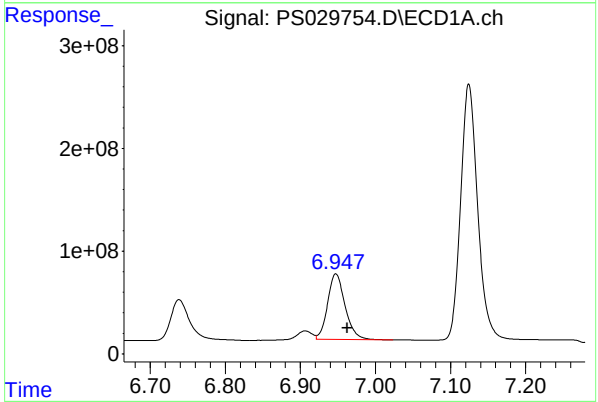

#4 2,4-DCAA

R.T.: 6.947 min
Delta R.T.: -0.015 min
Response: 1032714909
Conc: 506.52 ng/ml

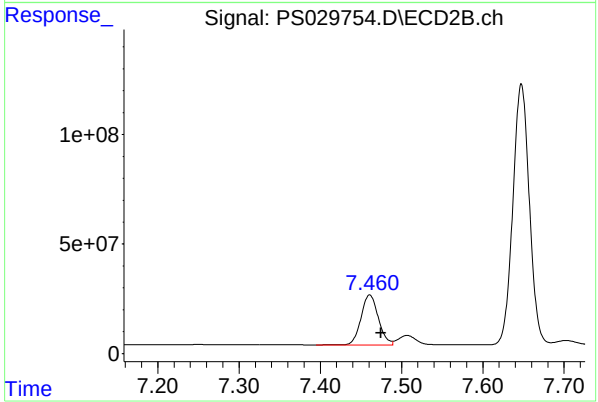

#4 2,4-DCAA

R.T.: 7.461 min
Delta R.T.: -0.014 min
Response: 337189584
Conc: 494.77 ng/ml

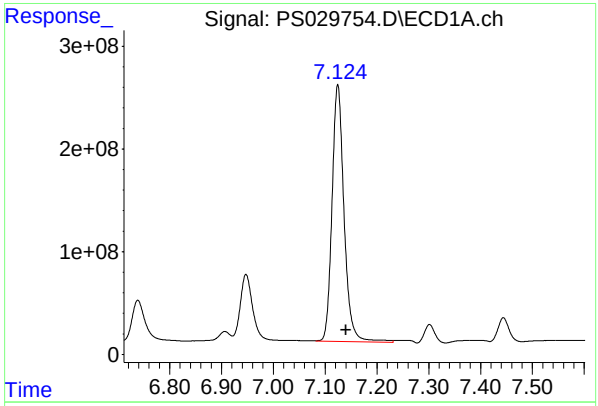

#5 DICAMBA

R.T.: 7.124 min
Delta R.T.: -0.015 min
Response: 4031407941
Conc: 484.43 ng/ml

Instrument :
ECD_S
ClientSampleId :
PB167511BS

Manual Integrations APPROVED

Reviewed By :Abdul Mirza 04/10/2025
Supervised By :mohammad ahmed 04/11/2025

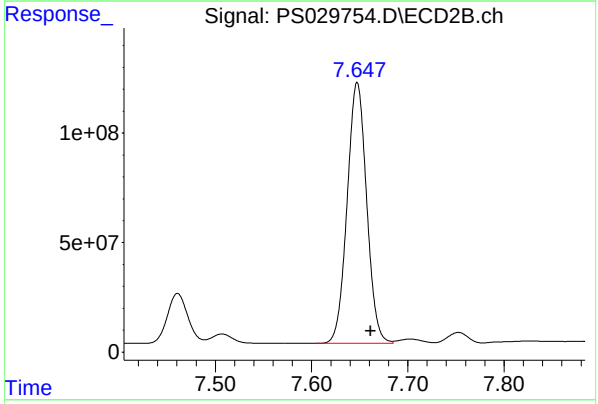

#5 DICAMBA

R.T.: 7.647 min
Delta R.T.: -0.014 min
Response: 1682691732
Conc: 455.60 ng/ml

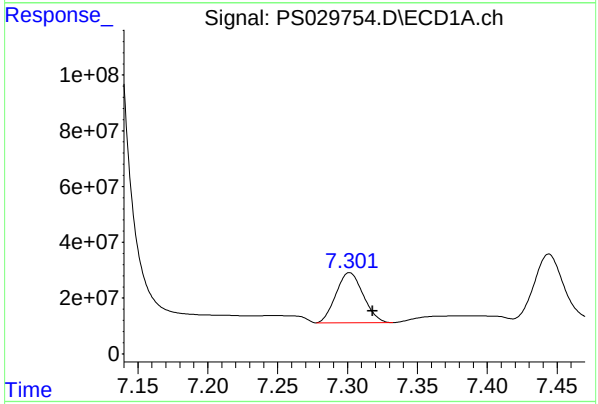

#6 MCPP

R.T.: 7.301 min
Delta R.T.: -0.017 min
Response: 243061861
Conc: 44.85 ug/ml

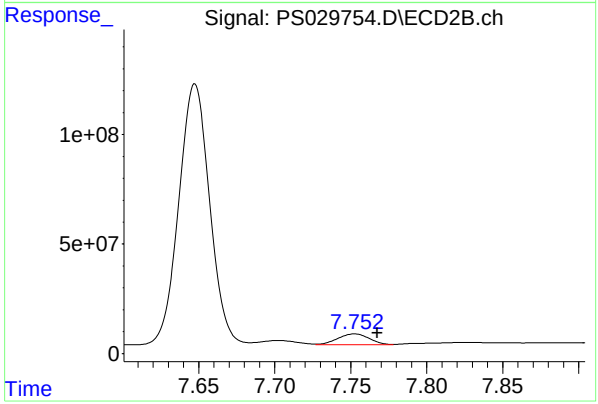

#6 MCPP

R.T.: 7.753 min
Delta R.T.: -0.015 min
Response: 71745408
Conc: 42.49 ug/ml

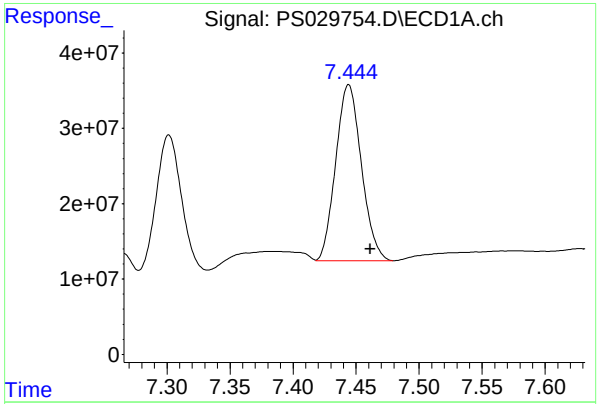

#7 MCPA

R.T.: 7.444 min
Delta R.T.: -0.017 min
Response: 332449092
Conc: 45.74 ug/ml

Instrument :
ECD_S
ClientSampleId :
PB167511BS

Manual Integrations APPROVED

Reviewed By :Abdul Mirza 04/10/2025
Supervised By :mohammad ahmed 04/11/2025

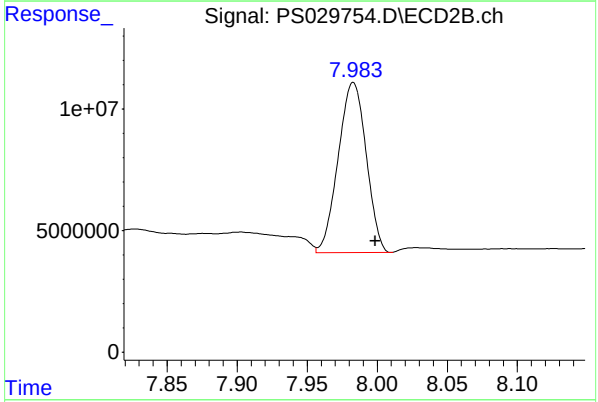

#7 MCPA

R.T.: 7.983 min
Delta R.T.: -0.016 min
Response: 97391449
Conc: 42.80 ug/ml

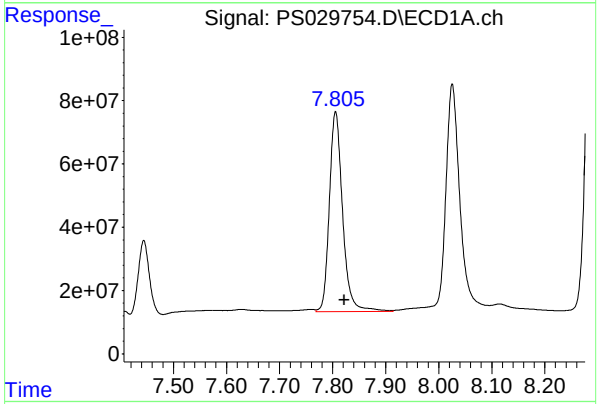

#8 DICHLORPROP

R.T.: 7.806 min
Delta R.T.: -0.016 min
Response: 1098274287
Conc: 499.34 ng/ml

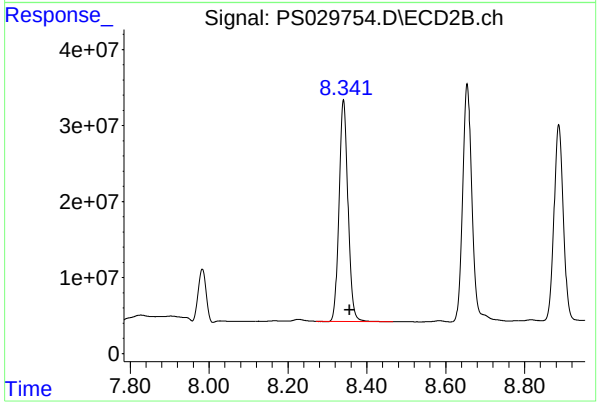

#8 DICHLORPROP

R.T.: 8.341 min
Delta R.T.: -0.016 min
Response: 459705216
Conc: 475.81 ng/ml

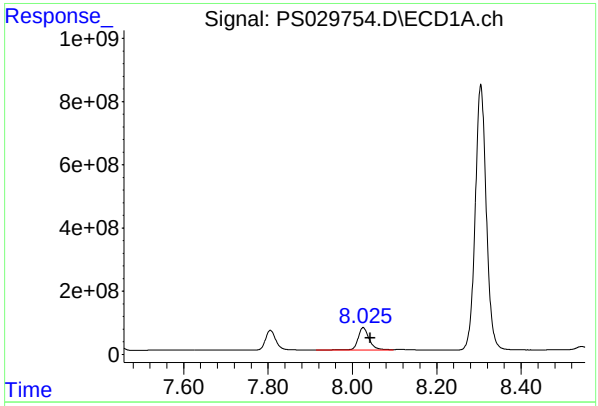

#9 2,4-D

R.T.: 8.026 min
Delta R.T.: -0.017 min
Response: 1362176439
Conc: 565.31 ng/ml

Instrument :
ECD_S
ClientSampleId :
PB167511BS

Manual Integrations APPROVED

Reviewed By :Abdul Mirza 04/10/2025
Supervised By :mohammad ahmed 04/11/2025

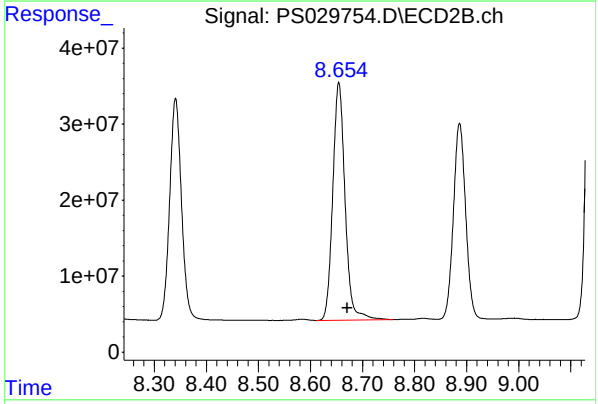

#9 2,4-D

R.T.: 8.655 min
Delta R.T.: -0.016 min
Response: 513523804
Conc: 476.16 ng/ml

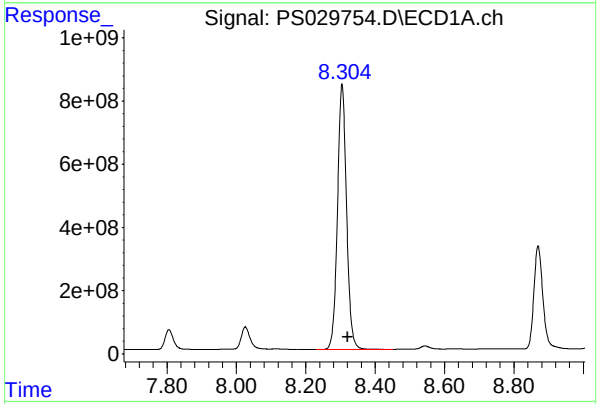

#10 Pentachlorophenol

R.T.: 8.304 min
Delta R.T.: -0.016 min
Response: 15250944272
Conc: 501.59 ng/ml

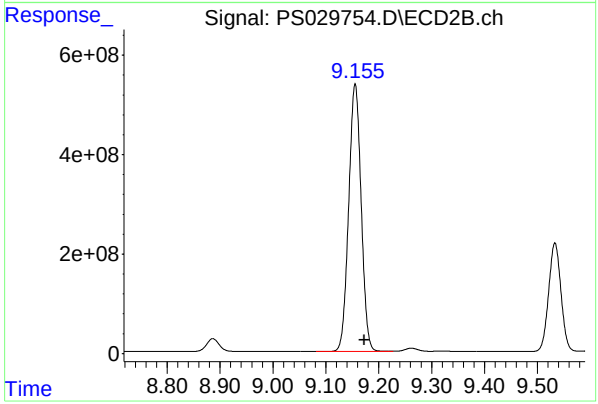

#10 Pentachlorophenol

R.T.: 9.155 min
Delta R.T.: -0.018 min
Response: 8808185843
Conc: 491.32 ng/ml

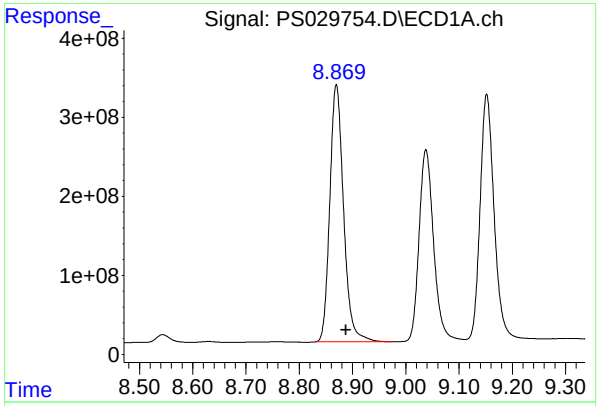

#11 2,4,5-TP (SILVEX)

R.T.: 8.870 min
Delta R.T.: -0.018 min
Response: 5841206053
Conc: 502.89 ng/ml

Instrument :
ECD_S
ClientSampleId :
PB167511BS

Manual Integrations
APPROVED

Reviewed By :Abdul Mirza 04/10/2025
Supervised By :mohammad ahmed 04/11/2025

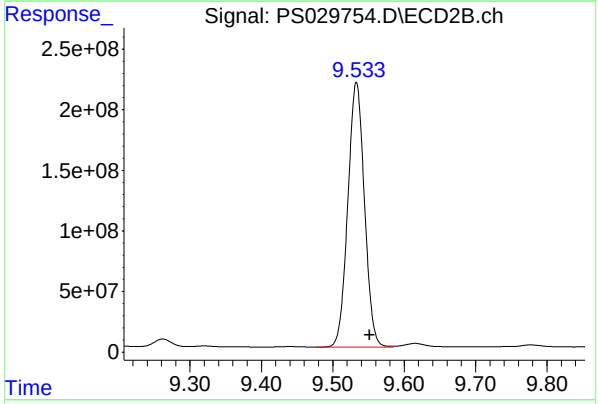

#11 2,4,5-TP (SILVEX)

R.T.: 9.533 min
Delta R.T.: -0.018 min
Response: 3526300956
Conc: 488.88 ng/ml

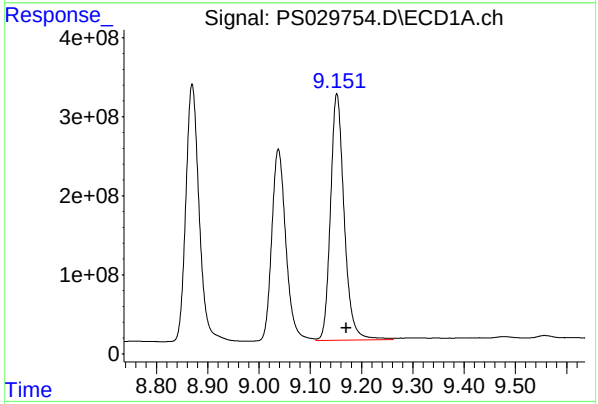

#12 2,4,5-T

R.T.: 9.152 min
Delta R.T.: -0.018 min
Response: 5777129821
Conc: 502.17 ng/ml

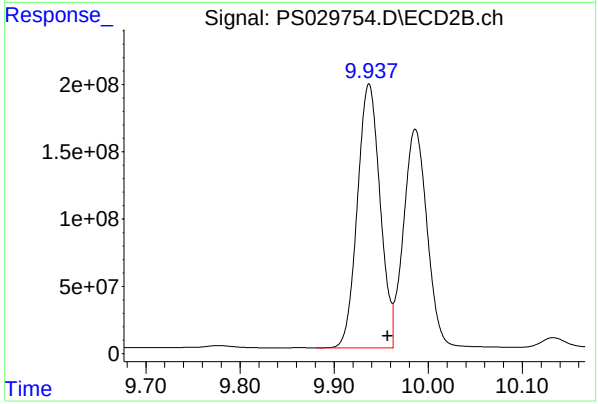

#12 2,4,5-T

R.T.: 9.937 min
Delta R.T.: -0.020 min
Response: 3283567624
Conc: 489.88 ng/ml

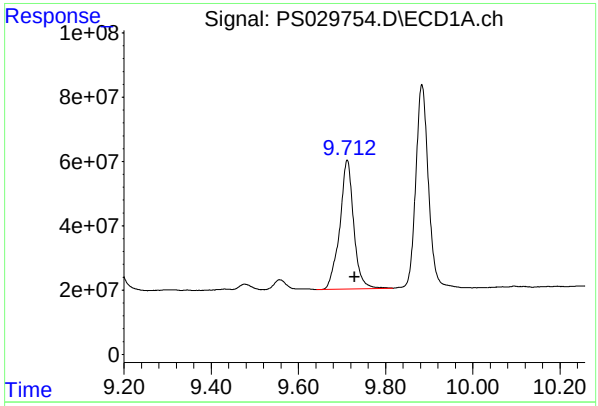

#13 2,4-DB

R.T.: 9.712 min
Delta R.T.: -0.017 min
Response: 891233644
Conc: 490.57 ng/ml

Instrument :
ECD_S
ClientSampleId :
PB167511BS

Manual Integrations APPROVED

Reviewed By :Abdul Mirza 04/10/2025
Supervised By :mohammad ahmed 04/11/2025

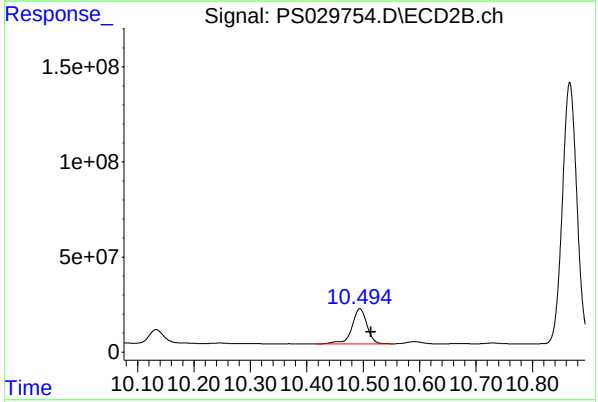

#13 2,4-DB

R.T.: 10.494 min
Delta R.T.: -0.020 min
Response: 347216279
Conc: 467.96 ng/ml

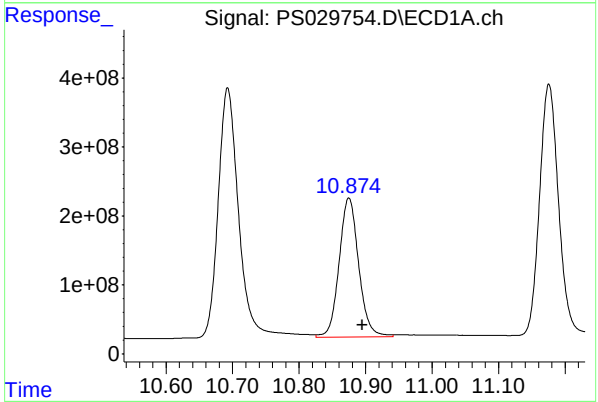

#14 DINOSEB

R.T.: 10.875 min
Delta R.T.: -0.020 min
Response: 4115062917
Conc: 487.45 ng/ml

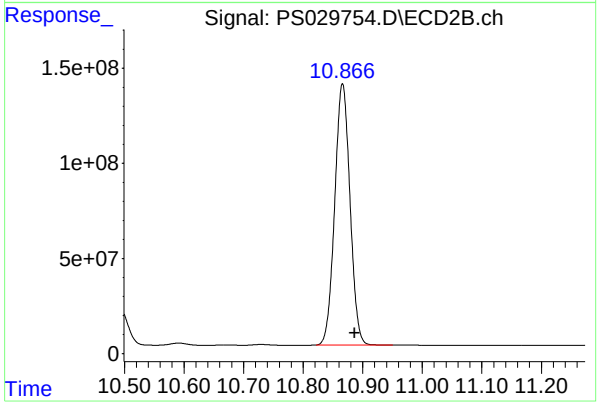

#14 DINOSEB

R.T.: 10.866 min
Delta R.T.: -0.020 min
Response: 2446666959
Conc: 478.54 ng/ml

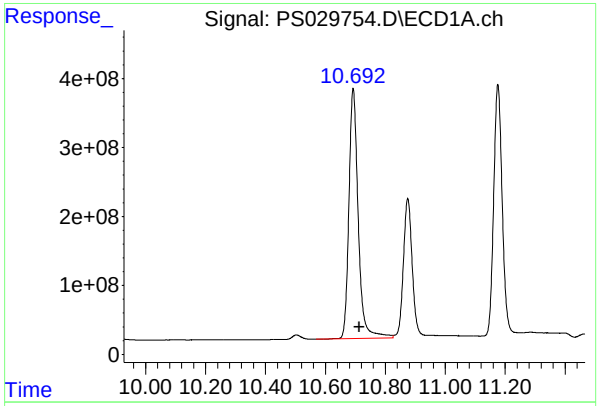

#15 Picloram

R.T.: 10.693 min
Delta R.T.: -0.021 min
Response: 7828426995
Conc: 505.05 ng/ml

Instrument :
ECD_S
ClientSampleId :
PB167511BS

Manual Integrations APPROVED

Reviewed By :Abdul Mirza 04/10/2025
Supervised By :mohammad ahmed 04/11/2025

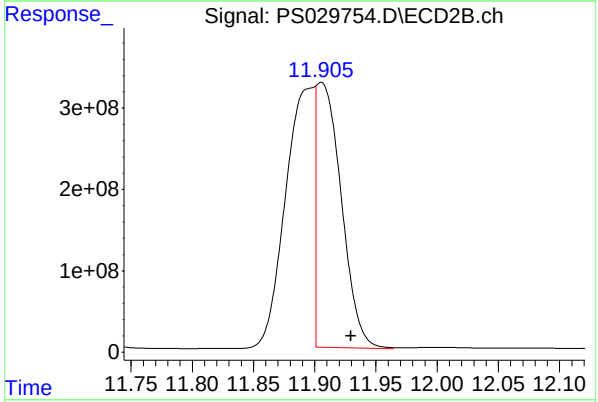

#15 Picloram

R.T.: 11.905 min
Delta R.T.: -0.025 min
Response: 4545712827
Conc: 384.43 ng/ml m

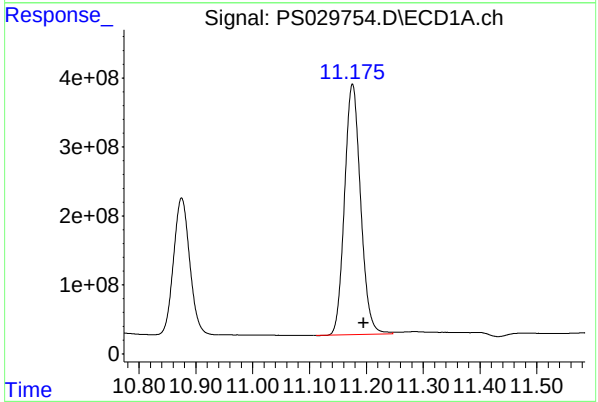

#16 DCPA

R.T.: 11.176 min
Delta R.T.: -0.020 min
Response: 7149825301
Conc: 511.94 ng/ml

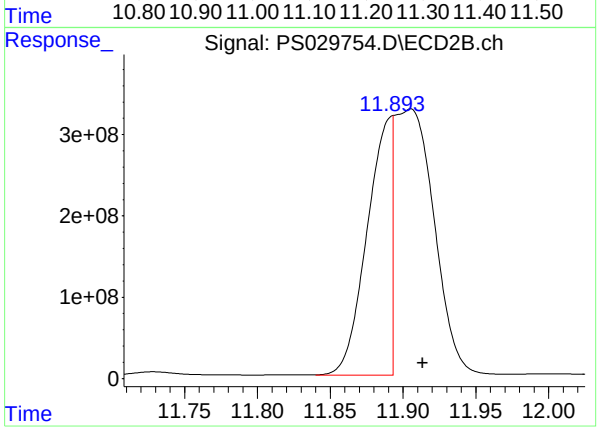

#16 DCPA

R.T.: 11.893 min
Delta R.T.: -0.021 min
Response: 3722236319
Conc: 420.56 ng/ml m

Alliance TECHNICAL GROUP
284 Sheffield Street, Mountainside, New Jersey 07092, Phone : 908 789 8900,
Fax : 908 789 8922

Report of Analysis

Client:	Nobis Group	Date Collected:	04/02/25
Project:	Raymark Superfund Site	Date Received:	04/03/25
Client Sample ID:	Z-05AMS	SDG No.:	Q1730
Lab Sample ID:	Q1712-01MS	Matrix:	SOIL
Analytical Method:	SW8151A	% Solid:	87.5 Decanted:
Sample Wt/Vol:	30.06 Units: g	Final Vol:	10000 uL
Soil Aliquot Vol:	uL	Test:	Herbicide Group1
Extraction Type:		Injection Volume :	
GPC Factor :	1.0 PH :		
Prep Method :	8151A		

File ID/Qc Batch:	Dilution:	Prep Date	Date Analyzed	Prep Batch ID
PS029731.D	1	04/08/25 09:35	04/08/25 18:14	PB167511

CAS Number	Parameter	Conc.	Qualifier	MDL	LOD	LOQ / CRQL	Units(Dry Weight)
TARGETS							
1918-00-9	DICAMBA	0.12		0.0088	0.038	0.076	mg/Kg
75-99-0	DALAPON	0.19		0.020	0.057	0.076	mg/Kg
120-36-5	DICHLORPROP	0.12	P	0.015	0.038	0.076	mg/Kg
94-75-7	2,4-D	0.14		0.010	0.038	0.076	mg/Kg
93-72-1	2,4,5-TP (Silvex)	0.13	P	0.010	0.038	0.076	mg/Kg
93-76-5	2,4,5-T	0.095		0.0099	0.038	0.076	mg/Kg
94-82-6	2,4-DB	0.062	J	0.028	0.038	0.076	mg/Kg
88-85-7	DINOSEB	0.038	U	0.012	0.038	0.076	mg/Kg
SURROGATES							
19719-28-9	2,4-DCAA	366		27 - 122		73%	SPK: 500

Comments:

U = Not Detected
LOQ = Limit of Quantitation
MDL = Method Detection Limit
LOD = Limit of Detection
E = Value Exceeds Calibration Range
P = Indicates >25% difference for detected concentrations between the two GC columns
Q = indicates LCS control criteria did not meet requirements
M = MS/MSD acceptance criteria did not meet requirements
J = Estimated Value
B = Analyte Found in Associated Method Blank
N = Presumptive Evidence of a Compound
* = Values outside of QC limits
D = Dilution
S = Indicates estimated value where valid five-point calibration was not performed prior to analyte detection in sample.
() = Laboratory InHouse Limit

Data Path : Z:\pestpcbsrv\HPCHEM1\ECD_S\Data\PS040825\
Data File : PS029731.D
Signal(s) : Signal #1: ECD1A.ch Signal #2: ECD2B.ch
Acq On : 08 Apr 2025 18:14
Operator : AR\AJ
Sample : Q1712-01MS
Misc :
ALS Vial : 7 Sample Multiplier: 1

Instrument :
ECD_S
ClientSampleId :
Z-05AMS

Manual Integrations APPROVED
Reviewed By :Abdul Mirza 04/09/2025
Supervised By :mohammad ahmed 04/10/2025

Integration File signal 1: autoint1.e
Integration File signal 2: autoint2.e
Quant Time: Apr 08 22:49:17 2025
Quant Method : Z:\pestpcbsrv\HPCHEM1\ECD_S\Method\PS040225.M
Quant Title : 8080.M
QLast Update : Wed Apr 02 23:52:55 2025
Response via : Initial Calibration
Integrator: ChemStation

Volume Inj. : 1 µl
Signal #1 Phase : ZB-MR1 Signal #2 Phase: ZB-MR2
Signal #1 Info : 30M x 0.32mm x0.5 Signal #2 Info : 30M x 0.32mm x 0.25µm

		Compound	RT#1	RT#2	Resp#1	Resp#2	ng/ml	ng/ml
		System Monitoring Compounds						
4)	S	2,4-DCAA	6.951	7.470	745.6E6	224.2E6	365.700m	328.935
		Target Compounds						
1)	T	Dalapon	2.458	2.530	1523.7E6	808.1E6	449.158	509.024
2)	T	3,5-DICHL...	6.157	6.465	803.5E6	218.5E6	267.141	226.243
5)	T	DICAMBA	7.130	7.657	2396.6E6	1119.1E6	287.987m	303.007
6)	T	MCPP	7.307	7.759	87707260	35876554	16.183	21.248 #
7)	T	MCPA	7.450	7.989	242.8E6	55080602	33.400m	24.208 #
8)	T	DICHLORPROP	7.811	8.350	521.4E6	313.0E6	237.042	323.980 #
9)	T	2,4-D	8.032	8.664	895.4E6	331.8E6	371.617	307.666
10)	T	Pentachlo...	8.311	9.165	4429.7E6	2702.0E6	145.688	150.714
11)	T	2,4,5-TP ...	8.877	9.543	2475.0E6	2480.8E6	213.078	343.937 #
12)	T	2,4,5-T	9.158	9.947	2858.2E6	1610.3E6	248.440	240.239
13)	T	2,4-DB	9.727	10.504	288.5E6	121.3E6	158.780m	163.483
15)	T	Picloram	10.701	11.914	4038.6E6	1904.2E6	260.546	161.040m#
16)	T	DCPA	11.183	11.900	4453.4E6	3664.4E6	318.874m	414.029m#

(f)=RT Delta > 1/2 Window (#)=Amounts differ by > 25% (m)=manual int.

Data Path : Z:\pestpcbsrv\HPCHEM1\ECD_S\Data\PS040825\
Data File : PS029731.D
Signal(s) : Signal #1: ECD1A.ch Signal #2: ECD2B.ch
Acq On : 08 Apr 2025 18:14
Operator : AR\AJ
Sample : Q1712-01MS
Misc :
ALS Vial : 7 Sample Multiplier: 1

Instrument :
ECD_S
ClientSampleId :
Z-05AMS

Manual Integrations APPROVED
Reviewed By :Abdul Mirza 04/09/2025
Supervised By :mohammad ahmed 04/10/2025

Integration File signal 1: autoint1.e
Integration File signal 2: autoint2.e
Quant Time: Apr 08 22:49:17 2025
Quant Method : Z:\pestpcbsrv\HPCHEM1\ECD_S\Method\PS040225.M
Quant Title : 8080.M
QLast Update : Wed Apr 02 23:52:55 2025
Response via : Initial Calibration
Integrator: ChemStation

Volume Inj. : 1 µl
Signal #1 Phase : ZB-MR1 Signal #2 Phase: ZB-MR2
Signal #1 Info : 30M x 0.32mm x0.5 Signal #2 Info : 30M x 0.32mm x 0.25µm

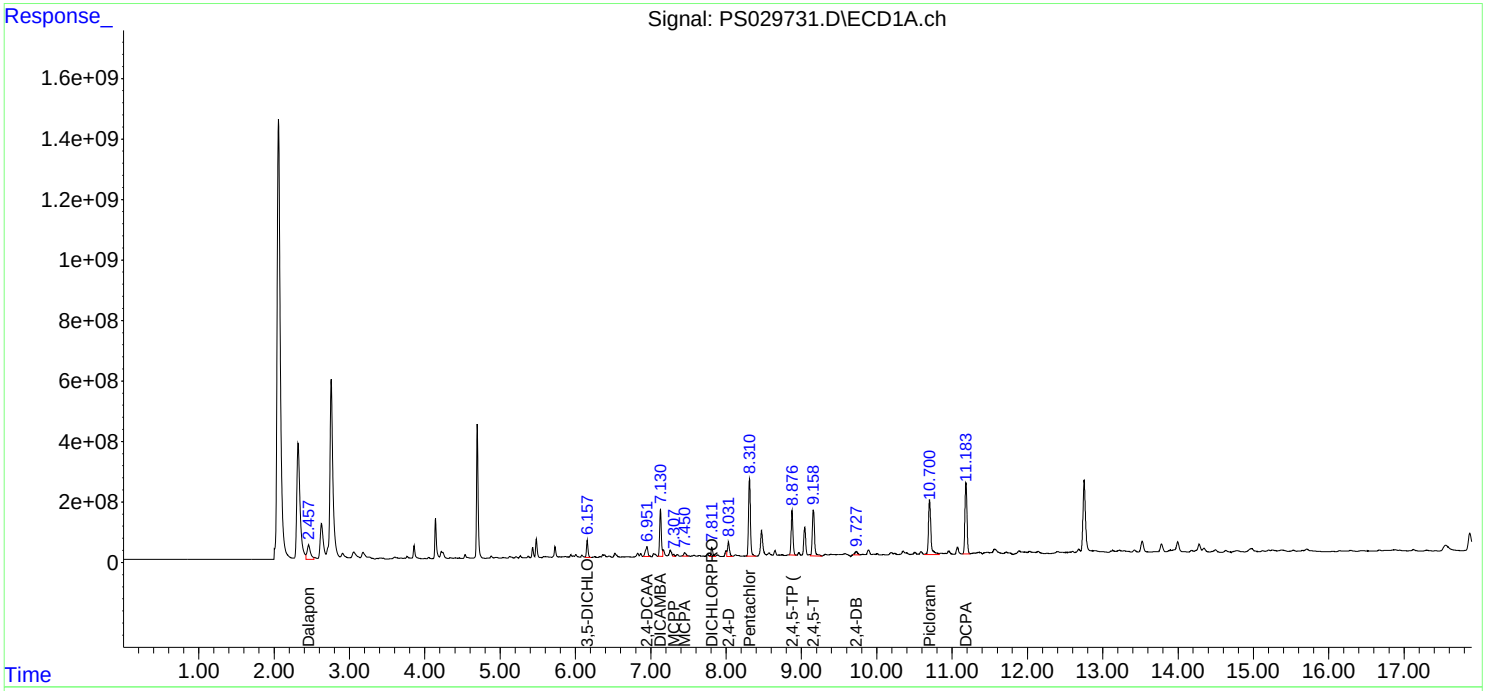

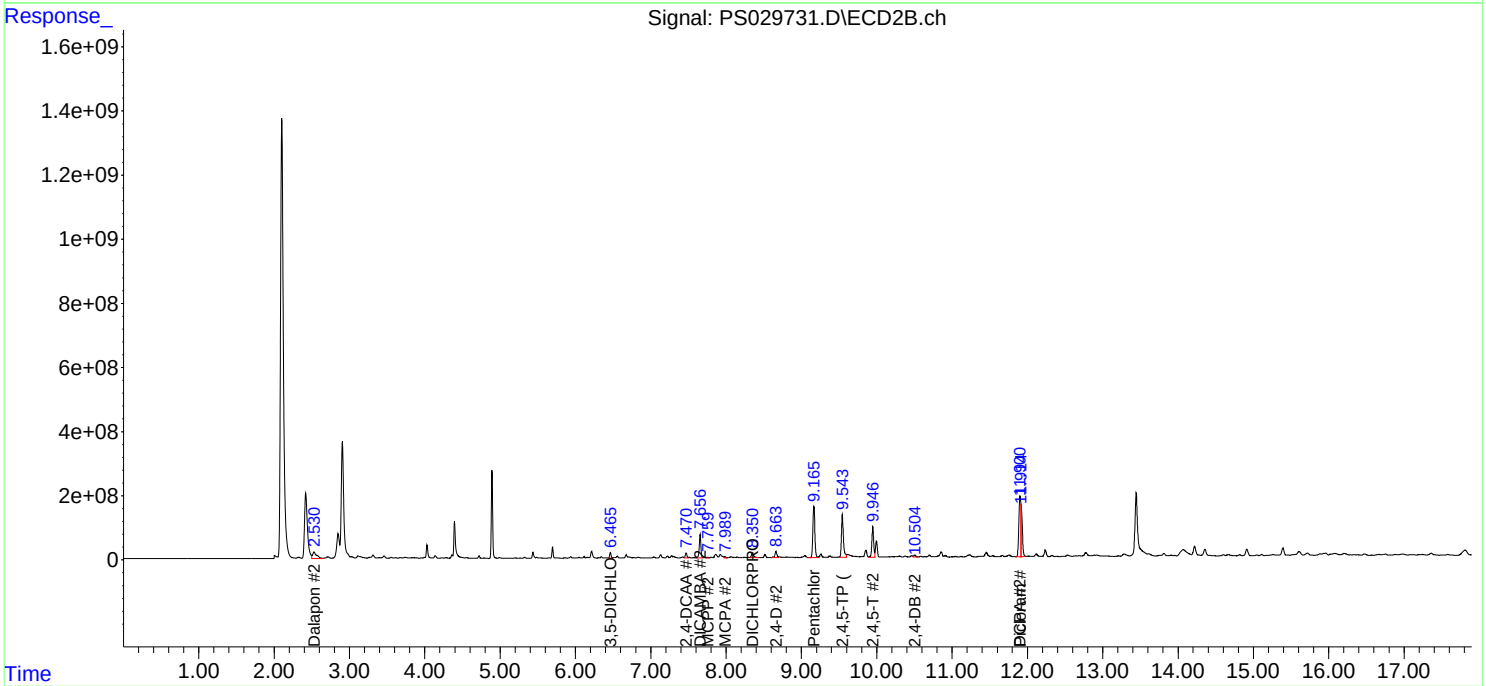

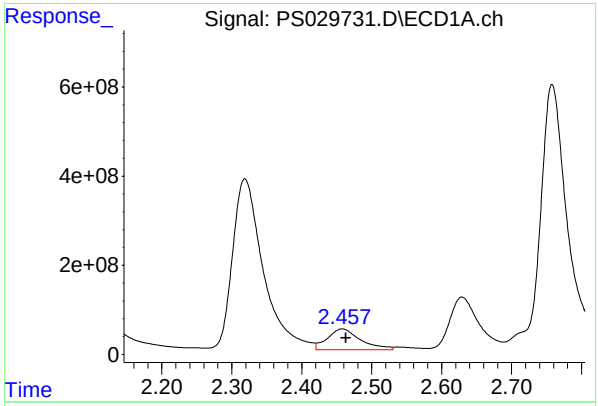

#1 Dalapon

R.T.: 2.458 min
Delta R.T.: -0.005 min
Response: 1523720624
Conc: 449.16 ng/ml

Instrument :
ECD_S
ClientSampleId :
Z-05AMS

Manual Integrations APPROVED

Reviewed By :Abdul Mirza 04/09/2025
Supervised By :mohammad ahmed 04/10/2025

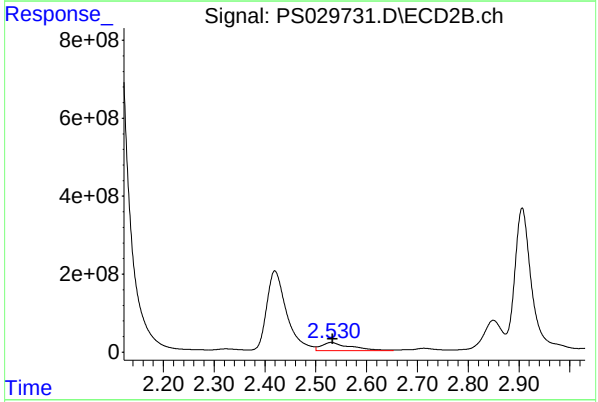

#1 Dalapon

R.T.: 2.530 min
Delta R.T.: -0.003 min
Response: 808123729
Conc: 509.02 ng/ml

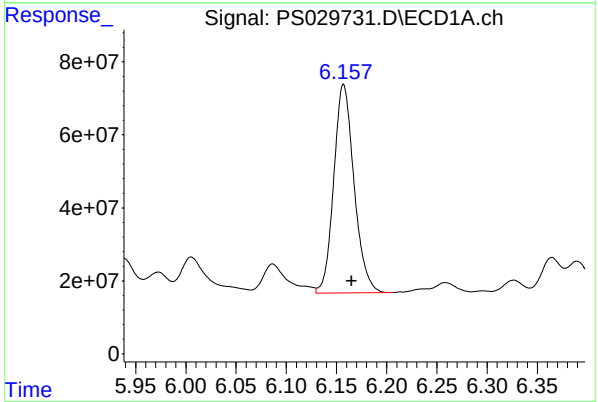

#2 3,5-DICHLOROBENZOIC ACID

R.T.: 6.157 min
Delta R.T.: -0.008 min
Response: 803494460
Conc: 267.14 ng/ml

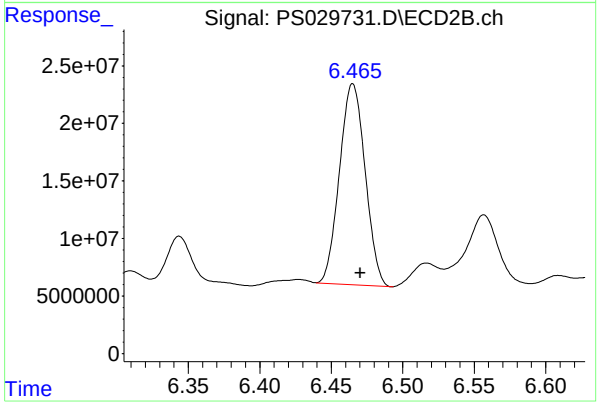

#2 3,5-DICHLOROBENZOIC ACID

R.T.: 6.465 min
Delta R.T.: -0.005 min
Response: 218450221
Conc: 226.24 ng/ml

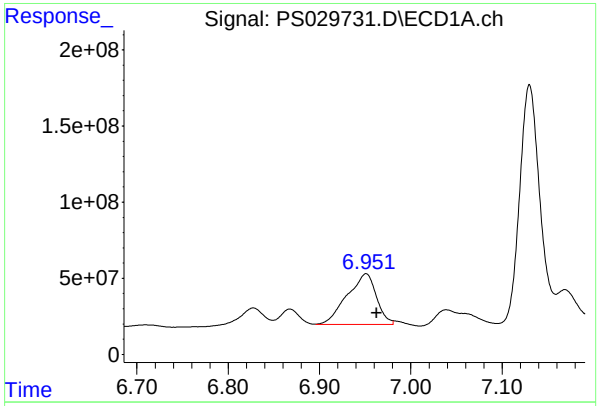

#4 2,4-DCAA

R.T.: 6.951 min
Delta R.T.: -0.012 min
Response: 745601082
Conc: 365.70 ng/ml

Instrument :
ECD_S
ClientSampleId :
Z-05AMS

Manual Integrations
APPROVED

Reviewed By :Abdul Mirza 04/09/2025
Supervised By :mohammad ahmed 04/10/2025

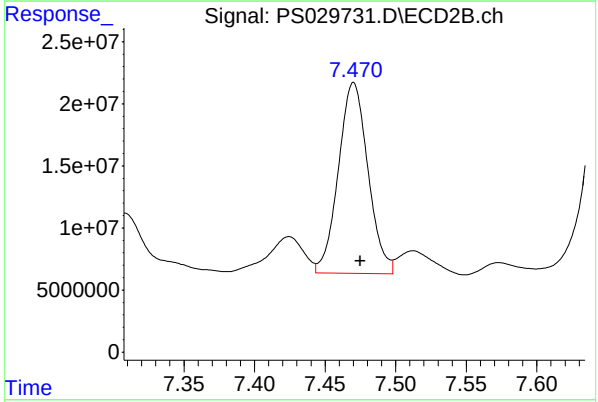

#4 2,4-DCAA

R.T.: 7.470 min
Delta R.T.: -0.005 min
Response: 224173478
Conc: 328.94 ng/ml

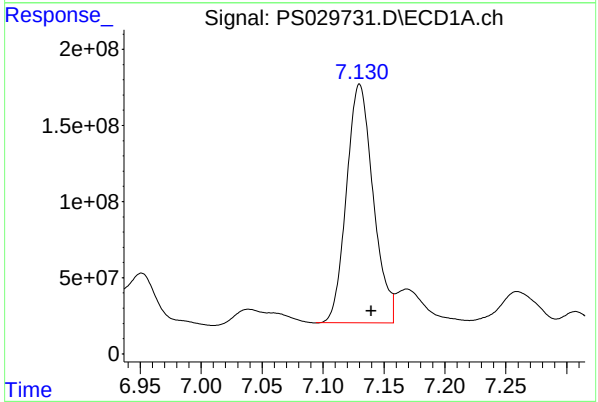

#5 DICAMBA

R.T.: 7.130 min
Delta R.T.: -0.010 min
Response: 2396608902
Conc: 287.99 ng/ml m

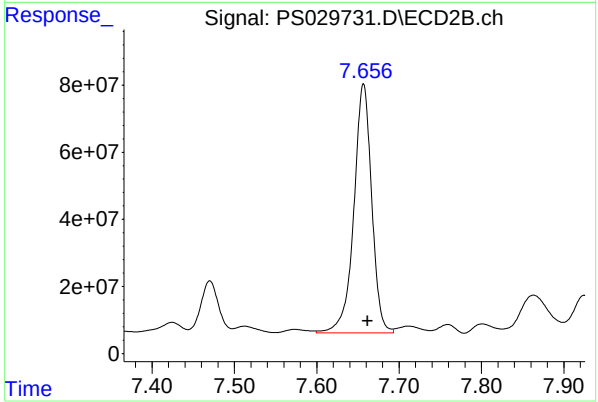

#5 DICAMBA

R.T.: 7.657 min
Delta R.T.: -0.005 min
Response: 1119117751
Conc: 303.01 ng/ml

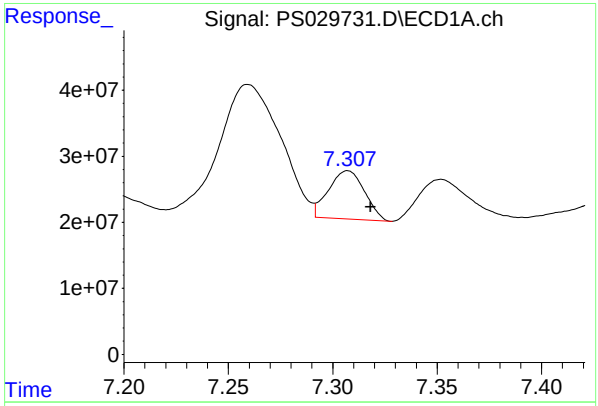

#6 MCPP

R.T.: 7.307 min
Delta R.T.: -0.011 mi
Response: 87707260
Conc: 16.18 ug/m

Instrument :
ECD_S
ClientSampleId :
Z-05AMS

Manual Integrations APPROVED

Reviewed By :Abdul Mirza 04/09/2025
Supervised By :mohammad ahmed 04/10/2025

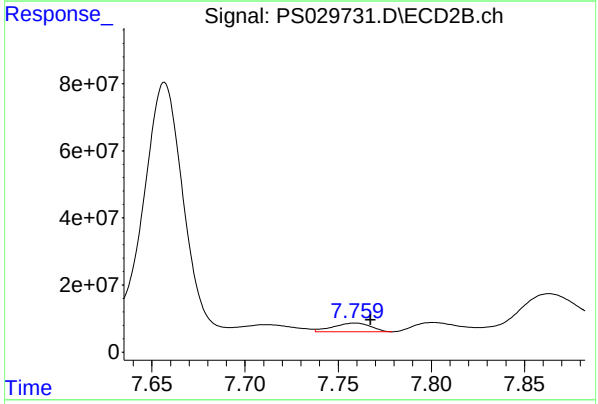

#6 MCPP

R.T.: 7.759 min
Delta R.T.: -0.009 min
Response: 35876554
Conc: 21.25 ug/ml

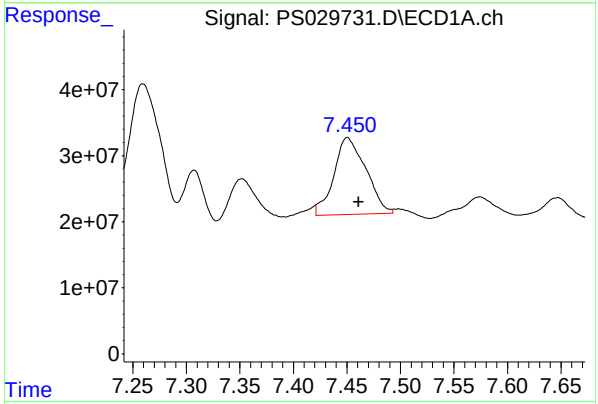

#7 MCPA

R.T.: 7.450 min
Delta R.T.: -0.011 min
Response: 242782092
Conc: 33.40 ug/ml m

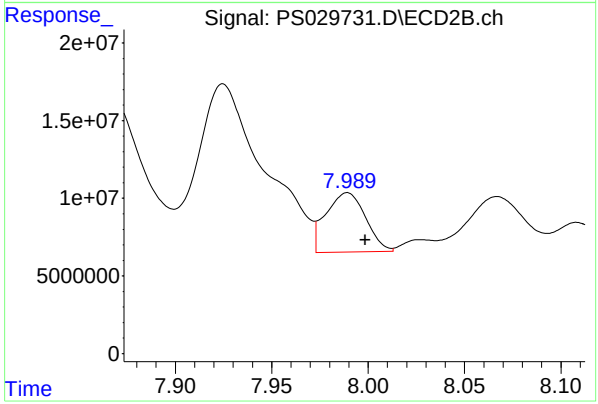

#7 MCPA

R.T.: 7.989 min
Delta R.T.: -0.009 min
Response: 55080602
Conc: 24.21 ug/ml

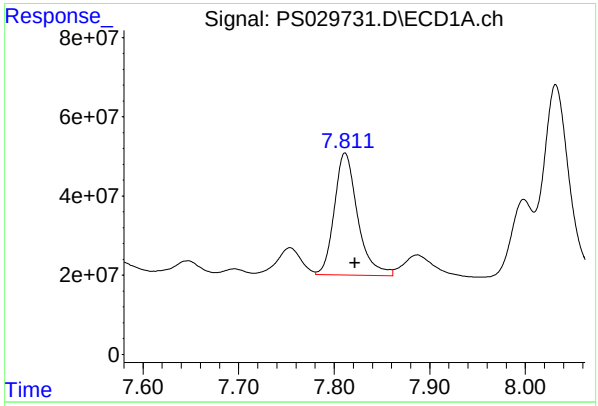

#8 DICHLORPROP

R.T.: 7.811 min
Delta R.T.: -0.010 min
Response: 521358203
Conc: 237.04 ng/ml

Instrument :
ECD_S
ClientSampleId :
Z-05AMS

Manual Integrations APPROVED

Reviewed By :Abdul Mirza 04/09/2025
Supervised By :mohammad ahmed 04/10/2025

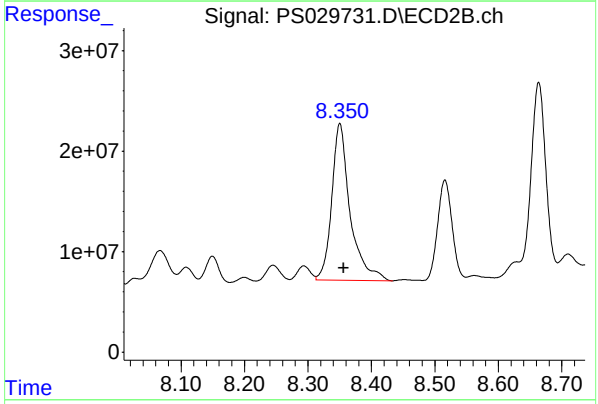

#8 DICHLORPROP

R.T.: 8.350 min
Delta R.T.: -0.006 min
Response: 313014203
Conc: 323.98 ng/ml

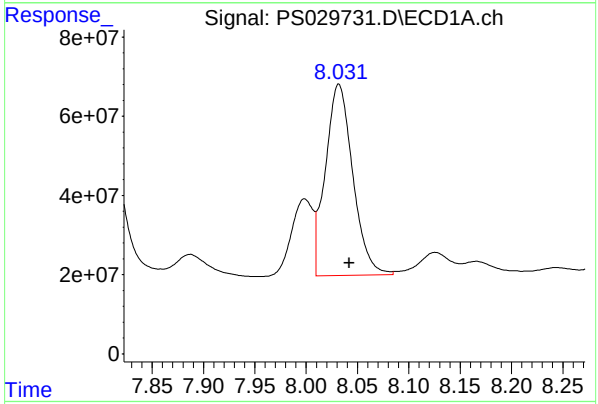

#9 2,4-D

R.T.: 8.032 min
Delta R.T.: -0.010 min
Response: 895445426
Conc: 371.62 ng/ml

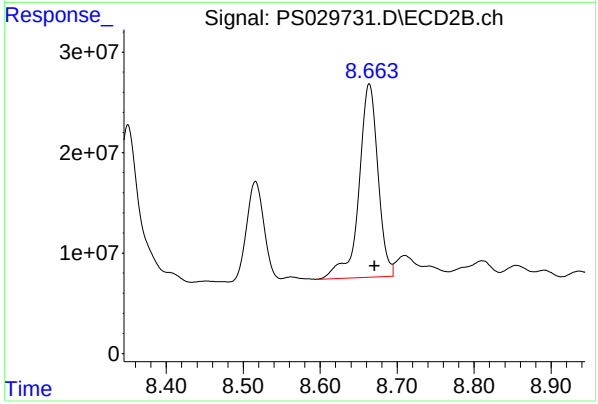

#9 2,4-D

R.T.: 8.664 min
Delta R.T.: -0.007 min
Response: 331806380
Conc: 307.67 ng/ml

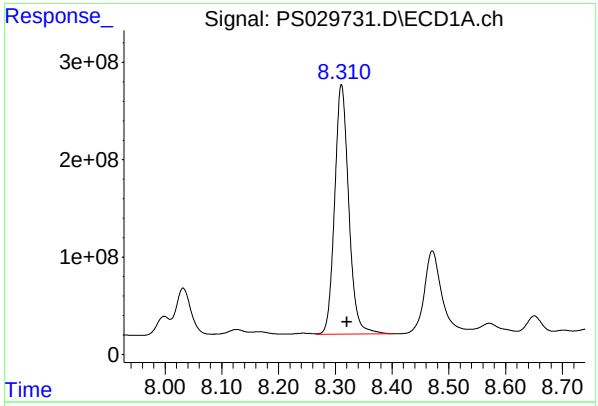

#10 Pentachlorophenol

R.T.: 8.311 min
Delta R.T.: -0.010 min
Response: 4429653690
Conc: 145.69 ng/ml

Instrument :
ECD_S
ClientSampleId :
Z-05AMS

Manual Integrations
APPROVED

Reviewed By :Abdul Mirza 04/09/2025
Supervised By :mohammad ahmed 04/10/2025

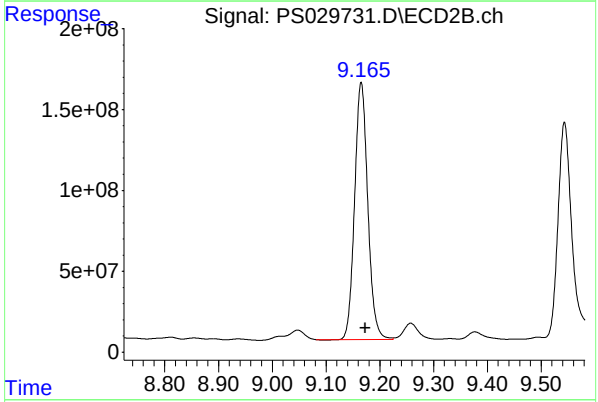

#10 Pentachlorophenol

R.T.: 9.165 min
Delta R.T.: -0.008 min
Response: 2701951332
Conc: 150.71 ng/ml

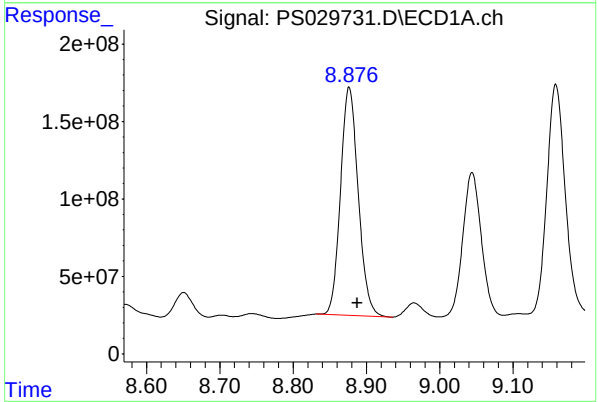

#11 2,4,5-TP (SILVEX)

R.T.: 8.877 min
Delta R.T.: -0.011 min
Response: 2474980469
Conc: 213.08 ng/ml

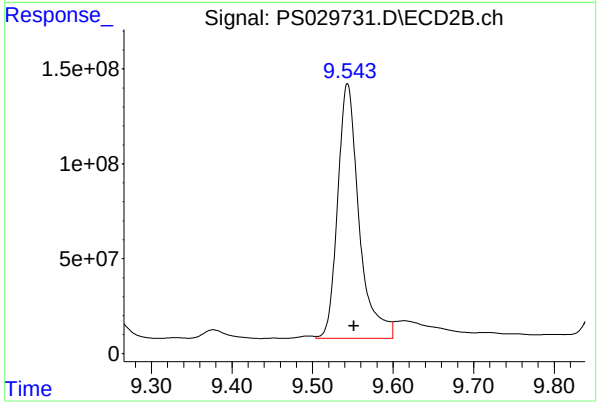

#11 2,4,5-TP (SILVEX)

R.T.: 9.543 min
Delta R.T.: -0.008 min
Response: 2480802502
Conc: 343.94 ng/ml

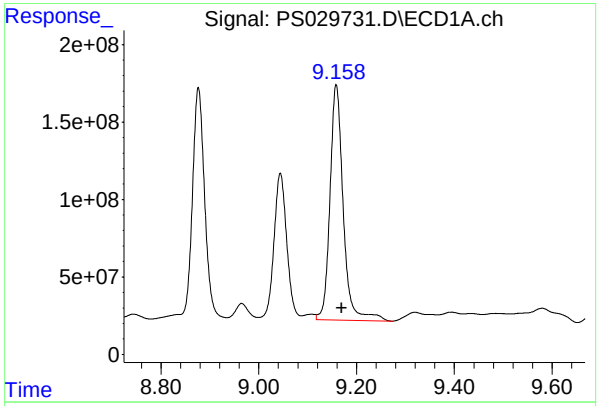

#12 2,4,5-T

R.T.: 9.158 min
Delta R.T.: -0.011 min
Response: 2858154881
Conc: 248.44 ng/ml

Instrument :
ECD_S
ClientSampleId :
Z-05AMS

Manual Integrations
APPROVED

Reviewed By :Abdul Mirza 04/09/2025
Supervised By :mohammad ahmed 04/10/2025

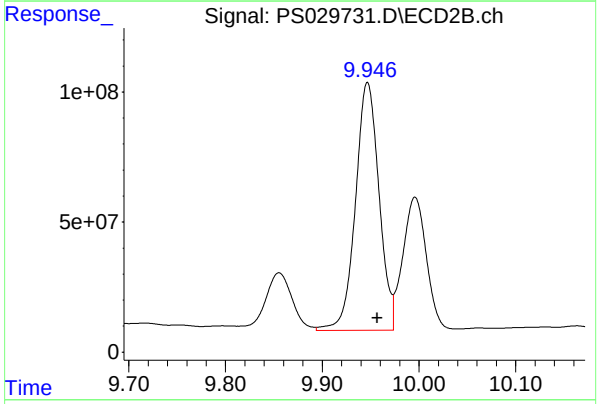

#12 2,4,5-T

R.T.: 9.947 min
Delta R.T.: -0.010 min
Response: 1610286440
Conc: 240.24 ng/ml

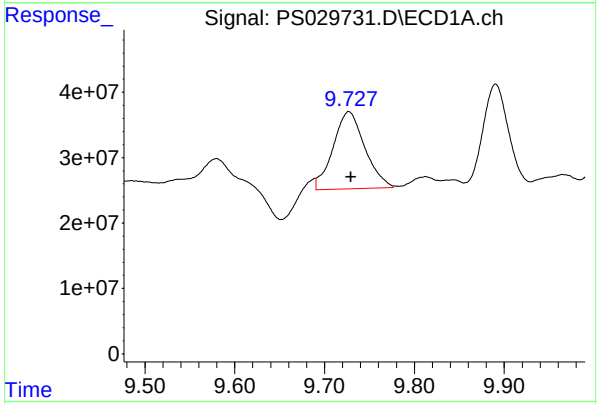

#13 2,4-DB

R.T.: 9.727 min
Delta R.T.: -0.003 min
Response: 288462219
Conc: 158.78 ng/ml m

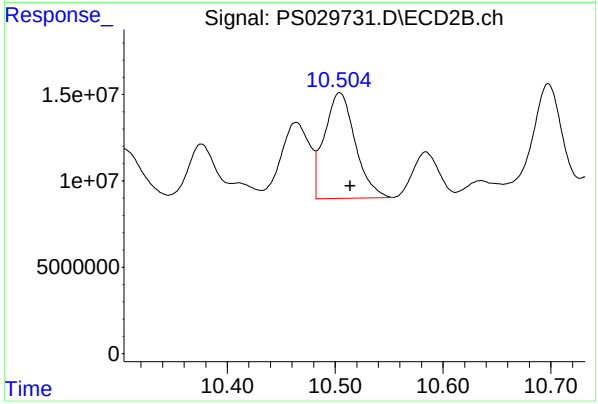

#13 2,4-DB

R.T.: 10.504 min
Delta R.T.: -0.010 min
Response: 121300570
Conc: 163.48 ng/ml

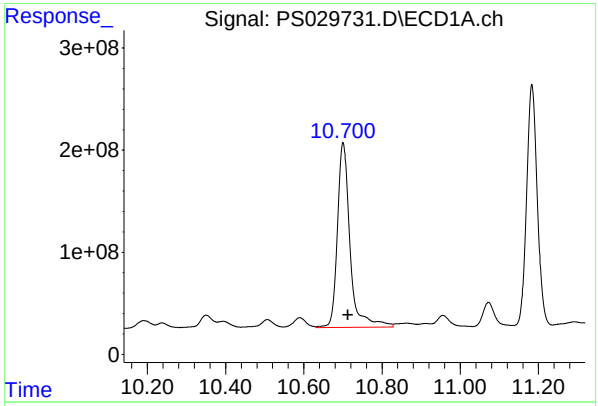

#15 Picloram

R.T.: 10.701 min
Delta R.T.: -0.013 min
Response: 4038559570
Conc: 260.55 ng/ml

Instrument :
ECD_S
ClientSampleId :
Z-05AMS

Manual Integrations APPROVED

Reviewed By :Abdul Mirza 04/09/2025
Supervised By :mohammad ahmed 04/10/2025

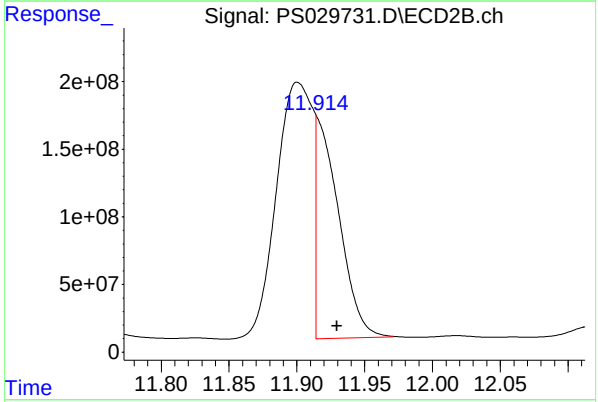

#15 Picloram

R.T.: 11.914 min
Delta R.T.: -0.016 min
Response: 1904207642
Conc: 161.04 ng/ml m

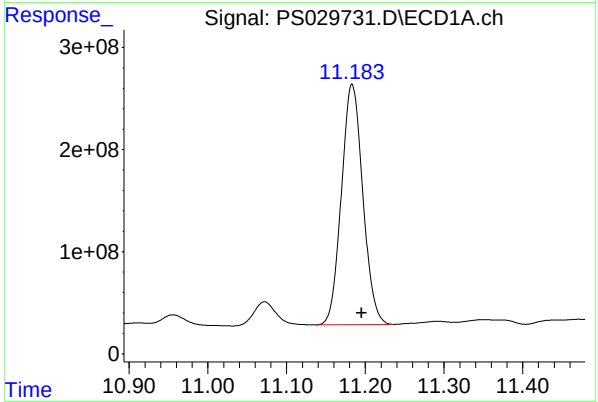

#16 DCPA

R.T.: 11.183 min
Delta R.T.: -0.013 min
Response: 4453435234
Conc: 318.87 ng/ml m

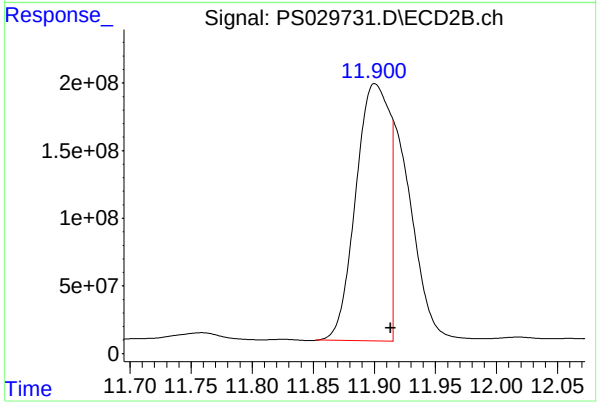

#16 DCPA

R.T.: 11.900 min
Delta R.T.: -0.014 min
Response: 3664433022
Conc: 414.03 ng/ml m

Alliance TECHNICAL GROUP
284 Sheffield Street, Mountainside, New Jersey 07092, Phone : 908 789 8900,
Fax : 908 789 8922

Report of Analysis

Client:	Nobis Group	Date Collected:	04/02/25
Project:	Raymark Superfund Site	Date Received:	04/03/25
Client Sample ID:	Z-05AMSD	SDG No.:	Q1730
Lab Sample ID:	Q1712-01MSD	Matrix:	SOIL
Analytical Method:	SW8151A	% Solid:	87.5 Decanted:
Sample Wt/Vol:	30.02 Units: g	Final Vol:	10000 uL
Soil Aliquot Vol:	uL	Test:	Herbicide Group1
Extraction Type:		Injection Volume :	
GPC Factor :	1.0 PH :		
Prep Method :	8151A		

File ID/Qc Batch:	Dilution:	Prep Date	Date Analyzed	Prep Batch ID
PS029732.D	1	04/08/25 09:35	04/08/25 18:38	PB167511

CAS Number	Parameter	Conc.	Qualifier	MDL	LOD	LOQ / CRQL	Units(Dry Weight)
TARGETS							
1918-00-9	DICAMBA	0.12		0.0089	0.038	0.077	mg/Kg
75-99-0	DALAPON	0.20		0.020	0.057	0.077	mg/Kg
120-36-5	DICHLORPROP	0.13	P	0.015	0.038	0.077	mg/Kg
94-75-7	2,4-D	0.14		0.010	0.038	0.077	mg/Kg
93-72-1	2,4,5-TP (Silvex)	0.14	P	0.010	0.038	0.077	mg/Kg
93-76-5	2,4,5-T	0.096		0.0099	0.038	0.077	mg/Kg
94-82-6	2,4-DB	0.065	J	0.028	0.038	0.077	mg/Kg
88-85-7	DINOSEB	0.038	U	0.012	0.038	0.077	mg/Kg
SURROGATES							
19719-28-9	2,4-DCAA	369		27 - 122		74%	SPK: 500

Comments:

U = Not Detected
LOQ = Limit of Quantitation
MDL = Method Detection Limit
LOD = Limit of Detection
E = Value Exceeds Calibration Range
P = Indicates >25% difference for detected concentrations between the two GC columns
Q = indicates LCS control criteria did not meet requirements
M = MS/MSD acceptance criteria did not meet requirements
J = Estimated Value
B = Analyte Found in Associated Method Blank
N = Presumptive Evidence of a Compound
* = Values outside of QC limits
D = Dilution
S = Indicates estimated value where valid five-point calibration was not performed prior to analyte detection in sample.
() = Laboratory InHouse Limit

Data Path : Z:\pestpcbsrv\HPCHEM1\ECD_S\Data\PS040825\
Data File : PS029732.D
Signal(s) : Signal #1: ECD1A.ch Signal #2: ECD2B.ch
Acq On : 08 Apr 2025 18:38
Operator : AR\AJ
Sample : Q1712-01MSD
Misc :
ALS Vial : 8 Sample Multiplier: 1

Instrument :
ECD_S
ClientSampleId :
Z-05AMSD

Manual Integrations APPROVED
Reviewed By :Abdul Mirza 04/09/2025
Supervised By :mohammad ahmed 04/10/2025

Integration File signal 1: autoint1.e
Integration File signal 2: autoint2.e
Quant Time: Apr 08 22:49:29 2025
Quant Method : Z:\pestpcbsrv\HPCHEM1\ECD_S\Method\PS040225.M
Quant Title : 8080.M
QLast Update : Wed Apr 02 23:52:55 2025
Response via : Initial Calibration
Integrator: ChemStation

Volume Inj. : 1 µl
Signal #1 Phase : ZB-MR1 Signal #2 Phase: ZB-MR2
Signal #1 Info : 30M x 0.32mm x0.5 Signal #2 Info : 30M x 0.32mm x 0.25µm

	Compound	RT#1	RT#2	Resp#1	Resp#2	ng/ml	ng/ml
	System Monitoring Compounds						
4) S	2,4-DCAA	6.951	7.470	752.7E6	229.7E6	369.194m	336.982
	Target Compounds						
1) T	Dalapon	2.457	2.530	1573.7E6	824.4E6	463.882	519.295
2) T	3,5-DICHL...	6.157	6.465	808.7E6	222.8E6	268.868	230.706
5) T	DICAMBA	7.130	7.656	2447.5E6	1152.8E6	294.104m	312.132
6) T	MCPP	7.307	7.759	89972682	34577320	16.601	20.478
7) T	MCPA	7.450	7.989	207.7E6	55449783	28.576m	24.371
8) T	DICHLORPROP	7.812	8.350	523.1E6	319.7E6	237.841	330.889 #
9) T	2,4-D	8.032	8.664	920.7E6	339.9E6	382.087	315.169
10) T	Pentachlo...	8.311	9.165	4429.6E6	2747.2E6	145.686	153.237
11) T	2,4,5-TP ...	8.877	9.543	2495.7E6	2658.4E6	214.865	368.561 #
12) T	2,4,5-T	9.158	9.947	2903.6E6	1652.2E6	252.386	246.490
13) T	2,4-DB	9.726	10.504	280.3E6	125.7E6	154.314m	169.376
15) T	Picloram	10.700	11.918	3801.5E6	1696.0E6	245.253m	143.432m#
16) T	DCPA	11.183	11.900	4508.8E6	3715.1E6	322.835	419.754m#

(f)=RT Delta > 1/2 Window (#)=Amounts differ by > 25% (m)=manual int.

Data Path : Z:\pestpcbsrv\HPCHEM1\ECD_S\Data\PS040825\
Data File : PS029732.D
Signal(s) : Signal #1: ECD1A.ch Signal #2: ECD2B.ch
Acq On : 08 Apr 2025 18:38
Operator : AR\AJ
Sample : Q1712-01MSD
Misc :
ALS Vial : 8 Sample Multiplier: 1

Instrument :
ECD_S
ClientSampleId :
Z-05AMSD

Manual Integrations APPROVED
Reviewed By :Abdul Mirza 04/09/2025
Supervised By :mohammad ahmed 04/10/2025

Integration File signal 1: autoint1.e
Integration File signal 2: autoint2.e
Quant Time: Apr 08 22:49:29 2025
Quant Method : Z:\pestpcbsrv\HPCHEM1\ECD_S\Method\PS040225.M
Quant Title : 8080.M
QLast Update : Wed Apr 02 23:52:55 2025
Response via : Initial Calibration
Integrator: ChemStation

Volume Inj. : 1 µl
Signal #1 Phase : ZB-MR1 Signal #2 Phase: ZB-MR2
Signal #1 Info : 30M x 0.32mm x0.5 Signal #2 Info : 30M x 0.32mm x 0.25µm

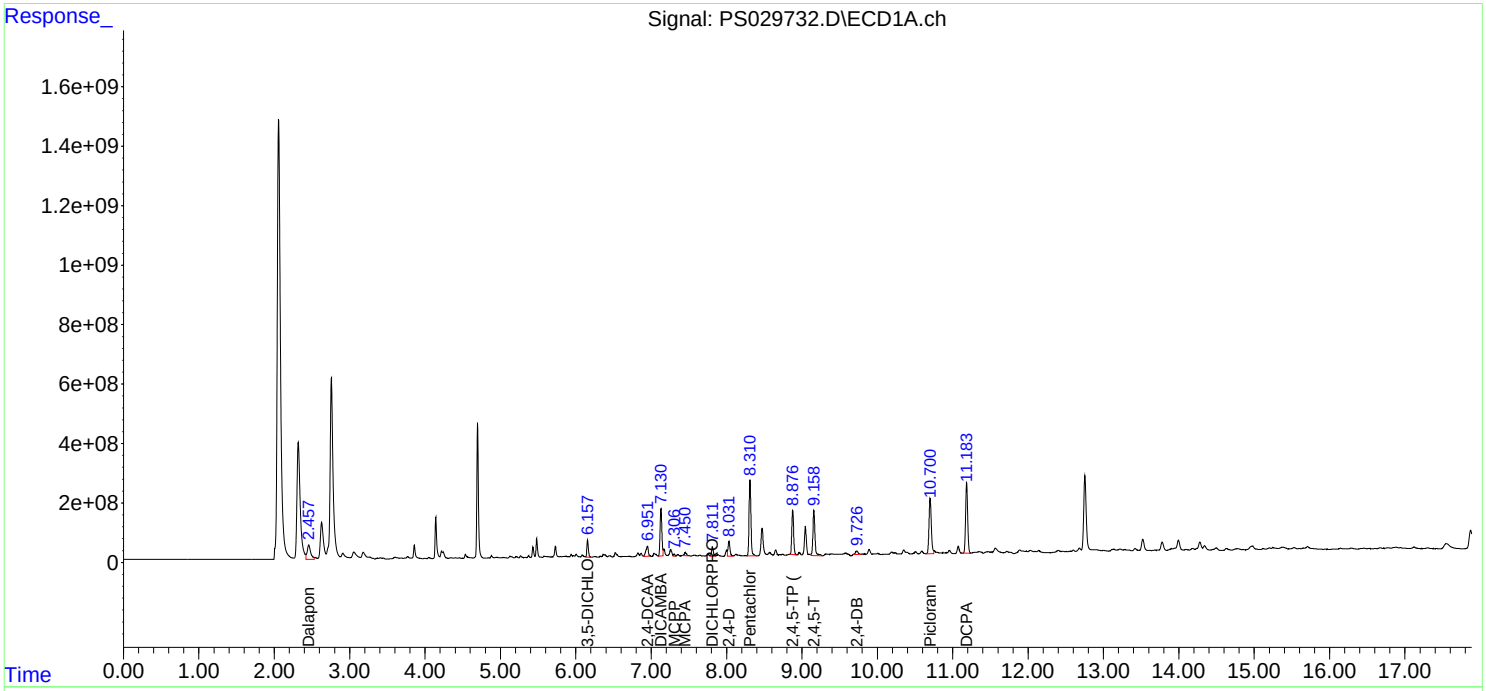

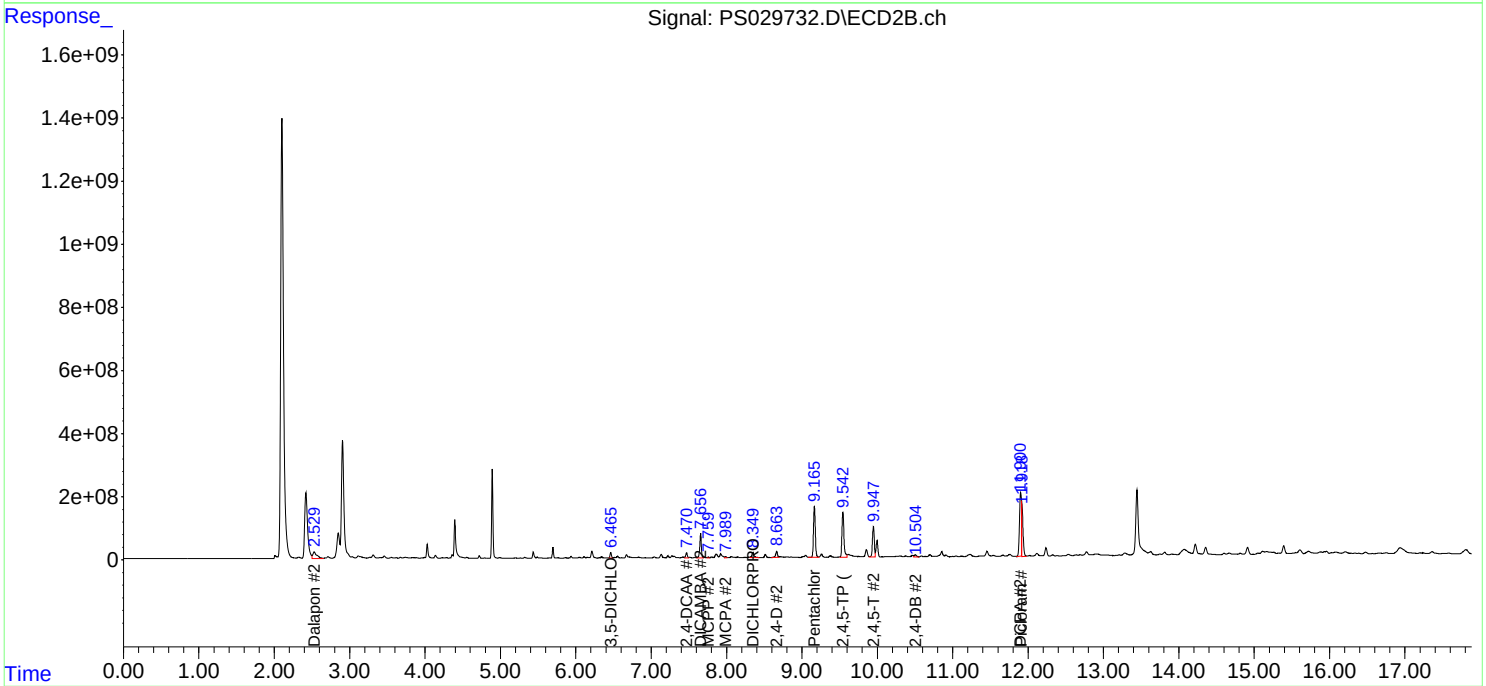

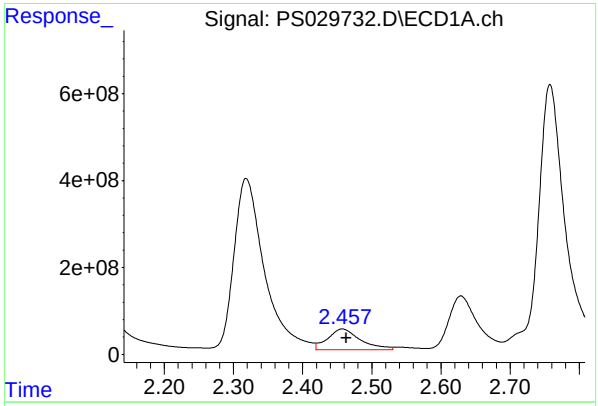

#1 Dalapon

R.T.: 2.457 min
Delta R.T.: -0.006 min
Response: 1573671047
Conc: 463.88 ng/ml

Instrument :
ECD_S
ClientSampleId :
Z-05AMSD

Manual Integrations APPROVED

Reviewed By :Abdul Mirza 04/09/2025
Supervised By :mohammad ahmed 04/10/2025

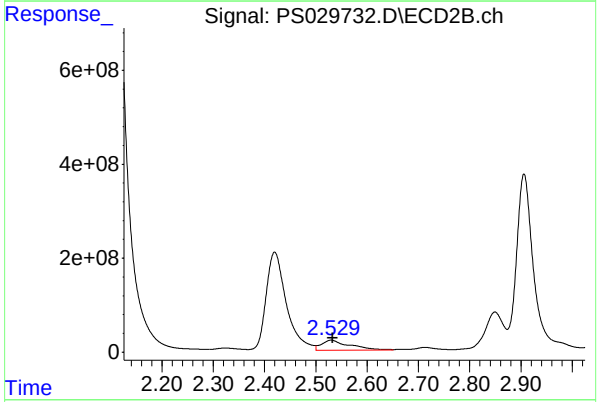

#1 Dalapon

R.T.: 2.530 min
Delta R.T.: -0.003 min
Response: 824430386
Conc: 519.29 ng/ml

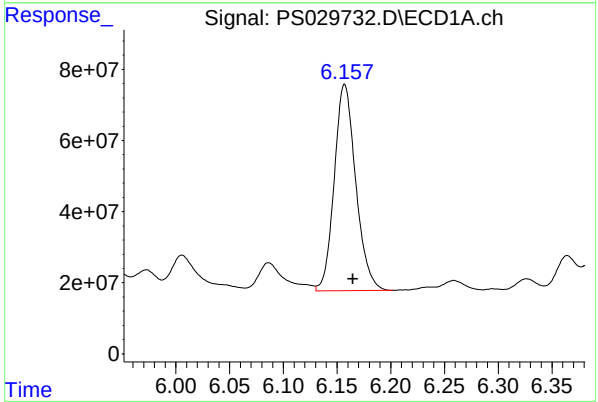

#2 3,5-DICHLOROBENZOIC ACID

R.T.: 6.157 min
Delta R.T.: -0.008 min
Response: 808689075
Conc: 268.87 ng/ml

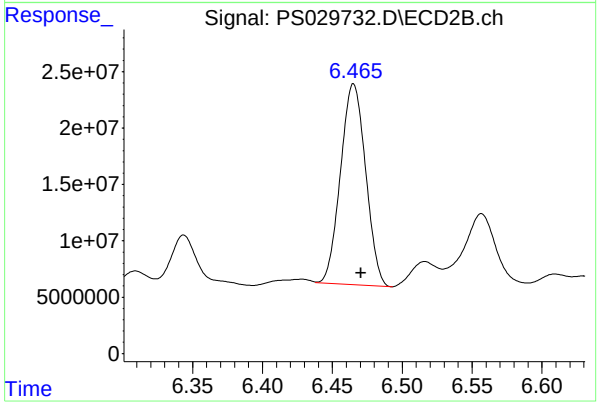

#2 3,5-DICHLOROBENZOIC ACID

R.T.: 6.465 min
Delta R.T.: -0.005 min
Response: 222760147
Conc: 230.71 ng/ml

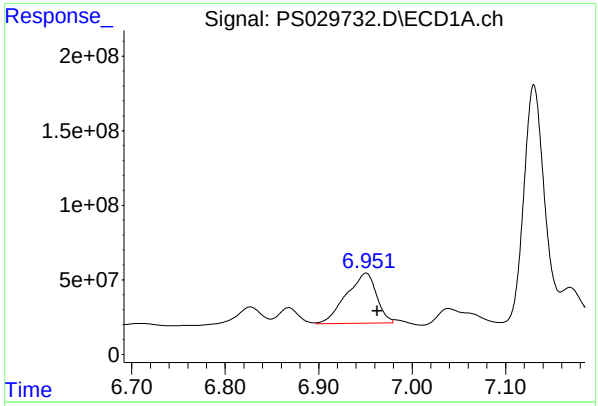

#4 2,4-DCAA

R.T.: 6.951 min
Delta R.T.: -0.012 min
Response: 752724069
Conc: 369.19 ng/ml

Instrument :
ECD_S
ClientSampleId :
Z-05AMSD

Manual Integrations APPROVED

Reviewed By :Abdul Mirza 04/09/2025
Supervised By :mohammad ahmed 04/10/2025

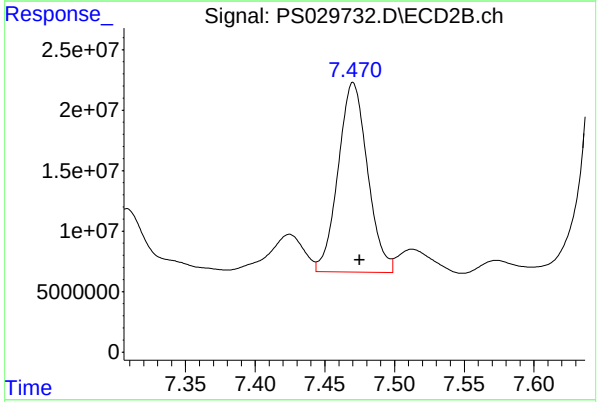

#4 2,4-DCAA

R.T.: 7.470 min
Delta R.T.: -0.005 min
Response: 229657804
Conc: 336.98 ng/ml

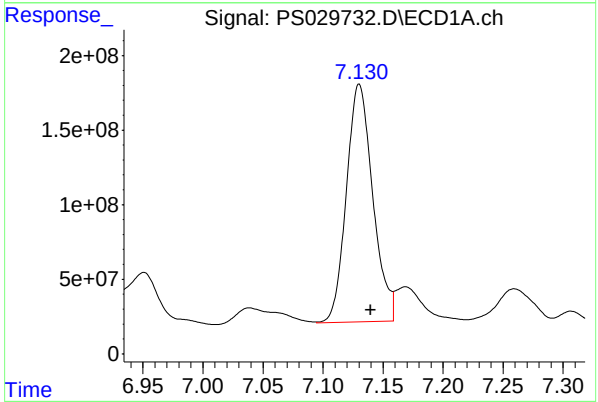

#5 DICAMBA

R.T.: 7.130 min
Delta R.T.: -0.010 min
Response: 2447517201
Conc: 294.10 ng/ml m

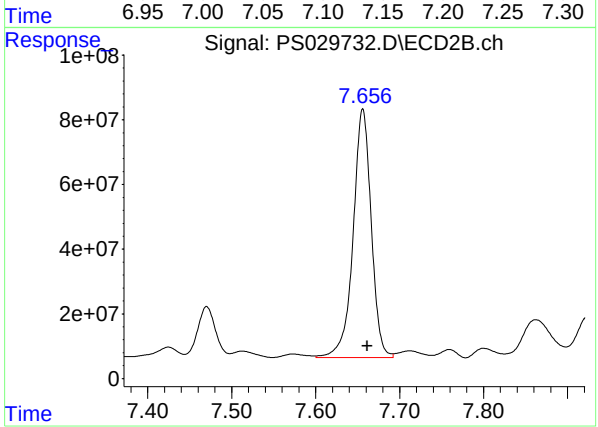

#5 DICAMBA

R.T.: 7.656 min
Delta R.T.: -0.006 min
Response: 1152817896
Conc: 312.13 ng/ml

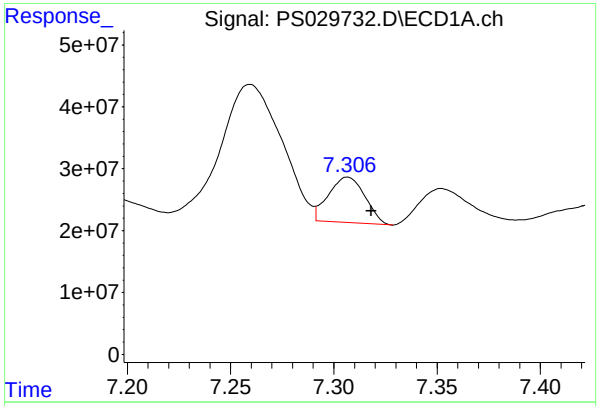

#6 MCPP

R.T.: 7.307 min
Delta R.T.: -0.012 mi
Response: 89972682
Conc: 16.60 ug/m

Instrument :
ECD_S
ClientSampleId :
Z-05AMSD

Manual Integrations APPROVED

Reviewed By :Abdul Mirza 04/09/2025
Supervised By :mohammad ahmed 04/10/2025

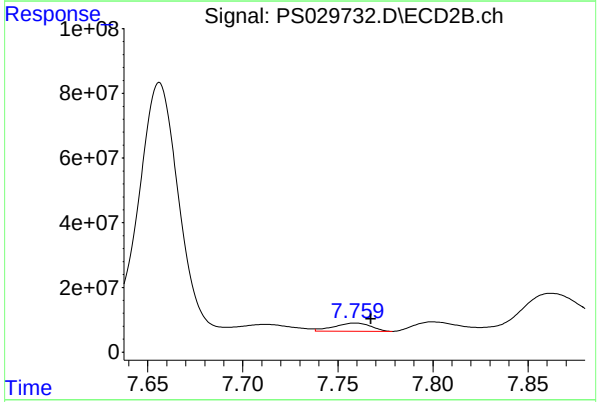

#6 MCPP

R.T.: 7.759 min
Delta R.T.: -0.008 min
Response: 34577320
Conc: 20.48 ug/ml

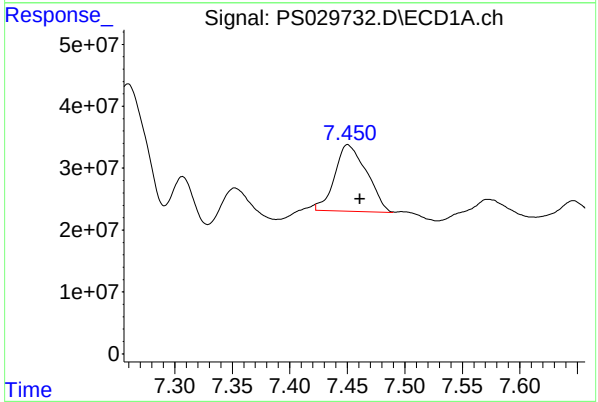

#7 MCPA

R.T.: 7.450 min
Delta R.T.: -0.011 min
Response: 207717543
Conc: 28.58 ug/ml m

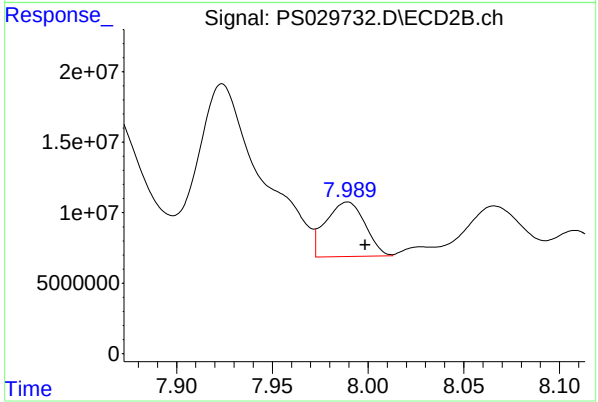

#7 MCPA

R.T.: 7.989 min
Delta R.T.: -0.010 min
Response: 55449783
Conc: 24.37 ug/ml

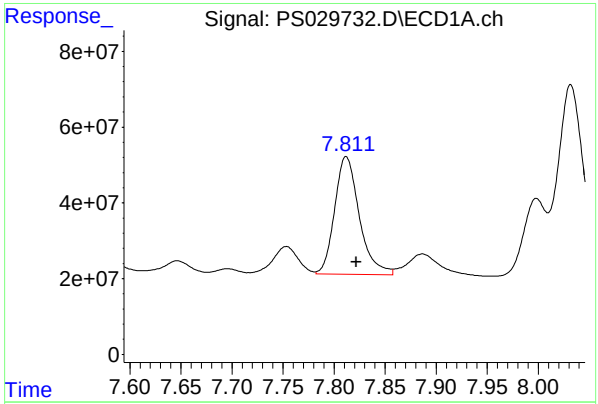

#8 DICHLORPROP

R.T.: 7.812 min
Delta R.T.: -0.010 min
Response: 523116949
Conc: 237.84 ng/ml

Instrument :
ECD_S
ClientSampleId :
Z-05AMSD

Manual Integrations APPROVED

Reviewed By :Abdul Mirza 04/09/2025
Supervised By :mohammad ahmed 04/10/2025

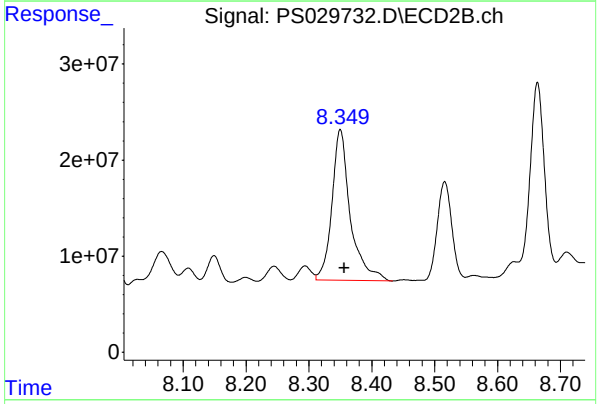

#8 DICHLORPROP

R.T.: 8.350 min
Delta R.T.: -0.006 min
Response: 319689164
Conc: 330.89 ng/ml

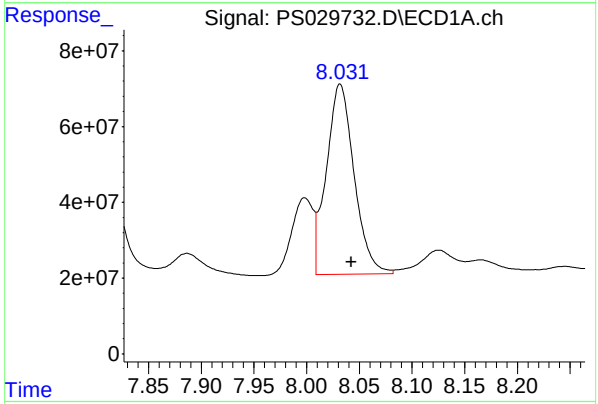

#9 2,4-D

R.T.: 8.032 min
Delta R.T.: -0.010 min
Response: 920674299
Conc: 382.09 ng/ml

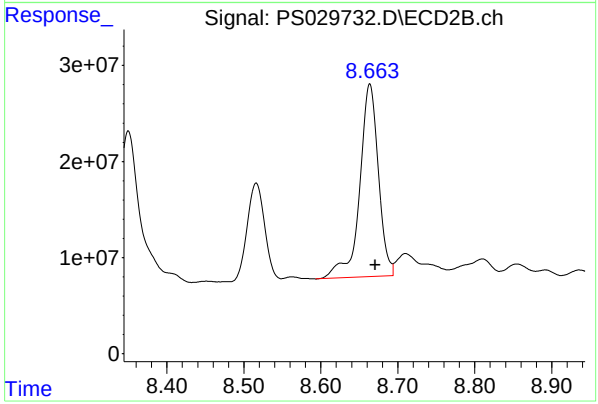

#9 2,4-D

R.T.: 8.664 min
Delta R.T.: -0.007 min
Response: 339898121
Conc: 315.17 ng/ml

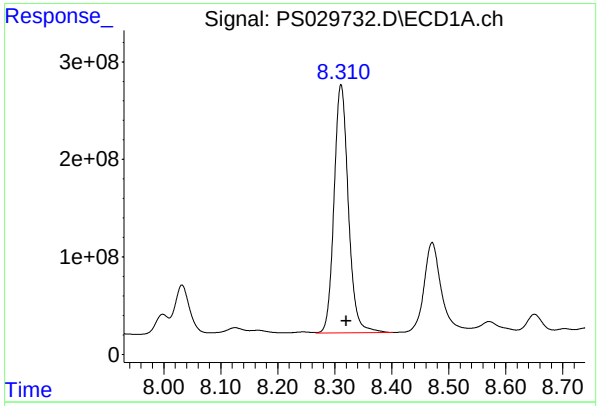

#10 Pentachlorophenol

R.T.: 8.311 min
Delta R.T.: -0.010 min
Response: 4429576669
Conc: 145.69 ng/ml

Instrument :
ECD_S
ClientSampleId :
Z-05AMSD

Manual Integrations APPROVED

Reviewed By :Abdul Mirza 04/09/2025
Supervised By :mohammad ahmed 04/10/2025

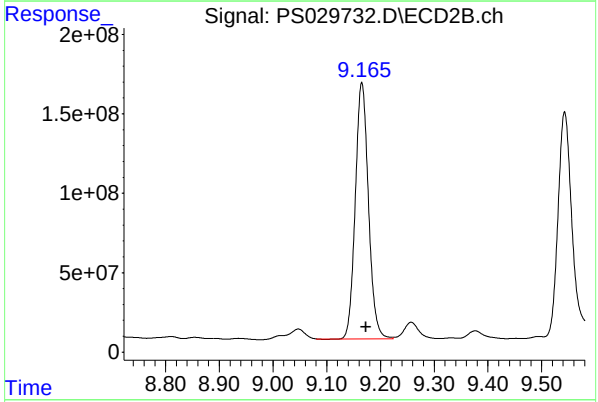

#10 Pentachlorophenol

R.T.: 9.165 min
Delta R.T.: -0.008 min
Response: 2747182918
Conc: 153.24 ng/ml

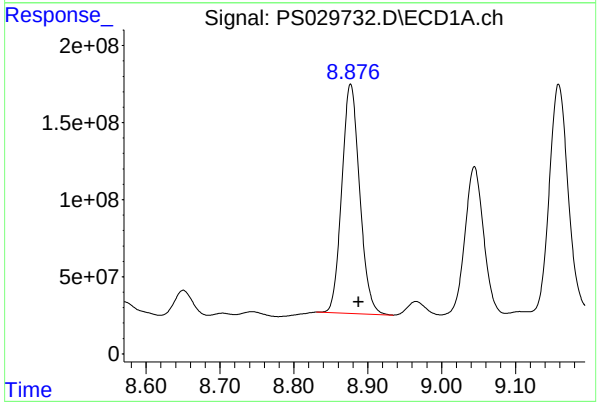

#11 2,4,5-TP (SILVEX)

R.T.: 8.877 min
Delta R.T.: -0.011 min
Response: 2495737094
Conc: 214.87 ng/ml

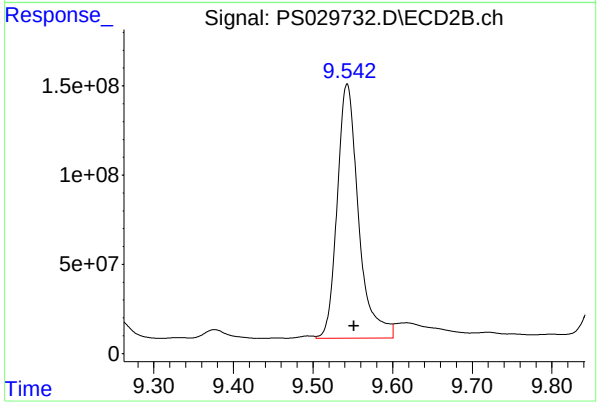

#11 2,4,5-TP (SILVEX)

R.T.: 9.543 min
Delta R.T.: -0.009 min
Response: 2658418966
Conc: 368.56 ng/ml

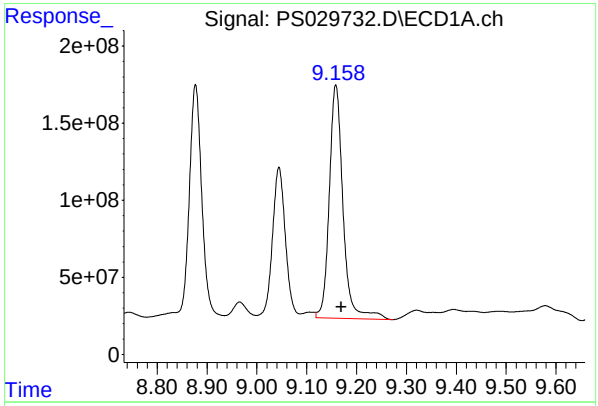

#12 2,4,5-T

R.T.: 9.158 min
Delta R.T.: -0.011 mi
Response: 2903561073
Conc: 252.39 ng/m

Instrument :
ECD_S
ClientSampleId :
Z-05AMSD

Manual Integrations APPROVED

Reviewed By :Abdul Mirza 04/09/2025
Supervised By :mohammad ahmed 04/10/2025

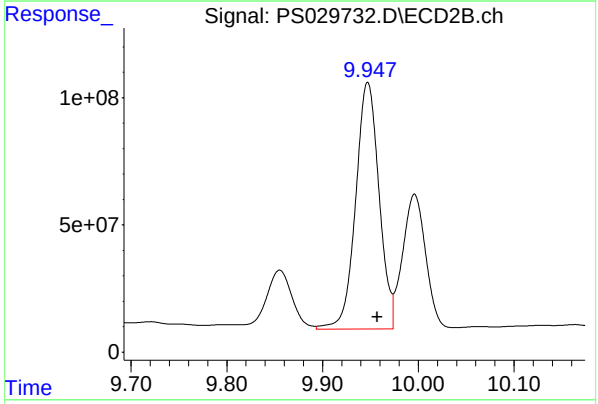

#12 2,4,5-T

R.T.: 9.947 min
Delta R.T.: -0.010 min
Response: 1652182821
Conc: 246.49 ng/ml

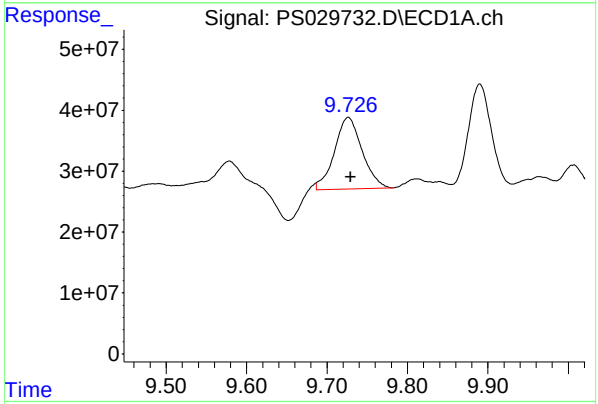

#13 2,4-DB

R.T.: 9.726 min
Delta R.T.: -0.003 min
Response: 280349818
Conc: 154.31 ng/ml m

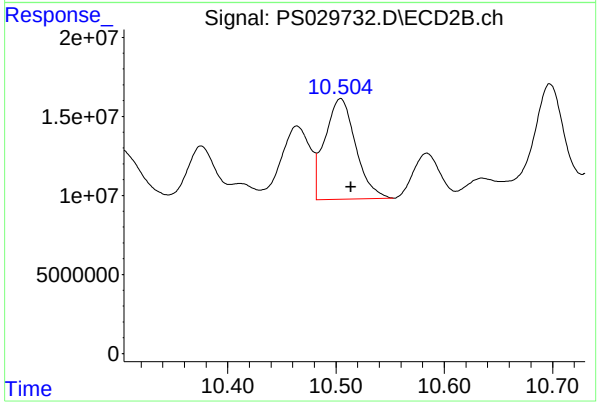

#13 2,4-DB

R.T.: 10.504 min
Delta R.T.: -0.010 min
Response: 125672688
Conc: 169.38 ng/ml

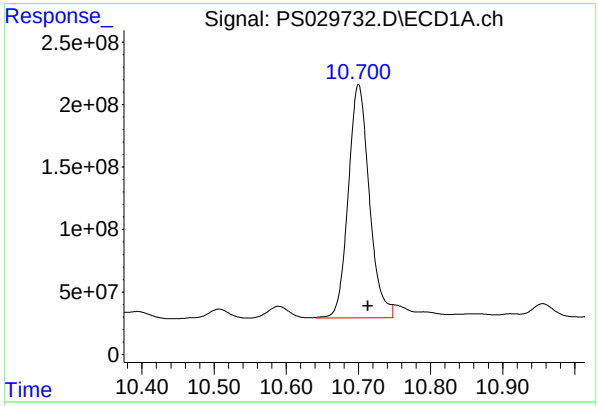

#15 Picloram

R.T.: 10.700 min
Delta R.T.: -0.013 min
Response: 3801526639
Conc: 245.25 ng/ml

Instrument :
ECD_S
ClientSampleId :
Z-05AMSD

Manual Integrations
APPROVED

Reviewed By :Abdul Mirza 04/09/2025
Supervised By :mohammad ahmed 04/10/2025

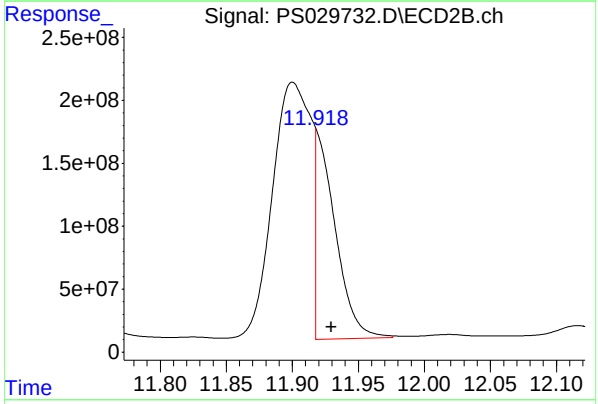

#15 Picloram

R.T.: 11.918 min
Delta R.T.: -0.012 min
Response: 1695996400
Conc: 143.43 ng/ml m

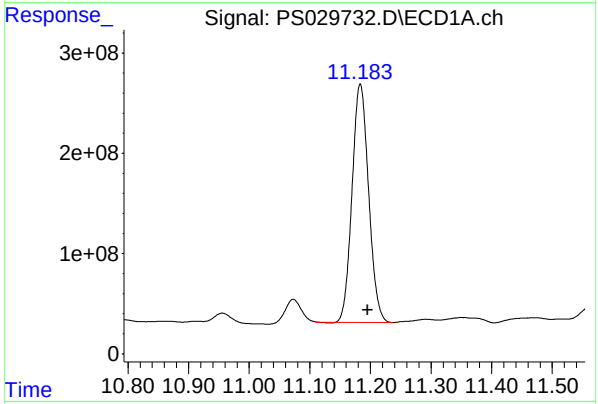

#16 DCPA

R.T.: 11.183 min
Delta R.T.: -0.012 min
Response: 4508755496
Conc: 322.84 ng/ml

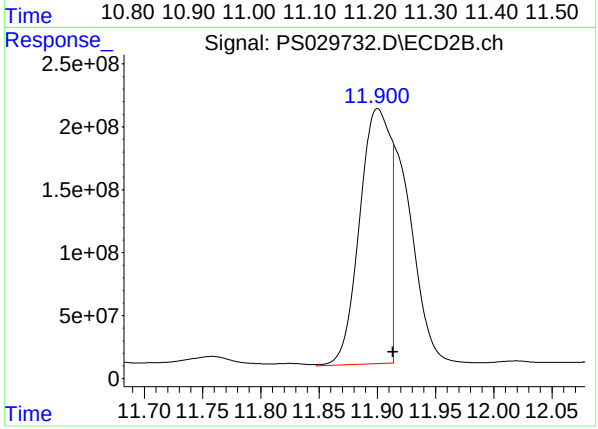

#16 DCPA

R.T.: 11.900 min
Delta R.T.: -0.014 min
Response: 3715104820
Conc: 419.75 ng/ml m

284 Sheffield Street, Mountainside, New Jersey 07092, Phone : 908 789 8900, Fax : 908 789 8922

Manual Integration Report

Sequence:	PS040225	Instrument	ECD_s

Sample ID	File ID	Parameter	Review By	Review On	Supervised By	Supervised On	Reason
HSTDICC750	PS029659.D	DCPA #2	Abdul	4/3/2025 9:24:54 AM	mohammad	4/4/2025 7:53:55	Peak Integrated by Software
HSTDICC750	PS029659.D	Picloram #2	Abdul	4/3/2025 9:24:54 AM	mohammad	4/4/2025 7:53:55	Peak Integrated by Software
HSTDICC1000	PS029660.D	DCPA #2	Abdul	4/3/2025 9:24:59 AM	mohammad	4/4/2025 7:53:55	Peak Integrated by Software
HSTDICC1000	PS029660.D	Picloram #2	Abdul	4/3/2025 9:24:59 AM	mohammad	4/4/2025 7:53:55	Peak Integrated by Software
HSTDICC1500	PS029661.D	DCPA #2	Abdul	4/3/2025 9:25:02 AM	mohammad	4/4/2025 7:53:55	Peak Integrated by Software
HSTDICC1500	PS029661.D	Picloram #2	Abdul	4/3/2025 9:25:02 AM	mohammad	4/4/2025 7:53:55	Peak Integrated by Software
HSTDICV750	PS029662.D	DCPA #2	Abdul	4/3/2025 9:25:06 AM	mohammad	4/4/2025 7:53:55	Peak Integrated by Software
HSTDICV750	PS029662.D	Picloram #2	Abdul	4/3/2025 9:25:06 AM	mohammad	4/4/2025 7:53:55	Peak Integrated by Software

284 Sheffield Street, Mountainside, New Jersey 07092, Phone : 908 789 8900, Fax : 908 789 8922

Manual Integration Report

Sequence:	ps040825	Instrument	ECD_s

Sample ID	File ID	Parameter	Review By	Review On	Supervised By	Supervised On	Reason
HSTDCCC750	PS029727.D	DCPA #2	Abdul	4/9/2025 8:21:26 AM	mohammad	4/10/2025 5:30:10	Peak Integrated by Software
HSTDCCC750	PS029727.D	Picloram #2	Abdul	4/9/2025 8:21:26 AM	mohammad	4/10/2025 5:30:10	Peak Integrated by Software
PB167511BL	PS029728.D	2,4-DCAA	Abdul	4/9/2025 8:21:30 AM	mohammad	4/10/2025 5:30:10	Peak Integrated by Software
Q1712-01MS	PS029731.D	2,4-DB	Abdul	4/9/2025 8:21:41 AM	mohammad	4/10/2025 5:30:10	Peak Integrated by Software
Q1712-01MS	PS029731.D	2,4-DCAA	Abdul	4/9/2025 8:21:41 AM	mohammad	4/10/2025 5:30:10	Peak Integrated by Software
Q1712-01MS	PS029731.D	DCPA	Abdul	4/9/2025 8:21:41 AM	mohammad	4/10/2025 5:30:10	Peak Integrated by Software
Q1712-01MS	PS029731.D	DCPA #2	Abdul	4/9/2025 8:21:41 AM	mohammad	4/10/2025 5:30:10	Peak Integrated by Software
Q1712-01MS	PS029731.D	DICAMBA	Abdul	4/9/2025 8:21:41 AM	mohammad	4/10/2025 5:30:10	Peak Integrated by Software
Q1712-01MS	PS029731.D	MCPA	Abdul	4/9/2025 8:21:41 AM	mohammad	4/10/2025 5:30:10	Peak Integrated by Software
Q1712-01MS	PS029731.D	Picloram #2	Abdul	4/9/2025 8:21:41 AM	mohammad	4/10/2025 5:30:10	Peak Integrated by Software
Q1712-01MSD	PS029732.D	2,4-DB	Abdul	4/9/2025 8:21:46 AM	mohammad	4/10/2025 5:30:10	Peak Integrated by Software
Q1712-01MSD	PS029732.D	2,4-DCAA	Abdul	4/9/2025 8:21:46 AM	mohammad	4/10/2025 5:30:10	Peak Integrated by Software
Q1712-01MSD	PS029732.D	DCPA #2	Abdul	4/9/2025 8:21:46 AM	mohammad	4/10/2025 5:30:10	Peak Integrated by Software

284 Sheffield Street, Mountainside, New Jersey 07092, Phone : 908 789 8900, Fax : 908 789 8922

Manual Integration Report

Sequence:	ps040825	Instrument	ECD_s

Sample ID	File ID	Parameter	Review By	Review On	Supervised By	Supervised On	Reason
Q1712-01MSD	PS029732.D	DICAMBA	Abdul	4/9/2025 8:21:46 AM	mohammad	4/10/2025 5:30:10	Peak Integrated by Software
Q1712-01MSD	PS029732.D	MCPA	Abdul	4/9/2025 8:21:46 AM	mohammad	4/10/2025 5:30:10	Peak Integrated by Software
Q1712-01MSD	PS029732.D	Picloram	Abdul	4/9/2025 8:21:46 AM	mohammad	4/10/2025 5:30:10	Peak Integrated by Software
Q1712-01MSD	PS029732.D	Picloram #2	Abdul	4/9/2025 8:21:46 AM	mohammad	4/10/2025 5:30:10	Peak Integrated by Software
Q1730-01	PS029735.D	2,4-DCAA	Abdul	4/9/2025 8:21:59 AM	mohammad	4/10/2025 5:30:10	Peak Integrated by Software
Q1730-05	PS029737.D	2,4-DCAA	Abdul	4/9/2025 8:22:03 AM	mohammad	4/10/2025 5:30:10	Peak Integrated by Software
HSTDCCC750	PS029739.D	DCPA #2	Abdul	4/9/2025 8:22:08 AM	mohammad	4/10/2025 5:30:10	Peak Integrated by Software
HSTDCCC750	PS029739.D	MCPA	Abdul	4/9/2025 8:22:08 AM	mohammad	4/10/2025 5:30:10	Peak Integrated by Software
HSTDCCC750	PS029739.D	Picloram #2	Abdul	4/9/2025 8:22:08 AM	mohammad	4/10/2025 5:30:10	Peak Integrated by Software
Q1730-09	PS029741.D	2,4-DCAA #2	Abdul	4/9/2025 8:22:15 AM	mohammad	4/10/2025 5:30:10	Peak Integrated by Software
Q1730-13	PS029743.D	2,4-DCAA	Abdul	4/9/2025 8:22:20 AM	mohammad	4/10/2025 5:30:10	Peak Integrated by Software
Q1730-15	PS029744.D	2,4-DCAA #2	Abdul	4/9/2025 8:22:24 AM	mohammad	4/10/2025 5:30:10	Peak Integrated by Software
Q1730-17	PS029745.D	2,4-DCAA #2	Abdul	4/9/2025 8:22:27 AM	mohammad	4/10/2025 5:30:10	Peak Integrated by Software

284 Sheffield Street, Mountainside, New Jersey 07092, Phone : 908 789 8900, Fax : 908 789 8922

Manual Integration Report

Sequence:	ps040825	Instrument	ECD_s

Sample ID	File ID	Parameter	Review By	Review On	Supervised By	Supervised On	Reason
Q1730-19	PS029746.D	2,4-DCAA	Abdul	4/9/2025 8:22:31 AM	mohammad	4/10/2025 5:30:10	Peak Integrated by Software
HSTDCCC750	PS029750.D	DCPA #2	Abdul	4/9/2025 8:22:43 AM	mohammad	4/10/2025 5:30:10	Peak Integrated by Software
HSTDCCC750	PS029750.D	MCPA	Abdul	4/9/2025 8:22:43 AM	mohammad	4/10/2025 5:30:10	Peak Integrated by Software
HSTDCCC750	PS029750.D	Picloram #2	Abdul	4/9/2025 8:22:43 AM	mohammad	4/10/2025 5:30:10	Peak Integrated by Software

284 Sheffield Street, Mountainside, New Jersey 07092, Phone : 908 789 8900, Fax : 908 789 8922

Manual Integration Report

Sequence:	ps040925	Instrument	ECD_s

Sample ID	File ID	Parameter	Review By	Review On	Supervised By	Supervised On	Reason
HSTDCCC750	PS029753.D	DCPA #2	Abdul	4/10/2025 9:08:08 AM	mohammad	4/11/2025 1:23:27	Peak Integrated by Software
HSTDCCC750	PS029753.D	MCPA	Abdul	4/10/2025 9:08:08 AM	mohammad	4/11/2025 1:23:27	Peak Integrated by Software
HSTDCCC750	PS029753.D	Picloram #2	Abdul	4/10/2025 9:08:08 AM	mohammad	4/11/2025 1:23:27	Peak Integrated by Software
PB167511BS	PS029754.D	DCPA #2	Abdul	4/10/2025 9:08:03 AM	mohammad	4/11/2025 1:23:27	Peak Integrated by Software
PB167511BS	PS029754.D	MCPA	Abdul	4/10/2025 9:08:03 AM	mohammad	4/11/2025 1:23:27	Peak Integrated by Software
PB167511BS	PS029754.D	Picloram #2	Abdul	4/10/2025 9:08:03 AM	mohammad	4/11/2025 1:23:27	Peak Integrated by Software
HSTDCCC750	PS029764.D	DCPA #2	Abdul	4/10/2025 9:07:34 AM	mohammad	4/11/2025 1:23:27	Peak Integrated by Software
HSTDCCC750	PS029764.D	MCPA	Abdul	4/10/2025 9:07:34 AM	mohammad	4/11/2025 1:23:27	Peak Integrated by Software
HSTDCCC750	PS029764.D	Picloram #2	Abdul	4/10/2025 9:07:34 AM	mohammad	4/11/2025 1:23:27	Peak Integrated by Software
HSTDCCC750	PS029773.D	2,4,5-T #2	Abdul	4/10/2025 9:07:14 AM	mohammad	4/11/2025 1:23:27	Peak Integrated by Software
HSTDCCC750	PS029773.D	2,4,5-TP (SILVEX)	Abdul	4/10/2025 9:07:14 AM	mohammad	4/11/2025 1:23:27	Peak Integrated by Software
HSTDCCC750	PS029773.D	2,4-DB	Abdul	4/10/2025 9:07:14 AM	mohammad	4/11/2025 1:23:27	Peak Integrated by Software
HSTDCCC750	PS029773.D	2,4-DCAA	Abdul	4/10/2025 9:07:14 AM	mohammad	4/11/2025 1:23:27	Peak Integrated by Software

284 Sheffield Street, Mountainside, New Jersey 07092, Phone : 908 789 8900, Fax : 908 789 8922

Manual Integration Report

Sequence:	ps040925	Instrument	ECD_s

Sample ID	File ID	Parameter	Review By	Review On	Supervised By	Supervised On	Reason
HSTDCCC750	PS029773.D	4-Nitrophenol	Abdul	4/10/2025 9:07:14 AM	mohammad	4/11/2025 1:23:27	Peak Integrated by Software
HSTDCCC750	PS029773.D	DCPA #2	Abdul	4/10/2025 9:07:14 AM	mohammad	4/11/2025 1:23:27	Peak Integrated by Software
HSTDCCC750	PS029773.D	MCPA	Abdul	4/10/2025 9:07:14 AM	mohammad	4/11/2025 1:23:27	Peak Integrated by Software
HSTDCCC750	PS029773.D	Pentachlorophenol #2	Abdul	4/10/2025 9:07:14 AM	mohammad	4/11/2025 1:23:27	Peak Integrated by Software
HSTDCCC750	PS029773.D	Picloram #2	Abdul	4/10/2025 9:07:14 AM	mohammad	4/11/2025 1:23:27	Peak Integrated by Software
HSTDCCC750	PS029779.D	Dalapon #2	Abdul	4/10/2025 9:06:51 AM	mohammad	4/11/2025 1:23:27	Peak Integrated by Software
HSTDCCC750	PS029779.D	DCPA #2	Abdul	4/10/2025 9:06:51 AM	mohammad	4/11/2025 1:23:27	Peak Integrated by Software
HSTDCCC750	PS029779.D	MCPA #2	Abdul	4/10/2025 9:06:51 AM	mohammad	4/11/2025 1:23:27	Peak Integrated by Software
HSTDCCC750	PS029779.D	Picloram #2	Abdul	4/10/2025 9:06:51 AM	mohammad	4/11/2025 1:23:27	Peak Integrated by Software

284 Sheffield Street, Mountainside, New Jersey 07092, Phone : 908 789 8900,
Fax : 908 789 8922

Instrument ID: ECD_S

Daily Analysis Runlog For Sequence/QCBatch ID # PS040225

Review By	Abdul	Review On	4/3/2025 9:25:38 AM		
Supervise By	mohammad	Supervise On	4/4/2025 7:53:55 AM		
SubDirectory	PS040225	HP Acquire Method		HP Processing Method	ps040225 8151

STD. NAME	STD REF.#
Tune/Reschk	
Initial Calibration Stds	PP24064,PP24065,PP24066,PP24067,PP24068
CCC	PP24066
Internal Standard/PEM	
ICV/I.BLK	PP24069,PP24070
Surrogate Standard	
MS/MSD Standard	
LCS Standard	

Sr#	SampleId	Data File Name	Date-Time	Operator	Status
1	HEXANE	PS029655.D	02 Apr 2025 16:20	AR\AJ	Ok
2	I.BLK	PS029656.D	02 Apr 2025 16:44	AR\AJ	Ok
3	HSTDICC200	PS029657.D	02 Apr 2025 17:32	AR\AJ	Ok
4	HSTDICC500	PS029658.D	02 Apr 2025 17:56	AR\AJ	Ok
5	HSTDICC750	PS029659.D	02 Apr 2025 18:44	AR\AJ	Ok,M
6	HSTDICC1000	PS029660.D	02 Apr 2025 19:32	AR\AJ	Ok,M
7	HSTDICC1500	PS029661.D	02 Apr 2025 20:44	AR\AJ	Ok,M
8	HSTDICV750	PS029662.D	02 Apr 2025 21:32	AR\AJ	Ok,M
9	I.BLK	PS029663.D	02 Apr 2025 21:56	AR\AJ	Ok

M : Manual Integration

284 Sheffield Street, Mountainside, New Jersey 07092, Phone : 908 789 8900,
Fax : 908 789 8922

Instrument ID: ECD_S

Daily Analysis Runlog For Sequence/QCBatch ID # PS040825

Review By	Abdul	Review On	4/9/2025 8:23:05 AM		
Supervise By	mohammad	Supervise On	4/10/2025 5:30:10 AM		
SubDirectory	PS040825	HP Acquire Method		HP Processing Method	ps040225 8151

STD. NAME	STD REF.#
Tune/Reschk	
Initial Calibration Stds	PP24064,PP24065,PP24066,PP24067,PP24068
CCC	PP24066
Internal Standard/PEM	
ICV/I.BLK	PP24069,PP24070
Surrogate Standard	
MS/MSD Standard	
LCS Standard	

Sr#	SampleId	Data File Name	Date-Time	Operator	Status
1	HEXANE	PS029725.D	08 Apr 2025 08:38	AR\AJ	Ok
2	I.BLK	PS029726.D	08 Apr 2025 15:49	AR\AJ	Ok
3	HSTDCCC750	PS029727.D	08 Apr 2025 16:37	AR\AJ	Ok,M
4	PB167511BL	PS029728.D	08 Apr 2025 17:02	AR\AJ	Ok,M
5	PB167511BS	PS029729.D	08 Apr 2025 17:26	AR\AJ	Not Ok
6	Q1712-01	PS029730.D	08 Apr 2025 17:50	AR\AJ	Ok,M
7	Q1712-01MS	PS029731.D	08 Apr 2025 18:14	AR\AJ	Ok,M
8	Q1712-01MSD	PS029732.D	08 Apr 2025 18:38	AR\AJ	Ok,M
9	Q1712-05	PS029733.D	08 Apr 2025 19:02	AR\AJ	Ok,M
10	Q1721-02	PS029734.D	08 Apr 2025 19:27	AR\AJ	Ok,M
11	Q1730-01	PS029735.D	08 Apr 2025 19:51	AR\AJ	Ok,M
12	Q1730-03	PS029736.D	08 Apr 2025 20:15	AR\AJ	Ok
13	Q1730-05	PS029737.D	08 Apr 2025 20:39	AR\AJ	Ok,M
14	I.BLK	PS029738.D	08 Apr 2025 21:03	AR\AJ	Ok
15	HSTDCCC750	PS029739.D	08 Apr 2025 21:27	AR\AJ	Ok,M
16	Q1730-07	PS029740.D	08 Apr 2025 22:39	AR\AJ	Ok
17	Q1730-09	PS029741.D	08 Apr 2025 23:03	AR\AJ	Ok,M
18	Q1730-11	PS029742.D	08 Apr 2025 23:27	AR\AJ	Ok
19	Q1730-13	PS029743.D	08 Apr 2025 23:51	AR\AJ	Ok,M
20	Q1730-15	PS029744.D	09 Apr 2025 00:15	AR\AJ	Ok,M
21	Q1730-17	PS029745.D	09 Apr 2025 00:39	AR\AJ	Ok,M

284 Sheffield Street, Mountainside, New Jersey 07092, Phone : 908 789 8900,
Fax : 908 789 8922

Instrument ID: ECD_S

Daily Analysis Runlog For Sequence/QCBatch ID # PS040825

Review By	Abdul	Review On	4/9/2025 8:23:05 AM		
Supervise By	mohammad	Supervise On	4/10/2025 5:30:10 AM		
SubDirectory	PS040825	HP Acquire Method		HP Processing Method	ps040225 8151

STD. NAME	STD REF.#
Tune/Reschk	
Initial Calibration Stds	PP24064,PP24065,PP24066,PP24067,PP24068
CCC	PP24066
Internal Standard/PEM	
ICV/I.BLK	PP24069,PP24070
Surrogate Standard	
MS/MSD Standard	
LCS Standard	

22	Q1730-19	PS029746.D	09 Apr 2025 01:03	AR\AJ	Ok,M
23	Q1732-01	PS029747.D	09 Apr 2025 01:27	AR\AJ	Ok,M
24	Q1737-01	PS029748.D	09 Apr 2025 01:51	AR\AJ	Ok,M
25	I.BLK	PS029749.D	09 Apr 2025 02:15	AR\AJ	Ok
26	HSTDCCC750	PS029750.D	09 Apr 2025 02:39	AR\AJ	Ok,M

M : Manual Integration

284 Sheffield Street, Mountainside, New Jersey 07092, Phone : 908 789 8900,
Fax : 908 789 8922

Instrument ID: ECD_S

Daily Analysis Runlog For Sequence/QCBatch ID # PS040925

Review By	Abdul	Review On	4/10/2025 9:08:39 AM		
Supervise By	mohammad	Supervise On	4/11/2025 1:23:27 AM		
SubDirectory	PS040925	HP Acquire Method		HP Processing Method	PS040225

STD. NAME	STD REF.#
Tune/Reschk	
Initial Calibration Stds	PP24064,PP24065,PP24066,PP24067,PP24068
CCC	PP24066
Internal Standard/PEM	
ICV/I.BLK	PP24069,PP24070
Surrogate Standard	
MS/MSD Standard	
LCS Standard	

Sr#	SampleId	Data File Name	Date-Time	Operator	Status
1	HEXANE	PS029751.D	09 Apr 2025 09:01	AR\AJ	Ok
2	I.BLK	PS029752.D	09 Apr 2025 09:25	AR\AJ	Ok
3	HSTDCCC750	PS029753.D	09 Apr 2025 11:33	AR\AJ	Ok,M
4	PB167511BS	PS029754.D	09 Apr 2025 12:38	AR\AJ	Ok,M
5	PB167527BL	PS029755.D	09 Apr 2025 16:34	AR\AJ	Ok
6	PB167527BS	PS029756.D	09 Apr 2025 16:58	AR\AJ	Ok,M
7	Q1745-01	PS029757.D	09 Apr 2025 17:46	AR\AJ	Ok,M
8	Q1745-09	PS029758.D	09 Apr 2025 18:10	AR\AJ	Ok,M
9	Q1740-01	PS029759.D	09 Apr 2025 18:34	AR\AJ	Ok
10	Q1740-01MS	PS029760.D	09 Apr 2025 18:58	AR\AJ	Ok,M
11	Q1740-01MSD	PS029761.D	09 Apr 2025 19:22	AR\AJ	Ok,M
12	Q1743-01	PS029762.D	09 Apr 2025 19:46	AR\AJ	Ok
13	I.BLK	PS029763.D	09 Apr 2025 20:10	AR\AJ	Ok
14	HSTDCCC750	PS029764.D	09 Apr 2025 20:34	AR\AJ	Ok,M
15	Q1739-02	PS029765.D	09 Apr 2025 21:22	AR\AJ	Ok,M
16	Q1739-02MS	PS029766.D	09 Apr 2025 21:46	AR\AJ	Ok,M
17	Q1739-02MSD	PS029767.D	09 Apr 2025 22:10	AR\AJ	Ok,M
18	PB167536BL	PS029768.D	09 Apr 2025 22:34	AR\AJ	Ok,M
19	PB167536BS	PS029769.D	09 Apr 2025 22:58	AR\AJ	Ok,M
20	PB167488TB	PS029770.D	09 Apr 2025 23:22	AR\AJ	Ok,M
21	PB167517TB	PS029771.D	09 Apr 2025 23:47	AR\AJ	Ok

284 Sheffield Street, Mountainside, New Jersey 07092, Phone : 908 789 8900,
Fax : 908 789 8922

Instrument ID: ECD_S

Daily Analysis Runlog For Sequence/QCBatch ID # PS040925

Review By	Abdul	Review On	4/10/2025 9:08:39 AM		
Supervise By	mohammad	Supervise On	4/11/2025 1:23:27 AM		
SubDirectory	PS040925	HP Acquire Method		HP Processing Method	PS040225

STD. NAME	STD REF.#
Tune/Reschk	
Initial Calibration Stds	PP24064,PP24065,PP24066,PP24067,PP24068
CCC	PP24066
Internal Standard/PEM	
ICV/I.BLK	PP24069,PP24070
Surrogate Standard	
MS/MSD Standard	
LCS Standard	

22	I.BLK	PS029772.D	10 Apr 2025 00:10	AR\AJ	Ok
23	HSTDCCC750	PS029773.D	10 Apr 2025 01:46	AR\AJ	Ok,M
24	Q1744-02	PS029774.D	10 Apr 2025 02:11	AR\AJ	Ok,M
25	Q1744-04	PS029775.D	10 Apr 2025 02:35	AR\AJ	Ok,M
26	Q1746-02	PS029776.D	10 Apr 2025 02:58	AR\AJ	Ok,M
27	Q1746-04	PS029777.D	10 Apr 2025 03:22	AR\AJ	Ok,M
28	I.BLK	PS029778.D	10 Apr 2025 03:46	AR\AJ	Ok
29	HSTDCCC750	PS029779.D	10 Apr 2025 04:10	AR\AJ	Ok,M

M : Manual Integration

284 Sheffield Street, Mountainside, New Jersey 07092, Phone : 908 789 8900,
Fax : 908 789 8922

Instrument ID: ECD_S

Daily Analysis Runlog For Sequence/QCBatch ID # PS040225

Review By	Abdul	Review On	4/3/2025 9:25:38 AM		
Supervise By	mohammad	Supervise On	4/4/2025 7:53:55 AM		
SubDirectory	PS040225	HP Acquire Method		HP Processing Method	ps040225 8151

STD. NAME	STD REF.#
Tune/Reschk	
Initial Calibration Stds	PP24064,PP24065,PP24066,PP24067,PP24068
CCC	PP24066
Internal Standard/PEM	
ICV/I.BLK	PP24069,PP24070
Surrogate Standard	
MS/MSD Standard	
LCS Standard	

Sr#	SampleId	ClientID	Data File Name	Date-Time	Comment	Operator	Status
1	HEXANE	HEXANE	PS029655.D	02 Apr 2025 16:20		AR\AJ	Ok
2	I.BLK	I.BLK	PS029656.D	02 Apr 2025 16:44		AR\AJ	Ok
3	HSTDICC200	HSTDICC200	PS029657.D	02 Apr 2025 17:32		AR\AJ	Ok
4	HSTDICC500	HSTDICC500	PS029658.D	02 Apr 2025 17:56		AR\AJ	Ok
5	HSTDICC750	HSTDICC750	PS029659.D	02 Apr 2025 18:44		AR\AJ	Ok,M
6	HSTDICC1000	HSTDICC1000	PS029660.D	02 Apr 2025 19:32		AR\AJ	Ok,M
7	HSTDICC1500	HSTDICC1500	PS029661.D	02 Apr 2025 20:44		AR\AJ	Ok,M
8	HSTDICV750	ICVPS040225	PS029662.D	02 Apr 2025 21:32		AR\AJ	Ok,M
9	I.BLK	I.BLK	PS029663.D	02 Apr 2025 21:56		AR\AJ	Ok

M : Manual Integration

284 Sheffield Street, Mountainside, New Jersey 07092, Phone : 908 789 8900,
Fax : 908 789 8922

Instrument ID: ECD_S

Daily Analysis Runlog For Sequence/QCBatch ID # PS040825

Review By	Abdul	Review On	4/9/2025 8:23:05 AM		
Supervise By	mohammad	Supervise On	4/10/2025 5:30:10 AM		
SubDirectory	PS040825	HP Acquire Method		HP Processing Method	ps040225 8151

STD. NAME	STD REF.#
Tune/Reschk	
Initial Calibration Stds	PP24064,PP24065,PP24066,PP24067,PP24068
CCC	PP24066
Internal Standard/PEM	
ICV/I.BLK	PP24069,PP24070
Surrogate Standard	
MS/MSD Standard	
LCS Standard	

Sr#	SampleId	ClientID	Data File Name	Date-Time	Comment	Operator	Status
1	HEXANE	HEXANE	PS029725.D	08 Apr 2025 08:38		AR\AJ	Ok
2	I.BLK	I.BLK	PS029726.D	08 Apr 2025 15:49		AR\AJ	Ok
3	HSTDCCC750	HSTDCCC750	PS029727.D	08 Apr 2025 16:37		AR\AJ	Ok,M
4	PB167511BL	PB167511BL	PS029728.D	08 Apr 2025 17:02		AR\AJ	Ok,M
5	PB167511BS	PB167511BS	PS029729.D	08 Apr 2025 17:26	2,4-DCAA high in both column , Comp#2,7,10,11,15 recovery fail	AR\AJ	Not Ok
6	Q1712-01	Z-05A	PS029730.D	08 Apr 2025 17:50		AR\AJ	Ok,M
7	Q1712-01MS	Z-05AMS	PS029731.D	08 Apr 2025 18:14	Some compound recovery fail	AR\AJ	Ok,M
8	Q1712-01MSD	Z-05AMSD	PS029732.D	08 Apr 2025 18:38	Some compound recovery fail	AR\AJ	Ok,M
9	Q1712-05	TT-7	PS029733.D	08 Apr 2025 19:02		AR\AJ	Ok,M
10	Q1721-02	AU-05-040325	PS029734.D	08 Apr 2025 19:27		AR\AJ	Ok,M
11	Q1730-01	OU4-VSL-15-040325	PS029735.D	08 Apr 2025 19:51		AR\AJ	Ok,M
12	Q1730-03	OU4-VSL-16-040325	PS029736.D	08 Apr 2025 20:15		AR\AJ	Ok
13	Q1730-05	OU4-VSL-17-040325	PS029737.D	08 Apr 2025 20:39		AR\AJ	Ok,M
14	I.BLK	I.BLK	PS029738.D	08 Apr 2025 21:03		AR\AJ	Ok
15	HSTDCCC750	HSTDCCC750	PS029739.D	08 Apr 2025 21:27		AR\AJ	Ok,M
16	Q1730-07	OU4-PCS-TC-21-04032	PS029740.D	08 Apr 2025 22:39		AR\AJ	Ok
17	Q1730-09	OU4-PCS-TC-22-04032	PS029741.D	08 Apr 2025 23:03		AR\AJ	Ok,M

284 Sheffield Street, Mountainside, New Jersey 07092, Phone : 908 789 8900,
Fax : 908 789 8922

Instrument ID: ECD_S

Daily Analysis Runlog For Sequence/QCBatch ID # PS040825

Review By	Abdul	Review On	4/9/2025 8:23:05 AM		
Supervise By	mohammad	Supervise On	4/10/2025 5:30:10 AM		
SubDirectory	PS040825	HP Acquire Method		HP Processing Method	ps040225 8151

STD. NAME	STD REF.#
Tune/Reschk	
Initial Calibration Stds	PP24064,PP24065,PP24066,PP24067,PP24068
CCC	PP24066
Internal Standard/PEM	
ICV/I.BLK	PP24069,PP24070
Surrogate Standard	
MS/MSD Standard	
LCS Standard	

18	Q1730-11	OU4-PCS-TC-23-04032	PS029742.D	08 Apr 2025 23:27		AR\AJ	Ok
19	Q1730-13	OU4-PCS-TC-24-04032	PS029743.D	08 Apr 2025 23:51		AR\AJ	Ok,M
20	Q1730-15	OU4-PCS-TC-25-04032	PS029744.D	09 Apr 2025 00:15		AR\AJ	Ok,M
21	Q1730-17	OU4-PCS-TC-26-04032	PS029745.D	09 Apr 2025 00:39		AR\AJ	Ok,M
22	Q1730-19	OU4-CF-15-040325	PS029746.D	09 Apr 2025 01:03		AR\AJ	Ok,M
23	Q1732-01	TT-8	PS029747.D	09 Apr 2025 01:27		AR\AJ	Ok,M
24	Q1737-01	RT3069	PS029748.D	09 Apr 2025 01:51		AR\AJ	Ok,M
25	I.BLK	I.BLK	PS029749.D	09 Apr 2025 02:15		AR\AJ	Ok
26	HSTDCCC750	HSTDCCC750	PS029750.D	09 Apr 2025 02:39		AR\AJ	Ok,M

M : Manual Integration

284 Sheffield Street, Mountainside, New Jersey 07092, Phone : 908 789 8900,
Fax : 908 789 8922

Instrument ID: ECD_S

Daily Analysis Runlog For Sequence/QCBatch ID # PS040925

Review By	Abdul	Review On	4/10/2025 9:08:39 AM		
Supervise By	mohammad	Supervise On	4/11/2025 1:23:27 AM		
SubDirectory	PS040925	HP Acquire Method		HP Processing Method	PS040225

STD. NAME	STD REF.#
Tune/Reschk	
Initial Calibration Stds	PP24064,PP24065,PP24066,PP24067,PP24068
CCC	PP24066
Internal Standard/PEM	
ICV/I.BLK	PP24069,PP24070
Surrogate Standard	
MS/MSD Standard	
LCS Standard	

Sr#	SampleId	ClientID	Data File Name	Date-Time	Comment	Operator	Status
1	HEXANE	HEXANE	PS029751.D	09 Apr 2025 09:01		AR\AJ	Ok
2	I.BLK	I.BLK	PS029752.D	09 Apr 2025 09:25		AR\AJ	Ok
3	HSTDCCC750	HSTDCCC750	PS029753.D	09 Apr 2025 11:33		AR\AJ	Ok,M
4	PB167511BS	PB167511BS	PS029754.D	09 Apr 2025 12:38		AR\AJ	Ok,M
5	PB167527BL	PB167527BL	PS029755.D	09 Apr 2025 16:34		AR\AJ	Ok
6	PB167527BS	PB167527BS	PS029756.D	09 Apr 2025 16:58		AR\AJ	Ok,M
7	Q1745-01	IB-6A-WC	PS029757.D	09 Apr 2025 17:46		AR\AJ	Ok,M
8	Q1745-09	IB-6.5-WC	PS029758.D	09 Apr 2025 18:10		AR\AJ	Ok,M
9	Q1740-01	TP-20	PS029759.D	09 Apr 2025 18:34		AR\AJ	Ok
10	Q1740-01MS	TP-20MS	PS029760.D	09 Apr 2025 18:58		AR\AJ	Ok,M
11	Q1740-01MSD	TP-20MSD	PS029761.D	09 Apr 2025 19:22	Comp#10 recovery fail	AR\AJ	Ok,M
12	Q1743-01	TP-16	PS029762.D	09 Apr 2025 19:46		AR\AJ	Ok
13	I.BLK	I.BLK	PS029763.D	09 Apr 2025 20:10		AR\AJ	Ok
14	HSTDCCC750	HSTDCCC750	PS029764.D	09 Apr 2025 20:34		AR\AJ	Ok,M
15	Q1739-02	WC-LIQUID-20250404	PS029765.D	09 Apr 2025 21:22		AR\AJ	Ok,M
16	Q1739-02MS	WC-LIQUID-20250404	PS029766.D	09 Apr 2025 21:46	Comp#5,8 recovery fail	AR\AJ	Ok,M
17	Q1739-02MSD	WC-LIQUID-20250404	PS029767.D	09 Apr 2025 22:10	Comp#5,7,8 recovery fail	AR\AJ	Ok,M
18	PB167536BL	PB167536BL	PS029768.D	09 Apr 2025 22:34		AR\AJ	Ok,M

284 Sheffield Street, Mountainside, New Jersey 07092, Phone : 908 789 8900,
Fax : 908 789 8922

Instrument ID: ECD_S

Daily Analysis Runlog For Sequence/QCBatch ID # PS040925

Review By	Abdul	Review On	4/10/2025 9:08:39 AM		
Supervise By	mohammad	Supervise On	4/11/2025 1:23:27 AM		
SubDirectory	PS040925	HP Acquire Method		HP Processing Method	PS040225

STD. NAME	STD REF.#
Tune/Reschk	
Initial Calibration Stds	PP24064,PP24065,PP24066,PP24067,PP24068
CCC	PP24066
Internal Standard/PEM	
ICV/I.BLK	PP24069,PP24070
Surrogate Standard	
MS/MSD Standard	
LCS Standard	

19	PB167536BS	PB167536BS	PS029769.D	09 Apr 2025 22:58		AR\AJ	Ok,M
20	PB167488TB	PB167488TB	PS029770.D	09 Apr 2025 23:22		AR\AJ	Ok,M
21	PB167517TB	PB167517TB	PS029771.D	09 Apr 2025 23:47		AR\AJ	Ok
22	I.BLK	I.BLK	PS029772.D	10 Apr 2025 00:10		AR\AJ	Ok
23	HSTDCCC750	HSTDCCC750	PS029773.D	10 Apr 2025 01:46	Comp#13 high in 1st column	AR\AJ	Ok,M
24	Q1744-02	B-158-SB01	PS029774.D	10 Apr 2025 02:11		AR\AJ	Ok,M
25	Q1744-04	B-158-SB02	PS029775.D	10 Apr 2025 02:35		AR\AJ	Ok,M
26	Q1746-02	B-149-SB01	PS029776.D	10 Apr 2025 02:58		AR\AJ	Ok,M
27	Q1746-04	B-149-SB02	PS029777.D	10 Apr 2025 03:22		AR\AJ	Ok,M
28	I.BLK	I.BLK	PS029778.D	10 Apr 2025 03:46		AR\AJ	Ok
29	HSTDCCC750	HSTDCCC750	PS029779.D	10 Apr 2025 04:10		AR\AJ	Ok,M

M : Manual Integration

PERCENT SOLID

Supervisor: Iwona
Analyst: jignesh
Date: 4/7/2025

OVENTEMP IN Celsius(°C): 107
Time IN: 17:00
In Date: 04/04/2025
Weight Check 1.0g: 1.00
Weight Check 10g: 10.00
OvenID: M OVEN#1

OVENTEMP OUT Celsius(°C): 103
Time OUT: 08:25
Out Date: 04/05/2025
Weight Check 1.0g: 1.00
Weight Check 10g: 10.00
BalanceID: M SC-4
Thermometer ID: % SOLID- OVEN

QC: LB135307

Lab ID	Client SampleID	Dish #	Dish Wt(g) (A)	Sample Wt(g)	Dish + Sample Wt(g) (B)	Dish+Dry Sample Wt(g) (C)	% Solid	Comments
Q1729-05	SVOC-GPC-BLANK	1	1.00	1.00	2.00	2.00	100.0	
Q1729-06	PEST-GPC-BLANK	2	1.00	1.00	2.00	2.00	100.0	
Q1729-07	PEST-GPC-BLANK-SPIKE	3	1.00	1.00	2.00	2.00	100.0	
Q1729-08	PCB-GPC-BLANK	4	1.00	1.00	2.00	2.00	100.0	
Q1729-09	PCB-GPC-BLANK-SPIKE	5	1.00	1.00	2.00	2.00	100.0	
Q1729-10	SVOC-GPC2-BLANK	6	1.00	1.00	2.00	2.00	100.0	
Q1729-11	PEST-GPC2-BLANK	7	1.00	1.00	2.00	2.00	100.0	
Q1729-12	PEST-GPC2-BLANK-SPIKE	8	1.00	1.00	2.00	2.00	100.0	
Q1729-13	PCB-GPC2-BLANK	9	1.00	1.00	2.00	2.00	100.0	
Q1729-14	PCB-GPC2-BLANK-SPIKE	10	1.00	1.00	2.00	2.00	100.0	
Q1730-01	OU4-VSL-15-040325	11	1.14	10.58	11.72	11.39	96.9	
Q1730-03	OU4-VSL-16-040325	12	1.15	10.28	11.43	10.86	94.5	
Q1730-05	OU4-VSL-17-040325	13	1.16	11.32	12.48	11.62	92.4	
Q1730-07	OU4-PCS-TC-21-040325	14	1.18	10.92	12.1	10.9	89.0	
Q1730-09	OU4-PCS-TC-22-040325	15	1.16	11.79	12.95	11.87	90.8	
Q1730-11	OU4-PCS-TC-23-040325	16	1.19	11.24	12.43	11.41	90.9	
Q1730-13	OU4-PCS-TC-24-040325	17	1.18	10.42	11.6	10.69	91.3	
Q1730-15	OU4-PCS-TC-25-040325	18	1.14	11.13	12.27	11.43	92.5	
Q1730-17	OU4-PCS-TC-26-040325	19	1.15	10.84	11.99	11.13	92.1	
Q1730-19	OU4-CF-15-040325	20	1.15	10.74	11.89	11.23	93.9	
Q1732-01	TT-8	21	1.15	10.40	11.55	10.48	89.7	
Q1732-02	TT-8-EPH	22	1.15	10.33	11.48	10.34	89.0	
Q1732-03	TT-8-VOC	23	1.19	10.01	11.2	10.11	89.1	
Q1733-01	ETGI-328	24	1.18	10.19	11.37	8.37	70.6	
Q1733-02	ETGI-328-E2	25	1.18	10.29	11.47	8.27	68.9	
Q1734-01	HEH6237-1-1	26	1.00	1.00	2.00	2.00	100.0	pilc
Q1734-02	HEH6237-1-2	27	1.00	1.00	2.00	2.00	100.0	pilc
Q1734-03	STJ23-1-1	28	1.00	1.00	2.00	2.00	100.0	pilc

PERCENT SOLID

Supervisor: Iwona
Analyst: jignesh
Date: 4/7/2025

OVENTEMP IN Celsius(°C): 107
Time IN: 17:00
In Date: 04/04/2025
Weight Check 1.0g: 1.00
Weight Check 10g: 10.00
OvenID: M OVEN#1

OVENTEMP OUT Celsius(°C): 103
Time OUT: 08:25
Out Date: 04/05/2025
Weight Check 1.0g: 1.00
Weight Check 10g: 10.00
BalanceID: M SC-4
Thermometer ID: % SOLID- OVEN

QC: LB135307

Lab ID	Client SampleID	Dish #	Dish Wt(g) (A)	Sample Wt(g)	Dish + Sample Wt(g) (B)	Dish+Dry Sample Wt(g) (C)	% Solid	Comments
Q1734-04	STJ23-1-2	29	1.00	1.00	2.00	2.00	100.0	pilc
Q1734-05	HIA989S-1-1	30	1.00	1.00	2.00	2.00	100.0	pilc
Q1734-06	HIA989S-1-2	31	1.00	1.00	2.00	2.00	100.0	pilc
Q1734-07	HED302R-1-1	32	1.00	1.00	2.00	2.00	100.0	pilc
Q1734-08	HED302R-1-2	33	1.00	1.00	2.00	2.00	100.0	pilc
Q1734-09	HED302R-2-1	34	1.00	1.00	2.00	2.00	100.0	pilc
Q1734-10	HED302R-2-2	35	1.00	1.00	2.00	2.00	100.0	pilc
Q1735-01	50660-50661-50662-5663 -COMP	36	1.18	10.92	12.1	10.42	84.6	
Q1736-01	GST1	37	1.18	10.04	11.22	9.07	78.6	
Q1736-02	GST2	38	1.18	10.93	12.11	9.98	80.5	
Q1737-01	RT3069	39	1.19	11.58	12.77	11.34	87.7	
Q1738-01	OK-02-040425	40	1.16	10.34	11.5	10.06	86.1	
Q1738-02	OK-02-040425-E2	41	1.19	10.54	11.73	10.37	87.1	

$$\% \text{ Solid} = \frac{(C-A) * 100}{(B-A)}$$

WORKLIST(Hardcopy Internal Chain)

VB 135307

WorkList Name : %1-040425 **WorkList ID :** 188724 **Department :** Wet-Chemistry **Date :** 04-04-2025 08:12:22

Sample	Customer Sample	Matrix	Test	Preservative	Customer	Raw Sample Storage Location	Collect Date	Method
Q1736-01	GST1	Solid	Percent Solids	Cool 4 deg C	GENV01	L21	04/04/2025	Chemtech -SO
Q1736-02	GST2	Solid	Percent Solids	Cool 4 deg C	GENV01	L21	04/04/2025	Chemtech -SO
Q1730-01	OU4-VSL-15-040325	Solid	Percent Solids	Cool 4 deg C	NOBI03	L31	04/03/2025	Chemtech -SO
Q1730-03	OU4-VSL-16-040325	Solid	Percent Solids	Cool 4 deg C	NOBI03	L31	04/03/2025	Chemtech -SO
Q1730-05	OU4-VSL-17-040325	Solid	Percent Solids	Cool 4 deg C	NOBI03	L31	04/03/2025	Chemtech -SO
Q1730-07	OU4-PCS-TC-21-040325	Solid	Percent Solids	Cool 4 deg C	NOBI03	L31	04/03/2025	Chemtech -SO
Q1730-09	OU4-PCS-TC-22-040325	Solid	Percent Solids	Cool 4 deg C	NOBI03	L31	04/03/2025	Chemtech -SO
Q1730-11	OU4-PCS-TC-23-040325	Solid	Percent Solids	Cool 4 deg C	NOBI03	L31	04/03/2025	Chemtech -SO
Q1730-13	OU4-PCS-TC-24-040325	Solid	Percent Solids	Cool 4 deg C	NOBI03	L31	04/03/2025	Chemtech -SO
Q1730-15	OU4-PCS-TC-25-040325	Solid	Percent Solids	Cool 4 deg C	NOBI03	L31	04/03/2025	Chemtech -SO
Q1730-17	OU4-PCS-TC-26-040325	Solid	Percent Solids	Cool 4 deg C	NOBI03	L31	04/03/2025	Chemtech -SO
Q1730-19	OU4-CF-15-040325	Solid	Percent Solids	Cool 4 deg C	NOBI03	L31	04/03/2025	Chemtech -SO
Q1729-05	SVOC-GPC-BLANK	Solid	Percent Solids	Cool 4 deg C	NOBI03	L31	04/03/2025	Chemtech -SO
Q1729-06	PEST-GPC-BLANK	Solid	Percent Solids	Cool 4 deg C	CHEM02	F11	04/04/2025	Chemtech -SO
Q1729-07	PEST-GPC-BLANK-SPIKE	Solid	Percent Solids	Cool 4 deg C	CHEM02	F11	04/04/2025	Chemtech -SO
Q1729-08	PCB-GPC-BLANK	Solid	Percent Solids	Cool 4 deg C	CHEM02	F11	04/04/2025	Chemtech -SO
Q1729-09	PCB-GPC-BLANK-SPIKE	Solid	Percent Solids	Cool 4 deg C	CHEM02	F11	04/04/2025	Chemtech -SO
Q1729-10	SVOC-GPC2-BLANK	Solid	Percent Solids	Cool 4 deg C	CHEM02	F11	04/04/2025	Chemtech -SO
Q1729-11	PEST-GPC2-BLANK	Solid	Percent Solids	Cool 4 deg C	CHEM02	F11	04/04/2025	Chemtech -SO
Q1729-12	PEST-GPC2-BLANK-SPIKE	Solid	Percent Solids	Cool 4 deg C	CHEM02	F11	04/04/2025	Chemtech -SO
Q1729-13	PCB-GPC2-BLANK	Solid	Percent Solids	Cool 4 deg C	CHEM02	F11	04/04/2025	Chemtech -SO

Date/Time 04/04/25 1520

Raw Sample Received by: JB CCDC

Raw Sample Relinquished by: SM

Date/Time 04/04/25 17:15

Raw Sample Received by: SM

Raw Sample Relinquished by:

WORKLIST(Hardcopy Internal Chain)

WP135307

WorkList Name : %1-040425 **WorkList ID :** 188724 **Department :** Wet-Chemistry **Date :** 04-04-2025 08:12:22

Sample	Customer Sample	Matrix	Test	Preservative	Customer	Raw Sample Storage Location	Collect Date	Method
Q1729-14	PCB-GPC2-BLANK-SPIKE	Solid	Percent Solids	Cool 4 deg C	CHEM02	F11	04/04/2025	Chemtech -SO
Q1732-01	TT-8	Solid	Percent Solids	Cool 4 deg C	PSEG03	L31	04/04/2025	Chemtech -SO
Q1732-02	TT-8-EPH	Solid	Percent Solids	Cool 4 deg C	PSEG03	L31	04/04/2025	Chemtech -SO
Q1732-03	TT-8-VOC	Solid	Percent Solids	Cool 4 deg C	PSEG03	L31	04/04/2025	Chemtech -SO
Q1733-01	ETGI-328	Solid	Percent Solids	Cool 4 deg C	PSEG03	L31	04/04/2025	Chemtech -SO
Q1733-02	ETGI-328-E2	Solid	Percent Solids	Cool 4 deg C	PSEG03	I31	04/04/2025	Chemtech -SO
Q1734-01	HEH6237-1-1	Solid	Percent Solids	Cool 4 deg C	PSEG03	I31	04/04/2025	Chemtech -SO
Q1734-08	HED302R-1-2	Solid	Percent Solids	Cool 4 deg C	PSEG03	L31	04/04/2025	Chemtech -SO
Q1734-09	HED302R-2-1	Solid	Percent Solids	Cool 4 deg C	PSEG03	L31	04/04/2025	Chemtech -SO
Q1734-10	HED302R-2-2	Solid	Percent Solids	Cool 4 deg C	PSEG03	L31	04/04/2025	Chemtech -SO
Q1735-01	50660-50661-50662-5663-COM	Solid	Percent Solids	Cool 4 deg C	PSEG03	L31	04/04/2025	Chemtech -SO
Q1737-01	RT3069	Solid	Percent Solids	Cool 4 deg C	PSEG03	L31	04/04/2025	Chemtech -SO
Q1734-02	HEH6237-1-2	Solid	Percent Solids	Cool 4 deg C	PSEG03	L31	04/04/2025	Chemtech -SO
Q1734-03	STJ23-1-1	Solid	Percent Solids	Cool 4 deg C	PSEG03	L31	04/04/2025	Chemtech -SO
Q1734-04	STJ23-1-2	Solid	Percent Solids	Cool 4 deg C	PSEG03	L31	04/04/2025	Chemtech -SO
Q1734-05	HIA989S-1-1	Solid	Percent Solids	Cool 4 deg C	PSEG03	L31	04/04/2025	Chemtech -SO
Q1734-06	HIA989S-1-2	Solid	Percent Solids	Cool 4 deg C	PSEG03	L31	04/04/2025	Chemtech -SO
Q1734-07	HED302R-1-1	Solid	Percent Solids	Cool 4 deg C	PSEG03	L31	04/04/2025	Chemtech -SO
Q1738-01	OK-02-040425	Solid	Percent Solids	Cool 4 deg C	PSEG03	L31	04/04/2025	Chemtech -SO
Q1738-02	OK-02-040425-E2	Solid	Percent Solids	Cool 4 deg C	PSEG05	L31	04/04/2025	Chemtech -SO

Date/Time 04/04/25 15:20

Raw Sample Received by:

Raw Sample Relinquished by:

Date/Time 04/04/25 17:15

Raw Sample Received by:

Raw Sample Relinquished by:

Alliance TECHNICAL GROUP

EXTRACTION LOGPAGE

PB167511

SOP ID:	M8151A-Herbicide-22				
Clean Up SOP #:	N/A			**Extraction Start Date :**	04/08/2025
Matrix :	Solid			**Extraction Start Time :**	09:35
Weigh By:	EH	**Extraction By:**	RJ	**Extraction End Date :**	04/08/2025
Balance check:	RJ	**Filter By:**	RJ	**Extraction End Time :**	16:25
Balance ID:	EX-SC-2	**pH Meter ID:**	N/A	**Concentration By:**	EH
pH Strip Lot#:	E3880	**Hood ID:**	3,4,7	**Supervisor By :**	rajesh

Extraction Method: ☐ Seperatory Funnel ☐ Continious Liquid/Liquid ☐ Sonication ☐ Waste Dilution ☑ Soxhlet

Standared Name	MLS USED	Concentration ug/mL	STD REF. # FROM LOG
Spike Sol 1	1.0ML	5/500 PPM	PP24218
Surrogate	1.0ML	5000 PPB	PP24424
N/A	N/A	N/A	N/A
N/A	N/A	N/A	N/A
N/A	N/A	N/A	N/A

Chemical Used	ML/SAMPLE USED	Lot Number
MeCl2/Acetone/1:1	N/A	EP2591
Acidified Na2SO4	N/A	EP2576
Sand	N/A	E2865
HCL	N/A	M6151
DI WATER	N/A	N/A
37% KOH	N/A	EP2594
Methylene Chloride	N/A	E3904
1:3 SULPHURIC ACID	N/A	EP2587
Ether	N/A	E3881
ISO OCTANE	N/A	E3554
METHANOL	N/A	V14150
Diazomethane	N/A	EP2588
Hexane	N/A	E3916
N/A	N/A	N/A

Extraction Conformance/Non-Conformance Comments:

pH adjusted with HCL <2 for soil Extraction, PH adjusted with 1:3 H2SO4 <2 after Hydrolysis, Derivatization procedure is completed and samples are ready to Analyze,40ML Vial Lot # 03-40 BTS721.

KD Bath ID:	N/A	**Envap ID:**	NEVAP-02
KD Bath Temperature:	N/A	**Envap Temperature:**	40 °C

Date / Time	Prepped Sample Relinquished By/Location	Received By/Location
04/08/25	RP(Ext. Lab)	Y.P. Pest/PCB.
16:30	Preparation Group	Analysis Group

Alliance TECHNICAL GROUP

EXTRACTION LOGPAGE

PrepBatch ID : PB167511

Analytical Method: M8151A-Herbicide-22 **Concentration Date:** 04/08/2025

Sample ID	Client Sample ID	Test	g) mL	PH	Surr/Spike By:		Final Vol. (mL)	JarID	Comments	Prep Pos
					AddedBy	VerifiedBy				
PB167511BL	HBLK511	Herbicide Group1	30.01	N/A	ritesh	Evelyn	10			U2-1
PB167511BS	HLCS511	Herbicide Group1	30.02	N/A	ritesh	Evelyn	10			2
Q1712-01	Z-05A	Herbicide	30.07	N/A	ritesh	Evelyn	10	C		3
Q1712-01MS	Z-05AMS	Herbicide	30.06	N/A	ritesh	Evelyn	10	C		4
Q1712-01MSD	Z-05AMSD	Herbicide	30.02	N/A	ritesh	Evelyn	10	C		5
Q1712-05	TT-7	Herbicide	30.03	N/A	ritesh	Evelyn	10	C		6
Q1721-02	AU-05-040325	Herbicide	30.04	N/A	ritesh	Evelyn	10	E		U3-1
Q1730-01	OU4-VSL-15-040325	Herbicide Group1	30.01	N/A	ritesh	Evelyn	10	E		2
Q1730-03	OU4-VSL-16-040325	Herbicide Group1	30.02	N/A	ritesh	Evelyn	10	E		3
Q1730-05	OU4-VSL-17-040325	Herbicide Group1	30.06	N/A	ritesh	Evelyn	10	E		4
Q1730-07	OU4-PCS-TC-21-040325	Herbicide Group1	30.08	N/A	ritesh	Evelyn	10	E		5
Q1730-09	OU4-PCS-TC-22-040325	Herbicide Group1	30.05	N/A	ritesh	Evelyn	10	E		6
Q1730-11	OU4-PCS-TC-23-040325	Herbicide Group1	30.02	N/A	ritesh	Evelyn	10	E		U6-1
Q1730-13	OU4-PCS-TC-24-040325	Herbicide Group1	30.07	N/A	ritesh	Evelyn	10	E		2
Q1730-15	OU4-PCS-TC-25-040325	Herbicide Group1	30.03	N/A	ritesh	Evelyn	10	E		3
Q1730-17	OU4-PCS-TC-26-040325	Herbicide Group1	30.01	N/A	ritesh	Evelyn	10	E		4
Q1730-19	OU4-CF-15-040325	Herbicide Group1	30.04	N/A	ritesh	Evelyn	10	E		5
Q1732-01	TT-8	Herbicide	30.06	N/A	ritesh	Evelyn	10	D		6
Q1737-01	RT3069	Herbicide	30.02	N/A	ritesh	Evelyn	10	D		U7-1

* **Extracts relinquished on the same date as received.**

4/18/25

167511
9:35

WORKLIST(Hardcopy Internal Chain)

WorkList Name : q1712h **WorkList ID :** 188796 **Department :** Extraction **Date :** 04-08-2025 08:25:57

Sample	Customer Sample	Matrix	Test	Preservative	Customer	Raw Sample Storage Location	Collect Date	Method
Q1712-01	Z-05A	Solid	Herbicide	Cool 4 deg C	PSEG03	L22	04/02/2025	8151A
Q1712-05	TT-7	Solid	Herbicide	Cool 4 deg C	PSEG03	L22	04/03/2025	8151A
Q1721-02	AU-05-040325	Solid	Herbicide	Cool 4 deg C	PSEG05	L31	04/03/2025	8151A
Q1730-01	OU4-VSL-15-040325	Solid	Herbicide Group1	Cool 4 deg C	NOBI03	L31	04/03/2025	8151A
Q1730-03	OU4-VSL-16-040325	Solid	Herbicide Group1	Cool 4 deg C	NOBI03	L31	04/03/2025	8151A
Q1730-05	OU4-VSL-17-040325	Solid	Herbicide Group1	Cool 4 deg C	NOBI03	L31	04/03/2025	8151A
Q1730-07	OU4-PCS-TC-21-040325	Solid	Herbicide Group1	Cool 4 deg C	NOBI03	L31	04/03/2025	8151A
Q1730-09	OU4-PCS-TC-22-040325	Solid	Herbicide Group1	Cool 4 deg C	NOBI03	L31	04/03/2025	8151A
Q1730-11	OU4-PCS-TC-23-040325	Solid	Herbicide Group1	Cool 4 deg C	NOBI03	L31	04/03/2025	8151A
Q1730-13	OU4-PCS-TC-24-040325	Solid	Herbicide Group1	Cool 4 deg C	NOBI03	L31	04/03/2025	8151A
Q1730-15	OU4-PCS-TC-25-040325	Solid	Herbicide Group1	Cool 4 deg C	NOBI03	L31	04/03/2025	8151A
Q1730-17	OU4-PCS-TC-26-040325	Solid	Herbicide Group1	Cool 4 deg C	NOBI03	L31	04/03/2025	8151A
Q1730-19	OU4-CF-15-040325	Solid	Herbicide Group1	Cool 4 deg C	NOBI03	L31	04/03/2025	8151A
Q1732-01	TT-8	Solid	Herbicide	Cool 4 deg C	PSEG03	L31	04/04/2025	8151A
Q1737-01	RT3069	Solid	Herbicide	Cool 4 deg C	PSEG03	L31	04/04/2025	8151A

Date/Time 04/08/25 9:30
Raw Sample Received by: RT (Cpt log)
Raw Sample Relinquished by: CP Sm

Date/Time 04/08/25 10:05
Raw Sample Received by: CP Sm
Raw Sample Relinquished by: RT (Cpt log)

284 Sheffield Street, Mountainside, New Jersey 07092, Phone : 908 789 8900, Fax : 908 789 8922

Prep Standard - Chemical Standard Summary

Order ID : Q1730

Test : Herbicide Group1

Prepbatch ID : PB167511,

Sequence ID/Qc Batch ID: ps040825,ps040925,

Standard ID :
EP2576,EP2591,PP24061,PP24062,PP24064,PP24065,PP24066,PP24067,PP24068,PP24069,PP24070,PP24218,PP24424,

Chemical ID :
E2865,E3370,E3551,E3826,E3876,E3878,E3902,M5173,M6151,P10549,P11180,P11181,P12619,P12629,P12686,P12708,P12709,P13514,P13515,P13529,P13530,P13531,

284 Sheffield Street, Mountainside, New Jersey 07092, Phone : 908 789 8900,
Fax : 908 789 8922

Extractions STANDARD PREPARATION LOG

Recipe ID	NAME	NO.	Prep Date	Expiration Date	Prepared By	ScaleID	PipetteID	Supervised By
601	Acidified Sodium Sulphate 2	EP2576	01/06/2025	06/02/2025	Rajesh Parikh	Extraction_SCALE_2 (EX-SC-2)	None	RUPESHKUMAR SHAH 01/06/2025

FROM 100.00000ml of E3370 + 150.00000ml of M5173 + 3000.00000ml of E3551 = Final Quantity: 3000.000 gram

Recipe ID	NAME	NO.	Prep Date	Expiration Date	Prepared By	ScaleID	PipetteID	Supervised By
2017	1:1 ACETONE/METHYLENE CHLORIDE	EP2591	02/26/2025	08/14/2025	RUPESHKUMAR SHAH	None	None	Riteshkumar Patel 02/26/2025

FROM 8000.00000ml of E3876 + 8000.00000ml of E3878 = Final Quantity: 16000.000 ml

284 Sheffield Street, Mountainside, New Jersey 07092, Phone : 908 789 8900,
Fax : 908 789 8922

Pest/Pcb STANDARD PREPARATION LOG

Recipe ID	NAME	NO.	Prep Date	Expiration Date	Prepared By	ScaleID	PipetteID	Supervised By
1321	2/200 PPM Herb Mega Mix	PP24061	11/26/2024	05/09/2025	Ankita Jodhani	None	None	Yogesh Patel 11/27/2024

FROM 0.20000ml of P10549 + 1.00000ml of P11180 + 1.00000ml of P12619 + 1.00000ml of P12629 + 1.00000ml of P12686 + 95.80000ml of E3826 = Final Quantity: 100.000 ml

Recipe ID	NAME	NO.	Prep Date	Expiration Date	Prepared By	ScaleID	PipetteID	Supervised By
1851	2/200 PPM Herb Mega Mix 2nd Source	PP24062	11/26/2024	05/09/2025	Ankita Jodhani	None	None	Yogesh Patel 11/27/2024

FROM 1.00000ml of P11181 + 1.00000ml of P12708 + 1.00000ml of P12709 + 97.00000ml of E3826 = Final Quantity: 100.000 ml

284 Sheffield Street, Mountainside, New Jersey 07092, Phone : 908 789 8900,
Fax : 908 789 8922

Pest/Pcb STANDARD PREPARATION LOG

Recipe ID	NAME	NO.	Prep Date	Expiration Date	Prepared By	ScaleID	PipetteID	Supervised By
1452	1500 PPB HERB MIX STD	PP24064	11/26/2024	05/09/2025	Ankita Jodhani	None	None	Yogesh Patel 11/27/2024

FROM 0.25000ml of E3826 + 0.75000ml of PP24061 = Final Quantity: 1.000 ml

Recipe ID	NAME	NO.	Prep Date	Expiration Date	Prepared By	ScaleID	PipetteID	Supervised By
1453	1000 PPB Herb MIX STD	PP24065	11/26/2024	05/09/2025	Ankita Jodhani	None	None	Yogesh Patel 11/27/2024

FROM 0.50000ml of E3826 + 0.50000ml of PP24061 = Final Quantity: 1.000 ml

284 Sheffield Street, Mountainside, New Jersey 07092, Phone : 908 789 8900,
Fax : 908 789 8922

Pest/Pcb STANDARD PREPARATION LOG

Recipe ID	NAME	NO.	Prep Date	Expiration Date	Prepared By	ScaleID	PipetteID	Supervised By
1454	750 PPB Herb MIX STD	PP24066	11/26/2024	05/09/2025	Ankita Jodhani	None	None	Yogesh Patel 11/27/2024

FROM 0.25000ml of E3826 + 0.75000ml of PP24065 = Final Quantity: 1.000 ml

Recipe ID	NAME	NO.	Prep Date	Expiration Date	Prepared By	ScaleID	PipetteID	Supervised By
1455	500 PPB Herb MIX STD	PP24067	11/26/2024	05/09/2025	Ankita Jodhani	None	None	Yogesh Patel 11/27/2024

FROM 0.75000ml of E3826 + 0.25000ml of PP24061 = Final Quantity: 1.000 ml

284 Sheffield Street, Mountainside, New Jersey 07092, Phone : 908 789 8900,
Fax : 908 789 8922

Pest/Pcb STANDARD PREPARATION LOG

Recipe ID	NAME	NO.	Prep Date	Expiration Date	Prepared By	ScaleID	PipetteID	Supervised By
1456	200 PPB Herb MIX STD	PP24068	11/26/2024	05/09/2025	Ankita Jodhani	None	None	Yogesh Patel 11/27/2024

FROM 0.90000ml of E3826 + 0.10000ml of PP24061 = Final Quantity: 1.000 ml

Recipe ID	NAME	NO.	Prep Date	Expiration Date	Prepared By	ScaleID	PipetteID	Supervised By
1854	1000 PPB HERB MIX ICV STD	PP24069	11/26/2024	05/09/2025	Ankita Jodhani	None	None	Yogesh Patel 11/27/2024

FROM 0.50000ml of E3826 + 0.50000ml of PP24062 = Final Quantity: 1.000 ml

284 Sheffield Street, Mountainside, New Jersey 07092, Phone : 908 789 8900,
Fax : 908 789 8922

Pest/Pcb STANDARD PREPARATION LOG

Recipe ID	NAME	NO.	Prep Date	Expiration Date	Prepared By	ScaleID	PipetteID	Supervised By
1691	750 PPB ICV HERB STD	PP24070	11/26/2024	05/09/2025	Ankita Jodhani	None	None	Yogesh Patel 11/27/2024

FROM 0.25000ml of E3826 + 0.75000ml of PP24069 = Final Quantity: 1.000 ml

Recipe ID	NAME	NO.	Prep Date	Expiration Date	Prepared By	ScaleID	PipetteID	Supervised By
1848	5000/500000 PPB Herbicide Spike (Free Acid)	PP24218	03/05/2025	08/25/2025	Abdul Mirza	None	None	Yogesh Patel 03/06/2025

FROM 0.50000ml of P13531 + 1.00000ml of P13529 + 1.00000ml of P13530 + 47.50000ml of E3876 = Final Quantity: 50.000 ml

284 Sheffield Street, Mountainside, New Jersey 07092, Phone : 908 789 8900,
Fax : 908 789 8922

Pest/Pcb STANDARD PREPARATION LOG

Recipe ID	NAME	NO.	Prep Date	Expiration Date	Prepared By	ScaleID	PipetteID	Supervised By
60	5000 PPB Herbicide Surg Spike (Free Acid)	PP24424	03/26/2025	09/18/2025	Abdul Mirza	None	None	Yogesh Patel 04/02/2025

FROM 1.25000ml of P13514 + 1.25000ml of P13515 + 97.50000ml of E3902 = Final Quantity: 100.000 ml

284 Sheffield Street, Mountainside, New Jersey 07092, Phone : 908 789 8900,
Fax : 908 789 8922

CHEMICAL RECEIPT LOG BOOK

Supplier	ItemCode / ItemName	Lot #	Expiration Date	Date Opened / Opened By	Received Date / Received By	Chemtech Lot #
Seidler Chemical	BA-3382-05 / Sand, Purified (cs/4x2.5kg)	0000243821	06/30/2025	04/30/2020 / RAJESH	04/28/2020 / RAJESH	E2865

Supplier	ItemCode / ItemName	Lot #	Expiration Date	Date Opened / Opened By	Received Date / Received By	Chemtech Lot #
Seidler Chemical	BA-9244-03 / Ether, Anhydrous, Purified (cs/4x4L)	0000288039	07/17/2025	08/01/2022 / Rajesh	07/13/2022 / Rajesh	E3370

Supplier	ItemCode / ItemName	Lot #	Expiration Date	Date Opened / Opened By	Received Date / Received By	Chemtech Lot #
PCI Scientific Supply, Inc.	PC19631-100 / SODIUM SULFATE, ANHYDROUS, PEST GRADE, 1	313201	07/01/2025	01/03/2024 / Rajesh	07/20/2023 / Rajesh	E3551

Supplier	ItemCode / ItemName	Lot #	Expiration Date	Date Opened / Opened By	Received Date / Received By	Chemtech Lot #
Seidler Chemical	BA-9262-03 / Hexane, Ultra-Resi (cs/4x4L)	24G1962003	05/09/2025	11/09/2024 / Rajesh	11/07/2024 / Rajesh	E3826

Supplier	ItemCode / ItemName	Lot #	Expiration Date	Date Opened / Opened By	Received Date / Received By	Chemtech Lot #
Seidler Chemical	BA-9254-03 / Acetone, Ultra Resi (cs/4x4L)	24H2762008	08/25/2025	02/25/2025 /	02/12/2025 / Rajesh	E3876

Supplier	ItemCode / ItemName	Lot #	Expiration Date	Date Opened / Opened By	Received Date / Received By	Chemtech Lot #
Seidler Chemical	BA-9644-A4 / Methylene Chloride,U-Resi, Cycle-Tainer (215L)	24K1762005	08/14/2025	02/14/2025 / Rajesh	12/27/2024 / Rajesh	E3878

284 Sheffield Street, Mountainside, New Jersey 07092, Phone : 908 789 8900,
Fax : 908 789 8922

CHEMICAL RECEIPT LOG BOOK

Supplier	ItemCode / ItemName	Lot #	Expiration Date	Date Opened / Opened By	Received Date / Received By	Chemtech Lot #
Seidler Chemical	BA-9254-03 / Acetone, Ultra Resi (cs/4x4L)	24H2762008	09/18/2025	03/18/2025 / RUPESH	02/12/2025 / RUPESH	E3902

Supplier	ItemCode / ItemName	Lot #	Expiration Date	Date Opened / Opened By	Received Date / Received By	Chemtech Lot #
Seidler Chemical	BA-9673-33 / Sulfuric Acid, Instra-Analyzed (cs/6c2.5L)	0000281827	06/02/2025	06/01/2022 /	04/05/2022 / william	M5173

Supplier	ItemCode / ItemName	Lot #	Expiration Date	Date Opened / Opened By	Received Date / Received By	Chemtech Lot #
Seidler Chemical	BA-9530-33 / Hydrochloric Acid, Instra-Analyzed (cs/6x2.5L)	22G2862015	08/18/2025	02/18/2025 / Sagar	01/15/2025 / Sagar	M6151

Supplier	ItemCode / ItemName	Lot #	Expiration Date	Date Opened / Opened By	Received Date / Received By	Chemtech Lot #
Restek	32254 / Dalapon Methyl Ester, 1000 ug/ml	A0170243	05/26/2025	11/26/2024 / Ankita	04/06/2021 / dhaval	P10549

Supplier	ItemCode / ItemName	Lot #	Expiration Date	Date Opened / Opened By	Received Date / Received By	Chemtech Lot #
Restek	32050 / Herbicide, 8000 series, 515 Surrogate [ester] 2,4-dichlorophenyl acetic acid methyl ester, 1mL, 200ug/mL, Hexane	A0172864	05/26/2025	11/26/2024 / Ankita	11/01/2021 / Abdul	P11180

Supplier	ItemCode / ItemName	Lot #	Expiration Date	Date Opened / Opened By	Received Date / Received By	Chemtech Lot #
Restek	32050 / Herbicide, 8000 series, 515 Surrogate [ester] 2,4-dichlorophenyl acetic acid methyl ester, 1mL, 200ug/mL, Hexane	A0172864	05/26/2025	11/26/2024 / Ankita	11/01/2021 / Abdul	P11181

284 Sheffield Street, Mountainside, New Jersey 07092, Phone : 908 789 8900,
Fax : 908 789 8922

CHEMICAL RECEIPT LOG BOOK

Supplier	ItemCode / ItemName	Lot #	Expiration Date	Date Opened / Opened By	Received Date / Received By	Chemtech Lot #
Restek	32062 / Herbicide Mix, 500/8000, Standard #4 [methyl ester] 200ug/mL, hexane, 1mL/ampul	A0155055	05/26/2025	11/26/2024 / Ankita	07/03/2023 / Abdul	P12619

Supplier	ItemCode / ItemName	Lot #	Expiration Date	Date Opened / Opened By	Received Date / Received By	Chemtech Lot #
Restek	32055 / Herbicide Mix, 500/8000, Standard #1 [methyl ester] 200ug/mL, hexane, 1mL/ampul	A192429	05/26/2025	11/26/2024 / Ankita	07/03/2023 / Abdul	P12629

Supplier	ItemCode / ItemName	Lot #	Expiration Date	Date Opened / Opened By	Received Date / Received By	Chemtech Lot #
Restek	32059 / Herbicide Mix#3 (Methyl Ester), 20000 ug/ml	A0199844	05/26/2025	11/26/2024 / Ankita	07/24/2023 / Abdul	P12686

Supplier	ItemCode / ItemName	Lot #	Expiration Date	Date Opened / Opened By	Received Date / Received By	Chemtech Lot #
Agilent Technologies	HBM-8151M / Chlorinated Herbicide Mixtures, Methyl Esters	0006752480	05/26/2025	11/26/2024 / Ankita	08/09/2023 / Abdul	P12708

Supplier	ItemCode / ItemName	Lot #	Expiration Date	Date Opened / Opened By	Received Date / Received By	Chemtech Lot #
Agilent Technologies	HBM-8151M / Chlorinated Herbicide Mixtures, Methyl Esters	0006752480	05/26/2025	11/26/2024 / Ankita	08/09/2023 / Abdul	P12708

Supplier	ItemCode / ItemName	Lot #	Expiration Date	Date Opened / Opened By	Received Date / Received By	Chemtech Lot #
Agilent Technologies	HBM-8151M / Chlorinated Herbicide Mixtures, Methyl Esters	0006752480	05/26/2025	11/26/2024 / Ankita	08/09/2023 / Abdul	P12709

284 Sheffield Street, Mountainside, New Jersey 07092, Phone : 908 789 8900,
Fax : 908 789 8922

CHEMICAL RECEIPT LOG BOOK

Supplier	ItemCode / ItemName	Lot #	Expiration Date	Date Opened / Opened By	Received Date / Received By	Chemtech Lot #
Agilent Technologies	HBM-8151M / Chlorinated Herbicide Mixtures, Methyl Esters	0006752480	05/26/2025	11/26/2024 / Ankita	08/09/2023 / Abdul	P12709

Supplier	ItemCode / ItemName	Lot #	Expiration Date	Date Opened / Opened By	Received Date / Received By	Chemtech Lot #
Restek	32049 / Herbicide, 8000 series, 515 Surrogate [free acid] 2,4-dichlorophenyl acetic acid, 1mL, 200ug/mL, MeOH	A0212676	09/26/2025	03/26/2025 / Abdul	08/16/2024 / yogesh	P13514

Supplier	ItemCode / ItemName	Lot #	Expiration Date	Date Opened / Opened By	Received Date / Received By	Chemtech Lot #
Restek	32049 / Herbicide, 8000 series, 515 Surrogate [free acid] 2,4-dichlorophenyl acetic acid, 1mL, 200ug/mL, MeOH	A0212676	09/26/2025	03/26/2025 / Abdul	08/16/2024 / yogesh	P13515

Supplier	ItemCode / ItemName	Lot #	Expiration Date	Date Opened / Opened By	Received Date / Received By	Chemtech Lot #
Agilent Technologies	HBM-8151A / Chlorinated Herbicide Mixtures, Free Acids	0006810955	09/05/2025	03/05/2025 / Abdul	09/03/2024 / Abdul	P13529

Supplier	ItemCode / ItemName	Lot #	Expiration Date	Date Opened / Opened By	Received Date / Received By	Chemtech Lot #
Agilent Technologies	HBM-8151A / Chlorinated Herbicide Mixtures, Free Acids	0006810955	09/05/2025	03/05/2025 / Abdul	09/03/2024 / Abdul	P13529

Supplier	ItemCode / ItemName	Lot #	Expiration Date	Date Opened / Opened By	Received Date / Received By	Chemtech Lot #
Agilent Technologies	HBM-8151A / Chlorinated Herbicide Mixtures, Free Acids	0006810955	09/05/2025	03/05/2025 / Abdul	09/03/2024 / Abdul	P13530

284 Sheffield Street, Mountainside, New Jersey 07092, Phone : 908 789 8900,
Fax : 908 789 8922

CHEMICAL RECEIPT LOG BOOK

Supplier	ItemCode / ItemName	Lot #	Expiration Date	Date Opened / Opened By	Received Date / Received By	Chemtech Lot #
Agilent Technologies	HBM-8151A / Chlorinated Herbicide Mixtures, Free Acids	0006810955	09/05/2025	03/05/2025 / Abdul	09/03/2024 / Abdul	P13530

Supplier	ItemCode / ItemName	Lot #	Expiration Date	Date Opened / Opened By	Received Date / Received By	Chemtech Lot #
Agilent Technologies	HBM-8151A / Chlorinated Herbicide Mixtures, Free Acids	0006810955	09/05/2025	03/05/2025 / Abdul	09/03/2024 / Abdul	P13531

Supplier	ItemCode / ItemName	Lot #	Expiration Date	Date Opened / Opened By	Received Date / Received By	Chemtech Lot #
Agilent Technologies	HBM-8151A / Chlorinated Herbicide Mixtures, Free Acids	0006810955	09/05/2025	03/05/2025 / Abdul	09/03/2024 / Abdul	P13531

Sand
Purified
Washed and Ignited

avantor™ | J.T.Baker®

Material No.: 3382-05
Batch No.: 0000243821
Manufactured Date: 2018/04/09
Retest Date: 2025/04/07
Revision No: 1

Certificate of Analysis

Test	Specification	Result
Substances Soluble in HCl	<= 0.16 %	0.01

For Laboratory, Research or Manufacturing Use
Meets Reagent Specifications for testing USP/NF monographs

Country of Origin: US
Packaging Site: Paris Mfg Ctr & DC

E 2865

James T Ethier
Jamie Ethier
Vice President Global Quality

For questions on this Certificate of Analysis please contact Technical Services at 855.282.6867 or +1.610.386.1700
Avantor Performance Materials, LLC
100 Matsonford Rd, Suite 200, Radnor, PA 19087. U.S.A. Phone: 610.386.1700

Ether, Anhydrous
BAKER ANALYZED® A.C.S. Reagent
Contains BHT as a Preservative
Suitable for Fat Extraction

avantor™ | J.T.Baker®

Material No.: 9244-03
Batch No.: 0000288039
Manufactured Date: 2021/07/22
Expiration Date: 2023/07/22
Revision No: 1

Certificate of Analysis

Meets ACS Reagent Chemical Requirements,

Test	Specification	Result
Assay ($(C_2H_5)_2O$) (by GC, corrected for water)	>= 99.0 %	100.0
Alcohol (C_2H_5OH)	Passes Test	PT
Carbonyl Compounds (as HCHO) (by polarography)	<= 0.001 %	< 0.001
Color (APHA)	<= 10	< 5
Peroxide (as H_2O_2)	<= 1 ppm	< 1
Preservative (BHT)	>= 7 ppm	9
Residue after Evaporation	<= 0.0010 %	< 0.0010
Titrable Acid (µeq/g)	<= 0.2	< 0.2
Water (by KF, coulometric)	<= 0.01 %	0.01

For Laboratory, Research or Manufacturing Use
Meets Reagent Specifications for testing USP/NF monographs

Country of Origin: US

Recd. by RP on 9/13/22

E 3370

James T Ethier
Jamie Ethier
Vice President Global Quality

For questions on this Certificate of Analysis please contact Technical Services at 855.282.6867 or +1.610.386.1700
Avantor Performance Materials, LLC
100 Matsonford Rd, Suite 200, Radnor, PA 19087. U.S.A. Phone: 610.386.1700

PRODUCTOS QUIMICOS MONTERREY, S.A. DE C.V.

MIRADOR 201, COL. MIRADOR
MONTERREY, N.L. MEXICO
CP 64070
TEL +52 81 13 52 57 57
www.pqm.com.mx

CERTIFICATE OF ANALYSIS

PRODUCT :	SODIUM SULFATE CRYSTALS ANHYDROUS		
QUALITY :	ACS (CODE RMB3375)	FORMULA :	Na_2SO_4
SPECIFICATION NUMBER :	6399	RELEASE DATE:	ABR/21/2023
LOT NUMBER :	313201		

TEST	SPECIFICATIONS	LOT VALUES
Assay (Na_2SO_4)	Min. 99.0%	99.7 %
pH of a 5% solution at 25°C	5.2 - 9.2	6.1
Insoluble matter	Max. 0.01%	0.005 %
Loss on ignition	Max. 0.5%	0.1 %
Chloride (Cl)	Max. 0.001%	<0.001 %
Nitrogen compounds (as N)	Max. 5 ppm	<5 ppm
Phosphate (PO_4)	Max. 0.001%	<0.001 %
Heavy metals (as Pb)	Max. 5 ppm	<5 ppm
Iron (Fe)	Max. 0.001%	<0.001 %
Calcium (Ca)	Max. 0.01%	0.002 %
Magnesium (Mg)	Max. 0.005%	0.001 %
Potassium (K)	Max. 0.008%	0.003 %
Extraction-concentration suitability	Passes test	Passes test
Appearance	Passes test	Passes test
Identification	Passes test	Passes test
Solubility and foreing matter	Passes test	Passes test
Retained on US Standard No. 10 sieve	Max. 1%	0.1 %
Retained on US Standard No. 60 sieve	Min. 94%	97.3 %
Through US Standard No. 60 sieve	Max. 5%	2.5 %
Through US Standard No. 100 sieve	Max. 10%	0.1 %

COMMENTS

QC: PhC Irma Belmares

If you need further details, please call our factory or contact our local distributor.

RG-02-01, Ed. 3

Recd. by RI on 7/24/23 E3551

n-Hexane 95%
ULTRA RESI-ANALYZED
For Organic Residue Analysis

avantor™ | J.T.Baker®

Material No.: 9262-03
Batch No.: 24G1962003
Manufactured Date: 2024-05-23
Expiration Date: 2025-08-22
Revision No.: 0

Certificate of Analysis

Test	Specification	Result
FID-Sensitive Impurities (as 2-Octanol) Single Impurity Peak (ng/mL)	≤ 5	3
ECD Sensitive Impurities (as Heptachlor Epoxide) Single Peak (pg/mL)	≤ 10	1
ECD-Sensitive Impurities (as Ethylene Dibromide) - Single Impurity Peak (ng/mL)	≤ 5	1
Assay (Total Saturated C_6 Isomers) (by GC, corrected for water)	≥ 99.5 %	99.7 %
Assay (as n-Hexane) (by GC, corrected for water)	≥ 95 %	98 %
Color (APHA)	≤ 10	5
Residue after Evaporation	≤ 1.0 ppm	0.1 ppm
Substances Darkened by H_2SO_4	Passes Test	Passes Test
Water (by KF, coulometric)	≤ 0.05 %	< 0.01 %

For Laboratory,Research,or Manufacturing Use
MEETS SPECIFICATIONS WITHIN THE EXPIRATION PERIOD

Country of Origin: USA
Packaging Site: Phillipsburg Mfg Ctr & DC

E3826

Rec'd by RP on 11/7/24

JCroak

Jamie Croak
Director Quality Operations, Bioscience Production

Methylene Chloride
ULTRA RESI-ANALYZED
For Organic Residue Analysis
(dichloromethane)

avantor | J.T.Baker

Material No.: 9266-A4
Batch No.: 24K1762005
Manufactured Date: 2024-10-08
Expiration Date:2026-01-07
Revision No.: 0

Certificate of Analysis

Test	Specification	Result
FID-Sensitive Impurities (as 2-Octanol)Single Impurity Peak (ng/mL)	<= 5	1
ECD Sensitive Impurities (as HeptachlorEpoxide) Single Peak (pg/mL)	<= 10	2
Assay (CH_2Cl_2) (by GC, exclusive of preservative, corrected for water)	>= 99.8 %	100.0 %
Color (APHA)	<= 10	5
Residue after Evaporation	<= 1.0 ppm	0.5 ppm
Titrable Acid (µeq/g)	<= 0.3	0.0
Chloride (Cl)	<= 10 ppm	<5 ppm
Water (by KF, coulometric)	<= 0.02 %	0.01 %

For Laboratory,Research,or Manufacturing Use
MEETS SPECIFICATIONS WITHIN THE EXPIRATION PERIOD

Country of Origin: United States
Packaging Site: Phillipsburg Mfg Ctr & DC

E 3878

JCroak
Jamie Croak
Director Quality Operations, Bioscience Production

For questions on this Certificate of Analysis please contact Technical Services at 855.282.6867 or +1.610.386.1700
Avantor Performance Materials,LLC
100 Matsonford Rd, Suite 200,Radnor,PA,19087.U.S.A.Phone 610.386.1700

PO: PO2-798 PRODUCT CODE: SHIP DATE: 12/9/2024

Acetone
BAKER RESI-ANALYZED® Reagent
For Organic Residue Analysis

avantor | J.T.Baker

Material No.: 9254-03
Batch No.: 24H2762008
Manufactured Date: 2024-04-18
Expiration Date:2027-04-18
Revision No.: 0

Certificate of Analysis

Test	Specification	Result
Assay ($(CH_3)_2CO$) (by GC, corrected forwater)	>= 99.4 %	100.0 %
Color (APHA)	<= 10	5
Residue after Evaporation	<= 1.0 ppm	0.0 ppm
Substances Reducing Permanganate	Passes Test	Passes Test
Titrable Acid (µeq/g)	<= 0.3	0.2
Titrable Base (µeq/g)	<= 0.6	<0.1
Water (H_2O)	<= 0.5 %	<0.1 %
FID-Sensitive Impurities (as 2-Octanol)Single Impurity Peak (ng/mL)	<= 5	1
ECD Sensitive Impurities (as HeptachlorEpoxide) Single Peak (pg/mL)	<= 10	1

For Laboratory,Research,or Manufacturing Use
MEETS SPECIFICATIONS WITHIN THE EXPIRATION PERIOD

Country of Origin: United States
Packaging Site: Phillipsburg Mfg Ctr & DC

E 3902

JCroak
Jamie Croak
Director Quality Operations, Bioscience Production

For questions on this Certificate of Analysis please contact Technical Services at 855.282.6867 or +1.610.386.1700
Avantor Performance Materials,LLC
100 Matsonford Rd, Suite 200,Radnor,PA,19087.U.S.A.Phone 610.386.1700

Hydrochloric Acid, 36.5-38.0%
BAKER INSTRA-ANALYZED® Reagent
For Trace Metal Analysis

avantor™ | J.T.Baker®

Material No.: 9530-33
Batch No.: 0000281827
Manufactured Date: 2021/03/30
Retest Date: 2026/03/29
Revision No: 1

Certificate of Analysis

Test	Specification	Result
ACS - Assay (as HCl) (by acid-base titrn)	36.5 - 38.0 %	37.6
ACS - Color (APHA)	<= 10	5
ACS - Residue after Ignition	<= 3 ppm	1
ACS - Specific Gravity at 60°/60°F	1.185 - 1.192	1.189
ACS - Bromide (Br)	<= 0.005 %	< 0.005
ACS - Extractable Organic Substances	<= 5 ppm	< 1
ACS - Free Chlorine (as Cl_2)	<= 0.5 ppm	< 0.5
Phosphate (PO_4)	<= 0.05 ppm	< 0.03
Sulfate (SO_4)	<= 0.5 ppm	< 0.3
Sulfite (SO_3)	<= 0.8 ppm	0.3
Ammonium (NH_4)	<= 3 ppm	< 1
Trace Impurities - Arsenic (As)	<= 0.010 ppm	< 0.003
Trace Impurities - Aluminum (Al)	<= 10.0 ppb	0.5
Arsenic and Antimony (as As)	<= 5 ppb	< 3
Trace Impurities - Barium (Ba)	<= 1.0 ppb	< 0.2
Trace Impurities - Beryllium (Be)	<= 1.0 ppb	< 0.2
Trace Impurities - Bismuth (Bi)	<= 10.0 ppb	< 1.0
Trace Impurities - Boron (B)	<= 20.0 ppb	< 5.0
Trace Impurities - Cadmium (Cd)	<= 1.0 ppb	< 0.3
Trace Impurities - Calcium (Ca)	<= 50.0 ppb	15.0
Trace Impurities - Chromium (Cr)	<= 1.0 ppb	< 0.4
Trace Impurities - Cobalt (Co)	<= 1.0 ppb	< 0.3
Trace Impurities - Copper (Cu)	<= 1.0 ppb	< 0.1
Trace Impurities - Gallium (Ga)	<= 1.0 ppb	< 0.2

For questions on this Certificate of Analysis please contact Technical Services at 855.282.6867 or +1.610.386.1700
Avantor Performance Materials, LLC
100 Matsonford Rd, Suite 200, Radnor, PA 19087. U.S.A. Phone: 610.386.1700

Test	Specification	Result
Trace Impurities - Germanium (Ge)	<= 3.0 ppb	< 2.0
Trace Impurities - Gold (Au)	<= 4.0 ppb	3.0
Heavy Metals (as Pb)	<= 100 ppb	< 50
Trace Impurities - Iron (Fe)	<= 15.0 ppb	1.0
Trace Impurities - Lead (Pb)	<= 1.0 ppb	< 0.5
Trace Impurities - Lithium (Li)	<= 1.0 ppb	< 0.2
Trace Impurities - Magnesium (Mg)	<= 10.0 ppb	< 0.4
Trace Impurities - Manganese (Mn)	<= 1.0 ppb	< 0.4
Trace Impurities - Mercury (Hg)	<= 0.5 ppb	0.2
Trace Impurities - Molybdenum (Mo)	<= 10.0 ppb	< 5.0
Trace Impurities - Nickel (Ni)	<= 4.0 ppb	< 0.3
Trace Impurities - Niobium (Nb)	<= 1.0 ppb	< 0.2
Trace Impurities - Potassium (K)	<= 9.0 ppb	< 2.0
Trace Impurities - Selenium (Se), For Information Only	ppb	1.0
Trace Impurities - Silicon (Si)	<= 100.0 ppb	18.0
Trace Impurities - Silver (Ag)	<= 1.0 ppb	< 0.3
Trace Impurities - Sodium (Na)	<= 100.0 ppb	< 5.0
Trace Impurities - Strontium (Sr)	<= 1.0 ppb	< 0.2
Trace Impurities - Tantalum (Ta)	<= 1.0 ppb	< 0.9
Trace Impurities - Thallium (Tl)	<= 5.0 ppb	< 2.0
Trace Impurities - Tin (Sn)	<= 5.0 ppb	< 0.8
Trace Impurities - Titanium (Ti)	<= 1.0 ppb	< 0.2
Trace Impurities - Vanadium (V)	<= 1.0 ppb	< 0.2
Trace Impurities - Zinc (Zn)	<= 5.0 ppb	0.4
Trace Impurities - Zirconium (Zr)	<= 1.0 ppb	< 0.1

For Laboratory, Research or Manufacturing Use
Product Information (not specifications):
Appearance (clear, fuming liquid)
Meets ACS Specifications

Country of Origin: US
Packaging Site: Phillipsburg Mfg Ctr & DC

James Ethier
Jamie Ethier
Vice President Global Quality

For questions on this Certificate of Analysis please contact Technical Services at 855.282.6867 or +1.610.386.1700
Avantor Performance Materials, LLC
100 Matsonford Rd, Suite 200, Radnor, PA 19087. U.S.A. Phone: 610.386.1700

Hydrochloric Acid, 36.5–38.0%
BAKER INSTRA-ANALYZED® Reagent
For Trace Metal Analysis

avantor™ | J.T.Baker®

M6151

R-> 1/15/25

Material No.: 9530-33
Batch No.: 22G2862015
Manufactured Date: 2022-06-15
Retest Date: 2027-06-14
Revision No.: 0

Certificate of Analysis

Test	Specification	Result
ACS – Assay (as HCl) (by acid-base titrn)	36.5 – 38.0 %	37.9 %
ACS – Color (APHA)	≤ 10	5
ACS – Residue after Ignition	≤ 3 ppm	< 1 ppm
ACS – Specific Gravity at 60°/60°F	1.185 – 1.192	1.191
ACS – Bromide (Br)	≤ 0.005 %	< 0.005 %
ACS – Extractable Organic Substances	≤ 5 ppm	< 1 ppm
ACS – Free Chlorine (as Cl_2)	≤ 0.5 ppm	< 0.5 ppm
Phosphate (PO_4)	≤ 0.05 ppm	< 0.03 ppm
Sulfate (SO_4)	≤ 0.5 ppm	< 0.3 ppm
Sulfite (SO_3)	≤ 0.8 ppm	0.3 ppm
Ammonium (NH_4)	≤ 3 ppm	< 1 ppm
Trace Impurities – Arsenic (As)	≤ 0.010 ppm	< 0.003 ppm
Trace Impurities – Aluminum (Al)	≤ 10.0 ppb	1.3 ppb
Arsenic and Antimony (as As)	≤ 5.0 ppb	< 3.0 ppb
Trace Impurities – Barium (Ba)	≤ 1.0 ppb	0.2 ppb
Trace Impurities – Beryllium (Be)	≤ 1.0 ppb	< 0.2 ppb
Trace Impurities – Bismuth (Bi)	≤ 10.0 ppb	< 1.0 ppb
Trace Impurities – Boron (B)	≤ 20.0 ppb	< 5.0 ppb
Trace Impurities – Cadmium (Cd)	≤ 1.0 ppb	< 0.3 ppb
Trace Impurities – Calcium (Ca)	≤ 50.0 ppb	163.0 ppb
Trace Impurities – Chromium (Cr)	≤ 1.0 ppb	0.7 ppb
Trace Impurities – Cobalt (Co)	≤ 1.0 ppb	< 0.3 ppb
Trace Impurities – Copper (Cu)	≤ 1.0 ppb	< 0.1 ppb
Trace Impurities – Gallium (Ga)	≤ 1.0 ppb	< 0.2 ppb
Trace Impurities – Germanium (Ge)	≤ 3.0 ppb	< 2.0 ppb
Trace Impurities – Gold (Au)	≤ 4.0 ppb	0.6 ppb
Heavy Metals (as Pb)	≤ 100 ppb	< 50 ppb
Trace Impurities – Iron (Fe)	≤ 15 ppb	6 ppb

>>> Continued on page 2 >>>

Hydrochloric Acid, 36.5–38.0%
BAKER INSTRA-ANALYZED® Reagent
For Trace Metal Analysis

avantor™ | J.T.Baker®

Material No.: 9530-33
Batch No.: 22G2862015

Test	Specification	Result
Trace Impurities – Lead (Pb)	≤ 1.0 ppb	< 0.5 ppb
Trace Impurities – Lithium (Li)	≤ 1.0 ppb	< 0.2 ppb
Trace Impurities – Magnesium (Mg)	≤ 10.0 ppb	2.9 ppb
Trace Impurities – Manganese (Mn)	≤ 1.0 ppb	< 0.4 ppb
Trace Impurities – Mercury (Hg)	≤ 0.5 ppb	0.1 ppb
Trace Impurities – Molybdenum (Mo)	≤ 10.0 ppb	< 3.0 ppb
Trace Impurities – Nickel (Ni)	≤ 4.0 ppb	< 0.3 ppb
Trace Impurities – Niobium (Nb)	≤ 1.0 ppb	0.8 ppb
Trace Impurities – Potassium (K)	≤ 9.0 ppb	< 2.0 ppb
Trace Impurities – Selenium (Se), For Information Only		< 1.0 ppb
Trace Impurities – Silicon (Si)	≤ 100.0 ppb	< 10.0 ppb
Trace Impurities – Silver (Ag)	≤ 1.0 ppb	0.5 ppb
Trace Impurities – Sodium (Na)	≤ 100.0 ppb	2.3 ppb
Trace Impurities – Strontium (Sr)	≤ 1.0 ppb	< 0.2 ppb
Trace Impurities – Tantalum (Ta)	≤ 1.0 ppb	1.6 ppb
Trace Impurities – Thallium (Tl)	≤ 5.0 ppb	< 2.0 ppb
Trace Impurities – Tin (Sn)	≤ 5.0 ppb	4.0 ppb
Trace Impurities – Titanium (Ti)	≤ 1.0 ppb	1.5 ppb
Trace Impurities – Vanadium (V)	≤ 1.0 ppb	< 0.2 ppb
Trace Impurities – Zinc (Zn)	≤ 5.0 ppb	0.8 ppb
Trace Impurities – Zirconium (Zr)	≤ 1.0 ppb	0.3 ppb

>>> Continued on page 3 >>>

Hydrochloric Acid, 36.5-38.0%
BAKER INSTRA-ANALYZED® Reagent
For Trace Metal Analysis

avantor™ | J.T.Baker®

Material No.: 9530-33
Batch No.: 22G2862015

Test	Specification	Result

For Laboratory,Research,or Manufacturing Use
Product Information (not specifications):
Appearance (clear, fuming liquid)
Meets ACS Specifications
Storage Condition: Store below 25 °C.

Country of Origin: USA
Packaging Site: Phillipsburg Mfg Ctr & DC

James T Ethier

Jamie Ethier
Vice President Global Quality

Column:
30m x 0.25mm x 0.25µm
Rtx-5 (cat.#10223)

Carrier Gas:
hydrogen-constant pressure 10 psi.

Temp. Program:
75°C (hold 1 min.) to 330°C
@ 20°C/min. (hold 10 min.)

Inj. Temp:
250°C

Det. Temp:
330°C

Det. Type:
FID

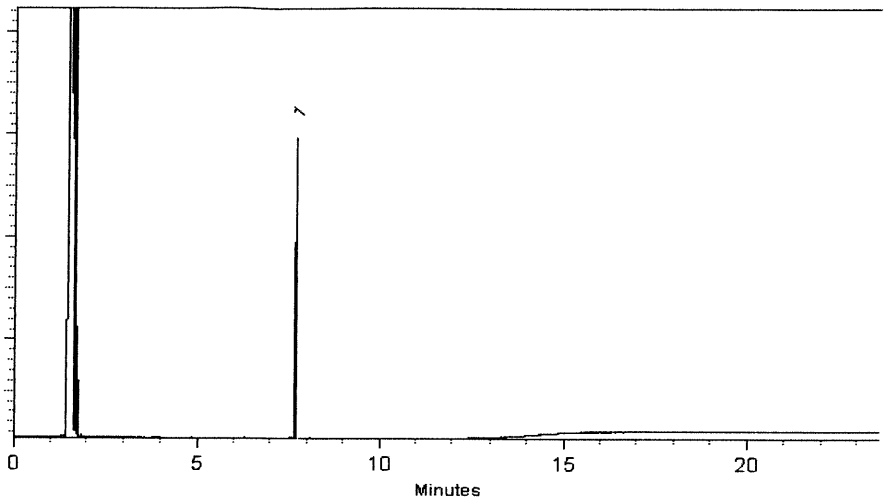

This chromatogram represents a general set of testing conditions chosen for product acceptance. For optimal results in your lab, conditions should be adjusted for your specific instrument, method, and application.

Katelyn McGlinn - Operations Tech I

Date Mixed: 28-May-2021 **Balance:** B345965662

Marlina Cowan - Operations Tech I

Date Passed: 02-Jun-2021

Manufactured under Restek's ISO 9001:2015 Registered Quality System Certificate #FM 80397

P 111177 to P 111186

AR 11/02/21

RESTEK
110 Benner Circle
Bellefonte, PA 16823-8812
Tel: (800)356-1688
Fax: (814)353-1309

www.restek.com

CERTIFIED REFERENCE MATERIAL

Certificate of Analysis

ACCREDITED
ISO 17034 Accredited
Reference Material Producer
Certificate #3222.01

ACCREDITED
ISO/IEC 17025 Accredited
Testing Laboratory
Certificate #3222.02

FOR LABORATORY USE ONLY-READ SDS PRIOR TO USE.

This Reference Material is intended for Laboratory Use Only as a standard for the qualitative and/or quantitative determination of the analyte(s) listed.

Catalog No. : 32050 **Lot No.:** A0172864

Description : 2,4-Dichlorophenylacetic Acid Methyl Ester Standard

515 Surrogate (ester) 2, 4-dichlorophenyl Acetic Acid Methyl Ester
200µg/mL, Hexane, 1mL/ampul

Container Size : 2 mL **Pkg Amt:** > 1 mL

Expiration Date : February 29, 2028 **Storage:** 10°C or colder

Handling: This product is photosensitive. **Ship:** Ambient

CERTIFIED VALUES

Elution Order	Compound	Grav. Conc. (weight/volume)	Expanded Uncertainty (95% C.L.; K=2)		
1	2,4-Dichlorophenyl acetic acid methyl ester	202.0 µg/mL	+/- 1.4323	µg/mL	Gravimetric
	CAS # 55954-23-9 (Lot CSC42194-01)		+/- 6.8182	µg/mL	Unstressed
	Purity 99%		+/- 6.8182	µg/mL	Stressed

Solvent: Hexane
CAS # 110-54-3
Purity 99%

P111177
↓
P111186

AR
11/02/21

Column:
30m x 0.25mm x 0.25µm
Rtx-5 (cat.#10223)

Carrier Gas:
hydrogen-constant pressure 10 psi.

Temp. Program:
75°C (hold 1 min.) to 330°C
@ 20°C/min. (hold 10 min.)

Inj. Temp:
250°C

Det. Temp:
330°C

Det. Type:
FID

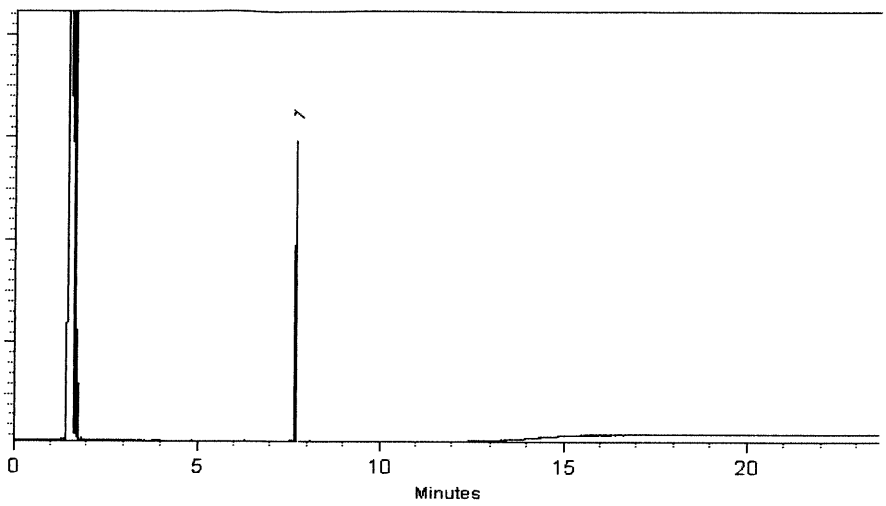

This chromatogram represents a general set of testing conditions chosen for product acceptance. For optimal results in your lab, conditions should be adjusted for your specific instrument, method, and application.

Katelyn McGlinn - Operations Tech I

Date Mixed: 28-May-2021 **Balance:** B345965662

Marlina Cowan - Operations Tech I

Date Passed: 02-Jun-2021

Manufactured under Restek's ISO 9001:2015 Registered Quality System Certificate #FM 80397

P 111177 To P 111186

AR 11/02/21

RESTEK
110 Benner Circle
Bellefonte, PA 16823-8812
Tel: (800)356-1688
Fax: (814)353-1309

www.restek.com

CERTIFIED REFERENCE MATERIAL

Certificate of Analysis

ACCREDITED
ISO 17034 Accredited
Reference Material Producer
Certificate #3222.01

ACCREDITED
ISO/IEC 17025 Accredited
Testing Laboratory
Certificate #3222.02

FOR LABORATORY USE ONLY-READ SDS PRIOR TO USE.

This Reference Material is intended for Laboratory Use Only as a standard for the qualitative and/or quantitative determination of the analyte(s) listed.

Catalog No. : 32050 **Lot No.:** A0172864

Description : 2,4-Dichlorophenylacetic Acid Methyl Ester Standard

515 Surrogate (ester) 2, 4-dichlorophenyl Acetic Acid Methyl Ester
200µg/mL, Hexane, 1mL/ampul

Container Size : 2 mL **Pkg Amt:** > 1 mL

Expiration Date : February 29, 2028 **Storage:** 10°C or colder

Handling: This product is photosensitive. **Ship:** Ambient

CERTIFIED VALUES

Elution Order	Compound	Grav. Conc. (weight/volume)	Expanded Uncertainty (95% C.L.; K=2)		
1	2,4-Dichlorophenyl acetic acid methyl ester	202.0 µg/mL	+/- 1.4323	µg/mL	Gravimetric
	CAS # 55954-23-9 (Lot CSC42194-01)		+/- 6.8182	µg/mL	Unstressed
	Purity 99%		+/- 6.8182	µg/mL	Stressed

Solvent: Hexane
CAS # 110-54-3
Purity 99%

P111177
↓
P111186

AR
11/02/21

RESTEK
110 Benner Circle
Bellefonte, PA 16823-8812
Tel: (800)356-1688
Fax: (814)353-1309

www.restek.com

CERTIFIED REFERENCE MATERIAL

Certificate of Analysis

ACCREDITED ISO 17034 Accredited Reference Material Producer Certificate #3222.01

ACCREDITED ISO/IEC 17025 Accredited Testing Laboratory Certificate #3222.02

FOR LABORATORY USE ONLY-READ SDS PRIOR TO USE.

This Reference Material is intended for Laboratory Use Only as a standard for the qualitative and/or quantitative determination of the analyte(s) listed.

P12616 (S) → P12620 7/5/2023

Catalog No. : 32062 **Lot No.:** A0155055

Description : Herbicide Mix #4/ME (Methyl Ester)

Herbicide Mix #4/ME (Methyl Ester) 200µg/mL, Hexane/Methyl-tert-butyl-ether, 1mL/ampul

Container Size : 2 mL **Pkg Amt:** > 1 mL

Expiration Date : November 30, 2026 **Storage:** 10°C or colder

CERTIFIED VALUES

Elution Order	Compound	Grav. Conc. (weight/volume)	Expanded Uncertainty (95% C.L.; K=2)	
1	3,5-Dichlorobenzoic acid methyl ester **CAS #** 2905-67-1 (Lot 3903900) **Purity** 99%	200.0 µg/mL	+/- 1.4182 µg/mL +/- 6.7507 µg/mL +/- 6.7507 µg/mL	Gravimetric Unstressed Stressed
2	4-Nitroanisole **CAS #** 100-17-4 (Lot 24765/7) **Purity** 99%	200.0 µg/mL	+/- 1.4182 µg/mL +/- 6.7507 µg/mL +/- 6.7507 µg/mL	Gravimetric Unstressed Stressed
3	Pentachloroanisole **CAS #** 1825-21-4 (Lot 7921100) **Purity** 99%	200.0 µg/mL	+/- 1.4182 µg/mL +/- 6.7507 µg/mL +/- 6.7507 µg/mL	Gravimetric Unstressed Stressed
4	Chloramben methyl ester **CAS #** 7286-84-2 (Lot 6487100) **Purity** 98%	199.9 µg/mL	+/- 1.4176 µg/mL +/- 6.7480 µg/mL +/- 6.7480 µg/mL	Gravimetric Unstressed Stressed
5	Bentazon methyl ester **CAS #** 61592-45-8 (Lot 817100) **Purity** 99%	200.0 µg/mL	+/- 1.4182 µg/mL +/- 6.7507 µg/mL +/- 6.7507 µg/mL	Gravimetric Unstressed Stressed
6	Picloram methyl ester **CAS #** 14143-55-6 (Lot 386-21B) **Purity** 98%	201.9 µg/mL	+/- 1.4315 µg/mL +/- 6.8141 µg/mL +/- 6.8141 µg/mL	Gravimetric Unstressed Stressed
7	DCPA methyl ester (Chlorthal-dimethyl) **CAS #** 1861-32-1 (Lot 8008700) **Purity** 99%	200.0 µg/mL	+/- 1.4182 µg/mL +/- 6.7507 µg/mL +/- 6.7507 µg/mL	Gravimetric Unstressed Stressed

8	Acifluorfen methyl ester		200.0	µg/mL	+/-	1.4182	µg/mL	Gravimetric
	CAS # 50594-67-7	(Lot 6282300)			+/-	6.7507	µg/mL	Unstressed
	Purity 99%				+/-	6.7507	µg/mL	Stressed

Solvent: Hexane/Methyl-tert-butyl-ether
CAS # 110-54-3/1634-04-4
Purity 99%

Column:
30m x 0.25mm x 0.25µm
Rtx-5 (cat.#10223)

Carrier Gas:
hydrogen-constant pressure 10 psi.

Temp. Program:
75°C (hold 1 min.) to 330°C
@ 20°C/min. (hold 10 min.)

Inj. Temp:
250°C

Det. Temp:
330°C

Det. Type:
FID

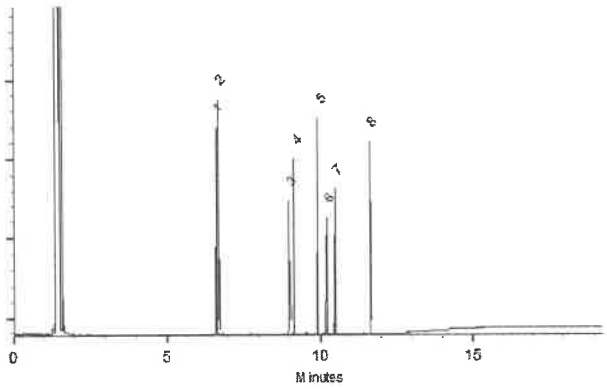

This chromatogram represents a general set of testing conditions chosen for product acceptance. For optimal results in your lab, conditions should be adjusted for your specific instrument, method, and application.

Michael J Maye

Date Mixed: 14-Nov-2019 **Balance:** 1128353505

Justine Albertson - Operations Tech-ARM QC

Date Passed: 18-Nov-2019

Manufactured under Restek's ISO 9001:2015 Registered Quality System Certificate #FM 80397

RESTEK
110 Benner Circle
Bellefonte, PA 16823-8812
Tel: 1-814-353-1300
Fax: 1-814-353-1309

www.restek.com

CERTIFIED REFERENCE MATERIAL

Certificate of Analysis

chromatographic plus

ACCREDITED ISO 17034 Accredited Reference Material Producer Certificate #3222.01

ACCREDITED ISO/IEC 17025 Accredited Testing Laboratory Certificate #3222.02

FOR LABORATORY USE ONLY-READ SDS PRIOR TO USE.

This Reference Material is intended for Laboratory Use Only as a standard for the qualitative and/or quantitative determination of the analyte(s) listed.

P12626 to P12630 (5)

7/5/2023

Catalog No. : 32055 **Lot No.:** A0192429

Description : Herbicide Mix #1/ME (Methyl Ester)

Herbicide Mix #1/ME (Methyl Ester) 200 µg/mL, Hexane, 1mL/ampul

Container Size : 2 mL **Pkg Amt:** > 1 mL

Expiration Date : December 31, 2029 **Storage:** 10°C or colder

Handling: This product is photosensitive. **Ship:** Ambient

CERTIFIED VALUES

Elution Order	Compound	CAS #	Lot #	Purity	Grav. Conc. (weight/volume)	Expanded Uncertainty * (95% C.L.; K=2)
1	Dicamba methyl ester	6597-78-0	11705400	99%	201.6 µg/mL	+/- 3.4204
2	Dichlorprop methyl ester	57153-17-0	11672100	99%	201.4 µg/mL	+/- 3.4170
3	2,4-D methyl ester	1928-38-7	10048000	99%	201.2 µg/mL	+/- 3.4136
4	2,4,5-TP (silvex) methyl ester	4841-20-7	6364900	99%	201.2 µg/mL	+/- 3.4136
5	2,4,5-T methyl ester	1928-37-6	6875800	98%	200.7 µg/mL	+/- 3.4052
6	Dinoseb methyl ether	6099-79-2	12914300	99%	200.8 µg/mL	+/- 3.4068
7	2,4-DB methyl ester	18625-12-2	12542000	99%	201.0 µg/mL	+/- 3.4102

* Expanded Uncertainty displayed in same units as Grav. Conc.

Solvent: Hexane
CAS # 110-54-3
Purity 99%

Quality Confirmation Test

Column:
30m x 0.25mm x 0.25µm
Rtx-5 (cat.#10223)

Carrier Gas:
hydrogen-constant pressure 10 psi.

Temp. Program:
40°C (hold 2 min.) to 330°C
@ 10°C/min. (hold 10 min.)

Inj. Temp:
250°C

Det. Temp:
330°C

Det. Type:
FID

Split Vent:
2 ml/min.

Inj. Vol
1µl

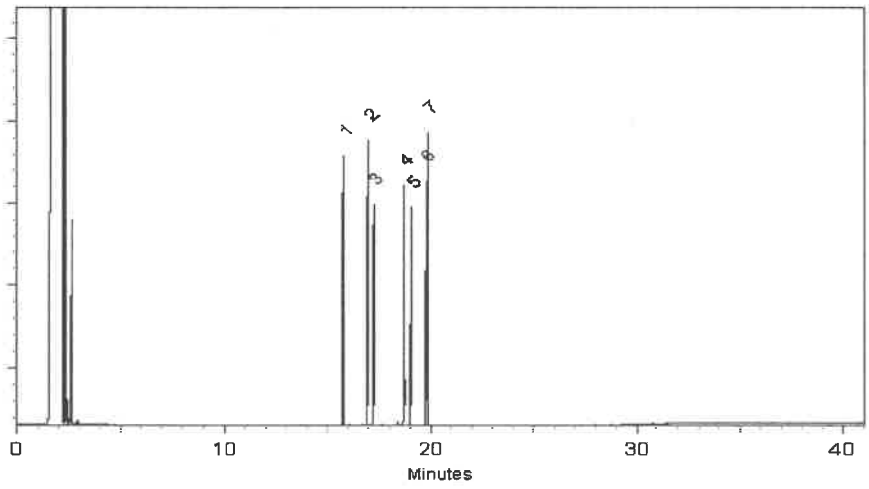

This chromatogram represents a general set of testing conditions chosen for product acceptance. For optimal results in your lab, conditions should be adjusted for your specific instrument, method, and application.

Penelope Riglin - Operations Tech I

Date Mixed: 09-Dec-2022 **Balance Serial #** 1128360905

Jennifer Pollino - Operations Tech III - ARM QC

Date Passed: 12-Dec-2022

Manufactured under Restek's ISO 9001:2015 Registered Quality System Certificate #FM 80397

RESTEK
110 Benner Circle
Bellefonte, PA 16823-8812
Tel: 1-814-353-1300
Fax: 1-814-353-1309

www.restek.com

CERTIFIED REFERENCE MATERIAL

Certificate of Analysis

chromatographic plus

ACCREDITED ISO 17034 Accredited Reference Material Producer Certificate #3222.01

ACCREDITED ISO/IEC 17025 Accredited Testing Laboratory Certificate #3222.02

FOR LABORATORY USE ONLY-READ SDS PRIOR TO USE.

This Reference Material is intended for Laboratory Use Only as a standard for the qualitative and/or quantitative determination of the analyte(s) listed.

P 12685 ↓ P 12689 (S)

7/24/23

Catalog No. : 32059 **Lot No.:** A0199844

Description : Herbicide Mix #3/ME (Methyl Ester)

Herbicide Mix #3/ME (Methyl Ester) 20,000 µg/mL, Hexane, 1mL/ampul

Container Size : 2 mL **Pkg Amt:** > 1 mL

Expiration Date : July 31, 2030 **Storage:** 10°C or colder

Handling: This product is photosensitive. **Ship:** Ambient

CERTIFIED VALUES

Elution Order	Compound	CAS #	Lot #	Purity	Grav. Conc. (weight/volume)	Expanded Uncertainty * (95% C.L.; K=2)
1	MCPP (Mecoprop) methyl ester	23844-56-6	14546400	99%	20,035.0 µg/mL	+/- 360.1907
2	MCPA methyl ester	2436-73-9	SL201209	99%	20,055.0 µg/mL	+/- 360.5503

* Expanded Uncertainty displayed in same units as Grav. Conc.

Solvent: Hexane
CAS # 110-54-3
Purity 99%

Quality Confirmation Test

Column:
30m x 0.25mm x 0.25µm
Rtx-5 (cat.#10223)

Carrier Gas:
hydrogen-constant pressure 10 psi.

Temp. Program:
75°C (hold 1 min.) to 330°C
@ 20°C/min. (hold 10 min.)

Inj. Temp:
250°C

Det. Temp:
330°C

Det. Type:
FID

Split Vent:
10 ml/min.

Inj. Vol
1µl

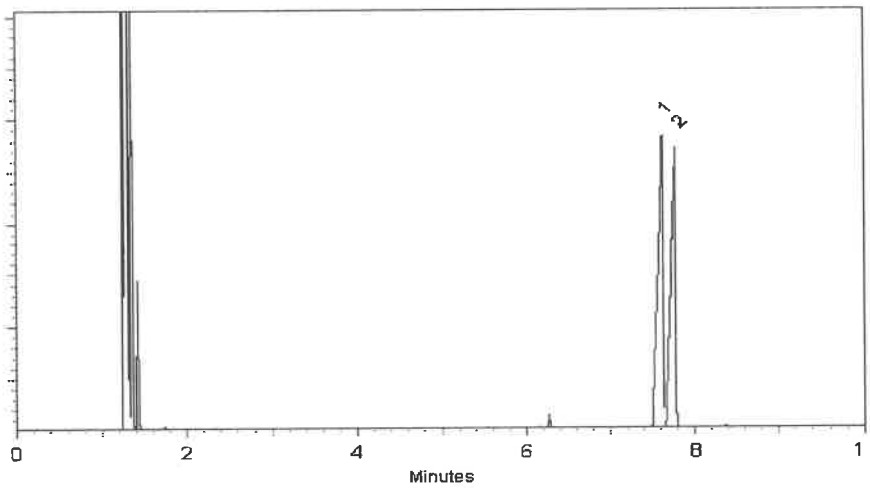

This chromatogram represents a general set of testing conditions chosen for product acceptance. For optimal results in your lab, conditions should be adjusted for your specific instrument, method, and application.

Morgan Craighead - Mix Technician

Date Mixed: 12-Jul-2023 **Balance Serial #** B442140311

Jennifer Pollino - Operations Tech III - ARM QC

Date Passed: 19-Jul-2023

Manufactured under Restek's ISO 9001:2015
Registered Quality System
Certificate #FM 80397

Agilent

Trusted Answers

P12706 ↓ P12715 (10)

ISO 17034

Reference Material Certificate

Product Information Sheet

Product Name: Chlorinated Methylated Herbicides Standard

Product Number: HBM-8151M-1

Storage Conditions: Store at Room Temperature (15° to 30°C).

Lot Number: 0006752480

Lot Issue Date: 18-Jul-2023

Expiration Date: 31-Aug-2025

Component Name	Concentration		Uncertainty	CAS#	Analyte Lot
acifluorfen methyl ester	100.3	±	0.5 µg/mL	050594-67-7	RM03058
bentazon methyl derivative	100.2	±	0.5 µg/mL	061592-45-8	RM13829
chloramben methyl ester	100.4	±	0.5 µg/mL	007286-84-2	RM03055
2,4-D methyl ester	100.2	±	0.5 µg/mL	001928-38-7	RM03040
dalapon methyl ester	100.4	±	0.5 µg/mL	017640-02-7	RM14219
2,4-DB methyl ester	100.2	±	0.5 µg/mL	018625-12-2	RM03029
DCPA	100.2	±	0.5 µg/mL	001861-32-1	RM13426
dicamba methyl ester	100.4	±	0.5 µg/mL	006597-78-0	RM03039
methyl-3,5-dichlorobenzoate	100.1	±	0.5 µg/mL	002905-67-1	RM03048
dichlorprop methyl ester	100.4	±	0.5 µg/mL	057153-17-0	NT02086
dinoseb methyl ether	100.5	±	0.5 µg/mL	006099-79-2	RM03051
MCPA methyl ester	10031	±	50 µg/mL	002436-73-9	RM12863
MCPP methyl ester	10031	±	50 µg/mL	023844-56-6	RM20060
4-nitroanisole	100.3	±	0.5 µg/mL	000100-17-4	RM02806
pentachloroanisole	100.4	±	0.5 µg/mL	001825-21-4	RM02457
picloram methyl ester	100.2	±	0.5 µg/mL	014143-55-6	RM03044
silvex methyl ester	100.2	±	0.5 µg/mL	004841-20-7	RM03799
2,4,5-T methyl ester	100.4	±	0.5 µg/mL	001928-37-6	RM03033

Matrix: methanol (methyl alcohol)

Description:
This document is prepared in accordance with ISO 17034 and Guide 31. This analytical reference material standard was manufactured and verified in accordance with an ISO 9001 registered quality system and analyte concentrations were verified by an ISO 17025 accredited laboratory. The concentration and uncertainty value at the 95% confidence level for each analyte, determined gravimetrically, is listed above.

Traceability:
The balances used for these measurements are calibrated with weights traceable to NIST in compliance with ANSI/NCSL Z540.3, ISO 9001, ISO 17025, and ISO 17034. Calibrated Class A glassware is used for volumetric measurements. Thermometers are calibrated against a NIST traceable thermometer in accordance with NIST Special Publication 1088.

Homogeneity:
This analytical reference standard was unitized according to an in-house procedure and is guaranteed to be homogeneous. There is no minimum sub-sample size required.

CSD-QA-015.2

ISO 17025
Cert No. AT-1937

Agilent

Trusted Answers

Instructions for Use:
Sample aliquots for analysis should be withdrawn at 20ºC to 25ºC immediately after opening the container and should be processed without delay for the certified values to be valid within the stated uncertainties.

Safety:
Refer to the Safety Data Sheet on www.agilent.com for information regarding this analytical reference material.

Intended Use:
This analytical reference standard is intended for the preparation of working reference samples for use in routine laboratory analyses, calibration of instruments, validation of analytical methods, assessments of measurement methods, and continuing calibration verification.

Expiration of Certification:
The certification of this analytical reference standard is valid until the expiration date specified above, provided the material is handled and stored in accordance with the instructions given in this certificate. This certification is nullified if the material is damaged, contaminated, or otherwise modified.

Maintenance of Certification:
If substantive changes are noted that affect the certification before the expiration of this certificate, Agilent will notify the purchaser.

Sample lot approver:

Monica Bourgeois
QMS Representative

P12706 (10)
↓
P12715

8.15.23

ANAB
ACCREDITED
ISO 17034
REFERENCE MATERIAL PRODUCER

ISO 17034
Cert No. AR-1936

RM was produced in accordance with the TUV/SUD registered ISO 9001:2015 Quality Management System. Cert# 951215321

www.agilent.com/quality/
CSD-QA-015.2

ISO 17025
Cert No. AT-1937

Agilent

Trusted Answers

P12706 ↓ P12715 (10)

ISO 17034

Reference Material Certificate

Product Information Sheet

Product Name: Chlorinated Methylated Herbicides Standard

Product Number: HBM-8151M-1

Storage Conditions: Store at Room Temperature (15° to 30°C).

Lot Number: 0006752480

Lot Issue Date: 18-Jul-2023

Expiration Date: 31-Aug-2025

Component Name	Concentration		Uncertainty	CAS#	Analyte Lot
acifluorfen methyl ester	100.3	±	0.5 µg/mL	050594-67-7	RM03058
bentazon methyl derivative	100.2	±	0.5 µg/mL	061592-45-8	RM13829
chloramben methyl ester	100.4	±	0.5 µg/mL	007286-84-2	RM03055
2,4-D methyl ester	100.2	±	0.5 µg/mL	001928-38-7	RM03040
dalapon methyl ester	100.4	±	0.5 µg/mL	017640-02-7	RM14219
2,4-DB methyl ester	100.2	±	0.5 µg/mL	018625-12-2	RM03029
DCPA	100.2	±	0.5 µg/mL	001861-32-1	RM13426
dicamba methyl ester	100.4	±	0.5 µg/mL	006597-78-0	RM03039
methyl-3,5-dichlorobenzoate	100.1	±	0.5 µg/mL	002905-67-1	RM03048
dichlorprop methyl ester	100.4	±	0.5 µg/mL	057153-17-0	NT02086
dinoseb methyl ether	100.5	±	0.5 µg/mL	006099-79-2	RM03051
MCPA methyl ester	10031	±	50 µg/mL	002436-73-9	RM12863
MCPP methyl ester	10031	±	50 µg/mL	023844-56-6	RM20060
4-nitroanisole	100.3	±	0.5 µg/mL	000100-17-4	RM02806
pentachloroanisole	100.4	±	0.5 µg/mL	001825-21-4	RM02457
picloram methyl ester	100.2	±	0.5 µg/mL	014143-55-6	RM03044
silvex methyl ester	100.2	±	0.5 µg/mL	004841-20-7	RM03799
2,4,5-T methyl ester	100.4	±	0.5 µg/mL	001928-37-6	RM03033

Matrix: methanol (methyl alcohol)

Description:
This document is prepared in accordance with ISO 17034 and Guide 31. This analytical reference material standard was manufactured and verified in accordance with an ISO 9001 registered quality system and analyte concentrations were verified by an ISO 17025 accredited laboratory. The concentration and uncertainty value at the 95% confidence level for each analyte, determined gravimetrically, is listed above.

Traceability:
The balances used for these measurements are calibrated with weights traceable to NIST in compliance with ANSI/NCSL Z540.3, ISO 9001, ISO 17025, and ISO 17034. Calibrated Class A glassware is used for volumetric measurements. Thermometers are calibrated against a NIST traceable thermometer in accordance with NIST Special Publication 1088.

Homogeneity:
This analytical reference standard was unitized according to an in-house procedure and is guaranteed to be homogeneous. There is no minimum sub-sample size required.

CSD-QA-015.2

ISO 17025
Cert No. AT-1937

Agilent

Trusted Answers

Instructions for Use:
Sample aliquots for analysis should be withdrawn at 20ºC to 25ºC immediately after opening the container and should be processed without delay for the certified values to be valid within the stated uncertainties.

Safety:
Refer to the Safety Data Sheet on www.agilent.com for information regarding this analytical reference material.

Intended Use:
This analytical reference standard is intended for the preparation of working reference samples for use in routine laboratory analyses, calibration of instruments, validation of analytical methods, assessments of measurement methods, and continuing calibration verification.

Expiration of Certification:
The certification of this analytical reference standard is valid until the expiration date specified above, provided the material is handled and stored in accordance with the instructions given in this certificate. This certification is nullified if the material is damaged, contaminated, or otherwise modified.

Maintenance of Certification:
If substantive changes are noted that affect the certification before the expiration of this certificate, Agilent will notify the purchaser.

Sample lot approver:

Monica Bourgeois
QMS Representative

P12706 (10)
↓
P12715

8.15.23

ANAB
ACCREDITED
ISO 17034
REFERENCE MATERIAL PRODUCER

ISO 17034
Cert No. AR-1936

RM was produced in accordance with the TUV/SUD registered ISO 9001:2015 Quality Management System. Cert# 951215321

www.agilent.com/quality/
CSD-QA-015.2

ISO 17025
Cert No. AT-1937

RESTEK
110 Benner Circle
Bellefonte, PA 16823-8812
Tel: 1-814-353-1300
Fax: 1-814-353-1309

www.restek.com

CERTIFIED REFERENCE MATERIAL

Certificate of Analysis

chromatographic plus

ISO 17034 Accredited
Reference Material Producer
Certificate #3222.01

ISO/IEC 17025 Accredited
Testing Laboratory
Certificate #3222.02

FOR LABORATORY USE ONLY-READ SDS PRIOR TO USE.

This Reference Material is intended for Laboratory Use Only as a standard for the qualitative and/or quantitative determination of the analyte(s) listed.

Catalog No. : 32049 **Lot No.:** A0212676

Description : 2,4-Dichlorophenylacetic Acid Standard

2, 4-Dichlorophenyl Acetic Acid 200µg/mL, Methanol, 1mL/ampul

Container Size : 2 mL **Pkg Amt:** > 1 mL

Expiration Date : March 31, 2027 **Storage:** 10°C or colder

Handling: This product is photosensitive. **Ship:** Ambient

P13497 ↓ P13515 } Y.P. 08/16/24

CERTIFIED VALUES

Elution Order	Compound	CAS #	Lot #	Purity	Grav. Conc. (weight/volume)	Expanded Uncertainty * (95% C.L.; K=2)
1	2,4-dichlorophenylacetic acid	19719-28-9	STBK3827	99%	200.0 µg/mL	+/- 2.7154

* Expanded Uncertainty displayed in same units as Grav. Conc.

Solvent: Methanol
CAS # 67-56-1
Purity 99%

Specific Reference Material Notes:
Failure to derivatize this standard will lead to incorrect quantitative results.

Quality Confirmation Test

Column:
150mm x 4.6mm
Allure C18 Cat.(#9164565)

Flow Rate:
1.0 ml/min.

Mobile Phase A:
0.14% H3PO4 in water

Mobile Phase B:
acetonitrile

Mobile Phase Composition:
90%B Isocratic

Det. Type:
Wavelength: 220 & 254 nm

Inj. Vol
5µl

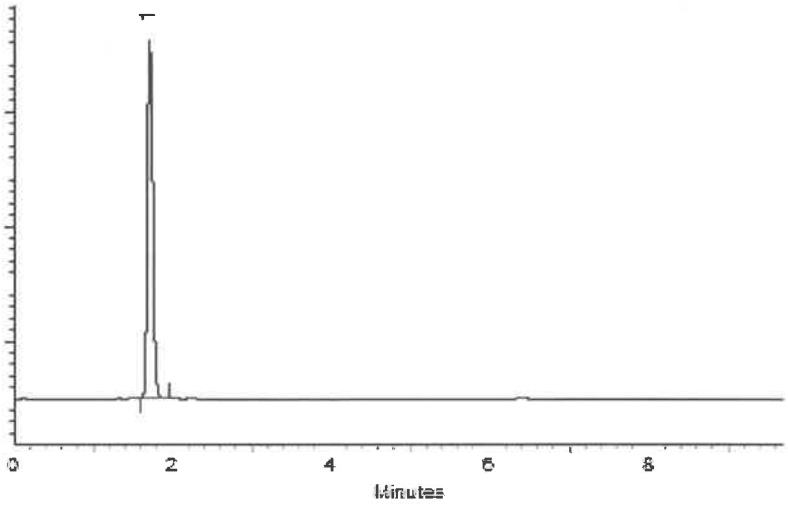

This chromatogram represents a general set of testing conditions chosen for product acceptance. For optimal results in your lab, conditions should be adjusted for your specific instrument, method, and application.

Ethan Winiarski - Operations Tech I **Date Mixed:** 11-Jun-2024 **Balance Serial #** B345965662

Jennifer Pollino - Operations Tech III - ARM QC **Date Passed:** 13-Jun-2024

Manufactured under Restek's ISO 9001:2015 Registered Quality System Certificate #FM 80397

General Certified Reference Material Notes

Expiration Notes:

- Expiration date valid for unopened ampul stored in compliance with the recommended conditions.
- Uncertainty, concentration, and expiration of the CRM are based on the unopened product being stored according to the recommended condition found in the storage field.

Purity Notes:

- Purity and/or chemical identity are determined by one or more of the following techniques: GC/FID, HPLC, GC/μECD, GC/MS, LC/MS, RI, and/or melting point.
- Compounds with a listed purity of less than 99% have been weight corrected to compensate for impurities and/or salts. A correction factor is used to calculate the amount of compound necessary to achieve the desired concentration of the parent compound in solution.
- Purity of isomeric compounds is reported as the sum of the isomers.
- Purity values are rounded to the nearest whole number.

Certified Uncertainty Value Notes:

- The uncertainties are determined in accordance with ISO 17034 and Guide 35. The certified expanded uncertainty value includes gravimetric uncertainty, homogeneity between-ampul uncertainty, storage stability uncertainty and shipping stability uncertainty and were combined using the following formula:

$$U_{combined\ uncertainty} = k\sqrt{u^2_{gravimetric} + u^2_{homogeneity} + u^2_{storage\ stability} + u^2_{shipping\ stability}}$$

  k is a coverage factor of 2, which gives a level of confidence of approximately 95%.
- The packaged amount is the minimum sample size for which uncertainty is valid. The ampuls are over-filled to ensure that the minimum packaged amount can be sufficiently transferred.

Manufacturing Notes:

- Concentration is based upon gravimetric preparation using either a balance whose calibration has been verified daily using NIST traceable weights, and/or dilutions with Class A glassware.

Handling Notes:

- Stability of the unopened product, when stored in compliance with the recommended conditions, is guaranteed through the expiration displayed on the product label and certificate. Contact Restek for additional opened product stability information, with the knowledge/understanding that open product stability is subject to the specific handling and environmental conditions to which the product is exposed. For your convenience Restek supplies deactivated vials with most standards packed in 2mL ampuls. Larger volume deactivated vials are available through Restek as a custom ordered item. Additionally, Restek sells DMDCS for the purpose of glassware deactivation as catalog number 31861, which includes complete instructions.
- If any undissolved material is visible inside the ampul, sonicate the unopened ampul until the material is completely dissolved.

RESTEK
110 Benner Circle
Bellefonte, PA 16823-8812
Tel: 1-814-353-1300
Fax: 1-814-353-1309

www.restek.com

CERTIFIED REFERENCE MATERIAL

Certificate of Analysis

chromatographic plus

ISO 17034 Accredited
Reference Material Producer
Certificate #3222.01

ISO/IEC 17025 Accredited
Testing Laboratory
Certificate #3222.02

FOR LABORATORY USE ONLY-READ SDS PRIOR TO USE.

This Reference Material is intended for Laboratory Use Only as a standard for the qualitative and/or quantitative determination of the analyte(s) listed.

Catalog No. : 32049 **Lot No.:** A0212676

Description : 2,4-Dichlorophenylacetic Acid Standard

2, 4-Dichlorophenyl Acetic Acid 200µg/mL, Methanol, 1mL/ampul

Container Size : 2 mL **Pkg Amt:** > 1 mL

Expiration Date : March 31, 2027 **Storage:** 10°C or colder

Handling: This product is photosensitive. **Ship:** Ambient

P13497 ↓ P13515 } Y.P. 08/16/24

CERTIFIED VALUES

Elution Order	Compound	CAS #	Lot #	Purity	Grav. Conc. (weight/volume)	Expanded Uncertainty * (95% C.L.; K=2)
1	2,4-dichlorophenylacetic acid	19719-28-9	STBK3827	99%	200.0 µg/mL	+/- 2.7154

* Expanded Uncertainty displayed in same units as Grav. Conc.

Solvent: Methanol
CAS # 67-56-1
Purity 99%

Specific Reference Material Notes:
Failure to derivatize this standard will lead to incorrect quantitative results.

Quality Confirmation Test

Column:
150mm x 4.6mm
Allure C18 Cat.(#9164565)

Flow Rate:
1.0 ml/min.

Mobile Phase A:
0.14% H3PO4 in water

Mobile Phase B:
acetonitrile

Mobile Phase Composition:
90%B Isocratic

Det. Type:
Wavelength: 220 & 254 nm

Inj. Vol
5µl

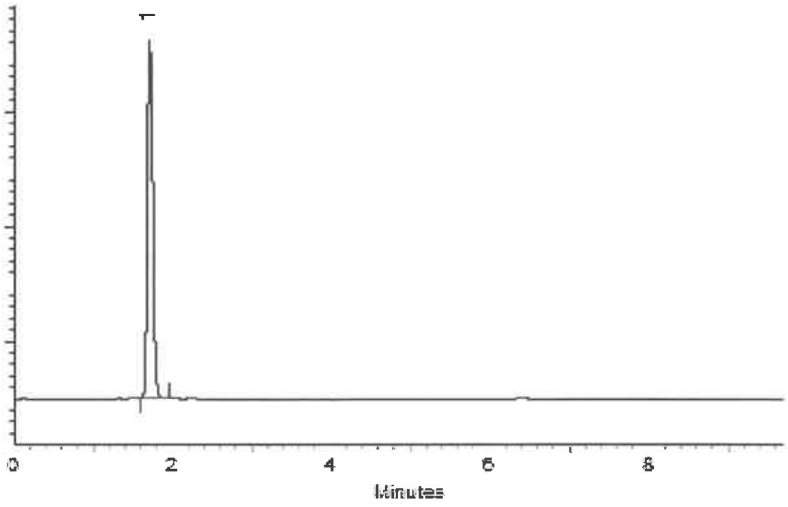

This chromatogram represents a general set of testing conditions chosen for product acceptance. For optimal results in your lab, conditions should be adjusted for your specific instrument, method, and application.

Ethan Winiarski - Operations Tech I

Date Mixed: 11-Jun-2024 **Balance Serial #** B345965662

Jennifer Pollino - Operations Tech III - ARM QC

Date Passed: 13-Jun-2024

Manufactured under Restek's ISO 9001:2015 Registered Quality System Certificate #FM 80397

General Certified Reference Material Notes

Expiration Notes:

- Expiration date valid for unopened ampul stored in compliance with the recommended conditions.
- Uncertainty, concentration, and expiration of the CRM are based on the unopened product being stored according to the recommended condition found in the storage field.

Purity Notes:

- Purity and/or chemical identity are determined by one or more of the following techniques: GC/FID, HPLC, GC/μECD, GC/MS, LC/MS, RI, and/or melting point.
- Compounds with a listed purity of less than 99% have been weight corrected to compensate for impurities and/or salts. A correction factor is used to calculate the amount of compound necessary to achieve the desired concentration of the parent compound in solution.
- Purity of isomeric compounds is reported as the sum of the isomers.
- Purity values are rounded to the nearest whole number.

Certified Uncertainty Value Notes:

- The uncertainties are determined in accordance with ISO 17034 and Guide 35. The certified expanded uncertainty value includes gravimetric uncertainty, homogeneity between-ampul uncertainty, storage stability uncertainty and shipping stability uncertainty and were combined using the following formula:

$$U_{combined\ uncertainty} = k\sqrt{u^2_{gravimetric} + u^2_{homogeneity} + u^2_{storage\ stability} + u^2_{shipping\ stability}}$$

  k is a coverage factor of 2, which gives a level of confidence of approximately 95%.
- The packaged amount is the minimum sample size for which uncertainty is valid. The ampuls are over-filled to ensure that the minimum packaged amount can be sufficiently transferred.

Manufacturing Notes:

- Concentration is based upon gravimetric preparation using either a balance whose calibration has been verified daily using NIST traceable weights, and/or dilutions with Class A glassware.

Handling Notes:

- Stability of the unopened product, when stored in compliance with the recommended conditions, is guaranteed through the expiration displayed on the product label and certificate. Contact Restek for additional opened product stability information, with the knowledge/understanding that open product stability is subject to the specific handling and environmental conditions to which the product is exposed. For your convenience Restek supplies deactivated vials with most standards packed in 2mL ampuls. Larger volume deactivated vials are available through Restek as a custom ordered item. Additionally, Restek sells DMDCS for the purpose of glassware deactivation as catalog number 31861, which includes complete instructions.
- If any undissolved material is visible inside the ampul, sonicate the unopened ampul until the material is completely dissolved.

(18)

Agilent
Trusted Answers

ISO 17034

Reference Material Certificate

Product Information Sheet

Product Name:	Chlorinated Herbicides Standard	**Lot Number:**	0006810955
Product Number:	HBM-8151A-1	**Lot Issue Date:**	20-Aug-2024
Storage Conditions:	Store at Room Temperature (15° to 30°C).	**Expiration Date:**	30-Sep-2026

Component Name	Concentration		Uncertainty	CAS#	Analyte Lot
acifluorfen	100.2	±	0.5 µg/mL	050594-66-6	NT02057
bentazon	100.4	±	0.5 µg/mL	025057-89-0	RM21359
chloramben	100.3	±	0.5 µg/mL	000133-90-4	RM02698
2,4-D	100.4	±	0.5 µg/mL	000094-75-7	RM17172
dalapon	100.4	±	0.5 µg/mL	000075-99-0	RM19677
2,4-DB	100.1	±	0.5 µg/mL	000094-82-6	RM02866
tetrachloroterephthalic acid	100.4	±	0.5 µg/mL	002136-79-0	RM15140
dicamba	100.3	±	0.5 µg/mL	001918-00-9	RM22113
3,5-dichlorobenzoic acid	100.4	±	0.5 µg/mL	000051-36-5	RM02768
dichlorprop	100.2	±	0.5 µg/mL	000120-36-5	RM21688
dinoseb	100.3	±	0.5 µg/mL	000088-85-7	RM22275
MCPA	10019	±	50 µg/mL	000094-74-6	RM12220
MCPP (mecoprop)	10011	±	50 µg/mL	000093-65-2	RM09273
4-nitrophenol	100.4	±	0.5 µg/mL	000100-02-7	RM02391
pentachlorophenol	100.2	±	0.5 µg/mL	000087-86-5	RM02474
picloram	100.4	±	0.5 µg/mL	001918-02-1	RM20442
silvex	100.5	±	0.5 µg/mL	000093-72-1	RM22116
2,4,5-T	100.3	±	0.5 µg/mL	000093-76-5	RM19314

Matrix: methanol (methyl alcohol)

Description:
This document is prepared in accordance with ISO 17034 and Guide 31. This analytical reference material standard was manufactured and verified in accordance with an ISO 9001 registered quality system and analyte concentrations were verified by an ISO 17025 accredited laboratory. The concentration and uncertainty value at the 95% confidence level for each analyte, determined gravimetrically, is listed above.

Traceability:
The balances used for these measurements are calibrated with weights traceable to NIST in compliance with ANSI/NCSL Z540.3, ISO 9001, ISO 17025, and ISO 17034. Calibrated Class A glassware is used for volumetric measurements. Thermometers are calibrated against a NIST traceable thermometer in accordance with NIST Special Publication 1088.

Homogeneity:
This analytical reference standard was unitized according to an in-house procedure and is guaranteed to be homogeneous. There is no minimum sub-sample size required.

P13520 ↓ P13536 (18)

CSD-QA-015.2

9/4/2024

ISO 17025
Cert No. AT-1937

250 Smith Street North Kingstown, Rhode Island 02852 www.agilent.com/quality

(18)

Agilent
Trusted Answers

ISO 17034

Reference Material Certificate

Product Information Sheet

Product Name:	Chlorinated Herbicides Standard	**Lot Number:**	0006810955
Product Number:	HBM-8151A-1	**Lot Issue Date:**	20-Aug-2024
Storage Conditions:	Store at Room Temperature (15° to 30°C).	**Expiration Date:**	30-Sep-2026

Component Name	Concentration		Uncertainty	CAS#	Analyte Lot
acifluorfen	100.2	±	0.5 µg/mL	050594-66-6	NT02057
bentazon	100.4	±	0.5 µg/mL	025057-89-0	RM21359
chloramben	100.3	±	0.5 µg/mL	000133-90-4	RM02698
2,4-D	100.4	±	0.5 µg/mL	000094-75-7	RM17172
dalapon	100.4	±	0.5 µg/mL	000075-99-0	RM19677
2,4-DB	100.1	±	0.5 µg/mL	000094-82-6	RM02866
tetrachloroterephthalic acid	100.4	±	0.5 µg/mL	002136-79-0	RM15140
dicamba	100.3	±	0.5 µg/mL	001918-00-9	RM22113
3,5-dichlorobenzoic acid	100.4	±	0.5 µg/mL	000051-36-5	RM02768
dichlorprop	100.2	±	0.5 µg/mL	000120-36-5	RM21688
dinoseb	100.3	±	0.5 µg/mL	000088-85-7	RM22275
MCPA	10019	±	50 µg/mL	000094-74-6	RM12220
MCPP (mecoprop)	10011	±	50 µg/mL	000093-65-2	RM09273
4-nitrophenol	100.4	±	0.5 µg/mL	000100-02-7	RM02391
pentachlorophenol	100.2	±	0.5 µg/mL	000087-86-5	RM02474
picloram	100.4	±	0.5 µg/mL	001918-02-1	RM20442
silvex	100.5	±	0.5 µg/mL	000093-72-1	RM22116
2,4,5-T	100.3	±	0.5 µg/mL	000093-76-5	RM19314

Matrix: methanol (methyl alcohol)

Description:
This document is prepared in accordance with ISO 17034 and Guide 31. This analytical reference material standard was manufactured and verified in accordance with an ISO 9001 registered quality system and analyte concentrations were verified by an ISO 17025 accredited laboratory. The concentration and uncertainty value at the 95% confidence level for each analyte, determined gravimetrically, is listed above.

Traceability:
The balances used for these measurements are calibrated with weights traceable to NIST in compliance with ANSI/NCSL Z540.3, ISO 9001, ISO 17025, and ISO 17034. Calibrated Class A glassware is used for volumetric measurements. Thermometers are calibrated against a NIST traceable thermometer in accordance with NIST Special Publication 1088.

Homogeneity:
This analytical reference standard was unitized according to an in-house procedure and is guaranteed to be homogeneous. There is no minimum sub-sample size required.

P13520 ↓ P13536 (18)

CSD-QA-015.2

9/4/2024

ISO 17025
Cert No. AT-1937

250 Smith Street North Kingstown, Rhode Island 02852 www.agilent.com/quality

(18)

Agilent
Trusted Answers

ISO 17034

Reference Material Certificate

Product Information Sheet

Product Name: Chlorinated Herbicides Standard
Product Number: HBM-8151A-1
Storage Conditions: Store at Room Temperature (15° to 30°C).

Lot Number: 0006810955
Lot Issue Date: 20-Aug-2024
Expiration Date: 30-Sep-2026

Component Name	Concentration		Uncertainty	CAS#	Analyte Lot
acifluorfen	100.2	±	0.5 µg/mL	050594-66-6	NT02057
bentazon	100.4	±	0.5 µg/mL	025057-89-0	RM21359
chloramben	100.3	±	0.5 µg/mL	000133-90-4	RM02698
2,4-D	100.4	±	0.5 µg/mL	000094-75-7	RM17172
dalapon	100.4	±	0.5 µg/mL	000075-99-0	RM19677
2,4-DB	100.1	±	0.5 µg/mL	000094-82-6	RM02866
tetrachloroterephthalic acid	100.4	±	0.5 µg/mL	002136-79-0	RM15140
dicamba	100.3	±	0.5 µg/mL	001918-00-9	RM22113
3,5-dichlorobenzoic acid	100.4	±	0.5 µg/mL	000051-36-5	RM02768
dichlorprop	100.2	±	0.5 µg/mL	000120-36-5	RM21688
dinoseb	100.3	±	0.5 µg/mL	000088-85-7	RM22275
MCPA	10019	±	50 µg/mL	000094-74-6	RM12220
MCPP (mecoprop)	10011	±	50 µg/mL	000093-65-2	RM09273
4-nitrophenol	100.4	±	0.5 µg/mL	000100-02-7	RM02391
pentachlorophenol	100.2	±	0.5 µg/mL	000087-86-5	RM02474
picloram	100.4	±	0.5 µg/mL	001918-02-1	RM20442
silvex	100.5	±	0.5 µg/mL	000093-72-1	RM22116
2,4,5-T	100.3	±	0.5 µg/mL	000093-76-5	RM19314

Matrix: methanol (methyl alcohol)

Description:
This document is prepared in accordance with ISO 17034 and Guide 31. This analytical reference material standard was manufactured and verified in accordance with an ISO 9001 registered quality system and analyte concentrations were verified by an ISO 17025 accredited laboratory. The concentration and uncertainty value at the 95% confidence level for each analyte, determined gravimetrically, is listed above.

Traceability:
The balances used for these measurements are calibrated with weights traceable to NIST in compliance with ANSI/NCSL Z540.3, ISO 9001, ISO 17025, and ISO 17034. Calibrated Class A glassware is used for volumetric measurements. Thermometers are calibrated against a NIST traceable thermometer in accordance with NIST Special Publication 1088.

Homogeneity:
This analytical reference standard was unitized according to an in-house procedure and is guaranteed to be homogeneous. There is no minimum sub-sample size required.

P13520 ↓ P13536 (18)

CSD-QA-015.2

ISO 17025
Cert No. AT-1937

250 Smith Street North Kingstown, Rhode Island 02852 www.agilent.com/quality

9/4/2024

SHIPPING DOCUMENTS

Q1730

Chemtech

Phone: (908) 789-8900
Fax: (908) 789-8922
284 Sheffield Street, Mountainside, NJ 07092

http://www.contestlabs.com

CHAIN OF CUSTODY RECORD

39 Spruce Street
East Longmeadow, MA 01028

Doc # 381 Rev 4_01/08/2020

Company Name:	Nobis Group
Address:	55 Technology Dr Suite 101, Lowell, MA 01851
Phone:	978-703-6014
Project Name:	Raymark
Project Location:	Stratford, CT
Project Number:	95700
Project Manager:	Adam Roy
Con-Test Quote Name/Number:	
Invoice Recipient:	
Sampled By:	C. Odell

Requested Turnaround Time
5-Day ☐ 10-Day ☑
PFAS 10-Day (std) ☐ Due Date:

Rush-Approval Required
1-Day ☐ 3-Day ☐
2-Day ☐ 4-Day ☐

Data Delivery
Format: PDF ☑ EXCEL ☑
Other:
CLP Like Data Pkg Required: ☐ No
Email To: aroy@nobis-group.com
Fax To #:

Dissolved Metals Samples
○ Field Filtered
○ Lab to Filter

Orthophosphate Samples
○ Field Filtered
○ Lab to Filter

PCB ONLY
SOXHLET ☑
NON SOXHLET ☐

ANALYSIS REQUESTED

Con-Test Work Order#	Client Sample ID / Description	Beginning Date/Time	Ending Date/Time	COMP/GRAB	[1]Matrix Code	Conc Code	VIALS	GLASS	PLASTIC	BACTERIA	ENCORE	M/O	RCP VOCs	% Solids	PAHs	Herbicides	Pesticides	PCBs	Metals ICP + Hg - 6010	Cyanide	SPLP RCP Metals - 6020
	OU4-VSL-15-040325	4/3/25	1210	G	S		3	2	1				X	X	X	X	X	X	X	X	X
	OU4-VSL-16-040325	4/3/25	1220	G	S		3	2	1				X	X	X	X	X	X	X	X	X
	OU4-VSL-17-040325	4/3/25	1230	G	S		3	2	1				X	X	X	X	X	X	X	X	X
	OU4-PCS-TC-21-040325	4/3/25	1345	G	S		3	2	1				X	X	X	X	X	X	X	X	X
	OU4-PCS-TC-22-040325	4/3/25	1350	G	S		3	2	1				X	X	X	X	X	X	X	X	X
	OU4-PCS-TC-23-040325	4/3/25	1355	G	S		3	2	1				X	X	X	X	X	X	X	X	X
	OU4-PCS-TC-24-040325	4/3/25	1400	G	S		3	2	1				X	X	X	X	X	X	X	X	X
	OU4-PCS-TC-25-040325	4/3/25	1405	G	S		3	2	1				X	X	X	X	X	X	X	X	X
	OU4-PCS-TC-26-040325	4/3/25	1410	G	S		3	2	1				X	X	X	X	X	X	X	X	X
	OU4-CF-15-040325	4/3/25	1300	G	S		3	2	1				X	X	X	X	X	X	X	X	X

[2] Preservation Code

Lab Use Only
Total Number Of:
VIALS_____
GLASS_____
PLASTIC_____
BACTERIA_____
ENCORE_____

Glassware in the fridge? Y / N
Glassware in freezer? Y / N
Prepackaged Cooler? Y / N
*Contest is not responsible for missing samples from prepacked coolers

[1] Matrix Codes:
GW = Ground Water
WW = Waste Water
DW = Drinking Water
A = Air
S = Soil
SL = Sludge
SOL = Solid
O = Other (please define)

[2] Preservation Codes:
I = Iced
H = HCL
M = Methanol
N = Nitric Acid
S = Sulfuric Acid
B = Sodium Bisulfate
X = Sodium Hydroxide
T = Sodium Thiosulfate
O = Other (please define)

Relinquished by: (signature)	Date/Time: 4/3/25 1700	Client Comments: 2.7 ; 2.6
Received by: (signature)	Date/Time: 4/4/25 1045	
Relinquished by: (signature)	Date/Time:	
Received by: (signature)	Date/Time:	
Relinquished by: (signature)	Date/Time:	
Received by: (signature)	Date/Time:	
Relinquished by: (signature)	Date/Time:	
Received by: (signature)	Date/Time:	

Detection Limit Requirements
MA
CT
Other:

Special Requirements
☐ MA MCP Required
MCP Certification Form Required
☑ CT RCP Required
RCP Certification Form Required
☐ MA State DW Required
PWSID #

Please use the following codes to indicate possible sample concentration within the Conc Code column above:
H - High; M - Medium; L - Low; C - Clean; U - Unknown

NELAC and AIHA-LAP, LLC Accredited

Project Entity
Government ☐ Municipality ☐ MWRA ☐ WRTA ☐
Federal ☐ 21 J ☐ School ☐
City ☐ Brownfield ☐ MBTA ☐

Other
☐ Chromatogram
☐ AIHA-LAP,LLC

Lab Comments:

Disclaimer: Con-Test Labs is not responsible for any omitted information on the Chain of Custody. The Chain of Custody is a legal document that must be complete and accurate and is used to determine what analyses the laboratory will perform. Any missing information is not the laboratory's responsibility. Con-Test values your partnership on each project and will try to assist with missing information, but will not be held accountable.

284 Sheffield Street, Mountainside NJ 07092 (908)-789-8900 Fax : 908 789 8922

Laboratory Certification

Certified By	License No.
CAS EPA CLP Contract	68HERH20D0011
Connecticut	PH-0830
DOD ELAP (ANAB)	L2219
Maine	2024021
Maryland	296
New Hampshire	255424 Rev 1
New Jersey	20012
New York	11376
Pennsylvania	68-00548
Soil Permit	525-24-234-08441
Texas	T104704488

Alliance TECHNICAL GROUP
284 Sheffield Street, Mountainside, New Jersey 07092, Phone : 908 789 8900,
Fax : 908 789 8922

LOGIN REPORT/SAMPLE TRANSFER

Order ID : Q1730 NOBI03
Client Name : Nobis Group
Client Contact : Adam Roy
Invoice Name : Nobis Group
Invoice Contact : Adam Roy

Order Date : 4/4/2025 10:51:00 AM
Project Name : Raymark Superfund Site
Receive DateTime : 4/4/2025 10:45:00 AM
Purchase Order :

Project Mgr : Yazmeen
Report Type : Level 4
EDD Type : EQUIS
Hard Copy Date :
Date Signoff : 4/4/2025 11:24:53 AM

LAB ID	CLIENT ID	MATRIX	SAMPLE DATE	SAMPLE TIME	TEST	TEST GROUP	METHOD	FAX DATE	DUE DATES
Q1730-01	OU4-VSL-15-040325	Solid	04/03/2025	12:10	VOCMS Group3		8260D		10 Bus. Days
Q1730-03	OU4-VSL-16-040325	Solid	04/03/2025	12:20	VOCMS Group3		8260D		10 Bus. Days
Q1730-05	OU4-VSL-17-040325	Solid	04/03/2025	12:30	VOCMS Group3		8260D		10 Bus. Days
Q1730-07	OU4-PCS-TC-21-040325	Solid	04/03/2025	13:45	VOCMS Group3		8260D		10 Bus. Days
Q1730-09	OU4-PCS-TC-22-040325	Solid	04/03/2025	13:50	VOCMS Group3		8260D		10 Bus. Days
Q1730-11	OU4-PCS-TC-23-040325	Solid	04/03/2025	13:55	VOCMS Group3		8260D		10 Bus. Days
Q1730-13	OU4-PCS-TC-24-040325	Solid	04/03/2025	14:00	VOCMS Group3		8260D		10 Bus. Days
Q1730-15	OU4-PCS-TC-25-040325	Solid	04/03/2025	14:05					

Alliance TECHNICAL GROUP
284 Sheffield Street, Mountainside, New Jersey 07092, Phone : 908 789 8900,
Fax : 908 789 8922

LOGIN REPORT/SAMPLE TRANSFER

Order ID : Q1730 NOBI03
Client Name : Nobis Group
Client Contact : Adam Roy
Invoice Name : Nobis Group
Invoice Contact : Adam Roy

Order Date : 4/4/2025 10:51:00 AM
Project Name : Raymark Superfund Site
Receive DateTime : 4/4/2025 10:45:00 AM
Purchase Order :

Project Mgr : Yazmeen
Report Type : Level 4
EDD Type : EQUIS
Hard Copy Date :
Date Signoff : 4/4/2025 11:24:53 AM

LAB ID	CLIENT ID	MATRIX	SAMPLE DATE	SAMPLE TIME	TEST	TEST GROUP	METHOD	FAX DATE	DUE DATES
					VOCMS Group3		8260D		10 Bus. Days
Q1730-17	OU4-PCS-TC-26-040325	Solid	04/03/2025	14:10					
					VOCMS Group3		8260D		10 Bus. Days
Q1730-19	OU4-CF-15-040325	Solid	04/03/2025	13:00					
					VOCMS Group3		8260D		10 Bus. Days

Relinguished By : [signature]
Date / Time : 4/4/25 1145

Received By : [signature]
Date / Time : 4/4/25 14:15

Storage Area : VOA Refridgerator Room

Quantitation Report (Not Reviewed)

Data Path : Z:\pestpcbsrv\HPCHEM1\ECD_S\Data\PS040225\
Data File : PS029659.D
Signal(s) : Signal #1: ECD1A.ch Signal #2: ECD2B.ch
Acq On : 02 Apr 2025 18:44
Operator : AR\AJ
Sample : HSTDICC750
Misc :
ALS Vial : 7 Sample Multiplier: 1

Instrument :
ECD_S
ClientSampleId :
HSTDICC750

Integration File signal 1: autoint1.e
Integration File signal 2: autoint2.e
Quant Time: Apr 02 21:47:20 2025
Quant Method : Z:\pestpcbsrv\HPCHEM1\ECD_S\Method\PS040225.M
Quant Title : 8080.M
QLast Update : Wed Apr 02 21:45:08 2025
Response via : Initial Calibration
Integrator: ChemStation

Volume Inj. : 1 µl
Signal #1 Phase : ZB-MR1 Signal #2 Phase: ZB-MR2
Signal #1 Info : 30M x 0.32mm x0.5 Signal #2 Info : 30M x 0.32mm x 0.25µm

	Compound	RT#1	RT#2	Resp#1	Resp#2	ng/ml	ng/ml
	System Monitoring Compounds						
4) S	2,4-DCAA	6.963	7.475	1484.5E6	495.1E6	750.000	750.000
	Target Compounds						
1) T	Dalapon	2.463	2.533	2228.4E6	1046.8E6	682.500	682.500
2) T	3,5-DICHL...	6.165	6.470	2051.3E6	654.3E6	697.500	697.500
3) T	4-Nitroph...	6.753	7.009	929.4E6	466.5E6	682.500	682.500
5) T	DICAMBA	7.140	7.662	5837.2E6	2574.8E6	705.000	705.000
6) T	MCPP	7.318	7.767	388.3E6	123.5E6	70.500	70.500
7) T	MCPA	7.461	7.999	514.6E6	158.5E6	69.750	69.750
8) T	DICHLORPROP	7.822	8.356	1458.1E6	638.1E6	705.000	705.000
9) T	2,4-D	8.042	8.671	1598.6E6	707.1E6	705.000	705.000
10) T	Pentachlo...	8.321	9.173	20714.3E6	12625.5E6	712.500	712.500
11) T	2,4,5-TP ...	8.888	9.551	8065.8E6	5027.7E6	712.500	712.500
12) T	2,4,5-T	9.170	9.957	8063.3E6	4708.7E6	712.500	712.500
13) T	2,4-DB	9.729	10.514	1337.9E6	509.4E6	712.500	712.500
14) T	DINOSEB	10.895	10.887	5848.2E6	3491.3E6	705.000	705.000
15) T	Picloram	10.713	11.930	10818.9E6	14541.3E6	712.500	1311.588 #
16) T	DCPA	11.195	11.930	9915.1E6	14541.3E6	720.000	1446.877 #

(f)=RT Delta > 1/2 Window (#)=Amounts differ by > 25% (m)=manual int.

Data Path : Z:\pestpcbsrv\HPCHEM1\ECD_S\Data\PS040225\
Data File : PS029659.D
Signal(s) : Signal #1: ECD1A.ch Signal #2: ECD2B.ch
Acq On : 02 Apr 2025 18:44
Operator : AR\AJ
Sample : HSTDICC750
Misc :
ALS Vial : 7 Sample Multiplier: 1

Instrument :
ECD_S
ClientSampleId :
HSTDICC750

Integration File signal 1: autoint1.e
Integration File signal 2: autoint2.e
Quant Time: Apr 02 21:47:20 2025
Quant Method : Z:\pestpcbsrv\HPCHEM1\ECD_S\Method\PS040225.M
Quant Title : 8080.M
QLast Update : Wed Apr 02 21:45:08 2025
Response via : Initial Calibration
Integrator: ChemStation

Volume Inj. : 1 µl
Signal #1 Phase : ZB-MR1 Signal #2 Phase: ZB-MR2
Signal #1 Info : 30M x 0.32mm x0.5 Signal #2 Info : 30M x 0.32mm x 0.25µm

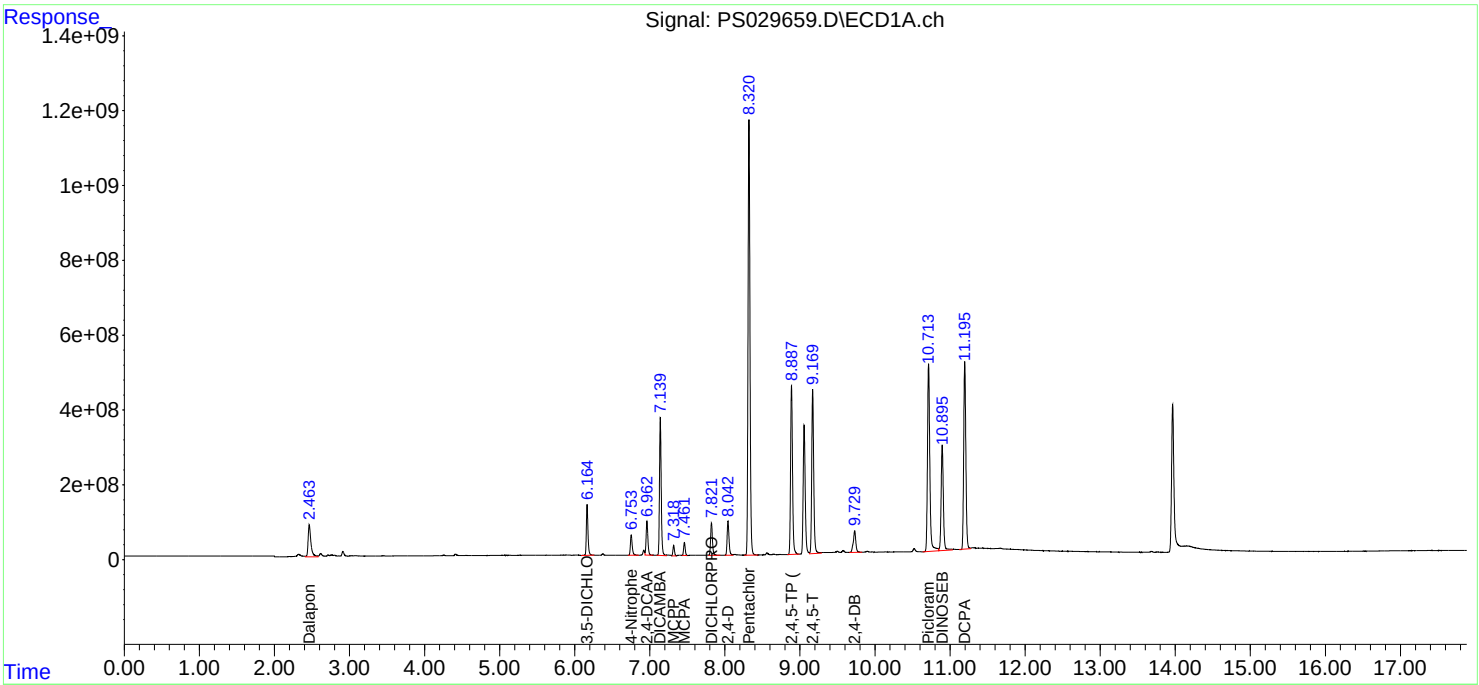

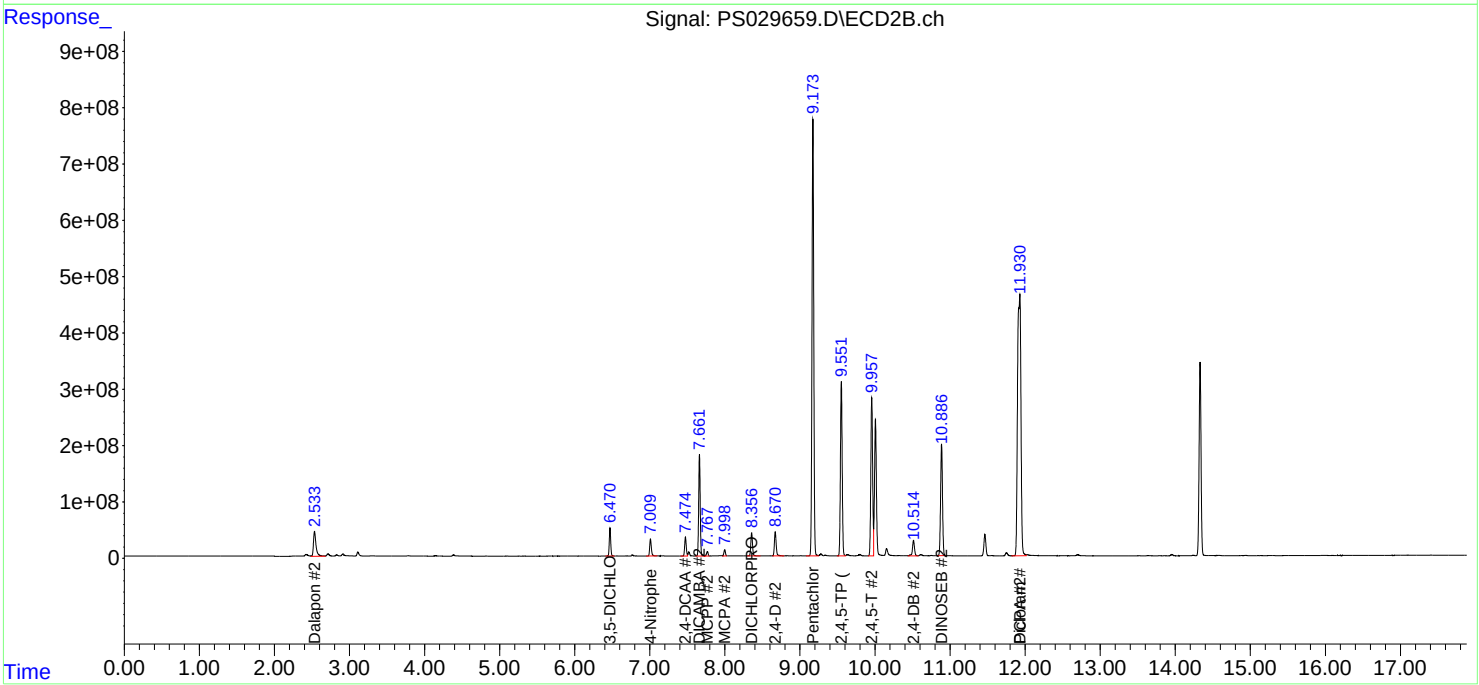

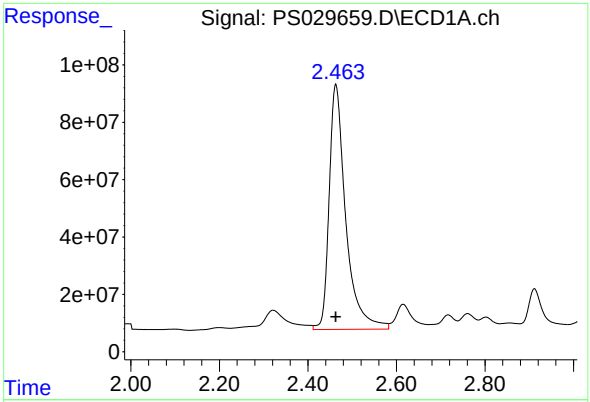

#1 Dalapon

R.T.: 2.463 min
Delta R.T.: 0.000 min
Response: 2228384729
Conc: 682.50 ng/ml

Instrument :
ECD_S
ClientSampleId :
HSTDICC750

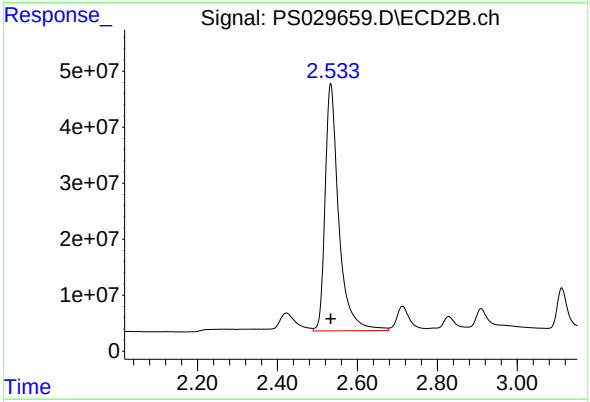

#1 Dalapon

R.T.: 2.533 min
Delta R.T.: 0.000 min
Response: 1046813946
Conc: 682.50 ng/ml

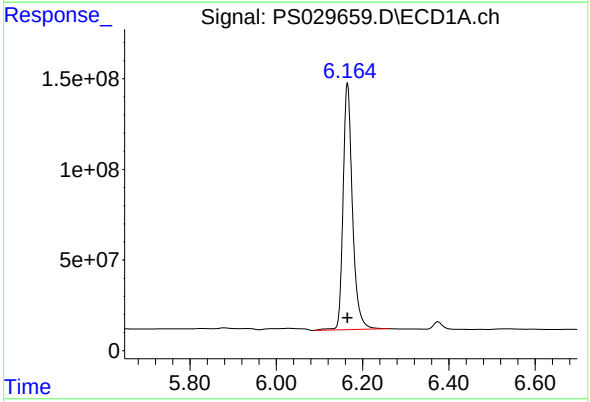

#2 3,5-DICHLOROBENZOIC ACID

R.T.: 6.165 min
Delta R.T.: 0.000 min
Response: 2051257915
Conc: 697.50 ng/ml

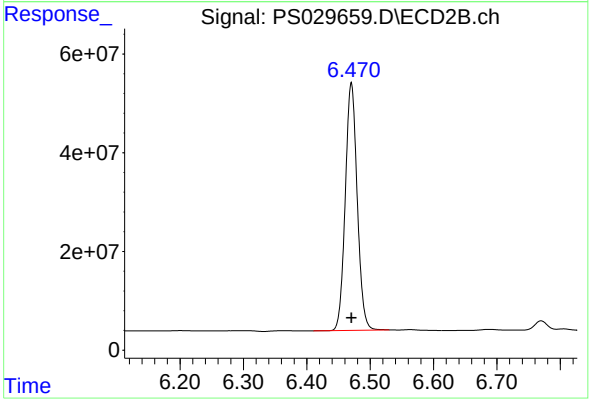

#2 3,5-DICHLOROBENZOIC ACID

R.T.: 6.470 min
Delta R.T.: 0.000 min
Response: 654341240
Conc: 697.50 ng/ml

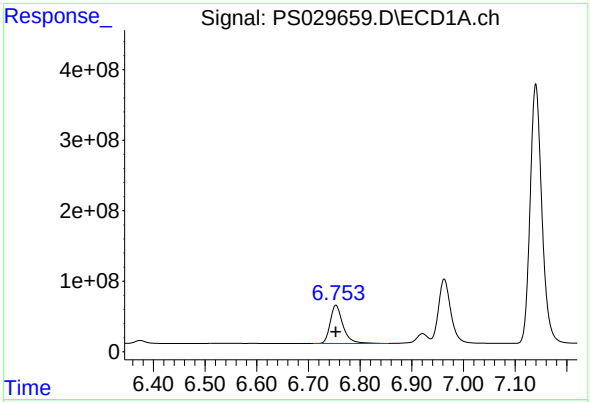

#3 4-Nitrophenol

R.T.: 6.753 min
Delta R.T.: 0.000 min
Response: 929448251
Conc: 682.50 ng/ml

Instrument :
ECD_S
ClientSampleId :
HSTDICC750

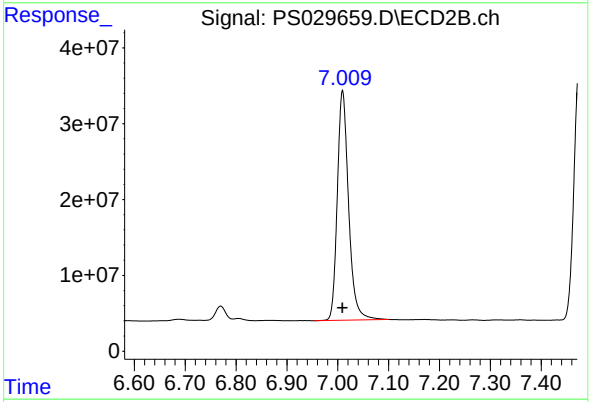

#3 4-Nitrophenol

R.T.: 7.009 min
Delta R.T.: 0.000 min
Response: 466483862
Conc: 682.50 ng/ml

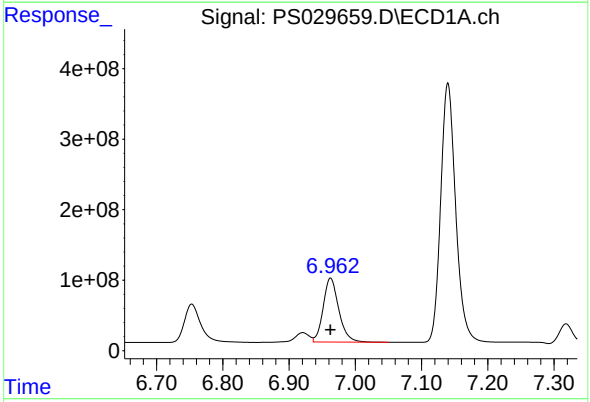

#4 2,4-DCAA

R.T.: 6.963 min
Delta R.T.: 0.000 min
Response: 1484503787
Conc: 750.00 ng/ml

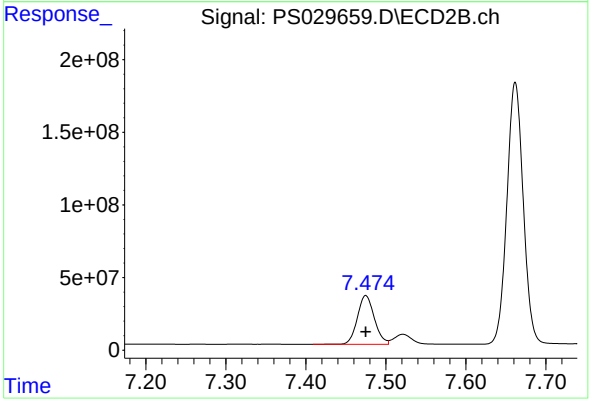

#4 2,4-DCAA

R.T.: 7.475 min
Delta R.T.: 0.000 min
Response: 495076303
Conc: 750.00 ng/ml

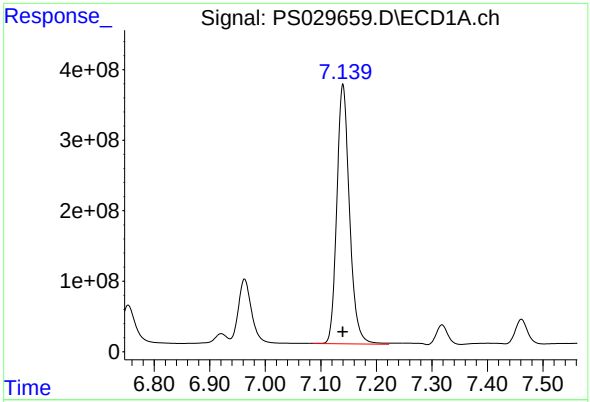

#5 DICAMBA

R.T.: 7.140 min
Delta R.T.: 0.000 min
Response: 5837239041
Conc: 705.00 ng/ml

Instrument :
ECD_S
ClientSampleId :
HSTDICC750

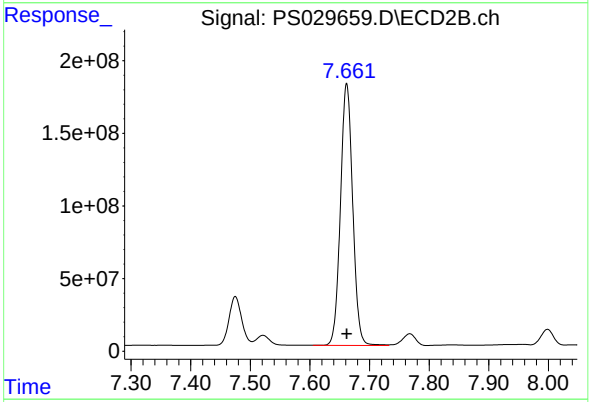

#5 DICAMBA

R.T.: 7.662 min
Delta R.T.: 0.000 min
Response: 2574833457
Conc: 705.00 ng/ml

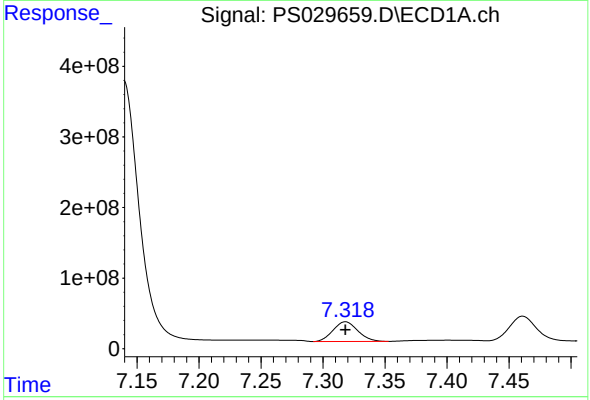

#6 MCPP

R.T.: 7.318 min
Delta R.T.: 0.000 min
Response: 388273166
Conc: 70.50 ug/ml

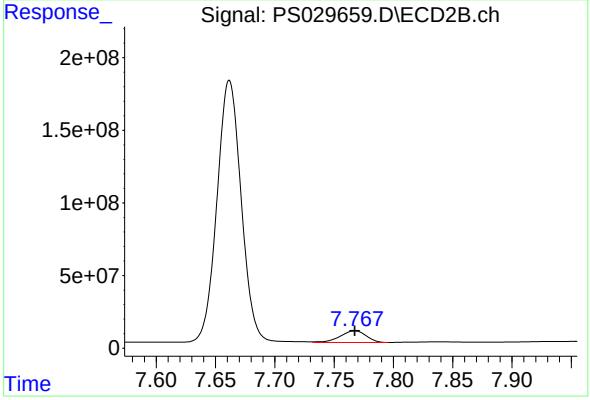

#6 MCPP

R.T.: 7.767 min
Delta R.T.: 0.000 min
Response: 123459301
Conc: 70.50 ug/ml

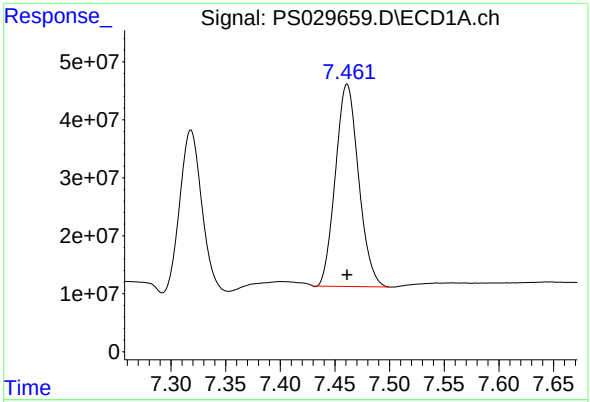

#7 MCPA

R.T.: 7.461 min
Delta R.T.: 0.000 min
Response: 514646256
Conc: 69.75 ug/ml

Instrument :
ECD_S
ClientSampleId :
HSTDICC750

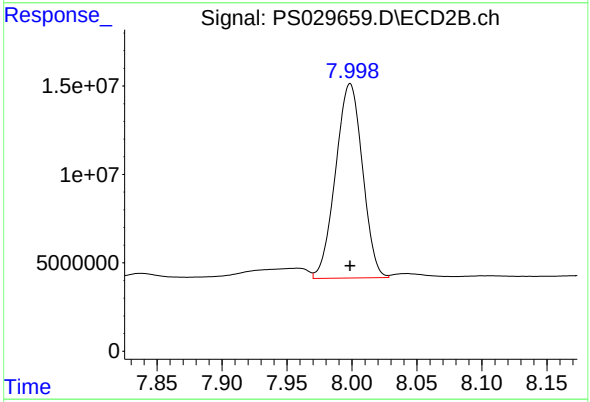

#7 MCPA

R.T.: 7.999 min
Delta R.T.: 0.000 min
Response: 158487737
Conc: 69.75 ug/ml

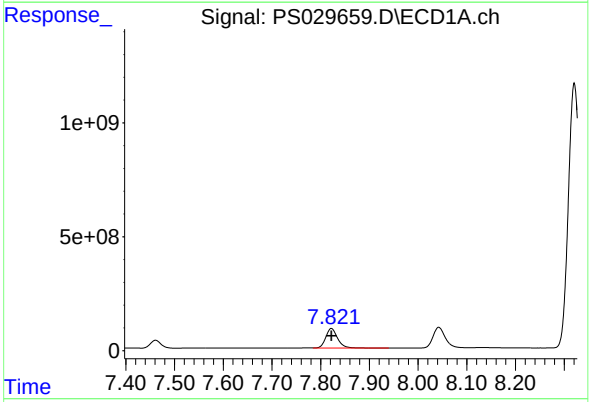

#8 DICHLORPROP

R.T.: 7.822 min
Delta R.T.: 0.000 min
Response: 1458089230
Conc: 705.00 ng/ml

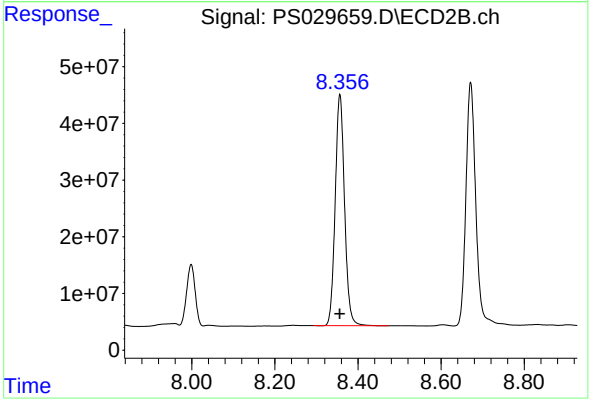

#8 DICHLORPROP

R.T.: 8.356 min
Delta R.T.: 0.000 min
Response: 638070319
Conc: 705.00 ng/ml

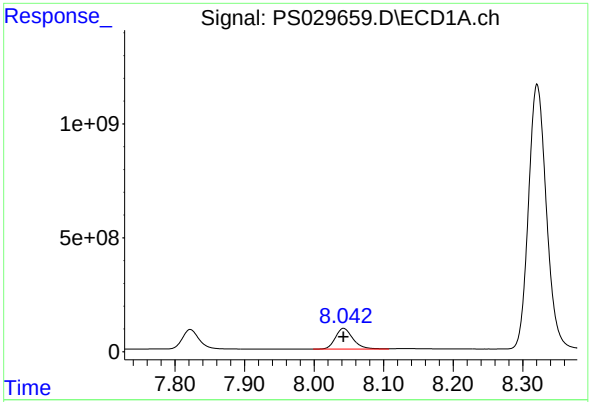

#9 2,4-D

R.T.: 8.042 min
Delta R.T.: 0.000 min
Response: 1598642604
Conc: 705.00 ng/ml

Instrument :
ECD_S
ClientSampleId :
HSTDICC750

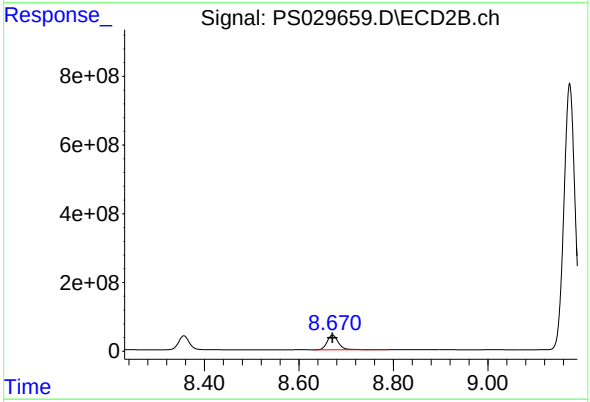

#9 2,4-D

R.T.: 8.671 min
Delta R.T.: 0.000 min
Response: 707133970
Conc: 705.00 ng/ml

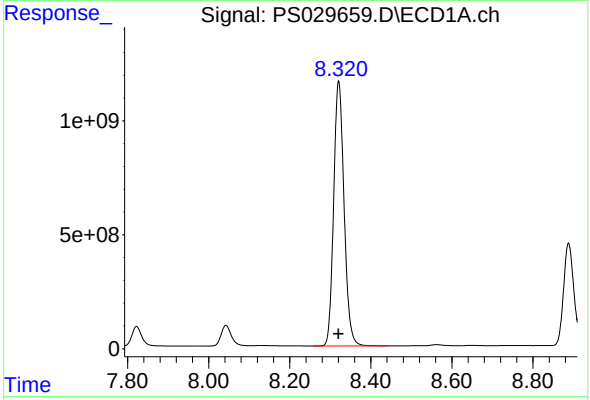

#10 Pentachlorophenol

R.T.: 8.321 min
Delta R.T.: 0.000 min
Response: 20714283824
Conc: 712.50 ng/ml

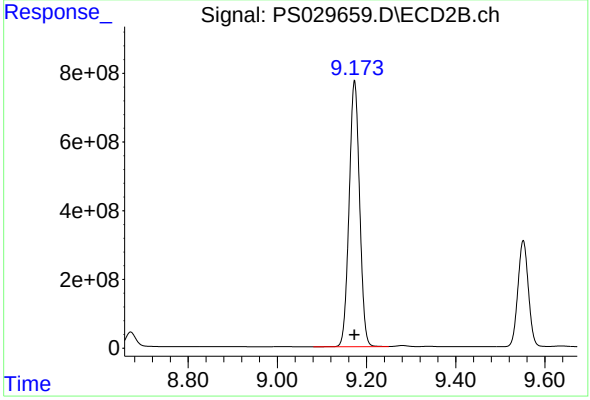

#10 Pentachlorophenol

R.T.: 9.173 min
Delta R.T.: 0.000 min
Response: 12625547070
Conc: 712.50 ng/ml

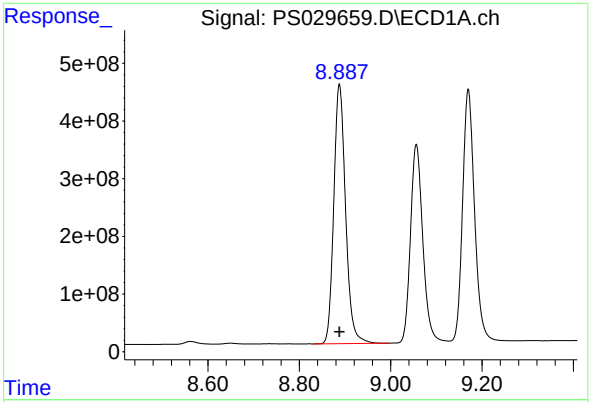

#11 2,4,5-TP (SILVEX)

R.T.: 8.888 min
Delta R.T.: 0.000 min
Response: 8065771048
Conc: 712.50 ng/ml

Instrument :
ECD_S
ClientSampleId :
HSTDICC750

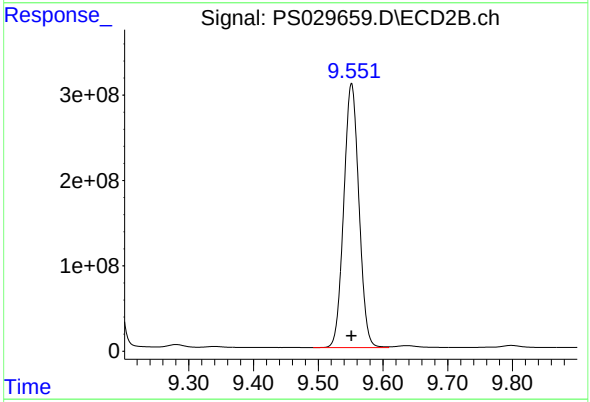

#11 2,4,5-TP (SILVEX)

R.T.: 9.551 min
Delta R.T.: 0.000 min
Response: 5027671480
Conc: 712.50 ng/ml

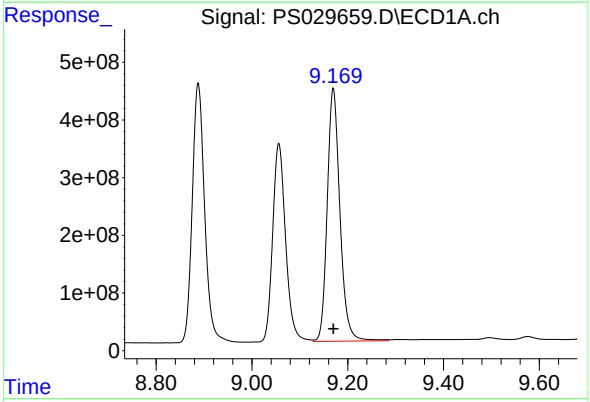

#12 2,4,5-T

R.T.: 9.170 min
Delta R.T.: 0.000 min
Response: 8063347000
Conc: 712.50 ng/ml

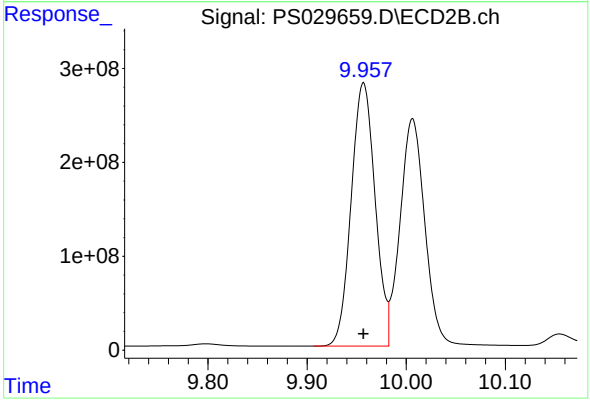

#12 2,4,5-T

R.T.: 9.957 min
Delta R.T.: 0.000 min
Response: 4708725173
Conc: 712.50 ng/ml

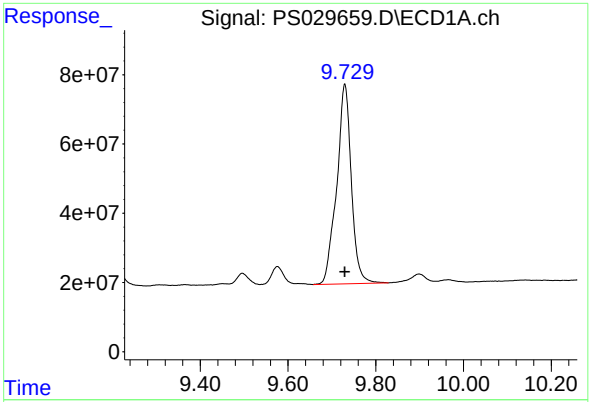

#13 2,4-DB

R.T.: 9.729 min
Delta R.T.: 0.000 min
Response: 1337934625
Conc: 712.50 ng/ml

Instrument :
ECD_S
ClientSampleId :
HSTDICC750

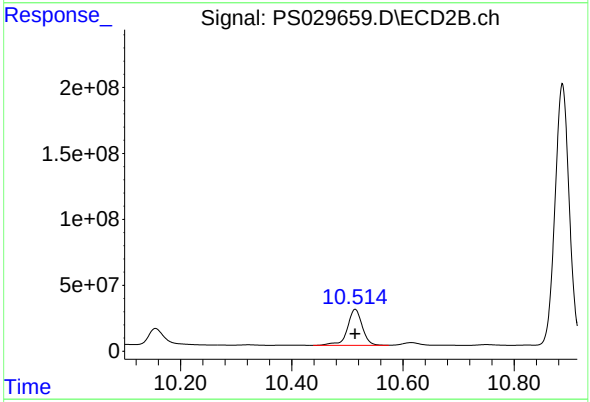

#13 2,4-DB

R.T.: 10.514 min
Delta R.T.: 0.000 min
Response: 509432895
Conc: 712.50 ng/ml

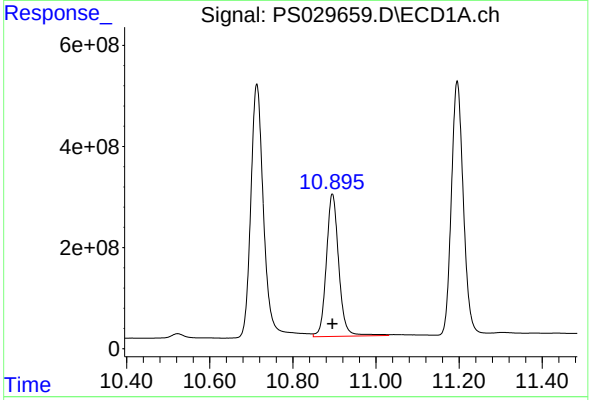

#14 DINOSEB

R.T.: 10.895 min
Delta R.T.: 0.000 min
Response: 5848156275
Conc: 705.00 ng/ml

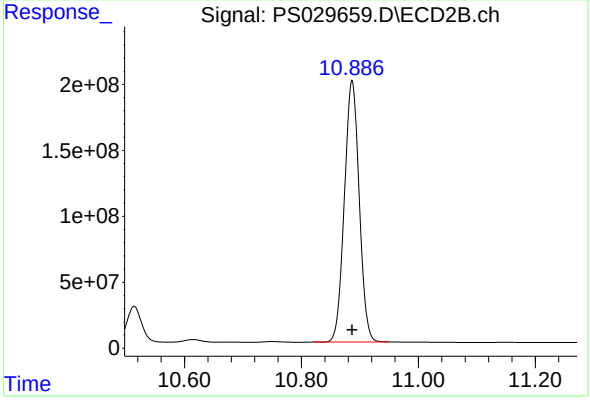

#14 DINOSEB

R.T.: 10.887 min
Delta R.T.: 0.000 min
Response: 3491268927
Conc: 705.00 ng/ml

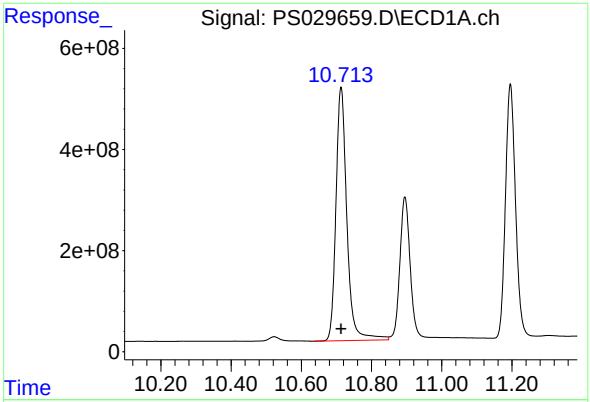

#15 Picloram

R.T.: 10.713 min
Delta R.T.: 0.000 min
Response: 10818873063
Conc: 712.50 ng/ml

Instrument :
ECD_S
ClientSampleId :
HSTDICC750

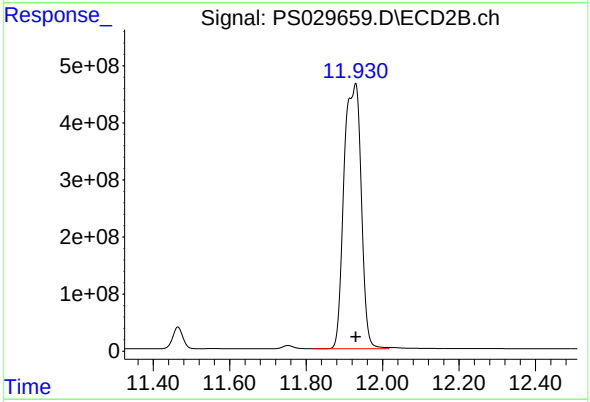

#15 Picloram

R.T.: 11.930 min
Delta R.T.: 0.000 min
Response: 14541305789
Conc: 1311.59 ng/ml

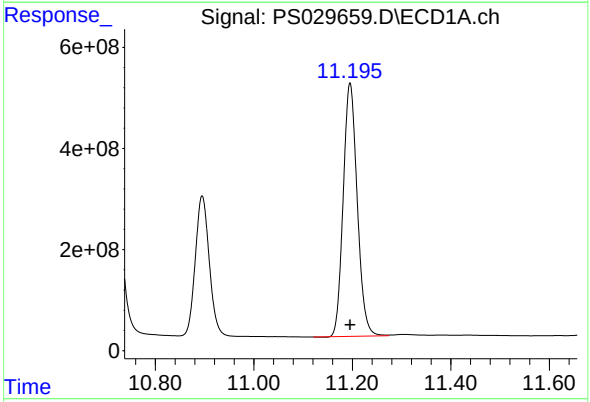

#16 DCPA

R.T.: 11.195 min
Delta R.T.: 0.000 min
Response: 9915081854
Conc: 720.00 ng/ml

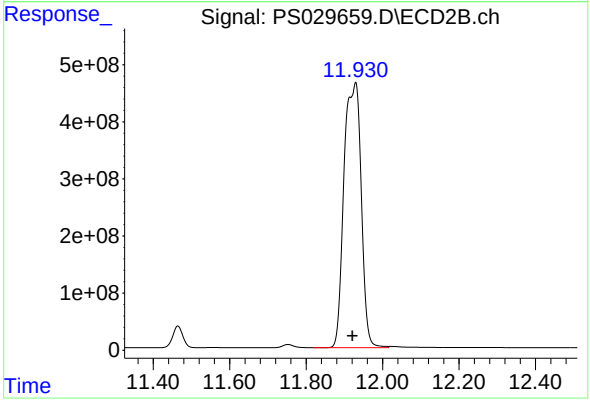

#16 DCPA

R.T.: 11.930 min
Delta R.T.: 0.009 min
Response: 14541305789
Conc: 1446.88 ng/ml

Quantitation Report (Not Reviewed)

Data Path : Z:\pestpcbsrv\HPCHEM1\ECD_S\Data\PS040225\
Data File : PS029660.D
Signal(s) : Signal #1: ECD1A.ch Signal #2: ECD2B.ch
Acq On : 02 Apr 2025 19:32
Operator : AR\AJ
Sample : HSTDICC1000
Misc :
ALS Vial : 9 Sample Multiplier: 1

Instrument :
ECD_S
ClientSampleId :
HSTDICC1000

Integration File signal 1: autoint1.e
Integration File signal 2: autoint2.e
Quant Time: Apr 02 21:47:50 2025
Quant Method : Z:\pestpcbsrv\HPCHEM1\ECD_S\Method\PS040225.M
Quant Title : 8080.M
QLast Update : Wed Apr 02 21:45:08 2025
Response via : Initial Calibration
Integrator: ChemStation

Volume Inj. : 1 µl
Signal #1 Phase : ZB-MR1 Signal #2 Phase: ZB-MR2
Signal #1 Info : 30M x 0.32mm x0.5 Signal #2 Info : 30M x 0.32mm x 0.25µm

	Compound	RT#1	RT#2	Resp#1	Resp#2	ng/ml	ng/ml
	System Monitoring Compounds						
4) S	2,4-DCAA	6.963	7.475	1949.0E6	658.6E6	984.687	997.781
	Target Compounds						
1) T	Dalapon	2.463	2.533	2931.9E6	1379.7E6	897.971	899.538
2) T	3,5-DICHL...	6.165	6.471	2698.4E6	869.7E6	917.551	927.061
3) T	4-Nitroph...	6.753	7.010	1229.4E6	617.9E6	902.763	903.979
5) T	DICAMBA	7.140	7.662	7768.3E6	3498.9E6	938.223	958.015
6) T	MCPP	7.319	7.769	543.2E6	167.9E6	98.636	95.855
7) T	MCPA	7.463	8.001	699.2E6	216.5E6	94.768	95.274
8) T	DICHLORPROP	7.822	8.357	1904.9E6	846.0E6	921.024	934.778
9) T	2,4-D	8.043	8.671	2112.0E6	943.5E6	931.373	940.657
10) T	Pentachlo...	8.322	9.174	27238.3E6	16770.4E6	936.904	946.407
11) T	2,4,5-TP ...	8.888	9.552	10687.3E6	6736.3E6	944.073	954.635
12) T	2,4,5-T	9.170	9.957	10696.9E6	6311.3E6	945.212	954.996
13) T	2,4-DB	9.730	10.515	1781.8E6	690.0E6	948.880	965.102
14) T	DINOSEB	10.895	10.887	7700.3E6	4684.3E6	928.272	945.920
15) T	Picloram	10.713	11.929	14447.2E6	19672.2E6	951.454	1774.386 #
16) T	DCPA	11.196	11.929	13124.1E6	19672.2E6	953.028	1957.412 #

(f)=RT Delta > 1/2 Window (#)=Amounts differ by > 25% (m)=manual int.

Data Path : Z:\pestpcbsrv\HPCHEM1\ECD_S\Data\PS040225\
Data File : PS029660.D
Signal(s) : Signal #1: ECD1A.ch Signal #2: ECD2B.ch
Acq On : 02 Apr 2025 19:32
Operator : AR\AJ
Sample : HSTDICC1000
Misc :
ALS Vial : 9 Sample Multiplier: 1

Instrument :
ECD_S
ClientSampleId :
HSTDICC1000

Integration File signal 1: autoint1.e
Integration File signal 2: autoint2.e
Quant Time: Apr 02 21:47:50 2025
Quant Method : Z:\pestpcbsrv\HPCHEM1\ECD_S\Method\PS040225.M
Quant Title : 8080.M
QLast Update : Wed Apr 02 21:45:08 2025
Response via : Initial Calibration
Integrator: ChemStation

Volume Inj. : 1 µl
Signal #1 Phase : ZB-MR1 Signal #2 Phase: ZB-MR2
Signal #1 Info : 30M x 0.32mm x0.5 Signal #2 Info : 30M x 0.32mm x 0.25µm

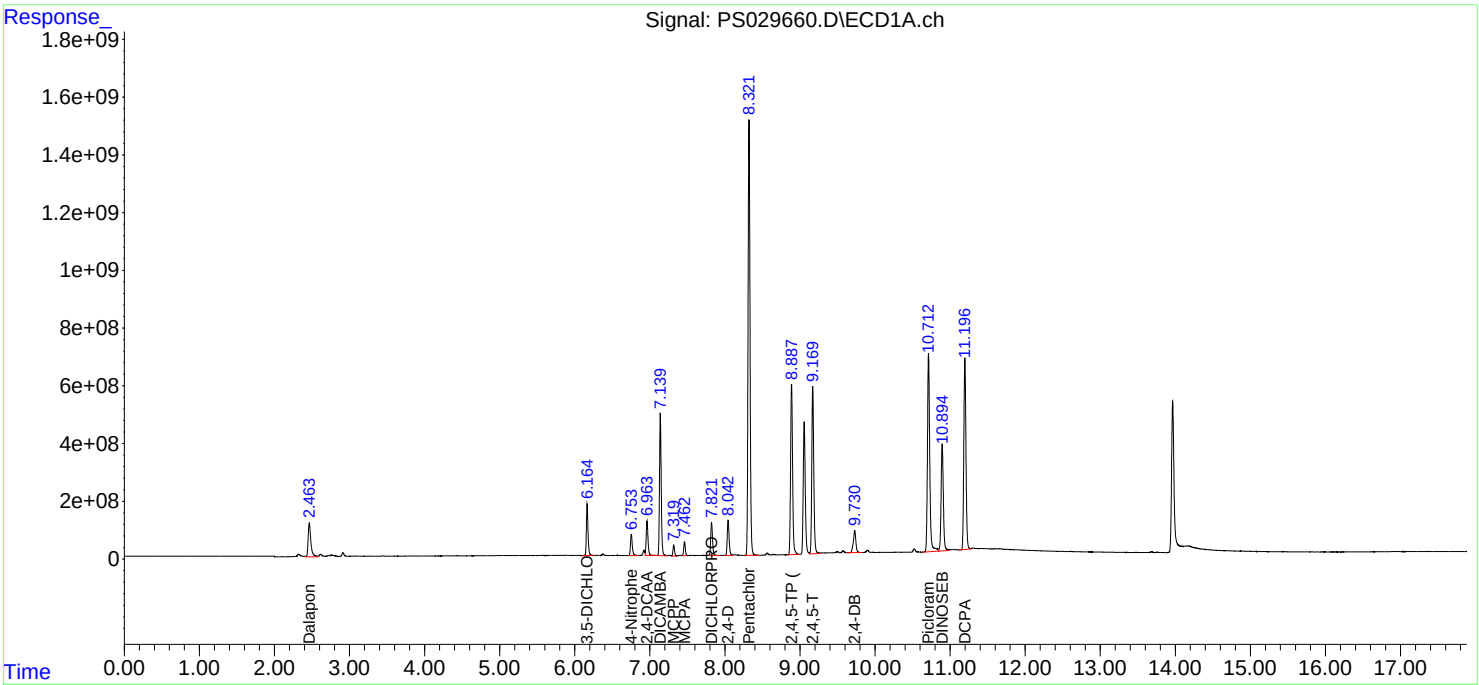

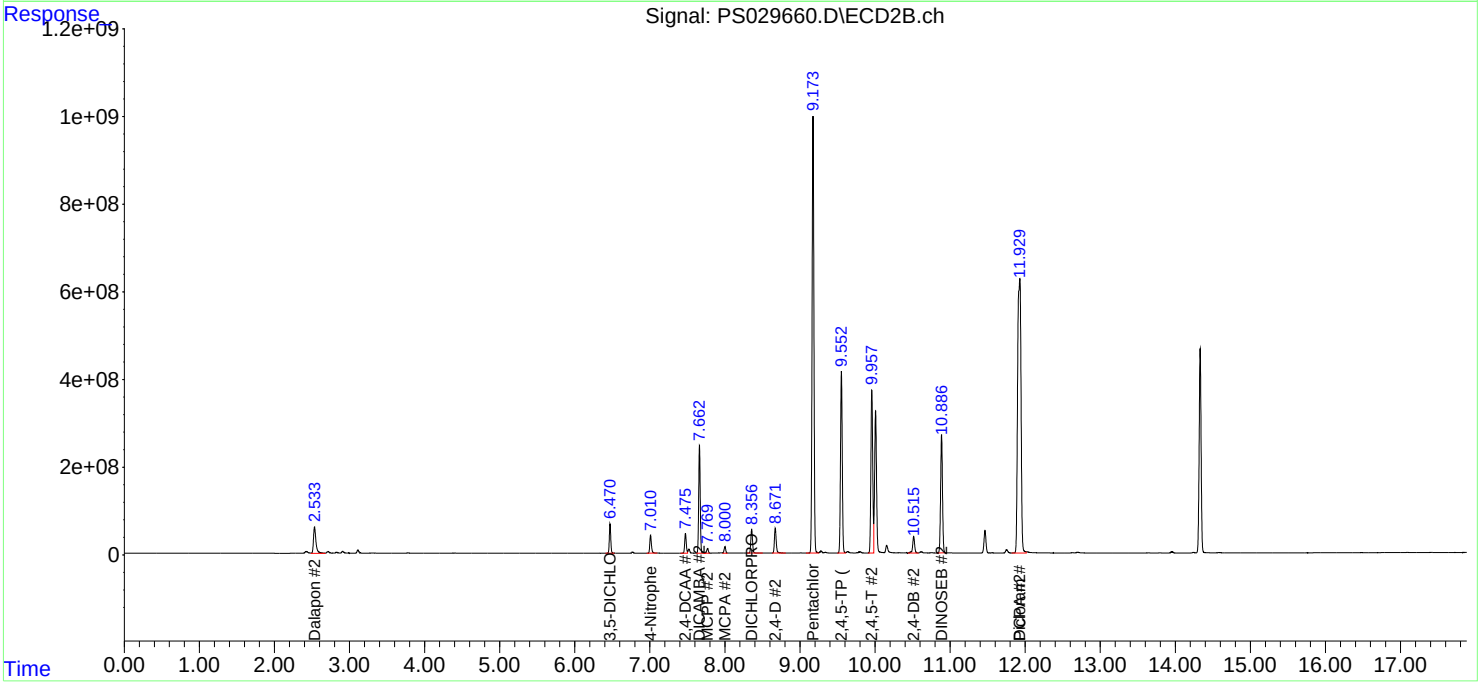

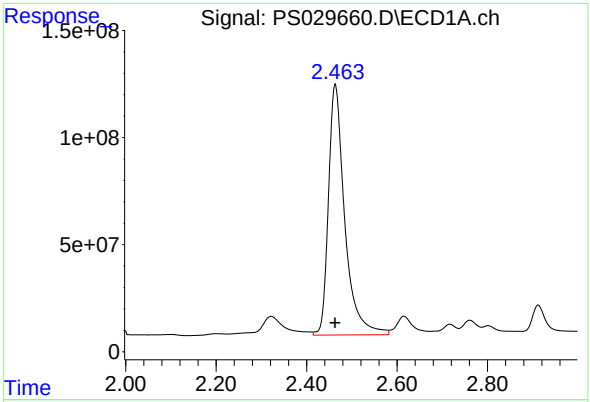

#1 Dalapon

R.T.: 2.463 min
Delta R.T.: 0.000 min
Response: 2931904194
Conc: 897.97 ng/ml

Instrument :
ECD_S
ClientSampleId :
HSTDICC1000

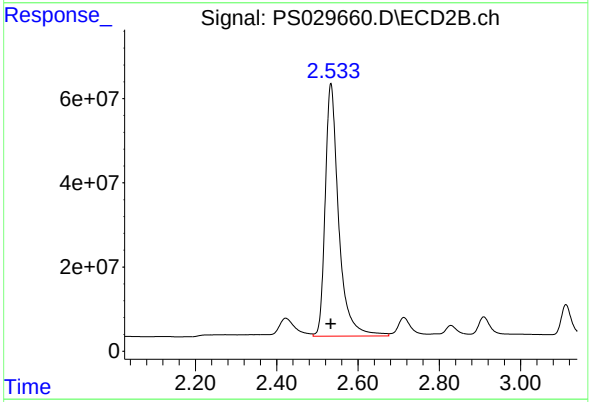

#1 Dalapon

R.T.: 2.533 min
Delta R.T.: 0.000 min
Response: 1379704778
Conc: 899.54 ng/ml

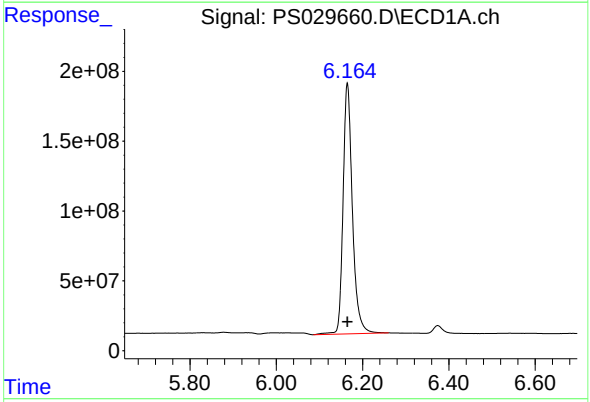

#2 3,5-DICHLOROBENZOIC ACID

R.T.: 6.165 min
Delta R.T.: 0.000 min
Response: 2698400361
Conc: 917.55 ng/ml

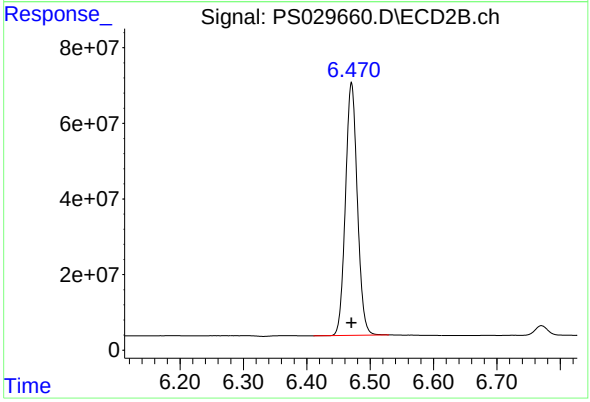

#2 3,5-DICHLOROBENZOIC ACID

R.T.: 6.471 min
Delta R.T.: 0.000 min
Response: 869698084
Conc: 927.06 ng/ml

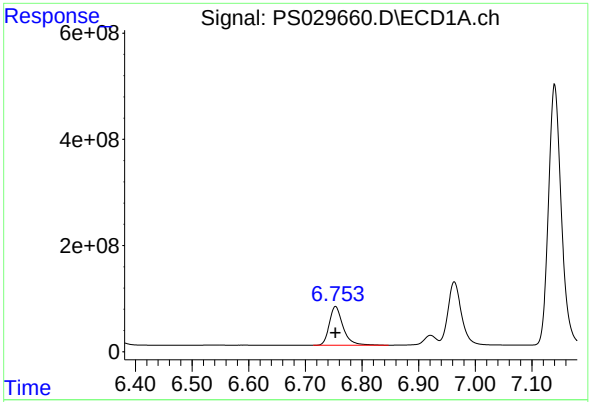

#3 4-Nitrophenol

R.T.: 6.753 min
Delta R.T.: 0.000 min
Response: 1229408712
Conc: 902.76 ng/ml

Instrument :
ECD_S
ClientSampleId :
HSTDICC1000

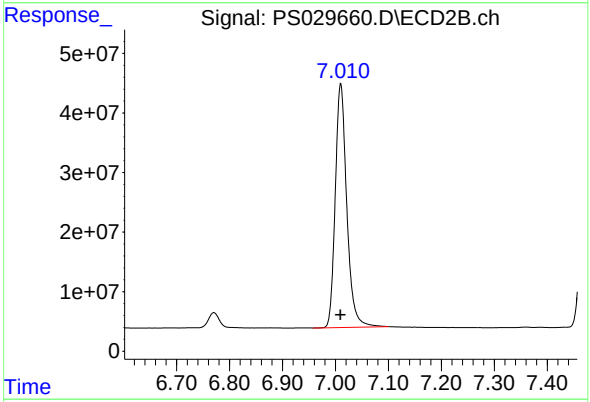

#3 4-Nitrophenol

R.T.: 7.010 min
Delta R.T.: 0.000 min
Response: 617862993
Conc: 903.98 ng/ml

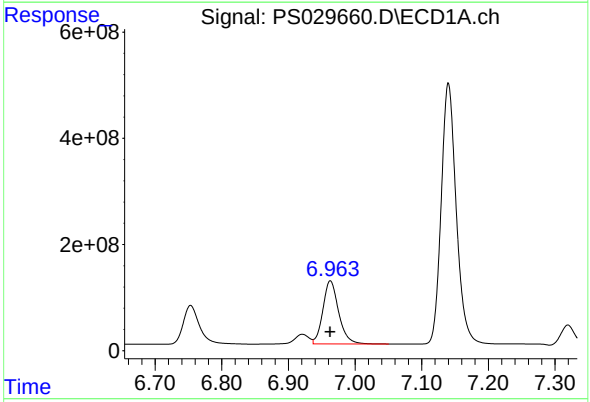

#4 2,4-DCAA

R.T.: 6.963 min
Delta R.T.: 0.000 min
Response: 1949027966
Conc: 984.69 ng/ml

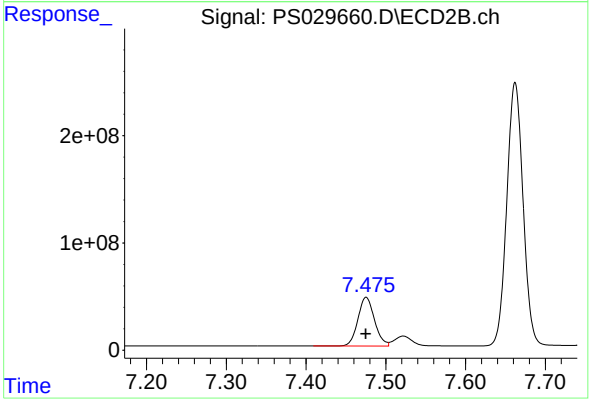

#4 2,4-DCAA

R.T.: 7.475 min
Delta R.T.: 0.000 min
Response: 658637284
Conc: 997.78 ng/ml

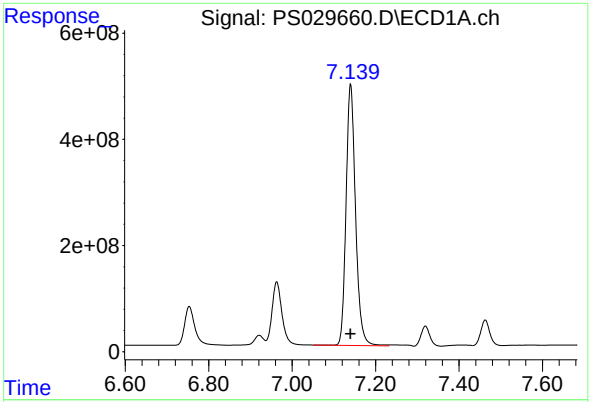

#5 DICAMBA

R.T.: 7.140 min
Delta R.T.: 0.000 min
Response: 7768270498
Conc: 938.22 ng/ml

Instrument :
ECD_S
ClientSampleId :
HSTDICC1000

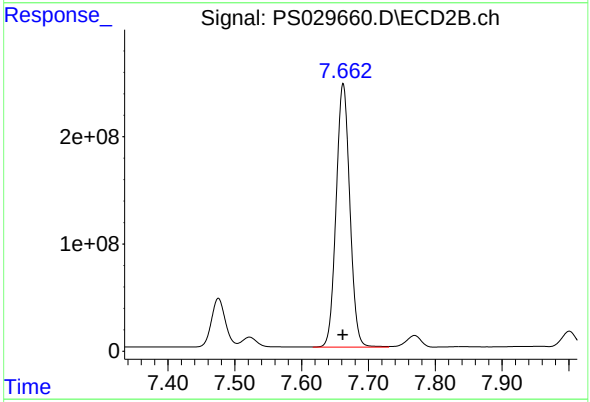

#5 DICAMBA

R.T.: 7.662 min
Delta R.T.: 0.000 min
Response: 3498905684
Conc: 958.01 ng/ml

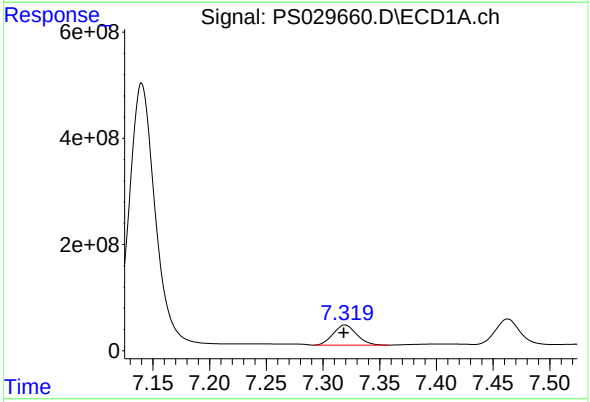

#6 MCPP

R.T.: 7.319 min
Delta R.T.: 0.001 min
Response: 543229329
Conc: 98.64 ug/ml

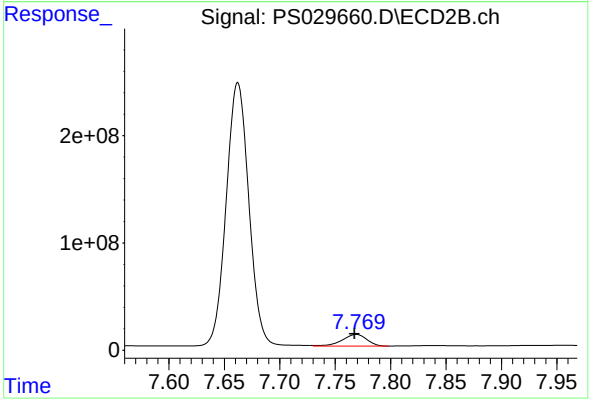

#6 MCPP

R.T.: 7.769 min
Delta R.T.: 0.002 min
Response: 167861106
Conc: 95.86 ug/ml

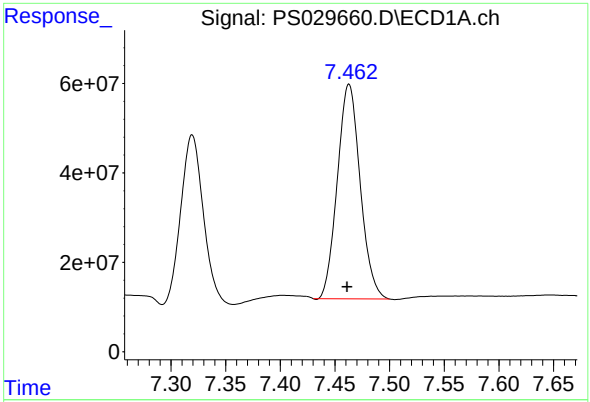

#7 MCPA

R.T.: 7.463 min
Delta R.T.: 0.002 min
Response: 699238388
Conc: 94.77 ug/ml

Instrument :
ECD_S
ClientSampleId :
HSTDICC1000

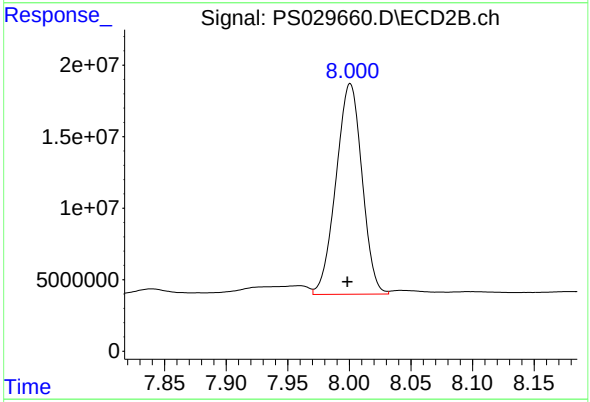

#7 MCPA

R.T.: 8.001 min
Delta R.T.: 0.002 min
Response: 216483308
Conc: 95.27 ug/ml

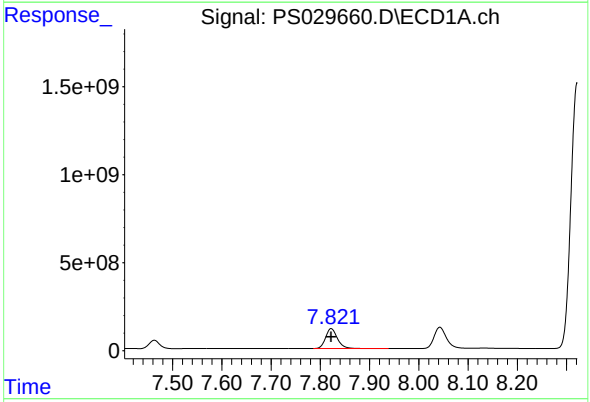

#8 DICHLORPROP

R.T.: 7.822 min
Delta R.T.: 0.000 min
Response: 1904873098
Conc: 921.02 ng/ml

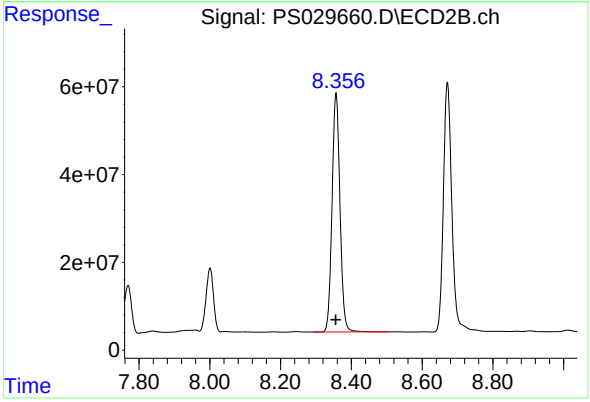

#8 DICHLORPROP

R.T.: 8.357 min
Delta R.T.: 0.000 min
Response: 846033877
Conc: 934.78 ng/ml

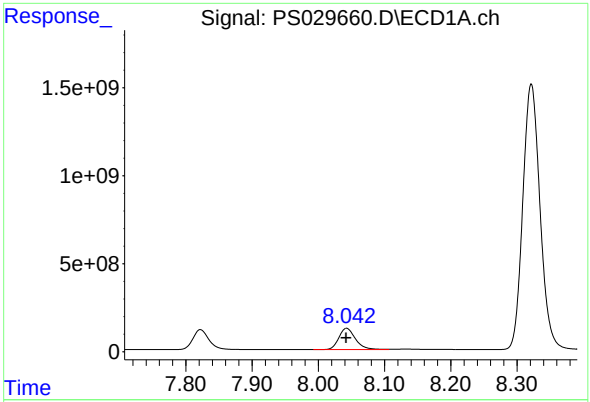

#9 2,4-D

R.T.: 8.043 min
Delta R.T.: 0.000 min
Response: 2111960224
Conc: 931.37 ng/ml

Instrument :
ECD_S
ClientSampleId :
HSTDICC1000

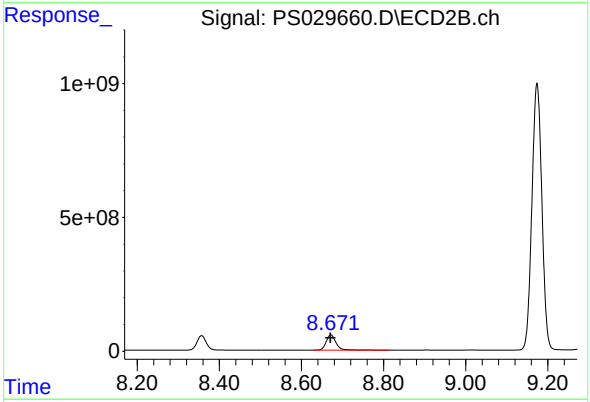

#9 2,4-D

R.T.: 8.671 min
Delta R.T.: 0.000 min
Response: 943504117
Conc: 940.66 ng/ml

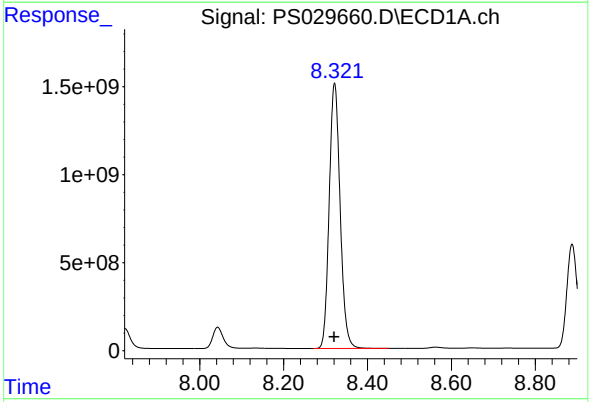

#10 Pentachlorophenol

R.T.: 8.322 min
Delta R.T.: 0.000 min
Response: 27238310436
Conc: 936.90 ng/ml

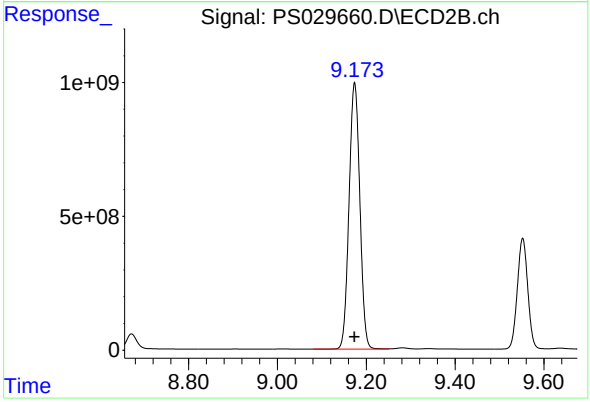

#10 Pentachlorophenol

R.T.: 9.174 min
Delta R.T.: 0.000 min
Response: 16770397791
Conc: 946.41 ng/ml

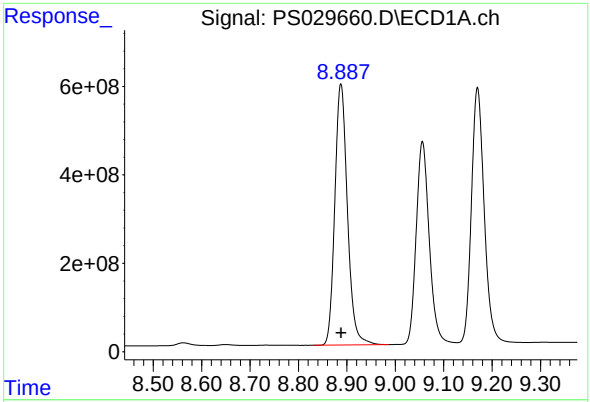

#11 2,4,5-TP (SILVEX)

R.T.: 8.888 min
Delta R.T.: 0.000 min
Response: 10687262604
Conc: 944.07 ng/ml

Instrument :
ECD_S
ClientSampleId :
HSTDICC1000

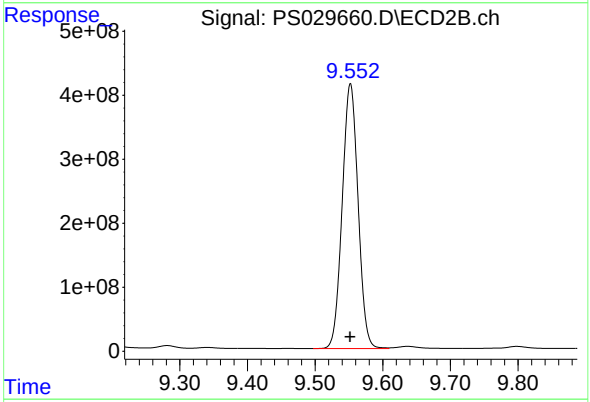

#11 2,4,5-TP (SILVEX)

R.T.: 9.552 min
Delta R.T.: 0.000 min
Response: 6736269494
Conc: 954.64 ng/ml

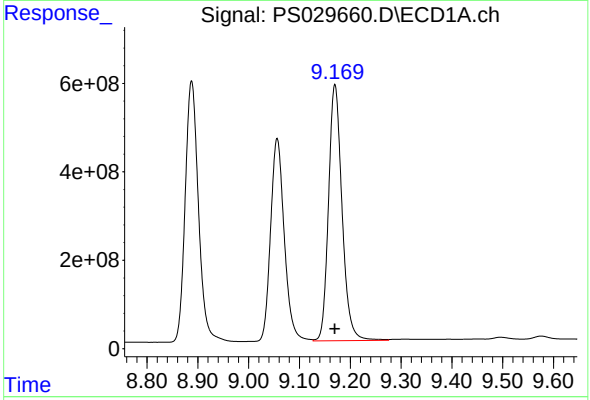

#12 2,4,5-T

R.T.: 9.170 min
Delta R.T.: 0.000 min
Response: 10696948094
Conc: 945.21 ng/ml

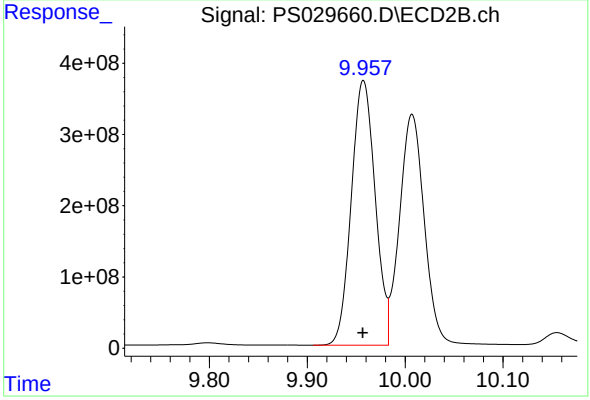

#12 2,4,5-T

R.T.: 9.957 min
Delta R.T.: 0.000 min
Response: 6311320366
Conc: 955.00 ng/ml

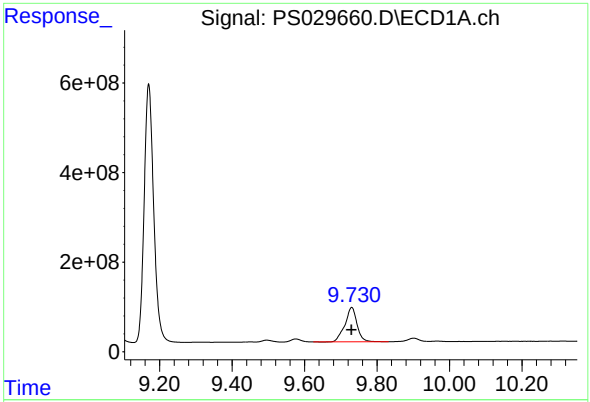

#13 2,4-DB

R.T.: 9.730 min
Delta R.T.: 0.000 min
Response: 1781810233
Conc: 948.88 ng/ml

Instrument :
ECD_S
ClientSampleId :
HSTDICC1000

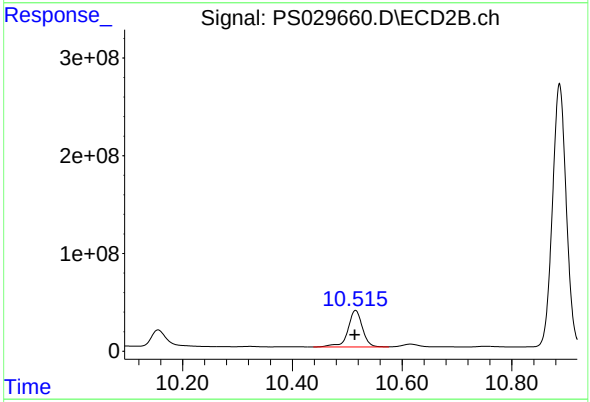

#13 2,4-DB

R.T.: 10.515 min
Delta R.T.: 0.001 min
Response: 690041535
Conc: 965.10 ng/ml

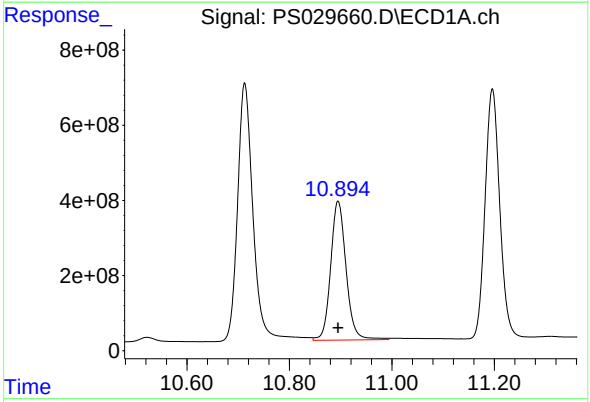

#14 DINOSEB

R.T.: 10.895 min
Delta R.T.: 0.000 min
Response: 7700250924
Conc: 928.27 ng/ml

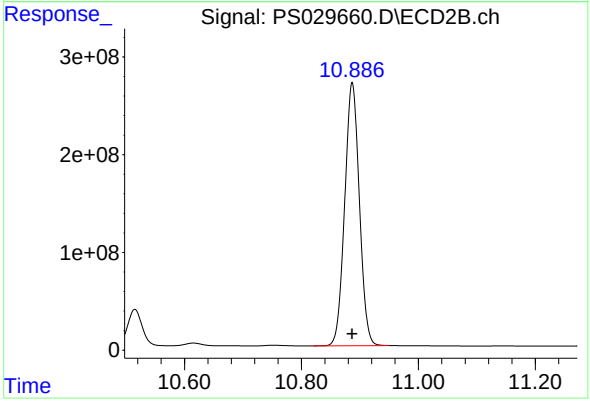

#14 DINOSEB

R.T.: 10.887 min
Delta R.T.: 0.000 min
Response: 4684339661
Conc: 945.92 ng/ml

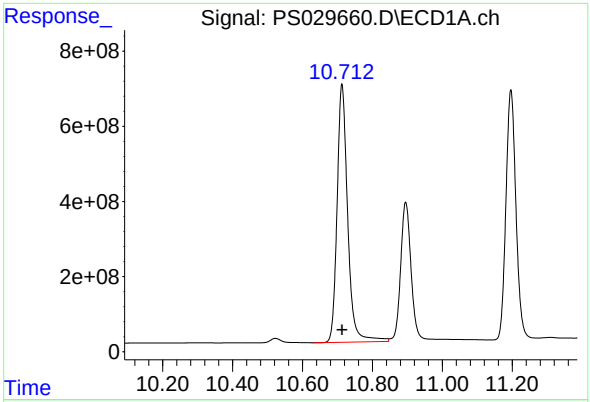

#15 Picloram

R.T.: 10.713 min
Delta R.T.: 0.000 min
Response: 14447241965
Conc: 951.45 ng/ml

Instrument :
ECD_S
ClientSampleId :
HSTDICC1000

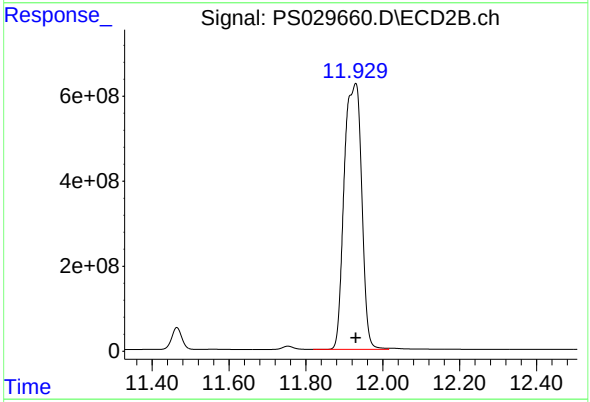

#15 Picloram

R.T.: 11.929 min
Delta R.T.: 0.000 min
Response: 19672248700
Conc: 1774.39 ng/ml

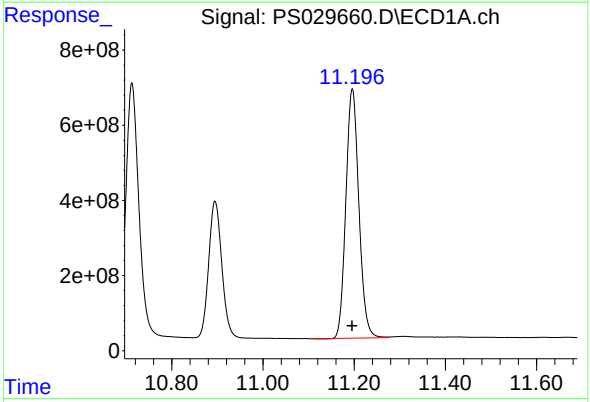

#16 DCPA

R.T.: 11.196 min
Delta R.T.: 0.000 min
Response: 13124092426
Conc: 953.03 ng/ml

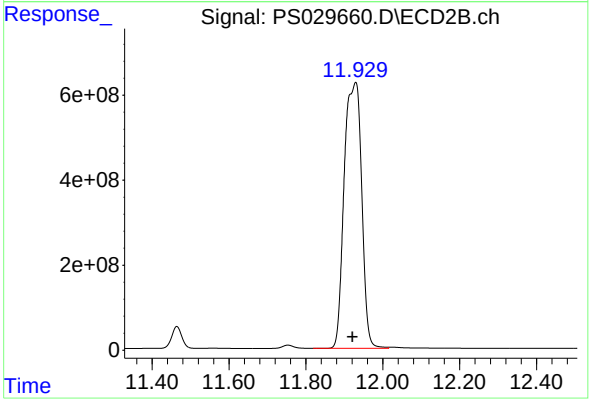

#16 DCPA

R.T.: 11.929 min
Delta R.T.: 0.009 min
Response: 19672248700
Conc: 1957.41 ng/ml

Quantitation Report (Not Reviewed)

Data Path : Z:\pestpcbsrv\HPCHEM1\ECD_S\Data\PS040225\
Data File : PS029661.D
Signal(s) : Signal #1: ECD1A.ch Signal #2: ECD2B.ch
Acq On : 02 Apr 2025 20:44
Operator : AR\AJ
Sample : HSTDICC1500
Misc :
ALS Vial : 12 Sample Multiplier: 1

Instrument :
ECD_S
ClientSampleId :
HSTDICC1500

Integration File signal 1: autoint1.e
Integration File signal 2: autoint2.e
Quant Time: Apr 02 21:51:14 2025
Quant Method : Z:\pestpcbsrv\HPCHEM1\ECD_S\Method\PS040225.M
Quant Title : 8080.M
QLast Update : Wed Apr 02 21:45:08 2025
Response via : Initial Calibration
Integrator: ChemStation

Volume Inj. : 1 µl
Signal #1 Phase : ZB-MR1 Signal #2 Phase: ZB-MR2
Signal #1 Info : 30M x 0.32mm x0.5 Signal #2 Info : 30M x 0.32mm x 0.25µm

		Compound	RT#1	RT#2	Resp#1	Resp#2	ng/ml	ng/ml
		System Monitoring Compounds						
4)	S	2,4-DCAA	6.962	7.475	2841.0E6	981.8E6	1435.303	1487.406
		Target Compounds						
1)	T	Dalapon	2.462	2.532	4108.4E6	1942.9E6	1258.290	1266.710
2)	T	3,5-DICHL...	6.164	6.469	3928.4E6	1296.2E6	1335.806	1381.746
3)	T	4-Nitroph...	6.752	7.009	1875.7E6	929.8E6	1377.303	1360.341
5)	T	DICAMBA	7.139	7.661	10886.5E6	5336.9E6	1314.829	1461.273
6)	T	MCPP	7.321	7.771	837.1E6	239.9E6	151.995	136.979
7)	T	MCPA	7.464	8.003	1077.4E6	321.6E6	146.013	141.540
8)	T	DICHLORPROP	7.821	8.356	2998.8E6	1359.0E6	1449.942	1501.547
9)	T	2,4-D	8.041	8.670	3352.7E6	1534.4E6	1478.541	1529.798
10)	T	Pentachlo...	8.320	9.173	41860.3E6	24798.8E6	1439.850	1399.475
11)	T	2,4,5-TP ...	8.887	9.551	15973.5E6	10314.3E6	1411.040	1461.696
12)	T	2,4,5-T	9.169	9.956	15670.7E6	9380.7E6	1384.705	1419.436
13)	T	2,4-DB	9.729	10.514	2397.1E6	1045.2E6	1276.563	1461.825
14)	T	DINOSEB	10.894	10.886	11584.2E6	7136.0E6	1396.490	1440.994
15)	T	Picloram	10.712	11.928	21908.2E6	29949.8E6	1442.814	2701.399 #
16)	T	DCPA	11.195	11.928	19405.2E6	29949.8E6	1409.141	2980.045 #

(f)=RT Delta > 1/2 Window (#)=Amounts differ by > 25% (m)=manual int.

Data Path : Z:\pestpcbsrv\HPCHEM1\ECD_S\Data\PS040225\
Data File : PS029661.D
Signal(s) : Signal #1: ECD1A.ch Signal #2: ECD2B.ch
Acq On : 02 Apr 2025 20:44
Operator : AR\AJ
Sample : HSTDICC1500
Misc :
ALS Vial : 12 Sample Multiplier: 1

Instrument :
ECD_S
ClientSampleId :
HSTDICC1500

Integration File signal 1: autoint1.e
Integration File signal 2: autoint2.e
Quant Time: Apr 02 21:51:14 2025
Quant Method : Z:\pestpcbsrv\HPCHEM1\ECD_S\Method\PS040225.M
Quant Title : 8080.M
QLast Update : Wed Apr 02 21:45:08 2025
Response via : Initial Calibration
Integrator: ChemStation

Volume Inj. : 1 µl
Signal #1 Phase : ZB-MR1 Signal #2 Phase: ZB-MR2
Signal #1 Info : 30M x 0.32mm x0.5 Signal #2 Info : 30M x 0.32mm x 0.25µm

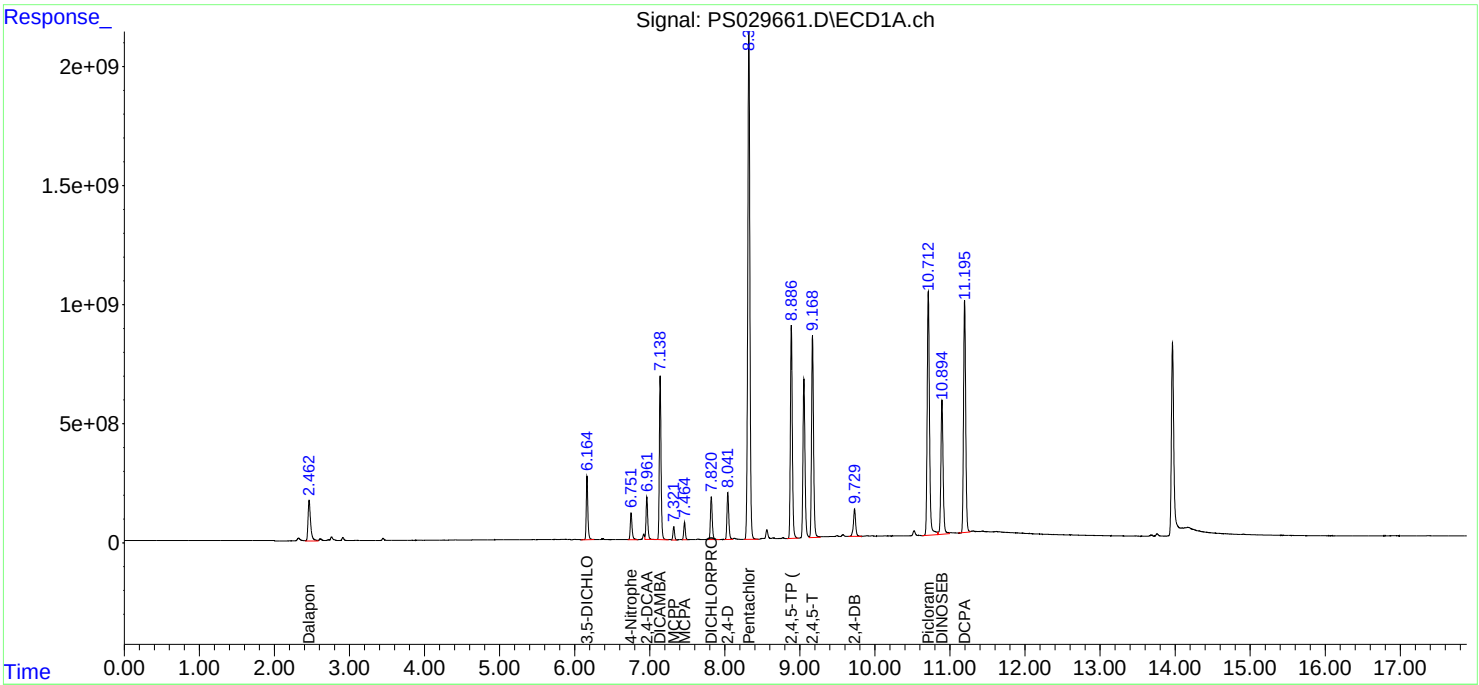

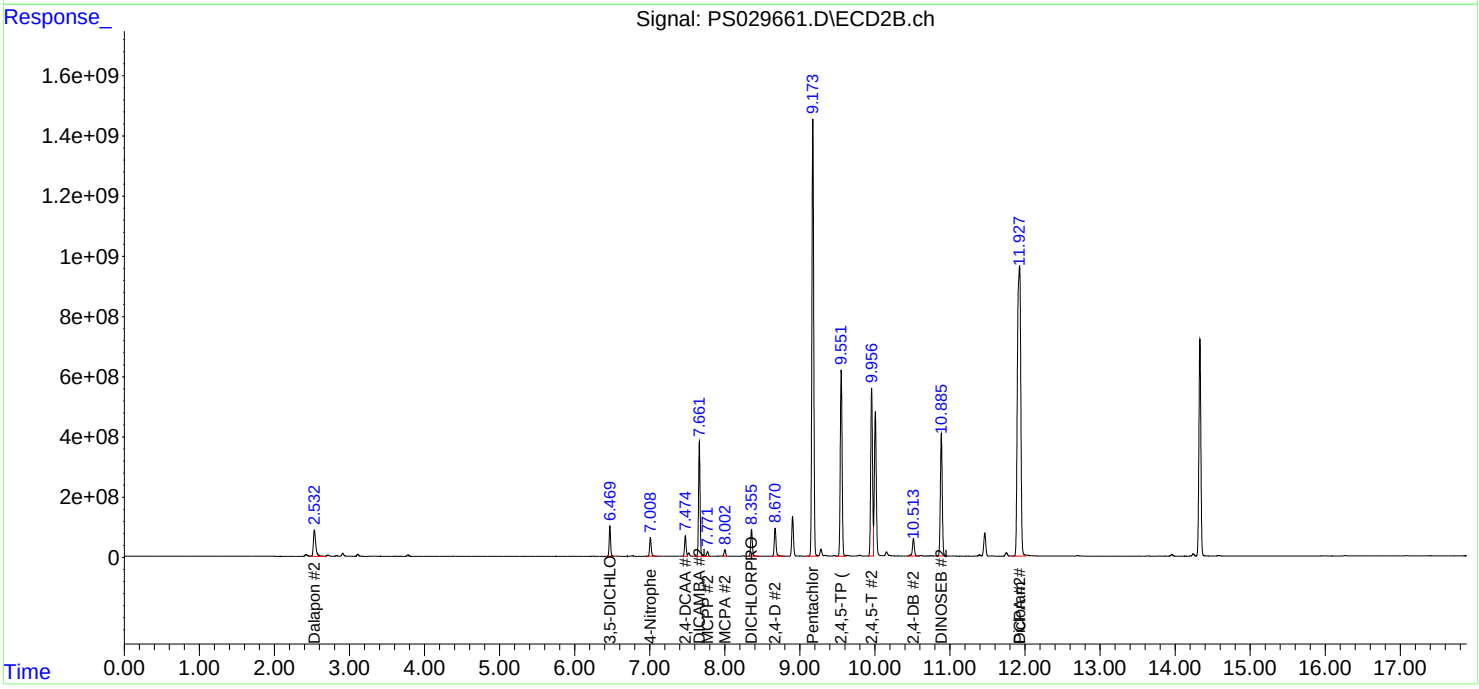

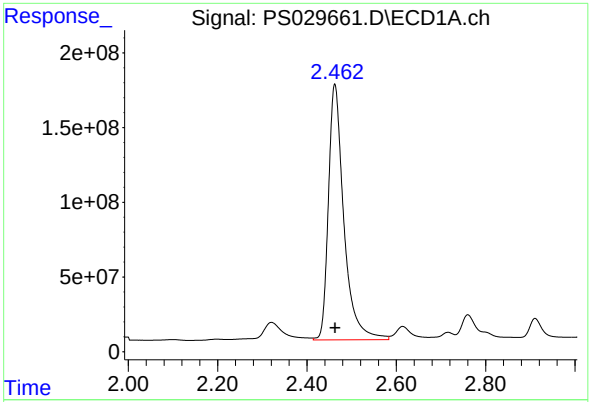

#1 Dalapon

R.T.: 2.462 min
Delta R.T.: 0.000 min
Response: 4108358980
Conc: 1258.29 ng/ml

Instrument :
ECD_S
ClientSampleId :
HSTDICC1500

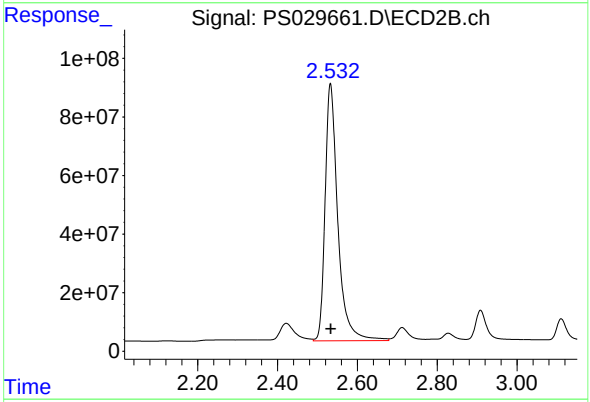

#1 Dalapon

R.T.: 2.532 min
Delta R.T.: 0.000 min
Response: 1942871242
Conc: 1266.71 ng/ml

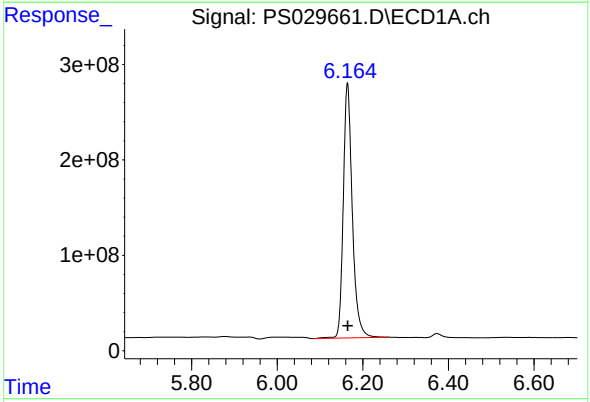

#2 3,5-DICHLOROBENZOIC ACID

R.T.: 6.164 min
Delta R.T.: 0.000 min
Response: 3928433575
Conc: 1335.81 ng/ml

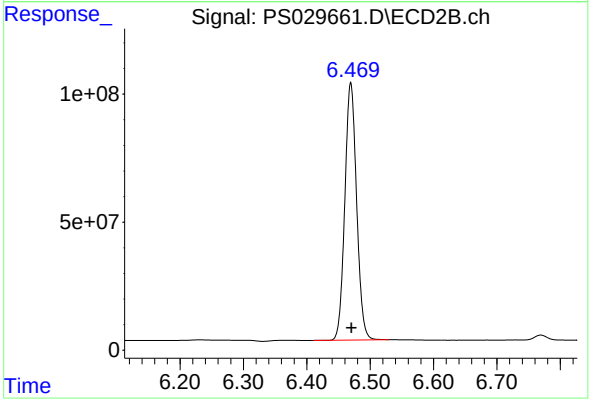

#2 3,5-DICHLOROBENZOIC ACID

R.T.: 6.469 min
Delta R.T.: 0.000 min
Response: 1296248758
Conc: 1381.75 ng/ml

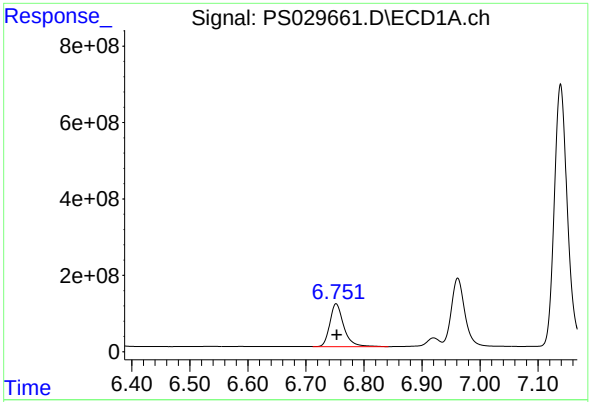

#3 4-Nitrophenol

R.T.: 6.752 min
Delta R.T.: 0.000 min
Response: 1875650660
Conc: 1377.30 ng/m

Instrument :
ECD_S
ClientSampleId :
HSTDICC1500

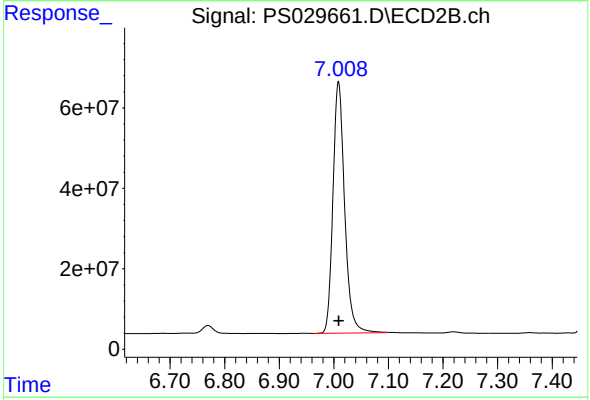

#3 4-Nitrophenol

R.T.: 7.009 min
Delta R.T.: 0.000 min
Response: 929783256
Conc: 1360.34 ng/ml

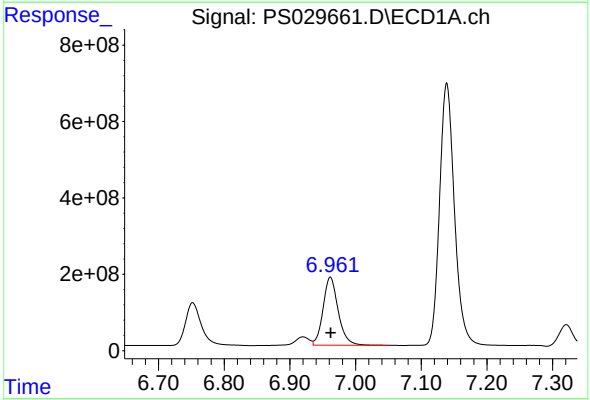

#4 2,4-DCAA

R.T.: 6.962 min
Delta R.T.: 0.000 min
Response: 2840950026
Conc: 1435.30 ng/ml

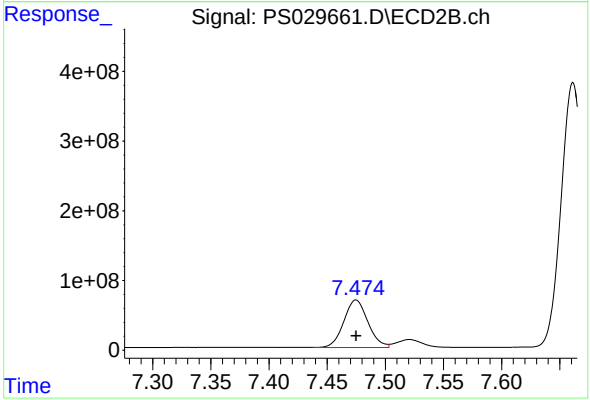

#4 2,4-DCAA

R.T.: 7.475 min
Delta R.T.: 0.000 min
Response: 981839106
Conc: 1487.41 ng/ml

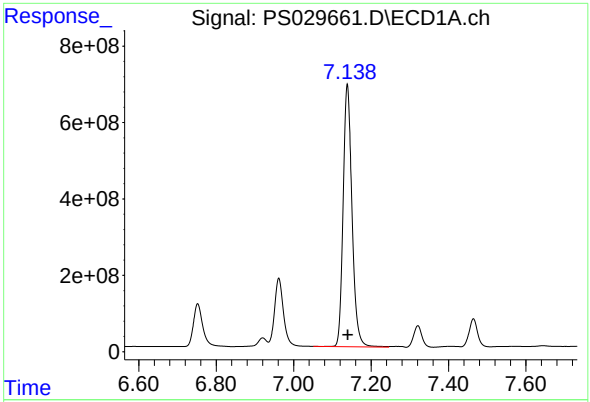

#5 DICAMBA

R.T.: 7.139 min
Delta R.T.: 0.000 min
Response: 10886487221
Conc: 1314.83 ng/ml

Instrument :
ECD_S
ClientSampleId :
HSTDICC1500

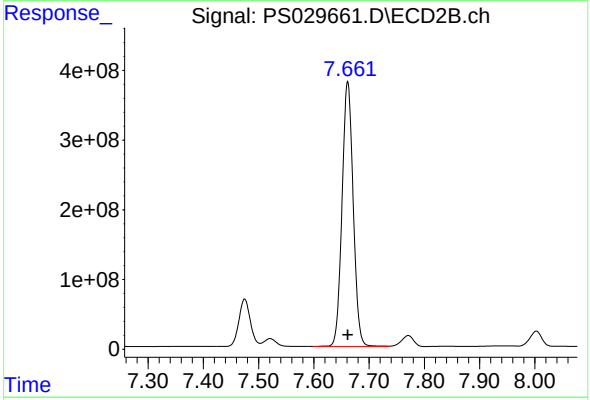

#5 DICAMBA

R.T.: 7.661 min
Delta R.T.: 0.000 min
Response: 5336929441
Conc: 1461.27 ng/ml

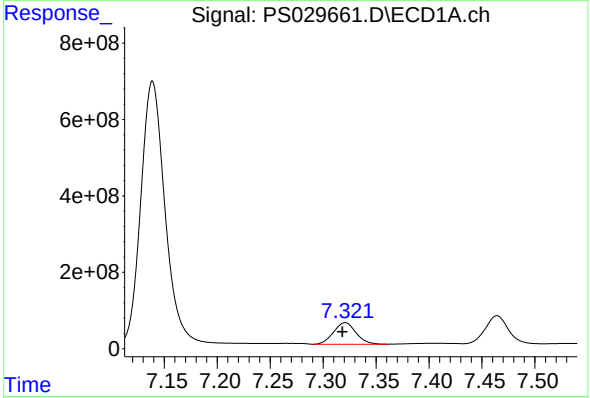

#6 MCPP

R.T.: 7.321 min
Delta R.T.: 0.003 min
Response: 837102081
Conc: 152.00 ug/ml

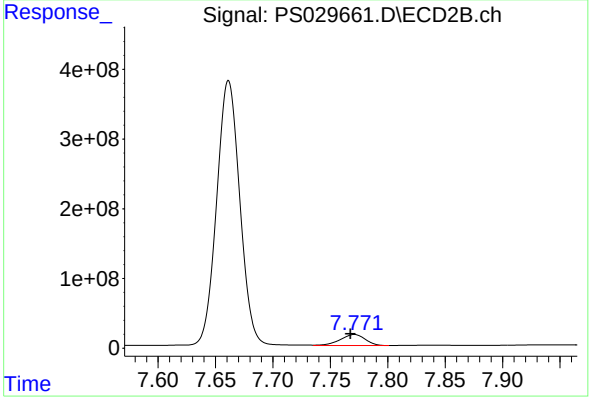

#6 MCPP

R.T.: 7.771 min
Delta R.T.: 0.003 min
Response: 239877882
Conc: 136.98 ug/ml

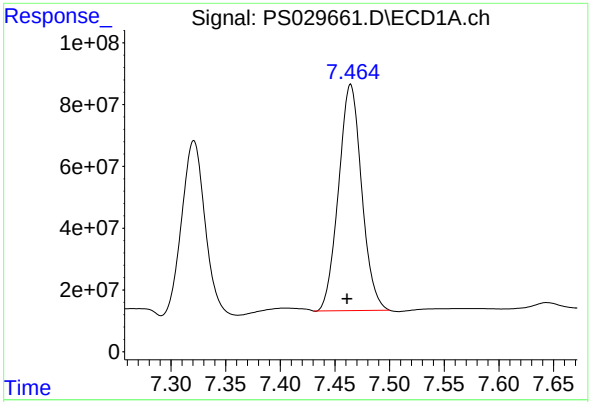

#7 MCPA

R.T.: 7.464 min
Delta R.T.: 0.003 min
Response: 1077350418
Conc: 146.01 ug/ml

Instrument :
ECD_S
ClientSampleId :
HSTDICC1500

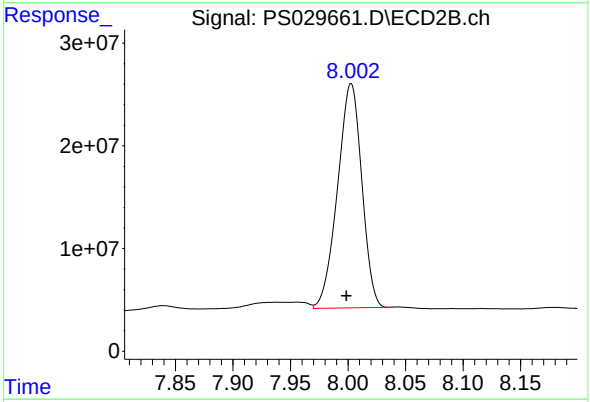

#7 MCPA

R.T.: 8.003 min
Delta R.T.: 0.004 min
Response: 321610430
Conc: 141.54 ug/ml

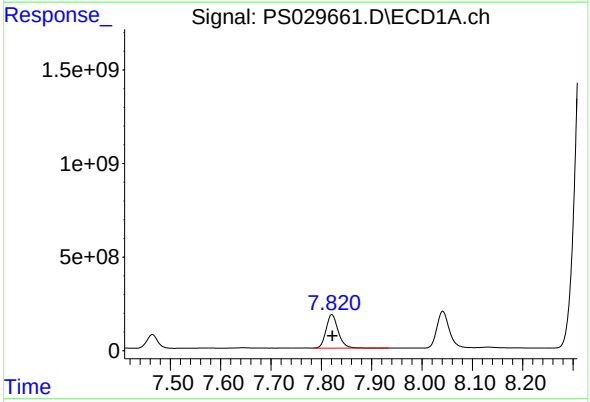

#8 DICHLORPROP

R.T.: 7.821 min
Delta R.T.: -0.001 min
Response: 2998787481
Conc: 1449.94 ng/ml

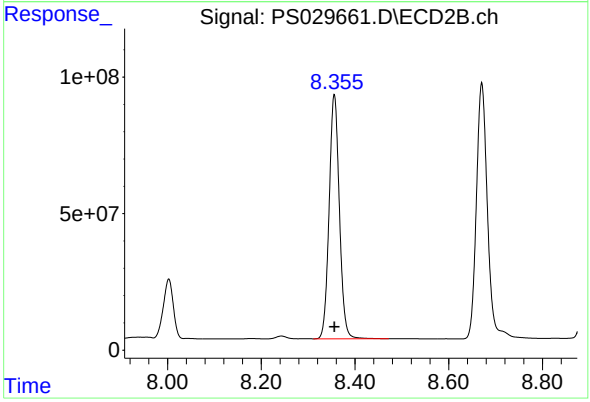

#8 DICHLORPROP

R.T.: 8.356 min
Delta R.T.: 0.000 min
Response: 1358996852
Conc: 1501.55 ng/ml

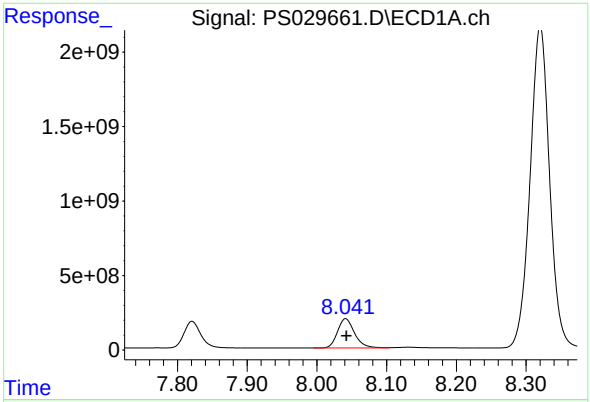

#9 2,4-D

R.T.: 8.041 min
Delta R.T.: -0.001 min
Response: 3352707918
Conc: 1478.54 ng/ml

Instrument :
ECD_S
ClientSampleId :
HSTDICC1500

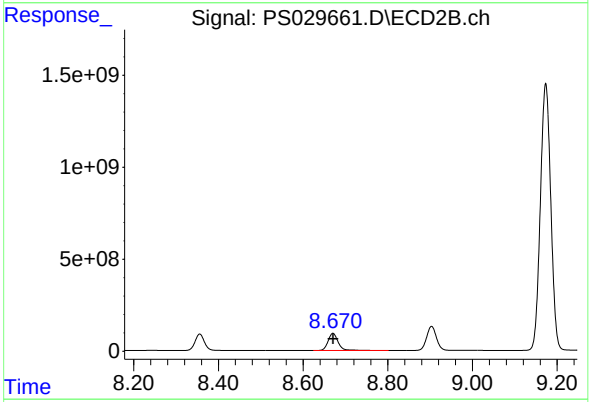

#9 2,4-D

R.T.: 8.670 min
Delta R.T.: 0.000 min
Response: 1534428295
Conc: 1529.80 ng/ml

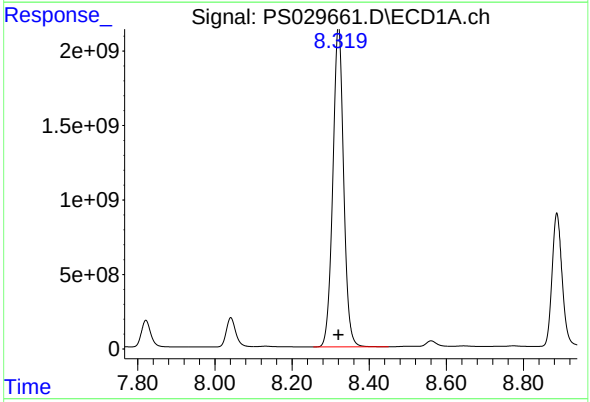

#10 Pentachlorophenol

R.T.: 8.320 min
Delta R.T.: 0.000 min
Response: 41860303298
Conc: 1439.85 ng/ml

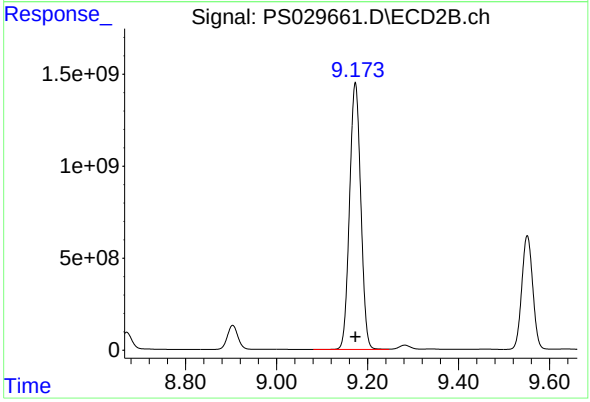

#10 Pentachlorophenol

R.T.: 9.173 min
Delta R.T.: 0.000 min
Response: 24798795122
Conc: 1399.48 ng/ml

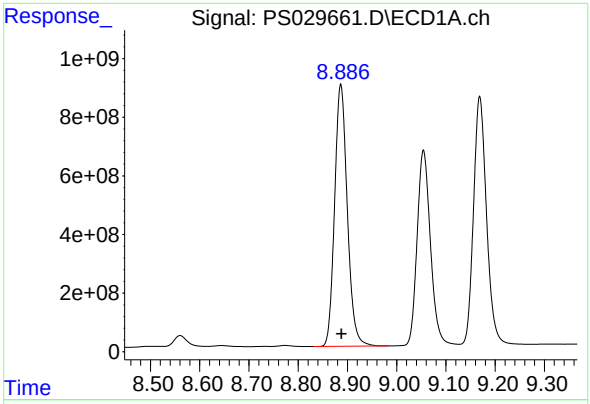

#11 2,4,5-TP (SILVEX)

R.T.: 8.887 min
Delta R.T.: -0.001 min
Response: 15973508319
Conc: 1411.04 ng/ml

Instrument :
ECD_S
ClientSampleId :
HSTDICC1500

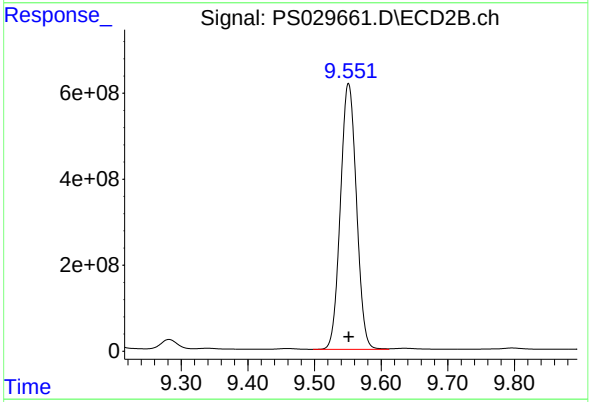

#11 2,4,5-TP (SILVEX)

R.T.: 9.551 min
Delta R.T.: 0.000 min
Response: 10314285572
Conc: 1461.70 ng/ml

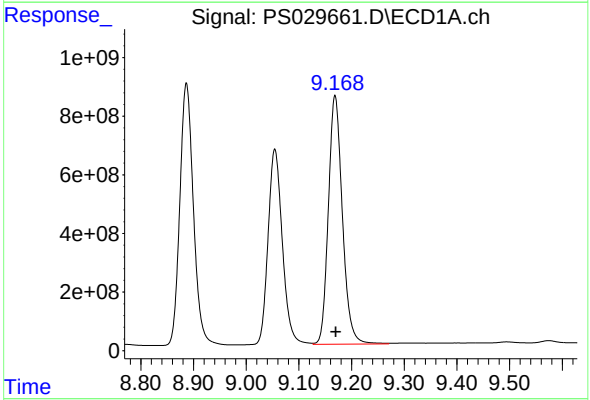

#12 2,4,5-T

R.T.: 9.169 min
Delta R.T.: -0.001 min
Response: 15670680767
Conc: 1384.71 ng/ml

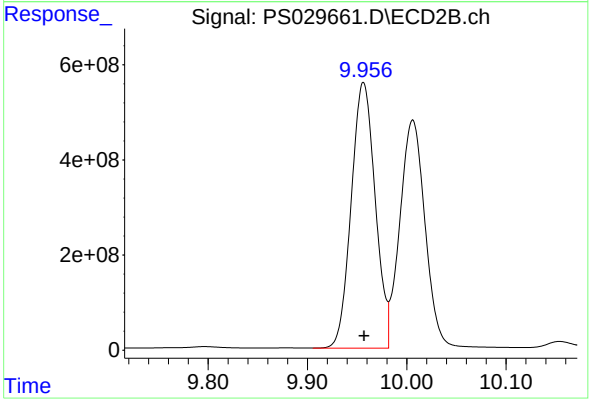

#12 2,4,5-T

R.T.: 9.956 min
Delta R.T.: 0.000 min
Response: 9380678174
Conc: 1419.44 ng/ml

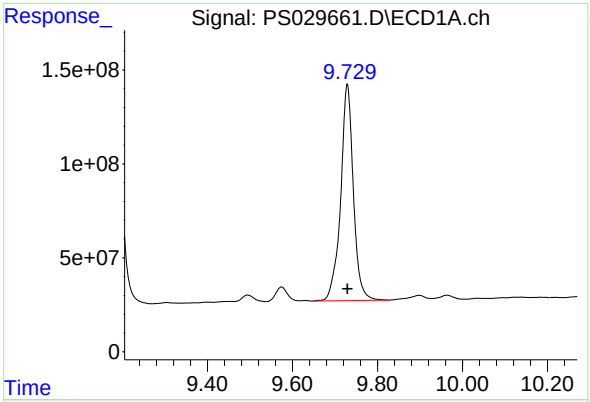

#13 2,4-DB

R.T.: 9.729 min
Delta R.T.: 0.000 min
Response: 2397133404
Conc: 1276.56 ng/m

Instrument :
ECD_S
ClientSampleId :
HSTDICC1500

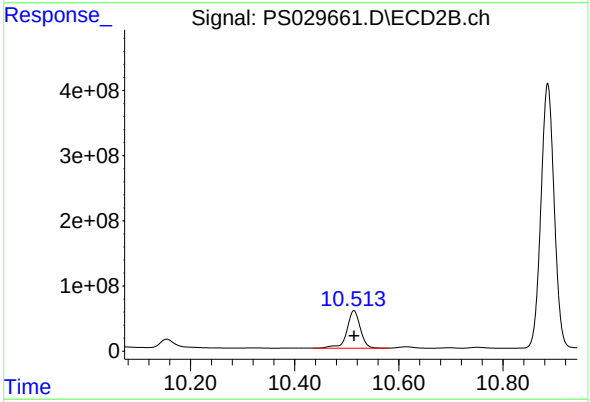

#13 2,4-DB

R.T.: 10.514 min
Delta R.T.: 0.000 min
Response: 1045195523
Conc: 1461.83 ng/ml

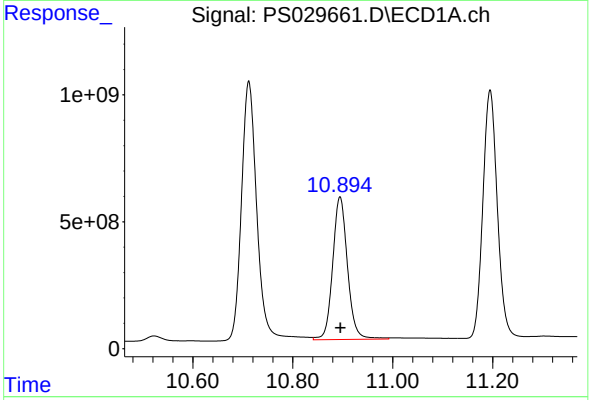

#14 DINOSEB

R.T.: 10.894 min
Delta R.T.: 0.000 min
Response: 11584240374
Conc: 1396.49 ng/ml

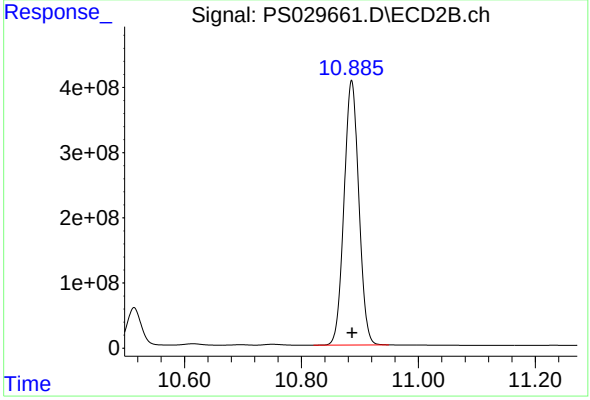

#14 DINOSEB

R.T.: 10.886 min
Delta R.T.: 0.000 min
Response: 7136024947
Conc: 1440.99 ng/ml

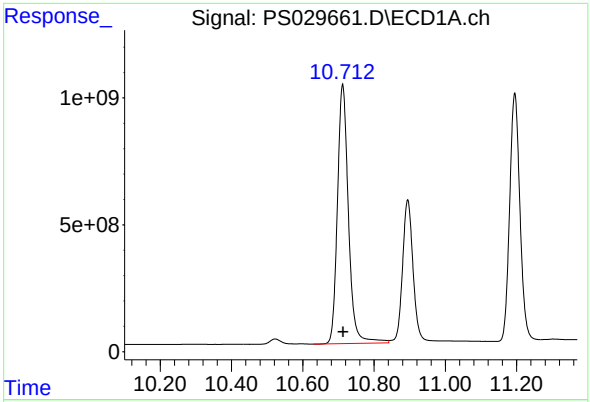

#15 Picloram

R.T.: 10.712 min
Delta R.T.: -0.001 min
Response: 21908246614
Conc: 1442.81 ng/m

Instrument :
ECD_S
ClientSampleId :
HSTDICC1500

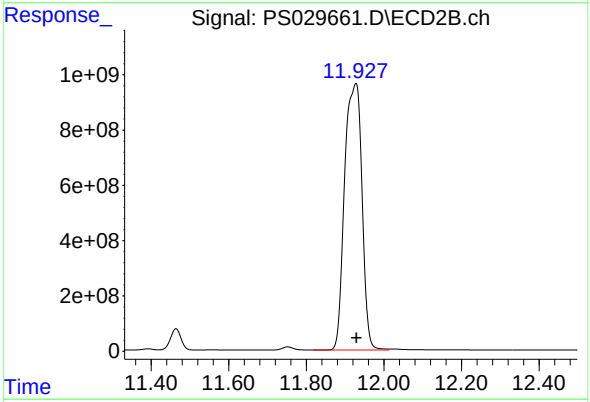

#15 Picloram

R.T.: 11.928 min
Delta R.T.: -0.002 min
Response: 29949844686
Conc: 2701.40 ng/ml

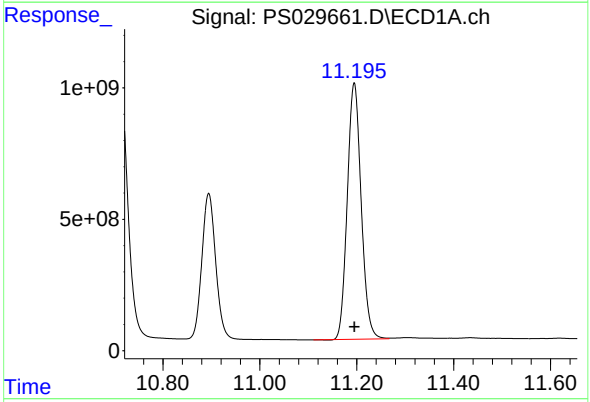

#16 DCPA

R.T.: 11.195 min
Delta R.T.: 0.000 min
Response: 19405207559
Conc: 1409.14 ng/ml

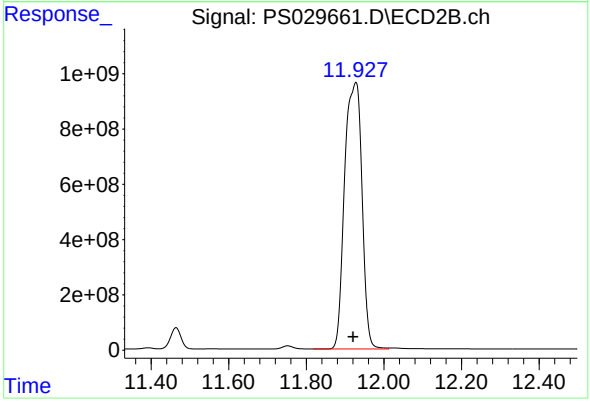

#16 DCPA

R.T.: 11.928 min
Delta R.T.: 0.007 min
Response: 29949844686
Conc: 2980.05 ng/ml

Quantitation Report (Not Reviewed)

Data Path : Z:\pestpcbsrv\HPCHEM1\ECD_S\Data\PS040225\
Data File : PS029662.D
Signal(s) : Signal #1: ECD1A.ch Signal #2: ECD2B.ch
Acq On : 02 Apr 2025 21:32
Operator : AR\AJ
Sample : HSTDICV750
Misc :
ALS Vial : 14 Sample Multiplier: 1

Instrument :
ECD_S
ClientSampleId :
ICVPS040225

Integration File signal 1: autoint1.e
Integration File signal 2: autoint2.e
Quant Time: Apr 02 22:04:21 2025
Quant Method : Z:\pestpcbsrv\HPCHEM1\ECD_S\Method\PS040225.M
Quant Title : 8080.M
QLast Update : Wed Apr 02 21:58:31 2025
Response via : Initial Calibration
Integrator: ChemStation

Volume Inj. : 1 µl
Signal #1 Phase : ZB-MR1 Signal #2 Phase: ZB-MR2
Signal #1 Info : 30M x 0.32mm x0.5 Signal #2 Info : 30M x 0.32mm x 0.25µm

	Compound	RT#1	RT#2	Resp#1	Resp#2	ng/ml	ng/ml
	System Monitoring Compounds						
4) S	2,4-DCAA	6.962	7.474	1498.3E6	503.3E6	734.900	738.464
	Target Compounds						
1) T	Dalapon	2.462	2.533	2190.2E6	1024.0E6	645.618	645.003
2) T	3,5-DICHL...	6.164	6.469	2082.1E6	662.8E6	692.238	686.463
3) T	4-Nitroph...	6.752	7.009	957.2E6	475.6E6	681.345	670.774
5) T	DICAMBA	7.138	7.661	5694.1E6	2612.2E6	684.231	707.267
6) T	MCPP	7.317	7.767	392.2E6	118.2E6	72.358	70.010
7) T	MCPA	7.460	7.998	518.2E6	157.7E6	71.284	69.331
8) T	DICHLORPROP	7.820	8.356	1603.0E6	696.5E6	728.820	720.851
9) T	2,4-D	8.041	8.670	1760.6E6	789.5E6	730.675	732.044
10) T	Pentachlo...	8.319	9.173	22517.6E6	12981.3E6	740.590	724.092
11) T	2,4,5-TP ...	8.886	9.551	8387.3E6	5243.7E6	722.086	726.984
12) T	2,4,5-T	9.168	9.956	8196.2E6	4791.7E6	712.435	714.872
13) T	2,4-DB	9.728	10.513	1209.9E6	524.8E6	665.952	707.282
14) T	DINOSEB	10.894	10.886	5970.8E6	3628.9E6	707.265	709.775
15) T	Picloram	10.711	11.928	11195.9E6	15030.5E6	722.295	1282.306 #
16) T	DCPA	11.194	11.928	10250.4E6	15030.5E6	733.951	1630.503 #

(f)=RT Delta > 1/2 Window (#)=Amounts differ by > 25% (m)=manual int.

Data Path : Z:\pestpcbsrv\HPCHEM1\ECD_S\Data\PS040225\
Data File : PS029662.D
Signal(s) : Signal #1: ECD1A.ch Signal #2: ECD2B.ch
Acq On : 02 Apr 2025 21:32
Operator : AR\AJ
Sample : HSTDICV750
Misc :
ALS Vial : 14 Sample Multiplier: 1

Instrument :
ECD_S
ClientSampleId :
ICVPS040225

Integration File signal 1: autoint1.e
Integration File signal 2: autoint2.e
Quant Time: Apr 02 22:04:21 2025
Quant Method : Z:\pestpcbsrv\HPCHEM1\ECD_S\Method\PS040225.M
Quant Title : 8080.M
QLast Update : Wed Apr 02 21:58:31 2025
Response via : Initial Calibration
Integrator: ChemStation

Volume Inj. : 1 µl
Signal #1 Phase : ZB-MR1 Signal #2 Phase: ZB-MR2
Signal #1 Info : 30M x 0.32mm x0.5 Signal #2 Info : 30M x 0.32mm x 0.25µm

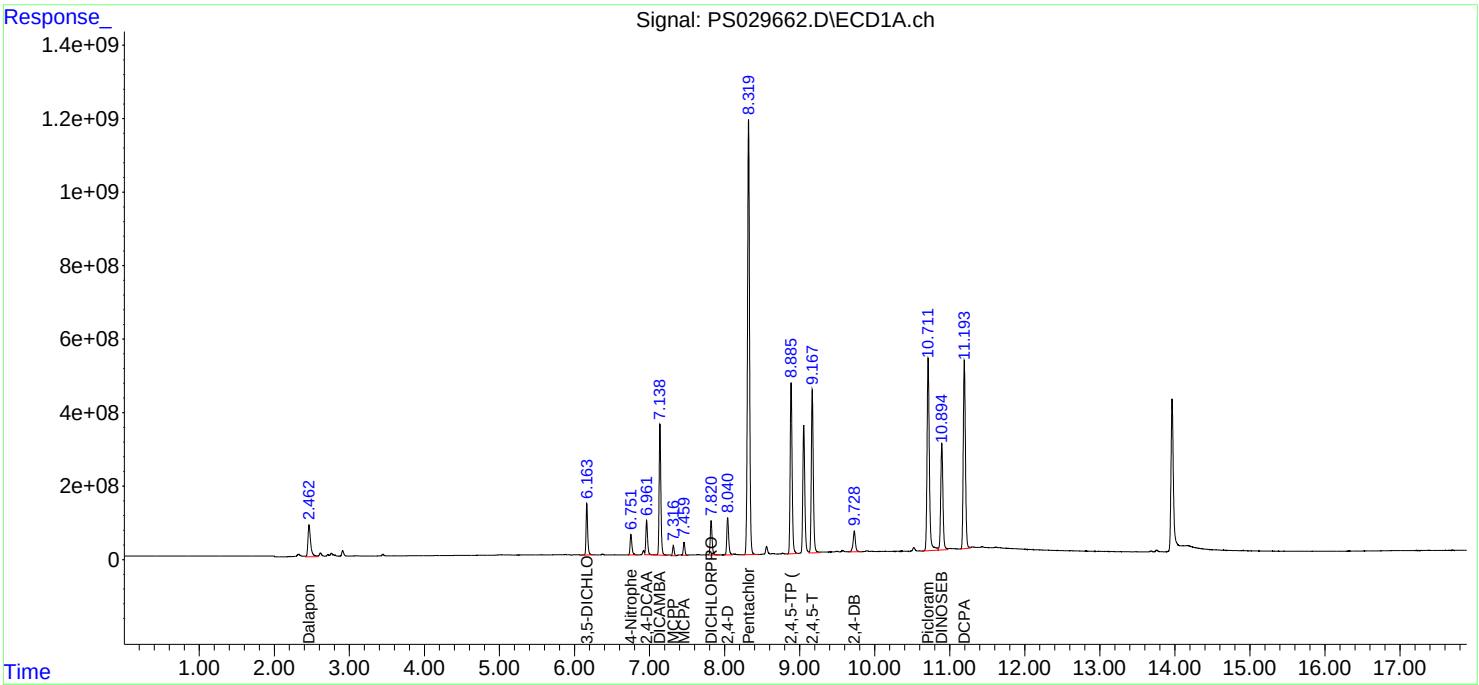

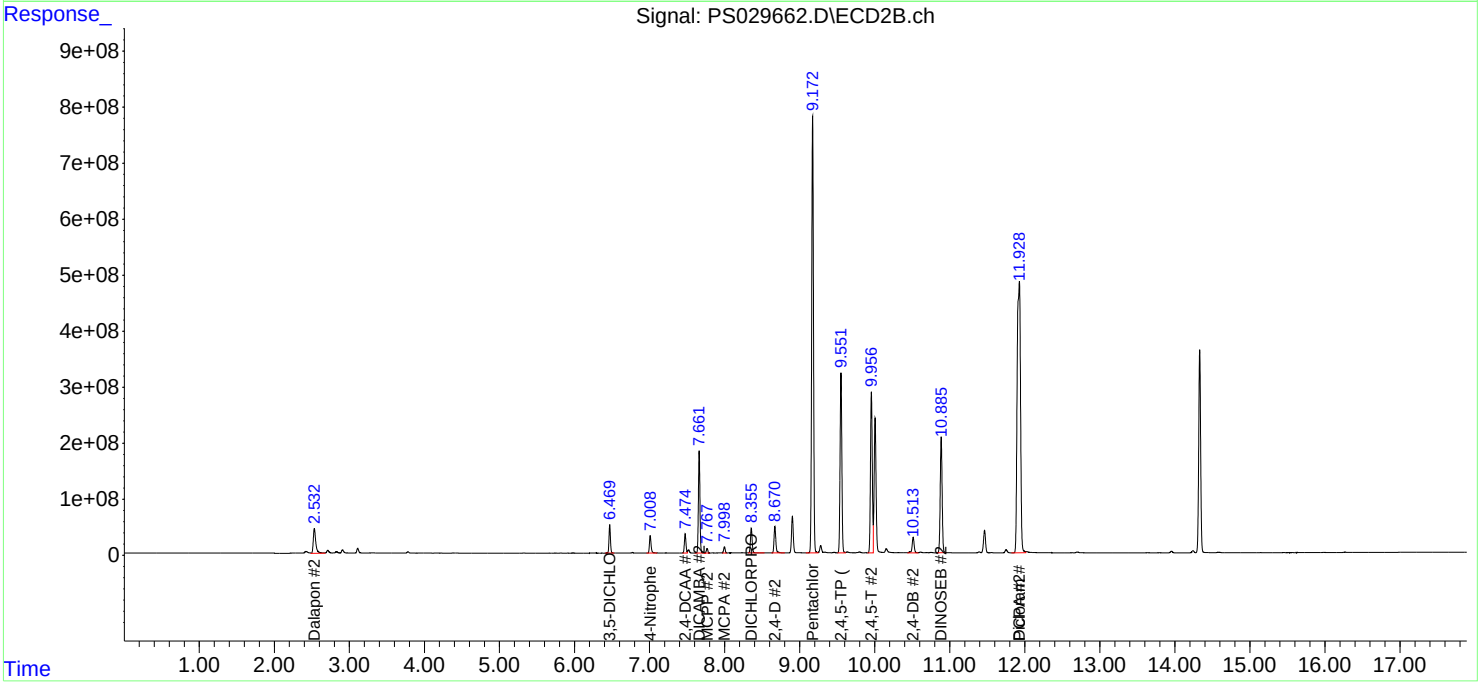

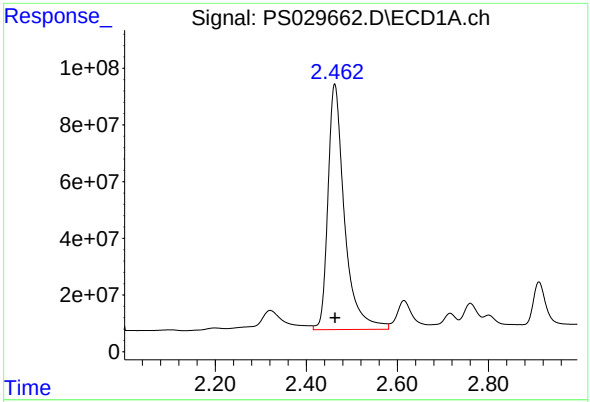

#1 Dalapon

R.T.: 2.462 min
Delta R.T.: 0.000 min
Response: 2190191506
Conc: 645.62 ng/ml

Instrument :
ECD_S
ClientSampleId :
ICVPS040225

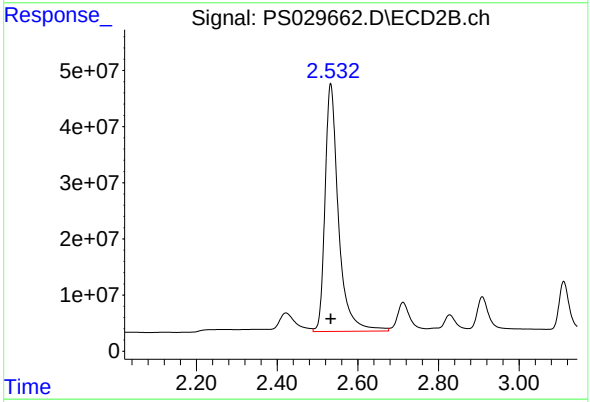

#1 Dalapon

R.T.: 2.533 min
Delta R.T.: 0.000 min
Response: 1024004548
Conc: 645.00 ng/ml

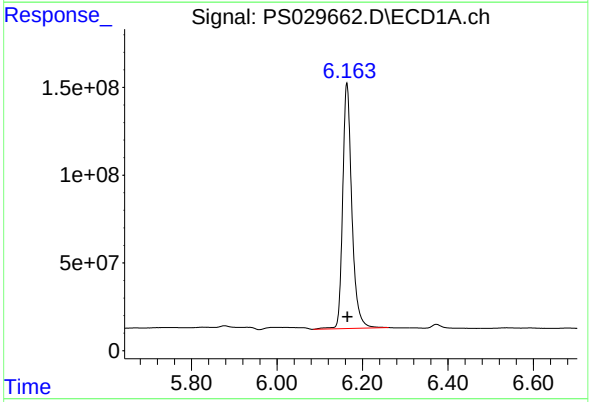

#2 3,5-DICHLOROBENZOIC ACID

R.T.: 6.164 min
Delta R.T.: -0.001 min
Response: 2082084613
Conc: 692.24 ng/ml

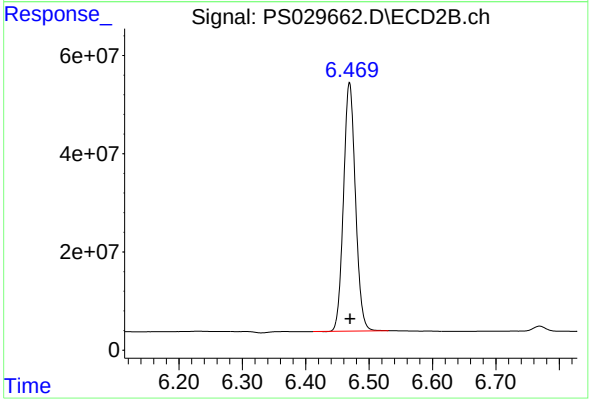

#2 3,5-DICHLOROBENZOIC ACID

R.T.: 6.469 min
Delta R.T.: -0.001 min
Response: 662818833
Conc: 686.46 ng/ml

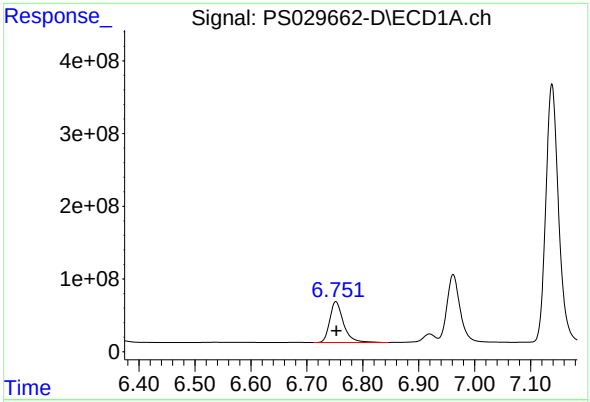

#3 4-Nitrophenol

R.T.: 6.752 min
Delta R.T.: -0.001 min
Response: 957152195
Conc: 681.34 ng/ml

Instrument :
ECD_S
ClientSampleId :
ICVPS040225

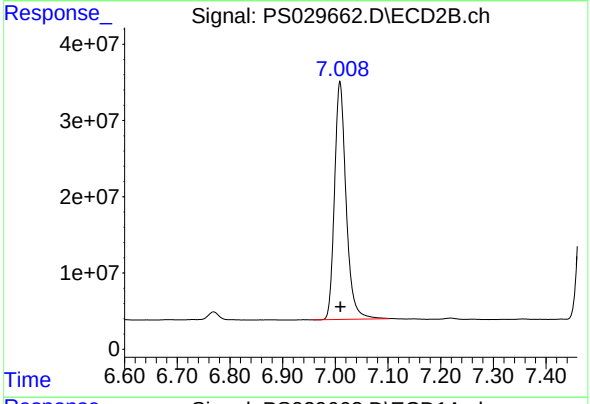

#3 4-Nitrophenol

R.T.: 7.009 min
Delta R.T.: 0.000 min
Response: 475577336
Conc: 670.77 ng/ml

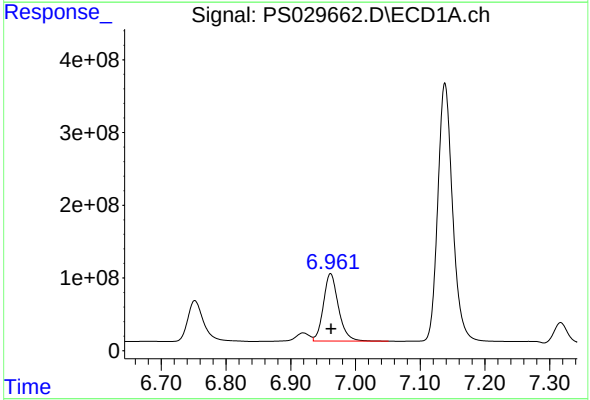

#4 2,4-DCAA

R.T.: 6.962 min
Delta R.T.: -0.001 min
Response: 1498336160
Conc: 734.90 ng/ml

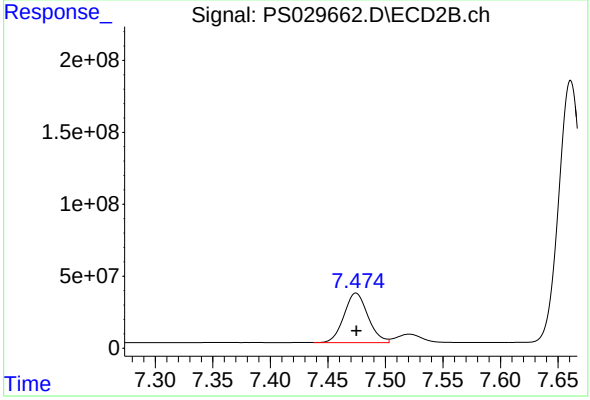

#4 2,4-DCAA

R.T.: 7.474 min
Delta R.T.: 0.000 min
Response: 503272874
Conc: 738.46 ng/ml

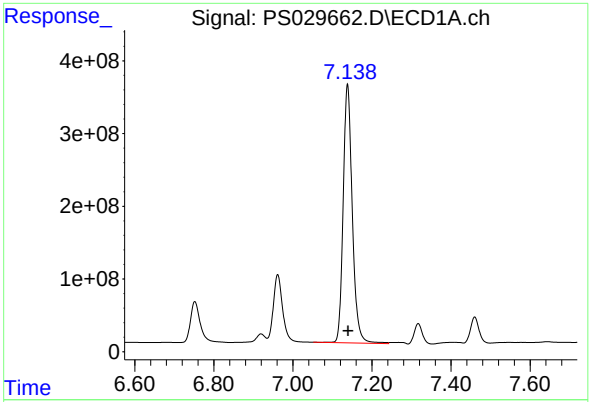

#5 DICAMBA

R.T.: 7.138 min
Delta R.T.: -0.002 min
Response: 5694131009
Conc: 684.23 ng/ml

Instrument :
ECD_S
ClientSampleId :
ICVPS040225

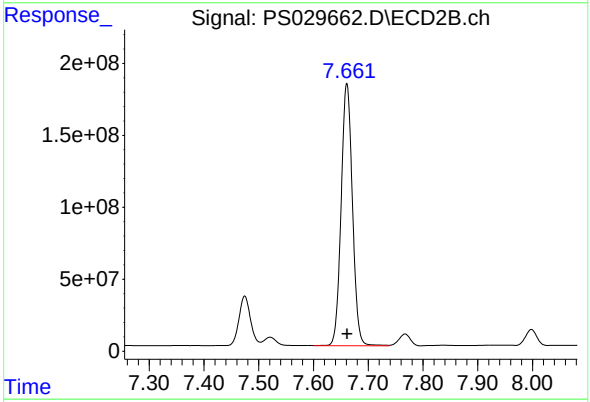

#5 DICAMBA

R.T.: 7.661 min
Delta R.T.: 0.000 min
Response: 2612199541
Conc: 707.27 ng/ml

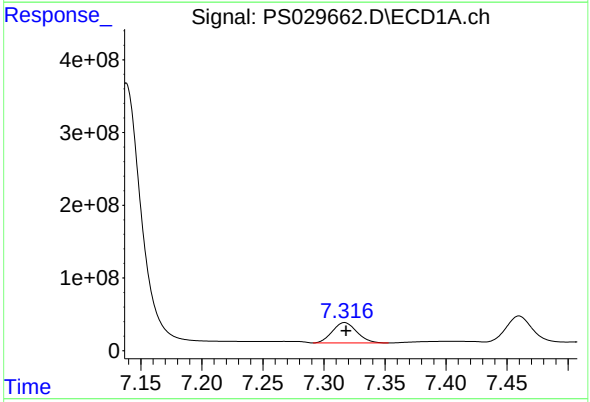

#6 MCPP

R.T.: 7.317 min
Delta R.T.: -0.001 min
Response: 392172325
Conc: 72.36 ug/ml

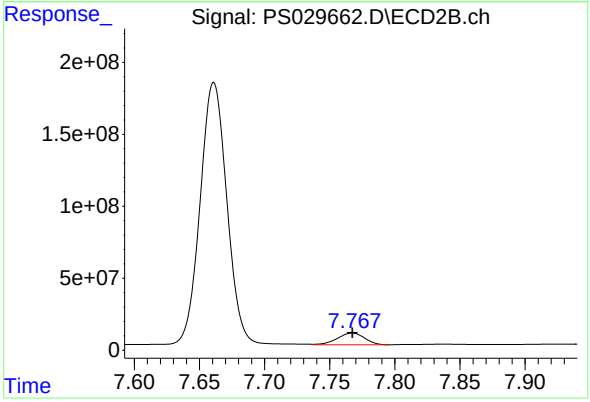

#6 MCPP

R.T.: 7.767 min
Delta R.T.: 0.000 min
Response: 118210914
Conc: 70.01 ug/ml

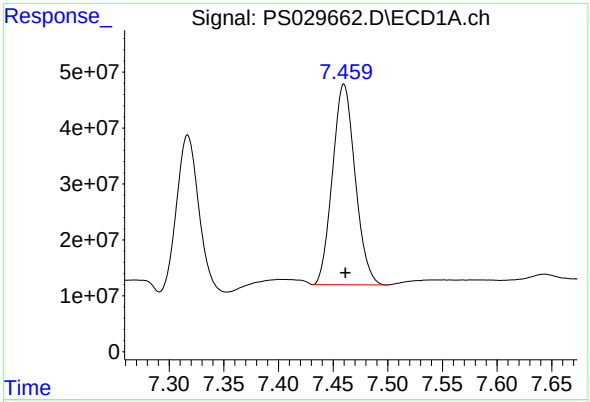

#7 MCPA

R.T.: 7.460 min
Delta R.T.: -0.001 min
Response: 518166545
Conc: 71.28 ug/ml

Instrument :
ECD_S
ClientSampleId :
ICVPS040225

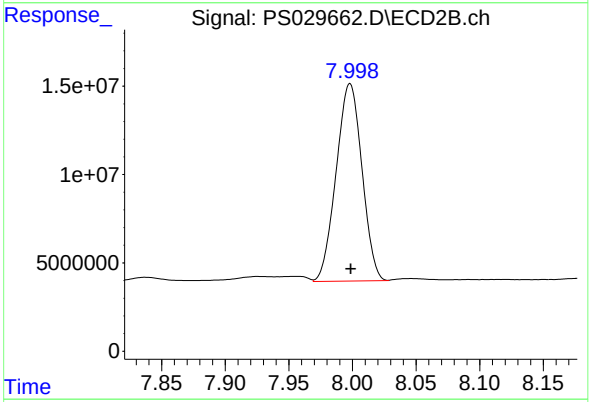

#7 MCPA

R.T.: 7.998 min
Delta R.T.: 0.000 min
Response: 157745338
Conc: 69.33 ug/ml

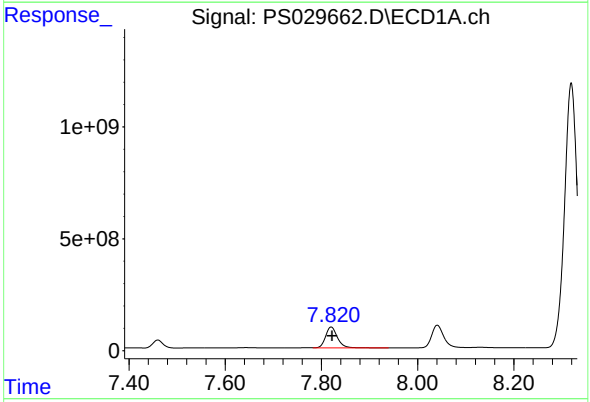

#8 DICHLORPROP

R.T.: 7.820 min
Delta R.T.: -0.002 min
Response: 1602994513
Conc: 728.82 ng/ml

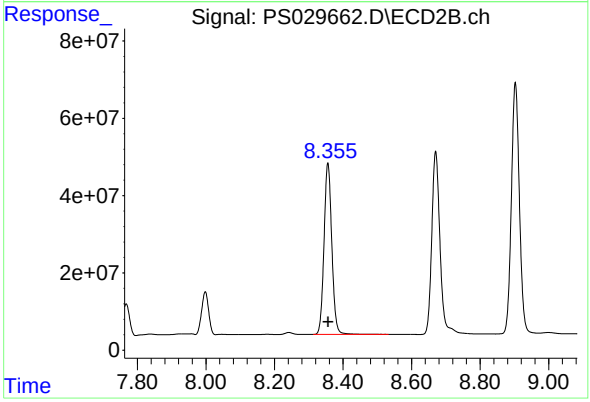

#8 DICHLORPROP

R.T.: 8.356 min
Delta R.T.: 0.000 min
Response: 696452307
Conc: 720.85 ng/ml

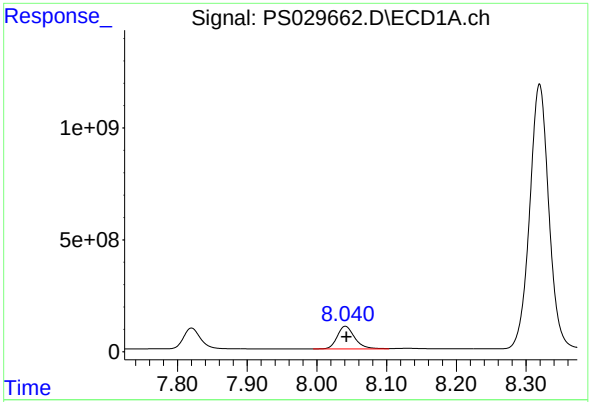

#9 2,4-D

R.T.: 8.041 min
Delta R.T.: -0.001 min
Response: 1760626420
Conc: 730.67 ng/ml

Instrument :
ECD_S
ClientSampleId :
ICVPS040225

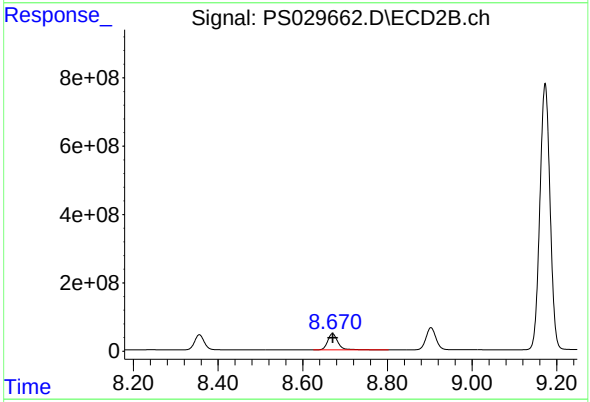

#9 2,4-D

R.T.: 8.670 min
Delta R.T.: 0.000 min
Response: 789483756
Conc: 732.04 ng/ml

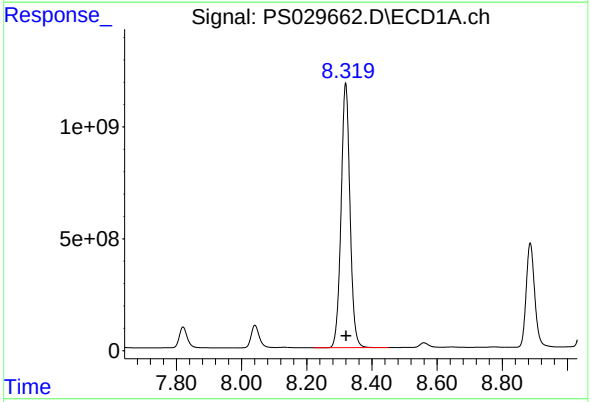

#10 Pentachlorophenol

R.T.: 8.319 min
Delta R.T.: -0.001 min
Response: 22517626662
Conc: 740.59 ng/ml

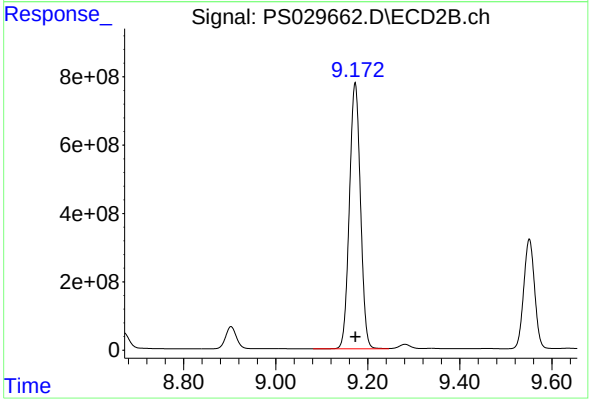

#10 Pentachlorophenol

R.T.: 9.173 min
Delta R.T.: 0.000 min
Response: 12981310805
Conc: 724.09 ng/ml

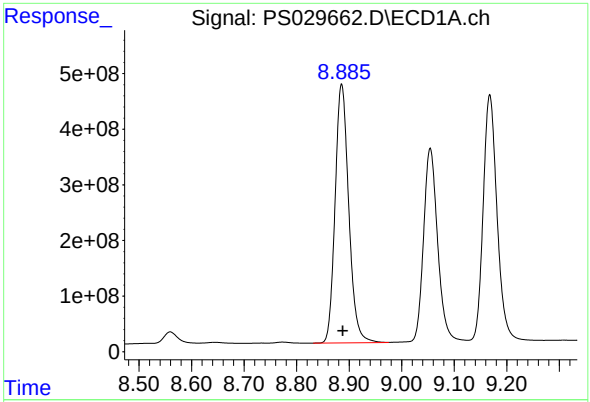

#11 2,4,5-TP (SILVEX)

R.T.: 8.886 min
Delta R.T.: -0.002 min
Response: 8387280951
Conc: 722.09 ng/ml

Instrument :
ECD_S
ClientSampleId :
ICVPS040225

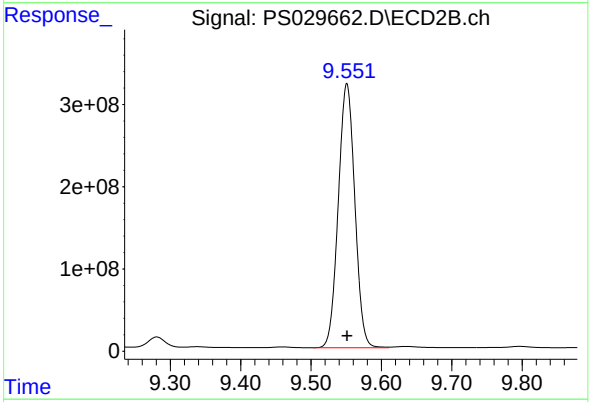

#11 2,4,5-TP (SILVEX)

R.T.: 9.551 min
Delta R.T.: 0.000 min
Response: 5243705599
Conc: 726.98 ng/ml

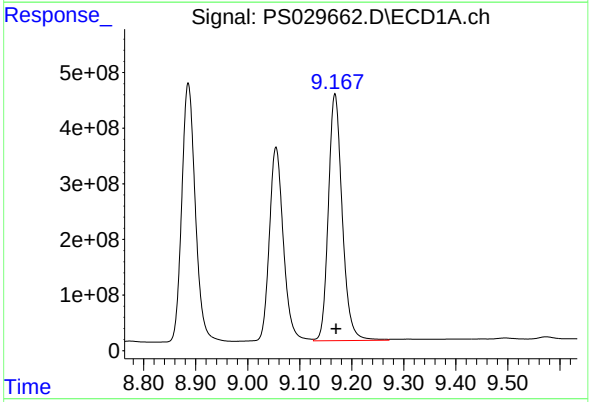

#12 2,4,5-T

R.T.: 9.168 min
Delta R.T.: -0.002 min
Response: 8196155687
Conc: 712.43 ng/ml

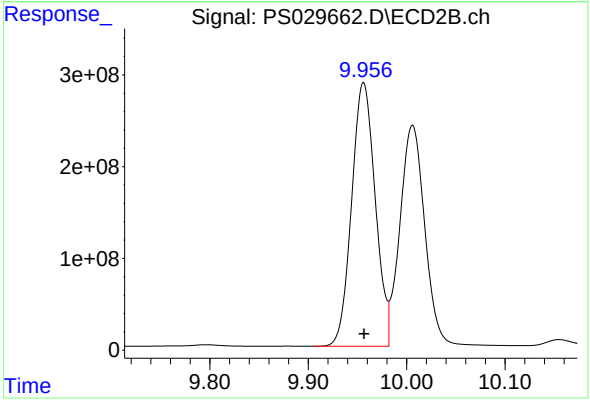

#12 2,4,5-T

R.T.: 9.956 min
Delta R.T.: 0.000 min
Response: 4791671449
Conc: 714.87 ng/ml

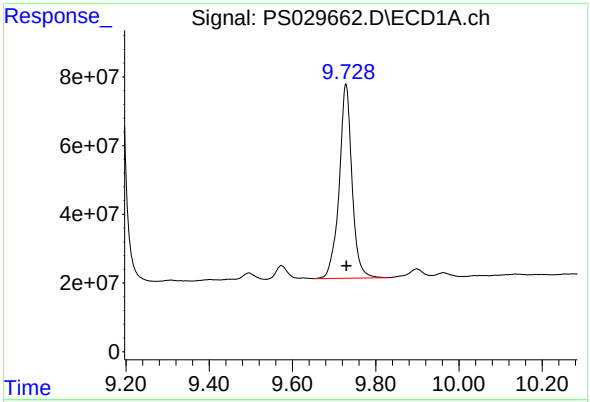

#13 2,4-DB

R.T.: 9.728 min
Delta R.T.: -0.001 min
Response: 1209865167
Conc: 665.95 ng/ml

Instrument :
ECD_S
ClientSampleId :
ICVPS040225

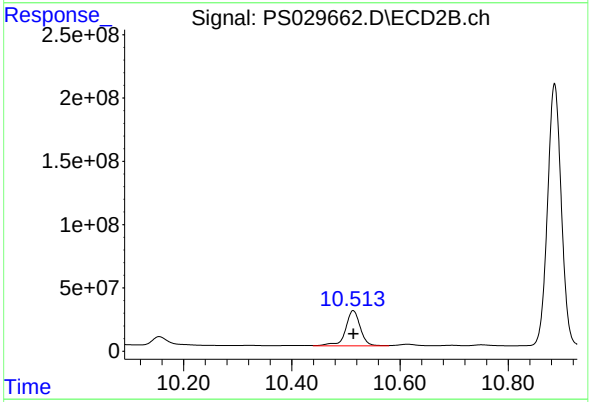

#13 2,4-DB

R.T.: 10.513 min
Delta R.T.: 0.000 min
Response: 524785986
Conc: 707.28 ng/ml

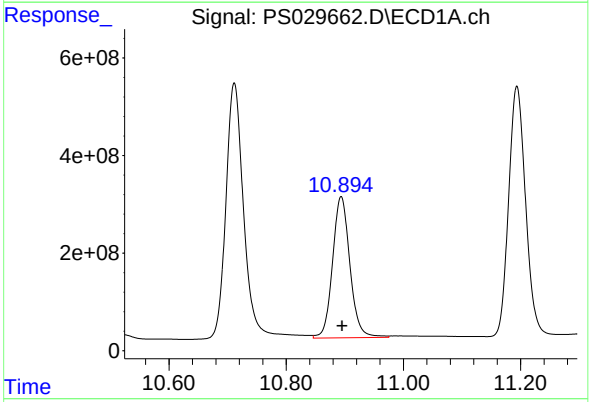

#14 DINOSEB

R.T.: 10.894 min
Delta R.T.: -0.001 min
Response: 5970759942
Conc: 707.26 ng/ml

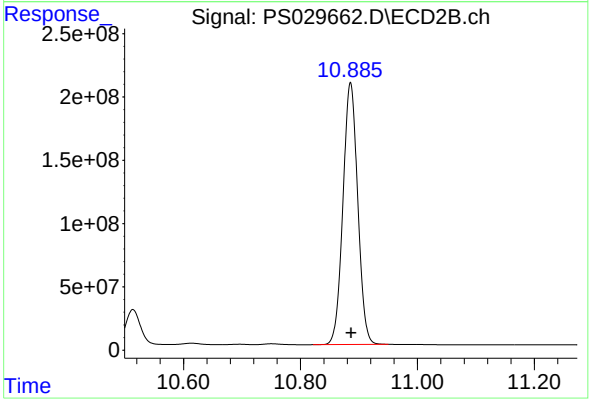

#14 DINOSEB

R.T.: 10.886 min
Delta R.T.: -0.001 min
Response: 3628936908
Conc: 709.77 ng/ml

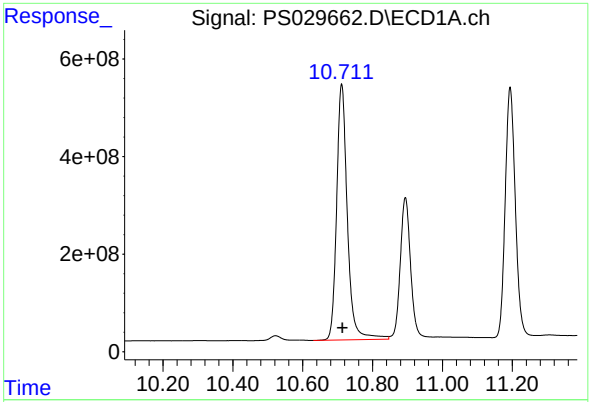

#15 Picloram

R.T.: 10.711 min
Delta R.T.: -0.002 min
Response: 11195866194
Conc: 722.30 ng/ml

Instrument :
ECD_S
ClientSampleId :
ICVPS040225

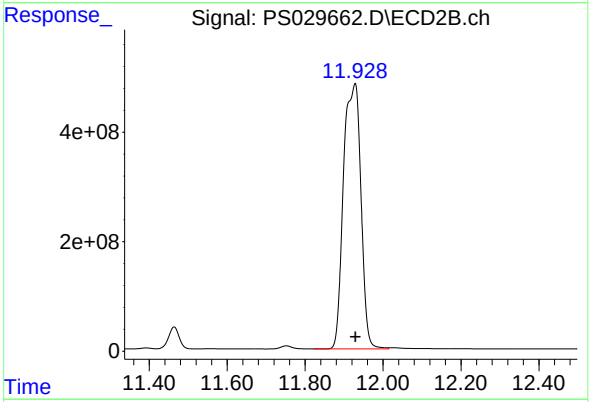

#15 Picloram

R.T.: 11.928 min
Delta R.T.: -0.001 min
Response: 15030475974
Conc: 1282.31 ng/ml

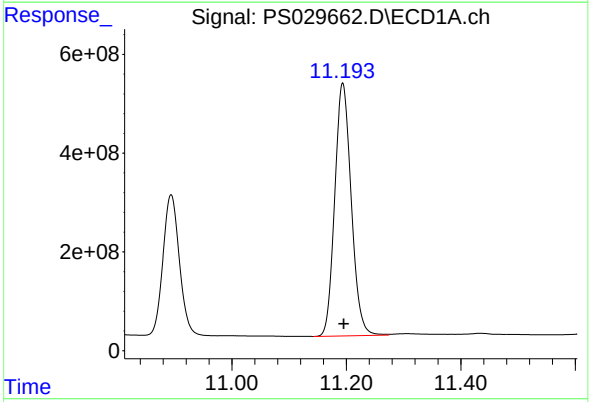

#16 DCPA

R.T.: 11.194 min
Delta R.T.: -0.002 min
Response: 10250438974
Conc: 733.95 ng/ml

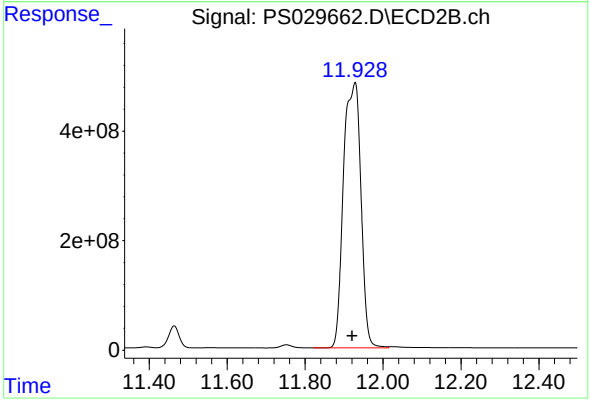

#16 DCPA

R.T.: 11.928 min
Delta R.T.: 0.007 min
Response: 15030475974
Conc: 1630.50 ng/ml

Quantitation Report (Not Reviewed)

Data Path : Z:\pestpcbsrv\HPCHEM1\ECD_S\Data\PS040825\
Data File : PS029727.D
Signal(s) : Signal #1: ECD1A.ch Signal #2: ECD2B.ch
Acq On : 08 Apr 2025 16:37
Operator : AR\AJ
Sample : HSTDCCC750
Misc :
ALS Vial : 3 Sample Multiplier: 1

Instrument :
ECD_S
ClientSampleId :
HSTDCCC750

Integration File signal 1: autoint1.e
Integration File signal 2: autoint2.e
Quant Time: Apr 08 22:48:23 2025
Quant Method : Z:\pestpcbsrv\HPCHEM1\ECD_S\Method\PS040225.M
Quant Title : 8080.M
QLast Update : Wed Apr 02 23:52:55 2025
Response via : Initial Calibration
Integrator: ChemStation

Volume Inj. : 1 µl
Signal #1 Phase : ZB-MR1 Signal #2 Phase: ZB-MR2
Signal #1 Info : 30M x 0.32mm x0.5 Signal #2 Info : 30M x 0.32mm x 0.25µm

	Compound	RT#1	RT#2	Resp#1	Resp#2	ng/ml	ng/ml
	System Monitoring Compounds						
4) S	2,4-DCAA	6.955	7.470	1534.1E6	489.0E6	752.446	717.488
	Target Compounds						
1) T	Dalapon	2.461	2.532	2282.8E6	971.2E6	672.923	611.753
2) T	3,5-DICHL...	6.158	6.465	2185.4E6	636.5E6	726.602	659.199
3) T	4-Nitroph...	6.745	7.005	1006.6E6	446.3E6	716.510	629.536
5) T	DICAMBA	7.132	7.657	6092.3E6	2540.9E6	732.080	687.967
6) T	MCPP	7.309	7.763	376.5E6	107.3E6	69.465	63.556
7) T	MCPA	7.452	7.993	477.9E6	153.7E6	65.741	67.563
8) T	DICHLORPROP	7.813	8.351	1574.6E6	665.5E6	715.888	688.804
9) T	2,4-D	8.034	8.664	1687.2E6	715.9E6	700.208	663.800
10) T	Pentachlo...	8.312	9.166	21552.4E6	12914.2E6	708.845	720.346
11) T	2,4,5-TP ...	8.877	9.544	8472.2E6	5146.0E6	729.394	713.437
12) T	2,4,5-T	9.160	9.948	8569.3E6	4845.8E6	744.872	722.952
13) T	2,4-DB	9.719	10.505	1441.6E6	503.6E6	793.516	678.737
14) T	DINOSEB	10.884	10.877	6028.0E6	3472.6E6	714.046	679.189
15) T	Picloram	10.702	11.915	11336.6E6	14510.7E6	731.374	1227.184 #
16) T	DCPA	11.185	11.915	10468.1E6	14510.7E6	749.534	1639.509 #

(f)=RT Delta > 1/2 Window (#)=Amounts differ by > 25% (m)=manual int.

Data Path : Z:\pestpcbsrv\HPCHEM1\ECD_S\Data\PS040825\
Data File : PS029727.D
Signal(s) : Signal #1: ECD1A.ch Signal #2: ECD2B.ch
Acq On : 08 Apr 2025 16:37
Operator : AR\AJ
Sample : HSTDCCC750
Misc :
ALS Vial : 3 Sample Multiplier: 1

Instrument :
ECD_S
ClientSampleId :
HSTDCCC750

Integration File signal 1: autoint1.e
Integration File signal 2: autoint2.e
Quant Time: Apr 08 22:48:23 2025
Quant Method : Z:\pestpcbsrv\HPCHEM1\ECD_S\Method\PS040225.M
Quant Title : 8080.M
QLast Update : Wed Apr 02 23:52:55 2025
Response via : Initial Calibration
Integrator: ChemStation

Volume Inj. : 1 µl
Signal #1 Phase : ZB-MR1 Signal #2 Phase: ZB-MR2
Signal #1 Info : 30M x 0.32mm x0.5 Signal #2 Info : 30M x 0.32mm x 0.25µm

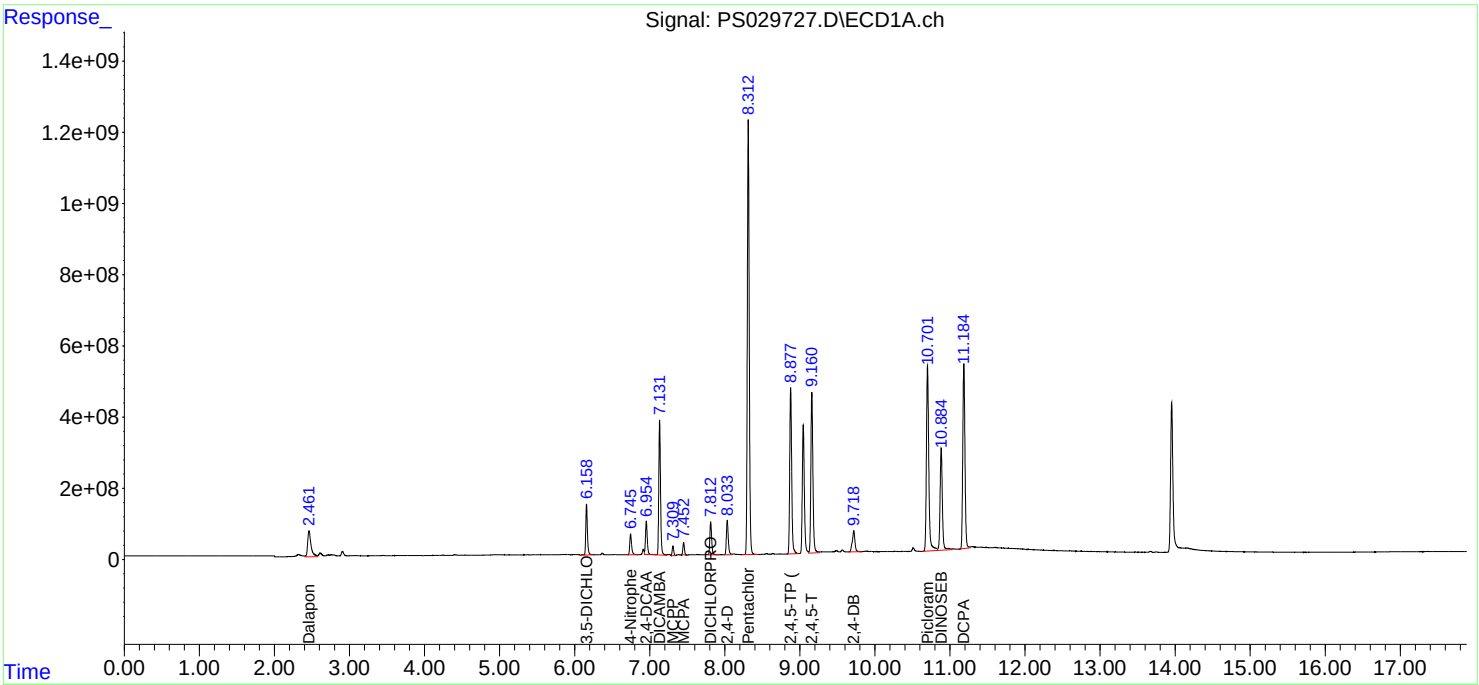

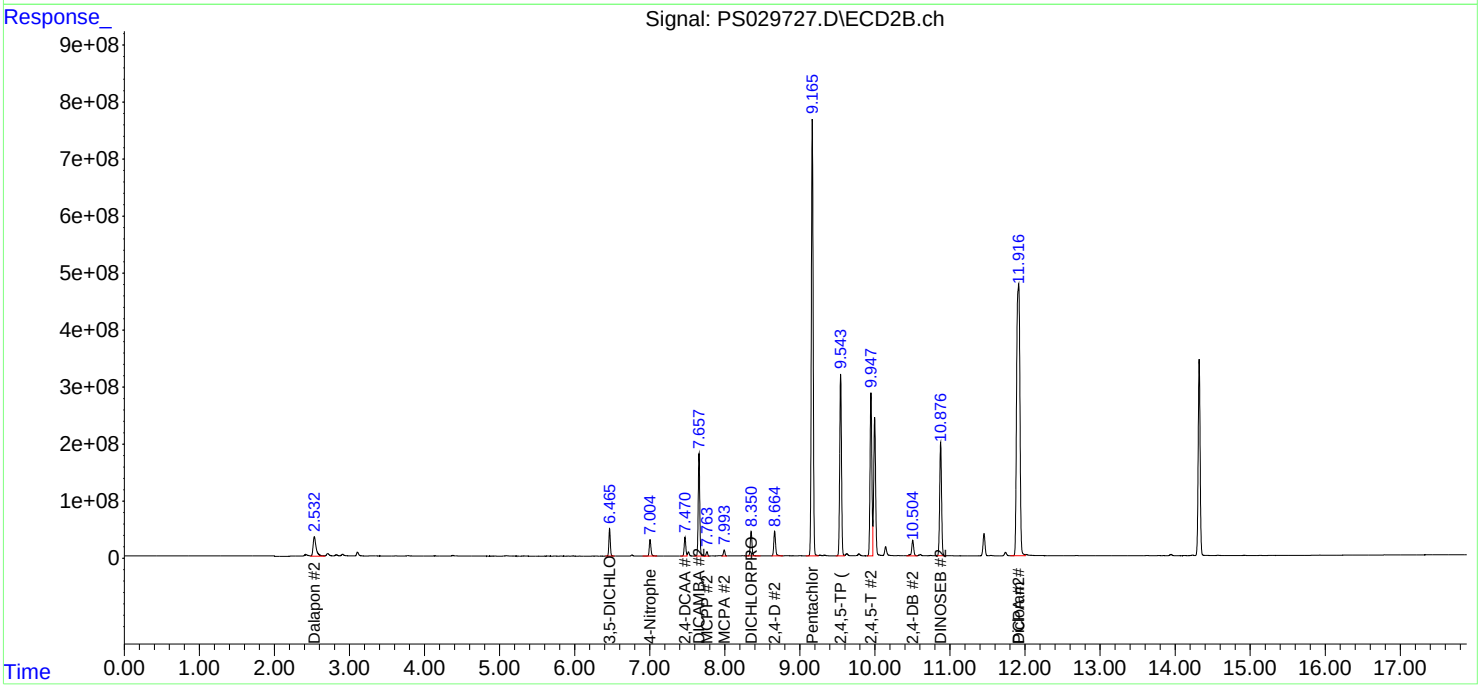

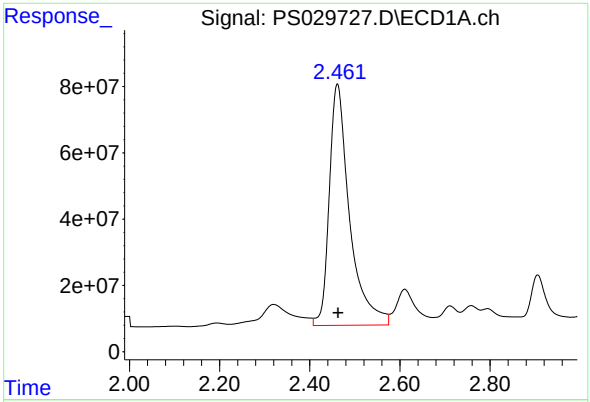

#1 Dalapon

R.T.: 2.461 min
Delta R.T.: -0.002 min
Response: 2282819807
Conc: 672.92 ng/ml

Instrument :
ECD_S
ClientSampleId :
HSTDCCC750

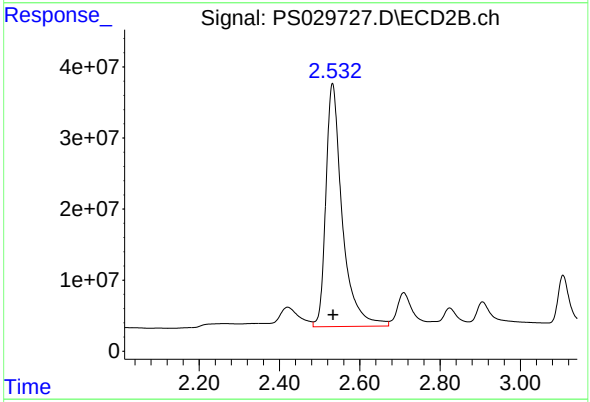

#1 Dalapon

R.T.: 2.532 min
Delta R.T.: -0.001 min
Response: 971216748
Conc: 611.75 ng/ml

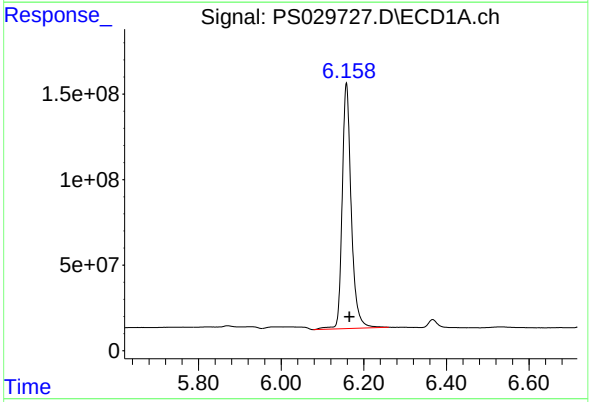

#2 3,5-DICHLOROBENZOIC ACID

R.T.: 6.158 min
Delta R.T.: -0.007 min
Response: 2185444924
Conc: 726.60 ng/ml

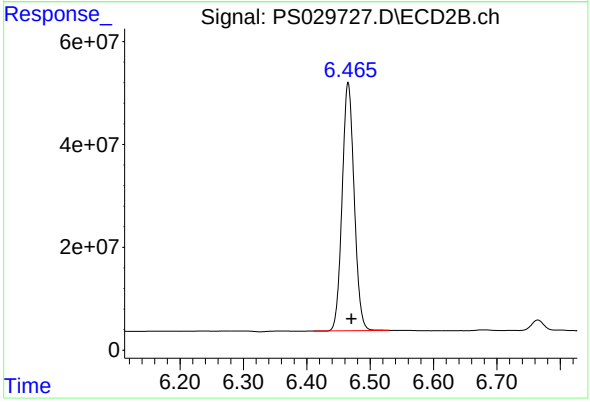

#2 3,5-DICHLOROBENZOIC ACID

R.T.: 6.465 min
Delta R.T.: -0.005 min
Response: 636493955
Conc: 659.20 ng/ml

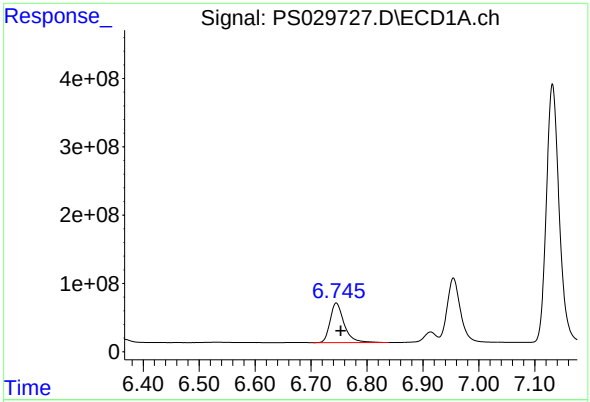

#3 4-Nitrophenol

R.T.: 6.745 min
Delta R.T.: -0.008 min
Response: 1006552427
Conc: 716.51 ng/ml

Instrument :
ECD_S
ClientSampleId :
HSTDCCC750

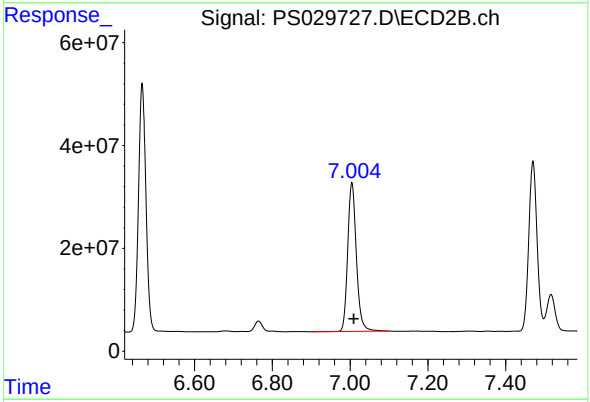

#3 4-Nitrophenol

R.T.: 7.005 min
Delta R.T.: -0.005 min
Response: 446339823
Conc: 629.54 ng/ml

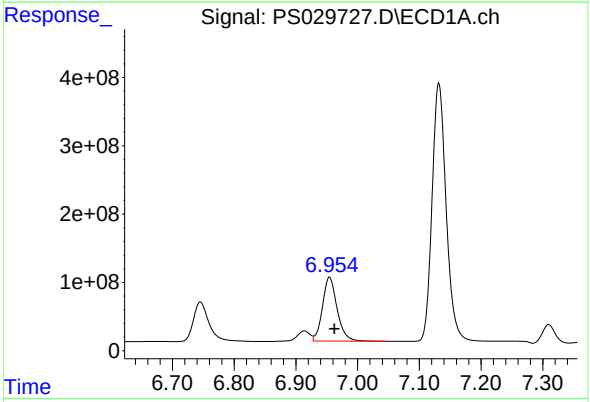

#4 2,4-DCAA

R.T.: 6.955 min
Delta R.T.: -0.008 min
Response: 1534109534
Conc: 752.45 ng/ml

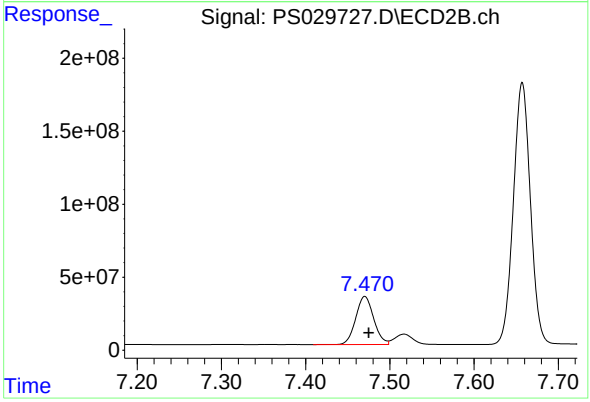

#4 2,4-DCAA

R.T.: 7.470 min
Delta R.T.: -0.005 min
Response: 488977486
Conc: 717.49 ng/ml

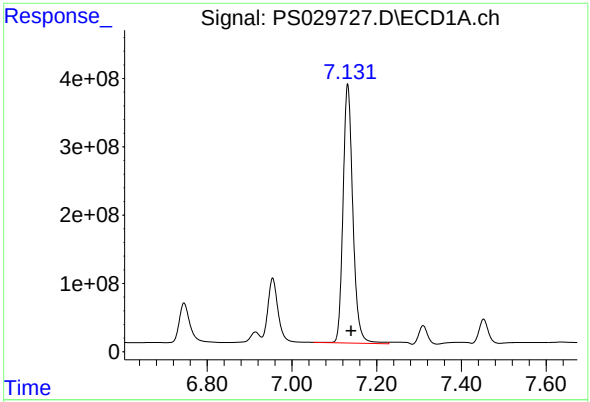

#5 DICAMBA

R.T.: 7.132 min
Delta R.T.: -0.008 min
Response: 6092327835
Conc: 732.08 ng/ml

Instrument :
ECD_S
ClientSampleId :
HSTDCCC750

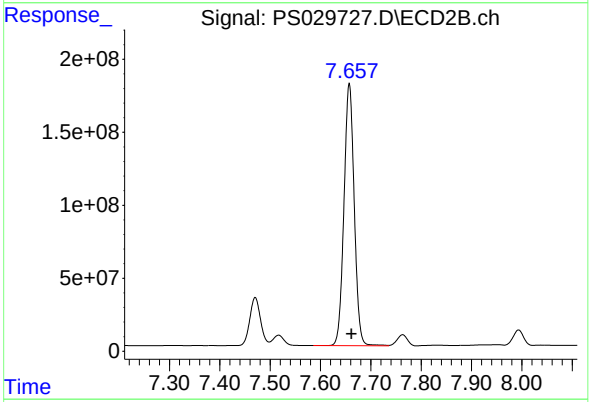

#5 DICAMBA

R.T.: 7.657 min
Delta R.T.: -0.004 min
Response: 2540915341
Conc: 687.97 ng/ml

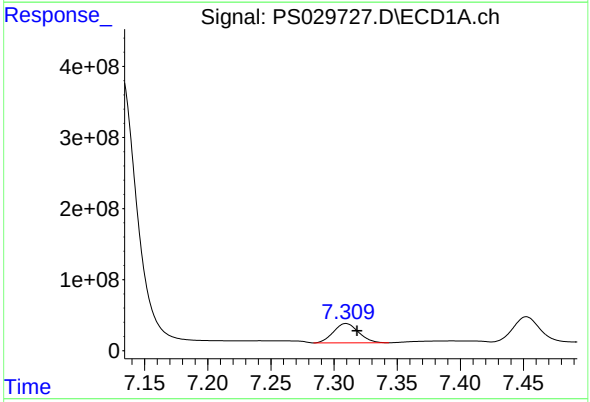

#6 MCPP

R.T.: 7.309 min
Delta R.T.: -0.009 min
Response: 376492806
Conc: 69.47 ug/ml

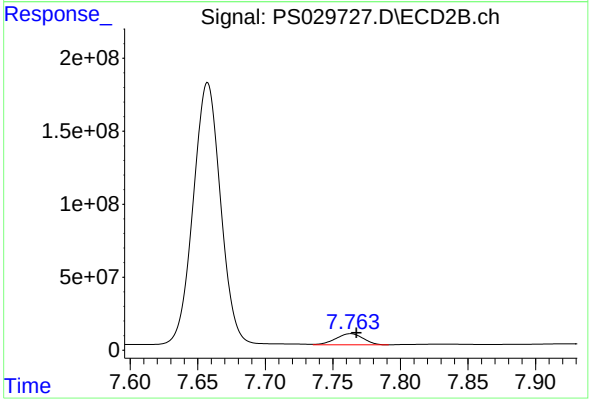

#6 MCPP

R.T.: 7.763 min
Delta R.T.: -0.004 min
Response: 107312926
Conc: 63.56 ug/ml

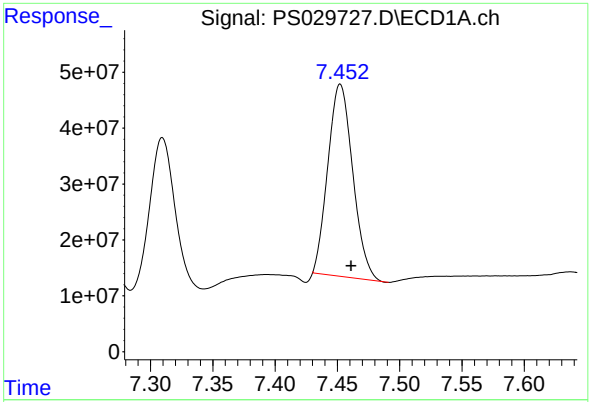

#7 MCPA

R.T.: 7.452 min
Delta R.T.: -0.009 min
Response: 477873886
Conc: 65.74 ug/ml

Instrument :
ECD_S
ClientSampleId :
HSTDCCC750

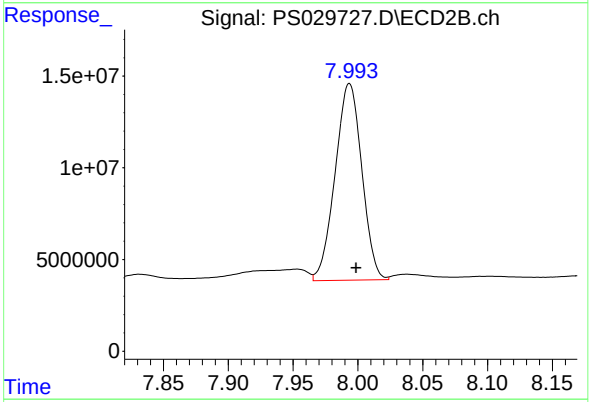

#7 MCPA

R.T.: 7.993 min
Delta R.T.: -0.005 min
Response: 153722919
Conc: 67.56 ug/ml

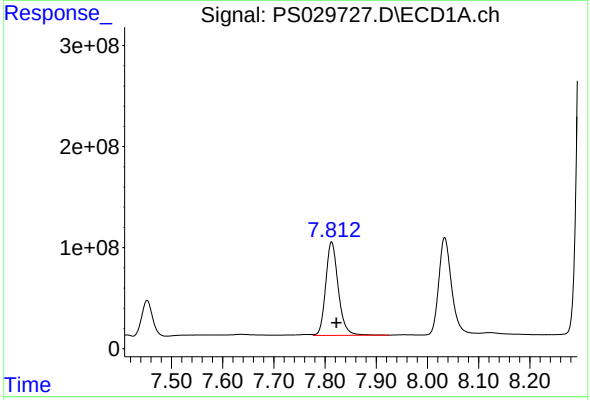

#8 DICHLORPROP

R.T.: 7.813 min
Delta R.T.: -0.009 min
Response: 1574550304
Conc: 715.89 ng/ml

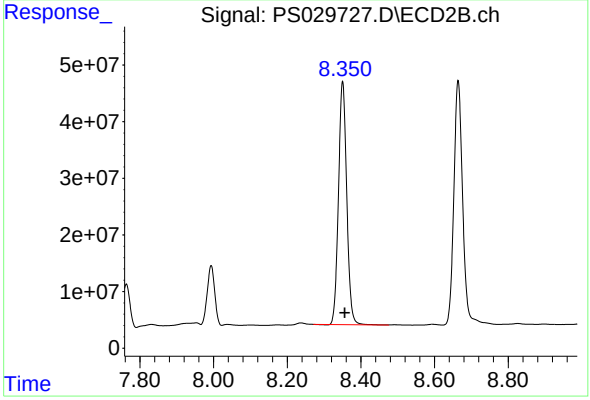

#8 DICHLORPROP

R.T.: 8.351 min
Delta R.T.: -0.006 min
Response: 665490097
Conc: 688.80 ng/ml

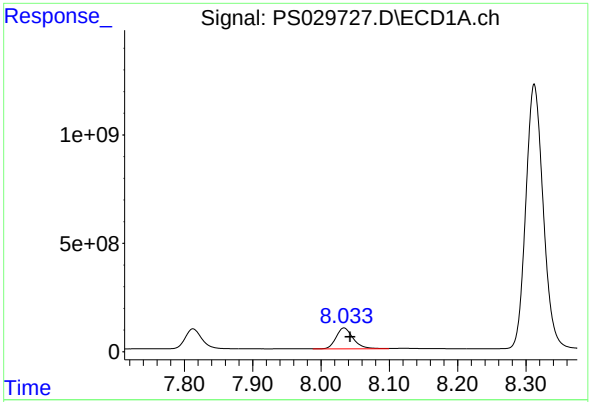

#9 2,4-D

R.T.: 8.034 min
Delta R.T.: -0.009 min
Response: 1687214414
Conc: 700.21 ng/ml

Instrument :
ECD_S
ClientSampleId :
HSTDCCC750

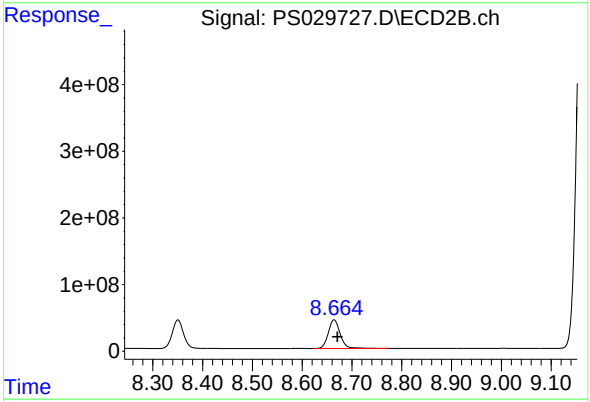

#9 2,4-D

R.T.: 8.664 min
Delta R.T.: -0.007 min
Response: 715884436
Conc: 663.80 ng/ml

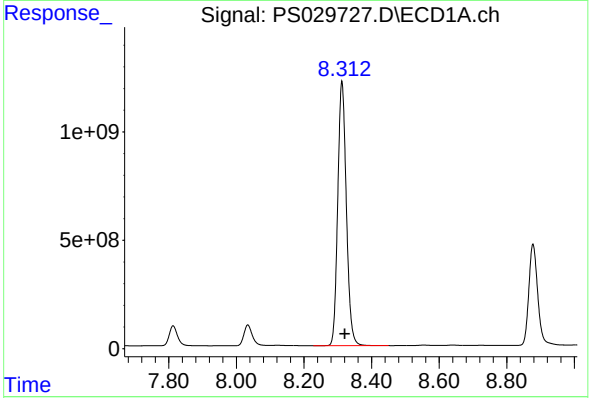

#10 Pentachlorophenol

R.T.: 8.312 min
Delta R.T.: -0.008 min
Response: 21552442580
Conc: 708.85 ng/ml

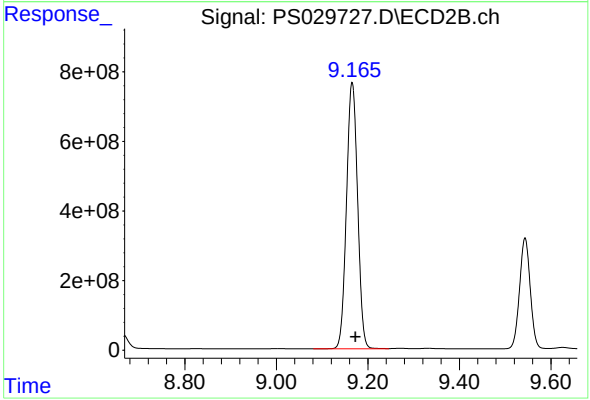

#10 Pentachlorophenol

R.T.: 9.166 min
Delta R.T.: -0.007 min
Response: 12914158439
Conc: 720.35 ng/ml

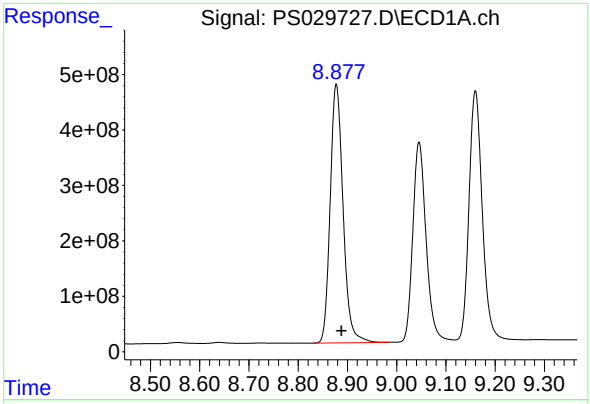

#11 2,4,5-TP (SILVEX)

R.T.: 8.877 min
Delta R.T.: -0.010 min
Response: 8472169883
Conc: 729.39 ng/ml

Instrument :
ECD_S
ClientSampleId :
HSTDCCC750

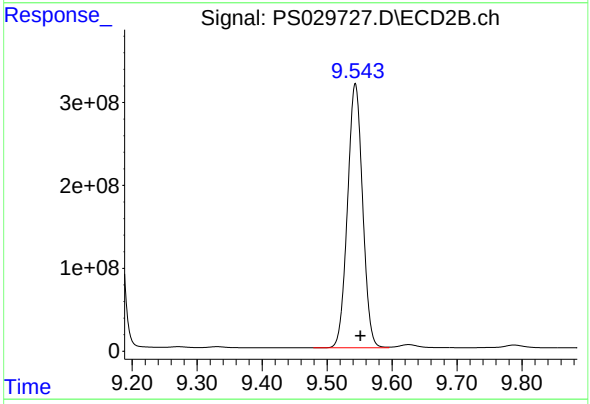

#11 2,4,5-TP (SILVEX)

R.T.: 9.544 min
Delta R.T.: -0.008 min
Response: 5145990533
Conc: 713.44 ng/ml

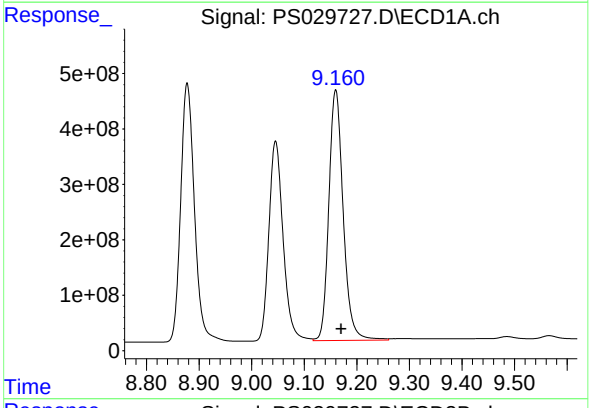

#12 2,4,5-T

R.T.: 9.160 min
Delta R.T.: -0.010 min
Response: 8569324071
Conc: 744.87 ng/ml

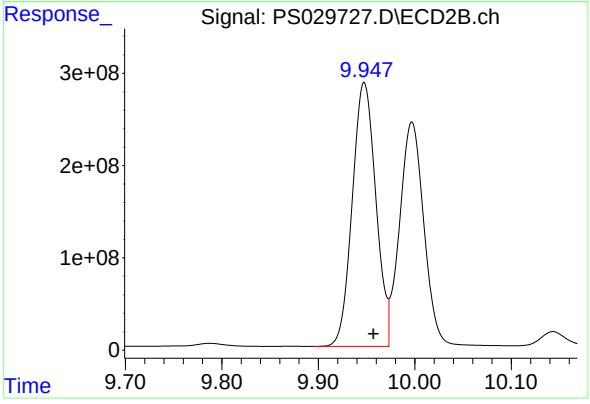

#12 2,4,5-T

R.T.: 9.948 min
Delta R.T.: -0.009 min
Response: 4845828564
Conc: 722.95 ng/ml

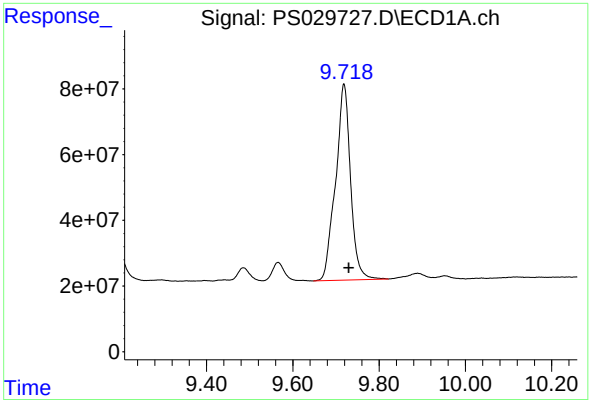

#13 2,4-DB

R.T.: 9.719 min
Delta R.T.: -0.011 min
Response: 1441615686
Conc: 793.52 ng/ml

Instrument :
ECD_S
ClientSampleId :
HSTDCCC750

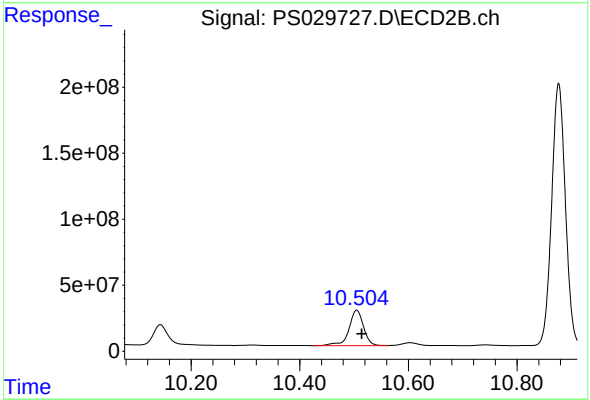

#13 2,4-DB

R.T.: 10.505 min
Delta R.T.: -0.009 min
Response: 503606126
Conc: 678.74 ng/ml

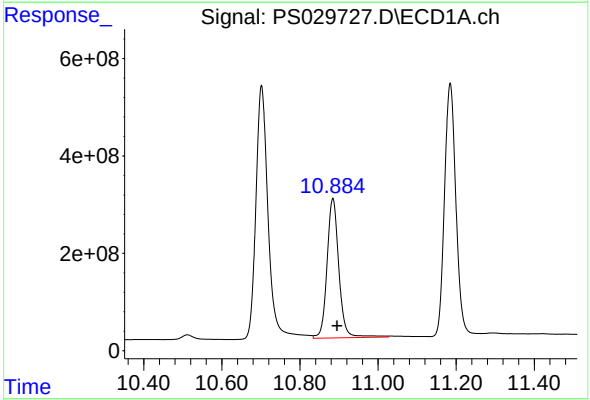

#14 DINOSEB

R.T.: 10.884 min
Delta R.T.: -0.011 min
Response: 6028006865
Conc: 714.05 ng/ml

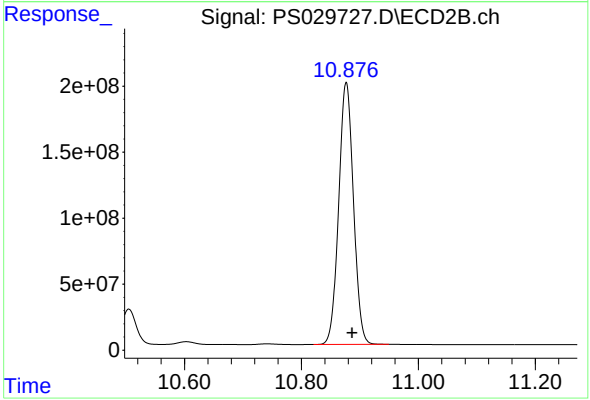

#14 DINOSEB

R.T.: 10.877 min
Delta R.T.: -0.010 min
Response: 3472556693
Conc: 679.19 ng/ml

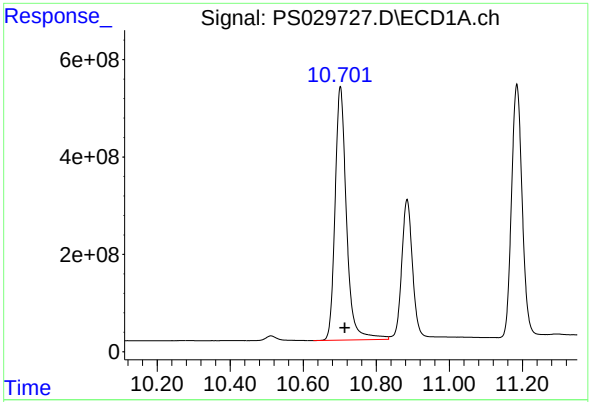

#15 Picloram

R.T.: 10.702 min
Delta R.T.: -0.012 min
Response: 11336585796
Conc: 731.37 ng/ml

Instrument :
ECD_S
ClientSampleId :
HSTDCCC750

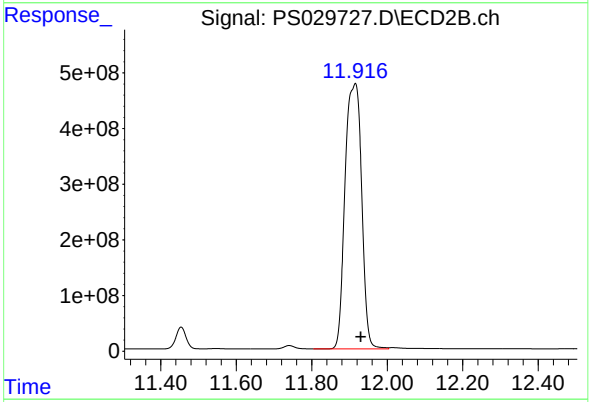

#15 Picloram

R.T.: 11.915 min
Delta R.T.: -0.015 min
Response: 14510740477
Conc: 1227.18 ng/ml

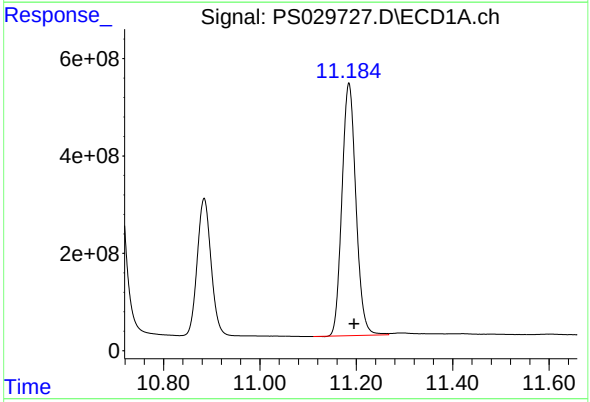

#16 DCPA

R.T.: 11.185 min
Delta R.T.: -0.011 min
Response: 10468076995
Conc: 749.53 ng/ml

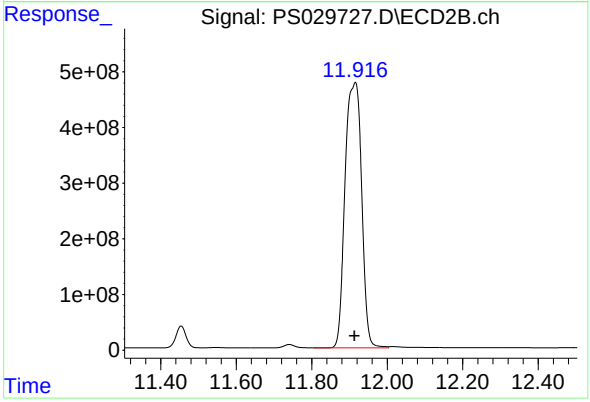

#16 DCPA

R.T.: 11.915 min
Delta R.T.: 0.002 min
Response: 14510740477
Conc: 1639.51 ng/ml

Quantitation Report (Not Reviewed)

Data Path : Z:\pestpcbsrv\HPCHEM1\ECD_S\Data\PS040825\
Data File : PS029728.D
Signal(s) : Signal #1: ECD1A.ch Signal #2: ECD2B.ch
Acq On : 08 Apr 2025 17:02
Operator : AR\AJ
Sample : PB167511BL
Misc :
ALS Vial : 4 Sample Multiplier: 1

Instrument :
ECD_S
ClientSampleId :
PB167511BL

Integration File signal 1: autoint1.e
Integration File signal 2: autoint2.e
Quant Time: Apr 08 22:48:40 2025
Quant Method : Z:\pestpcbsrv\HPCHEM1\ECD_S\Method\PS040225.M
Quant Title : 8080.M
QLast Update : Wed Apr 02 23:52:55 2025
Response via : Initial Calibration
Integrator: ChemStation

Volume Inj. : 1 µl
Signal #1 Phase : ZB-MR1 Signal #2 Phase: ZB-MR2
Signal #1 Info : 30M x 0.32mm x0.5 Signal #2 Info : 30M x 0.32mm x 0.25µm

	Compound	RT#1	RT#2	Resp#1	Resp#2	ng/ml	ng/ml	
	System Monitoring Compounds							
4) S	2,4-DCAA	6.954	7.470	1140.0E6	351.4E6	559.152	515.691	
	Target Compounds							
1) T	Dalapon	2.442	2.511	235.8E6	164.1E6	69.507	103.346	#
2) T	3,5-DICHL...	6.182	6.484	8434550	13210672	2.804	13.682	#
3) T	4-Nitroph...	6.739	6.982f	17635882	7720331	12.554	10.889	
5) T	DICAMBA	7.142	7.644	3373571	9259264	<MDL	2.507	#
6) T	MCPP	7.352f	0.000	122.3E6	0	22.573	N.D.	#
7) T	MCPA	0.000	7.960f	0	46422777	N.D.	20.403	
8) T	DICHLORPROP	7.815	8.372	19508438	73087752	8.870	75.648	#
9) T	2,4-D	8.041	8.670	24113530	4419144	10.007	4.098	#
10) T	Pentachlo...	8.306	9.167	29835431	16194362	<MDL	<MDL	#
11) T	2,4,5-TP ...	8.872	9.555	3633742	27638353	<MDL	3.832	#
12) T	2,4,5-T	9.205f	9.997f	39728258	83842346	3.453	12.508	#
13) T	2,4-DB	9.744	10.525	175.8E6	16924179	96.779	22.810	#
14) T	DINOSEB	10.899	10.877	3125379	53187385	<MDL	10.403	#
15) T	Picloram	10.702	11.922	421.8E6	308.6E6	27.211	26.096	
16) T	DCPA	11.166f	11.922	152.8E6	308.6E6	10.944	34.864	#

(f)=RT Delta > 1/2 Window (#)=Amounts differ by > 25% (m)=manual int.

Quantitation Report (Not Reviewed)

Data Path : Z:\pestpcbsrv\HPCHEM1\ECD_S\Data\PS040825\
Data File : PS029728.D
Signal(s) : Signal #1: ECD1A.ch Signal #2: ECD2B.ch
Acq On : 08 Apr 2025 17:02
Operator : AR\AJ
Sample : PB167511BL
Misc :
ALS Vial : 4 Sample Multiplier: 1

Instrument :
ECD_S
ClientSampleId :
PB167511BL

Integration File signal 1: autoint1.e
Integration File signal 2: autoint2.e
Quant Time: Apr 08 22:48:40 2025
Quant Method : Z:\pestpcbsrv\HPCHEM1\ECD_S\Method\PS040225.M
Quant Title : 8080.M
QLast Update : Wed Apr 02 23:52:55 2025
Response via : Initial Calibration
Integrator: ChemStation

Volume Inj. : 1 µl
Signal #1 Phase : ZB-MR1 Signal #2 Phase: ZB-MR2
Signal #1 Info : 30M x 0.32mm x0.5 Signal #2 Info : 30M x 0.32mm x 0.25µm

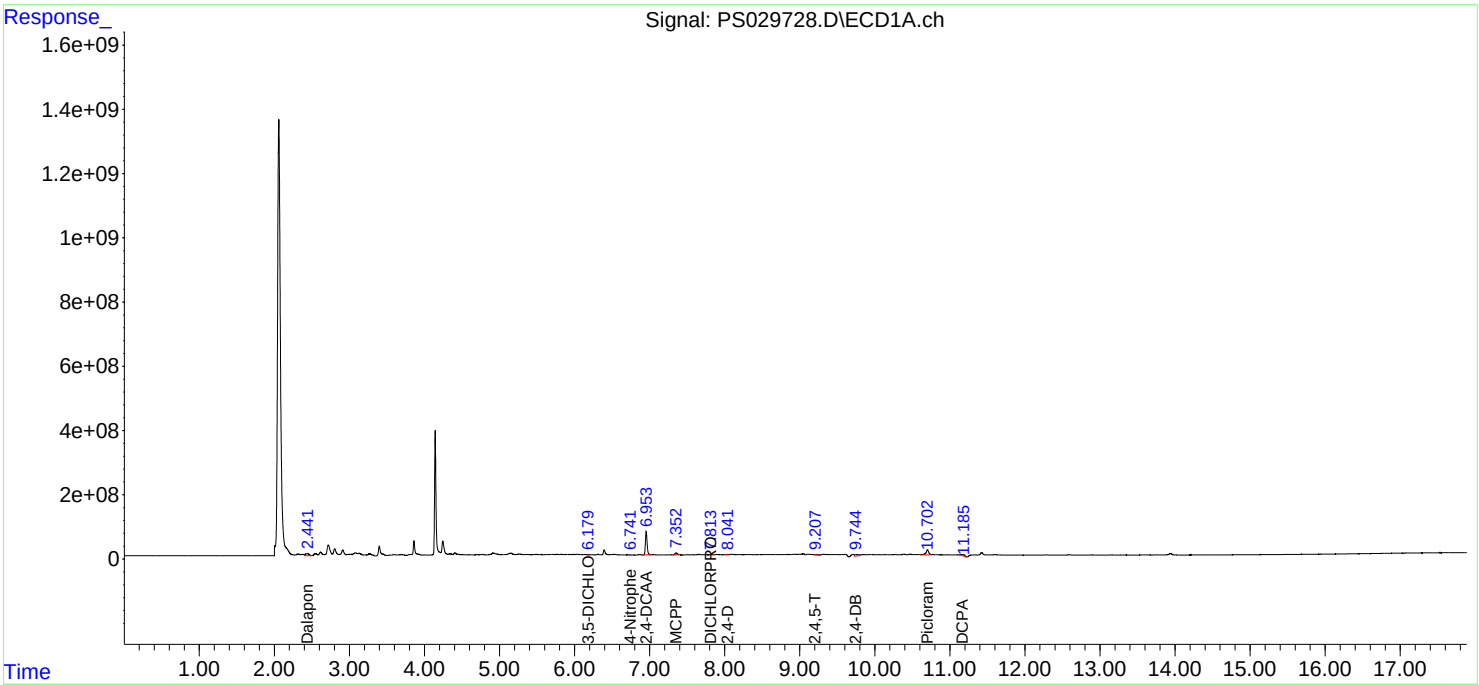

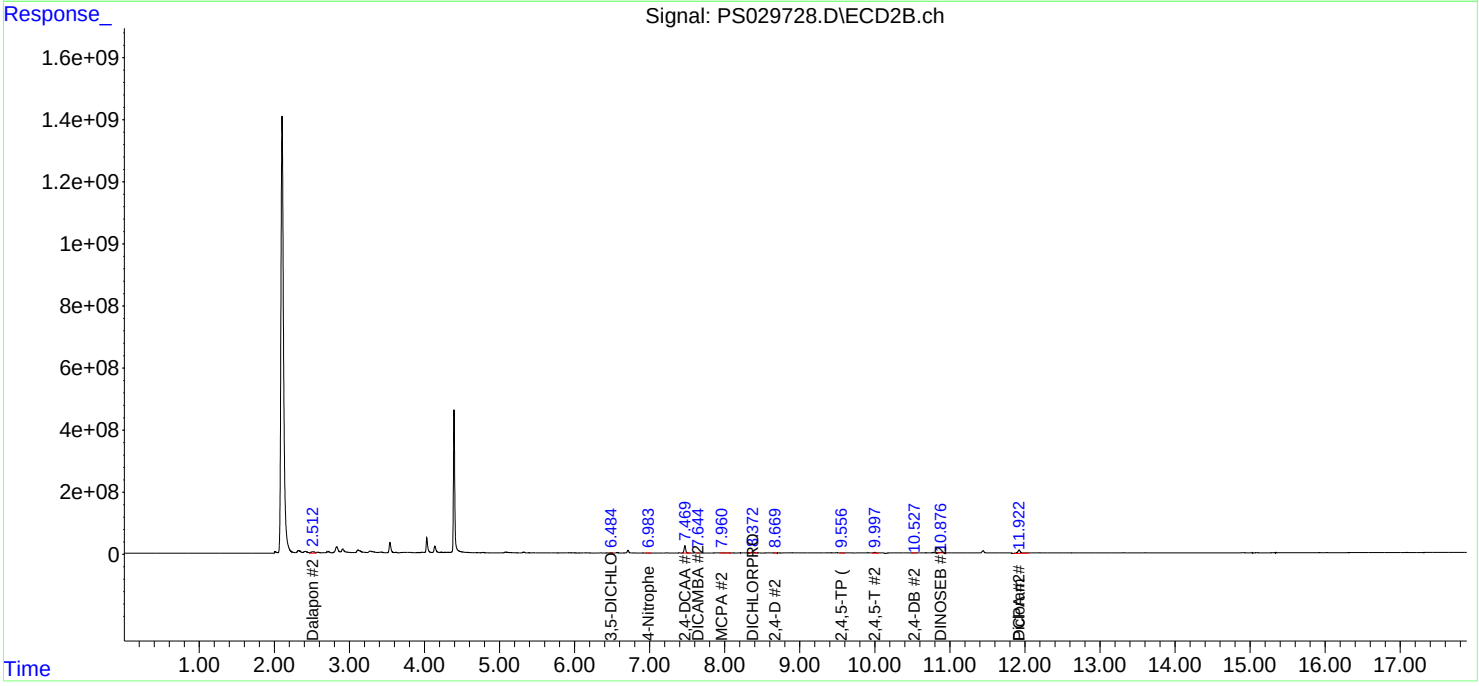

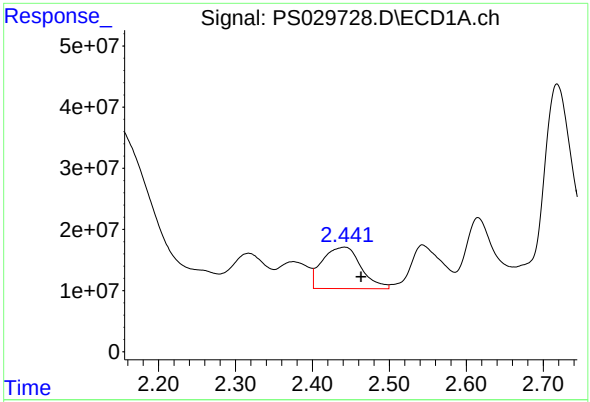

#1 Dalapon

R.T.: 2.442 min
Delta R.T.: -0.021 min
Response: 235796540
Conc: 69.51 ng/ml

Instrument :
ECD_S
ClientSampleId :
PB167511BL

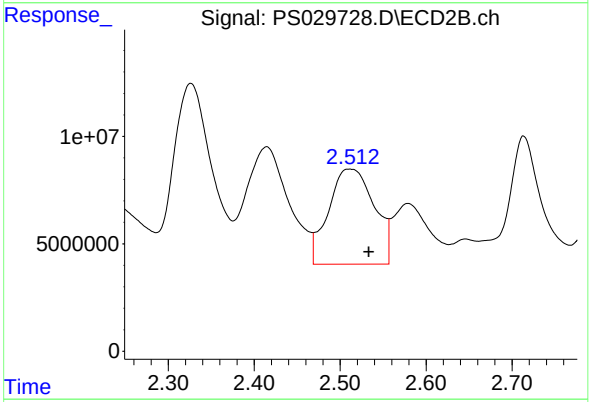

#1 Dalapon

R.T.: 2.511 min
Delta R.T.: -0.022 min
Response: 164071717
Conc: 103.35 ng/ml

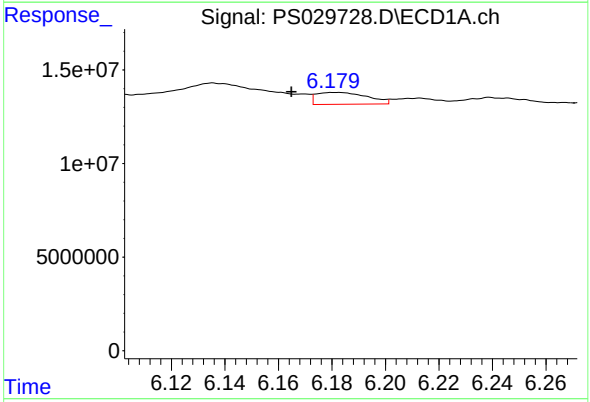

#2 3,5-DICHLOROBENZOIC ACID

R.T.: 6.182 min
Delta R.T.: 0.017 min
Response: 8434550
Conc: 2.80 ng/ml

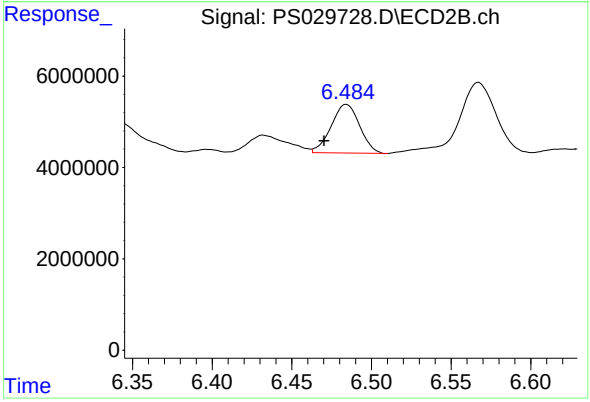

#2 3,5-DICHLOROBENZOIC ACID

R.T.: 6.484 min
Delta R.T.: 0.014 min
Response: 13210672
Conc: 13.68 ng/ml

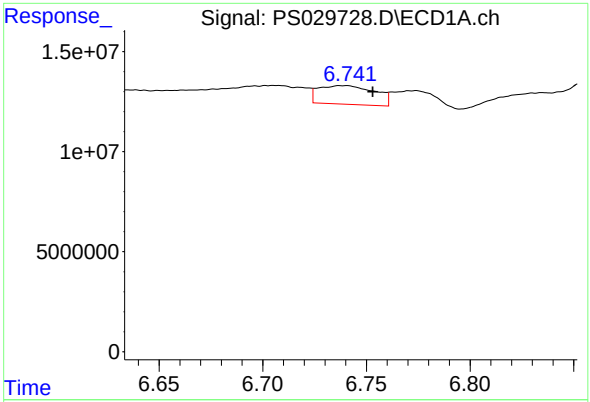

#3 4-Nitrophenol

R.T.: 6.739 min
Delta R.T.: -0.014 min
Response: 17635882
Conc: 12.55 ng/ml

Instrument :
ECD_S
ClientSampleId :
PB167511BL

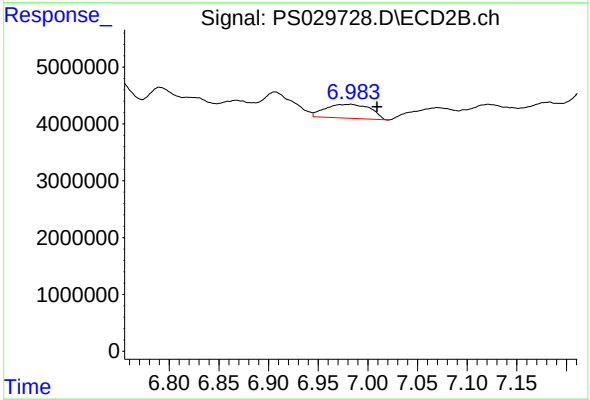

#3 4-Nitrophenol

R.T.: 6.982 min
Delta R.T.: -0.028 min
Response: 7720331
Conc: 10.89 ng/ml

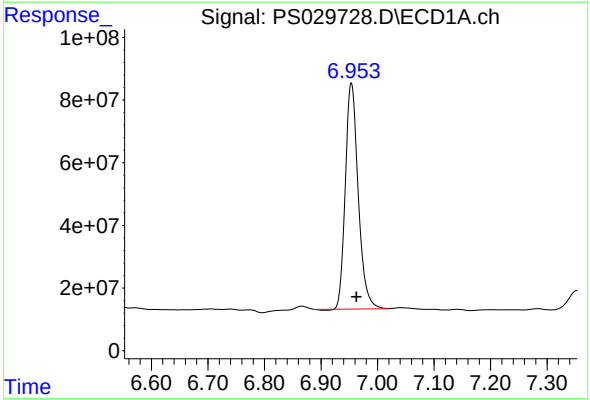

#4 2,4-DCAA

R.T.: 6.954 min
Delta R.T.: -0.009 min
Response: 1140016118
Conc: 559.15 ng/ml

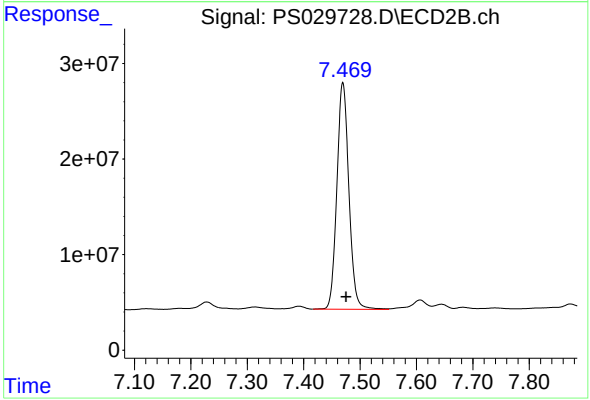

#4 2,4-DCAA

R.T.: 7.470 min
Delta R.T.: -0.005 min
Response: 351449946
Conc: 515.69 ng/ml

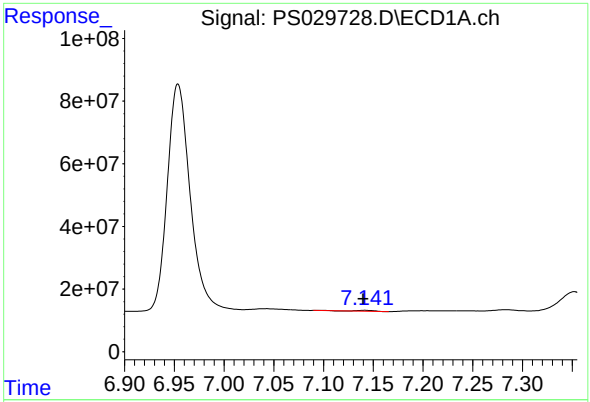

#5 DICAMBA

R.T.: 7.142 min
Delta R.T.: 0.002 min
Response: 3373571
Conc: N.D.

Instrument :
ECD_S
ClientSampleId :
PB167511BL

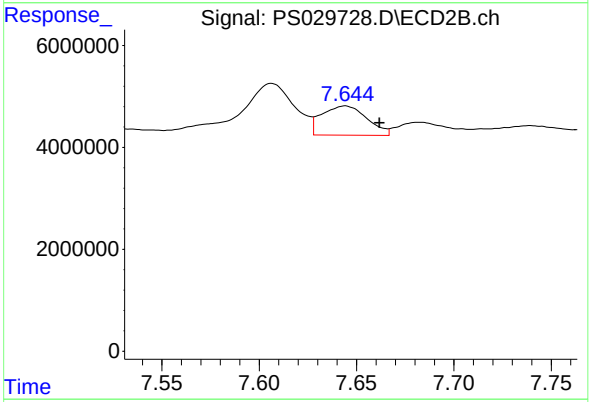

#5 DICAMBA

R.T.: 7.644 min
Delta R.T.: -0.018 min
Response: 9259264
Conc: 2.51 ng/ml

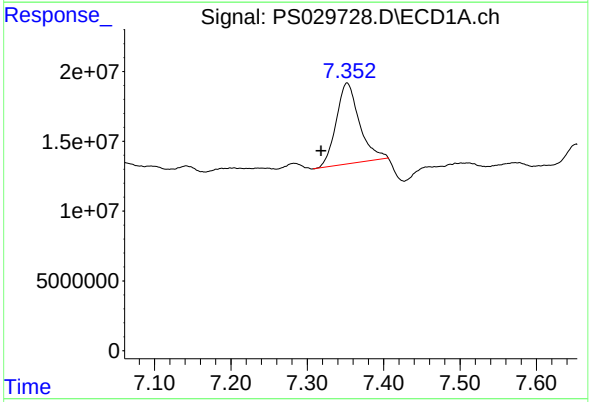

#6 MCPP

R.T.: 7.352 min
Delta R.T.: 0.034 min
Response: 122344896
Conc: 22.57 ug/ml

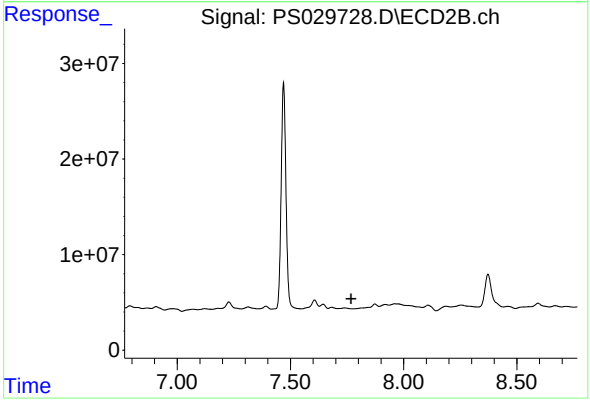

#6 MCPP

R.T.: 0.000 min
Exp R.T. : 7.767 min
Response: 0
Conc: N.D.

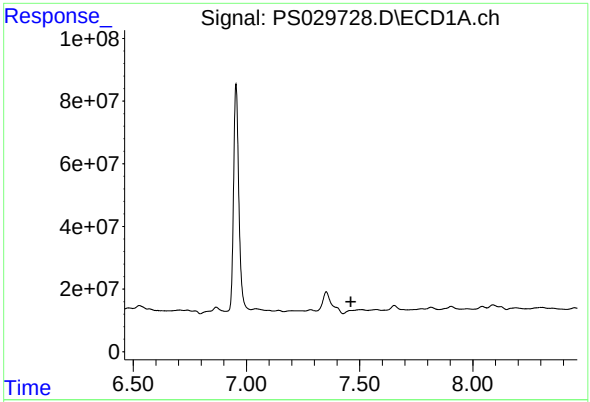

#7 MCPA

R.T.: 0.000 min
Exp R.T. : 7.461 min
Response: 0
Conc: N.D.

Instrument :
ECD_S
ClientSampleId :
PB167511BL

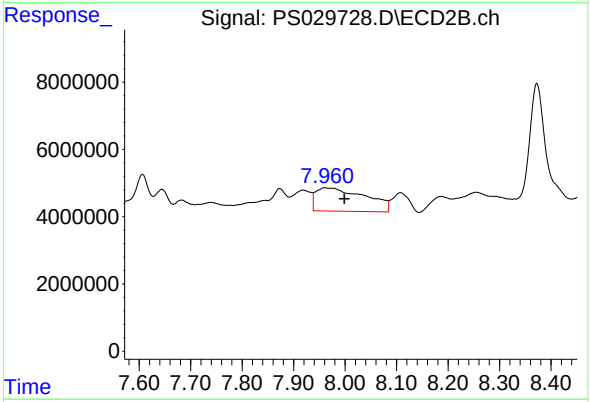

#7 MCPA

R.T.: 7.960 min
Delta R.T.: -0.038 min
Response: 46422777
Conc: 20.40 ug/ml

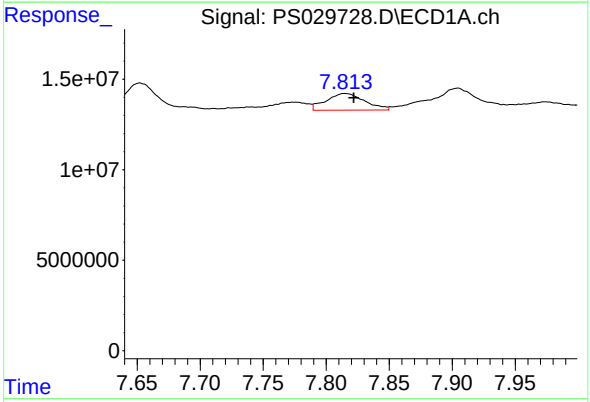

#8 DICHLORPROP

R.T.: 7.815 min
Delta R.T.: -0.007 min
Response: 19508438
Conc: 8.87 ng/ml

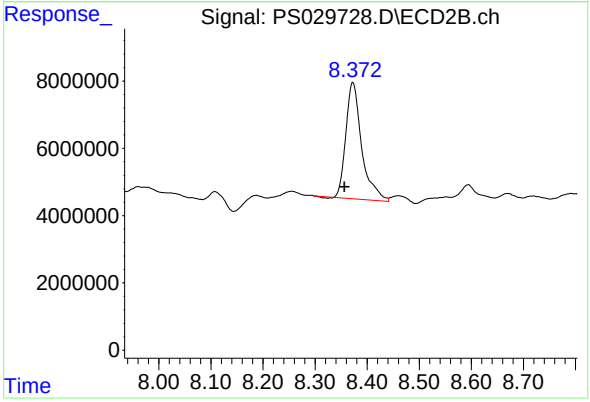

#8 DICHLORPROP

R.T.: 8.372 min
Delta R.T.: 0.016 min
Response: 73087752
Conc: 75.65 ng/ml

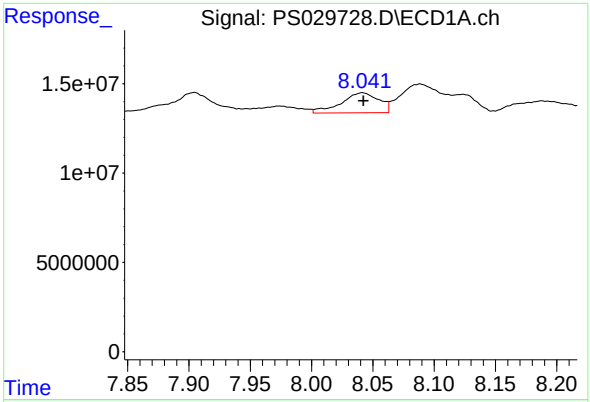

#9 2,4-D

R.T.: 8.041 min
Delta R.T.: 0.000 min
Response: 24113530
Conc: 10.01 ng/ml

Instrument :
ECD_S
ClientSampleId :
PB167511BL

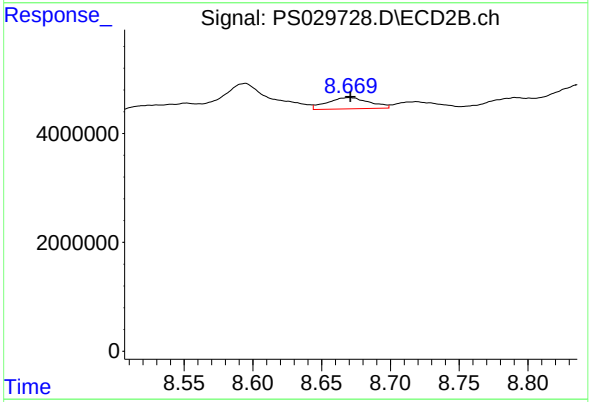

#9 2,4-D

R.T.: 8.670 min
Delta R.T.: -0.001 min
Response: 4419144
Conc: 4.10 ng/ml

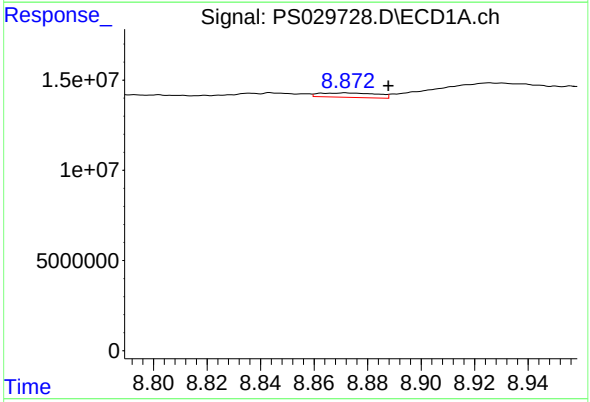

#11 2,4,5-TP (SILVEX)

R.T.: 8.872 min
Delta R.T.: -0.016 min
Response: 3633742
Conc: N.D.

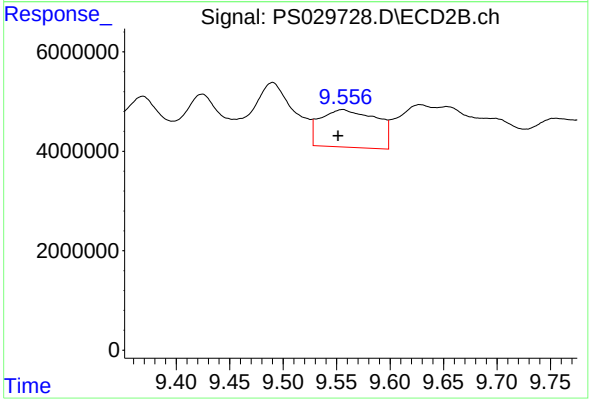

#11 2,4,5-TP (SILVEX)

R.T.: 9.555 min
Delta R.T.: 0.004 min
Response: 27638353
Conc: 3.83 ng/ml

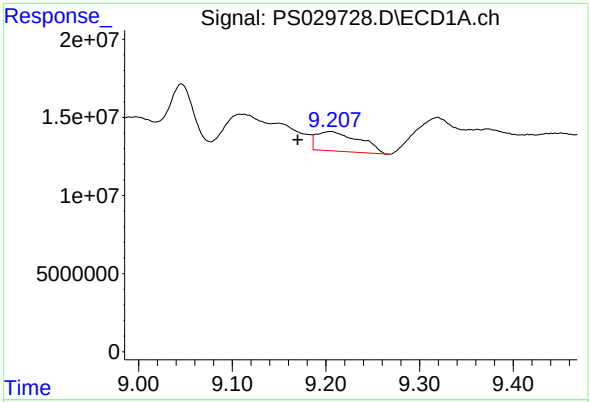

#12 2,4,5-T

R.T.: 9.205 min
Delta R.T.: 0.035 min
Response: 39728258
Conc: 3.45 ng/ml

Instrument :
ECD_S
ClientSampleId :
PB167511BL

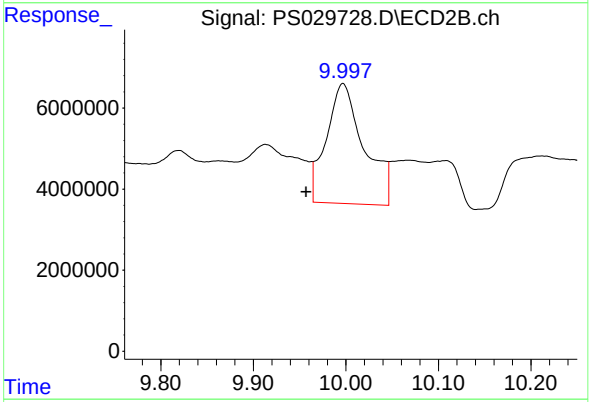

#12 2,4,5-T

R.T.: 9.997 min
Delta R.T.: 0.040 min
Response: 83842346
Conc: 12.51 ng/ml

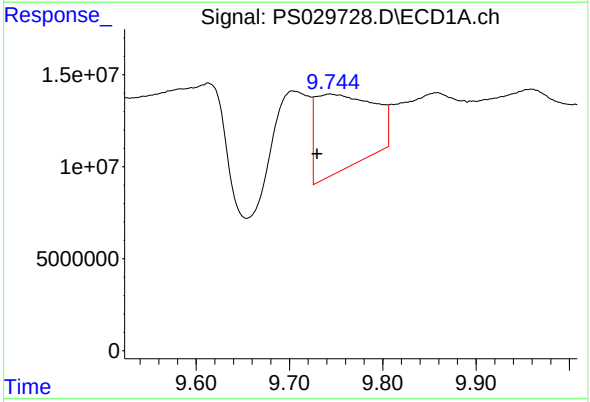

#13 2,4-DB

R.T.: 9.744 min
Delta R.T.: 0.014 min
Response: 175822088
Conc: 96.78 ng/ml

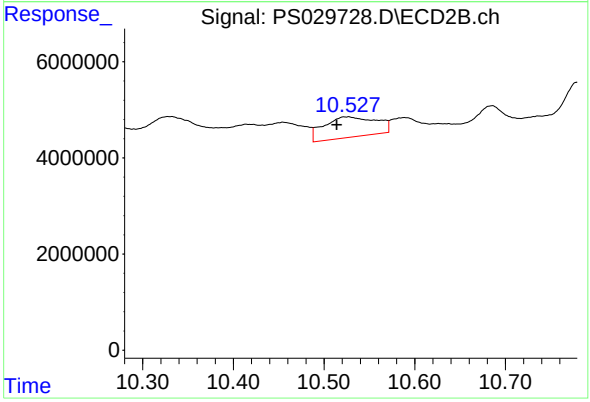

#13 2,4-DB

R.T.: 10.525 min
Delta R.T.: 0.011 min
Response: 16924179
Conc: 22.81 ng/ml

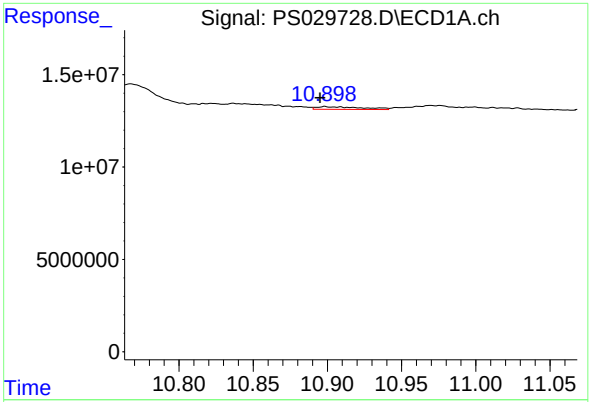

#14 DINOSEB

R.T.: 10.899 min
Delta R.T.: 0.004 min
Response: 3125379
Conc: N.D.

Instrument :
ECD_S
ClientSampleId :
PB167511BL

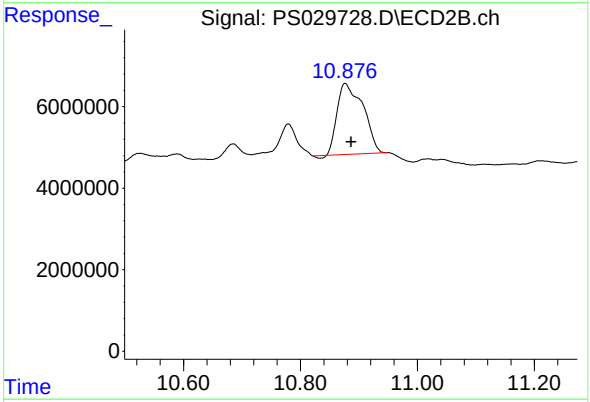

#14 DINOSEB

R.T.: 10.877 min
Delta R.T.: -0.010 min
Response: 53187385
Conc: 10.40 ng/ml

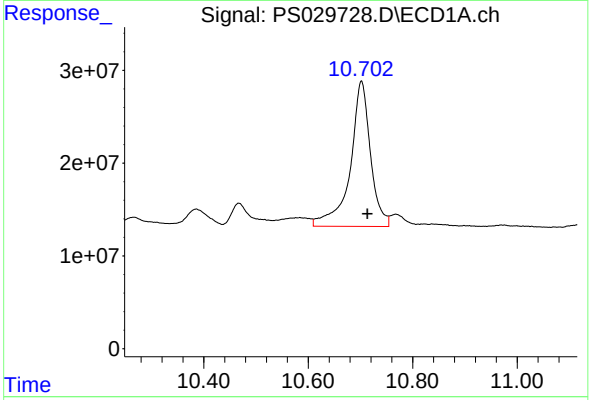

#15 Picloram

R.T.: 10.702 min
Delta R.T.: -0.011 min
Response: 421780870
Conc: 27.21 ng/ml

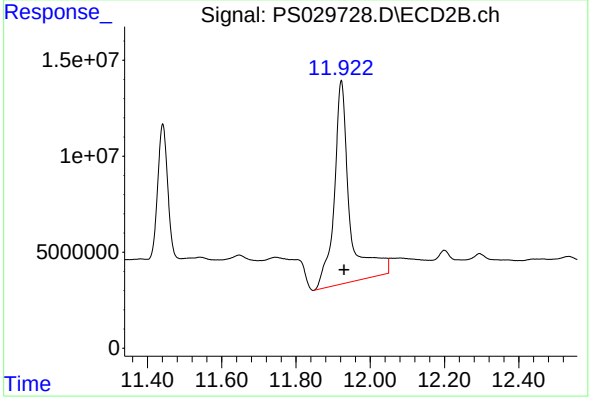

#15 Picloram

R.T.: 11.922 min
Delta R.T.: -0.008 min
Response: 308568929
Conc: 26.10 ng/ml

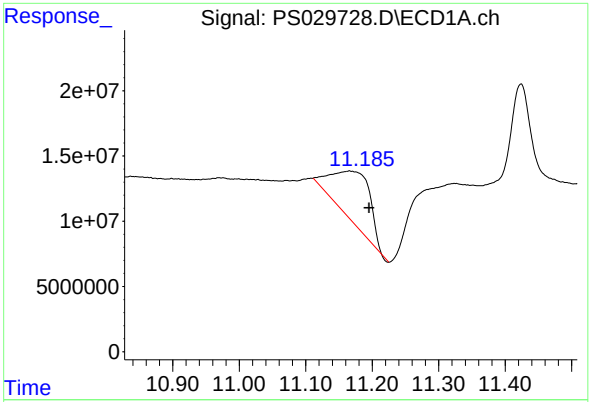

#16 DCPA

R.T.: 11.166 min
Delta R.T.: -0.029 min
Response: 152846391
Conc: 10.94 ng/ml

Instrument :
ECD_S
ClientSampleId :
PB167511BL

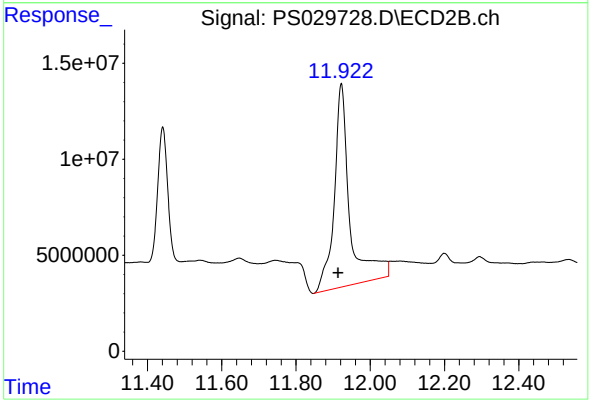

#16 DCPA

R.T.: 11.922 min
Delta R.T.: 0.009 min
Response: 308568929
Conc: 34.86 ng/ml

Quantitation Report (Not Reviewed)

Data Path : Z:\pestpcbsrv\HPCHEM1\ECD_S\Data\PS040825\
Data File : PS029731.D
Signal(s) : Signal #1: ECD1A.ch Signal #2: ECD2B.ch
Acq On : 08 Apr 2025 18:14
Operator : AR\AJ
Sample : Q1712-01MS
Misc :
ALS Vial : 7 Sample Multiplier: 1

Instrument :
ECD_S
ClientSampleId :
Z-05AMS

Integration File signal 1: autoint1.e
Integration File signal 2: autoint2.e
Quant Time: Apr 08 22:49:17 2025
Quant Method : Z:\pestpcbsrv\HPCHEM1\ECD_S\Method\PS040225.M
Quant Title : 8080.M
QLast Update : Wed Apr 02 23:52:55 2025
Response via : Initial Calibration
Integrator: ChemStation

Volume Inj. : 1 µl
Signal #1 Phase : ZB-MR1 Signal #2 Phase: ZB-MR2
Signal #1 Info : 30M x 0.32mm x0.5 Signal #2 Info : 30M x 0.32mm x 0.25µm

	Compound	RT#1	RT#2	Resp#1	Resp#2	ng/ml	ng/ml	
	System Monitoring Compounds							
4) S	2,4-DCAA	6.951	7.470	741.5E6	224.2E6	363.681	328.935	
	Target Compounds							
1) T	Dalapon	2.458	2.530	1523.7E6	808.1E6	449.158	509.024	
2) T	3,5-DICHL...	6.157	6.465	803.5E6	218.5E6	267.141	226.243	
3) T	4-Nitroph...	6.710f	6.991	30958284	5358414	22.038	7.558	#
5) T	DICAMBA	7.130	7.657	2217.1E6	1119.1E6	266.411	303.007	
6) T	MCPP	7.307	7.759	87707260	35876554	16.183	21.248	#
7) T	MCPA	7.451	7.989	161.3E6	55080602	22.190	24.208	
8) T	DICHLORPROP	7.811	8.350	521.4E6	313.0E6	237.042	323.980	#
9) T	2,4-D	8.032	8.664	895.4E6	331.8E6	371.617	307.666	
10) T	Pentachlo...	8.311	9.165	4429.7E6	2702.0E6	145.688	150.714	
11) T	2,4,5-TP ...	8.877	9.543	2475.0E6	2480.8E6	213.078	343.937	#
12) T	2,4,5-T	9.158	9.947	2858.2E6	1610.3E6	248.440	240.239	
13) T	2,4-DB	9.727	10.504	188.3E6	121.3E6	103.631	163.483	#
14) T	DINOSEB	10.912	10.910	57812072	55448973	6.848	10.845	#
15) T	Picloram	10.701	11.901f	4038.6E6	5439.6E6	260.546	460.027	#
16) T	DCPA	11.183	11.901	4424.6E6	5439.6E6	316.809	614.593	#

(f)=RT Delta > 1/2 Window (#)=Amounts differ by > 25% (m)=manual int.

Data Path : Z:\pestpcbsrv\HPCHEM1\ECD_S\Data\PS040825\
Data File : PS029731.D
Signal(s) : Signal #1: ECD1A.ch Signal #2: ECD2B.ch
Acq On : 08 Apr 2025 18:14
Operator : AR\AJ
Sample : Q1712-01MS
Misc :
ALS Vial : 7 Sample Multiplier: 1

Instrument :
ECD_S
ClientSampleId :
Z-05AMS

Integration File signal 1: autoint1.e
Integration File signal 2: autoint2.e
Quant Time: Apr 08 22:49:17 2025
Quant Method : Z:\pestpcbsrv\HPCHEM1\ECD_S\Method\PS040225.M
Quant Title : 8080.M
QLast Update : Wed Apr 02 23:52:55 2025
Response via : Initial Calibration
Integrator: ChemStation

Volume Inj. : 1 µl
Signal #1 Phase : ZB-MR1 Signal #2 Phase: ZB-MR2
Signal #1 Info : 30M x 0.32mm x0.5 Signal #2 Info : 30M x 0.32mm x 0.25µm

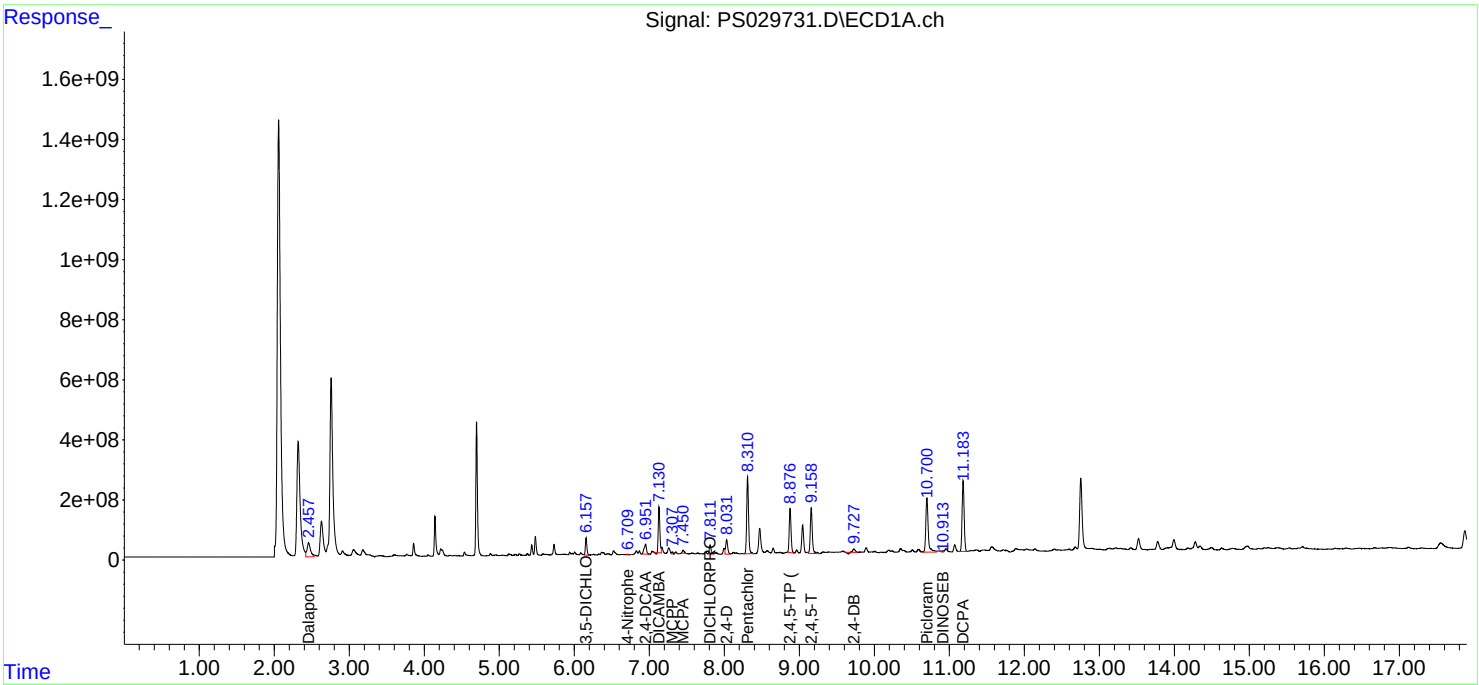

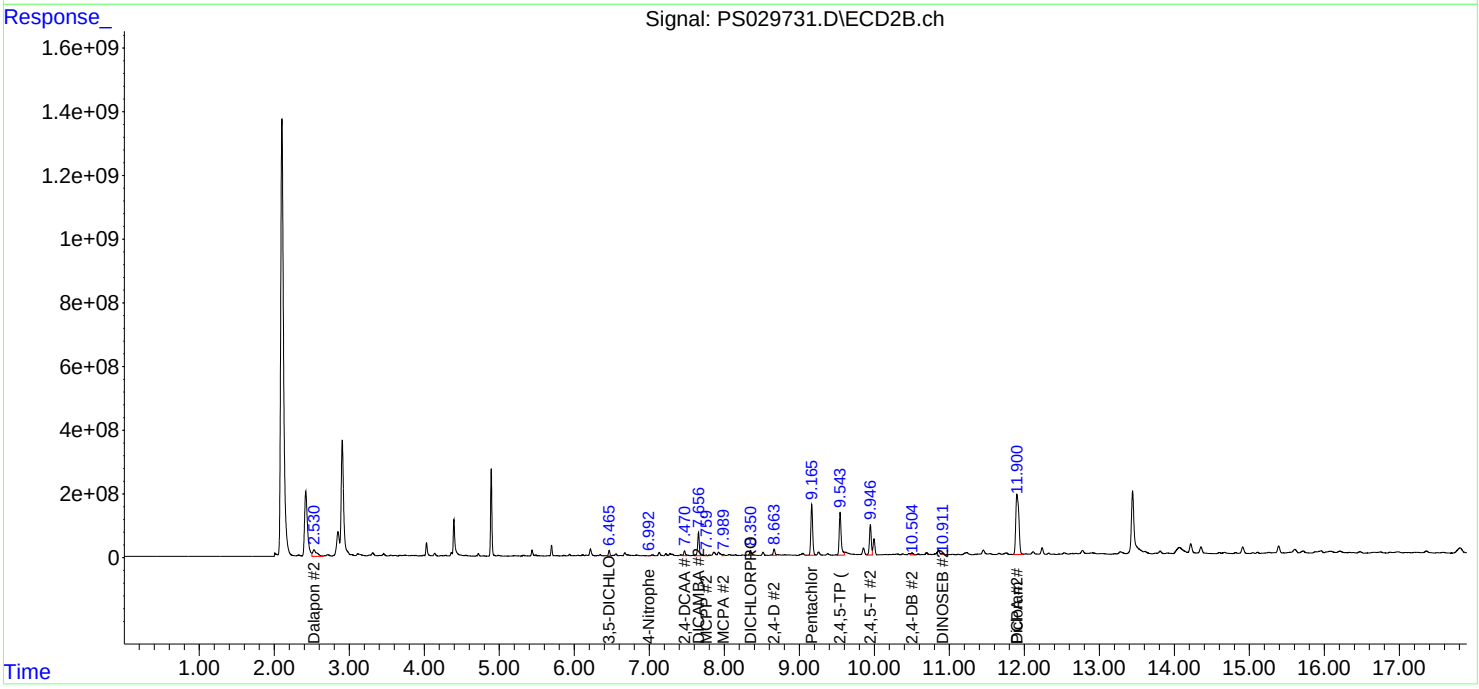

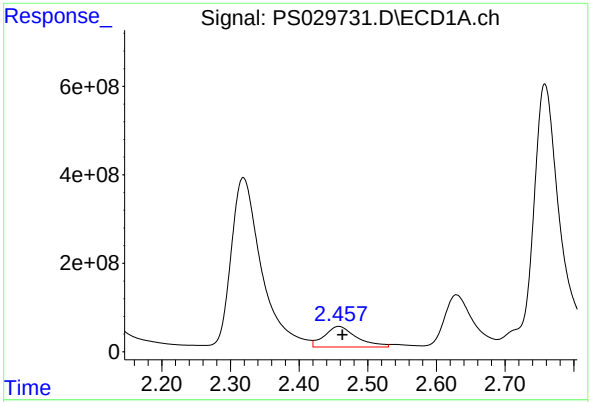

#1 Dalapon

R.T.: 2.458 min
Delta R.T.: -0.005 min
Response: 1523720624
Conc: 449.16 ng/ml

Instrument :
ECD_S
ClientSampleId :
Z-05AMS

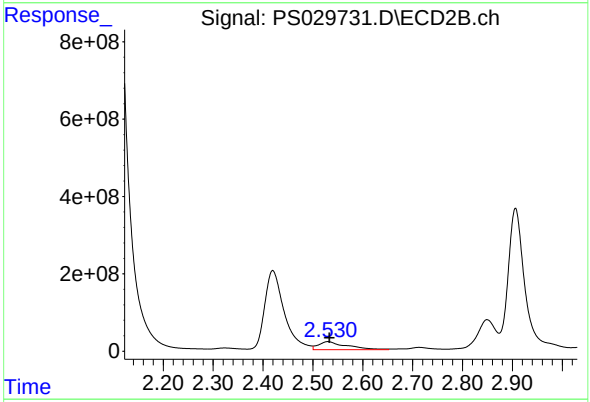

#1 Dalapon

R.T.: 2.530 min
Delta R.T.: -0.003 min
Response: 808123729
Conc: 509.02 ng/ml

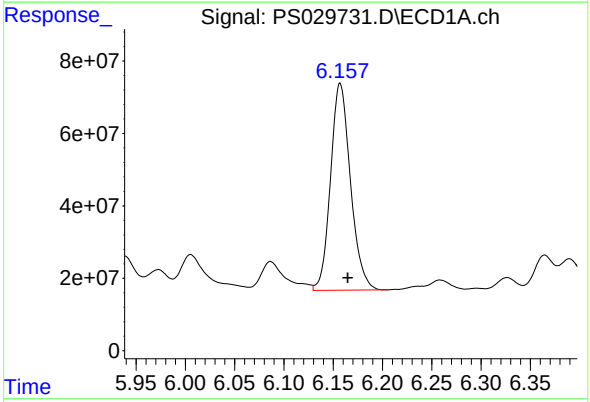

#2 3,5-DICHLOROBENZOIC ACID

R.T.: 6.157 min
Delta R.T.: -0.008 min
Response: 803494460
Conc: 267.14 ng/ml

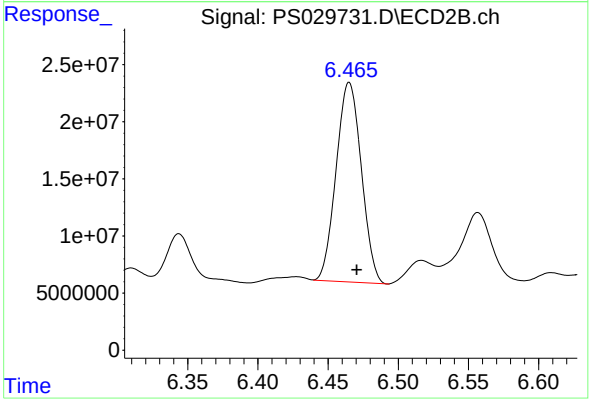

#2 3,5-DICHLOROBENZOIC ACID

R.T.: 6.465 min
Delta R.T.: -0.005 min
Response: 218450221
Conc: 226.24 ng/ml

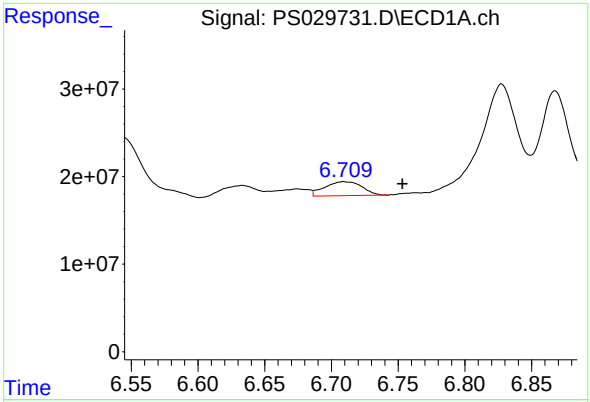

#3 4-Nitrophenol

R.T.: 6.710 min
Delta R.T.: -0.043 min
Response: 30958284
Conc: 22.04 ng/ml

Instrument :
ECD_S
ClientSampleId :
Z-05AMS

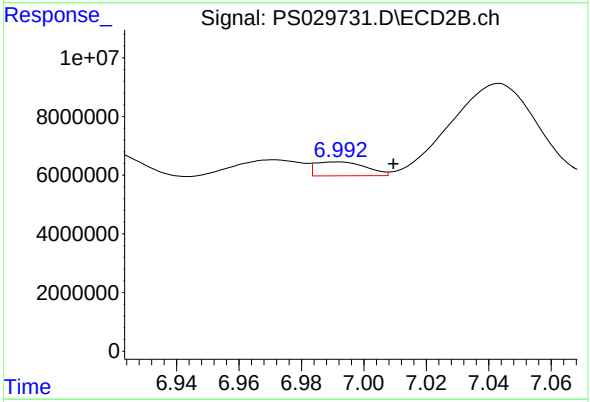

#3 4-Nitrophenol

R.T.: 6.991 min
Delta R.T.: -0.019 min
Response: 5358414
Conc: 7.56 ng/ml

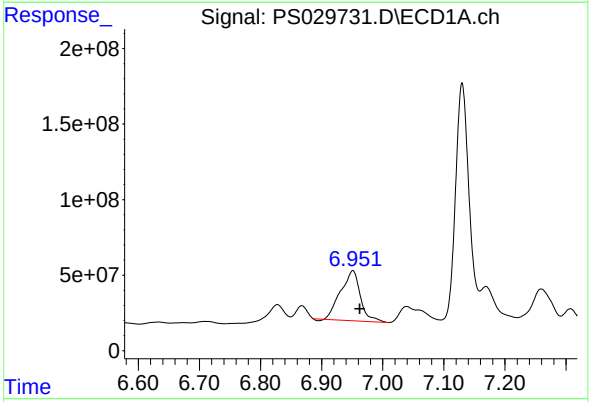

#4 2,4-DCAA

R.T.: 6.951 min
Delta R.T.: -0.012 min
Response: 741483281
Conc: 363.68 ng/ml

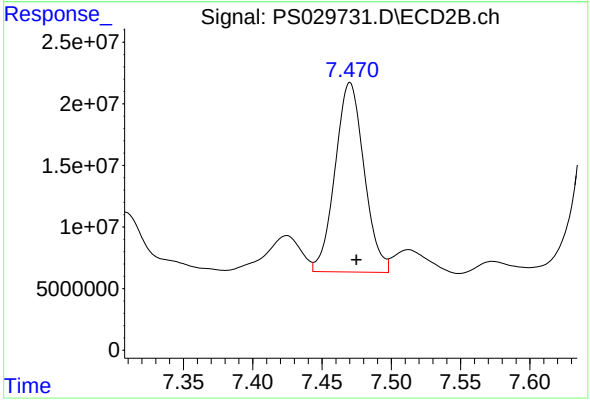

#4 2,4-DCAA

R.T.: 7.470 min
Delta R.T.: -0.005 min
Response: 224173478
Conc: 328.94 ng/ml

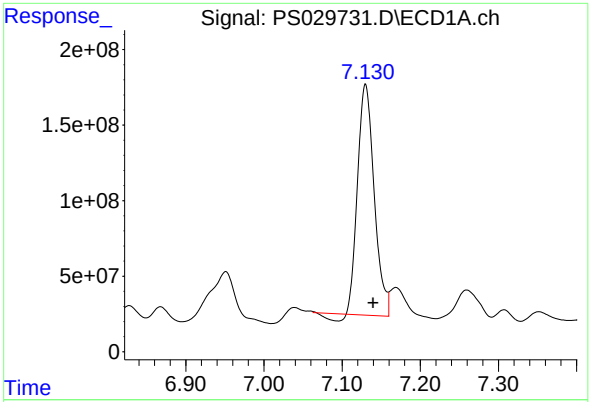

#5 DICAMBA

R.T.: 7.130 min
Delta R.T.: -0.010 min
Response: 2217058877
Conc: 266.41 ng/ml

Instrument :
ECD_S
ClientSampleId :
Z-05AMS

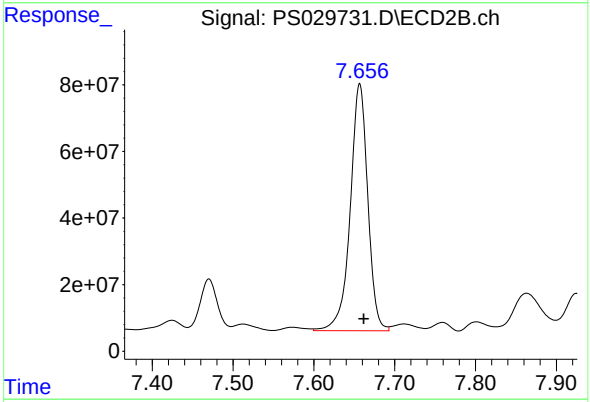

#5 DICAMBA

R.T.: 7.657 min
Delta R.T.: -0.005 min
Response: 1119117751
Conc: 303.01 ng/ml

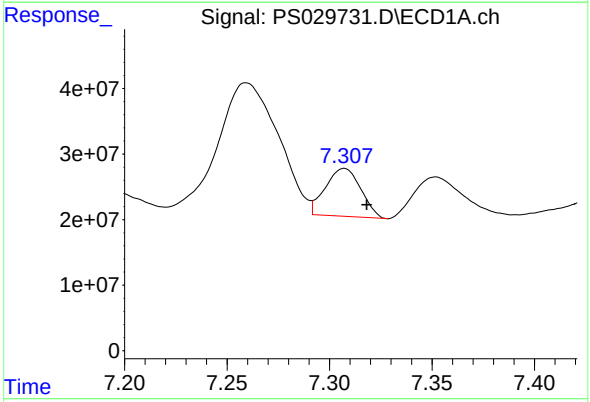

#6 MCPP

R.T.: 7.307 min
Delta R.T.: -0.011 min
Response: 87707260
Conc: 16.18 ug/ml

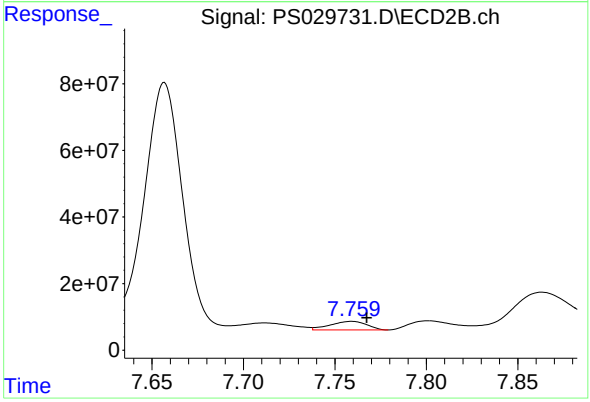

#6 MCPP

R.T.: 7.759 min
Delta R.T.: -0.009 min
Response: 35876554
Conc: 21.25 ug/ml

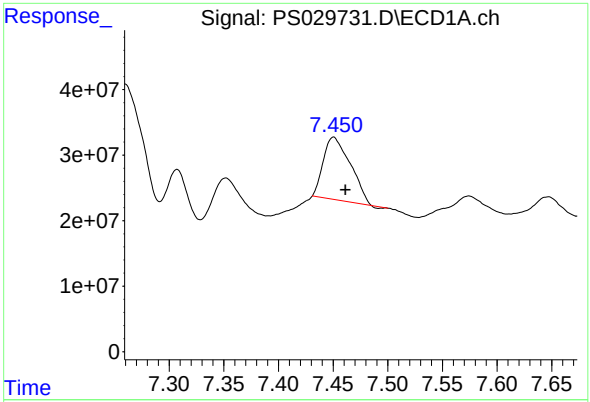

#7 MCPA

R.T.: 7.451 min
Delta R.T.: -0.010 min
Response: 161301554
Conc: 22.19 ug/ml

Instrument :
ECD_S
ClientSampleId :
Z-05AMS

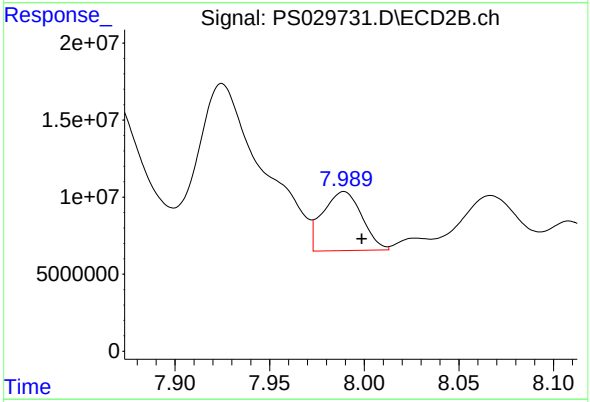

#7 MCPA

R.T.: 7.989 min
Delta R.T.: -0.009 min
Response: 55080602
Conc: 24.21 ug/ml

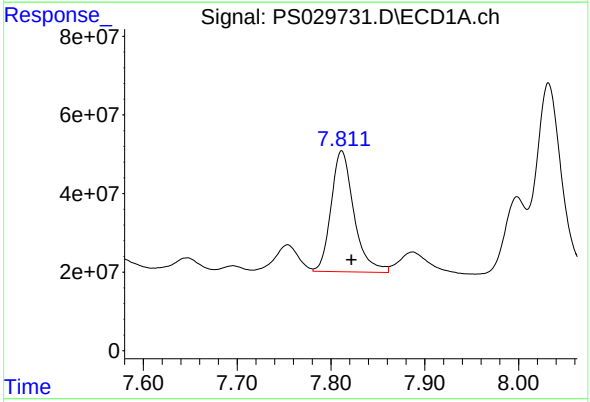

#8 DICHLORPROP

R.T.: 7.811 min
Delta R.T.: -0.010 min
Response: 521358203
Conc: 237.04 ng/ml

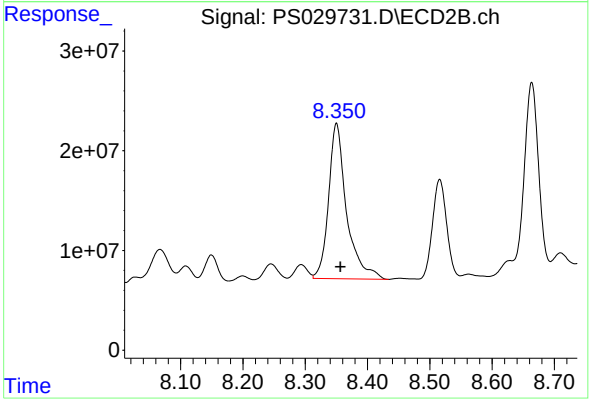

#8 DICHLORPROP

R.T.: 8.350 min
Delta R.T.: -0.006 min
Response: 313014203
Conc: 323.98 ng/ml

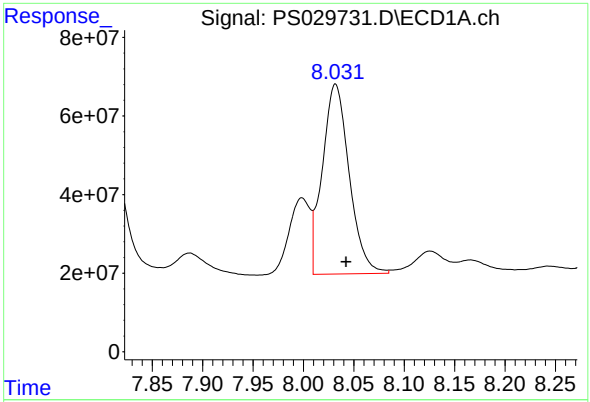

#9 2,4-D

R.T.: 8.032 min
Delta R.T.: -0.010 min
Response: 895445426
Conc: 371.62 ng/ml

Instrument :
ECD_S
ClientSampleId :
Z-05AMS

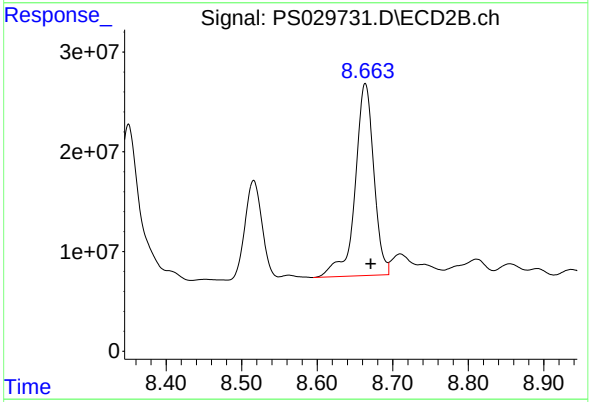

#9 2,4-D

R.T.: 8.664 min
Delta R.T.: -0.007 min
Response: 331806380
Conc: 307.67 ng/ml

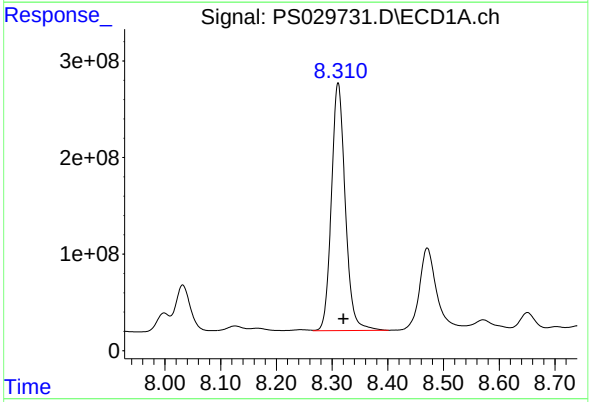

#10 Pentachlorophenol

R.T.: 8.311 min
Delta R.T.: -0.010 min
Response: 4429653690
Conc: 145.69 ng/ml

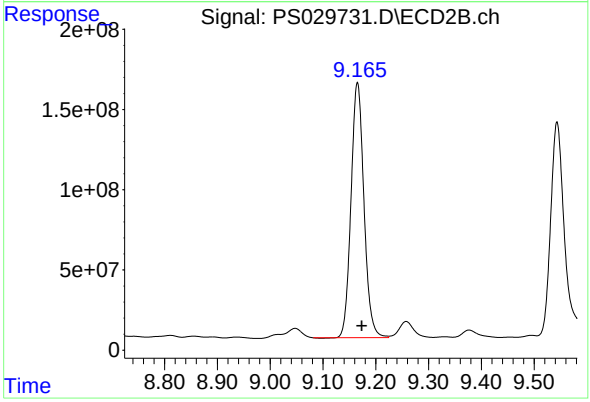

#10 Pentachlorophenol

R.T.: 9.165 min
Delta R.T.: -0.008 min
Response: 2701951332
Conc: 150.71 ng/ml

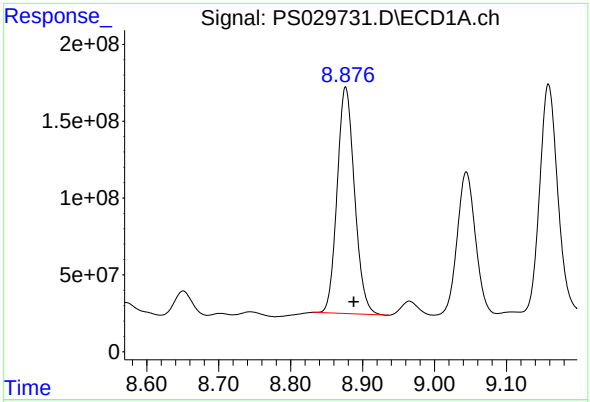

#11 2,4,5-TP (SILVEX)

R.T.: 8.877 min
Delta R.T.: -0.011 min
Response: 2474980469
Conc: 213.08 ng/ml

Instrument :
ECD_S
ClientSampleId :
Z-05AMS

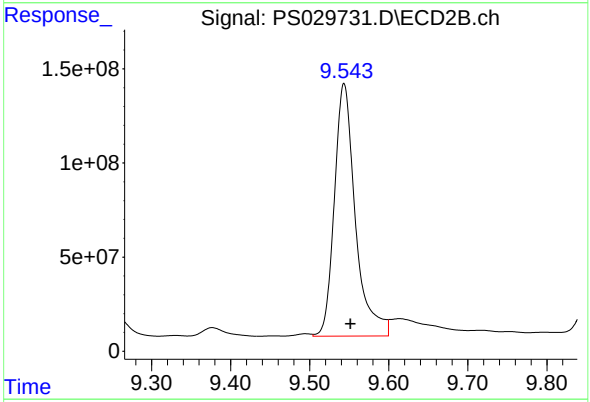

#11 2,4,5-TP (SILVEX)

R.T.: 9.543 min
Delta R.T.: -0.008 min
Response: 2480802502
Conc: 343.94 ng/ml

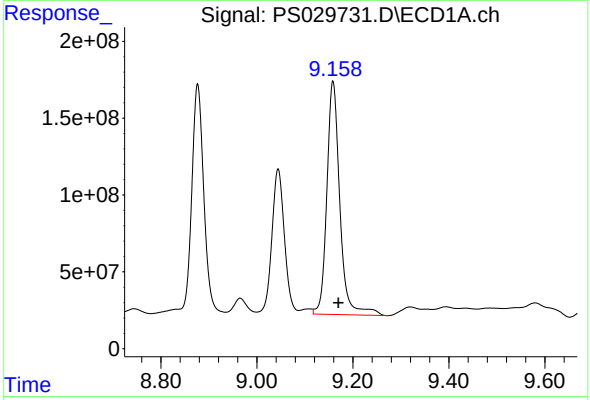

#12 2,4,5-T

R.T.: 9.158 min
Delta R.T.: -0.011 min
Response: 2858154881
Conc: 248.44 ng/ml

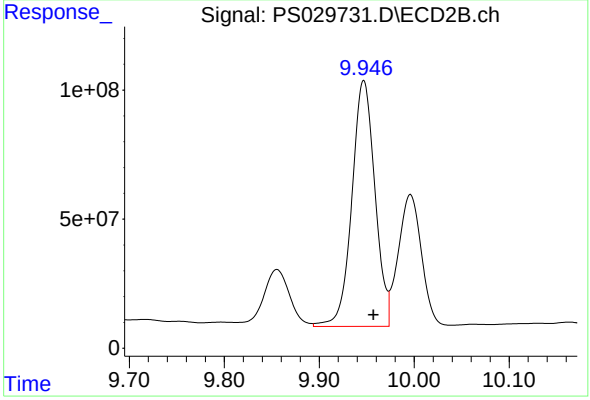

#12 2,4,5-T

R.T.: 9.947 min
Delta R.T.: -0.010 min
Response: 1610286440
Conc: 240.24 ng/ml

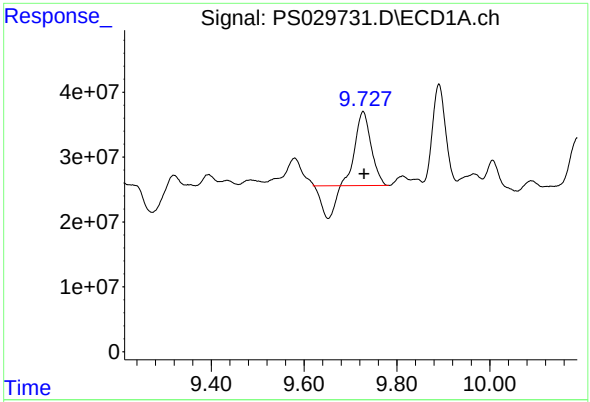

#13 2,4-DB

R.T.: 9.727 min
Delta R.T.: -0.002 min
Response: 188270686
Conc: 103.63 ng/ml

Instrument :
ECD_S
ClientSampleId :
Z-05AMS

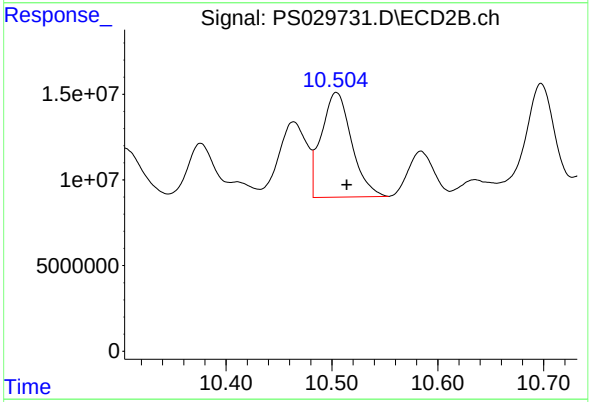

#13 2,4-DB

R.T.: 10.504 min
Delta R.T.: -0.010 min
Response: 121300570
Conc: 163.48 ng/ml

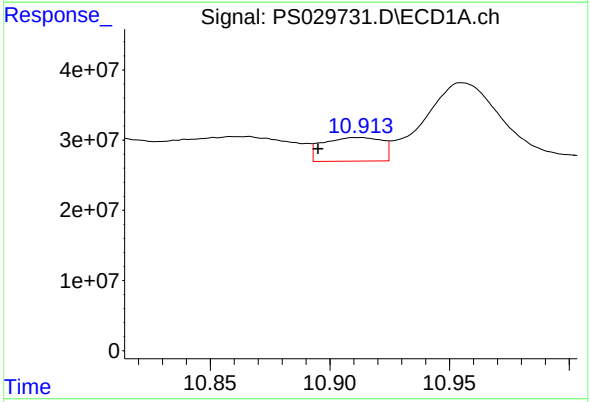

#14 DINOSEB

R.T.: 10.912 min
Delta R.T.: 0.017 min
Response: 57812072
Conc: 6.85 ng/ml

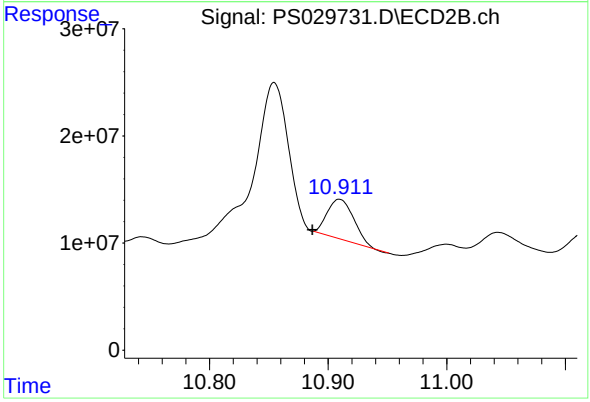

#14 DINOSEB

R.T.: 10.910 min
Delta R.T.: 0.023 min
Response: 55448973
Conc: 10.85 ng/ml

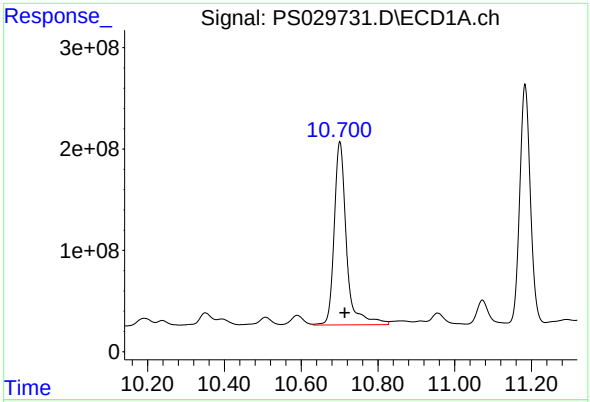

#15 Picloram

R.T.: 10.701 min
Delta R.T.: -0.013 min
Response: 4038559570
Conc: 260.55 ng/ml

Instrument :
ECD_S
ClientSampleId :
Z-05AMS

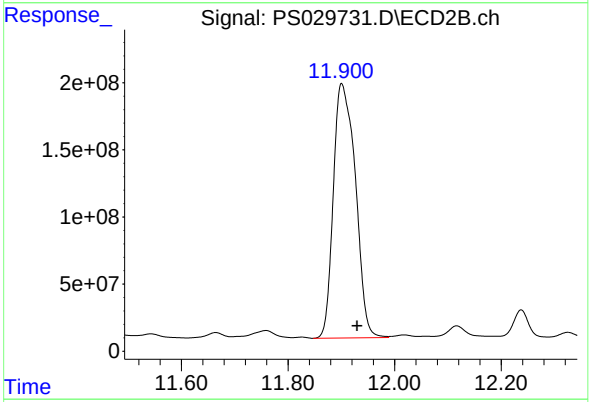

#15 Picloram

R.T.: 11.901 min
Delta R.T.: -0.029 min
Response: 5439558523
Conc: 460.03 ng/ml

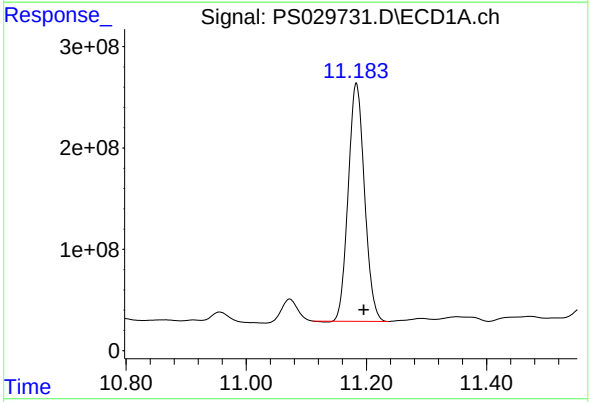

#16 DCPA

R.T.: 11.183 min
Delta R.T.: -0.012 min
Response: 4424585802
Conc: 316.81 ng/ml

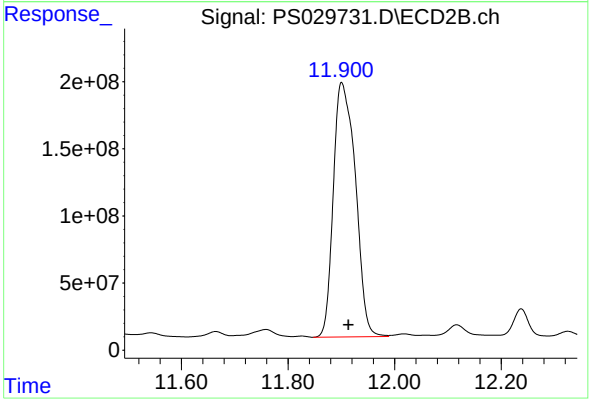

#16 DCPA

R.T.: 11.901 min
Delta R.T.: -0.013 min
Response: 5439558523
Conc: 614.59 ng/ml

Quantitation Report (Not Reviewed)

Data Path : Z:\pestpcbsrv\HPCHEM1\ECD_S\Data\PS040825\
Data File : PS029732.D
Signal(s) : Signal #1: ECD1A.ch Signal #2: ECD2B.ch
Acq On : 08 Apr 2025 18:38
Operator : AR\AJ
Sample : Q1712-01MSD
Misc :
ALS Vial : 8 Sample Multiplier: 1

Instrument : ECD_S
ClientSampleId : Z-05AMSD

Integration File signal 1: autoint1.e
Integration File signal 2: autoint2.e
Quant Time: Apr 08 22:49:29 2025
Quant Method : Z:\pestpcbsrv\HPCHEM1\ECD_S\Method\PS040225.M
Quant Title : 8080.M
QLast Update : Wed Apr 02 23:52:55 2025
Response via : Initial Calibration
Integrator: ChemStation

Volume Inj. : 1 µl
Signal #1 Phase : ZB-MR1 Signal #2 Phase: ZB-MR2
Signal #1 Info : 30M x 0.32mm x0.5 Signal #2 Info : 30M x 0.32mm x 0.25µm

	Compound	RT#1	RT#2	Resp#1	Resp#2	ng/ml	ng/ml	
	System Monitoring Compounds							
4) S	2,4-DCAA	6.950	7.470	743.4E6	229.7E6	364.644	336.982	
	Target Compounds							
1) T	Dalapon	2.457	2.530	1573.7E6	824.4E6	463.882	519.295	
2) T	3,5-DICHL...	6.157	6.465	808.7E6	222.8E6	268.868	230.706	
3) T	4-Nitroph...	6.710f	7.043f	29878281	60935106	21.269	85.945	#
5) T	DICAMBA	7.130	7.656	2550.6E6	1152.8E6	306.486	312.132	
6) T	MCPP	7.307	7.759	89972682	34577320	16.601	20.478	
7) T	MCPA	7.451	7.989	162.6E6	55449783	22.363	24.371	
8) T	DICHLORPROP	7.812	8.350	523.1E6	319.7E6	237.841	330.889	#
9) T	2,4-D	8.032	8.664	920.7E6	339.9E6	382.087	315.169	
10) T	Pentachlo...	8.311	9.165	4429.6E6	2747.2E6	145.686	153.237	
11) T	2,4,5-TP ...	8.877	9.543	2495.7E6	2658.4E6	214.865	368.561	#
12) T	2,4,5-T	9.158	9.947	2903.6E6	1652.2E6	252.386	246.490	
13) T	2,4-DB	9.726	10.504	184.2E6	125.7E6	101.388	169.376	#
14) T	DINOSEB	10.913	10.910	60832503	60426995	7.206	11.819	#
15) T	Picloram	10.700	11.901f	4129.8E6	5784.1E6	266.429	489.165	#
16) T	DCPA	11.183	11.901	4508.8E6	5784.1E6	322.835	653.522	#

(f)=RT Delta > 1/2 Window (#)=Amounts differ by > 25% (m)=manual int.

Data Path : Z:\pestpcbsrv\HPCHEM1\ECD_S\Data\PS040825\
Data File : PS029732.D
Signal(s) : Signal #1: ECD1A.ch Signal #2: ECD2B.ch
Acq On : 08 Apr 2025 18:38
Operator : AR\AJ
Sample : Q1712-01MSD
Misc :
ALS Vial : 8 Sample Multiplier: 1

Instrument :
ECD_S
ClientSampleId :
Z-05AMSD

Integration File signal 1: autoint1.e
Integration File signal 2: autoint2.e
Quant Time: Apr 08 22:49:29 2025
Quant Method : Z:\pestpcbsrv\HPCHEM1\ECD_S\Method\PS040225.M
Quant Title : 8080.M
QLast Update : Wed Apr 02 23:52:55 2025
Response via : Initial Calibration
Integrator: ChemStation

Volume Inj. : 1 µl
Signal #1 Phase : ZB-MR1 Signal #2 Phase: ZB-MR2
Signal #1 Info : 30M x 0.32mm x0.5 Signal #2 Info : 30M x 0.32mm x 0.25µm

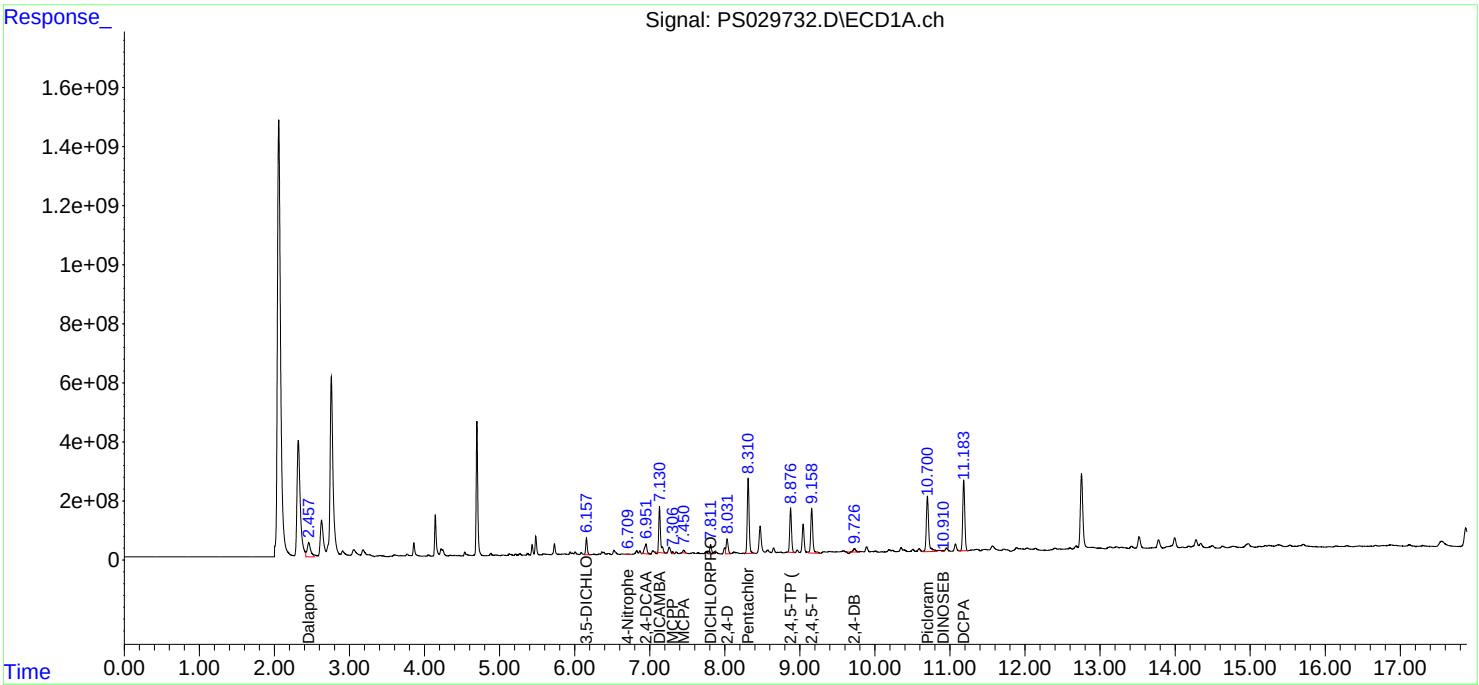

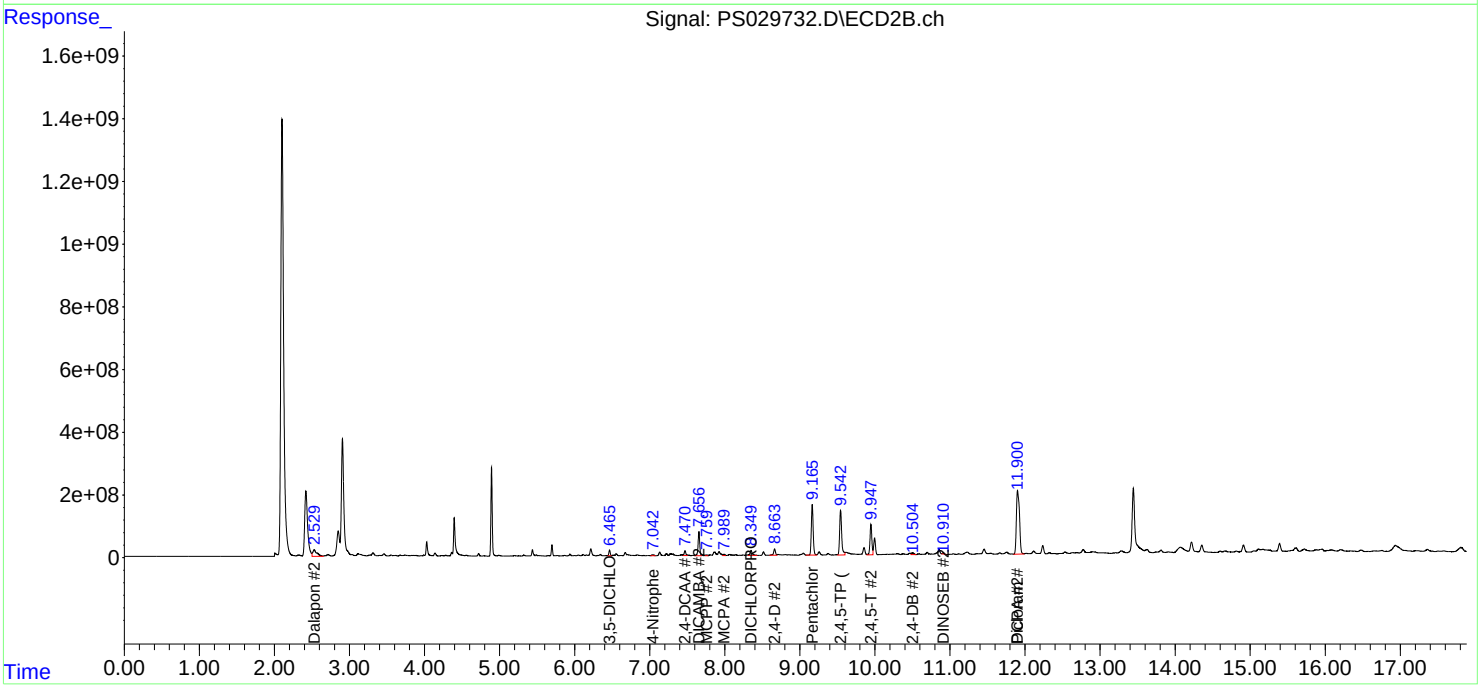

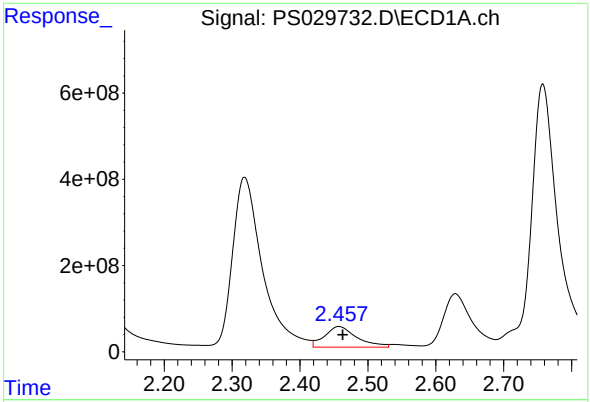

#1 Dalapon

R.T.: 2.457 min
Delta R.T.: -0.006 min
Response: 1573671047
Conc: 463.88 ng/ml

Instrument :
ECD_S
ClientSampleId :
Z-05AMSD

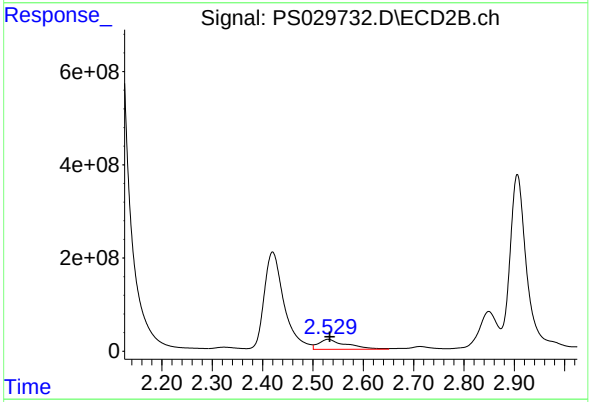

#1 Dalapon

R.T.: 2.530 min
Delta R.T.: -0.003 min
Response: 824430386
Conc: 519.29 ng/ml

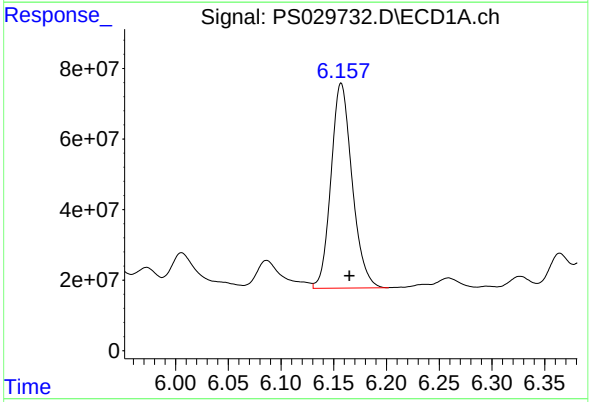

#2 3,5-DICHLOROBENZOIC ACID

R.T.: 6.157 min
Delta R.T.: -0.008 min
Response: 808689075
Conc: 268.87 ng/ml

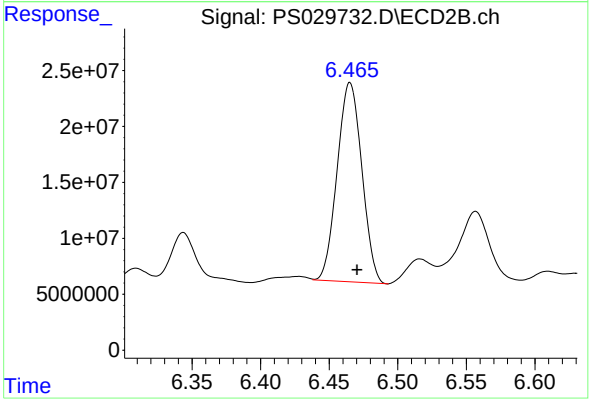

#2 3,5-DICHLOROBENZOIC ACID

R.T.: 6.465 min
Delta R.T.: -0.005 min
Response: 222760147
Conc: 230.71 ng/ml

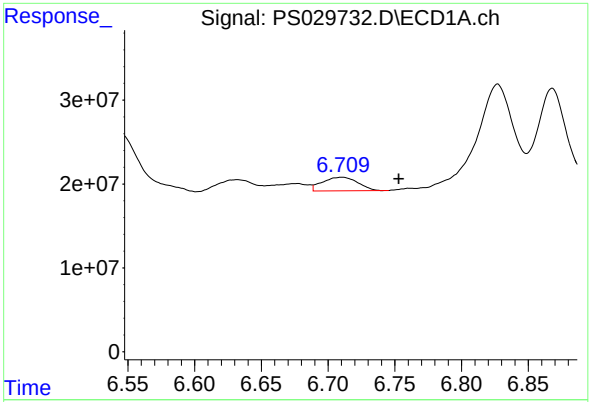

#3 4-Nitrophenol

R.T.: 6.710 min
Delta R.T.: -0.043 min
Response: 29878281
Conc: 21.27 ng/ml

Instrument :
ECD_S
ClientSampleId :
Z-05AMSD

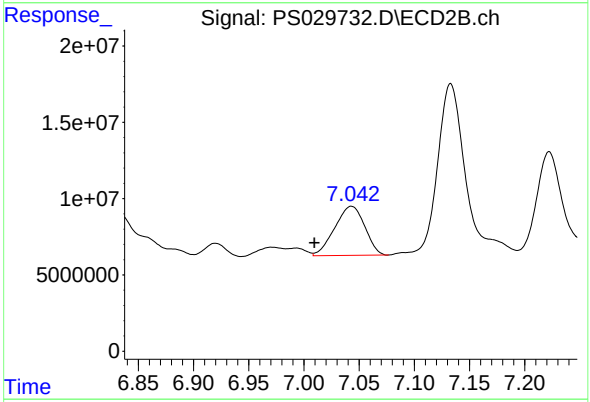

#3 4-Nitrophenol

R.T.: 7.043 min
Delta R.T.: 0.034 min
Response: 60935106
Conc: 85.95 ng/ml

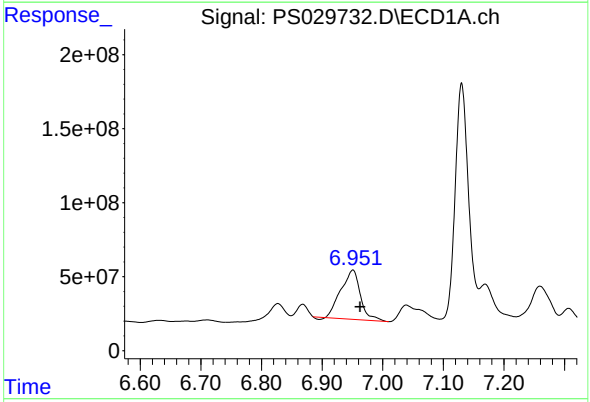

#4 2,4-DCAA

R.T.: 6.950 min
Delta R.T.: -0.012 min
Response: 743448021
Conc: 364.64 ng/ml

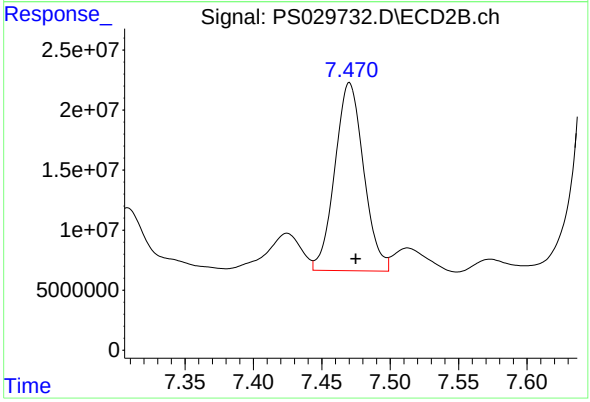

#4 2,4-DCAA

R.T.: 7.470 min
Delta R.T.: -0.005 min
Response: 229657804
Conc: 336.98 ng/ml

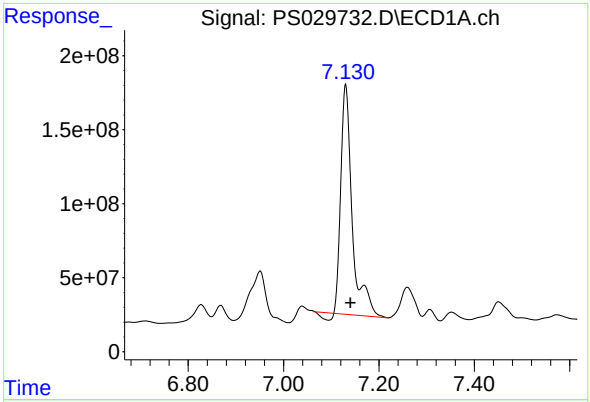

#5 DICAMBA

R.T.: 7.130 min
Delta R.T.: -0.010 min
Response: 2550555217
Conc: 306.49 ng/ml

Instrument :
ECD_S
ClientSampleId :
Z-05AMSD

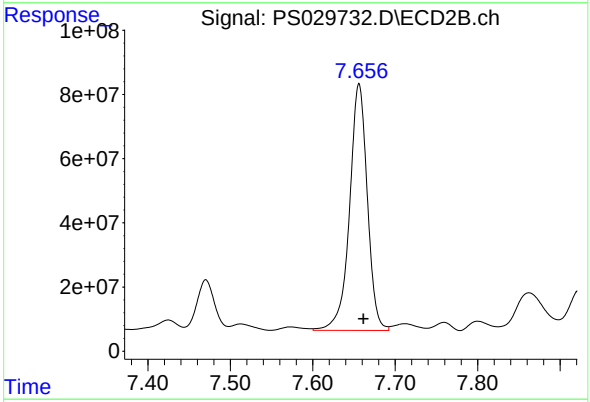

#5 DICAMBA

R.T.: 7.656 min
Delta R.T.: -0.006 min
Response: 1152817896
Conc: 312.13 ng/ml

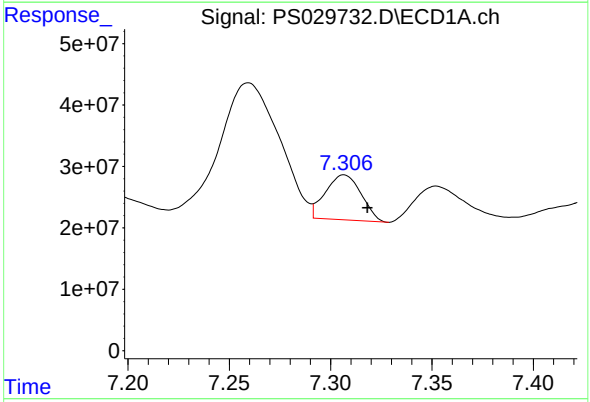

#6 MCPP

R.T.: 7.307 min
Delta R.T.: -0.012 min
Response: 89972682
Conc: 16.60 ug/ml

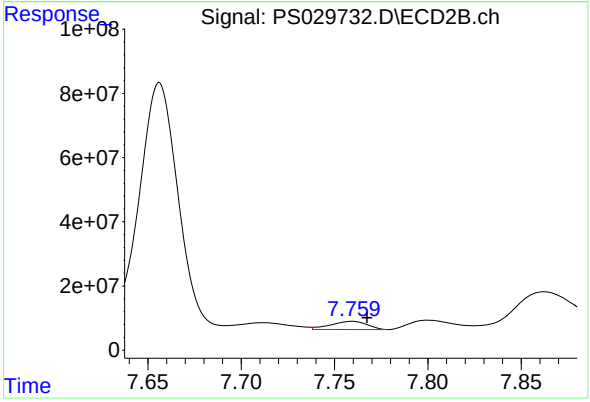

#6 MCPP

R.T.: 7.759 min
Delta R.T.: -0.008 min
Response: 34577320
Conc: 20.48 ug/ml

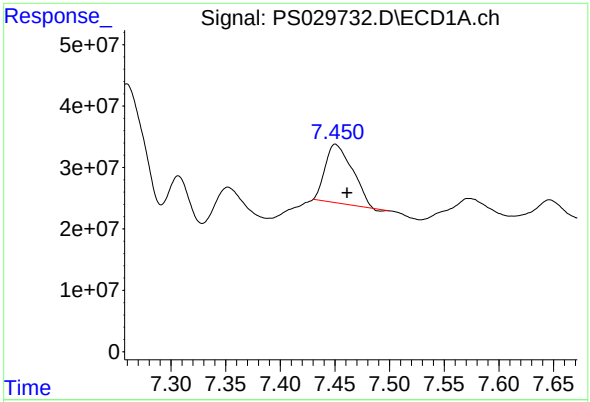

#7 MCPA

R.T.: 7.451 min
Delta R.T.: -0.010 min
Response: 162557258
Conc: 22.36 ug/ml

Instrument :
ECD_S
ClientSampleId :
Z-05AMSD

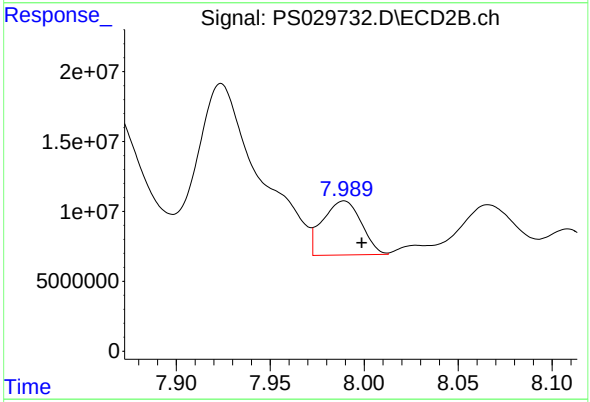

#7 MCPA

R.T.: 7.989 min
Delta R.T.: -0.010 min
Response: 55449783
Conc: 24.37 ug/ml

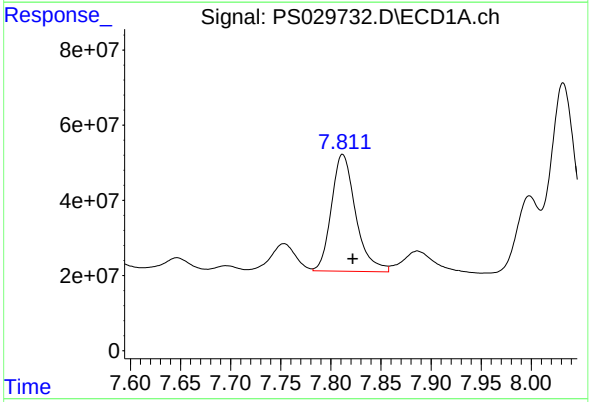

#8 DICHLORPROP

R.T.: 7.812 min
Delta R.T.: -0.010 min
Response: 523116949
Conc: 237.84 ng/ml

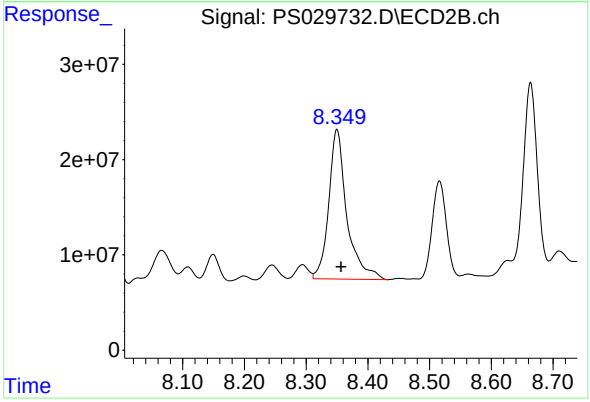

#8 DICHLORPROP

R.T.: 8.350 min
Delta R.T.: -0.006 min
Response: 319689164
Conc: 330.89 ng/ml

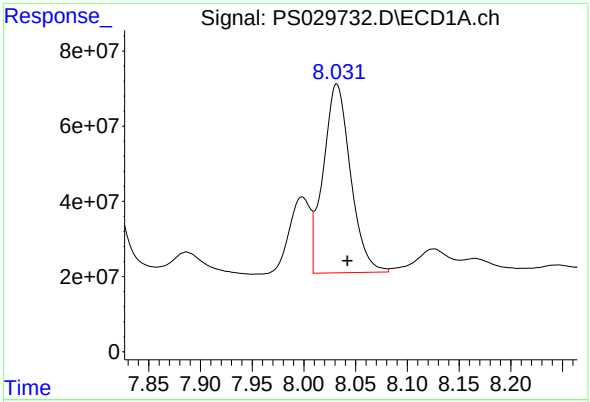

#9 2,4-D

R.T.: 8.032 min
Delta R.T.: -0.010 min
Response: 920674299
Conc: 382.09 ng/ml

Instrument :
ECD_S
ClientSampleId :
Z-05AMSD

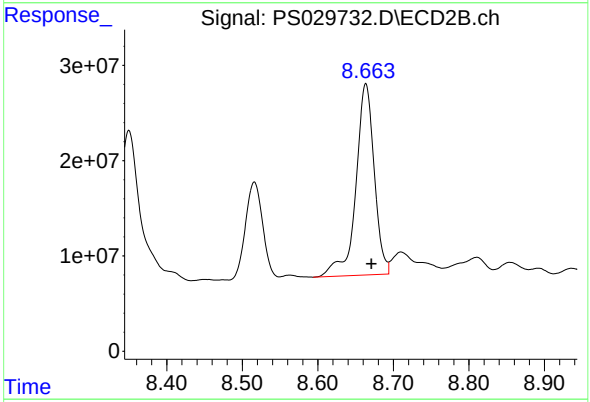

#9 2,4-D

R.T.: 8.664 min
Delta R.T.: -0.007 min
Response: 339898121
Conc: 315.17 ng/ml

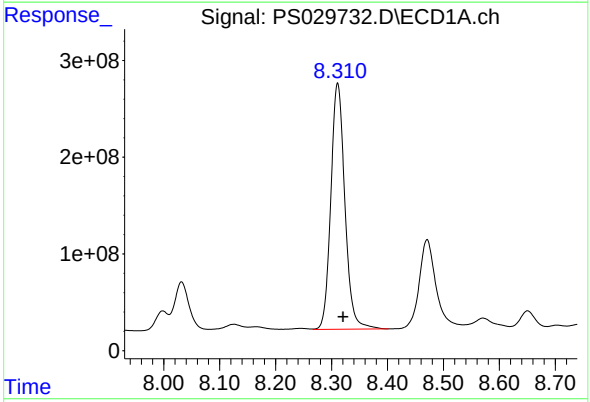

#10 Pentachlorophenol

R.T.: 8.311 min
Delta R.T.: -0.010 min
Response: 4429576669
Conc: 145.69 ng/ml

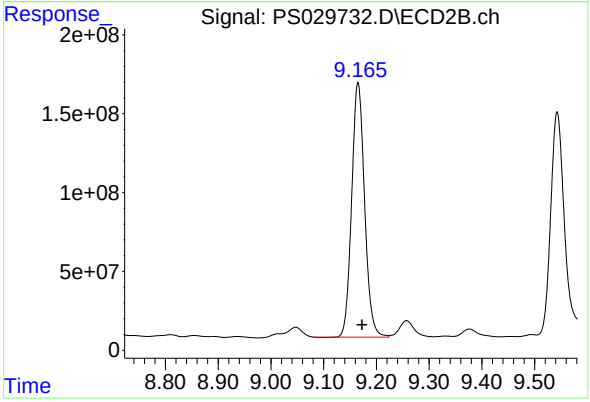

#10 Pentachlorophenol

R.T.: 9.165 min
Delta R.T.: -0.008 min
Response: 2747182918
Conc: 153.24 ng/ml

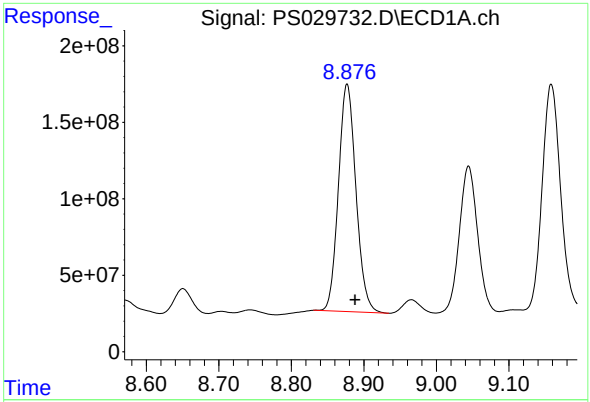

#11 2,4,5-TP (SILVEX)

R.T.: 8.877 min
Delta R.T.: -0.011 min
Response: 2495737094
Conc: 214.87 ng/ml

Instrument :
ECD_S
ClientSampleId :
Z-05AMSD

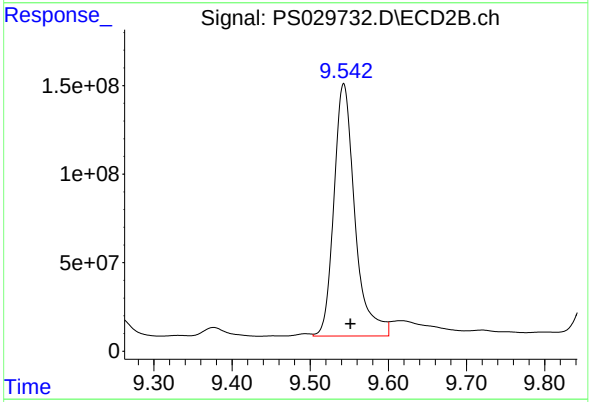

#11 2,4,5-TP (SILVEX)

R.T.: 9.543 min
Delta R.T.: -0.009 min
Response: 2658418966
Conc: 368.56 ng/ml

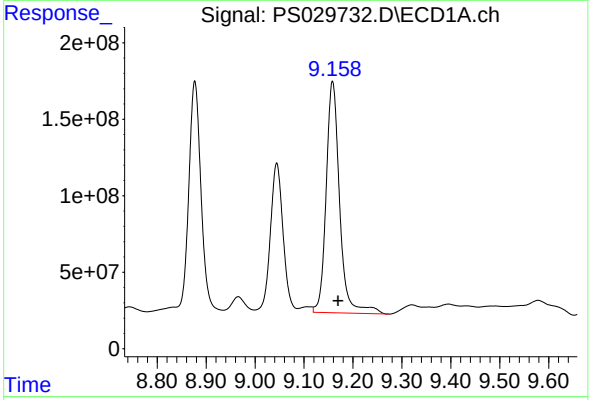

#12 2,4,5-T

R.T.: 9.158 min
Delta R.T.: -0.011 min
Response: 2903561073
Conc: 252.39 ng/ml

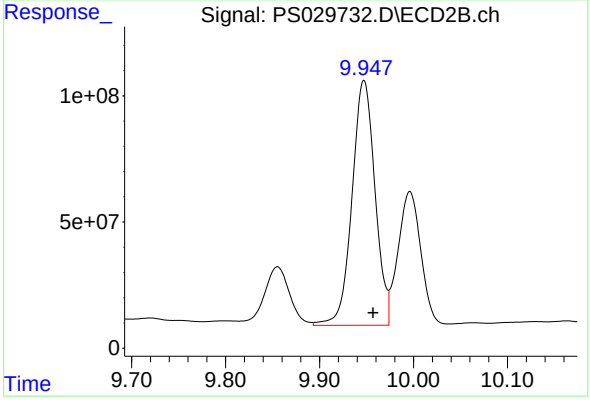

#12 2,4,5-T

R.T.: 9.947 min
Delta R.T.: -0.010 min
Response: 1652182821
Conc: 246.49 ng/ml

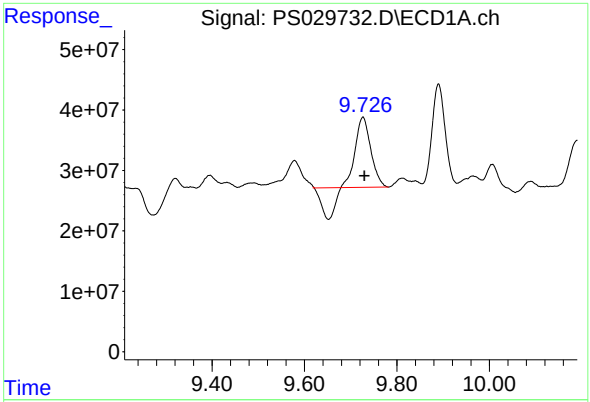

#13 2,4-DB

R.T.: 9.726 min
Delta R.T.: -0.003 min
Response: 184195381
Conc: 101.39 ng/ml

Instrument :
ECD_S
ClientSampleId :
Z-05AMSD

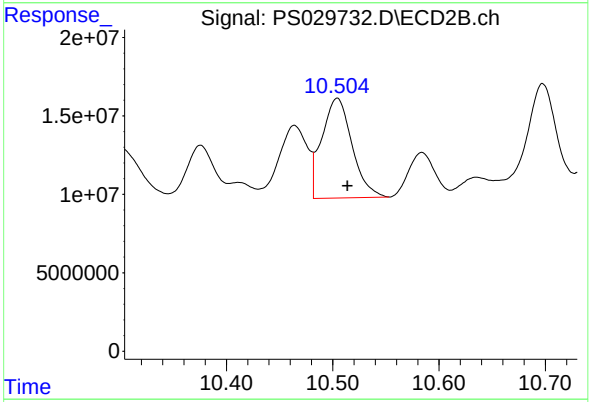

#13 2,4-DB

R.T.: 10.504 min
Delta R.T.: -0.010 min
Response: 125672688
Conc: 169.38 ng/ml

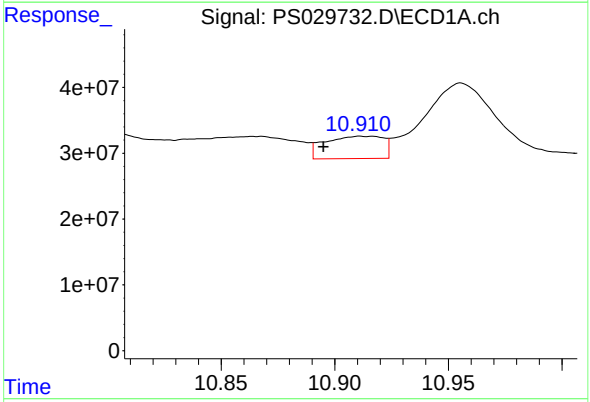

#14 DINOSEB

R.T.: 10.913 min
Delta R.T.: 0.018 min
Response: 60832503
Conc: 7.21 ng/ml

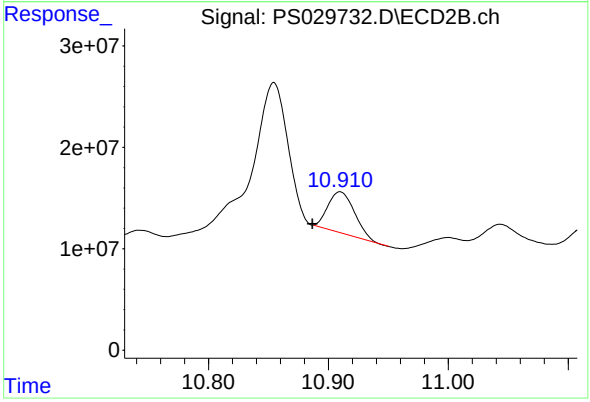

#14 DINOSEB

R.T.: 10.910 min
Delta R.T.: 0.023 min
Response: 60426995
Conc: 11.82 ng/ml

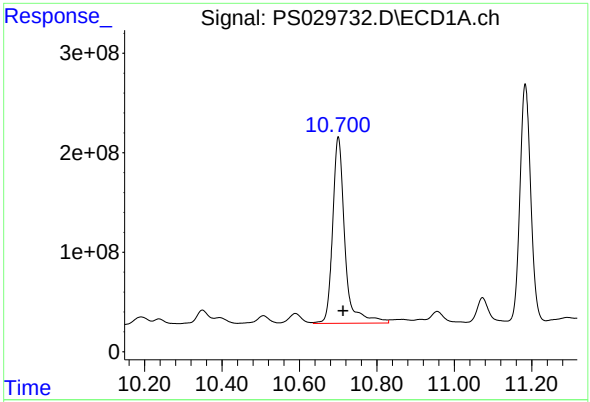

#15 Picloram

R.T.: 10.700 min
Delta R.T.: -0.013 min
Response: 4129761804
Conc: 266.43 ng/ml

Instrument :
ECD_S
ClientSampleId :
Z-05AMSD

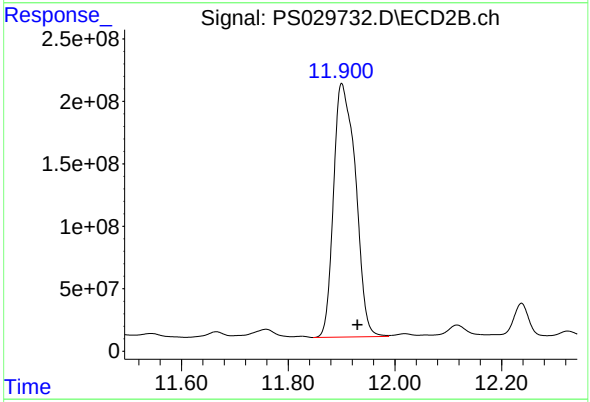

#15 Picloram

R.T.: 11.901 min
Delta R.T.: -0.029 min
Response: 5784099950
Conc: 489.17 ng/ml

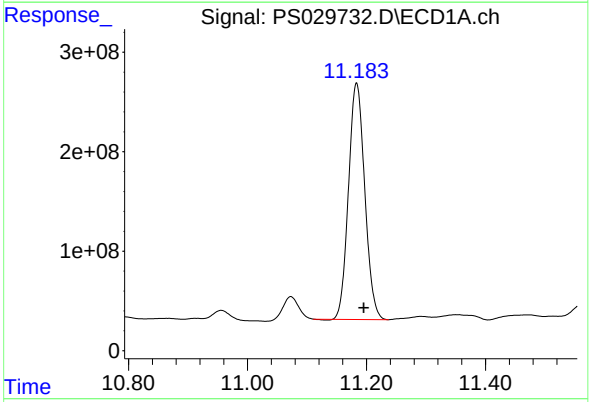

#16 DCPA

R.T.: 11.183 min
Delta R.T.: -0.012 min
Response: 4508755496
Conc: 322.84 ng/ml

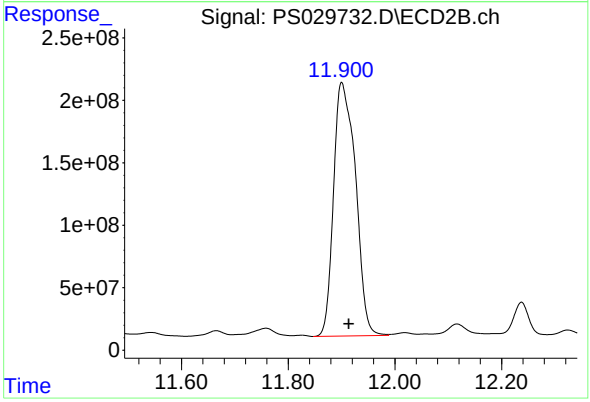

#16 DCPA

R.T.: 11.901 min
Delta R.T.: -0.013 min
Response: 5784099950
Conc: 653.52 ng/ml

Quantitation Report (Not Reviewed)

Data Path : Z:\pestpcbsrv\HPCHEM1\ECD_S\Data\PS040825\
Data File : PS029735.D
Signal(s) : Signal #1: ECD1A.ch Signal #2: ECD2B.ch
Acq On : 08 Apr 2025 19:51
Operator : AR\AJ
Sample : Q1730-01
Misc :
ALS Vial : 11 Sample Multiplier: 1

Instrument :
ECD_S
ClientSampleId :
OU4-VSL-15-040325

Integration File signal 1: autoint1.e
Integration File signal 2: autoint2.e
Quant Time: Apr 08 22:50:02 2025
Quant Method : Z:\pestpcbsrv\HPCHEM1\ECD_S\Method\PS040225.M
Quant Title : 8080.M
QLast Update : Wed Apr 02 23:52:55 2025
Response via : Initial Calibration
Integrator: ChemStation

Volume Inj. : 1 µl
Signal #1 Phase : ZB-MR1 Signal #2 Phase: ZB-MR2
Signal #1 Info : 30M x 0.32mm x0.5 Signal #2 Info : 30M x 0.32mm x 0.25µm

	Compound	RT#1	RT#2	Resp#1	Resp#2	ng/ml	ng/ml	
	System Monitoring Compounds							
4) S	2,4-DCAA	6.953	7.469	913.3E6	254.6E6	447.932	373.530	
	Target Compounds							
1) T	Dalapon	2.444	2.507f	162.4E6	48348824	47.873	30.454	#
2) T	3,5-DICHL...	6.124f	6.496f	30113617	-1846121	10.012	N.D.	#
3) T	4-Nitroph...	6.764	6.975f	42334484	7575987	30.136	10.685	#
5) T	DICAMBA	7.148	7.628f	62065844	19924011	7.458	5.395	#
6) T	MCPP	7.305	7.750	1073141	8892146	<MDL	5.266	#
7) T	MCPA	7.462	8.031f	14449467	20382805	1.988	8.958	#
8) T	DICHLORPROP	7.812	8.372	53250808	68467949	24.211	70.867	#
9) T	2,4-D	7.997f	8.644f	192.9E6	19060538	80.065	17.674	#
10) T	Pentachlo...	8.309	9.203f	45654015	15724185	1.502	<MDL	#
11) T	2,4,5-TP ...	8.903	9.556	3425447	36594971	<MDL	5.074	#
12) T	2,4,5-T	9.204f	9.975	131.4E6	118.1E6	11.420	17.616	#
13) T	2,4-DB	9.745	10.519	313.9E6	33700580	172.791	45.420	#
14) T	DINOSEB	10.912	10.854f	247.3E6	77086503	29.294	15.077	#
15) T	Picloram	10.727	11.926	195.2E6	106.6E6	12.591	9.017	#
16) T	DCPA	11.181	11.926	141.8E6	106.6E6	10.154	12.046	

(f)=RT Delta > 1/2 Window (#)=Amounts differ by > 25% (m)=manual int.

Data Path : Z:\pestpcbsrv\HPCHEM1\ECD_S\Data\PS040825\
Data File : PS029735.D
Signal(s) : Signal #1: ECD1A.ch Signal #2: ECD2B.ch
Acq On : 08 Apr 2025 19:51
Operator : AR\AJ
Sample : Q1730-01
Misc :
ALS Vial : 11 Sample Multiplier: 1

Instrument :
ECD_S
ClientSampleId :
OU4-VSL-15-040325

Integration File signal 1: autoint1.e
Integration File signal 2: autoint2.e
Quant Time: Apr 08 22:50:02 2025
Quant Method : Z:\pestpcbsrv\HPCHEM1\ECD_S\Method\PS040225.M
Quant Title : 8080.M
QLast Update : Wed Apr 02 23:52:55 2025
Response via : Initial Calibration
Integrator: ChemStation

Volume Inj. : 1 µl
Signal #1 Phase : ZB-MR1 Signal #2 Phase: ZB-MR2
Signal #1 Info : 30M x 0.32mm x0.5 Signal #2 Info : 30M x 0.32mm x 0.25µm

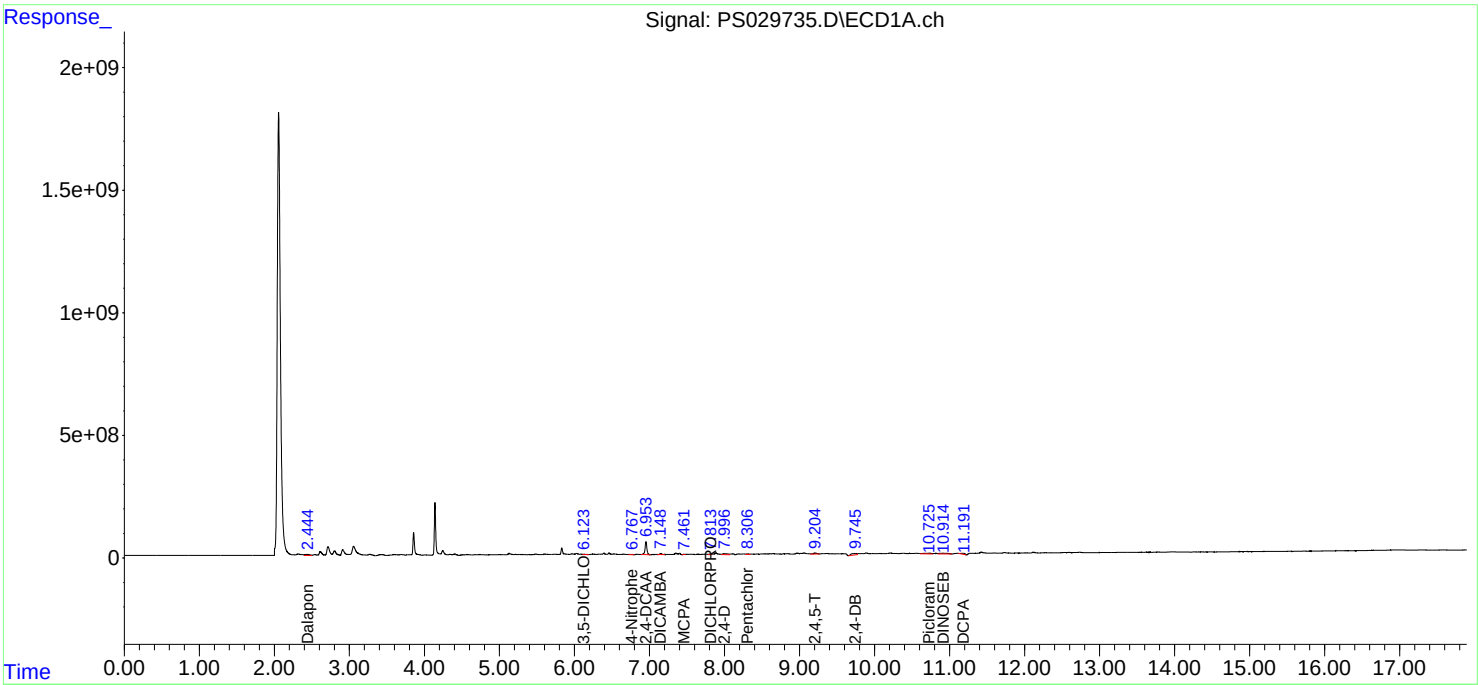

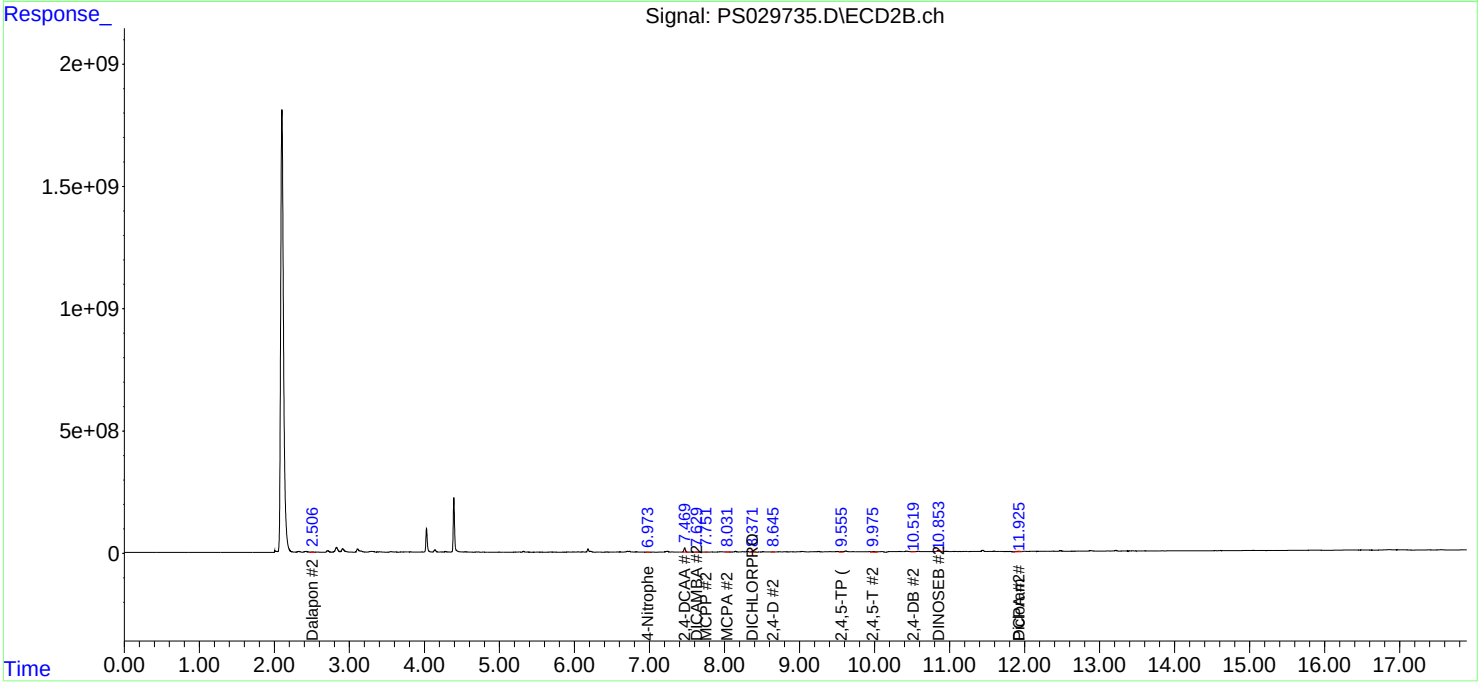

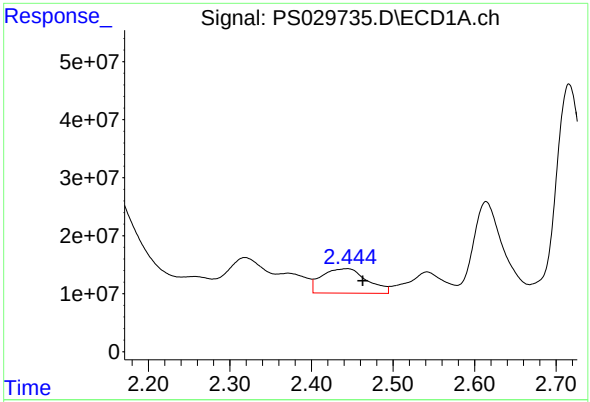

#1 Dalapon

R.T.: 2.444 min
Delta R.T.: -0.019 min
Response: 162402587
Conc: 47.87 ng/ml

Instrument :
ECD_S
ClientSampleId :
OU4-VSL-15-040325

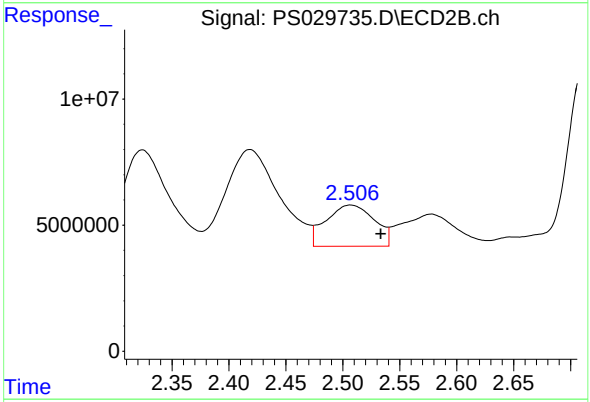

#1 Dalapon

R.T.: 2.507 min
Delta R.T.: -0.026 min
Response: 48348824
Conc: 30.45 ng/ml

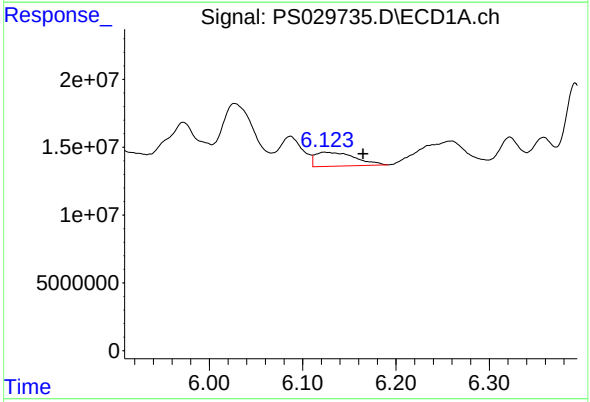

#2 3,5-DICHLOROBENZOIC ACID

R.T.: 6.124 min
Delta R.T.: -0.041 min
Response: 30113617
Conc: 10.01 ng/ml

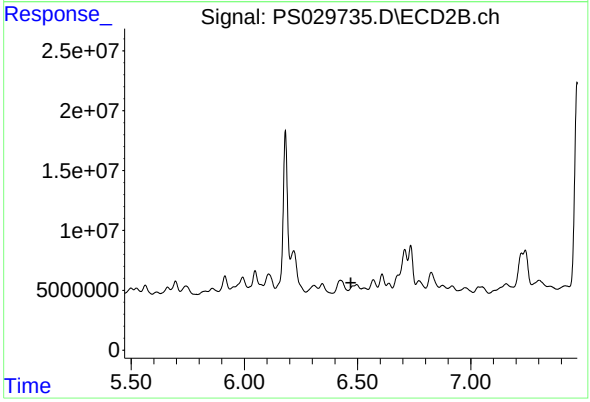

#2 3,5-DICHLOROBENZOIC ACID

R.T.: 6.496 min
Delta R.T.: 0.025 min
Response: -1846121
Conc: N.D.

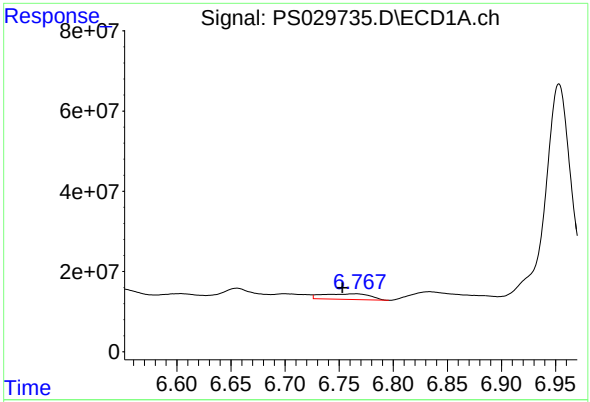

#3 4-Nitrophenol

R.T.: 6.764 min
Delta R.T.: 0.011 min
Response: 42334484
Conc: 30.14 ng/ml

Instrument :
ECD_S
ClientSampleId :
OU4-VSL-15-040325

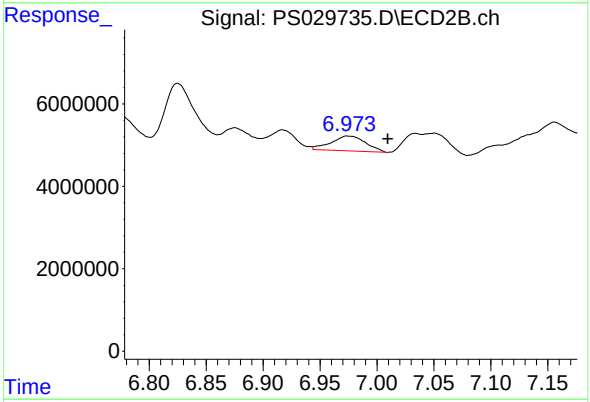

#3 4-Nitrophenol

R.T.: 6.975 min
Delta R.T.: -0.034 min
Response: 7575987
Conc: 10.69 ng/ml

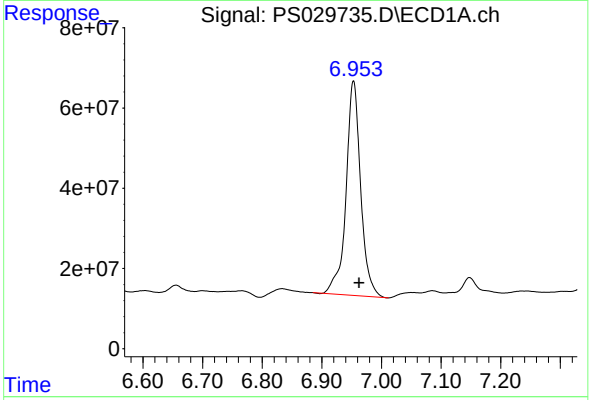

#4 2,4-DCAA

R.T.: 6.953 min
Delta R.T.: -0.009 min
Response: 913256787
Conc: 447.93 ng/ml

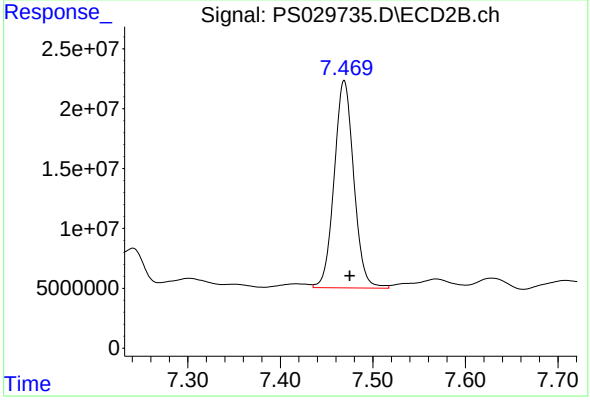

#4 2,4-DCAA

R.T.: 7.469 min
Delta R.T.: -0.006 min
Response: 254565678
Conc: 373.53 ng/ml

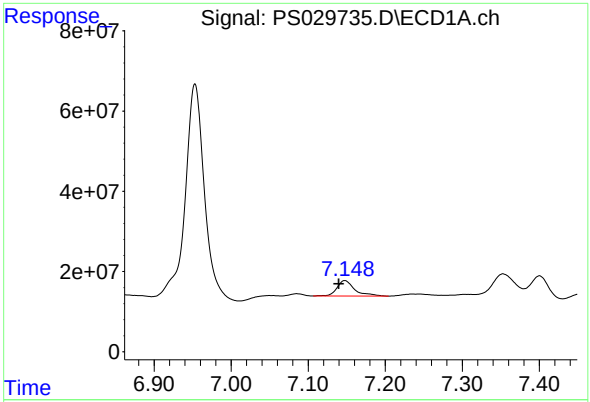

#5 DICAMBA

R.T.: 7.148 min
Delta R.T.: 0.008 min
Response: 62065844
Conc: 7.46 ng/ml

Instrument :
ECD_S
ClientSampleId :
OU4-VSL-15-040325

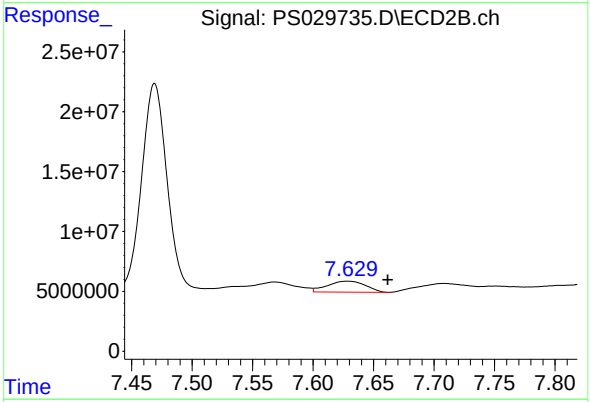

#5 DICAMBA

R.T.: 7.628 min
Delta R.T.: -0.033 min
Response: 19924011
Conc: 5.39 ng/ml

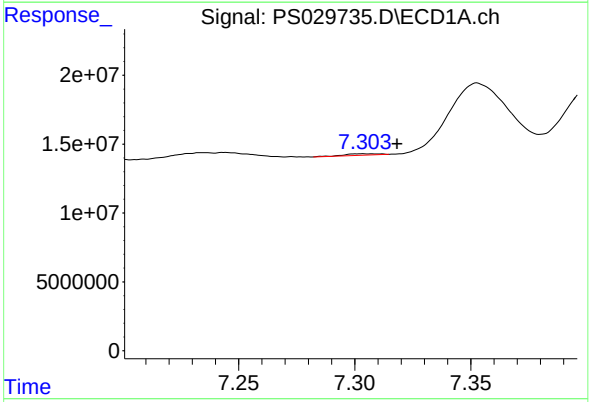

#6 MCPP

R.T.: 7.305 min
Delta R.T.: -0.014 min
Response: 1073141
Conc: N.D.

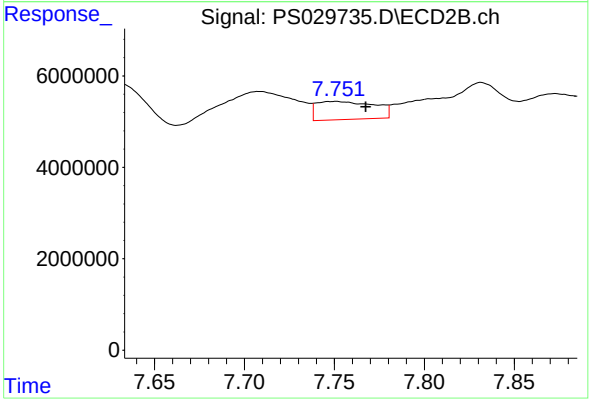

#6 MCPP

R.T.: 7.750 min
Delta R.T.: -0.017 min
Response: 8892146
Conc: 5.27 ug/ml

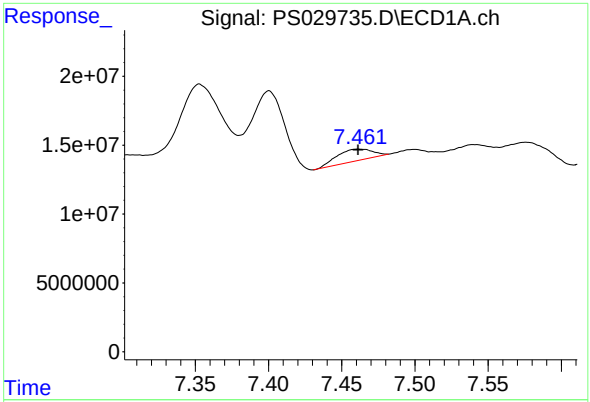

#7 MCPA

R.T.: 7.462 min
Delta R.T.: 0.000 min
Response: 14449467
Conc: 1.99 ug/ml

Instrument :
ECD_S
ClientSampleId :
OU4-VSL-15-040325

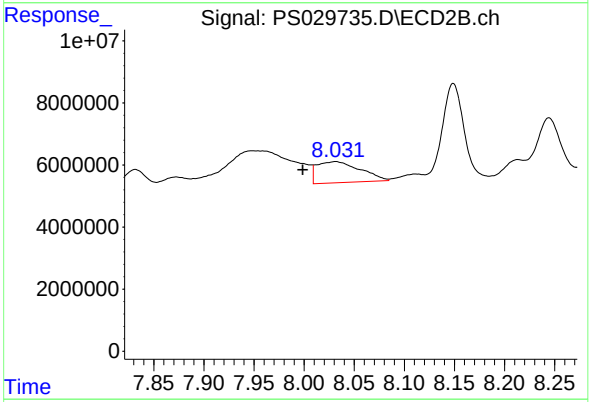

#7 MCPA

R.T.: 8.031 min
Delta R.T.: 0.033 min
Response: 20382805
Conc: 8.96 ug/ml

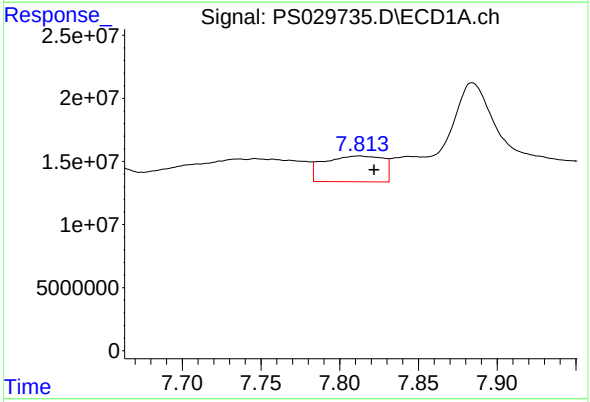

#8 DICHLORPROP

R.T.: 7.812 min
Delta R.T.: -0.009 min
Response: 53250808
Conc: 24.21 ng/ml

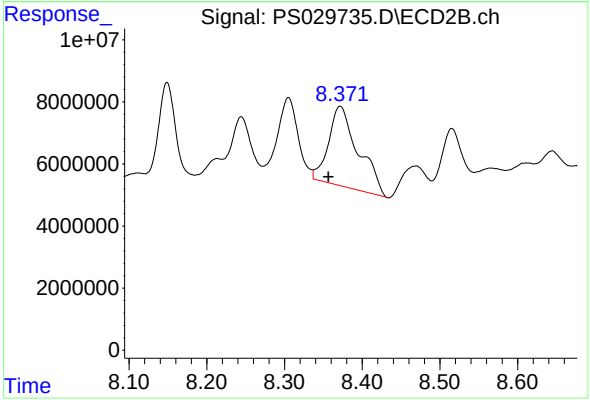

#8 DICHLORPROP

R.T.: 8.372 min
Delta R.T.: 0.015 min
Response: 68467949
Conc: 70.87 ng/ml

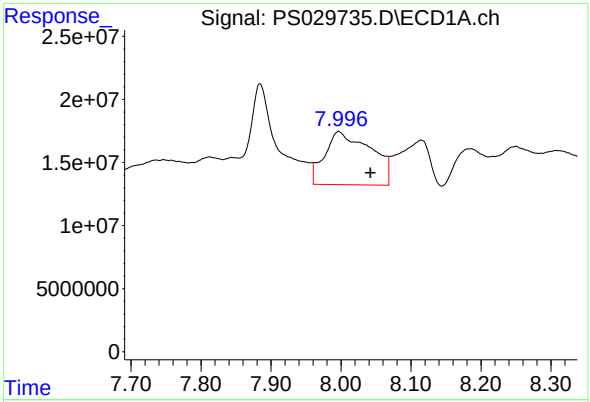

#9 2,4-D

R.T.: 7.997 min
Delta R.T.: -0.045 min
Response: 192923886
Conc: 80.07 ng/ml

Instrument :
ECD_S
ClientSampleId :
OU4-VSL-15-040325

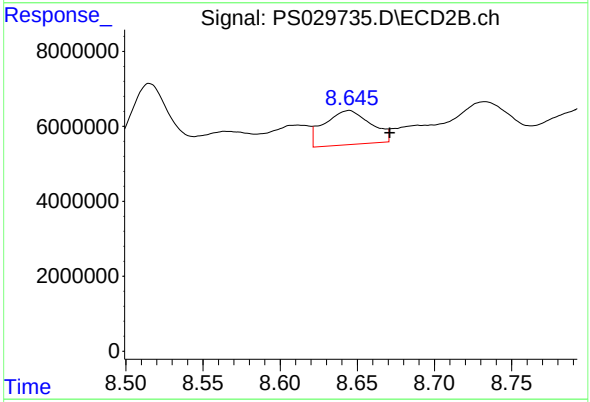

#9 2,4-D

R.T.: 8.644 min
Delta R.T.: -0.027 min
Response: 19060538
Conc: 17.67 ng/ml

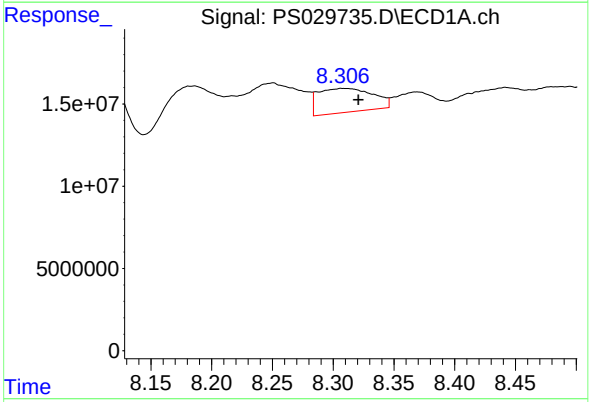

#10 Pentachlorophenol

R.T.: 8.309 min
Delta R.T.: -0.012 min
Response: 45654015
Conc: 1.50 ng/ml

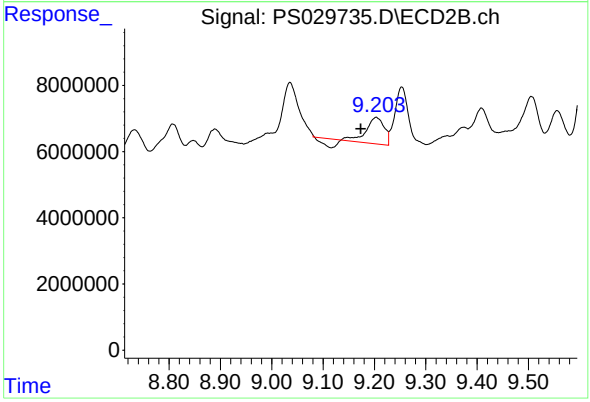

#10 Pentachlorophenol

R.T.: 9.203 min
Delta R.T.: 0.030 min
Response: 15724185
Conc: N.D.

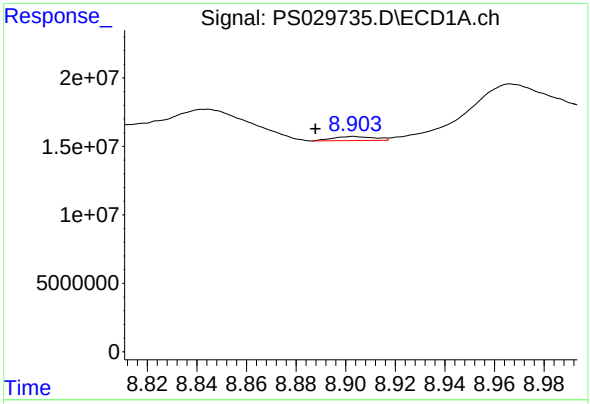

#11 2,4,5-TP (SILVEX)

R.T.: 8.903 min
Delta R.T.: 0.015 min
Response: 3425447
Conc: N.D.

Instrument :
ECD_S
ClientSampleId :
OU4-VSL-15-040325

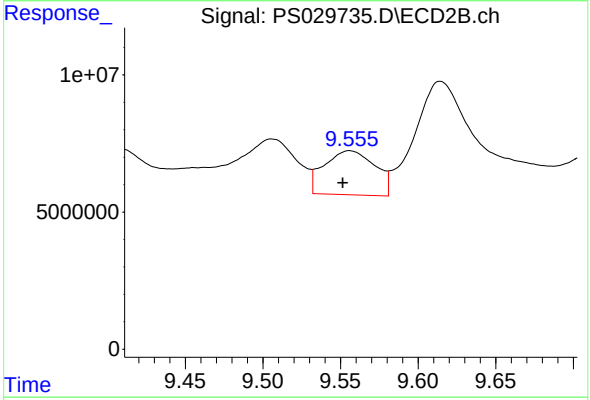

#11 2,4,5-TP (SILVEX)

R.T.: 9.556 min
Delta R.T.: 0.004 min
Response: 36594971
Conc: 5.07 ng/ml

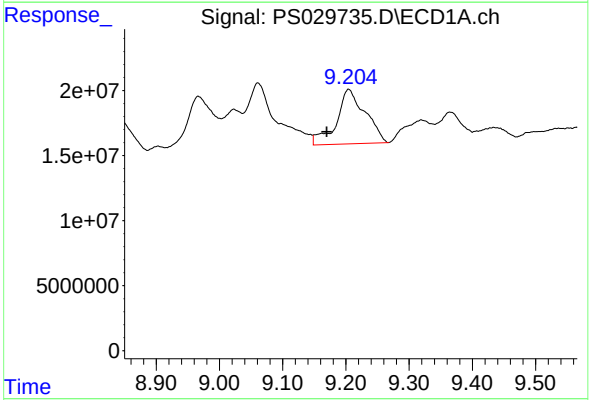

#12 2,4,5-T

R.T.: 9.204 min
Delta R.T.: 0.035 min
Response: 131382817
Conc: 11.42 ng/ml

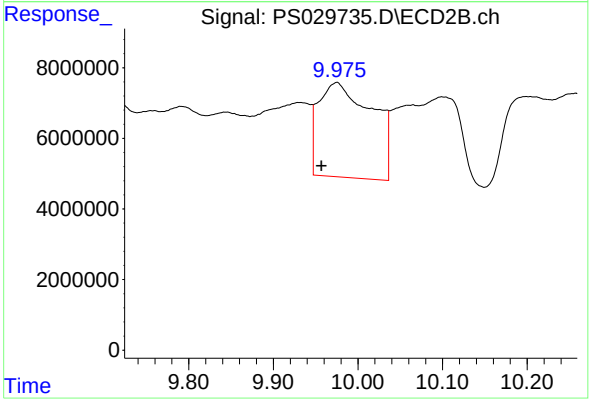

#12 2,4,5-T

R.T.: 9.975 min
Delta R.T.: 0.018 min
Response: 118075962
Conc: 17.62 ng/ml

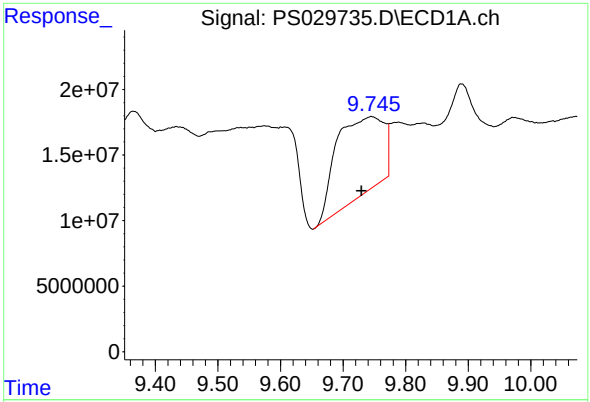

#13 2,4-DB

R.T.: 9.745 min
Delta R.T.: 0.016 min
Response: 313917028
Conc: 172.79 ng/ml

Instrument :
ECD_S
ClientSampleId :
OU4-VSL-15-040325

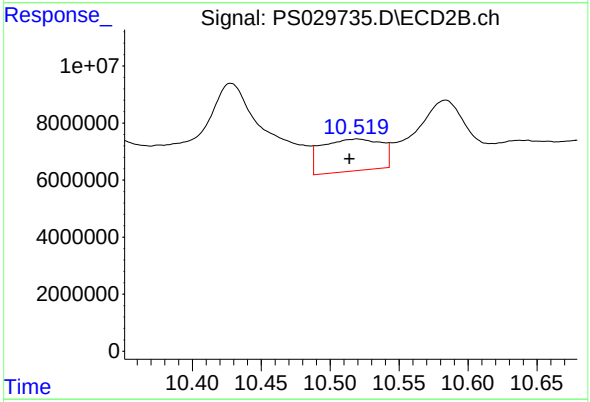

#13 2,4-DB

R.T.: 10.519 min
Delta R.T.: 0.005 min
Response: 33700580
Conc: 45.42 ng/ml

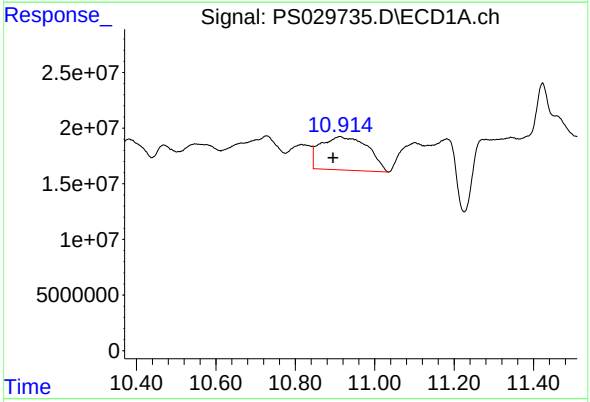

#14 DINOSEB

R.T.: 10.912 min
Delta R.T.: 0.017 min
Response: 247299239
Conc: 29.29 ng/ml

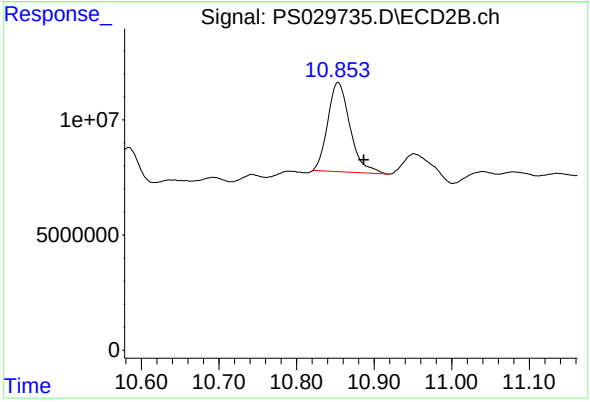

#14 DINOSEB

R.T.: 10.854 min
Delta R.T.: -0.033 min
Response: 77086503
Conc: 15.08 ng/ml

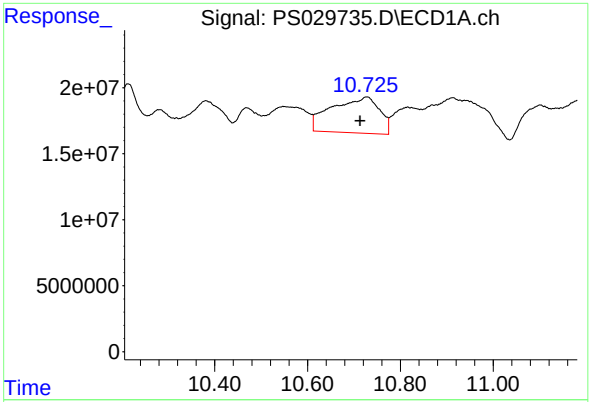

#15 Picloram

R.T.: 10.727 min
Delta R.T.: 0.014 min
Response: 195167098
Conc: 12.59 ng/ml

Instrument :
ECD_S
ClientSampleId :
OU4-VSL-15-040325

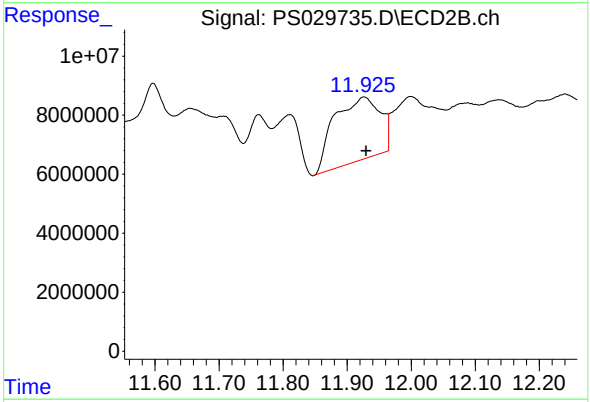

#15 Picloram

R.T.: 11.926 min
Delta R.T.: -0.003 min
Response: 106616803
Conc: 9.02 ng/ml

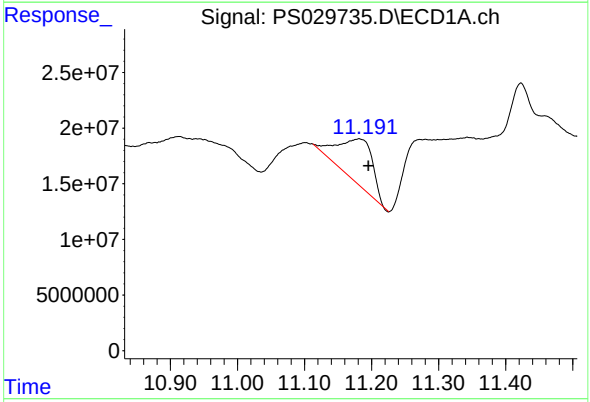

#16 DCPA

R.T.: 11.181 min
Delta R.T.: -0.014 min
Response: 141815121
Conc: 10.15 ng/ml

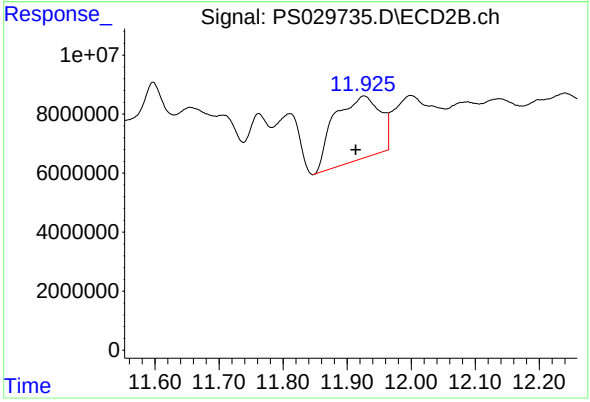

#16 DCPA

R.T.: 11.926 min
Delta R.T.: 0.013 min
Response: 106616803
Conc: 12.05 ng/ml

Quantitation Report (Not Reviewed)

Data Path : Z:\pestpcbsrv\HPCHEM1\ECD_S\Data\PS040825\
Data File : PS029737.D
Signal(s) : Signal #1: ECD1A.ch Signal #2: ECD2B.ch
Acq On : 08 Apr 2025 20:39
Operator : AR\AJ
Sample : Q1730-05
Misc :
ALS Vial : 13 Sample Multiplier: 1

Instrument :
ECD_S
ClientSampleId :
OU4-VSL-17-040325

Integration File signal 1: autoint1.e
Integration File signal 2: autoint2.e
Quant Time: Apr 08 22:50:24 2025
Quant Method : Z:\pestpcbsrv\HPCHEM1\ECD_S\Method\PS040225.M
Quant Title : 8080.M
QLast Update : Wed Apr 02 23:52:55 2025
Response via : Initial Calibration
Integrator: ChemStation

Volume Inj. : 1 µl
Signal #1 Phase : ZB-MR1 Signal #2 Phase: ZB-MR2
Signal #1 Info : 30M x 0.32mm x0.5 Signal #2 Info : 30M x 0.32mm x 0.25µm

	Compound	RT#1	RT#2	Resp#1	Resp#2	ng/ml	ng/ml	
	System Monitoring Compounds							
4) S	2,4-DCAA	6.952	7.469	1093.8E6	313.7E6	536.482	460.253	
	Target Compounds							
1) T	Dalapon	2.430f	2.508f	135.4E6	63631974	39.916	40.081	
2) T	3,5-DICHL...	6.124f	6.479	51983072	-8302239	17.283	N.D.	#
3) T	4-Nitroph...	6.739	6.985	86946217	25769042	61.892	36.346	#
5) T	DICAMBA	7.148	7.624f	96954944	16072989	11.651	4.352	#
6) T	MCPP	7.352f	7.795f	261.8E6	6476742	48.313	3.836	#
7) T	MCPA	7.461	7.976	8490403	26455115	1.168	11.627	#
8) T	DICHLORPROP	7.814	8.373	74336477	148.0E6	33.798	153.206	#
9) T	2,4-D	8.030	0.000	103.9E6	0	43.136	N.D.	#
10) T	Pentachlo...	8.335	9.203f	21644562	39722497	<MDL	2.216	#
11) T	2,4,5-TP ...	8.909	9.554	19866202	38668459	1.710	5.361	#
12) T	2,4,5-T	9.204f	9.975	155.3E6	127.8E6	13.501	19.064	#
13) T	2,4-DB	9.743	10.516	-35153321	45487357	N.D.	61.306	
14) T	DINOSEB	10.911	10.861f	121.1E6	84605146	14.347	16.548	
15) T	Picloram	10.728	11.926	157.6E6	99155422	10.170	8.386	
16) T	DCPA	11.177	11.926	127.2E6	99155422	9.108	11.203	

(f)=RT Delta > 1/2 Window (#)=Amounts differ by > 25% (m)=manual int.

Quantitation Report (Not Reviewed)

Data Path : Z:\pestpcbsrv\HPCHEM1\ECD_S\Data\PS040825\
Data File : PS029737.D
Signal(s) : Signal #1: ECD1A.ch Signal #2: ECD2B.ch
Acq On : 08 Apr 2025 20:39
Operator : AR\AJ
Sample : Q1730-05
Misc :
ALS Vial : 13 Sample Multiplier: 1

Instrument :
ECD_S
ClientSampleId :
OU4-VSL-17-040325

Integration File signal 1: autoint1.e
Integration File signal 2: autoint2.e
Quant Time: Apr 08 22:50:24 2025
Quant Method : Z:\pestpcbsrv\HPCHEM1\ECD_S\Method\PS040225.M
Quant Title : 8080.M
QLast Update : Wed Apr 02 23:52:55 2025
Response via : Initial Calibration
Integrator: ChemStation

Volume Inj. : 1 µl
Signal #1 Phase : ZB-MR1 Signal #2 Phase: ZB-MR2
Signal #1 Info : 30M x 0.32mm x0.5 Signal #2 Info : 30M x 0.32mm x 0.25µm

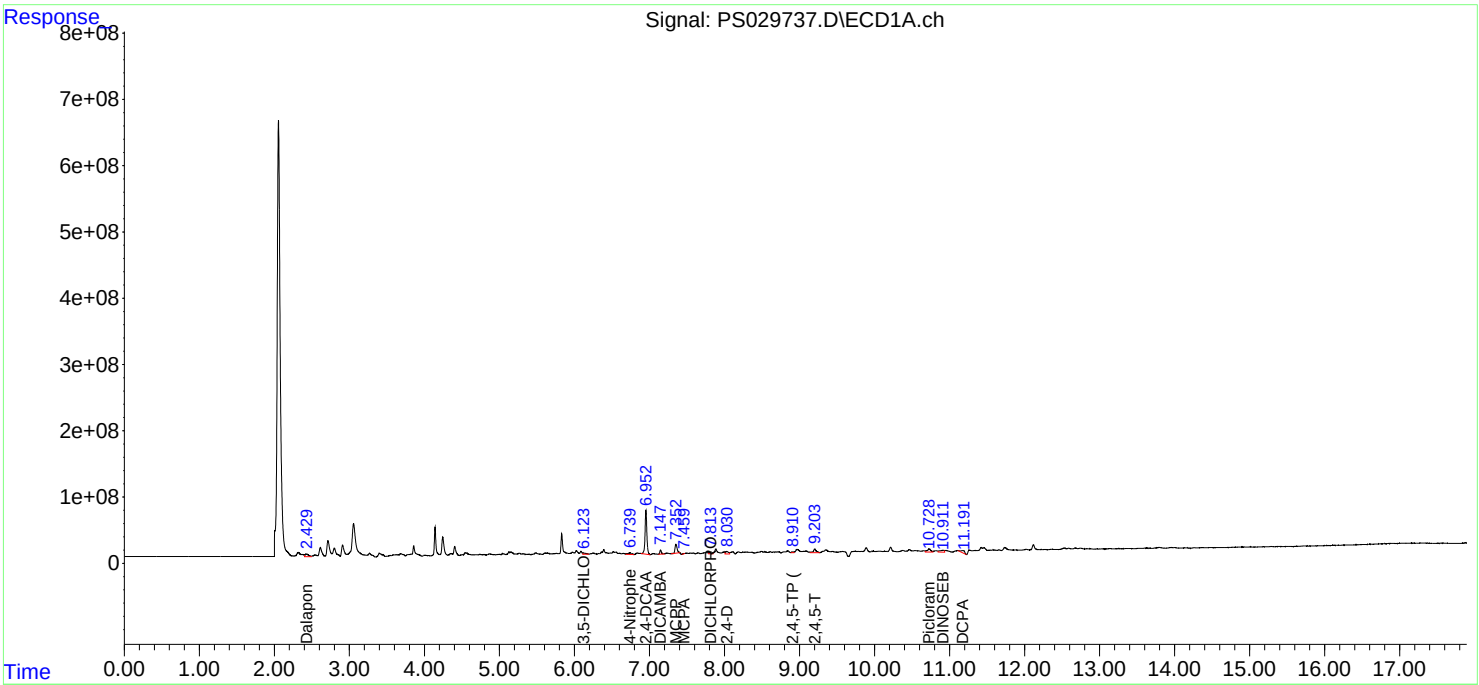

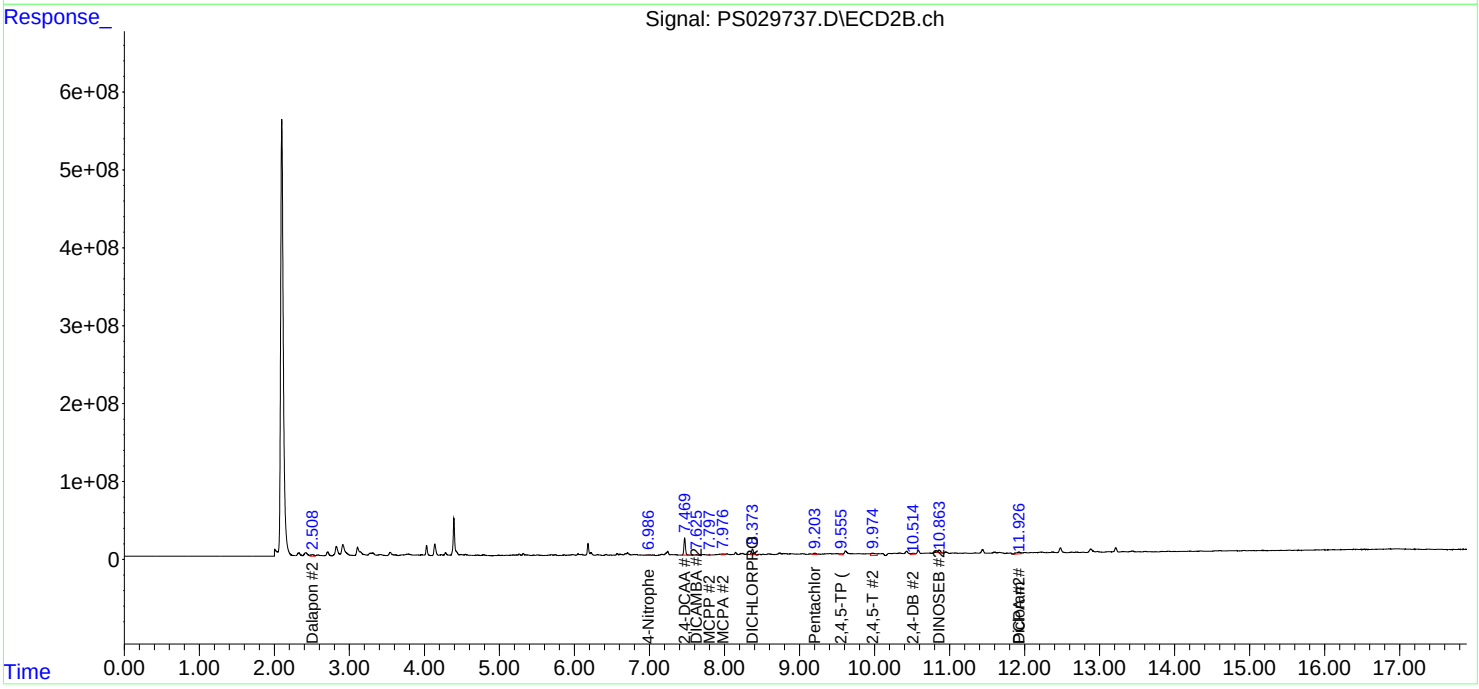

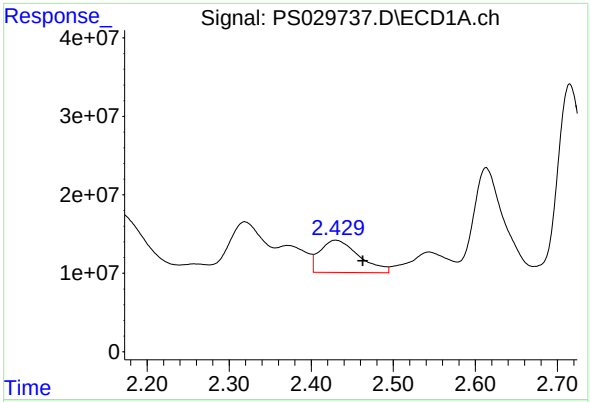

#1 Dalapon

R.T.: 2.430 min
Delta R.T.: -0.033 min
Response: 135409470
Conc: 39.92 ng/ml

Instrument :
ECD_S
ClientSampleId :
OU4-VSL-17-040325

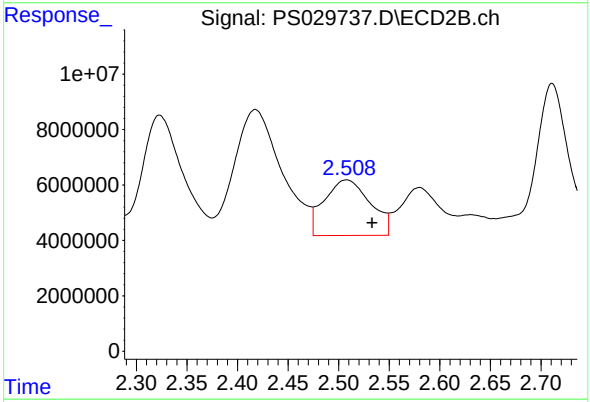

#1 Dalapon

R.T.: 2.508 min
Delta R.T.: -0.025 min
Response: 63631974
Conc: 40.08 ng/ml

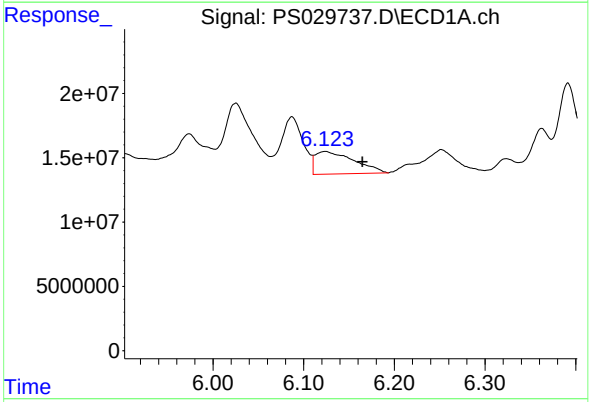

#2 3,5-DICHLOROBENZOIC ACID

R.T.: 6.124 min
Delta R.T.: -0.041 min
Response: 51983072
Conc: 17.28 ng/ml

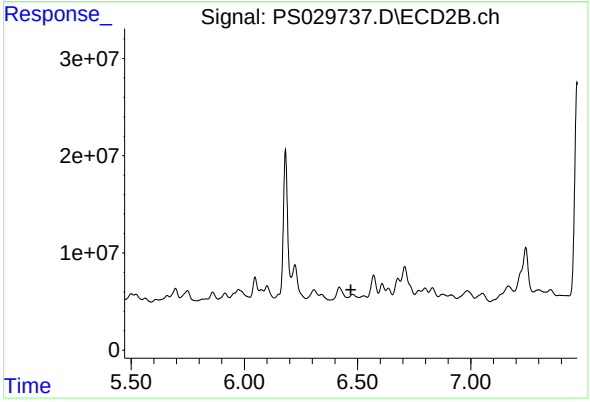

#2 3,5-DICHLOROBENZOIC ACID

R.T.: 6.479 min
Delta R.T.: 0.008 min
Response: -8302239
Conc: N.D.

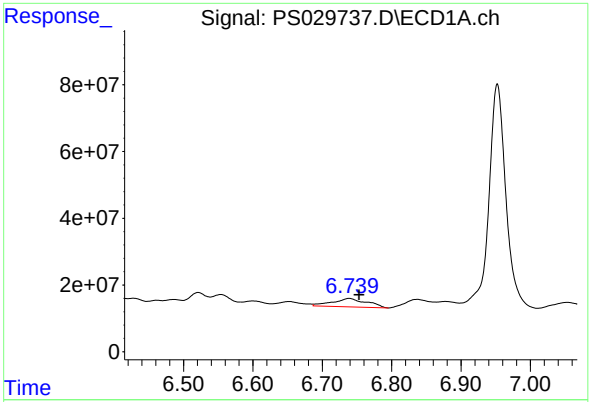

#3 4-Nitrophenol

R.T.: 6.739 min
Delta R.T.: -0.014 min
Response: 86946217
Conc: 61.89 ng/ml

Instrument :
ECD_S
ClientSampleId :
OU4-VSL-17-040325

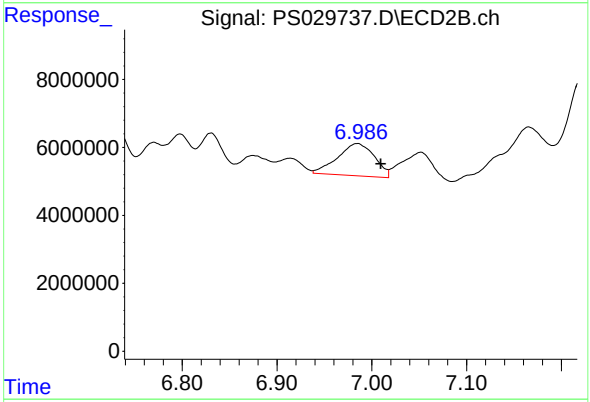

#3 4-Nitrophenol

R.T.: 6.985 min
Delta R.T.: -0.025 min
Response: 25769042
Conc: 36.35 ng/ml

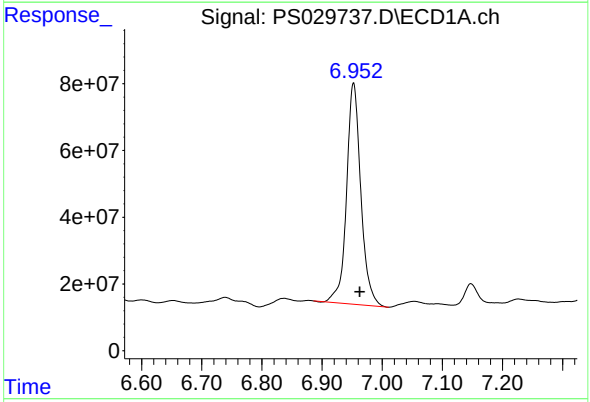

#4 2,4-DCAA

R.T.: 6.952 min
Delta R.T.: -0.010 min
Response: 1093796515
Conc: 536.48 ng/ml

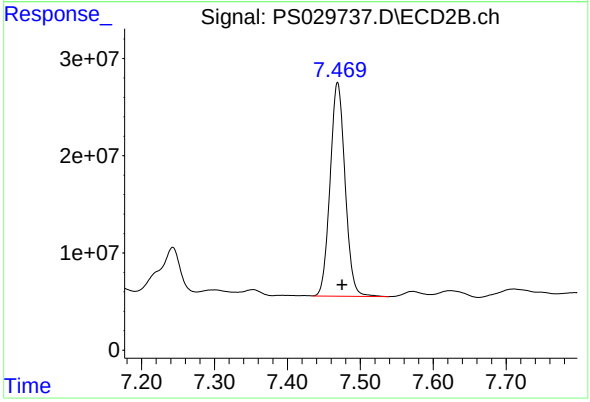

#4 2,4-DCAA

R.T.: 7.469 min
Delta R.T.: -0.006 min
Response: 313668646
Conc: 460.25 ng/ml

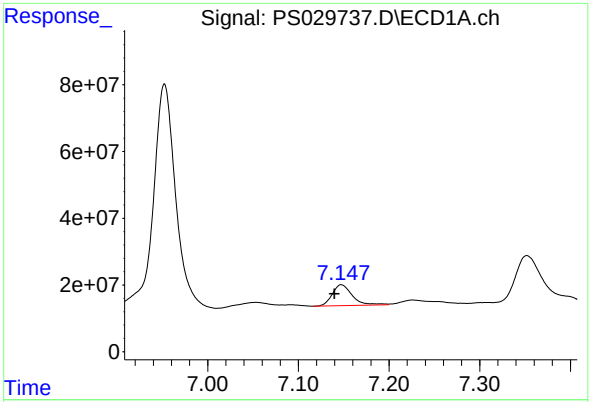

#5 DICAMBA

R.T.: 7.148 min
Delta R.T.: 0.008 min
Response: 96954944
Conc: 11.65 ng/ml

Instrument :
ECD_S
ClientSampleId :
OU4-VSL-17-040325

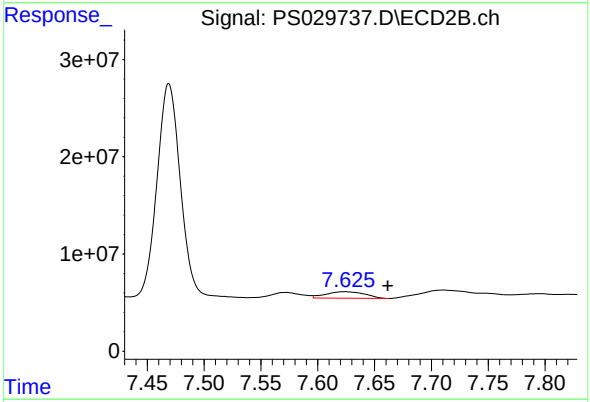

#5 DICAMBA

R.T.: 7.624 min
Delta R.T.: -0.038 min
Response: 16072989
Conc: 4.35 ng/ml

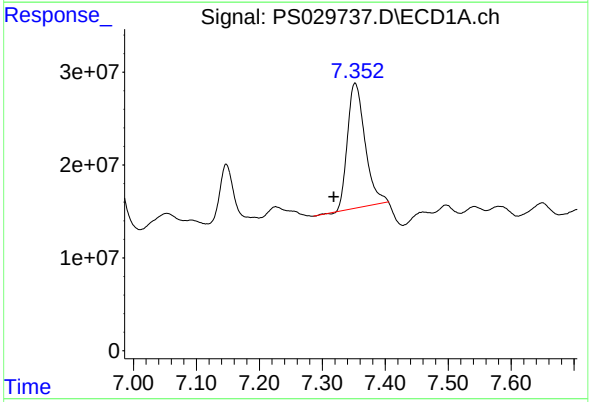

#6 MCPP

R.T.: 7.352 min
Delta R.T.: 0.034 min
Response: 261849144
Conc: 48.31 ug/ml

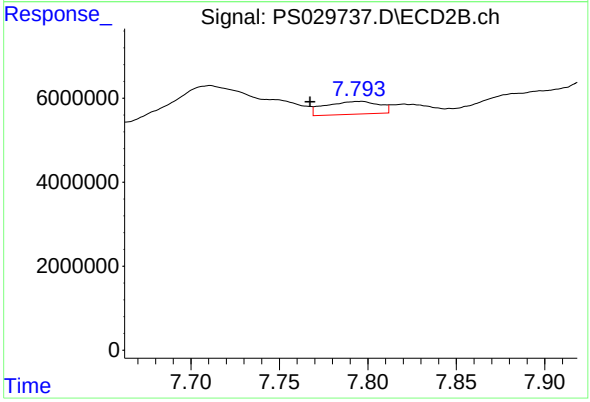

#6 MCPP

R.T.: 7.795 min
Delta R.T.: 0.027 min
Response: 6476742
Conc: 3.84 ug/ml

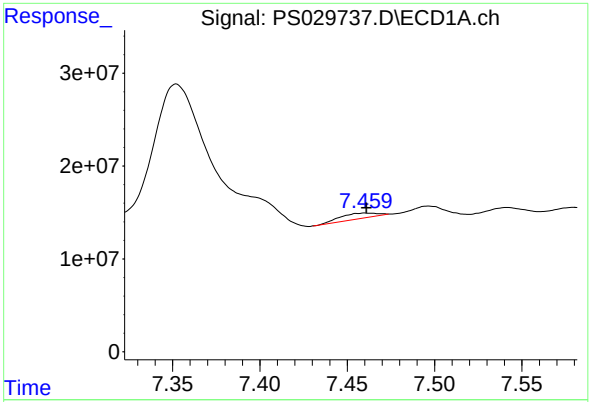

#7 MCPA

R.T.: 7.461 min
Delta R.T.: 0.000 min
Response: 8490403
Conc: 1.17 ug/ml

Instrument :
ECD_S
ClientSampleId :
OU4-VSL-17-040325

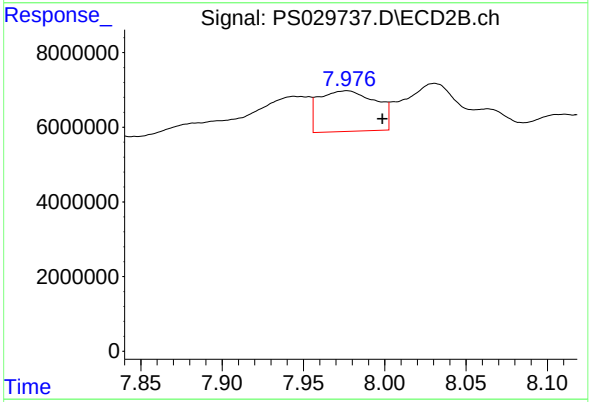

#7 MCPA

R.T.: 7.976 min
Delta R.T.: -0.022 min
Response: 26455115
Conc: 11.63 ug/ml

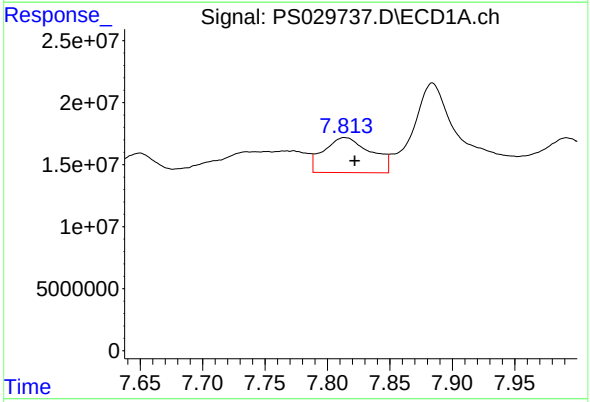

#8 DICHLORPROP

R.T.: 7.814 min
Delta R.T.: -0.008 min
Response: 74336477
Conc: 33.80 ng/ml

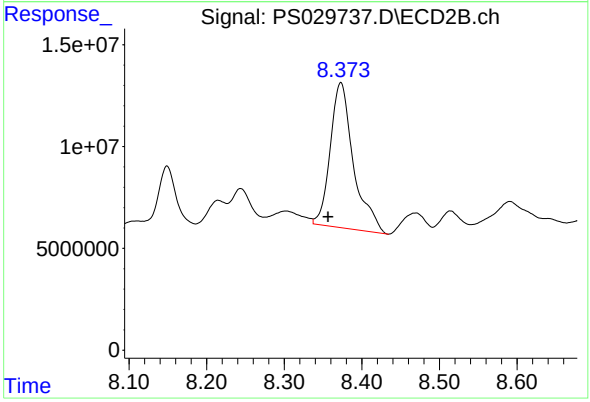

#8 DICHLORPROP

R.T.: 8.373 min
Delta R.T.: 0.016 min
Response: 148020549
Conc: 153.21 ng/ml

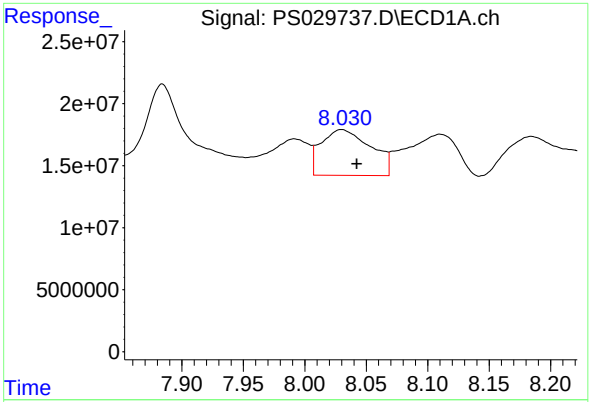

#9 2,4-D

R.T.: 8.030 min
Delta R.T.: -0.012 min
Response: 103940616
Conc: 43.14 ng/ml

Instrument :
ECD_S
ClientSampleId :
OU4-VSL-17-040325

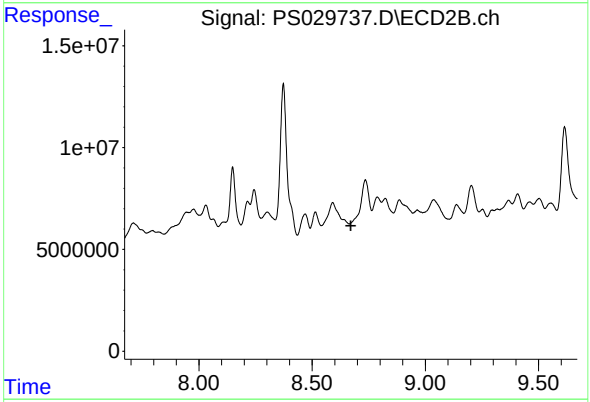

#9 2,4-D

R.T.: 0.000 min
Exp R.T. : 8.671 min
Response: 0
Conc: N.D.

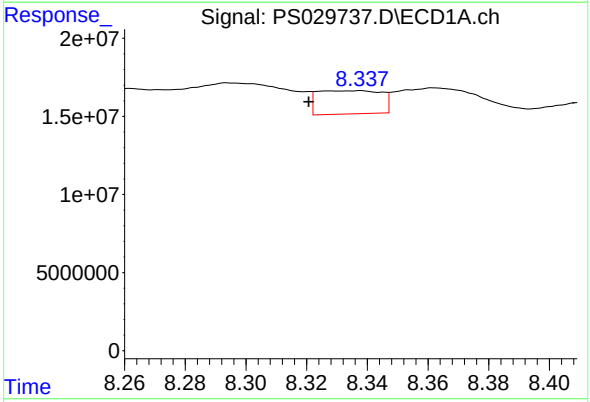

#10 Pentachlorophenol

R.T.: 8.335 min
Delta R.T.: 0.015 min
Response: 21644562
Conc: N.D.

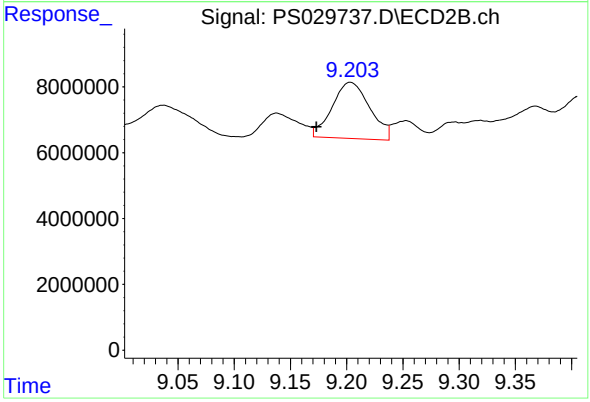

#10 Pentachlorophenol

R.T.: 9.203 min
Delta R.T.: 0.030 min
Response: 39722497
Conc: 2.22 ng/ml

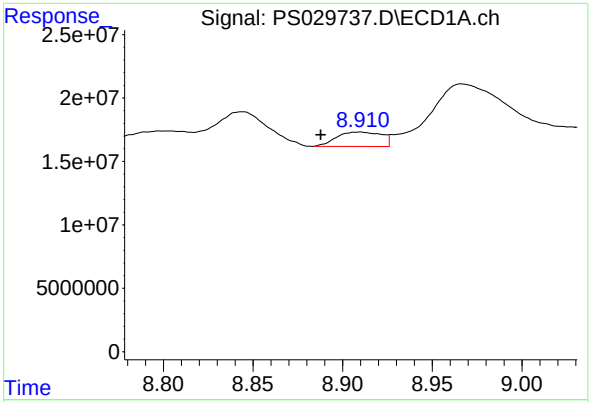

#11 2,4,5-TP (SILVEX)

R.T.: 8.909 min
Delta R.T.: 0.021 min
Response: 19866202
Conc: 1.71 ng/ml

Instrument :
ECD_S
ClientSampleId :
OU4-VSL-17-040325

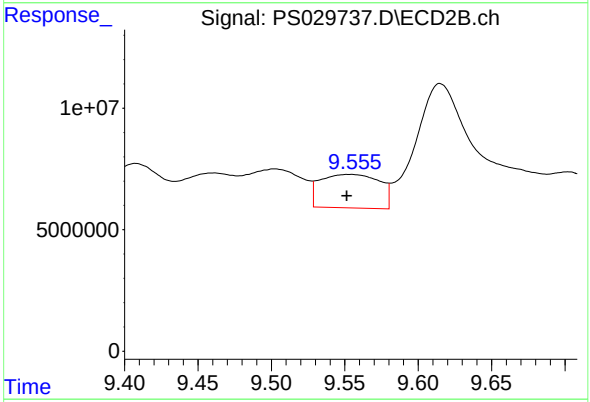

#11 2,4,5-TP (SILVEX)

R.T.: 9.554 min
Delta R.T.: 0.002 min
Response: 38668459
Conc: 5.36 ng/ml

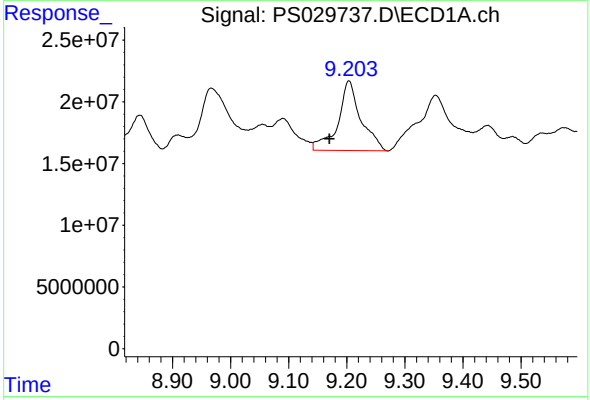

#12 2,4,5-T

R.T.: 9.204 min
Delta R.T.: 0.034 min
Response: 155316567
Conc: 13.50 ng/ml

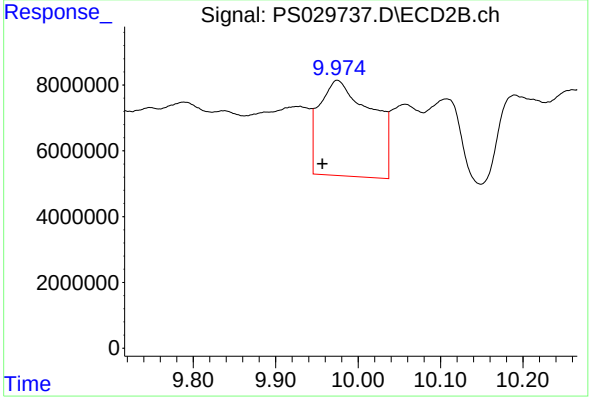

#12 2,4,5-T

R.T.: 9.975 min
Delta R.T.: 0.018 min
Response: 127783342
Conc: 19.06 ng/ml

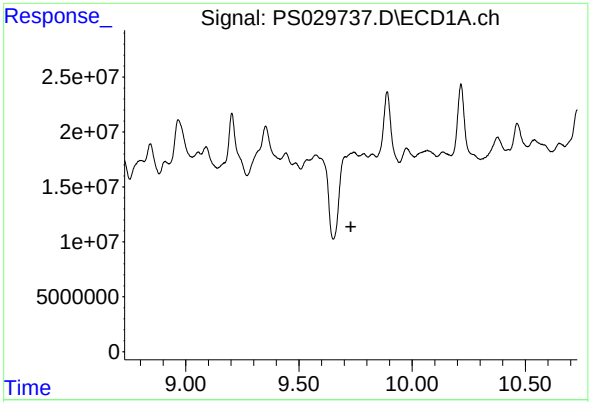

#13 2,4-DB

R.T.: 9.743 min
Delta R.T.: 0.013 min
Response: -35153321
Conc: N.D.

Instrument :
ECD_S
ClientSampleId :
OU4-VSL-17-040325

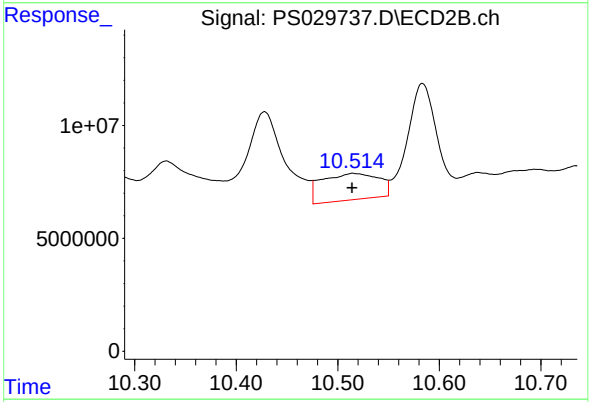

#13 2,4-DB

R.T.: 10.516 min
Delta R.T.: 0.002 min
Response: 45487357
Conc: 61.31 ng/ml

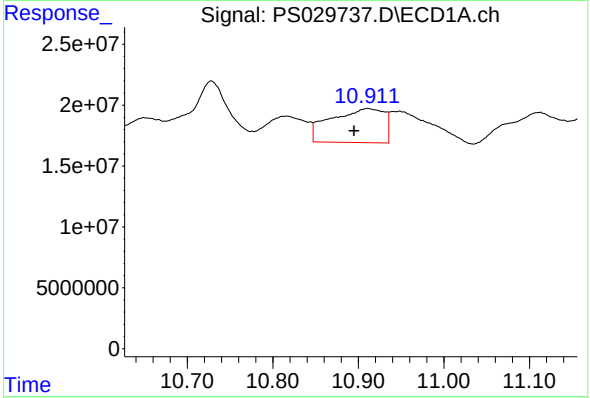

#14 DINOSEB

R.T.: 10.911 min
Delta R.T.: 0.016 min
Response: 121116925
Conc: 14.35 ng/ml

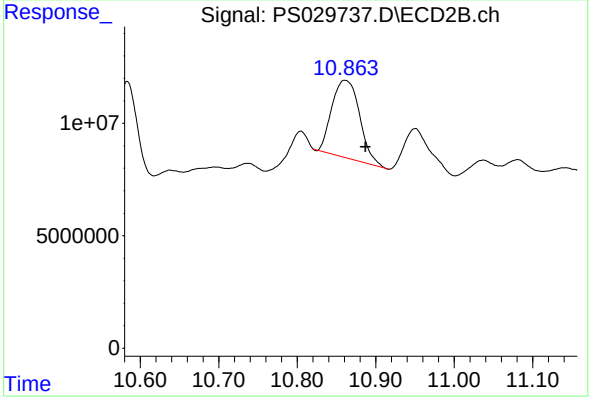

#14 DINOSEB

R.T.: 10.861 min
Delta R.T.: -0.026 min
Response: 84605146
Conc: 16.55 ng/ml

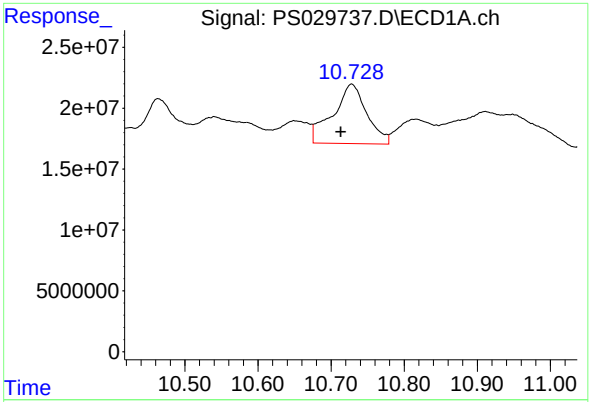

#15 Picloram

R.T.: 10.728 min
Delta R.T.: 0.015 min
Response: 157638652
Conc: 10.17 ng/ml

Instrument :
ECD_S
ClientSampleId :
OU4-VSL-17-040325

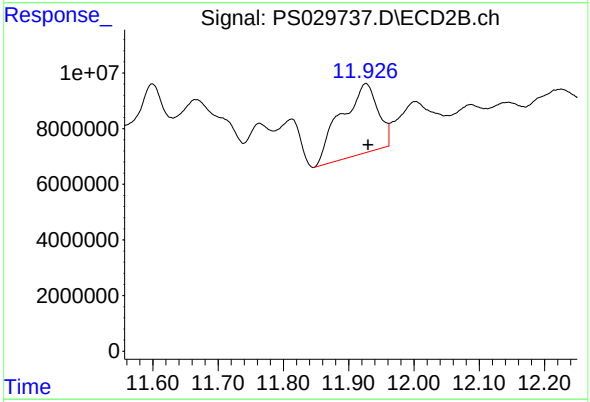

#15 Picloram

R.T.: 11.926 min
Delta R.T.: -0.003 min
Response: 99155422
Conc: 8.39 ng/ml

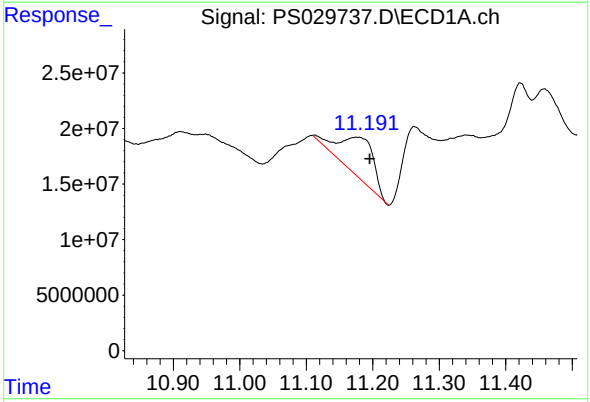

#16 DCPA

R.T.: 11.177 min
Delta R.T.: -0.019 min
Response: 127203221
Conc: 9.11 ng/ml

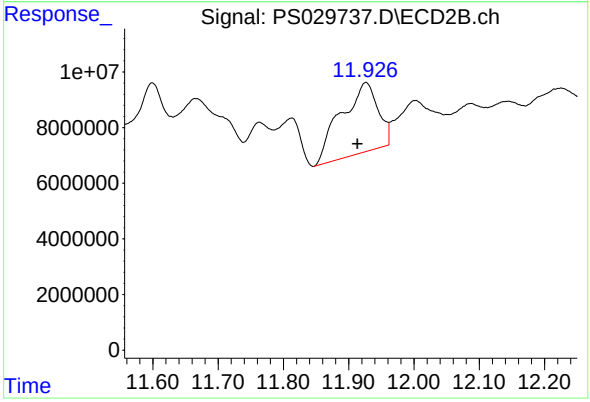

#16 DCPA

R.T.: 11.926 min
Delta R.T.: 0.013 min
Response: 99155422
Conc: 11.20 ng/ml

Quantitation Report (Not Reviewed)

Data Path : Z:\pestpcbsrv\HPCHEM1\ECD_S\Data\PS040825\
Data File : PS029739.D
Signal(s) : Signal #1: ECD1A.ch Signal #2: ECD2B.ch
Acq On : 08 Apr 2025 21:27
Operator : AR\AJ
Sample : HSTDCCC750
Misc :
ALS Vial : 3 Sample Multiplier: 1

Instrument :
ECD_S
ClientSampleId :
HSTDCCC750

Integration File signal 1: autoint1.e
Integration File signal 2: autoint2.e
Quant Time: Apr 08 22:50:44 2025
Quant Method : Z:\pestpcbsrv\HPCHEM1\ECD_S\Method\PS040225.M
Quant Title : 8080.M
QLast Update : Wed Apr 02 23:52:55 2025
Response via : Initial Calibration
Integrator: ChemStation

Volume Inj. : 1 µl
Signal #1 Phase : ZB-MR1 Signal #2 Phase: ZB-MR2
Signal #1 Info : 30M x 0.32mm x0.5 Signal #2 Info : 30M x 0.32mm x 0.25µm

	Compound	RT#1	RT#2	Resp#1	Resp#2	ng/ml	ng/ml
	System Monitoring Compounds						
4) S	2,4-DCAA	6.953	7.469	1509.9E6	497.8E6	740.583	730.424
	Target Compounds						
1) T	Dalapon	2.460	2.531	2235.8E6	971.4E6	659.061	611.877
2) T	3,5-DICHL...	6.156	6.465	2185.3E6	650.9E6	726.557	674.147
3) T	4-Nitroph...	6.743	7.003	1036.6E6	466.9E6	737.865	658.473
5) T	DICAMBA	7.130	7.656	5967.0E6	2609.1E6	717.022	706.426
6) T	MCPP	7.308	7.763	360.4E6	105.9E6	66.489	62.692
7) T	MCPA	7.451	7.993	437.8E6	148.7E6	60.227	65.351
8) T	DICHLORPROP	7.811	8.350	1561.0E6	688.5E6	709.749	712.615
9) T	2,4-D	8.031	8.663	1667.9E6	727.9E6	692.192	674.961
10) T	Pentachlo...	8.310	9.164	21425.5E6	13175.0E6	704.669	734.897
11) T	2,4,5-TP ...	8.876	9.542	8420.3E6	5257.4E6	724.927	728.885
12) T	2,4,5-T	9.157	9.946	8486.3E6	4964.2E6	737.656	740.615
13) T	2,4-DB	9.717	10.504	1417.3E6	496.9E6	780.118	669.745
14) T	DINOSEB	10.881	10.875	5956.7E6	3519.7E6	705.595	688.403
15) T	Picloram	10.698	11.912	11156.6E6	14715.6E6	719.765	1244.512 #
16) T	DCPA	11.182	11.912	10315.6E6	14715.6E6	738.620	1662.659 #

(f)=RT Delta > 1/2 Window (#)=Amounts differ by > 25% (m)=manual int.

Data Path : Z:\pestpcbsrv\HPCHEM1\ECD_S\Data\PS040825\
Data File : PS029739.D
Signal(s) : Signal #1: ECD1A.ch Signal #2: ECD2B.ch
Acq On : 08 Apr 2025 21:27
Operator : AR\AJ
Sample : HSTDCCC750
Misc :
ALS Vial : 3 Sample Multiplier: 1

Instrument :
ECD_S
ClientSampleId :
HSTDCCC750

Integration File signal 1: autoint1.e
Integration File signal 2: autoint2.e
Quant Time: Apr 08 22:50:44 2025
Quant Method : Z:\pestpcbsrv\HPCHEM1\ECD_S\Method\PS040225.M
Quant Title : 8080.M
QLast Update : Wed Apr 02 23:52:55 2025
Response via : Initial Calibration
Integrator: ChemStation

Volume Inj. : 1 µl
Signal #1 Phase : ZB-MR1 Signal #2 Phase: ZB-MR2
Signal #1 Info : 30M x 0.32mm x0.5 Signal #2 Info : 30M x 0.32mm x 0.25µm

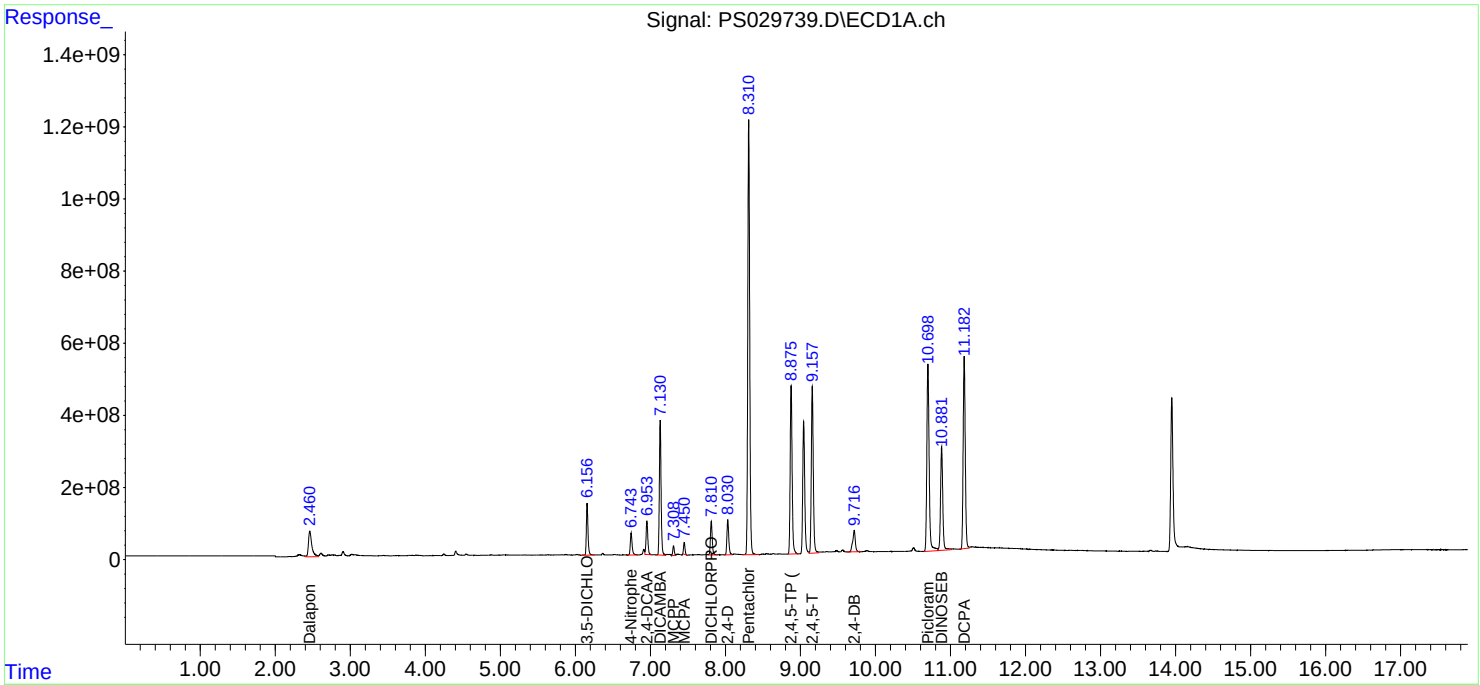

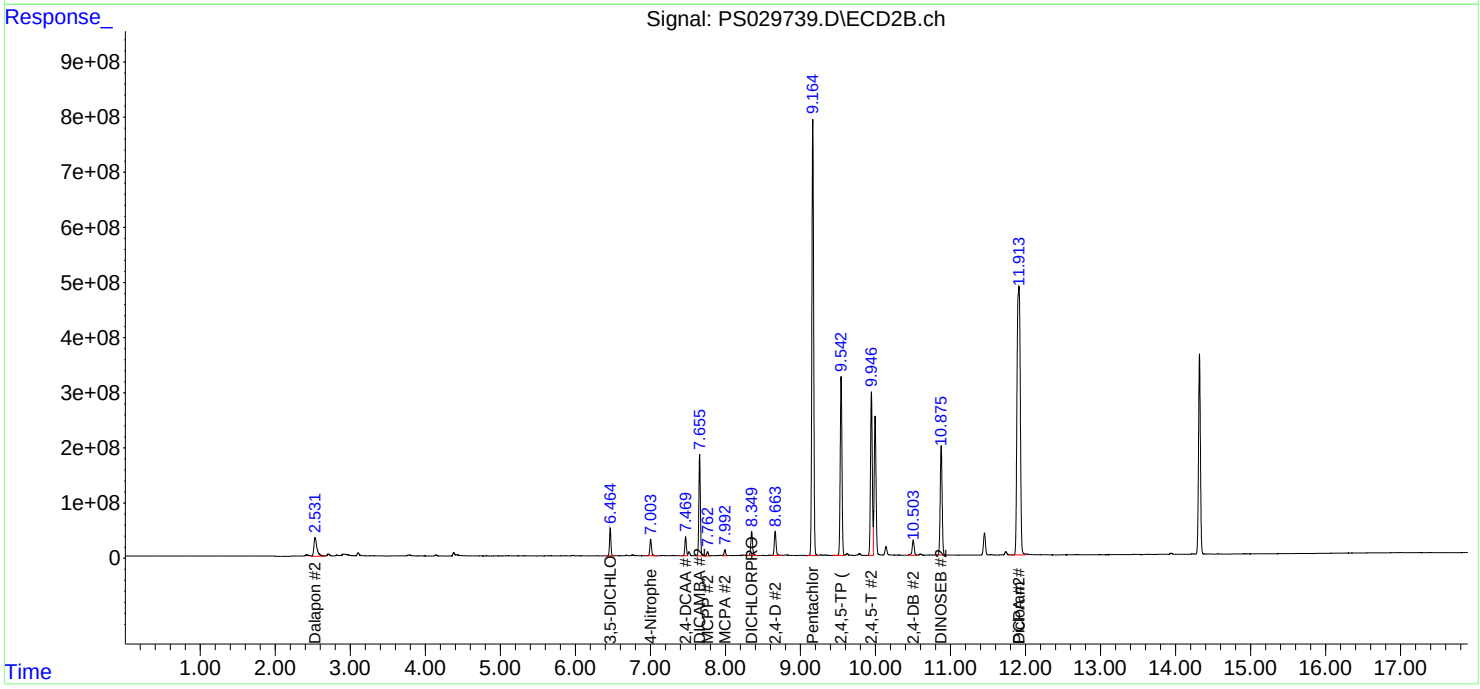

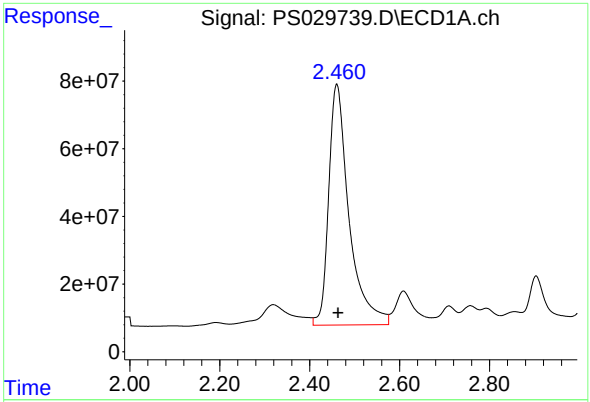

#1 Dalapon

R.T.: 2.460 min
Delta R.T.: -0.003 min
Response: 2235794896
Conc: 659.06 ng/ml

Instrument :
ECD_S
ClientSampleId :
HSTDCCC750

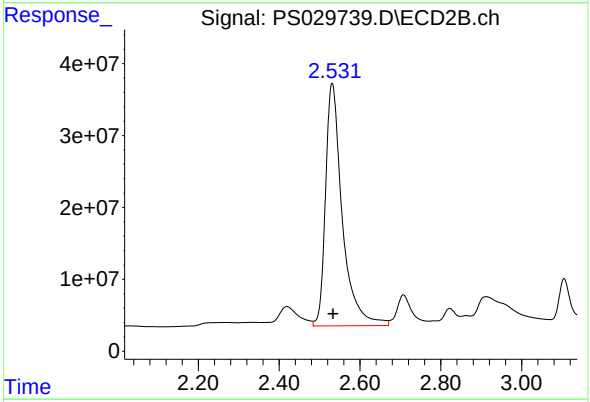

#1 Dalapon

R.T.: 2.531 min
Delta R.T.: -0.002 min
Response: 971414089
Conc: 611.88 ng/ml

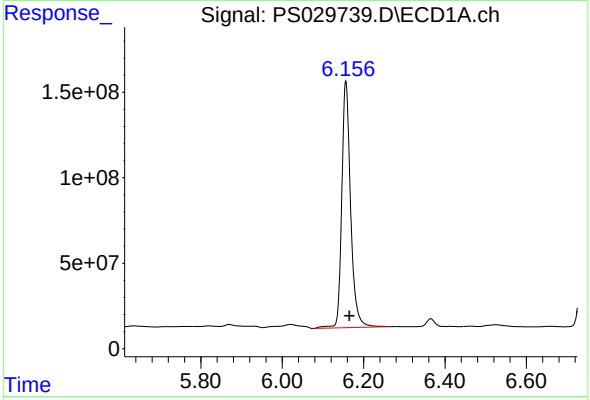

#2 3,5-DICHLOROBENZOIC ACID

R.T.: 6.156 min
Delta R.T.: -0.009 min
Response: 2185309298
Conc: 726.56 ng/ml

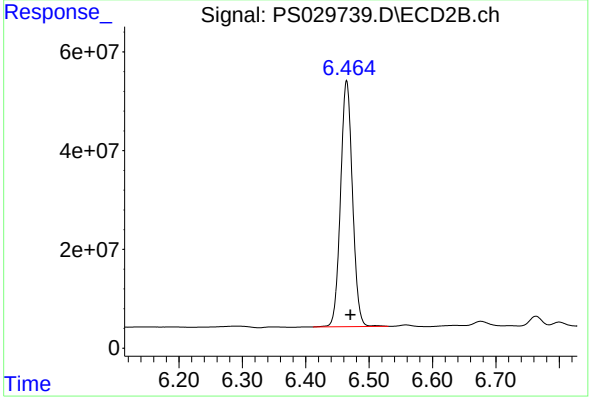

#2 3,5-DICHLOROBENZOIC ACID

R.T.: 6.465 min
Delta R.T.: -0.006 min
Response: 650927019
Conc: 674.15 ng/ml

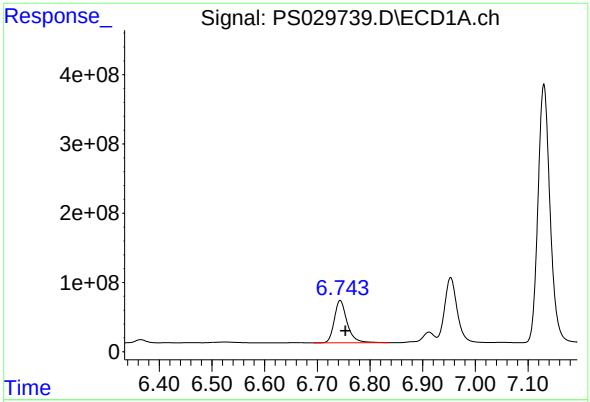

#3 4-Nitrophenol

R.T.: 6.743 min
Delta R.T.: -0.010 min
Response: 1036552168
Conc: 737.87 ng/ml

Instrument :
ECD_S
ClientSampleId :
HSTDCCC750

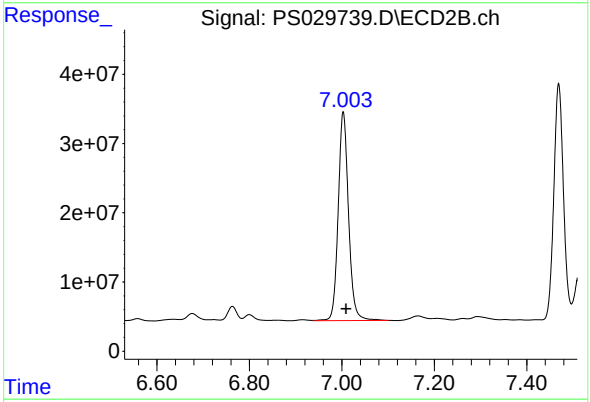

#3 4-Nitrophenol

R.T.: 7.003 min
Delta R.T.: -0.006 min
Response: 466856588
Conc: 658.47 ng/ml

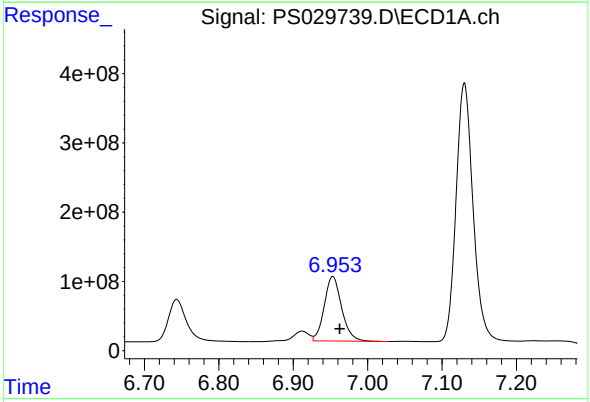

#4 2,4-DCAA

R.T.: 6.953 min
Delta R.T.: -0.010 min
Response: 1509923095
Conc: 740.58 ng/ml

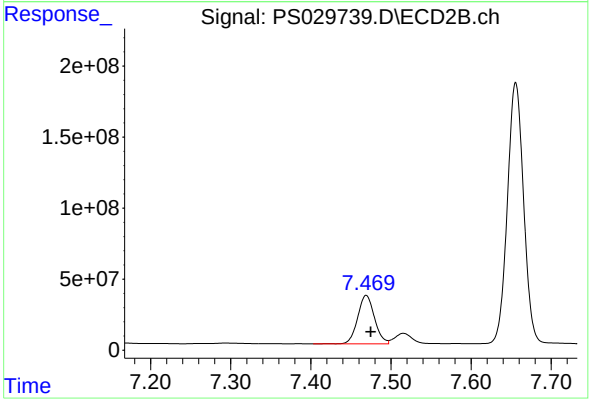

#4 2,4-DCAA

R.T.: 7.469 min
Delta R.T.: -0.006 min
Response: 497793445
Conc: 730.42 ng/ml

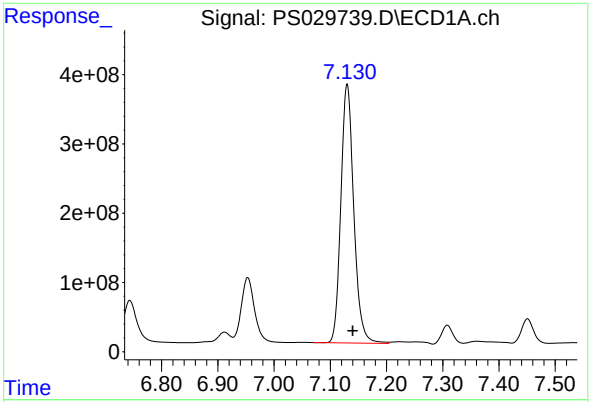

#5 DICAMBA

R.T.: 7.130 min
Delta R.T.: -0.010 min
Response: 5967016966
Conc: 717.02 ng/ml

Instrument :
ECD_S
ClientSampleId :
HSTDCCC750

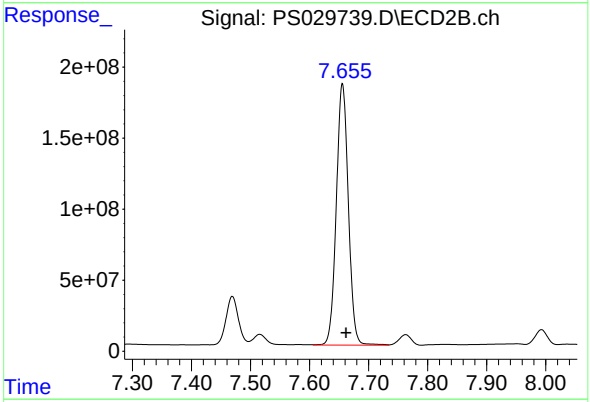

#5 DICAMBA

R.T.: 7.656 min
Delta R.T.: -0.006 min
Response: 2609093289
Conc: 706.43 ng/ml

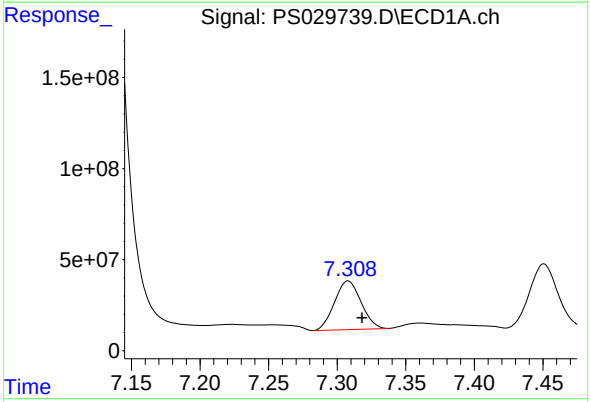

#6 MCPP

R.T.: 7.308 min
Delta R.T.: -0.010 min
Response: 360360736
Conc: 66.49 ug/ml

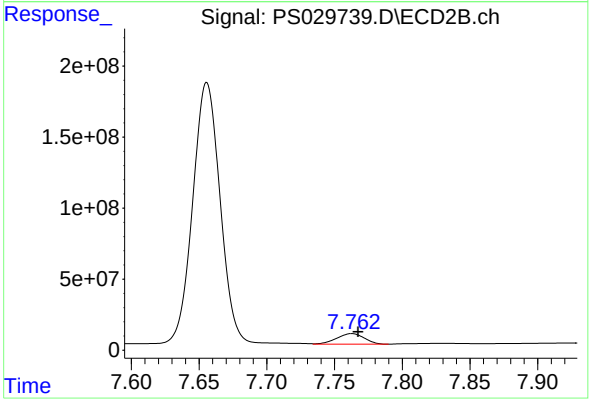

#6 MCPP

R.T.: 7.763 min
Delta R.T.: -0.005 min
Response: 105853562
Conc: 62.69 ug/ml

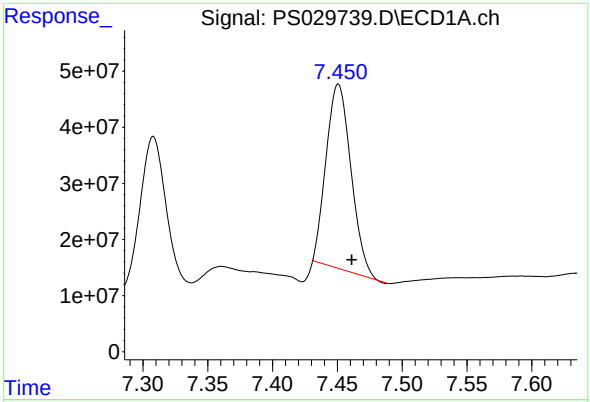

#7 MCPA

R.T.: 7.451 min
Delta R.T.: -0.010 min
Response: 437789514
Conc: 60.23 ug/ml

Instrument :
ECD_S
ClientSampleId :
HSTDCCC750

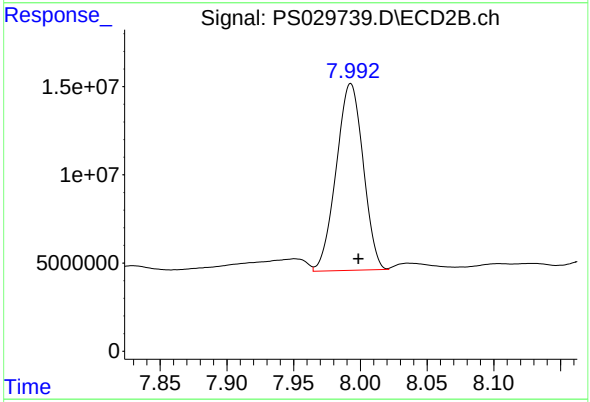

#7 MCPA

R.T.: 7.993 min
Delta R.T.: -0.006 min
Response: 148690386
Conc: 65.35 ug/ml

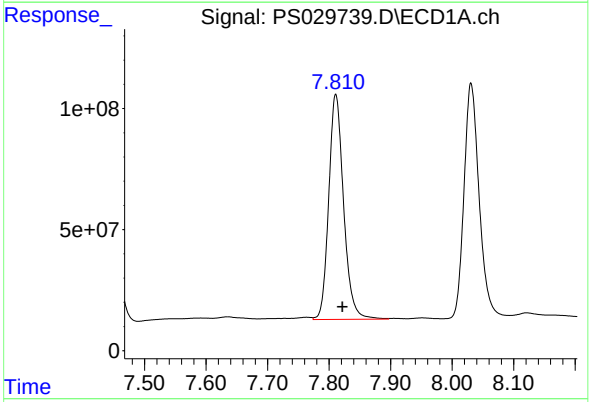

#8 DICHLORPROP

R.T.: 7.811 min
Delta R.T.: -0.011 min
Response: 1561049602
Conc: 709.75 ng/ml

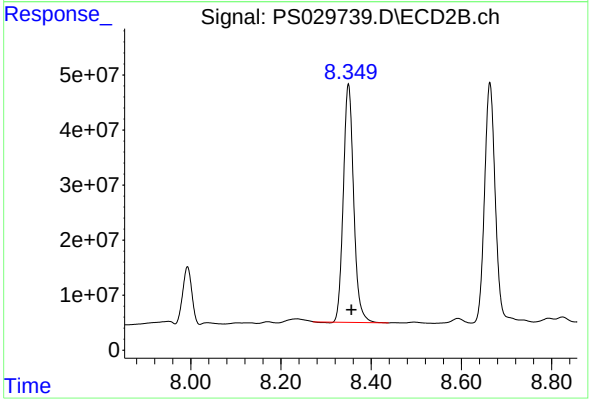

#8 DICHLORPROP

R.T.: 8.350 min
Delta R.T.: -0.007 min
Response: 688494813
Conc: 712.62 ng/ml

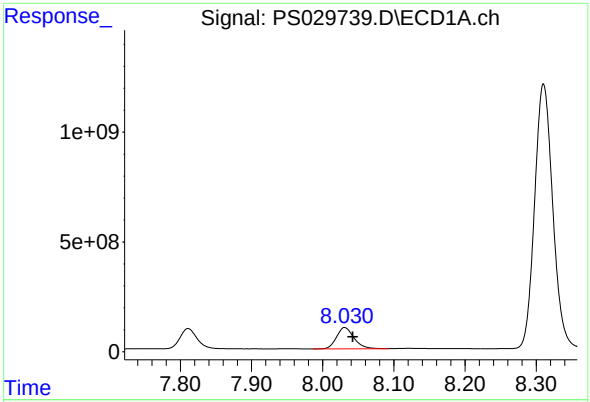

#9 2,4-D

R.T.: 8.031 min
Delta R.T.: -0.012 min
Response: 1667898574
Conc: 692.19 ng/ml

Instrument :
ECD_S
ClientSampleId :
HSTDCCC750

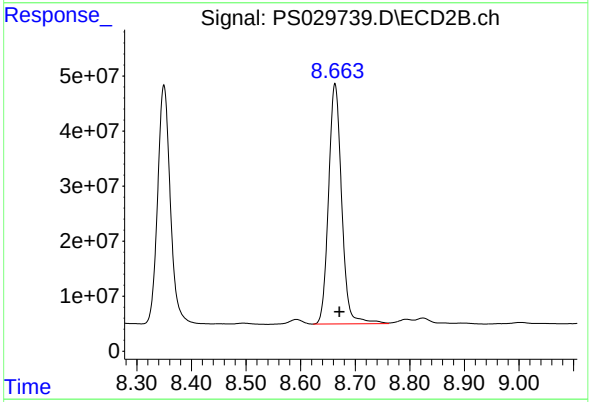

#9 2,4-D

R.T.: 8.663 min
Delta R.T.: -0.008 min
Response: 727921155
Conc: 674.96 ng/ml

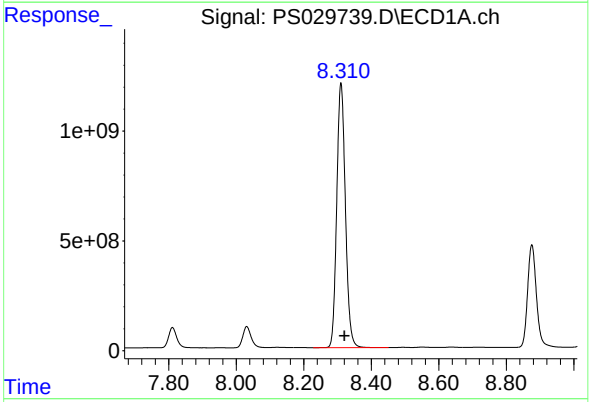

#10 Pentachlorophenol

R.T.: 8.310 min
Delta R.T.: -0.011 min
Response: 21425474191
Conc: 704.67 ng/ml

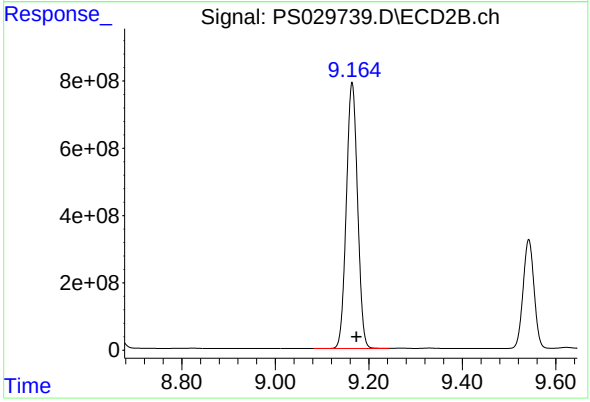

#10 Pentachlorophenol

R.T.: 9.164 min
Delta R.T.: -0.009 min
Response: 13175021483
Conc: 734.90 ng/ml

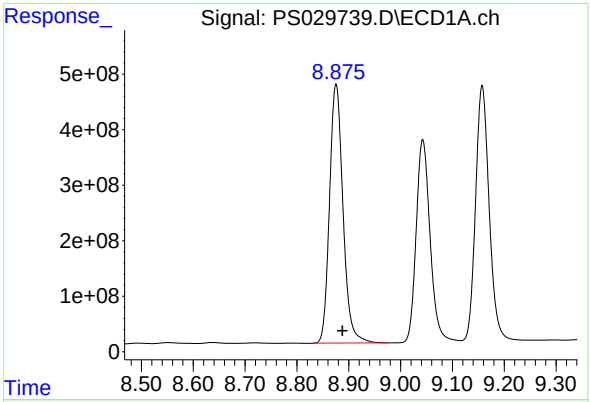

#11 2,4,5-TP (SILVEX)

R.T.: 8.876 min
Delta R.T.: -0.012 min
Response: 8420287425
Conc: 724.93 ng/ml

Instrument :
ECD_S
ClientSampleId :
HSTDCCC750

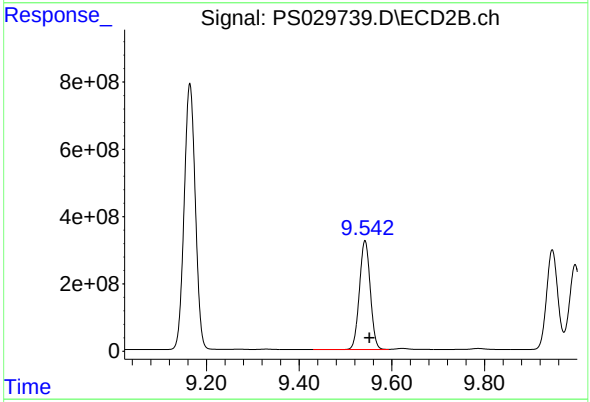

#11 2,4,5-TP (SILVEX)

R.T.: 9.542 min
Delta R.T.: -0.009 min
Response: 5257417652
Conc: 728.88 ng/ml

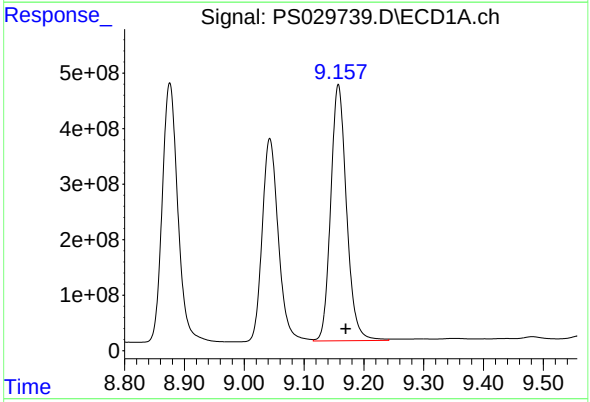

#12 2,4,5-T

R.T.: 9.157 min
Delta R.T.: -0.012 min
Response: 8486312770
Conc: 737.66 ng/ml

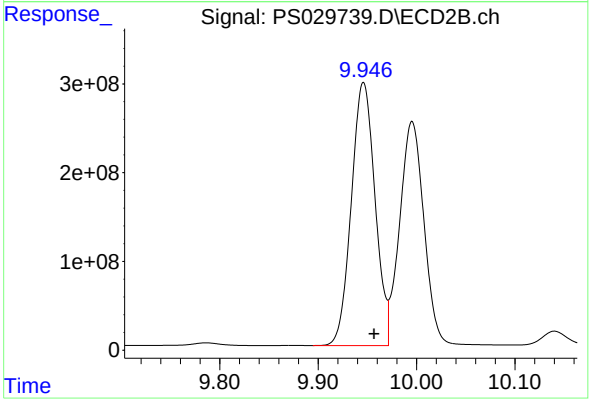

#12 2,4,5-T

R.T.: 9.946 min
Delta R.T.: -0.011 min
Response: 4964219386
Conc: 740.61 ng/ml

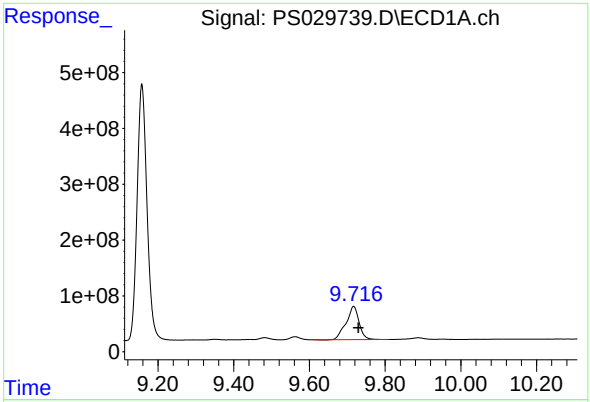

#13 2,4-DB

R.T.: 9.717 min
Delta R.T.: -0.013 min
Response: 1417275543
Conc: 780.12 ng/ml

Instrument :
ECD_S
ClientSampleId :
HSTDCCC750

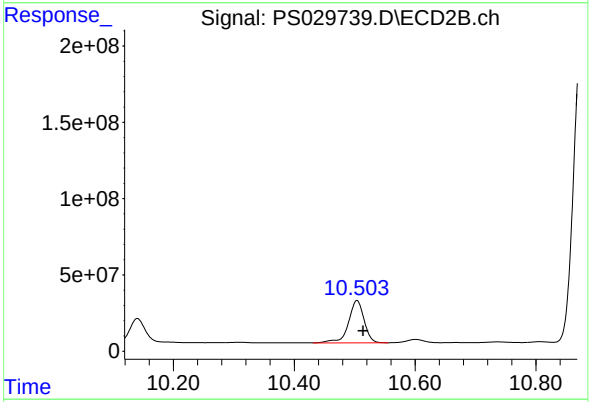

#13 2,4-DB

R.T.: 10.504 min
Delta R.T.: -0.010 min
Response: 496934220
Conc: 669.74 ng/ml

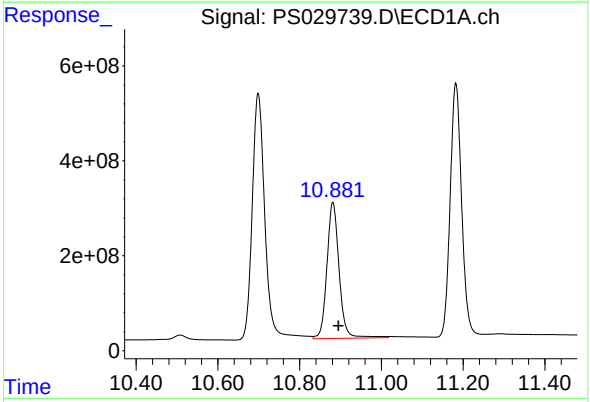

#14 DINOSEB

R.T.: 10.881 min
Delta R.T.: -0.014 min
Response: 5956657982
Conc: 705.59 ng/ml

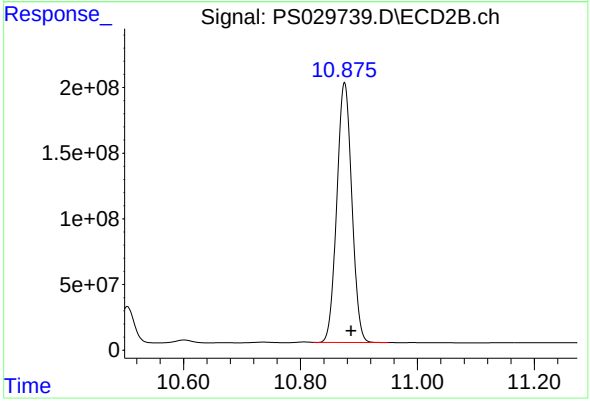

#14 DINOSEB

R.T.: 10.875 min
Delta R.T.: -0.011 min
Response: 3519670918
Conc: 688.40 ng/ml

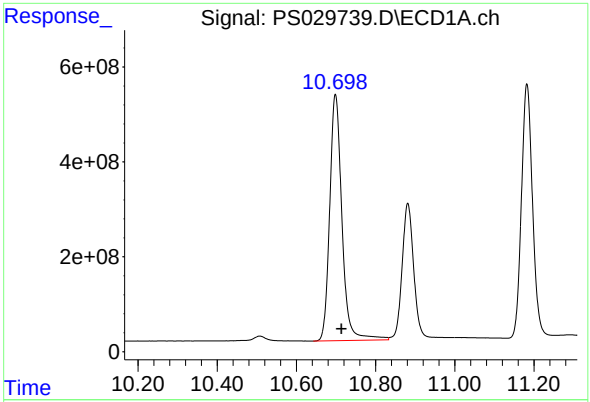

#15 Picloram

R.T.: 10.698 min
Delta R.T.: -0.015 min
Response: 11156637265
Conc: 719.76 ng/ml

Instrument :
ECD_S
ClientSampleId :
HSTDCCC750

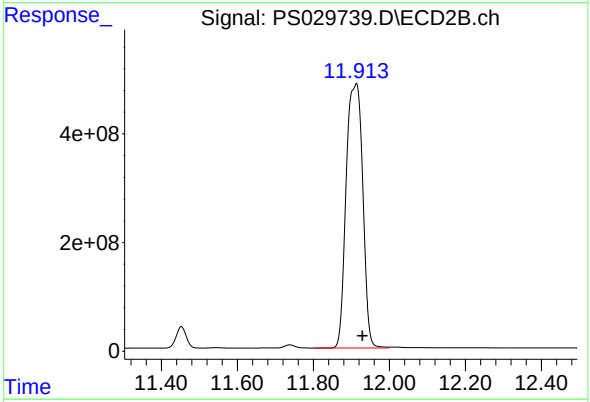

#15 Picloram

R.T.: 11.912 min
Delta R.T.: -0.017 min
Response: 14715637993
Conc: 1244.51 ng/ml

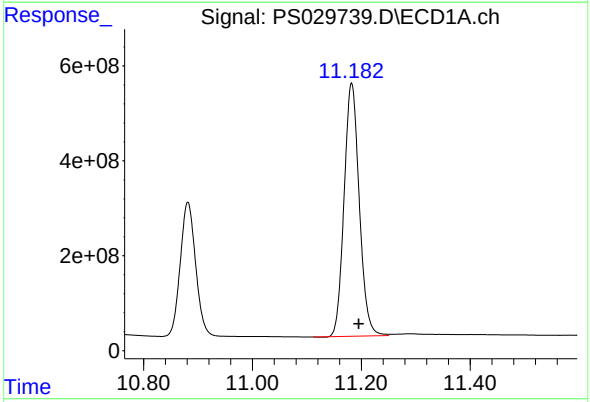

#16 DCPA

R.T.: 11.182 min
Delta R.T.: -0.013 min
Response: 10315644827
Conc: 738.62 ng/ml

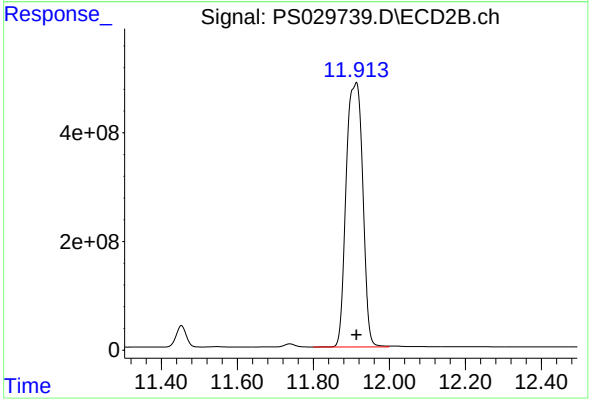

#16 DCPA

R.T.: 11.912 min
Delta R.T.: -0.001 min
Response: 14715637993
Conc: 1662.66 ng/ml

Quantitation Report (Not Reviewed)

Data Path : Z:\pestpcbsrv\HPCHEM1\ECD_S\Data\PS040825\
Data File : PS029741.D
Signal(s) : Signal #1: ECD1A.ch Signal #2: ECD2B.ch
Acq On : 08 Apr 2025 23:03
Operator : AR\AJ
Sample : Q1730-09
Misc :
ALS Vial : 15 Sample Multiplier: 1

Instrument :
ECD_S
ClientSampleId :
OU4-PCS-TC-22-040325

Integration File signal 1: autoint1.e
Integration File signal 2: autoint2.e
Quant Time: Apr 09 03:14:10 2025
Quant Method : Z:\pestpcbsrv\HPCHEM1\ECD_S\Method\PS040225.M
Quant Title : 8080.M
QLast Update : Wed Apr 02 23:52:55 2025
Response via : Initial Calibration
Integrator: ChemStation

Volume Inj. : 1 µl
Signal #1 Phase : ZB-MR1 Signal #2 Phase: ZB-MR2
Signal #1 Info : 30M x 0.32mm x0.5 Signal #2 Info : 30M x 0.32mm x 0.25µm

		Compound	RT#1	RT#2	Resp#1	Resp#2	ng/ml	ng/ml	
		System Monitoring Compounds							
4)	S	2,4-DCAA	6.953	7.468	979.6E6	288.7E6	480.461	423.658	
		Target Compounds							
1)	T	Dalapon	2.429f	2.507f	129.2E6	66165337	38.087	41.676	
2)	T	3,5-DICHL...	6.136f	6.475	27659778	6082550	9.196	6.300	#
3)	T	4-Nitroph...	6.766	6.974f	21470083	11144943	15.283	15.719	
5)	T	DICAMBA	7.147	7.634f	34312149	10737758	4.123	2.907	#
6)	T	MCPP	7.351f	7.744	107.2E6	5123025	19.785	3.034	#
7)	T	MCPA	7.463	7.974	9541388	43823094	1.313	19.261	#
8)	T	DICHLORPROP	7.813	8.371	36075221	92149961	16.402	95.378	#
9)	T	2,4-D	8.036	8.687	65102406	3498555	27.018	3.244	#
10)	T	Pentachlo...	8.306	9.162	49350720	12098483	1.623	<MDL	#
11)	T	2,4,5-TP ...	0.000	9.551	0	29961490	N.D.	4.154	
12)	T	2,4,5-T	9.203f	9.975	63369373	87706273	5.508	13.085	#
13)	T	2,4-DB	9.739	10.488f	292.0E6	37789622	160.718	50.931	#
14)	T	DINOSEB	10.912	10.853f	208.5E6	53577167	24.698	10.479	#
15)	T	Picloram	10.697	11.920	182.3E6	82786032	11.760	7.001	#
16)	T	DCPA	11.176	11.920	121.0E6	82786032	8.667	9.354	

(f)=RT Delta > 1/2 Window (#)=Amounts differ by > 25% (m)=manual int.

Quantitation Report (Not Reviewed)

Data Path : Z:\pestpcbsrv\HPCHEM1\ECD_S\Data\PS040825\
Data File : PS029741.D
Signal(s) : Signal #1: ECD1A.ch Signal #2: ECD2B.ch
Acq On : 08 Apr 2025 23:03
Operator : AR\AJ
Sample : Q1730-09
Misc :
ALS Vial : 15 Sample Multiplier: 1

Instrument :
ECD_S
ClientSampleId :
OU4-PCS-TC-22-040325

Integration File signal 1: autoint1.e
Integration File signal 2: autoint2.e
Quant Time: Apr 09 03:14:10 2025
Quant Method : Z:\pestpcbsrv\HPCHEM1\ECD_S\Method\PS040225.M
Quant Title : 8080.M
QLast Update : Wed Apr 02 23:52:55 2025
Response via : Initial Calibration
Integrator: ChemStation

Volume Inj. : 1 µl
Signal #1 Phase : ZB-MR1 Signal #2 Phase: ZB-MR2
Signal #1 Info : 30M x 0.32mm x0.5 Signal #2 Info : 30M x 0.32mm x 0.25µm

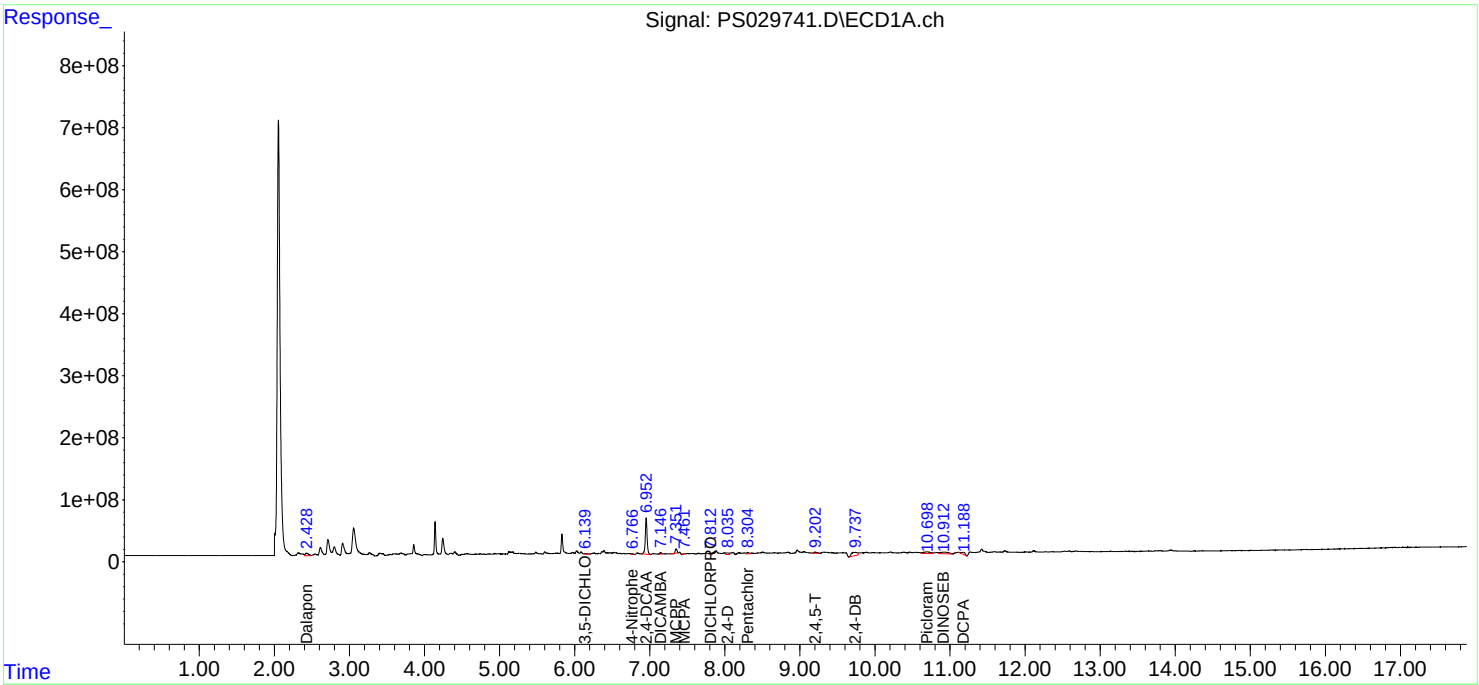

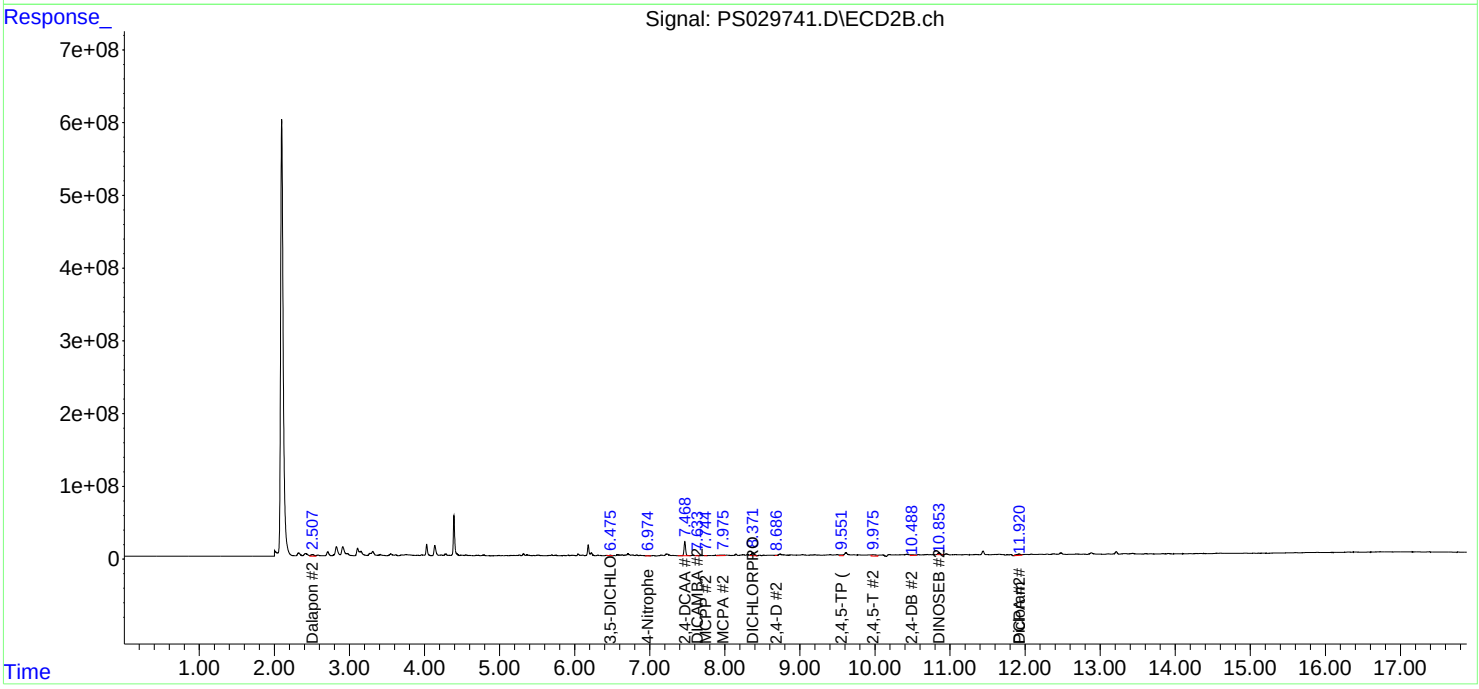

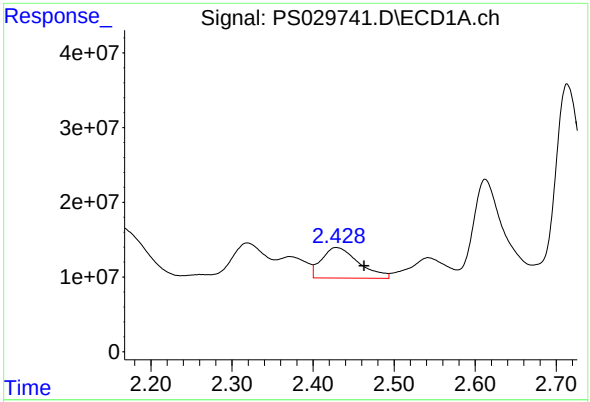

#1 Dalapon

R.T.: 2.429 min
Delta R.T.: -0.034 min
Response: 129204992
Conc: 38.09 ng/ml

Instrument :
ECD_S
ClientSampleId :
OU4-PCS-TC-22-040325

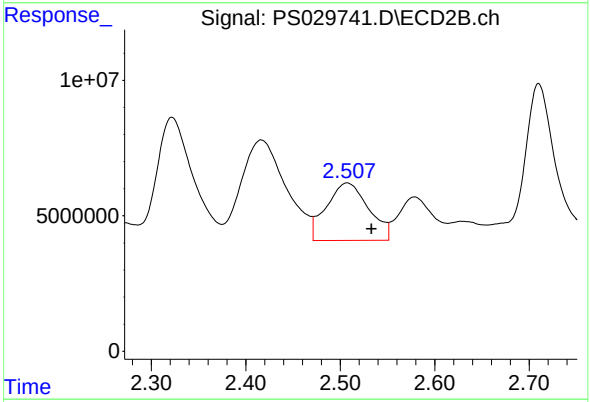

#1 Dalapon

R.T.: 2.507 min
Delta R.T.: -0.026 min
Response: 66165337
Conc: 41.68 ng/ml

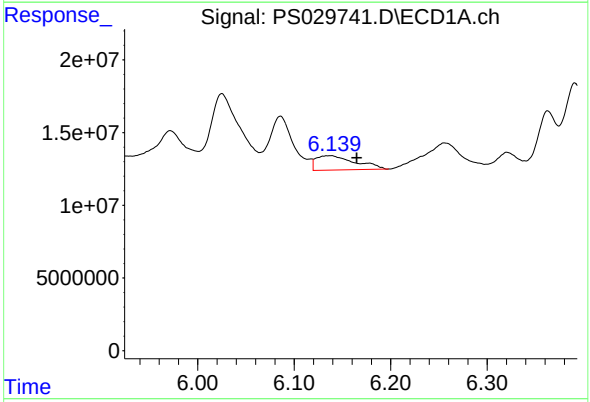

#2 3,5-DICHLOROBENZOIC ACID

R.T.: 6.136 min
Delta R.T.: -0.028 min
Response: 27659778
Conc: 9.20 ng/ml

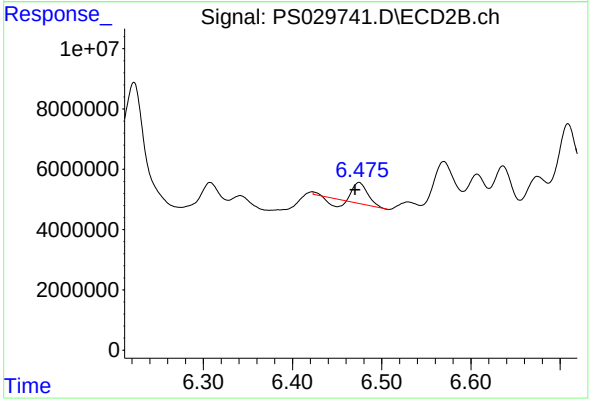

#2 3,5-DICHLOROBENZOIC ACID

R.T.: 6.475 min
Delta R.T.: 0.004 min
Response: 6082550
Conc: 6.30 ng/ml

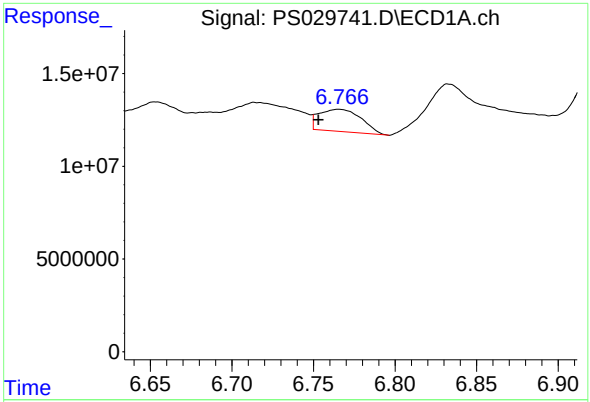

#3 4-Nitrophenol

R.T.: 6.766 min
Delta R.T.: 0.012 min
Response: 21470083
Conc: 15.28 ng/ml

Instrument :
ECD_S
ClientSampleId :
OU4-PCS-TC-22-040325

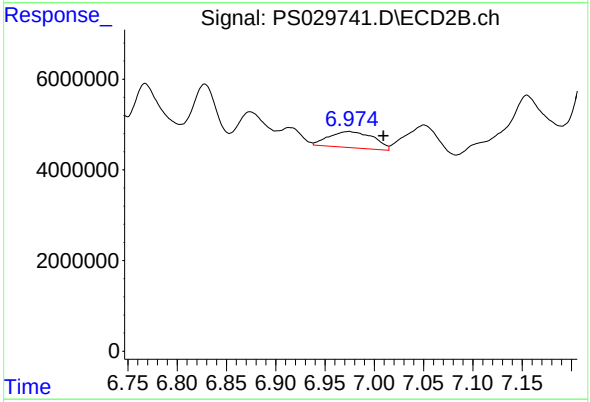

#3 4-Nitrophenol

R.T.: 6.974 min
Delta R.T.: -0.035 min
Response: 11144943
Conc: 15.72 ng/ml

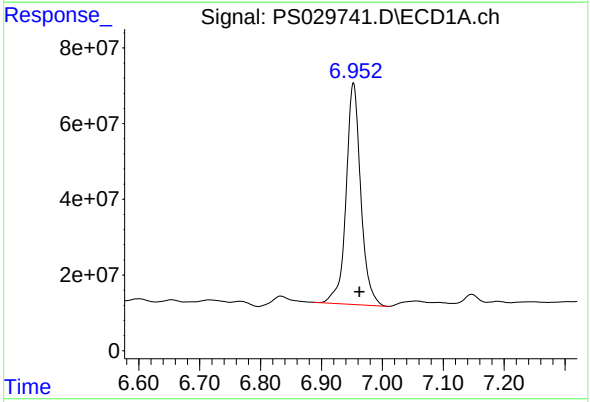

#4 2,4-DCAA

R.T.: 6.953 min
Delta R.T.: -0.010 min
Response: 979578183
Conc: 480.46 ng/ml

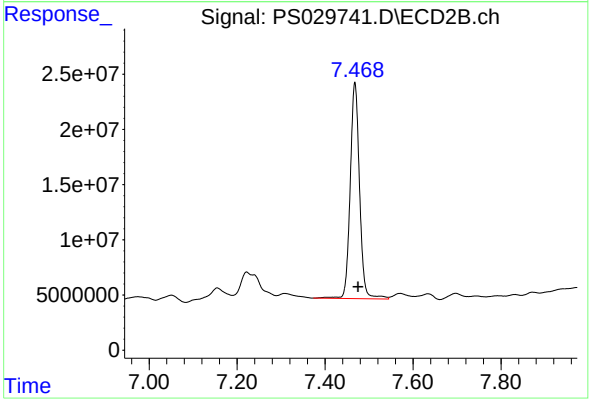

#4 2,4-DCAA

R.T.: 7.468 min
Delta R.T.: -0.007 min
Response: 288728161
Conc: 423.66 ng/ml

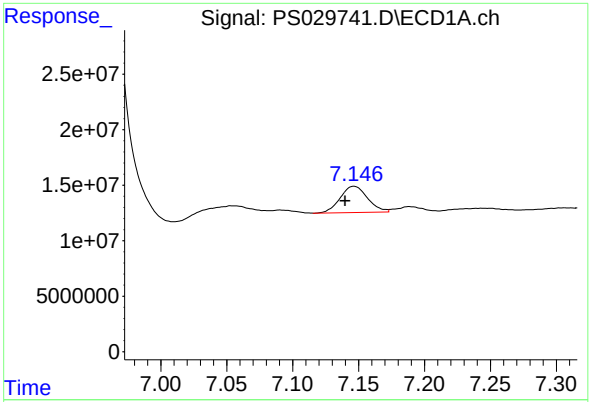

#5 DICAMBA

R.T.: 7.147 min
Delta R.T.: 0.007 min
Response: 34312149
Conc: 4.12 ng/ml

Instrument :
ECD_S
ClientSampleId :
OU4-PCS-TC-22-040325

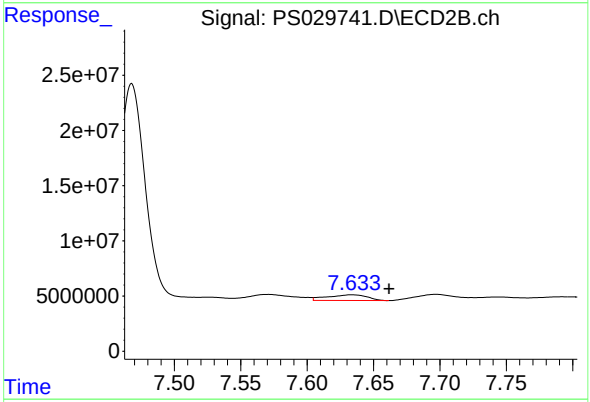

#5 DICAMBA

R.T.: 7.634 min
Delta R.T.: -0.028 min
Response: 10737758
Conc: 2.91 ng/ml

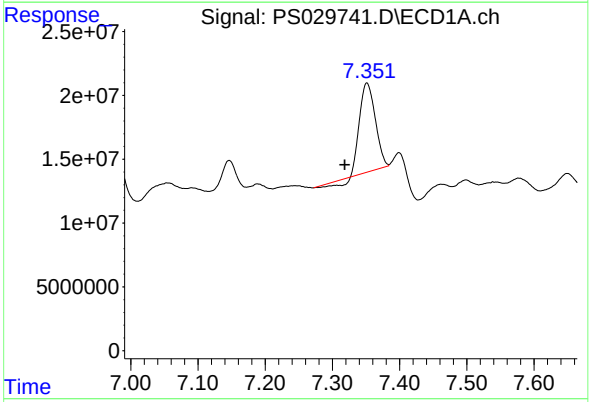

#6 MCPP

R.T.: 7.351 min
Delta R.T.: 0.033 min
Response: 107231379
Conc: 19.78 ug/ml

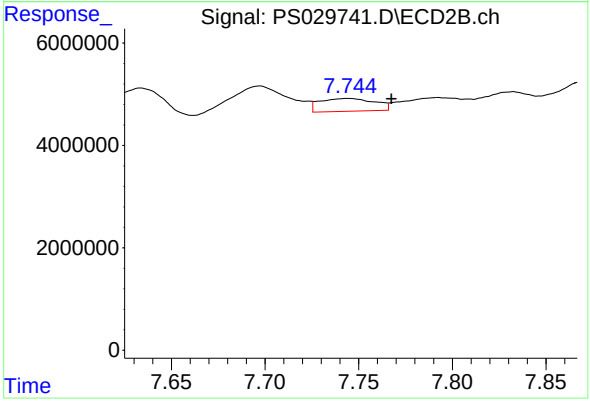

#6 MCPP

R.T.: 7.744 min
Delta R.T.: -0.024 min
Response: 5123025
Conc: 3.03 ug/ml

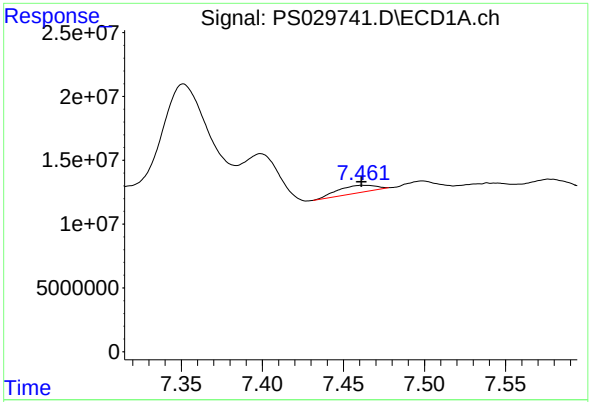

#7 MCPA

R.T.: 7.463 min
Delta R.T.: 0.002 min
Response: 9541388
Conc: 1.31 ug/ml

Instrument :
ECD_S
ClientSampleId :
OU4-PCS-TC-22-040325

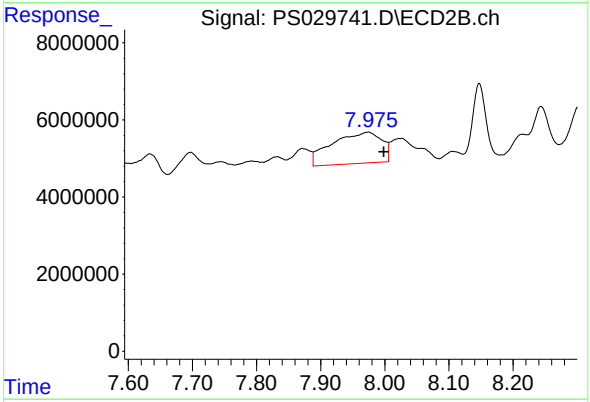

#7 MCPA

R.T.: 7.974 min
Delta R.T.: -0.025 min
Response: 43823094
Conc: 19.26 ug/ml

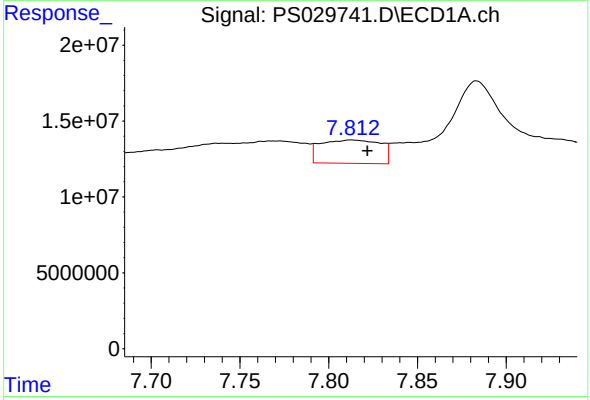

#8 DICHLORPROP

R.T.: 7.813 min
Delta R.T.: -0.009 min
Response: 36075221
Conc: 16.40 ng/ml

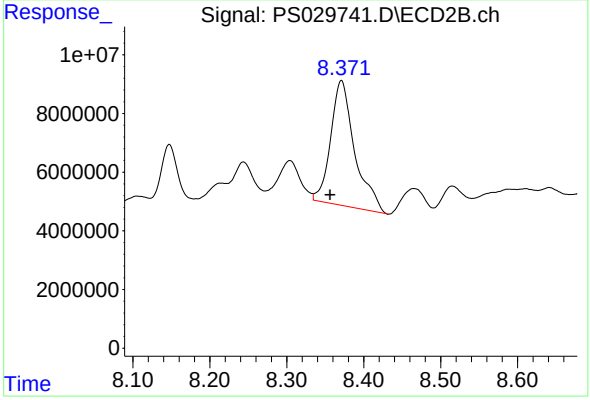

#8 DICHLORPROP

R.T.: 8.371 min
Delta R.T.: 0.015 min
Response: 92149961
Conc: 95.38 ng/ml

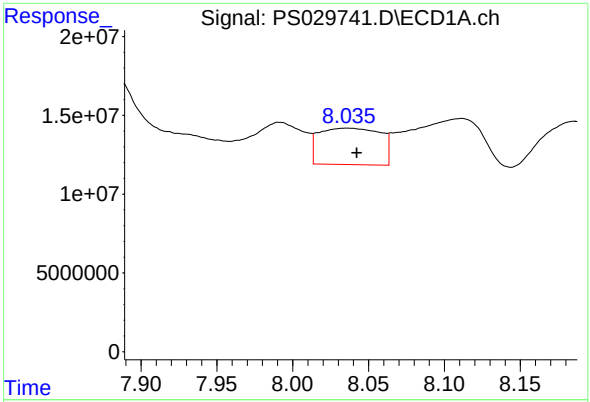

#9 2,4-D

R.T.: 8.036 min
Delta R.T.: -0.006 min
Response: 65102406
Conc: 27.02 ng/ml

Instrument :
ECD_S
ClientSampleId :
OU4-PCS-TC-22-040325

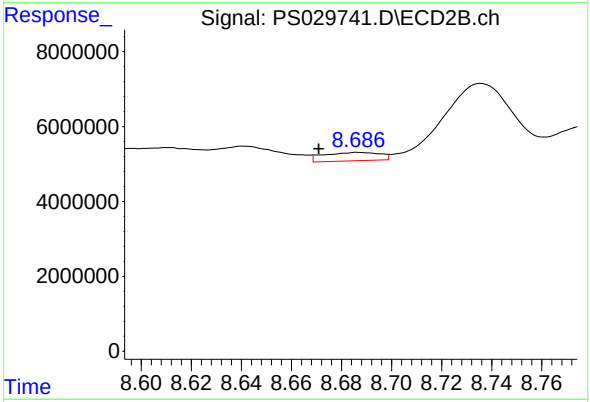

#9 2,4-D

R.T.: 8.687 min
Delta R.T.: 0.016 min
Response: 3498555
Conc: 3.24 ng/ml

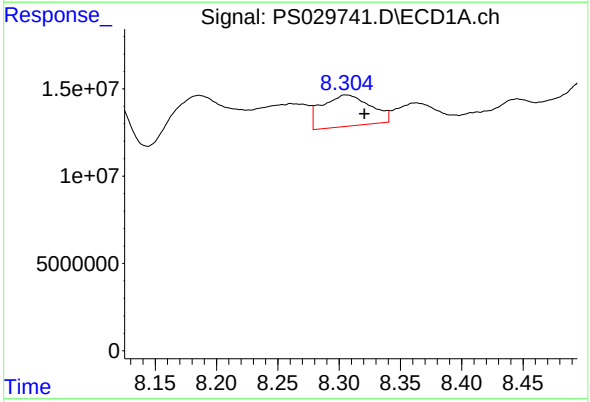

#10 Pentachlorophenol

R.T.: 8.306 min
Delta R.T.: -0.014 min
Response: 49350720
Conc: 1.62 ng/ml

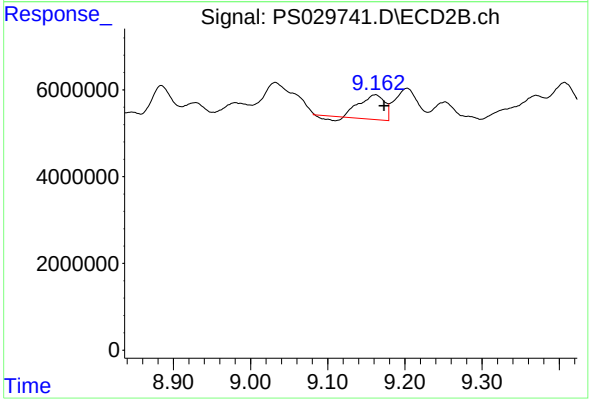

#10 Pentachlorophenol

R.T.: 9.162 min
Delta R.T.: -0.012 min
Response: 12098483
Conc: N.D.

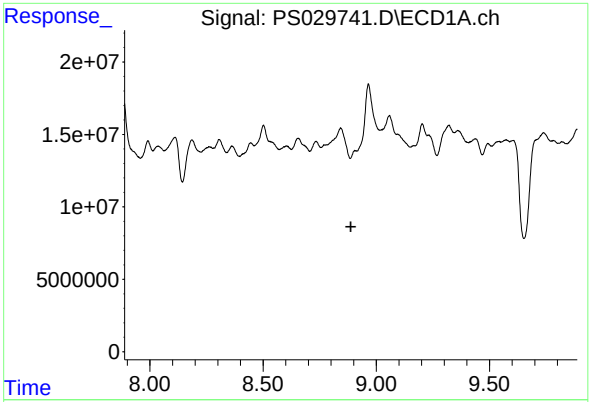

#11 2,4,5-TP (SILVEX)

R.T.: 0.000 min
Exp R.T. : 8.888 min
Response: 0
Conc: N.D.

Instrument :
ECD_S
ClientSampleId :
OU4-PCS-TC-22-040325

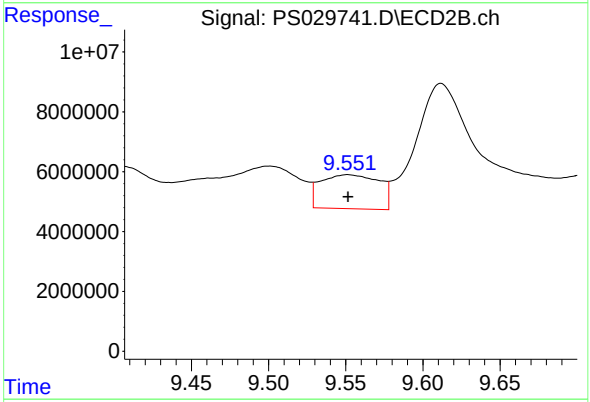

#11 2,4,5-TP (SILVEX)

R.T.: 9.551 min
Delta R.T.: 0.000 min
Response: 29961490
Conc: 4.15 ng/ml

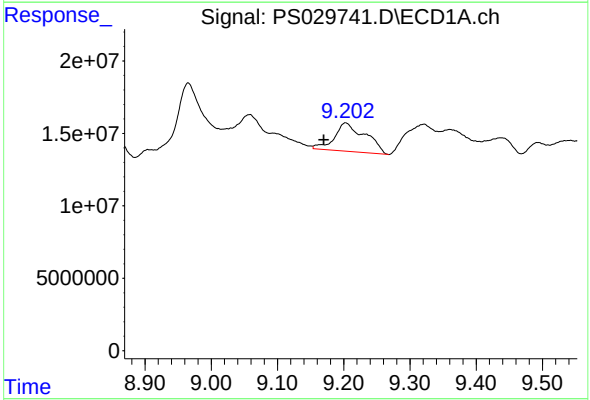

#12 2,4,5-T

R.T.: 9.203 min
Delta R.T.: 0.033 min
Response: 63369373
Conc: 5.51 ng/ml

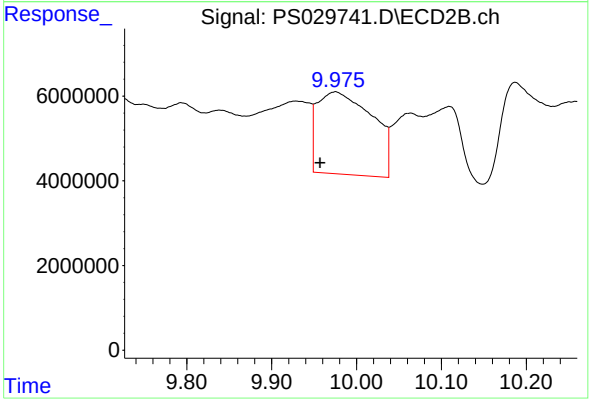

#12 2,4,5-T

R.T.: 9.975 min
Delta R.T.: 0.018 min
Response: 87706273
Conc: 13.08 ng/ml

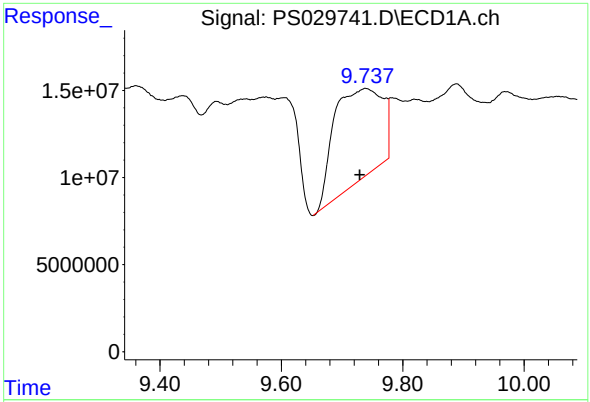

#13 2,4-DB

R.T.: 9.739 min
Delta R.T.: 0.009 min
Response: 291983918
Conc: 160.72 ng/ml

Instrument :
ECD_S
ClientSampleId :
OU4-PCS-TC-22-040325

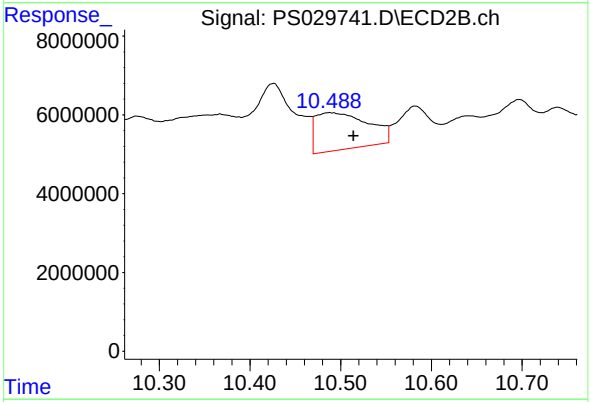

#13 2,4-DB

R.T.: 10.488 min
Delta R.T.: -0.026 min
Response: 37789622
Conc: 50.93 ng/ml

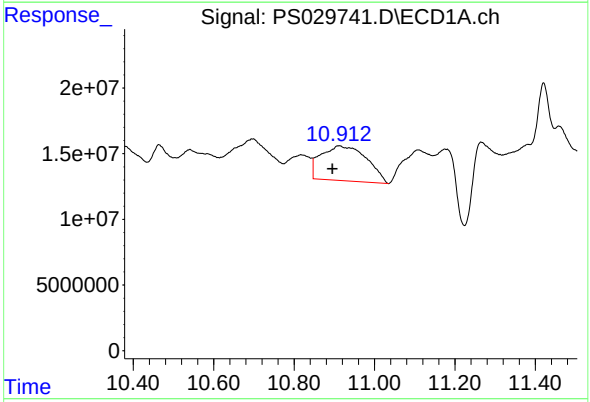

#14 DINOSEB

R.T.: 10.912 min
Delta R.T.: 0.017 min
Response: 208498684
Conc: 24.70 ng/ml

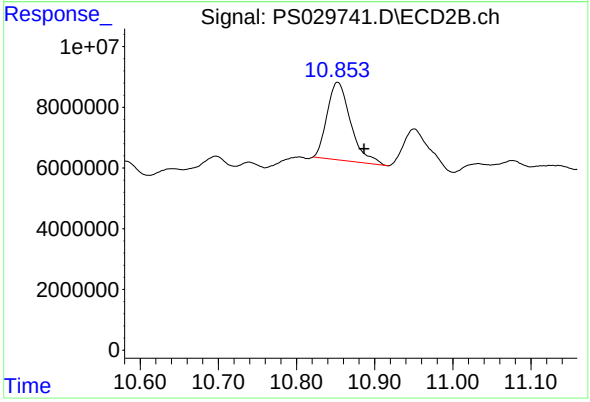

#14 DINOSEB

R.T.: 10.853 min
Delta R.T.: -0.034 min
Response: 53577167
Conc: 10.48 ng/ml

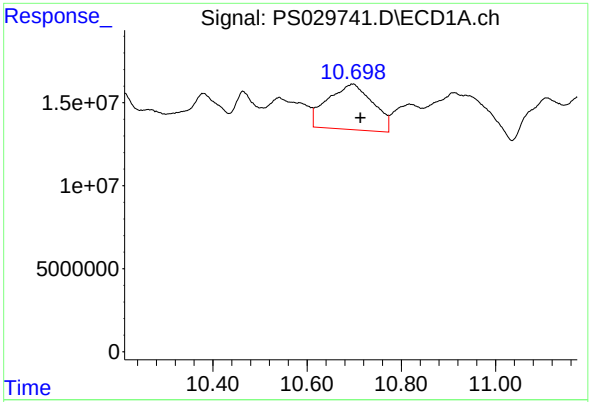

#15 Picloram

R.T.: 10.697 min
Delta R.T.: -0.016 min
Response: 182288340
Conc: 11.76 ng/ml

Instrument :
ECD_S
ClientSampleId :
OU4-PCS-TC-22-040325

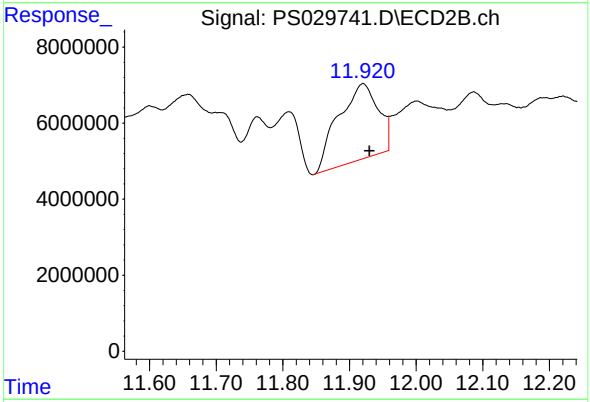

#15 Picloram

R.T.: 11.920 min
Delta R.T.: -0.009 min
Response: 82786032
Conc: 7.00 ng/ml

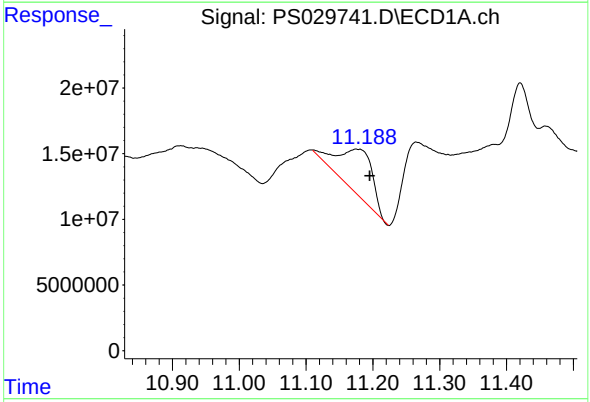

#16 DCPA

R.T.: 11.176 min
Delta R.T.: -0.019 min
Response: 121043237
Conc: 8.67 ng/ml

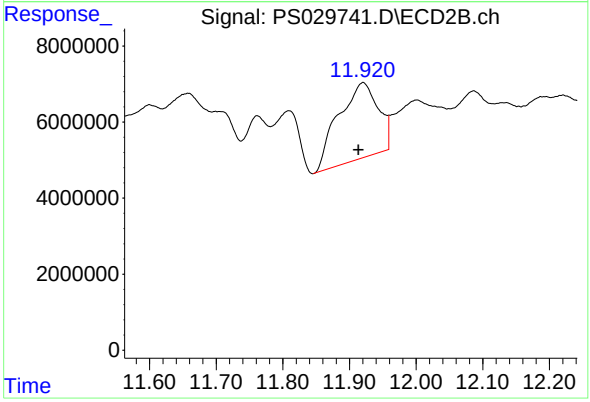

#16 DCPA

R.T.: 11.920 min
Delta R.T.: 0.007 min
Response: 82786032
Conc: 9.35 ng/ml

Quantitation Report (Not Reviewed)

Data Path : Z:\pestpcbsrv\HPCHEM1\ECD_S\Data\PS040825\
Data File : PS029743.D
Signal(s) : Signal #1: ECD1A.ch Signal #2: ECD2B.ch
Acq On : 08 Apr 2025 23:51
Operator : AR\AJ
Sample : Q1730-13
Misc :
ALS Vial : 17 Sample Multiplier: 1

Instrument :
ECD_S
ClientSampleId :
OU4-PCS-TC-24-040325

Integration File signal 1: autoint1.e
Integration File signal 2: autoint2.e
Quant Time: Apr 09 03:14:36 2025
Quant Method : Z:\pestpcbsrv\HPCHEM1\ECD_S\Method\PS040225.M
Quant Title : 8080.M
QLast Update : Wed Apr 02 23:52:55 2025
Response via : Initial Calibration
Integrator: ChemStation

Volume Inj. : 1 µl
Signal #1 Phase : ZB-MR1 Signal #2 Phase: ZB-MR2
Signal #1 Info : 30M x 0.32mm x0.5 Signal #2 Info : 30M x 0.32mm x 0.25µm

	Compound	RT#1	RT#2	Resp#1	Resp#2	ng/ml	ng/ml	
	System Monitoring Compounds							
4) S	2,4-DCAA	6.951	7.467	925.2E6	262.8E6	453.779	385.583	
	Target Compounds							
1) T	Dalapon	2.428f	2.506f	81330926	24887571	23.974	15.676	#
2) T	3,5-DICHL...	6.178	6.492	7394273	6372956	2.458	6.600	#
3) T	4-Nitroph...	6.761	7.030	17730836	11893895	12.622	16.776	#
5) T	DICAMBA	7.145	7.634f	17479685	8025785	2.100	2.173	
6) T	MCPP	7.351f	7.743	85851971	2637450	15.840	1.562	#
7) T	MCPA	7.459	8.021	10883091	11835330	1.497	5.202	#
8) T	DICHLORPROP	7.813	8.371	36115265	86689024	16.420	89.726	#
9) T	2,4-D	8.026	8.687	46919297	4453160	19.472	4.129	#
10) T	Pentachlo...	8.361f	9.201f	17479395	12574587	<MDL	<MDL	#
11) T	2,4,5-TP ...	8.908	9.554	-12750125	27670727	N.D.	3.836	
12) T	2,4,5-T	9.202f	9.973	109.7E6	87930144	9.535	13.118	#
13) T	2,4-DB	9.736	10.514	253.3E6	25202664	139.435	33.967	#
14) T	DINOSEB	0.000	10.896	0	6906646	N.D.	1.351	
15) T	Picloram	10.697	11.921	118.4E6	71091786	7.641	6.012	
16) T	DCPA	11.177	11.921	95688569	71091786	6.851	8.032	

(f)=RT Delta > 1/2 Window (#)=Amounts differ by > 25% (m)=manual int.

Data Path : Z:\pestpcbsrv\HPCHEM1\ECD_S\Data\PS040825\
Data File : PS029743.D
Signal(s) : Signal #1: ECD1A.ch Signal #2: ECD2B.ch
Acq On : 08 Apr 2025 23:51
Operator : AR\AJ
Sample : Q1730-13
Misc :
ALS Vial : 17 Sample Multiplier: 1

Instrument :
ECD_S
ClientSampleId :
OU4-PCS-TC-24-040325

Integration File signal 1: autoint1.e
Integration File signal 2: autoint2.e
Quant Time: Apr 09 03:14:36 2025
Quant Method : Z:\pestpcbsrv\HPCHEM1\ECD_S\Method\PS040225.M
Quant Title : 8080.M
QLast Update : Wed Apr 02 23:52:55 2025
Response via : Initial Calibration
Integrator: ChemStation

Volume Inj. : 1 µl
Signal #1 Phase : ZB-MR1 Signal #2 Phase: ZB-MR2
Signal #1 Info : 30M x 0.32mm x0.5 Signal #2 Info : 30M x 0.32mm x 0.25µm

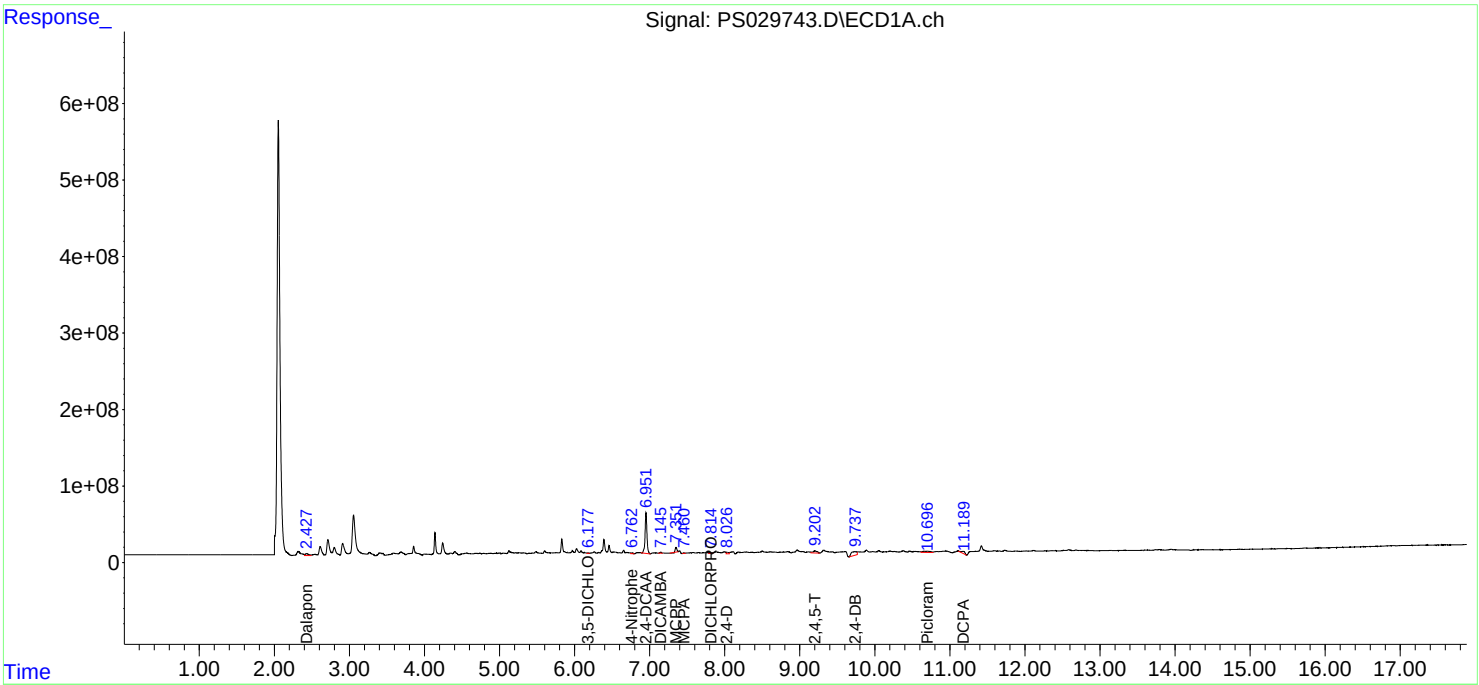

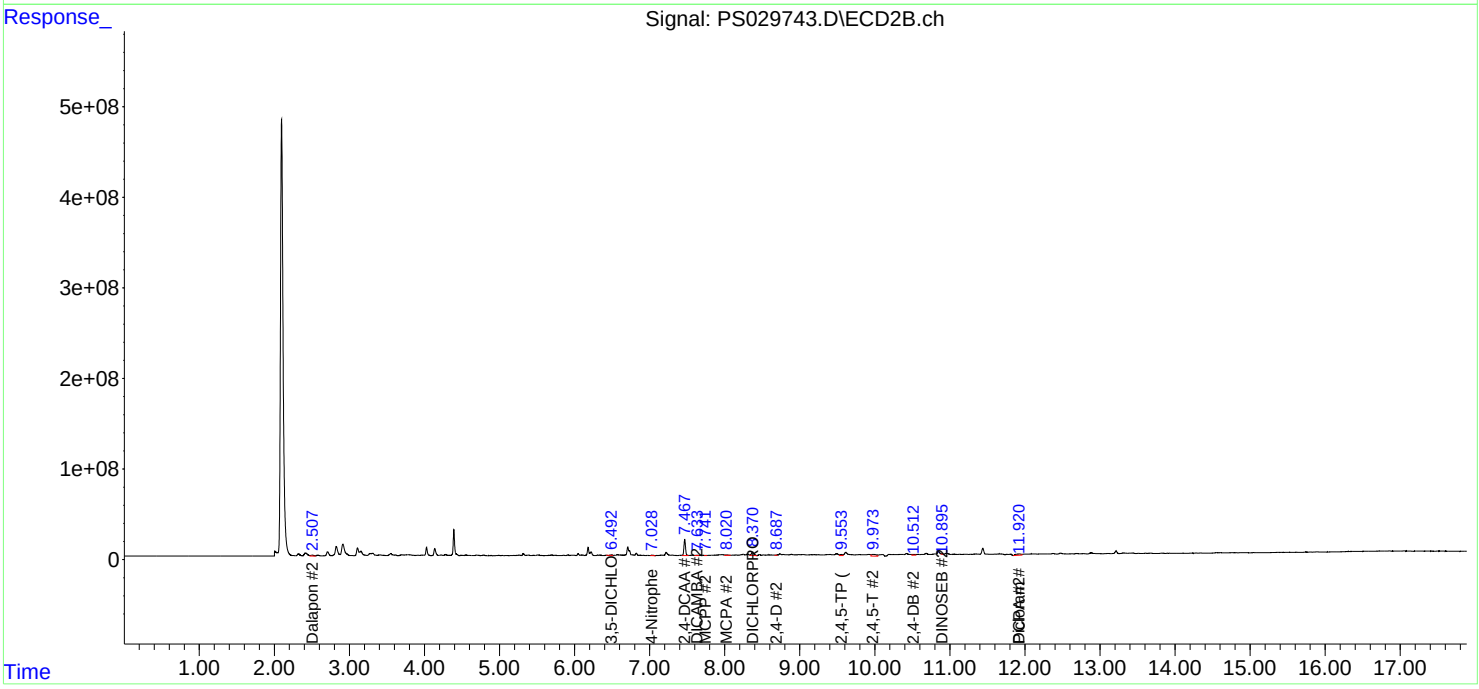

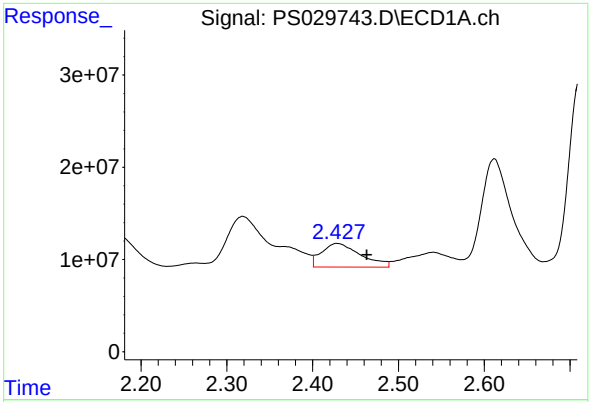

#1 Dalapon

R.T.: 2.428 min
Delta R.T.: -0.035 min
Response: 81330926
Conc: 23.97 ng/ml

Instrument :
ECD_S
ClientSampleId :
OU4-PCS-TC-24-040325

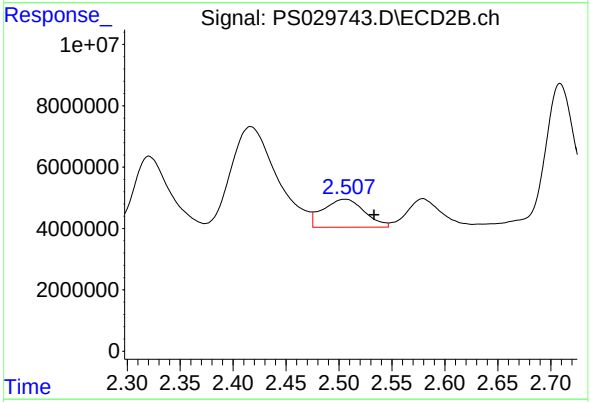

#1 Dalapon

R.T.: 2.506 min
Delta R.T.: -0.028 min
Response: 24887571
Conc: 15.68 ng/ml

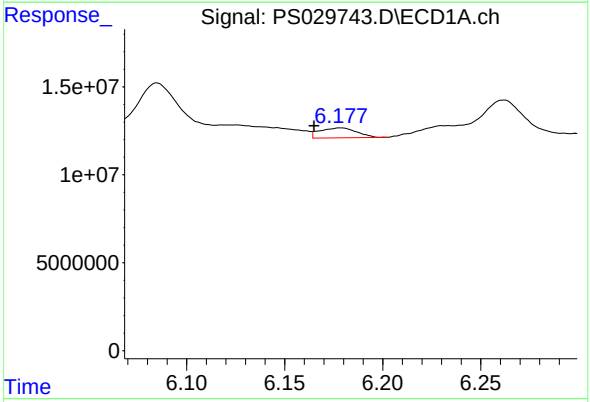

#2 3,5-DICHLOROBENZOIC ACID

R.T.: 6.178 min
Delta R.T.: 0.013 min
Response: 7394273
Conc: 2.46 ng/ml

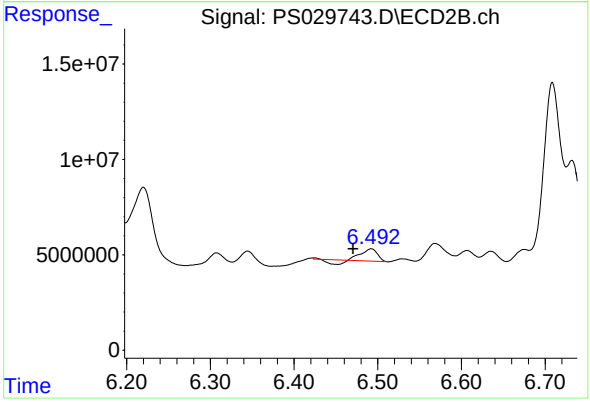

#2 3,5-DICHLOROBENZOIC ACID

R.T.: 6.492 min
Delta R.T.: 0.022 min
Response: 6372956
Conc: 6.60 ng/ml

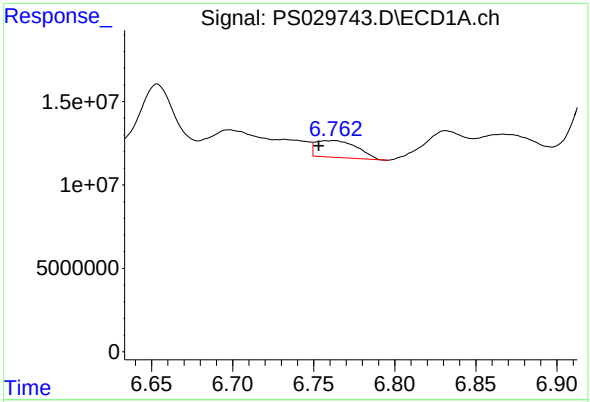

#3 4-Nitrophenol

R.T.: 6.761 min
Delta R.T.: 0.008 min
Response: 17730836
Conc: 12.62 ng/ml

Instrument :
ECD_S
ClientSampleId :
OU4-PCS-TC-24-040325

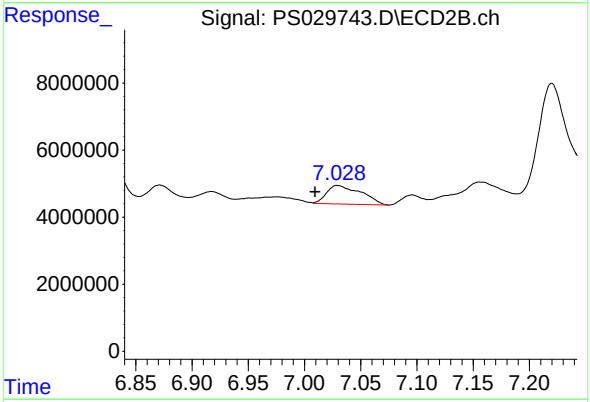

#3 4-Nitrophenol

R.T.: 7.030 min
Delta R.T.: 0.020 min
Response: 11893895
Conc: 16.78 ng/ml

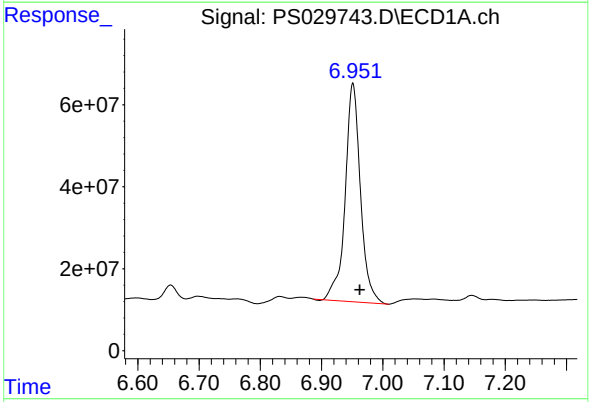

#4 2,4-DCAA

R.T.: 6.951 min
Delta R.T.: -0.011 min
Response: 925178727
Conc: 453.78 ng/ml

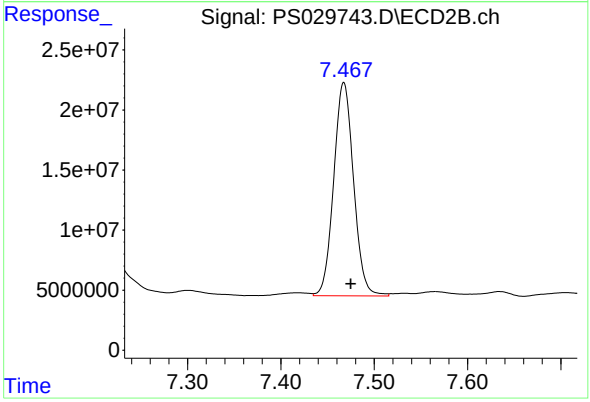

#4 2,4-DCAA

R.T.: 7.467 min
Delta R.T.: -0.007 min
Response: 262780090
Conc: 385.58 ng/ml

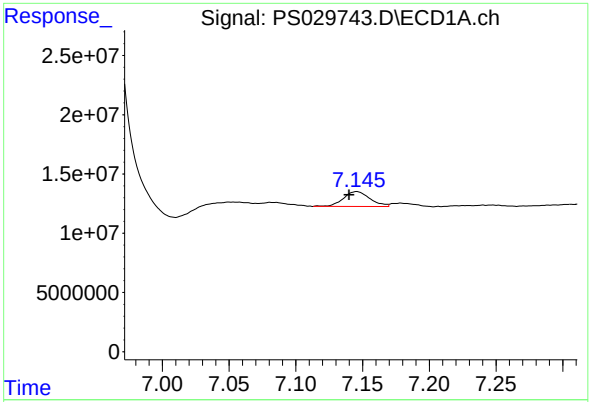

#5 DICAMBA

R.T.: 7.145 min
Delta R.T.: 0.006 min
Response: 17479685
Conc: 2.10 ng/ml

Instrument :
ECD_S
ClientSampleId :
OU4-PCS-TC-24-040325

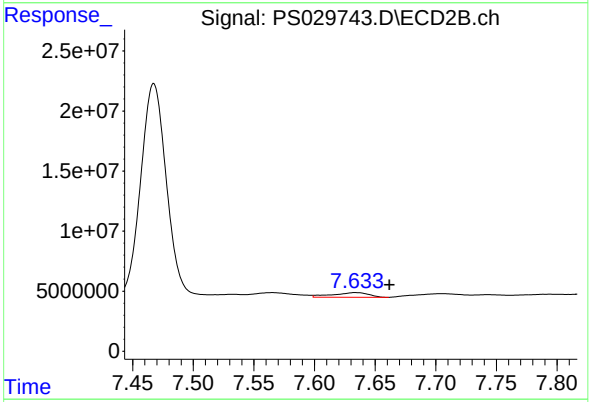

#5 DICAMBA

R.T.: 7.634 min
Delta R.T.: -0.028 min
Response: 8025785
Conc: 2.17 ng/ml

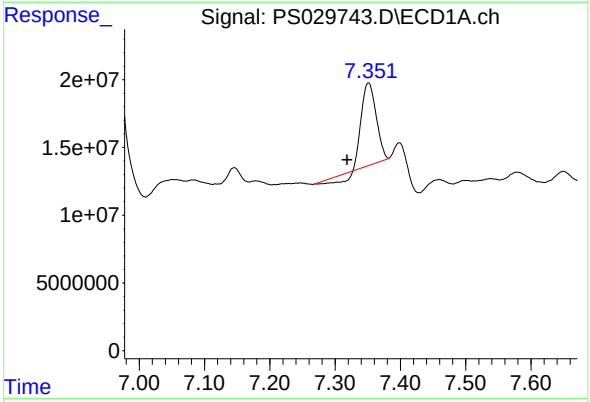

#6 MCPP

R.T.: 7.351 min
Delta R.T.: 0.033 min
Response: 85851971
Conc: 15.84 ug/ml

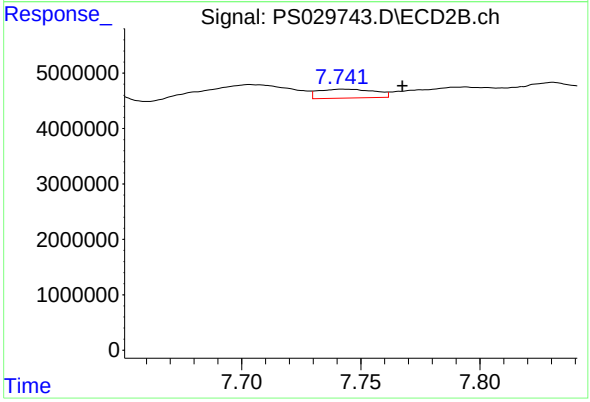

#6 MCPP

R.T.: 7.743 min
Delta R.T.: -0.024 min
Response: 2637450
Conc: 1.56 ug/ml

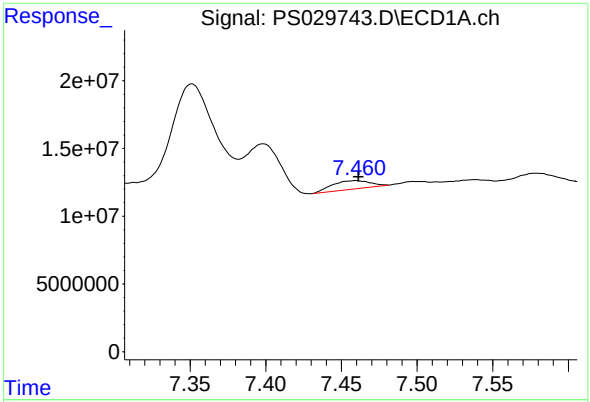

#7 MCPA

R.T.: 7.459 min
Delta R.T.: -0.002 min
Response: 10883091
Conc: 1.50 ug/ml

Instrument :
ECD_S
ClientSampleId :
OU4-PCS-TC-24-040325

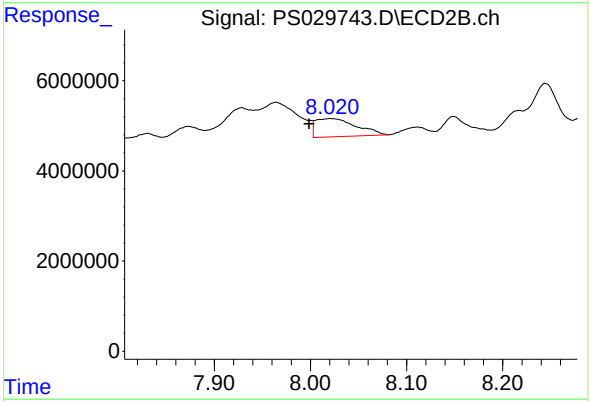

#7 MCPA

R.T.: 8.021 min
Delta R.T.: 0.023 min
Response: 11835330
Conc: 5.20 ug/ml

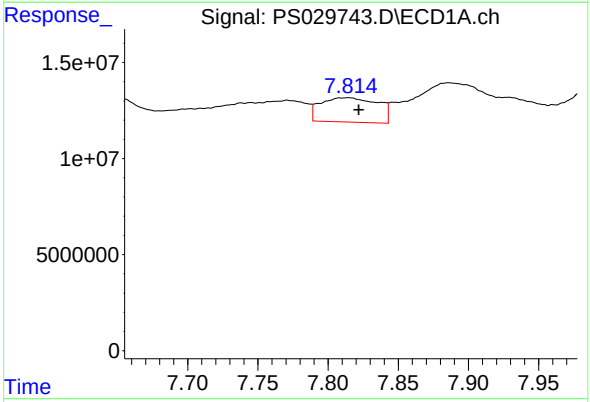

#8 DICHLORPROP

R.T.: 7.813 min
Delta R.T.: -0.009 min
Response: 36115265
Conc: 16.42 ng/ml

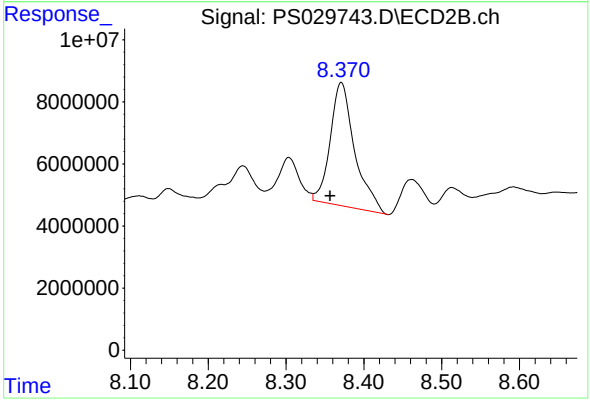

#8 DICHLORPROP

R.T.: 8.371 min
Delta R.T.: 0.015 min
Response: 86689024
Conc: 89.73 ng/ml

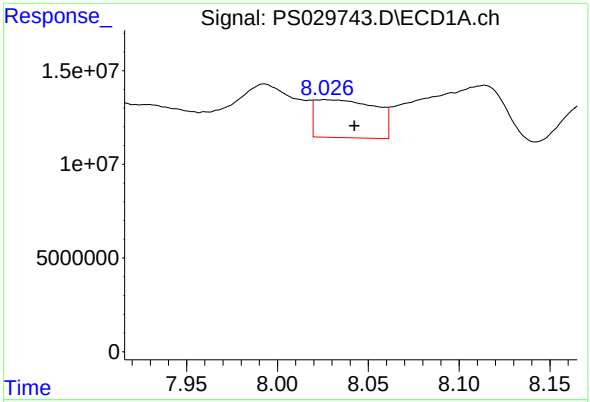

#9 2,4-D

R.T.: 8.026 min
Delta R.T.: -0.016 min
Response: 46919297
Conc: 19.47 ng/ml

Instrument :
ECD_S
ClientSampleId :
OU4-PCS-TC-24-040325

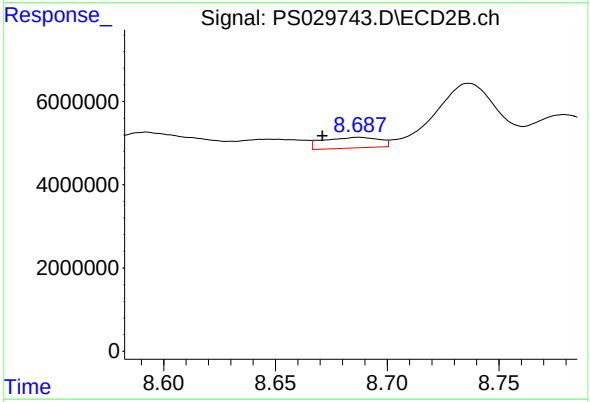

#9 2,4-D

R.T.: 8.687 min
Delta R.T.: 0.016 min
Response: 4453160
Conc: 4.13 ng/ml

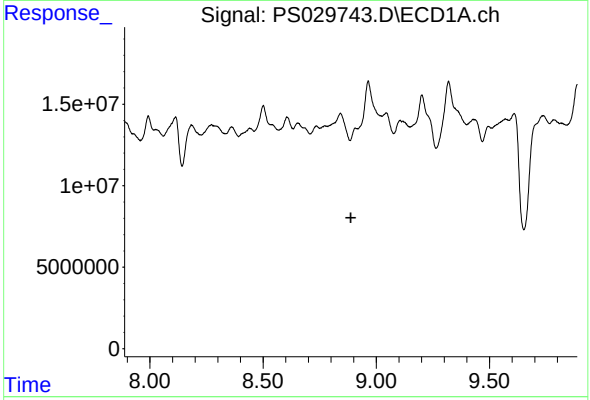

#11 2,4,5-TP (SILVEX)

R.T.: 8.908 min
Delta R.T.: 0.020 min
Response: -12750125
Conc: N.D.

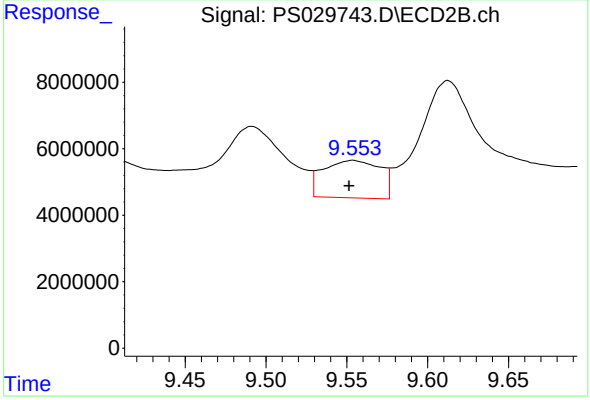

#11 2,4,5-TP (SILVEX)

R.T.: 9.554 min
Delta R.T.: 0.002 min
Response: 27670727
Conc: 3.84 ng/ml

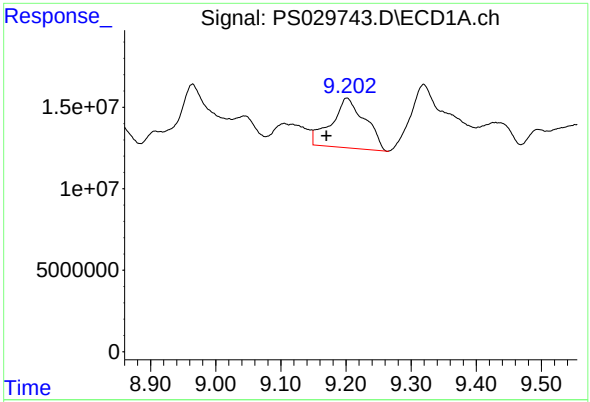

#12 2,4,5-T

R.T.: 9.202 min
Delta R.T.: 0.032 min
Response: 109692190
Conc: 9.53 ng/ml

Instrument :
ECD_S
ClientSampleId :
OU4-PCS-TC-24-040325

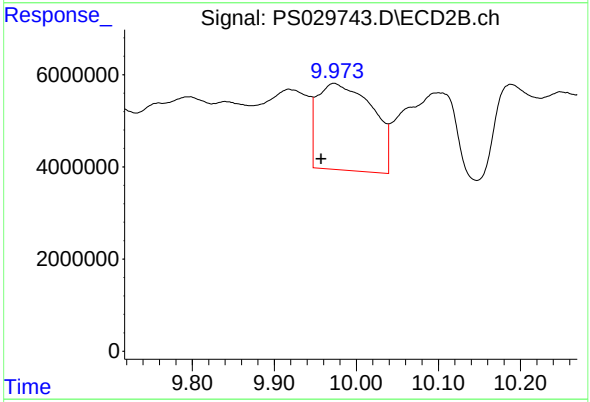

#12 2,4,5-T

R.T.: 9.973 min
Delta R.T.: 0.016 min
Response: 87930144
Conc: 13.12 ng/ml

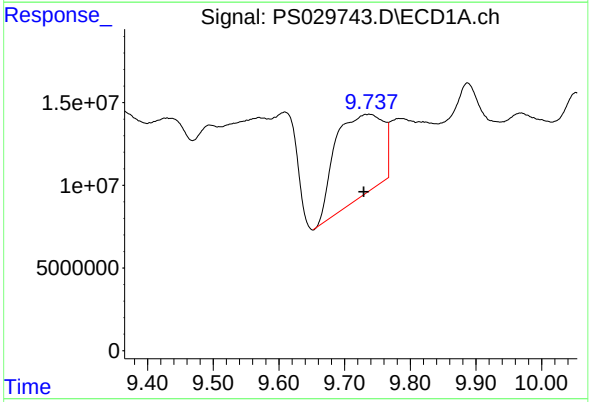

#13 2,4-DB

R.T.: 9.736 min
Delta R.T.: 0.007 min
Response: 253317927
Conc: 139.44 ng/ml

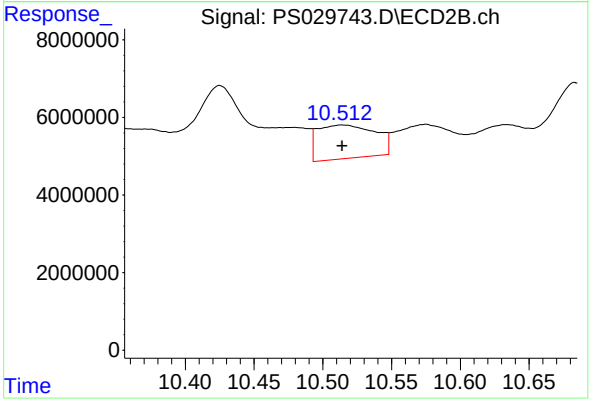

#13 2,4-DB

R.T.: 10.514 min
Delta R.T.: 0.000 min
Response: 25202664
Conc: 33.97 ng/ml

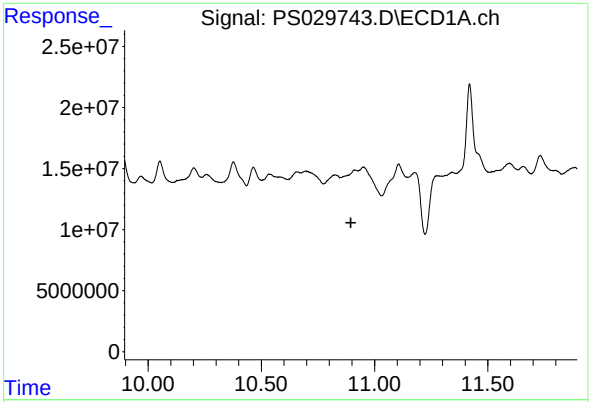

#14 DINOSEB

R.T.: 0.000 min
Exp R.T. : 10.895 min
Response: 0
Conc: N.D.

Instrument :
ECD_S
ClientSampleId :
OU4-PCS-TC-24-040325

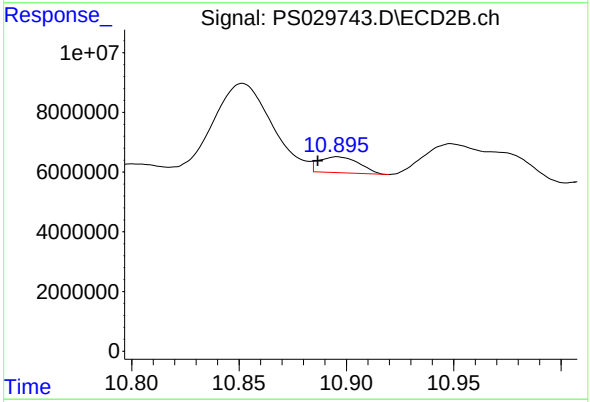

#14 DINOSEB

R.T.: 10.896 min
Delta R.T.: 0.009 min
Response: 6906646
Conc: 1.35 ng/ml

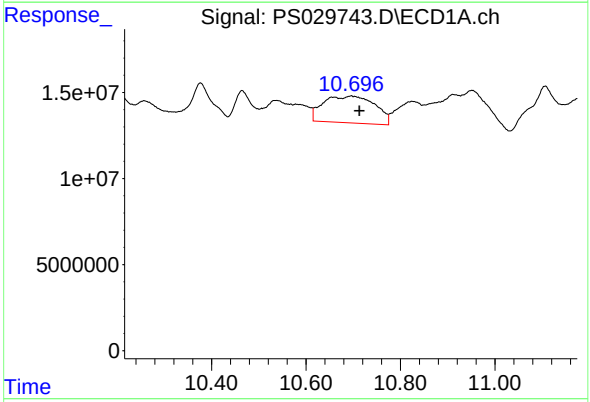

#15 Picloram

R.T.: 10.697 min
Delta R.T.: -0.017 min
Response: 118432149
Conc: 7.64 ng/ml

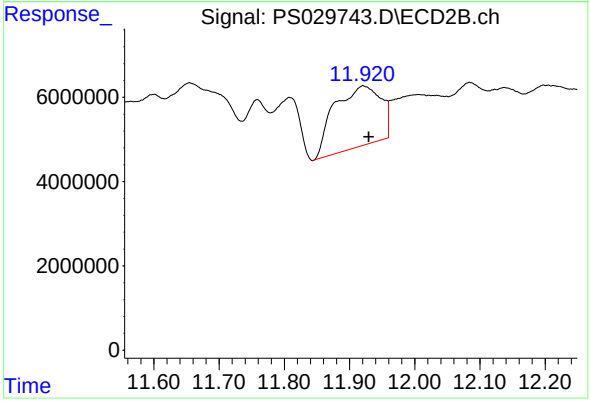

#15 Picloram

R.T.: 11.921 min
Delta R.T.: -0.008 min
Response: 71091786
Conc: 6.01 ng/ml

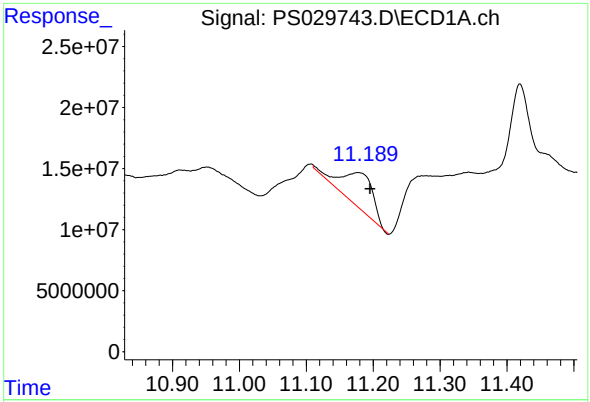

#16 DCPA

R.T.: 11.177 min
Delta R.T.: -0.019 min
Response: 95688569
Conc: 6.85 ng/ml

Instrument :
ECD_S
ClientSampleId :
OU4-PCS-TC-24-040325

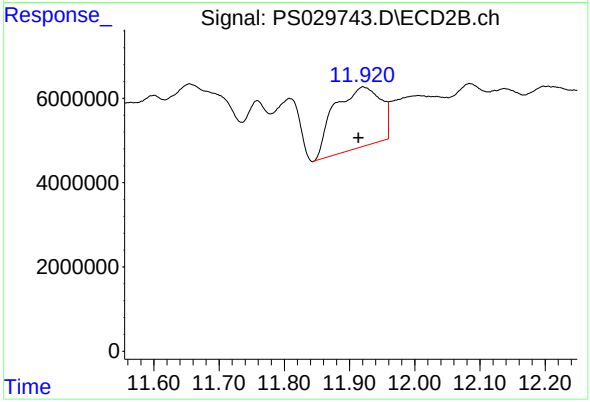

#16 DCPA

R.T.: 11.921 min
Delta R.T.: 0.008 min
Response: 71091786
Conc: 8.03 ng/ml

Quantitation Report (Not Reviewed)

Data Path : Z:\pestpcbsrv\HPCHEM1\ECD_S\Data\PS040825\
Data File : PS029744.D
Signal(s) : Signal #1: ECD1A.ch Signal #2: ECD2B.ch
Acq On : 09 Apr 2025 00:15
Operator : AR\AJ
Sample : Q1730-15
Misc :
ALS Vial : 18 Sample Multiplier: 1

Instrument :
ECD_S
ClientSampleId :
OU4-PCS-TC-25-040325

Integration File signal 1: autoint1.e
Integration File signal 2: autoint2.e
Quant Time: Apr 09 03:14:46 2025
Quant Method : Z:\pestpcbsrv\HPCHEM1\ECD_S\Method\PS040225.M
Quant Title : 8080.M
QLast Update : Wed Apr 02 23:52:55 2025
Response via : Initial Calibration
Integrator: ChemStation

Volume Inj. : 1 µl
Signal #1 Phase : ZB-MR1 Signal #2 Phase: ZB-MR2
Signal #1 Info : 30M x 0.32mm x0.5 Signal #2 Info : 30M x 0.32mm x 0.25µm

		Compound	RT#1	RT#2	Resp#1	Resp#2	ng/ml	ng/ml	
		System Monitoring Compounds							
4)	S	2,4-DCAA	6.951	7.468	828.6E6	241.5E6	406.411	354.430	
		Target Compounds							
1)	T	Dalapon	2.429f	2.508f	102.2E6	60899856	30.121	38.360	#
2)	T	3,5-DICHL...	6.175	6.473	7324302	13880996	2.435	14.376	#
3)	T	4-Nitroph...	6.767	7.000	14590224	8610257	10.386	12.144	
5)	T	DICAMBA	7.146	7.635f	18820814	7531623	2.262	2.039	
6)	T	MCPP	7.303	7.796f	1770237	14551012	<MDL	8.618	#
7)	T	MCPA	7.459	7.972f	7771795	49544932	1.069	21.775	#
8)	T	DICHLORPROP	7.811	8.370	32399533	75833075	14.731	78.490	#
9)	T	2,4-D	8.036	0.000	36617819	0	15.197	N.D.	#
10)	T	Pentachlo...	8.289f	9.155	90944045	11503055	2.991	<MDL	#
11)	T	2,4,5-TP ...	8.907	9.553	8338453	27508394	<MDL	3.814	#
12)	T	2,4,5-T	9.170	9.972	20553203	91405905	1.787	13.637	#
13)	T	2,4-DB	9.739	10.479f	247.9E6	50408797	136.470	67.939	#
14)	T	DINOSEB	10.912	10.852f	165.0E6	68507291	19.544	13.399	#
15)	T	Picloram	10.697	11.921	84255769	75101720	5.436	6.351	
16)	T	DCPA	11.177	11.921	80965533	75101720	5.797	8.485	#

(f)=RT Delta > 1/2 Window (#)=Amounts differ by > 25% (m)=manual int.

Data Path : Z:\pestpcbsrv\HPCHEM1\ECD_S\Data\PS040825\
Data File : PS029744.D
Signal(s) : Signal #1: ECD1A.ch Signal #2: ECD2B.ch
Acq On : 09 Apr 2025 00:15
Operator : AR\AJ
Sample : Q1730-15
Misc :
ALS Vial : 18 Sample Multiplier: 1

Instrument :
ECD_S
ClientSampleId :
OU4-PCS-TC-25-040325

Integration File signal 1: autoint1.e
Integration File signal 2: autoint2.e
Quant Time: Apr 09 03:14:46 2025
Quant Method : Z:\pestpcbsrv\HPCHEM1\ECD_S\Method\PS040225.M
Quant Title : 8080.M
QLast Update : Wed Apr 02 23:52:55 2025
Response via : Initial Calibration
Integrator: ChemStation

Volume Inj. : 1 µl
Signal #1 Phase : ZB-MR1 Signal #2 Phase: ZB-MR2
Signal #1 Info : 30M x 0.32mm x0.5 Signal #2 Info : 30M x 0.32mm x 0.25µm

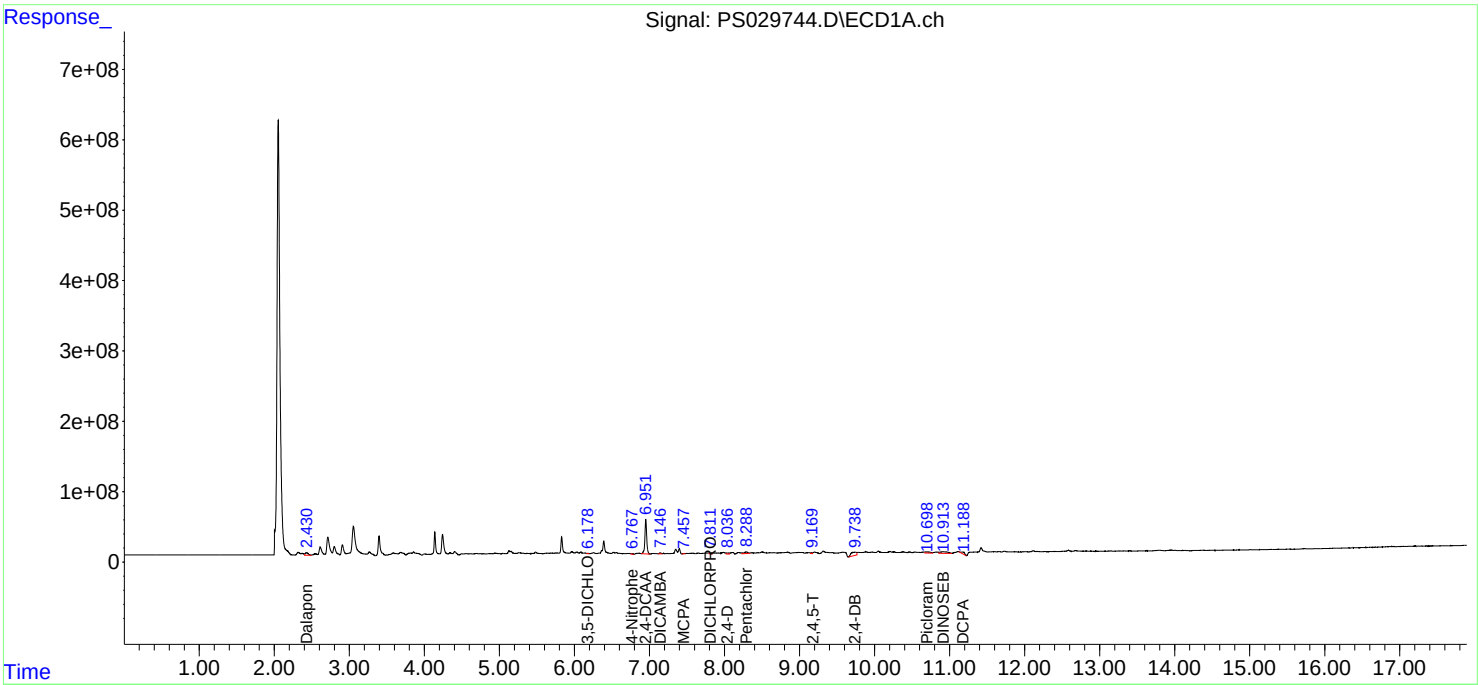

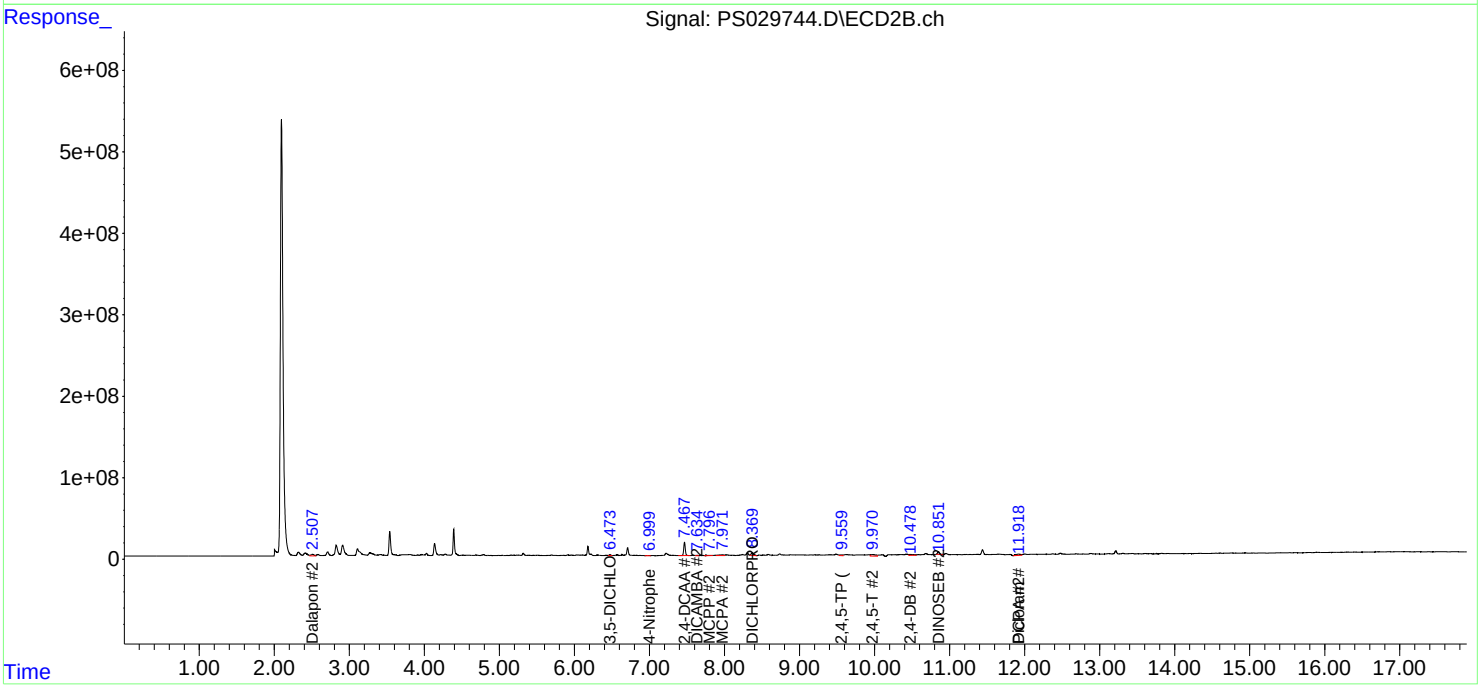

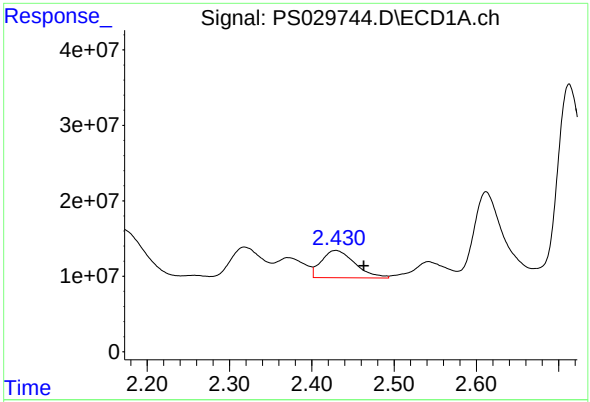

#1 Dalapon

R.T.: 2.429 min
Delta R.T.: -0.034 min
Response: 102183831
Conc: 30.12 ng/ml

Instrument :
ECD_S
ClientSampleId :
OU4-PCS-TC-25-040325

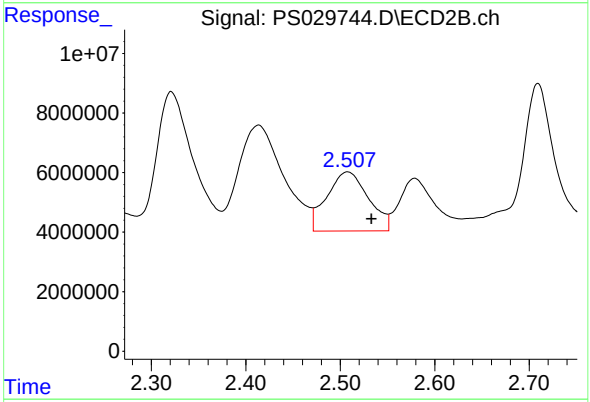

#1 Dalapon

R.T.: 2.508 min
Delta R.T.: -0.025 min
Response: 60899856
Conc: 38.36 ng/ml

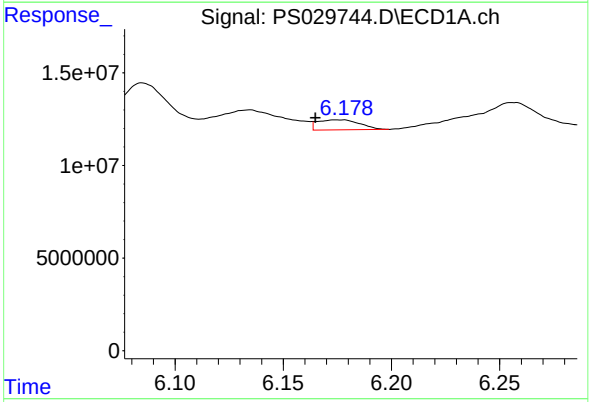

#2 3,5-DICHLOROBENZOIC ACID

R.T.: 6.175 min
Delta R.T.: 0.010 min
Response: 7324302
Conc: 2.44 ng/ml

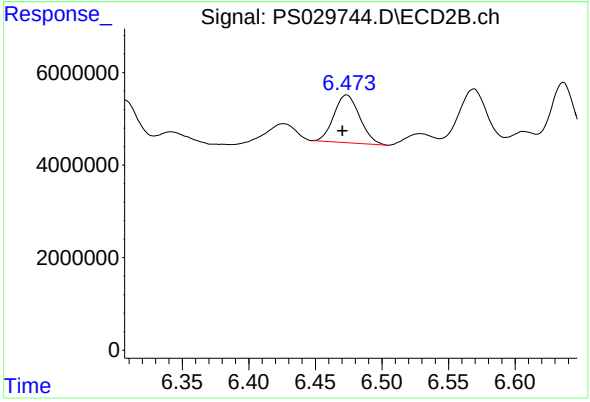

#2 3,5-DICHLOROBENZOIC ACID

R.T.: 6.473 min
Delta R.T.: 0.003 min
Response: 13880996
Conc: 14.38 ng/ml

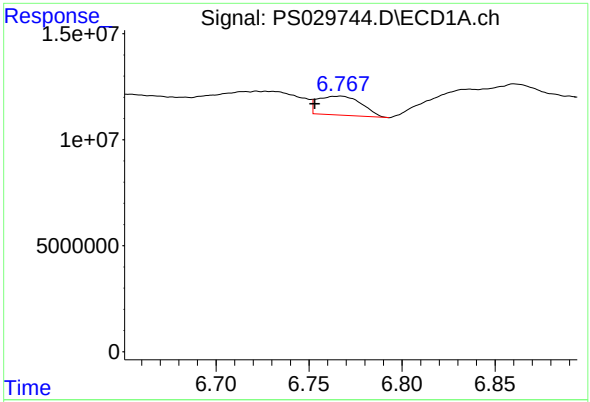

#3 4-Nitrophenol

R.T.: 6.767 min
Delta R.T.: 0.014 min
Response: 14590224
Conc: 10.39 ng/ml

Instrument :
ECD_S
ClientSampleId :
OU4-PCS-TC-25-040325

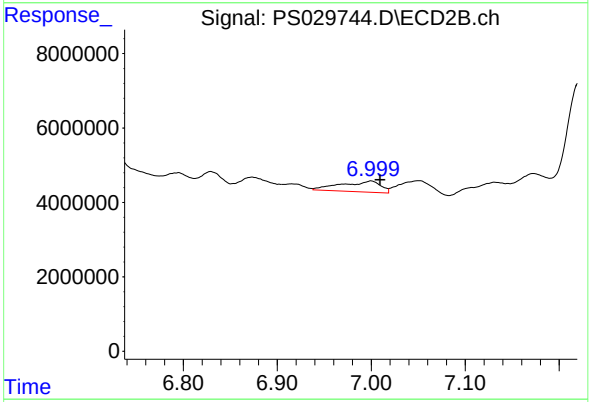

#3 4-Nitrophenol

R.T.: 7.000 min
Delta R.T.: -0.010 min
Response: 8610257
Conc: 12.14 ng/ml

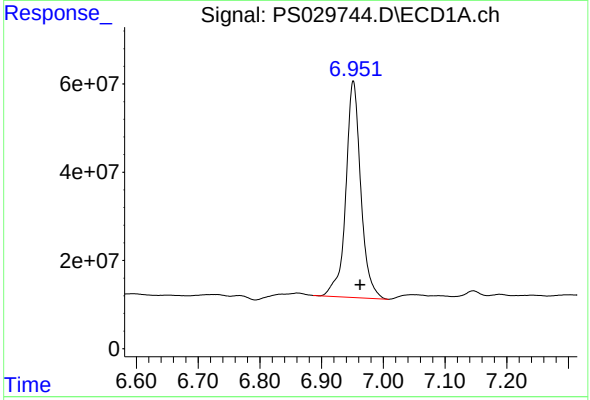

#4 2,4-DCAA

R.T.: 6.951 min
Delta R.T.: -0.011 min
Response: 828602907
Conc: 406.41 ng/ml

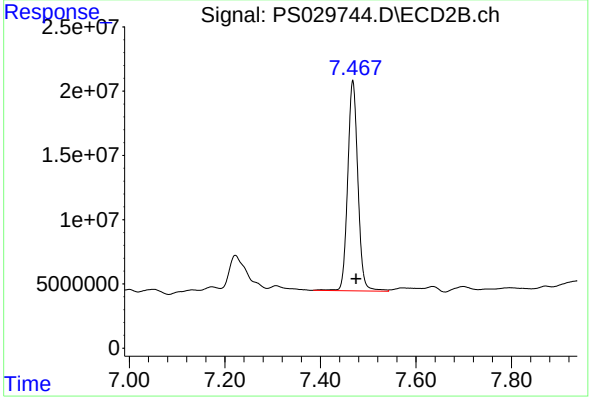

#4 2,4-DCAA

R.T.: 7.468 min
Delta R.T.: -0.007 min
Response: 241548759
Conc: 354.43 ng/ml

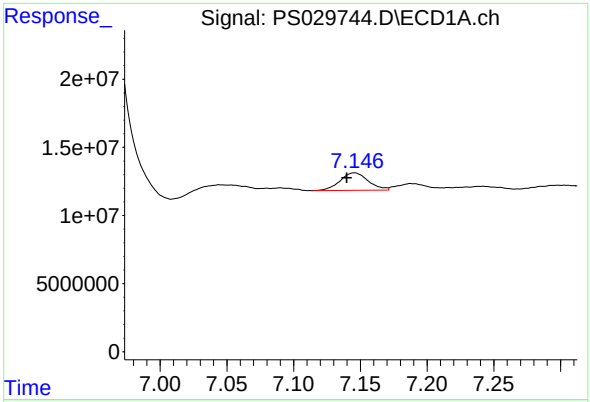

#5 DICAMBA

R.T.: 7.146 min
Delta R.T.: 0.006 min
Response: 18820814
Conc: 2.26 ng/ml

Instrument :
ECD_S
ClientSampleId :
OU4-PCS-TC-25-040325

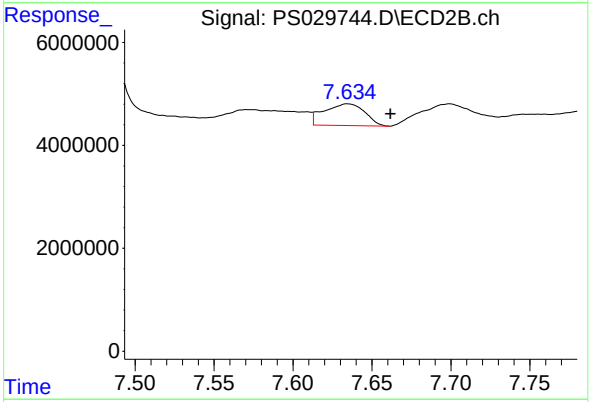

#5 DICAMBA

R.T.: 7.635 min
Delta R.T.: -0.027 min
Response: 7531623
Conc: 2.04 ng/ml

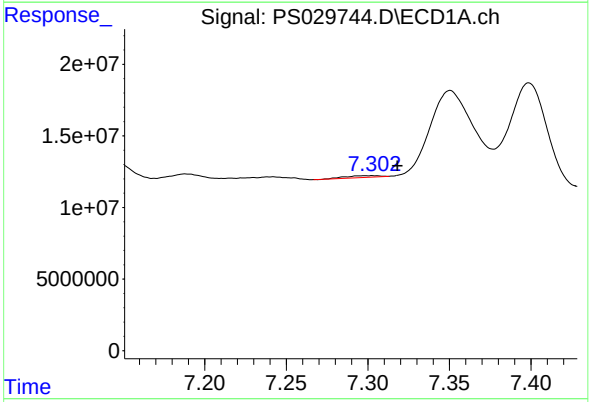

#6 MCPP

R.T.: 7.303 min
Delta R.T.: -0.015 min
Response: 1770237
Conc: N.D.

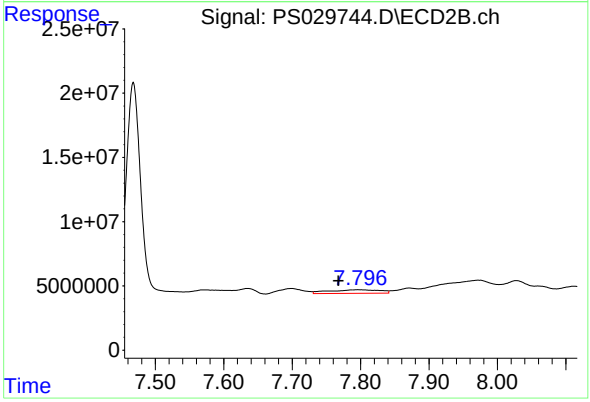

#6 MCPP

R.T.: 7.796 min
Delta R.T.: 0.028 min
Response: 14551012
Conc: 8.62 ug/ml

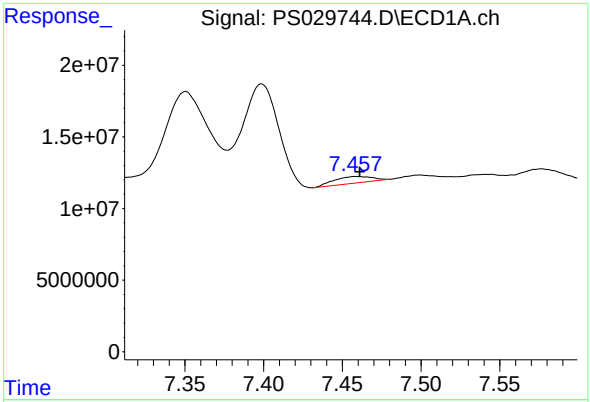

#7 MCPA

R.T.: 7.459 min
Delta R.T.: -0.003 min
Response: 7771795
Conc: 1.07 ug/ml

Instrument :
ECD_S
ClientSampleId :
OU4-PCS-TC-25-040325

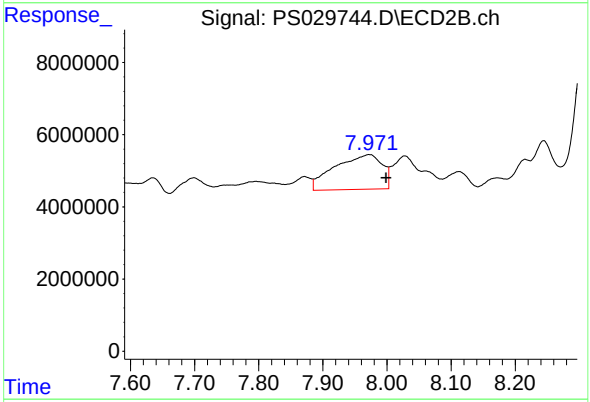

#7 MCPA

R.T.: 7.972 min
Delta R.T.: -0.026 min
Response: 49544932
Conc: 21.78 ug/ml

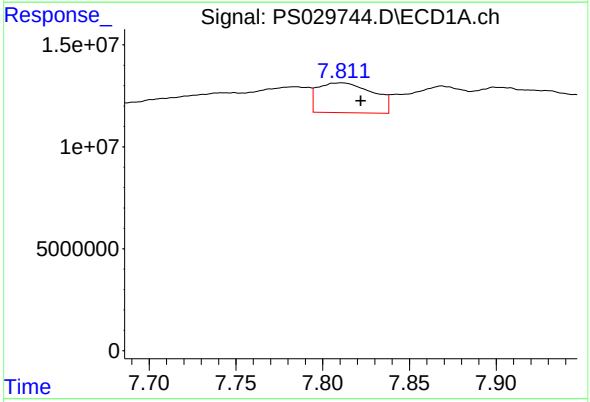

#8 DICHLORPROP

R.T.: 7.811 min
Delta R.T.: -0.011 min
Response: 32399533
Conc: 14.73 ng/ml

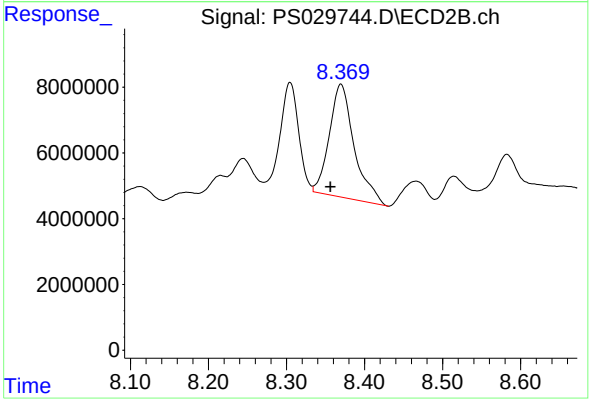

#8 DICHLORPROP

R.T.: 8.370 min
Delta R.T.: 0.013 min
Response: 75833075
Conc: 78.49 ng/ml

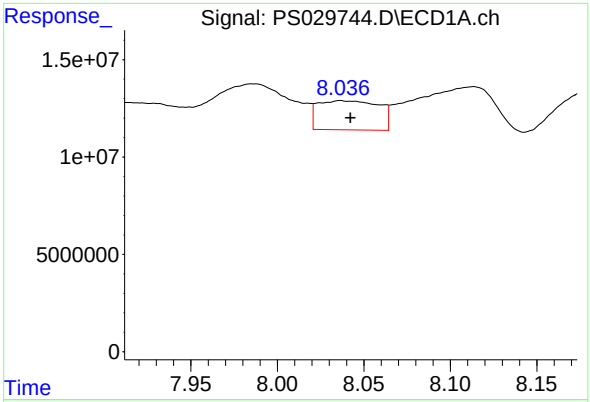

#9 2,4-D

R.T.: 8.036 min
Delta R.T.: -0.006 min
Response: 36617819
Conc: 15.20 ng/ml

Instrument :
ECD_S
ClientSampleId :
OU4-PCS-TC-25-040325

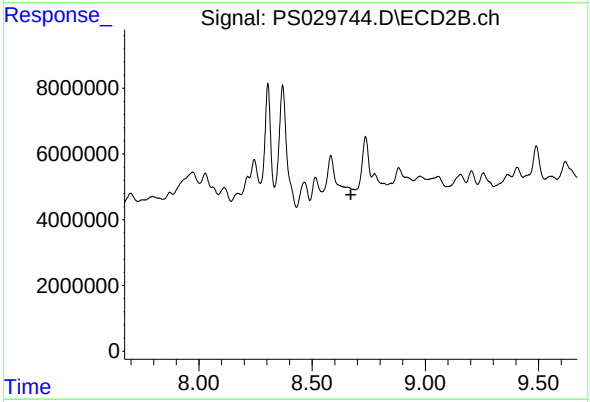

#9 2,4-D

R.T.: 0.000 min
Exp R.T. : 8.671 min
Response: 0
Conc: N.D.

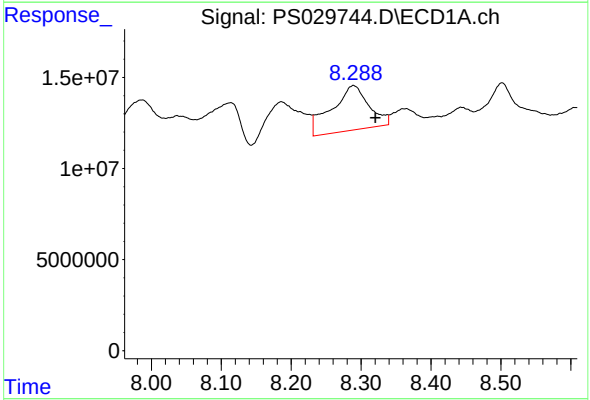

#10 Pentachlorophenol

R.T.: 8.289 min
Delta R.T.: -0.032 min
Response: 90944045
Conc: 2.99 ng/ml

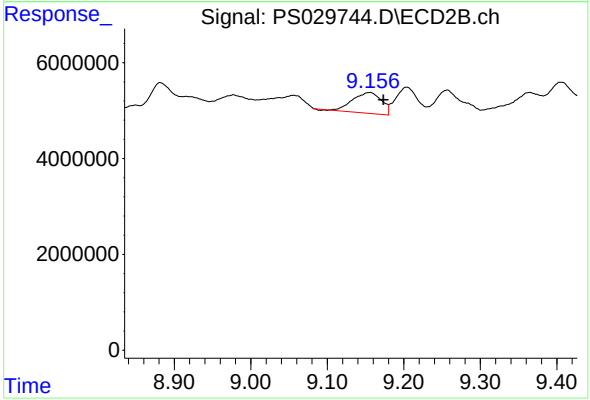

#10 Pentachlorophenol

R.T.: 9.155 min
Delta R.T.: -0.018 min
Response: 11503055
Conc: N.D.

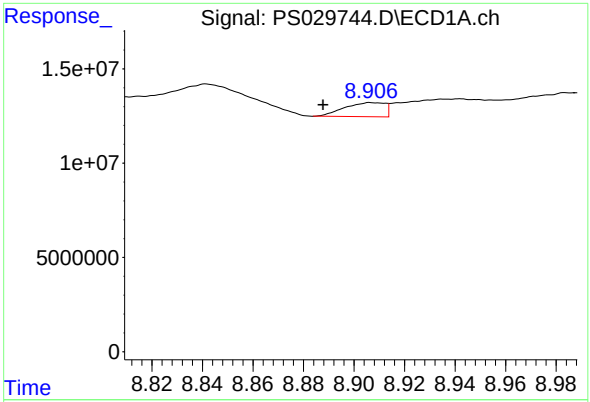

#11 2,4,5-TP (SILVEX)

R.T.: 8.907 min
Delta R.T.: 0.019 min
Response: 8338453
Conc: N.D.

Instrument :
ECD_S
ClientSampleId :
OU4-PCS-TC-25-040325

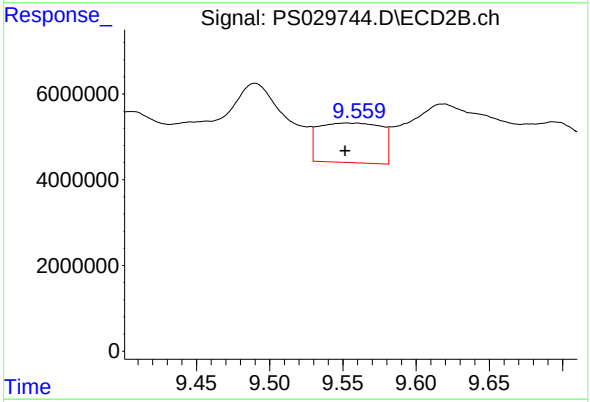

#11 2,4,5-TP (SILVEX)

R.T.: 9.553 min
Delta R.T.: 0.002 min
Response: 27508394
Conc: 3.81 ng/ml

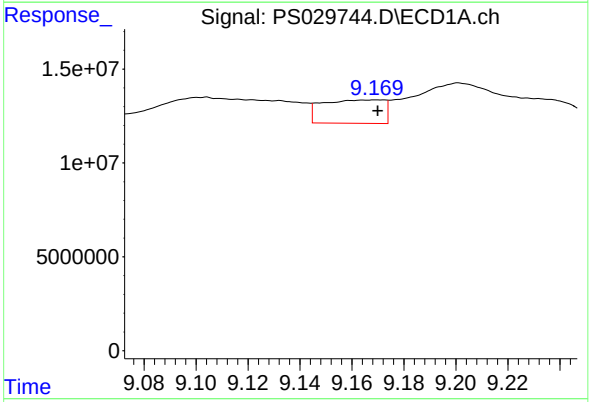

#12 2,4,5-T

R.T.: 9.170 min
Delta R.T.: 0.000 min
Response: 20553203
Conc: 1.79 ng/ml

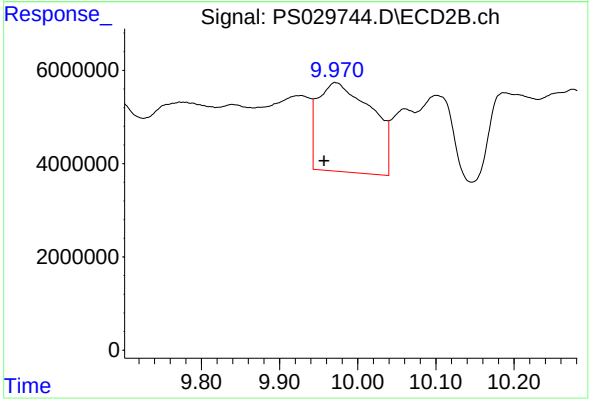

#12 2,4,5-T

R.T.: 9.972 min
Delta R.T.: 0.015 min
Response: 91405905
Conc: 13.64 ng/ml

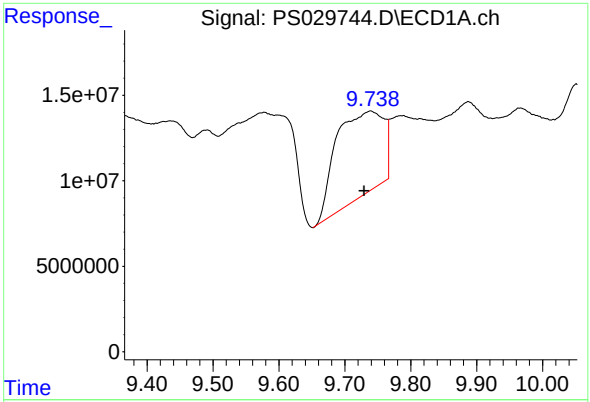

#13 2,4-DB

R.T.: 9.739 min
Delta R.T.: 0.010 min
Response: 247931826
Conc: 136.47 ng/ml

Instrument :
ECD_S
ClientSampleId :
OU4-PCS-TC-25-040325

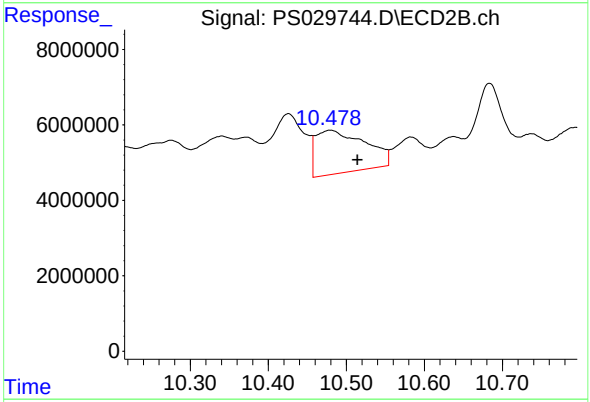

#13 2,4-DB

R.T.: 10.479 min
Delta R.T.: -0.035 min
Response: 50408797
Conc: 67.94 ng/ml

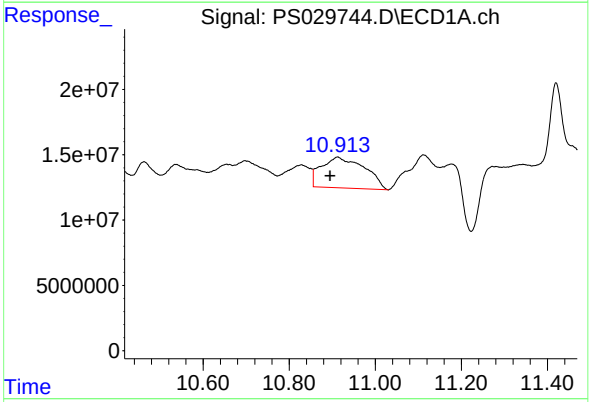

#14 DINOSEB

R.T.: 10.912 min
Delta R.T.: 0.017 min
Response: 164991670
Conc: 19.54 ng/ml

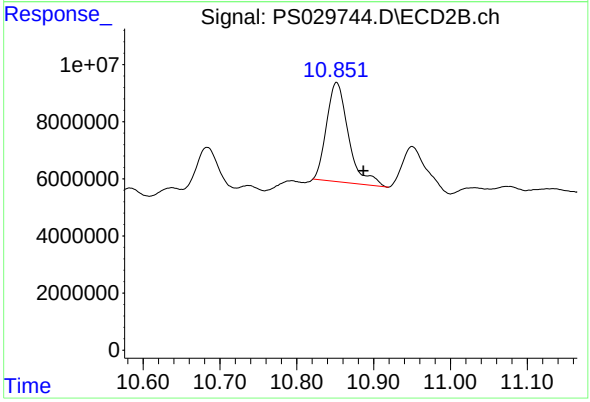

#14 DINOSEB

R.T.: 10.852 min
Delta R.T.: -0.035 min
Response: 68507291
Conc: 13.40 ng/ml

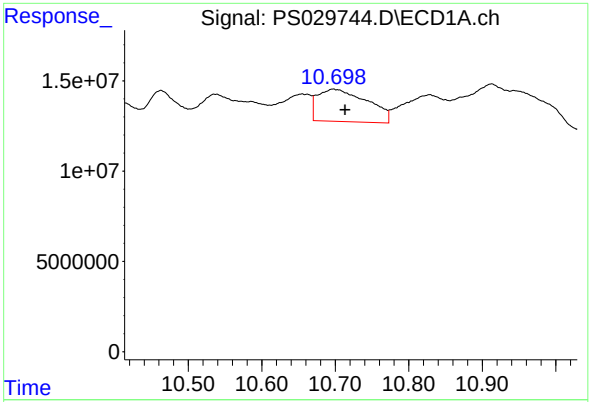

#15 Picloram

R.T.: 10.697 min
Delta R.T.: -0.016 min
Response: 84255769
Conc: 5.44 ng/ml

Instrument :
ECD_S
ClientSampleId :
OU4-PCS-TC-25-040325

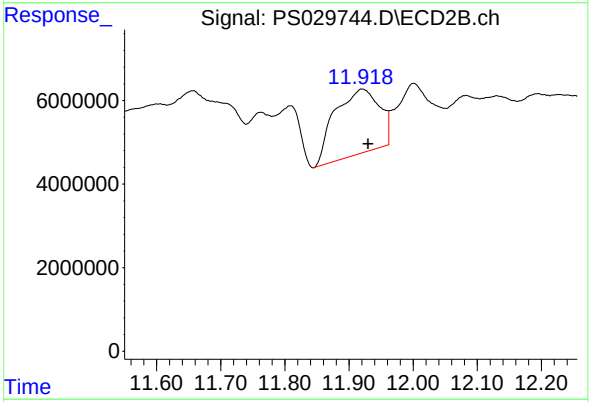

#15 Picloram

R.T.: 11.921 min
Delta R.T.: -0.009 min
Response: 75101720
Conc: 6.35 ng/ml

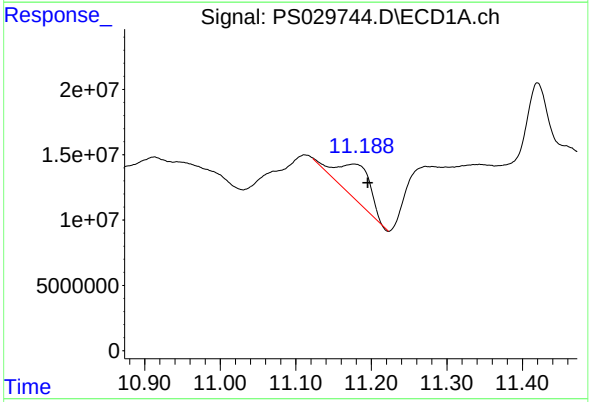

#16 DCPA

R.T.: 11.177 min
Delta R.T.: -0.018 min
Response: 80965533
Conc: 5.80 ng/ml

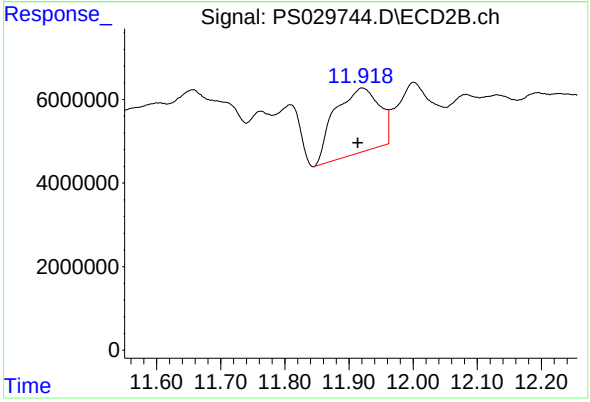

#16 DCPA

R.T.: 11.921 min
Delta R.T.: 0.007 min
Response: 75101720
Conc: 8.49 ng/ml

Quantitation Report (Not Reviewed)

Data Path : Z:\pestpcbsrv\HPCHEM1\ECD_S\Data\PS040825\
Data File : PS029745.D
Signal(s) : Signal #1: ECD1A.ch Signal #2: ECD2B.ch
Acq On : 09 Apr 2025 00:39
Operator : AR\AJ
Sample : Q1730-17
Misc :
ALS Vial : 19 Sample Multiplier: 1

Instrument :
ECD_S
ClientSampleId :
OU4-PCS-TC-26-040325

Integration File signal 1: autoint1.e
Integration File signal 2: autoint2.e
Quant Time: Apr 09 03:14:57 2025
Quant Method : Z:\pestpcbsrv\HPCHEM1\ECD_S\Method\PS040225.M
Quant Title : 8080.M
QLast Update : Wed Apr 02 23:52:55 2025
Response via : Initial Calibration
Integrator: ChemStation

Volume Inj. : 1 µl
Signal #1 Phase : ZB-MR1 Signal #2 Phase: ZB-MR2
Signal #1 Info : 30M x 0.32mm x0.5 Signal #2 Info : 30M x 0.32mm x 0.25µm

	Compound	RT#1	RT#2	Resp#1	Resp#2	ng/ml	ng/ml	
	System Monitoring Compounds							
4) S	2,4-DCAA	6.951	7.468	915.6E6	264.0E6	449.069	387.393	
	Target Compounds							
1) T	Dalapon	2.427f	2.507f	111.6E6	46525395	32.900	29.306	
2) T	3,5-DICHL...	6.177	6.476	7151422	7639349	2.378	7.912	#
3) T	4-Nitroph...	6.763	7.047f	13931701	6448756	9.917	9.096	
5) T	DICAMBA	7.146	7.661	25858321	12308151	3.107	3.332	
6) T	MCPP	7.350f	7.744	67136730	1946714	12.387	1.153	#
7) T	MCPA	7.456	7.973f	10421912	33007165	1.434	14.507	#
8) T	DICHLORPROP	7.810	8.369	25755525	74428297	11.710	77.036	#
9) T	2,4-D	8.034	0.000	28961053	0	12.019	N.D.	#
10) T	Pentachlo...	8.296	9.156	114.1E6	9395557	3.753	<MDL	#
11) T	2,4,5-TP ...	8.841f	9.549	8079282	20449135	<MDL	2.835	#
12) T	2,4,5-T	9.201f	9.970	152.2E6	93553444	13.228	13.957	
13) T	2,4-DB	9.737	10.482f	243.3E6	49598156	133.930	66.846	#
14) T	DINOSEB	10.914	10.851f	91569651	73792456	10.847	14.433	#
15) T	Picloram	10.698	11.919	85941484	68033921	5.544	5.754	
16) T	DCPA	11.178	11.919	70730513	68033921	5.064	7.687	#

(f)=RT Delta > 1/2 Window (#)=Amounts differ by > 25% (m)=manual int.

Data Path : Z:\pestpcbsrv\HPCHEM1\ECD_S\Data\PS040825\
Data File : PS029745.D
Signal(s) : Signal #1: ECD1A.ch Signal #2: ECD2B.ch
Acq On : 09 Apr 2025 00:39
Operator : AR\AJ
Sample : Q1730-17
Misc :
ALS Vial : 19 Sample Multiplier: 1

Instrument :
ECD_S
ClientSampleId :
OU4-PCS-TC-26-040325

Integration File signal 1: autoint1.e
Integration File signal 2: autoint2.e
Quant Time: Apr 09 03:14:57 2025
Quant Method : Z:\pestpcbsrv\HPCHEM1\ECD_S\Method\PS040225.M
Quant Title : 8080.M
QLast Update : Wed Apr 02 23:52:55 2025
Response via : Initial Calibration
Integrator: ChemStation

Volume Inj. : 1 µl
Signal #1 Phase : ZB-MR1 Signal #2 Phase: ZB-MR2
Signal #1 Info : 30M x 0.32mm x0.5 Signal #2 Info : 30M x 0.32mm x 0.25µm

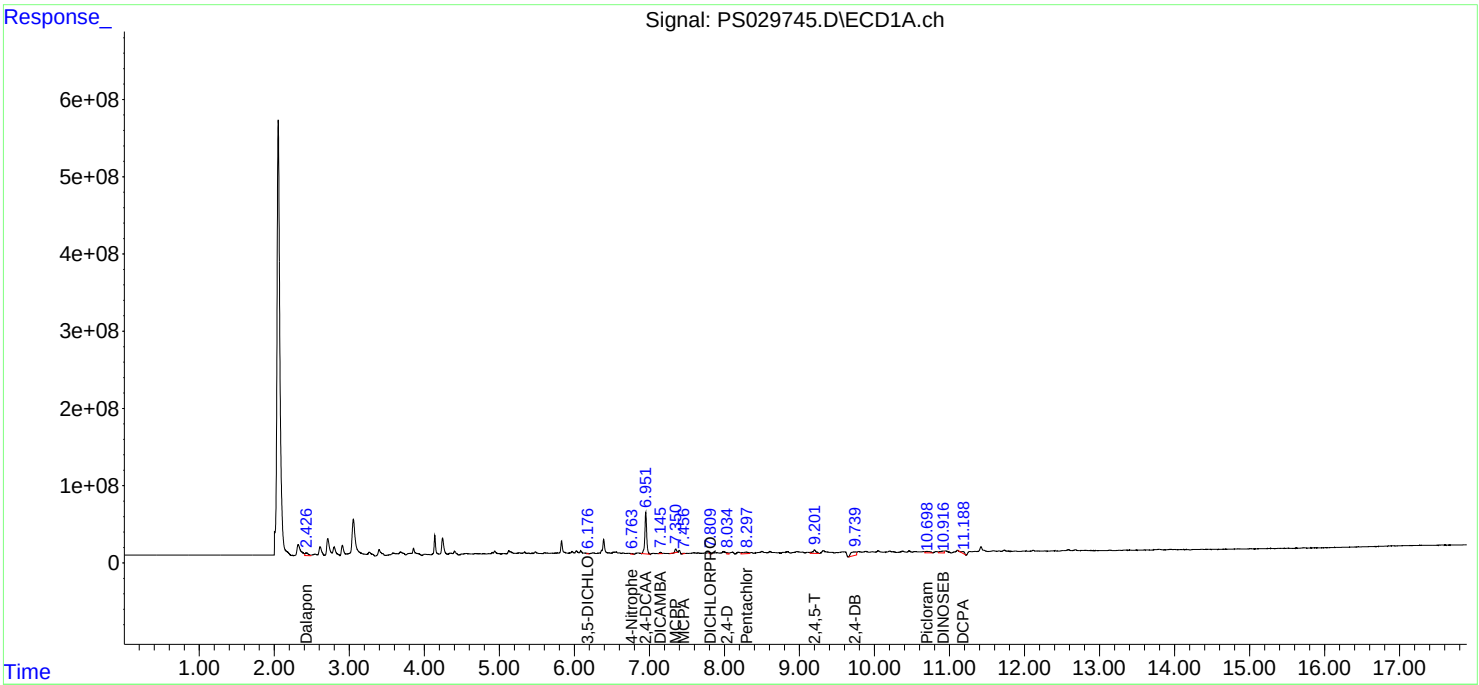

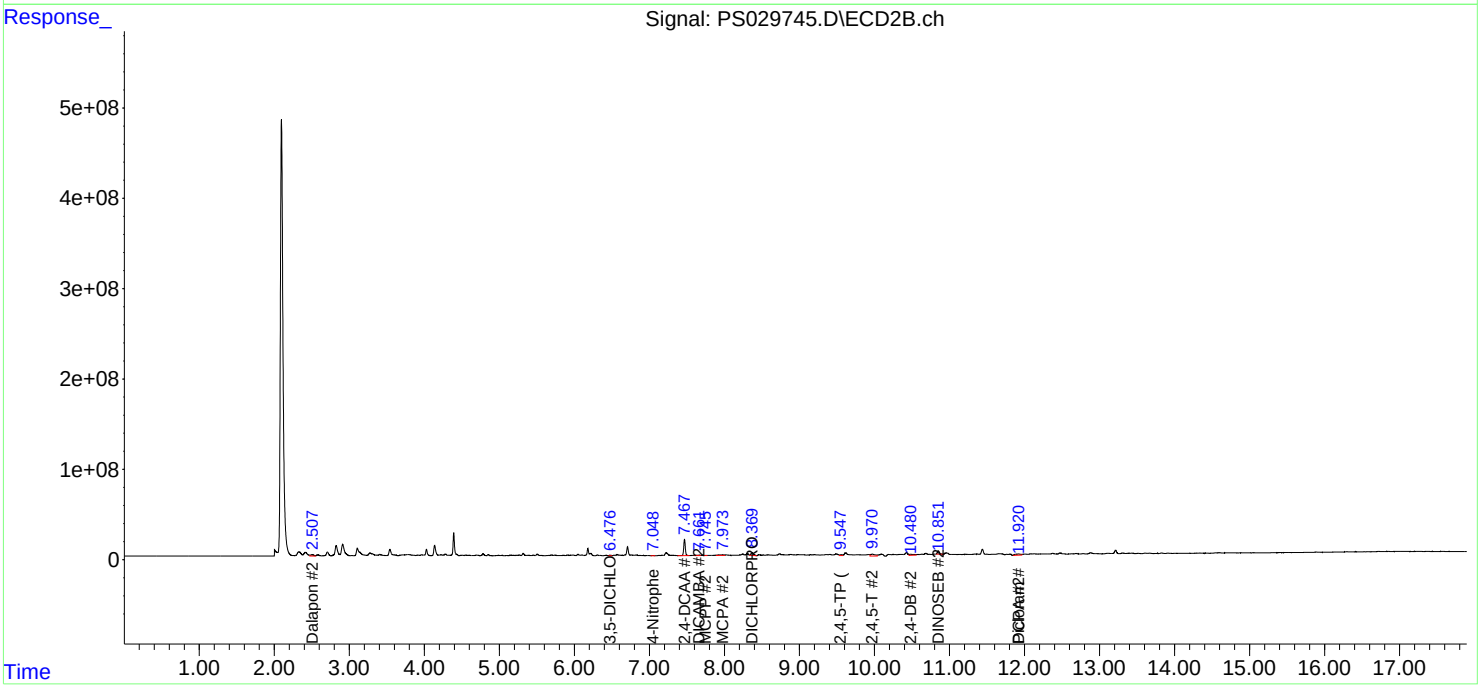

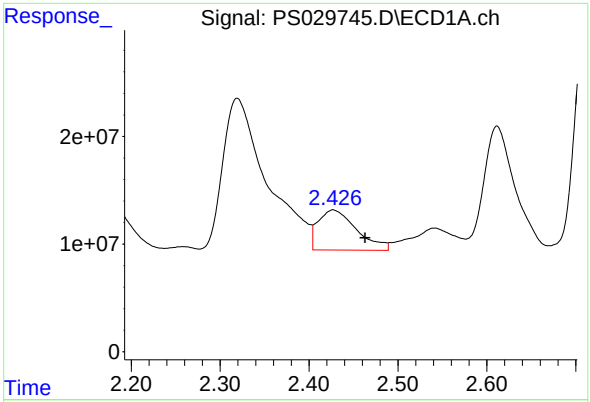

#1 Dalapon

R.T.: 2.427 min
Delta R.T.: -0.036 min
Response: 111608353
Conc: 32.90 ng/ml

Instrument :
ECD_S
ClientSampleId :
OU4-PCS-TC-26-040325

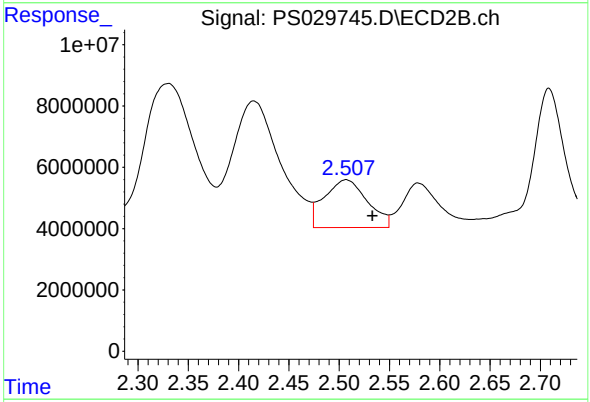

#1 Dalapon

R.T.: 2.507 min
Delta R.T.: -0.026 min
Response: 46525395
Conc: 29.31 ng/ml

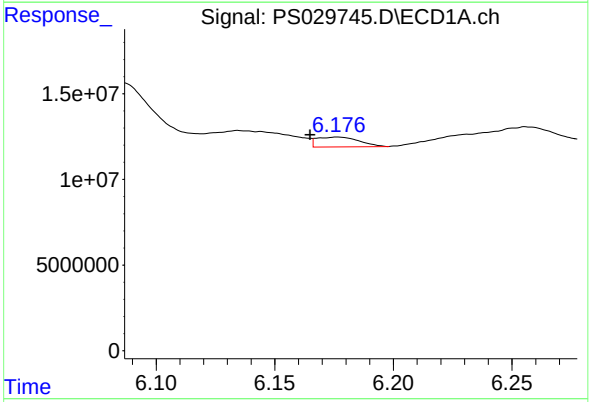

#2 3,5-DICHLOROBENZOIC ACID

R.T.: 6.177 min
Delta R.T.: 0.012 min
Response: 7151422
Conc: 2.38 ng/ml

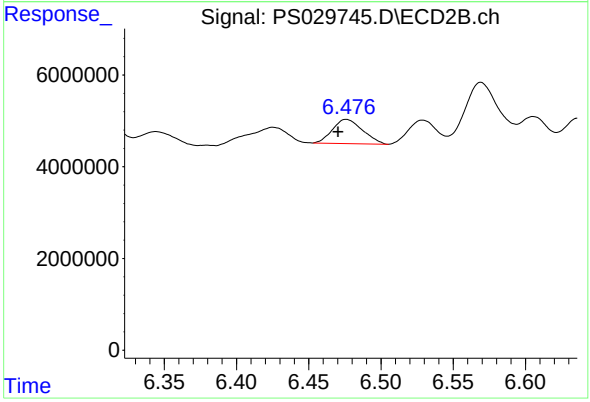

#2 3,5-DICHLOROBENZOIC ACID

R.T.: 6.476 min
Delta R.T.: 0.006 min
Response: 7639349
Conc: 7.91 ng/ml

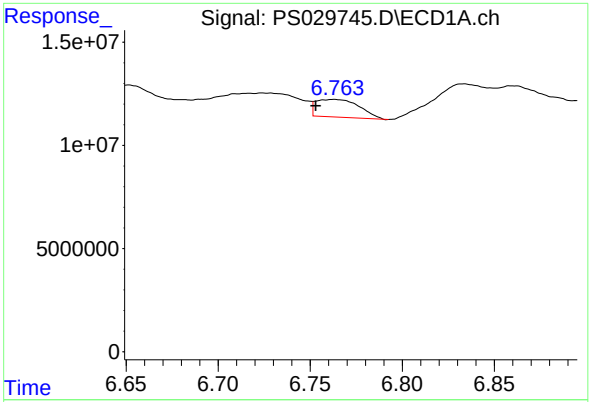

#3 4-Nitrophenol

R.T.: 6.763 min
Delta R.T.: 0.010 min
Response: 13931701
Conc: 9.92 ng/ml

Instrument :
ECD_S
ClientSampleId :
OU4-PCS-TC-26-040325

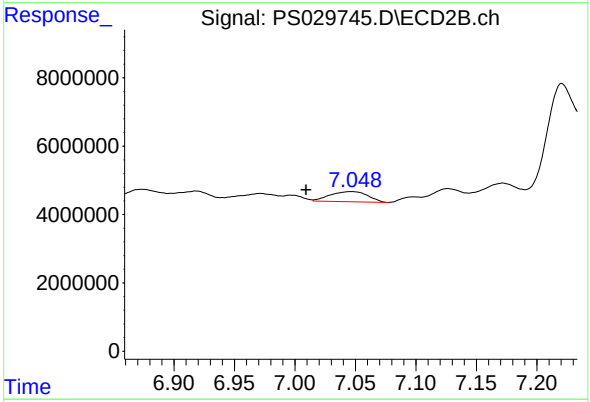

#3 4-Nitrophenol

R.T.: 7.047 min
Delta R.T.: 0.037 min
Response: 6448756
Conc: 9.10 ng/ml

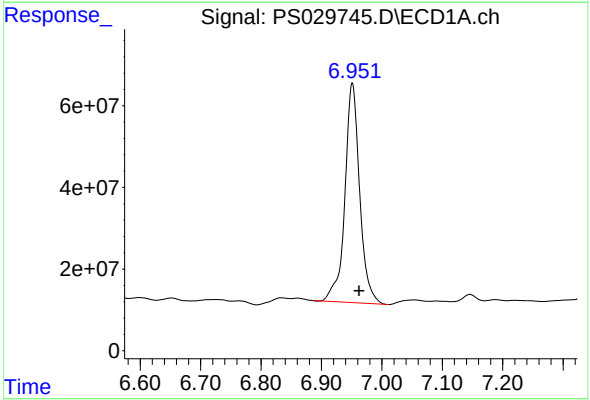

#4 2,4-DCAA

R.T.: 6.951 min
Delta R.T.: -0.011 min
Response: 915575007
Conc: 449.07 ng/ml

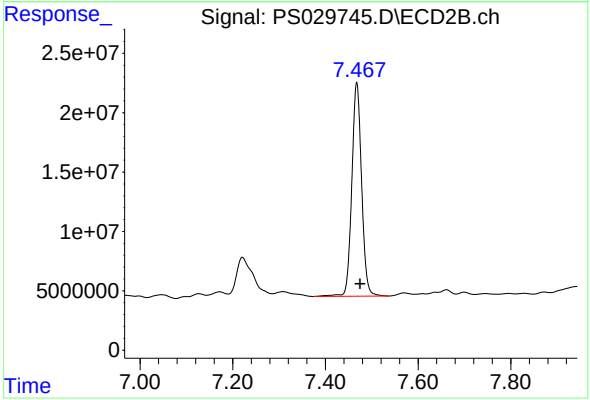

#4 2,4-DCAA

R.T.: 7.468 min
Delta R.T.: -0.007 min
Response: 264013253
Conc: 387.39 ng/ml

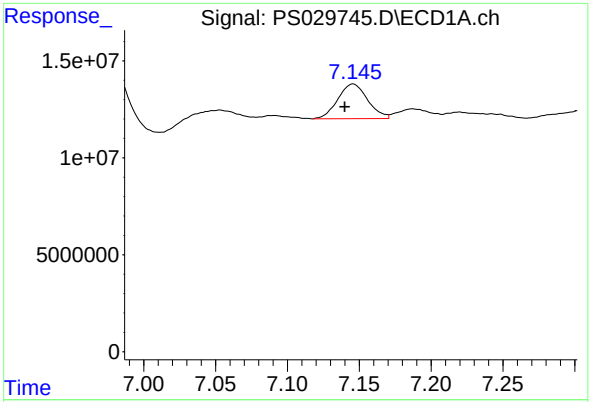

#5 DICAMBA

R.T.: 7.146 min
Delta R.T.: 0.006 min
Response: 25858321
Conc: 3.11 ng/ml

Instrument :
ECD_S
ClientSampleId :
OU4-PCS-TC-26-040325

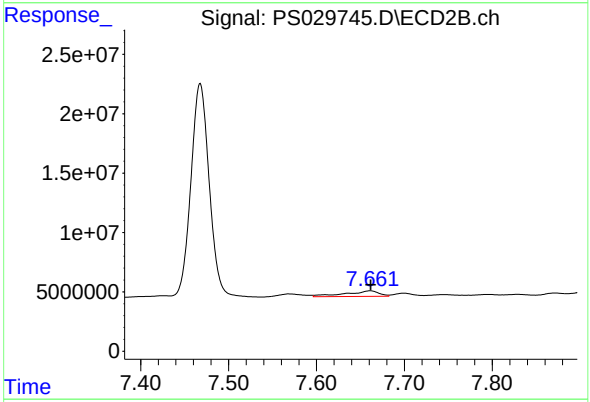

#5 DICAMBA

R.T.: 7.661 min
Delta R.T.: 0.000 min
Response: 12308151
Conc: 3.33 ng/ml

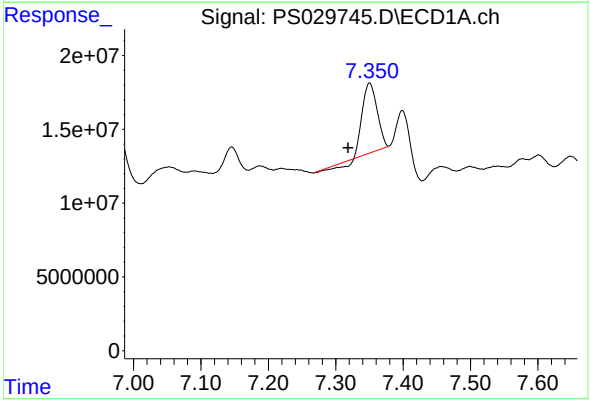

#6 MCPP

R.T.: 7.350 min
Delta R.T.: 0.032 min
Response: 67136730
Conc: 12.39 ug/ml

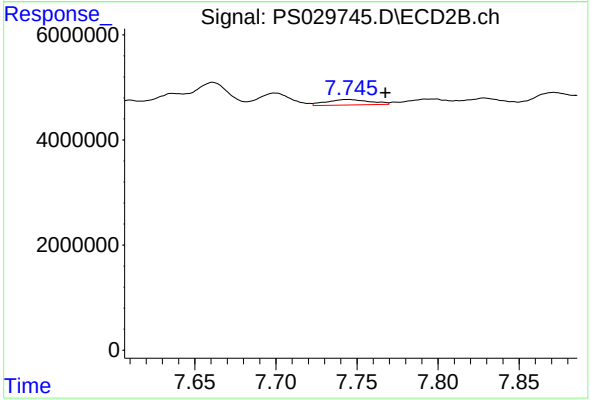

#6 MCPP

R.T.: 7.744 min
Delta R.T.: -0.023 min
Response: 1946714
Conc: 1.15 ug/ml

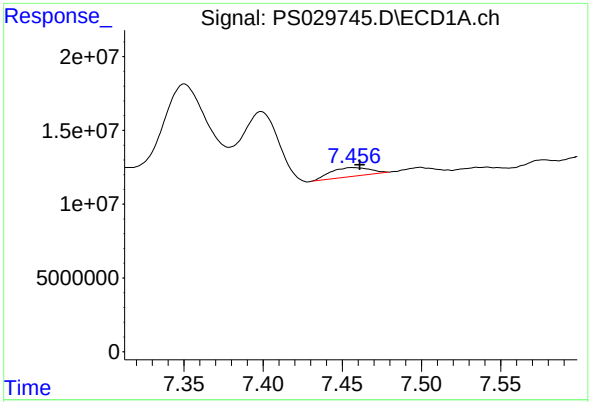

#7 MCPA

R.T.: 7.456 min
Delta R.T.: -0.005 min
Response: 10421912
Conc: 1.43 ug/ml

Instrument :
ECD_S
ClientSampleId :
OU4-PCS-TC-26-040325

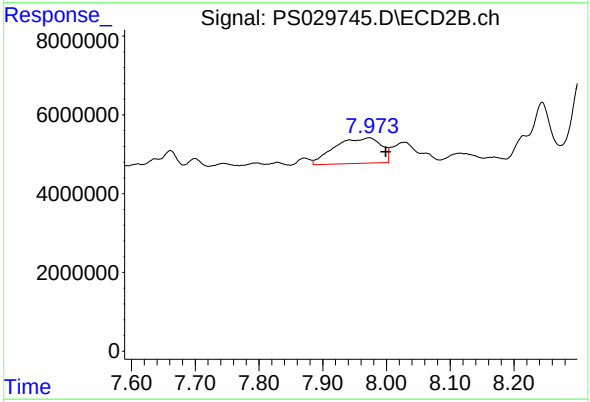

#7 MCPA

R.T.: 7.973 min
Delta R.T.: -0.026 min
Response: 33007165
Conc: 14.51 ug/ml

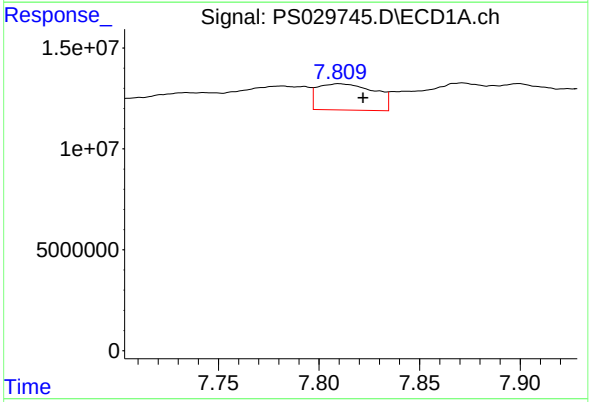

#8 DICHLORPROP

R.T.: 7.810 min
Delta R.T.: -0.012 min
Response: 25755525
Conc: 11.71 ng/ml

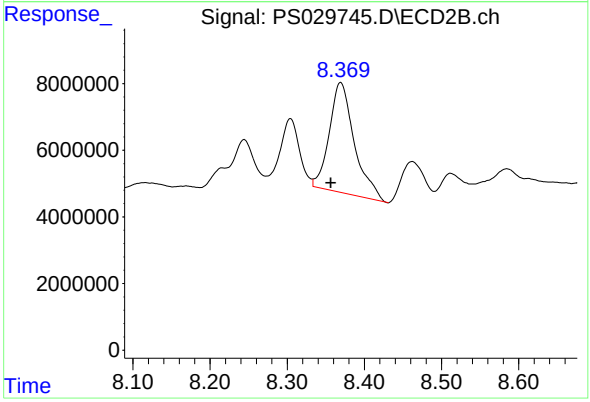

#8 DICHLORPROP

R.T.: 8.369 min
Delta R.T.: 0.013 min
Response: 74428297
Conc: 77.04 ng/ml

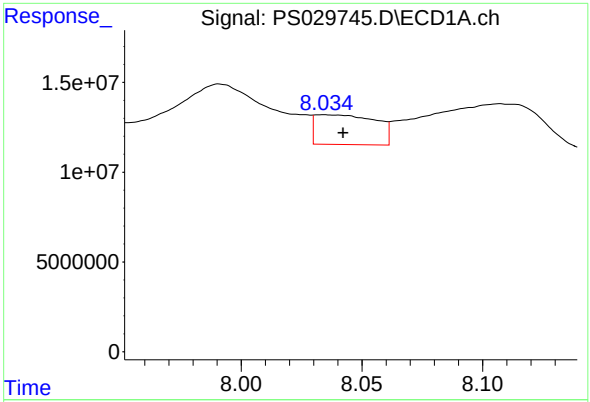

#9 2,4-D

R.T.: 8.034 min
Delta R.T.: -0.008 min
Response: 28961053
Conc: 12.02 ng/ml

Instrument :
ECD_S
ClientSampleId :
OU4-PCS-TC-26-040325

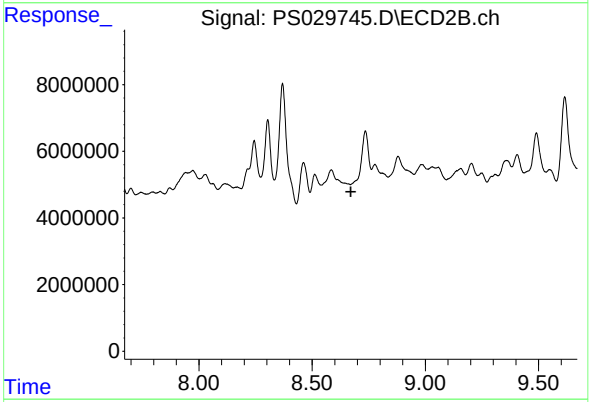

#9 2,4-D

R.T.: 0.000 min
Exp R.T. : 8.671 min
Response: 0
Conc: N.D.

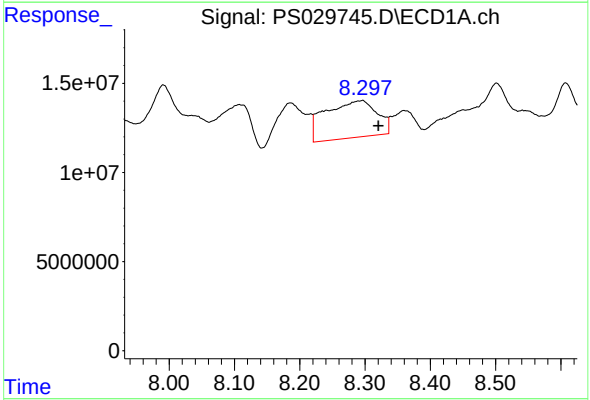

#10 Pentachlorophenol

R.T.: 8.296 min
Delta R.T.: -0.024 min
Response: 114114382
Conc: 3.75 ng/ml

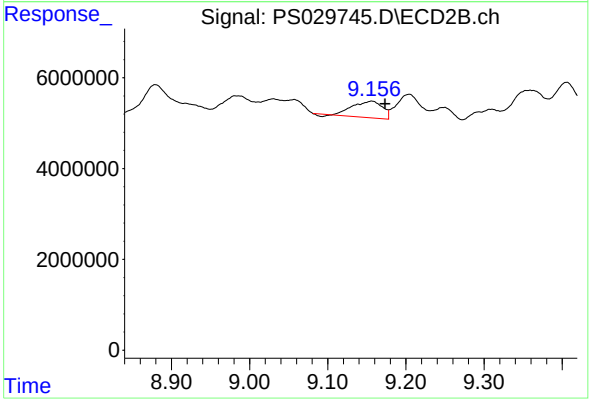

#10 Pentachlorophenol

R.T.: 9.156 min
Delta R.T.: -0.017 min
Response: 9395557
Conc: N.D.

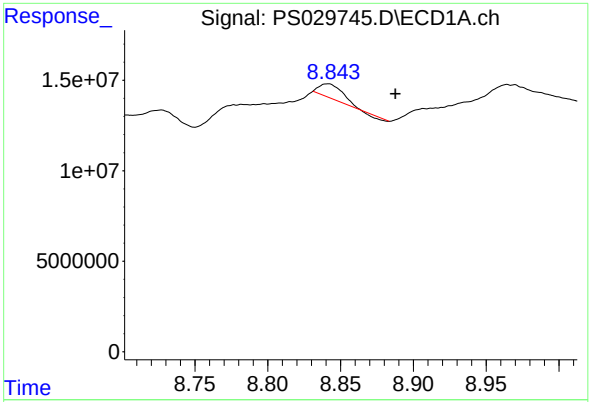

#11 2,4,5-TP (SILVEX)

R.T.: 8.841 min
Delta R.T.: -0.046 min
Response: 8079282
Conc: N.D.

Instrument :
ECD_S
ClientSampleId :
OU4-PCS-TC-26-040325

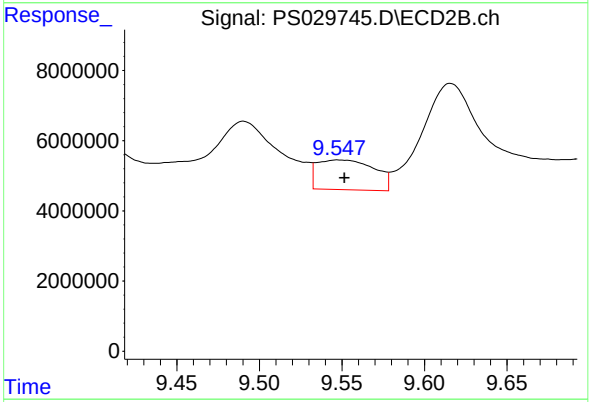

#11 2,4,5-TP (SILVEX)

R.T.: 9.549 min
Delta R.T.: -0.003 min
Response: 20449135
Conc: 2.84 ng/ml

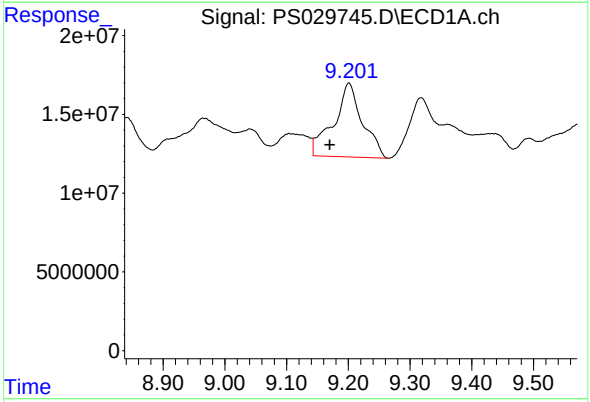

#12 2,4,5-T

R.T.: 9.201 min
Delta R.T.: 0.031 min
Response: 152184090
Conc: 13.23 ng/ml

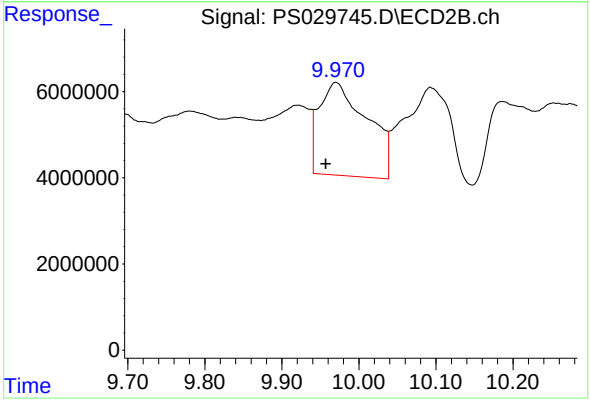

#12 2,4,5-T

R.T.: 9.970 min
Delta R.T.: 0.013 min
Response: 93553444
Conc: 13.96 ng/ml

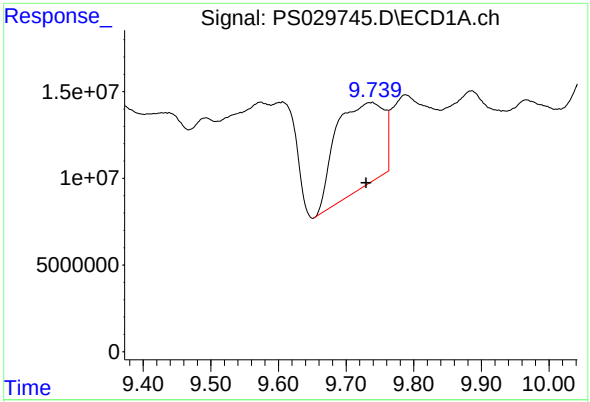

#13 2,4-DB

R.T.: 9.737 min
Delta R.T.: 0.007 min
Response: 243316373
Conc: 133.93 ng/ml

Instrument :
ECD_S
ClientSampleId :
OU4-PCS-TC-26-040325

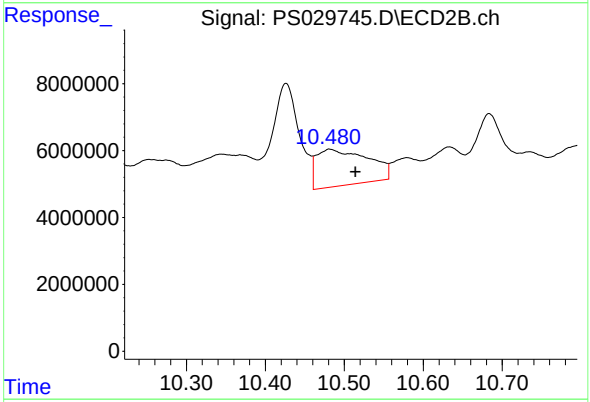

#13 2,4-DB

R.T.: 10.482 min
Delta R.T.: -0.032 min
Response: 49598156
Conc: 66.85 ng/ml

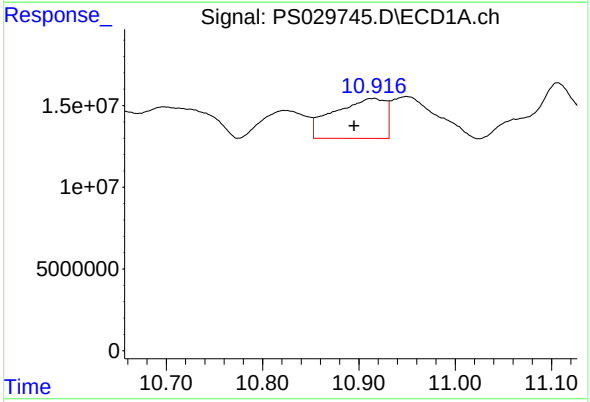

#14 DINOSEB

R.T.: 10.914 min
Delta R.T.: 0.019 min
Response: 91569651
Conc: 10.85 ng/ml

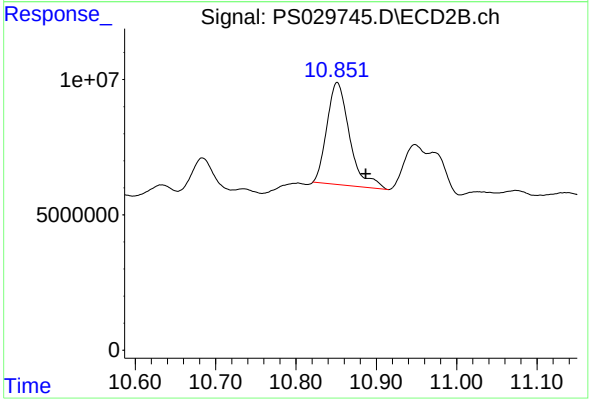

#14 DINOSEB

R.T.: 10.851 min
Delta R.T.: -0.035 min
Response: 73792456
Conc: 14.43 ng/ml

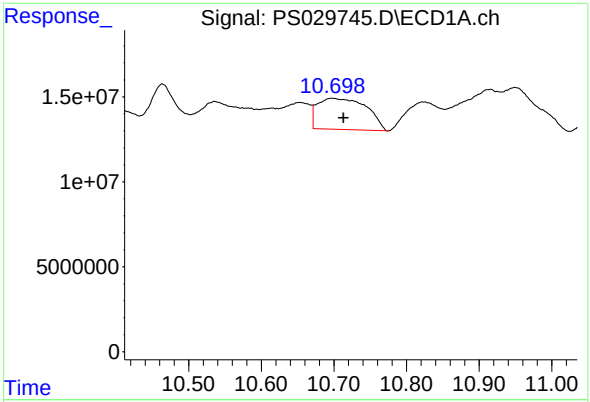

#15 Picloram

R.T.: 10.698 min
Delta R.T.: -0.016 min
Response: 85941484
Conc: 5.54 ng/ml

Instrument :
ECD_S
ClientSampleId :
OU4-PCS-TC-26-040325

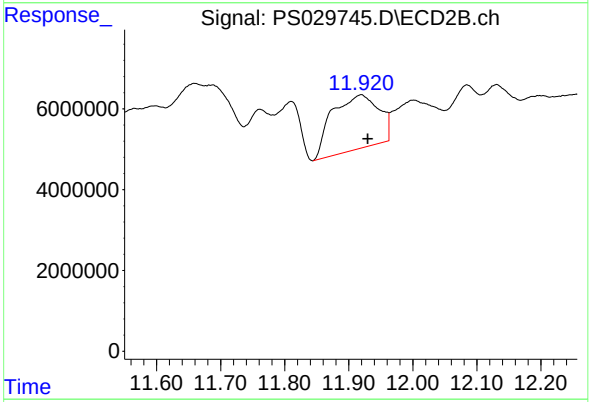

#15 Picloram

R.T.: 11.919 min
Delta R.T.: -0.011 min
Response: 68033921
Conc: 5.75 ng/ml

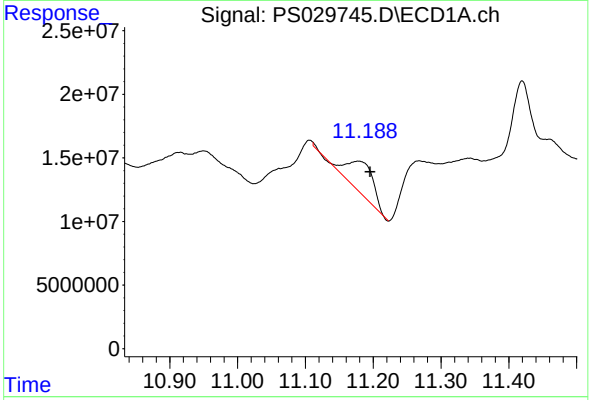

#16 DCPA

R.T.: 11.178 min
Delta R.T.: -0.017 min
Response: 70730513
Conc: 5.06 ng/ml

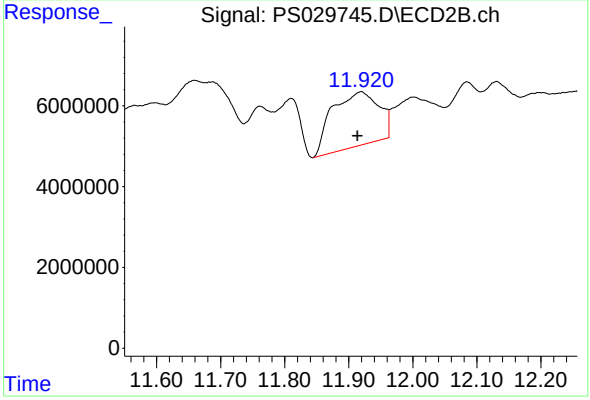

#16 DCPA

R.T.: 11.919 min
Delta R.T.: 0.006 min
Response: 68033921
Conc: 7.69 ng/ml

Quantitation Report (Not Reviewed)

Data Path : Z:\pestpcbsrv\HPCHEM1\ECD_S\Data\PS040825\
Data File : PS029746.D
Signal(s) : Signal #1: ECD1A.ch Signal #2: ECD2B.ch
Acq On : 09 Apr 2025 01:03
Operator : AR\AJ
Sample : Q1730-19
Misc :
ALS Vial : 20 Sample Multiplier: 1

Instrument :
ECD_S
ClientSampleId :
OU4-CF-15-040325

Integration File signal 1: autoint1.e
Integration File signal 2: autoint2.e
Quant Time: Apr 09 03:15:09 2025
Quant Method : Z:\pestpcbsrv\HPCHEM1\ECD_S\Method\PS040225.M
Quant Title : 8080.M
QLast Update : Wed Apr 02 23:52:55 2025
Response via : Initial Calibration
Integrator: ChemStation

Volume Inj. : 1 µl
Signal #1 Phase : ZB-MR1 Signal #2 Phase: ZB-MR2
Signal #1 Info : 30M x 0.32mm x0.5 Signal #2 Info : 30M x 0.32mm x 0.25µm

		Compound	RT#1	RT#2	Resp#1	Resp#2	ng/ml	ng/ml	
		System Monitoring Compounds							
4)	S	2,4-DCAA	6.951	7.467	971.4E6	213.5E6	476.459	313.270	#
		Target Compounds							
1)	T	Dalapon	2.429f	2.505f	120.1E6	44531908	35.412	28.050	
3)	T	4-Nitroph...	6.765	7.043f	15130937	18571995	10.771	26.195	#
5)	T	DICAMBA	7.145	7.663	31859147	2173774	3.828	<MDL	#
6)	T	MCPP	7.351f	7.743	75272175	3353196	13.888	1.986	#
7)	T	MCPA	7.458	8.025f	12115185	17716692	1.667	7.787	#
8)	T	DICHLORPROP	7.812	8.371	23238014	74765447	10.565	77.385	#
9)	T	2,4-D	8.038	8.639f	33898180	5250642	14.068	4.869	#
10)	T	Pentachlo...	8.300	9.203f	45924925	10727825	1.510	<MDL	#
11)	T	2,4,5-TP ...	8.842f	9.556	9091312	18171538	<MDL	2.519	#
12)	T	2,4,5-T	9.201f	9.971	122.5E6	90878870	10.647	13.558	#
13)	T	2,4-DB	9.739	10.484f	249.7E6	45560522	137.442	61.404	#
14)	T	DINOSEB	10.912	10.850f	63626229	45754131	7.537	8.949	
15)	T	Picloram	10.698	11.919	70130380	55743213	4.524	4.714	
16)	T	DCPA	11.178	11.919	86137654	55743213	6.168	6.298	

(f)=RT Delta > 1/2 Window (#)=Amounts differ by > 25% (m)=manual int.

Data Path : Z:\pestpcbsrv\HPCHEM1\ECD_S\Data\PS040825\
Data File : PS029746.D
Signal(s) : Signal #1: ECD1A.ch Signal #2: ECD2B.ch
Acq On : 09 Apr 2025 01:03
Operator : AR\AJ
Sample : Q1730-19
Misc :
ALS Vial : 20 Sample Multiplier: 1

Instrument :
ECD_S
ClientSampleId :
OU4-CF-15-040325

Integration File signal 1: autoint1.e
Integration File signal 2: autoint2.e
Quant Time: Apr 09 03:15:09 2025
Quant Method : Z:\pestpcbsrv\HPCHEM1\ECD_S\Method\PS040225.M
Quant Title : 8080.M
QLast Update : Wed Apr 02 23:52:55 2025
Response via : Initial Calibration
Integrator: ChemStation

Volume Inj. : 1 µl
Signal #1 Phase : ZB-MR1 Signal #2 Phase: ZB-MR2
Signal #1 Info : 30M x 0.32mm x0.5 Signal #2 Info : 30M x 0.25µm

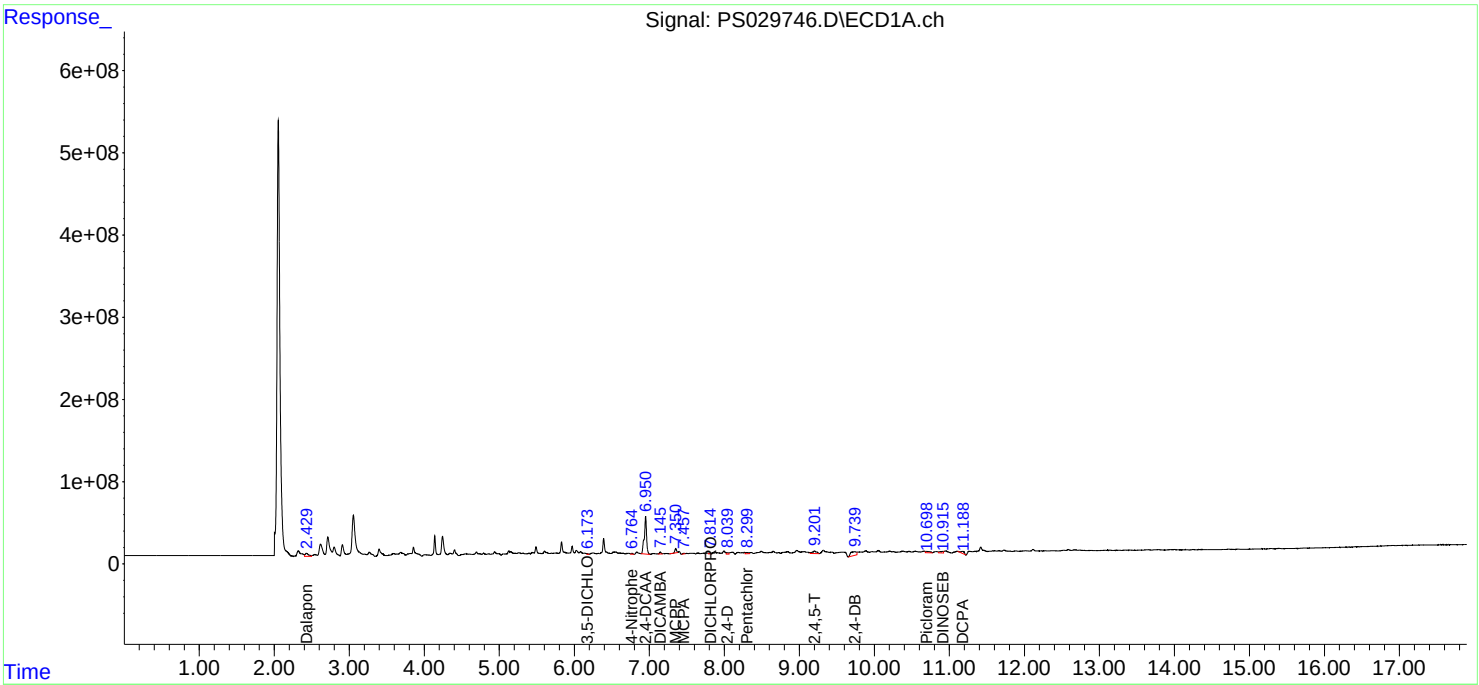

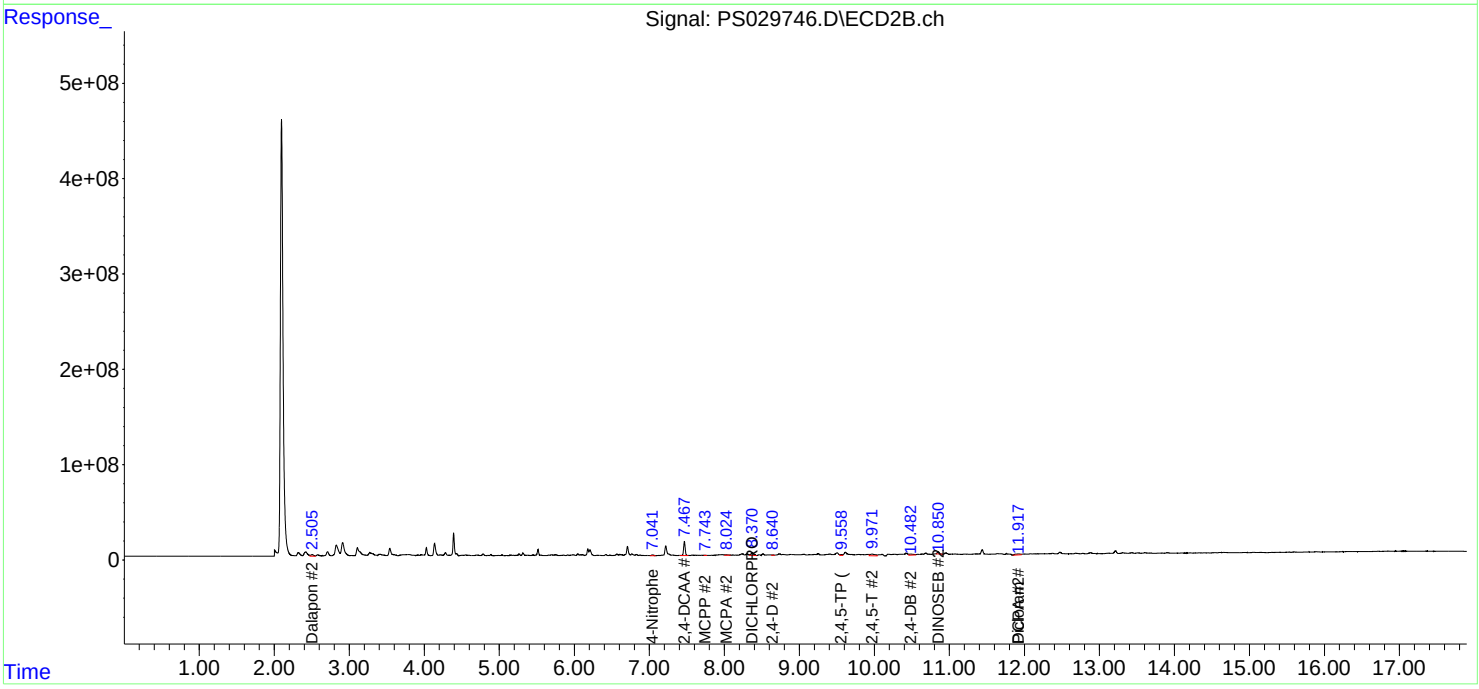

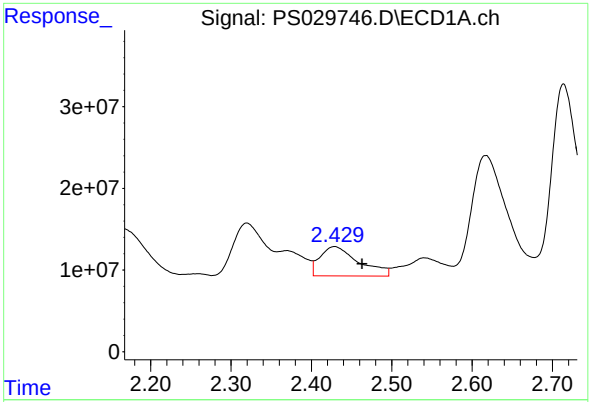

#1 Dalapon

R.T.: 2.429 min
Delta R.T.: -0.034 min
Response: 120132917
Conc: 35.41 ng/ml

Instrument :
ECD_S
ClientSampleId :
OU4-CF-15-040325

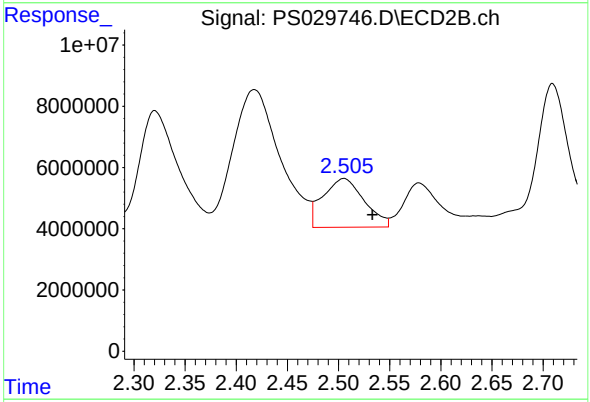

#1 Dalapon

R.T.: 2.505 min
Delta R.T.: -0.028 min
Response: 44531908
Conc: 28.05 ng/ml

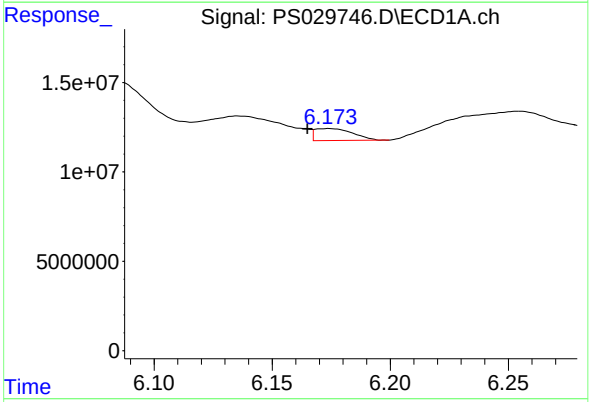

#2 3,5-DICHLOROBENZOIC ACID

R.T.: 6.174 min
Delta R.T.: 0.009 min
Response: 7468799
Conc: 2.48 ng/ml

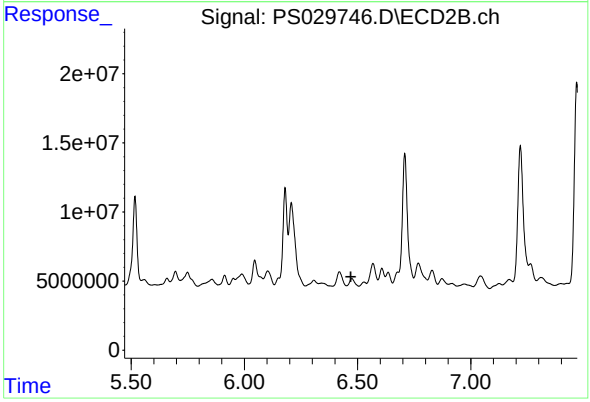

#2 3,5-DICHLOROBENZOIC ACID

R.T.: 6.475 min
Delta R.T.: 0.005 min
Response: -2665837
Conc: N.D.

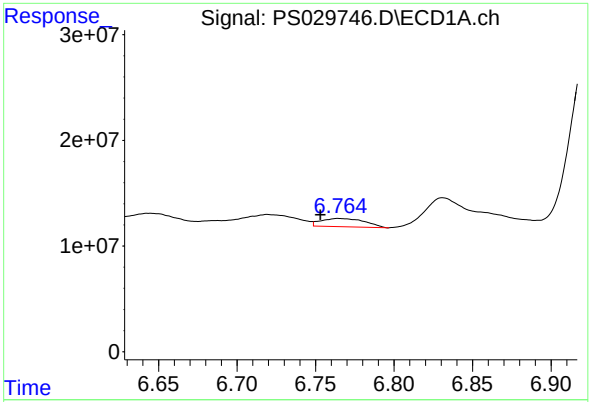

#3 4-Nitrophenol

R.T.: 6.765 min
Delta R.T.: 0.012 min
Response: 15130937
Conc: 10.77 ng/ml

Instrument :
ECD_S
ClientSampleId :
OU4-CF-15-040325

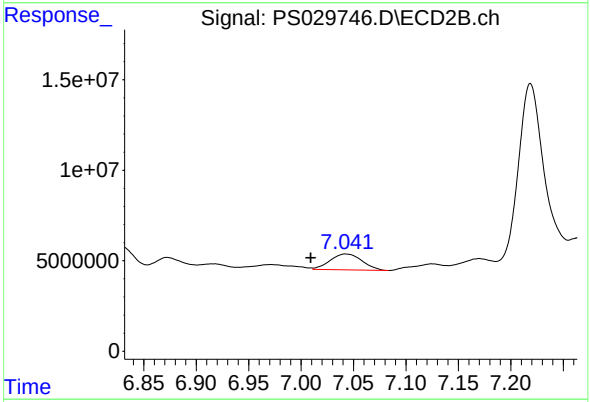

#3 4-Nitrophenol

R.T.: 7.043 min
Delta R.T.: 0.034 min
Response: 18571995
Conc: 26.19 ng/ml

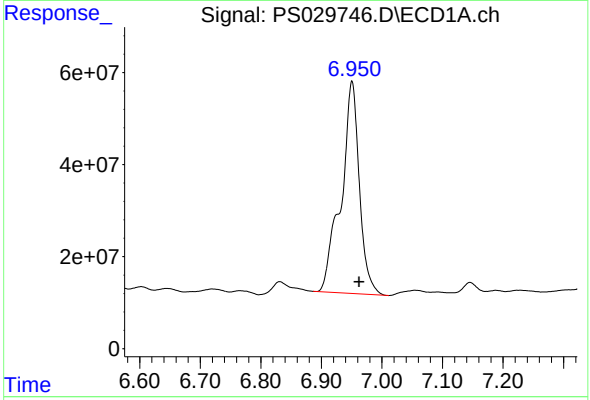

#4 2,4-DCAA

R.T.: 6.951 min
Delta R.T.: -0.012 min
Response: 971419037
Conc: 476.46 ng/ml

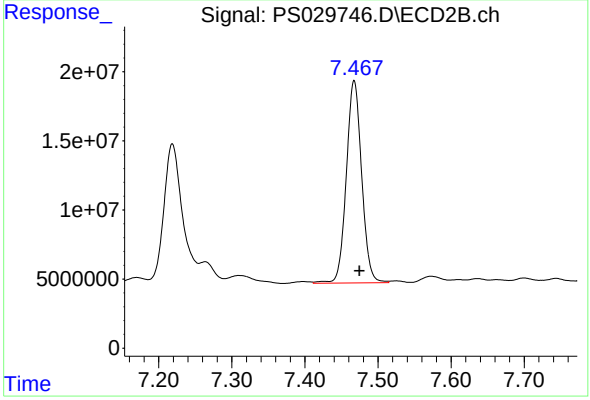

#4 2,4-DCAA

R.T.: 7.467 min
Delta R.T.: -0.007 min
Response: 213497803
Conc: 313.27 ng/ml

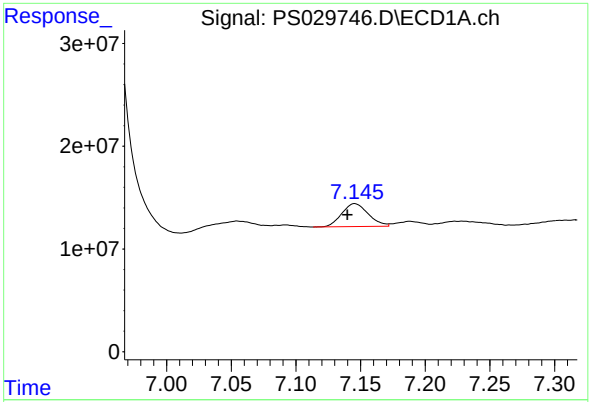

#5 DICAMBA

R.T.: 7.145 min
Delta R.T.: 0.006 min
Response: 31859147
Conc: 3.83 ng/ml

Instrument :
ECD_S
ClientSampleId :
OU4-CF-15-040325

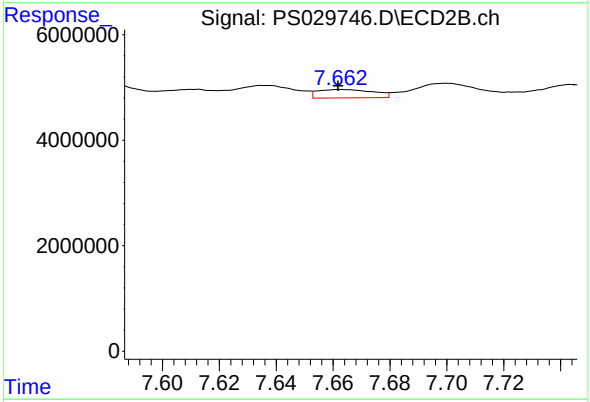

#5 DICAMBA

R.T.: 7.663 min
Delta R.T.: 0.001 min
Response: 2173774
Conc: N.D.

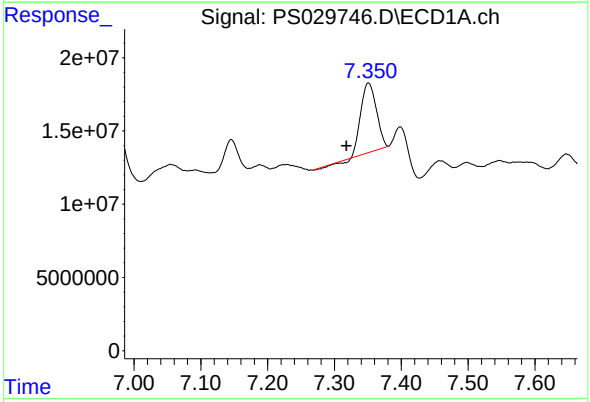

#6 MCPP

R.T.: 7.351 min
Delta R.T.: 0.033 min
Response: 75272175
Conc: 13.89 ug/ml

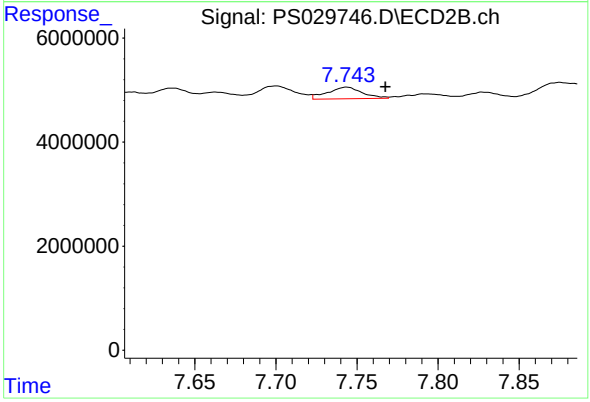

#6 MCPP

R.T.: 7.743 min
Delta R.T.: -0.024 min
Response: 3353196
Conc: 1.99 ug/ml

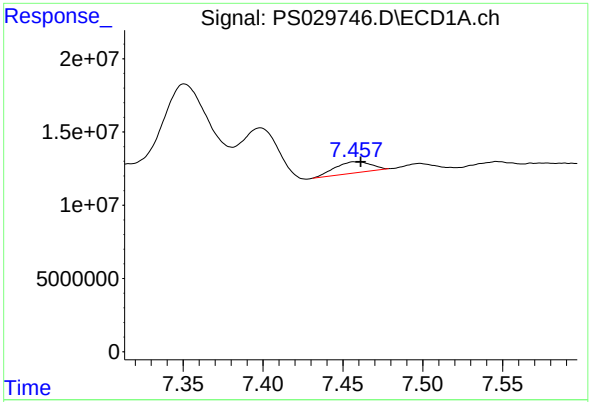

#7 MCPA

R.T.: 7.458 min
Delta R.T.: -0.003 min
Response: 12115185
Conc: 1.67 ug/ml

Instrument :
ECD_S
ClientSampleId :
OU4-CF-15-040325

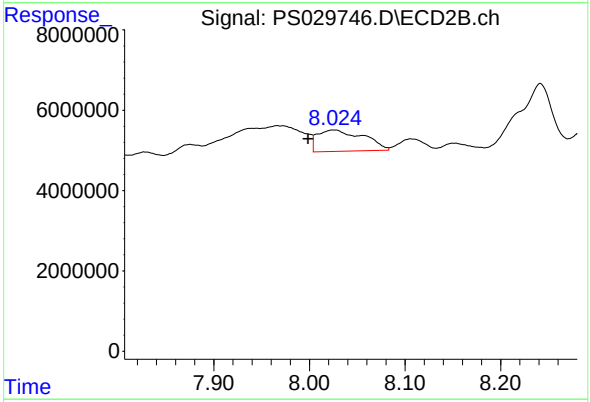

#7 MCPA

R.T.: 8.025 min
Delta R.T.: 0.027 min
Response: 17716692
Conc: 7.79 ug/ml

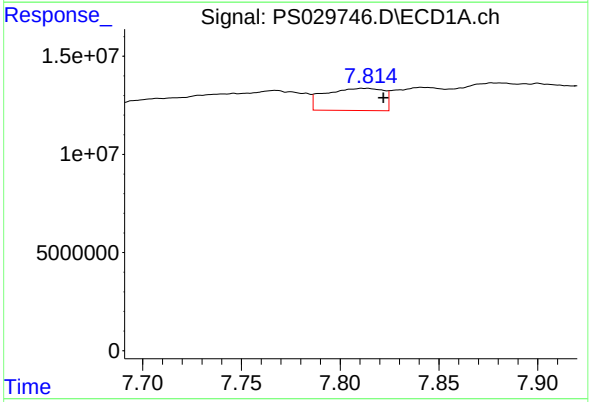

#8 DICHLORPROP

R.T.: 7.812 min
Delta R.T.: -0.010 min
Response: 23238014
Conc: 10.57 ng/ml

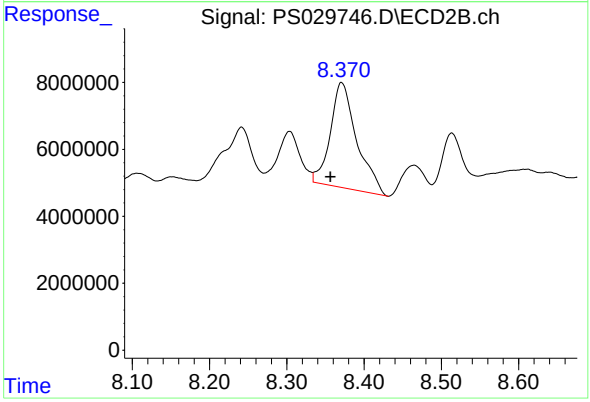

#8 DICHLORPROP

R.T.: 8.371 min
Delta R.T.: 0.015 min
Response: 74765447
Conc: 77.38 ng/ml

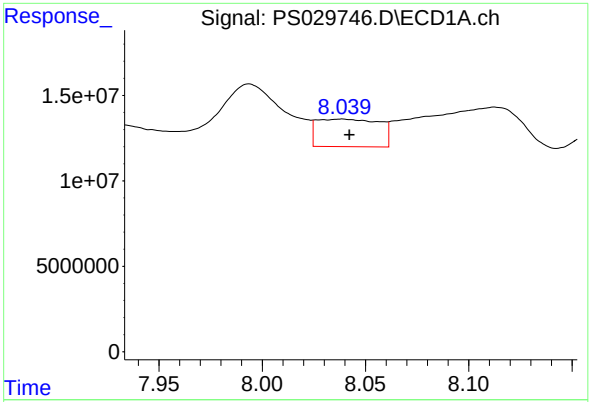

#9 2,4-D

R.T.: 8.038 min
Delta R.T.: -0.004 min
Response: 33898180
Conc: 14.07 ng/ml

Instrument :
ECD_S
ClientSampleId :
OU4-CF-15-040325

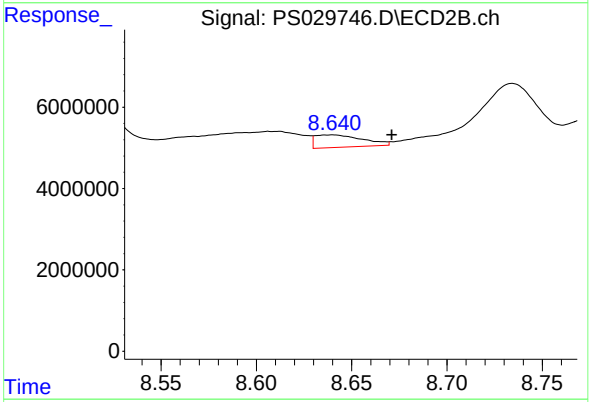

#9 2,4-D

R.T.: 8.639 min
Delta R.T.: -0.032 min
Response: 5250642
Conc: 4.87 ng/ml

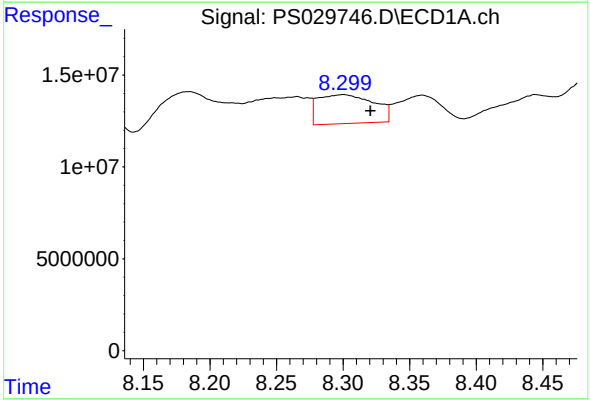

#10 Pentachlorophenol

R.T.: 8.300 min
Delta R.T.: -0.020 min
Response: 45924925
Conc: 1.51 ng/ml

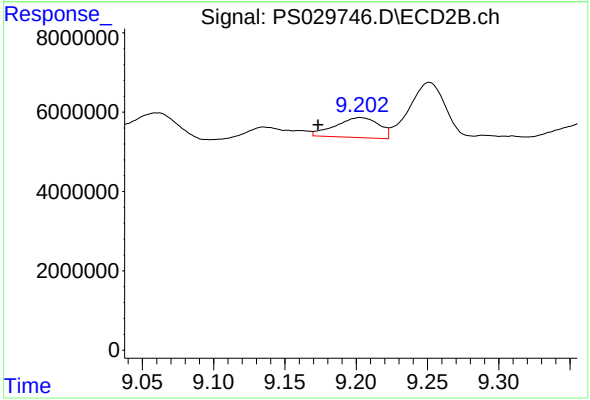

#10 Pentachlorophenol

R.T.: 9.203 min
Delta R.T.: 0.030 min
Response: 10727825
Conc: N.D.

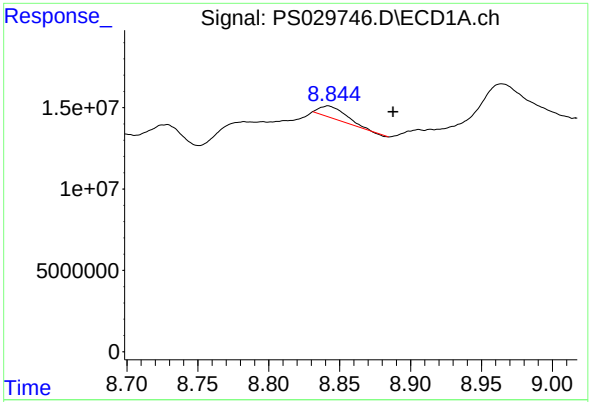

#11 2,4,5-TP (SILVEX)

R.T.: 8.842 min
Delta R.T.: -0.046 min
Response: 9091312
Conc: N.D.

Instrument :
ECD_S
ClientSampleId :
OU4-CF-15-040325

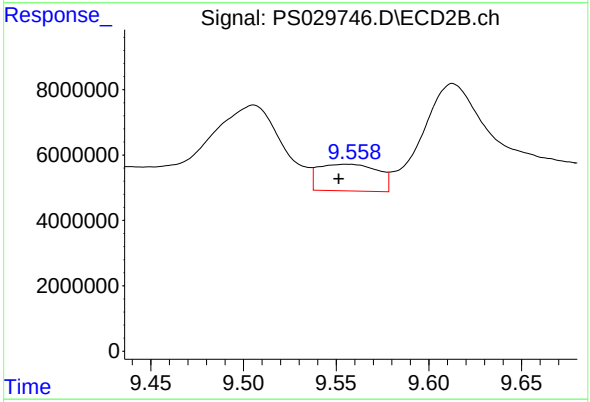

#11 2,4,5-TP (SILVEX)

R.T.: 9.556 min
Delta R.T.: 0.004 min
Response: 18171538
Conc: 2.52 ng/ml

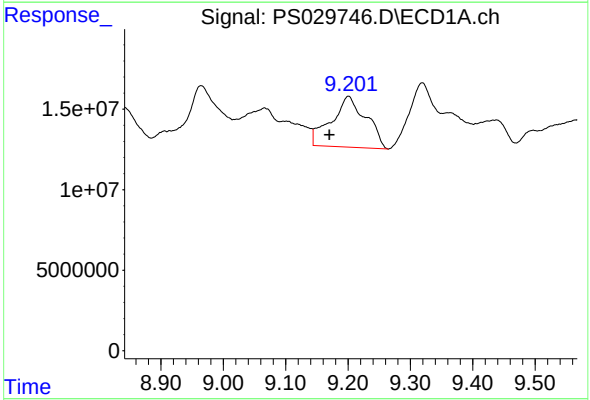

#12 2,4,5-T

R.T.: 9.201 min
Delta R.T.: 0.031 min
Response: 122491168
Conc: 10.65 ng/ml

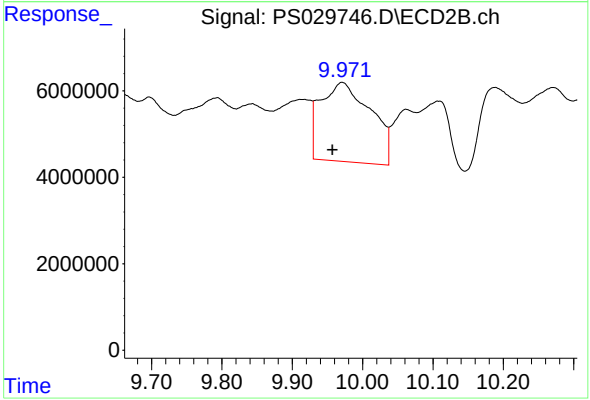

#12 2,4,5-T

R.T.: 9.971 min
Delta R.T.: 0.014 min
Response: 90878870
Conc: 13.56 ng/ml

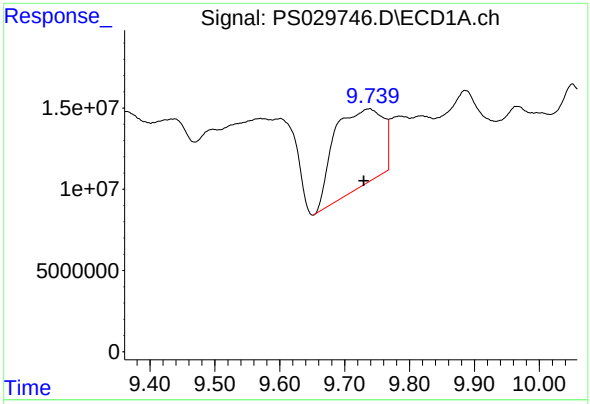

#13 2,4-DB

R.T.: 9.739 min
Delta R.T.: 0.009 min
Response: 249697176
Conc: 137.44 ng/ml

Instrument :
ECD_S
ClientSampleId :
OU4-CF-15-040325

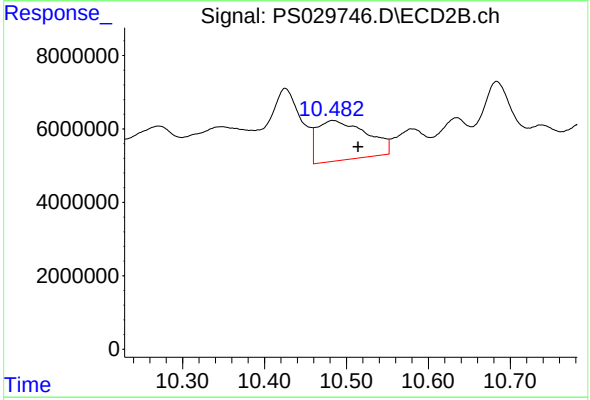

#13 2,4-DB

R.T.: 10.484 min
Delta R.T.: -0.030 min
Response: 45560522
Conc: 61.40 ng/ml

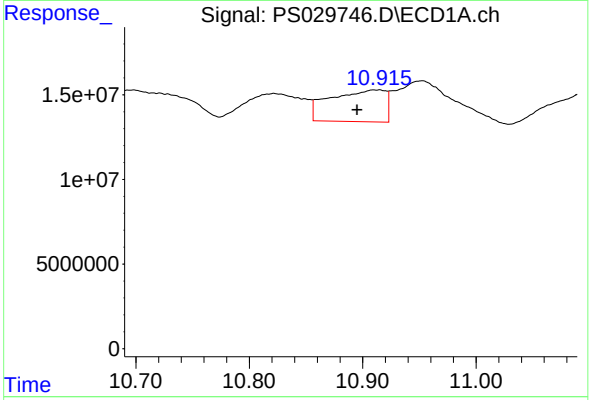

#14 DINOSEB

R.T.: 10.912 min
Delta R.T.: 0.017 min
Response: 63626229
Conc: 7.54 ng/ml

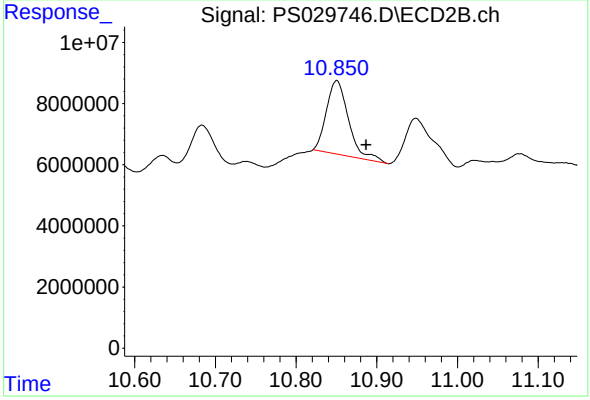

#14 DINOSEB

R.T.: 10.850 min
Delta R.T.: -0.036 min
Response: 45754131
Conc: 8.95 ng/ml

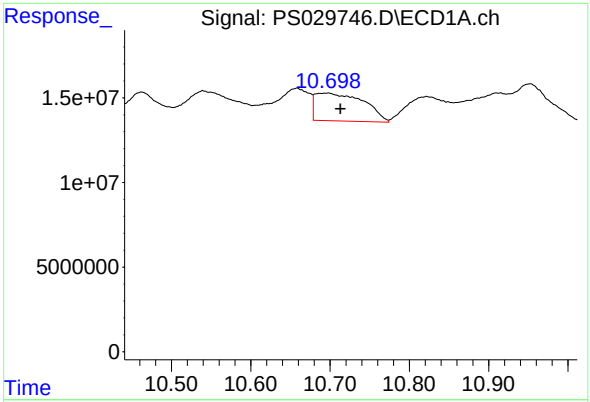

#15 Picloram

R.T.: 10.698 min
Delta R.T.: -0.015 min
Response: 70130380
Conc: 4.52 ng/ml

Instrument :
ECD_S
ClientSampleId :
OU4-CF-15-040325

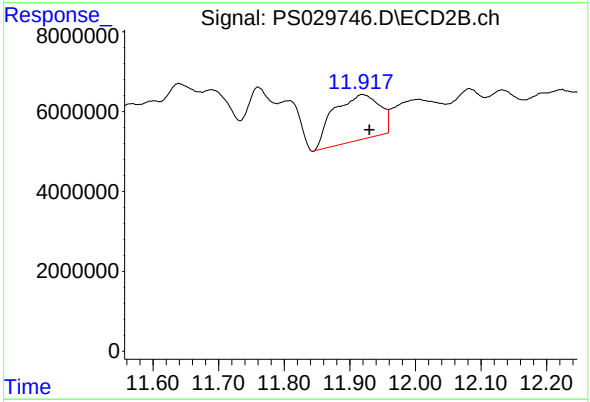

#15 Picloram

R.T.: 11.919 min
Delta R.T.: -0.010 min
Response: 55743213
Conc: 4.71 ng/ml

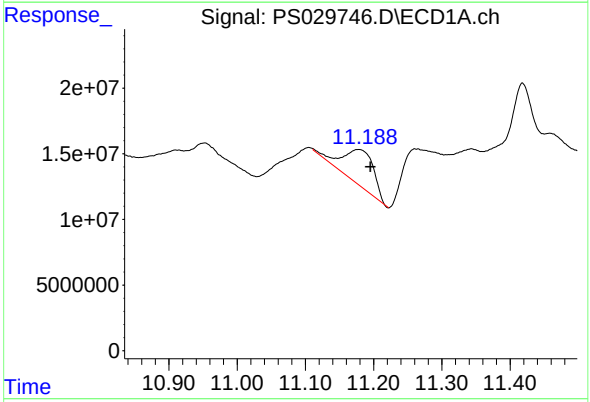

#16 DCPA

R.T.: 11.178 min
Delta R.T.: -0.018 min
Response: 86137654
Conc: 6.17 ng/ml

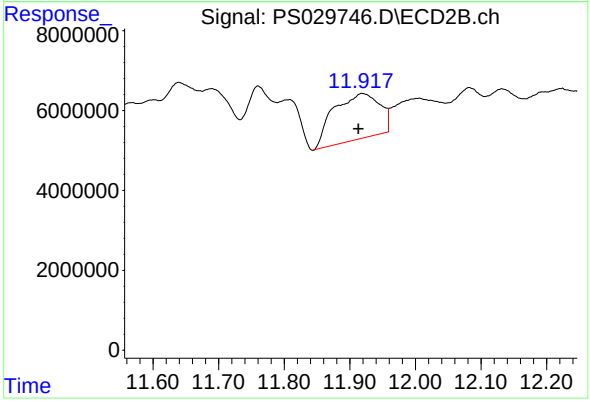

#16 DCPA

R.T.: 11.919 min
Delta R.T.: 0.006 min
Response: 55743213
Conc: 6.30 ng/ml

Quantitation Report (Not Reviewed)

Data Path : Z:\pestpcbsrv\HPCHEM1\ECD_S\Data\PS040825\
Data File : PS029750.D
Signal(s) : Signal #1: ECD1A.ch Signal #2: ECD2B.ch
Acq On : 09 Apr 2025 02:39
Operator : AR\AJ
Sample : HSTDCCC750
Misc :
ALS Vial : 3 Sample Multiplier: 1

Instrument :
ECD_S
ClientSampleId :
HSTDCCC750

Integration File signal 1: autoint1.e
Integration File signal 2: autoint2.e
Quant Time: Apr 09 03:15:52 2025
Quant Method : Z:\pestpcbsrv\HPCHEM1\ECD_S\Method\PS040225.M
Quant Title : 8080.M
QLast Update : Wed Apr 02 23:52:55 2025
Response via : Initial Calibration
Integrator: ChemStation

Volume Inj. : 1 µl
Signal #1 Phase : ZB-MR1 Signal #2 Phase: ZB-MR2
Signal #1 Info : 30M x 0.32mm x0.5 Signal #2 Info : 30M x 0.32mm x 0.25µm

	Compound	RT#1	RT#2	Resp#1	Resp#2	ng/ml	ng/ml
	System Monitoring Compounds						
4) S	2,4-DCAA	6.950	7.467	1488.5E6	489.4E6	730.064	718.078
	Target Compounds						
1) T	Dalapon	2.460	2.530	2186.1E6	951.1E6	644.424	599.099
2) T	3,5-DICHL...	6.155	6.463	2136.1E6	633.3E6	710.212	655.910
3) T	4-Nitroph...	6.741	7.001	1005.7E6	448.9E6	715.938	633.200
5) T	DICAMBA	7.128	7.654	5913.3E6	2548.4E6	710.566	689.995
6) T	MCPP	7.305	7.760	372.2E6	106.3E6	68.676	62.952
7) T	MCPA	7.448	7.990	372.5E6	149.0E6	51.238	65.479 #
8) T	DICHLORPROP	7.809	8.347	1531.4E6	664.9E6	696.279	688.178
9) T	2,4-D	8.028	8.660	1644.8E6	710.7E6	682.611	658.987
10) T	Pentachlo...	8.308	9.162	21032.9E6	12872.9E6	691.757	718.046
11) T	2,4,5-TP ...	8.873	9.539	8237.4E6	5120.4E6	709.181	709.886
12) T	2,4,5-T	9.154	9.944	8373.4E6	4828.5E6	727.846	720.366
13) T	2,4-DB	9.713	10.500	1377.2E6	497.8E6	758.053	670.930
14) T	DINOSEB	10.878	10.872	5883.2E6	3472.8E6	696.899	679.230
15) T	Picloram	10.695	11.908	10787.4E6	14299.3E6	695.943	1209.300 #
16) T	DCPA	11.178	11.908	10152.2E6	14299.3E6	726.918	1615.616 #

(f)=RT Delta > 1/2 Window (#)=Amounts differ by > 25% (m)=manual int.

Data Path : Z:\pestpcbsrv\HPCHEM1\ECD_S\Data\PS040825\
Data File : PS029750.D
Signal(s) : Signal #1: ECD1A.ch Signal #2: ECD2B.ch
Acq On : 09 Apr 2025 02:39
Operator : AR\AJ
Sample : HSTDCCC750
Misc :
ALS Vial : 3 Sample Multiplier: 1

Instrument :
ECD_S
ClientSampleId :
HSTDCCC750

Integration File signal 1: autoint1.e
Integration File signal 2: autoint2.e
Quant Time: Apr 09 03:15:52 2025
Quant Method : Z:\pestpcbsrv\HPCHEM1\ECD_S\Method\PS040225.M
Quant Title : 8080.M
QLast Update : Wed Apr 02 23:52:55 2025
Response via : Initial Calibration
Integrator: ChemStation

Volume Inj. : 1 µl
Signal #1 Phase : ZB-MR1 Signal #2 Phase: ZB-MR2
Signal #1 Info : 30M x 0.32mm x0.5 Signal #2 Info : 30M x 0.32mm x 0.25µm

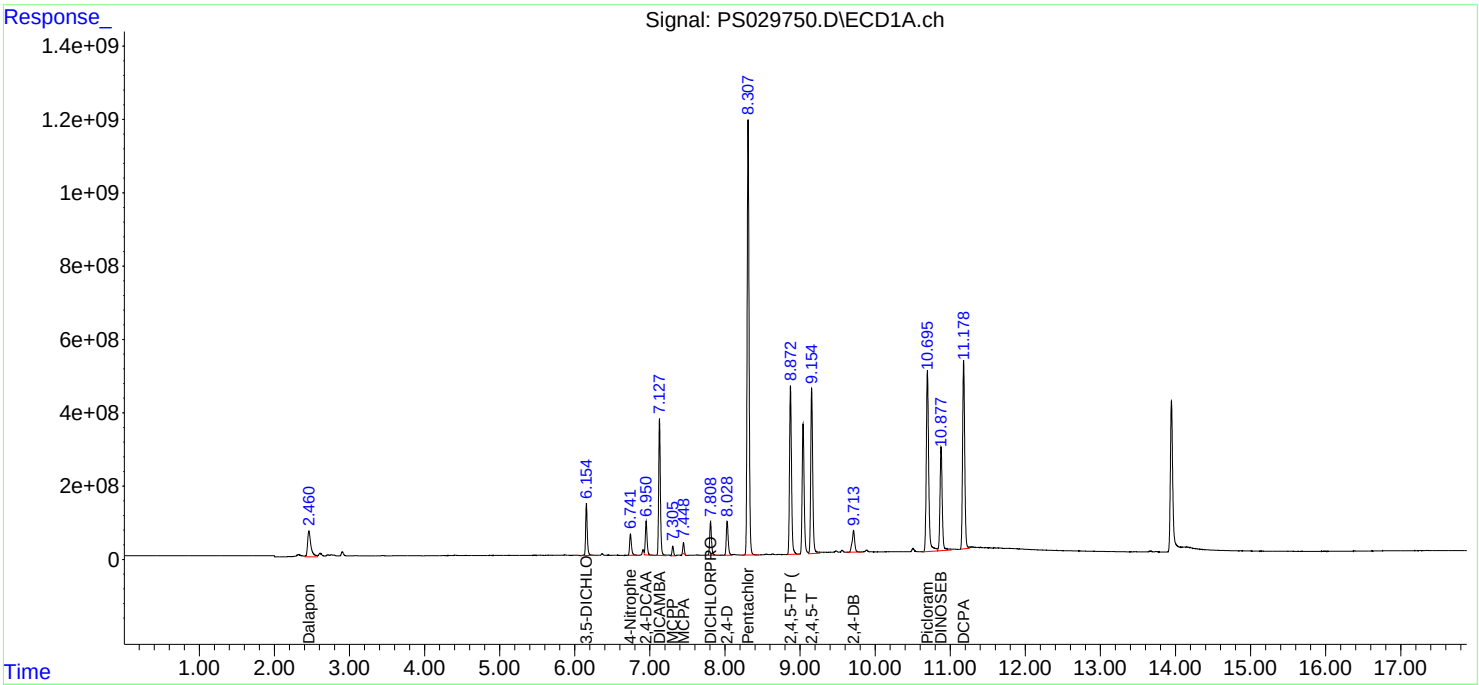

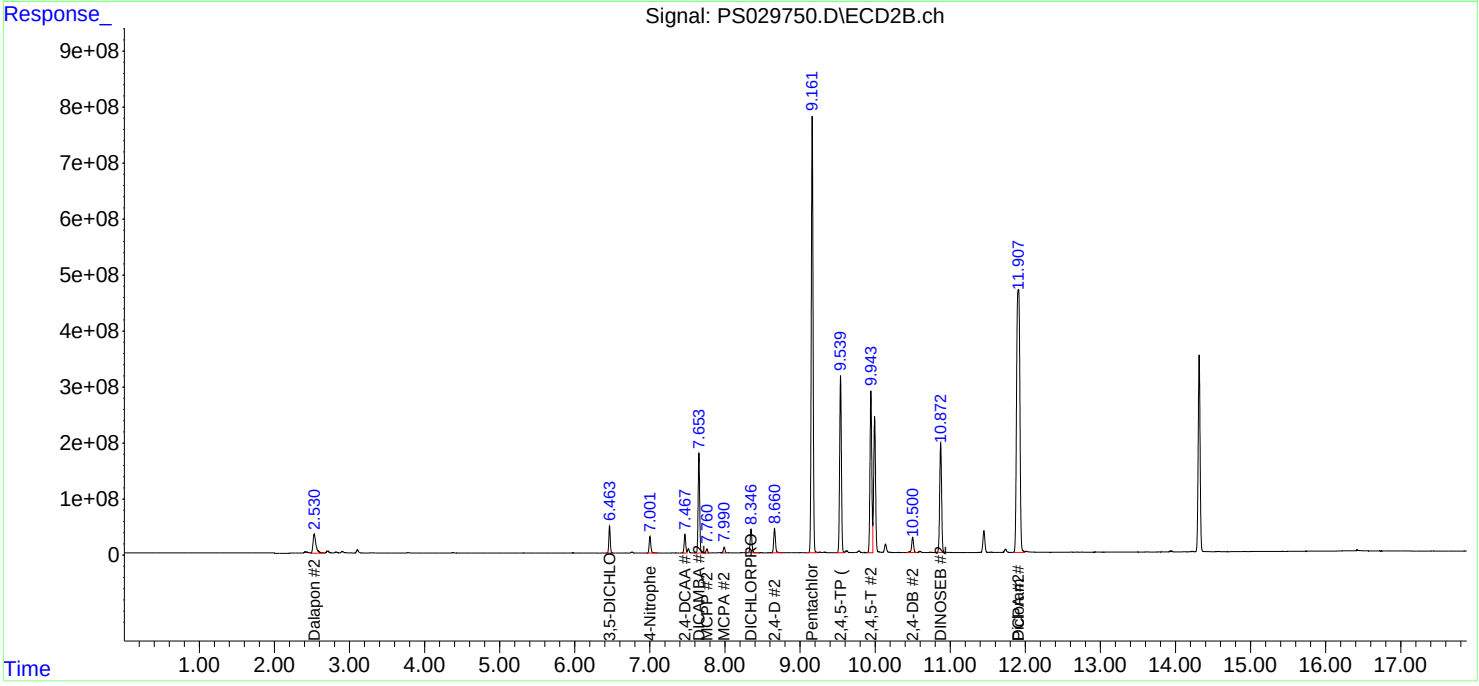

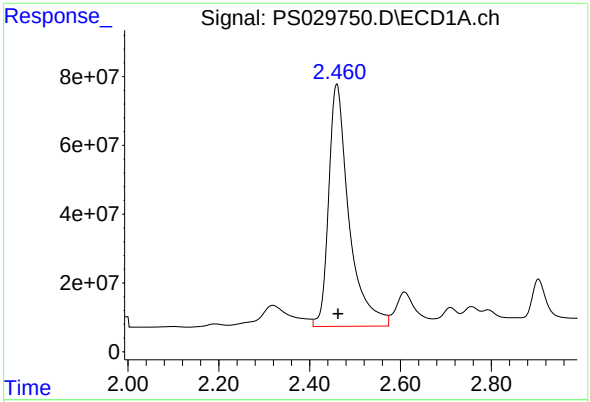

#1 Dalapon

R.T.: 2.460 min
Delta R.T.: -0.003 min
Response: 2186141614
Conc: 644.42 ng/ml

Instrument :
ECD_S
ClientSampleId :
HSTDCCC750

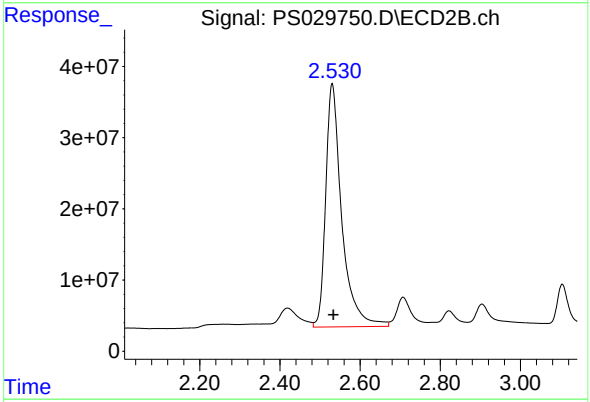

#1 Dalapon

R.T.: 2.530 min
Delta R.T.: -0.003 min
Response: 951126809
Conc: 599.10 ng/ml

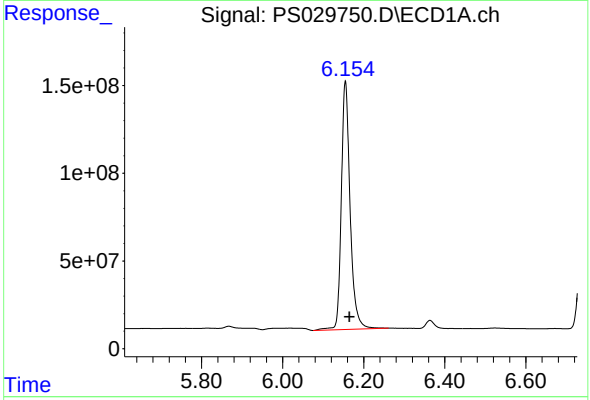

#2 3,5-DICHLOROBENZOIC ACID

R.T.: 6.155 min
Delta R.T.: -0.010 min
Response: 2136145867
Conc: 710.21 ng/ml

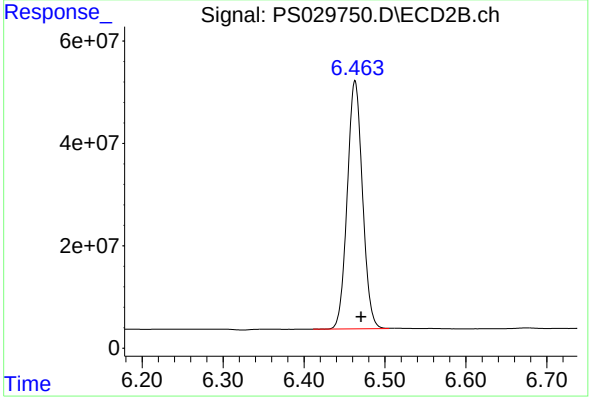

#2 3,5-DICHLOROBENZOIC ACID

R.T.: 6.463 min
Delta R.T.: -0.007 min
Response: 633318080
Conc: 655.91 ng/ml

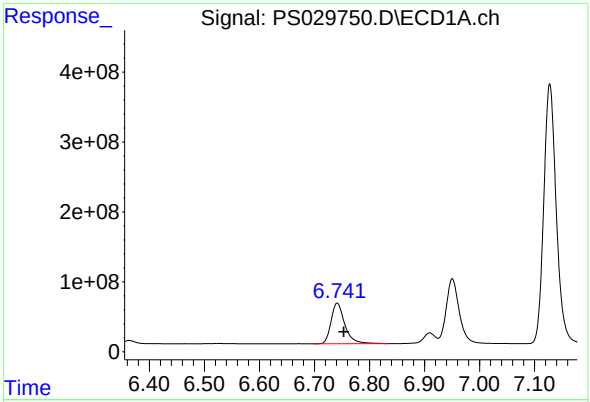

#3 4-Nitrophenol

R.T.: 6.741 min
Delta R.T.: -0.012 min
Response: 1005748410
Conc: 715.94 ng/ml

Instrument :
ECD_S
ClientSampleId :
HSTDCCC750

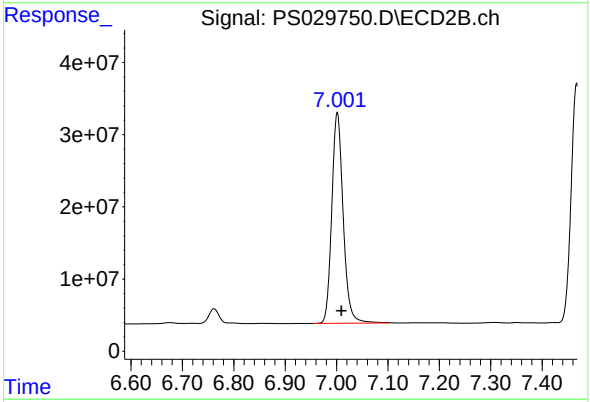

#3 4-Nitrophenol

R.T.: 7.001 min
Delta R.T.: -0.008 min
Response: 448937912
Conc: 633.20 ng/ml

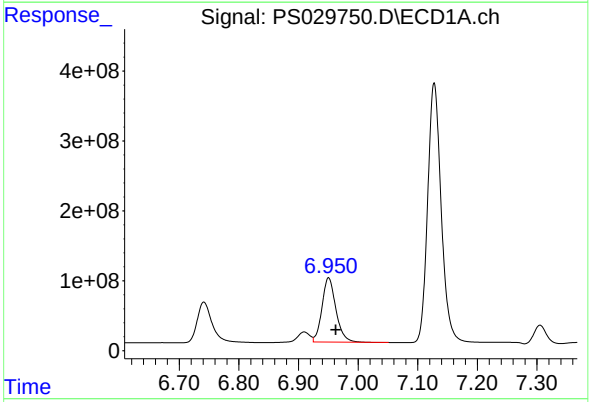

#4 2,4-DCAA

R.T.: 6.950 min
Delta R.T.: -0.012 min
Response: 1488475755
Conc: 730.06 ng/ml

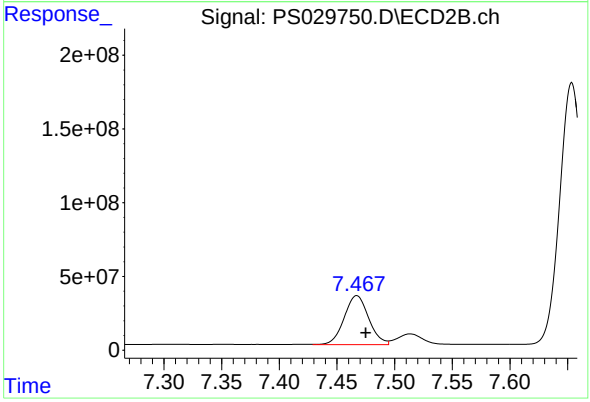

#4 2,4-DCAA

R.T.: 7.467 min
Delta R.T.: -0.008 min
Response: 489379579
Conc: 718.08 ng/ml

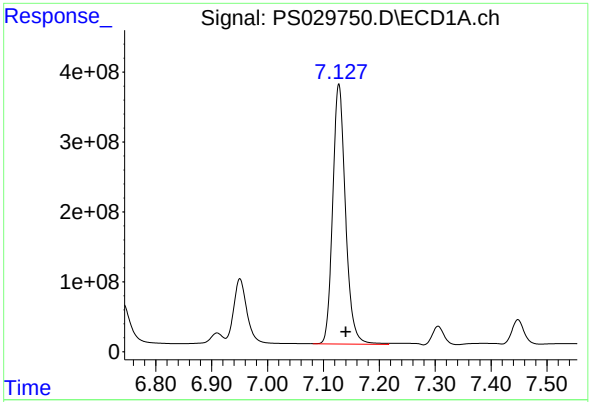

#5 DICAMBA

R.T.: 7.128 min
Delta R.T.: -0.012 min
Response: 5913286021
Conc: 710.57 ng/ml

Instrument :
ECD_S
ClientSampleId :
HSTDCCC750

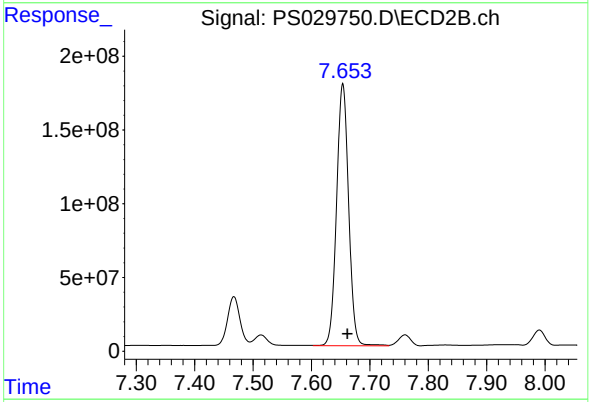

#5 DICAMBA

R.T.: 7.654 min
Delta R.T.: -0.008 min
Response: 2548407537
Conc: 690.00 ng/ml

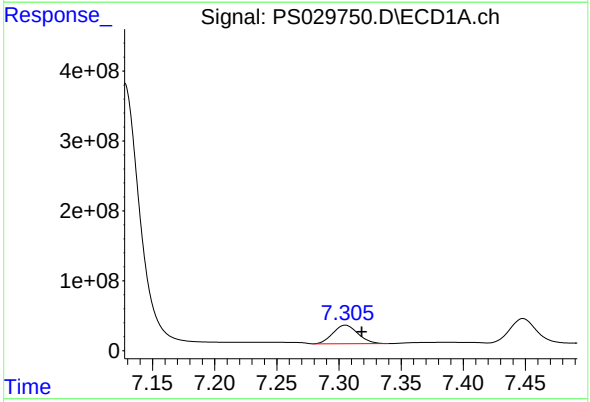

#6 MCPP

R.T.: 7.305 min
Delta R.T.: -0.013 min
Response: 372213096
Conc: 68.68 ug/ml

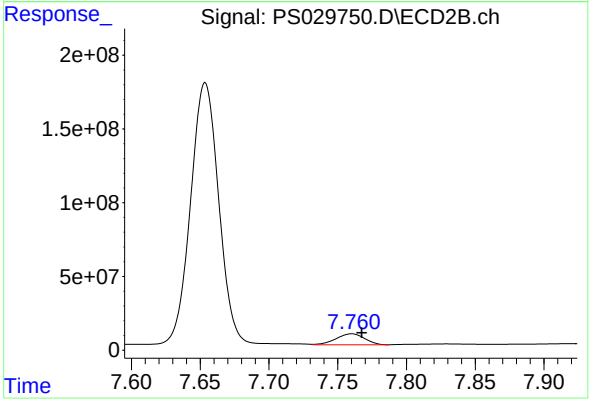

#6 MCPP

R.T.: 7.760 min
Delta R.T.: -0.007 min
Response: 106293361
Conc: 62.95 ug/ml

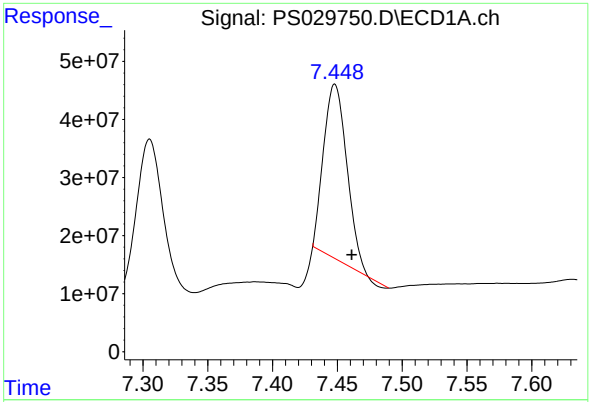

#7 MCPA

R.T.: 7.448 min
Delta R.T.: -0.013 min
Response: 372450854
Conc: 51.24 ug/ml

Instrument :
ECD_S
ClientSampleId :
HSTDCCC750

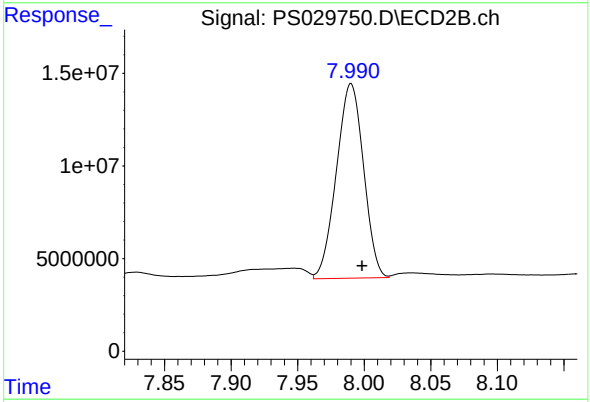

#7 MCPA

R.T.: 7.990 min
Delta R.T.: -0.008 min
Response: 148982696
Conc: 65.48 ug/ml

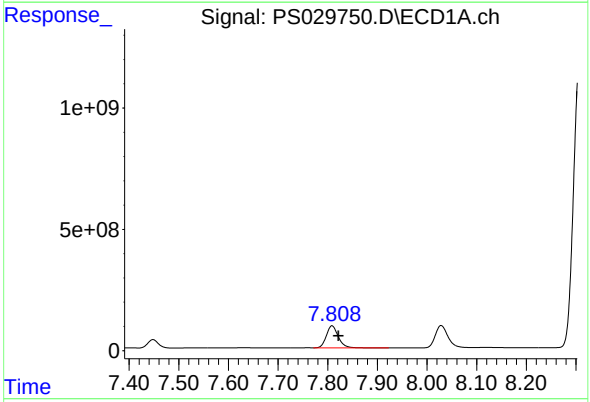

#8 DICHLORPROP

R.T.: 7.809 min
Delta R.T.: -0.013 min
Response: 1531422949
Conc: 696.28 ng/ml

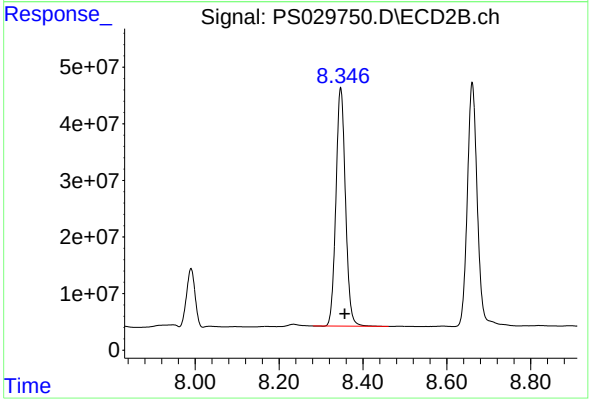

#8 DICHLORPROP

R.T.: 8.347 min
Delta R.T.: -0.010 min
Response: 664884943
Conc: 688.18 ng/ml

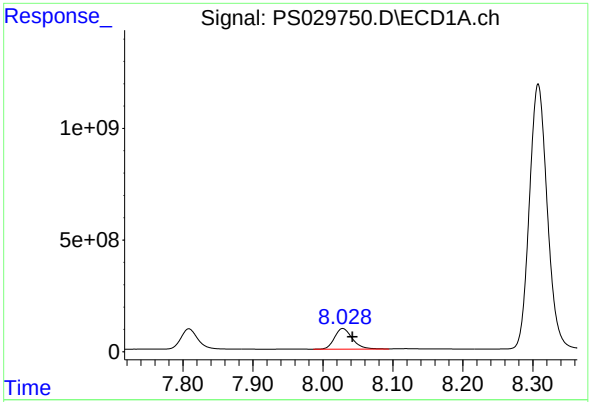

#9 2,4-D

R.T.: 8.028 min
Delta R.T.: -0.014 min
Response: 1644812809
Conc: 682.61 ng/ml

Instrument :
ECD_S
ClientSampleId :
HSTDCCC750

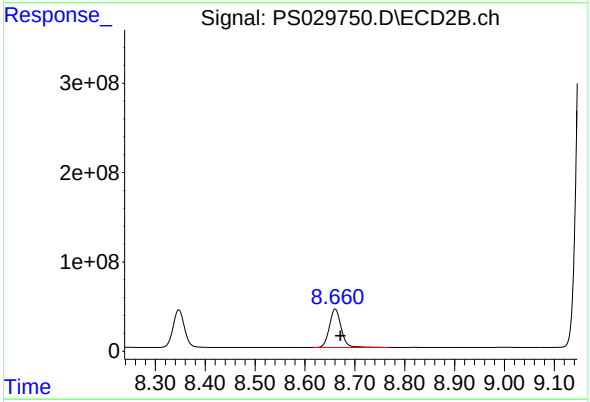

#9 2,4-D

R.T.: 8.660 min
Delta R.T.: -0.011 min
Response: 710693661
Conc: 658.99 ng/ml

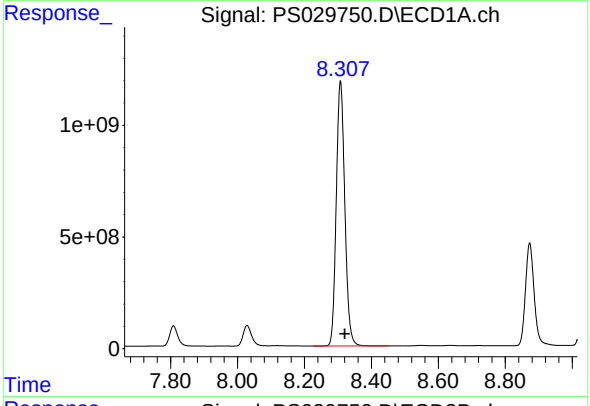

#10 Pentachlorophenol

R.T.: 8.308 min
Delta R.T.: -0.013 min
Response: 21032868444
Conc: 691.76 ng/ml

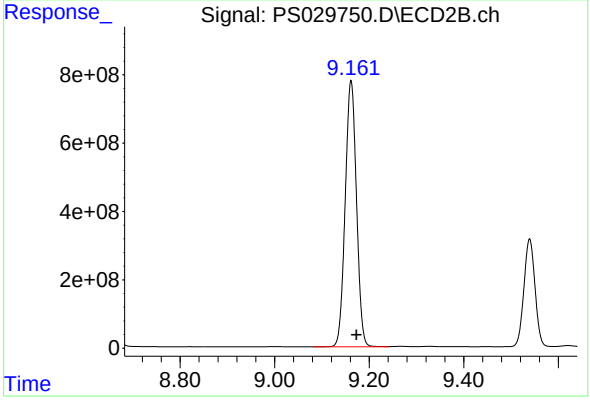

#10 Pentachlorophenol

R.T.: 9.162 min
Delta R.T.: -0.012 min
Response: 12872923147
Conc: 718.05 ng/ml

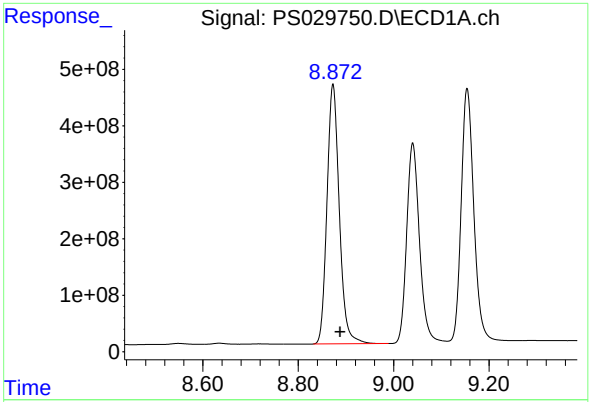

#11 2,4,5-TP (SILVEX)

R.T.: 8.873 min
Delta R.T.: -0.015 min
Response: 8237385501
Conc: 709.18 ng/ml

Instrument :
ECD_S
ClientSampleId :
HSTDCCC750

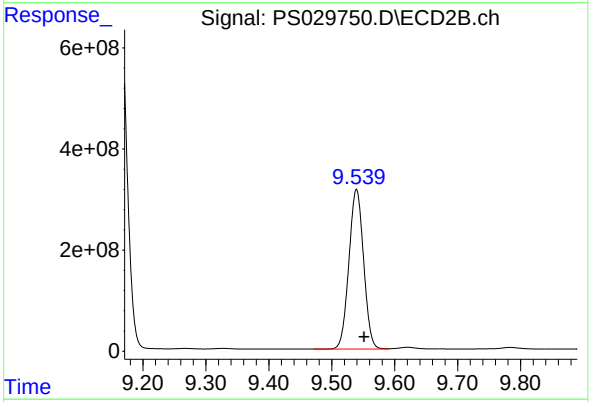

#11 2,4,5-TP (SILVEX)

R.T.: 9.539 min
Delta R.T.: -0.012 min
Response: 5120379182
Conc: 709.89 ng/ml

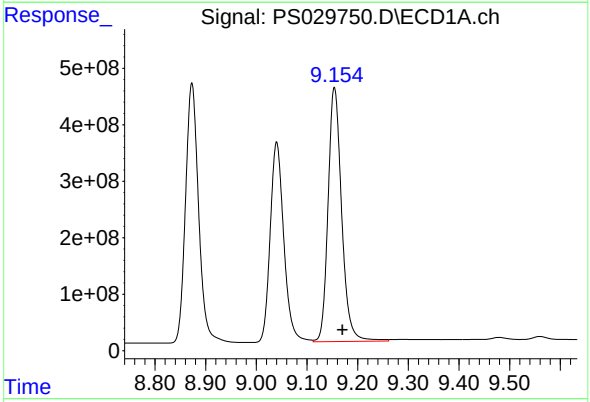

#12 2,4,5-T

R.T.: 9.154 min
Delta R.T.: -0.016 min
Response: 8373448510
Conc: 727.85 ng/ml

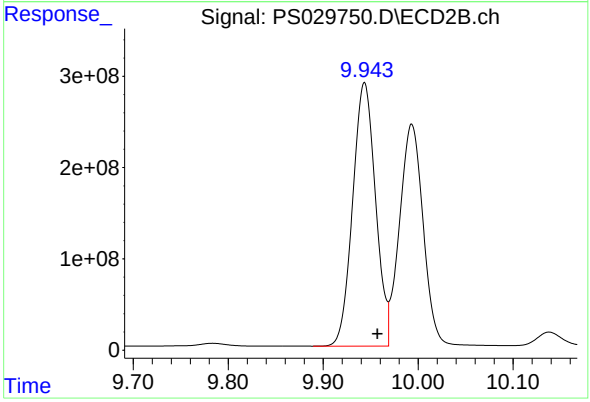

#12 2,4,5-T

R.T.: 9.944 min
Delta R.T.: -0.013 min
Response: 4828494147
Conc: 720.37 ng/ml

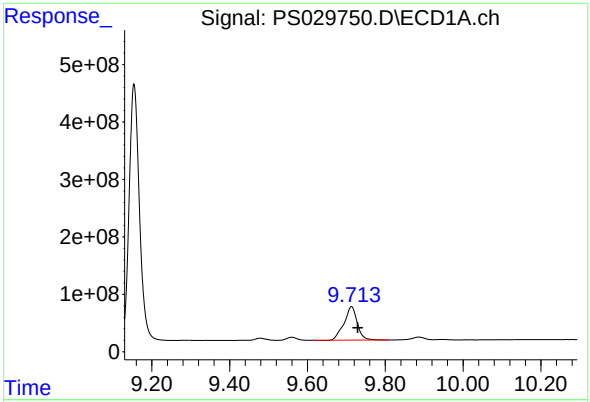

#13 2,4-DB

R.T.: 9.713 min
Delta R.T.: -0.016 min
Response: 1377188495
Conc: 758.05 ng/ml

Instrument :
ECD_S
ClientSampleId :
HSTDCCC750

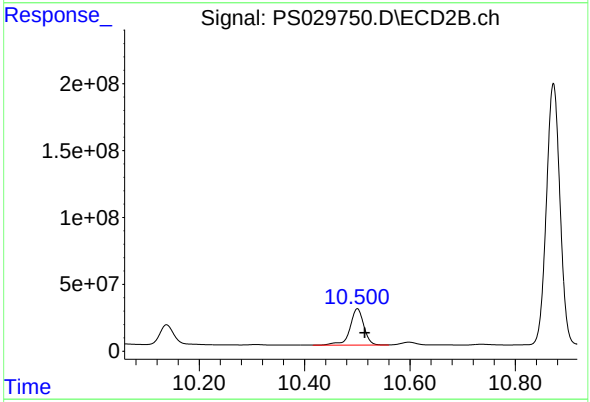

#13 2,4-DB

R.T.: 10.500 min
Delta R.T.: -0.014 min
Response: 497813377
Conc: 670.93 ng/ml

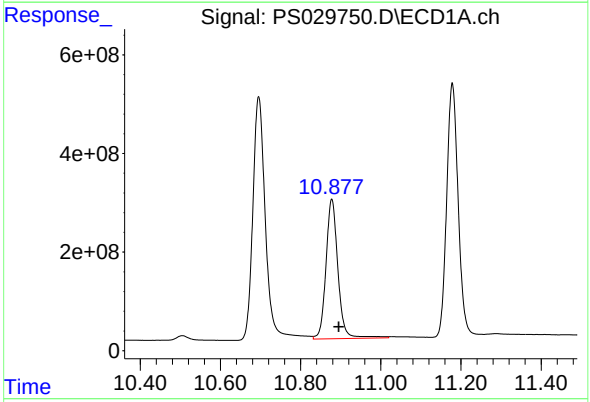

#14 DINOSEB

R.T.: 10.878 min
Delta R.T.: -0.017 min
Response: 5883248741
Conc: 696.90 ng/ml

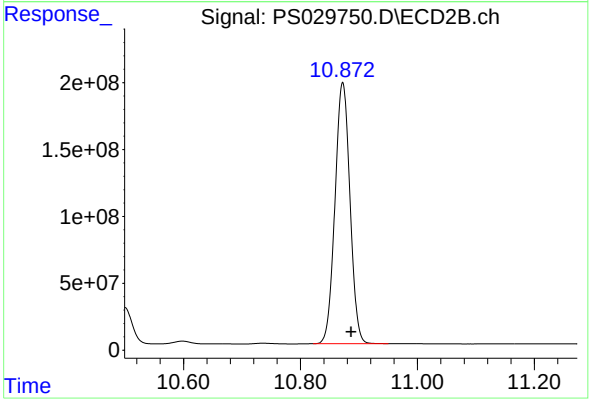

#14 DINOSEB

R.T.: 10.872 min
Delta R.T.: -0.014 min
Response: 3472769300
Conc: 679.23 ng/ml

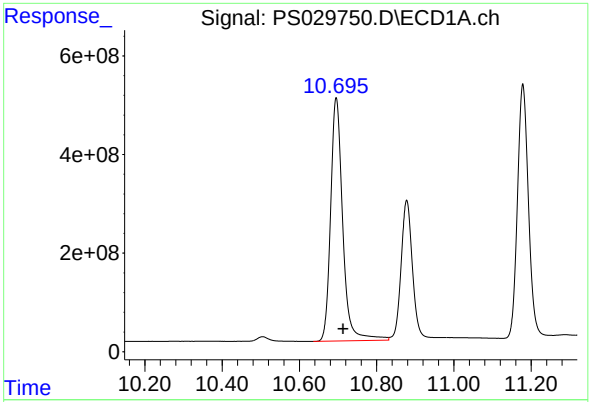

#15 Picloram

R.T.: 10.695 min
Delta R.T.: -0.018 min
Response: 10787397942
Conc: 695.94 ng/ml

Instrument :
ECD_S
ClientSampleId :
HSTDCCC750

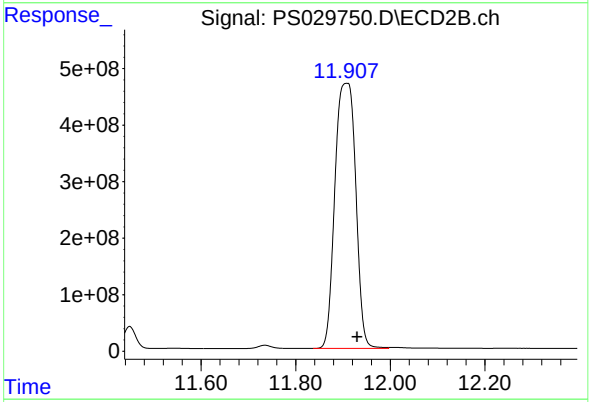

#15 Picloram

R.T.: 11.908 min
Delta R.T.: -0.022 min
Response: 14299277320
Conc: 1209.30 ng/ml

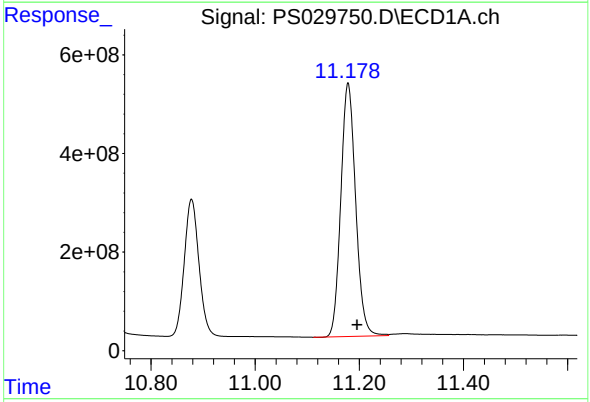

#16 DCPA

R.T.: 11.178 min
Delta R.T.: -0.017 min
Response: 10152213816
Conc: 726.92 ng/ml

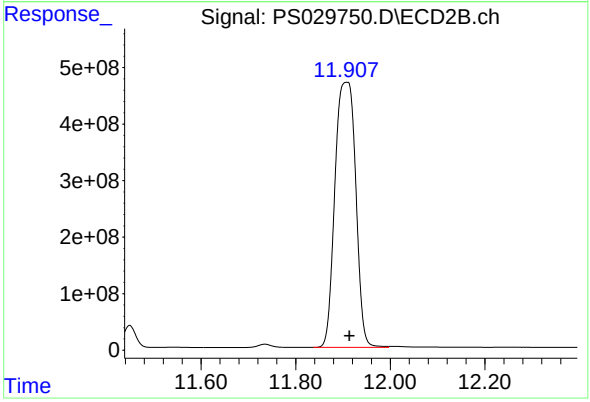

#16 DCPA

R.T.: 11.908 min
Delta R.T.: -0.005 min
Response: 14299277320
Conc: 1615.62 ng/ml

Quantitation Report (Not Reviewed)

Data Path : Z:\pestpcbsrv\HPCHEM1\ECD_S\Data\PS040925\
Data File : PS029753.D
Signal(s) : Signal #1: ECD1A.ch Signal #2: ECD2B.ch
Acq On : 09 Apr 2025 11:33
Operator : AR\AJ
Sample : HSTDCCC750
Misc :
ALS Vial : 3 Sample Multiplier: 1

Instrument :
ECD_S
ClientSampleId :
HSTDCCC750

Integration File signal 1: autoint1.e
Integration File signal 2: autoint2.e
Quant Time: Apr 10 05:20:06 2025
Quant Method : Z:\pestpcbsrv\HPCHEM1\ECD_S\Method\PS040225.M
Quant Title : 8080.M
QLast Update : Wed Apr 02 23:52:55 2025
Response via : Initial Calibration
Integrator: ChemStation

Volume Inj. : 1 µl
Signal #1 Phase : ZB-MR1 Signal #2 Phase: ZB-MR2
Signal #1 Info : 30M x 0.32mm x0.5 Signal #2 Info : 30M x 0.32mm x 0.25µm

	Compound	RT#1	RT#2	Resp#1	Resp#2	ng/ml	ng/ml
	System Monitoring Compounds						
4) S	2,4-DCAA	6.948	7.465	1536.7E6	511.7E6	753.719	750.789
	Target Compounds						
1) T	Dalapon	2.459	2.529	2247.4E6	990.1E6	662.473	623.643
2) T	3,5-DICHL...	6.153	6.462	2243.0E6	663.4E6	745.750	687.043
3) T	4-Nitroph...	6.740	7.000	1037.0E6	467.2E6	738.199	658.998
5) T	DICAMBA	7.126	7.652	6228.8E6	2675.9E6	748.483	724.517
6) T	MCPP	7.304	7.758	393.5E6	113.3E6	72.605	67.114
7) T	MCPA	7.446	7.989	321.0E6	158.7E6	44.162	69.743 #
8) T	DICHLORPROP	7.806	8.345	1601.3E6	695.4E6	728.065	719.760
9) T	2,4-D	8.026	8.658	1722.9E6	745.3E6	715.019	691.050
10) T	Pentachlo...	8.305	9.159	22114.2E6	13489.6E6	727.322	752.444
11) T	2,4,5-TP ...	8.870	9.537	8673.2E6	5380.0E6	746.697	745.881
12) T	2,4,5-T	9.152	9.941	8768.9E6	5064.6E6	762.219	755.586
13) T	2,4-DB	9.710	10.498	1464.7E6	525.9E6	806.195	708.723
14) T	DINOSEB	10.874	10.870	6073.1E6	3623.4E6	719.384	708.684
15) T	Picloram	10.692	11.907	11586.6E6	15241.0E6	747.503	1288.942 #
16) T	DCPA	11.174	11.907	10818.2E6	15241.0E6	774.601	1722.018 #

(f)=RT Delta > 1/2 Window (#)=Amounts differ by > 25% (m)=manual int.

Data Path : Z:\pestpcbsrv\HPCHEM1\ECD_S\Data\PS040925\
Data File : PS029753.D
Signal(s) : Signal #1: ECD1A.ch Signal #2: ECD2B.ch
Acq On : 09 Apr 2025 11:33
Operator : AR\AJ
Sample : HSTDCCC750
Misc :
ALS Vial : 3 Sample Multiplier: 1

Instrument :
ECD_S
ClientSampleId :
HSTDCCC750

Integration File signal 1: autoint1.e
Integration File signal 2: autoint2.e
Quant Time: Apr 10 05:20:06 2025
Quant Method : Z:\pestpcbsrv\HPCHEM1\ECD_S\Method\PS040225.M
Quant Title : 8080.M
QLast Update : Wed Apr 02 23:52:55 2025
Response via : Initial Calibration
Integrator: ChemStation

Volume Inj. : 1 µl
Signal #1 Phase : ZB-MR1 Signal #2 Phase: ZB-MR2
Signal #1 Info : 30M x 0.32mm x0.5 Signal #2 Info : 30M x 0.32mm x 0.25µm

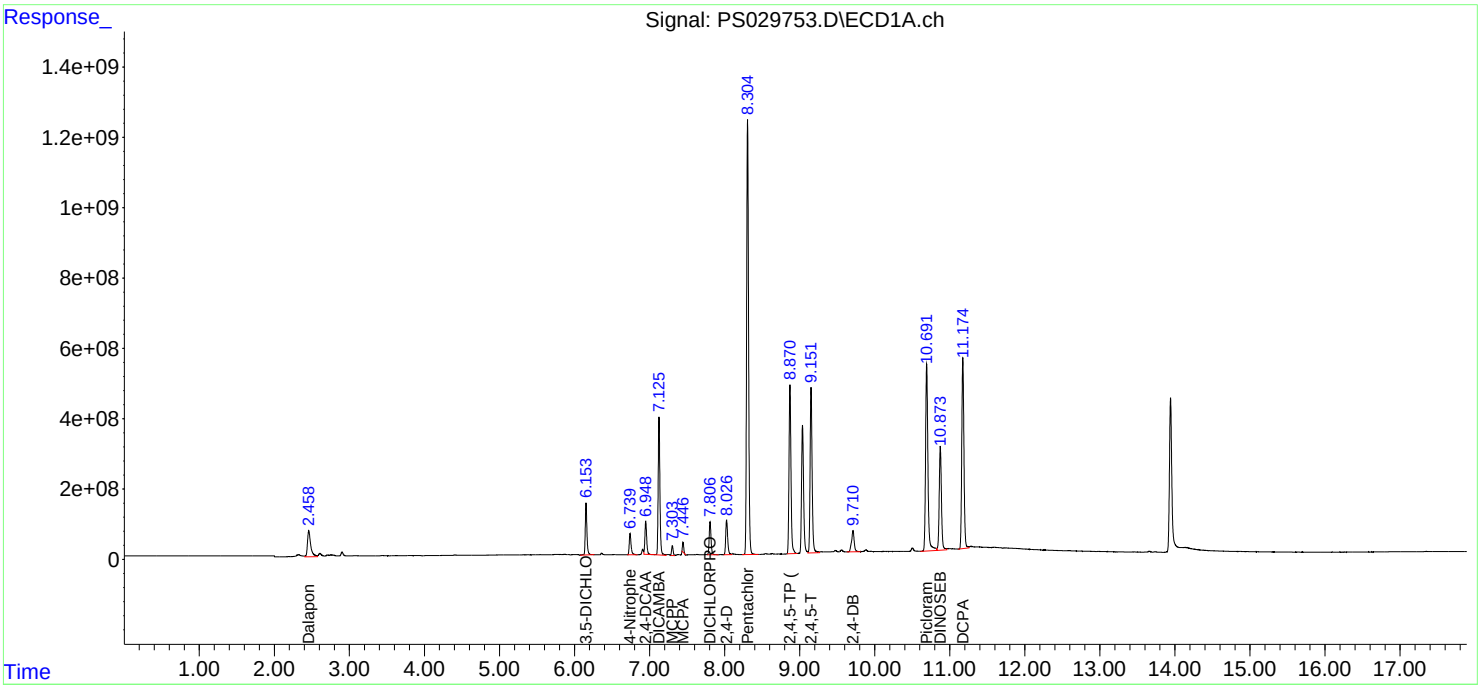

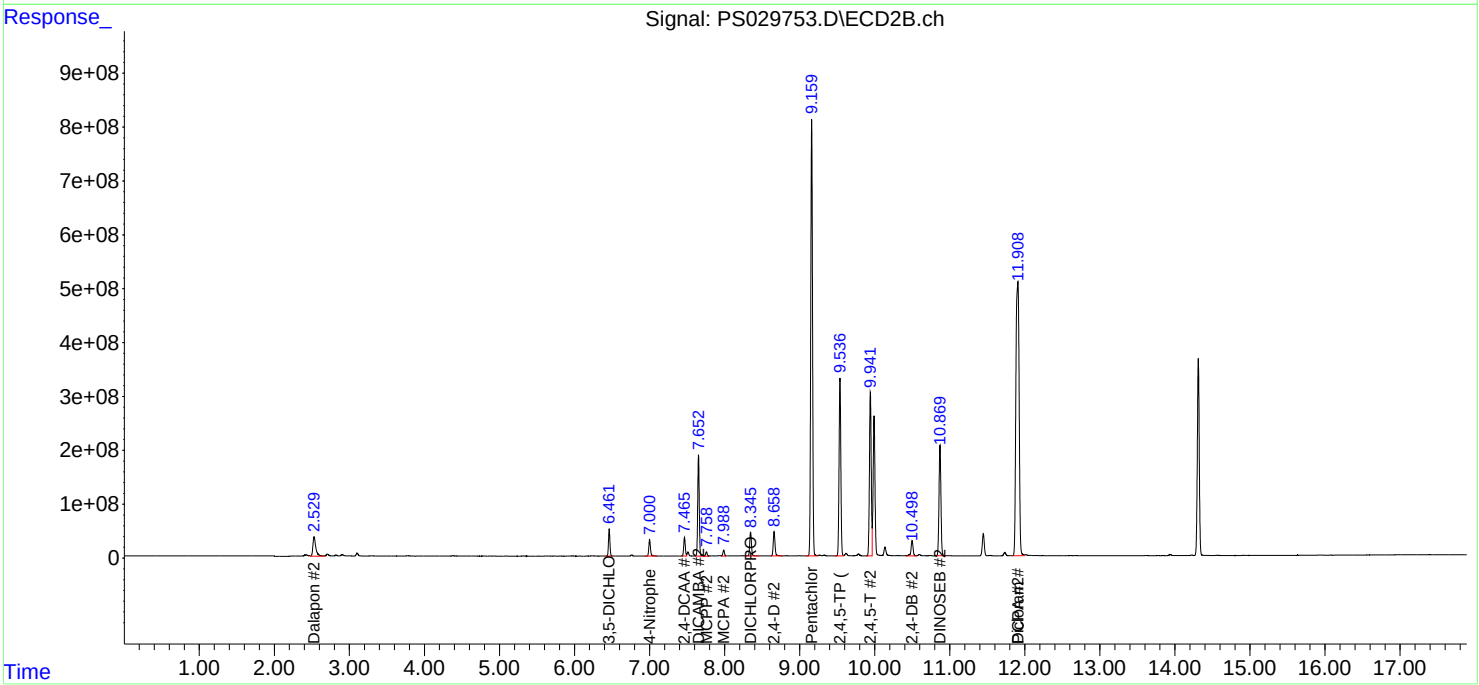

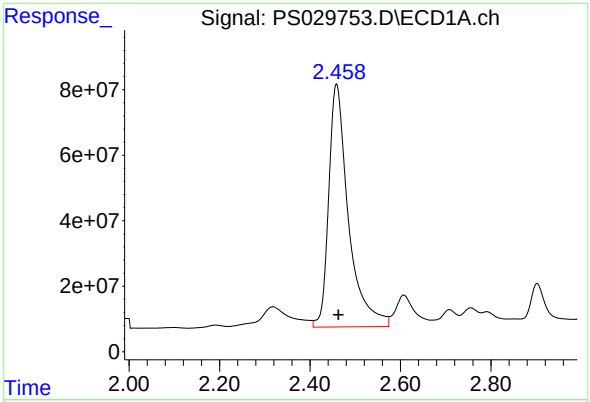

#1 Dalapon

R.T.: 2.459 min
Delta R.T.: -0.004 min
Response: 2247369792
Conc: 662.47 ng/ml

Instrument :
ECD_S
ClientSampleId :
HSTDCCC750

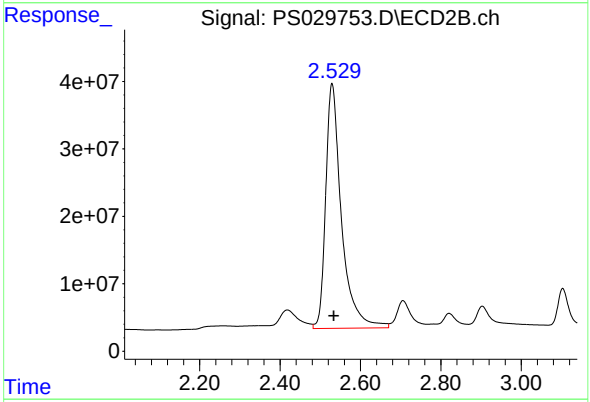

#1 Dalapon

R.T.: 2.529 min
Delta R.T.: -0.004 min
Response: 990092258
Conc: 623.64 ng/ml

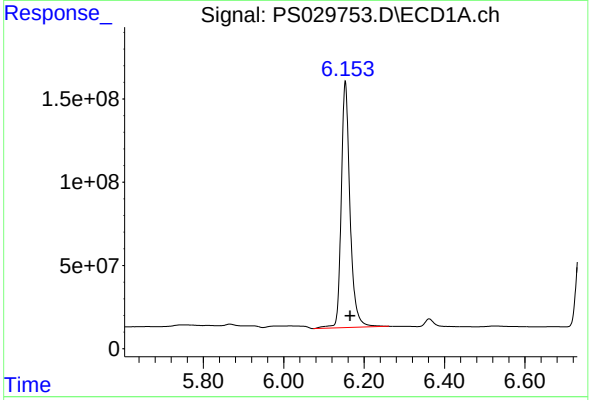

#2 3,5-DICHLOROBENZOIC ACID

R.T.: 6.153 min
Delta R.T.: -0.012 min
Response: 2243036579
Conc: 745.75 ng/ml

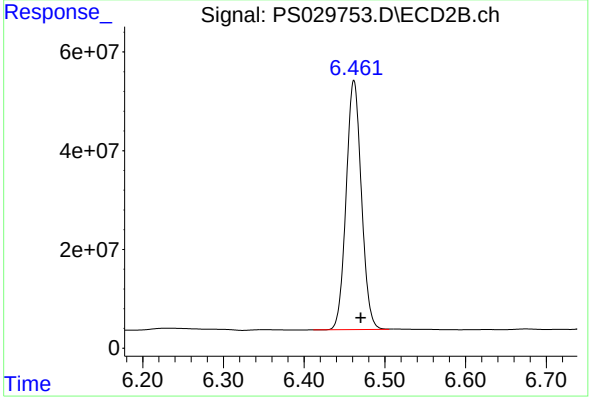

#2 3,5-DICHLOROBENZOIC ACID

R.T.: 6.462 min
Delta R.T.: -0.009 min
Response: 663379177
Conc: 687.04 ng/ml

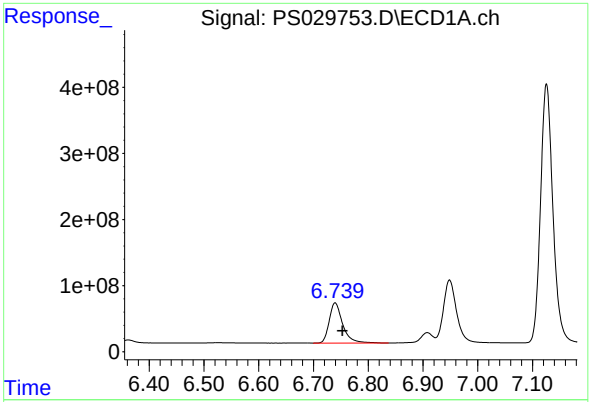

#3 4-Nitrophenol

R.T.: 6.740 min
Delta R.T.: -0.013 min
Response: 1037021603
Conc: 738.20 ng/ml

Instrument :
ECD_S
ClientSampleId :
HSTDCCC750

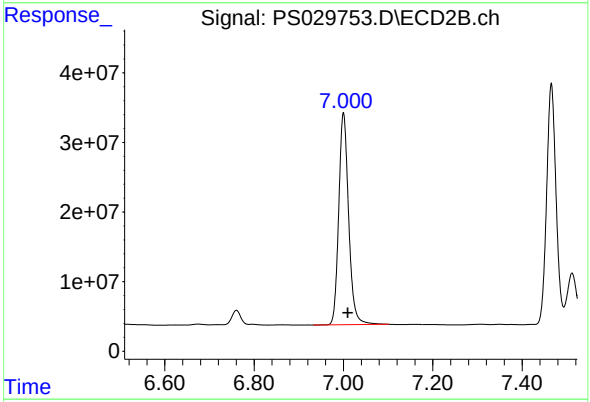

#3 4-Nitrophenol

R.T.: 7.000 min
Delta R.T.: -0.009 min
Response: 467228484
Conc: 659.00 ng/ml

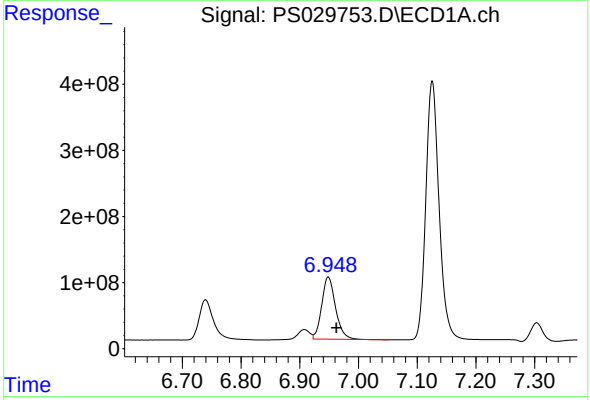

#4 2,4-DCAA

R.T.: 6.948 min
Delta R.T.: -0.014 min
Response: 1536704604
Conc: 753.72 ng/ml

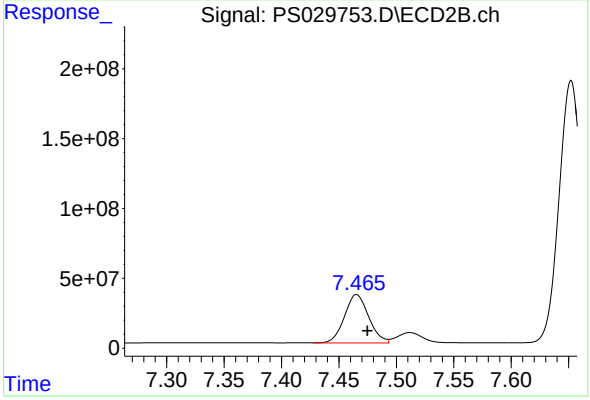

#4 2,4-DCAA

R.T.: 7.465 min
Delta R.T.: -0.009 min
Response: 511672573
Conc: 750.79 ng/ml

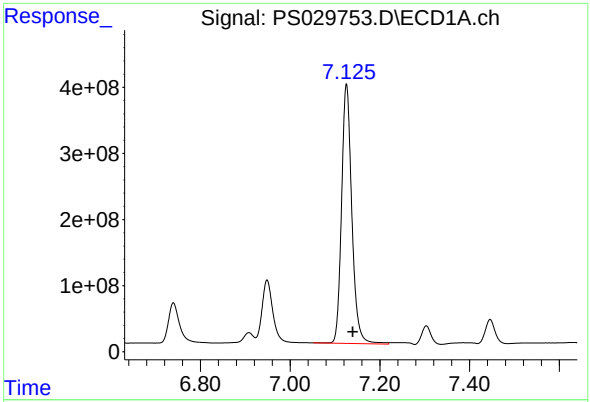

#5 DICAMBA

R.T.: 7.126 min
Delta R.T.: -0.014 min
Response: 6228829683
Conc: 748.48 ng/ml

Instrument :
ECD_S
ClientSampleId :
HSTDCCC750

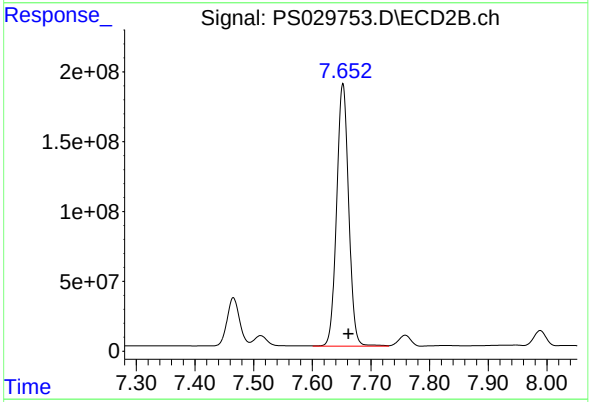

#5 DICAMBA

R.T.: 7.652 min
Delta R.T.: -0.009 min
Response: 2675909901
Conc: 724.52 ng/ml

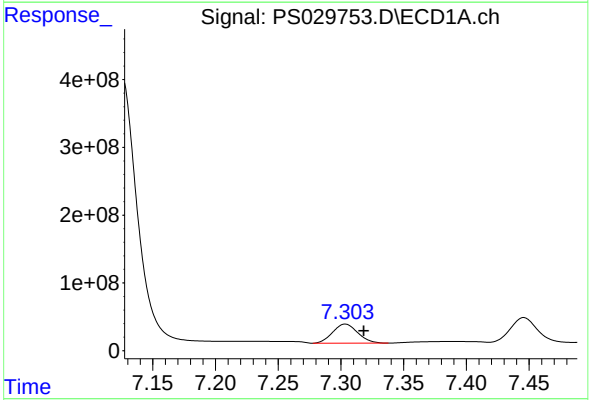

#6 MCPP

R.T.: 7.304 min
Delta R.T.: -0.015 min
Response: 393509718
Conc: 72.61 ug/ml

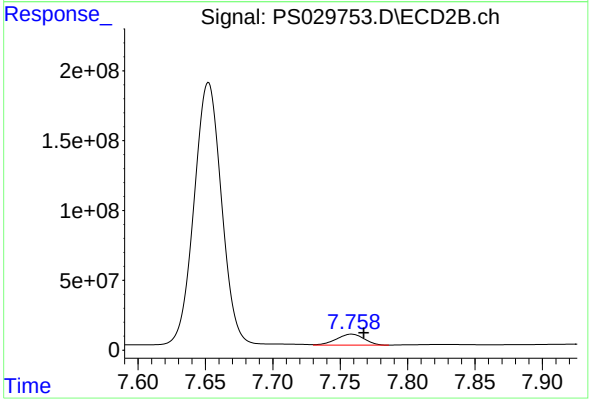

#6 MCPP

R.T.: 7.758 min
Delta R.T.: -0.009 min
Response: 113320252
Conc: 67.11 ug/ml

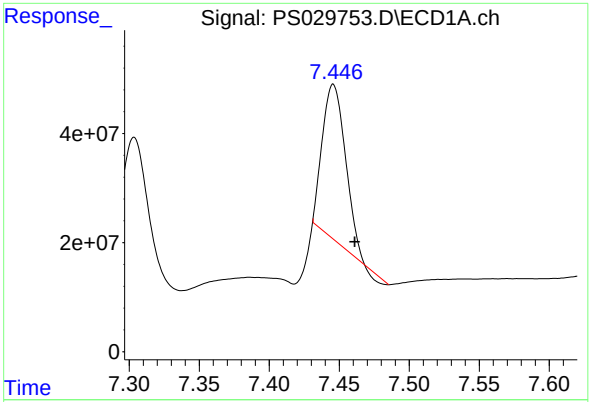

#7 MCPA

R.T.: 7.446 min
Delta R.T.: -0.015 min
Response: 321016198
Conc: 44.16 ug/ml

Instrument :
ECD_S
ClientSampleId :
HSTDCCC750

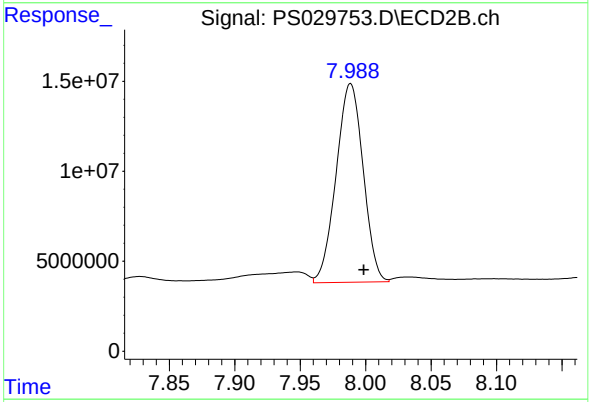

#7 MCPA

R.T.: 7.989 min
Delta R.T.: -0.010 min
Response: 158684294
Conc: 69.74 ug/ml

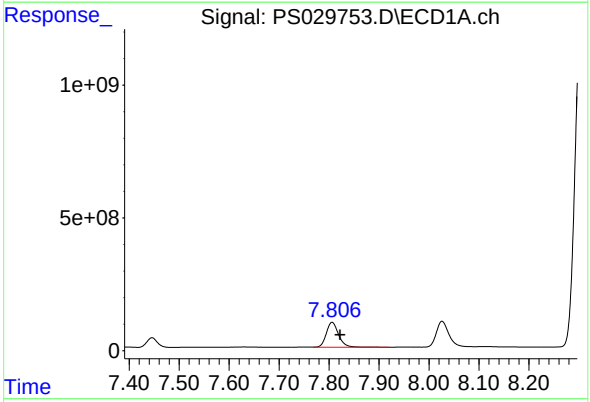

#8 DICHLORPROP

R.T.: 7.806 min
Delta R.T.: -0.016 min
Response: 1601334524
Conc: 728.07 ng/ml

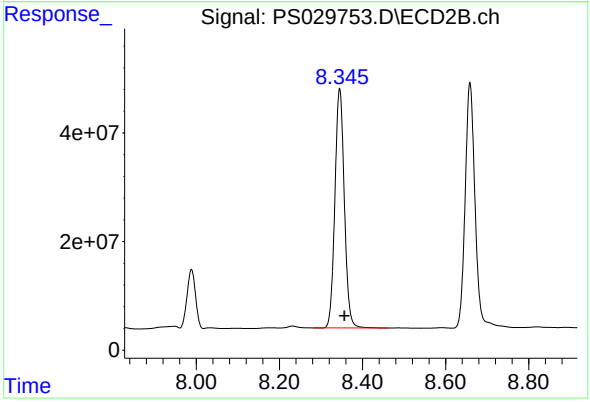

#8 DICHLORPROP

R.T.: 8.345 min
Delta R.T.: -0.011 min
Response: 695397899
Conc: 719.76 ng/ml

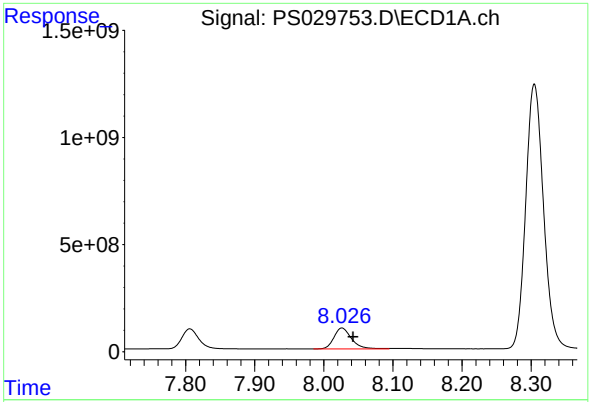

#9 2,4-D

R.T.: 8.026 min
Delta R.T.: -0.016 min
Response: 1722902853
Conc: 715.02 ng/ml

Instrument :
ECD_S
ClientSampleId :
HSTDCCC750

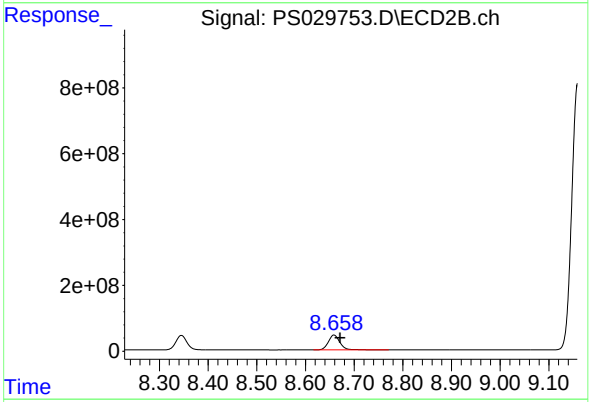

#9 2,4-D

R.T.: 8.658 min
Delta R.T.: -0.013 min
Response: 745272747
Conc: 691.05 ng/ml

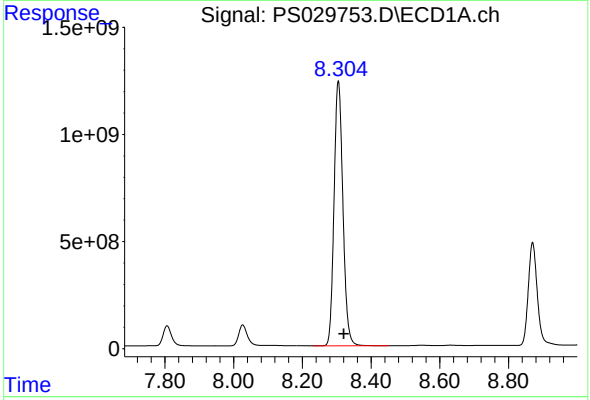

#10 Pentachlorophenol

R.T.: 8.305 min
Delta R.T.: -0.016 min
Response: 22114209382
Conc: 727.32 ng/ml

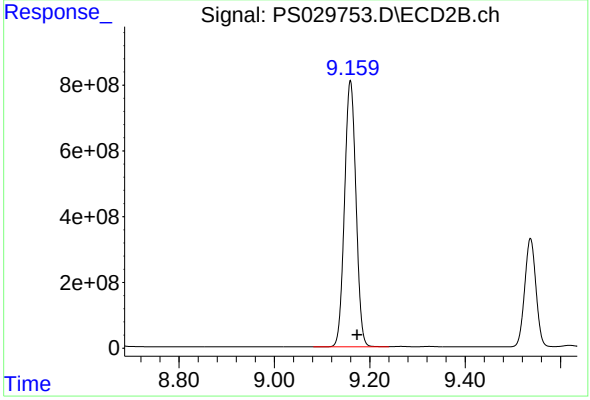

#10 Pentachlorophenol

R.T.: 9.159 min
Delta R.T.: -0.014 min
Response: 13489608962
Conc: 752.44 ng/ml

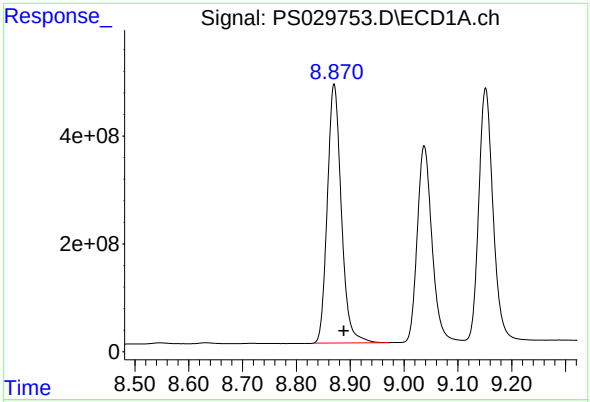

#11 2,4,5-TP (SILVEX)

R.T.: 8.870 min
Delta R.T.: -0.018 min
Response: 8673150567
Conc: 746.70 ng/ml

Instrument :
ECD_S
ClientSampleId :
HSTDCCC750

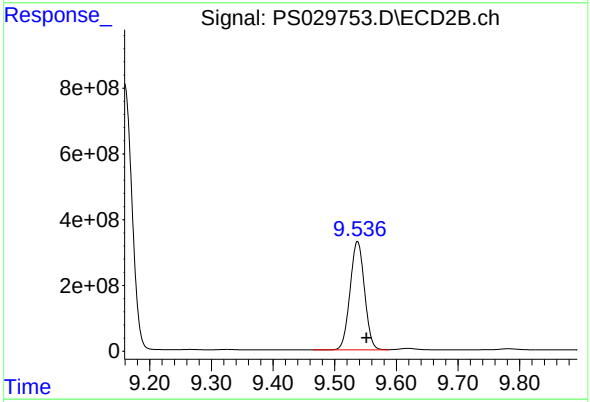

#11 2,4,5-TP (SILVEX)

R.T.: 9.537 min
Delta R.T.: -0.014 min
Response: 5380008313
Conc: 745.88 ng/ml

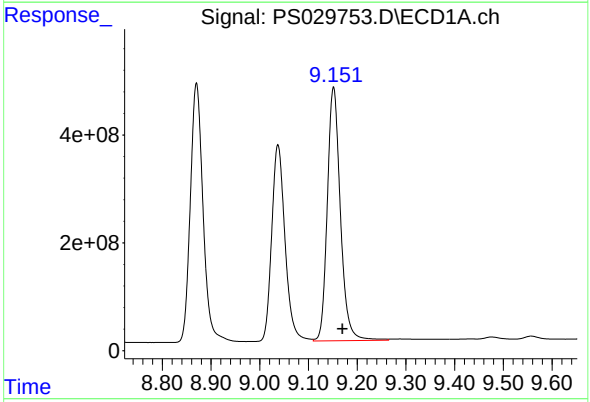

#12 2,4,5-T

R.T.: 9.152 min
Delta R.T.: -0.018 min
Response: 8768894602
Conc: 762.22 ng/ml

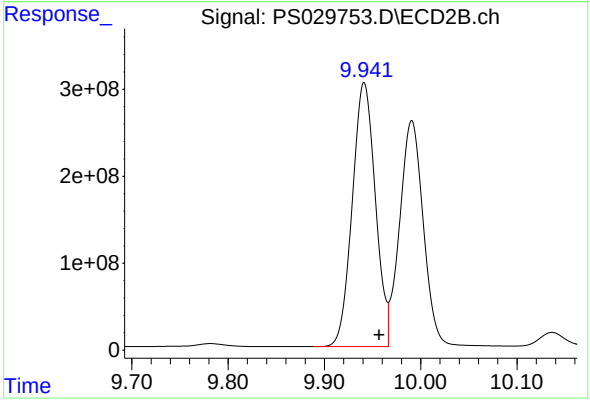

#12 2,4,5-T

R.T.: 9.941 min
Delta R.T.: -0.016 min
Response: 5064573467
Conc: 755.59 ng/ml

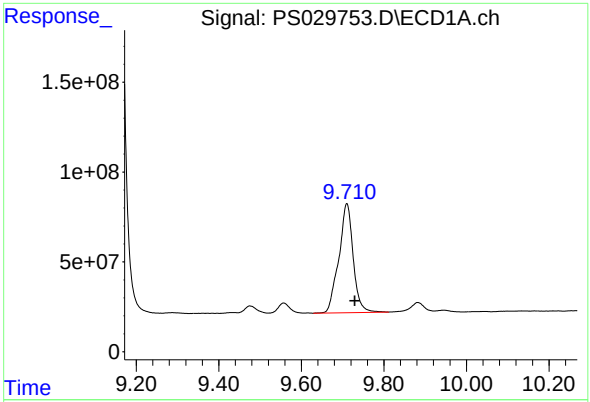

#13 2,4-DB

R.T.: 9.710 min
Delta R.T.: -0.019 min
Response: 1464650075
Conc: 806.20 ng/ml

Instrument :
ECD_S
ClientSampleId :
HSTDCCC750

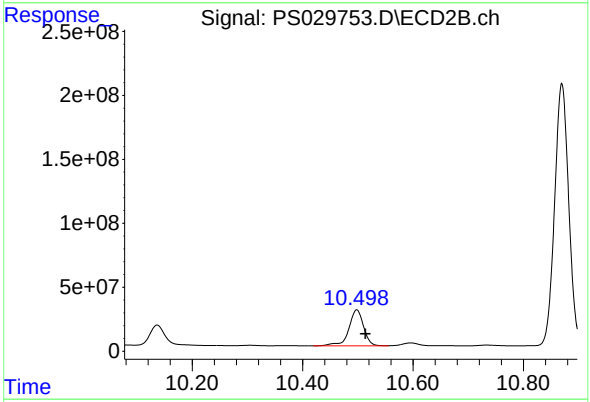

#13 2,4-DB

R.T.: 10.498 min
Delta R.T.: -0.016 min
Response: 525855268
Conc: 708.72 ng/ml

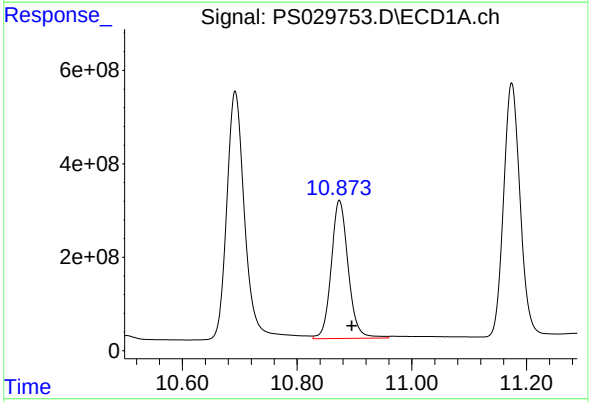

#14 DINOSEB

R.T.: 10.874 min
Delta R.T.: -0.021 min
Response: 6073068682
Conc: 719.38 ng/ml

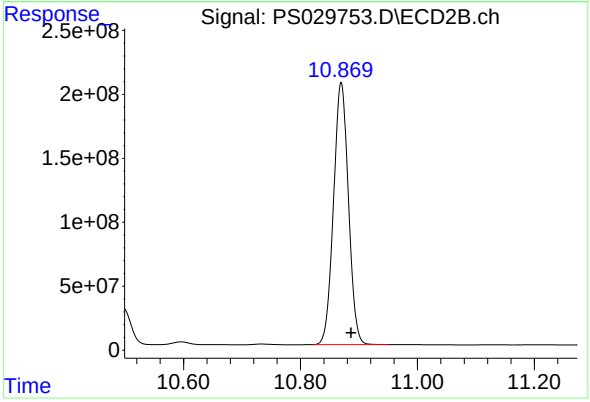

#14 DINOSEB

R.T.: 10.870 min
Delta R.T.: -0.017 min
Response: 3623362760
Conc: 708.68 ng/ml

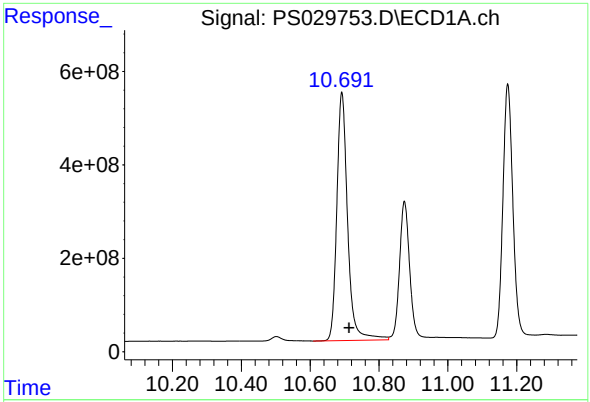

#15 Picloram

R.T.: 10.692 min
Delta R.T.: -0.021 min
Response: 11586599321
Conc: 747.50 ng/ml

Instrument :
ECD_S
ClientSampleId :
HSTDCCC750

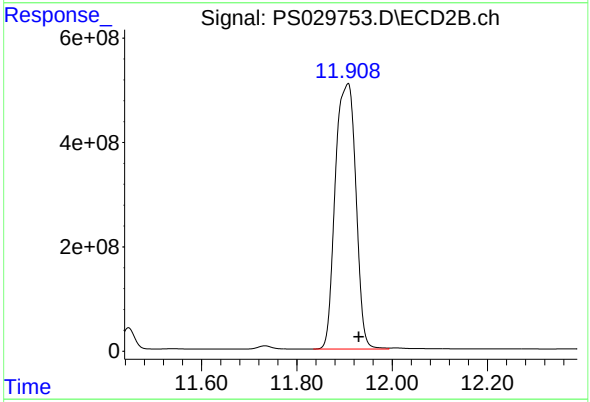

#15 Picloram

R.T.: 11.907 min
Delta R.T.: -0.022 min
Response: 15241003221
Conc: 1288.94 ng/ml

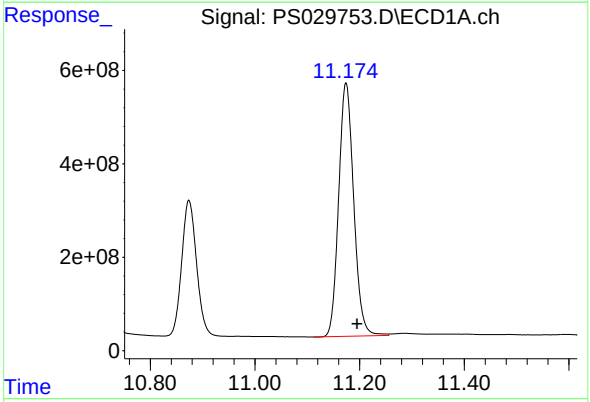

#16 DCPA

R.T.: 11.174 min
Delta R.T.: -0.021 min
Response: 10818162481
Conc: 774.60 ng/ml

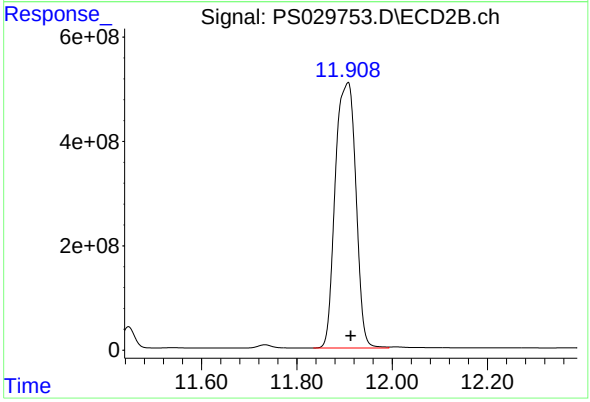

#16 DCPA

R.T.: 11.907 min
Delta R.T.: -0.006 min
Response: 15241003221
Conc: 1722.02 ng/ml

Quantitation Report (Not Reviewed)

Data Path : Z:\pestpcbsrv\HPCHEM1\ECD_S\Data\PS040925\
Data File : PS029754.D
Signal(s) : Signal #1: ECD1A.ch Signal #2: ECD2B.ch
Acq On : 09 Apr 2025 12:38
Operator : AR\AJ
Sample : PB167511BS
Misc :
ALS Vial : 4 Sample Multiplier: 1

Instrument :
ECD_S
ClientSampleId :
PB167511BS

Integration File signal 1: autoint1.e
Integration File signal 2: autoint2.e
Quant Time: Apr 10 05:20:18 2025
Quant Method : Z:\pestpcbsrv\HPCHEM1\ECD_S\Method\PS040225.M
Quant Title : 8080.M
QLast Update : Wed Apr 02 23:52:55 2025
Response via : Initial Calibration
Integrator: ChemStation

Volume Inj. : 1 µl
Signal #1 Phase : ZB-MR1 Signal #2 Phase: ZB-MR2
Signal #1 Info : 30M x 0.32mm x0.5 Signal #2 Info : 30M x 0.32mm x 0.25µm

	Compound	RT#1	RT#2	Resp#1	Resp#2	ng/ml	ng/ml	
	System Monitoring Compounds							
4) S	2,4-DCAA	6.947	7.461	1032.7E6	337.2E6	506.523	494.766	
	Target Compounds							
1) T	Dalapon	2.455	2.523	1691.1E6	667.1E6	498.504	420.188	
2) T	3,5-DICHL...	6.151	6.457	1487.6E6	429.6E6	494.604	444.903	
3) T	4-Nitroph...	6.738	6.996	698.1E6	311.5E6	496.953	439.368	
5) T	DICAMBA	7.124	7.647	4031.4E6	1682.7E6	484.431	455.598	
6) T	MCPP	7.301	7.753	243.1E6	71745408	44.846	42.491	
7) T	MCPA	7.444	7.983	177.1E6	97391449	24.368	42.804	#
8) T	DICHLORPROP	7.806	8.341	1098.3E6	459.7E6	499.343	475.810	
9) T	2,4-D	8.026	8.655	1362.2E6	513.5E6	565.315	476.162	
10) T	Pentachlo...	8.304	9.155	15250.9E6	8808.2E6	501.593	491.317	
11) T	2,4,5-TP ...	8.870	9.533	5841.2E6	3526.3E6	502.887	488.884	
12) T	2,4,5-T	9.152	9.937	5777.1E6	3283.6E6	502.166	489.877	
13) T	2,4-DB	9.712	10.494	891.2E6	347.2E6	490.566	467.962	
14) T	DINOSEB	10.875	10.866	4115.1E6	2446.7E6	487.449	478.537	
15) T	Picloram	10.693	11.904f	7828.4E6	9858.4E6	505.047	833.730	#
16) T	DCPA	11.176	11.904	7149.8E6	9858.4E6	511.941	1113.857	#

(f)=RT Delta > 1/2 Window (#)=Amounts differ by > 25% (m)=manual int.

Quantitation Report (Not Reviewed)

Data Path : Z:\pestpcbsrv\HPCHEM1\ECD_S\Data\PS040925\
Data File : PS029754.D
Signal(s) : Signal #1: ECD1A.ch Signal #2: ECD2B.ch
Acq On : 09 Apr 2025 12:38
Operator : AR\AJ
Sample : PB167511BS
Misc :
ALS Vial : 4 Sample Multiplier: 1

Instrument :
ECD_S
ClientSampleId :
PB167511BS

Integration File signal 1: autoint1.e
Integration File signal 2: autoint2.e
Quant Time: Apr 10 05:20:18 2025
Quant Method : Z:\pestpcbsrv\HPCHEM1\ECD_S\Method\PS040225.M
Quant Title : 8080.M
QLast Update : Wed Apr 02 23:52:55 2025
Response via : Initial Calibration
Integrator: ChemStation

Volume Inj. : 1 µl
Signal #1 Phase : ZB-MR1 Signal #2 Phase: ZB-MR2
Signal #1 Info : 30M x 0.32mm x0.5 Signal #2 Info : 30M x 0.32mm x 0.25µm

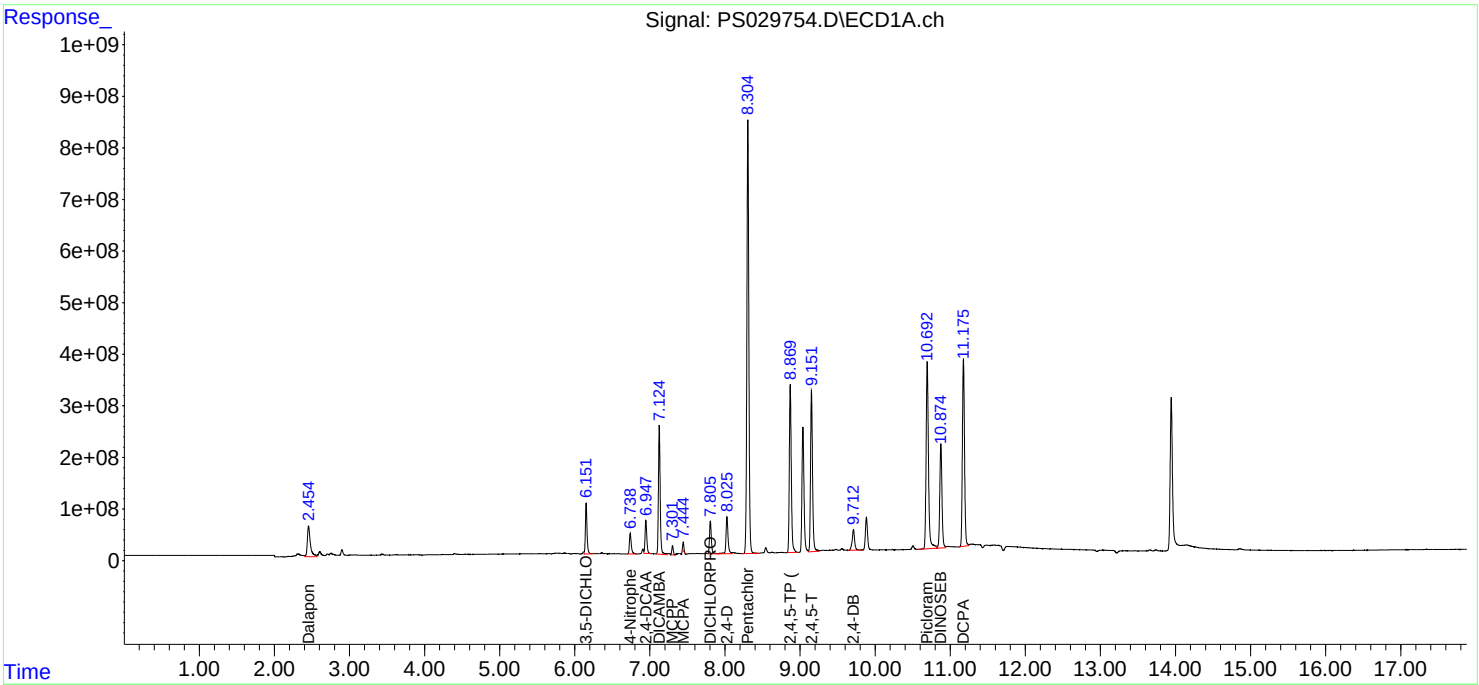

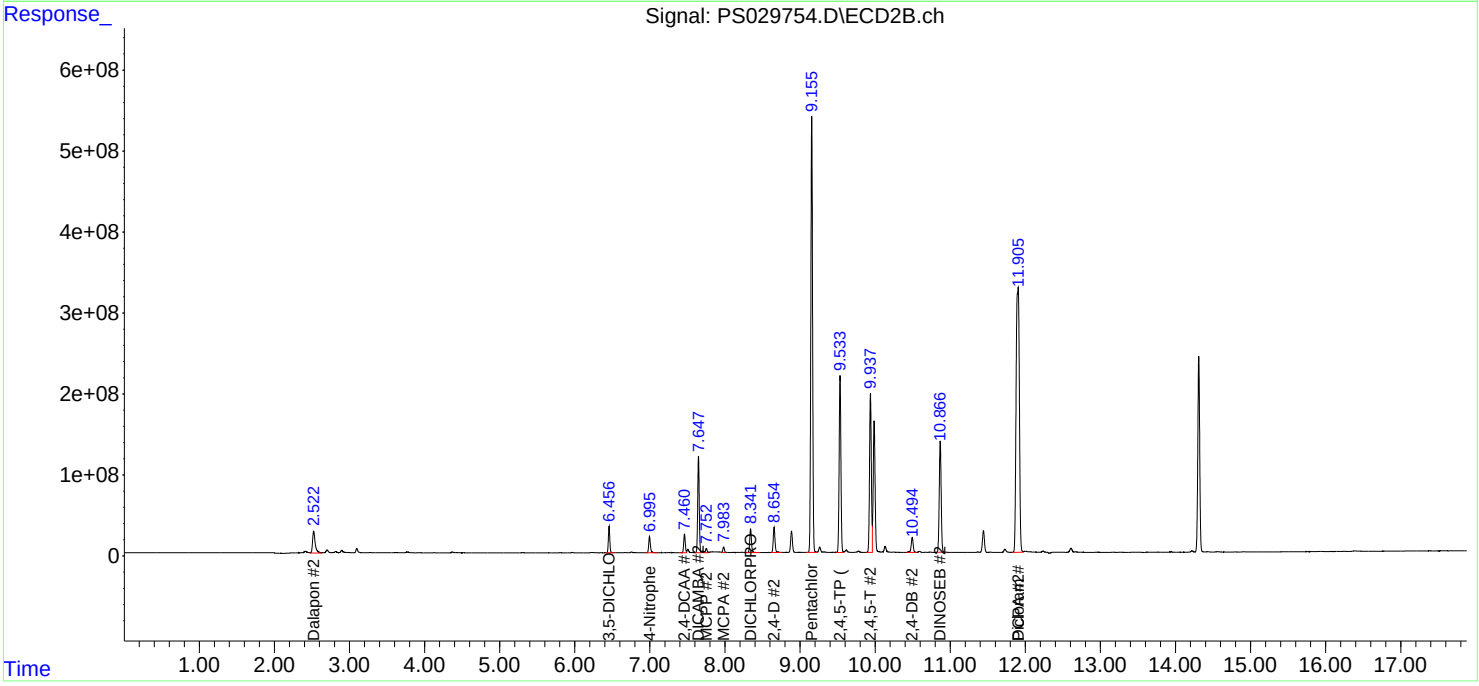

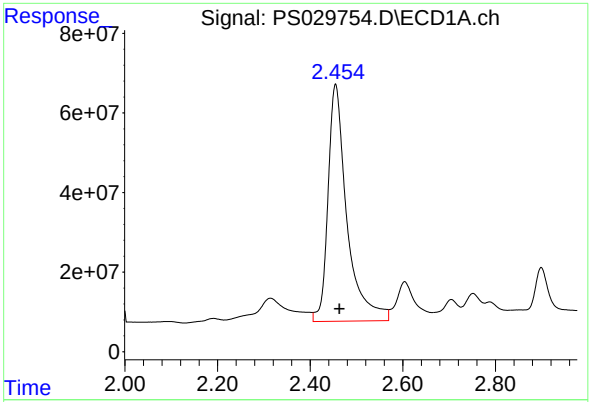

#1 Dalapon

R.T.: 2.455 min
Delta R.T.: -0.008 min
Response: 1691123293
Conc: 498.50 ng/ml

Instrument :
ECD_S
ClientSampleId :
PB167511BS

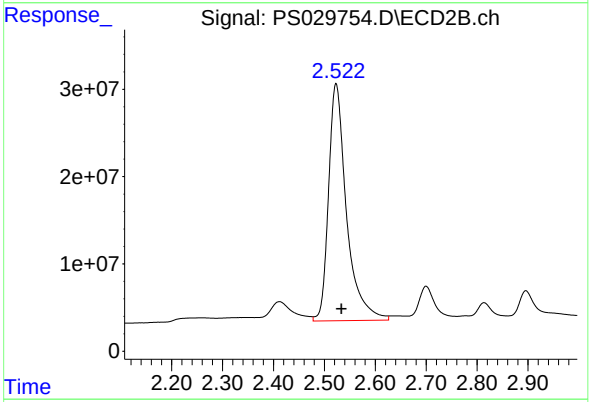

#1 Dalapon

R.T.: 2.523 min
Delta R.T.: -0.010 min
Response: 667088066
Conc: 420.19 ng/ml

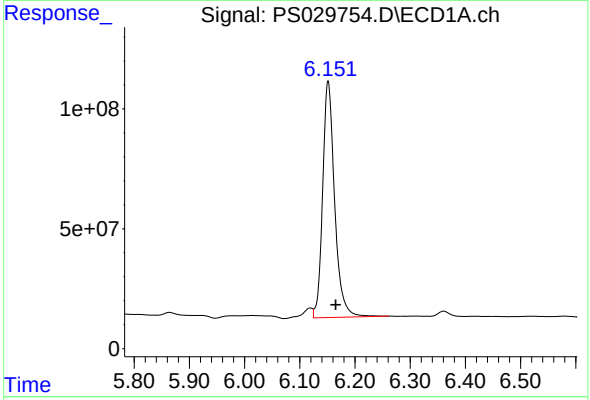

#2 3,5-DICHLOROBENZOIC ACID

R.T.: 6.151 min
Delta R.T.: -0.014 min
Response: 1487648690
Conc: 494.60 ng/ml

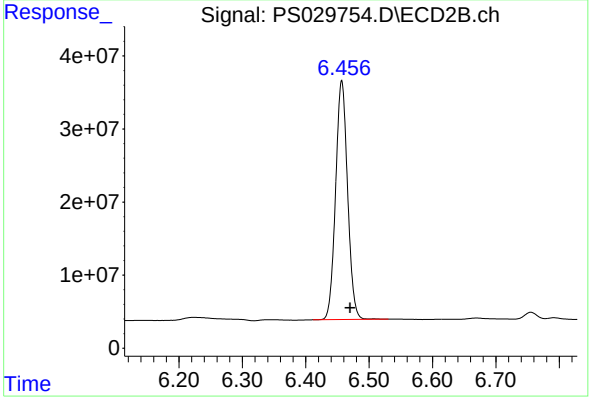

#2 3,5-DICHLOROBENZOIC ACID

R.T.: 6.457 min
Delta R.T.: -0.013 min
Response: 429579010
Conc: 444.90 ng/ml

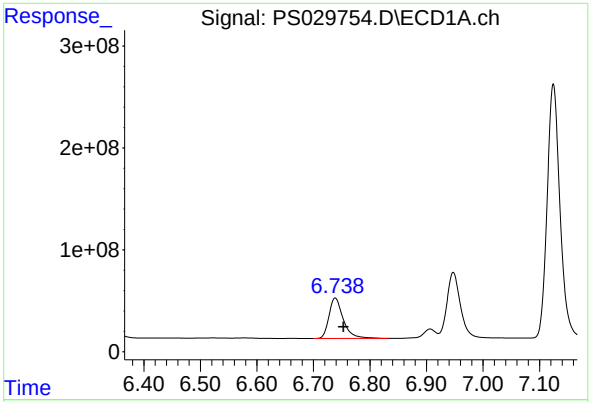

#3 4-Nitrophenol

R.T.: 6.738 min
Delta R.T.: -0.015 min
Response: 698119312
Conc: 496.95 ng/ml

Instrument :
ECD_S
ClientSampleId :
PB167511BS

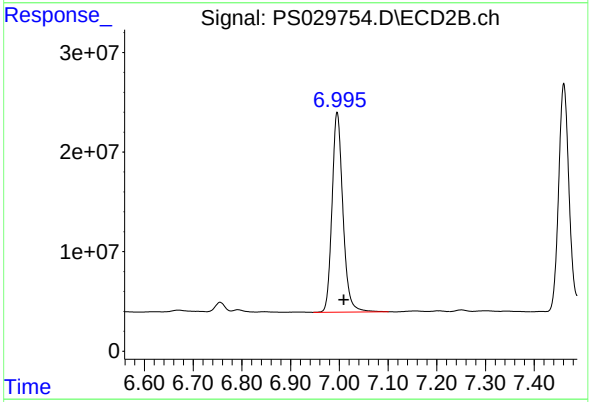

#3 4-Nitrophenol

R.T.: 6.996 min
Delta R.T.: -0.014 min
Response: 311511106
Conc: 439.37 ng/ml

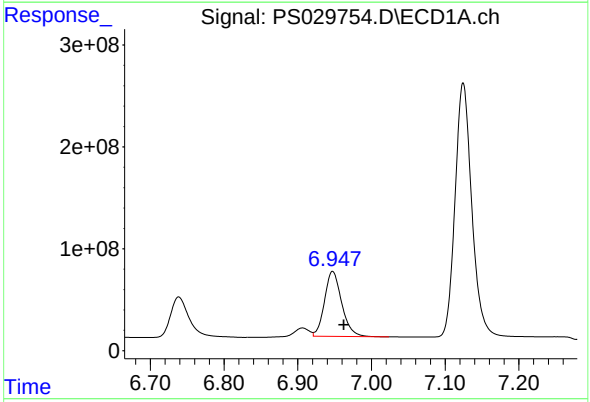

#4 2,4-DCAA

R.T.: 6.947 min
Delta R.T.: -0.015 min
Response: 1032714909
Conc: 506.52 ng/ml

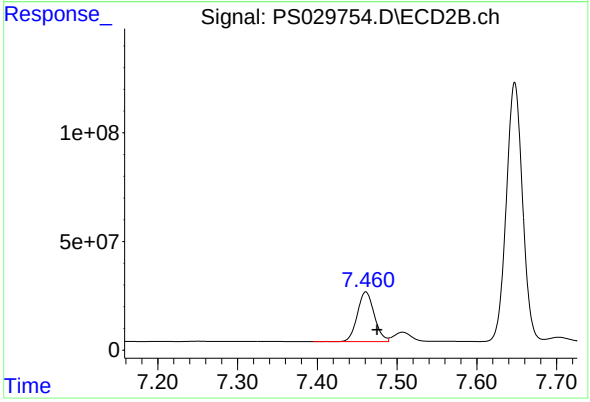

#4 2,4-DCAA

R.T.: 7.461 min
Delta R.T.: -0.014 min
Response: 337189584
Conc: 494.77 ng/ml

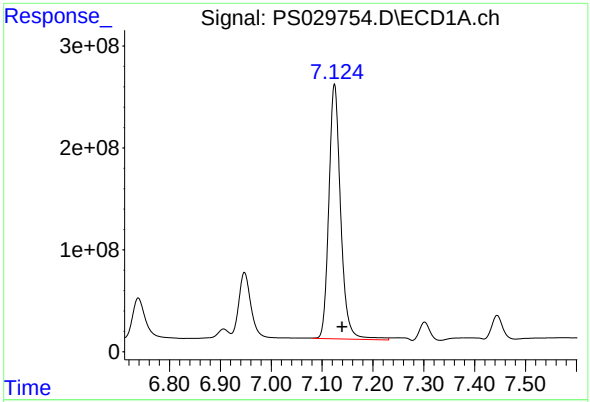

#5 DICAMBA

R.T.: 7.124 min
Delta R.T.: -0.015 min
Response: 4031407941
Conc: 484.43 ng/ml

Instrument :
ECD_S
ClientSampleId :
PB167511BS

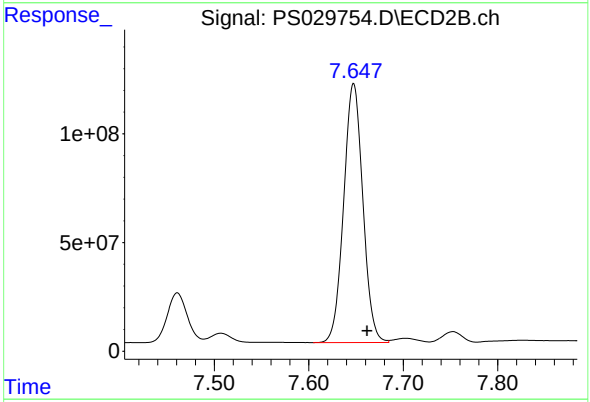

#5 DICAMBA

R.T.: 7.647 min
Delta R.T.: -0.014 min
Response: 1682691732
Conc: 455.60 ng/ml

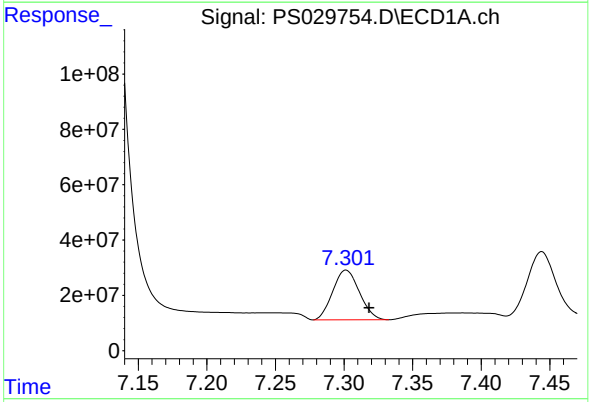

#6 MCPP

R.T.: 7.301 min
Delta R.T.: -0.017 min
Response: 243061861
Conc: 44.85 ug/ml

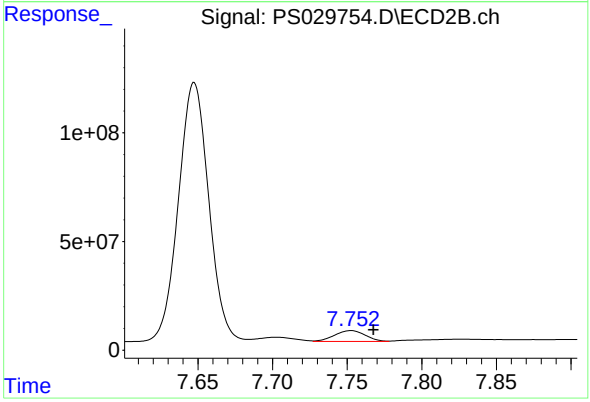

#6 MCPP

R.T.: 7.753 min
Delta R.T.: -0.015 min
Response: 71745408
Conc: 42.49 ug/ml

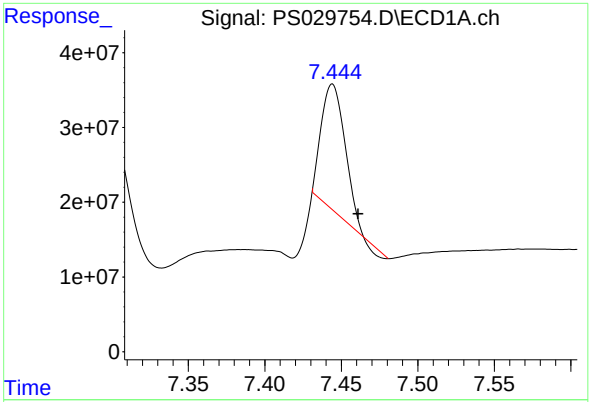

#7 MCPA

R.T.: 7.444 min
Delta R.T.: -0.017 min
Response: 177133312
Conc: 24.37 ug/ml

Instrument :
ECD_S
ClientSampleId :
PB167511BS

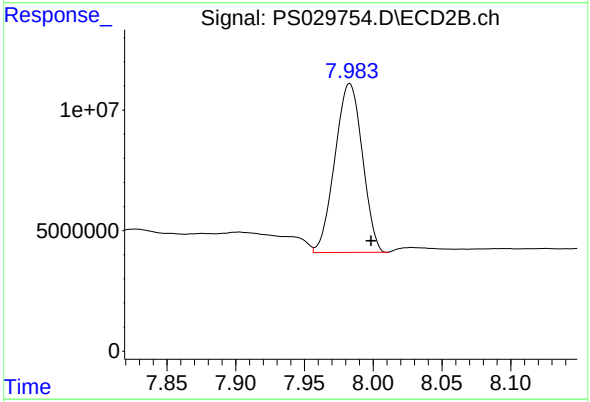

#7 MCPA

R.T.: 7.983 min
Delta R.T.: -0.016 min
Response: 97391449
Conc: 42.80 ug/ml

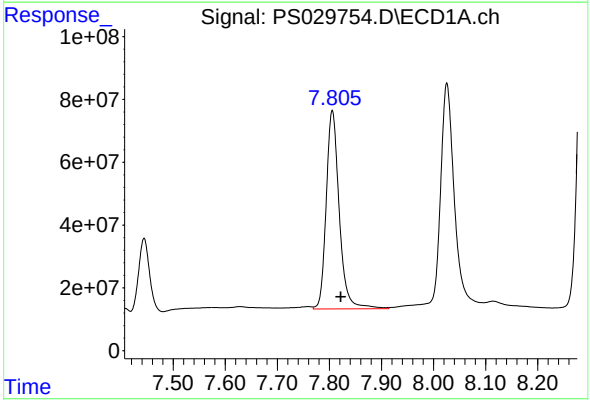

#8 DICHLORPROP

R.T.: 7.806 min
Delta R.T.: -0.016 min
Response: 1098274287
Conc: 499.34 ng/ml

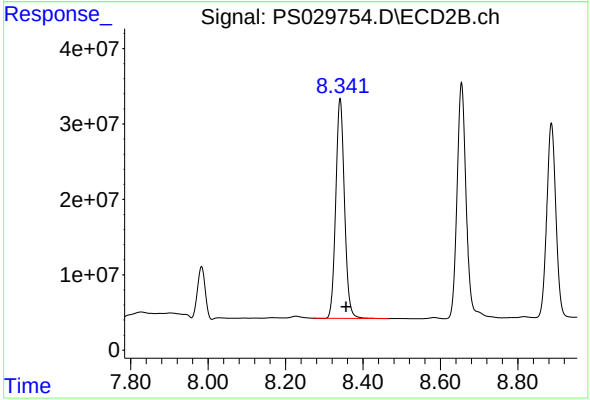

#8 DICHLORPROP

R.T.: 8.341 min
Delta R.T.: -0.016 min
Response: 459705216
Conc: 475.81 ng/ml

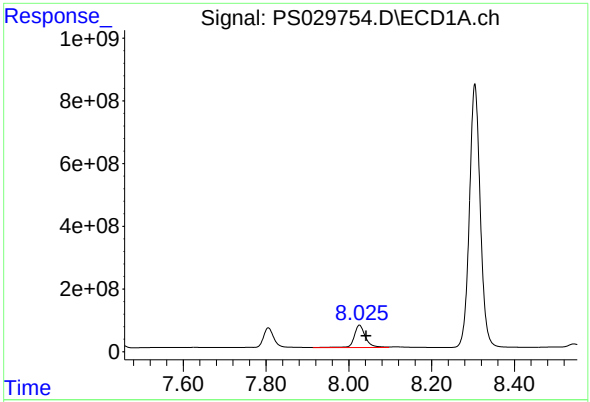

#9 2,4-D

R.T.: 8.026 min
Delta R.T.: -0.017 min
Response: 1362176439
Conc: 565.31 ng/ml

Instrument :
ECD_S
ClientSampleId :
PB167511BS

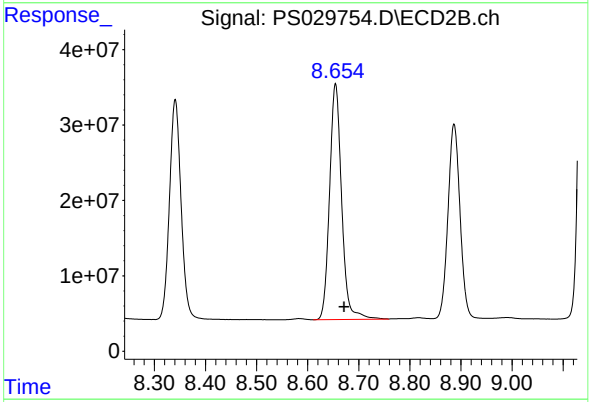

#9 2,4-D

R.T.: 8.655 min
Delta R.T.: -0.016 min
Response: 513523804
Conc: 476.16 ng/ml

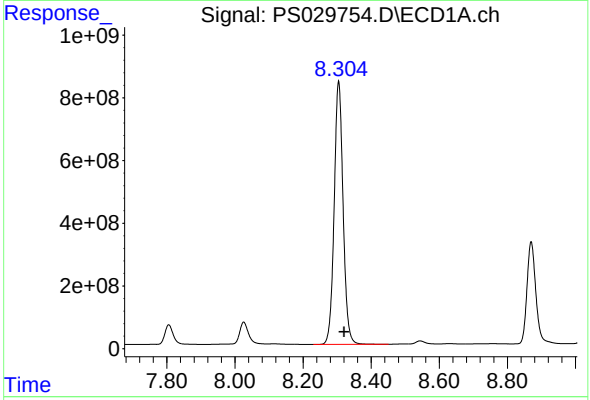

#10 Pentachlorophenol

R.T.: 8.304 min
Delta R.T.: -0.016 min
Response: 15250944272
Conc: 501.59 ng/ml

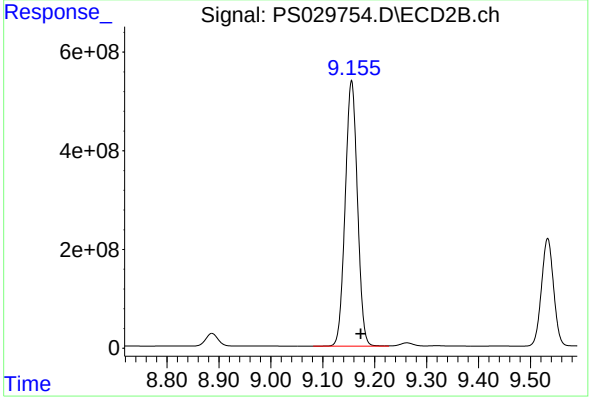

#10 Pentachlorophenol

R.T.: 9.155 min
Delta R.T.: -0.018 min
Response: 8808185843
Conc: 491.32 ng/ml

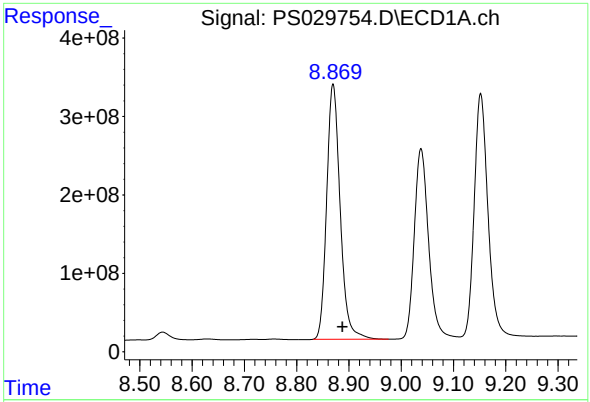

#11 2,4,5-TP (SILVEX)

R.T.: 8.870 min
Delta R.T.: -0.018 min
Response: 5841206053
Conc: 502.89 ng/ml

Instrument :
ECD_S
ClientSampleId :
PB167511BS

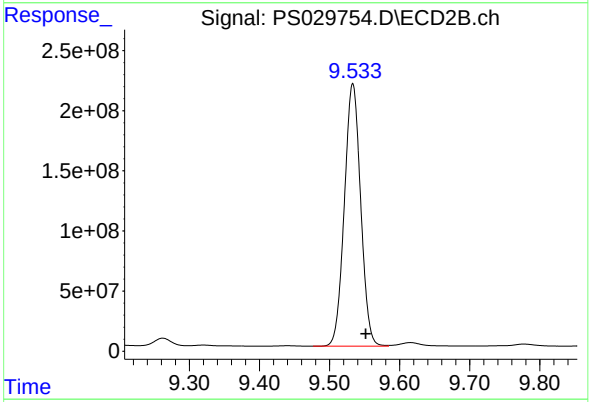

#11 2,4,5-TP (SILVEX)

R.T.: 9.533 min
Delta R.T.: -0.018 min
Response: 3526300956
Conc: 488.88 ng/ml

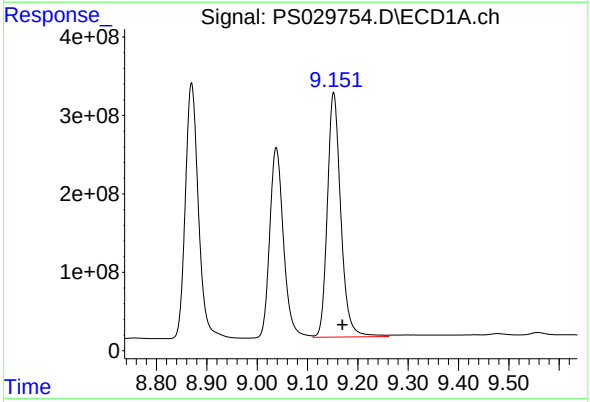

#12 2,4,5-T

R.T.: 9.152 min
Delta R.T.: -0.018 min
Response: 5777129821
Conc: 502.17 ng/ml

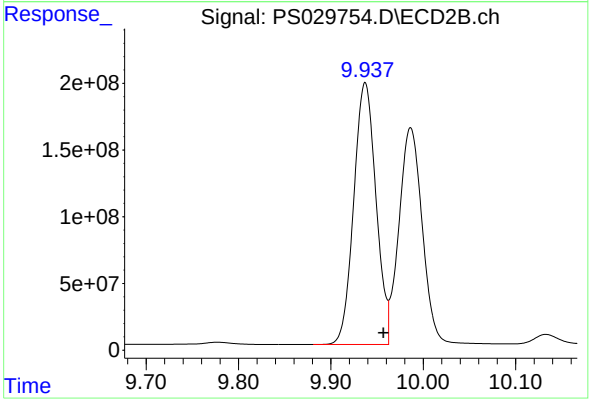

#12 2,4,5-T

R.T.: 9.937 min
Delta R.T.: -0.020 min
Response: 3283567624
Conc: 489.88 ng/ml

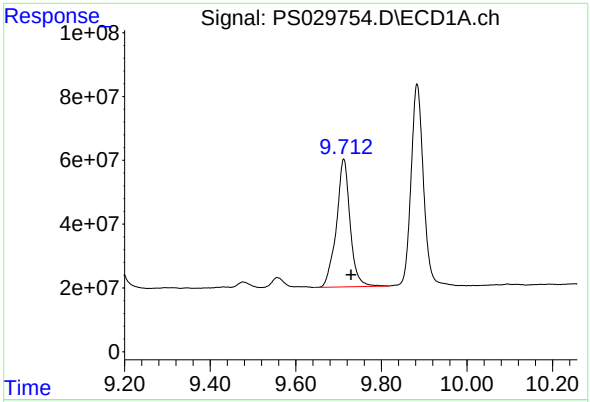

#13 2,4-DB

R.T.: 9.712 min
Delta R.T.: -0.017 min
Response: 891233644
Conc: 490.57 ng/ml

Instrument :
ECD_S
ClientSampleId :
PB167511BS

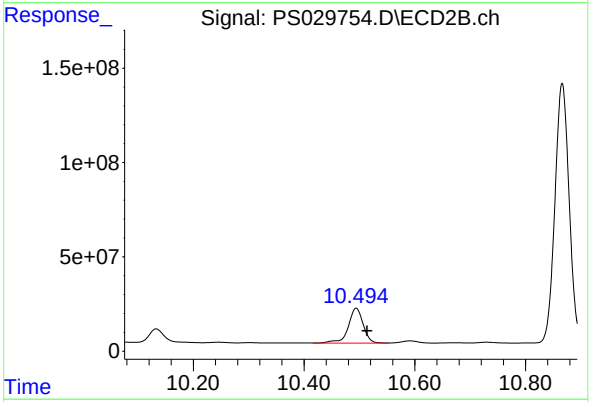

#13 2,4-DB

R.T.: 10.494 min
Delta R.T.: -0.020 min
Response: 347216279
Conc: 467.96 ng/ml

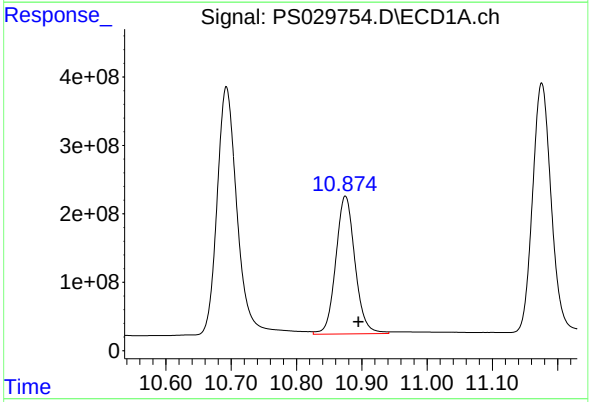

#14 DINOSEB

R.T.: 10.875 min
Delta R.T.: -0.020 min
Response: 4115062917
Conc: 487.45 ng/ml

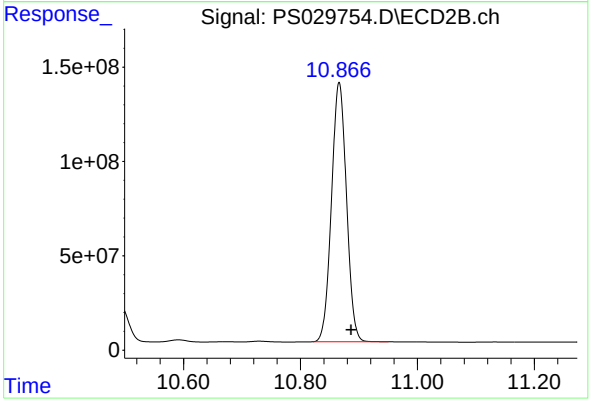

#14 DINOSEB

R.T.: 10.866 min
Delta R.T.: -0.020 min
Response: 2446666959
Conc: 478.54 ng/ml

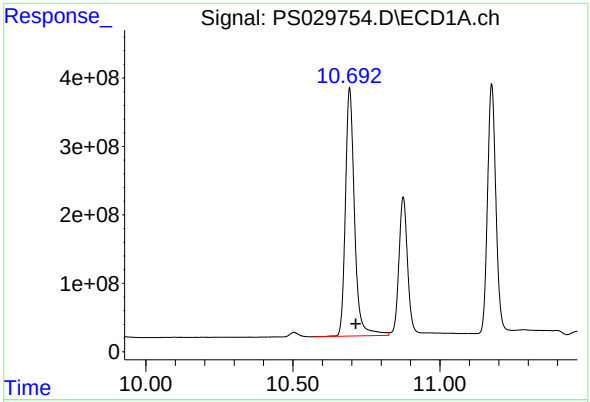

#15 Picloram

R.T.: 10.693 min
Delta R.T.: -0.021 min
Response: 7828426995
Conc: 505.05 ng/ml

Instrument :
ECD_S
ClientSampleId :
PB167511BS

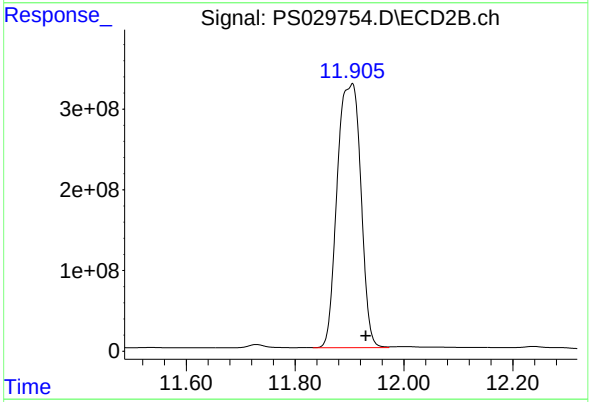

#15 Picloram

R.T.: 11.904 min
Delta R.T.: -0.025 min
Response: 9858374904
Conc: 833.73 ng/ml

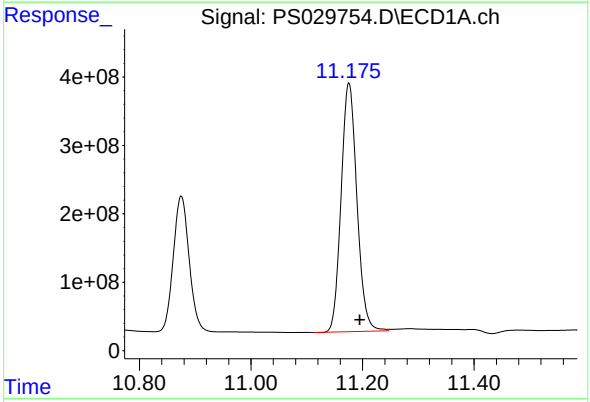

#16 DCPA

R.T.: 11.176 min
Delta R.T.: -0.020 min
Response: 7149825301
Conc: 511.94 ng/ml

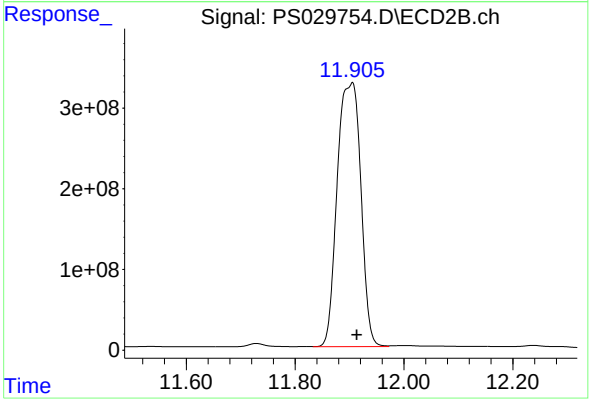

#16 DCPA

R.T.: 11.904 min
Delta R.T.: -0.009 min
Response: 9858374904
Conc: 1113.86 ng/ml

Quantitation Report (Not Reviewed)

Data Path : Z:\pestpcbsrv\HPCHEM1\ECD_S\Data\PS040925\
Data File : PS029764.D
Signal(s) : Signal #1: ECD1A.ch Signal #2: ECD2B.ch
Acq On : 09 Apr 2025 20:34
Operator : AR\AJ
Sample : HSTDCCC750
Misc :
ALS Vial : 3 Sample Multiplier: 1

Instrument :
ECD_S
ClientSampleId :
HSTDCCC750

Integration File signal 1: autoint1.e
Integration File signal 2: autoint2.e
Quant Time: Apr 10 05:22:11 2025
Quant Method : Z:\pestpcbsrv\HPCHEM1\ECD_S\Method\PS040225.M
Quant Title : 8080.M
QLast Update : Wed Apr 02 23:52:55 2025
Response via : Initial Calibration
Integrator: ChemStation

Volume Inj. : 1 µl
Signal #1 Phase : ZB-MR1 Signal #2 Phase: ZB-MR2
Signal #1 Info : 30M x 0.32mm x0.5 Signal #2 Info : 30M x 0.32mm x 0.25µm

	Compound	RT#1	RT#2	Resp#1	Resp#2	ng/ml	ng/ml
	System Monitoring Compounds						
4) S	2,4-DCAA	6.943	7.467	1509.7E6	520.8E6	740.473	764.180
	Target Compounds						
1) T	Dalapon	2.459	2.530	2270.3E6	982.0E6	669.244	618.551
2) T	3,5-DICHL...	6.150	6.463	2272.0E6	675.1E6	755.368	699.143
3) T	4-Nitroph...	6.735	7.001	1077.2E6	477.9E6	766.819	674.069
5) T	DICAMBA	7.120	7.653	6271.4E6	2743.5E6	753.598	742.828
6) T	MCPP	7.298	7.760	398.1E6	113.2E6	73.458	67.058
7) T	MCPA	7.441	7.990	152.0E6	163.4E6	20.913	71.823 #
8) T	DICHLORPROP	7.800	8.346	1615.9E6	716.5E6	734.708	741.614
9) T	2,4-D	8.020	8.659	1743.0E6	761.2E6	723.345	705.848
10) T	Pentachlo...	8.299	9.161	22259.3E6	13838.9E6	732.094	771.928
11) T	2,4,5-TP ...	8.863	9.538	8538.3E6	5524.1E6	735.085	765.853
12) T	2,4,5-T	9.144f	9.942	8905.6E6	5202.2E6	774.104	776.114
13) T	2,4-DB	9.702f	10.499	1471.4E6	530.9E6	809.886	715.491
14) T	DINOSEB	10.866f	10.871	6125.0E6	3708.9E6	725.532	725.419
15) T	Picloram	10.684f	11.907	11393.6E6	15366.3E6	735.051	1299.541 #
16) T	DCPA	11.165f	11.907	10799.7E6	15366.3E6	773.282	1736.178 #

(f)=RT Delta > 1/2 Window (#)=Amounts differ by > 25% (m)=manual int.

Data Path : Z:\pestpcbsrv\HPCHEM1\ECD_S\Data\PS040925\
Data File : PS029764.D
Signal(s) : Signal #1: ECD1A.ch Signal #2: ECD2B.ch
Acq On : 09 Apr 2025 20:34
Operator : AR\AJ
Sample : HSTDCCC750
Misc :
ALS Vial : 3 Sample Multiplier: 1

Instrument :
ECD_S
ClientSampleId :
HSTDCCC750

Integration File signal 1: autoint1.e
Integration File signal 2: autoint2.e
Quant Time: Apr 10 05:22:11 2025
Quant Method : Z:\pestpcbsrv\HPCHEM1\ECD_S\Method\PS040225.M
Quant Title : 8080.M
QLast Update : Wed Apr 02 23:52:55 2025
Response via : Initial Calibration
Integrator: ChemStation

Volume Inj. : 1 µl
Signal #1 Phase : ZB-MR1 Signal #2 Phase: ZB-MR2
Signal #1 Info : 30M x 0.32mm x0.5 Signal #2 Info : 30M x 0.32mm x 0.25µm

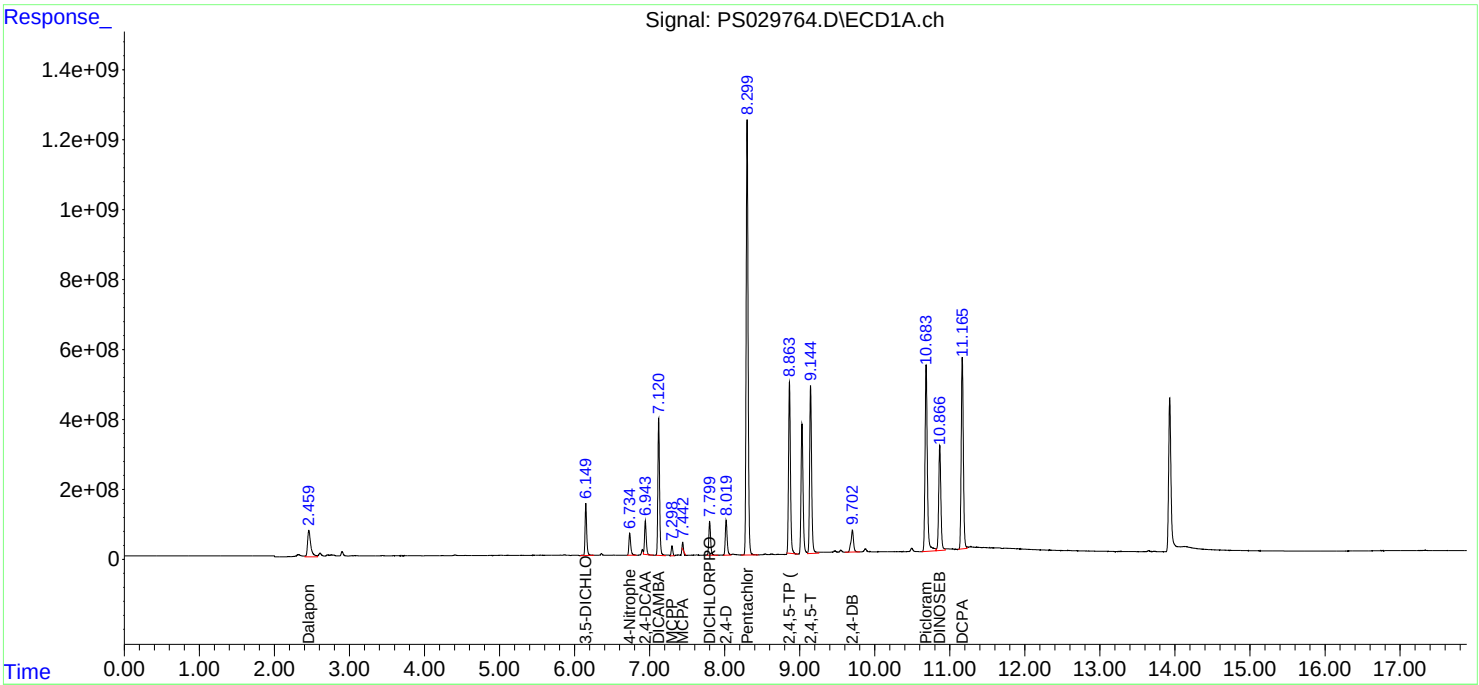

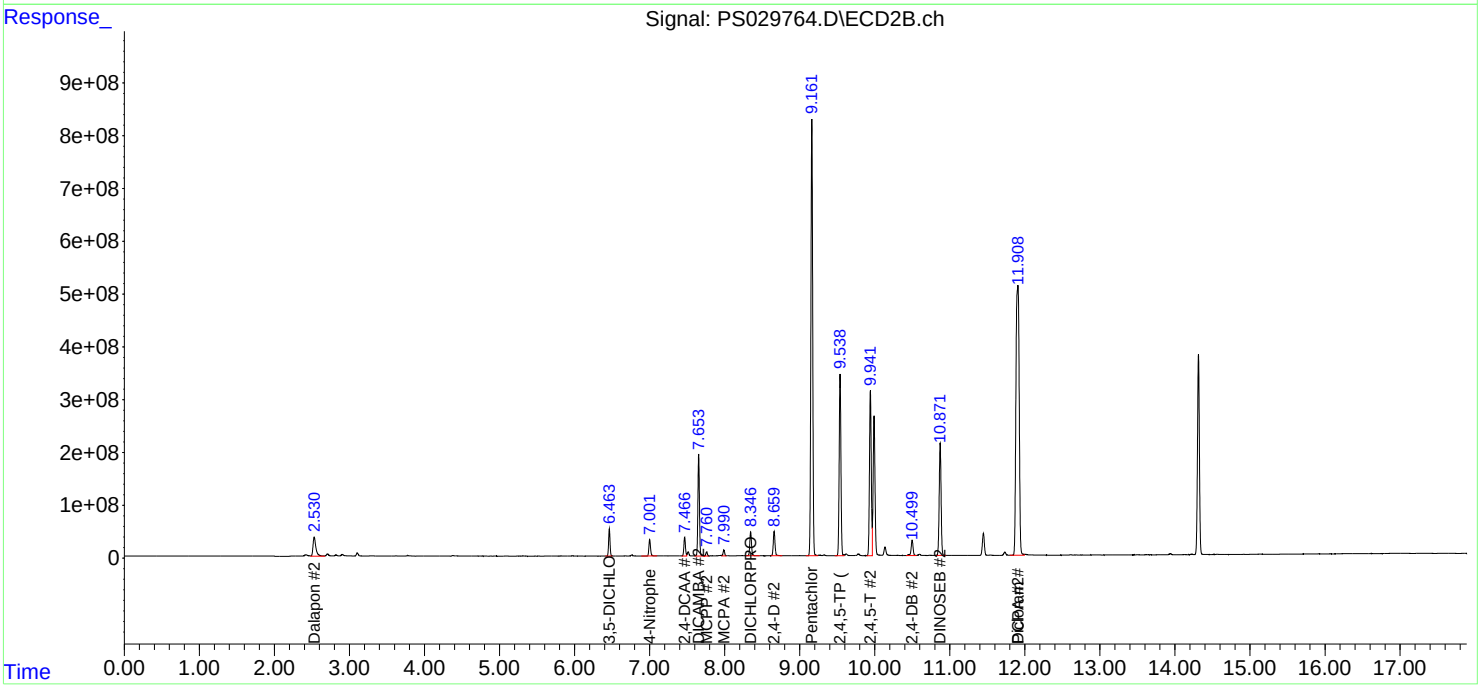

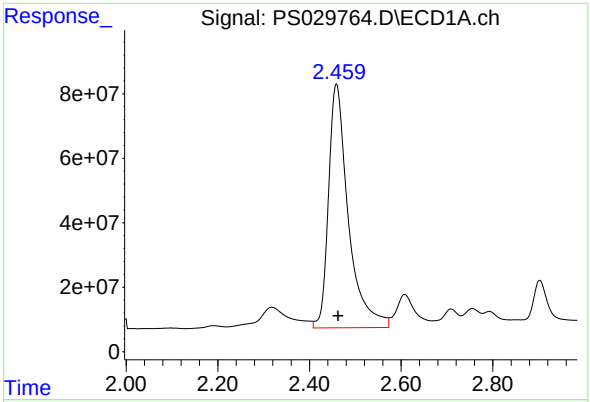

#1 Dalapon

R.T.: 2.459 min
Delta R.T.: -0.004 min
Response: 2270341859
Conc: 669.24 ng/ml

Instrument :
ECD_S
ClientSampleId :
HSTDCCC750

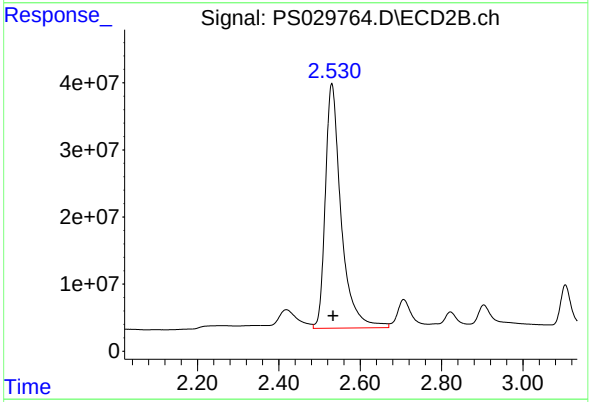

#1 Dalapon

R.T.: 2.530 min
Delta R.T.: -0.003 min
Response: 982008205
Conc: 618.55 ng/ml

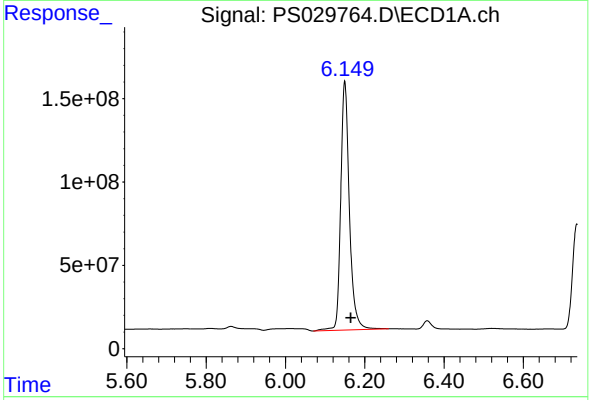

#2 3,5-DICHLOROBENZOIC ACID

R.T.: 6.150 min
Delta R.T.: -0.015 min
Response: 2271965841
Conc: 755.37 ng/ml

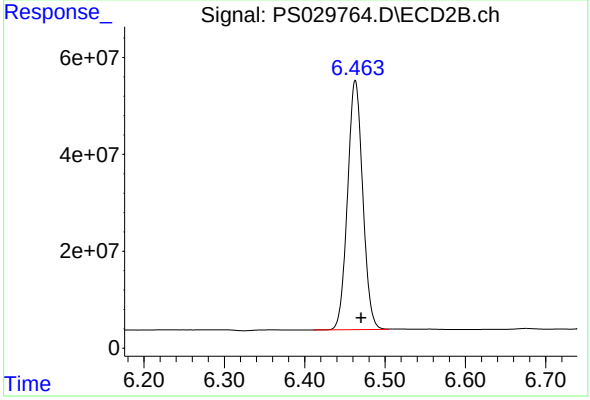

#2 3,5-DICHLOROBENZOIC ACID

R.T.: 6.463 min
Delta R.T.: -0.007 min
Response: 675062340
Conc: 699.14 ng/ml

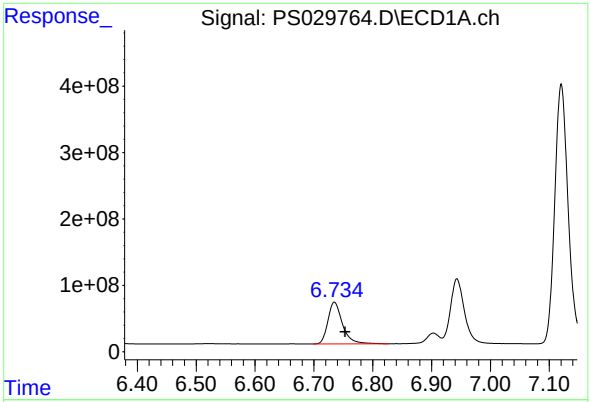

#3 4-Nitrophenol

R.T.: 6.735 min
Delta R.T.: -0.018 min
Response: 1077227025
Conc: 766.82 ng/ml

Instrument :
ECD_S
ClientSampleId :
HSTDCCC750

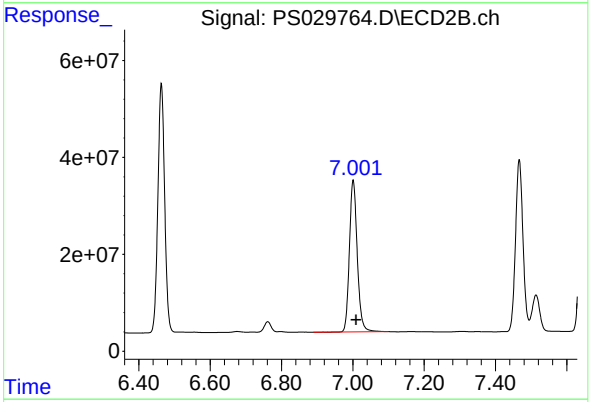

#3 4-Nitrophenol

R.T.: 7.001 min
Delta R.T.: -0.008 min
Response: 477913485
Conc: 674.07 ng/ml

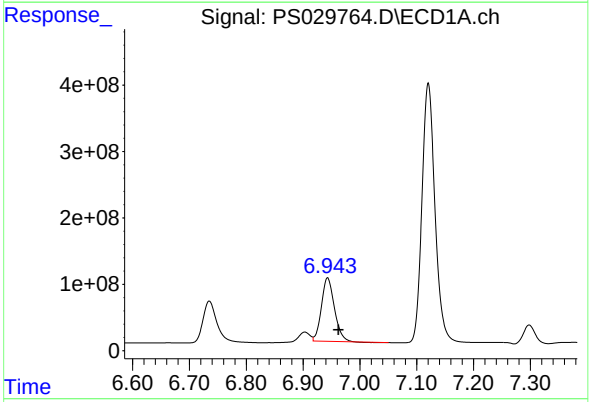

#4 2,4-DCAA

R.T.: 6.943 min
Delta R.T.: -0.019 min
Response: 1509699257
Conc: 740.47 ng/ml

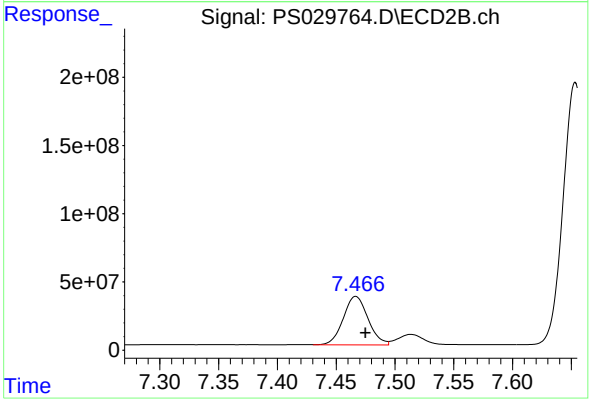

#4 2,4-DCAA

R.T.: 7.467 min
Delta R.T.: -0.008 min
Response: 520798321
Conc: 764.18 ng/ml

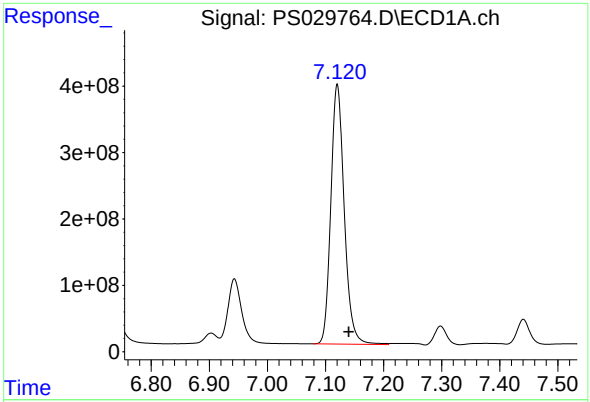

#5 DICAMBA

R.T.: 7.120 min
Delta R.T.: -0.019 min
Response: 6271398506
Conc: 753.60 ng/ml

Instrument :
ECD_S
ClientSampleId :
HSTDCCC750

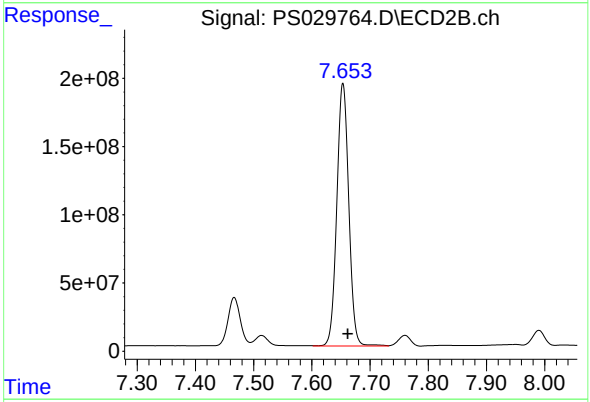

#5 DICAMBA

R.T.: 7.653 min
Delta R.T.: -0.008 min
Response: 2743539410
Conc: 742.83 ng/ml

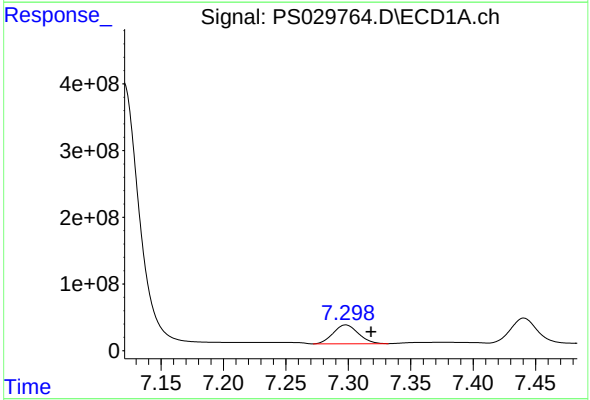

#6 MCPP

R.T.: 7.298 min
Delta R.T.: -0.020 min
Response: 398131569
Conc: 73.46 ug/ml

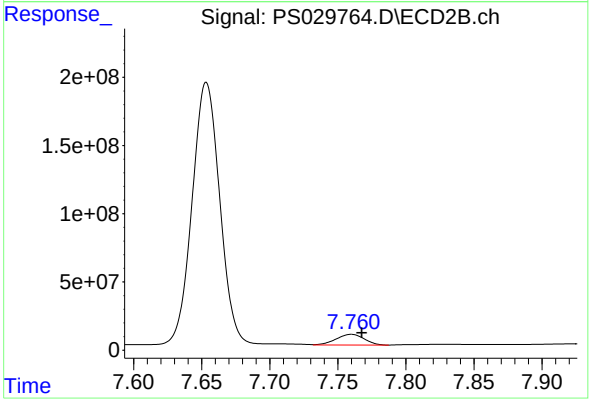

#6 MCPP

R.T.: 7.760 min
Delta R.T.: -0.008 min
Response: 113225912
Conc: 67.06 ug/ml

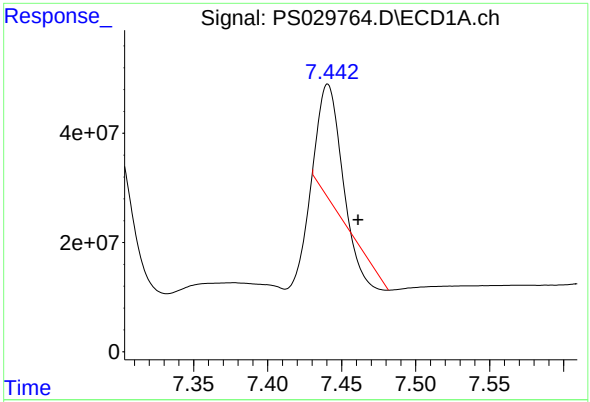

#7 MCPA

R.T.: 7.441 min
Delta R.T.: -0.020 min
Response: 152020101
Conc: 20.91 ug/ml

Instrument :
ECD_S
ClientSampleId :
HSTDCCC750

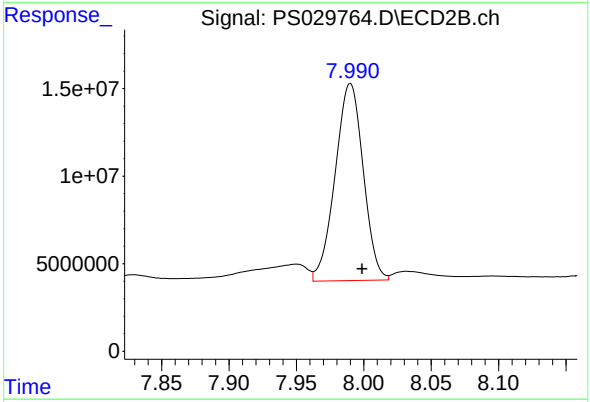

#7 MCPA

R.T.: 7.990 min
Delta R.T.: -0.009 min
Response: 163416990
Conc: 71.82 ug/ml

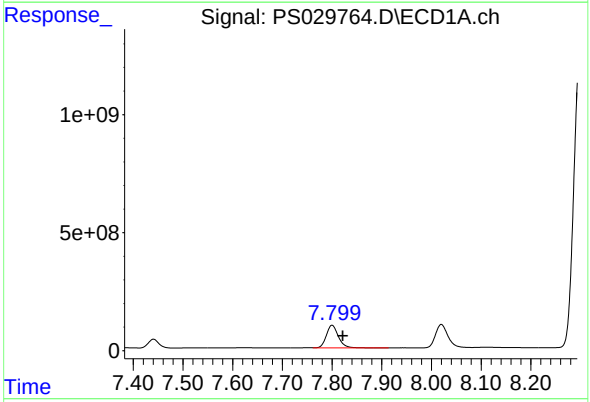

#8 DICHLORPROP

R.T.: 7.800 min
Delta R.T.: -0.022 min
Response: 1615944945
Conc: 734.71 ng/ml

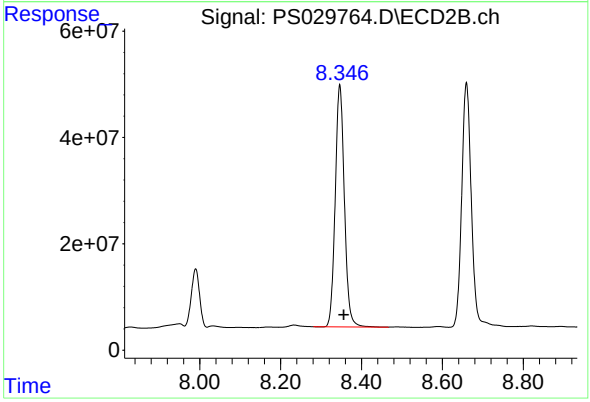

#8 DICHLORPROP

R.T.: 8.346 min
Delta R.T.: -0.010 min
Response: 716512575
Conc: 741.61 ng/ml

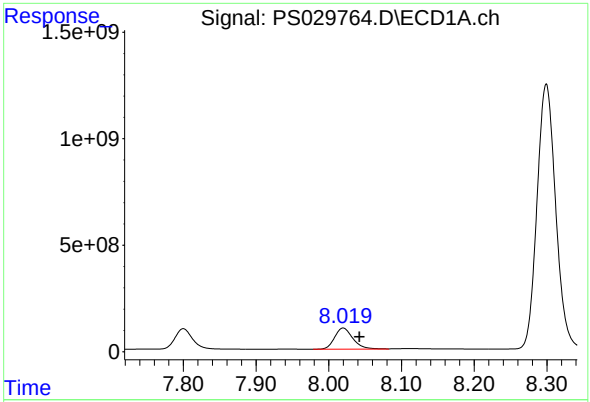

#9 2,4-D

R.T.: 8.020 min
Delta R.T.: -0.022 min
Response: 1742964220
Conc: 723.34 ng/ml

Instrument :
ECD_S
ClientSampleId :
HSTDCCC750

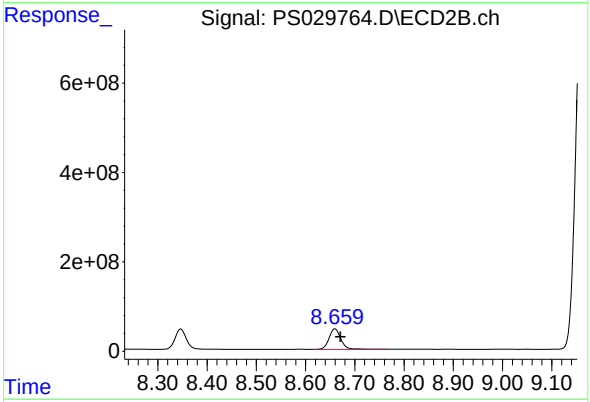

#9 2,4-D

R.T.: 8.659 min
Delta R.T.: -0.012 min
Response: 761231944
Conc: 705.85 ng/ml

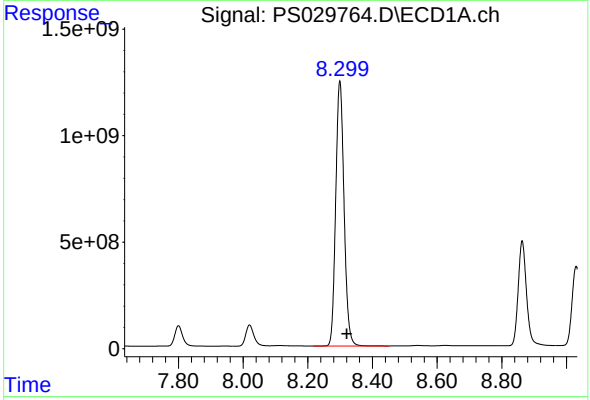

#10 Pentachlorophenol

R.T.: 8.299 min
Delta R.T.: -0.021 min
Response: 22259324465
Conc: 732.09 ng/ml

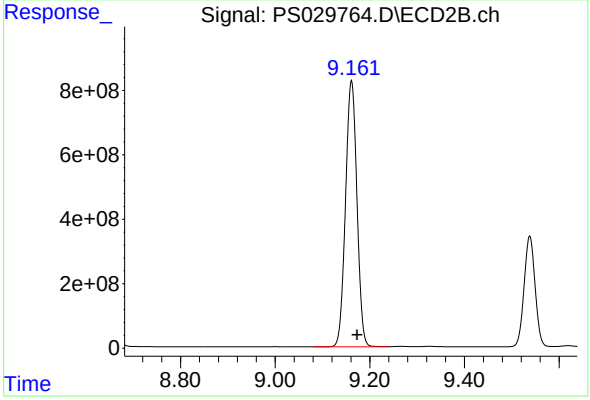

#10 Pentachlorophenol

R.T.: 9.161 min
Delta R.T.: -0.012 min
Response: 13838911156
Conc: 771.93 ng/ml

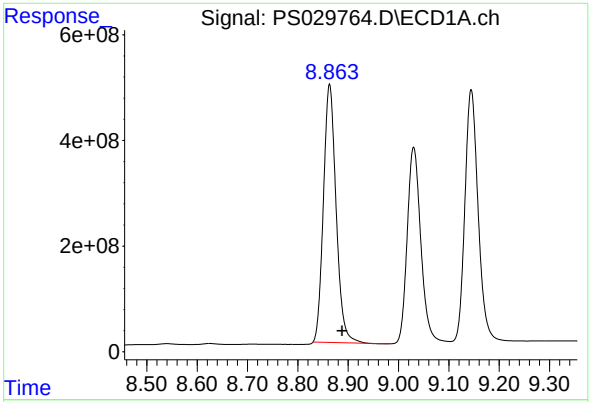

#11 2,4,5-TP (SILVEX)

R.T.: 8.863 min
Delta R.T.: -0.025 min
Response: 8538269883
Conc: 735.08 ng/ml

Instrument :
ECD_S
ClientSampleId :
HSTDCCC750

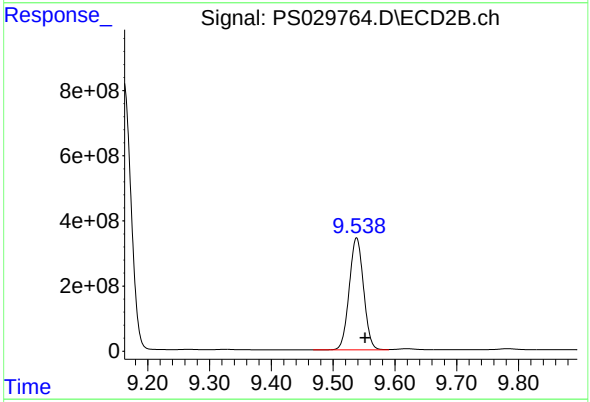

#11 2,4,5-TP (SILVEX)

R.T.: 9.538 min
Delta R.T.: -0.013 min
Response: 5524066096
Conc: 765.85 ng/ml

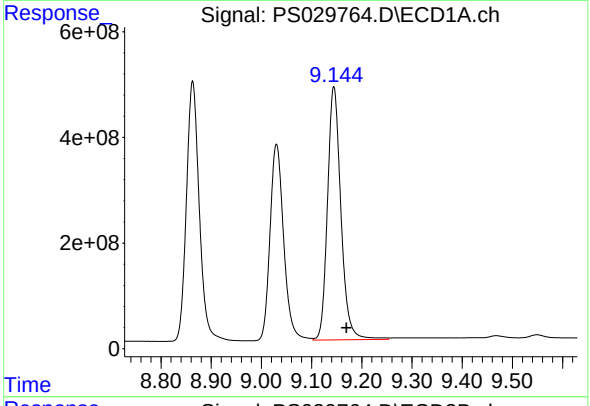

#12 2,4,5-T

R.T.: 9.144 min
Delta R.T.: -0.025 min
Response: 8905617056
Conc: 774.10 ng/ml

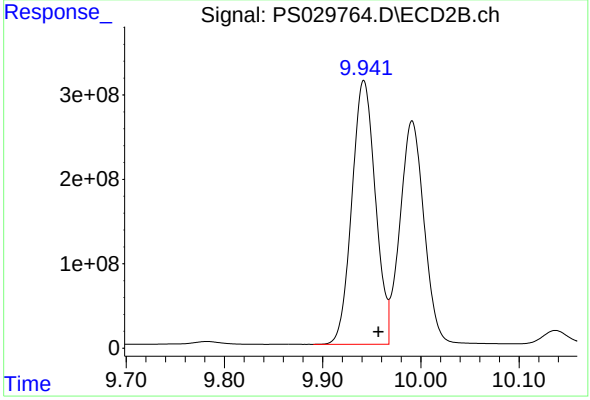

#12 2,4,5-T

R.T.: 9.942 min
Delta R.T.: -0.015 min
Response: 5202163537
Conc: 776.11 ng/ml

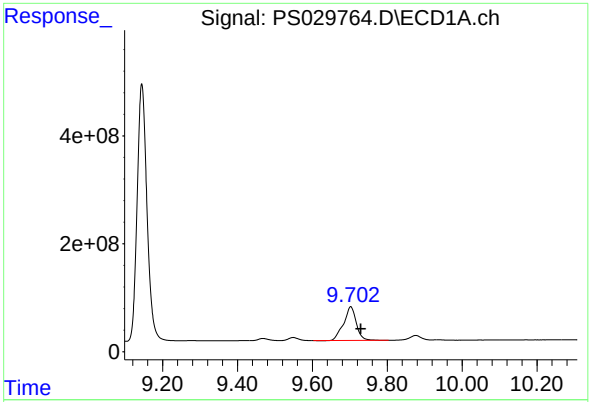

#13 2,4-DB

R.T.: 9.702 min
Delta R.T.: -0.027 min
Response: 1471356212
Conc: 809.89 ng/ml

Instrument :
ECD_S
ClientSampleId :
HSTDCCC750

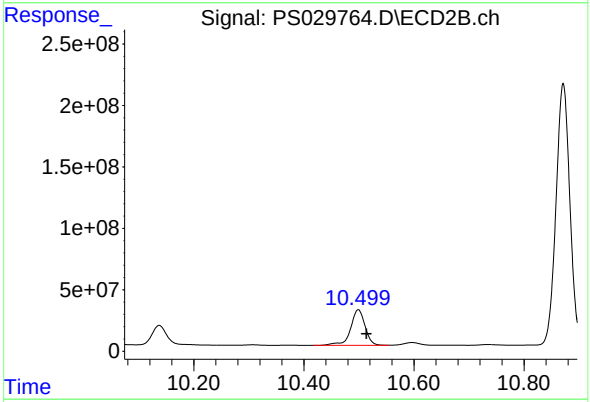

#13 2,4-DB

R.T.: 10.499 min
Delta R.T.: -0.015 min
Response: 530877019
Conc: 715.49 ng/ml

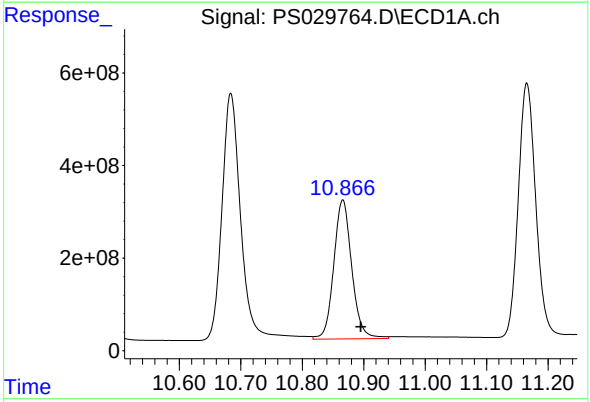

#14 DINOSEB

R.T.: 10.866 min
Delta R.T.: -0.029 min
Response: 6124973825
Conc: 725.53 ng/ml

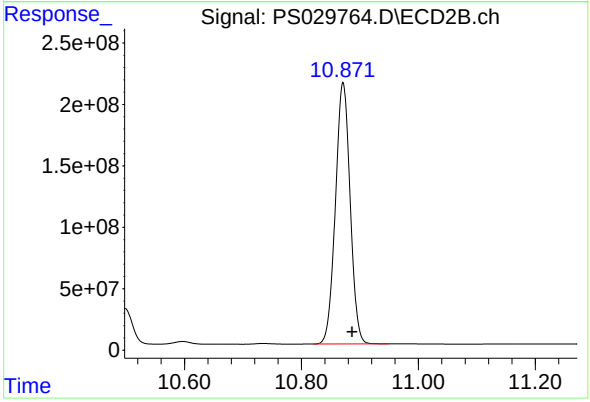

#14 DINOSEB

R.T.: 10.871 min
Delta R.T.: -0.015 min
Response: 3708922847
Conc: 725.42 ng/ml

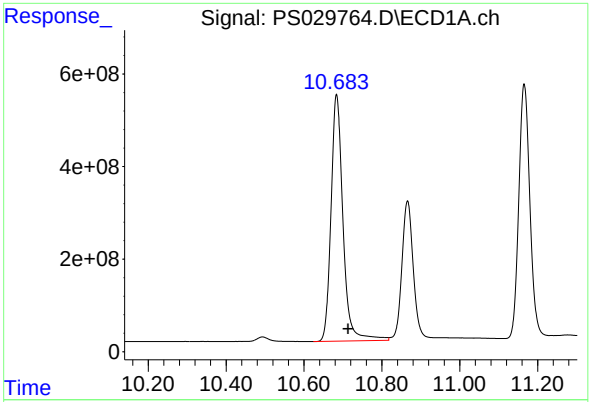

#15 Picloram

R.T.: 10.684 min
Delta R.T.: -0.030 min
Response: 11393575051
Conc: 735.05 ng/ml

Instrument :
ECD_S
ClientSampleId :
HSTDCCC750

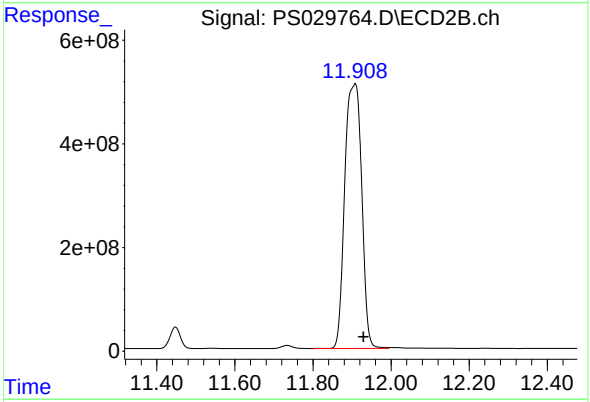

#15 Picloram

R.T.: 11.907 min
Delta R.T.: -0.022 min
Response: 15366330308
Conc: 1299.54 ng/ml

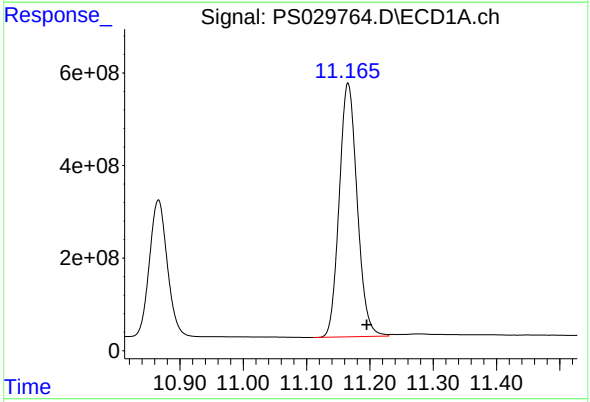

#16 DCPA

R.T.: 11.165 min
Delta R.T.: -0.030 min
Response: 10799740203
Conc: 773.28 ng/ml

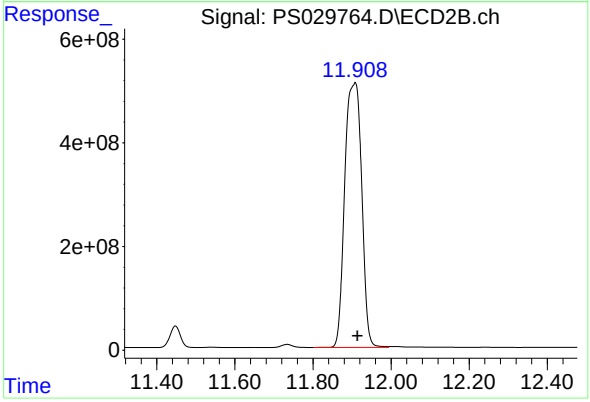

#16 DCPA

R.T.: 11.907 min
Delta R.T.: -0.006 min
Response: 15366330308
Conc: 1736.18 ng/ml