

DATA PACKAGE

GENERAL CHEMISTRY

PROJECT NAME : JOINT BASE MCGUIRE DIX LAKEHURST JBMDL - DOD

WESTON SOLUTIONS

1400 Weston Way

PO Box 2653

West Chester, PA - 19380

Phone No: 610-701-7400

ORDER ID : Q1775

ATTENTION : Nathan Fretz



Laboratory Certification ID # 20012



1) Signature Page	3
2) Case Narrative	4
2.1) Genchem- Case Narrative	4
3) Qualifier Page	5
4) QA Checklist	6
5) Genchem Data	7
6) Shipping Document	33
6.1) CHAIN OF CUSTODY	34
6.2) Lab Certificate	36

Cover Page

Order ID : Q1775

Project ID : Joint Base McGuire Dix Lakehurst JBMDL - DoD

Client : Weston Solutions

Lab Sample Number

Q1775-01
Q1775-02
Q1775-03
Q1775-04
Q1775-05
Q1775-06
Q1775-07
Q1775-08
Q1775-09
Q1775-10
Q1775-11
Q1775-12
Q1775-13
Q1775-14
Q1775-15

Client Sample Number

SS050P-SD43-040725-00
SS050P-SD42-040725-00
SS050P-SD41-040725-00
SS050P-SD40-040725-00
SS050P-SD39-040725-00
SS050P-SD38-040725-00
SS050P-SD37-040725-00
SS050P-SD36-040725-00
SS050P-SD35-040725-00
SS050P-SD34-040725-00
SS050P-SD33-040725-00
SS050P-SD27-040725-00
SS050P-SD28-040725-00
SS050P-SD30-040725-00
SS050P-SD31-040725-00

I certify that the data package is in compliance with the terms and conditions of the contract, both technically and for completeness, for other than the conditions detailed above. Release of the data contained in this hard copy data package has been authorized by the laboratory manager or his designee, as verified by the following signature.

Signature : _____

Date: 4/17/2025

NYDOH CERTIFICATION NO - 11376

NJDEP CERTIFICATION NO - 20012



284 Sheffield Street, Mountainside, NJ 07092 Phone: 908 789 8900 Fax: 908 789 8922

CASE NARRATIVE

Weston Solutions

Project Name: Joint Base McGuire Dix Lakehurst JBMDL - DoD

Project # N/A

Chemtech Project # Q1775

Test Name: TOC

A. Number of Samples and Date of Receipt:

15 Solid samples were received on 04/10/2025.

B. Parameters:

According to the Chain of Custody document, the following analyses were requested: TOC. This data package contains results for TOC.

C. Analytical Techniques:

The analysis of TOC was based on method Lloyd Kahn.

D. QA/ QC Samples:

The Holding Times were met for all analysis.

The Blank Spike met requirements for all samples.

The Duplicate analysis met criteria for all samples.

The Matrix Spike analysis met criteria for all samples.

The Matrix Spike Duplicate analysis met criteria for all samples.

The Blank analysis did not indicate the presence of lab contamination.

The Calibration met the requirements.

E. Additional Comments:

Lab has used least representable sample weight for the samples Q1775-01, Q1775-04, Q1775-06 and Q1775-11 for TOC analysis. Therefore Lab has reported the TOC result with "OR" qualifier.

I certify that the data package is in compliance with the terms and conditions of the contract, both technically and for completeness, for other than the conditions detailed above. The laboratory manager or his designee, as verified by the following signature has authorized release of the data contained in this hard copy data package.

Signature_____

DATA REPORTING QUALIFIERS- INORGANIC

For reporting results, the following “ Results Qualifiers” are used:

J	Indicates the reported value was obtained from a reading that was less than the Contract Required Detection Limit (CRDL), but greater than or equal to the Instrument Detection Limit (IDL).
U	Indicates the analyte was analyzed for, but not detected.
ND	Indicates the analyte was analyzed for, but not detected
E	Indicates the reported value is estimated because of the presence of interference
M	Indicates Duplicate injection precision not met.
N	Indicates the spiked sample recovery is not within control limits.
S	Indicates the reported value was determined by the Method of Standard Addition (MSA).
*	Indicates that the duplicate analysis is not within control limits.
+	Indicates the correlation coefficient for the MSA is less than 0.995.
D	Indicates the reported value is from a secondary analysis with a dilution factor. The original analysis exceeded the calibration range.
M	Method qualifiers “P” for ICP instrument “PM” for ICP when Microwave Digestion is used “CV” for Manual Cold Vapor AA “AV” for automated Cold Vapor AA “CA” for MIDI-Distillation Spectrophotometric “AS” for Semi -Automated Spectrophotometric “C” for Manual Spectrophotometric “T” for Titrimetric “NR” for analyte not required to be analyzed
OR	Indicates the analyte’s concentration exceeds the calibrated range of the instrument for that specific analysis.
Q	Indicates the LCS did not meet the control limits requirements
H	Sample Analysis Out Of Hold Time

APPENDIX A

QA REVIEW GENERAL DOCUMENTATION

Project #: Q1775

Completed

For thorough review, the report must have the following:

GENERAL:

Are all original paperwork present (chain of custody, record of communication,airbill, sample management lab chronicle, login page)

✓

Check chain-of-custody for proper relinquish/return of samples

✓

Is the chain of custody signed and complete

✓

Check internal chain-of-custody for proper relinquish/return of samples /sample extracts

✓

Collect information for each project id from server. Were all requirements followed

✓

COVER PAGE:

Do numbers of samples correspond to the number of samples in the Chain of Custody on login page

✓

Do lab numbers and client Ids on cover page agree with the Chain of Custody

✓

CHAIN OF CUSTODY:

Do requested analyses on Chain of Custody agree with form I results

✓

Do requested analyses on Chain of Custody agree with the log-in page

✓

Were the correct method log-in for analysis according to the Analytical Request and Chain of Custody

✓

Were the samples received within hold time

✓

Were any problems found with the samples at arrival recorded in the Sample Management Laboratory Chronicle

✓

ANALYTICAL:

Was method requirement followed?

✓

Was client requirement followed?

✓

Does the case narrative summarize all QC failure?

✓

All runlogs and manual integration are reviewed for requirements

✓

All manual calculations and /or hand notations verified

✓

QA Review Signature: SOHIL JODHANI

Date: 04/17/2025

LAB CHRONICLE

OrderID:	Q1775	OrderDate:	4/10/2025 11:16:00 AM
Client:	Weston Solutions	Project:	Joint Base McGuire Dix Lakehurst JBMDL - DoD
Contact:	Nathan Fretz	Location:	F11

LabID	ClientID	Matrix	Test	Method	Sample Date	Prep Date	Anal Date	Received
Q1775-01	SS050P-SD43-040725 -00	SOIL	TOC	Lloyd Kahn	04/07/25 08:35		04/14/25 11:11	04/10/25
Q1775-02	SS050P-SD42-040725 -00	SOIL	TOC	Lloyd Kahn	04/07/25 09:00		04/14/25 11:22	04/10/25
Q1775-03	SS050P-SD41-040725 -00	SOIL	TOC	Lloyd Kahn	04/07/25 09:20		04/14/25 11:37	04/10/25
Q1775-04	SS050P-SD40-040725 -00	SOIL	TOC	Lloyd Kahn	04/07/25 09:40		04/14/25 11:59	04/10/25
Q1775-05	SS050P-SD39-040725 -00	SOIL	TOC	Lloyd Kahn	04/07/25 10:00		04/14/25 12:28	04/10/25
Q1775-06	SS050P-SD38-040725 -00	SOIL	TOC	Lloyd Kahn	04/07/25 10:15		04/14/25 12:45	04/10/25
Q1775-07	SS050P-SD37-040725 -00	SOIL	TOC	Lloyd Kahn	04/07/25 11:00		04/14/25 13:04	04/10/25

LAB CHRONICLE

Q1775-08	SS050P-SD36-040725 -00	SOIL			04/07/25 11:10		04/10/25
			TOC	Lloyd Kahn		04/14/25 13:18	
Q1775-09	SS050P-SD35-040725 -00	SOIL			04/07/25 11:25		04/10/25
			TOC	Lloyd Kahn		04/14/25 13:55	
Q1775-10	SS050P-SD34-040725 -00	SOIL			04/07/25 11:45		04/10/25
			TOC	Lloyd Kahn		04/14/25 14:48	
Q1775-11	SS050P-SD33-040725 -00	SOIL			04/07/25 12:00		04/10/25
			TOC	Lloyd Kahn		04/14/25 15:05	
Q1775-12	SS050P-SD27-040725 -00	SOIL			04/07/25 13:10		04/10/25
			TOC	Lloyd Kahn		04/14/25 15:33	
Q1775-13	SS050P-SD28-040725 -00	SOIL			04/07/25 13:45		04/10/25
			TOC	Lloyd Kahn		04/14/25 15:56	
Q1775-14	SS050P-SD30-040725 -00	SOIL			04/07/25 14:30		04/10/25
			TOC	Lloyd Kahn		04/14/25 16:05	
Q1775-15	SS050P-SD31-040725 -00	SOIL			04/07/25 14:55		04/10/25
			TOC	Lloyd Kahn		04/14/25 16:15	



SAMPLE DATA

Report of Analysis

Client:	Weston Solutions	Date Collected:	04/07/25 08:35
Project:	Joint Base McGuire Dix Lakehurst JBMDL - DoD	Date Received:	04/10/25
Client Sample ID:	SS050P-SD43-040725-00	SDG No.:	Q1775
Lab Sample ID:	Q1775-01	Matrix:	SOIL
		% Solid:	48

Parameter	Conc.	Qua.	DF	MDL	LOD	LOQ / CRQL	Units(Dry Weight)	Prep Date	Date Ana.	Ana Met.
TOC	18100	OR	1	43.4	50.0	250	mg/Kg		04/14/25 11:11	Lloyd Kahn

Comments:

U = Not Detected

LOQ = Limit of Quantitation

MDL = Method Detection Limit

LOD = Limit of Detection

D = Dilution

Q = indicates LCS control criteria did not meet requirements

H = Sample Analysis Out Of Hold Time

J = Estimated Value

B = Analyte Found in Associated Method Blank

* = indicates the duplicate analysis is not within control limits.

E = Indicates the reported value is estimated because of the presence of interference.

OR = Over Range

N =Spiked sample recovery not within control limits

Report of Analysis

Client:	Weston Solutions	Date Collected:	04/07/25 09:00
Project:	Joint Base McGuire Dix Lakehurst JBMDL - DoD	Date Received:	04/10/25
Client Sample ID:	SS050P-SD42-040725-00	SDG No.:	Q1775
Lab Sample ID:	Q1775-02	Matrix:	SOIL
		% Solid:	59.6

Parameter	Conc.	Qua.	DF	MDL	LOD	LOQ / CRQL	Units(Dry Weight)	Prep Date	Date Ana.	Ana Met.
TOC	11200		1	43.4	50.0	250	mg/Kg		04/14/25 11:22	Lloyd Kahn

Comments:

U = Not Detected
 LOQ = Limit of Quantitation
 MDL = Method Detection Limit
 LOD = Limit of Detection
 D = Dilution
 Q = indicates LCS control criteria did not meet requirements
 H = Sample Analysis Out Of Hold Time

J = Estimated Value
 B = Analyte Found in Associated Method Blank
 * = indicates the duplicate analysis is not within control limits.
 E = Indicates the reported value is estimated because of the presence of interference.
 OR = Over Range
 N =Spiked sample recovery not within control limits

Report of Analysis

Client:	Weston Solutions	Date Collected:	04/07/25 09:20
Project:	Joint Base McGuire Dix Lakehurst JBMDL - DoD	Date Received:	04/10/25
Client Sample ID:	SS050P-SD41-040725-00	SDG No.:	Q1775
Lab Sample ID:	Q1775-03	Matrix:	SOIL
		% Solid:	56.6

Parameter	Conc.	Qua.	DF	MDL	LOD	LOQ / CRQL	Units(Dry Weight)	Prep Date	Date Ana.	Ana Met.
TOC	14800		1	43.4	50.0	250	mg/Kg		04/14/25 11:37	Lloyd Kahn

Comments: _____

U = Not Detected
LOQ = Limit of Quantitation
MDL = Method Detection Limit
LOD = Limit of Detection
D = Dilution
Q = indicates LCS control criteria did not meet requirements
H = Sample Analysis Out Of Hold Time

J = Estimated Value
B = Analyte Found in Associated Method Blank
* = indicates the duplicate analysis is not within control limits.
E = Indicates the reported value is estimated because of the presence of interference.
OR = Over Range
N =Spiked sample recovery not within control limits

Report of Analysis

Client:	Weston Solutions	Date Collected:	04/07/25 09:40
Project:	Joint Base McGuire Dix Lakehurst JBMDL - DoD	Date Received:	04/10/25
Client Sample ID:	SS050P-SD40-040725-00	SDG No.:	Q1775
Lab Sample ID:	Q1775-04	Matrix:	SOIL
		% Solid:	49.2

Parameter	Conc.	Qua.	DF	MDL	LOD	LOQ / CRQL	Units(Dry Weight)	Prep Date	Date Ana.	Ana Met.
TOC	20400	OR	1	43.4	50.0	250	mg/Kg		04/14/25 11:59	Lloyd Kahn

Comments:

U = Not Detected
LOQ = Limit of Quantitation
MDL = Method Detection Limit
LOD = Limit of Detection
D = Dilution
Q = indicates LCS control criteria did not meet requirements
H = Sample Analysis Out Of Hold Time

J = Estimated Value
B = Analyte Found in Associated Method Blank
* = indicates the duplicate analysis is not within control limits.
E = Indicates the reported value is estimated because of the presence of interference.
OR = Over Range
N =Spiked sample recovery not within control limits

Report of Analysis

Client:	Weston Solutions	Date Collected:	04/07/25 10:00
Project:	Joint Base McGuire Dix Lakehurst JBMDL - DoD	Date Received:	04/10/25
Client Sample ID:	SS050P-SD39-040725-00	SDG No.:	Q1775
Lab Sample ID:	Q1775-05	Matrix:	SOIL
		% Solid:	64.1

Parameter	Conc.	Qua.	DF	MDL	LOD	LOQ / CRQL	Units(Dry Weight)	Prep Date	Date Ana.	Ana Met.
TOC	15000		1	43.4	50.0	250	mg/Kg		04/14/25 12:28	Lloyd Kahn

Comments:

U = Not Detected
LOQ = Limit of Quantitation
MDL = Method Detection Limit
LOD = Limit of Detection
D = Dilution
Q = indicates LCS control criteria did not meet requirements
H = Sample Analysis Out Of Hold Time

J = Estimated Value
B = Analyte Found in Associated Method Blank
* = indicates the duplicate analysis is not within control limits.
E = Indicates the reported value is estimated because of the presence of interference.
OR = Over Range
N =Spiked sample recovery not within control limits

Report of Analysis

Client:	Weston Solutions	Date Collected:	04/07/25 10:15
Project:	Joint Base McGuire Dix Lakehurst JBMDL - DoD	Date Received:	04/10/25
Client Sample ID:	SS050P-SD38-040725-00	SDG No.:	Q1775
Lab Sample ID:	Q1775-06	Matrix:	SOIL
		% Solid:	71.9

Parameter	Conc.	Qua.	DF	MDL	LOD	LOQ / CRQL	Units(Dry Weight)	Prep Date	Date Ana.	Ana Met.
TOC	18100	OR	1	43.4	50.0	250	mg/Kg		04/14/25 12:45	Lloyd Kahn

Comments: _____

U = Not Detected
 LOQ = Limit of Quantitation
 MDL = Method Detection Limit
 LOD = Limit of Detection
 D = Dilution
 Q = indicates LCS control criteria did not meet requirements
 H = Sample Analysis Out Of Hold Time

J = Estimated Value
 B = Analyte Found in Associated Method Blank
 * = indicates the duplicate analysis is not within control limits.
 E = Indicates the reported value is estimated because of the presence of interference.
 OR = Over Range
 N =Spiked sample recovery not within control limits

Report of Analysis

Client:	Weston Solutions	Date Collected:	04/07/25 11:00
Project:	Joint Base McGuire Dix Lakehurst JBMDL - DoD	Date Received:	04/10/25
Client Sample ID:	SS050P-SD37-040725-00	SDG No.:	Q1775
Lab Sample ID:	Q1775-07	Matrix:	SOIL
		% Solid:	82.6

Parameter	Conc.	Qua.	DF	MDL	LOD	LOQ / CRQL	Units(Dry Weight)	Prep Date	Date Ana.	Ana Met.
TOC	889		1	43.4	50.0	250	mg/Kg		04/14/25 13:04	Lloyd Kahn

Comments:

U = Not Detected
LOQ = Limit of Quantitation
MDL = Method Detection Limit
LOD = Limit of Detection
D = Dilution
Q = indicates LCS control criteria did not meet requirements
H = Sample Analysis Out Of Hold Time

J = Estimated Value
B = Analyte Found in Associated Method Blank
* = indicates the duplicate analysis is not within control limits.
E = Indicates the reported value is estimated because of the presence of interference.
OR = Over Range
N =Spiked sample recovery not within control limits

Report of Analysis

Client:	Weston Solutions	Date Collected:	04/07/25 11:10
Project:	Joint Base McGuire Dix Lakehurst JBMDL - DoD	Date Received:	04/10/25
Client Sample ID:	SS050P-SD36-040725-00	SDG No.:	Q1775
Lab Sample ID:	Q1775-08	Matrix:	SOIL
		% Solid:	82

Parameter	Conc.	Qua.	DF	MDL	LOD	LOQ / CRQL	Units(Dry Weight)	Prep Date	Date Ana.	Ana Met.
TOC	3670		1	43.4	50.0	250	mg/Kg		04/14/25 13:18	Lloyd Kahn

Comments:

U = Not Detected
LOQ = Limit of Quantitation
MDL = Method Detection Limit
LOD = Limit of Detection
D = Dilution
Q = indicates LCS control criteria did not meet requirements
H = Sample Analysis Out Of Hold Time

J = Estimated Value
B = Analyte Found in Associated Method Blank
* = indicates the duplicate analysis is not within control limits.
E = Indicates the reported value is estimated because of the presence of interference.
OR = Over Range
N =Spiked sample recovery not within control limits

Report of Analysis

Client:	Weston Solutions	Date Collected:	04/07/25 11:25
Project:	Joint Base McGuire Dix Lakehurst JBMDL - DoD	Date Received:	04/10/25
Client Sample ID:	SS050P-SD35-040725-00	SDG No.:	Q1775
Lab Sample ID:	Q1775-09	Matrix:	SOIL
		% Solid:	69.1

Parameter	Conc.	Qua.	DF	MDL	LOD	LOQ / CRQL	Units(Dry Weight)	Prep Date	Date Ana.	Ana Met.
TOC	9320		1	43.4	50.0	250	mg/Kg		04/14/25 13:55	Lloyd Kahn

Comments: _____

U = Not Detected
 LOQ = Limit of Quantitation
 MDL = Method Detection Limit
 LOD = Limit of Detection
 D = Dilution
 Q = indicates LCS control criteria did not meet requirements
 H = Sample Analysis Out Of Hold Time

J = Estimated Value
 B = Analyte Found in Associated Method Blank
 * = indicates the duplicate analysis is not within control limits.
 E = Indicates the reported value is estimated because of the presence of interference.
 OR = Over Range
 N =Spiked sample recovery not within control limits

Report of Analysis

Client:	Weston Solutions	Date Collected:	04/07/25 11:45
Project:	Joint Base McGuire Dix Lakehurst JBMDL - DoD	Date Received:	04/10/25
Client Sample ID:	SS050P-SD34-040725-00	SDG No.:	Q1775
Lab Sample ID:	Q1775-10	Matrix:	SOIL
		% Solid:	55.2

Parameter	Conc.	Qua.	DF	MDL	LOD	LOQ / CRQL	Units(Dry Weight)	Prep Date	Date Ana.	Ana Met.
TOC	9870		1	43.4	50.0	250	mg/Kg		04/14/25 14:48	Lloyd Kahn

Comments:

U = Not Detected
LOQ = Limit of Quantitation
MDL = Method Detection Limit
LOD = Limit of Detection
D = Dilution
Q = indicates LCS control criteria did not meet requirements
H = Sample Analysis Out Of Hold Time

J = Estimated Value
B = Analyte Found in Associated Method Blank
* = indicates the duplicate analysis is not within control limits.
E = Indicates the reported value is estimated because of the presence of interference.
OR = Over Range
N =Spiked sample recovery not within control limits

Report of Analysis

Client:	Weston Solutions	Date Collected:	04/07/25 12:00
Project:	Joint Base McGuire Dix Lakehurst JBMDL - DoD	Date Received:	04/10/25
Client Sample ID:	SS050P-SD33-040725-00	SDG No.:	Q1775
Lab Sample ID:	Q1775-11	Matrix:	SOIL
		% Solid:	55.3

Parameter	Conc.	Qua.	DF	MDL	LOD	LOQ / CRQL	Units(Dry Weight)	Prep Date	Date Ana.	Ana Met.
TOC	19000	OR	1	43.4	50.0	250	mg/Kg		04/14/25 15:05	Lloyd Kahn

Comments: _____

U = Not Detected
 LOQ = Limit of Quantitation
 MDL = Method Detection Limit
 LOD = Limit of Detection
 D = Dilution
 Q = indicates LCS control criteria did not meet requirements
 H = Sample Analysis Out Of Hold Time

J = Estimated Value
 B = Analyte Found in Associated Method Blank
 * = indicates the duplicate analysis is not within control limits.
 E = Indicates the reported value is estimated because of the presence of interference.
 OR = Over Range
 N =Spiked sample recovery not within control limits

Report of Analysis

Client:	Weston Solutions	Date Collected:	04/07/25 13:10
Project:	Joint Base McGuire Dix Lakehurst JBMDL - DoD	Date Received:	04/10/25
Client Sample ID:	SS050P-SD27-040725-00	SDG No.:	Q1775
Lab Sample ID:	Q1775-12	Matrix:	SOIL
		% Solid:	64.6

Parameter	Conc.	Qua.	DF	MDL	LOD	LOQ / CRQL	Units(Dry Weight)	Prep Date	Date Ana.	Ana Met.
TOC	9640		1	43.4	50.0	250	mg/Kg		04/14/25 15:33	Lloyd Kahn

Comments:

U = Not Detected
LOQ = Limit of Quantitation
MDL = Method Detection Limit
LOD = Limit of Detection
D = Dilution
Q = indicates LCS control criteria did not meet requirements
H = Sample Analysis Out Of Hold Time

J = Estimated Value
B = Analyte Found in Associated Method Blank
* = indicates the duplicate analysis is not within control limits.
E = Indicates the reported value is estimated because of the presence of interference.
OR = Over Range
N =Spiked sample recovery not within control limits

Report of Analysis

Client:	Weston Solutions	Date Collected:	04/07/25 13:45
Project:	Joint Base McGuire Dix Lakehurst JBMDL - DoD	Date Received:	04/10/25
Client Sample ID:	SS050P-SD28-040725-00	SDG No.:	Q1775
Lab Sample ID:	Q1775-13	Matrix:	SOIL
		% Solid:	81.6

Parameter	Conc.	Qua.	DF	MDL	LOD	LOQ / CRQL	Units(Dry Weight)	Prep Date	Date Ana.	Ana Met.
TOC	1880		1	43.4	50.0	250	mg/Kg		04/14/25 15:56	Lloyd Kahn

Comments:

U = Not Detected
LOQ = Limit of Quantitation
MDL = Method Detection Limit
LOD = Limit of Detection
D = Dilution
Q = indicates LCS control criteria did not meet requirements
H = Sample Analysis Out Of Hold Time

J = Estimated Value
B = Analyte Found in Associated Method Blank
* = indicates the duplicate analysis is not within control limits.
E = Indicates the reported value is estimated because of the presence of interference.
OR = Over Range
N =Spiked sample recovery not within control limits

Report of Analysis

Client:	Weston Solutions	Date Collected:	04/07/25 14:30
Project:	Joint Base McGuire Dix Lakehurst JBMDL - DoD	Date Received:	04/10/25
Client Sample ID:	SS050P-SD30-040725-00	SDG No.:	Q1775
Lab Sample ID:	Q1775-14	Matrix:	SOIL
		% Solid:	81.1

Parameter	Conc.	Qua.	DF	MDL	LOD	LOQ / CRQL	Units(Dry Weight)	Prep Date	Date Ana.	Ana Met.
TOC	2860		1	43.4	50.0	250	mg/Kg		04/14/25 16:05	Lloyd Kahn

Comments: _____

U = Not Detected
 LOQ = Limit of Quantitation
 MDL = Method Detection Limit
 LOD = Limit of Detection
 D = Dilution
 Q = indicates LCS control criteria did not meet requirements
 H = Sample Analysis Out Of Hold Time

J = Estimated Value
 B = Analyte Found in Associated Method Blank
 * = indicates the duplicate analysis is not within control limits.
 E = Indicates the reported value is estimated because of the presence of interference.
 OR = Over Range
 N =Spiked sample recovery not within control limits

Report of Analysis

Client:	Weston Solutions	Date Collected:	04/07/25 14:55
Project:	Joint Base McGuire Dix Lakehurst JBMDL - DoD	Date Received:	04/10/25
Client Sample ID:	SS050P-SD31-040725-00	SDG No.:	Q1775
Lab Sample ID:	Q1775-15	Matrix:	SOIL
		% Solid:	79.1

Parameter	Conc.	Qua.	DF	MDL	LOD	LOQ / CRQL	Units(Dry Weight)	Prep Date	Date Ana.	Ana Met.
TOC	8490		1	43.4	50.0	250	mg/Kg		04/14/25 16:15	Lloyd Kahn

Comments:

U = Not Detected
LOQ = Limit of Quantitation
MDL = Method Detection Limit
LOD = Limit of Detection
D = Dilution
Q = indicates LCS control criteria did not meet requirements
H = Sample Analysis Out Of Hold Time

J = Estimated Value
B = Analyte Found in Associated Method Blank
* = indicates the duplicate analysis is not within control limits.
E = Indicates the reported value is estimated because of the presence of interference.
OR = Over Range
N =Spiked sample recovery not within control limits



QC RESULT SUMMARY

Initial and Continuing Calibration Verification

Client: Weston Solutions

SDG No.: Q1775

Project: Joint Base McGuire Dix Lakehurst JBMDL - DoD

RunNo.: LB135408

Analyte	Units	Result	True Value	% Recovery	Acceptance Window (%R)	Analysis Date
Sample ID: ICV1 TOC	mg/L	1030	1000	103	90-110	03/14/2025
Sample ID: CCV1 TOC	mg/L	973	1000	97	90-110	04/14/2025
Sample ID: CCV2 TOC	mg/L	1080	1000	108	90-110	04/14/2025
Sample ID: CCV3 TOC	mg/L	1020	1000	102	90-110	04/14/2025

Initial and Continuing Calibration Blank Summary

Client:	Weston Solutions	SDG No.:	Q1775
Project:	Joint Base McGuire Dix Lakehurst JBMDL - DoD	RunNo.:	LB135408

Analyte	Units	Result	Acceptance Limits	Conc Qual	MDL	RDL	Analysis Date
Sample ID: ICB1 TOC	mg/L	< 125.0000	125.0000	U	32.1	250	03/14/2025
Sample ID: CCB1 TOC	mg/L	< 125.0000	125.0000	U	32.1	250	04/14/2025
Sample ID: CCB2 TOC	mg/L	< 125.0000	125.0000	U	32.1	250	04/14/2025
Sample ID: CCB3 TOC	mg/L	< 125.0000	125.0000	U	32.1	250	04/14/2025

Preparation Blank Summary

Client: Weston Solutions	SDG No.: Q1775
Project: Joint Base McGuire Dix Lakehurst JBMDL - DoD	

Analyte	Units	Result	Acceptance Limits	Conc Qual	MDL	RDL	Analysis Date
Sample ID:	LB135408BLS						
TOC	mg/Kg	< 125.0000	125.0000	U	43.4	250	04/14/2025

Matrix Spike Summary

Client:	Weston Solutions	SDG No.:	Q1775
Project:	Joint Base McGuire Dix Lakehurst JBMDL - DoD	Sample ID:	Q1775-09
Client ID:	SS050P-SD35-040725-00MS	Percent Solids for Spike Sample:	69.1

Analyte	Units	Acceptance Limit %R	Spiked Result	Conc. Qualifier	Sample Result	Conc. Qualifier	Spike Added	Dilution Factor	% Rec	Qual	Analysis Date
TOC	mg/Kg	75-125	10300		9320		1000	1	98		04/14/2025

Matrix Spike Summary

Client:	Weston Solutions	SDG No.:	Q1775
Project:	Joint Base McGuire Dix Lakehurst JBMDL - DoD	Sample ID:	Q1775-09
Client ID:	SS050P-SD35-040725-00MSD	Percent Solids for Spike Sample:	69.1

Analyte	Units	Acceptance Limit %R	Spiked Result	Conc. Qualifier	Sample Result	Conc. Qualifier	Spike Added	Dilution Factor	% Rec	Qual	Analysis Date
TOC	mg/Kg	75-125	10400		9320		1000	1	108		04/14/2025

Duplicate Sample Summary

Client:	Weston Solutions	SDG No.:	Q1775
Project:	Joint Base McGuire Dix Lakehurst JBMDL - DoD	Sample ID:	Q1775-09
Client ID:	SS050P-SD35-040725-00MSD	Percent Solids for Spike Sample:	69.1

Analyte	Units	Acceptance Limit	Sample Result	Conc. Qualifier	Duplicate Result	Conc. Qualifier	Dilution Factor	RPD/AD	Qual	Analysis Date
TOC	mg/Kg	+/-20	10300		10400		1	1		04/14/2025

Laboratory Control Sample Summary

Client:	Weston Solutions	SDG No.:	Q1775
Project:	Joint Base McGuire Dix Lakehurst JBMDL - DoD	Run No.:	LB135408

Analyte	Units	True Value	Result	Conc. Qualifier	% Recovery	Dilution Factor	Acceptance Limit %R	Analysis Date
Sample ID	LB135408BSS							
TOC	mg/Kg	1000	1050		105	1	90-110	04/14/2025



SHIPPING DOCUMENTS



Client:	Weston Solutions, Inc.		
Project Manager:	Bob McGlade		
Street Address:	1400 Weston Way	City:	West Chester
Phone:	610-701-3133	ST, ZIP:	PA, 19038
e-mail:	r.mcglade@westonsolutions.com		
Sampled By:	Katie Rembert		




Project Name:	Joint Base McGuire-Dix-Lakehurst	Project POC:	Kent Alexander
PO Number	0111638	Phone:	720-474-4500
W.O. #:	03886.555.001	POC e-mail:	kent.alexander@westonsolutions.co
Lab:	Chemtech	Lab POC:	Jordan Hedvat
TAT (days):	14	Lab Phone:	(908) 728-3144
Lab Address:	284 Sheffield St. Mountainside, NJ 07092		

Matrix Codes
SB - Soil
SS - Soil
SE - Sediment
SO - Solid
SL - Sludge
GW - Groundwater
W - Water
A - Air
DS - Drum Solids
DL - Drum Liquids
L - EP/TCLP Leachate
WI - Wipe
X - Other
F - Fish

Lab Use Only		
Temperature of cooler when received (°C)		
COC Tape was present and unbroken on outer package?	Y	N
Samples received in good condition?	Y	N
Labels indicate properly preserved?	Y	N
Received within holding times?	Y	N
Discrepancies between sample labels and COC record?	Y	N

Analyses Requested:	TOC (Lloyd Kalin)							
Container Type:	Glass Jar							
Container Size:	8 oz							
Preservative:	Ice to 6C							

[illegible]

Shipping Airbill Number:						Cooler Number:			of	
Relinquished By		Date	Time	Received By	Date	Time	Additional Comments			
1.)		4/9/25	1000				0 3.4°C (Adjust Factor +1) IR Gun #1			
2.)										
3.)	FedEx	4-10-25	0950		4-10-25	0950				

Laboratory Certification

Certified By	License No.
CAS EPA CLP Contract	68HERH20D0011
Connecticut	PH-0830
DOD ELAP (ANAB)	L2219
Maine	2024021
Maryland	296
New Hampshire	255424 Rev 1
New Jersey	20012
New York	11376
Pennsylvania	68-00548
Soil Permit	525-24-234-08441
Texas	T104704488