

## **DATA PACKAGE**

GENERAL CHEMISTRY

**PROJECT NAME : JOINT BASE MCGUIRE DIX LAKEHURST JBMDL - DOD**

### **WESTON SOLUTIONS**

**1400 Weston Way**

**PO Box 2653**

**West Chester, PA - 19380**

**Phone No: 610-701-7400**

**ORDER ID : Q1778**

**ATTENTION : Nathan Fretz**



**Laboratory Certification ID # 20012**



1) Signature Page	3
2) Case Narrative	4
2.1) Genchem- Case Narrative	4
3) Qualifier Page	5
4) QA Checklist	6
5) Genchem Data	7
6) Shipping Document	36
6.1) CHAIN OF CUSTODY	37
6.2) Lab Certificate	39

1

2

3

4

5

6

## Cover Page

**Order ID :** Q1778

**Project ID :** Joint Base McGuire Dix Lakehurst JBMDL - DoD

**Client :** Weston Solutions

### Lab Sample Number

Q1778-01  
Q1778-02  
Q1778-03  
Q1778-04  
Q1778-05  
Q1778-06  
Q1778-07  
Q1778-08  
Q1778-09  
Q1778-10  
Q1778-11  
Q1778-12  
Q1778-13  
Q1778-14  
Q1778-15  
Q1778-16  
Q1778-17

### Client Sample Number

AT016P-SD03-040825-00  
AT016P-SD09-040825-00  
AT016P-SD10-040825-00  
SS091P-SD06-040825-00  
AT016P-SD07-040825-00  
AT016P-SD08-040825-00  
AT014P-SD16-040825-00  
AT014P-SD17-040825-00  
AT014P-SD18-040825-00  
AT014P-SD19-040825-00  
AT014P-SD21-040825-00  
AT014P-SD20-040825-00  
AT014P-SD15-040825-00  
AT014P-SD22-040825-00  
AT014P-SD23-040825-00  
AT016P-SD12-040825-00  
AT016P-SD11-040925-00

I certify that the data package is in compliance with the terms and conditions of the contract, both technically and for completeness, for other than the conditions detailed above. Release of the data contained in this hard copy data package has been authorized by the laboratory manager or his designee, as verified by the following signature.

Signature : \_\_\_\_\_

Date: 4/21/2025

NYDOH CERTIFICATION NO - 11376

NJDEP CERTIFICATION NO - 20012



284 Sheffield Street, Mountainside, NJ 07092 Phone: 908 789 8900 Fax: 908 789 8922

## **CASE NARRATIVE**

### **Weston Solutions**

**Project Name: Joint Base McGuire Dix Lakehurst JBMDL - DoD**

**Project # N/A**

**Chemtech Project # Q1778**

**Test Name: TOC**

### **A. Number of Samples and Date of Receipt:**

17 Solid samples were received on 04/10/2025.

### **B. Parameters:**

According to the Chain of Custody document, the following analyses were requested: TOC. This data package contains results for TOC.

### **C. Analytical Techniques:**

The analysis of TOC was based on method Lloyd Kahn.

### **D. QA/ QC Samples:**

The Holding Times were met for all analysis.

The Blank Spike met requirements for all samples.

The Duplicate analysis met criteria for all samples.

The Matrix Spike analysis met criteria for all samples.

The Matrix Spike Duplicate analysis met criteria for all samples.

The Blank analysis did not indicate the presence of lab contamination.

The Calibration met the requirements.

### **E. Additional Comments:**

Lab has used least representable sample weight for the sample Q1778-03, Q1778-06 and Q1778-17 for TOC analysis. Therefore Lab has reported the TOC result with "OR" qualifier.

---

I certify that the data package is in compliance with the terms and conditions of the contract, both technically and for completeness, for other than the conditions detailed above. The laboratory manager or his designee, as verified by the following signature has authorized release of the data contained in this hard copy data package.

Signature\_\_\_\_\_

## DATA REPORTING QUALIFIERS- INORGANIC

For reporting results, the following “ Results Qualifiers” are used:

<b>J</b>	Indicates the reported value was obtained from a reading that was less than the Contract Required Detection Limit (CRDL), but greater than or equal to the Instrument Detection Limit (IDL).
<b>U</b>	Indicates the analyte was analyzed for, but not detected.
<b>ND</b>	Indicates the analyte was analyzed for, but not detected
<b>E</b>	Indicates the reported value is estimated because of the presence of interference
<b>M</b>	Indicates Duplicate injection precision not met.
<b>N</b>	Indicates the spiked sample recovery is not within control limits.
<b>S</b>	Indicates the reported value was determined by the Method of Standard Addition (MSA).
<b>*</b>	Indicates that the duplicate analysis is not within control limits.
<b>+</b>	Indicates the correlation coefficient for the MSA is less than 0.995.
<b>D</b>	Indicates the reported value is from a secondary analysis with a dilution factor. The original analysis exceeded the calibration range.
<b>M</b>	Method qualifiers “P” for ICP instrument “PM” for ICP when Microwave Digestion is used “CV” for Manual Cold Vapor AA “AV” for automated Cold Vapor AA “CA” for MIDI-Distillation Spectrophotometric “AS” for Semi -Automated Spectrophotometric “C” for Manual Spectrophotometric “T” for Titrimetric “NR” for analyte not required to be analyzed
<b>OR</b>	Indicates the analyte’s concentration exceeds the calibrated range of the instrument for that specific analysis.
<b>Q</b>	Indicates the LCS did not meet the control limits requirements
<b>H</b>	Sample Analysis Out Of Hold Time

## APPENDIX A

### QA REVIEW GENERAL DOCUMENTATION

Project #: Q1778

Completed

For thorough review, the report must have the following:

#### GENERAL:

Are all original paperwork present (chain of custody, record of communication,airbill, sample management lab chronicle, login page)

✓

Check chain-of-custody for proper relinquish/return of samples

✓

Is the chain of custody signed and complete

✓

Check internal chain-of-custody for proper relinquish/return of samples /sample extracts

✓

Collect information for each project id from server. Were all requirements followed

✓

#### COVER PAGE:

Do numbers of samples correspond to the number of samples in the Chain of Custody on login page

✓

Do lab numbers and client Ids on cover page agree with the Chain of Custody

✓

#### CHAIN OF CUSTODY:

Do requested analyses on Chain of Custody agree with form I results

✓

Do requested analyses on Chain of Custody agree with the log-in page

✓

Were the correct method log-in for analysis according to the Analytical Request and Chain of Custody

✓

Were the samples received within hold time

✓

Were any problems found with the samples at arrival recorded in the Sample Management Laboratory Chronicle

✓

#### ANALYTICAL:

Was method requirement followed?

✓

Was client requirement followed?

✓

Does the case narrative summarize all QC failure?

✓

All runlogs and manual integration are reviewed for requirements

✓

All manual calculations and /or hand notations verified

✓

QA Review Signature: SOHIL JODHANI

Date: 04/21/2025

## LAB CHRONICLE

<b>OrderID:</b>	Q1778	<b>OrderDate:</b>	4/10/2025 12:04:00 PM
<b>Client:</b>	Weston Solutions	<b>Project:</b>	Joint Base McGuire Dix Lakehurst JBMDL - DoD
<b>Contact:</b>	Nathan Fretz	<b>Location:</b>	F11

LabID	ClientID	Matrix	Test	Method	Sample Date	Prep Date	Anal Date	Received
Q1778-01	AT016P-SD03-040825 -00	SOIL	TOC	Lloyd Kahn	04/08/25 08:35		04/17/25 10:13	04/10/25
Q1778-02	AT016P-SD09-040825 -00	SOIL	TOC	Lloyd Kahn	04/08/25 09:00		04/17/25 10:26	04/10/25
Q1778-03	AT016P-SD10-040825 -00	SOIL	TOC	Lloyd Kahn	04/08/25 09:20		04/17/25 10:45	04/10/25
Q1778-04	SS091P-SD06-040825 -00	SOIL	TOC	Lloyd Kahn	04/08/25 09:55		04/17/25 10:54	04/10/25
Q1778-05	AT016P-SD07-040825 -00	SOIL	TOC	Lloyd Kahn	04/08/25 10:15		04/17/25 11:06	04/10/25
Q1778-06	AT016P-SD08-040825 -00	SOIL	TOC	Lloyd Kahn	04/08/25 10:25		04/17/25 11:45	04/10/25
Q1778-07	AT014P-SD16-040825 -00	SOIL	TOC	Lloyd Kahn	04/08/25 11:05		04/17/25 12:31	04/10/25

## LAB CHRONICLE

<b>Q1778-08</b>	<b>AT014P-SD17-040825 -00</b>	<b>SOIL</b>			<b>04/08/25 11:25</b>		<b>04/10/25</b>
			TOC	Lloyd Kahn		04/17/25 12:48	
<b>Q1778-09</b>	<b>AT014P-SD18-040825 -00</b>	<b>SOIL</b>			<b>04/08/25 11:40</b>		<b>04/10/25</b>
			TOC	Lloyd Kahn		04/17/25 13:06	
<b>Q1778-10</b>	<b>AT014P-SD19-040825 -00</b>	<b>SOIL</b>			<b>04/08/25 11:55</b>		<b>04/10/25</b>
			TOC	Lloyd Kahn		04/17/25 13:15	
<b>Q1778-11</b>	<b>AT014P-SD21-040825 -00</b>	<b>SOIL</b>			<b>04/08/25 12:10</b>		<b>04/10/25</b>
			TOC	Lloyd Kahn		04/17/25 13:25	
<b>Q1778-12</b>	<b>AT014P-SD20-040825 -00</b>	<b>SOIL</b>			<b>04/08/25 12:20</b>		<b>04/10/25</b>
			TOC	Lloyd Kahn		04/17/25 13:35	
<b>Q1778-13</b>	<b>AT014P-SD15-040825 -00</b>	<b>SOIL</b>			<b>04/08/25 12:35</b>		<b>04/10/25</b>
			TOC	Lloyd Kahn		04/17/25 13:44	
<b>Q1778-14</b>	<b>AT014P-SD22-040825 -00</b>	<b>SOIL</b>			<b>04/08/25 12:55</b>		<b>04/10/25</b>
			TOC	Lloyd Kahn		04/17/25 13:53	
<b>Q1778-15</b>	<b>AT014P-SD23-040825 -00</b>	<b>SOIL</b>			<b>04/08/25 13:15</b>		<b>04/10/25</b>
			TOC	Lloyd Kahn		04/17/25 14:05	
<b>Q1778-16</b>	<b>AT016P-SD12-040825 -00</b>	<b>SOIL</b>			<b>04/08/25 14:15</b>		<b>04/10/25</b>



LAB CHRONICLE

Q1778-17	AT016P-SD11-040925 -00	SOIL	TOC	Lloyd Kahn		04/17/25 14:14	
			TOC	Lloyd Kahn	04/09/25 08:05	04/17/25 15:01	04/10/25



# SAMPLE DATA

## Report of Analysis

Client:	Weston Solutions	Date Collected:	04/08/25 08:35
Project:	Joint Base McGuire Dix Lakehurst JBMDL - DoD	Date Received:	04/10/25
Client Sample ID:	AT016P-SD03-040825-00	SDG No.:	Q1778
Lab Sample ID:	Q1778-01	Matrix:	SOIL
		% Solid:	83.2

Parameter	Conc.	Qua.	DF	MDL	LOD	LOQ / CRQL	Units(Dry Weight)	Prep Date	Date Ana.	Ana Met.
TOC	5190		1	43.4	50.0	250	mg/Kg		04/17/25 10:13	Lloyd Kahn

Comments:

U = Not Detected  
LOQ = Limit of Quantitation  
MDL = Method Detection Limit  
LOD = Limit of Detection  
D = Dilution  
Q = indicates LCS control criteria did not meet requirements  
H = Sample Analysis Out Of Hold Time

J = Estimated Value  
B = Analyte Found in Associated Method Blank  
\* = indicates the duplicate analysis is not within control limits.  
E = Indicates the reported value is estimated because of the presence of interference.  
OR = Over Range  
N =Spiked sample recovery not within control limits

## Report of Analysis

Client:	Weston Solutions	Date Collected:	04/08/25 09:00
Project:	Joint Base McGuire Dix Lakehurst JBMDL - DoD	Date Received:	04/10/25
Client Sample ID:	AT016P-SD09-040825-00	SDG No.:	Q1778
Lab Sample ID:	Q1778-02	Matrix:	SOIL
		% Solid:	76.4

Parameter	Conc.	Qua.	DF	MDL	LOD	LOQ / CRQL	Units(Dry Weight)	Prep Date	Date Ana.	Ana Met.
TOC	1630		1	43.4	50.0	250	mg/Kg		04/17/25 10:26	Lloyd Kahn

Comments: \_\_\_\_\_

U = Not Detected  
LOQ = Limit of Quantitation  
MDL = Method Detection Limit  
LOD = Limit of Detection  
D = Dilution  
Q = indicates LCS control criteria did not meet requirements  
H = Sample Analysis Out Of Hold Time

J = Estimated Value  
B = Analyte Found in Associated Method Blank  
\* = indicates the duplicate analysis is not within control limits.  
E = Indicates the reported value is estimated because of the presence of interference.  
OR = Over Range  
N =Spiked sample recovery not within control limits

## Report of Analysis

Client:	Weston Solutions	Date Collected:	04/08/25 09:20
Project:	Joint Base McGuire Dix Lakehurst JBMDL - DoD	Date Received:	04/10/25
Client Sample ID:	AT016P-SD10-040825-00	SDG No.:	Q1778
Lab Sample ID:	Q1778-03	Matrix:	SOIL
		% Solid:	29.8

Parameter	Conc.	Qua.	DF	MDL	LOD	LOQ / CRQL	Units(Dry Weight)	Prep Date	Date Ana.	Ana Met.
TOC	23600	OR	1	43.4	50.0	250	mg/Kg		04/17/25 10:45	Lloyd Kahn

Comments:

U = Not Detected  
LOQ = Limit of Quantitation  
MDL = Method Detection Limit  
LOD = Limit of Detection  
D = Dilution  
Q = indicates LCS control criteria did not meet requirements  
H = Sample Analysis Out Of Hold Time

J = Estimated Value  
B = Analyte Found in Associated Method Blank  
\* = indicates the duplicate analysis is not within control limits.  
E = Indicates the reported value is estimated because of the presence of interference.  
OR = Over Range  
N =Spiked sample recovery not within control limits

## Report of Analysis

Client:	Weston Solutions	Date Collected:	04/08/25 09:55
Project:	Joint Base McGuire Dix Lakehurst JBMDL - DoD	Date Received:	04/10/25
Client Sample ID:	SS091P-SD06-040825-00	SDG No.:	Q1778
Lab Sample ID:	Q1778-04	Matrix:	SOIL
		% Solid:	78.4

Parameter	Conc.	Qua.	DF	MDL	LOD	LOQ / CRQL	Units(Dry Weight)	Prep Date	Date Ana.	Ana Met.
TOC	1870		1	43.4	50.0	250	mg/Kg		04/17/25 10:54	Lloyd Kahn

Comments:

U = Not Detected  
LOQ = Limit of Quantitation  
MDL = Method Detection Limit  
LOD = Limit of Detection  
D = Dilution  
Q = indicates LCS control criteria did not meet requirements  
H = Sample Analysis Out Of Hold Time

J = Estimated Value  
B = Analyte Found in Associated Method Blank  
\* = indicates the duplicate analysis is not within control limits.  
E = Indicates the reported value is estimated because of the presence of interference.  
OR = Over Range  
N =Spiked sample recovery not within control limits

## Report of Analysis

Client:	Weston Solutions	Date Collected:	04/08/25 10:15
Project:	Joint Base McGuire Dix Lakehurst JBMDL - DoD	Date Received:	04/10/25
Client Sample ID:	AT016P-SD07-040825-00	SDG No.:	Q1778
Lab Sample ID:	Q1778-05	Matrix:	SOIL
		% Solid:	81.3

Parameter	Conc.	Qua.	DF	MDL	LOD	LOQ / CRQL	Units(Dry Weight)	Prep Date	Date Ana.	Ana Met.
TOC	6760		1	43.4	50.0	250	mg/Kg		04/17/25 11:06	Lloyd Kahn

Comments:

U = Not Detected  
LOQ = Limit of Quantitation  
MDL = Method Detection Limit  
LOD = Limit of Detection  
D = Dilution  
Q = indicates LCS control criteria did not meet requirements  
H = Sample Analysis Out Of Hold Time

J = Estimated Value  
B = Analyte Found in Associated Method Blank  
\* = indicates the duplicate analysis is not within control limits.  
E = Indicates the reported value is estimated because of the presence of interference.  
OR = Over Range  
N =Spiked sample recovery not within control limits

## Report of Analysis

Client:	Weston Solutions	Date Collected:	04/08/25 10:25
Project:	Joint Base McGuire Dix Lakehurst JBMDL - DoD	Date Received:	04/10/25
Client Sample ID:	AT016P-SD08-040825-00	SDG No.:	Q1778
Lab Sample ID:	Q1778-06	Matrix:	SOIL
		% Solid:	70.7

Parameter	Conc.	Qua.	DF	MDL	LOD	LOQ / CRQL	Units(Dry Weight)	Prep Date	Date Ana.	Ana Met.
TOC	14900	OR	1	43.4	50.0	250	mg/Kg		04/17/25 11:45	Lloyd Kahn

Comments:

U = Not Detected  
LOQ = Limit of Quantitation  
MDL = Method Detection Limit  
LOD = Limit of Detection  
D = Dilution  
Q = indicates LCS control criteria did not meet requirements  
H = Sample Analysis Out Of Hold Time

J = Estimated Value  
B = Analyte Found in Associated Method Blank  
\* = indicates the duplicate analysis is not within control limits.  
E = Indicates the reported value is estimated because of the presence of interference.  
OR = Over Range  
N =Spiked sample recovery not within control limits



## Report of Analysis

Client:	Weston Solutions	Date Collected:	04/08/25 11:05
Project:	Joint Base McGuire Dix Lakehurst JBMDL - DoD	Date Received:	04/10/25
Client Sample ID:	AT014P-SD16-040825-00	SDG No.:	Q1778
Lab Sample ID:	Q1778-07	Matrix:	SOIL
		% Solid:	80

Parameter	Conc.	Qua.	DF	MDL	LOD	LOQ / CRQL	Units(Dry Weight)	Prep Date	Date Ana.	Ana Met.
TOC	7740		1	43.4	50.0	250	mg/Kg		04/17/25 12:31	Lloyd Kahn

Comments:

U = Not Detected  
LOQ = Limit of Quantitation  
MDL = Method Detection Limit  
LOD = Limit of Detection  
D = Dilution  
Q = indicates LCS control criteria did not meet requirements  
H = Sample Analysis Out Of Hold Time

J = Estimated Value  
B = Analyte Found in Associated Method Blank  
\* = indicates the duplicate analysis is not within control limits.  
E = Indicates the reported value is estimated because of the presence of interference.  
OR = Over Range  
N =Spiked sample recovery not within control limits

## Report of Analysis

Client:	Weston Solutions	Date Collected:	04/08/25 11:25
Project:	Joint Base McGuire Dix Lakehurst JBMDL - DoD	Date Received:	04/10/25
Client Sample ID:	AT014P-SD17-040825-00	SDG No.:	Q1778
Lab Sample ID:	Q1778-08	Matrix:	SOIL
		% Solid:	81.2

Parameter	Conc.	Qua.	DF	MDL	LOD	LOQ / CRQL	Units(Dry Weight)	Prep Date	Date Ana.	Ana Met.
TOC	6110		1	43.4	50.0	250	mg/Kg		04/17/25 12:48	Lloyd Kahn

Comments: \_\_\_\_\_

U = Not Detected  
LOQ = Limit of Quantitation  
MDL = Method Detection Limit  
LOD = Limit of Detection  
D = Dilution  
Q = indicates LCS control criteria did not meet requirements  
H = Sample Analysis Out Of Hold Time

J = Estimated Value  
B = Analyte Found in Associated Method Blank  
\* = indicates the duplicate analysis is not within control limits.  
E = Indicates the reported value is estimated because of the presence of interference.  
OR = Over Range  
N =Spiked sample recovery not within control limits

## Report of Analysis

Client:	Weston Solutions	Date Collected:	04/08/25 11:40
Project:	Joint Base McGuire Dix Lakehurst JBMDL - DoD	Date Received:	04/10/25
Client Sample ID:	AT014P-SD18-040825-00	SDG No.:	Q1778
Lab Sample ID:	Q1778-09	Matrix:	SOIL
		% Solid:	91.5

Parameter	Conc.	Qua.	DF	MDL	LOD	LOQ / CRQL	Units(Dry Weight)	Prep Date	Date Ana.	Ana Met.
TOC	9580		1	43.4	50.0	250	mg/Kg		04/17/25 13:06	Lloyd Kahn

Comments:

U = Not Detected  
LOQ = Limit of Quantitation  
MDL = Method Detection Limit  
LOD = Limit of Detection  
D = Dilution  
Q = indicates LCS control criteria did not meet requirements  
H = Sample Analysis Out Of Hold Time

J = Estimated Value  
B = Analyte Found in Associated Method Blank  
\* = indicates the duplicate analysis is not within control limits.  
E = Indicates the reported value is estimated because of the presence of interference.  
OR = Over Range  
N =Spiked sample recovery not within control limits

## Report of Analysis

Client:	Weston Solutions	Date Collected:	04/08/25 11:55
Project:	Joint Base McGuire Dix Lakehurst JBMDL - DoD	Date Received:	04/10/25
Client Sample ID:	AT014P-SD19-040825-00	SDG No.:	Q1778
Lab Sample ID:	Q1778-10	Matrix:	SOIL
		% Solid:	96.1

Parameter	Conc.	Qua.	DF	MDL	LOD	LOQ / CRQL	Units(Dry Weight)	Prep Date	Date Ana.	Ana Met.
TOC	3130		1	43.4	50.0	250	mg/Kg		04/17/25 13:15	Lloyd Kahn

Comments:

U = Not Detected  
LOQ = Limit of Quantitation  
MDL = Method Detection Limit  
LOD = Limit of Detection  
D = Dilution  
Q = indicates LCS control criteria did not meet requirements  
H = Sample Analysis Out Of Hold Time

J = Estimated Value  
B = Analyte Found in Associated Method Blank  
\* = indicates the duplicate analysis is not within control limits.  
E = Indicates the reported value is estimated because of the presence of interference.  
OR = Over Range  
N =Spiked sample recovery not within control limits

## Report of Analysis

Client:	Weston Solutions	Date Collected:	04/08/25 12:10
Project:	Joint Base McGuire Dix Lakehurst JBMDL - DoD	Date Received:	04/10/25
Client Sample ID:	AT014P-SD21-040825-00	SDG No.:	Q1778
Lab Sample ID:	Q1778-11	Matrix:	SOIL
		% Solid:	61.7

Parameter	Conc.	Qua.	DF	MDL	LOD	LOQ / CRQL	Units(Dry Weight)	Prep Date	Date Ana.	Ana Met.
TOC	10000		1	43.4	50.0	250	mg/Kg		04/17/25 13:25	Lloyd Kahn

Comments:

U = Not Detected  
LOQ = Limit of Quantitation  
MDL = Method Detection Limit  
LOD = Limit of Detection  
D = Dilution  
Q = indicates LCS control criteria did not meet requirements  
H = Sample Analysis Out Of Hold Time

J = Estimated Value  
B = Analyte Found in Associated Method Blank  
\* = indicates the duplicate analysis is not within control limits.  
E = Indicates the reported value is estimated because of the presence of interference.  
OR = Over Range  
N =Spiked sample recovery not within control limits

## Report of Analysis

Client:	Weston Solutions	Date Collected:	04/08/25 12:20
Project:	Joint Base McGuire Dix Lakehurst JBMDL - DoD	Date Received:	04/10/25
Client Sample ID:	AT014P-SD20-040825-00	SDG No.:	Q1778
Lab Sample ID:	Q1778-12	Matrix:	SOIL
		% Solid:	74

Parameter	Conc.	Qua.	DF	MDL	LOD	LOQ / CRQL	Units(Dry Weight)	Prep Date	Date Ana.	Ana Met.
TOC	6260		1	43.4	50.0	250	mg/Kg		04/17/25 13:35	Lloyd Kahn

Comments:

U = Not Detected  
LOQ = Limit of Quantitation  
MDL = Method Detection Limit  
LOD = Limit of Detection  
D = Dilution  
Q = indicates LCS control criteria did not meet requirements  
H = Sample Analysis Out Of Hold Time

J = Estimated Value  
B = Analyte Found in Associated Method Blank  
\* = indicates the duplicate analysis is not within control limits.  
E = Indicates the reported value is estimated because of the presence of interference.  
OR = Over Range  
N = Spiked sample recovery not within control limits

## Report of Analysis

Client:	Weston Solutions	Date Collected:	04/08/25 12:35
Project:	Joint Base McGuire Dix Lakehurst JBMDL - DoD	Date Received:	04/10/25
Client Sample ID:	AT014P-SD15-040825-00	SDG No.:	Q1778
Lab Sample ID:	Q1778-13	Matrix:	SOIL
		% Solid:	90.6

Parameter	Conc.	Qua.	DF	MDL	LOD	LOQ / CRQL	Units(Dry Weight)	Prep Date	Date Ana.	Ana Met.
TOC	4680		1	43.4	50.0	250	mg/Kg		04/17/25 13:44	Lloyd Kahn

Comments:

U = Not Detected  
LOQ = Limit of Quantitation  
MDL = Method Detection Limit  
LOD = Limit of Detection  
D = Dilution  
Q = indicates LCS control criteria did not meet requirements  
H = Sample Analysis Out Of Hold Time

J = Estimated Value  
B = Analyte Found in Associated Method Blank  
\* = indicates the duplicate analysis is not within control limits.  
E = Indicates the reported value is estimated because of the presence of interference.  
OR = Over Range  
N =Spiked sample recovery not within control limits

## Report of Analysis

Client:	Weston Solutions	Date Collected:	04/08/25 12:55
Project:	Joint Base McGuire Dix Lakehurst JBMDL - DoD	Date Received:	04/10/25
Client Sample ID:	AT014P-SD22-040825-00	SDG No.:	Q1778
Lab Sample ID:	Q1778-14	Matrix:	SOIL
		% Solid:	76.2

Parameter	Conc.	Qua.	DF	MDL	LOD	LOQ / CRQL	Units(Dry Weight)	Prep Date	Date Ana.	Ana Met.
TOC	2520		1	43.4	50.0	250	mg/Kg		04/17/25 13:53	Lloyd Kahn

Comments:

U = Not Detected  
LOQ = Limit of Quantitation  
MDL = Method Detection Limit  
LOD = Limit of Detection  
D = Dilution  
Q = indicates LCS control criteria did not meet requirements  
H = Sample Analysis Out Of Hold Time

J = Estimated Value  
B = Analyte Found in Associated Method Blank  
\* = indicates the duplicate analysis is not within control limits.  
E = Indicates the reported value is estimated because of the presence of interference.  
OR = Over Range  
N =Spiked sample recovery not within control limits



## Report of Analysis

Client:	Weston Solutions	Date Collected:	04/08/25 13:15
Project:	Joint Base McGuire Dix Lakehurst JBMDL - DoD	Date Received:	04/10/25
Client Sample ID:	AT014P-SD23-040825-00	SDG No.:	Q1778
Lab Sample ID:	Q1778-15	Matrix:	SOIL
		% Solid:	67.3

Parameter	Conc.	Qua.	DF	MDL	LOD	LOQ / CRQL	Units(Dry Weight)	Prep Date	Date Ana.	Ana Met.
TOC	9260		1	43.4	50.0	250	mg/Kg		04/17/25 14:05	Lloyd Kahn

Comments:

U = Not Detected  
LOQ = Limit of Quantitation  
MDL = Method Detection Limit  
LOD = Limit of Detection  
D = Dilution  
Q = indicates LCS control criteria did not meet requirements  
H = Sample Analysis Out Of Hold Time

J = Estimated Value  
B = Analyte Found in Associated Method Blank  
\* = indicates the duplicate analysis is not within control limits.  
E = Indicates the reported value is estimated because of the presence of interference.  
OR = Over Range  
N =Spiked sample recovery not within control limits

## Report of Analysis

Client:	Weston Solutions	Date Collected:	04/08/25 14:15
Project:	Joint Base McGuire Dix Lakehurst JBMDL - DoD	Date Received:	04/10/25
Client Sample ID:	AT016P-SD12-040825-00	SDG No.:	Q1778
Lab Sample ID:	Q1778-16	Matrix:	SOIL
		% Solid:	79.6

Parameter	Conc.	Qua.	DF	MDL	LOD	LOQ / CRQL	Units(Dry Weight)	Prep Date	Date Ana.	Ana Met.
TOC	1550		1	43.4	50.0	250	mg/Kg		04/17/25 14:14	Lloyd Kahn

Comments:

U = Not Detected  
LOQ = Limit of Quantitation  
MDL = Method Detection Limit  
LOD = Limit of Detection  
D = Dilution  
Q = indicates LCS control criteria did not meet requirements  
H = Sample Analysis Out Of Hold Time

J = Estimated Value  
B = Analyte Found in Associated Method Blank  
\* = indicates the duplicate analysis is not within control limits.  
E = Indicates the reported value is estimated because of the presence of interference.  
OR = Over Range  
N =Spiked sample recovery not within control limits

## Report of Analysis

Client:	Weston Solutions	Date Collected:	04/09/25 08:05
Project:	Joint Base McGuire Dix Lakehurst JBMDL - DoD	Date Received:	04/10/25
Client Sample ID:	AT016P-SD11-040925-00	SDG No.:	Q1778
Lab Sample ID:	Q1778-17	Matrix:	SOIL
		% Solid:	17.6

Parameter	Conc.	Qua.	DF	MDL	LOD	LOQ / CRQL	Units(Dry Weight)	Prep Date	Date Ana.	Ana Met.
TOC	66200	OR	1	43.4	50.0	250	mg/Kg		04/17/25 15:01	Lloyd Kahn

Comments:

U = Not Detected  
 LOQ = Limit of Quantitation  
 MDL = Method Detection Limit  
 LOD = Limit of Detection  
 D = Dilution  
 Q = indicates LCS control criteria did not meet requirements  
 H = Sample Analysis Out Of Hold Time

J = Estimated Value  
 B = Analyte Found in Associated Method Blank  
 \* = indicates the duplicate analysis is not within control limits.  
 E = Indicates the reported value is estimated because of the presence of interference.  
 OR = Over Range  
 N =Spiked sample recovery not within control limits



# QC RESULT SUMMARY

## Initial and Continuing Calibration Verification

**Client:** Weston Solutions

**SDG No.:** Q1778

**Project:** Joint Base McGuire Dix Lakehurst JBMDL - DoD

**RunNo.:** LB135456

Analyte		Units	Result	True Value	% Recovery	Acceptance Window (%R)	Analysis Date
Sample ID:	<b>ICV1</b>						
TOC		mg/L	1030	1000	103	90-110	03/14/2025
Sample ID:	<b>CCV1</b>						
TOC		mg/L	965	1000	96	90-110	04/17/2025
Sample ID:	<b>CCV2</b>						
TOC		mg/L	1000	1000	100	90-110	04/17/2025
Sample ID:	<b>CCV3</b>						
TOC		mg/L	1040	1000	104	90-110	04/17/2025
Sample ID:	<b>CCV4</b>						
TOC		mg/L	1000	1000	100	90-110	04/17/2025

### Initial and Continuing Calibration Blank Summary

<b>Client:</b>	Weston Solutions	<b>SDG No.:</b>	Q1778
<b>Project:</b>	Joint Base McGuire Dix Lakehurst JBMDL - DoD	<b>RunNo.:</b>	LB135456

Analyte	Units	Result	Acceptance Limits	Conc Qual	MDL	RDL	Analysis Date
Sample ID: <b>ICB1</b> TOC	mg/L	< 125.0000	125.0000	U	32.1	250	03/14/2025
Sample ID: <b>CCB1</b> TOC	mg/L	< 125.0000	125.0000	U	32.1	250	04/17/2025
Sample ID: <b>CCB2</b> TOC	mg/L	< 125.0000	125.0000	U	32.1	250	04/17/2025
Sample ID: <b>CCB3</b> TOC	mg/L	< 125.0000	125.0000	U	32.1	250	04/17/2025
Sample ID: <b>CCB4</b> TOC	mg/L	< 125.0000	125.0000	U	32.1	250	04/17/2025

## Preparation Blank Summary

<b>Client:</b> Weston Solutions	<b>SDG No.:</b> Q1778
<b>Project:</b> Joint Base McGuire Dix Lakehurst JBMDL - DoD	

Analyte	Units	Result	Acceptance Limits	Conc Qual	MDL	RDL	Analysis Date
Sample ID: <b>LB135456BLS</b>							
TOC	mg/Kg	< 125.0000	125.0000	U	43.4	250	04/17/2025

Matrix Spike Summary

Client:

Weston Solutions

SDG No.:

Q1778

Project:

Joint Base McGuire Dix Lakehurst JBMDL - DoD

Sample ID:

Q1778-05

Client ID:

AT016P-SD07-040825-00MS

Percent Solids for Spike Sample:

81.3

Analyte	Units	Acceptance Limit %R	Spiked Result	Conc. Qualifier	Sample Result	Conc. Qualifier	Spike Added	Dilution Factor	% Rec	Qual	Analysis Date
TOC	mg/Kg	75-125	7690		6760		1000	1	93		04/17/2025



## Matrix Spike Summary

<b>Client:</b>	Weston Solutions	<b>SDG No.:</b>	Q1778
<b>Project:</b>	Joint Base McGuire Dix Lakehurst JBMDL - DoD	<b>Sample ID:</b>	Q1778-05
<b>Client ID:</b>	AT016P-SD07-040825-00MSD	<b>Percent Solids for Spike Sample:</b>	81.3

Analyte	Units	Acceptance Limit %R	Spiked Result	Conc. Qualifier	Sample Result	Conc. Qualifier	Spike Added	Dilution Factor	% Rec	Qual	Analysis Date
TOC	mg/Kg	75-125	7680		6760		1000	1	92		04/17/2025

## Duplicate Sample Summary

<b>Client:</b>	Weston Solutions	<b>SDG No.:</b>	Q1778
<b>Project:</b>	Joint Base McGuire Dix Lakehurst JBMDL - DoD	<b>Sample ID:</b>	Q1778-05
<b>Client ID:</b>	AT016P-SD07-040825-00MSD	<b>Percent Solids for Spike Sample:</b>	81.3

Analyte	Units	Acceptance Limit	Sample Result	Conc. Qualifier	Duplicate Result	Conc. Qualifier	Dilution Factor	RPD/AD	Qual	Analysis Date
TOC	mg/Kg	+/-20	7690		7680		1	0		04/17/2025

## Laboratory Control Sample Summary

<b>Client:</b>	Weston Solutions	<b>SDG No.:</b>	Q1778
<b>Project:</b>	Joint Base McGuire Dix Lakehurst JBMDL - DoD	<b>Run No.:</b>	LB135456

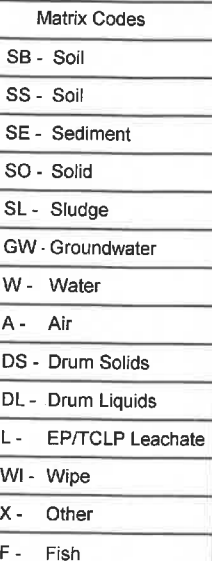
Analyte	Units	True Value	Result	Conc. Qualifier	% Recovery	Dilution Factor	Acceptance Limit %R	Analysis Date
Sample ID	LB135456BSS							
TOC	mg/Kg	1000	1000		100	1	90-110	04/17/2025



# SHIPPING DOCUMENTS





## 6.1

Page 2 of 2

<b>Project Name:</b>	Joint Base McGuire-Dix-Lakehurst	<b>Project POC:</b>	Kent Alexander
<b>PO Number</b>	0111638	<b>Phone:</b>	720-474-4500
<b>W.O. #:</b>	03886.555.001	<b>POC e-mail:</b>	kent.alexander@westonsolutions.com
<b>Lab:</b>	Chemtech	<b>Lab POC:</b>	Jordan Hedvat
<b>TAT (days):</b>	14	<b>Lab Phone:</b>	(908) 728-3144
<b>Lab Address:</b>	284 Sheffield St. Mountainside, NJ 07092		

<b>Analyses Requested:</b>	<b>TOC (Lloyd Kahn)</b>							
<b>Container Type:</b>	Glass Jar							
<b>Container Size:</b>	8 oz							
<b>Preservative:</b>	Ice to 6C							

Shipping Airbill Number:				Cooler Number:				of			
Relinquished By		Date	Time	Received By		Date	Time	Additional Comments			
1.)		4/9/25	0953			4-10-25	9:50	2.3" If Count ( "Adjust factor + 1"			
2.)											
3.)											

### Laboratory Certification

Certified By	License No.
CAS EPA CLP Contract	68HERH20D0011
Connecticut	PH-0830
DOD ELAP (ANAB)	L2219
Maine	2024021
Maryland	296
New Hampshire	255424 Rev 1
New Jersey	20012
New York	11376
Pennsylvania	68-00548
Soil Permit	525-24-234-08441
Texas	T104704488