

DATA PACKAGE

VOLATILE ORGANICS

PROJECT NAME : WEBSTER AVE BRONX, NY

GFE LLC

58 Nokomis Ave

Lake Hiawatha, NJ - 07034

Phone No: 646-542-3465

ORDER ID : Q2124

ATTENTION : Frank Galdun



Laboratory Certification ID # 20012



1) Signature Page	3
2) Case Narrative	4
2.1) VOCMS Group2- Case Narrative	4
3) Qualifier Page	6
4) QA Checklist	7
5) VOCMS Group2 Data	8
6) Shipping Document	16
6.1) CHAIN OF CUSTODY	17
6.2) Lab Certificate	20
6.3) Internal COC	21

Cover Page

Order ID : Q2124

Project ID : Webster Ave Bronx, NY

Client : GFE LLC

Lab Sample Number

Q2124-01
Q2124-02
Q2124-03

Client Sample Number

SV1
SV2
SV3

I certify that the data package is in compliance with the terms and conditions of the contract, both technically and for completeness, for other than the conditions detailed above. Release of the data contained in this hard copy data package has been authorized by the laboratory manager or his designee, as verified by the following signature.

Signature : _____

Date: 5/31/2025

NYDOH CERTIFICATION NO - 11376

NJDEP CERTIFICATION NO - 20012

CASE NARRATIVE

GFE LLC

Project Name: Webster Ave Bronx, NY

Project # N/A

Order ID # Q2124

Test Name: VOCMS Group2

A. Number of Samples and Date of Receipt:

3 Air samples were received on 05/23/2025.

B. Parameters

According to the Chain of Custody document, the following analyses were requested: VOCMS Group2. This data package contains results for VOCMS Group2.

C. Analytical Techniques:

The analysis performed on instrument MSVOA_L were done using GC column RTX-1, which is 60 meters, 0.32 mm id, 1.0 um df, Restek Cat. #10157. The Trap was supplied by Entech, glass bead and Tenax , Entech 7100A Preconcentrator. The analysis of VOCMS Group2 was based on method TO-15.

D. QA/ QC Samples:

The Holding Times were met for all analysis.

The Surrogate recoveries met the acceptable criteria.

The Internal Standards Areas met the acceptable requirements.

The Retention Times were acceptable for all samples.

The RPD for {Q2124-01DUP} with File ID: VL042601.D met criteria except for Cyclohexane[200%], m/p-Xylene[200%] due to difference in results of original and DUP.

The Blank Spike met requirements for all samples.

The Blank analysis did not indicate the presence of lab contamination.

The Initial Calibration met the requirements.

The Continuous Calibration met the requirements.

The Tuning criteria met requirements.

Due to potential high concentration of target analytes, Samples SV1, SV2 and SV3 were initially diluted.

Sample SV1 was diluted due to high concentration.



284 Sheffield Street, Mountainside, NJ 07092
Phone: 908 789 8900 Fax: 908 789 8922

E. Additional Comments:

F. Manual Integration Comments:

Please refer to the Manual integration Report included with the Run Logs for information on the manual integrations performed.

I certify that the data package is in compliance with the terms and conditions of the contract, both technically and for completeness, for other than the conditions detailed above. The laboratory manager or his designee, as verified by the following signature has authorized release of the data contained in this hard copy data package.

Signature_____

DATA REPORTING QUALIFIERS- ORGANIC

For reporting results, the following “ Results Qualifiers” are used:

Value	If the result is a value greater than or equal to the detection limit, report the value
U	Indicates the compound was analyzed for but was not detected. Report the minimum detection limit for the sample with the U, i.e. “10 U”. This is not necessarily the instrument detection limit attainable for this particular sample based on any concentration or dilution that may have been required.
ND	Indicates the analyte was analyzed for, but not detected
J	Indicates an estimated value. This flag is used: <ol style="list-style-type: none"> (1) When estimating a concentration for a tentatively identified compound (library search hits, where a 1:1 response is assumed.) (2) When the mass spectral data indicated the identification, however the result was less than the specified detection limit greater than zero. If the detection limit was 10ug/L and a concentration of 3 ug/L was calculated report as 3 J. This flag is used when similar situation arise on any organic parameter i.e. Pest, PCB and others.
B	Indicates the analyte was found in the blank as well as the sample report as “12 B”.
E	Indicates the analyte ‘s concentration exceeds the calibrated range of the instrument for that specific analysis.
D	This flag identifies all compounds identified in an analysis at a secondary dilution factor.
P	This flag is used for Pesticide/PCB target analyte when there is >25% difference for detected concentrations between the two GC columns. The lower of the two values is reported on Form 1 and flagged with a “P”.
N	This flag indicates presumptive evidence of a compound. This is only used for tentatively identified compounds (TICs), where the identification is based on a mass spectral library search. It applies to all TIC results. For generic characterization of a TIC, such as chlorinated hydrocarbon, the flag is not used.
A	This flag indicates that a Tentatively Identified Compound is a suspected aldol-condensation product.
Q	Indicates the LCS did not meet the control limits requirements

APPENDIX A

QA REVIEW GENERAL DOCUMENTATION

Project #: Q2124

Completed

For thorough review, the report must have the following:

GENERAL:

Are all original paperwork present (chain of custody, record of communication,airbill, sample management lab chronicle, login page)

✓

Check chain-of-custody for proper relinquish/return of samples

✓

Is the chain of custody signed and complete

✓

Check internal chain-of-custody for proper relinquish/return of samples /sample extracts

✓

Collect information for each project id from server. Were all requirements followed

✓

COVER PAGE:

Do numbers of samples correspond to the number of samples in the Chain of Custody on login page

✓

Do lab numbers and client Ids on cover page agree with the Chain of Custody

✓

CHAIN OF CUSTODY:

Do requested analyses on Chain of Custody agree with form I results

✓

Do requested analyses on Chain of Custody agree with the log-in page

✓

Were the correct method log-in for analysis according to the Analytical Request and Chain of Custody

✓

Were the samples received within hold time

✓

Were any problems found with the samples at arrival recorded in the Sample Management Laboratory Chronicle

✓

ANALYTICAL:

Was method requirement followed?

✓

Was client requirement followed?

✓

Does the case narrative summarize all QC failure?

✓

All runlogs and manual integration are reviewed for requirements

✓

All manual calculations and /or hand notations verified

✓

QA Review Signature: SOHIL JODHANI

Date: 05/31/2025

Hit Summary Sheet
SW-846

SDG No.: Q2124
Client: GFE LLC

Sample ID	Client ID	Matrix	Parameter	Concentration	C	MDL	RDL	Units
Client ID:	SV1							
Q2124-01	SV1	Air	Heptane	193		1.80	8.20	ug/m3
Q2124-01	SV1	Air	Trichloroethene	12.4		0.38	0.64	ug/m3
Q2124-01	SV1	Air	Toluene	7.16	J	1.66	7.54	ug/m3
Q2124-01	SV1	Air	Tetrachloroethene	19.7		0.41	0.81	ug/m3
Q2124-01	SV1	Air	1,2,4-Trimethylbenzene	2.90	J	1.52	9.83	ug/m3
Q2124-01	SV1	Air	Hexane	285	E	1.55	7.05	ug/m3
Total Voc :				520				
Total Concentration:				520				
Client ID:	SV1DL							
Q2124-01DL	SV1DL	Air	Heptane	204	D	9.02	41.0	ug/m3
Q2124-01DL	SV1DL	Air	Trichloroethene	11.8	D	1.83	3.22	ug/m3
Q2124-01DL	SV1DL	Air	Toluene	8.67	JD	8.29	37.7	ug/m3
Q2124-01DL	SV1DL	Air	Tetrachloroethene	21.0	D	2.03	4.07	ug/m3
Q2124-01DL	SV1DL	Air	Hexane	310	D	7.75	35.2	ug/m3
Total Voc :				556				
Total Concentration:				556				
Client ID:	SV2							
Q2124-02	SV2	Air	Heptane	4.92	J	1.80	8.20	ug/m3
Q2124-02	SV2	Air	Cyclohexane	3.03	J	3.03	6.88	ug/m3
Q2124-02	SV2	Air	Trichloroethene	3.33		0.38	0.64	ug/m3
Q2124-02	SV2	Air	Toluene	9.04		1.66	7.54	ug/m3
Q2124-02	SV2	Air	Tetrachloroethene	33.9		0.41	0.81	ug/m3
Q2124-02	SV2	Air	Ethyl Benzene	2.52	J	2.08	8.69	ug/m3
Q2124-02	SV2	Air	m/p-Xylene	6.08	J	3.65	17.4	ug/m3
Q2124-02	SV2	Air	o-Xylene	3.56	J	2.08	8.69	ug/m3
Q2124-02	SV2	Air	1,3,5-Trimethylbenzene	3.29	J	2.16	9.83	ug/m3
Q2124-02	SV2	Air	1,2,4-Trimethylbenzene	6.88	J	1.52	9.83	ug/m3
Q2124-02	SV2	Air	Naphthalene	2.20		1.57	2.10	ug/m3
Q2124-02	SV2	Air	Hexane	26.8		1.55	7.05	ug/m3
Total Voc :				106				
Total Concentration:				106				
Client ID:	SV3							
Q2124-03	SV3	Air	Heptane	10.7		1.80	8.20	ug/m3
Q2124-03	SV3	Air	Toluene	22.6		1.66	7.54	ug/m3
Q2124-03	SV3	Air	Tetrachloroethene	61.7		0.41	0.81	ug/m3
Q2124-03	SV3	Air	Ethyl Benzene	12.2		2.08	8.69	ug/m3
Q2124-03	SV3	Air	m/p-Xylene	27.8		3.65	17.4	ug/m3

Hit Summary Sheet
SW-846

SDG No.: Q2124

Client: GFE LLC

Sample ID	Client ID	Matrix	Parameter	Concentration	C	MDL	RDL	Units
Q2124-03	SV3	Air	o-Xylene	13.9		2.08	8.69	ug/m3
Q2124-03	SV3	Air	1,2,4-Trimethylbenzene	18.2		1.52	9.83	ug/m3
Q2124-03	SV3	Air	Hexane	60.3		1.55	7.05	ug/m3
Total Voc :					227			
Total Concentration:					227			

A

B

C

D



SAMPLE DATA

Report of Analysis

Client:	GFE LLC	Date Collected:	05/22/25
Project:	Webster Ave Bronx, NY	Date Received:	05/23/25
Client Sample ID:	SV1	SDG No.:	Q2124
Lab Sample ID:	Q2124-01	Matrix:	Air
Analytical Method:	TO-15	Test:	VOCMS Group2
Sample Wt/Vol:	400	Units:	mL

File ID/Qc Batch:	Dilution:	Prep Date	Date Analyzed	Prep Batch ID
VL042589.D	4		05/29/25 17:22	VL052925

CAS Number	Parameter	Conc. ppbv	Conc. ug/M3	Qualifier	MDL	LOQ / CRQL	Units
TARGETS							
75-01-4	Vinyl Chloride	0.060	0.15	U	0.15	0.31	ug/m3
142-82-5	Heptane	47.0	193		1.80	8.20	ug/m3
75-35-4	1,1-Dichloroethene	0.56	2.22	U	2.22	7.93	ug/m3
110-82-7	Cyclohexane	0.88	3.03	U	3.03	6.88	ug/m3
156-59-2	cis-1,2-Dichloroethene	0.36	1.43	U	1.43	7.93	ug/m3
71-55-6	1,1,1-Trichloroethane	0.040	0.22	U	0.22	0.65	ug/m3
540-84-1	2,2,4-Trimethylpentane	0.40	1.87	U	1.87	9.34	ug/m3
71-43-2	Benzene	0.35	1.12	U	1.12	6.39	ug/m3
79-01-6	Trichloroethene	2.30	12.4		0.38	0.64	ug/m3
108-88-3	Toluene	1.90	7.16	J	1.66	7.54	ug/m3
127-18-4	Tetrachloroethene	2.90	19.7		0.41	0.81	ug/m3
100-41-4	Ethyl Benzene	0.48	2.08	U	2.08	8.69	ug/m3
179601-23-1	m/p-Xylene	0.84	3.65	U	3.65	17.4	ug/m3
95-47-6	o-Xylene	0.48	2.08	U	2.08	8.69	ug/m3
108-67-8	1,3,5-Trimethylbenzene	0.44	2.16	U	2.16	9.83	ug/m3
95-63-6	1,2,4-Trimethylbenzene	0.59	2.90	J	1.52	9.83	ug/m3
91-20-3	Naphthalene	0.30	1.57	U	1.57	2.10	ug/m3
110-54-3	Hexane	80.9	285	E	1.55	7.05	ug/m3
SURROGATES							
460-00-4	1-Bromo-4-Fluorobenzene	10.1			65 - 135	101%	SPK: 10
INTERNAL STANDARDS							
74-97-5	Bromochloromethane	113000		2.8			
540-36-3	1,4-Difluorobenzene	323000		3.978			
3114-55-4	Chlorobenzene-d5	285000		8.895			

U = Not Detected

RL = Reporting Limit

MDL = Method Detection Limit

E = Value Exceeds Calibration Range

D = Dilution

J = Estimated Value

B = Analyte Found in Associated Method Blank

N = Presumptive Evidence of a Compound

* = Values outside of QC limits

Q = indicates LCS control criteria did not meet requirements

Report of Analysis

Client:	GFE LLC	Date Collected:	05/22/25
Project:	Webster Ave Bronx, NY	Date Received:	05/23/25
Client Sample ID:	SV1DL	SDG No.:	Q2124
Lab Sample ID:	Q2124-01DL	Matrix:	Air
Analytical Method:	TO-15	Test:	VOCMS Group2
Sample Wt/Vol:	400	Units:	mL

File ID/Qc Batch:	Dilution:	Prep Date	Date Analyzed	Prep Batch ID
VL042590.D	20		05/29/25 17:55	VL052925

CAS Number	Parameter	Conc. ppbv	Conc. ug/M3	Qualifier	MDL	LOQ / CRQL	Units
TARGETS							
75-01-4	Vinyl Chloride	0.28	0.72	UD	0.72	1.53	ug/m3
142-82-5	Heptane	49.8	204	D	9.02	41.0	ug/m3
75-35-4	1,1-Dichloroethene	2.80	11.1	UD	11.1	39.6	ug/m3
110-82-7	Cyclohexane	4.40	15.2	UD	15.2	34.4	ug/m3
156-59-2	cis-1,2-Dichloroethene	1.80	7.14	UD	7.14	39.6	ug/m3
71-55-6	1,1,1-Trichloroethane	0.19	1.04	UD	1.04	3.27	ug/m3
540-84-1	2,2,4-Trimethylpentane	2.00	9.34	UD	9.34	46.7	ug/m3
71-43-2	Benzene	1.70	5.43	UD	5.43	31.9	ug/m3
79-01-6	Trichloroethene	2.20	11.8	D	1.83	3.22	ug/m3
108-88-3	Toluene	2.30	8.67	JD	8.29	37.7	ug/m3
127-18-4	Tetrachloroethene	3.10	21.0	D	2.03	4.07	ug/m3
100-41-4	Ethyl Benzene	2.40	10.4	UD	10.4	43.4	ug/m3
179601-23-1	m/p-Xylene	4.20	18.2	UD	18.2	86.9	ug/m3
95-47-6	o-Xylene	2.40	10.4	UD	10.4	43.4	ug/m3
108-67-8	1,3,5-Trimethylbenzene	2.20	10.8	UD	10.8	49.2	ug/m3
95-63-6	1,2,4-Trimethylbenzene	1.60	7.87	UD	7.87	49.2	ug/m3
91-20-3	Naphthalene	1.50	7.86	UD	7.86	10.5	ug/m3
110-54-3	Hexane	88.1	310	D	7.75	35.2	ug/m3
SURROGATES							
460-00-4	1-Bromo-4-Fluorobenzene	10.0			65 - 135	100%	SPK: 10
INTERNAL STANDARDS							
74-97-5	Bromochloromethane	110000		2.8			
540-36-3	1,4-Difluorobenzene	315000		3.975			
3114-55-4	Chlorobenzene-d5	279000		8.891			

U = Not Detected

RL = Reporting Limit

MDL = Method Detection Limit

E = Value Exceeds Calibration Range

D = Dilution

J = Estimated Value

B = Analyte Found in Associated Method Blank

N = Presumptive Evidence of a Compound

* = Values outside of QC limits

Q = indicates LCS control criteria did not meet requirements

Report of Analysis

Client:	GFE LLC	Date Collected:	05/22/25
Project:	Webster Ave Bronx, NY	Date Received:	05/23/25
Client Sample ID:	SV2	SDG No.:	Q2124
Lab Sample ID:	Q2124-02	Matrix:	Air
Analytical Method:	TO-15	Test:	VOCMS Group2
Sample Wt/Vol:	400	Units:	mL

File ID/Qc Batch:	Dilution:	Prep Date	Date Analyzed	Prep Batch ID
VL042592.D	4		05/29/25 19:00	VL052925

CAS Number	Parameter	Conc. ppbv	Conc. ug/M3	Qualifier	MDL	LOQ / CRQL	Units
TARGETS							
75-01-4	Vinyl Chloride	0.060	0.15	U	0.15	0.31	ug/m3
142-82-5	Heptane	1.20	4.92	J	1.80	8.20	ug/m3
75-35-4	1,1-Dichloroethene	0.56	2.22	U	2.22	7.93	ug/m3
110-82-7	Cyclohexane	0.88	3.03	J	3.03	6.88	ug/m3
156-59-2	cis-1,2-Dichloroethene	0.36	1.43	U	1.43	7.93	ug/m3
71-55-6	1,1,1-Trichloroethane	0.040	0.22	U	0.22	0.65	ug/m3
540-84-1	2,2,4-Trimethylpentane	0.40	1.87	U	1.87	9.34	ug/m3
71-43-2	Benzene	0.35	1.12	U	1.12	6.39	ug/m3
79-01-6	Trichloroethene	0.62	3.33		0.38	0.64	ug/m3
108-88-3	Toluene	2.40	9.04		1.66	7.54	ug/m3
127-18-4	Tetrachloroethene	5.00	33.9		0.41	0.81	ug/m3
100-41-4	Ethyl Benzene	0.58	2.52	J	2.08	8.69	ug/m3
179601-23-1	m/p-Xylene	1.40	6.08	J	3.65	17.4	ug/m3
95-47-6	o-Xylene	0.82	3.56	J	2.08	8.69	ug/m3
108-67-8	1,3,5-Trimethylbenzene	0.67	3.29	J	2.16	9.83	ug/m3
95-63-6	1,2,4-Trimethylbenzene	1.40	6.88	J	1.52	9.83	ug/m3
91-20-3	Naphthalene	0.42	2.20		1.57	2.10	ug/m3
110-54-3	Hexane	7.60	26.8		1.55	7.05	ug/m3
SURROGATES							
460-00-4	1-Bromo-4-Fluorobenzene	10.1			65 - 135	101%	SPK: 10
INTERNAL STANDARDS							
74-97-5	Bromochloromethane	109000		2.797			
540-36-3	1,4-Difluorobenzene	314000		3.971			
3114-55-4	Chlorobenzene-d5	280000		8.894			

U = Not Detected

RL = Reporting Limit

MDL = Method Detection Limit

E = Value Exceeds Calibration Range

D = Dilution

J = Estimated Value

B = Analyte Found in Associated Method Blank

N = Presumptive Evidence of a Compound

* = Values outside of QC limits

Q = indicates LCS control criteria did not meet requirements

Report of Analysis

Client:	GFE LLC	Date Collected:	05/22/25
Project:	Webster Ave Bronx, NY	Date Received:	05/23/25
Client Sample ID:	SV3	SDG No.:	Q2124
Lab Sample ID:	Q2124-03	Matrix:	Air
Analytical Method:	TO-15	Test:	VOCMS Group2
Sample Wt/Vol:	400	Units:	mL

File ID/Qc Batch:	Dilution:	Prep Date	Date Analyzed	Prep Batch ID
VL042594.D	4		05/29/25 20:05	VL052925

CAS Number	Parameter	Conc. ppbv	Conc. ug/M3	Qualifier	MDL	LOQ / CRQL	Units
TARGETS							
75-01-4	Vinyl Chloride	0.060	0.15	U	0.15	0.31	ug/m3
142-82-5	Heptane	2.60	10.7		1.80	8.20	ug/m3
75-35-4	1,1-Dichloroethene	0.56	2.22	U	2.22	7.93	ug/m3
110-82-7	Cyclohexane	0.88	3.03	U	3.03	6.88	ug/m3
156-59-2	cis-1,2-Dichloroethene	0.36	1.43	U	1.43	7.93	ug/m3
71-55-6	1,1,1-Trichloroethane	0.040	0.22	U	0.22	0.65	ug/m3
540-84-1	2,2,4-Trimethylpentane	0.40	1.87	U	1.87	9.34	ug/m3
71-43-2	Benzene	0.35	1.12	U	1.12	6.39	ug/m3
79-01-6	Trichloroethene	0.070	0.38	U	0.38	0.64	ug/m3
108-88-3	Toluene	6.00	22.6		1.66	7.54	ug/m3
127-18-4	Tetrachloroethene	9.10	61.7		0.41	0.81	ug/m3
100-41-4	Ethyl Benzene	2.80	12.2		2.08	8.69	ug/m3
179601-23-1	m/p-Xylene	6.40	27.8		3.65	17.4	ug/m3
95-47-6	o-Xylene	3.20	13.9		2.08	8.69	ug/m3
108-67-8	1,3,5-Trimethylbenzene	0.44	2.16	U	2.16	9.83	ug/m3
95-63-6	1,2,4-Trimethylbenzene	3.70	18.2		1.52	9.83	ug/m3
91-20-3	Naphthalene	0.30	1.57	U	1.57	2.10	ug/m3
110-54-3	Hexane	17.1	60.3		1.55	7.05	ug/m3
SURROGATES							
460-00-4	1-Bromo-4-Fluorobenzene	9.90			65 - 135	99%	SPK: 10
INTERNAL STANDARDS							
74-97-5	Bromochloromethane	110000		2.797			
540-36-3	1,4-Difluorobenzene	316000		3.968			
3114-55-4	Chlorobenzene-d5	284000		8.891			

U = Not Detected

RL = Reporting Limit

MDL = Method Detection Limit

E = Value Exceeds Calibration Range

D = Dilution

J = Estimated Value

B = Analyte Found in Associated Method Blank

N = Presumptive Evidence of a Compound

* = Values outside of QC limits

Q = indicates LCS control criteria did not meet requirements

LAB CHRONICLE

OrderID:	Q2124	OrderDate:	5/23/2025 11:49:12 AM
Client:	GFE LLC	Project:	Webster Ave Bronx, NY
Contact:	Frank Galdun	Location:	Air Lab,VOA Lab


LabID	ClientID	Matrix	Test	Method	Sample Date	Prep Date	Anal Date	Received
Q2124-01	SV1	Air	VOCMS Group2	TO-15	05/22/25		05/29/25	05/23/25
Q2124-01DL	SV1DL	Air	VOCMS Group2	TO-15	05/22/25		05/29/25	05/23/25
Q2124-02	SV2	Air	VOCMS Group2	TO-15	05/22/25		05/29/25	05/23/25
Q2124-03	SV3	Air	VOCMS Group2	TO-15	05/22/25		05/29/25	05/23/25



SHIPPING DOCUMENTS

Client Contact Information				Bottle Order ID : B2505033				Courier : FGALDUN				1 of 3 COCs																	
Client ID : GFEL01 Project ID : 12 Maplewood St, Malden MA				Sampler Name(s) : FRANK GALDUN				Analysis				Matrix																	
Customer Name : GFE LLC Address : 58 Nokomis Ave City : Lake Hiawatha State : NJ Zip Code : 07034 Country :				Project Manager : FRANK GALDUN				AIR ANALYSIS CHAIN-OF-CUSTODY Batch Certified																					
				Phone Number : 646-542-3465																									
				Fax Number : 973-334-1692																									
				Site Details: WEBSTER AVE BRONX, NY																									
Analysis Turnaround Time 5 DAY				Standard : 10 business days OR				Data Package Type : RESULTS ONLY																					
Rush (Specify): 5 Days				EDD Type : PDF																									
Sample Identification	Sample Date(s)	Time Start (24 hr Clock)	Time Stop (24 hr Clock)	Can Vacuum in Field ("Hg) (Start)	Can Vacuum in Field ("Hg) (Stop)**	Interior Temp. (F) (Start)	Interior Temp. (F) (Stop)	Out going Can Pressure ("Hg)(Lab)	In coming Can Pressure ("Hg)(Lab)	Flow Reg. ID	Can ID		Flow Controller Readout (ml/min)	Can Cert ID	TO-15	Indoor/Ambient Air	Soil Gas												
SU1	5/23/25	8:59	10:59	30	5	64	65	-30	-5.5	10525	10334	6 L	50	VL042399.D	1		1												
Temperature (Fahrenheit) <table border="1" style="width:100%; border-collapse: collapse;"> <tr> <td></td> <td>Ambient</td> <td>Maximum</td> <td>Minimum</td> </tr> <tr> <td>Start</td> <td></td> <td></td> <td></td> </tr> <tr> <td>Stop</td> <td></td> <td></td> <td></td> </tr> </table>											Ambient	Maximum	Minimum	Start				Stop				GC/MS Analyst Signature (TO-15) [Signature]							
	Ambient	Maximum	Minimum																										
Start																													
Stop																													
Pressure (Inches of Hg) <table border="1" style="width:100%; border-collapse: collapse;"> <tr> <td></td> <td>Ambient</td> <td>Maximum</td> <td>Minimum</td> </tr> <tr> <td>Start</td> <td></td> <td></td> <td></td> </tr> <tr> <td>Stop</td> <td></td> <td></td> <td></td> </tr> </table>											Ambient	Maximum	Minimum	Start				Stop				** Submittal of this COC indicates approval of the analysis based on existing conditions. REPORT ONLY THOSE VOCs ON ATTACHED LIST Please follow the instructions on the back of this COC.							
	Ambient	Maximum	Minimum																										
Start																													
Stop																													
Special Instructions/QC Requirements & Comments :																													
Suspected Contamination: High Medium Low PID Readings:																													
Sampling site (State):																													
Quick Connector required : NO																													
Canisters Shipped by: Sam				Date/Time: 5/23/25				Canisters Received by: cl				Date/Time: 5/23/25 10:00				B2505033 - 2													
Samples Relinquished by: FRANK				Date/Time: 5/23/25				Received by:				Date/Time:																	
Relinquished by:				Date/Time:				Received by:				Date/Time:																	

Client Contact Information				Bottle Order ID : B2505033				Courier : FGALDUN				2 of 3 COCs			
Client ID : GFEL01				Project ID : 42 Maplewood St, Malden MA				Sampler Name(s) : FRANK GALDUN				Analysis			
Customer Name : GFE LLC Address : 58 Nokomis Ave City : Lake Hiawatha State : NJ Zip Code : 07034 Country :				Project Manager : FRANK GALDUN				AIR ANALYSIS CHAIN-OF-CUSTODY Batch Certified							
				Phone Number : 646-542-3465											
				Fax Number : 973-334-1692											
				Site Details: WEBSTER AVE BRONX, NY											
Analysis Turnaround Time 5 DAY				Standard : 10 business days OR				Data Package Type : RESULTS ONLY				Indoor/Ambient Air Soil Gas			
Rush (Specify): 5 Days				EDD Type : PDF											
Sample Identification	Sample Date(s)	Time Start (24 hr Clock)	Time Stop (24 hr Clock)	Can Vacuum in Field ("Hg) (Start)	Can Vacuum in Field ("Hg) (Stop)**	Interior Temp. (F) (Start)	Interior Temp. (F) (Stop)	Out going Can Pressure ("Hg)(Lab)	In coming Can Pressure ("Hg)(Lab)	Flow Reg. ID	Can ID		Flow Controller Readout (ml/min)	Can Cert ID	
SJ2	5/22/25	11:41	11:54	30	5.5	69	69	-30	-6.7	10503	10439	6 L	50	VL042399.D	1
Temperature (Fahrenheit)										GC/MS Analyst Signature (TO-15) [Signature]					
		Ambient	Maximum	Minimum											
Start															
Stop															
Pressure (Inches of Hg)										** Submittal of this COC indicates approval of the analysis based on existing conditions. REPORT ONLY TOXIC VOCs ON ATTACHED LIST Please follow the instructions on the back of this COC.					
		Ambient	Maximum	Minimum											
Start															
Stop															
Special Instructions/QC Requirements & Comments :															
Suspected Contamination: High Medium Low PID Readings:															
Sampling site (State):															
Quick Connector required : NO															
Canisters Shipped by: Sam				Date/Time: 5/22/25				Canisters Received by: CP				Date/Time: 5/23/25			
Samples Relinquished by: [Signature]				Date/Time: 5/23/25				Received by:				Date/Time:			
Relinquished by:				Date/Time:				Received by:				Date/Time:			
B2505033 - 3															

Client Contact Information				Bottle Order ID : B2505033				Courier : F Galdun				3 of 3 COCs					
Client ID : GFEL01				Project ID : 12 Maplewood St, Malden MA				Sampler Name(s) FRANK GILDUN				Analysis		Matrix			
Customer Name : GFE LLC Address : 58 Nokomis Ave City : Lake Hiawatha State : NJ Zip Code : 07034 Country :				Project Manager : FRANK GILDUN				AIR ANALYSIS CHAIN-OF-CUSTODY Individual Certified									
				Phone Number : 646-542-3465													
				Fax Number : 973-334-1692													
				Site Details: WEBSTER AVE BRONX, NY													
				Analysis Turnaround Time 5 DAY				Data Package Type : RESULTS ONLY									
				Standard : 10 business days OR				EDD Type : PDF									
				Rush (Specify): 5 Days													
Sample Identification	Sample Date(s)	Time Start (24 hr Clock)	Time Stop (24 hr Clock)	Can Vacuum in Field ("Hg) (Start)	Can Vacuum in Field ("Hg) (Stop)**	Interior Temp. (F) (Start)	Interior Temp. (F) (Stop)	Out going Can Pressure ("Hg)(Lab)	In coming Can Pressure ("Hg)(Lab)	Flow Reg. ID	Can ID		Flow Controller Readout (ml/min)	Can Cert ID	TO-15	Indoor/Ambient Air	Soil Gas
SN3	5/23/25	9:59	11:59	40	4	65	65	-30	-5.5	10579	10329	6 L	50	VL042399.D	1		1
Temperature (Fahrenheit)										GC/MS Analyst Signature (TO-15) 							
		Ambient	Maximum	Minimum													
Start																	
Stop																	
Pressure (Inches of Hg)										** Submittal of this COC indicates approval of the analysis based on existing conditions. REPORT ONLY THOSE VOCs ON ATTACHED LIST Please follow the instructions on the back of this COC.							
		Ambient	Maximum	Minimum													
Start																	
Stop																	
Special Instructions/QC Requirements & Comments :																	
Suspected Contamination: High Medium Low PID Readings: /																	
Sampling site (State):																	
Quick Connector required : NO																	
Canisters Shipped by: Sam				Date/Time: 5/23/25				Canisters Received by: CR				Date/Time: 5/23/25 1005					
Samples Relinquished by: Sam				Date/Time: 5/23/25				Received by:				Date/Time:					
Relinquished by:				Date/Time:				Received by:				Date/Time:					

B2505033 - 1

Laboratory Certification

Certified By	License No.
CAS EPA CLP Contract	68HERH20D0011
Connecticut	PH-0830
DOD ELAP (ANAB)	L2219
Maine	2024021
Maryland	296
New Hampshire	255424 Rev 1
New Jersey	20012
New York	11376
Pennsylvania	68-00548
Soil Permit	525-24-234-08441
Texas	T104704488

Internal Chain of Custody

Instructions: Use 1 form for each 20 samples of aliquot

Laboratory Person Breaking Field Seal on Sample Shuttle & Accepting Responsibility for Sample

Laboratory: Chemtech

Location: 284 Sheffield Street, Mountainside, NJ 7092

NA66:

Title: Sample Custodian

Field Sample Seal No.: Q2124



Date Broken 5/23/2025

Military Time Seal Broken: 10:00:00

Case No.: Webster Ave Bronx, NY

Analytical Parameter/Fraction/OCMS Group2

Sample No.	Aliquot/Extract No.	Sample No.	Aliquot/Extract No.
Q2124-01	SV1		
Q2124-02	SV2		
Q2124-03	SV3		

Date	Time	Relinquished By	Received By	Purpose of Change of Custody
5/23/25	12:40	Signature 	Signature 	AIR LAB
		Printed Name <u>Cassenara Rene</u>	Printed Name <u>JOHN CARLON</u>	
		Signature	Signature	
		Printed Name	Printed Name	
		Signature	Signature	
		Printed Name	Printed Name	
		Signature	Signature	
		Printed Name	Printed Name	
		Signature	Signature	
		Printed Name	Printed Name	
		Signature	Signature	
		Printed Name	Printed Name	
		Signature	Signature	
		Printed Name	Printed Name	

Distribution: White - Original (Sent With Report)

Yellow - Contractor Archive

Pink - Sample Custodian - Interim Copy