

## **DATA PACKAGE**

VOLATILE ORGANICS

**PROJECT NAME : 1438 UNIVERSITY AVE, BRONX NY**

**GFE LLC**

**58 Nokomis Ave**

**Lake Hiawatha, NJ - 07034**

**Phone No: 646-542-3465**

**ORDER ID : Q2369**

**ATTENTION : Frank Galdun**



**Laboratory Certification ID # 20012**



1) Signature Page	3
2) Case Narrative	4
2.1) VOCMS Group2- Case Narrative	4
3) Qualifier Page	6
4) QA Checklist	7
5) VOCMS Group2 Data	8
6) Shipping Document	15
6.1) CHAIN OF CUSTODY	16
6.2) Lab Certificate	18
6.3) Internal COC	19

1

2

3

4

5

6

## Cover Page

**Order ID :** Q2369

**Project ID :** 1438 University Ave, Bronx NY

**Client :** GFE LLC

**Lab Sample Number**

Q2369-01  
Q2369-02

**Client Sample Number**

SV1  
IA1

I certify that the data package is in compliance with the terms and conditions of the contract, both technically and for completeness, for other than the conditions detailed above. Release of the data contained in this hard copy data package has been authorized by the laboratory manager or his designee, as verified by the following signature.

Signature : \_\_\_\_\_

Date: 6/25/2025

NYDOH CERTIFICATION NO - 11376

NJDEP CERTIFICATION NO - 20012

## **CASE NARRATIVE**

### **GFE LLC**

**Project Name: 1438 University Ave, Bronx NY**

**Project # N/A**

**Order ID # Q2369**

**Test Name: VOCMS Group2**

### **A. Number of Samples and Date of Receipt:**

2 Air samples were received on 06/19/2025.

### **B. Parameters**

According to the Chain of Custody document, the following analyses were requested: VOCMS Group2. This data package contains results for VOCMS Group2.

### **C. Analytical Techniques:**

The analysis performed on instrument MSVOA\_L were done using GC column RTX-1, which is 60 meters, 0.32 mm id, 1.0 um df, Restek Cat. #10157. The Trap was supplied by Entech, glass bead and Tenax, Entech 7100A Preconcentrator. The analysis of VOCMS Group2 was based on method TO-15.

### **D. QA/ QC Samples:**

The Holding Times were met for all analysis.

The Surrogate recoveries met the acceptable criteria.

The Internal Standards Areas met the acceptable requirements.

The Retention Times were acceptable for all samples.

The RPD met criteria.

The Blank Spike met requirements for all samples.

The Blank analysis did not indicate the presence of lab contamination.

The Initial Calibration met the requirements.

The Continuous Calibration met the requirements.

The Tuning criteria met requirements.

Due to potential high concentration of target analytes, Sample SV1 was initially diluted.

Sample SV1 was diluted due to high concentration.



284 Sheffield Street, Mountainside, NJ 07092  
Phone: 908 789 8900 Fax: 908 789 8922

**E. Additional Comments:**

**F. Manual Integration Comments:**

Please refer to the Manual integration Report included with the Run Logs for information on the manual integrations performed.

---

I certify that the data package is in compliance with the terms and conditions of the contract, both technically and for completeness, for other than the conditions detailed above. The laboratory manager or his designee, as verified by the following signature has authorized release of the data contained in this hard copy data package.

Signature\_\_\_\_\_

## DATA REPORTING QUALIFIERS- ORGANIC

For reporting results, the following “Results Qualifiers” are used:

Value	If the result is a value greater than or equal to the detection limit, report the value
<b>U</b>	Indicates the compound was analyzed for but was not detected. Report the minimum detection limit for the sample with the U, i.e. “10 U”. This is not necessarily the instrument detection limit attainable for this particular sample based on any concentration or dilution that may have been required.
<b>ND</b>	Indicates the analyte was analyzed for, but not detected
<b>J</b>	Indicates an estimated value. This flag is used: <ol style="list-style-type: none"> <li>(1) When estimating a concentration for a tentatively identified compound (library search hits, where a 1:1 response is assumed.)</li> <li>(2) When the mass spectral data indicated the identification, however the result was less than the specified detection limit greater than zero. If the detection limit was 10ug/L and a concentration of 3 ug/L was calculated report as 3 J. This flag is used when similar situation arise on any organic parameter i.e. Pest, PCB and others.</li> </ol>
<b>B</b>	Indicates the analyte was found in the blank as well as the sample report as “12 B”.
<b>E</b>	Indicates the analyte ‘s concentration exceeds the calibrated range of the instrument for that specific analysis.
<b>D</b>	This flag identifies all compounds identified in an analysis at a secondary dilution factor.
<b>P</b>	This flag is used for Pesticide/PCB target analyte when there is >25% difference for detected concentrations between the two GC columns. The lower of the two values is reported on Form 1 and flagged with a “P”.
<b>N</b>	This flag indicates presumptive evidence of a compound. This is only used for tentatively identified compounds (TICs), where the identification is based on a mass spectral library search. It applies to all TIC results. For generic characterization of a TIC, such as chlorinated hydrocarbon, the flag is not used.
<b>A</b>	This flag indicates that a Tentatively Identified Compound is a suspected aldol-condensation product.
<b>Q</b>	Indicates the LCS did not meet the control limits requirements

## APPENDIX A

### QA REVIEW GENERAL DOCUMENTATION

Project #: Q2369

Completed

For thorough review, the report must have the following:

#### GENERAL:

Are all original paperwork present (chain of custody, record of communication,airbill, sample management lab chronicle, login page)

✓

Check chain-of-custody for proper relinquish/return of samples

✓

Is the chain of custody signed and complete

✓

Check internal chain-of-custody for proper relinquish/return of samples /sample extracts

✓

Collect information for each project id from server. Were all requirements followed

✓

#### COVER PAGE:

Do numbers of samples correspond to the number of samples in the Chain of Custody on login page

✓

Do lab numbers and client Ids on cover page agree with the Chain of Custody

✓

#### CHAIN OF CUSTODY:

Do requested analyses on Chain of Custody agree with form I results

✓

Do requested analyses on Chain of Custody agree with the log-in page

✓

Were the correct method log-in for analysis according to the Analytical Request and Chain of Custody

✓

Were the samples received within hold time

✓

Were any problems found with the samples at arrival recorded in the Sample Management Laboratory Chronicle

✓

#### ANALYTICAL:

Was method requirement followed?

✓

Was client requirement followed?

✓

Does the case narrative summarize all QC failure?

✓

All runlogs and manual integration are reviewed for requirements

✓

All manual calculations and /or hand notations verified

✓

QA Review Signature: MOHAMMAD AHMED

Date: 06/25/2025

**Hit Summary Sheet**  
**SW-846**

**SDG No.:** Q2369  
**Client:** GFE LLC

Sample ID	Client ID	Matrix	Parameter	Concentration	C	MDL	RDL	Units
<b>Client ID:</b>	<b>SV1</b>							
Q2369-01	SV1	Air	Heptane	18.9	J	6.97	20.5	ug/m3
Q2369-01	SV1	Air	Cyclohexane	9.29	J	7.57	17.2	ug/m3
Q2369-01	SV1	Air	2,2,4-Trimethylpentane	20.6	J	6.54	23.4	ug/m3
Q2369-01	SV1	Air	Benzene	19.2		2.52	16.0	ug/m3
Q2369-01	SV1	Air	Toluene	90.1		6.03	18.8	ug/m3
Q2369-01	SV1	Air	Tetrachloroethene	1970	E	1.02	2.03	ug/m3
Q2369-01	SV1	Air	Ethyl Benzene	21.7		8.25	21.7	ug/m3
Q2369-01	SV1	Air	m/p-Xylene	88.6		17.8	43.4	ug/m3
Q2369-01	SV1	Air	o-Xylene	33.5		9.12	21.7	ug/m3
Q2369-01	SV1	Air	1,2,4-Trimethylbenzene	19.7	J	8.85	24.6	ug/m3
Q2369-01	SV1	Air	Hexane	61.7		5.64	17.6	ug/m3
<b>Total Voc :</b>				<b>2350</b>				
<b>Total Concentration:</b>				<b>2350</b>				
<b>Client ID:</b>	<b>SV1DL</b>							
Q2369-01DL	SV1DL	Air	Benzene	19.2	JD	10.2	63.9	ug/m3
Q2369-01DL	SV1DL	Air	Toluene	77.6	D	24.1	75.4	ug/m3
Q2369-01DL	SV1DL	Air	Tetrachloroethene	1970	D	4.07	8.14	ug/m3
Q2369-01DL	SV1DL	Air	Hexane	54.3	JD	22.6	70.5	ug/m3
<b>Total Voc :</b>				<b>2120</b>				
<b>Total Concentration:</b>				<b>2120</b>				
<b>Client ID:</b>	<b>IA1</b>							
Q2369-02	IA1	Air	Heptane	5.74		0.70	2.05	ug/m3
Q2369-02	IA1	Air	Cyclohexane	4.13		0.76	1.72	ug/m3
Q2369-02	IA1	Air	2,2,4-Trimethylpentane	22.4		0.65	2.34	ug/m3
Q2369-02	IA1	Air	Benzene	6.07		0.26	1.60	ug/m3
Q2369-02	IA1	Air	Toluene	27.5		0.60	1.88	ug/m3
Q2369-02	IA1	Air	Tetrachloroethene	2.51		0.14	0.20	ug/m3
Q2369-02	IA1	Air	Ethyl Benzene	3.39		0.83	2.17	ug/m3
Q2369-02	IA1	Air	m/p-Xylene	13.0		1.78	4.34	ug/m3
Q2369-02	IA1	Air	o-Xylene	4.78		0.91	2.17	ug/m3
Q2369-02	IA1	Air	1,3,5-Trimethylbenzene	2.02	J	0.88	2.46	ug/m3
Q2369-02	IA1	Air	1,2,4-Trimethylbenzene	6.39		0.88	2.46	ug/m3
Q2369-02	IA1	Air	Naphthalene	1.83		0.050	0.52	ug/m3
Q2369-02	IA1	Air	Hexane	16.6		0.56	1.76	ug/m3
<b>Total Voc :</b>				<b>116</b>				
<b>Total Concentration:</b>				<b>116</b>				



Hit Summary Sheet  
SW-846

SDG No.: Q2369

Client: GFE LLC

Sample ID	Client ID	Matrix	Parameter	Concentration	C	MDL	RDL	Units
-----------	-----------	--------	-----------	---------------	---	-----	-----	-------

A

B

C

D



# SAMPLE DATA

## Report of Analysis

Client:	GFE LLC	Date Collected:	06/18/25
Project:	1438 University Ave, Bronx NY	Date Received:	06/19/25
Client Sample ID:	SV1	SDG No.:	Q2369
Lab Sample ID:	Q2369-01	Matrix:	Air
Analytical Method:	TO-15	Test:	VOCMS Group2
Sample Wt/Vol:	400 Units: mL		

File ID/Qc Batch:	Dilution:	Prep Date	Date Analyzed	Prep Batch ID
VL042657.D	10		06/19/25 16:17	VL061925

CAS Number	Parameter	Conc. ppbv	Conc. ug/M3	Qualifier	MDL	LOQ / CRQL	Units
<b>TARGETS</b>							
75-01-4	Vinyl Chloride	0.25	0.64	U	0.64	0.77	ug/m3
142-82-5	Heptane	4.60	18.9	J	6.97	20.5	ug/m3
75-35-4	1,1-Dichloroethene	1.50	5.95	U	5.95	19.8	ug/m3
110-82-7	Cyclohexane	2.70	9.29	J	7.57	17.2	ug/m3
156-59-2	cis-1,2-Dichloroethene	0.99	3.93	U	3.93	19.8	ug/m3
71-55-6	1,1,1-Trichloroethane	0.16	0.87	U	0.87	1.64	ug/m3
540-84-1	2,2,4-Trimethylpentane	4.40	20.6	J	6.54	23.4	ug/m3
71-43-2	Benzene	6.00	19.2		2.52	16.0	ug/m3
79-01-6	Trichloroethene	0.24	1.29	U	1.29	1.61	ug/m3
108-88-3	Toluene	23.9	90.1		6.03	18.8	ug/m3
127-18-4	Tetrachloroethene	290	1970	E	1.02	2.03	ug/m3
100-41-4	Ethyl Benzene	5.00	21.7		8.25	21.7	ug/m3
179601-23-1	m/p-Xylene	20.4	88.6		17.8	43.4	ug/m3
95-47-6	o-Xylene	7.70	33.5		9.12	21.7	ug/m3
108-67-8	1,3,5-Trimethylbenzene	1.80	8.85	U	8.85	24.6	ug/m3
95-63-6	1,2,4-Trimethylbenzene	4.00	19.7	J	8.85	24.6	ug/m3
91-20-3	Naphthalene	0.13	0.68	U	0.68	5.24	ug/m3
110-54-3	Hexane	17.5	61.7		5.64	17.6	ug/m3
<b>SURROGATES</b>							
460-00-4	1-Bromo-4-Fluorobenzene	10.4			65 - 135	104%	SPK: 10
<b>INTERNAL STANDARDS</b>							
74-97-5	Bromochloromethane	113000		2.8			
540-36-3	1,4-Difluorobenzene	304000		3.982			
3114-55-4	Chlorobenzene-d5	268000		8.905			

U = Not Detected

RL = Reporting Limit

MDL = Method Detection Limit

E = Value Exceeds Calibration Range

D = Dilution

J = Estimated Value

B = Analyte Found in Associated Method Blank

N = Presumptive Evidence of a Compound

\* = Values outside of QC limits

Q = indicates LCS control criteria did not meet requirements

## Report of Analysis

Client:	GFE LLC	Date Collected:	06/18/25
Project:	1438 University Ave, Bronx NY	Date Received:	06/19/25
Client Sample ID:	SV1DL	SDG No.:	Q2369
Lab Sample ID:	Q2369-01DL	Matrix:	Air
Analytical Method:	TO-15	Test:	VOCMS Group2
Sample Wt/Vol:	400	Units:	mL

File ID/Qc Batch:	Dilution:	Prep Date	Date Analyzed	Prep Batch ID
VL042658.D	40		06/19/25 16:52	VL061925

CAS Number	Parameter	Conc. ppbv	Conc. ug/M3	Qualifier	MDL	LOQ / CRQL	Units
<b>TARGETS</b>							
75-01-4	Vinyl Chloride	1.00	2.56	UD	2.56	3.07	ug/m3
142-82-5	Heptane	6.80	27.9	UD	27.9	82.0	ug/m3
75-35-4	1,1-Dichloroethene	6.00	23.8	UD	23.8	79.3	ug/m3
110-82-7	Cyclohexane	8.80	30.3	UD	30.3	68.8	ug/m3
156-59-2	cis-1,2-Dichloroethene	4.00	15.9	UD	15.9	79.3	ug/m3
71-55-6	1,1,1-Trichloroethane	0.64	3.49	UD	3.49	6.55	ug/m3
540-84-1	2,2,4-Trimethylpentane	5.60	26.2	UD	26.2	93.4	ug/m3
71-43-2	Benzene	6.00	19.2	JD	10.2	63.9	ug/m3
79-01-6	Trichloroethene	0.96	5.16	UD	5.16	6.45	ug/m3
108-88-3	Toluene	20.6	77.6	D	24.1	75.4	ug/m3
127-18-4	Tetrachloroethene	290	1970	D	4.07	8.14	ug/m3
100-41-4	Ethyl Benzene	7.60	33.0	UD	33.0	86.9	ug/m3
179601-23-1	m/p-Xylene	16.4	71.2	UD	71.2	174	ug/m3
95-47-6	o-Xylene	8.40	36.5	UD	36.5	86.9	ug/m3
108-67-8	1,3,5-Trimethylbenzene	7.20	35.4	UD	35.4	98.3	ug/m3
95-63-6	1,2,4-Trimethylbenzene	7.20	35.4	UD	35.4	98.3	ug/m3
91-20-3	Naphthalene	0.52	2.73	UD	2.73	21.0	ug/m3
110-54-3	Hexane	15.4	54.3	JD	22.6	70.5	ug/m3
<b>SURROGATES</b>							
460-00-4	1-Bromo-4-Fluorobenzene	10.1			65 - 135	101%	SPK: 10
<b>INTERNAL STANDARDS</b>							
74-97-5	Bromochloromethane	111000		2.8			
540-36-3	1,4-Difluorobenzene	293000		3.981			
3114-55-4	Chlorobenzene-d5	257000		8.904			

U = Not Detected

RL = Reporting Limit

MDL = Method Detection Limit

E = Value Exceeds Calibration Range

D = Dilution

J = Estimated Value

B = Analyte Found in Associated Method Blank

N = Presumptive Evidence of a Compound

\* = Values outside of QC limits

Q = indicates LCS control criteria did not meet requirements

## Report of Analysis

Client:	GFE LLC	Date Collected:	06/18/25
Project:	1438 University Ave, Bronx NY	Date Received:	06/19/25
Client Sample ID:	IA1	SDG No.:	Q2369
Lab Sample ID:	Q2369-02	Matrix:	Air
Analytical Method:	TO-15	Test:	VOCMS Group2
Sample Wt/Vol:	400 Units: mL		

File ID/Qc Batch:	Dilution:	Prep Date	Date Analyzed	Prep Batch ID
VL042653.D	1		06/19/25 13:37	VL061925

CAS Number	Parameter	Conc. ppbv	Conc. ug/M3	Qualifier	MDL	LOQ / CRQL	Units
<b>TARGETS</b>							
75-01-4	Vinyl Chloride	0.030	0.080	U	0.080	0.080	ug/m3
142-82-5	Heptane	1.40	5.74		0.70	2.05	ug/m3
75-35-4	1,1-Dichloroethene	0.15	0.59	U	0.59	1.98	ug/m3
110-82-7	Cyclohexane	1.20	4.13		0.76	1.72	ug/m3
156-59-2	cis-1,2-Dichloroethene	0.10	0.40	U	0.40	1.98	ug/m3
71-55-6	1,1,1-Trichloroethane	0.020	0.11	U	0.11	0.16	ug/m3
540-84-1	2,2,4-Trimethylpentane	4.80	22.4		0.65	2.34	ug/m3
71-43-2	Benzene	1.90	6.07		0.26	1.60	ug/m3
79-01-6	Trichloroethene	0.020	0.11	U	0.11	0.16	ug/m3
108-88-3	Toluene	7.30	27.5		0.60	1.88	ug/m3
127-18-4	Tetrachloroethene	0.37	2.51		0.14	0.20	ug/m3
100-41-4	Ethyl Benzene	0.78	3.39		0.83	2.17	ug/m3
179601-23-1	m/p-Xylene	3.00	13.0		1.78	4.34	ug/m3
95-47-6	o-Xylene	1.10	4.78		0.91	2.17	ug/m3
108-67-8	1,3,5-Trimethylbenzene	0.41	2.02	J	0.88	2.46	ug/m3
95-63-6	1,2,4-Trimethylbenzene	1.30	6.39		0.88	2.46	ug/m3
91-20-3	Naphthalene	0.35	1.83		0.050	0.52	ug/m3
110-54-3	Hexane	4.70	16.6		0.56	1.76	ug/m3
<b>SURROGATES</b>							
460-00-4	1-Bromo-4-Fluorobenzene	10.3			65 - 135	103%	SPK: 10
<b>INTERNAL STANDARDS</b>							
74-97-5	Bromochloromethane	113000		2.8			
540-36-3	1,4-Difluorobenzene	305000		3.978			
3114-55-4	Chlorobenzene-d5	266000		8.901			

U = Not Detected

RL = Reporting Limit

MDL = Method Detection Limit

E = Value Exceeds Calibration Range

D = Dilution

J = Estimated Value

B = Analyte Found in Associated Method Blank

N = Presumptive Evidence of a Compound

\* = Values outside of QC limits

Q = indicates LCS control criteria did not meet requirements


## LAB CHRONICLE

<b>OrderID:</b>	Q2369	<b>OrderDate:</b>	6/19/2025 1:19:00 PM
<b>Client:</b>	GFE LLC	<b>Project:</b>	1438 University Ave, Bronx NY
<b>Contact:</b>	Frank Galdun	<b>Location:</b>	Air Lab,VOA Lab

LabID	ClientID	Matrix	Test	Method	Sample Date	Prep Date	Anal Date	Received
<b>Q2369-01</b>	<b>SV1</b>	<b>Air</b>	VOCMS Group2	TO-15	<b>06/18/25</b>		06/19/25	<b>06/19/25</b>
<b>Q2369-01DL</b>	<b>SV1DL</b>	<b>Air</b>	VOCMS Group2	TO-15	<b>06/18/25</b>		06/19/25	<b>06/19/25</b>
<b>Q2369-02</b>	<b>IA1</b>	<b>Air</b>	VOCMS Group2	TO-15	<b>06/18/25</b>		06/19/25	<b>06/19/25</b>




# SHIPPING DOCUMENTS

Client Contact Information				Bottle Order ID : <b>B2506029</b>				Courier : <b>FGALDUN</b>				1 of 2 COCs																	
Client ID : <b>GFEL01</b>				Project ID : <b>University Ave Bronx</b>				Sampler Name(s) : <b>FRANK GALDUN</b>				Analysis		Matrix															
Customer Name : <b>GFE LLC</b>  Address : <b>58 Nokomis Ave</b>  City : <b>Lake Hiawatha</b>  State : <b>NJ</b>  Zip Code : <b>07034</b>  Country :				Project Manager : <b>Frank galdun</b>				<b>AIR ANALYSIS</b> <b>CHAIN-OF-CUSTODY</b>  <b>Batch Certified</b>																					
				Phone Number : <b>646-542-3465</b>																									
				Fax Number : <b>973-334-1692</b>																									
				Site Details: <b>1438 UNIVERSITY AVE BRONX, NY</b>																									
				Analysis Turnaround Time <b>5 DAY</b>				Data Package Type : <b>Results only</b>																					
				Standard : <b>10 business days</b> OR				EDD Type : <b>PDF</b>																					
Country :				Rush (Specify): <b>5</b> Days																									
Sample Identification	Sample Date(s)	Time Start (24 hr Clock)	Time Stop (24 hr Clock)	Can Vacuum in Field ("Hg) (Start)	Can Vacuum in Field ("Hg) (Stop)**	Interior Temp. (F) (Start)	Interior Temp. (F) (Stop)	Out going Can Pressure ("Hg)(Lab)	In coming Can Pressure ("Hg)(Lab)	Flow Reg. ID	Can ID		Flow Controller Readout (ml/min)	Can Cert ID	TO-15	Indoor/Ambient Air	Soil Gas												
SV1	6/18/25	9:14	11:14	30	5	75	75	-30	-4.7	10616	10153	6 L	50	VL042490.D	/	/	/												
Temperature (Fahrenheit) <table border="1"> <tr> <td></td> <td>Ambient</td> <td>Maximum</td> <td>Minimum</td> </tr> <tr> <td>Start</td> <td></td> <td></td> <td></td> </tr> <tr> <td>Stop</td> <td></td> <td></td> <td></td> </tr> </table>											Ambient	Maximum	Minimum	Start				Stop				GC/MS Analyst Signature (TO-15) 							
	Ambient	Maximum	Minimum																										
Start																													
Stop																													
Pressure (Inches of Hg) <table border="1"> <tr> <td></td> <td>Ambient</td> <td>Maximum</td> <td>Minimum</td> </tr> <tr> <td>Start</td> <td></td> <td></td> <td></td> </tr> <tr> <td>Stop</td> <td></td> <td></td> <td></td> </tr> </table>											Ambient	Maximum	Minimum	Start				Stop				** Submittal of this COC indicates approval of the analysis based on existing conditions. <b>REPORT ONLY THOSE ANALYTES ON THE ATTACHED LIST</b> Please follow the instructions on the back of this COC.							
	Ambient	Maximum	Minimum																										
Start																													
Stop																													
Special Instructions/QC Requirements & Comments :																													
Suspected Contamination: High Medium <b>Low</b> PID Readings: <b>Q2</b>																													
Sampling site (State):																													
Quick Connector required : <b>NO</b>																													
Canisters Shipped by: <b>Samp</b>				Date/Time: <b>6/13/25</b>				Canisters Received by:				Date/Time:																	
Samples Relinquished by: <b>FG</b>				Date/Time: <b>6/19/25</b>				Received by:				Date/Time:																	
Relinquished by:				Date/Time:				Received by: <b>OP</b>				Date/Time: <b>6/19/25 1237</b>																	

B2506029 - 1



Client Contact Information				Bottle Order ID : B2506029				Courier : F GALDUN				2 of 2 COCs							
Client ID : GFEL01				Project ID : University Ave Bronx				Sampler Name(s) : FRANK GALDUN				Analysis				Matrix			
Customer : GFE LLC Name :  Address : 58 Nokomis Ave  City : Lake Hiawatha  State : NJ  Zip Code : 07034  Country :				Project Manager : Frank galdun				AIR ANALYSIS CHAIN-OF-CUSTODY  Individual Certified  Data Package Type : RESULTS ONLY  EDD Type : PDF											
				Phone Number : 646-542-3465															
				Fax Number : 973-334-1692															
				Site Details: 1438 UNIVERSITY Ave BRONX, NY															
Analysis Turnaround Time 5 DAY				Standard : 10 business days OR															
Rush (Specify): 5 Days																			
Sample Identification		Sample Date(s)	Time Start (24 hr Clock)	Time Stop (24 hr Clock)	Can Vacuum in Field ("Hg) (Start)	Can Vacuum in Field ("Hg) (Stop)**	Interior Temp. (F) (Start)	Interior Temp. (F) (Stop)	Out going Can Pressure ("Hg)(Lab)	In coming Can Pressure ("Hg)(Lab)	Flow Reg. ID	Can ID	Flow Controller Readout (ml/min)	Can Cert ID	TO-15	Indoor Ambient Air	Soil Gas		
EIA1		6/18/24	9:15	11:15	30	5.5	75	75	-30	-5.5	10613	10590	6 L	50	VL042491.D	1			
Temperature (Fahrenheit)										GC/MS Analyst Signature (TO-15) 									
		Ambient		Maximum		Minimum													
Start																			
Stop																			
Pressure (Inches of Hg)										** Submittal of this COC indicates approval of the analysis based on existing conditions.									
		Ambient		Maximum		Minimum				REPORT ONLY THOSE ANALYTES ON THE ATTACHED LIST Please follow the instructions on the back of this COC.									
Start																			
Stop																			
Special Instructions/QC Requirements & Comments :																			
Suspected Contamination: High Medium Low (circled) PID Readings: 0.00.0																			
Sampling site (State):																			
Quick Connector required : NO																			
Canisters Shipped by: SPAN				Date/Time: 6/13/25				Canisters Received by:				Date/Time:				B2506029 - 3			
Samples Relinquished by: F. GALDUN				Date/Time: 6/19/25				Received by:				Date/Time:							
Relinquished by:				Date/Time:				Received by: CP				Date/Time: 6/19/25 1237							

### Laboratory Certification



Certified By	License No.
CAS EPA CLP Contract	68HERH20D0011
Connecticut	PH-0830
DOD ELAP (ANAB)	L2219
Maine	2024021
Maryland	296
New Hampshire	255424 Rev 1
New Jersey	20012
New York	11376
Pennsylvania	68-00548
Soil Permit	525-24-234-08441
Texas	T104704488

# Internal Chain of Custody

**Instructions:** Use 1 form for each 20 samples of aliquot

Laboratory Person Breaking Field Seal on Sample Shuttle & Accepting Responsibility for Sample			
Laboratory: <u>Chemtech</u>		Location: <u>284 Sheffield Street, Mountainside, NJ 7092</u>	
QA/QC: <u>QA66</u>		Title: <u>Sample Custodian</u>	
Field Sample Seal No.: <u>Q2369</u>		Date Broken <u>6/19/2025</u> Military Time Seal Broken: <u>12:37:00</u>	
Case No.: <u>1438 University Ave, Bronx</u>		Analytical Parameter/Fraction: <u>MOEMS Group2</u>	

Sample No.	Aliquot/Extract No.	Sample No.	Aliquot/Extract No.
Q2369-01	SV1		
Q2369-02	IA1		

Date	Time	Relinquished By	Received By	Purpose of Change of Custody
6/19/25	14:57	Signature 	Signature 	
		Printed Name <u>Cessanova</u>	Printed Name <u>Samatha Yeates</u>	
		Signature	Signature	
		Printed Name	Printed Name	
		Signature	Signature	
		Printed Name	Printed Name	
		Signature	Signature	
		Printed Name	Printed Name	
		Signature	Signature	
		Printed Name	Printed Name	
		Signature	Signature	
		Printed Name	Printed Name	
		Signature	Signature	
		Printed Name	Printed Name	
		Signature	Signature	
		Printed Name	Printed Name	

Distribution: White - Original (Sent With Report)      Yellow - Contractor Archive      Pink - Sample Custodian - Interim Copy