284 Sheffield Street, Mountainside, New Jersey 07092, Phone : 908 789 8900,
Fax : 908 789 8922

Hit Summary Sheet
SW-846

SDG No.: Q2832

Client: Portal Partners Tri-Venture

Sample ID	Client ID	Matrix	Parameter	Concentration	C	MDL	RDL	Units
Client ID:								
				0				
			Total Voc :					
			Total Concentration:					

A B C D E F G H I J

Alliance
TECHNICAL GROUP

A
B
C
D
E
F
G
H
I
J

SAMPLE DATA

Raw Data: **VY023123.D**

284 Sheffield Street, Mountainside, New Jersey 07092, Phone : 908 789 8900,
Fax : 908 789 8922

Report of Analysis

Client:	Portal Partners Tri-Venture	Date Collected:	08/11/25
Project:	Amtrak Sawtooth Bridges 2025	Date Received:	08/12/25
Client Sample ID:	TG-S01	SDG No.:	Q2832
Lab Sample ID:	Q2832-01	Matrix:	SOIL
Analytical Method:	8260D	% Solid:	93.4
Sample Wt/Vol:	4.5 Units: g	Final Vol:	5000 uL
Soil Aliquot Vol:	uL	Test:	VOC-TCLVOA-10
GC Column:	RXI-624 ID : 0.25	Level :	LOW
Prep Method :			

File ID/Qc Batch:	Dilution:	Date Analyzed	Prep Batch ID
VY023123.D	1	08/15/25 14:24	VY081525

CAS Number	Parameter	Conc.	Qualifier	MDL	LOQ / CRQL	Units(Dry Weight)
TARGETS						
75-71-8	Dichlorodifluoromethane	1.40	U	1.40	5.90	ug/Kg
74-87-3	Chloromethane	1.40	U	1.40	5.90	ug/Kg
75-01-4	Vinyl Chloride	0.94	U	0.94	5.90	ug/Kg
74-83-9	Bromomethane	1.30	U	1.30	5.90	ug/Kg
75-00-3	Chloroethane	1.50	U	1.50	5.90	ug/Kg
75-69-4	Trichlorofluoromethane	1.40	U	1.40	5.90	ug/Kg
76-13-1	1,1,2-Trichlorotrifluoroethane	1.30	U	1.30	5.90	ug/Kg
75-35-4	1,1-Dichloroethene	1.20	U	1.20	5.90	ug/Kg
67-64-1	Acetone	5.60	U	5.60	29.7	ug/Kg
75-15-0	Carbon Disulfide	1.30	U	1.30	5.90	ug/Kg
1634-04-4	Methyl tert-butyl Ether	0.87	U	0.87	5.90	ug/Kg
79-20-9	Methyl Acetate	1.80	U	1.80	5.90	ug/Kg
75-09-2	Methylene Chloride	4.20	U	4.20	11.9	ug/Kg
156-60-5	trans-1,2-Dichloroethene	1.00	U	1.00	5.90	ug/Kg
75-34-3	1,1-Dichloroethane	0.95	U	0.95	5.90	ug/Kg
110-82-7	Cyclohexane	0.94	U	0.94	5.90	ug/Kg
78-93-3	2-Butanone	7.80	U	7.80	29.7	ug/Kg
56-23-5	Carbon Tetrachloride	1.20	U	1.20	5.90	ug/Kg
156-59-2	cis-1,2-Dichloroethene	0.89	U	0.89	5.90	ug/Kg
74-97-5	Bromochloromethane	1.40	U	1.40	5.90	ug/Kg
67-66-3	Chloroform	1.00	U	1.00	5.90	ug/Kg
71-55-6	1,1,1-Trichloroethane	1.10	U	1.10	5.90	ug/Kg
108-87-2	Methylcyclohexane	1.10	U	1.10	5.90	ug/Kg
71-43-2	Benzene	0.94	U	0.94	5.90	ug/Kg
107-06-2	1,2-Dichloroethane	0.94	U	0.94	5.90	ug/Kg
79-01-6	Trichloroethene	0.96	U	0.96	5.90	ug/Kg
78-87-5	1,2-Dichloropropane	1.10	U	1.10	5.90	ug/Kg
75-27-4	Bromodichloromethane	0.93	U	0.93	5.90	ug/Kg
108-10-1	4-Methyl-2-Pentanone	4.30	U	4.30	29.7	ug/Kg
108-88-3	Toluene	0.93	U	0.93	5.90	ug/Kg

Raw Data: **VY023123.D**

Alliance TECHNICAL GROUP
284 Sheffield Street, Mountainside, New Jersey 07092, Phone : 908 789 8900,
Fax : 908 789 8922

Report of Analysis

Client:	Portal Partners Tri-Venture	Date Collected:	08/11/25
Project:	Amtrak Sawtooth Bridges 2025	Date Received:	08/12/25
Client Sample ID:	TG-S01	SDG No.:	Q2832
Lab Sample ID:	Q2832-01	Matrix:	SOIL
Analytical Method:	8260D	% Solid:	93.4
Sample Wt/Vol:	4.5 Units: g	Final Vol:	5000 uL
Soil Aliquot Vol:	uL	Test:	VOC-TCLVOA-10
GC Column:	RXI-624 ID : 0.25	Level :	LOW
Prep Method :			

File ID/Qc Batch:	Dilution:	Date Analyzed	Prep Batch ID
VY023123.D	1	08/15/25 14:24	VY081525

CAS Number	Parameter	Conc.	Qualifier	MDL	LOQ / CRQL	Units(Dry Weight)
10061-02-6	t-1,3-Dichloropropene	0.77	U	0.77	5.90	ug/Kg
10061-01-5	cis-1,3-Dichloropropene	0.74	U	0.74	5.90	ug/Kg
79-00-5	1,1,2-Trichloroethane	1.10	U	1.10	5.90	ug/Kg
591-78-6	2-Hexanone	4.40	U	4.40	29.7	ug/Kg
124-48-1	Dibromochloromethane	1.00	U	1.00	5.90	ug/Kg
106-93-4	1,2-Dibromoethane	1.00	U	1.00	5.90	ug/Kg
127-18-4	Tetrachloroethene	1.20	U	1.20	5.90	ug/Kg
108-90-7	Chlorobenzene	1.10	U	1.10	5.90	ug/Kg
100-41-4	Ethyl Benzene	0.80	U	0.80	5.90	ug/Kg
179601-23-1	m/p-Xylenes	1.50	U	1.50	11.9	ug/Kg
95-47-6	o-Xylene	0.98	U	0.98	5.90	ug/Kg
100-42-5	Styrene	0.84	U	0.84	5.90	ug/Kg
75-25-2	Bromoform	1.00	U	1.00	5.90	ug/Kg
98-82-8	Isopropylbenzene	0.93	U	0.93	5.90	ug/Kg
79-34-5	1,1,2,2-Tetrachloroethane	1.40	U	1.40	5.90	ug/Kg
541-73-1	1,3-Dichlorobenzene	2.00	U	2.00	5.90	ug/Kg
106-46-7	1,4-Dichlorobenzene	1.90	U	1.90	5.90	ug/Kg
95-50-1	1,2-Dichlorobenzene	1.70	U	1.70	5.90	ug/Kg
96-12-8	1,2-Dibromo-3-Chloropropane	2.20	U	2.20	5.90	ug/Kg
120-82-1	1,2,4-Trichlorobenzene	3.50	U	3.50	5.90	ug/Kg
87-61-6	1,2,3-Trichlorobenzene	3.80	U	3.80	5.90	ug/Kg
SURROGATES						
17060-07-0	1,2-Dichloroethane-d4	56.9		70 (63) - 130 (155)	114%	SPK: 50
1868-53-7	Dibromofluoromethane	51.0		70 (70) - 130 (134)	102%	SPK: 50
2037-26-5	Toluene-d8	51.8		70 (74) - 130 (123)	104%	SPK: 50
460-00-4	4-Bromofluorobenzene	48.1		70 (17) - 130 (146)	96%	SPK: 50
INTERNAL STANDARDS						
363-72-4	Pentafluorobenzene	580000	7.707			
540-36-3	1,4-Difluorobenzene	1080000	8.609			
3114-55-4	Chlorobenzene-d5	969000	11.414			
3855-82-1	1,4-Dichlorobenzene-d4	391000	13.34			

Raw Data: **VY023123.D**

284 Sheffield Street, Mountainside, New Jersey 07092, Phone : 908 789 8900,
Fax : 908 789 8922

Report of Analysis

Client:	Portal Partners Tri-Venture	Date Collected:	08/11/25
Project:	Amtrak Sawtooth Bridges 2025	Date Received:	08/12/25
Client Sample ID:	TG-S01	SDG No.:	Q2832
Lab Sample ID:	Q2832-01	Matrix:	SOIL
Analytical Method:	8260D	% Solid:	93.4
Sample Wt/Vol:	4.5 Units: g	Final Vol:	5000 uL
Soil Aliquot Vol:	uL	Test:	VOC-TCLVOA-10
GC Column:	RXI-624 ID : 0.25	Level :	LOW
Prep Method :			

File ID/Qc Batch:	Dilution:	Date Analyzed	Prep Batch ID
VY023123.D	1	08/15/25 14:24	VY081525

CAS Number	Parameter	Conc.	Qualifier	MDL	LOQ / CRQL	Units

U = Not Detected
LOQ = Limit of Quantitation
MDL = Method Detection Limit
LOD = Limit of Detection
E = Value Exceeds Calibration Range
Q = indicates LCS control criteria did not meet requirements
M = MS/MSD acceptance criteria did not meet requirements

J = Estimated Value
B = Analyte Found in Associated Method Blank
N = Presumptive Evidence of a Compound
* = Values outside of QC limits
D = Dilution
() = Laboratory InHouse Limit
A = Aldol-Condensation Reaction Products

Raw Data: **VY023124.D**

284 Sheffield Street, Mountainside, New Jersey 07092, Phone : 908 789 8900,
Fax : 908 789 8922

Report of Analysis

Client:	Portal Partners Tri-Venture	Date Collected:	08/11/25
Project:	Amtrak Sawtooth Bridges 2025	Date Received:	08/12/25
Client Sample ID:	TG-S02	SDG No.:	Q2832
Lab Sample ID:	Q2832-03	Matrix:	SOIL
Analytical Method:	8260D	% Solid:	94
Sample Wt/Vol:	4.64 Units: g	Final Vol:	5000 uL
Soil Aliquot Vol:	uL	Test:	VOC-TCLVOA-10
GC Column:	RXI-624 ID : 0.25	Level :	LOW
Prep Method :			

File ID/Qc Batch:	Dilution:	Date Analyzed	Prep Batch ID
VY023124.D	1	08/15/25 14:47	VY081525

CAS Number	Parameter	Conc.	Qualifier	MDL	LOQ / CRQL	Units(Dry Weight)
TARGETS						
75-71-8	Dichlorodifluoromethane	1.30	U	1.30	5.70	ug/Kg
74-87-3	Chloromethane	1.30	U	1.30	5.70	ug/Kg
75-01-4	Vinyl Chloride	0.91	U	0.91	5.70	ug/Kg
74-83-9	Bromomethane	1.20	U	1.20	5.70	ug/Kg
75-00-3	Chloroethane	1.40	U	1.40	5.70	ug/Kg
75-69-4	Trichlorofluoromethane	1.40	U	1.40	5.70	ug/Kg
76-13-1	1,1,2-Trichlorotrifluoroethane	1.20	U	1.20	5.70	ug/Kg
75-35-4	1,1-Dichloroethene	1.10	U	1.10	5.70	ug/Kg
67-64-1	Acetone	5.40	U	5.40	28.7	ug/Kg
75-15-0	Carbon Disulfide	1.20	U	1.20	5.70	ug/Kg
1634-04-4	Methyl tert-butyl Ether	0.84	U	0.84	5.70	ug/Kg
79-20-9	Methyl Acetate	1.80	U	1.80	5.70	ug/Kg
75-09-2	Methylene Chloride	4.00	U	4.00	11.5	ug/Kg
156-60-5	trans-1,2-Dichloroethene	0.99	U	0.99	5.70	ug/Kg
75-34-3	1,1-Dichloroethane	0.92	U	0.92	5.70	ug/Kg
110-82-7	Cyclohexane	0.91	U	0.91	5.70	ug/Kg
78-93-3	2-Butanone	7.50	U	7.50	28.7	ug/Kg
56-23-5	Carbon Tetrachloride	1.10	U	1.10	5.70	ug/Kg
156-59-2	cis-1,2-Dichloroethene	0.86	U	0.86	5.70	ug/Kg
74-97-5	Bromochloromethane	1.30	U	1.30	5.70	ug/Kg
67-66-3	Chloroform	0.96	U	0.96	5.70	ug/Kg
71-55-6	1,1,1-Trichloroethane	1.10	U	1.10	5.70	ug/Kg
108-87-2	Methylcyclohexane	1.00	U	1.00	5.70	ug/Kg
71-43-2	Benzene	0.91	U	0.91	5.70	ug/Kg
107-06-2	1,2-Dichloroethane	0.91	U	0.91	5.70	ug/Kg
79-01-6	Trichloroethene	0.93	U	0.93	5.70	ug/Kg
78-87-5	1,2-Dichloropropane	1.00	U	1.00	5.70	ug/Kg
75-27-4	Bromodichloromethane	0.89	U	0.89	5.70	ug/Kg
108-10-1	4-Methyl-2-Pentanone	4.10	U	4.10	28.7	ug/Kg
108-88-3	Toluene	0.89	U	0.89	5.70	ug/Kg

Raw Data: **VY023124.D**

Alliance TECHNICAL GROUP
284 Sheffield Street, Mountainside, New Jersey 07092, Phone : 908 789 8900,
Fax : 908 789 8922

Report of Analysis

Client:	Portal Partners Tri-Venture	Date Collected:	08/11/25
Project:	Amtrak Sawtooth Bridges 2025	Date Received:	08/12/25
Client Sample ID:	TG-S02	SDG No.:	Q2832
Lab Sample ID:	Q2832-03	Matrix:	SOIL
Analytical Method:	8260D	% Solid:	94
Sample Wt/Vol:	4.64 Units: g	Final Vol:	5000 uL
Soil Aliquot Vol:	uL	Test:	VOC-TCLVOA-10
GC Column:	RXI-624 ID : 0.25	Level :	LOW
Prep Method :			

File ID/Qc Batch:	Dilution:	Date Analyzed	Prep Batch ID
VY023124.D	1	08/15/25 14:47	VY081525

CAS Number	Parameter	Conc.	Qualifier	MDL	LOQ / CRQL	Units(Dry Weight)
10061-02-6	t-1,3-Dichloropropene	0.75	U	0.75	5.70	ug/Kg
10061-01-5	cis-1,3-Dichloropropene	0.71	U	0.71	5.70	ug/Kg
79-00-5	1,1,2-Trichloroethane	1.10	U	1.10	5.70	ug/Kg
591-78-6	2-Hexanone	4.20	U	4.20	28.7	ug/Kg
124-48-1	Dibromochloromethane	1.00	U	1.00	5.70	ug/Kg
106-93-4	1,2-Dibromoethane	1.00	U	1.00	5.70	ug/Kg
127-18-4	Tetrachloroethene	1.20	U	1.20	5.70	ug/Kg
108-90-7	Chlorobenzene	1.00	U	1.00	5.70	ug/Kg
100-41-4	Ethyl Benzene	0.77	U	0.77	5.70	ug/Kg
179601-23-1	m/p-Xylenes	1.40	U	1.40	11.5	ug/Kg
95-47-6	o-Xylene	0.94	U	0.94	5.70	ug/Kg
100-42-5	Styrene	0.81	U	0.81	5.70	ug/Kg
75-25-2	Bromoform	0.99	U	0.99	5.70	ug/Kg
98-82-8	Isopropylbenzene	0.89	U	0.89	5.70	ug/Kg
79-34-5	1,1,2,2-Tetrachloroethane	1.40	U	1.40	5.70	ug/Kg
541-73-1	1,3-Dichlorobenzene	2.00	U	2.00	5.70	ug/Kg
106-46-7	1,4-Dichlorobenzene	1.80	U	1.80	5.70	ug/Kg
95-50-1	1,2-Dichlorobenzene	1.70	U	1.70	5.70	ug/Kg
96-12-8	1,2-Dibromo-3-Chloropropane	2.10	U	2.10	5.70	ug/Kg
120-82-1	1,2,4-Trichlorobenzene	3.40	U	3.40	5.70	ug/Kg
87-61-6	1,2,3-Trichlorobenzene	3.60	U	3.60	5.70	ug/Kg
SURROGATES						
17060-07-0	1,2-Dichloroethane-d4	59.2		70 (63) - 130 (155)	118%	SPK: 50
1868-53-7	Dibromofluoromethane	52.1		70 (70) - 130 (134)	104%	SPK: 50
2037-26-5	Toluene-d8	51.9		70 (74) - 130 (123)	104%	SPK: 50
460-00-4	4-Bromofluorobenzene	47.5		70 (17) - 130 (146)	95%	SPK: 50
INTERNAL STANDARDS						
363-72-4	Pentafluorobenzene	570000	7.707			
540-36-3	1,4-Difluorobenzene	1080000	8.615			
3114-55-4	Chlorobenzene-d5	962000	11.414			
3855-82-1	1,4-Dichlorobenzene-d4	380000	13.34			

Alliance TECHNICAL GROUP
284 Sheffield Street, Mountainside, New Jersey 07092, Phone : 908 789 8900,
Fax : 908 789 8922

Report of Analysis

Client:	Portal Partners Tri-Venture	Date Collected:	08/11/25
Project:	Amtrak Sawtooth Bridges 2025	Date Received:	08/12/25
Client Sample ID:	TG-S02	SDG No.:	Q2832
Lab Sample ID:	Q2832-03	Matrix:	SOIL
Analytical Method:	8260D	% Solid:	94
Sample Wt/Vol:	4.64 Units: g	Final Vol:	5000 uL
Soil Aliquot Vol:	uL	Test:	VOC-TCLVOA-10
GC Column:	RXI-624 ID : 0.25	Level :	LOW
Prep Method :			

File ID/Qc Batch:	Dilution:	Date Analyzed	Prep Batch ID
VY023124.D	1	08/15/25 14:47	VY081525

CAS Number	Parameter	Conc.	Qualifier	MDL	LOQ / CRQL	Units

U = Not Detected
LOQ = Limit of Quantitation
MDL = Method Detection Limit
LOD = Limit of Detection
E = Value Exceeds Calibration Range
Q = indicates LCS control criteria did not meet requirements
M = MS/MSD acceptance criteria did not meet requirements

J = Estimated Value
B = Analyte Found in Associated Method Blank
N = Presumptive Evidence of a Compound
* = Values outside of QC limits
D = Dilution
() = Laboratory InHouse Limit
A = Aldol-Condensation Reaction Products

Raw Data: **VY023125.D**

Alliance TECHNICAL GROUP
284 Sheffield Street, Mountainside, New Jersey 07092, Phone : 908 789 8900,
Fax : 908 789 8922

Report of Analysis

Client:	Portal Partners Tri-Venture	Date Collected:	08/11/25
Project:	Amtrak Sawtooth Bridges 2025	Date Received:	08/12/25
Client Sample ID:	TG-S03	SDG No.:	Q2832
Lab Sample ID:	Q2832-05	Matrix:	SOIL
Analytical Method:	8260D	% Solid:	93.8
Sample Wt/Vol:	3.86 Units: g	Final Vol:	5000 uL
Soil Aliquot Vol:	uL	Test:	VOC-TCLVOA-10
GC Column:	RXI-624 ID : 0.25	Level :	LOW
Prep Method :			

File ID/Qc Batch:	Dilution:	Date Analyzed	Prep Batch ID
VY023125.D	1	08/15/25 15:11	VY081525

CAS Number	Parameter	Conc.	Qualifier	MDL	LOQ / CRQL	Units(Dry Weight)
TARGETS						
75-71-8	Dichlorodifluoromethane	1.60	U	1.60	6.90	ug/Kg
74-87-3	Chloromethane	1.60	U	1.60	6.90	ug/Kg
75-01-4	Vinyl Chloride	1.10	U	1.10	6.90	ug/Kg
74-83-9	Bromomethane	1.50	U	1.50	6.90	ug/Kg
75-00-3	Chloroethane	1.70	U	1.70	6.90	ug/Kg
75-69-4	Trichlorofluoromethane	1.70	U	1.70	6.90	ug/Kg
76-13-1	1,1,2-Trichlorotrifluoroethane	1.50	U	1.50	6.90	ug/Kg
75-35-4	1,1-Dichloroethene	1.40	U	1.40	6.90	ug/Kg
67-64-1	Acetone	6.50	U	6.50	34.5	ug/Kg
75-15-0	Carbon Disulfide	1.50	U	1.50	6.90	ug/Kg
1634-04-4	Methyl tert-butyl Ether	1.00	U	1.00	6.90	ug/Kg
79-20-9	Methyl Acetate	2.10	U	2.10	6.90	ug/Kg
75-09-2	Methylene Chloride	4.90	U	4.90	13.8	ug/Kg
156-60-5	trans-1,2-Dichloroethene	1.20	U	1.20	6.90	ug/Kg
75-34-3	1,1-Dichloroethane	1.10	U	1.10	6.90	ug/Kg
110-82-7	Cyclohexane	1.10	U	1.10	6.90	ug/Kg
78-93-3	2-Butanone	9.00	U	9.00	34.5	ug/Kg
56-23-5	Carbon Tetrachloride	1.30	U	1.30	6.90	ug/Kg
156-59-2	cis-1,2-Dichloroethene	1.00	U	1.00	6.90	ug/Kg
74-97-5	Bromochloromethane	1.60	U	1.60	6.90	ug/Kg
67-66-3	Chloroform	1.20	U	1.20	6.90	ug/Kg
71-55-6	1,1,1-Trichloroethane	1.30	U	1.30	6.90	ug/Kg
108-87-2	Methylcyclohexane	1.30	U	1.30	6.90	ug/Kg
71-43-2	Benzene	1.10	U	1.10	6.90	ug/Kg
107-06-2	1,2-Dichloroethane	1.10	U	1.10	6.90	ug/Kg
79-01-6	Trichloroethene	1.10	U	1.10	6.90	ug/Kg
78-87-5	1,2-Dichloropropane	1.30	U	1.30	6.90	ug/Kg
75-27-4	Bromodichloromethane	1.10	U	1.10	6.90	ug/Kg
108-10-1	4-Methyl-2-Pentanone	4.90	U	4.90	34.5	ug/Kg
108-88-3	Toluene	1.10	U	1.10	6.90	ug/Kg

Raw Data: **VY023125.D**

Alliance TECHNICAL GROUP
284 Sheffield Street, Mountainside, New Jersey 07092, Phone : 908 789 8900,
Fax : 908 789 8922

Report of Analysis

Client:	Portal Partners Tri-Venture	Date Collected:	08/11/25
Project:	Amtrak Sawtooth Bridges 2025	Date Received:	08/12/25
Client Sample ID:	TG-S03	SDG No.:	Q2832
Lab Sample ID:	Q2832-05	Matrix:	SOIL
Analytical Method:	8260D	% Solid:	93.8
Sample Wt/Vol:	3.86 Units: g	Final Vol:	5000 uL
Soil Aliquot Vol:	uL	Test:	VOC-TCLVOA-10
GC Column:	RXI-624 ID : 0.25	Level :	LOW
Prep Method :			

File ID/Qc Batch:	Dilution:	Date Analyzed	Prep Batch ID
VY023125.D	1	08/15/25 15:11	VY081525

CAS Number	Parameter	Conc.	Qualifier	MDL	LOQ / CRQL	Units(Dry Weight)
10061-02-6	t-1,3-Dichloropropene	0.90	U	0.90	6.90	ug/Kg
10061-01-5	cis-1,3-Dichloropropene	0.86	U	0.86	6.90	ug/Kg
79-00-5	1,1,2-Trichloroethane	1.30	U	1.30	6.90	ug/Kg
591-78-6	2-Hexanone	5.10	U	5.10	34.5	ug/Kg
124-48-1	Dibromochloromethane	1.20	U	1.20	6.90	ug/Kg
106-93-4	1,2-Dibromoethane	1.20	U	1.20	6.90	ug/Kg
127-18-4	Tetrachloroethene	1.50	U	1.50	6.90	ug/Kg
108-90-7	Chlorobenzene	1.30	U	1.30	6.90	ug/Kg
100-41-4	Ethyl Benzene	0.93	U	0.93	6.90	ug/Kg
179601-23-1	m/p-Xylenes	1.70	U	1.70	13.8	ug/Kg
95-47-6	o-Xylene	1.10	U	1.10	6.90	ug/Kg
100-42-5	Styrene	0.98	U	0.98	6.90	ug/Kg
75-25-2	Bromoform	1.20	U	1.20	6.90	ug/Kg
98-82-8	Isopropylbenzene	1.10	U	1.10	6.90	ug/Kg
79-34-5	1,1,2,2-Tetrachloroethane	1.70	U	1.70	6.90	ug/Kg
541-73-1	1,3-Dichlorobenzene	2.40	U	2.40	6.90	ug/Kg
106-46-7	1,4-Dichlorobenzene	2.20	U	2.20	6.90	ug/Kg
95-50-1	1,2-Dichlorobenzene	2.00	U	2.00	6.90	ug/Kg
96-12-8	1,2-Dibromo-3-Chloropropane	2.50	U	2.50	6.90	ug/Kg
120-82-1	1,2,4-Trichlorobenzene	4.10	U	4.10	6.90	ug/Kg
87-61-6	1,2,3-Trichlorobenzene	4.40	U	4.40	6.90	ug/Kg
SURROGATES						
17060-07-0	1,2-Dichloroethane-d4	59.2		70 (63) - 130 (155)	118%	SPK: 50
1868-53-7	Dibromofluoromethane	51.4		70 (70) - 130 (134)	103%	SPK: 50
2037-26-5	Toluene-d8	52.7		70 (74) - 130 (123)	105%	SPK: 50
460-00-4	4-Bromofluorobenzene	48.8		70 (17) - 130 (146)	98%	SPK: 50
INTERNAL STANDARDS						
363-72-4	Pentafluorobenzene	554000	7.707			
540-36-3	1,4-Difluorobenzene	1040000	8.609			
3114-55-4	Chlorobenzene-d5	947000	11.414			
3855-82-1	1,4-Dichlorobenzene-d4	379000	13.34			

Raw Data: **VY023125.D**

284 Sheffield Street, Mountainside, New Jersey 07092, Phone : 908 789 8900,
Fax : 908 789 8922

Report of Analysis

Client:	Portal Partners Tri-Venture	Date Collected:	08/11/25
Project:	Amtrak Sawtooth Bridges 2025	Date Received:	08/12/25
Client Sample ID:	TG-S03	SDG No.:	Q2832
Lab Sample ID:	Q2832-05	Matrix:	SOIL
Analytical Method:	8260D	% Solid:	93.8
Sample Wt/Vol:	3.86 Units: g	Final Vol:	5000 uL
Soil Aliquot Vol:	uL	Test:	VOC-TCLVOA-10
GC Column:	RXI-624 ID : 0.25	Level :	LOW
Prep Method :			

File ID/Qc Batch:	Dilution:	Date Analyzed	Prep Batch ID
VY023125.D	1	08/15/25 15:11	VY081525

CAS Number	Parameter	Conc.	Qualifier	MDL	LOQ / CRQL	Units

U = Not Detected
LOQ = Limit of Quantitation
MDL = Method Detection Limit
LOD = Limit of Detection
E = Value Exceeds Calibration Range
Q = indicates LCS control criteria did not meet requirements
M = MS/MSD acceptance criteria did not meet requirements

J = Estimated Value
B = Analyte Found in Associated Method Blank
N = Presumptive Evidence of a Compound
* = Values outside of QC limits
D = Dilution
() = Laboratory InHouse Limit
A = Aldol-Condensation Reaction Products

Raw Data: **VY023126.D**

284 Sheffield Street, Mountainside, New Jersey 07092, Phone : 908 789 8900,
Fax : 908 789 8922

Report of Analysis

Client:	Portal Partners Tri-Venture	Date Collected:	08/11/25
Project:	Amtrak Sawtooth Bridges 2025	Date Received:	08/12/25
Client Sample ID:	TG-S04	SDG No.:	Q2832
Lab Sample ID:	Q2832-07	Matrix:	SOIL
Analytical Method:	8260D	% Solid:	93.1
Sample Wt/Vol:	4 Units: g	Final Vol:	5000 uL
Soil Aliquot Vol:	uL	Test:	VOC-TCLVOA-10
GC Column:	RXI-624 ID : 0.25	Level :	LOW
Prep Method :			

File ID/Qc Batch:	Dilution:	Date Analyzed	Prep Batch ID
VY023126.D	1	08/15/25 15:34	VY081525

CAS Number	Parameter	Conc.	Qualifier	MDL	LOQ / CRQL	Units(Dry Weight)
TARGETS						
75-71-8	Dichlorodifluoromethane	1.50	U	1.50	6.70	ug/Kg
74-87-3	Chloromethane	1.50	U	1.50	6.70	ug/Kg
75-01-4	Vinyl Chloride	1.10	U	1.10	6.70	ug/Kg
74-83-9	Bromomethane	1.40	U	1.40	6.70	ug/Kg
75-00-3	Chloroethane	1.70	U	1.70	6.70	ug/Kg
75-69-4	Trichlorofluoromethane	1.60	U	1.60	6.70	ug/Kg
76-13-1	1,1,2-Trichlorotrifluoroethane	1.40	U	1.40	6.70	ug/Kg
75-35-4	1,1-Dichloroethene	1.30	U	1.30	6.70	ug/Kg
67-64-1	Acetone	6.40	U	6.40	33.6	ug/Kg
75-15-0	Carbon Disulfide	1.40	U	1.40	6.70	ug/Kg
1634-04-4	Methyl tert-butyl Ether	0.98	U	0.98	6.70	ug/Kg
79-20-9	Methyl Acetate	2.10	U	2.10	6.70	ug/Kg
75-09-2	Methylene Chloride	4.70	U	4.70	13.4	ug/Kg
156-60-5	trans-1,2-Dichloroethene	1.20	U	1.20	6.70	ug/Kg
75-34-3	1,1-Dichloroethane	1.10	U	1.10	6.70	ug/Kg
110-82-7	Cyclohexane	1.10	U	1.10	6.70	ug/Kg
78-93-3	2-Butanone	8.80	U	8.80	33.6	ug/Kg
56-23-5	Carbon Tetrachloride	1.30	U	1.30	6.70	ug/Kg
156-59-2	cis-1,2-Dichloroethene	1.00	U	1.00	6.70	ug/Kg
74-97-5	Bromochloromethane	1.50	U	1.50	6.70	ug/Kg
67-66-3	Chloroform	1.10	U	1.10	6.70	ug/Kg
71-55-6	1,1,1-Trichloroethane	1.20	U	1.20	6.70	ug/Kg
108-87-2	Methylcyclohexane	1.20	U	1.20	6.70	ug/Kg
71-43-2	Benzene	1.10	U	1.10	6.70	ug/Kg
107-06-2	1,2-Dichloroethane	1.10	U	1.10	6.70	ug/Kg
79-01-6	Trichloroethene	1.10	U	1.10	6.70	ug/Kg
78-87-5	1,2-Dichloropropane	1.20	U	1.20	6.70	ug/Kg
75-27-4	Bromodichloromethane	1.00	U	1.00	6.70	ug/Kg
108-10-1	4-Methyl-2-Pentanone	4.80	U	4.80	33.6	ug/Kg
108-88-3	Toluene	1.00	U	1.00	6.70	ug/Kg

Raw Data: **VY023126.D**

Alliance TECHNICAL GROUP
284 Sheffield Street, Mountainside, New Jersey 07092, Phone : 908 789 8900,
Fax : 908 789 8922

Report of Analysis

Client:	Portal Partners Tri-Venture	Date Collected:	08/11/25
Project:	Amtrak Sawtooth Bridges 2025	Date Received:	08/12/25
Client Sample ID:	TG-S04	SDG No.:	Q2832
Lab Sample ID:	Q2832-07	Matrix:	SOIL
Analytical Method:	8260D	% Solid:	93.1
Sample Wt/Vol:	4 Units: g	Final Vol:	5000 uL
Soil Aliquot Vol:	uL	Test:	VOC-TCLVOA-10
GC Column:	RXI-624 ID : 0.25	Level :	LOW
Prep Method :			

File ID/Qc Batch:	Dilution:	Date Analyzed	Prep Batch ID
VY023126.D	1	08/15/25 15:34	VY081525

CAS Number	Parameter	Conc.	Qualifier	MDL	LOQ / CRQL	Units(Dry Weight)
10061-02-6	t-1,3-Dichloropropene	0.87	U	0.87	6.70	ug/Kg
10061-01-5	cis-1,3-Dichloropropene	0.83	U	0.83	6.70	ug/Kg
79-00-5	1,1,2-Trichloroethane	1.20	U	1.20	6.70	ug/Kg
591-78-6	2-Hexanone	5.00	U	5.00	33.6	ug/Kg
124-48-1	Dibromochloromethane	1.20	U	1.20	6.70	ug/Kg
106-93-4	1,2-Dibromoethane	1.20	U	1.20	6.70	ug/Kg
127-18-4	Tetrachloroethene	1.40	U	1.40	6.70	ug/Kg
108-90-7	Chlorobenzene	1.20	U	1.20	6.70	ug/Kg
100-41-4	Ethyl Benzene	0.90	U	0.90	6.70	ug/Kg
179601-23-1	m/p-Xylenes	1.70	U	1.70	13.4	ug/Kg
95-47-6	o-Xylene	1.10	U	1.10	6.70	ug/Kg
100-42-5	Styrene	0.95	U	0.95	6.70	ug/Kg
75-25-2	Bromoform	1.20	U	1.20	6.70	ug/Kg
98-82-8	Isopropylbenzene	1.00	U	1.00	6.70	ug/Kg
79-34-5	1,1,2,2-Tetrachloroethane	1.60	U	1.60	6.70	ug/Kg
541-73-1	1,3-Dichlorobenzene	2.30	U	2.30	6.70	ug/Kg
106-46-7	1,4-Dichlorobenzene	2.10	U	2.10	6.70	ug/Kg
95-50-1	1,2-Dichlorobenzene	1.90	U	1.90	6.70	ug/Kg
96-12-8	1,2-Dibromo-3-Chloropropane	2.50	U	2.50	6.70	ug/Kg
120-82-1	1,2,4-Trichlorobenzene	4.00	U	4.00	6.70	ug/Kg
87-61-6	1,2,3-Trichlorobenzene	4.30	U	4.30	6.70	ug/Kg
SURROGATES						
17060-07-0	1,2-Dichloroethane-d4	59.2		70 (63) - 130 (155)	118%	SPK: 50
1868-53-7	Dibromofluoromethane	52.8		70 (70) - 130 (134)	106%	SPK: 50
2037-26-5	Toluene-d8	51.6		70 (74) - 130 (123)	103%	SPK: 50
460-00-4	4-Bromofluorobenzene	47.7		70 (17) - 130 (146)	95%	SPK: 50
INTERNAL STANDARDS						
363-72-4	Pentafluorobenzene	567000	7.707			
540-36-3	1,4-Difluorobenzene	1070000	8.609			
3114-55-4	Chlorobenzene-d5	958000	11.414			
3855-82-1	1,4-Dichlorobenzene-d4	387000	13.34			

Raw Data: **VY023126.D**

284 Sheffield Street, Mountainside, New Jersey 07092, Phone : 908 789 8900,
Fax : 908 789 8922

Report of Analysis

Client:	Portal Partners Tri-Venture	Date Collected:	08/11/25
Project:	Amtrak Sawtooth Bridges 2025	Date Received:	08/12/25
Client Sample ID:	TG-S04	SDG No.:	Q2832
Lab Sample ID:	Q2832-07	Matrix:	SOIL
Analytical Method:	8260D	% Solid:	93.1
Sample Wt/Vol:	4 Units: g	Final Vol:	5000 uL
Soil Aliquot Vol:	uL	Test:	VOC-TCLVOA-10
GC Column:	RXI-624 ID : 0.25	Level :	LOW
Prep Method :			

File ID/Qc Batch:	Dilution:	Date Analyzed	Prep Batch ID
VY023126.D	1	08/15/25 15:34	VY081525

CAS Number	Parameter	Conc.	Qualifier	MDL	LOQ / CRQL	Units

U = Not Detected
LOQ = Limit of Quantitation
MDL = Method Detection Limit
LOD = Limit of Detection
E = Value Exceeds Calibration Range
Q = indicates LCS control criteria did not meet requirements
M = MS/MSD acceptance criteria did not meet requirements

J = Estimated Value
B = Analyte Found in Associated Method Blank
N = Presumptive Evidence of a Compound
* = Values outside of QC limits
D = Dilution
() = Laboratory InHouse Limit
A = Aldol-Condensation Reaction Products

Raw Data: **VY023127.D**

284 Sheffield Street, Mountainside, New Jersey 07092, Phone : 908 789 8900,
Fax : 908 789 8922

Report of Analysis

Client:	Portal Partners Tri-Venture	Date Collected:	08/12/25
Project:	Amtrak Sawtooth Bridges 2025	Date Received:	08/12/25
Client Sample ID:	TG-S05	SDG No.:	Q2832
Lab Sample ID:	Q2832-09	Matrix:	SOIL
Analytical Method:	8260D	% Solid:	90.9
Sample Wt/Vol:	3.4 Units: g	Final Vol:	5000 uL
Soil Aliquot Vol:	uL	Test:	VOC-TCLVOA-10
GC Column:	RXI-624 ID : 0.25	Level :	LOW
Prep Method :			

File ID/Qc Batch:	Dilution:	Date Analyzed	Prep Batch ID
VY023127.D	1	08/15/25 15:58	VY081525

CAS Number	Parameter	Conc.	Qualifier	MDL	LOQ / CRQL	Units(Dry Weight)
TARGETS						
75-71-8	Dichlorodifluoromethane	1.80	U	1.80	8.10	ug/Kg
74-87-3	Chloromethane	1.80	U	1.80	8.10	ug/Kg
75-01-4	Vinyl Chloride	1.30	U	1.30	8.10	ug/Kg
74-83-9	Bromomethane	1.70	U	1.70	8.10	ug/Kg
75-00-3	Chloroethane	2.00	U	2.00	8.10	ug/Kg
75-69-4	Trichlorofluoromethane	2.00	U	2.00	8.10	ug/Kg
76-13-1	1,1,2-Trichlorotrifluoroethane	1.70	U	1.70	8.10	ug/Kg
75-35-4	1,1-Dichloroethene	1.60	U	1.60	8.10	ug/Kg
67-64-1	Acetone	7.70	U	7.70	40.4	ug/Kg
75-15-0	Carbon Disulfide	1.70	U	1.70	8.10	ug/Kg
1634-04-4	Methyl tert-butyl Ether	1.20	U	1.20	8.10	ug/Kg
79-20-9	Methyl Acetate	2.50	U	2.50	8.10	ug/Kg
75-09-2	Methylene Chloride	5.70	U	5.70	16.2	ug/Kg
156-60-5	trans-1,2-Dichloroethene	1.40	U	1.40	8.10	ug/Kg
75-34-3	1,1-Dichloroethane	1.30	U	1.30	8.10	ug/Kg
110-82-7	Cyclohexane	1.30	U	1.30	8.10	ug/Kg
78-93-3	2-Butanone	10.6	U	10.6	40.4	ug/Kg
56-23-5	Carbon Tetrachloride	1.60	U	1.60	8.10	ug/Kg
156-59-2	cis-1,2-Dichloroethene	1.20	U	1.20	8.10	ug/Kg
74-97-5	Bromochloromethane	1.90	U	1.90	8.10	ug/Kg
67-66-3	Chloroform	1.40	U	1.40	8.10	ug/Kg
71-55-6	1,1,1-Trichloroethane	1.50	U	1.50	8.10	ug/Kg
108-87-2	Methylcyclohexane	1.50	U	1.50	8.10	ug/Kg
71-43-2	Benzene	1.30	U	1.30	8.10	ug/Kg
107-06-2	1,2-Dichloroethane	1.30	U	1.30	8.10	ug/Kg
79-01-6	Trichloroethene	1.30	U	1.30	8.10	ug/Kg
78-87-5	1,2-Dichloropropane	1.50	U	1.50	8.10	ug/Kg
75-27-4	Bromodichloromethane	1.30	U	1.30	8.10	ug/Kg
108-10-1	4-Methyl-2-Pentanone	5.80	U	5.80	40.4	ug/Kg
108-88-3	Toluene	1.30	U	1.30	8.10	ug/Kg

Raw Data: **VY023127.D**

Alliance TECHNICAL GROUP
284 Sheffield Street, Mountainside, New Jersey 07092, Phone : 908 789 8900,
Fax : 908 789 8922

Report of Analysis

Client:	Portal Partners Tri-Venture	Date Collected:	08/12/25
Project:	Amtrak Sawtooth Bridges 2025	Date Received:	08/12/25
Client Sample ID:	TG-S05	SDG No.:	Q2832
Lab Sample ID:	Q2832-09	Matrix:	SOIL
Analytical Method:	8260D	% Solid:	90.9
Sample Wt/Vol:	3.4 Units: g	Final Vol:	5000 uL
Soil Aliquot Vol:	uL	Test:	VOC-TCLVOA-10
GC Column:	RXI-624 ID : 0.25	Level :	LOW
Prep Method :			

File ID/Qc Batch:	Dilution:	Date Analyzed	Prep Batch ID
VY023127.D	1	08/15/25 15:58	VY081525

CAS Number	Parameter	Conc.	Qualifier	MDL	LOQ / CRQL	Units(Dry Weight)
10061-02-6	t-1,3-Dichloropropene	1.10	U	1.10	8.10	ug/Kg
10061-01-5	cis-1,3-Dichloropropene	1.00	U	1.00	8.10	ug/Kg
79-00-5	1,1,2-Trichloroethane	1.50	U	1.50	8.10	ug/Kg
591-78-6	2-Hexanone	6.00	U	6.00	40.4	ug/Kg
124-48-1	Dibromochloromethane	1.40	U	1.40	8.10	ug/Kg
106-93-4	1,2-Dibromoethane	1.40	U	1.40	8.10	ug/Kg
127-18-4	Tetrachloroethene	1.70	U	1.70	8.10	ug/Kg
108-90-7	Chlorobenzene	1.50	U	1.50	8.10	ug/Kg
100-41-4	Ethyl Benzene	1.10	U	1.10	8.10	ug/Kg
179601-23-1	m/p-Xylenes	2.00	U	2.00	16.2	ug/Kg
95-47-6	o-Xylene	1.30	U	1.30	8.10	ug/Kg
100-42-5	Styrene	1.10	U	1.10	8.10	ug/Kg
75-25-2	Bromoform	1.40	U	1.40	8.10	ug/Kg
98-82-8	Isopropylbenzene	1.30	U	1.30	8.10	ug/Kg
79-34-5	1,1,2,2-Tetrachloroethane	2.00	U	2.00	8.10	ug/Kg
541-73-1	1,3-Dichlorobenzene	2.80	U	2.80	8.10	ug/Kg
106-46-7	1,4-Dichlorobenzene	2.50	U	2.50	8.10	ug/Kg
95-50-1	1,2-Dichlorobenzene	2.30	U	2.30	8.10	ug/Kg
96-12-8	1,2-Dibromo-3-Chloropropane	3.00	U	3.00	8.10	ug/Kg
120-82-1	1,2,4-Trichlorobenzene	4.80	U	4.80	8.10	ug/Kg
87-61-6	1,2,3-Trichlorobenzene	5.10	U	5.10	8.10	ug/Kg
SURROGATES						
17060-07-0	1,2-Dichloroethane-d4	57.6		70 (63) - 130 (155)	115%	SPK: 50
1868-53-7	Dibromofluoromethane	52.8		70 (70) - 130 (134)	106%	SPK: 50
2037-26-5	Toluene-d8	51.0		70 (74) - 130 (123)	102%	SPK: 50
460-00-4	4-Bromofluorobenzene	39.9		70 (17) - 130 (146)	80%	SPK: 50
INTERNAL STANDARDS						
363-72-4	Pentafluorobenzene	551000	7.707			
540-36-3	1,4-Difluorobenzene	1030000	8.615			
3114-55-4	Chlorobenzene-d5	844000	11.414			
3855-82-1	1,4-Dichlorobenzene-d4	274000	13.34			

Alliance TECHNICAL GROUP
284 Sheffield Street, Mountainside, New Jersey 07092, Phone : 908 789 8900,
Fax : 908 789 8922

Report of Analysis

Client:	Portal Partners Tri-Venture	Date Collected:	08/12/25
Project:	Amtrak Sawtooth Bridges 2025	Date Received:	08/12/25
Client Sample ID:	TG-S05	SDG No.:	Q2832
Lab Sample ID:	Q2832-09	Matrix:	SOIL
Analytical Method:	8260D	% Solid:	90.9
Sample Wt/Vol:	3.4 Units: g	Final Vol:	5000 uL
Soil Aliquot Vol:	uL	Test:	VOC-TCLVOA-10
GC Column:	RXI-624 ID : 0.25	Level :	LOW
Prep Method :			

File ID/Qc Batch:	Dilution:	Date Analyzed	Prep Batch ID
VY023127.D	1	08/15/25 15:58	VY081525

CAS Number	Parameter	Conc.	Qualifier	MDL	LOQ / CRQL	Units

U = Not Detected
LOQ = Limit of Quantitation
MDL = Method Detection Limit
LOD = Limit of Detection
E = Value Exceeds Calibration Range
Q = indicates LCS control criteria did not meet requirements
M = MS/MSD acceptance criteria did not meet requirements

J = Estimated Value
B = Analyte Found in Associated Method Blank
N = Presumptive Evidence of a Compound
* = Values outside of QC limits
D = Dilution
() = Laboratory InHouse Limit
A = Aldol-Condensation Reaction Products

QC SUMMARY

284 Sheffield Street, Mountainside, New Jersey 07092, Phone : 908 789 8900,
Fax : 908 789 8922

Surrogate Summary

SDG No.: Q2832

Client: Portal Partners Tri-Venture

Analytical Method: SW8260D

Lab Sample ID	Client ID	Parameter	Spike	Result	Recovery (%)	Qual	Limits (%) Low	Limits (%) High
Q2832-01	TG-S01	1,2-Dichloroethane-d4	50	56.9	114		70 (63)	130 (155)
		Dibromofluoromethane	50	51.0	102		70 (70)	130 (134)
		Toluene-d8	50	51.8	104		70 (74)	130 (123)
		4-Bromofluorobenzene	50	48.1	96		70 (17)	130 (146)
Q2832-03	TG-S02	1,2-Dichloroethane-d4	50	59.2	118		70 (63)	130 (155)
		Dibromofluoromethane	50	52.1	104		70 (70)	130 (134)
		Toluene-d8	50	51.9	104		70 (74)	130 (123)
		4-Bromofluorobenzene	50	47.5	95		70 (17)	130 (146)
Q2832-05	TG-S03	1,2-Dichloroethane-d4	50	59.2	118		70 (63)	130 (155)
		Dibromofluoromethane	50	51.4	103		70 (70)	130 (134)
		Toluene-d8	50	52.6	105		70 (74)	130 (123)
		4-Bromofluorobenzene	50	48.8	98		70 (17)	130 (146)
Q2832-07	TG-S04	1,2-Dichloroethane-d4	50	59.2	118		70 (63)	130 (155)
		Dibromofluoromethane	50	52.8	106		70 (70)	130 (134)
		Toluene-d8	50	51.6	103		70 (74)	130 (123)
		4-Bromofluorobenzene	50	47.7	95		70 (17)	130 (146)
Q2832-09	TG-S05	1,2-Dichloroethane-d4	50	57.6	115		70 (63)	130 (155)
		Dibromofluoromethane	50	52.8	106		70 (70)	130 (134)
		Toluene-d8	50	51.0	102		70 (74)	130 (123)
		4-Bromofluorobenzene	50	39.9	80		70 (17)	130 (146)
VY0815SBL01	VY0815SBL01	1,2-Dichloroethane-d4	50	59.8	120		70 (63)	130 (155)
		Dibromofluoromethane	50	52.7	105		70 (70)	130 (134)
		Toluene-d8	50	52.4	105		70 (74)	130 (123)
		4-Bromofluorobenzene	50	47.5	95		70 (17)	130 (146)
VY0815SBS01	VY0815SBS01	1,2-Dichloroethane-d4	50	51.7	103		70 (63)	130 (155)
		Dibromofluoromethane	50	49.3	99		70 (70)	130 (134)
		Toluene-d8	50	50.2	100		70 (74)	130 (123)
		4-Bromofluorobenzene	50	48.5	97		70 (17)	130 (146)
VY0815SBSD01	VY0815SBSD01	1,2-Dichloroethane-d4	50	52.1	104		70 (63)	130 (155)
		Dibromofluoromethane	50	50.3	101		70 (70)	130 (134)
		Toluene-d8	50	50.5	101		70 (74)	130 (123)
		4-Bromofluorobenzene	50	48.7	97		70 (17)	130 (146)

( ) = LABORATORY INHOUSE LIMIT

284 Sheffield Street, Mountainside, New Jersey 07092, Phone : 908 789 8900,
Fax : 908 789 8922

Laboratory Control Sample/Laboratory Control Sample Duplicate Summary

SW-846

SDG No.: Q2832 **Analytical Method:** SW8260D

Client: Portal Partners Tri-Venture **Datafile :** VY023113.D

Lab Sample ID	Parameter	Spike	Result	Unit	Rec	RPD	Qual	Limits Low	Limits High	RPD
VY0815SBS01	Dichlorodifluoromethane	20	19.7	ug/Kg	99			40 (64)	160 (136)	
	Chloromethane	20	22.2	ug/Kg	111			40 (52)	160 (151)	
	Vinyl chloride	20	22.5	ug/Kg	113			70 (56)	130 (148)	
	Bromomethane	20	25.5	ug/Kg	128			40 (58)	160 (141)	
	Chloroethane	20	22.7	ug/Kg	114			40 (69)	160 (130)	
	Trichlorofluoromethane	20	21.1	ug/Kg	106			40 (69)	160 (134)	
	1,1,2-Trichlorotrifluoroethane	20	20.2	ug/Kg	101			70 (81)	130 (123)	
	1,1-Dichloroethene	20	19.8	ug/Kg	99			70 (79)	130 (121)	
	Acetone	100	110	ug/Kg	110			40 (40)	160 (171)	
	Carbon disulfide	20	20.1	ug/Kg	101			40 (59)	160 (130)	
	Methyl tert-butyl Ether	20	19.5	ug/Kg	98			70 (77)	130 (129)	
	Methyl Acetate	20	18.5	ug/Kg	93			70 (69)	130 (149)	
	Methylene Chloride	20	20.8	ug/Kg	104			70 (72)	130 (131)	
	trans-1,2-Dichloroethene	20	19.9	ug/Kg	100			70 (80)	130 (123)	
	1,1-Dichloroethane	20	20.4	ug/Kg	102			70 (82)	130 (123)	
	Cyclohexane	20	18.9	ug/Kg	95			70 (76)	130 (122)	
	2-Butanone	100	110	ug/Kg	110			40 (69)	160 (131)	
	Carbon Tetrachloride	20	19.6	ug/Kg	98			70 (76)	130 (129)	
	cis-1,2-Dichloroethene	20	20.1	ug/Kg	101			70 (82)	130 (123)	
	Bromochloromethane	20	21.9	ug/Kg	110			70 (80)	130 (127)	
	Chloroform	20	20.9	ug/Kg	104			70 (82)	130 (125)	
	1,1,1-Trichloroethane	20	20.3	ug/Kg	102			70 (80)	130 (126)	
	Methylcyclohexane	20	18.7	ug/Kg	94			70 (77)	130 (123)	
	Benzene	20	20.4	ug/Kg	102			70 (84)	130 (121)	
	1,2-Dichloroethane	20	20.6	ug/Kg	103			70 (81)	130 (126)	
	Trichloroethene	20	20.5	ug/Kg	103			70 (83)	130 (122)	
	1,2-Dichloropropane	20	20.5	ug/Kg	103			70 (83)	130 (122)	
	Bromodichloromethane	20	20.8	ug/Kg	104			70 (82)	130 (123)	
	4-Methyl-2-Pentanone	100	97.9	ug/Kg	98			40 (70)	160 (135)	
	Toluene	20	20.2	ug/Kg	101			70 (83)	130 (122)	
	t-1,3-Dichloropropene	20	19.9	ug/Kg	100			70 (78)	130 (124)	
	cis-1,3-Dichloropropene	20	19.6	ug/Kg	98			70 (81)	130 (122)	
	1,1,2-Trichloroethane	20	20.2	ug/Kg	101			70 (82)	130 (125)	
	2-Hexanone	100	100	ug/Kg	100			40 (66)	160 (138)	
	Dibromochloromethane	20	20.1	ug/Kg	101			70 (79)	130 (125)	
	1,2-Dibromoethane	20	20.1	ug/Kg	101			70 (80)	130 (125)	
	Tetrachloroethene	20	21.8	ug/Kg	109			70 (83)	130 (125)	
	Chlorobenzene	20	19.5	ug/Kg	98			70 (84)	130 (122)	
	Ethyl Benzene	20	18.8	ug/Kg	94			70 (82)	130 (124)	
	m/p-Xylenes	40	38.6	ug/Kg	97			70 (83)	130 (124)	
	o-Xylene	20	18.6	ug/Kg	93			70 (83)	130 (123)	
	Styrene	20	19.4	ug/Kg	97			70 (82)	130 (124)	
	Bromoform	20	18.7	ug/Kg	94			70 (75)	130 (127)	
	Isopropylbenzene	20	18.8	ug/Kg	94			70 (82)	130 (124)	
	1,1,2,2-Tetrachloroethane	20	18.1	ug/Kg	91			70 (77)	130 (127)	
	1,3-Dichlorobenzene	20	19.1	ug/Kg	96			70 (83)	130 (122)	
	1,4-Dichlorobenzene	20	19.3	ug/Kg	97			70 (84)	130 (121)	
	1,2-Dichlorobenzene	20	18.9	ug/Kg	95			70 (83)	130 (124)	

( ) = LABORATORY INHOUSE LIMIT

284 Sheffield Street, Mountainside, New Jersey 07092, Phone : 908 789 8900,
Fax : 908 789 8922

Laboratory Control Sample/Laboratory Control Sample Duplicate Summary

SW-846

SDG No.: Q2832 **Analytical Method:** SW8260D

Client: Portal Partners Tri-Venture **Datafile :** VY023113.D

Lab Sample ID	Parameter	Spike	Result	Unit	Rec	RPD	Qual	Limits Low	Limits High	RPD
VY0815SBS01	1,2-Dibromo-3-Chloropropane	20	19.8	ug/Kg	99			40 (66)	160 (134)	
	1,2,4-Trichlorobenzene	20	18.2	ug/Kg	91			70 (78)	130 (127)	
	1,2,3-Trichlorobenzene	20	17.9	ug/Kg	90			70 (70)	130 (137)	

( ) = LABORATORY INHOUSE LIMIT

284 Sheffield Street, Mountainside, New Jersey 07092, Phone : 908 789 8900,
Fax : 908 789 8922

Laboratory Control Sample/Laboratory Control Sample Duplicate Summary

SW-846

SDG No.: Q2832 **Analytical Method:** SW8260D

Client: Portal Partners Tri-Venture **Datafile :** VY023114.D

Lab Sample ID	Parameter	Spike	Result	Unit	Rec	RPD	Qual	Limits Low	Limits High	RPD
VY0815SBSD01	Dichlorodifluoromethane	20	21.3	ug/Kg	106	7		40 (64)	160 (136)	30 (20)
	Chloromethane	20	22.8	ug/Kg	114	3		40 (52)	160 (151)	30 (20)
	Vinyl chloride	20	23.3	ug/Kg	117	3		70 (56)	130 (148)	30 (20)
	Bromomethane	20	25.5	ug/Kg	128	0		40 (58)	160 (141)	30 (20)
	Chloroethane	20	23.9	ug/Kg	119	4		40 (69)	160 (130)	30 (20)
	Trichlorofluoromethane	20	22.3	ug/Kg	112	6		40 (69)	160 (134)	30 (20)
	1,1,2-Trichlorotrifluoroethane	20	21.7	ug/Kg	109	8		70 (81)	130 (123)	30 (20)
	1,1-Dichloroethene	20	20.9	ug/Kg	104	5		70 (79)	130 (121)	30 (20)
	Acetone	100	110	ug/Kg	110	0		40 (40)	160 (171)	30 (20)
	Carbon disulfide	20	20.8	ug/Kg	104	3		40 (59)	160 (130)	30 (20)
	Methyl tert-butyl Ether	20	20.3	ug/Kg	102	4		70 (77)	130 (129)	30 (20)
	Methyl Acetate	20	21.2	ug/Kg	106	13		70 (69)	130 (149)	30 (20)
	Methylene Chloride	20	22.1	ug/Kg	111	7		70 (72)	130 (131)	30 (20)
	trans-1,2-Dichloroethene	20	21.0	ug/Kg	105	5		70 (80)	130 (123)	30 (20)
	1,1-Dichloroethane	20	21.0	ug/Kg	105	3		70 (82)	130 (123)	30 (20)
	Cyclohexane	20	19.7	ug/Kg	99	4		70 (76)	130 (122)	30 (20)
	2-Butanone	100	100	ug/Kg	100	10		40 (69)	160 (131)	30 (20)
	Carbon Tetrachloride	20	20.5	ug/Kg	103	5		70 (76)	130 (129)	30 (20)
	cis-1,2-Dichloroethene	20	20.5	ug/Kg	103	2		70 (82)	130 (123)	30 (20)
	Bromochloromethane	20	21.8	ug/Kg	109	1		70 (80)	130 (127)	30 (20)
	Chloroform	20	21.6	ug/Kg	108	4		70 (82)	130 (125)	30 (20)
	1,1,1-Trichloroethane	20	21.0	ug/Kg	105	3		70 (80)	130 (126)	30 (20)
	Methylcyclohexane	20	19.5	ug/Kg	98	4		70 (77)	130 (123)	30 (20)
	Benzene	20	20.6	ug/Kg	103	1		70 (84)	130 (121)	30 (20)
	1,2-Dichloroethane	20	20.9	ug/Kg	104	1		70 (81)	130 (126)	30 (20)
	Trichloroethene	20	21.1	ug/Kg	106	3		70 (83)	130 (122)	30 (20)
	1,2-Dichloropropane	20	20.6	ug/Kg	103	0		70 (83)	130 (122)	30 (20)
	Bromodichloromethane	20	20.7	ug/Kg	104	0		70 (82)	130 (123)	30 (20)
	4-Methyl-2-Pentanone	100	99.3	ug/Kg	99	1		40 (70)	160 (135)	30 (20)
	Toluene	20	20.5	ug/Kg	103	2		70 (83)	130 (122)	30 (20)
	t-1,3-Dichloropropene	20	19.7	ug/Kg	99	1		70 (78)	130 (124)	30 (20)
	cis-1,3-Dichloropropene	20	20.2	ug/Kg	101	3		70 (81)	130 (122)	30 (20)
	1,1,2-Trichloroethane	20	20.4	ug/Kg	102	1		70 (82)	130 (125)	30 (20)
	2-Hexanone	100	99.7	ug/Kg	100	0		40 (66)	160 (138)	30 (20)
	Dibromochloromethane	20	20.6	ug/Kg	103	2		70 (79)	130 (125)	30 (20)
	1,2-Dibromoethane	20	20.2	ug/Kg	101	0		70 (80)	130 (125)	30 (20)
	Tetrachloroethene	20	22.8	ug/Kg	114	4		70 (83)	130 (125)	30 (20)
	Chlorobenzene	20	21.1	ug/Kg	106	8		70 (84)	130 (122)	30 (20)
	Ethyl Benzene	20	20.2	ug/Kg	101	7		70 (82)	130 (124)	30 (20)
	m/p-Xylenes	40	41.1	ug/Kg	103	6		70 (83)	130 (124)	30 (20)
	o-Xylene	20	20.1	ug/Kg	101	8		70 (83)	130 (123)	30 (20)
	Styrene	20	20.5	ug/Kg	103	6		70 (82)	130 (124)	30 (20)
	Bromoform	20	19.8	ug/Kg	99	5		70 (75)	130 (127)	30 (20)
	Isopropylbenzene	20	19.4	ug/Kg	97	3		70 (82)	130 (124)	30 (20)
	1,1,2,2-Tetrachloroethane	20	19.0	ug/Kg	95	4		70 (77)	130 (127)	30 (20)
	1,3-Dichlorobenzene	20	20.1	ug/Kg	101	5		70 (83)	130 (122)	30 (20)
	1,4-Dichlorobenzene	20	19.8	ug/Kg	99	2		70 (84)	130 (121)	30 (20)
	1,2-Dichlorobenzene	20	19.7	ug/Kg	99	4		70 (83)	130 (124)	30 (20)

( ) = LABORATORY INHOUSE LIMIT

284 Sheffield Street, Mountainside, New Jersey 07092, Phone : 908 789 8900,
Fax : 908 789 8922

Laboratory Control Sample/Laboratory Control Sample Duplicate Summary

SW-846

SDG No.:	**Q2832**	**Analytical Method:**	**SW8260D**
Client:	**Portal Partners Tri-Venture**	**Datafile :**	VY023114.D

Lab Sample ID	Parameter	Spike	Result	Unit	Rec	RPD	Qual	Limits Low	Limits High	RPD
VY0815SBSD01	1,2-Dibromo-3-Chloropropane	20	20.0	ug/Kg	100	1		40 (66)	160 (134)	30 (20)
	1,2,4-Trichlorobenzene	20	18.5	ug/Kg	93	2		70 (78)	130 (127)	30 (20)
	1,2,3-Trichlorobenzene	20	18.6	ug/Kg	93	3		70 (70)	130 (137)	30 (20)

( ) = LABORATORY INHOUSE LIMIT

284 Sheffield Street, Mountainside, New Jersey 07092, Phone : 908 789 8900,
Fax : 908 789 8922

VOLATILE METHOD BLANK SUMMARY

Client ID

VY0815SBL01

Lab Name: Alliance

Contract: PORT06

Lab Code: ACE

SDG NO.: Q2832

Lab File ID: VY023112.D

Lab Sample ID: VY0815SBL01

Date Analyzed: 08/15/2025

Time Analyzed: 09:08

GC Column: RXI-624 ID: 0.25 (mm)

Heated Purge: (Y/N) Y

Instrument ID: MSVOA_Y

THIS METHOD BLANK APPLIES TO THE FOLLOWING SAMPLES, MS AND MSD:

EPA SAMPLE NO.	LAB SAMPLE ID	LAB FILE ID	DATE ANALYZED
VY0815SBS01	VY0815SBS01	VY023113.D	08/15/2025
VY0815SBSD01	VY0815SBSD01	VY023114.D	08/15/2025
TG-S01	Q2832-01	VY023123.D	08/15/2025
TG-S02	Q2832-03	VY023124.D	08/15/2025
TG-S03	Q2832-05	VY023125.D	08/15/2025
TG-S04	Q2832-07	VY023126.D	08/15/2025
TG-S05	Q2832-09	VY023127.D	08/15/2025

COMMENTS:

284 Sheffield Street, Mountainside, New Jersey 07092, Phone : 908 789 8900,
Fax : 908 789 8922

A B C D E F G H I J

VOLATILE ORGANIC INSTRUMENT PERFORMANCE CHECK
BROMOFLUOROBENZENE (BFB)

Lab Name: Alliance
Contract: PORT06
Lab Code: ACE
SDG NO.: Q2832
Lab File ID: VY023048.D
BFB Injection Date: 08/12/2025
Instrument ID: MSVOA_Y
BFB Injection Time: 08:26
GC Column: RXI-624 ID: 0.25 (mm)
Heated Purge: Y/N Y

m/e	ION ABUNDANCE CRITERIA	% RELATIVE ABUNDANCE
50	15.0 - 40.0% of mass 95	19.2
75	30.0 - 60.0% of mass 95	51.9
95	Base Peak, 100% relative abundance	100
96	5.0 - 9.0% of mass 95	6.8
173	Less than 2.0% of mass 174	0.9 (1.1) 1
174	50.0 - 100.0% of mass 95	83.2
175	5.0 - 9.0% of mass 174	6.3 (7.6) 1
176	95.0 - 101.0% of mass 174	80.9 (97.2) 1
177	5.0 - 9.0% of mass 176	5.1 (6.4) 2

1-Value is % mass 174
2-Value is % mass 176

THIS CHECK APPLIES TO THE FOLLOWING SAMPLES, MS, MSD, BLANKS, AND STANDARDS:

CLIENT ID	LAB SAMPLE ID	LAB FILE ID	DATE ANALYZED	TIME ANALYZED
VSTDICC005	VSTDICC005	VY023050.D	08/12/2025	14:54
VSTDICC010	VSTDICC010	VY023051.D	08/12/2025	15:17
VSTDICC020	VSTDICC020	VY023052.D	08/12/2025	15:40
VSTDICCC050	VSTDICCC050	VY023053.D	08/12/2025	16:02
VSTDICC100	VSTDICC100	VY023054.D	08/12/2025	16:25
VSTDICC150	VSTDICC150	VY023055.D	08/12/2025	16:47

284 Sheffield Street, Mountainside, New Jersey 07092, Phone : 908 789 8900,
Fax : 908 789 8922

A B C D E F G H I J

VOLATILE ORGANIC INSTRUMENT PERFORMANCE CHECK
BROMOFLUOROBENZENE (BFB)

Lab Name: Alliance
Contract: PORT06
Lab Code: ACE
SDG NO.: Q2832
Lab File ID: VY023110.D
BFB Injection Date: 08/15/2025
Instrument ID: MSVOA_Y
BFB Injection Time: 08:07
GC Column: RXI-624 ID: 0.25 (mm)
Heated Purge: Y/N Y

m/e	ION ABUNDANCE CRITERIA	% RELATIVE ABUNDANCE
50	15.0 - 40.0% of mass 95	19.6
75	30.0 - 60.0% of mass 95	52.7
95	Base Peak, 100% relative abundance	100
96	5.0 - 9.0% of mass 95	6.8
173	Less than 2.0% of mass 174	1.1 (1.2) 1
174	50.0 - 100.0% of mass 95	88.9
175	5.0 - 9.0% of mass 174	6.6 (7.4) 1
176	95.0 - 101.0% of mass 174	85.3 (96) 1
177	5.0 - 9.0% of mass 176	5.6 (6.5) 2

1-Value is % mass 174
2-Value is % mass 176

THIS CHECK APPLIES TO THE FOLLOWING SAMPLES, MS, MSD, BLANKS, AND STANDARDS:

CLIENT ID	LAB SAMPLE ID	LAB FILE ID	DATE ANALYZED	TIME ANALYZED
VSTDCCC050	VSTDCCC050	VY023111.D	08/15/2025	08:39
VY0815SBL01	VY0815SBL01	VY023112.D	08/15/2025	09:08
VY0815SBS01	VY0815SBS01	VY023113.D	08/15/2025	09:37
VY0815SBSD01	VY0815SBSD01	VY023114.D	08/15/2025	09:59
TG-S01	Q2832-01	VY023123.D	08/15/2025	14:24
TG-S02	Q2832-03	VY023124.D	08/15/2025	14:47
TG-S03	Q2832-05	VY023125.D	08/15/2025	15:11
TG-S04	Q2832-07	VY023126.D	08/15/2025	15:34
TG-S05	Q2832-09	VY023127.D	08/15/2025	15:58

284 Sheffield Street, Mountainside, New Jersey 07092, Phone : 908 789 8900,
Fax : 908 789 8922

A B C D E F G H I J

VOLATILE INTERNAL STANDARD AREA AND RT SUMMARY

Lab Name: Alliance Contract: PORT06

Lab Code: ACE SDG NO.: Q2832

Lab File ID: VY023111.D Date Analyzed: 08/15/2025

Instrument ID: MSVOA_Y Time Analyzed: 08:39

GC Column: RXI-624 ID: 0.25 (mm) Heated Purge: (Y/N) Y

	IS1 AREA #	RT #	IS2 AREA #	RT #	IS3 AREA #	RT #
12 HOUR STD	443799	7.71	696916	8.62	607348	11.41
UPPER LIMIT	887598	8.207	1393830	9.116	1214700	11.914
LOWER LIMIT	221900	7.207	348458	8.116	303674	10.914
EPA SAMPLE NO.						
TG-S01	579878	7.71	1082547	8.61	969395	11.41
TG-S02	570487	7.71	1076714	8.62	962307	11.41
TG-S03	553899	7.71	1043284	8.61	947118	11.41
TG-S04	567197	7.71	1071652	8.61	957867	11.41
TG-S05	551145	7.71	1030444	8.62	844477	11.41
VY0815SBL01	550500	7.71	1049087	8.62	953139	11.41
VY0815SBS01	452403	7.71	727202	8.62	654458	11.41
VY0815SBSD01	440097	7.71	718363	8.62	623331	11.41

IS1 = Pentafluorobenzene
IS2 = 1,4-Difluorobenzene
IS3 = Chlorobenzene-d5

AREA UPPER LIMIT = +100% of internal standard area
AREA LOWER LIMIT = -50% of internal standard area
RT UPPER LIMIT = +0.50 minutes of internal standard RT
RT LOWER LIMIT = -0.50 minutes of internal standard RT

Column used to flag values outside QC limits with an asterisk.
* Values outside of QC limits.

284 Sheffield Street, Mountainside, New Jersey 07092, Phone : 908 789 8900,
Fax : 908 789 8922

A B C D E F G H I J

VOLATILE INTERNAL STANDARD AREA AND RT SUMMARY

Lab Name: Alliance
Contract: PORT06
Lab Code: ACE
SDG NO.: Q2832
Lab File ID: VY023111.D
Date Analyzed: 08/15/2025
Instrument ID: MSVOA_Y
Time Analyzed: 08:39
GC Column: RXI-624 ID: 0.25 (mm)
Heated Purge: (Y/N) Y

	IS4 AREA #	RT #				
12 HOUR STD	306948	13.347				
UPPER LIMIT	613896	13.847				
LOWER LIMIT	153474	12.847				
EPA SAMPLE NO.						
TG-S01	391179	13.34				
TG-S02	380373	13.34				
TG-S03	378902	13.34				
TG-S04	386816	13.34				
TG-S05	274172	13.34				
VY0815SBL01	370974	13.35				
VY0815SBS01	327154	13.34				
VY0815SBSD01	315352	13.34				

IS4 = 1,4-Dichlorobenzene-d4

AREA UPPER LIMIT = +100% of internal standard area
AREA LOWER LIMIT = -50% of internal standard area
RT UPPER LIMIT = +0.50 minutes of internal standard RT
RT LOWER LIMIT = -0.50 minutes of internal standard RT

Column used to flag values outside QC limits with an asterisk.
* Values outside of QC limits.

QC SAMPLE DATA

Raw Data: **VY023112.D**

Alliance TECHNICAL GROUP
284 Sheffield Street, Mountainside, New Jersey 07092, Phone : 908 789 8900,
Fax : 908 789 8922

Report of Analysis

Client:	Portal Partners Tri-Venture	Date Collected:	
Project:	Amtrak Sawtooth Bridges 2025	Date Received:	
Client Sample ID:	VY0815SBL01	SDG No.:	Q2832
Lab Sample ID:	VY0815SBL01	Matrix:	SOIL
Analytical Method:	8260D	% Solid:	100
Sample Wt/Vol:	5 Units: g	Final Vol:	5000 uL
Soil Aliquot Vol:	uL	Test:	VOC-TCLVOA-10
GC Column:	RXI-624 ID : 0.25	Level :	LOW
Prep Method :			

File ID/Qc Batch:	Dilution:	Date Analyzed	Prep Batch ID
VY023112.D	1	08/15/25 09:08	VY081525

CAS Number	Parameter	Conc.	Qualifier	MDL	LOQ / CRQL	Units(Dry Weight)
TARGETS						
75-71-8	Dichlorodifluoromethane	1.10	U	1.10	5.00	ug/Kg
74-87-3	Chloromethane	1.10	U	1.10	5.00	ug/Kg
75-01-4	Vinyl Chloride	0.79	U	0.79	5.00	ug/Kg
74-83-9	Bromomethane	1.10	U	1.10	5.00	ug/Kg
75-00-3	Chloroethane	1.30	U	1.30	5.00	ug/Kg
75-69-4	Trichlorofluoromethane	1.20	U	1.20	5.00	ug/Kg
76-13-1	1,1,2-Trichlorotrifluoroethane	1.10	U	1.10	5.00	ug/Kg
75-35-4	1,1-Dichloroethene	1.00	U	1.00	5.00	ug/Kg
67-64-1	Acetone	4.70	U	4.70	25.0	ug/Kg
75-15-0	Carbon Disulfide	1.10	U	1.10	5.00	ug/Kg
1634-04-4	Methyl tert-butyl Ether	0.73	U	0.73	5.00	ug/Kg
79-20-9	Methyl Acetate	1.50	U	1.50	5.00	ug/Kg
75-09-2	Methylene Chloride	3.50	U	3.50	10.0	ug/Kg
156-60-5	trans-1,2-Dichloroethene	0.86	U	0.86	5.00	ug/Kg
75-34-3	1,1-Dichloroethane	0.80	U	0.80	5.00	ug/Kg
110-82-7	Cyclohexane	0.79	U	0.79	5.00	ug/Kg
78-93-3	2-Butanone	6.50	U	6.50	25.0	ug/Kg
56-23-5	Carbon Tetrachloride	0.97	U	0.97	5.00	ug/Kg
156-59-2	cis-1,2-Dichloroethene	0.75	U	0.75	5.00	ug/Kg
74-97-5	Bromochloromethane	1.20	U	1.20	5.00	ug/Kg
67-66-3	Chloroform	0.84	U	0.84	5.00	ug/Kg
71-55-6	1,1,1-Trichloroethane	0.93	U	0.93	5.00	ug/Kg
108-87-2	Methylcyclohexane	0.91	U	0.91	5.00	ug/Kg
71-43-2	Benzene	0.79	U	0.79	5.00	ug/Kg
107-06-2	1,2-Dichloroethane	0.79	U	0.79	5.00	ug/Kg
79-01-6	Trichloroethene	0.81	U	0.81	5.00	ug/Kg
78-87-5	1,2-Dichloropropane	0.91	U	0.91	5.00	ug/Kg
75-27-4	Bromodichloromethane	0.78	U	0.78	5.00	ug/Kg
108-10-1	4-Methyl-2-Pentanone	3.60	U	3.60	25.0	ug/Kg
108-88-3	Toluene	0.78	U	0.78	5.00	ug/Kg

Raw Data: **VY023112.D**

Alliance TECHNICAL GROUP
284 Sheffield Street, Mountainside, New Jersey 07092, Phone : 908 789 8900,
Fax : 908 789 8922

Report of Analysis

Client:	Portal Partners Tri-Venture	Date Collected:	
Project:	Amtrak Sawtooth Bridges 2025	Date Received:	
Client Sample ID:	VY0815SBL01	SDG No.:	Q2832
Lab Sample ID:	VY0815SBL01	Matrix:	SOIL
Analytical Method:	8260D	% Solid:	100
Sample Wt/Vol:	5 Units: g	Final Vol:	5000 uL
Soil Aliquot Vol:	uL	Test:	VOC-TCLVOA-10
GC Column:	RXI-624 ID : 0.25	Level :	LOW
Prep Method :			

File ID/Qc Batch:	Dilution:	Date Analyzed	Prep Batch ID
VY023112.D	1	08/15/25 09:08	VY081525

CAS Number	Parameter	Conc.	Qualifier	MDL	LOQ / CRQL	Units(Dry Weight)
10061-02-6	t-1,3-Dichloropropene	0.65	U	0.65	5.00	ug/Kg
10061-01-5	cis-1,3-Dichloropropene	0.62	U	0.62	5.00	ug/Kg
79-00-5	1,1,2-Trichloroethane	0.92	U	0.92	5.00	ug/Kg
591-78-6	2-Hexanone	3.70	U	3.70	25.0	ug/Kg
124-48-1	Dibromochloromethane	0.87	U	0.87	5.00	ug/Kg
106-93-4	1,2-Dibromoethane	0.88	U	0.88	5.00	ug/Kg
127-18-4	Tetrachloroethene	1.10	U	1.10	5.00	ug/Kg
108-90-7	Chlorobenzene	0.91	U	0.91	5.00	ug/Kg
100-41-4	Ethyl Benzene	0.67	U	0.67	5.00	ug/Kg
179601-23-1	m/p-Xylenes	1.20	U	1.20	10.0	ug/Kg
95-47-6	o-Xylene	0.82	U	0.82	5.00	ug/Kg
100-42-5	Styrene	0.71	U	0.71	5.00	ug/Kg
75-25-2	Bromoform	0.86	U	0.86	5.00	ug/Kg
98-82-8	Isopropylbenzene	0.78	U	0.78	5.00	ug/Kg
79-34-5	1,1,2,2-Tetrachloroethane	1.20	U	1.20	5.00	ug/Kg
541-73-1	1,3-Dichlorobenzene	1.70	U	1.70	5.00	ug/Kg
106-46-7	1,4-Dichlorobenzene	1.60	U	1.60	5.00	ug/Kg
95-50-1	1,2-Dichlorobenzene	1.50	U	1.50	5.00	ug/Kg
96-12-8	1,2-Dibromo-3-Chloropropane	1.80	U	1.80	5.00	ug/Kg
120-82-1	1,2,4-Trichlorobenzene	3.00	U	3.00	5.00	ug/Kg
87-61-6	1,2,3-Trichlorobenzene	3.20	U	3.20	5.00	ug/Kg
SURROGATES						
17060-07-0	1,2-Dichloroethane-d4	59.8		70 (63) - 130 (155)	120%	SPK: 50
1868-53-7	Dibromofluoromethane	52.7		70 (70) - 130 (134)	105%	SPK: 50
2037-26-5	Toluene-d8	52.4		70 (74) - 130 (123)	105%	SPK: 50
460-00-4	4-Bromofluorobenzene	47.5		70 (17) - 130 (146)	95%	SPK: 50
INTERNAL STANDARDS						
363-72-4	Pentafluorobenzene	551000	7.707			
540-36-3	1,4-Difluorobenzene	1050000	8.616			
3114-55-4	Chlorobenzene-d5	953000	11.414			
3855-82-1	1,4-Dichlorobenzene-d4	371000	13.346			

A B C D E F G H I J

Raw Data: **VY023112.D**

284 Sheffield Street, Mountainside, New Jersey 07092, Phone : 908 789 8900,
Fax : 908 789 8922

Report of Analysis

Client:	Portal Partners Tri-Venture	Date Collected:	
Project:	Amtrak Sawtooth Bridges 2025	Date Received:	
Client Sample ID:	VY0815SBL01	SDG No.:	Q2832
Lab Sample ID:	VY0815SBL01	Matrix:	SOIL
Analytical Method:	8260D	% Solid:	100
Sample Wt/Vol:	5 Units: g	Final Vol:	5000 uL
Soil Aliquot Vol:	uL	Test:	VOC-TCLVOA-10
GC Column:	RXI-624 ID : 0.25	Level :	LOW
Prep Method :			

File ID/Qc Batch:	Dilution:	Date Analyzed	Prep Batch ID
VY023112.D	1	08/15/25 09:08	VY081525

CAS Number	Parameter	Conc.	Qualifier	MDL	LOQ / CRQL	Units

U = Not Detected
LOQ = Limit of Quantitation
MDL = Method Detection Limit
LOD = Limit of Detection
E = Value Exceeds Calibration Range
Q = indicates LCS control criteria did not meet requirements
M = MS/MSD acceptance criteria did not meet requirements

J = Estimated Value
B = Analyte Found in Associated Method Blank
N = Presumptive Evidence of a Compound
* = Values outside of QC limits
D = Dilution
() = Laboratory InHouse Limit
A = Aldol-Condensation Reaction Products

Raw Data: **VY023113.D**

Alliance TECHNICAL GROUP
284 Sheffield Street, Mountainside, New Jersey 07092, Phone : 908 789 8900,
Fax : 908 789 8922

Report of Analysis

Client:	Portal Partners Tri-Venture	Date Collected:	
Project:	Amtrak Sawtooth Bridges 2025	Date Received:	
Client Sample ID:	VY0815SBS01	SDG No.:	Q2832
Lab Sample ID:	VY0815SBS01	Matrix:	SOIL
Analytical Method:	8260D	% Solid:	100
Sample Wt/Vol:	5 Units: g	Final Vol:	5000 uL
Soil Aliquot Vol:	uL	Test:	VOC-TCLVOA-10
GC Column:	RXI-624 ID : 0.25	Level :	LOW
Prep Method :			

File ID/Qc Batch:	Dilution:	Date Analyzed	Prep Batch ID
VY023113.D	1	08/15/25 09:37	VY081525

CAS Number	Parameter	Conc.	Qualifier	MDL	LOQ / CRQL	Units(Dry Weight)
TARGETS						
75-71-8	Dichlorodifluoromethane	19.7		1.10	5.00	ug/Kg
74-87-3	Chloromethane	22.2		1.10	5.00	ug/Kg
75-01-4	Vinyl Chloride	22.5		0.79	5.00	ug/Kg
74-83-9	Bromomethane	25.5		1.10	5.00	ug/Kg
75-00-3	Chloroethane	22.7		1.30	5.00	ug/Kg
75-69-4	Trichlorofluoromethane	21.1		1.20	5.00	ug/Kg
76-13-1	1,1,2-Trichlorotrifluoroethane	20.2		1.10	5.00	ug/Kg
75-35-4	1,1-Dichloroethene	19.8		1.00	5.00	ug/Kg
67-64-1	Acetone	110		4.70	25.0	ug/Kg
75-15-0	Carbon Disulfide	20.1		1.10	5.00	ug/Kg
1634-04-4	Methyl tert-butyl Ether	19.5		0.73	5.00	ug/Kg
79-20-9	Methyl Acetate	18.5		1.50	5.00	ug/Kg
75-09-2	Methylene Chloride	20.8		3.50	10.0	ug/Kg
156-60-5	trans-1,2-Dichloroethene	19.9		0.86	5.00	ug/Kg
75-34-3	1,1-Dichloroethane	20.4		0.80	5.00	ug/Kg
110-82-7	Cyclohexane	18.9		0.79	5.00	ug/Kg
78-93-3	2-Butanone	110		6.50	25.0	ug/Kg
56-23-5	Carbon Tetrachloride	19.6		0.97	5.00	ug/Kg
156-59-2	cis-1,2-Dichloroethene	20.1		0.75	5.00	ug/Kg
74-97-5	Bromochloromethane	21.9		1.20	5.00	ug/Kg
67-66-3	Chloroform	20.9		0.84	5.00	ug/Kg
71-55-6	1,1,1-Trichloroethane	20.3		0.93	5.00	ug/Kg
108-87-2	Methylcyclohexane	18.7		0.91	5.00	ug/Kg
71-43-2	Benzene	20.4		0.79	5.00	ug/Kg
107-06-2	1,2-Dichloroethane	20.6		0.79	5.00	ug/Kg
79-01-6	Trichloroethene	20.5		0.81	5.00	ug/Kg
78-87-5	1,2-Dichloropropane	20.5		0.91	5.00	ug/Kg
75-27-4	Bromodichloromethane	20.8		0.78	5.00	ug/Kg
108-10-1	4-Methyl-2-Pentanone	97.9		3.60	25.0	ug/Kg
108-88-3	Toluene	20.2		0.78	5.00	ug/Kg

Raw Data: **VY023113.D**

Alliance TECHNICAL GROUP
284 Sheffield Street, Mountainside, New Jersey 07092, Phone : 908 789 8900,
Fax : 908 789 8922

Report of Analysis

Client:	Portal Partners Tri-Venture	Date Collected:	
Project:	Amtrak Sawtooth Bridges 2025	Date Received:	
Client Sample ID:	VY0815SBS01	SDG No.:	Q2832
Lab Sample ID:	VY0815SBS01	Matrix:	SOIL
Analytical Method:	8260D	% Solid:	100
Sample Wt/Vol:	5 Units: g	Final Vol:	5000 uL
Soil Aliquot Vol:	uL	Test:	VOC-TCLVOA-10
GC Column:	RXI-624 ID : 0.25	Level :	LOW
Prep Method :			

File ID/Qc Batch:	Dilution:	Date Analyzed	Prep Batch ID
VY023113.D	1	08/15/25 09:37	VY081525

CAS Number	Parameter	Conc.	Qualifier	MDL	LOQ / CRQL	Units(Dry Weight)
10061-02-6	t-1,3-Dichloropropene	19.9		0.65	5.00	ug/Kg
10061-01-5	cis-1,3-Dichloropropene	19.6		0.62	5.00	ug/Kg
79-00-5	1,1,2-Trichloroethane	20.2		0.92	5.00	ug/Kg
591-78-6	2-Hexanone	100		3.70	25.0	ug/Kg
124-48-1	Dibromochloromethane	20.1		0.87	5.00	ug/Kg
106-93-4	1,2-Dibromoethane	20.1		0.88	5.00	ug/Kg
127-18-4	Tetrachloroethene	21.8		1.10	5.00	ug/Kg
108-90-7	Chlorobenzene	19.5		0.91	5.00	ug/Kg
100-41-4	Ethyl Benzene	18.8		0.67	5.00	ug/Kg
179601-23-1	m/p-Xylenes	38.6		1.20	10.0	ug/Kg
95-47-6	o-Xylene	18.6		0.82	5.00	ug/Kg
100-42-5	Styrene	19.4		0.71	5.00	ug/Kg
75-25-2	Bromoform	18.7		0.86	5.00	ug/Kg
98-82-8	Isopropylbenzene	18.8		0.78	5.00	ug/Kg
79-34-5	1,1,2,2-Tetrachloroethane	18.1		1.20	5.00	ug/Kg
541-73-1	1,3-Dichlorobenzene	19.1		1.70	5.00	ug/Kg
106-46-7	1,4-Dichlorobenzene	19.3		1.60	5.00	ug/Kg
95-50-1	1,2-Dichlorobenzene	18.9		1.50	5.00	ug/Kg
96-12-8	1,2-Dibromo-3-Chloropropane	19.8		1.80	5.00	ug/Kg
120-82-1	1,2,4-Trichlorobenzene	18.2		3.00	5.00	ug/Kg
87-61-6	1,2,3-Trichlorobenzene	17.9		3.20	5.00	ug/Kg
SURROGATES						
17060-07-0	1,2-Dichloroethane-d4	51.7		70 (63) - 130 (155)	103%	SPK: 50
1868-53-7	Dibromofluoromethane	49.3		70 (70) - 130 (134)	99%	SPK: 50
2037-26-5	Toluene-d8	50.2		70 (74) - 130 (123)	100%	SPK: 50
460-00-4	4-Bromofluorobenzene	48.5		70 (17) - 130 (146)	97%	SPK: 50
INTERNAL STANDARDS						
363-72-4	Pentafluorobenzene	452000	7.707			
540-36-3	1,4-Difluorobenzene	727000	8.616			
3114-55-4	Chlorobenzene-d5	654000	11.414			
3855-82-1	1,4-Dichlorobenzene-d4	327000	13.341			

A B C D E F G H I J

Alliance TECHNICAL GROUP
284 Sheffield Street, Mountainside, New Jersey 07092, Phone : 908 789 8900,
Fax : 908 789 8922

Report of Analysis

Client:	Portal Partners Tri-Venture	Date Collected:	
Project:	Amtrak Sawtooth Bridges 2025	Date Received:	
Client Sample ID:	VY0815SBS01	SDG No.:	Q2832
Lab Sample ID:	VY0815SBS01	Matrix:	SOIL
Analytical Method:	8260D	% Solid:	100
Sample Wt/Vol:	5 Units: g	Final Vol:	5000 uL
Soil Aliquot Vol:	uL	Test:	VOC-TCLVOA-10
GC Column:	RXI-624 ID : 0.25	Level :	LOW
Prep Method :			

File ID/Qc Batch:	Dilution:	Date Analyzed	Prep Batch ID
VY023113.D	1	08/15/25 09:37	VY081525

CAS Number	Parameter	Conc.	Qualifier	MDL	LOQ / CRQL	Units

U = Not Detected
LOQ = Limit of Quantitation
MDL = Method Detection Limit
LOD = Limit of Detection
E = Value Exceeds Calibration Range
Q = indicates LCS control criteria did not meet requirements
M = MS/MSD acceptance criteria did not meet requirements

J = Estimated Value
B = Analyte Found in Associated Method Blank
N = Presumptive Evidence of a Compound
* = Values outside of QC limits
D = Dilution
() = Laboratory InHouse Limit
A = Aldol-Condensation Reaction Products

Raw Data: **VY023114.D**

Alliance TECHNICAL GROUP
284 Sheffield Street, Mountainside, New Jersey 07092, Phone : 908 789 8900,
Fax : 908 789 8922

Report of Analysis

Client:	Portal Partners Tri-Venture	Date Collected:	
Project:	Amtrak Sawtooth Bridges 2025	Date Received:	
Client Sample ID:	VY0815SBSD01	SDG No.:	Q2832
Lab Sample ID:	VY0815SBSD01	Matrix:	SOIL
Analytical Method:	8260D	% Solid:	100
Sample Wt/Vol:	5 Units: g	Final Vol:	5000 uL
Soil Aliquot Vol:	uL	Test:	VOC-TCLVOA-10
GC Column:	RXI-624 ID : 0.25	Level :	LOW
Prep Method :			

File ID/Qc Batch:	Dilution:	Date Analyzed	Prep Batch ID
VY023114.D	1	08/15/25 09:59	VY081525

CAS Number	Parameter	Conc.	Qualifier	MDL	LOQ / CRQL	Units(Dry Weight)
TARGETS						
75-71-8	Dichlorodifluoromethane	21.3		1.10	5.00	ug/Kg
74-87-3	Chloromethane	22.8		1.10	5.00	ug/Kg
75-01-4	Vinyl Chloride	23.3		0.79	5.00	ug/Kg
74-83-9	Bromomethane	25.5		1.10	5.00	ug/Kg
75-00-3	Chloroethane	23.9		1.30	5.00	ug/Kg
75-69-4	Trichlorofluoromethane	22.3		1.20	5.00	ug/Kg
76-13-1	1,1,2-Trichlorotrifluoroethane	21.7		1.10	5.00	ug/Kg
75-35-4	1,1-Dichloroethene	20.9		1.00	5.00	ug/Kg
67-64-1	Acetone	110		4.70	25.0	ug/Kg
75-15-0	Carbon Disulfide	20.8		1.10	5.00	ug/Kg
1634-04-4	Methyl tert-butyl Ether	20.3		0.73	5.00	ug/Kg
79-20-9	Methyl Acetate	21.2		1.50	5.00	ug/Kg
75-09-2	Methylene Chloride	22.1		3.50	10.0	ug/Kg
156-60-5	trans-1,2-Dichloroethene	21.0		0.86	5.00	ug/Kg
75-34-3	1,1-Dichloroethane	21.0		0.80	5.00	ug/Kg
110-82-7	Cyclohexane	19.7		0.79	5.00	ug/Kg
78-93-3	2-Butanone	100		6.50	25.0	ug/Kg
56-23-5	Carbon Tetrachloride	20.5		0.97	5.00	ug/Kg
156-59-2	cis-1,2-Dichloroethene	20.5		0.75	5.00	ug/Kg
74-97-5	Bromochloromethane	21.8		1.20	5.00	ug/Kg
67-66-3	Chloroform	21.6		0.84	5.00	ug/Kg
71-55-6	1,1,1-Trichloroethane	21.0		0.93	5.00	ug/Kg
108-87-2	Methylcyclohexane	19.5		0.91	5.00	ug/Kg
71-43-2	Benzene	20.6		0.79	5.00	ug/Kg
107-06-2	1,2-Dichloroethane	20.9		0.79	5.00	ug/Kg
79-01-6	Trichloroethene	21.1		0.81	5.00	ug/Kg
78-87-5	1,2-Dichloropropane	20.6		0.91	5.00	ug/Kg
75-27-4	Bromodichloromethane	20.7		0.78	5.00	ug/Kg
108-10-1	4-Methyl-2-Pentanone	99.3		3.60	25.0	ug/Kg
108-88-3	Toluene	20.5		0.78	5.00	ug/Kg

Raw Data: **VY023114.D**

Alliance TECHNICAL GROUP
284 Sheffield Street, Mountainside, New Jersey 07092, Phone : 908 789 8900,
Fax : 908 789 8922

Report of Analysis

Client:	Portal Partners Tri-Venture	Date Collected:	
Project:	Amtrak Sawtooth Bridges 2025	Date Received:	
Client Sample ID:	VY0815SBSD01	SDG No.:	Q2832
Lab Sample ID:	VY0815SBSD01	Matrix:	SOIL
Analytical Method:	8260D	% Solid:	100
Sample Wt/Vol:	5 Units: g	Final Vol:	5000 uL
Soil Aliquot Vol:	uL	Test:	VOC-TCLVOA-10
GC Column:	RXI-624 ID : 0.25	Level :	LOW
Prep Method :			

File ID/Qc Batch:	Dilution:	Date Analyzed	Prep Batch ID
VY023114.D	1	08/15/25 09:59	VY081525

CAS Number	Parameter	Conc.	Qualifier	MDL	LOQ / CRQL	Units(Dry Weight)
10061-02-6	t-1,3-Dichloropropene	19.7		0.65	5.00	ug/Kg
10061-01-5	cis-1,3-Dichloropropene	20.2		0.62	5.00	ug/Kg
79-00-5	1,1,2-Trichloroethane	20.4		0.92	5.00	ug/Kg
591-78-6	2-Hexanone	99.7		3.70	25.0	ug/Kg
124-48-1	Dibromochloromethane	20.6		0.87	5.00	ug/Kg
106-93-4	1,2-Dibromoethane	20.2		0.88	5.00	ug/Kg
127-18-4	Tetrachloroethene	22.8		1.10	5.00	ug/Kg
108-90-7	Chlorobenzene	21.1		0.91	5.00	ug/Kg
100-41-4	Ethyl Benzene	20.2		0.67	5.00	ug/Kg
179601-23-1	m/p-Xylenes	41.1		1.20	10.0	ug/Kg
95-47-6	o-Xylene	20.1		0.82	5.00	ug/Kg
100-42-5	Styrene	20.5		0.71	5.00	ug/Kg
75-25-2	Bromoform	19.8		0.86	5.00	ug/Kg
98-82-8	Isopropylbenzene	19.4		0.78	5.00	ug/Kg
79-34-5	1,1,2,2-Tetrachloroethane	19.0		1.20	5.00	ug/Kg
541-73-1	1,3-Dichlorobenzene	20.1		1.70	5.00	ug/Kg
106-46-7	1,4-Dichlorobenzene	19.8		1.60	5.00	ug/Kg
95-50-1	1,2-Dichlorobenzene	19.7		1.50	5.00	ug/Kg
96-12-8	1,2-Dibromo-3-Chloropropane	20.0		1.80	5.00	ug/Kg
120-82-1	1,2,4-Trichlorobenzene	18.5		3.00	5.00	ug/Kg
87-61-6	1,2,3-Trichlorobenzene	18.6		3.20	5.00	ug/Kg
SURROGATES						
17060-07-0	1,2-Dichloroethane-d4	52.1		70 (63) - 130 (155)	104%	SPK: 50
1868-53-7	Dibromofluoromethane	50.3		70 (70) - 130 (134)	101%	SPK: 50
2037-26-5	Toluene-d8	50.6		70 (74) - 130 (123)	101%	SPK: 50
460-00-4	4-Bromofluorobenzene	48.7		70 (17) - 130 (146)	97%	SPK: 50
INTERNAL STANDARDS						
363-72-4	Pentafluorobenzene	440000	7.707			
540-36-3	1,4-Difluorobenzene	718000	8.616			
3114-55-4	Chlorobenzene-d5	623000	11.414			
3855-82-1	1,4-Dichlorobenzene-d4	315000	13.34			

Alliance TECHNICAL GROUP
284 Sheffield Street, Mountainside, New Jersey 07092, Phone : 908 789 8900,
Fax : 908 789 8922

Report of Analysis

Client:	Portal Partners Tri-Venture	Date Collected:	
Project:	Amtrak Sawtooth Bridges 2025	Date Received:	
Client Sample ID:	VY0815SBSD01	SDG No.:	Q2832
Lab Sample ID:	VY0815SBSD01	Matrix:	SOIL
Analytical Method:	8260D	% Solid:	100
Sample Wt/Vol:	5 Units: g	Final Vol:	5000 uL
Soil Aliquot Vol:	uL	Test:	VOC-TCLVOA-10
GC Column:	RXI-624 ID : 0.25	Level :	LOW
Prep Method :			

File ID/Qc Batch:	Dilution:	Date Analyzed	Prep Batch ID
VY023114.D	1	08/15/25 09:59	VY081525

CAS Number	Parameter	Conc.	Qualifier	MDL	LOQ / CRQL	Units

U = Not Detected
LOQ = Limit of Quantitation
MDL = Method Detection Limit
LOD = Limit of Detection
E = Value Exceeds Calibration Range
Q = indicates LCS control criteria did not meet requirements
M = MS/MSD acceptance criteria did not meet requirements

J = Estimated Value
B = Analyte Found in Associated Method Blank
N = Presumptive Evidence of a Compound
* = Values outside of QC limits
D = Dilution
() = Laboratory InHouse Limit
A = Aldol-Condensation Reaction Products

A
B
C
D
E
F
G
H
I
J

CALIBRATION SUMMARY

Alliance TECHNICAL GROUP
284 Sheffield Street, Mountainside, New Jersey 07092, Phone : 908 789 8900,
Fax : 908 789 8922

VOLATILE ORGANICS INITIAL CALIBRATION DATA

Lab Name: Alliance
Contract: PORT06
Lab Code: ACE
SDG No.: Q2832
Instrument ID: MSVOA_Y
Calibration Date(s): 08/12/2025 08/12/2025
Heated Purge: (Y/N) Y
Calibration Time(s): 14:54 16:47
GC Column: RXI-624 ID: 0.25 (mm)

LAB FILE ID: RRF005 = VY023050.D RRF010 = VY023051.D RRF020 = VY023052.D
RRF050 = VY023053.D RRF100 = VY023054.D RRF150 = VY023055.D

COMPOUND	RRF005	RRF010	RRF020	RRF050	RRF100	RRF150	$\overline{RRF}$	% RSD
Dichlorodifluoromethane	0.487	0.463	0.460	0.348	0.337	0.354	0.408	16.8
Chloromethane	0.699	0.707	0.736	0.607	0.603	0.613	0.661	9
Vinyl Chloride	0.868	0.870	0.875	0.769	0.754	0.766	0.817	7.3
Bromomethane	0.673	0.638	0.653	0.540	0.576	0.581	0.610	8.5
Chloroethane	0.585	0.567	0.569	0.515	0.508	0.516	0.543	6.2
Trichlorofluoromethane	1.059	1.044	1.048	0.937	0.900	0.974	0.994	6.7
1,1,2-Trichlorotrifluoroethane	0.522	0.519	0.521	0.462	0.445	0.472	0.490	7
1,1-Dichloroethene	0.492	0.505	0.502	0.463	0.454	0.475	0.482	4.4
Acetone	0.110	0.111	0.106	0.103	0.094	0.096	0.103	6.9
Carbon Disulfide	1.656	1.663	1.662	1.491	1.453	1.501	1.571	6.3
Methyl tert-butyl Ether	1.181	1.268	1.296	1.236	1.202	1.308	1.249	4.1
Methyl Acetate	0.299	0.308	0.325	0.322	0.280	0.309	0.307	5.4
Methylene Chloride	0.861	0.706	0.606	0.510	0.511	0.524	0.620	22.7
trans-1,2-Dichloroethene	0.535	0.561	0.559	0.523	0.520	0.550	0.541	3.3
1,1-Dichloroethane	0.929	0.969	0.984	0.918	0.907	0.945	0.942	3.1
Cyclohexane	1.040	0.934	0.905	0.816	0.792	0.838	0.888	10.4
2-Butanone	0.135	0.152	0.143	0.142	0.129	0.142	0.140	5.5
Carbon Tetrachloride	0.490	0.486	0.505	0.466	0.466	0.484	0.483	3.1
cis-1,2-Dichloroethene	0.621	0.624	0.645	0.607	0.610	0.648	0.626	2.8
Bromochloromethane	0.367	0.379	0.393	0.365	0.367	0.371	0.374	2.9
Chloroform	0.969	0.997	1.002	0.943	0.936	0.981	0.971	2.8
1,1,1-Trichloroethane	0.862	0.877	0.899	0.837	0.833	0.864	0.862	2.8
Methylcyclohexane	0.574	0.579	0.605	0.566	0.575	0.614	0.586	3.3
Benzene	1.354	1.375	1.430	1.334	1.334	1.395	1.370	2.8
1,2-Dichloroethane	0.353	0.370	0.371	0.347	0.339	0.359	0.356	3.6
Trichloroethene	0.354	0.355	0.373	0.341	0.342	0.359	0.354	3.3
1,2-Dichloropropane	0.303	0.321	0.326	0.309	0.309	0.325	0.315	3.1
Bromodichloromethane	0.446	0.464	0.489	0.459	0.456	0.481	0.466	3.5
4-Methyl-2-Pentanone	0.168	0.201	0.200	0.199	0.190	0.211	0.195	7.7
Toluene	0.817	0.851	0.902	0.858	0.873	0.921	0.870	4.3

* Compounds with required minimum RRF and maximum %RSD values.
All other compounds must meet a minimum RRF of 0.010.
RRF of 1,4-Dioxane = Value should be divide by 1000.

284 Sheffield Street, Mountainside, New Jersey 07092, Phone : 908 789 8900,
Fax : 908 789 8922

VOLATILE ORGANICS INITIAL CALIBRATION DATA

Lab Name: Alliance
Contract: PORT06
Lab Code: ACE
SDG No.: Q2832
Instrument ID: MSVOA_Y
Calibration Date(s): 08/12/2025 08/12/2025
Heated Purge: (Y/N) Y
Calibration Time(s): 14:54 16:47
GC Column: RXI-624 ID: 0.25 (mm)

LAB FILE ID: RRF005 = VY023050.D RRF010 = VY023051.D RRF020 = VY023052.D
RRF050 = VY023053.D RRF100 = VY023054.D RRF150 = VY023055.D

COMPOUND	RRF005	RRF010	RRF020	RRF050	RRF100	RRF150	$\overline{RRF}$	% RSD
t-1,3-Dichloropropene	0.377	0.410	0.435	0.420	0.428	0.459	0.422	6.5
cis-1,3-Dichloropropene	0.457	0.486	0.513	0.496	0.500	0.540	0.499	5.5
1,1,2-Trichloroethane	0.230	0.242	0.253	0.239	0.236	0.254	0.242	4
2-Hexanone	0.112	0.134	0.137	0.136	0.131	0.146	0.133	8.6
Dibromochloromethane	0.300	0.317	0.326	0.318	0.316	0.340	0.320	4.1
1,2-Dibromoethane	0.206	0.232	0.237	0.226	0.222	0.242	0.228	5.6
Tetrachloroethene	0.477	0.463	0.475	0.435	0.393	0.437	0.446	7.2
Chlorobenzene	1.062	1.070	1.116	1.055	1.057	1.111	1.079	2.6
Ethyl Benzene	1.775	1.795	1.894	1.859	1.858	1.956	1.856	3.6
m/p-Xylenes	0.676	0.699	0.745	0.718	0.737	0.774	0.725	4.8
o-Xylene	0.605	0.643	0.696	0.686	0.702	0.742	0.679	7.1
Styrene	0.945	1.023	1.140	1.123	1.176	1.254	1.110	10
Bromoform	0.197	0.213	0.216	0.214	0.213	0.231	0.214	5
Isopropylbenzene	3.420	3.483	3.602	3.505	3.514	3.650	3.529	2.4
1,1,2,2-Tetrachloroethane	0.584	0.647	0.605	0.585	0.581	0.613	0.603	4.2
1,3-Dichlorobenzene	1.600	1.642	1.701	1.610	1.656	1.752	1.660	3.5
1,4-Dichlorobenzene	1.687	1.657	1.680	1.601	1.597	1.660	1.647	2.3
1,2-Dichlorobenzene	1.410	1.472	1.496	1.420	1.438	1.499	1.456	2.7
1,2-Dibromo-3-Chloropropane	0.093	0.096	0.094	0.095	0.086	0.098	0.094	4.3
1,2,4-Trichlorobenzene	0.788	0.839	0.881	0.847	0.856	0.955	0.861	6.4
1,2,3-Trichlorobenzene	0.685	0.733	0.752	0.720	0.727	0.834	0.742	6.7
1,2-Dichloroethane-d4	0.491	0.490	0.482	0.462	0.472	0.462	0.477	2.7
Dibromofluoromethane	0.290	0.299	0.301	0.293	0.307	0.305	0.299	2.1
Toluene-d8	1.151	1.157	1.173	1.143	1.202	1.186	1.169	1.9
4-Bromofluorobenzene	0.358	0.367	0.367	0.370	0.399	0.394	0.376	4.4

* Compounds with required minimum RRF and maximum %RSD values.
All other compounds must meet a minimum RRF of 0.010.
RRF of 1,4-Dioxane = Value should be divide by 1000.

284 Sheffield Street, Mountainside, New Jersey 07092, Phone : 908 789 8900,
Fax : 908 789 8922

VOLATILE CONTINUING CALIBRATION CHECK

Lab Name: Alliance
Contract: PORT06
Lab Code: ACE
SDG No.: Q2832
Instrument ID: MSVOA_Y
Calibration Date/Time: 08/15/2025 08:39
Lab File ID: VY023111.D
Init. Calib. Date(s): 08/12/2025 08/12/2025
Heated Purge: (Y/N) Y
Init. Calib. Time(s): 14:54 16:47
GC Column: RXI-624 ID: 0.25 (mm)

COMPOUND	RRF	RRF050	MIN RRF	%D	MAX%D
Dichlorodifluoromethane	0.408	0.332		-18.63	20
Chloromethane	0.661	0.651	0.1	-1.51	20
Vinyl Chloride	0.817	0.876		7.22	20
Bromomethane	0.610	0.659		8.03	20
Chloroethane	0.543	0.599		10.31	20
Trichlorofluoromethane	0.994	0.982		-1.21	20
1,1,2-Trichlorotrifluoroethane	0.490	0.484		-1.22	20
1,1-Dichloroethene	0.482	0.471		-2.28	20
Acetone	0.103	0.116		12.62	20
Carbon Disulfide	1.571	1.520		-3.25	20
Methyl tert-butyl Ether	1.249	1.209		-3.2	20
Methyl Acetate	0.307	0.297		-3.26	20
Methylene Chloride	0.620	0.543		-12.42	20
trans-1,2-Dichloroethene	0.541	0.549		1.48	20
1,1-Dichloroethane	0.942	0.968	0.1	2.76	20
Cyclohexane	0.888	0.845		-4.84	20
2-Butanone	0.140	0.143		2.14	20
Carbon Tetrachloride	0.483	0.506		4.76	20
cis-1,2-Dichloroethene	0.626	0.643		2.72	20
Bromochloromethane	0.374	0.395		5.61	20
Chloroform	0.971	1.017		4.74	20
1,1,1-Trichloroethane	0.862	0.888		3.02	20
Methylcyclohexane	0.586	0.583		-0.51	20
Benzene	1.370	1.455		6.2	20
1,2-Dichloroethane	0.356	0.372		4.49	20
Trichloroethene	0.354	0.366		3.39	20
1,2-Dichloropropane	0.315	0.335		6.35	20
Bromodichloromethane	0.466	0.496		6.44	20
4-Methyl-2-Pentanone	0.195	0.194		-0.51	20
Toluene	0.870	0.928		6.67	20
t-1,3-Dichloropropene	0.422	0.434		2.84	20
cis-1,3-Dichloropropene	0.499	0.523		4.81	20
1,1,2-Trichloroethane	0.242	0.252		4.13	20
2-Hexanone	0.133	0.135		1.5	20
Dibromochloromethane	0.320	0.332		3.75	20
1,2-Dibromoethane	0.228	0.230		0.88	20
Tetrachloroethene	0.446	0.469		5.16	20
Chlorobenzene	1.079	1.142	0.3	5.84	20

All other compounds must meet a minimum RRF of 0.010.
RRF of 1,4-Dioxane = Value should be divide by 1000.

284 Sheffield Street, Mountainside, New Jersey 07092, Phone : 908 789 8900,
Fax : 908 789 8922

VOLATILE CONTINUING CALIBRATION CHECK

Lab Name: Alliance
Contract: PORT06
Lab Code: ACE
SDG No.: Q2832
Instrument ID: MSVOA_Y
Calibration Date/Time: 08/15/2025 08:39
Lab File ID: VY023111.D
Init. Calib. Date(s): 08/12/2025 08/12/2025
Heated Purge: (Y/N) Y
Init. Calib. Time(s): 14:54 16:47
GC Column: RXI-624 ID: 0.25 (mm)

COMPOUND	RRF	RRF050	MIN RRF	%D	MAX%D
Ethyl Benzene	1.856	2.009		8.24	20
m/p-Xylenes	0.725	0.785		8.28	20
o-Xylene	0.679	0.736		8.4	20
Styrene	1.110	1.238		11.53	20
Bromoform	0.214	0.212	0.1	-0.94	20
Isopropylbenzene	3.529	3.734		5.81	20
1,1,2,2-Tetrachloroethane	0.603	0.595	0.3	-1.33	20
1,3-Dichlorobenzene	1.660	1.748		5.3	20
1,4-Dichlorobenzene	1.647	1.696		2.97	20
1,2-Dichlorobenzene	1.456	1.499		2.95	20
1,2-Dibromo-3-Chloropropane	0.094	0.090		-4.26	20
1,2,4-Trichlorobenzene	0.861	0.793		-7.9	20
1,2,3-Trichlorobenzene	0.742	0.679		-8.49	20
1,2-Dichloroethane-d4	0.477	0.480		0.63	20
Dibromofluoromethane	0.299	0.309		3.34	20
Toluene-d8	1.169	1.206		3.16	20
4-Bromofluorobenzene	0.376	0.376		0	20

All other compounds must meet a minimum RRF of 0.010.
RRF of 1,4-Dioxane = Value should be divide by 1000.

SAMPLE RAW DATA

Sample Results: **VY023123.D**

Data Path : Z:\voasrv\HPCHEM1\MSVOA_Y\Data\VY081525\
Data File : VY023123.D
Acq On : 15 Aug 2025 14:24
Operator : SY/MD
Sample : Q2832-01
Misc : 4.50g/5.0mL/MSVOA_Y/SOIL/A
ALS Vial : 15 Sample Multiplier: 1

Instrument :
MSVOA_Y
ClientSampleId :
TG-S01

Quant Time: Aug 18 02:29:33 2025
Quant Method : Z:\voasrv\HPCHEM1\MSVOA_Y\methods\82Y081225S.M
Quant Title : SW846 8260
QLast Update : Wed Aug 13 02:10:11 2025
Response via : Initial Calibration

Compound	R.T.	QIon	Response	Conc	Units	Dev(Min)
Internal Standards						
1) Pentafluorobenzene	7.707	168	579878	50.000	ug/l	0.00
34) 1,4-Difluorobenzene	8.609	114	1082547	50.000	ug/l	0.00
63) Chlorobenzene-d5	11.414	117	969395	50.000	ug/l	0.00
72) 1,4-Dichlorobenzene-d4	13.340	152	391179	50.000	ug/l	0.00
System Monitoring Compounds						
33) 1,2-Dichloroethane-d4	8.061	65	314307	56.871	ug/l	0.00
Spiked Amount 50.000	Range 50 - 163		Recovery = 113.740%			
35) Dibromofluoromethane	7.634	113	330279	50.988	ug/l	0.00
Spiked Amount 50.000	Range 54 - 147		Recovery = 101.980%			
50) Toluene-d8	10.103	98	1310550	51.789	ug/l	0.00
Spiked Amount 50.000	Range 58 - 134		Recovery = 103.580%			
62) 4-Bromofluorobenzene	12.401	95	391369	48.091	ug/l	0.00
Spiked Amount 50.000	Range 30 - 143		Recovery = 96.180%			

Target Compounds Qvalue

(#) = qualifier out of range (m) = manual integration (+) = signals summed

Sample Results: **VY023123.D**

Data Path : Z:\voasrv\HPCHEM1\MSVOA_Y\Data\VY081525\
Data File : VY023123.D
Acq On : 15 Aug 2025 14:24
Operator : SY/MD
Sample : Q2832-01
Misc : 4.50g/5.0mL/MSVOA_Y/SOIL/A
ALS Vial : 15 Sample Multiplier: 1

Instrument :
MSVOA_Y
ClientSampleId :
TG-S01

Quant Time: Aug 18 02:29:33 2025
Quant Method : Z:\voasrv\HPCHEM1\MSVOA_Y\methods\82Y081225S.M
Quant Title : SW846 8260
QLast Update : Wed Aug 13 02:10:11 2025
Response via : Initial Calibration

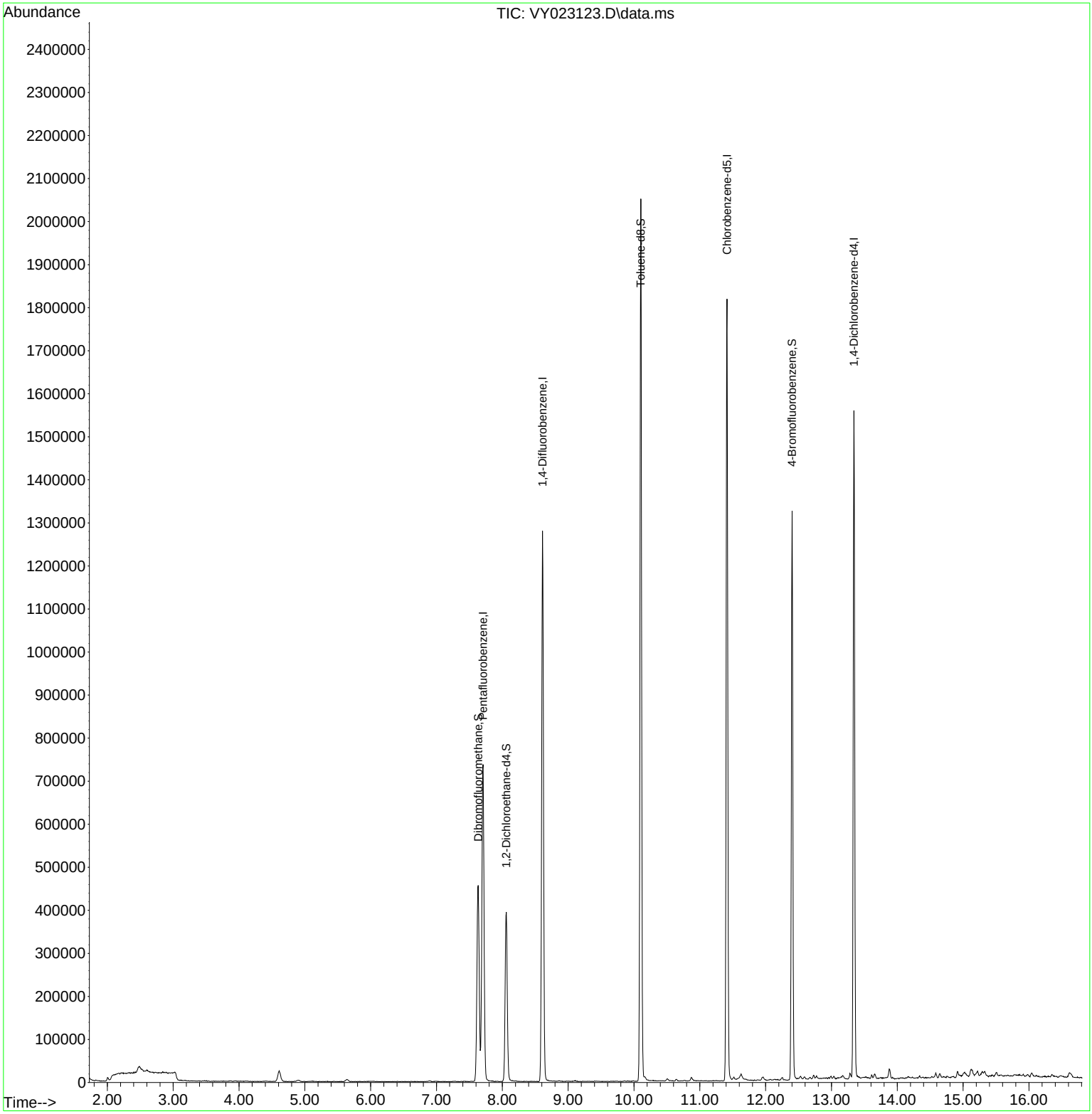

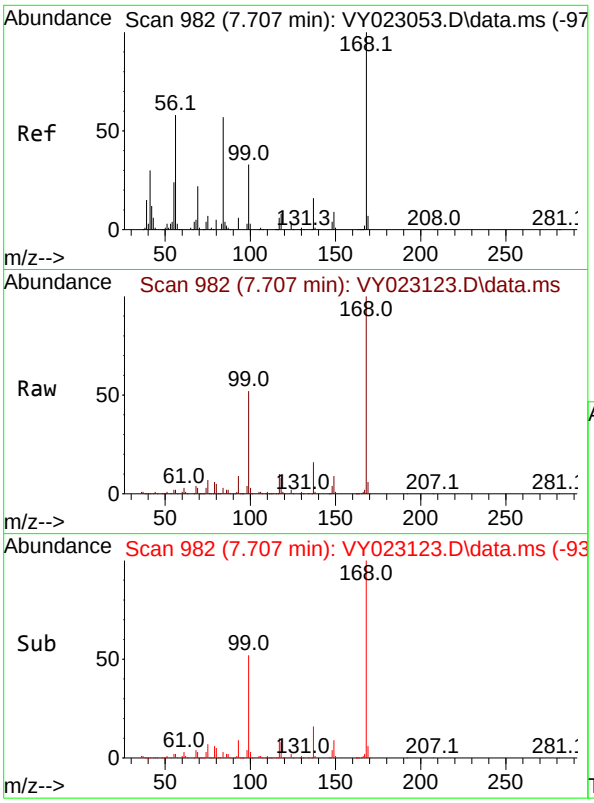

#1
Pentafluorobenzene
Concen: 50.000 ug/l
RT: 7.707 min Scan# 9
Delta R.T. 0.000 min
Lab File: VY023123.D
Acq: 15 Aug 2025 14:24

Instrument :
MSVOA_Y
ClientSampleId :
TG-S01

Tgt Ion:168 Resp: 579878

Ion	Ratio	Lower	Upper
168	100		
99	52.2	42.8	64.2

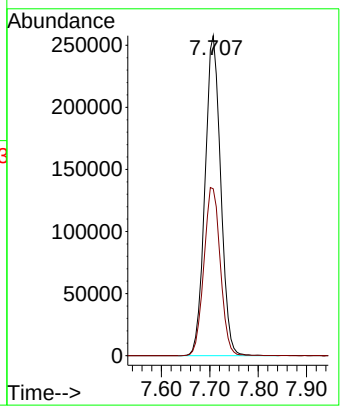

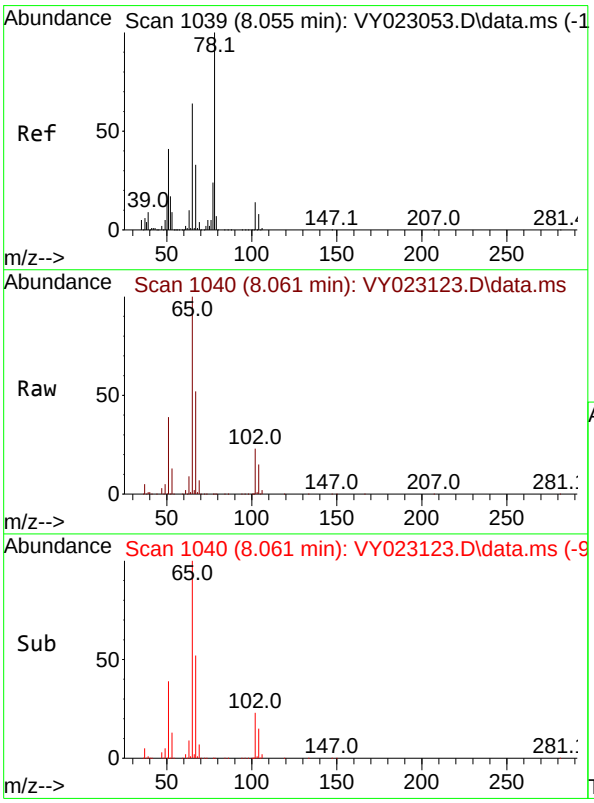

#33
1,2-Dichloroethane-d4
Concen: 56.871 ug/l
RT: 8.061 min Scan# 1040
Delta R.T. 0.006 min
Lab File: VY023123.D
Acq: 15 Aug 2025 14:24

Tgt Ion: 65 Resp: 314307

Ion	Ratio	Lower	Upper
65	100		
67	52.7	0.0	106.8

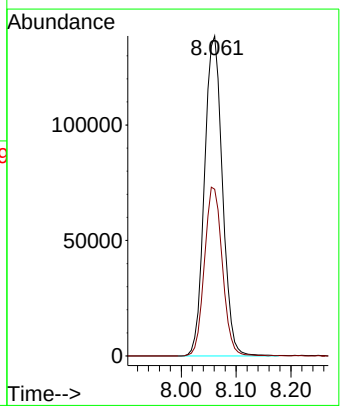

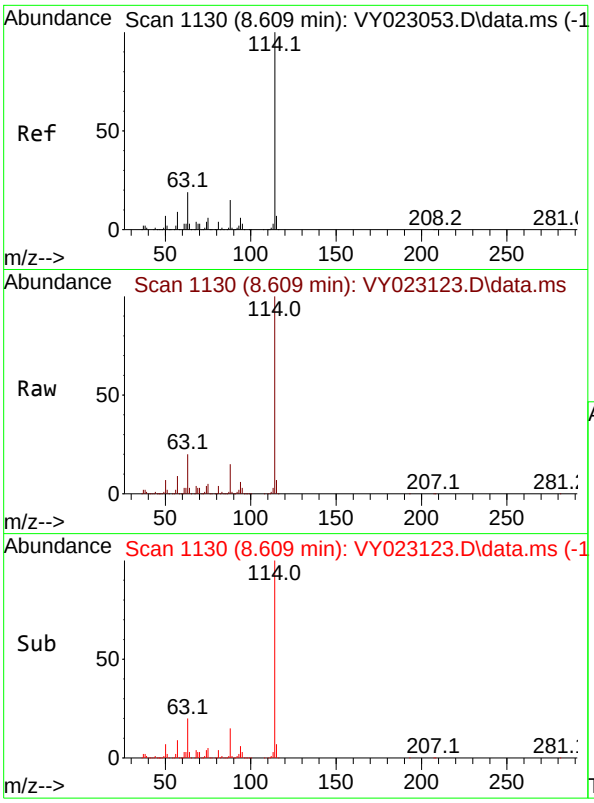

#34
1,4-Difluorobenzene
Concen: 50.000 ug/l
RT: 8.609 min Scan# 1
Delta R.T. 0.000 min
Lab File: VY023123.D
Acq: 15 Aug 2025 14:24

Instrument :
MSVOA_Y
ClientSampleId :
TG-S01

Tgt Ion:114 Resp: 1082547

Ion	Ratio	Lower	Upper
114	100		
63	19.6	0.0	38.4
88	14.9	0.0	30.0

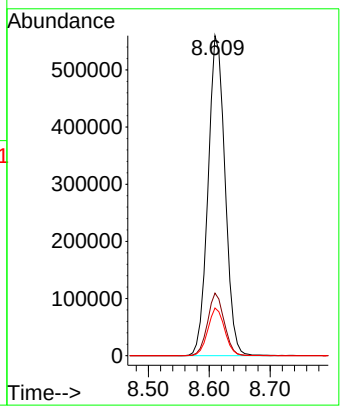

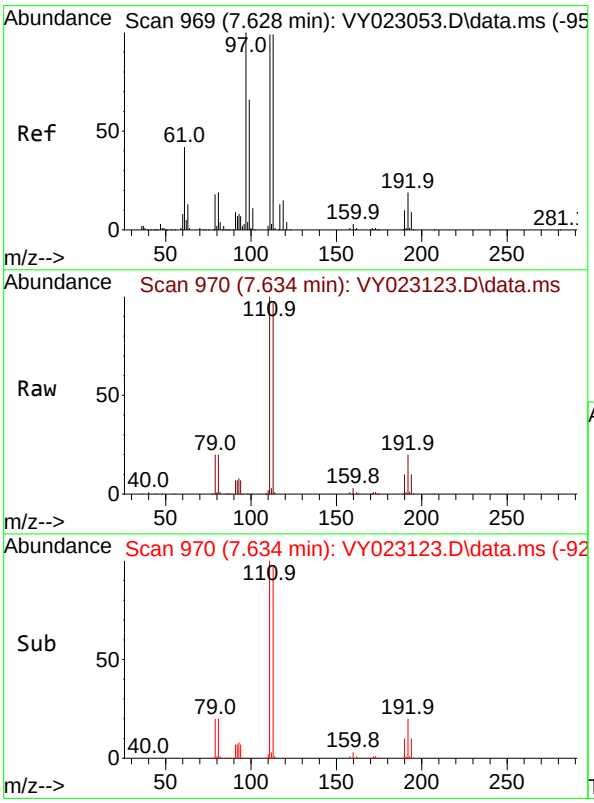

#35
Dibromofluoromethane
Concen: 50.988 ug/l
RT: 7.634 min Scan# 970
Delta R.T. 0.006 min
Lab File: VY023123.D
Acq: 15 Aug 2025 14:24

Tgt Ion:113 Resp: 330279

Ion	Ratio	Lower	Upper
113	100		
111	102.1	81.1	121.7
192	19.4	16.2	24.4

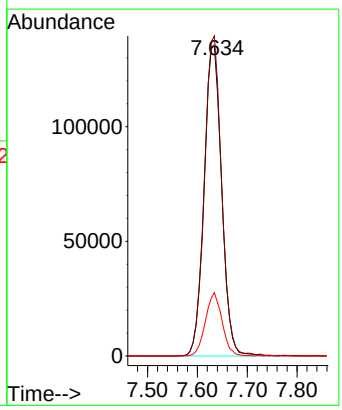

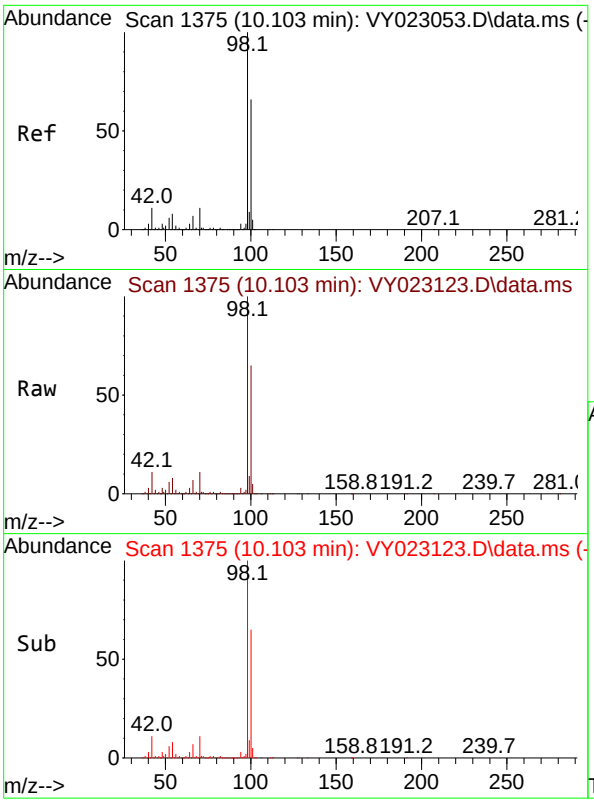

#50
Toluene-d8
Concen: 51.789 ug/l
RT: 10.103 min Scan# 1
Delta R.T. 0.000 min
Lab File: VY023123.D
Acq: 15 Aug 2025 14:24

Instrument :
MSVOA_Y
ClientSampleId :
TG-S01

Tgt Ion: 98 Resp: 1310550

Ion	Ratio	Lower	Upper
98	100		
100	65.1	52.3	78.5

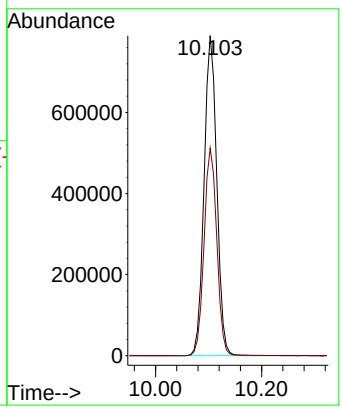

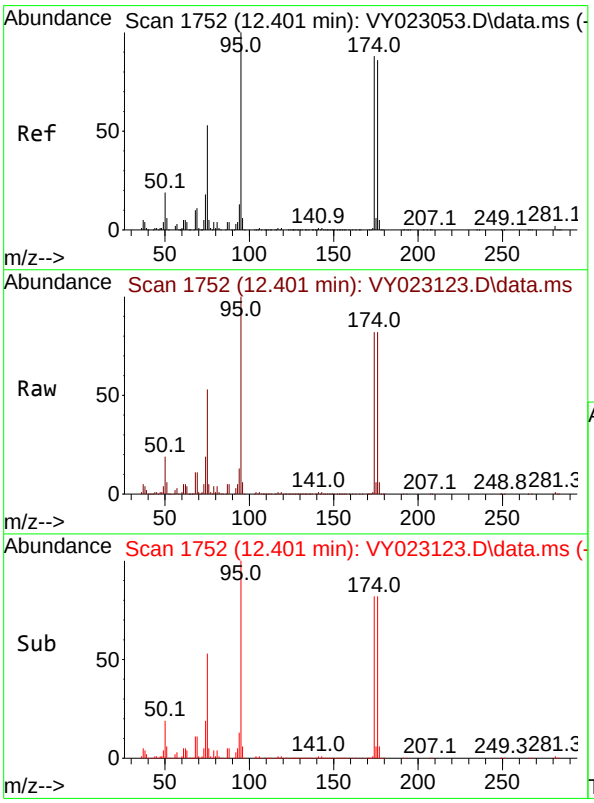

#62
4-Bromofluorobenzene
Concen: 48.091 ug/l
RT: 12.401 min Scan# 1752
Delta R.T. 0.000 min
Lab File: VY023123.D
Acq: 15 Aug 2025 14:24

Tgt Ion: 95 Resp: 391369

Ion	Ratio	Lower	Upper
95	100		
174	85.4	0.0	171.6
176	81.9	0.0	167.6

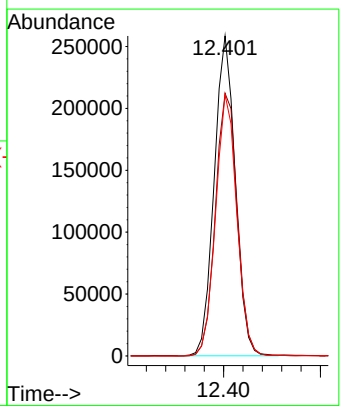

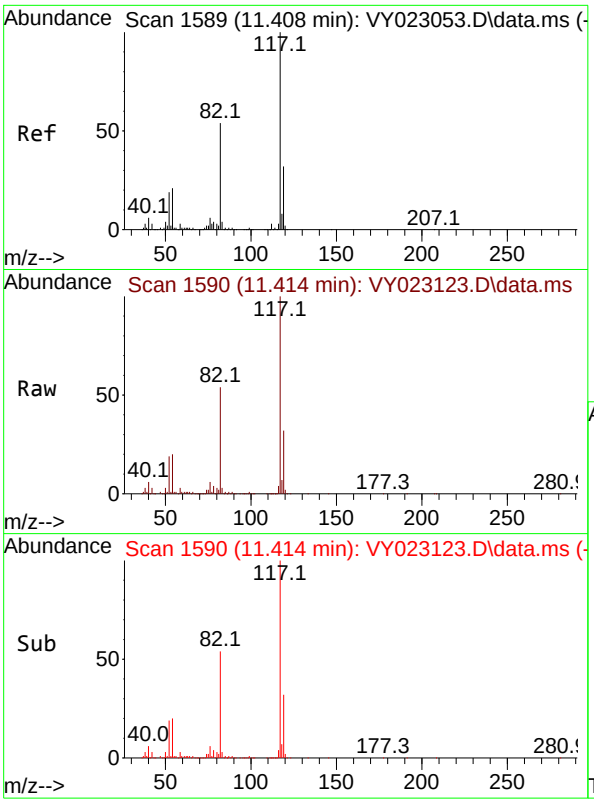

#63
Chlorobenzene-d5
Concen: 50.000 ug/l
RT: 11.414 min Scan# 1
Delta R.T. 0.006 min
Lab File: VY023123.D
Acq: 15 Aug 2025 14:24

Instrument :
MSVOA_Y
ClientSampleId :
TG-S01

Tgt Ion:117 Resp: 969395

Ion	Ratio	Lower	Upper
117	100		
82	53.7	43.4	65.0
119	31.7	25.6	38.4

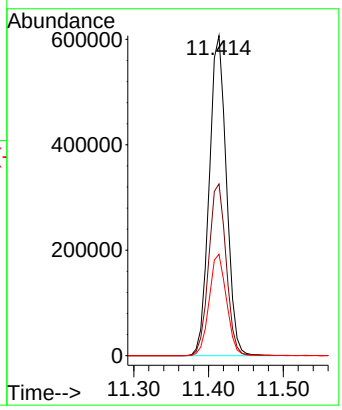

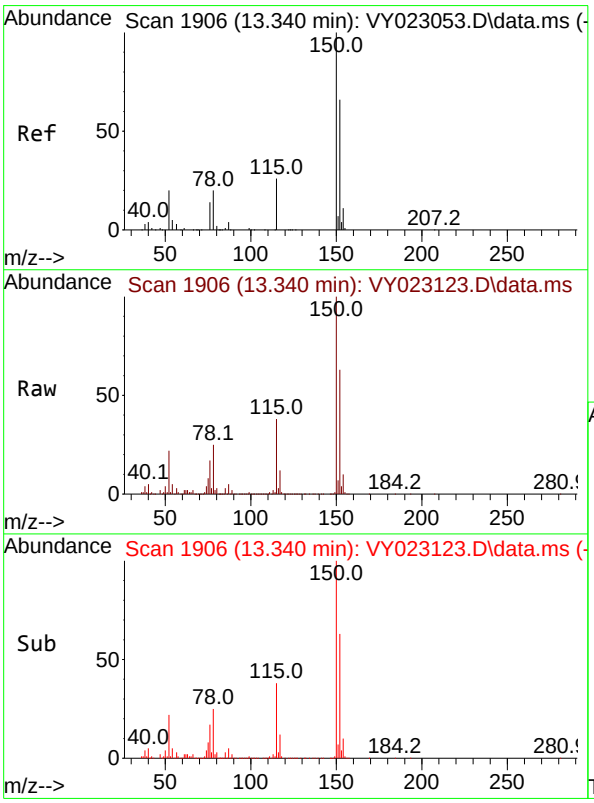

#72
1,4-Dichlorobenzene-d4
Concen: 50.000 ug/l
RT: 13.340 min Scan# 1906
Delta R.T. 0.000 min
Lab File: VY023123.D
Acq: 15 Aug 2025 14:24

Tgt Ion:152 Resp: 391179

Ion	Ratio	Lower	Upper
152	100		
115	57.6	28.2	84.6
150	156.6	0.0	348.0

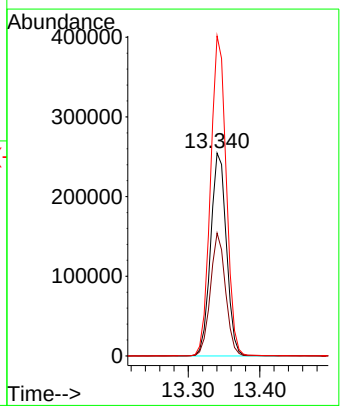

Sample Results: **VY023123.D**

Data Path : Z:\voasrv\HPCHEM1\MSVOA_Y\Data\VY081525\
Data File : VY023123.D
Acq On : 15 Aug 2025 14:24
Operator : SY/MD
Sample : Q2832-01
Misc : 4.50g/5.0mL/MSVOA_Y/SOIL/A
ALS Vial : 15 Sample Multiplier: 1

Instrument :
MSVOA_Y
ClientSampleId :
TG-S01

Integration Parameters: RTEINT.P
Integrator: RTE
Smoothing : ON Filtering: 5
Sampling : 1 Min Area: 3 % of largest Peak
Start Thrs: 0.2 Max Peaks: 100
Stop Thrs : 0 Peak Location: TOP

If leading or trailing edge < 100 prefer < Baseline drop else tangent >
Peak separation: 5

Method : Z:\voasrv\HPCHEM1\MSVOA_Y\methods\82Y081225S.M
Title : SW846 8260

Signal : TIC: VY023123.D\data.ms

peak #	R.T. min	first scan	max scan	last scan	PK TY	peak height	corr. area	corr. % max.	% of total
1	2.489	118	126	130	rBV	14204	42096	1.22%	0.244%
2	4.610	463	474	485	rBV2	24912	75379	2.19%	0.437%
3	7.634	957	970	975	rBV	455416	1091512	31.76%	6.323%
4	7.707	975	982	996	rVB	735183	1709852	49.75%	9.905%
5	8.061	1030	1040	1054	rBV	393433	901231	26.22%	5.221%
6	8.609	1119	1130	1142	rBV	1279962	2470351	71.88%	14.310%
7	10.103	1365	1375	1383	rBV	2050335	3436796	100.00%	19.909%
8	11.414	1580	1590	1602	rBV	1816740	2977386	86.63%	17.248%
9	11.627	1613	1625	1634	rBV6	12814	35450	1.03%	0.205%
10	12.401	1745	1752	1763	rBV	1321810	2054719	59.79%	11.903%
11	13.340	1900	1906	1922	rVB	1551930	2390125	69.55%	13.846%
12	13.877	1990	1994	2000	rVB2	21576	37922	1.10%	0.220%
13	15.120	2193	2198	2206	rVB3	14734	39865	1.16%	0.231%

Sum of corrected areas: 17262684

Sample Results: **VY023123.D**

Data Path : Z:\voasrv\HPCHEM1\MSVOA_Y\Data\VY081525\
Data File : VY023123.D
Acq On : 15 Aug 2025 14:24
Operator : SY/MD
Sample : Q2832-01
Misc : 4.50g/5.0mL/MSVOA_Y/SOIL/A
ALS Vial : 15 Sample Multiplier: 1

Instrument :
MSVOA_Y
ClientSampleId :
TG-S01

Quant Method : Z:\voasrv\HPCHEM1\MSVOA_Y\methods\82Y081225S.M
Quant Title : SW846 8260

TIC Library : C:\Database\NIST20.L
TIC Integration Parameters: LSCINT.P

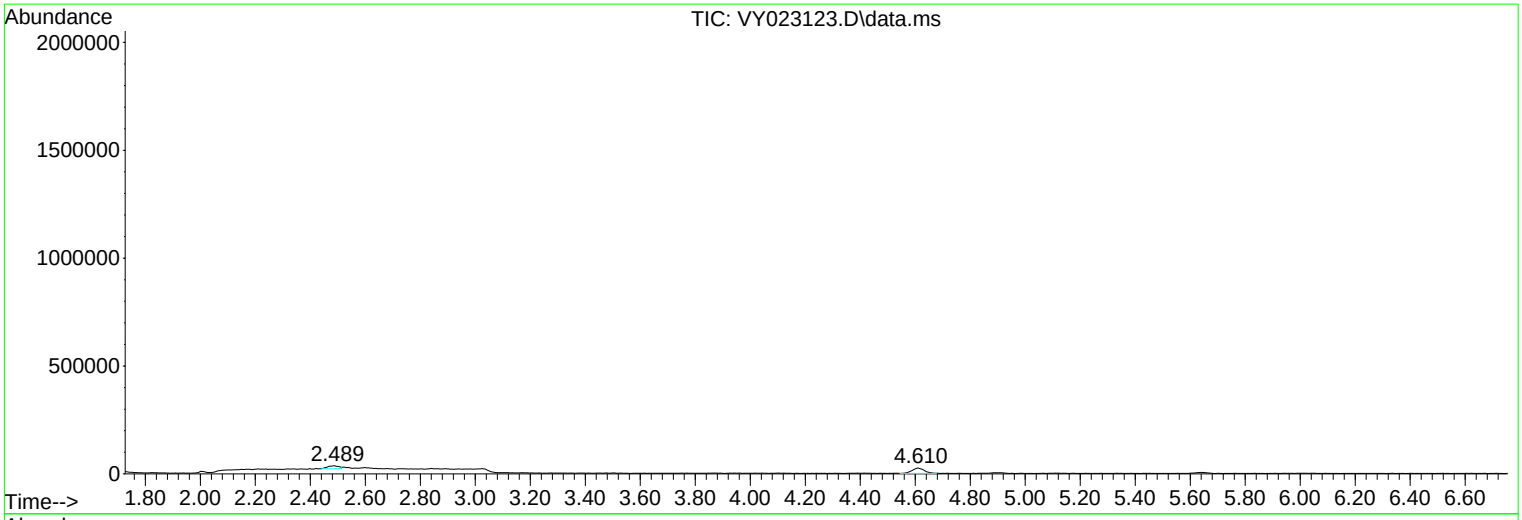

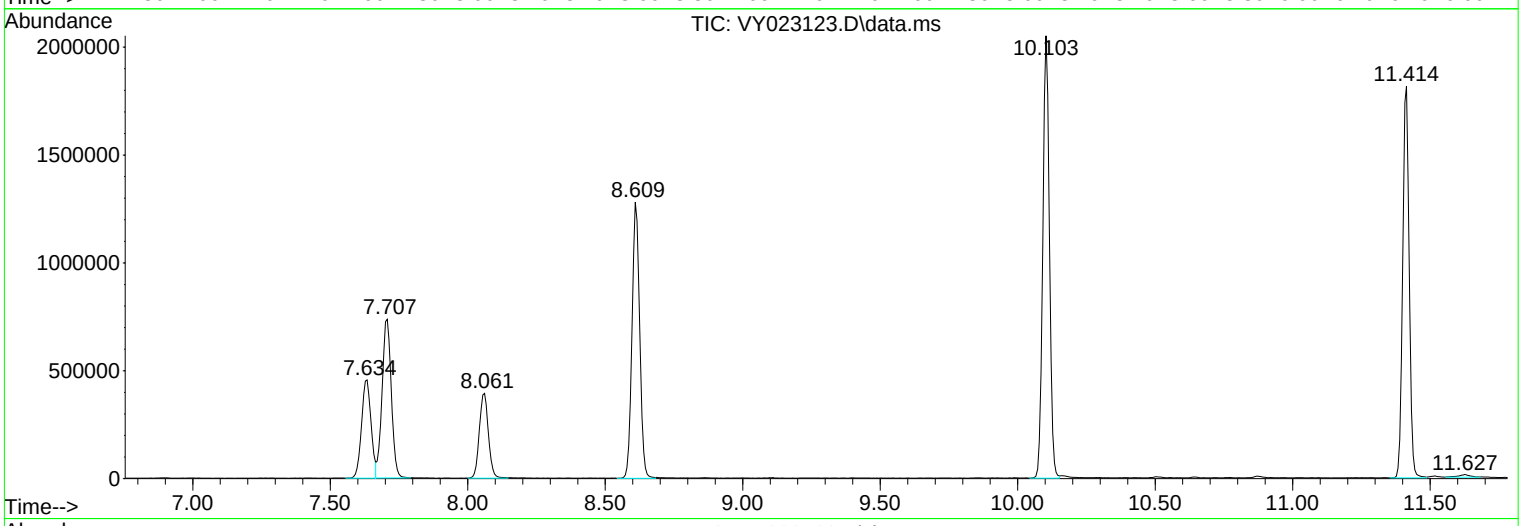

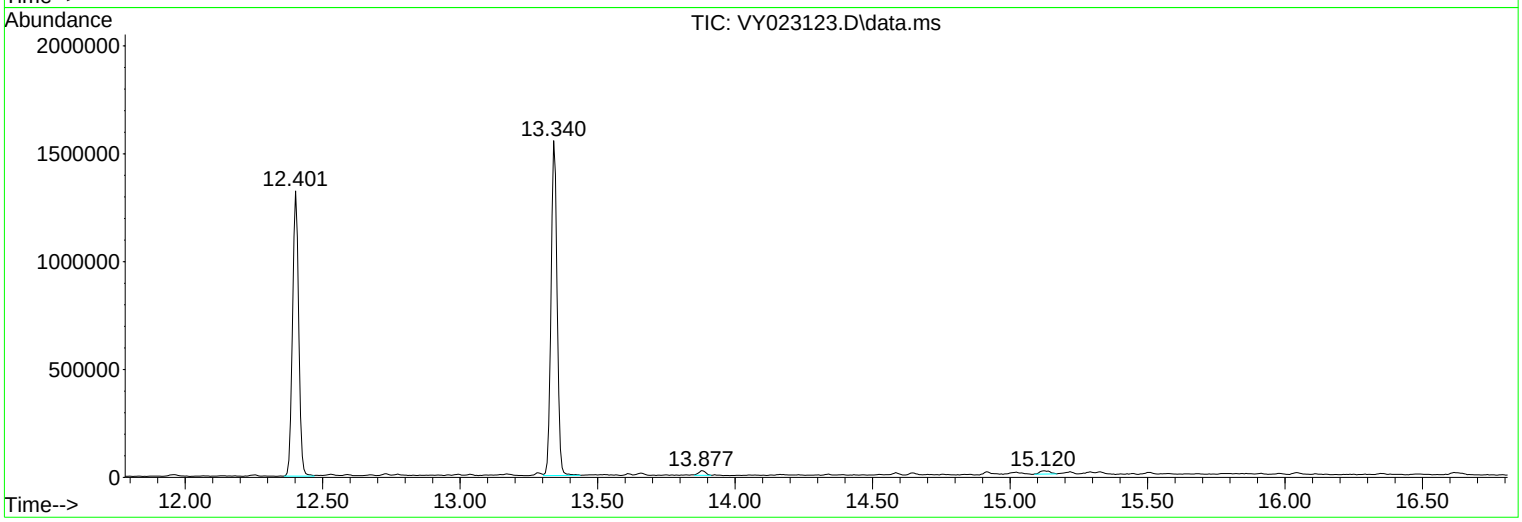

Library Search Compound Report

Sample Results: **VY023123.D**

Data Path : Z:\voasrv\HPCHEM1\MSVOA_Y\Data\VY081525\
Data File : VY023123.D
Acq On : 15 Aug 2025 14:24
Operator : SY/MD
Sample : Q2832-01
Misc : 4.50g/5.0mL/MSVOA_Y/SOIL/A
ALS Vial : 15 Sample Multiplier: 1

Instrument :
MSVOA_Y
ClientSampleId :
TG-S01

Quant Method : Z:\voasrv\HPCHEM1\MSVOA_Y\methods\82Y081225S.M
Quant Title : SW846 8260

TIC Library : C:\Database\NIST20.L
TIC Integration Parameters: LSCINT.P

A
B
C
D
E
F
G
H
I
J

No Library Search Compounds Detected
****

Tentatively Identified Compound (LSC) summary

Sample Results: **VY023123.D**

Data Path : Z:\voasrv\HPCHEM1\MSVOA_Y\Data\VY081525\
Data File : VY023123.D
Acq On : 15 Aug 2025 14:24
Operator : SY/MD
Sample : Q2832-01
Misc : 4.50g/5.0mL/MSVOA_Y/SOIL/A
ALS Vial : 15 Sample Multiplier: 1

Instrument :
MSVOA_Y
ClientSampleId :
TG-S01

Quant Method : Z:\voasrv\HPCHEM1\MSVOA_Y\methods\82Y081225S.M
Quant Title : SW846 8260

TIC Library : C:\Database\NIST20.L
TIC Integration Parameters: LSCINT.P

TIC Top Hit name	RT	EstConc	Units	Response	Internal Standard #	RT	Resp	Conc

Quantitation Report (QT Reviewed)

Sample Results: **VY023124.D**

Data Path : Z:\voasrv\HPCHEM1\MSVOA_Y\Data\VY081525\
Data File : VY023124.D
Acq On : 15 Aug 2025 14:47
Operator : SY/MD
Sample : Q2832-03
Misc : 4.64g/5.0mL/MSVOA_Y/SOIL/A
ALS Vial : 16 Sample Multiplier: 1

Instrument :
MSVOA_Y
ClientSampleId :
TG-S02

Quant Time: Aug 18 02:29:52 2025
Quant Method : Z:\voasrv\HPCHEM1\MSVOA_Y\methods\82Y081225S.M
Quant Title : SW846 8260
QLast Update : Wed Aug 13 02:10:11 2025
Response via : Initial Calibration

Compound	R.T.	QIon	Response	Conc	Units	Dev(Min)
Internal Standards						
1) Pentafluorobenzene	7.707	168	570487	50.000	ug/l	0.00
34) 1,4-Difluorobenzene	8.615	114	1076714	50.000	ug/l	0.00
63) Chlorobenzene-d5	11.414	117	962307	50.000	ug/l	0.00
72) 1,4-Dichlorobenzene-d4	13.340	152	380373	50.000	ug/l	0.00
System Monitoring Compounds						
33) 1,2-Dichloroethane-d4	8.055	65	322028	59.228	ug/l	0.00
Spiked Amount 50.000	Range 50 - 163		Recovery = 118.460%			
35) Dibromofluoromethane	7.628	113	335608	52.091	ug/l	0.00
Spiked Amount 50.000	Range 54 - 147		Recovery = 104.180%			
50) Toluene-d8	10.103	98	1306653	51.915	ug/l	0.00
Spiked Amount 50.000	Range 58 - 134		Recovery = 103.840%			
62) 4-Bromofluorobenzene	12.401	95	384788	47.538	ug/l	0.00
Spiked Amount 50.000	Range 30 - 143		Recovery = 95.080%			

Target Compounds Qvalue

(#) = qualifier out of range (m) = manual integration (+) = signals summed

Quantitation Report (QT Reviewed)

Sample Results: **VY023124.D**

Data Path : Z:\voasrv\HPCHEM1\MSVOA_Y\Data\VY081525\
Data File : VY023124.D
Acq On : 15 Aug 2025 14:47
Operator : SY/MD
Sample : Q2832-03
Misc : 4.64g/5.0mL/MSVOA_Y/SOIL/A
ALS Vial : 16 Sample Multiplier: 1

Instrument :
MSVOA_Y
ClientSampleId :
TG-S02

Quant Time: Aug 18 02:29:52 2025
Quant Method : Z:\voasrv\HPCHEM1\MSVOA_Y\methods\82Y081225S.M
Quant Title : SW846 8260
QLast Update : Wed Aug 13 02:10:11 2025
Response via : Initial Calibration

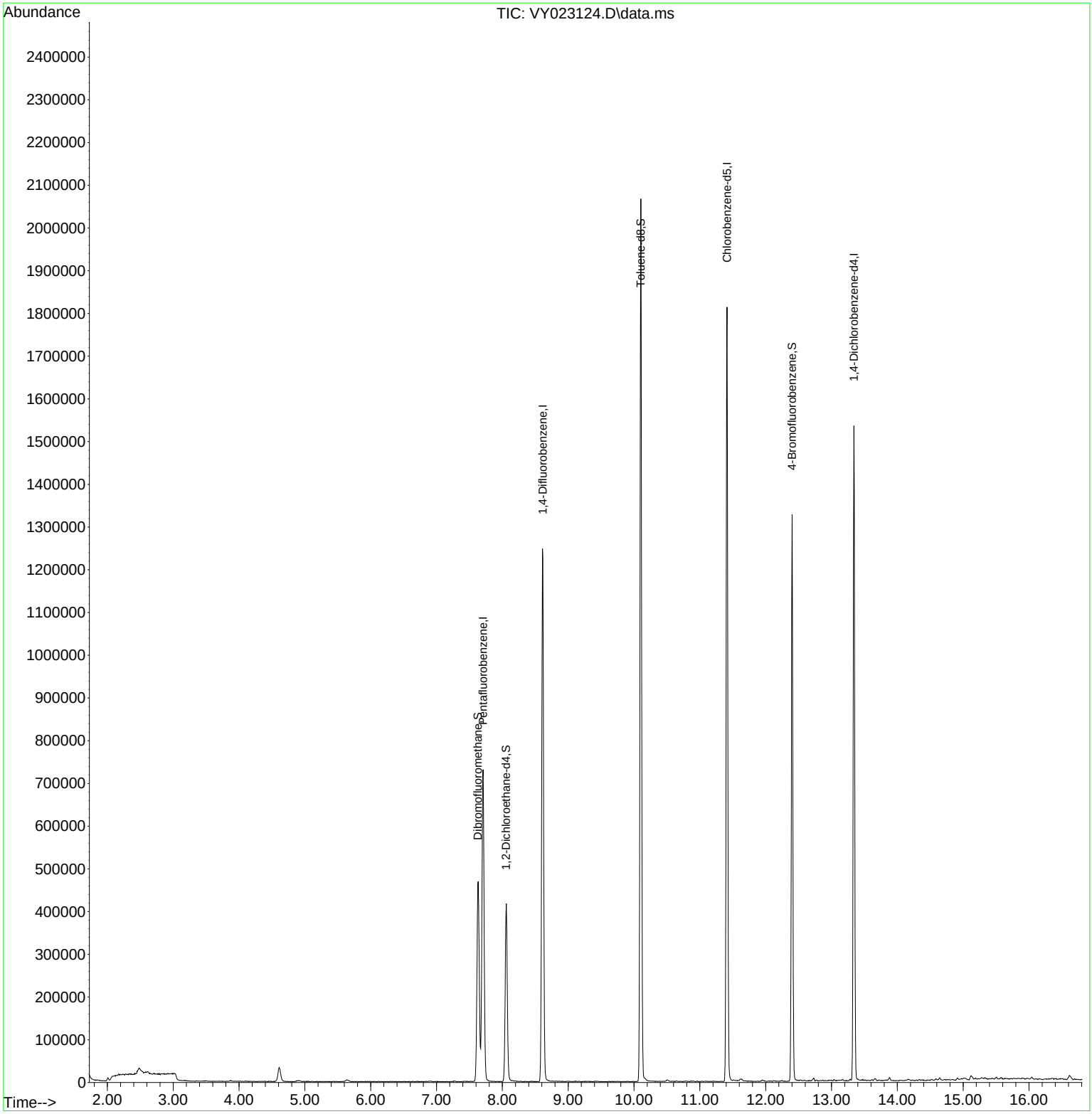

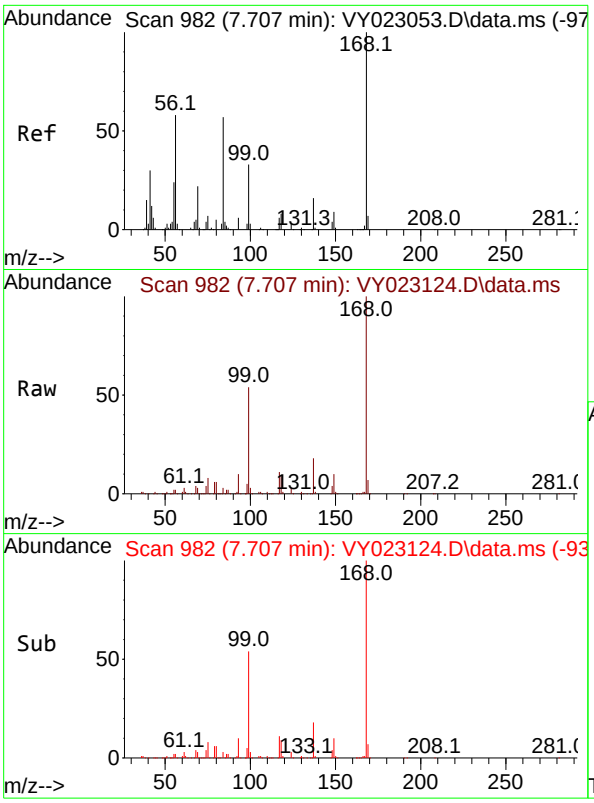

#1
Pentafluorobenzene
Concen: 50.000 ug/l
RT: 7.707 min Scan# 9
Delta R.T. 0.000 min
Lab File: VY023124.D
Acq: 15 Aug 2025 14:47

Instrument :
MSVOA_Y
ClientSampleId :
TG-S02

Tgt Ion:168 Resp: 570487

Ion	Ratio	Lower	Upper
168	100		
99	53.9	42.8	64.2

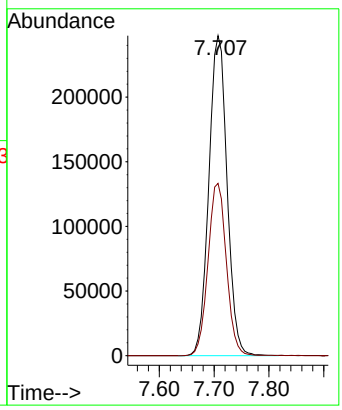

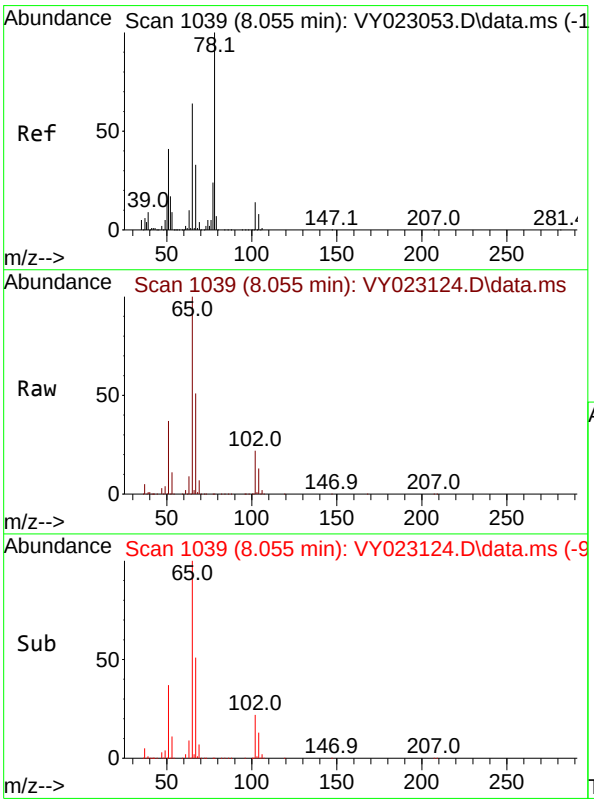

#33
1,2-Dichloroethane-d4
Concen: 59.228 ug/l
RT: 8.055 min Scan# 1039
Delta R.T. -0.000 min
Lab File: VY023124.D
Acq: 15 Aug 2025 14:47

Tgt Ion: 65 Resp: 322028

Ion	Ratio	Lower	Upper
65	100		
67	52.7	0.0	106.8

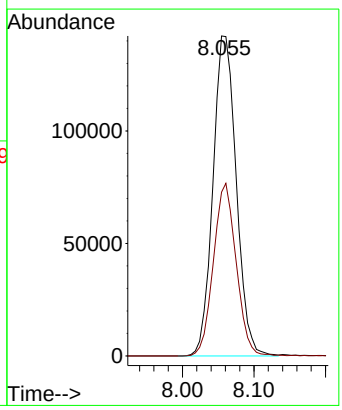

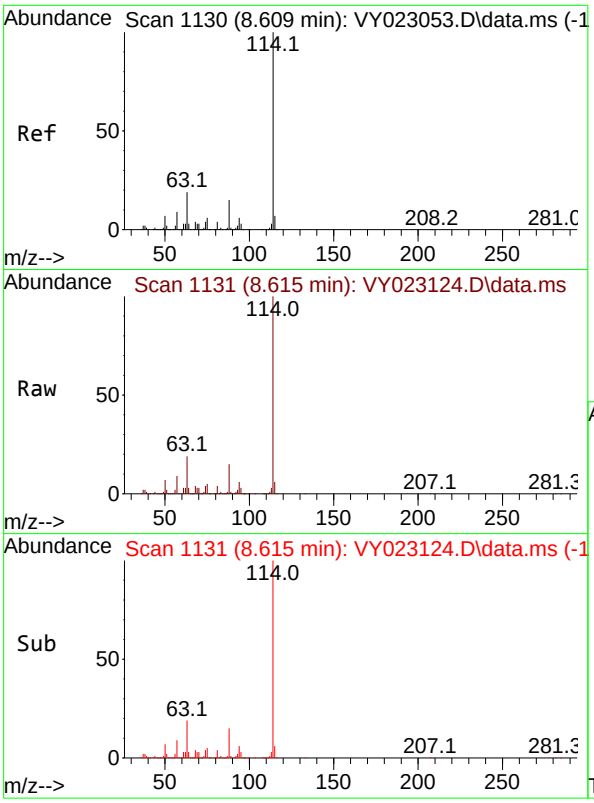

#34
1,4-Difluorobenzene
Concen: 50.000 ug/l
RT: 8.615 min Scan# 1
Delta R.T. 0.006 min
Lab File: VY023124.D
Acq: 15 Aug 2025 14:47

Instrument :
MSVOA_Y
ClientSampleId :
TG-S02

Tgt Ion:114 Resp: 1076714

Ion	Ratio	Lower	Upper
114	100		
63	19.0	0.0	38.4
88	14.7	0.0	30.0

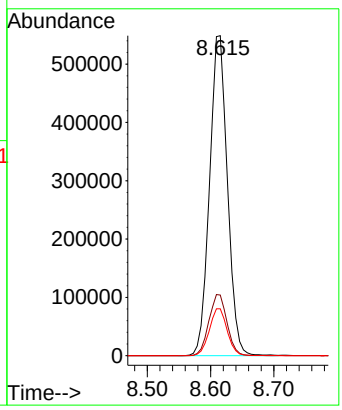

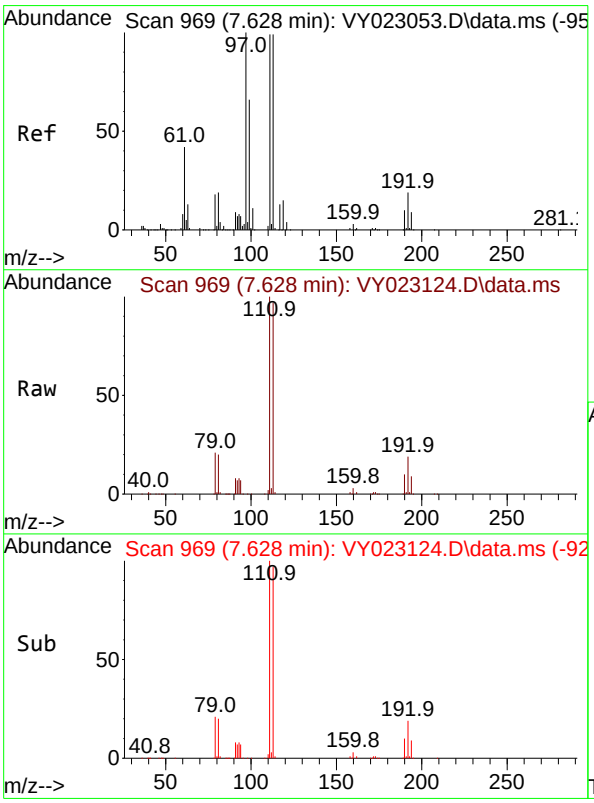

#35
Dibromofluoromethane
Concen: 52.091 ug/l
RT: 7.628 min Scan# 969
Delta R.T. -0.000 min
Lab File: VY023124.D
Acq: 15 Aug 2025 14:47

Tgt Ion:113 Resp: 335608

Ion	Ratio	Lower	Upper
113	100		
111	103.3	81.1	121.7
192	20.0	16.2	24.4

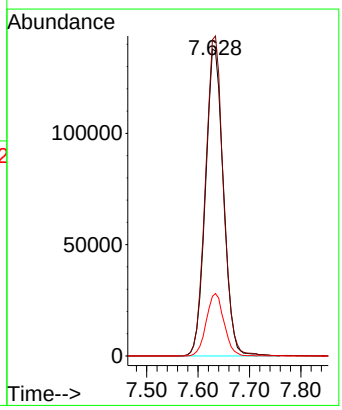

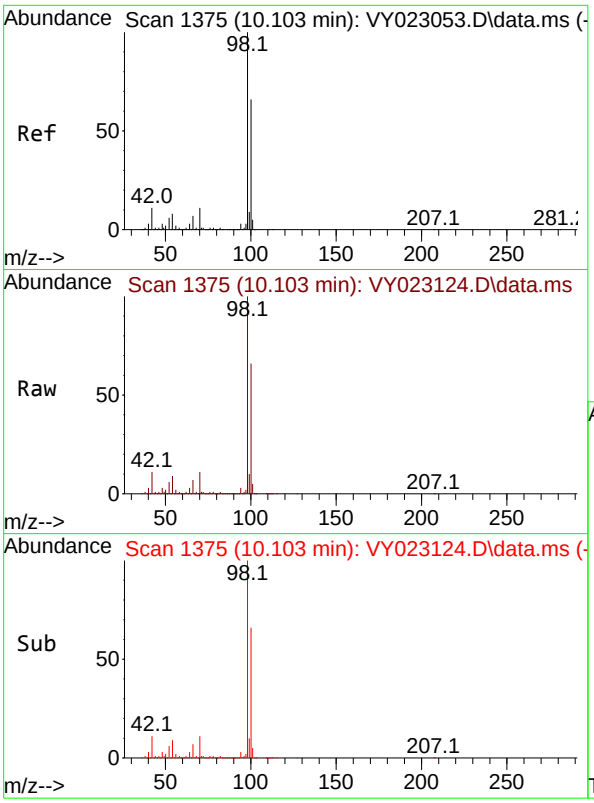

#50
Toluene-d8
Concen: 51.915 ug/l
RT: 10.103 min Scan# 1
Delta R.T. -0.000 min
Lab File: VY023124.D
Acq: 15 Aug 2025 14:47

Instrument :
MSVOA_Y
ClientSampleId :
TG-S02

Tgt Ion: 98 Resp: 1306653

Ion	Ratio	Lower	Upper
98	100		
100	65.0	52.3	78.5

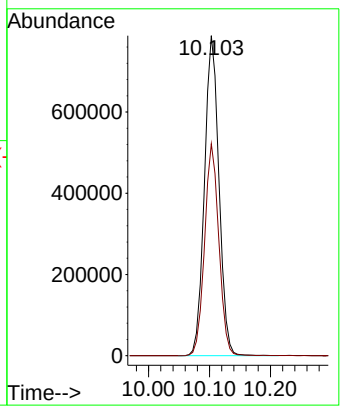

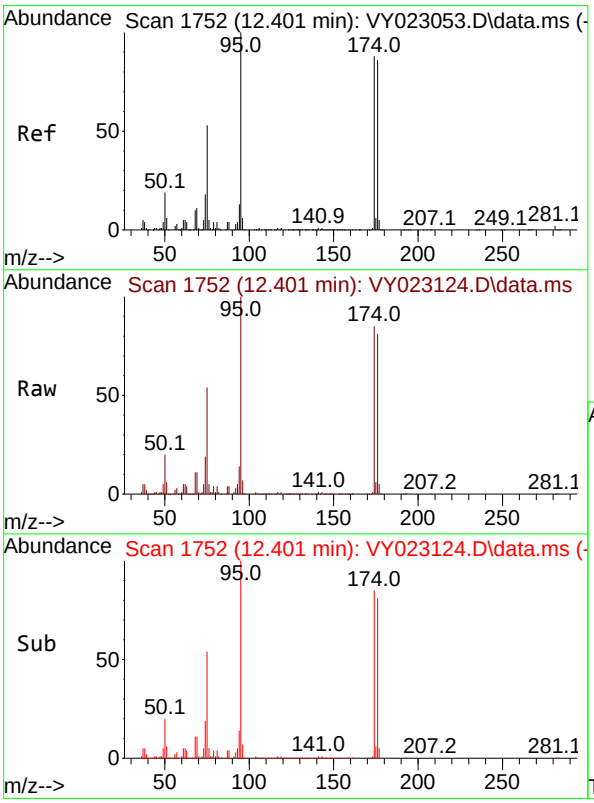

#62
4-Bromofluorobenzene
Concen: 47.538 ug/l
RT: 12.401 min Scan# 1752
Delta R.T. -0.000 min
Lab File: VY023124.D
Acq: 15 Aug 2025 14:47

Tgt Ion: 95 Resp: 384788

Ion	Ratio	Lower	Upper
95	100		
174	86.2	0.0	171.6
176	82.8	0.0	167.6

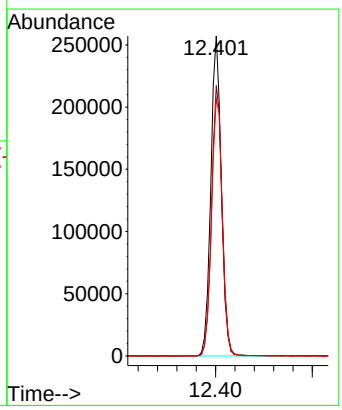

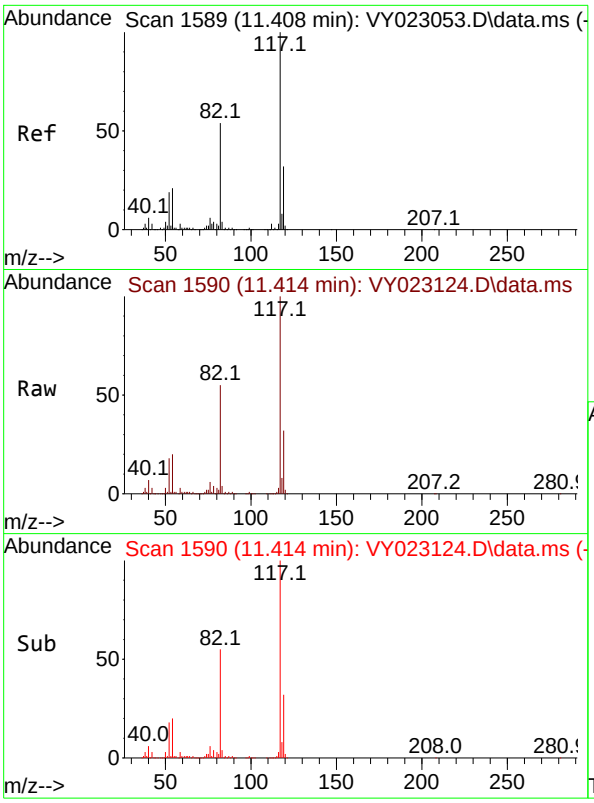

#63
Chlorobenzene-d5
Concen: 50.000 ug/l
RT: 11.414 min Scan# 1
Delta R.T. 0.006 min
Lab File: VY023124.D
Acq: 15 Aug 2025 14:47

Instrument :
MSVOA_Y
ClientSampleId :
TG-S02

Tgt Ion:117 Resp: 962307

Ion	Ratio	Lower	Upper
117	100		
82	54.5	43.4	65.0
119	32.4	25.6	38.4

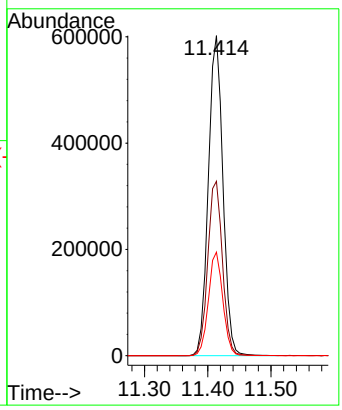

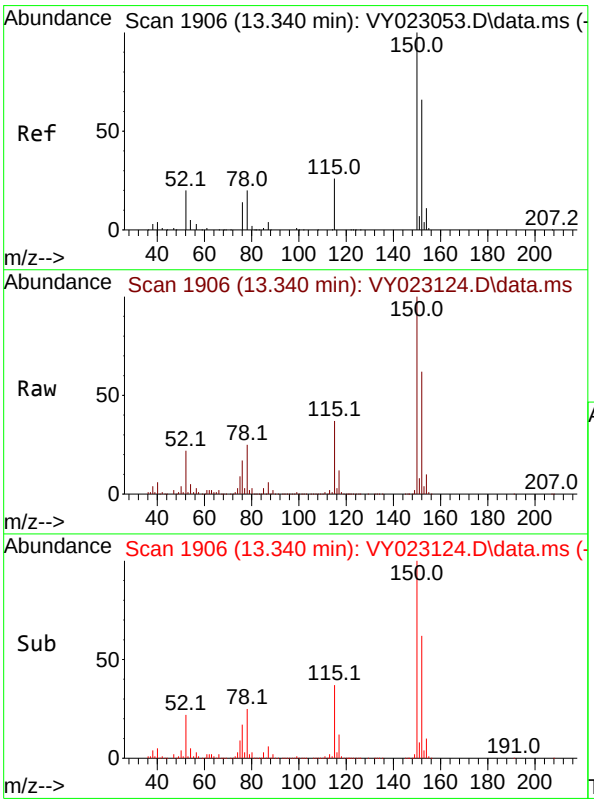

#72
1,4-Dichlorobenzene-d4
Concen: 50.000 ug/l
RT: 13.340 min Scan# 1906
Delta R.T. -0.000 min
Lab File: VY023124.D
Acq: 15 Aug 2025 14:47

Tgt Ion:152 Resp: 380373

Ion	Ratio	Lower	Upper
152	100		
115	57.8	28.2	84.6
150	157.3	0.0	348.0

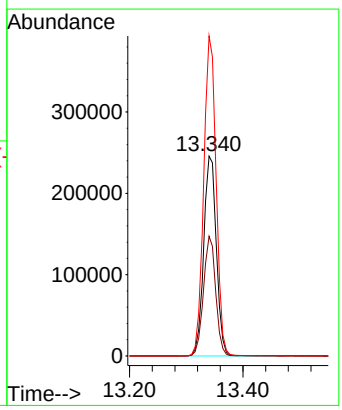

Sample Results: **VY023124.D**

Instrument :
MSVOA_Y
ClientSampleId :
TG-S02

A B C D E F G H I J

Data Path : Z:\voasrv\HPCHEM1\MSVOA_Y\Data\VY081525\
Data File : VY023124.D
Acq On : 15 Aug 2025 14:47
Operator : SY/MD
Sample : Q2832-03
Misc : 4.64g/5.0mL/MSVOA_Y/SOIL/A
ALS Vial : 16 Sample Multiplier: 1

Integration Parameters: RTEINT.P
Integrator: RTE
Smoothing : ON Filtering: 5
Sampling : 1 Min Area: 3 % of largest Peak
Start Thrs: 0.2 Max Peaks: 100
Stop Thrs : 0 Peak Location: TOP

If leading or trailing edge < 100 prefer < Baseline drop else tangent >
Peak separation: 5

Method : Z:\voasrv\HPCHEM1\MSVOA_Y\methods\82Y081225S.M
Title : SW846 8260

Signal : TIC: VY023124.D\data.ms

peak #	R.T. min	first scan	max scan	last scan	PK TY	peak height	corr. area	corr. % max.	% of total
1	2.117	52	65	66	rBV4	10374	37955	1.10%	0.223%
2	2.482	118	125	130	rBV4	12631	35208	1.02%	0.206%
3	4.610	462	474	486	rBV	33132	100295	2.92%	0.588%
4	7.634	959	970	976	rBV	467828	1142116	33.22%	6.696%
5	7.707	976	982	994	rVB	728086	1652531	48.07%	9.689%
6	8.061	1030	1040	1052	rBV	416753	922159	26.82%	5.407%
7	8.609	1121	1130	1145	rBV	1246935	2457169	71.47%	14.406%
8	10.103	1366	1375	1393	rBV	2065981	3437963	100.00%	20.157%
9	11.414	1582	1590	1601	rBV	1812157	2939984	85.52%	17.237%
10	12.401	1744	1752	1764	rBV	1326943	2018075	58.70%	11.832%
11	13.340	1900	1906	1915	rBV	1531386	2312734	67.27%	13.560%

Sum of corrected areas: 17056189

Sample Results: **VY023124.D**

Data Path : Z:\voasrv\HPCHEM1\MSVOA_Y\Data\VY081525\
Data File : VY023124.D
Acq On : 15 Aug 2025 14:47
Operator : SY/MD
Sample : Q2832-03
Misc : 4.64g/5.0mL/MSVOA_Y/SOIL/A
ALS Vial : 16 Sample Multiplier: 1

Instrument :
MSVOA_Y
ClientSampleId :
TG-S02

Quant Method : Z:\voasrv\HPCHEM1\MSVOA_Y\methods\82Y081225S.M
Quant Title : SW846 8260

TIC Library : C:\Database\NIST20.L
TIC Integration Parameters: LSCINT.P

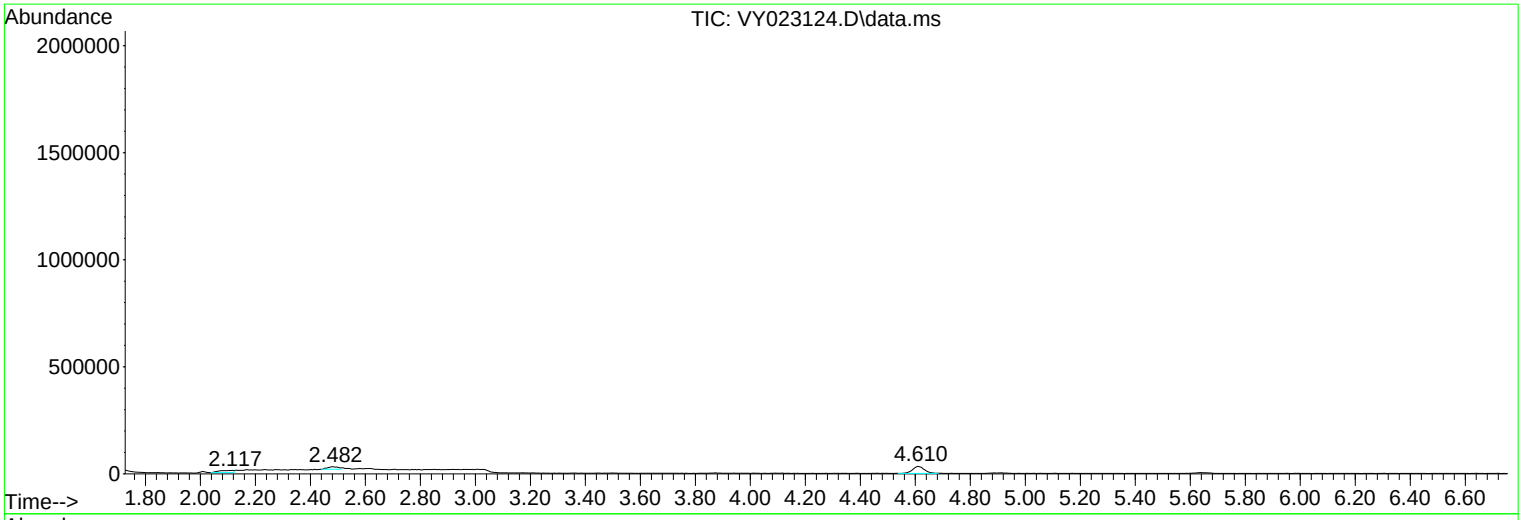

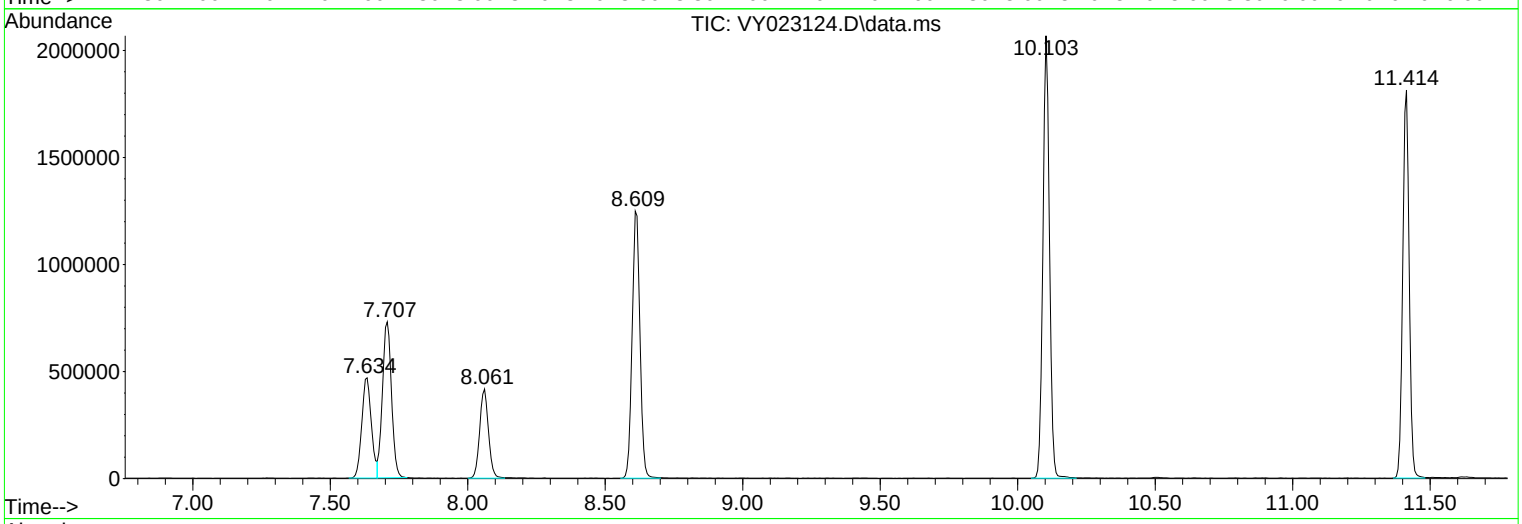

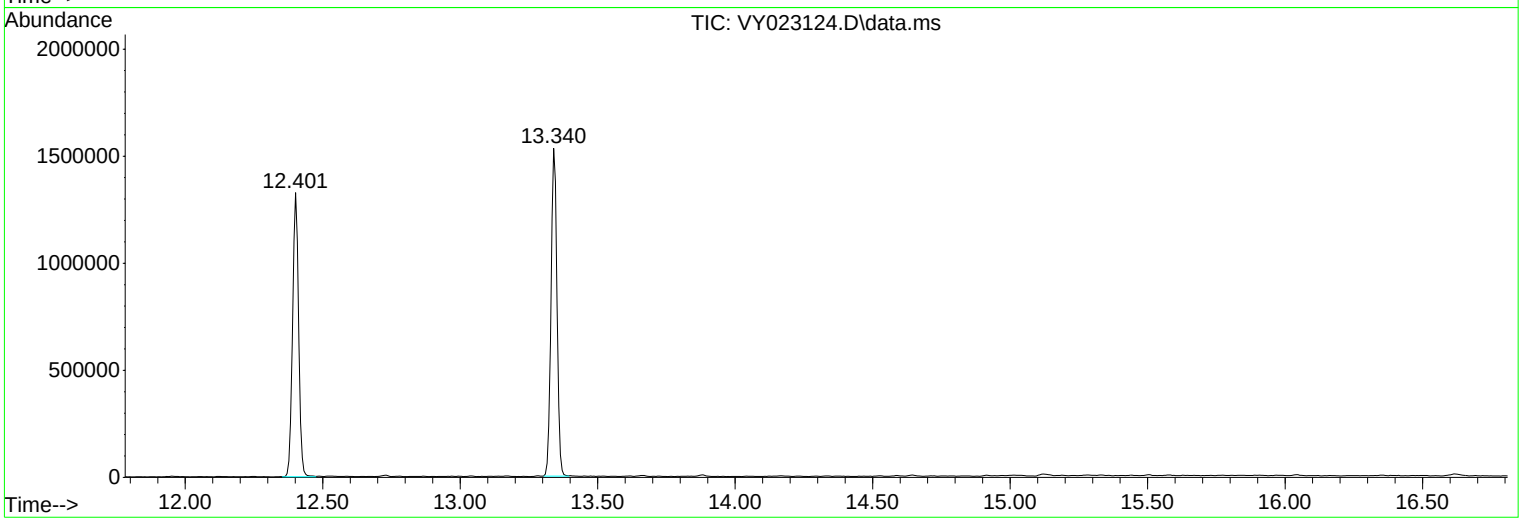

Library Search Compound Report

Sample Results: **VY023124.D**

Data Path : Z:\voasrv\HPCHEM1\MSVOA_Y\Data\VY081525\
Data File : VY023124.D
Acq On : 15 Aug 2025 14:47
Operator : SY/MD
Sample : Q2832-03
Misc : 4.64g/5.0mL/MSVOA_Y/SOIL/A
ALS Vial : 16 Sample Multiplier: 1

Instrument :
MSVOA_Y
ClientSampleId :
TG-S02

Quant Method : Z:\voasrv\HPCHEM1\MSVOA_Y\methods\82Y081225S.M
Quant Title : SW846 8260

TIC Library : C:\Database\NIST20.L
TIC Integration Parameters: LSCINT.P

A
B
C
D
E
F
G
H
I
J

No Library Search Compounds Detected
****

Tentatively Identified Compound (LSC) summary

Sample Results: **VY023124.D**

Data Path : Z:\voasrv\HPCHEM1\MSVOA_Y\Data\VY081525\
Data File : VY023124.D
Acq On : 15 Aug 2025 14:47
Operator : SY/MD
Sample : Q2832-03
Misc : 4.64g/5.0mL/MSVOA_Y/SOIL/A
ALS Vial : 16 Sample Multiplier: 1

Instrument :
MSVOA_Y
ClientSampleId :
TG-S02

Quant Method : Z:\voasrv\HPCHEM1\MSVOA_Y\methods\82Y081225S.M
Quant Title : SW846 8260

TIC Library : C:\Database\NIST20.L
TIC Integration Parameters: LSCINT.P

TIC Top Hit name	RT	EstConc	Units	Response	Internal Standard #	RT	Resp	Conc

Quantitation Report (QT Reviewed)

Sample Results: **VY023125.D**

Data Path : Z:\voasrv\HPCHEM1\MSVOA_Y\Data\VY081525\
Data File : VY023125.D
Acq On : 15 Aug 2025 15:11
Operator : SY/MD
Sample : Q2832-05
Misc : 3.86g/5.0mL/MSVOA_Y/SOIL/A
ALS Vial : 17 Sample Multiplier: 1

Instrument :
MSVOA_Y
ClientSampleId :
TG-S03

Quant Time: Aug 18 02:30:11 2025
Quant Method : Z:\voasrv\HPCHEM1\MSVOA_Y\methods\82Y081225S.M
Quant Title : SW846 8260
QLast Update : Wed Aug 13 02:10:11 2025
Response via : Initial Calibration

Compound	R.T.	QIon	Response	Conc	Units	Dev(Min)
Internal Standards						
1) Pentafluorobenzene	7.707	168	553899	50.000	ug/l	0.00
34) 1,4-Difluorobenzene	8.609	114	1043284	50.000	ug/l	0.00
63) Chlorobenzene-d5	11.414	117	947118	50.000	ug/l	0.00
72) 1,4-Dichlorobenzene-d4	13.340	152	378902	50.000	ug/l	0.00
System Monitoring Compounds						
33) 1,2-Dichloroethane-d4	8.061	65	312610	59.217	ug/l	0.00
Spiked Amount 50.000	Range 50 - 163		Recovery = 118.440%			
35) Dibromofluoromethane	7.634	113	321045	51.427	ug/l	0.00
Spiked Amount 50.000	Range 54 - 147		Recovery = 102.860%			
50) Toluene-d8	10.103	98	1284070	52.653	ug/l	0.00
Spiked Amount 50.000	Range 58 - 134		Recovery = 105.300%			
62) 4-Bromofluorobenzene	12.401	95	382572	48.779	ug/l	0.00
Spiked Amount 50.000	Range 30 - 143		Recovery = 97.560%			

Target Compounds Qvalue

(#) = qualifier out of range (m) = manual integration (+) = signals summed

Sample Results: **VY023125.D**

Data Path : Z:\voasrv\HPCHEM1\MSVOA_Y\Data\VY081525\
Data File : VY023125.D
Acq On : 15 Aug 2025 15:11
Operator : SY/MD
Sample : Q2832-05
Misc : 3.86g/5.0mL/MSVOA_Y/SOIL/A
ALS Vial : 17 Sample Multiplier: 1

Instrument :
MSVOA_Y
ClientSampleId :
TG-S03

Quant Time: Aug 18 02:30:11 2025
Quant Method : Z:\voasrv\HPCHEM1\MSVOA_Y\methods\82Y081225S.M
Quant Title : SW846 8260
QLast Update : Wed Aug 13 02:10:11 2025
Response via : Initial Calibration

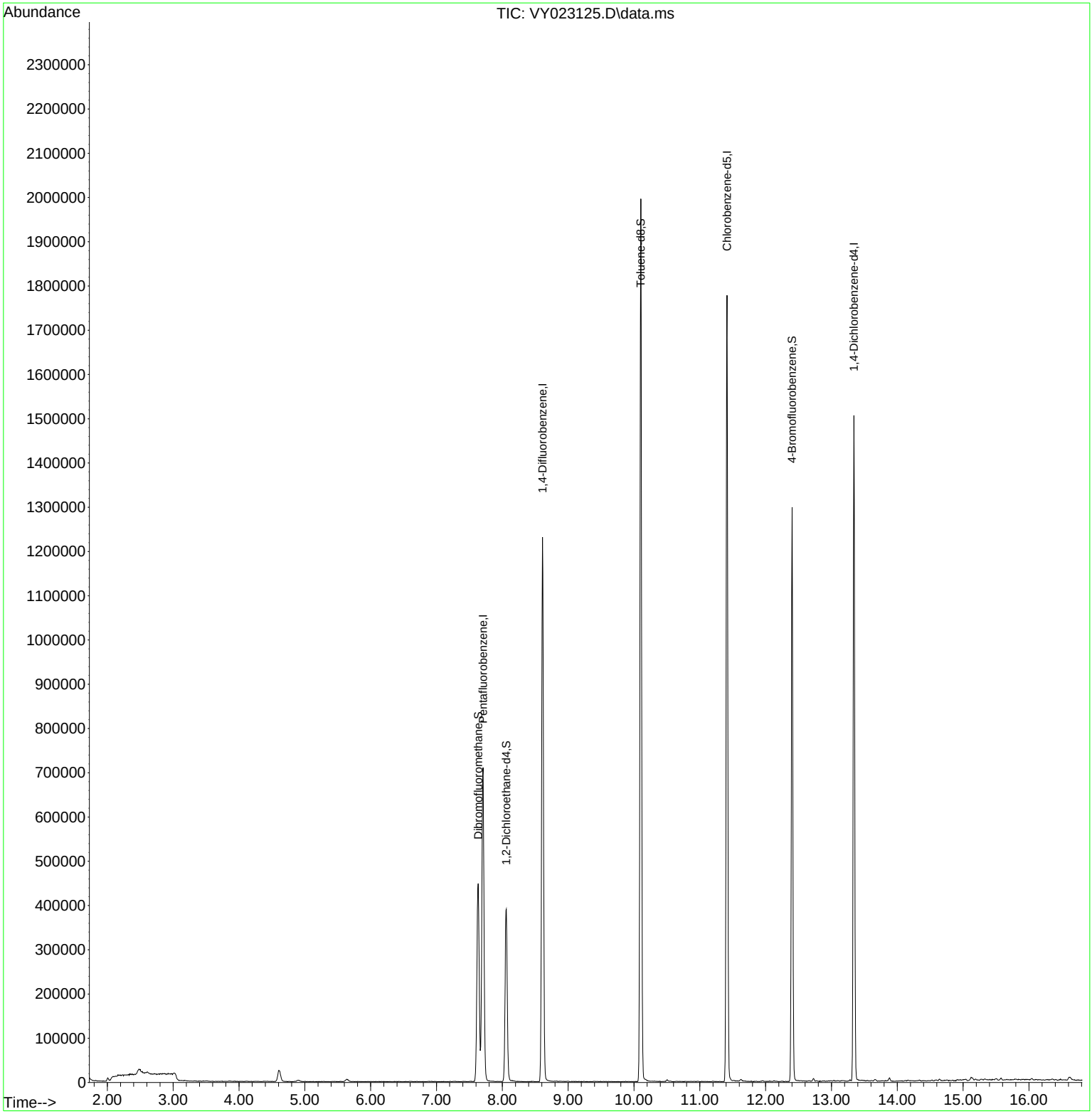

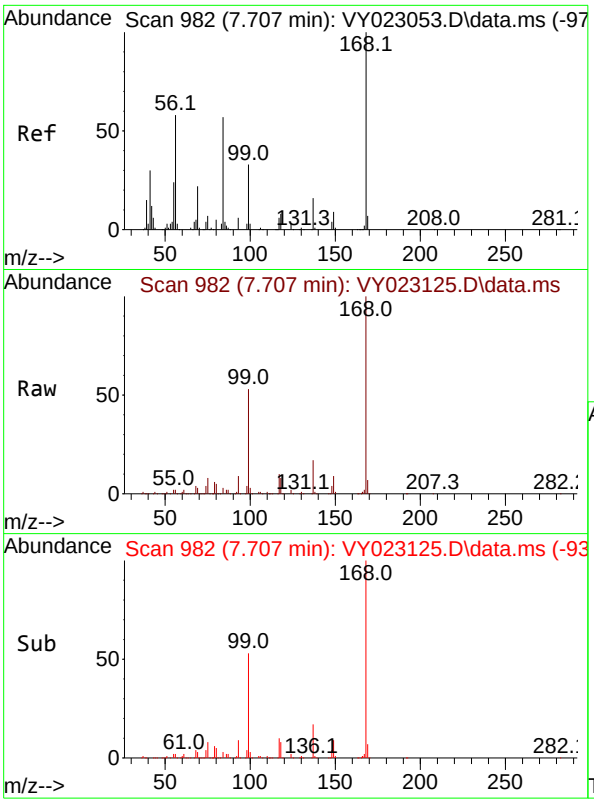

#1
Pentafluorobenzene
Concen: 50.000 ug/l
RT: 7.707 min Scan# 9
Delta R.T. 0.000 min
Lab File: VY023125.D
Acq: 15 Aug 2025 15:11

Instrument :
MSVOA_Y
ClientSampleId :
TG-S03

Tgt Ion:168 Resp: 553899

Ion	Ratio	Lower	Upper
168	100		
99	52.8	42.8	64.2

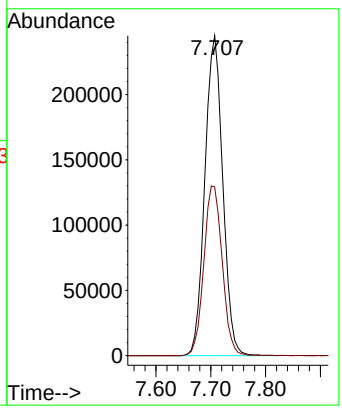

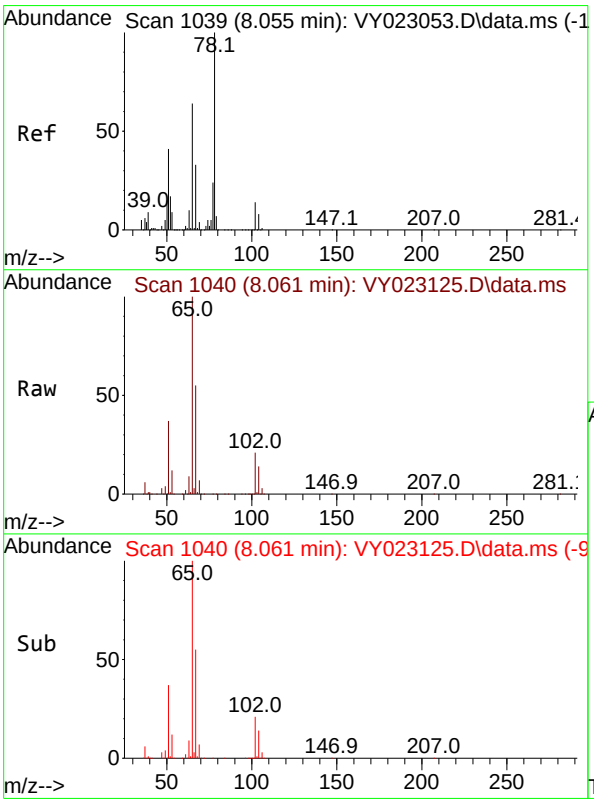

#33
1,2-Dichloroethane-d4
Concen: 59.217 ug/l
RT: 8.061 min Scan# 1040
Delta R.T. 0.006 min
Lab File: VY023125.D
Acq: 15 Aug 2025 15:11

Tgt Ion: 65 Resp: 312610

Ion	Ratio	Lower	Upper
65	100		
67	53.0	0.0	106.8

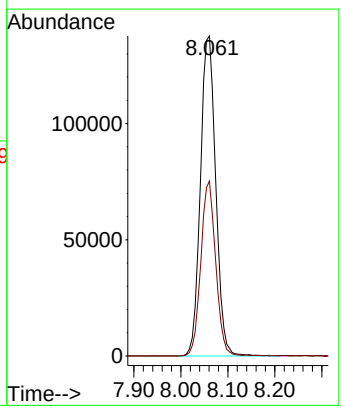

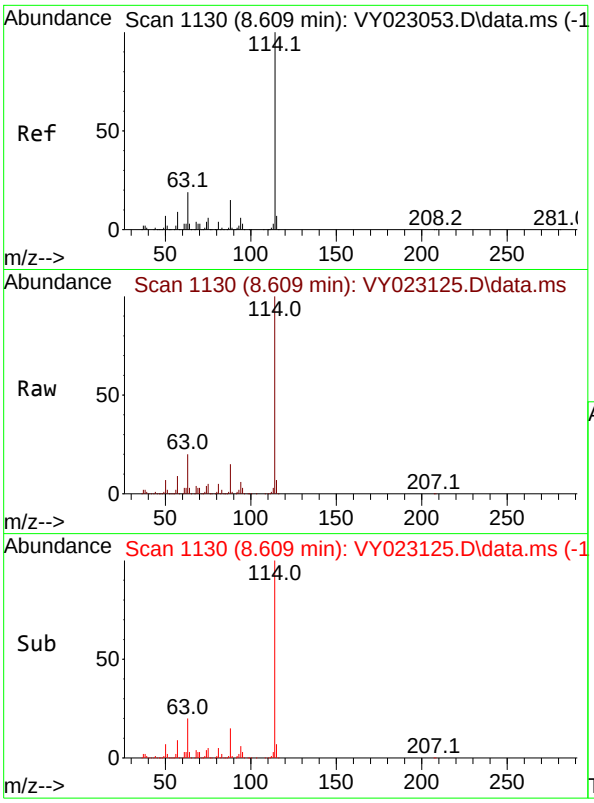

#34
1,4-Difluorobenzene
Concen: 50.000 ug/l
RT: 8.609 min Scan# 1
Delta R.T. -0.000 min
Lab File: VY023125.D
Acq: 15 Aug 2025 15:11

Instrument :
MSVOA_Y
ClientSampleId :
TG-S03

Tgt Ion:114 Resp: 1043284

Ion	Ratio	Lower	Upper
114	100		
63	19.8	0.0	38.4
88	15.4	0.0	30.0

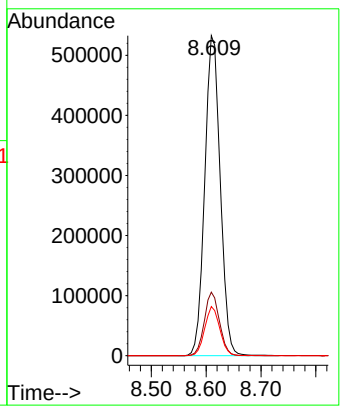

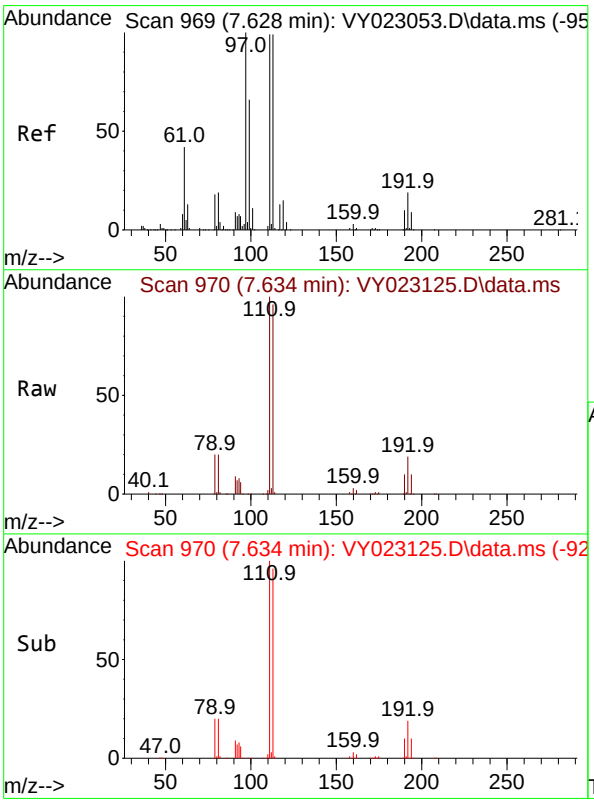

#35
Dibromofluoromethane
Concen: 51.427 ug/l
RT: 7.634 min Scan# 970
Delta R.T. 0.006 min
Lab File: VY023125.D
Acq: 15 Aug 2025 15:11

Tgt Ion:113 Resp: 321045

Ion	Ratio	Lower	Upper
113	100		
111	103.2	81.1	121.7
192	19.7	16.2	24.4

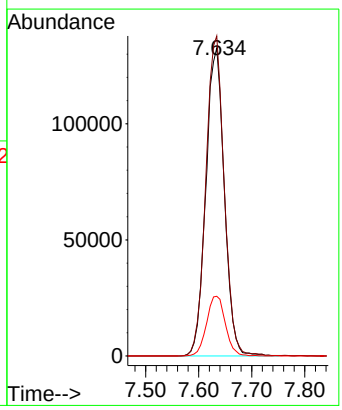

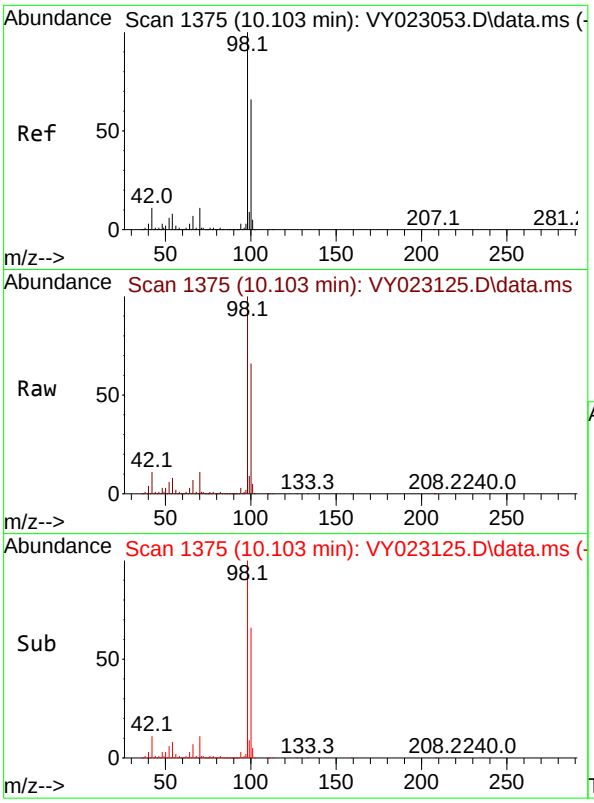

#50
Toluene-d8
Concen: 52.653 ug/l
RT: 10.103 min Scan# 1
Delta R.T. -0.000 min
Lab File: VY023125.D
Acq: 15 Aug 2025 15:11

Instrument :
MSVOA_Y
ClientSampleId :
TG-S03

Tgt Ion: 98 Resp: 1284070

Ion	Ratio	Lower	Upper
98	100		
100	64.8	52.3	78.5

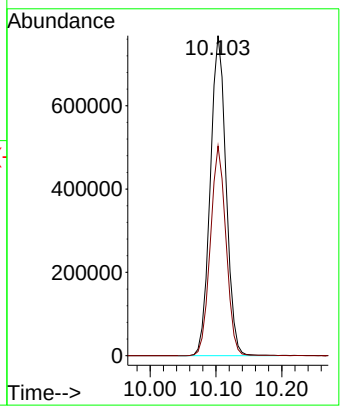

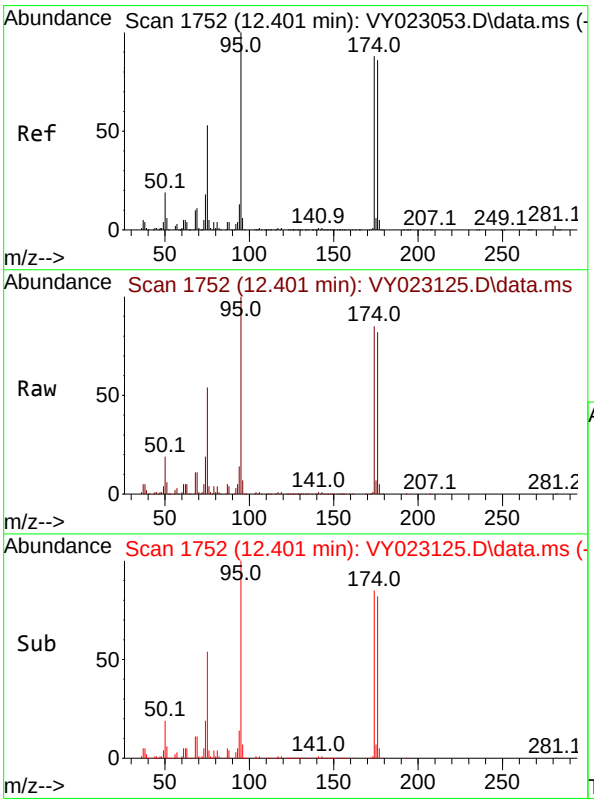

#62
4-Bromofluorobenzene
Concen: 48.779 ug/l
RT: 12.401 min Scan# 1752
Delta R.T. -0.000 min
Lab File: VY023125.D
Acq: 15 Aug 2025 15:11

Tgt Ion: 95 Resp: 382572

Ion	Ratio	Lower	Upper
95	100		
174	84.7	0.0	171.6
176	82.1	0.0	167.6

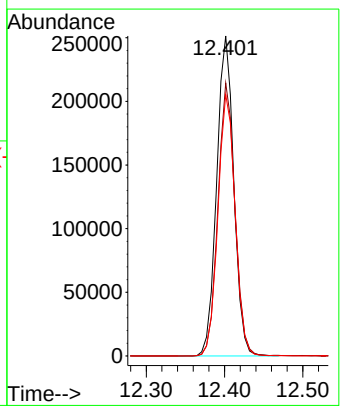

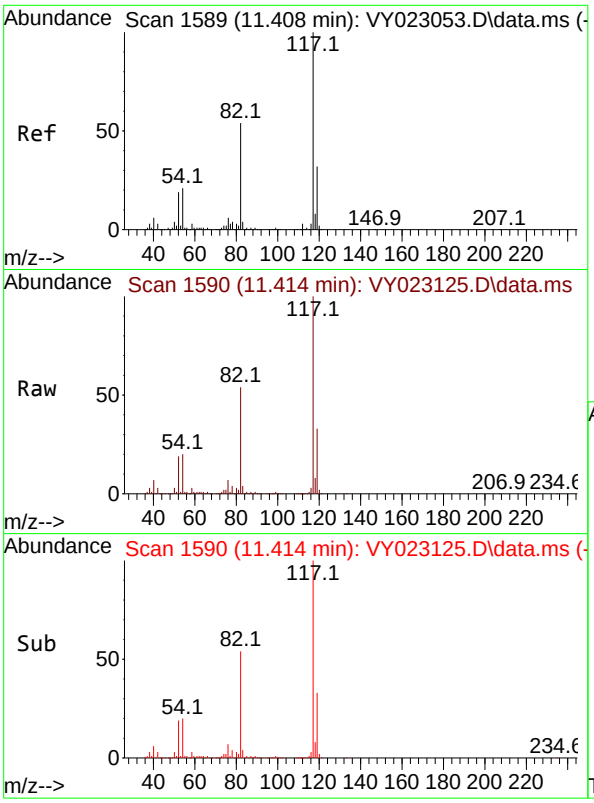

#63
Chlorobenzene-d5
Concen: 50.000 ug/l
RT: 11.414 min Scan# 1
Delta R.T. 0.006 min
Lab File: VY023125.D
Acq: 15 Aug 2025 15:11

Instrument :
MSVOA_Y
ClientSampleId :
TG-S03

Tgt Ion:117 Resp: 947118

Ion	Ratio	Lower	Upper
117	100		
82	54.1	43.4	65.0
119	32.9	25.6	38.4

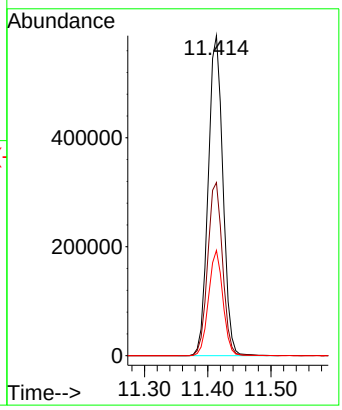

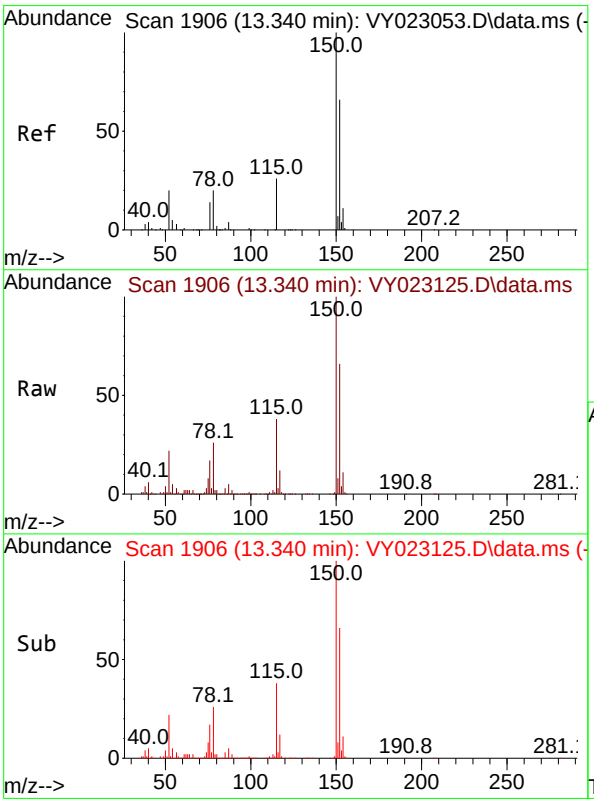

#72
1,4-Dichlorobenzene-d4
Concen: 50.000 ug/l
RT: 13.340 min Scan# 1906
Delta R.T. -0.000 min
Lab File: VY023125.D
Acq: 15 Aug 2025 15:11

Tgt Ion:152 Resp: 378902

Ion	Ratio	Lower	Upper
152	100		
115	57.3	28.2	84.6
150	153.9	0.0	348.0

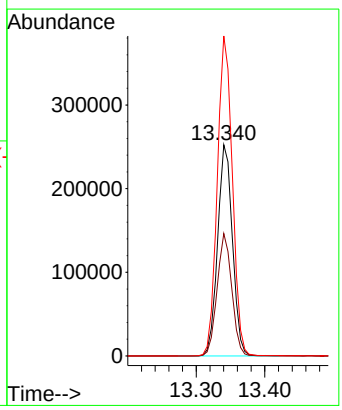

Sample Results: **VY023125.D**

Data Path : Z:\voasrv\HPCHEM1\MSVOA_Y\Data\VY081525\
Data File : VY023125.D
Acq On : 15 Aug 2025 15:11
Operator : SY/MD
Sample : Q2832-05
Misc : 3.86g/5.0mL/MSVOA_Y/SOIL/A
ALS Vial : 17 Sample Multiplier: 1

Instrument :
MSVOA_Y
ClientSampleId :
TG-S03

Integration Parameters: RTEINT.P
Integrator: RTE
Smoothing : ON Filtering: 5
Sampling : 1 Min Area: 3 % of largest Peak
Start Thrs: 0.2 Max Peaks: 100
Stop Thrs : 0 Peak Location: TOP

If leading or trailing edge < 100 prefer < Baseline drop else tangent >
Peak separation: 5

Method : Z:\voasrv\HPCHEM1\MSVOA_Y\methods\82Y081225S.M
Title : SW846 8260

Signal : TIC: VY023125.D\data.ms

peak #	R.T. min	first scan	max scan	last scan	PK TY	peak height	corr. area	corr. % max.	% of total
1	4.604	463	473	488	rBV3	25240	78366	2.33%	0.473%
2	7.634	960	970	975	rBV	447364	1071819	31.93%	6.463%
3	7.707	975	982	996	rVB	708391	1628554	48.51%	9.820%
4	8.061	1028	1040	1051	rBV	389482	890876	26.54%	5.372%
5	8.609	1121	1130	1142	rBV	1230537	2383397	70.99%	14.372%
6	10.103	1366	1375	1386	rBV	1995312	3357204	100.00%	20.243%
7	11.414	1582	1590	1603	rBV	1776769	2900537	86.40%	17.490%
8	12.401	1743	1752	1764	rBV	1297476	1989505	59.26%	11.996%
9	13.340	1900	1906	1916	rBV	1503146	2283886	68.03%	13.772%

Sum of corrected areas: 16584144

Sample Results: **VY023125.D**

Data Path : Z:\voasrv\HPCHEM1\MSVOA_Y\Data\VY081525\
Data File : VY023125.D
Acq On : 15 Aug 2025 15:11
Operator : SY/MD
Sample : Q2832-05
Misc : 3.86g/5.0mL/MSVOA_Y/SOIL/A
ALS Vial : 17 Sample Multiplier: 1

Instrument :
MSVOA_Y
ClientSampleId :
TG-S03

Quant Method : Z:\voasrv\HPCHEM1\MSVOA_Y\methods\82Y081225S.M
Quant Title : SW846 8260

TIC Library : C:\Database\NIST20.L
TIC Integration Parameters: LSCINT.P

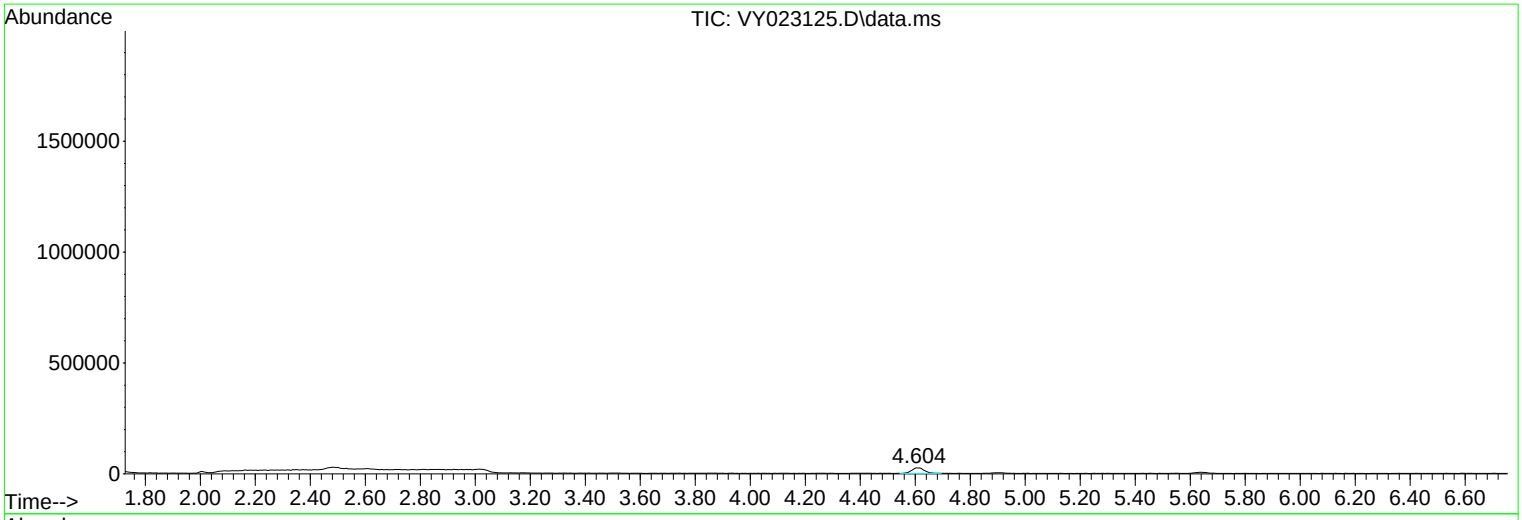

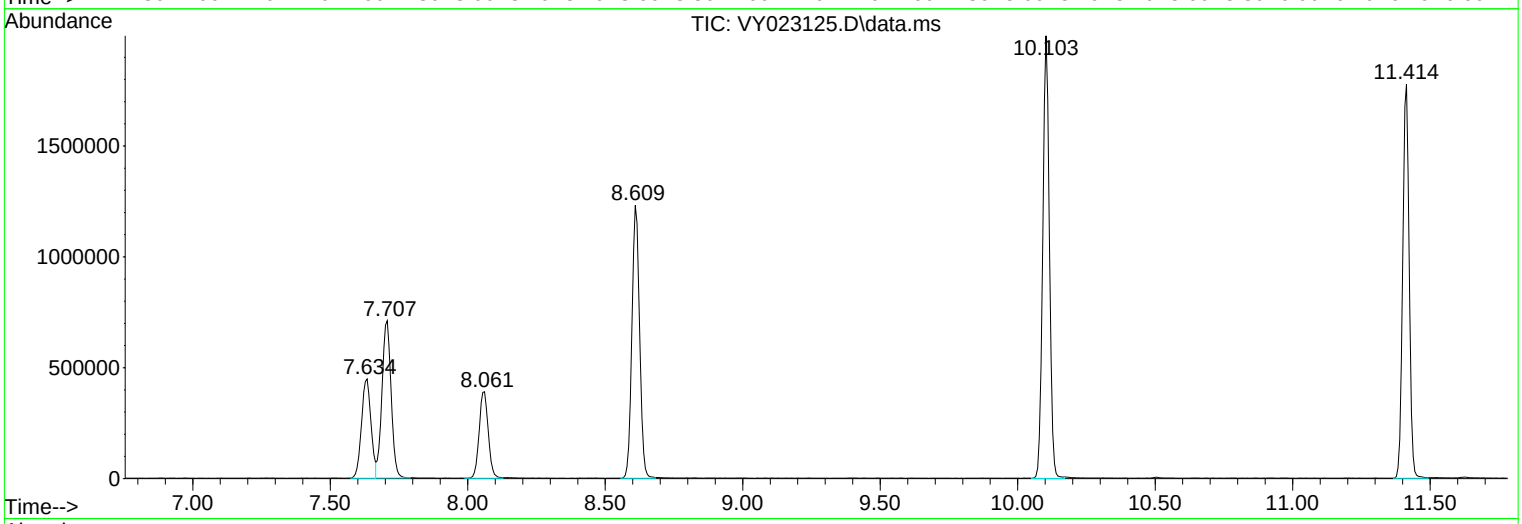

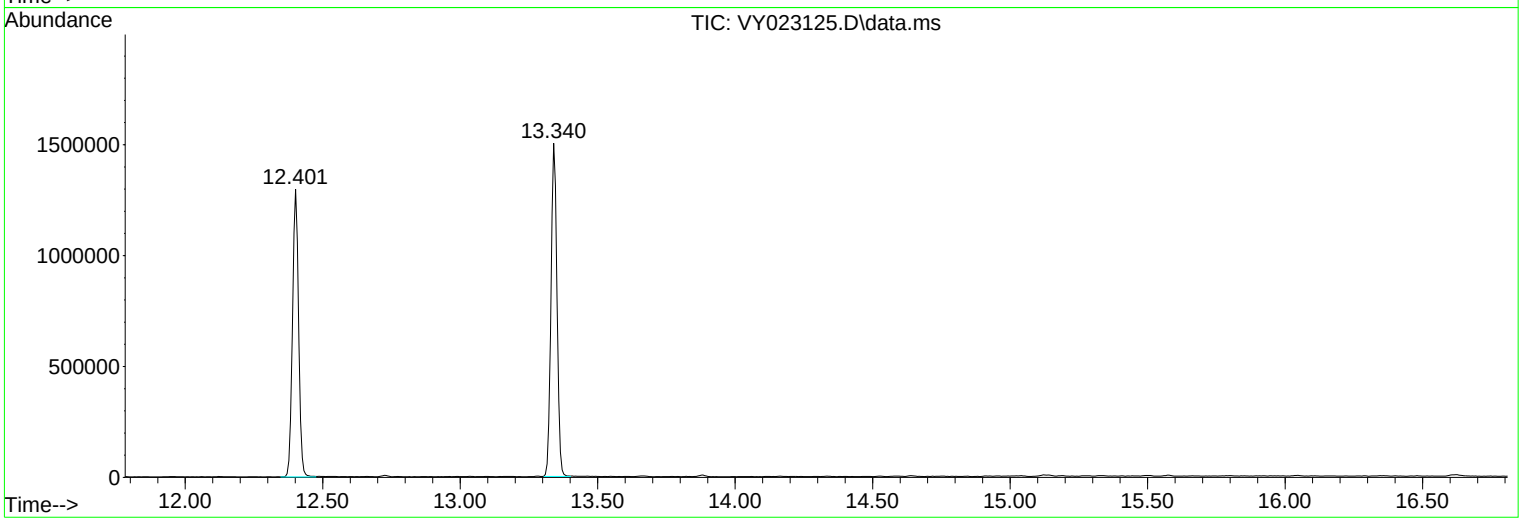

Library Search Compound Report

Sample Results: **VY023125.D**

Data Path : Z:\voasrv\HPCHEM1\MSVOA_Y\Data\VY081525\
Data File : VY023125.D
Acq On : 15 Aug 2025 15:11
Operator : SY/MD
Sample : Q2832-05
Misc : 3.86g/5.0mL/MSVOA_Y/SOIL/A
ALS Vial : 17 Sample Multiplier: 1

Instrument :
MSVOA_Y
ClientSampleId :
TG-S03

Quant Method : Z:\voasrv\HPCHEM1\MSVOA_Y\methods\82Y081225S.M
Quant Title : SW846 8260

TIC Library : C:\Database\NIST20.L
TIC Integration Parameters: LSCINT.P

A
B
C
D
E
F
G
H
I
J

No Library Search Compounds Detected
****

Tentatively Identified Compound (LSC) summary

Sample Results: **VY023125.D**

Data Path : Z:\voasrv\HPCHEM1\MSVOA_Y\Data\VY081525\
Data File : VY023125.D
Acq On : 15 Aug 2025 15:11
Operator : SY/MD
Sample : Q2832-05
Misc : 3.86g/5.0mL/MSVOA_Y/SOIL/A
ALS Vial : 17 Sample Multiplier: 1

Instrument :
MSVOA_Y
ClientSampleId :
TG-S03

Quant Method : Z:\voasrv\HPCHEM1\MSVOA_Y\methods\82Y081225S.M
Quant Title : SW846 8260

TIC Library : C:\Database\NIST20.L
TIC Integration Parameters: LSCINT.P

TIC Top Hit name	RT	EstConc	Units	Response	Internal Standard #	RT	Resp	Conc

Quantitation Report (QT Reviewed)

Sample Results: **VY023126.D**

Data Path : Z:\voasrv\HPCHEM1\MSVOA_Y\Data\VY081525\
Data File : VY023126.D
Acq On : 15 Aug 2025 15:34
Operator : SY/MD
Sample : Q2832-07
Misc : 4.00g/5.0mL/MSVOA_Y/SOIL/A
ALS Vial : 18 Sample Multiplier: 1

Instrument :
MSVOA_Y
ClientSampleId :
TG-S04

Quant Time: Aug 18 02:30:31 2025
Quant Method : Z:\voasrv\HPCHEM1\MSVOA_Y\methods\82Y081225S.M
Quant Title : SW846 8260
QLast Update : Wed Aug 13 02:10:11 2025
Response via : Initial Calibration

Compound	R.T.	QIon	Response	Conc	Units	Dev(Min)
Internal Standards						
1) Pentafluorobenzene	7.707	168	567197	50.000	ug/l	0.00
34) 1,4-Difluorobenzene	8.609	114	1071652	50.000	ug/l	0.00
63) Chlorobenzene-d5	11.414	117	957867	50.000	ug/l	0.00
72) 1,4-Dichlorobenzene-d4	13.340	152	386816	50.000	ug/l	0.00
System Monitoring Compounds						
33) 1,2-Dichloroethane-d4	8.061	65	319898	59.177	ug/l	0.00
Spiked Amount 50.000	Range 50 - 163		Recovery = 118.360%			
35) Dibromofluoromethane	7.634	113	338713	52.821	ug/l	0.00
Spiked Amount 50.000	Range 54 - 147		Recovery = 105.640%			
50) Toluene-d8	10.103	98	1291975	51.574	ug/l	0.00
Spiked Amount 50.000	Range 58 - 134		Recovery = 103.140%			
62) 4-Bromofluorobenzene	12.401	95	384540	47.732	ug/l	0.00
Spiked Amount 50.000	Range 30 - 143		Recovery = 95.460%			

Target Compounds Qvalue

(#) = qualifier out of range (m) = manual integration (+) = signals summed

Sample Results: **VY023126.D**

Data Path : Z:\voasrv\HPCHEM1\MSVOA_Y\Data\VY081525\
Data File : VY023126.D
Acq On : 15 Aug 2025 15:34
Operator : SY/MD
Sample : Q2832-07
Misc : 4.00g/5.0mL/MSVOA_Y/SOIL/A
ALS Vial : 18 Sample Multiplier: 1

Instrument :
MSVOA_Y
ClientSampleId :
TG-S04

Quant Time: Aug 18 02:30:31 2025
Quant Method : Z:\voasrv\HPCHEM1\MSVOA_Y\methods\82Y081225S.M
Quant Title : SW846 8260
QLast Update : Wed Aug 13 02:10:11 2025
Response via : Initial Calibration

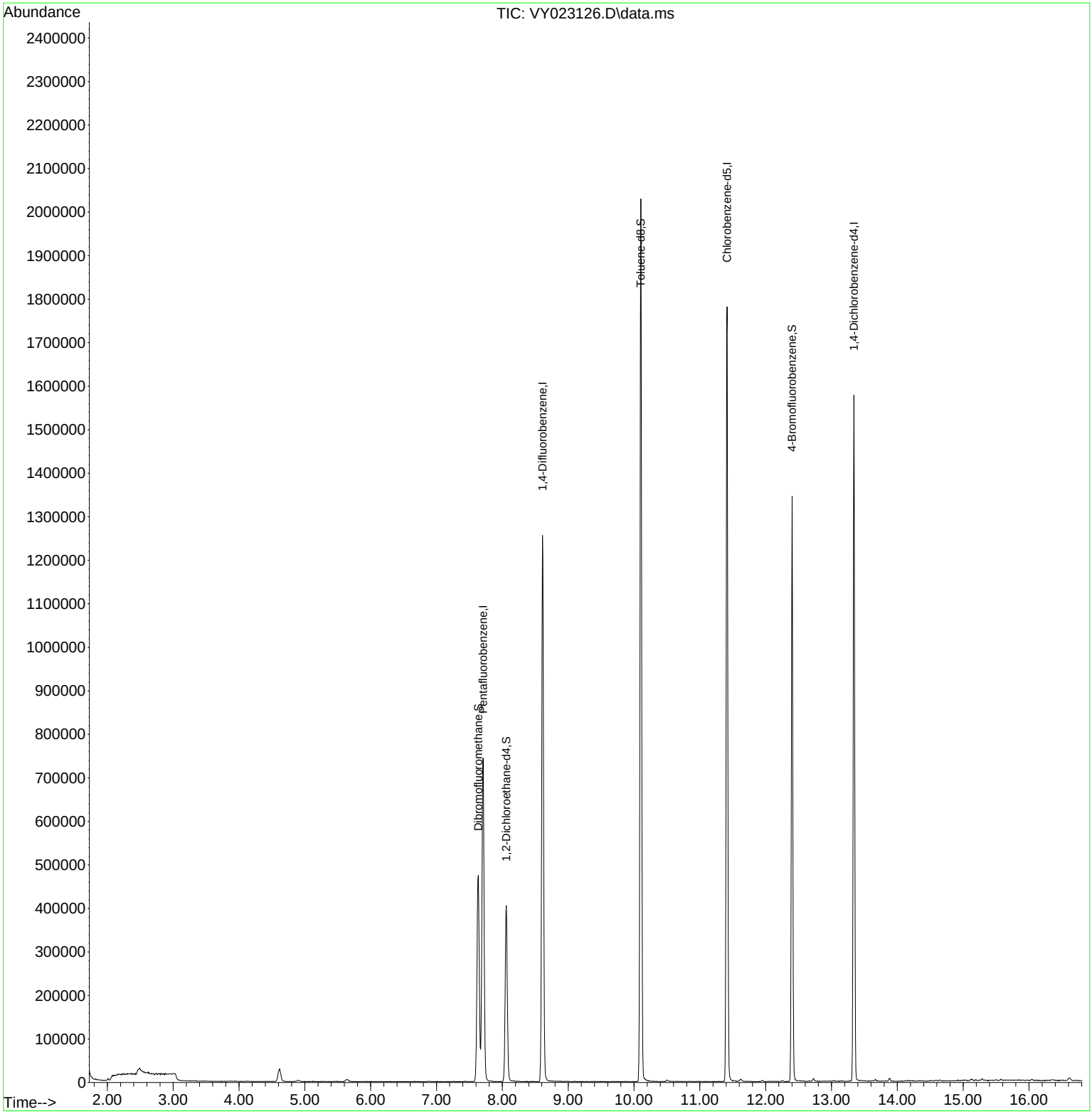

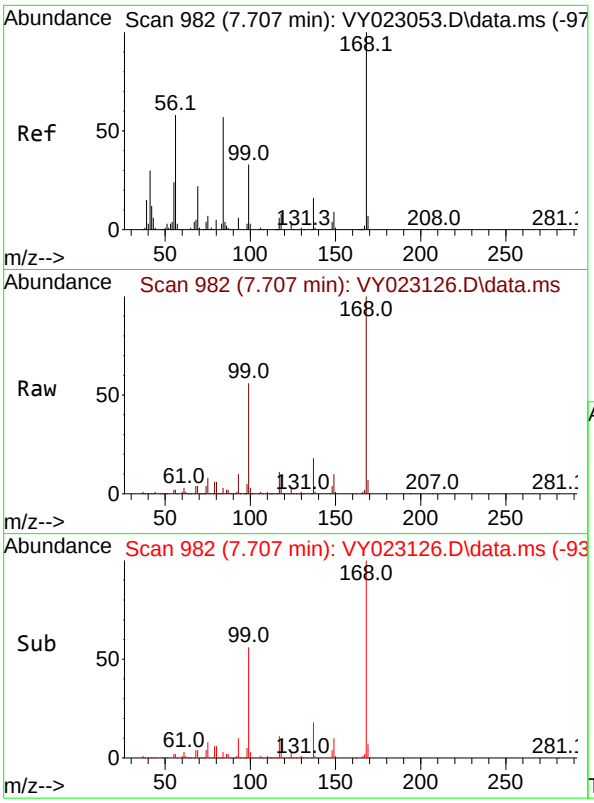

#1
Pentafluorobenzene
Concen: 50.000 ug/l
RT: 7.707 min Scan# 9
Delta R.T. 0.000 min
Lab File: VY023126.D
Acq: 15 Aug 2025 15:34

Instrument :
MSVOA_Y
ClientSampleId :
TG-S04

Tgt Ion:168 Resp: 567197

Ion	Ratio	Lower	Upper
168	100		
99	56.4	42.8	64.2

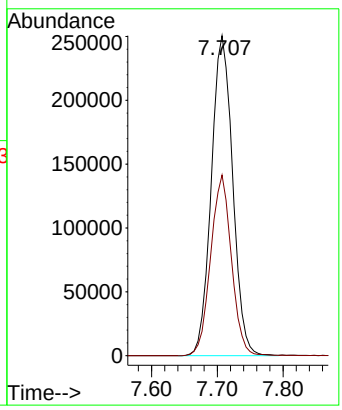

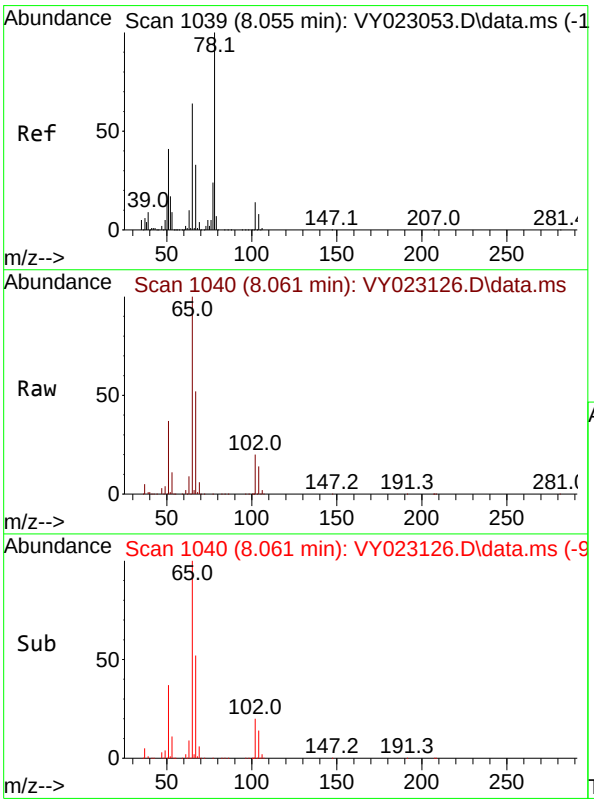

#33
1,2-Dichloroethane-d4
Concen: 59.177 ug/l
RT: 8.061 min Scan# 1040
Delta R.T. 0.006 min
Lab File: VY023126.D
Acq: 15 Aug 2025 15:34

Tgt Ion: 65 Resp: 319898

Ion	Ratio	Lower	Upper
65	100		
67	51.7	0.0	106.8

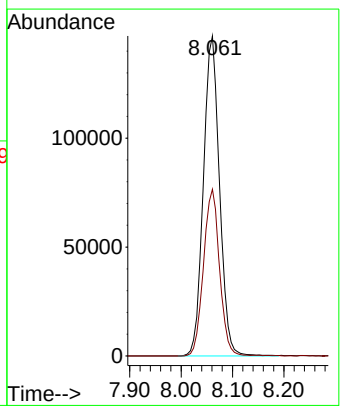

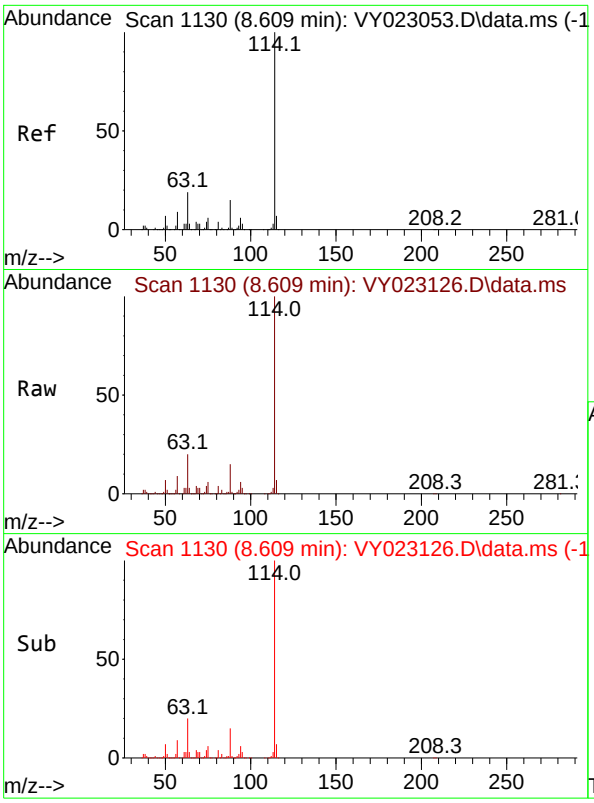

#34
1,4-Difluorobenzene
Concen: 50.000 ug/l
RT: 8.609 min Scan# 1
Delta R.T. 0.000 min
Lab File: VY023126.D
Acq: 15 Aug 2025 15:34

Instrument :
MSVOA_Y
ClientSampleId :
TG-S04

Tgt Ion:114 Resp: 1071652

Ion	Ratio	Lower	Upper
114	100		
63	20.1	0.0	38.4
88	15.4	0.0	30.0

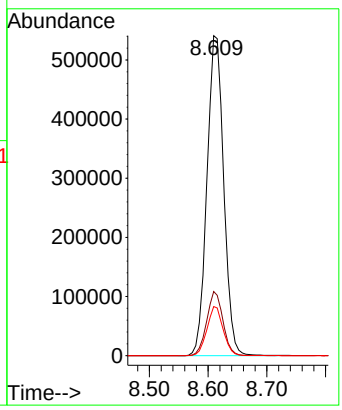

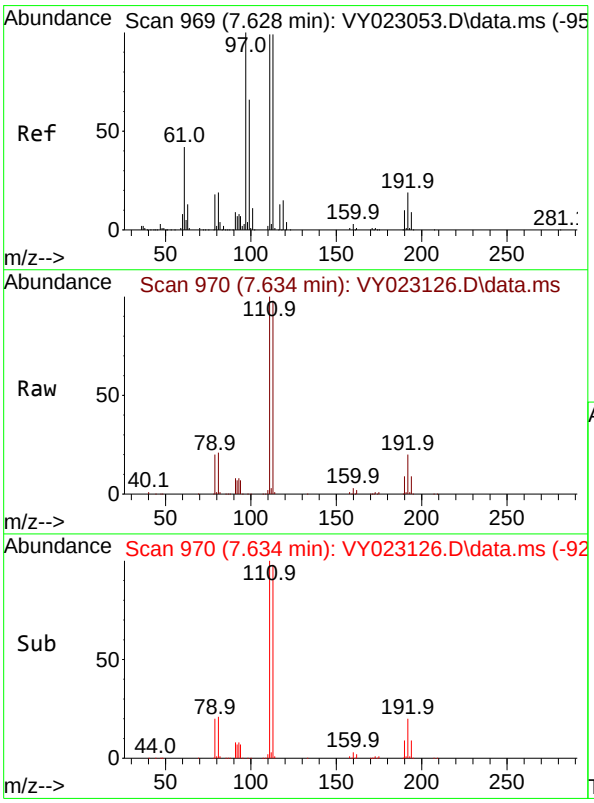

#35
Dibromofluoromethane
Concen: 52.821 ug/l
RT: 7.634 min Scan# 970
Delta R.T. 0.006 min
Lab File: VY023126.D
Acq: 15 Aug 2025 15:34

Tgt Ion:113 Resp: 338713

Ion	Ratio	Lower	Upper
113	100		
111	103.4	81.1	121.7
192	19.3	16.2	24.4

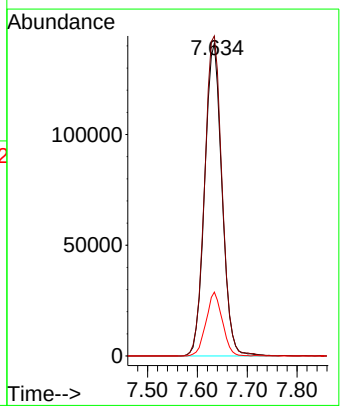

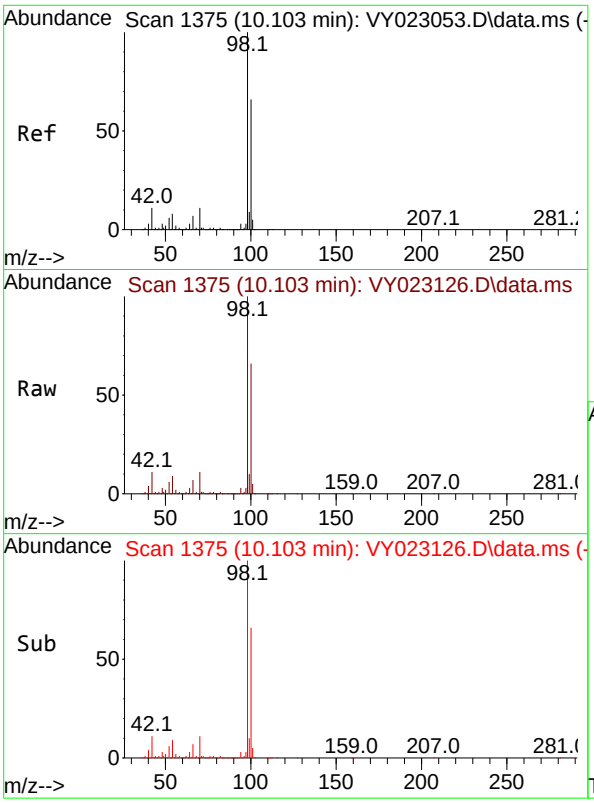

#50
Toluene-d8
Concen: 51.574 ug/l
RT: 10.103 min Scan# 1
Delta R.T. 0.000 min
Lab File: VY023126.D
Acq: 15 Aug 2025 15:34

Instrument :
MSVOA_Y
ClientSampleId :
TG-S04

Tgt Ion: 98 Resp: 1291975

Ion	Ratio	Lower	Upper
98	100		
100	65.4	52.3	78.5

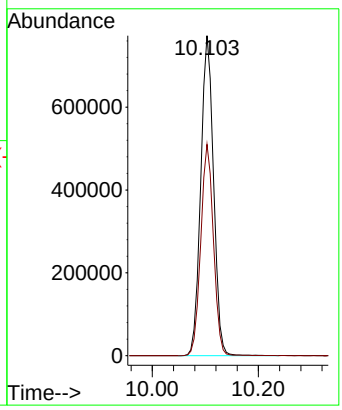

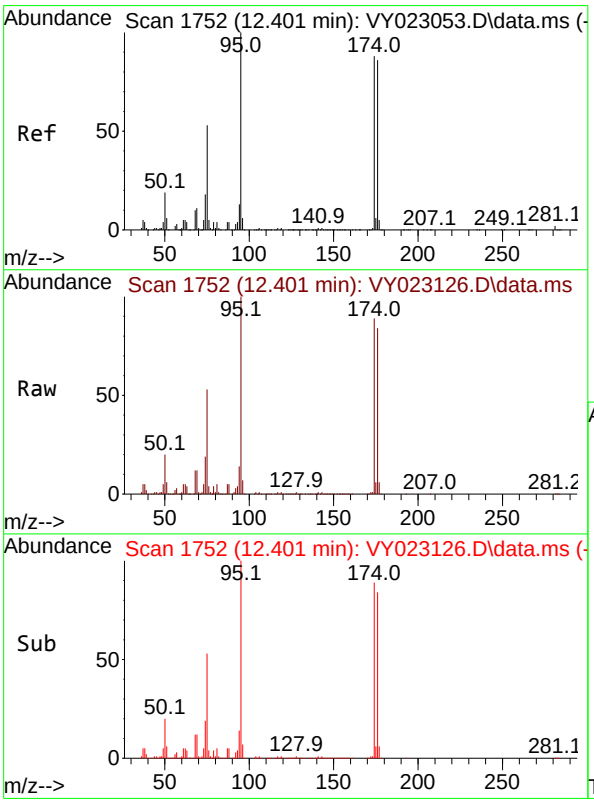

#62
4-Bromofluorobenzene
Concen: 47.732 ug/l
RT: 12.401 min Scan# 1752
Delta R.T. 0.000 min
Lab File: VY023126.D
Acq: 15 Aug 2025 15:34

Tgt Ion: 95 Resp: 384540

Ion	Ratio	Lower	Upper
95	100		
174	85.9	0.0	171.6
176	83.9	0.0	167.6

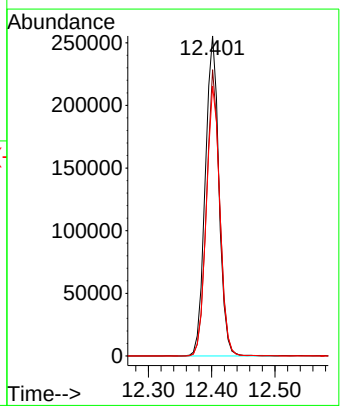

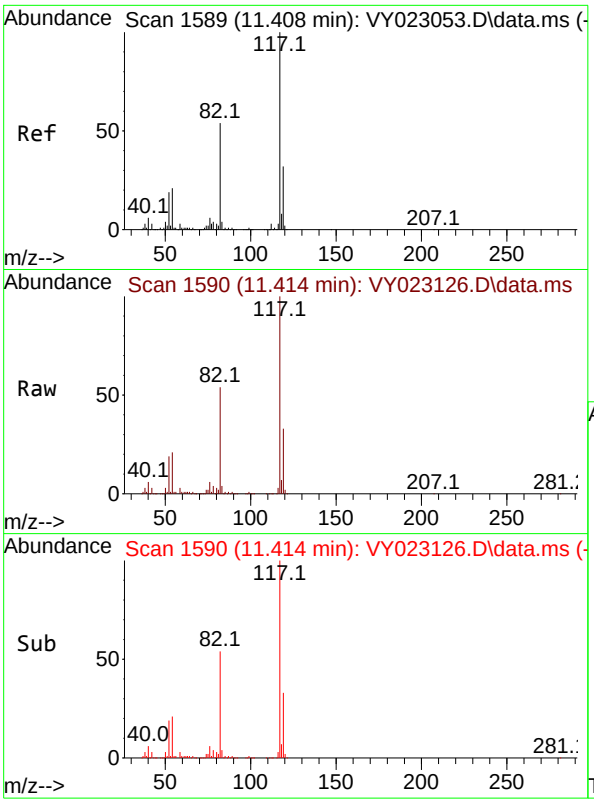

#63
Chlorobenzene-d5
Concen: 50.000 ug/l
RT: 11.414 min Scan# 1
Delta R.T. 0.006 min
Lab File: VY023126.D
Acq: 15 Aug 2025 15:34

Instrument :
MSVOA_Y
ClientSampleId :
TG-S04

Tgt Ion:117 Resp: 957867

Ion	Ratio	Lower	Upper
117	100		
82	54.4	43.4	65.0
119	32.6	25.6	38.4

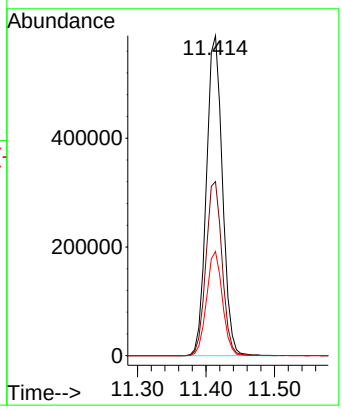

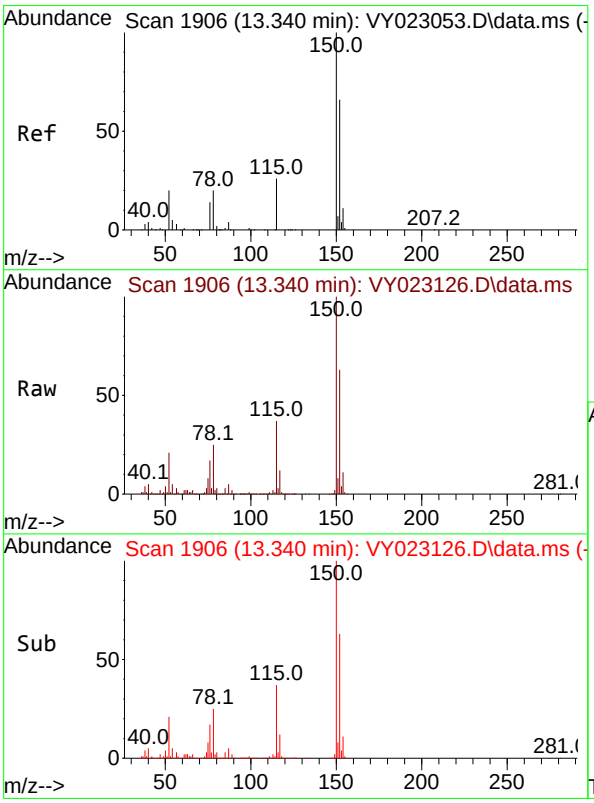

#72
1,4-Dichlorobenzene-d4
Concen: 50.000 ug/l
RT: 13.340 min Scan# 1906
Delta R.T. 0.000 min
Lab File: VY023126.D
Acq: 15 Aug 2025 15:34

Tgt Ion:152 Resp: 386816

Ion	Ratio	Lower	Upper
152	100		
115	57.2	28.2	84.6
150	158.4	0.0	348.0

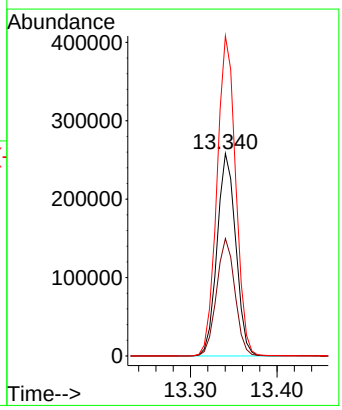

Sample Results: **VY023126.D**

Data Path : Z:\voasrv\HPCHEM1\MSVOA_Y\Data\VY081525\
Data File : VY023126.D
Acq On : 15 Aug 2025 15:34
Operator : SY/MD
Sample : Q2832-07
Misc : 4.00g/5.0mL/MSVOA_Y/SOIL/A
ALS Vial : 18 Sample Multiplier: 1

Instrument :
MSVOA_Y
ClientSampleId :
TG-S04

Integration Parameters: RTEINT.P
Integrator: RTE
Smoothing : ON Filtering: 5
Sampling : 1 Min Area: 3 % of largest Peak
Start Thrs: 0.2 Max Peaks: 100
Stop Thrs : 0 Peak Location: TOP

If leading or trailing edge < 100 prefer < Baseline drop else tangent >
Peak separation: 5

Method : Z:\voasrv\HPCHEM1\MSVOA_Y\methods\82Y081225S.M
Title : SW846 8260

Signal : TIC: VY023126.D\data.ms

peak #	R.T. min	first scan	max scan	last scan	PK TY	peak height	corr. area	corr. % max.	% of total
1	4.616	464	475	489	rVB3	29083	87130	2.56%	0.513%
2	7.634	957	970	976	rBV	473828	1151569	33.82%	6.783%
3	7.707	976	982	998	rVB	742636	1657643	48.69%	9.764%
4	8.061	1030	1040	1052	rBV	404647	896440	26.33%	5.280%
5	8.609	1121	1130	1147	rBV	1255232	2460143	72.26%	14.491%
6	10.103	1366	1375	1387	rBV	2028627	3404673	100.00%	20.055%
7	11.414	1582	1590	1604	rBV	1780375	2936281	86.24%	17.296%
8	12.401	1743	1752	1760	rBV	1345266	2024540	59.46%	11.926%
9	13.340	1898	1906	1917	rBV	1576373	2358088	69.26%	13.890%

Sum of corrected areas: 16976507

Sample Results: **VY023126.D**

Data Path : Z:\voasrv\HPCHEM1\MSVOA_Y\Data\VY081525\
Data File : VY023126.D
Acq On : 15 Aug 2025 15:34
Operator : SY/MD
Sample : Q2832-07
Misc : 4.00g/5.0mL/MSVOA_Y/SOIL/A
ALS Vial : 18 Sample Multiplier: 1

Instrument :
MSVOA_Y
ClientSampleId :
TG-S04

Quant Method : Z:\voasrv\HPCHEM1\MSVOA_Y\methods\82Y081225S.M
Quant Title : SW846 8260

TIC Library : C:\Database\NIST20.L
TIC Integration Parameters: LSCINT.P

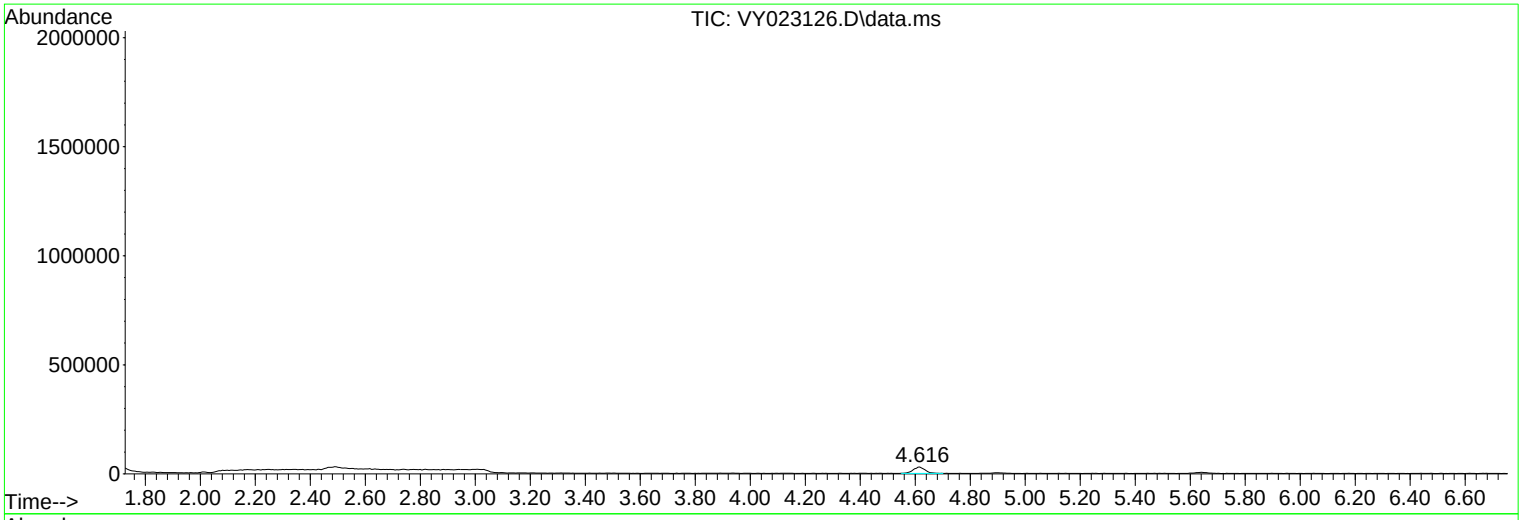

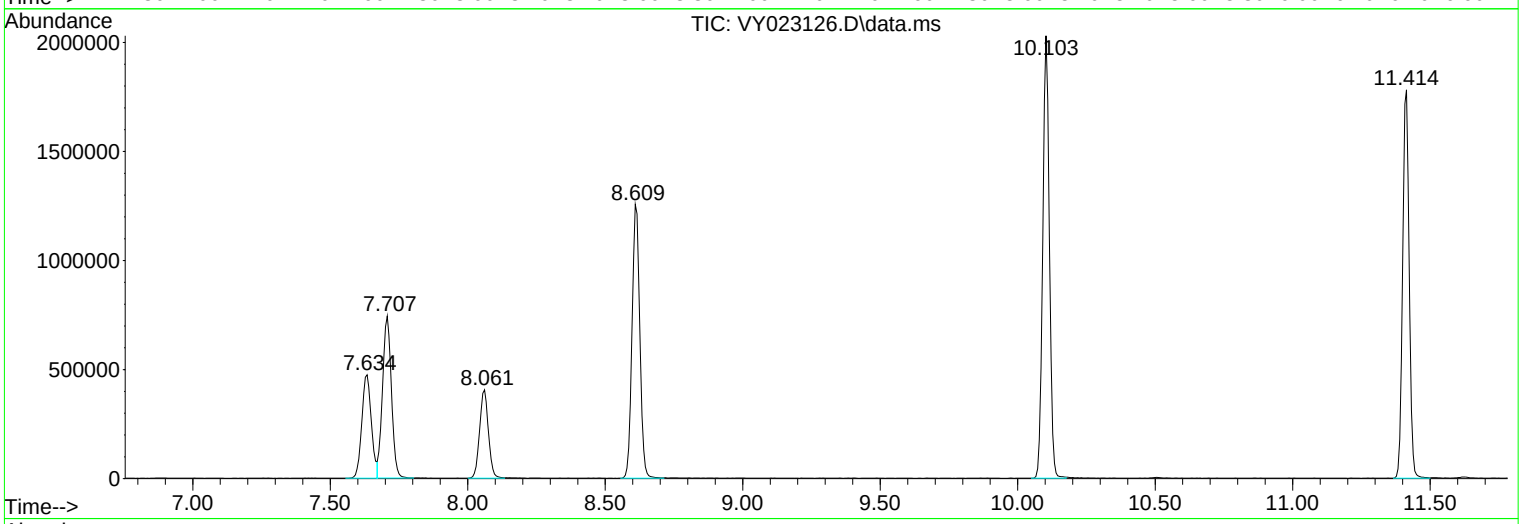

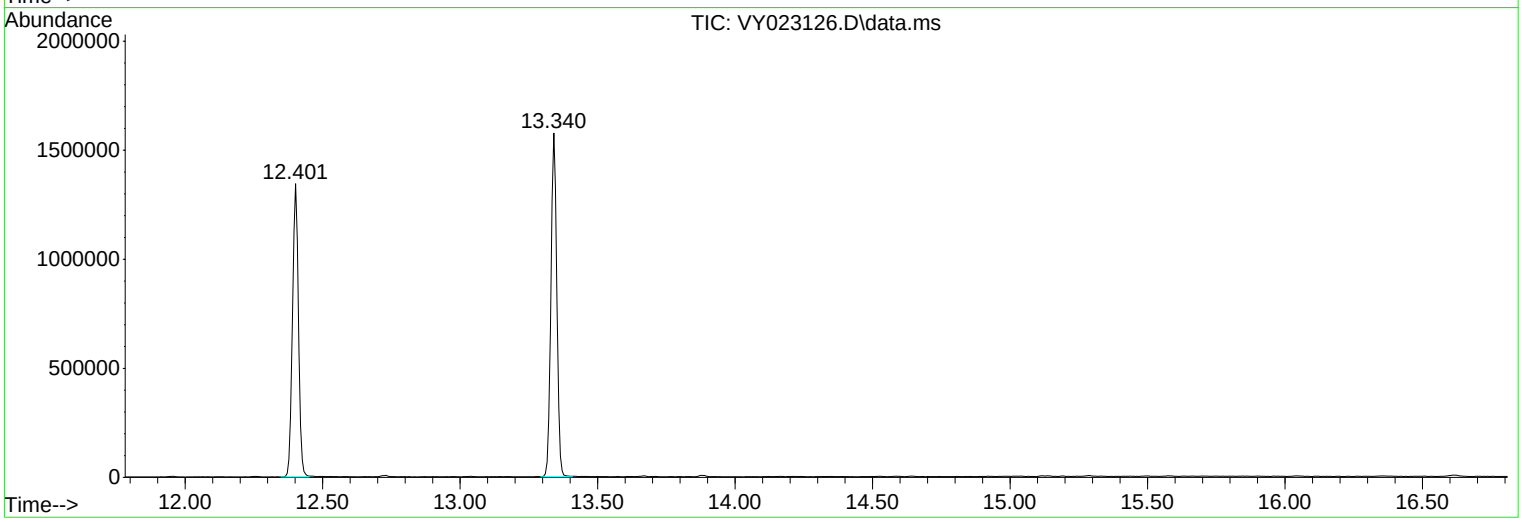

Library Search Compound Report

Sample Results: **VY023126.D**

Data Path : Z:\voasrv\HPCHEM1\MSVOA_Y\Data\VY081525\
Data File : VY023126.D
Acq On : 15 Aug 2025 15:34
Operator : SY/MD
Sample : Q2832-07
Misc : 4.00g/5.0mL/MSVOA_Y/SOIL/A
ALS Vial : 18 Sample Multiplier: 1

Instrument :
MSVOA_Y
ClientSampleId :
TG-S04

Quant Method : Z:\voasrv\HPCHEM1\MSVOA_Y\methods\82Y081225S.M
Quant Title : SW846 8260

TIC Library : C:\Database\NIST20.L
TIC Integration Parameters: LSCINT.P

A
B
C
D
E
F
G
H
I
J

No Library Search Compounds Detected
****

Tentatively Identified Compound (LSC) summary

Sample Results: **VY023126.D**

Data Path : Z:\voasrv\HPCHEM1\MSVOA_Y\Data\VY081525\
Data File : VY023126.D
Acq On : 15 Aug 2025 15:34
Operator : SY/MD
Sample : Q2832-07
Misc : 4.00g/5.0mL/MSVOA_Y/SOIL/A
ALS Vial : 18 Sample Multiplier: 1

Instrument :
MSVOA_Y
ClientSampleId :
TG-S04

Quant Method : Z:\voasrv\HPCHEM1\MSVOA_Y\methods\82Y081225S.M
Quant Title : SW846 8260

TIC Library : C:\Database\NIST20.L
TIC Integration Parameters: LSCINT.P

TIC Top Hit name	RT	EstConc	Units	Response	Internal Standard #	RT	Resp	Conc

Quantitation Report (QT Reviewed)

Sample Results: **VY023127.D**

Data Path : Z:\voasrv\HPCHEM1\MSVOA_Y\Data\VY081525\
Data File : VY023127.D
Acq On : 15 Aug 2025 15:58
Operator : SY/MD
Sample : Q2832-09
Misc : 3.40g/5.0mL/MSVOA_Y/SOIL/A
ALS Vial : 19 Sample Multiplier: 1

Instrument :
MSVOA_Y
ClientSampleId :
TG-S05

Quant Time: Aug 18 02:30:52 2025
Quant Method : Z:\voasrv\HPCHEM1\MSVOA_Y\methods\82Y081225S.M
Quant Title : SW846 8260
QLast Update : Wed Aug 13 02:10:11 2025
Response via : Initial Calibration

Compound	R.T.	QIon	Response	Conc	Units	Dev(Min)
Internal Standards						
1) Pentafluorobenzene	7.707	168	551145	50.000	ug/l	0.00
34) 1,4-Difluorobenzene	8.615	114	1030444	50.000	ug/l	0.00
63) Chlorobenzene-d5	11.414	117	844477	50.000	ug/l	0.00
72) 1,4-Dichlorobenzene-d4	13.340	152	274172	50.000	ug/l	0.00
System Monitoring Compounds						
33) 1,2-Dichloroethane-d4	8.061	65	302583	57.604	ug/l	0.00
Spiked Amount 50.000	Range 50 - 163		Recovery = 115.200%			
35) Dibromofluoromethane	7.634	113	325447	52.782	ug/l	0.00
Spiked Amount 50.000	Range 54 - 147		Recovery = 105.560%			
50) Toluene-d8	10.103	98	1228191	50.989	ug/l	0.00
Spiked Amount 50.000	Range 58 - 134		Recovery = 101.980%			
62) 4-Bromofluorobenzene	12.401	95	308762	39.858	ug/l	0.00
Spiked Amount 50.000	Range 30 - 143		Recovery = 79.720%			

Target Compounds Qvalue

(#) = qualifier out of range (m) = manual integration (+) = signals summed

Sample Results: **VY023127.D**

Data Path : Z:\voasrv\HPCHEM1\MSVOA_Y\Data\VY081525\
Data File : VY023127.D
Acq On : 15 Aug 2025 15:58
Operator : SY/MD
Sample : Q2832-09
Misc : 3.40g/5.0mL/MSVOA_Y/SOIL/A
ALS Vial : 19 Sample Multiplier: 1

Instrument :
MSVOA_Y
ClientSampleId :
TG-S05

Quant Time: Aug 18 02:30:52 2025
Quant Method : Z:\voasrv\HPCHEM1\MSVOA_Y\methods\82Y081225S.M
Quant Title : SW846 8260
QLast Update : Wed Aug 13 02:10:11 2025
Response via : Initial Calibration

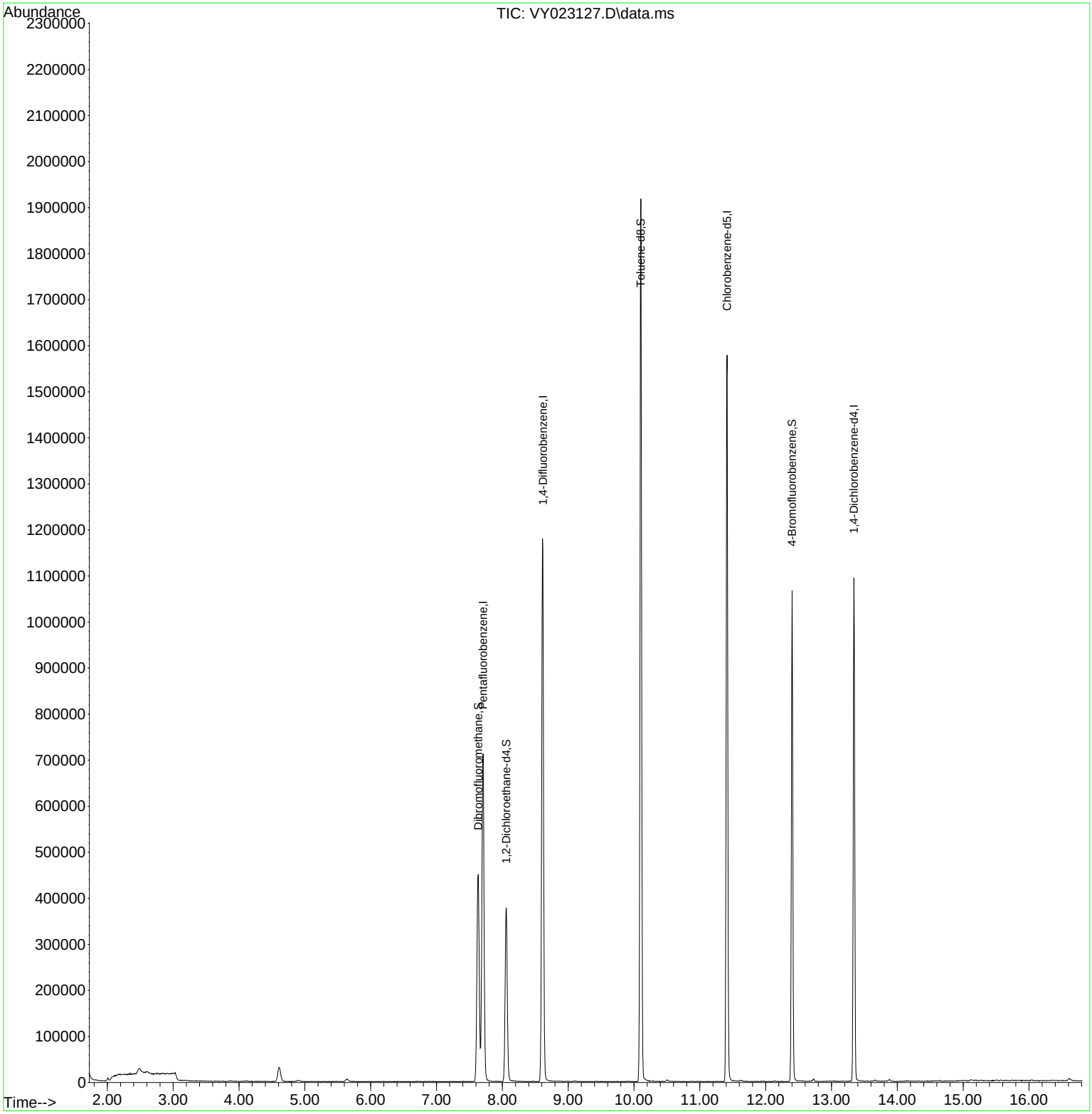

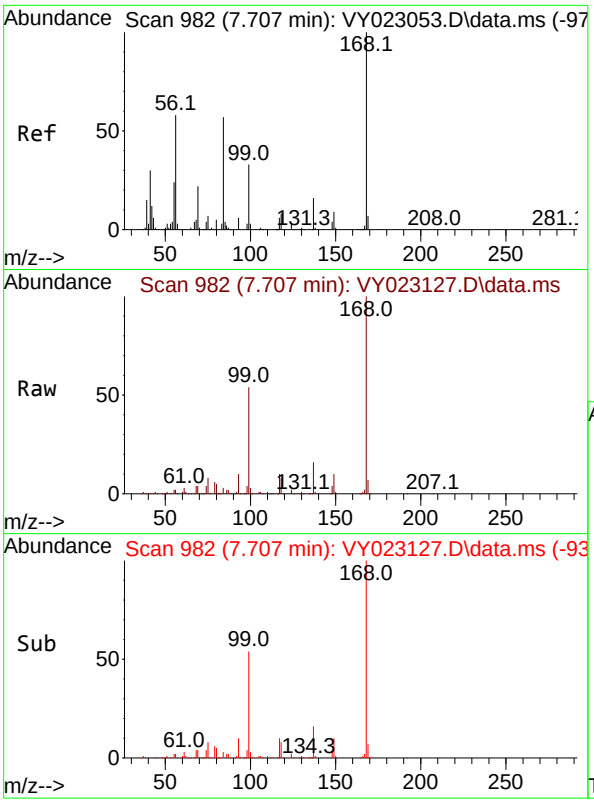

#1
Pentafluorobenzene
Concen: 50.000 ug/l
RT: 7.707 min Scan# 9
Delta R.T. 0.000 min
Lab File: VY023127.D
Acq: 15 Aug 2025 15:58

Instrument :
MSVOA_Y
ClientSampleId :
TG-S05

Tgt Ion:168 Resp: 551145

Ion	Ratio	Lower	Upper
168	100		
99	54.0	42.8	64.2

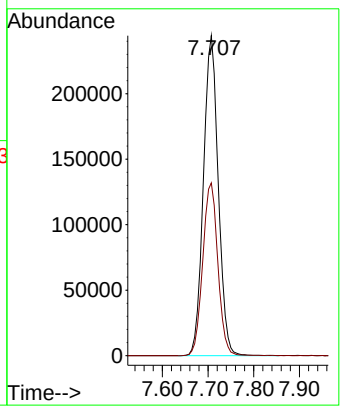

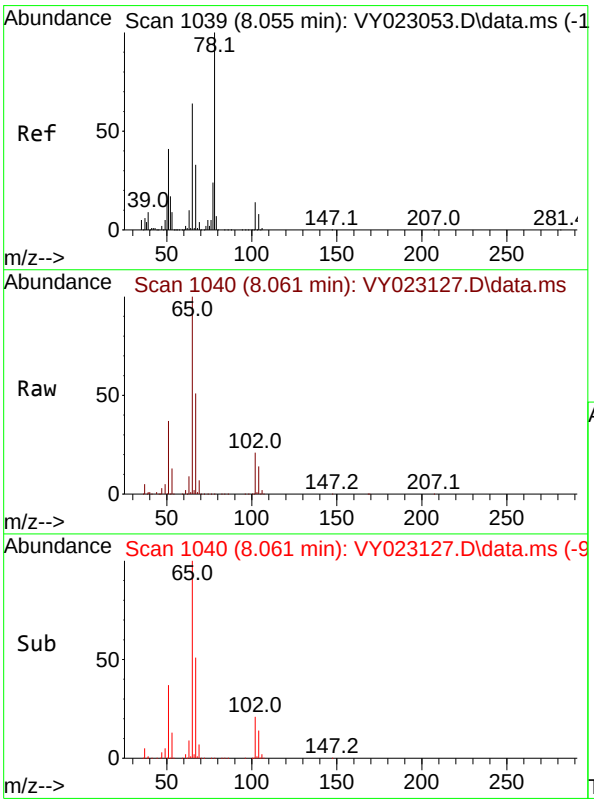

#33
1,2-Dichloroethane-d4
Concen: 57.604 ug/l
RT: 8.061 min Scan# 1040
Delta R.T. 0.006 min
Lab File: VY023127.D
Acq: 15 Aug 2025 15:58

Tgt Ion: 65 Resp: 302583

Ion	Ratio	Lower	Upper
65	100		
67	52.0	0.0	106.8

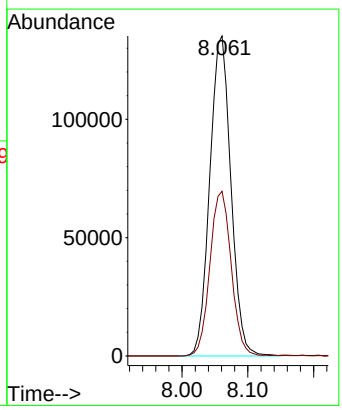

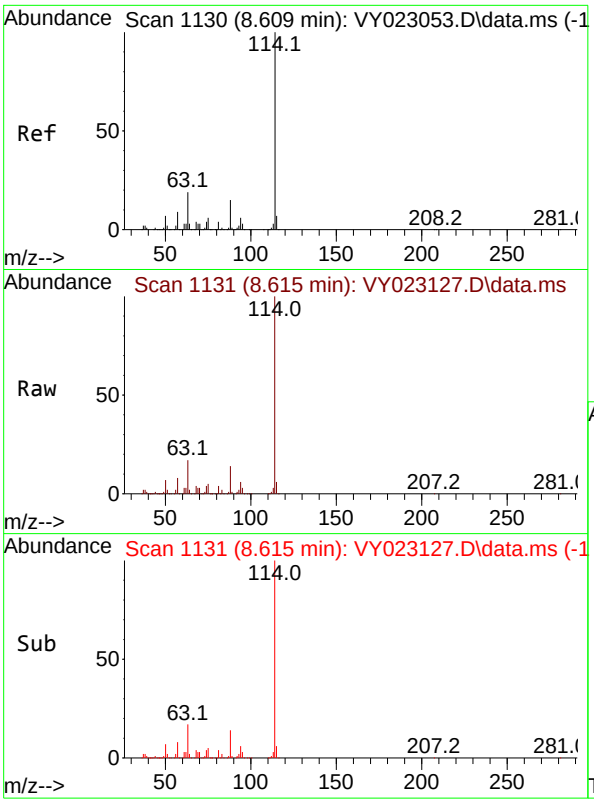

#34
1,4-Difluorobenzene
Concen: 50.000 ug/l
RT: 8.615 min Scan# 1
Delta R.T. 0.006 min
Lab File: VY023127.D
Acq: 15 Aug 2025 15:58

Instrument :
MSVOA_Y
ClientSampleId :
TG-S05

Tgt Ion:114 Resp: 1030444

Ion	Ratio	Lower	Upper
114	100		
63	17.5	0.0	38.4
88	14.3	0.0	30.0

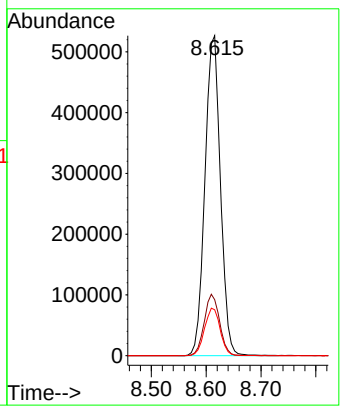

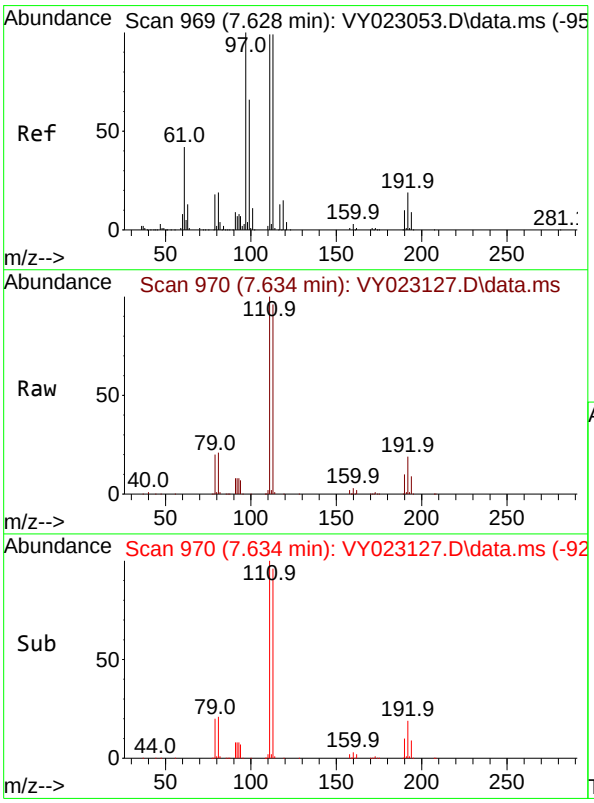

#35
Dibromofluoromethane
Concen: 52.782 ug/l
RT: 7.634 min Scan# 970
Delta R.T. 0.006 min
Lab File: VY023127.D
Acq: 15 Aug 2025 15:58

Tgt Ion:113 Resp: 325447

Ion	Ratio	Lower	Upper
113	100		
111	103.1	81.1	121.7
192	19.7	16.2	24.4

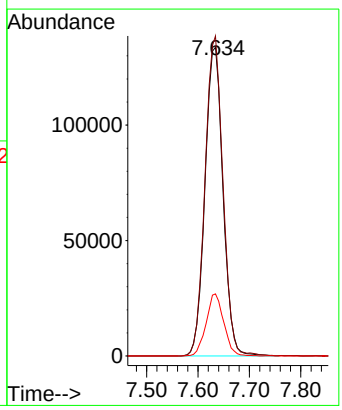

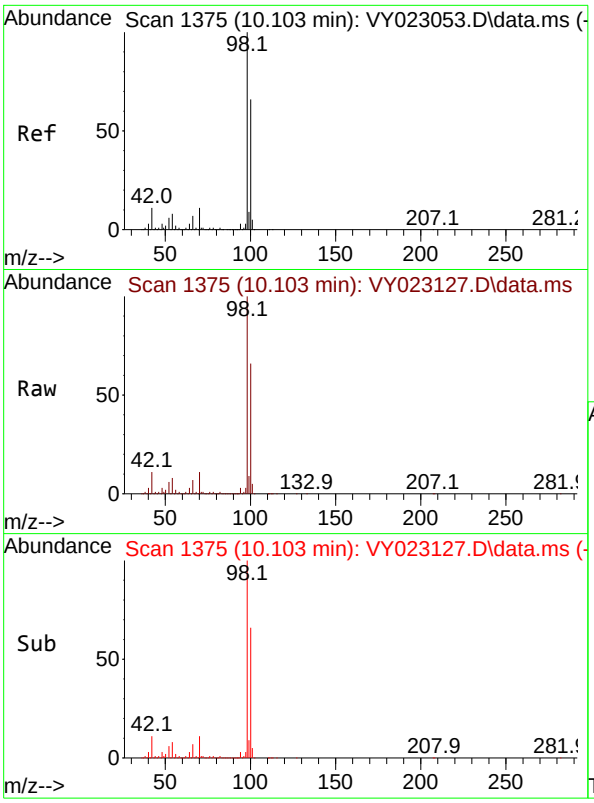

#50
Toluene-d8
Concen: 50.989 ug/l
RT: 10.103 min Scan# 1
Delta R.T. -0.000 min
Lab File: VY023127.D
Acq: 15 Aug 2025 15:58

Instrument :
MSVOA_Y
ClientSampleId :
TG-S05

Tgt Ion: 98 Resp: 1228191

Ion	Ratio	Lower	Upper
98	100		
100	65.6	52.3	78.5

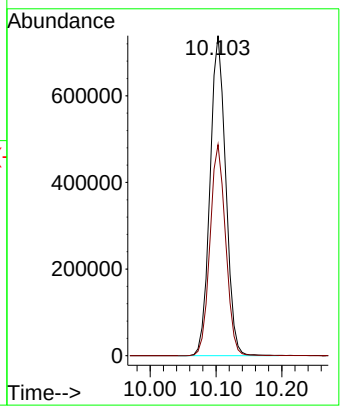

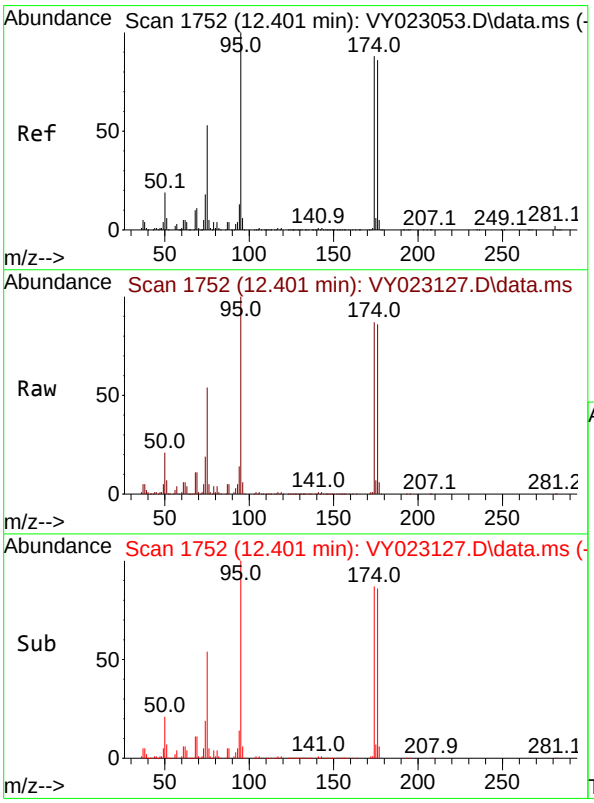

#62
4-Bromofluorobenzene
Concen: 39.858 ug/l
RT: 12.401 min Scan# 1752
Delta R.T. -0.000 min
Lab File: VY023127.D
Acq: 15 Aug 2025 15:58

Tgt Ion: 95 Resp: 308762

Ion	Ratio	Lower	Upper
95	100		
174	86.6	0.0	171.6
176	84.3	0.0	167.6

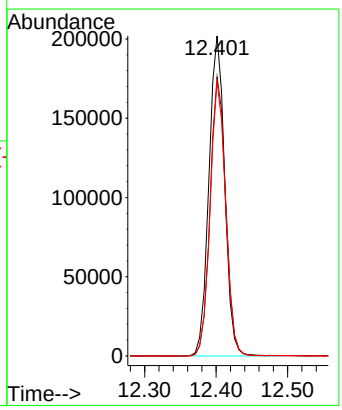

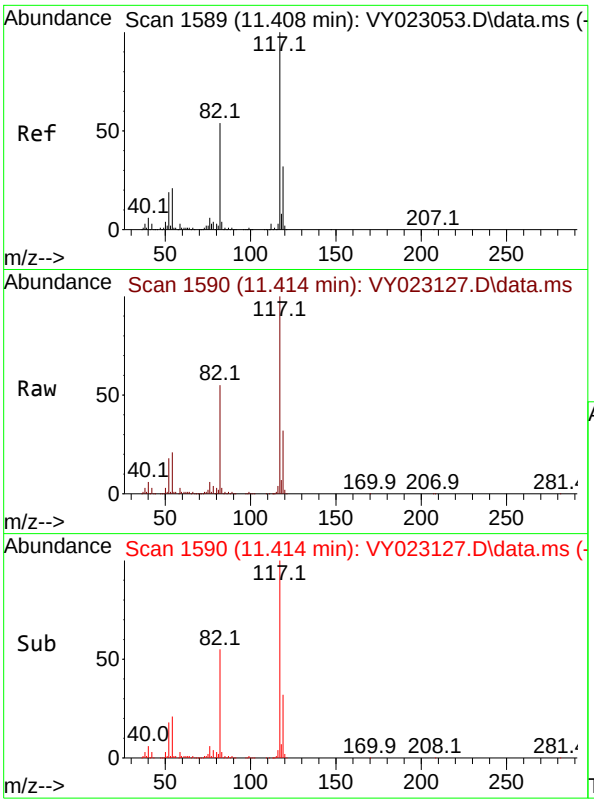

#63
Chlorobenzene-d5
Concen: 50.000 ug/l
RT: 11.414 min Scan# 1
Delta R.T. 0.006 min
Lab File: VY023127.D
Acq: 15 Aug 2025 15:58

Instrument :
MSVOA_Y
ClientSampleId :
TG-S05

Tgt Ion:117 Resp: 844477

Ion	Ratio	Lower	Upper
117	100		
82	55.0	43.4	65.0
119	32.5	25.6	38.4

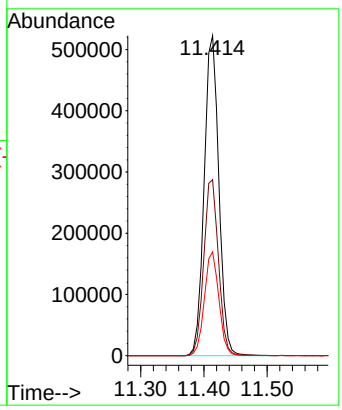

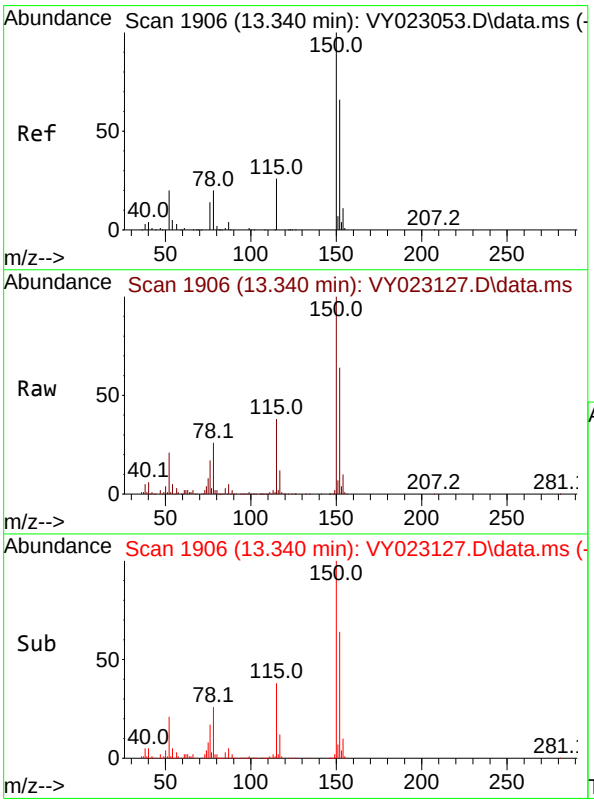

#72
1,4-Dichlorobenzene-d4
Concen: 50.000 ug/l
RT: 13.340 min Scan# 1906
Delta R.T. -0.000 min
Lab File: VY023127.D
Acq: 15 Aug 2025 15:58

Tgt Ion:152 Resp: 274172

Ion	Ratio	Lower	Upper
152	100		
115	57.0	28.2	84.6
150	154.8	0.0	348.0

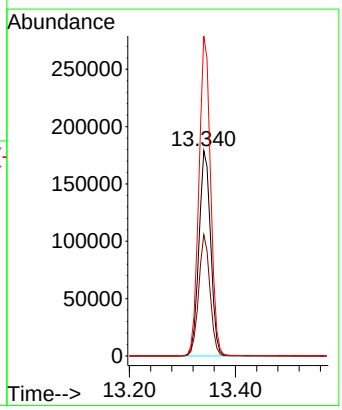

Sample Results: **VY023127.D**

Data Path : Z:\voasrv\HPCHEM1\MSVOA_Y\Data\VY081525\
Data File : VY023127.D
Acq On : 15 Aug 2025 15:58
Operator : SY/MD
Sample : Q2832-09
Misc : 3.40g/5.0mL/MSVOA_Y/SOIL/A
ALS Vial : 19 Sample Multiplier: 1

Instrument :
MSVOA_Y
ClientSampleId :
TG-S05

Integration Parameters: RTEINT.P
Integrator: RTE
Smoothing : ON Filtering: 5
Sampling : 1 Min Area: 3 % of largest Peak
Start Thrs: 0.2 Max Peaks: 100
Stop Thrs : 0 Peak Location: TOP

If leading or trailing edge < 100 prefer < Baseline drop else tangent >
Peak separation: 5

Method : Z:\voasrv\HPCHEM1\MSVOA_Y\methods\82Y081225S.M
Title : SW846 8260

Signal : TIC: VY023127.D\data.ms

peak #	R.T. min	first scan	max scan	last scan	PK TY	peak height	corr. area	corr. % max.	% of total
1	2.482	119	125	136	rBV6	10162	34845	1.08%	0.230%
2	4.610	462	474	485	rBV3	30655	98871	3.05%	0.651%
3	7.634	958	970	975	rBV	450205	1082046	33.39%	7.129%
4	7.707	975	982	993	rVB	709444	1622389	50.07%	10.688%
5	8.061	1028	1040	1051	rBV	376988	855123	26.39%	5.634%
6	8.609	1121	1130	1149	rBV	1179841	2356006	72.71%	15.522%
7	10.103	1365	1375	1392	rBV	1917538	3240369	100.00%	21.348%
8	11.414	1582	1590	1602	rBV	1577644	2589393	79.91%	17.059%
9	12.401	1744	1752	1766	rBV	1065659	1631462	50.35%	10.748%
10	13.340	1899	1906	1922	rBV	1093166	1668346	51.49%	10.991%

Sum of corrected areas: 15178850

Sample Results: **VY023127.D**

Data Path : Z:\voasrv\HPCHEM1\MSVOA_Y\Data\VY081525\
Data File : VY023127.D
Acq On : 15 Aug 2025 15:58
Operator : SY/MD
Sample : Q2832-09
Misc : 3.40g/5.0mL/MSVOA_Y/SOIL/A
ALS Vial : 19 Sample Multiplier: 1

Instrument :
MSVOA_Y
ClientSampleId :
TG-S05

Quant Method : Z:\voasrv\HPCHEM1\MSVOA_Y\methods\82Y081225S.M
Quant Title : SW846 8260

TIC Library : C:\Database\NIST20.L
TIC Integration Parameters: LSCINT.P

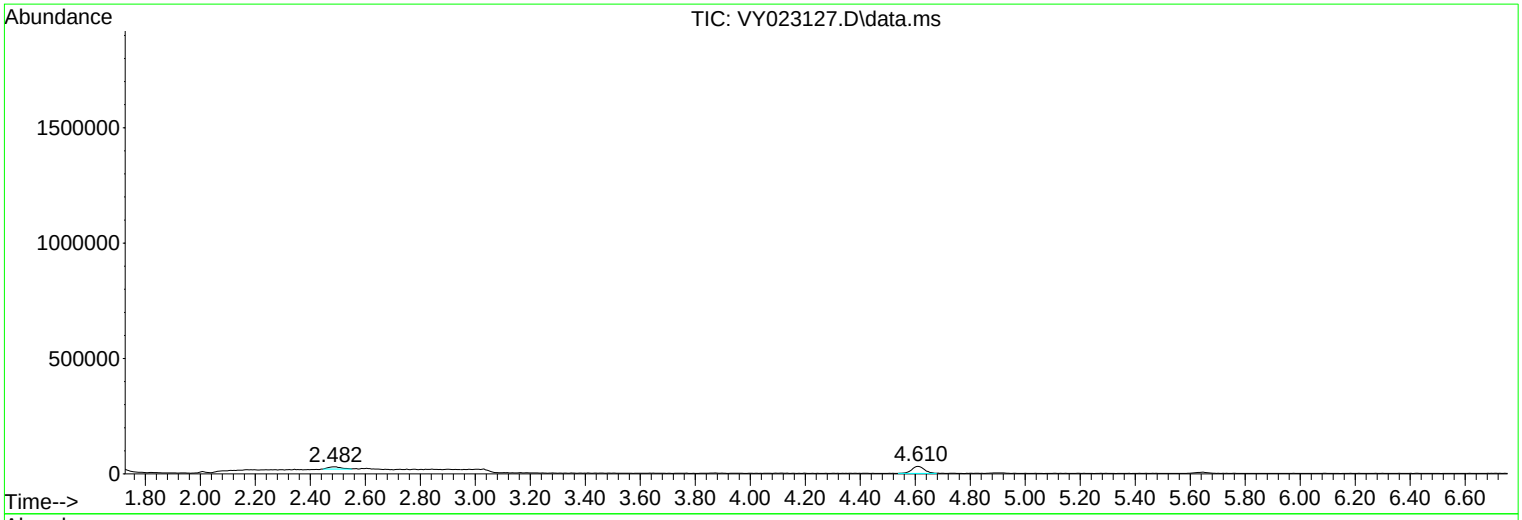

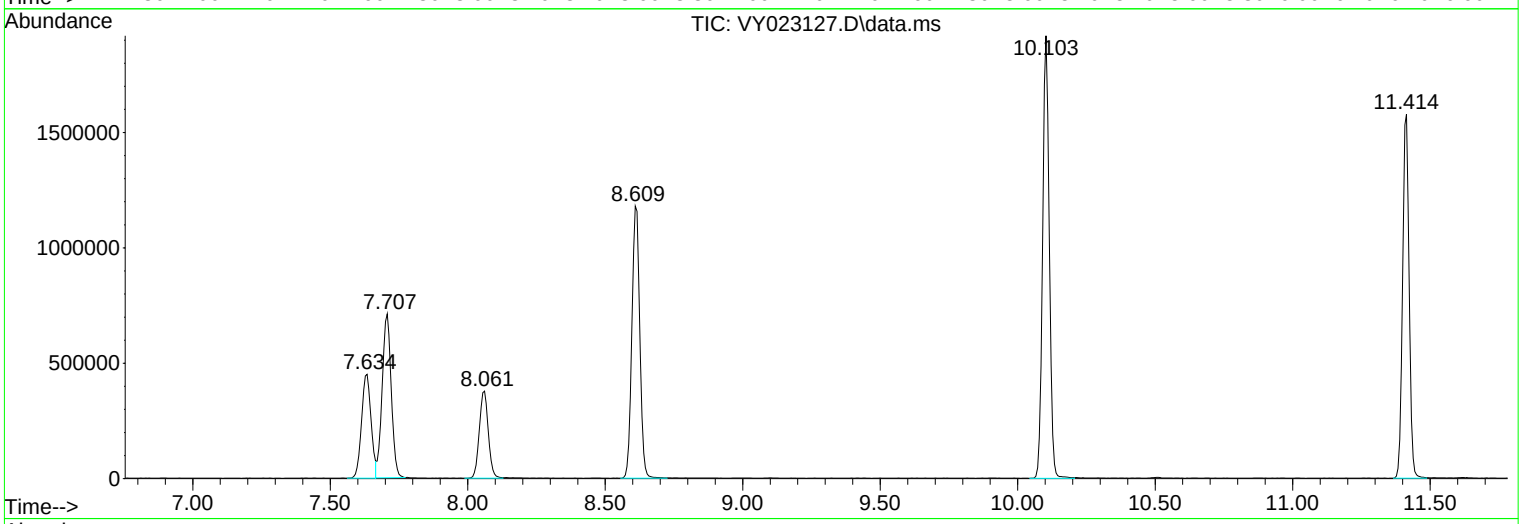

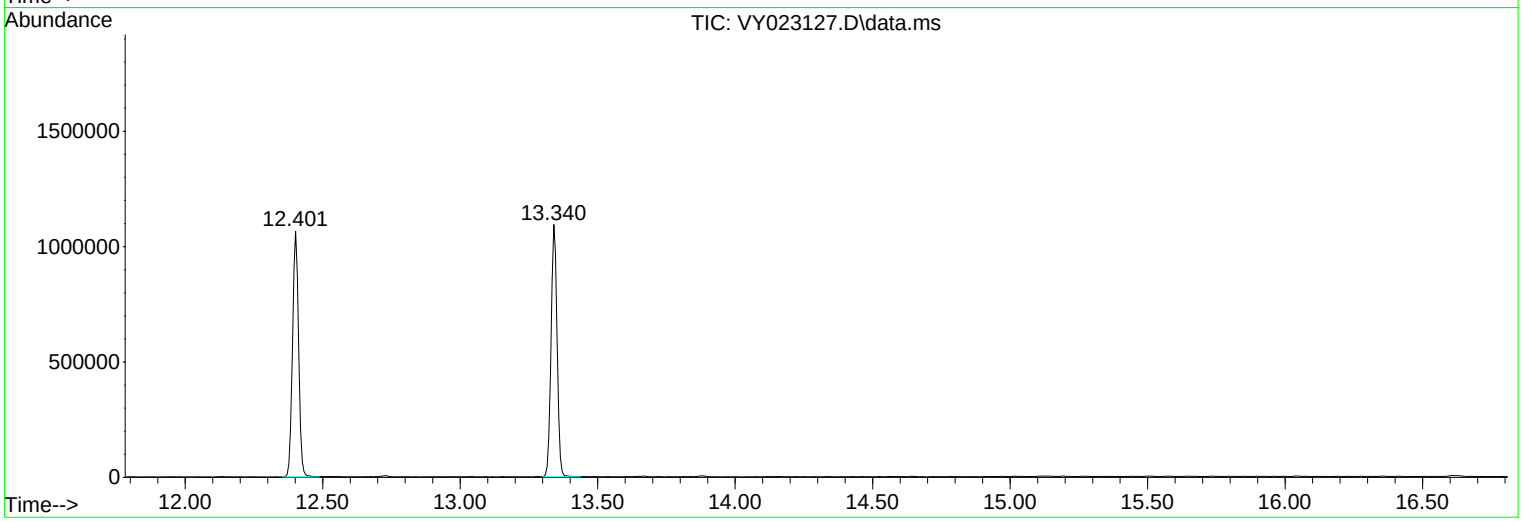

Library Search Compound Report

Sample Results: **VY023127.D**

Data Path : Z:\voasrv\HPCHEM1\MSVOA_Y\Data\VY081525\
Data File : VY023127.D
Acq On : 15 Aug 2025 15:58
Operator : SY/MD
Sample : Q2832-09
Misc : 3.40g/5.0mL/MSVOA_Y/SOIL/A
ALS Vial : 19 Sample Multiplier: 1

Instrument :
MSVOA_Y
ClientSampleId :
TG-S05

Quant Method : Z:\voasrv\HPCHEM1\MSVOA_Y\methods\82Y081225S.M
Quant Title : SW846 8260

TIC Library : C:\Database\NIST20.L
TIC Integration Parameters: LSCINT.P

A
B
C
D
E
F
G
H
I
J

No Library Search Compounds Detected
****

Tentatively Identified Compound (LSC) summary

Sample Results: **VY023127.D**

Data Path : Z:\voasrv\HPCHEM1\MSVOA_Y\Data\VY081525\
Data File : VY023127.D
Acq On : 15 Aug 2025 15:58
Operator : SY/MD
Sample : Q2832-09
Misc : 3.40g/5.0mL/MSVOA_Y/SOIL/A
ALS Vial : 19 Sample Multiplier: 1

Instrument :
MSVOA_Y
ClientSampleId :
TG-S05

Quant Method : Z:\voasrv\HPCHEM1\MSVOA_Y\methods\82Y081225S.M
Quant Title : SW846 8260

TIC Library : C:\Database\NIST20.L
TIC Integration Parameters: LSCINT.P

TIC Top Hit name	RT	EstConc	Units	Response	Internal Standard #	RT	Resp	Conc

Quantitation Report (QT Reviewed)

Sample Results: **VY023112.D**

Data Path : Z:\voasrv\HPCHEM1\MSVOA_Y\Data\VY081525\
Data File : VY023112.D
Acq On : 15 Aug 2025 09:08
Operator : SY/MD
Sample : VY0815SBL01
Misc : 5.00g/5.0mL/MSVOA_Y/SOIL
ALS Vial : 3 Sample Multiplier: 1

Instrument :
MSVOA_Y
ClientSampleId :
VY0815SBL01

Quant Time: Aug 18 02:23:41 2025
Quant Method : Z:\voasrv\HPCHEM1\MSVOA_Y\methods\82Y081225S.M
Quant Title : SW846 8260
QLast Update : Wed Aug 13 02:10:11 2025
Response via : Initial Calibration

Compound	R.T.	QIon	Response	Conc	Units	Dev(Min)
Internal Standards						
1) Pentafluorobenzene	7.707	168	550500	50.000	ug/l	0.00
34) 1,4-Difluorobenzene	8.616	114	1049087	50.000	ug/l	0.00
63) Chlorobenzene-d5	11.414	117	953139	50.000	ug/l	0.00
72) 1,4-Dichlorobenzene-d4	13.346	152	370974	50.000	ug/l	0.00
System Monitoring Compounds						
33) 1,2-Dichloroethane-d4	8.061	65	313986	59.845	ug/l	0.00
Spiked Amount 50.000	Range 50 - 163		Recovery = 119.700%			
35) Dibromofluoromethane	7.634	113	330708	52.682	ug/l	0.00
Spiked Amount 50.000	Range 54 - 147		Recovery = 105.360%			
50) Toluene-d8	10.103	98	1285132	52.405	ug/l	0.00
Spiked Amount 50.000	Range 58 - 134		Recovery = 104.800%			
62) 4-Bromofluorobenzene	12.401	95	374958	47.544	ug/l	0.00
Spiked Amount 50.000	Range 30 - 143		Recovery = 95.080%			

Target Compounds Qvalue

(#) = qualifier out of range (m) = manual integration (+) = signals summed

Sample Results: **VY023112.D**

Data Path : Z:\voasrv\HPCHEM1\MSVOA_Y\Data\VY081525\
Data File : VY023112.D
Acq On : 15 Aug 2025 09:08
Operator : SY/MD
Sample : VY0815SBL01
Misc : 5.00g/5.0mL/MSVOA_Y/SOIL
ALS Vial : 3 Sample Multiplier: 1

Instrument :
MSVOA_Y
ClientSampleId :
VY0815SBL01

Quant Time: Aug 18 02:23:41 2025
Quant Method : Z:\voasrv\HPCHEM1\MSVOA_Y\methods\82Y081225S.M
Quant Title : SW846 8260
QLast Update : Wed Aug 13 02:10:11 2025
Response via : Initial Calibration

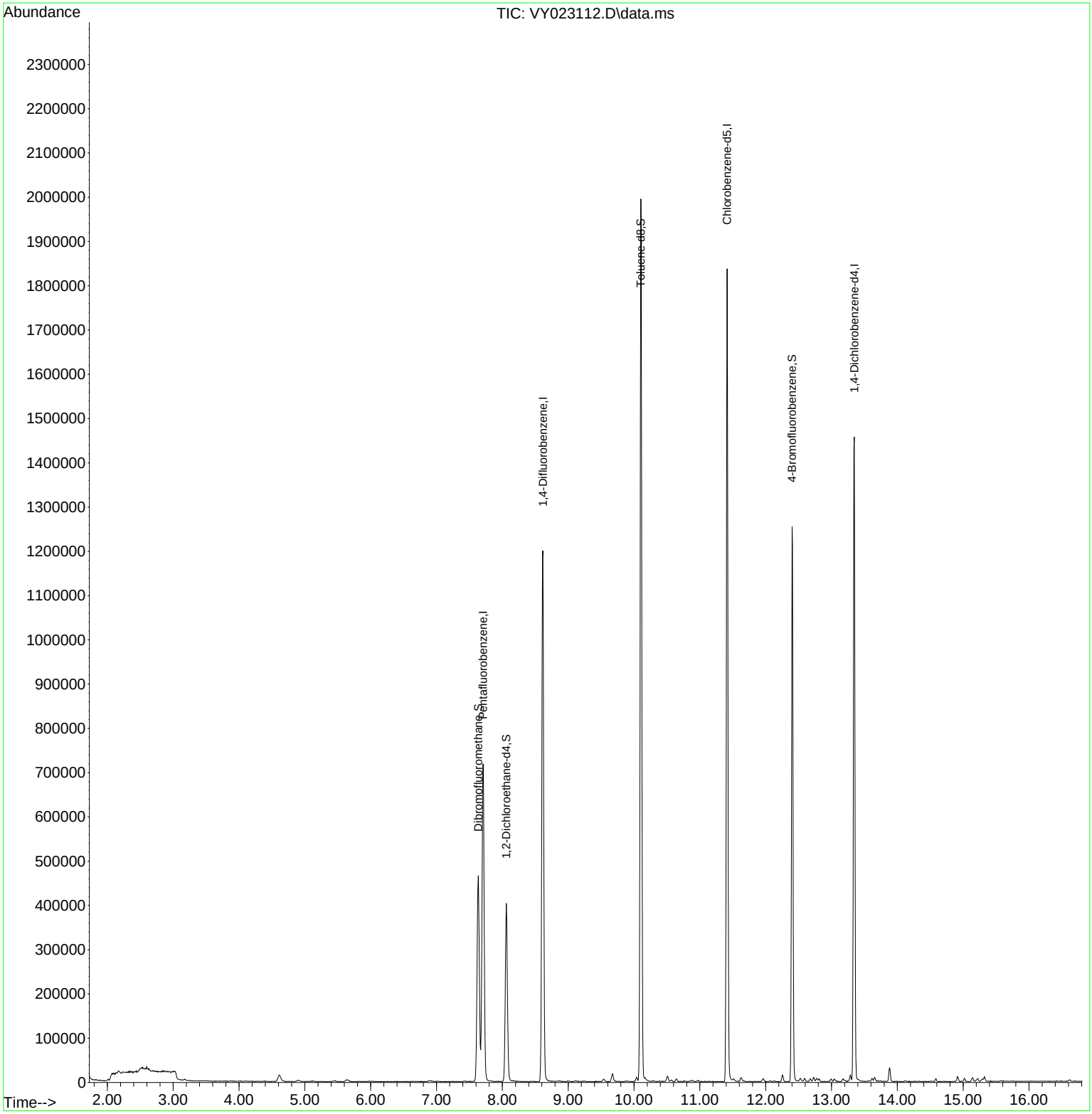

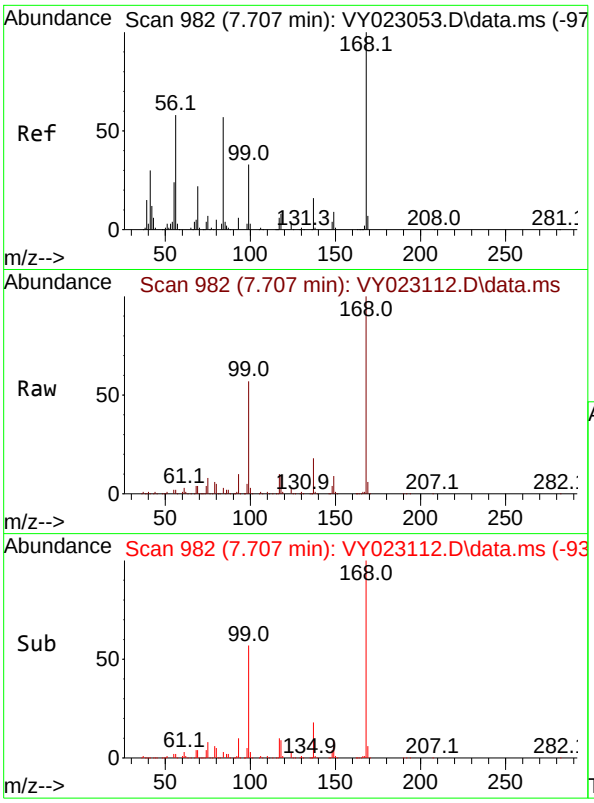

#1
Pentafluorobenzene
Concen: 50.000 ug/l
RT: 7.707 min Scan# 9
Delta R.T. 0.000 min
Lab File: VY023112.D
Acq: 15 Aug 2025 09:08

Instrument :
MSVOA_Y
ClientSampleId :
VY0815SBL01

Tgt Ion:168 Resp: 550500

Ion	Ratio	Lower	Upper
168	100		
99	56.5	42.8	64.2

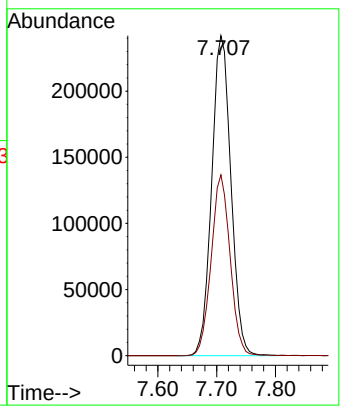

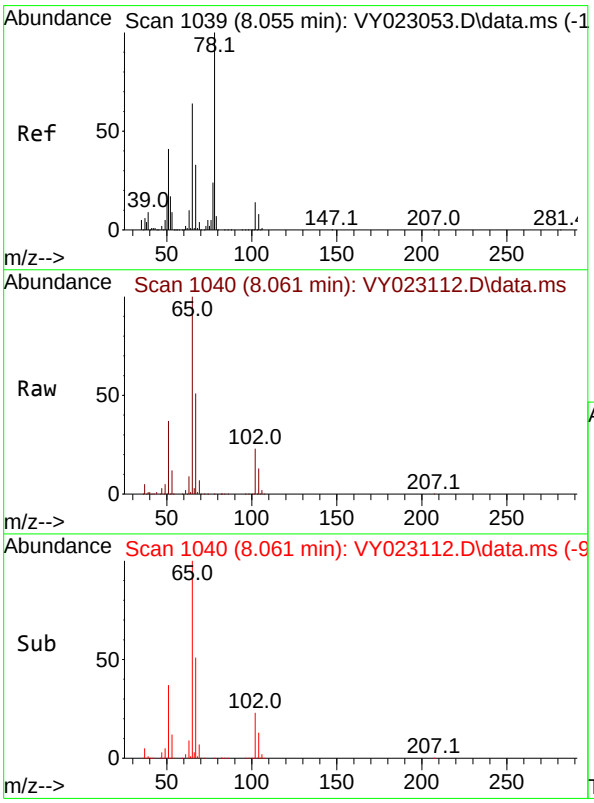

#33
1,2-Dichloroethane-d4
Concen: 59.845 ug/l
RT: 8.061 min Scan# 1040
Delta R.T. 0.006 min
Lab File: VY023112.D
Acq: 15 Aug 2025 09:08

Tgt Ion: 65 Resp: 313986

Ion	Ratio	Lower	Upper
65	100		
67	52.3	0.0	106.8

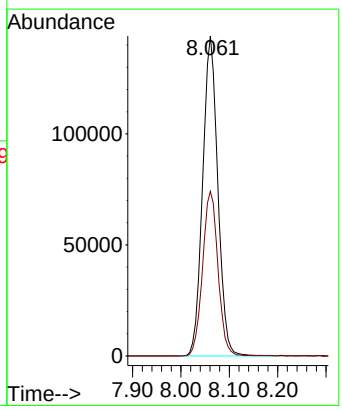

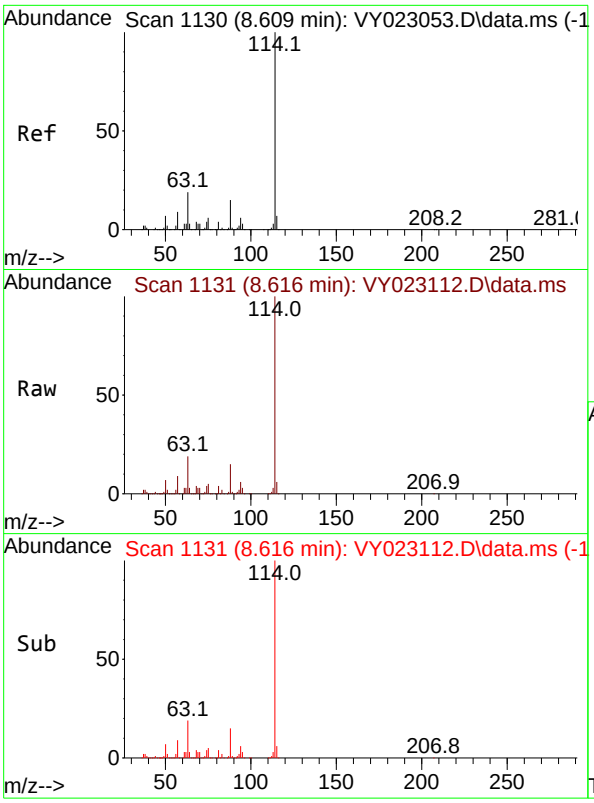

#34
1,4-Difluorobenzene
Concen: 50.000 ug/l
RT: 8.616 min Scan# 1
Delta R.T. 0.006 min
Lab File: VY023112.D
Acq: 15 Aug 2025 09:08

Instrument :
MSVOA_Y
ClientSampleId :
VY0815SBL01

Tgt Ion:114 Resp: 1049087

Ion	Ratio	Lower	Upper
114	100		
63	19.0	0.0	38.4
88	14.6	0.0	30.0

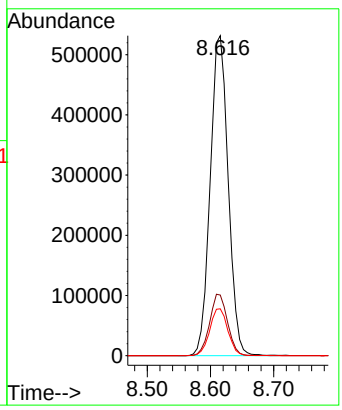

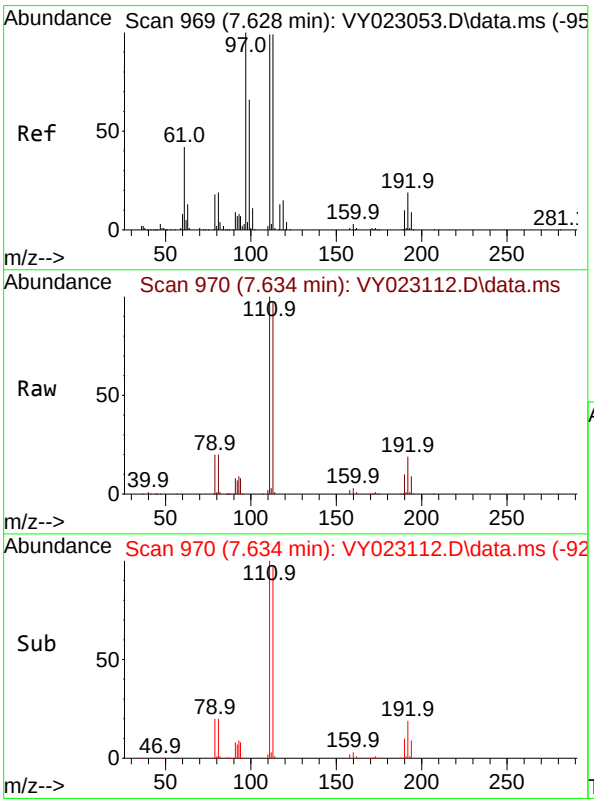

#35
Dibromofluoromethane
Concen: 52.682 ug/l
RT: 7.634 min Scan# 970
Delta R.T. 0.006 min
Lab File: VY023112.D
Acq: 15 Aug 2025 09:08

Tgt Ion:113 Resp: 330708

Ion	Ratio	Lower	Upper
113	100		
111	102.9	81.1	121.7
192	19.6	16.2	24.4

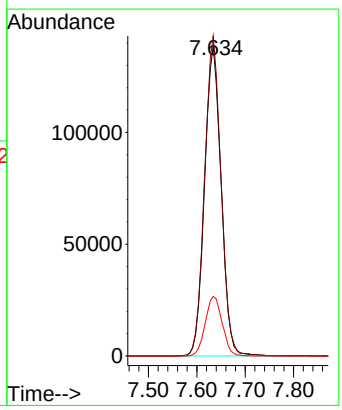

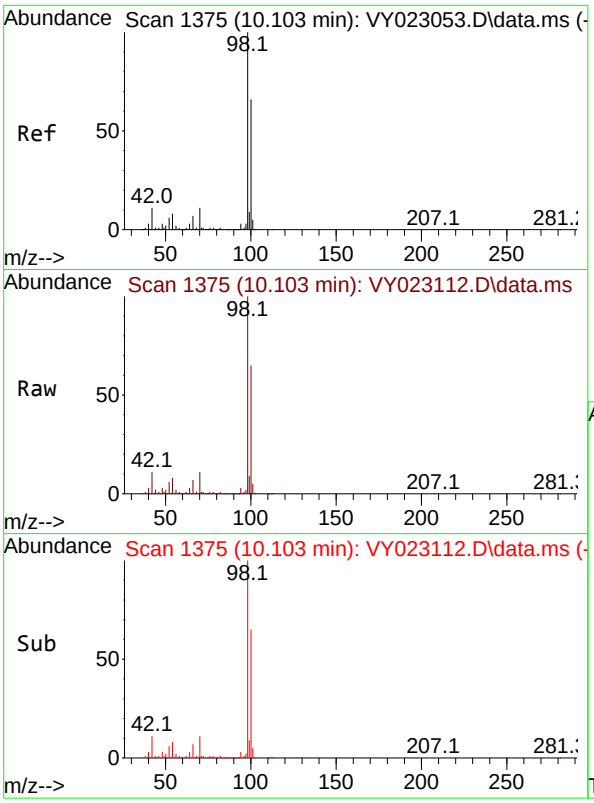

#50
Toluene-d8
Concen: 52.405 ug/l
RT: 10.103 min Scan# 1
Delta R.T. 0.000 min
Lab File: VY023112.D
Acq: 15 Aug 2025 09:08

Instrument :
MSVOA_Y
ClientSampleId :
VY0815SBL01

Tgt Ion: 98 Resp: 1285132

Ion	Ratio	Lower	Upper
98	100		
100	64.8	52.3	78.5

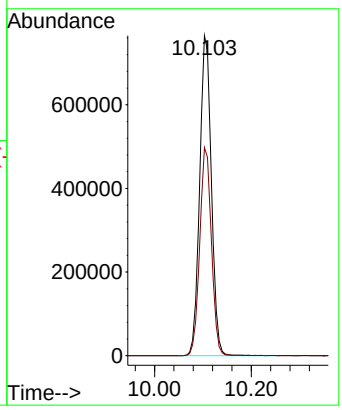

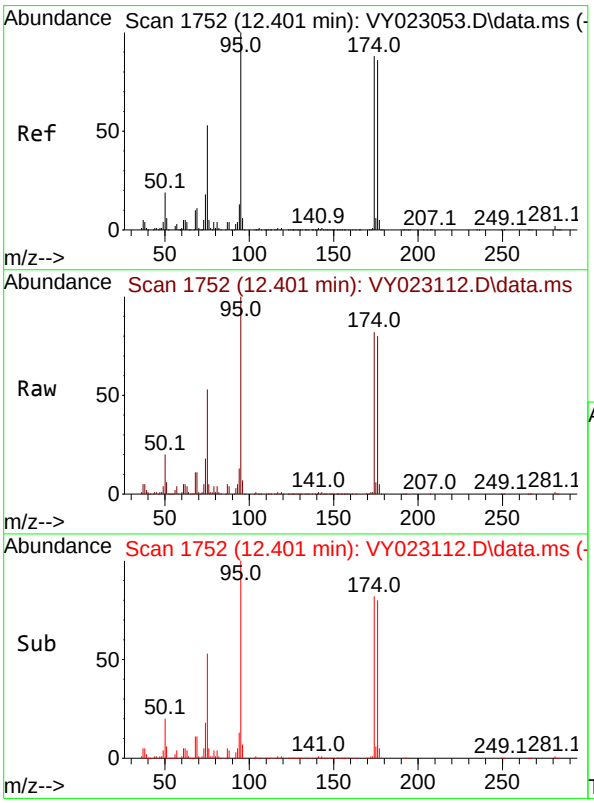

#62
4-Bromofluorobenzene
Concen: 47.544 ug/l
RT: 12.401 min Scan# 1752
Delta R.T. 0.000 min
Lab File: VY023112.D
Acq: 15 Aug 2025 09:08

Tgt Ion: 95 Resp: 374958

Ion	Ratio	Lower	Upper
95	100		
174	85.9	0.0	171.6
176	83.0	0.0	167.6

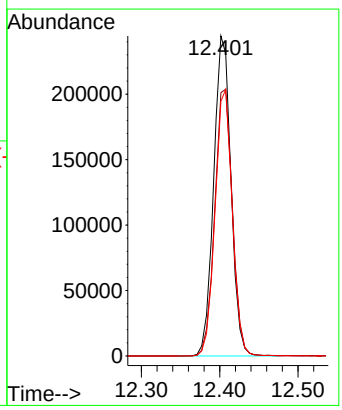

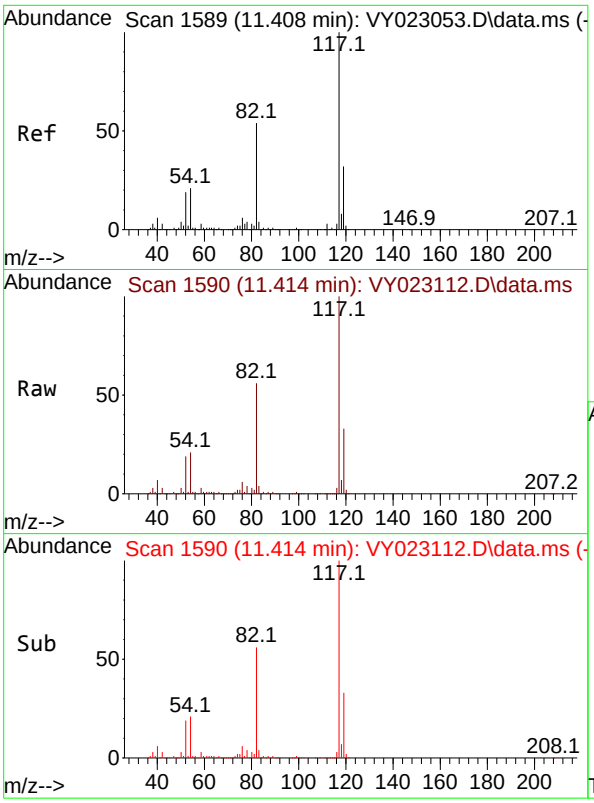

#63
Chlorobenzene-d5
Concen: 50.000 ug/l
RT: 11.414 min Scan# 1
Delta R.T. 0.006 min
Lab File: VY023112.D
Acq: 15 Aug 2025 09:08

Instrument :
MSVOA_Y
ClientSampleId :
VY0815SBL01

Tgt Ion:117 Resp: 953139

Ion	Ratio	Lower	Upper
117	100		
82	55.7	43.4	65.0
119	33.2	25.6	38.4

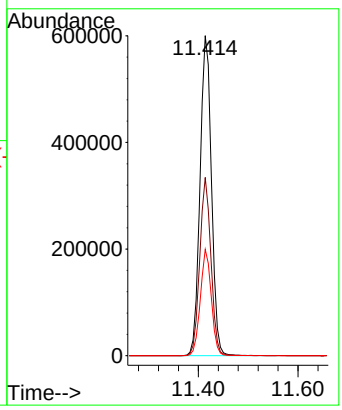

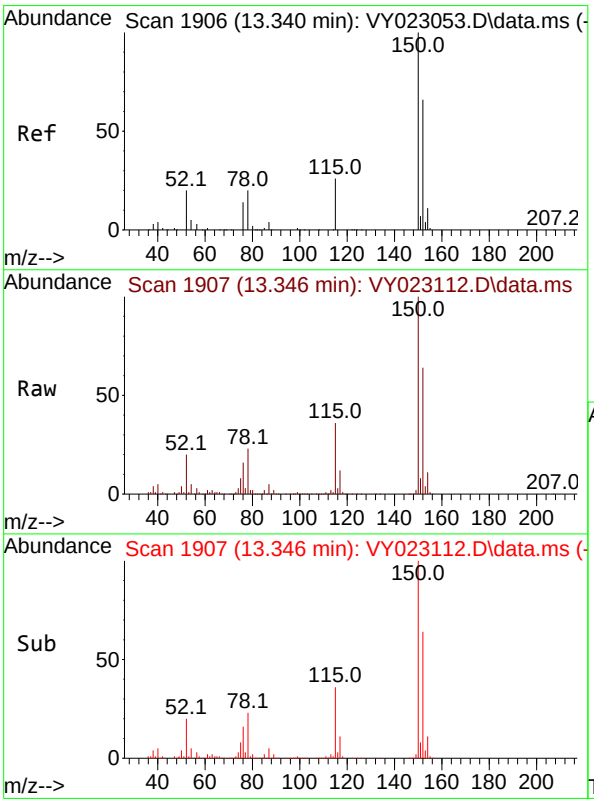

#72
1,4-Dichlorobenzene-d4
Concen: 50.000 ug/l
RT: 13.346 min Scan# 1907
Delta R.T. 0.006 min
Lab File: VY023112.D
Acq: 15 Aug 2025 09:08

Tgt Ion:152 Resp: 370974

Ion	Ratio	Lower	Upper
152	100		
115	56.8	28.2	84.6
150	157.6	0.0	348.0

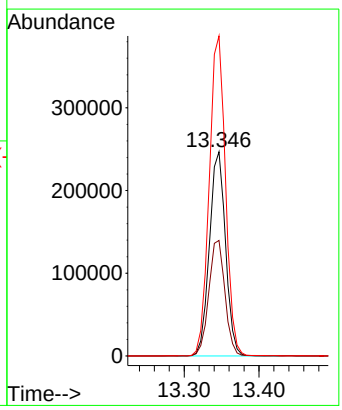

Sample Results: **VY023112.D**

Instrument :
MSVOA_Y
ClientSampleId :
VY0815SBL01

Data Path : Z:\voasrv\HPCHEM1\MSVOA_Y\Data\VY081525\
Data File : VY023112.D
Acq On : 15 Aug 2025 09:08
Operator : SY/MD
Sample : VY0815SBL01
Misc : 5.00g/5.0mL/MSVOA_Y/SOIL
ALS Vial : 3 Sample Multiplier: 1

Integration Parameters: RTEINT.P
Integrator: RTE
Smoothing : ON Filtering: 5
Sampling : 1 Min Area: 3 % of largest Peak
Start Thrs: 0.2 Max Peaks: 100
Stop Thrs : 0 Peak Location: TOP

If leading or trailing edge < 100 prefer < Baseline drop else tangent >
Peak separation: 5

Method : Z:\voasrv\HPCHEM1\MSVOA_Y\methods\82Y081225S.M
Title : SW846 8260

Signal : TIC: VY023112.D\data.ms

peak #	R.T. min	first scan	max scan	last scan	PK TY	peak height	corr. area	corr. % max.	% of total
1	4.610	463	474	487	rBV	14989	50337	1.51%	0.303%
2	7.634	960	970	976	rBV	464685	1112476	33.27%	6.688%
3	7.707	976	982	993	rVB	715479	1610606	48.17%	9.682%
4	8.061	1028	1040	1053	rBV	403205	890118	26.62%	5.351%
5	8.616	1121	1131	1144	rBV	1199454	2395578	71.65%	14.401%
6	9.676	1298	1305	1311	rBV	17461	37205	1.11%	0.224%
7	10.103	1368	1375	1384	rBV	1991604	3343501	100.00%	20.100%
8	11.414	1582	1590	1602	rBV	1836381	2914659	87.17%	17.522%
9	12.401	1745	1752	1763	rBV	1253322	1976340	59.11%	11.881%
10	13.346	1900	1907	1916	rVB	1452677	2248707	67.26%	13.518%
11	13.883	1988	1995	2004	rVB	30761	55163	1.65%	0.332%

Sum of corrected areas: 16634690

Sample Results: **VY023112.D**

Data Path : Z:\voasrv\HPCHEM1\MSVOA_Y\Data\VY081525\
Data File : VY023112.D
Acq On : 15 Aug 2025 09:08
Operator : SY/MD
Sample : VY0815SBL01
Misc : 5.00g/5.0mL/MSVOA_Y/SOIL
ALS Vial : 3 Sample Multiplier: 1

Instrument :
MSVOA_Y
ClientSampleId :
VY0815SBL01

Quant Method : Z:\voasrv\HPCHEM1\MSVOA_Y\methods\82Y081225S.M
Quant Title : SW846 8260

TIC Library : C:\Database\NIST20.L
TIC Integration Parameters: LSCINT.P

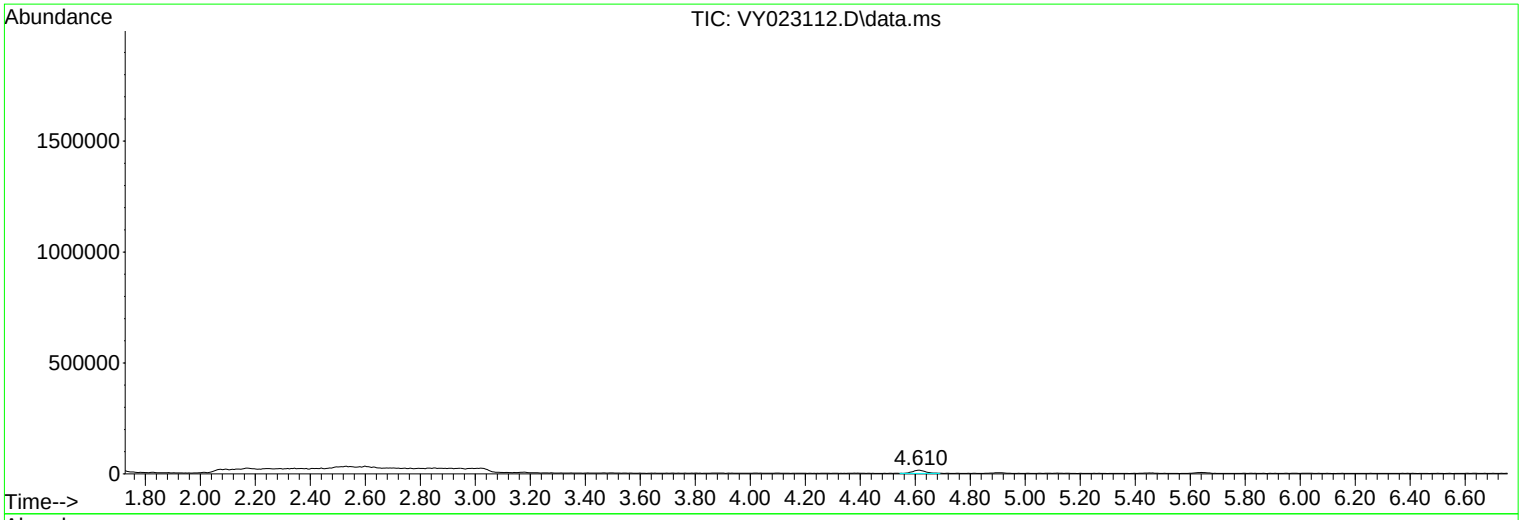

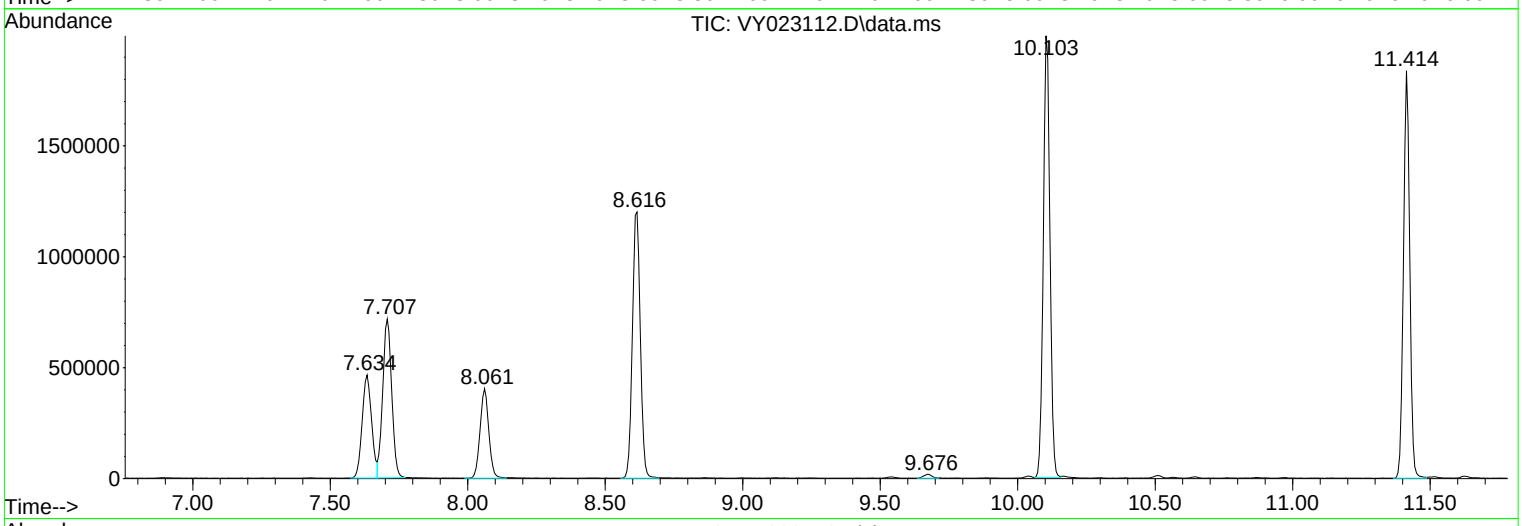

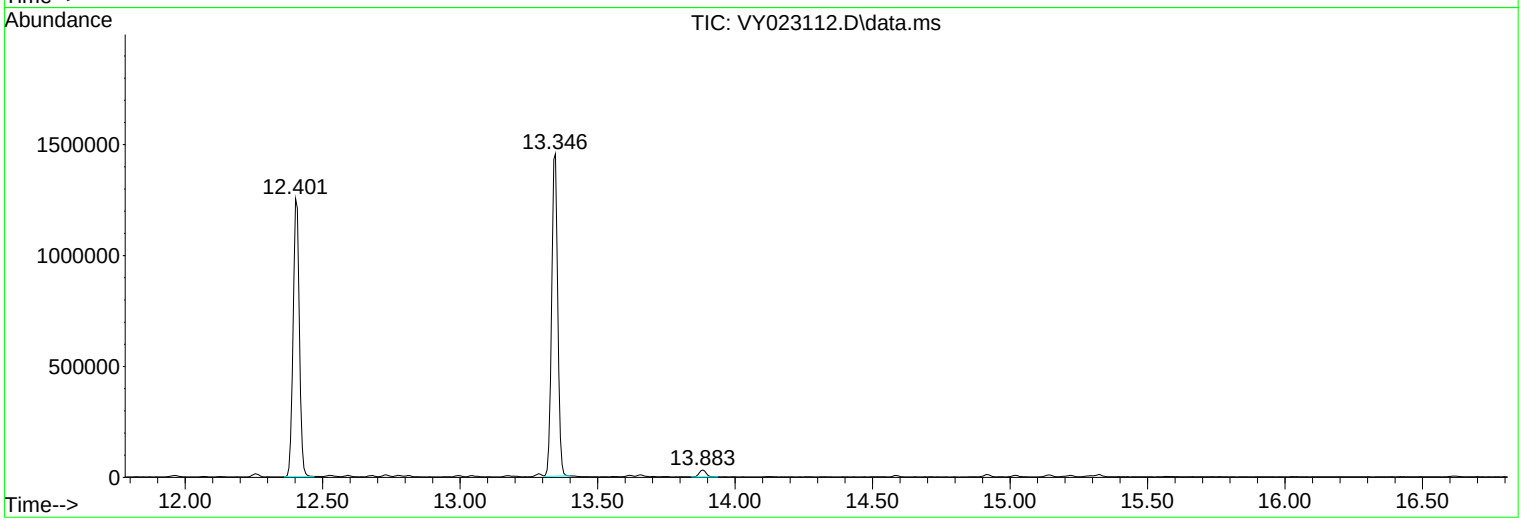

Library Search Compound Report

Sample Results: **VY023112.D**

Data Path : Z:\voasrv\HPCHEM1\MSVOA_Y\Data\VY081525\
Data File : VY023112.D
Acq On : 15 Aug 2025 09:08
Operator : SY/MD
Sample : VY0815SBL01
Misc : 5.00g/5.0mL/MSVOA_Y/SOIL
ALS Vial : 3 Sample Multiplier: 1

Instrument :
MSVOA_Y
ClientSampleId :
VY0815SBL01

Quant Method : Z:\voasrv\HPCHEM1\MSVOA_Y\methods\82Y081225S.M
Quant Title : SW846 8260

TIC Library : C:\Database\NIST20.L
TIC Integration Parameters: LSCINT.P

A
B
C
D
E
F
G
H
I
J

No Library Search Compounds Detected
****

Tentatively Identified Compound (LSC) summary

Sample Results: **VY023112.D**

Data Path : Z:\voasrv\HPCHEM1\MSVOA_Y\Data\VY081525\
Data File : VY023112.D
Acq On : 15 Aug 2025 09:08
Operator : SY/MD
Sample : VY0815SBL01
Misc : 5.00g/5.0mL/MSVOA_Y/SOIL
ALS Vial : 3 Sample Multiplier: 1

Instrument :
MSVOA_Y
ClientSampleId :
VY0815SBL01

Quant Method : Z:\voasrv\HPCHEM1\MSVOA_Y\methods\82Y081225S.M
Quant Title : SW846 8260

TIC Library : C:\Database\NIST20.L
TIC Integration Parameters: LSCINT.P

TIC Top Hit name	RT	EstConc	Units	Response	Internal Standard #	RT	Resp	Conc

Quantitation Report (QT Reviewed)

Sample Results: **VY023113.D**

Data Path : Z:\voasrv\HPCHEM1\MSVOA_Y\Data\VY081525\
Data File : VY023113.D
Acq On : 15 Aug 2025 09:37
Operator : SY/MD
Sample : VY0815SBS01
Misc : 5.00g/5.0mL/MSVOA_Y/SOIL
ALS Vial : 4 Sample Multiplier: 1

Quant Time: Aug 18 02:24:07 2025
Quant Method : Z:\voasrv\HPCHEM1\MSVOA_Y\methods\82Y081225S.M
Quant Title : SW846 8260
QLast Update : Wed Aug 13 02:10:11 2025
Response via : Initial Calibration

Instrument :
MSVOA_Y
ClientSampleId :
VY0815SBS01

Manual Integrations APPROVED

Reviewed By :Semsettin Yesilyurt 08/19/2025
Supervised By :Mahesh Dadoda 08/19/2025

A B C D E F G H I J

Compound	R.T.	QIon	Response	Conc Units	Dev(Min)
Internal Standards					
1) Pentafluorobenzene	7.707	168	452403	50.000 ug/l	0.00
34) 1,4-Difluorobenzene	8.616	114	727202	50.000 ug/l	0.00
63) Chlorobenzene-d5	11.414	117	654458	50.000 ug/l	0.00
72) 1,4-Dichlorobenzene-d4	13.341	152	327154	50.000 ug/l	0.00
System Monitoring Compounds					
33) 1,2-Dichloroethane-d4	8.061	65	222883	51.692 ug/l	0.00
Spiked Amount 50.000	Range 50 - 163		Recovery = 103.380%		
35) Dibromofluoromethane	7.634	113	214583	49.314 ug/l	0.00
Spiked Amount 50.000	Range 54 - 147		Recovery = 98.620%		
50) Toluene-d8	10.103	98	852746	50.165 ug/l	0.00
Spiked Amount 50.000	Range 58 - 134		Recovery = 100.320%		
62) 4-Bromofluorobenzene	12.402	95	265399	48.547 ug/l	0.00
Spiked Amount 50.000	Range 30 - 143		Recovery = 97.100%		
Target Compounds					Qvalue
2) Dichlorodifluoromethane	1.861	85	72666	19.678 ug/l	95
3) Chloromethane	2.068	50	133033	22.242 ug/l	99
4) Vinyl Chloride	2.202	62	166453	22.514 ug/l	99
5) Bromomethane	2.586	94	140731	25.487 ug/l	99
6) Chloroethane	2.733	64	111737	22.732 ug/l	98
7) Trichlorofluoromethane	3.050	101	189636	21.094 ug/l	99
8) Diethyl Ether	3.452	74	47224	19.855 ug/l	99
9) 1,1,2-Trichlorotrifluo...	3.812	101	89471	20.173 ug/l	98
10) Methyl Iodide	4.001	142	86732	18.122 ug/l	98
11) Tert butyl alcohol	4.860	59	27882	94.376 ug/l	99
12) 1,1-Dichloroethene	3.787	96	86211	19.775 ug/l	96
13) Acrolein	3.647	56	38871	89.841 ug/l	100
14) Allyl chloride	4.379	41	123002	19.175 ug/l	98
15) Acrylonitrile	5.055	53	97096	100.413 ug/l	99
16) Acetone	3.867	43	106046	113.526 ug/l	96
17) Carbon Disulfide	4.104	76	285962	20.117 ug/l	99
18) Methyl Acetate	4.379	43	51562	18.549 ug/l	98
19) Methyl tert-butyl Ether	5.116	73	220832	19.548 ug/l	98
20) Methylene Chloride	4.610	84	108703	20.808 ug/l	98
21) trans-1,2-Dichloroethene	5.110	96	97531	19.907 ug/l	98
22) Diisopropyl ether	6.019	45	280592	20.129 ug/l	95
23) Vinyl Acetate	5.958	43	767186	99.534 ug/l	98
24) 1,1-Dichloroethane	5.915	63	173658	20.377 ug/l	99
25) 2-Butanone	6.890	43	133656	105.206 ug/l	100
26) 2,2-Dichloropropane	6.884	77	149423	20.319 ug/l	100
27) cis-1,2-Dichloroethene	6.884	96	113605	20.058 ug/l	97
28) Bromochloromethane	7.238	49	74111	21.919 ug/l	96
29) Tetrahydrofuran	7.262	42	77082	97.884 ug/l	99
30) Chloroform	7.415	83	183779	20.909 ug/l	92
31) Cyclohexane	7.701	56	151804	18.902 ug/l	95
32) 1,1,1-Trichloroethane	7.616	97	157956	20.254 ug/l	99
36) 1,1-Dichloropropene	7.835	75	129384	20.008 ug/l	99
37) Ethyl Acetate	6.982	43	55493	20.428 ug/l	98
38) Carbon Tetrachloride	7.817	117	137873	19.630 ug/l	99
39) Methylcyclohexane	9.103	83	159285	18.705 ug/l	99
40) Benzene	8.079	78	405603	20.350 ug/l	100

Sample Results: **VY023113.D**

Data Path : Z:\voasrv\HPCHEM1\MSVOA_Y\Data\VY081525\
Data File : VY023113.D
Acq On : 15 Aug 2025 09:37
Operator : SY/MD
Sample : VY0815SBS01
Misc : 5.00g/5.0mL/MSVOA_Y/SOIL
ALS Vial : 4 Sample Multiplier: 1

Quant Time: Aug 18 02:24:07 2025
Quant Method : Z:\voasrv\HPCHEM1\MSVOA_Y\methods\82Y081225S.M
Quant Title : SW846 8260
QLast Update : Wed Aug 13 02:10:11 2025
Response via : Initial Calibration

Instrument :
MSVOA_Y
ClientSampleId :
VY0815SBS01

Manual Integrations APPROVED

Reviewed By :Semsettin Yesilyurt 08/19/2025
Supervised By :Mahesh Dadoda 08/19/2025

A B C D E F G H I J

Compound	R.T.	QIon	Response	Conc Units	Dev(Min)
41) Methacrylonitrile	7.220	41	28150	17.956 ug/l	90
42) 1,2-Dichloroethane	8.152	62	106658	20.575 ug/l	98
43) Isopropyl Acetate	8.195	43	107344	19.551 ug/l	99
44) Trichloroethene	8.860	130	105377	20.459 ug/l	100
45) 1,2-Dichloropropane	9.140	63	93789	20.451 ug/l	100
46) Dibromomethane	9.231	93	54800	20.819 ug/l	97
47) Bromodichloromethane	9.420	83	141008	20.819 ug/l	100
48) Methyl methacrylate	9.219	41	49562	18.864 ug/l	98
49) 1,4-Dioxane	9.238	88	12370	400.796 ug/l	97
51) 4-Methyl-2-Pentanone	9.994	43	277163	97.864 ug/l	100
52) Toluene	10.170	92	255717	20.201 ug/l	99
53) t-1,3-Dichloropropene	10.390	75	121993	19.890 ug/l	97
54) cis-1,3-Dichloropropene	9.853	75	142316	19.623 ug/l	98
55) 1,1,2-Trichloroethane	10.567	97	71057	20.174 ug/l	98
56) Ethyl methacrylate	10.439	69	86412	19.173 ug/l	98
57) 1,3-Dichloropropane	10.713	76	118549	19.846 ug/l	99
58) 2-Chloroethyl Vinyl ether	9.707	63	208567	98.106 ug/l	100
59) 2-Hexanone	10.756	43	193382	100.277 ug/l	99
60) Dibromochloromethane	10.908	129	93374	20.091 ug/l	99
61) 1,2-Dibromoethane	11.012	107	66622	20.125 ug/l	98
64) Tetrachloroethene	10.646	164	127239	21.773 ug/l	93
65) Chlorobenzene	11.438	112	274616	19.453 ug/l	97
66) 1,1,1,2-Tetrachloroethane	11.512	131	93262	19.466 ug/l	98
67) Ethyl Benzene	11.518	91	456905	18.808 ug/l	98
68) m/p-Xylenes	11.627	106	365819	38.555 ug/l	98
69) o-Xylene	11.951	106	165713	18.648 ug/l	98
70) Styrene	11.969	104	281721	19.385 ug/l	99
71) Bromoform	12.127	173	52326	18.687 ug/l #	98
73) Isopropylbenzene	12.249	105	433053	18.755 ug/l	99
74) N-amyl acetate	12.066	43	91104	18.605 ug/l	98
75) 1,1,2,2-Tetrachloroethane	12.499	83	71400	18.110 ug/l	99
76) 1,2,3-Trichloropropane	12.554	75	61433m	19.457 ug/l	
77) Bromobenzene	12.530	156	104694	19.006 ug/l	97
78) n-propylbenzene	12.591	91	527930	19.204 ug/l	100
79) 2-Chlorotoluene	12.676	91	298409	18.946 ug/l	100
80) 1,3,5-Trimethylbenzene	12.731	105	351759	18.850 ug/l	100
81) trans-1,4-Dichloro-2-b...	12.298	75	24161	18.524 ug/l	95
82) 4-Chlorotoluene	12.774	91	307174	18.799 ug/l	99
83) tert-Butylbenzene	12.993	119	305956	18.153 ug/l	98
84) 1,2,4-Trimethylbenzene	13.042	105	356647	19.199 ug/l	99
85) sec-Butylbenzene	13.170	105	468353	18.917 ug/l	100
86) p-Isopropyltoluene	13.286	119	388353	18.897 ug/l	100
87) 1,3-Dichlorobenzene	13.286	146	206995	19.055 ug/l	100
88) 1,4-Dichlorobenzene	13.365	146	207638	19.268 ug/l	99
89) n-Butylbenzene	13.615	91	353333	18.720 ug/l	98
90) Hexachloroethane	13.877	117	82985	19.725 ug/l	97
91) 1,2-Dichlorobenzene	13.658	146	180503	18.946 ug/l	99
92) 1,2-Dibromo-3-Chloropr...	14.267	75	12160	19.809 ug/l	96
93) 1,2,4-Trichlorobenzene	14.913	180	102405	18.177 ug/l	99
94) Hexachlorobutadiene	15.017	225	61940	18.710 ug/l	98
95) Naphthalene	15.139	128	168145	17.503 ug/l	99
96) 1,2,3-Trichlorobenzene	15.322	180	86860	17.892 ug/l	99

Sample Results: **VY023113.D**

Data Path : Z:\voasrv\HPCHEM1\MSVOA_Y\Data\VY081525\
Data File : VY023113.D
Acq On : 15 Aug 2025 09:37
Operator : SY/MD
Sample : VY0815SBS01
Misc : 5.00g/5.0mL/MSVOA_Y/SOIL
ALS Vial : 4 Sample Multiplier: 1

Quant Time: Aug 18 02:24:07 2025
Quant Method : Z:\voasrv\HPCHEM1\MSVOA_Y\methods\82Y081225S.M
Quant Title : SW846 8260
QLast Update : Wed Aug 13 02:10:11 2025
Response via : Initial Calibration

Instrument :
MSVOA_Y
ClientSampleId :
VY0815SBS01

Manual Integrations
APPROVED

Reviewed By :Semsettin Yesilyurt 08/19/2025
Supervised By :Mahesh Dadoda 08/19/2025

Compound	R.T.	QIon	Response	Conc	Units	Dev(Min)

(#) = qualifier out of range (m) = manual integration (+) = signals summed

Quantitation Report (QT Reviewed)

Sample Results: **VY023113.D**

Data Path : Z:\voasrv\HPCHEM1\MSVOA_Y\Data\VY081525\
Data File : VY023113.D
Acq On : 15 Aug 2025 09:37
Operator : SY/MD
Sample : VY0815SBS01
Misc : 5.00g/5.0mL/MSVOA_Y/SOIL
ALS Vial : 4 Sample Multiplier: 1

Quant Time: Aug 18 02:24:07 2025
Quant Method : Z:\voasrv\HPCHEM1\MSVOA_Y\methods\82Y081225S.M
Quant Title : SW846 8260
QLast Update : Wed Aug 13 02:10:11 2025
Response via : Initial Calibration

Instrument :
MSVOA_Y
ClientSampleId :
VY0815SBS01

Manual Integrations APPROVED

Reviewed By :Semsettin Yesilyurt 08/19/2025
Supervised By :Mahesh Dadoda 08/19/2025

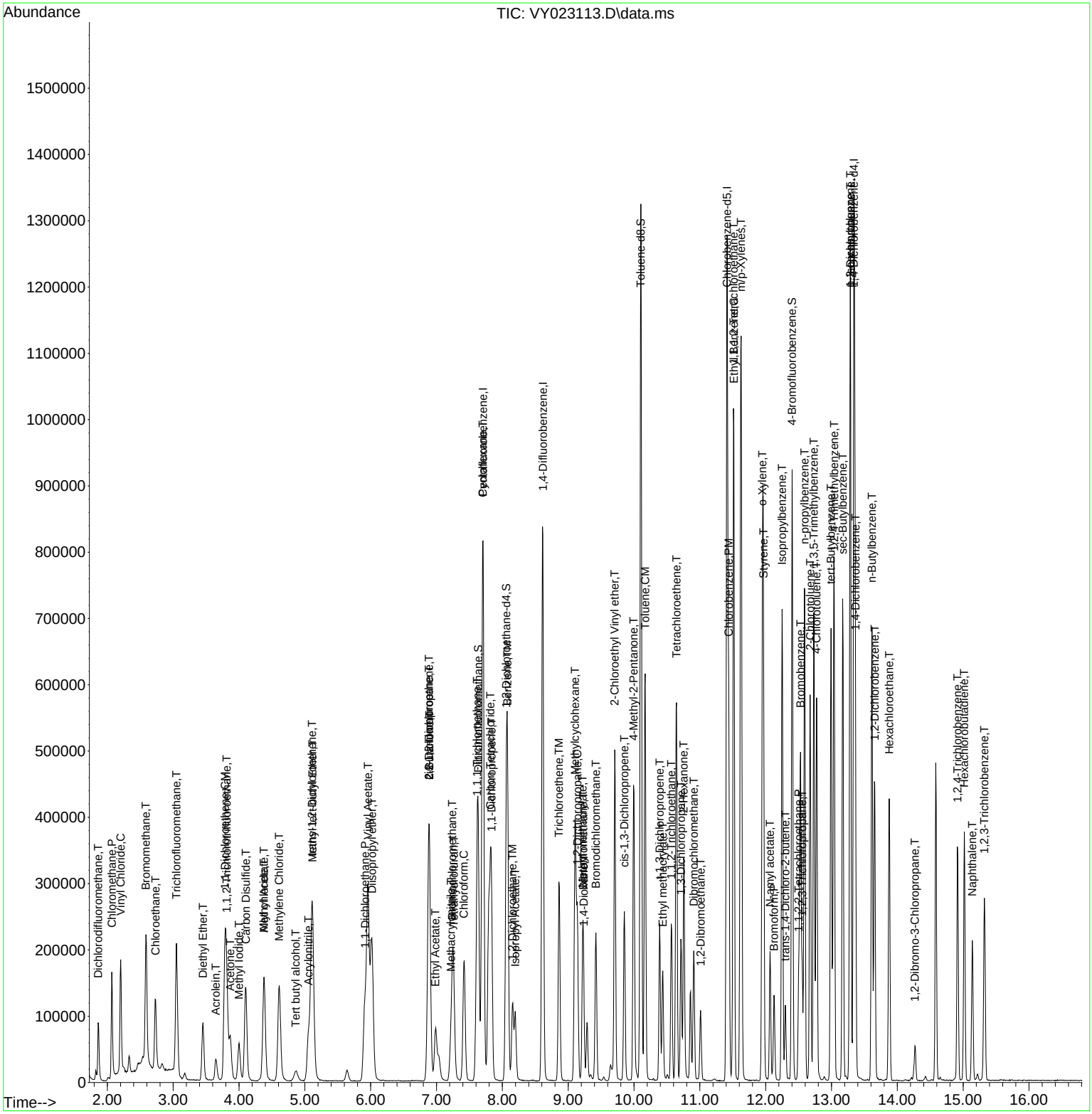

Quantitation Report (QT Reviewed)

Sample Results: **VY023114.D**

Data Path : Z:\voasrv\HPCHEM1\MSVOA_Y\Data\VY081525\
Data File : VY023114.D
Acq On : 15 Aug 2025 09:59
Operator : SY/MD
Sample : VY0815SBSD01
Misc : 5.00g/5.0mL/MSVOA_Y/SOIL
ALS Vial : 5 Sample Multiplier: 1

Quant Time: Aug 18 02:25:28 2025
Quant Method : Z:\voasrv\HPCHEM1\MSVOA_Y\methods\82Y081225S.M
Quant Title : SW846 8260
QLast Update : Wed Aug 13 02:10:11 2025
Response via : Initial Calibration

Instrument :
MSVOA_Y
ClientSampleId :
VY0815SBSD01

Manual Integrations APPROVED

Reviewed By :Semsettin Yesilyurt 08/19/2025
Supervised By :Mahesh Dadoda 08/19/2025

A B C D E F G H I J

Compound	R.T.	QIon	Response	Conc	Units	Dev(Min)
Internal Standards						
1) Pentafluorobenzene	7.707	168	440097	50.000	ug/l	0.00
34) 1,4-Difluorobenzene	8.616	114	718363	50.000	ug/l	0.00
63) Chlorobenzene-d5	11.414	117	623331	50.000	ug/l	0.00
72) 1,4-Dichlorobenzene-d4	13.340	152	315352	50.000	ug/l	0.00
System Monitoring Compounds						
33) 1,2-Dichloroethane-d4	8.061	65	218582	52.112	ug/l	0.00
Spiked Amount 50.000	Range 50 - 163		Recovery = 104.220%			
35) Dibromofluoromethane	7.634	113	216052	50.263	ug/l	0.00
Spiked Amount 50.000	Range 54 - 147		Recovery = 100.520%			
50) Toluene-d8	10.103	98	848930	50.555	ug/l	0.00
Spiked Amount 50.000	Range 58 - 134		Recovery = 101.100%			
62) 4-Bromofluorobenzene	12.401	95	263062	48.712	ug/l	0.00
Spiked Amount 50.000	Range 30 - 143		Recovery = 97.420%			
Target Compounds						Qvalue
2) Dichlorodifluoromethane	1.861	85	76393	21.266	ug/l	99
3) Chloromethane	2.068	50	132852	22.833	ug/l	99
4) Vinyl Chloride	2.202	62	167480	23.286	ug/l	99
5) Bromomethane	2.586	94	136955	25.497	ug/l	99
6) Chloroethane	2.732	64	114091	23.860	ug/l	100
7) Trichlorofluoromethane	3.050	101	194616	22.253	ug/l	99
8) Diethyl Ether	3.452	74	48378	20.909	ug/l	94
9) 1,1,2-Trichlorotrifluo...	3.812	101	93467	21.663	ug/l	99
10) Methyl Iodide	4.001	142	95118	20.430	ug/l	98
11) Tert butyl alcohol	4.860	59	28033	97.541	ug/l	100
12) 1,1-Dichloroethene	3.781	96	88433	20.852	ug/l	97
13) Acrolein	3.647	56	36366	86.401	ug/l	100
14) Allyl chloride	4.379	41	121986	19.548	ug/l	98
15) Acrylonitrile	5.061	53	94706	100.680	ug/l	99
16) Acetone	3.866	43	99097	109.054	ug/l	97
17) Carbon Disulfide	4.098	76	288100	20.834	ug/l	99
18) Methyl Acetate	4.385	43	57336	21.203	ug/l	99
19) Methyl tert-butyl Ether	5.116	73	222672	20.262	ug/l	99
20) Methylene Chloride	4.610	84	111293	22.050	ug/l	99
21) trans-1,2-Dichloroethene	5.116	96	100236	21.032	ug/l	94
22) Diisopropyl ether	6.018	45	280376	20.676	ug/l	97
23) Vinyl Acetate	5.958	43	746169	99.514	ug/l	99
24) 1,1-Dichloroethane	5.915	63	173769	20.960	ug/l	98
25) 2-Butanone	6.890	43	127742	103.362	ug/l	98
26) 2,2-Dichloropropane	6.884	77	150177	20.993	ug/l	100
27) cis-1,2-Dichloroethene	6.890	96	113218	20.549	ug/l	100
28) Bromochloromethane	7.244	49	71693	21.797	ug/l	98
29) Tetrahydrofuran	7.256	42	75128	98.070	ug/l	99
30) Chloroform	7.421	83	184733	21.605	ug/l	98
31) Cyclohexane	7.701	56	153728	19.677	ug/l #	93
32) 1,1,1-Trichloroethane	7.616	97	159387	21.009	ug/l	98
36) 1,1-Dichloropropene	7.835	75	130154	20.374	ug/l	99
37) Ethyl Acetate	6.982	43	53108	19.791	ug/l	99
38) Carbon Tetrachloride	7.817	117	142469	20.534	ug/l	100
39) Methylcyclohexane	9.103	83	163971	19.492	ug/l	98
40) Benzene	8.079	78	406307	20.636	ug/l	97

Sample Results: **VY023114.D**

Data Path : Z:\voasrv\HPCHEM1\MSVOA_Y\Data\VY081525\
Data File : VY023114.D
Acq On : 15 Aug 2025 09:59
Operator : SY/MD
Sample : VY0815SBSD01
Misc : 5.00g/5.0mL/MSVOA_Y/SOIL
ALS Vial : 5 Sample Multiplier: 1

Quant Time: Aug 18 02:25:28 2025
Quant Method : Z:\voasrv\HPCHEM1\MSVOA_Y\methods\82Y081225S.M
Quant Title : SW846 8260
QLast Update : Wed Aug 13 02:10:11 2025
Response via : Initial Calibration

Instrument :
MSVOA_Y
ClientSampleId :
VY0815SBSD01

Manual Integrations APPROVED

Reviewed By :Semsettin Yesilyurt 08/19/2025
Supervised By :Mahesh Dadoda 08/19/2025

A B C D E F G H I J

Compound	R.T.	QIon	Response	Conc Units	Dev(Min)
41) Methacrylonitrile	7.238	41	30597m	19.757 ug/l	
42) 1,2-Dichloroethane	8.158	62	106851	20.866 ug/l	98
43) Isopropyl Acetate	8.195	43	104154	19.203 ug/l	98
44) Trichloroethene	8.859	130	107257	21.080 ug/l	97
45) 1,2-Dichloropropane	9.140	63	93109	20.553 ug/l	100
46) Dibromomethane	9.231	93	55348	21.286 ug/l	96
47) Bromodichloromethane	9.420	83	138806	20.746 ug/l	97
48) Methyl methacrylate	9.219	41	48220	18.579 ug/l	93
49) 1,4-Dioxane	9.225	88	12812	420.225 ug/l	96
51) 4-Methyl-2-Pentanone	9.993	43	277745	99.276 ug/l	100
52) Toluene	10.170	92	256278	20.494 ug/l	98
53) t-1,3-Dichloropropene	10.390	75	119229	19.679 ug/l	96
54) cis-1,3-Dichloropropene	9.853	75	144778	20.208 ug/l	99
55) 1,1,2-Trichloroethane	10.566	97	70888	20.374 ug/l	97
56) Ethyl methacrylate	10.438	69	83239	18.696 ug/l	97
57) 1,3-Dichloropropane	10.713	76	119333	20.223 ug/l	99
58) 2-Chloroethyl Vinyl ether	9.707	63	207784	98.940 ug/l	99
59) 2-Hexanone	10.755	43	190027	99.749 ug/l	97
60) Dibromochloromethane	10.908	129	94653	20.617 ug/l	100
61) 1,2-Dibromoethane	11.011	107	65954	20.168 ug/l	99
64) Tetrachloroethene	10.646	164	126762	22.775 ug/l	99
65) Chlorobenzene	11.438	112	283100	21.056 ug/l	97
66) 1,1,1,2-Tetrachloroethane	11.511	131	94430	20.694 ug/l	98
67) Ethyl Benzene	11.518	91	466536	20.163 ug/l	99
68) m/p-Xylenes	11.627	106	371794	41.142 ug/l	97
69) o-Xylene	11.950	106	170235	20.113 ug/l	100
70) Styrene	11.963	104	283934	20.513 ug/l	99
71) Bromoform	12.127	173	52702	19.761 ug/l #	98
73) Isopropylbenzene	12.249	105	431158	19.372 ug/l	100
74) N-amyl acetate	12.066	43	89546	18.971 ug/l	99
75) 1,1,2,2-Tetrachloroethane	12.499	83	72067	18.963 ug/l	99
76) 1,2,3-Trichloropropane	12.554	75	62895m	20.665 ug/l	
77) Bromobenzene	12.530	156	104717	19.721 ug/l	99
78) n-propylbenzene	12.590	91	536311	20.239 ug/l	99
79) 2-Chlorotoluene	12.676	91	300425	19.787 ug/l	99
80) 1,3,5-Trimethylbenzene	12.731	105	355894	19.785 ug/l	100
81) trans-1,4-Dichloro-2-b...	12.298	75	23540	18.723 ug/l	94
82) 4-Chlorotoluene	12.773	91	318860	20.245 ug/l	100
83) tert-Butylbenzene	12.993	119	307259	18.913 ug/l	98
84) 1,2,4-Trimethylbenzene	13.042	105	355479	19.852 ug/l	99
85) sec-Butylbenzene	13.170	105	469710	19.682 ug/l	100
86) p-Isopropyltoluene	13.285	119	390935	19.735 ug/l	100
87) 1,3-Dichlorobenzene	13.285	146	210704	20.122 ug/l	98
88) 1,4-Dichlorobenzene	13.365	146	206023	19.834 ug/l	99
89) n-Butylbenzene	13.615	91	358048	19.679 ug/l	98
90) Hexachloroethane	13.877	117	81804	20.172 ug/l	97
91) 1,2-Dichlorobenzene	13.651	146	181214	19.733 ug/l	99
92) 1,2-Dibromo-3-Chloropr...	14.273	75	11846	20.020 ug/l	94
93) 1,2,4-Trichlorobenzene	14.913	180	100490	18.504 ug/l	97
94) Hexachlorobutadiene	15.017	225	59682	18.702 ug/l	97
95) Naphthalene	15.139	128	167894	18.131 ug/l	99
96) 1,2,3-Trichlorobenzene	15.322	180	86969	18.585 ug/l	99

Sample Results: **VY023114.D**

Data Path : Z:\voasrv\HPCHEM1\MSVOA_Y\Data\VY081525\
Data File : VY023114.D
Acq On : 15 Aug 2025 09:59
Operator : SY/MD
Sample : VY0815SBSD01
Misc : 5.00g/5.0mL/MSVOA_Y/SOIL
ALS Vial : 5 Sample Multiplier: 1

Instrument :
MSVOA_Y
ClientSampleId :
VY0815SBSD01

Manual Integrations
APPROVED

Reviewed By :Semsettin Yesilyurt 08/19/2025
Supervised By :Mahesh Dadoda 08/19/2025

Quant Time: Aug 18 02:25:28 2025
Quant Method : Z:\voasrv\HPCHEM1\MSVOA_Y\methods\82Y081225S.M
Quant Title : SW846 8260
QLast Update : Wed Aug 13 02:10:11 2025
Response via : Initial Calibration

Compound	R.T.	QIon	Response	Conc	Units	Dev(Min)

(#) = qualifier out of range (m) = manual integration (+) = signals summed

Quantitation Report (QT Reviewed)

Sample Results: **VY023114.D**

Data Path : Z:\voasrv\HPCHEM1\MSVOA_Y\Data\VY081525\
Data File : VY023114.D
Acq On : 15 Aug 2025 09:59
Operator : SY/MD
Sample : VY0815SBSD01
Misc : 5.00g/5.0mL/MSVOA_Y/SOIL
ALS Vial : 5 Sample Multiplier: 1

Quant Time: Aug 18 02:25:28 2025
Quant Method : Z:\voasrv\HPCHEM1\MSVOA_Y\methods\82Y081225S.M
Quant Title : SW846 8260
QLast Update : Wed Aug 13 02:10:11 2025
Response via : Initial Calibration

Instrument :
MSVOA_Y
ClientSampleId :
VY0815SBSD01

Manual Integrations APPROVED

Reviewed By :Semsettin Yesilyurt 08/19/2025
Supervised By :Mahesh Dadoda 08/19/2025

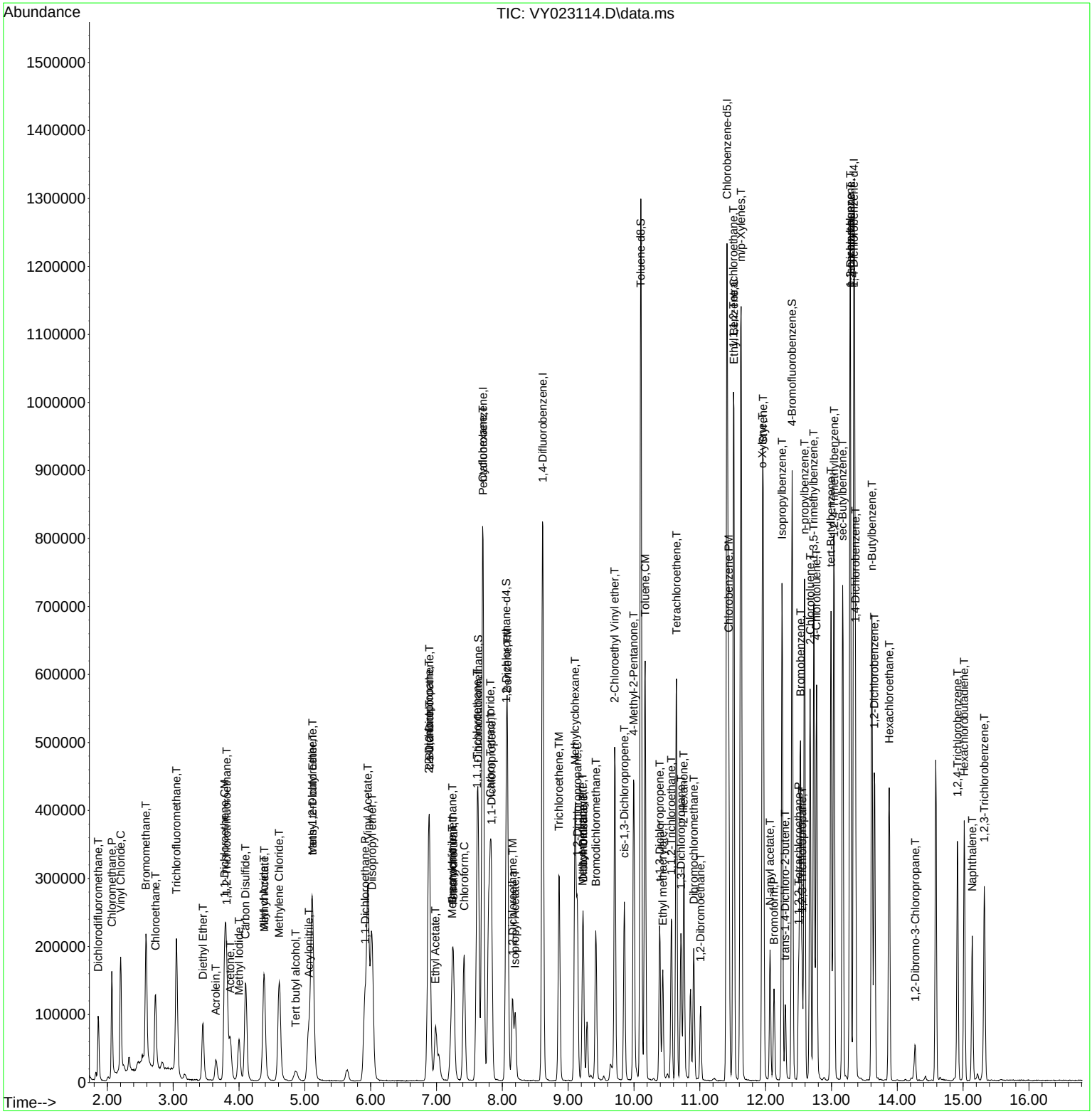

284 Sheffield Street, Mountainside, New Jersey 07092, Phone : 908 789 8900, Fax : 908 789 8922

Manual Integration Report

Sequence:	VY081225	Instrument	MSVOA_y

Sample ID	File ID	Parameter	Review By	Review On	Supervised By	Supervised On	Reason
VSTDICC005	VY023050.D	1,2,3-Trichloropropane	MMDadoda	8/14/2025 7:33:57 PM	SAM	8/14/2025 7:43:56 PM	Peak Integrated by Software
VSTDICC005	VY023050.D	Methacrylonitrile	MMDadoda	8/14/2025 7:33:57 PM	SAM	8/14/2025 7:43:56 PM	Peak Integrated by Software
VSTDICC010	VY023051.D	1,2,3-Trichloropropane	MMDadoda	8/14/2025 7:34:06 PM	SAM	8/14/2025 7:43:57 PM	Peak Integrated by Software
VSTDICC020	VY023052.D	1,2,3-Trichloropropane	MMDadoda	8/14/2025 7:34:08 PM	SAM	8/14/2025 7:43:59 PM	Peak Integrated by Software
VSTDICC020	VY023052.D	Methacrylonitrile	MMDadoda	8/14/2025 7:34:08 PM	SAM	8/14/2025 7:43:59 PM	Peak Integrated by Software
VSTDICCC050	VY023053.D	1,2,3-Trichloropropane	MMDadoda	8/14/2025 7:34:10 PM	SAM	8/14/2025 7:44:00 PM	Peak Integrated by Software
VSTDICC100	VY023054.D	1,2,3-Trichloropropane	MMDadoda	8/14/2025 7:34:12 PM	SAM	8/14/2025 7:44:02 PM	Peak Integrated by Software
VSTDICC150	VY023055.D	1,2,3-Trichloropropane	MMDadoda	8/14/2025 7:34:15 PM	SAM	8/14/2025 7:44:04 PM	Peak Integrated by Software
VSTDICV050	VY023057.D	1,2,3-Trichloropropane	MMDadoda	8/14/2025 7:34:16 PM	SAM	8/14/2025 7:44:06 PM	Peak Integrated by Software

284 Sheffield Street, Mountainside, New Jersey 07092, Phone : 908 789 8900, Fax : 908 789 8922

Manual Integration Report

Sequence:	VY081525	Instrument	MSVOA_y

Sample ID	File ID	Parameter	Review By	Review On	Supervised By	Supervised On	Reason
VSTDCCC050	VY023111.D	1,2,3-Trichloropropane	SAM	8/19/2025 4:19:46 AM	MMDadoda	8/19/2025 4:24:10 AM	Peak Integrated by Software
VSTDCCC050	VY023111.D	Methacrylonitrile	SAM	8/19/2025 4:19:46 AM	MMDadoda	8/19/2025 4:24:10 AM	Peak Integrated by Software
VY0815SBS01	VY023113.D	1,2,3-Trichloropropane	SAM	8/19/2025 4:19:47 AM	MMDadoda	8/19/2025 4:24:11 AM	Peak Integrated by Software
VY0815SBSD01	VY023114.D	1,2,3-Trichloropropane	SAM	8/19/2025 4:19:48 AM	MMDadoda	8/19/2025 4:24:12 AM	Peak Integrated by Software
VY0815SBSD01	VY023114.D	Methacrylonitrile	SAM	8/19/2025 4:19:48 AM	MMDadoda	8/19/2025 4:24:12 AM	Peak Integrated by Software
VSTDCCC050	VY023135.D	1,2,3-Trichloropropane	SAM	8/19/2025 4:19:49 AM	MMDadoda	8/19/2025 4:24:14 AM	Peak Integrated by Software

284 Sheffield Street, Mountainside, New Jersey 07092, Phone : 908 789 8900,
Fax : 908 789 8922

Instrument ID: MSVOA_Y

Daily Analysis Runlog For Sequence/QCBatch ID # VY081225

Review By	Mahesh Dadoda	Review On	8/14/2025 7:34:22 PM		
Supervise By	Semsettin Yesilyurt	Supervise On	8/14/2025 7:44:13 PM		
SubDirectory	VY081225	HP Acquire Method	MSVOA_Y	HP Processing Method	82y081225s.m

STD. NAME	STD REF.#
Tune/Reschk	VP135083
Initial Calibration Stds	VP135084,VP135085,VP135086,VP135087,VP135088,VP135089
CCC	
Internal Standard/PEM	VP133934
ICV/I.BLK	VP135090
Surrogate Standard	
MS/MSD Standard	
LCS Standard	

Sr#	SampleId	Data File Name	Date-Time	Operator	Status
1	BFB	VY023048.D	12 Aug 2025 08:26	SY/MD	Ok
2	VSTDICC005	VY023049.D	12 Aug 2025 14:32	SY/MD	Not Ok
3	VSTDICC005	VY023050.D	12 Aug 2025 14:54	SY/MD	Ok,M
4	VSTDICC010	VY023051.D	12 Aug 2025 15:17	SY/MD	Ok,M
5	VSTDICC020	VY023052.D	12 Aug 2025 15:40	SY/MD	Ok,M
6	VSTDICCC050	VY023053.D	12 Aug 2025 16:02	SY/MD	Ok,M
7	VSTDICC100	VY023054.D	12 Aug 2025 16:25	SY/MD	Ok,M
8	VSTDICC150	VY023055.D	12 Aug 2025 16:47	SY/MD	Ok,M
9	VIBLK	VY023056.D	12 Aug 2025 17:31	SY/MD	Ok
10	VSTDICV050	VY023057.D	12 Aug 2025 17:53	SY/MD	Ok,M

M : Manual Integration

284 Sheffield Street, Mountainside, New Jersey 07092, Phone : 908 789 8900,
Fax : 908 789 8922

Instrument ID: MSVOA_Y

Daily Analysis Runlog For Sequence/QCBatch ID # VY081525

Review By	Semsettin Yesilyurt	Review On	8/19/2025 4:20:36 AM		
Supervise By	Mahesh Dadoda	Supervise On	8/19/2025 4:24:34 AM		
SubDirectory	VY081525	HP Acquire Method	MSVOA_Y	HP Processing Method	82y081225s.m

STD. NAME	STD REF.#
Tune/Reschk	VP135149
Initial Calibration Stds	
CCC	VP135150,VP135151
Internal Standard/PEM	VP133934
ICV/I.BLK	
Surrogate Standard	
MS/MSD Standard	
LCS Standard	

Sr#	SampleId	Data File Name	Date-Time	Operator	Status
1	BFB	VY023110.D	15 Aug 2025 08:07	SY/MD	Ok
2	VSTDCCC050	VY023111.D	15 Aug 2025 08:39	SY/MD	Ok,M
3	VY0815SBL01	VY023112.D	15 Aug 2025 09:08	SY/MD	Ok
4	VY0815SBS01	VY023113.D	15 Aug 2025 09:37	SY/MD	Ok,M
5	VY0815SBSD01	VY023114.D	15 Aug 2025 09:59	SY/MD	Ok,M
6	Q2876-01	VY023115.D	15 Aug 2025 10:44	SY/MD	Ok
7	Q2877-01	VY023116.D	15 Aug 2025 11:07	SY/MD	Ok
8	Q2853-01	VY023117.D	15 Aug 2025 11:31	SY/MD	Ok
9	Q2820-21	VY023118.D	15 Aug 2025 11:54	SY/MD	Ok
10	Q2820-22	VY023119.D	15 Aug 2025 12:18	SY/MD	Ok
11	Q2883-01	VY023120.D	15 Aug 2025 12:41	SY/MD	Ok
12	Q2820-23	VY023121.D	15 Aug 2025 13:05	SY/MD	ReRun
13	Q2820-24	VY023122.D	15 Aug 2025 13:28	SY/MD	Ok
14	Q2832-01	VY023123.D	15 Aug 2025 14:24	SY/MD	Ok
15	Q2832-03	VY023124.D	15 Aug 2025 14:47	SY/MD	Ok
16	Q2832-05	VY023125.D	15 Aug 2025 15:11	SY/MD	Ok
17	Q2832-07	VY023126.D	15 Aug 2025 15:34	SY/MD	Ok
18	Q2832-09	VY023127.D	15 Aug 2025 15:58	SY/MD	Ok
19	Q2844-02	VY023128.D	15 Aug 2025 16:21	SY/MD	Ok
20	Q2844-04	VY023129.D	15 Aug 2025 16:45	SY/MD	Ok
21	Q2844-06	VY023130.D	15 Aug 2025 17:08	SY/MD	Ok

284 Sheffield Street, Mountainside, New Jersey 07092, Phone : 908 789 8900,
Fax : 908 789 8922

Instrument ID: MSVOA_Y

Daily Analysis Runlog For Sequence/QCBatch ID # VY081525

Review By	Semsettin Yesilyurt	Review On	8/19/2025 4:20:36 AM		
Supervise By	Mahesh Dadoda	Supervise On	8/19/2025 4:24:34 AM		
SubDirectory	VY081525	HP Acquire Method	MSVOA_Y	HP Processing Method	82y081225s.m

STD. NAME	STD REF.#
Tune/Reschk	VP135149
Initial Calibration Stds	
CCC	VP135150,VP135151
Internal Standard/PEM	VP133934
ICV/I.BLK	
Surrogate Standard	
MS/MSD Standard	
LCS Standard	

22	Q2868-02	VY023131.D	15 Aug 2025 17:33	SY/MD	Ok
23	Q2865-01	VY023132.D	15 Aug 2025 17:56	SY/MD	Ok
24	Q2884-01	VY023133.D	15 Aug 2025 18:19	SY/MD	Ok
25	VIBLK	VY023134.D	15 Aug 2025 18:43	SY/MD	Ok
26	VSTDCCC050	VY023135.D	15 Aug 2025 19:06	SY/MD	Ok,M

M : Manual Integration

284 Sheffield Street, Mountainside, New Jersey 07092, Phone : 908 789 8900,
Fax : 908 789 8922

Instrument ID: MSVOA_Y

Daily Analysis Runlog For Sequence/QCBatch ID # VY081225

Review By	Mahesh Dadoda	Review On	8/14/2025 7:34:22 PM		
Supervise By	Semsettin Yesilyurt	Supervise On	8/14/2025 7:44:13 PM		
SubDirectory	VY081225	HP Acquire Method	MSVOA_Y	HP Processing Method	82y081225s.m

STD. NAME	STD REF.#
Tune/Reschk	VP135083
Initial Calibration Stds	VP135084,VP135085,VP135086,VP135087,VP135088,VP135089
CCC	
Internal Standard/PEM	VP133934
ICV/I.BLK	VP135090
Surrogate Standard	
MS/MSD Standard	
LCS Standard	

Sr#	SampleId	ClientID	Data File Name	Date-Time	Comment	Operator	Status
1	BFB	BFB	VY023048.D	12 Aug 2025 08:26		SY/MD	Ok
2	VSTDICC005	VSTDICC005	VY023049.D	12 Aug 2025 14:32	Not used	SY/MD	Not Ok
3	VSTDICC005	VSTDICC005	VY023050.D	12 Aug 2025 14:54		SY/MD	Ok,M
4	VSTDICC010	VSTDICC010	VY023051.D	12 Aug 2025 15:17		SY/MD	Ok,M
5	VSTDICC020	VSTDICC020	VY023052.D	12 Aug 2025 15:40	LR-20	SY/MD	Ok,M
6	VSTDICCC050	VSTDICCC050	VY023053.D	12 Aug 2025 16:02		SY/MD	Ok,M
7	VSTDICC100	VSTDICC100	VY023054.D	12 Aug 2025 16:25		SY/MD	Ok,M
8	VSTDICC150	VSTDICC150	VY023055.D	12 Aug 2025 16:47		SY/MD	Ok,M
9	VIBLK	VIBLK	VY023056.D	12 Aug 2025 17:31		SY/MD	Ok
10	VSTDICV050	ICVVY081225	VY023057.D	12 Aug 2025 17:53		SY/MD	Ok,M

M : Manual Integration

284 Sheffield Street, Mountainside, New Jersey 07092, Phone : 908 789 8900,
Fax : 908 789 8922

Instrument ID: MSVOA_Y

Daily Analysis Runlog For Sequence/QCBatch ID # VY081525

Review By	Semsettin Yesilyurt	Review On	8/19/2025 4:20:36 AM		
Supervise By	Mahesh Dadoda	Supervise On	8/19/2025 4:24:34 AM		
SubDirectory	VY081525	HP Acquire Method	MSVOA_Y	HP Processing Method	82y081225s.m

STD. NAME	STD REF.#
Tune/Reschk	VP135149
Initial Calibration Stds	
CCC	VP135150,VP135151
Internal Standard/PEM	VP133934
ICV/I.BLK	
Surrogate Standard	
MS/MSD Standard	
LCS Standard	

Sr#	SampleId	ClientID	Data File Name	Date-Time	Comment	Operator	Status
1	BFB	BFB	VY023110.D	15 Aug 2025 08:07		SY/MD	Ok
2	VSTDCCC050	VSTDCCC050	VY023111.D	15 Aug 2025 08:39		SY/MD	Ok,M
3	VY0815SBL01	VY0815SBL01	VY023112.D	15 Aug 2025 09:08		SY/MD	Ok
4	VY0815SBS01	VY0815SBS01	VY023113.D	15 Aug 2025 09:37		SY/MD	Ok,M
5	VY0815SBSD01	VY0815SBSD01	VY023114.D	15 Aug 2025 09:59		SY/MD	Ok,M
6	Q2876-01	CL-02-08142025	VY023115.D	15 Aug 2025 10:44		SY/MD	Ok
7	Q2877-01	EO-02-08142025	VY023116.D	15 Aug 2025 11:07		SY/MD	Ok
8	Q2853-01	Tr-5-081325	VY023117.D	15 Aug 2025 11:31		SY/MD	Ok
9	Q2820-21	22M-N	VY023118.D	15 Aug 2025 11:54		SY/MD	Ok
10	Q2820-22	22M-W	VY023119.D	15 Aug 2025 12:18		SY/MD	Ok
11	Q2883-01	RBR2520553	VY023120.D	15 Aug 2025 12:41		SY/MD	Ok
12	Q2820-23	22M-E	VY023121.D	15 Aug 2025 13:05	Surrogate fail	SY/MD	ReRun
13	Q2820-24	22M-S	VY023122.D	15 Aug 2025 13:28		SY/MD	Ok
14	Q2832-01	TG-S01	VY023123.D	15 Aug 2025 14:24		SY/MD	Ok
15	Q2832-03	TG-S02	VY023124.D	15 Aug 2025 14:47		SY/MD	Ok
16	Q2832-05	TG-S03	VY023125.D	15 Aug 2025 15:11		SY/MD	Ok
17	Q2832-07	TG-S04	VY023126.D	15 Aug 2025 15:34		SY/MD	Ok
18	Q2832-09	TG-S05	VY023127.D	15 Aug 2025 15:58		SY/MD	Ok

284 Sheffield Street, Mountainside, New Jersey 07092, Phone : 908 789 8900,
Fax : 908 789 8922

Instrument ID: MSVOA_Y

Daily Analysis Runlog For Sequence/QCBatch ID # VY081525

Review By	Semsettin Yesilyurt	Review On	8/19/2025 4:20:36 AM		
Supervise By	Mahesh Dadoda	Supervise On	8/19/2025 4:24:34 AM		
SubDirectory	VY081525	HP Acquire Method	MSVOA_Y	HP Processing Method	82y081225s.m

STD. NAME	STD REF.#
Tune/Reschk	VP135149
Initial Calibration Stds	
CCC	VP135150,VP135151
Internal Standard/PEM	VP133934
ICV/I.BLK	
Surrogate Standard	
MS/MSD Standard	
LCS Standard	

19	Q2844-02	MOO-25-0224-0225	VY023128.D	15 Aug 2025 16:21		SY/MD	Ok
20	Q2844-04	MOO-25-0234-0235	VY023129.D	15 Aug 2025 16:45		SY/MD	Ok
21	Q2844-06	MOO-25-0223	VY023130.D	15 Aug 2025 17:08		SY/MD	Ok
22	Q2868-02	VOC	VY023131.D	15 Aug 2025 17:33		SY/MD	Ok
23	Q2865-01	ARS10-0047-VOC	VY023132.D	15 Aug 2025 17:56		SY/MD	Ok
24	Q2884-01	VNJ-232	VY023133.D	15 Aug 2025 18:19		SY/MD	Ok
25	VIBLK	VIBLK	VY023134.D	15 Aug 2025 18:43		SY/MD	Ok
26	VSTDCCC050	VSTDCCC050EC	VY023135.D	15 Aug 2025 19:06		SY/MD	Ok,M

M : Manual Integration

284 Sheffield Street, Mountainside, New Jersey 07092, Phone : 908 789 8900, Fax : 908 789 8922

LAB CHRONICLE

OrderID:	Q2832	**OrderDate:**	8/12/2025 9:37:00 AM
Client:	Portal Partners Tri-Venture	**Project:**	Amtrak Sawtooth Bridges 2025
Contact:	Joseph Krupansky	**Location:**	J21,VOA Lab

LabID	ClientID	Matrix	Test	Method	Sample Date	Prep Date	Anal Date	Received
Q2832-01	**TG-S01**	**SOIL**			**08/11/25**			**08/12/25**
			VOC-TCLVOA-10	8260D			08/15/25	
Q2832-03	**TG-S02**	**SOIL**			**08/11/25**			**08/12/25**
			VOC-TCLVOA-10	8260D			08/15/25	
Q2832-05	**TG-S03**	**SOIL**			**08/11/25**			**08/12/25**
			VOC-TCLVOA-10	8260D			08/15/25	
Q2832-07	**TG-S04**	**SOIL**			**08/11/25**			**08/12/25**
			VOC-TCLVOA-10	8260D			08/15/25	
Q2832-09	**TG-S05**	**SOIL**			**08/12/25**			**08/12/25**
			VOC-TCLVOA-10	8260D			08/15/25	

284 Sheffield Street, Mountainside, New Jersey 07092, Phone : 908 789 8900,
Fax : 908 789 8922

Hit Summary Sheet
SW-846

SDG No.: Q2832

Client: Portal Partners Tri-Venture

Sample ID	Client ID	Matrix	Parameter	Concentration	C	MDL	RDL	Units
Client ID:	**TG-S04**							
Q2832-08	TG-S04	TCLP	2-Butanone	6.60	J	0.98	25.0	ug/L
			Total Voc :	6.60				
			Total Concentration:	6.60				
Client ID:	**TG-S05**							
Q2832-10	TG-S05	TCLP	2-Butanone	5.70	J	0.98	25.0	ug/L
			Total Voc :	5.70				
			Total Concentration:	5.70				

Alliance
TECHNICAL GROUP

A
B
C
D
E
F
G
H
I
J
K

SAMPLE DATA

Alliance TECHNICAL GROUP
284 Sheffield Street, Mountainside, New Jersey 07092, Phone : 908 789 8900,
Fax : 908 789 8922

Report of Analysis

Client:	Portal Partners Tri-Venture	Date Collected:	08/11/25
Project:	Amtrak Sawtooth Bridges 2025	Date Received:	08/12/25
Client Sample ID:	TG-S01	SDG No.:	Q2832
Lab Sample ID:	Q2832-02	Matrix:	TCLP
Analytical Method:	8260D	% Solid:	0
Sample Wt/Vol:	5 Units: mL	Final Vol:	5000 uL
Soil Aliquot Vol:	uL	Test:	TCLP VOA
GC Column:	RXI-624 ID : 0.25	Level :	LOW
Prep Method :	SW5035		

File ID/Qc Batch:	Dilution:	Date Analyzed	Prep Batch ID
VN087557.D	1	08/14/25 12:03	VN081425

CAS Number	Parameter	Conc.	Qualifier	MDL	LOQ / CRQL	Units
TARGETS						
75-01-4	Vinyl Chloride	0.26	U	0.26	5.00	ug/L
75-35-4	1,1-Dichloroethene	0.23	U	0.23	5.00	ug/L
78-93-3	2-Butanone	0.98	U	0.98	25.0	ug/L
56-23-5	Carbon Tetrachloride	0.25	U	0.25	5.00	ug/L
67-66-3	Chloroform	0.25	U	0.25	5.00	ug/L
71-43-2	Benzene	0.15	U	0.15	5.00	ug/L
107-06-2	1,2-Dichloroethane	0.22	U	0.22	5.00	ug/L
79-01-6	Trichloroethene	0.090	U	0.090	5.00	ug/L
127-18-4	Tetrachloroethene	0.23	U	0.23	5.00	ug/L
108-90-7	Chlorobenzene	0.12	U	0.12	5.00	ug/L
SURROGATES						
17060-07-0	1,2-Dichloroethane-d4	54.4		70 (74) - 130 (125)	109%	SPK: 50
1868-53-7	Dibromofluoromethane	44.6		70 (75) - 130 (124)	89%	SPK: 50
2037-26-5	Toluene-d8	46.6		70 (86) - 130 (113)	93%	SPK: 50
460-00-4	4-Bromofluorobenzene	45.1		70 (77) - 130 (121)	90%	SPK: 50
INTERNAL STANDARDS						
363-72-4	Pentafluorobenzene	245000	8.212			
540-36-3	1,4-Difluorobenzene	526000	9.082			
3114-55-4	Chlorobenzene-d5	494000	11.847			
3855-82-1	1,4-Dichlorobenzene-d4	224000	13.77			

U = Not Detected
LOQ = Limit of Quantitation
MDL = Method Detection Limit
LOD = Limit of Detection
E = Value Exceeds Calibration Range
Q = indicates LCS control criteria did not meet requirements
M = MS/MSD acceptance criteria did not meet requirements

J = Estimated Value
B = Analyte Found in Associated Method Blank
N = Presumptive Evidence of a Compound
* = Values outside of QC limits
D = Dilution
() = Laboratory InHouse Limit
A = Aldol-Condensation Reaction Products

Raw Data: **VN087558.D**

Alliance TECHNICAL GROUP
284 Sheffield Street, Mountainside, New Jersey 07092, Phone : 908 789 8900,
Fax : 908 789 8922

Report of Analysis

Client:	Portal Partners Tri-Venture			Date Collected:	08/11/25
Project:	Amtrak Sawtooth Bridges 2025			Date Received:	08/12/25
Client Sample ID:	TG-S02			SDG No.:	Q2832
Lab Sample ID:	Q2832-04			Matrix:	TCLP
Analytical Method:	8260D			% Solid:	0
Sample Wt/Vol:	5	Units:	mL	Final Vol:	5000 uL
Soil Aliquot Vol:			uL	Test:	TCLP VOA
GC Column:	RXI-624	ID :	0.25	Level :	LOW
Prep Method :	SW5035				

File ID/Qc Batch:	Dilution:	Date Analyzed	Prep Batch ID
VN087558.D	1	08/14/25 12:24	VN081425

CAS Number	Parameter	Conc.	Qualifier	MDL	LOQ / CRQL	Units
TARGETS						
75-01-4	Vinyl Chloride	0.26	U	0.26	5.00	ug/L
75-35-4	1,1-Dichloroethene	0.23	U	0.23	5.00	ug/L
78-93-3	2-Butanone	0.98	U	0.98	25.0	ug/L
56-23-5	Carbon Tetrachloride	0.25	U	0.25	5.00	ug/L
67-66-3	Chloroform	0.25	U	0.25	5.00	ug/L
71-43-2	Benzene	0.15	U	0.15	5.00	ug/L
107-06-2	1,2-Dichloroethane	0.22	U	0.22	5.00	ug/L
79-01-6	Trichloroethene	0.090	U	0.090	5.00	ug/L
127-18-4	Tetrachloroethene	0.23	U	0.23	5.00	ug/L
108-90-7	Chlorobenzene	0.12	U	0.12	5.00	ug/L
SURROGATES						
17060-07-0	1,2-Dichloroethane-d4	58.5		70 (74) - 130 (125)	117%	SPK: 50
1868-53-7	Dibromofluoromethane	46.1		70 (75) - 130 (124)	92%	SPK: 50
2037-26-5	Toluene-d8	47.2		70 (86) - 130 (113)	94%	SPK: 50
460-00-4	4-Bromofluorobenzene	46.3		70 (77) - 130 (121)	93%	SPK: 50
INTERNAL STANDARDS						
363-72-4	Pentafluorobenzene	239000	8.212			
540-36-3	1,4-Difluorobenzene	545000	9.082			
3114-55-4	Chlorobenzene-d5	524000	11.847			
3855-82-1	1,4-Dichlorobenzene-d4	236000	13.77			

U = Not Detected
LOQ = Limit of Quantitation
MDL = Method Detection Limit
LOD = Limit of Detection
E = Value Exceeds Calibration Range
Q = indicates LCS control criteria did not meet requirements
M = MS/MSD acceptance criteria did not meet requirements

J = Estimated Value
B = Analyte Found in Associated Method Blank
N = Presumptive Evidence of a Compound
* = Values outside of QC limits
D = Dilution
() = Laboratory InHouse Limit
A = Aldol-Condensation Reaction Products

Raw Data: **VN087541.D**

Alliance TECHNICAL GROUP
284 Sheffield Street, Mountainside, New Jersey 07092, Phone : 908 789 8900,
Fax : 908 789 8922

Report of Analysis

Client:	Portal Partners Tri-Venture			Date Collected:	08/11/25
Project:	Amtrak Sawtooth Bridges 2025			Date Received:	08/12/25
Client Sample ID:	TG-S03			SDG No.:	Q2832
Lab Sample ID:	Q2832-06			Matrix:	TCLP
Analytical Method:	8260D			% Solid:	0
Sample Wt/Vol:	5	Units:	mL	Final Vol:	5000 uL
Soil Aliquot Vol:			uL	Test:	TCLP VOA
GC Column:	RXI-624	ID :	0.25	Level :	LOW
Prep Method :	SW5035				

File ID/Qc Batch:	Dilution:	Date Analyzed	Prep Batch ID
VN087541.D	1	08/13/25 17:27	VN081325

CAS Number	Parameter	Conc.	Qualifier	MDL	LOQ / CRQL	Units
TARGETS						
75-01-4	Vinyl Chloride	0.26	U	0.26	5.00	ug/L
75-35-4	1,1-Dichloroethene	0.23	U	0.23	5.00	ug/L
78-93-3	2-Butanone	0.98	U	0.98	25.0	ug/L
56-23-5	Carbon Tetrachloride	0.25	U	0.25	5.00	ug/L
67-66-3	Chloroform	0.25	U	0.25	5.00	ug/L
71-43-2	Benzene	0.15	U	0.15	5.00	ug/L
107-06-2	1,2-Dichloroethane	0.22	U	0.22	5.00	ug/L
79-01-6	Trichloroethene	0.090	U	0.090	5.00	ug/L
127-18-4	Tetrachloroethene	0.23	U	0.23	5.00	ug/L
108-90-7	Chlorobenzene	0.12	U	0.12	5.00	ug/L
SURROGATES						
17060-07-0	1,2-Dichloroethane-d4	60.4		70 (74) - 130 (125)	121%	SPK: 50
1868-53-7	Dibromofluoromethane	48.3		70 (75) - 130 (124)	97%	SPK: 50
2037-26-5	Toluene-d8	46.1		70 (86) - 130 (113)	92%	SPK: 50
460-00-4	4-Bromofluorobenzene	48.5		70 (77) - 130 (121)	97%	SPK: 50
INTERNAL STANDARDS						
363-72-4	Pentafluorobenzene	199000	8.206			
540-36-3	1,4-Difluorobenzene	417000	9.088			
3114-55-4	Chlorobenzene-d5	386000	11.847			
3855-82-1	1,4-Dichlorobenzene-d4	173000	13.77			

U = Not Detected
LOQ = Limit of Quantitation
MDL = Method Detection Limit
LOD = Limit of Detection
E = Value Exceeds Calibration Range
Q = indicates LCS control criteria did not meet requirements
M = MS/MSD acceptance criteria did not meet requirements

J = Estimated Value
B = Analyte Found in Associated Method Blank
N = Presumptive Evidence of a Compound
* = Values outside of QC limits
D = Dilution
() = Laboratory InHouse Limit
A = Aldol-Condensation Reaction Products

Raw Data: **VN087542.D**

Alliance TECHNICAL GROUP
284 Sheffield Street, Mountainside, New Jersey 07092, Phone : 908 789 8900,
Fax : 908 789 8922

Report of Analysis

Client:	Portal Partners Tri-Venture			Date Collected:	08/11/25
Project:	Amtrak Sawtooth Bridges 2025			Date Received:	08/12/25
Client Sample ID:	TG-S04			SDG No.:	Q2832
Lab Sample ID:	Q2832-08			Matrix:	TCLP
Analytical Method:	8260D			% Solid:	0
Sample Wt/Vol:	5	Units:	mL	Final Vol:	5000 uL
Soil Aliquot Vol:			uL	Test:	TCLP VOA
GC Column:	RXI-624	ID :	0.25	Level :	LOW
Prep Method :	SW5035				

File ID/Qc Batch:	Dilution:	Date Analyzed	Prep Batch ID
VN087542.D	1	08/13/25 17:50	VN081325

CAS Number	Parameter	Conc.	Qualifier	MDL	LOQ / CRQL	Units
TARGETS						
75-01-4	Vinyl Chloride	0.26	U	0.26	5.00	ug/L
75-35-4	1,1-Dichloroethene	0.23	U	0.23	5.00	ug/L
78-93-3	2-Butanone	6.60	J	0.98	25.0	ug/L
56-23-5	Carbon Tetrachloride	0.25	U	0.25	5.00	ug/L
67-66-3	Chloroform	0.25	U	0.25	5.00	ug/L
71-43-2	Benzene	0.15	U	0.15	5.00	ug/L
107-06-2	1,2-Dichloroethane	0.22	U	0.22	5.00	ug/L
79-01-6	Trichloroethene	0.090	U	0.090	5.00	ug/L
127-18-4	Tetrachloroethene	0.23	U	0.23	5.00	ug/L
108-90-7	Chlorobenzene	0.12	U	0.12	5.00	ug/L
SURROGATES						
17060-07-0	1,2-Dichloroethane-d4	59.4		70 (74) - 130 (125)	119%	SPK: 50
1868-53-7	Dibromofluoromethane	44.6		70 (75) - 130 (124)	89%	SPK: 50
2037-26-5	Toluene-d8	44.1		70 (86) - 130 (113)	88%	SPK: 50
460-00-4	4-Bromofluorobenzene	45.1		70 (77) - 130 (121)	90%	SPK: 50
INTERNAL STANDARDS						
363-72-4	Pentafluorobenzene	164000	8.212			
540-36-3	1,4-Difluorobenzene	351000	9.082			
3114-55-4	Chlorobenzene-d5	323000	11.847			
3855-82-1	1,4-Dichlorobenzene-d4	146000	13.77			

U = Not Detected
LOQ = Limit of Quantitation
MDL = Method Detection Limit
LOD = Limit of Detection
E = Value Exceeds Calibration Range
Q = indicates LCS control criteria did not meet requirements
M = MS/MSD acceptance criteria did not meet requirements

J = Estimated Value
B = Analyte Found in Associated Method Blank
N = Presumptive Evidence of a Compound
* = Values outside of QC limits
D = Dilution
() = Laboratory InHouse Limit
A = Aldol-Condensation Reaction Products

Raw Data: **VN087543.D**

Alliance TECHNICAL GROUP
284 Sheffield Street, Mountainside, New Jersey 07092, Phone : 908 789 8900,
Fax : 908 789 8922

Report of Analysis

Client:	Portal Partners Tri-Venture			Date Collected:	08/12/25
Project:	Amtrak Sawtooth Bridges 2025			Date Received:	08/12/25
Client Sample ID:	TG-S05			SDG No.:	Q2832
Lab Sample ID:	Q2832-10			Matrix:	TCLP
Analytical Method:	8260D			% Solid:	0
Sample Wt/Vol:	5	Units:	mL	Final Vol:	5000 uL
Soil Aliquot Vol:			uL	Test:	TCLP VOA
GC Column:	RXI-624	ID :	0.25	Level :	LOW
Prep Method :	SW5035				

File ID/Qc Batch:	Dilution:	Date Analyzed	Prep Batch ID
VN087543.D	1	08/13/25 18:12	VN081325

CAS Number	Parameter	Conc.	Qualifier	MDL	LOQ / CRQL	Units
TARGETS						
75-01-4	Vinyl Chloride	0.26	U	0.26	5.00	ug/L
75-35-4	1,1-Dichloroethene	0.23	U	0.23	5.00	ug/L
78-93-3	2-Butanone	5.70	J	0.98	25.0	ug/L
56-23-5	Carbon Tetrachloride	0.25	U	0.25	5.00	ug/L
67-66-3	Chloroform	0.25	U	0.25	5.00	ug/L
71-43-2	Benzene	0.15	U	0.15	5.00	ug/L
107-06-2	1,2-Dichloroethane	0.22	U	0.22	5.00	ug/L
79-01-6	Trichloroethene	0.090	U	0.090	5.00	ug/L
127-18-4	Tetrachloroethene	0.23	U	0.23	5.00	ug/L
108-90-7	Chlorobenzene	0.12	U	0.12	5.00	ug/L
SURROGATES						
17060-07-0	1,2-Dichloroethane-d4	57.5		70 (74) - 130 (125)	115%	SPK: 50
1868-53-7	Dibromofluoromethane	47.4		70 (75) - 130 (124)	95%	SPK: 50
2037-26-5	Toluene-d8	46.7		70 (86) - 130 (113)	93%	SPK: 50
460-00-4	4-Bromofluorobenzene	45.3		70 (77) - 130 (121)	91%	SPK: 50
INTERNAL STANDARDS						
363-72-4	Pentafluorobenzene	170000	8.212			
540-36-3	1,4-Difluorobenzene	344000	9.083			
3114-55-4	Chlorobenzene-d5	314000	11.847			
3855-82-1	1,4-Dichlorobenzene-d4	145000	13.77			

U = Not Detected
LOQ = Limit of Quantitation
MDL = Method Detection Limit
LOD = Limit of Detection
E = Value Exceeds Calibration Range
Q = indicates LCS control criteria did not meet requirements
M = MS/MSD acceptance criteria did not meet requirements

J = Estimated Value
B = Analyte Found in Associated Method Blank
N = Presumptive Evidence of a Compound
* = Values outside of QC limits
D = Dilution
() = Laboratory InHouse Limit
A = Aldol-Condensation Reaction Products

QC SUMMARY

284 Sheffield Street, Mountainside, New Jersey 07092, Phone : 908 789 8900,
Fax : 908 789 8922

Surrogate Summary

SDG No.: Q2832

Client: Portal Partners Tri-Venture

Analytical Method: SW8260D

Lab Sample ID	Client ID	Parameter	Spike	Result	Recovery (%)	Qual	Limits (%) Low	Limits (%) High
Q2832-02	TG-S01	1,2-Dichloroethane-d4	50	54.4	109		70 (74)	130 (125)
		Dibromofluoromethane	50	44.6	89		70 (75)	130 (124)
		Toluene-d8	50	46.6	93		70 (86)	130 (113)
		4-Bromofluorobenzene	50	45.1	90		70 (77)	130 (121)
Q2832-04	TG-S02	1,2-Dichloroethane-d4	50	58.5	117		70 (74)	130 (125)
		Dibromofluoromethane	50	46.1	92		70 (75)	130 (124)
		Toluene-d8	50	47.2	94		70 (86)	130 (113)
		4-Bromofluorobenzene	50	46.3	93		70 (77)	130 (121)
Q2832-06	TG-S03	1,2-Dichloroethane-d4	50	60.4	121		70 (74)	130 (125)
		Dibromofluoromethane	50	48.3	97		70 (75)	130 (124)
		Toluene-d8	50	46.0	92		70 (86)	130 (113)
		4-Bromofluorobenzene	50	48.5	97		70 (77)	130 (121)
Q2832-08	TG-S04	1,2-Dichloroethane-d4	50	59.4	119		70 (74)	130 (125)
		Dibromofluoromethane	50	44.6	89		70 (75)	130 (124)
		Toluene-d8	50	44.1	88		70 (86)	130 (113)
		4-Bromofluorobenzene	50	45.1	90		70 (77)	130 (121)
Q2832-10	TG-S05	1,2-Dichloroethane-d4	50	57.5	115		70 (74)	130 (125)
		Dibromofluoromethane	50	47.4	95		70 (75)	130 (124)
		Toluene-d8	50	46.7	93		70 (86)	130 (113)
		4-Bromofluorobenzene	50	45.3	91		70 (77)	130 (121)

( ) = LABORATORY INHOUSE LIMIT

284 Sheffield Street, Mountainside, New Jersey 07092, Phone : 908 789 8900,
Fax : 908 789 8922

Surrogate Summary

SDG No.: Q2832

Client: Portal Partners Tri-Venture

Analytical Method: SW8260-Low

Lab Sample ID	Client ID	Parameter	Spike	Result	Recovery (%)	Qual	Limits (%) Low	Limits (%) High
VN0813WBL01	VN0813WBL01	1,2-Dichloroethane-d4	50	59.6	119		70 (74)	130 (125)
		Dibromofluoromethane	50	49.7	99		70 (75)	130 (124)
		Toluene-d8	50	52.0	104		70 (86)	130 (113)
		4-Bromofluorobenzene	50	50.2	100		70 (77)	130 (121)
VN0813WBS01	VN0813WBS01	1,2-Dichloroethane-d4	50	58.5	117		70 (74)	130 (125)
		Dibromofluoromethane	50	50.0	100		70 (75)	130 (124)
		Toluene-d8	50	51.1	102		70 (86)	130 (113)
		4-Bromofluorobenzene	50	52.4	105		70 (77)	130 (121)
VN0813WBSD0	VN0813WBSD01	1,2-Dichloroethane-d4	50	55.9	112		70 (74)	130 (125)
		Dibromofluoromethane	50	48.9	98		70 (75)	130 (124)
		Toluene-d8	50	48.7	97		70 (86)	130 (113)
		4-Bromofluorobenzene	50	51.7	103		70 (77)	130 (121)
VN0814WBL01	VN0814WBL01	1,2-Dichloroethane-d4	50	52.9	106		70 (74)	130 (125)
		Dibromofluoromethane	50	44.2	88		70 (75)	130 (124)
		Toluene-d8	50	44.2	88		70 (86)	130 (113)
		4-Bromofluorobenzene	50	43.7	87		70 (77)	130 (121)
VN0814WBS01	VN0814WBS01	1,2-Dichloroethane-d4	50	57.6	115		70 (74)	130 (125)
		Dibromofluoromethane	50	50.7	101		70 (75)	130 (124)
		Toluene-d8	50	50.7	101		70 (86)	130 (113)
		4-Bromofluorobenzene	50	52.9	106		70 (77)	130 (121)

( ) = LABORATORY INHOUSE LIMIT

284 Sheffield Street, Mountainside, New Jersey 07092, Phone : 908 789 8900,
Fax : 908 789 8922

Laboratory Control Sample/Laboratory Control Sample Duplicate Summary

SW-846

SDG No.: Q2832 **Analytical Method:** SW8260-Low

Client: Portal Partners Tri-Venture **Datafile :** VN087528.D

Lab Sample ID	Parameter	Spike	Result	Unit	Rec	RPD	Qual	Limits Low	Limits High	RPD
VN0813WBS01	Vinyl chloride	20	20.8	ug/L	104			70 (65)	130 (117)	
	1,1-Dichloroethene	20	19.2	ug/L	96			70 (74)	130 (110)	
	2-Butanone	100	110	ug/L	110			40 (65)	160 (122)	
	Carbon Tetrachloride	20	18.5	ug/L	93			70 (77)	130 (113)	
	Chloroform	20	21.8	ug/L	109			70 (79)	130 (113)	
	Benzene	20	19.2	ug/L	96			70 (82)	130 (109)	
	1,2-Dichloroethane	20	20.8	ug/L	104			70 (80)	130 (115)	
	Trichloroethene	20	17.5	ug/L	88			70 (77)	130 (113)	
	Tetrachloroethene	20	17.0	ug/L	85			70 (67)	130 (123)	
	Chlorobenzene	20	18.8	ug/L	94			70 (82)	130 (109)	

( ) = LABORATORY INHOUSE LIMIT

284 Sheffield Street, Mountainside, New Jersey 07092, Phone : 908 789 8900,
Fax : 908 789 8922

Laboratory Control Sample/Laboratory Control Sample Duplicate Summary

SW-846

SDG No.: Q2832 **Analytical Method:** SW8260-Low

Client: Portal Partners Tri-Venture **Datafile :** VN087530.D

Lab Sample ID	Parameter	Spike	Result	Unit	Rec	RPD	Qual	Limits Low	Limits High	RPD
VN0813WBSD01	Vinyl chloride	20	19.5	ug/L	98	6		70 (65)	130 (117)	20 (19)
	1,1-Dichloroethene	20	18.9	ug/L	95	1		70 (74)	130 (110)	20 (20)
	2-Butanone	100	110	ug/L	110	0		40 (65)	160 (122)	20 (26)
	Carbon Tetrachloride	20	18.2	ug/L	91	2		70 (77)	130 (113)	20 (15)
	Chloroform	20	20.9	ug/L	104	5		70 (79)	130 (113)	20 (20)
	Benzene	20	18.9	ug/L	95	1		70 (82)	130 (109)	20 (15)
	1,2-Dichloroethane	20	20.6	ug/L	103	1		70 (80)	130 (115)	20 (20)
	Trichloroethene	20	17.3	ug/L	86	2		70 (77)	130 (113)	20 (15)
	Tetrachloroethene	20	16.6	ug/L	83	2		70 (67)	130 (123)	20 (15)
	Chlorobenzene	20	17.8	ug/L	89	5		70 (82)	130 (109)	20 (15)

( ) = LABORATORY INHOUSE LIMIT

284 Sheffield Street, Mountainside, New Jersey 07092, Phone : 908 789 8900,
Fax : 908 789 8922

Laboratory Control Sample/Laboratory Control Sample Duplicate Summary

SW-846

SDG No.: Q2832 **Analytical Method:** SW8260-Low

Client: Portal Partners Tri-Venture **Datafile :** VN087555.D

Lab Sample ID	Parameter	Spike	Result	Unit	Rec	RPD	Qual	Limits Low	Limits High	RPD
VN0814WBS01	Vinyl chloride	20	21.4	ug/L	107			70 (65)	130 (117)	
	1,1-Dichloroethene	20	20.6	ug/L	103			70 (74)	130 (110)	
	2-Butanone	100	110	ug/L	110			40 (65)	160 (122)	
	Carbon Tetrachloride	20	19.2	ug/L	96			70 (77)	130 (113)	
	Chloroform	20	22.4	ug/L	112			70 (79)	130 (113)	
	Benzene	20	20.3	ug/L	102			70 (82)	130 (109)	
	1,2-Dichloroethane	20	21.5	ug/L	108			70 (80)	130 (115)	
	Trichloroethene	20	19.2	ug/L	96			70 (77)	130 (113)	
	Tetrachloroethene	20	18.1	ug/L	91			70 (67)	130 (123)	
	Chlorobenzene	20	19.2	ug/L	96			70 (82)	130 (109)	

( ) = LABORATORY INHOUSE LIMIT

284 Sheffield Street, Mountainside, New Jersey 07092, Phone : 908 789 8900,
Fax : 908 789 8922

VOLATILE METHOD BLANK SUMMARY

Client ID

VN0813WBL01

Lab Name: Alliance

Contract: PORT06

Lab Code: ACE

SDG NO.: Q2832

Lab File ID: VN087527.D

Lab Sample ID: VN0813WBL01

Date Analyzed: 08/13/2025

Time Analyzed: 11:41

GC Column: RXI-624 ID: 0.25 (mm)

Heated Purge: (Y/N) N

Instrument ID: MSVOA_N

THIS METHOD BLANK APPLIES TO THE FOLLOWING SAMPLES, MS AND MSD:

EPA SAMPLE NO.	LAB SAMPLE ID	LAB FILE ID	DATE ANALYZED
VN0813WBS01	VN0813WBS01	VN087528.D	08/13/2025
VN0813WBSD01	VN0813WBSD01	VN087530.D	08/13/2025
TG-S03	Q2832-06	VN087541.D	08/13/2025
TG-S04	Q2832-08	VN087542.D	08/13/2025
TG-S05	Q2832-10	VN087543.D	08/13/2025

COMMENTS:

284 Sheffield Street, Mountainside, New Jersey 07092, Phone : 908 789 8900,
Fax : 908 789 8922

VOLATILE METHOD BLANK SUMMARY

Client ID

VN0814WBL01

Lab Name: Alliance

Contract: PORT06

Lab Code: ACE

SDG NO.: Q2832

Lab File ID: VN087554.D

Lab Sample ID: VN0814WBL01

Date Analyzed: 08/14/2025

Time Analyzed: 10:32

GC Column: RXI-624 ID: 0.25 (mm)

Heated Purge: (Y/N) N

Instrument ID: MSVOA_N

THIS METHOD BLANK APPLIES TO THE FOLLOWING SAMPLES, MS AND MSD:

EPA SAMPLE NO.	LAB SAMPLE ID	LAB FILE ID	DATE ANALYZED
VN0814WBS01	VN0814WBS01	VN087555.D	08/14/2025
TG-S01	Q2832-02	VN087557.D	08/14/2025
TG-S02	Q2832-04	VN087558.D	08/14/2025

COMMENTS:

284 Sheffield Street, Mountainside, New Jersey 07092, Phone : 908 789 8900,
Fax : 908 789 8922

A B C D E F G H I J K

VOLATILE ORGANIC INSTRUMENT PERFORMANCE CHECK
BROMOFLUOROBENZENE (BFB)

Lab Name: Alliance
Contract: PORT06
Lab Code: ACE
SDG NO.: Q2832
Lab File ID: VN087327.D
BFB Injection Date: 07/16/2025
Instrument ID: MSVOA_N
BFB Injection Time: 16:10
GC Column: RXI-624 ID: 0.25 (mm)
Heated Purge: Y/N N

m/e	ION ABUNDANCE CRITERIA	% RELATIVE ABUNDANCE
50	15.0 - 40.0% of mass 95	19.8
75	30.0 - 60.0% of mass 95	50.8
95	Base Peak, 100% relative abundance	100
96	5.0 - 9.0% of mass 95	6.1
173	Less than 2.0% of mass 174	0.6 (0.8) 1
174	50.0 - 100.0% of mass 95	70.9
175	5.0 - 9.0% of mass 174	3.6 (5.1) 1
176	95.0 - 101.0% of mass 174	68.7 (96.9) 1
177	5.0 - 9.0% of mass 176	4.8 (7) 2

1-Value is % mass 174
2-Value is % mass 176

THIS CHECK APPLIES TO THE FOLLOWING SAMPLES, MS, MSD, BLANKS, AND STANDARDS:

CLIENT ID	LAB SAMPLE ID	LAB FILE ID	DATE ANALYZED	TIME ANALYZED
VSTDICC001	VSTDICC001	VN087328.D	07/16/2025	17:05
VSTDICC005	VSTDICC005	VN087329.D	07/16/2025	17:27
VSTDICC020	VSTDICC020	VN087330.D	07/16/2025	17:49
VSTDICCC050	VSTDICCC050	VN087331.D	07/16/2025	18:11
VSTDICC100	VSTDICC100	VN087332.D	07/16/2025	18:32
VSTDICC150	VSTDICC150	VN087333.D	07/16/2025	18:54

284 Sheffield Street, Mountainside, New Jersey 07092, Phone : 908 789 8900,
Fax : 908 789 8922

A B C D E F G H I J K

VOLATILE ORGANIC INSTRUMENT PERFORMANCE CHECK
BROMOFLUOROBENZENE (BFB)

Lab Name: Alliance
Contract: PORT06
Lab Code: ACE
SDG NO.: Q2832
Lab File ID: VN087524.D
BFB Injection Date: 08/13/2025
Instrument ID: MSVOA_N
BFB Injection Time: 09:04
GC Column: RXI-624 ID: 0.25 (mm)
Heated Purge: Y/N N

m/e	ION ABUNDANCE CRITERIA	% RELATIVE ABUNDANCE
50	15.0 - 40.0% of mass 95	23.3
75	30.0 - 60.0% of mass 95	57
95	Base Peak, 100% relative abundance	100
96	5.0 - 9.0% of mass 95	7.3
173	Less than 2.0% of mass 174	1.1 (1.6) 1
174	50.0 - 100.0% of mass 95	66
175	5.0 - 9.0% of mass 174	5.3 (8) 1
176	95.0 - 101.0% of mass 174	63.9 (96.8) 1
177	5.0 - 9.0% of mass 176	3.8 (6) 2

1-Value is % mass 174
2-Value is % mass 176

THIS CHECK APPLIES TO THE FOLLOWING SAMPLES, MS, MSD, BLANKS, AND STANDARDS:

CLIENT ID	LAB SAMPLE ID	LAB FILE ID	DATE ANALYZED	TIME ANALYZED
VSTDCCC050	VSTDCCC050	VN087525.D	08/13/2025	10:57
VN0813WBL01	VN0813WBL01	VN087527.D	08/13/2025	11:41
VN0813WBS01	VN0813WBS01	VN087528.D	08/13/2025	12:39
VN0813WBSD01	VN0813WBSD01	VN087530.D	08/13/2025	13:23
TG-S03	Q2832-06	VN087541.D	08/13/2025	17:27
TG-S04	Q2832-08	VN087542.D	08/13/2025	17:50
TG-S05	Q2832-10	VN087543.D	08/13/2025	18:12

284 Sheffield Street, Mountainside, New Jersey 07092, Phone : 908 789 8900,
Fax : 908 789 8922

A B C D E F G H I J K

VOLATILE ORGANIC INSTRUMENT PERFORMANCE CHECK
BROMOFLUOROBENZENE (BFB)

Lab Name: Alliance
Contract: PORT06
Lab Code: ACE
SDG NO.: Q2832
Lab File ID: VN087551.D
BFB Injection Date: 08/14/2025
Instrument ID: MSVOA_N
BFB Injection Time: 09:01
GC Column: RXI-624 ID: 0.25 (mm)
Heated Purge: Y/N N

m/e	ION ABUNDANCE CRITERIA	% RELATIVE ABUNDANCE
50	15.0 - 40.0% of mass 95	23.8
75	30.0 - 60.0% of mass 95	57.2
95	Base Peak, 100% relative abundance	100
96	5.0 - 9.0% of mass 95	5.6
173	Less than 2.0% of mass 174	0.9 (1.3) 1
174	50.0 - 100.0% of mass 95	65.2
175	5.0 - 9.0% of mass 174	4.4 (6.8) 1
176	95.0 - 101.0% of mass 174	64.4 (98.8) 1
177	5.0 - 9.0% of mass 176	4 (6.2) 2

1-Value is % mass 174
2-Value is % mass 176

THIS CHECK APPLIES TO THE FOLLOWING SAMPLES, MS, MSD, BLANKS, AND STANDARDS:

CLIENT ID	LAB SAMPLE ID	LAB FILE ID	DATE ANALYZED	TIME ANALYZED
VSTDCCC050	VSTDCCC050	VN087552.D	08/14/2025	09:34
VN0814WBL01	VN0814WBL01	VN087554.D	08/14/2025	10:32
VN0814WBS01	VN0814WBS01	VN087555.D	08/14/2025	11:07
TG-S01	Q2832-02	VN087557.D	08/14/2025	12:03
TG-S02	Q2832-04	VN087558.D	08/14/2025	12:24

284 Sheffield Street, Mountainside, New Jersey 07092, Phone : 908 789 8900,
Fax : 908 789 8922

A B C D E F G H I J K

VOLATILE INTERNAL STANDARD AREA AND RT SUMMARY

Lab Name: Alliance
Contract: PORT06
Lab Code: ACE
SDG NO.: Q2832
Lab File ID: VN087525.D
Date Analyzed: 08/13/2025
Instrument ID: MSVOA_N
Time Analyzed: 10:57
GC Column: RXI-624 ID: 0.25 (mm)
Heated Purge: (Y/N) N

	IS1 AREA #	RT #	IS2 AREA #	RT #	IS3 AREA #	RT #
12 HOUR STD	297883	8.21	560249	9.09	506486	11.85
UPPER LIMIT	595766	8.706	1120500	9.588	1012970	12.347
LOWER LIMIT	148942	7.706	280125	8.588	253243	11.347
EPA SAMPLE NO.						
TG-S03	199451	8.21	417141	9.09	385827	11.85
TG-S04	164010	8.21	350645	9.08	322702	11.85
TG-S05	170102	8.21	344303	9.08	313708	11.85
VN0813WBL01	240605	8.21	517097	9.09	472576	11.85
VN0813WBS01	271136	8.21	532074	9.09	483502	11.85
VN0813WBSD01	266779	8.21	512412	9.08	464252	11.85

IS1 = Pentafluorobenzene
IS2 = 1,4-Difluorobenzene
IS3 = Chlorobenzene-d5

AREA UPPER LIMIT = +100% of internal standard area
AREA LOWER LIMIT = -50% of internal standard area
RT UPPER LIMIT = +0.50 minutes of internal standard RT
RT LOWER LIMIT = -0.50 minutes of internal standard RT

Column used to flag values outside QC limits with an asterisk.
* Values outside of QC limits.

284 Sheffield Street, Mountainside, New Jersey 07092, Phone : 908 789 8900,
Fax : 908 789 8922

A B C D E F G H I J K

VOLATILE INTERNAL STANDARD AREA AND RT SUMMARY

Lab Name: Alliance
Contract: PORT06
Lab Code: ACE
SDG NO.: Q2832
Lab File ID: VN087525.D
Date Analyzed: 08/13/2025
Instrument ID: MSVOA_N
Time Analyzed: 10:57
GC Column: RXI-624 ID: 0.25 (mm)
Heated Purge: (Y/N) N

	IS4 AREA #	RT #				
12 HOUR STD	261423	13.77				
UPPER LIMIT	522846	14.27				
LOWER LIMIT	130712	13.27				
EPA SAMPLE NO.						
TG-S03	173385	13.77				
TG-S04	146190	13.77				
TG-S05	145236	13.77				
VN0813WBL01	217582	13.77				
VN0813WBS01	246357	13.77				
VN0813WBSD01	233575	13.77				

IS4 = 1,4-Dichlorobenzene-d4

AREA UPPER LIMIT = +100% of internal standard area
AREA LOWER LIMIT = -50% of internal standard area
RT UPPER LIMIT = +0.50 minutes of internal standard RT
RT LOWER LIMIT = -0.50 minutes of internal standard RT

Column used to flag values outside QC limits with an asterisk.
* Values outside of QC limits.

284 Sheffield Street, Mountainside, New Jersey 07092, Phone : 908 789 8900,
Fax : 908 789 8922

A B C D E F G H I J K

VOLATILE INTERNAL STANDARD AREA AND RT SUMMARY

Lab Name: Alliance Contract: PORT06

Lab Code: ACE SDG NO.: Q2832

Lab File ID: VN087552.D Date Analyzed: 08/14/2025

Instrument ID: MSVOA_N Time Analyzed: 09:34

GC Column: RXI-624 ID: 0.25 (mm) Heated Purge: (Y/N) N

	IS1 AREA #	RT #	IS2 AREA #	RT #	IS3 AREA #	RT #
12 HOUR STD	271352	8.21	543098	9.08	500619	11.85
UPPER LIMIT	542704	8.712	1086200	9.582	1001240	12.347
LOWER LIMIT	135676	7.712	271549	8.582	250310	11.347
EPA SAMPLE NO.						
TG-S01	245148	8.21	526488	9.08	494450	11.85
TG-S02	239320	8.21	544507	9.08	524154	11.85
VN0814WBL01	284398	8.21	560321	9.08	503771	11.85
VN0814WBS01	250453	8.21	485218	9.08	446518	11.85

IS1 = Pentafluorobenzene
IS2 = 1,4-Difluorobenzene
IS3 = Chlorobenzene-d5

AREA UPPER LIMIT = +100% of internal standard area
AREA LOWER LIMIT = -50% of internal standard area
RT UPPER LIMIT = +0.50 minutes of internal standard RT
RT LOWER LIMIT = -0.50 minutes of internal standard RT

Column used to flag values outside QC limits with an asterisk.
* Values outside of QC limits.

284 Sheffield Street, Mountainside, New Jersey 07092, Phone : 908 789 8900,
Fax : 908 789 8922

A B C D E F G H I J K

VOLATILE INTERNAL STANDARD AREA AND RT SUMMARY

Lab Name: Alliance
Contract: PORT06
Lab Code: ACE
SDG NO.: Q2832
Lab File ID: VN087552.D
Date Analyzed: 08/14/2025
Instrument ID: MSVOA_N
Time Analyzed: 09:34
GC Column: RXI-624 ID: 0.25 (mm)
Heated Purge: (Y/N) N

	IS4 AREA #	RT #				
12 HOUR STD	255173	13.77				
UPPER LIMIT	510346	14.27				
LOWER LIMIT	127587	13.27				
EPA SAMPLE NO.						
TG-S01	224457	13.77				
TG-S02	236126	13.77				
VN0814WBL01	234765	13.77				
VN0814WBS01	221983	13.77				

IS4 = 1,4-Dichlorobenzene-d4

AREA UPPER LIMIT = +100% of internal standard area
AREA LOWER LIMIT = -50% of internal standard area
RT UPPER LIMIT = +0.50 minutes of internal standard RT
RT LOWER LIMIT = -0.50 minutes of internal standard RT

Column used to flag values outside QC limits with an asterisk.
* Values outside of QC limits.

QC SAMPLE DATA

Raw Data: **VN087527.D**

Alliance TECHNICAL GROUP
284 Sheffield Street, Mountainside, New Jersey 07092, Phone : 908 789 8900,
Fax : 908 789 8922

Report of Analysis

Client:	Portal Partners Tri-Venture			Date Collected:	
Project:	Amtrak Sawtooth Bridges 2025			Date Received:	
Client Sample ID:	VN0813WBL01			SDG No.:	Q2832
Lab Sample ID:	VN0813WBL01			Matrix:	TCLP
Analytical Method:	8260D			% Solid:	0
Sample Wt/Vol:	5	Units:	mL	Final Vol:	5000 uL
Soil Aliquot Vol:			uL	Test:	TCLP VOA
GC Column:	RXI-624	ID :	0.25	Level :	LOW
Prep Method :					

File ID/Qc Batch:	Dilution:	Date Analyzed	Prep Batch ID
VN087527.D	1	08/13/25 11:41	VN081325

CAS Number	Parameter	Conc.	Qualifier	MDL	LOQ / CRQL	Units
TARGETS						
75-01-4	Vinyl Chloride	0.26	U	0.26	1.00	ug/L
75-35-4	1,1-Dichloroethene	0.23	U	0.23	1.00	ug/L
78-93-3	2-Butanone	0.98	U	0.98	5.00	ug/L
56-23-5	Carbon Tetrachloride	0.25	U	0.25	1.00	ug/L
67-66-3	Chloroform	0.25	U	0.25	1.00	ug/L
71-43-2	Benzene	0.15	U	0.15	1.00	ug/L
107-06-2	1,2-Dichloroethane	0.22	U	0.22	1.00	ug/L
79-01-6	Trichloroethene	0.090	U	0.090	1.00	ug/L
127-18-4	Tetrachloroethene	0.23	U	0.23	1.00	ug/L
108-90-7	Chlorobenzene	0.12	U	0.12	1.00	ug/L
SURROGATES						
17060-07-0	1,2-Dichloroethane-d4	59.6		70 (74) - 130 (125)	119%	SPK: 50
1868-53-7	Dibromofluoromethane	49.7		70 (75) - 130 (124)	99%	SPK: 50
2037-26-5	Toluene-d8	52.0		70 (86) - 130 (113)	104%	SPK: 50
460-00-4	4-Bromofluorobenzene	50.2		70 (77) - 130 (121)	100%	SPK: 50
INTERNAL STANDARDS						
363-72-4	Pentafluorobenzene	241000	8.212			
540-36-3	1,4-Difluorobenzene	517000	9.088			
3114-55-4	Chlorobenzene-d5	473000	11.847			
3855-82-1	1,4-Dichlorobenzene-d4	218000	13.77			

U = Not Detected
LOQ = Limit of Quantitation
MDL = Method Detection Limit
LOD = Limit of Detection
E = Value Exceeds Calibration Range
Q = indicates LCS control criteria did not meet requirements
M = MS/MSD acceptance criteria did not meet requirements

J = Estimated Value
B = Analyte Found in Associated Method Blank
N = Presumptive Evidence of a Compound
* = Values outside of QC limits
D = Dilution
() = Laboratory InHouse Limit
A = Aldol-Condensation Reaction Products

Raw Data: **VN087554.D**

Alliance TECHNICAL GROUP
284 Sheffield Street, Mountainside, New Jersey 07092, Phone : 908 789 8900,
Fax : 908 789 8922

Report of Analysis

Client:	Portal Partners Tri-Venture			Date Collected:	
Project:	Amtrak Sawtooth Bridges 2025			Date Received:	
Client Sample ID:	VN0814WBL01			SDG No.:	Q2832
Lab Sample ID:	VN0814WBL01			Matrix:	TCLP
Analytical Method:	8260D			% Solid:	0
Sample Wt/Vol:	5	Units:	mL	Final Vol:	5000 uL
Soil Aliquot Vol:			uL	Test:	TCLP VOA
GC Column:	RXI-624	ID :	0.25	Level :	LOW
Prep Method :					

File ID/Qc Batch:	Dilution:	Date Analyzed	Prep Batch ID
VN087554.D	1	08/14/25 10:32	VN081425

CAS Number	Parameter	Conc.	Qualifier	MDL	LOQ / CRQL	Units
TARGETS						
75-01-4	Vinyl Chloride	0.26	U	0.26	1.00	ug/L
75-35-4	1,1-Dichloroethene	0.23	U	0.23	1.00	ug/L
78-93-3	2-Butanone	0.98	U	0.98	5.00	ug/L
56-23-5	Carbon Tetrachloride	0.25	U	0.25	1.00	ug/L
67-66-3	Chloroform	0.25	U	0.25	1.00	ug/L
71-43-2	Benzene	0.15	U	0.15	1.00	ug/L
107-06-2	1,2-Dichloroethane	0.22	U	0.22	1.00	ug/L
79-01-6	Trichloroethene	0.090	U	0.090	1.00	ug/L
127-18-4	Tetrachloroethene	0.23	U	0.23	1.00	ug/L
108-90-7	Chlorobenzene	0.12	U	0.12	1.00	ug/L
SURROGATES						
17060-07-0	1,2-Dichloroethane-d4	52.9		70 (74) - 130 (125)	106%	SPK: 50
1868-53-7	Dibromofluoromethane	44.2		70 (75) - 130 (124)	88%	SPK: 50
2037-26-5	Toluene-d8	44.2		70 (86) - 130 (113)	88%	SPK: 50
460-00-4	4-Bromofluorobenzene	43.7		70 (77) - 130 (121)	87%	SPK: 50
INTERNAL STANDARDS						
363-72-4	Pentafluorobenzene	284000	8.206			
540-36-3	1,4-Difluorobenzene	560000	9.083			
3114-55-4	Chlorobenzene-d5	504000	11.847			
3855-82-1	1,4-Dichlorobenzene-d4	235000	13.771			

U = Not Detected
LOQ = Limit of Quantitation
MDL = Method Detection Limit
LOD = Limit of Detection
E = Value Exceeds Calibration Range
Q = indicates LCS control criteria did not meet requirements
M = MS/MSD acceptance criteria did not meet requirements

J = Estimated Value
B = Analyte Found in Associated Method Blank
N = Presumptive Evidence of a Compound
* = Values outside of QC limits
D = Dilution
() = Laboratory InHouse Limit
A = Aldol-Condensation Reaction Products

Alliance TECHNICAL GROUP
284 Sheffield Street, Mountainside, New Jersey 07092, Phone : 908 789 8900,
Fax : 908 789 8922

Report of Analysis

Client:	Portal Partners Tri-Venture	Date Collected:	
Project:	Amtrak Sawtooth Bridges 2025	Date Received:	
Client Sample ID:	VN0813WBS01	SDG No.:	Q2832
Lab Sample ID:	VN0813WBS01	Matrix:	TCLP
Analytical Method:	8260D	% Solid:	0
Sample Wt/Vol:	5 Units: mL	Final Vol:	5000 uL
Soil Aliquot Vol:	uL	Test:	TCLP VOA
GC Column:	RXI-624 ID : 0.25	Level :	LOW
Prep Method :			

File ID/Qc Batch:	Dilution:	Date Analyzed	Prep Batch ID
VN087528.D	1	08/13/25 12:39	VN081325

CAS Number	Parameter	Conc.	Qualifier	MDL	LOQ / CRQL	Units
TARGETS						
75-01-4	Vinyl Chloride	20.8		0.26	1.00	ug/L
75-35-4	1,1-Dichloroethene	19.2		0.23	1.00	ug/L
78-93-3	2-Butanone	110		0.98	5.00	ug/L
56-23-5	Carbon Tetrachloride	18.5		0.25	1.00	ug/L
67-66-3	Chloroform	21.8		0.25	1.00	ug/L
71-43-2	Benzene	19.2		0.15	1.00	ug/L
107-06-2	1,2-Dichloroethane	20.8		0.22	1.00	ug/L
79-01-6	Trichloroethene	17.5		0.090	1.00	ug/L
127-18-4	Tetrachloroethene	17.0		0.23	1.00	ug/L
108-90-7	Chlorobenzene	18.8		0.12	1.00	ug/L
SURROGATES						
17060-07-0	1,2-Dichloroethane-d4	58.5		70 (74) - 130 (125)	117%	SPK: 50
1868-53-7	Dibromofluoromethane	49.9		70 (75) - 130 (124)	100%	SPK: 50
2037-26-5	Toluene-d8	51.1		70 (86) - 130 (113)	102%	SPK: 50
460-00-4	4-Bromofluorobenzene	52.4		70 (77) - 130 (121)	105%	SPK: 50
INTERNAL STANDARDS						
363-72-4	Pentafluorobenzene	271000	8.212			
540-36-3	1,4-Difluorobenzene	532000	9.088			
3114-55-4	Chlorobenzene-d5	484000	11.847			
3855-82-1	1,4-Dichlorobenzene-d4	246000	13.77			

U = Not Detected
LOQ = Limit of Quantitation
MDL = Method Detection Limit
LOD = Limit of Detection
E = Value Exceeds Calibration Range
Q = indicates LCS control criteria did not meet requirements
M = MS/MSD acceptance criteria did not meet requirements

J = Estimated Value
B = Analyte Found in Associated Method Blank
N = Presumptive Evidence of a Compound
* = Values outside of QC limits
D = Dilution
() = Laboratory InHouse Limit
A = Aldol-Condensation Reaction Products

Raw Data: **VN087555.D**

Alliance TECHNICAL GROUP
284 Sheffield Street, Mountainside, New Jersey 07092, Phone : 908 789 8900,
Fax : 908 789 8922

Report of Analysis

Client:	Portal Partners Tri-Venture			Date Collected:	
Project:	Amtrak Sawtooth Bridges 2025			Date Received:	
Client Sample ID:	VN0814WBS01			SDG No.:	Q2832
Lab Sample ID:	VN0814WBS01			Matrix:	TCLP
Analytical Method:	8260D			% Solid:	0
Sample Wt/Vol:	5	Units:	mL	Final Vol:	5000 uL
Soil Aliquot Vol:			uL	Test:	TCLP VOA
GC Column:	RXI-624	ID :	0.25	Level :	LOW
Prep Method :					

File ID/Qc Batch:	Dilution:	Date Analyzed	Prep Batch ID
VN087555.D	1	08/14/25 11:07	VN081425

CAS Number	Parameter	Conc.	Qualifier	MDL	LOQ / CRQL	Units
TARGETS						
75-01-4	Vinyl Chloride	21.4		0.26	1.00	ug/L
75-35-4	1,1-Dichloroethene	20.6		0.23	1.00	ug/L
78-93-3	2-Butanone	110		0.98	5.00	ug/L
56-23-5	Carbon Tetrachloride	19.2		0.25	1.00	ug/L
67-66-3	Chloroform	22.4		0.25	1.00	ug/L
71-43-2	Benzene	20.3		0.15	1.00	ug/L
107-06-2	1,2-Dichloroethane	21.5		0.22	1.00	ug/L
79-01-6	Trichloroethene	19.2		0.090	1.00	ug/L
127-18-4	Tetrachloroethene	18.1		0.23	1.00	ug/L
108-90-7	Chlorobenzene	19.2		0.12	1.00	ug/L
SURROGATES						
17060-07-0	1,2-Dichloroethane-d4	57.6		70 (74) - 130 (125)	115%	SPK: 50
1868-53-7	Dibromofluoromethane	50.7		70 (75) - 130 (124)	101%	SPK: 50
2037-26-5	Toluene-d8	50.7		70 (86) - 130 (113)	101%	SPK: 50
460-00-4	4-Bromofluorobenzene	52.9		70 (77) - 130 (121)	106%	SPK: 50
INTERNAL STANDARDS						
363-72-4	Pentafluorobenzene	250000	8.206			
540-36-3	1,4-Difluorobenzene	485000	9.082			
3114-55-4	Chlorobenzene-d5	447000	11.847			
3855-82-1	1,4-Dichlorobenzene-d4	222000	13.77			

U = Not Detected
LOQ = Limit of Quantitation
MDL = Method Detection Limit
LOD = Limit of Detection
E = Value Exceeds Calibration Range
Q = indicates LCS control criteria did not meet requirements
M = MS/MSD acceptance criteria did not meet requirements

J = Estimated Value
B = Analyte Found in Associated Method Blank
N = Presumptive Evidence of a Compound
* = Values outside of QC limits
D = Dilution
() = Laboratory InHouse Limit
A = Aldol-Condensation Reaction Products

Raw Data: **VN087530.D**

Alliance TECHNICAL GROUP
284 Sheffield Street, Mountainside, New Jersey 07092, Phone : 908 789 8900,
Fax : 908 789 8922

Report of Analysis

Client:	Portal Partners Tri-Venture			Date Collected:	
Project:	Amtrak Sawtooth Bridges 2025			Date Received:	
Client Sample ID:	VN0813WBSD01			SDG No.:	Q2832
Lab Sample ID:	VN0813WBSD01			Matrix:	TCLP
Analytical Method:	8260D			% Solid:	0
Sample Wt/Vol:	5	Units:	mL	Final Vol:	5000 uL
Soil Aliquot Vol:			uL	Test:	TCLP VOA
GC Column:	RXI-624	ID :	0.25	Level :	LOW
Prep Method :					

File ID/Qc Batch:	Dilution:	Date Analyzed	Prep Batch ID
VN087530.D	1	08/13/25 13:23	VN081325

CAS Number	Parameter	Conc.	Qualifier	MDL	LOQ / CRQL	Units
TARGETS						
75-01-4	Vinyl Chloride	19.5		0.26	1.00	ug/L
75-35-4	1,1-Dichloroethene	18.9		0.23	1.00	ug/L
78-93-3	2-Butanone	110		0.98	5.00	ug/L
56-23-5	Carbon Tetrachloride	18.2		0.25	1.00	ug/L
67-66-3	Chloroform	20.9		0.25	1.00	ug/L
71-43-2	Benzene	18.9		0.15	1.00	ug/L
107-06-2	1,2-Dichloroethane	20.6		0.22	1.00	ug/L
79-01-6	Trichloroethene	17.3		0.090	1.00	ug/L
127-18-4	Tetrachloroethene	16.6		0.23	1.00	ug/L
108-90-7	Chlorobenzene	17.8		0.12	1.00	ug/L
SURROGATES						
17060-07-0	1,2-Dichloroethane-d4	55.9		70 (74) - 130 (125)	112%	SPK: 50
1868-53-7	Dibromofluoromethane	48.9		70 (75) - 130 (124)	98%	SPK: 50
2037-26-5	Toluene-d8	48.7		70 (86) - 130 (113)	97%	SPK: 50
460-00-4	4-Bromofluorobenzene	51.7		70 (77) - 130 (121)	103%	SPK: 50
INTERNAL STANDARDS						
363-72-4	Pentafluorobenzene	267000	8.212			
540-36-3	1,4-Difluorobenzene	512000	9.083			
3114-55-4	Chlorobenzene-d5	464000	11.847			
3855-82-1	1,4-Dichlorobenzene-d4	234000	13.771			

U = Not Detected
LOQ = Limit of Quantitation
MDL = Method Detection Limit
LOD = Limit of Detection
E = Value Exceeds Calibration Range
Q = indicates LCS control criteria did not meet requirements
M = MS/MSD acceptance criteria did not meet requirements

J = Estimated Value
B = Analyte Found in Associated Method Blank
N = Presumptive Evidence of a Compound
* = Values outside of QC limits
D = Dilution
() = Laboratory InHouse Limit
A = Aldol-Condensation Reaction Products

Alliance TECHNICAL GROUP

A
B
C
D
E
F
G
H
I
J
K

CALIBRATION SUMMARY

284 Sheffield Street, Mountainside, New Jersey 07092, Phone : 908 789 8900,
Fax : 908 789 8922

VOLATILE ORGANICS INITIAL CALIBRATION DATA

Lab Name: Alliance
Contract: PORT06
Lab Code: ACE
SDG No.: Q2832
Instrument ID: MSVOA_N
Calibration Date(s): 07/16/2025 07/16/2025
Heated Purge: (Y/N) N
Calibration Time(s): 17:05 18:54
GC Column: RXI-624 ID: 0.25 (mm)

LAB FILE ID: RRF001 = VN087328.D RRF005 = VN087329.D RRF020 = VN087330.D
RRF050 = VN087331.D RRF100 = VN087332.D RRF150 = VN087333.D

COMPOUND	RRF001	RRF005	RRF020	RRF050	RRF100	RRF150	$\overline{RRF}$	% RSD
Vinyl Chloride	0.554	0.665	0.623	0.728	0.692	0.720	0.664	9.9
1,1-Dichloroethene	0.635	0.641	0.553	0.545	0.514	0.537	0.571	9.4
2-Butanone	0.552	0.608	0.650	0.643	0.617	0.618	0.615	5.7
Carbon Tetrachloride	0.453	0.523	0.498	0.517	0.504	0.518	0.502	5.1
Chloroform	1.181	1.299	1.303	1.279	1.214	1.234	1.251	4
Benzene	1.370	1.430	1.502	1.553	1.483	1.499	1.473	4.3
1,2-Dichloroethane	0.553	0.565	0.569	0.567	0.544	0.552	0.558	1.8
Trichloroethene	0.373	0.330	0.337	0.356	0.339	0.352	0.348	4.5
Tetrachloroethene	0.329	0.338	0.317	0.320	0.310	0.317	0.322	3.2
Chlorobenzene	1.139	1.131	1.133	1.119	1.092	1.122	1.123	1.5
1,2-Dichloroethane-d4		0.939	0.820	0.802	0.818	0.863	0.848	6.6
Dibromofluoromethane		0.347	0.341	0.332	0.348	0.356	0.345	2.6
Toluene-d8		1.180	1.176	1.224	1.255	1.316	1.230	4.7
4-Bromofluorobenzene		0.405	0.433	0.455	0.476	0.505	0.455	8.5

* Compounds with required minimum RRF and maximum %RSD values.
All other compounds must meet a minimum RRF of 0.010.
RRF of 1,4-Dioxane = Value should be divide by 1000.

284 Sheffield Street, Mountainside, New Jersey 07092, Phone : 908 789 8900,
Fax : 908 789 8922

VOLATILE CONTINUING CALIBRATION CHECK

Lab Name: Alliance
Contract: PORT06
Lab Code: ACE
SDG No.: Q2832
Instrument ID: MSVOA_N
Calibration Date/Time: 08/13/2025 10:57
Lab File ID: VN087525.D
Init. Calib. Date(s): 07/16/2025 07/16/2025
Heated Purge: (Y/N) N
Init. Calib. Time(s): 17:05 18:54
GC Column: RXI-624 ID: 0.25 (mm)

COMPOUND	RRF	RRF050	MIN RRF	%D	MAX%D
Vinyl Chloride	0.664	0.717		7.98	20
1,1-Dichloroethene	0.571	0.567		-0.7	20
2-Butanone	0.615	0.665		8.13	20
Carbon Tetrachloride	0.502	0.519		3.39	20
Chloroform	1.251	1.367		9.27	20
Benzene	1.473	1.499		1.76	20
1,2-Dichloroethane	0.558	0.597		6.99	20
Trichloroethene	0.348	0.342		-1.72	20
Tetrachloroethene	0.322	0.306		-4.97	20
Chlorobenzene	1.123	1.142	0.3	1.69	20
1,2-Dichloroethane-d4	0.848	0.898		5.9	20
Dibromofluoromethane	0.345	0.337		-2.32	20
Toluene-d8	1.230	1.204		-2.11	20
4-Bromofluorobenzene	0.455	0.470		3.3	20

All other compounds must meet a minimum RRF of 0.010.
RRF of 1,4-Dioxane = Value should be divide by 1000.

284 Sheffield Street, Mountainside, New Jersey 07092, Phone : 908 789 8900,
Fax : 908 789 8922

VOLATILE CONTINUING CALIBRATION CHECK

Lab Name: Alliance
Contract: PORT06
Lab Code: ACE
SDG No.: Q2832
Instrument ID: MSVOA_N
Calibration Date/Time: 08/14/2025 09:34
Lab File ID: VN087552.D
Init. Calib. Date(s): 07/16/2025 07/16/2025
Heated Purge: (Y/N) N
Init. Calib. Time(s): 17:05 18:54
GC Column: RXI-624 ID: 0.25 (mm)

COMPOUND	RRF	RRF050	MIN RRF	%D	MAX%D
Vinyl Chloride	0.664	0.678		2.11	20
1,1-Dichloroethene	0.571	0.562		-1.58	20
2-Butanone	0.615	0.657		6.83	20
Carbon Tetrachloride	0.502	0.454		-9.56	20
Chloroform	1.251	1.372		9.67	20
Benzene	1.473	1.404		-4.68	20
1,2-Dichloroethane	0.558	0.573		2.69	20
Trichloroethene	0.348	0.305		-12.36	20
Tetrachloroethene	0.322	0.260		-19.25	20
Chlorobenzene	1.123	1.016	0.3	-9.53	20
1,2-Dichloroethane-d4	0.848	0.912		7.55	20
Dibromofluoromethane	0.345	0.310		-10.15	20
Toluene-d8	1.230	1.125		-8.54	20
4-Bromofluorobenzene	0.455	0.433		-4.84	20

All other compounds must meet a minimum RRF of 0.010.
RRF of 1,4-Dioxane = Value should be divide by 1000.

Alliance TECHNICAL GROUP

A
B
C
D
E
F
G
H
I
J
K

SAMPLE RAW DATA

Sample Results: **VN087557.D**

Data Path : Z:\voasrv\HPCHEM1\MSVOA_N\Data\VN081425\
Data File : VN087557.D
Acq On : 14 Aug 2025 12:03
Operator : JC\MD
Sample : Q2832-02
Misc : 5.0mL/MSVOA_N/WATER
ALS Vial : 7 Sample Multiplier: 1

Instrument :
MSVOA_N
ClientSampleId :
TG-S01

Quant Time: Aug 14 15:24:12 2025
Quant Method : Z:\voasrv\HPCHEM1\MSVOA_N\methods\82N071625W.M
Quant Title : SW846 8260
QLast Update : Thu Jul 17 02:56:13 2025
Response via : Initial Calibration

Compound	R.T.	QIon	Response	Conc	Units	Dev(Min)
Internal Standards						
1) Pentafluorobenzene	8.212	168	245148	50.000	ug/l	0.00
34) 1,4-Difluorobenzene	9.082	114	526488	50.000	ug/l	0.00
63) Chlorobenzene-d5	11.847	117	494450	50.000	ug/l	0.00
72) 1,4-Dichlorobenzene-d4	13.770	152	224457	50.000	ug/l	0.00
System Monitoring Compounds						
33) 1,2-Dichloroethane-d4	8.565	65	226430	54.435	ug/l	0.00
Spiked Amount 50.000	Range 74 - 125		Recovery = 108.880%			
35) Dibromofluoromethane	8.153	113	161920	44.585	ug/l	0.00
Spiked Amount 50.000	Range 75 - 124		Recovery = 89.180%			
50) Toluene-d8	10.547	98	604289	46.646	ug/l	0.00
Spiked Amount 50.000	Range 86 - 113		Recovery = 93.300%			
62) 4-Bromofluorobenzene	12.829	95	216028	45.136	ug/l	0.00
Spiked Amount 50.000	Range 77 - 121		Recovery = 90.280%			
Target Compounds						Qvalue
16) Acetone	4.430	43	60663	31.104	ug/l	100
18) Methyl Acetate	5.018	43	50482	10.302	ug/l	99
20) Methylene Chloride	5.277	84	19365	5.301	ug/l	94
43) Isopropyl Acetate	8.677	43	21470	1.996	ug/l #	93

(#) = qualifier out of range (m) = manual integration (+) = signals summed

Sample Results: **VN087557.D**

Data Path : Z:\voasrv\HPCHEM1\MSVOA_N\Data\VN081425\
Data File : VN087557.D
Acq On : 14 Aug 2025 12:03
Operator : JC\MD
Sample : Q2832-02
Misc : 5.0mL/MSVOA_N/WATER
ALS Vial : 7 Sample Multiplier: 1

Instrument :
MSVOA_N
ClientSampleId :
TG-S01

Quant Time: Aug 14 15:24:12 2025
Quant Method : Z:\voasrv\HPCHEM1\MSVOA_N\methods\82N071625W.M
Quant Title : SW846 8260
QLast Update : Thu Jul 17 02:56:13 2025
Response via : Initial Calibration

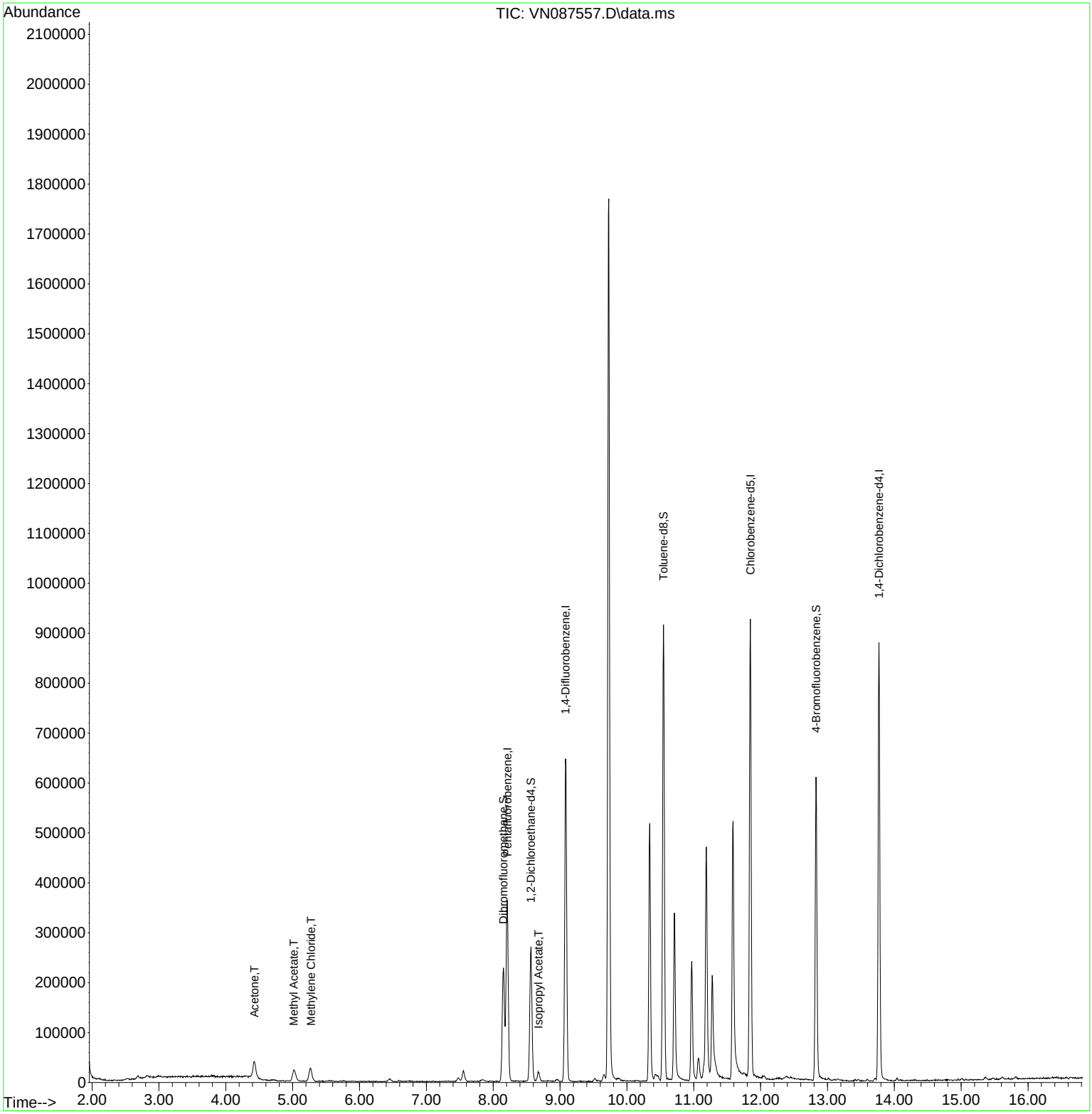

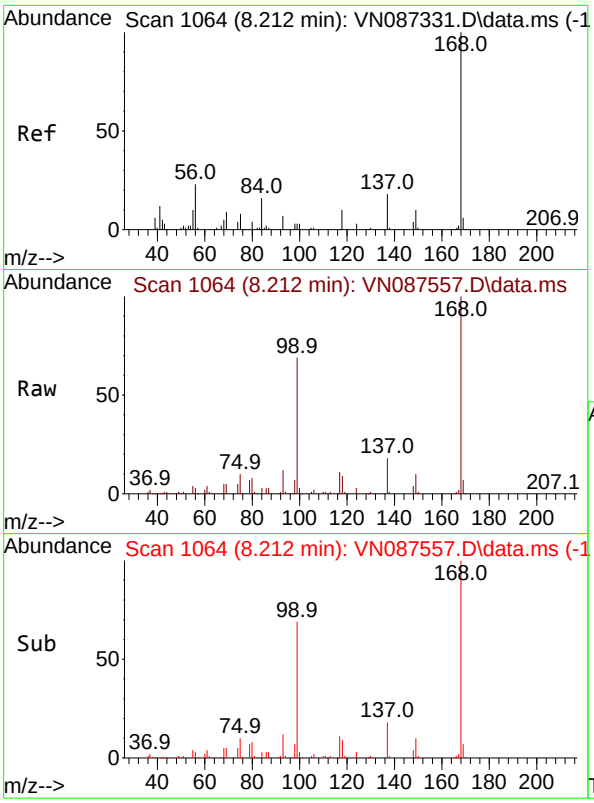

#1
Pentafluorobenzene
Concen: 50.000 ug/l
RT: 8.212 min Scan# 1(
Delta R.T. -0.000 min
Lab File: VN087557.D
Acq: 14 Aug 2025 12:03

Instrument :
MSVOA_N
ClientSampleId :
TG-S01

Tgt Ion:168 Resp: 245148

Ion	Ratio	Lower	Upper
168	100		
99	68.5	47.9	71.9

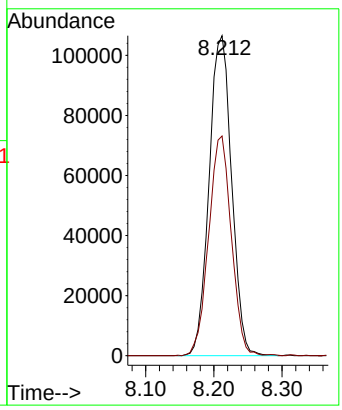

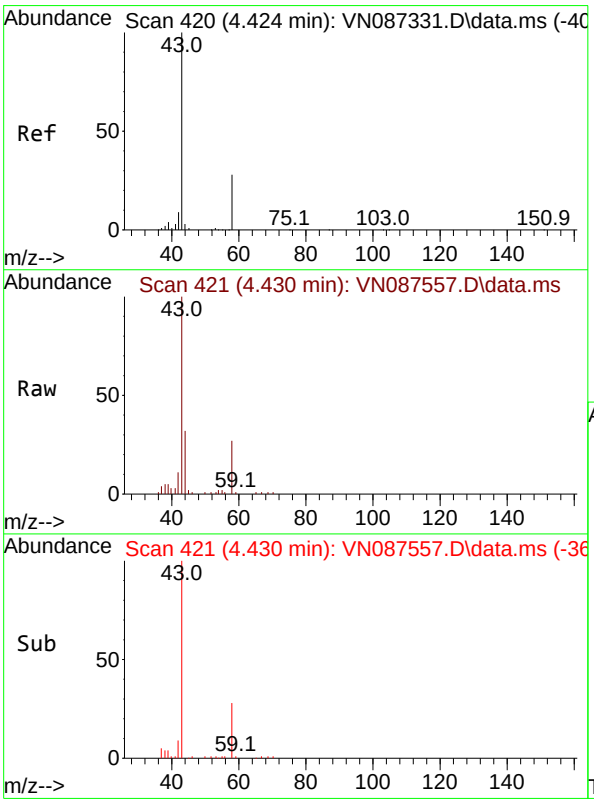

#16
Acetone
Concen: 31.104 ug/l
RT: 4.430 min Scan# 421
Delta R.T. 0.006 min
Lab File: VN087557.D
Acq: 14 Aug 2025 12:03

Tgt Ion: 43 Resp: 60663

Ion	Ratio	Lower	Upper
43	100		
58	27.6	22.3	33.5

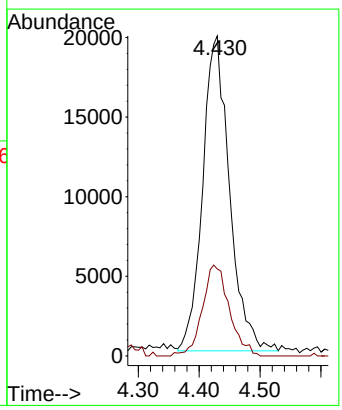

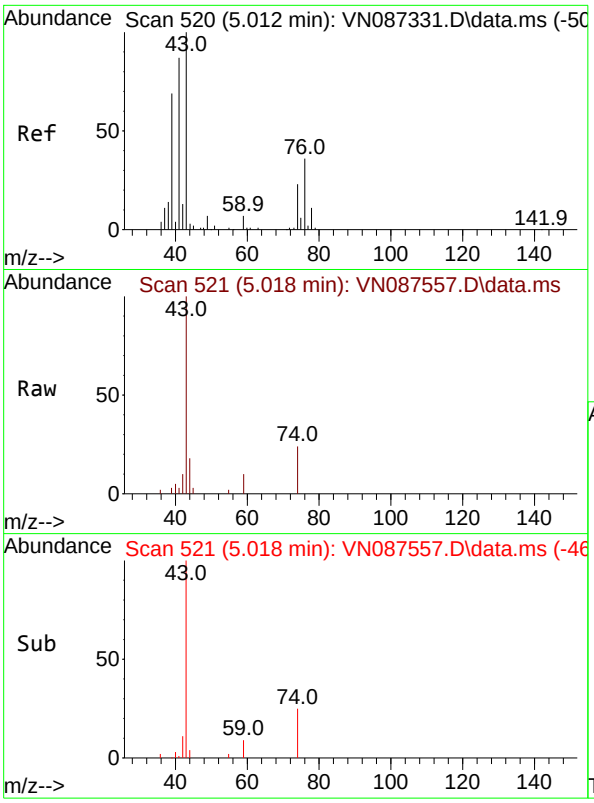

#18
Methyl Acetate
Concen: 10.302 ug/l
RT: 5.018 min Scan# 5
Delta R.T. 0.006 min
Lab File: VN087557.D
Acq: 14 Aug 2025 12:03

Instrument :
MSVOA_N
ClientSampleId :
TG-S01

Tgt Ion: 43 Resp: 50482

Ion	Ratio	Lower	Upper
43	100		
74	21.8	17.8	26.6

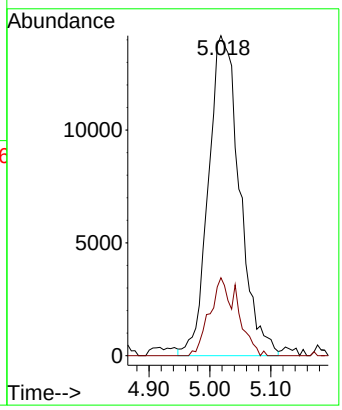

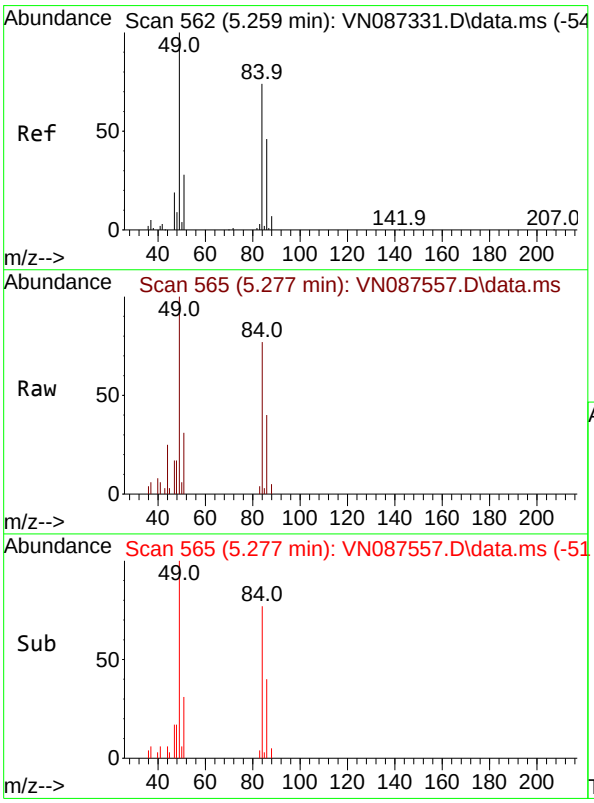

#20
Methylene Chloride
Concen: 5.301 ug/l
RT: 5.277 min Scan# 565
Delta R.T. 0.018 min
Lab File: VN087557.D
Acq: 14 Aug 2025 12:03

Tgt Ion: 84 Resp: 19365

Ion	Ratio	Lower	Upper
84	100		
49	130.1	107.5	161.3
51	40.0	30.2	45.2
86	51.4	49.3	73.9

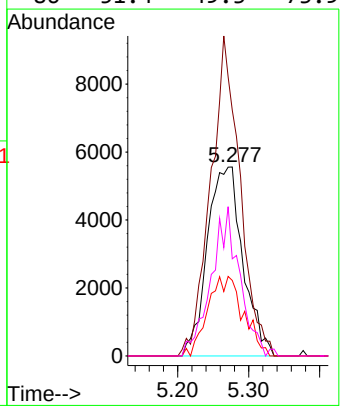

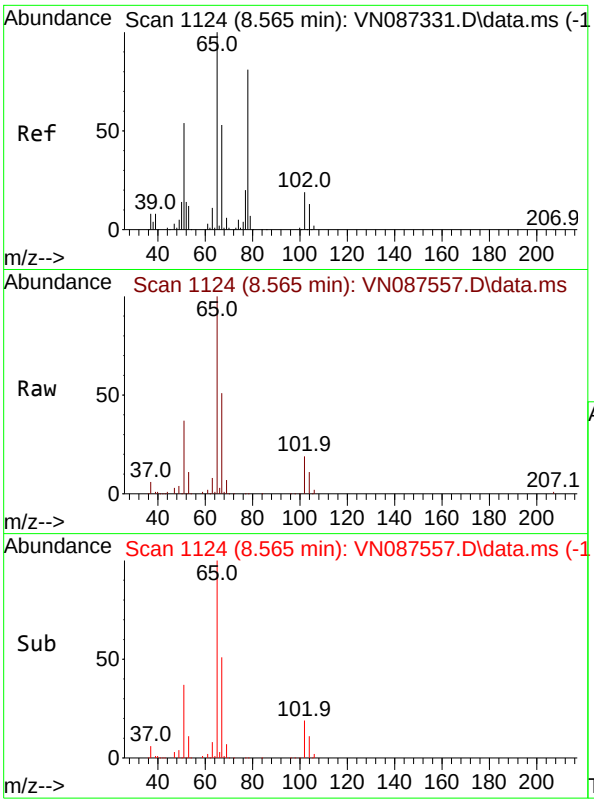

#33
1,2-Dichloroethane-d4
Concen: 54.435 ug/l
RT: 8.565 min Scan# 1
Delta R.T. 0.000 min
Lab File: VN087557.D
Acq: 14 Aug 2025 12:03

Instrument :
MSVOA_N
ClientSampleId :
TG-S01

Tgt Ion: 65 Resp: 226430

Ion	Ratio	Lower	Upper
65	100		
67	50.2	0.0	104.0

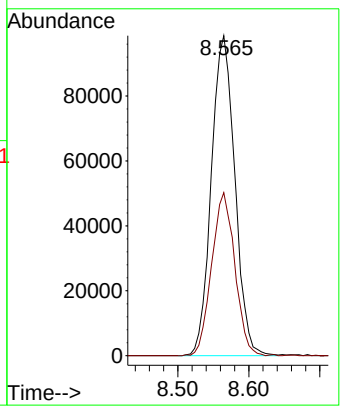

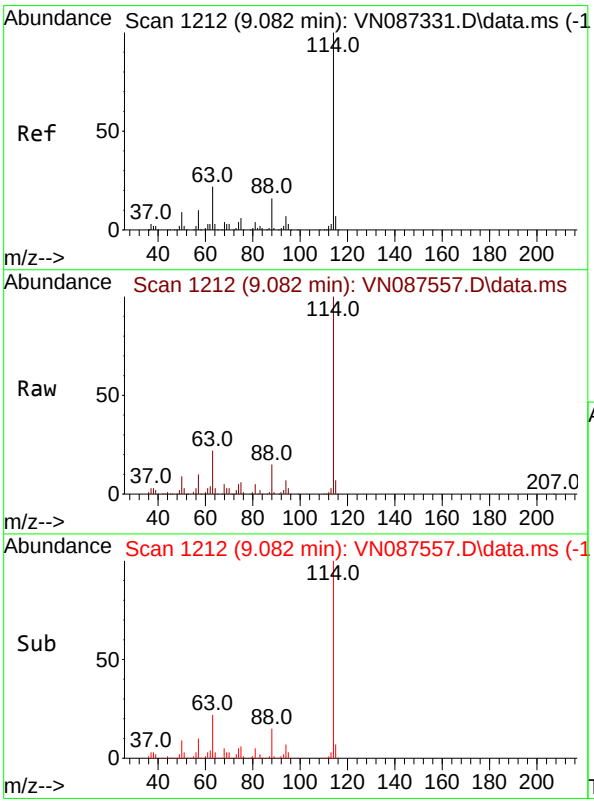

#34
1,4-Difluorobenzene
Concen: 50.000 ug/l
RT: 9.082 min Scan# 1212
Delta R.T. 0.000 min
Lab File: VN087557.D
Acq: 14 Aug 2025 12:03

Tgt Ion:114 Resp: 526488

Ion	Ratio	Lower	Upper
114	100		
63	21.8	0.0	44.6
88	15.4	0.0	32.8

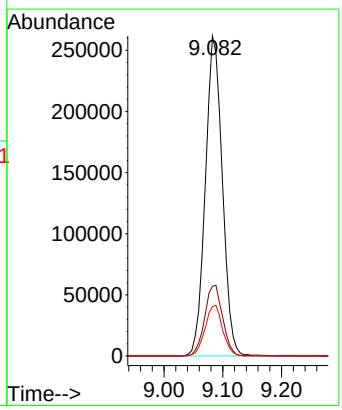

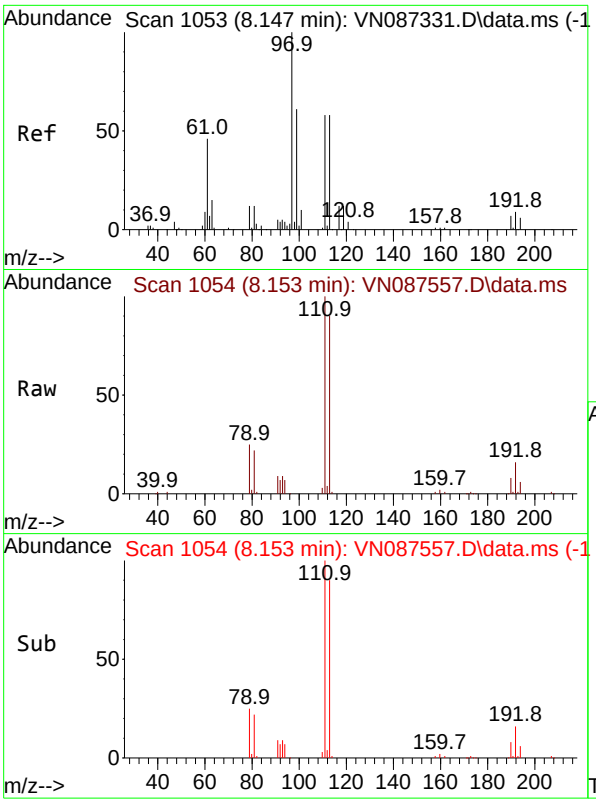

#35
Dibromofluoromethane
Concen: 44.585 ug/l
RT: 8.153 min Scan# 1(
Delta R.T. 0.006 min
Lab File: VN087557.D
Acq: 14 Aug 2025 12:03

Instrument :
MSVOA_N
ClientSampleId :
TG-S01

Tgt Ion:113 Resp: 161920

Ion	Ratio	Lower	Upper
113	100		
111	104.6	82.5	123.7
192	16.8	13.7	20.5

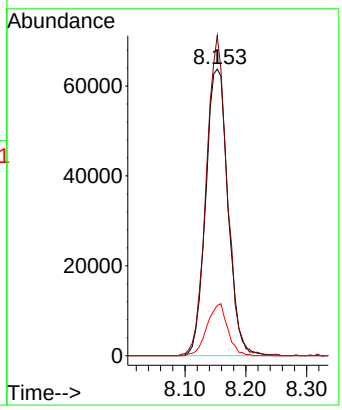

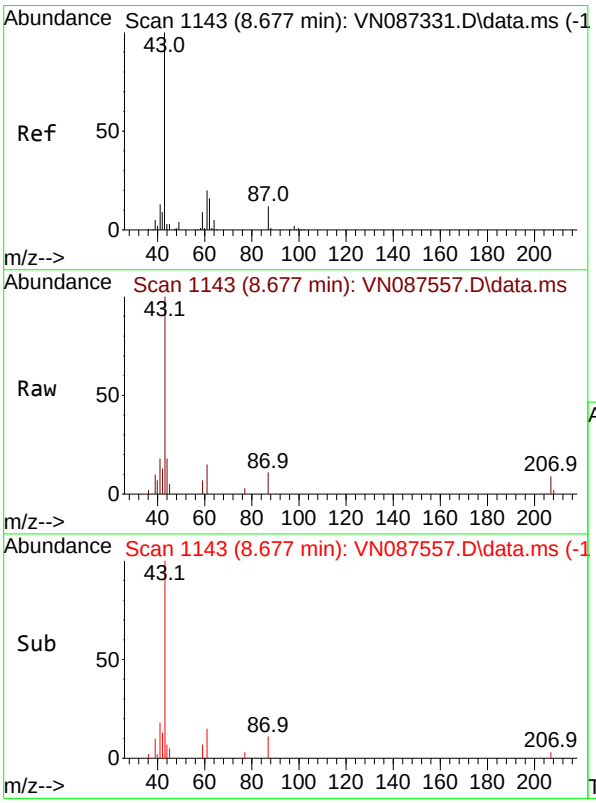

#43
Isopropyl Acetate
Concen: 1.996 ug/l
RT: 8.677 min Scan# 1143
Delta R.T. -0.000 min
Lab File: VN087557.D
Acq: 14 Aug 2025 12:03

Tgt Ion: 43 Resp: 21470

Ion	Ratio	Lower	Upper
43	100		
61	19.6	19.8	29.8#
87	12.6	9.8	14.6

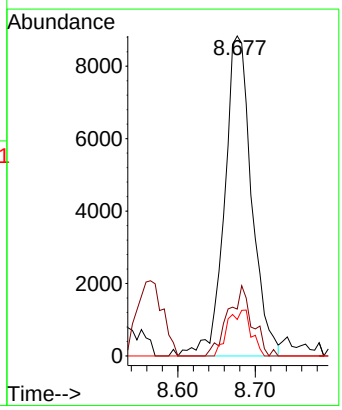

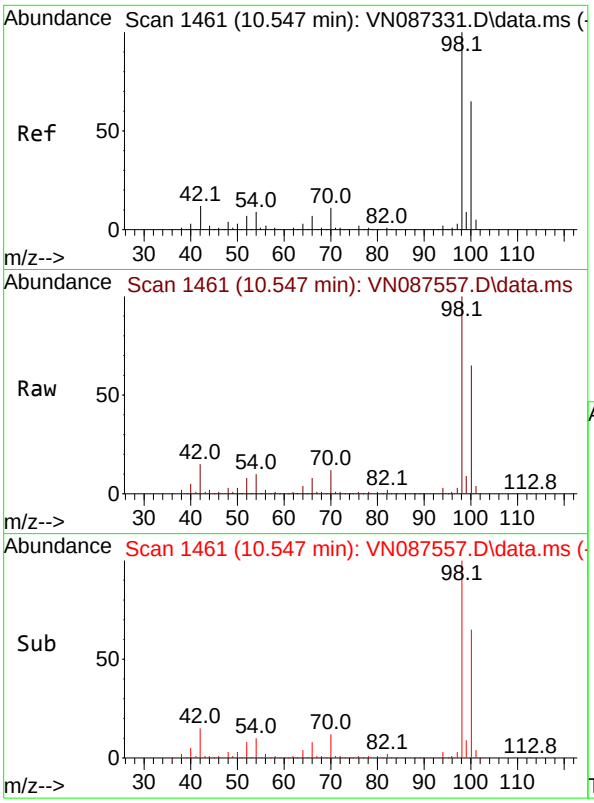

#50
Toluene-d8
Concen: 46.646 ug/l
RT: 10.547 min Scan# 1
Delta R.T. 0.000 min
Lab File: VN087557.D
Acq: 14 Aug 2025 12:03

Instrument :
MSVOA_N
ClientSampleId :
TG-S01

Tgt Ion: 98 Resp: 604289

Ion	Ratio	Lower	Upper
98	100		
100	64.7	52.1	78.1

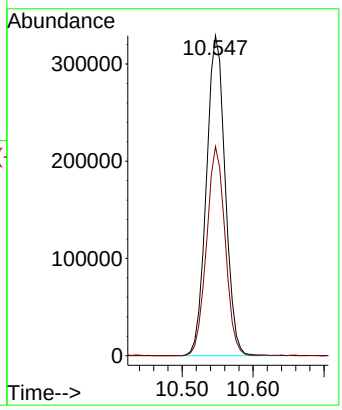

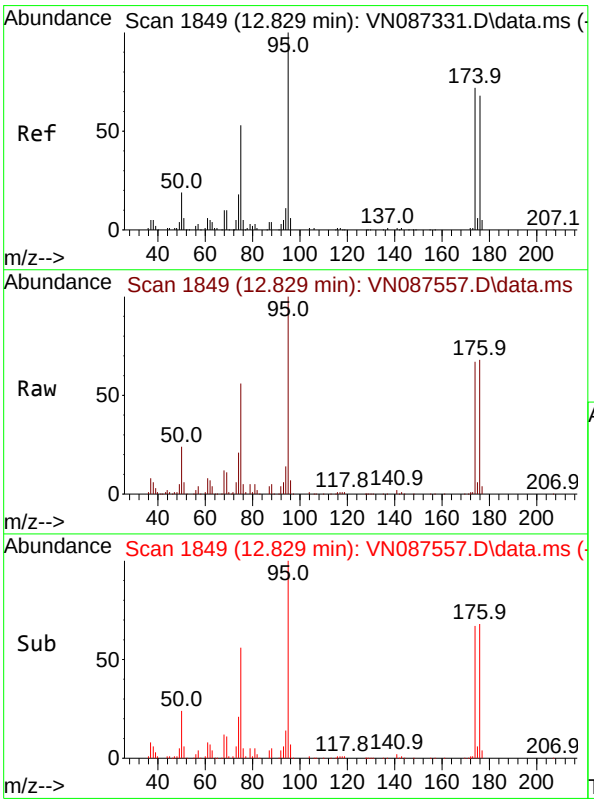

#62
4-Bromofluorobenzene
Concen: 45.136 ug/l
RT: 12.829 min Scan# 1849
Delta R.T. 0.000 min
Lab File: VN087557.D
Acq: 14 Aug 2025 12:03

Tgt Ion: 95 Resp: 216028

Ion	Ratio	Lower	Upper
95	100		
174	67.2	0.0	149.4
176	64.9	0.0	141.2

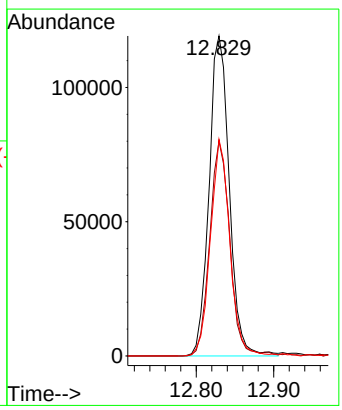

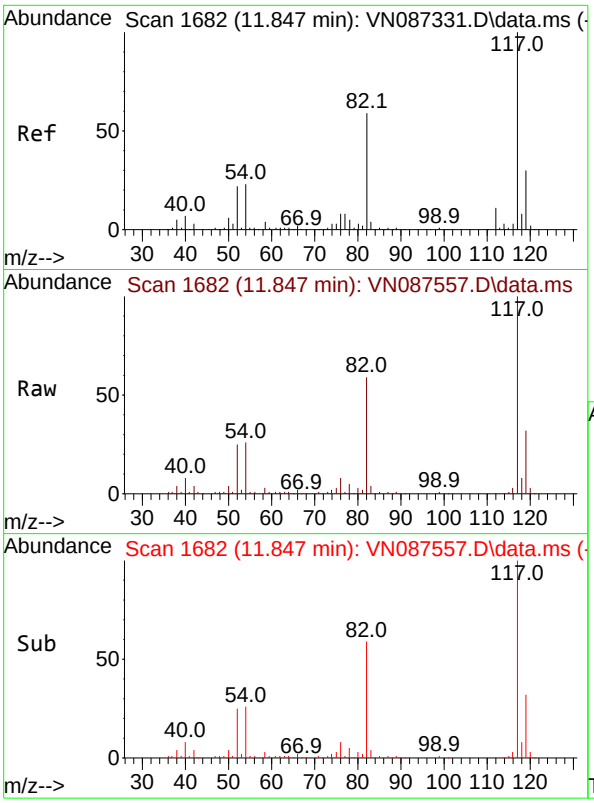

#63
Chlorobenzene-d5
Concen: 50.000 ug/l
RT: 11.847 min Scan# 1
Delta R.T. -0.000 min
Lab File: VN087557.D
Acq: 14 Aug 2025 12:03

Instrument :
MSVOA_N
ClientSampleId :
TG-S01

Tgt Ion:117 Resp: 494450

Ion	Ratio	Lower	Upper
117	100		
82	58.6	47.4	71.2
119	32.1	23.8	35.8

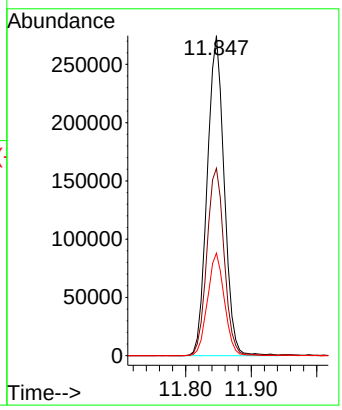

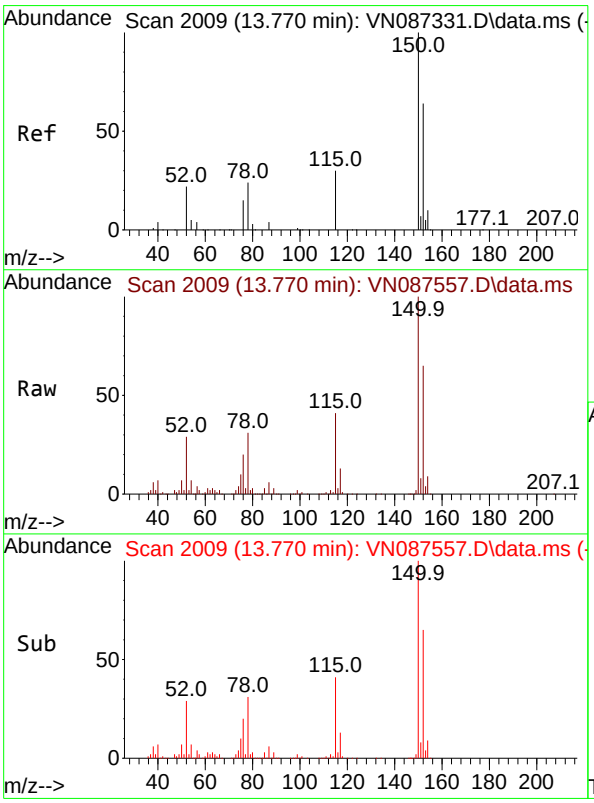

#72
1,4-Dichlorobenzene-d4
Concen: 50.000 ug/l
RT: 13.770 min Scan# 2009
Delta R.T. 0.000 min
Lab File: VN087557.D
Acq: 14 Aug 2025 12:03

Tgt Ion:152 Resp: 224457

Ion	Ratio	Lower	Upper
152	100		
115	63.7	31.1	93.5
150	156.8	0.0	349.0

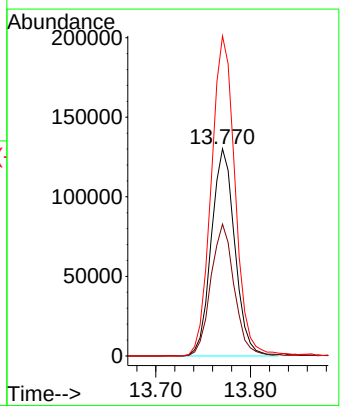

Quantitation Report (QT Reviewed)

Sample Results: **VN087558.D**

Data Path : Z:\voasrv\HPCHEM1\MSVOA_N\Data\VN081425\
Data File : VN087558.D
Acq On : 14 Aug 2025 12:24
Operator : JC\MD
Sample : Q2832-04
Misc : 5.0mL/MSVOA_N/WATER
ALS Vial : 8 Sample Multiplier: 1

Quant Time: Aug 14 15:24:22 2025
Quant Method : Z:\voasrv\HPCHEM1\MSVOA_N\methods\82N071625W.M
Quant Title : SW846 8260
QLast Update : Thu Jul 17 02:56:13 2025
Response via : Initial Calibration

Instrument :
MSVOA_N
ClientSampleId :
TG-S02

Manual Integrations APPROVED

Reviewed By :John Carlone 08/14/2025
Supervised By :Mahesh Dadoda 08/19/2025

A B C D E F G H I J K

Compound	R.T.	QIon	Response	Conc	Units	Dev(Min)
Internal Standards						
1) Pentafluorobenzene	8.212	168	239320	50.000	ug/l	0.00
34) 1,4-Difluorobenzene	9.082	114	544507	50.000	ug/l	0.00
63) Chlorobenzene-d5	11.847	117	524154	50.000	ug/l	0.00
72) 1,4-Dichlorobenzene-d4	13.770	152	236126	50.000	ug/l	0.00
System Monitoring Compounds						
33) 1,2-Dichloroethane-d4	8.565	65	237432	58.470	ug/l	0.00
Spiked Amount 50.000	Range 74 - 125		Recovery = 116.940%			
35) Dibromofluoromethane	8.153	113	173205	46.114	ug/l	0.00
Spiked Amount 50.000	Range 75 - 124		Recovery = 92.220%			
50) Toluene-d8	10.547	98	631927	47.165	ug/l	0.00
Spiked Amount 50.000	Range 86 - 113		Recovery = 94.340%			
62) 4-Bromofluorobenzene	12.829	95	229218	46.307	ug/l	0.00
Spiked Amount 50.000	Range 77 - 121		Recovery = 92.620%			
Target Compounds						Qvalue
16) Acetone	4.424	43	61497	32.299	ug/l #	88
18) Methyl Acetate	5.024	43	47562	9.943	ug/l	96
20) Methylene Chloride	5.271	84	19427m	5.466	ug/l	
43) Isopropyl Acetate	8.682	43	20780	1.868	ug/l #	91

(#) = qualifier out of range (m) = manual integration (+) = signals summed

Quantitation Report (QT Reviewed)

Sample Results: **VN087558.D**

Data Path : Z:\voasrv\HPCHEM1\MSVOA_N\Data\VN081425\
Data File : VN087558.D
Acq On : 14 Aug 2025 12:24
Operator : JC\MD
Sample : Q2832-04
Misc : 5.0mL/MSVOA_N/WATER
ALS Vial : 8 Sample Multiplier: 1

Quant Time: Aug 14 15:24:22 2025
Quant Method : Z:\voasrv\HPCHEM1\MSVOA_N\methods\82N071625W.M
Quant Title : SW846 8260
QLast Update : Thu Jul 17 02:56:13 2025
Response via : Initial Calibration

Instrument :
MSVOA_N
ClientSampleId :
TG-S02

Manual Integrations APPROVED

Reviewed By :John Carlone 08/14/2025
Supervised By :Mahesh Dadoda 08/19/2025

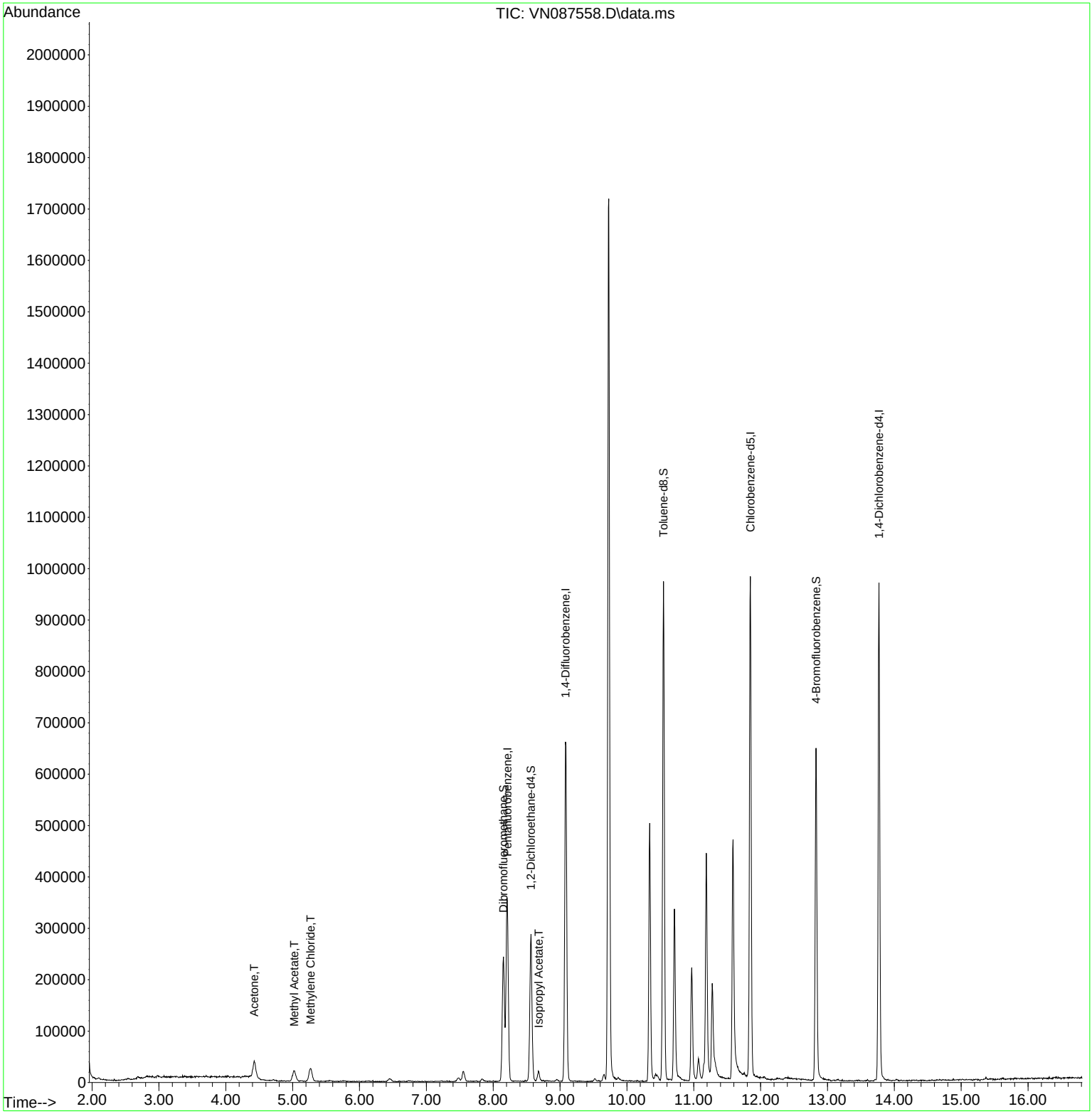

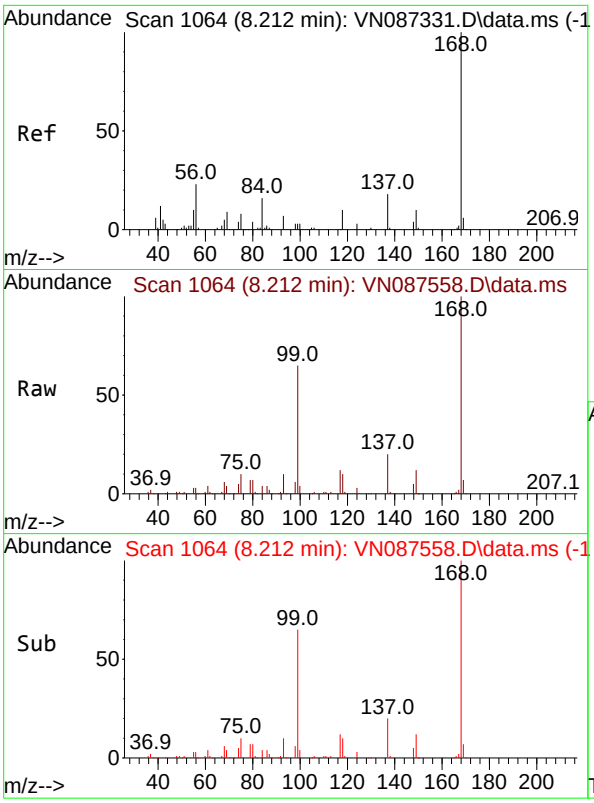

#1
Pentafluorobenzene
Concen: 50.000 ug/l
RT: 8.212 min Scan# 1(
Delta R.T. -0.000 min
Lab File: VN087558.D
Acq: 14 Aug 2025 12:24

Tgt Ion:168 Resp: 23932(

Ion	Ratio	Lower	Upper
168	100		
99	64.9	47.9	71.9

Instrument :
MSVOA_N
ClientSampleId :
TG-S02

Manual Integrations
APPROVED

Reviewed By :John Carlone 08/14/2025
Supervised By :Mahesh Dadoda 08/19/2025

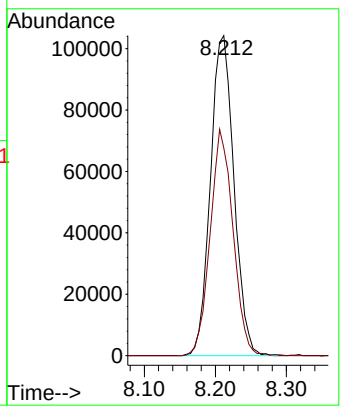

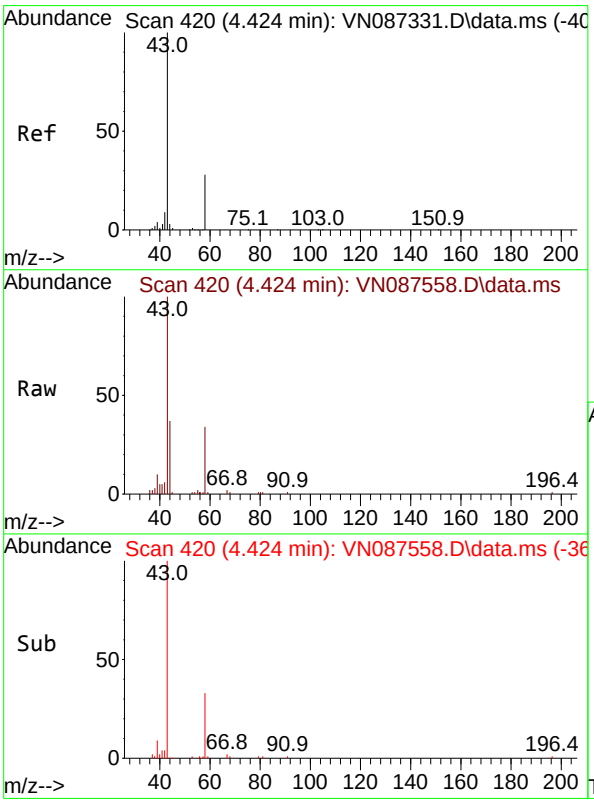

#16
Acetone
Concen: 32.299 ug/l
RT: 4.424 min Scan# 420
Delta R.T. 0.000 min
Lab File: VN087558.D
Acq: 14 Aug 2025 12:24

Tgt Ion: 43 Resp: 61497

Ion	Ratio	Lower	Upper
43	100		
58	34.2	22.3	33.5#

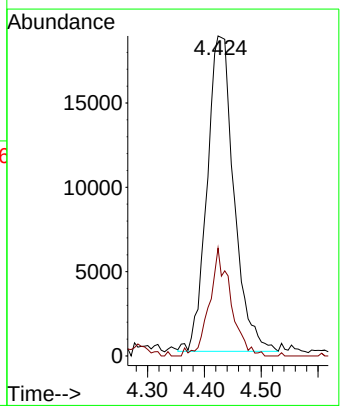

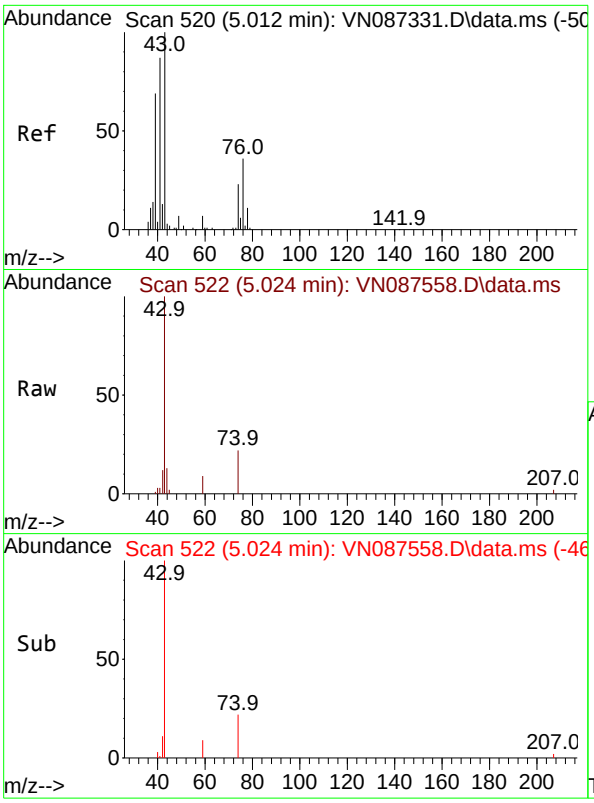

#18
Methyl Acetate
Concen: 9.943 ug/l
RT: 5.024 min Scan# 5
Delta R.T. 0.012 min
Lab File: VN087558.D
Acq: 14 Aug 2025 12:24

Tgt Ion: 43 Resp: 4756

Ion	Ratio	Lower	Upper
43	100		
74	20.5	17.8	26.6

Instrument :
MSVOA_N
ClientSampleId :
TG-S02

Manual Integrations
APPROVED

Reviewed By :John Carlone 08/14/2025
Supervised By :Mahesh Dadoda 08/19/2025

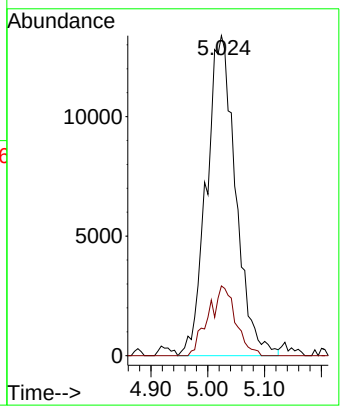

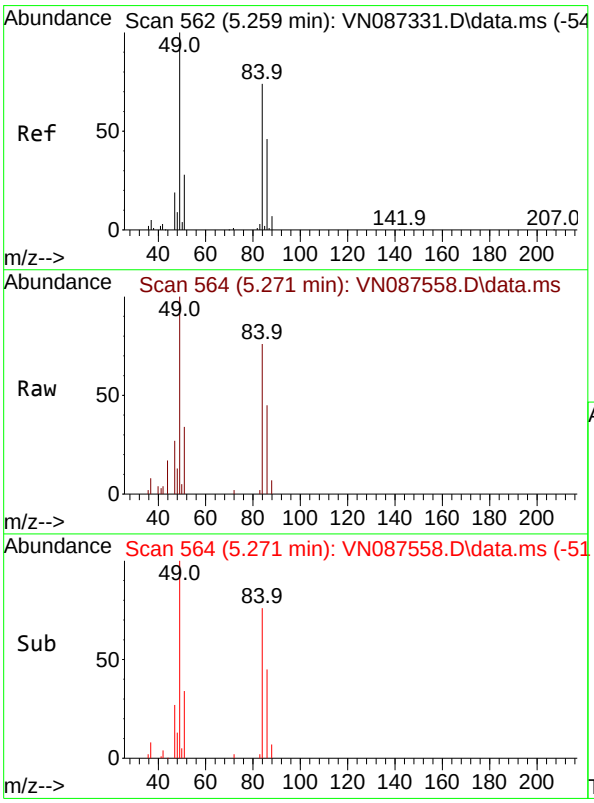

#20
Methylene Chloride
Concen: 5.466 ug/l m
RT: 5.271 min Scan# 564
Delta R.T. 0.012 min
Lab File: VN087558.D
Acq: 14 Aug 2025 12:24

Tgt Ion: 84 Resp: 19427

Ion	Ratio	Lower	Upper
84	100		
49	132.4	107.5	161.3
51	45.0	30.2	45.2
86	59.4	49.3	73.9

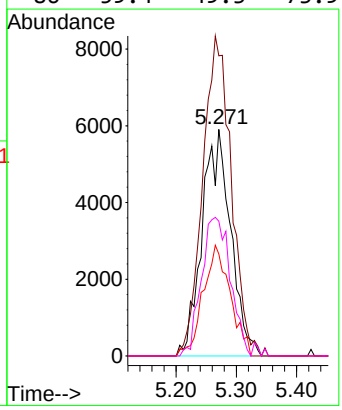

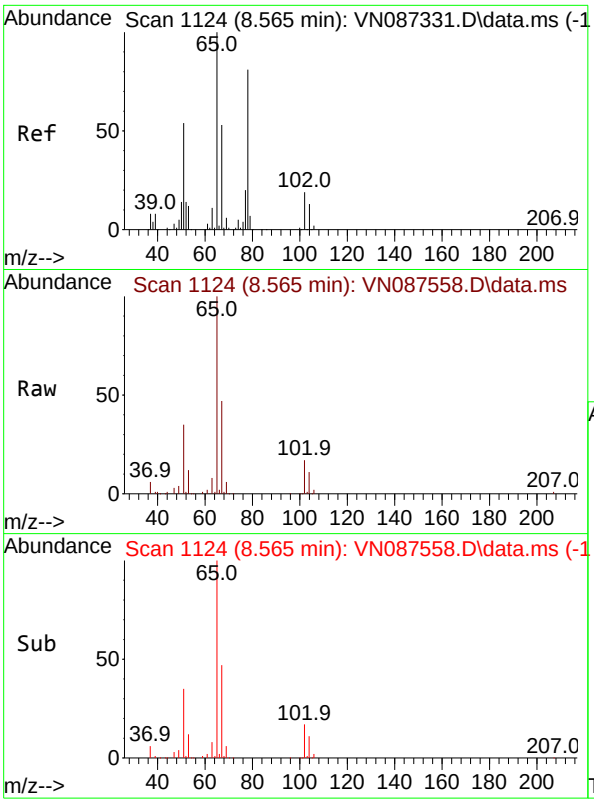

#33
1,2-Dichloroethane-d4
Concen: 58.470 ug/l
RT: 8.565 min Scan# 1
Delta R.T. 0.000 min
Lab File: VN087558.D
Acq: 14 Aug 2025 12:24

Tgt Ion: 65 Resp: 23743

Ion	Ratio	Lower	Upper
65	100		
67	50.0	0.0	104.0

Instrument :
MSVOA_N
ClientSampleId :
TG-S02

Manual Integrations
APPROVED

Reviewed By :John Carlone 08/14/2025
Supervised By :Mahesh Dadoda 08/19/2025

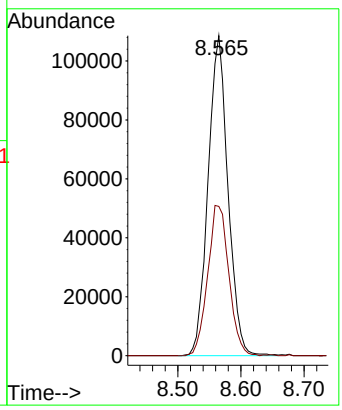

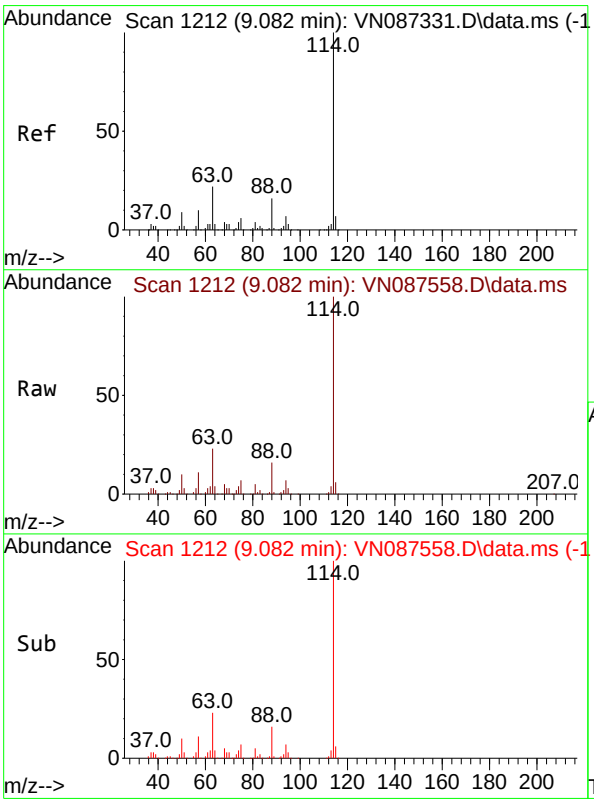

#34
1,4-Difluorobenzene
Concen: 50.000 ug/l
RT: 9.082 min Scan# 1212
Delta R.T. 0.000 min
Lab File: VN087558.D
Acq: 14 Aug 2025 12:24

Tgt Ion:114 Resp: 544507

Ion	Ratio	Lower	Upper
114	100		
63	23.2	0.0	44.6
88	15.7	0.0	32.8

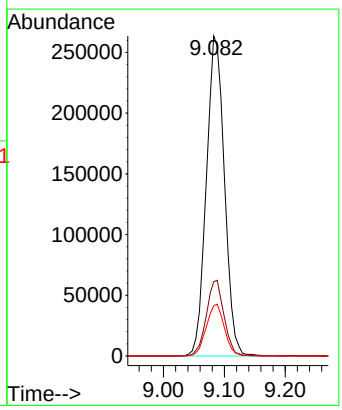

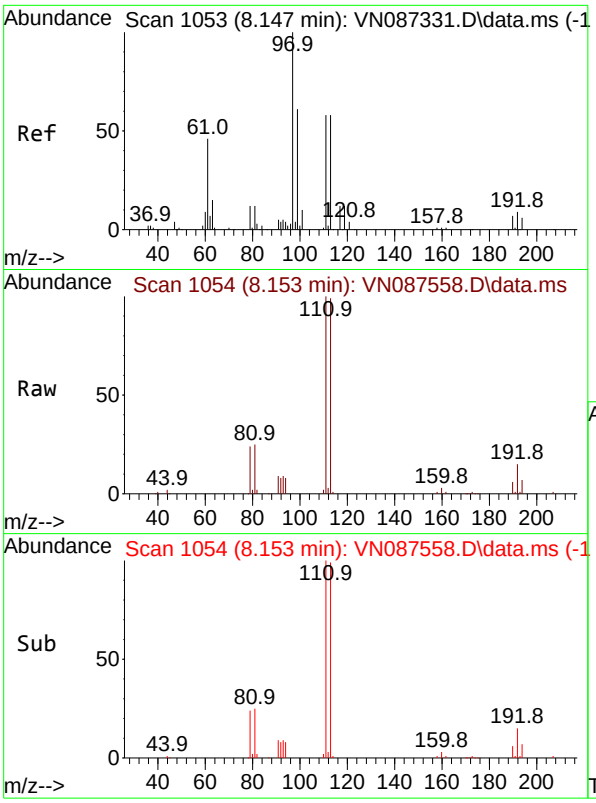

#35
Dibromofluoromethane
Concen: 46.114 ug/l
RT: 8.153 min Scan# 1(
Delta R.T. 0.006 min
Lab File: VN087558.D
Acq: 14 Aug 2025 12:24

Tgt Ion:113 Resp: 17320

Ion	Ratio	Lower	Upper
113	100		
111	99.7	82.5	123.7
192	15.4	13.7	20.5

Instrument :
MSVOA_N
ClientSampleId :
TG-S02

Manual Integrations
APPROVED

Reviewed By :John Carlone 08/14/2025
Supervised By :Mahesh Dadoda 08/19/2025

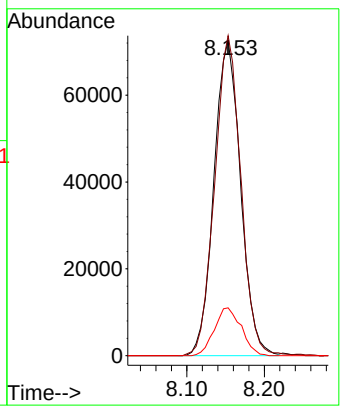

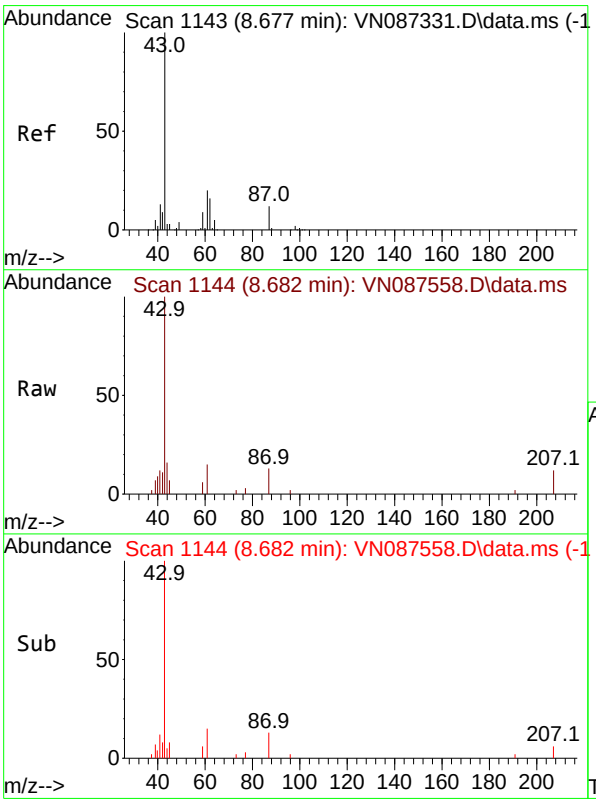

#43
Isopropyl Acetate
Concen: 1.868 ug/l
RT: 8.682 min Scan# 1144
Delta R.T. 0.005 min
Lab File: VN087558.D
Acq: 14 Aug 2025 12:24

Tgt Ion: 43 Resp: 20780

Ion	Ratio	Lower	Upper
43	100		
61	19.1	19.8	29.8#
87	13.5	9.8	14.6

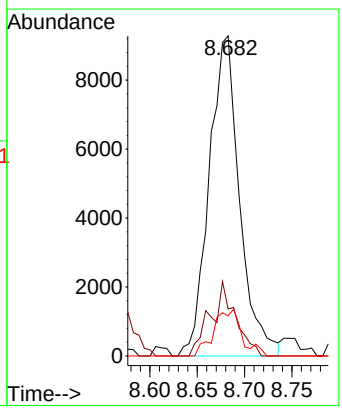

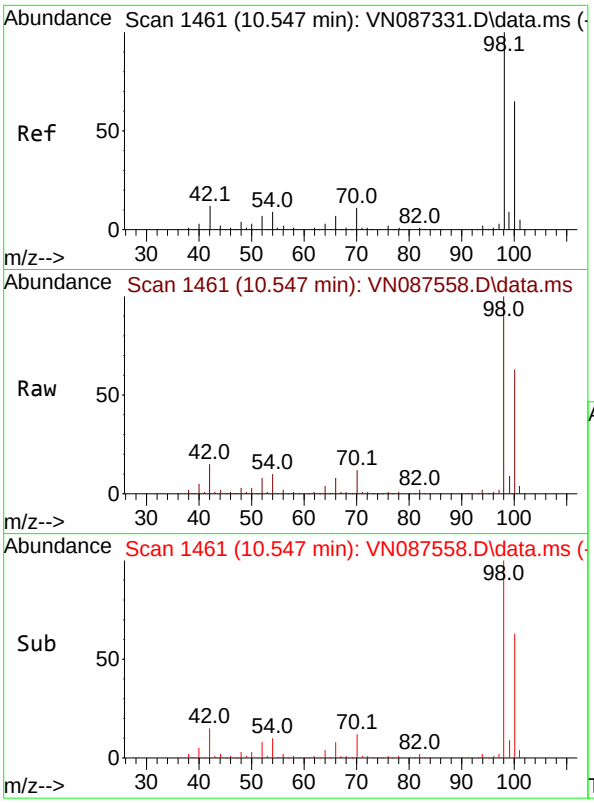

#50
Toluene-d8
Concen: 47.165 ug/l
RT: 10.547 min Scan# 14
Delta R.T. 0.000 min
Lab File: VN087558.D
Acq: 14 Aug 2025 12:24

Tgt Ion: 98 Resp: 63192

Ion	Ratio	Lower	Upper
98	100		
100	63.7	52.1	78.1

Instrument :
MSVOA_N
ClientSampleId :
TG-S02

Manual Integrations
APPROVED

Reviewed By :John Carlone 08/14/2025
Supervised By :Mahesh Dadoda 08/19/2025

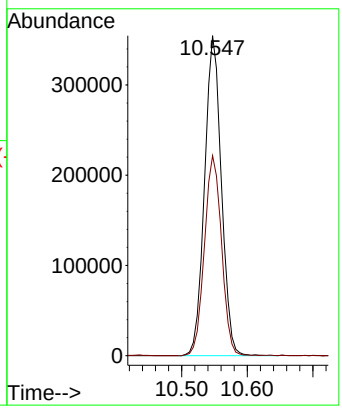

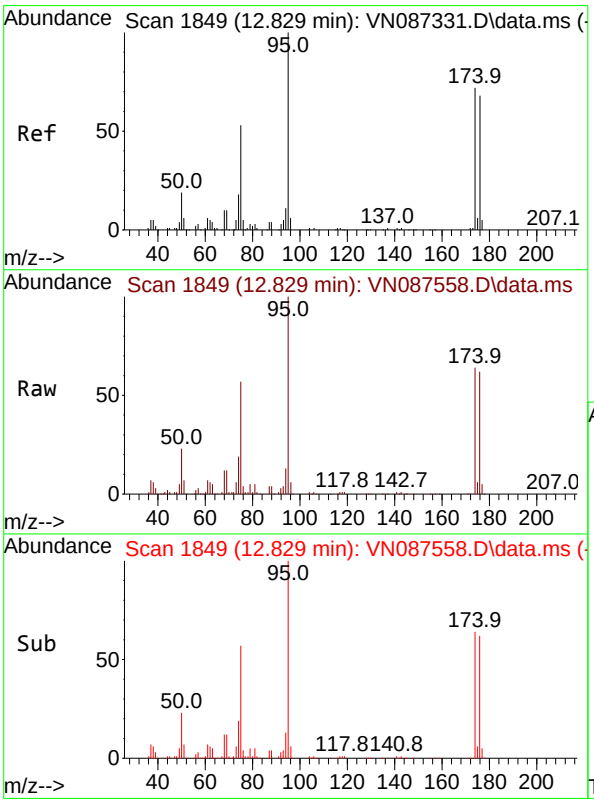

#62
4-Bromofluorobenzene
Concen: 46.307 ug/l
RT: 12.829 min Scan# 1849
Delta R.T. 0.000 min
Lab File: VN087558.D
Acq: 14 Aug 2025 12:24

Tgt Ion: 95 Resp: 229218

Ion	Ratio	Lower	Upper
95	100		
174	69.0	0.0	149.4
176	63.9	0.0	141.2

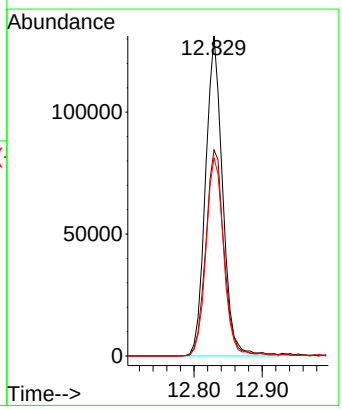

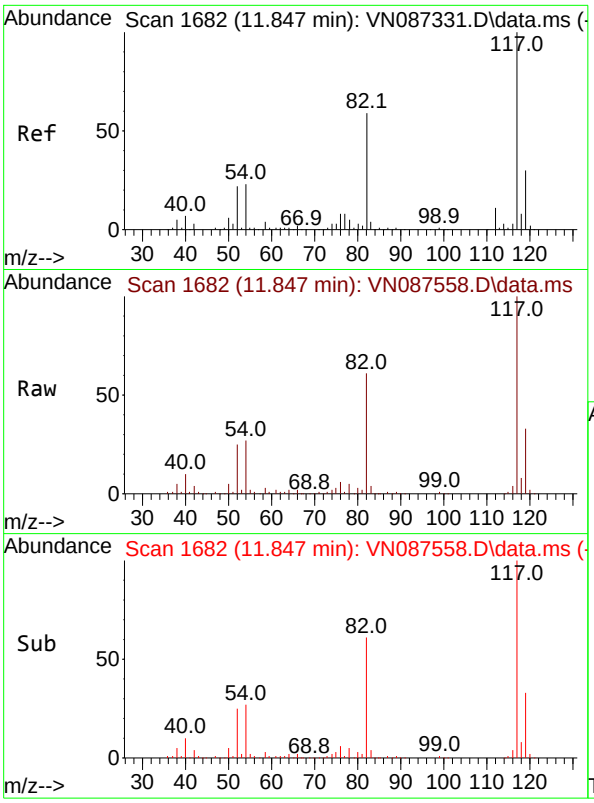

#63
Chlorobenzene-d5
Concen: 50.000 ug/l
RT: 11.847 min Scan# 1(
Delta R.T. -0.000 min
Lab File: VN087558.D
Acq: 14 Aug 2025 12:24

Tgt Ion:117 Resp: 524154

Ion	Ratio	Lower	Upper
117	100		
82	60.7	47.4	71.2
119	32.9	23.8	35.8

Instrument :
MSVOA_N
ClientSampleId :
TG-S02

Manual Integrations
APPROVED

Reviewed By :John Carlone 08/14/2025
Supervised By :Mahesh Dadoda 08/19/2025

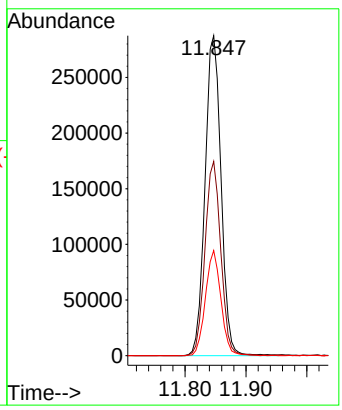

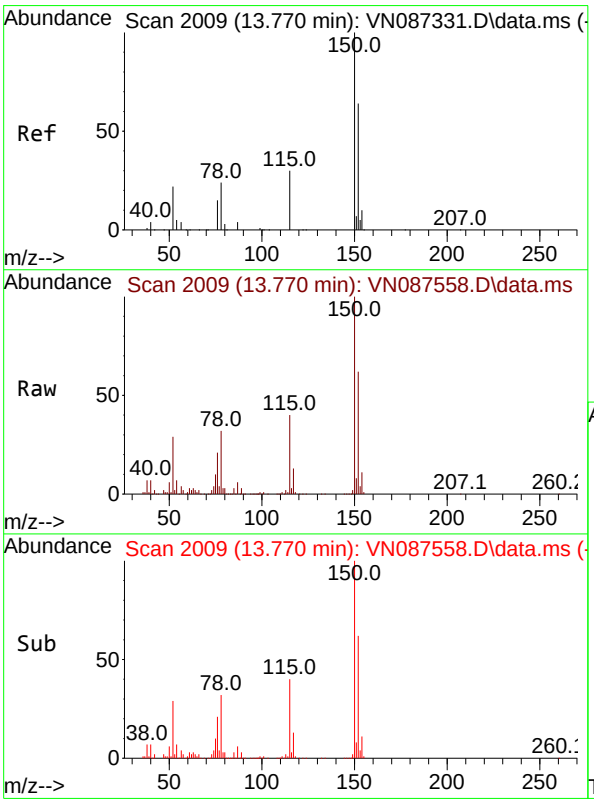

#72
1,4-Dichlorobenzene-d4
Concen: 50.000 ug/l
RT: 13.770 min Scan# 2009
Delta R.T. 0.000 min
Lab File: VN087558.D
Acq: 14 Aug 2025 12:24

Tgt Ion:152 Resp: 236126

Ion	Ratio	Lower	Upper
152	100		
115	64.4	31.1	93.5
150	157.1	0.0	349.0

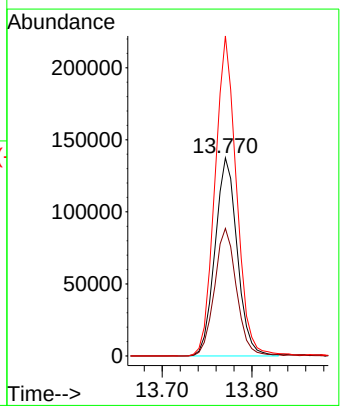

Quantitation Report (QT Reviewed)

Sample Results: **VN087541.D**

Data Path : Z:\voasrv\HPCHEM1\MSVOA_N\Data\VN081325\
Data File : VN087541.D
Acq On : 13 Aug 2025 17:27
Operator : JC\MD
Sample : Q2832-06
Misc : 5.0mL/MSVOA_N/WATER
ALS Vial : 18 Sample Multiplier: 1

Instrument :
MSVOA_N
ClientSampleId :
TG-S03

Quant Time: Aug 14 04:04:25 2025
Quant Method : Z:\voasrv\HPCHEM1\MSVOA_N\methods\82N071625W.M
Quant Title : SW846 8260
QLast Update : Thu Jul 17 02:56:13 2025
Response via : Initial Calibration

Compound	R.T.	QIon	Response	Conc	Units	Dev(Min)
Internal Standards						
1) Pentafluorobenzene	8.206	168	199451	50.000	ug/l	0.00
34) 1,4-Difluorobenzene	9.088	114	417141	50.000	ug/l	0.00
63) Chlorobenzene-d5	11.847	117	385827	50.000	ug/l	0.00
72) 1,4-Dichlorobenzene-d4	13.770	152	173385	50.000	ug/l	0.00
System Monitoring Compounds						
33) 1,2-Dichloroethane-d4	8.565	65	204257	60.355	ug/l	0.00
Spiked Amount 50.000	Range 74 - 125		Recovery = 120.720%			
35) Dibromofluoromethane	8.153	113	138862	48.259	ug/l	0.00
Spiked Amount 50.000	Range 75 - 124		Recovery = 96.520%			
50) Toluene-d8	10.547	98	472710	46.054	ug/l	0.00
Spiked Amount 50.000	Range 86 - 113		Recovery = 92.100%			
62) 4-Bromofluorobenzene	12.829	95	184001	48.522	ug/l	0.00
Spiked Amount 50.000	Range 77 - 121		Recovery = 97.040%			
Target Compounds						Qvalue
16) Acetone	4.430	43	73070	46.049	ug/l	92
18) Methyl Acetate	5.018	43	52084	13.065	ug/l #	72
20) Methylene Chloride	5.265	84	20937	7.258	ug/l #	80
37) Ethyl Acetate	7.559	43	30339	5.526	ug/l	98
43) Isopropyl Acetate	8.677	43	20562	2.413	ug/l	92

(#) = qualifier out of range (m) = manual integration (+) = signals summed

Sample Results: **VN087541.D**

Data Path : Z:\voasrv\HPCHEM1\MSVOA_N\Data\VN081325\
Data File : VN087541.D
Acq On : 13 Aug 2025 17:27
Operator : JC\MD
Sample : Q2832-06
Misc : 5.0mL/MSVOA_N/WATER
ALS Vial : 18 Sample Multiplier: 1

Instrument :
MSVOA_N
ClientSampleId :
TG-S03

Quant Time: Aug 14 04:04:25 2025
Quant Method : Z:\voasrv\HPCHEM1\MSVOA_N\methods\82N071625W.M
Quant Title : SW846 8260
QLast Update : Thu Jul 17 02:56:13 2025
Response via : Initial Calibration

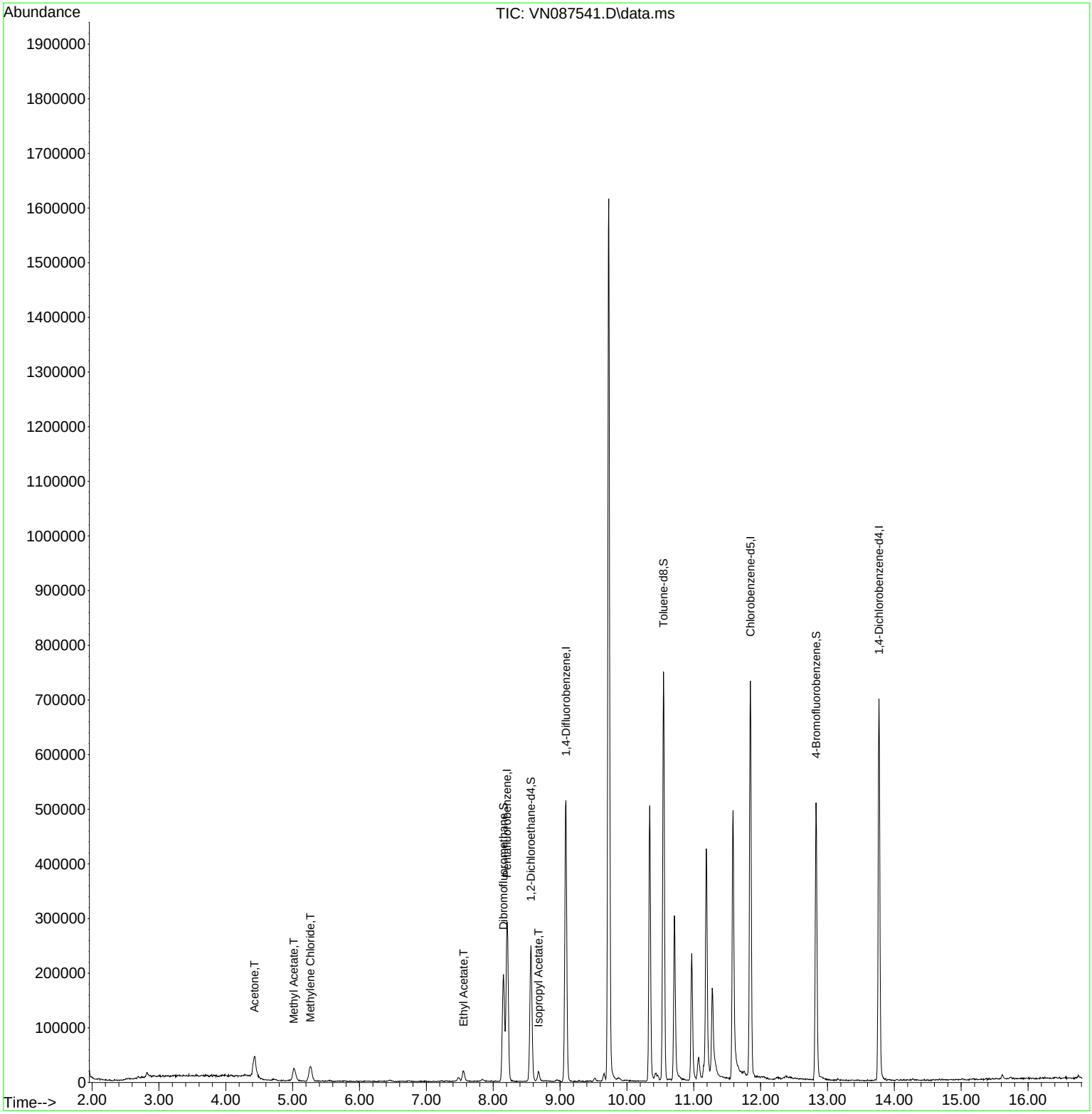

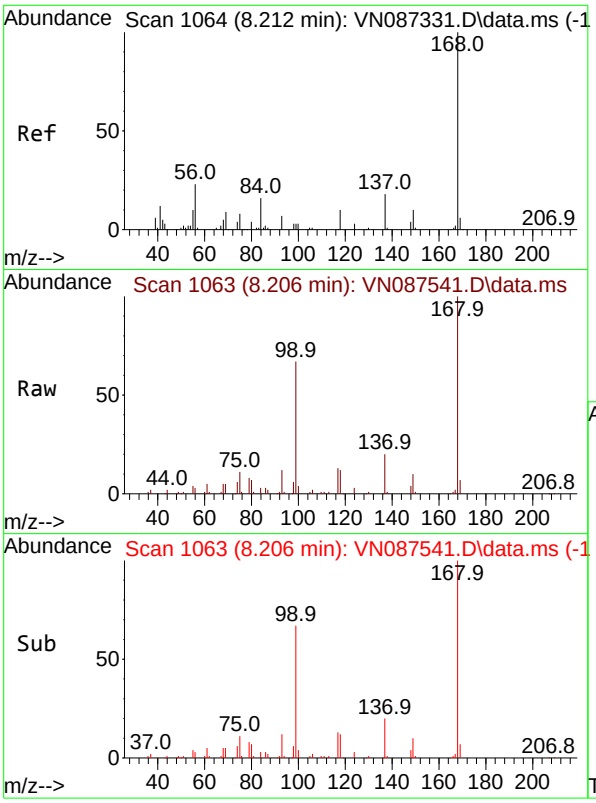

#1
Pentafluorobenzene
Concen: 50.000 ug/l
RT: 8.206 min Scan# 1(
Delta R.T. -0.006 min
Lab File: VN087541.D
Acq: 13 Aug 2025 17:27

Instrument :
MSVOA_N
ClientSampleId :
TG-S03

Tgt Ion:168 Resp: 199451

Ion	Ratio	Lower	Upper
168	100		
99	67.4	47.9	71.9

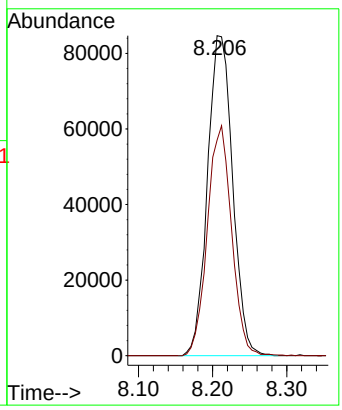

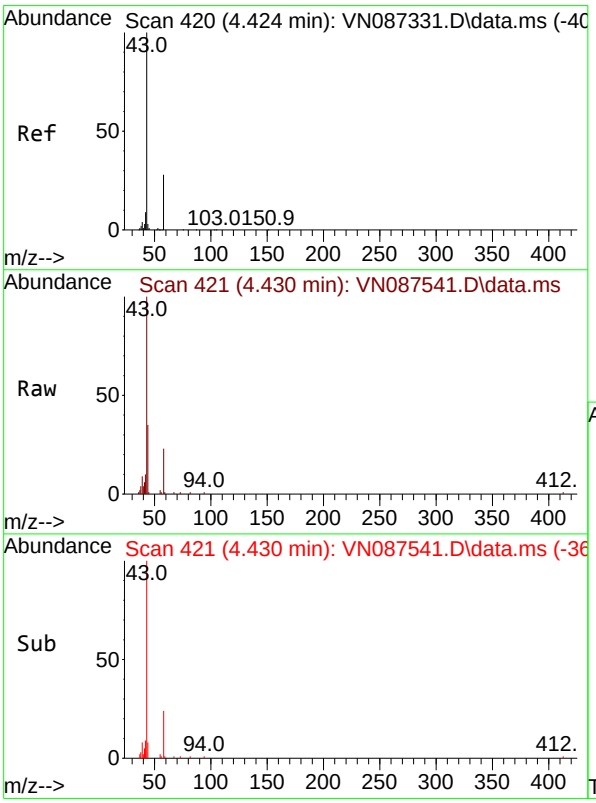

#16
Acetone
Concen: 46.049 ug/l
RT: 4.430 min Scan# 421
Delta R.T. 0.006 min
Lab File: VN087541.D
Acq: 13 Aug 2025 17:27

Tgt Ion: 43 Resp: 73070

Ion	Ratio	Lower	Upper
43	100		
58	23.6	22.3	33.5

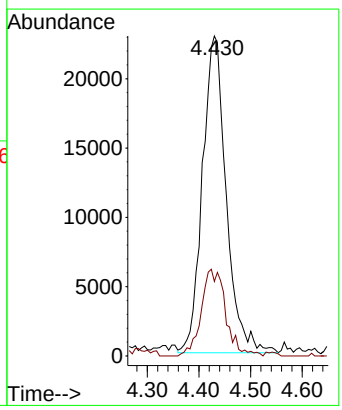

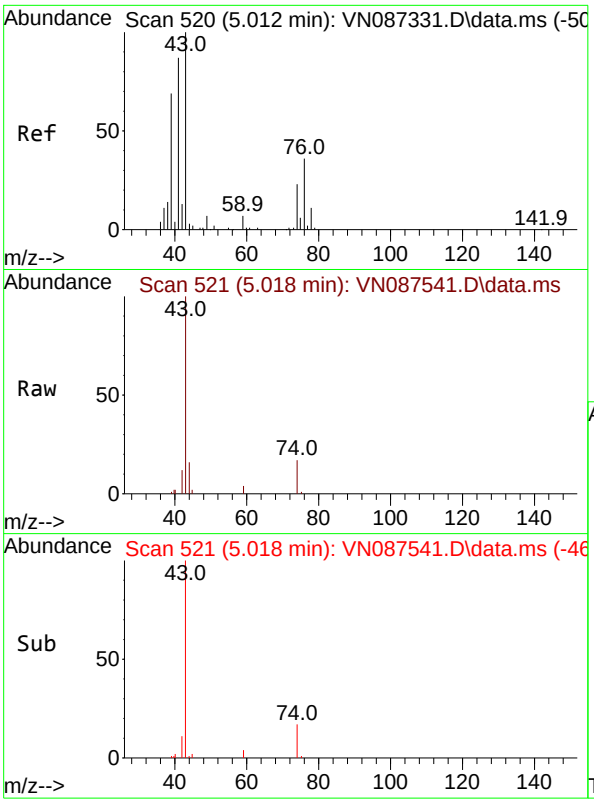

#18
Methyl Acetate
Concen: 13.065 ug/l
RT: 5.018 min Scan# 5
Delta R.T. 0.006 min
Lab File: VN087541.D
Acq: 13 Aug 2025 17:27

Instrument :
MSVOA_N
ClientSampleId :
TG-S03

Tgt Ion: 43 Resp: 52084

Ion	Ratio	Lower	Upper
43	100		
74	9.0	17.8	26.6#

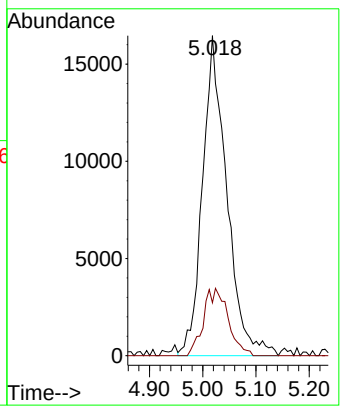

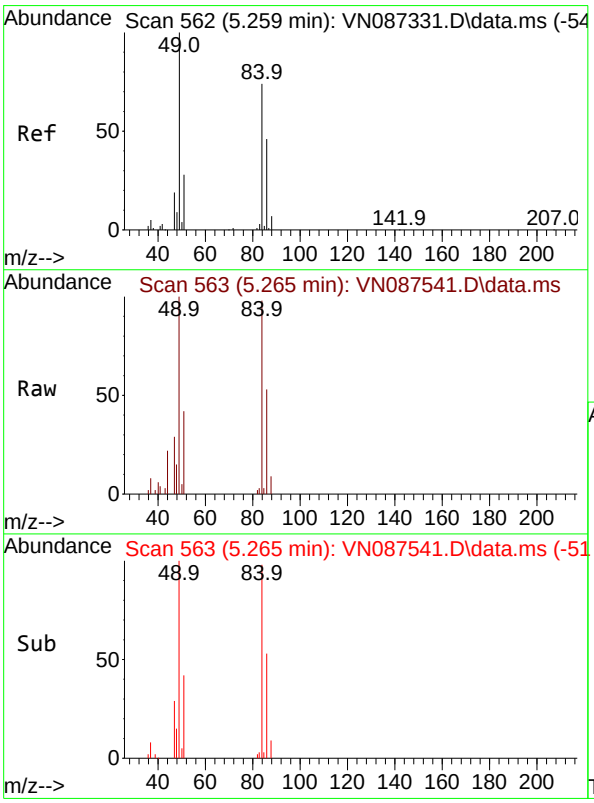

#20
Methylene Chloride
Concen: 7.258 ug/l
RT: 5.265 min Scan# 563
Delta R.T. 0.006 min
Lab File: VN087541.D
Acq: 13 Aug 2025 17:27

Tgt Ion: 84 Resp: 20937

Ion	Ratio	Lower	Upper
84	100		
49	102.5	107.5	161.3#
51	43.2	30.2	45.2
86	53.8	49.3	73.9

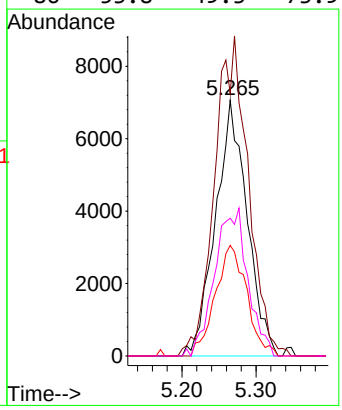

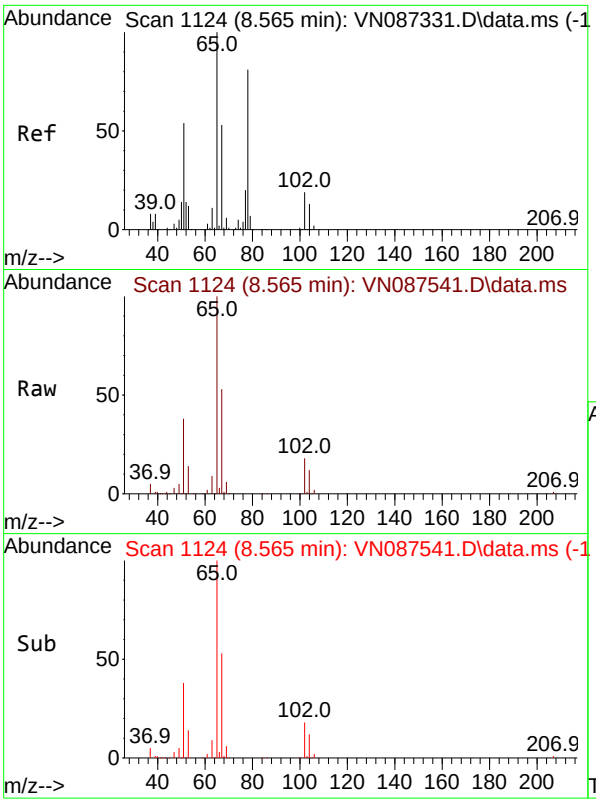

#33
1,2-Dichloroethane-d4
Concen: 60.355 ug/l
RT: 8.565 min Scan# 1
Delta R.T. 0.000 min
Lab File: VN087541.D
Acq: 13 Aug 2025 17:27

Instrument :
MSVOA_N
ClientSampleId :
TG-S03

Tgt Ion: 65 Resp: 204257

Ion	Ratio	Lower	Upper
65	100		
67	51.4	0.0	104.0

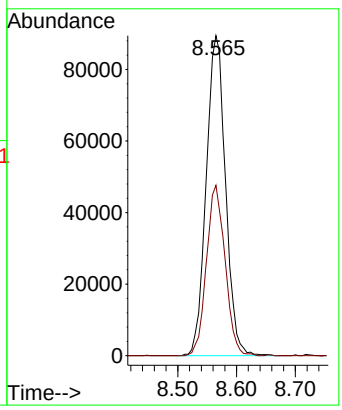

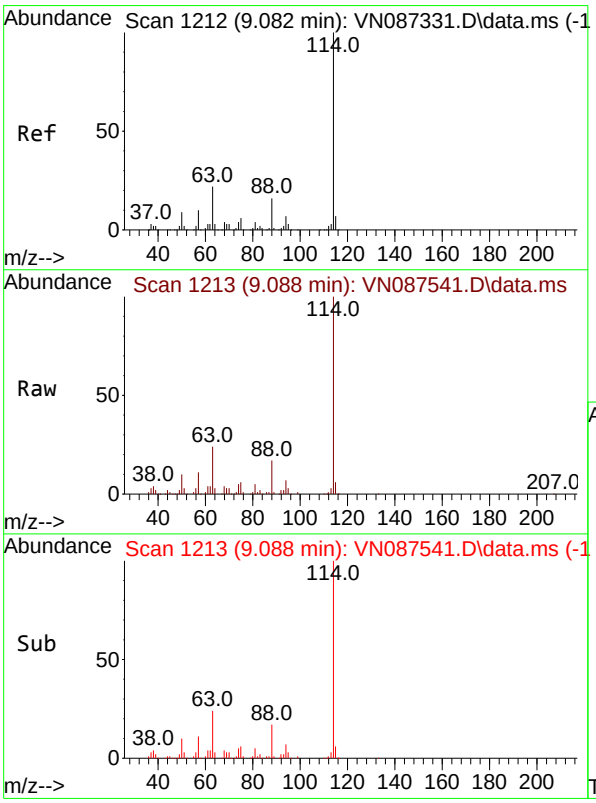

#34
1,4-Difluorobenzene
Concen: 50.000 ug/l
RT: 9.088 min Scan# 1213
Delta R.T. 0.006 min
Lab File: VN087541.D
Acq: 13 Aug 2025 17:27

Tgt Ion:114 Resp: 417141

Ion	Ratio	Lower	Upper
114	100		
63	23.7	0.0	44.6
88	16.9	0.0	32.8

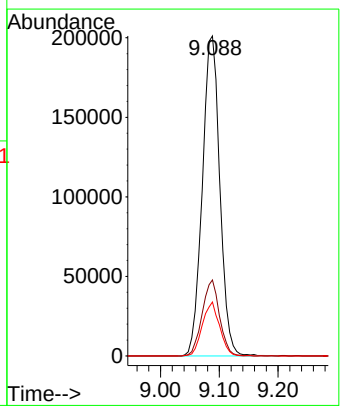

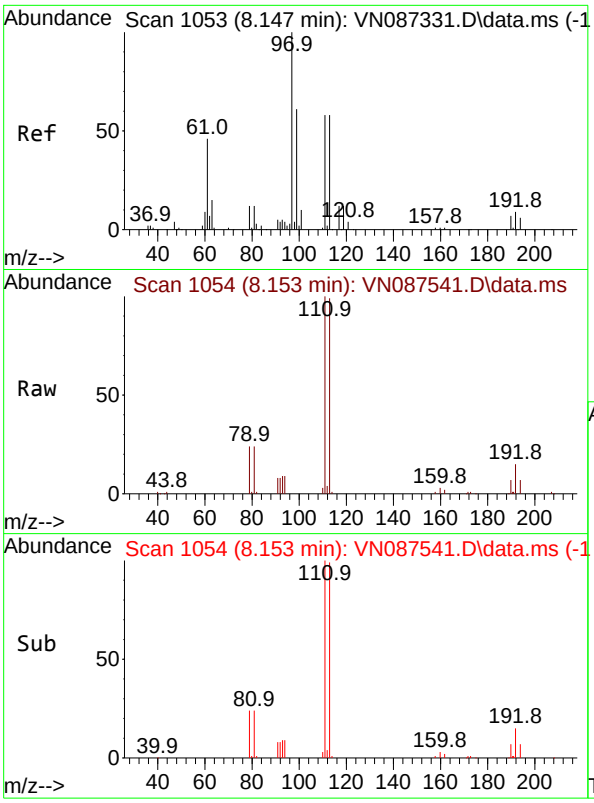

#35
Dibromofluoromethane
Concen: 48.259 ug/l
RT: 8.153 min Scan# 1(
Delta R.T. 0.006 min
Lab File: VN087541.D
Acq: 13 Aug 2025 17:27

Instrument :
MSVOA_N
ClientSampleId :
TG-S03

Tgt Ion:113 Resp: 138862

Ion	Ratio	Lower	Upper
113	100		
111	102.3	82.5	123.7
192	15.7	13.7	20.5

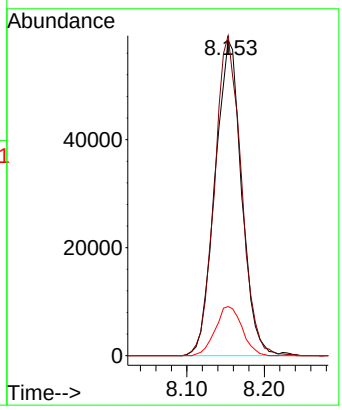

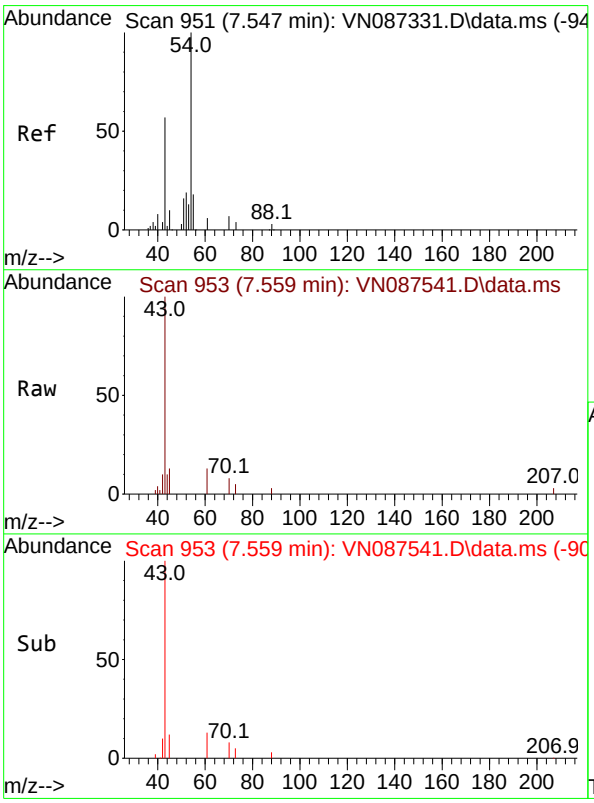

#37
Ethyl Acetate
Concen: 5.526 ug/l
RT: 7.559 min Scan# 953
Delta R.T. 0.012 min
Lab File: VN087541.D
Acq: 13 Aug 2025 17:27

Tgt Ion: 43 Resp: 30339

Ion	Ratio	Lower	Upper
43	100		
61	13.0	10.9	16.3
70	10.0	7.4	11.0

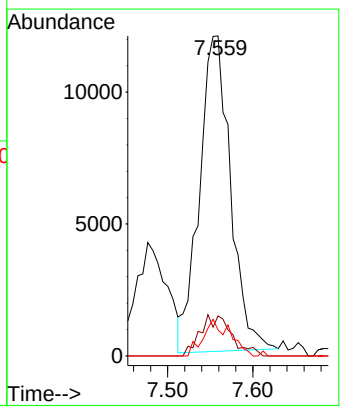

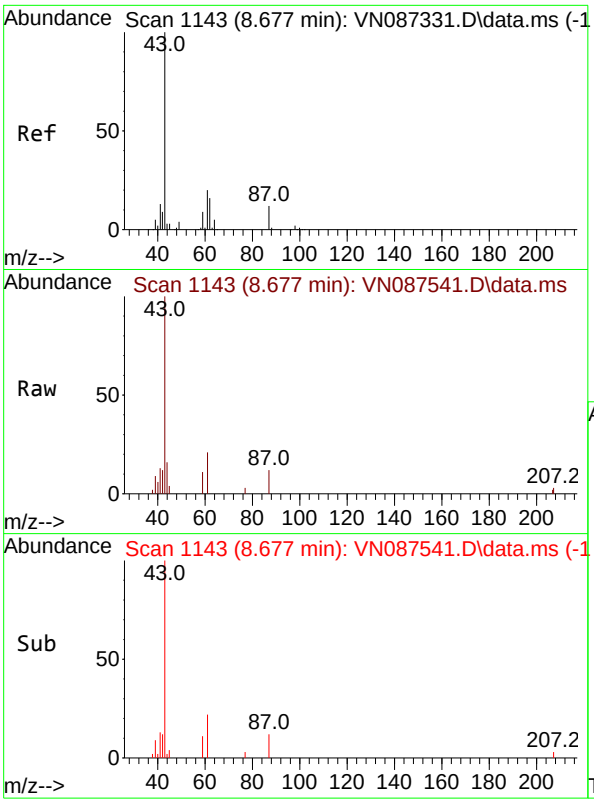

#43
Isopropyl Acetate
Concen: 2.413 ug/l
RT: 8.677 min Scan# 1
Delta R.T. -0.000 min
Lab File: VN087541.D
Acq: 13 Aug 2025 17:27

Instrument :
MSVOA_N
ClientSampleId :
TG-S03

Tgt Ion: 43 Resp: 20562

Ion	Ratio	Lower	Upper
43	100		
61	19.9	19.8	29.8
87	11.0	9.8	14.6

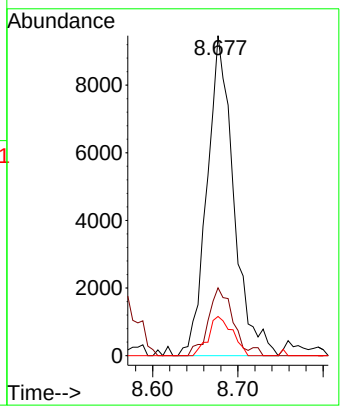

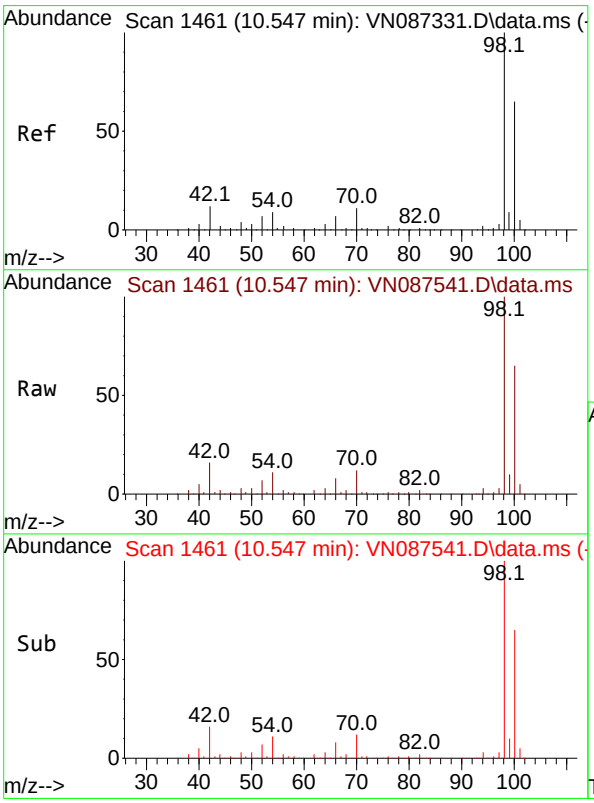

#50
Toluene-d8
Concen: 46.054 ug/l
RT: 10.547 min Scan# 1461
Delta R.T. 0.000 min
Lab File: VN087541.D
Acq: 13 Aug 2025 17:27

Tgt Ion: 98 Resp: 472710

Ion	Ratio	Lower	Upper
98	100		
100	66.0	52.1	78.1

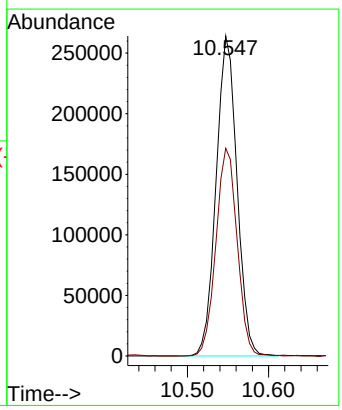

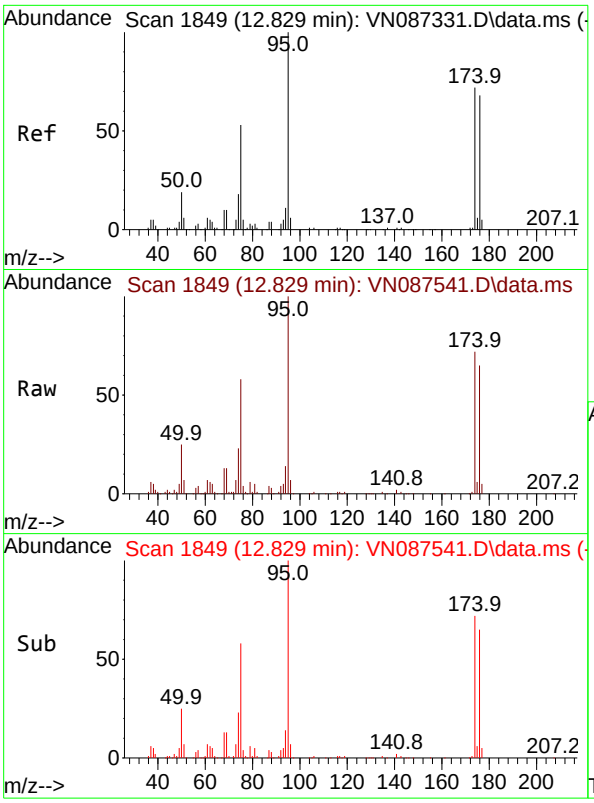

#62
4-Bromofluorobenzene
Concen: 48.522 ug/l
RT: 12.829 min Scan# 1
Delta R.T. 0.000 min
Lab File: VN087541.D
Acq: 13 Aug 2025 17:27

Instrument :
MSVOA_N
ClientSampleId :
TG-S03

Tgt Ion: 95 Resp: 184001

Ion	Ratio	Lower	Upper
95	100		
174	67.2	0.0	149.4
176	64.9	0.0	141.2

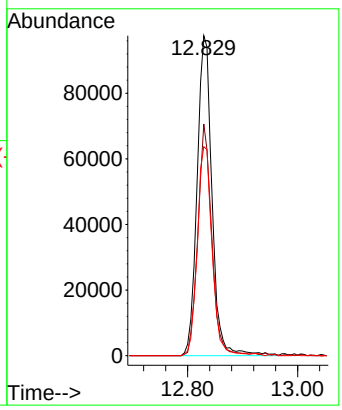

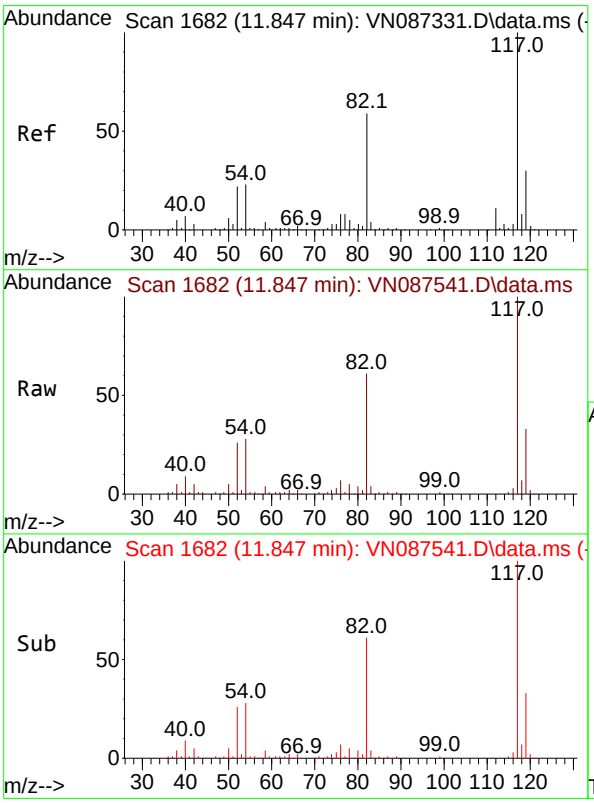

#63
Chlorobenzene-d5
Concen: 50.000 ug/l
RT: 11.847 min Scan# 1682
Delta R.T. 0.000 min
Lab File: VN087541.D
Acq: 13 Aug 2025 17:27

Tgt Ion:117 Resp: 385827

Ion	Ratio	Lower	Upper
117	100		
82	60.8	47.4	71.2
119	32.7	23.8	35.8

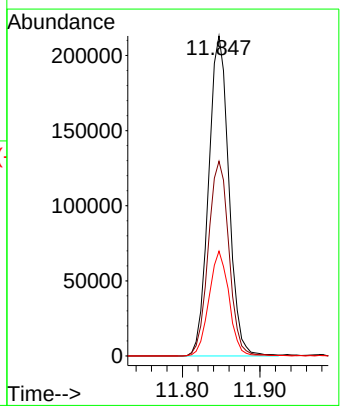

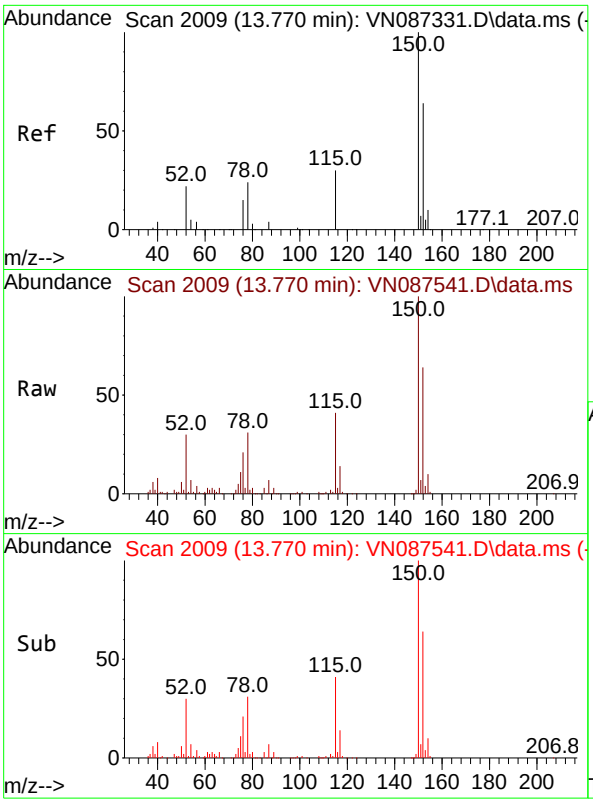

#72
1,4-Dichlorobenzene-d4
Concen: 50.000 ug/l
RT: 13.770 min Scan# 2
Delta R.T. 0.000 min
Lab File: VN087541.D
Acq: 13 Aug 2025 17:27

Instrument :
MSVOA_N
ClientSampleId :
TG-S03

Tgt Ion:152 Resp: 173385

Ion	Ratio	Lower	Upper
152	100		
115	67.1	31.1	93.5
150	162.6	0.0	349.0

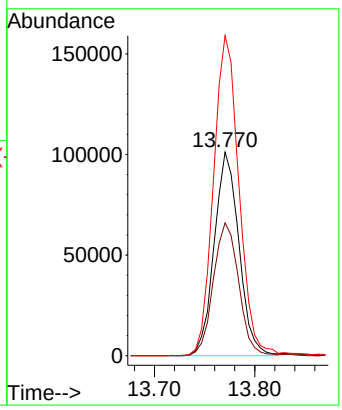

Quantitation Report (QT Reviewed)

Sample Results: **VN087542.D**

Data Path : Z:\voasrv\HPCHEM1\MSVOA_N\Data\VN081325\
Data File : VN087542.D
Acq On : 13 Aug 2025 17:50
Operator : JC\MD
Sample : Q2832-08
Misc : 5.0mL/MSVOA_N/WATER
ALS Vial : 19 Sample Multiplier: 1

Instrument :
MSVOA_N
ClientSampleId :
TG-S04

Quant Time: Aug 14 04:04:55 2025
Quant Method : Z:\voasrv\HPCHEM1\MSVOA_N\methods\82N071625W.M
Quant Title : SW846 8260
QLast Update : Thu Jul 17 02:56:13 2025
Response via : Initial Calibration

Compound	R.T.	QIon	Response	Conc	Units	Dev(Min)
Internal Standards						
1) Pentafluorobenzene	8.212	168	164010	50.000	ug/l	0.00
34) 1,4-Difluorobenzene	9.082	114	350645	50.000	ug/l	0.00
63) Chlorobenzene-d5	11.847	117	322702	50.000	ug/l	0.00
72) 1,4-Dichlorobenzene-d4	13.770	152	146190	50.000	ug/l	0.00
System Monitoring Compounds						
33) 1,2-Dichloroethane-d4	8.565	65	165410	59.438	ug/l	0.00
Spiked Amount 50.000	Range 74 - 125		Recovery = 118.880%			
35) Dibromofluoromethane	8.153	113	107832	44.582	ug/l	0.00
Spiked Amount 50.000	Range 75 - 124		Recovery = 89.160%			
50) Toluene-d8	10.547	98	380235	44.070	ug/l	0.00
Spiked Amount 50.000	Range 86 - 113		Recovery = 88.140%			
62) 4-Bromofluorobenzene	12.829	95	143643	45.063	ug/l	0.00
Spiked Amount 50.000	Range 77 - 121		Recovery = 90.120%			
Target Compounds						Qvalue
16) Acetone	4.424	43	78933	60.493	ug/l	97
18) Methyl Acetate	5.024	43	50337	15.355	ug/l	98
20) Methylene Chloride	5.265	84	19039	8.095	ug/l #	88
25) 2-Butanone	7.494	43	13268	6.581	ug/l #	83
37) Ethyl Acetate	7.553	43	28831	6.247	ug/l #	95
43) Isopropyl Acetate	8.677	43	19554	2.729	ug/l #	89

(#) = qualifier out of range (m) = manual integration (+) = signals summed

Quantitation Report (QT Reviewed)

Sample Results: **VN087542.D**

Data Path : Z:\voasrv\HPCHEM1\MSVOA_N\Data\VN081325\
Data File : VN087542.D
Acq On : 13 Aug 2025 17:50
Operator : JC\MD
Sample : Q2832-08
Misc : 5.0mL/MSVOA_N/WATER
ALS Vial : 19 Sample Multiplier: 1

Instrument :
MSVOA_N
ClientSampleId :
TG-S04

Quant Time: Aug 14 04:04:55 2025
Quant Method : Z:\voasrv\HPCHEM1\MSVOA_N\methods\82N071625W.M
Quant Title : SW846 8260
QLast Update : Thu Jul 17 02:56:13 2025
Response via : Initial Calibration

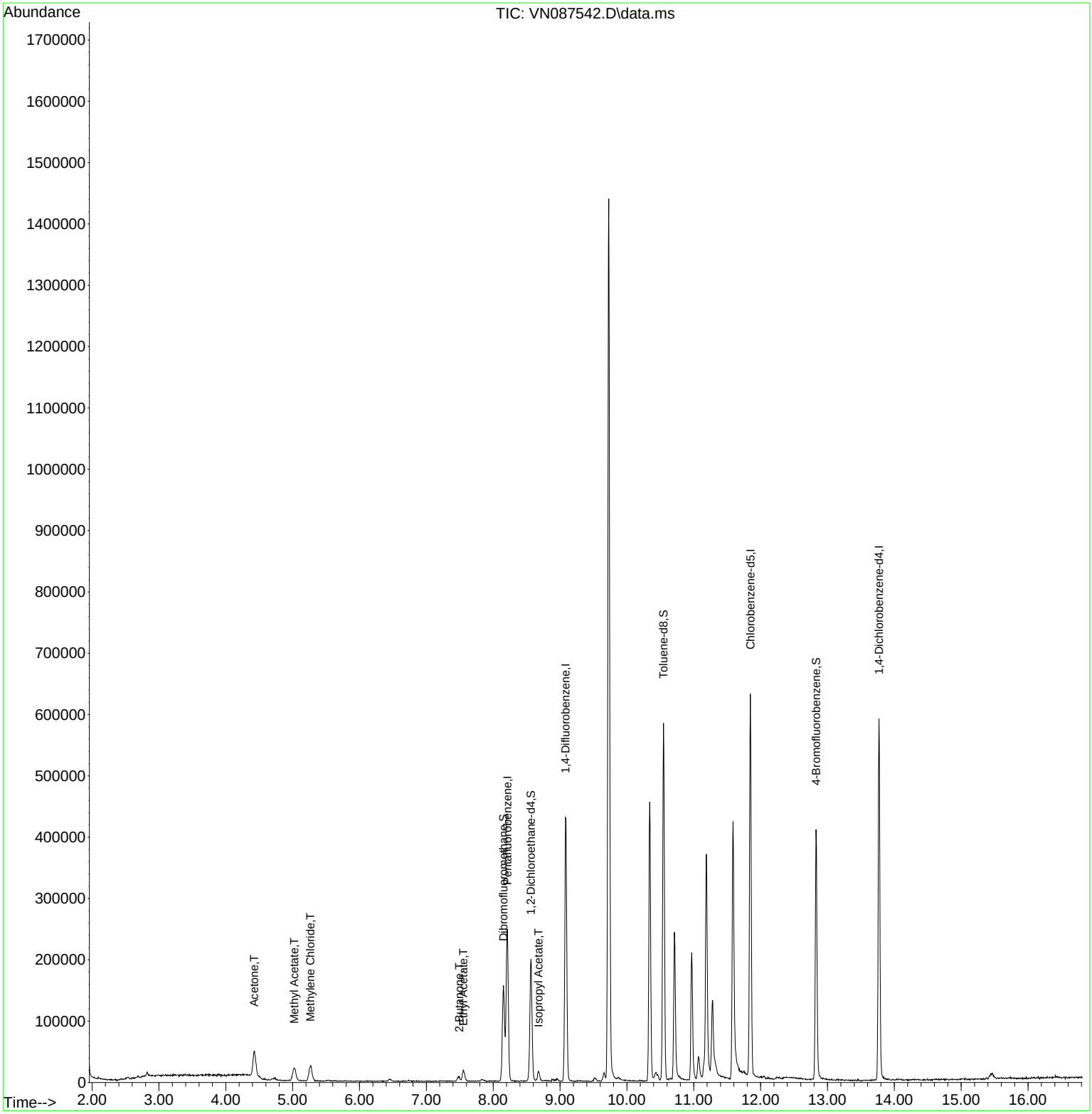

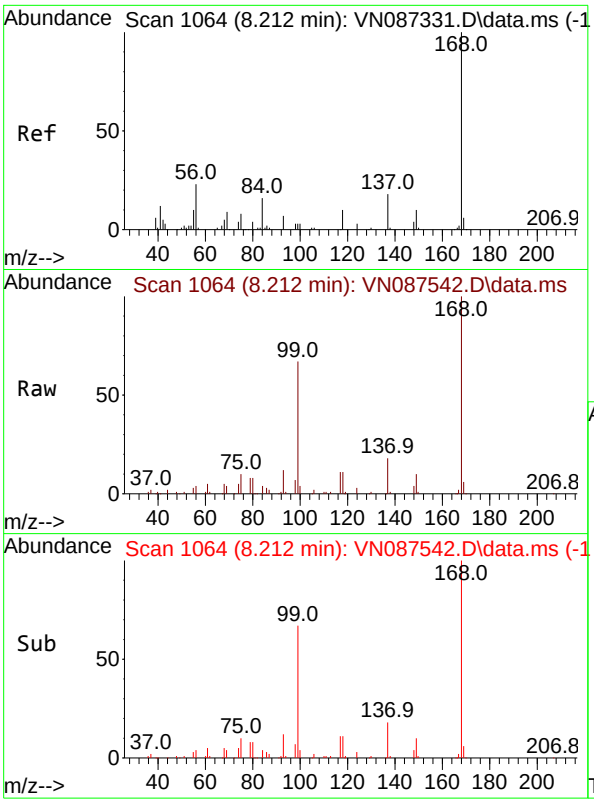

#1
Pentafluorobenzene
Concen: 50.000 ug/l
RT: 8.212 min Scan# 1(
Delta R.T. -0.000 min
Lab File: VN087542.D
Acq: 13 Aug 2025 17:50

Instrument :
MSVOA_N
ClientSampleId :
TG-S04

Tgt Ion:168 Resp: 164010

Ion	Ratio	Lower	Upper
168	100		
99	67.0	47.9	71.9

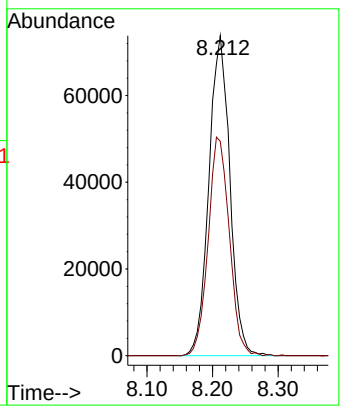

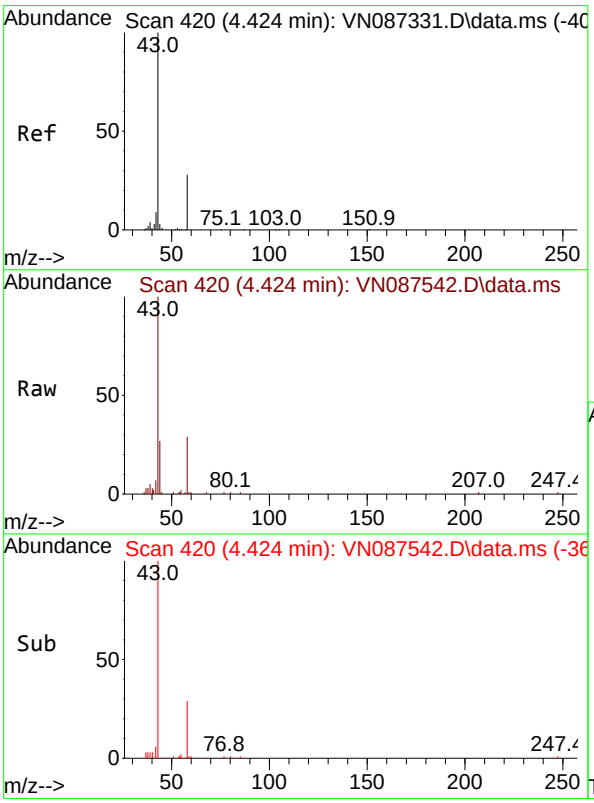

#16
Acetone
Concen: 60.493 ug/l
RT: 4.424 min Scan# 420
Delta R.T. 0.000 min
Lab File: VN087542.D
Acq: 13 Aug 2025 17:50

Tgt Ion: 43 Resp: 78933

Ion	Ratio	Lower	Upper
43	100		
58	29.3	22.3	33.5

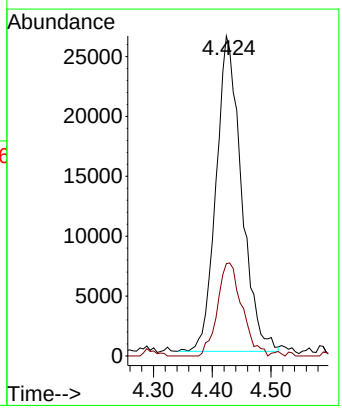

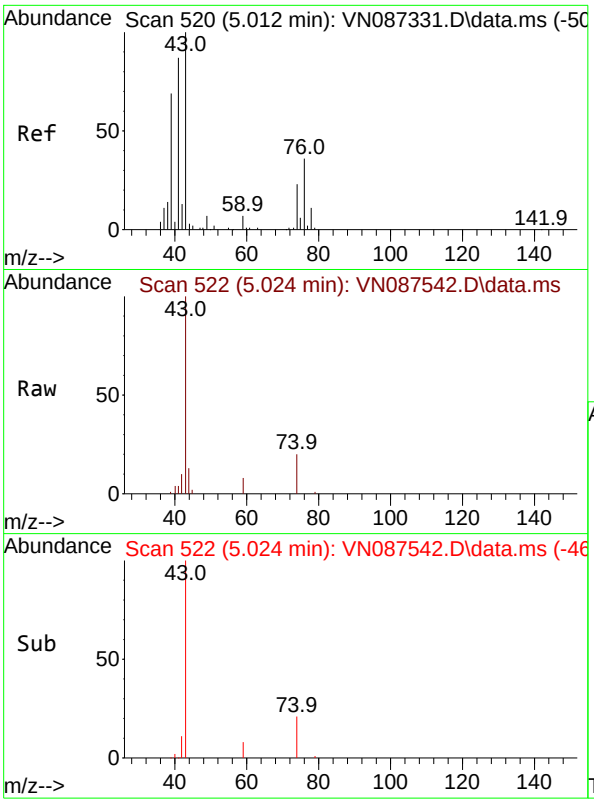

#18
Methyl Acetate
Concen: 15.355 ug/l
RT: 5.024 min Scan# 5
Delta R.T. 0.012 min
Lab File: VN087542.D
Acq: 13 Aug 2025 17:50

Instrument :
MSVOA_N
ClientSampleId :
TG-S04

Tgt Ion: 43 Resp: 50337

Ion	Ratio	Lower	Upper
43	100		
74	21.1	17.8	26.6

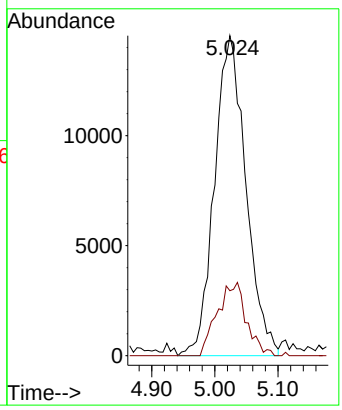

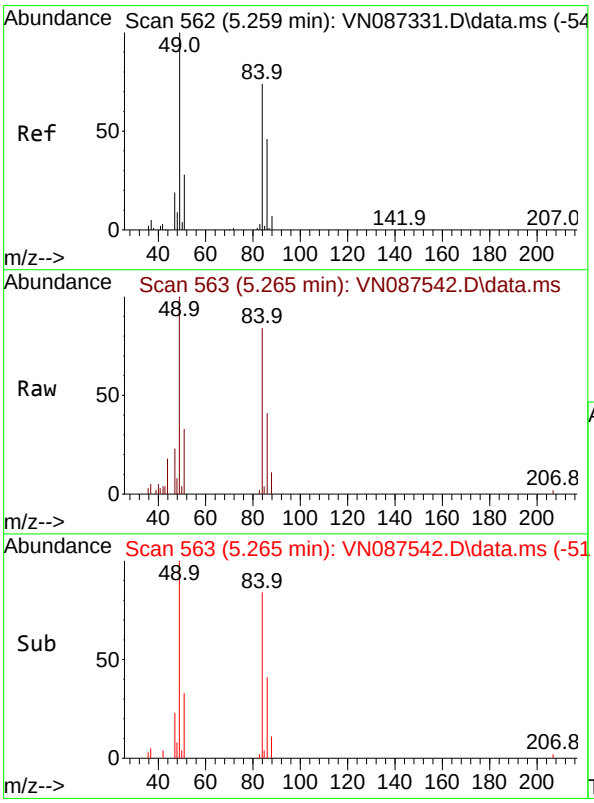

#20
Methylene Chloride
Concen: 8.095 ug/l
RT: 5.265 min Scan# 563
Delta R.T. 0.006 min
Lab File: VN087542.D
Acq: 13 Aug 2025 17:50

Tgt Ion: 84 Resp: 19039

Ion	Ratio	Lower	Upper
84	100		
49	118.9	107.5	161.3
51	38.7	30.2	45.2
86	48.5	49.3	73.9#

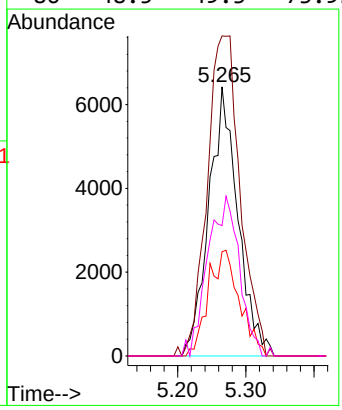

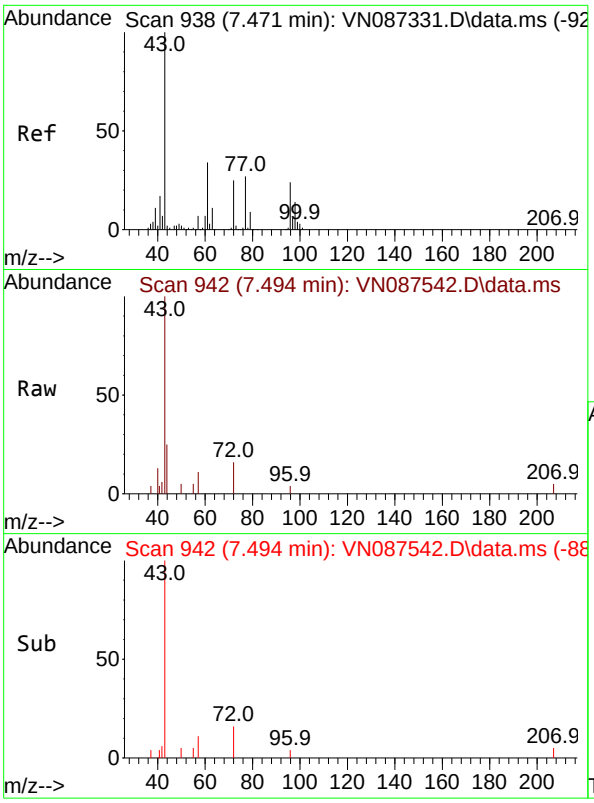

#25
2-Butanone
Concen: 6.581 ug/l
RT: 7.494 min Scan# 94
Delta R.T. 0.024 min
Lab File: VN087542.D
Acq: 13 Aug 2025 17:50

Instrument :
MSVOA_N
ClientSampleId :
TG-S04

Tgt Ion: 43 Resp: 13268

Ion	Ratio	Lower	Upper
43	100		
72	16.1	19.6	29.4#

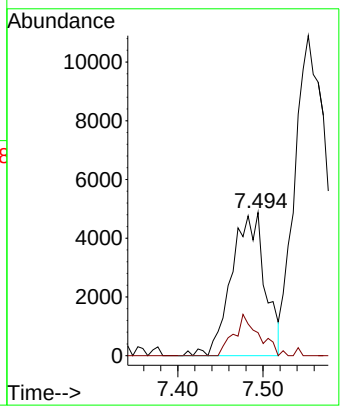

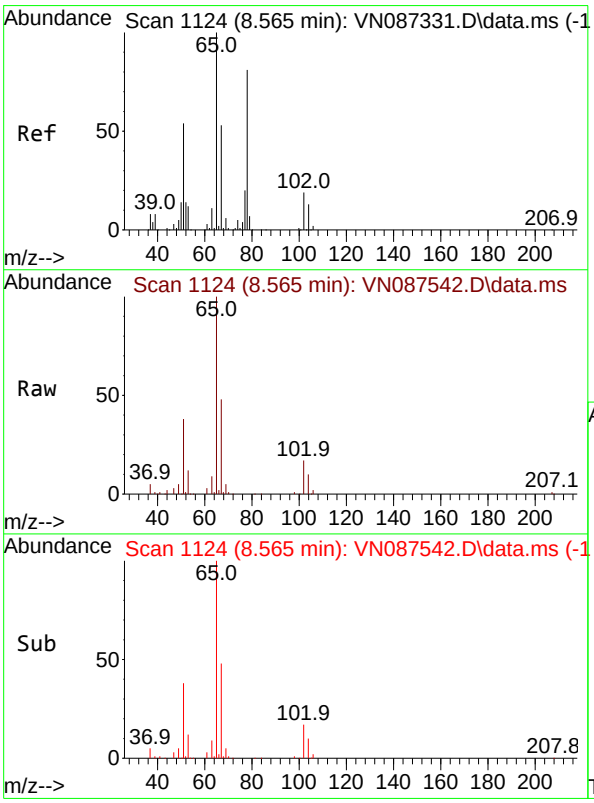

#33
1,2-Dichloroethane-d4
Concen: 59.438 ug/l
RT: 8.565 min Scan# 1124
Delta R.T. 0.000 min
Lab File: VN087542.D
Acq: 13 Aug 2025 17:50

Tgt Ion: 65 Resp: 165410

Ion	Ratio	Lower	Upper
65	100		
67	50.5	0.0	104.0

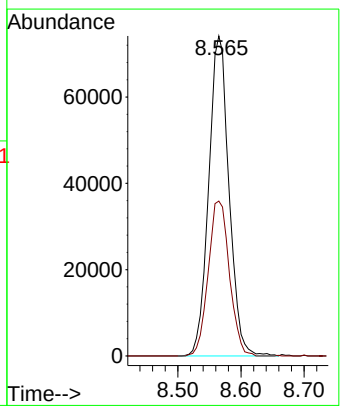

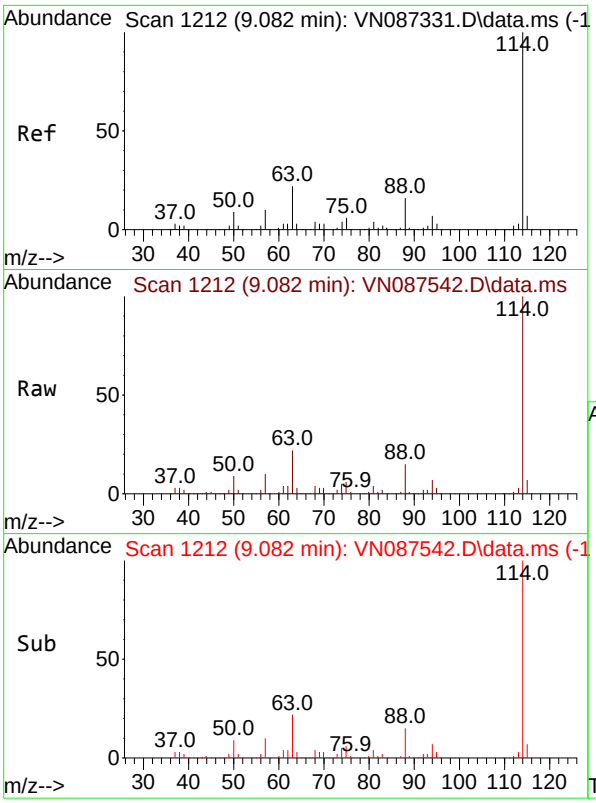

#34
1,4-Difluorobenzene
Concen: 50.000 ug/l
RT: 9.082 min Scan# 1
Delta R.T. 0.000 min
Lab File: VN087542.D
Acq: 13 Aug 2025 17:50

Instrument :
MSVOA_N
ClientSampleId :
TG-S04

Tgt Ion:114 Resp: 350645

Ion	Ratio	Lower	Upper
114	100		
63	22.4	0.0	44.6
88	14.9	0.0	32.8

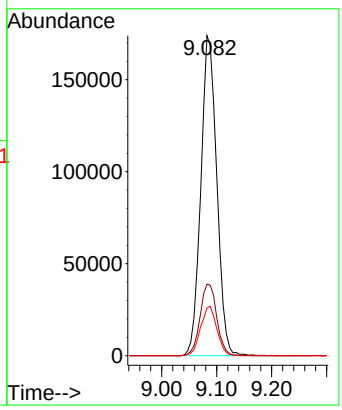

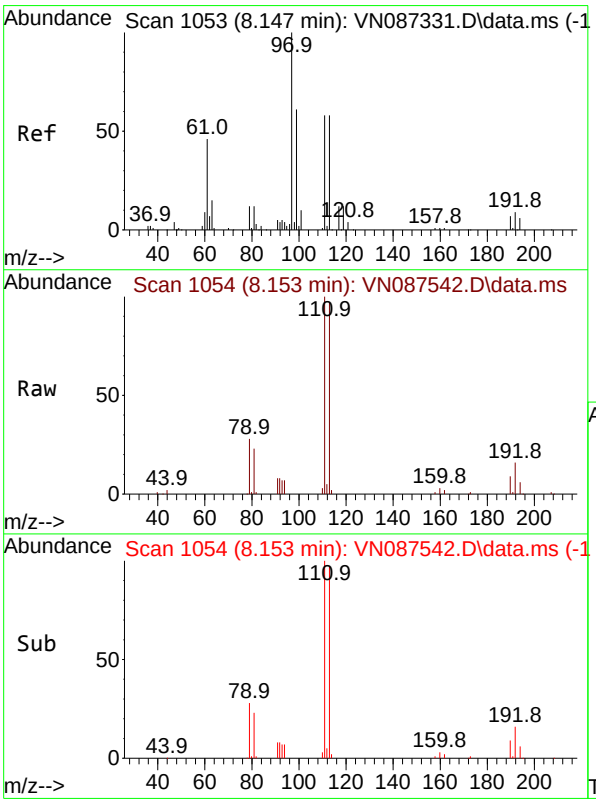

#35
Dibromofluoromethane
Concen: 44.582 ug/l
RT: 8.153 min Scan# 1054
Delta R.T. 0.006 min
Lab File: VN087542.D
Acq: 13 Aug 2025 17:50

Tgt Ion:113 Resp: 107832

Ion	Ratio	Lower	Upper
113	100		
111	104.5	82.5	123.7
192	16.0	13.7	20.5

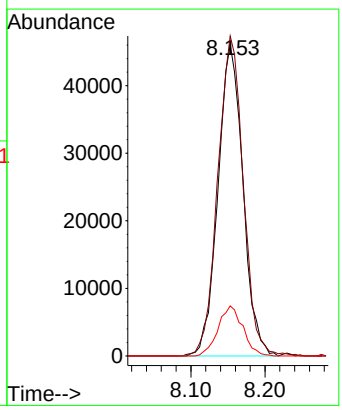

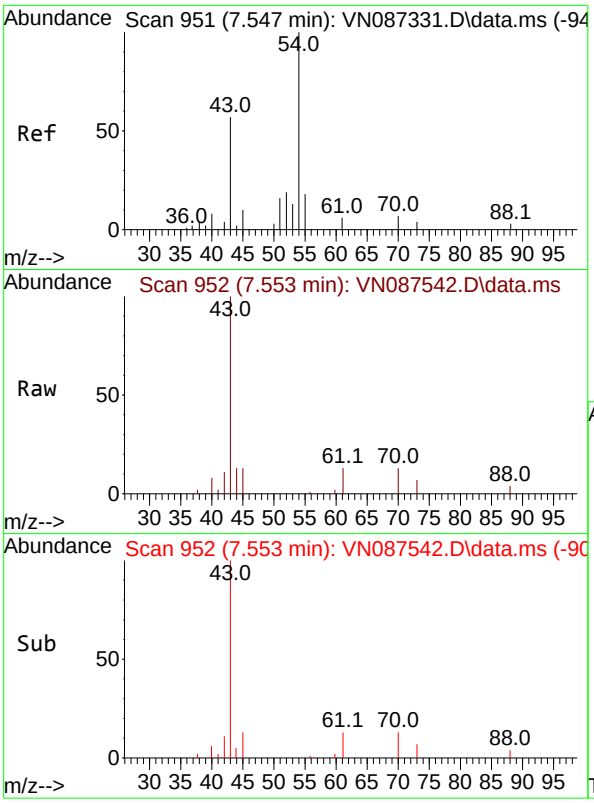

#37
Ethyl Acetate
Concen: 6.247 ug/l
RT: 7.553 min Scan# 9
Delta R.T. 0.006 min
Lab File: VN087542.D
Acq: 13 Aug 2025 17:50

Instrument :
MSVOA_N
ClientSampleId :
TG-S04

Tgt Ion: 43 Resp: 28831

Ion	Ratio	Lower	Upper
43	100		
61	11.9	10.9	16.3
70	11.1	7.4	11.0#

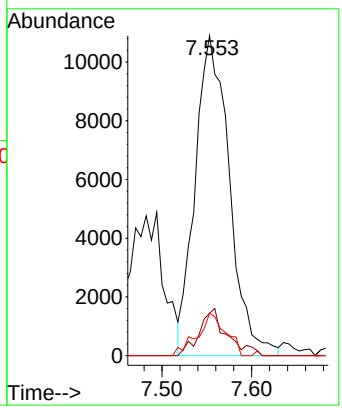

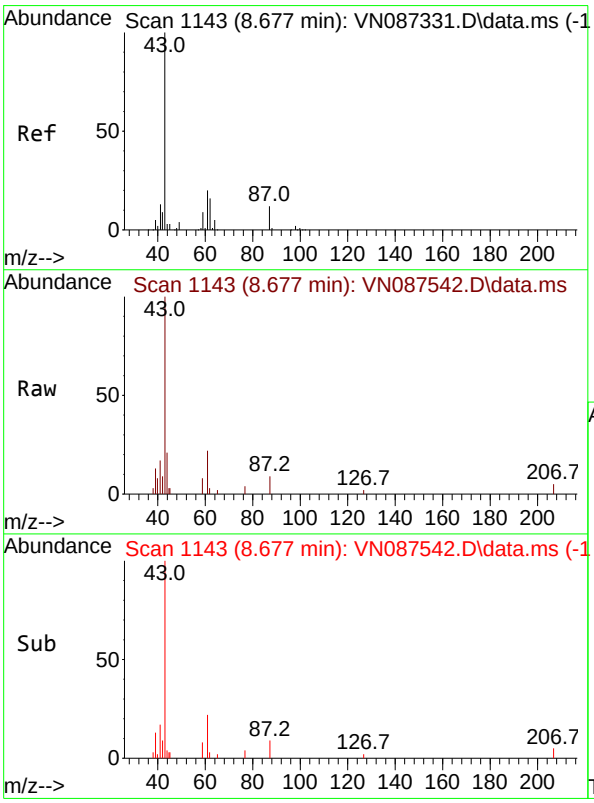

#43
Isopropyl Acetate
Concen: 2.729 ug/l
RT: 8.677 min Scan# 1143
Delta R.T. -0.000 min
Lab File: VN087542.D
Acq: 13 Aug 2025 17:50

Tgt Ion: 43 Resp: 19554

Ion	Ratio	Lower	Upper
43	100		
61	18.3	19.8	29.8#
87	9.6	9.8	14.6#

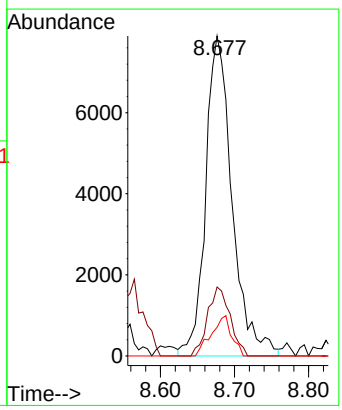

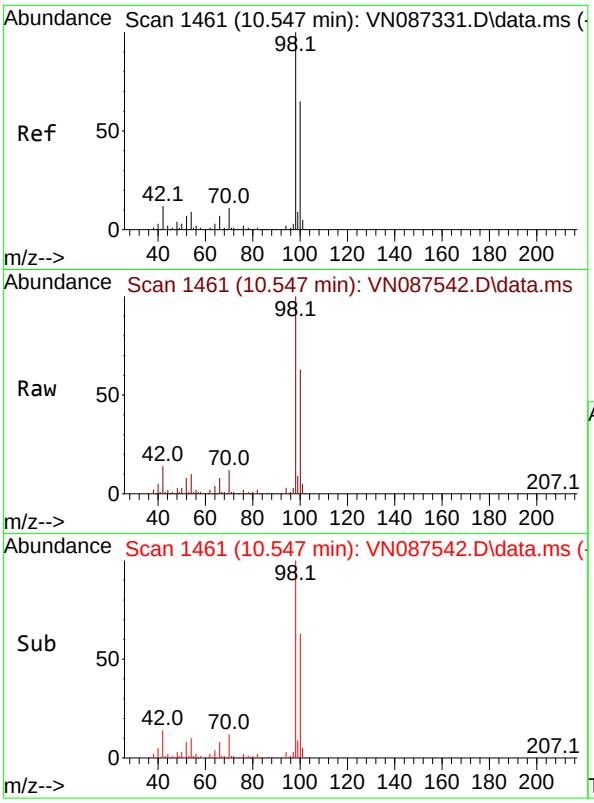

#50
Toluene-d8
Concen: 44.070 ug/l
RT: 10.547 min Scan# 1
Delta R.T. -0.000 min
Lab File: VN087542.D
Acq: 13 Aug 2025 17:50

Instrument :
MSVOA_N
ClientSampleId :
TG-S04

Tgt Ion: 98 Resp: 380235

Ion	Ratio	Lower	Upper
98	100		
100	63.0	52.1	78.1

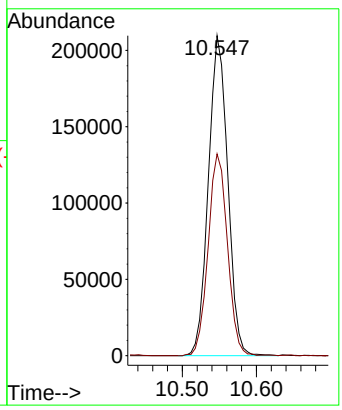

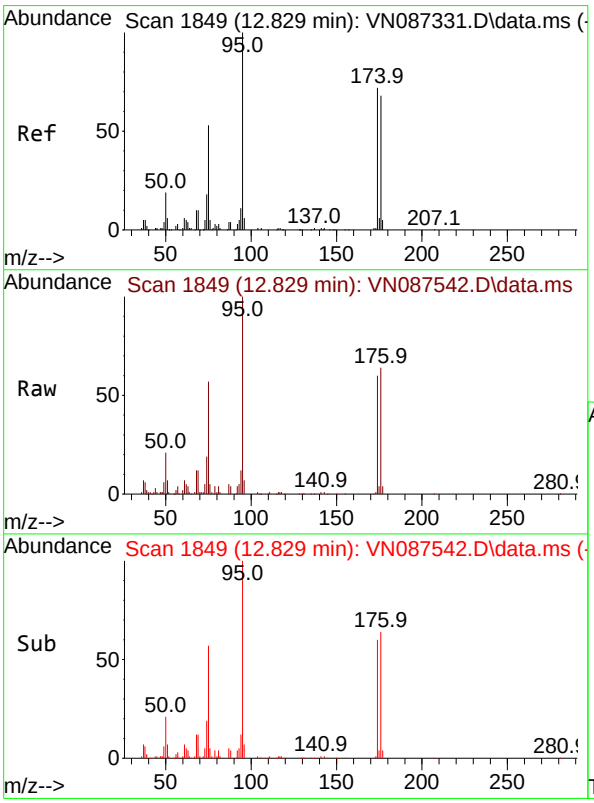

#62
4-Bromofluorobenzene
Concen: 45.063 ug/l
RT: 12.829 min Scan# 1849
Delta R.T. 0.000 min
Lab File: VN087542.D
Acq: 13 Aug 2025 17:50

Tgt Ion: 95 Resp: 143643

Ion	Ratio	Lower	Upper
95	100		
174	68.2	0.0	149.4
176	63.0	0.0	141.2

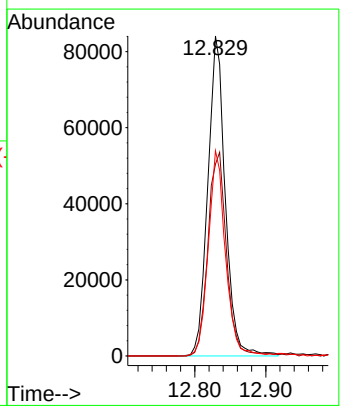

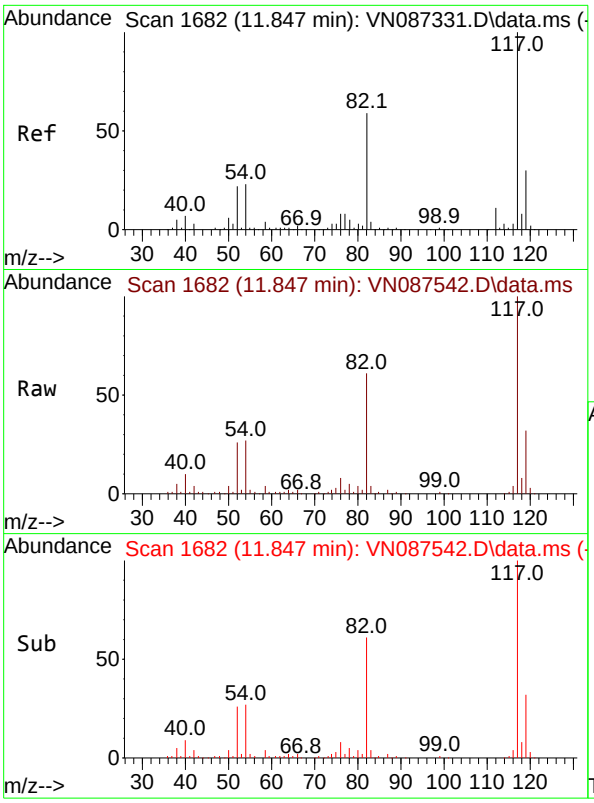

#63
Chlorobenzene-d5
Concen: 50.000 ug/l
RT: 11.847 min Scan# 1
Delta R.T. -0.000 min
Lab File: VN087542.D
Acq: 13 Aug 2025 17:50

Instrument :
MSVOA_N
ClientSampleId :
TG-S04

Tgt Ion:117 Resp: 322702

Ion	Ratio	Lower	Upper
117	100		
82	60.7	47.4	71.2
119	32.2	23.8	35.8

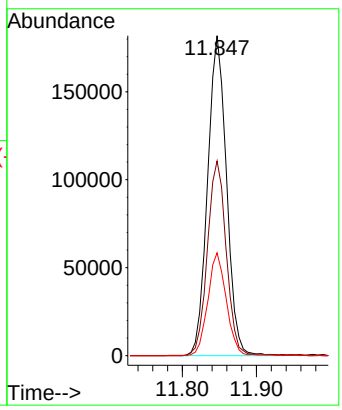

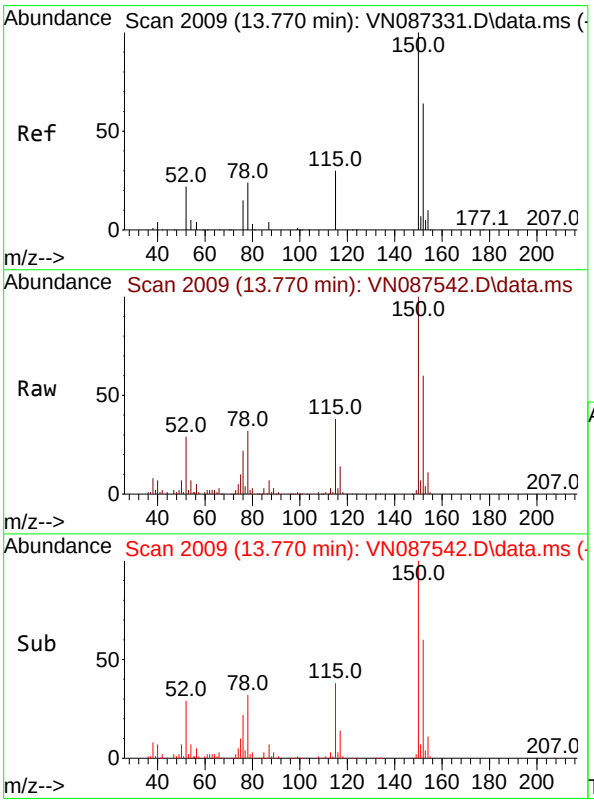

#72
1,4-Dichlorobenzene-d4
Concen: 50.000 ug/l
RT: 13.770 min Scan# 2009
Delta R.T. 0.000 min
Lab File: VN087542.D
Acq: 13 Aug 2025 17:50

Tgt Ion:152 Resp: 146190

Ion	Ratio	Lower	Upper
152	100		
115	66.4	31.1	93.5
150	162.7	0.0	349.0

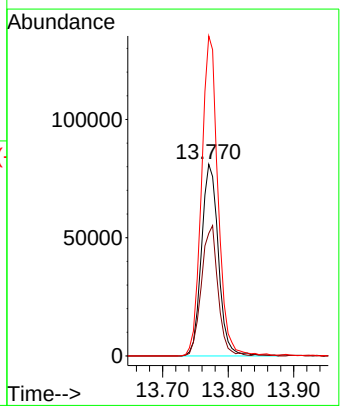

Sample Results: **VN087543.D**

Data Path : Z:\voasrv\HPCHEM1\MSVOA_N\Data\VN081325\
Data File : VN087543.D
Acq On : 13 Aug 2025 18:12
Operator : JC\MD
Sample : Q2832-10
Misc : 5.0mL/MSVOA_N/WATER
ALS Vial : 20 Sample Multiplier: 1

Instrument :
MSVOA_N
ClientSampleId :
TG-S05

Quant Time: Aug 14 04:05:23 2025
Quant Method : Z:\voasrv\HPCHEM1\MSVOA_N\methods\82N071625W.M
Quant Title : SW846 8260
QLast Update : Thu Jul 17 02:56:13 2025
Response via : Initial Calibration

Compound	R.T.	QIon	Response	Conc	Units	Dev(Min)
Internal Standards						
1) Pentafluorobenzene	8.212	168	170102	50.000	ug/l	0.00
34) 1,4-Difluorobenzene	9.083	114	344303	50.000	ug/l	0.00
63) Chlorobenzene-d5	11.847	117	313708	50.000	ug/l	# 0.00
72) 1,4-Dichlorobenzene-d4	13.770	152	145236	50.000	ug/l	0.00
System Monitoring Compounds						
33) 1,2-Dichloroethane-d4	8.565	65	165991	57.511	ug/l	0.00
Spiked Amount 50.000	Range 74 - 125		Recovery = 115.020%			
35) Dibromofluoromethane	8.153	113	112473	47.357	ug/l	0.00
Spiked Amount 50.000	Range 75 - 124		Recovery = 94.720%			
50) Toluene-d8	10.547	98	395365	46.668	ug/l	0.00
Spiked Amount 50.000	Range 86 - 113		Recovery = 93.340%			
62) 4-Bromofluorobenzene	12.829	95	141673	45.263	ug/l	0.00
Spiked Amount 50.000	Range 77 - 121		Recovery = 90.520%			
Target Compounds						Qvalue
16) Acetone	4.424	43	62744	46.364	ug/l	99
18) Methyl Acetate	5.018	43	49596	14.587	ug/l	97
20) Methylene Chloride	5.271	84	16913	6.840	ug/l #	81
25) 2-Butanone	7.483	43	11944	5.712	ug/l #	75
37) Ethyl Acetate	7.559	43	32457	7.162	ug/l	97
43) Isopropyl Acetate	8.677	43	21114	3.001	ug/l #	91

(#) = qualifier out of range (m) = manual integration (+) = signals summed

Quantitation Report (QT Reviewed)

Sample Results: **VN087543.D**

Data Path : Z:\voasrv\HPCHEM1\MSVOA_N\Data\VN081325\
Data File : VN087543.D
Acq On : 13 Aug 2025 18:12
Operator : JC\MD
Sample : Q2832-10
Misc : 5.0mL/MSVOA_N/WATER
ALS Vial : 20 Sample Multiplier: 1

Instrument :
MSVOA_N
ClientSampleId :
TG-S05

Quant Time: Aug 14 04:05:23 2025
Quant Method : Z:\voasrv\HPCHEM1\MSVOA_N\methods\82N071625W.M
Quant Title : SW846 8260
QLast Update : Thu Jul 17 02:56:13 2025
Response via : Initial Calibration

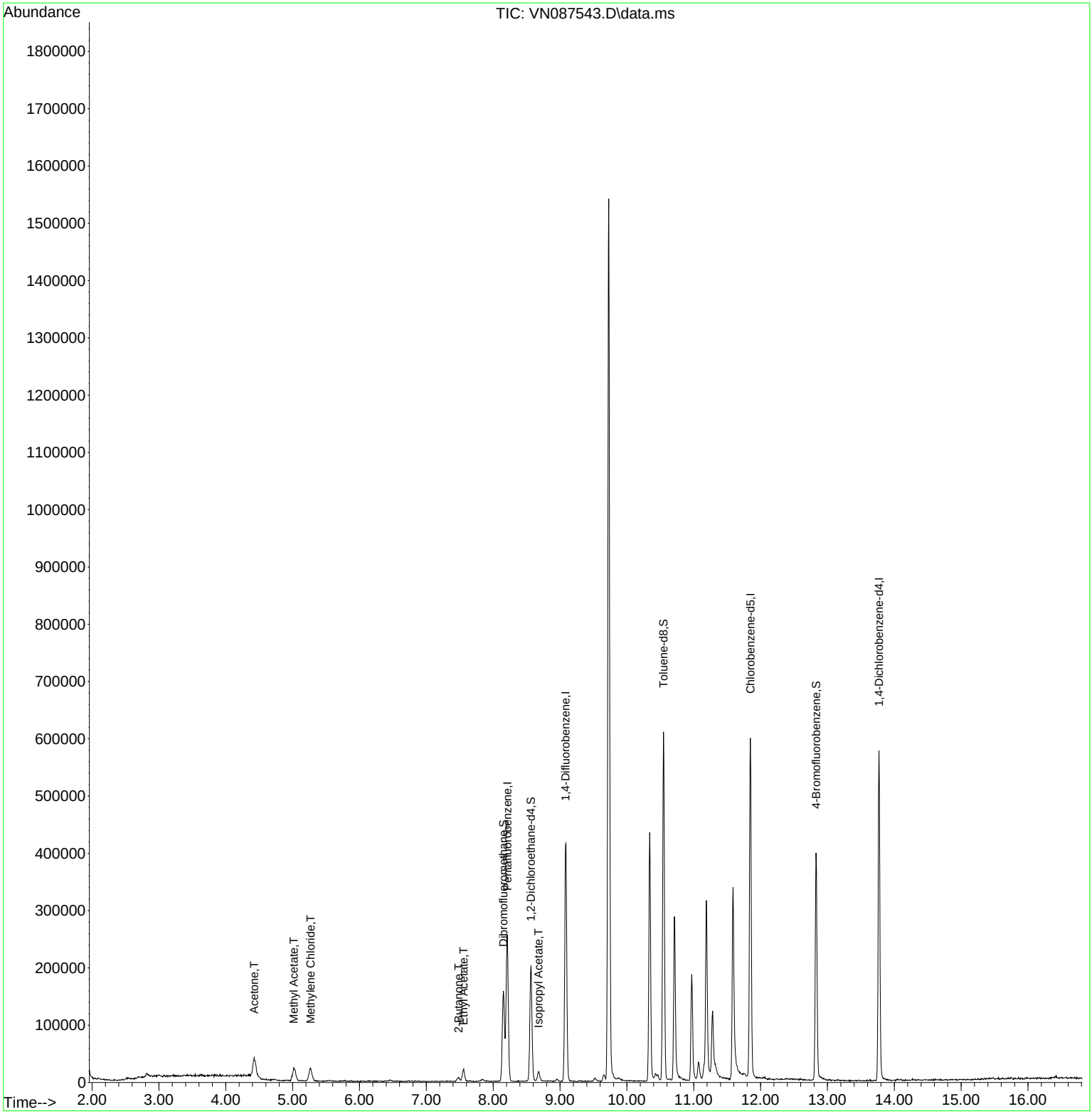

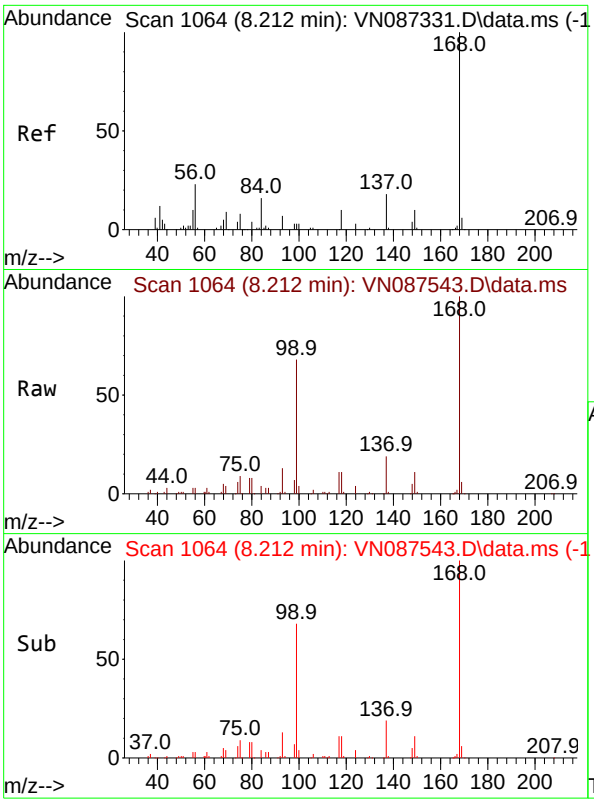

#1
Pentafluorobenzene
Concen: 50.000 ug/l
RT: 8.212 min Scan# 1(
Delta R.T. 0.000 min
Lab File: VN087543.D
Acq: 13 Aug 2025 18:12

Instrument :
MSVOA_N
ClientSampleId :
TG-S05

Tgt Ion:168 Resp: 170102

Ion	Ratio	Lower	Upper
168	100		
99	68.3	47.9	71.9

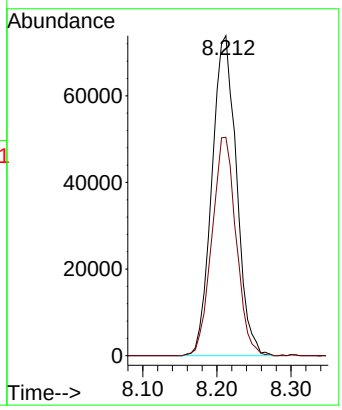

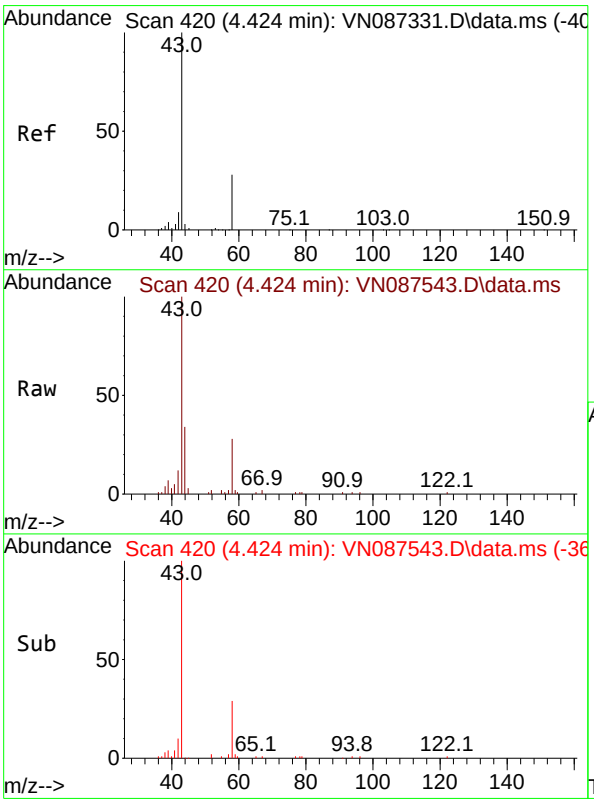

#16
Acetone
Concen: 46.364 ug/l
RT: 4.424 min Scan# 420
Delta R.T. 0.000 min
Lab File: VN087543.D
Acq: 13 Aug 2025 18:12

Tgt Ion: 43 Resp: 62744

Ion	Ratio	Lower	Upper
43	100		
58	28.6	22.3	33.5

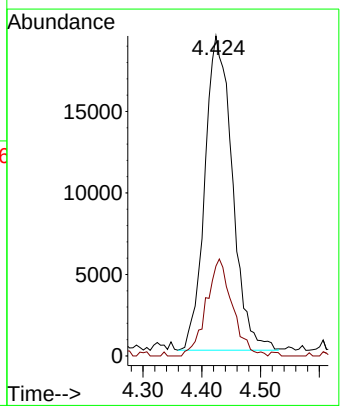

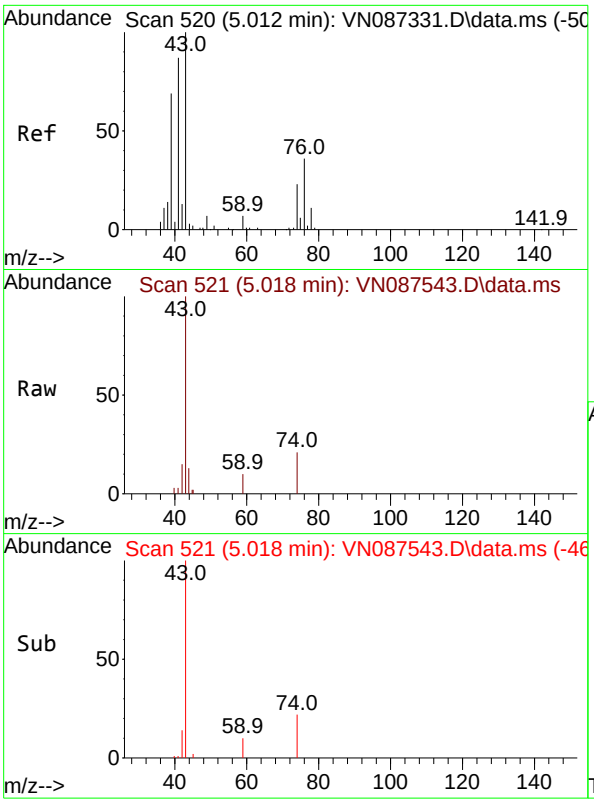

#18
Methyl Acetate
Concen: 14.587 ug/l
RT: 5.018 min Scan# 5
Delta R.T. 0.006 min
Lab File: VN087543.D
Acq: 13 Aug 2025 18:12

Instrument :
MSVOA_N
ClientSampleId :
TG-S05

Tgt Ion: 43 Resp: 49596

Ion	Ratio	Lower	Upper
43	100		
74	23.7	17.8	26.6

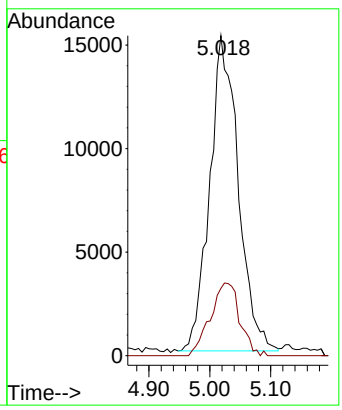

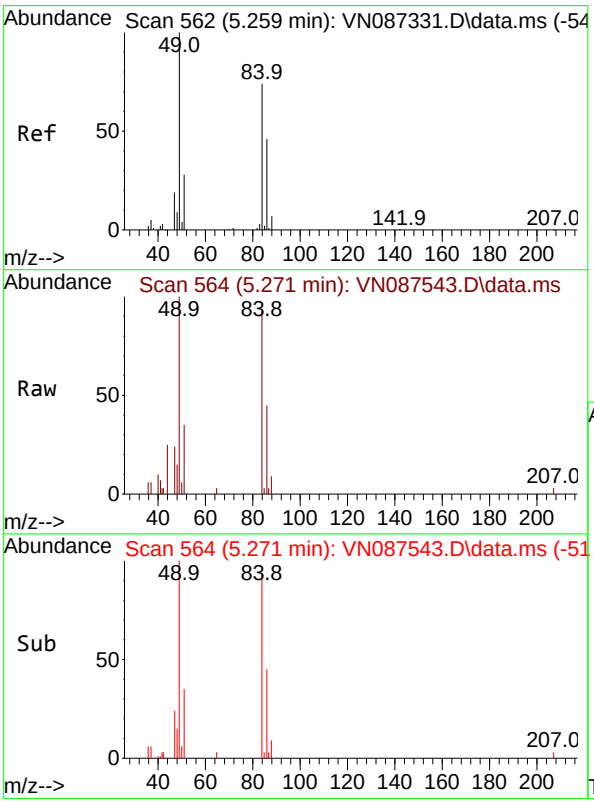

#20
Methylene Chloride
Concen: 6.840 ug/l
RT: 5.271 min Scan# 564
Delta R.T. 0.012 min
Lab File: VN087543.D
Acq: 13 Aug 2025 18:12

Tgt Ion: 84 Resp: 16913

Ion	Ratio	Lower	Upper
84	100		
49	105.9	107.5	161.3#
51	37.3	30.2	45.2
86	47.9	49.3	73.9#

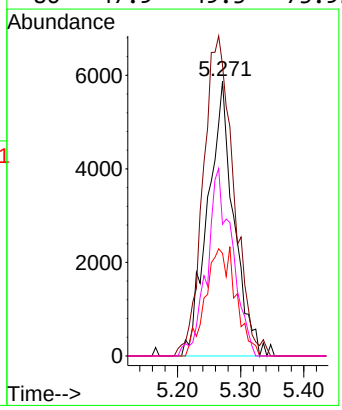

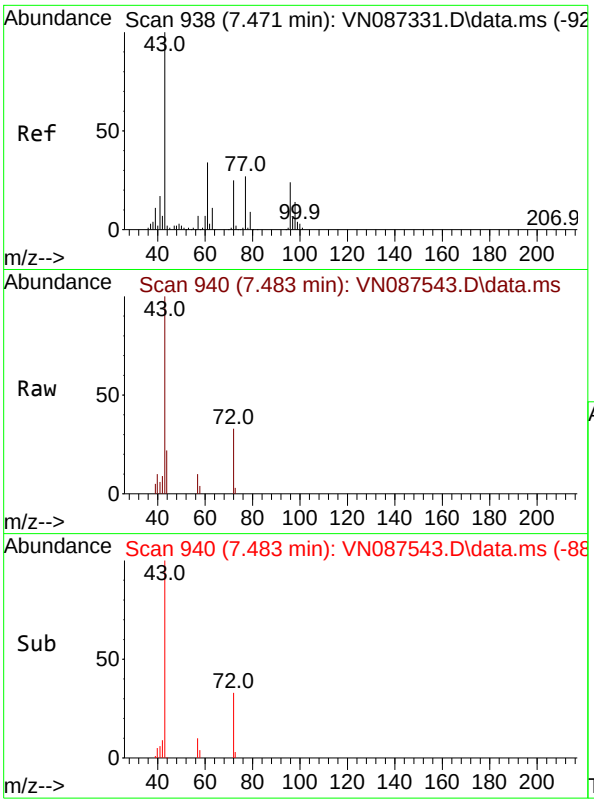

#25
2-Butanone
Concen: 5.712 ug/l
RT: 7.483 min Scan# 94
Delta R.T. 0.012 min
Lab File: VN087543.D
Acq: 13 Aug 2025 18:12

Instrument :
MSVOA_N
ClientSampleId :
TG-S05

Tgt Ion: 43 Resp: 11944

Ion	Ratio	Lower	Upper
43	100		
72	36.8	19.6	29.4#

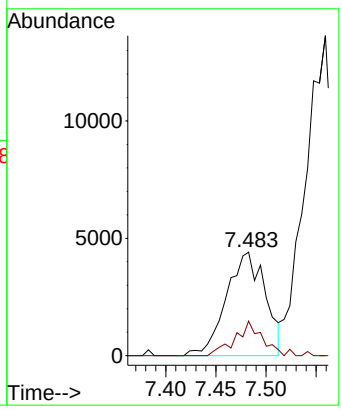

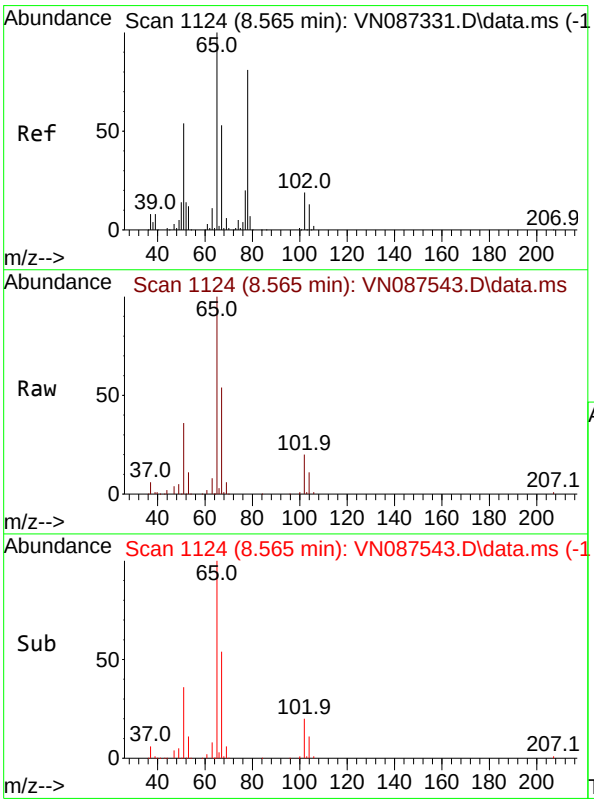

#33
1,2-Dichloroethane-d4
Concen: 57.511 ug/l
RT: 8.565 min Scan# 1124
Delta R.T. 0.000 min
Lab File: VN087543.D
Acq: 13 Aug 2025 18:12

Tgt Ion: 65 Resp: 165991

Ion	Ratio	Lower	Upper
65	100		
67	51.6	0.0	104.0

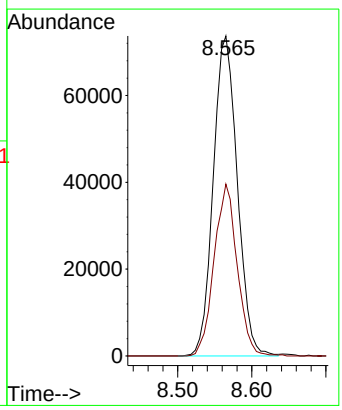

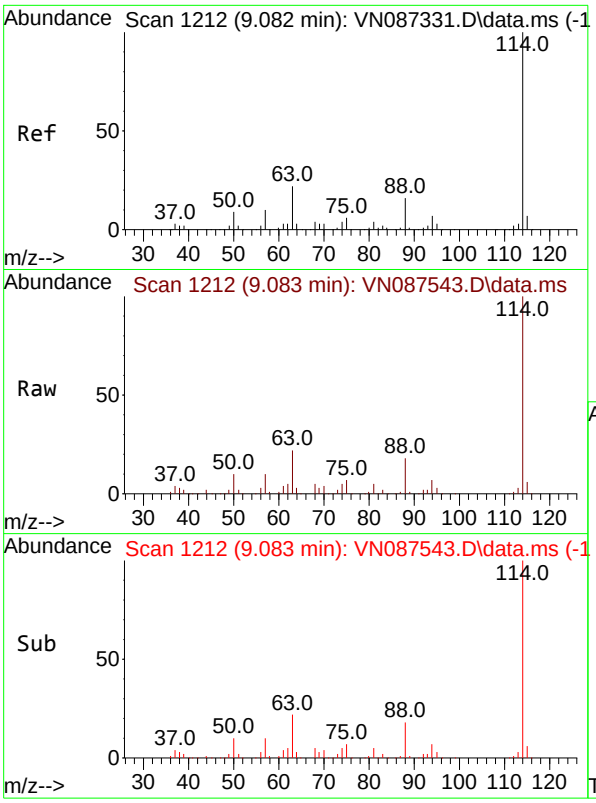

#34
1,4-Difluorobenzene
Concen: 50.000 ug/l
RT: 9.083 min Scan# 1
Delta R.T. 0.001 min
Lab File: VN087543.D
Acq: 13 Aug 2025 18:12

Instrument :
MSVOA_N
ClientSampleId :
TG-S05

Tgt Ion:114 Resp: 344303

Ion	Ratio	Lower	Upper
114	100		
63	21.8	0.0	44.6
88	17.6	0.0	32.8

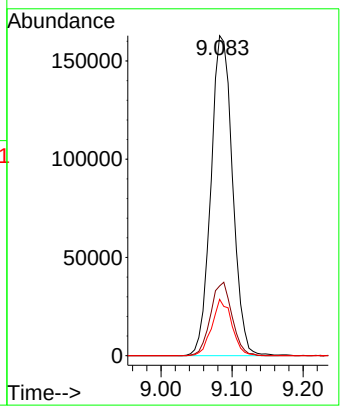

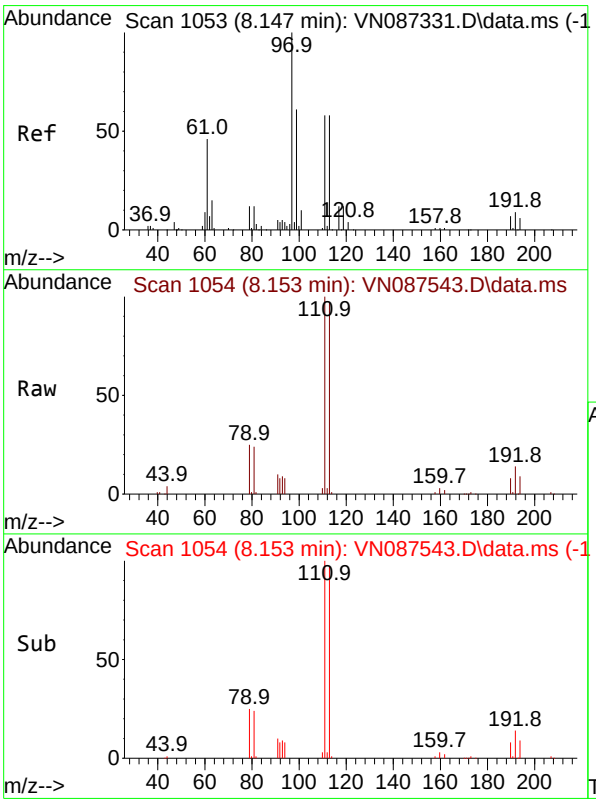

#35
Dibromofluoromethane
Concen: 47.357 ug/l
RT: 8.153 min Scan# 1054
Delta R.T. 0.006 min
Lab File: VN087543.D
Acq: 13 Aug 2025 18:12

Tgt Ion:113 Resp: 112473

Ion	Ratio	Lower	Upper
113	100		
111	102.1	82.5	123.7
192	15.2	13.7	20.5

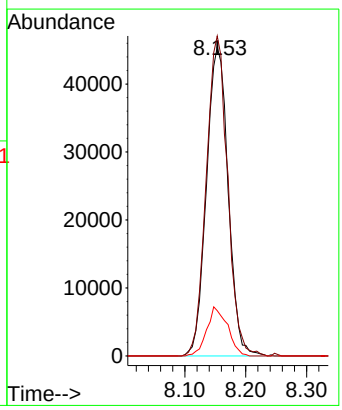

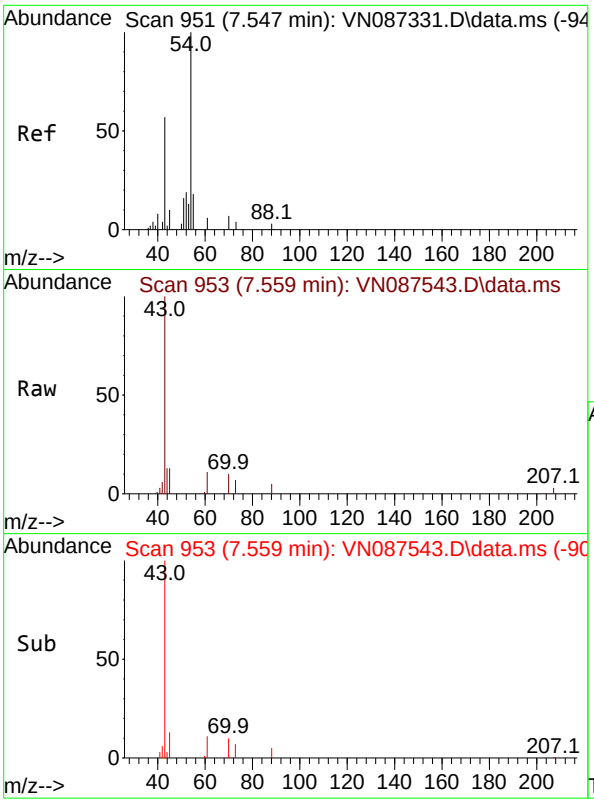

#37
Ethyl Acetate
Concen: 7.162 ug/l
RT: 7.559 min Scan# 9
Delta R.T. 0.012 min
Lab File: VN087543.D
Acq: 13 Aug 2025 18:12

Instrument :
MSVOA_N
ClientSampleId :
TG-S05

Tgt Ion: 43 Resp: 32457

Ion	Ratio	Lower	Upper
43	100		
61	11.7	10.9	16.3
70	8.8	7.4	11.0

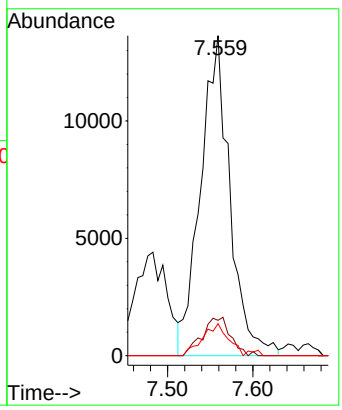

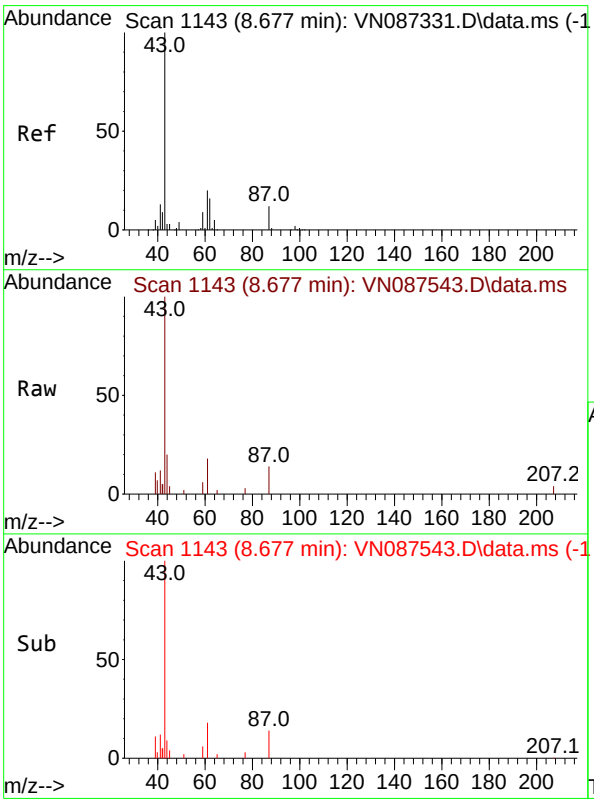

#43
Isopropyl Acetate
Concen: 3.001 ug/l
RT: 8.677 min Scan# 1143
Delta R.T. -0.000 min
Lab File: VN087543.D
Acq: 13 Aug 2025 18:12

Tgt Ion: 43 Resp: 21114

Ion	Ratio	Lower	Upper
43	100		
61	18.5	19.8	29.8#
87	12.9	9.8	14.6

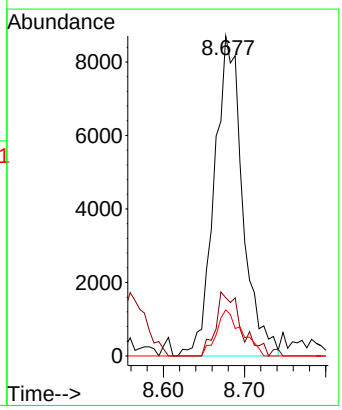

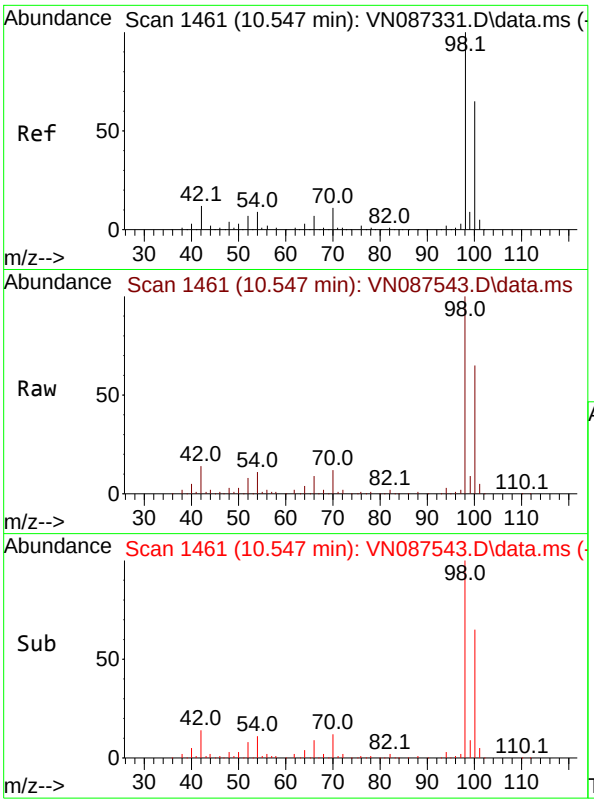

#50
Toluene-d8
Concen: 46.668 ug/l
RT: 10.547 min Scan# 14
Delta R.T. 0.000 min
Lab File: VN087543.D
Acq: 13 Aug 2025 18:12

Instrument :
MSVOA_N
ClientSampleId :
TG-S05

Tgt Ion: 98 Resp: 395365

Ion	Ratio	Lower	Upper
98	100		
100	63.7	52.1	78.1

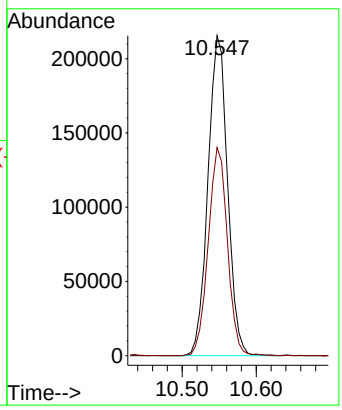

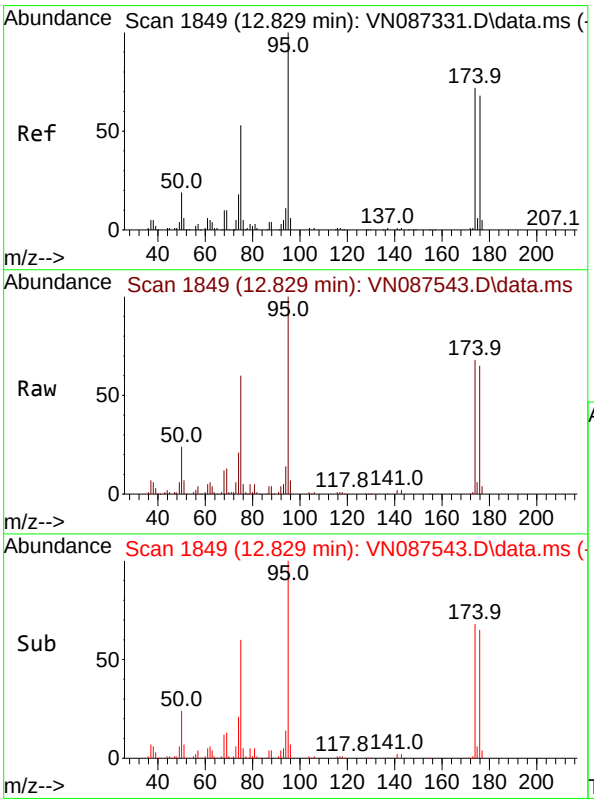

#62
4-Bromofluorobenzene
Concen: 45.263 ug/l
RT: 12.829 min Scan# 1849
Delta R.T. 0.000 min
Lab File: VN087543.D
Acq: 13 Aug 2025 18:12

Tgt Ion: 95 Resp: 141673

Ion	Ratio	Lower	Upper
95	100		
174	67.6	0.0	149.4
176	66.0	0.0	141.2

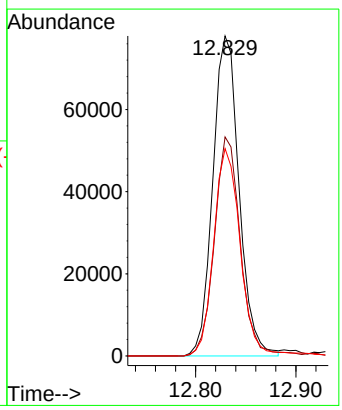

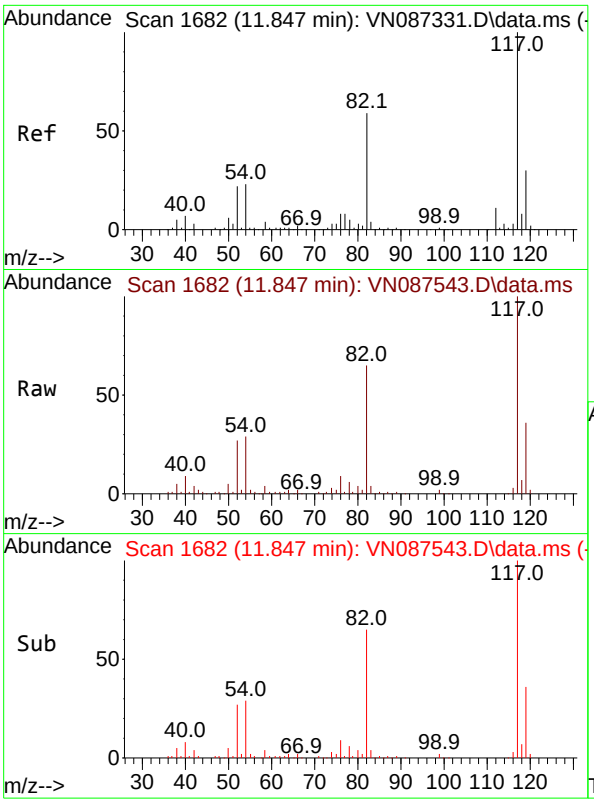

#63
Chlorobenzene-d5
Concen: 50.000 ug/l
RT: 11.847 min Scan# 1
Delta R.T. 0.000 min
Lab File: VN087543.D
Acq: 13 Aug 2025 18:12

Instrument :
MSVOA_N
ClientSampleId :
TG-S05

Tgt Ion:117 Resp: 313708

Ion	Ratio	Lower	Upper
117	100		
82	64.7	47.4	71.2
119	35.9	23.8	35.8#

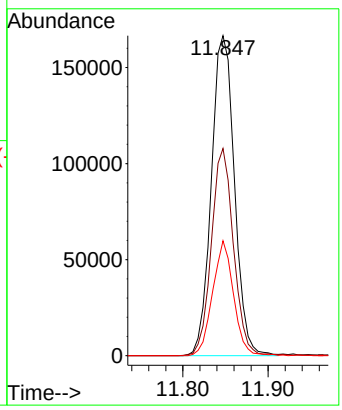

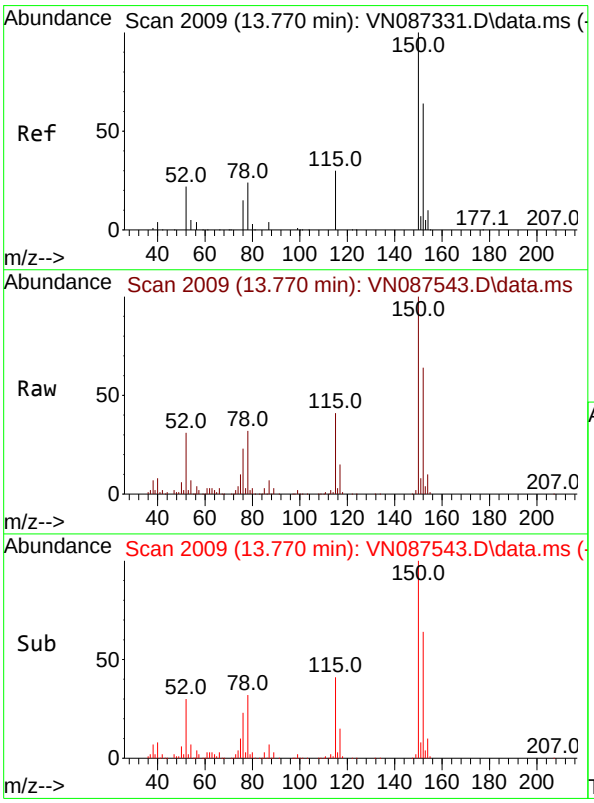

#72
1,4-Dichlorobenzene-d4
Concen: 50.000 ug/l
RT: 13.770 min Scan# 2009
Delta R.T. 0.000 min
Lab File: VN087543.D
Acq: 13 Aug 2025 18:12

Tgt Ion:152 Resp: 145236

Ion	Ratio	Lower	Upper
152	100		
115	65.1	31.1	93.5
150	158.6	0.0	349.0

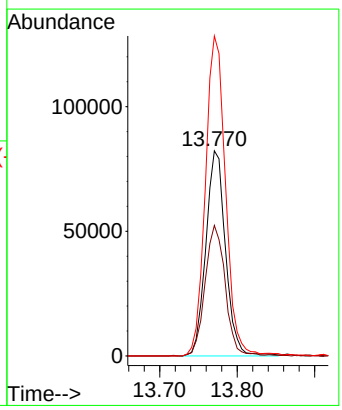

Quantitation Report (QT Reviewed)

Sample Results: **VN087527.D**

Data Path : Z:\voasrv\HPCHEM1\MSVOA_N\Data\VN081325\
Data File : VN087527.D
Acq On : 13 Aug 2025 11:41
Operator : JC\MD
Sample : VN0813WBL01
Misc : 5.0mL/MSVOA_N/WATER
ALS Vial : 4 Sample Multiplier: 1

Instrument :
MSVOA_N
ClientSampleId :
VN0813WBL01

Quant Time: Aug 14 03:57:00 2025
Quant Method : Z:\voasrv\HPCHEM1\MSVOA_N\methods\82N071625W.M
Quant Title : SW846 8260
QLast Update : Thu Jul 17 02:56:13 2025
Response via : Initial Calibration

Compound	R.T.	QIon	Response	Conc	Units	Dev(Min)
Internal Standards						
1) Pentafluorobenzene	8.212	168	240605	50.000	ug/l	0.00
34) 1,4-Difluorobenzene	9.088	114	517097	50.000	ug/l	0.00
63) Chlorobenzene-d5	11.847	117	472576	50.000	ug/l	0.00
72) 1,4-Dichlorobenzene-d4	13.770	152	217582	50.000	ug/l	0.00
System Monitoring Compounds						
33) 1,2-Dichloroethane-d4	8.565	65	243187	59.567	ug/l	0.00
Spiked Amount 50.000	Range 74 - 125		Recovery = 119.140%			
35) Dibromofluoromethane	8.153	113	177183	49.674	ug/l	0.00
Spiked Amount 50.000	Range 75 - 124		Recovery = 99.340%			
50) Toluene-d8	10.547	98	661503	51.990	ug/l	0.00
Spiked Amount 50.000	Range 86 - 113		Recovery = 103.980%			
62) 4-Bromofluorobenzene	12.829	95	235890	50.181	ug/l	0.00
Spiked Amount 50.000	Range 77 - 121		Recovery = 100.360%			

Target Compounds Qvalue

(#) = qualifier out of range (m) = manual integration (+) = signals summed

Sample Results: **VN087527.D**

Data Path : Z:\voasrv\HPCHEM1\MSVOA_N\Data\VN081325\
Data File : VN087527.D
Acq On : 13 Aug 2025 11:41
Operator : JC\MD
Sample : VN0813WBL01
Misc : 5.0mL/MSVOA_N/WATER
ALS Vial : 4 Sample Multiplier: 1

Instrument :
MSVOA_N
ClientSampleId :
VN0813WBL01

Quant Time: Aug 14 03:57:00 2025
Quant Method : Z:\voasrv\HPCHEM1\MSVOA_N\methods\82N071625W.M
Quant Title : SW846 8260
QLast Update : Thu Jul 17 02:56:13 2025
Response via : Initial Calibration

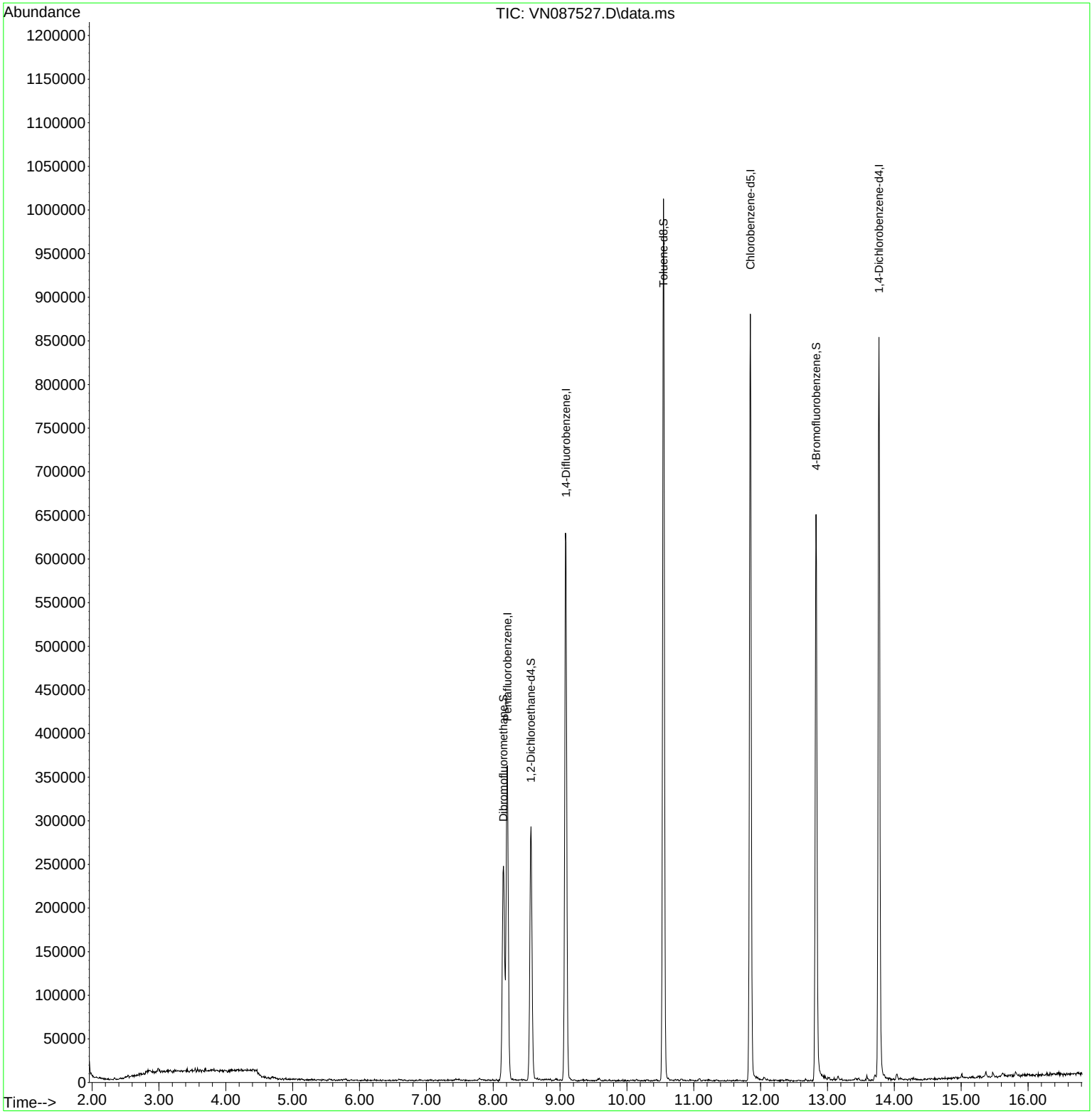

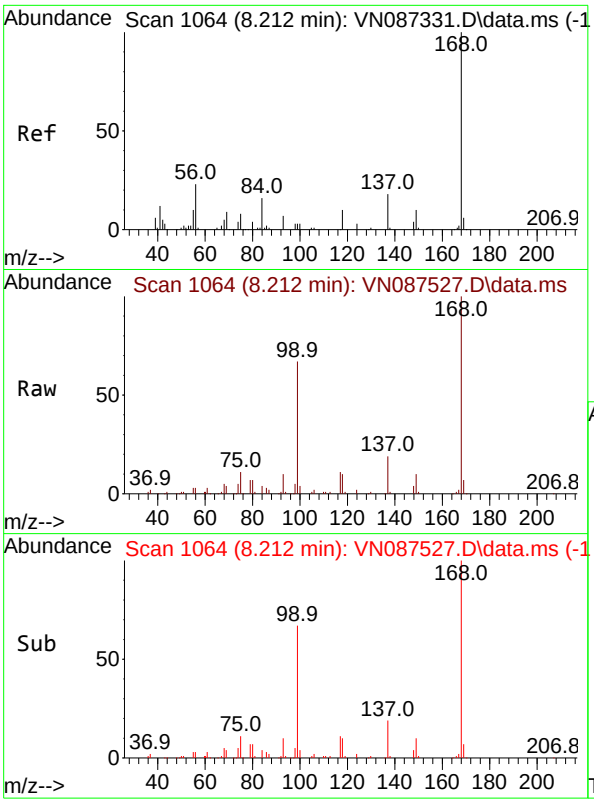

#1
Pentafluorobenzene
Concen: 50.000 ug/l
RT: 8.212 min Scan# 1(
Delta R.T. 0.000 min
Lab File: VN087527.D
Acq: 13 Aug 2025 11:41

Instrument :
MSVOA_N
ClientSampleId :
VN0813WBL01

Tgt Ion:168 Resp: 240605

Ion	Ratio	Lower	Upper
168	100		
99	67.4	47.9	71.9

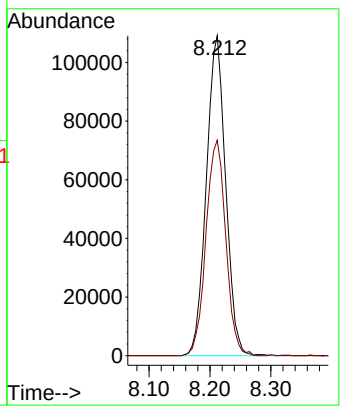

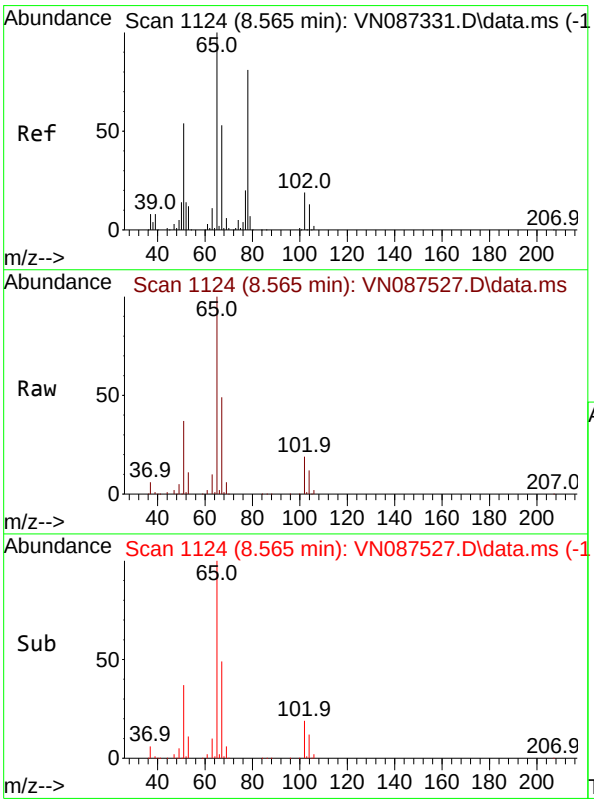

#33
1,2-Dichloroethane-d4
Concen: 59.567 ug/l
RT: 8.565 min Scan# 1124
Delta R.T. 0.000 min
Lab File: VN087527.D
Acq: 13 Aug 2025 11:41

Tgt Ion: 65 Resp: 243187

Ion	Ratio	Lower	Upper
65	100		
67	51.2	0.0	104.0

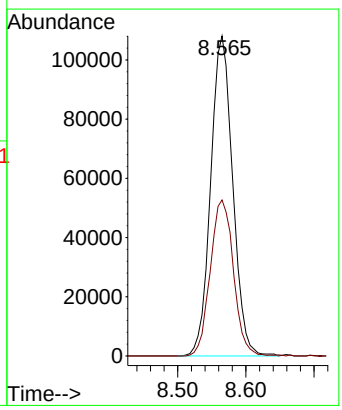

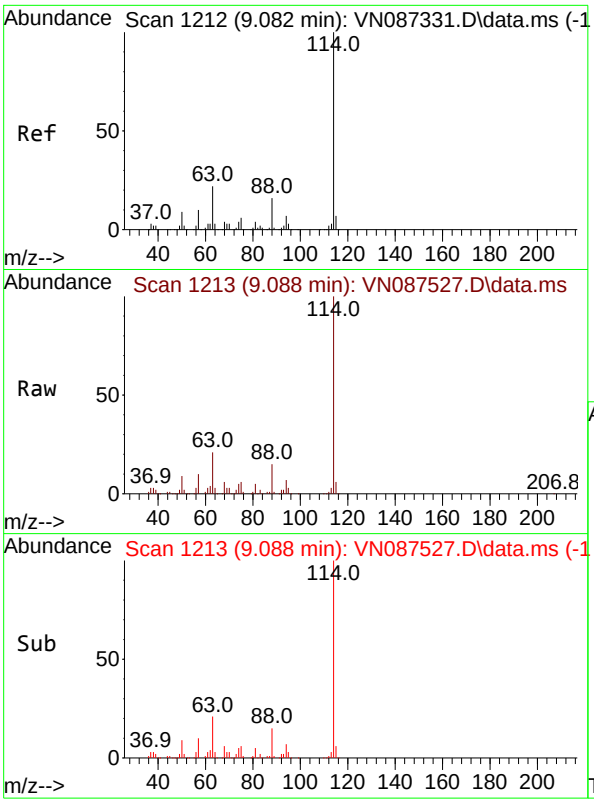

#34
1,4-Difluorobenzene
Concen: 50.000 ug/l
RT: 9.088 min Scan# 1
Delta R.T. 0.006 min
Lab File: VN087527.D
Acq: 13 Aug 2025 11:41

Instrument :
MSVOA_N
ClientSampleId :
VN0813WBL01

Tgt Ion:114 Resp: 517097

Ion	Ratio	Lower	Upper
114	100		
63	20.9	0.0	44.6
88	15.5	0.0	32.8

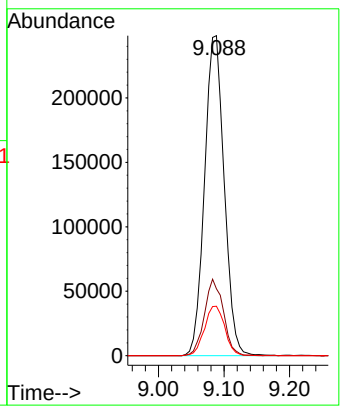

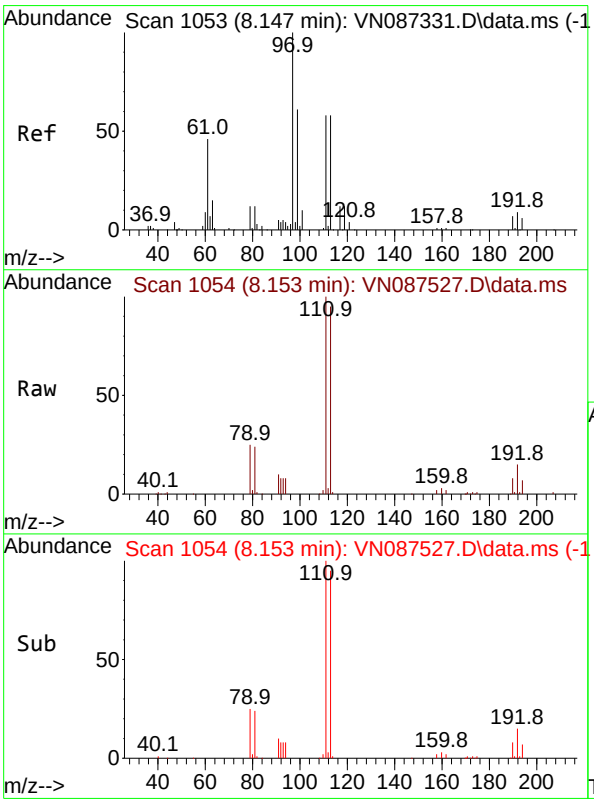

#35
Dibromofluoromethane
Concen: 49.674 ug/l
RT: 8.153 min Scan# 1054
Delta R.T. 0.006 min
Lab File: VN087527.D
Acq: 13 Aug 2025 11:41

Tgt Ion:113 Resp: 177183

Ion	Ratio	Lower	Upper
113	100		
111	105.4	82.5	123.7
192	15.8	13.7	20.5

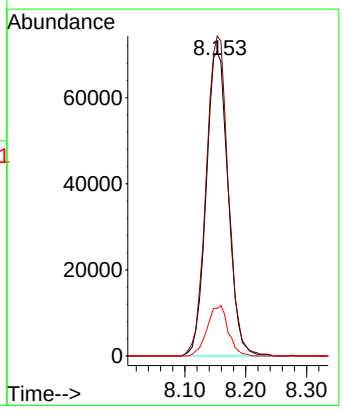

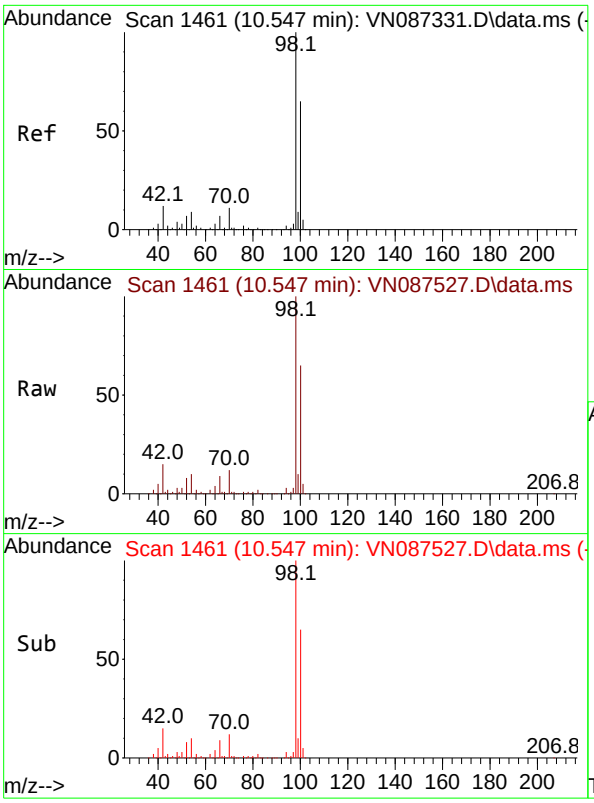

#50
Toluene-d8
Concen: 51.990 ug/l
RT: 10.547 min Scan# 1
Delta R.T. 0.000 min
Lab File: VN087527.D
Acq: 13 Aug 2025 11:41

Instrument :
MSVOA_N
ClientSampleId :
VN0813WBL01

Tgt Ion: 98 Resp: 661503

Ion	Ratio	Lower	Upper
98	100		
100	63.8	52.1	78.1

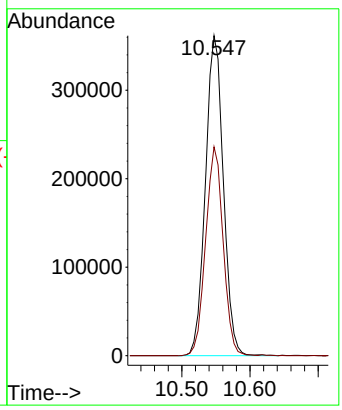

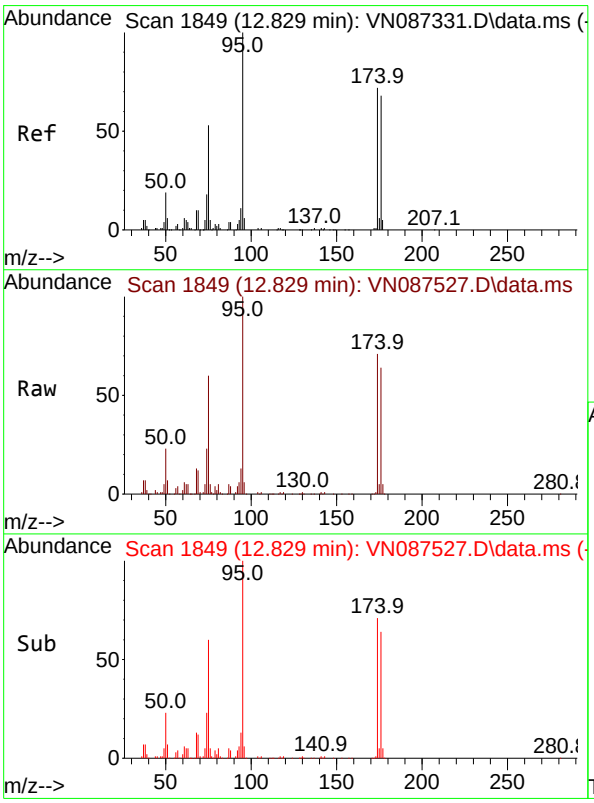

#62
4-Bromofluorobenzene
Concen: 50.181 ug/l
RT: 12.829 min Scan# 1849
Delta R.T. 0.000 min
Lab File: VN087527.D
Acq: 13 Aug 2025 11:41

Tgt Ion: 95 Resp: 235890

Ion	Ratio	Lower	Upper
95	100		
174	69.0	0.0	149.4
176	65.4	0.0	141.2

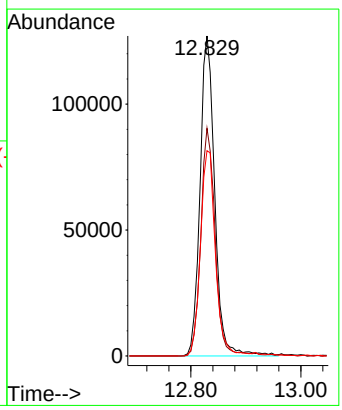

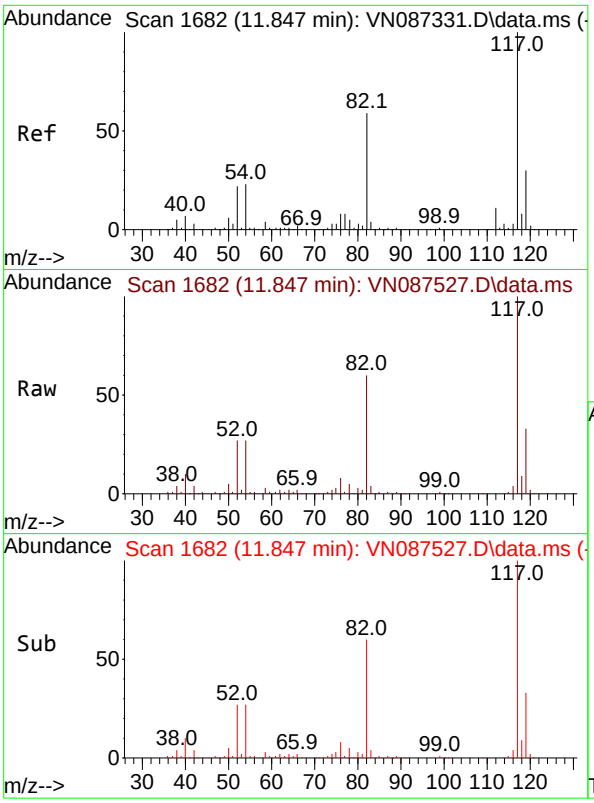

#63
Chlorobenzene-d5
Concen: 50.000 ug/l
RT: 11.847 min Scan# 1
Delta R.T. 0.000 min
Lab File: VN087527.D
Acq: 13 Aug 2025 11:41

Instrument :
MSVOA_N
ClientSampleId :
VN0813WBL01

Tgt Ion:117 Resp: 472576

Ion	Ratio	Lower	Upper
117	100		
82	60.1	47.4	71.2
119	32.5	23.8	35.8

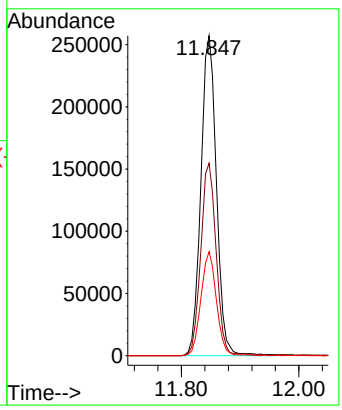

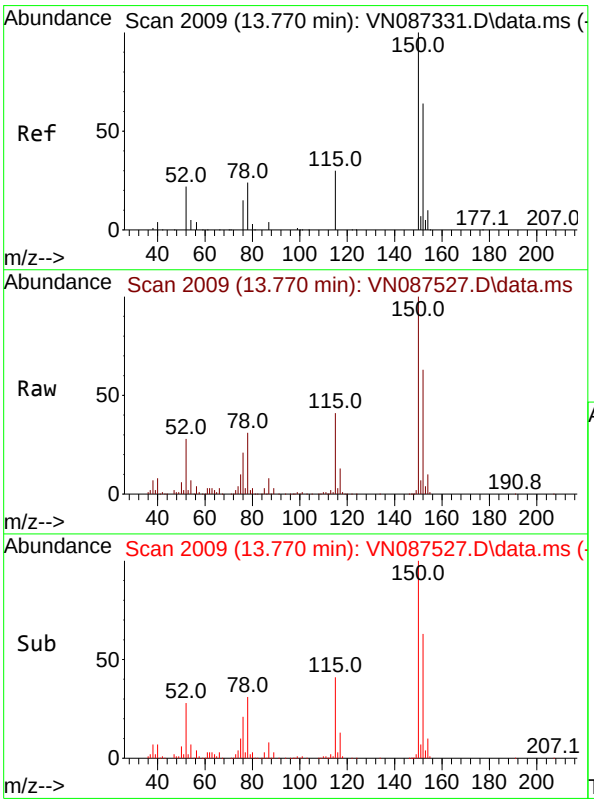

#72
1,4-Dichlorobenzene-d4
Concen: 50.000 ug/l
RT: 13.770 min Scan# 2009
Delta R.T. 0.000 min
Lab File: VN087527.D
Acq: 13 Aug 2025 11:41

Tgt Ion:152 Resp: 217582

Ion	Ratio	Lower	Upper
152	100		
115	66.2	31.1	93.5
150	157.7	0.0	349.0

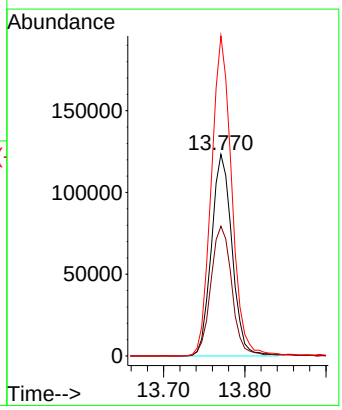

Sample Results: **VN087554.D**

Data Path : Z:\voasrv\HPCHEM1\MSVOA_N\Data\VN081425\
Data File : VN087554.D
Acq On : 14 Aug 2025 10:32
Operator : JC\MD
Sample : VN0814WBL01
Misc : 5.0mL/MSVOA_N/WATER
ALS Vial : 4 Sample Multiplier: 1

Instrument :
MSVOA_N
ClientSampleId :
VN0814WBL01

Quant Time: Aug 14 15:23:32 2025
Quant Method : Z:\voasrv\HPCHEM1\MSVOA_N\methods\82N071625W.M
Quant Title : SW846 8260
QLast Update : Thu Jul 17 02:56:13 2025
Response via : Initial Calibration

Compound	R.T.	QIon	Response	Conc	Units	Dev(Min)
Internal Standards						
1) Pentafluorobenzene	8.206	168	284398	50.000	ug/l	0.00
34) 1,4-Difluorobenzene	9.083	114	560321	50.000	ug/l	0.00
63) Chlorobenzene-d5	11.847	117	503771	50.000	ug/l	0.00
72) 1,4-Dichlorobenzene-d4	13.771	152	234765	50.000	ug/l	0.00
System Monitoring Compounds						
33) 1,2-Dichloroethane-d4	8.565	65	255137	52.871	ug/l	0.00
Spiked Amount 50.000	Range 74 - 125		Recovery = 105.740%			
35) Dibromofluoromethane	8.153	113	170840	44.201	ug/l	0.00
Spiked Amount 50.000	Range 75 - 124		Recovery = 88.400%			
50) Toluene-d8	10.547	98	608969	44.169	ug/l	0.00
Spiked Amount 50.000	Range 86 - 113		Recovery = 88.340%			
62) 4-Bromofluorobenzene	12.829	95	222642	43.709	ug/l	0.00
Spiked Amount 50.000	Range 77 - 121		Recovery = 87.420%			

Target Compounds Qvalue

(#) = qualifier out of range (m) = manual integration (+) = signals summed

Quantitation Report (QT Reviewed)

Sample Results: **VN087554.D**

Data Path : Z:\voasrv\HPCHEM1\MSVOA_N\Data\VN081425\
Data File : VN087554.D
Acq On : 14 Aug 2025 10:32
Operator : JC\MD
Sample : VN0814WBL01
Misc : 5.0mL/MSVOA_N/WATER
ALS Vial : 4 Sample Multiplier: 1

Instrument :
MSVOA_N
ClientSampleId :
VN0814WBL01

Quant Time: Aug 14 15:23:32 2025
Quant Method : Z:\voasrv\HPCHEM1\MSVOA_N\methods\82N071625W.M
Quant Title : SW846 8260
QLast Update : Thu Jul 17 02:56:13 2025
Response via : Initial Calibration

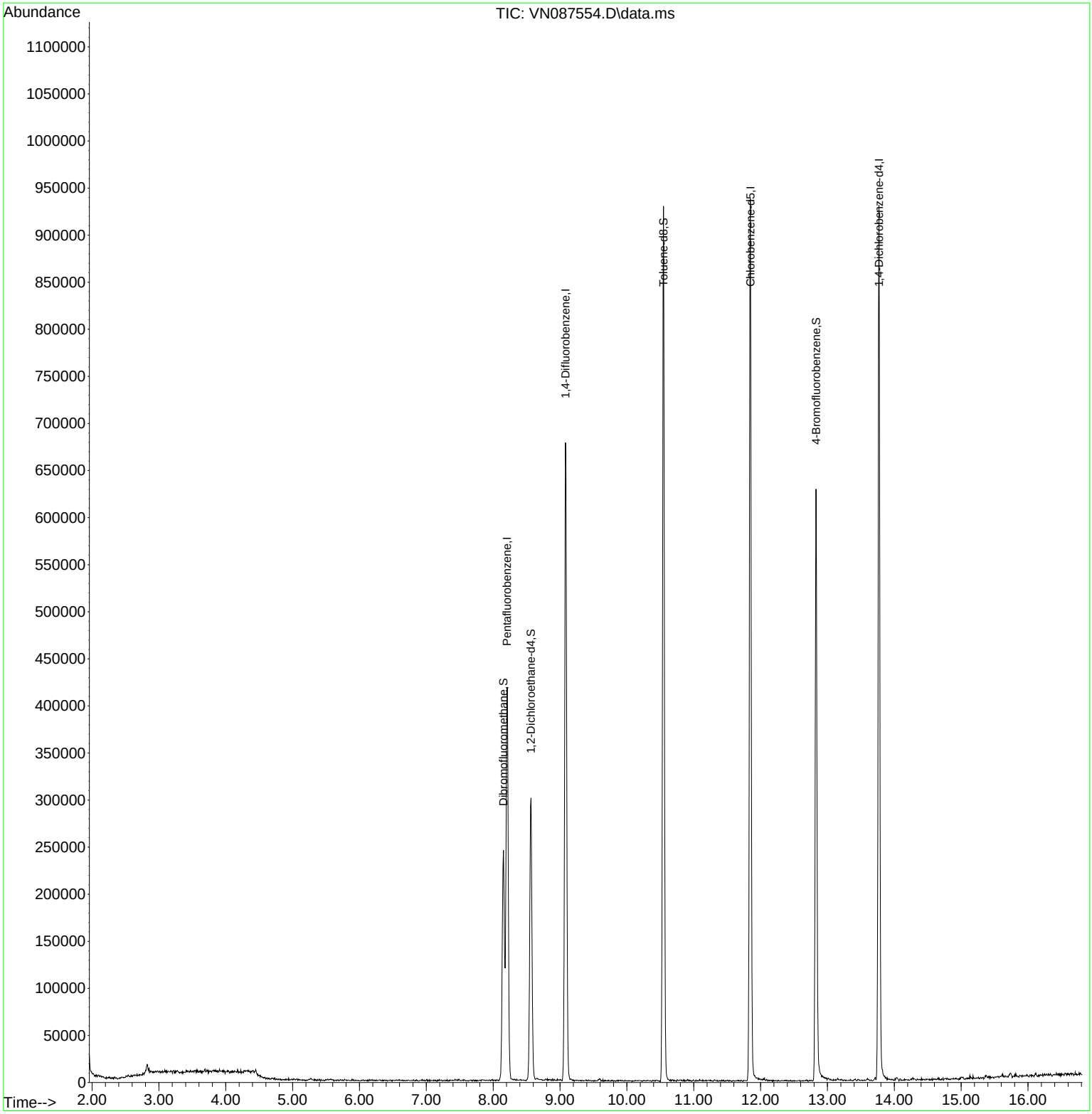

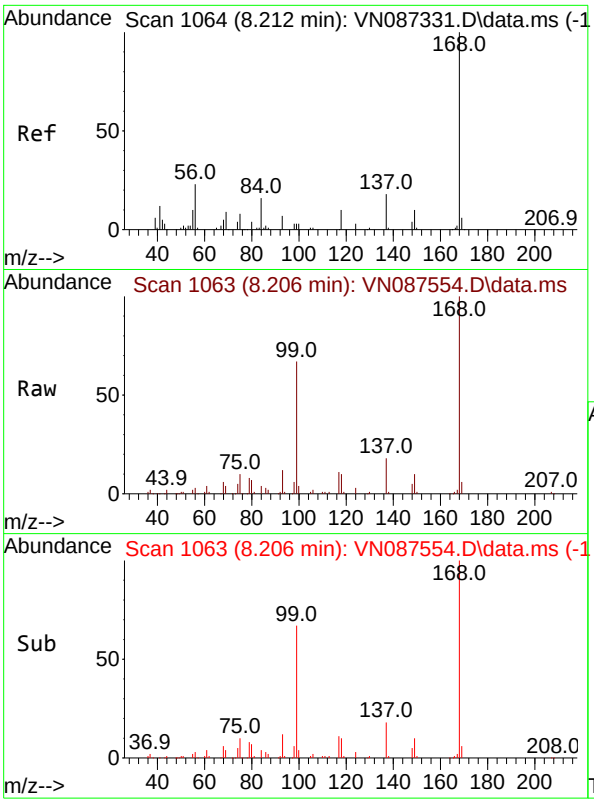

#1
Pentafluorobenzene
Concen: 50.000 ug/l
RT: 8.206 min Scan# 1(
Delta R.T. -0.006 min
Lab File: VN087554.D
Acq: 14 Aug 2025 10:32

Instrument :
MSVOA_N
ClientSampleId :
VN0814WBL01

Tgt Ion:168 Resp: 284398

Ion	Ratio	Lower	Upper
168	100		
99	67.0	47.9	71.9

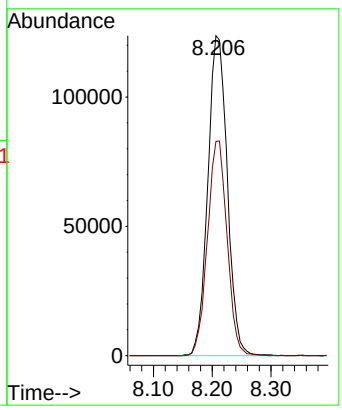

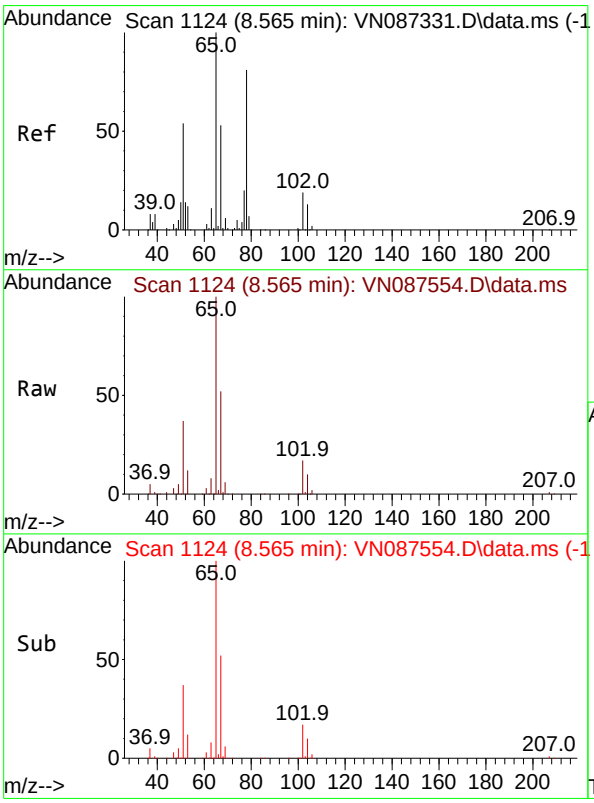

#33
1,2-Dichloroethane-d4
Concen: 52.871 ug/l
RT: 8.565 min Scan# 1124
Delta R.T. 0.000 min
Lab File: VN087554.D
Acq: 14 Aug 2025 10:32

Tgt Ion: 65 Resp: 255137

Ion	Ratio	Lower	Upper
65	100		
67	50.2	0.0	104.0

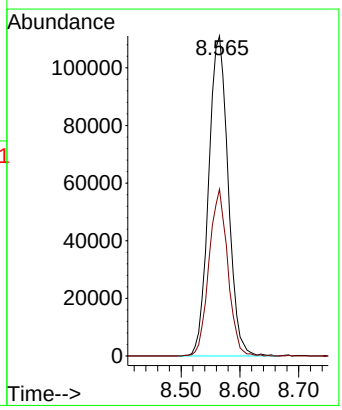

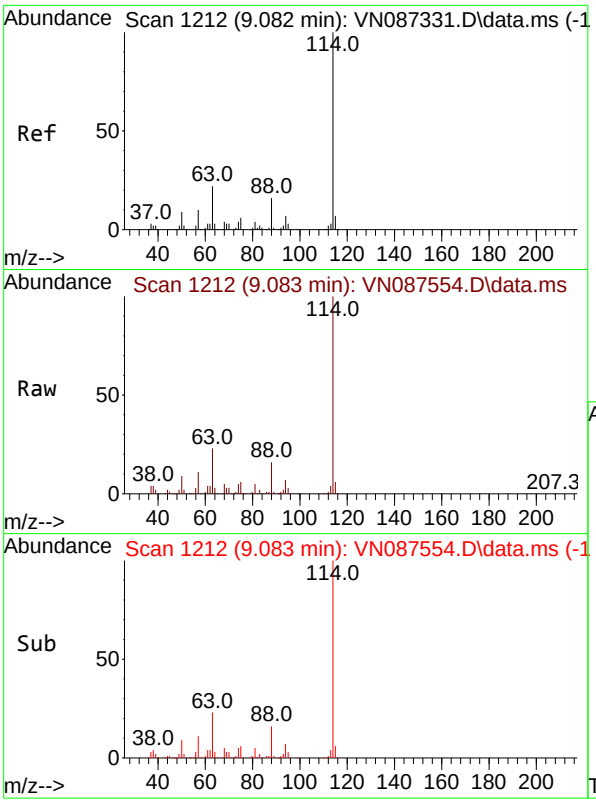

#34
1,4-Difluorobenzene
Concen: 50.000 ug/l
RT: 9.083 min Scan# 1
Delta R.T. 0.001 min
Lab File: VN087554.D
Acq: 14 Aug 2025 10:32

Instrument :
MSVOA_N
ClientSampleId :
VN0814WBL01

Tgt Ion:114 Resp: 560321

Ion	Ratio	Lower	Upper
114	100		
63	23.2	0.0	44.6
88	16.3	0.0	32.8

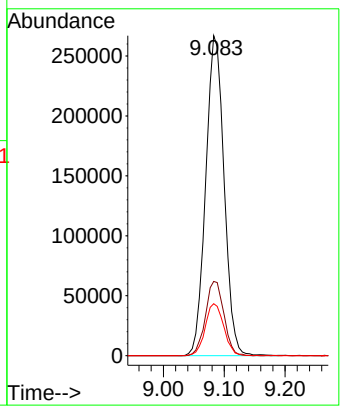

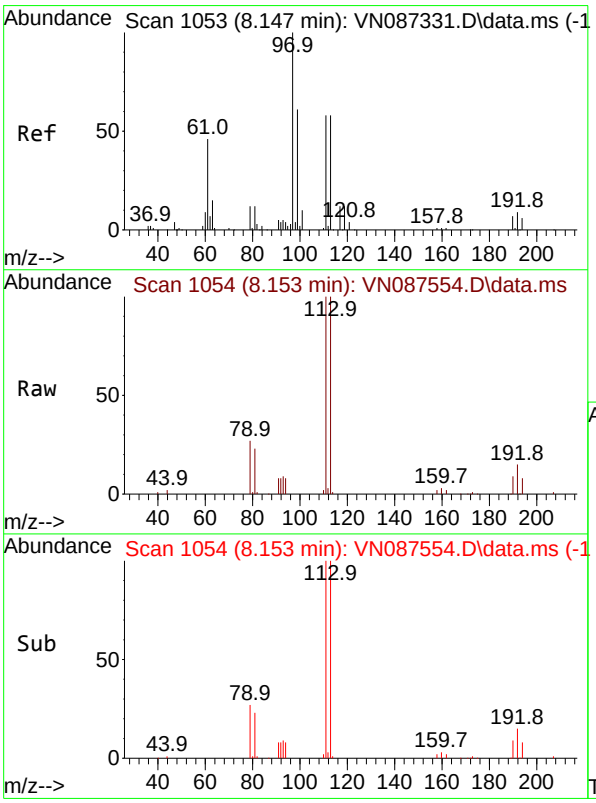

#35
Dibromofluoromethane
Concen: 44.201 ug/l
RT: 8.153 min Scan# 1054
Delta R.T. 0.006 min
Lab File: VN087554.D
Acq: 14 Aug 2025 10:32

Tgt Ion:113 Resp: 170840

Ion	Ratio	Lower	Upper
113	100		
111	103.1	82.5	123.7
192	16.3	13.7	20.5

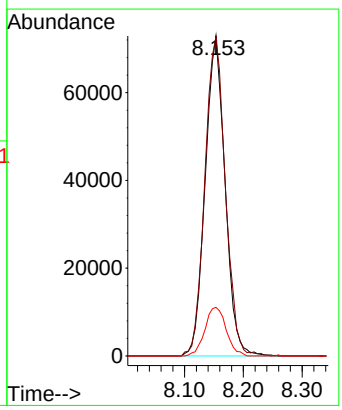

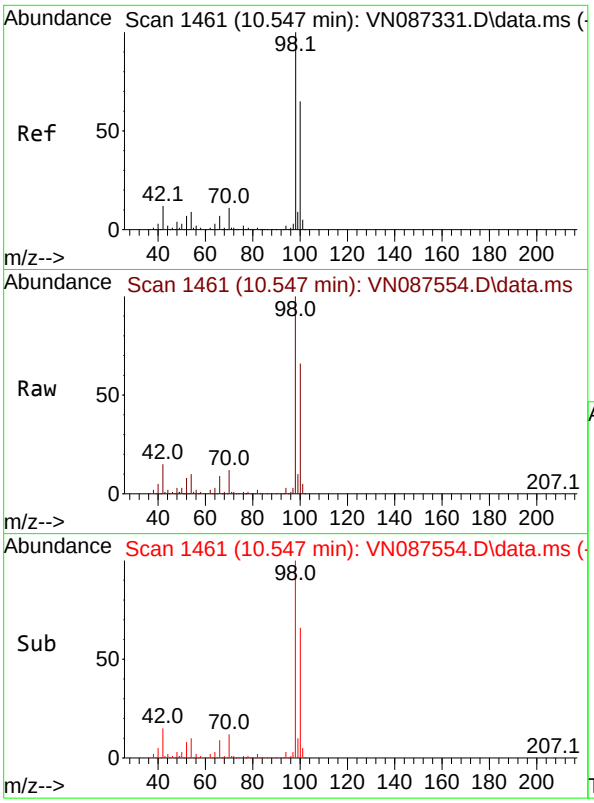

#50
Toluene-d8
Concen: 44.169 ug/l
RT: 10.547 min Scan# 1
Delta R.T. 0.000 min
Lab File: VN087554.D
Acq: 14 Aug 2025 10:32

Instrument :
MSVOA_N
ClientSampleId :
VN0814WBL01

Tgt Ion: 98 Resp: 608969

Ion	Ratio	Lower	Upper
98	100		
100	64.2	52.1	78.1

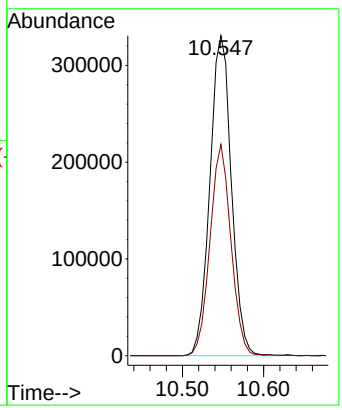

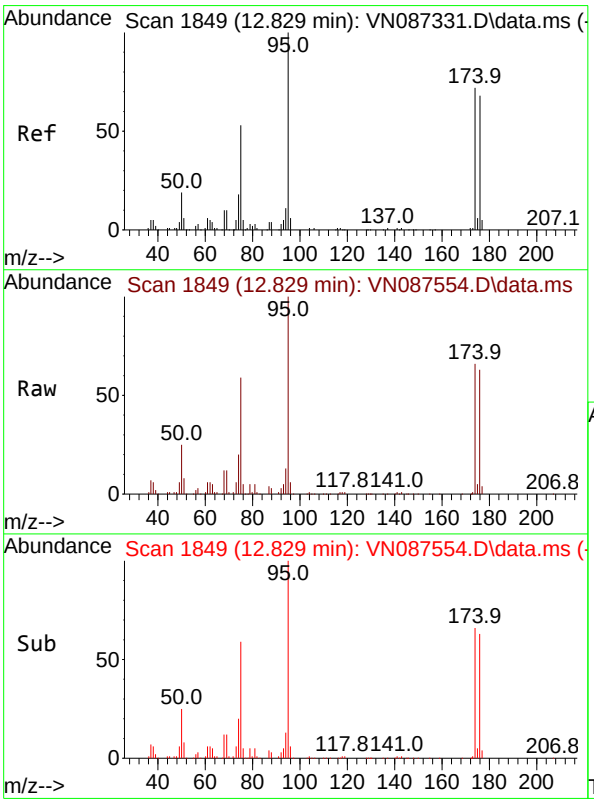

#62
4-Bromofluorobenzene
Concen: 43.709 ug/l
RT: 12.829 min Scan# 1849
Delta R.T. 0.000 min
Lab File: VN087554.D
Acq: 14 Aug 2025 10:32

Tgt Ion: 95 Resp: 222642

Ion	Ratio	Lower	Upper
95	100		
174	66.5	0.0	149.4
176	64.9	0.0	141.2

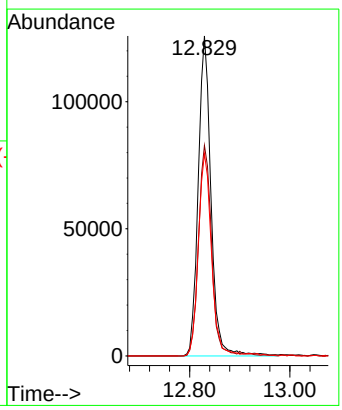

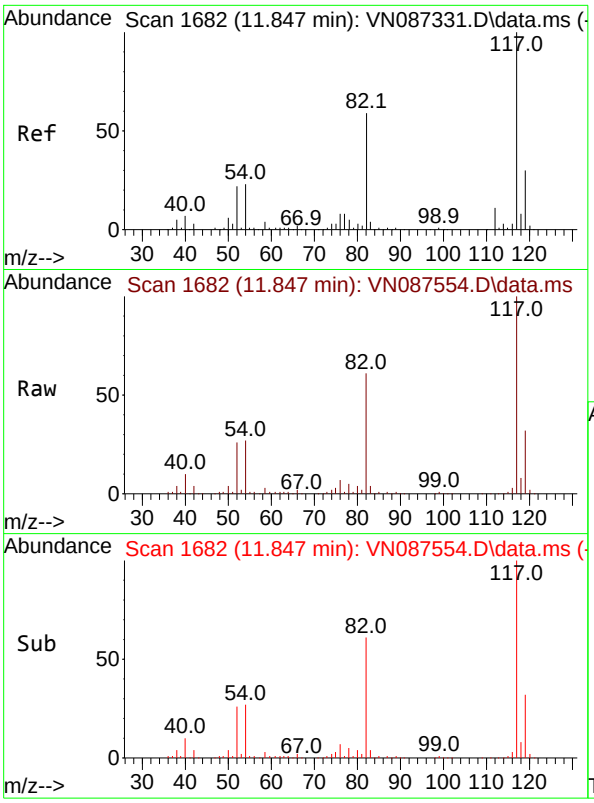

#63
Chlorobenzene-d5
Concen: 50.000 ug/l
RT: 11.847 min Scan# 1
Delta R.T. 0.000 min
Lab File: VN087554.D
Acq: 14 Aug 2025 10:32

Instrument :
MSVOA_N
ClientSampleId :
VN0814WBL01

Tgt Ion:117 Resp: 503771

Ion	Ratio	Lower	Upper
117	100		
82	60.7	47.4	71.2
119	31.6	23.8	35.8

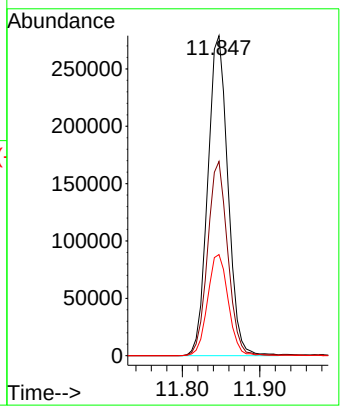

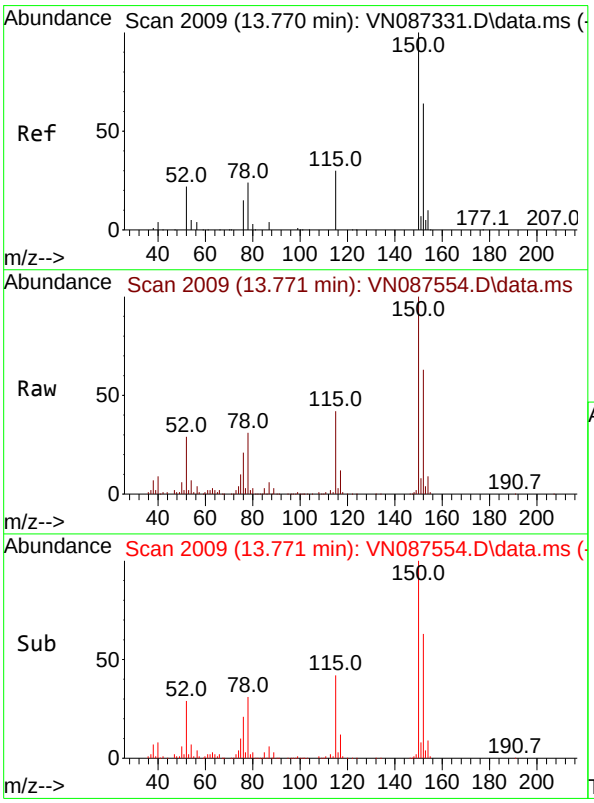

#72
1,4-Dichlorobenzene-d4
Concen: 50.000 ug/l
RT: 13.771 min Scan# 2009
Delta R.T. 0.000 min
Lab File: VN087554.D
Acq: 14 Aug 2025 10:32

Tgt Ion:152 Resp: 234765

Ion	Ratio	Lower	Upper
152	100		
115	64.5	31.1	93.5
150	156.1	0.0	349.0

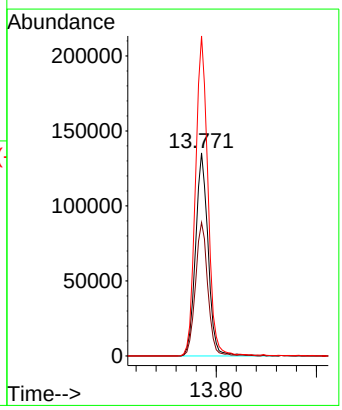

Quantitation Report (QT Reviewed)

Sample Results: **VN087528.D**

Data Path : Z:\voasrv\HPCHEM1\MSVOA_N\Data\VN081325\
Data File : VN087528.D
Acq On : 13 Aug 2025 12:39
Operator : JC\MD
Sample : VN0813WBS01
Misc : 5.0mL/MSVOA_N/WATER
ALS Vial : 5 Sample Multiplier: 1

Quant Time: Aug 14 03:57:27 2025
Quant Method : Z:\voasrv\HPCHEM1\MSVOA_N\methods\82N071625W.M
Quant Title : SW846 8260
QLast Update : Thu Jul 17 02:56:13 2025
Response via : Initial Calibration

Instrument :
MSVOA_N
ClientSampleId :
VN0813WBS01

Manual Integrations APPROVED
Reviewed By :John Carlone 08/14/2025
Supervised By :Mahesh Dadoda 08/18/2025

A B C D E F G H I J K

Compound	R.T.	QIon	Response	Conc Units	Dev(Min)
Internal Standards					
1) Pentafluorobenzene	8.212	168	271136	50.000 ug/l	0.00
34) 1,4-Difluorobenzene	9.088	114	532074	50.000 ug/l	0.00
63) Chlorobenzene-d5	11.847	117	483502	50.000 ug/l	0.00
72) 1,4-Dichlorobenzene-d4	13.770	152	246357	50.000 ug/l	0.00
System Monitoring Compounds					
33) 1,2-Dichloroethane-d4	8.565	65	269348	58.546 ug/l	0.00
Spiked Amount 50.000	Range 74 - 125		Recovery = 117.100%		
35) Dibromofluoromethane	8.153	113	183322	49.948 ug/l	0.00
Spiked Amount 50.000	Range 75 - 124		Recovery = 99.900%		
50) Toluene-d8	10.547	98	668561	51.066 ug/l	0.00
Spiked Amount 50.000	Range 86 - 113		Recovery = 102.140%		
62) 4-Bromofluorobenzene	12.829	95	253521	52.413 ug/l	0.00
Spiked Amount 50.000	Range 77 - 121		Recovery = 104.820%		
Target Compounds					Qvalue
2) Dichlorodifluoromethane	2.142	85	67174	23.326 ug/l	90
3) Chloromethane	2.389	50	66776	18.439 ug/l	92
4) Vinyl Chloride	2.542	62	74754	20.771 ug/l	96
5) Bromomethane	2.983	94	40764	21.873 ug/l	96
6) Chloroethane	3.136	64	48629	20.719 ug/l	96
7) Trichlorofluoromethane	3.512	101	111233	20.902 ug/l	99
8) Diethyl Ether	3.965	74	48291	23.393 ug/l	100
9) 1,1,2-Trichlorotrifluo...	4.365	101	58540	21.429 ug/l	95
10) Methyl Iodide	4.583	142	35025	16.690 ug/l #	80
11) Tert butyl alcohol	5.524	59	97141	111.202 ug/l	99
12) 1,1-Dichloroethene	4.342	96	59582	19.247 ug/l	91
13) Acrolein	4.177	56	67486	96.264 ug/l	95
14) Allyl chloride	5.012	41	114422	20.424 ug/l	93
15) Acrylonitrile	5.712	53	232694	98.163 ug/l	97
16) Acetone	4.424	43	264610	122.670 ug/l	95
17) Carbon Disulfide	4.706	76	166545	18.146 ug/l #	94
18) Methyl Acetate	5.018	43	123131	22.720 ug/l	98
19) Methyl tert-butyl Ether	5.789	73	260864	22.862 ug/l	98
20) Methylene Chloride	5.265	84	74231	19.972 ug/l	95
21) trans-1,2-Dichloroethene	5.771	96	66300	18.994 ug/l	93
22) Diisopropyl ether	6.659	45	255940	21.779 ug/l	94
23) Vinyl Acetate	6.589	43	1200447	116.798 ug/l	100
24) 1,1-Dichloroethane	6.559	63	142998	21.092 ug/l	98
25) 2-Butanone	7.477	43	352074	105.636 ug/l	98
26) 2,2-Dichloropropane	7.483	77	122382	23.217 ug/l	100
27) cis-1,2-Dichloroethene	7.477	96	85349	21.238 ug/l	98
28) Bromochloromethane	7.800	49	86255	26.583 ug/l	94
29) Tetrahydrofuran	7.830	42	226869	104.782 ug/l	98
30) Chloroform	7.953	83	147959	21.803 ug/l	100
31) Cyclohexane	8.247	56	117459	20.768 ug/l	93
32) 1,1,1-Trichloroethane	8.153	97	121717	20.709 ug/l	92
36) 1,1-Dichloropropene	8.353	75	93953	19.376 ug/l	97
37) Ethyl Acetate	7.547	43	140045	19.997 ug/l	99
38) Carbon Tetrachloride	8.347	117	98608	18.460 ug/l	99
39) Methylcyclohexane	9.582	83	104990	19.999 ug/l	95
40) Benzene	8.588	78	300280	19.160 ug/l	98

Sample Results: **VN087528.D**

Data Path : Z:\voasrv\HPCHEM1\MSVOA_N\Data\VN081325\
Data File : VN087528.D
Acq On : 13 Aug 2025 12:39
Operator : JC\MD
Sample : VN0813WBS01
Misc : 5.0mL/MSVOA_N/WATER
ALS Vial : 5 Sample Multiplier: 1

Quant Time: Aug 14 03:57:27 2025
Quant Method : Z:\voasrv\HPCHEM1\MSVOA_N\methods\82N071625W.M
Quant Title : SW846 8260
QLast Update : Thu Jul 17 02:56:13 2025
Response via : Initial Calibration

Instrument :
MSVOA_N
ClientSampleId :
VN0813WBS01

Manual Integrations APPROVED
Reviewed By :John Carlone 08/14/2025
Supervised By :Mahesh Dadoda 08/18/2025

A B C D E F G H I J K

Compound	R.T.	QIon	Response	Conc Units	Dev(Min)
41) Methacrylonitrile	7.771	41	72592	19.824 ug/l	97
42) 1,2-Dichloroethane	8.659	62	123364	20.757 ug/l	98
43) Isopropyl Acetate	8.677	43	226277	20.814 ug/l	97
44) Trichloroethene	9.335	130	64984	17.548 ug/l	80
45) 1,2-Dichloropropane	9.606	63	76438	19.195 ug/l	95
46) Dibromomethane	9.694	93	58121	19.494 ug/l	94
47) Bromodichloromethane	9.871	83	118437	19.721 ug/l #	99
48) Methyl methacrylate	9.665	41	101733	20.787 ug/l	93
49) 1,4-Dioxane	9.682	88	30716	409.771 ug/l #	99
51) 4-Methyl-2-Pentanone	10.429	43	682146	99.209 ug/l	98
52) Toluene	10.612	92	184134	19.330 ug/l	95
53) t-1,3-Dichloropropene	10.818	75	126655	20.839 ug/l	97
54) cis-1,3-Dichloropropene	10.294	75	127653	20.333 ug/l #	82
55) 1,1,2-Trichloroethane	11.000	97	75351	19.538 ug/l	93
56) Ethyl methacrylate	10.859	69	124909	20.038 ug/l #	94
57) 1,3-Dichloropropane	11.147	76	133523	20.025 ug/l	99
58) 2-Chloroethyl Vinyl ether	10.141	63	357207	112.912 ug/l	100
59) 2-Hexanone	11.182	43	449566	98.549 ug/l	99
60) Dibromochloromethane	11.341	129	83142	18.904 ug/l	98
61) 1,2-Dibromoethane	11.453	107	76462	18.856 ug/l	97
64) Tetrachloroethene	11.088	164	52809	16.970 ug/l	94
65) Chlorobenzene	11.871	112	204381	18.828 ug/l	99
66) 1,1,1,2-Tetrachloroethane	11.941	131	70375	19.066 ug/l	100
67) Ethyl Benzene	11.947	91	350836	19.633 ug/l	98
68) m/p-Xylenes	12.053	106	257573	38.492 ug/l	87
69) o-Xylene	12.382	106	126743	19.828 ug/l	92
70) Styrene	12.394	104	217628	20.239 ug/l	95
71) Bromoform	12.559	173	51553	17.288 ug/l #	100
73) Isopropylbenzene	12.676	105	329550	21.254 ug/l	98
74) N-amyl acetate	12.529	43	117589m	18.253 ug/l	
75) 1,1,2,2-Tetrachloroethane	12.918	83	118693	20.344 ug/l	99
76) 1,2,3-Trichloropropane	12.976	75	104369m	18.893 ug/l	
77) Bromobenzene	12.965	156	79368	19.737 ug/l	94
78) n-propylbenzene	13.018	91	406345	20.830 ug/l	97
79) 2-Chlorotoluene	13.106	91	249430	20.804 ug/l	95
80) 1,3,5-Trimethylbenzene	13.153	105	279232	21.137 ug/l	100
81) trans-1,4-Dichloro-2-b...	12.718	75	35665	17.665 ug/l	91
82) 4-Chlorotoluene	13.206	91	259571	20.795 ug/l	96
83) tert-Butylbenzene	13.418	119	235302	21.326 ug/l	97
84) 1,2,4-Trimethylbenzene	13.465	105	293504	21.755 ug/l	95
85) sec-Butylbenzene	13.594	105	350703	21.102 ug/l	98
86) p-Isopropyltoluene	13.712	119	289012	21.699 ug/l	97
87) 1,3-Dichlorobenzene	13.717	146	150068	19.015 ug/l	99
88) 1,4-Dichlorobenzene	13.794	146	158514	18.806 ug/l	98
89) n-Butylbenzene	14.035	91	289625	22.773 ug/l	99
90) Hexachloroethane	14.312	117	54681	19.377 ug/l	94
91) 1,2-Dichlorobenzene	14.088	146	146430	19.585 ug/l	98
92) 1,2-Dibromo-3-Chloropr...	14.700	75	28461	18.580 ug/l	92
93) 1,2,4-Trichlorobenzene	15.370	180	88514	20.154 ug/l	98
94) Hexachlorobutadiene	15.476	225	32512	19.923 ug/l	99
95) Naphthalene	15.611	128	315158	20.256 ug/l	99
96) 1,2,3-Trichlorobenzene	15.817	180	83466	18.946 ug/l	96

Sample Results: **VN087528.D**

Data Path : Z:\voasrv\HPCHEM1\MSVOA_N\Data\VN081325\
Data File : VN087528.D
Acq On : 13 Aug 2025 12:39
Operator : JC\MD
Sample : VN0813WBS01
Misc : 5.0mL/MSVOA_N/WATER
ALS Vial : 5 Sample Multiplier: 1

Quant Time: Aug 14 03:57:27 2025
Quant Method : Z:\voasrv\HPCHEM1\MSVOA_N\methods\82N071625W.M
Quant Title : SW846 8260
QLast Update : Thu Jul 17 02:56:13 2025
Response via : Initial Calibration

Instrument :
MSVOA_N
ClientSampleId :
VN0813WBS01

Manual Integrations APPROVED

Reviewed By :John Carlone 08/14/2025
Supervised By :Mahesh Dadoda 08/18/2025

Compound	R.T.	QIon	Response	Conc	Units	Dev(Min)

(#) = qualifier out of range (m) = manual integration (+) = signals summed

Quantitation Report (QT Reviewed)

Sample Results: **VN087528.D**

Data Path : Z:\voasrv\HPCHEM1\MSVOA_N\Data\VN081325\
Data File : VN087528.D
Acq On : 13 Aug 2025 12:39
Operator : JC\MD
Sample : VN0813WBS01
Misc : 5.0mL/MSVOA_N/WATER
ALS Vial : 5 Sample Multiplier: 1

Quant Time: Aug 14 03:57:27 2025
Quant Method : Z:\voasrv\HPCHEM1\MSVOA_N\methods\82N071625W.M
Quant Title : SW846 8260
QLast Update : Thu Jul 17 02:56:13 2025
Response via : Initial Calibration

Instrument :
MSVOA_N
ClientSampleId :
VN0813WBS01

Manual Integrations APPROVED
Reviewed By :John Carlone 08/14/2025
Supervised By :Mahesh Dadoda 08/18/2025

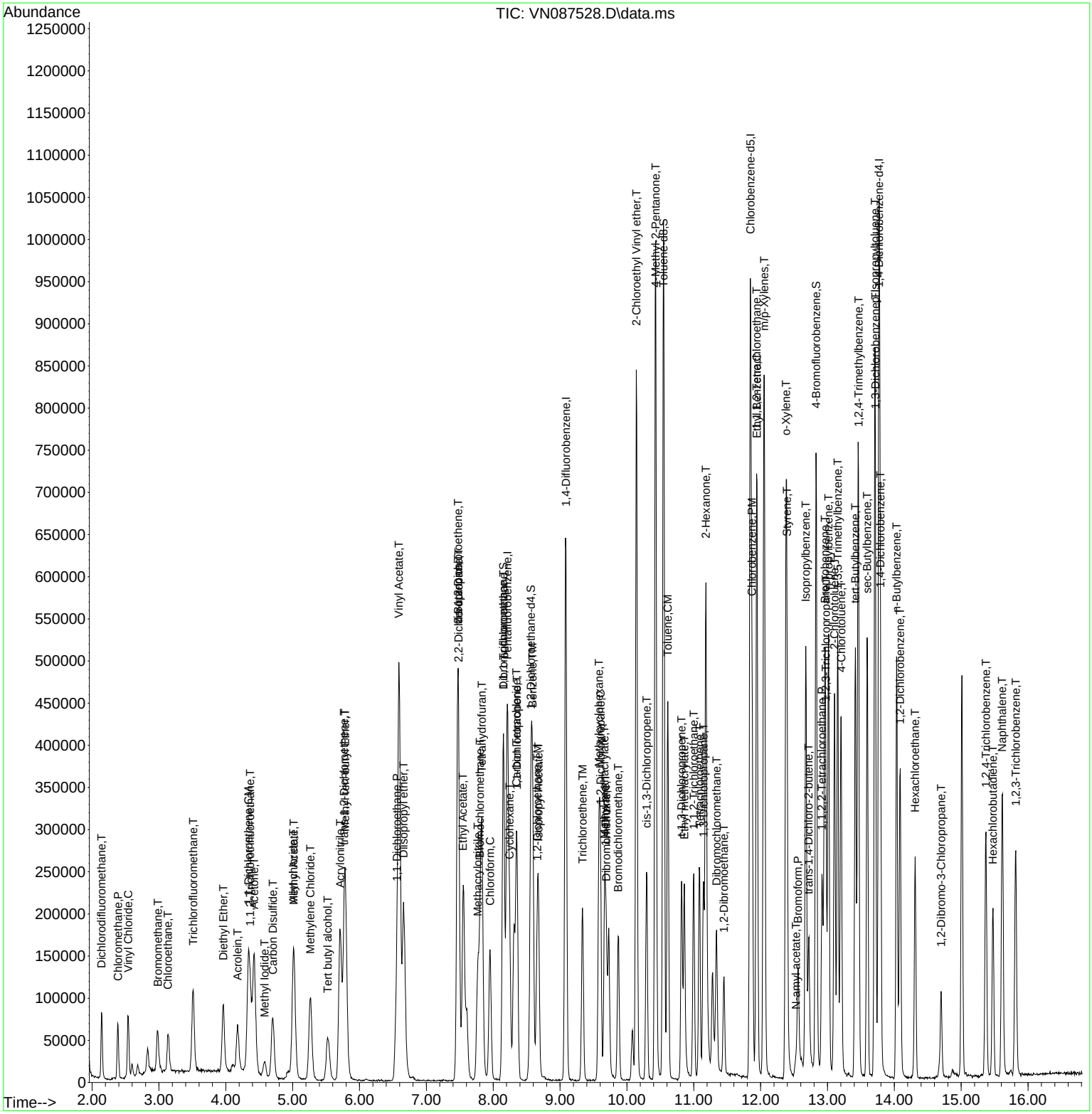

Quantitation Report (QT Reviewed)

Sample Results: **VN087555.D**

Data Path : Z:\voasrv\HPCHEM1\MSVOA_N\Data\VN081425\
Data File : VN087555.D
Acq On : 14 Aug 2025 11:07
Operator : JC\MD
Sample : VN0814WBS01
Misc : 5.0mL/MSVOA_N/WATER
ALS Vial : 5 Sample Multiplier: 1

Quant Time: Aug 14 15:23:40 2025
Quant Method : Z:\voasrv\HPCHEM1\MSVOA_N\methods\82N071625W.M
Quant Title : SW846 8260
QLast Update : Thu Jul 17 02:56:13 2025
Response via : Initial Calibration

Instrument :
MSVOA_N
ClientSampleId :
VN0814WBS01

Manual Integrations APPROVED
Reviewed By :John Carlone 08/18/2025
Supervised By :Mahesh Dadoda 08/19/2025

A B C D E F G H I J K

Compound	R.T.	QIon	Response	Conc Units	Dev(Min)
Internal Standards					
1) Pentafluorobenzene	8.206	168	250453	50.000 ug/l	0.00
34) 1,4-Difluorobenzene	9.082	114	485218	50.000 ug/l	0.00
63) Chlorobenzene-d5	11.847	117	446518	50.000 ug/l	0.00
72) 1,4-Dichlorobenzene-d4	13.770	152	221983	50.000 ug/l	0.00
System Monitoring Compounds					
33) 1,2-Dichloroethane-d4	8.565	65	244982	57.648 ug/l	0.00
Spiked Amount 50.000	Range 74 - 125		Recovery = 115.300%		
35) Dibromofluoromethane	8.153	113	169668	50.692 ug/l	0.00
Spiked Amount 50.000	Range 75 - 124		Recovery = 101.380%		
50) Toluene-d8	10.547	98	605258	50.695 ug/l	0.00
Spiked Amount 50.000	Range 86 - 113		Recovery = 101.380%		
62) 4-Bromofluorobenzene	12.829	95	233458	52.926 ug/l	0.00
Spiked Amount 50.000	Range 77 - 121		Recovery = 105.860%		
Target Compounds					Qvalue
2) Dichlorodifluoromethane	2.142	85	60972	22.921 ug/l	92
3) Chloromethane	2.383	50	64803	19.372 ug/l	100
4) Vinyl Chloride	2.542	62	71080	21.381 ug/l	99
5) Bromomethane	2.983	94	38871	22.579 ug/l	96
6) Chloroethane	3.136	64	47553	21.934 ug/l	92
7) Trichlorofluoromethane	3.506	101	103028	20.959 ug/l	98
8) Diethyl Ether	3.965	74	45341	23.778 ug/l	97
9) 1,1,2-Trichlorotrifluo...	4.359	101	56020	22.200 ug/l	96
10) Methyl Iodide	4.571	142	33911	17.223 ug/l	89
11) Tert butyl alcohol	5.530	59	92129	114.174 ug/l	97
12) 1,1-Dichloroethene	4.336	96	58932	20.609 ug/l	91
13) Acrolein	4.177	56	52972	81.801 ug/l	95
14) Allyl chloride	5.012	41	106153	20.512 ug/l	91
15) Acrylonitrile	5.706	53	228245	104.238 ug/l	97
16) Acetone	4.430	43	234225	117.551 ug/l	98
17) Carbon Disulfide	4.700	76	152230	17.956 ug/l	97
18) Methyl Acetate	5.024	43	120344	24.040 ug/l	98
19) Methyl tert-butyl Ether	5.794	73	247283	23.461 ug/l	98
20) Methylene Chloride	5.259	84	73232	21.375 ug/l	96
21) trans-1,2-Dichloroethene	5.777	96	62532	19.394 ug/l	92
22) Diisopropyl ether	6.659	45	247597	22.809 ug/l	95
23) Vinyl Acetate	6.588	43	1129441	118.964 ug/l	100
24) 1,1-Dichloroethane	6.559	63	135050	21.564 ug/l	97
25) 2-Butanone	7.477	43	332813	108.103 ug/l	95
26) 2,2-Dichloropropane	7.477	77	115630	23.748 ug/l	97
27) cis-1,2-Dichloroethene	7.477	96	78759	21.217 ug/l	94
28) Bromochloromethane	7.800	49	75409	25.159 ug/l	95
29) Tetrahydrofuran	7.829	42	208941	104.471 ug/l	98
30) Chloroform	7.953	83	140698	22.445 ug/l	99
31) Cyclohexane	8.241	56	111696	21.380 ug/l	97
32) 1,1,1-Trichloroethane	8.153	97	115982	21.362 ug/l	96
36) 1,1-Dichloropropene	8.353	75	90752	20.523 ug/l	97
37) Ethyl Acetate	7.547	43	131078	20.524 ug/l	98
38) Carbon Tetrachloride	8.347	117	93434	19.181 ug/l	96
39) Methylcyclohexane	9.582	83	96372	20.130 ug/l	93
40) Benzene	8.588	78	289566	20.261 ug/l	98

Sample Results: **VN087555.D**

Data Path : Z:\voasrv\HPCHEM1\MSVOA_N\Data\VN081425\
Data File : VN087555.D
Acq On : 14 Aug 2025 11:07
Operator : JC\MD
Sample : VN0814WBS01
Misc : 5.0mL/MSVOA_N/WATER
ALS Vial : 5 Sample Multiplier: 1

Quant Time: Aug 14 15:23:40 2025
Quant Method : Z:\voasrv\HPCHEM1\MSVOA_N\methods\82N071625W.M
Quant Title : SW846 8260
QLast Update : Thu Jul 17 02:56:13 2025
Response via : Initial Calibration

Instrument :
MSVOA_N
ClientSampleId :
VN0814WBS01

Manual Integrations APPROVED
Reviewed By :John Carlone 08/18/2025
Supervised By :Mahesh Dadoda 08/19/2025

A B C D E F G H I J K

Compound	R.T.	QIon	Response	Conc Units	Dev(Min)
41) Methacrylonitrile	7.765	41	66759	19.992 ug/l	95
42) 1,2-Dichloroethane	8.659	62	116694	21.531 ug/l	97
43) Isopropyl Acetate	8.676	43	215090	21.696 ug/l	98
44) Trichloroethene	9.335	130	64743	19.172 ug/l	82
45) 1,2-Dichloropropane	9.606	63	74233	20.442 ug/l	94
46) Dibromomethane	9.688	93	56540	20.795 ug/l	94
47) Bromodichloromethane	9.871	83	112437	20.530 ug/l	99
48) Methyl methacrylate	9.665	41	98225	22.008 ug/l	95
49) 1,4-Dioxane	9.688	88	30568	447.176 ug/l #	100
51) 4-Methyl-2-Pentanone	10.429	43	661207	105.450 ug/l	98
52) Toluene	10.612	92	177586	20.443 ug/l	97
53) t-1,3-Dichloropropene	10.818	75	116338	20.990 ug/l	99
54) cis-1,3-Dichloropropene	10.294	75	116909	20.420 ug/l #	82
55) 1,1,2-Trichloroethane	10.994	97	72631	20.652 ug/l	92
56) Ethyl methacrylate	10.859	69	120174	21.091 ug/l #	93
57) 1,3-Dichloropropane	11.141	76	128302	21.100 ug/l	100
58) 2-Chloroethyl Vinyl ether	10.141	63	328582	113.893 ug/l	98
59) 2-Hexanone	11.182	43	431325	103.681 ug/l	98
60) Dibromochloromethane	11.335	129	76256	19.012 ug/l	98
61) 1,2-Dibromoethane	11.447	107	75775	20.492 ug/l	95
64) Tetrachloroethene	11.088	164	51988	18.090 ug/l	94
65) Chlorobenzene	11.870	112	192917	19.244 ug/l	93
66) 1,1,1,2-Tetrachloroethane	11.941	131	65609	19.247 ug/l	97
67) Ethyl Benzene	11.947	91	336124	20.367 ug/l	98
68) m/p-Xylenes	12.053	106	249595	40.389 ug/l	94
69) o-Xylene	12.376	106	119950	20.320 ug/l	93
70) Styrene	12.394	104	205053	20.649 ug/l	96
71) Bromoform	12.559	173	48296	17.538 ug/l #	99
73) Isopropylbenzene	12.676	105	314281	22.495 ug/l	97
74) N-amyl acetate	12.535	43	108512m	18.694 ug/l	
75) 1,1,2,2-Tetrachloroethane	12.923	83	115038	21.882 ug/l	99
76) 1,2,3-Trichloropropane	12.976	75	100267m	20.143 ug/l	
77) Bromobenzene	12.959	156	73544	20.297 ug/l	91
78) n-propylbenzene	13.017	91	389520	22.160 ug/l	99
79) 2-Chlorotoluene	13.106	91	241476	22.353 ug/l	94
80) 1,3,5-Trimethylbenzene	13.153	105	262222	22.029 ug/l	99
81) trans-1,4-Dichloro-2-b...	12.723	75	32197	17.698 ug/l	91
82) 4-Chlorotoluene	13.200	91	250722	22.292 ug/l	95
83) tert-Butylbenzene	13.417	119	222918	22.422 ug/l	96
84) 1,2,4-Trimethylbenzene	13.464	105	269488	22.169 ug/l	99
85) sec-Butylbenzene	13.594	105	329434	21.998 ug/l	99
86) p-Isopropyltoluene	13.706	119	272080	22.671 ug/l	97
87) 1,3-Dichlorobenzene	13.711	146	145480	20.458 ug/l	98
88) 1,4-Dichlorobenzene	13.794	146	150121	19.766 ug/l	97
89) n-Butylbenzene	14.035	91	270370	23.593 ug/l	98
90) Hexachloroethane	14.311	117	49037	19.285 ug/l	96
91) 1,2-Dichlorobenzene	14.088	146	138916	20.620 ug/l	98
92) 1,2-Dibromo-3-Chloropr...	14.700	75	27318	19.792 ug/l	92
93) 1,2,4-Trichlorobenzene	15.364	180	83245	21.036 ug/l	99
94) Hexachlorobutadiene	15.476	225	31065	21.127 ug/l	99
95) Naphthalene	15.617	128	298554	21.296 ug/l	99
96) 1,2,3-Trichlorobenzene	15.811	180	78959	19.891 ug/l	95

Sample Results: **VN087555.D**

Data Path : Z:\voasrv\HPCHEM1\MSVOA_N\Data\VN081425\
Data File : VN087555.D
Acq On : 14 Aug 2025 11:07
Operator : JC\MD
Sample : VN0814WBS01
Misc : 5.0mL/MSVOA_N/WATER
ALS Vial : 5 Sample Multiplier: 1

Quant Time: Aug 14 15:23:40 2025
Quant Method : Z:\voasrv\HPCHEM1\MSVOA_N\methods\82N071625W.M
Quant Title : SW846 8260
QLast Update : Thu Jul 17 02:56:13 2025
Response via : Initial Calibration

Instrument :
MSVOA_N
ClientSampleId :
VN0814WBS01

Manual Integrations APPROVED

Reviewed By :John Carlone 08/18/2025
Supervised By :Mahesh Dadoda 08/19/2025

Compound	R.T.	QIon	Response	Conc	Units	Dev(Min)

(#) = qualifier out of range (m) = manual integration (+) = signals summed

Quantitation Report (QT Reviewed)

Sample Results: **VN087555.D**

Data Path : Z:\voasrv\HPCHEM1\MSVOA_N\Data\VN081425\
Data File : VN087555.D
Acq On : 14 Aug 2025 11:07
Operator : JC\MD
Sample : VN0814WBS01
Misc : 5.0mL/MSVOA_N/WATER
ALS Vial : 5 Sample Multiplier: 1

Quant Time: Aug 14 15:23:40 2025
Quant Method : Z:\voasrv\HPCHEM1\MSVOA_N\methods\82N071625W.M
Quant Title : SW846 8260
QLast Update : Thu Jul 17 02:56:13 2025
Response via : Initial Calibration

Instrument :
MSVOA_N
ClientSampleId :
VN0814WBS01

Manual Integrations APPROVED

Reviewed By :John Carlone 08/18/2025
Supervised By :Mahesh Dadoda 08/19/2025

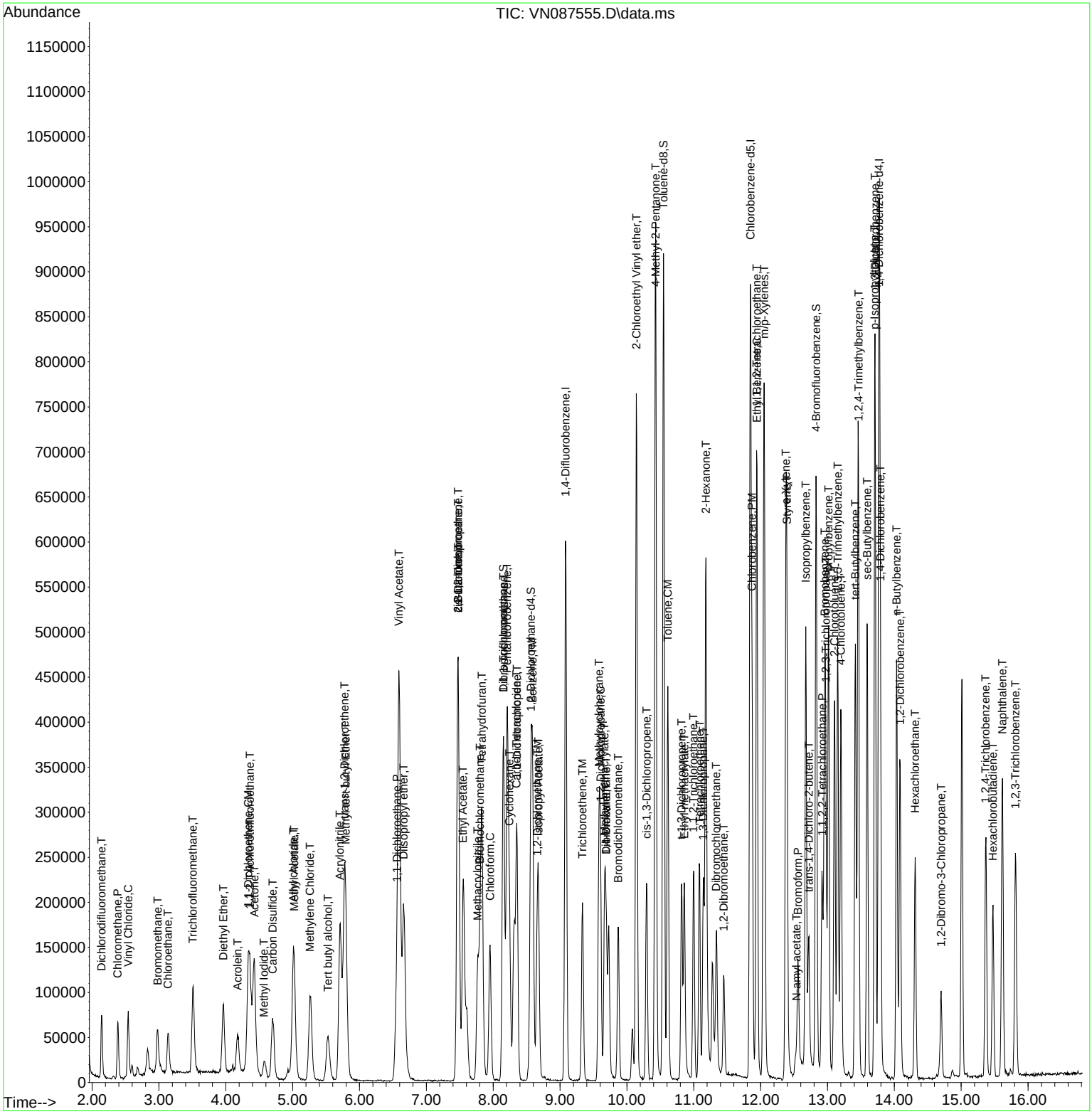

Sample Results: **VN087530.D**

Data Path : Z:\voasrv\HPCHEM1\MSVOA_N\Data\VN081325\
Data File : VN087530.D
Acq On : 13 Aug 2025 13:23
Operator : JC\MD
Sample : VN0813WBSD01
Misc : 5.0mL/MSVOA_N/WATER
ALS Vial : 7 Sample Multiplier: 1

Quant Time: Aug 14 03:58:55 2025
Quant Method : Z:\voasrv\HPCHEM1\MSVOA_N\methods\82N071625W.M
Quant Title : SW846 8260
QLast Update : Thu Jul 17 02:56:13 2025
Response via : Initial Calibration

Instrument :
MSVOA_N
ClientSampleId :
VN0813WBSD01

Manual Integrations APPROVED
Reviewed By :John Carlone 08/14/2025
Supervised By :Mahesh Dadoda 08/18/2025

A B C D E F G H I J K

Compound	R.T.	QIon	Response	Conc Units	Dev(Min)
Internal Standards					
1) Pentafluorobenzene	8.212	168	266779	50.000 ug/l	0.00
34) 1,4-Difluorobenzene	9.083	114	512412	50.000 ug/l	0.00
63) Chlorobenzene-d5	11.847	117	464252	50.000 ug/l	0.00
72) 1,4-Dichlorobenzene-d4	13.771	152	233575	50.000 ug/l	0.00
System Monitoring Compounds					
33) 1,2-Dichloroethane-d4	8.565	65	253037	55.899 ug/l	0.00
Spiked Amount 50.000	Range 74 - 125		Recovery = 111.800%		
35) Dibromofluoromethane	8.153	113	172807	48.890 ug/l	0.00
Spiked Amount 50.000	Range 75 - 124		Recovery = 97.780%		
50) Toluene-d8	10.547	98	614481	48.736 ug/l	0.00
Spiked Amount 50.000	Range 86 - 113		Recovery = 97.480%		
62) 4-Bromofluorobenzene	12.829	95	240746	51.682 ug/l	0.00
Spiked Amount 50.000	Range 77 - 121		Recovery = 103.360%		
Target Compounds					Qvalue
2) Dichlorodifluoromethane	2.142	85	65074	22.966 ug/l	97
3) Chloromethane	2.383	50	62456	17.528 ug/l	100
4) Vinyl Chloride	2.542	62	69089	19.511 ug/l	97
5) Bromomethane	2.983	94	34112	18.602 ug/l	93
6) Chloroethane	3.136	64	47465	20.554 ug/l	96
7) Trichlorofluoromethane	3.506	101	105763	20.198 ug/l	97
8) Diethyl Ether	3.959	74	43436	21.385 ug/l	93
9) 1,1,2-Trichlorotrifluo...	4.371	101	58966	21.937 ug/l	95
10) Methyl Iodide	4.577	142	29096	14.968 ug/l	91
11) Tert butyl alcohol	5.524	59	97149	113.027 ug/l	96
12) 1,1-Dichloroethene	4.336	96	57633	18.921 ug/l	96
13) Acrolein	4.183	56	69159	100.262 ug/l	94
14) Allyl chloride	5.012	41	106838	19.381 ug/l	94
15) Acrylonitrile	5.712	53	235001	100.755 ug/l	98
16) Acetone	4.424	43	239432	112.811 ug/l	97
17) Carbon Disulfide	4.700	76	160063	17.725 ug/l	98
18) Methyl Acetate	5.024	43	124016	23.257 ug/l	100
19) Methyl tert-butyl Ether	5.795	73	249165	22.193 ug/l	94
20) Methylene Chloride	5.265	84	72230	19.744 ug/l	93
21) trans-1,2-Dichloroethene	5.771	96	64985	18.921 ug/l	95
22) Diisopropyl ether	6.665	45	250212	21.639 ug/l	94
23) Vinyl Acetate	6.595	43	1065966	105.407 ug/l	100
24) 1,1-Dichloroethane	6.553	63	130584	19.575 ug/l	98
25) 2-Butanone	7.477	43	355122	108.290 ug/l	97
26) 2,2-Dichloropropane	7.471	77	112245	21.642 ug/l	100
27) cis-1,2-Dichloroethene	7.477	96	78062	19.742 ug/l	94
28) Bromochloromethane	7.800	49	82704	25.905 ug/l	89
29) Tetrahydrofuran	7.830	42	222641	104.509 ug/l	100
30) Chloroform	7.953	83	139708	20.923 ug/l	96
31) Cyclohexane	8.241	56	116493	20.933 ug/l	96
32) 1,1,1-Trichloroethane	8.153	97	116674	20.175 ug/l	94
36) 1,1-Dichloropropene	8.353	75	90656	19.413 ug/l	99
37) Ethyl Acetate	7.547	43	138345	20.513 ug/l	97
38) Carbon Tetrachloride	8.347	117	93676	18.210 ug/l	100
39) Methylcyclohexane	9.583	83	106012	20.968 ug/l	97
40) Benzene	8.588	78	284664	18.861 ug/l	92

Sample Results: **VN087530.D**

Data Path : Z:\voasrv\HPCHEM1\MSVOA_N\Data\VN081325\
Data File : VN087530.D
Acq On : 13 Aug 2025 13:23
Operator : JC\MD
Sample : VN0813WBSD01
Misc : 5.0mL/MSVOA_N/WATER
ALS Vial : 7 Sample Multiplier: 1

Quant Time: Aug 14 03:58:55 2025
Quant Method : Z:\voasrv\HPCHEM1\MSVOA_N\methods\82N071625W.M
Quant Title : SW846 8260
QLast Update : Thu Jul 17 02:56:13 2025
Response via : Initial Calibration

Instrument :
MSVOA_N
ClientSampleId :
VN0813WBSD01

Manual Integrations APPROVED
Reviewed By :John Carlone 08/14/2025
Supervised By :Mahesh Dadoda 08/18/2025

A B C D E F G H I J K

Compound	R.T.	QIon	Response	Conc Units	Dev(Min)
41) Methacrylonitrile	7.765	41	71206	20.192 ug/l	94
42) 1,2-Dichloroethane	8.653	62	117819	20.585 ug/l	99
43) Isopropyl Acetate	8.677	43	218724	20.891 ug/l	97
44) Trichloroethene	9.335	130	61840	17.340 ug/l	90
45) 1,2-Dichloropropane	9.606	63	73314	19.117 ug/l	96
46) Dibromomethane	9.694	93	54955	19.139 ug/l	95
47) Bromodichloromethane	9.871	83	110549	19.114 ug/l	100
48) Methyl methacrylate	9.665	41	103250	21.906 ug/l	91
49) 1,4-Dioxane	9.683	88	30707	425.370 ug/l #	98
51) 4-Methyl-2-Pentanone	10.430	43	677508	102.315 ug/l	97
52) Toluene	10.612	92	174579	19.030 ug/l	93
53) t-1,3-Dichloropropene	10.818	75	114738	19.602 ug/l	97
54) cis-1,3-Dichloropropene	10.294	75	120668	19.958 ug/l #	88
55) 1,1,2-Trichloroethane	10.994	97	71031	19.125 ug/l #	91
56) Ethyl methacrylate	10.859	69	119790	19.958 ug/l #	93
57) 1,3-Dichloropropane	11.147	76	125761	19.584 ug/l	98
58) 2-Chloroethyl Vinyl ether	10.141	63	341037	111.937 ug/l	100
59) 2-Hexanone	11.182	43	434848	98.981 ug/l	99
60) Dibromochloromethane	11.335	129	79483	18.765 ug/l	98
61) 1,2-Dibromoethane	11.453	107	75658	19.374 ug/l	95
64) Tetrachloroethene	11.082	164	49705	16.635 ug/l	95
65) Chlorobenzene	11.871	112	185394	17.787 ug/l	96
66) 1,1,1,2-Tetrachloroethane	11.941	131	66848	18.862 ug/l	96
67) Ethyl Benzene	11.941	91	335652	19.562 ug/l	97
68) m/p-Xylenes	12.053	106	248384	38.658 ug/l	93
69) o-Xylene	12.376	106	120524	19.637 ug/l	94
70) Styrene	12.394	104	204820	19.838 ug/l	98
71) Bromoform	12.559	173	50837	17.755 ug/l #	98
73) Isopropylbenzene	12.676	105	316020	21.497 ug/l	96
74) N-amyl acetate	12.541	43	115395m	18.893 ug/l	
75) 1,1,2,2-Tetrachloroethane	12.918	83	114486	20.697 ug/l	98
76) 1,2,3-Trichloropropane	12.971	75	102194m	19.511 ug/l	
77) Bromobenzene	12.965	156	72862	19.111 ug/l	93
78) n-propylbenzene	13.018	91	397991	21.518 ug/l	97
79) 2-Chlorotoluene	13.106	91	233909	20.578 ug/l	94
80) 1,3,5-Trimethylbenzene	13.153	105	271593	21.683 ug/l	96
81) trans-1,4-Dichloro-2-b...	12.718	75	32118	16.778 ug/l	93
82) 4-Chlorotoluene	13.200	91	243438	20.570 ug/l	97
83) tert-Butylbenzene	13.418	119	227761	21.772 ug/l	99
84) 1,2,4-Trimethylbenzene	13.459	105	274928	21.494 ug/l	95
85) sec-Butylbenzene	13.594	105	346841	22.011 ug/l	98
86) p-Isopropyltoluene	13.712	119	279271	22.115 ug/l	98
87) 1,3-Dichlorobenzene	13.712	146	141081	18.855 ug/l	97
88) 1,4-Dichlorobenzene	13.794	146	149500	18.707 ug/l	97
89) n-Butylbenzene	14.035	91	283005	23.470 ug/l	99
90) Hexachloroethane	14.312	117	51791	19.357 ug/l	91
91) 1,2-Dichlorobenzene	14.088	146	139847	19.728 ug/l	96
92) 1,2-Dibromo-3-Chloropr...	14.700	75	28181	19.404 ug/l	95
93) 1,2,4-Trichlorobenzene	15.370	180	87149	20.929 ug/l	97
94) Hexachlorobutadiene	15.476	225	33877	21.896 ug/l	97
95) Naphthalene	15.617	128	307032	20.814 ug/l	100
96) 1,2,3-Trichlorobenzene	15.817	180	81621	19.541 ug/l	99

Sample Results: **VN087530.D**

Data Path : Z:\voasrv\HPCHEM1\MSVOA_N\Data\VN081325\
Data File : VN087530.D
Acq On : 13 Aug 2025 13:23
Operator : JC\MD
Sample : VN0813WBSD01
Misc : 5.0mL/MSVOA_N/WATER
ALS Vial : 7 Sample Multiplier: 1

Quant Time: Aug 14 03:58:55 2025
Quant Method : Z:\voasrv\HPCHEM1\MSVOA_N\methods\82N071625W.M
Quant Title : SW846 8260
QLast Update : Thu Jul 17 02:56:13 2025
Response via : Initial Calibration

Instrument :
MSVOA_N
ClientSampleId :
VN0813WBSD01

Manual Integrations
APPROVED

Reviewed By :John Carlone 08/14/2025
Supervised By :Mahesh Dadoda 08/18/2025

Compound	R.T.	QIon	Response	Conc	Units	Dev(Min)

(#) = qualifier out of range (m) = manual integration (+) = signals summed

Quantitation Report (QT Reviewed)

Sample Results: **VN087530.D**

Data Path : Z:\voasrv\HPCHEM1\MSVOA_N\Data\VN081325\
Data File : VN087530.D
Acq On : 13 Aug 2025 13:23
Operator : JC\MD
Sample : VN0813WBSD01
Misc : 5.0mL/MSVOA_N/WATER
ALS Vial : 7 Sample Multiplier: 1

Quant Time: Aug 14 03:58:55 2025
Quant Method : Z:\voasrv\HPCHEM1\MSVOA_N\methods\82N071625W.M
Quant Title : SW846 8260
QLast Update : Thu Jul 17 02:56:13 2025
Response via : Initial Calibration

Instrument :
MSVOA_N
ClientSampleId :
VN0813WBSD01

Manual Integrations APPROVED

Reviewed By :John Carlone 08/14/2025
Supervised By :Mahesh Dadoda 08/18/2025

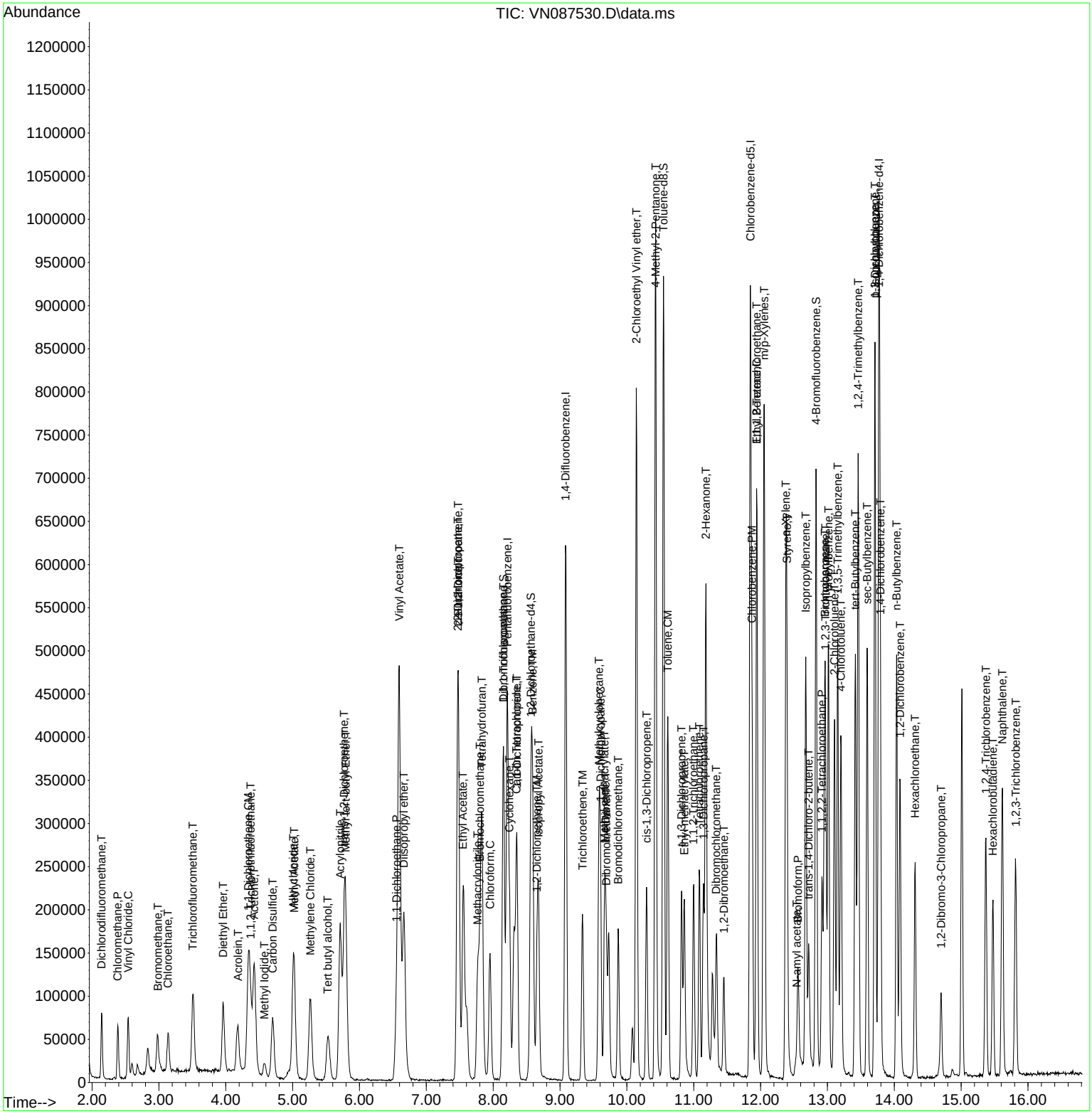

284 Sheffield Street, Mountainside, New Jersey 07092, Phone : 908 789 8900, Fax : 908 789 8922

Manual Integration Report

Sequence:	VN071625	Instrument	MSVOA_n

Sample ID	File ID	Parameter	Review By	Review On	Supervised By	Supervised On	Reason
VSTDICC001	VN087328.D	1,2,3-Trichloropropane	MMDadoda	7/17/2025 8:19:52 AM	Sam	7/17/2025 8:24:59 AM	Peak Integrated by Software
VSTDICC001	VN087328.D	1,4-Dichlorobenzene	MMDadoda	7/17/2025 8:19:52 AM	Sam	7/17/2025 8:24:59 AM	Peak Integrated by Software
VSTDICC001	VN087328.D	Acetone	MMDadoda	7/17/2025 8:19:52 AM	Sam	7/17/2025 8:24:59 AM	Peak Integrated by Software
VSTDICC001	VN087328.D	Allyl chloride	MMDadoda	7/17/2025 8:19:52 AM	Sam	7/17/2025 8:24:59 AM	Peak Integrated by Software
VSTDICC001	VN087328.D	Methyl tert-butyl Ether	MMDadoda	7/17/2025 8:19:52 AM	Sam	7/17/2025 8:24:59 AM	Peak Integrated by Software
VSTDICC001	VN087328.D	N-amyl acetate	MMDadoda	7/17/2025 8:19:52 AM	Sam	7/17/2025 8:24:59 AM	Peak Integrated by Software
VSTDICC005	VN087329.D	1,2,3-Trichloropropane	MMDadoda	7/17/2025 8:19:53 AM	Sam	7/17/2025 8:24:55 AM	Peak Integrated by Software
VSTDICC005	VN087329.D	Methyl Iodide	MMDadoda	7/17/2025 8:19:53 AM	Sam	7/17/2025 8:24:55 AM	Peak Integrated by Software
VSTDICC005	VN087329.D	N-amyl acetate	MMDadoda	7/17/2025 8:19:53 AM	Sam	7/17/2025 8:24:55 AM	Peak Integrated by Software
VSTDICC020	VN087330.D	1,2,3-Trichloropropane	MMDadoda	7/17/2025 8:19:54 AM	Sam	7/17/2025 8:24:56 AM	Peak Integrated by Software
VSTDICC020	VN087330.D	N-amyl acetate	MMDadoda	7/17/2025 8:19:54 AM	Sam	7/17/2025 8:24:56 AM	Peak Integrated by Software
VSTDICCC050	VN087331.D	1,2,3-Trichloropropane	MMDadoda	7/17/2025 8:19:56 AM	Sam	7/17/2025 8:25:01 AM	Peak Integrated by Software
VSTDICCC050	VN087331.D	N-amyl acetate	MMDadoda	7/17/2025 8:19:56 AM	Sam	7/17/2025 8:25:01 AM	Peak Integrated by Software

284 Sheffield Street, Mountainside, New Jersey 07092, Phone : 908 789 8900, Fax : 908 789 8922

Manual Integration Report

Sequence:	VN071625	Instrument	MSVOA_n

Sample ID	File ID	Parameter	Review By	Review On	Supervised By	Supervised On	Reason
VSTDICC100	VN087332.D	1,2,3-Trichloropropane	MMDadoda	7/17/2025 8:19:58 AM	Sam	7/17/2025 8:25:00 AM	Peak Integrated by Software
VSTDICC150	VN087333.D	1,2,3-Trichloropropane	MMDadoda	7/17/2025 8:19:59 AM	Sam	7/17/2025 8:25:02 AM	Peak Integrated by Software
VSTDICV050	VN087335.D	1,2,3-Trichloropropane	MMDadoda	7/17/2025 8:20:01 AM	Sam	7/17/2025 8:25:03 AM	Peak Integrated by Software
VSTDICV050	VN087335.D	N-amyl acetate	MMDadoda	7/17/2025 8:20:01 AM	Sam	7/17/2025 8:25:03 AM	Peak Integrated by Software

284 Sheffield Street, Mountainside, New Jersey 07092, Phone : 908 789 8900, Fax : 908 789 8922

Manual Integration Report

Sequence:	vn081325	Instrument	MSVOA_n

Sample ID	File ID	Parameter	Review By	Review On	Supervised By	Supervised On	Reason
VSTDCCC050	VN087525.D	1,2,3-Trichloropropane	JOHN	8/14/2025 8:56:09 AM	MMDadoda	8/18/2025 8:47:04 AM	Peak Integrated by Software
VN0813WBS01	VN087528.D	1,2,3-Trichloropropane	JOHN	8/14/2025 8:56:15 AM	MMDadoda	8/18/2025 8:47:06 AM	Peak Integrated by Software
VN0813WBS01	VN087528.D	N-amyl acetate	JOHN	8/14/2025 8:56:15 AM	MMDadoda	8/18/2025 8:47:06 AM	Peak Integrated by Software
VN0813WBSD01	VN087530.D	1,2,3-Trichloropropane	JOHN	8/14/2025 8:56:20 AM	MMDadoda	8/18/2025 8:47:07 AM	Peak Integrated by Software
VN0813WBSD01	VN087530.D	N-amyl acetate	JOHN	8/14/2025 8:56:20 AM	MMDadoda	8/18/2025 8:47:07 AM	Peak Integrated by Software
VSTDCCC050	VN087550.D	1,2,3-Trichloropropane	JOHN	8/14/2025 8:56:57 AM	MMDadoda	8/18/2025 8:47:58 AM	Peak Integrated by Software

284 Sheffield Street, Mountainside, New Jersey 07092, Phone : 908 789 8900, Fax : 908 789 8922

Manual Integration Report

Sequence:	VN081425	Instrument	MSVOA_n

Sample ID	File ID	Parameter	Review By	Review On	Supervised By	Supervised On	Reason
VSTDCCC050	VN087552.D	1,2,3-Trichloropropane	JOHN	8/14/2025 4:35:55 PM	MMDadoda	8/19/2025 1:44:04 AM	Peak Integrated by Software
VN0814WBS01	VN087555.D	1,2,3-Trichloropropane	JOHN	8/18/2025 8:11:28 AM	MMDadoda	8/19/2025 1:44:07 AM	Peak Integrated by Software
VN0814WBS01	VN087555.D	N-amyl acetate	JOHN	8/18/2025 8:11:28 AM	MMDadoda	8/19/2025 1:44:07 AM	Peak Integrated by Software
Q2832-04	VN087558.D	Methylene Chloride	JOHN	8/14/2025 4:36:07 PM	MMDadoda	8/19/2025 1:44:13 AM	Peak Integrated by Software
VSTDCCC050	VN087571.D	1,2,3-Trichloropropane	JOHN	8/15/2025 8:40:12 AM	MMDadoda	8/19/2025 1:44:23 AM	Peak Integrated by Software

284 Sheffield Street, Mountainside, New Jersey 07092, Phone : 908 789 8900,
Fax : 908 789 8922

Instrument ID: MSVOA_N

Daily Analysis Runlog For Sequence/QCBatch ID # VN071625

Review By	Mahesh Dadoda	Review On	7/17/2025 8:20:05 AM		
Supervise By	Semsettin Yesilyurt	Supervise On	7/17/2025 8:25:10 AM		
SubDirectory	VN071625	HP Acquire Method		HP Processing Method	82N071625W.M

STD. NAME	STD REF.#
Tune/Reschk	VP134794
Initial Calibration Stds	VP134795,VP134796,VP134797,VP134798,VP134799,VP134800
CCC	
Internal Standard/PEM	
ICV/I.BLK	VP134801
Surrogate Standard	
MS/MSD Standard	
LCS Standard	

Sr#	SampleId	Data File Name	Date-Time	Operator	Status
1	BFB	VN087327.D	16 Jul 2025 16:10	JC\MD	Ok
2	VSTDICC001	VN087328.D	16 Jul 2025 17:05	JC\MD	Ok,M
3	VSTDICC005	VN087329.D	16 Jul 2025 17:27	JC\MD	Ok,M
4	VSTDICC020	VN087330.D	16 Jul 2025 17:49	JC\MD	Ok,M
5	VSTDICCC050	VN087331.D	16 Jul 2025 18:11	JC\MD	Ok,M
6	VSTDICC100	VN087332.D	16 Jul 2025 18:32	JC\MD	Ok,M
7	VSTDICC150	VN087333.D	16 Jul 2025 18:54	JC\MD	Ok,M
8	IBLK	VN087334.D	16 Jul 2025 19:16	JC\MD	Ok
9	VSTDICV050	VN087335.D	16 Jul 2025 19:59	JC\MD	Ok,M

M : Manual Integration

284 Sheffield Street, Mountainside, New Jersey 07092, Phone : 908 789 8900,
Fax : 908 789 8922

Instrument ID: MSVOA_N

Daily Analysis Runlog For Sequence/QCBatch ID # VN081325

Review By	John Carlone	Review On	8/14/2025 9:03:57 AM		
Supervise By	Mahesh Dadoda	Supervise On	8/18/2025 8:55:14 AM		
SubDirectory	VN081325	HP Acquire Method		HP Processing Method	82N071625W.M

STD. NAME	STD REF.#
Tune/Reschk	VP135108
Initial Calibration Stds	
CCC	VP135109,VP135110
Internal Standard/PEM	
ICV/I.BLK	
Surrogate Standard	
MS/MSD Standard	
LCS Standard	

Sr#	SampleId	Data File Name	Date-Time	Operator	Status
1	BFB	VN087524.D	13 Aug 2025 09:04	JC\MD	Ok
2	VSTDCCC050	VN087525.D	13 Aug 2025 10:57	JC\MD	Ok,M
3	VN0813MBL01	VN087526.D	13 Aug 2025 11:19	JC\MD	Ok
4	VN0813WBL01	VN087527.D	13 Aug 2025 11:41	JC\MD	Ok
5	VN0813WBS01	VN087528.D	13 Aug 2025 12:39	JC\MD	Ok,M
6	PB169213TB	VN087529.D	13 Aug 2025 13:01	JC\MD	Ok
7	VN0813WBSD01	VN087530.D	13 Aug 2025 13:23	JC\MD	Ok,M
8	Q2816-05DL	VN087531.D	13 Aug 2025 13:45	JC\MD	Ok
9	Q2816-01DL	VN087532.D	13 Aug 2025 14:07	JC\MD	Ok
10	Q2816-08	VN087533.D	13 Aug 2025 14:29	JC\MD	Ok
11	Q2825-02RE	VN087534.D	13 Aug 2025 14:51	JC\MD	Not Ok
12	Q2825-01	VN087535.D	13 Aug 2025 15:14	JC\MD	Ok,M
13	Q2808-04RE	VN087536.D	13 Aug 2025 15:36	JC\MD	Confirms
14	Q2827-04RE	VN087537.D	13 Aug 2025 15:58	JC\MD	Confirms
15	Q2732-01	VN087538.D	13 Aug 2025 16:21	JC\MD	Ok
16	Q2832-02	VN087539.D	13 Aug 2025 16:43	JC\MD	ReRun
17	Q2832-04	VN087540.D	13 Aug 2025 17:05	JC\MD	ReRun
18	Q2832-06	VN087541.D	13 Aug 2025 17:27	JC\MD	Ok
19	Q2832-08	VN087542.D	13 Aug 2025 17:50	JC\MD	Ok
20	Q2832-10	VN087543.D	13 Aug 2025 18:12	JC\MD	Ok
21	Q2836-01	VN087544.D	13 Aug 2025 18:34	JC\MD	ReRun

284 Sheffield Street, Mountainside, New Jersey 07092, Phone : 908 789 8900,
Fax : 908 789 8922

Instrument ID: MSVOA_N

Daily Analysis Runlog For Sequence/QCBatch ID # VN081325

Review By	John Carlone	Review On	8/14/2025 9:03:57 AM		
Supervise By	Mahesh Dadoda	Supervise On	8/18/2025 8:55:14 AM		
SubDirectory	VN081325	HP Acquire Method		HP Processing Method	82N071625W.M

STD. NAME	STD REF.#
Tune/Reschk	VP135108
Initial Calibration Stds	
CCC	VP135109,VP135110
Internal Standard/PEM	
ICV/I.BLK	
Surrogate Standard	
MS/MSD Standard	
LCS Standard	

22	Q2836-05	VN087545.D	13 Aug 2025 18:56	JC\MD	ReRun
23	Q2836-09	VN087546.D	13 Aug 2025 19:18	JC\MD	ReRun
24	Q2836-13	VN087547.D	13 Aug 2025 19:40	JC\MD	ReRun
25	Q2838-04	VN087548.D	13 Aug 2025 20:02	JC\MD	ReRun
26	Q2838-08	VN087549.D	13 Aug 2025 20:24	JC\MD	ReRun
27	VSTDCCC050	VN087550.D	13 Aug 2025 20:46	JC\MD	Ok,M

M : Manual Integration

284 Sheffield Street, Mountainside, New Jersey 07092, Phone : 908 789 8900,
Fax : 908 789 8922

Instrument ID: MSVOA_N

Daily Analysis Runlog For Sequence/QCBatch ID # VN081425

Review By	John Carlone	Review On	8/15/2025 8:42:25 AM		
Supervise By	Mahesh Dadoda	Supervise On	8/19/2025 1:44:35 AM		
SubDirectory	VN081425	HP Acquire Method		HP Processing Method	82N071625W.M

STD. NAME	STD REF.#
Tune/Reschk	VP135139
Initial Calibration Stds	
CCC	VP135140,VP135141
Internal Standard/PEM	
ICV/I.BLK	
Surrogate Standard	
MS/MSD Standard	
LCS Standard	

Sr#	SampleId	Data File Name	Date-Time	Operator	Status
1	BFB	VN087551.D	14 Aug 2025 09:01	JC\MD	Ok
2	VSTDCCC050	VN087552.D	14 Aug 2025 09:34	JC\MD	Ok,M
3	VN0814MBL01	VN087553.D	14 Aug 2025 10:10	JC\MD	Ok
4	VN0814WBL01	VN087554.D	14 Aug 2025 10:32	JC\MD	Ok
5	VN0814WBS01	VN087555.D	14 Aug 2025 11:07	JC\MD	Ok,M
6	VN0814WBSD01	VN087556.D	14 Aug 2025 11:41	JC\MD	Ok,M
7	Q2832-02	VN087557.D	14 Aug 2025 12:03	JC\MD	Ok
8	Q2832-04	VN087558.D	14 Aug 2025 12:24	JC\MD	Ok,M
9	Q2836-01	VN087559.D	14 Aug 2025 12:46	JC\MD	Ok
10	Q2836-05	VN087560.D	14 Aug 2025 13:08	JC\MD	Ok
11	Q2836-09	VN087561.D	14 Aug 2025 13:30	JC\MD	Ok
12	Q2836-13	VN087562.D	14 Aug 2025 13:52	JC\MD	Ok
13	Q2838-04	VN087563.D	14 Aug 2025 14:14	JC\MD	Ok
14	Q2838-08	VN087564.D	14 Aug 2025 14:36	JC\MD	Ok
15	Q2842-08	VN087565.D	14 Aug 2025 14:58	JC\MD	Ok
16	Q2842-01	VN087566.D	14 Aug 2025 15:20	JC\MD	Ok
17	Q2842-02	VN087567.D	14 Aug 2025 15:42	JC\MD	Ok
18	Q2842-03	VN087568.D	14 Aug 2025 16:04	JC\MD	Ok
19	Q2842-04MS	VN087569.D	14 Aug 2025 16:27	JC\MD	Ok,M
20	Q2842-05MSD	VN087570.D	14 Aug 2025 16:49	JC\MD	Ok,M
21	VSTDCCC050	VN087571.D	14 Aug 2025 17:11	JC\MD	Ok,M

M : Manual Integration

284 Sheffield Street, Mountainside, New Jersey 07092, Phone : 908 789 8900,
Fax : 908 789 8922

Instrument ID: MSVOA_N

Daily Analysis Runlog For Sequence/QCBatch ID # VN071625

Review By	Mahesh Dadoda	Review On	7/17/2025 8:20:05 AM		
Supervise By	Semsettin Yesilyurt	Supervise On	7/17/2025 8:25:10 AM		
SubDirectory	VN071625	HP Acquire Method		HP Processing Method	82N071625W.M

STD. NAME	STD REF.#
Tune/Reschk	VP134794
Initial Calibration Stds	VP134795,VP134796,VP134797,VP134798,VP134799,VP134800
CCC	
Internal Standard/PEM	
ICV/I.BLK	VP134801
Surrogate Standard	
MS/MSD Standard	
LCS Standard	

Sr#	SampleId	ClientID	Data File Name	Date-Time	Comment	Operator	Status
1	BFB	BFB	VN087327.D	16 Jul 2025 16:10		JC\MD	Ok
2	VSTDICC001	VSTDICC001	VN087328.D	16 Jul 2025 17:05		JC\MD	Ok,M
3	VSTDICC005	VSTDICC005	VN087329.D	16 Jul 2025 17:27	% d fail for com.#10 in 5 ppb	JC\MD	Ok,M
4	VSTDICC020	VSTDICC020	VN087330.D	16 Jul 2025 17:49	LR- 10,20	JC\MD	Ok,M
5	VSTDICCC050	VSTDICCC050	VN087331.D	16 Jul 2025 18:11	QR- 56	JC\MD	Ok,M
6	VSTDICC100	VSTDICC100	VN087332.D	16 Jul 2025 18:32		JC\MD	Ok,M
7	VSTDICC150	VSTDICC150	VN087333.D	16 Jul 2025 18:54		JC\MD	Ok,M
8	IBLK	IBLK	VN087334.D	16 Jul 2025 19:16		JC\MD	Ok
9	VSTDICV050	ICVVN071625	VN087335.D	16 Jul 2025 19:59		JC\MD	Ok,M

M : Manual Integration

284 Sheffield Street, Mountainside, New Jersey 07092, Phone : 908 789 8900,
Fax : 908 789 8922

Instrument ID: MSVOA_N

Daily Analysis Runlog For Sequence/QCBatch ID # VN081325

Review By	John Carlone	Review On	8/14/2025 9:03:57 AM		
Supervise By	Mahesh Dadoda	Supervise On	8/18/2025 8:55:14 AM		
SubDirectory	VN081325	HP Acquire Method		HP Processing Method	82N071625W.M

STD. NAME	STD REF.#
Tune/Reschk	VP135108
Initial Calibration Stds	
CCC	VP135109,VP135110
Internal Standard/PEM	
ICV/I.BLK	
Surrogate Standard	
MS/MSD Standard	
LCS Standard	

Sr#	SampleId	ClientID	Data File Name	Date-Time	Comment	Operator	Status
1	BFB	BFB	VN087524.D	13 Aug 2025 09:04		JC\MD	Ok
2	VSTDCCC050	VSTDCCC050	VN087525.D	13 Aug 2025 10:57	pH#Lot#V12668	JC\MD	Ok,M
3	VN0813MBL01	VN0813MBL01	VN087526.D	13 Aug 2025 11:19		JC\MD	Ok
4	VN0813WBL01	VN0813WBL01	VN087527.D	13 Aug 2025 11:41		JC\MD	Ok
5	VN0813WBS01	VN0813WBS01	VN087528.D	13 Aug 2025 12:39		JC\MD	Ok,M
6	PB169213TB	PB169213TB	VN087529.D	13 Aug 2025 13:01		JC\MD	Ok
7	VN0813WBSD01	VN0813WBSD01	VN087530.D	13 Aug 2025 13:23		JC\MD	Ok,M
8	Q2816-05DL	1057-MW-03A(17)DL	VN087531.D	13 Aug 2025 13:45	vial B pH<2	JC\MD	Ok
9	Q2816-01DL	1055-MW-01(23)DL	VN087532.D	13 Aug 2025 14:07	vial B pH<2	JC\MD	Ok
10	Q2816-08	1060-FB080725	VN087533.D	13 Aug 2025 14:29	vial B pH<2 FB	JC\MD	Ok
11	Q2825-02RE	FBRE	VN087534.D	13 Aug 2025 14:51	FB;For Confirmation	JC\MD	Not Ok
12	Q2825-01	TW1	VN087535.D	13 Aug 2025 15:14	vial B pH<2	JC\MD	Ok,M
13	Q2808-04RE	TP-7RE	VN087536.D	13 Aug 2025 15:36	vial B pH#5.0 Surrogate fail	JC\MD	Confirms
14	Q2827-04RE	TP-8RE	VN087537.D	13 Aug 2025 15:58	vial B pH#5.0 Surrogate fail	JC\MD	Confirms
15	Q2732-01	WC-A7-01-G	VN087538.D	13 Aug 2025 16:21	vial A pH#5.0	JC\MD	Ok
16	Q2832-02	TG-S01	VN087539.D	13 Aug 2025 16:43	vial A pH#5.0 Surrogate fail	JC\MD	ReRun
17	Q2832-04	TG-S02	VN087540.D	13 Aug 2025 17:05	vial A pH#5.0 Surrogate fail	JC\MD	ReRun
18	Q2832-06	TG-S03	VN087541.D	13 Aug 2025 17:27	vial A pH#5.0	JC\MD	Ok

284 Sheffield Street, Mountainside, New Jersey 07092, Phone : 908 789 8900,
Fax : 908 789 8922

Instrument ID: MSVOA_N

Daily Analysis Runlog For Sequence/QCBatch ID # VN081325

Review By	John Carlone	Review On	8/14/2025 9:03:57 AM		
Supervise By	Mahesh Dadoda	Supervise On	8/18/2025 8:55:14 AM		
SubDirectory	VN081325	HP Acquire Method		HP Processing Method	82N071625W.M

STD. NAME	STD REF.#
Tune/Reschk	VP135108
Initial Calibration Stds	
CCC	VP135109,VP135110
Internal Standard/PEM	
ICV/I.BLK	
Surrogate Standard	
MS/MSD Standard	
LCS Standard	

19	Q2832-08	TG-S04	VN087542.D	13 Aug 2025 17:50	vial A pH#5.0	JC\MD	Ok
20	Q2832-10	TG-S05	VN087543.D	13 Aug 2025 18:12	vial A pH#5.0	JC\MD	Ok
21	Q2836-01	WC-A2-15-G	VN087544.D	13 Aug 2025 18:34	vial A pH#5.0 Surrogate fail	JC\MD	ReRun
22	Q2836-05	WC-A2-16-G	VN087545.D	13 Aug 2025 18:56	vial A pH#5.0 Surrogate fail	JC\MD	ReRun
23	Q2836-09	WC-A2-17-G	VN087546.D	13 Aug 2025 19:18	vial A pH#5.0 Surrogate fail	JC\MD	ReRun
24	Q2836-13	WC-A5-02-G	VN087547.D	13 Aug 2025 19:40	vial A pH#5.0 Surrogate fail	JC\MD	ReRun
25	Q2838-04	TP-11	VN087548.D	13 Aug 2025 20:02	vial A pH#5.0 Surrogate fail	JC\MD	ReRun
26	Q2838-08	TP-10	VN087549.D	13 Aug 2025 20:24	vial A pH#5.0 Surrogate fail	JC\MD	ReRun
27	VSTDCCC050	VSTDCCC050EC	VN087550.D	13 Aug 2025 20:46		JC\MD	Ok,M

M : Manual Integration

284 Sheffield Street, Mountainside, New Jersey 07092, Phone : 908 789 8900,
Fax : 908 789 8922

Instrument ID: MSVOA_N

Daily Analysis Runlog For Sequence/QCBatch ID # VN081425

Review By	John Carlone	Review On	8/15/2025 8:42:25 AM		
Supervise By	Mahesh Dadoda	Supervise On	8/19/2025 1:44:35 AM		
SubDirectory	VN081425	HP Acquire Method		HP Processing Method	82N071625W.M

STD. NAME	STD REF.#
Tune/Reschk	VP135139
Initial Calibration Stds	
CCC	VP135140,VP135141
Internal Standard/PEM	
ICV/I.BLK	
Surrogate Standard	
MS/MSD Standard	
LCS Standard	

Sr#	SampleId	ClientID	Data File Name	Date-Time	Comment	Operator	Status
1	BFB	BFB	VN087551.D	14 Aug 2025 09:01		JC\MD	Ok
2	VSTDCCC050	VSTDCCC050	VN087552.D	14 Aug 2025 09:34	pH#Lot#V12668	JC\MD	Ok,M
3	VN0814MBL01	VN0814MBL01	VN087553.D	14 Aug 2025 10:10		JC\MD	Ok
4	VN0814WBL01	VN0814WBL01	VN087554.D	14 Aug 2025 10:32		JC\MD	Ok
5	VN0814WBS01	VN0814WBS01	VN087555.D	14 Aug 2025 11:07		JC\MD	Ok,M
6	VN0814WBSD01	VN0814WBSD01	VN087556.D	14 Aug 2025 11:41		JC\MD	Ok,M
7	Q2832-02	TG-S01	VN087557.D	14 Aug 2025 12:03	vial B pH#5.0	JC\MD	Ok
8	Q2832-04	TG-S02	VN087558.D	14 Aug 2025 12:24	vial B pH#5.0	JC\MD	Ok,M
9	Q2836-01	WC-A2-15-G	VN087559.D	14 Aug 2025 12:46	vial B pH#5.0	JC\MD	Ok
10	Q2836-05	WC-A2-16-G	VN087560.D	14 Aug 2025 13:08	vial B pH#5.0	JC\MD	Ok
11	Q2836-09	WC-A2-17-G	VN087561.D	14 Aug 2025 13:30	vial B pH#5.0	JC\MD	Ok
12	Q2836-13	WC-A5-02-G	VN087562.D	14 Aug 2025 13:52	vial B pH#5.0	JC\MD	Ok
13	Q2838-04	TP-11	VN087563.D	14 Aug 2025 14:14	vial B pH#5.0	JC\MD	Ok
14	Q2838-08	TP-10	VN087564.D	14 Aug 2025 14:36	vial B pH#5.0	JC\MD	Ok
15	Q2842-08	TB01-081225	VN087565.D	14 Aug 2025 14:58	vial A pH<2 TB	JC\MD	Ok
16	Q2842-01	RMW-03B-90.4-081220	VN087566.D	14 Aug 2025 15:20	vial A pH<2	JC\MD	Ok
17	Q2842-02	RMW-02B-66.3-081220	VN087567.D	14 Aug 2025 15:42	vial A pH<2	JC\MD	Ok
18	Q2842-03	MW-17B-55.5-0812202	VN087568.D	14 Aug 2025 16:04	vial A pH<2	JC\MD	Ok

284 Sheffield Street, Mountainside, New Jersey 07092, Phone : 908 789 8900,
Fax : 908 789 8922

Instrument ID: MSVOA_N

Daily Analysis Runlog For Sequence/QCBatch ID # VN081425

Review By	John Carlone	Review On	8/15/2025 8:42:25 AM		
Supervise By	Mahesh Dadoda	Supervise On	8/19/2025 1:44:35 AM		
SubDirectory	VN081425	HP Acquire Method		HP Processing Method	82N071625W.M

STD. NAME	STD REF.#
Tune/Reschk	VP135139
Initial Calibration Stds	
CCC	VP135140,VP135141
Internal Standard/PEM	
ICV/I.BLK	
Surrogate Standard	
MS/MSD Standard	
LCS Standard	

19	Q2842-04MS	MW-17B-55.5-081225M	VN087569.D	14 Aug 2025 16:27	vial A pH<2	JC\MD	Ok,M
20	Q2842-05MSD	MW-17B-55.5-081225M	VN087570.D	14 Aug 2025 16:49	vial A pH<2	JC\MD	Ok,M
21	VSTDCCC050	VSTDCCC050EC	VN087571.D	14 Aug 2025 17:11		JC\MD	Ok,M

M : Manual Integration

284 Sheffield Street, Mountainside, New Jersey 07092, Phone : 908 789 8900, Fax : 908 789 8922

LAB CHRONICLE

OrderID:	Q2832	**OrderDate:**	8/12/2025 9:37:00 AM
Client:	Portal Partners Tri-Venture	**Project:**	Amtrak Sawtooth Bridges 2025
Contact:	Joseph Krupansky	**Location:**	J21,VOA Lab

LabID	ClientID	Matrix	Test	Method	Sample Date	Prep Date	Anal Date	Received
Q2832-01	**TG-S01**	**SOIL**			**08/11/25**			**08/12/25**
			VOC-TCLVOA-10	8260D			08/15/25	
Q2832-02	**TG-S01**	**TCLP**			**08/11/25**			**08/12/25**
			TCLP VOA	8260D			08/14/25	
Q2832-03	**TG-S02**	**SOIL**			**08/11/25**			**08/12/25**
			VOC-TCLVOA-10	8260D			08/15/25	
Q2832-04	**TG-S02**	**TCLP**			**08/11/25**			**08/12/25**
			TCLP VOA	8260D			08/14/25	
Q2832-05	**TG-S03**	**SOIL**			**08/11/25**			**08/12/25**
			VOC-TCLVOA-10	8260D			08/15/25	
Q2832-06	**TG-S03**	**TCLP**			**08/11/25**			**08/12/25**
			TCLP VOA	8260D			08/13/25	
Q2832-07	**TG-S04**	**SOIL**			**08/11/25**			**08/12/25**
			VOC-TCLVOA-10	8260D			08/15/25	
Q2832-08	**TG-S04**	**TCLP**			**08/11/25**			**08/12/25**
			TCLP VOA	8260D			08/13/25	
Q2832-09	**TG-S05**	**SOIL**			**08/12/25**			**08/12/25**
			VOC-TCLVOA-10	8260D			08/15/25	
Q2832-10	**TG-S05**	**TCLP**			**08/12/25**			**08/12/25**
			TCLP VOA	8260D			08/13/25	

Alliance TECHNICAL GROUP

TCLP EXTRACTION LOGPAGE

PB169213

SOP ID : M1311-TCLP-16

SDG No : N/A

Weigh By : JP

Balance ID : WC SC-7

pH Meter ID : WC PH METER-1

Extraction By : JP

Filter By : JP

Pippete ID : WC

Tumbler ID : ZHE-1

TCLP Filter ID : 60828725

Start Prep Date : 08/12/2025 **Time :** 17:00

End Prep Date : 08/13/2025 **Time :** 10:35

Combination Ratio : 20

ZHE Cleaning Batch : ~~N/A~~ 20

Initial Room Temperature: 24 °C

Final Room Temperature: 22 °C

TCLP Technician Signature : JP

Supervisor By : RM

Standared Name	MLS USED	STD REF. # FROM LOG
N/A	N/A	N/A
N/A	N/A	N/A
N/A	N/A	N/A
N/A	N/A	N/A
N/A	N/A	N/A

Chemical Used	ML/SAMPLE U	Lot Number
TCLP-FLUID-1	N/A	WP112804
N/A	N/A	N/A
N/A	N/A	N/A
N/A	N/A	N/A
N/A	N/A	N/A
N/A	N/A	N/A
N/A	N/A	N/A
40ml VOA Vials	430992	N/A

Extraction Conformance/Non-Conformance Comments:

ALL ZHE samples are extracted and given as vial A & B. Leck checked after 10 minutes of tumbling. TUMBLER ZHE-1 / ZHE-2 checked, 30 rpm.

Date / Time	Prepped Sample Relinquished By/Location	Received By/Location
08/13/25 11:40	JP Lab Room	JC IVOC Lab
	Preparation Group	Analysis Group

Alliance TECHNICAL GROUP

TCLP EXTRACTION LOGPAGE

PB169213

Sample ID	ClientID	ZHE Vessel ID	Sample Wt (g)	Volume Extraction Fluid #1 (mL)	Multi phasic	Phase Miscible	Phases Combined	Final Leachate PH	Metals Leachate Adj. PH	Prep Pos
PB169213TB	LEB213	13	N/A	500	N/A	N/A	N/A	4.93	N/A	ZHE-2
Q2732-01	WC-A7-01-G	01	25.02	500	N/A	N/A	N/A	N/A	N/A	ZHE-1
Q2832-02	TG-S01	02	25.02	500	N/A	N/A	N/A	N/A	N/A	ZHE-1
Q2832-04	TG-S02	03	25.03	500	N/A	N/A	N/A	N/A	N/A	ZHE-1
Q2832-06	TG-S03	04	25.02	500	N/A	N/A	N/A	N/A	N/A	ZHE-1
Q2832-08	TG-S04	05	25.03	500	N/A	N/A	N/A	N/A	N/A	ZHE-1
Q2832-10	TG-S05	06	25.02	500	N/A	N/A	N/A	N/A	N/A	ZHE-1
Q2836-01	WC-A2-15-G	07	25.03	500	N/A	N/A	N/A	N/A	N/A	ZHE-1
Q2836-05	WC-A2-16-G	08	25.02	500	N/A	N/A	N/A	N/A	N/A	ZHE-1
Q2836-09	WC-A2-17-G	09	25.03	500	N/A	N/A	N/A	N/A	N/A	ZHE-1
Q2836-13	WC-A5-02-G	10	25.02	500	N/A	N/A	N/A	N/A	N/A	ZHE-1
Q2838-04	TP-11	11	25.03	500	N/A	N/A	N/A	N/A	N/A	ZHE-2
Q2838-08	TP-10	12	25.02	500	N/A	N/A	N/A	N/A	N/A	ZHE-2

Alliance TECHNICAL GROUP

TCLP Solid Determination

PB169213

SampleID	ClientID	Sample Weight (g)	Filter Weight (g)	Filtrate (mL)	Filter + Solid (After 100°C)	% solids	% Dry Solids
PB169213TB	LEB213	N/A	N/A	N/A	N/A	N/A	N/A
Q2732-01	WC-A7-01-G	N/A	N/A	N/A	N/A	100	N/A
Q2832-02	TG-S01	N/A	N/A	N/A	N/A	100	N/A
Q2832-04	TG-S02	N/A	N/A	N/A	N/A	100	N/A
Q2832-06	TG-S03	N/A	N/A	N/A	N/A	100	N/A
Q2832-08	TG-S04	N/A	N/A	N/A	N/A	100	N/A
Q2832-10	TG-S05	N/A	N/A	N/A	N/A	100	N/A
Q2836-01	WC-A2-15-G	N/A	N/A	N/A	N/A	100	N/A
Q2836-05	WC-A2-16-G	N/A	N/A	N/A	N/A	100	N/A
Q2836-09	WC-A2-17-G	N/A	N/A	N/A	N/A	100	N/A
Q2836-13	WC-A5-02-G	N/A	N/A	N/A	N/A	100	N/A
Q2838-04	TP-11	N/A	N/A	N/A	N/A	100	N/A
Q2838-08	TP-10	N/A	N/A	N/A	N/A	100	N/A

WORKLIST(Hardcopy Internal Chain)

WorkList Name : tclp zhe q2832 **WorkList ID :** 191221 **Department :** TCLP Extraction **Date :** 08-12-2025 11:53:51

Sample	Customer Sample	Matrix	Test	Preservative	Customer	Raw Sample Storage Location	Collect Date	Method
Q2732-01	WC-A7-01-G	Solid	TCLP ZHE Extraction	Cool 4 deg C	ENTA05	J21	08/12/2025	1311 ZHE
Q2832-02	TG-S01	Solid	TCLP ZHE Extraction	Cool 4 deg C	PORT06	J21	08/11/2025	1311 ZHE
Q2832-04	TG-S02	Solid	TCLP ZHE Extraction	Cool 4 deg C	PORT06	J21	08/11/2025	1311 ZHE
Q2832-06	TG-S03	Solid	TCLP ZHE Extraction	Cool 4 deg C	PORT06	J21	08/11/2025	1311 ZHE
Q2832-08	TG-S04	Solid	TCLP ZHE Extraction	Cool 4 deg C	PORT06	J21	08/11/2025	1311 ZHE
Q2832-10	TG-S02	Solid	TCLP ZHE Extraction	Cool 4 deg C	PORT06		08/11/2025	1311 ZHE
Q2836-01	WC-A2-15-G	Solid	TCLP ZHE Extraction	Cool 4 deg C	PORT06	J21	08/12/2025	1311 ZHE
Q2836-05	WC-A2-16-G	Solid	TCLP ZHE Extraction	Cool 4 deg C	ENTA05	J23	08/12/2025	1311 ZHE
Q2836-09	WC-A2-17-G	Solid	TCLP ZHE Extraction	Cool 4 deg C	ENTA05	J23	08/12/2025	1311 ZHE
Q2836-13	WC-A5-02-G	Solid	TCLP ZHE Extraction	Cool 4 deg C	ENTA05	J23	08/12/2025	1311 ZHE
Q2838-04	TP-11	Solid	TCLP ZHE Extraction	Cool 4 deg C	ENTA05	J23	08/12/2025	1311 ZHE
Q2838-08	TP-10	Solid	TCLP ZHE Extraction	Cool 4 deg C	PSEG03	D21	08/12/2025	1311 ZHE
Q2838-08	TP-10	Solid	TCLP ZHE Extraction	Cool 4 deg C	PSEG03	D21	08/12/2025	1311 ZHE

A B C D E F G H I J K

Date/Time 08/12/25 14:30
Raw Sample Received by: SB (WC)
Raw Sample Relinquished by: CP SM

Date/Time 08/12/25 18:00
Raw Sample Received by: CP SM
Raw Sample Relinquished by: SB (WC)

284 Sheffield Street, Mountainside, New Jersey 07092, Phone : 908 789 8900,
Fax : 908 789 8922

Hit Summary Sheet
SW-846

SDG No.: Q2832

Client: Portal Partners Tri-Venture

Sample ID	Client ID	Matrix	Parameter		Concentration	C	MDL	RDL	Units
Client ID :	**TG-S01**								
Q2832-01	TG-S01	SOIL	Naphthalene		480.000	J	120	910	ug/Kg
Q2832-01	TG-S01	SOIL	Phenanthrene		2,100.000		110	910	ug/Kg
Q2832-01	TG-S01	SOIL	Anthracene		500.000	J	180	910	ug/Kg
Q2832-01	TG-S01	SOIL	Fluoranthene		2,400.000		160	910	ug/Kg
Q2832-01	TG-S01	SOIL	Pyrene		2,000.000		190	910	ug/Kg
Q2832-01	TG-S01	SOIL	Benzo(a)anthracene		1,100.000		120	910	ug/Kg
Q2832-01	TG-S01	SOIL	Chrysene		1,100.000		110	910	ug/Kg
Q2832-01	TG-S01	SOIL	Benzo(b)fluoranthene		1,300.000		100	910	ug/Kg
Q2832-01	TG-S01	SOIL	Benzo(k)fluoranthene		560.000	J	120	910	ug/Kg
Q2832-01	TG-S01	SOIL	Benzo(a)pyrene		960.000		160	910	ug/Kg
Q2832-01	TG-S01	SOIL	Indeno(1,2,3-cd)pyrene		510.000	J	160	910	ug/Kg
Q2832-01	TG-S01	SOIL	Benzo(g,h,i)perylene		560.000	J	140	910	ug/Kg
			Total Svoc :		**13,570.00**				
Q2832-01	TG-S01	SOIL	4H-Cyclopenta[def]phenanthrene	*	420.000	J	0	0	ug/Kg
Q2832-01	TG-S01	SOIL	Benzo[e]pyrene	*	670.000	J	0	0	ug/Kg
Q2832-01	TG-S01	SOIL	Butane, 2-methoxy-2-methyl-	*	850.000	J	0	0	ug/Kg
Q2832-01	TG-S01	SOIL	n-Hexadecanoic acid	*	1,100.000	J	0	0	ug/Kg
			Total Tics :		**3,040.00**				
			Total Concentration:		**16,610.00**				
Client ID :	**TG-S02**								
Q2832-03	TG-S02	SOIL	Phenanthrene		1,400.000		110	900	ug/Kg
Q2832-03	TG-S02	SOIL	Anthracene		390.000	J	180	900	ug/Kg
Q2832-03	TG-S02	SOIL	Fluoranthene		2,100.000		160	900	ug/Kg
Q2832-03	TG-S02	SOIL	Pyrene		2,000.000		190	900	ug/Kg
Q2832-03	TG-S02	SOIL	Benzo(a)anthracene		1,100.000		120	900	ug/Kg
Q2832-03	TG-S02	SOIL	Chrysene		1,100.000		110	900	ug/Kg
Q2832-03	TG-S02	SOIL	Benzo(b)fluoranthene		1,300.000		100	900	ug/Kg
Q2832-03	TG-S02	SOIL	Benzo(k)fluoranthene		500.000	J	120	900	ug/Kg
Q2832-03	TG-S02	SOIL	Benzo(a)pyrene		930.000		160	900	ug/Kg
Q2832-03	TG-S02	SOIL	Indeno(1,2,3-cd)pyrene		510.000	J	150	900	ug/Kg
Q2832-03	TG-S02	SOIL	Benzo(g,h,i)perylene		610.000	J	140	900	ug/Kg
			Total Svoc :		**11,940.00**				
Q2832-03	TG-S02	SOIL	Butane, 2-methoxy-2-methyl-	*	880.000	J	0	0	ug/Kg
Q2832-03	TG-S02	SOIL	n-Hexadecanoic acid	*	710.000	J	0	0	ug/Kg
Q2832-03	TG-S02	SOIL	unknown18.295	*	500.000	J	0	0	ug/Kg
			Total Tics :		**2,090.00**				

284 Sheffield Street, Mountainside, New Jersey 07092, Phone : 908 789 8900,
Fax : 908 789 8922

Hit Summary Sheet
SW-846

SDG No.: Q2832

Client: Portal Partners Tri-Venture

Sample ID	Client ID	Matrix	Parameter		Concentration	C	MDL	RDL	Units
			Total Concentration:		**14,030.00**				
Client ID :	**TG-S03**								
Q2832-05	TG-S03	SOIL	Acenaphthylene		670.000	J	150	900	ug/Kg
Q2832-05	TG-S03	SOIL	Phenanthrene		1,600.000		110	900	ug/Kg
Q2832-05	TG-S03	SOIL	Anthracene		1,100.000		180	900	ug/Kg
Q2832-05	TG-S03	SOIL	Fluoranthene		4,700.000		160	900	ug/Kg
Q2832-05	TG-S03	SOIL	Pyrene		4,600.000		190	900	ug/Kg
Q2832-05	TG-S03	SOIL	Benzo(a)anthracene		2,900.000		120	900	ug/Kg
Q2832-05	TG-S03	SOIL	Chrysene		3,300.000		110	900	ug/Kg
Q2832-05	TG-S03	SOIL	Benzo(b)fluoranthene		4,500.000		100	900	ug/Kg
Q2832-05	TG-S03	SOIL	Benzo(k)fluoranthene		1,700.000		120	900	ug/Kg
Q2832-05	TG-S03	SOIL	Benzo(a)pyrene		2,500.000		160	900	ug/Kg
Q2832-05	TG-S03	SOIL	Indeno(1,2,3-cd)pyrene		1,700.000		150	900	ug/Kg
Q2832-05	TG-S03	SOIL	Dibenzo(a,h)anthracene		570.000	J	150	900	ug/Kg
Q2832-05	TG-S03	SOIL	Benzo(g,h,i)perylene		1,900.000		140	900	ug/Kg
			Total Svoc :		**31,740.00**				
Q2832-05	TG-S03	SOIL	11H-Benzo[a]fluoren-11-one	*	410.000	J	0	0	ug/Kg
Q2832-05	TG-S03	SOIL	4H-Cyclopenta[def]phenanthrene	*	620.000	J	0	0	ug/Kg
Q2832-05	TG-S03	SOIL	Benzo[e]pyrene	*	3,000.000	J	0	0	ug/Kg
Q2832-05	TG-S03	SOIL	Benzophenone	*	460.000	J	0	0	ug/Kg
Q2832-05	TG-S03	SOIL	Butane, 2-methoxy-2-methyl-	*	1,100.000	J	0	0	ug/Kg
Q2832-05	TG-S03	SOIL	Fluoranthene, 2-methyl-	*	410.000	J	0	0	ug/Kg
Q2832-05	TG-S03	SOIL	Phenanthrene, 2-methyl-	*	560.000	J	0	0	ug/Kg
			Total Tics :		**6,560.00**				
			Total Concentration:		**38,300.00**				
Client ID :	**TG-S04**								
Q2832-07	TG-S04	SOIL	Acenaphthylene		1,900.000		160	910	ug/Kg
Q2832-07	TG-S04	SOIL	Phenanthrene		2,000.000		110	910	ug/Kg
Q2832-07	TG-S04	SOIL	Anthracene		2,400.000		180	910	ug/Kg
Q2832-07	TG-S04	SOIL	Carbazole		590.000	J	170	910	ug/Kg
Q2832-07	TG-S04	SOIL	Fluoranthene		8,300.000		160	910	ug/Kg
Q2832-07	TG-S04	SOIL	Pyrene		7,600.000		190	910	ug/Kg
Q2832-07	TG-S04	SOIL	Benzo(a)anthracene		5,200.000		120	910	ug/Kg
Q2832-07	TG-S04	SOIL	Chrysene		5,700.000		110	910	ug/Kg
Q2832-07	TG-S04	SOIL	Benzo(b)fluoranthene		7,500.000		100	910	ug/Kg
Q2832-07	TG-S04	SOIL	Benzo(k)fluoranthene		2,800.000		120	910	ug/Kg
Q2832-07	TG-S04	SOIL	Benzo(a)pyrene		4,000.000		160	910	ug/Kg
Q2832-07	TG-S04	SOIL	Indeno(1,2,3-cd)pyrene		2,500.000		160	910	ug/Kg
Q2832-07	TG-S04	SOIL	Dibenzo(a,h)anthracene		880.000	J	150	910	ug/Kg

284 Sheffield Street, Mountainside, New Jersey 07092, Phone : 908 789 8900,
Fax : 908 789 8922

Hit Summary Sheet
SW-846

SDG No.: Q2832

Client: Portal Partners Tri-Venture

Sample ID	Client ID	Matrix	Parameter		Concentration	C	MDL	RDL	Units
Q2832-07	TG-S04	SOIL	Benzo(g,h,i)perylene		2,700.000		140	910	ug/Kg
			Total Svoc :		**54,070.00**				
Q2832-07	TG-S04	SOIL	11H-Benzo[a]fluoren-11-one	*	460.000	J	0	0	ug/Kg
Q2832-07	TG-S04	SOIL	4H-Cyclopenta[def]phenanthrene	*	1,300.000	J	0	0	ug/Kg
Q2832-07	TG-S04	SOIL	7H-Benz[de]anthracen-7-one	*	570.000	J	0	0	ug/Kg
Q2832-07	TG-S04	SOIL	9,10-Anthracenedione	*	480.000	J	0	0	ug/Kg
Q2832-07	TG-S04	SOIL	Anthracene, 2-methyl-	*	600.000	J	0	0	ug/Kg
Q2832-07	TG-S04	SOIL	Benz[a]anthracene, 7-methyl-	*	390.000	J	0	0	ug/Kg
Q2832-07	TG-S04	SOIL	Benzo[b]naphtho[2,1-d]thiophene	*	530.000	J	0	0	ug/Kg
Q2832-07	TG-S04	SOIL	Benzo[e]pyrene	*	4,800.000	J	0	0	ug/Kg
Q2832-07	TG-S04	SOIL	Benzophenone	*	460.000	J	0	0	ug/Kg
Q2832-07	TG-S04	SOIL	Butane, 2-methoxy-2-methyl-	*	1,400.000	J	0	0	ug/Kg
Q2832-07	TG-S04	SOIL	Cyclopenta(def)phenanthrenone	*	1,000.000	J	0	0	ug/Kg
Q2832-07	TG-S04	SOIL	Cyclopenta[cd]pyrene	*	520.000	J	0	0	ug/Kg
Q2832-07	TG-S04	SOIL	Naphthalene, 2-phenyl-	*	430.000	J	0	0	ug/Kg
Q2832-07	TG-S04	SOIL	Phenanthrene, 1,7-dimethyl-	*	670.000	J	0	0	ug/Kg
Q2832-07	TG-S04	SOIL	Phenanthrene, 1-methyl-	*	550.000	J	0	0	ug/Kg
Q2832-07	TG-S04	SOIL	Phenanthrene, 2,5-dimethyl-	*	1,100.000	J	0	0	ug/Kg
Q2832-07	TG-S04	SOIL	Phenanthrene, 2-methyl-	*	1,100.000	J	0	0	ug/Kg
Q2832-07	TG-S04	SOIL	Phenanthrene, 3,6-dimethyl-	*	390.000	J	0	0	ug/Kg
Q2832-07	TG-S04	SOIL	Pyrene, 1-methyl-	*	590.000	J	0	0	ug/Kg
Q2832-07	TG-S04	SOIL	Pyrene, 4-methyl-	*	510.000	J	0	0	ug/Kg
			Total Tics :		**17,850.00**				
			Total Concentration:		**71,920.00**				

Client ID : TG-S05

Q2832-09	TG-S05	SOIL	Phenanthrene		890.000	J	110	930	ug/Kg
Q2832-09	TG-S05	SOIL	Fluoranthene		1,300.000		160	930	ug/Kg
Q2832-09	TG-S05	SOIL	Pyrene		1,200.000		200	930	ug/Kg
Q2832-09	TG-S05	SOIL	Benzo(a)anthracene		750.000	J	130	930	ug/Kg
Q2832-09	TG-S05	SOIL	Chrysene		950.000		110	930	ug/Kg
Q2832-09	TG-S05	SOIL	Benzo(b)fluoranthene		1,300.000		100	930	ug/Kg
Q2832-09	TG-S05	SOIL	Benzo(a)pyrene		630.000	J	160	930	ug/Kg
Q2832-09	TG-S05	SOIL	Indeno(1,2,3-cd)pyrene		460.000	J	160	930	ug/Kg
Q2832-09	TG-S05	SOIL	Benzo(g,h,i)perylene		560.000	J	140	930	ug/Kg
			Total Svoc :		**8,040.00**				
Q2832-09	TG-S05	SOIL	Phenanthrene, 1-methyl-	*	420.000	J	0	0	ug/Kg
Q2832-09	TG-S05	SOIL	Benzophenone	*	480.000	J	0	0	ug/Kg
Q2832-09	TG-S05	SOIL	Butane, 2-methoxy-2-methyl-	*	1,800.000	J	0	0	ug/Kg
Q2832-09	TG-S05	SOIL	n-Hexadecanoic acid	*	1,100.000	J	0	0	ug/Kg
			Total Tics :		**3,800.00**				

284 Sheffield Street, Mountainside, New Jersey 07092, Phone : 908 789 8900,
Fax : 908 789 8922

Hit Summary Sheet
SW-846

SDG No.: Q2832

Client: Portal Partners Tri-Venture

Sample ID	Client ID	Matrix	Parameter	Concentration	C	MDL	RDL	Units
			Total Concentration:	**11,840.00**				

Alliance
TECHNICAL GROUP

A
B
C
D
E
F
G
H
I
J
K

SAMPLE DATA

Raw Data: **BP025547.D**

Alliance TECHNICAL GROUP
284 Sheffield Street, Mountainside, New Jersey 07092, Phone : 908 789 8900,
Fax : 908 789 8922

Report of Analysis

Client:	Portal Partners Tri-Venture	Date Collected:	08/11/25
Project:	Amtrak Sawtooth Bridges 2025	Date Received:	08/12/25
Client Sample ID:	TG-S01	SDG No.:	Q2832
Lab Sample ID:	Q2832-01	Matrix:	SOIL
Analytical Method:	8270E	% Solid:	93.4
Sample Wt/Vol:	30.07 Units: g	Final Vol:	1000 uL
Soil Aliquot Vol:	uL	Test:	SVOC-TCL BNA -20
Extraction Type :	Decanted : N	Level :	LOW
Injection Volume :	GPC Factor : 1.0	GPC Cleanup :	N PH :
Prep Method :	SW3541		

File ID/Qc Batch:	Dilution:	Prep Date	Date Analyzed	Prep Batch ID
BP025547.D	5	08/13/25 09:05	08/22/25 13:32	PB169228

CAS Number	Parameter	Conc.	Qualifier	MDL	LOQ / CRQL	Units(Dry Weight)
TARGETS						
100-52-7	Benzaldehyde	830	U	830	1800	ug/Kg
108-95-2	Phenol	120	U	120	910	ug/Kg
111-44-4	bis(2-Chloroethyl)ether	130	U	130	910	ug/Kg
95-57-8	2-Chlorophenol	130	U	130	910	ug/Kg
95-48-7	2-Methylphenol	160	U	160	910	ug/Kg
108-60-1	2,2-oxybis(1-Chloropropane)	200	U	200	910	ug/Kg
98-86-2	Acetophenone	160	U	160	910	ug/Kg
65794-96-9	3+4-Methylphenols	220	U	220	1800	ug/Kg
621-64-7	n-Nitroso-di-n-propylamine	250	U	250	430	ug/Kg
67-72-1	Hexachloroethane	94.0	U	94.0	910	ug/Kg
98-95-3	Nitrobenzene	97.7	U	97.7	910	ug/Kg
78-59-1	Isophorone	180	U	180	910	ug/Kg
88-75-5	2-Nitrophenol	310	U	310	910	ug/Kg
105-67-9	2,4-Dimethylphenol	350	U	350	910	ug/Kg
111-91-1	bis(2-Chloroethoxy)methane	160	U	160	910	ug/Kg
120-83-2	2,4-Dichlorophenol	150	U	150	910	ug/Kg
91-20-3	Naphthalene	480	J	120	910	ug/Kg
106-47-8	4-Chloroaniline	190	UQ	190	910	ug/Kg
87-68-3	Hexachlorobutadiene	140	U	140	910	ug/Kg
105-60-2	Caprolactam	280	U	280	1800	ug/Kg
59-50-7	4-Chloro-3-methylphenol	150	U	150	910	ug/Kg
91-57-6	2-Methylnaphthalene	140	U	140	910	ug/Kg
77-47-4	Hexachlorocyclopentadiene	620	U	620	1800	ug/Kg
88-06-2	2,4,6-Trichlorophenol	110	U	110	910	ug/Kg
95-95-4	2,4,5-Trichlorophenol	160	U	160	910	ug/Kg
92-52-4	1,1-Biphenyl	120	U	120	910	ug/Kg
91-58-7	2-Chloronaphthalene	120	U	120	910	ug/Kg
88-74-4	2-Nitroaniline	260	U	260	910	ug/Kg
131-11-3	Dimethylphthalate	140	U	140	910	ug/Kg

Raw Data: **BP025547.D**

Alliance TECHNICAL GROUP
284 Sheffield Street, Mountainside, New Jersey 07092, Phone : 908 789 8900,
Fax : 908 789 8922

Report of Analysis

Client:	Portal Partners Tri-Venture	Date Collected:	08/11/25
Project:	Amtrak Sawtooth Bridges 2025	Date Received:	08/12/25
Client Sample ID:	TG-S01	SDG No.:	Q2832
Lab Sample ID:	Q2832-01	Matrix:	SOIL
Analytical Method:	8270E	% Solid:	93.4
Sample Wt/Vol:	30.07 Units: g	Final Vol:	1000 uL
Soil Aliquot Vol:	uL	Test:	SVOC-TCL BNA -20
Extraction Type :	Decanted : N	Level :	LOW
Injection Volume :	GPC Factor : 1.0	GPC Cleanup :	N PH :
Prep Method :	SW3541		

File ID/Qc Batch:	Dilution:	Prep Date	Date Analyzed	Prep Batch ID
BP025547.D	5	08/13/25 09:05	08/22/25 13:32	PB169228

CAS Number	Parameter	Conc.	Qualifier	MDL	LOQ / CRQL	Units(Dry Weight)
208-96-8	Acenaphthylene	150	U	150	910	ug/Kg
606-20-2	2,6-Dinitrotoluene	180	U	180	910	ug/Kg
99-09-2	3-Nitroaniline	250	U	250	910	ug/Kg
83-32-9	Acenaphthene	110	U	110	910	ug/Kg
51-28-5	2,4-Dinitrophenol	1200	U	1200	1800	ug/Kg
100-02-7	4-Nitrophenol	570	U	570	1800	ug/Kg
132-64-9	Dibenzofuran	120	U	120	910	ug/Kg
121-14-2	2,4-Dinitrotoluene	270	U	270	910	ug/Kg
84-66-2	Diethylphthalate	150	U	150	910	ug/Kg
7005-72-3	4-Chlorophenyl-phenylether	140	U	140	910	ug/Kg
86-73-7	Fluorene	140	U	140	910	ug/Kg
100-01-6	4-Nitroaniline	340	U	340	910	ug/Kg
534-52-1	4,6-Dinitro-2-methylphenol	550	U	550	1800	ug/Kg
86-30-6	n-Nitrosodiphenylamine	180	U	180	910	ug/Kg
101-55-3	4-Bromophenyl-phenylether	150	U	150	910	ug/Kg
118-74-1	Hexachlorobenzene	140	U	140	910	ug/Kg
1912-24-9	Atrazine	180	U	180	910	ug/Kg
87-86-5	Pentachlorophenol	270	U	270	1800	ug/Kg
85-01-8	Phenanthrene	2100		110	910	ug/Kg
120-12-7	Anthracene	500	J	180	910	ug/Kg
86-74-8	Carbazole	170	U	170	910	ug/Kg
84-74-2	Di-n-butylphthalate	260	U	260	910	ug/Kg
206-44-0	Fluoranthene	2400		160	910	ug/Kg
129-00-0	Pyrene	2000		190	910	ug/Kg
85-68-7	Butylbenzylphthalate	380	U	380	910	ug/Kg
91-94-1	3,3-Dichlorobenzidine	200	UQ	200	1800	ug/Kg
56-55-3	Benzo(a)anthracene	1100		120	910	ug/Kg
218-01-9	Chrysene	1100		110	910	ug/Kg
117-81-7	Bis(2-ethylhexyl)phthalate	320	U	320	910	ug/Kg
117-84-0	Di-n-octyl phthalate	460	U	460	1800	ug/Kg
205-99-2	Benzo(b)fluoranthene	1300		100	910	ug/Kg

Raw Data: **BP025547.D**

Alliance TECHNICAL GROUP
284 Sheffield Street, Mountainside, New Jersey 07092, Phone : 908 789 8900,
Fax : 908 789 8922

Report of Analysis

Client:	Portal Partners Tri-Venture	Date Collected:	08/11/25
Project:	Amtrak Sawtooth Bridges 2025	Date Received:	08/12/25
Client Sample ID:	TG-S01	SDG No.:	Q2832
Lab Sample ID:	Q2832-01	Matrix:	SOIL
Analytical Method:	8270E	% Solid:	93.4
Sample Wt/Vol:	30.07 Units: g	Final Vol:	1000 uL
Soil Aliquot Vol:	uL	Test:	SVOC-TCL BNA -20
Extraction Type :	Decanted : N	Level :	LOW
Injection Volume :	GPC Factor : 1.0	GPC Cleanup :	N PH :
Prep Method :	SW3541		

File ID/Qc Batch:	Dilution:	Prep Date	Date Analyzed	Prep Batch ID
BP025547.D	5	08/13/25 09:05	08/22/25 13:32	PB169228

CAS Number	Parameter	Conc.	Qualifier	MDL	LOQ / CRQL	Units(Dry Weight)
207-08-9	Benzo(k)fluoranthene	560	J	120	910	ug/Kg
50-32-8	Benzo(a)pyrene	960		160	910	ug/Kg
193-39-5	Indeno(1,2,3-cd)pyrene	510	J	160	910	ug/Kg
53-70-3	Dibenzo(a,h)anthracene	150	U	150	910	ug/Kg
191-24-2	Benzo(g,h,i)perylene	560	J	140	910	ug/Kg
95-94-3	1,2,4,5-Tetrachlorobenzene	140	U	140	910	ug/Kg
123-91-1	1,4-Dioxane	240	U	240	910	ug/Kg
58-90-2	2,3,4,6-Tetrachlorophenol	150	U	150	910	ug/Kg
SURROGATES						
367-12-4	2-Fluorophenol	69.3		30 (18) - 130 (112)	46%	SPK: 150
13127-88-3	Phenol-d6	73.1		30 (15) - 130 (107)	49%	SPK: 150
4165-60-0	Nitrobenzene-d5	43.4		30 (18) - 130 (107)	43%	SPK: 100
321-60-8	2-Fluorobiphenyl	47.0		30 (20) - 130 (109)	47%	SPK: 100
118-79-6	2,4,6-Tribromophenol	72.0		30 (10) - 130 (116)	48%	SPK: 150
1718-51-0	Terphenyl-d14	50.2		30 (10) - 130 (105)	50%	SPK: 100
INTERNAL STANDARDS						
3855-82-1	1,4-Dichlorobenzene-d4	204000	7.778			
1146-65-2	Naphthalene-d8	857000	10.543			
15067-26-2	Acenaphthene-d10	567000	14.384			
1517-22-2	Phenanthrene-d10	1160000	17.189			
1719-03-5	Chrysene-d12	1170000	21.636			
1520-96-3	Perylene-d12	1290000	25.007			
TENTATIVE IDENTIFIED COMPOUNDS						
000994-05-8	Butane, 2-methoxy-2-methyl-	850	J		3.03	ug/Kg
000057-10-3	n-Hexadecanoic acid	1100	J		18.1	ug/Kg
000203-64-5	4H-Cyclopenta[def]phenanthrene	420	J		18.3	ug/Kg
000192-97-2	Benzo[e]pyrene	670	J		24.7	ug/Kg

Raw Data: **BP025547.D**

284 Sheffield Street, Mountainside, New Jersey 07092, Phone : 908 789 8900,
Fax : 908 789 8922

Report of Analysis

Client:	Portal Partners Tri-Venture	Date Collected:	08/11/25
Project:	Amtrak Sawtooth Bridges 2025	Date Received:	08/12/25
Client Sample ID:	TG-S01	SDG No.:	Q2832
Lab Sample ID:	Q2832-01	Matrix:	SOIL
Analytical Method:	8270E	% Solid:	93.4
Sample Wt/Vol:	30.07 Units: g	Final Vol:	1000 uL
Soil Aliquot Vol:	uL	Test:	SVOC-TCL BNA -20
Extraction Type :	Decanted : N	Level :	LOW
Injection Volume :	GPC Factor : 1.0	GPC Cleanup :	N PH :
Prep Method :	SW3541		

File ID/Qc Batch:	Dilution:	Prep Date	Date Analyzed	Prep Batch ID
BP025547.D	5	08/13/25 09:05	08/22/25 13:32	PB169228

CAS Number	Parameter	Conc.	Qualifier	MDL	LOQ / CRQL	Units(Dry Weight)

U = Not Detected
LOQ = Limit of Quantitation
MDL = Method Detection Limit
LOD = Limit of Detection
E = Value Exceeds Calibration Range
Q = indicates LCS control criteria did not meet requirements
M = MS/MSD acceptance criteria did not meet requirements

J = Estimated Value
B = Analyte Found in Associated Method Blank
N = Presumptive Evidence of a Compound
* = Values outside of QC limits
D = Dilution
() = Laboratory InHouse Limit
A = Aldol-Condensation Reaction Products

Raw Data: **BP025548.D**

Alliance TECHNICAL GROUP
284 Sheffield Street, Mountainside, New Jersey 07092, Phone : 908 789 8900,
Fax : 908 789 8922

Report of Analysis

Client:	Portal Partners Tri-Venture	Date Collected:	08/11/25
Project:	Amtrak Sawtooth Bridges 2025	Date Received:	08/12/25
Client Sample ID:	TG-S02	SDG No.:	Q2832
Lab Sample ID:	Q2832-03	Matrix:	SOIL
Analytical Method:	8270E	% Solid:	94
Sample Wt/Vol:	30.09 Units: g	Final Vol:	1000 uL
Soil Aliquot Vol:	uL	Test:	SVOC-TCL BNA -20
Extraction Type :	Decanted : N	Level :	LOW
Injection Volume :	GPC Factor : 1.0	GPC Cleanup :	N PH :
Prep Method :	SW3541		

File ID/Qc Batch:	Dilution:	Prep Date	Date Analyzed	Prep Batch ID
BP025548.D	5	08/13/25 09:05	08/22/25 14:13	PB169228

CAS Number	Parameter	Conc.	Qualifier	MDL	LOQ / CRQL	Units(Dry Weight)
TARGETS						
100-52-7	Benzaldehyde	830	U	830	1800	ug/Kg
108-95-2	Phenol	120	U	120	900	ug/Kg
111-44-4	bis(2-Chloroethyl)ether	130	U	130	900	ug/Kg
95-57-8	2-Chlorophenol	130	U	130	900	ug/Kg
95-48-7	2-Methylphenol	160	U	160	900	ug/Kg
108-60-1	2,2-oxybis(1-Chloropropane)	200	U	200	900	ug/Kg
98-86-2	Acetophenone	160	U	160	900	ug/Kg
65794-96-9	3+4-Methylphenols	220	U	220	1800	ug/Kg
621-64-7	n-Nitroso-di-n-propylamine	250	U	250	420	ug/Kg
67-72-1	Hexachloroethane	93.3	U	93.3	900	ug/Kg
98-95-3	Nitrobenzene	97.0	U	97.0	900	ug/Kg
78-59-1	Isophorone	170	U	170	900	ug/Kg
88-75-5	2-Nitrophenol	310	U	310	900	ug/Kg
105-67-9	2,4-Dimethylphenol	340	U	340	900	ug/Kg
111-91-1	bis(2-Chloroethoxy)methane	160	U	160	900	ug/Kg
120-83-2	2,4-Dichlorophenol	150	U	150	900	ug/Kg
91-20-3	Naphthalene	120	U	120	900	ug/Kg
106-47-8	4-Chloroaniline	190	UQ	190	900	ug/Kg
87-68-3	Hexachlorobutadiene	130	U	130	900	ug/Kg
105-60-2	Caprolactam	280	U	280	1800	ug/Kg
59-50-7	4-Chloro-3-methylphenol	150	U	150	900	ug/Kg
91-57-6	2-Methylnaphthalene	140	U	140	900	ug/Kg
77-47-4	Hexachlorocyclopentadiene	620	U	620	1800	ug/Kg
88-06-2	2,4,6-Trichlorophenol	110	U	110	900	ug/Kg
95-95-4	2,4,5-Trichlorophenol	150	U	150	900	ug/Kg
92-52-4	1,1-Biphenyl	120	U	120	900	ug/Kg
91-58-7	2-Chloronaphthalene	120	U	120	900	ug/Kg
88-74-4	2-Nitroaniline	260	U	260	900	ug/Kg
131-11-3	Dimethylphthalate	140	U	140	900	ug/Kg

Raw Data: **BP025548.D**

Alliance TECHNICAL GROUP
284 Sheffield Street, Mountainside, New Jersey 07092, Phone : 908 789 8900,
Fax : 908 789 8922

Report of Analysis

Client:	Portal Partners Tri-Venture	Date Collected:	08/11/25
Project:	Amtrak Sawtooth Bridges 2025	Date Received:	08/12/25
Client Sample ID:	TG-S02	SDG No.:	Q2832
Lab Sample ID:	Q2832-03	Matrix:	SOIL
Analytical Method:	8270E	% Solid:	94
Sample Wt/Vol:	30.09 Units: g	Final Vol:	1000 uL
Soil Aliquot Vol:	uL	Test:	SVOC-TCL BNA -20
Extraction Type :	Decanted : N	Level :	LOW
Injection Volume :	GPC Factor : 1.0	GPC Cleanup :	N PH :
Prep Method :	SW3541		

File ID/Qc Batch:	Dilution:	Prep Date	Date Analyzed	Prep Batch ID
BP025548.D	5	08/13/25 09:05	08/22/25 14:13	PB169228

CAS Number	Parameter	Conc.	Qualifier	MDL	LOQ / CRQL	Units(Dry Weight)
208-96-8	Acenaphthylene	150	U	150	900	ug/Kg
606-20-2	2,6-Dinitrotoluene	180	U	180	900	ug/Kg
99-09-2	3-Nitroaniline	240	U	240	900	ug/Kg
83-32-9	Acenaphthene	110	U	110	900	ug/Kg
51-28-5	2,4-Dinitrophenol	1200	U	1200	1800	ug/Kg
100-02-7	4-Nitrophenol	570	U	570	1800	ug/Kg
132-64-9	Dibenzofuran	120	U	120	900	ug/Kg
121-14-2	2,4-Dinitrotoluene	270	U	270	900	ug/Kg
84-66-2	Diethylphthalate	150	U	150	900	ug/Kg
7005-72-3	4-Chlorophenyl-phenylether	140	U	140	900	ug/Kg
86-73-7	Fluorene	130	U	130	900	ug/Kg
100-01-6	4-Nitroaniline	340	U	340	900	ug/Kg
534-52-1	4,6-Dinitro-2-methylphenol	550	U	550	1800	ug/Kg
86-30-6	n-Nitrosodiphenylamine	170	U	170	900	ug/Kg
101-55-3	4-Bromophenyl-phenylether	150	U	150	900	ug/Kg
118-74-1	Hexachlorobenzene	130	U	130	900	ug/Kg
1912-24-9	Atrazine	180	U	180	900	ug/Kg
87-86-5	Pentachlorophenol	270	U	270	1800	ug/Kg
85-01-8	Phenanthrene	1400		110	900	ug/Kg
120-12-7	Anthracene	390	J	180	900	ug/Kg
86-74-8	Carbazole	170	U	170	900	ug/Kg
84-74-2	Di-n-butylphthalate	250	U	250	900	ug/Kg
206-44-0	Fluoranthene	2100		160	900	ug/Kg
129-00-0	Pyrene	2000		190	900	ug/Kg
85-68-7	Butylbenzylphthalate	380	U	380	900	ug/Kg
91-94-1	3,3-Dichlorobenzidine	190	UQ	190	1800	ug/Kg
56-55-3	Benzo(a)anthracene	1100		120	900	ug/Kg
218-01-9	Chrysene	1100		110	900	ug/Kg
117-81-7	Bis(2-ethylhexyl)phthalate	310	U	310	900	ug/Kg
117-84-0	Di-n-octyl phthalate	460	U	460	1800	ug/Kg
205-99-2	Benzo(b)fluoranthene	1300		100	900	ug/Kg

Alliance TECHNICAL GROUP
284 Sheffield Street, Mountainside, New Jersey 07092, Phone : 908 789 8900,
Fax : 908 789 8922

Report of Analysis

Client:	Portal Partners Tri-Venture	Date Collected:	08/11/25
Project:	Amtrak Sawtooth Bridges 2025	Date Received:	08/12/25
Client Sample ID:	TG-S02	SDG No.:	Q2832
Lab Sample ID:	Q2832-03	Matrix:	SOIL
Analytical Method:	8270E	% Solid:	94
Sample Wt/Vol:	30.09 Units: g	Final Vol:	1000 uL
Soil Aliquot Vol:	uL	Test:	SVOC-TCL BNA -20
Extraction Type :	Decanted : N	Level :	LOW
Injection Volume :	GPC Factor : 1.0	GPC Cleanup :	N PH :
Prep Method :	SW3541		

File ID/Qc Batch:	Dilution:	Prep Date	Date Analyzed	Prep Batch ID
BP025548.D	5	08/13/25 09:05	08/22/25 14:13	PB169228

CAS Number	Parameter	Conc.	Qualifier	MDL	LOQ / CRQL	Units(Dry Weight)
207-08-9	Benzo(k)fluoranthene	500	J	120	900	ug/Kg
50-32-8	Benzo(a)pyrene	930		160	900	ug/Kg
193-39-5	Indeno(1,2,3-cd)pyrene	510	J	150	900	ug/Kg
53-70-3	Dibenzo(a,h)anthracene	150	U	150	900	ug/Kg
191-24-2	Benzo(g,h,i)perylene	610	J	140	900	ug/Kg
95-94-3	1,2,4,5-Tetrachlorobenzene	140	U	140	900	ug/Kg
123-91-1	1,4-Dioxane	240	U	240	900	ug/Kg
58-90-2	2,3,4,6-Tetrachlorophenol	150	U	150	900	ug/Kg
SURROGATES						
367-12-4	2-Fluorophenol	67.0		30 (18) - 130 (112)	45%	SPK: 150
13127-88-3	Phenol-d6	67.8		30 (15) - 130 (107)	45%	SPK: 150
4165-60-0	Nitrobenzene-d5	41.6		30 (18) - 130 (107)	42%	SPK: 100
321-60-8	2-Fluorobiphenyl	43.2		30 (20) - 130 (109)	43%	SPK: 100
118-79-6	2,4,6-Tribromophenol	64.3		30 (10) - 130 (116)	43%	SPK: 150
1718-51-0	Terphenyl-d14	47.0		30 (10) - 130 (105)	47%	SPK: 100
INTERNAL STANDARDS						
3855-82-1	1,4-Dichlorobenzene-d4	183000	7.778			
1146-65-2	Naphthalene-d8	733000	10.549			
15067-26-2	Acenaphthene-d10	473000	14.401			
1517-22-2	Phenanthrene-d10	961000	17.19			
1719-03-5	Chrysene-d12	1020000	21.619			
1520-96-3	Perylene-d12	1180000	24.971			
TENTATIVE IDENTIFIED COMPOUNDS						
000994-05-8	Butane, 2-methoxy-2-methyl-	880	J		3.03	ug/Kg
000057-10-3	n-Hexadecanoic acid	710	J		18.1	ug/Kg
	unknown18.295	500	J		18.3	ug/Kg

Raw Data: **BP025548.D**

284 Sheffield Street, Mountainside, New Jersey 07092, Phone : 908 789 8900,
Fax : 908 789 8922

Report of Analysis

Client:	Portal Partners Tri-Venture	Date Collected:	08/11/25
Project:	Amtrak Sawtooth Bridges 2025	Date Received:	08/12/25
Client Sample ID:	TG-S02	SDG No.:	Q2832
Lab Sample ID:	Q2832-03	Matrix:	SOIL
Analytical Method:	8270E	% Solid:	94
Sample Wt/Vol:	30.09 Units: g	Final Vol:	1000 uL
Soil Aliquot Vol:	uL	Test:	SVOC-TCL BNA -20
Extraction Type :	Decanted : N	Level :	LOW
Injection Volume :	GPC Factor : 1.0	GPC Cleanup :	N PH :
Prep Method :	SW3541		

File ID/Qc Batch:	Dilution:	Prep Date	Date Analyzed	Prep Batch ID
BP025548.D	5	08/13/25 09:05	08/22/25 14:13	PB169228

CAS Number	Parameter	Conc.	Qualifier	MDL	LOQ / CRQL	Units(Dry Weight)

U = Not Detected
LOQ = Limit of Quantitation
MDL = Method Detection Limit
LOD = Limit of Detection
E = Value Exceeds Calibration Range
Q = indicates LCS control criteria did not meet requirements
M = MS/MSD acceptance criteria did not meet requirements

J = Estimated Value
B = Analyte Found in Associated Method Blank
N = Presumptive Evidence of a Compound
* = Values outside of QC limits
D = Dilution
() = Laboratory InHouse Limit
A = Aldol-Condensation Reaction Products

Raw Data: **BP025467.D**

Alliance TECHNICAL GROUP
284 Sheffield Street, Mountainside, New Jersey 07092, Phone : 908 789 8900,
Fax : 908 789 8922

Report of Analysis

Client:	Portal Partners Tri-Venture	Date Collected:	08/11/25
Project:	Amtrak Sawtooth Bridges 2025	Date Received:	08/12/25
Client Sample ID:	TG-S03	SDG No.:	Q2832
Lab Sample ID:	Q2832-05	Matrix:	SOIL
Analytical Method:	8270E	% Solid:	93.8
Sample Wt/Vol:	30.06 Units: g	Final Vol:	1000 uL
Soil Aliquot Vol:	uL	Test:	SVOC-TCL BNA -20
Extraction Type :	Decanted : N	Level :	LOW
Injection Volume :	GPC Factor : 1.0	GPC Cleanup :	N PH :
Prep Method :	SW3541		

File ID/Qc Batch:	Dilution:	Prep Date	Date Analyzed	Prep Batch ID
BP025467.D	5	08/13/25 09:05	08/18/25 18:58	PB169228

CAS Number	Parameter	Conc.	Qualifier	MDL	LOQ / CRQL	Units(Dry Weight)
TARGETS						
100-52-7	Benzaldehyde	830	U	830	1800	ug/Kg
108-95-2	Phenol	120	U	120	900	ug/Kg
111-44-4	bis(2-Chloroethyl)ether	130	U	130	900	ug/Kg
95-57-8	2-Chlorophenol	130	U	130	900	ug/Kg
95-48-7	2-Methylphenol	160	U	160	900	ug/Kg
108-60-1	2,2-oxybis(1-Chloropropane)	200	U	200	900	ug/Kg
98-86-2	Acetophenone	160	U	160	900	ug/Kg
65794-96-9	3+4-Methylphenols	220	U	220	1800	ug/Kg
621-64-7	n-Nitroso-di-n-propylamine	250	U	250	430	ug/Kg
67-72-1	Hexachloroethane	93.6	U	93.6	900	ug/Kg
98-95-3	Nitrobenzene	97.4	U	97.4	900	ug/Kg
78-59-1	Isophorone	170	U	170	900	ug/Kg
88-75-5	2-Nitrophenol	310	U	310	900	ug/Kg
105-67-9	2,4-Dimethylphenol	340	U	340	900	ug/Kg
111-91-1	bis(2-Chloroethoxy)methane	160	U	160	900	ug/Kg
120-83-2	2,4-Dichlorophenol	150	U	150	900	ug/Kg
91-20-3	Naphthalene	120	U	120	900	ug/Kg
106-47-8	4-Chloroaniline	190	UQ	190	900	ug/Kg
87-68-3	Hexachlorobutadiene	130	U	130	900	ug/Kg
105-60-2	Caprolactam	280	U	280	1800	ug/Kg
59-50-7	4-Chloro-3-methylphenol	150	U	150	900	ug/Kg
91-57-6	2-Methylnaphthalene	140	U	140	900	ug/Kg
77-47-4	Hexachlorocyclopentadiene	620	U	620	1800	ug/Kg
88-06-2	2,4,6-Trichlorophenol	110	U	110	900	ug/Kg
95-95-4	2,4,5-Trichlorophenol	150	U	150	900	ug/Kg
92-52-4	1,1-Biphenyl	120	U	120	900	ug/Kg
91-58-7	2-Chloronaphthalene	120	U	120	900	ug/Kg
88-74-4	2-Nitroaniline	260	U	260	900	ug/Kg
131-11-3	Dimethylphthalate	140	U	140	900	ug/Kg

Raw Data: **BP025467.D**

Alliance TECHNICAL GROUP
284 Sheffield Street, Mountainside, New Jersey 07092, Phone : 908 789 8900,
Fax : 908 789 8922

Report of Analysis

Client:	Portal Partners Tri-Venture	Date Collected:	08/11/25
Project:	Amtrak Sawtooth Bridges 2025	Date Received:	08/12/25
Client Sample ID:	TG-S03	SDG No.:	Q2832
Lab Sample ID:	Q2832-05	Matrix:	SOIL
Analytical Method:	8270E	% Solid:	93.8
Sample Wt/Vol:	30.06 Units: g	Final Vol:	1000 uL
Soil Aliquot Vol:	uL	Test:	SVOC-TCL BNA -20
Extraction Type :	Decanted : N	Level :	LOW
Injection Volume :	GPC Factor : 1.0	GPC Cleanup :	N PH :
Prep Method :	SW3541		

File ID/Qc Batch:	Dilution:	Prep Date	Date Analyzed	Prep Batch ID
BP025467.D	5	08/13/25 09:05	08/18/25 18:58	PB169228

CAS Number	Parameter	Conc.	Qualifier	MDL	LOQ / CRQL	Units(Dry Weight)
208-96-8	Acenaphthylene	670	J	150	900	ug/Kg
606-20-2	2,6-Dinitrotoluene	180	U	180	900	ug/Kg
99-09-2	3-Nitroaniline	240	U	240	900	ug/Kg
83-32-9	Acenaphthene	110	U	110	900	ug/Kg
51-28-5	2,4-Dinitrophenol	1200	U	1200	1800	ug/Kg
100-02-7	4-Nitrophenol	570	U	570	1800	ug/Kg
132-64-9	Dibenzofuran	120	U	120	900	ug/Kg
121-14-2	2,4-Dinitrotoluene	270	U	270	900	ug/Kg
84-66-2	Diethylphthalate	150	U	150	900	ug/Kg
7005-72-3	4-Chlorophenyl-phenylether	140	U	140	900	ug/Kg
86-73-7	Fluorene	130	U	130	900	ug/Kg
100-01-6	4-Nitroaniline	340	U	340	900	ug/Kg
534-52-1	4,6-Dinitro-2-methylphenol	550	U	550	1800	ug/Kg
86-30-6	n-Nitrosodiphenylamine	180	U	180	900	ug/Kg
101-55-3	4-Bromophenyl-phenylether	150	U	150	900	ug/Kg
118-74-1	Hexachlorobenzene	130	U	130	900	ug/Kg
1912-24-9	Atrazine	180	U	180	900	ug/Kg
87-86-5	Pentachlorophenol	270	U	270	1800	ug/Kg
85-01-8	Phenanthrene	1600		110	900	ug/Kg
120-12-7	Anthracene	1100		180	900	ug/Kg
86-74-8	Carbazole	170	U	170	900	ug/Kg
84-74-2	Di-n-butylphthalate	250	U	250	900	ug/Kg
206-44-0	Fluoranthene	4700		160	900	ug/Kg
129-00-0	Pyrene	4600		190	900	ug/Kg
85-68-7	Butylbenzylphthalate	380	U	380	900	ug/Kg
91-94-1	3,3-Dichlorobenzidine	200	UQ	200	1800	ug/Kg
56-55-3	Benzo(a)anthracene	2900		120	900	ug/Kg
218-01-9	Chrysene	3300		110	900	ug/Kg
117-81-7	Bis(2-ethylhexyl)phthalate	310	U	310	900	ug/Kg
117-84-0	Di-n-octyl phthalate	460	U	460	1800	ug/Kg
205-99-2	Benzo(b)fluoranthene	4500		100	900	ug/Kg

Alliance TECHNICAL GROUP
284 Sheffield Street, Mountainside, New Jersey 07092, Phone : 908 789 8900,
Fax : 908 789 8922

Report of Analysis

Client:	Portal Partners Tri-Venture	Date Collected:	08/11/25
Project:	Amtrak Sawtooth Bridges 2025	Date Received:	08/12/25
Client Sample ID:	TG-S03	SDG No.:	Q2832
Lab Sample ID:	Q2832-05	Matrix:	SOIL
Analytical Method:	8270E	% Solid:	93.8
Sample Wt/Vol:	30.06 Units: g	Final Vol:	1000 uL
Soil Aliquot Vol:	uL	Test:	SVOC-TCL BNA -20
Extraction Type :	Decanted : N	Level :	LOW
Injection Volume :	GPC Factor : 1.0	GPC Cleanup :	N PH :
Prep Method :	SW3541		

File ID/Qc Batch:	Dilution:	Prep Date	Date Analyzed	Prep Batch ID
BP025467.D	5	08/13/25 09:05	08/18/25 18:58	PB169228

CAS Number	Parameter	Conc.	Qualifier	MDL	LOQ / CRQL	Units(Dry Weight)
207-08-9	Benzo(k)fluoranthene	1700		120	900	ug/Kg
50-32-8	Benzo(a)pyrene	2500		160	900	ug/Kg
193-39-5	Indeno(1,2,3-cd)pyrene	1700		150	900	ug/Kg
53-70-3	Dibenzo(a,h)anthracene	570	J	150	900	ug/Kg
191-24-2	Benzo(g,h,i)perylene	1900		140	900	ug/Kg
95-94-3	1,2,4,5-Tetrachlorobenzene	140	U	140	900	ug/Kg
123-91-1	1,4-Dioxane	240	U	240	900	ug/Kg
58-90-2	2,3,4,6-Tetrachlorophenol	150	U	150	900	ug/Kg
SURROGATES						
367-12-4	2-Fluorophenol	101		30 (18) - 130 (112)	67%	SPK: 150
13127-88-3	Phenol-d6	101		30 (15) - 130 (107)	68%	SPK: 150
4165-60-0	Nitrobenzene-d5	65.6		30 (18) - 130 (107)	66%	SPK: 100
321-60-8	2-Fluorobiphenyl	67.6		30 (20) - 130 (109)	68%	SPK: 100
118-79-6	2,4,6-Tribromophenol	101		30 (10) - 130 (116)	67%	SPK: 150
1718-51-0	Terphenyl-d14	73.8		30 (10) - 130 (105)	74%	SPK: 100
INTERNAL STANDARDS						
3855-82-1	1,4-Dichlorobenzene-d4	167000	7.79			
1146-65-2	Naphthalene-d8	660000	10.56			
15067-26-2	Acenaphthene-d10	425000	14.407			
1517-22-2	Phenanthrene-d10	852000	17.207			
1719-03-5	Chrysene-d12	883000	21.636			
1520-96-3	Perylene-d12	1050000	25.007			
TENTATIVE IDENTIFIED COMPOUNDS						
000994-05-8	Butane, 2-methoxy-2-methyl-	1100	J		3.04	ug/Kg
000119-61-9	Benzophenone	460	J		15.8	ug/Kg
002531-84-2	Phenanthrene, 2-methyl-	560	J		18.1	ug/Kg
000203-64-5	4H-Cyclopenta[def]phenanthrene	620	J		18.3	ug/Kg
033543-31-6	Fluoranthene, 2-methyl-	410	J		20.4	ug/Kg
000479-79-8	11H-Benzo[a]fluoren-11-one	410	J		21.0	ug/Kg
000192-97-2	Benzo[e]pyrene	3000	J		24.7	ug/Kg

Raw Data: **BP025467.D**

284 Sheffield Street, Mountainside, New Jersey 07092, Phone : 908 789 8900,
Fax : 908 789 8922

Report of Analysis

Client:	Portal Partners Tri-Venture	Date Collected:	08/11/25
Project:	Amtrak Sawtooth Bridges 2025	Date Received:	08/12/25
Client Sample ID:	TG-S03	SDG No.:	Q2832
Lab Sample ID:	Q2832-05	Matrix:	SOIL
Analytical Method:	8270E	% Solid:	93.8
Sample Wt/Vol:	30.06 Units: g	Final Vol:	1000 uL
Soil Aliquot Vol:	uL	Test:	SVOC-TCL BNA -20
Extraction Type :	Decanted : N	Level :	LOW
Injection Volume :	GPC Factor : 1.0	GPC Cleanup :	N PH :
Prep Method :	SW3541		

File ID/Qc Batch:	Dilution:	Prep Date	Date Analyzed	Prep Batch ID
BP025467.D	5	08/13/25 09:05	08/18/25 18:58	PB169228

CAS Number	Parameter	Conc.	Qualifier	MDL	LOQ / CRQL	Units(Dry Weight)

U = Not Detected
LOQ = Limit of Quantitation
MDL = Method Detection Limit
LOD = Limit of Detection
E = Value Exceeds Calibration Range
Q = indicates LCS control criteria did not meet requirements
M = MS/MSD acceptance criteria did not meet requirements

J = Estimated Value
B = Analyte Found in Associated Method Blank
N = Presumptive Evidence of a Compound
* = Values outside of QC limits
D = Dilution
() = Laboratory InHouse Limit
A = Aldol-Condensation Reaction Products

Raw Data: **BP025468.D**

Alliance TECHNICAL GROUP
284 Sheffield Street, Mountainside, New Jersey 07092, Phone : 908 789 8900,
Fax : 908 789 8922

Report of Analysis

Client:	Portal Partners Tri-Venture	Date Collected:	08/11/25
Project:	Amtrak Sawtooth Bridges 2025	Date Received:	08/12/25
Client Sample ID:	TG-S04	SDG No.:	Q2832
Lab Sample ID:	Q2832-07	Matrix:	SOIL
Analytical Method:	8270E	% Solid:	93.1
Sample Wt/Vol:	30.04 Units: g	Final Vol:	1000 uL
Soil Aliquot Vol:	uL	Test:	SVOC-TCL BNA -20
Extraction Type :	Decanted : N	Level :	LOW
Injection Volume :	GPC Factor : 1.0	GPC Cleanup :	N PH :
Prep Method :	SW3541		

File ID/Qc Batch:	Dilution:	Prep Date	Date Analyzed	Prep Batch ID
BP025468.D	5	08/13/25 09:05	08/18/25 19:39	PB169228

CAS Number	Parameter	Conc.	Qualifier	MDL	LOQ / CRQL	Units(Dry Weight)
TARGETS						
100-52-7	Benzaldehyde	840	U	840	1800	ug/Kg
108-95-2	Phenol	120	U	120	910	ug/Kg
111-44-4	bis(2-Chloroethyl)ether	130	U	130	910	ug/Kg
95-57-8	2-Chlorophenol	130	U	130	910	ug/Kg
95-48-7	2-Methylphenol	160	U	160	910	ug/Kg
108-60-1	2,2-oxybis(1-Chloropropane)	200	U	200	910	ug/Kg
98-86-2	Acetophenone	160	U	160	910	ug/Kg
65794-96-9	3+4-Methylphenols	220	U	220	1800	ug/Kg
621-64-7	n-Nitroso-di-n-propylamine	250	U	250	430	ug/Kg
67-72-1	Hexachloroethane	94.4	U	94.4	910	ug/Kg
98-95-3	Nitrobenzene	98.2	U	98.2	910	ug/Kg
78-59-1	Isophorone	180	U	180	910	ug/Kg
88-75-5	2-Nitrophenol	310	U	310	910	ug/Kg
105-67-9	2,4-Dimethylphenol	350	U	350	910	ug/Kg
111-91-1	bis(2-Chloroethoxy)methane	170	U	170	910	ug/Kg
120-83-2	2,4-Dichlorophenol	150	U	150	910	ug/Kg
91-20-3	Naphthalene	120	U	120	910	ug/Kg
106-47-8	4-Chloroaniline	190	UQ	190	910	ug/Kg
87-68-3	Hexachlorobutadiene	140	U	140	910	ug/Kg
105-60-2	Caprolactam	280	U	280	1800	ug/Kg
59-50-7	4-Chloro-3-methylphenol	150	U	150	910	ug/Kg
91-57-6	2-Methylnaphthalene	140	U	140	910	ug/Kg
77-47-4	Hexachlorocyclopentadiene	620	U	620	1800	ug/Kg
88-06-2	2,4,6-Trichlorophenol	110	U	110	910	ug/Kg
95-95-4	2,4,5-Trichlorophenol	160	U	160	910	ug/Kg
92-52-4	1,1-Biphenyl	120	U	120	910	ug/Kg
91-58-7	2-Chloronaphthalene	120	U	120	910	ug/Kg
88-74-4	2-Nitroaniline	260	U	260	910	ug/Kg
131-11-3	Dimethylphthalate	150	U	150	910	ug/Kg

Raw Data: **BP025468.D**

Alliance TECHNICAL GROUP
284 Sheffield Street, Mountainside, New Jersey 07092, Phone : 908 789 8900,
Fax : 908 789 8922

Report of Analysis

Client:	Portal Partners Tri-Venture	Date Collected:	08/11/25
Project:	Amtrak Sawtooth Bridges 2025	Date Received:	08/12/25
Client Sample ID:	TG-S04	SDG No.:	Q2832
Lab Sample ID:	Q2832-07	Matrix:	SOIL
Analytical Method:	8270E	% Solid:	93.1
Sample Wt/Vol:	30.04 Units: g	Final Vol:	1000 uL
Soil Aliquot Vol:	uL	Test:	SVOC-TCL BNA -20
Extraction Type :	Decanted : N	Level :	LOW
Injection Volume :	GPC Factor : 1.0	GPC Cleanup :	N PH :
Prep Method :	SW3541		

File ID/Qc Batch:	Dilution:	Prep Date	Date Analyzed	Prep Batch ID
BP025468.D	5	08/13/25 09:05	08/18/25 19:39	PB169228

CAS Number	Parameter	Conc.	Qualifier	MDL	LOQ / CRQL	Units(Dry Weight)
208-96-8	Acenaphthylene	1900		160	910	ug/Kg
606-20-2	2,6-Dinitrotoluene	180	U	180	910	ug/Kg
99-09-2	3-Nitroaniline	250	U	250	910	ug/Kg
83-32-9	Acenaphthene	110	U	110	910	ug/Kg
51-28-5	2,4-Dinitrophenol	1200	U	1200	1800	ug/Kg
100-02-7	4-Nitrophenol	570	U	570	1800	ug/Kg
132-64-9	Dibenzofuran	120	U	120	910	ug/Kg
121-14-2	2,4-Dinitrotoluene	270	U	270	910	ug/Kg
84-66-2	Diethylphthalate	150	U	150	910	ug/Kg
7005-72-3	4-Chlorophenyl-phenylether	140	U	140	910	ug/Kg
86-73-7	Fluorene	140	U	140	910	ug/Kg
100-01-6	4-Nitroaniline	340	U	340	910	ug/Kg
534-52-1	4,6-Dinitro-2-methylphenol	550	U	550	1800	ug/Kg
86-30-6	n-Nitrosodiphenylamine	180	U	180	910	ug/Kg
101-55-3	4-Bromophenyl-phenylether	150	U	150	910	ug/Kg
118-74-1	Hexachlorobenzene	140	U	140	910	ug/Kg
1912-24-9	Atrazine	180	U	180	910	ug/Kg
87-86-5	Pentachlorophenol	280	U	280	1800	ug/Kg
85-01-8	Phenanthrene	2000		110	910	ug/Kg
120-12-7	Anthracene	2400		180	910	ug/Kg
86-74-8	Carbazole	590	J	170	910	ug/Kg
84-74-2	Di-n-butylphthalate	260	U	260	910	ug/Kg
206-44-0	Fluoranthene	8300		160	910	ug/Kg
129-00-0	Pyrene	7600		190	910	ug/Kg
85-68-7	Butylbenzylphthalate	380	U	380	910	ug/Kg
91-94-1	3,3-Dichlorobenzidine	200	UQ	200	1800	ug/Kg
56-55-3	Benzo(a)anthracene	5200		120	910	ug/Kg
218-01-9	Chrysene	5700		110	910	ug/Kg
117-81-7	Bis(2-ethylhexyl)phthalate	320	U	320	910	ug/Kg
117-84-0	Di-n-octyl phthalate	470	U	470	1800	ug/Kg
205-99-2	Benzo(b)fluoranthene	7500		100	910	ug/Kg

Alliance TECHNICAL GROUP
284 Sheffield Street, Mountainside, New Jersey 07092, Phone : 908 789 8900,
Fax : 908 789 8922

Report of Analysis

Client:	Portal Partners Tri-Venture	Date Collected:	08/11/25
Project:	Amtrak Sawtooth Bridges 2025	Date Received:	08/12/25
Client Sample ID:	TG-S04	SDG No.:	Q2832
Lab Sample ID:	Q2832-07	Matrix:	SOIL
Analytical Method:	8270E	% Solid:	93.1
Sample Wt/Vol:	30.04 Units: g	Final Vol:	1000 uL
Soil Aliquot Vol:	uL	Test:	SVOC-TCL BNA -20
Extraction Type :	Decanted : N	Level :	LOW
Injection Volume :	GPC Factor : 1.0	GPC Cleanup :	N PH :
Prep Method :	SW3541		

File ID/Qc Batch:	Dilution:	Prep Date	Date Analyzed	Prep Batch ID
BP025468.D	5	08/13/25 09:05	08/18/25 19:39	PB169228

CAS Number	Parameter	Conc.	Qualifier	MDL	LOQ / CRQL	Units(Dry Weight)
207-08-9	Benzo(k)fluoranthene	2800		120	910	ug/Kg
50-32-8	Benzo(a)pyrene	4000		160	910	ug/Kg
193-39-5	Indeno(1,2,3-cd)pyrene	2500		160	910	ug/Kg
53-70-3	Dibenzo(a,h)anthracene	880	J	150	910	ug/Kg
191-24-2	Benzo(g,h,i)perylene	2700		140	910	ug/Kg
95-94-3	1,2,4,5-Tetrachlorobenzene	140	U	140	910	ug/Kg
123-91-1	1,4-Dioxane	240	U	240	910	ug/Kg
58-90-2	2,3,4,6-Tetrachlorophenol	150	U	150	910	ug/Kg
SURROGATES						
367-12-4	2-Fluorophenol	95.5		30 (18) - 130 (112)	64%	SPK: 150
13127-88-3	Phenol-d6	96.0		30 (15) - 130 (107)	64%	SPK: 150
4165-60-0	Nitrobenzene-d5	60.7		30 (18) - 130 (107)	61%	SPK: 100
321-60-8	2-Fluorobiphenyl	63.8		30 (20) - 130 (109)	64%	SPK: 100
118-79-6	2,4,6-Tribromophenol	94.0		30 (10) - 130 (116)	63%	SPK: 150
1718-51-0	Terphenyl-d14	64.6		30 (10) - 130 (105)	65%	SPK: 100
INTERNAL STANDARDS						
3855-82-1	1,4-Dichlorobenzene-d4	165000	7.79			
1146-65-2	Naphthalene-d8	657000	10.56			
15067-26-2	Acenaphthene-d10	418000	14.401			
1517-22-2	Phenanthrene-d10	833000	17.195			
1719-03-5	Chrysene-d12	886000	21.624			
1520-96-3	Perylene-d12	1060000	24.995			
TENTATIVE IDENTIFIED COMPOUNDS						
000994-05-8	Butane, 2-methoxy-2-methyl-	1400	J		3.04	ug/Kg
000119-61-9	Benzophenone	460	J		15.8	ug/Kg
000613-12-7	Anthracene, 2-methyl-	600	J		18.1	ug/Kg
002531-84-2	Phenanthrene, 2-methyl-	1100	J		18.1	ug/Kg
000832-69-9	Phenanthrene, 1-methyl-	550	J		18.2	ug/Kg
000203-64-5	4H-Cyclopenta[def]phenanthrene	1300	J		18.3	ug/Kg
000612-94-2	Naphthalene, 2-phenyl-	430	J		18.6	ug/Kg

Raw Data: **BP025468.D**

284 Sheffield Street, Mountainside, New Jersey 07092, Phone : 908 789 8900,
Fax : 908 789 8922

Report of Analysis

Client:	Portal Partners Tri-Venture	Date Collected:	08/11/25
Project:	Amtrak Sawtooth Bridges 2025	Date Received:	08/12/25
Client Sample ID:	TG-S04	SDG No.:	Q2832
Lab Sample ID:	Q2832-07	Matrix:	SOIL
Analytical Method:	8270E	% Solid:	93.1
Sample Wt/Vol:	30.04 Units: g	Final Vol:	1000 uL
Soil Aliquot Vol:	uL	Test:	SVOC-TCL BNA -20
Extraction Type :	Decanted : N	Level :	LOW
Injection Volume :	GPC Factor : 1.0	GPC Cleanup :	N PH :
Prep Method :	SW3541		

File ID/Qc Batch:	Dilution:	Prep Date	Date Analyzed	Prep Batch ID
BP025468.D	5	08/13/25 09:05	08/18/25 19:39	PB169228

CAS Number	Parameter	Conc.	Qualifier	MDL	LOQ / CRQL	Units(Dry Weight)
000084-65-1	9,10-Anthracenedione	480	J		18.7	ug/Kg
001576-67-6	Phenanthrene, 3,6-dimethyl-	390	J		18.9	ug/Kg
003674-66-6	Phenanthrene, 2,5-dimethyl-	1100	J		19.1	ug/Kg
000483-87-4	Phenanthrene, 1,7-dimethyl-	670	J		19.1	ug/Kg
005737-13-3	Cyclopenta(def)phenanthrenone	1000	J		19.2	ug/Kg
002381-21-7	Pyrene, 1-methyl-	590	J		20.0	ug/Kg
003353-12-6	Pyrene, 4-methyl-	510	J		20.4	ug/Kg
000082-05-3	7H-Benz[de]anthracen-7-one	570	J		21.0	ug/Kg
000239-35-0	Benzo[b]naphtho[2,1-d]thiophene	530	J		21.2	ug/Kg
027208-37-3	Cyclopenta[cd]pyrene	520	J		21.3	ug/Kg
000479-79-8	11H-Benzo[a]fluoren-11-one	460	J		21.4	ug/Kg
002541-69-7	Benz[a]anthracene, 7-methyl-	390	J		22.4	ug/Kg
000192-97-2	Benzo[e]pyrene	4800	J		24.7	ug/Kg

U = Not Detected
LOQ = Limit of Quantitation
MDL = Method Detection Limit
LOD = Limit of Detection
E = Value Exceeds Calibration Range
Q = indicates LCS control criteria did not meet requirements
M = MS/MSD acceptance criteria did not meet requirements

J = Estimated Value
B = Analyte Found in Associated Method Blank
N = Presumptive Evidence of a Compound
* = Values outside of QC limits
D = Dilution
() = Laboratory InHouse Limit
A = Aldol-Condensation Reaction Products

Raw Data: **BP025537.D**

Alliance TECHNICAL GROUP
284 Sheffield Street, Mountainside, New Jersey 07092, Phone : 908 789 8900,
Fax : 908 789 8922

Report of Analysis

Client:	Portal Partners Tri-Venture	Date Collected:	08/12/25
Project:	Amtrak Sawtooth Bridges 2025	Date Received:	08/12/25
Client Sample ID:	TG-S05	SDG No.:	Q2832
Lab Sample ID:	Q2832-09	Matrix:	SOIL
Analytical Method:	8270E	% Solid:	90.9
Sample Wt/Vol:	30.08 Units: g	Final Vol:	1000 uL
Soil Aliquot Vol:	uL	Test:	SVOC-TCL BNA -20
Extraction Type :	Decanted : N	Level :	LOW
Injection Volume :	GPC Factor : 1.0	GPC Cleanup :	N PH :
Prep Method :	SW3541		

File ID/Qc Batch:	Dilution:	Prep Date	Date Analyzed	Prep Batch ID
BP025537.D	5	08/13/25 09:05	08/21/25 12:53	PB169228

CAS Number	Parameter	Conc.	Qualifier	MDL	LOQ / CRQL	Units(Dry Weight)
TARGETS						
100-52-7	Benzaldehyde	860	U	860	1800	ug/Kg
108-95-2	Phenol	120	U	120	930	ug/Kg
111-44-4	bis(2-Chloroethyl)ether	130	U	130	930	ug/Kg
95-57-8	2-Chlorophenol	130	U	130	930	ug/Kg
95-48-7	2-Methylphenol	160	U	160	930	ug/Kg
108-60-1	2,2-oxybis(1-Chloropropane)	210	U	210	930	ug/Kg
98-86-2	Acetophenone	160	U	160	930	ug/Kg
65794-96-9	3+4-Methylphenols	230	U	230	1800	ug/Kg
621-64-7	n-Nitroso-di-n-propylamine	260	U	260	440	ug/Kg
67-72-1	Hexachloroethane	96.6	U	96.6	930	ug/Kg
98-95-3	Nitrobenzene	100	U	100	930	ug/Kg
78-59-1	Isophorone	180	U	180	930	ug/Kg
88-75-5	2-Nitrophenol	320	U	320	930	ug/Kg
105-67-9	2,4-Dimethylphenol	360	U	360	930	ug/Kg
111-91-1	bis(2-Chloroethoxy)methane	170	U	170	930	ug/Kg
120-83-2	2,4-Dichlorophenol	160	U	160	930	ug/Kg
91-20-3	Naphthalene	120	U	120	930	ug/Kg
106-47-8	4-Chloroaniline	190	UQ	190	930	ug/Kg
87-68-3	Hexachlorobutadiene	140	U	140	930	ug/Kg
105-60-2	Caprolactam	290	U	290	1800	ug/Kg
59-50-7	4-Chloro-3-methylphenol	160	U	160	930	ug/Kg
91-57-6	2-Methylnaphthalene	140	U	140	930	ug/Kg
77-47-4	Hexachlorocyclopentadiene	640	U	640	1800	ug/Kg
88-06-2	2,4,6-Trichlorophenol	110	U	110	930	ug/Kg
95-95-4	2,4,5-Trichlorophenol	160	U	160	930	ug/Kg
92-52-4	1,1-Biphenyl	120	U	120	930	ug/Kg
91-58-7	2-Chloronaphthalene	120	U	120	930	ug/Kg
88-74-4	2-Nitroaniline	260	U	260	930	ug/Kg
131-11-3	Dimethylphthalate	150	U	150	930	ug/Kg

Raw Data: **BP025537.D**

Alliance TECHNICAL GROUP
284 Sheffield Street, Mountainside, New Jersey 07092, Phone : 908 789 8900,
Fax : 908 789 8922

Report of Analysis

Client:	Portal Partners Tri-Venture	Date Collected:	08/12/25
Project:	Amtrak Sawtooth Bridges 2025	Date Received:	08/12/25
Client Sample ID:	TG-S05	SDG No.:	Q2832
Lab Sample ID:	Q2832-09	Matrix:	SOIL
Analytical Method:	8270E	% Solid:	90.9
Sample Wt/Vol:	30.08 Units: g	Final Vol:	1000 uL
Soil Aliquot Vol:	uL	Test:	SVOC-TCL BNA -20
Extraction Type :	Decanted : N	Level :	LOW
Injection Volume :	GPC Factor : 1.0	GPC Cleanup :	N PH :
Prep Method :	SW3541		

File ID/Qc Batch:	Dilution:	Prep Date	Date Analyzed	Prep Batch ID
BP025537.D	5	08/13/25 09:05	08/21/25 12:53	PB169228

CAS Number	Parameter	Conc.	Qualifier	MDL	LOQ / CRQL	Units(Dry Weight)
208-96-8	Acenaphthylene	160	U	160	930	ug/Kg
606-20-2	2,6-Dinitrotoluene	180	U	180	930	ug/Kg
99-09-2	3-Nitroaniline	250	U	250	930	ug/Kg
83-32-9	Acenaphthene	120	U	120	930	ug/Kg
51-28-5	2,4-Dinitrophenol	1300	U	1300	1800	ug/Kg
100-02-7	4-Nitrophenol	590	U	590	1800	ug/Kg
132-64-9	Dibenzofuran	120	U	120	930	ug/Kg
121-14-2	2,4-Dinitrotoluene	270	U	270	930	ug/Kg
84-66-2	Diethylphthalate	160	U	160	930	ug/Kg
7005-72-3	4-Chlorophenyl-phenylether	150	U	150	930	ug/Kg
86-73-7	Fluorene	140	U	140	930	ug/Kg
100-01-6	4-Nitroaniline	350	U	350	930	ug/Kg
534-52-1	4,6-Dinitro-2-methylphenol	570	U	570	1800	ug/Kg
86-30-6	n-Nitrosodiphenylamine	180	U	180	930	ug/Kg
101-55-3	4-Bromophenyl-phenylether	150	U	150	930	ug/Kg
118-74-1	Hexachlorobenzene	140	U	140	930	ug/Kg
1912-24-9	Atrazine	190	U	190	930	ug/Kg
87-86-5	Pentachlorophenol	280	U	280	1800	ug/Kg
85-01-8	Phenanthrene	890	J	110	930	ug/Kg
120-12-7	Anthracene	180	U	180	930	ug/Kg
86-74-8	Carbazole	170	U	170	930	ug/Kg
84-74-2	Di-n-butylphthalate	260	U	260	930	ug/Kg
206-44-0	Fluoranthene	1300		160	930	ug/Kg
129-00-0	Pyrene	1200		200	930	ug/Kg
85-68-7	Butylbenzylphthalate	390	U	390	930	ug/Kg
91-94-1	3,3-Dichlorobenzidine	200	UQ	200	1800	ug/Kg
56-55-3	Benzo(a)anthracene	750	J	130	930	ug/Kg
218-01-9	Chrysene	950		110	930	ug/Kg
117-81-7	Bis(2-ethylhexyl)phthalate	320	U	320	930	ug/Kg
117-84-0	Di-n-octyl phthalate	480	U	480	1800	ug/Kg
205-99-2	Benzo(b)fluoranthene	1300		100	930	ug/Kg

Alliance TECHNICAL GROUP
284 Sheffield Street, Mountainside, New Jersey 07092, Phone : 908 789 8900,
Fax : 908 789 8922

Report of Analysis

Client:	Portal Partners Tri-Venture	Date Collected:	08/12/25
Project:	Amtrak Sawtooth Bridges 2025	Date Received:	08/12/25
Client Sample ID:	TG-S05	SDG No.:	Q2832
Lab Sample ID:	Q2832-09	Matrix:	SOIL
Analytical Method:	8270E	% Solid:	90.9
Sample Wt/Vol:	30.08 Units: g	Final Vol:	1000 uL
Soil Aliquot Vol:	uL	Test:	SVOC-TCL BNA -20
Extraction Type :	Decanted : N	Level :	LOW
Injection Volume :	GPC Factor : 1.0	GPC Cleanup :	N PH :
Prep Method :	SW3541		

File ID/Qc Batch:	Dilution:	Prep Date	Date Analyzed	Prep Batch ID
BP025537.D	5	08/13/25 09:05	08/21/25 12:53	PB169228

CAS Number	Parameter	Conc.	Qualifier	MDL	LOQ / CRQL	Units(Dry Weight)
207-08-9	Benzo(k)fluoranthene	120	U	120	930	ug/Kg
50-32-8	Benzo(a)pyrene	630	J	160	930	ug/Kg
193-39-5	Indeno(1,2,3-cd)pyrene	460	J	160	930	ug/Kg
53-70-3	Dibenzo(a,h)anthracene	150	U	150	930	ug/Kg
191-24-2	Benzo(g,h,i)perylene	560	J	140	930	ug/Kg
95-94-3	1,2,4,5-Tetrachlorobenzene	140	U	140	930	ug/Kg
123-91-1	1,4-Dioxane	250	U	250	930	ug/Kg
58-90-2	2,3,4,6-Tetrachlorophenol	150	U	150	930	ug/Kg
SURROGATES						
367-12-4	2-Fluorophenol	92.6		30 (18) - 130 (112)	62%	SPK: 150
13127-88-3	Phenol-d6	97.2		30 (15) - 130 (107)	65%	SPK: 150
4165-60-0	Nitrobenzene-d5	73.2		30 (18) - 130 (107)	73%	SPK: 100
321-60-8	2-Fluorobiphenyl	77.0		30 (20) - 130 (109)	77%	SPK: 100
118-79-6	2,4,6-Tribromophenol	88.8		30 (10) - 130 (116)	59%	SPK: 150
1718-51-0	Terphenyl-d14	74.5		30 (10) - 130 (105)	74%	SPK: 100
INTERNAL STANDARDS						
3855-82-1	1,4-Dichlorobenzene-d4	185000	7.784			
1146-65-2	Naphthalene-d8	725000	10.554			
15067-26-2	Acenaphthene-d10	451000	14.401			
1517-22-2	Phenanthrene-d10	892000	17.207			
1719-03-5	Chrysene-d12	916000	21.654			
1520-96-3	Perylene-d12	1090000	25.042			
TENTATIVE IDENTIFIED COMPOUNDS						
000994-05-8	Butane, 2-methoxy-2-methyl-	1800	J		3.04	ug/Kg
000119-61-9	Benzophenone	480	J		15.8	ug/Kg
000057-10-3	n-Hexadecanoic acid	1100	J		18.1	ug/Kg
000832-69-9	Phenanthrene, 1-methyl-	420	J		18.3	ug/Kg

Raw Data: **BP025537.D**

284 Sheffield Street, Mountainside, New Jersey 07092, Phone : 908 789 8900,
Fax : 908 789 8922

Report of Analysis

Client:	Portal Partners Tri-Venture	Date Collected:	08/12/25
Project:	Amtrak Sawtooth Bridges 2025	Date Received:	08/12/25
Client Sample ID:	TG-S05	SDG No.:	Q2832
Lab Sample ID:	Q2832-09	Matrix:	SOIL
Analytical Method:	8270E	% Solid:	90.9
Sample Wt/Vol:	30.08 Units: g	Final Vol:	1000 uL
Soil Aliquot Vol:	uL	Test:	SVOC-TCL BNA -20
Extraction Type :	Decanted : N	Level :	LOW
Injection Volume :	GPC Factor : 1.0	GPC Cleanup :	N PH :
Prep Method :	SW3541		

File ID/Qc Batch:	Dilution:	Prep Date	Date Analyzed	Prep Batch ID
BP025537.D	5	08/13/25 09:05	08/21/25 12:53	PB169228

CAS Number	Parameter	Conc.	Qualifier	MDL	LOQ / CRQL	Units(Dry Weight)

U = Not Detected
LOQ = Limit of Quantitation
MDL = Method Detection Limit
LOD = Limit of Detection
E = Value Exceeds Calibration Range
Q = indicates LCS control criteria did not meet requirements
M = MS/MSD acceptance criteria did not meet requirements

J = Estimated Value
B = Analyte Found in Associated Method Blank
N = Presumptive Evidence of a Compound
* = Values outside of QC limits
D = Dilution
() = Laboratory InHouse Limit
A = Aldol-Condensation Reaction Products

QC SUMMARY

284 Sheffield Street, Mountainside, New Jersey 07092, Phone : 908 789 8900,
Fax : 908 789 8922

Surrogate Summary

SW-846

SDG No.: Q2832

Client: Portal Partners Tri-Venture

Analytical Method: 8270E

Lab Sample ID	Client ID	Parameter	Spike (PPM)	Result (PPM)	Recovery (%)	Qual	Limits (%) Low	Limits (%) High
PB169228BL	PB169228BL	2-Fluorophenol	150	124	82		30 (18)	130 (112)
		Phenol-d6	150	118	79		30 (15)	130 (107)
		Nitrobenzene-d5	100	76.2	76		30 (18)	130 (107)
		2-Fluorobiphenyl	100	75.0	75		30 (20)	130 (109)
		2,4,6-Tribromophenol	150	124	83		30 (10)	130 (116)
		Terphenyl-d14	100	73.2	73		30 (10)	130 (105)
PB169228BS	PB169228BS	2-Fluorophenol	150	125	84		30 (18)	130 (112)
		Phenol-d6	150	126	84		30 (15)	130 (107)
		Nitrobenzene-d5	100	76.0	76		30 (18)	130 (107)
		2-Fluorobiphenyl	100	73.2	73		30 (20)	130 (109)
		2,4,6-Tribromophenol	150	128	85		30 (10)	130 (116)
		Terphenyl-d14	100	77.4	77		30 (10)	130 (105)
Q2820-17MS	88H-EMS	2-Fluorophenol	150	84.6	56		30 (18)	130 (112)
		Phenol-d6	150	85.7	57		30 (15)	130 (107)
		Nitrobenzene-d5	100	51.9	52		30 (18)	130 (107)
		2-Fluorobiphenyl	100	49.8	50		30 (20)	130 (109)
		2,4,6-Tribromophenol	150	84.8	57		30 (10)	130 (116)
		Terphenyl-d14	100	45.7	46		30 (10)	130 (105)
Q2820-17MSD	88H-EMSD	2-Fluorophenol	150	88.1	59		30 (18)	130 (112)
		Phenol-d6	150	89.6	60		30 (15)	130 (107)
		Nitrobenzene-d5	100	54.5	55		30 (18)	130 (107)
		2-Fluorobiphenyl	100	50.8	51		30 (20)	130 (109)
		2,4,6-Tribromophenol	150	89.7	60		30 (10)	130 (116)
		Terphenyl-d14	100	48.8	49		30 (10)	130 (105)
Q2832-01	TG-S01	2-Fluorophenol	150	69.3	46		30 (18)	130 (112)
		Phenol-d6	150	73.1	49		30 (15)	130 (107)
		Nitrobenzene-d5	100	43.4	43		30 (18)	130 (107)
		2-Fluorobiphenyl	100	47.0	47		30 (20)	130 (109)
		2,4,6-Tribromophenol	150	72.0	48		30 (10)	130 (116)
		Terphenyl-d14	100	50.2	50		30 (10)	130 (105)
Q2832-03	TG-S02	2-Fluorophenol	150	67.0	45		30 (18)	130 (112)
		Phenol-d6	150	67.8	45		30 (15)	130 (107)
		Nitrobenzene-d5	100	41.6	42		30 (18)	130 (107)
		2-Fluorobiphenyl	100	43.2	43		30 (20)	130 (109)
		2,4,6-Tribromophenol	150	64.3	43		30 (10)	130 (116)
		Terphenyl-d14	100	47.0	47		30 (10)	130 (105)
Q2832-05	TG-S03	2-Fluorophenol	150	101	67		30 (18)	130 (112)
		Phenol-d6	150	101	68		30 (15)	130 (107)
		Nitrobenzene-d5	100	65.6	66		30 (18)	130 (107)
		2-Fluorobiphenyl	100	67.6	68		30 (20)	130 (109)
		2,4,6-Tribromophenol	150	101	67		30 (10)	130 (116)
		Terphenyl-d14	100	73.8	74		30 (10)	130 (105)
Q2832-07	TG-S04	2-Fluorophenol	150	95.5	64		30 (18)	130 (112)
		Phenol-d6	150	96.0	64		30 (15)	130 (107)
		Nitrobenzene-d5	100	60.7	61		30 (18)	130 (107)
		2-Fluorobiphenyl	100	63.8	64		30 (20)	130 (109)
		2,4,6-Tribromophenol	150	94.0	63		30 (10)	130 (116)
		Terphenyl-d14	100	64.6	65		30 (10)	130 (105)
Q2832-09	TG-S05	2-Fluorophenol	150	92.6	62		30 (18)	130 (112)
		Phenol-d6	150	97.2	65		30 (15)	130 (107)
		Nitrobenzene-d5	100	73.2	73		30 (18)	130 (107)

( ) = LABORATORY INHOUSE LIMIT

284 Sheffield Street, Mountainside, New Jersey 07092, Phone : 908 789 8900,
Fax : 908 789 8922

Surrogate Summary

SW-846

SDG No.: Q2832

Client: Portal Partners Tri-Venture

Analytical Method: 8270E

Lab Sample ID	Client ID	Parameter	Spike (PPM)	Result (PPM)	Recovery (%)	Qual	Limits (%) Low	Limits (%) High
Q2832-09	TG-S05	2-Fluorobiphenyl	100	77.0	77		30 (20)	130 (109)
		2,4,6-Tribromophenol	150	88.8	59		30 (10)	130 (116)
		Terphenyl-d14	100	74.5	74		30 (10)	130 (105)

( ) = LABORATORY INHOUSE LIMIT

Alliance TECHNICAL GROUP
284 Sheffield Street, Mountainside, New Jersey 07092, Phone : 908 789 8900,
Fax : 908 789 8922

Matrix Spike/Matrix Spike Duplicate Summary

SW-846

SDG No.: Q2832 **Analytical Method:** SW8270E

Client: Portal Partners Tri-Venture **DataFile:** BP025415.D

Parameter	Spike	Sample Result	Result	Units	Rec	Rec Qual	RPD	RPD Qual	Limits Low	Limits High	RPD
Lab Sample ID: Q2820-17MS		**Client Sample ID: 88H-EMS**									
Benzaldehyde	2000	0	1100	ug/Kg	55				20 (10)	160 (171)	
Phenol	2000	0	1800	ug/Kg	90				20 (51)	160 (122)	
bis(2-Chloroethyl)ether	2000	0	1700	ug/Kg	85				70 (54)	130 (125)	
2-Chlorophenol	2000	0	1800	ug/Kg	90				70 (51)	130 (121)	
2-Methylphenol	2000	0	1800	ug/Kg	90				70 (47)	130 (125)	
2,2-oxybis(1-Chloropropane)	2000	0	1700	ug/Kg	85				70 (46)	130 (119)	
Acetophenone	2000	0	1700	ug/Kg	85				70 (55)	130 (128)	
3+4-Methylphenols	2000	0	1800	ug/Kg	90				20 (49)	160 (125)	
N-Nitroso-di-n-propylamine	2000	0	1600	ug/Kg	80				70 (59)	130 (119)	
Hexachloroethane	2000	0	1700	ug/Kg	85				20 (51)	160 (116)	
Nitrobenzene	2000	0	1700	ug/Kg	85				70 (47)	130 (124)	
Isophorone	2000	0	1700	ug/Kg	85				70 (49)	130 (127)	
2-Nitrophenol	2000	0	1800	ug/Kg	90				70 (43)	130 (131)	
2,4-Dimethylphenol	2000	0	1900	ug/Kg	95				70 (63)	130 (151)	
bis(2-Chloroethoxy)methane	2000	0	1700	ug/Kg	85				70 (51)	130 (119)	
2,4-Dichlorophenol	2000	0	1900	ug/Kg	95				70 (50)	130 (122)	
Naphthalene	2000	0	1700	ug/Kg	85				70 (51)	130 (121)	
4-Chloroaniline	2000	0	930	ug/Kg	47	*			70 (10)	130 (100)	
Hexachlorobutadiene	2000	0	1700	ug/Kg	85				70 (44)	130 (126)	
Caprolactam	2000	0	1800	ug/Kg	90				20 (51)	160 (134)	
4-Chloro-3-methylphenol	2000	0	1800	ug/Kg	90				70 (57)	130 (132)	
2-Methylnaphthalene	2000	0	1700	ug/Kg	85				70 (59)	130 (123)	
Hexachlorocyclopentadiene	4000	0	3500	ug/Kg	88				20 (10)	160 (175)	
2,4,6-Trichlorophenol	2000	0	1900	ug/Kg	95				70 (33)	130 (141)	
2,4,5-Trichlorophenol	2000	0	1900	ug/Kg	95				70 (38)	130 (135)	
1,1-Biphenyl	2000	0	1800	ug/Kg	90				70 (55)	130 (131)	
2-Chloronaphthalene	2000	0	1800	ug/Kg	90				70 (48)	130 (124)	
2-Nitroaniline	2000	0	1900	ug/Kg	95				70 (47)	130 (134)	
Dimethylphthalate	2000	0	1800	ug/Kg	90				70 (54)	130 (120)	
Acenaphthylene	2000	0	1800	ug/Kg	90				70 (57)	130 (125)	
2,6-Dinitrotoluene	2000	0	1800	ug/Kg	90				70 (48)	130 (127)	
3-Nitroaniline	2000	0	1200	ug/Kg	60	*			70 (10)	130 (112)	
Acenaphthene	2000	0	1800	ug/Kg	90				70 (70)	130 (121)	
2,4-Dinitrophenol	4000	0	3900	ug/Kg	98				20 (10)	160 (155)	
4-Nitrophenol	4000	0	3800	ug/Kg	95				20 (10)	160 (175)	
Dibenzofuran	2000	0	1800	ug/Kg	90				70 (52)	130 (114)	
2,4-Dinitrotoluene	2000	0	1900	ug/Kg	95				70 (41)	130 (140)	
Diethylphthalate	2000	0	1800	ug/Kg	90				70 (51)	130 (119)	
4-Chlorophenyl-phenylether	2000	0	1700	ug/Kg	85				70 (48)	130 (122)	
Fluorene	2000	0	1700	ug/Kg	85				70 (53)	130 (118)	
4-Nitroaniline	2000	0	1700	ug/Kg	85				70 (29)	130 (140)	
4,6-Dinitro-2-methylphenol	2000	0	1800	ug/Kg	90				70 (10)	130 (160)	
N-Nitrosodiphenylamine	2000	0	1800	ug/Kg	90				70 (73)	130 (118)	
4-Bromophenyl-phenylether	2000	0	1800	ug/Kg	90				70 (65)	130 (121)	
Hexachlorobenzene	2000	0	1800	ug/Kg	90				70 (67)	130 (118)	
Atrazine	2000	0	1800	ug/Kg	90				70 (45)	130 (175)	

( ) = LABORATORY INHOUSE LIMIT

284 Sheffield Street, Mountainside, New Jersey 07092, Phone : 908 789 8900,
Fax : 908 789 8922

Matrix Spike/Matrix Spike Duplicate Summary

SW-846

SDG No.: Q2832 **Analytical Method:** SW8270E

Client: Portal Partners Tri-Venture **DataFile:** BP025415.D

Parameter	Spike	Sample Result	Result	Units	Rec	Rec Qual	RPD	RPD Qual	Limits Low	Limits High	RPD
Pentachlorophenol	4000	0	3800	ug/Kg	95				20 (13)	160 (153)	
Phenanthrene	2000	0	1800	ug/Kg	90				70 (52)	130 (128)	
Anthracene	2000	0	1800	ug/Kg	90				70 (62)	130 (124)	
Carbazole	2000	0	1800	ug/Kg	90				70 (59)	130 (119)	
Di-n-butylphthalate	2000	0	1800	ug/Kg	90				70 (55)	130 (125)	
Fluoranthene	2000	0	1800	ug/Kg	90				70 (44)	130 (125)	
Pyrene	2000	0	1700	ug/Kg	85				70 (37)	130 (122)	
Butylbenzylphthalate	2000	0	1800	ug/Kg	90				70 (44)	130 (135)	
3,3-Dichlorobenzidine	2000	0	1000	ug/Kg	50	*			70 (15)	130 (112)	
Benzo(a)anthracene	2000	0	1800	ug/Kg	90				70 (53)	130 (119)	
Chrysene	2000	0	1800	ug/Kg	90				70 (57)	130 (121)	
bis(2-Ethylhexyl)phthalate	2000	0	1800	ug/Kg	90				70 (42)	130 (169)	
Di-n-octyl phthalate	2000	0	1800	ug/Kg	90				70 (51)	130 (156)	
Benzo(b)fluoranthene	2000	0	1800	ug/Kg	90				70 (52)	130 (117)	
Benzo(k)fluoranthene	2000	0	1800	ug/Kg	90				70 (57)	130 (134)	
Benzo(a)pyrene	2000	0	1800	ug/Kg	90				70 (70)	130 (142)	
Indeno(1,2,3-cd)pyrene	2000	0	1800	ug/Kg	90				70 (40)	130 (129)	
Dibenz(a,h)anthracene	2000	0	1800	ug/Kg	90				70 (43)	130 (123)	
Benzo(g,h,i)perylene	2000	0	1800	ug/Kg	90				70 (24)	130 (125)	
1,2,4,5-Tetrachlorobenzene	2000	0	1800	ug/Kg	90				70 (52)	130 (134)	
1,4-Dioxane	2000	0	1400	ug/Kg	70				20 (46)	160 (112)	
2,3,4,6-Tetrachlorophenol	2000	0	1800	ug/Kg	90				70 (24)	130 (146)	

( ) = LABORATORY INHOUSE LIMIT

Alliance TECHNICAL GROUP
284 Sheffield Street, Mountainside, New Jersey 07092, Phone : 908 789 8900,
Fax : 908 789 8922

Matrix Spike/Matrix Spike Duplicate Summary

SW-846

SDG No.: Q2832 **Analytical Method:** SW8270E

Client: Portal Partners Tri-Venture **DataFile:** BP025416.D

Lab Sample ID: Q2820-17MSD **Client Sample ID:** 88H-EMSD

Parameter	Spike	Sample Result	Result	Units	Rec	Rec Qual	RPD	RPD Qual	Limits Low	Limits High	RPD
Benzaldehyde	2000	0	1100	ug/Kg	55		0		20 (10)	160 (171)	30 (20)
Phenol	2000	0	1900	ug/Kg	95		5		20 (51)	160 (122)	30 (20)
bis(2-Chloroethyl)ether	2000	0	1700	ug/Kg	85		0		70 (54)	130 (125)	30 (20)
2-Chlorophenol	2000	0	1900	ug/Kg	95		5		70 (51)	130 (121)	30 (20)
2-Methylphenol	2000	0	1900	ug/Kg	95		5		70 (47)	130 (125)	30 (20)
2,2-oxybis(1-Chloropropane)	2000	0	1700	ug/Kg	85		0		70 (46)	130 (119)	30 (20)
Acetophenone	2000	0	1800	ug/Kg	90		6		70 (55)	130 (128)	30 (20)
3+4-Methylphenols	2000	0	1900	ug/Kg	95		5		20 (49)	160 (125)	30 (20)
N-Nitroso-di-n-propylamine	2000	0	1700	ug/Kg	85		6		70 (59)	130 (119)	30 (20)
Hexachloroethane	2000	0	1700	ug/Kg	85		0		20 (51)	160 (116)	30 (20)
Nitrobenzene	2000	0	1800	ug/Kg	90		6		70 (47)	130 (124)	30 (20)
Isophorone	2000	0	1800	ug/Kg	90		6		70 (49)	130 (127)	30 (20)
2-Nitrophenol	2000	0	1900	ug/Kg	95		5		70 (43)	130 (131)	30 (20)
2,4-Dimethylphenol	2000	0	2000	ug/Kg	100		5		70 (63)	130 (151)	30 (20)
bis(2-Chloroethoxy)methane	2000	0	1800	ug/Kg	90		6		70 (51)	130 (119)	30 (20)
2,4-Dichlorophenol	2000	0	2000	ug/Kg	100		5		70 (50)	130 (122)	30 (20)
Naphthalene	2000	0	1800	ug/Kg	90		6		70 (51)	130 (121)	30 (20)
4-Chloroaniline	2000	0	1000	ug/Kg	50	*	6		70 (10)	130 (100)	30 (20)
Hexachlorobutadiene	2000	0	1800	ug/Kg	90		6		70 (44)	130 (126)	30 (20)
Caprolactam	2000	0	1900	ug/Kg	95		5		20 (51)	160 (134)	30 (20)
4-Chloro-3-methylphenol	2000	0	2000	ug/Kg	100		11		70 (57)	130 (132)	30 (20)
2-Methylnaphthalene	2000	0	1800	ug/Kg	90		6		70 (59)	130 (123)	30 (20)
Hexachlorocyclopentadiene	4000	0	3600	ug/Kg	90		2		20 (10)	160 (175)	30 (20)
2,4,6-Trichlorophenol	2000	0	2000	ug/Kg	100		5		70 (33)	130 (141)	30 (20)
2,4,5-Trichlorophenol	2000	0	2000	ug/Kg	100		5		70 (38)	130 (135)	30 (20)
1,1-Biphenyl	2000	0	1800	ug/Kg	90		0		70 (55)	130 (131)	30 (20)
2-Chloronaphthalene	2000	0	1800	ug/Kg	90		0		70 (48)	130 (124)	30 (20)
2-Nitroaniline	2000	0	2000	ug/Kg	100		5		70 (47)	130 (134)	30 (20)
Dimethylphthalate	2000	0	1800	ug/Kg	90		0		70 (54)	130 (120)	30 (20)
Acenaphthylene	2000	0	1800	ug/Kg	90		0		70 (57)	130 (125)	30 (20)
2,6-Dinitrotoluene	2000	0	1900	ug/Kg	95		5		70 (48)	130 (127)	30 (20)
3-Nitroaniline	2000	0	1300	ug/Kg	65	*	8		70 (10)	130 (112)	30 (20)
Acenaphthene	2000	0	1800	ug/Kg	90		0		70 (70)	130 (121)	30 (20)
2,4-Dinitrophenol	4000	0	4100	ug/Kg	103		5		20 (10)	160 (155)	30 (20)
4-Nitrophenol	4000	0	4000	ug/Kg	100		5		20 (10)	160 (175)	30 (20)
Dibenzofuran	2000	0	1800	ug/Kg	90		0		70 (52)	130 (114)	30 (20)
2,4-Dinitrotoluene	2000	0	2000	ug/Kg	100		5		70 (41)	130 (140)	30 (20)
Diethylphthalate	2000	0	1800	ug/Kg	90		0		70 (51)	130 (119)	30 (20)
4-Chlorophenyl-phenylether	2000	0	1800	ug/Kg	90		6		70 (48)	130 (122)	30 (20)
Fluorene	2000	0	1800	ug/Kg	90		6		70 (53)	130 (118)	30 (20)
4-Nitroaniline	2000	0	1800	ug/Kg	90		6		70 (29)	130 (140)	30 (20)
4,6-Dinitro-2-methylphenol	2000	0	1900	ug/Kg	95		5		70 (10)	130 (160)	30 (20)
N-Nitrosodiphenylamine	2000	0	1800	ug/Kg	90		0		70 (73)	130 (118)	30 (20)
4-Bromophenyl-phenylether	2000	0	1800	ug/Kg	90		0		70 (65)	130 (121)	30 (20)
Hexachlorobenzene	2000	0	1800	ug/Kg	90		0		70 (67)	130 (118)	30 (20)
Atrazine	2000	0	1900	ug/Kg	95		5		70 (45)	130 (175)	30 (20)

( ) = LABORATORY INHOUSE LIMIT

Alliance TECHNICAL GROUP
284 Sheffield Street, Mountainside, New Jersey 07092, Phone : 908 789 8900,
Fax : 908 789 8922

Matrix Spike/Matrix Spike Duplicate Summary

SW-846

SDG No.: Q2832 **Analytical Method:** SW8270E

Client: Portal Partners Tri-Venture **DataFile:** BP025416.D

Parameter	Spike	Sample Result	Result	Units	Rec	Rec Qual	RPD	RPD Qual	Limits Low	Limits High	RPD
Pentachlorophenol	4000	0	4000	ug/Kg	100		5		20 (13)	160 (153)	30 (20)
Phenanthrene	2000	0	1800	ug/Kg	90		0		70 (52)	130 (128)	30 (20)
Anthracene	2000	0	1800	ug/Kg	90		0		70 (62)	130 (124)	30 (20)
Carbazole	2000	0	1900	ug/Kg	95		5		70 (59)	130 (119)	30 (20)
Di-n-butylphthalate	2000	0	1900	ug/Kg	95		5		70 (55)	130 (125)	30 (20)
Fluoranthene	2000	0	1900	ug/Kg	95		5		70 (44)	130 (125)	30 (20)
Pyrene	2000	0	1800	ug/Kg	90		6		70 (37)	130 (122)	30 (20)
Butylbenzylphthalate	2000	0	1900	ug/Kg	95		5		70 (44)	130 (135)	30 (20)
3,3-Dichlorobenzidine	2000	0	1100	ug/Kg	55	*	10		70 (15)	130 (112)	30 (20)
Benzo(a)anthracene	2000	0	1900	ug/Kg	95		5		70 (53)	130 (119)	30 (20)
Chrysene	2000	0	1900	ug/Kg	95		5		70 (57)	130 (121)	30 (20)
bis(2-Ethylhexyl)phthalate	2000	0	1900	ug/Kg	95		5		70 (42)	130 (169)	30 (20)
Di-n-octyl phthalate	2000	0	1900	ug/Kg	95		5		70 (51)	130 (156)	30 (20)
Benzo(b)fluoranthene	2000	0	1800	ug/Kg	90		0		70 (52)	130 (117)	30 (20)
Benzo(k)fluoranthene	2000	0	1900	ug/Kg	95		5		70 (57)	130 (134)	30 (20)
Benzo(a)pyrene	2000	0	1900	ug/Kg	95		5		70 (70)	130 (142)	30 (20)
Indeno(1,2,3-cd)pyrene	2000	0	1900	ug/Kg	95		5		70 (40)	130 (129)	30 (20)
Dibenz(a,h)anthracene	2000	0	1900	ug/Kg	95		5		70 (43)	130 (123)	30 (20)
Benzo(g,h,i)perylene	2000	0	1800	ug/Kg	90		0		70 (24)	130 (125)	30 (20)
1,2,4,5-Tetrachlorobenzene	2000	0	1800	ug/Kg	90		0		70 (52)	130 (134)	30 (20)
1,4-Dioxane	2000	0	1500	ug/Kg	75		7		20 (46)	160 (112)	30 (20)
2,3,4,6-Tetrachlorophenol	2000	0	2000	ug/Kg	100		11		70 (24)	130 (146)	30 (20)

( ) = LABORATORY INHOUSE LIMIT

284 Sheffield Street, Mountainside, New Jersey 07092, Phone : 908 789 8900,
Fax : 908 789 8922

Laboratory Control Sample/Laboratory Control Sample Duplicate Summary

SW-846

SDG No.: Q2832 **Analytical Method:** 8270E

Client: Portal Partners Tri-Venture **DataFile:** BP025407.D

Lab Sample ID	Parameter	Spike	Result	Unit	Rec	RPD	Qual	RPD Qual	Limits Low	Limits High	RPD
PB169228BS	Benzaldehyde	1700	890	ug/Kg	52				20 (10)	160 (133)	
	Phenol	1700	1500	ug/Kg	88				20 (62)	160 (112)	
	bis(2-Chloroethyl)ether	1700	1400	ug/Kg	82				70 (60)	130 (101)	
	2-Chlorophenol	1700	1500	ug/Kg	88				70 (65)	130 (112)	
	2-Methylphenol	1700	1600	ug/Kg	94				70 (61)	130 (108)	
	2,2-oxybis(1-Chloropropane)	1700	1400	ug/Kg	82				70 (51)	130 (100)	
	Acetophenone	1700	1400	ug/Kg	82				70 (66)	130 (98)	
	3+4-Methylphenols	1700	1500	ug/Kg	88				20 (58)	160 (111)	
	N-Nitroso-di-n-propylamine	1700	1400	ug/Kg	82				70 (63)	130 (95)	
	Hexachloroethane	1700	1400	ug/Kg	82				20 (72)	160 (108)	
	Nitrobenzene	1700	1500	ug/Kg	88				70 (57)	130 (101)	
	Isophorone	1700	1400	ug/Kg	82				70 (59)	130 (99)	
	2-Nitrophenol	1700	1500	ug/Kg	88				70 (61)	130 (111)	
	2,4-Dimethylphenol	1700	1600	ug/Kg	94				70 (46)	130 (141)	
	bis(2-Chloroethoxy)methane	1700	1400	ug/Kg	82				70 (66)	130 (97)	
	2,4-Dichlorophenol	1700	1600	ug/Kg	94				70 (62)	130 (107)	
	Naphthalene	1700	1400	ug/Kg	82				70 (62)	130 (100)	
	4-Chloroaniline	1700	1100	ug/Kg	65		*		70 (16)	130 (100)	
	Hexachlorobutadiene	1700	1400	ug/Kg	82				70 (53)	130 (98)	
	Caprolactam	1700	1600	ug/Kg	94				20 (67)	160 (110)	
	4-Chloro-3-methylphenol	1700	1600	ug/Kg	94				70 (58)	130 (112)	
	2-Methylnaphthalene	1700	1500	ug/Kg	88				70 (60)	130 (104)	
	Hexachlorocyclopentadiene	3300	3100	ug/Kg	94				20 (45)	160 (165)	
	2,4,6-Trichlorophenol	1700	1500	ug/Kg	88				70 (59)	130 (102)	
	2,4,5-Trichlorophenol	1700	1600	ug/Kg	94				70 (61)	130 (98)	
	1,1-Biphenyl	1700	1500	ug/Kg	88				70 (57)	130 (103)	
	2-Chloronaphthalene	1700	1500	ug/Kg	88				70 (58)	130 (99)	
	2-Nitroaniline	1700	1600	ug/Kg	94				70 (66)	130 (101)	
	Dimethylphthalate	1700	1500	ug/Kg	88				70 (61)	130 (99)	
	Acenaphthylene	1700	1500	ug/Kg	88				70 (63)	130 (101)	
	2,6-Dinitrotoluene	1700	1600	ug/Kg	94				70 (61)	130 (104)	
	3-Nitroaniline	1700	1200	ug/Kg	71				70 (28)	130 (100)	
	Acenaphthene	1700	1500	ug/Kg	88				70 (57)	130 (104)	
	2,4-Dinitrophenol	3300	3600	ug/Kg	109				20 (37)	160 (128)	
	4-Nitrophenol	3300	3200	ug/Kg	97				20 (48)	160 (119)	
	Dibenzofuran	1700	1500	ug/Kg	88				70 (63)	130 (99)	
	2,4-Dinitrotoluene	1700	1600	ug/Kg	94				70 (60)	130 (106)	
	Diethylphthalate	1700	1500	ug/Kg	88				70 (60)	130 (101)	
	4-Chlorophenyl-phenylether	1700	1500	ug/Kg	88				70 (58)	130 (98)	
	Fluorene	1700	1500	ug/Kg	88				70 (61)	130 (101)	
	4-Nitroaniline	1700	1500	ug/Kg	88				70 (64)	130 (103)	
	4,6-Dinitro-2-methylphenol	1700	1600	ug/Kg	94				70 (76)	130 (113)	
	N-Nitrosodiphenylamine	1700	1500	ug/Kg	88				70 (71)	130 (99)	
	4-Bromophenyl-phenylether	1700	1500	ug/Kg	88				70 (66)	130 (102)	

( ) = LABORATORY INHOUSE LIMIT

284 Sheffield Street, Mountainside, New Jersey 07092, Phone : 908 789 8900,
Fax : 908 789 8922

Laboratory Control Sample/Laboratory Control Sample Duplicate Summary

SW-846

SDG No.: Q2832 **Analytical Method:** 8270E

Client: Portal Partners Tri-Venture **DataFile:** BP025407.D

Lab Sample ID	Parameter	Spike	Result	Unit	Rec	RPD	Qual	RPD Qual	Limits Low	Limits High	RPD
PB169228BS	Hexachlorobenzene	1700	1500	ug/Kg	88				70 (64)	130 (98)	
	Atrazine	1700	1500	ug/Kg	88				70 (47)	130 (152)	
	Pentachlorophenol	3300	3200	ug/Kg	97				20 (67)	160 (105)	
	Phenanthrene	1700	1500	ug/Kg	88				70 (59)	130 (103)	
	Anthracene	1700	1500	ug/Kg	88				70 (61)	130 (105)	
	Carbazole	1700	1500	ug/Kg	88				70 (61)	130 (99)	
	Di-n-butylphthalate	1700	1500	ug/Kg	88				70 (58)	130 (104)	
	Fluoranthene	1700	1500	ug/Kg	88				70 (57)	130 (107)	
	Pyrene	1700	1500	ug/Kg	88				70 (59)	130 (103)	
	Butylbenzylphthalate	1700	1500	ug/Kg	88				70 (55)	130 (103)	
	3,3-Dichlorobenzidine	1700	1100	ug/Kg	65		*		70 (42)	130 (91)	
	Benzo(a)anthracene	1700	1500	ug/Kg	88				70 (60)	130 (102)	
	Chrysene	1700	1500	ug/Kg	88				70 (59)	130 (101)	
	bis(2-Ethylhexyl)phthalate	1700	1500	ug/Kg	88				70 (54)	130 (135)	
	Di-n-octyl phthalate	1700	1500	ug/Kg	88				70 (52)	130 (137)	
	Benzo(b)fluoranthene	1700	1600	ug/Kg	94				70 (62)	130 (109)	
	Benzo(k)fluoranthene	1700	1500	ug/Kg	88				70 (62)	130 (109)	
	Benzo(a)pyrene	1700	1600	ug/Kg	94				70 (63)	130 (103)	
	Indeno(1,2,3-cd)pyrene	1700	1500	ug/Kg	88				70 (63)	130 (101)	
	Dibenz(a,h)anthracene	1700	1500	ug/Kg	88				70 (61)	130 (112)	
	Benzo(g,h,i)perylene	1700	1500	ug/Kg	88				70 (70)	130 (108)	
	1,2,4,5-Tetrachlorobenzene	1700	1400	ug/Kg	82				70 (53)	130 (101)	
	1,4-Dioxane	1700	1300	ug/Kg	76				20 (50)	160 (96)	
	2,3,4,6-Tetrachlorophenol	1700	1600	ug/Kg	94				70 (59)	130 (108)	

( ) = LABORATORY INHOUSE LIMIT

284 Sheffield Street, Mountainside, New Jersey 07092, Phone : 908 789 8900,
Fax : 908 789 8922

4B

SEMIVOLATILE METHOD BLANK SUMMARY

Client ID

PB169228BL

Lab Name: Alliance

Contract: PORT06

Lab Code: ACE

SDG NO.: Q2832

Lab File ID: BP025406.D

Lab Sample ID: PB169228BL

Instrument ID: BNA_P

Date Extracted: 08/13/2025

Matrix: (soil/water) SOIL

Date Analyzed: 08/14/2025

Level: (low/med) LOW

Time Analyzed: 23:37

THIS METHOD BLANK APPLIES TO THE FOLLOWING SAMPLES, MS AND MSD:

EPA SAMPLE NO.	LAB SAMPLE ID	LAB FILE ID	DATE ANALYZED
PB169228BS	PB169228BS	BP025407.D	08/15/2025
88H-EMS	Q2820-17MS	BP025415.D	08/15/2025
88H-EMSD	Q2820-17MSD	BP025416.D	08/15/2025
TG-S03	Q2832-05	BP025467.D	08/18/2025
TG-S04	Q2832-07	BP025468.D	08/18/2025
TG-S05	Q2832-09	BP025537.D	08/21/2025
TG-S01	Q2832-01	BP025547.D	08/22/2025
TG-S02	Q2832-03	BP025548.D	08/22/2025

COMMENTS:

284 Sheffield Street, Mountainside, New Jersey 07092, Phone : 908 789 8900,
Fax : 908 789 8922

5B

SEMIVOLATILE ORGANIC INSTRUMENT PERFORMANCE CHECK
DECAFLUOROTRIPHENYLPHOSPHINE (DFTPP)

Lab Name: Alliance
Contract: PORT06
Lab Code: ACE
SDG NO.: Q2832
Lab File ID: BP025390.D
DFTPP Injection Date: 08/14/2025
Instrument ID: BNA_P
DFTPP Injection Time: 10:30

m/e	ION ABUNDANCE CRITERIA	% RELATIVE ABUNDANCE
68	Less than 2.0% of mass 69	0.4 (1.6) 1
69	Mass 69 relative abundance	100
70	Less than 2.0% of mass 69	0.1 (0.4) 1
197	Less than 2.0% of mass 198	0.0
198	Base Peak, 100% relative abundance	100
199	5.0 to 9.0% of mass 198	6.7
365	Greater than 1% of mass 198	4.4
441	Present, but less than mass 443	81.3
442	Greater than 50% of mass 198	100
443	15.0 - 24.0% of mass 442	19.2 (19.2) 2

1-Value is % mass 69
2-Value is % mass 442

THIS CHECK APPLIES TO THE FOLLOWING SAMPLES, MS, MSD, BLANKS, AND STANDARDS:

EPA SAMPLE NO.	LAB SAMPLE ID	LAB FILE ID	DATE ANALYZED	TIME ANALYZED
SSTDICC2.5	SSTDICC2.5	BP025392.D	08/14/2025	12:33
SSTDICC005	SSTDICC005	BP025393.D	08/14/2025	13:15
SSTDICC010	SSTDICC010	BP025394.D	08/14/2025	13:56
SSTDICC020	SSTDICC020	BP025395.D	08/14/2025	14:38
SSTDICCC040	SSTDICCC040	BP025396.D	08/14/2025	15:19
SSTDICC050	SSTDICC050	BP025397.D	08/14/2025	16:01
SSTDICC060	SSTDICC060	BP025398.D	08/14/2025	16:42
SSTDICC080	SSTDICC080	BP025399.D	08/14/2025	17:24

284 Sheffield Street, Mountainside, New Jersey 07092, Phone : 908 789 8900,
Fax : 908 789 8922

5B

SEMIVOLATILE ORGANIC INSTRUMENT PERFORMANCE CHECK
DECAFLUOROTRIPHENYLPHOSPHINE (DFTPP)

Lab Name: Alliance
Contract: PORT06
Lab Code: ACE
SDG NO.: Q2832
Lab File ID: BP025404.D
DFTPP Injection Date: 08/14/2025
Instrument ID: BNA_P
DFTPP Injection Time: 22:14

m/e	ION ABUNDANCE CRITERIA	% RELATIVE ABUNDANCE
68	Less than 2.0% of mass 69	0.5 (1.8) 1
69	Mass 69 relative abundance	100
70	Less than 2.0% of mass 69	0.1 (0.5) 1
197	Less than 2.0% of mass 198	0.0
198	Base Peak, 100% relative abundance	100
199	5.0 to 9.0% of mass 198	6.9
365	Greater than 1% of mass 198	4.5
441	Present, but less than mass 443	79.9
442	Greater than 50% of mass 198	100
443	15.0 - 24.0% of mass 442	19.4 (19.4) 2

1-Value is % mass 69
2-Value is % mass 442

THIS CHECK APPLIES TO THE FOLLOWING SAMPLES, MS, MSD, BLANKS, AND STANDARDS:

EPA SAMPLE NO.	LAB SAMPLE ID	LAB FILE ID	DATE ANALYZED	TIME ANALYZED
SSTDCCC040	SSTDCCC040	BP025405.D	08/14/2025	22:56
PB169228BL	PB169228BL	BP025406.D	08/14/2025	23:37
PB169228BS	PB169228BS	BP025407.D	08/15/2025	00:18
88H-EMS	Q2820-17MS	BP025415.D	08/15/2025	05:48
88H-EMSD	Q2820-17MSD	BP025416.D	08/15/2025	06:29

284 Sheffield Street, Mountainside, New Jersey 07092, Phone : 908 789 8900,
Fax : 908 789 8922

5B

SEMIVOLATILE ORGANIC INSTRUMENT PERFORMANCE CHECK
DECAFLUOROTRIPHENYLPHOSPHINE (DFTPP)

Lab Name: Alliance
Contract: PORT06
Lab Code: ACE
SDG NO.: Q2832
Lab File ID: BP025454.D
DFTPP Injection Date: 08/18/2025
Instrument ID: BNA_P
DFTPP Injection Time: 08:34

m/e	ION ABUNDANCE CRITERIA	% RELATIVE ABUNDANCE
68	Less than 2.0% of mass 69	0.6 (1.8) 1
69	Mass 69 relative abundance	100
70	Less than 2.0% of mass 69	0.2 (0.4) 1
197	Less than 2.0% of mass 198	0.0
198	Base Peak, 100% relative abundance	100
199	5.0 to 9.0% of mass 198	6.9
365	Greater than 1% of mass 198	3.6
441	Present, but less than mass 443	78.6
442	Greater than 50% of mass 198	100
443	15.0 - 24.0% of mass 442	17.8 (19.5) 2

1-Value is % mass 69
2-Value is % mass 442

THIS CHECK APPLIES TO THE FOLLOWING SAMPLES, MS, MSD, BLANKS, AND STANDARDS:

EPA SAMPLE NO.	LAB SAMPLE ID	LAB FILE ID	DATE ANALYZED	TIME ANALYZED
SSTDCCC040	SSTDCCC040	BP025455.D	08/18/2025	10:39
TG-S03	Q2832-05	BP025467.D	08/18/2025	18:58
TG-S04	Q2832-07	BP025468.D	08/18/2025	19:39

284 Sheffield Street, Mountainside, New Jersey 07092, Phone : 908 789 8900,
Fax : 908 789 8922

5B

SEMIVOLATILE ORGANIC INSTRUMENT PERFORMANCE CHECK
DECAFLUOROTRIPHENYLPHOSPHINE (DFTPP)

Lab Name: Alliance
Contract: PORT06
Lab Code: ACE
SDG NO.: Q2832
Lab File ID: BP025527.D
DFTPP Injection Date: 08/21/2025
Instrument ID: BNA_P
DFTPP Injection Time: 06:01

m/e	ION ABUNDANCE CRITERIA	% RELATIVE ABUNDANCE
68	Less than 2.0% of mass 69	0.6 (1.9) 1
69	Mass 69 relative abundance	100
70	Less than 2.0% of mass 69	0.2 (0.5) 1
197	Less than 2.0% of mass 198	0.0
198	Base Peak, 100% relative abundance	100
199	5.0 to 9.0% of mass 198	6.7
365	Greater than 1% of mass 198	4.3
441	Present, but less than mass 443	79.6
442	Greater than 50% of mass 198	100
443	15.0 - 24.0% of mass 442	19.2 (19.2) 2

1-Value is % mass 69
2-Value is % mass 442

THIS CHECK APPLIES TO THE FOLLOWING SAMPLES, MS, MSD, BLANKS, AND STANDARDS:

EPA SAMPLE NO.	LAB SAMPLE ID	LAB FILE ID	DATE ANALYZED	TIME ANALYZED
SSTDCCC040	SSTDCCC040	BP025528.D	08/21/2025	06:42
TG-S05	Q2832-09	BP025537.D	08/21/2025	12:53

284 Sheffield Street, Mountainside, New Jersey 07092, Phone : 908 789 8900,
Fax : 908 789 8922

5B

SEMIVOLATILE ORGANIC INSTRUMENT PERFORMANCE CHECK
DECAFLUOROTRIPHENYLPHOSPHINE (DFTPP)

Lab Name: Alliance
Contract: PORT06
Lab Code: ACE
SDG NO.: Q2832
Lab File ID: BP025543.D
DFTPP Injection Date: 08/22/2025
Instrument ID: BNA_P
DFTPP Injection Time: 10:08

m/e	ION ABUNDANCE CRITERIA	% RELATIVE ABUNDANCE
68	Less than 2.0% of mass 69	0.5 (1.6) 1
69	Mass 69 relative abundance	100
70	Less than 2.0% of mass 69	0.1 (0.4) 1
197	Less than 2.0% of mass 198	0.2
198	Base Peak, 100% relative abundance	100
199	5.0 to 9.0% of mass 198	6.8
365	Greater than 1% of mass 198	3.8
441	Present, but less than mass 443	78.6
442	Greater than 50% of mass 198	100
443	15.0 - 24.0% of mass 442	19.7 (19.7) 2

1-Value is % mass 69
2-Value is % mass 442

THIS CHECK APPLIES TO THE FOLLOWING SAMPLES, MS, MSD, BLANKS, AND STANDARDS:

EPA SAMPLE NO.	LAB SAMPLE ID	LAB FILE ID	DATE ANALYZED	TIME ANALYZED
SSTDCCC040	SSTDCCC040	BP025544.D	08/22/2025	10:49
TG-S01	Q2832-01	BP025547.D	08/22/2025	13:32
TG-S02	Q2832-03	BP025548.D	08/22/2025	14:13

284 Sheffield Street, Mountainside, New Jersey 07092, Phone : 908 789 8900,
Fax : 908 789 8922

8B

SEMIVOLATILE INTERNAL STANDARD AREA AND RT SUMMARY

Lab Name: Alliance

Lab Code: ACE SDG NO.: Q2832

Client ID : SSTDCCC040 Date Analyzed: 08/14/2025

Lab File ID: BP025405.D Time Analyzed: 22:56

Instrument ID: BNA_P GC Column: ZB-GR ID: 0.25 (mm)

		IS1 (DCB) AREA #	RT #	IS2 (NPT) AREA #	RT #	IS3 (ANT) AREA #	RT #
	12 HOUR STD	125696	7.79	523394	10.55	347617	14.40
	UPPER LIMIT	251392	8.29	1046790	11.054	695234	14.901
	LOWER LIMIT	62848	7.29	261697	10.054	173809	13.901
	EPA SAMPLE NO.						
01	PB169228BL	151255	7.79	580467	10.55	375906	14.40
02	PB169228BS	147030	7.79	606682	10.55	410001	14.40
03	88H-EMS	150786	7.79	605832	10.57	386320	14.40
04	88H-EMSD	152229	7.80	611748	10.56	408254	14.41

IS1 (DCB) = 1,4-Dichlorobenzene-d4
IS2 (NPT) = Naphthalene-d8
IS3 (ANT) = Acenaphthene-d10

AREA UPPER LIMIT = +100% of internal standard area
AREA LOWER LIMIT = -50% of internal standard area
RT UPPER LIMIT = +0.50 minutes of internal standard RT
RT UPPER LIMIT = -0.50 minutes of internal standard RT

Column used to flag values outside QC limits with an asterisk.
* Values outside of QC limits.

284 Sheffield Street, Mountainside, New Jersey 07092, Phone : 908 789 8900,
Fax : 908 789 8922

8C

SEMIVOLATILE INTERNAL STANDARD AREA AND RT SUMMARY

Lab Name: Alliance

Lab Code: ACE

SDG NO.: Q2832

Client ID: SSTDCCC040

Date Analyzed: 08/14/2025

Lab File ID: BP025405.D

Time Analyzed: 22:56

Instrument ID: BNA_P

GC Column: ZB-GR ID: 0.25 (mm)

		IS4 (PHN) AREA #	RT #	IS5 (CRY) AREA #	RT #	IS6 (PRY) AREA #	RT #
	12 HOUR STD	711916	17.201	755861	21.642	870596	25.007
	UPPER LIMIT	1423830	17.701	1511720	22.142	1741190	25.507
	LOWER LIMIT	355958	16.701	377931	21.142	435298	24.507
	EPA SAMPLE NO.						
01	PB169228BL	766364	17.20	917581	21.64	1039280	25.02
02	PB169228BS	838541	17.19	848930	21.64	946447	25.02
03	88H-EMS	780287	17.20	875377	21.64	1000600	25.00
04	88H-EMSD	837667	17.20	921761	21.65	1086410	25.02

IS4 (PHN) = Phenanthrene-d10
IS5 (CRY) = Chrysene-d12
IS6 (PRY) = Perylene-d12

AREA UPPER LIMIT = +100% of internal standard area
AREA LOWER LIMIT = -50% of internal standard area
RT UPPER LIMIT = +0.50 minutes of internal standard RT
RT UPPER LIMIT = -0.50 minutes of internal standard RT

Column used to flag values outside QC limits with an asterisk.
* Values outside of QC limits.

284 Sheffield Street, Mountainside, New Jersey 07092, Phone : 908 789 8900,
Fax : 908 789 8922

8B

SEMIVOLATILE INTERNAL STANDARD AREA AND RT SUMMARY

Lab Name: Alliance

Lab Code: ACE SDG NO.: Q2832

Client ID : SSTDCCC040 Date Analyzed: 08/18/2025

Lab File ID: BP025455.D Time Analyzed: 10:39

Instrument ID: BNA_P GC Column: ZB-GR ID: 0.25 (mm)

		IS1 (DCB) AREA #	RT #	IS2 (NPT) AREA #	RT #	IS3 (ANT) AREA #	RT #
	12 HOUR STD	129439	7.778	550485	10.55	359982	14.40
	UPPER LIMIT	258878	8.278	1100970	11.048	719964	14.901
	LOWER LIMIT	64719.5	7.278	275243	10.048	179991	13.901
	EPA SAMPLE NO.						
01	TG-S03	166743	7.79	660243	10.56	424895	14.41
02	TG-S04	164690	7.79	657475	10.56	417913	14.40

IS1 (DCB) = 1,4-Dichlorobenzene-d4
IS2 (NPT) = Naphthalene-d8
IS3 (ANT) = Acenaphthene-d10

AREA UPPER LIMIT = +100% of internal standard area
AREA LOWER LIMIT = -50% of internal standard area
RT UPPER LIMIT = +0.50 minutes of internal standard RT
RT UPPER LIMIT = -0.50 minutes of internal standard RT

Column used to flag values outside QC limits with an asterisk.
* Values outside of QC limits.

284 Sheffield Street, Mountainside, New Jersey 07092, Phone : 908 789 8900,
Fax : 908 789 8922

8C

SEMIVOLATILE INTERNAL STANDARD AREA AND RT SUMMARY

Lab Name: Alliance

Lab Code: ACE

SDG NO.: Q2832

Client ID: SSTDCCC040

Date Analyzed: 08/18/2025

Lab File ID: BP025455.D

Time Analyzed: 10:39

Instrument ID: BNA_P

GC Column: ZB-GR ID: 0.25 (mm)

		IS4 (PHN) AREA #	RT #	IS5 (CRY) AREA #	RT #	IS6 (PRY) AREA #	RT #
	12 HOUR STD	707933	17.189	748424	21.63	846697	25
	UPPER LIMIT	1415870	17.689	1496850	22.13	1693390	25.5
	LOWER LIMIT	353967	16.689	374212	21.13	423349	24.5
	EPA SAMPLE NO.						
01	TG-S03	851839	17.21	883261	21.64	1051670	25.01
02	TG-S04	832801	17.20	885684	21.62	1055310	25.00

IS4 (PHN) = Phenanthrene-d10
IS5 (CRY) = Chrysene-d12
IS6 (PRY) = Perylene-d12

AREA UPPER LIMIT = +100% of internal standard area
AREA LOWER LIMIT = -50% of internal standard area
RT UPPER LIMIT = +0.50 minutes of internal standard RT
RT UPPER LIMIT = -0.50 minutes of internal standard RT

Column used to flag values outside QC limits with an asterisk.
* Values outside of QC limits.

284 Sheffield Street, Mountainside, New Jersey 07092, Phone : 908 789 8900,
Fax : 908 789 8922

8B

SEMIVOLATILE INTERNAL STANDARD AREA AND RT SUMMARY

Lab Name: Alliance

Lab Code: ACE SDG NO.: Q2832

Client ID : SSTDCCC040 Date Analyzed: 08/21/2025

Lab File ID: BP025528.D Time Analyzed: 06:42

Instrument ID: BNA_P GC Column: ZB-GR ID: 0.25 (mm)

		IS1 (DCB) AREA #	RT #	IS2 (NPT) AREA #	RT #	IS3 (ANT) AREA #	RT #
	12 HOUR STD	210336	7.79	893021	10.56	582847	14.40
	UPPER LIMIT	420672	8.29	1786040	11.06	1165690	14.901
	LOWER LIMIT	105168	7.29	446511	10.06	291424	13.901
	EPA SAMPLE NO.						
01	TG-S05	185117	7.78	725235	10.55	450660	14.40

IS1 (DCB) = 1,4-Dichlorobenzene-d4
IS2 (NPT) = Naphthalene-d8
IS3 (ANT) = Acenaphthene-d10

AREA UPPER LIMIT = +100% of internal standard area
AREA LOWER LIMIT = -50% of internal standard area
RT UPPER LIMIT = +0.50 minutes of internal standard RT
RT UPPER LIMIT = -0.50 minutes of internal standard RT

Column used to flag values outside QC limits with an asterisk.
* Values outside of QC limits.

284 Sheffield Street, Mountainside, New Jersey 07092, Phone : 908 789 8900,
Fax : 908 789 8922

8C

SEMIVOLATILE INTERNAL STANDARD AREA AND RT SUMMARY

Lab Name: Alliance

Lab Code: ACE

SDG NO.: Q2832

Client ID: SSTDCCC040

Date Analyzed: 08/21/2025

Lab File ID: BP025528.D

Time Analyzed: 06:42

Instrument ID: BNA_P

GC Column: ZB-GR ID: 0.25 (mm)

		IS4 (PHN) AREA #	RT #	IS5 (CRY) AREA #	RT #	IS6 (PRY) AREA #	RT #
	12 HOUR STD	1185140	17.201	966898	21.642	954709	25.001
	UPPER LIMIT	2370280	17.701	1933800	22.142	1909420	25.501
	LOWER LIMIT	592570	16.701	483449	21.142	477355	24.501
	EPA SAMPLE NO.						
01	TG-S05	892132	17.21	915666	21.65	1087700	25.04

IS4 (PHN) = Phenanthrene-d10
IS5 (CRY) = Chrysene-d12
IS6 (PRY) = Perylene-d12

AREA UPPER LIMIT = +100% of internal standard area
AREA LOWER LIMIT = -50% of internal standard area
RT UPPER LIMIT = +0.50 minutes of internal standard RT
RT UPPER LIMIT = -0.50 minutes of internal standard RT

Column used to flag values outside QC limits with an asterisk.
* Values outside of QC limits.

284 Sheffield Street, Mountainside, New Jersey 07092, Phone : 908 789 8900,
Fax : 908 789 8922

8B

SEMIVOLATILE INTERNAL STANDARD AREA AND RT SUMMARY

Lab Name: Alliance

Lab Code: ACE SDG NO.: Q2832

Client ID : SSTDCCC040 Date Analyzed: 08/22/2025

Lab File ID: BP025544.D Time Analyzed: 10:49

Instrument ID: BNA_P GC Column: ZB-GR ID: 0.25 (mm)

		IS1 (DCB) AREA #	RT #	IS2 (NPT) AREA #	RT #	IS3 (ANT) AREA #	RT #
	12 HOUR STD	137158	7.778	591885	10.55	400784	14.39
	UPPER LIMIT	274316	8.278	1183770	11.048	801568	14.889
	LOWER LIMIT	68579	7.278	295943	10.048	200392	13.889
	EPA SAMPLE NO.						
01	TG-S01	203646	7.78	856804	10.54	567110	14.38
02	TG-S02	182769	7.78	732501	10.55	473220	14.40

IS1 (DCB) = 1,4-Dichlorobenzene-d4
IS2 (NPT) = Naphthalene-d8
IS3 (ANT) = Acenaphthene-d10

AREA UPPER LIMIT = +100% of internal standard area
AREA LOWER LIMIT = -50% of internal standard area
RT UPPER LIMIT = +0.50 minutes of internal standard RT
RT UPPER LIMIT = -0.50 minutes of internal standard RT

Column used to flag values outside QC limits with an asterisk.
* Values outside of QC limits.

284 Sheffield Street, Mountainside, New Jersey 07092, Phone : 908 789 8900,
Fax : 908 789 8922

8C

SEMIVOLATILE INTERNAL STANDARD AREA AND RT SUMMARY

Lab Name: Alliance

Lab Code: ACE

SDG NO.: Q2832

Client ID: SSTDCCC040

Date Analyzed: 08/22/2025

Lab File ID: BP025544.D

Time Analyzed: 10:49

Instrument ID: BNA_P

GC Column: ZB-GR ID: 0.25 (mm)

		IS4 (PHN) AREA #	RT #	IS5 (CRY) AREA #	RT #	IS6 (PRY) AREA #	RT #
	12 HOUR STD	833863	17.189	897419	21.624	1034530	24.989
	UPPER LIMIT	1667730	17.689	1794840	22.124	2069060	25.489
	LOWER LIMIT	416932	16.689	448710	21.124	517265	24.489
	EPA SAMPLE NO.						
01	TG-S01	1156510	17.19	1172170	21.64	1294510	25.01
02	TG-S02	960991	17.19	1021550	21.62	1175390	24.97

IS4 (PHN) = Phenanthrene-d10
IS5 (CRY) = Chrysene-d12
IS6 (PRY) = Perylene-d12

AREA UPPER LIMIT = +100% of internal standard area
AREA LOWER LIMIT = -50% of internal standard area
RT UPPER LIMIT = +0.50 minutes of internal standard RT
RT UPPER LIMIT = -0.50 minutes of internal standard RT

Column used to flag values outside QC limits with an asterisk.
* Values outside of QC limits.

QC SAMPLE DATA

Raw Data: **BP025406.D**

Alliance TECHNICAL GROUP
284 Sheffield Street, Mountainside, New Jersey 07092, Phone : 908 789 8900,
Fax : 908 789 8922

Report of Analysis

Client:	Portal Partners Tri-Venture	Date Collected:	
Project:	Amtrak Sawtooth Bridges 2025	Date Received:	
Client Sample ID:	PB169228BL	SDG No.:	Q2832
Lab Sample ID:	PB169228BL	Matrix:	SOIL
Analytical Method:	8270E	% Solid:	100
Sample Wt/Vol:	30.03 Units: g	Final Vol:	1000 uL
Soil Aliquot Vol:	uL	Test:	SVOC-TCL BNA -20
Extraction Type :	Decanted : N	Level :	LOW
Injection Volume :	GPC Factor : 1.0	GPC Cleanup :	N PH :
Prep Method :	SW3541		

File ID/Qc Batch:	Dilution:	Prep Date	Date Analyzed	Prep Batch ID
BP025406.D	1	08/13/25 09:05	08/14/25 23:37	PB169228

CAS Number	Parameter	Conc.	Qualifier	MDL	LOQ / CRQL	Units(Dry Weight)
TARGETS						
100-52-7	Benzaldehyde	160	U	160	330	ug/Kg
108-95-2	Phenol	22.1	U	22.1	170	ug/Kg
111-44-4	bis(2-Chloroethyl)ether	24.3	U	24.3	170	ug/Kg
95-57-8	2-Chlorophenol	24.4	U	24.4	170	ug/Kg
95-48-7	2-Methylphenol	29.9	U	29.9	170	ug/Kg
108-60-1	2,2-oxybis(1-Chloropropane)	37.5	U	37.5	170	ug/Kg
98-86-2	Acetophenone	29.5	U	29.5	170	ug/Kg
65794-96-9	3+4-Methylphenols	41.1	U	41.1	330	ug/Kg
621-64-7	n-Nitroso-di-n-propylamine	47.4	U	47.4	79.9	ug/Kg
67-72-1	Hexachloroethane	17.6	U	17.6	170	ug/Kg
98-95-3	Nitrobenzene	18.3	U	18.3	170	ug/Kg
78-59-1	Isophorone	32.8	U	32.8	170	ug/Kg
88-75-5	2-Nitrophenol	58.1	U	58.1	170	ug/Kg
105-67-9	2,4-Dimethylphenol	64.7	U	64.7	170	ug/Kg
111-91-1	bis(2-Chloroethoxy)methane	30.8	U	30.8	170	ug/Kg
120-83-2	2,4-Dichlorophenol	28.3	U	28.3	170	ug/Kg
91-20-3	Naphthalene	22.7	U	22.7	170	ug/Kg
106-47-8	4-Chloroaniline	35.4	U	35.4	170	ug/Kg
87-68-3	Hexachlorobutadiene	25.3	U	25.3	170	ug/Kg
105-60-2	Caprolactam	52.0	U	52.0	330	ug/Kg
59-50-7	4-Chloro-3-methylphenol	28.7	U	28.7	170	ug/Kg
91-57-6	2-Methylnaphthalene	25.6	U	25.6	170	ug/Kg
77-47-4	Hexachlorocyclopentadiene	120	U	120	330	ug/Kg
88-06-2	2,4,6-Trichlorophenol	19.8	U	19.8	170	ug/Kg
95-95-4	2,4,5-Trichlorophenol	29.1	U	29.1	170	ug/Kg
92-52-4	1,1-Biphenyl	21.8	U	21.8	170	ug/Kg
91-58-7	2-Chloronaphthalene	22.5	U	22.5	170	ug/Kg
88-74-4	2-Nitroaniline	48.1	U	48.1	170	ug/Kg
131-11-3	Dimethylphthalate	27.1	U	27.1	170	ug/Kg

Raw Data: **BP025406.D**

Alliance TECHNICAL GROUP
284 Sheffield Street, Mountainside, New Jersey 07092, Phone : 908 789 8900,
Fax : 908 789 8922

Report of Analysis

Client:	Portal Partners Tri-Venture	Date Collected:	
Project:	Amtrak Sawtooth Bridges 2025	Date Received:	
Client Sample ID:	PB169228BL	SDG No.:	Q2832
Lab Sample ID:	PB169228BL	Matrix:	SOIL
Analytical Method:	8270E	% Solid:	100
Sample Wt/Vol:	30.03 Units: g	Final Vol:	1000 uL
Soil Aliquot Vol:	uL	Test:	SVOC-TCL BNA -20
Extraction Type :	Decanted : N	Level :	LOW
Injection Volume :	GPC Factor : 1.0	GPC Cleanup :	N PH :
Prep Method :	SW3541		

File ID/Qc Batch:	Dilution:	Prep Date	Date Analyzed	Prep Batch ID
BP025406.D	1	08/13/25 09:05	08/14/25 23:37	PB169228

CAS Number	Parameter	Conc.	Qualifier	MDL	LOQ / CRQL	Units(Dry Weight)
208-96-8	Acenaphthylene	28.9	U	28.9	170	ug/Kg
606-20-2	2,6-Dinitrotoluene	33.6	U	33.6	170	ug/Kg
99-09-2	3-Nitroaniline	46.0	U	46.0	170	ug/Kg
83-32-9	Acenaphthene	21.3	U	21.3	170	ug/Kg
51-28-5	2,4-Dinitrophenol	230	U	230	330	ug/Kg
100-02-7	4-Nitrophenol	110	U	110	330	ug/Kg
132-64-9	Dibenzofuran	22.7	U	22.7	170	ug/Kg
121-14-2	2,4-Dinitrotoluene	50.0	U	50.0	170	ug/Kg
84-66-2	Diethylphthalate	28.3	U	28.3	170	ug/Kg
7005-72-3	4-Chlorophenyl-phenylether	26.7	U	26.7	170	ug/Kg
86-73-7	Fluorene	25.3	U	25.3	170	ug/Kg
100-01-6	4-Nitroaniline	64.1	U	64.1	170	ug/Kg
534-52-1	4,6-Dinitro-2-methylphenol	100	U	100	330	ug/Kg
86-30-6	n-Nitrosodiphenylamine	32.9	U	32.9	170	ug/Kg
101-55-3	4-Bromophenyl-phenylether	27.8	U	27.8	170	ug/Kg
118-74-1	Hexachlorobenzene	25.3	U	25.3	170	ug/Kg
1912-24-9	Atrazine	34.0	U	34.0	170	ug/Kg
87-86-5	Pentachlorophenol	51.2	U	51.2	330	ug/Kg
85-01-8	Phenanthrene	20.9	U	20.9	170	ug/Kg
120-12-7	Anthracene	33.3	U	33.3	170	ug/Kg
86-74-8	Carbazole	31.2	U	31.2	170	ug/Kg
84-74-2	Di-n-butylphthalate	47.9	U	47.9	170	ug/Kg
206-44-0	Fluoranthene	30.0	U	30.0	170	ug/Kg
129-00-0	Pyrene	36.0	U	36.0	170	ug/Kg
85-68-7	Butylbenzylphthalate	71.3	U	71.3	170	ug/Kg
91-94-1	3,3-Dichlorobenzidine	36.7	U	36.7	330	ug/Kg
56-55-3	Benzo(a)anthracene	23.0	U	23.0	170	ug/Kg
218-01-9	Chrysene	19.9	U	19.9	170	ug/Kg
117-81-7	Bis(2-ethylhexyl)phthalate	59.1	U	59.1	170	ug/Kg
117-84-0	Di-n-octyl phthalate	86.7	U	86.7	330	ug/Kg
205-99-2	Benzo(b)fluoranthene	19.0	U	19.0	170	ug/Kg

Raw Data: **BP025406.D**

284 Sheffield Street, Mountainside, New Jersey 07092, Phone : 908 789 8900,
Fax : 908 789 8922

Report of Analysis

Client:	Portal Partners Tri-Venture	Date Collected:	
Project:	Amtrak Sawtooth Bridges 2025	Date Received:	
Client Sample ID:	PB169228BL	SDG No.:	Q2832
Lab Sample ID:	PB169228BL	Matrix:	SOIL
Analytical Method:	8270E	% Solid:	100
Sample Wt/Vol:	30.03 Units: g	Final Vol:	1000 uL
Soil Aliquot Vol:	uL	Test:	SVOC-TCL BNA -20
Extraction Type :	Decanted : N	Level :	LOW
Injection Volume :	GPC Factor : 1.0	GPC Cleanup :	N PH :
Prep Method :	SW3541		

File ID/Qc Batch:	Dilution:	Prep Date	Date Analyzed	Prep Batch ID
BP025406.D	1	08/13/25 09:05	08/14/25 23:37	PB169228

CAS Number	Parameter	Conc.	Qualifier	MDL	LOQ / CRQL	Units(Dry Weight)
207-08-9	Benzo(k)fluoranthene	22.4	U	22.4	170	ug/Kg
50-32-8	Benzo(a)pyrene	29.5	U	29.5	170	ug/Kg
193-39-5	Indeno(1,2,3-cd)pyrene	29.1	U	29.1	170	ug/Kg
53-70-3	Dibenzo(a,h)anthracene	27.4	U	27.4	170	ug/Kg
191-24-2	Benzo(g,h,i)perylene	25.7	U	25.7	170	ug/Kg
95-94-3	1,2,4,5-Tetrachlorobenzene	25.6	U	25.6	170	ug/Kg
123-91-1	1,4-Dioxane	45.2	U	45.2	170	ug/Kg
58-90-2	2,3,4,6-Tetrachlorophenol	27.4	U	27.4	170	ug/Kg
SURROGATES						
367-12-4	2-Fluorophenol	124		30 (18) - 130 (112)	82%	SPK: 150
13127-88-3	Phenol-d6	118		30 (15) - 130 (107)	79%	SPK: 150
4165-60-0	Nitrobenzene-d5	76.2		30 (18) - 130 (107)	76%	SPK: 100
321-60-8	2-Fluorobiphenyl	75.0		30 (20) - 130 (109)	75%	SPK: 100
118-79-6	2,4,6-Tribromophenol	124		30 (10) - 130 (116)	83%	SPK: 150
1718-51-0	Terphenyl-d14	73.2		30 (10) - 130 (105)	73%	SPK: 100
INTERNAL STANDARDS						
3855-82-1	1,4-Dichlorobenzene-d4	151000	7.79			
1146-65-2	Naphthalene-d8	580000	10.554			
15067-26-2	Acenaphthene-d10	376000	14.401			
1517-22-2	Phenanthrene-d10	766000	17.201			
1719-03-5	Chrysene-d12	918000	21.642			
1520-96-3	Perylene-d12	1040000	25.018			
TENTATIVE IDENTIFIED COMPOUNDS						
000123-42-2	2-Pentanone, 4-hydroxy-4-methyl-	240	A		4.95	ug/Kg

Raw Data: **BP025406.D**

284 Sheffield Street, Mountainside, New Jersey 07092, Phone : 908 789 8900,
Fax : 908 789 8922

Report of Analysis

Client:	Portal Partners Tri-Venture	Date Collected:	
Project:	Amtrak Sawtooth Bridges 2025	Date Received:	
Client Sample ID:	PB169228BL	SDG No.:	Q2832
Lab Sample ID:	PB169228BL	Matrix:	SOIL
Analytical Method:	8270E	% Solid:	100
Sample Wt/Vol:	30.03 Units: g	Final Vol:	1000 uL
Soil Aliquot Vol:	uL	Test:	SVOC-TCL BNA -20
Extraction Type :	Decanted : N	Level :	LOW
Injection Volume :	GPC Factor : 1.0	GPC Cleanup :	N PH :
Prep Method :	SW3541		

File ID/Qc Batch:	Dilution:	Prep Date	Date Analyzed	Prep Batch ID
BP025406.D	1	08/13/25 09:05	08/14/25 23:37	PB169228

CAS Number	Parameter	Conc.	Qualifier	MDL	LOQ / CRQL	Units(Dry Weight)

U = Not Detected
LOQ = Limit of Quantitation
MDL = Method Detection Limit
LOD = Limit of Detection
E = Value Exceeds Calibration Range
Q = indicates LCS control criteria did not meet requirements
M = MS/MSD acceptance criteria did not meet requirements

J = Estimated Value
B = Analyte Found in Associated Method Blank
N = Presumptive Evidence of a Compound
* = Values outside of QC limits
D = Dilution
() = Laboratory InHouse Limit
A = Aldol-Condensation Reaction Products

Raw Data: **BP025407.D**

Alliance TECHNICAL GROUP
284 Sheffield Street, Mountainside, New Jersey 07092, Phone : 908 789 8900,
Fax : 908 789 8922

Report of Analysis

Client:	Portal Partners Tri-Venture	Date Collected:	
Project:	Amtrak Sawtooth Bridges 2025	Date Received:	
Client Sample ID:	PB169228BS	SDG No.:	Q2832
Lab Sample ID:	PB169228BS	Matrix:	SOIL
Analytical Method:	8270E	% Solid:	100
Sample Wt/Vol:	30.01 Units: g	Final Vol:	1000 uL
Soil Aliquot Vol:	uL	Test:	SVOC-TCL BNA -20
Extraction Type :	Decanted : N	Level :	LOW
Injection Volume :	GPC Factor : 1.0	GPC Cleanup :	N PH :
Prep Method :	SW3541		

File ID/Qc Batch:	Dilution:	Prep Date	Date Analyzed	Prep Batch ID
BP025407.D	1	08/13/25 09:05	08/15/25 00:18	PB169228

CAS Number	Parameter	Conc.	Qualifier	MDL	LOQ / CRQL	Units(Dry Weight)
TARGETS						
100-52-7	Benzaldehyde	890		160	330	ug/Kg
108-95-2	Phenol	1500		22.1	170	ug/Kg
111-44-4	bis(2-Chloroethyl)ether	1400		24.3	170	ug/Kg
95-57-8	2-Chlorophenol	1500		24.4	170	ug/Kg
95-48-7	2-Methylphenol	1600		29.9	170	ug/Kg
108-60-1	2,2-oxybis(1-Chloropropane)	1400		37.5	170	ug/Kg
98-86-2	Acetophenone	1400		29.5	170	ug/Kg
65794-96-9	3+4-Methylphenols	1500		41.1	330	ug/Kg
621-64-7	n-Nitroso-di-n-propylamine	1400		47.4	80.0	ug/Kg
67-72-1	Hexachloroethane	1400		17.6	170	ug/Kg
98-95-3	Nitrobenzene	1500		18.3	170	ug/Kg
78-59-1	Isophorone	1400		32.8	170	ug/Kg
88-75-5	2-Nitrophenol	1500		58.2	170	ug/Kg
105-67-9	2,4-Dimethylphenol	1600		64.8	170	ug/Kg
111-91-1	bis(2-Chloroethoxy)methane	1400		30.8	170	ug/Kg
120-83-2	2,4-Dichlorophenol	1600		28.3	170	ug/Kg
91-20-3	Naphthalene	1400		22.7	170	ug/Kg
106-47-8	4-Chloroaniline	1100		35.4	170	ug/Kg
87-68-3	Hexachlorobutadiene	1400		25.3	170	ug/Kg
105-60-2	Caprolactam	1600		52.1	330	ug/Kg
59-50-7	4-Chloro-3-methylphenol	1600		28.7	170	ug/Kg
91-57-6	2-Methylnaphthalene	1500		25.6	170	ug/Kg
77-47-4	Hexachlorocyclopentadiene	3100	E	120	330	ug/Kg
88-06-2	2,4,6-Trichlorophenol	1500		19.8	170	ug/Kg
95-95-4	2,4,5-Trichlorophenol	1600		29.1	170	ug/Kg
92-52-4	1,1-Biphenyl	1500		21.8	170	ug/Kg
91-58-7	2-Chloronaphthalene	1500		22.5	170	ug/Kg
88-74-4	2-Nitroaniline	1600		48.1	170	ug/Kg
131-11-3	Dimethylphthalate	1500		27.1	170	ug/Kg

Raw Data: **BP025407.D**

Alliance TECHNICAL GROUP
284 Sheffield Street, Mountainside, New Jersey 07092, Phone : 908 789 8900,
Fax : 908 789 8922

Report of Analysis

Client:	Portal Partners Tri-Venture	Date Collected:	
Project:	Amtrak Sawtooth Bridges 2025	Date Received:	
Client Sample ID:	PB169228BS	SDG No.:	Q2832
Lab Sample ID:	PB169228BS	Matrix:	SOIL
Analytical Method:	8270E	% Solid:	100
Sample Wt/Vol:	30.01 Units: g	Final Vol:	1000 uL
Soil Aliquot Vol:	uL	Test:	SVOC-TCL BNA -20
Extraction Type :	Decanted : N	Level :	LOW
Injection Volume :	GPC Factor : 1.0	GPC Cleanup :	N PH :
Prep Method :	SW3541		

File ID/Qc Batch:	Dilution:	Prep Date	Date Analyzed	Prep Batch ID
BP025407.D	1	08/13/25 09:05	08/15/25 00:18	PB169228

CAS Number	Parameter	Conc.	Qualifier	MDL	LOQ / CRQL	Units(Dry Weight)
208-96-8	Acenaphthylene	1500		28.9	170	ug/Kg
606-20-2	2,6-Dinitrotoluene	1600		33.6	170	ug/Kg
99-09-2	3-Nitroaniline	1200		46.0	170	ug/Kg
83-32-9	Acenaphthene	1500		21.3	170	ug/Kg
51-28-5	2,4-Dinitrophenol	3600	E	230	330	ug/Kg
100-02-7	4-Nitrophenol	3200	E	110	330	ug/Kg
132-64-9	Dibenzofuran	1500		22.7	170	ug/Kg
121-14-2	2,4-Dinitrotoluene	1600		50.1	170	ug/Kg
84-66-2	Diethylphthalate	1500		28.3	170	ug/Kg
7005-72-3	4-Chlorophenyl-phenylether	1500		26.7	170	ug/Kg
86-73-7	Fluorene	1500		25.3	170	ug/Kg
100-01-6	4-Nitroaniline	1500		64.2	170	ug/Kg
534-52-1	4,6-Dinitro-2-methylphenol	1600		100	330	ug/Kg
86-30-6	n-Nitrosodiphenylamine	1500		32.9	170	ug/Kg
101-55-3	4-Bromophenyl-phenylether	1500		27.8	170	ug/Kg
118-74-1	Hexachlorobenzene	1500		25.3	170	ug/Kg
1912-24-9	Atrazine	1500		34.0	170	ug/Kg
87-86-5	Pentachlorophenol	3200	E	51.3	330	ug/Kg
85-01-8	Phenanthrene	1500		20.9	170	ug/Kg
120-12-7	Anthracene	1500		33.3	170	ug/Kg
86-74-8	Carbazole	1500		31.2	170	ug/Kg
84-74-2	Di-n-butylphthalate	1500		47.9	170	ug/Kg
206-44-0	Fluoranthene	1500		30.0	170	ug/Kg
129-00-0	Pyrene	1500		36.0	170	ug/Kg
85-68-7	Butylbenzylphthalate	1500		71.4	170	ug/Kg
91-94-1	3,3-Dichlorobenzidine	1100		36.7	330	ug/Kg
56-55-3	Benzo(a)anthracene	1500		23.0	170	ug/Kg
218-01-9	Chrysene	1500		19.9	170	ug/Kg
117-81-7	Bis(2-ethylhexyl)phthalate	1500		59.2	170	ug/Kg
117-84-0	Di-n-octyl phthalate	1500		86.8	330	ug/Kg
205-99-2	Benzo(b)fluoranthene	1600		19.0	170	ug/Kg

Raw Data: **BP025407.D**

284 Sheffield Street, Mountainside, New Jersey 07092, Phone : 908 789 8900,
Fax : 908 789 8922

Report of Analysis

Client:	Portal Partners Tri-Venture	Date Collected:	
Project:	Amtrak Sawtooth Bridges 2025	Date Received:	
Client Sample ID:	PB169228BS	SDG No.:	Q2832
Lab Sample ID:	PB169228BS	Matrix:	SOIL
Analytical Method:	8270E	% Solid:	100
Sample Wt/Vol:	30.01 Units: g	Final Vol:	1000 uL
Soil Aliquot Vol:	uL	Test:	SVOC-TCL BNA -20
Extraction Type :	Decanted : N	Level :	LOW
Injection Volume :	GPC Factor : 1.0	GPC Cleanup :	N PH :
Prep Method :	SW3541		

File ID/Qc Batch:	Dilution:	Prep Date	Date Analyzed	Prep Batch ID
BP025407.D	1	08/13/25 09:05	08/15/25 00:18	PB169228

CAS Number	Parameter	Conc.	Qualifier	MDL	LOQ / CRQL	Units(Dry Weight)
207-08-9	Benzo(k)fluoranthene	1500		22.4	170	ug/Kg
50-32-8	Benzo(a)pyrene	1600		29.5	170	ug/Kg
193-39-5	Indeno(1,2,3-cd)pyrene	1500		29.1	170	ug/Kg
53-70-3	Dibenzo(a,h)anthracene	1500		27.4	170	ug/Kg
191-24-2	Benzo(g,h,i)perylene	1500		25.7	170	ug/Kg
95-94-3	1,2,4,5-Tetrachlorobenzene	1400		25.6	170	ug/Kg
123-91-1	1,4-Dioxane	1300		45.2	170	ug/Kg
58-90-2	2,3,4,6-Tetrachlorophenol	1600		27.4	170	ug/Kg
SURROGATES						
367-12-4	2-Fluorophenol	125		30 (18) - 130 (112)	84%	SPK: 150
13127-88-3	Phenol-d6	126		30 (15) - 130 (107)	84%	SPK: 150
4165-60-0	Nitrobenzene-d5	76.0		30 (18) - 130 (107)	76%	SPK: 100
321-60-8	2-Fluorobiphenyl	73.2		30 (20) - 130 (109)	73%	SPK: 100
118-79-6	2,4,6-Tribromophenol	128		30 (10) - 130 (116)	85%	SPK: 150
1718-51-0	Terphenyl-d14	77.4		30 (10) - 130 (105)	77%	SPK: 100
INTERNAL STANDARDS						
3855-82-1	1,4-Dichlorobenzene-d4	147000	7.79			
1146-65-2	Naphthalene-d8	607000	10.554			
15067-26-2	Acenaphthene-d10	410000	14.401			
1517-22-2	Phenanthrene-d10	839000	17.189			
1719-03-5	Chrysene-d12	849000	21.642			
1520-96-3	Perylene-d12	946000	25.018			

U = Not Detected
LOQ = Limit of Quantitation
MDL = Method Detection Limit
LOD = Limit of Detection
E = Value Exceeds Calibration Range
Q = indicates LCS control criteria did not meet requirements
M = MS/MSD acceptance criteria did not meet requirements

J = Estimated Value
B = Analyte Found in Associated Method Blank
N = Presumptive Evidence of a Compound
* = Values outside of QC limits
D = Dilution
() = Laboratory InHouse Limit
A = Aldol-Condensation Reaction Products

Raw Data: **BP025415.D**

Alliance TECHNICAL GROUP
284 Sheffield Street, Mountainside, New Jersey 07092, Phone : 908 789 8900,
Fax : 908 789 8922

Report of Analysis

Client:	Portal Partners Tri-Venture	Date Collected:	08/08/25
Project:	Amtrak Sawtooth Bridges 2025	Date Received:	08/08/25
Client Sample ID:	88H-EMS	SDG No.:	Q2832
Lab Sample ID:	Q2820-17MS	Matrix:	SOIL
Analytical Method:	8270E	% Solid:	82.6
Sample Wt/Vol:	30.03 Units: g	Final Vol:	1000 uL
Soil Aliquot Vol:	uL	Test:	SVOC-TCL BNA -20
Extraction Type :	Decanted : N	Level :	LOW
Injection Volume :	GPC Factor : 1.0	GPC Cleanup :	N PH :
Prep Method :	SW3541		

File ID/Qc Batch:	Dilution:	Prep Date	Date Analyzed	Prep Batch ID
BP025415.D	1	08/13/25 09:05	08/15/25 05:48	PB169228

CAS Number	Parameter	Conc.	Qualifier	MDL	LOQ / CRQL	Units(Dry Weight)
TARGETS						
100-52-7	Benzaldehyde	1100		190	400	ug/Kg
108-95-2	Phenol	1800		26.7	210	ug/Kg
111-44-4	bis(2-Chloroethyl)ether	1700		29.4	210	ug/Kg
95-57-8	2-Chlorophenol	1800		29.5	210	ug/Kg
95-48-7	2-Methylphenol	1800		36.2	210	ug/Kg
108-60-1	2,2-oxybis(1-Chloropropane)	1700		45.4	210	ug/Kg
98-86-2	Acetophenone	1700		35.7	210	ug/Kg
65794-96-9	3+4-Methylphenols	1800		49.7	400	ug/Kg
621-64-7	n-Nitroso-di-n-propylamine	1600		57.3	96.8	ug/Kg
67-72-1	Hexachloroethane	1700		21.3	210	ug/Kg
98-95-3	Nitrobenzene	1700		22.1	210	ug/Kg
78-59-1	Isophorone	1700		39.7	210	ug/Kg
88-75-5	2-Nitrophenol	1800		70.4	210	ug/Kg
105-67-9	2,4-Dimethylphenol	1900		78.4	210	ug/Kg
111-91-1	bis(2-Chloroethoxy)methane	1700		37.3	210	ug/Kg
120-83-2	2,4-Dichlorophenol	1900		34.2	210	ug/Kg
91-20-3	Naphthalene	1700		27.5	210	ug/Kg
106-47-8	4-Chloroaniline	930		42.8	210	ug/Kg
87-68-3	Hexachlorobutadiene	1700		30.6	210	ug/Kg
105-60-2	Caprolactam	1800		63.0	400	ug/Kg
59-50-7	4-Chloro-3-methylphenol	1800		34.7	210	ug/Kg
91-57-6	2-Methylnaphthalene	1700		31.0	210	ug/Kg
77-47-4	Hexachlorocyclopentadiene	3500	E	140	400	ug/Kg
88-06-2	2,4,6-Trichlorophenol	1900		23.9	210	ug/Kg
95-95-4	2,4,5-Trichlorophenol	1900		35.2	210	ug/Kg
92-52-4	1,1-Biphenyl	1800		26.4	210	ug/Kg
91-58-7	2-Chloronaphthalene	1800		27.2	210	ug/Kg
88-74-4	2-Nitroaniline	1900		58.2	210	ug/Kg
131-11-3	Dimethylphthalate	1800		32.8	210	ug/Kg

Raw Data: **BP025415.D**

Alliance TECHNICAL GROUP
284 Sheffield Street, Mountainside, New Jersey 07092, Phone : 908 789 8900,
Fax : 908 789 8922

Report of Analysis

Client:	Portal Partners Tri-Venture	Date Collected:	08/08/25
Project:	Amtrak Sawtooth Bridges 2025	Date Received:	08/08/25
Client Sample ID:	88H-EMS	SDG No.:	Q2832
Lab Sample ID:	Q2820-17MS	Matrix:	SOIL
Analytical Method:	8270E	% Solid:	82.6
Sample Wt/Vol:	30.03 Units: g	Final Vol:	1000 uL
Soil Aliquot Vol:	uL	Test:	SVOC-TCL BNA -20
Extraction Type :	Decanted : N	Level :	LOW
Injection Volume :	GPC Factor : 1.0	GPC Cleanup :	N PH :
Prep Method :	SW3541		

File ID/Qc Batch:	Dilution:	Prep Date	Date Analyzed	Prep Batch ID
BP025415.D	1	08/13/25 09:05	08/15/25 05:48	PB169228

CAS Number	Parameter	Conc.	Qualifier	MDL	LOQ / CRQL	Units(Dry Weight)
208-96-8	Acenaphthylene	1800		35.0	210	ug/Kg
606-20-2	2,6-Dinitrotoluene	1800		40.6	210	ug/Kg
99-09-2	3-Nitroaniline	1200		55.6	210	ug/Kg
83-32-9	Acenaphthene	1800		25.8	210	ug/Kg
51-28-5	2,4-Dinitrophenol	3900	E	280	400	ug/Kg
100-02-7	4-Nitrophenol	3800	E	130	400	ug/Kg
132-64-9	Dibenzofuran	1800		27.5	210	ug/Kg
121-14-2	2,4-Dinitrotoluene	1900		60.6	210	ug/Kg
84-66-2	Diethylphthalate	1800		34.2	210	ug/Kg
7005-72-3	4-Chlorophenyl-phenylether	1700		32.3	210	ug/Kg
86-73-7	Fluorene	1700		30.6	210	ug/Kg
100-01-6	4-Nitroaniline	1700		77.6	210	ug/Kg
534-52-1	4,6-Dinitro-2-methylphenol	1800		120	400	ug/Kg
86-30-6	n-Nitrosodiphenylamine	1800		39.8	210	ug/Kg
101-55-3	4-Bromophenyl-phenylether	1800		33.6	210	ug/Kg
118-74-1	Hexachlorobenzene	1800		30.6	210	ug/Kg
1912-24-9	Atrazine	1800		41.1	210	ug/Kg
87-86-5	Pentachlorophenol	3800	E	62.0	400	ug/Kg
85-01-8	Phenanthrene	1800		25.3	210	ug/Kg
120-12-7	Anthracene	1800		40.3	210	ug/Kg
86-74-8	Carbazole	1800		37.7	210	ug/Kg
84-74-2	Di-n-butylphthalate	1800		57.9	210	ug/Kg
206-44-0	Fluoranthene	1800		36.3	210	ug/Kg
129-00-0	Pyrene	1700		43.5	210	ug/Kg
85-68-7	Butylbenzylphthalate	1800		86.4	210	ug/Kg
91-94-1	3,3-Dichlorobenzidine	1000		44.4	400	ug/Kg
56-55-3	Benzo(a)anthracene	1800		27.8	210	ug/Kg
218-01-9	Chrysene	1800		24.1	210	ug/Kg
117-81-7	Bis(2-ethylhexyl)phthalate	1800		71.6	210	ug/Kg
117-84-0	Di-n-octyl phthalate	1800		100	400	ug/Kg
205-99-2	Benzo(b)fluoranthene	1800		23.0	210	ug/Kg

Raw Data: **BP025415.D**

Alliance TECHNICAL GROUP
284 Sheffield Street, Mountainside, New Jersey 07092, Phone : 908 789 8900,
Fax : 908 789 8922

Report of Analysis

Client:	Portal Partners Tri-Venture	Date Collected:	08/08/25
Project:	Amtrak Sawtooth Bridges 2025	Date Received:	08/08/25
Client Sample ID:	88H-EMS	SDG No.:	Q2832
Lab Sample ID:	Q2820-17MS	Matrix:	SOIL
Analytical Method:	8270E	% Solid:	82.6
Sample Wt/Vol:	30.03 Units: g	Final Vol:	1000 uL
Soil Aliquot Vol:	uL	Test:	SVOC-TCL BNA -20
Extraction Type :	Decanted : N	Level :	LOW
Injection Volume :	GPC Factor : 1.0	GPC Cleanup :	N PH :
Prep Method :	SW3541		

File ID/Qc Batch:	Dilution:	Prep Date	Date Analyzed	Prep Batch ID
BP025415.D	1	08/13/25 09:05	08/15/25 05:48	PB169228

CAS Number	Parameter	Conc.	Qualifier	MDL	LOQ / CRQL	Units(Dry Weight)
207-08-9	Benzo(k)fluoranthene	1800		27.1	210	ug/Kg
50-32-8	Benzo(a)pyrene	1800		35.7	210	ug/Kg
193-39-5	Indeno(1,2,3-cd)pyrene	1800		35.2	210	ug/Kg
53-70-3	Dibenzo(a,h)anthracene	1800		33.1	210	ug/Kg
191-24-2	Benzo(g,h,i)perylene	1800		31.1	210	ug/Kg
95-94-3	1,2,4,5-Tetrachlorobenzene	1800		31.0	210	ug/Kg
123-91-1	1,4-Dioxane	1400		54.7	210	ug/Kg
58-90-2	2,3,4,6-Tetrachlorophenol	1800		33.1	210	ug/Kg
SURROGATES						
367-12-4	2-Fluorophenol	84.6		30 (18) - 130 (112)	56%	SPK: 150
13127-88-3	Phenol-d6	85.7		30 (15) - 130 (107)	57%	SPK: 150
4165-60-0	Nitrobenzene-d5	51.9		30 (18) - 130 (107)	52%	SPK: 100
321-60-8	2-Fluorobiphenyl	49.8		30 (20) - 130 (109)	50%	SPK: 100
118-79-6	2,4,6-Tribromophenol	84.8		30 (10) - 130 (116)	57%	SPK: 150
1718-51-0	Terphenyl-d14	45.7		30 (10) - 130 (105)	46%	SPK: 100
INTERNAL STANDARDS						
3855-82-1	1,4-Dichlorobenzene-d4	151000	7.79			
1146-65-2	Naphthalene-d8	606000	10.566			
15067-26-2	Acenaphthene-d10	386000	14.395			
1517-22-2	Phenanthrene-d10	780000	17.195			
1719-03-5	Chrysene-d12	875000	21.642			
1520-96-3	Perylene-d12	1000000	25.001			

U = Not Detected
LOQ = Limit of Quantitation
MDL = Method Detection Limit
LOD = Limit of Detection
E = Value Exceeds Calibration Range
Q = indicates LCS control criteria did not meet requirements
M = MS/MSD acceptance criteria did not meet requirements

J = Estimated Value
B = Analyte Found in Associated Method Blank
N = Presumptive Evidence of a Compound
* = Values outside of QC limits
D = Dilution
() = Laboratory InHouse Limit
A = Aldol-Condensation Reaction Products

Raw Data: **BP025416.D**

Alliance TECHNICAL GROUP
284 Sheffield Street, Mountainside, New Jersey 07092, Phone : 908 789 8900,
Fax : 908 789 8922

Report of Analysis

Client:	Portal Partners Tri-Venture	Date Collected:	08/08/25
Project:	Amtrak Sawtooth Bridges 2025	Date Received:	08/08/25
Client Sample ID:	88H-EMSD	SDG No.:	Q2832
Lab Sample ID:	Q2820-17MSD	Matrix:	SOIL
Analytical Method:	8270E	% Solid:	82.6
Sample Wt/Vol:	30.05 Units: g	Final Vol:	1000 uL
Soil Aliquot Vol:	uL	Test:	SVOC-TCL BNA -20
Extraction Type :	Decanted : N	Level :	LOW
Injection Volume :	GPC Factor : 1.0	GPC Cleanup :	N PH :
Prep Method :	SW3541		

File ID/Qc Batch:	Dilution:	Prep Date	Date Analyzed	Prep Batch ID
BP025416.D	1	08/13/25 09:05	08/15/25 06:29	PB169228

CAS Number	Parameter	Conc.	Qualifier	MDL	LOQ / CRQL	Units(Dry Weight)
TARGETS						
100-52-7	Benzaldehyde	1100		190	400	ug/Kg
108-95-2	Phenol	1900		26.7	210	ug/Kg
111-44-4	bis(2-Chloroethyl)ether	1700		29.4	210	ug/Kg
95-57-8	2-Chlorophenol	1900		29.5	210	ug/Kg
95-48-7	2-Methylphenol	1900		36.1	210	ug/Kg
108-60-1	2,2-oxybis(1-Chloropropane)	1700		45.3	210	ug/Kg
98-86-2	Acetophenone	1800		35.7	210	ug/Kg
65794-96-9	3+4-Methylphenols	1900		49.7	400	ug/Kg
621-64-7	n-Nitroso-di-n-propylamine	1700		57.3	96.7	ug/Kg
67-72-1	Hexachloroethane	1700		21.3	210	ug/Kg
98-95-3	Nitrobenzene	1800		22.1	210	ug/Kg
78-59-1	Isophorone	1800		39.6	210	ug/Kg
88-75-5	2-Nitrophenol	1900		70.3	210	ug/Kg
105-67-9	2,4-Dimethylphenol	2000		78.3	210	ug/Kg
111-91-1	bis(2-Chloroethoxy)methane	1800		37.2	210	ug/Kg
120-83-2	2,4-Dichlorophenol	2000		34.2	210	ug/Kg
91-20-3	Naphthalene	1800		27.4	210	ug/Kg
106-47-8	4-Chloroaniline	1000		42.8	210	ug/Kg
87-68-3	Hexachlorobutadiene	1800		30.6	210	ug/Kg
105-60-2	Caprolactam	1900		63.0	400	ug/Kg
59-50-7	4-Chloro-3-methylphenol	2000		34.7	210	ug/Kg
91-57-6	2-Methylnaphthalene	1800		30.9	210	ug/Kg
77-47-4	Hexachlorocyclopentadiene	3600	E	140	400	ug/Kg
88-06-2	2,4,6-Trichlorophenol	2000		23.9	210	ug/Kg
95-95-4	2,4,5-Trichlorophenol	2000		35.2	210	ug/Kg
92-52-4	1,1-Biphenyl	1800		26.3	210	ug/Kg
91-58-7	2-Chloronaphthalene	1800		27.2	210	ug/Kg
88-74-4	2-Nitroaniline	2000		58.1	210	ug/Kg
131-11-3	Dimethylphthalate	1800		32.8	210	ug/Kg

Raw Data: **BP025416.D**

Alliance TECHNICAL GROUP
284 Sheffield Street, Mountainside, New Jersey 07092, Phone : 908 789 8900,
Fax : 908 789 8922

Report of Analysis

Client:	Portal Partners Tri-Venture	Date Collected:	08/08/25
Project:	Amtrak Sawtooth Bridges 2025	Date Received:	08/08/25
Client Sample ID:	88H-EMSD	SDG No.:	Q2832
Lab Sample ID:	Q2820-17MSD	Matrix:	SOIL
Analytical Method:	8270E	% Solid:	82.6
Sample Wt/Vol:	30.05 Units: g	Final Vol:	1000 uL
Soil Aliquot Vol:	uL	Test:	SVOC-TCL BNA -20
Extraction Type :	Decanted : N	Level :	LOW
Injection Volume :	GPC Factor : 1.0	GPC Cleanup :	N PH :
Prep Method :	SW3541		

File ID/Qc Batch:	Dilution:	Prep Date	Date Analyzed	Prep Batch ID
BP025416.D	1	08/13/25 09:05	08/15/25 06:29	PB169228

CAS Number	Parameter	Conc.	Qualifier	MDL	LOQ / CRQL	Units(Dry Weight)
208-96-8	Acenaphthylene	1800		34.9	210	ug/Kg
606-20-2	2,6-Dinitrotoluene	1900		40.6	210	ug/Kg
99-09-2	3-Nitroaniline	1300		55.6	210	ug/Kg
83-32-9	Acenaphthene	1800		25.7	210	ug/Kg
51-28-5	2,4-Dinitrophenol	4100	E	280	400	ug/Kg
100-02-7	4-Nitrophenol	4000	E	130	400	ug/Kg
132-64-9	Dibenzofuran	1800		27.4	210	ug/Kg
121-14-2	2,4-Dinitrotoluene	2000		60.6	210	ug/Kg
84-66-2	Diethylphthalate	1800		34.2	210	ug/Kg
7005-72-3	4-Chlorophenyl-phenylether	1800		32.3	210	ug/Kg
86-73-7	Fluorene	1800		30.6	210	ug/Kg
100-01-6	4-Nitroaniline	1800		77.6	210	ug/Kg
534-52-1	4,6-Dinitro-2-methylphenol	1900		120	400	ug/Kg
86-30-6	n-Nitrosodiphenylamine	1800		39.8	210	ug/Kg
101-55-3	4-Bromophenyl-phenylether	1800		33.6	210	ug/Kg
118-74-1	Hexachlorobenzene	1800		30.6	210	ug/Kg
1912-24-9	Atrazine	1900		41.1	210	ug/Kg
87-86-5	Pentachlorophenol	4000	E	62.0	400	ug/Kg
85-01-8	Phenanthrene	1800		25.3	210	ug/Kg
120-12-7	Anthracene	1800		40.2	210	ug/Kg
86-74-8	Carbazole	1900		37.7	210	ug/Kg
84-74-2	Di-n-butylphthalate	1900		57.9	210	ug/Kg
206-44-0	Fluoranthene	1900		36.3	210	ug/Kg
129-00-0	Pyrene	1800		43.5	210	ug/Kg
85-68-7	Butylbenzylphthalate	1900		86.3	210	ug/Kg
91-94-1	3,3-Dichlorobenzidine	1100		44.4	400	ug/Kg
56-55-3	Benzo(a)anthracene	1900		27.8	210	ug/Kg
218-01-9	Chrysene	1900		24.1	210	ug/Kg
117-81-7	Bis(2-ethylhexyl)phthalate	1900		71.6	210	ug/Kg
117-84-0	Di-n-octyl phthalate	1900		100	400	ug/Kg
205-99-2	Benzo(b)fluoranthene	1800		23.0	210	ug/Kg

Raw Data: **BP025416.D**

Alliance TECHNICAL GROUP
284 Sheffield Street, Mountainside, New Jersey 07092, Phone : 908 789 8900,
Fax : 908 789 8922

Report of Analysis

Client:	Portal Partners Tri-Venture	Date Collected:	08/08/25
Project:	Amtrak Sawtooth Bridges 2025	Date Received:	08/08/25
Client Sample ID:	88H-EMSD	SDG No.:	Q2832
Lab Sample ID:	Q2820-17MSD	Matrix:	SOIL
Analytical Method:	8270E	% Solid:	82.6
Sample Wt/Vol:	30.05 Units: g	Final Vol:	1000 uL
Soil Aliquot Vol:	uL	Test:	SVOC-TCL BNA -20
Extraction Type :	Decanted : N	Level :	LOW
Injection Volume :	GPC Factor : 1.0	GPC Cleanup :	N PH :
Prep Method :	SW3541		

File ID/Qc Batch:	Dilution:	Prep Date	Date Analyzed	Prep Batch ID
BP025416.D	1	08/13/25 09:05	08/15/25 06:29	PB169228

CAS Number	Parameter	Conc.	Qualifier	MDL	LOQ / CRQL	Units(Dry Weight)
207-08-9	Benzo(k)fluoranthene	1900		27.1	210	ug/Kg
50-32-8	Benzo(a)pyrene	1900		35.7	210	ug/Kg
193-39-5	Indeno(1,2,3-cd)pyrene	1900		35.2	210	ug/Kg
53-70-3	Dibenzo(a,h)anthracene	1900		33.1	210	ug/Kg
191-24-2	Benzo(g,h,i)perylene	1800		31.1	210	ug/Kg
95-94-3	1,2,4,5-Tetrachlorobenzene	1800		30.9	210	ug/Kg
123-91-1	1,4-Dioxane	1500		54.6	210	ug/Kg
58-90-2	2,3,4,6-Tetrachlorophenol	2000		33.1	210	ug/Kg
SURROGATES						
367-12-4	2-Fluorophenol	88.1		30 (18) - 130 (112)	59%	SPK: 150
13127-88-3	Phenol-d6	89.6		30 (15) - 130 (107)	60%	SPK: 150
4165-60-0	Nitrobenzene-d5	54.5		30 (18) - 130 (107)	55%	SPK: 100
321-60-8	2-Fluorobiphenyl	50.8		30 (20) - 130 (109)	51%	SPK: 100
118-79-6	2,4,6-Tribromophenol	89.7		30 (10) - 130 (116)	60%	SPK: 150
1718-51-0	Terphenyl-d14	48.8		30 (10) - 130 (105)	49%	SPK: 100
INTERNAL STANDARDS						
3855-82-1	1,4-Dichlorobenzene-d4	152000	7.795			
1146-65-2	Naphthalene-d8	612000	10.56			
15067-26-2	Acenaphthene-d10	408000	14.407			
1517-22-2	Phenanthrene-d10	838000	17.201			
1719-03-5	Chrysene-d12	922000	21.648			
1520-96-3	Perylene-d12	1090000	25.024			

U = Not Detected
LOQ = Limit of Quantitation
MDL = Method Detection Limit
LOD = Limit of Detection
E = Value Exceeds Calibration Range
Q = indicates LCS control criteria did not meet requirements
M = MS/MSD acceptance criteria did not meet requirements

J = Estimated Value
B = Analyte Found in Associated Method Blank
N = Presumptive Evidence of a Compound
* = Values outside of QC limits
D = Dilution
() = Laboratory InHouse Limit
A = Aldol-Condensation Reaction Products

Alliance TECHNICAL GROUP

A
B
C
D
E
F
G
H
I
J
K

CALIBRATION SUMMARY

Response Factor Report MSBNA_P

Method Path : Z:\svoasrv\HPCHEM1\BNA_P\Methods\
Method File : 8270E-BP081425.M
Title : ASP BNA STANDARDS FOR 5 POINT CALIBRATION
Last Update : Thu Aug 14 18:14:31 2025
Response Via : Initial Calibration

Calibration Files
2.5 =BP025392.D 5 =BP025393.D 10 =BP025394.D 20 =BP025395.D 40 =BP025396.D 50 =BP025397.D 60 =BP025398.D 80 =BP0253
99.D

		Compound	2.5	5	10	20	40	50	60	80	Avg	%RSD
1)	I	1,4-Dichlorobenzen...	----------ISTD----------									
2)		1,4-Dioxane	0.520	0.464	0.475	0.445	0.479	0.462	0.458	0.472	5.07	
3)		Pyridine	1.446	1.250	1.256	1.220	1.317	1.281	1.268	1.291	5.77	
4)		n-Nitrosodimet...		0.515	0.512	0.511	0.559	0.555	0.541	0.532	4.13	
5)	S	2-Fluorophenol	1.232	1.177	1.194	1.162	1.240	1.226	1.199	1.204	2.42	
6)		Aniline	2.098	1.962	2.030	2.020	2.194	2.164	2.094	2.080	3.96	
7)	S	Phenol-d6	1.483	1.467	1.533	1.513	1.641	1.609	1.563	1.544	4.16	
8)		2-Chlorophenol	1.351	1.283	1.347	1.313	1.428	1.414	1.378	1.359	3.83	
9)		Benzaldehyde		0.987	0.956	1.366	1.262	1.005	0.915	1.082	17.12	
10)	C	Phenol	1.594	1.529	1.613	1.575	1.707	1.688	1.635	1.620	3.87	
11)		bis(2-Chloroet...	1.283	1.183	1.273	1.222	1.321	1.303	1.255	1.263	3.78	
12)		1,3-Dichlorobe...	1.532	1.433	1.503	1.443	1.555	1.530	1.493	1.499	3.07	
13)	C	1,4-Dichlorobe...	1.587	1.490	1.527	1.467	1.596	1.544	1.510	1.532	3.12	
14)		1,2-Dichlorobe...	1.558	1.430	1.491	1.431	1.533	1.487	1.449	1.483	3.35	
15)		Benzyl Alcohol		1.138	1.205	1.193	1.287	1.289	1.250	1.227	4.83	
16)		2,2'-oxybis(1-...	1.762	1.592	1.712	1.620	1.751	1.740	1.665	1.692	3.96	
17)		2-Methylphenol	1.075	1.030	1.123	1.107	1.198	1.191	1.154	1.125	5.41	
18)		Hexachloroethane	0.577	0.544	0.552	0.545	0.588	0.578	0.559	0.563	3.13	
19)	P	n-Nitroso-di-n...	1.014	1.066	0.959	1.056	0.992	1.053	1.042	1.000	1.023	3.68
20)		3+4-Methylphenols		1.442	1.533	1.525	1.639	1.640	1.580	1.560	4.87	
21)	I	Naphthalene-d8	----------ISTD----------									
22)		Acetophenone	0.515	0.487	0.506	0.485	0.523	0.506	0.488	0.502	2.96	
23)	S	Nitrobenzene-d5	0.395	0.376	0.392	0.383	0.419	0.408	0.394	0.395	3.65	
24)		Nitrobenzene	0.350	0.342	0.348	0.344	0.375	0.362	0.352	0.353	3.21	
25)		Isophorone	0.734	0.672	0.700	0.674	0.730	0.709	0.680	0.700	3.70	
26)	C	2-Nitrophenol	0.167	0.163	0.177	0.181	0.197	0.195	0.190	0.181	7.43	
27)		2,4-Dimethylph...	0.303	0.303	0.296	0.308	0.336	0.325	0.313	0.312	4.46	
28)		bis(2-Chloroet...	0.443	0.407	0.425	0.407	0.439	0.430	0.410	0.423	3.61	
29)	C	2,4-Dichloroph...	0.293	0.293	0.308	0.305	0.331	0.324	0.314	0.310	4.71	
30)		1,2,4-Trichlor...	0.357	0.329	0.335	0.327	0.354	0.344	0.332	0.340	3.61	
31)		Naphthalene	1.069	1.020	1.037	1.000	1.087	1.052	1.011	1.040	3.06	
32)		Benzoic acid		0.188	0.207	0.227	0.249	0.255	0.255	0.230	12.20	
33)		4-Chloroaniline	0.453	0.435	0.447	0.452	0.492	0.478	0.458	0.459	4.19	
34)	C	Hexachlorobuta...	0.222	0.205	0.211	0.205	0.218	0.213	0.207	0.211	3.05	
35)		Caprolactam		0.114	0.110	0.109	0.120	0.116	0.113	0.114	3.67	
36)	C	4-Chloro-3-met...	0.366	0.335	0.347	0.346	0.373	0.368	0.353	0.355	3.85	
37)		2-Methylnaphth...	0.716	0.653	0.678	0.652	0.700	0.682	0.654	0.676	3.69	
38)		1-Methylnaphth...	0.777	0.706	0.713	0.686	0.751	0.719	0.685	0.719	4.67	

Method Path : Z:\svoasrv\HPCHEM1\BNA_P\Methods\
Method File : 8270E-BP081425.M

39)	I	Acenaphthene-d10	----------ISTD----------								
40)		1,2,4,5-Tetrac...	0.578	0.559	0.585	0.560	0.610	0.581	0.571	0.578	3.00
41)	P	Hexachlorocycl...		0.274	0.313	0.348	0.387	0.388	0.383	0.349	13.46
42)	S	2,4,6-Tribromo...	0.266	0.259	0.267	0.263	0.286	0.275	0.268	0.269	3.39
43)	C	2,4,6-Trichlor...	0.368	0.364	0.381	0.382	0.421	0.408	0.405	0.390	5.56
44)		2,4,5-Trichlor...	0.417	0.385	0.424	0.424	0.457	0.448	0.437	0.427	5.52
45)	S	2-Fluorobiphenyl	1.558	1.483	1.507	1.392	1.517	1.435	1.351	1.463	5.04
46)		1,1'-Biphenyl	1.495	1.418	1.457	1.408	1.537	1.445	1.407	1.453	3.37
47)		2-Chloronaphth...	1.152	1.093	1.144	1.101	1.184	1.142	1.100	1.131	2.99
48)		2-Nitroaniline	0.301	0.306	0.317	0.330	0.360	0.351	0.341	0.329	6.85
49)		Acenaphthylene	1.907	1.806	1.848	1.806	1.992	1.907	1.832	1.871	3.63
50)		Dimethylphthalate	1.569	1.449	1.438	1.403	1.512	1.479	1.403	1.465	4.12
51)		2,6-Dinitrotol...	0.297	0.287	0.302	0.309	0.331	0.323	0.311	0.309	4.95
52)	C	Acenaphthene	1.149	1.082	1.100	1.041	1.155	1.106	1.056	1.098	3.93
53)		3-Nitroaniline	0.318	0.329	0.337	0.342	0.384	0.367	0.354	0.347	6.56
54)	P	2,4-Dinitrophenol		0.114	0.140	0.163	0.186	0.192	0.194	0.165	19.83
55)		Dibenzofuran	1.820	1.711	1.737	1.677	1.811	1.729	1.672	1.736	3.40
56)	P	4-Nitrophenol		0.251	0.265	0.279	0.315	0.304	0.298	0.285	8.56
57)		2,4-Dinitrotol...	0.404	0.407	0.431	0.438	0.479	0.471	0.454	0.440	6.61
58)		Fluorene	1.506	1.391	1.390	1.306	1.415	1.330	1.253	1.370	6.02
59)		2,3,4,6-Tetrac...	0.375	0.360	0.366	0.368	0.402	0.392	0.379	0.377	4.01
60)		Diethylphthalate	1.615	1.475	1.465	1.434	1.540	1.459	1.430	1.488	4.48
61)		4-Chlorophenyl...	0.761	0.684	0.679	0.651	0.690	0.671	0.634	0.681	5.91
62)		4-Nitroaniline	0.341	0.336	0.349	0.351	0.387	0.370	0.359	0.356	4.89
63)		Azobenzene	1.315	1.226	1.274	1.237	1.341	1.301	1.227	1.274	3.62
64)	I	Phenanthrene-d10	----------ISTD----------								
65)		4,6-Dinitro-2-...		0.096	0.113	0.123	0.139	0.139	0.138	0.125	14.21
66)	c	n-Nitrosodiphe...	0.636	0.603	0.607	0.591	0.634	0.605	0.594	0.610	2.99
67)		4-Bromophenyl-...	0.233	0.206	0.217	0.213	0.230	0.223	0.218	0.220	4.34
68)		Hexachlorobenzene	0.264	0.253	0.254	0.242	0.264	0.257	0.251	0.255	3.06
69)		Atrazine	0.229	0.226	0.228	0.218	0.240	0.229	0.229	0.228	2.74
70)	C	Pentachlorophenol		0.135	0.154	0.157	0.177	0.171	0.172	0.161	9.76
71)		Phenanthrene	1.162	1.101	1.111	1.040	1.135	1.085	1.057	1.099	3.88
72)		Anthracene	1.161	1.124	1.133	1.079	1.175	1.101	1.080	1.122	3.37
73)		Carbazole	1.079	1.052	1.074	1.007	1.111	1.053	1.022	1.057	3.32
74)		Di-n-butylphth...	1.345	1.255	1.332	1.244	1.374	1.285	1.265	1.300	3.86
75)	C	Fluoranthene	1.370	1.323	1.348	1.228	1.361	1.286	1.258	1.311	4.13
76)	I	Chrysene-d12	----------ISTD----------								
77)		Benzidine		0.642	0.642	0.967	0.664	0.608	0.573	0.683	20.94
78)		Pyrene	1.398	1.261	1.287	1.274	1.320	1.319	1.241	1.300	4.00
79)	S	Terphenyl-d14	1.249	1.100	1.097	1.045	1.100	1.061	0.999	1.093	7.15
80)		Butylbenzylpht...	0.589	0.557	0.592	0.579	0.614	0.616	0.578	0.589	3.55
81)		Benzo(a)anthra...	1.384	1.302	1.313	1.268	1.359	1.333	1.275	1.319	3.21
82)		3,3'-Dichlorob...		0.482	0.507	0.488	0.521	0.506	0.480	0.497	3.31
83)		Chrysene	1.292	1.214	1.249	1.182	1.280	1.243	1.186	1.235	3.49
84)		Bis(2-ethylhex...	0.907	0.826	0.874	0.831	0.901	0.882	0.850	0.867	3.73
85)	c	Di-n-octyl pht...		1.381	1.498	1.444	1.572	1.563	1.491	1.492	4.84

Method Path : Z:\svoasrv\HPCHEM1\BNA_P\Methods\
Method File : 8270E-BP081425.M

86)	I	Perylene-d12	----------ISTD----------							
87)		Indeno(1,2,3-c...	1.454	1.385	1.440	1.411	1.569	1.522	1.486	1.467	4.36
88)		Benzo(b)fluora...	1.203	1.126	1.171	1.134	1.250	1.197	1.175	1.179	3.60
89)		Benzo(k)fluora...	1.202	1.157	1.200	1.130	1.226	1.206	1.141	1.180	3.16
90)	C	Benzo(a)pyrene	1.139	1.093	1.150	1.108	1.219	1.185	1.141	1.148	3.77
91)		Dibenzo(a,h)an...	1.180	1.125	1.179	1.156	1.290	1.244	1.216	1.199	4.64
92)		Benzo(g,h,i)pe...	1.162	1.118	1.169	1.138	1.248	1.220	1.192	1.178	3.86

(#) = Out of Range

284 Sheffield Street, Mountainside, New Jersey 07092, Phone : 908 789 8900,
Fax : 908 789 8922

7C

SEMIVOLATILE CONTINUING CALIBRATION CHECK

Lab Name: Alliance
Contract: PORT06
Lab Code: ACE
SDG No.: Q2832
Instrument ID: BNA_P
Calibration Date/Time: 08/14/2025 22:56
Lab File ID: BP025405.D
Init. Calib. Date(s): 08/14/2025 08/14/2025
EPA Sample No.: SSTDCCC040
Init. Calib. Time(s): 12:33 17:24
GC Column: ZB-GR ID: 0.25 (mm)

COMPOUND	$\overline{RRF}$	RRF040	MIN RRF	%D	MAX%D
2-Fluorophenol	1.204	1.221		1.4	
Benzaldehyde	1.082	1.279		18.2	
Phenol-d6	1.544	1.575		2.0	
Phenol	1.620	1.651		1.9	20.0
bis(2-Chloroethyl)ether	1.263	1.264		0.1	
2-Chlorophenol	1.359	1.370		0.8	
2-Methylphenol	1.125	1.148		2.0	
2,2-oxybis(1-Chloropropane)	1.692	1.659		-2.0	
Acetophenone	0.502	0.513		2.2	
3+4-Methylphenols	1.560	1.590		1.9	
n-Nitroso-di-n-propylamine	1.023	1.040	0.050	1.7	
Nitrobenzene-d5	0.395	0.403		2.0	
Hexachloroethane	0.563	0.560		-0.5	
Nitrobenzene	0.353	0.363		2.8	
Isophorone	0.700	0.711		1.6	
2-Nitrophenol	0.181	0.186		2.8	20.0
2,4-Dimethylphenol	0.312	0.321		2.9	
bis(2-Chloroethoxy)methane	0.423	0.422		-0.2	
2,4-Dichlorophenol	0.310	0.322		3.9	20.0
Naphthalene	1.040	1.045		0.5	
4-Chloroaniline	0.459	0.473		3.0	
Hexachlorobutadiene	0.211	0.214		1.4	20.0
Caprolactam	0.114	0.118		3.5	
4-Chloro-3-methylphenol	0.355	0.369		3.9	20.0
2-Methylnaphthalene	0.676	0.674		-0.3	
Hexachlorocyclopentadiene	0.349	0.374	0.050	7.2	
2,4,6-Trichlorophenol	0.390	0.400		2.6	20.0
2-Fluorobiphenyl	1.463	1.470		0.5	
2,4,5-Trichlorophenol	0.427	0.443		3.7	
1,1-Biphenyl	1.453	1.450		-0.2	
2-Chloronaphthalene	1.131	1.140		0.7	
2-Nitroaniline	0.329	0.349		6.1	
Dimethylphthalate	1.465	1.497		2.2	
Acenaphthylene	1.871	1.926		2.9	
2,6-Dinitrotoluene	0.309	0.323		4.5	
3-Nitroaniline	0.347	0.364		4.9	
Acenaphthene	1.098	1.125		2.5	20.0
2,4-Dinitrophenol	0.165	0.172	0.050	4.2	
4-Nitrophenol	0.285	0.297	0.050	4.2	

284 Sheffield Street, Mountainside, New Jersey 07092, Phone : 908 789 8900,
Fax : 908 789 8922

7C

SEMIVOLATILE CONTINUING CALIBRATION CHECK

Lab Name: Alliance Contract: PORT06

Lab Code: ACE SDG No.: Q2832

Instrument ID: BNA_P Calibration Date/Time: 08/14/2025 22:56

Lab File ID: BP025405.D Init. Calib. Date(s): 08/14/2025 08/14/2025

EPA Sample No.: SSTDCCC040 Init. Calib. Time(s): 12:33 17:24

GC Column: ZB-GR ID: 0.25 (mm)

COMPOUND	RRF	RRF040	MIN RRF	%D	MAX%D
Dibenzofuran	1.736	1.746		0.6	
2,4-Dinitrotoluene	0.440	0.467		6.1	
Diethylphthalate	1.488	1.506		1.2	
4-Chlorophenyl-phenylether	0.681	0.685		0.6	
Fluorene	1.370	1.387		1.2	
4-Nitroaniline	0.356	0.376		5.6	
4,6-Dinitro-2-methylphenol	0.125	0.127		1.6	
n-Nitrosodiphenylamine	0.610	0.607		-0.5	20.0
2,4,6-Tribromophenol	0.269	0.276		2.6	
4-Bromophenyl-phenylether	0.220	0.218		-0.9	
Hexachlorobenzene	0.255	0.254		-0.4	
Atrazine	0.228	0.232		1.8	
Pentachlorophenol	0.161	0.180		11.8	20.0
Phenanthrene	1.099	1.097		-0.2	
Anthracene	1.122	1.124		0.2	
Carbazole	1.057	1.074		1.6	
Di-n-butylphthalate	1.300	1.303		0.2	
Fluoranthene	1.311	1.320		0.7	20.0
Pyrene	1.300	1.275		-1.9	
Terphenyl-d14	1.093	1.068		-2.3	
Butylbenzylphthalate	0.589	0.588		-0.2	
3,3-Dichlorobenzidine	0.497	0.510		2.6	
Benzo(a)anthracene	1.319	1.331		0.9	
Chrysene	1.235	1.253		1.5	
Bis(2-ethylhexyl)phthalate	0.867	0.857		-1.2	
Di-n-octyl phthalate	1.492	1.484		-0.5	20.0
Benzo(b)fluoranthene	1.179	1.199		1.7	
Benzo(k)fluoranthene	1.180	1.177		-0.3	
Benzo(a)pyrene	1.148	1.151		0.3	20.0
Indeno(1,2,3-cd)pyrene	1.467	1.475		0.5	
Dibenzo(a,h)anthracene	1.199	1.208		0.8	
Benzo(g,h,i)perylene	1.178	1.184		0.5	
1,2,4,5-Tetrachlorobenzene	0.578	0.583		0.9	
1,4-Dioxane	0.472	0.477		1.1	20.0
2,3,4,6-Tetrachlorophenol	0.377	0.395		4.8	

All other compounds must meet a minimum RRF of 0.010.

284 Sheffield Street, Mountainside, New Jersey 07092, Phone : 908 789 8900,
Fax : 908 789 8922

7C

SEMIVOLATILE CONTINUING CALIBRATION CHECK

Lab Name: Alliance
Contract: PORT06
Lab Code: ACE
SDG No.: Q2832
Instrument ID: BNA_P
Calibration Date/Time: 08/18/2025 10:39
Lab File ID: BP025455.D
Init. Calib. Date(s): 08/14/2025 08/14/2025
EPA Sample No.: SSTDCCC040
Init. Calib. Time(s): 12:33 17:24
GC Column: ZB-GR ID: 0.25 (mm)

COMPOUND	$\overline{RRF}$	RRF040	MIN RRF	%D	MAX%D
2-Fluorophenol	1.204	1.235		2.6	
Benzaldehyde	1.082	1.303		20.4	
Phenol-d6	1.544	1.590		3.0	
Phenol	1.620	1.656		2.2	20.0
bis(2-Chloroethyl)ether	1.263	1.286		1.8	
2-Chlorophenol	1.359	1.381		1.6	
2-Methylphenol	1.125	1.153		2.5	
2,2-oxybis(1-Chloropropane)	1.692	1.765		4.3	
Acetophenone	0.502	0.501		-0.2	
3+4-Methylphenols	1.560	1.576		1.0	
n-Nitroso-di-n-propylamine	1.023	1.040	0.050	1.7	
Nitrobenzene-d5	0.395	0.398		0.8	
Hexachloroethane	0.563	0.576		2.3	
Nitrobenzene	0.353	0.357		1.1	
Isophorone	0.700	0.685		-2.1	
2-Nitrophenol	0.181	0.183		1.1	20.0
2,4-Dimethylphenol	0.312	0.308		-1.3	
bis(2-Chloroethoxy)methane	0.423	0.425		0.5	
2,4-Dichlorophenol	0.310	0.317		2.3	20.0
Naphthalene	1.040	1.026		-1.3	
4-Chloroaniline	0.459	0.458		-0.2	
Hexachlorobutadiene	0.211	0.207		-1.9	20.0
Caprolactam	0.114	0.113		-0.9	
4-Chloro-3-methylphenol	0.355	0.363		2.3	20.0
2-Methylnaphthalene	0.676	0.668		-1.2	
Hexachlorocyclopentadiene	0.349	0.479	0.050	37.2	
2,4,6-Trichlorophenol	0.390	0.407		4.4	20.0
2-Fluorobiphenyl	1.463	1.437		-1.8	
2,4,5-Trichlorophenol	0.427	0.443		3.7	
1,1-Biphenyl	1.453	1.458		0.3	
2-Chloronaphthalene	1.131	1.121		-0.9	
2-Nitroaniline	0.329	0.352		7.0	
Dimethylphthalate	1.465	1.456		-0.6	
Acenaphthylene	1.871	1.865		-0.3	
2,6-Dinitrotoluene	0.309	0.319		3.2	
3-Nitroaniline	0.347	0.358		3.2	
Acenaphthene	1.098	1.088		-0.9	20.0
2,4-Dinitrophenol	0.165	0.167	0.050	1.2	
4-Nitrophenol	0.285	0.290	0.050	1.8	

284 Sheffield Street, Mountainside, New Jersey 07092, Phone : 908 789 8900,
Fax : 908 789 8922

7C

SEMIVOLATILE CONTINUING CALIBRATION CHECK

Lab Name: Alliance | Contract: PORT06

Lab Code: ACE | SDG No.: Q2832

Instrument ID: BNA_P | Calibration Date/Time: 08/18/2025 10:39

Lab File ID: BP025455.D | Init. Calib. Date(s): 08/14/2025 08/14/2025

EPA Sample No.: SSTDCCC040 | Init. Calib. Time(s): 12:33 17:24

GC Column: ZB-GR ID: 0.25 (mm)

COMPOUND	RRF	RRF040	MIN RRF	%D	MAX%D
Dibenzofuran	1.736	1.717		-1.1	
2,4-Dinitrotoluene	0.440	0.450		2.3	
Diethylphthalate	1.488	1.500		0.8	
4-Chlorophenyl-phenylether	0.681	0.663		-2.6	
Fluorene	1.370	1.347		-1.7	
4-Nitroaniline	0.356	0.365		2.5	
4,6-Dinitro-2-methylphenol	0.125	0.116		-7.2	
n-Nitrosodiphenylamine	0.610	0.623		2.1	20.0
2,4,6-Tribromophenol	0.269	0.270		0.4	
4-Bromophenyl-phenylether	0.220	0.224		1.8	
Hexachlorobenzene	0.255	0.253		-0.8	
Atrazine	0.228	0.233		2.2	
Pentachlorophenol	0.161	0.154		-4.3	20.0
Phenanthrene	1.099	1.124		2.3	
Anthracene	1.122	1.138		1.4	
Carbazole	1.057	1.069		1.1	
Di-n-butylphthalate	1.300	1.334		2.6	
Fluoranthene	1.311	1.325		1.1	20.0
Pyrene	1.300	1.310		0.8	
Terphenyl-d14	1.093	1.084		-0.8	
Butylbenzylphthalate	0.589	0.592		0.5	
3,3-Dichlorobenzidine	0.497	0.490		-1.4	
Benzo(a)anthracene	1.319	1.322		0.2	
Chrysene	1.235	1.263		2.3	
Bis(2-ethylhexyl)phthalate	0.867	0.880		1.5	
Di-n-octyl phthalate	1.492	1.489		-0.2	20.0
Benzo(b)fluoranthene	1.179	1.212		2.8	
Benzo(k)fluoranthene	1.180	1.195		1.3	
Benzo(a)pyrene	1.148	1.152		0.3	20.0
Indeno(1,2,3-cd)pyrene	1.467	1.451		-1.1	
Dibenzo(a,h)anthracene	1.199	1.196		-0.3	
Benzo(g,h,i)perylene	1.178	1.171		-0.6	
1,2,4,5-Tetrachlorobenzene	0.578	0.569		-1.6	
1,4-Dioxane	0.472	0.474		0.4	20.0
2,3,4,6-Tetrachlorophenol	0.377	0.395		4.8	

All other compounds must meet a minimum RRF of 0.010.

284 Sheffield Street, Mountainside, New Jersey 07092, Phone : 908 789 8900,
Fax : 908 789 8922

7C

SEMIVOLATILE CONTINUING CALIBRATION CHECK

Lab Name: Alliance
Contract: PORT06
Lab Code: ACE
SDG No.: Q2832
Instrument ID: BNA_P
Calibration Date/Time: 08/21/2025 06:42
Lab File ID: BP025528.D
Init. Calib. Date(s): 08/14/2025 08/14/2025
EPA Sample No.: SSTDCCC040
Init. Calib. Time(s): 12:33 17:24
GC Column: ZB-GR ID: 0.25 (mm)

COMPOUND	RRF	RRF040	MIN RRF	%D	MAX%D
2-Fluorophenol	1.204	1.211		0.6	
Benzaldehyde	1.082	1.331		23.0	
Phenol-d6	1.544	1.588		2.8	
Phenol	1.620	1.664		2.7	20.0
bis(2-Chloroethyl)ether	1.263	1.271		0.6	
2-Chlorophenol	1.359	1.383		1.8	
2-Methylphenol	1.125	1.159		3.0	
2,2-oxybis(1-Chloropropane)	1.692	1.822		7.7	
Acetophenone	0.502	0.505		0.6	
3+4-Methylphenols	1.560	1.594		2.2	
n-Nitroso-di-n-propylamine	1.023	1.037	0.050	1.4	
Nitrobenzene-d5	0.395	0.404		2.3	
Hexachloroethane	0.563	0.574		2.0	
Nitrobenzene	0.353	0.365		3.4	
Isophorone	0.700	0.714		2.0	
2-Nitrophenol	0.181	0.186		2.8	20.0
2,4-Dimethylphenol	0.312	0.319		2.2	
bis(2-Chloroethoxy)methane	0.423	0.421		-0.5	
2,4-Dichlorophenol	0.310	0.312		0.6	20.0
Naphthalene	1.040	1.015		-2.4	
4-Chloroaniline	0.459	0.465		1.3	
Hexachlorobutadiene	0.211	0.208		-1.4	20.0
Caprolactam	0.114	0.116		1.8	
4-Chloro-3-methylphenol	0.355	0.366		3.1	20.0
2-Methylnaphthalene	0.676	0.671		-0.7	
Hexachlorocyclopentadiene	0.349	0.350	0.050	0.3	
2,4,6-Trichlorophenol	0.390	0.410		5.1	20.0
2-Fluorobiphenyl	1.463	1.383		-5.5	
2,4,5-Trichlorophenol	0.427	0.446		4.4	
1,1-Biphenyl	1.453	1.459		0.4	
2-Chloronaphthalene	1.131	1.124		-0.6	
2-Nitroaniline	0.329	0.374		13.7	
Dimethylphthalate	1.465	1.502		2.5	
Acenaphthylene	1.871	1.868		-0.2	
2,6-Dinitrotoluene	0.309	0.330		6.8	
3-Nitroaniline	0.347	0.367		5.8	
Acenaphthene	1.098	1.075		-2.1	20.0
2,4-Dinitrophenol	0.165	0.174	0.050	5.5	
4-Nitrophenol	0.285	0.307	0.050	7.7	

284 Sheffield Street, Mountainside, New Jersey 07092, Phone : 908 789 8900,
Fax : 908 789 8922

7C

SEMIVOLATILE CONTINUING CALIBRATION CHECK

Lab Name: Alliance | Contract: PORT06

Lab Code: ACE | SDG No.: Q2832

Instrument ID: BNA_P | Calibration Date/Time: 08/21/2025 06:42

Lab File ID: BP025528.D | Init. Calib. Date(s): 08/14/2025 08/14/2025

EPA Sample No.: SSTDCCC040 | Init. Calib. Time(s): 12:33 17:24

GC Column: ZB-GR ID: 0.25 (mm)

COMPOUND	RRF	RRF040	MIN RRF	%D	MAX%D
Dibenzofuran	1.736	1.733		-0.2	
2,4-Dinitrotoluene	0.440	0.482		9.5	
Diethylphthalate	1.488	1.538		3.4	
4-Chlorophenyl-phenylether	0.681	0.648		-4.8	
Fluorene	1.370	1.312		-4.2	
4-Nitroaniline	0.356	0.363		2.0	
4,6-Dinitro-2-methylphenol	0.125	0.131		4.8	
n-Nitrosodiphenylamine	0.610	0.601		-1.5	20.0
2,4,6-Tribromophenol	0.269	0.274		1.9	
4-Bromophenyl-phenylether	0.220	0.217		-1.4	
Hexachlorobenzene	0.255	0.250		-2.0	
Atrazine	0.228	0.231		1.3	
Pentachlorophenol	0.161	0.169		5.0	20.0
Phenanthrene	1.099	1.074		-2.3	
Anthracene	1.122	1.087		-3.1	
Carbazole	1.057	1.024		-3.1	
Di-n-butylphthalate	1.300	1.302		0.2	
Fluoranthene	1.311	1.222		-6.8	20.0
Pyrene	1.300	1.517		16.7	
Terphenyl-d14	1.093	1.224		12.0	
Butylbenzylphthalate	0.589	0.681		15.6	
3,3-Dichlorobenzidine	0.497	0.463		-6.8	
Benzo(a)anthracene	1.319	1.317		-0.2	
Chrysene	1.235	1.220		-1.2	
Bis(2-ethylhexyl)phthalate	0.867	0.908		4.7	
Di-n-octyl phthalate	1.492	1.357		-9.0	20.0
Benzo(b)fluoranthene	1.179	1.178		-0.1	
Benzo(k)fluoranthene	1.180	1.160		-1.7	
Benzo(a)pyrene	1.148	1.150		0.2	20.0
Indeno(1,2,3-cd)pyrene	1.467	1.545		5.3	
Dibenzo(a,h)anthracene	1.199	1.264		5.4	
Benzo(g,h,i)perylene	1.178	1.268		7.6	
1,2,4,5-Tetrachlorobenzene	0.578	0.574		-0.7	
1,4-Dioxane	0.472	0.468		-0.8	20.0
2,3,4,6-Tetrachlorophenol	0.377	0.391		3.7	

All other compounds must meet a minimum RRF of 0.010.

284 Sheffield Street, Mountainside, New Jersey 07092, Phone : 908 789 8900,
Fax : 908 789 8922

7C

SEMIVOLATILE CONTINUING CALIBRATION CHECK

Lab Name: Alliance
Contract: PORT06
Lab Code: ACE
SDG No.: Q2832
Instrument ID: BNA_P
Calibration Date/Time: 08/22/2025 10:49
Lab File ID: BP025544.D
Init. Calib. Date(s): 08/14/2025 08/14/2025
EPA Sample No.: SSTDCCC040
Init. Calib. Time(s): 12:33 17:24
GC Column: ZB-GR ID: 0.25 (mm)

COMPOUND	RRF	RRF040	MIN RRF	%D	MAX%D
2-Fluorophenol	1.204	1.201		-0.2	
Benzaldehyde	1.082	1.377		27.3	
Phenol-d6	1.544	1.586		2.7	
Phenol	1.620	1.656		2.2	20.0
bis(2-Chloroethyl)ether	1.263	1.266		0.2	
2-Chlorophenol	1.359	1.376		1.3	
2-Methylphenol	1.125	1.147		2.0	
2,2-oxybis(1-Chloropropane)	1.692	1.738		2.7	
Acetophenone	0.502	0.494		-1.6	
3+4-Methylphenols	1.560	1.584		1.5	
n-Nitroso-di-n-propylamine	1.023	1.030	0.050	0.7	
Nitrobenzene-d5	0.395	0.396		0.3	
Hexachloroethane	0.563	0.554		-1.6	
Nitrobenzene	0.353	0.357		1.1	
Isophorone	0.700	0.697		-0.4	
2-Nitrophenol	0.181	0.184		1.7	20.0
2,4-Dimethylphenol	0.312	0.307		-1.6	
bis(2-Chloroethoxy)methane	0.423	0.416		-1.7	
2,4-Dichlorophenol	0.310	0.307		-1.0	20.0
Naphthalene	1.040	1.006		-3.3	
4-Chloroaniline	0.459	0.460		0.2	
Hexachlorobutadiene	0.211	0.200		-5.2	20.0
Caprolactam	0.114	0.124		8.8	
4-Chloro-3-methylphenol	0.355	0.364		2.5	20.0
2-Methylnaphthalene	0.676	0.652		-3.5	
Hexachlorocyclopentadiene	0.349	0.397	0.050	13.8	
2,4,6-Trichlorophenol	0.390	0.387		-0.8	20.0
2-Fluorobiphenyl	1.463	1.364		-6.8	
2,4,5-Trichlorophenol	0.427	0.430		0.7	
1,1-Biphenyl	1.453	1.392		-4.2	
2-Chloronaphthalene	1.131	1.080		-4.5	
2-Nitroaniline	0.329	0.351		6.7	
Dimethylphthalate	1.465	1.455		-0.7	
Acenaphthylene	1.871	1.834		-2.0	
2,6-Dinitrotoluene	0.309	0.324		4.9	
3-Nitroaniline	0.347	0.370		6.6	
Acenaphthene	1.098	1.042		-5.1	20.0
2,4-Dinitrophenol	0.165	0.228	0.050	38.2	
4-Nitrophenol	0.285	0.311	0.050	9.1	

284 Sheffield Street, Mountainside, New Jersey 07092, Phone : 908 789 8900,
Fax : 908 789 8922

7C

SEMIVOLATILE CONTINUING CALIBRATION CHECK

Lab Name: Alliance
Contract: PORT06
Lab Code: ACE
SDG No.: Q2832
Instrument ID: BNA_P
Calibration Date/Time: 08/22/2025 10:49
Lab File ID: BP025544.D
Init. Calib. Date(s): 08/14/2025 08/14/2025
EPA Sample No.: SSTDCCC040
Init. Calib. Time(s): 12:33 17:24
GC Column: ZB-GR ID: 0.25 (mm)

COMPOUND	RRF	RRF040	MIN RRF	%D	MAX%D
Dibenzofuran	1.736	1.669		-3.9	
2,4-Dinitrotoluene	0.440	0.471		7.0	
Diethylphthalate	1.488	1.520		2.2	
4-Chlorophenyl-phenylether	0.681	0.653		-4.1	
Fluorene	1.370	1.350		-1.5	
4-Nitroaniline	0.356	0.382		7.3	
4,6-Dinitro-2-methylphenol	0.125	0.146		16.8	
n-Nitrosodiphenylamine	0.610	0.590		-3.3	20.0
2,4,6-Tribromophenol	0.269	0.273		1.5	
4-Bromophenyl-phenylether	0.220	0.209		-5.0	
Hexachlorobenzene	0.255	0.238		-6.7	
Atrazine	0.228	0.228		0.0	
Pentachlorophenol	0.161	0.169		5.0	20.0
Phenanthrene	1.099	1.058		-3.7	
Anthracene	1.122	1.113		-0.8	
Carbazole	1.057	1.064		0.7	
Di-n-butylphthalate	1.300	1.314		1.1	
Fluoranthene	1.311	1.296		-1.1	20.0
Pyrene	1.300	1.255		-3.5	
Terphenyl-d14	1.093	1.041		-4.8	
Butylbenzylphthalate	0.589	0.607		3.1	
3,3-Dichlorobenzidine	0.497	0.497		0.0	
Benzo(a)anthracene	1.319	1.273		-3.5	
Chrysene	1.235	1.201		-2.8	
Bis(2-ethylhexyl)phthalate	0.867	0.866		-0.1	
Di-n-octyl phthalate	1.492	1.541		3.3	20.0
Benzo(b)fluoranthene	1.179	1.115		-5.4	
Benzo(k)fluoranthene	1.180	1.139		-3.5	
Benzo(a)pyrene	1.148	1.107		-3.6	20.0
Indeno(1,2,3-cd)pyrene	1.467	1.402		-4.4	
Dibenzo(a,h)anthracene	1.199	1.138		-5.1	
Benzo(g,h,i)perylene	1.178	1.141		-3.1	
1,2,4,5-Tetrachlorobenzene	0.578	0.548		-5.2	
1,4-Dioxane	0.472	0.461		-2.3	20.0
2,3,4,6-Tetrachlorophenol	0.377	0.381		1.1	

All other compounds must meet a minimum RRF of 0.010.

Alliance TECHNICAL GROUP

A
B
C
D
E
F
G
H
I
J
K

SAMPLE RAW DATA

Quantitation Report (LSC Reviewed)

Sample Results: **BP025547.D**

Data Path : Z:\svoasrv\HPCHEM1\BNA_P\Data\BP082225\
Data File : BP025547.D
Acq On : 22 Aug 2025 13:32
Operator : CG/JU
Sample : Q2832-01 5X
Misc :
ALS Vial : 5 Sample Multiplier: 1

Quant Time: Aug 22 14:05:05 2025
Quant Method : Z:\svoasrv\HPCHEM1\BNA_P\Methods\8270E-BP081425.M
Quant Title : ASP BNA STANDARDS FOR 5 POINT CALIBRATION
QLast Update : Thu Aug 14 18:14:31 2025
Response via : Initial Calibration

Instrument :
BNA_P
ClientSampleId :
TG-S01

Manual Integrations APPROVED

Reviewed By :Rahul Chavli 08/25/2025
Supervised By :Jagrut Upadhyay 08/25/2025

A B C D E F G H I J K

Compound	R.T.	QIon	Response	Conc	Units	Dev(Min)
Internal Standards						
1) 1,4-Dichlorobenzene-d4	7.778	152	203646	20.000	ng	-0.02
21) Naphthalene-d8	10.543	136	856804	20.000	ng	-0.02
39) Acenaphthene-d10	14.384	164	567110	20.000	ng	-0.02
64) Phenanthrene-d10	17.189	188	1156512	20.000	ng	-0.01
76) Chrysene-d12	21.636	240	1172172	20.000	ng	-0.01
86) Perylene-d12	25.007	264	1294508	20.000	ng	-0.02
System Monitoring Compounds						
5) 2-Fluorophenol	5.396	112	169847	13.851	ng	-0.01
7) Phenol-d6	6.960	99	230001	14.629	ng	0.00
23) Nitrobenzene-d5	8.913	82	146959	8.676	ng	-0.02
42) 2,4,6-Tribromophenol	15.901	330	109864	14.393	ng	-0.01
45) 2-Fluorobiphenyl	12.995	172	390090	9.401	ng	-0.02
79) Terphenyl-d14	19.901	244	643164	10.039	ng	-0.02
Target Compounds						Qvalue
31) Naphthalene	10.596	128	119323	2.679	ng	99
71) Phenanthrene	17.236	178	756424	11.906	ng	100
72) Anthracene	17.330	178	183602	2.830	ng	99
75) Fluoranthene	19.319	202	1019212	13.449	ng	99
78) Pyrene	19.695	202	869774	11.416	ng	99
81) Benzo(a)anthracene	21.618	228	495667	6.412	ng	97
83) Chrysene	21.683	228	430321	5.944	ng	97
87) Indeno(1,2,3-cd)pyrene	28.806	276	269905	2.843	ng #	89
88) Benzo(b)fluoranthene	23.918	252	565395	7.407	ng	95
89) Benzo(k)fluoranthene	23.995	252	239038m	3.129	ng	
90) Benzo(a)pyrene	24.824	252	399560	5.377	ng	98
92) Benzo(g,h,i)perylene	29.971	276	241393	3.165	ng	98

(#) = qualifier out of range (m) = manual integration (+) = signals summed

Quantitation Report (LSC Reviewed)

Sample Results: **BP025547.D**

Data Path : Z:\svoasrv\HPCHEM1\BNA_P\Data\BP082225\
Data File : BP025547.D
Acq On : 22 Aug 2025 13:32
Operator : CG/JU
Sample : Q2832-01 5X
Misc :
ALS Vial : 5 Sample Multiplier: 1

Quant Time: Aug 22 14:05:05 2025
Quant Method : Z:\svoasrv\HPCHEM1\BNA_P\Methods\8270E-BP081425.M
Quant Title : ASP BNA STANDARDS FOR 5 POINT CALIBRATION
QLast Update : Thu Aug 14 18:14:31 2025
Response via : Initial Calibration

Instrument :
BNA_P
ClientSampleId :
TG-S01

Manual Integrations
APPROVED
Reviewed By :Rahul Chavli 08/25/2025
Supervised By :Jagrut Upadhyay 08/25/2025

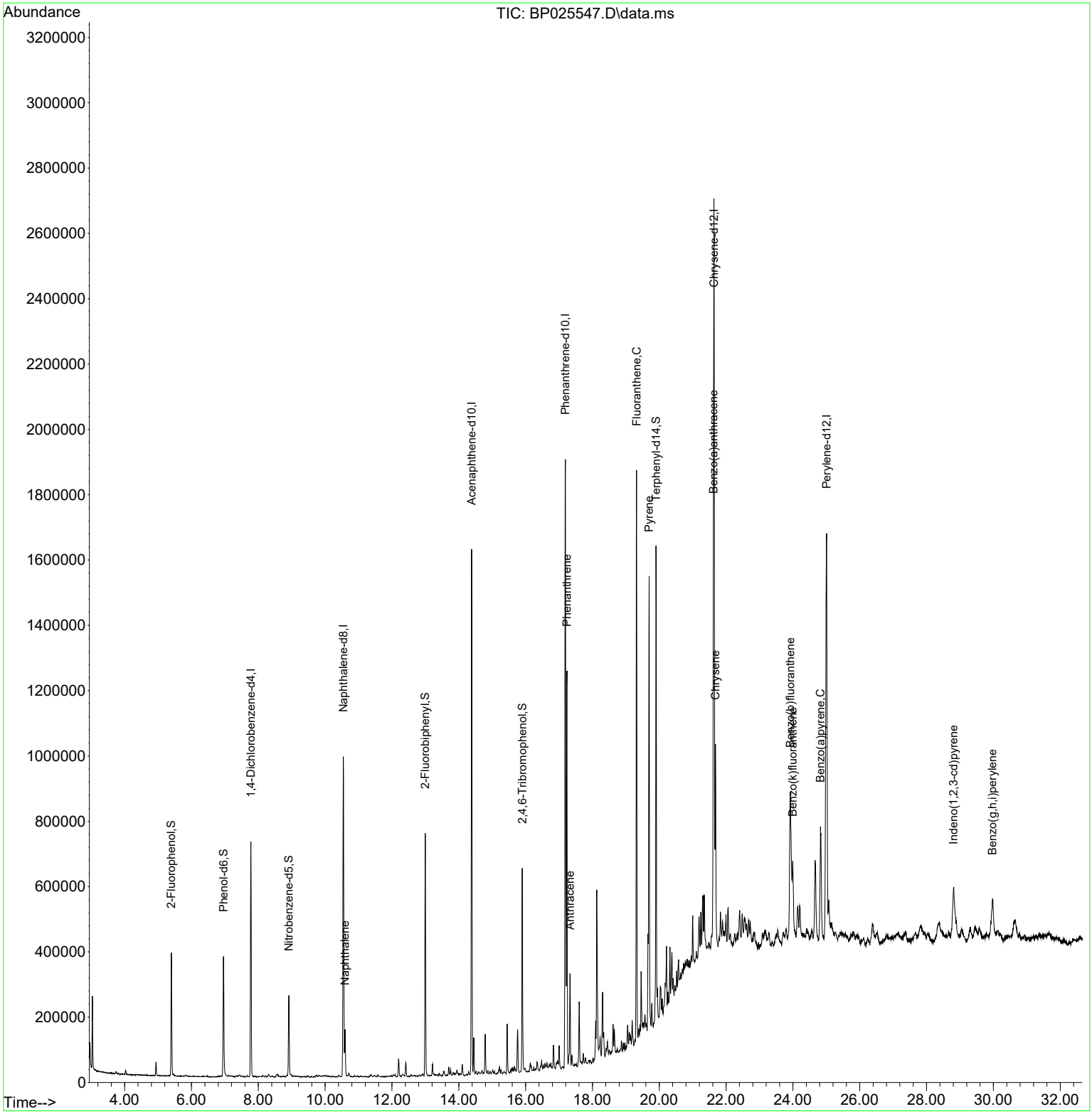

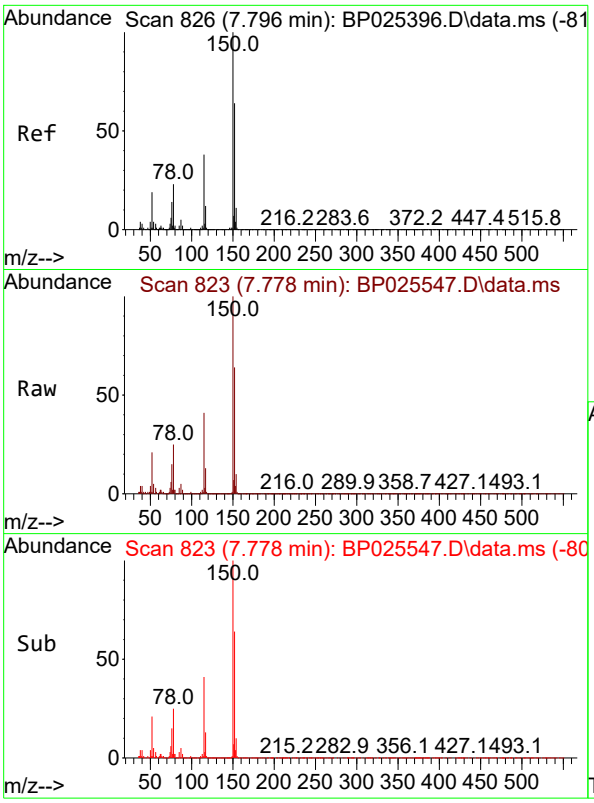

#1
1,4-Dichlorobenzene-d4
Concen: 20.000 ng
RT: 7.778 min Scan# 8
Delta R.T. -0.018 min
Lab File: BP025547.D
Acq: 22 Aug 2025 13:32

Tgt Ion:152 Resp: 20364

Ion	Ratio	Lower	Upper
152	100		
150	156.5	125.9	188.9
115	63.6	48.5	72.7

Instrument :
BNA_P
ClientSampleId :
TG-S01

Manual Integrations
APPROVED

Reviewed By :Rahul Chavli 08/25/2025
Supervised By :Jagrut Upadhyay 08/25/2025

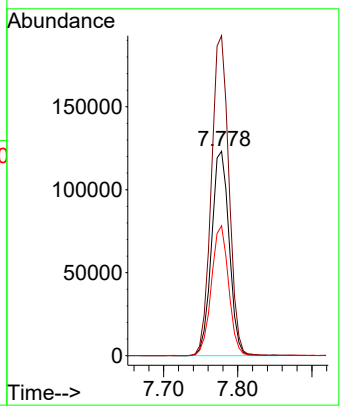



#5
2-Fluorophenol
Concen: 13.851 ng
RT: 5.396 min Scan# 418
Delta R.T. -0.012 min
Lab File: BP025547.D
Acq: 22 Aug 2025 13:32

Tgt Ion:112 Resp: 169847

Ion	Ratio	Lower	Upper
112	100		
64	56.9	43.8	65.8
63	30.3	22.7	34.1

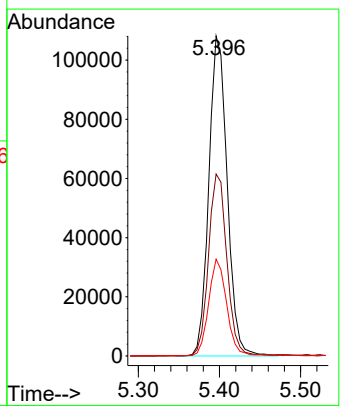



#7
Phenol-d6
Concen: 14.629 ng
RT: 6.960 min Scan# 6
Delta R.T. -0.006 min
Lab File: BP025547.D
Acq: 22 Aug 2025 13:32

Tgt Ion: 99 Resp: 23000

Ion	Ratio	Lower	Upper
99	100		
42	16.9	13.7	20.5
71	33.9	28.2	42.4

Instrument :
BNA_P
ClientSampleId :
TG-S01

Manual Integrations
APPROVED

Reviewed By :Rahul Chavli 08/25/2025
Supervised By :Jagrut Upadhyay 08/25/2025

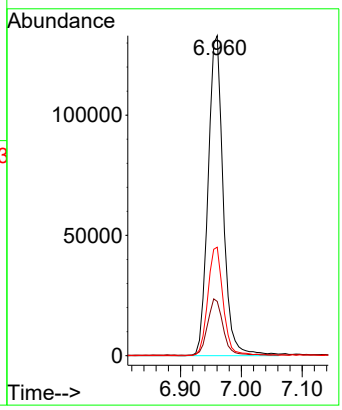



#21
Naphthalene-d8
Concen: 20.000 ng
RT: 10.543 min Scan# 1293
Delta R.T. -0.018 min
Lab File: BP025547.D
Acq: 22 Aug 2025 13:32

Tgt Ion:136 Resp: 856804

Ion	Ratio	Lower	Upper
136	100		
137	11.1	9.2	13.8
54	8.0	6.0	9.0
68	5.4	4.3	6.5

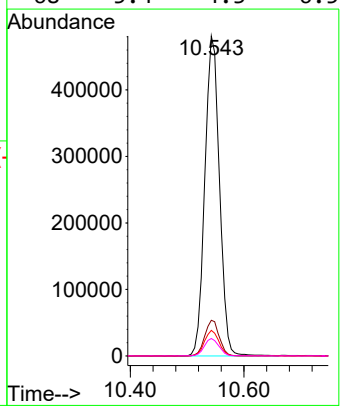

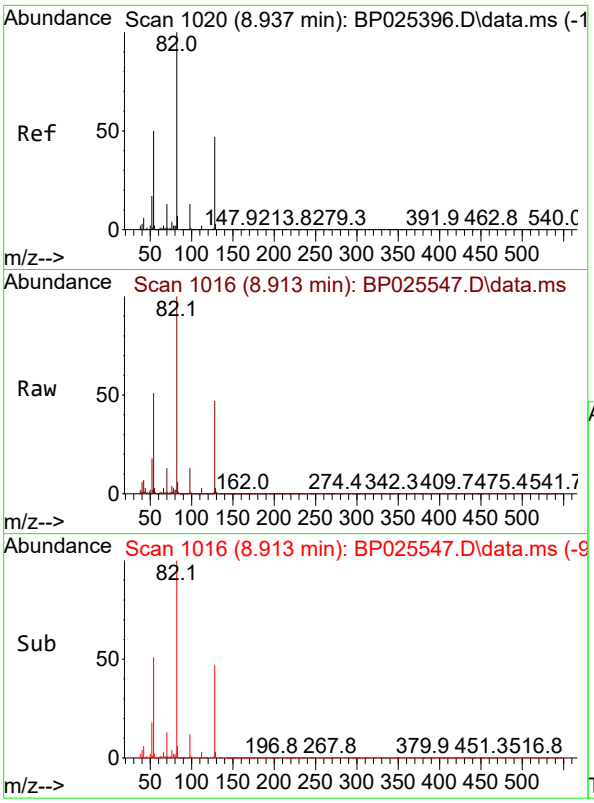

#23
Nitrobenzene-d5
Concen: 8.676 ng
RT: 8.913 min Scan# 1(
Delta R.T. -0.024 min
Lab File: BP025547.D
Acq: 22 Aug 2025 13:32

Tgt Ion: 82 Resp: 14695

Ion	Ratio	Lower	Upper
82	100		
128	47.1	37.7	56.5
54	51.5	39.8	59.6

Instrument :
BNA_P
ClientSampleId :
TG-S01

Manual Integrations
APPROVED

Reviewed By :Rahul Chavli 08/25/2025
Supervised By :Jagrut Upadhyay 08/25/2025

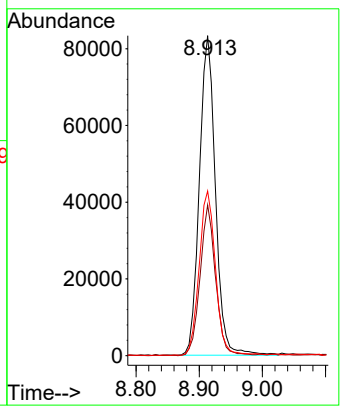



#31
Naphthalene
Concen: 2.679 ng
RT: 10.596 min Scan# 1302
Delta R.T. -0.018 min
Lab File: BP025547.D
Acq: 22 Aug 2025 13:32

Tgt Ion:128 Resp: 119323

Ion	Ratio	Lower	Upper
128	100		
129	11.8	8.6	13.0
127	13.2	10.7	16.1

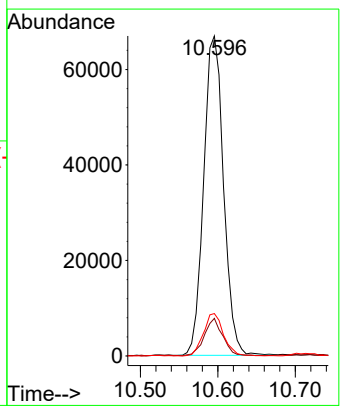

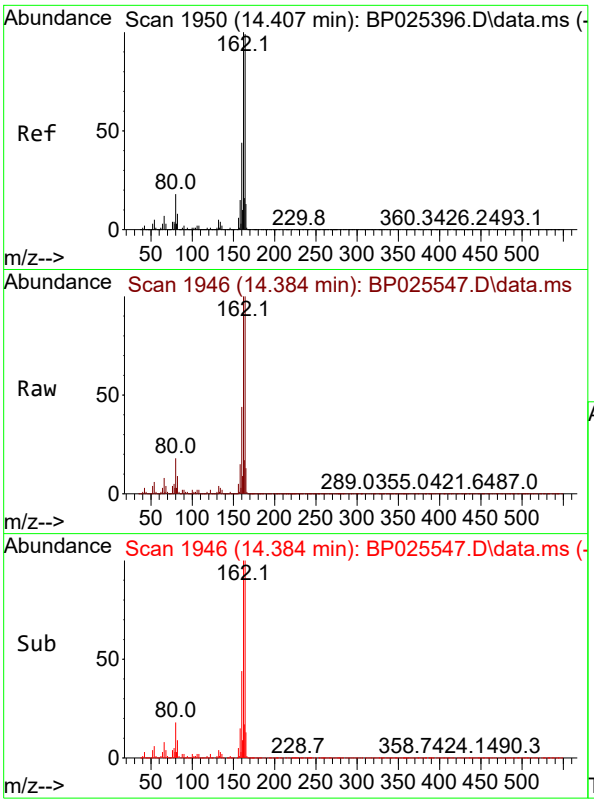

#39
Acenaphthene-d10
Concen: 20.000 ng
RT: 14.384 min Scan# 1
Delta R.T. -0.024 min
Lab File: BP025547.D
Acq: 22 Aug 2025 13:32

Tgt Ion:164 Resp: 5671

Ion	Ratio	Lower	Upper
164	100		
162	99.6	81.0	121.6
160	44.4	35.4	53.2

Instrument :
BNA_P
ClientSampleId :
TG-S01

Manual Integrations
APPROVED

Reviewed By :Rahul Chavli 08/25/2025
Supervised By :Jagrut Upadhyay 08/25/2025

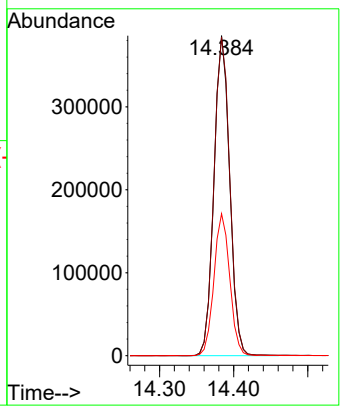

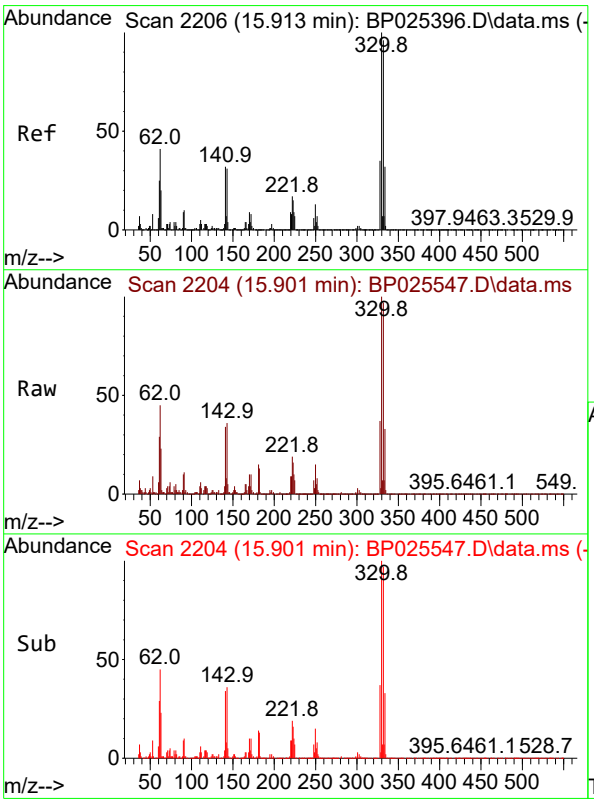

#42
2,4,6-Tribromophenol
Concen: 14.393 ng
RT: 15.901 min Scan# 2204
Delta R.T. -0.012 min
Lab File: BP025547.D
Acq: 22 Aug 2025 13:32

Tgt Ion:330 Resp: 109864

Ion	Ratio	Lower	Upper
330	100		
332	97.1	77.3	115.9
141	36.9	26.6	39.8

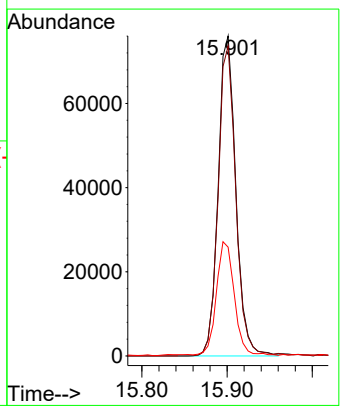



#45
2-Fluorobiphenyl
Concen: 9.401 ng
RT: 12.995 min Scan# 1
Delta R.T. -0.024 min
Lab File: BP025547.D
Acq: 22 Aug 2025 13:32

Tgt Ion:172 Resp: 39009

Ion	Ratio	Lower	Upper
172	100		
171	34.5	28.1	42.1
170	22.2	18.6	28.0

Instrument :
BNA_P
ClientSampleId :
TG-S01

Manual Integrations
APPROVED

Reviewed By :Rahul Chavli 08/25/2025
Supervised By :Jagrut Upadhyay 08/25/2025

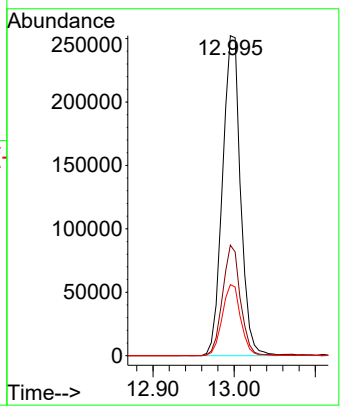



#64
Phenanthrene-d10
Concen: 20.000 ng
RT: 17.189 min Scan# 2423
Delta R.T. -0.012 min
Lab File: BP025547.D
Acq: 22 Aug 2025 13:32

Tgt Ion:188 Resp: 1156512

Ion	Ratio	Lower	Upper
188	100		
94	8.8	6.6	10.0
80	9.8	6.7	10.1

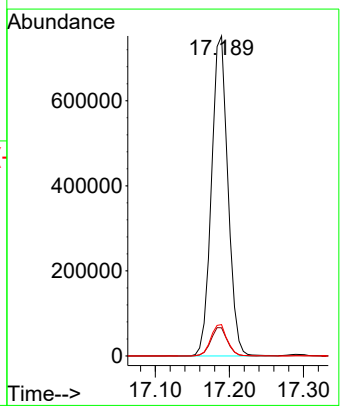



#71
Phenanthrene
Concen: 11.906 ng
RT: 17.236 min Scan# 2
Delta R.T. -0.006 min
Lab File: BP025547.D
Acq: 22 Aug 2025 13:32

Tgt Ion:178 Resp: 75642

Ion	Ratio	Lower	Upper
178	100		
176	19.2	15.5	23.3
179	15.3	12.2	18.4

Instrument :
BNA_P
ClientSampleId :
TG-S01

Manual Integrations
APPROVED

Reviewed By :Rahul Chavli 08/25/2025
Supervised By :Jagrut Upadhyay 08/25/2025

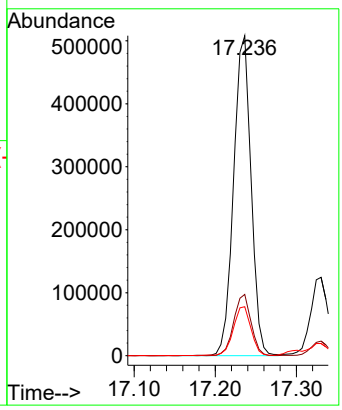



#72
Anthracene
Concen: 2.830 ng
RT: 17.330 min Scan# 2447
Delta R.T. -0.006 min
Lab File: BP025547.D
Acq: 22 Aug 2025 13:32

Tgt Ion:178 Resp: 183602

Ion	Ratio	Lower	Upper
178	100		
176	18.6	14.7	22.1
179	15.6	12.2	18.2

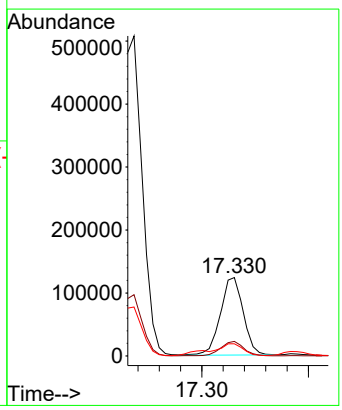



#75
Fluoranthene
Concen: 13.449 ng
RT: 19.319 min Scan# 2
Delta R.T. -0.006 min
Lab File: BP025547.D
Acq: 22 Aug 2025 13:32

Tgt Ion:202 Resp: 101921

Ion	Ratio	Lower	Upper
202	100		
101	10.4	0.0	31.1
203	17.4	0.0	37.3

Instrument :
BNA_P
ClientSampleId :
TG-S01

Manual Integrations
APPROVED

Reviewed By :Rahul Chavli 08/25/2025
Supervised By :Jagrut Upadhyay 08/25/2025

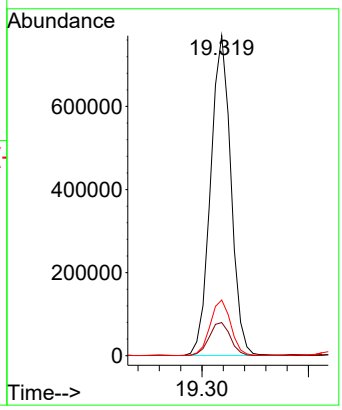

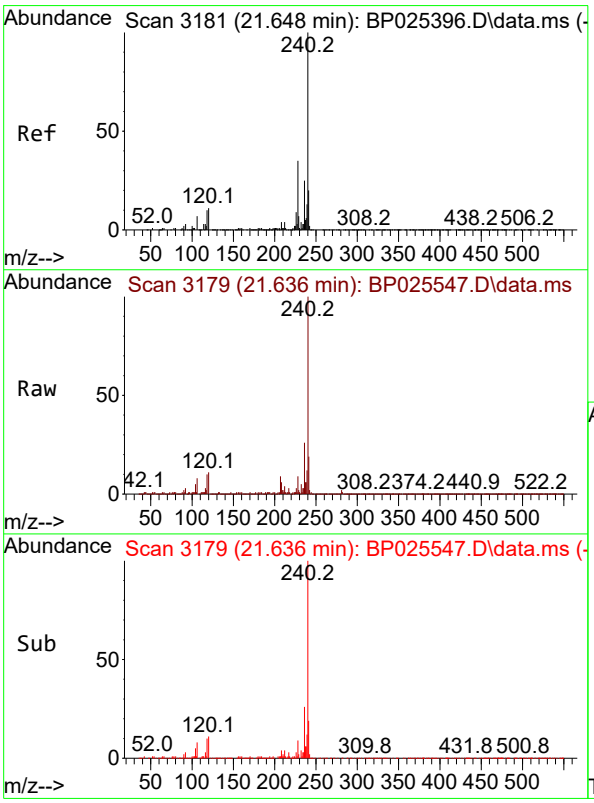

#76
Chrysene-d12
Concen: 20.000 ng
RT: 21.636 min Scan# 3179
Delta R.T. -0.012 min
Lab File: BP025547.D
Acq: 22 Aug 2025 13:32

Tgt Ion:240 Resp: 1172172

Ion	Ratio	Lower	Upper
240	100		
120	11.1	8.9	13.3
236	26.2	19.8	29.8

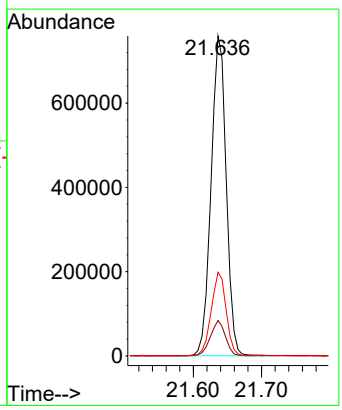



#78
Pyrene
Concen: 11.416 ng
RT: 19.695 min Scan# 2
Delta R.T. -0.006 min
Lab File: BP025547.D
Acq: 22 Aug 2025 13:32

Tgt Ion:202 Resp: 86977

Ion	Ratio	Lower	Upper
202	100		
200	20.1	16.9	25.3
203	17.5	14.2	21.2

Instrument :
BNA_P
ClientSampleId :
TG-S01

Manual Integrations
APPROVED

Reviewed By :Rahul Chavli 08/25/2025
Supervised By :Jagrut Upadhyay 08/25/2025

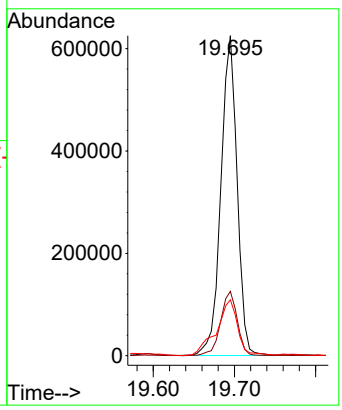



#79
Terphenyl-d14
Concen: 10.039 ng
RT: 19.901 min Scan# 2884
Delta R.T. -0.018 min
Lab File: BP025547.D
Acq: 22 Aug 2025 13:32

Tgt Ion:244 Resp: 643164

Ion	Ratio	Lower	Upper
244	100		
212	7.4	5.8	8.6
122	11.3	7.4	11.2#

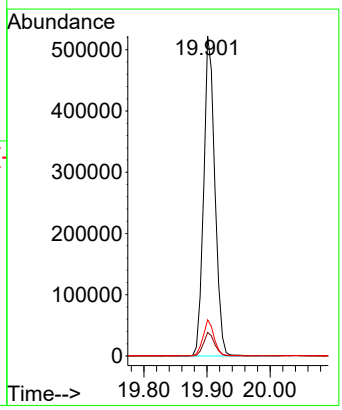

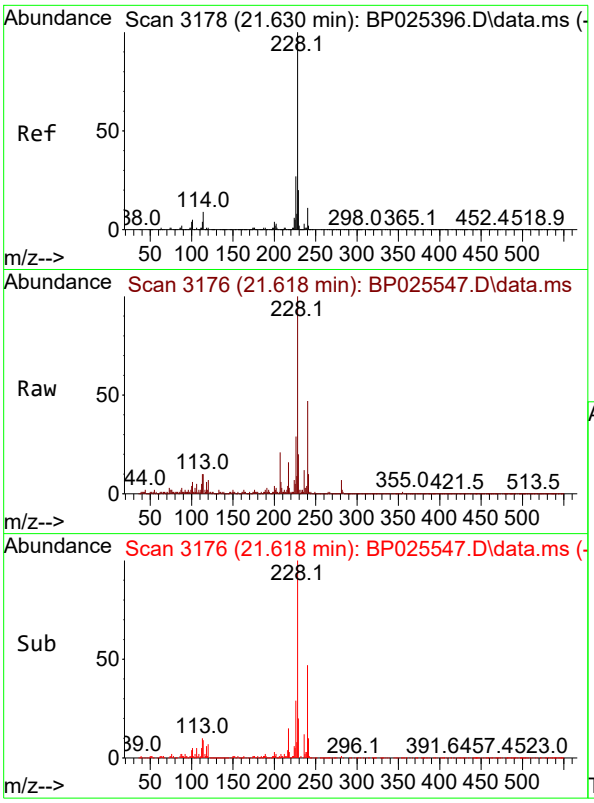

#81
Benzo(a)anthracene
Concen: 6.412 ng
RT: 21.618 min Scan# 3
Delta R.T. -0.012 min
Lab File: BP025547.D
Acq: 22 Aug 2025 13:32

Tgt Ion:228 Resp: 49566

Ion	Ratio	Lower	Upper
228	100		
226	29.1	21.7	32.5
229	20.2	15.6	23.4

Instrument :
BNA_P
ClientSampleId :
TG-S01

Manual Integrations
APPROVED

Reviewed By :Rahul Chavli 08/25/2025
Supervised By :Jagrut Upadhyay 08/25/2025

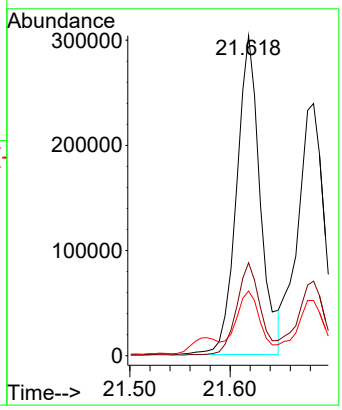

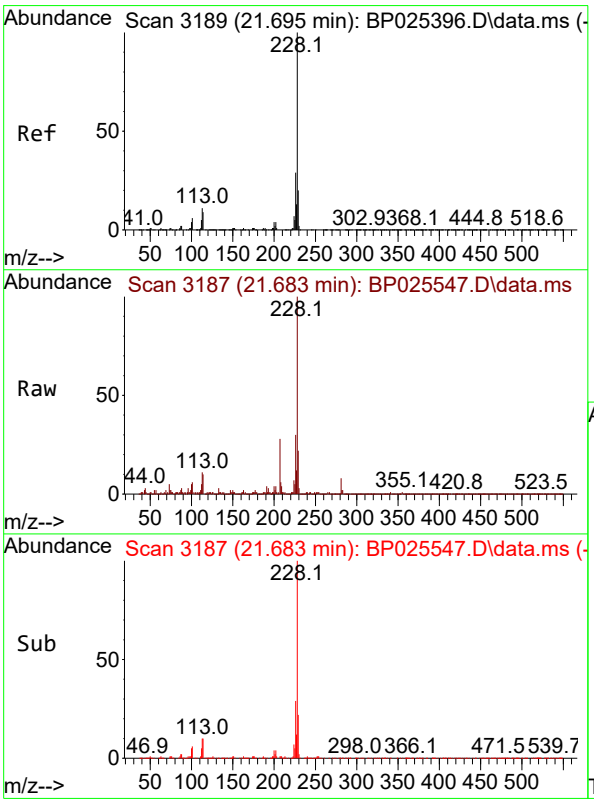

#83
Chrysene
Concen: 5.944 ng
RT: 21.683 min Scan# 3187
Delta R.T. -0.012 min
Lab File: BP025547.D
Acq: 22 Aug 2025 13:32

Tgt Ion:228 Resp: 430321

Ion	Ratio	Lower	Upper
228	100		
226	29.6	23.2	34.8
229	21.9	15.6	23.4

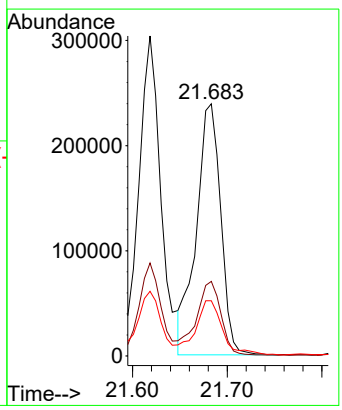



#86
Perylene-d12
Concen: 20.000 ng
RT: 25.007 min Scan# 3
Delta R.T. -0.024 min
Lab File: BP025547.D
Acq: 22 Aug 2025 13:32

Tgt Ion:264 Resp: 129450

Ion	Ratio	Lower	Upper
264	100		
260	24.2	19.3	28.9
265	21.9	17.4	26.0

Instrument :
BNA_P
ClientSampleId :
TG-S01

Manual Integrations
APPROVED

Reviewed By :Rahul Chavli 08/25/2025
Supervised By :Jagrut Upadhyay 08/25/2025

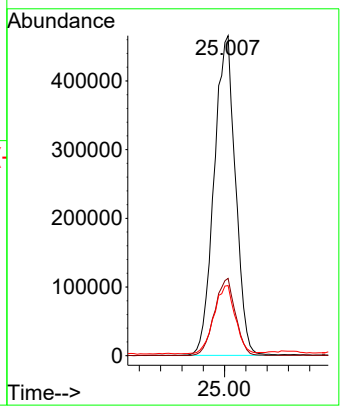

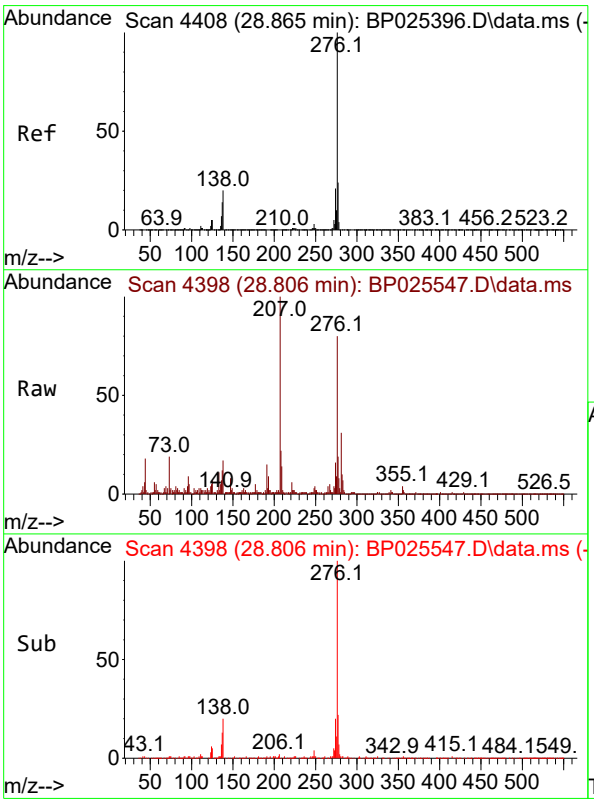

#87
Indeno(1,2,3-cd)pyrene
Concen: 2.843 ng
RT: 28.806 min Scan# 4398
Delta R.T. -0.059 min
Lab File: BP025547.D
Acq: 22 Aug 2025 13:32

Tgt Ion:276 Resp: 269905

Ion	Ratio	Lower	Upper
276	100		
138	22.6	12.9	19.3#
277	25.1	17.0	25.6

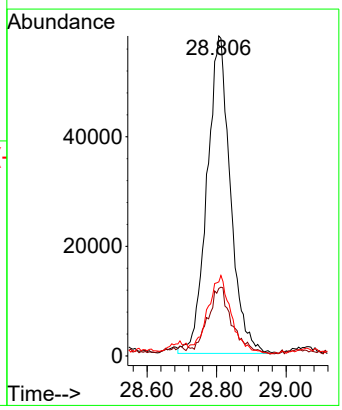

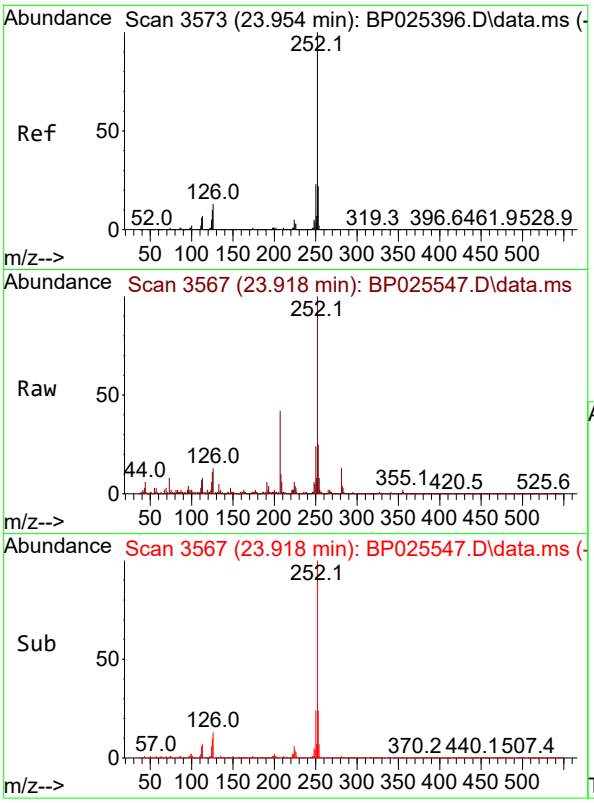

#88
Benzo(b)fluoranthene
Concen: 7.407 ng
RT: 23.918 min Scan# 3
Delta R.T. -0.035 min
Lab File: BP025547.D
Acq: 22 Aug 2025 13:32

Tgt Ion:252 Resp: 56539

Ion	Ratio	Lower	Upper
252	100		
253	24.6	17.7	26.5
125	11.0	7.9	11.9

Instrument :
BNA_P
ClientSampleId :
TG-S01

Manual Integrations
APPROVED

Reviewed By :Rahul Chavli 08/25/2025
Supervised By :Jagrut Upadhyay 08/25/2025

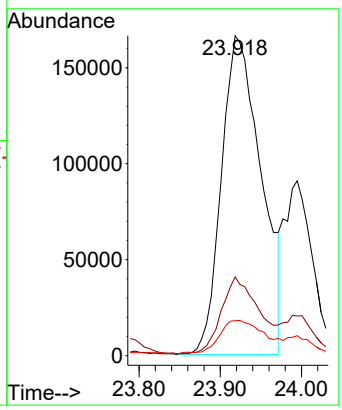

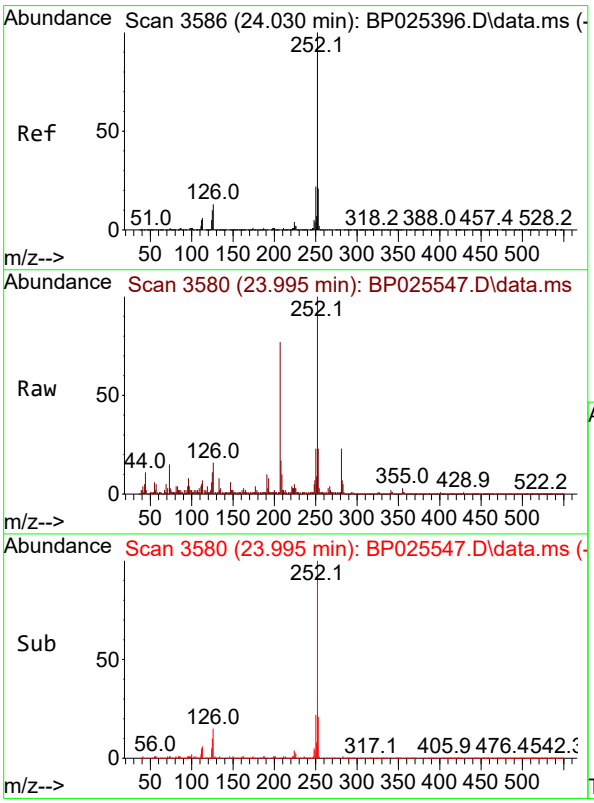

#89
Benzo(k)fluoranthene
Concen: 3.129 ng m
RT: 23.995 min Scan# 3580
Delta R.T. -0.035 min
Lab File: BP025547.D
Acq: 22 Aug 2025 13:32

Tgt Ion:252 Resp: 239038

Ion	Ratio	Lower	Upper
252	100		
253	22.7	17.1	25.7
125	11.4	7.8	11.6

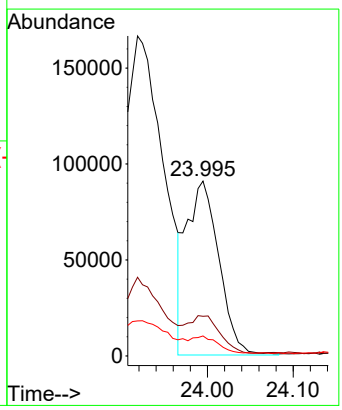

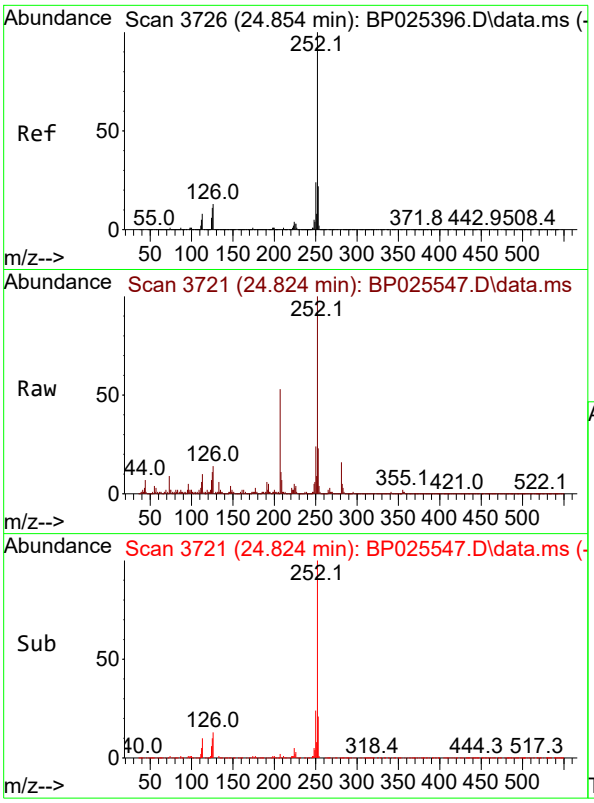

#90
Benzo(a)pyrene
Concen: 5.377 ng
RT: 24.824 min Scan# 3
Delta R.T. -0.029 min
Lab File: BP025547.D
Acq: 22 Aug 2025 13:32

Tgt Ion:252 Resp: 39956

Ion	Ratio	Lower	Upper
252	100		
253	23.2	17.5	26.3
125	11.3	8.7	13.1

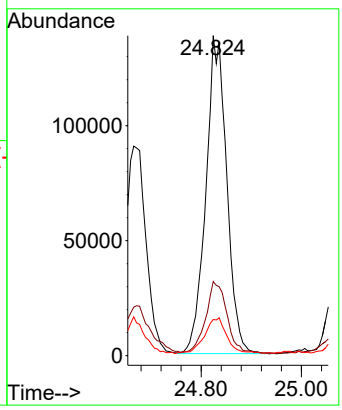

Instrument :
BNA_P
ClientSampleId :
TG-S01

Manual Integrations
APPROVED

Reviewed By :Rahul Chavli 08/25/2025
Supervised By :Jagrut Upadhyay 08/25/2025

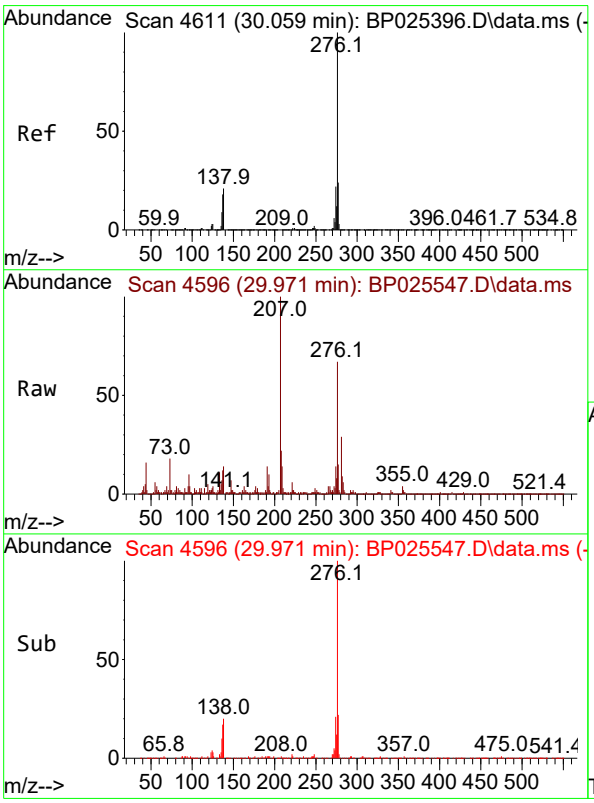

#92
Benzo(g,h,i)perylene
Concen: 3.165 ng
RT: 29.971 min Scan# 4596
Delta R.T. -0.088 min
Lab File: BP025547.D
Acq: 22 Aug 2025 13:32

Tgt Ion:276 Resp: 241393

Ion	Ratio	Lower	Upper
276	100		
277	22.8	19.4	29.0
138	21.1	16.7	25.1

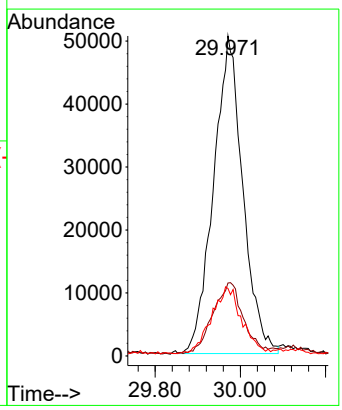

Sample Results: **BP025547.D**

Data Path : Z:\svoasrv\HPCHEM1\BNA_P\Data\BP082225\
Data File : BP025547.D
Acq On : 22 Aug 2025 13:32
Operator : CG/JU
Sample : Q2832-01 5X
Misc :
ALS Vial : 5 Sample Multiplier: 1

Instrument :
BNA_P
ClientSampleId :
TG-S01

Integration Parameters: rteint.p
Integrator: RTE
Smoothing : ON Filtering: 5
Sampling : 1 Min Area: 3 % of largest Peak
Start Thrs: 0.2 Max Peaks: 100
Stop Thrs : 0 Peak Location: TOP

If leading or trailing edge < 100 prefer < Baseline drop else tangent >
Peak separation: 5

Method : Z:\svoasrv\HPCHEM1\BNA_P\Methods\8270E-BP081425.M
Title : ASP BNA STANDARDS FOR 5 POINT CALIBRATION

Signal : TIC: BP025547.D\data.ms

peak #	R.T. min	first scan	max scan	last scan	PK TY	peak height	corr. area	corr. % max.	% of total
1	3.031	12	16	26	rVB	225689	285389	6.19%	0.753%
2	4.937	336	340	350	rVB	41901	57383	1.25%	0.151%
3	5.396	412	418	426	rBV	376434	576053	12.50%	1.521%
4	6.960	674	684	702	rBV	368128	670279	14.55%	1.770%
5	7.778	814	823	834	rBV	720055	1198308	26.01%	3.164%
6	8.913	1009	1016	1024	rBV	246075	426700	9.26%	1.126%
7	10.543	1286	1293	1299	rBV	978487	1760859	38.21%	4.649%
8	10.596	1299	1302	1309	rVB	141296	222700	4.83%	0.588%
9	12.195	1568	1574	1582	rBV	53499	97135	2.11%	0.256%
10	12.413	1606	1611	1617	rVB	42099	70174	1.52%	0.185%
11	12.995	1703	1710	1722	rBV	743857	1131377	24.55%	2.987%
12	13.213	1742	1747	1751	rBV	34673	52363	1.14%	0.138%
13	14.107	1892	1899	1907	rVB2	33675	65419	1.42%	0.173%
14	14.384	1936	1946	1953	rBV	1609900	2421673	52.55%	6.393%
15	14.448	1953	1957	1963	rVB	110264	177044	3.84%	0.467%
16	14.789	2010	2015	2025	rVB	120293	189538	4.11%	0.500%
17	15.448	2121	2127	2137	rBV	152654	252986	5.49%	0.668%
18	15.760	2173	2180	2191	rVB2	132062	236268	5.13%	0.624%
19	15.901	2196	2204	2212	rBV	622864	945382	20.52%	2.496%
20	16.136	2239	2244	2248	rBV7	26076	48636	1.06%	0.128%
21	16.342	2275	2279	2289	rVB4	26732	58050	1.26%	0.153%
22	16.830	2357	2362	2371	rVB	72385	122187	2.65%	0.323%
23	17.001	2388	2391	2400	rVB	71269	114968	2.50%	0.304%
24	17.189	2415	2423	2427	rBV2	1865051	2944492	63.90%	7.773%
25	17.236	2427	2431	2437	rVV	1214900	1762259	38.24%	4.652%
26	17.330	2437	2447	2452	rVV	284540	487044	10.57%	1.286%
27	17.383	2452	2456	2462	rVB2	31755	53977	1.17%	0.142%
28	17.601	2486	2493	2498	rBV	195880	316935	6.88%	0.837%
29	18.095	2572	2577	2579	rBV	116886	149441	3.24%	0.395%
30	18.130	2579	2583	2592	rVB2	498622	873142	18.95%	2.305%
31	18.230	2597	2600	2605	rVB2	55205	81603	1.77%	0.215%
32	18.307	2606	2613	2616	rBV2	191276	350616	7.61%	0.926%
33	18.619	2662	2666	2669	rBV	82033	106991	2.32%	0.282%
34	18.654	2669	2672	2680	rVB2	71548	107946	2.34%	0.285%
35	19.048	2735	2739	2745	rBV2	63856	110194	2.39%	0.291%
36	19.107	2745	2749	2753	rBV4	33899	66765	1.45%	0.176%

Sample Results: **BP025547.D**

Data Path : Z:\svoasrv\HPCHEM1\BNA_P\Data\BP082225\
Data File : BP025547.D
Acq On : 22 Aug 2025 13:32
Operator : CG/JU
Sample : Q2832-01 5X
Misc :
ALS Vial : 5 Sample Multiplier: 1

Instrument :
BNA_P
ClientSampleId :
TG-S01

Integration Parameters: rteint.p
Integrator: RTE
Smoothing : ON Filtering: 5
Sampling : 1 Min Area: 3 % of largest Peak
Start Thrs: 0.2 Max Peaks: 100
Stop Thrs : 0 Peak Location: TOP

If leading or trailing edge < 100 prefer < Baseline drop else tangent >
Peak separation: 5

Method : Z:\svoasrv\HPCHEM1\BNA_P\Methods\8270E-BP081425.M
Title : ASP BNA STANDARDS FOR 5 POINT CALIBRATION

37	19.189	2759	2763	2771	rVB	76351	130232	2.83%	0.344%
38	19.319	2779	2785	2793	rBV	1749951	2376299	51.57%	6.273%
39	19.454	2805	2808	2815	rVV2	184875	274934	5.97%	0.726%
40	19.666	2839	2844	2845	rBV2	297866	383270	8.32%	1.012%
41	19.695	2845	2849	2859	rVV	1388348	1988422	43.15%	5.249%
42	19.777	2859	2863	2870	rVB3	72225	122447	2.66%	0.323%
43	19.901	2877	2884	2889	rBV	1449094	1905568	41.35%	5.031%
44	20.030	2903	2906	2907	rBV2	58928	65944	1.43%	0.174%
45	20.213	2934	2937	2941	rVB	178555	232063	5.04%	0.613%
46	20.319	2951	2955	2958	rBV	151840	174276	3.78%	0.460%
47	21.001	3068	3071	3077	rVB	136957	177171	3.84%	0.468%
48	21.636	3171	3179	3184	rBV2	2252281	4607892	100.00%	12.165%
49	21.683	3184	3187	3199	rVB	621174	1011767	21.96%	2.671%
50	23.918	3561	3567	3576	rBV	384565	1188690	25.80%	3.138%
51	24.665	3689	3694	3706	rVB2	234762	617783	13.41%	1.631%
52	24.824	3719	3721	3735	rVB	338048	729578	15.83%	1.926%
53	25.007	3742	3752	3759	rBV	1212820	3300058	71.62%	8.712%

Sum of corrected areas: 37878670

Sample Results: **BP025547.D**

Data Path : Z:\svoasrv\HPCHEM1\BNA_P\Data\BP082225\
Data File : BP025547.D
Acq On : 22 Aug 2025 13:32
Operator : CG/JU
Sample : Q2832-01 5X
Misc :
ALS Vial : 5 Sample Multiplier: 1

Instrument :
BNA_P
ClientSampleId :
TG-S01

Quant Method : Z:\svoasrv\HPCHEM1\BNA_P\Methods\8270E-BP081425.M
Quant Title : ASP BNA STANDARDS FOR 5 POINT CALIBRATION

TIC Library : C:\Database\NIST20.L
TIC Integration Parameters: LSCINT.P

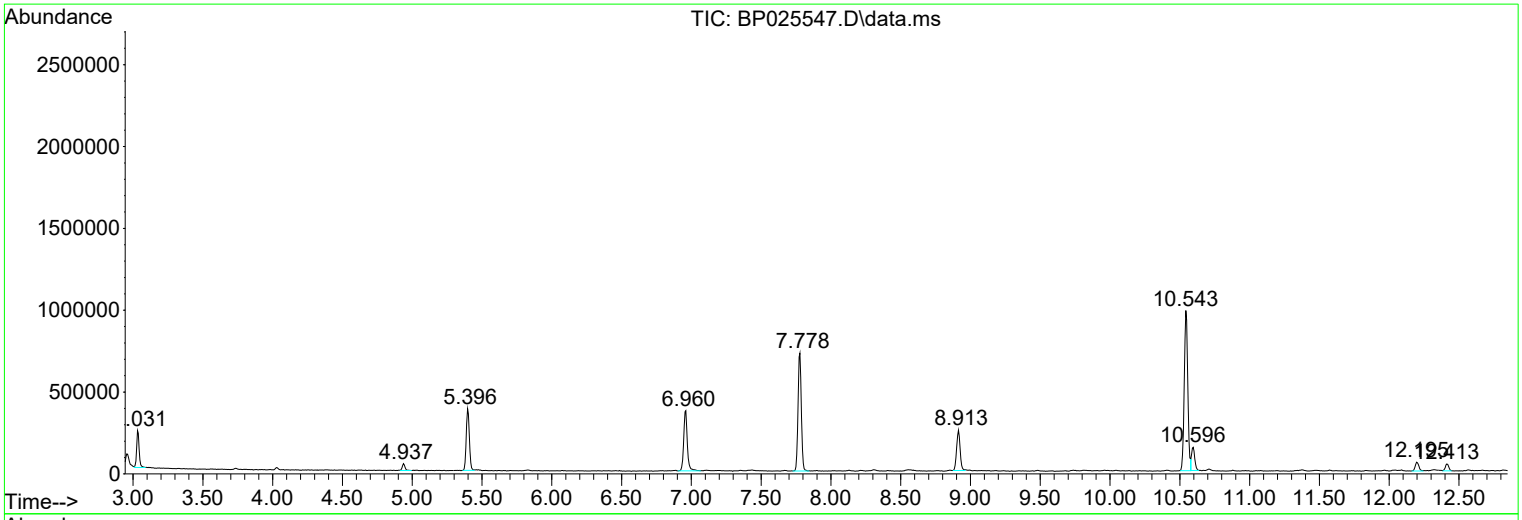

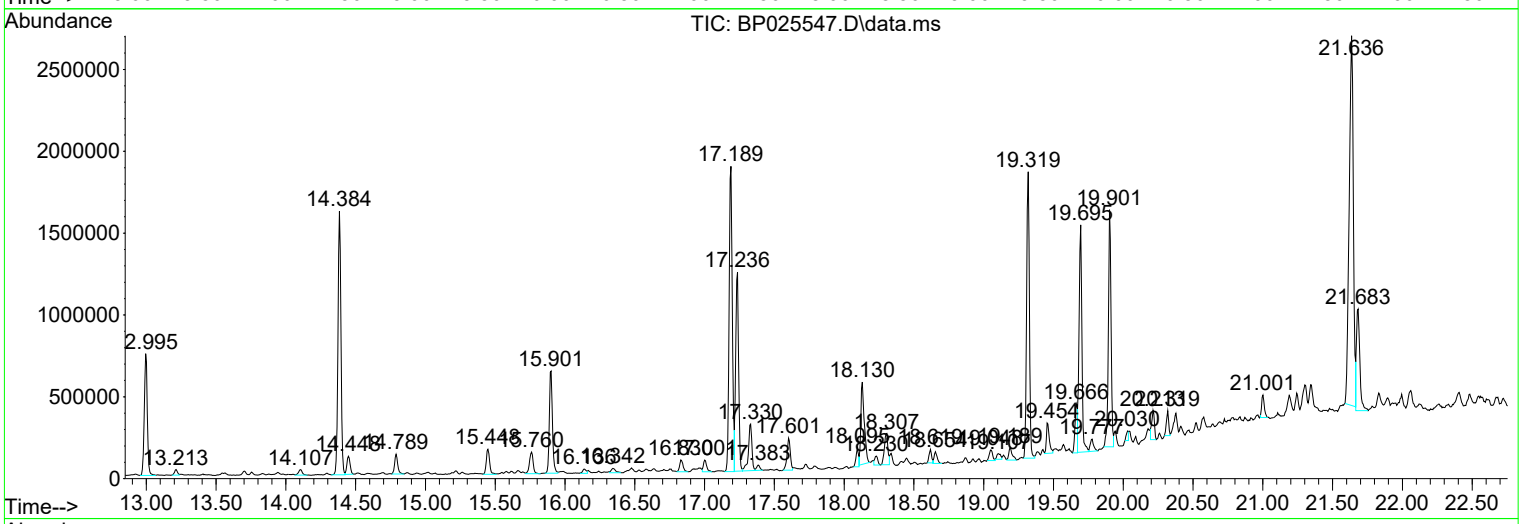

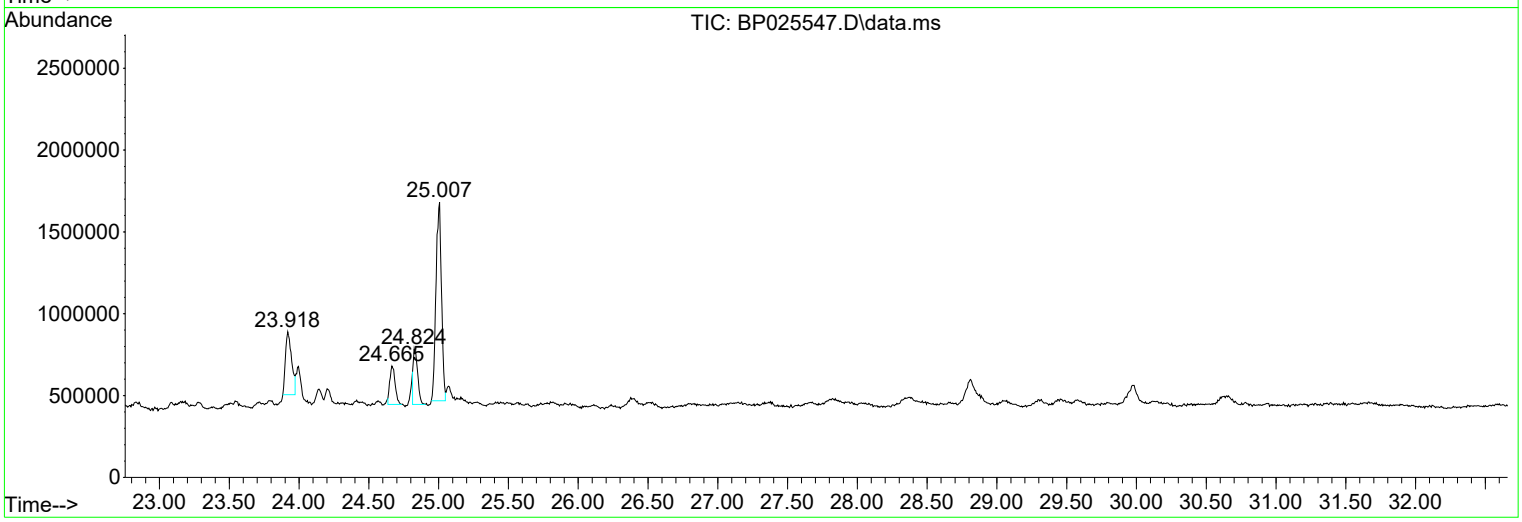

Sample Results: **BP025547.D**

Data Path : Z:\svoasrv\HPCHEM1\BNA_P\Data\BP082225\
Data File : BP025547.D
Acq On : 22 Aug 2025 13:32
Operator : CG/JU
Sample : Q2832-01 5X
Misc :
ALS Vial : 5 Sample Multiplier: 1

Instrument :
BNA_P
ClientSampleId :
TG-S01

Quant Method : Z:\svoasrv\HPCHEM1\BNA_P\Methods\8270E-BP081425.M
Quant Title : ASP BNA STANDARDS FOR 5 POINT CALIBRATION

TIC Library : C:\Database\NIST20.L
TIC Integration Parameters: LSCINT.P

****
Peak Number 1 Butane, 2-methoxy-2-methyl- Concentration Rank 2

R.T.	EstConc	Area	Relative to ISTD	R.T.
3.031	4.76 ng	285389	1,4-Dichlorobenzene-d4	7.778

Hit# of 5	Tentative ID	MW	MolForm	CAS#	Qual
1	Butane, 2-methoxy-2-methyl-	102	C6H14O	000994-05-8	83
2	2,2,4-Trimethyl-3-pentanol	130	C8H18O	005162-48-1	40
3	1,3-Dioxolane, 2-propyl-	116	C6H12O2	003390-13-4	23
4	Pentane, 3-methoxy-	102	C6H14O	036839-67-5	12
5	Silane, tetramethyl-	88	C4H12Si	000075-76-3	10

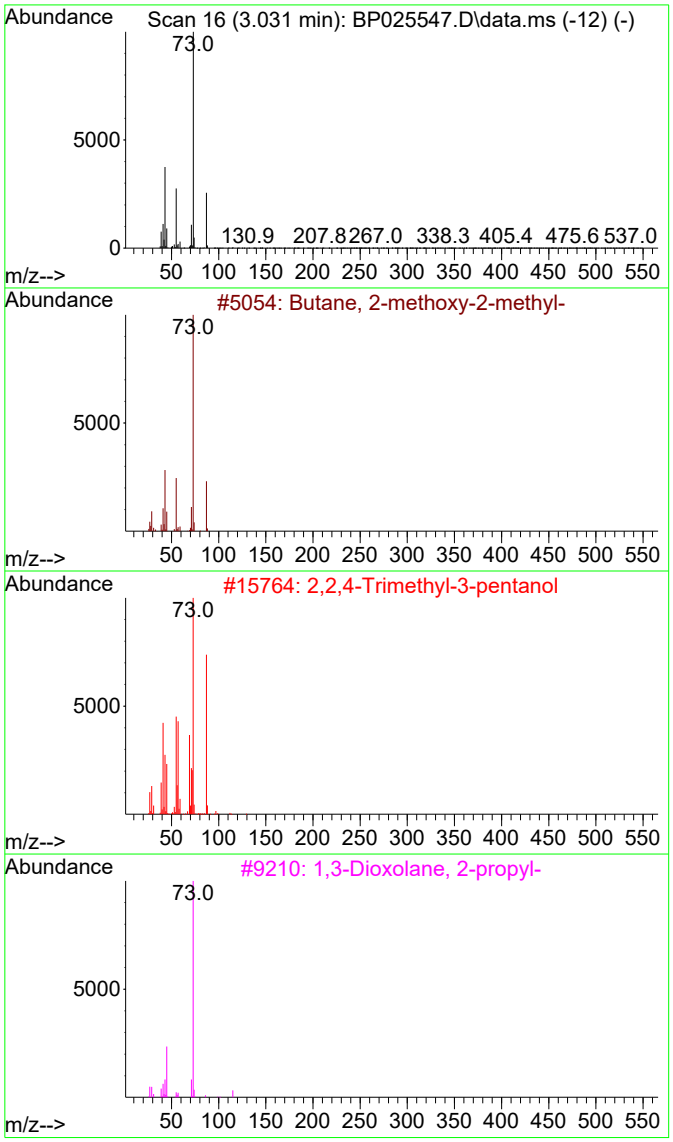

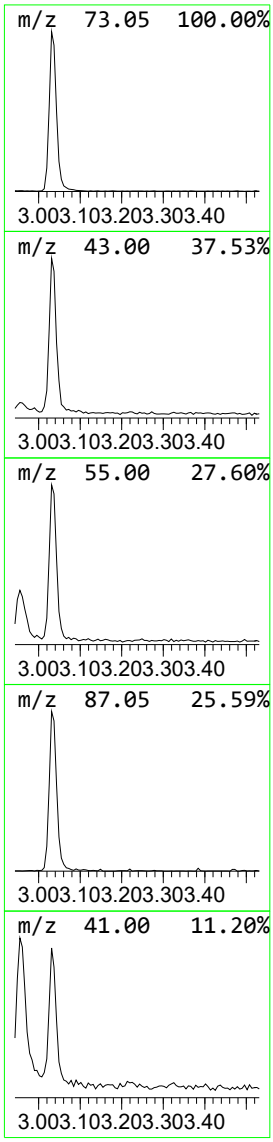

Sample Results: **BP025547.D**

Data Path : Z:\svoasrv\HPCHEM1\BNA_P\Data\BP082225\
Data File : BP025547.D
Acq On : 22 Aug 2025 13:32
Operator : CG/JU
Sample : Q2832-01 5X
Misc :
ALS Vial : 5 Sample Multiplier: 1

Instrument :
BNA_P
ClientSampleId :
TG-S01

Quant Method : Z:\svoasrv\HPCHEM1\BNA_P\Methods\8270E-BP081425.M
Quant Title : ASP BNA STANDARDS FOR 5 POINT CALIBRATION

TIC Library : C:\Database\NIST20.L
TIC Integration Parameters: LSCINT.P

****

Peak Number 4 n-Hexadecanoic acid Concentration Rank 1

R.T.	EstConc	Area	Relative to ISTD	R.T.
18.130	5.93 ng	873142	Phenanthrene-d10	17.189

Hit# of 5	Tentative ID	MW	MolForm	CAS#	Qual
1	n-Hexadecanoic acid	256	C16H32O2	000057-10-3	99
2	Pentadecanoic acid	242	C15H30O2	001002-84-2	93
3	Tridecanoic acid	214	C13H26O2	000638-53-9	89
4	Tetradecanoic acid	228	C14H28O2	000544-63-8	80
5	n-Decanoic acid	172	C10H20O2	000334-48-5	76

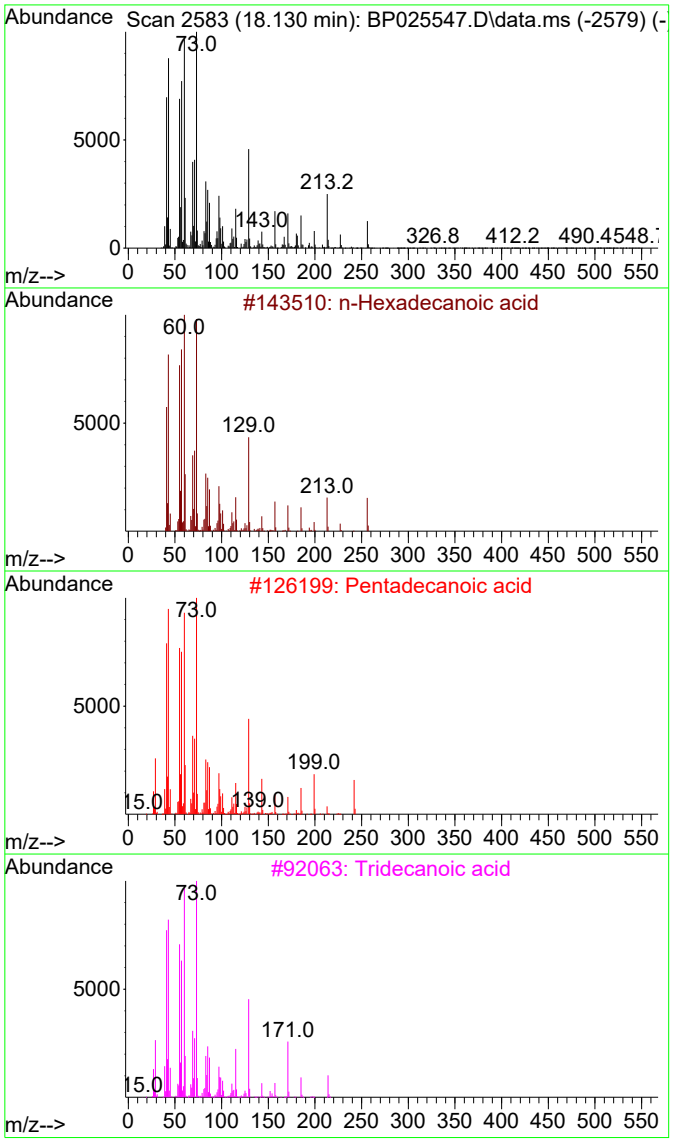

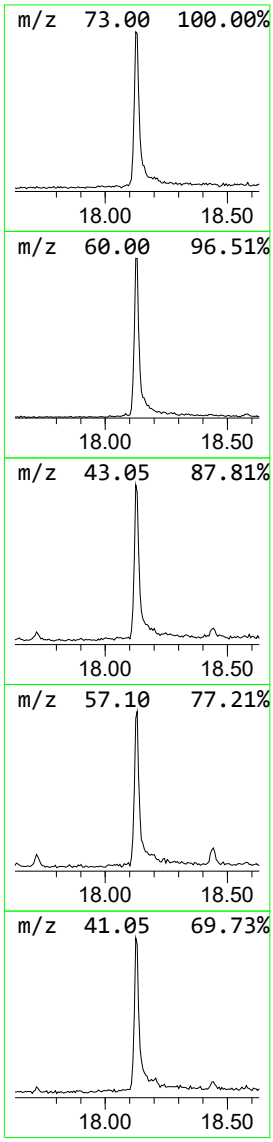

Data Path : Z:\svoasrv\HPCHEM1\BNA_P\Data\BP082225\
Data File : BP025547.D
Acq On : 22 Aug 2025 13:32
Operator : CG/JU
Sample : Q2832-01 5X
Misc :
ALS Vial : 5 Sample Multiplier: 1

Instrument :
BNA_P
ClientSampleId :
TG-S01

Quant Method : Z:\svoasrv\HPCHEM1\BNA_P\Methods\8270E-BP081425.M
Quant Title : ASP BNA STANDARDS FOR 5 POINT CALIBRATION

TIC Library : C:\Database\NIST20.L
TIC Integration Parameters: LSCINT.P

****
Peak Number 5 4H-Cyclopenta[def]phenanthrene Concentration Rank 4

R.T.	EstConc	Area	Relative to ISTD	R.T.
18.307	2.38 ng	350616	Phenanthrene-d10	17.189

Hit# of 5	Tentative ID	MW	MolForm	CAS#	Qual
1	4H-Cyclopenta[def]phenanthrene	190	C15H10	000203-64-5	87
2	Methyl diselenide	190	C2H6Se2	007101-31-7	55
3	6H-Cyclobuta[jk]phenanthrene	190	C15H10	083469-43-6	50
4	2,2'-Bis(4,5-dimethylimidazole)	190	C10H14N4	069286-06-2	42
5	Thiophene-3-carboxaldehyde, 5-ch...	190	C5H4BClO3S	036155-87-0	40

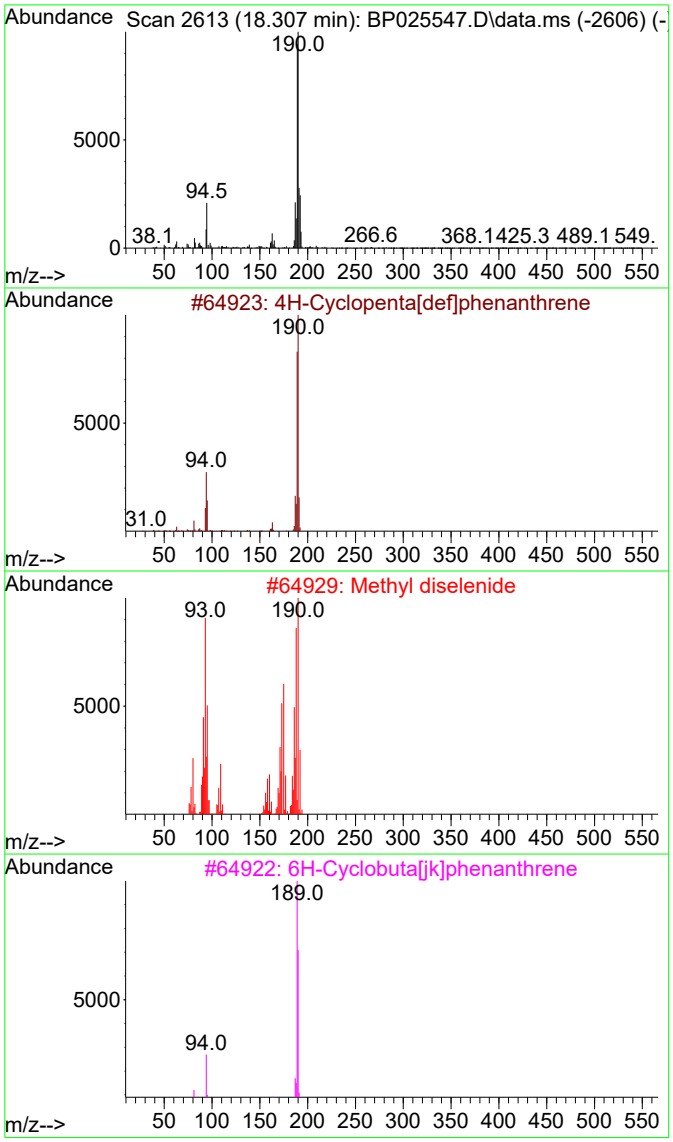

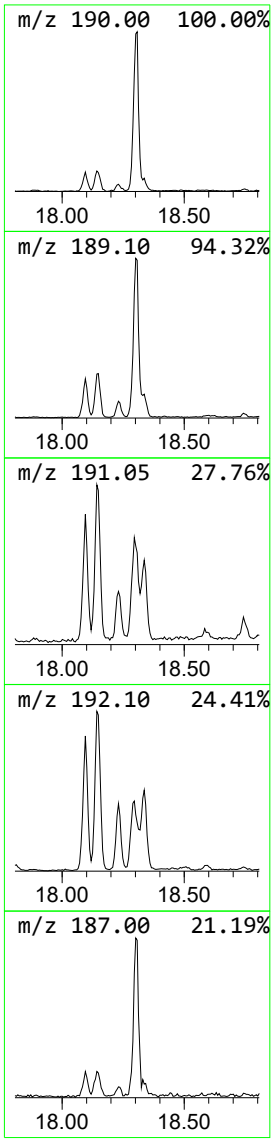

Sample Results: **BP025547.D**

Data Path : Z:\svoasrv\HPCHEM1\BNA_P\Data\BP082225\
Data File : BP025547.D
Acq On : 22 Aug 2025 13:32
Operator : CG/JU
Sample : Q2832-01 5X
Misc :
ALS Vial : 5 Sample Multiplier: 1

Instrument :
BNA_P
ClientSampleId :
TG-S01

Quant Method : Z:\svoasrv\HPCHEM1\BNA_P\Methods\8270E-BP081425.M
Quant Title : ASP BNA STANDARDS FOR 5 POINT CALIBRATION

TIC Library : C:\Database\NIST20.L
TIC Integration Parameters: LSCINT.P

****

Peak Number 6 Benzo[e]pyrene Concentration Rank 3

R.T.	EstConc	Area	Relative to ISTD	R.T.
24.665	3.74 ng	617783	Perylene-d12	25.006

Hit# of 5	Tentative ID	MW	MolForm	CAS#	Qual
1	Benzo[e]pyrene	252	C20H12	000192-97-2	97
2	Benzo[a]pyrene	252	C20H12	000050-32-8	96
3	Benzo[b]fluoranthene	252	C20H12	000205-99-2	95
4	Benzo[k]fluoranthene	252	C20H12	000207-08-9	94
5	Benzo[j]fluoranthene	252	C20H12	000205-82-3	94

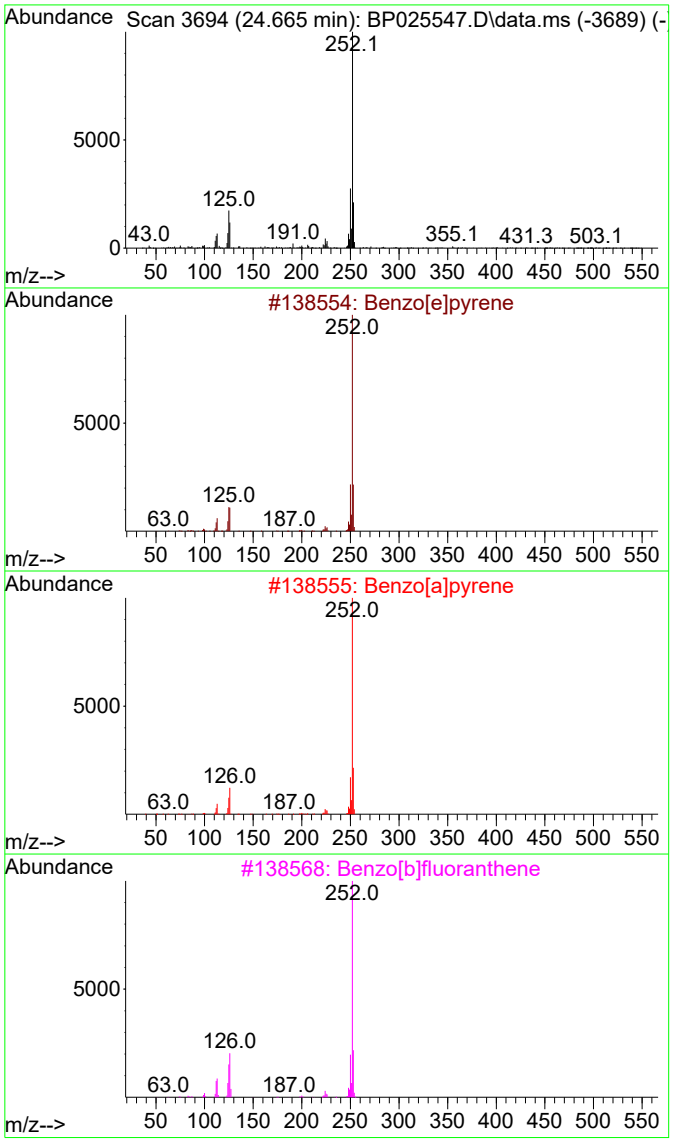

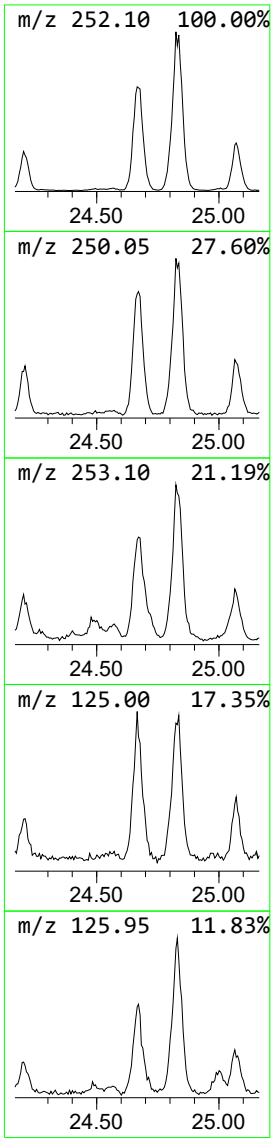

Sample Results: **BP025547.D**

Data Path : Z:\svoasrv\HPCHEM1\BNA_P\Data\BP082225\
Data File : BP025547.D
Acq On : 22 Aug 2025 13:32
Operator : CG/JU
Sample : Q2832-01 5X
Misc :
ALS Vial : 5 Sample Multiplier: 1

Instrument :
BNA_P
ClientSampleId :
TG-S01

Quant Method : Z:\svoasrv\HPCHEM1\BNA_P\Methods\8270E-BP081425.M
Quant Title : ASP BNA STANDARDS FOR 5 POINT CALIBRATION

TIC Library : C:\Database\NIST20.L
TIC Integration Parameters: LSCINT.P

TIC Top Hit name	RT	EstConc	Units	Response	Internal Standard #	RT	Resp	Conc
Butane, 2-metho...	3.031	4.8	ng	285389	1	7.778	1198310	20.0
n-Hexadecanoic ...	18.130	5.9	ng	873142	4	17.189	2944490	20.0
4H-Cyclopenta[d...	18.307	2.4	ng	350616	4	17.189	2944490	20.0
Benzo[e]pyrene	24.665	3.7	ng	617783	6	25.006	3300060	20.0

Quantitation Report (LSC Reviewed)

Sample Results: **BP025548.D**

Data Path : Z:\svoasrv\HPCHEM1\BNA_P\Data\BP082225\
Data File : BP025548.D
Acq On : 22 Aug 2025 14:13
Operator : CG/JU
Sample : Q2832-03 5X
Misc :
ALS Vial : 6 Sample Multiplier: 1

Instrument :
BNA_P
ClientSampleId :
TG-S02

Manual Integrations APPROVED
Reviewed By :Rahul Chavli 08/25/2025
Supervised By :Jagrut Upadhyay 08/25/2025

Quant Time: Aug 22 14:40:25 2025
Quant Method : Z:\svoasrv\HPCHEM1\BNA_P\Methods\8270E-BP081425.M
Quant Title : ASP BNA STANDARDS FOR 5 POINT CALIBRATION
QLast Update : Thu Aug 14 18:14:31 2025
Response via : Initial Calibration

Compound	R.T.	QIon	Response	Conc	Units		Dev(Min)
Internal Standards							
1) 1,4-Dichlorobenzene-d4	7.778	152	182769	20.000	ng		-0.02
21) Naphthalene-d8	10.549	136	732501	20.000	ng		-0.01
39) Acenaphthene-d10	14.401	164	473220	20.000	ng		0.00
64) Phenanthrene-d10	17.190	188	960991	20.000	ng		-0.01
76) Chrysene-d12	21.619	240	1021547	20.000	ng		-0.03
86) Perylene-d12	24.971	264	1175388	20.000	ng		-0.06
System Monitoring Compounds							
5) 2-Fluorophenol	5.396	112	147398	13.393	ng		-0.01
7) Phenol-d6	6.961	99	191461	13.569	ng		0.00
23) Nitrobenzene-d5	8.919	82	120560	8.326	ng		-0.02
42) 2,4,6-Tribromophenol	15.907	330	81967	12.869	ng		0.00
45) 2-Fluorobiphenyl	13.007	172	298861	8.631	ng		-0.01
79) Terphenyl-d14	19.907	244	525306	9.408	ng		-0.01
Target Compounds							Qvalue
71) Phenanthrene	17.231	178	406127	7.693	ng		99
72) Anthracene	17.331	178	118085	2.190	ng		97
75) Fluoranthene	19.307	202	753171	11.961	ng		99
78) Pyrene	19.684	202	754315	11.361	ng		99
81) Benzo(a)anthracene	21.601	228	417814	6.202	ng		99
83) Chrysene	21.666	228	401927	6.370	ng		98
87) Indeno(1,2,3-cd)pyrene	28.783	276	247746	2.874	ng	#	92
88) Benzo(b)fluoranthene	23.930	252	495112	7.144	ng	#	97
89) Benzo(k)fluoranthene	23.983	252	195291m	2.816	ng		
90) Benzo(a)pyrene	24.824	252	355781	5.273	ng		96
92) Benzo(g,h,i)perylene	29.959	276	239889	3.464	ng		97

(#) = qualifier out of range (m) = manual integration (+) = signals summed

Sample Results: **BP025548.D**

Data Path : Z:\svoasrv\HPCHEM1\BNA_P\Data\BP082225\
Data File : BP025548.D
Acq On : 22 Aug 2025 14:13
Operator : CG/JU
Sample : Q2832-03 5X
Misc :
ALS Vial : 6 Sample Multiplier: 1

Quant Time: Aug 22 14:40:25 2025
Quant Method : Z:\svoasrv\HPCHEM1\BNA_P\Methods\8270E-BP081425.M
Quant Title : ASP BNA STANDARDS FOR 5 POINT CALIBRATION
QLast Update : Thu Aug 14 18:14:31 2025
Response via : Initial Calibration

Instrument :
BNA_P
ClientSampleId :
TG-S02

Manual Integrations APPROVED
Reviewed By :Rahul Chavli 08/25/2025
Supervised By :Jagrut Upadhyay 08/25/2025

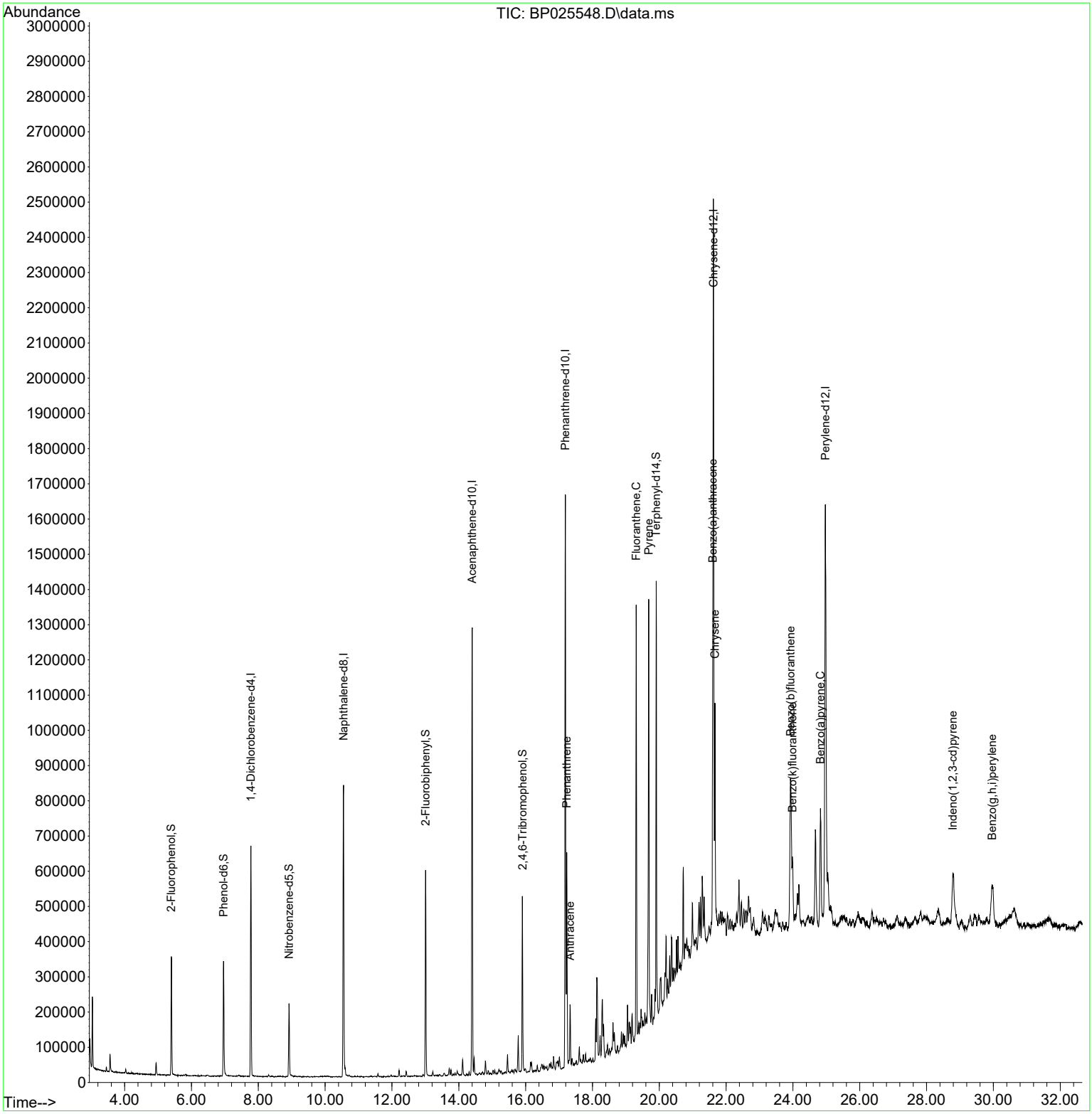

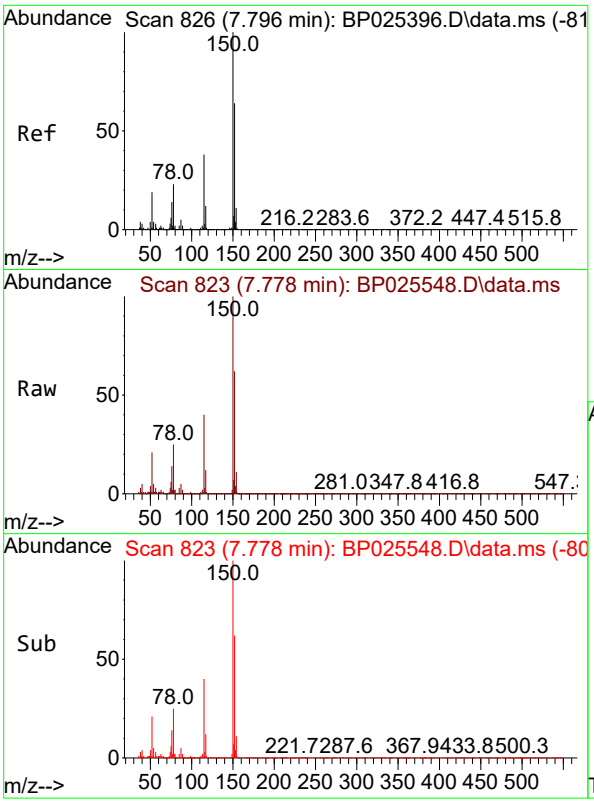

#1
1,4-Dichlorobenzene-d4
Concen: 20.000 ng
RT: 7.778 min Scan# 8
Delta R.T. -0.018 min
Lab File: BP025548.D
Acq: 22 Aug 2025 14:13

Tgt Ion:152 Resp: 18276

Ion	Ratio	Lower	Upper
152	100		
150	161.2	125.9	188.9
115	64.6	48.5	72.7

Instrument :
BNA_P
ClientSampleId :
TG-S02

Manual Integrations
APPROVED

Reviewed By :Rahul Chavli 08/25/2025
Supervised By :Jagrut Upadhyay 08/25/2025

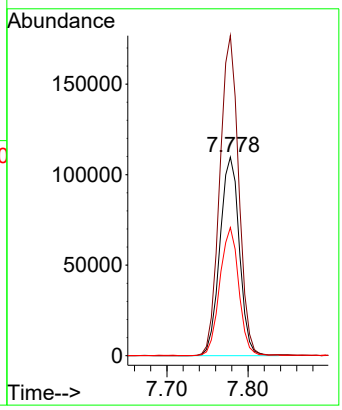



#5
2-Fluorophenol
Concen: 13.393 ng
RT: 5.396 min Scan# 418
Delta R.T. -0.012 min
Lab File: BP025548.D
Acq: 22 Aug 2025 14:13

Tgt Ion:112 Resp: 147398

Ion	Ratio	Lower	Upper
112	100		
64	56.5	43.8	65.8
63	29.6	22.7	34.1

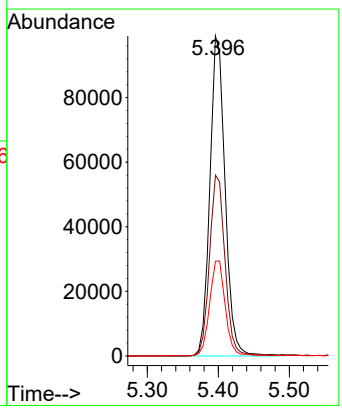

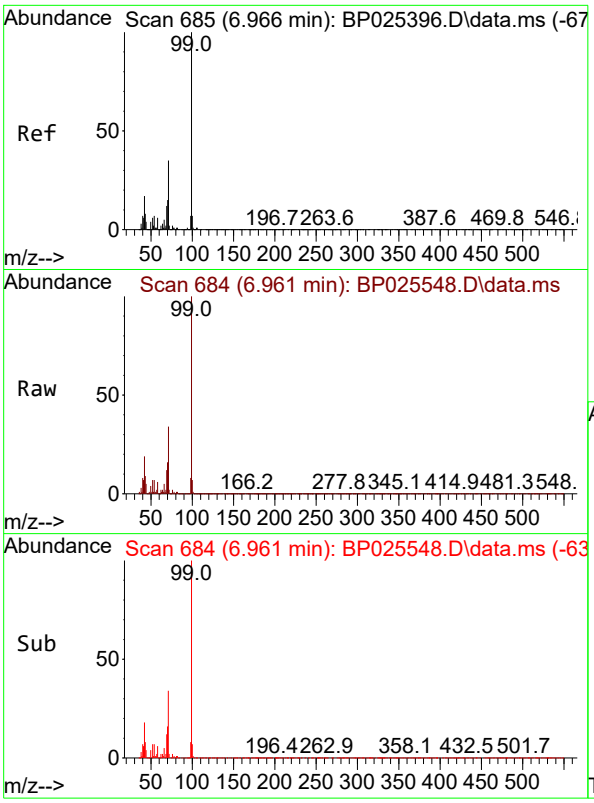

#7
Phenol-d6
Concen: 13.569 ng
RT: 6.961 min Scan# 6
Delta R.T. -0.006 min
Lab File: BP025548.D
Acq: 22 Aug 2025 14:13

Tgt Ion: 99 Resp: 19146

Ion	Ratio	Lower	Upper
99	100		
42	18.6	13.7	20.5
71	34.3	28.2	42.4

Instrument :
BNA_P
ClientSampleId :
TG-S02

Manual Integrations
APPROVED

Reviewed By :Rahul Chavli 08/25/2025
Supervised By :Jagrut Upadhyay 08/25/2025

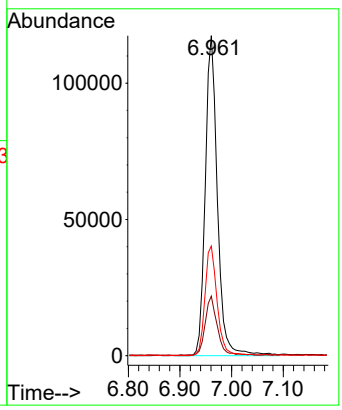



#21
Naphthalene-d8
Concen: 20.000 ng
RT: 10.549 min Scan# 1294
Delta R.T. -0.012 min
Lab File: BP025548.D
Acq: 22 Aug 2025 14:13

Tgt Ion:136 Resp: 732501

Ion	Ratio	Lower	Upper
136	100		
137	11.1	9.2	13.8
54	7.9	6.0	9.0
68	5.3	4.3	6.5

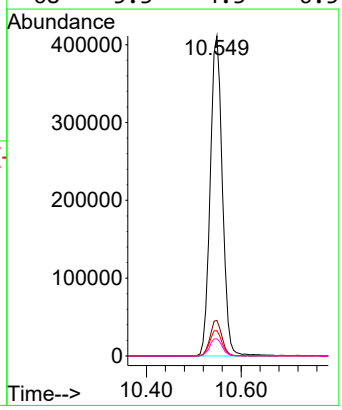

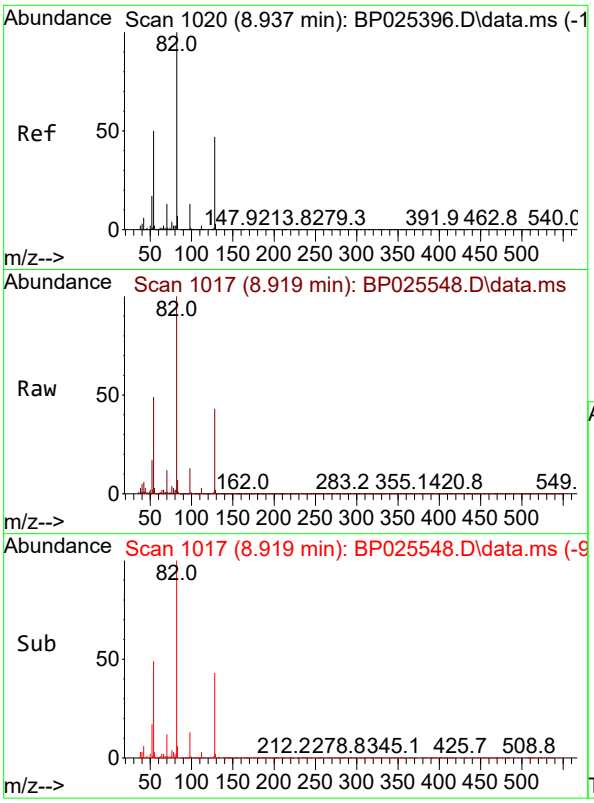

#23
Nitrobenzene-d5
Concen: 8.326 ng
RT: 8.919 min Scan# 1(
Delta R.T. -0.017 min
Lab File: BP025548.D
Acq: 22 Aug 2025 14:13

Tgt Ion: 82 Resp: 12056(

Ion	Ratio	Lower	Upper
82	100		
128	43.0	37.7	56.5
54	49.1	39.8	59.6

Instrument :
BNA_P
ClientSampleId :
TG-S02

Manual Integrations
APPROVED

Reviewed By :Rahul Chavli 08/25/2025
Supervised By :Jagrut Upadhyay 08/25/2025

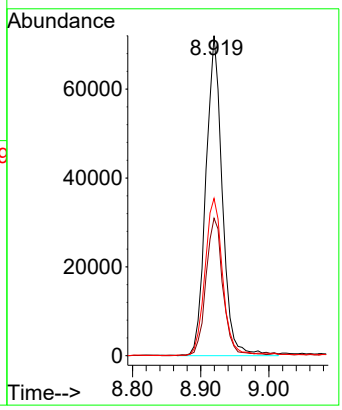

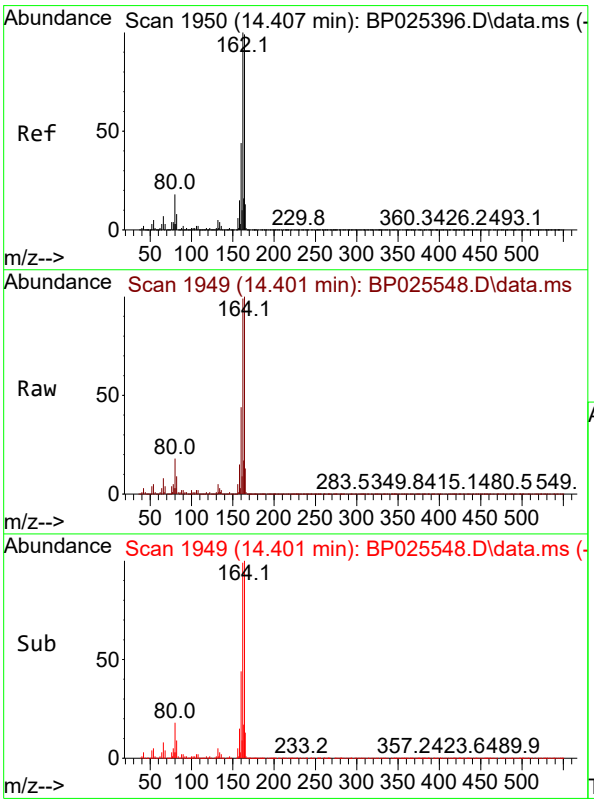

#39
Acenaphthene-d10
Concen: 20.000 ng
RT: 14.401 min Scan# 1949
Delta R.T. -0.006 min
Lab File: BP025548.D
Acq: 22 Aug 2025 14:13

Tgt Ion:164 Resp: 473220

Ion	Ratio	Lower	Upper
164	100		
162	98.7	81.0	121.6
160	44.3	35.4	53.2

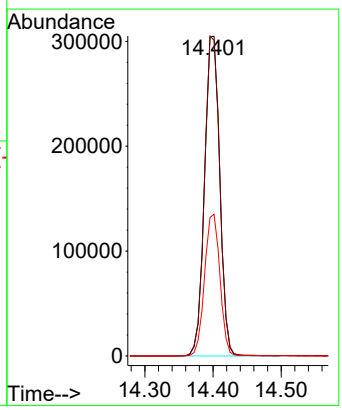

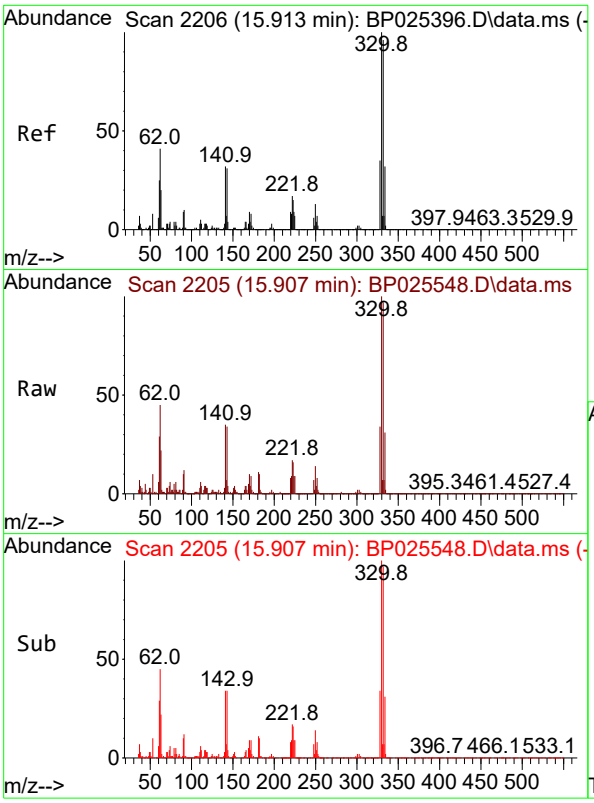

#42
2,4,6-Tribromophenol
Concen: 12.869 ng
RT: 15.907 min Scan# 2
Delta R.T. -0.006 min
Lab File: BP025548.D
Acq: 22 Aug 2025 14:13

Tgt Ion:330 Resp: 8196

Ion	Ratio	Lower	Upper
330	100		
332	99.7	77.3	115.9
141	38.5	26.6	39.8

Instrument :
BNA_P
ClientSampleId :
TG-S02

Manual Integrations
APPROVED

Reviewed By :Rahul Chavli 08/25/2025
Supervised By :Jagrut Upadhyay 08/25/2025

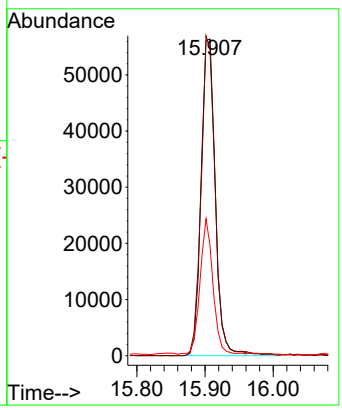



#45
2-Fluorobiphenyl
Concen: 8.631 ng
RT: 13.007 min Scan# 1712
Delta R.T. -0.012 min
Lab File: BP025548.D
Acq: 22 Aug 2025 14:13

Tgt Ion:172 Resp: 298861

Ion	Ratio	Lower	Upper
172	100		
171	35.0	28.1	42.1
170	22.6	18.6	28.0

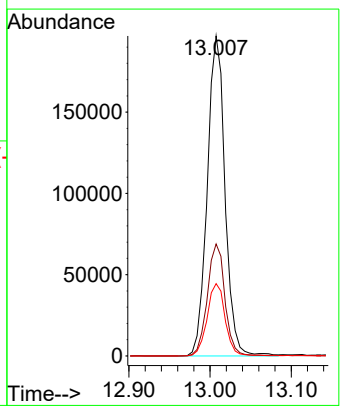



#64
Phenanthrene-d10
Concen: 20.000 ng
RT: 17.190 min Scan# 2
Delta R.T. -0.012 min
Lab File: BP025548.D
Acq: 22 Aug 2025 14:13

Tgt Ion:188 Resp: 96099

Ion	Ratio	Lower	Upper
188	100		
94	8.7	6.6	10.0
80	9.5	6.7	10.1

Instrument :
BNA_P
ClientSampleId :
TG-S02

Manual Integrations
APPROVED

Reviewed By :Rahul Chavli 08/25/2025
Supervised By :Jagrut Upadhyay 08/25/2025

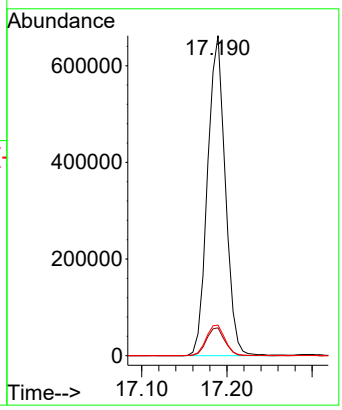



#71
Phenanthrene
Concen: 7.693 ng
RT: 17.231 min Scan# 2430
Delta R.T. -0.012 min
Lab File: BP025548.D
Acq: 22 Aug 2025 14:13

Tgt Ion:178 Resp: 406127

Ion	Ratio	Lower	Upper
178	100		
176	19.4	15.5	23.3
179	15.8	12.2	18.4

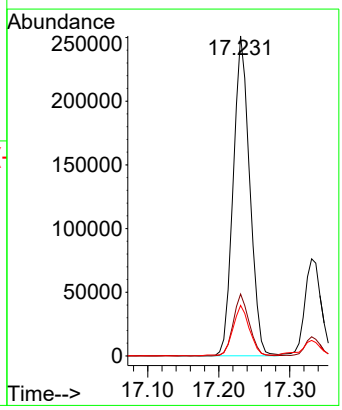



#72
Anthracene
Concen: 2.190 ng
RT: 17.331 min Scan# 2
Delta R.T. -0.006 min
Lab File: BP025548.D
Acq: 22 Aug 2025 14:13

Tgt Ion:178 Resp: 11808

Ion	Ratio	Lower	Upper
178	100		
176	19.8	14.7	22.1
179	16.1	12.2	18.2

Instrument :
BNA_P
ClientSampleId :
TG-S02

Manual Integrations
APPROVED

Reviewed By :Rahul Chavli 08/25/2025
Supervised By :Jagrut Upadhyay 08/25/2025

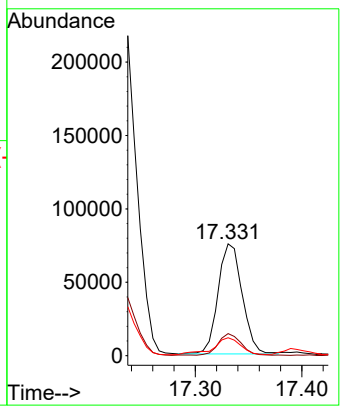



#75
Fluoranthene
Concen: 11.961 ng
RT: 19.307 min Scan# 2783
Delta R.T. -0.017 min
Lab File: BP025548.D
Acq: 22 Aug 2025 14:13

Tgt Ion:202 Resp: 753171

Ion	Ratio	Lower	Upper
202	100		
101	11.3	0.0	31.1
203	17.8	0.0	37.3

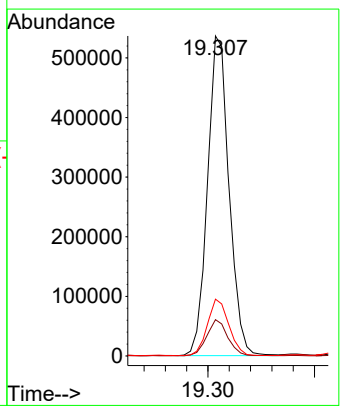

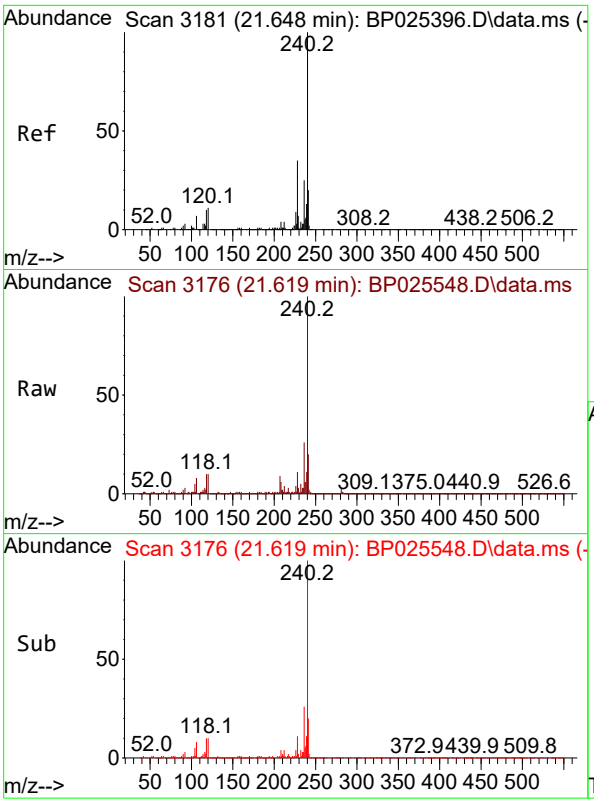

#76
Chrysene-d12
Concen: 20.000 ng
RT: 21.619 min Scan# 3
Delta R.T. -0.029 min
Lab File: BP025548.D
Acq: 22 Aug 2025 14:13

Tgt Ion:240 Resp: 102154

Ion	Ratio	Lower	Upper
240	100		
120	10.4	8.9	13.3
236	26.1	19.8	29.8

Instrument :
BNA_P
ClientSampleId :
TG-S02

Manual Integrations
APPROVED

Reviewed By :Rahul Chavli 08/25/2025
Supervised By :Jagrut Upadhyay 08/25/2025

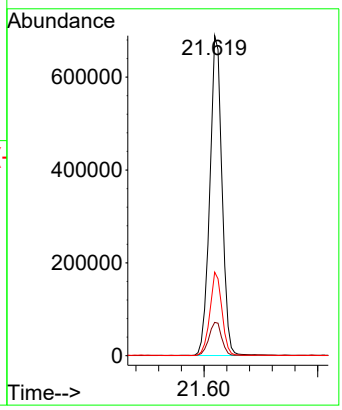



#78
Pyrene
Concen: 11.361 ng
RT: 19.684 min Scan# 2847
Delta R.T. -0.017 min
Lab File: BP025548.D
Acq: 22 Aug 2025 14:13

Tgt Ion:202 Resp: 754315

Ion	Ratio	Lower	Upper
202	100		
200	20.8	16.9	25.3
203	18.3	14.2	21.2

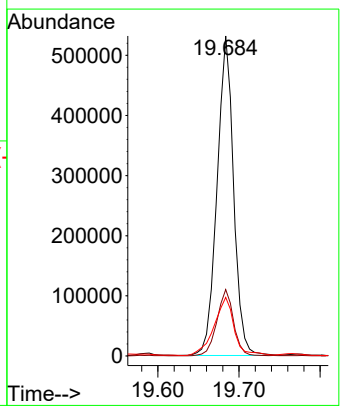



#79
Terphenyl-d14
Concen: 9.408 ng
RT: 19.907 min Scan# 2
Delta R.T. -0.012 min
Lab File: BP025548.D
Acq: 22 Aug 2025 14:13

Tgt Ion:244 Resp: 52530

Ion	Ratio	Lower	Upper
244	100		
212	7.1	5.8	8.6
122	11.6	7.4	11.2

Instrument :
BNA_P
ClientSampleId :
TG-S02

Manual Integrations
APPROVED

Reviewed By :Rahul Chavli 08/25/2025
Supervised By :Jagrut Upadhyay 08/25/2025

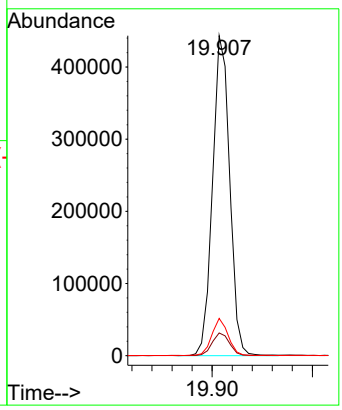

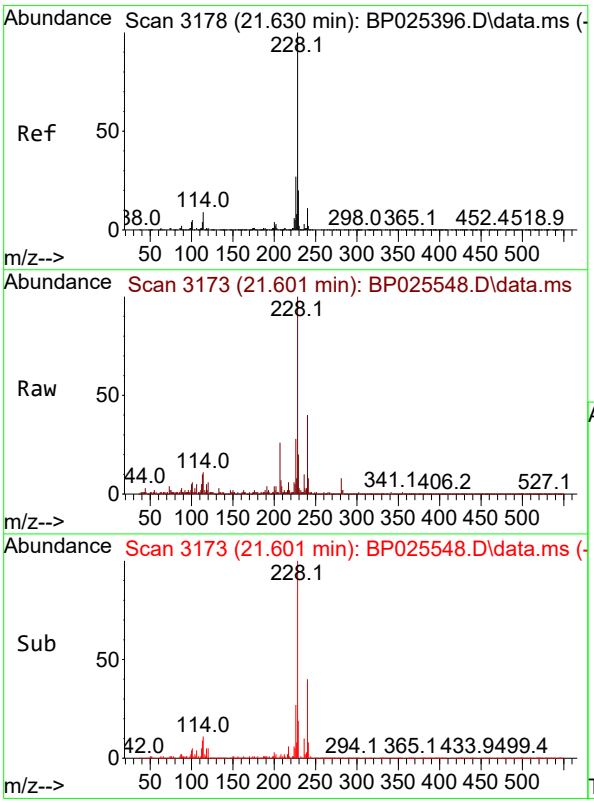

#81
Benzo(a)anthracene
Concen: 6.202 ng
RT: 21.601 min Scan# 3173
Delta R.T. -0.029 min
Lab File: BP025548.D
Acq: 22 Aug 2025 14:13

Tgt Ion:228 Resp: 417814

Ion	Ratio	Lower	Upper
228	100		
226	27.7	21.7	32.5
229	20.1	15.6	23.4

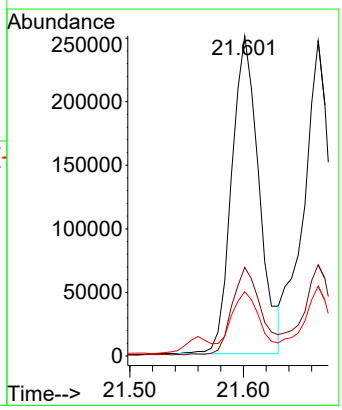

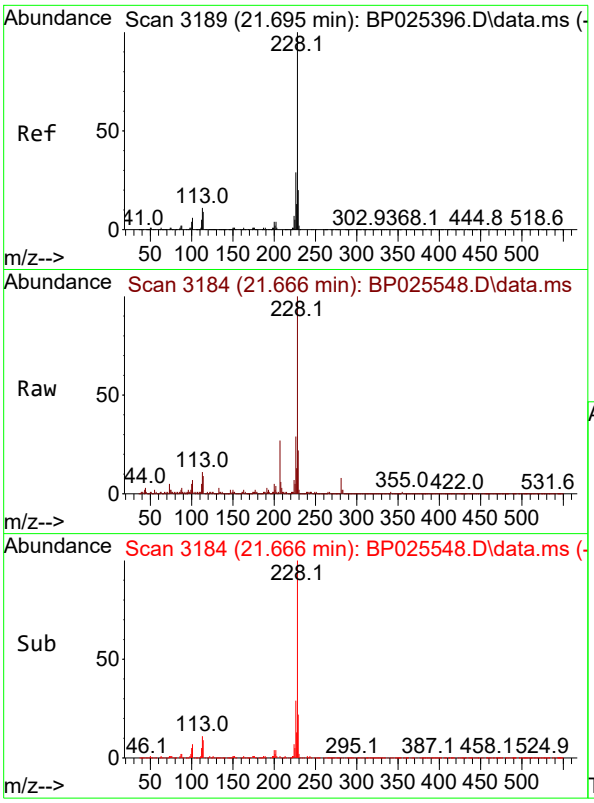

#83
Chrysene
Concen: 6.370 ng
RT: 21.666 min Scan# 3
Delta R.T. -0.029 min
Lab File: BP025548.D
Acq: 22 Aug 2025 14:13

Tgt Ion:228 Resp: 40192

Ion	Ratio	Lower	Upper
228	100		
226	29.0	23.2	34.8
229	22.2	15.6	23.4

Instrument :
BNA_P
ClientSampleId :
TG-S02

Manual Integrations
APPROVED

Reviewed By :Rahul Chavli 08/25/2025
Supervised By :Jagrut Upadhyay 08/25/2025

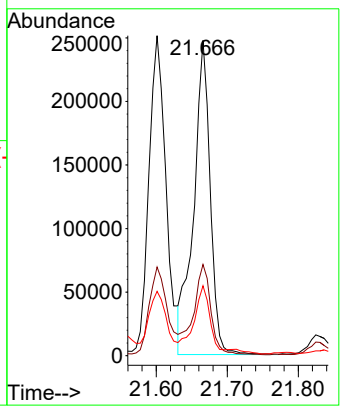

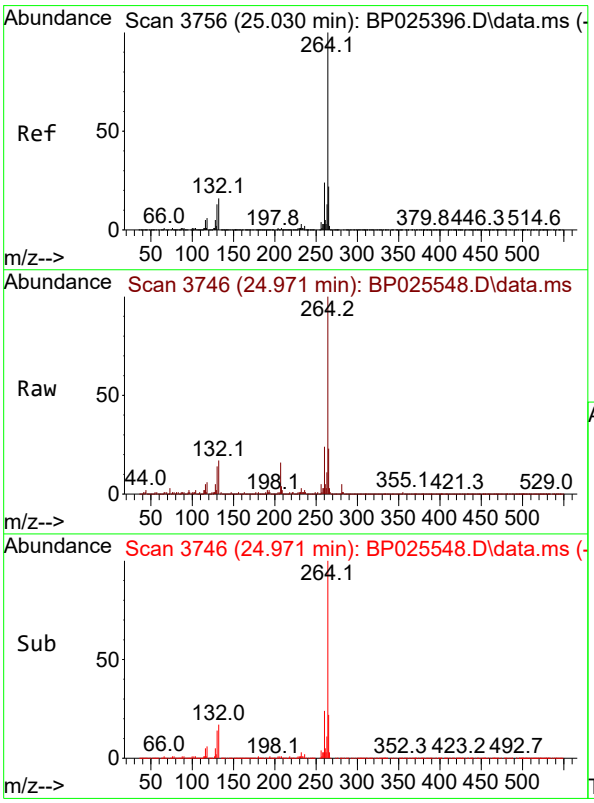

#86
Perylene-d12
Concen: 20.000 ng
RT: 24.971 min Scan# 3746
Delta R.T. -0.059 min
Lab File: BP025548.D
Acq: 22 Aug 2025 14:13

Tgt Ion:264 Resp: 1175388

Ion	Ratio	Lower	Upper
264	100		
260	23.8	19.3	28.9
265	22.7	17.4	26.0

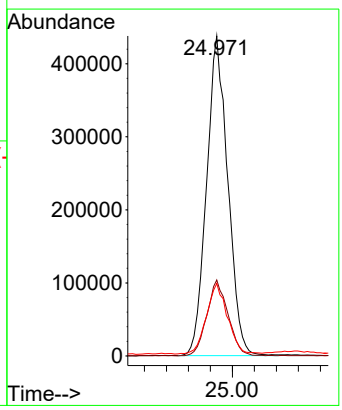

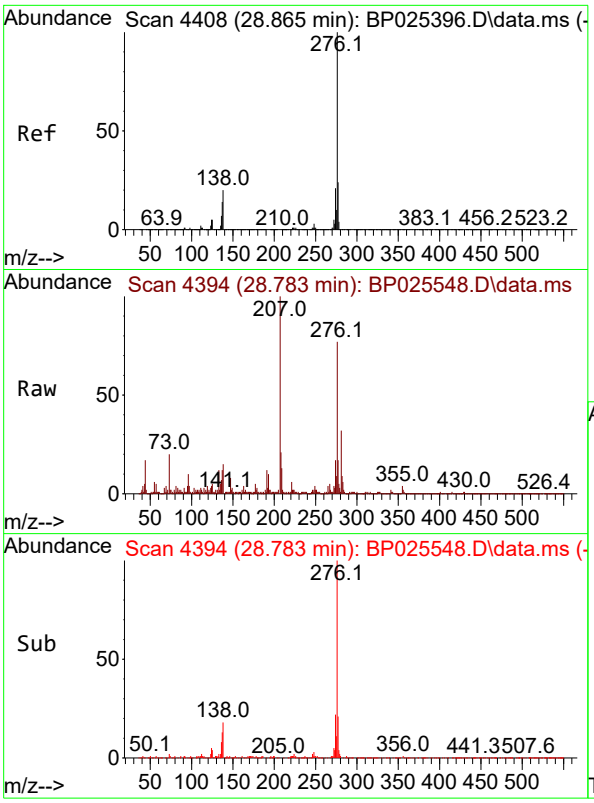

#87
Indeno(1,2,3-cd)pyrene
Concen: 2.874 ng
RT: 28.783 min Scan# 4
Delta R.T. -0.082 min
Lab File: BP025548.D
Acq: 22 Aug 2025 14:13

Tgt Ion:276 Resp: 24774

Ion	Ratio	Lower	Upper
276	100		
138	20.7	12.9	19.3#
277	23.8	17.0	25.6

Instrument :
BNA_P
ClientSampleId :
TG-S02

Manual Integrations
APPROVED

Reviewed By :Rahul Chavli 08/25/2025
Supervised By :Jagrut Upadhyay 08/25/2025

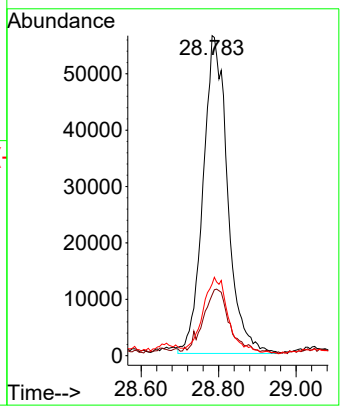

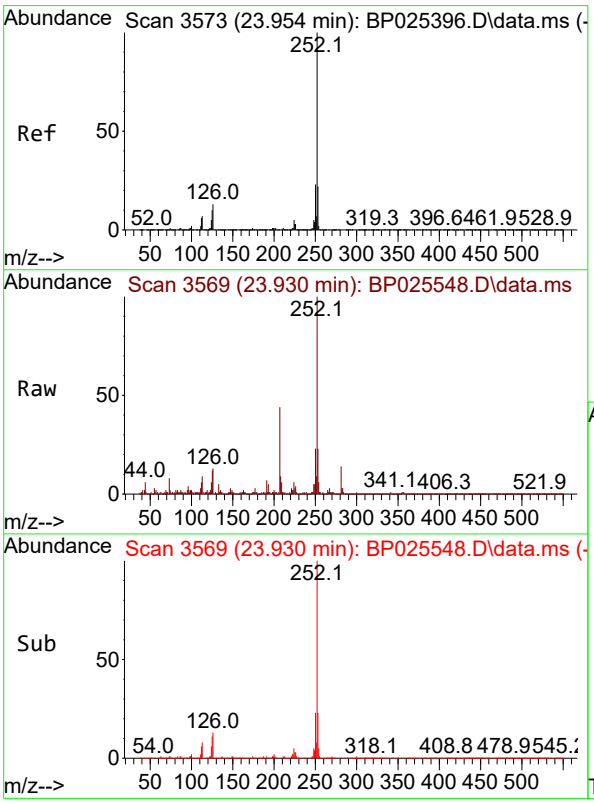

#88
Benzo(b)fluoranthene
Concen: 7.144 ng
RT: 23.930 min Scan# 3569
Delta R.T. -0.023 min
Lab File: BP025548.D
Acq: 22 Aug 2025 14:13

Tgt Ion:252 Resp: 495112

Ion	Ratio	Lower	Upper
252	100		
253	23.0	17.7	26.5
125	12.1	7.9	11.9#

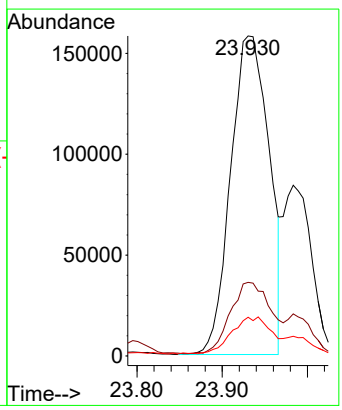

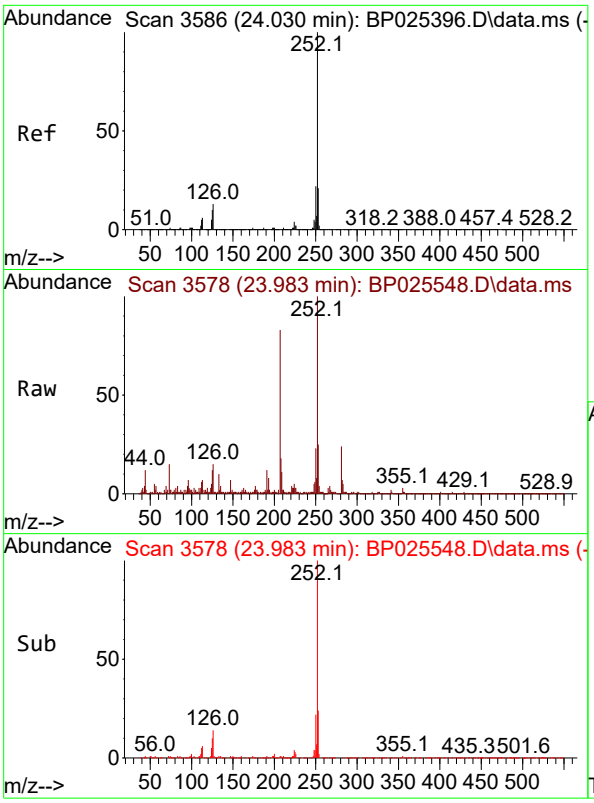

#89
Benzo(k)fluoranthene
Concen: 2.816 ng m
RT: 23.983 min Scan# 3
Delta R.T. -0.047 min
Lab File: BP025548.D
Acq: 22 Aug 2025 14:13

Tgt Ion:252 Resp: 19529

Ion	Ratio	Lower	Upper
252	100		
253	24.6	17.1	25.7
125	11.6	7.8	11.6

Instrument :
BNA_P
ClientSampleId :
TG-S02

Manual Integrations
APPROVED

Reviewed By :Rahul Chavli 08/25/2025
Supervised By :Jagrut Upadhyay 08/25/2025

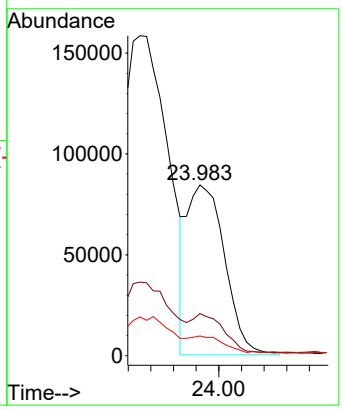

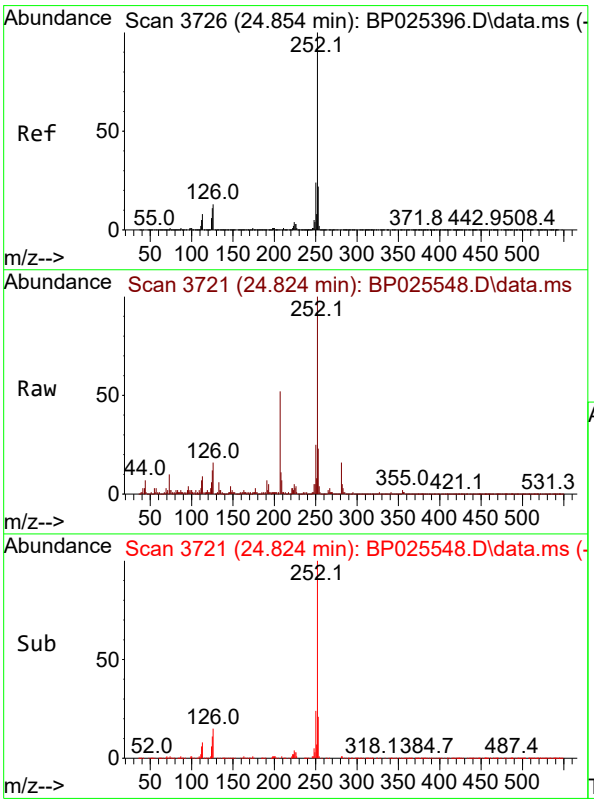

#90
Benzo(a)pyrene
Concen: 5.273 ng
RT: 24.824 min Scan# 3721
Delta R.T. -0.029 min
Lab File: BP025548.D
Acq: 22 Aug 2025 14:13

Tgt Ion:252 Resp: 355781

Ion	Ratio	Lower	Upper
252	100		
253	23.5	17.5	26.3
125	12.4	8.7	13.1

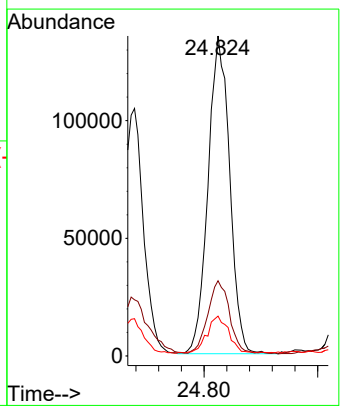

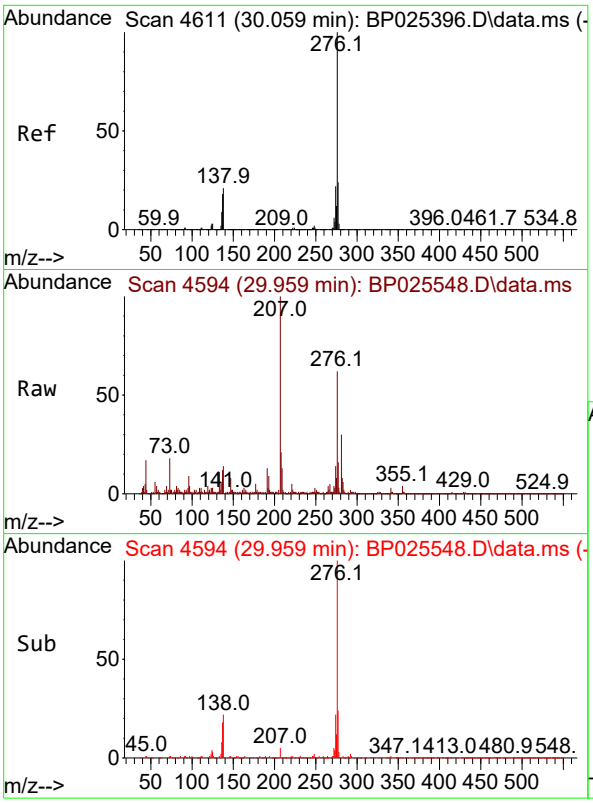

#92
Benzo(g,h,i)perylene
Concen: 3.464 ng
RT: 29.959 min Scan# 4
Delta R.T. -0.100 min
Lab File: BP025548.D
Acq: 22 Aug 2025 14:13

Tgt Ion:276 Resp: 239889

Ion	Ratio	Lower	Upper
276	100		
277	25.0	19.4	29.0
138	22.9	16.7	25.1

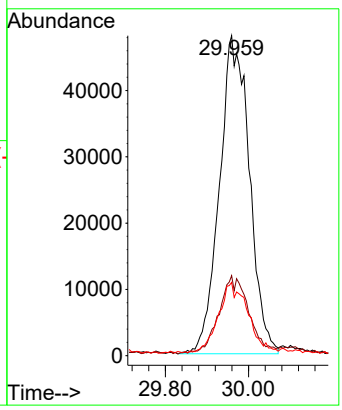

Instrument :
BNA_P
ClientSampleId :
TG-S02

Manual Integrations
APPROVED

Reviewed By :Rahul Chavli 08/25/2025
Supervised By :Jagrut Upadhyay 08/25/2025

Sample Results: **BP025548.D**

Data Path : Z:\svoasrv\HPCHEM1\BNA_P\Data\BP082225\
Data File : BP025548.D
Acq On : 22 Aug 2025 14:13
Operator : CG/JU
Sample : Q2832-03 5X
Misc :
ALS Vial : 6 Sample Multiplier: 1

Instrument :
BNA_P
ClientSampleId :
TG-S02

Integration Parameters: rteint.p
Integrator: RTE
Smoothing : ON Filtering: 5
Sampling : 1 Min Area: 3 % of largest Peak
Start Thrs: 0.2 Max Peaks: 100
Stop Thrs : 0 Peak Location: TOP

If leading or trailing edge < 100 prefer < Baseline drop else tangent >
Peak separation: 5

Method : Z:\svoasrv\HPCHEM1\BNA_P\Methods\8270E-BP081425.M
Title : ASP BNA STANDARDS FOR 5 POINT CALIBRATION

Signal : TIC: BP025548.D\data.ms

peak #	R.T. min	first scan	max scan	last scan	PK TY	peak height	corr. area	corr. % max.	% of total
1	3.031	12	16	27	rVB	203605	267809	6.79%	0.867%
2	3.561	102	106	115	rBV	50357	73653	1.87%	0.239%
3	4.943	336	341	350	rVB	34703	55510	1.41%	0.180%
4	5.396	411	418	426	rBV	337644	511085	12.96%	1.655%
5	6.961	676	684	692	rBV	327168	536536	13.61%	1.738%
6	7.778	816	823	833	rBV	654776	1078810	27.36%	3.494%
7	8.919	1010	1017	1027	rBV	207164	356523	9.04%	1.155%
8	10.549	1286	1294	1301	rBV	828213	1489578	37.78%	4.824%
9	13.007	1705	1712	1724	rBV	585739	884687	22.44%	2.865%
10	14.113	1892	1900	1911	rVB2	44957	83026	2.11%	0.269%
11	14.401	1939	1949	1955	rBV	1271381	2019414	51.22%	6.540%
12	14.460	1955	1959	1966	rVB	47659	72167	1.83%	0.234%
13	14.796	2011	2016	2023	rVB2	37736	62102	1.58%	0.201%
14	15.460	2123	2129	2133	rBV2	53771	83965	2.13%	0.272%
15	15.778	2176	2183	2189	rVB2	103217	159130	4.04%	0.515%
16	15.901	2198	2204	2214	rBV	496536	703590	17.84%	2.279%
17	16.154	2241	2247	2249	rBV4	27539	47301	1.20%	0.153%
18	16.478	2293	2302	2304	rBV6	19749	44120	1.12%	0.143%
19	16.837	2359	2363	2372	rVB2	37711	66944	1.70%	0.217%
20	16.919	2372	2377	2382	rBV4	21502	55258	1.40%	0.179%
21	17.013	2388	2393	2402	rVB	34683	66260	1.68%	0.215%
22	17.190	2416	2423	2427	rBV	1626754	2449708	62.13%	7.934%
23	17.231	2427	2430	2438	rVB	601542	910594	23.09%	2.949%
24	17.331	2443	2447	2453	rVV	174997	271842	6.89%	0.880%
25	17.607	2489	2494	2498	rBV	43271	60607	1.54%	0.196%
26	18.101	2573	2578	2580	rBV	117308	174949	4.44%	0.567%
27	18.131	2580	2583	2591	rVV2	233914	493538	12.52%	1.598%
28	18.231	2595	2600	2604	rVV	66119	117559	2.98%	0.381%
29	18.295	2605	2611	2615	rVV2	167451	347285	8.81%	1.125%
30	18.331	2615	2617	2626	rVB	95137	136092	3.45%	0.441%
31	18.613	2661	2665	2669	rBV	77453	117225	2.97%	0.380%
32	18.654	2669	2672	2683	rVB3	59387	109264	2.77%	0.354%
33	18.866	2705	2708	2712	rVB2	43374	48792	1.24%	0.158%
34	18.919	2713	2717	2721	rVV	35516	53170	1.35%	0.172%
35	19.048	2734	2739	2743	rBV	114709	171098	4.34%	0.554%
36	19.107	2744	2749	2752	rBV4	53566	106550	2.70%	0.345%

Sample Results: **BP025548.D**

Data Path : Z:\svoasrv\HPCHEM1\BNA_P\Data\BP082225\
Data File : BP025548.D
Acq On : 22 Aug 2025 14:13
Operator : CG/JU
Sample : Q2832-03 5X
Misc :
ALS Vial : 6 Sample Multiplier: 1

Instrument :
BNA_P
ClientSampleId :
TG-S02

Integration Parameters: rteint.p
Integrator: RTE
Smoothing : ON Filtering: 5
Sampling : 1 Min Area: 3 % of largest Peak
Start Thrs: 0.2 Max Peaks: 100
Stop Thrs : 0 Peak Location: TOP

If leading or trailing edge < 100 prefer < Baseline drop else tangent >
Peak separation: 5

Method : Z:\svoasrv\HPCHEM1\BNA_P\Methods\8270E-BP081425.M
Title : ASP BNA STANDARDS FOR 5 POINT CALIBRATION

37	19.189	2758	2763	2772	rBV2	84084	166359	4.22%	0.539%
38	19.307	2778	2783	2790	rBV	1221253	1723053	43.70%	5.580%
39	19.419	2799	2802	2805	rBV4	32106	47155	1.20%	0.153%
40	19.454	2805	2808	2810	rBV3	54215	61525	1.56%	0.199%
41	19.684	2838	2847	2858	rBV	1205251	2022510	51.30%	6.550%
42	19.772	2858	2862	2868	rVB3	86685	137109	3.48%	0.444%
43	19.872	2876	2879	2881	rBV	72949	82834	2.10%	0.268%
44	19.907	2881	2885	2897	rVB	1229542	1563929	39.66%	5.065%
45	20.031	2902	2906	2907	rBV3	70996	92363	2.34%	0.299%
46	20.172	2927	2930	2931	rBV2	50968	61258	1.55%	0.198%
47	20.201	2933	2935	2940	rVB2	172847	205453	5.21%	0.665%
48	20.313	2952	2954	2957	rVB	87813	81702	2.07%	0.265%
49	20.366	2959	2963	2968	rBV3	136207	245583	6.23%	0.795%
50	20.519	2986	2989	2992	rVB	93252	95637	2.43%	0.310%
51	20.560	2994	2996	3001	rVB	94240	106550	2.70%	0.345%
52	20.719	3019	3023	3028	rVB	260523	344561	8.74%	1.116%
53	20.989	3066	3069	3079	rBV	121357	197874	5.02%	0.641%
54	21.619	3168	3176	3181	rBV3	2057203	3942848	100.00%	12.769%
55	21.666	3181	3184	3190	rVB	596009	783892	19.88%	2.539%
56	23.936	3563	3570	3575	rBV	335161	911944	23.13%	2.953%
57	24.824	3717	3721	3729	rVB	306604	696016	17.65%	2.254%
58	24.971	3738	3746	3756	rBV	1135734	3021442	76.63%	9.785%

Sum of corrected areas: 30877338

Sample Results: **BP025548.D**

Data Path : Z:\svoasrv\HPCHEM1\BNA_P\Data\BP082225\
Data File : BP025548.D
Acq On : 22 Aug 2025 14:13
Operator : CG/JU
Sample : Q2832-03 5X
Misc :
ALS Vial : 6 Sample Multiplier: 1

Instrument :
BNA_P
ClientSampleId :
TG-S02

Quant Method : Z:\svoasrv\HPCHEM1\BNA_P\Methods\8270E-BP081425.M
Quant Title : ASP BNA STANDARDS FOR 5 POINT CALIBRATION

TIC Library : C:\Database\NIST20.L
TIC Integration Parameters: LSCINT.P

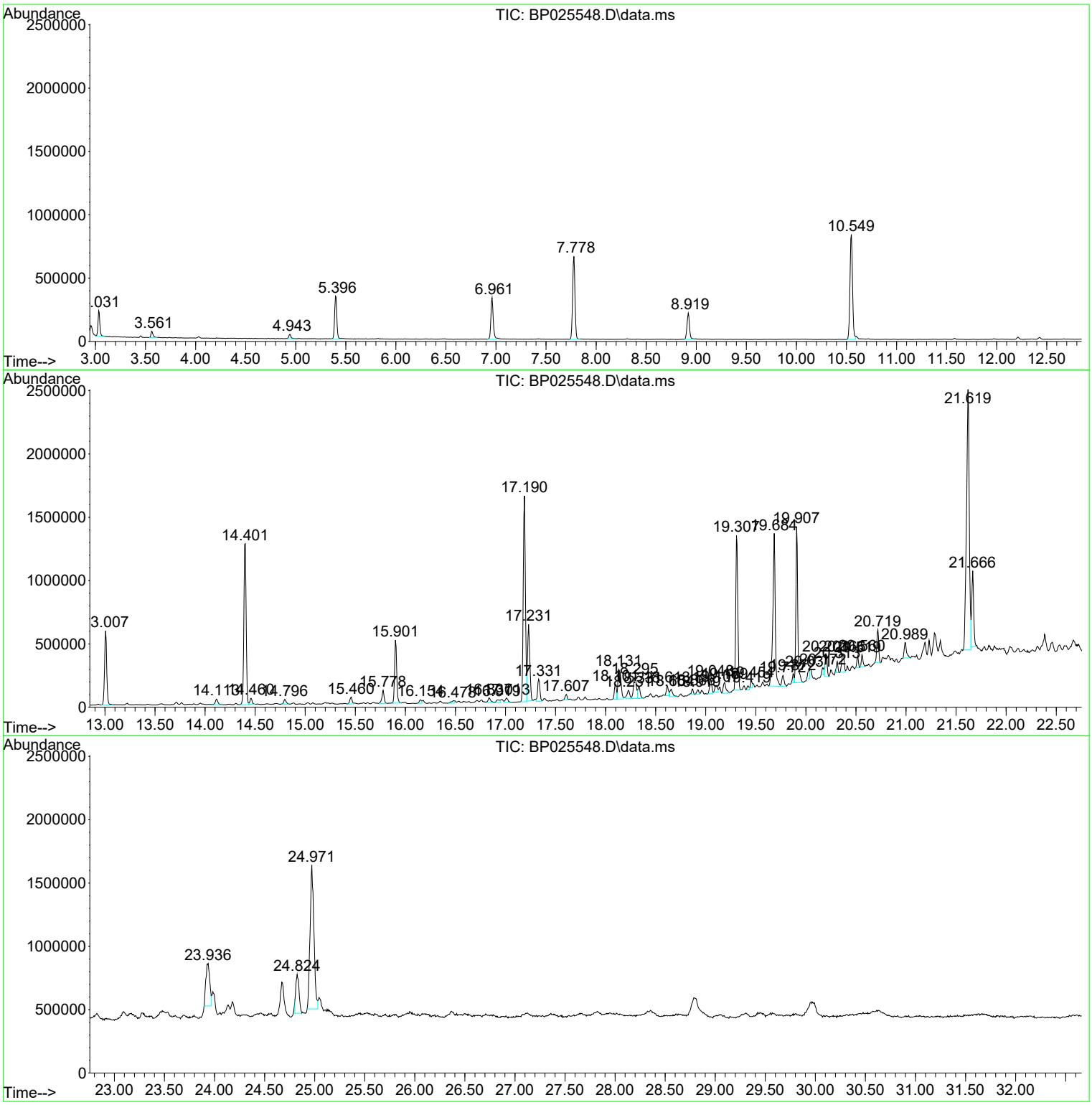

Sample Results: **BP025548.D**

Data Path : Z:\svoasrv\HPCHEM1\BNA_P\Data\BP082225\
Data File : BP025548.D
Acq On : 22 Aug 2025 14:13
Operator : CG/JU
Sample : Q2832-03 5X
Misc :
ALS Vial : 6 Sample Multiplier: 1

Instrument :
BNA_P
ClientSampleId :
TG-S02

Quant Method : Z:\svoasrv\HPCHEM1\BNA_P\Methods\8270E-BP081425.M
Quant Title : ASP BNA STANDARDS FOR 5 POINT CALIBRATION

TIC Library : C:\Database\NIST20.L
TIC Integration Parameters: LSCINT.P

****
Peak Number 1 Butane, 2-methoxy-2-methyl- Concentration Rank 1

R.T.	EstConc	Area	Relative to ISTD	R.T.
3.031	4.96 ng	267809	1,4-Dichlorobenzene-d4	7.778

Hit# of 5	Tentative ID	MW	MolForm	CAS#	Qual
1	Butane, 2-methoxy-2-methyl-	102	C6H14O	000994-05-8	83
2	2,2,4-Trimethyl-3-pentanol	130	C8H18O	005162-48-1	40
3	2-Methyl-5-hexen-3-ol	114	C7H14O	032815-70-6	23
4	Silane, tetramethyl-	88	C4H12Si	000075-76-3	17
5	Octanal, 7-methoxy-3,7-dimethyl-	186	C11H22O2	003613-30-7	17

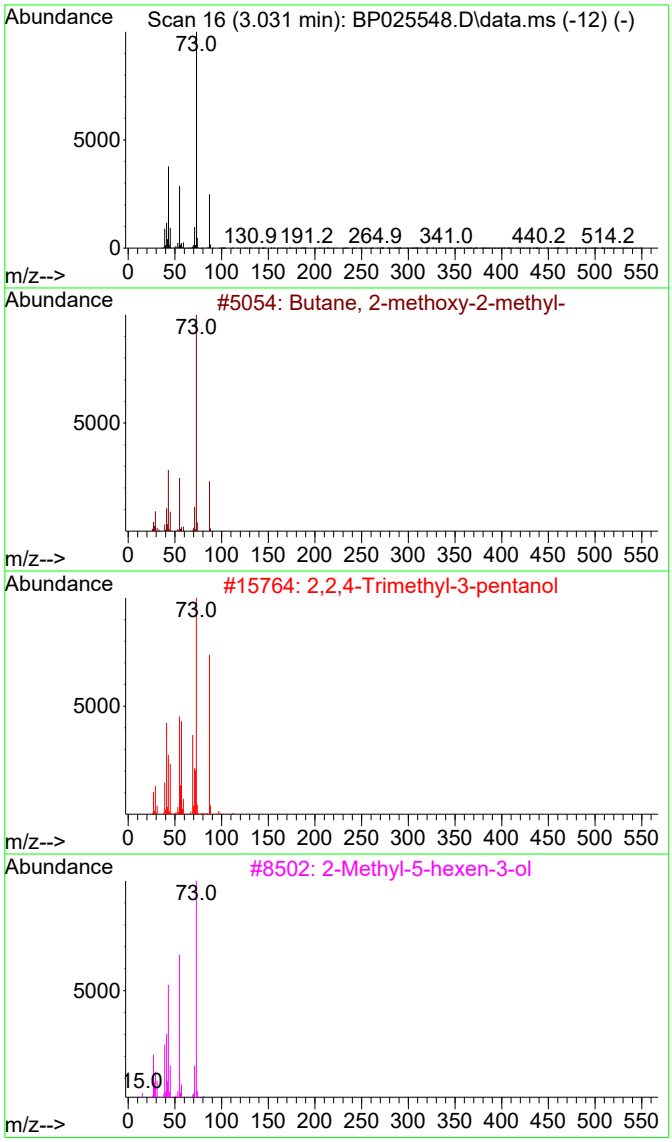

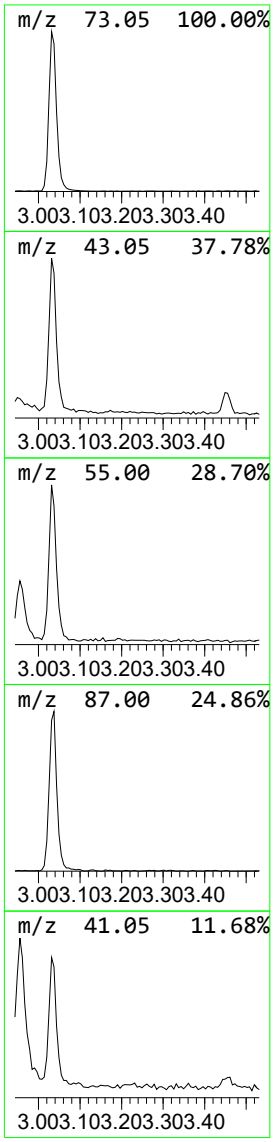

Sample Results: **BP025548.D**

Data Path : Z:\svoasrv\HPCHEM1\BNA_P\Data\BP082225\
Data File : BP025548.D
Acq On : 22 Aug 2025 14:13
Operator : CG/JU
Sample : Q2832-03 5X
Misc :
ALS Vial : 6 Sample Multiplier: 1

Instrument :
BNA_P
ClientSampleId :
TG-S02

Quant Method : Z:\svoasrv\HPCHEM1\BNA_P\Methods\8270E-BP081425.M
Quant Title : ASP BNA STANDARDS FOR 5 POINT CALIBRATION

TIC Library : C:\Database\NIST20.L
TIC Integration Parameters: LSCINT.P

****

Peak Number 2 n-Hexadecanoic acid Concentration Rank 2

R.T.	EstConc	Area	Relative to ISTD	R.T.
18.131	4.03 ng	493538	Phenanthrene-d10	17.189

Hit# of 5	Tentative ID	MW	MolForm	CAS#	Qual
1	n-Hexadecanoic acid	256	C16H32O2	000057-10-3	99
2	Tridecanoic acid	214	C13H26O2	000638-53-9	96
3	Pentadecanoic acid	242	C15H30O2	001002-84-2	64
4	Tetradecanoic acid	228	C14H28O2	000544-63-8	58
5	Dodecanoic acid	200	C12H24O2	000143-07-7	52

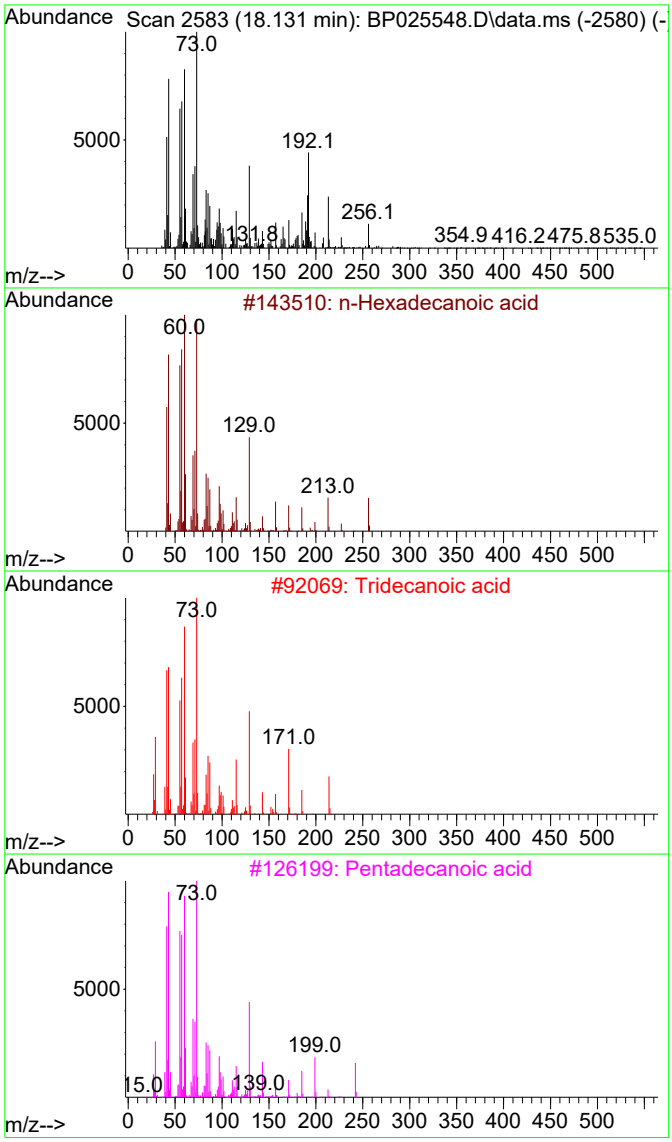

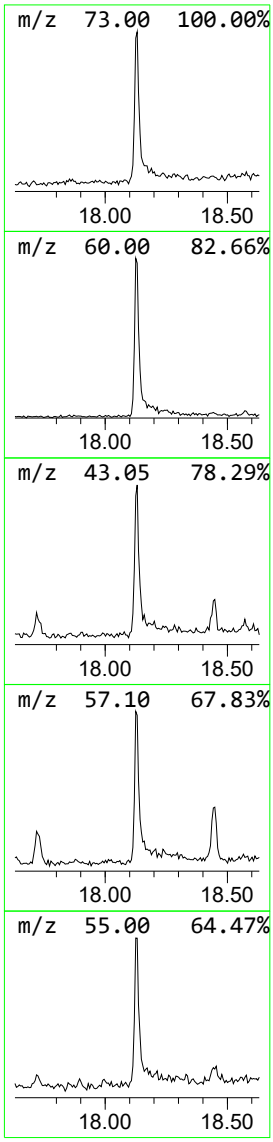

```
Data Path : Z:\svoasrv\HPCHEM1\BNA_P\Data\BP082225\
Data File : BP025548.D
Acq On    : 22 Aug 2025  14:13
Operator  : CG/JU
Sample    : Q2832-03 5X
Misc      :
ALS Vial  : 6   Sample Multiplier: 1

Quant Method : Z:\svoasrv\HPCHEM1\BNA_P\Methods\8270E-BP081425.M
Quant Title  : ASP BNA STANDARDS FOR 5 POINT CALIBRATION

TIC Library    : C:\Database\NIST20.L
TIC Integration Parameters: LSCINT.P
```

Instrument :
BNA_P
ClientSampleId :
TG-S02

****

Peak Number 3 unknown18.295 Concentration Rank 3

R.T.	EstConc	Area	Relative to ISTD	R.T.
18.295	2.84 ng	347285	Phenanthrene-d10	17.189

Hit# of 5	Tentative ID	MW	MolForm	CAS#	Qual
1	4H-Cyclopenta[def]phenanthrene	190	C15H10	000203-64-5	49
2	Phenanthrene, 1-methyl-	192	C15H12	000832-69-9	42
3	Anthracene, 2-methyl-	192	C15H12	000613-12-7	42
4	Anthracene, 1-methyl-	192	C15H12	000610-48-0	42
5	1a,9b-Dihydro-1H-cyclopropa[a]an...	192	C15H12	006109-24-6	42

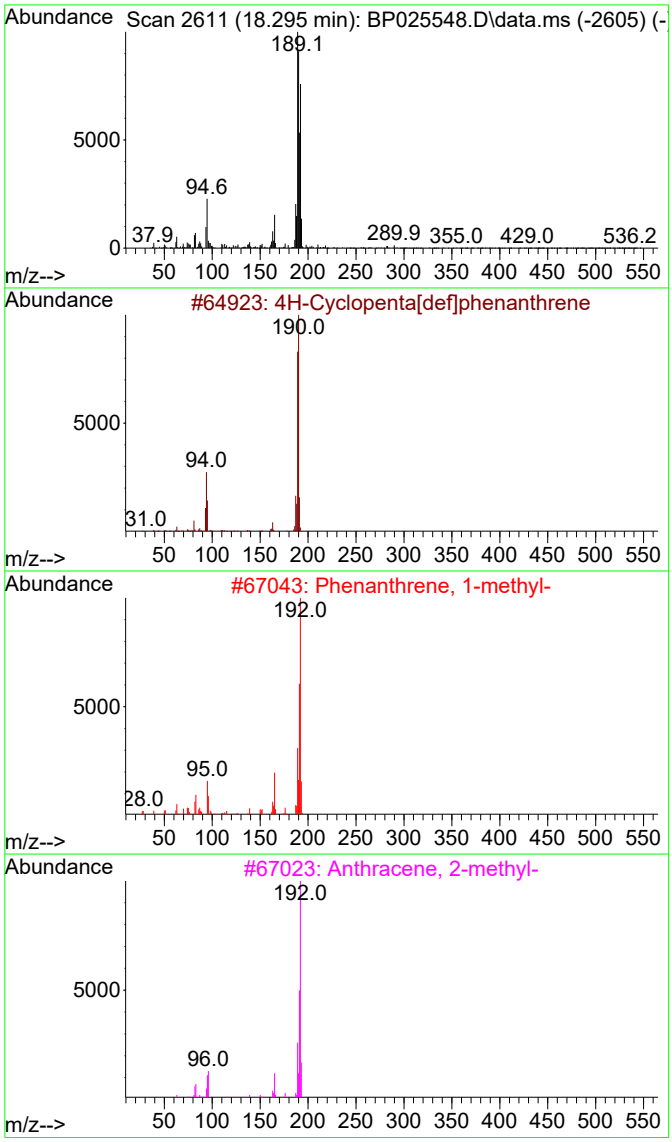

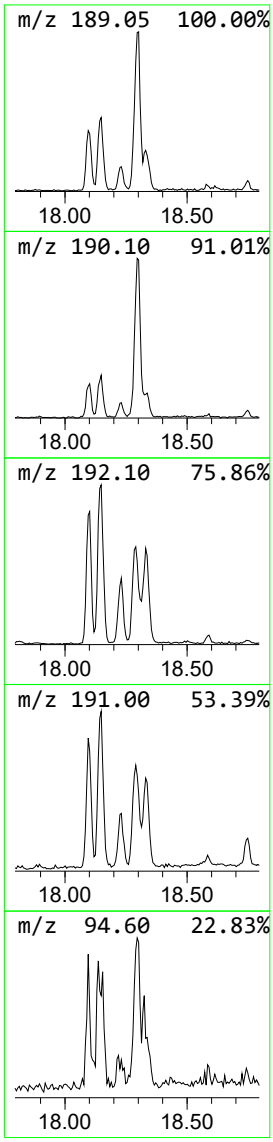

Sample Results: **BP025548.D**

Data Path : Z:\svoasrv\HPCHEM1\BNA_P\Data\BP082225\
Data File : BP025548.D
Acq On : 22 Aug 2025 14:13
Operator : CG/JU
Sample : Q2832-03 5X
Misc :
ALS Vial : 6 Sample Multiplier: 1

Instrument :
BNA_P
ClientSampleId :
TG-S02

Quant Method : Z:\svoasrv\HPCHEM1\BNA_P\Methods\8270E-BP081425.M
Quant Title : ASP BNA STANDARDS FOR 5 POINT CALIBRATION

TIC Library : C:\Database\NIST20.L
TIC Integration Parameters: LSCINT.P

TIC Top Hit name	RT	EstConc	Units	Response	Internal Standard #	RT	Resp	Conc
Butane, 2-metho...	3.031	5.0	ng	267809	1	7.778	1078810	20.0
n-Hexadecanoic ...	18.131	4.0	ng	493538	4	17.189	2449710	20.0
unknown18.295	18.295	2.8	ng	347285	4	17.189	2449710	20.0

Quantitation Report (LSC Reviewed)

Sample Results: **BP025467.D**

Data Path : Z:\svoasrv\HPCHEM1\BNA_P\Data\BP081825\
Data File : BP025467.D
Acq On : 18 Aug 2025 18:58
Operator : CG/JU
Sample : Q2832-05 5X
Misc :
ALS Vial : 14 Sample Multiplier: 1

Quant Time: Aug 19 01:08:50 2025
Quant Method : Z:\svoasrv\HPCHEM1\BNA_P\Methods\8270E-BP081425.M
Quant Title : ASP BNA STANDARDS FOR 5 POINT CALIBRATION
QLast Update : Thu Aug 14 18:14:31 2025
Response via : Initial Calibration

Instrument :
BNA_P
ClientSampleId :
TG-S03

Manual Integrations APPROVED

Reviewed By :Rahul Chavli 08/19/2025
Supervised By :Jagrut Upadhyay 08/19/2025

A B C D E F G H I J K

Compound	R.T.	QIon	Response	Conc	Units	Dev(Min)
Internal Standards						
1) 1,4-Dichlorobenzene-d4	7.790	152	166743	20.000	ng	0.00
21) Naphthalene-d8	10.560	136	660243	20.000	ng	0.00
39) Acenaphthene-d10	14.407	164	424895	20.000	ng	0.00
64) Phenanthrene-d10	17.207	188	851839	20.000	ng	0.00
76) Chrysene-d12	21.636	240	883261	20.000	ng	-0.01
86) Perylene-d12	25.007	264	1051674	20.000	ng	-0.02
System Monitoring Compounds						
5) 2-Fluorophenol	5.408	112	203284	20.246	ng	0.00
7) Phenol-d6	6.961	99	261266	20.296	ng	0.00
23) Nitrobenzene-d5	8.931	82	171357	13.129	ng	0.00
42) 2,4,6-Tribromophenol	15.919	330	115156	20.135	ng	0.00
45) 2-Fluorobiphenyl	13.019	172	420220	13.516	ng	0.00
79) Terphenyl-d14	19.919	244	712593	14.761	ng	0.00
Target Compounds						Qvalue
49) Acenaphthylene	14.131	152	150197	3.778	ng	98
71) Phenanthrene	17.242	178	435124	9.299	ng	100
72) Anthracene	17.331	178	300242	6.283	ng	99
75) Fluoranthene	19.330	202	1493830	26.763	ng	99
78) Pyrene	19.701	202	1473195	25.661	ng	100
81) Benzo(a)anthracene	21.613	228	962691	16.526	ng	99
83) Chrysene	21.677	228	1010978m	18.532	ng	
87) Indeno(1,2,3-cd)pyrene	28.818	276	737621	9.564	ng #	89
88) Benzo(b)fluoranthene	23.942	252	1561236	25.175	ng	98
89) Benzo(k)fluoranthene	24.007	252	591143m	9.526	ng	
90) Benzo(a)pyrene	24.848	252	853157	14.133	ng	96
91) Dibenzo(a,h)anthracene	28.877	278	201725	3.201	ng	95
92) Benzo(g,h,i)perylene	30.000	276	667740	10.778	ng	99

(#) = qualifier out of range (m) = manual integration (+) = signals summed

Quantitation Report (LSC Reviewed)

Sample Results: **BP025467.D**

Data Path : Z:\svoasrv\HPCHEM1\BNA_P\Data\BP081825\
Data File : BP025467.D
Acq On : 18 Aug 2025 18:58
Operator : CG/JU
Sample : Q2832-05 5X
Misc :
ALS Vial : 14 Sample Multiplier: 1

Quant Time: Aug 19 01:08:50 2025
Quant Method : Z:\svoasrv\HPCHEM1\BNA_P\Methods\8270E-BP081425.M
Quant Title : ASP BNA STANDARDS FOR 5 POINT CALIBRATION
QLast Update : Thu Aug 14 18:14:31 2025
Response via : Initial Calibration

Instrument :
BNA_P
ClientSampleId :
TG-S03

Manual Integrations
APPROVED
Reviewed By :Rahul Chavli 08/19/2025
Supervised By :Jagrut Upadhyay 08/19/2025

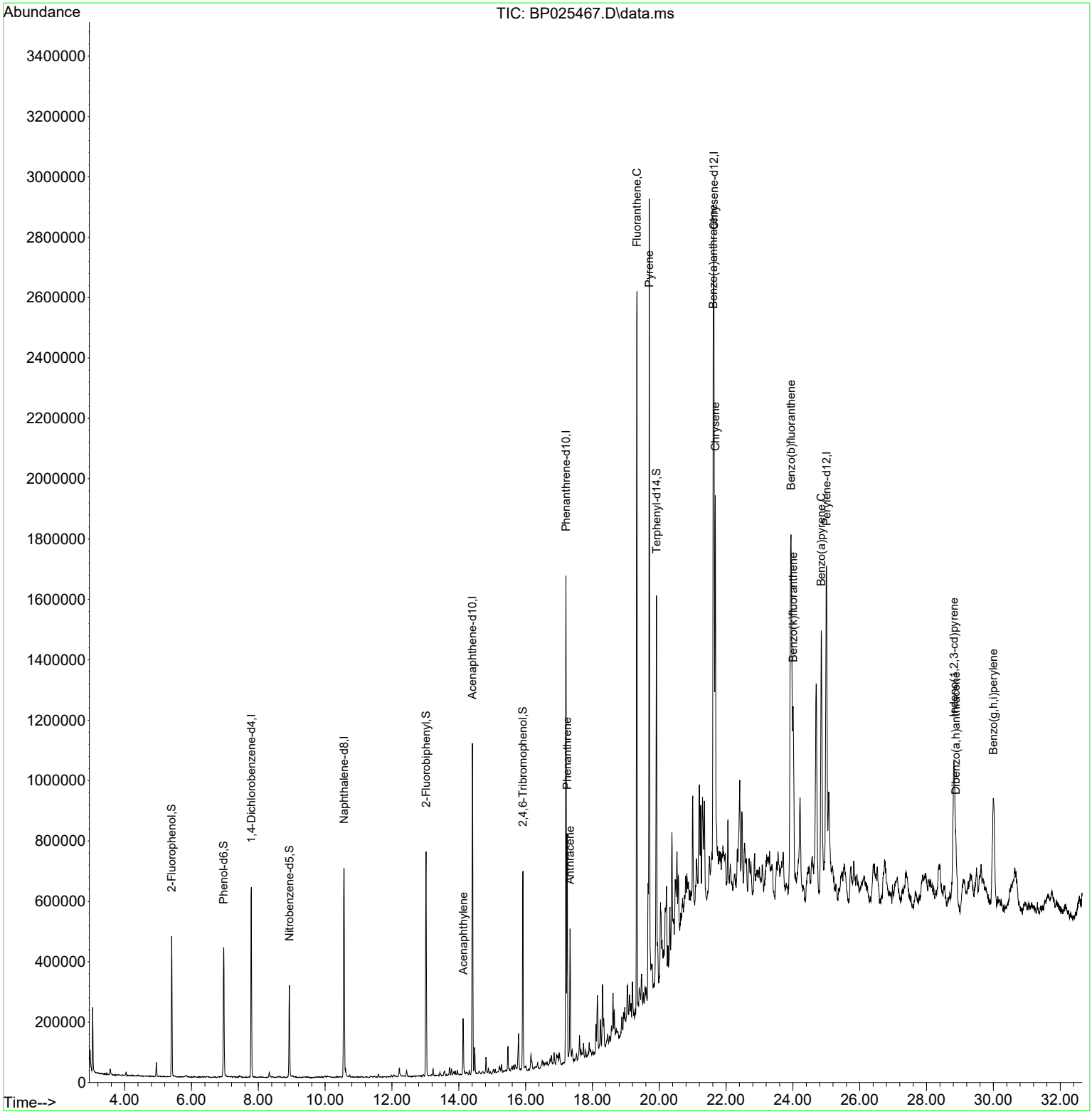

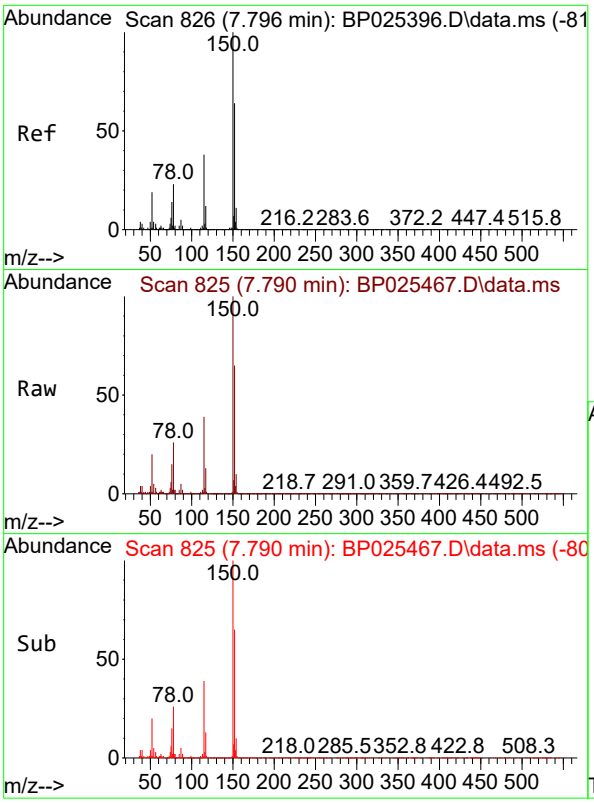

#1
1,4-Dichlorobenzene-d4
Concen: 20.000 ng
RT: 7.790 min Scan# 8
Delta R.T. -0.006 min
Lab File: BP025467.D
Acq: 18 Aug 2025 18:58

Tgt Ion:152 Resp: 16674

Ion	Ratio	Lower	Upper
152	100		
150	154.6	125.9	188.9
115	60.7	48.5	72.7

Instrument :
BNA_P
ClientSampleId :
TG-S03

Manual Integrations
APPROVED

Reviewed By :Rahul Chavli 08/19/2025
Supervised By :Jagrut Upadhyay 08/19/2025

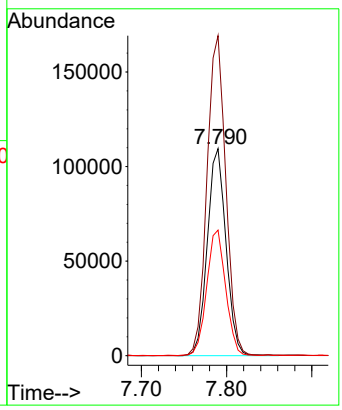



#5
2-Fluorophenol
Concen: 20.246 ng
RT: 5.408 min Scan# 420
Delta R.T. 0.000 min
Lab File: BP025467.D
Acq: 18 Aug 2025 18:58

Tgt Ion:112 Resp: 203284

Ion	Ratio	Lower	Upper
112	100		
64	56.1	43.8	65.8
63	29.3	22.7	34.1

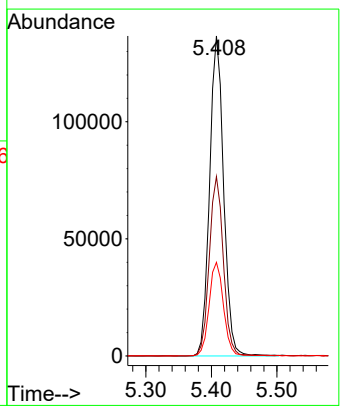



#7
Phenol-d6
Concen: 20.296 ng
RT: 6.961 min Scan# 6
Delta R.T. -0.006 min
Lab File: BP025467.D
Acq: 18 Aug 2025 18:58

Tgt Ion: 99 Resp: 26126

Ion	Ratio	Lower	Upper
99	100		
42	17.7	13.7	20.5
71	33.5	28.2	42.4

Instrument :
BNA_P
ClientSampleId :
TG-S03

Manual Integrations
APPROVED

Reviewed By :Rahul Chavli 08/19/2025
Supervised By :Jagrut Upadhyay 08/19/2025

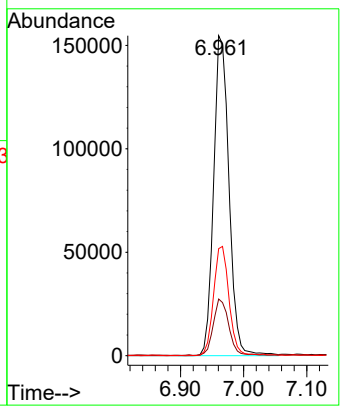



#21
Naphthalene-d8
Concen: 20.000 ng
RT: 10.560 min Scan# 1296
Delta R.T. 0.000 min
Lab File: BP025467.D
Acq: 18 Aug 2025 18:58

Tgt Ion:136 Resp: 660243

Ion	Ratio	Lower	Upper
136	100		
137	10.8	9.2	13.8
54	8.2	6.0	9.0
68	5.2	4.3	6.5

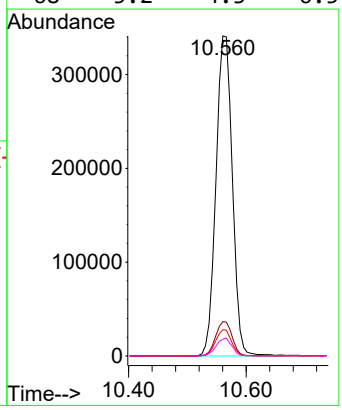

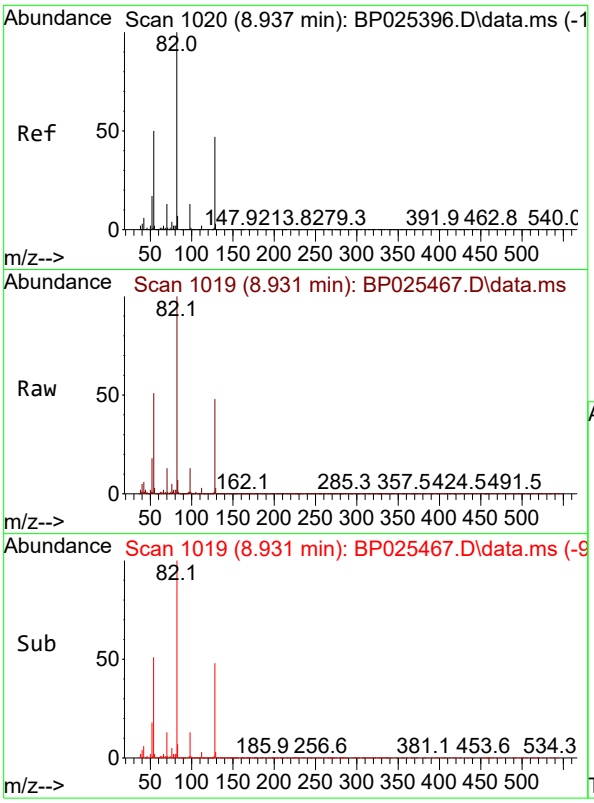

#23
Nitrobenzene-d5
Concen: 13.129 ng
RT: 8.931 min Scan# 1(
Delta R.T. -0.006 min
Lab File: BP025467.D
Acq: 18 Aug 2025 18:58

Tgt Ion: 82 Resp: 17135

Ion	Ratio	Lower	Upper
82	100		
128	48.0	37.7	56.5
54	50.9	39.8	59.6

Instrument :
BNA_P
ClientSampleId :
TG-S03

Manual Integrations
APPROVED

Reviewed By :Rahul Chavli 08/19/2025
Supervised By :Jagrut Upadhyay 08/19/2025

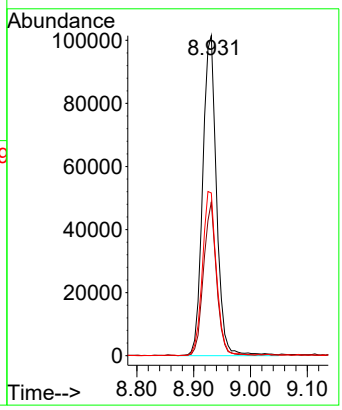

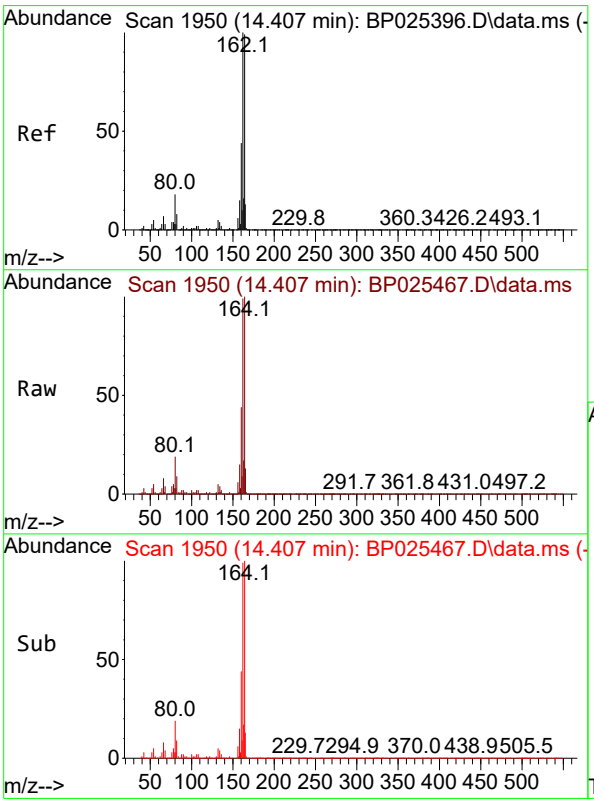

#39
Acenaphthene-d10
Concen: 20.000 ng
RT: 14.407 min Scan# 1950
Delta R.T. 0.000 min
Lab File: BP025467.D
Acq: 18 Aug 2025 18:58

Tgt Ion:164 Resp: 424895

Ion	Ratio	Lower	Upper
164	100		
162	99.2	81.0	121.6
160	44.0	35.4	53.2

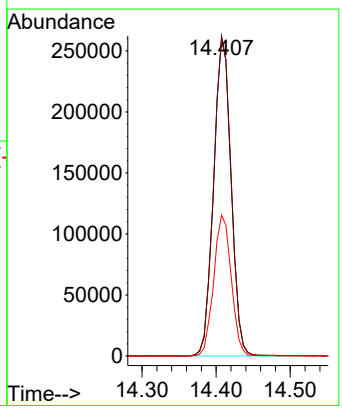

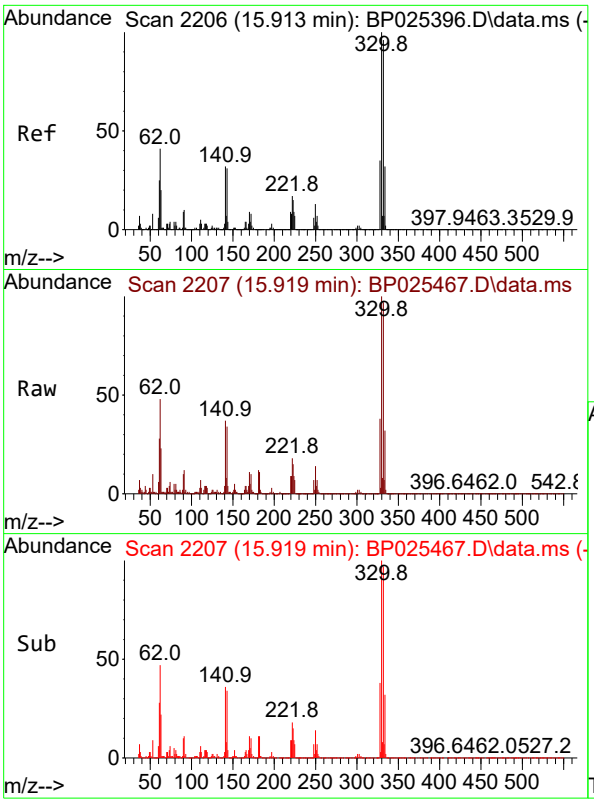

#42
2,4,6-Tribromophenol
Concen: 20.135 ng
RT: 15.919 min Scan# 2
Delta R.T. 0.006 min
Lab File: BP025467.D
Acq: 18 Aug 2025 18:58

Tgt Ion:330 Resp: 11515

Ion	Ratio	Lower	Upper
330	100		
332	97.6	77.3	115.9
141	36.7	26.6	39.8

Instrument :
BNA_P
ClientSampleId :
TG-S03

Manual Integrations
APPROVED

Reviewed By :Rahul Chavli 08/19/2025
Supervised By :Jagrut Upadhyay 08/19/2025

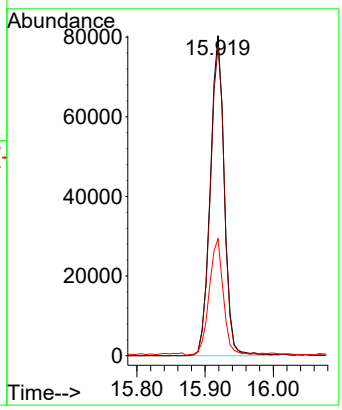



#45
2-Fluorobiphenyl
Concen: 13.516 ng
RT: 13.019 min Scan# 1714
Delta R.T. 0.000 min
Lab File: BP025467.D
Acq: 18 Aug 2025 18:58

Tgt Ion:172 Resp: 420220

Ion	Ratio	Lower	Upper
172	100		
171	34.7	28.1	42.1
170	22.9	18.6	28.0

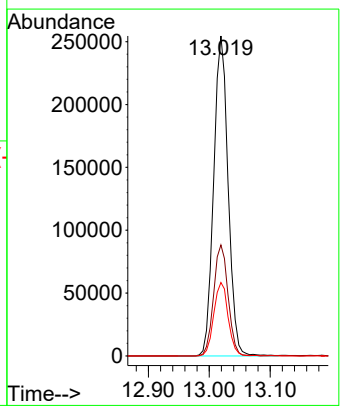



#49
Acenaphthylene
Concen: 3.778 ng
RT: 14.131 min Scan# 1
Delta R.T. 0.006 min
Lab File: BP025467.D
Acq: 18 Aug 2025 18:58

Tgt Ion:152 Resp: 15019

Ion	Ratio	Lower	Upper
152	100		
151	19.5	16.0	24.0
153	12.0	10.6	15.8

Instrument :
BNA_P
ClientSampleId :
TG-S03

Manual Integrations
APPROVED

Reviewed By :Rahul Chavli 08/19/2025
Supervised By :Jagrut Upadhyay 08/19/2025

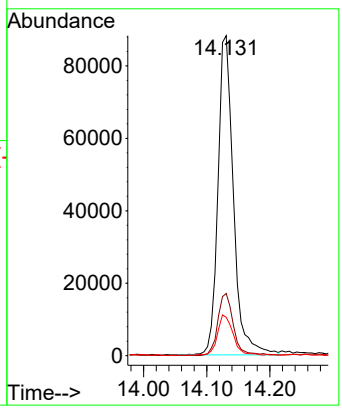



#64
Phenanthrene-d10
Concen: 20.000 ng
RT: 17.207 min Scan# 2426
Delta R.T. 0.006 min
Lab File: BP025467.D
Acq: 18 Aug 2025 18:58

Tgt Ion:188 Resp: 851839

Ion	Ratio	Lower	Upper
188	100		
94	8.9	6.6	10.0
80	9.5	6.7	10.1

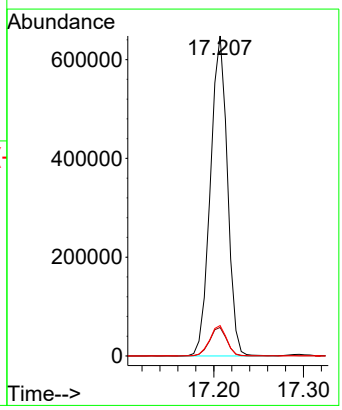



#71
Phenanthrene
Concen: 9.299 ng
RT: 17.242 min Scan# 2
Delta R.T. 0.000 min
Lab File: BP025467.D
Acq: 18 Aug 2025 18:58

Tgt Ion:178 Resp: 43512

Ion	Ratio	Lower	Upper
178	100		
176	19.6	15.5	23.3
179	15.3	12.2	18.4

Instrument :
BNA_P
ClientSampleId :
TG-S03

Manual Integrations
APPROVED

Reviewed By :Rahul Chavli 08/19/2025
Supervised By :Jagrut Upadhyay 08/19/2025

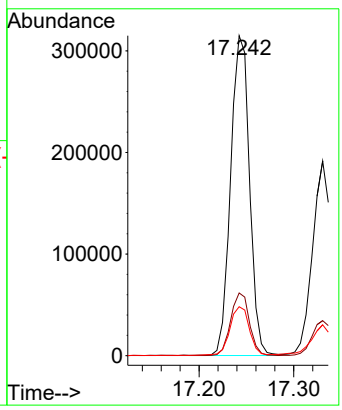



#72
Anthracene
Concen: 6.283 ng
RT: 17.331 min Scan# 2447
Delta R.T. -0.006 min
Lab File: BP025467.D
Acq: 18 Aug 2025 18:58

Tgt Ion:178 Resp: 300242

Ion	Ratio	Lower	Upper
178	100		
176	18.0	14.7	22.1
179	15.9	12.2	18.2

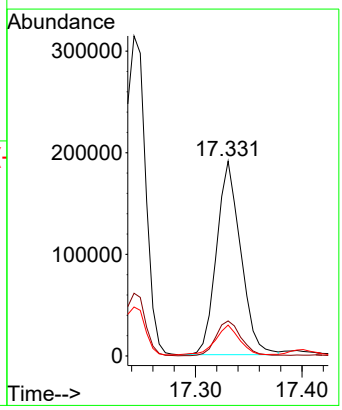



#75
Fluoranthene
Concen: 26.763 ng
RT: 19.330 min Scan# 2
Delta R.T. 0.006 min
Lab File: BP025467.D
Acq: 18 Aug 2025 18:58

Tgt Ion:202 Resp: 149383

Ion	Ratio	Lower	Upper
202	100		
101	10.6	0.0	31.1
203	17.7	0.0	37.3

Instrument :
BNA_P
ClientSampleId :
TG-S03

Manual Integrations
APPROVED

Reviewed By :Rahul Chavli 08/19/2025
Supervised By :Jagrut Upadhyay 08/19/2025

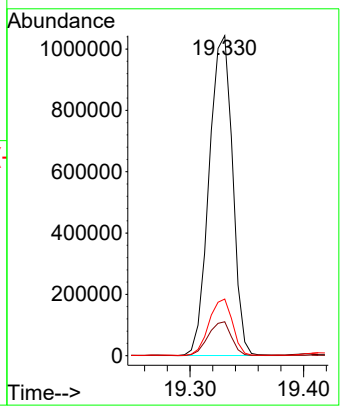

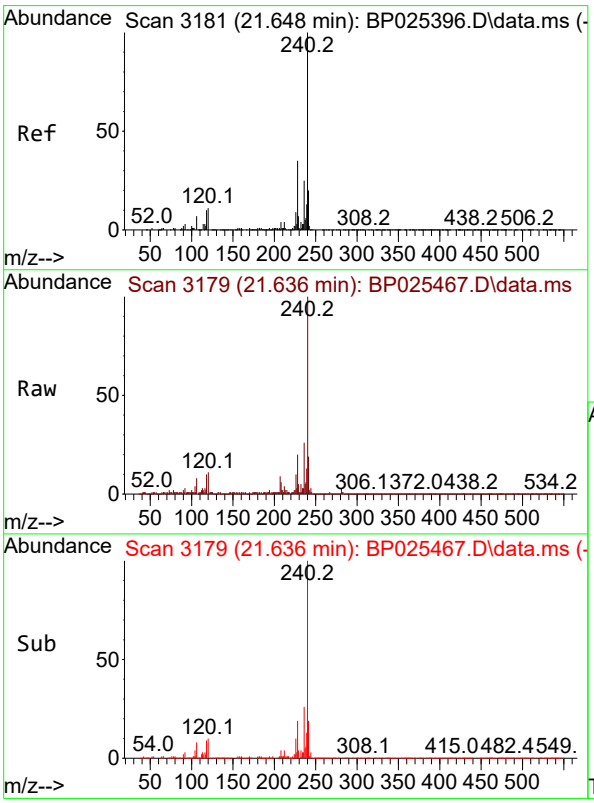

#76
Chrysene-d12
Concen: 20.000 ng
RT: 21.636 min Scan# 3179
Delta R.T. -0.012 min
Lab File: BP025467.D
Acq: 18 Aug 2025 18:58

Tgt Ion:240 Resp: 883261

Ion	Ratio	Lower	Upper
240	100		
120	10.5	8.9	13.3
236	25.9	19.8	29.8

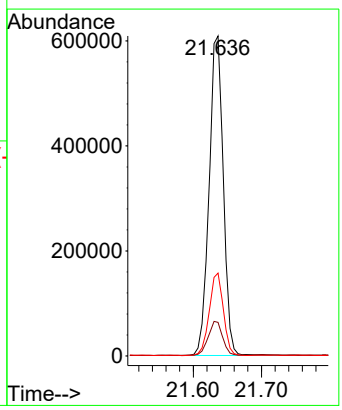



#78
Pyrene
Concen: 25.661 ng
RT: 19.701 min Scan# 2
Delta R.T. 0.000 min
Lab File: BP025467.D
Acq: 18 Aug 2025 18:58

Tgt Ion:202 Resp: 147319

Ion	Ratio	Lower	Upper
202	100		
200	21.0	16.9	25.3
203	17.9	14.2	21.2

Instrument :
BNA_P
ClientSampleId :
TG-S03

Manual Integrations
APPROVED

Reviewed By :Rahul Chavli 08/19/2025
Supervised By :Jagrut Upadhyay 08/19/2025

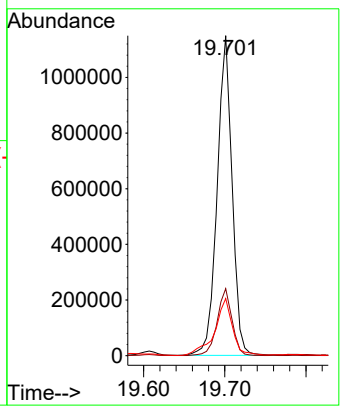



#79
Terphenyl-d14
Concen: 14.761 ng
RT: 19.919 min Scan# 2887
Delta R.T. 0.000 min
Lab File: BP025467.D
Acq: 18 Aug 2025 18:58

Tgt Ion:244 Resp: 712593

Ion	Ratio	Lower	Upper
244	100		
212	6.8	5.8	8.6
122	10.5	7.4	11.2

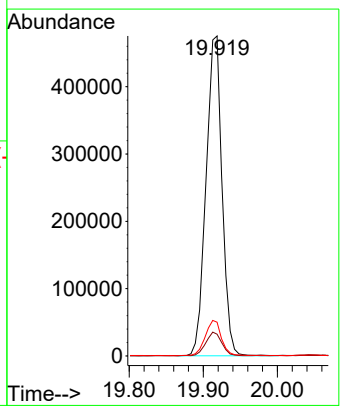



#81
Benzo(a)anthracene
Concen: 16.526 ng
RT: 21.613 min Scan# 3
Delta R.T. -0.018 min
Lab File: BP025467.D
Acq: 18 Aug 2025 18:58

Tgt Ion:228 Resp: 96269

Ion	Ratio	Lower	Upper
228	100		
226	27.2	21.7	32.5
229	20.9	15.6	23.4

Instrument :
BNA_P
ClientSampleId :
TG-S03

Manual Integrations
APPROVED

Reviewed By :Rahul Chavli 08/19/2025
Supervised By :Jagrut Upadhyay 08/19/2025

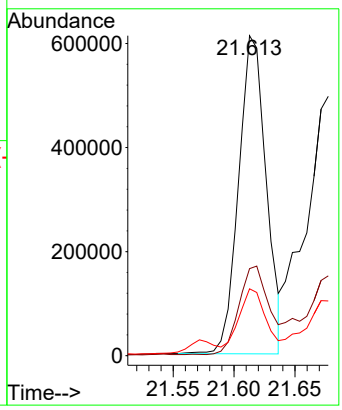

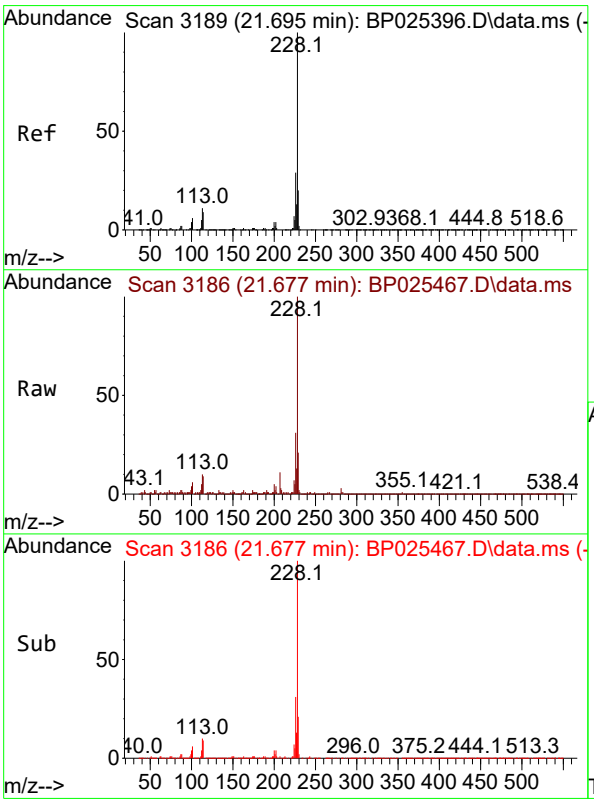

#83
Chrysene
Concen: 18.532 ng m
RT: 21.677 min Scan# 3186
Delta R.T. -0.018 min
Lab File: BP025467.D
Acq: 18 Aug 2025 18:58

Tgt Ion:228 Resp: 1010978

Ion	Ratio	Lower	Upper
228	100		
226	30.8	23.2	34.8
229	21.1	15.6	23.4

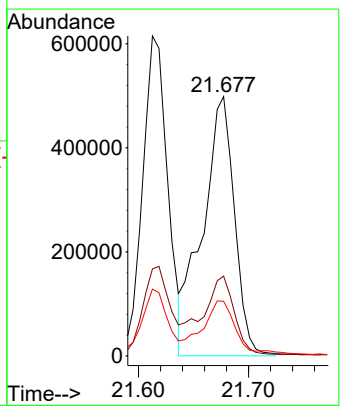



#86
Perylene-d12
Concen: 20.000 ng
RT: 25.007 min Scan# 3
Delta R.T. -0.023 min
Lab File: BP025467.D
Acq: 18 Aug 2025 18:58

Tgt Ion:264 Resp: 105167

Ion	Ratio	Lower	Upper
264	100		
260	23.3	19.3	28.9
265	23.1	17.4	26.0

Instrument :
BNA_P
ClientSampleId :
TG-S03

Manual Integrations
APPROVED

Reviewed By :Rahul Chavli 08/19/2025
Supervised By :Jagrut Upadhyay 08/19/2025

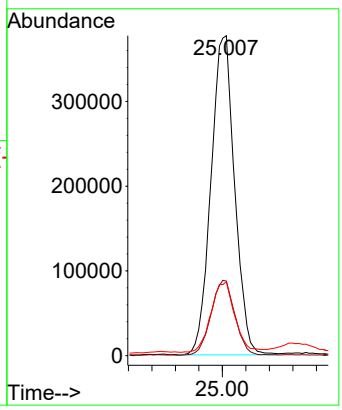

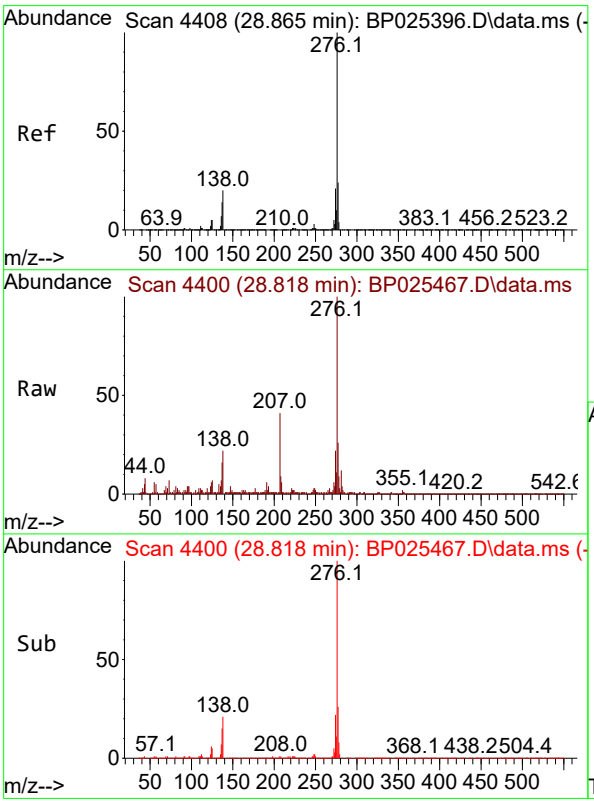

#87
Indeno(1,2,3-cd)pyrene
Concen: 9.564 ng
RT: 28.818 min Scan# 4400
Delta R.T. -0.047 min
Lab File: BP025467.D
Acq: 18 Aug 2025 18:58

Tgt Ion:276 Resp: 737621

Ion	Ratio	Lower	Upper
276	100		
138	22.1	12.9	19.3#
277	25.4	17.0	25.6

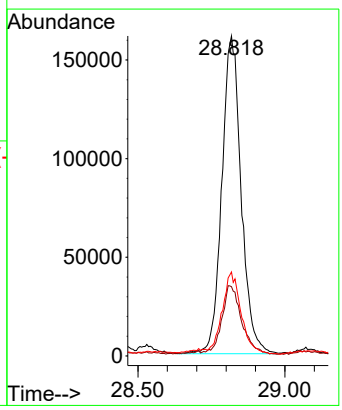

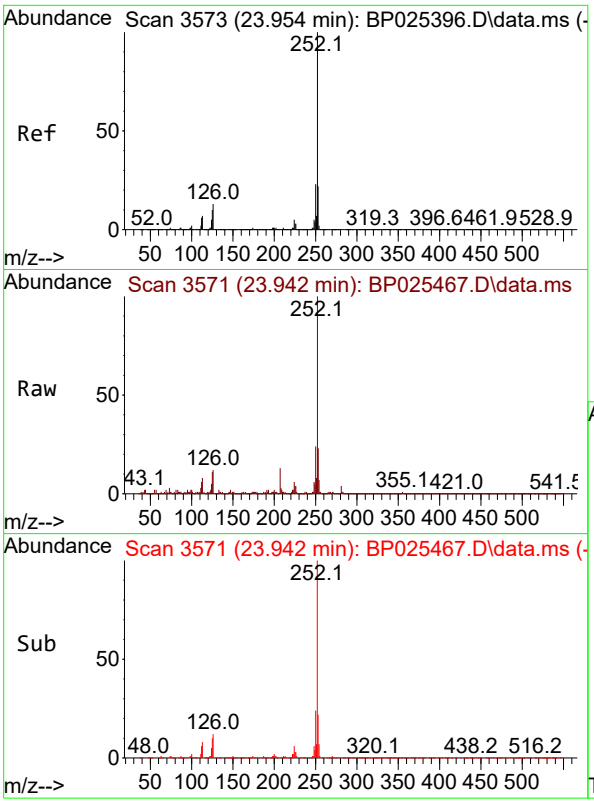

#88
Benzo(b)fluoranthene
Concen: 25.175 ng
RT: 23.942 min Scan# 3
Delta R.T. -0.012 min
Lab File: BP025467.D
Acq: 18 Aug 2025 18:58

Tgt Ion:252 Resp: 156123

Ion	Ratio	Lower	Upper
252	100		
253	22.6	17.7	26.5
125	11.1	7.9	11.9

Instrument :
BNA_P
ClientSampleId :
TG-S03

Manual Integrations
APPROVED

Reviewed By :Rahul Chavli 08/19/2025
Supervised By :Jagrut Upadhyay 08/19/2025

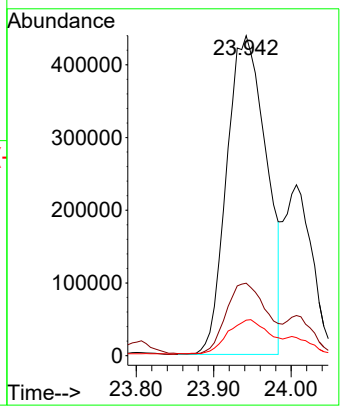

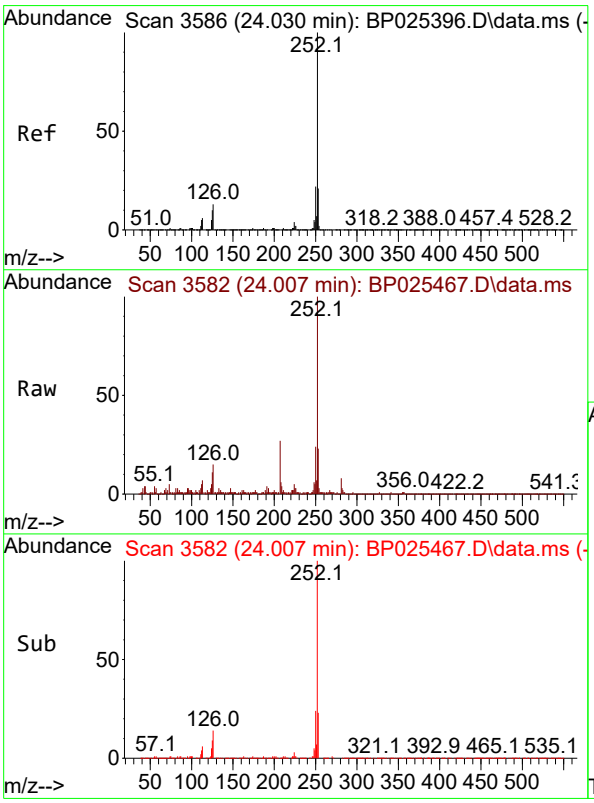

#89
Benzo(k)fluoranthene
Concen: 9.526 ng m
RT: 24.007 min Scan# 3582
Delta R.T. -0.023 min
Lab File: BP025467.D
Acq: 18 Aug 2025 18:58

Tgt Ion:252 Resp: 591143

Ion	Ratio	Lower	Upper
252	100		
253	23.5	17.1	25.7
125	10.6	7.8	11.6

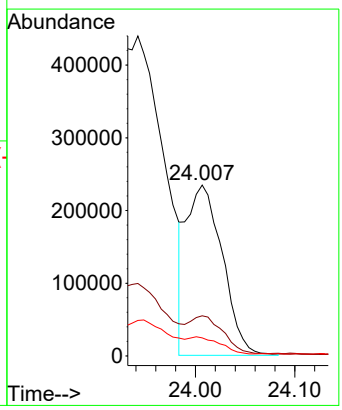

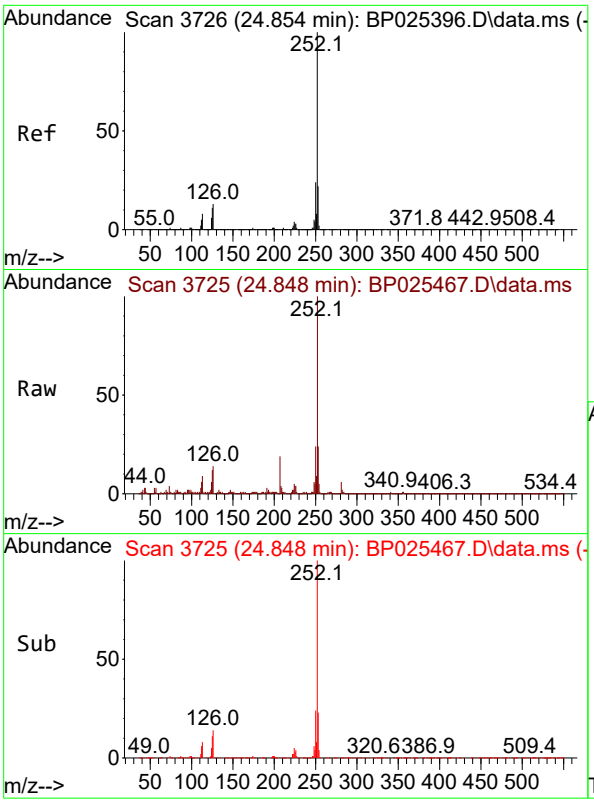

#90
Benzo(a)pyrene
Concen: 14.133 ng
RT: 24.848 min Scan# 3
Delta R.T. -0.006 min
Lab File: BP025467.D
Acq: 18 Aug 2025 18:58

Tgt Ion:252 Resp: 85315

Ion	Ratio	Lower	Upper
252	100		
253	24.0	17.5	26.3
125	11.8	8.7	13.1

Instrument :
BNA_P
ClientSampleId :
TG-S03

Manual Integrations
APPROVED

Reviewed By :Rahul Chavli 08/19/2025
Supervised By :Jagrut Upadhyay 08/19/2025

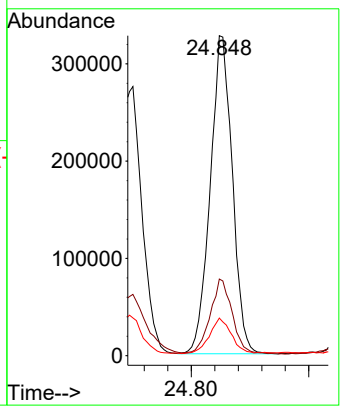

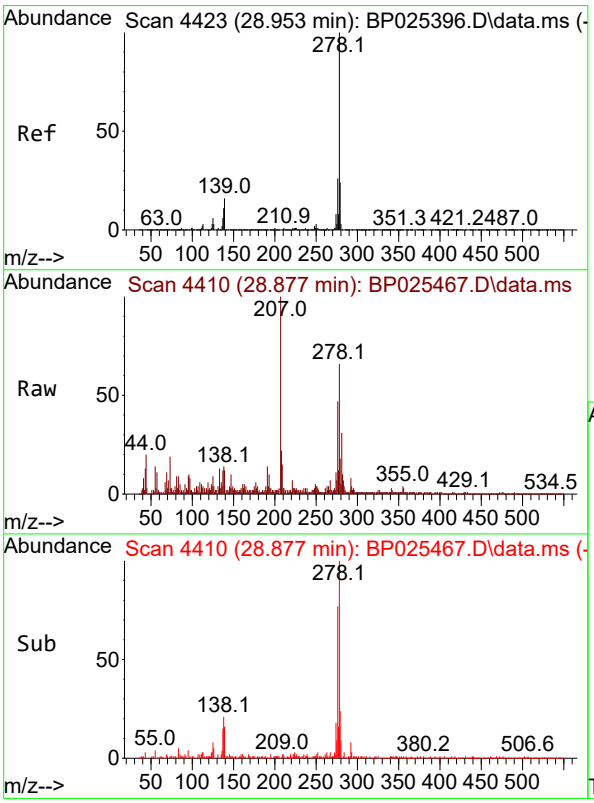

#91
Dibenzo(a,h)anthracene
Concen: 3.201 ng
RT: 28.877 min Scan# 4410
Delta R.T. -0.076 min
Lab File: BP025467.D
Acq: 18 Aug 2025 18:58

Tgt Ion:278 Resp: 201725

Ion	Ratio	Lower	Upper
278	100		
139	18.0	13.0	19.4
279	26.7	19.4	29.2

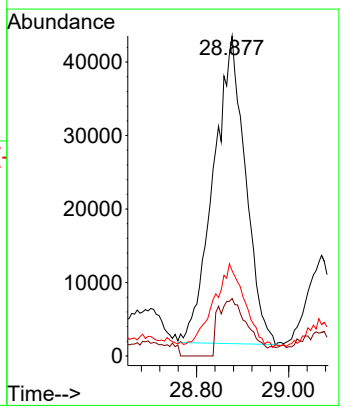

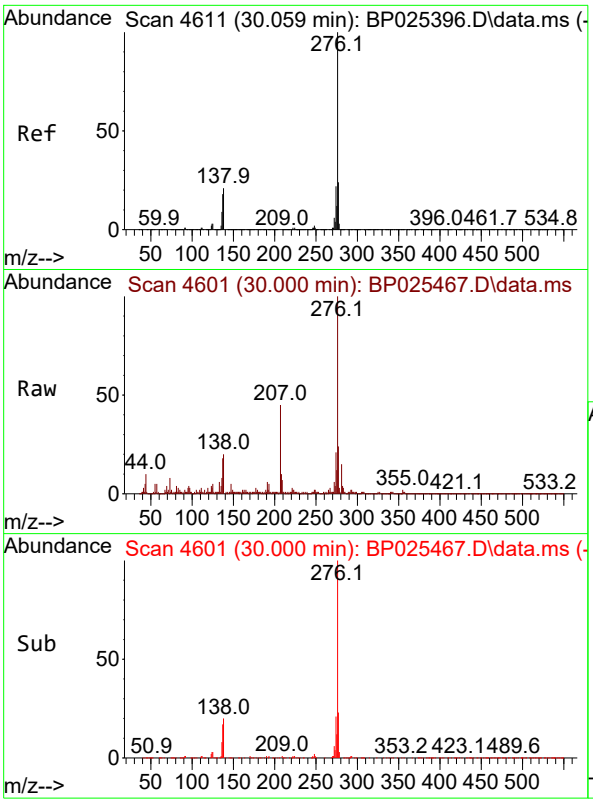

#92
Benzo(g,h,i)perylene
Concen: 10.778 ng
RT: 30.000 min Scan# 4
Delta R.T. -0.059 min
Lab File: BP025467.D
Acq: 18 Aug 2025 18:58

Tgt Ion:276 Resp: 66774

Ion	Ratio	Lower	Upper
276	100		
277	23.7	19.4	29.0
138	20.2	16.7	25.1

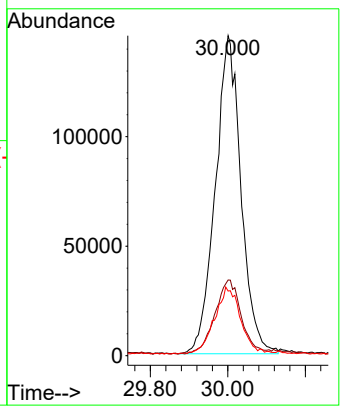

Instrument :
BNA_P
ClientSampleId :
TG-S03

Manual Integrations
APPROVED

Reviewed By :Rahul Chavli 08/19/2025
Supervised By :Jagrut Upadhyay 08/19/2025

A B C D E F G H I J K

Sample Results: **BP025467.D**

Data Path : Z:\svoasrv\HPCHEM1\BNA_P\Data\BP081825\
Data File : BP025467.D
Acq On : 18 Aug 2025 18:58
Operator : CG/JU
Sample : Q2832-05 5X
Misc :
ALS Vial : 14 Sample Multiplier: 1

Instrument :
BNA_P
ClientSampleId :
TG-S03

Integration Parameters: rteint.p
Integrator: RTE
Smoothing : ON Filtering: 5
Sampling : 1 Min Area: 3 % of largest Peak
Start Thrs: 0.2 Max Peaks: 100
Stop Thrs : 0 Peak Location: TOP

If leading or trailing edge < 100 prefer < Baseline drop else tangent >
Peak separation: 5

Method : Z:\svoasrv\HPCHEM1\BNA_P\Methods\8270E-BP081425.M
Title : ASP BNA STANDARDS FOR 5 POINT CALIBRATION

Signal : TIC: BP025467.D\data.ms

peak #	R.T. min	first scan	max scan	last scan	PK TY	peak height	corr. area	corr. % max.	% of total
1	3.043	13	18	27	rVB	212308	290483	5.45%	0.633%
2	4.949	337	342	348	rBV	45587	61991	1.16%	0.135%
3	5.408	413	420	427	rBV	465460	689659	12.93%	1.503%
4	6.961	675	684	694	rBV	426110	754437	14.14%	1.644%
5	7.790	817	825	834	rBV	630206	975215	18.28%	2.125%
6	8.931	1008	1019	1029	rBV	304146	512896	9.62%	1.117%
7	10.560	1287	1296	1303	rBV	693278	1355245	25.41%	2.953%
8	12.219	1572	1578	1591	rBV3	27066	56324	1.06%	0.123%
9	13.019	1706	1714	1727	rBV	745095	1233279	23.12%	2.687%
10	14.131	1897	1903	1915	rBV	184975	317113	5.95%	0.691%
11	14.407	1941	1950	1957	rBV	1097816	1819317	34.11%	3.964%
12	14.472	1957	1961	1969	rVB	87411	142017	2.66%	0.309%
13	14.813	2013	2019	2026	rBV	52752	82312	1.54%	0.179%
14	15.472	2125	2131	2136	rBV2	81752	128382	2.41%	0.280%
15	15.789	2177	2185	2193	rVB2	120458	234709	4.40%	0.511%
16	15.919	2200	2207	2214	rBV	654170	946630	17.75%	2.062%
17	16.160	2242	2248	2251	rBV3	50537	89241	1.67%	0.194%
18	16.854	2362	2366	2373	rVB4	40183	63588	1.19%	0.139%
19	16.925	2374	2378	2382	rBV3	29422	56190	1.05%	0.122%
20	17.007	2389	2392	2402	rVB	39118	81800	1.53%	0.178%
21	17.207	2420	2426	2429	rBV	1609888	2136330	40.05%	4.654%
22	17.242	2429	2432	2438	rVV	755969	1032035	19.35%	2.249%
23	17.331	2442	2447	2454	rVV	439613	722487	13.55%	1.574%
24	17.395	2454	2458	2465	rVB5	38615	76071	1.43%	0.166%
25	17.613	2491	2495	2499	rVB	63273	84277	1.58%	0.184%
26	17.731	2512	2515	2522	rVB4	47201	65823	1.23%	0.143%
27	18.107	2574	2579	2581	rBV	95228	142059	2.66%	0.310%
28	18.148	2581	2586	2593	rVB2	176250	335665	6.29%	0.731%
29	18.236	2597	2601	2606	rVB	85399	121158	2.27%	0.264%
30	18.301	2607	2612	2617	rBV3	198147	372177	6.98%	0.811%
31	18.619	2662	2666	2669	rVV	137085	187957	3.52%	0.410%
32	18.654	2669	2672	2677	rVB3	83374	114840	2.15%	0.250%
33	18.930	2716	2719	2722	rBV	54575	85598	1.60%	0.186%
34	19.048	2734	2739	2745	rBV2	102303	182764	3.43%	0.398%
35	19.113	2746	2750	2753	rBV5	61042	96535	1.81%	0.210%
36	19.195	2760	2764	2770	rBV2	115756	186237	3.49%	0.406%

Sample Results: **BP025467.D**

Data Path : Z:\svoasrv\HPCHEM1\BNA_P\Data\BP081825\
Data File : BP025467.D
Acq On : 18 Aug 2025 18:58
Operator : CG/JU
Sample : Q2832-05 5X
Misc :
ALS Vial : 14 Sample Multiplier: 1

Instrument :
BNA_P
ClientSampleId :
TG-S03

Integration Parameters: rteint.p
Integrator: RTE
Smoothing : ON Filtering: 5
Sampling : 1 Min Area: 3 % of largest Peak
Start Thrs: 0.2 Max Peaks: 100
Stop Thrs : 0 Peak Location: TOP

If leading or trailing edge < 100 prefer < Baseline drop else tangent >
Peak separation: 5

Method : Z:\svoasrv\HPCHEM1\BNA_P\Methods\8270E-BP081425.M
Title : ASP BNA STANDARDS FOR 5 POINT CALIBRATION

37	19.330	2781	2787	2792	rBV	2393502	3457657	64.83%	7.533%
38	19.401	2796	2799	2806	rBV3	61688	145629	2.73%	0.317%
39	19.666	2839	2844	2846	rBV	390002	623902	11.70%	1.359%
40	19.701	2846	2850	2858	rVB	2580668	3348760	62.79%	7.296%
41	19.913	2879	2886	2891	rBV2	1253109	2090248	39.19%	4.554%
42	20.036	2902	2907	2908	rBV3	250726	328526	6.16%	0.716%
43	20.177	2928	2931	2932	rBV2	128070	136026	2.55%	0.296%
44	20.319	2951	2955	2959	rBV2	174407	244248	4.58%	0.532%
45	20.377	2960	2965	2970	rBV2	362250	619099	11.61%	1.349%
46	21.001	3067	3071	3081	rVB	363120	618018	11.59%	1.346%
47	21.236	3109	3111	3115	rVB	259585	308714	5.79%	0.673%
48	21.295	3117	3121	3127	rVV4	220945	471828	8.85%	1.028%
49	21.630	3170	3178	3183	rBV2	2123825	5333674	100.00%	11.621%
50	21.677	3183	3186	3196	rVB	1187572	1837513	34.45%	4.003%
51	23.942	3562	3571	3579	rBV2	1075706	4034484	75.64%	8.790%
52	24.695	3694	3699	3711	rVB	690890	1949106	36.54%	4.247%
53	24.848	3718	3725	3736	rBV	814463	2187789	41.02%	4.767%
54	25.001	3744	3751	3758	rBV2	918606	2330587	43.70%	5.078%

Sum of corrected areas: 45898649

Sample Results: **BP025467.D**

Data Path : Z:\svoasrv\HPCHEM1\BNA_P\Data\BP081825\
Data File : BP025467.D
Acq On : 18 Aug 2025 18:58
Operator : CG/JU
Sample : Q2832-05 5X
Misc :
ALS Vial : 14 Sample Multiplier: 1

Instrument :
BNA_P
ClientSampleId :
TG-S03

Quant Method : Z:\svoasrv\HPCHEM1\BNA_P\Methods\8270E-BP081425.M
Quant Title : ASP BNA STANDARDS FOR 5 POINT CALIBRATION

TIC Library : C:\Database\NIST20.L
TIC Integration Parameters: LSCINT.P

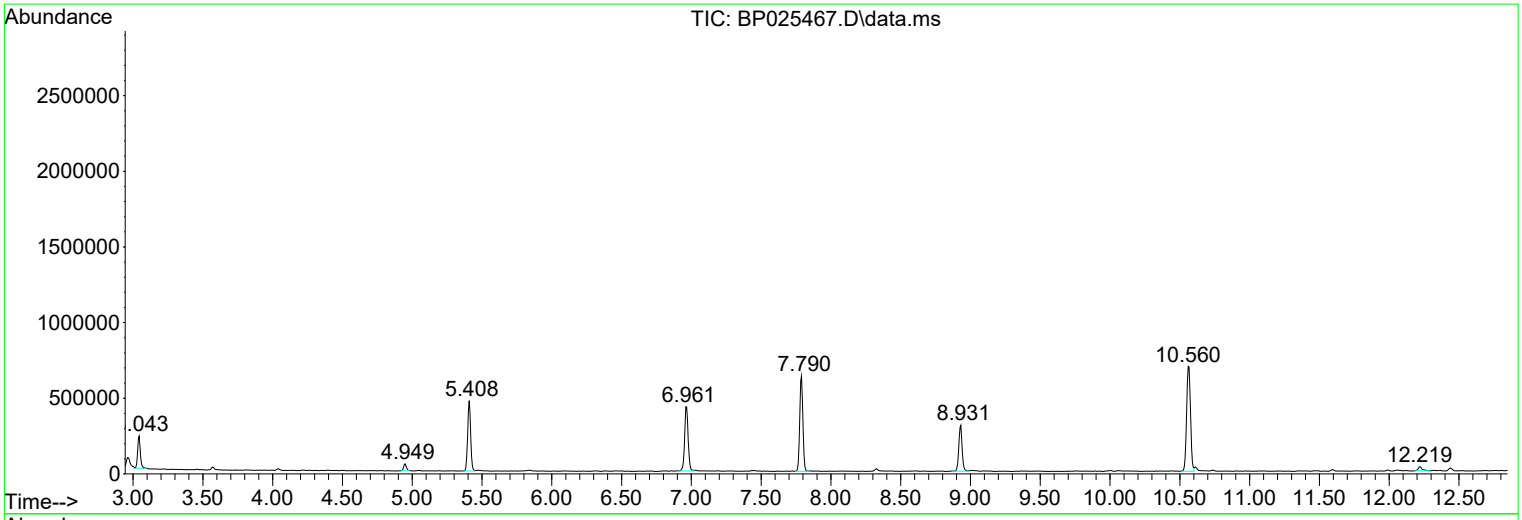

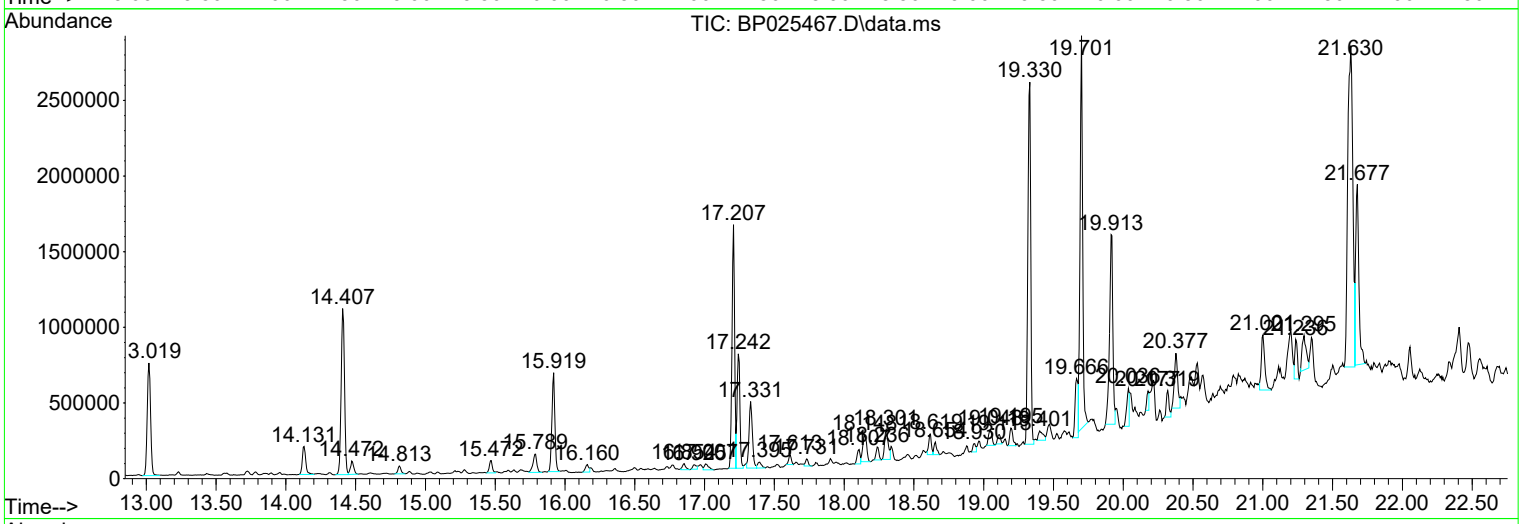

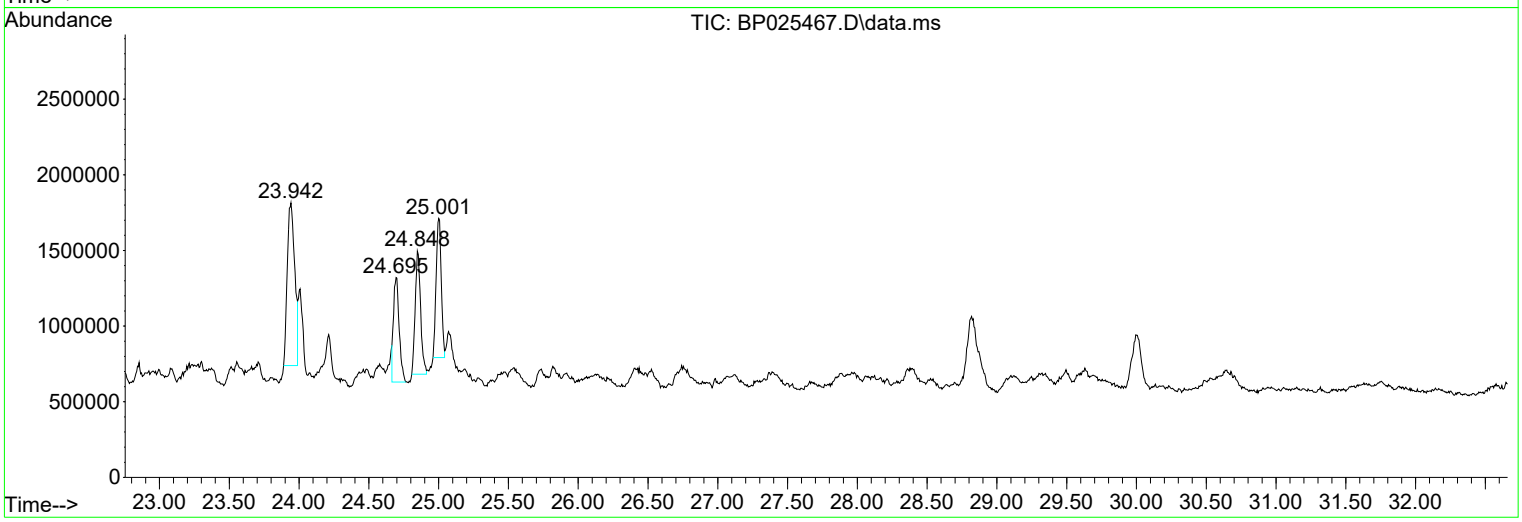

Sample Results: **BP025467.D**

Data Path : Z:\svoasrv\HPCHEM1\BNA_P\Data\BP081825\
Data File : BP025467.D
Acq On : 18 Aug 2025 18:58
Operator : CG/JU
Sample : Q2832-05 5X
Misc :
ALS Vial : 14 Sample Multiplier: 1

Instrument :
BNA_P
ClientSampleId :
TG-S03

Quant Method : Z:\svoasrv\HPCHEM1\BNA_P\Methods\8270E-BP081425.M
Quant Title : ASP BNA STANDARDS FOR 5 POINT CALIBRATION

TIC Library : C:\Database\NIST20.L
TIC Integration Parameters: LSCINT.P

****
Peak Number 1 Butane, 2-methoxy-2-methyl- Concentration Rank 2

R.T.	EstConc	Area	Relative to ISTD	R.T.
3.043	5.96 ng	290483	1,4-Dichlorobenzene-d4	7.790

Hit# of 5	Tentative ID	MW	MolForm	CAS#	Qual
1	Butane, 2-methoxy-2-methyl-	102	C6H14O	000994-05-8	78
2	2,2,4-Trimethyl-3-pentanol	130	C8H18O	005162-48-1	40
3	1,3-Dioxolane, 2-methyl-	88	C4H8O2	000497-26-7	37
4	Silane, tetramethyl-	88	C4H12Si	000075-76-3	23
5	Pentane, 3-methoxy-	102	C6H14O	036839-67-5	17

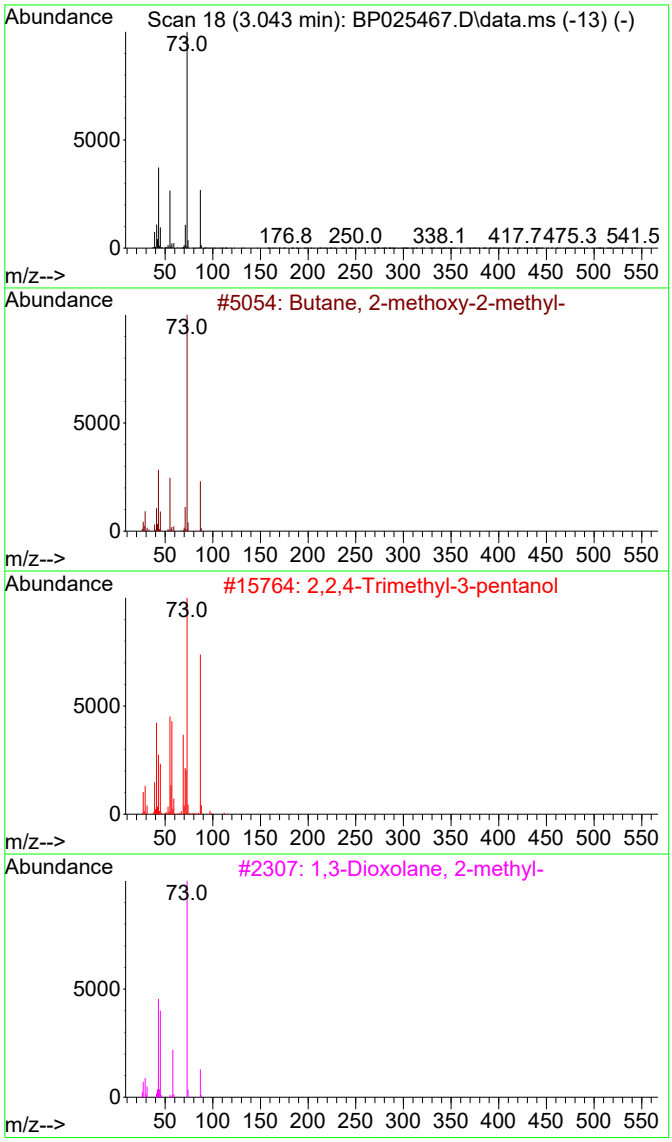

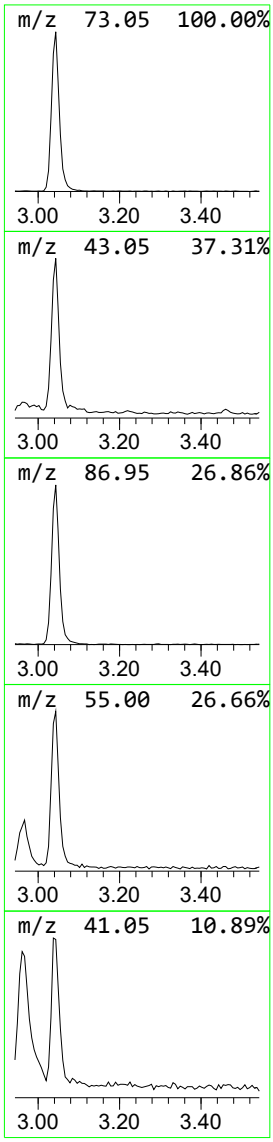

```
Data Path : Z:\svoasrv\HPCHEM1\BNA_P\Data\BP081825\
Data File : BP025467.D
Acq On    : 18 Aug 2025  18:58
Operator  : CG/JU
Sample    : Q2832-05 5X
Misc      :
ALS Vial  : 14   Sample Multiplier: 1

Quant Method : Z:\svoasrv\HPCHEM1\BNA_P\Methods\8270E-BP081425.M
Quant Title  : ASP BNA STANDARDS FOR 5 POINT CALIBRATION

TIC Library    : C:\Database\NIST20.L
TIC Integration Parameters: LSCINT.P
```

Instrument :
BNA_P
ClientSampleId :
TG-S03


```
*********************************************************************
Peak Number  2  Benzophenone                    Concentration Rank  5
```

R.T.	EstConc	Area	Relative to ISTD	R.T.
15.790	2.58 ng	234709	Acenaphthene-d10	14.407

Hit# of 5	Tentative ID	MW	MolForm	CAS#	Qual
1	Benzophenone	182	C13H10O	000119-61-9	96
2	1,2,4,5-Tetroxane, 3,3,6,6-tetra...	396	C26H20O4	016204-36-7	64
3	Benzoic acid, 2-benzoyl-	226	C14H10O3	000085-52-9	56
4	Isovanillic acid, O-methoxycarbo...	226	C10H10O6	1000487-72-5	43
5	1,2,4-Trioxolane, 3,3,5-triphenyl-	304	C20H16O3	023246-12-0	40

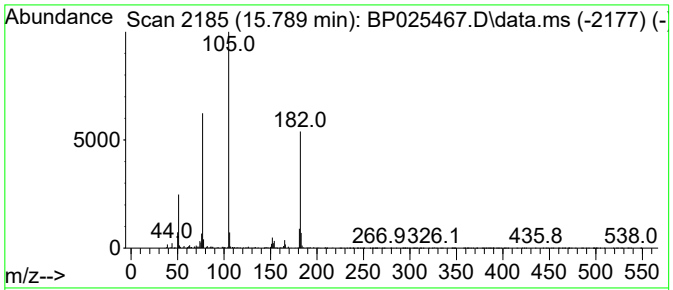

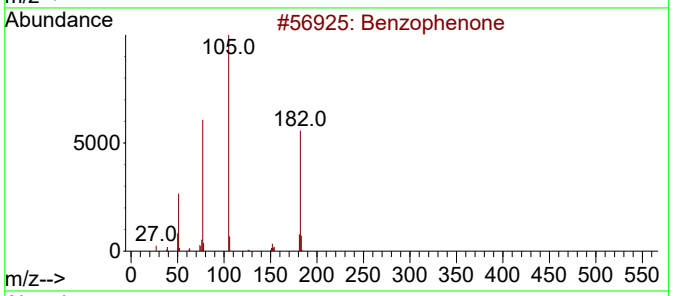

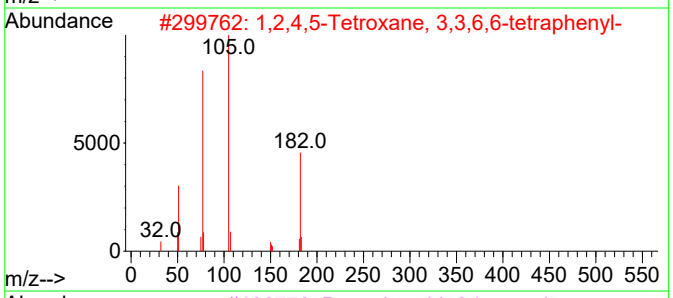

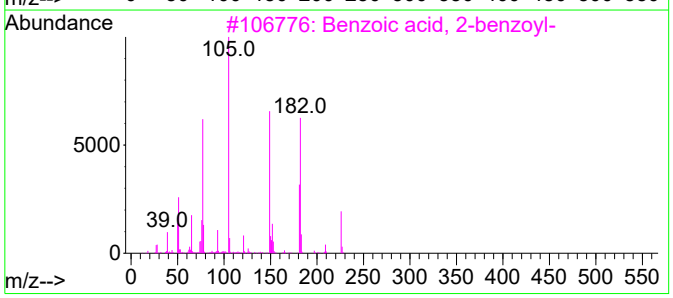

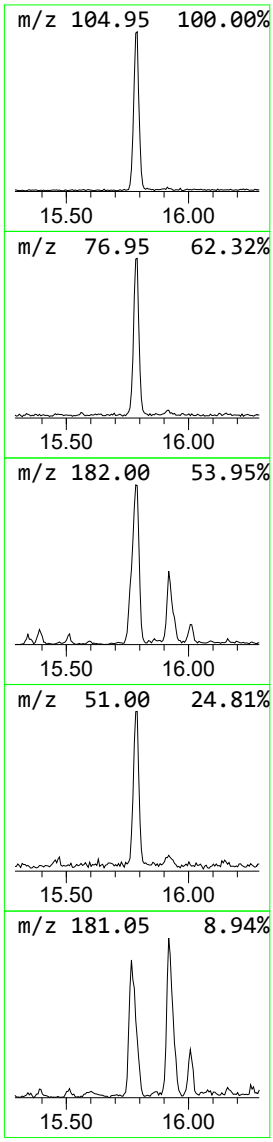

```
Data Path : Z:\svoasrv\HPCHEM1\BNA_P\Data\BP081825\
Data File : BP025467.D
Acq On    : 18 Aug 2025  18:58
Operator  : CG/JU
Sample    : Q2832-05 5X
Misc      :
ALS Vial  : 14   Sample Multiplier: 1

Quant Method : Z:\svoasrv\HPCHEM1\BNA_P\Methods\8270E-BP081425.M
Quant Title  : ASP BNA STANDARDS FOR 5 POINT CALIBRATION

TIC Library    : C:\Database\NIST20.L
TIC Integration Parameters: LSCINT.P
```

Instrument :
BNA_P
ClientSampleId :
TG-S03

A B C D E F G H I J K

```
*********************************************************************
Peak Number  3  Phenanthrene, 2-methyl-         Concentration Rank  4
```

R.T.	EstConc	Area	Relative to ISTD	R.T.
18.148	3.14 ng	335665	Phenanthrene-d10	17.207

Hit# of 5	Tentative ID	MW	MolForm	CAS#	Qual
1	Phenanthrene, 2-methyl-	192	C15H12	002531-84-2	98
2	Phenanthrene, 1-methyl-	192	C15H12	000832-69-9	96
3	1H-Cyclopropa[l]phenanthrene,1a,...	192	C15H12	000949-41-7	96
4	Anthracene, 2-methyl-	192	C15H12	000613-12-7	94
5	Phenanthrene, 4-methyl-	192	C15H12	000832-64-4	94

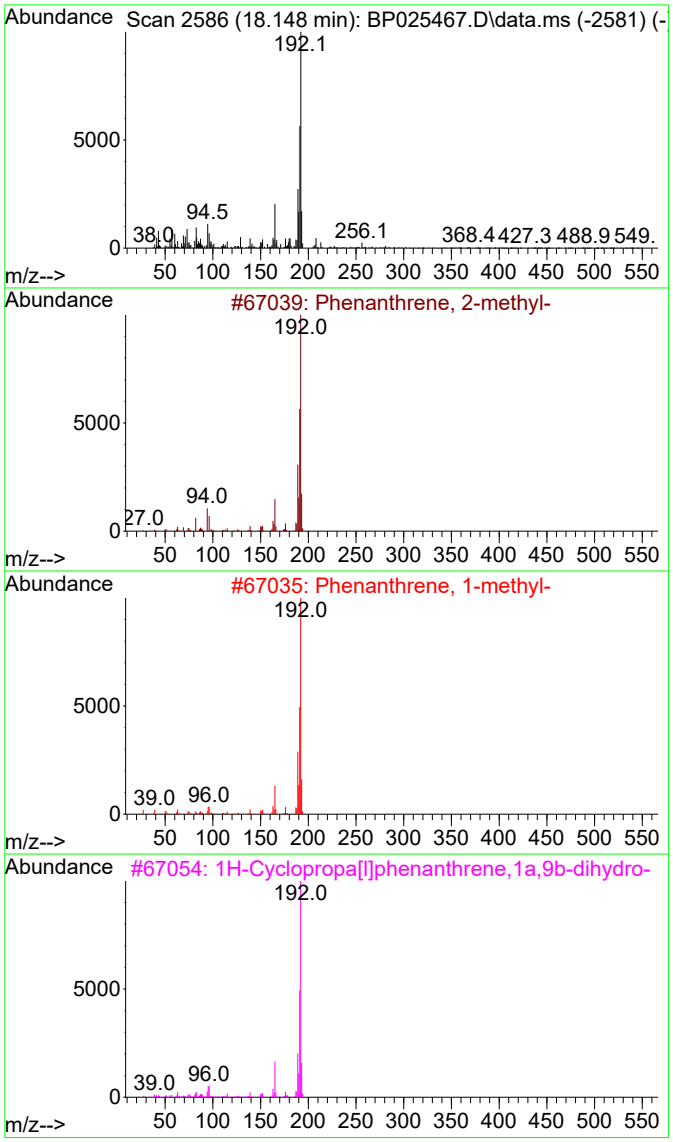

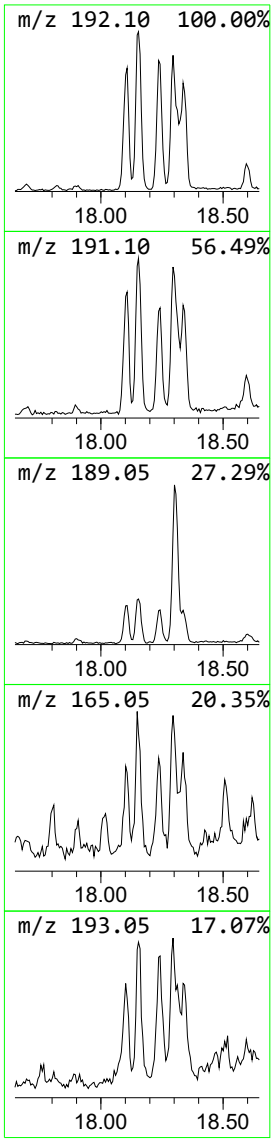

Data Path : Z:\svoasrv\HPCHEM1\BNA_P\Data\BP081825\
Data File : BP025467.D
Acq On : 18 Aug 2025 18:58
Operator : CG/JU
Sample : Q2832-05 5X
Misc :
ALS Vial : 14 Sample Multiplier: 1

Instrument :
BNA_P
ClientSampleId :
TG-S03

Quant Method : Z:\svoasrv\HPCHEM1\BNA_P\Methods\8270E-BP081425.M
Quant Title : ASP BNA STANDARDS FOR 5 POINT CALIBRATION

TIC Library : C:\Database\NIST20.L
TIC Integration Parameters: LSCINT.P

****
Peak Number 4 4H-Cyclopenta[def]phenanthrene Concentration Rank 3

R.T.	EstConc	Area	Relative to ISTD	R.T.
18.301	3.48 ng	372177	Phenanthrene-d10	17.207

Hit# of 5	Tentative ID	MW	MolForm	CAS#	Qual
1	4H-Cyclopenta[def]phenanthrene	190	C15H10	000203-64-5	70
2	1H-Indene, 2-phenyl-	192	C15H12	004505-48-0	38
3	1a,9b-Dihydro-1H-cyclopropa[a]an...	192	C15H12	006109-24-6	35
4	5H-Dibenzo[a,d]cycloheptene	192	C15H12	000256-81-5	25
5	Propyne, 1,3-diphenyl-	192	C15H12	004980-70-5	25

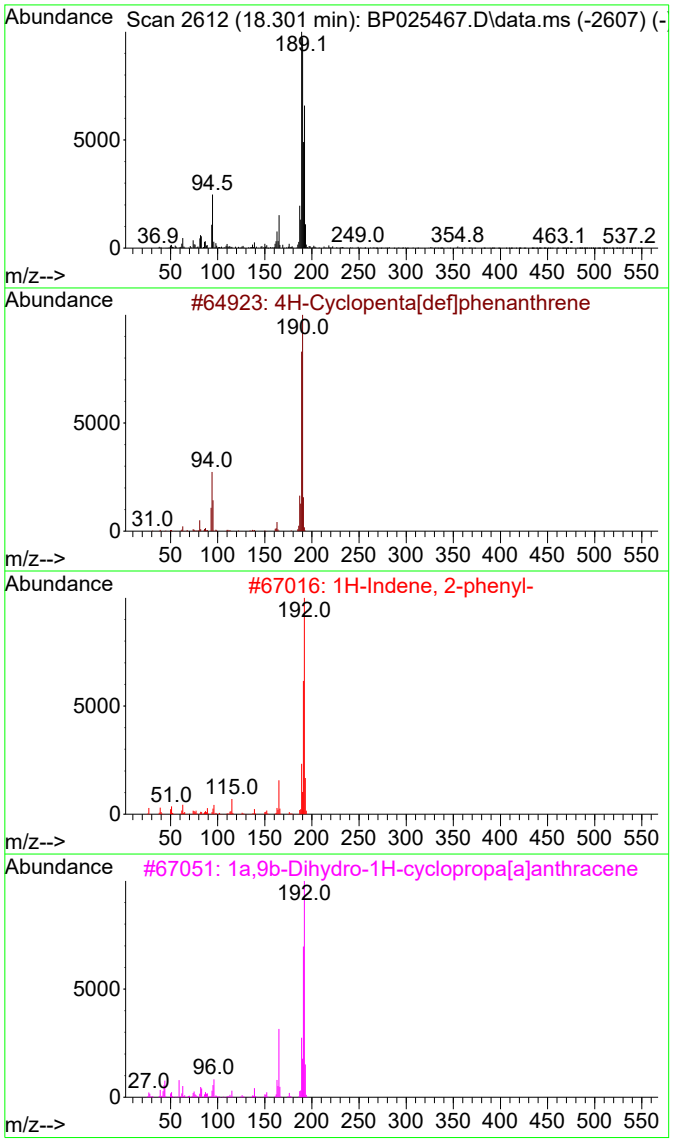

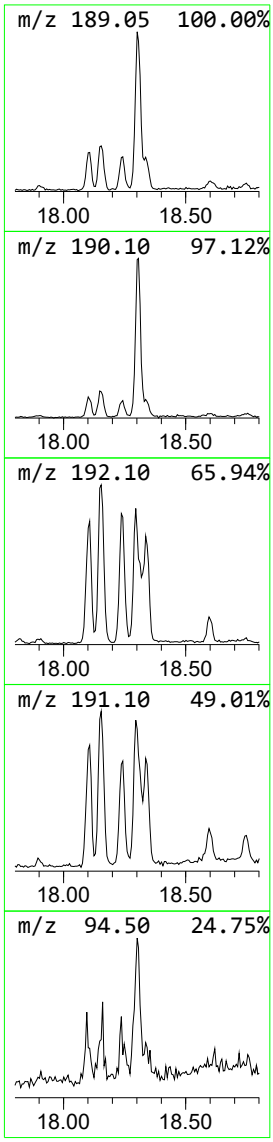

Data Path : Z:\svoasrv\HPCHEM1\BNA_P\Data\BP081825\
Data File : BP025467.D
Acq On : 18 Aug 2025 18:58
Operator : CG/JU
Sample : Q2832-05 5X
Misc :
ALS Vial : 14 Sample Multiplier: 1

Instrument :
BNA_P
ClientSampleId :
TG-S03

Quant Method : Z:\svoasrv\HPCHEM1\BNA_P\Methods\8270E-BP081425.M
Quant Title : ASP BNA STANDARDS FOR 5 POINT CALIBRATION

TIC Library : C:\Database\NIST20.L
TIC Integration Parameters: LSCINT.P

****

Peak Number 5 Fluoranthene, 2-methyl- Concentration Rank 6

R.T.	EstConc	Area	Relative to ISTD	R.T.
20.378	2.32 ng	619099	Chrysene-d12	21.636

Hit# of 5	Tentative ID	MW	MolForm	CAS#	Qual
1	Fluoranthene, 2-methyl-	216	C17H12	033543-31-6	91
2	Pyrene, 2-methyl-	216	C17H12	003442-78-2	86
3	Pyrene, 4-methyl-	216	C17H12	003353-12-6	64
4	11H-Benzo[a]fluorene	216	C17H12	000238-84-6	62
5	11H-Benzo[b]fluorene	216	C17H12	000243-17-4	62

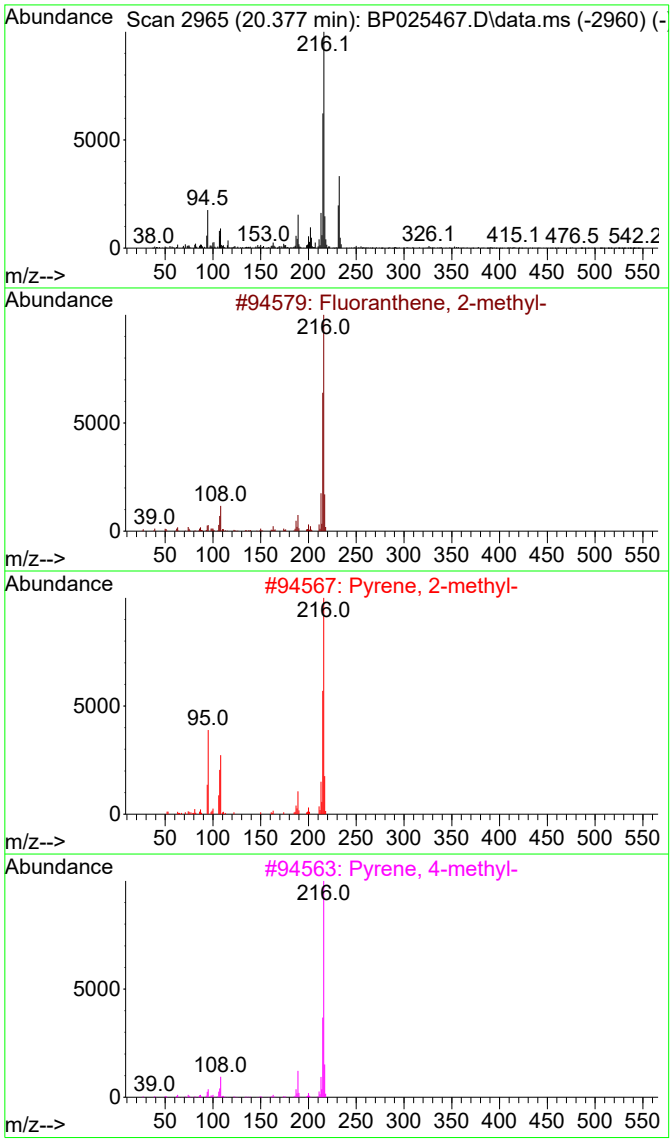

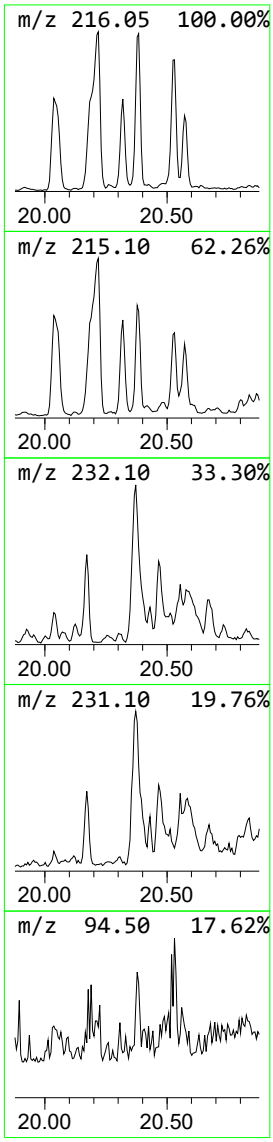

Sample Results: **BP025467.D**

Data Path : Z:\svoasrv\HPCHEM1\BNA_P\Data\BP081825\
Data File : BP025467.D
Acq On : 18 Aug 2025 18:58
Operator : CG/JU
Sample : Q2832-05 5X
Misc :
ALS Vial : 14 Sample Multiplier: 1

Instrument :
BNA_P
ClientSampleId :
TG-S03

Quant Method : Z:\svoasrv\HPCHEM1\BNA_P\Methods\8270E-BP081425.M
Quant Title : ASP BNA STANDARDS FOR 5 POINT CALIBRATION

TIC Library : C:\Database\NIST20.L
TIC Integration Parameters: LSCINT.P

****
Peak Number 6 11H-Benzo[a]fluoren-11-one Concentration Rank 7

R.T.	EstConc	Area	Relative to ISTD	R.T.
21.001	2.32 ng	618018	Chrysene-d12	21.636

Hit# of 5	Tentative ID	MW	MolForm	CAS#	Qual
1	11H-Benzo[a]fluoren-11-one	230	C17H10O	000479-79-8	94
2	7H-Benz[de]anthracen-7-one	230	C17H10O	000082-05-3	90
3	6H-Benz[de]anthracen-6-one	230	C17H10O	080252-14-8	83
4	1-Pyrenecarboxaldehyde	230	C17H10O	003029-19-4	78
5	o-Terphenyl	230	C18H14	000084-15-1	59

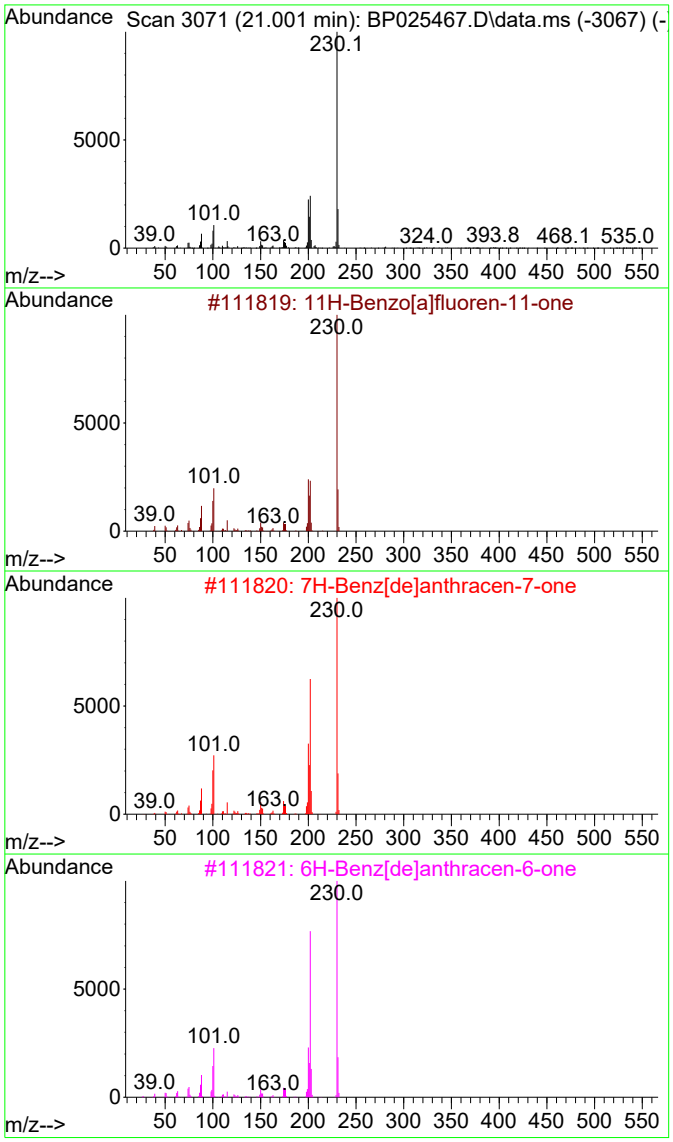

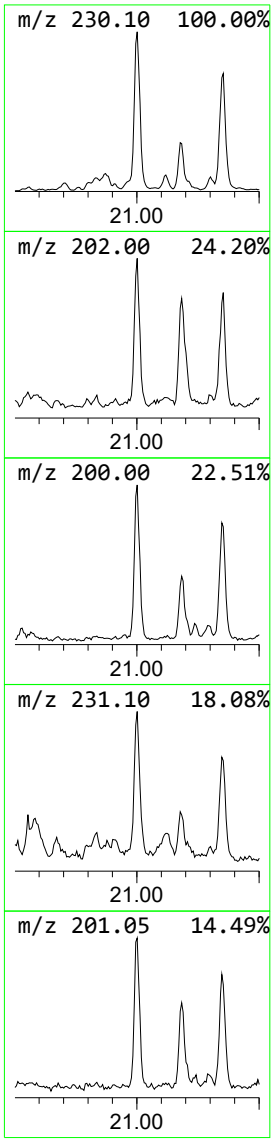

Data Path : Z:\svoasrv\HPCHEM1\BNA_P\Data\BP081825\
Data File : BP025467.D
Acq On : 18 Aug 2025 18:58
Operator : CG/JU
Sample : Q2832-05 5X
Misc :
ALS Vial : 14 Sample Multiplier: 1

Instrument :
BNA_P
ClientSampleId :
TG-S03

Quant Method : Z:\svoasrv\HPCHEM1\BNA_P\Methods\8270E-BP081425.M
Quant Title : ASP BNA STANDARDS FOR 5 POINT CALIBRATION

TIC Library : C:\Database\NIST20.L
TIC Integration Parameters: LSCINT.P

****

Peak Number 7 Benzo[e]pyrene Concentration Rank 1

R.T.	EstConc	Area	Relative to ISTD	R.T.
24.695	16.73 ng	1949110	Perylene-d12	25.007

Hit# of 5	Tentative ID	MW	MolForm	CAS#	Qual
1	Benzo[e]pyrene	252	C20H12	000192-97-2	99
2	Benzo[a]pyrene	252	C20H12	000050-32-8	96
3	Benzo[k]fluoranthene	252	C20H12	000207-08-9	93
4	Benzo[b]fluoranthene	252	C20H12	000205-99-2	90
5	Perylene	252	C20H12	000198-55-0	86

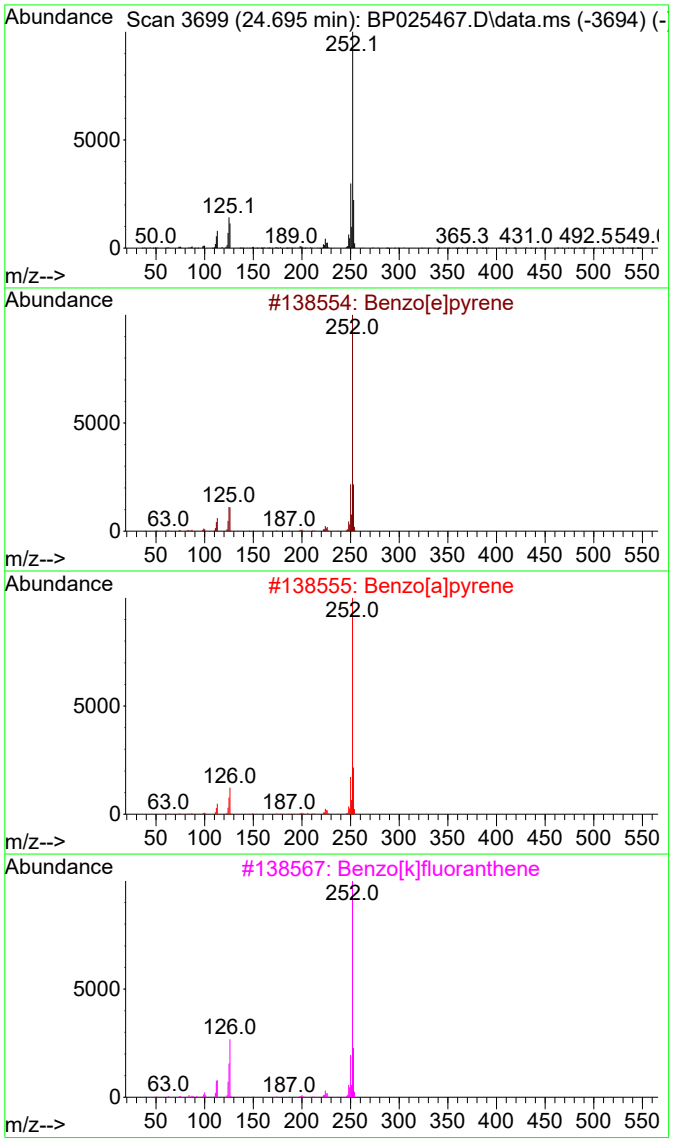

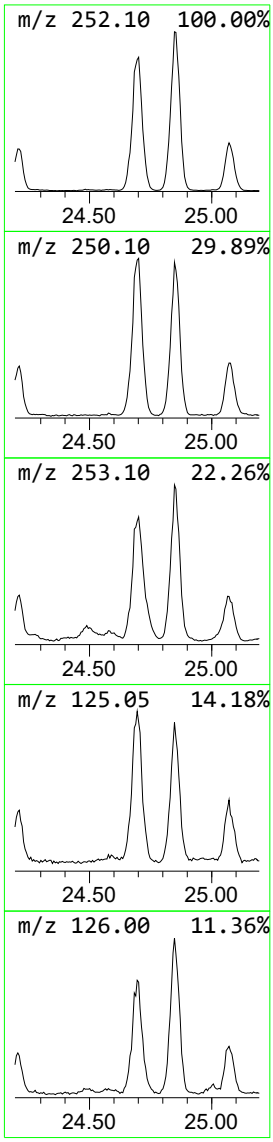

Sample Results: **BP025467.D**

Data Path : Z:\svoasrv\HPCHEM1\BNA_P\Data\BP081825\
Data File : BP025467.D
Acq On : 18 Aug 2025 18:58
Operator : CG/JU
Sample : Q2832-05 5X
Misc :
ALS Vial : 14 Sample Multiplier: 1

Instrument :
BNA_P
ClientSampleId :
TG-S03

Quant Method : Z:\svoasrv\HPCHEM1\BNA_P\Methods\8270E-BP081425.M
Quant Title : ASP BNA STANDARDS FOR 5 POINT CALIBRATION

TIC Library : C:\Database\NIST20.L
TIC Integration Parameters: LSCINT.P

TIC Top Hit name	RT	EstConc	Units	Response	Internal Standard #	RT	Resp	Conc
Butane, 2-metho...	3.043	6.0	ng	290483	1	7.790	975215	20.0
Benzophenone	15.790	2.6	ng	234709	3	14.407	1819320	20.0
Phenanthrene, 2...	18.148	3.1	ng	335665	4	17.207	2136330	20.0
4H-Cyclopenta[d...	18.301	3.5	ng	372177	4	17.207	2136330	20.0
Fluoranthene, 2...	20.378	2.3	ng	619099	5	21.636	5333670	20.0
11H-Benzo[a]flu...	21.001	2.3	ng	618018	5	21.636	5333670	20.0
Benzo[e]pyrene	24.695	16.7	ng	1949110	6	25.007	2330590	20.0

Quantitation Report (QT/LSC Reviewed)

Sample Results: **BP025468.D**

Data Path : Z:\svoasrv\HPCHEM1\BNA_P\Data\BP081825\
Data File : BP025468.D
Acq On : 18 Aug 2025 19:39
Operator : CG/JU
Sample : Q2832-07 5X
Misc :
ALS Vial : 15 Sample Multiplier: 1

Quant Time: Aug 19 01:09:12 2025
Quant Method : Z:\svoasrv\HPCHEM1\BNA_P\Methods\8270E-BP081425.M
Quant Title : ASP BNA STANDARDS FOR 5 POINT CALIBRATION
QLast Update : Thu Aug 14 18:14:31 2025
Response via : Initial Calibration

Instrument :
BNA_P
ClientSampleId :
TG-S04

Manual Integrations APPROVED

Reviewed By :Rahul Chavli 08/19/2025
Supervised By :Jagrut Upadhyay 08/19/2025

A B C D E F G H I J K

Compound	R.T.	QIon	Response	Conc	Units	Dev(Min)
Internal Standards						
1) 1,4-Dichlorobenzene-d4	7.790	152	164690	20.000	ng	0.00
21) Naphthalene-d8	10.560	136	657475	20.000	ng	0.00
39) Acenaphthene-d10	14.401	164	417913	20.000	ng	0.00
64) Phenanthrene-d10	17.195	188	832801	20.000	ng	0.00
76) Chrysene-d12	21.624	240	885684	20.000	ng	-0.02
86) Perylene-d12	24.995	264	1055308	20.000	ng	-0.04
System Monitoring Compounds						
5) 2-Fluorophenol	5.408	112	189368	19.095	ng	0.00
7) Phenol-d6	6.966	99	244099	19.199	ng	0.00
23) Nitrobenzene-d5	8.925	82	157759	12.138	ng	-0.01
42) 2,4,6-Tribromophenol	15.907	330	105717	18.794	ng	0.00
45) 2-Fluorobiphenyl	13.013	172	389890	12.750	ng	0.00
79) Terphenyl-d14	19.919	244	625886	12.929	ng	0.00
Target Compounds						Qvalue
49) Acenaphthylene	14.119	152	406656	10.401	ng	99
71) Phenanthrene	17.236	178	516366	11.287	ng	100
72) Anthracene	17.331	178	627288	13.427	ng	100
73) Carbazole	17.607	167	145506	3.307	ng	99
75) Fluoranthene	19.319	202	2533157	46.420	ng	99
78) Pyrene	19.695	202	2459371	42.722	ng	100
81) Benzo(a)anthracene	21.607	228	1711450	29.300	ng	96
83) Chrysene	21.677	228	1756967	32.119	ng	97
87) Indeno(1,2,3-cd)pyrene	28.836	276	1070327	13.830	ng #	89
88) Benzo(b)fluoranthene	23.948	252	2596346	41.723	ng	99
89) Benzo(k)fluoranthene	24.007	252	974426m	15.648	ng	
90) Benzo(a)pyrene	24.848	252	1365210	22.538	ng	98
91) Dibenzo(a,h)anthracene	28.895	278	312826	4.946	ng	94
92) Benzo(g,h,i)perylene	30.000	276	944424	15.191	ng	99

(#) = qualifier out of range (m) = manual integration (+) = signals summed

Sample Results: **BP025468.D**

Data Path : Z:\svoasrv\HPCHEM1\BNA_P\Data\BP081825\
Data File : BP025468.D
Acq On : 18 Aug 2025 19:39
Operator : CG/JU
Sample : Q2832-07 5X
Misc :
ALS Vial : 15 Sample Multiplier: 1

Quant Time: Aug 19 01:09:12 2025
Quant Method : Z:\svoasrv\HPCHEM1\BNA_P\Methods\8270E-BP081425.M
Quant Title : ASP BNA STANDARDS FOR 5 POINT CALIBRATION
QLast Update : Thu Aug 14 18:14:31 2025
Response via : Initial Calibration

Instrument :
BNA_P
ClientSampleId :
TG-S04

Manual Integrations APPROVED
Reviewed By :Rahul Chavli 08/19/2025
Supervised By :Jagrut Upadhyay 08/19/2025

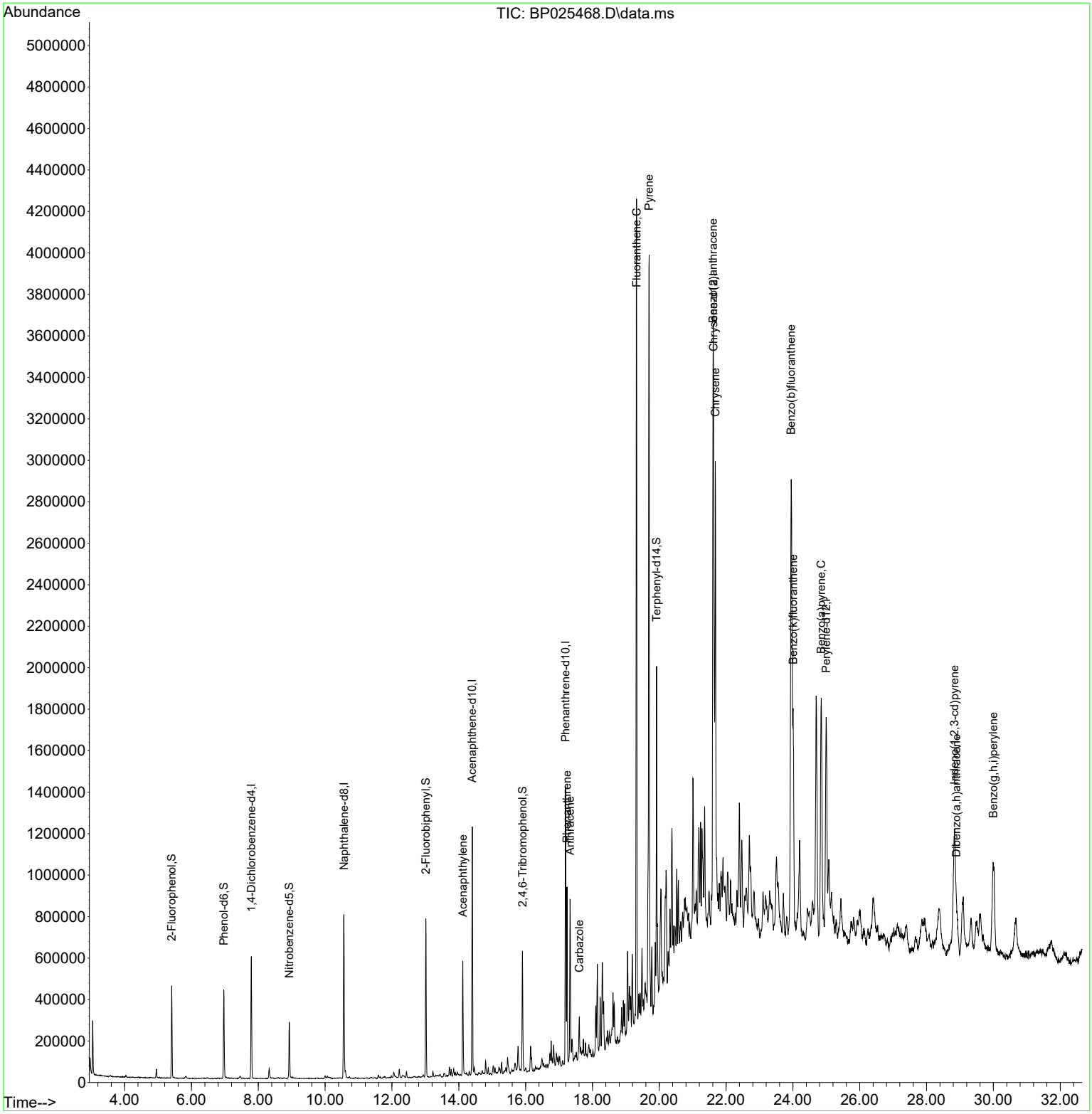

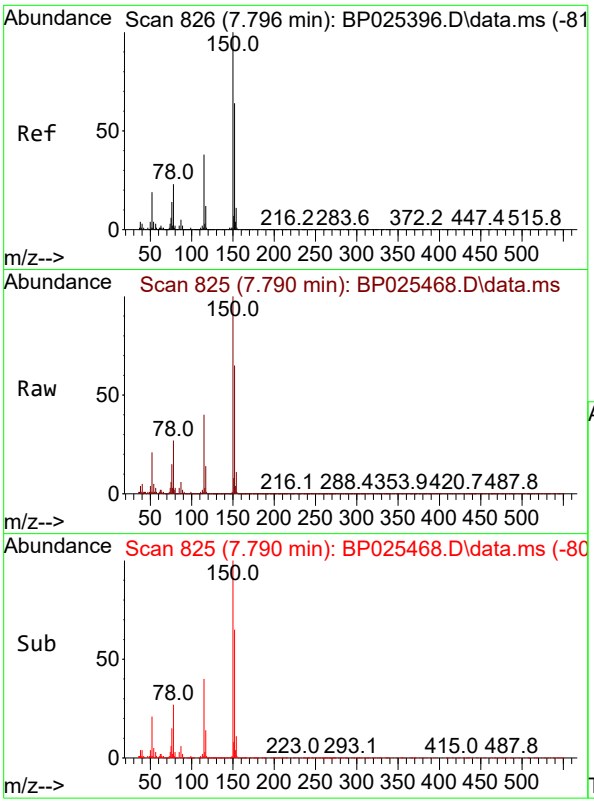

#1
1,4-Dichlorobenzene-d4
Concen: 20.000 ng
RT: 7.790 min Scan# 8
Delta R.T. -0.006 min
Lab File: BP025468.D
Acq: 18 Aug 2025 19:39

Tgt Ion:152 Resp: 164690

Ion	Ratio	Lower	Upper
152	100		
150	153.3	125.9	188.9
115	61.7	48.5	72.7

Instrument :
BNA_P
ClientSampleId :
TG-S04

Manual Integrations
APPROVED

Reviewed By :Rahul Chavli 08/19/2025
Supervised By :Jagrut Upadhyay 08/19/2025

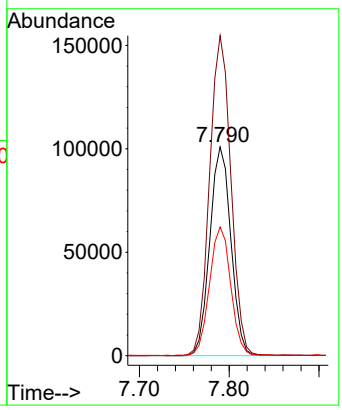



#5
2-Fluorophenol
Concen: 19.095 ng
RT: 5.408 min Scan# 420
Delta R.T. 0.000 min
Lab File: BP025468.D
Acq: 18 Aug 2025 19:39

Tgt Ion:112 Resp: 189368

Ion	Ratio	Lower	Upper
112	100		
64	56.1	43.8	65.8
63	30.6	22.7	34.1

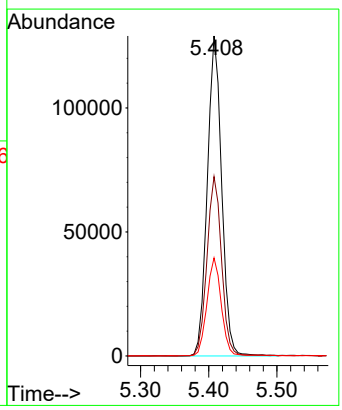



#7
Phenol-d6
Concen: 19.199 ng
RT: 6.966 min Scan# 6
Delta R.T. 0.000 min
Lab File: BP025468.D
Acq: 18 Aug 2025 19:39

Tgt Ion: 99 Resp: 24409

Ion	Ratio	Lower	Upper
99	100		
42	17.6	13.7	20.5
71	35.3	28.2	42.4

Instrument :
BNA_P
ClientSampleId :
TG-S04

Manual Integrations
APPROVED

Reviewed By :Rahul Chavli 08/19/2025
Supervised By :Jagrut Upadhyay 08/19/2025

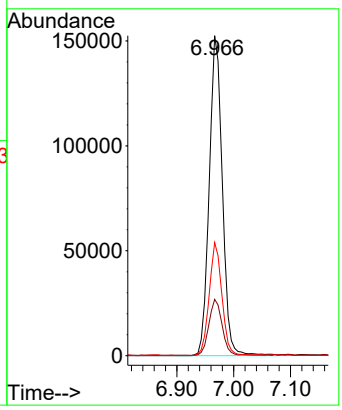



#21
Naphthalene-d8
Concen: 20.000 ng
RT: 10.560 min Scan# 1296
Delta R.T. 0.000 min
Lab File: BP025468.D
Acq: 18 Aug 2025 19:39

Tgt Ion:136 Resp: 657475

Ion	Ratio	Lower	Upper
136	100		
137	10.6	9.2	13.8
54	7.6	6.0	9.0
68	5.1	4.3	6.5

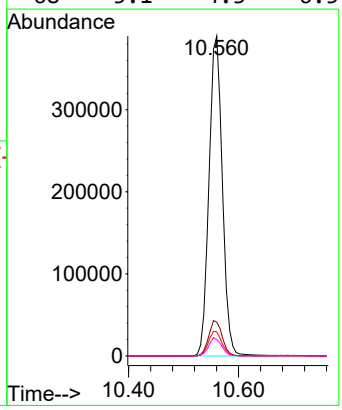

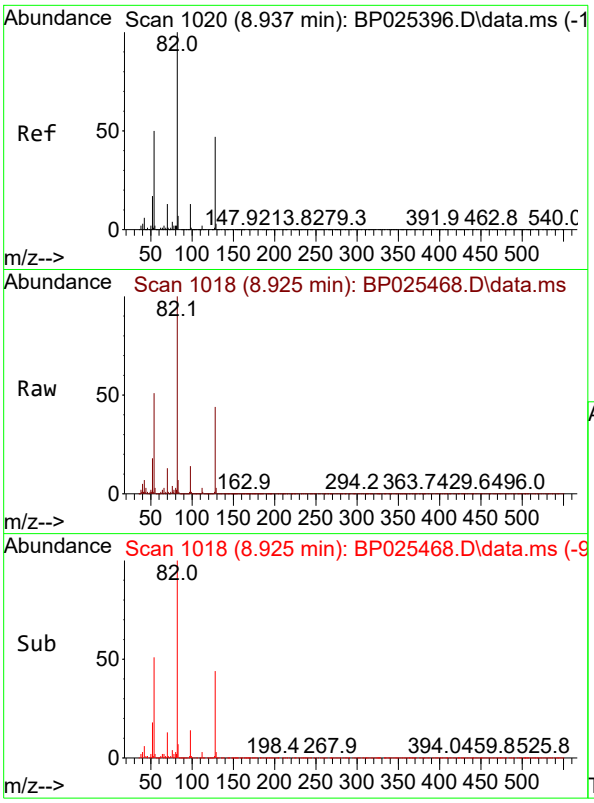

#23
Nitrobenzene-d5
Concen: 12.138 ng
RT: 8.925 min Scan# 1(
Delta R.T. -0.012 min
Lab File: BP025468.D
Acq: 18 Aug 2025 19:39

Tgt Ion: 82 Resp: 15775

Ion	Ratio	Lower	Upper
82	100		
128	44.2	37.7	56.5
54	51.1	39.8	59.6

Instrument :
BNA_P
ClientSampleId :
TG-S04

Manual Integrations
APPROVED

Reviewed By :Rahul Chavli 08/19/2025
Supervised By :Jagrut Upadhyay 08/19/2025

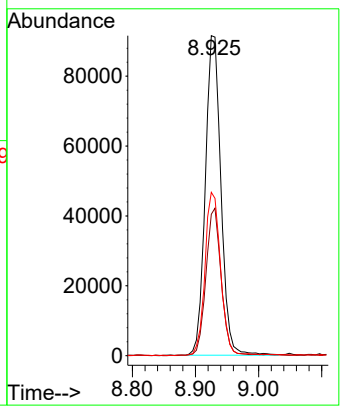

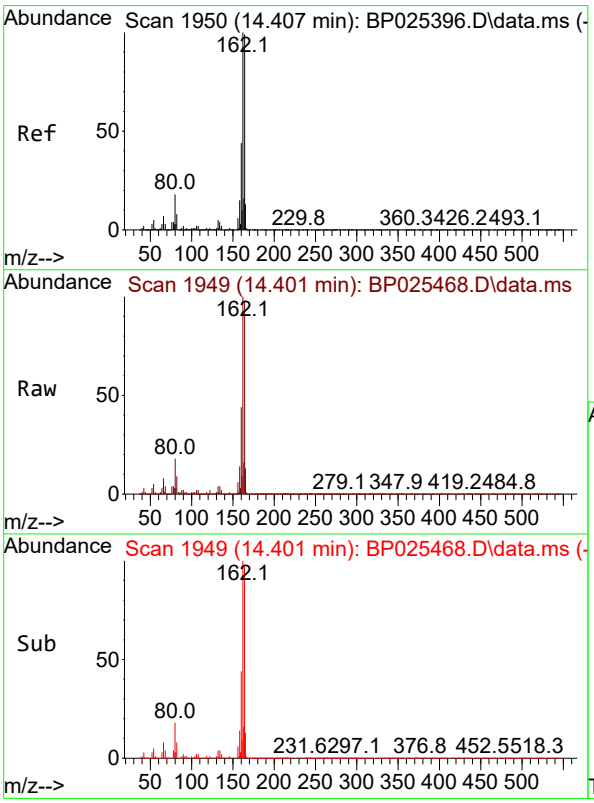

#39
Acenaphthene-d10
Concen: 20.000 ng
RT: 14.401 min Scan# 1949
Delta R.T. -0.006 min
Lab File: BP025468.D
Acq: 18 Aug 2025 19:39

Tgt Ion:164 Resp: 417913

Ion	Ratio	Lower	Upper
164	100		
162	101.8	81.0	121.6
160	44.9	35.4	53.2

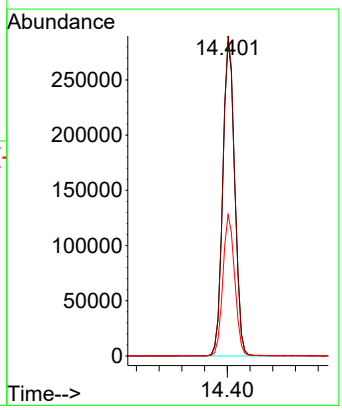

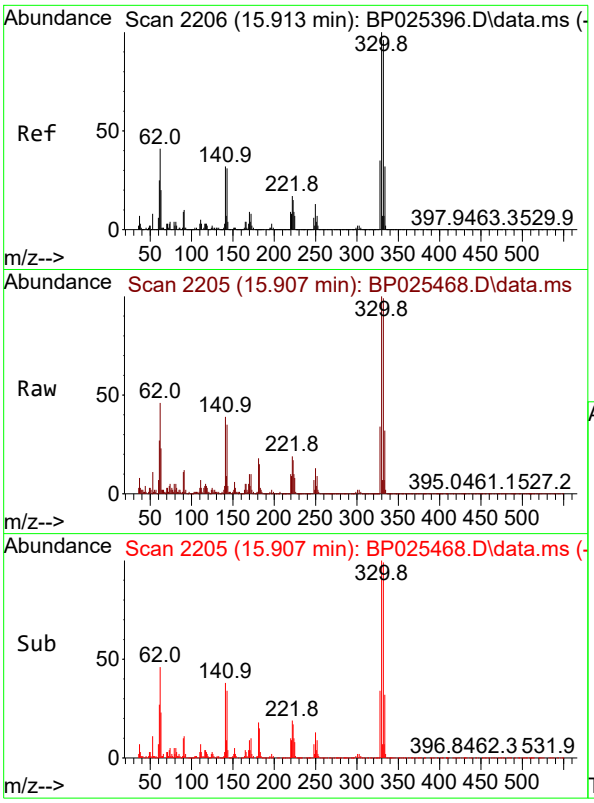

#42
2,4,6-Tribromophenol
Concen: 18.794 ng
RT: 15.907 min Scan# 2
Delta R.T. -0.006 min
Lab File: BP025468.D
Acq: 18 Aug 2025 19:39

Tgt Ion:330 Resp: 10571

Ion	Ratio	Lower	Upper
330	100		
332	95.4	77.3	115.9
141	37.9	26.6	39.8

Instrument :
BNA_P
ClientSampleId :
TG-S04

Manual Integrations
APPROVED

Reviewed By :Rahul Chavli 08/19/2025
Supervised By :Jagrut Upadhyay 08/19/2025

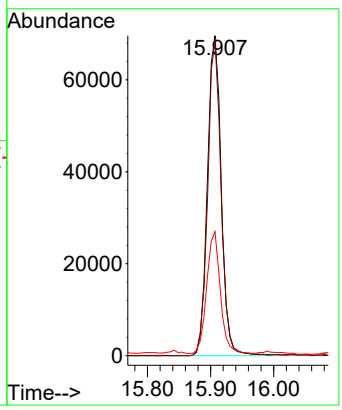



#45
2-Fluorobiphenyl
Concen: 12.750 ng
RT: 13.013 min Scan# 1713
Delta R.T. -0.006 min
Lab File: BP025468.D
Acq: 18 Aug 2025 19:39

Tgt Ion:172 Resp: 389890

Ion	Ratio	Lower	Upper
172	100		
171	36.2	28.1	42.1
170	23.7	18.6	28.0

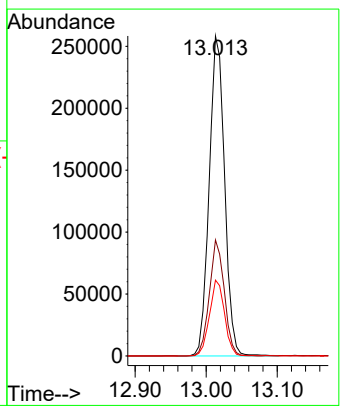



#49
Acenaphthylene
Concen: 10.401 ng
RT: 14.119 min Scan# 1
Delta R.T. -0.006 min
Lab File: BP025468.D
Acq: 18 Aug 2025 19:39

Tgt Ion:152 Resp: 40665

Ion	Ratio	Lower	Upper
152	100		
151	19.1	16.0	24.0
153	13.1	10.6	15.8

Instrument :
BNA_P
ClientSampleId :
TG-S04

Manual Integrations
APPROVED

Reviewed By :Rahul Chavli 08/19/2025
Supervised By :Jagrut Upadhyay 08/19/2025

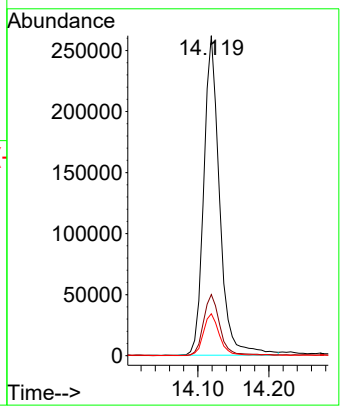



#64
Phenanthrene-d10
Concen: 20.000 ng
RT: 17.195 min Scan# 2424
Delta R.T. -0.006 min
Lab File: BP025468.D
Acq: 18 Aug 2025 19:39

Tgt Ion:188 Resp: 832801

Ion	Ratio	Lower	Upper
188	100		
94	8.9	6.6	10.0
80	9.9	6.7	10.1

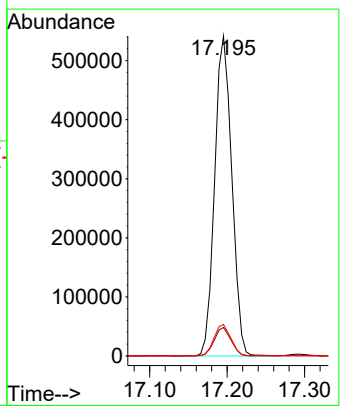



#71
Phenanthrene
Concen: 11.287 ng
RT: 17.236 min Scan# 2
Delta R.T. -0.006 min
Lab File: BP025468.D
Acq: 18 Aug 2025 19:39

Tgt Ion:178 Resp: 51636

Ion	Ratio	Lower	Upper
178	100		
176	19.5	15.5	23.3
179	15.5	12.2	18.4

Instrument :
BNA_P
ClientSampleId :
TG-S04

Manual Integrations
APPROVED

Reviewed By :Rahul Chavli 08/19/2025
Supervised By :Jagrut Upadhyay 08/19/2025

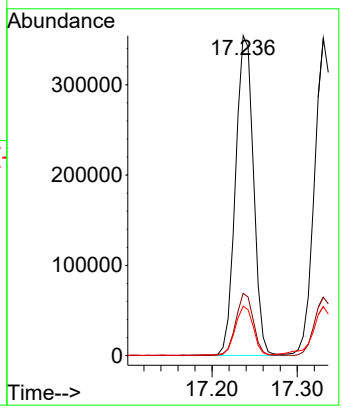



#72
Anthracene
Concen: 13.427 ng
RT: 17.331 min Scan# 2447
Delta R.T. -0.006 min
Lab File: BP025468.D
Acq: 18 Aug 2025 19:39

Tgt Ion:178 Resp: 627288

Ion	Ratio	Lower	Upper
178	100		
176	18.4	14.7	22.1
179	15.4	12.2	18.2

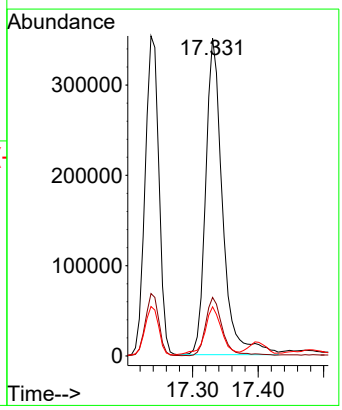



#73
Carbazole
Concen: 3.307 ng
RT: 17.607 min Scan# 2
Delta R.T. -0.006 min
Lab File: BP025468.D
Acq: 18 Aug 2025 19:39

Tgt Ion:167 Resp: 14550

Ion	Ratio	Lower	Upper
167	100		
166	22.1	17.5	26.3
139	14.3	10.6	16.0

Instrument :
BNA_P
ClientSampleId :
TG-S04

Manual Integrations
APPROVED

Reviewed By :Rahul Chavli 08/19/2025
Supervised By :Jagrut Upadhyay 08/19/2025

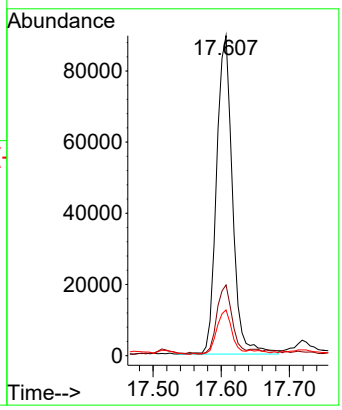



#75
Fluoranthene
Concen: 46.420 ng
RT: 19.319 min Scan# 2785
Delta R.T. -0.006 min
Lab File: BP025468.D
Acq: 18 Aug 2025 19:39

Tgt Ion:202 Resp: 2533157

Ion	Ratio	Lower	Upper
202	100		
101	10.1	0.0	31.1
203	17.5	0.0	37.3

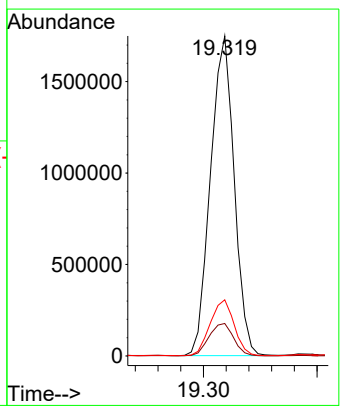

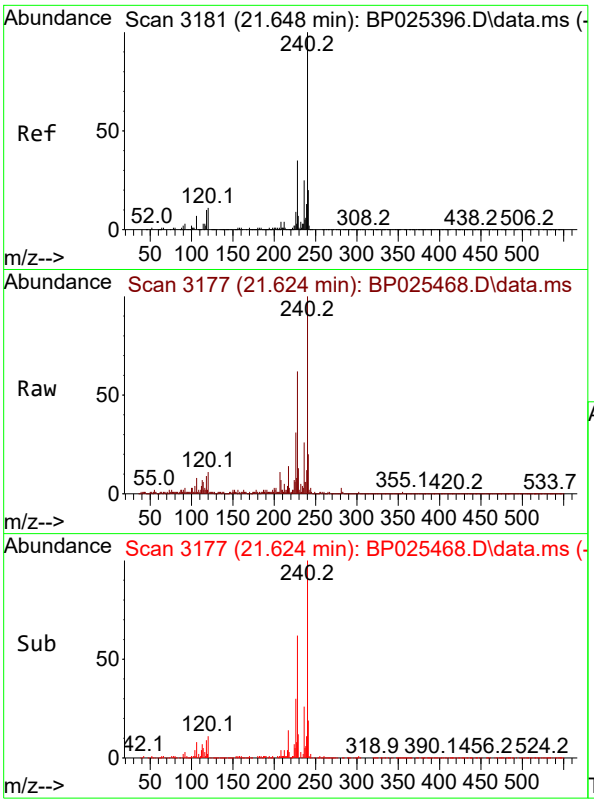

#76
Chrysene-d12
Concen: 20.000 ng
RT: 21.624 min Scan# 3
Delta R.T. -0.023 min
Lab File: BP025468.D
Acq: 18 Aug 2025 19:39

Tgt Ion:240 Resp: 88568

Ion	Ratio	Lower	Upper
240	100		
120	10.8	8.9	13.3
236	26.0	19.8	29.8

Instrument :
BNA_P
ClientSampleId :
TG-S04

Manual Integrations
APPROVED

Reviewed By :Rahul Chavli 08/19/2025
Supervised By :Jagrut Upadhyay 08/19/2025

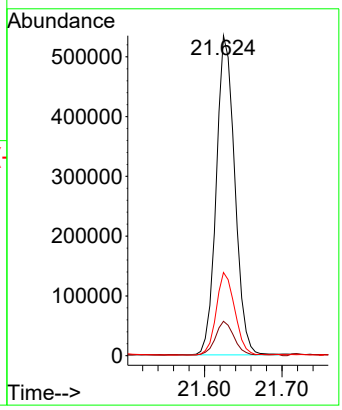



#78
Pyrene
Concen: 42.722 ng
RT: 19.695 min Scan# 2849
Delta R.T. -0.006 min
Lab File: BP025468.D
Acq: 18 Aug 2025 19:39

Tgt Ion:202 Resp: 2459371

Ion	Ratio	Lower	Upper
202	100		
200	21.3	16.9	25.3
203	17.7	14.2	21.2

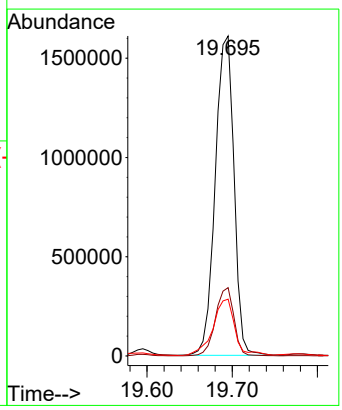

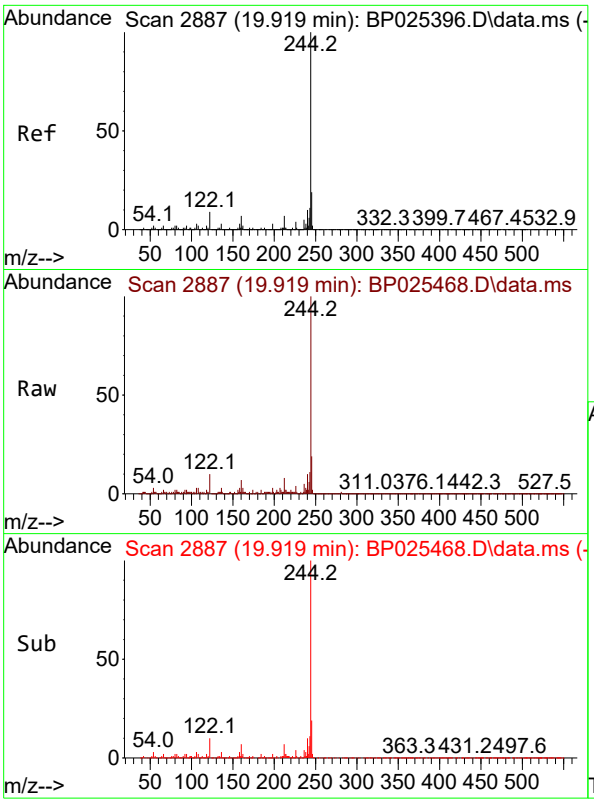

#79
Terphenyl-d14
Concen: 12.929 ng
RT: 19.919 min Scan# 2
Delta R.T. 0.000 min
Lab File: BP025468.D
Acq: 18 Aug 2025 19:39

Tgt Ion:244 Resp: 62588

Ion	Ratio	Lower	Upper
244	100		
212	7.5	5.8	8.6
122	10.0	7.4	11.2

Instrument :
BNA_P
ClientSampleId :
TG-S04

Manual Integrations
APPROVED

Reviewed By :Rahul Chavli 08/19/2025
Supervised By :Jagrut Upadhyay 08/19/2025

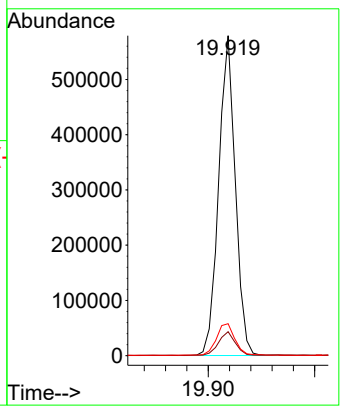



#81
Benzo(a)anthracene
Concen: 29.300 ng
RT: 21.607 min Scan# 3174
Delta R.T. -0.023 min
Lab File: BP025468.D
Acq: 18 Aug 2025 19:39

Tgt Ion:228 Resp: 1711450

Ion	Ratio	Lower	Upper
228	100		
226	29.5	21.7	32.5
229	20.8	15.6	23.4

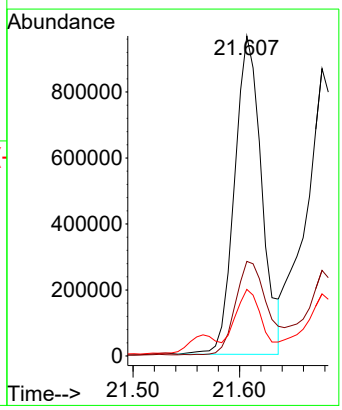



#83
Chrysene
Concen: 32.119 ng
RT: 21.677 min Scan# 3
Delta R.T. -0.018 min
Lab File: BP025468.D
Acq: 18 Aug 2025 19:39

Tgt Ion:228 Resp: 175696

Ion	Ratio	Lower	Upper
228	100		
226	29.8	23.2	34.8
229	21.6	15.6	23.4

Instrument :
BNA_P
ClientSampleId :
TG-S04

Manual Integrations
APPROVED

Reviewed By :Rahul Chavli 08/19/2025
Supervised By :Jagrut Upadhyay 08/19/2025

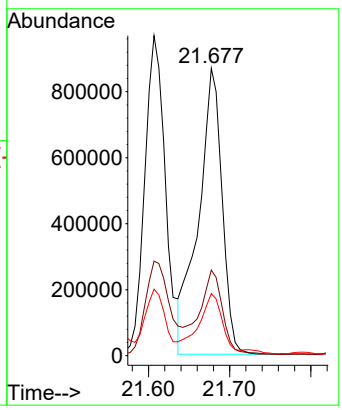

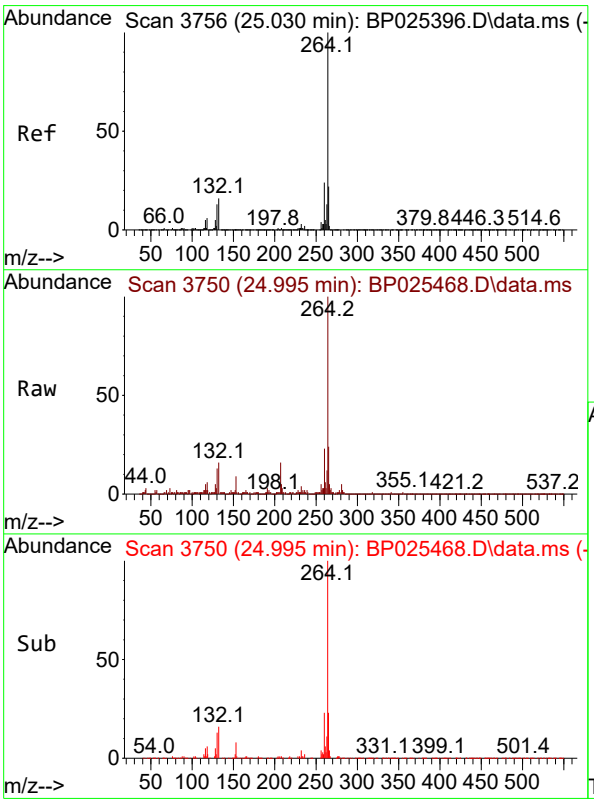

#86
Perylene-d12
Concen: 20.000 ng
RT: 24.995 min Scan# 3750
Delta R.T. -0.035 min
Lab File: BP025468.D
Acq: 18 Aug 2025 19:39

Tgt Ion:264 Resp: 1055308

Ion	Ratio	Lower	Upper
264	100		
260	23.4	19.3	28.9
265	23.8	17.4	26.0

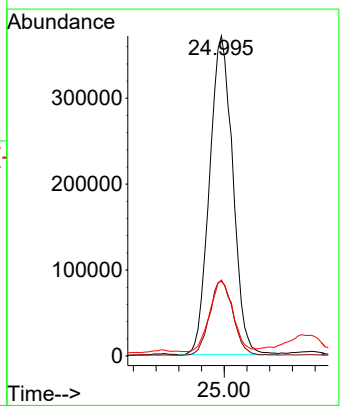

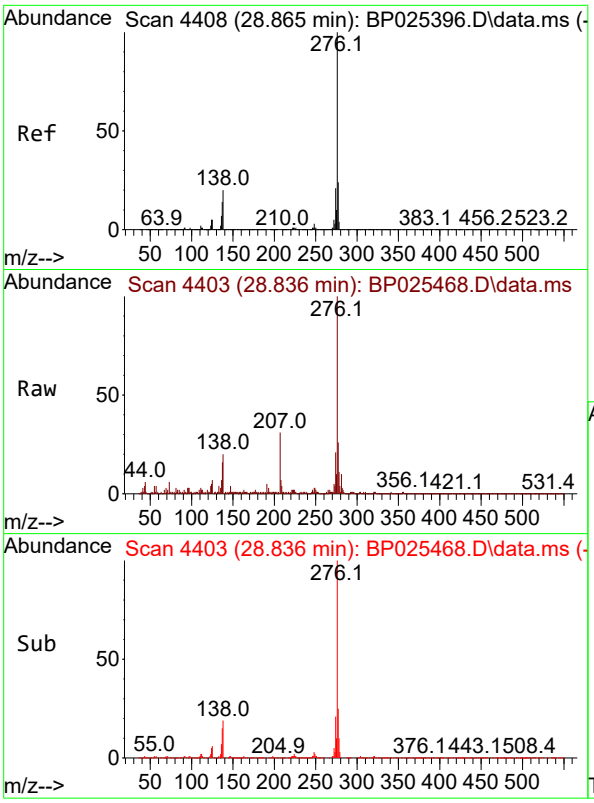

#87
Indeno(1,2,3-cd)pyrene
Concen: 13.830 ng
RT: 28.836 min Scan# 4
Delta R.T. -0.029 min
Lab File: BP025468.D
Acq: 18 Aug 2025 19:39

Tgt Ion:276 Resp: 107032

Ion	Ratio	Lower	Upper
276	100		
138	22.0	12.9	19.3
277	25.7	17.0	25.6

Instrument :
BNA_P
ClientSampleId :
TG-S04

Manual Integrations
APPROVED

Reviewed By :Rahul Chavli 08/19/2025
Supervised By :Jagrut Upadhyay 08/19/2025

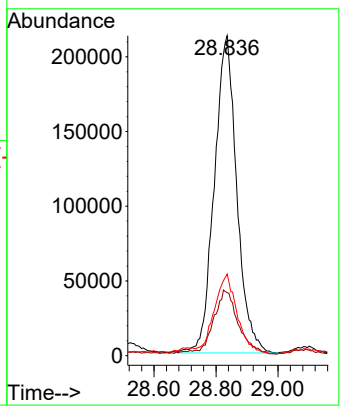

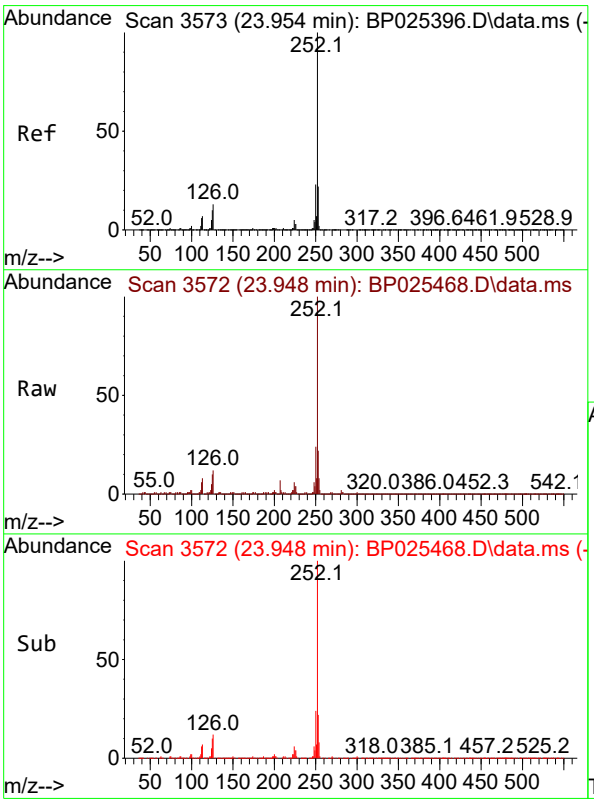

#88
Benzo(b)fluoranthene
Concen: 41.723 ng
RT: 23.948 min Scan# 3572
Delta R.T. -0.006 min
Lab File: BP025468.D
Acq: 18 Aug 2025 19:39

Tgt Ion:252 Resp: 2596346

Ion	Ratio	Lower	Upper
252	100		
253	22.4	17.7	26.5
125	10.3	7.9	11.9

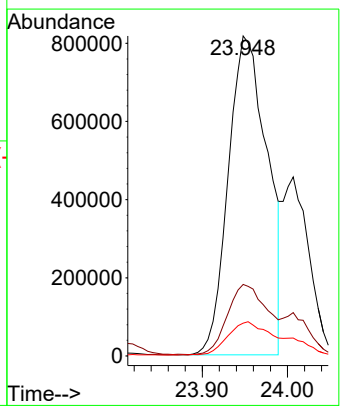

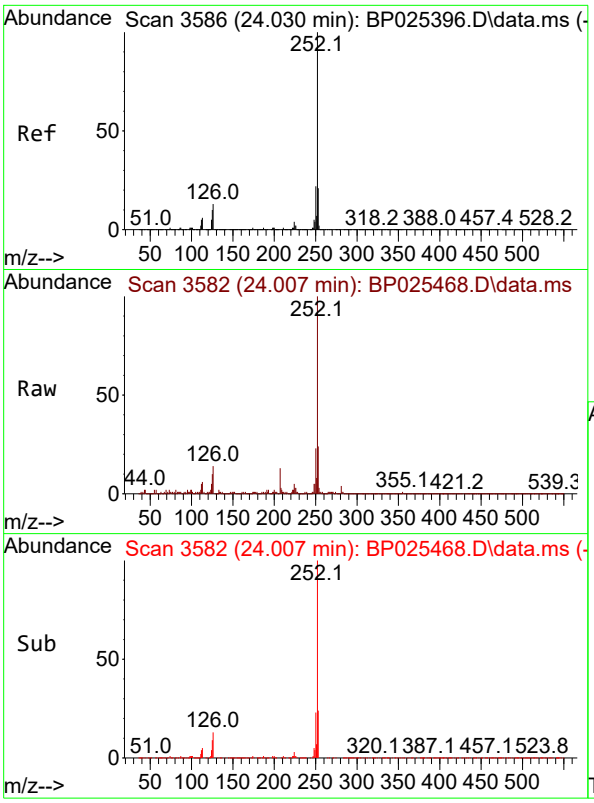

#89
Benzo(k)fluoranthene
Concen: 15.648 ng m
RT: 24.007 min Scan# 3
Delta R.T. -0.023 min
Lab File: BP025468.D
Acq: 18 Aug 2025 19:39

Tgt Ion:252 Resp: 97442

Ion	Ratio	Lower	Upper
252	100		
253	24.2	17.1	25.7
125	10.0	7.8	11.6

Instrument :
BNA_P
ClientSampleId :
TG-S04

Manual Integrations
APPROVED

Reviewed By :Rahul Chavli 08/19/2025
Supervised By :Jagrut Upadhyay 08/19/2025

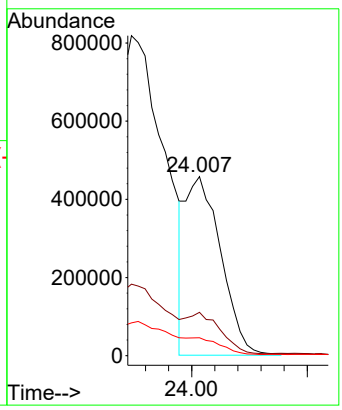

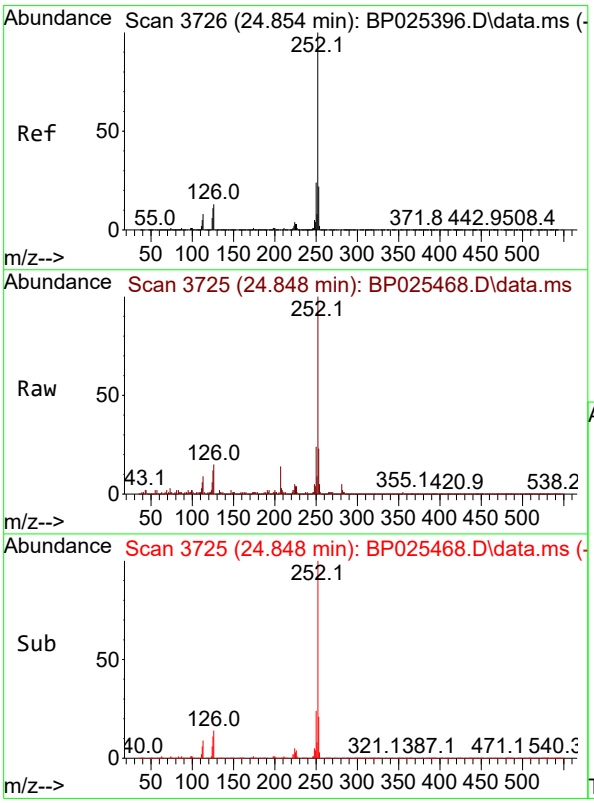

#90
Benzo(a)pyrene
Concen: 22.538 ng
RT: 24.848 min Scan# 3725
Delta R.T. -0.006 min
Lab File: BP025468.D
Acq: 18 Aug 2025 19:39

Tgt Ion:252 Resp: 1365210

Ion	Ratio	Lower	Upper
252	100		
253	23.1	17.5	26.3
125	11.7	8.7	13.1

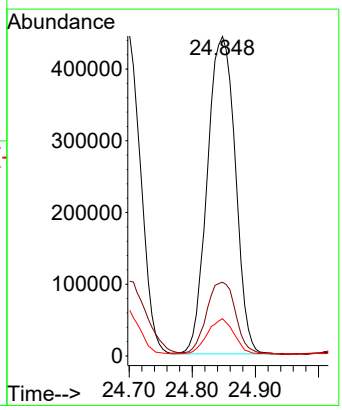

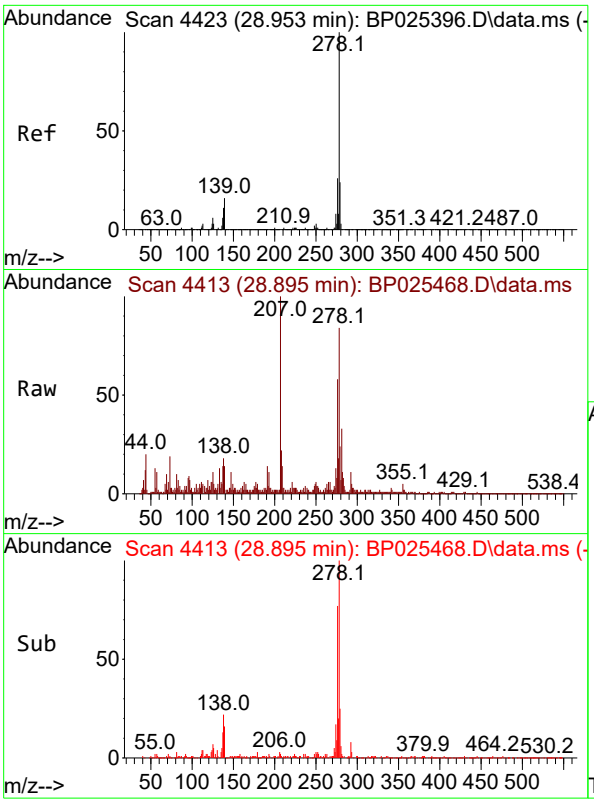

#91
Dibenzo(a,h)anthracene
Concen: 4.946 ng
RT: 28.895 min Scan# 4
Delta R.T. -0.059 min
Lab File: BP025468.D
Acq: 18 Aug 2025 19:39

Tgt Ion:278 Resp: 31282

Ion	Ratio	Lower	Upper
278	100		
139	17.1	13.0	19.4
279	28.3	19.4	29.2

Instrument :
BNA_P
ClientSampleId :
TG-S04

Manual Integrations
APPROVED

Reviewed By :Rahul Chavli 08/19/2025
Supervised By :Jagrut Upadhyay 08/19/2025

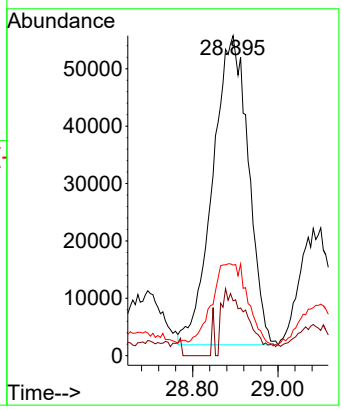

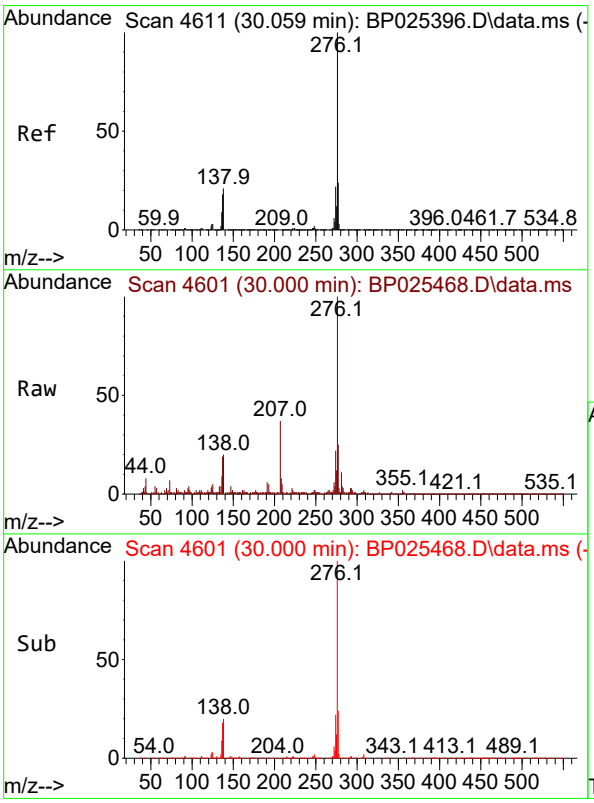

#92
Benzo(g,h,i)perylene
Concen: 15.191 ng
RT: 30.000 min Scan# 4601
Delta R.T. -0.059 min
Lab File: BP025468.D
Acq: 18 Aug 2025 19:39

Tgt Ion:276 Resp: 944424

Ion	Ratio	Lower	Upper
276	100		
277	24.8	19.4	29.0
138	20.3	16.7	25.1

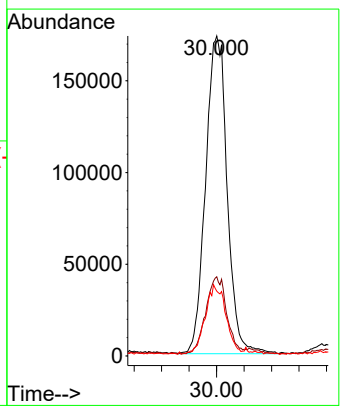

Sample Results: **BP025468.D**

Data Path : Z:\svoasrv\HPCHEM1\BNA_P\Data\BP081825\
Data File : BP025468.D
Acq On : 18 Aug 2025 19:39
Operator : CG/JU
Sample : Q2832-07 5X
Misc :
ALS Vial : 15 Sample Multiplier: 1

Instrument :
BNA_P
ClientSampleId :
TG-S04

Integration Parameters: rteint.p
Integrator: RTE
Smoothing : ON Filtering: 5
Sampling : 1 Min Area: 3 % of largest Peak
Start Thrs: 0.2 Max Peaks: 100
Stop Thrs : 0 Peak Location: TOP

If leading or trailing edge < 100 prefer < Baseline drop else tangent >
Peak separation: 5

Method : Z:\svoasrv\HPCHEM1\BNA_P\Methods\8270E-BP081425.M
Title : ASP BNA STANDARDS FOR 5 POINT CALIBRATION

Signal : TIC: BP025468.D\data.ms

peak #	R.T. min	first scan	max scan	last scan	PK TY	peak height	corr. area	corr. % max.	% of total
1	3.043	13	18	28	rVB	261613	366518	5.04%	0.497%
2	5.408	414	420	427	rBV	446275	651148	8.96%	0.884%
3	6.966	678	685	694	rBV	426695	686982	9.45%	0.932%
4	7.790	817	825	833	rBV	588835	961511	13.23%	1.305%
5	8.325	909	916	922	rBV2	48933	94138	1.30%	0.128%
6	8.925	1007	1018	1028	rBV	271754	474942	6.53%	0.645%
7	10.560	1287	1296	1302	rBV	791183	1378431	18.97%	1.871%
8	13.013	1707	1713	1723	rVB	763181	1126415	15.50%	1.529%
9	14.119	1894	1901	1914	rBV	552744	858841	11.82%	1.166%
10	14.401	1941	1949	1956	rBV	1196310	1793526	24.68%	2.434%
11	14.801	2012	2017	2025	rVV	63076	106215	1.46%	0.144%
12	15.031	2048	2056	2061	rBV3	42565	99619	1.37%	0.135%
13	15.284	2094	2099	2106	rVB3	53868	89661	1.23%	0.122%
14	15.460	2124	2129	2142	rVB5	79314	190494	2.62%	0.259%
15	15.684	2161	2167	2174	rBV3	37639	92907	1.28%	0.126%
16	15.772	2177	2182	2191	rVB4	116041	232675	3.20%	0.316%
17	15.907	2198	2205	2214	rVB2	578958	929474	12.79%	1.262%
18	16.148	2240	2246	2250	rBV3	121214	227473	3.13%	0.309%
19	16.489	2298	2304	2309	rBV5	36462	77161	1.06%	0.105%
20	16.725	2340	2344	2347	rBV3	50444	76575	1.05%	0.104%
21	16.766	2347	2351	2355	rVV	114627	165173	2.27%	0.224%
22	16.836	2359	2363	2372	rVB3	97110	176390	2.43%	0.239%
23	16.919	2373	2377	2382	rVV	58455	108752	1.50%	0.148%
24	17.019	2389	2394	2401	rVB2	48573	97418	1.34%	0.132%
25	17.195	2418	2424	2428	rBV	1338991	2111699	29.05%	2.866%
26	17.236	2428	2431	2437	rVV	850593	1187652	16.34%	1.612%
27	17.331	2440	2447	2453	rVV	785733	1342899	18.48%	1.823%
28	17.389	2453	2457	2464	rVB4	105602	209786	2.89%	0.285%
29	17.607	2485	2494	2498	rBV	206943	377073	5.19%	0.512%
30	17.730	2511	2515	2519	rVB3	81414	101237	1.39%	0.137%
31	17.789	2522	2525	2530	rVB3	60831	73245	1.01%	0.099%
32	18.101	2573	2578	2581	rBV	224376	352009	4.84%	0.478%
33	18.148	2581	2586	2592	rVB	417833	678679	9.34%	0.921%
34	18.230	2596	2600	2605	rVB	232549	327766	4.51%	0.445%
35	18.295	2605	2611	2615	rBV2	403583	795725	10.95%	1.080%
36	18.454	2635	2638	2642	rVB4	63976	90568	1.25%	0.123%

Sample Results: **BP025468.D**

Data Path : Z:\svoasrv\HPCHEM1\BNA_P\Data\BP081825\
Data File : BP025468.D
Acq On : 18 Aug 2025 19:39
Operator : CG/JU
Sample : Q2832-07 5X
Misc :
ALS Vial : 15 Sample Multiplier: 1

Instrument :
BNA_P
ClientSampleId :
TG-S04

Integration Parameters: rteint.p
Integrator: RTE
Smoothing : ON Filtering: 5
Sampling : 1 Min Area: 3 % of largest Peak
Start Thrs: 0.2 Max Peaks: 100
Stop Thrs : 0 Peak Location: TOP

If leading or trailing edge < 100 prefer < Baseline drop else tangent >
Peak separation: 5

Method : Z:\svoasrv\HPCHEM1\BNA_P\Methods\8270E-BP081425.M
Title : ASP BNA STANDARDS FOR 5 POINT CALIBRATION

37	18.507	2644	2647	2652	rVB4	52536	74300	1.02%	0.101%
38	18.613	2662	2665	2669	rBV	184013	254248	3.50%	0.345%
39	18.654	2669	2672	2679	rVB3	189695	284052	3.91%	0.386%
40	18.872	2706	2709	2713	rVB2	123718	136767	1.88%	0.186%
41	18.925	2714	2718	2721	rVV	161433	228639	3.15%	0.310%
42	18.966	2721	2725	2729	rVB	150843	202444	2.79%	0.275%
43	19.054	2734	2740	2744	rBV	382343	663590	9.13%	0.901%
44	19.107	2745	2749	2753	rVV3	197305	395094	5.44%	0.536%
45	19.142	2753	2755	2759	rVB2	146632	172361	2.37%	0.234%
46	19.189	2759	2763	2772	rBV	349504	598823	8.24%	0.813%
47	19.319	2779	2785	2792	rVB	3953916	5779034	79.51%	7.844%
48	19.383	2794	2796	2800	rVB	94566	104461	1.44%	0.142%
49	19.425	2801	2803	2807	rVB2	104649	108799	1.50%	0.148%
50	19.483	2808	2813	2816	rBV	303711	435358	5.99%	0.591%
51	19.577	2826	2829	2831	rBV	82595	104415	1.44%	0.142%
52	19.695	2839	2849	2858	rVV	3629669	6738696	92.72%	9.146%
53	19.777	2858	2863	2869	rVB2	324892	566898	7.80%	0.769%
54	19.877	2877	2880	2883	rBV	256572	350781	4.83%	0.476%
55	19.919	2883	2887	2890	rBV	1492372	1688914	23.24%	2.292%
56	20.048	2901	2909	2914	rBV4	475182	1190779	16.38%	1.616%
57	20.177	2925	2931	2933	rBV5	406905	732095	10.07%	0.994%
58	20.266	2943	2946	2951	rBV5	112802	205144	2.82%	0.278%
59	20.319	2952	2955	2959	rVV	260143	403119	5.55%	0.547%
60	20.377	2961	2965	2970	rVB2	574315	1036355	14.26%	1.407%
61	20.524	2986	2990	2993	rBV	371557	453839	6.24%	0.616%
62	20.572	2994	2998	3004	rVB2	308045	435549	5.99%	0.591%
63	21.007	3068	3072	3080	rBV	667743	1153079	15.87%	1.565%
64	21.183	3096	3102	3107	rBV2	431282	1071623	14.74%	1.454%
65	21.236	3107	3111	3115	rVV	462284	649851	8.94%	0.882%
66	21.277	3115	3118	3126	rVV2	436091	1062697	14.62%	1.442%
67	21.354	3128	3131	3139	rVB	547309	942012	12.96%	1.279%
68	21.619	3169	3176	3182	rBV2	2756581	7268014	100.00%	9.865%
69	21.677	3183	3186	3192	rVB	1935754	2910953	40.05%	3.951%
70	22.395	3305	3308	3315	rVB	504237	796941	10.97%	1.082%
71	23.948	3564	3572	3580	rBV	2026203	6672912	91.81%	9.057%
72	24.695	3693	3699	3711	rVB	1157432	3400842	46.79%	4.616%
73	24.848	3717	3725	3735	rVB	1066483	3162167	43.51%	4.292%
74	24.995	3743	3750	3758	rBV	931842	2530444	34.82%	3.435%

Sum of corrected areas: 73676866

Sample Results: **BP025468.D**

Data Path : Z:\svoasrv\HPCHEM1\BNA_P\Data\BP081825\
Data File : BP025468.D
Acq On : 18 Aug 2025 19:39
Operator : CG/JU
Sample : Q2832-07 5X
Misc :
ALS Vial : 15 Sample Multiplier: 1

Instrument :
BNA_P
ClientSampleId :
TG-S04

Quant Method : Z:\svoasrv\HPCHEM1\BNA_P\Methods\8270E-BP081425.M
Quant Title : ASP BNA STANDARDS FOR 5 POINT CALIBRATION

TIC Library : C:\Database\NIST20.L
TIC Integration Parameters: LSCINT.P

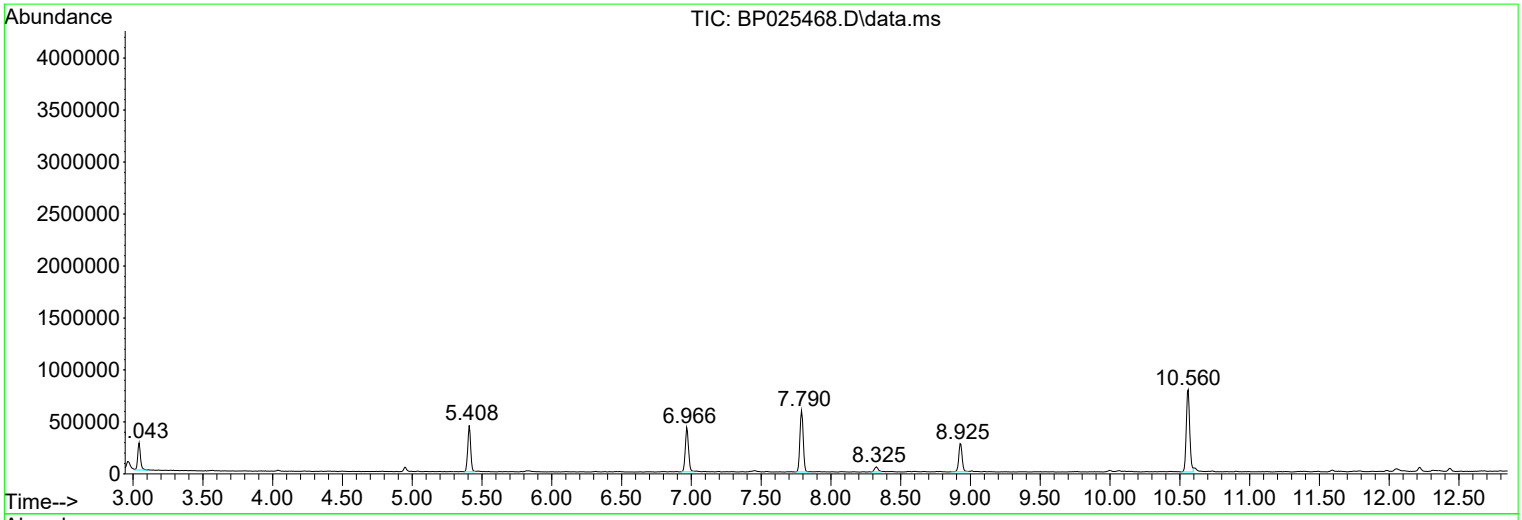

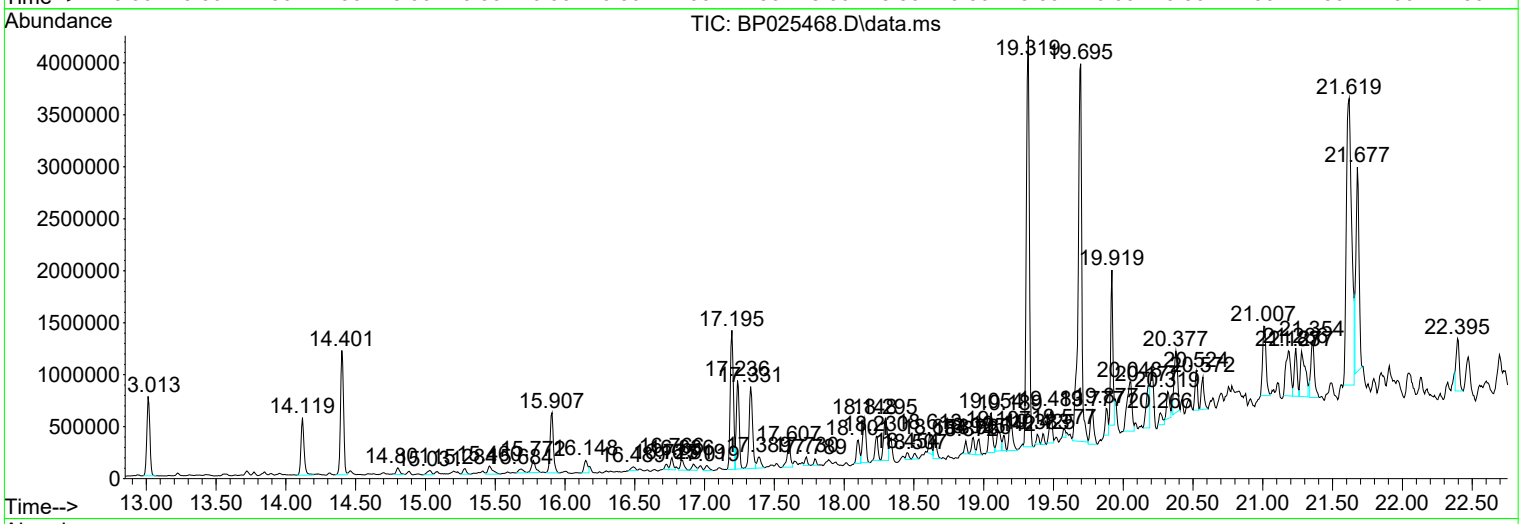

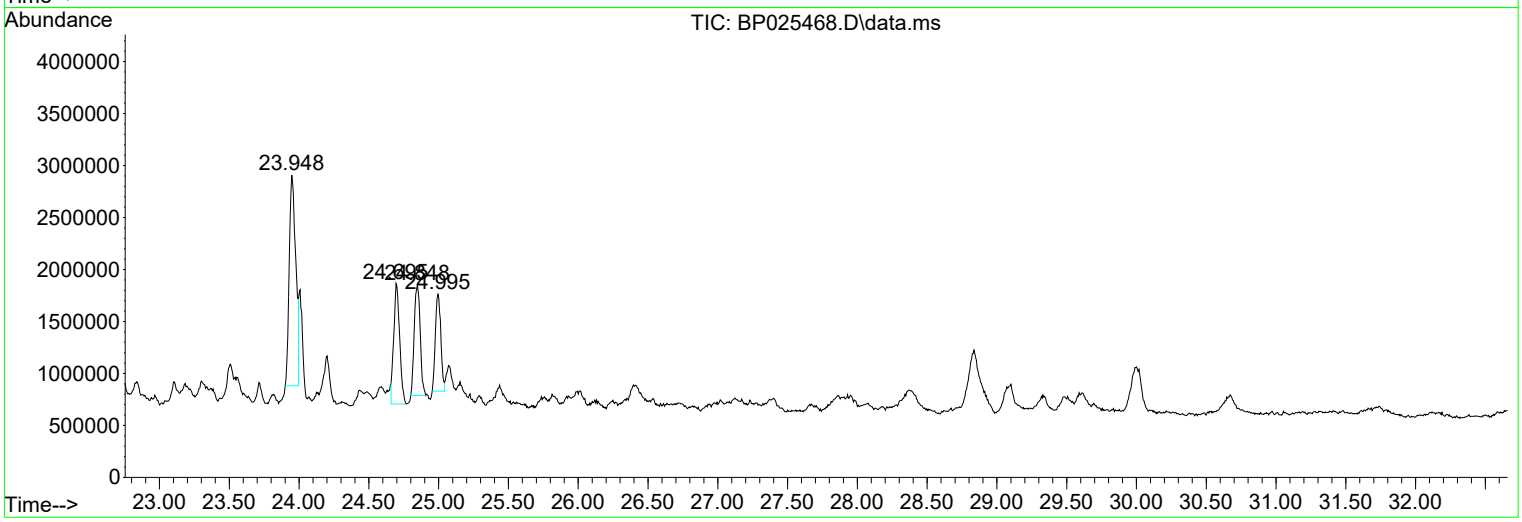

Sample Results: **BP025468.D**

Data Path : Z:\svoasrv\HPCHEM1\BNA_P\Data\BP081825\
Data File : BP025468.D
Acq On : 18 Aug 2025 19:39
Operator : CG/JU
Sample : Q2832-07 5X
Misc :
ALS Vial : 15 Sample Multiplier: 1

Instrument :
BNA_P
ClientSampleId :
TG-S04

Quant Method : Z:\svoasrv\HPCHEM1\BNA_P\Methods\8270E-BP081425.M
Quant Title : ASP BNA STANDARDS FOR 5 POINT CALIBRATION

TIC Library : C:\Database\NIST20.L
TIC Integration Parameters: LSCINT.P

****
Peak Number 1 Butane, 2-methoxy-2-methyl- Concentration Rank 2

R.T.	EstConc	Area	Relative to ISTD	R.T.
3.043	7.62 ng	366518	1,4-Dichlorobenzene-d4	7.790

Hit# of 5	Tentative ID	MW	MolForm	CAS#	Qual
1	Butane, 2-methoxy-2-methyl-	102	C6H14O	000994-05-8	83
2	2,2,4-Trimethyl-3-pentanol	130	C8H18O	005162-48-1	40
3	1-(2-Methoxyethoxy)-2-methyl-2-p...	162	C8H18O3	1000364-24-4	23
4	Octanal, 7-methoxy-3,7-dimethyl-	186	C11H22O2	003613-30-7	17
5	1,3-Dioxolane, 2-propyl-	116	C6H12O2	003390-13-4	17

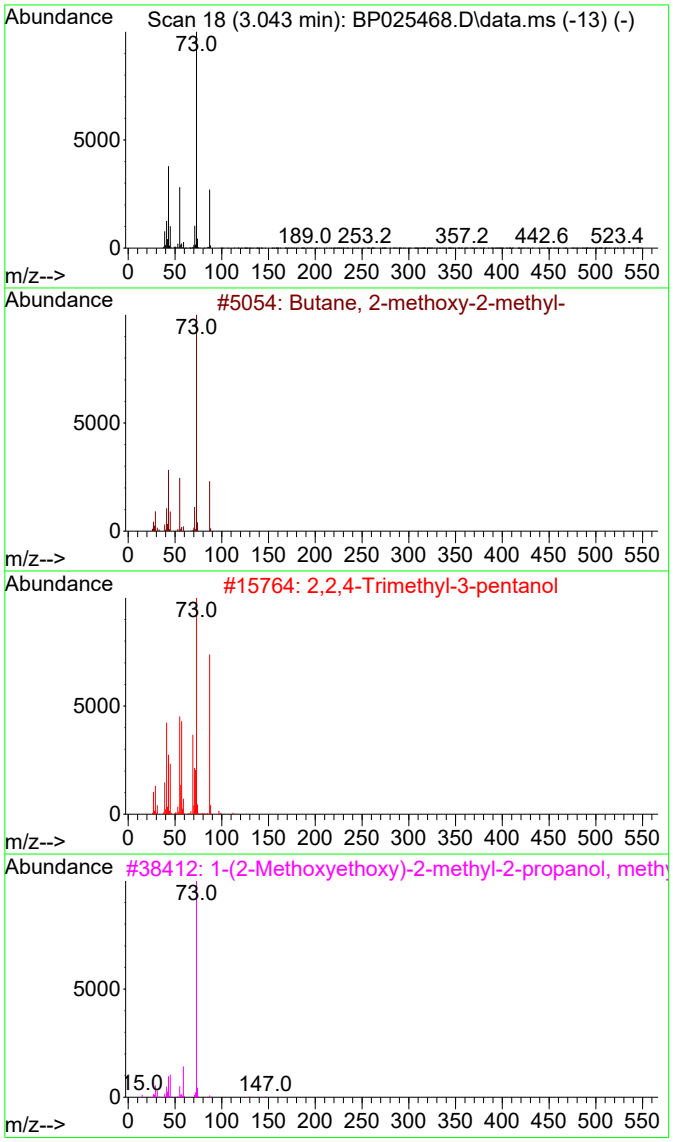

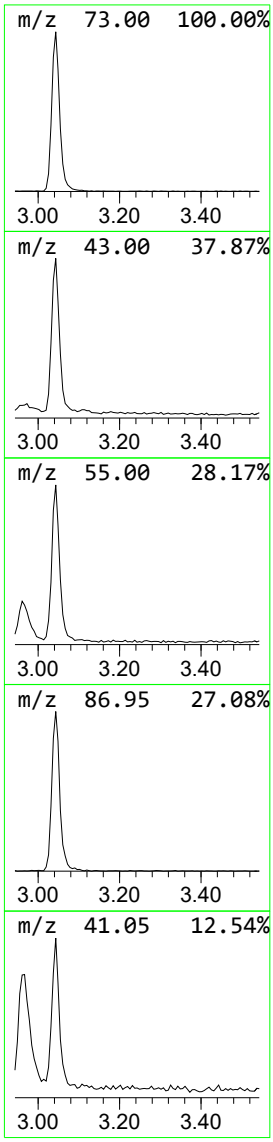

Data Path : Z:\svoasrv\HPCHEM1\BNA_P\Data\BP081825\
Data File : BP025468.D
Acq On : 18 Aug 2025 19:39
Operator : CG/JU
Sample : Q2832-07 5X
Misc :
ALS Vial : 15 Sample Multiplier: 1

Instrument :
BNA_P
ClientSampleId :
TG-S04

Quant Method : Z:\svoasrv\HPCHEM1\BNA_P\Methods\8270E-BP081425.M
Quant Title : ASP BNA STANDARDS FOR 5 POINT CALIBRATION

TIC Library : C:\Database\NIST20.L
TIC Integration Parameters: LSCINT.P

****

Peak Number 2 Benzophenone Concentration Rank 16

R.T.	EstConc	Area	Relative to ISTD	R.T.
15.772	2.59 ng	232675	Acenaphthene-d10	14.401

Hit# of 5	Tentative ID	MW	MolForm	CAS#	Qual
1	Benzophenone	182	C13H10O	000119-61-9	81
2	2-Hydroxyfluorene	182	C13H10O	002443-58-5	60
3	Azobenzene	182	C12H10N2	000103-33-3	50
4	Dibenzofuran, 4-methyl-	182	C13H10O	007320-53-8	49
5	9H-Fluoren-3-ol	182	C13H10O	006344-67-8	47

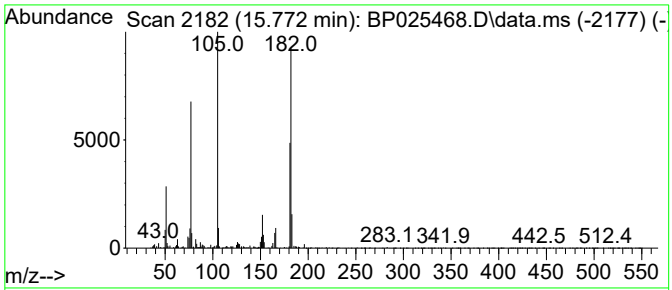

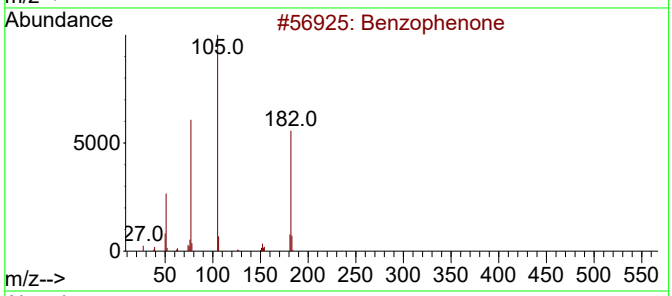

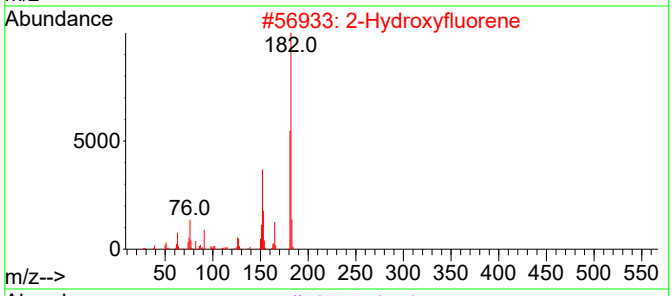

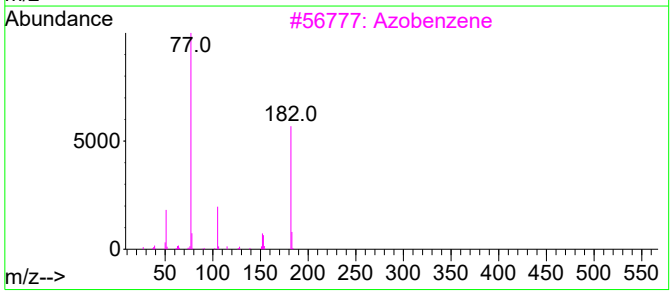

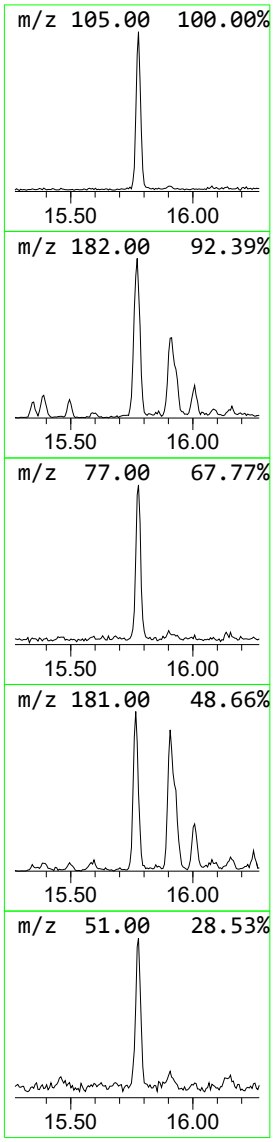

```
Data Path : Z:\svoasrv\HPCHEM1\BNA_P\Data\BP081825\
Data File : BP025468.D
Acq On    : 18 Aug 2025  19:39
Operator  : CG/JU
Sample    : Q2832-07 5X
Misc      :
ALS Vial  : 15   Sample Multiplier: 1

Quant Method : Z:\svoasrv\HPCHEM1\BNA_P\Methods\8270E-BP081425.M
Quant Title  : ASP BNA STANDARDS FOR 5 POINT CALIBRATION

TIC Library    : C:\Database\NIST20.L
TIC Integration Parameters: LSCINT.P
```

Instrument :
BNA_P
ClientSampleId :
TG-S04

****

Peak Number 3 Anthracene, 2-methyl- Concentration Rank 8

R.T.	EstConc	Area	Relative to ISTD	R.T.
18.101	3.33 ng	352009	Phenanthrene-d10	17.195

Hit# of 5	Tentative ID	MW	MolForm	CAS#	Qual
1	Anthracene, 2-methyl-	192	C15H12	000613-12-7	93
2	Anthracene, 9-methyl-	192	C15H12	000779-02-2	91
3	Phenanthrene, 1-methyl-	192	C15H12	000832-69-9	90
4	Phenanthrene, 2-methyl-	192	C15H12	002531-84-2	90
5	Anthracene, 1-methyl-	192	C15H12	000610-48-0	81

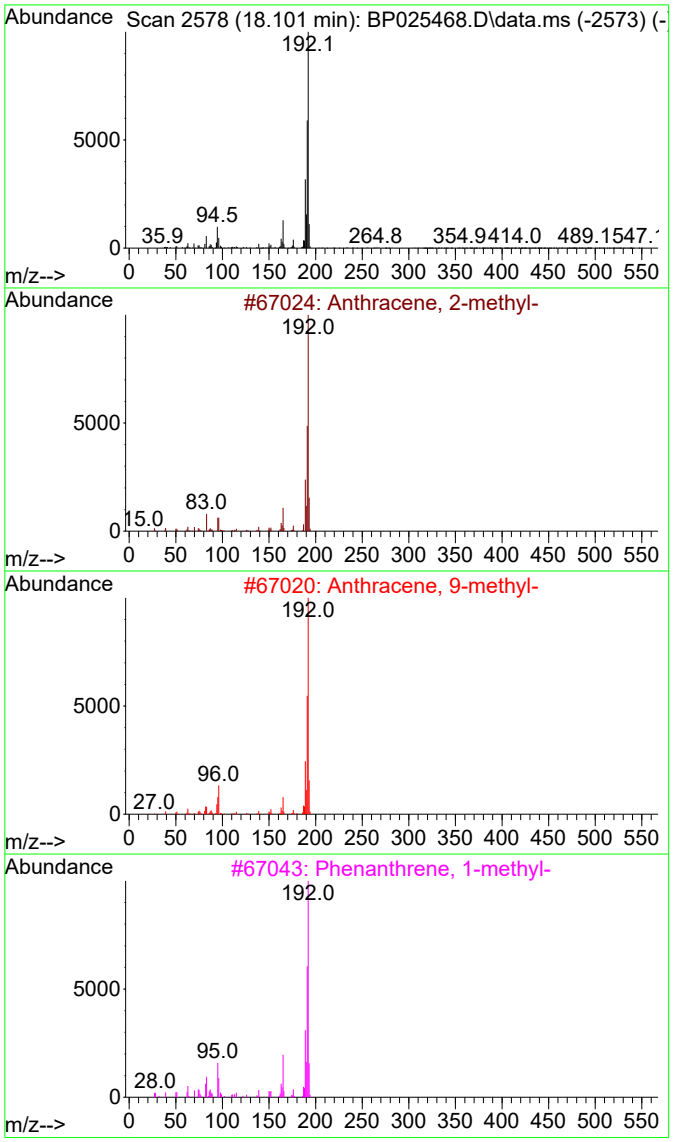

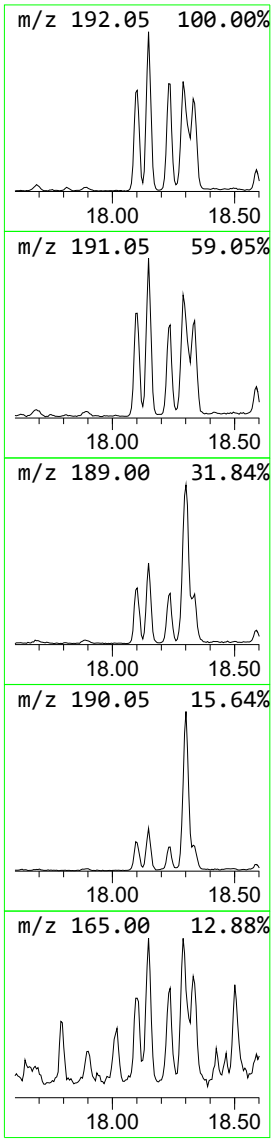

Data Path : Z:\svoasrv\HPCHEM1\BNA_P\Data\BP081825\
Data File : BP025468.D
Acq On : 18 Aug 2025 19:39
Operator : CG/JU
Sample : Q2832-07 5X
Misc :
ALS Vial : 15 Sample Multiplier: 1

Instrument :
BNA_P
ClientSampleId :
TG-S04

Quant Method : Z:\svoasrv\HPCHEM1\BNA_P\Methods\8270E-BP081425.M
Quant Title : ASP BNA STANDARDS FOR 5 POINT CALIBRATION

TIC Library : C:\Database\NIST20.L
TIC Integration Parameters: LSCINT.P

****

Peak Number 4 Phenanthrene, 2-methyl- Concentration Rank 4

R.T.	EstConc	Area	Relative to ISTD	R.T.
18.148	6.43 ng	678679	Phenanthrene-d10	17.195

Hit# of 5	Tentative ID	MW	MolForm	CAS#	Qual
1	Phenanthrene, 2-methyl-	192	C15H12	002531-84-2	98
2	Phenanthrene, 1-methyl-	192	C15H12	000832-69-9	97
3	1H-Indene, 2-phenyl-	192	C15H12	004505-48-0	95
4	Anthracene, 2-methyl-	192	C15H12	000613-12-7	95
5	1H-Cyclopropa[l]phenanthrene,1a,...	192	C15H12	000949-41-7	95

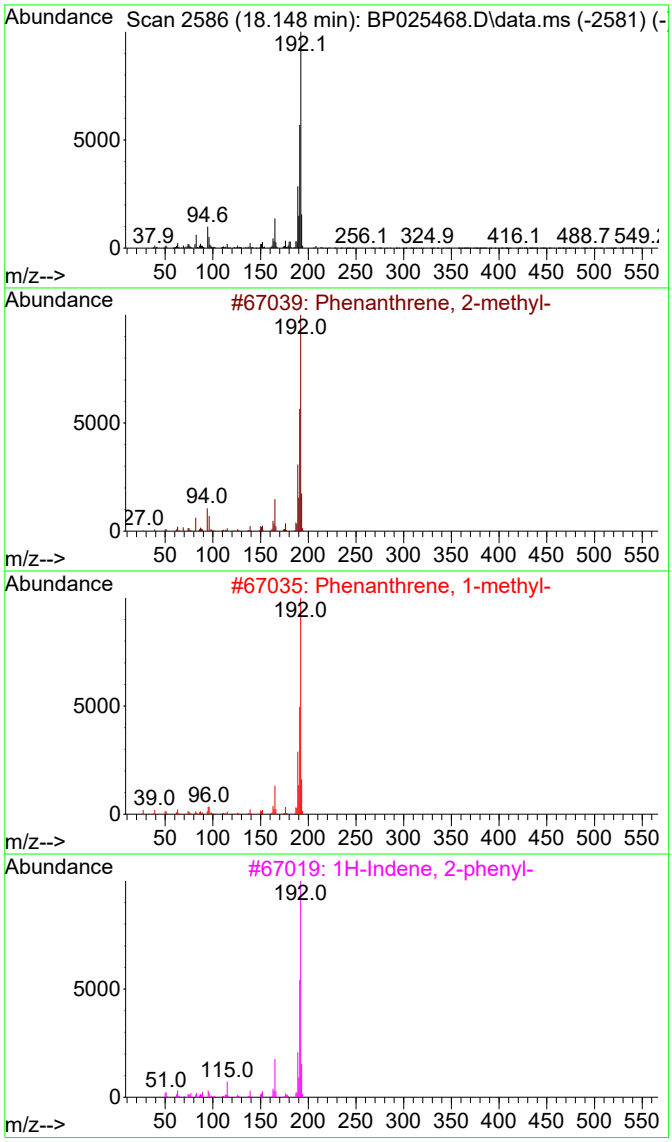

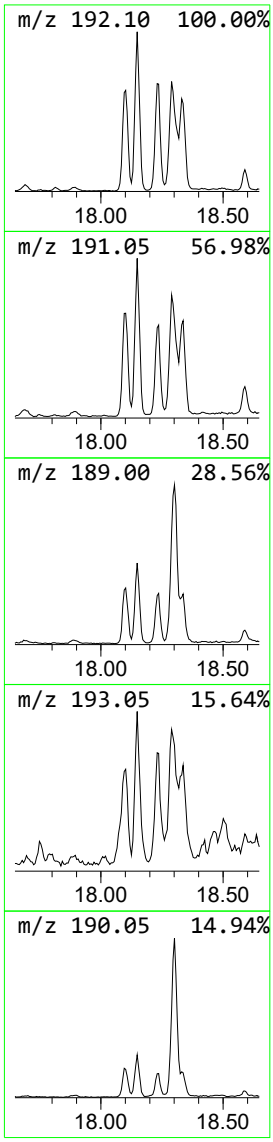

Sample Results: **BP025468.D**

Data Path : Z:\svoasrv\HPCHEM1\BNA_P\Data\BP081825\
Data File : BP025468.D
Acq On : 18 Aug 2025 19:39
Operator : CG/JU
Sample : Q2832-07 5X
Misc :
ALS Vial : 15 Sample Multiplier: 1

Instrument :
BNA_P
ClientSampleId :
TG-S04

Quant Method : Z:\svoasrv\HPCHEM1\BNA_P\Methods\8270E-BP081425.M
Quant Title : ASP BNA STANDARDS FOR 5 POINT CALIBRATION

TIC Library : C:\Database\NIST20.L
TIC Integration Parameters: LSCINT.P

****
Peak Number 5 Phenanthrene, 1-methyl- Concentration Rank 11

R.T.	EstConc	Area	Relative to ISTD	R.T.
18.230	3.10 ng	327766	Phenanthrene-d10	17.195

Hit# of 5	Tentative ID	MW	MolForm	CAS#	Qual
1	Anthracene, 2-methyl-	192	C15H12	000613-12-7	96
2	Phenanthrene, 2-methyl-	192	C15H12	002531-84-2	95
3	Phenanthrene, 1-methyl-	192	C15H12	000832-69-9	95
4	1H-Cyclopropa[l]phenanthrene,1a,...	192	C15H12	000949-41-7	95
5	Anthracene, 1-methyl-	192	C15H12	000610-48-0	94

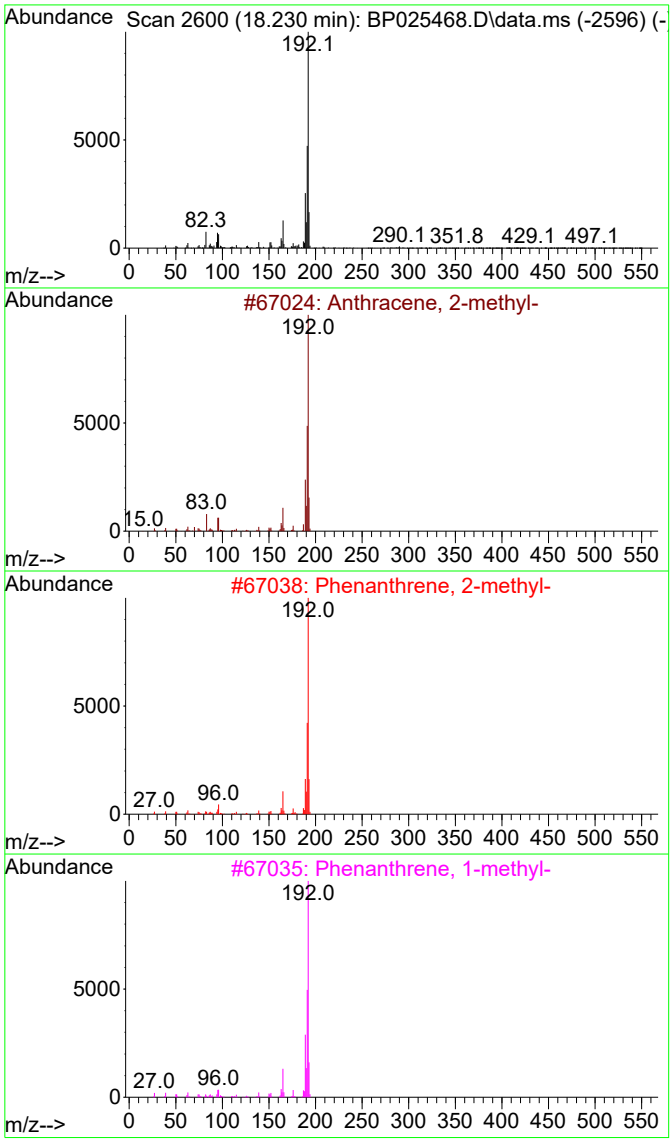

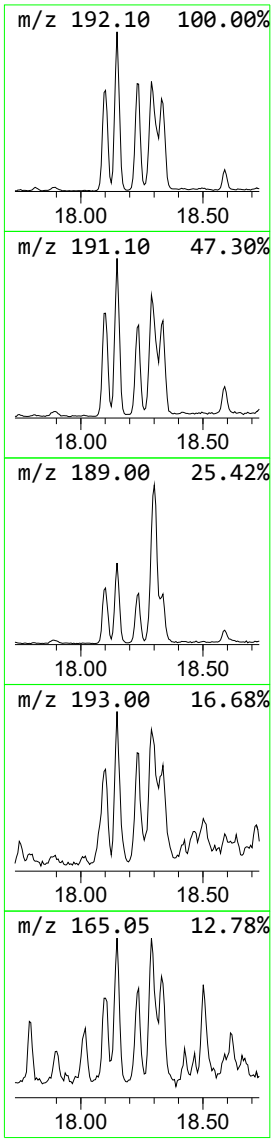

```
Data Path : Z:\svoasrv\HPCHEM1\BNA_P\Data\BP081825\
Data File : BP025468.D
Acq On    : 18 Aug 2025  19:39
Operator  : CG/JU
Sample    : Q2832-07 5X
Misc      :
ALS Vial  : 15   Sample Multiplier: 1

Quant Method : Z:\svoasrv\HPCHEM1\BNA_P\Methods\8270E-BP081425.M
Quant Title  : ASP BNA STANDARDS FOR 5 POINT CALIBRATION

TIC Library    : C:\Database\NIST20.L
TIC Integration Parameters: LSCINT.P
```

Instrument :
BNA_P
ClientSampleId :
TG-S04

****

Peak Number 6 4H-Cyclopenta[def]phenanthrene Concentration Rank 3

R.T.	EstConc	Area	Relative to ISTD	R.T.
18.295	7.54 ng	795725	Phenanthrene-d10	17.195

Hit# of 5	Tentative ID	MW	MolForm	CAS#	Qual
1	4H-Cyclopenta[def]phenanthrene	190	C15H10	000203-64-5	60
2	6H-Cyclobuta[jk]phenanthrene	190	C15H10	083469-43-6	49
3	Anthracene, 1-methyl-	192	C15H12	000610-48-0	46
4	Phenanthrene, 1-methyl-	192	C15H12	000832-69-9	46
5	1H-Cyclopropa[l]phenanthrene,1a,...	192	C15H12	000949-41-7	46

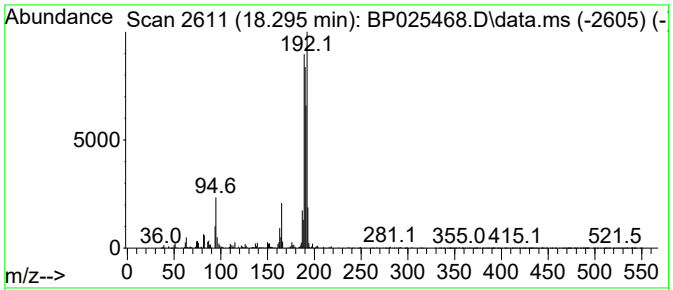

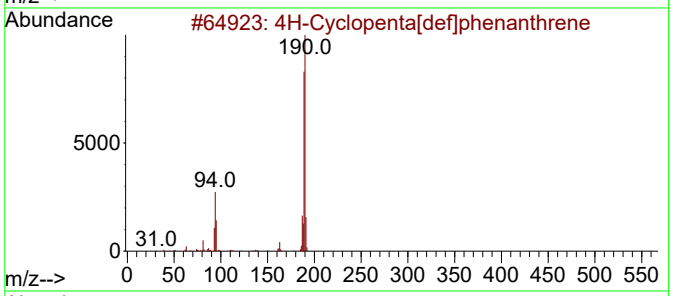

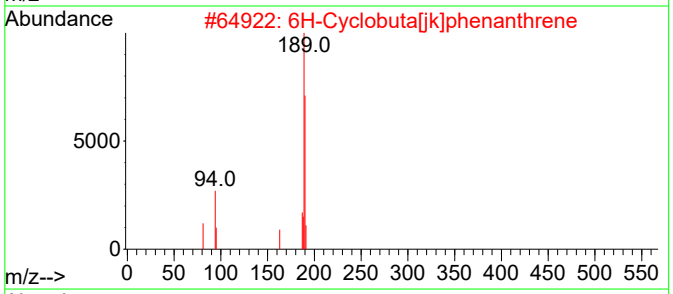

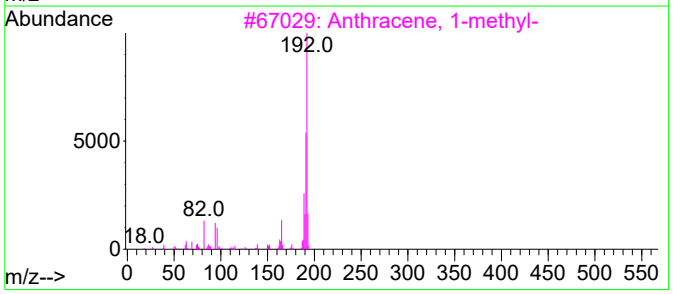

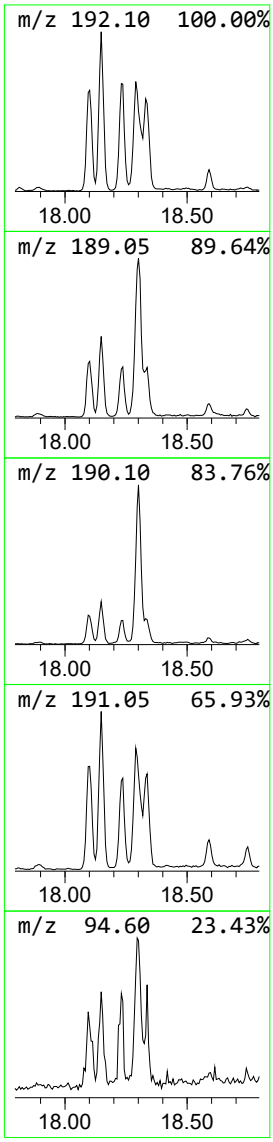

```
Data Path : Z:\svoasrv\HPCHEM1\BNA_P\Data\BP081825\
Data File : BP025468.D
Acq On    : 18 Aug 2025  19:39
Operator  : CG/JU
Sample    : Q2832-07 5X
Misc      :
ALS Vial  : 15   Sample Multiplier: 1

Quant Method : Z:\svoasrv\HPCHEM1\BNA_P\Methods\8270E-BP081425.M
Quant Title  : ASP BNA STANDARDS FOR 5 POINT CALIBRATION

TIC Library    : C:\Database\NIST20.L
TIC Integration Parameters: LSCINT.P
```

Instrument :
BNA_P
ClientSampleId :
TG-S04

A B C D E F G H I J K

```
*********************************************************************
Peak Number  7  Naphthalene, 2-phenyl-          Concentration Rank 18
```

R.T.	EstConc	Area	Relative to ISTD	R.T.
18.613	2.41 ng	254248	Phenanthrene-d10	17.195

Hit# of 5	Tentative ID	MW	MolForm	CAS#	Qual
1	Naphthalene, 2-phenyl-	204	C16H12	000612-94-2	86
2	5,16[1',2']:8,13[1'',2'']-Dibenz...	408	C32H24	005672-97-9	80
3	Tricyclo[8.2.2.2(4,7)]hexadeca-2...	204	C16H12	006572-60-7	64
4	[1,1'-Biphenyl]-4,4'-dicarbonitrile	204	C14H8N2	001591-30-6	52
5	9,10-di(Chloromethyl)anthracene	274	C16H12Cl2	010387-13-0	52

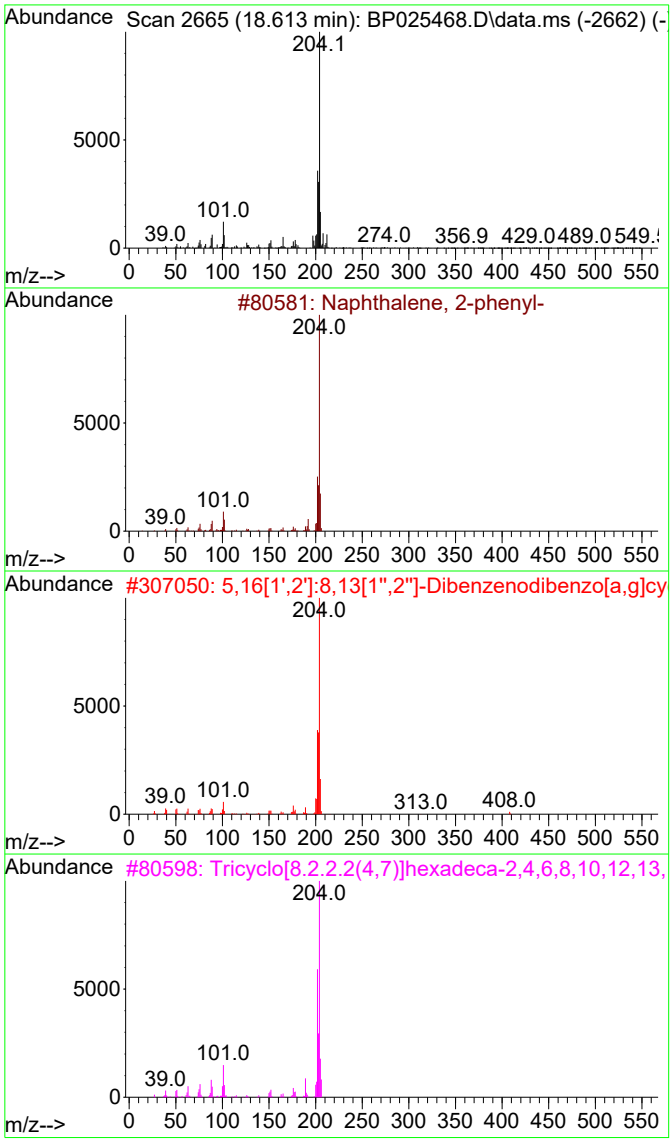

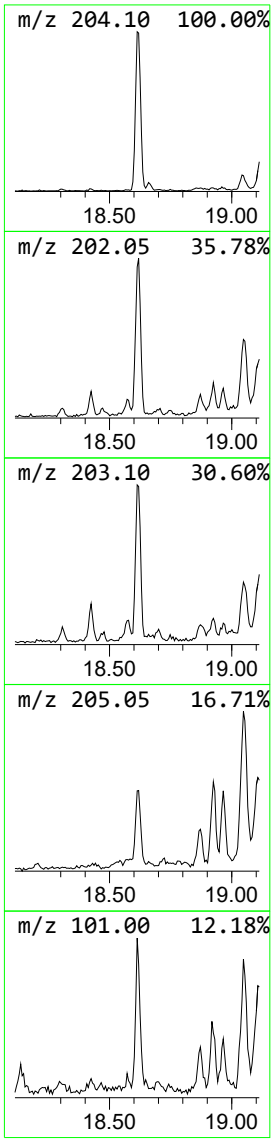

```
Data Path : Z:\svoasrv\HPCHEM1\BNA_P\Data\BP081825\
Data File : BP025468.D
Acq On    : 18 Aug 2025  19:39
Operator  : CG/JU
Sample    : Q2832-07 5X
Misc      :
ALS Vial  : 15   Sample Multiplier: 1

Quant Method : Z:\svoasrv\HPCHEM1\BNA_P\Methods\8270E-BP081425.M
Quant Title  : ASP BNA STANDARDS FOR 5 POINT CALIBRATION

TIC Library    : C:\Database\NIST20.L
TIC Integration Parameters: LSCINT.P
```

Instrument :
BNA_P
ClientSampleId :
TG-S04


```
*********************************************************************
Peak Number  8  9,10-Anthracenedione            Concentration Rank 15
```

R.T.	EstConc	Area	Relative to ISTD	R.T.
18.654	2.69 ng	284052	Phenanthrene-d10	17.195

Hit# of 5	Tentative ID	MW	MolForm	CAS#	Qual
1	9,10-Anthracenedione	208	C14H8O2	000084-65-1	98
2	Benzo[c]cinnoline	180	C12H8N2	000230-17-1	86
3	9H-Fluoren-9-one	180	C13H8O	000486-25-9	70
4	1H-Phenalen-1-one	180	C13H8O	000548-39-0	64
5	Benzo[h]cinnoline	180	C12H8N2	000230-31-9	49

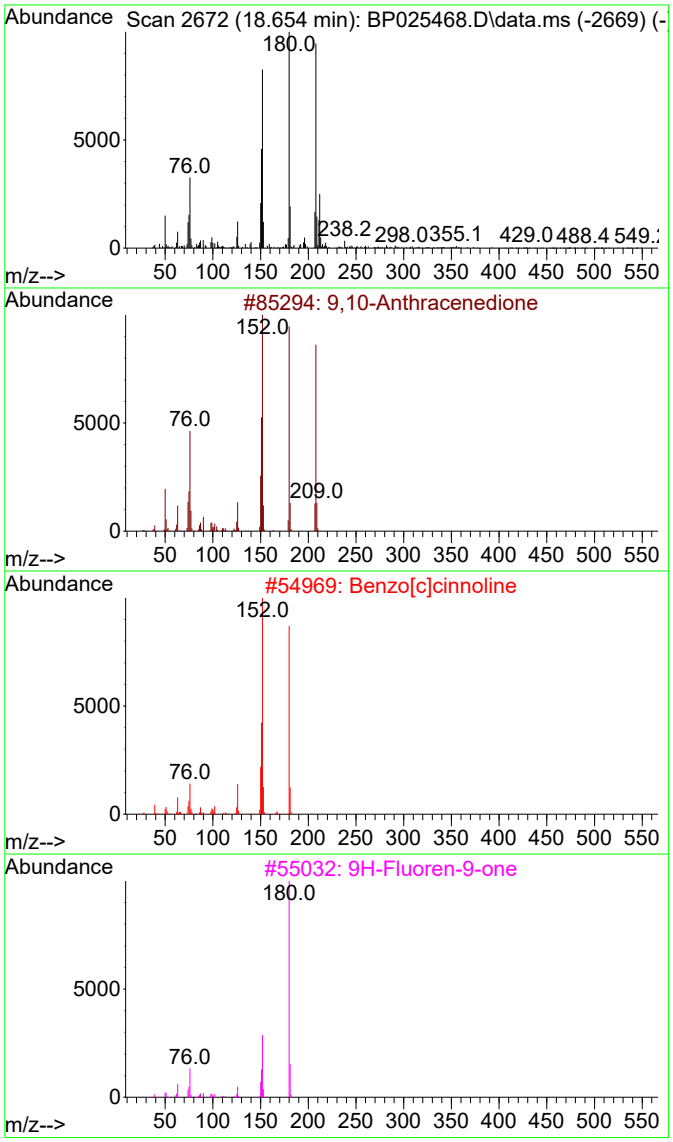

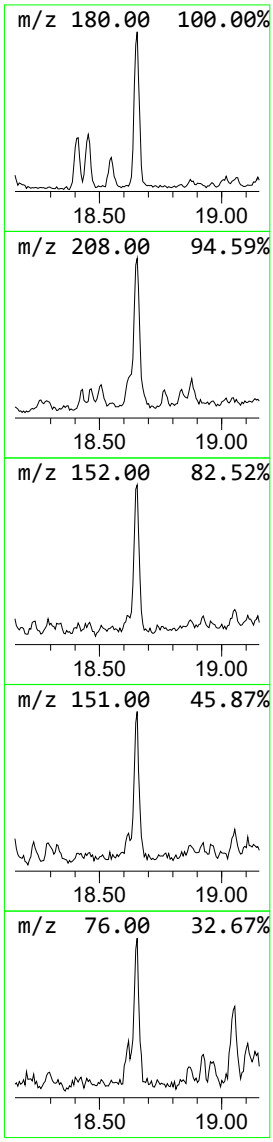

Data Path : Z:\svoasrv\HPCHEM1\BNA_P\Data\BP081825\
Data File : BP025468.D
Acq On : 18 Aug 2025 19:39
Operator : CG/JU
Sample : Q2832-07 5X
Misc :
ALS Vial : 15 Sample Multiplier: 1

Instrument :
BNA_P
ClientSampleId :
TG-S04

Quant Method : Z:\svoasrv\HPCHEM1\BNA_P\Methods\8270E-BP081425.M
Quant Title : ASP BNA STANDARDS FOR 5 POINT CALIBRATION

TIC Library : C:\Database\NIST20.L
TIC Integration Parameters: LSCINT.P

****
Peak Number 9 Phenanthrene, 3,6-dimethyl- Concentration Rank 20

R.T.	EstConc	Area	Relative to ISTD	R.T.
18.925	2.17 ng	228639	Phenanthrene-d10	17.195

Hit# of 5	Tentative ID	MW	MolForm	CAS#	Qual
1	Phenanthrene, 3,6-dimethyl-	206	C16H14	001576-67-6	96
2	Phenanthrene, 1,7-dimethyl-	206	C16H14	000483-87-4	94
3	di-p-Tolylacetylene	206	C16H14	002789-88-0	83
4	Anthracene, 1,4-dimethyl-	206	C16H14	000781-92-0	81
5	9,10-Dimethylanthracene	206	C16H14	000781-43-1	76

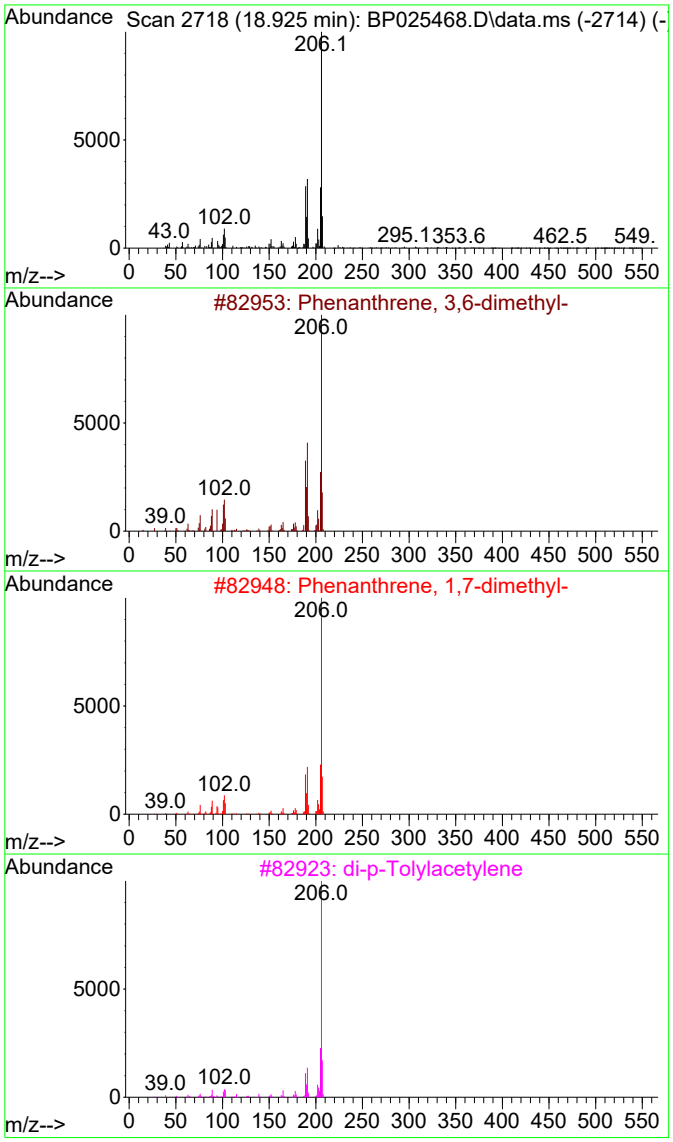

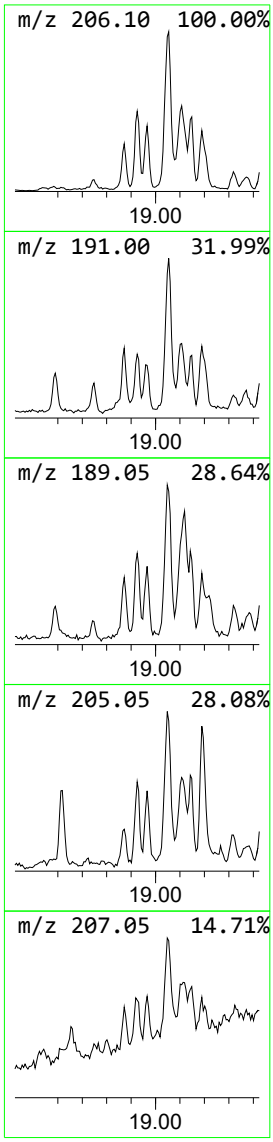

Data Path : Z:\svoasrv\HPCHEM1\BNA_P\Data\BP081825\
Data File : BP025468.D
Acq On : 18 Aug 2025 19:39
Operator : CG/JU
Sample : Q2832-07 5X
Misc :
ALS Vial : 15 Sample Multiplier: 1

Instrument :
BNA_P
ClientSampleId :
TG-S04

Quant Method : Z:\svoasrv\HPCHEM1\BNA_P\Methods\8270E-BP081425.M
Quant Title : ASP BNA STANDARDS FOR 5 POINT CALIBRATION

TIC Library : C:\Database\NIST20.L
TIC Integration Parameters: LSCINT.P

****
Peak Number 10 Phenanthrene, 2,5-dimethyl- Concentration Rank 5

R.T.	EstConc	Area	Relative to ISTD	R.T.
19.054	6.28 ng	663590	Phenanthrene-d10	17.195

Hit# of 5	Tentative ID	MW	MolForm	CAS#	Qual
1	Phenanthrene, 2,5-dimethyl-	206	C16H14	003674-66-6	96
2	Phenanthrene, 2,3-dimethyl-	206	C16H14	003674-65-5	91
3	di-p-Tolylacetylene	206	C16H14	002789-88-0	91
4	9,10-Dimethylanthracene	206	C16H14	000781-43-1	90
5	Phenanthrene, 1,7-dimethyl-	206	C16H14	000483-87-4	86

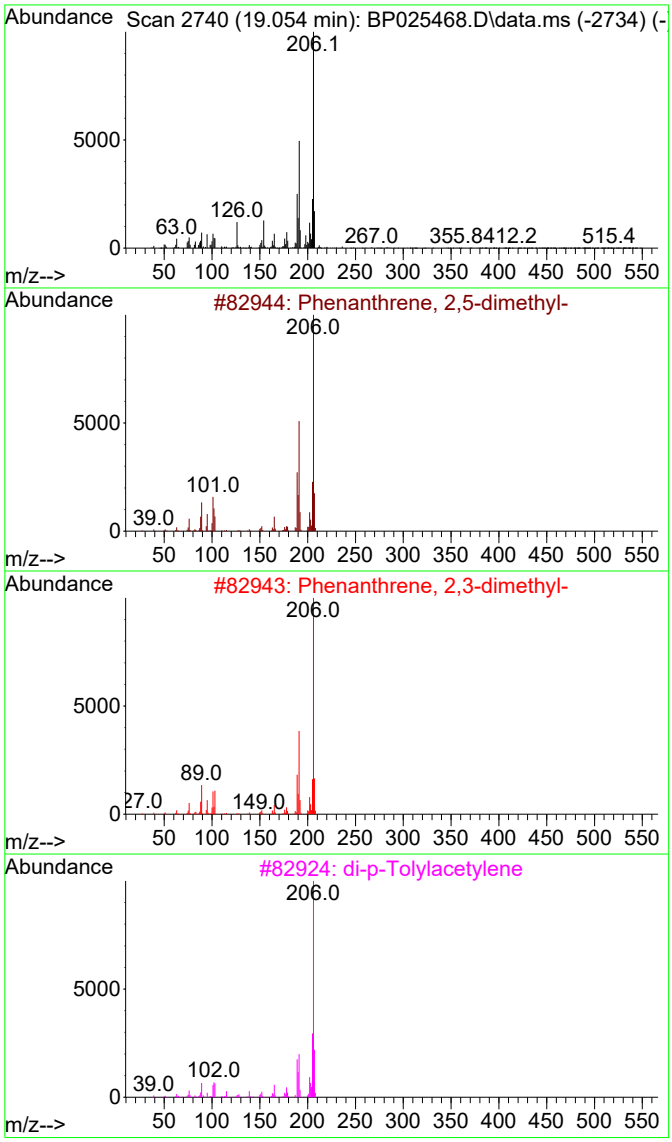

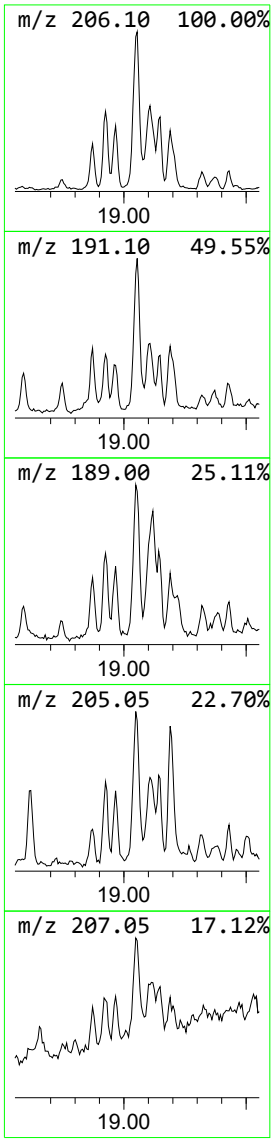

Data Path : Z:\svoasrv\HPCHEM1\BNA_P\Data\BP081825\
Data File : BP025468.D
Acq On : 18 Aug 2025 19:39
Operator : CG/JU
Sample : Q2832-07 5X
Misc :
ALS Vial : 15 Sample Multiplier: 1

Instrument :
BNA_P
ClientSampleId :
TG-S04

Quant Method : Z:\svoasrv\HPCHEM1\BNA_P\Methods\8270E-BP081425.M
Quant Title : ASP BNA STANDARDS FOR 5 POINT CALIBRATION

TIC Library : C:\Database\NIST20.L
TIC Integration Parameters: LSCINT.P

****
Peak Number 11 Phenanthrene, 1,7-dimethyl- Concentration Rank 7

R.T.	EstConc	Area	Relative to ISTD	R.T.
19.107	3.74 ng	395094	Phenanthrene-d10	17.195

Hit# of 5	Tentative ID	MW	MolForm	CAS#	Qual
1	Phenanthrene, 3,6-dimethyl-	206	C16H14	001576-67-6	87
2	Phenanthrene, 1,7-dimethyl-	206	C16H14	000483-87-4	87
3	di-p-Tolylacetylene	206	C16H14	002789-88-0	87
4	Phenanthrene, 2,7-dimethyl-	206	C16H14	001576-69-8	83
5	9,10-Dimethylanthracene	206	C16H14	000781-43-1	70

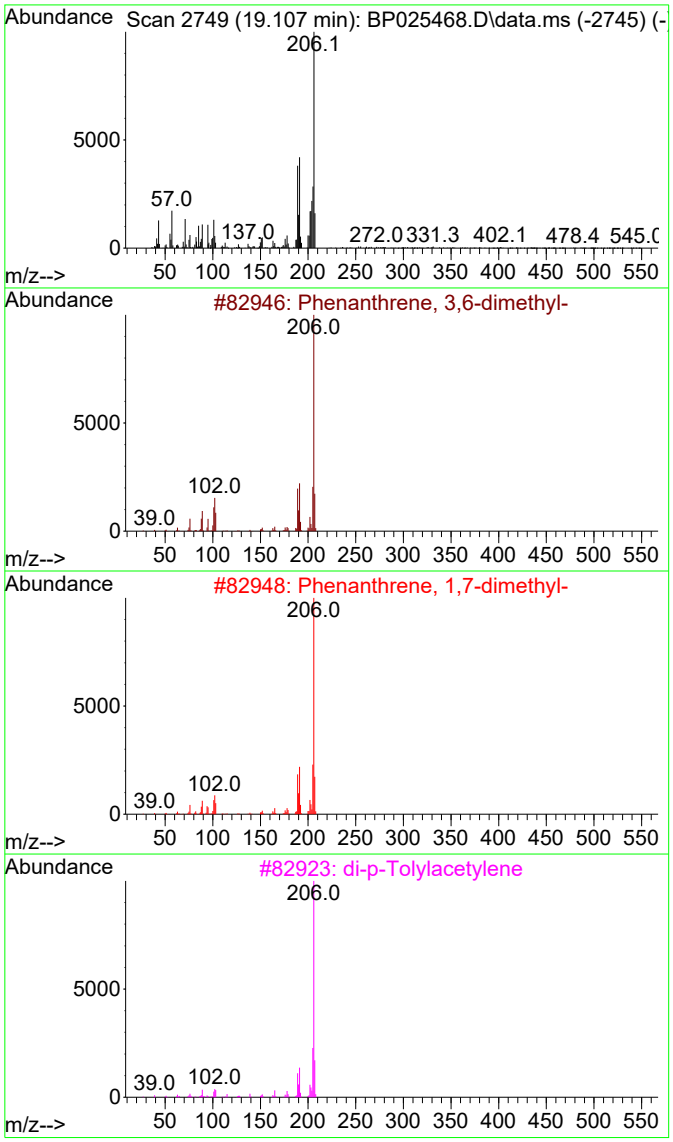

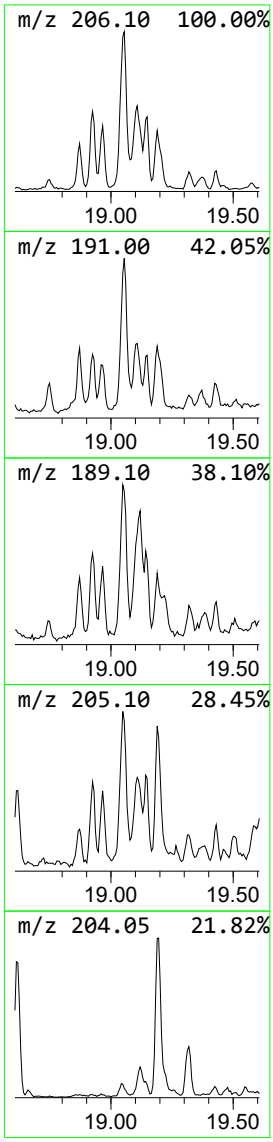

Data Path : Z:\svoasrv\HPCHEM1\BNA_P\Data\BP081825\
Data File : BP025468.D
Acq On : 18 Aug 2025 19:39
Operator : CG/JU
Sample : Q2832-07 5X
Misc :
ALS Vial : 15 Sample Multiplier: 1

Instrument :
BNA_P
ClientSampleId :
TG-S04

Quant Method : Z:\svoasrv\HPCHEM1\BNA_P\Methods\8270E-BP081425.M
Quant Title : ASP BNA STANDARDS FOR 5 POINT CALIBRATION

TIC Library : C:\Database\NIST20.L
TIC Integration Parameters: LSCINT.P

****

Peak Number 12 Cyclopenta(def)phenanthrenone Concentration Rank 6

R.T.	EstConc	Area	Relative to ISTD	R.T.
19.189	5.67 ng	598823	Phenanthrene-d10	17.195

Hit# of 5	Tentative ID	MW	MolForm	CAS#	Qual
1	Cyclopenta(def)phenanthrenone	204	C15H8O	005737-13-3	92
2	Pyrimidine, 2-chloro-4-methyl-6-...	204	C11H9ClN2	032785-40-3	47
3	2-Hydroxy-5-chlorobiphenyl, acetate	246	C14H11ClO2	1000447-68-0	43
4	5-(4-Ethoxy-phenyl)-2H-pyrazol-3-ol	204	C11H12N2O2	1000278-26-8	43
5	5,6,7,8-Tetrahydrothieno[2,3-b]q...	204	C11H12N2S	122914-50-5	43

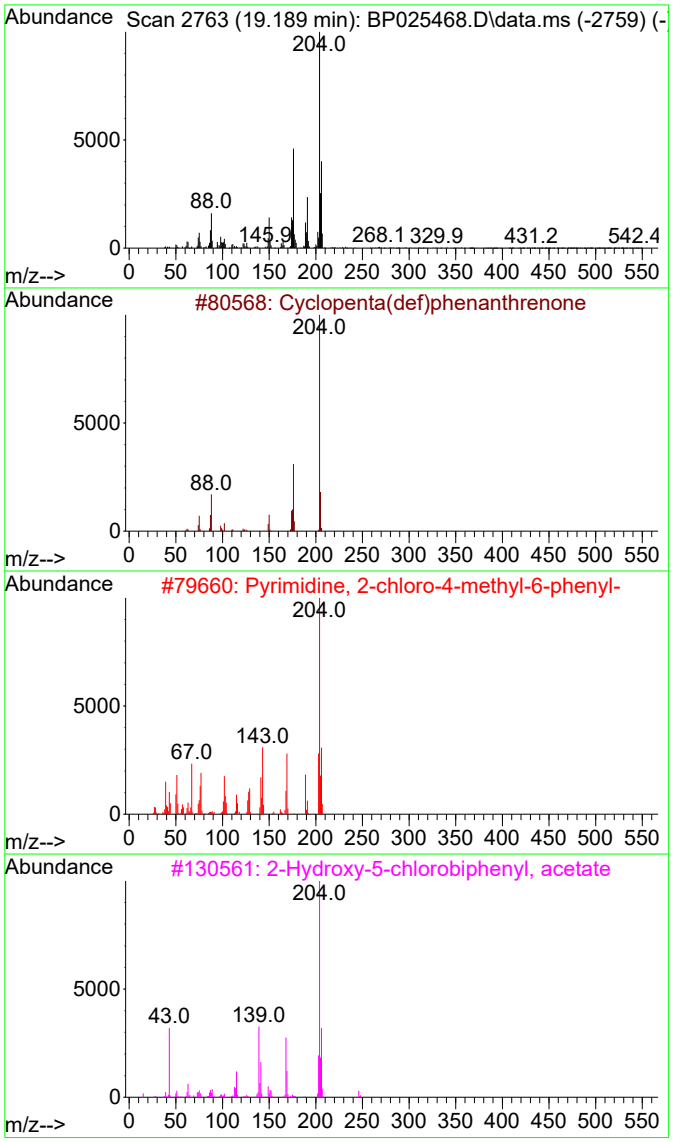

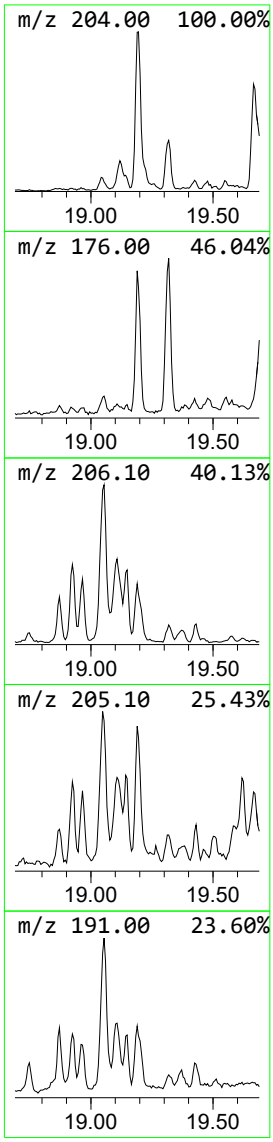

```
Data Path : Z:\svoasrv\HPCHEM1\BNA_P\Data\BP081825\
Data File : BP025468.D
Acq On    : 18 Aug 2025  19:39
Operator  : CG/JU
Sample    : Q2832-07 5X
Misc      :
ALS Vial  : 15   Sample Multiplier: 1

Quant Method : Z:\svoasrv\HPCHEM1\BNA_P\Methods\8270E-BP081425.M
Quant Title  : ASP BNA STANDARDS FOR 5 POINT CALIBRATION

TIC Library    : C:\Database\NIST20.L
TIC Integration Parameters: LSCINT.P
```

Instrument :
BNA_P
ClientSampleId :
TG-S04

A B C D E F G H I J K

```
*********************************************************************
Peak Number 13  Pyrene, 1-methyl-              Concentration Rank  9
```

R.T.	EstConc	Area	Relative to ISTD	R.T.
20.048	3.28 ng	1190780	Chrysene-d12	21.624

Hit# of 5	Tentative ID	MW	MolForm	CAS#	Qual
1	Pyrene, 1-methyl-	216	C17H12	002381-21-7	97
2	Fluoranthene, 2-methyl-	216	C17H12	033543-31-6	93
3	11H-Benzo[b]fluorene	216	C17H12	000243-17-4	91
4	11H-Benzo[a]fluorene	216	C17H12	000238-84-6	87
5	Pyrene, 2-methyl-	216	C17H12	003442-78-2	86

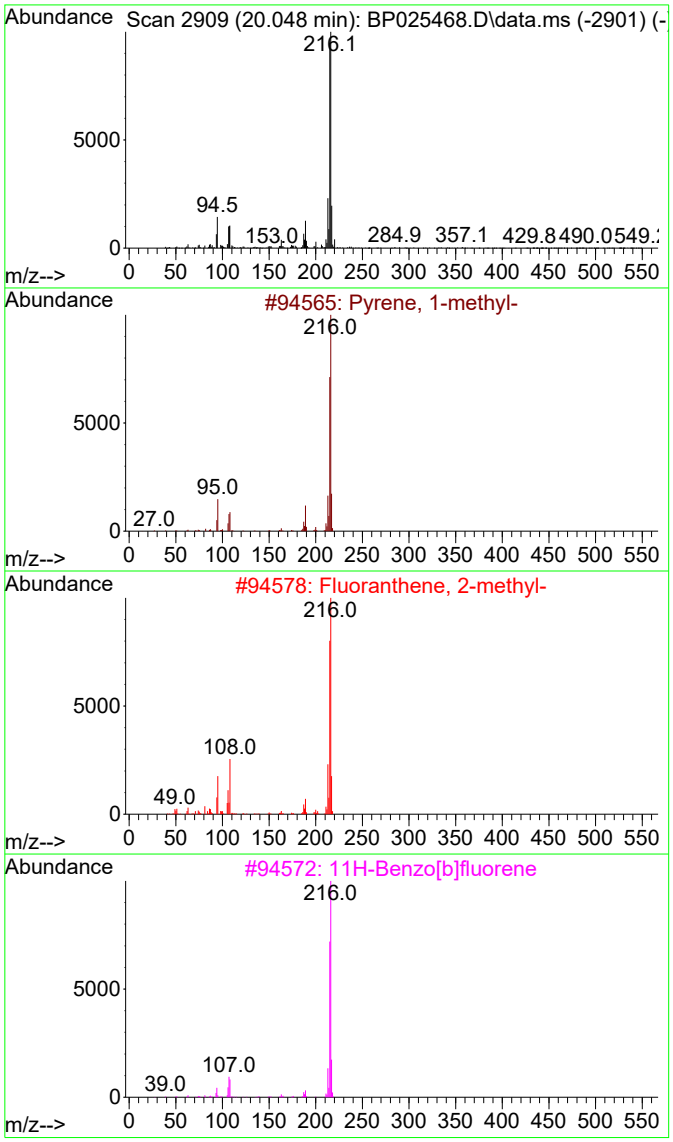

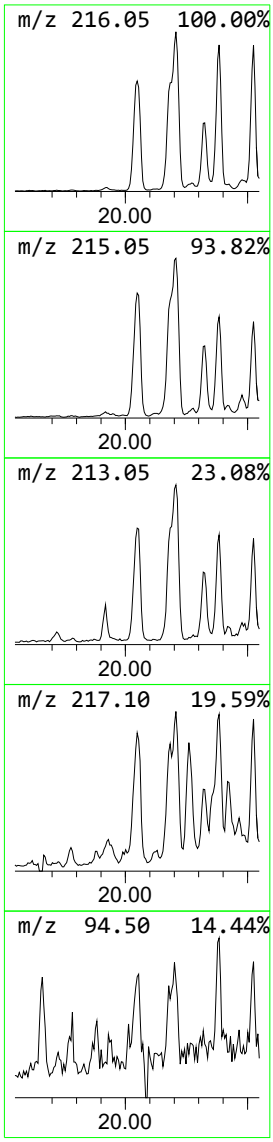

Sample Results: **BP025468.D**

Data Path : Z:\svoasrv\HPCHEM1\BNA_P\Data\BP081825\
Data File : BP025468.D
Acq On : 18 Aug 2025 19:39
Operator : CG/JU
Sample : Q2832-07 5X
Misc :
ALS Vial : 15 Sample Multiplier: 1

Instrument :
BNA_P
ClientSampleId :
TG-S04

Quant Method : Z:\svoasrv\HPCHEM1\BNA_P\Methods\8270E-BP081425.M
Quant Title : ASP BNA STANDARDS FOR 5 POINT CALIBRATION

TIC Library : C:\Database\NIST20.L
TIC Integration Parameters: LSCINT.P

****

Peak Number 14 Pyrene, 4-methyl- Concentration Rank 14

R.T.	EstConc	Area	Relative to ISTD	R.T.
20.377	2.85 ng	1036360	Chrysene-d12	21.624

Hit# of 5	Tentative ID	MW	MolForm	CAS#	Qual
1	Pyrene, 1-methyl-	216	C17H12	002381-21-7	93
2	Pyrene, 4-methyl-	216	C17H12	003353-12-6	86
3	Pyrene, 2-methyl-	216	C17H12	003442-78-2	86
4	Fluoranthene, 2-methyl-	216	C17H12	033543-31-6	86
5	11H-Benzo[a]fluorene	216	C17H12	000238-84-6	76

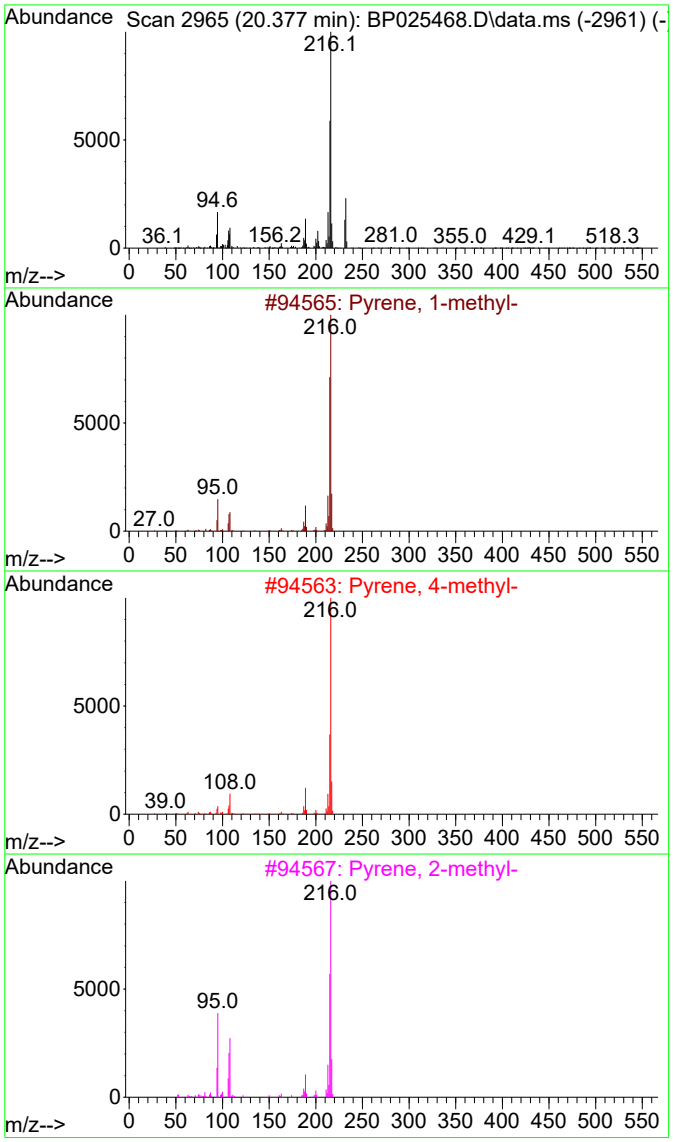

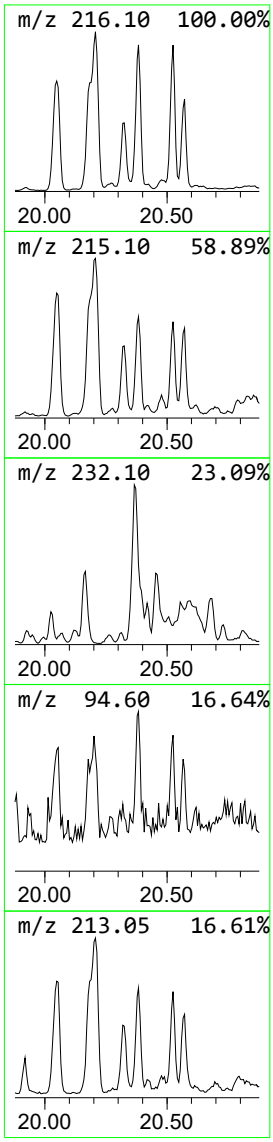

Data Path : Z:\svoasrv\HPCHEM1\BNA_P\Data\BP081825\
Data File : BP025468.D
Acq On : 18 Aug 2025 19:39
Operator : CG/JU
Sample : Q2832-07 5X
Misc :
ALS Vial : 15 Sample Multiplier: 1

Instrument :
BNA_P
ClientSampleId :
TG-S04

Quant Method : Z:\svoasrv\HPCHEM1\BNA_P\Methods\8270E-BP081425.M
Quant Title : ASP BNA STANDARDS FOR 5 POINT CALIBRATION

TIC Library : C:\Database\NIST20.L
TIC Integration Parameters: LSCINT.P

****
Peak Number 15 7H-Benz[de]anthracen-7-one Concentration Rank 10

R.T.	EstConc	Area	Relative to ISTD	R.T.
21.007	3.17 ng	1153080	Chrysene-d12	21.624

Hit# of 5	Tentative ID	MW	MolForm	CAS#	Qual
1	7H-Benz[de]anthracen-7-one	230	C17H10O	000082-05-3	90
2	11H-Benzo[a]fluoren-11-one	230	C17H10O	000479-79-8	87
3	o-Terphenyl	230	C18H14	000084-15-1	59
4	1-Pyrenecarboxaldehyde	230	C17H10O	003029-19-4	56
5	pyrrolidine, 1,1'-(5-methyl-1,3-...	230	C15H22N2	1000401-00-8	53

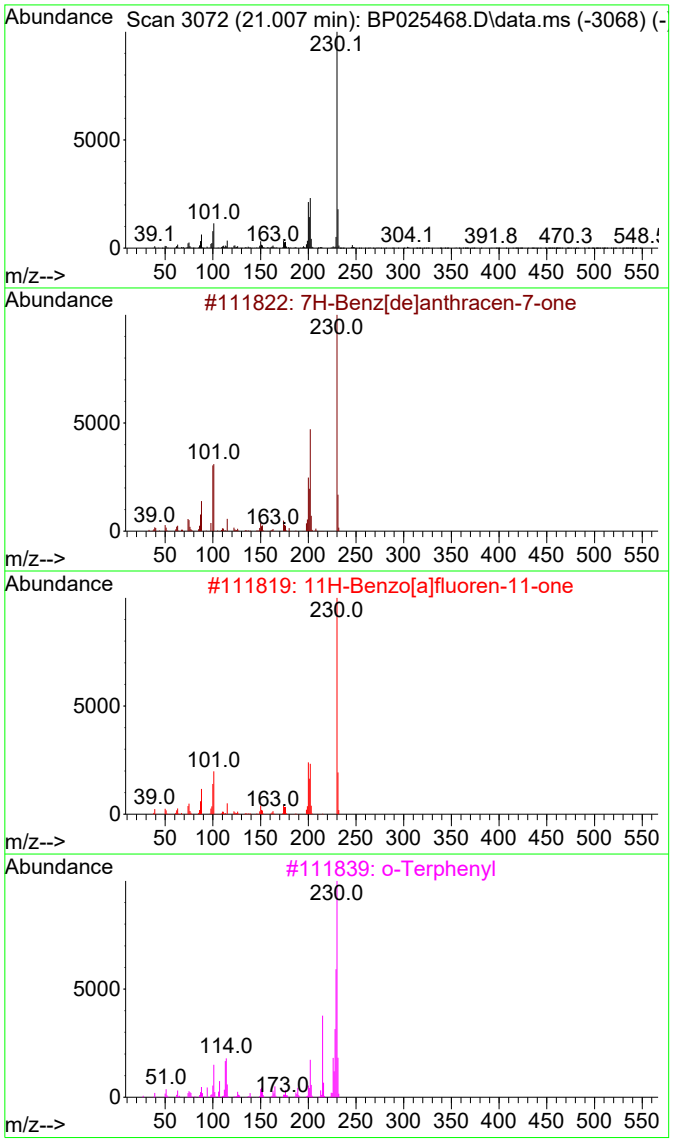

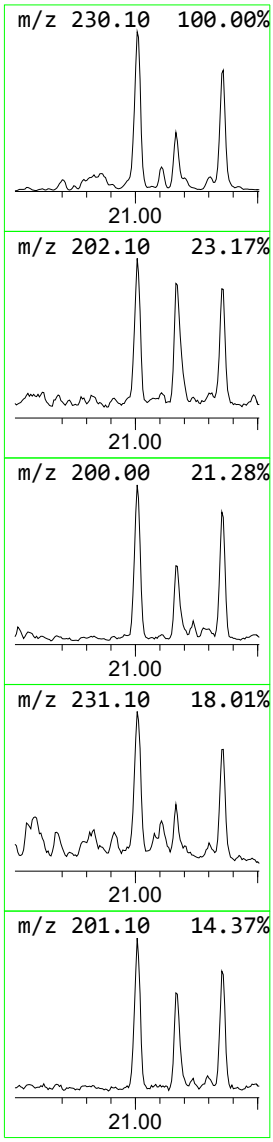

```
Data Path : Z:\svoasrv\HPCHEM1\BNA_P\Data\BP081825\
Data File : BP025468.D
Acq On    : 18 Aug 2025  19:39
Operator  : CG/JU
Sample    : Q2832-07 5X
Misc      :
ALS Vial  : 15   Sample Multiplier: 1

Quant Method : Z:\svoasrv\HPCHEM1\BNA_P\Methods\8270E-BP081425.M
Quant Title  : ASP BNA STANDARDS FOR 5 POINT CALIBRATION

TIC Library    : C:\Database\NIST20.L
TIC Integration Parameters: LSCINT.P
```

Instrument :
BNA_P
ClientSampleId :
TG-S04

****

Peak Number 16 Benzo[b]naphtho[2,1-d]thiop... Concentration Rank 12

R.T.	EstConc	Area	Relative to ISTD	R.T.
21.183	2.95 ng	1071620	Chrysene-d12	21.624

Hit# of 5	Tentative ID	MW	MolForm	CAS#	Qual
1	Benzo[b]naphtho[2,1-d]thiophene	234	C16H10S	000239-35-0	96
2	Benzo[b]naphtho[1,2-d]thiophene	234	C16H10S	000205-43-6	90
3	Benzo[b]naphtho[2,3-d]thiophene	234	C16H10S	000243-46-9	87
4	Anthra(2,3-b)thiophene	234	C16H10S	022108-55-0	72
5	pyrido[1',2':1,2]imidazo[4,5-b]q...	234	C14H10N4	1000401-06-3	53

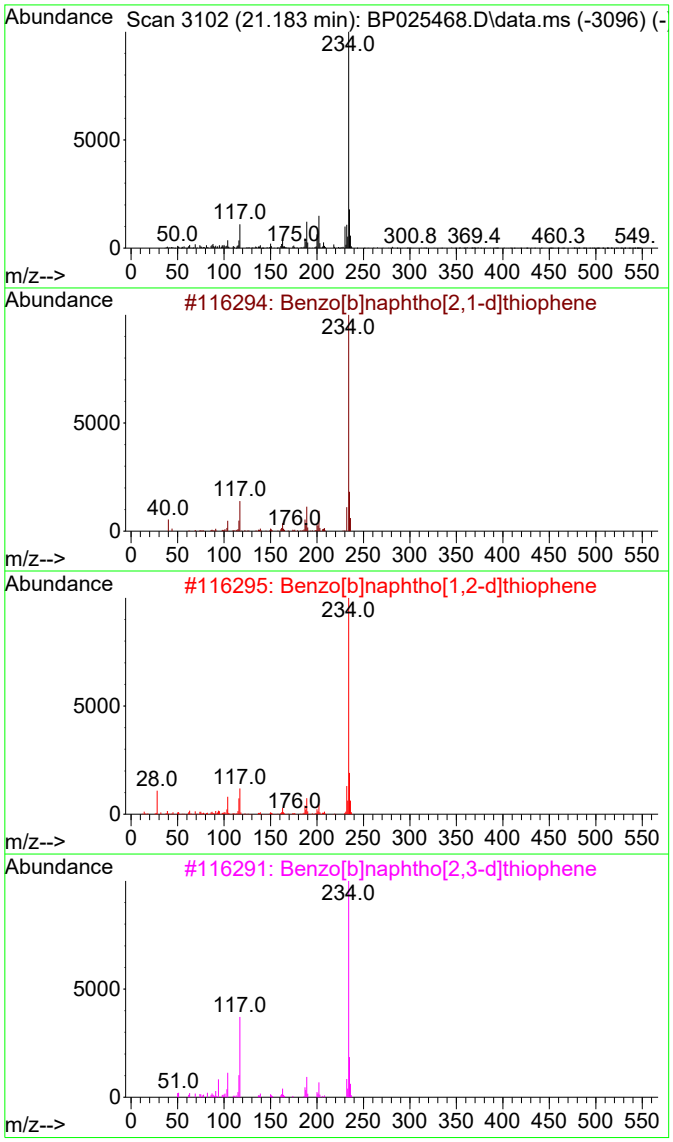

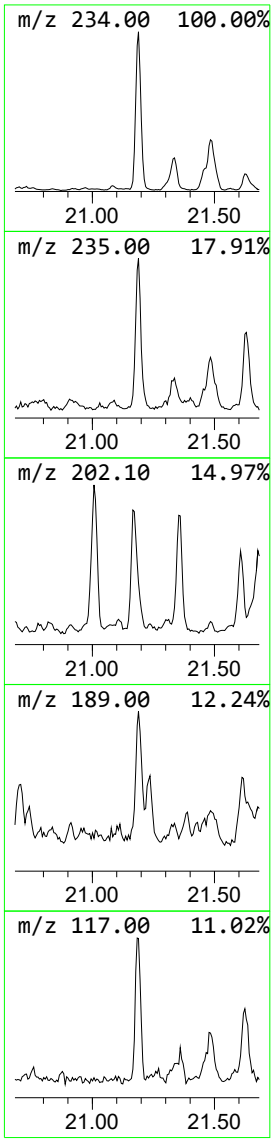

Data Path : Z:\svoasrv\HPCHEM1\BNA_P\Data\BP081825\
Data File : BP025468.D
Acq On : 18 Aug 2025 19:39
Operator : CG/JU
Sample : Q2832-07 5X
Misc :
ALS Vial : 15 Sample Multiplier: 1

Instrument :
BNA_P
ClientSampleId :
TG-S04

Quant Method : Z:\svoasrv\HPCHEM1\BNA_P\Methods\8270E-BP081425.M
Quant Title : ASP BNA STANDARDS FOR 5 POINT CALIBRATION

TIC Library : C:\Database\NIST20.L
TIC Integration Parameters: LSCINT.P

****

Peak Number 17 Cyclopenta[cd]pyrene Concentration Rank 13

R.T.	EstConc	Area	Relative to ISTD	R.T.
21.277	2.92 ng	1062700	Chrysene-d12	21.624

Hit# of 5	Tentative ID	MW	MolForm	CAS#	Qual
1	Cyclopenta[cd]pyrene	226	C18H10	027208-37-3	94
2	.beta.-Carboline, 7-methoxy-1,2-...	226	C14H14N2O	006519-18-2	58
3	benzenamine, 4-(2-benzothiazolyl)-	226	C13H10N2S	1000400-93-4	53
4	1,3-Diamino-5,6-dihydro-7-methyl...	226	C13H14N4	037436-37-6	42
5	9H-Xanthen-9-one, 3-methoxy-	226	C14H10O3	003722-52-9	40

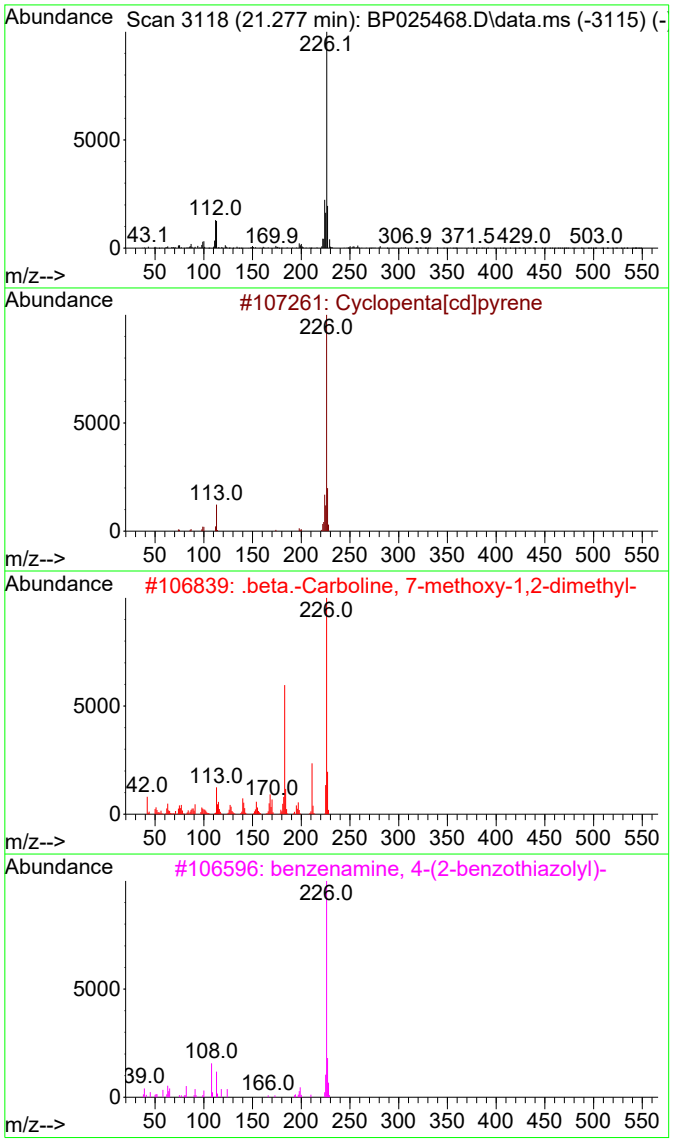

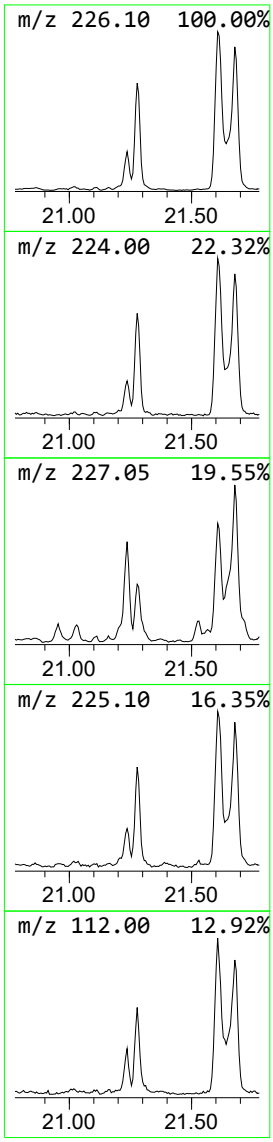

Data Path : Z:\svoasrv\HPCHEM1\BNA_P\Data\BP081825\
Data File : BP025468.D
Acq On : 18 Aug 2025 19:39
Operator : CG/JU
Sample : Q2832-07 5X
Misc :
ALS Vial : 15 Sample Multiplier: 1

Instrument :
BNA_P
ClientSampleId :
TG-S04

Quant Method : Z:\svoasrv\HPCHEM1\BNA_P\Methods\8270E-BP081425.M
Quant Title : ASP BNA STANDARDS FOR 5 POINT CALIBRATION

TIC Library : C:\Database\NIST20.L
TIC Integration Parameters: LSCINT.P

****
Peak Number 18 11H-Benzo[a]fluoren-11-one Concentration Rank 17

R.T.	EstConc	Area	Relative to ISTD	R.T.
21.354	2.59 ng	942012	Chrysene-d12	21.624

Hit# of 5	Tentative ID	MW	MolForm	CAS#	Qual
1	11H-Benzo[a]fluoren-11-one	230	C17H10O	000479-79-8	96
2	7H-Benz[de]anthracen-7-one	230	C17H10O	000082-05-3	91
3	6H-Benz[de]anthracen-6-one	230	C17H10O	080252-14-8	64
4	1-Pyrenecarboxaldehyde	230	C17H10O	003029-19-4	56
5	5,6-Dihydrochrysene	230	C18H14	002091-92-1	53

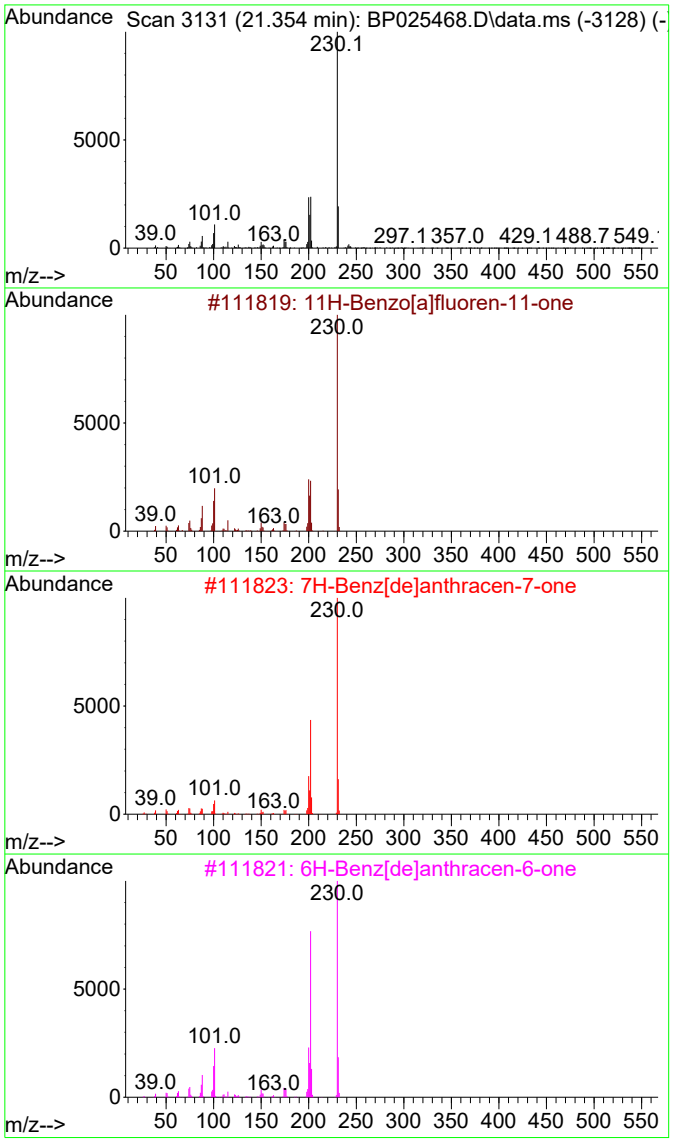

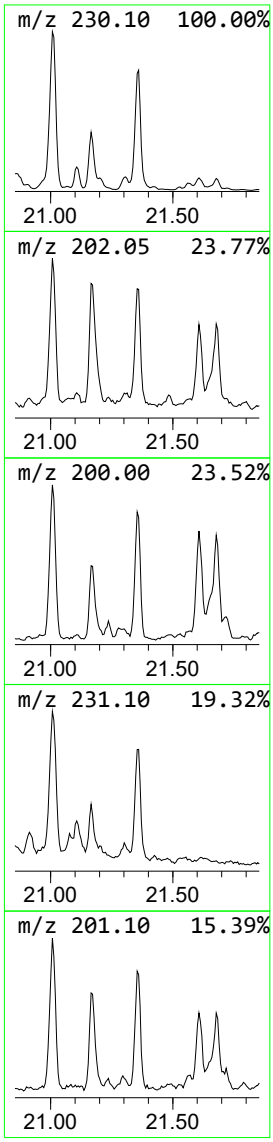

Data Path : Z:\svoasrv\HPCHEM1\BNA_P\Data\BP081825\
Data File : BP025468.D
Acq On : 18 Aug 2025 19:39
Operator : CG/JU
Sample : Q2832-07 5X
Misc :
ALS Vial : 15 Sample Multiplier: 1

Instrument :
BNA_P
ClientSampleId :
TG-S04

Quant Method : Z:\svoasrv\HPCHEM1\BNA_P\Methods\8270E-BP081425.M
Quant Title : ASP BNA STANDARDS FOR 5 POINT CALIBRATION

TIC Library : C:\Database\NIST20.L
TIC Integration Parameters: LSCINT.P

****

Peak Number 19 Benz[a]anthracene, 7-methyl- Concentration Rank 19

R.T.	EstConc	Area	Relative to ISTD	R.T.
22.395	2.19 ng	796941	Chrysene-d12	21.624

Hit# of 5	Tentative ID	MW	MolForm	CAS#	Qual
1	Benz[a]anthracene, 7-methyl-	242	C19H14	002541-69-7	90
2	Chrysene, 1-methyl-	242	C19H14	003351-28-8	90
3	Chrysene, 5-methyl-	242	C19H14	003697-24-3	90
4	1H-Benz[f]indene, 2-phenyl-	242	C19H14	1000305-22-4	89
5	Benz[a]anthracene, 8-methyl-	242	C19H14	002381-31-9	89

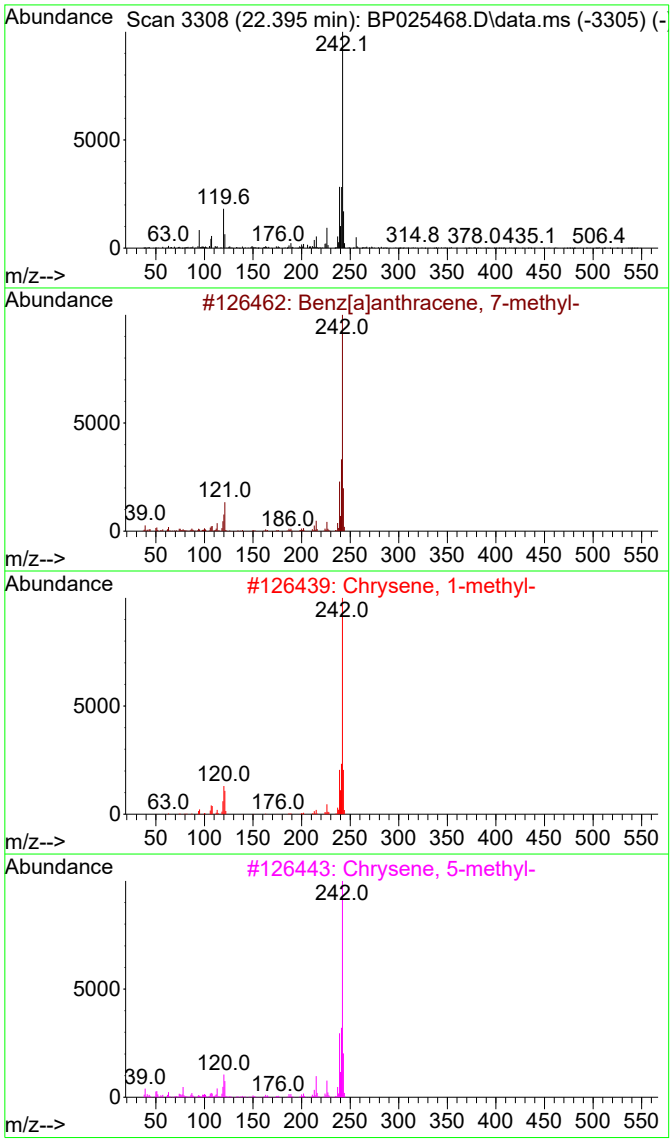

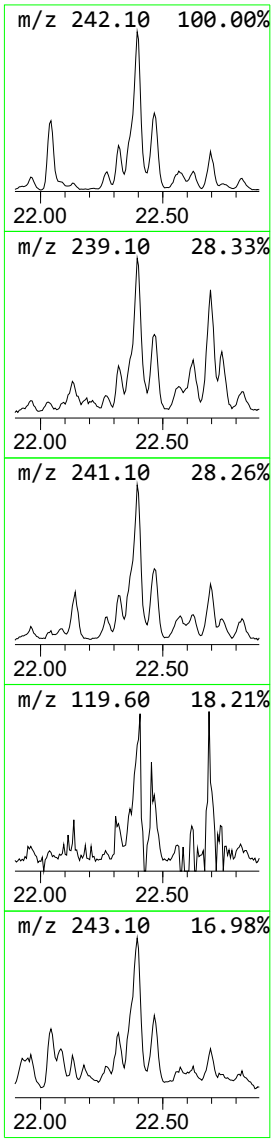

Data Path : Z:\svoasrv\HPCHEM1\BNA_P\Data\BP081825\
Data File : BP025468.D
Acq On : 18 Aug 2025 19:39
Operator : CG/JU
Sample : Q2832-07 5X
Misc :
ALS Vial : 15 Sample Multiplier: 1

Instrument :
BNA_P
ClientSampleId :
TG-S04

Quant Method : Z:\svoasrv\HPCHEM1\BNA_P\Methods\8270E-BP081425.M
Quant Title : ASP BNA STANDARDS FOR 5 POINT CALIBRATION

TIC Library : C:\Database\NIST20.L
TIC Integration Parameters: LSCINT.P

****

Peak Number 20 Benzo[e]pyrene Concentration Rank 1

R.T.	EstConc	Area	Relative to ISTD	R.T.
24.695	26.88 ng	3400840	Perylene-d12	24.995

Hit# of 5	Tentative ID	MW	MolForm	CAS#	Qual
1	Benzo[e]pyrene	252	C20H12	000192-97-2	99
2	Benzo[k]fluoranthene	252	C20H12	000207-08-9	97
3	Perylene	252	C20H12	000198-55-0	93
4	Benzo[b]fluoranthene	252	C20H12	000205-99-2	93
5	Benzo[a]pyrene	252	C20H12	000050-32-8	90

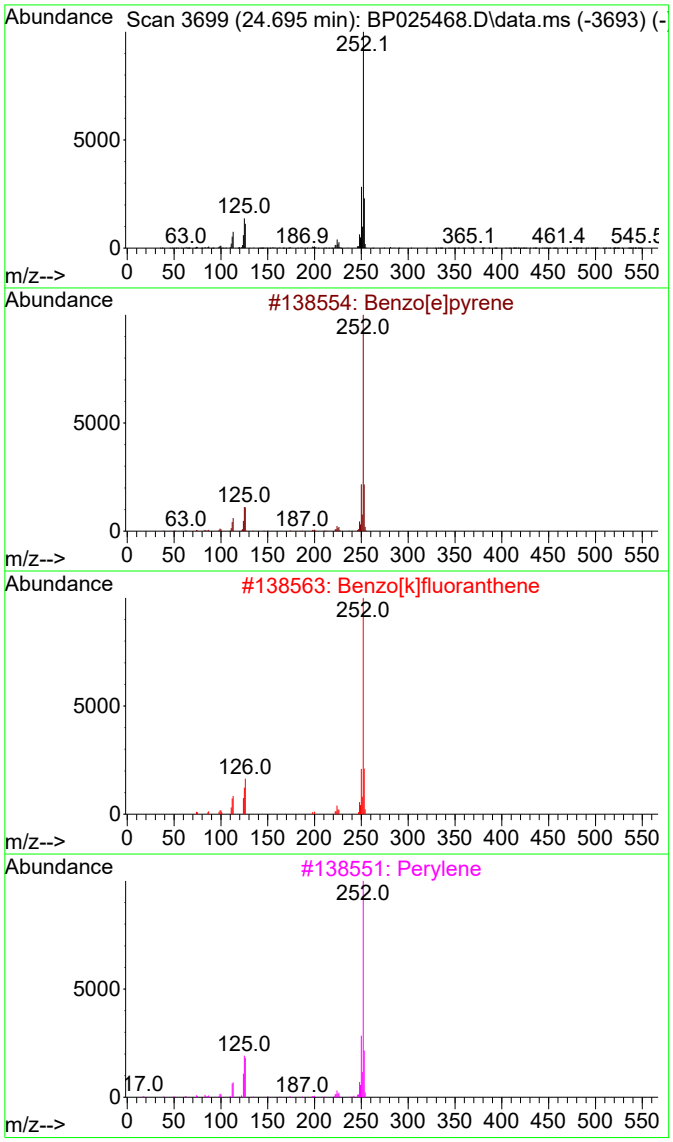

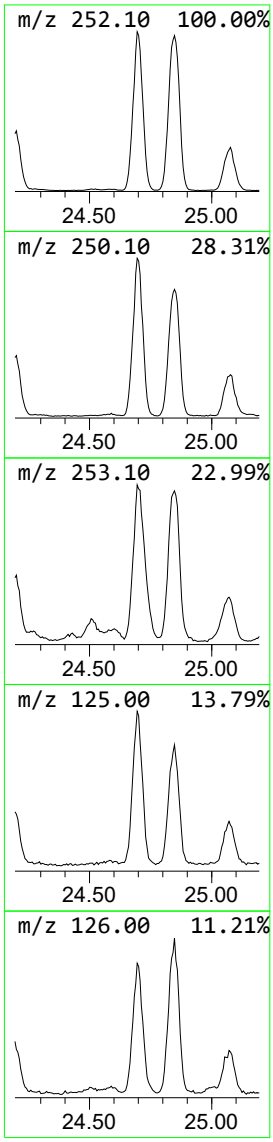

Sample Results: **BP025468.D**

Data Path : Z:\svoasrv\HPCHEM1\BNA_P\Data\BP081825\
Data File : BP025468.D
Acq On : 18 Aug 2025 19:39
Operator : CG/JU
Sample : Q2832-07 5X
Misc :
ALS Vial : 15 Sample Multiplier: 1

Instrument :
BNA_P
ClientSampleId :
TG-S04

Quant Method : Z:\svoasrv\HPCHEM1\BNA_P\Methods\8270E-BP081425.M
Quant Title : ASP BNA STANDARDS FOR 5 POINT CALIBRATION

TIC Library : C:\Database\NIST20.L
TIC Integration Parameters: LSCINT.P

TIC Top Hit name	RT	EstConc	Units	Response	Internal Standard #	RT	Resp	Conc
Butane, 2-metho...	3.043	7.6	ng	366518	1	7.790	961511	20.0
Benzophenone	15.772	2.6	ng	232675	3	14.401	1793530	20.0
Anthracene, 2-m...	18.101	3.3	ng	352009	4	17.195	2111700	20.0
Phenanthrene, 2...	18.148	6.4	ng	678679	4	17.195	2111700	20.0
Phenanthrene, 1...	18.230	3.1	ng	327766	4	17.195	2111700	20.0
4H-Cyclopenta[d...	18.295	7.5	ng	795725	4	17.195	2111700	20.0
Naphthalene, 2-...	18.613	2.4	ng	254248	4	17.195	2111700	20.0
9,10-Anthracene...	18.654	2.7	ng	284052	4	17.195	2111700	20.0
Phenanthrene, 3...	18.925	2.2	ng	228639	4	17.195	2111700	20.0
Phenanthrene, 2...	19.054	6.3	ng	663590	4	17.195	2111700	20.0
Phenanthrene, 1...	19.107	3.7	ng	395094	4	17.195	2111700	20.0
Cyclopenta(def)...	19.189	5.7	ng	598823	4	17.195	2111700	20.0
Pyrene, 1-methyl-	20.048	3.3	ng	1190780	5	21.624	7268010	20.0
Pyrene, 4-methyl-	20.377	2.9	ng	1036360	5	21.624	7268010	20.0
7H-Benz[de]anth...	21.007	3.2	ng	1153080	5	21.624	7268010	20.0
Benzo[b]naphtho...	21.183	3.0	ng	1071620	5	21.624	7268010	20.0
Cyclopenta[cd]p...	21.277	2.9	ng	1062700	5	21.624	7268010	20.0
11H-Benzo[a]flu...	21.354	2.6	ng	942012	5	21.624	7268010	20.0
Benz[a]anthrace...	22.395	2.2	ng	796941	5	21.624	7268010	20.0
Benzo[e]pyrene	24.695	26.9	ng	3400840	6	24.995	2530440	20.0

Sample Results: **BP025537.D**

Data Path : Z:\svoasrv\HPCHEM1\BNA_P\Data\BP082025\
Data File : BP025537.D
Acq On : 21 Aug 2025 12:53
Operator : CG/JU
Sample : Q2832-09 5X
Misc :
ALS Vial : 27 Sample Multiplier: 1

Instrument :
BNA_P
ClientSampleId :
TG-S05

Quant Time: Aug 21 13:49:46 2025
Quant Method : Z:\svoasrv\HPCHEM1\BNA_P\Methods\8270E-BP081425.M
Quant Title : ASP BNA STANDARDS FOR 5 POINT CALIBRATION
QLast Update : Thu Aug 14 18:14:31 2025
Response via : Initial Calibration

Compound	R.T.	QIon	Response	Conc	Units	Dev(Min)
Internal Standards						
1) 1,4-Dichlorobenzene-d4	7.784	152	185117	20.000	ng	-0.01
21) Naphthalene-d8	10.554	136	725235	20.000	ng	0.00
39) Acenaphthene-d10	14.401	164	450660	20.000	ng	0.00
64) Phenanthrene-d10	17.207	188	892132	20.000	ng	0.00
76) Chrysene-d12	21.654	240	915666	20.000	ng	0.00
86) Perylene-d12	25.042	264	1087701	20.000	ng	0.01
System Monitoring Compounds						
5) 2-Fluorophenol	5.402	112	206341	18.511	ng	0.00
7) Phenol-d6	6.960	99	277731	19.434	ng	0.00
23) Nitrobenzene-d5	8.925	82	209917	14.642	ng	-0.01
42) 2,4,6-Tribromophenol	15.913	330	107686	17.753	ng	0.00
45) 2-Fluorobiphenyl	13.013	172	507527	15.391	ng	0.00
79) Terphenyl-d14	19.924	244	745273	14.891	ng	0.00
Target Compounds						Qvalue
71) Phenanthrene	17.248	178	239345	4.884	ng	99
75) Fluoranthene	19.324	202	429862	7.353	ng	99
78) Pyrene	19.701	202	387173	6.505	ng	100
81) Benzo(a)anthracene	21.636	228	247055	4.091	ng	95
83) Chrysene	21.695	228	295150	5.219	ng	97
87) Indeno(1,2,3-cd)pyrene	28.847	276	199747	2.504	ng #	95
88) Benzo(b)fluoranthene	23.971	252	443701	6.918	ng	96
90) Benzo(a)pyrene	24.859	252	213524	3.420	ng #	96
92) Benzo(g,h,i)perylene	30.024	276	197045	3.075	ng	98

(#) = qualifier out of range (m) = manual integration (+) = signals summed

Quantitation Report (LSC Reviewed)

Sample Results: **BP025537.D**

Data Path : Z:\svoasrv\HPCHEM1\BNA_P\Data\BP082025\
Data File : BP025537.D
Acq On : 21 Aug 2025 12:53
Operator : CG/JU
Sample : Q2832-09 5X
Misc :
ALS Vial : 27 Sample Multiplier: 1

Instrument :
BNA_P
ClientSampleId :
TG-S05

Quant Time: Aug 21 13:49:46 2025
Quant Method : Z:\svoasrv\HPCHEM1\BNA_P\Methods\8270E-BP081425.M
Quant Title : ASP BNA STANDARDS FOR 5 POINT CALIBRATION
QLast Update : Thu Aug 14 18:14:31 2025
Response via : Initial Calibration

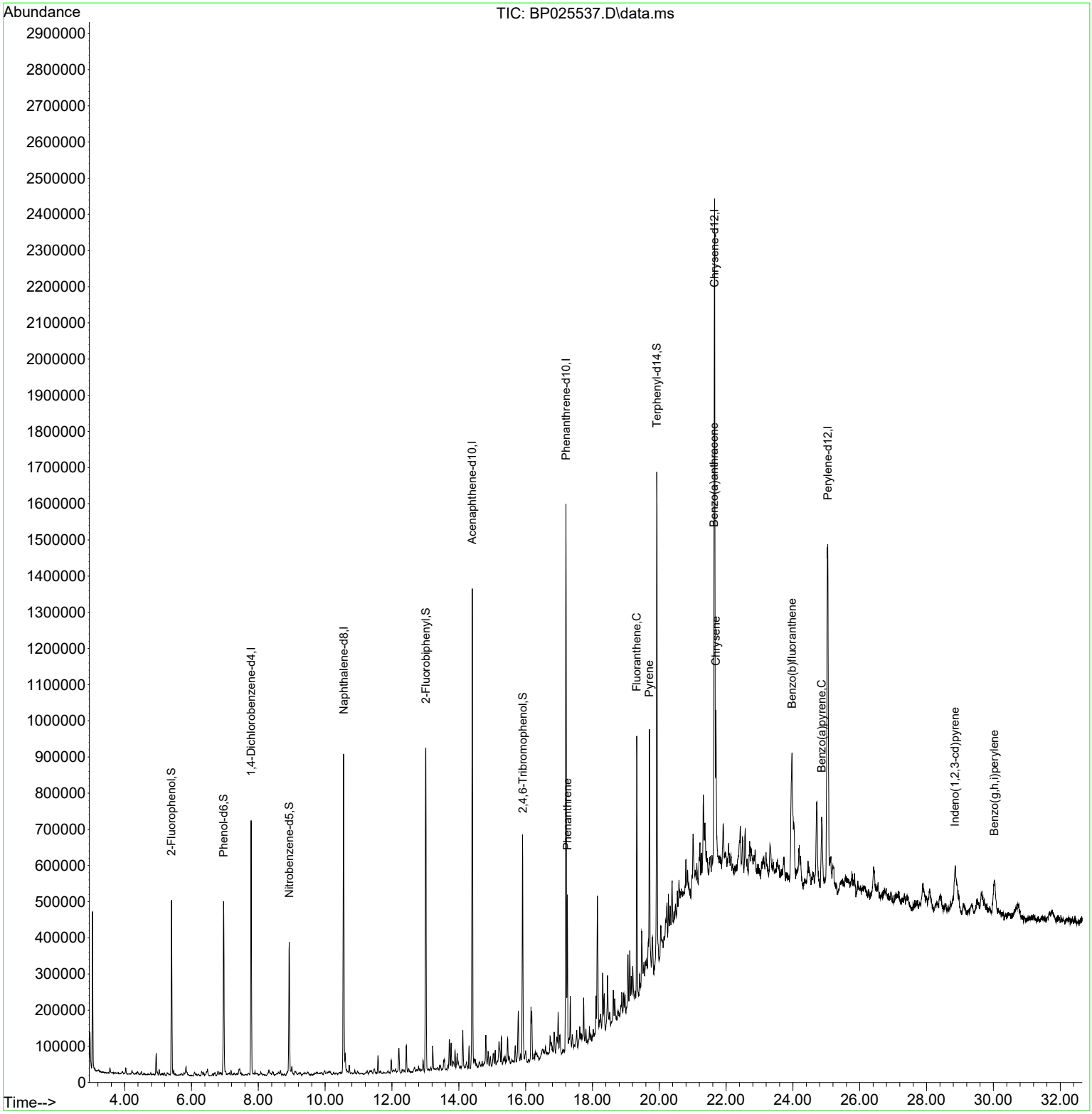

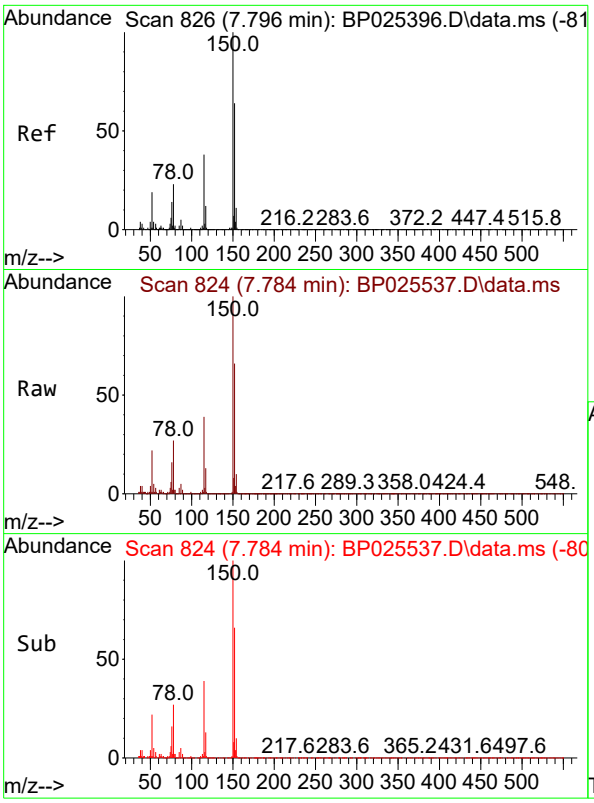

#1
1,4-Dichlorobenzene-d4
Concen: 20.000 ng
RT: 7.784 min Scan# 8
Delta R.T. -0.012 min
Lab File: BP025537.D
Acq: 21 Aug 2025 12:53

Instrument :
BNA_P
ClientSampleId :
TG-S05

Tgt Ion:152 Resp: 185117

Ion	Ratio	Lower	Upper
152	100		
150	151.4	125.9	188.9
115	59.7	48.5	72.7

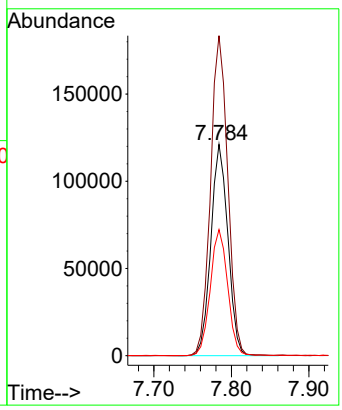



#5
2-Fluorophenol
Concen: 18.511 ng
RT: 5.402 min Scan# 419
Delta R.T. -0.006 min
Lab File: BP025537.D
Acq: 21 Aug 2025 12:53

Tgt Ion:112 Resp: 206341

Ion	Ratio	Lower	Upper
112	100		
64	58.1	43.8	65.8
63	31.1	22.7	34.1

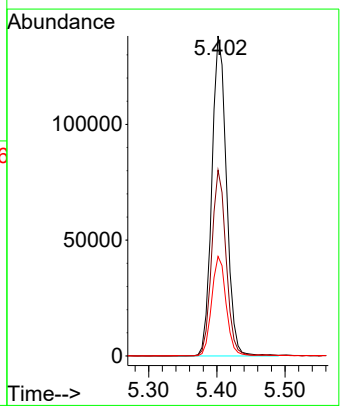

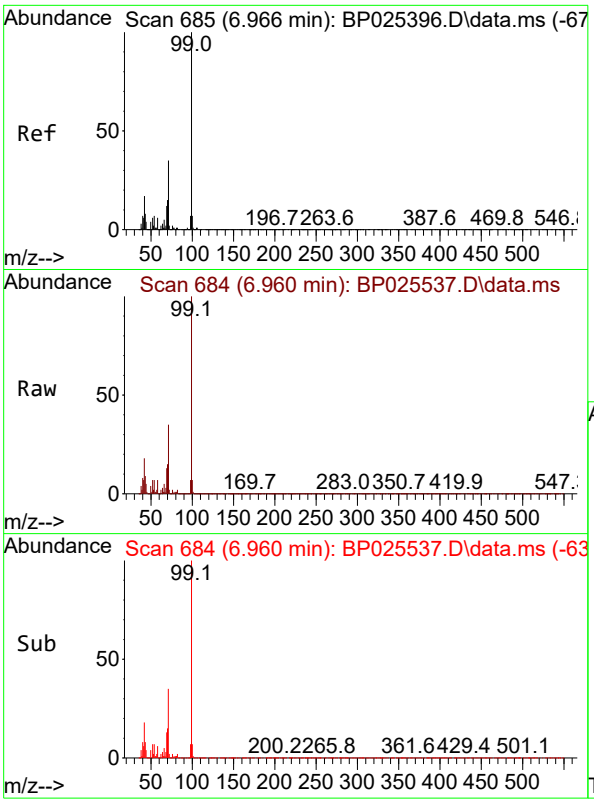

#7
Phenol-d6
Concen: 19.434 ng
RT: 6.960 min Scan# 6
Delta R.T. -0.006 min
Lab File: BP025537.D
Acq: 21 Aug 2025 12:53

Instrument :
BNA_P
ClientSampleId :
TG-S05

Tgt Ion: 99 Resp: 277731

Ion	Ratio	Lower	Upper
99	100		
42	18.0	13.7	20.5
71	35.0	28.2	42.4

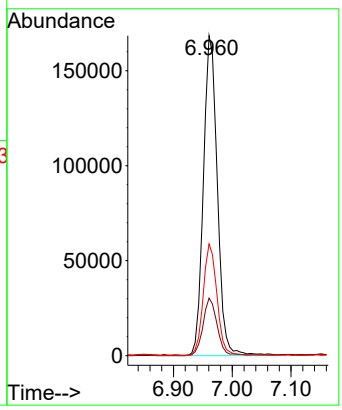



#21
Naphthalene-d8
Concen: 20.000 ng
RT: 10.554 min Scan# 1295
Delta R.T. -0.006 min
Lab File: BP025537.D
Acq: 21 Aug 2025 12:53

Tgt Ion:136 Resp: 725235

Ion	Ratio	Lower	Upper
136	100		
137	10.4	9.2	13.8
54	7.7	6.0	9.0
68	5.4	4.3	6.5

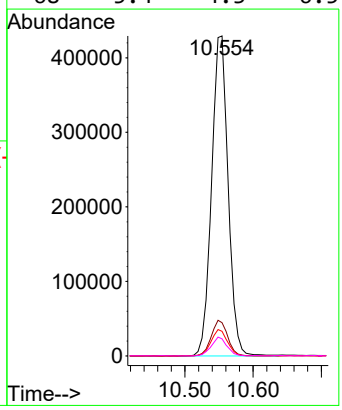

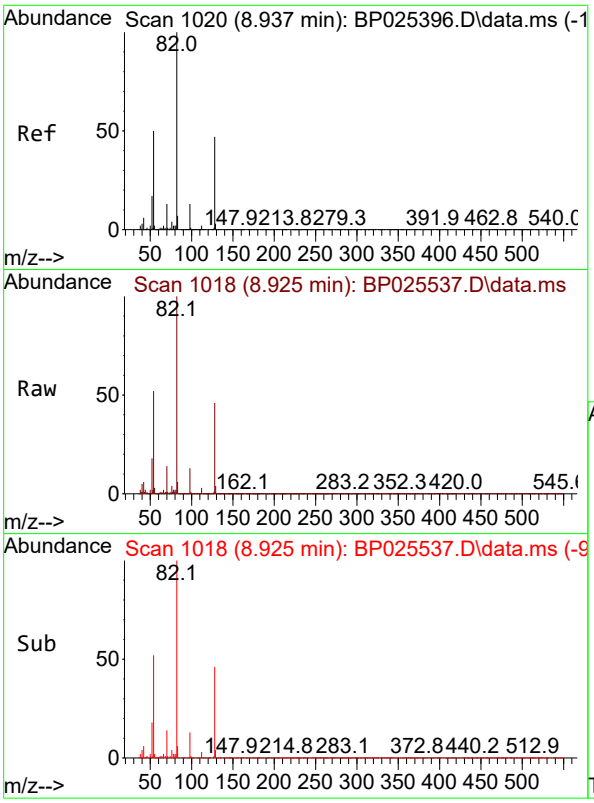

#23
Nitrobenzene-d5
Concen: 14.642 ng
RT: 8.925 min Scan# 1(
Delta R.T. -0.012 min
Lab File: BP025537.D
Acq: 21 Aug 2025 12:53

Instrument :
BNA_P
ClientSampleId :
TG-S05

Tgt Ion: 82 Resp: 209917

Ion	Ratio	Lower	Upper
82	100		
128	46.0	37.7	56.5
54	52.4	39.8	59.6

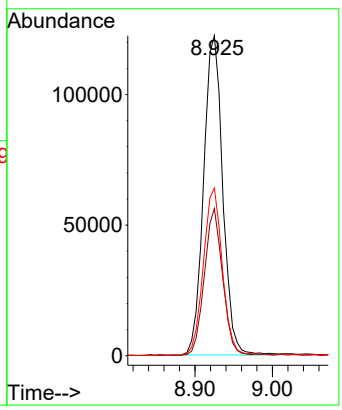

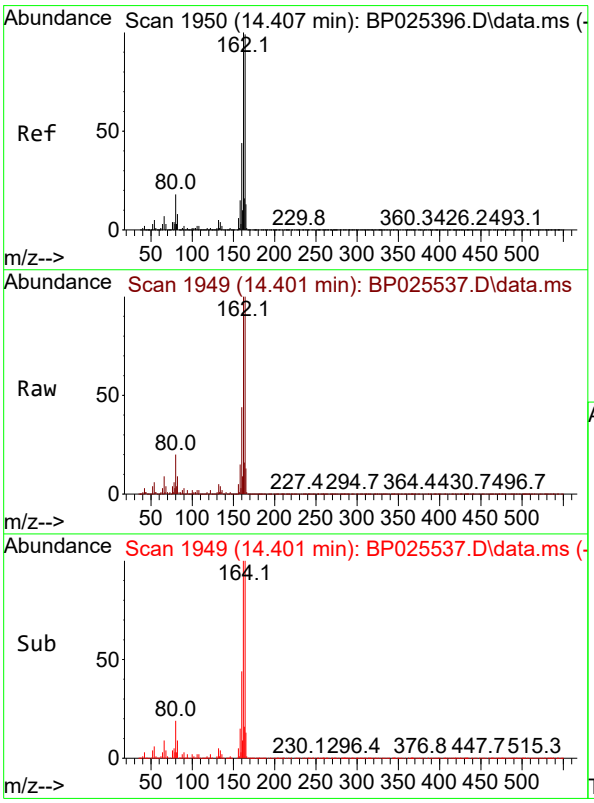

#39
Acenaphthene-d10
Concen: 20.000 ng
RT: 14.401 min Scan# 1949
Delta R.T. -0.006 min
Lab File: BP025537.D
Acq: 21 Aug 2025 12:53

Tgt Ion:164 Resp: 450660

Ion	Ratio	Lower	Upper
164	100		
162	100.2	81.0	121.6
160	44.2	35.4	53.2

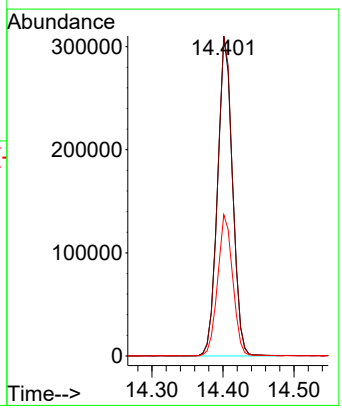

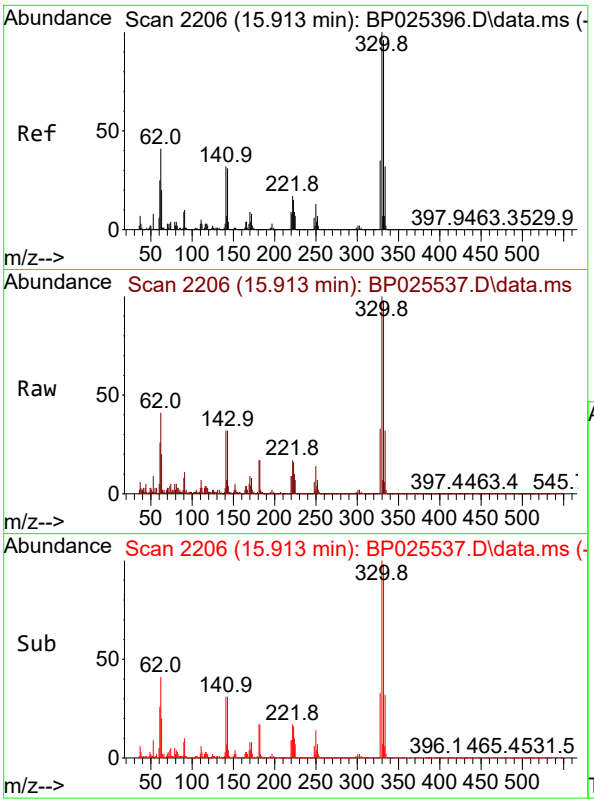

#42
2,4,6-Tribromophenol
Concen: 17.753 ng
RT: 15.913 min Scan# 2
Delta R.T. -0.000 min
Lab File: BP025537.D
Acq: 21 Aug 2025 12:53

Instrument :
BNA_P
ClientSampleId :
TG-S05

Tgt Ion:330 Resp: 107686

Ion	Ratio	Lower	Upper
330	100		
332	98.7	77.3	115.9
141	39.1	26.6	39.8

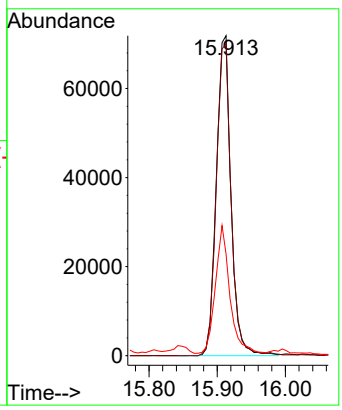



#45
2-Fluorobiphenyl
Concen: 15.391 ng
RT: 13.013 min Scan# 1713
Delta R.T. -0.006 min
Lab File: BP025537.D
Acq: 21 Aug 2025 12:53

Tgt Ion:172 Resp: 507527

Ion	Ratio	Lower	Upper
172	100		
171	34.8	28.1	42.1
170	22.5	18.6	28.0

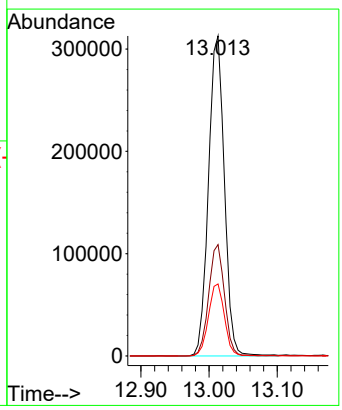



#64
Phenanthrene-d10
Concen: 20.000 ng
RT: 17.207 min Scan# 2
Delta R.T. 0.006 min
Lab File: BP025537.D
Acq: 21 Aug 2025 12:53

Instrument :
BNA_P
ClientSampleId :
TG-S05

Tgt Ion:188 Resp: 892132

Ion	Ratio	Lower	Upper
188	100		
94	8.6	6.6	10.0
80	9.6	6.7	10.1

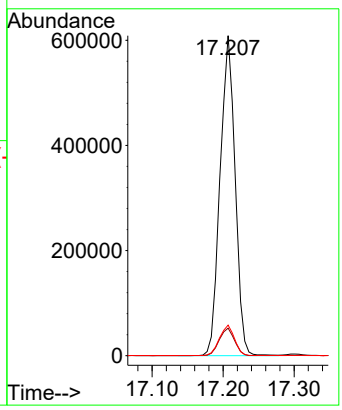



#71
Phenanthrene
Concen: 4.884 ng
RT: 17.248 min Scan# 2433
Delta R.T. 0.006 min
Lab File: BP025537.D
Acq: 21 Aug 2025 12:53

Tgt Ion:178 Resp: 239345

Ion	Ratio	Lower	Upper
178	100		
176	18.3	15.5	23.3
179	15.3	12.2	18.4

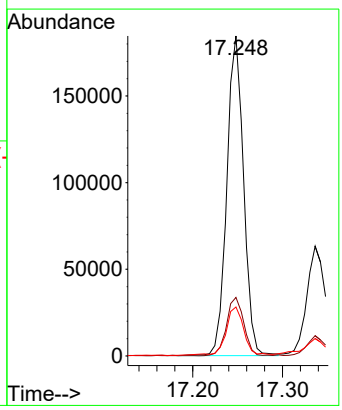



#75
Fluoranthene
Concen: 7.353 ng
RT: 19.324 min Scan# 2
Delta R.T. -0.000 min
Lab File: BP025537.D
Acq: 21 Aug 2025 12:53

Instrument :
BNA_P
ClientSampleId :
TG-S05

Tgt Ion:202 Resp: 429862

Ion	Ratio	Lower	Upper
202	100		
101	10.8	0.0	31.1
203	17.7	0.0	37.3

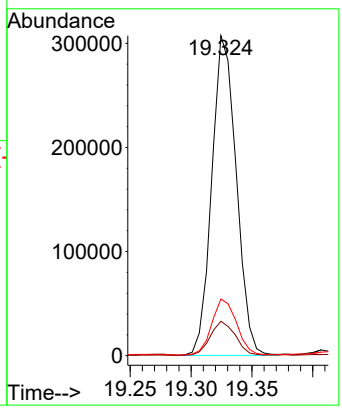

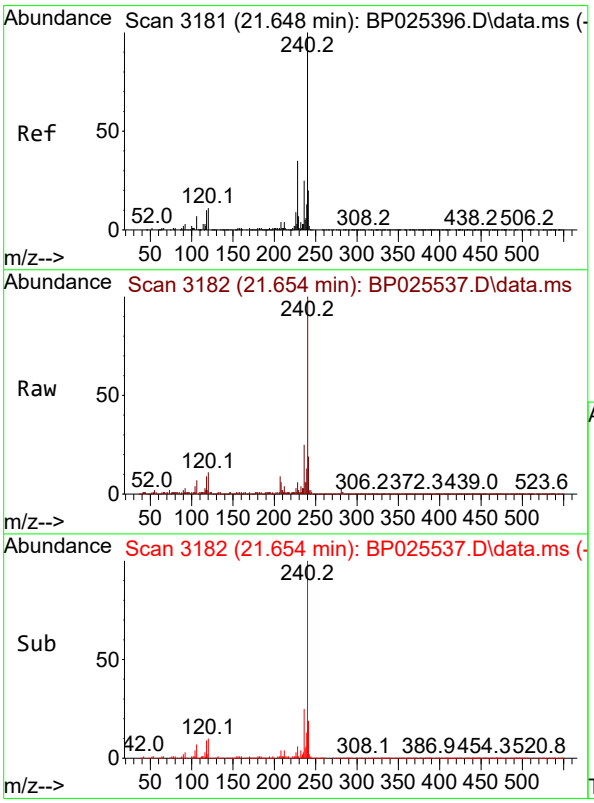

#76
Chrysene-d12
Concen: 20.000 ng
RT: 21.654 min Scan# 3182
Delta R.T. 0.006 min
Lab File: BP025537.D
Acq: 21 Aug 2025 12:53

Tgt Ion:240 Resp: 915666

Ion	Ratio	Lower	Upper
240	100		
120	10.5	8.9	13.3
236	25.3	19.8	29.8

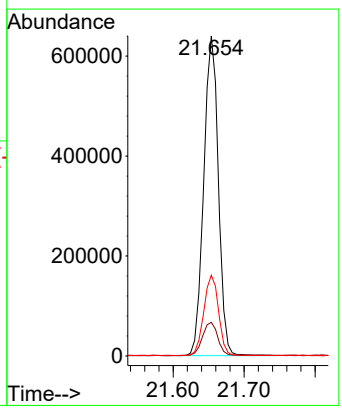



#78
Pyrene
Concen: 6.505 ng
RT: 19.701 min Scan# 2
Delta R.T. -0.000 min
Lab File: BP025537.D
Acq: 21 Aug 2025 12:53

Instrument :
BNA_P
ClientSampleId :
TG-S05

Tgt Ion:202 Resp: 387173

Ion	Ratio	Lower	Upper
202	100		
200	21.1	16.9	25.3
203	17.8	14.2	21.2

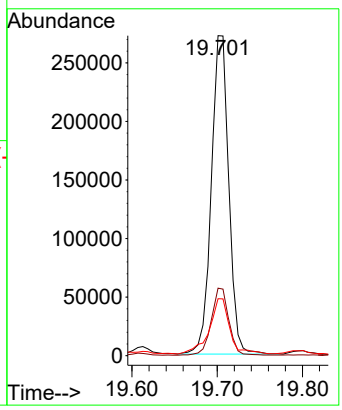



#79
Terphenyl-d14
Concen: 14.891 ng
RT: 19.924 min Scan# 2888
Delta R.T. 0.006 min
Lab File: BP025537.D
Acq: 21 Aug 2025 12:53

Tgt Ion:244 Resp: 745273

Ion	Ratio	Lower	Upper
244	100		
212	7.1	5.8	8.6
122	11.5	7.4	11.2#

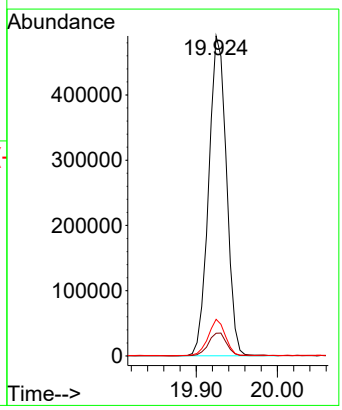

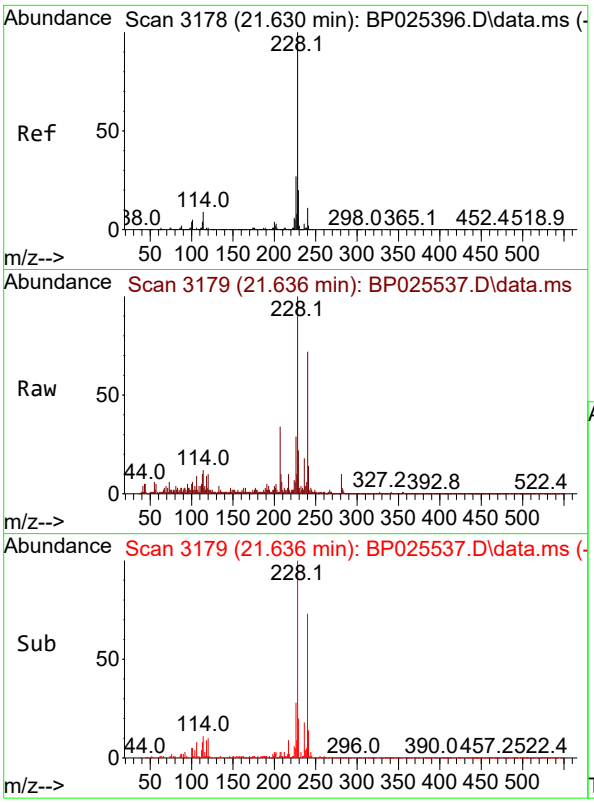

#81
Benzo(a)anthracene
Concen: 4.091 ng
RT: 21.636 min Scan# 3
Delta R.T. 0.006 min
Lab File: BP025537.D
Acq: 21 Aug 2025 12:53

Instrument :
BNA_P
ClientSampleId :
TG-S05

Tgt Ion:228 Resp: 247055

Ion	Ratio	Lower	Upper
228	100		
226	29.4	21.7	32.5
229	22.4	15.6	23.4

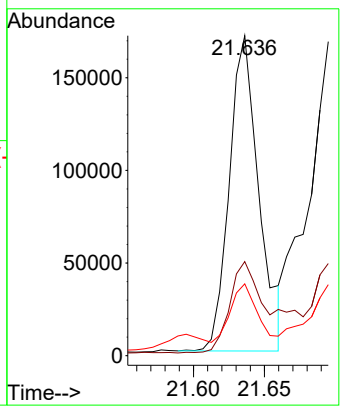

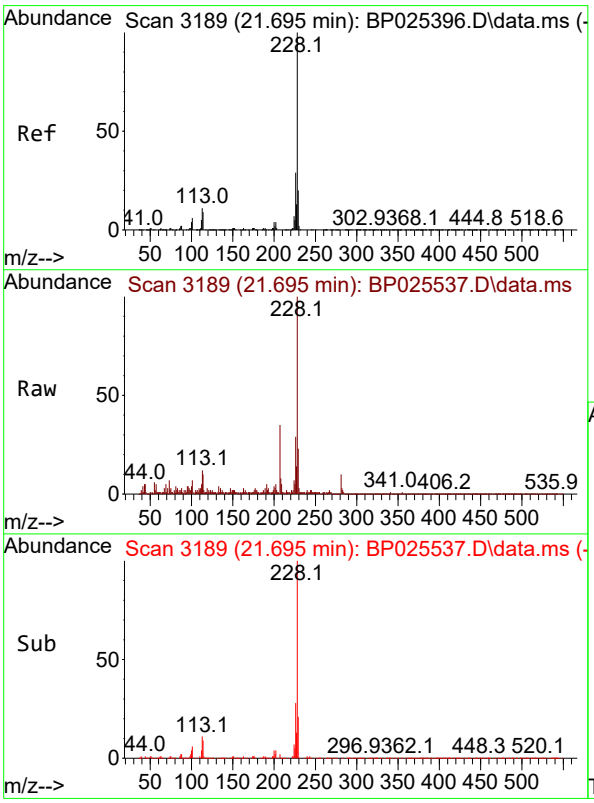

#83
Chrysene
Concen: 5.219 ng
RT: 21.695 min Scan# 3189
Delta R.T. -0.000 min
Lab File: BP025537.D
Acq: 21 Aug 2025 12:53

Tgt Ion:228 Resp: 295150

Ion	Ratio	Lower	Upper
228	100		
226	29.4	23.2	34.8
229	22.6	15.6	23.4

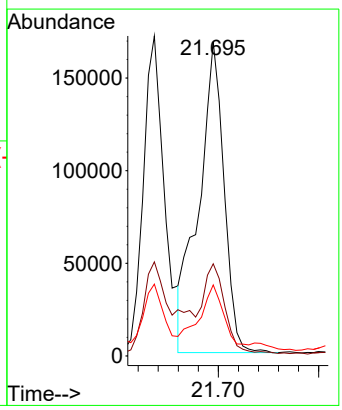



#86
Perylene-d12
Concen: 20.000 ng
RT: 25.042 min Scan# 3
Delta R.T. 0.012 min
Lab File: BP025537.D
Acq: 21 Aug 2025 12:53

Instrument :
BNA_P
ClientSampleId :
TG-S05

Tgt Ion:264 Resp: 1087701

Ion	Ratio	Lower	Upper
264	100		
260	22.9	19.3	28.9
265	22.0	17.4	26.0

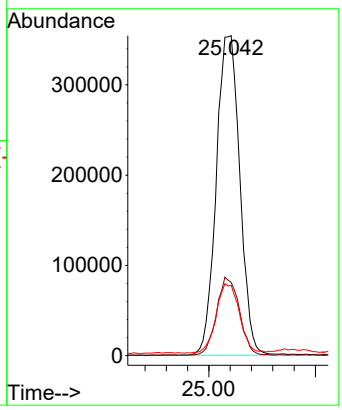

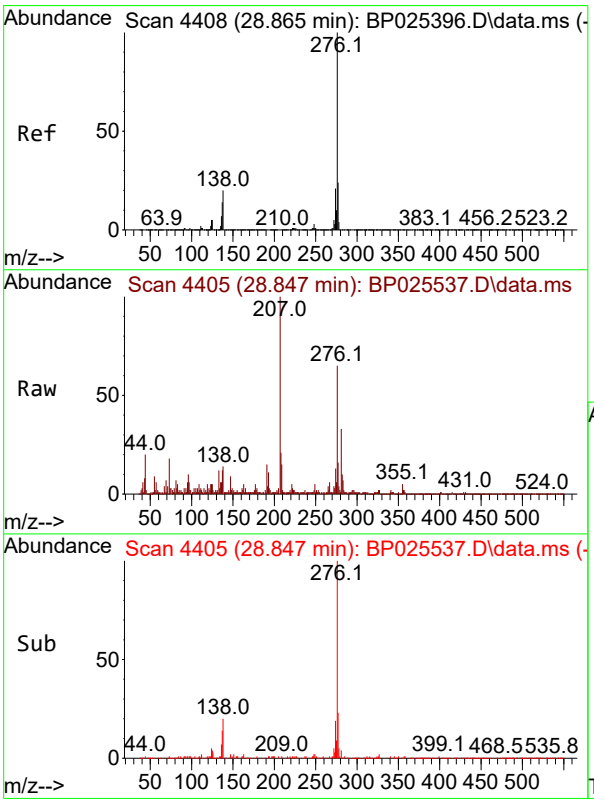

#87
Indeno(1,2,3-cd)pyrene
Concen: 2.504 ng
RT: 28.847 min Scan# 4405
Delta R.T. -0.018 min
Lab File: BP025537.D
Acq: 21 Aug 2025 12:53

Tgt Ion:276 Resp: 199747

Ion	Ratio	Lower	Upper
276	100		
138	19.4	12.9	19.3#
277	22.6	17.0	25.6

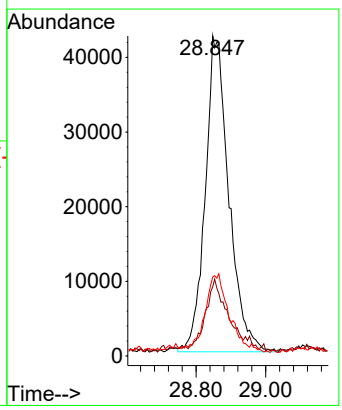

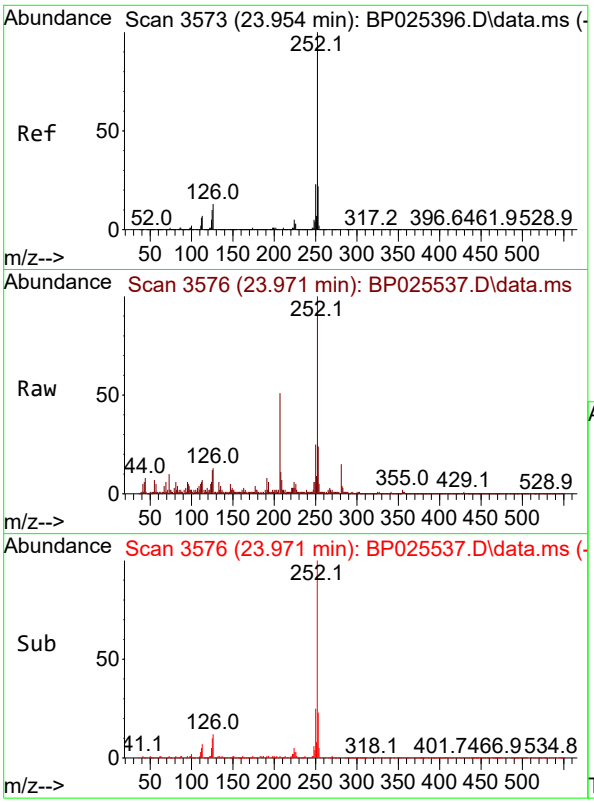

#88
Benzo(b)fluoranthene
Concen: 6.918 ng
RT: 23.971 min Scan# 3
Delta R.T. 0.018 min
Lab File: BP025537.D
Acq: 21 Aug 2025 12:53

Instrument :
BNA_P
ClientSampleId :
TG-S05

Tgt Ion:252 Resp: 443701

Ion	Ratio	Lower	Upper
252	100		
253	23.9	17.7	26.5
125	11.9	7.9	11.9

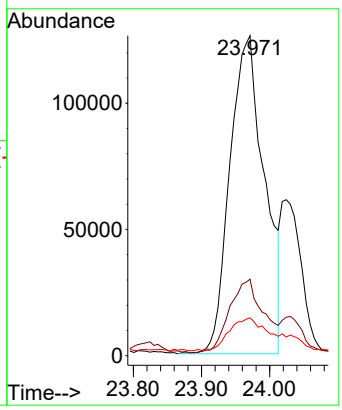

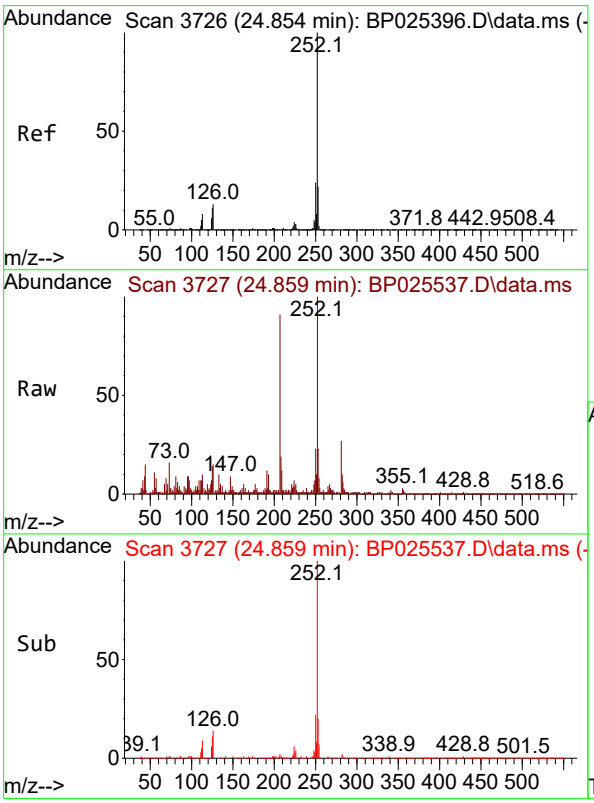

#90
Benzo(a)pyrene
Concen: 3.420 ng
RT: 24.859 min Scan# 3727
Delta R.T. 0.006 min
Lab File: BP025537.D
Acq: 21 Aug 2025 12:53

Tgt Ion:252 Resp: 213524

Ion	Ratio	Lower	Upper
252	100		
253	23.1	17.5	26.3
125	13.9	8.7	13.1#

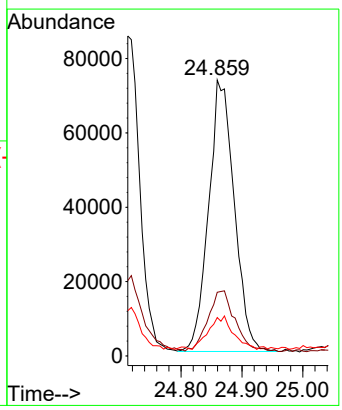

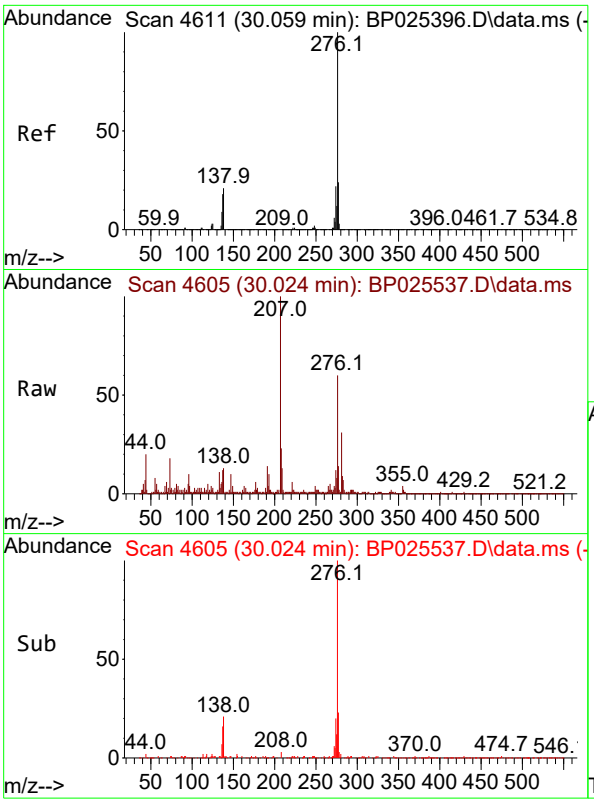

#92
Benzo(g,h,i)perylene
Concen: 3.075 ng
RT: 30.024 min Scan# 4
Delta R.T. -0.035 min
Lab File: BP025537.D
Acq: 21 Aug 2025 12:53

Instrument :
BNA_P
ClientSampleId :
TG-S05

Tgt Ion:276 Resp: 197045

Ion	Ratio	Lower	Upper
276	100		
277	23.8	19.4	29.0
138	22.6	16.7	25.1

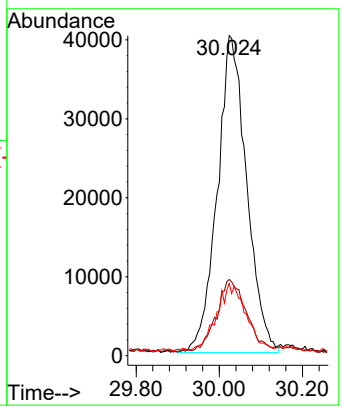

Sample Results: **BP025537.D**

Data Path : Z:\svoasrv\HPCHEM1\BNA_P\Data\BP082025\
Data File : BP025537.D
Acq On : 21 Aug 2025 12:53
Operator : CG/JU
Sample : Q2832-09 5X
Misc :
ALS Vial : 27 Sample Multiplier: 1

Instrument :
BNA_P
ClientSampleId :
TG-S05

Integration Parameters: rteint.p
Integrator: RTE
Smoothing : ON Filtering: 5
Sampling : 1 Min Area: 3 % of largest Peak
Start Thrs: 0.2 Max Peaks: 100
Stop Thrs : 0 Peak Location: TOP

If leading or trailing edge < 100 prefer < Baseline drop else tangent >
Peak separation: 5

Method : Z:\svoasrv\HPCHEM1\BNA_P\Methods\8270E-BP081425.M
Title : ASP BNA STANDARDS FOR 5 POINT CALIBRATION

Signal : TIC: BP025537.D\data.ms

peak #	R.T. min	first scan	max scan	last scan	PK TY	peak height	corr. area	corr. % max.	% of total
1	3.037	12	17	27	rVB	435473	539999	16.49%	1.783%
2	4.943	335	341	346	rBV	60640	91587	2.80%	0.302%
3	5.402	413	419	427	rBV	483160	716141	21.87%	2.365%
4	5.837	486	493	496	rBV3	20678	33725	1.03%	0.111%
5	6.790	646	655	661	rBV3	13083	35844	1.09%	0.118%
6	6.960	676	684	692	rBV	479602	802470	24.51%	2.650%
7	7.443	755	766	769	rBV2	16103	39805	1.22%	0.131%
8	7.784	817	824	833	rBV	703300	1098528	33.55%	3.627%
9	8.925	1008	1018	1024	rBV	361507	609303	18.61%	2.012%
10	10.548	1286	1294	1300	rBV	882847	1522593	46.50%	5.028%
11	10.601	1300	1303	1308	rVB	46598	70360	2.15%	0.232%
12	10.719	1319	1323	1329	rVB2	23778	35827	1.09%	0.118%
13	11.472	1443	1451	1457	rBV10	13306	35603	1.09%	0.118%
14	11.584	1464	1470	1475	rBV	50356	85504	2.61%	0.282%
15	11.978	1532	1537	1542	rBV	36817	60654	1.85%	0.200%
16	12.207	1570	1576	1584	rVB	68753	130471	3.98%	0.431%
17	12.431	1608	1614	1619	rBV	73875	118369	3.62%	0.391%
18	12.672	1647	1655	1661	rBV9	14426	38190	1.17%	0.126%
19	12.931	1695	1699	1705	rVB	31823	51535	1.57%	0.170%
20	13.013	1705	1713	1722	rBV	895563	1492890	45.60%	4.930%
21	13.219	1741	1748	1753	rBV	67626	101619	3.10%	0.336%
22	13.554	1800	1805	1806	rBV2	25439	36178	1.10%	0.119%
23	13.719	1828	1833	1838	rBV2	77238	126089	3.85%	0.416%
24	13.772	1838	1842	1847	rVB	65704	87583	2.67%	0.289%
25	13.819	1847	1850	1858	rBV8	15387	33135	1.01%	0.109%
26	13.889	1858	1862	1866	rVB2	46672	67109	2.05%	0.222%
27	13.954	1866	1873	1876	rBV2	39565	71280	2.18%	0.235%
28	14.119	1896	1901	1908	rVB	100631	142732	4.36%	0.471%
29	14.231	1915	1920	1926	rVB9	16696	33490	1.02%	0.111%
30	14.307	1929	1933	1937	rVB	63156	78064	2.38%	0.258%
31	14.401	1940	1949	1955	rBV	1326389	1979410	60.46%	6.536%
32	14.807	2013	2018	2025	rVB2	79297	132760	4.05%	0.438%
33	14.878	2025	2030	2035	rVB2	40774	64716	1.98%	0.214%
34	14.948	2036	2042	2048	rVB6	27072	51636	1.58%	0.171%
35	15.031	2050	2056	2057	rBV3	32456	48808	1.49%	0.161%
36	15.089	2062	2066	2070	rVB2	39904	48538	1.48%	0.160%

Sample Results: **BP025537.D**

Data Path : Z:\svoasrv\HPCHEM1\BNA_P\Data\BP082025\
Data File : BP025537.D
Acq On : 21 Aug 2025 12:53
Operator : CG/JU
Sample : Q2832-09 5X
Misc :
ALS Vial : 27 Sample Multiplier: 1

Instrument :
BNA_P
ClientSampleId :
TG-S05

Integration Parameters: rteint.p
Integrator: RTE
Smoothing : ON Filtering: 5
Sampling : 1 Min Area: 3 % of largest Peak
Start Thrs: 0.2 Max Peaks: 100
Stop Thrs : 0 Peak Location: TOP

If leading or trailing edge < 100 prefer < Baseline drop else tangent >
Peak separation: 5

Method : Z:\svoasrv\HPCHEM1\BNA_P\Methods\8270E-BP081425.M
Title : ASP BNA STANDARDS FOR 5 POINT CALIBRATION

37	15.207	2080	2086	2094	rVV4	57156	145680	4.45%	0.481%
38	15.272	2094	2097	2102	rVB2	75853	103169	3.15%	0.341%
39	15.460	2125	2129	2133	rBV2	64381	99158	3.03%	0.327%
40	15.501	2134	2136	2143	rVB5	21852	39943	1.22%	0.132%
41	15.689	2163	2168	2172	rBV2	45008	69840	2.13%	0.231%
42	15.778	2176	2183	2191	rVB2	138017	260236	7.95%	0.859%
43	15.907	2199	2205	2215	rBV2	624236	984798	30.08%	3.252%
44	16.001	2215	2221	2230	rVB5	32135	80078	2.45%	0.264%
45	16.160	2243	2248	2249	rBV2	146577	156367	4.78%	0.516%
46	16.183	2250	2252	2257	rVB	132177	159653	4.88%	0.527%
47	16.295	2267	2271	2276	rBV6	20870	44291	1.35%	0.146%
48	16.730	2341	2345	2350	rBV5	46718	87925	2.69%	0.290%
49	16.854	2362	2366	2373	rVB4	58678	100877	3.08%	0.333%
50	16.930	2374	2379	2383	rVV3	45292	103696	3.17%	0.342%
51	16.972	2383	2386	2390	rVV2	115293	160703	4.91%	0.531%
52	17.025	2390	2395	2403	rVB5	53388	121387	3.71%	0.401%
53	17.207	2419	2426	2430	rBV	1513500	2252062	68.78%	7.436%
54	17.248	2430	2433	2438	rVB	413657	516615	15.78%	1.706%
55	17.336	2444	2448	2454	rVB	139630	193506	5.91%	0.639%
56	17.395	2455	2458	2465	rVB6	36662	67145	2.05%	0.222%
57	17.619	2493	2496	2500	rVB	34078	39412	1.20%	0.130%
58	17.736	2513	2516	2521	rVB2	118918	132936	4.06%	0.439%
59	17.801	2525	2527	2532	rVB	37526	44629	1.36%	0.147%
60	17.907	2543	2545	2550	rVB5	37214	39843	1.22%	0.132%
61	18.107	2575	2579	2581	rBV	100088	114139	3.49%	0.377%
62	18.148	2581	2586	2593	rVB2	366656	686801	20.98%	2.268%
63	18.307	2608	2613	2617	rBV2	151435	258114	7.88%	0.852%
64	18.354	2617	2621	2628	rVB	100502	155627	4.75%	0.514%
65	18.454	2633	2638	2645	rVV	123501	193144	5.90%	0.638%
66	18.624	2664	2667	2671	rBV	73421	95418	2.91%	0.315%
67	18.666	2671	2674	2682	rVB3	58206	99527	3.04%	0.329%
68	18.936	2716	2720	2723	rBV	49611	68858	2.10%	0.227%
69	19.060	2737	2741	2746	rBV2	137320	222361	6.79%	0.734%
70	19.119	2747	2751	2755	rVV2	142908	211139	6.45%	0.697%
71	19.160	2756	2758	2762	rVV2	68466	89633	2.74%	0.296%
72	19.207	2763	2766	2773	rVB3	89961	146998	4.49%	0.485%
73	19.324	2782	2786	2795	rVB	720853	1035305	31.62%	3.419%
74	19.472	2808	2811	2818	rBV3	135833	250524	7.65%	0.827%
75	19.707	2846	2851	2860	rVB	658365	976179	29.81%	3.223%
76	19.924	2883	2888	2899	rVB	1351515	2158007	65.91%	7.126%

Sample Results: **BP025537.D**

Data Path : Z:\svoasrv\HPCHEM1\BNA_P\Data\BP082025\
Data File : BP025537.D
Acq On : 21 Aug 2025 12:53
Operator : CG/JU
Sample : Q2832-09 5X
Misc :
ALS Vial : 27 Sample Multiplier: 1

Instrument :
BNA_P
ClientSampleId :
TG-S05

Integration Parameters: rteint.p
Integrator: RTE
Smoothing : ON Filtering: 5
Sampling : 1 Min Area: 3 % of largest Peak
Start Thrs: 0.2 Max Peaks: 100
Stop Thrs : 0 Peak Location: TOP

If leading or trailing edge < 100 prefer < Baseline drop else tangent >
Peak separation: 5

Method : Z:\svoasrv\HPCHEM1\BNA_P\Methods\8270E-BP081425.M
Title : ASP BNA STANDARDS FOR 5 POINT CALIBRATION

77	20.271	2945	2947	2952	rBV3	106804	133935	4.09%	0.442%
78	21.318	3122	3125	3130	rBV4	158106	249019	7.61%	0.822%
79	21.654	3175	3182	3186	rBV2	1817233	3274151	100.00%	10.811%
80	21.695	3187	3189	3200	rVB	407773	564333	17.24%	1.863%
81	25.042	3749	3758	3766	rVB2	887974	2584560	78.94%	8.534%

Sum of corrected areas: 30284266

Sample Results: **BP025537.D**

Data Path : Z:\svoasrv\HPCHEM1\BNA_P\Data\BP082025\
Data File : BP025537.D
Acq On : 21 Aug 2025 12:53
Operator : CG/JU
Sample : Q2832-09 5X
Misc :
ALS Vial : 27 Sample Multiplier: 1

Instrument :
BNA_P
ClientSampleId :
TG-S05

Quant Method : Z:\svoasrv\HPCHEM1\BNA_P\Methods\8270E-BP081425.M
Quant Title : ASP BNA STANDARDS FOR 5 POINT CALIBRATION

TIC Library : C:\Database\NIST20.L
TIC Integration Parameters: LSCINT.P

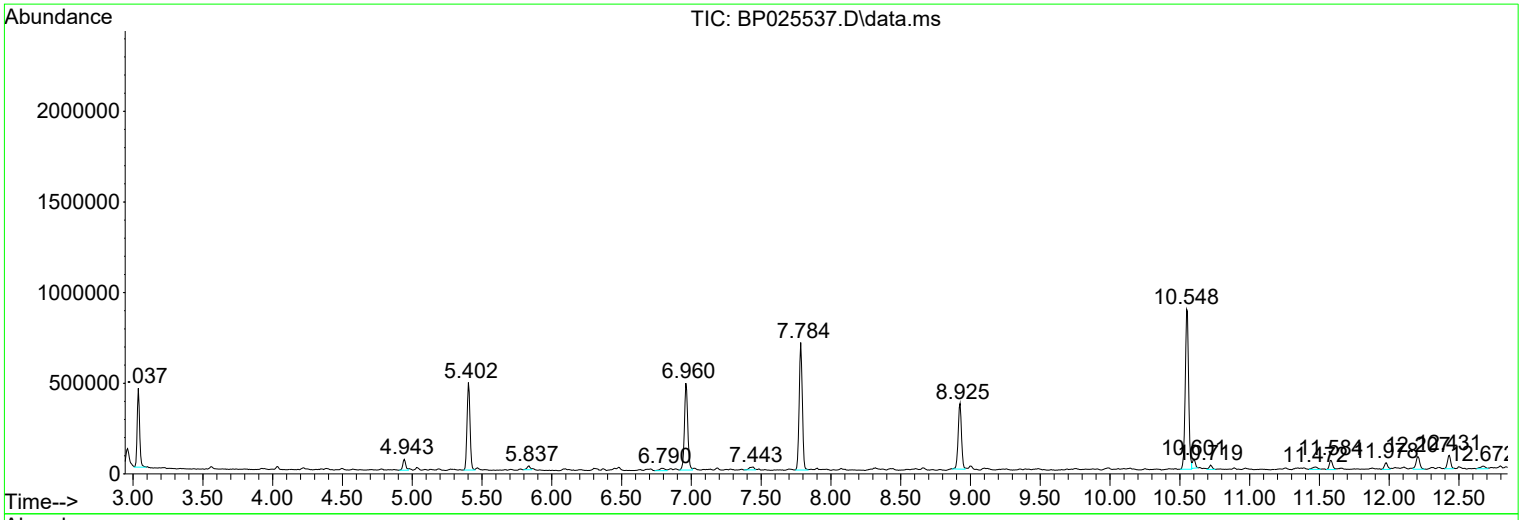

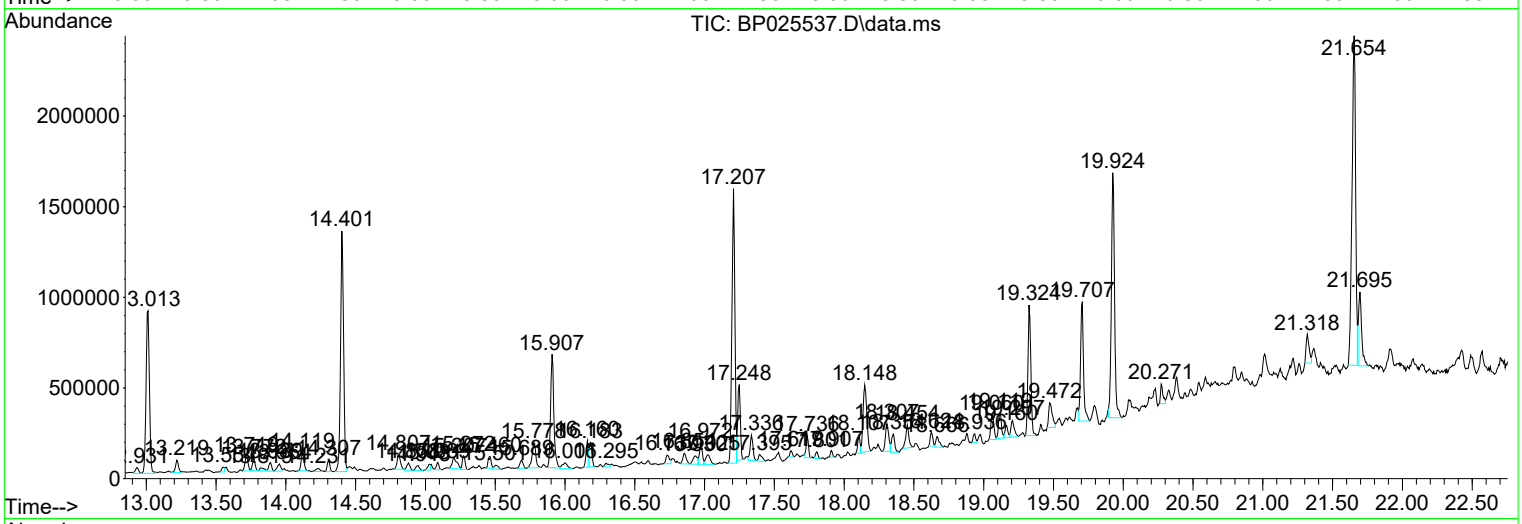

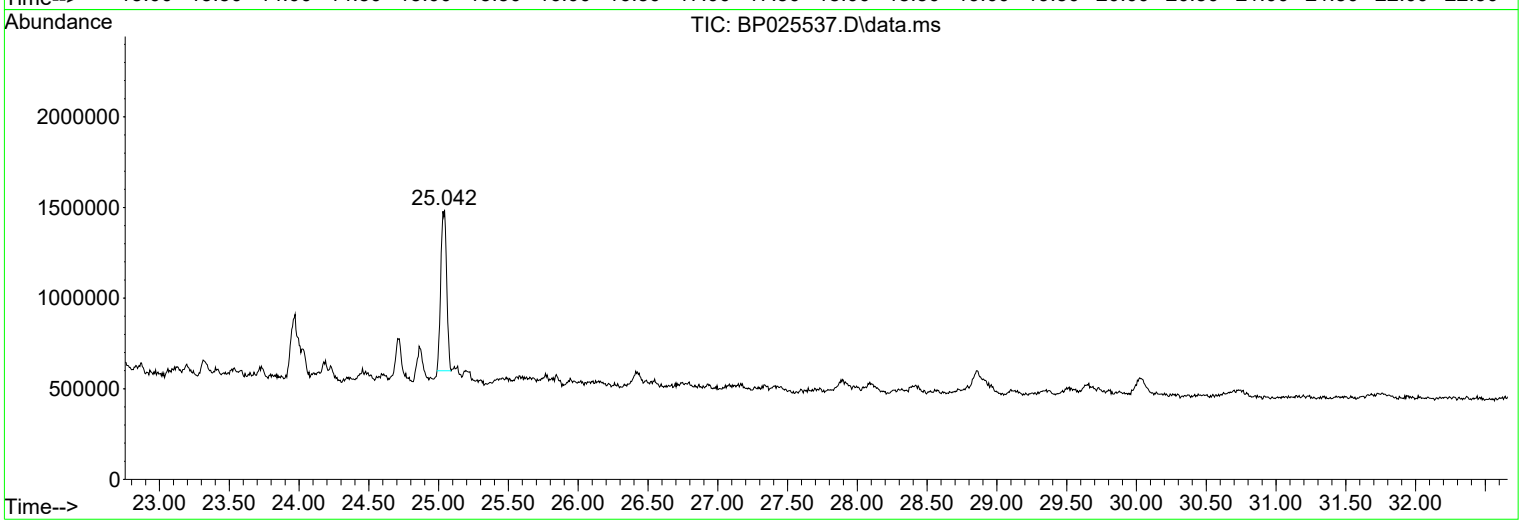

Sample Results: **BP025537.D**

Data Path : Z:\svoasrv\HPCHEM1\BNA_P\Data\BP082025\
Data File : BP025537.D
Acq On : 21 Aug 2025 12:53
Operator : CG/JU
Sample : Q2832-09 5X
Misc :
ALS Vial : 27 Sample Multiplier: 1

Instrument :
BNA_P
ClientSampleId :
TG-S05

Quant Method : Z:\svoasrv\HPCHEM1\BNA_P\Methods\8270E-BP081425.M
Quant Title : ASP BNA STANDARDS FOR 5 POINT CALIBRATION

TIC Library : C:\Database\NIST20.L
TIC Integration Parameters: LSCINT.P

****
Peak Number 1 Butane, 2-methoxy-2-methyl- Concentration Rank 1

R.T.	EstConc	Area	Relative to ISTD	R.T.
3.037	9.83 ng	539999	1,4-Dichlorobenzene-d4	7.784

Hit# of 5	Tentative ID	MW	MolForm	CAS#	Qual
1	Butane, 2-methoxy-2-methyl-	102	C6H14O	000994-05-8	72
2	2,2,4-Trimethyl-3-pentanol	130	C8H18O	005162-48-1	39
3	1,3-Dioxolane, 2-methyl-	88	C4H8O2	000497-26-7	37
4	Pentane, 3-methoxy-	102	C6H14O	036839-67-5	12
5	Acetamide, N-ethyl-	87	C4H9NO	000625-50-3	9

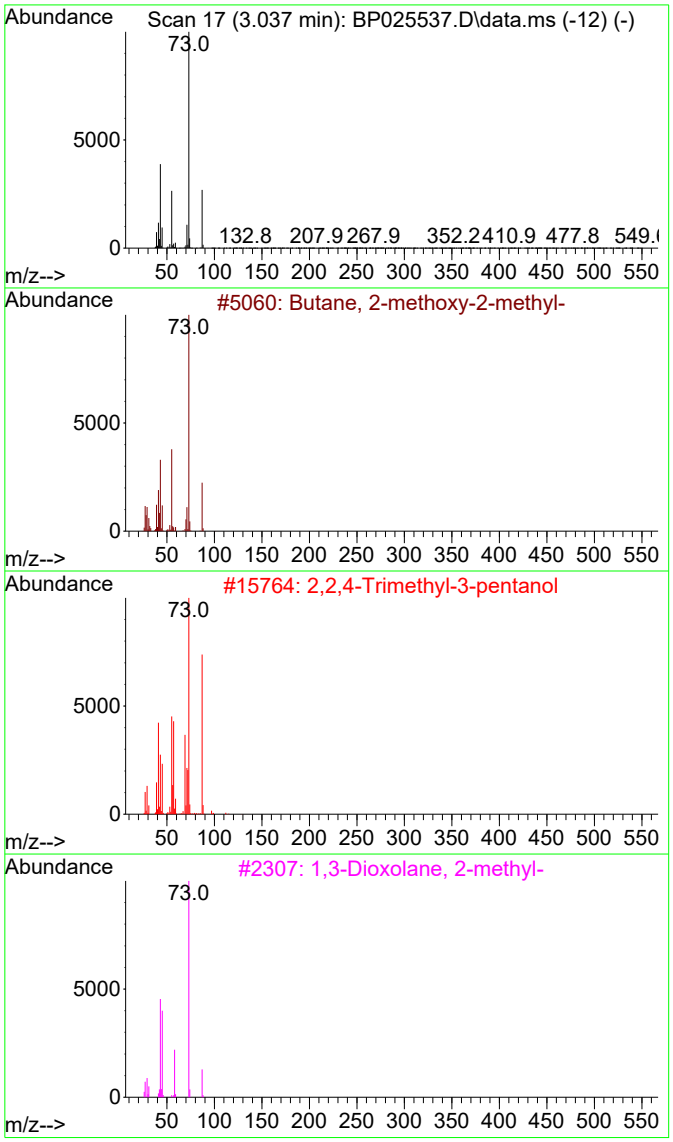

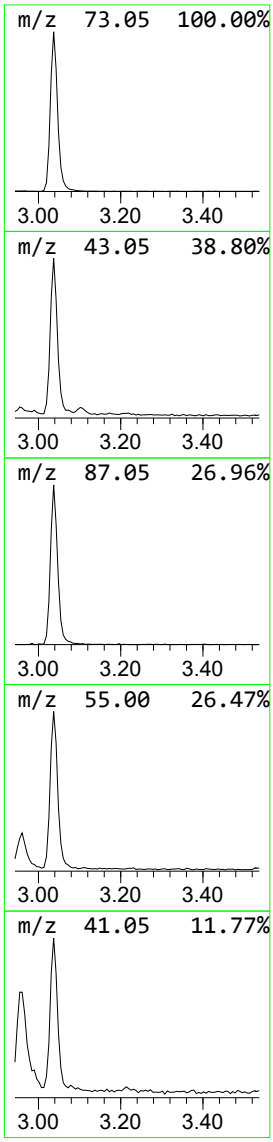

Sample Results: **BP025537.D**

Data Path : Z:\svoasrv\HPCHEM1\BNA_P\Data\BP082025\
Data File : BP025537.D
Acq On : 21 Aug 2025 12:53
Operator : CG/JU
Sample : Q2832-09 5X
Misc :
ALS Vial : 27 Sample Multiplier: 1

Instrument :
BNA_P
ClientSampleId :
TG-S05

Quant Method : Z:\svoasrv\HPCHEM1\BNA_P\Methods\8270E-BP081425.M
Quant Title : ASP BNA STANDARDS FOR 5 POINT CALIBRATION

TIC Library : C:\Database\NIST20.L
TIC Integration Parameters: LSCINT.P

****

Peak Number 2 Benzophenone Concentration Rank 3

R.T.	EstConc	Area	Relative to ISTD	R.T.
15.778	2.63 ng	260236	Acenaphthene-d10	14.401

Hit# of 5	Tentative ID	MW	MolForm	CAS#	Qual
1	Benzophenone	182	C13H10O	000119-61-9	93
2	2-Hydroxyfluorene	182	C13H10O	002443-58-5	53
3	[1,1'-Biphenyl]-4-carboxaldehyde	182	C13H10O	003218-36-8	53
4	4,4'-Dimethylbiphenyl	182	C14H14	000613-33-2	47
5	Phenazine, 5,10-dihydro-	182	C12H10N2	000613-32-1	46

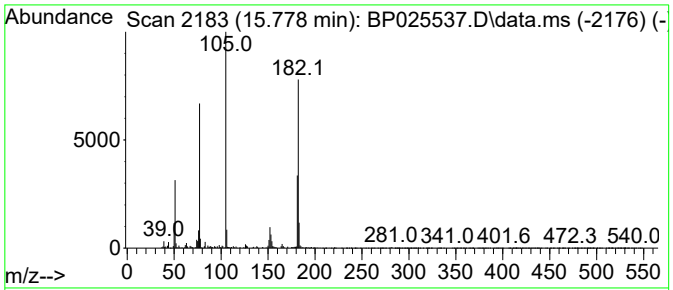

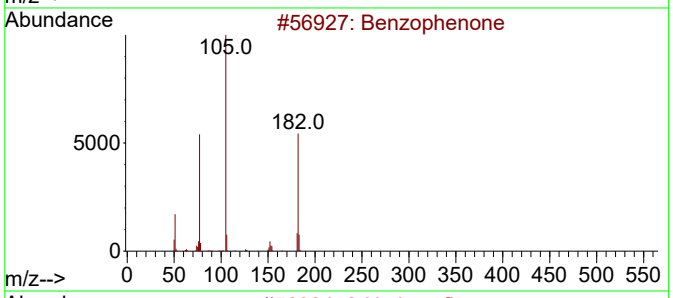

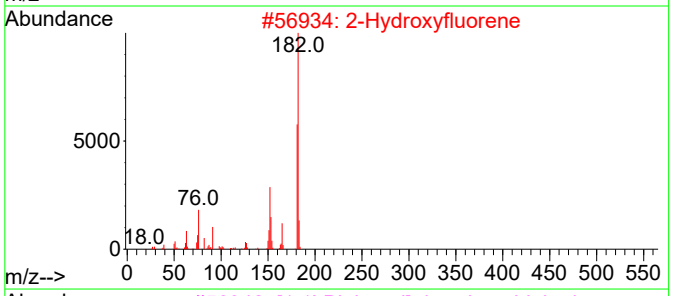

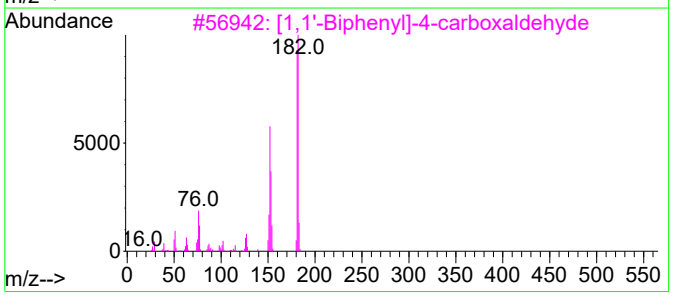

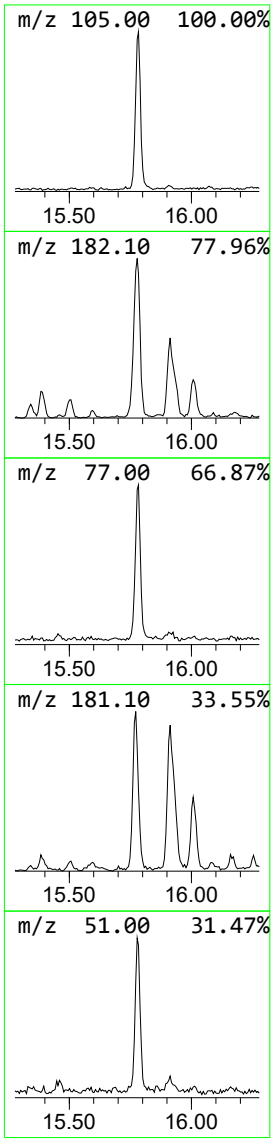

Sample Results: **BP025537.D**

Data Path : Z:\svoasrv\HPCHEM1\BNA_P\Data\BP082025\
Data File : BP025537.D
Acq On : 21 Aug 2025 12:53
Operator : CG/JU
Sample : Q2832-09 5X
Misc :
ALS Vial : 27 Sample Multiplier: 1

Instrument :
BNA_P
ClientSampleId :
TG-S05

Quant Method : Z:\svoasrv\HPCHEM1\BNA_P\Methods\8270E-BP081425.M
Quant Title : ASP BNA STANDARDS FOR 5 POINT CALIBRATION

TIC Library : C:\Database\NIST20.L
TIC Integration Parameters: LSCINT.P

****

Peak Number 3 n-Hexadecanoic acid Concentration Rank 2

R.T.	EstConc	Area	Relative to ISTD	R.T.
18.148	6.10 ng	686801	Phenanthrene-d10	17.207

Hit# of 5	Tentative ID	MW	MolForm	CAS#	Qual
1	n-Hexadecanoic acid	256	C16H32O2	000057-10-3	95
2	Tridecanoic acid	214	C13H26O2	000638-53-9	78
3	1H-Indene, 2-phenyl-	192	C15H12	004505-48-0	58
4	Anthracene, 9-methyl-	192	C15H12	000779-02-2	52
5	1H-Indene, 1-phenyl-	192	C15H12	001961-96-2	49

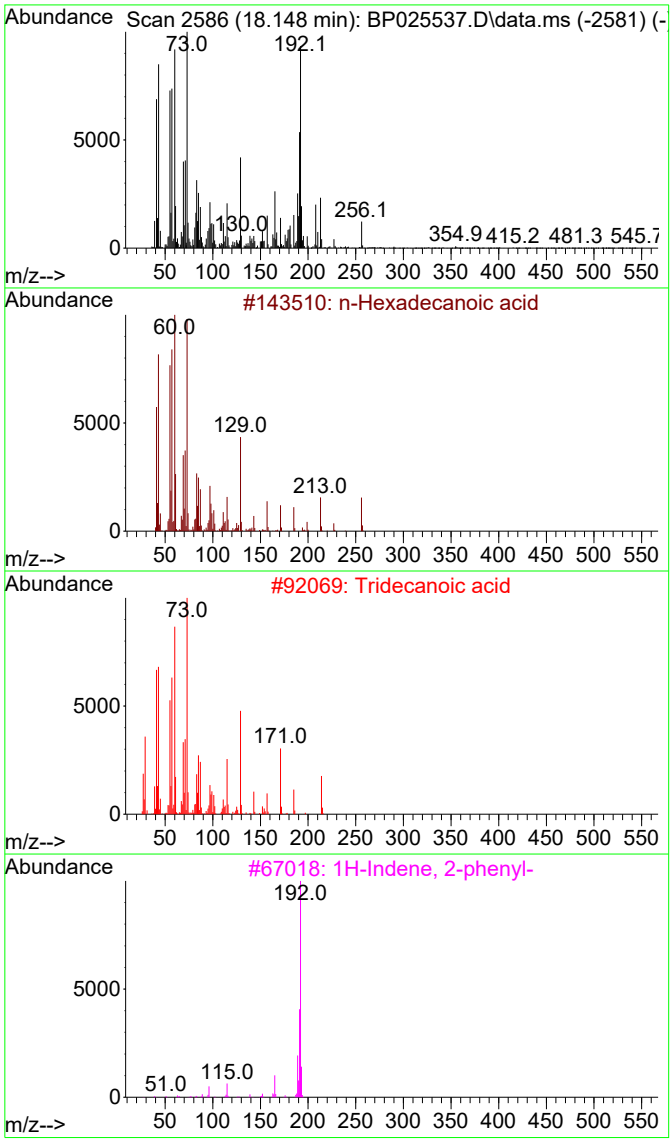

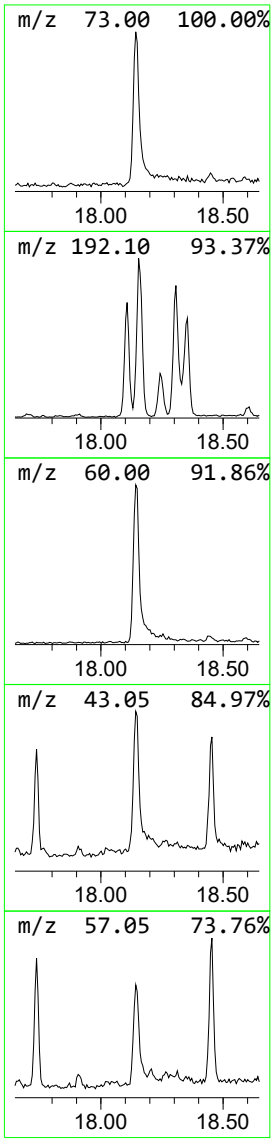

Data Path : Z:\svoasrv\HPCHEM1\BNA_P\Data\BP082025\
Data File : BP025537.D
Acq On : 21 Aug 2025 12:53
Operator : CG/JU
Sample : Q2832-09 5X
Misc :
ALS Vial : 27 Sample Multiplier: 1

Instrument :
BNA_P
ClientSampleId :
TG-S05

Quant Method : Z:\svoasrv\HPCHEM1\BNA_P\Methods\8270E-BP081425.M
Quant Title : ASP BNA STANDARDS FOR 5 POINT CALIBRATION

TIC Library : C:\Database\NIST20.L
TIC Integration Parameters: LSCINT.P

****

Peak Number 4 Phenanthrene, 1-methyl- Concentration Rank 4

R.T.	EstConc	Area	Relative to ISTD	R.T.
18.307	2.29 ng	258114	Phenanthrene-d10	17.207

Hit# of 5	Tentative ID	MW	MolForm	CAS#	Qual
1	Phenanthrene, 1-methyl-	192	C15H12	000832-69-9	91
2	Phenanthrene, 4-methyl-	192	C15H12	000832-64-4	91
3	Anthracene, 9-methyl-	192	C15H12	000779-02-2	86
4	Anthracene, 2-methyl-	192	C15H12	000613-12-7	86
5	Anthracene, 1-methyl-	192	C15H12	000610-48-0	83

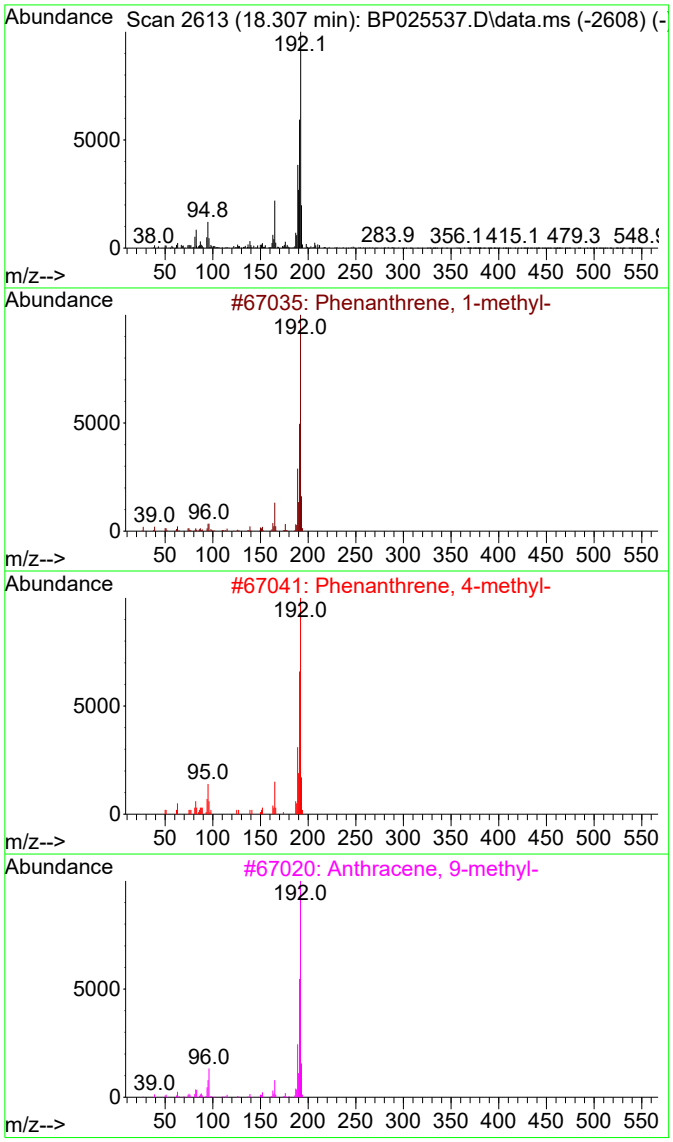

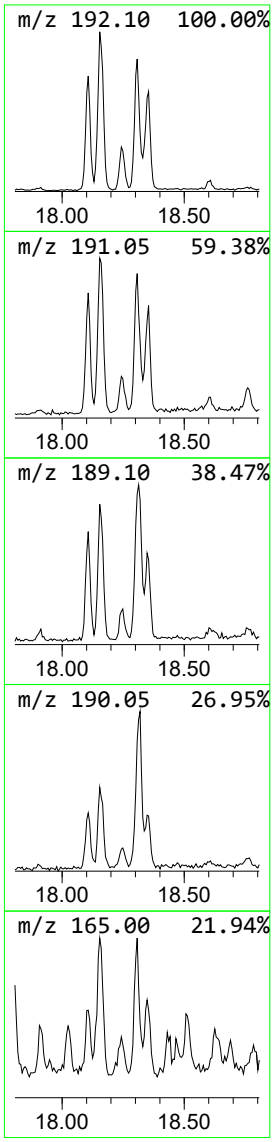

Sample Results: **BP025537.D**

Data Path : Z:\svoasrv\HPCHEM1\BNA_P\Data\BP082025\
Data File : BP025537.D
Acq On : 21 Aug 2025 12:53
Operator : CG/JU
Sample : Q2832-09 5X
Misc :
ALS Vial : 27 Sample Multiplier: 1

Instrument :
BNA_P
ClientSampleId :
TG-S05

Quant Method : Z:\svoasrv\HPCHEM1\BNA_P\Methods\8270E-BP081425.M
Quant Title : ASP BNA STANDARDS FOR 5 POINT CALIBRATION

TIC Library : C:\Database\NIST20.L
TIC Integration Parameters: LSCINT.P

TIC Top Hit name	RT	EstConc	Units	Response	Internal Standard #	RT	Resp	Conc
Butane, 2-metho...	3.037	9.8	ng	539999	1	7.784	1098530	20.0
Benzophenone	15.778	2.6	ng	260236	3	14.401	1979410	20.0
n-Hexadecanoic ...	18.148	6.1	ng	686801	4	17.207	2252060	20.0
Phenanthrene, 1...	18.307	2.3	ng	258114	4	17.207	2252060	20.0

Sample Results: **BP025406.D**

Data Path : Z:\svoasrv\HPCHEM1\BNA_P\Data\BP081425\
Data File : BP025406.D
Acq On : 14 Aug 2025 23:37
Operator : CG/JU
Sample : PB169228BL
Misc :
ALS Vial : 16 Sample Multiplier: 1

Instrument :
BNA_P
ClientSampleId :
PB169228BL

Quant Time: Aug 15 01:38:11 2025
Quant Method : Z:\svoasrv\HPCHEM1\BNA_P\Methods\8270E-BP081425.M
Quant Title : ASP BNA STANDARDS FOR 5 POINT CALIBRATION
QLast Update : Thu Aug 14 18:14:31 2025
Response via : Initial Calibration

Compound	R.T.	QIon	Response	Conc	Units	Dev(Min)
Internal Standards						
1) 1,4-Dichlorobenzene-d4	7.790	152	151255	20.000	ng	0.00
21) Naphthalene-d8	10.554	136	580467	20.000	ng	0.00
39) Acenaphthene-d10	14.401	164	375906	20.000	ng	0.00
64) Phenanthrene-d10	17.201	188	766364	20.000	ng	0.00
76) Chrysene-d12	21.642	240	917581	20.000	ng	0.00
86) Perylene-d12	25.018	264	1039281	20.000	ng	-0.01
System Monitoring Compounds						
5) 2-Fluorophenol	5.408	112	1126243	123.655	ng	0.00
7) Phenol-d6	6.972	99	1380582	118.230	ng	0.00
23) Nitrobenzene-d5	8.931	82	874228	76.186	ng	0.00
42) 2,4,6-Tribromophenol	15.913	330	628097	124.137	ng	0.00
45) 2-Fluorobiphenyl	13.013	172	2062528	74.987	ng	0.00
79) Terphenyl-d14	19.913	244	3671345	73.203	ng	0.00

Target Compounds Qvalue

(#) = qualifier out of range (m) = manual integration (+) = signals summed

Sample Results: **BP025406.D**

Data Path : Z:\svoasrv\HPCHEM1\BNA_P\Data\BP081425\
Data File : BP025406.D
Acq On : 14 Aug 2025 23:37
Operator : CG/JU
Sample : PB169228BL
Misc :
ALS Vial : 16 Sample Multiplier: 1

Instrument :
BNA_P
ClientSampleId :
PB169228BL

Quant Time: Aug 15 01:38:11 2025
Quant Method : Z:\svoasrv\HPCHEM1\BNA_P\Methods\8270E-BP081425.M
Quant Title : ASP BNA STANDARDS FOR 5 POINT CALIBRATION
QLast Update : Thu Aug 14 18:14:31 2025
Response via : Initial Calibration

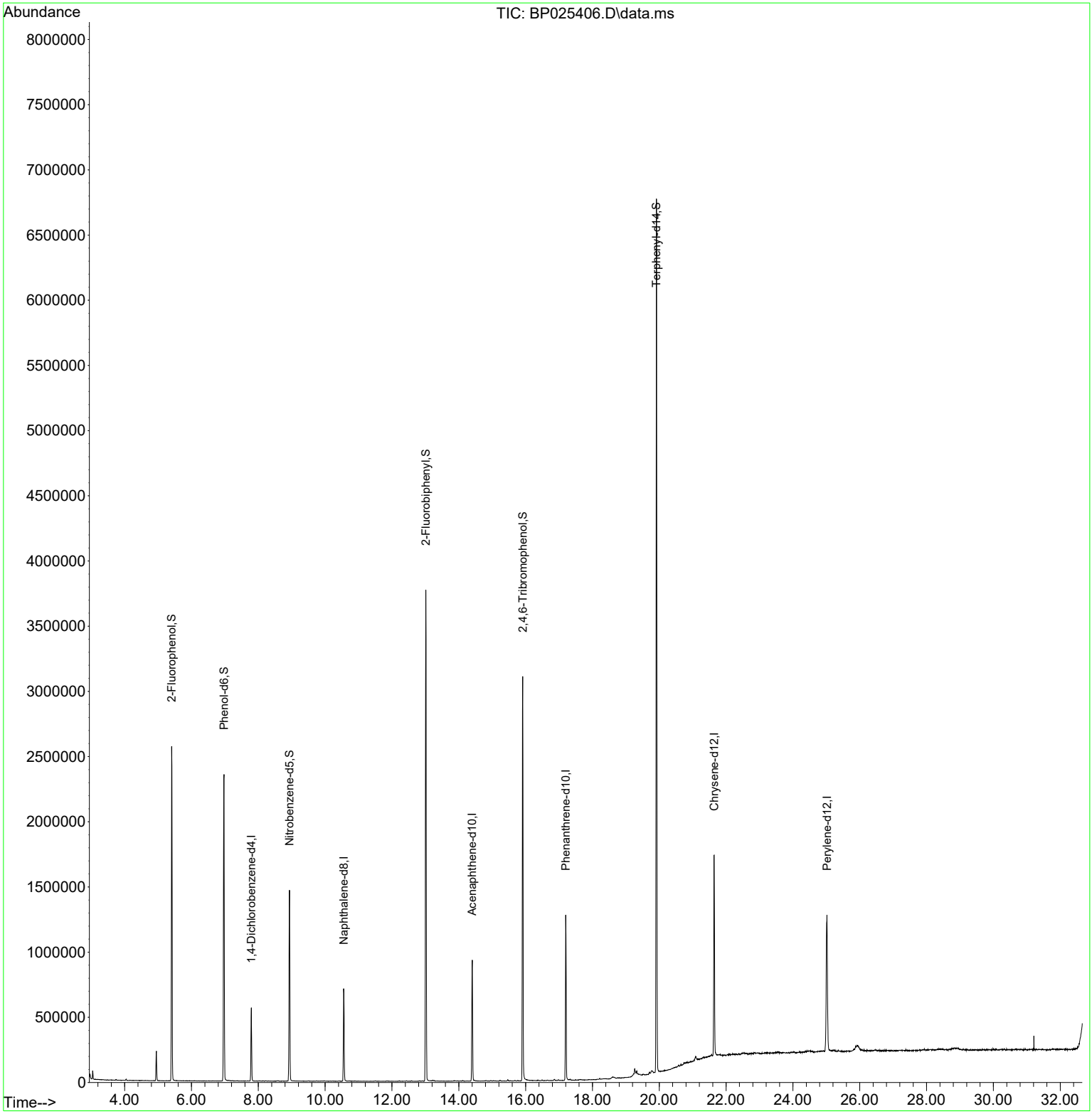

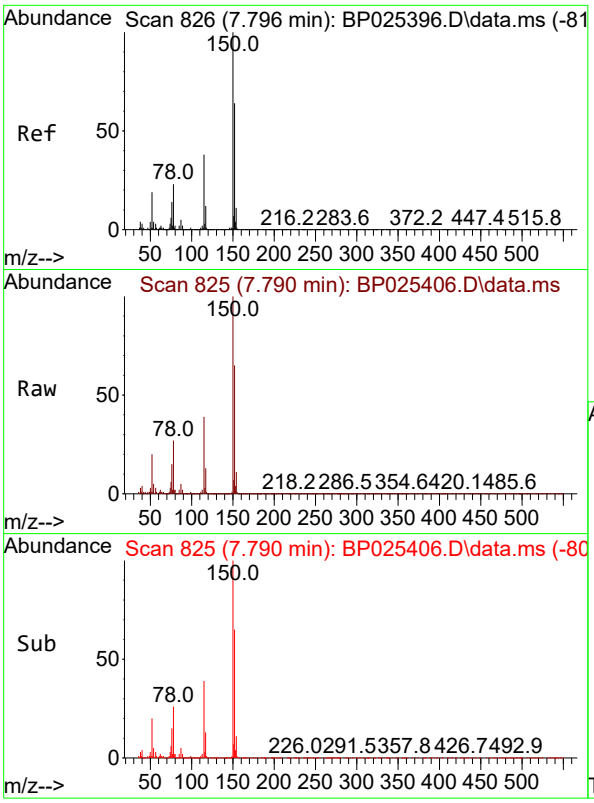

#1
1,4-Dichlorobenzene-d4
Concen: 20.000 ng
RT: 7.790 min Scan# 8
Delta R.T. -0.006 min
Lab File: BP025406.D
Acq: 14 Aug 2025 23:37

Instrument :
BNA_P
ClientSampleId :
PB169228BL

Tgt Ion:152 Resp: 151255

Ion	Ratio	Lower	Upper
152	100		
150	153.9	125.9	188.9
115	59.6	48.5	72.7

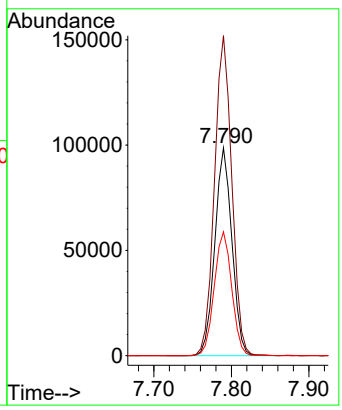



#5
2-Fluorophenol
Concen: 123.655 ng
RT: 5.408 min Scan# 420
Delta R.T. 0.000 min
Lab File: BP025406.D
Acq: 14 Aug 2025 23:37

Tgt Ion:112 Resp: 1126243

Ion	Ratio	Lower	Upper
112	100		
64	55.9	43.8	65.8
63	29.9	22.7	34.1

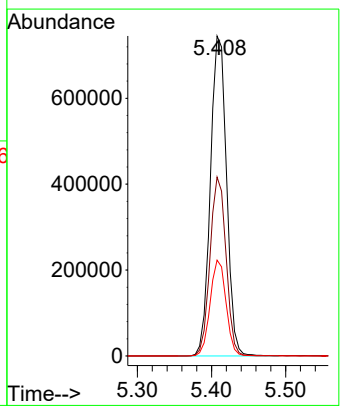

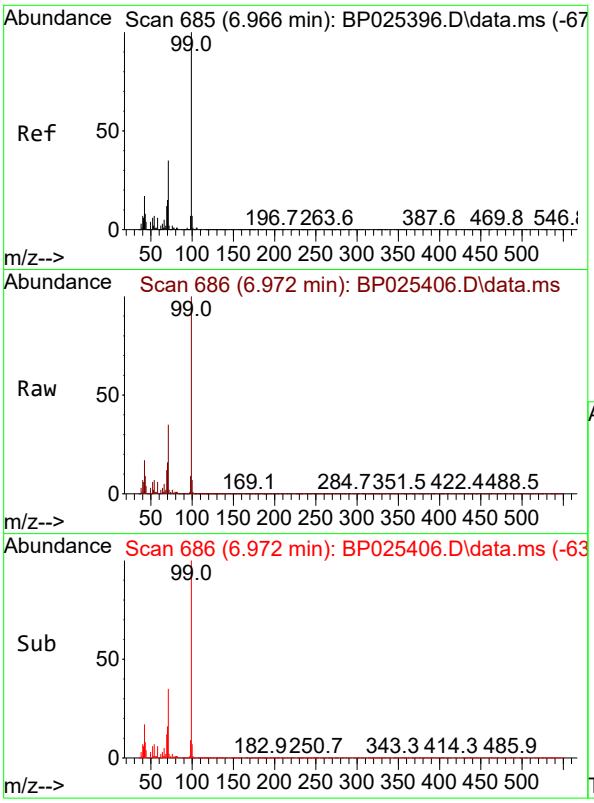

#7
Phenol-d6
Concen: 118.230 ng
RT: 6.972 min Scan# 6
Delta R.T. 0.006 min
Lab File: BP025406.D
Acq: 14 Aug 2025 23:37

Instrument :
BNA_P
ClientSampleId :
PB169228BL

Tgt Ion: 99 Resp: 1380582

Ion	Ratio	Lower	Upper
99	100		
42	17.1	13.7	20.5
71	35.4	28.2	42.4

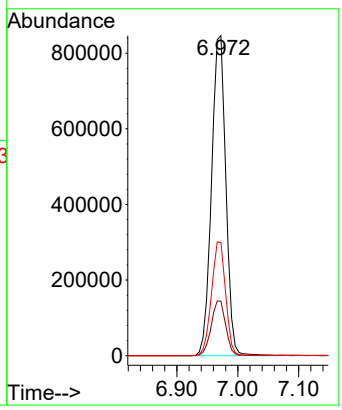



#21
Naphthalene-d8
Concen: 20.000 ng
RT: 10.554 min Scan# 1295
Delta R.T. -0.006 min
Lab File: BP025406.D
Acq: 14 Aug 2025 23:37

Tgt Ion:136 Resp: 580467

Ion	Ratio	Lower	Upper
136	100		
137	11.1	9.2	13.8
54	7.6	6.0	9.0
68	5.7	4.3	6.5

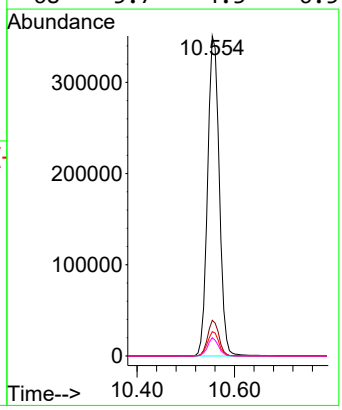

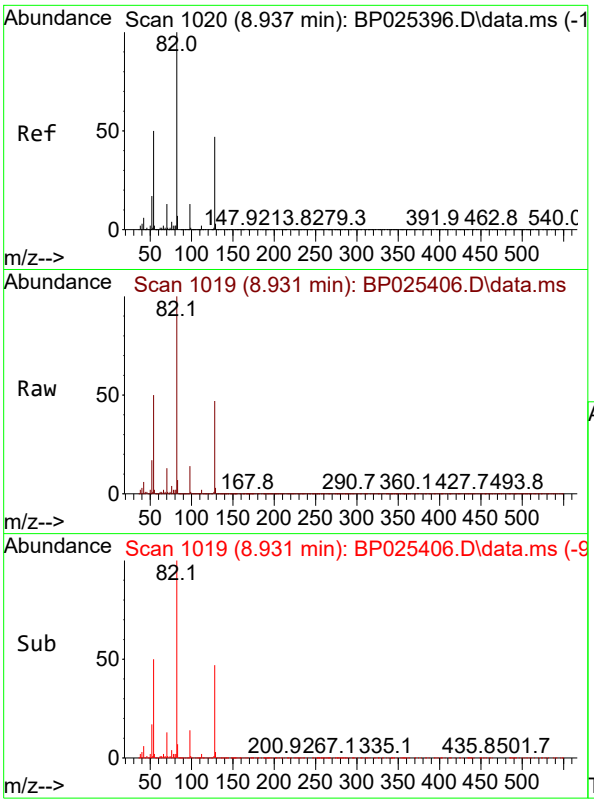

#23
Nitrobenzene-d5
Concen: 76.186 ng
RT: 8.931 min Scan# 1(
Delta R.T. -0.006 min
Lab File: BP025406.D
Acq: 14 Aug 2025 23:37

Instrument :
BNA_P
ClientSampleId :
PB169228BL

Tgt Ion: 82 Resp: 874228

Ion	Ratio	Lower	Upper
82	100		
128	47.0	37.7	56.5
54	50.3	39.8	59.6

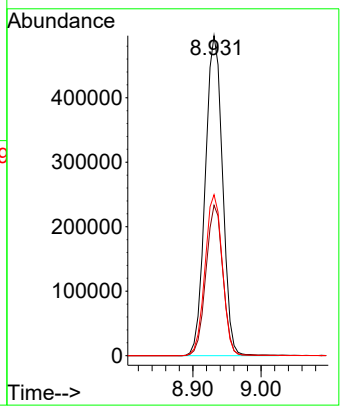



#39
Acenaphthene-d10
Concen: 20.000 ng
RT: 14.401 min Scan# 1949
Delta R.T. -0.006 min
Lab File: BP025406.D
Acq: 14 Aug 2025 23:37

Tgt Ion:164 Resp: 375906

Ion	Ratio	Lower	Upper
164	100		
162	101.0	81.0	121.6
160	45.0	35.4	53.2

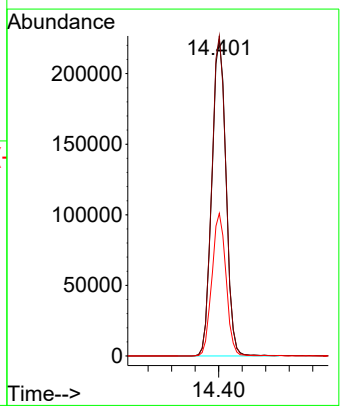

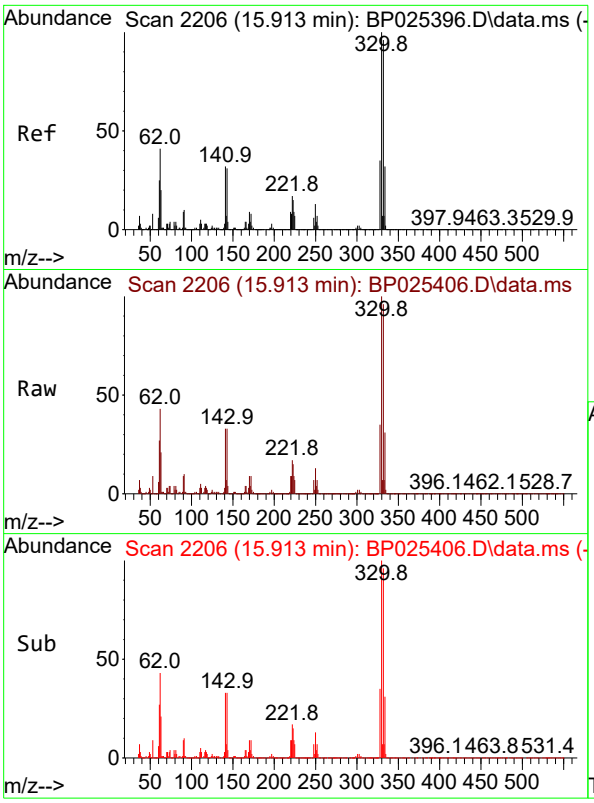

#42
2,4,6-Tribromophenol
Concen: 124.137 ng
RT: 15.913 min Scan# 2
Delta R.T. -0.000 min
Lab File: BP025406.D
Acq: 14 Aug 2025 23:37

Instrument :
BNA_P
ClientSampleId :
PB169228BL

Tgt Ion:330 Resp: 628097

Ion	Ratio	Lower	Upper
330	100		
332	97.4	77.3	115.9
141	34.1	26.6	39.8

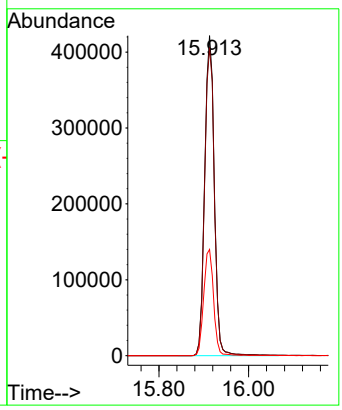



#45
2-Fluorobiphenyl
Concen: 74.987 ng
RT: 13.013 min Scan# 1713
Delta R.T. -0.006 min
Lab File: BP025406.D
Acq: 14 Aug 2025 23:37

Tgt Ion:172 Resp: 2062528

Ion	Ratio	Lower	Upper
172	100		
171	35.4	28.1	42.1
170	23.3	18.6	28.0

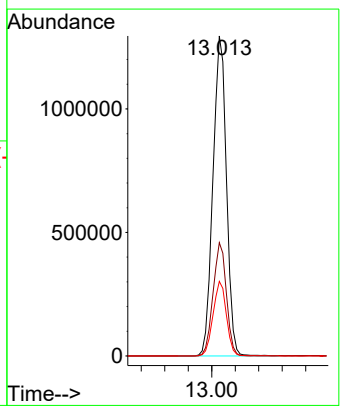



#64
Phenanthrene-d10
Concen: 20.000 ng
RT: 17.201 min Scan# 2
Delta R.T. -0.000 min
Lab File: BP025406.D
Acq: 14 Aug 2025 23:37

Instrument :
BNA_P
ClientSampleId :
PB169228BL

Tgt Ion:188 Resp: 766364

Ion	Ratio	Lower	Upper
188	100		
94	8.9	6.6	10.0
80	9.5	6.7	10.1

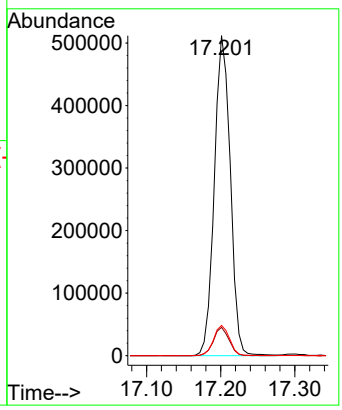

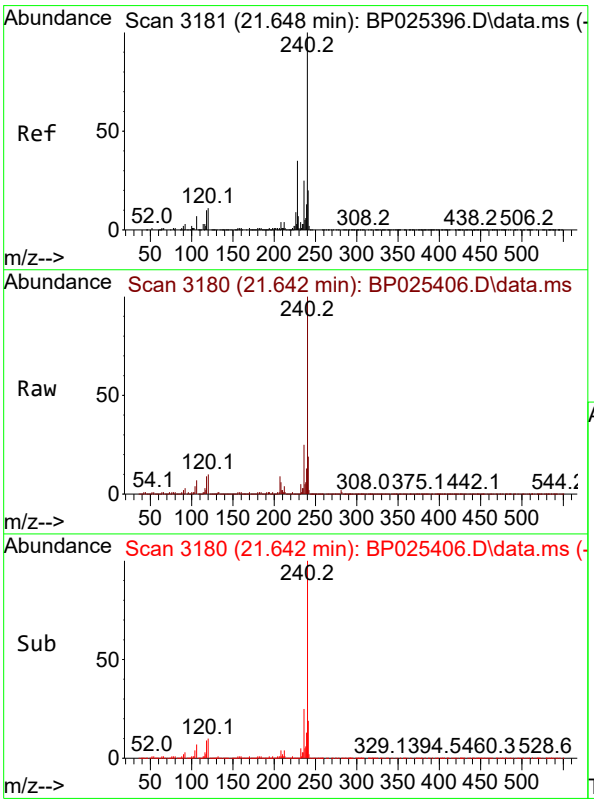

#76
Chrysene-d12
Concen: 20.000 ng
RT: 21.642 min Scan# 3180
Delta R.T. -0.006 min
Lab File: BP025406.D
Acq: 14 Aug 2025 23:37

Tgt Ion:240 Resp: 917581

Ion	Ratio	Lower	Upper
240	100		
120	10.3	8.9	13.3
236	25.2	19.8	29.8

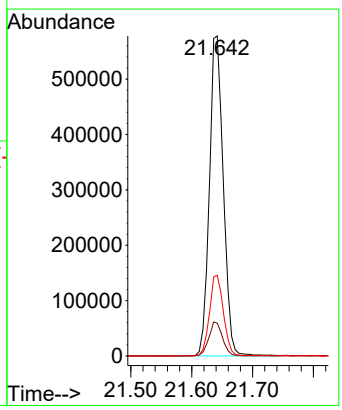



#79
Terphenyl-d14
Concen: 73.203 ng
RT: 19.913 min Scan# 2
Delta R.T. -0.006 min
Lab File: BP025406.D
Acq: 14 Aug 2025 23:37

Instrument :
BNA_P
ClientSampleId :
PB169228BL

Tgt Ion:244 Resp: 3671345

Ion	Ratio	Lower	Upper
244	100		
212	7.4	5.8	8.6
122	9.8	7.4	11.2

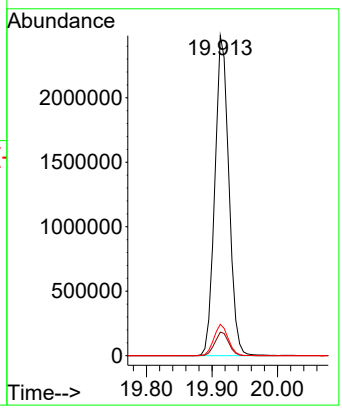



#86
Perylene-d12
Concen: 20.000 ng
RT: 25.018 min Scan# 3754
Delta R.T. -0.012 min
Lab File: BP025406.D
Acq: 14 Aug 2025 23:37

Tgt Ion:264 Resp: 1039281

Ion	Ratio	Lower	Upper
264	100		
260	23.4	19.3	28.9
265	21.6	17.4	26.0

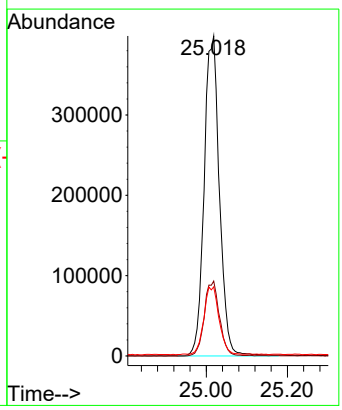

Sample Results: **BP025406.D**

Data Path : Z:\svoasrv\HPCHEM1\BNA_P\Data\BP081425\
Data File : BP025406.D
Acq On : 14 Aug 2025 23:37
Operator : CG/JU
Sample : PB169228BL
Misc :
ALS Vial : 16 Sample Multiplier: 1

Instrument :
BNA_P
ClientSampleId :
PB169228BL

Integration Parameters: rteint.p
Integrator: RTE
Smoothing : ON Filtering: 5
Sampling : 1 Min Area: 3 % of largest Peak
Start Thrs: 0.2 Max Peaks: 100
Stop Thrs : 0 Peak Location: TOP

If leading or trailing edge < 100 prefer < Baseline drop else tangent >
Peak separation: 5

Method : Z:\svoasrv\HPCHEM1\BNA_P\Methods\8270E-BP081425.M
Title : ASP BNA STANDARDS FOR 5 POINT CALIBRATION

Signal : TIC: BP025406.D\data.ms

peak #	R.T. min	first scan	max scan	last scan	PK TY	peak height	corr. area	corr. % max.	% of total
1	4.949	336	342	349	rBV	226714	318411	3.20%	0.759%
2	5.408	413	420	431	rBV	2564528	3841230	38.62%	9.154%
3	6.972	677	686	695	rBV	2351007	3865235	38.86%	9.211%
4	7.790	817	825	834	rBV	562351	877817	8.82%	2.092%
5	8.931	1011	1019	1035	rBV	1463783	2588438	26.02%	6.169%
6	10.554	1286	1295	1312	rBV	710009	1175812	11.82%	2.802%
7	13.013	1704	1713	1729	rBV	3768883	5975830	60.07%	14.241%
8	14.401	1942	1949	1957	rBV	928824	1569054	15.77%	3.739%
9	15.913	2199	2206	2224	rBV	3102476	4715170	47.40%	11.237%
10	17.201	2416	2425	2438	rBV2	1269901	1938365	19.49%	4.619%
11	19.913	2880	2886	2900	rBV	6699452	9947409	100.00%	23.706%
12	21.642	3174	3180	3193	rVB2	1533044	2480300	24.93%	5.911%
13	25.018	3745	3754	3768	rVB	1039128	2667911	26.82%	6.358%

Sum of corrected areas: 41960982

Sample Results: **BP025406.D**

Data Path : Z:\svoasrv\HPCHEM1\BNA_P\Data\BP081425\
Data File : BP025406.D
Acq On : 14 Aug 2025 23:37
Operator : CG/JU
Sample : PB169228BL
Misc :
ALS Vial : 16 Sample Multiplier: 1

Instrument :
BNA_P
ClientSampleId :
PB169228BL

Quant Method : Z:\svoasrv\HPCHEM1\BNA_P\Methods\8270E-BP081425.M
Quant Title : ASP BNA STANDARDS FOR 5 POINT CALIBRATION

TIC Library : C:\Database\NIST20.L
TIC Integration Parameters: LSCINT.P

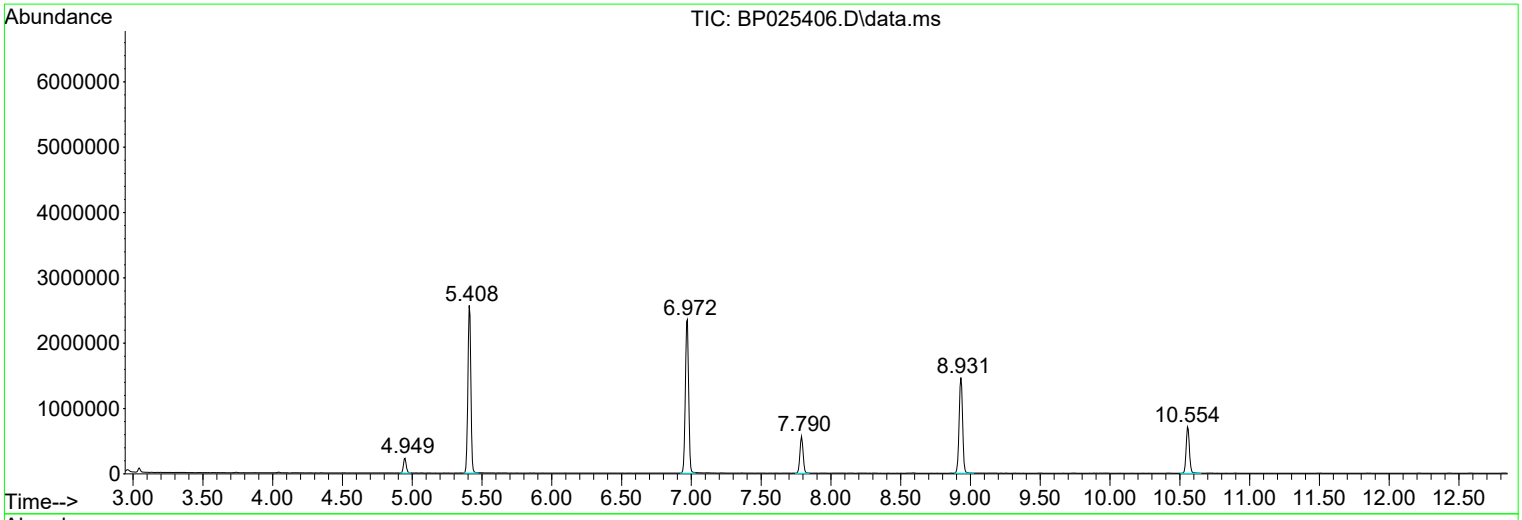

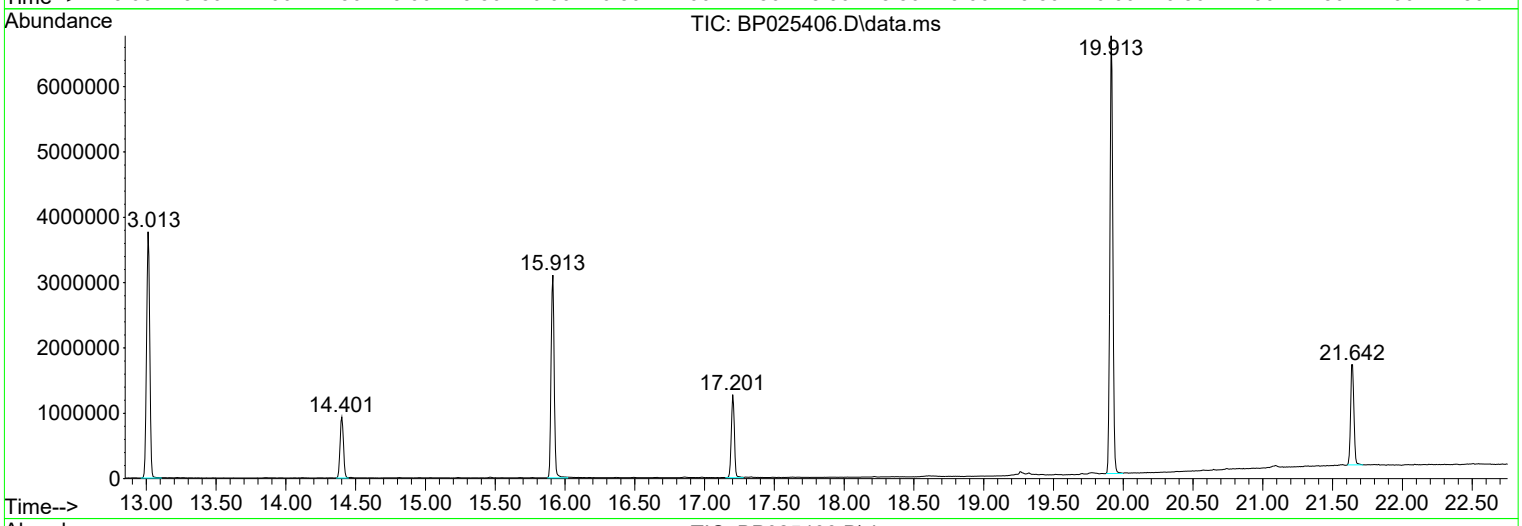

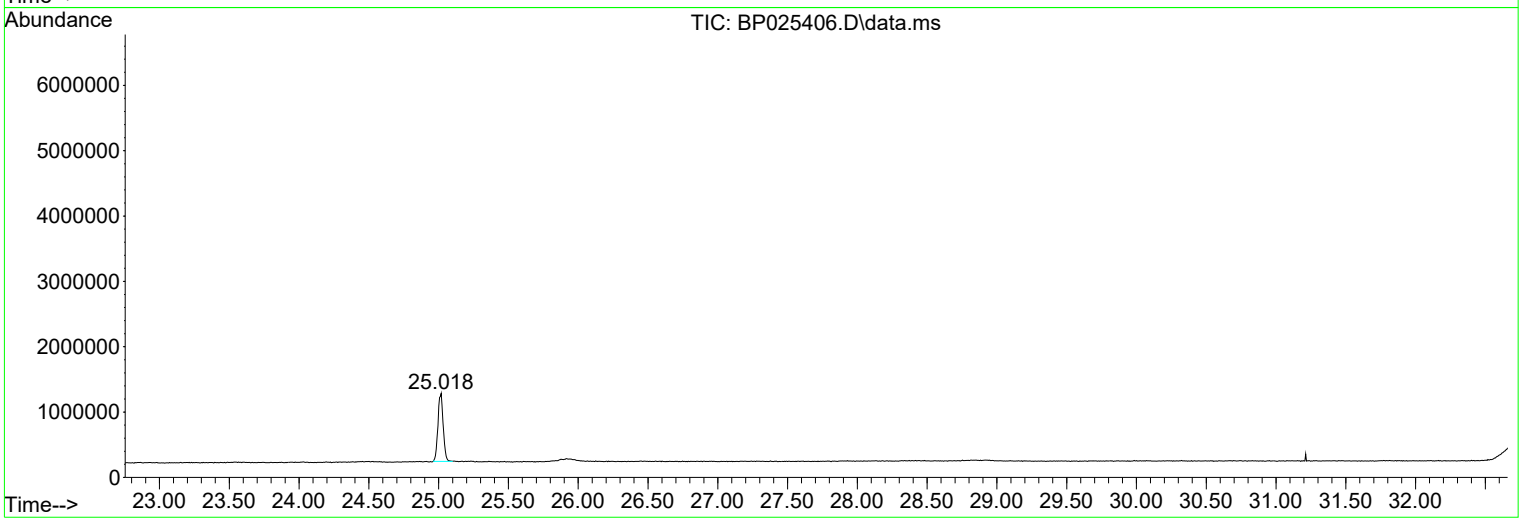

Data Path : Z:\svoasrv\HPCHEM1\BNA_P\Data\BP081425\
Data File : BP025406.D
Acq On : 14 Aug 2025 23:37
Operator : CG/JU
Sample : PB169228BL
Misc :
ALS Vial : 16 Sample Multiplier: 1

Instrument :
BNA_P
ClientSampleId :
PB169228BL

Quant Method : Z:\svoasrv\HPCHEM1\BNA_P\Methods\8270E-BP081425.M
Quant Title : ASP BNA STANDARDS FOR 5 POINT CALIBRATION

TIC Library : C:\Database\NIST20.L
TIC Integration Parameters: LSCINT.P

****
Peak Number 1 2-Pentanone, 4-hydroxy-4-me... Concentration Rank 1

R.T.	EstConc	Area	Relative to ISTD	R.T.
4.949	7.25 ng	318411	1,4-Dichlorobenzene-d4	7.790

Hit# of 5	Tentative ID	MW	MolForm	CAS#	Qual
1	2-Pentanone, 4-hydroxy-4-methyl-	116	C6H12O2	000123-42-2	56
2	2,3-Butanedione, monooxime	101	C4H7NO2	000057-71-6	25
3	Propane, 2-methyl-2-(1-methyleth...	116	C7H16O	017348-59-3	23
4	Acetic acid, cyano-, 1,1-dimethy...	141	C7H11NO2	001116-98-9	23
5	1-Propen-2-ol, acetate	100	C5H8O2	000108-22-5	10

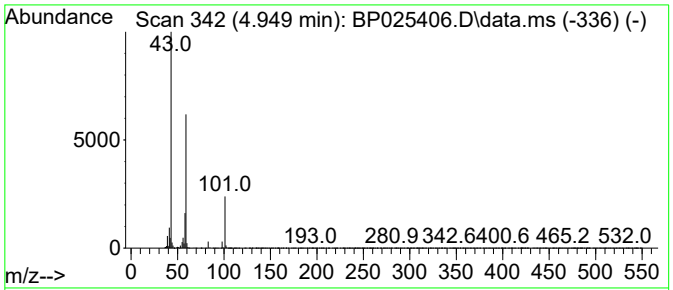

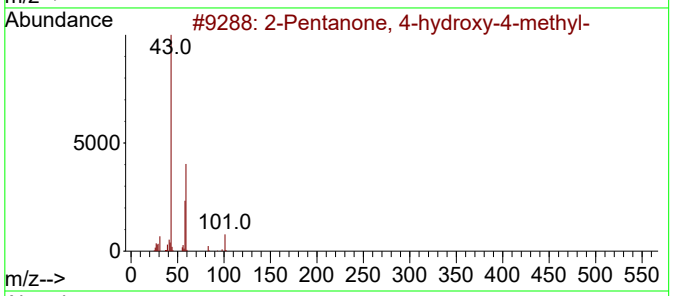

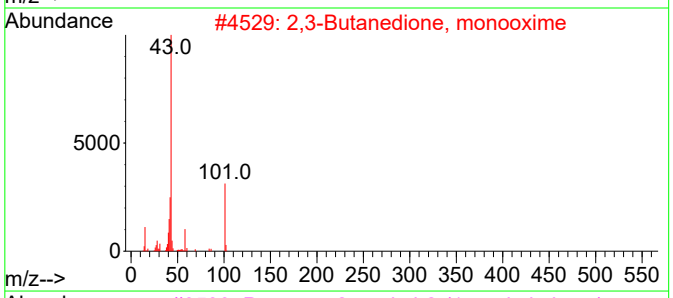

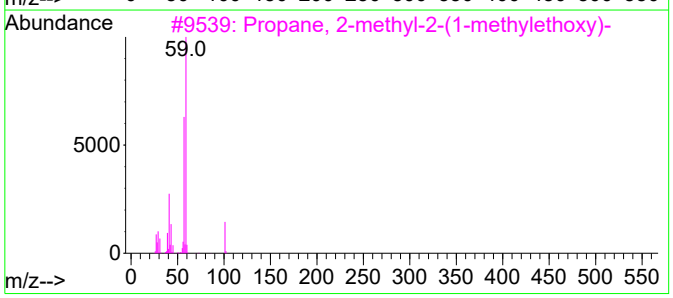

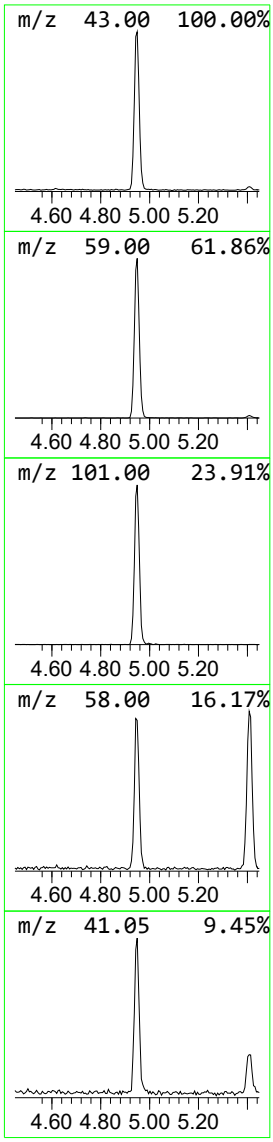

Sample Results: **BP025406.D**

Data Path : Z:\svoasrv\HPCHEM1\BNA_P\Data\BP081425\
Data File : BP025406.D
Acq On : 14 Aug 2025 23:37
Operator : CG/JU
Sample : PB169228BL
Misc :
ALS Vial : 16 Sample Multiplier: 1

Instrument :
BNA_P
ClientSampleId :
PB169228BL

Quant Method : Z:\svoasrv\HPCHEM1\BNA_P\Methods\8270E-BP081425.M
Quant Title : ASP BNA STANDARDS FOR 5 POINT CALIBRATION

TIC Library : C:\Database\NIST20.L
TIC Integration Parameters: LSCINT.P

TIC Top Hit name	RT	EstConc	Units	Response	Internal Standard #	RT	Resp	Conc
2-Pentanone, 4-...	4.949	7.3	ng	318411	1	7.790	877817	20.0

Quantitation Report (QT Reviewed)

Data Path : Z:\svoasrv\HPCHEM1\BNA_P\Data\BP081425\
Data File : BP025407.D
Acq On : 15 Aug 2025 00:18
Operator : CG/JU
Sample : PB169228BS
Misc :
ALS Vial : 17 Sample Multiplier: 1

Quant Time: Aug 15 01:38:22 2025
Quant Method : Z:\svoasrv\HPCHEM1\BNA_P\Methods\8270E-BP081425.M
Quant Title : ASP BNA STANDARDS FOR 5 POINT CALIBRATION
QLast Update : Thu Aug 14 18:14:31 2025
Response via : Initial Calibration

Instrument :
BNA_P
ClientSampleId :
PB169228BS

Manual Integrations APPROVED
Reviewed By :Rahul Chavli 08/15/2025
Supervised By :Jagrut Upadhyay 08/15/2025

A B C D E F G H I J K

Compound	R.T.	QIon	Response	Conc	Units	Dev(Min)
Internal Standards						
1) 1,4-Dichlorobenzene-d4	7.790	152	147030	20.000	ng	0.00
21) Naphthalene-d8	10.554	136	606682	20.000	ng	0.00
39) Acenaphthene-d10	14.401	164	410001	20.000	ng	0.00
64) Phenanthrene-d10	17.189	188	838541	20.000	ng	-0.01
76) Chrysene-d12	21.642	240	848930	20.000	ng	0.00
86) Perylene-d12	25.018	264	946447	20.000	ng	-0.01
System Monitoring Compounds						
5) 2-Fluorophenol	5.408	112	1110154	125.391	ng	0.00
7) Phenol-d6	6.972	99	1425501	125.584	ng	0.00
23) Nitrobenzene-d5	8.931	82	911194	75.976	ng	0.00
42) 2,4,6-Tribromophenol	15.913	330	707616	128.223	ng	0.00
45) 2-Fluorobiphenyl	13.013	172	2196374	73.213	ng	0.00
79) Terphenyl-d14	19.919	244	3590153	77.373	ng	0.00
Target Compounds						Qvalue
2) 1,4-Dioxane	3.337	88	130883	37.741	ng	99
3) Pyridine	3.731	79	324920	34.231	ng	98
4) n-Nitrosodimethylamine	3.637	42	165173	42.209	ng	100
6) Aniline	7.125	93	571326	37.357	ng	99
8) 2-Chlorophenol	7.366	128	455193	45.561	ng	99
9) Benzaldehyde	6.937	77	212043	26.663	ng	97
10) Phenol	6.996	94	551928	46.339	ng	97
11) bis(2-Chloroethyl)ether	7.219	93	390018	42.012	ng	98
12) 1,3-Dichlorobenzene	7.684	146	460503	41.801	ng	99
13) 1,4-Dichlorobenzene	7.825	146	466980	41.472	ng	99
14) 1,2-Dichlorobenzene	8.137	146	456253	41.859	ng	98
15) Benzyl Alcohol	8.025	79	401073	44.470	ng	100
16) 2,2'-oxybis(1-Chloropr...	8.307	45	511027	41.092	ng	100
17) 2-Methylphenol	8.225	107	386767	46.755	ng	100
18) Hexachloroethane	8.860	117	171481	41.420	ng	99
19) n-Nitroso-di-n-propyla...	8.584	70	312622	41.580	ng	98
20) 3+4-Methylphenols	8.549	107	528303	46.073	ng	97
22) Acetophenone	8.596	105	658466	43.279	ng #	98
24) Nitrobenzene	8.972	77	468149	43.677	ng	99
25) Isophorone	9.496	82	915580	43.137	ng	99
26) 2-Nitrophenol	9.672	139	240132	43.654	ng	97
27) 2,4-Dimethylphenol	9.737	122	448325	47.393	ng	98
28) bis(2-Chloroethoxy)met...	9.966	93	546870	42.624	ng	98
29) 2,4-Dichlorophenol	10.207	162	449262	47.808	ng	98
30) 1,2,4-Trichlorobenzene	10.425	180	440470	42.758	ng	98
31) Naphthalene	10.607	128	1361279	43.171	ng	99
32) Benzoic acid	9.884	122	336308	48.155	ng	98
33) 4-Chloroaniline	10.707	127	445208	31.964	ng	99
34) Hexachlorobutadiene	10.896	225	272205	42.429	ng	98
35) Caprolactam	11.490	113	162024	47.021	ng	95
36) 4-Chloro-3-methylphenol	11.831	107	511279	47.415	ng	99
37) 2-Methylnaphthalene	12.213	142	895593	43.644	ng	100
38) 1-Methylnaphthalene	12.431	142	932869	42.748	ng	99
40) 1,2,4,5-Tetrachloroben...	12.584	216	506460	42.771	ng	98
41) Hexachlorocyclopentadiene	12.566	237	673801	94.204	ng	98
43) 2,4,6-Trichlorophenol	12.819	196	371415	46.461	ng	98

Quantitation Report (QT Reviewed)

Data Path : Z:\svoasrv\HPCHEM1\BNA_P\Data\BP081425\
Data File : BP025407.D
Acq On : 15 Aug 2025 00:18
Operator : CG/JU
Sample : PB169228BS
Misc :
ALS Vial : 17 Sample Multiplier: 1

Quant Time: Aug 15 01:38:22 2025
Quant Method : Z:\svoasrv\HPCHEM1\BNA_P\Methods\8270E-BP081425.M
Quant Title : ASP BNA STANDARDS FOR 5 POINT CALIBRATION
QLast Update : Thu Aug 14 18:14:31 2025
Response via : Initial Calibration

Instrument :
BNA_P
ClientSampleId :
PB169228BS

Manual Integrations APPROVED
Reviewed By :Rahul Chavli 08/15/2025
Supervised By :Jagrut Upadhyay 08/15/2025

A B C D E F G H I J K

Compound	R.T.	QIon	Response	Conc Units	Dev(Min)
44) 2,4,5-Trichlorophenol	12.895	196	416860	47.579 ng	97
46) 1,1'-Biphenyl	13.225	154	1304149	43.798 ng	100
47) 2-Chloronaphthalene	13.266	162	1016595	43.855 ng	99
48) 2-Nitroaniline	13.466	65	314909	46.623 ng	96
49) Acenaphthylene	14.119	152	1706619	44.492 ng	100
50) Dimethylphthalate	13.854	163	1374506	45.780 ng	100
51) 2,6-Dinitrotoluene	13.966	165	301444	47.635 ng	99
52) Acenaphthene	14.466	154	996925	44.278 ng	100
53) 3-Nitroaniline	14.295	138	248427	34.892 ng	95
54) 2,4-Dinitrophenol	14.501	184	370101	109.516 ng	98
55) Dibenzofuran	14.801	168	1572174	44.166 ng	98
56) 4-Nitrophenol	14.619	139	563832	96.372 ng	97
57) 2,4-Dinitrotoluene	14.754	165	433702	48.036 ng	97
58) Fluorene	15.460	166	1231357	43.839 ng	98
59) 2,3,4,6-Tetrachlorophenol	15.036	232	369543	47.768 ng	99
60) Diethylphthalate	15.236	149	1395643	45.748 ng	99
61) 4-Chlorophenyl-phenyle...	15.454	204	617842	44.228 ng	100
62) 4-Nitroaniline	15.472	138	326180	44.688 ng	97
63) Azobenzene	15.754	77	1182478	45.267 ng	99
65) 4,6-Dinitro-2-methylph...	15.536	198	256489	49.069 ng	98
66) n-Nitrosodiphenylamine	15.672	169	1141054	44.624 ng	99
67) 4-Bromophenyl-phenylether	16.366	248	406073	44.031 ng	97
68) Hexachlorobenzene	16.483	284	477112	44.629 ng	98
69) Atrazine	16.648	200	436604	45.593 ng	98
70) Pentachlorophenol	16.836	266	647332	95.922 ng	97
71) Phenanthrene	17.236	178	2049033	44.483 ng	100
72) Anthracene	17.330	178	2071926	44.046 ng	100
73) Carbazole	17.607	167	1984094	44.780 ng	99
74) Di-n-butylphthalate	18.201	149	2442996	44.814 ng	100
75) Fluoranthene	19.324	202	2426038	44.153 ng	99
77) Benzidine	19.513	184	1396799	48.212 ng	99
78) Pyrene	19.701	202	2461482	44.610 ng	100
80) Butylbenzylphthalate	20.654	149	1144283	45.758 ng	99
81) Benzo(a)anthracene	21.624	228	2552604	45.593 ng	100
82) 3,3'-Dichlorobenzidine	21.542	252	665844	31.552 ng	99
83) Chrysene	21.695	228	2383389	45.457 ng	99
84) Bis(2-ethylhexyl)phtha...	21.571	149	1660300	45.102 ng	100
85) Di-n-octyl phthalate	22.865	149	2881260	45.504 ng	100
87) Indeno(1,2,3-cd)pyrene	28.842	276	3210651m	46.257 ng	
88) Benzo(b)fluoranthene	23.948	252	2645452	47.402 ng	98
89) Benzo(k)fluoranthene	24.007	252	2554212	45.736 ng	99
90) Benzo(a)pyrene	24.848	252	2544632	46.840 ng	99
91) Dibenzo(a,h)anthracene	28.918	278	2636878	46.488 ng	98
92) Benzo(g,h,i)perylene	30.024	276	2572611	46.141 ng	99

(#) = qualifier out of range (m) = manual integration (+) = signals summed

Quantitation Report (QT Reviewed)

Data Path : Z:\svoasrv\HPCHEM1\BNA_P\Data\BP081425\
Data File : BP025407.D
Acq On : 15 Aug 2025 00:18
Operator : CG/JU
Sample : PB169228BS
Misc :
ALS Vial : 17 Sample Multiplier: 1

Quant Time: Aug 15 01:38:22 2025
Quant Method : Z:\svoasrv\HPCHEM1\BNA_P\Methods\8270E-BP081425.M
Quant Title : ASP BNA STANDARDS FOR 5 POINT CALIBRATION
QLast Update : Thu Aug 14 18:14:31 2025
Response via : Initial Calibration

Instrument :
BNA_P
ClientSampleId :
PB169228BS

Manual Integrations APPROVED
Reviewed By :Rahul Chavli 08/15/2025
Supervised By :Jagrut Upadhyay 08/15/2025

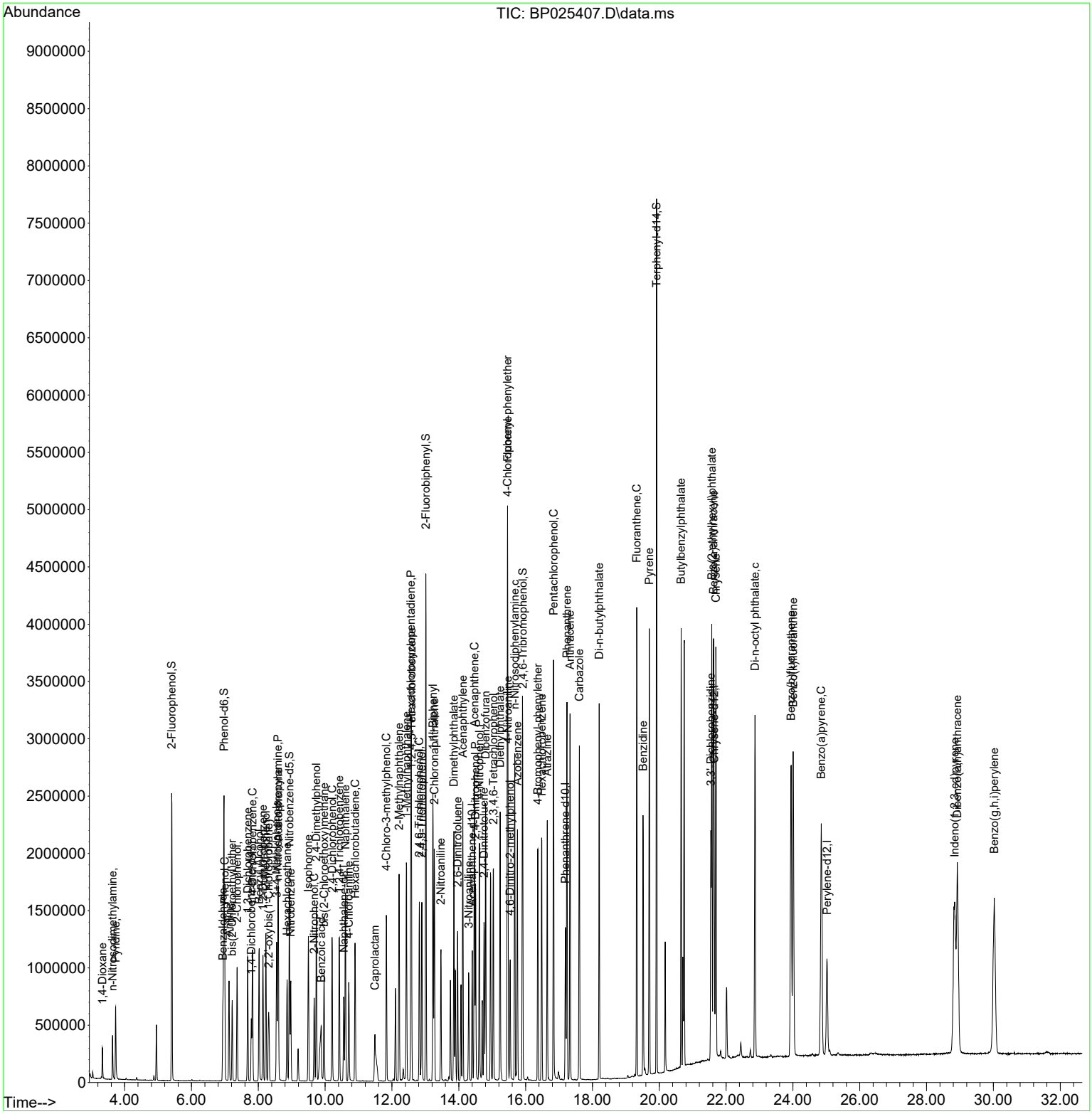

Quantitation Report (QT Reviewed)

Sample Results: **BP025415.D**

Data Path : Z:\svoasrv\HPCHEM1\BNA_P\Data\BP081425\
Data File : BP025415.D
Acq On : 15 Aug 2025 05:48
Operator : CG/JU
Sample : Q2820-17MS
Misc :
ALS Vial : 25 Sample Multiplier: 1

Instrument :
BNA_P
ClientSampleId :
88H-EMS

Manual Integrations APPROVED
Reviewed By :Rahul Chavli 08/15/2025
Supervised By :Jagrut Upadhyay 08/15/2025

Quant Time: Aug 15 08:05:21 2025
Quant Method : Z:\svoasrv\HPCHEM1\BNA_P\Methods\8270E-BP081425.M
Quant Title : ASP BNA STANDARDS FOR 5 POINT CALIBRATION
QLast Update : Thu Aug 14 18:14:31 2025
Response via : Initial Calibration

Compound	R.T.	QIon	Response	Conc	Units		Dev(Min)
Internal Standards							
1) 1,4-Dichlorobenzene-d4	7.790	152	150786	20.000	ng		0.00
21) Naphthalene-d8	10.566	136	605832	20.000	ng		0.00
39) Acenaphthene-d10	14.395	164	386320	20.000	ng		-0.01
64) Phenanthrene-d10	17.195	188	780287	20.000	ng		0.00
76) Chrysene-d12	21.642	240	875377	20.000	ng		0.00
86) Perylene-d12	25.001	264	1000604	20.000	ng		-0.03
System Monitoring Compounds							
5) 2-Fluorophenol	5.414	112	768113	84.597	ng		0.00
7) Phenol-d6	6.972	99	997741	85.710	ng		0.00
23) Nitrobenzene-d5	8.931	82	621723	51.912	ng		0.00
42) 2,4,6-Tribromophenol	15.913	330	441123	84.833	ng		0.00
45) 2-Fluorobiphenyl	13.019	172	1406520	49.758	ng		0.00
79) Terphenyl-d14	19.913	244	2185634	45.681	ng		0.00
Target Compounds							Qvalue
2) 1,4-Dioxane	3.337	88	127096	35.736	ng		97
3) Pyridine	3.725	79	350548	36.011	ng		97
4) n-Nitrosodimethylamine	3.637	42	171159	42.649	ng		97
6) Aniline	7.125	93	528462	33.694	ng		98
8) 2-Chlorophenol	7.366	128	452389	44.153	ng		98
9) Benzaldehyde	6.943	77	214385	26.286	ng		99
10) Phenol	6.996	94	550261	45.048	ng		96
11) bis(2-Chloroethyl)ether	7.219	93	391840	41.157	ng		99
12) 1,3-Dichlorobenzene	7.684	146	466002	41.247	ng		99
13) 1,4-Dichlorobenzene	7.825	146	475529	41.179	ng		99
14) 1,2-Dichlorobenzene	8.143	146	455238	40.725	ng		98
15) Benzyl Alcohol	8.025	79	400142	43.261	ng		99
16) 2,2'-oxybis(1-Chloropr...	8.313	45	524406	41.117	ng		99
17) 2-Methylphenol	8.225	107	379896	44.780	ng		98
18) Hexachloroethane	8.866	117	174455	41.089	ng		96
19) n-Nitroso-di-n-propyla...	8.590	70	308676	40.032	ng		97
20) 3+4-Methylphenols	8.549	107	523056	44.480	ng		98
22) Acetophenone	8.607	105	638997	42.059	ng	#	98
24) Nitrobenzene	8.972	77	463016	43.258	ng		99
25) Isophorone	9.502	82	886621	41.831	ng		99
26) 2-Nitrophenol	9.678	139	238745	43.463	ng		98
27) 2,4-Dimethylphenol	9.737	122	434435	45.989	ng		98
28) bis(2-Chloroethoxy)met...	9.972	93	540971	42.224	ng		99
29) 2,4-Dichlorophenol	10.207	162	437774	46.651	ng		98
30) 1,2,4-Trichlorobenzene	10.425	180	433129	42.105	ng		98
31) Naphthalene	10.613	128	1330005	42.238	ng		99
32) Benzoic acid	9.884	122	311312	44.638	ng		98
33) 4-Chloroaniline	10.713	127	321033	23.081	ng		99
34) Hexachlorobutadiene	10.901	225	274233	42.806	ng		98
35) Caprolactam	11.496	113	149929	43.572	ng		99
36) 4-Chloro-3-methylphenol	11.843	107	491428	45.638	ng		98
37) 2-Methylnaphthalene	12.219	142	871694	42.539	ng		98
38) 1-Methylnaphthalene	12.437	142	902892	41.432	ng		99
40) 1,2,4,5-Tetrachloroben...	12.590	216	495028	44.368	ng		99
41) Hexachlorocyclopentadiene	12.572	237	587000	87.099	ng		99
43) 2,4,6-Trichlorophenol	12.825	196	352250	46.764	ng		98

Sample Results: **BP025415.D**

Data Path : Z:\svoasrv\HPCHEM1\BNA_P\Data\BP081425\
Data File : BP025415.D
Acq On : 15 Aug 2025 05:48
Operator : CG/JU
Sample : Q2820-17MS
Misc :
ALS Vial : 25 Sample Multiplier: 1

Quant Time: Aug 15 08:05:21 2025
Quant Method : Z:\svoasrv\HPCHEM1\BNA_P\Methods\8270E-BP081425.M
Quant Title : ASP BNA STANDARDS FOR 5 POINT CALIBRATION
QLast Update : Thu Aug 14 18:14:31 2025
Response via : Initial Calibration

Instrument :
BNA_P
ClientSampleId :
88H-EMS

Manual Integrations APPROVED
Reviewed By :Rahul Chavli 08/15/2025
Supervised By :Jagrut Upadhyay 08/15/2025

A B C D E F G H I J K

Compound	R.T.	QIon	Response	Conc Units	Dev(Min)
44) 2,4,5-Trichlorophenol	12.896	196	390615	47.317 ng	99
46) 1,1'-Biphenyl	13.225	154	1250868	44.583 ng	100
47) 2-Chloronaphthalene	13.272	162	963302	44.103 ng	99
48) 2-Nitroaniline	13.466	65	297760	46.787 ng	99
49) Acenaphthylene	14.119	152	1611999	44.601 ng	99
50) Dimethylphthalate	13.860	163	1254219	44.335 ng	100
51) 2,6-Dinitrotoluene	13.966	165	269670	45.226 ng	91
52) Acenaphthene	14.466	154	949405	44.752 ng	99
53) 3-Nitroaniline	14.295	138	199924	29.801 ng	93
54) 2,4-Dinitrophenol	14.507	184	307887	96.691 ng	98
55) Dibenzofuran	14.801	168	1489789	44.417 ng	99
56) 4-Nitrophenol	14.619	139	513780	93.200 ng	95
57) 2,4-Dinitrotoluene	14.760	165	399936	47.011 ng	100
58) Fluorene	15.460	166	1142677	43.175 ng	99
59) 2,3,4,6-Tetrachlorophenol	15.031	232	334331	45.866 ng	99
60) Diethylphthalate	15.242	149	1293019	44.982 ng	100
61) 4-Chlorophenyl-phenyle...	15.460	204	558984	42.468 ng	97
62) 4-Nitroaniline	15.472	138	295780	43.007 ng	96
63) Azobenzene	15.754	77	1184564	48.126 ng	98
65) 4,6-Dinitro-2-methylph...	15.537	198	221973	45.637 ng	99
66) n-Nitrosodiphenylamine	15.678	169	1035094	43.502 ng	100
67) 4-Bromophenyl-phenylether	16.378	248	374274	43.613 ng	98
68) Hexachlorobenzene	16.489	284	432625	43.489 ng	98
69) Atrazine	16.654	200	398840	44.758 ng	98
70) Pentachlorophenol	16.842	266	593177	94.460 ng	98
71) Phenanthrene	17.242	178	1900981	44.349 ng	100
72) Anthracene	17.342	178	1901911	43.450 ng	99
73) Carbazole	17.613	167	1848365	44.831 ng	99
74) Di-n-butylphthalate	18.213	149	2264177	44.635 ng	100
75) Fluoranthene	19.325	202	2274430	44.484 ng	98
77) Benzidine	19.519	184	1279852	42.841 ng	99
78) Pyrene	19.701	202	2376529	41.769 ng	99
80) Butylbenzylphthalate	20.654	149	1141667	44.274 ng	98
81) Benzo(a)anthracene	21.619	228	2561195	44.364 ng	100
82) 3,3'-Dichlorobenzidine	21.536	252	558511	25.666 ng	99
83) Chrysene	21.689	228	2409067	44.558 ng	100
84) Bis(2-ethylhexyl)phtha...	21.566	149	1670118	43.998 ng	100
85) Di-n-octyl phthalate	22.854	149	2946897	45.135 ng	100
87) Indeno(1,2,3-cd)pyrene	28.824	276	3281639m	44.721 ng	
88) Benzo(b)fluoranthene	23.930	252	2653334	44.970 ng	99
89) Benzo(k)fluoranthene	24.001	252	2664055	45.121 ng	99
90) Benzo(a)pyrene	24.830	252	2562652	44.619 ng	99
91) Dibenzo(a,h)anthracene	28.924	278	2675040	44.609 ng	98
92) Benzo(g,h,i)perylene	30.030	276	2637753	44.748 ng	98

(#) = qualifier out of range (m) = manual integration (+) = signals summed

Sample Results: **BP025415.D**

Data Path : Z:\svoasrv\HPCHEM1\BNA_P\Data\BP081425\
Data File : BP025415.D
Acq On : 15 Aug 2025 05:48
Operator : CG/JU
Sample : Q2820-17MS
Misc :
ALS Vial : 25 Sample Multiplier: 1

Quant Time: Aug 15 08:05:21 2025
Quant Method : Z:\svoasrv\HPCHEM1\BNA_P\Methods\8270E-BP081425.M
Quant Title : ASP BNA STANDARDS FOR 5 POINT CALIBRATION
QLast Update : Thu Aug 14 18:14:31 2025
Response via : Initial Calibration

Instrument :
BNA_P
ClientSampleId :
88H-EMS

Manual Integrations APPROVED

Reviewed By :Rahul Chavli 08/15/2025
Supervised By :Jagrut Upadhyay 08/15/2025

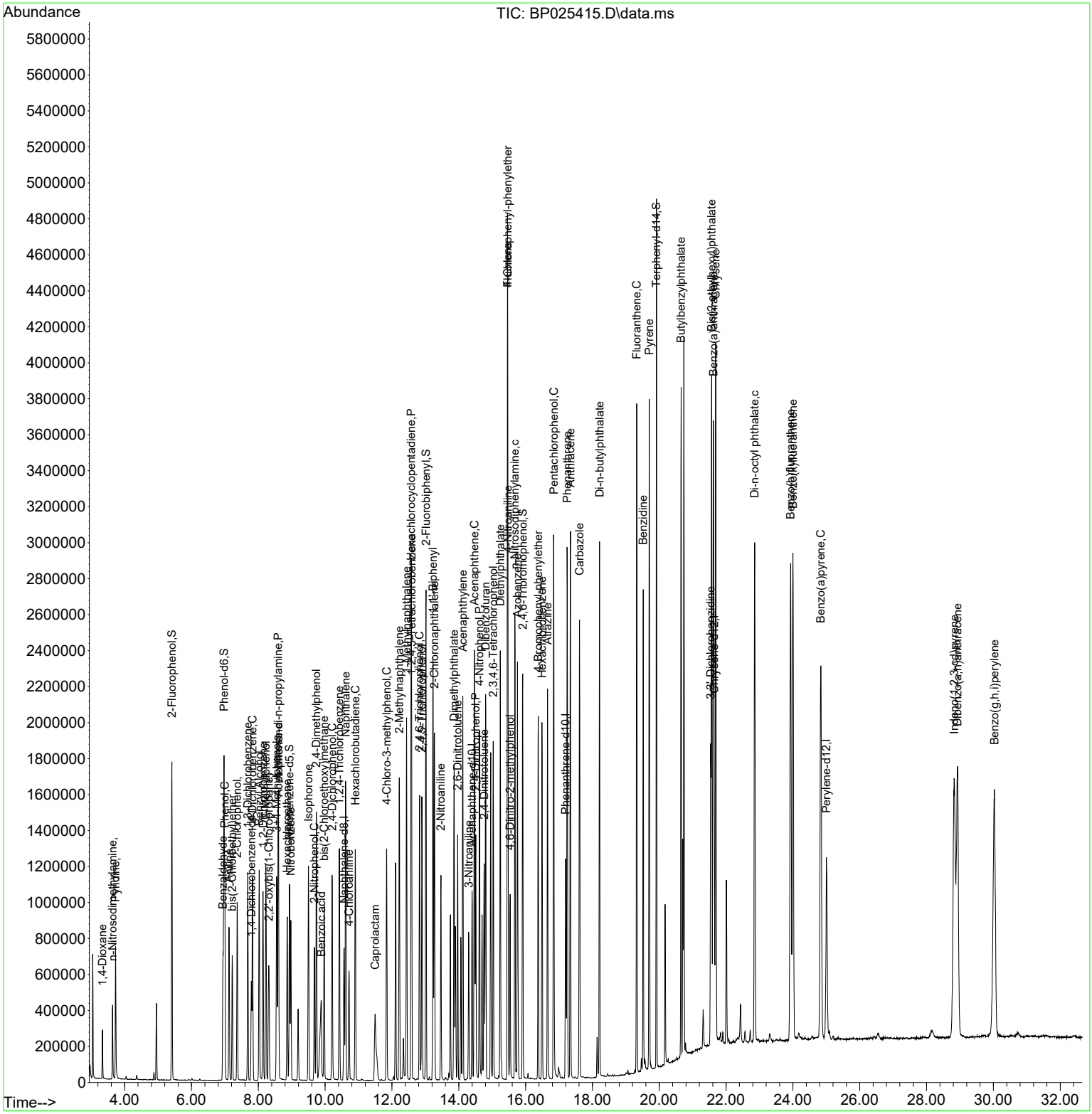

Sample Results: **BP025416.D**

Data Path : Z:\svoasrv\HPCHEM1\BNA_P\Data\BP081425\
Data File : BP025416.D
Acq On : 15 Aug 2025 06:29
Operator : CG/JU
Sample : Q2820-17MSD
Misc :
ALS Vial : 26 Sample Multiplier: 1

Quant Time: Aug 15 08:09:33 2025
Quant Method : Z:\svoasrv\HPCHEM1\BNA_P\Methods\8270E-BP081425.M
Quant Title : ASP BNA STANDARDS FOR 5 POINT CALIBRATION
QLast Update : Thu Aug 14 18:14:31 2025
Response via : Initial Calibration

Instrument :
BNA_P
ClientSampleId :
88H-EMSD

Manual Integrations APPROVED
Reviewed By :Rahul Chavli 08/15/2025
Supervised By :Jagrut Upadhyay 08/15/2025

A B C D E F G H I J K

Compound	R.T.	QIon	Response	Conc	Units	Dev(Min)
Internal Standards						
1) 1,4-Dichlorobenzene-d4	7.795	152	152229	20.000	ng	0.00
21) Naphthalene-d8	10.560	136	611748	20.000	ng	0.00
39) Acenaphthene-d10	14.407	164	408254	20.000	ng	0.00
64) Phenanthrene-d10	17.201	188	837667	20.000	ng	0.00
76) Chrysene-d12	21.648	240	921761	20.000	ng	0.00
86) Perylene-d12	25.024	264	1086411	20.000	ng	0.00
System Monitoring Compounds						
5) 2-Fluorophenol	5.407	112	807645	88.108	ng	0.00
7) Phenol-d6	6.966	99	1053520	89.644	ng	0.00
23) Nitrobenzene-d5	8.931	82	659161	54.506	ng	0.00
42) 2,4,6-Tribromophenol	15.913	330	493086	89.731	ng	0.00
45) 2-Fluorobiphenyl	13.019	172	1517679	50.806	ng	0.00
79) Terphenyl-d14	19.912	244	2460926	48.846	ng	0.00
Target Compounds						Qvalue
2) 1,4-Dioxane	3.337	88	133387	37.150	ng	98
3) Pyridine	3.731	79	373071	37.962	ng	98
4) n-Nitrosodimethylamine	3.637	42	180846	44.636	ng	97
6) Aniline	7.125	93	562721	35.538	ng	99
8) 2-Chlorophenol	7.366	128	489929	47.363	ng	99
9) Benzaldehyde	6.937	77	223121	27.098	ng	100
10) Phenol	6.995	94	592156	48.018	ng	98
11) bis(2-Chloroethyl)ether	7.219	93	412250	42.890	ng	99
12) 1,3-Dichlorobenzene	7.684	146	492466	43.176	ng	99
13) 1,4-Dichlorobenzene	7.825	146	503812	43.215	ng	99
14) 1,2-Dichlorobenzene	8.142	146	489651	43.388	ng	99
15) Benzyl Alcohol	8.025	79	431125	46.169	ng	97
16) 2,2'-oxybis(1-Chloropr...	8.307	45	548076	42.566	ng	98
17) 2-Methylphenol	8.225	107	403259	47.084	ng	99
18) Hexachloroethane	8.860	117	184490	43.040	ng	97
19) n-Nitroso-di-n-propyla...	8.583	70	329547	42.334	ng	99
20) 3+4-Methylphenols	8.548	107	552270	46.519	ng	96
22) Acetophenone	8.601	105	691731	45.089	ng #	99
24) Nitrobenzene	8.966	77	492167	45.537	ng	99
25) Isophorone	9.495	82	936982	43.780	ng	98
26) 2-Nitrophenol	9.672	139	261087	47.070	ng	97
27) 2,4-Dimethylphenol	9.736	122	464398	48.685	ng	100
28) bis(2-Chloroethoxy)met...	9.966	93	571301	44.160	ng	99
29) 2,4-Dichlorophenol	10.207	162	463126	48.875	ng	97
30) 1,2,4-Trichlorobenzene	10.419	180	465232	44.788	ng	97
31) Naphthalene	10.613	128	1414587	44.490	ng	100
32) Benzoic acid	9.878	122	351527	49.917	ng	99
33) 4-Chloroaniline	10.707	127	356528	25.385	ng	99
34) Hexachlorobutadiene	10.901	225	286611	44.305	ng	97
35) Caprolactam	11.501	113	165259m	47.563	ng	
36) 4-Chloro-3-methylphenol	11.836	107	529393	48.688	ng	96
37) 2-Methylnaphthalene	12.213	142	931832	45.034	ng	98
38) 1-Methylnaphthalene	12.436	142	968839	44.028	ng	99
40) 1,2,4,5-Tetrachloroben...	12.583	216	528206	44.798	ng	98
41) Hexachlorocyclopentadiene	12.566	237	642432	90.202	ng	99
43) 2,4,6-Trichlorophenol	12.824	196	385328	48.407	ng	98

Sample Results: **BP025416.D**

Data Path : Z:\svoasrv\HPCHEM1\BNA_P\Data\BP081425\
Data File : BP025416.D
Acq On : 15 Aug 2025 06:29
Operator : CG/JU
Sample : Q2820-17MSD
Misc :
ALS Vial : 26 Sample Multiplier: 1

Quant Time: Aug 15 08:09:33 2025
Quant Method : Z:\svoasrv\HPCHEM1\BNA_P\Methods\8270E-BP081425.M
Quant Title : ASP BNA STANDARDS FOR 5 POINT CALIBRATION
QLast Update : Thu Aug 14 18:14:31 2025
Response via : Initial Calibration

Instrument :
BNA_P
ClientSampleId :
88H-EMSD

Manual Integrations APPROVED
Reviewed By :Rahul Chavli 08/15/2025
Supervised By :Jagrut Upadhyay 08/15/2025

A B C D E F G H I J K

	Compound	R.T.	QIon	Response	Conc Units	Dev(Min)
44)	2,4,5-Trichlorophenol	12.895	196	422320	48.409 ng	98
46)	1,1'-Biphenyl	13.230	154	1333915	44.989 ng	98
47)	2-Chloronaphthalene	13.266	162	1048414	45.421 ng	99
48)	2-Nitroaniline	13.466	65	327216	48.653 ng	97
49)	Acenaphthylene	14.124	152	1741031	45.584 ng	100
50)	Dimethylphthalate	13.854	163	1353224	45.264 ng	99
51)	2,6-Dinitrotoluene	13.966	165	297925	47.281 ng	99
52)	Acenaphthene	14.477	154	990506	44.181 ng	99
53)	3-Nitroaniline	14.295	138	220431	31.093 ng	97
54)	2,4-Dinitrophenol	14.513	184	345806	102.765 ng	99
55)	Dibenzofuran	14.813	168	1593114	44.946 ng	98
56)	4-Nitrophenol	14.618	139	576733	98.999 ng	98
57)	2,4-Dinitrotoluene	14.771	165	438365	48.760 ng	100
58)	Fluorene	15.465	166	1236469	44.209 ng	100
59)	2,3,4,6-Tetrachlorophenol	15.036	232	374896	48.668 ng	99
60)	Diethylphthalate	15.242	149	1388142	45.696 ng	100
61)	4-Chlorophenyl-phenyle...	15.460	204	620466	44.606 ng	99
62)	4-Nitroaniline	15.477	138	329615	45.352 ng	95
63)	Azobenzene	15.754	77	1306069	50.212 ng	99
65)	4,6-Dinitro-2-methylph...	15.542	198	246584	47.224 ng	95
66)	n-Nitrosodiphenylamine	15.671	169	1133759	44.385 ng	100
67)	4-Bromophenyl-phenylether	16.371	248	412290	44.752 ng	98
68)	Hexachlorobenzene	16.489	284	482237	45.155 ng	98
69)	Atrazine	16.648	200	444039	46.417 ng	99
70)	Pentachlorophenol	16.848	266	677601	100.512 ng	96
71)	Phenanthrene	17.248	178	2085270	45.316 ng	99
72)	Anthracene	17.330	178	2098232	44.651 ng	99
73)	Carbazole	17.612	167	2047401	46.257 ng	99
74)	Di-n-butylphthalate	18.212	149	2532382	46.503 ng	100
75)	Fluoranthene	19.330	202	2558146	46.606 ng	99
77)	Benzidine	19.512	184	1446263	45.975 ng	100
78)	Pyrene	19.706	202	2628017	43.865 ng	99
80)	Butylbenzylphthalate	20.653	149	1280380	47.155 ng	97
81)	Benzo(a)anthracene	21.624	228	2800265	46.064 ng	100
82)	3,3'-Dichlorobenzidine	21.536	252	640279	27.944 ng	99
83)	Chrysene	21.695	228	2634967	46.284 ng	99
84)	Bis(2-ethylhexyl)phtha...	21.565	149	1870070	46.787 ng	99
85)	Di-n-octyl phthalate	22.853	149	3288310	47.830 ng	100
87)	Indeno(1,2,3-cd)pyrene	28.835	276	3666491m	46.019 ng	
88)	Benzo(b)fluoranthene	23.930	252	2936896	45.844 ng	100
89)	Benzo(k)fluoranthene	24.012	252	2954085	46.081 ng	98
90)	Benzo(a)pyrene	24.853	252	2891770	46.372 ng	99
91)	Dibenzo(a,h)anthracene	28.912	278	2997319	46.035 ng	99
92)	Benzo(g,h,i)perylene	30.024	276	2926520	45.726 ng	98

(#) = qualifier out of range (m) = manual integration (+) = signals summed

Sample Results: **BP025416.D**

Data Path : Z:\svoasrv\HPCHEM1\BNA_P\Data\BP081425\
Data File : BP025416.D
Acq On : 15 Aug 2025 06:29
Operator : CG/JU
Sample : Q2820-17MSD
Misc :
ALS Vial : 26 Sample Multiplier: 1

Quant Time: Aug 15 08:09:33 2025
Quant Method : Z:\svoasrv\HPCHEM1\BNA_P\Methods\8270E-BP081425.M
Quant Title : ASP BNA STANDARDS FOR 5 POINT CALIBRATION
QLast Update : Thu Aug 14 18:14:31 2025
Response via : Initial Calibration

Instrument :
BNA_P
ClientSampleId :
88H-EMSD

Manual Integrations APPROVED
Reviewed By :Rahul Chavli 08/15/2025
Supervised By :Jagrut Upadhyay 08/15/2025

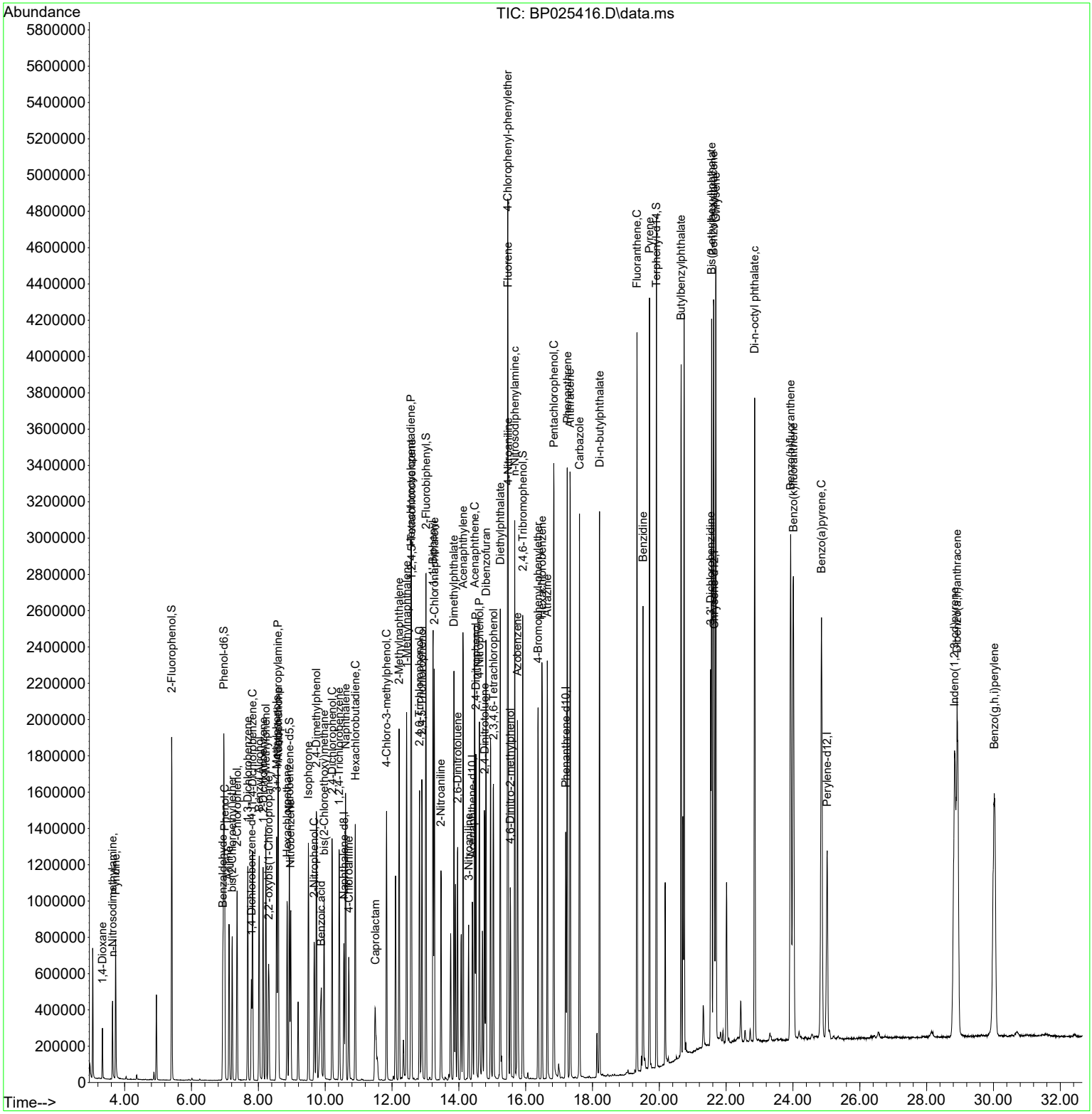

284 Sheffield Street, Mountainside, New Jersey 07092, Phone : 908 789 8900, Fax : 908 789 8922

Manual Integration Report

Sequence:	BP081425	Instrument	BNA_p

Sample ID	File ID	Parameter	Review By	Review On	Supervised By	Supervised On	Reason
SSTDICC005	BP025393.D	Acenaphthene	Rahul	8/15/2025 9:34:57 AM	Jagrut	8/15/2025 12:49:22 PM	Peak Integrated by Software
SSTDICC010	BP025394.D	Acenaphthene	Rahul	8/15/2025 9:34:54 AM	Jagrut	8/15/2025 12:49:24 PM	Peak Integrated by Software
SSTDICC010	BP025394.D	Benzaldehyde	Rahul	8/15/2025 9:34:54 AM	Jagrut	8/15/2025 12:49:24 PM	Peak Integrated by Software
SSTDICC010	BP025394.D	Benzoic acid	Rahul	8/15/2025 9:34:54 AM	Jagrut	8/15/2025 12:49:24 PM	Peak Integrated by Software
SSTDICC010	BP025394.D	Indeno(1,2,3-cd)pyrene	Rahul	8/15/2025 9:34:54 AM	Jagrut	8/15/2025 12:49:24 PM	Peak Integrated by Software
SSTDICC020	BP025395.D	Acenaphthene	Rahul	8/15/2025 9:34:49 AM	Jagrut	8/15/2025 12:49:27 PM	Peak Integrated by Software
SSTDICC020	BP025395.D	Benzoic acid	Rahul	8/15/2025 9:34:49 AM	Jagrut	8/15/2025 12:49:27 PM	Peak Integrated by Software
SSTDICC020	BP025395.D	Indeno(1,2,3-cd)pyrene	Rahul	8/15/2025 9:34:49 AM	Jagrut	8/15/2025 12:49:27 PM	Peak Integrated by Software
SSTDICCC040	BP025396.D	Indeno(1,2,3-cd)pyrene	Rahul	8/15/2025 9:34:47 AM	Jagrut	8/15/2025 12:49:30 PM	Peak Integrated by Software
SSTDICC050	BP025397.D	Benzo(g,h,i)perylene	Rahul	8/15/2025 9:34:43 AM	Jagrut	8/15/2025 12:49:33 PM	Peak Integrated by Software
SSTDICC050	BP025397.D	Indeno(1,2,3-cd)pyrene	Rahul	8/15/2025 9:34:43 AM	Jagrut	8/15/2025 12:49:33 PM	Peak Integrated by Software
SSTDICC080	BP025399.D	Indeno(1,2,3-cd)pyrene	Rahul	8/15/2025 9:34:40 AM	Jagrut	8/15/2025 12:49:36 PM	Peak Integrated by Software
SSTDICV040	BP025400.D	Acenaphthene	Rahul	8/15/2025 9:34:38 AM	Jagrut	8/15/2025 12:49:39 PM	Peak Integrated by Software

284 Sheffield Street, Mountainside, New Jersey 07092, Phone : 908 789 8900, Fax : 908 789 8922

Manual Integration Report

Sequence:	BP081425	Instrument	BNA_p

Sample ID	File ID	Parameter	Review By	Review On	Supervised By	Supervised On	Reason
SSTDCCC040	BP025403.D	Indeno(1,2,3-cd)pyrene	Rahul	8/15/2025 9:34:33 AM	Jagrut	8/15/2025 12:49:44 PM	Peak Integrated by Software
SSTDCCC040	BP025405.D	Indeno(1,2,3-cd)pyrene	Rahul	8/15/2025 9:34:31 AM	Jagrut	8/15/2025 12:49:46 PM	Peak Integrated by Software
PB169228BS	BP025407.D	Indeno(1,2,3-cd)pyrene	Rahul	8/15/2025 9:34:28 AM	Jagrut	8/15/2025 12:49:48 PM	Peak Integrated by Software
Q2820-17MS	BP025415.D	Indeno(1,2,3-cd)pyrene	Rahul	8/15/2025 9:34:24 AM	Jagrut	8/15/2025 12:49:51 PM	Peak Integrated by Software
Q2820-17MSD	BP025416.D	Caprolactam	Rahul	8/15/2025 9:34:22 AM	Jagrut	8/15/2025 12:49:53 PM	Peak Integrated by Software
Q2820-17MSD	BP025416.D	Indeno(1,2,3-cd)pyrene	Rahul	8/15/2025 9:34:22 AM	Jagrut	8/15/2025 12:49:53 PM	Peak Integrated by Software
SSTDCCC040	BP025420.D	Acenaphthene	Rahul	8/15/2025 12:47:42 PM	Jagrut	8/15/2025 12:48:50 PM	Peak Integrated by Software
SSTDCCC040	BP025420.D	Indeno(1,2,3-cd)pyrene	Rahul	8/15/2025 12:47:42 PM	Jagrut	8/15/2025 12:48:50 PM	Peak Integrated by Software

284 Sheffield Street, Mountainside, New Jersey 07092, Phone : 908 789 8900, Fax : 908 789 8922

Manual Integration Report

Sequence:	bp081825	Instrument	BNA_p

Sample ID	File ID	Parameter	Review By	Review On	Supervised By	Supervised On	Reason
SSTDCCC040	BP025455.D	Acenaphthene	Rahul	8/19/2025 8:33:39 AM	Jagrut	8/19/2025 8:38:58 AM	Peak Integrated by Software
SSTDCCC040	BP025455.D	Benzaldehyde	Rahul	8/19/2025 8:33:39 AM	Jagrut	8/19/2025 8:38:58 AM	Peak Integrated by Software
Q2832-05	BP025467.D	Benzo(k)fluoranthene	Rahul	8/19/2025 8:33:49 AM	Jagrut	8/19/2025 8:39:07 AM	Peak Integrated by Software
Q2832-05	BP025467.D	Chrysene	Rahul	8/19/2025 8:33:49 AM	Jagrut	8/19/2025 8:39:07 AM	Peak Integrated by Software
Q2832-07	BP025468.D	Benzo(k)fluoranthene	Rahul	8/19/2025 8:33:52 AM	Jagrut	8/19/2025 8:39:10 AM	Peak Integrated by Software

284 Sheffield Street, Mountainside, New Jersey 07092, Phone : 908 789 8900, Fax : 908 789 8922

Manual Integration Report

Sequence:	bp082025	Instrument	BNA_p

Sample ID	File ID	Parameter	Review By	Review On	Supervised By	Supervised On	Reason
SSTDCCC040	BP025504.D	Benzoic acid	Rahul	8/21/2025 2:05:22 PM	mohammad	8/22/2025 8:27:03 AM	Peak Integrated by Software

A B C D E F G H I J K

284 Sheffield Street, Mountainside, New Jersey 07092, Phone : 908 789 8900, Fax : 908 789 8922

Manual Integration Report

Sequence:	BP082225	Instrument	BNA_p

Sample ID	File ID	Parameter	Review By	Review On	Supervised By	Supervised On	Reason
SSTDCCC040	BP025544.D	Indeno(1,2,3-cd)pyrene	rahul	8/25/2025 10:22:13 AM	Jagrut	8/25/2025 7:03:59 PM	Peak Integrated by Software
Q2832-01	BP025547.D	Benzo(k)fluoranthene	rahul	8/25/2025 10:22:17 AM	Jagrut	8/25/2025 7:04:01 PM	Peak Integrated by Software
Q2832-03	BP025548.D	Benzo(k)fluoranthene	rahul	8/25/2025 10:22:20 AM	Jagrut	8/25/2025 7:04:03 PM	Peak Integrated by Software

284 Sheffield Street, Mountainside, New Jersey 07092, Phone : 908 789 8900,
Fax : 908 789 8922

Instrument ID: BNA_P

Daily Analysis Runlog For Sequence/QCBatch ID # BP081425

Review By	Rahul	Review On	8/15/2025 9:35:16 AM		
Supervise By	Jagrut	Supervise On	8/15/2025 3:48:12 PM		
SubDirectory	BP081425	HP Acquire Method	BNA_P	HP Processing Method	bp081425

STD. NAME	STD REF.#
Tune/Reschk	SP6757
Initial Calibration Stds	SP6833,SP6834,SP6835,SP6836,SP6837,SP6838,SP6839,SP6840
CCC	SP6836
Internal Standard/PEM	S13170,10ul/1000ul sample
ICV/I.BLK	SP6770
Surrogate Standard	
MS/MSD Standard	
LCS Standard	

Sr#	SampleId	Data File Name	Date-Time	Operator	Status
1	DFTPP	BP025390.D	14 Aug 2025 10:30	CG/JU	Ok
2	SSTDCCC040	BP025391.D	14 Aug 2025 11:52	CG/JU	Not Ok
3	SSTDICC2.5	BP025392.D	14 Aug 2025 12:33	CG/JU	Ok
4	SSTDICC005	BP025393.D	14 Aug 2025 13:15	CG/JU	Ok,M
5	SSTDICC010	BP025394.D	14 Aug 2025 13:56	CG/JU	Ok,M
6	SSTDICC020	BP025395.D	14 Aug 2025 14:38	CG/JU	Ok,M
7	SSTDICCC040	BP025396.D	14 Aug 2025 15:19	CG/JU	Ok,M
8	SSTDICC050	BP025397.D	14 Aug 2025 16:01	CG/JU	Ok,M
9	SSTDICC060	BP025398.D	14 Aug 2025 16:42	CG/JU	Ok
10	SSTDICC080	BP025399.D	14 Aug 2025 17:24	CG/JU	Ok,M
11	SSTDICV040	BP025400.D	14 Aug 2025 18:05	CG/JU	Ok,M
12	PB169200TB	BP025401.D	14 Aug 2025 19:28	CG/JU	Ok
13	PB169210BS	BP025402.D	14 Aug 2025 20:10	CG/JU	Ok,M
14	SSTDCCC040	BP025403.D	14 Aug 2025 20:51	CG/JU	Ok,M
15	DFTPP	BP025404.D	14 Aug 2025 22:14	CG/JU	Ok
16	SSTDCCC040	BP025405.D	14 Aug 2025 22:56	CG/JU	Ok,M
17	PB169228BL	BP025406.D	14 Aug 2025 23:37	CG/JU	Ok
18	PB169228BS	BP025407.D	15 Aug 2025 00:18	CG/JU	Ok,M
19	Q2820-10	BP025408.D	15 Aug 2025 01:00	CG/JU	Ok
20	Q2820-11	BP025409.D	15 Aug 2025 01:41	CG/JU	Ok
21	Q2820-21	BP025410.D	15 Aug 2025 02:22	CG/JU	ReRun

284 Sheffield Street, Mountainside, New Jersey 07092, Phone : 908 789 8900,
Fax : 908 789 8922

Instrument ID: BNA_P

Daily Analysis Runlog For Sequence/QCBatch ID # BP081425

Review By	Rahul	Review On	8/15/2025 9:35:16 AM		
Supervise By	Jagrut	Supervise On	8/15/2025 3:48:12 PM		
SubDirectory	BP081425	HP Acquire Method	BNA_P	HP Processing Method	bp081425

STD. NAME	STD REF.#
Tune/Reschk	SP6757
Initial Calibration Stds	SP6833,SP6834,SP6835,SP6836,SP6837,SP6838,SP6839,SP6840
CCC	SP6836
Internal Standard/PEM	S13170,10ul/1000ul sample
ICV/I.BLK	SP6770
Surrogate Standard	
MS/MSD Standard	
LCS Standard	

22	Q2820-22	BP025411.D	15 Aug 2025 03:03	CG/JU	ReRun
23	Q2820-14	BP025412.D	15 Aug 2025 03:45	CG/JU	Ok
24	Q2820-16	BP025413.D	15 Aug 2025 04:26	CG/JU	Ok
25	Q2820-17	BP025414.D	15 Aug 2025 05:07	CG/JU	Ok
26	Q2820-17MS	BP025415.D	15 Aug 2025 05:48	CG/JU	Ok,M
27	Q2820-17MSD	BP025416.D	15 Aug 2025 06:29	CG/JU	Ok,M
28	Q2820-18	BP025417.D	15 Aug 2025 07:10	CG/JU	Ok
29	Q2820-19	BP025418.D	15 Aug 2025 07:51	CG/JU	ReRun
30	Q2820-20	BP025419.D	15 Aug 2025 08:32	CG/JU	ReRun
31	SSTDCCC040	BP025420.D	15 Aug 2025 09:13	CG/JU	Ok,M

M : Manual Integration

284 Sheffield Street, Mountainside, New Jersey 07092, Phone : 908 789 8900,
Fax : 908 789 8922

Instrument ID: BNA_P

Daily Analysis Runlog For Sequence/QCBatch ID # BP081825

Review By	Rahul	Review On	8/19/2025 8:34:05 AM		
Supervise By	Jagrut	Supervise On	8/19/2025 8:39:20 AM		
SubDirectory	BP081825	HP Acquire Method	BNA_P	HP Processing Method	bp081425

STD. NAME	STD REF.#
Tune/Reschk	SP6757
Initial Calibration Stds	SP6833,SP6834,SP6835,SP6836,SP6837,SP6838,SP6839,SP6840
CCC	SP6836
Internal Standard/PEM	S13170,10ul/1000ul sample
ICV/I.BLK	SP6770
Surrogate Standard	
MS/MSD Standard	
LCS Standard	

Sr#	SampleId	Data File Name	Date-Time	Operator	Status
1	DFTPP	BP025454.D	18 Aug 2025 08:34	CG/JU	Ok
2	SSTDCCC040	BP025455.D	18 Aug 2025 10:39	CG/JU	Ok,M
3	PB169244BL	BP025456.D	18 Aug 2025 11:20	CG/JU	Ok
4	Q2838-05	BP025457.D	18 Aug 2025 12:06	CG/JU	Ok
5	Q2864-01	BP025458.D	18 Aug 2025 12:47	CG/JU	Ok
6	Q2838-01	BP025459.D	18 Aug 2025 13:28	CG/JU	Ok
7	Q2864-03	BP025460.D	18 Aug 2025 14:09	CG/JU	Ok
8	Q2877-01	BP025461.D	18 Aug 2025 14:50	CG/JU	Ok,M
9	Q2853-01	BP025462.D	18 Aug 2025 15:31	CG/JU	Ok
10	Q2883-01	BP025463.D	18 Aug 2025 16:13	CG/JU	Ok,M
11	Q2857-03	BP025464.D	18 Aug 2025 16:54	CG/JU	Ok,M
12	Q2876-01	BP025465.D	18 Aug 2025 17:35	CG/JU	Ok
13	Q2826-01	BP025466.D	18 Aug 2025 18:17	CG/JU	Ok
14	Q2832-05	BP025467.D	18 Aug 2025 18:58	CG/JU	Ok,M
15	Q2832-07	BP025468.D	18 Aug 2025 19:39	CG/JU	Ok,M

M : Manual Integration

284 Sheffield Street, Mountainside, New Jersey 07092, Phone : 908 789 8900,
Fax : 908 789 8922

Instrument ID: BNA_P

Daily Analysis Runlog For Sequence/QCBatch ID # BP082025

Review By	Rahul	Review On	8/21/2025 3:04:18 PM		
Supervise By	mohammad	Supervise On	8/22/2025 8:27:03 AM		
SubDirectory	BP082025	HP Acquire Method	BNA_P	HP Processing Method	bp081425

STD. NAME	STD REF.#
Tune/Reschk	SP6757
Initial Calibration Stds	SP6833,SP6834,SP6835,SP6836,SP6837,SP6838,SP6839,SP6840
CCC	SP6836
Internal Standard/PEM	S13171,10ul/1000ul sample
ICV/I.BLK	SP6770
Surrogate Standard	
MS/MSD Standard	
LCS Standard	

Sr#	SampleId	Data File Name	Date-Time	Operator	Status
1	DFTPP	BP025503.D	20 Aug 2025 11:24	CG/JU	Ok
2	SSTDCCC040	BP025504.D	20 Aug 2025 12:05	CG/JU	Ok,M
3	PB169259BL	BP025505.D	20 Aug 2025 12:46	CG/JU	Not Ok
4	Q2888-01	BP025506.D	20 Aug 2025 13:30	CG/JU	Ok,M
5	Q2884-03	BP025507.D	20 Aug 2025 14:12	CG/JU	Ok
6	Q2884-01	BP025508.D	20 Aug 2025 14:53	CG/JU	Ok
7	Q2865-02	BP025509.D	20 Aug 2025 15:34	CG/JU	Ok,M
8	Q2889-01	BP025510.D	20 Aug 2025 16:15	CG/JU	Ok,M
9	DFTPP	BP025511.D	20 Aug 2025 17:04	CG/JU	Ok
10	SSTDCCC040	BP025512.D	20 Aug 2025 18:27	CG/JU	Ok
11	PB169259BL	BP025513.D	20 Aug 2025 19:08	CG/JU	Ok
12	PB169259BS	BP025514.D	20 Aug 2025 19:49	CG/JU	Ok
13	Q2819-03	BP025515.D	20 Aug 2025 20:30	CG/JU	Ok
14	Q2819-03MS	BP025516.D	20 Aug 2025 21:11	CG/JU	Ok,M
15	Q2819-03MSD	BP025517.D	20 Aug 2025 21:52	CG/JU	Ok,M
16	Q2819-09	BP025518.D	20 Aug 2025 22:32	CG/JU	Ok
17	Q2819-17	BP025519.D	20 Aug 2025 23:13	CG/JU	Ok
18	Q2819-17MS	BP025520.D	20 Aug 2025 23:54	CG/JU	Ok,M
19	Q2819-17MSD	BP025521.D	21 Aug 2025 00:35	CG/JU	Ok,M
20	Q2814-18RE	BP025522.D	21 Aug 2025 01:15	CG/JU	Confirms
21	Q2820-23	BP025523.D	21 Aug 2025 01:56	CG/JU	Ok

284 Sheffield Street, Mountainside, New Jersey 07092, Phone : 908 789 8900,
Fax : 908 789 8922

Instrument ID: BNA_P

Daily Analysis Runlog For Sequence/QCBatch ID # BP082025

Review By	Rahul	Review On	8/21/2025 3:04:18 PM		
Supervise By	mohammad	Supervise On	8/22/2025 8:27:03 AM		
SubDirectory	BP082025	HP Acquire Method	BNA_P	HP Processing Method	bp081425

STD. NAME	STD REF.#
Tune/Reschk	SP6757
Initial Calibration Stds	SP6833,SP6834,SP6835,SP6836,SP6837,SP6838,SP6839,SP6840
CCC	SP6836
Internal Standard/PEM	S13171,10ul/1000ul sample
ICV/I.BLK	SP6770
Surrogate Standard	
MS/MSD Standard	
LCS Standard	

22	Q2819-02	BP025524.D	21 Aug 2025 02:37	CG/JU	Ok
23	Q2815-10	BP025525.D	21 Aug 2025 03:18	CG/JU	Ok
24	SSTDCCC040	BP025526.D	21 Aug 2025 03:59	CG/JU	Ok
25	DFTPP	BP025527.D	21 Aug 2025 06:01	CG/JU	Ok
26	SSTDCCC040	BP025528.D	21 Aug 2025 06:42	CG/JU	Ok
27	PB169285BL	BP025529.D	21 Aug 2025 07:23	CG/JU	Ok
28	PB169285BS	BP025530.D	21 Aug 2025 08:03	CG/JU	Ok,M
29	Q2873-01	BP025531.D	21 Aug 2025 08:44	CG/JU	Ok
30	Q2873-01MS	BP025532.D	21 Aug 2025 09:25	CG/JU	Ok,M
31	Q2873-01MSD	BP025533.D	21 Aug 2025 10:06	CG/JU	Ok,M
32	Q2819-10	BP025534.D	21 Aug 2025 10:50	CG/JU	ReRun
33	Q2819-11	BP025535.D	21 Aug 2025 11:31	CG/JU	ReRun
34	Q2819-12	BP025536.D	21 Aug 2025 12:12	CG/JU	Ok
35	Q2832-09	BP025537.D	21 Aug 2025 12:53	CG/JU	Ok
36	Q2897-01	BP025538.D	21 Aug 2025 13:34	CG/JU	Ok,M
37	Q2819-04	BP025539.D	21 Aug 2025 14:15	CG/JU	ReRun
38	Q2819-16	BP025540.D	21 Aug 2025 14:56	CG/JU	Ok
39	Q2820-15	BP025541.D	21 Aug 2025 15:37	CG/JU	Ok
40	SSTDCCC040	BP025542.D	21 Aug 2025 17:11	CG/JU	Ok

M : Manual Integration

284 Sheffield Street, Mountainside, New Jersey 07092, Phone : 908 789 8900,
Fax : 908 789 8922

Instrument ID: BNA_P

Daily Analysis Runlog For Sequence/QCBatch ID # BP082225

Review By	rahul	Review On	8/25/2025 10:24:30 AM		
Supervise By	Jagrut	Supervise On	8/25/2025 7:04:22 PM		
SubDirectory	BP082225	HP Acquire Method	BNA_P	HP Processing Method	bp081425

STD. NAME	STD REF.#
Tune/Reschk	SP6757
Initial Calibration Stds	SP6833,SP6834,SP6835,SP6836,SP6837,SP6838,SP6839,SP6840
CCC	SP6836
Internal Standard/PEM	S13171,10ul/1000ul sample
ICV/I.BLK	SP6770
Surrogate Standard	
MS/MSD Standard	
LCS Standard	

Sr#	SampleId	Data File Name	Date-Time	Operator	Status
1	DFTPP	BP025543.D	22 Aug 2025 10:08	CG/JU	Ok
2	SSTDCCC040	BP025544.D	22 Aug 2025 10:49	CG/JU	Ok,M
3	PB169346BL	BP025545.D	22 Aug 2025 12:06	CG/JU	Ok
4	PB169346BS	BP025546.D	22 Aug 2025 12:47	CG/JU	Ok
5	Q2832-01	BP025547.D	22 Aug 2025 13:32	CG/JU	Ok,M
6	Q2832-03	BP025548.D	22 Aug 2025 14:13	CG/JU	Ok,M
7	Q2903-11	BP025549.D	22 Aug 2025 14:54	CG/JU	Ok
8	Q2916-01	BP025550.D	22 Aug 2025 15:35	CG/JU	Ok
9	Q2936-04	BP025551.D	22 Aug 2025 16:17	CG/JU	Ok
10	Q2924-10	BP025552.D	22 Aug 2025 16:58	CG/JU	Ok
11	Q2934-01	BP025553.D	22 Aug 2025 17:39	CG/JU	Ok
12	Q2934-02	BP025554.D	22 Aug 2025 18:20	CG/JU	Ok
13	Q2934-03	BP025555.D	22 Aug 2025 19:02	CG/JU	Ok
14	Q2934-04	BP025556.D	22 Aug 2025 19:43	CG/JU	Ok
15	Q2917-01	BP025557.D	22 Aug 2025 20:24	CG/JU	Ok,M
16	Q2919-01	BP025558.D	22 Aug 2025 21:05	CG/JU	Ok,M
17	Q2909-01	BP025559.D	22 Aug 2025 21:46	CG/JU	Ok

M : Manual Integration

284 Sheffield Street, Mountainside, New Jersey 07092, Phone : 908 789 8900,
Fax : 908 789 8922

Instrument ID: BNA_P

Daily Analysis Runlog For Sequence/QCBatch ID # BP081425

Review By	Rahul	Review On	8/15/2025 9:35:16 AM		
Supervise By	Jagrut	Supervise On	8/15/2025 3:48:12 PM		
SubDirectory	BP081425	HP Acquire Method	BNA_P	HP Processing Method	bp081425

STD. NAME	STD REF.#
Tune/Reschk	SP6757
Initial Calibration Stds	SP6833,SP6834,SP6835,SP6836,SP6837,SP6838,SP6839,SP6840
CCC	SP6836
Internal Standard/PEM	S13170,10ul/1000ul sample
ICV/I.BLK	SP6770
Surrogate Standard	
MS/MSD Standard	
LCS Standard	

Sr#	SampleId	ClientID	Data File Name	Date-Time	Comment	Operator	Status
1	DFTPP	DFTPP	BP025390.D	14 Aug 2025 10:30		CG/JU	Ok
2	SSTDCCC040	SSTDCCC040	BP025391.D	14 Aug 2025 11:52	A Fresh Calibration is required.	CG/JU	Not Ok
3	SSTDICC2.5	SSTDICC2.5	BP025392.D	14 Aug 2025 12:33		CG/JU	Ok
4	SSTDICC005	SSTDICC005	BP025393.D	14 Aug 2025 13:15		CG/JU	Ok,M
5	SSTDICC010	SSTDICC010	BP025394.D	14 Aug 2025 13:56		CG/JU	Ok,M
6	SSTDICC020	SSTDICC020	BP025395.D	14 Aug 2025 14:38		CG/JU	Ok,M
7	SSTDICCC040	SSTDICCC040	BP025396.D	14 Aug 2025 15:19	Benzidine failed in the Calibration Method.	CG/JU	Ok,M
8	SSTDICC050	SSTDICC050	BP025397.D	14 Aug 2025 16:01		CG/JU	Ok,M
9	SSTDICC060	SSTDICC060	BP025398.D	14 Aug 2025 16:42		CG/JU	Ok
10	SSTDICC080	SSTDICC080	BP025399.D	14 Aug 2025 17:24		CG/JU	Ok,M
11	SSTDICV040	ICVBP081425	BP025400.D	14 Aug 2025 18:05		CG/JU	Ok,M
12	PB169200TB	PB169200TB	BP025401.D	14 Aug 2025 19:28		CG/JU	Ok
13	PB169210BS	PB169210BS	BP025402.D	14 Aug 2025 20:10		CG/JU	Ok,M
14	SSTDCCC040	SSTDCCC040EC	BP025403.D	14 Aug 2025 20:51		CG/JU	Ok,M
15	DFTPP	DFTPP	BP025404.D	14 Aug 2025 22:14		CG/JU	Ok
16	SSTDCCC040	SSTDCCC040	BP025405.D	14 Aug 2025 22:56		CG/JU	Ok,M
17	PB169228BL	PB169228BL	BP025406.D	14 Aug 2025 23:37		CG/JU	Ok

284 Sheffield Street, Mountainside, New Jersey 07092, Phone : 908 789 8900,
Fax : 908 789 8922

Instrument ID: BNA_P

Daily Analysis Runlog For Sequence/QCBatch ID # BP081425

Review By	Rahul	Review On	8/15/2025 9:35:16 AM		
Supervise By	Jagrut	Supervise On	8/15/2025 3:48:12 PM		
SubDirectory	BP081425	HP Acquire Method	BNA_P	HP Processing Method	bp081425

STD. NAME	STD REF.#
Tune/Reschk	SP6757
Initial Calibration Stds	SP6833,SP6834,SP6835,SP6836,SP6837,SP6838,SP6839,SP6840
CCC	SP6836
Internal Standard/PEM	S13170,10ul/1000ul sample
ICV/I.BLK	SP6770
Surrogate Standard	
MS/MSD Standard	
LCS Standard	

18	PB169228BS	PB169228BS	BP025407.D	15 Aug 2025 00:18		CG/JU	Ok,M
19	Q2820-10	SOIL-DUP-2	BP025408.D	15 Aug 2025 01:00		CG/JU	Ok
20	Q2820-11	10PC-W	BP025409.D	15 Aug 2025 01:41		CG/JU	Ok
21	Q2820-21	22M-N	BP025410.D	15 Aug 2025 02:22	Surrogate Fail	CG/JU	ReRun
22	Q2820-22	22M-W	BP025411.D	15 Aug 2025 03:03	Surrogate Fail	CG/JU	ReRun
23	Q2820-14	10P-E	BP025412.D	15 Aug 2025 03:45		CG/JU	Ok
24	Q2820-16	10P-N	BP025413.D	15 Aug 2025 04:26		CG/JU	Ok
25	Q2820-17	88H-E	BP025414.D	15 Aug 2025 05:07		CG/JU	Ok
26	Q2820-17MS	88H-EMS	BP025415.D	15 Aug 2025 05:48		CG/JU	Ok,M
27	Q2820-17MSD	88H-EMSD	BP025416.D	15 Aug 2025 06:29		CG/JU	Ok,M
28	Q2820-18	88H-N	BP025417.D	15 Aug 2025 07:10		CG/JU	Ok
29	Q2820-19	88H-W	BP025418.D	15 Aug 2025 07:51	Surrogate fail	CG/JU	ReRun
30	Q2820-20	88H-S	BP025419.D	15 Aug 2025 08:32	Surrogate Fail	CG/JU	ReRun
31	SSTDCCC040	SSTDCCC040EC	BP025420.D	15 Aug 2025 09:13		CG/JU	Ok,M

M : Manual Integration

284 Sheffield Street, Mountainside, New Jersey 07092, Phone : 908 789 8900,
Fax : 908 789 8922

Instrument ID: BNA_P

Daily Analysis Runlog For Sequence/QCBatch ID # BP081825

Review By	Rahul	Review On	8/19/2025 8:34:05 AM		
Supervise By	Jagrut	Supervise On	8/19/2025 8:39:20 AM		
SubDirectory	BP081825	HP Acquire Method	BNA_P	HP Processing Method	bp081425

STD. NAME	STD REF.#
Tune/Reschk	SP6757
Initial Calibration Stds	SP6833,SP6834,SP6835,SP6836,SP6837,SP6838,SP6839,SP6840
CCC	SP6836
Internal Standard/PEM	S13170,10ul/1000ul sample
ICV/I.BLK	SP6770
Surrogate Standard	
MS/MSD Standard	
LCS Standard	

Sr#	SampleId	ClientID	Data File Name	Date-Time	Comment	Operator	Status
1	DFTPP	DFTPP	BP025454.D	18 Aug 2025 08:34		CG/JU	Ok
2	SSTDCCC040	SSTDCCC040	BP025455.D	18 Aug 2025 10:39		CG/JU	Ok,M
3	PB169244BL	PB169244BL	BP025456.D	18 Aug 2025 11:20	End CCC missing.- Use for Non-DOD Projects.	CG/JU	Ok
4	Q2838-05	TP-10	BP025457.D	18 Aug 2025 12:06		CG/JU	Ok
5	Q2864-01	LAW-25-122-126	BP025458.D	18 Aug 2025 12:47		CG/JU	Ok
6	Q2838-01	TP-11	BP025459.D	18 Aug 2025 13:28		CG/JU	Ok
7	Q2864-03	LAW-25-113-121	BP025460.D	18 Aug 2025 14:09		CG/JU	Ok
8	Q2877-01	EO-02-08142025	BP025461.D	18 Aug 2025 14:50		CG/JU	Ok,M
9	Q2853-01	TR-05-081325	BP025462.D	18 Aug 2025 15:31		CG/JU	Ok
10	Q2883-01	RBR2520553	BP025463.D	18 Aug 2025 16:13		CG/JU	Ok,M
11	Q2857-03	72-12002	BP025464.D	18 Aug 2025 16:54		CG/JU	Ok,M
12	Q2876-01	CL-02-08142025	BP025465.D	18 Aug 2025 17:35		CG/JU	Ok
13	Q2826-01	WC1	BP025466.D	18 Aug 2025 18:17		CG/JU	Ok
14	Q2832-05	TG-S03	BP025467.D	18 Aug 2025 18:58		CG/JU	Ok,M
15	Q2832-07	TG-S04	BP025468.D	18 Aug 2025 19:39		CG/JU	Ok,M

M : Manual Integration

284 Sheffield Street, Mountainside, New Jersey 07092, Phone : 908 789 8900,
Fax : 908 789 8922

Instrument ID: BNA_P

Daily Analysis Runlog For Sequence/QCBatch ID # BP082025

Review By	Rahul	Review On	8/21/2025 3:04:18 PM		
Supervise By	mohammad	Supervise On	8/22/2025 8:27:03 AM		
SubDirectory	BP082025	HP Acquire Method	BNA_P	HP Processing Method	bp081425

STD. NAME	STD REF.#
Tune/Reschk	SP6757
Initial Calibration Stds	SP6833,SP6834,SP6835,SP6836,SP6837,SP6838,SP6839,SP6840
CCC	SP6836
Internal Standard/PEM	S13171,10ul/1000ul sample
ICV/I.BLK	SP6770
Surrogate Standard	
MS/MSD Standard	
LCS Standard	

Sr#	SampleId	ClientID	Data File Name	Date-Time	Comment	Operator	Status
1	DFTPP	DFTPP	BP025503.D	20 Aug 2025 11:24		CG/JU	Ok
2	SSTDCCC040	SSTDCCC040	BP025504.D	20 Aug 2025 12:05		CG/JU	Ok,M
3	PB169259BL	PB169259BL	BP025505.D	20 Aug 2025 12:46	Analyzed for contamination check	CG/JU	Not Ok
4	Q2888-01	VNJ-210	BP025506.D	20 Aug 2025 13:30		CG/JU	Ok,M
5	Q2884-03	302	BP025507.D	20 Aug 2025 14:12		CG/JU	Ok
6	Q2884-01	VNJ-232	BP025508.D	20 Aug 2025 14:53		CG/JU	Ok
7	Q2865-02	ARS10-0047	BP025509.D	20 Aug 2025 15:34		CG/JU	Ok,M
8	Q2889-01	PL-02-081525	BP025510.D	20 Aug 2025 16:15		CG/JU	Ok,M
9	DFTPP	DFTPP	BP025511.D	20 Aug 2025 17:04		CG/JU	Ok
10	SSTDCCC040	SSTDCCC040	BP025512.D	20 Aug 2025 18:27		CG/JU	Ok
11	PB169259BL	PB169259BL	BP025513.D	20 Aug 2025 19:08		CG/JU	Ok
12	PB169259BS	PB169259BS	BP025514.D	20 Aug 2025 19:49		CG/JU	Ok
13	Q2819-03	22BP-W	BP025515.D	20 Aug 2025 20:30		CG/JU	Ok
14	Q2819-03MS	22BP-WMS	BP025516.D	20 Aug 2025 21:11		CG/JU	Ok,M
15	Q2819-03MSD	22BP-WMSD	BP025517.D	20 Aug 2025 21:52		CG/JU	Ok,M
16	Q2819-09	84SB-E	BP025518.D	20 Aug 2025 22:32		CG/JU	Ok
17	Q2819-17	38M-N	BP025519.D	20 Aug 2025 23:13		CG/JU	Ok

284 Sheffield Street, Mountainside, New Jersey 07092, Phone : 908 789 8900,
Fax : 908 789 8922

Instrument ID: BNA_P

Daily Analysis Runlog For Sequence/QCBatch ID # BP082025

Review By	Rahul	Review On	8/21/2025 3:04:18 PM		
Supervise By	mohammad	Supervise On	8/22/2025 8:27:03 AM		
SubDirectory	BP082025	HP Acquire Method	BNA_P	HP Processing Method	bp081425

STD. NAME	STD REF.#
Tune/Reschk	SP6757
Initial Calibration Stds	SP6833,SP6834,SP6835,SP6836,SP6837,SP6838,SP6839,SP6840
CCC	SP6836
Internal Standard/PEM	S13171,10ul/1000ul sample
ICV/I.BLK	SP6770
Surrogate Standard	
MS/MSD Standard	
LCS Standard	

18	Q2819-17MS	38M-NMS	BP025520.D	20 Aug 2025 23:54		CG/JU	Ok,M
19	Q2819-17MSD	38M-NMSD	BP025521.D	21 Aug 2025 00:35		CG/JU	Ok,M
20	Q2814-18RE	TW-518R-NRE	BP025522.D	21 Aug 2025 01:15	Surrogate Fail	CG/JU	Confirms
21	Q2820-23	22M-E	BP025523.D	21 Aug 2025 01:56		CG/JU	Ok
22	Q2819-02	22BP-E	BP025524.D	21 Aug 2025 02:37		CG/JU	Ok
23	Q2815-10	TW-88H-S	BP025525.D	21 Aug 2025 03:18		CG/JU	Ok
24	SSTDCCC040	SSTDCCC040EC	BP025526.D	21 Aug 2025 03:59		CG/JU	Ok
25	DFTPP	DFTPP	BP025527.D	21 Aug 2025 06:01		CG/JU	Ok
26	SSTDCCC040	SSTDCCC040	BP025528.D	21 Aug 2025 06:42		CG/JU	Ok
27	PB169285BL	PB169285BL	BP025529.D	21 Aug 2025 07:23		CG/JU	Ok
28	PB169285BS	PB169285BS	BP025530.D	21 Aug 2025 08:03		CG/JU	Ok,M
29	Q2873-01	DRILL CUTTING 1-3 C	BP025531.D	21 Aug 2025 08:44		CG/JU	Ok
30	Q2873-01MS	DRILL CUTTING 1-3 C	BP025532.D	21 Aug 2025 09:25		CG/JU	Ok,M
31	Q2873-01MSD	DRILL CUTTING 1-3 C	BP025533.D	21 Aug 2025 10:06		CG/JU	Ok,M
32	Q2819-10	84SB-S	BP025534.D	21 Aug 2025 10:50	Surrogate Fail	CG/JU	ReRun
33	Q2819-11	84SB-W	BP025535.D	21 Aug 2025 11:31	Surrogate Fail	CG/JU	ReRun
34	Q2819-12	17M-S	BP025536.D	21 Aug 2025 12:12		CG/JU	Ok
35	Q2832-09	TG-S05	BP025537.D	21 Aug 2025 12:53		CG/JU	Ok
36	Q2897-01	HD-02-08182025	BP025538.D	21 Aug 2025 13:34		CG/JU	Ok,M

284 Sheffield Street, Mountainside, New Jersey 07092, Phone : 908 789 8900,
Fax : 908 789 8922

Instrument ID: BNA_P

Daily Analysis Runlog For Sequence/QCBatch ID # BP082025

Review By	Rahul	Review On	8/21/2025 3:04:18 PM		
Supervise By	mohammad	Supervise On	8/22/2025 8:27:03 AM		
SubDirectory	BP082025	HP Acquire Method	BNA_P	HP Processing Method	bp081425

STD. NAME	STD REF.#
Tune/Reschk	SP6757
Initial Calibration Stds	SP6833,SP6834,SP6835,SP6836,SP6837,SP6838,SP6839,SP6840
CCC	SP6836
Internal Standard/PEM	S13171,10ul/1000ul sample
ICV/I.BLK	SP6770
Surrogate Standard	
MS/MSD Standard	
LCS Standard	

37	Q2819-04	22BP-S	BP025539.D	21 Aug 2025 14:15	Surrogate Fail	CG/JU	ReRun
38	Q2819-16	38M-S	BP025540.D	21 Aug 2025 14:56		CG/JU	Ok
39	Q2820-15	10P-S	BP025541.D	21 Aug 2025 15:37		CG/JU	Ok
40	SSTDCCC040	SSTDCCC040EC	BP025542.D	21 Aug 2025 17:11		CG/JU	Ok

M : Manual Integration

284 Sheffield Street, Mountainside, New Jersey 07092, Phone : 908 789 8900,
Fax : 908 789 8922

Instrument ID: BNA_P

Daily Analysis Runlog For Sequence/QCBatch ID # BP082225

Review By	rahul	Review On	8/25/2025 10:24:30 AM		
Supervise By	Jagrut	Supervise On	8/25/2025 7:04:22 PM		
SubDirectory	BP082225	HP Acquire Method	BNA_P	HP Processing Method	bp081425

STD. NAME	STD REF.#
Tune/Reschk	SP6757
Initial Calibration Stds	SP6833,SP6834,SP6835,SP6836,SP6837,SP6838,SP6839,SP6840
CCC	SP6836
Internal Standard/PEM	S13171,10ul/1000ul sample
ICV/I.BLK	SP6770
Surrogate Standard	
MS/MSD Standard	
LCS Standard	

Sr#	SampleId	ClientID	Data File Name	Date-Time	Comment	Operator	Status
1	DFTPP	DFTPP	BP025543.D	22 Aug 2025 10:08		CG/JU	Ok
2	SSTDCCC040	SSTDCCC040	BP025544.D	22 Aug 2025 10:49		CG/JU	Ok,M
3	PB169346BL	PB169346BL	BP025545.D	22 Aug 2025 12:06		CG/JU	Ok
4	PB169346BS	PB169346BS	BP025546.D	22 Aug 2025 12:47		CG/JU	Ok
5	Q2832-01	TG-S01	BP025547.D	22 Aug 2025 13:32		CG/JU	Ok,M
6	Q2832-03	TG-S02	BP025548.D	22 Aug 2025 14:13		CG/JU	Ok,M
7	Q2903-11	MW-18A-081925	BP025549.D	22 Aug 2025 14:54		CG/JU	Ok
8	Q2916-01	EO-03-08202025	BP025550.D	22 Aug 2025 15:35		CG/JU	Ok
9	Q2936-04	FB-02-082125	BP025551.D	22 Aug 2025 16:17		CG/JU	Ok
10	Q2924-10	MW-8A-082025	BP025552.D	22 Aug 2025 16:58		CG/JU	Ok
11	Q2934-01	ENV-SW01	BP025553.D	22 Aug 2025 17:39		CG/JU	Ok
12	Q2934-02	ENV-SW02	BP025554.D	22 Aug 2025 18:20		CG/JU	Ok
13	Q2934-03	ENV-SW03	BP025555.D	22 Aug 2025 19:02		CG/JU	Ok
14	Q2934-04	ENV-SW04	BP025556.D	22 Aug 2025 19:43		CG/JU	Ok
15	Q2917-01	OR-02-082025	BP025557.D	22 Aug 2025 20:24		CG/JU	Ok,M
16	Q2919-01	OK-02-08202025	BP025558.D	22 Aug 2025 21:05		CG/JU	Ok,M
17	Q2909-01	4065	BP025559.D	22 Aug 2025 21:46		CG/JU	Ok

M : Manual Integration

Alliance TECHNICAL GROUP

EXTRACTION LOGPAGE

PB169228

SOP ID:	M3541-ASE Extraction-15				
Clean Up SOP #:	N/A			**Extraction Start Date :**	08/13/2025
Matrix :	Solid			**Extraction Start Time :**	09:05
Weigh By:	RJ	**Extraction By:**	RJ	**Extraction End Date :**	08/13/2025
Balance check:	RJ	**Filter By:**	RJ	**Extraction End Time :**	12:15
Balance ID:	EX-SC-2	**pH Meter ID:**	N/A	**Concentration By:**	RS
pH Strip Lot#:	N/A	**Hood ID:**	3,7	**Supervisor By :**	RUPESH

Extraction Method: [ ] Seperatory Funnel [ ] Continious Liquid/Liquid [ ] Sonication [ ] Waste Dilution [√] Soxhlet

Standared Name	MLS USED	Concentration ug/mL	STD REF. # FROM LOG
Spike Sol 1	1.0ML	50/100 PPM	SP6849
Surrogate	1.0ML	100/150 PPM	SP6852
N/A	N/A	N/A	N/A
N/A	N/A	N/A	N/A
N/A	N/A	N/A	N/A

Chemical Used	ML/SAMPLE USED	Lot Number
MeCl2/Acetone/1:1	N/A	EP2626
Baked Na2SO4	N/A	EP2632
Sand	N/A	E3951
Methylene Chloride	N/A	E3954
N/A	N/A	N/A
N/A	N/A	N/A
N/A	N/A	N/A
N/A	N/A	N/A
N/A	N/A	N/A
N/A	N/A	N/A
N/A	N/A	N/A
N/A	N/A	N/A
N/A	N/A	N/A
N/A	N/A	N/A

Extraction Conformance/Non-Conformance Comments:

1.5ML Vail Lot # 2210443.

KD Bath ID:	N/A	**Envap ID:**	NEVAP-02
KD Bath Temperature:	N/A	**Envap Temperature:**	40 °C

Date / Time	Prepped Sample Relinquished By/Location	Received By/Location
8/13/25	RS (Ext lab)	RC/SVOC
12:20	Preparation Group	Analysis Group

Alliance TECHNICAL GROUP

EXTRACTION LOGPAGE

PrepBatch ID : PB169228

Analytical Method: M3541-ASE Extraction-15

Concentration Date: 08/13/2025

Sample ID	Client Sample ID	Test	g / mL	PH	Surr/Spike By:		Final Vol. (mL)	JarID	Comments	Prep Pos
					AddedBy	VerifiedBy				
PB169228BL	SBLK228	SVOC-TCL BNA -20	30.03	N/A	ritesh	RUPESH	1			U1-1
PB169228BS	SLCS228	SVOC-TCL BNA -20	30.01	N/A	ritesh	RUPESH	1			2
Q2820-10	SOIL-DUP-2	SVOC-TCL BNA -20	30.05	N/A	ritesh	RUPESH	1	E		3
Q2820-11	10PC-W	SVOC-TCL BNA -20	30.09	N/A	ritesh	RUPESH	1	E		4
Q2820-12	10PC-S	SVOC-TCL BNA -20	30.01	N/A	ritesh	RUPESH	1	E		5
Q2820-13	10P-W	SVOC-TCL BNA -20	30.03	N/A	ritesh	RUPESH	1	E		6
Q2820-14	10P-E	SVOC-TCL BNA -20	30.08	N/A	ritesh	RUPESH	1	E		U2-1
Q2820-15	10P-S	SVOC-TCL BNA -20	30.06	N/A	ritesh	RUPESH	1	E		2
Q2820-16	10P-N	SVOC-TCL BNA -20	30.02	N/A	ritesh	RUPESH	1	E		3
Q2820-17	88H-E	SVOC-TCL BNA -20	30.07	N/A	ritesh	RUPESH	1	E		4
Q2820-17MS	88H-EMS	SVOC-TCL BNA -20	30.03	N/A	ritesh	RUPESH	1	E		5
Q2820-17MS D	88H-EMSD	SVOC-TCL BNA -20	30.05	N/A	ritesh	RUPESH	1	E		6
Q2820-18	88H-N	SVOC-TCL BNA -20	30.04	N/A	ritesh	RUPESH	1	E		U3-1
Q2820-19	88H-W	SVOC-TCL BNA -20	30.08	N/A	ritesh	RUPESH	1	E		2
Q2820-20	88H-S	SVOC-TCL BNA -20	30.03	N/A	ritesh	RUPESH	1	E		3
Q2820-21	22M-N	SVOC-TCL BNA -20	30.05	N/A	ritesh	RUPESH	1	E		4
Q2820-22	22M-W	SVOC-TCL BNA -20	30.02	N/A	ritesh	RUPESH	1	E		5
Q2832-01	TG-S01	SVOC-TCL BNA -20	30.07	N/A	ritesh	RUPESH	1	F		6
Q2832-03	TG-S02	SVOC-TCL BNA -20	30.09	N/A	ritesh	RUPESH	1	F		U6-1
Q2832-05	TG-S03	SVOC-TCL BNA -20	30.06	N/A	ritesh	RUPESH	1	F		2
Q2832-07	TG-S04	SVOC-TCL BNA -20	30.04	N/A	ritesh	RUPESH	1	F		3
Q2832-09	TG-S05	SVOC-TCL BNA -20	30.08	N/A	ritesh	RUPESH	1	F		4
Q2838-01	TP-11	SVOC-TCL BNA -20	50.02	N/A	ritesh	RUPESH	1	B		5
Q2838-05	TP-10	SVOC-TCL BNA -20	50.05	N/A	ritesh	RUPESH	1	B		6

RS
8/13

* **Extracts relinguished on the same date as received.**

189228 9:05

WORKLIST(Hardcopy Internal Chain)

WorkList Name : Q3820 **WorkList ID :** 191244 **Department :** Extraction **Date :** 08-13-2025 08:33:24

Sample	Customer Sample	Matrix	Test	Preservative	Customer	Raw Sample Storage Location	Collect Date	Method
Q2820-10	SOIL-DUP-2	Solid	SVOC-TCL BNA -20	Cool 4 deg C	FIRS02	D31	08/07/2025	8270E
Q2820-11	10PC-W	Solid	SVOC-TCL BNA -20	Cool 4 deg C	FIRS02	D31	08/07/2025	8270E
Q2820-12	10PC-S	Solid	SVOC-TCL BNA -20	Cool 4 deg C	FIRS02	D31	08/07/2025	8270E
Q2820-13	10P-W	Solid	SVOC-TCL BNA -20	Cool 4 deg C	FIRS02	D31	08/07/2025	8270E
Q2820-14	10P-E	Solid	SVOC-TCL BNA -20	Cool 4 deg C	FIRS02	D31	08/07/2025	8270E
Q2820-15	10P-S	Solid	SVOC-TCL BNA -20	Cool 4 deg C	FIRS02	D31	08/07/2025	8270E
Q2820-16	10P-N	Solid	SVOC-TCL BNA -20	Cool 4 deg C	FIRS02	D31	08/07/2025	8270E
Q2820-17	88H-E	Solid	SVOC-TCL BNA -20	Cool 4 deg C	FIRS02	D31	08/08/2025	8270E
Q2820-18	88H-N	Solid	SVOC-TCL BNA -20	Cool 4 deg C	FIRS02	D31	08/08/2025	8270E
Q2820-19	88H-W	Solid	SVOC-TCL BNA -20	Cool 4 deg C	FIRS02	D31	08/08/2025	8270E
Q2820-20	88H-S	Solid	SVOC-TCL BNA -20	Cool 4 deg C	FIRS02	D31	08/08/2025	8270E
Q2820-21	22M-N	Solid	SVOC-TCL BNA -20	Cool 4 deg C	FIRS02	D31	08/08/2025	8270E
Q2820-22	22M-W	Solid	SVOC-TCL BNA -20	Cool 4 deg C	FIRS02	D31	08/08/2025	8270E
Q2832-01	TG-S01	Solid	SVOC-TCL BNA -20	Cool 4 deg C	PORT06	J21	08/11/2025	8270E
Q2832-03	TG-S02	Solid	SVOC-TCL BNA -20	Cool 4 deg C	PORT06	J21	08/11/2025	8270E
Q2832-05	TG-S03	Solid	SVOC-TCL BNA -20	Cool 4 deg C	PORT06	J21	08/11/2025	8270E
Q2832-07	TG-S04	Solid	SVOC-TCL BNA -20	Cool 4 deg C	PORT06	J21	08/11/2025	8270E
Q2832-09	TG-S05	Solid	SVOC-TCL BNA -20	Cool 4 deg C	PORT06	J21	08/12/2025	8270E
Q2838-01	TP-11	Solid	SVOC-TCL BNA -20	Cool 4 deg C	PSEG03	D21	08/12/2025	8270E
Q2838-05	TP-10	Solid	SVOC-TCL BNA -20	Cool 4 deg C	PSEG03	D21	08/12/2025	8270E

Date/Time 08/13/25 9:00
Raw Sample Received by: RJ (EXL-lab)
Raw Sample Relinquished by: [signature]

Date/Time 08/13/25 9:30
Raw Sample Received by: [signature]
Raw Sample Relinquished by: RJ (EXL-lab)

K J I H G F E D C B A

284 Sheffield Street, Mountainside, New Jersey 07092, Phone : 908 789 8900, Fax : 908 789 8922

LAB CHRONICLE

OrderID:	Q2832	**OrderDate:**	8/12/2025 9:37:00 AM
Client:	Portal Partners Tri-Venture	**Project:**	Amtrak Sawtooth Bridges 2025
Contact:	Joseph Krupansky	**Location:**	J21,VOA Lab

LabID	ClientID	Matrix	Test	Method	Sample Date	Prep Date	Anal Date	Received
Q2832-01	**TG-S01**	**SOIL**			**08/11/25**			**08/12/25**
			SVOC-TCL BNA -20	8270E		08/13/25	08/22/25	
Q2832-02	**TG-S01**	**TCLP**			**08/11/25**			**08/12/25**
			TCLP BNA	8270E		08/14/25	08/16/25	
Q2832-03	**TG-S02**	**SOIL**			**08/11/25**			**08/12/25**
			SVOC-TCL BNA -20	8270E		08/13/25	08/22/25	
Q2832-04	**TG-S02**	**TCLP**			**08/11/25**			**08/12/25**
			TCLP BNA	8270E		08/14/25	08/16/25	
Q2832-05	**TG-S03**	**SOIL**			**08/11/25**			**08/12/25**
			SVOC-TCL BNA -20	8270E		08/13/25	08/18/25	
Q2832-06	**TG-S03**	**TCLP**			**08/11/25**			**08/12/25**
			TCLP BNA	8270E		08/14/25	08/16/25	
Q2832-07	**TG-S04**	**SOIL**			**08/11/25**			**08/12/25**
			SVOC-TCL BNA -20	8270E		08/13/25	08/18/25	
Q2832-08	**TG-S04**	**TCLP**			**08/11/25**			**08/12/25**
			TCLP BNA	8270E		08/14/25	08/16/25	
Q2832-09	**TG-S05**	**SOIL**			**08/12/25**			**08/12/25**
			SVOC-TCL BNA -20	8270E		08/13/25	08/21/25	
Q2832-10	**TG-S05**	**TCLP**			**08/12/25**			**08/12/25**
			TCLP BNA	8270E		08/14/25	08/18/25	

284 Sheffield Street, Mountainside, New Jersey 07092, Phone : 908 789 8900,
Fax : 908 789 8922

Hit Summary Sheet
SW-846

SDG No.: Q2832

Client: Portal Partners Tri-Venture

Sample ID	Client ID	Matrix	Parameter	Concentration	C	MDL	RDL	Units
Client ID :								
				0.000				
			Total Svoc :		**0.00**			
			Total Concentration:		**0.00**			

Alliance
TECHNICAL GROUP

A
B
C
D
E
F
G
H
I
J
K

SAMPLE DATA

Raw Data: **BF143430.D**

Alliance TECHNICAL GROUP
284 Sheffield Street, Mountainside, New Jersey 07092, Phone : 908 789 8900,
Fax : 908 789 8922

Report of Analysis

Client:	Portal Partners Tri-Venture	Date Collected:	08/14/25
Project:	Amtrak Sawtooth Bridges 2025	Date Received:	08/14/25
Client Sample ID:	PB169212TB	SDG No.:	Q2832
Lab Sample ID:	PB169212TB	Matrix:	TCLP
Analytical Method:	8270E	% Solid:	0
Sample Wt/Vol:	100 Units: mL	Final Vol:	1000 uL
Soil Aliquot Vol:	uL	Test:	TCLP BNA
Extraction Type :	Decanted : N	Level :	LOW
Injection Volume :	GPC Factor : 1.0	GPC Cleanup :	N PH :
Prep Method :	SW3541		

File ID/Qc Batch:	Dilution:	Prep Date	Date Analyzed	Prep Batch ID
BF143430.D	1	08/14/25 10:30	08/18/25 09:35	PB169275

CAS Number	Parameter	Conc.	Qualifier	MDL	LOQ / CRQL	Units
TARGETS						
110-86-1	Pyridine	12.8	U	12.8	50.0	ug/L
106-46-7	1,4-Dichlorobenzene	5.30	U	5.30	50.0	ug/L
95-48-7	2-Methylphenol	11.2	U	11.2	50.0	ug/L
65794-96-9	3+4-Methylphenols	11.0	U	11.0	100	ug/L
67-72-1	Hexachloroethane	6.50	U	6.50	50.0	ug/L
98-95-3	Nitrobenzene	7.60	U	7.60	50.0	ug/L
87-68-3	Hexachlorobutadiene	5.40	U	5.40	50.0	ug/L
88-06-2	2,4,6-Trichlorophenol	5.10	U	5.10	50.0	ug/L
95-95-4	2,4,5-Trichlorophenol	6.20	U	6.20	50.0	ug/L
121-14-2	2,4-Dinitrotoluene	12.2	U	12.2	50.0	ug/L
118-74-1	Hexachlorobenzene	5.20	U	5.20	50.0	ug/L
87-86-5	Pentachlorophenol	15.8	U	15.8	100	ug/L
SURROGATES						
367-12-4	2-Fluorophenol	124		15 (23) - 110 (138)	83%	SPK: 150
13127-88-3	Phenol-d6	124		15 (10) - 110 (134)	83%	SPK: 150
4165-60-0	Nitrobenzene-d5	89.6		30 (67) - 130 (132)	90%	SPK: 100
321-60-8	2-Fluorobiphenyl	84.4		30 (52) - 130 (132)	84%	SPK: 100
118-79-6	2,4,6-Tribromophenol	135		15 (44) - 110 (137)	90%	SPK: 150
1718-51-0	Terphenyl-d14	88.3		30 (42) - 130 (152)	88%	SPK: 100
INTERNAL STANDARDS						
3855-82-1	1,4-Dichlorobenzene-d4	132000	6.928			
1146-65-2	Naphthalene-d8	515000	8.204			
15067-26-2	Acenaphthene-d10	291000	9.963			
1517-22-2	Phenanthrene-d10	502000	11.445			
1719-03-5	Chrysene-d12	313000	14.086			
1520-96-3	Perylene-d12	239000	15.574			

A B C D E F G H I J K

Raw Data: **BF143430.D**

284 Sheffield Street, Mountainside, New Jersey 07092, Phone : 908 789 8900,
Fax : 908 789 8922

Report of Analysis

Client:	Portal Partners Tri-Venture	Date Collected:	08/14/25
Project:	Amtrak Sawtooth Bridges 2025	Date Received:	08/14/25
Client Sample ID:	PB169212TB	SDG No.:	Q2832
Lab Sample ID:	PB169212TB	Matrix:	TCLP
Analytical Method:	8270E	% Solid:	0
Sample Wt/Vol:	100 Units: mL	Final Vol:	1000 uL
Soil Aliquot Vol:	uL	Test:	TCLP BNA
Extraction Type :	Decanted : N	Level :	LOW
Injection Volume :	GPC Factor : 1.0	GPC Cleanup :	N PH :
Prep Method :	SW3541		

File ID/Qc Batch:	Dilution:	Prep Date	Date Analyzed	Prep Batch ID
BF143430.D	1	08/14/25 10:30	08/18/25 09:35	PB169275

CAS Number	Parameter	Conc.	Qualifier	MDL	LOQ / CRQL	Units

U = Not Detected
LOQ = Limit of Quantitation
MDL = Method Detection Limit
LOD = Limit of Detection
E = Value Exceeds Calibration Range
Q = indicates LCS control criteria did not meet requirements
M = MS/MSD acceptance criteria did not meet requirements

J = Estimated Value
B = Analyte Found in Associated Method Blank
N = Presumptive Evidence of a Compound
* = Values outside of QC limits
D = Dilution
() = Laboratory InHouse Limit
A = Aldol-Condensation Reaction Products

Raw Data: **BP025448.D**

Alliance TECHNICAL GROUP
284 Sheffield Street, Mountainside, New Jersey 07092, Phone : 908 789 8900,
Fax : 908 789 8922

Report of Analysis

Client:	Portal Partners Tri-Venture	Date Collected:	08/11/25
Project:	Amtrak Sawtooth Bridges 2025	Date Received:	08/12/25
Client Sample ID:	TG-S01	SDG No.:	Q2832
Lab Sample ID:	Q2832-02	Matrix:	TCLP
Analytical Method:	8270E	% Solid:	0
Sample Wt/Vol:	100 Units: mL	Final Vol:	1000 uL
Soil Aliquot Vol:	uL	Test:	TCLP BNA
Extraction Type :	Decanted : N	Level :	LOW
Injection Volume :	GPC Factor : 1.0	GPC Cleanup :	N PH :
Prep Method :	SW3541		

File ID/Qc Batch:	Dilution:	Prep Date	Date Analyzed	Prep Batch ID
BP025448.D	1	08/14/25 10:30	08/16/25 06:45	PB169275

CAS Number	Parameter	Conc.	Qualifier	MDL	LOQ / CRQL	Units
TARGETS						
110-86-1	Pyridine	12.8	U	12.8	50.0	ug/L
106-46-7	1,4-Dichlorobenzene	5.30	U	5.30	50.0	ug/L
95-48-7	2-Methylphenol	11.2	U	11.2	50.0	ug/L
65794-96-9	3+4-Methylphenols	11.0	U	11.0	100	ug/L
67-72-1	Hexachloroethane	6.50	U	6.50	50.0	ug/L
98-95-3	Nitrobenzene	7.60	U	7.60	50.0	ug/L
87-68-3	Hexachlorobutadiene	5.40	U	5.40	50.0	ug/L
88-06-2	2,4,6-Trichlorophenol	5.10	U	5.10	50.0	ug/L
95-95-4	2,4,5-Trichlorophenol	6.20	U	6.20	50.0	ug/L
121-14-2	2,4-Dinitrotoluene	12.2	U	12.2	50.0	ug/L
118-74-1	Hexachlorobenzene	5.20	U	5.20	50.0	ug/L
87-86-5	Pentachlorophenol	15.8	U	15.8	100	ug/L
SURROGATES						
367-12-4	2-Fluorophenol	117		15 (23) - 110 (138)	78%	SPK: 150
13127-88-3	Phenol-d6	109		15 (10) - 110 (134)	72%	SPK: 150
4165-60-0	Nitrobenzene-d5	78.9		30 (67) - 130 (132)	79%	SPK: 100
321-60-8	2-Fluorobiphenyl	74.3		30 (52) - 130 (132)	74%	SPK: 100
118-79-6	2,4,6-Tribromophenol	127		15 (44) - 110 (137)	85%	SPK: 150
1718-51-0	Terphenyl-d14	75.6		30 (42) - 130 (152)	76%	SPK: 100
INTERNAL STANDARDS						
3855-82-1	1,4-Dichlorobenzene-d4	159000	7.79			
1146-65-2	Naphthalene-d8	622000	10.554			
15067-26-2	Acenaphthene-d10	405000	14.401			
1517-22-2	Phenanthrene-d10	872000	17.195			
1719-03-5	Chrysene-d12	920000	21.624			
1520-96-3	Perylene-d12	1000000	24.977			

Raw Data: **BP025448.D**

284 Sheffield Street, Mountainside, New Jersey 07092, Phone : 908 789 8900,
Fax : 908 789 8922

Report of Analysis

Client:	Portal Partners Tri-Venture	Date Collected:	08/11/25
Project:	Amtrak Sawtooth Bridges 2025	Date Received:	08/12/25
Client Sample ID:	TG-S01	SDG No.:	Q2832
Lab Sample ID:	Q2832-02	Matrix:	TCLP
Analytical Method:	8270E	% Solid:	0
Sample Wt/Vol:	100 Units: mL	Final Vol:	1000 uL
Soil Aliquot Vol:	uL	Test:	TCLP BNA
Extraction Type :	Decanted : N	Level :	LOW
Injection Volume :	GPC Factor : 1.0	GPC Cleanup :	N PH :
Prep Method :	SW3541		

File ID/Qc Batch:	Dilution:	Prep Date	Date Analyzed	Prep Batch ID
BP025448.D	1	08/14/25 10:30	08/16/25 06:45	PB169275

CAS Number	Parameter	Conc.	Qualifier	MDL	LOQ / CRQL	Units

U = Not Detected
LOQ = Limit of Quantitation
MDL = Method Detection Limit
LOD = Limit of Detection
E = Value Exceeds Calibration Range
Q = indicates LCS control criteria did not meet requirements
M = MS/MSD acceptance criteria did not meet requirements

J = Estimated Value
B = Analyte Found in Associated Method Blank
N = Presumptive Evidence of a Compound
* = Values outside of QC limits
D = Dilution
() = Laboratory InHouse Limit
A = Aldol-Condensation Reaction Products

Raw Data: **BP025451.D**

Alliance TECHNICAL GROUP
284 Sheffield Street, Mountainside, New Jersey 07092, Phone : 908 789 8900,
Fax : 908 789 8922

Report of Analysis

Client:	Portal Partners Tri-Venture	Date Collected:	08/11/25
Project:	Amtrak Sawtooth Bridges 2025	Date Received:	08/12/25
Client Sample ID:	TG-S02	SDG No.:	Q2832
Lab Sample ID:	Q2832-04	Matrix:	TCLP
Analytical Method:	8270E	% Solid:	0
Sample Wt/Vol:	100 Units: mL	Final Vol:	1000 uL
Soil Aliquot Vol:	uL	Test:	TCLP BNA
Extraction Type :	Decanted : N	Level :	LOW
Injection Volume :	GPC Factor : 1.0	GPC Cleanup :	N PH :
Prep Method :	SW3541		

File ID/Qc Batch:	Dilution:	Prep Date	Date Analyzed	Prep Batch ID
BP025451.D	1	08/14/25 10:30	08/16/25 08:48	PB169275

CAS Number	Parameter	Conc.	Qualifier	MDL	LOQ / CRQL	Units
TARGETS						
110-86-1	Pyridine	12.8	U	12.8	50.0	ug/L
106-46-7	1,4-Dichlorobenzene	5.30	U	5.30	50.0	ug/L
95-48-7	2-Methylphenol	11.2	U	11.2	50.0	ug/L
65794-96-9	3+4-Methylphenols	11.0	U	11.0	100	ug/L
67-72-1	Hexachloroethane	6.50	U	6.50	50.0	ug/L
98-95-3	Nitrobenzene	7.60	U	7.60	50.0	ug/L
87-68-3	Hexachlorobutadiene	5.40	U	5.40	50.0	ug/L
88-06-2	2,4,6-Trichlorophenol	5.10	U	5.10	50.0	ug/L
95-95-4	2,4,5-Trichlorophenol	6.20	U	6.20	50.0	ug/L
121-14-2	2,4-Dinitrotoluene	12.2	U	12.2	50.0	ug/L
118-74-1	Hexachlorobenzene	5.20	U	5.20	50.0	ug/L
87-86-5	Pentachlorophenol	15.8	U	15.8	100	ug/L
SURROGATES						
367-12-4	2-Fluorophenol	127		15 (23) - 110 (138)	85%	SPK: 150
13127-88-3	Phenol-d6	118		15 (10) - 110 (134)	79%	SPK: 150
4165-60-0	Nitrobenzene-d5	86.5		30 (67) - 130 (132)	86%	SPK: 100
321-60-8	2-Fluorobiphenyl	79.1		30 (52) - 130 (132)	79%	SPK: 100
118-79-6	2,4,6-Tribromophenol	143		15 (44) - 110 (137)	95%	SPK: 150
1718-51-0	Terphenyl-d14	83.1		30 (42) - 130 (152)	83%	SPK: 100
INTERNAL STANDARDS						
3855-82-1	1,4-Dichlorobenzene-d4	141000	7.79			
1146-65-2	Naphthalene-d8	556000	10.555			
15067-26-2	Acenaphthene-d10	374000	14.396			
1517-22-2	Phenanthrene-d10	813000	17.189			
1719-03-5	Chrysene-d12	863000	21.625			
1520-96-3	Perylene-d12	957000	24.995			

Raw Data: **BP025451.D**

284 Sheffield Street, Mountainside, New Jersey 07092, Phone : 908 789 8900,
Fax : 908 789 8922

Report of Analysis

Client:	Portal Partners Tri-Venture	Date Collected:	08/11/25
Project:	Amtrak Sawtooth Bridges 2025	Date Received:	08/12/25
Client Sample ID:	TG-S02	SDG No.:	Q2832
Lab Sample ID:	Q2832-04	Matrix:	TCLP
Analytical Method:	8270E	% Solid:	0
Sample Wt/Vol:	100 Units: mL	Final Vol:	1000 uL
Soil Aliquot Vol:	uL	Test:	TCLP BNA
Extraction Type :	Decanted : N	Level :	LOW
Injection Volume :	GPC Factor : 1.0	GPC Cleanup :	N PH :
Prep Method :	SW3541		

File ID/Qc Batch:	Dilution:	Prep Date	Date Analyzed	Prep Batch ID
BP025451.D	1	08/14/25 10:30	08/16/25 08:48	PB169275

CAS Number	Parameter	Conc.	Qualifier	MDL	LOQ / CRQL	Units

U = Not Detected
LOQ = Limit of Quantitation
MDL = Method Detection Limit
LOD = Limit of Detection
E = Value Exceeds Calibration Range
Q = indicates LCS control criteria did not meet requirements
M = MS/MSD acceptance criteria did not meet requirements

J = Estimated Value
B = Analyte Found in Associated Method Blank
N = Presumptive Evidence of a Compound
* = Values outside of QC limits
D = Dilution
() = Laboratory InHouse Limit
A = Aldol-Condensation Reaction Products

Raw Data: **BP025452.D**

Alliance TECHNICAL GROUP
284 Sheffield Street, Mountainside, New Jersey 07092, Phone : 908 789 8900,
Fax : 908 789 8922

Report of Analysis

Client:	Portal Partners Tri-Venture	Date Collected:	08/11/25
Project:	Amtrak Sawtooth Bridges 2025	Date Received:	08/12/25
Client Sample ID:	TG-S03	SDG No.:	Q2832
Lab Sample ID:	Q2832-06	Matrix:	TCLP
Analytical Method:	8270E	% Solid:	0
Sample Wt/Vol:	100 Units: mL	Final Vol:	1000 uL
Soil Aliquot Vol:	uL	Test:	TCLP BNA
Extraction Type :	Decanted : N	Level :	LOW
Injection Volume :	GPC Factor : 1.0	GPC Cleanup :	N PH :
Prep Method :	SW3541		

File ID/Qc Batch:	Dilution:	Prep Date	Date Analyzed	Prep Batch ID
BP025452.D	1	08/14/25 10:30	08/16/25 09:29	PB169275

CAS Number	Parameter	Conc.	Qualifier	MDL	LOQ / CRQL	Units
TARGETS						
110-86-1	Pyridine	12.8	U	12.8	50.0	ug/L
106-46-7	1,4-Dichlorobenzene	5.30	U	5.30	50.0	ug/L
95-48-7	2-Methylphenol	11.2	U	11.2	50.0	ug/L
65794-96-9	3+4-Methylphenols	11.0	U	11.0	100	ug/L
67-72-1	Hexachloroethane	6.50	U	6.50	50.0	ug/L
98-95-3	Nitrobenzene	7.60	U	7.60	50.0	ug/L
87-68-3	Hexachlorobutadiene	5.40	U	5.40	50.0	ug/L
88-06-2	2,4,6-Trichlorophenol	5.10	U	5.10	50.0	ug/L
95-95-4	2,4,5-Trichlorophenol	6.20	U	6.20	50.0	ug/L
121-14-2	2,4-Dinitrotoluene	12.2	U	12.2	50.0	ug/L
118-74-1	Hexachlorobenzene	5.20	U	5.20	50.0	ug/L
87-86-5	Pentachlorophenol	15.8	U	15.8	100	ug/L
SURROGATES						
367-12-4	2-Fluorophenol	115		15 (23) - 110 (138)	76%	SPK: 150
13127-88-3	Phenol-d6	106		15 (10) - 110 (134)	71%	SPK: 150
4165-60-0	Nitrobenzene-d5	77.7		30 (67) - 130 (132)	78%	SPK: 100
321-60-8	2-Fluorobiphenyl	73.9		30 (52) - 130 (132)	74%	SPK: 100
118-79-6	2,4,6-Tribromophenol	126		15 (44) - 110 (137)	84%	SPK: 150
1718-51-0	Terphenyl-d14	76.9		30 (42) - 130 (152)	77%	SPK: 100
INTERNAL STANDARDS						
3855-82-1	1,4-Dichlorobenzene-d4	149000	7.79			
1146-65-2	Naphthalene-d8	600000	10.554			
15067-26-2	Acenaphthene-d10	385000	14.395			
1517-22-2	Phenanthrene-d10	805000	17.195			
1719-03-5	Chrysene-d12	873000	21.624			
1520-96-3	Perylene-d12	938000	24.989			

Raw Data: **BP025452.D**

284 Sheffield Street, Mountainside, New Jersey 07092, Phone : 908 789 8900,
Fax : 908 789 8922

Report of Analysis

Client:	Portal Partners Tri-Venture	Date Collected:	08/11/25
Project:	Amtrak Sawtooth Bridges 2025	Date Received:	08/12/25
Client Sample ID:	TG-S03	SDG No.:	Q2832
Lab Sample ID:	Q2832-06	Matrix:	TCLP
Analytical Method:	8270E	% Solid:	0
Sample Wt/Vol:	100 Units: mL	Final Vol:	1000 uL
Soil Aliquot Vol:	uL	Test:	TCLP BNA
Extraction Type :	Decanted : N	Level :	LOW
Injection Volume :	GPC Factor : 1.0	GPC Cleanup :	N PH :
Prep Method :	SW3541		

File ID/Qc Batch:	Dilution:	Prep Date	Date Analyzed	Prep Batch ID
BP025452.D	1	08/14/25 10:30	08/16/25 09:29	PB169275

CAS Number	Parameter	Conc.	Qualifier	MDL	LOQ / CRQL	Units

U = Not Detected
LOQ = Limit of Quantitation
MDL = Method Detection Limit
LOD = Limit of Detection
E = Value Exceeds Calibration Range
Q = indicates LCS control criteria did not meet requirements
M = MS/MSD acceptance criteria did not meet requirements

J = Estimated Value
B = Analyte Found in Associated Method Blank
N = Presumptive Evidence of a Compound
* = Values outside of QC limits
D = Dilution
() = Laboratory InHouse Limit
A = Aldol-Condensation Reaction Products

Raw Data: **BP025453.D**

Alliance TECHNICAL GROUP
284 Sheffield Street, Mountainside, New Jersey 07092, Phone : 908 789 8900,
Fax : 908 789 8922

Report of Analysis

Client:	Portal Partners Tri-Venture	Date Collected:	08/11/25
Project:	Amtrak Sawtooth Bridges 2025	Date Received:	08/12/25
Client Sample ID:	TG-S04	SDG No.:	Q2832
Lab Sample ID:	Q2832-08	Matrix:	TCLP
Analytical Method:	8270E	% Solid:	0
Sample Wt/Vol:	100 Units: mL	Final Vol:	1000 uL
Soil Aliquot Vol:	uL	Test:	TCLP BNA
Extraction Type :	Decanted : N	Level :	LOW
Injection Volume :	GPC Factor : 1.0	GPC Cleanup :	N PH :
Prep Method :	SW3541		

File ID/Qc Batch:	Dilution:	Prep Date	Date Analyzed	Prep Batch ID
BP025453.D	1	08/14/25 10:30	08/16/25 10:11	PB169275

CAS Number	Parameter	Conc.	Qualifier	MDL	LOQ / CRQL	Units
TARGETS						
110-86-1	Pyridine	12.8	U	12.8	50.0	ug/L
106-46-7	1,4-Dichlorobenzene	5.30	U	5.30	50.0	ug/L
95-48-7	2-Methylphenol	11.2	U	11.2	50.0	ug/L
65794-96-9	3+4-Methylphenols	11.0	U	11.0	100	ug/L
67-72-1	Hexachloroethane	6.50	U	6.50	50.0	ug/L
98-95-3	Nitrobenzene	7.60	U	7.60	50.0	ug/L
87-68-3	Hexachlorobutadiene	5.40	U	5.40	50.0	ug/L
88-06-2	2,4,6-Trichlorophenol	5.10	U	5.10	50.0	ug/L
95-95-4	2,4,5-Trichlorophenol	6.20	U	6.20	50.0	ug/L
121-14-2	2,4-Dinitrotoluene	12.2	U	12.2	50.0	ug/L
118-74-1	Hexachlorobenzene	5.20	U	5.20	50.0	ug/L
87-86-5	Pentachlorophenol	15.8	U	15.8	100	ug/L
SURROGATES						
367-12-4	2-Fluorophenol	115		15 (23) - 110 (138)	77%	SPK: 150
13127-88-3	Phenol-d6	112		15 (10) - 110 (134)	75%	SPK: 150
4165-60-0	Nitrobenzene-d5	76.1		30 (67) - 130 (132)	76%	SPK: 100
321-60-8	2-Fluorobiphenyl	71.4		30 (52) - 130 (132)	71%	SPK: 100
118-79-6	2,4,6-Tribromophenol	125		15 (44) - 110 (137)	83%	SPK: 150
1718-51-0	Terphenyl-d14	75.7		30 (42) - 130 (152)	76%	SPK: 100
INTERNAL STANDARDS						
3855-82-1	1,4-Dichlorobenzene-d4	141000	7.79			
1146-65-2	Naphthalene-d8	576000	10.554			
15067-26-2	Acenaphthene-d10	380000	14.401			
1517-22-2	Phenanthrene-d10	827000	17.189			
1719-03-5	Chrysene-d12	872000	21.63			
1520-96-3	Perylene-d12	943000	24.989			

A B C D E F G H I J K

Raw Data: **BP025453.D**

284 Sheffield Street, Mountainside, New Jersey 07092, Phone : 908 789 8900,
Fax : 908 789 8922

Report of Analysis

Client:	Portal Partners Tri-Venture	Date Collected:	08/11/25
Project:	Amtrak Sawtooth Bridges 2025	Date Received:	08/12/25
Client Sample ID:	TG-S04	SDG No.:	Q2832
Lab Sample ID:	Q2832-08	Matrix:	TCLP
Analytical Method:	8270E	% Solid:	0
Sample Wt/Vol:	100 Units: mL	Final Vol:	1000 uL
Soil Aliquot Vol:	uL	Test:	TCLP BNA
Extraction Type :	Decanted : N	Level :	LOW
Injection Volume :	GPC Factor : 1.0	GPC Cleanup :	N PH :
Prep Method :	SW3541		

File ID/Qc Batch:	Dilution:	Prep Date	Date Analyzed	Prep Batch ID
BP025453.D	1	08/14/25 10:30	08/16/25 10:11	PB169275

CAS Number	Parameter	Conc.	Qualifier	MDL	LOQ / CRQL	Units

U = Not Detected
LOQ = Limit of Quantitation
MDL = Method Detection Limit
LOD = Limit of Detection
E = Value Exceeds Calibration Range
Q = indicates LCS control criteria did not meet requirements
M = MS/MSD acceptance criteria did not meet requirements

J = Estimated Value
B = Analyte Found in Associated Method Blank
N = Presumptive Evidence of a Compound
* = Values outside of QC limits
D = Dilution
() = Laboratory InHouse Limit
A = Aldol-Condensation Reaction Products

Raw Data: **BF143434.D**

Alliance TECHNICAL GROUP
284 Sheffield Street, Mountainside, New Jersey 07092, Phone : 908 789 8900,
Fax : 908 789 8922

Report of Analysis

Client:	Portal Partners Tri-Venture	Date Collected:	08/12/25
Project:	Amtrak Sawtooth Bridges 2025	Date Received:	08/12/25
Client Sample ID:	TG-S05	SDG No.:	Q2832
Lab Sample ID:	Q2832-10	Matrix:	TCLP
Analytical Method:	8270E	% Solid:	0
Sample Wt/Vol:	100 Units: mL	Final Vol:	1000 uL
Soil Aliquot Vol:	uL	Test:	TCLP BNA
Extraction Type :	Decanted : N	Level :	LOW
Injection Volume :	GPC Factor : 1.0	GPC Cleanup :	N PH :
Prep Method :	SW3541		

File ID/Qc Batch:	Dilution:	Prep Date	Date Analyzed	Prep Batch ID
BF143434.D	1	08/14/25 10:30	08/18/25 11:41	PB169275

CAS Number	Parameter	Conc.	Qualifier	MDL	LOQ / CRQL	Units
TARGETS						
110-86-1	Pyridine	12.8	U	12.8	50.0	ug/L
106-46-7	1,4-Dichlorobenzene	5.30	U	5.30	50.0	ug/L
95-48-7	2-Methylphenol	11.2	U	11.2	50.0	ug/L
65794-96-9	3+4-Methylphenols	11.0	U	11.0	100	ug/L
67-72-1	Hexachloroethane	6.50	U	6.50	50.0	ug/L
98-95-3	Nitrobenzene	7.60	U	7.60	50.0	ug/L
87-68-3	Hexachlorobutadiene	5.40	U	5.40	50.0	ug/L
88-06-2	2,4,6-Trichlorophenol	5.10	U	5.10	50.0	ug/L
95-95-4	2,4,5-Trichlorophenol	6.20	U	6.20	50.0	ug/L
121-14-2	2,4-Dinitrotoluene	12.2	U	12.2	50.0	ug/L
118-74-1	Hexachlorobenzene	5.20	U	5.20	50.0	ug/L
87-86-5	Pentachlorophenol	15.8	U	15.8	100	ug/L
SURROGATES						
367-12-4	2-Fluorophenol	131		15 (23) - 110 (138)	87%	SPK: 150
13127-88-3	Phenol-d6	124		15 (10) - 110 (134)	83%	SPK: 150
4165-60-0	Nitrobenzene-d5	102		30 (67) - 130 (132)	102%	SPK: 100
321-60-8	2-Fluorobiphenyl	94.4		30 (52) - 130 (132)	94%	SPK: 100
118-79-6	2,4,6-Tribromophenol	157		15 (44) - 110 (137)	105%	SPK: 150
1718-51-0	Terphenyl-d14	96.0		30 (42) - 130 (152)	96%	SPK: 100
INTERNAL STANDARDS						
3855-82-1	1,4-Dichlorobenzene-d4	115000	6.928			
1146-65-2	Naphthalene-d8	445000	8.204			
15067-26-2	Acenaphthene-d10	246000	9.957			
1517-22-2	Phenanthrene-d10	401000	11.445			
1719-03-5	Chrysene-d12	274000	14.086			
1520-96-3	Perylene-d12	260000	15.574			

Raw Data: **BF143434.D**

284 Sheffield Street, Mountainside, New Jersey 07092, Phone : 908 789 8900,
Fax : 908 789 8922

Report of Analysis

Client:	Portal Partners Tri-Venture	Date Collected:	08/12/25
Project:	Amtrak Sawtooth Bridges 2025	Date Received:	08/12/25
Client Sample ID:	TG-S05	SDG No.:	Q2832
Lab Sample ID:	Q2832-10	Matrix:	TCLP
Analytical Method:	8270E	% Solid:	0
Sample Wt/Vol:	100 Units: mL	Final Vol:	1000 uL
Soil Aliquot Vol:	uL	Test:	TCLP BNA
Extraction Type :	Decanted : N	Level :	LOW
Injection Volume :	GPC Factor : 1.0	GPC Cleanup :	N PH :
Prep Method :	SW3541		

File ID/Qc Batch:	Dilution:	Prep Date	Date Analyzed	Prep Batch ID
BF143434.D	1	08/14/25 10:30	08/18/25 11:41	PB169275

CAS Number	Parameter	Conc.	Qualifier	MDL	LOQ / CRQL	Units

U = Not Detected
LOQ = Limit of Quantitation
MDL = Method Detection Limit
LOD = Limit of Detection
E = Value Exceeds Calibration Range
Q = indicates LCS control criteria did not meet requirements
M = MS/MSD acceptance criteria did not meet requirements

J = Estimated Value
B = Analyte Found in Associated Method Blank
N = Presumptive Evidence of a Compound
* = Values outside of QC limits
D = Dilution
() = Laboratory InHouse Limit
A = Aldol-Condensation Reaction Products

QC SUMMARY

284 Sheffield Street, Mountainside, New Jersey 07092, Phone : 908 789 8900,
Fax : 908 789 8922

Surrogate Summary

SW-846

SDG No.: Q2832

Client: Portal Partners Tri-Venture

Analytical Method: 8270E

Lab Sample ID	Client ID	Parameter	Spike (PPM)	Result (PPM)	Recovery (%)	Qual	Limits (%) Low	Limits (%) High
PB169212TB	PB169212TB	2-Fluorophenol	150	124	83		15 (23)	110 (138)
		Phenol-d6	150	124	83		15 (10)	110 (134)
		Nitrobenzene-d5	100	89.6	90		30 (67)	130 (132)
		2-Fluorobiphenyl	100	84.4	84		30 (52)	130 (132)
		2,4,6-Tribromophenol	150	135	90		15 (44)	110 (137)
		Terphenyl-d14	100	88.3	88		30 (42)	130 (152)
PB169275BL	PB169275BL	2-Fluorophenol	150	122	81		15 (23)	110 (138)
		Phenol-d6	150	120	80		15 (10)	110 (134)
		Nitrobenzene-d5	100	74.3	74		30 (67)	130 (132)
		2-Fluorobiphenyl	100	72.4	72		30 (52)	130 (132)
		2,4,6-Tribromophenol	150	119	79		15 (44)	110 (137)
		Terphenyl-d14	100	76.2	76		30 (42)	130 (152)
PB169275BS	PB169275BS	2-Fluorophenol	150	115	77		15 (23)	110 (138)
		Phenol-d6	150	112	74		15 (10)	110 (134)
		Nitrobenzene-d5	100	71.9	72		30 (67)	130 (132)
		2-Fluorobiphenyl	100	70.6	71		30 (52)	130 (132)
		2,4,6-Tribromophenol	150	108	72		15 (44)	110 (137)
		Terphenyl-d14	100	68.6	69		30 (42)	130 (152)
Q2832-02	TG-S01	2-Fluorophenol	150	117	78		15 (23)	110 (138)
		Phenol-d6	150	109	72		15 (10)	110 (134)
		Nitrobenzene-d5	100	78.9	79		30 (67)	130 (132)
		2-Fluorobiphenyl	100	74.3	74		30 (52)	130 (132)
		2,4,6-Tribromophenol	150	127	85		15 (44)	110 (137)
		Terphenyl-d14	100	75.6	76		30 (42)	130 (152)
Q2832-02MS	TG-S01MS	2-Fluorophenol	150	109	73		15 (23)	110 (138)
		Phenol-d6	150	104	69		15 (10)	110 (134)
		Nitrobenzene-d5	100	73.3	73		30 (67)	130 (132)
		2-Fluorobiphenyl	100	67.2	67		30 (52)	130 (132)
		2,4,6-Tribromophenol	150	114	76		15 (44)	110 (137)
		Terphenyl-d14	100	73.2	73		30 (42)	130 (152)
Q2832-02MSD	TG-S01MSD	2-Fluorophenol	150	122	81		15 (23)	110 (138)
		Phenol-d6	150	118	78		15 (10)	110 (134)
		Nitrobenzene-d5	100	80.8	81		30 (67)	130 (132)
		2-Fluorobiphenyl	100	74.9	75		30 (52)	130 (132)
		2,4,6-Tribromophenol	150	132	88		15 (44)	110 (137)
		Terphenyl-d14	100	83.6	84		30 (42)	130 (152)
Q2832-04	TG-S02	2-Fluorophenol	150	127	85		15 (23)	110 (138)
		Phenol-d6	150	118	79		15 (10)	110 (134)
		Nitrobenzene-d5	100	86.5	86		30 (67)	130 (132)
		2-Fluorobiphenyl	100	79.1	79		30 (52)	130 (132)
		2,4,6-Tribromophenol	150	143	95		15 (44)	110 (137)
		Terphenyl-d14	100	83.1	83		30 (42)	130 (152)
Q2832-06	TG-S03	2-Fluorophenol	150	115	76		15 (23)	110 (138)
		Phenol-d6	150	106	71		15 (10)	110 (134)
		Nitrobenzene-d5	100	77.7	78		30 (67)	130 (132)
		2-Fluorobiphenyl	100	73.9	74		30 (52)	130 (132)
		2,4,6-Tribromophenol	150	126	84		15 (44)	110 (137)
		Terphenyl-d14	100	76.9	77		30 (42)	130 (152)
Q2832-08	TG-S04	2-Fluorophenol	150	115	77		15 (23)	110 (138)
		Phenol-d6	150	112	75		15 (10)	110 (134)
		Nitrobenzene-d5	100	76.1	76		30 (67)	130 (132)

( ) = LABORATORY INHOUSE LIMIT

284 Sheffield Street, Mountainside, New Jersey 07092, Phone : 908 789 8900,
Fax : 908 789 8922

Surrogate Summary

SW-846

SDG No.: Q2832

Client: Portal Partners Tri-Venture

Analytical Method: 8270E

Lab Sample ID	Client ID	Parameter	Spike (PPM)	Result (PPM)	Recovery (%)	Qual	Limits (%) Low	Limits (%) High
Q2832-08	TG-S04	2-Fluorobiphenyl	100	71.4	71		30 (52)	130 (132)
		2,4,6-Tribromophenol	150	125	83		15 (44)	110 (137)
		Terphenyl-d14	100	75.7	76		30 (42)	130 (152)
Q2832-10	TG-S05	2-Fluorophenol	150	131	87		15 (23)	110 (138)
		Phenol-d6	150	124	83		15 (10)	110 (134)
		Nitrobenzene-d5	100	102	102		30 (67)	130 (132)
		2-Fluorobiphenyl	100	94.4	94		30 (52)	130 (132)
		2,4,6-Tribromophenol	150	157	105		15 (44)	110 (137)
		Terphenyl-d14	100	96.0	96		30 (42)	130 (152)

( ) = LABORATORY INHOUSE LIMIT

284 Sheffield Street, Mountainside, New Jersey 07092, Phone : 908 789 8900,
Fax : 908 789 8922

Matrix Spike/Matrix Spike Duplicate Summary

SW-846

SDG No.: Q2832 **Analytical Method:** SW8270E

Client: Portal Partners Tri-Venture **DataFile:** BP025449.D

Parameter	Spike	Sample Result	Result	Units	Rec	Rec Qual	RPD	RPD Qual	Limits Low	Limits High	RPD
Lab Sample ID: Q2832-02MS		**Client Sample ID: TG-S01MS**									
Pyridine	500	0	190	ug/L	38				20 (10)	160 (109)	
1,4-Dichlorobenzene	500	0	270	ug/L	54	*			70 (55)	130 (125)	
2-Methylphenol	500	0	370	ug/L	74				70 (60)	130 (131)	
3+4-Methylphenols	500	0	380	ug/L	76				20 (54)	160 (136)	
Hexachloroethane	500	0	270	ug/L	54				20 (19)	160 (146)	
Nitrobenzene	500	0	360	ug/L	72				70 (62)	130 (112)	
Hexachlorobutadiene	500	0	310	ug/L	62	*			70 (52)	130 (125)	
2,4,6-Trichlorophenol	500	0	430	ug/L	86				70 (78)	130 (112)	
2,4,5-Trichlorophenol	500	0	440	ug/L	88				70 (71)	130 (111)	
2,4-Dinitrotoluene	500	0	450	ug/L	90				70 (74)	130 (137)	
Hexachlorobenzene	500	0	410	ug/L	82				70 (72)	130 (115)	
Pentachlorophenol	1000	0	730	ug/L	73				20 (52)	160 (162)	

( ) = LABORATORY INHOUSE LIMIT

284 Sheffield Street, Mountainside, New Jersey 07092, Phone : 908 789 8900,
Fax : 908 789 8922

Matrix Spike/Matrix Spike Duplicate Summary

SW-846

SDG No.: Q2832 **Analytical Method:** SW8270E

Client: Portal Partners Tri-Venture **DataFile:** BP025450.D

Parameter	Spike	Sample Result	Result	Units	Rec	Rec Qual	RPD	RPD Qual	Limits Low	Limits High	RPD
Lab Sample ID: Q2832-02MSD		**Client Sample ID: TG-S01MSD**									
Pyridine	500	0	230	ug/L	46		19		20 (10)	160 (109)	20 (20)
1,4-Dichlorobenzene	500	0	310	ug/L	62	*	14		70 (55)	130 (125)	20 (20)
2-Methylphenol	500	0	420	ug/L	84		13		70 (60)	130 (131)	20 (20)
3+4-Methylphenols	500	0	430	ug/L	86		12		20 (54)	160 (136)	20 (20)
Hexachloroethane	500	0	300	ug/L	60		11		20 (19)	160 (146)	20 (20)
Nitrobenzene	500	0	400	ug/L	80		11		70 (62)	130 (112)	20 (20)
Hexachlorobutadiene	500	0	350	ug/L	70		12		70 (52)	130 (125)	20 (20)
2,4,6-Trichlorophenol	500	0	480	ug/L	96		11		70 (78)	130 (112)	20 (20)
2,4,5-Trichlorophenol	500	0	480	ug/L	96		9		70 (71)	130 (111)	20 (20)
2,4-Dinitrotoluene	500	0	510	ug/L	102		13		70 (74)	130 (137)	20 (20)
Hexachlorobenzene	500	0	460	ug/L	92		11		70 (72)	130 (115)	20 (20)
Pentachlorophenol	1000	0	880	ug/L	88		19		20 (52)	160 (162)	20 (20)

( ) = LABORATORY INHOUSE LIMIT

284 Sheffield Street, Mountainside, New Jersey 07092, Phone : 908 789 8900,
Fax : 908 789 8922

Laboratory Control Sample/Laboratory Control Sample Duplicate Summary

SW-846

SDG No.: Q2832 **Analytical Method:** 8270E

Client: Portal Partners Tri-Venture **DataFile:** BP025440.D

Lab Sample ID	Parameter	Spike	Result	Unit	Rec	RPD	Qual	RPD Qual	Limits Low	Limits High	RPD
PB169275BS	Pyridine	50	32.4	ug/L	65				20 (29)	160 (97)	
	1,4-Dichlorobenzene	50	37.8	ug/L	76				70 (76)	130 (103)	
	2-Methylphenol	50	39.0	ug/L	78				70 (69)	130 (109)	
	3+4-Methylphenols	50	37.6	ug/L	75				20 (67)	160 (106)	
	Hexachloroethane	50	38.7	ug/L	77				20 (76)	160 (118)	
	Nitrobenzene	50	40.1	ug/L	80				70 (58)	130 (106)	
	Hexachlorobutadiene	50	38.3	ug/L	77				70 (69)	130 (101)	
	2,4,6-Trichlorophenol	50	41.0	ug/L	82				70 (61)	130 (110)	
	2,4,5-Trichlorophenol	50	41.3	ug/L	83				70 (70)	130 (106)	
	2,4-Dinitrotoluene	50	40.3	ug/L	81				70 (60)	130 (115)	
	Hexachlorobenzene	50	39.8	ug/L	80				70 (73)	130 (106)	
	Pentachlorophenol	100	85.4	ug/L	85				20 (47)	160 (114)	

( ) = LABORATORY INHOUSE LIMIT

284 Sheffield Street, Mountainside, New Jersey 07092, Phone : 908 789 8900,
Fax : 908 789 8922

4B

SEMIVOLATILE METHOD BLANK SUMMARY

Client ID

PB169275BL

Lab Name: Alliance

Contract: PORT06

Lab Code: ACE

SDG NO.: Q2832

Lab File ID: BP025439.D

Lab Sample ID: PB169275BL

Instrument ID: BNA_P

Date Extracted: 08/14/2025

Matrix: (soil/water) water

Date Analyzed: 08/16/2025

Level: (low/med) LOW

Time Analyzed: 00:31

THIS METHOD BLANK APPLIES TO THE FOLLOWING SAMPLES, MS AND MSD:

EPA SAMPLE NO.	LAB SAMPLE ID	LAB FILE ID	DATE ANALYZED
PB169275BS	PB169275BS	BP025440.D	08/16/2025
TG-S01	Q2832-02	BP025448.D	08/16/2025
TG-S01MS	Q2832-02MS	BP025449.D	08/16/2025
TG-S01MSD	Q2832-02MSD	BP025450.D	08/16/2025
TG-S02	Q2832-04	BP025451.D	08/16/2025
TG-S03	Q2832-06	BP025452.D	08/16/2025
TG-S04	Q2832-08	BP025453.D	08/16/2025
PB169212TB	PB169212TB	BF143430.D	08/18/2025
TG-S05	Q2832-10	BF143434.D	08/18/2025

COMMENTS:

284 Sheffield Street, Mountainside, New Jersey 07092, Phone : 908 789 8900,
Fax : 908 789 8922

5B

SEMIVOLATILE ORGANIC INSTRUMENT PERFORMANCE CHECK
DECAFLUOROTRIPHENYLPHOSPHINE (DFTPP)

Lab Name: Alliance
Contract: PORT06
Lab Code: ACE
SDG NO.: Q2832
Lab File ID: BF143415.D
DFTPP Injection Date: 08/15/2025
Instrument ID: BNA_F
DFTPP Injection Time: 13:59

m/e	ION ABUNDANCE CRITERIA	% RELATIVE ABUNDANCE
68	Less than 2.0% of mass 69	0.5 (1.9) 1
69	Mass 69 relative abundance	26.5
70	Less than 2.0% of mass 69	0.2 (0.6) 1
197	Less than 2.0% of mass 198	0.0
198	Base Peak, 100% relative abundance	100
199	5.0 to 9.0% of mass 198	5.4
365	Greater than 1% of mass 198	2.9
441	Present, but less than mass 443	15.4
442	Greater than 50% of mass 198	100
443	15.0 - 24.0% of mass 442	19.5 (19.5) 2

1-Value is % mass 69
2-Value is % mass 442

THIS CHECK APPLIES TO THE FOLLOWING SAMPLES, MS, MSD, BLANKS, AND STANDARDS:

EPA SAMPLE NO.	LAB SAMPLE ID	LAB FILE ID	DATE ANALYZED	TIME ANALYZED
SSTDICC2.5	SSTDICC2.5	BF143416.D	08/15/2025	14:29
SSTDICC005	SSTDICC005	BF143417.D	08/15/2025	14:58
SSTDICC010	SSTDICC010	BF143418.D	08/15/2025	15:28
SSTDICC020	SSTDICC020	BF143419.D	08/15/2025	15:58
SSTDICCC040	SSTDICCC040	BF143420.D	08/15/2025	16:28
SSTDICC050	SSTDICC050	BF143421.D	08/15/2025	16:58
SSTDICC060	SSTDICC060	BF143422.D	08/15/2025	17:27
SSTDICC080	SSTDICC080	BF143423.D	08/15/2025	17:57

284 Sheffield Street, Mountainside, New Jersey 07092, Phone : 908 789 8900,
Fax : 908 789 8922

5B

SEMIVOLATILE ORGANIC INSTRUMENT PERFORMANCE CHECK
DECAFLUOROTRIPHENYLPHOSPHINE (DFTPP)

Lab Name: Alliance
Contract: PORT06
Lab Code: ACE
SDG NO.: Q2832
Lab File ID: BF143428.D
DFTPP Injection Date: 08/18/2025
Instrument ID: BNA_F
DFTPP Injection Time: 08:37

m/e	ION ABUNDANCE CRITERIA	% RELATIVE ABUNDANCE
68	Less than 2.0% of mass 69	0.5 (2) 1
69	Mass 69 relative abundance	24.2
70	Less than 2.0% of mass 69	0.1 (0.5) 1
197	Less than 2.0% of mass 198	0.0
198	Base Peak, 100% relative abundance	100
199	5.0 to 9.0% of mass 198	4.8
365	Greater than 1% of mass 198	2.8
441	Present, but less than mass 443	15.1
442	Greater than 50% of mass 198	100
443	15.0 - 24.0% of mass 442	19.2 (19.2) 2

1-Value is % mass 69
2-Value is % mass 442

THIS CHECK APPLIES TO THE FOLLOWING SAMPLES, MS, MSD, BLANKS, AND STANDARDS:

EPA SAMPLE NO.	LAB SAMPLE ID	LAB FILE ID	DATE ANALYZED	TIME ANALYZED
SSTDCCC040	SSTDCCC040	BF143429.D	08/18/2025	09:06
PB169212TB	PB169212TB	BF143430.D	08/18/2025	09:35
TG-S05	Q2832-10	BF143434.D	08/18/2025	11:41

284 Sheffield Street, Mountainside, New Jersey 07092, Phone : 908 789 8900,
Fax : 908 789 8922

5B

SEMIVOLATILE ORGANIC INSTRUMENT PERFORMANCE CHECK
DECAFLUOROTRIPHENYLPHOSPHINE (DFTPP)

Lab Name: Alliance
Contract: PORT06
Lab Code: ACE
SDG NO.: Q2832
Lab File ID: BP025390.D
DFTPP Injection Date: 08/14/2025
Instrument ID: BNA_P
DFTPP Injection Time: 10:30

m/e	ION ABUNDANCE CRITERIA	% RELATIVE ABUNDANCE
68	Less than 2.0% of mass 69	0.4 (1.6) 1
69	Mass 69 relative abundance	23.1
70	Less than 2.0% of mass 69	0.1 (0.4) 1
197	Less than 2.0% of mass 198	0.0
198	Base Peak, 100% relative abundance	100
199	5.0 to 9.0% of mass 198	5.2
365	Greater than 1% of mass 198	3.5
441	Present, but less than mass 443	15.6
442	Greater than 50% of mass 198	100
443	15.0 - 24.0% of mass 442	19.2 (19.2) 2

1-Value is % mass 69
2-Value is % mass 442

THIS CHECK APPLIES TO THE FOLLOWING SAMPLES, MS, MSD, BLANKS, AND STANDARDS:

EPA SAMPLE NO.	LAB SAMPLE ID	LAB FILE ID	DATE ANALYZED	TIME ANALYZED
SSTDICC2.5	SSTDICC2.5	BP025392.D	08/14/2025	12:33
SSTDICC005	SSTDICC005	BP025393.D	08/14/2025	13:15
SSTDICC010	SSTDICC010	BP025394.D	08/14/2025	13:56
SSTDICC020	SSTDICC020	BP025395.D	08/14/2025	14:38
SSTDICCC040	SSTDICCC040	BP025396.D	08/14/2025	15:19
SSTDICC050	SSTDICC050	BP025397.D	08/14/2025	16:01
SSTDICC060	SSTDICC060	BP025398.D	08/14/2025	16:42
SSTDICC080	SSTDICC080	BP025399.D	08/14/2025	17:24

284 Sheffield Street, Mountainside, New Jersey 07092, Phone : 908 789 8900,
Fax : 908 789 8922

5B

SEMIVOLATILE ORGANIC INSTRUMENT PERFORMANCE CHECK
DECAFLUOROTRIPHENYLPHOSPHINE (DFTPP)

Lab Name: Alliance
Contract: PORT06
Lab Code: ACE
SDG NO.: Q2832
Lab File ID: BP025437.D
DFTPP Injection Date: 08/15/2025
Instrument ID: BNA_P
DFTPP Injection Time: 23:08

m/e	ION ABUNDANCE CRITERIA	% RELATIVE ABUNDANCE
68	Less than 2.0% of mass 69	0.6 (1.8) 1
69	Mass 69 relative abundance	30.6
70	Less than 2.0% of mass 69	0.1 (0.5) 1
197	Less than 2.0% of mass 198	0.0
198	Base Peak, 100% relative abundance	100
199	5.0 to 9.0% of mass 198	6.6
365	Greater than 1% of mass 198	4
441	Present, but less than mass 443	15.3
442	Greater than 50% of mass 198	100
443	15.0 - 24.0% of mass 442	19.4 (19.4) 2

1-Value is % mass 69
2-Value is % mass 442

THIS CHECK APPLIES TO THE FOLLOWING SAMPLES, MS, MSD, BLANKS, AND STANDARDS:

EPA SAMPLE NO.	LAB SAMPLE ID	LAB FILE ID	DATE ANALYZED	TIME ANALYZED
SSTDCCC040	SSTDCCC040	BP025438.D	08/15/2025	23:49
PB169275BL	PB169275BL	BP025439.D	08/16/2025	00:31
PB169275BS	PB169275BS	BP025440.D	08/16/2025	01:13
TG-S01	Q2832-02	BP025448.D	08/16/2025	06:45
TG-S01MS	Q2832-02MS	BP025449.D	08/16/2025	07:26
TG-S01MSD	Q2832-02MSD	BP025450.D	08/16/2025	08:07
TG-S02	Q2832-04	BP025451.D	08/16/2025	08:48
TG-S03	Q2832-06	BP025452.D	08/16/2025	09:29
TG-S04	Q2832-08	BP025453.D	08/16/2025	10:11

284 Sheffield Street, Mountainside, New Jersey 07092, Phone : 908 789 8900,
Fax : 908 789 8922

8B

SEMIVOLATILE INTERNAL STANDARD AREA AND RT SUMMARY

Lab Name: Alliance

Lab Code: ACE SDG NO.: Q2832

Client ID : SSTDCCC040 Date Analyzed: 08/18/2025

Lab File ID: BF143429.D Time Analyzed: 09:06

Instrument ID: BNA_F GC Column: DB-UI ID: 0.18 (mm)

		IS1 (DCB) AREA #	RT #	IS2 (NPT) AREA #	RT #	IS3 (ANT) AREA #	RT #
	12 HOUR STD	131653	6.928	514889	8.21	280712	9.96
	UPPER LIMIT	263306	7.428	1029780	8.71	561424	10.463
	LOWER LIMIT	65826.5	6.428	257445	7.71	140356	9.463
	EPA SAMPLE NO.						
01	PB169212TB	132193	6.93	514539	8.20	291463	9.96
02	TG-S05	115498	6.93	444901	8.20	246416	9.96

IS1 (DCB) = 1,4-Dichlorobenzene-d4
IS2 (NPT) = Naphthalene-d8
IS3 (ANT) = Acenaphthene-d10

AREA UPPER LIMIT = +100% of internal standard area
AREA LOWER LIMIT = -50% of internal standard area
RT UPPER LIMIT = +0.50 minutes of internal standard RT
RT UPPER LIMIT = -0.50 minutes of internal standard RT

Column used to flag values outside QC limits with an asterisk.
* Values outside of QC limits.

284 Sheffield Street, Mountainside, New Jersey 07092, Phone : 908 789 8900,
Fax : 908 789 8922

8C

SEMIVOLATILE INTERNAL STANDARD AREA AND RT SUMMARY

Lab Name: Alliance

Lab Code: ACE

SDG NO.: Q2832

Client ID: SSTDCCC040

Date Analyzed: 08/18/2025

Lab File ID: BF143429.D

Time Analyzed: 09:06

Instrument ID: BNA_F

GC Column: DB-UI ID: 0.18 (mm)

		IS4 (PHN) AREA #	RT #	IS5 (CRY) AREA #	RT #	IS6 (PRY) AREA #	RT #
	12 HOUR STD	444924	11.445	223862	14.086	265880	15.574
	UPPER LIMIT	889848	11.945	447724	14.586	531760	16.074
	LOWER LIMIT	222462	10.945	111931	13.586	132940	15.074
	EPA SAMPLE NO.						
01	PB169212TB	501580	11.45	313116	14.09	239207	15.57
02	TG-S05	401400	11.45	273750	14.09	259673	15.57

IS4 (PHN) = Phenanthrene-d10
IS5 (CRY) = Chrysene-d12
IS6 (PRY) = Perylene-d12

AREA UPPER LIMIT = +100% of internal standard area
AREA LOWER LIMIT = -50% of internal standard area
RT UPPER LIMIT = +0.50 minutes of internal standard RT
RT UPPER LIMIT = -0.50 minutes of internal standard RT

Column used to flag values outside QC limits with an asterisk.
* Values outside of QC limits.

284 Sheffield Street, Mountainside, New Jersey 07092, Phone : 908 789 8900,
Fax : 908 789 8922

8B

SEMIVOLATILE INTERNAL STANDARD AREA AND RT SUMMARY

Lab Name: Alliance

Lab Code: ACE SDG NO.: Q2832

Client ID : SSTDCCC040 Date Analyzed: 08/15/2025

Lab File ID: BP025438.D Time Analyzed: 23:49

Instrument ID: BNA_P GC Column: ZB-GR ID: 0.25 (mm)

		IS1 (DCB) AREA #	RT #	IS2 (NPT) AREA #	RT #	IS3 (ANT) AREA #	RT #
	12 HOUR STD	147957	7.784	615943	10.56	396549	14.39
	UPPER LIMIT	295914	8.284	1231890	11.055	793098	14.89
	LOWER LIMIT	73978.5	7.284	307972	10.055	198275	13.89
	EPA SAMPLE NO.						
01	PB169275BL	156038	7.78	640900	10.55	435066	14.40
02	PB169275BS	148044	7.79	580625	10.55	358574	14.41
03	TG-S01	158542	7.79	622142	10.55	405060	14.40
04	TG-S01MS	164836	7.79	666618	10.56	437299	14.40
05	TG-S01MSD	152685	7.79	625908	10.55	422650	14.41
06	TG-S02	141359	7.79	556152	10.56	374083	14.40
07	TG-S03	149001	7.79	599860	10.55	384740	14.40
08	TG-S04	141077	7.79	575850	10.55	379729	14.40

IS1 (DCB) = 1,4-Dichlorobenzene-d4
IS2 (NPT) = Naphthalene-d8
IS3 (ANT) = Acenaphthene-d10

AREA UPPER LIMIT = +100% of internal standard area
AREA LOWER LIMIT = -50% of internal standard area
RT UPPER LIMIT = +0.50 minutes of internal standard RT
RT UPPER LIMIT = -0.50 minutes of internal standard RT

Column used to flag values outside QC limits with an asterisk.
* Values outside of QC limits.

284 Sheffield Street, Mountainside, New Jersey 07092, Phone : 908 789 8900,
Fax : 908 789 8922

8C

SEMIVOLATILE INTERNAL STANDARD AREA AND RT SUMMARY

Lab Name: Alliance

Lab Code: ACE

SDG NO.: Q2832

Client ID: SSTDCCC040

Date Analyzed: 08/15/2025

Lab File ID: BP025438.D

Time Analyzed: 23:49

Instrument ID: BNA_P

GC Column: ZB-GR ID: 0.25 (mm)

		IS4 (PHN) AREA #	RT #	IS5 (CRY) AREA #	RT #	IS6 (PRY) AREA #	RT #
	12 HOUR STD	781208	17.184	787537	21.625	892738	24.977
	UPPER LIMIT	1562420	17.684	1575070	22.125	1785480	25.477
	LOWER LIMIT	390604	16.684	393769	21.125	446369	24.477
	EPA SAMPLE NO.						
01	PB169275BL	892449	17.20	898807	21.64	991416	25.00
02	PB169275BS	675805	17.20	782158	21.64	908232	25.00
03	TG-S01	872287	17.20	920454	21.62	1004870	24.98
04	TG-S01MS	894593	17.20	925169	21.64	1055240	25.01
05	TG-S01MSD	867716	17.21	888384	21.64	1010790	25.00
06	TG-S02	813410	17.19	862873	21.63	957475	25.00
07	TG-S03	804671	17.20	873450	21.62	938419	24.99
08	TG-S04	826858	17.19	871981	21.63	942630	24.99

IS4 (PHN) = Phenanthrene-d10
IS5 (CRY) = Chrysene-d12
IS6 (PRY) = Perylene-d12

AREA UPPER LIMIT = +100% of internal standard area
AREA LOWER LIMIT = -50% of internal standard area
RT UPPER LIMIT = +0.50 minutes of internal standard RT
RT UPPER LIMIT = -0.50 minutes of internal standard RT

Column used to flag values outside QC limits with an asterisk.
* Values outside of QC limits.

QC SAMPLE DATA

Raw Data: **BP025439.D**

Alliance TECHNICAL GROUP
284 Sheffield Street, Mountainside, New Jersey 07092, Phone : 908 789 8900,
Fax : 908 789 8922

Report of Analysis

Client:	Portal Partners Tri-Venture	Date Collected:	
Project:	Amtrak Sawtooth Bridges 2025	Date Received:	
Client Sample ID:	PB169275BL	SDG No.:	Q2832
Lab Sample ID:	PB169275BL	Matrix:	TCLP
Analytical Method:	8270E	% Solid:	0
Sample Wt/Vol:	1000 Units: mL	Final Vol:	1000 uL
Soil Aliquot Vol:	uL	Test:	TCLP BNA
Extraction Type :	Decanted : N	Level :	LOW
Injection Volume :	GPC Factor : 1.0	GPC Cleanup :	N PH :
Prep Method :			

File ID/Qc Batch:	Dilution:	Prep Date	Date Analyzed	Prep Batch ID
BP025439.D	1	08/14/25 10:30	08/16/25 00:31	PB169275

CAS Number	Parameter	Conc.	Qualifier	MDL	LOQ / CRQL	Units
TARGETS						
110-86-1	Pyridine	1.30	U	1.30	5.00	ug/L
106-46-7	1,4-Dichlorobenzene	0.53	U	0.53	5.00	ug/L
95-48-7	2-Methylphenol	1.10	U	1.10	5.00	ug/L
65794-96-9	3+4-Methylphenols	1.10	U	1.10	10.0	ug/L
67-72-1	Hexachloroethane	0.65	U	0.65	5.00	ug/L
98-95-3	Nitrobenzene	0.76	U	0.76	5.00	ug/L
87-68-3	Hexachlorobutadiene	0.54	U	0.54	5.00	ug/L
88-06-2	2,4,6-Trichlorophenol	0.51	U	0.51	5.00	ug/L
95-95-4	2,4,5-Trichlorophenol	0.62	U	0.62	5.00	ug/L
121-14-2	2,4-Dinitrotoluene	1.20	U	1.20	5.00	ug/L
118-74-1	Hexachlorobenzene	0.52	U	0.52	5.00	ug/L
87-86-5	Pentachlorophenol	1.60	U	1.60	10.0	ug/L
SURROGATES						
367-12-4	2-Fluorophenol	122		15 (23) - 110 (138)	81%	SPK: 150
13127-88-3	Phenol-d6	120		15 (10) - 110 (134)	80%	SPK: 150
4165-60-0	Nitrobenzene-d5	74.3		30 (67) - 130 (132)	74%	SPK: 100
321-60-8	2-Fluorobiphenyl	72.4		30 (52) - 130 (132)	72%	SPK: 100
118-79-6	2,4,6-Tribromophenol	119		15 (44) - 110 (137)	79%	SPK: 150
1718-51-0	Terphenyl-d14	76.2		30 (42) - 130 (152)	76%	SPK: 100
INTERNAL STANDARDS						
3855-82-1	1,4-Dichlorobenzene-d4	156000	7.784			
1146-65-2	Naphthalene-d8	641000	10.554			
15067-26-2	Acenaphthene-d10	435000	14.395			
1517-22-2	Phenanthrene-d10	892000	17.201			
1719-03-5	Chrysene-d12	899000	21.636			
1520-96-3	Perylene-d12	991000	25.001			

Raw Data: **BP025439.D**

284 Sheffield Street, Mountainside, New Jersey 07092, Phone : 908 789 8900,
Fax : 908 789 8922

Report of Analysis

Client:	Portal Partners Tri-Venture	Date Collected:	
Project:	Amtrak Sawtooth Bridges 2025	Date Received:	
Client Sample ID:	PB169275BL	SDG No.:	Q2832
Lab Sample ID:	PB169275BL	Matrix:	TCLP
Analytical Method:	8270E	% Solid:	0
Sample Wt/Vol:	1000 Units: mL	Final Vol:	1000 uL
Soil Aliquot Vol:	uL	Test:	TCLP BNA
Extraction Type :	Decanted : N	Level :	LOW
Injection Volume :	GPC Factor : 1.0	GPC Cleanup :	N PH :
Prep Method :			

File ID/Qc Batch:	Dilution:	Prep Date	Date Analyzed	Prep Batch ID
BP025439.D	1	08/14/25 10:30	08/16/25 00:31	PB169275

CAS Number	Parameter	Conc.	Qualifier	MDL	LOQ / CRQL	Units

U = Not Detected
LOQ = Limit of Quantitation
MDL = Method Detection Limit
LOD = Limit of Detection
E = Value Exceeds Calibration Range
Q = indicates LCS control criteria did not meet requirements
M = MS/MSD acceptance criteria did not meet requirements

J = Estimated Value
B = Analyte Found in Associated Method Blank
N = Presumptive Evidence of a Compound
* = Values outside of QC limits
D = Dilution
() = Laboratory InHouse Limit
A = Aldol-Condensation Reaction Products

Raw Data: **BP025440.D**

Alliance TECHNICAL GROUP
284 Sheffield Street, Mountainside, New Jersey 07092, Phone : 908 789 8900,
Fax : 908 789 8922

Report of Analysis

Client:	Portal Partners Tri-Venture	Date Collected:	
Project:	Amtrak Sawtooth Bridges 2025	Date Received:	
Client Sample ID:	PB169275BS	SDG No.:	Q2832
Lab Sample ID:	PB169275BS	Matrix:	TCLP
Analytical Method:	8270E	% Solid:	0
Sample Wt/Vol:	1000 Units: mL	Final Vol:	1000 uL
Soil Aliquot Vol:	uL	Test:	TCLP BNA
Extraction Type :	Decanted : N	Level :	LOW
Injection Volume :	GPC Factor : 1.0	GPC Cleanup :	N PH :
Prep Method :			

File ID/Qc Batch:	Dilution:	Prep Date	Date Analyzed	Prep Batch ID
BP025440.D	1	08/14/25 10:30	08/16/25 01:13	PB169275

CAS Number	Parameter	Conc.	Qualifier	MDL	LOQ / CRQL	Units
TARGETS						
110-86-1	Pyridine	32.4		1.30	5.00	ug/L
106-46-7	1,4-Dichlorobenzene	37.8		0.53	5.00	ug/L
95-48-7	2-Methylphenol	39.0		1.10	5.00	ug/L
65794-96-9	3+4-Methylphenols	37.6		1.10	10.0	ug/L
67-72-1	Hexachloroethane	38.7		0.65	5.00	ug/L
98-95-3	Nitrobenzene	40.1		0.76	5.00	ug/L
87-68-3	Hexachlorobutadiene	38.3		0.54	5.00	ug/L
88-06-2	2,4,6-Trichlorophenol	41.0		0.51	5.00	ug/L
95-95-4	2,4,5-Trichlorophenol	41.3		0.62	5.00	ug/L
121-14-2	2,4-Dinitrotoluene	40.3		1.20	5.00	ug/L
118-74-1	Hexachlorobenzene	39.8		0.52	5.00	ug/L
87-86-5	Pentachlorophenol	85.4	E	1.60	10.0	ug/L
SURROGATES						
367-12-4	2-Fluorophenol	115		15 (23) - 110 (138)	77%	SPK: 150
13127-88-3	Phenol-d6	112		15 (10) - 110 (134)	74%	SPK: 150
4165-60-0	Nitrobenzene-d5	71.9		30 (67) - 130 (132)	72%	SPK: 100
321-60-8	2-Fluorobiphenyl	70.6		30 (52) - 130 (132)	71%	SPK: 100
118-79-6	2,4,6-Tribromophenol	108		15 (44) - 110 (137)	72%	SPK: 150
1718-51-0	Terphenyl-d14	68.6		30 (42) - 130 (152)	69%	SPK: 100
INTERNAL STANDARDS						
3855-82-1	1,4-Dichlorobenzene-d4	148000	7.79			
1146-65-2	Naphthalene-d8	581000	10.554			
15067-26-2	Acenaphthene-d10	359000	14.407			
1517-22-2	Phenanthrene-d10	676000	17.201			
1719-03-5	Chrysene-d12	782000	21.636			
1520-96-3	Perylene-d12	908000	24.995			

Raw Data: **BP025440.D**

284 Sheffield Street, Mountainside, New Jersey 07092, Phone : 908 789 8900,
Fax : 908 789 8922

Report of Analysis

Client:	Portal Partners Tri-Venture	Date Collected:	
Project:	Amtrak Sawtooth Bridges 2025	Date Received:	
Client Sample ID:	PB169275BS	SDG No.:	Q2832
Lab Sample ID:	PB169275BS	Matrix:	TCLP
Analytical Method:	8270E	% Solid:	0
Sample Wt/Vol:	1000 Units: mL	Final Vol:	1000 uL
Soil Aliquot Vol:	uL	Test:	TCLP BNA
Extraction Type :	Decanted : N	Level :	LOW
Injection Volume :	GPC Factor : 1.0	GPC Cleanup :	N PH :
Prep Method :			

File ID/Qc Batch:	Dilution:	Prep Date	Date Analyzed	Prep Batch ID
BP025440.D	1	08/14/25 10:30	08/16/25 01:13	PB169275

CAS Number	Parameter	Conc.	Qualifier	MDL	LOQ / CRQL	Units

U = Not Detected
LOQ = Limit of Quantitation
MDL = Method Detection Limit
LOD = Limit of Detection
E = Value Exceeds Calibration Range
Q = indicates LCS control criteria did not meet requirements
M = MS/MSD acceptance criteria did not meet requirements

J = Estimated Value
B = Analyte Found in Associated Method Blank
N = Presumptive Evidence of a Compound
* = Values outside of QC limits
D = Dilution
() = Laboratory InHouse Limit
A = Aldol-Condensation Reaction Products

Raw Data: **BP025449.D**

Alliance TECHNICAL GROUP
284 Sheffield Street, Mountainside, New Jersey 07092, Phone : 908 789 8900,
Fax : 908 789 8922

Report of Analysis

Client:	Portal Partners Tri-Venture	Date Collected:	08/11/25
Project:	Amtrak Sawtooth Bridges 2025	Date Received:	08/12/25
Client Sample ID:	TG-S01MS	SDG No.:	Q2832
Lab Sample ID:	Q2832-02MS	Matrix:	TCLP
Analytical Method:	8270E	% Solid:	0
Sample Wt/Vol:	100 Units: mL	Final Vol:	1000 uL
Soil Aliquot Vol:	uL	Test:	TCLP BNA
Extraction Type :	Decanted : N	Level :	LOW
Injection Volume :	GPC Factor : 1.0	GPC Cleanup :	N PH :
Prep Method :			

File ID/Qc Batch:	Dilution:	Prep Date	Date Analyzed	Prep Batch ID
BP025449.D	1	08/14/25 10:30	08/16/25 07:26	PB169275

CAS Number	Parameter	Conc.	Qualifier	MDL	LOQ / CRQL	Units
TARGETS						
110-86-1	Pyridine	190		12.8	50.0	ug/L
106-46-7	1,4-Dichlorobenzene	270		5.30	50.0	ug/L
95-48-7	2-Methylphenol	370		11.2	50.0	ug/L
65794-96-9	3+4-Methylphenols	380		11.0	100	ug/L
67-72-1	Hexachloroethane	270		6.50	50.0	ug/L
98-95-3	Nitrobenzene	360		7.60	50.0	ug/L
87-68-3	Hexachlorobutadiene	310		5.40	50.0	ug/L
88-06-2	2,4,6-Trichlorophenol	430		5.10	50.0	ug/L
95-95-4	2,4,5-Trichlorophenol	440		6.20	50.0	ug/L
121-14-2	2,4-Dinitrotoluene	450		12.2	50.0	ug/L
118-74-1	Hexachlorobenzene	410		5.20	50.0	ug/L
87-86-5	Pentachlorophenol	730		15.8	100	ug/L
SURROGATES						
367-12-4	2-Fluorophenol	109		15 (23) - 110 (138)	73%	SPK: 150
13127-88-3	Phenol-d6	104		15 (10) - 110 (134)	69%	SPK: 150
4165-60-0	Nitrobenzene-d5	73.3		30 (67) - 130 (132)	73%	SPK: 100
321-60-8	2-Fluorobiphenyl	67.2		30 (52) - 130 (132)	67%	SPK: 100
118-79-6	2,4,6-Tribromophenol	114		15 (44) - 110 (137)	76%	SPK: 150
1718-51-0	Terphenyl-d14	73.2		30 (42) - 130 (152)	73%	SPK: 100
INTERNAL STANDARDS						
3855-82-1	1,4-Dichlorobenzene-d4	165000	7.79			
1146-65-2	Naphthalene-d8	667000	10.56			
15067-26-2	Acenaphthene-d10	437000	14.401			
1517-22-2	Phenanthrene-d10	895000	17.195			
1719-03-5	Chrysene-d12	925000	21.636			
1520-96-3	Perylene-d12	1060000	25.012			

A B C D E F G H I J K

Raw Data: **BP025449.D**

284 Sheffield Street, Mountainside, New Jersey 07092, Phone : 908 789 8900,
Fax : 908 789 8922

Report of Analysis

Client:	Portal Partners Tri-Venture	Date Collected:	08/11/25
Project:	Amtrak Sawtooth Bridges 2025	Date Received:	08/12/25
Client Sample ID:	TG-S01MS	SDG No.:	Q2832
Lab Sample ID:	Q2832-02MS	Matrix:	TCLP
Analytical Method:	8270E	% Solid:	0
Sample Wt/Vol:	100 Units: mL	Final Vol:	1000 uL
Soil Aliquot Vol:	uL	Test:	TCLP BNA
Extraction Type :	Decanted : N	Level :	LOW
Injection Volume :	GPC Factor : 1.0	GPC Cleanup :	N PH :
Prep Method :			

File ID/Qc Batch:	Dilution:	Prep Date	Date Analyzed	Prep Batch ID
BP025449.D	1	08/14/25 10:30	08/16/25 07:26	PB169275

CAS Number	Parameter	Conc.	Qualifier	MDL	LOQ / CRQL	Units

U = Not Detected
LOQ = Limit of Quantitation
MDL = Method Detection Limit
LOD = Limit of Detection
E = Value Exceeds Calibration Range
Q = indicates LCS control criteria did not meet requirements
M = MS/MSD acceptance criteria did not meet requirements

J = Estimated Value
B = Analyte Found in Associated Method Blank
N = Presumptive Evidence of a Compound
* = Values outside of QC limits
D = Dilution
() = Laboratory InHouse Limit
A = Aldol-Condensation Reaction Products

Raw Data: **BP025450.D**

Alliance TECHNICAL GROUP
284 Sheffield Street, Mountainside, New Jersey 07092, Phone : 908 789 8900,
Fax : 908 789 8922

Report of Analysis

Client:	Portal Partners Tri-Venture	Date Collected:	08/11/25
Project:	Amtrak Sawtooth Bridges 2025	Date Received:	08/12/25
Client Sample ID:	TG-S01MSD	SDG No.:	Q2832
Lab Sample ID:	Q2832-02MSD	Matrix:	TCLP
Analytical Method:	8270E	% Solid:	0
Sample Wt/Vol:	100 Units: mL	Final Vol:	1000 uL
Soil Aliquot Vol:	uL	Test:	TCLP BNA
Extraction Type :	Decanted : N	Level :	LOW
Injection Volume :	GPC Factor : 1.0	GPC Cleanup :	N PH :
Prep Method :			

File ID/Qc Batch:	Dilution:	Prep Date	Date Analyzed	Prep Batch ID
BP025450.D	1	08/14/25 10:30	08/16/25 08:07	PB169275

CAS Number	Parameter	Conc.	Qualifier	MDL	LOQ / CRQL	Units
TARGETS						
110-86-1	Pyridine	230		12.8	50.0	ug/L
106-46-7	1,4-Dichlorobenzene	310		5.30	50.0	ug/L
95-48-7	2-Methylphenol	420		11.2	50.0	ug/L
65794-96-9	3+4-Methylphenols	430		11.0	100	ug/L
67-72-1	Hexachloroethane	300		6.50	50.0	ug/L
98-95-3	Nitrobenzene	400		7.60	50.0	ug/L
87-68-3	Hexachlorobutadiene	350		5.40	50.0	ug/L
88-06-2	2,4,6-Trichlorophenol	480		5.10	50.0	ug/L
95-95-4	2,4,5-Trichlorophenol	480		6.20	50.0	ug/L
121-14-2	2,4-Dinitrotoluene	510		12.2	50.0	ug/L
118-74-1	Hexachlorobenzene	460		5.20	50.0	ug/L
87-86-5	Pentachlorophenol	880	E	15.8	100	ug/L
SURROGATES						
367-12-4	2-Fluorophenol	122		15 (23) - 110 (138)	81%	SPK: 150
13127-88-3	Phenol-d6	118		15 (10) - 110 (134)	78%	SPK: 150
4165-60-0	Nitrobenzene-d5	80.8		30 (67) - 130 (132)	81%	SPK: 100
321-60-8	2-Fluorobiphenyl	74.9		30 (52) - 130 (132)	75%	SPK: 100
118-79-6	2,4,6-Tribromophenol	132		15 (44) - 110 (137)	88%	SPK: 150
1718-51-0	Terphenyl-d14	83.6		30 (42) - 130 (152)	84%	SPK: 100
INTERNAL STANDARDS						
3855-82-1	1,4-Dichlorobenzene-d4	153000	7.79			
1146-65-2	Naphthalene-d8	626000	10.554			
15067-26-2	Acenaphthene-d10	423000	14.407			
1517-22-2	Phenanthrene-d10	868000	17.207			
1719-03-5	Chrysene-d12	888000	21.642			
1520-96-3	Perylene-d12	1010000	24.995			

Raw Data: **BP025450.D**

284 Sheffield Street, Mountainside, New Jersey 07092, Phone : 908 789 8900,
Fax : 908 789 8922

Report of Analysis

Client:	Portal Partners Tri-Venture	Date Collected:	08/11/25
Project:	Amtrak Sawtooth Bridges 2025	Date Received:	08/12/25
Client Sample ID:	TG-S01MSD	SDG No.:	Q2832
Lab Sample ID:	Q2832-02MSD	Matrix:	TCLP
Analytical Method:	8270E	% Solid:	0
Sample Wt/Vol:	100 Units: mL	Final Vol:	1000 uL
Soil Aliquot Vol:	uL	Test:	TCLP BNA
Extraction Type :	Decanted : N	Level :	LOW
Injection Volume :	GPC Factor : 1.0	GPC Cleanup :	N PH :
Prep Method :			

File ID/Qc Batch:	Dilution:	Prep Date	Date Analyzed	Prep Batch ID
BP025450.D	1	08/14/25 10:30	08/16/25 08:07	PB169275

CAS Number	Parameter	Conc.	Qualifier	MDL	LOQ / CRQL	Units

U = Not Detected
LOQ = Limit of Quantitation
MDL = Method Detection Limit
LOD = Limit of Detection
E = Value Exceeds Calibration Range
Q = indicates LCS control criteria did not meet requirements
M = MS/MSD acceptance criteria did not meet requirements

J = Estimated Value
B = Analyte Found in Associated Method Blank
N = Presumptive Evidence of a Compound
* = Values outside of QC limits
D = Dilution
() = Laboratory InHouse Limit
A = Aldol-Condensation Reaction Products

Alliance TECHNICAL GROUP

A
B
C
D
E
F
G
H
I
J
K

CALIBRATION SUMMARY

Response Factor Report BNA_F

Method Path : Z:\svoasrv\HPCHEM1\BNA_F\Methods\
Method File : 8270-BF081525.M
Title : ASP BNA STANDARDS FOR 5 POINT CALIBRATION
Last Update : Mon Aug 18 04:40:19 2025
Response Via : Initial Calibration

Calibration Files
2.5 =BF143416.D 5 =BF143417.D 10 =BF143418.D 20 =BF143419.D 40 =BF143420.D 50 =BF143421.D 60 =BF143422.D 80 =BF1434
23.D

		Compound	2.5	5	10	20	40	50	60	80	Avg	%RSD
1)	I	1,4-Dichlorobenzen...	----------ISTD----------									
2)		1,4-Dioxane	0.557	0.560	0.568	0.564	0.536	0.551	0.542	0.554	2.10	
3)		Pyridine	1.356	1.375	1.488	1.487	1.463	1.515	1.484	1.453	4.25	
4)		n-Nitrosodimet...		0.641	0.669	0.680	0.674	0.690	0.696	0.675	2.88	
5)	S	2-Fluorophenol	1.192	1.169	1.228	1.147	1.101	1.143	1.072	1.151	4.58	
6)		Aniline	2.064	1.981	2.086	1.984	1.904	1.944	1.816	1.968	4.70	
7)	S	Phenol-d6	1.573	1.494	1.536	1.414	1.383	1.414	1.336	1.450	5.94	
8)		2-Chlorophenol	1.322	1.290	1.348	1.252	1.210	1.258	1.212	1.270	4.14	
9)		Benzaldehyde		1.043	1.069	0.734	0.637	0.640	0.504	0.771	30.13	
10)	C	Phenol	1.785	1.746	1.821	1.698	1.623	1.666	1.505	1.692	6.34	
11)		bis(2-Chloroet...	1.326	1.264	1.308	1.236	1.207	1.234	1.205	1.254	3.78	
12)		1,3-Dichlorobe...	1.565	1.479	1.502	1.395	1.333	1.385	1.301	1.423	6.72	
13)	C	1,4-Dichlorobe...	1.542	1.482	1.493	1.397	1.355	1.378	1.296	1.421	6.16	
14)		1,2-Dichlorobe...	1.484	1.421	1.431	1.325	1.286	1.310	1.241	1.357	6.54	
15)		Benzyl Alcohol		1.030	1.110	1.079	1.059	1.080	1.057	1.069	2.52	
16)		2,2'-oxybis(1-...	2.414	2.259	2.291	2.096	2.014	2.066	1.869	2.144	8.70	
17)		2-Methylphenol	1.104	1.036	1.080	1.025	0.989	1.035	0.985	1.036	4.22	
18)		Hexachloroethane	0.514	0.484	0.513	0.478	0.461	0.478	0.456	0.484	4.69	
19)	P	n-Nitroso-di-n...	0.964	0.986	0.939	0.942	0.863	0.831	0.852	0.804	0.898	7.57
20)		3+4-Methylphenols		1.321	1.391	1.241	1.167	1.214	1.098	1.239	8.49	
21)	I	Naphthalene-d8	----------ISTD----------									
22)		Acetophenone	0.501	0.459	0.462	0.419	0.395	0.406	0.369	0.430	10.66	
23)	S	Nitrobenzene-d5	0.350	0.333	0.352	0.339	0.330	0.339	0.317	0.337	3.56	
24)		Nitrobenzene	0.359	0.347	0.372	0.357	0.345	0.354	0.332	0.352	3.63	
25)		Isophorone	0.693	0.642	0.671	0.634	0.615	0.645	0.616	0.645	4.37	
26)	C	2-Nitrophenol	0.141	0.149	0.170	0.170	0.170	0.176	0.168	0.163	7.98	
27)		2,4-Dimethylph...	0.296	0.286	0.301	0.270	0.262	0.269	0.249	0.276	6.80	
28)		bis(2-Chloroet...	0.441	0.404	0.413	0.390	0.374	0.392	0.362	0.397	6.60	
29)	C	2,4-Dichloroph...	0.292	0.281	0.301	0.281	0.271	0.284	0.260	0.281	4.72	
30)		1,2,4-Trichlor...	0.318	0.298	0.304	0.283	0.274	0.282	0.260	0.288	6.76	
31)		Naphthalene	1.067	0.987	1.013	0.941	0.891	0.921	0.827	0.950	8.44	
32)		Benzoic acid		0.114	0.141	0.143	0.146	0.157	0.161	0.144	11.66	
33)		4-Chloroaniline	0.355	0.352	0.362	0.344	0.331	0.343	0.313	0.343	4.86	
34)	C	Hexachlorobuta...	0.200	0.185	0.192	0.184	0.174	0.182	0.170	0.184	5.50	
35)		Caprolactam		0.077	0.084	0.080	0.080	0.087	0.078	0.081	4.78	
36)	C	4-Chloro-3-met...	0.308	0.290	0.301	0.288	0.282	0.294	0.266	0.290	4.74	
37)		2-Methylnaphth...	0.737	0.678	0.687	0.625	0.592	0.616	0.544	0.640	10.16	
38)		1-Methylnaphth...	0.704	0.650	0.662	0.597	0.572	0.584	0.524	0.613	10.04	

Method Path : Z:\svoasrv\HPCHEM1\BNA_F\Methods\
Method File : 8270-BF081525.M

39)	I	Acenaphthene-d10	----------ISTD----------								
40)		1,2,4,5-Tetrac...	0.611	0.587	0.585	0.549	0.532	0.540	0.501	0.558	6.82
41)	P	Hexachlorocycl...		0.089	0.140	0.179	0.192	0.190	0.213	0.167	27.09
42)	S	2,4,6-Tribromo...	0.184	0.176	0.186	0.177	0.171	0.185	0.167	0.178	4.15
43)	C	2,4,6-Trichlor...	0.345	0.341	0.363	0.353	0.341	0.354	0.338	0.348	2.63
44)		2,4,5-Trichlor...	0.378	0.358	0.395	0.378	0.370	0.377	0.355	0.373	3.64
45)	S	2-Fluorobiphenyl	1.445	1.340	1.291	1.132	1.074	1.082	0.960	1.189	14.52
46)		1,1'-Biphenyl	1.568	1.524	1.502	1.375	1.316	1.331	1.221	1.405	9.12
47)		2-Chloronaphth...	1.225	1.174	1.179	1.083	1.049	1.068	0.987	1.109	7.65
48)		2-Nitroaniline	0.313	0.317	0.343	0.336	0.332	0.348	0.323	0.330	4.01
49)		Acenaphthylene	1.765	1.680	1.705	1.573	1.519	1.555	1.415	1.602	7.56
50)		Dimethylphthalate	1.371	1.293	1.305	1.210	1.179	1.239	1.132	1.247	6.57
51)		2,6-Dinitrotol...	0.223	0.225	0.258	0.252	0.250	0.263	0.250	0.246	6.38
52)	C	Acenaphthene	1.202	1.126	1.143	1.043	1.019	1.057	0.950	1.077	7.92
53)		3-Nitroaniline	0.254	0.261	0.283	0.283	0.274	0.293	0.268	0.274	4.96
54)	P	2,4-Dinitrophenol		0.059	0.087	0.096	0.102	0.117	0.118	0.097	22.78
55)		Dibenzofuran	1.754	1.669	1.662	1.516	1.447	1.497	1.333	1.554	9.47
56)	P	4-Nitrophenol		0.131	0.170	0.179	0.178	0.196	0.179	0.172	12.64
57)		2,4-Dinitrotol...	0.293	0.308	0.347	0.334	0.328	0.363	0.322	0.328	7.15
58)		Fluorene	1.415	1.318	1.287	1.133	1.080	1.136	0.987	1.194	12.61
59)		2,3,4,6-Tetrac...	0.260	0.265	0.293	0.297	0.283	0.307	0.270	0.282	6.22
60)		Diethylphthalate	1.308	1.233	1.217	1.108	1.055	1.150	0.994	1.152	9.47
61)		4-Chlorophenyl...	0.669	0.633	0.622	0.574	0.551	0.573	0.508	0.590	9.25
62)		4-Nitroaniline	0.237	0.255	0.271	0.261	0.247	0.283	0.240	0.256	6.48
63)		Azobenzene	1.301	1.211	1.229	1.137	1.094	1.158	1.023	1.165	7.89
64)	I	Phenanthrene-d10	----------ISTD----------								
65)		4,6-Dinitro-2-...		0.073	0.096	0.107	0.107	0.117	0.118	0.103	16.32
66)	c	n-Nitrosodiphe...	0.707	0.667	0.676	0.645	0.624	0.623	0.609	0.650	5.40
67)		4-Bromophenyl-...	0.248	0.234	0.243	0.236	0.232	0.231	0.230	0.236	2.92
68)		Hexachlorobenzene	0.276	0.252	0.259	0.244	0.242	0.244	0.240	0.251	5.10
69)		Atrazine	0.188	0.189	0.197	0.190	0.185	0.201	0.181	0.190	3.67
70)	C	Pentachlorophenol		0.077	0.106	0.114	0.117	0.123	0.125	0.110	15.80
71)		Phenanthrene	1.238	1.155	1.132	1.060	1.008	1.034	0.955	1.083	8.96
72)		Anthracene	1.236	1.159	1.166	1.065	1.024	1.045	0.962	1.094	8.76
73)		Carbazole	1.044	0.995	0.976	0.895	0.849	0.910	0.807	0.925	9.10
74)		Di-n-butylphth...	0.965	0.959	0.970	0.892	0.851	0.975	0.837	0.921	6.49
75)	C	Fluoranthene	1.128	1.083	1.026	0.893	0.844	0.955	0.807	0.962	12.67
76)	I	Chrysene-d12	----------ISTD----------								
77)		Benzidine		0.637	0.749	0.567	0.492	0.541		0.597	16.71
78)		Pyrene	1.958	1.822	1.950	1.698	1.596	1.805	1.339	1.738	12.55
79)	S	Terphenyl-d14	1.415	1.276	1.329	1.147	1.057	1.212	0.899	1.191	14.61
80)		Butylbenzylpht...	0.352	0.372	0.446	0.459	0.450	0.487	0.448	0.431	11.36
81)		Benzo(a)anthra...	1.312	1.276	1.318	1.254	1.212	1.330	1.211	1.273	3.89
82)		3,3'-Dichlorob...		0.304	0.382	0.393	0.386	0.385	0.386	0.373	9.08
83)		Chrysene	1.240	1.186	1.240	1.194	1.156	1.138	1.087	1.177	4.71
84)		Bis(2-ethylhex...	0.500	0.492	0.624	0.668	0.685	0.649	0.662	0.611	13.23
85)	c	Di-n-octyl pht...		0.919	1.209	1.330	1.379	1.286	1.318	1.240	13.47

Method Path : Z:\svoasrv\HPCHEM1\BNA_F\Methods\
Method File : 8270-BF081525.M

86)	I	Perylene-d12	----------ISTD----------								
87)		Indeno(1,2,3-c...	1.559	1.533	1.569	1.495	1.465	1.503	1.374	1.500	4.44
88)		Benzo(b)fluora...	1.147	1.002	1.158	1.090	1.030	1.042	1.036	1.072	5.66
89)		Benzo(k)fluora...	1.084	1.161	1.022	1.052	1.022	1.081	0.978	1.057	5.60
90)	C	Benzo(a)pyrene	1.005	1.017	1.054	1.043	1.009	1.042	0.976	1.021	2.68
91)		Dibenzo(a,h)an...	1.227	1.253	1.275	1.203	1.169	1.209	1.095	1.204	4.92
92)		Benzo(g,h,i)pe...	1.236	1.219	1.257	1.207	1.179	1.214	1.111	1.203	3.94

(#) = Out of Range

Response Factor Report MSBNA_P

Method Path : Z:\svoasrv\HPCHEM1\BNA_P\Methods\
Method File : 8270E-BP081425.M
Title : ASP BNA STANDARDS FOR 5 POINT CALIBRATION
Last Update : Thu Aug 14 18:14:31 2025
Response Via : Initial Calibration

Calibration Files
2.5 =BP025392.D 5 =BP025393.D 10 =BP025394.D 20 =BP025395.D 40 =BP025396.D 50 =BP025397.D 60 =BP025398.D 80 =BP0253
99.D

		Compound	2.5	5	10	20	40	50	60	80	Avg	%RSD
1)	I	1,4-Dichlorobenzen...	----------ISTD----------									
2)		1,4-Dioxane	0.520	0.464	0.475	0.445	0.479	0.462	0.458	0.472	5.07	
3)		Pyridine	1.446	1.250	1.256	1.220	1.317	1.281	1.268	1.291	5.77	
4)		n-Nitrosodimet...		0.515	0.512	0.511	0.559	0.555	0.541	0.532	4.13	
5)	S	2-Fluorophenol	1.232	1.177	1.194	1.162	1.240	1.226	1.199	1.204	2.42	
6)		Aniline	2.098	1.962	2.030	2.020	2.194	2.164	2.094	2.080	3.96	
7)	S	Phenol-d6	1.483	1.467	1.533	1.513	1.641	1.609	1.563	1.544	4.16	
8)		2-Chlorophenol	1.351	1.283	1.347	1.313	1.428	1.414	1.378	1.359	3.83	
9)		Benzaldehyde		0.987	0.956	1.366	1.262	1.005	0.915	1.082	17.12	
10)	C	Phenol	1.594	1.529	1.613	1.575	1.707	1.688	1.635	1.620	3.87	
11)		bis(2-Chloroet...	1.283	1.183	1.273	1.222	1.321	1.303	1.255	1.263	3.78	
12)		1,3-Dichlorobe...	1.532	1.433	1.503	1.443	1.555	1.530	1.493	1.499	3.07	
13)	C	1,4-Dichlorobe...	1.587	1.490	1.527	1.467	1.596	1.544	1.510	1.532	3.12	
14)		1,2-Dichlorobe...	1.558	1.430	1.491	1.431	1.533	1.487	1.449	1.483	3.35	
15)		Benzyl Alcohol		1.138	1.205	1.193	1.287	1.289	1.250	1.227	4.83	
16)		2,2'-oxybis(1-...	1.762	1.592	1.712	1.620	1.751	1.740	1.665	1.692	3.96	
17)		2-Methylphenol	1.075	1.030	1.123	1.107	1.198	1.191	1.154	1.125	5.41	
18)		Hexachloroethane	0.577	0.544	0.552	0.545	0.588	0.578	0.559	0.563	3.13	
19)	P	n-Nitroso-di-n...	1.014	1.066	0.959	1.056	0.992	1.053	1.042	1.000	1.023	3.68
20)		3+4-Methylphenols		1.442	1.533	1.525	1.639	1.640	1.580	1.560	4.87	
21)	I	Naphthalene-d8	----------ISTD----------									
22)		Acetophenone	0.515	0.487	0.506	0.485	0.523	0.506	0.488	0.502	2.96	
23)	S	Nitrobenzene-d5	0.395	0.376	0.392	0.383	0.419	0.408	0.394	0.395	3.65	
24)		Nitrobenzene	0.350	0.342	0.348	0.344	0.375	0.362	0.352	0.353	3.21	
25)		Isophorone	0.734	0.672	0.700	0.674	0.730	0.709	0.680	0.700	3.70	
26)	C	2-Nitrophenol	0.167	0.163	0.177	0.181	0.197	0.195	0.190	0.181	7.43	
27)		2,4-Dimethylph...	0.303	0.303	0.296	0.308	0.336	0.325	0.313	0.312	4.46	
28)		bis(2-Chloroet...	0.443	0.407	0.425	0.407	0.439	0.430	0.410	0.423	3.61	
29)	C	2,4-Dichloroph...	0.293	0.293	0.308	0.305	0.331	0.324	0.314	0.310	4.71	
30)		1,2,4-Trichlor...	0.357	0.329	0.335	0.327	0.354	0.344	0.332	0.340	3.61	
31)		Naphthalene	1.069	1.020	1.037	1.000	1.087	1.052	1.011	1.040	3.06	
32)		Benzoic acid		0.188	0.207	0.227	0.249	0.255	0.255	0.230	12.20	
33)		4-Chloroaniline	0.453	0.435	0.447	0.452	0.492	0.478	0.458	0.459	4.19	
34)	C	Hexachlorobuta...	0.222	0.205	0.211	0.205	0.218	0.213	0.207	0.211	3.05	
35)		Caprolactam		0.114	0.110	0.109	0.120	0.116	0.113	0.114	3.67	
36)	C	4-Chloro-3-met...	0.366	0.335	0.347	0.346	0.373	0.368	0.353	0.355	3.85	
37)		2-Methylnaphth...	0.716	0.653	0.678	0.652	0.700	0.682	0.654	0.676	3.69	
38)		1-Methylnaphth...	0.777	0.706	0.713	0.686	0.751	0.719	0.685	0.719	4.67	

Method Path : Z:\svoasrv\HPCHEM1\BNA_P\Methods\
Method File : 8270E-BP081425.M

39)	I	Acenaphthene-d10	----------ISTD----------								
40)		1,2,4,5-Tetrac...	0.578	0.559	0.585	0.560	0.610	0.581	0.571	0.578	3.00
41)	P	Hexachlorocycl...		0.274	0.313	0.348	0.387	0.388	0.383	0.349	13.46
42)	S	2,4,6-Tribromo...	0.266	0.259	0.267	0.263	0.286	0.275	0.268	0.269	3.39
43)	C	2,4,6-Trichlor...	0.368	0.364	0.381	0.382	0.421	0.408	0.405	0.390	5.56
44)		2,4,5-Trichlor...	0.417	0.385	0.424	0.424	0.457	0.448	0.437	0.427	5.52
45)	S	2-Fluorobiphenyl	1.558	1.483	1.507	1.392	1.517	1.435	1.351	1.463	5.04
46)		1,1'-Biphenyl	1.495	1.418	1.457	1.408	1.537	1.445	1.407	1.453	3.37
47)		2-Chloronaphth...	1.152	1.093	1.144	1.101	1.184	1.142	1.100	1.131	2.99
48)		2-Nitroaniline	0.301	0.306	0.317	0.330	0.360	0.351	0.341	0.329	6.85
49)		Acenaphthylene	1.907	1.806	1.848	1.806	1.992	1.907	1.832	1.871	3.63
50)		Dimethylphthalate	1.569	1.449	1.438	1.403	1.512	1.479	1.403	1.465	4.12
51)		2,6-Dinitrotol...	0.297	0.287	0.302	0.309	0.331	0.323	0.311	0.309	4.95
52)	C	Acenaphthene	1.149	1.082	1.100	1.041	1.155	1.106	1.056	1.098	3.93
53)		3-Nitroaniline	0.318	0.329	0.337	0.342	0.384	0.367	0.354	0.347	6.56
54)	P	2,4-Dinitrophenol		0.114	0.140	0.163	0.186	0.192	0.194	0.165	19.83
55)		Dibenzofuran	1.820	1.711	1.737	1.677	1.811	1.729	1.672	1.736	3.40
56)	P	4-Nitrophenol		0.251	0.265	0.279	0.315	0.304	0.298	0.285	8.56
57)		2,4-Dinitrotol...	0.404	0.407	0.431	0.438	0.479	0.471	0.454	0.440	6.61
58)		Fluorene	1.506	1.391	1.390	1.306	1.415	1.330	1.253	1.370	6.02
59)		2,3,4,6-Tetrac...	0.375	0.360	0.366	0.368	0.402	0.392	0.379	0.377	4.01
60)		Diethylphthalate	1.615	1.475	1.465	1.434	1.540	1.459	1.430	1.488	4.48
61)		4-Chlorophenyl...	0.761	0.684	0.679	0.651	0.690	0.671	0.634	0.681	5.91
62)		4-Nitroaniline	0.341	0.336	0.349	0.351	0.387	0.370	0.359	0.356	4.89
63)		Azobenzene	1.315	1.226	1.274	1.237	1.341	1.301	1.227	1.274	3.62
64)	I	Phenanthrene-d10	----------ISTD----------								
65)		4,6-Dinitro-2-...		0.096	0.113	0.123	0.139	0.139	0.138	0.125	14.21
66)	c	n-Nitrosodiphe...	0.636	0.603	0.607	0.591	0.634	0.605	0.594	0.610	2.99
67)		4-Bromophenyl-...	0.233	0.206	0.217	0.213	0.230	0.223	0.218	0.220	4.34
68)		Hexachlorobenzene	0.264	0.253	0.254	0.242	0.264	0.257	0.251	0.255	3.06
69)		Atrazine	0.229	0.226	0.228	0.218	0.240	0.229	0.229	0.228	2.74
70)	C	Pentachlorophenol		0.135	0.154	0.157	0.177	0.171	0.172	0.161	9.76
71)		Phenanthrene	1.162	1.101	1.111	1.040	1.135	1.085	1.057	1.099	3.88
72)		Anthracene	1.161	1.124	1.133	1.079	1.175	1.101	1.080	1.122	3.37
73)		Carbazole	1.079	1.052	1.074	1.007	1.111	1.053	1.022	1.057	3.32
74)		Di-n-butylphth...	1.345	1.255	1.332	1.244	1.374	1.285	1.265	1.300	3.86
75)	C	Fluoranthene	1.370	1.323	1.348	1.228	1.361	1.286	1.258	1.311	4.13
76)	I	Chrysene-d12	----------ISTD----------								
77)		Benzidine		0.642	0.642	0.967	0.664	0.608	0.573	0.683	20.94
78)		Pyrene	1.398	1.261	1.287	1.274	1.320	1.319	1.241	1.300	4.00
79)	S	Terphenyl-d14	1.249	1.100	1.097	1.045	1.100	1.061	0.999	1.093	7.15
80)		Butylbenzylpht...	0.589	0.557	0.592	0.579	0.614	0.616	0.578	0.589	3.55
81)		Benzo(a)anthra...	1.384	1.302	1.313	1.268	1.359	1.333	1.275	1.319	3.21
82)		3,3'-Dichlorob...		0.482	0.507	0.488	0.521	0.506	0.480	0.497	3.31
83)		Chrysene	1.292	1.214	1.249	1.182	1.280	1.243	1.186	1.235	3.49
84)		Bis(2-ethylhex...	0.907	0.826	0.874	0.831	0.901	0.882	0.850	0.867	3.73
85)	c	Di-n-octyl pht...		1.381	1.498	1.444	1.572	1.563	1.491	1.492	4.84

Method Path : Z:\svoasrv\HPCHEM1\BNA_P\Methods\
Method File : 8270E-BP081425.M

86)	I	Perylene-d12	----------ISTD----------							
87)		Indeno(1,2,3-c...	1.454	1.385	1.440	1.411	1.569	1.522	1.486	1.467	4.36
88)		Benzo(b)fluora...	1.203	1.126	1.171	1.134	1.250	1.197	1.175	1.179	3.60
89)		Benzo(k)fluora...	1.202	1.157	1.200	1.130	1.226	1.206	1.141	1.180	3.16
90)	C	Benzo(a)pyrene	1.139	1.093	1.150	1.108	1.219	1.185	1.141	1.148	3.77
91)		Dibenzo(a,h)an...	1.180	1.125	1.179	1.156	1.290	1.244	1.216	1.199	4.64
92)		Benzo(g,h,i)pe...	1.162	1.118	1.169	1.138	1.248	1.220	1.192	1.178	3.86

(#) = Out of Range

284 Sheffield Street, Mountainside, New Jersey 07092, Phone : 908 789 8900,
Fax : 908 789 8922

7C

SEMIVOLATILE CONTINUING CALIBRATION CHECK

Lab Name: Alliance
Contract: PORT06
Lab Code: ACE
SDG No.: Q2832
Instrument ID: BNA_F
Calibration Date/Time: 08/18/2025 09:06
Lab File ID: BF143429.D
Init. Calib. Date(s): 08/15/2025 08/15/2025
EPA Sample No.: SSTDCCC040
Init. Calib. Time(s): 14:29 17:57
GC Column: DB-UI ID: 0.18 (mm)

COMPOUND	RRF	RRF040	MIN RRF	%D	MAX%D
Pyridine	1.453	1.489		2.5	
2-Fluorophenol	1.151	1.147		-0.3	
Phenol-d6	1.450	1.436		-1.0	
1,4-Dichlorobenzene	1.421	1.421		0.0	20.0
2-Methylphenol	1.036	1.042		0.6	
3+4-Methylphenols	1.239	1.257		1.5	
Nitrobenzene-d5	0.337	0.332		-1.5	
Hexachloroethane	0.484	0.475		-1.9	
Nitrobenzene	0.352	0.351		-0.3	
Hexachlorobutadiene	0.184	0.183		-0.5	20.0
2,4,6-Trichlorophenol	0.348	0.342		-1.7	20.0
2-Fluorobiphenyl	1.189	1.141		-4.0	
2,4,5-Trichlorophenol	0.373	0.377		1.1	
2,4-Dinitrotoluene	0.328	0.345		5.2	
2,4,6-Tribromophenol	0.178	0.181		1.7	
Hexachlorobenzene	0.251	0.247		-1.6	
Pentachlorophenol	0.110	0.114		3.6	20.0
Terphenyl-d14	1.191	1.257		5.5	

All other compounds must meet a minimum RRF of 0.010.

284 Sheffield Street, Mountainside, New Jersey 07092, Phone : 908 789 8900,
Fax : 908 789 8922

7C

SEMIVOLATILE CONTINUING CALIBRATION CHECK

Lab Name: Alliance
Contract: PORT06
Lab Code: ACE
SDG No.: Q2832
Instrument ID: BNA_P
Calibration Date/Time: 08/15/2025 23:49
Lab File ID: BP025438.D
Init. Calib. Date(s): 08/14/2025 08/14/2025
EPA Sample No.: SSTDCCC040
Init. Calib. Time(s): 12:33 17:24
GC Column: ZB-GR ID: 0.25 (mm)

COMPOUND	RRF	RRF040	MIN RRF	%D	MAX%D
Pyridine	1.291	1.222		-5.3	
2-Fluorophenol	1.204	1.185		-1.6	
Phenol-d6	1.544	1.563		1.2	
1,4-Dichlorobenzene	1.532	1.524		-0.5	20.0
2-Methylphenol	1.125	1.144		1.7	
3+4-Methylphenols	1.560	1.553		-0.4	
Nitrobenzene-d5	0.395	0.402		1.8	
Hexachloroethane	0.563	0.561		-0.4	
Nitrobenzene	0.353	0.362		2.5	
Hexachlorobutadiene	0.211	0.212		0.5	20.0
2,4,6-Trichlorophenol	0.390	0.405		3.8	20.0
2-Fluorobiphenyl	1.463	1.439		-1.6	
2,4,5-Trichlorophenol	0.427	0.442		3.5	
2,4-Dinitrotoluene	0.440	0.456		3.6	
2,4,6-Tribromophenol	0.269	0.270		0.4	
Hexachlorobenzene	0.255	0.251		-1.6	
Pentachlorophenol	0.161	0.162		0.6	20.0
Terphenyl-d14	1.093	1.067		-2.4	

All other compounds must meet a minimum RRF of 0.010.

Alliance TECHNICAL GROUP

A
B
C
D
E
F
G
H
I
J
K

SAMPLE RAW DATA

Sample Results: **BF143430.D**

Data Path : Z:\svoasrv\HPCHEM1\BNA_F\Data\BF081825\
Data File : BF143430.D
Acq On : 18 Aug 2025 09:35
Operator : RC/JU
Sample : PB169212TB
Misc :
ALS Vial : 3 Sample Multiplier: 1

Instrument :
BNA_F
ClientSampleId :
PB169212TB

Quant Time: Aug 18 12:14:52 2025
Quant Method : Z:\svoasrv\HPCHEM1\BNA_F\Methods\8270-BF081525.M
Quant Title : ASP BNA STANDARDS FOR 5 POINT CALIBRATION
QLast Update : Mon Aug 18 04:40:19 2025
Response via : Initial Calibration

Compound	R.T.	QIon	Response	Conc	Units	Dev(Min)
Internal Standards						
1) 1,4-Dichlorobenzene-d4	6.928	152	132193	20.000	ng	0.00
21) Naphthalene-d8	8.204	136	514539	20.000	ng	0.00
39) Acenaphthene-d10	9.963	164	291463	20.000	ng	0.00
64) Phenanthrene-d10	11.445	188	501580	20.000	ng	0.00
76) Chrysene-d12	14.086	240	313116	20.000	ng	0.00
86) Perylene-d12	15.574	264	239207	20.000	ng	0.00
System Monitoring Compounds						
5) 2-Fluorophenol	5.569	112	942761	123.972	ng	0.01
7) Phenol-d6	6.557	99	1186943	123.852	ng	0.00
23) Nitrobenzene-d5	7.481	82	777125	89.621	ng	0.00
42) 2,4,6-Tribromophenol	10.751	330	350867	135.248	ng	0.00
45) 2-Fluorobiphenyl	9.281	172	1462968	84.426	ng	0.00
79) Terphenyl-d14	13.027	244	1645028	88.255	ng	0.00

Target Compounds Qvalue

(#) = qualifier out of range (m) = manual integration (+) = signals summed

Sample Results: **BF143430.D**

Data Path : Z:\svoasrv\HPCHEM1\BNA_F\Data\BF081825\
Data File : BF143430.D
Acq On : 18 Aug 2025 09:35
Operator : RC/JU
Sample : PB169212TB
Misc :
ALS Vial : 3 Sample Multiplier: 1

Instrument :
BNA_F
ClientSampleId :
PB169212TB

Quant Time: Aug 18 12:14:52 2025
Quant Method : Z:\svoasrv\HPCHEM1\BNA_F\Methods\8270-BF081525.M
Quant Title : ASP BNA STANDARDS FOR 5 POINT CALIBRATION
QLast Update : Mon Aug 18 04:40:19 2025
Response via : Initial Calibration

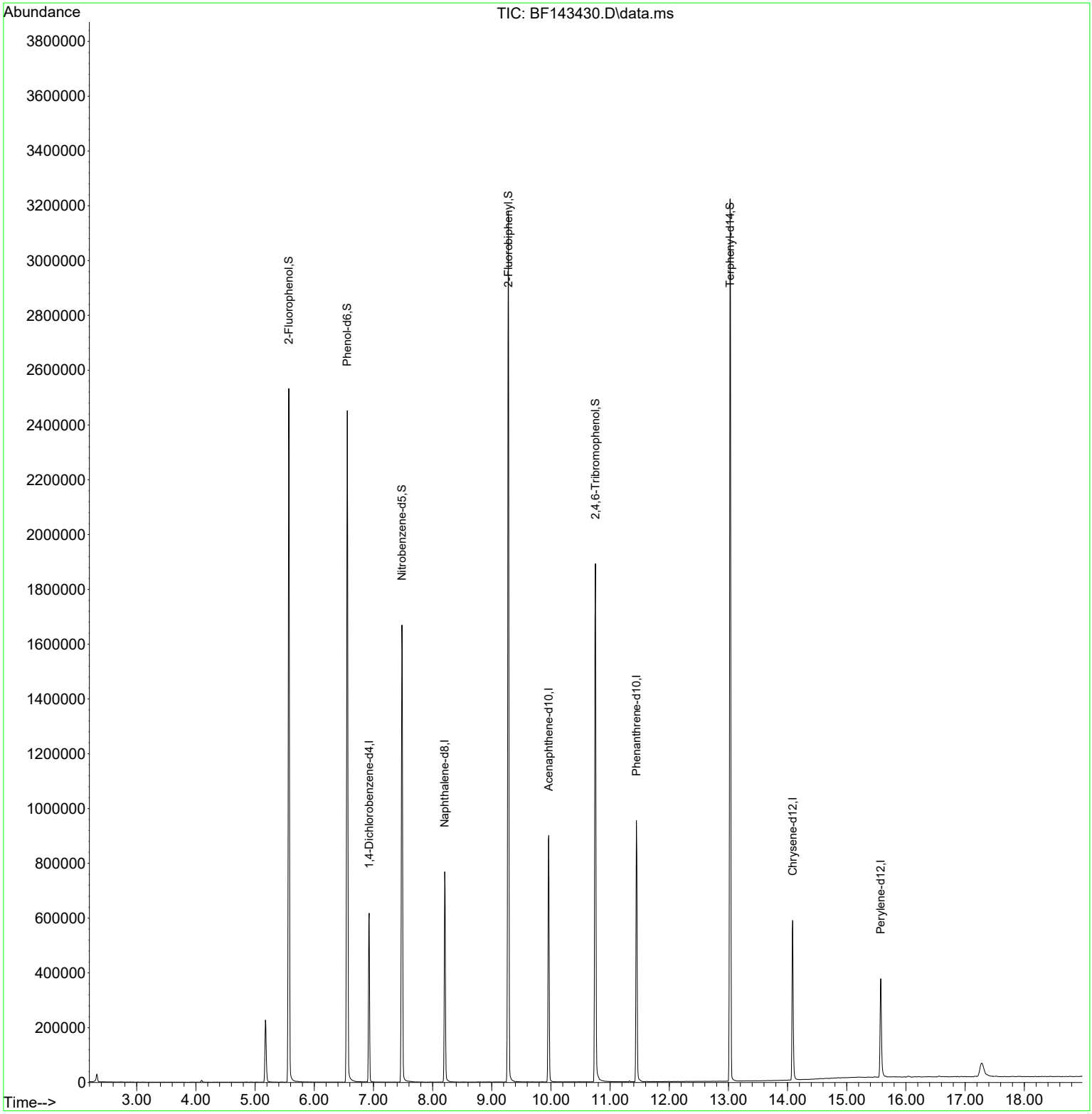

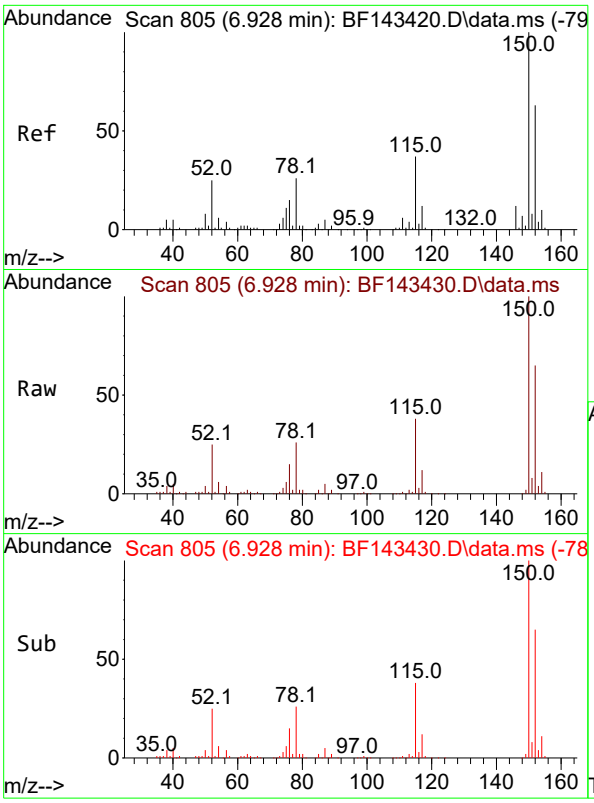

#1
1,4-Dichlorobenzene-d4
Concen: 20.000 ng
RT: 6.928 min Scan# 8(
Delta R.T. -0.000 min
Lab File: BF143430.D
Acq: 18 Aug 2025 09:35

Instrument :
BNA_F
ClientSampleId :
PB169212TB

Tgt Ion:152 Resp: 132193

Ion	Ratio	Lower	Upper
152	100		
150	152.9	127.4	191.2
115	58.7	47.5	71.3

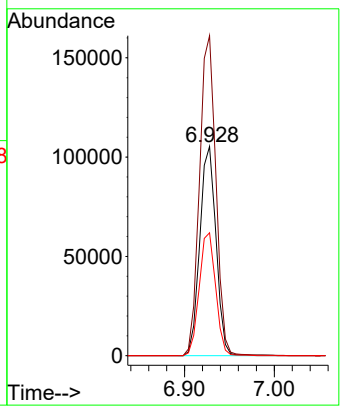

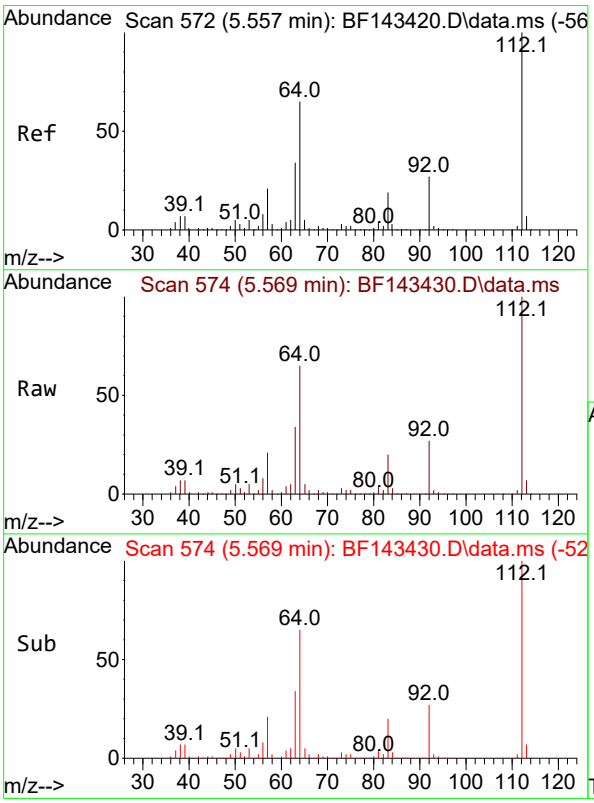

#5
2-Fluorophenol
Concen: 123.972 ng
RT: 5.569 min Scan# 574
Delta R.T. 0.012 min
Lab File: BF143430.D
Acq: 18 Aug 2025 09:35

Tgt Ion:112 Resp: 942761

Ion	Ratio	Lower	Upper
112	100		
64	64.8	52.2	78.2
63	33.8	27.0	40.6

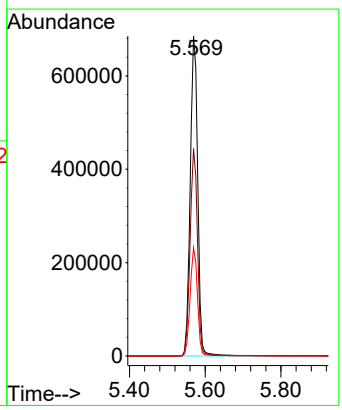

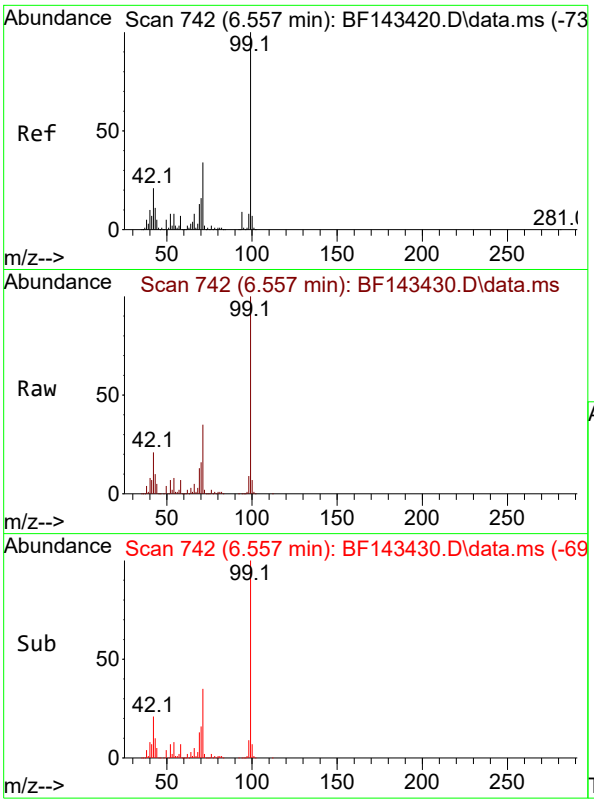

#7
Phenol-d6
Concen: 123.852 ng
RT: 6.557 min Scan# 7
Delta R.T. -0.000 min
Lab File: BF143430.D
Acq: 18 Aug 2025 09:35

Instrument :
BNA_F
ClientSampleId :
PB169212TB

Tgt Ion: 99 Resp: 1186943

Ion	Ratio	Lower	Upper
99	100		
42	20.5	17.0	25.6
71	35.3	27.4	41.2

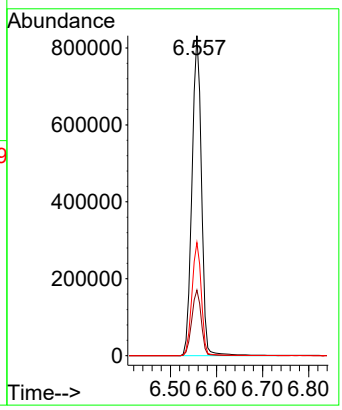

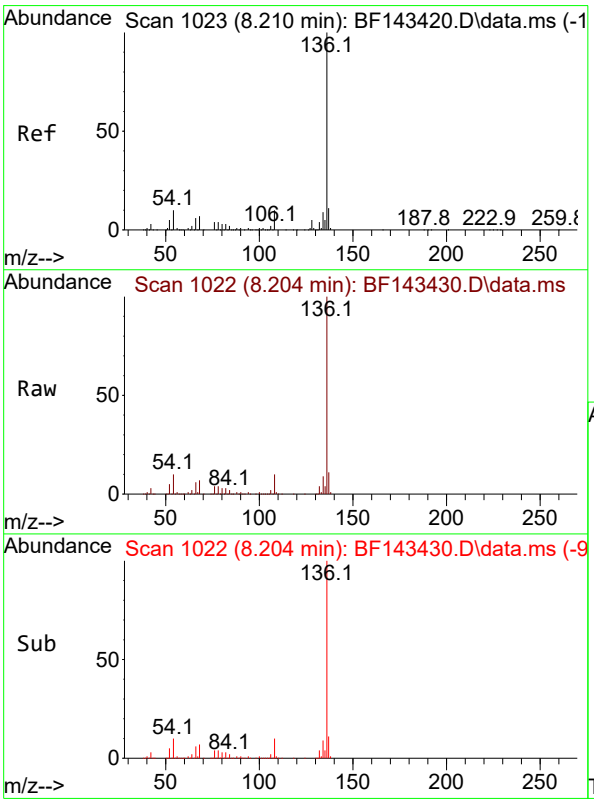

#21
Naphthalene-d8
Concen: 20.000 ng
RT: 8.204 min Scan# 1022
Delta R.T. -0.006 min
Lab File: BF143430.D
Acq: 18 Aug 2025 09:35

Tgt Ion:136 Resp: 514539

Ion	Ratio	Lower	Upper
136	100		
137	10.9	8.8	13.2
54	10.0	7.8	11.8
68	6.5	5.2	7.8

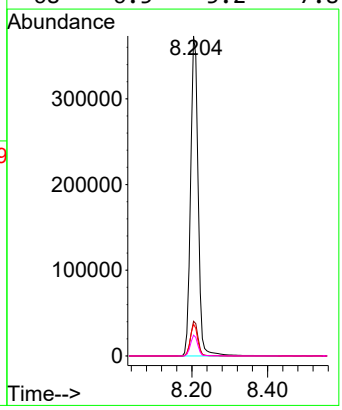

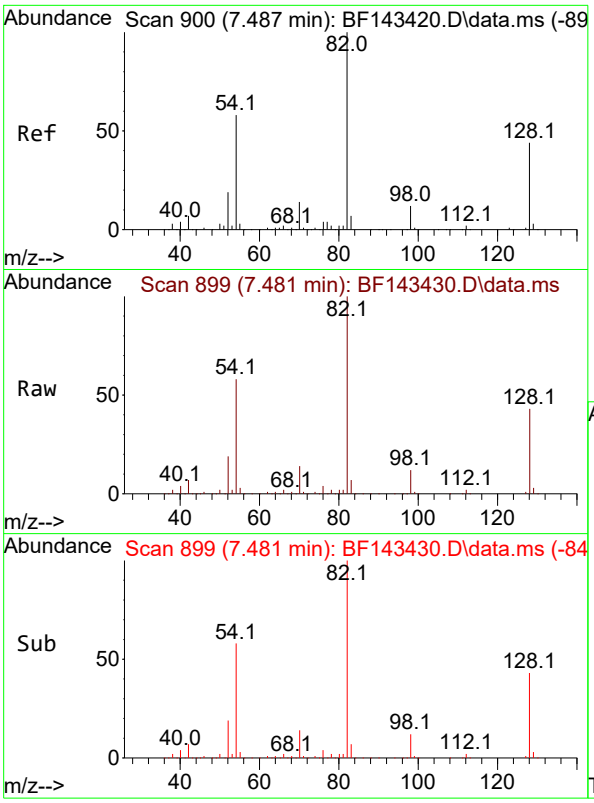

#23
Nitrobenzene-d5
Concen: 89.621 ng
RT: 7.481 min Scan# 8
Delta R.T. -0.006 min
Lab File: BF143430.D
Acq: 18 Aug 2025 09:35

Instrument :
BNA_F
ClientSampleId :
PB169212TB

Tgt Ion: 82 Resp: 777125

Ion	Ratio	Lower	Upper
82	100		
128	42.8	34.6	52.0
54	58.4	46.0	69.0

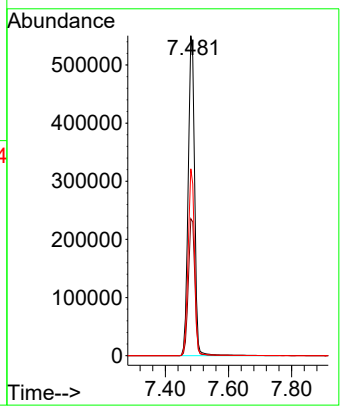

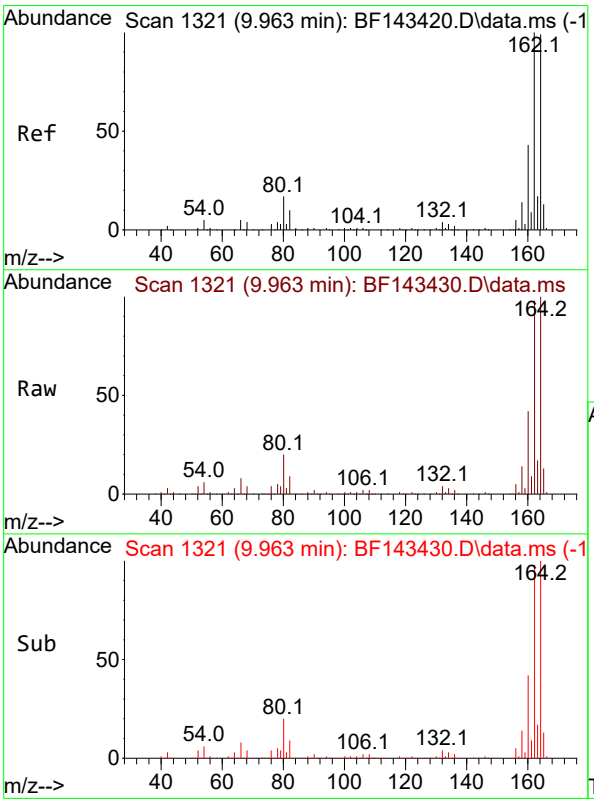

#39
Acenaphthene-d10
Concen: 20.000 ng
RT: 9.963 min Scan# 1321
Delta R.T. -0.000 min
Lab File: BF143430.D
Acq: 18 Aug 2025 09:35

Tgt Ion:164 Resp: 291463

Ion	Ratio	Lower	Upper
164	100		
162	97.8	80.6	121.0
160	42.4	34.6	51.8

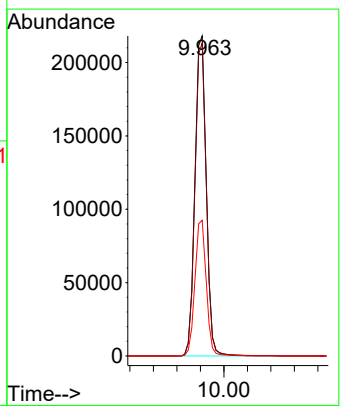

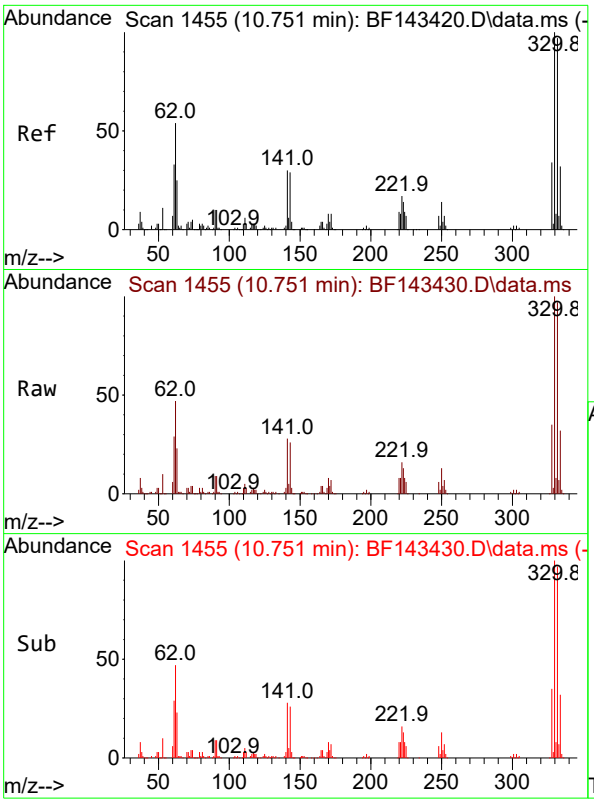

#42
2,4,6-Tribromophenol
Concen: 135.248 ng
RT: 10.751 min Scan# 1
Delta R.T. -0.000 min
Lab File: BF143430.D
Acq: 18 Aug 2025 09:35

Instrument :
BNA_F
ClientSampleId :
PB169212TB

Tgt Ion:330 Resp: 350867

Ion	Ratio	Lower	Upper
330	100		
332	96.5	77.4	116.2
141	29.0	24.1	36.1

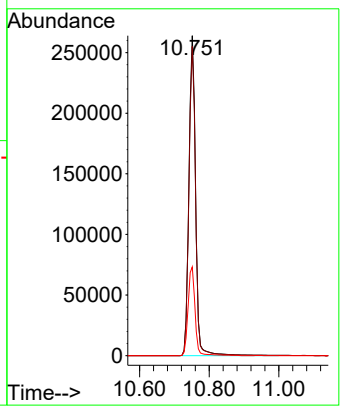

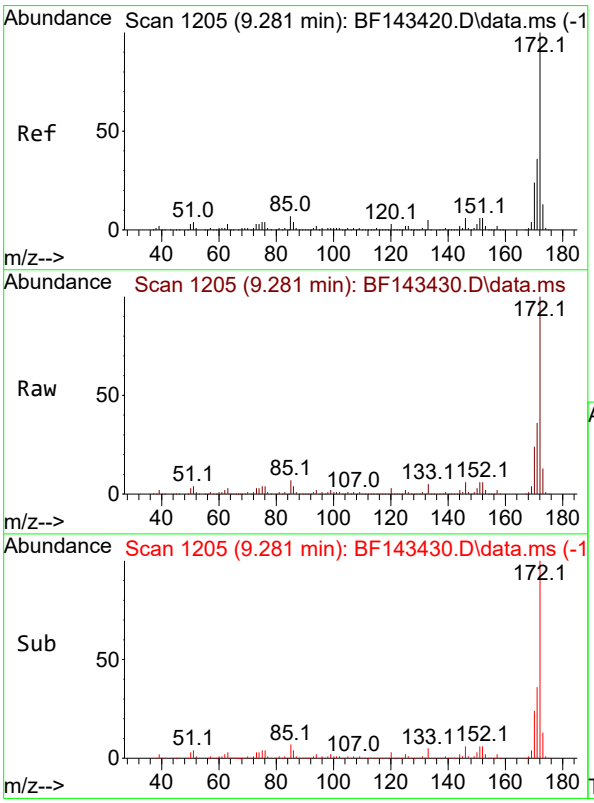

#45
2-Fluorobiphenyl
Concen: 84.426 ng
RT: 9.281 min Scan# 1205
Delta R.T. -0.000 min
Lab File: BF143430.D
Acq: 18 Aug 2025 09:35

Tgt Ion:172 Resp: 1462968

Ion	Ratio	Lower	Upper
172	100		
171	35.7	28.7	43.1
170	23.5	19.0	28.6

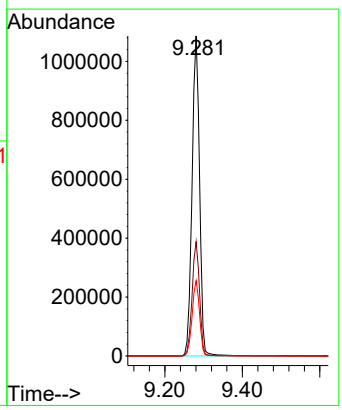

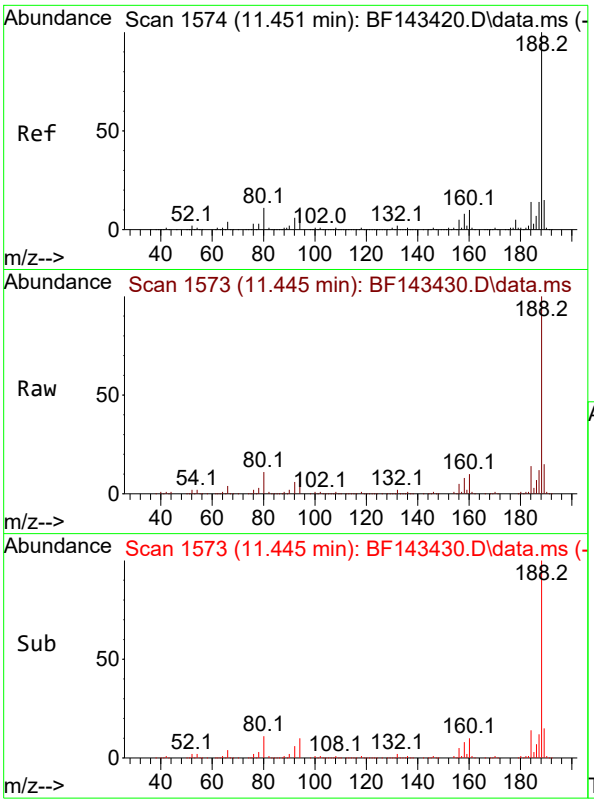

#64
Phenanthrene-d10
Concen: 20.000 ng
RT: 11.445 min Scan# 1
Delta R.T. -0.006 min
Lab File: BF143430.D
Acq: 18 Aug 2025 09:35

Instrument :
BNA_F
ClientSampleId :
PB169212TB

Tgt Ion:188 Resp: 501580

Ion	Ratio	Lower	Upper
188	100		
94	10.0	8.0	12.0
80	11.4	8.6	12.8

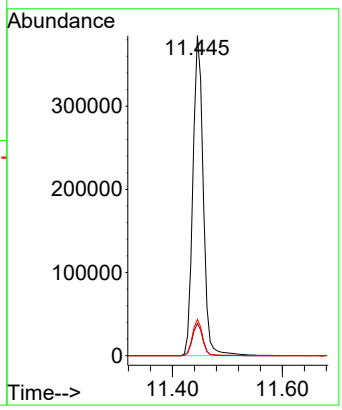

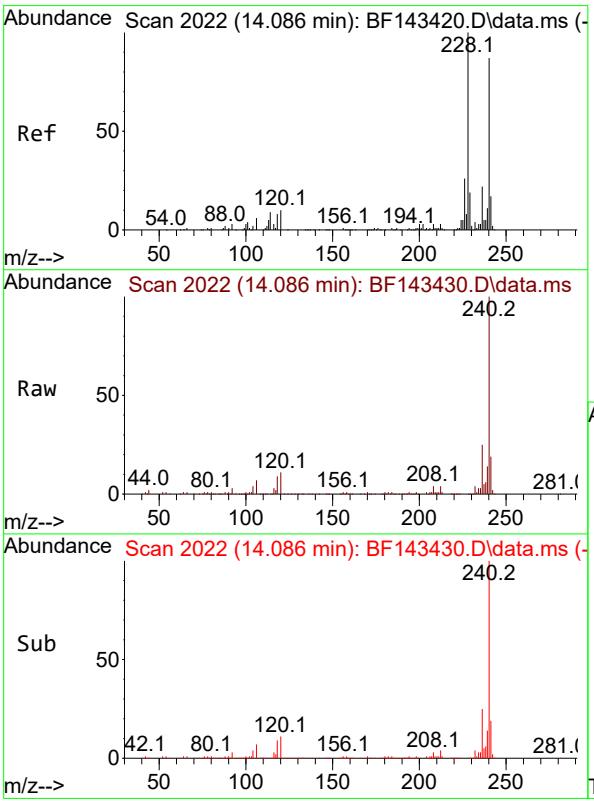

#76
Chrysene-d12
Concen: 20.000 ng
RT: 14.086 min Scan# 2022
Delta R.T. -0.000 min
Lab File: BF143430.D
Acq: 18 Aug 2025 09:35

Tgt Ion:240 Resp: 313116

Ion	Ratio	Lower	Upper
240	100		
120	10.7	9.0	13.4
236	25.4	20.2	30.2

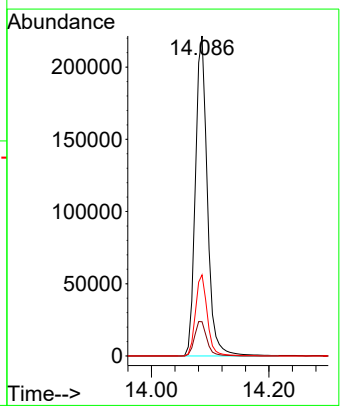



#79
Terphenyl-d14
Concen: 88.255 ng
RT: 13.027 min Scan# 1
Delta R.T. -0.000 min
Lab File: BF143430.D
Acq: 18 Aug 2025 09:35

Instrument :
BNA_F
ClientSampleId :
PB169212TB

Tgt Ion:244 Resp: 1645028

Ion	Ratio	Lower	Upper
244	100		
212	6.8	5.2	7.8
122	10.5	8.3	12.5

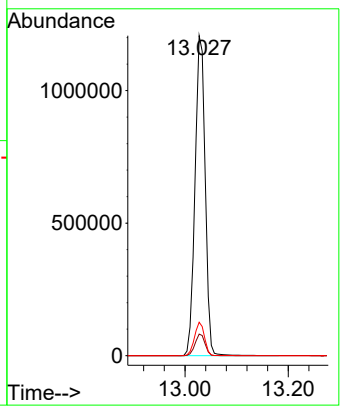

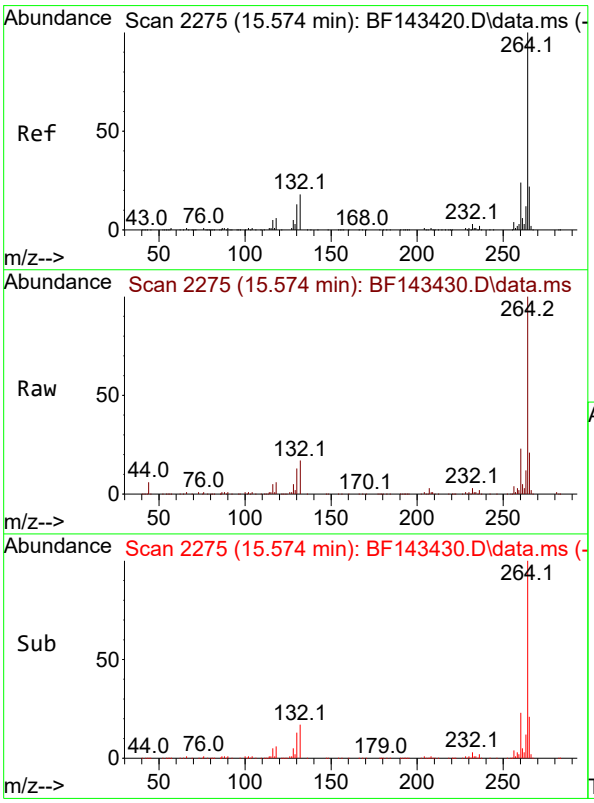

#86
Perylene-d12
Concen: 20.000 ng
RT: 15.574 min Scan# 2275
Delta R.T. -0.000 min
Lab File: BF143430.D
Acq: 18 Aug 2025 09:35

Tgt Ion:264 Resp: 239207

Ion	Ratio	Lower	Upper
264	100		
260	22.7	18.8	28.2
265	20.9	17.4	26.0

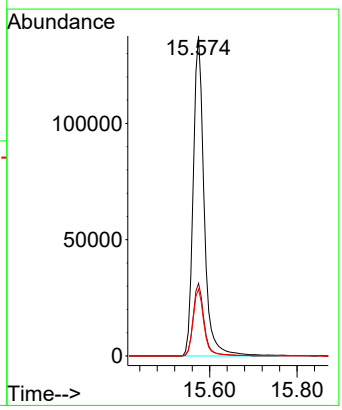

Sample Results: **BP025448.D**

Data Path : Z:\svoasrv\HPCHEM1\BNA_P\Data\BP081525\
Data File : BP025448.D
Acq On : 16 Aug 2025 06:45
Operator : CG/JU
Sample : Q2832-02
Misc :
ALS Vial : 27 Sample Multiplier: 1

Instrument :
BNA_P
ClientSampleId :
TG-S01

Quant Time: Aug 18 01:41:39 2025
Quant Method : Z:\svoasrv\HPCHEM1\BNA_P\Methods\8270E-BP081425.M
Quant Title : ASP BNA STANDARDS FOR 5 POINT CALIBRATION
QLast Update : Thu Aug 14 18:14:31 2025
Response via : Initial Calibration

Compound	R.T.	QIon	Response	Conc	Units	Dev(Min)
Internal Standards						
1) 1,4-Dichlorobenzene-d4	7.790	152	158542	20.000	ng	0.00
21) Naphthalene-d8	10.554	136	622142	20.000	ng	0.00
39) Acenaphthene-d10	14.401	164	405060	20.000	ng	0.00
64) Phenanthrene-d10	17.195	188	872287	20.000	ng	0.00
76) Chrysene-d12	21.624	240	920454	20.000	ng	-0.02
86) Perylene-d12	24.977	264	1004867	20.000	ng	-0.05
System Monitoring Compounds						
5) 2-Fluorophenol	5.408	112	1119458	117.261	ng	0.00
7) Phenol-d6	6.966	99	1328551	108.545	ng	0.00
23) Nitrobenzene-d5	8.931	82	970733	78.929	ng	0.00
42) 2,4,6-Tribromophenol	15.901	330	692030	126.928	ng	-0.01
45) 2-Fluorobiphenyl	13.019	172	2203030	74.331	ng	0.00
79) Terphenyl-d14	19.919	244	3805322	75.638	ng	0.00

Target Compounds	Qvalue

(#) = qualifier out of range (m) = manual integration (+) = signals summed

Sample Results: **BP025448.D**

Data Path : Z:\svoasrv\HPCHEM1\BNA_P\Data\BP081525\
Data File : BP025448.D
Acq On : 16 Aug 2025 06:45
Operator : CG/JU
Sample : Q2832-02
Misc :
ALS Vial : 27 Sample Multiplier: 1

Instrument :
BNA_P
ClientSampleId :
TG-S01

Quant Time: Aug 18 01:41:39 2025
Quant Method : Z:\svoasrv\HPCHEM1\BNA_P\Methods\8270E-BP081425.M
Quant Title : ASP BNA STANDARDS FOR 5 POINT CALIBRATION
QLast Update : Thu Aug 14 18:14:31 2025
Response via : Initial Calibration

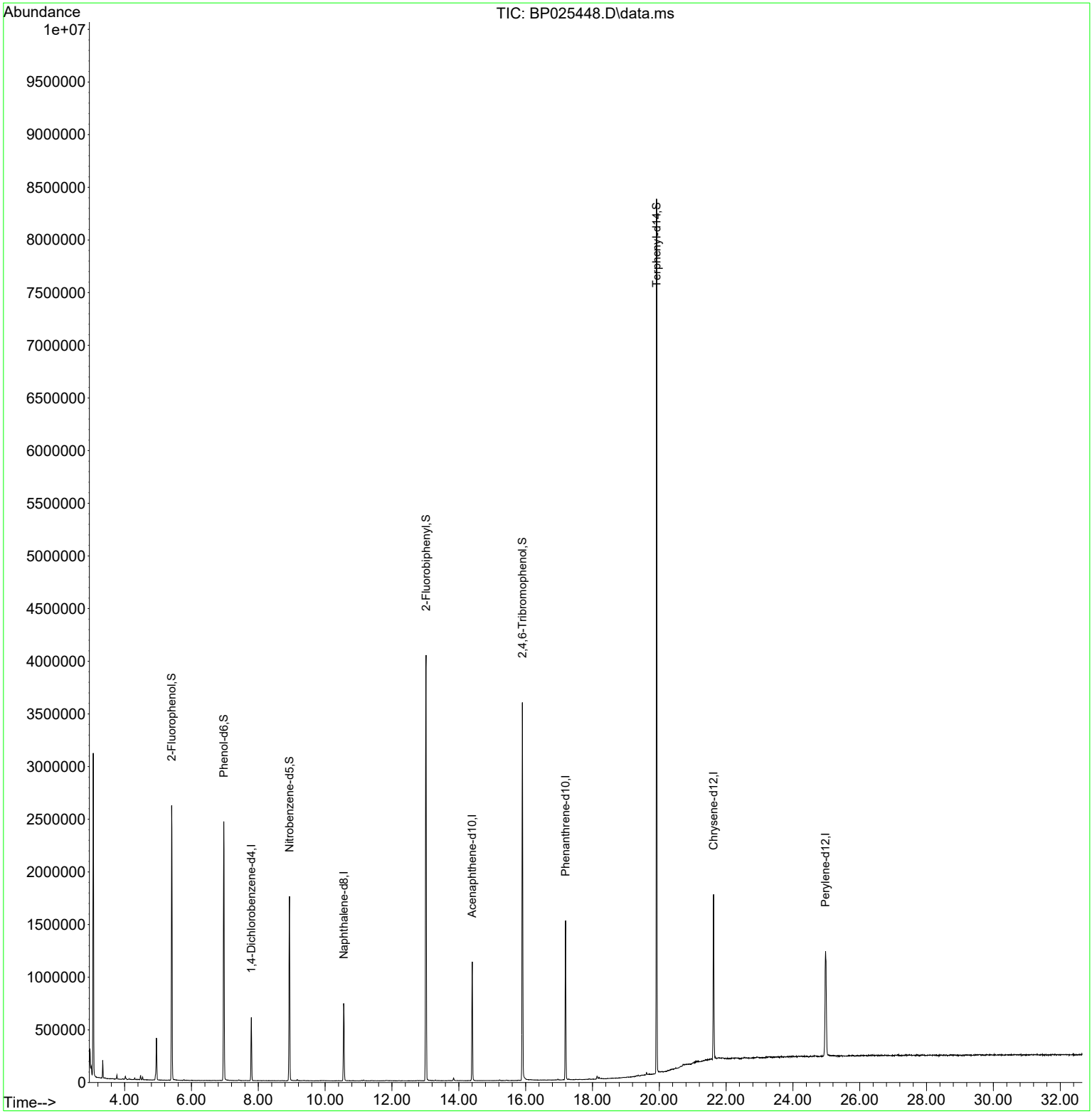

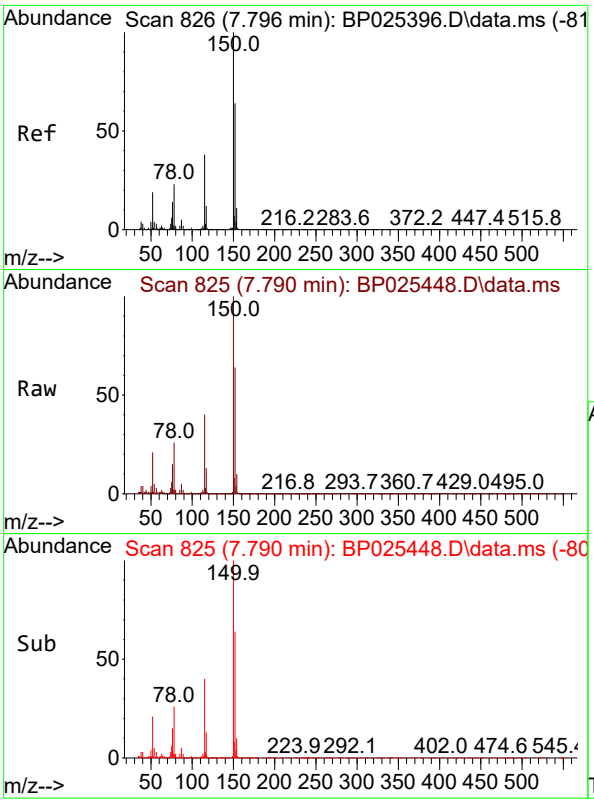

#1
1,4-Dichlorobenzene-d4
Concen: 20.000 ng
RT: 7.790 min Scan# 8
Delta R.T. -0.006 min
Lab File: BP025448.D
Acq: 16 Aug 2025 06:45

Instrument :
BNA_P
ClientSampleId :
TG-S01

Tgt Ion:152 Resp: 158542

Ion	Ratio	Lower	Upper
152	100		
150	156.1	125.9	188.9
115	61.9	48.5	72.7

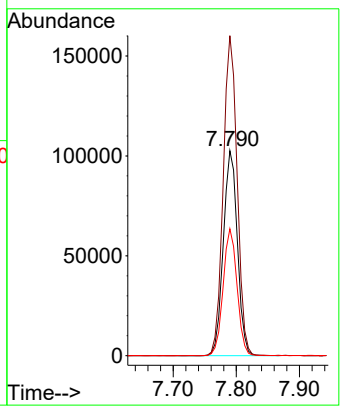



#5
2-Fluorophenol
Concen: 117.261 ng
RT: 5.408 min Scan# 420
Delta R.T. 0.000 min
Lab File: BP025448.D
Acq: 16 Aug 2025 06:45

Tgt Ion:112 Resp: 1119458

Ion	Ratio	Lower	Upper
112	100		
64	57.5	43.8	65.8
63	31.1	22.7	34.1

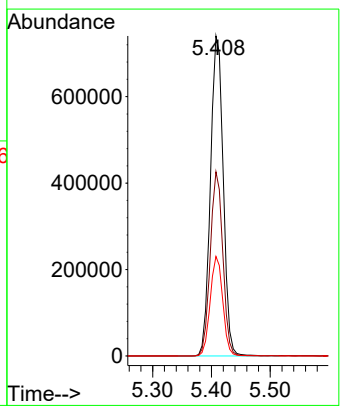

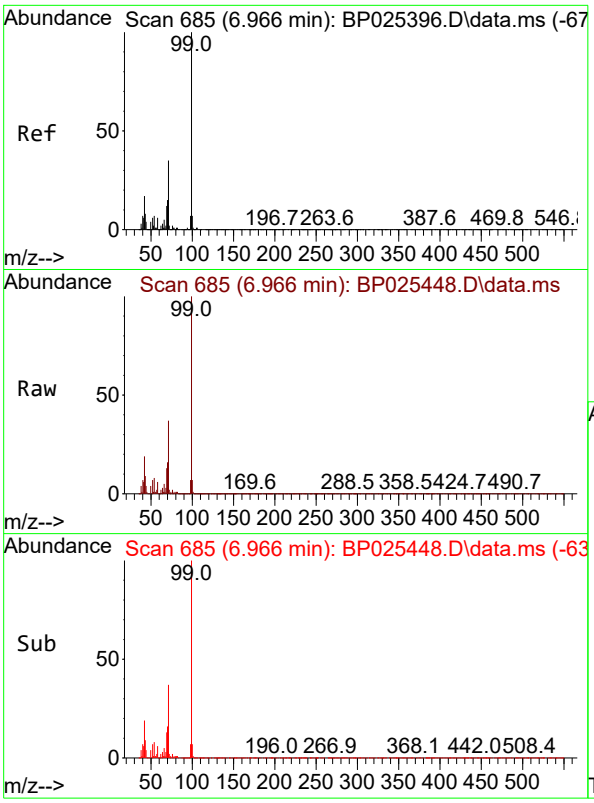

#7
Phenol-d6
Concen: 108.545 ng
RT: 6.966 min Scan# 6
Delta R.T. 0.000 min
Lab File: BP025448.D
Acq: 16 Aug 2025 06:45

Instrument :
BNA_P
ClientSampleId :
TG-S01

Tgt Ion: 99 Resp: 1328551

Ion	Ratio	Lower	Upper
99	100		
42	18.6	13.7	20.5
71	36.6	28.2	42.4

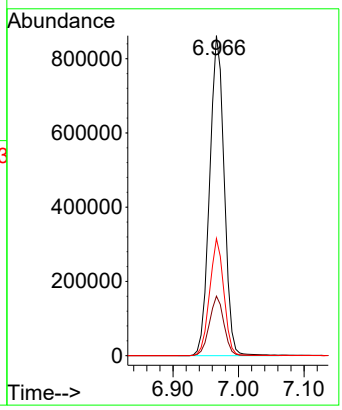



#21
Naphthalene-d8
Concen: 20.000 ng
RT: 10.554 min Scan# 1295
Delta R.T. -0.006 min
Lab File: BP025448.D
Acq: 16 Aug 2025 06:45

Tgt Ion:136 Resp: 622142

Ion	Ratio	Lower	Upper
136	100		
137	11.3	9.2	13.8
54	8.0	6.0	9.0
68	5.3	4.3	6.5

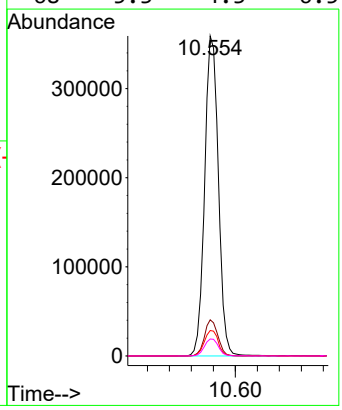

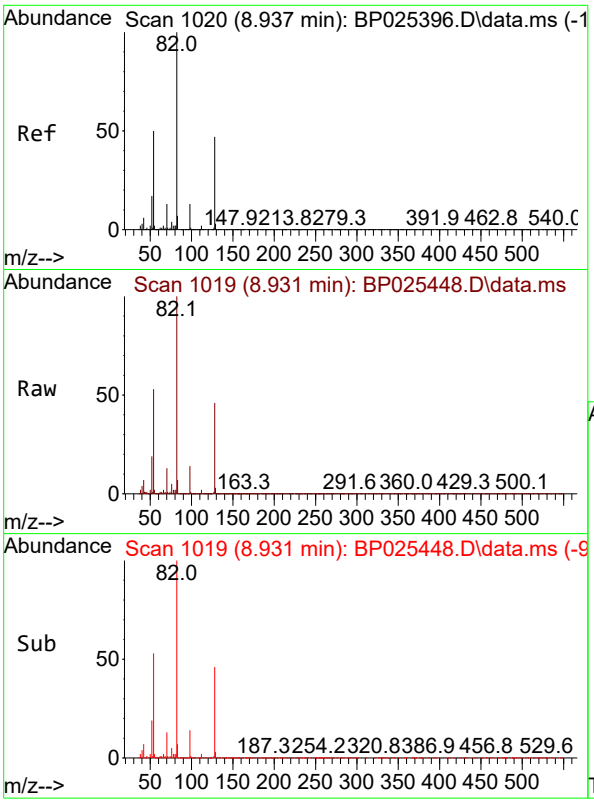

#23
Nitrobenzene-d5
Concen: 78.929 ng
RT: 8.931 min Scan# 1(
Delta R.T. -0.006 min
Lab File: BP025448.D
Acq: 16 Aug 2025 06:45

Instrument :
BNA_P
ClientSampleId :
TG-S01

Tgt Ion: 82 Resp: 970733

Ion	Ratio	Lower	Upper
82	100		
128	45.9	37.7	56.5
54	52.7	39.8	59.6

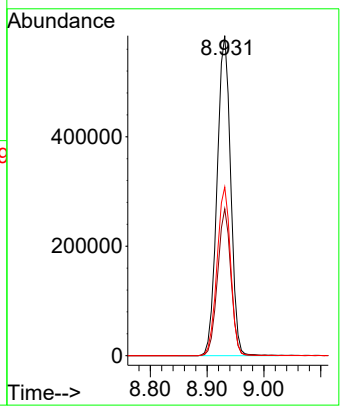

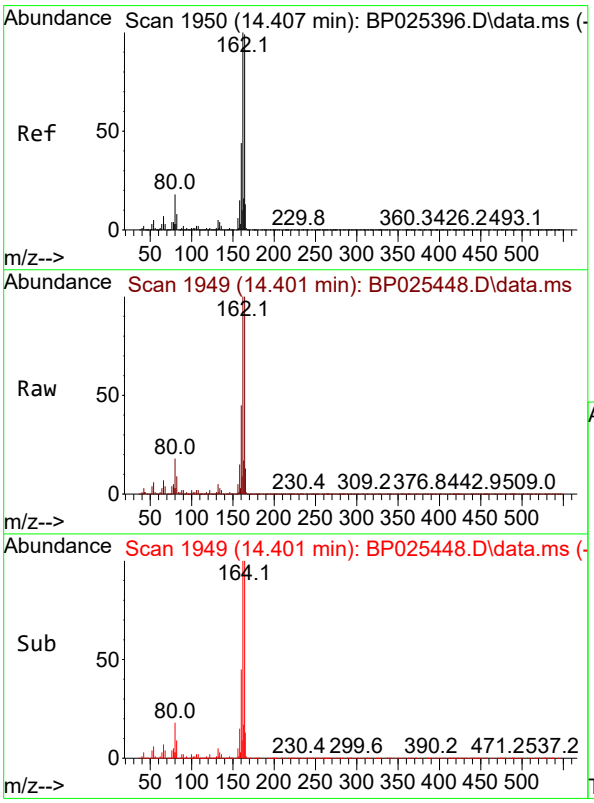

#39
Acenaphthene-d10
Concen: 20.000 ng
RT: 14.401 min Scan# 1949
Delta R.T. -0.006 min
Lab File: BP025448.D
Acq: 16 Aug 2025 06:45

Tgt Ion:164 Resp: 405060

Ion	Ratio	Lower	Upper
164	100		
162	100.2	81.0	121.6
160	45.1	35.4	53.2

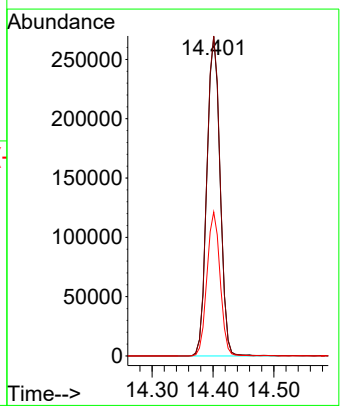

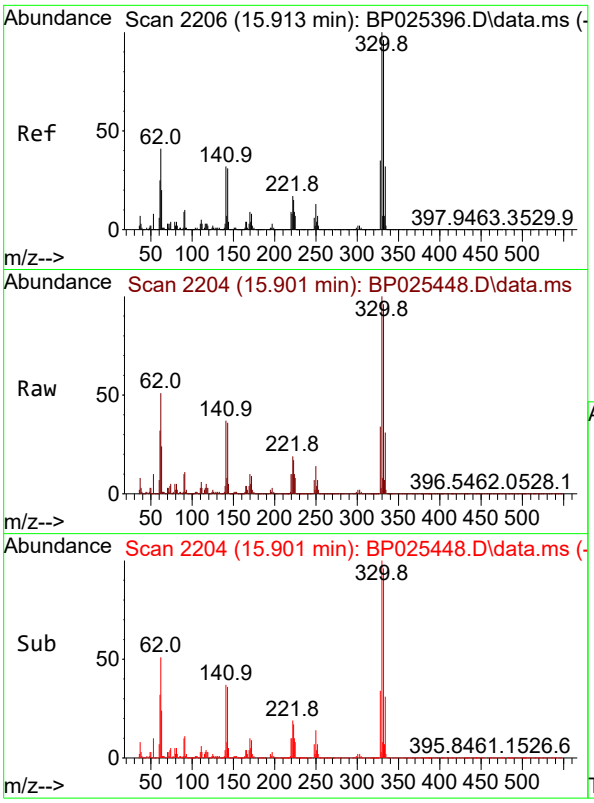

#42
2,4,6-Tribromophenol
Concen: 126.928 ng
RT: 15.901 min Scan# 2
Delta R.T. -0.012 min
Lab File: BP025448.D
Acq: 16 Aug 2025 06:45

Instrument :
BNA_P
ClientSampleId :
TG-S01

Tgt Ion:330 Resp: 692030

Ion	Ratio	Lower	Upper
330	100		
332	96.4	77.3	115.9
141	36.8	26.6	39.8

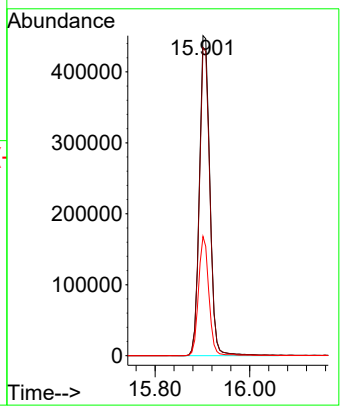



#45
2-Fluorobiphenyl
Concen: 74.331 ng
RT: 13.019 min Scan# 1714
Delta R.T. 0.000 min
Lab File: BP025448.D
Acq: 16 Aug 2025 06:45

Tgt Ion:172 Resp: 2203030

Ion	Ratio	Lower	Upper
172	100		
171	34.4	28.1	42.1
170	23.3	18.6	28.0

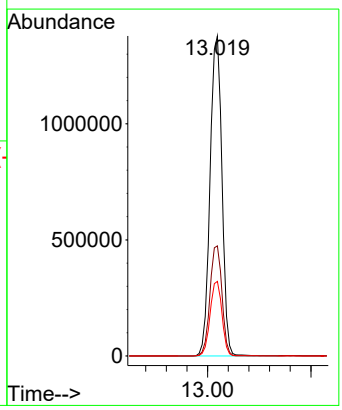



#64
Phenanthrene-d10
Concen: 20.000 ng
RT: 17.195 min Scan# 2
Delta R.T. -0.006 min
Lab File: BP025448.D
Acq: 16 Aug 2025 06:45

Instrument :
BNA_P
ClientSampleId :
TG-S01

Tgt Ion:188 Resp: 872287

Ion	Ratio	Lower	Upper
188	100		
94	8.4	6.6	10.0
80	9.3	6.7	10.1

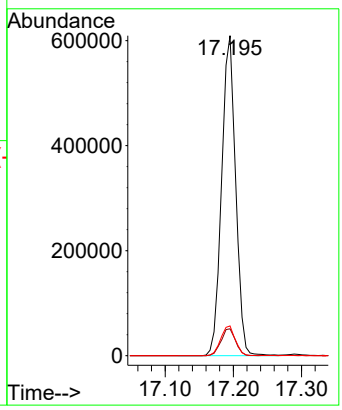

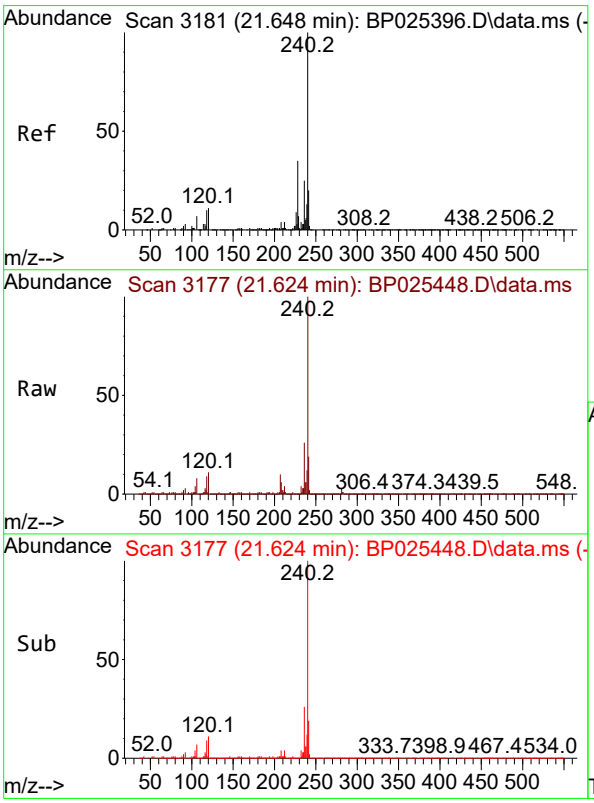

#76
Chrysene-d12
Concen: 20.000 ng
RT: 21.624 min Scan# 3177
Delta R.T. -0.024 min
Lab File: BP025448.D
Acq: 16 Aug 2025 06:45

Tgt Ion:240 Resp: 920454

Ion	Ratio	Lower	Upper
240	100		
120	11.0	8.9	13.3
236	26.3	19.8	29.8

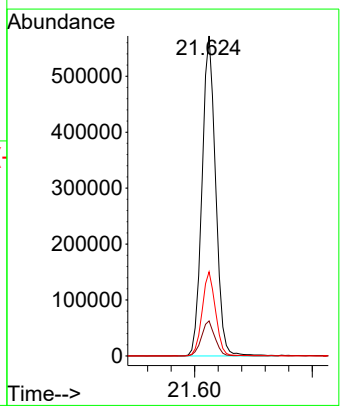



#79
Terphenyl-d14
Concen: 75.638 ng
RT: 19.919 min Scan# 2
Delta R.T. 0.000 min
Lab File: BP025448.D
Acq: 16 Aug 2025 06:45

Instrument :
BNA_P
ClientSampleId :
TG-S01

Tgt Ion:244 Resp: 3805322

Ion	Ratio	Lower	Upper
244	100		
212	7.8	5.8	8.6
122	10.0	7.4	11.2

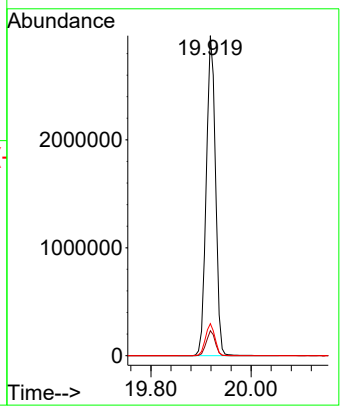

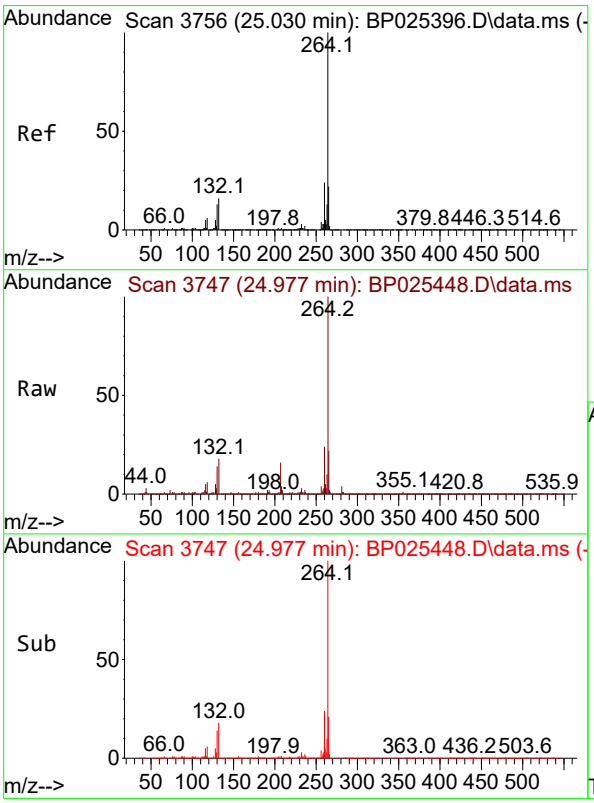

#86
Perylene-d12
Concen: 20.000 ng
RT: 24.977 min Scan# 3747
Delta R.T. -0.053 min
Lab File: BP025448.D
Acq: 16 Aug 2025 06:45

Tgt Ion:264 Resp: 1004867

Ion	Ratio	Lower	Upper
264	100		
260	24.1	19.3	28.9
265	21.7	17.4	26.0

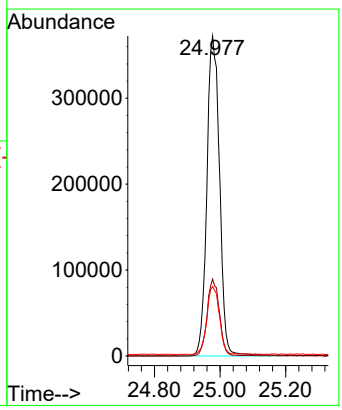

Sample Results: **BP025451.D**

Data Path : Z:\svoasrv\HPCHEM1\BNA_P\Data\BP081525\
Data File : BP025451.D
Acq On : 16 Aug 2025 08:48
Operator : CG/JU
Sample : Q2832-04
Misc :
ALS Vial : 30 Sample Multiplier: 1

Instrument :
BNA_P
ClientSampleId :
TG-S02

Quant Time: Aug 18 01:43:30 2025
Quant Method : Z:\svoasrv\HPCHEM1\BNA_P\Methods\8270E-BP081425.M
Quant Title : ASP BNA STANDARDS FOR 5 POINT CALIBRATION
QLast Update : Thu Aug 14 18:14:31 2025
Response via : Initial Calibration

Compound	R.T.	QIon	Response	Conc	Units	Dev(Min)
Internal Standards						
1) 1,4-Dichlorobenzene-d4	7.790	152	141359	20.000	ng	0.00
21) Naphthalene-d8	10.555	136	556152	20.000	ng	0.00
39) Acenaphthene-d10	14.396	164	374083	20.000	ng	-0.01
64) Phenanthrene-d10	17.189	188	813410	20.000	ng	-0.01
76) Chrysene-d12	21.625	240	862873	20.000	ng	-0.02
86) Perylene-d12	24.995	264	957475	20.000	ng	-0.04
System Monitoring Compounds						
5) 2-Fluorophenol	5.408	112	1079862	126.863	ng	0.00
7) Phenol-d6	6.966	99	1286759	117.909	ng	0.00
23) Nitrobenzene-d5	8.931	82	950649	86.467	ng	0.00
42) 2,4,6-Tribromophenol	15.901	330	720965	143.185	ng	-0.01
45) 2-Fluorobiphenyl	13.013	172	2165608	79.119	ng	0.00
79) Terphenyl-d14	19.919	244	3919075	83.097	ng	0.00
Target Compounds						Qvalue

(#) = qualifier out of range (m) = manual integration (+) = signals summed

Sample Results: **BP025451.D**

Data Path : Z:\svoasrv\HPCHEM1\BNA_P\Data\BP081525\
Data File : BP025451.D
Acq On : 16 Aug 2025 08:48
Operator : CG/JU
Sample : Q2832-04
Misc :
ALS Vial : 30 Sample Multiplier: 1

Instrument :
BNA_P
ClientSampleId :
TG-S02

Quant Time: Aug 18 01:43:30 2025
Quant Method : Z:\svoasrv\HPCHEM1\BNA_P\Methods\8270E-BP081425.M
Quant Title : ASP BNA STANDARDS FOR 5 POINT CALIBRATION
QLast Update : Thu Aug 14 18:14:31 2025
Response via : Initial Calibration

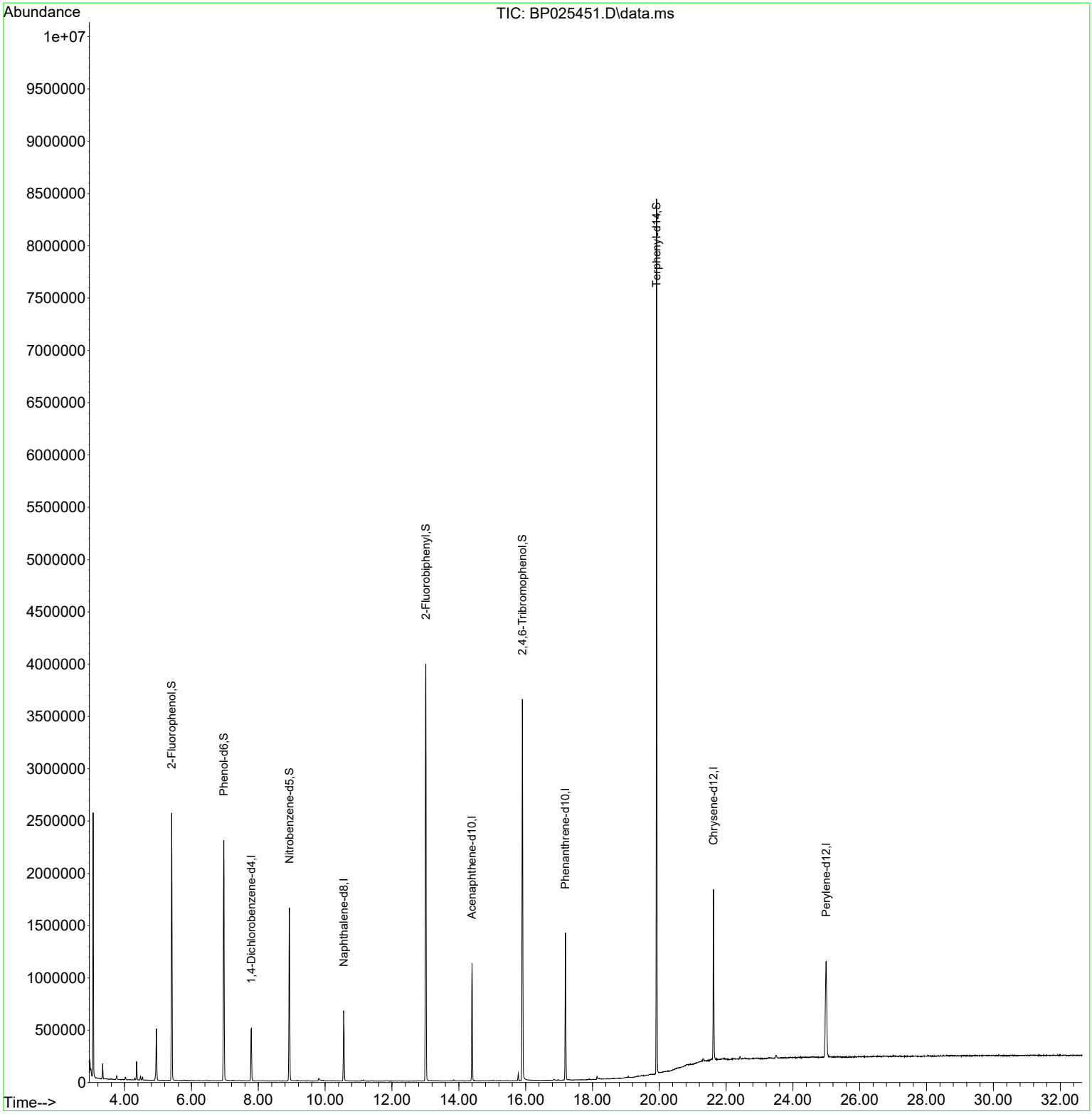

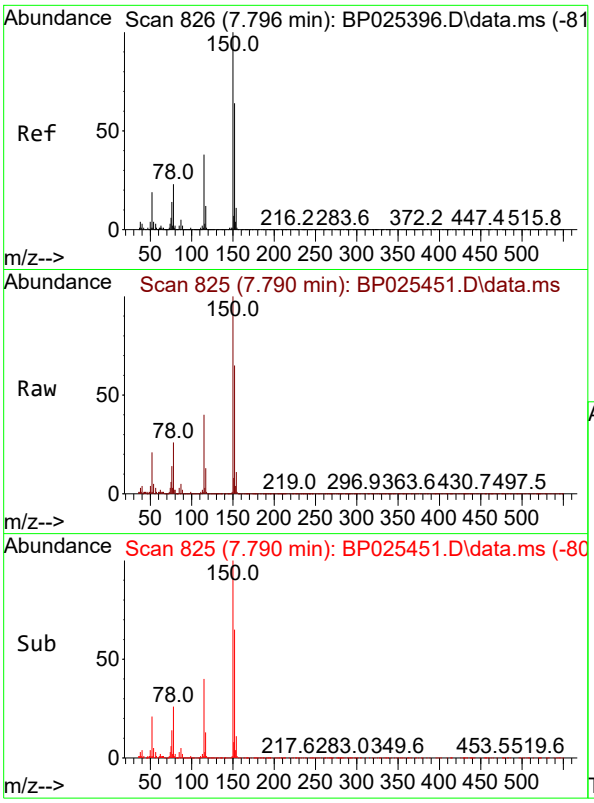

#1
1,4-Dichlorobenzene-d4
Concen: 20.000 ng
RT: 7.790 min Scan# 8
Delta R.T. -0.006 min
Lab File: BP025451.D
Acq: 16 Aug 2025 08:48

Instrument :
BNA_P
ClientSampleId :
TG-S02

Tgt Ion:152 Resp: 141359

Ion	Ratio	Lower	Upper
152	100		
150	153.9	125.9	188.9
115	61.8	48.5	72.7

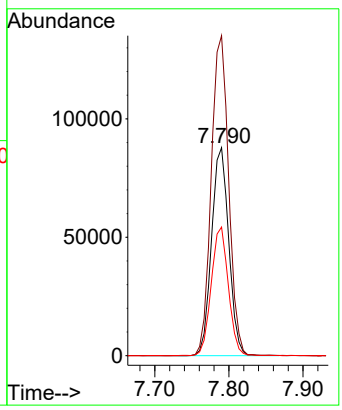



#5
2-Fluorophenol
Concen: 126.863 ng
RT: 5.408 min Scan# 420
Delta R.T. 0.000 min
Lab File: BP025451.D
Acq: 16 Aug 2025 08:48

Tgt Ion:112 Resp: 1079862

Ion	Ratio	Lower	Upper
112	100		
64	56.5	43.8	65.8
63	30.9	22.7	34.1

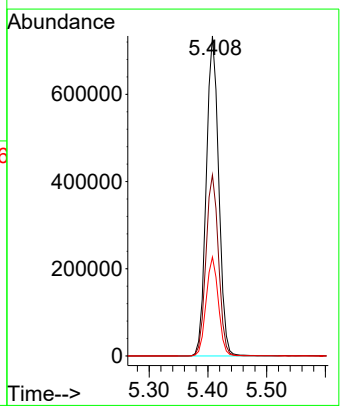

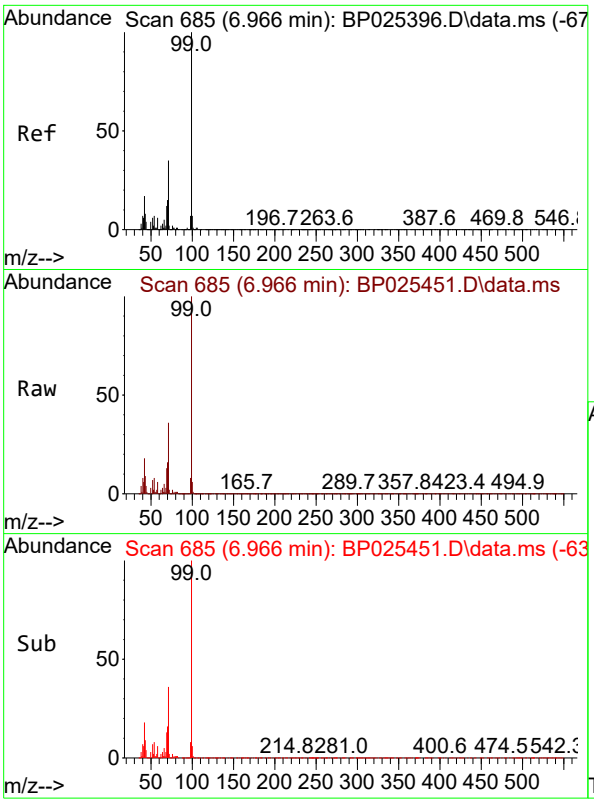

#7
Phenol-d6
Concen: 117.909 ng
RT: 6.966 min Scan# 6
Delta R.T. 0.000 min
Lab File: BP025451.D
Acq: 16 Aug 2025 08:48

Instrument :
BNA_P
ClientSampleId :
TG-S02

Tgt Ion: 99 Resp: 1286759

Ion	Ratio	Lower	Upper
99	100		
42	18.5	13.7	20.5
71	36.2	28.2	42.4

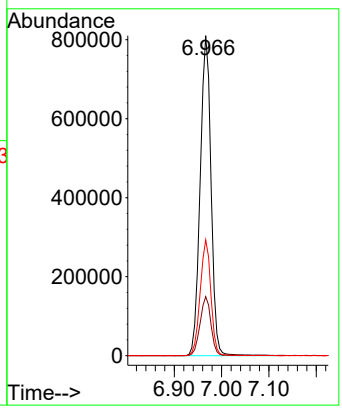



#21
Naphthalene-d8
Concen: 20.000 ng
RT: 10.555 min Scan# 1295
Delta R.T. -0.006 min
Lab File: BP025451.D
Acq: 16 Aug 2025 08:48

Tgt Ion:136 Resp: 556152

Ion	Ratio	Lower	Upper
136	100		
137	11.2	9.2	13.8
54	7.6	6.0	9.0
68	5.5	4.3	6.5

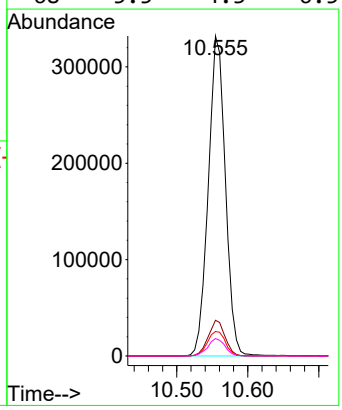

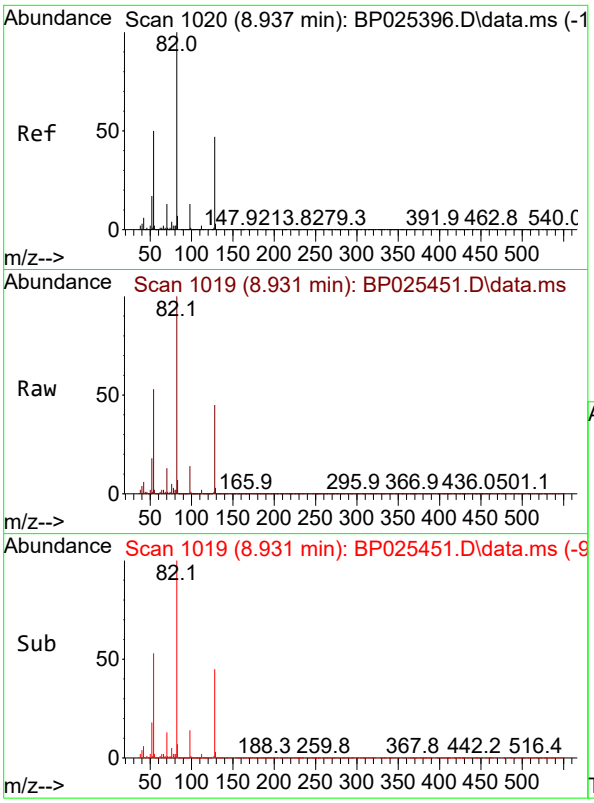

#23
Nitrobenzene-d5
Concen: 86.467 ng
RT: 8.931 min Scan# 1(
Delta R.T. -0.006 min
Lab File: BP025451.D
Acq: 16 Aug 2025 08:48

Instrument :
BNA_P
ClientSampleId :
TG-S02

Tgt Ion: 82 Resp: 950649

Ion	Ratio	Lower	Upper
82	100		
128	45.3	37.7	56.5
54	52.6	39.8	59.6

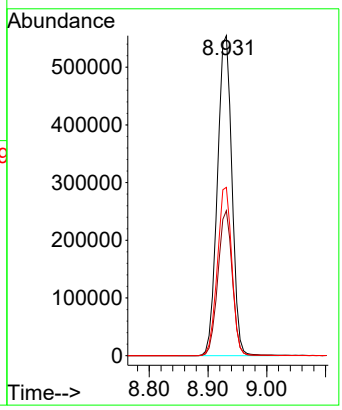

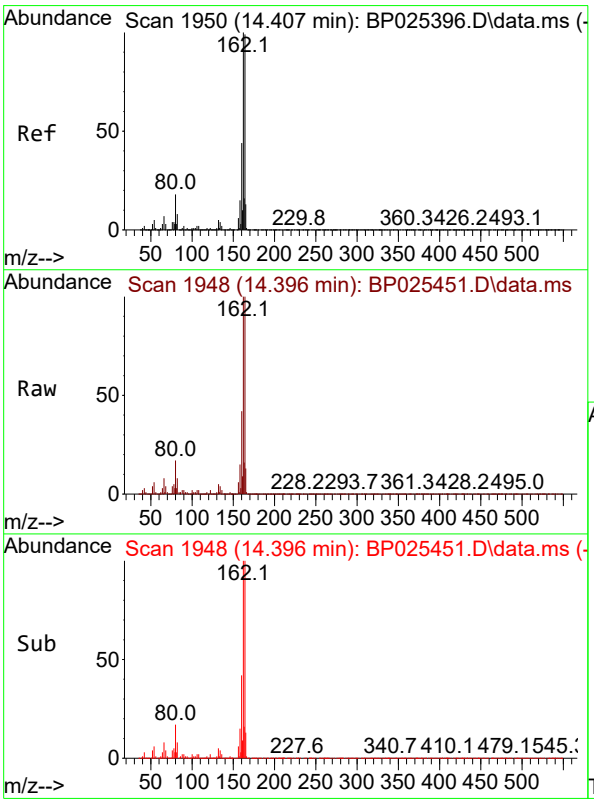

#39
Acenaphthene-d10
Concen: 20.000 ng
RT: 14.396 min Scan# 1948
Delta R.T. -0.012 min
Lab File: BP025451.D
Acq: 16 Aug 2025 08:48

Tgt Ion:164 Resp: 374083

Ion	Ratio	Lower	Upper
164	100		
162	99.6	81.0	121.6
160	42.4	35.4	53.2

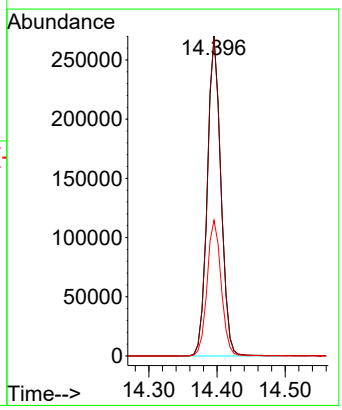

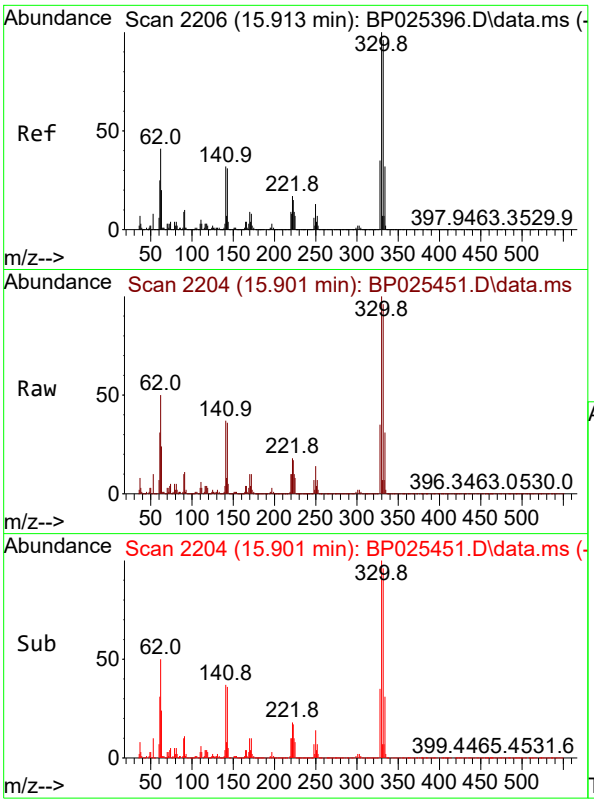

#42
2,4,6-Tribromophenol
Concen: 143.185 ng
RT: 15.901 min Scan# 2
Delta R.T. -0.012 min
Lab File: BP025451.D
Acq: 16 Aug 2025 08:48

Instrument :
BNA_P
ClientSampleId :
TG-S02

Tgt Ion:330 Resp: 720965

Ion	Ratio	Lower	Upper
330	100		
332	96.7	77.3	115.9
141	36.1	26.6	39.8

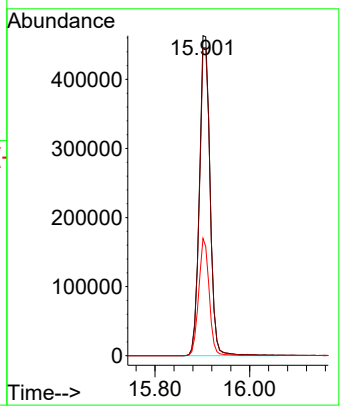



#45
2-Fluorobiphenyl
Concen: 79.119 ng
RT: 13.013 min Scan# 1713
Delta R.T. -0.006 min
Lab File: BP025451.D
Acq: 16 Aug 2025 08:48

Tgt Ion:172 Resp: 2165608

Ion	Ratio	Lower	Upper
172	100		
171	34.8	28.1	42.1
170	23.6	18.6	28.0

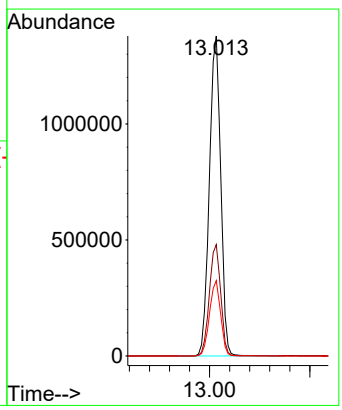



#64
Phenanthrene-d10
Concen: 20.000 ng
RT: 17.189 min Scan# 2
Delta R.T. -0.012 min
Lab File: BP025451.D
Acq: 16 Aug 2025 08:48

Instrument :
BNA_P
ClientSampleId :
TG-S02

Tgt Ion:188 Resp: 813410

Ion	Ratio	Lower	Upper
188	100		
94	9.0	6.6	10.0
80	9.5	6.7	10.1

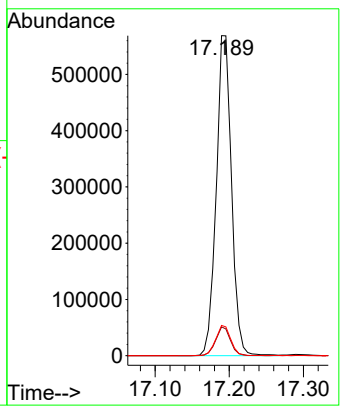

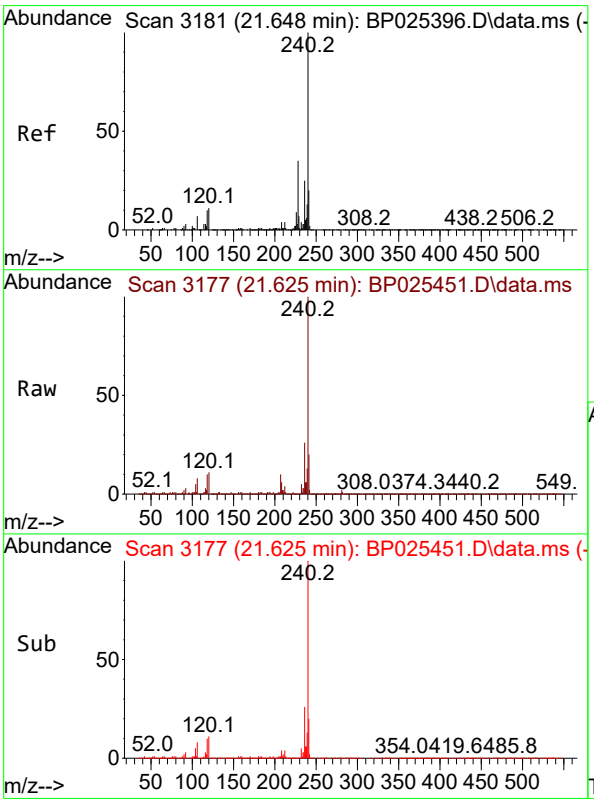

#76
Chrysene-d12
Concen: 20.000 ng
RT: 21.625 min Scan# 3177
Delta R.T. -0.023 min
Lab File: BP025451.D
Acq: 16 Aug 2025 08:48

Tgt Ion:240 Resp: 862873

Ion	Ratio	Lower	Upper
240	100		
120	11.3	8.9	13.3
236	25.8	19.8	29.8

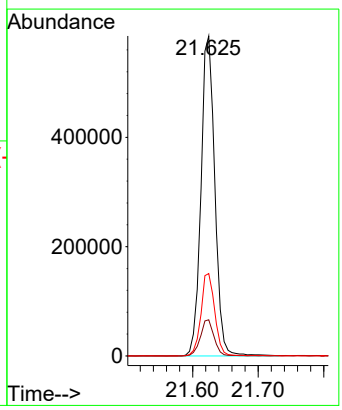



#79
Terphenyl-d14
Concen: 83.097 ng
RT: 19.919 min Scan# 2
Delta R.T. 0.000 min
Lab File: BP025451.D
Acq: 16 Aug 2025 08:48

Instrument :
BNA_P
ClientSampleId :
TG-S02

Tgt Ion:244 Resp: 3919075

Ion	Ratio	Lower	Upper
244	100		
212	7.8	5.8	8.6
122	9.9	7.4	11.2

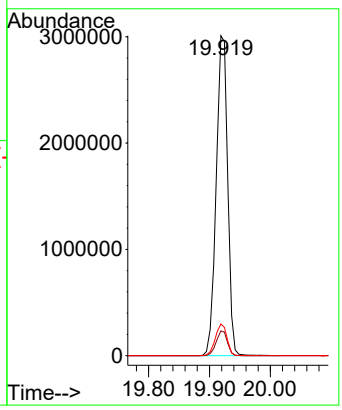



#86
Perylene-d12
Concen: 20.000 ng
RT: 24.995 min Scan# 3750
Delta R.T. -0.035 min
Lab File: BP025451.D
Acq: 16 Aug 2025 08:48

Tgt Ion:264 Resp: 957475

Ion	Ratio	Lower	Upper
264	100		
260	23.3	19.3	28.9
265	22.3	17.4	26.0

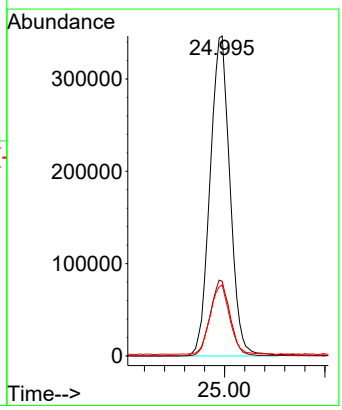

Sample Results: **BP025452.D**

Data Path : Z:\svoasrv\HPCHEM1\BNA_P\Data\BP081525\
Data File : BP025452.D
Acq On : 16 Aug 2025 09:29
Operator : CG/JU
Sample : Q2832-06
Misc :
ALS Vial : 31 Sample Multiplier: 1

Instrument :
BNA_P
ClientSampleId :
TG-S03

Quant Time: Aug 18 01:43:46 2025
Quant Method : Z:\svoasrv\HPCHEM1\BNA_P\Methods\8270E-BP081425.M
Quant Title : ASP BNA STANDARDS FOR 5 POINT CALIBRATION
QLast Update : Thu Aug 14 18:14:31 2025
Response via : Initial Calibration

Compound	R.T.	QIon	Response	Conc	Units	Dev(Min)
Internal Standards						
1) 1,4-Dichlorobenzene-d4	7.790	152	149001	20.000	ng	0.00
21) Naphthalene-d8	10.554	136	599860	20.000	ng	0.00
39) Acenaphthene-d10	14.395	164	384740	20.000	ng	-0.01
64) Phenanthrene-d10	17.195	188	804671	20.000	ng	0.00
76) Chrysene-d12	21.624	240	873450	20.000	ng	-0.02
86) Perylene-d12	24.989	264	938419	20.000	ng	-0.04
System Monitoring Compounds						
5) 2-Fluorophenol	5.407	112	1028877	114.674	ng	0.00
7) Phenol-d6	6.966	99	1224133	106.418	ng	0.00
23) Nitrobenzene-d5	8.931	82	921653	77.722	ng	0.00
42) 2,4,6-Tribromophenol	15.913	330	654739	126.431	ng	0.00
45) 2-Fluorobiphenyl	13.007	172	2080869	73.917	ng	-0.01
79) Terphenyl-d14	19.924	244	3671420	76.903	ng	0.00

Target Compounds Qvalue

(#) = qualifier out of range (m) = manual integration (+) = signals summed

Sample Results: **BP025452.D**

Data Path : Z:\svoasrv\HPCHEM1\BNA_P\Data\BP081525\
Data File : BP025452.D
Acq On : 16 Aug 2025 09:29
Operator : CG/JU
Sample : Q2832-06
Misc :
ALS Vial : 31 Sample Multiplier: 1

Instrument :
BNA_P
ClientSampleId :
TG-S03

Quant Time: Aug 18 01:43:46 2025
Quant Method : Z:\svoasrv\HPCHEM1\BNA_P\Methods\8270E-BP081425.M
Quant Title : ASP BNA STANDARDS FOR 5 POINT CALIBRATION
QLast Update : Thu Aug 14 18:14:31 2025
Response via : Initial Calibration

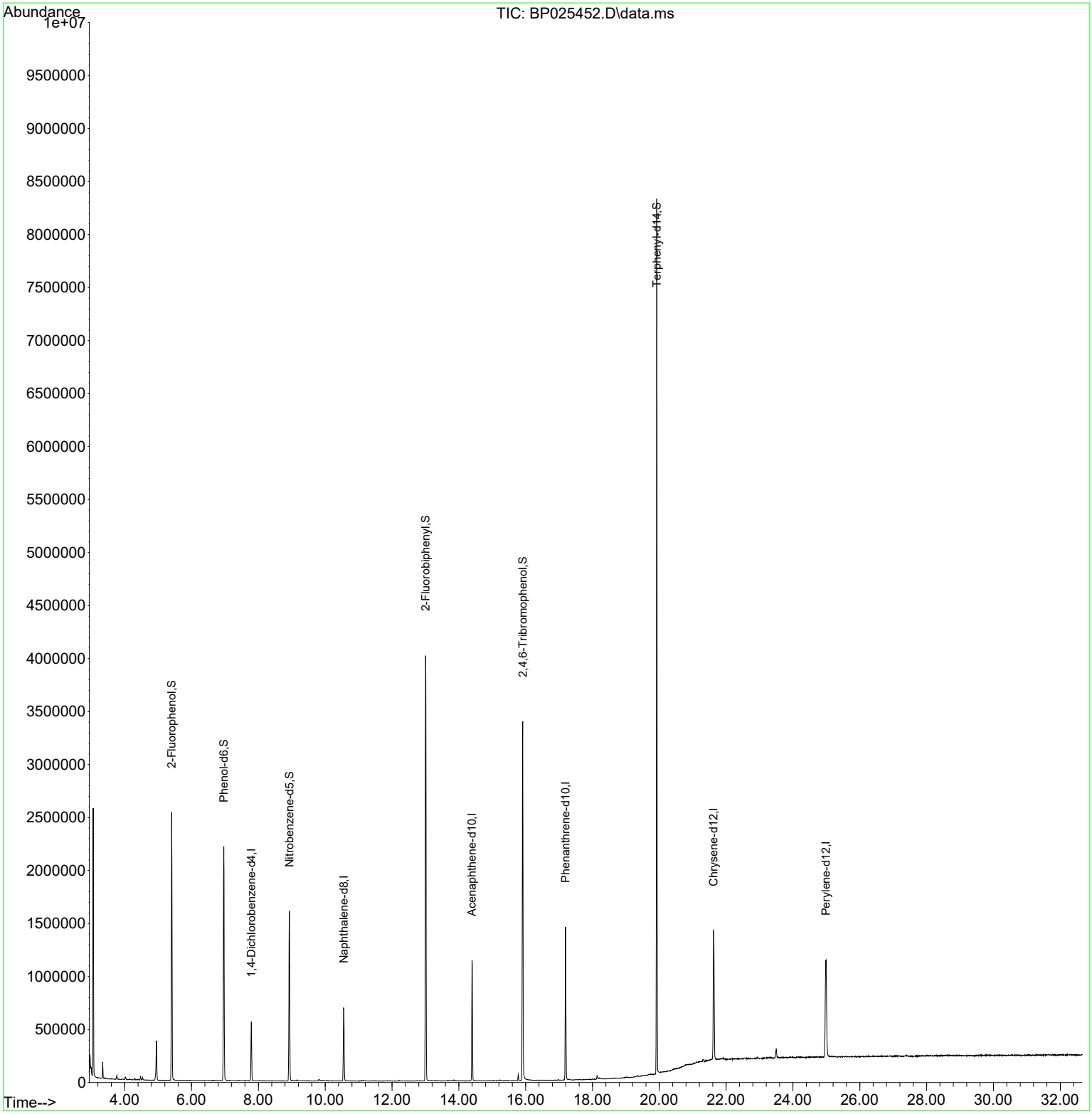

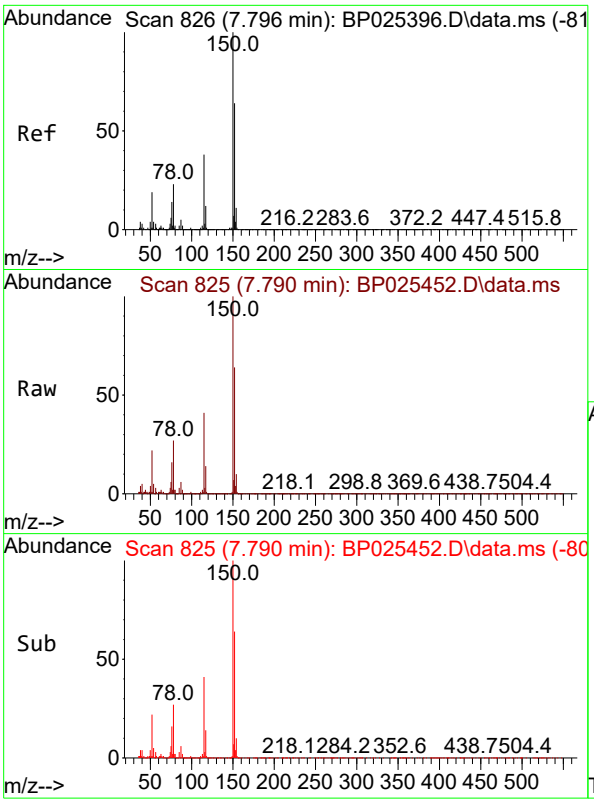

#1
1,4-Dichlorobenzene-d4
Concen: 20.000 ng
RT: 7.790 min Scan# 8
Delta R.T. -0.006 min
Lab File: BP025452.D
Acq: 16 Aug 2025 09:29

Instrument :
BNA_P
ClientSampleId :
TG-S03

Tgt Ion:152 Resp: 149001

Ion	Ratio	Lower	Upper
152	100		
150	157.3	125.9	188.9
115	64.2	48.5	72.7

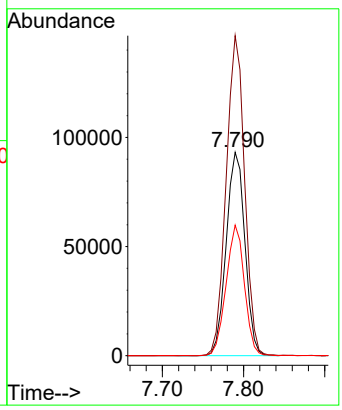



#5
2-Fluorophenol
Concen: 114.674 ng
RT: 5.407 min Scan# 420
Delta R.T. -0.000 min
Lab File: BP025452.D
Acq: 16 Aug 2025 09:29

Tgt Ion:112 Resp: 1028877

Ion	Ratio	Lower	Upper
112	100		
64	56.1	43.8	65.8
63	30.4	22.7	34.1

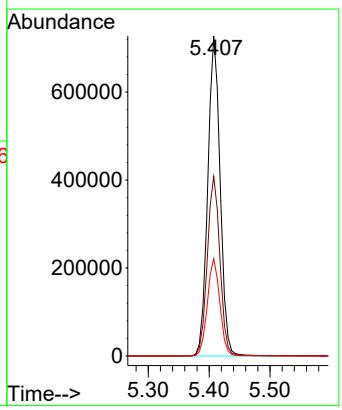



#7
Phenol-d6
Concen: 106.418 ng
RT: 6.966 min Scan# 6
Delta R.T. -0.000 min
Lab File: BP025452.D
Acq: 16 Aug 2025 09:29

Instrument :
BNA_P
ClientSampleId :
TG-S03

Tgt Ion: 99 Resp: 1224133

Ion	Ratio	Lower	Upper
99	100		
42	18.8	13.7	20.5
71	35.6	28.2	42.4

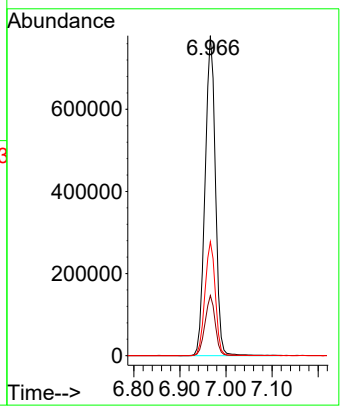



#21
Naphthalene-d8
Concen: 20.000 ng
RT: 10.554 min Scan# 1295
Delta R.T. -0.006 min
Lab File: BP025452.D
Acq: 16 Aug 2025 09:29

Tgt Ion:136 Resp: 599860

Ion	Ratio	Lower	Upper
136	100		
137	11.0	9.2	13.8
54	8.1	6.0	9.0
68	5.0	4.3	6.5

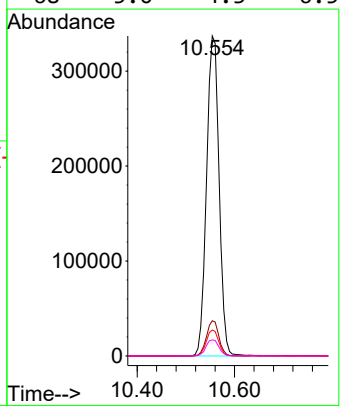

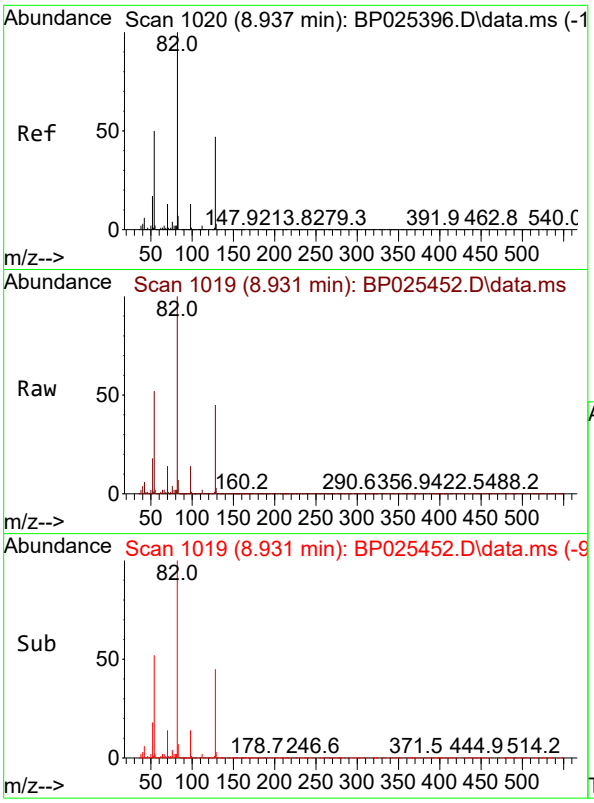

#23
Nitrobenzene-d5
Concen: 77.722 ng
RT: 8.931 min Scan# 1(
Delta R.T. -0.006 min
Lab File: BP025452.D
Acq: 16 Aug 2025 09:29

Instrument :
BNA_P
ClientSampleId :
TG-S03

Tgt Ion: 82 Resp: 921653

Ion	Ratio	Lower	Upper
82	100		
128	45.3	37.7	56.5
54	52.3	39.8	59.6

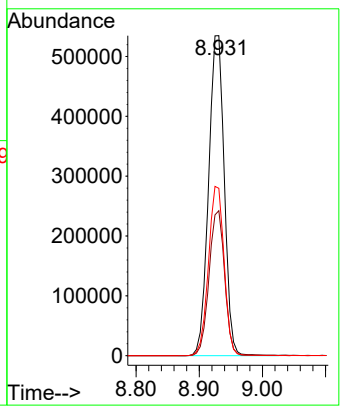

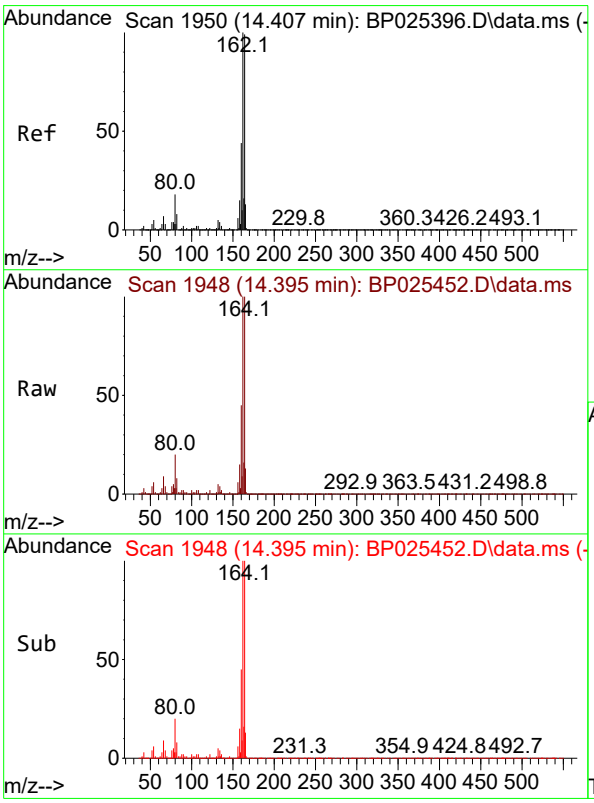

#39
Acenaphthene-d10
Concen: 20.000 ng
RT: 14.395 min Scan# 1948
Delta R.T. -0.012 min
Lab File: BP025452.D
Acq: 16 Aug 2025 09:29

Tgt Ion:164 Resp: 384740

Ion	Ratio	Lower	Upper
164	100		
162	100.3	81.0	121.6
160	45.5	35.4	53.2

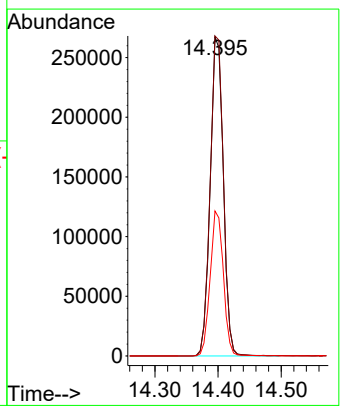

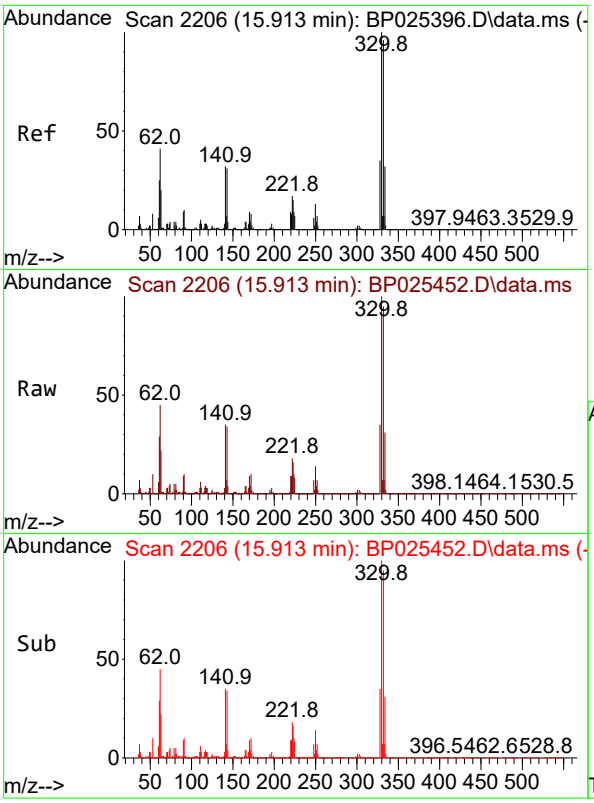

#42
2,4,6-Tribromophenol
Concen: 126.431 ng
RT: 15.913 min Scan# 2
Delta R.T. -0.000 min
Lab File: BP025452.D
Acq: 16 Aug 2025 09:29

Instrument :
BNA_P
ClientSampleId :
TG-S03

Tgt Ion:330 Resp: 654739

Ion	Ratio	Lower	Upper
330	100		
332	96.8	77.3	115.9
141	37.1	26.6	39.8

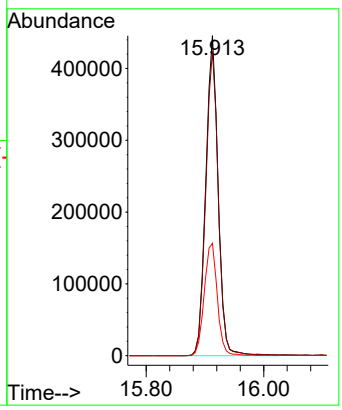



#45
2-Fluorobiphenyl
Concen: 73.917 ng
RT: 13.007 min Scan# 1712
Delta R.T. -0.012 min
Lab File: BP025452.D
Acq: 16 Aug 2025 09:29

Tgt Ion:172 Resp: 2080869

Ion	Ratio	Lower	Upper
172	100		
171	35.1	28.1	42.1
170	23.1	18.6	28.0

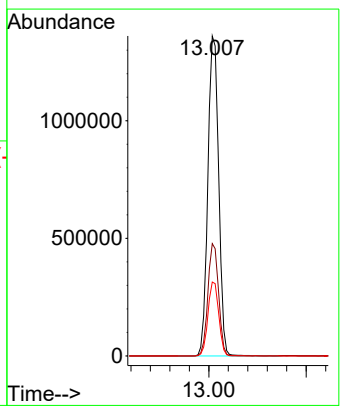



#64
Phenanthrene-d10
Concen: 20.000 ng
RT: 17.195 min Scan# 2
Delta R.T. -0.006 min
Lab File: BP025452.D
Acq: 16 Aug 2025 09:29

Instrument :
BNA_P
ClientSampleId :
TG-S03

Tgt Ion:188 Resp: 804671

Ion	Ratio	Lower	Upper
188	100		
94	8.9	6.6	10.0
80	9.8	6.7	10.1

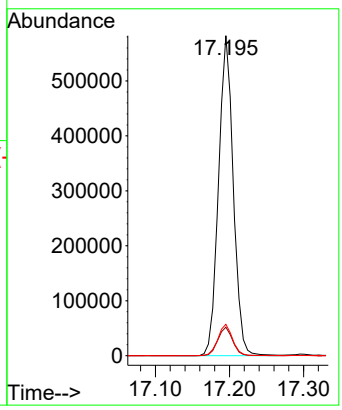

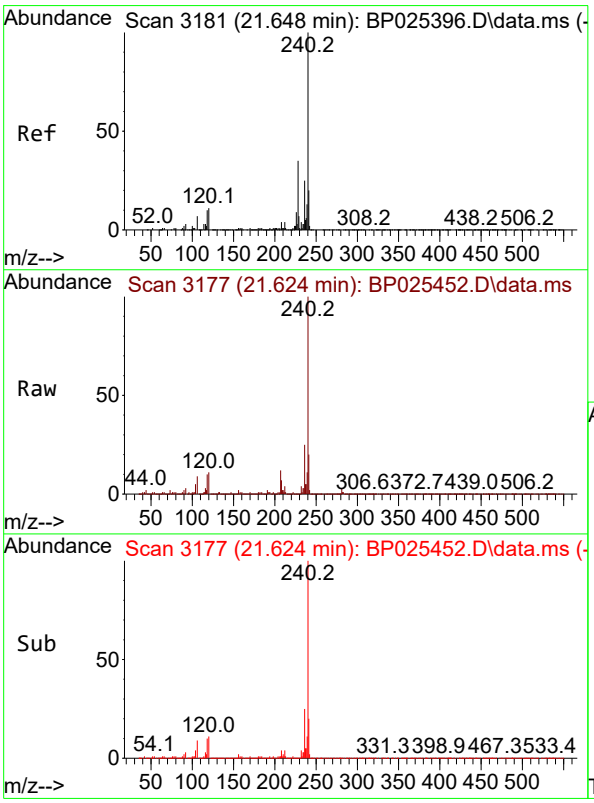

#76
Chrysene-d12
Concen: 20.000 ng
RT: 21.624 min Scan# 3177
Delta R.T. -0.024 min
Lab File: BP025452.D
Acq: 16 Aug 2025 09:29

Tgt Ion:240 Resp: 873450

Ion	Ratio	Lower	Upper
240	100		
120	11.5	8.9	13.3
236	24.9	19.8	29.8

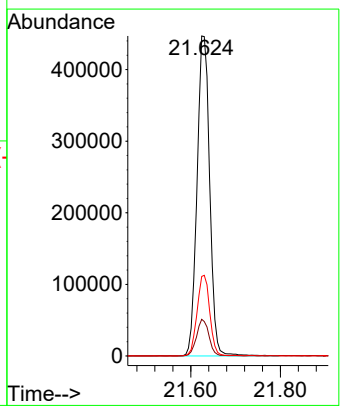



#79
Terphenyl-d14
Concen: 76.903 ng
RT: 19.924 min Scan# 2
Delta R.T. 0.006 min
Lab File: BP025452.D
Acq: 16 Aug 2025 09:29

Instrument :
BNA_P
ClientSampleId :
TG-S03

Tgt Ion:244 Resp: 3671420

Ion	Ratio	Lower	Upper
244	100		
212	7.8	5.8	8.6
122	9.5	7.4	11.2

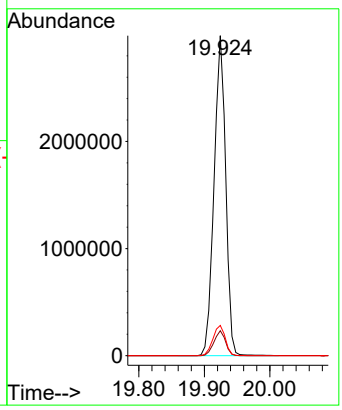



#86
Perylene-d12
Concen: 20.000 ng
RT: 24.989 min Scan# 3749
Delta R.T. -0.041 min
Lab File: BP025452.D
Acq: 16 Aug 2025 09:29

Tgt Ion:264 Resp: 938419

Ion	Ratio	Lower	Upper
264	100		
260	23.3	19.3	28.9
265	23.2	17.4	26.0

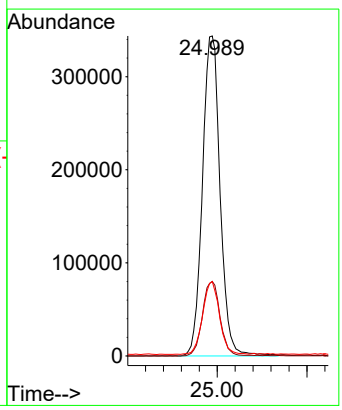

Sample Results: **BP025453.D**

Data Path : Z:\svoasrv\HPCHEM1\BNA_P\Data\BP081525\
Data File : BP025453.D
Acq On : 16 Aug 2025 10:11
Operator : CG/JU
Sample : Q2832-08
Misc :
ALS Vial : 32 Sample Multiplier: 1

Instrument :
BNA_P
ClientSampleId :
TG-S04

Quant Time: Aug 18 01:44:02 2025
Quant Method : Z:\svoasrv\HPCHEM1\BNA_P\Methods\8270E-BP081425.M
Quant Title : ASP BNA STANDARDS FOR 5 POINT CALIBRATION
QLast Update : Thu Aug 14 18:14:31 2025
Response via : Initial Calibration

Compound	R.T.	QIon	Response	Conc	Units	Dev(Min)
Internal Standards						
1) 1,4-Dichlorobenzene-d4	7.790	152	141077	20.000	ng	0.00
21) Naphthalene-d8	10.554	136	575850	20.000	ng	0.00
39) Acenaphthene-d10	14.401	164	379729	20.000	ng	0.00
64) Phenanthrene-d10	17.189	188	826858	20.000	ng	-0.01
76) Chrysene-d12	21.630	240	871981	20.000	ng	-0.02
86) Perylene-d12	24.989	264	942630	20.000	ng	-0.04
System Monitoring Compounds						
5) 2-Fluorophenol	5.408	112	979904	115.350	ng	0.00
7) Phenol-d6	6.966	99	1225077	112.482	ng	0.00
23) Nitrobenzene-d5	8.931	82	866535	76.121	ng	0.00
42) 2,4,6-Tribromophenol	15.907	330	638587	124.939	ng	0.00
45) 2-Fluorobiphenyl	13.013	172	1982544	71.354	ng	0.00
79) Terphenyl-d14	19.924	244	3609359	75.731	ng	0.00

Target Compounds Qvalue

(#) = qualifier out of range (m) = manual integration (+) = signals summed

Sample Results: **BP025453.D**

Data Path : Z:\svoasrv\HPCHEM1\BNA_P\Data\BP081525\
Data File : BP025453.D
Acq On : 16 Aug 2025 10:11
Operator : CG/JU
Sample : Q2832-08
Misc :
ALS Vial : 32 Sample Multiplier: 1

Instrument :
BNA_P
ClientSampleId :
TG-S04

Quant Time: Aug 18 01:44:02 2025
Quant Method : Z:\svoasrv\HPCHEM1\BNA_P\Methods\8270E-BP081425.M
Quant Title : ASP BNA STANDARDS FOR 5 POINT CALIBRATION
QLast Update : Thu Aug 14 18:14:31 2025
Response via : Initial Calibration

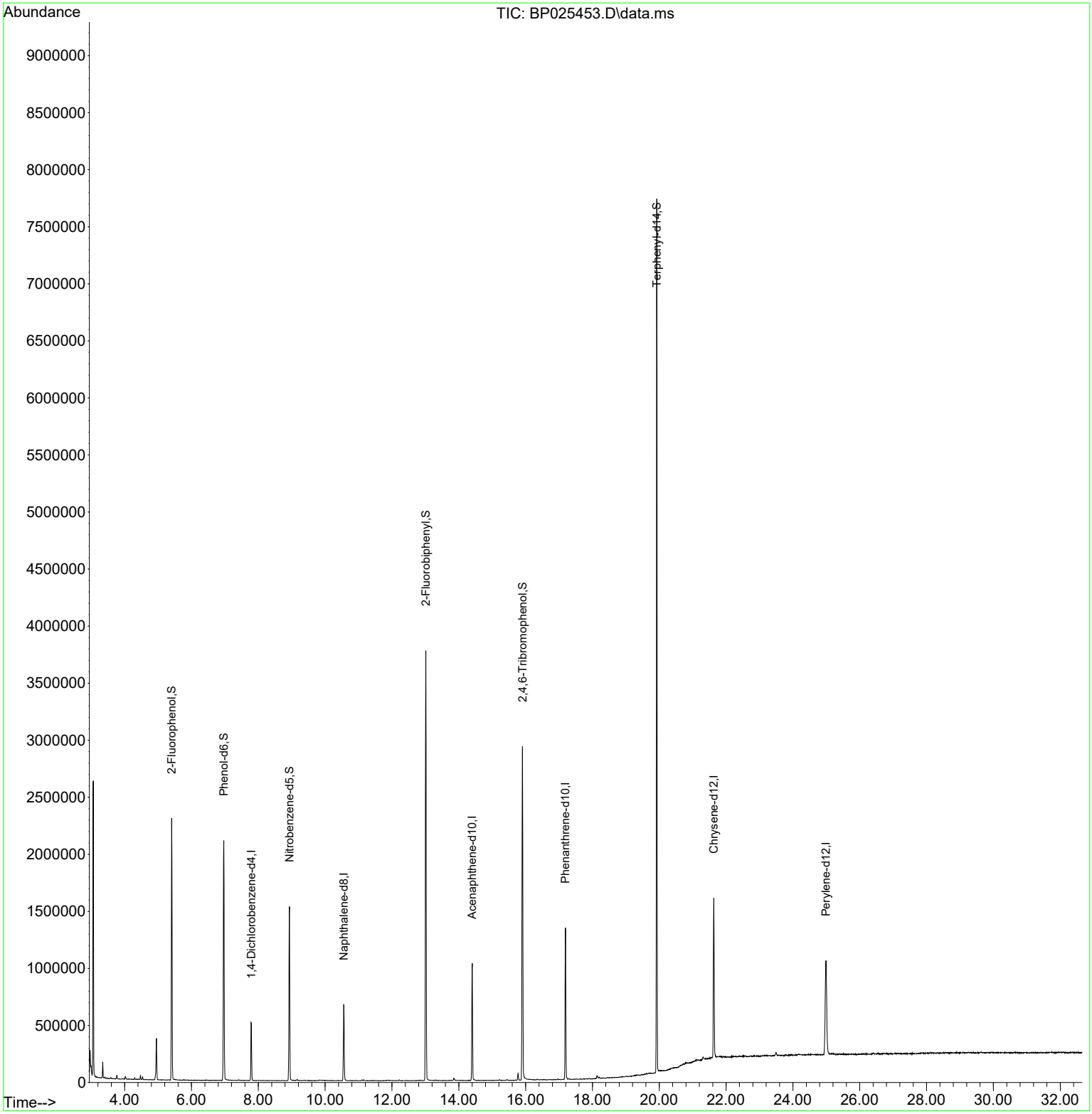

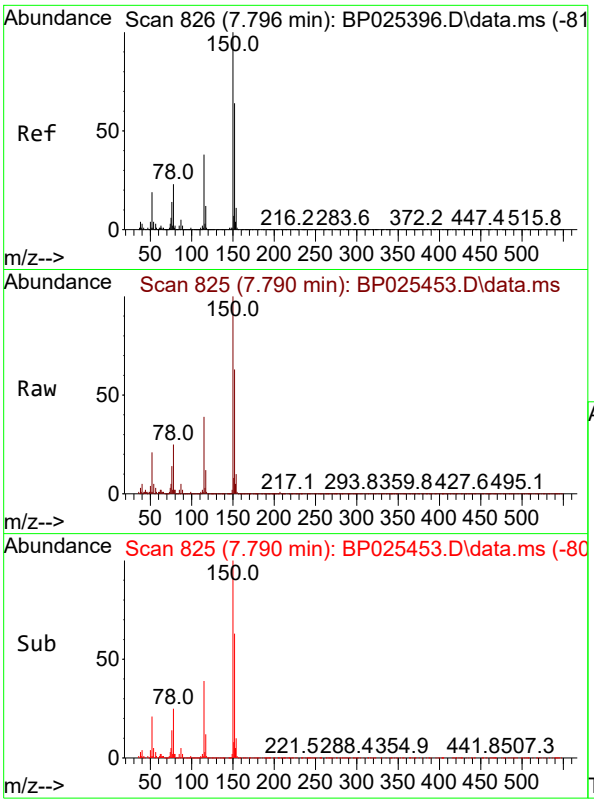

#1
1,4-Dichlorobenzene-d4
Concen: 20.000 ng
RT: 7.790 min Scan# 8
Delta R.T. -0.006 min
Lab File: BP025453.D
Acq: 16 Aug 2025 10:11

Instrument :
BNA_P
ClientSampleId :
TG-S04

Tgt Ion:152 Resp: 141077

Ion	Ratio	Lower	Upper
152	100		
150	159.7	125.9	188.9
115	61.6	48.5	72.7

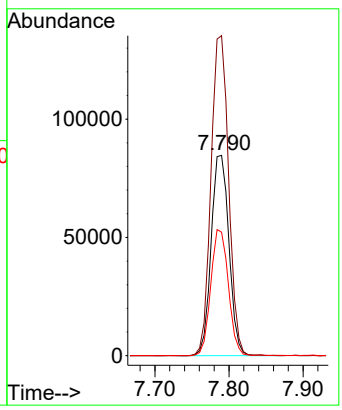



#5
2-Fluorophenol
Concen: 115.350 ng
RT: 5.408 min Scan# 420
Delta R.T. 0.000 min
Lab File: BP025453.D
Acq: 16 Aug 2025 10:11

Tgt Ion:112 Resp: 979904

Ion	Ratio	Lower	Upper
112	100		
64	58.9	43.8	65.8
63	31.0	22.7	34.1

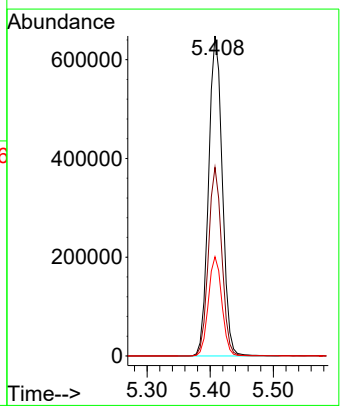

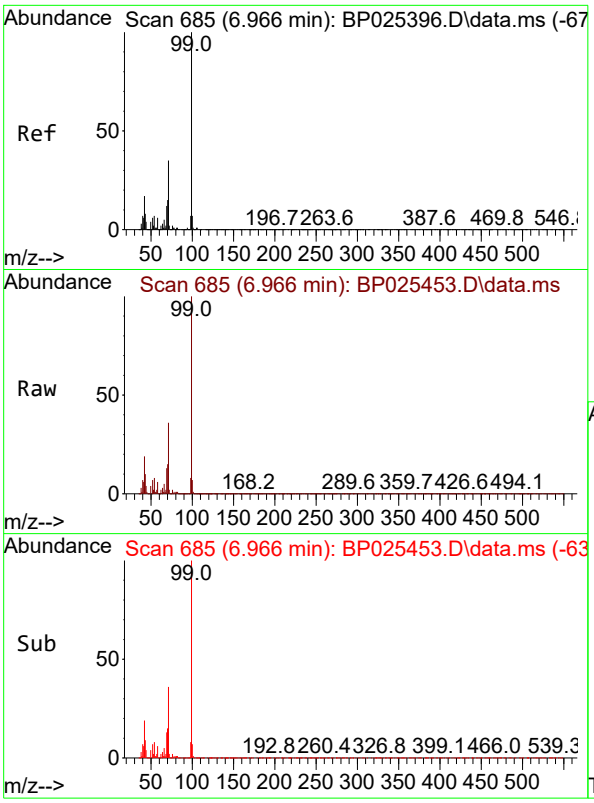

#7
Phenol-d6
Concen: 112.482 ng
RT: 6.966 min Scan# 6
Delta R.T. 0.000 min
Lab File: BP025453.D
Acq: 16 Aug 2025 10:11

Instrument :
BNA_P
ClientSampleId :
TG-S04

Tgt Ion: 99 Resp: 1225077

Ion	Ratio	Lower	Upper
99	100		
42	18.8	13.7	20.5
71	35.8	28.2	42.4

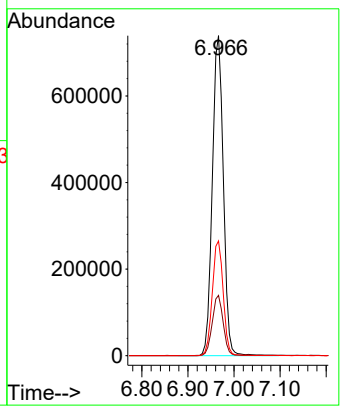



#21
Naphthalene-d8
Concen: 20.000 ng
RT: 10.554 min Scan# 1295
Delta R.T. -0.006 min
Lab File: BP025453.D
Acq: 16 Aug 2025 10:11

Tgt Ion:136 Resp: 575850

Ion	Ratio	Lower	Upper
136	100		
137	10.8	9.2	13.8
54	8.1	6.0	9.0
68	5.6	4.3	6.5

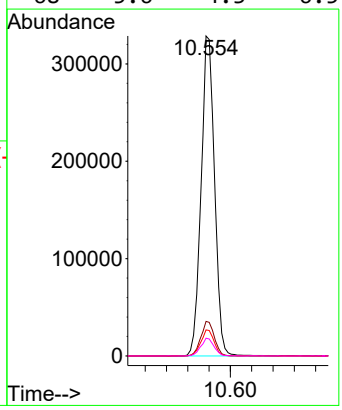

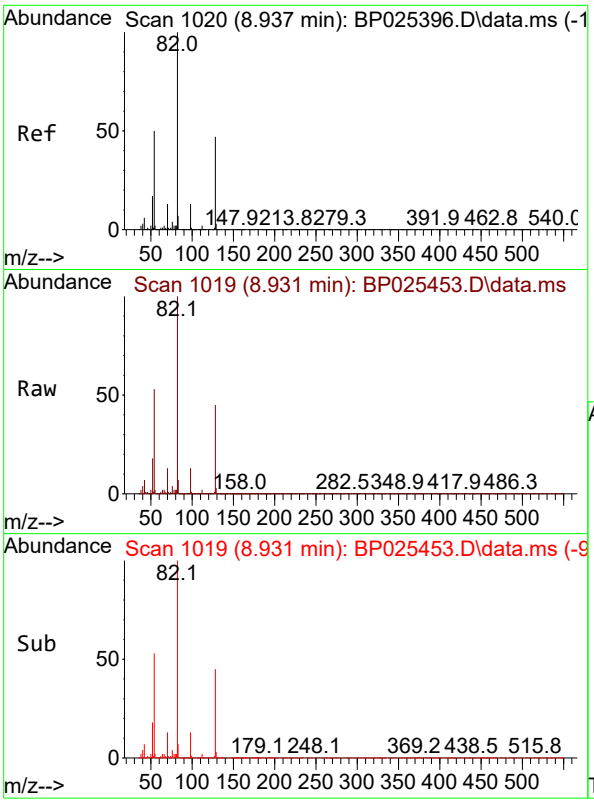

#23
Nitrobenzene-d5
Concen: 76.121 ng
RT: 8.931 min Scan# 1(
Delta R.T. -0.006 min
Lab File: BP025453.D
Acq: 16 Aug 2025 10:11

Instrument :
BNA_P
ClientSampleId :
TG-S04

Tgt Ion: 82 Resp: 866535

Ion	Ratio	Lower	Upper
82	100		
128	44.7	37.7	56.5
54	52.5	39.8	59.6

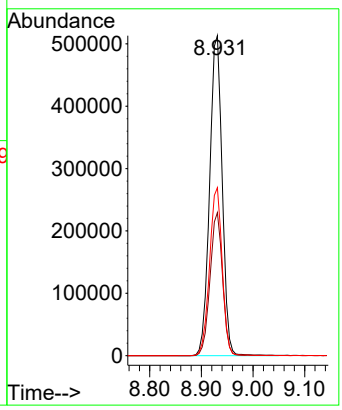

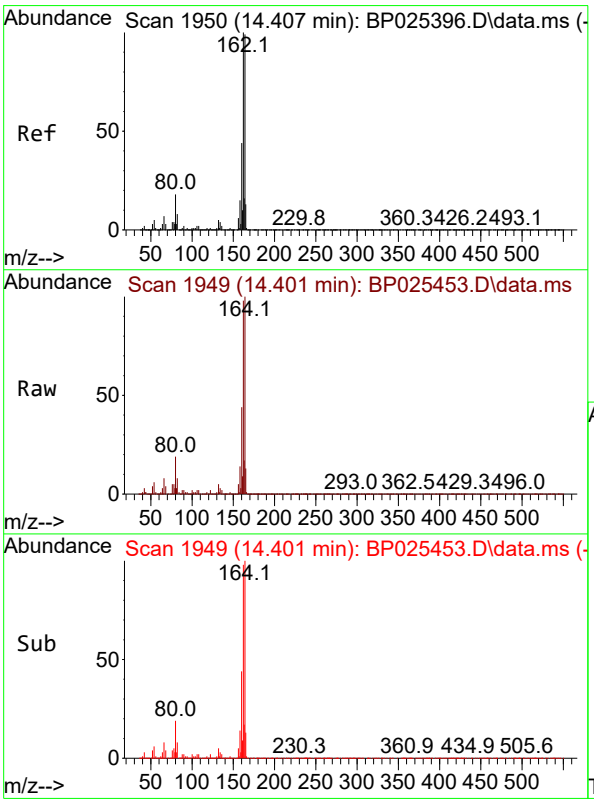

#39
Acenaphthene-d10
Concen: 20.000 ng
RT: 14.401 min Scan# 1949
Delta R.T. -0.006 min
Lab File: BP025453.D
Acq: 16 Aug 2025 10:11

Tgt Ion:164 Resp: 379729

Ion	Ratio	Lower	Upper
164	100		
162	98.1	81.0	121.6
160	43.7	35.4	53.2

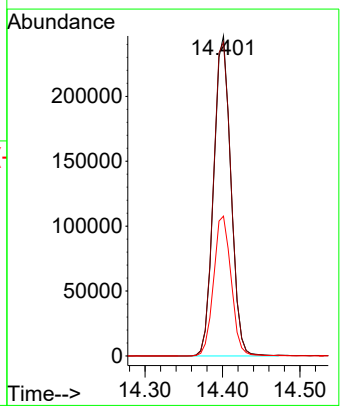

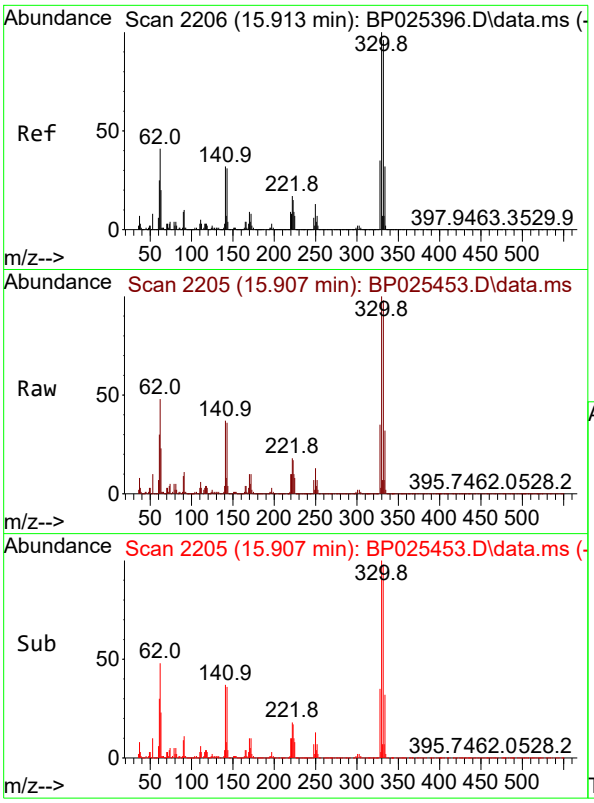

#42
2,4,6-Tribromophenol
Concen: 124.939 ng
RT: 15.907 min Scan# 2
Delta R.T. -0.006 min
Lab File: BP025453.D
Acq: 16 Aug 2025 10:11

Instrument :
BNA_P
ClientSampleId :
TG-S04

Tgt Ion:330 Resp: 638587

Ion	Ratio	Lower	Upper
330	100		
332	97.8	77.3	115.9
141	38.1	26.6	39.8

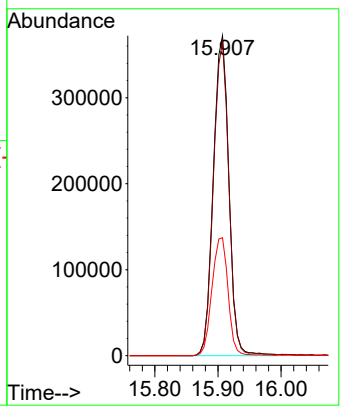



#45
2-Fluorobiphenyl
Concen: 71.354 ng
RT: 13.013 min Scan# 1713
Delta R.T. -0.006 min
Lab File: BP025453.D
Acq: 16 Aug 2025 10:11

Tgt Ion:172 Resp: 1982544

Ion	Ratio	Lower	Upper
172	100		
171	35.0	28.1	42.1
170	23.7	18.6	28.0

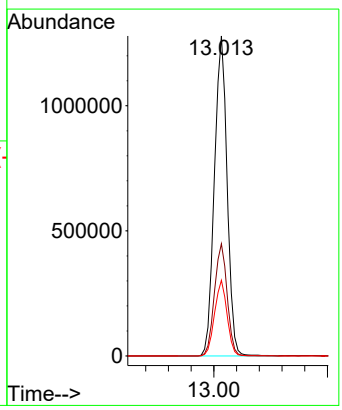



#64
Phenanthrene-d10
Concen: 20.000 ng
RT: 17.189 min Scan# 2
Delta R.T. -0.012 min
Lab File: BP025453.D
Acq: 16 Aug 2025 10:11

Instrument :
BNA_P
ClientSampleId :
TG-S04

Tgt Ion:188 Resp: 826858

Ion	Ratio	Lower	Upper
188	100		
94	8.3	6.6	10.0
80	9.2	6.7	10.1

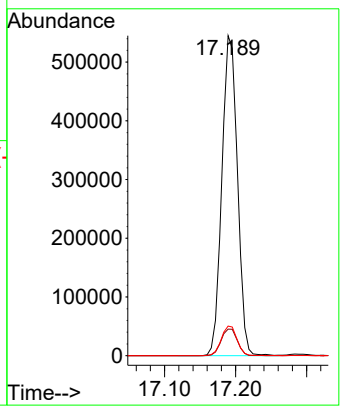

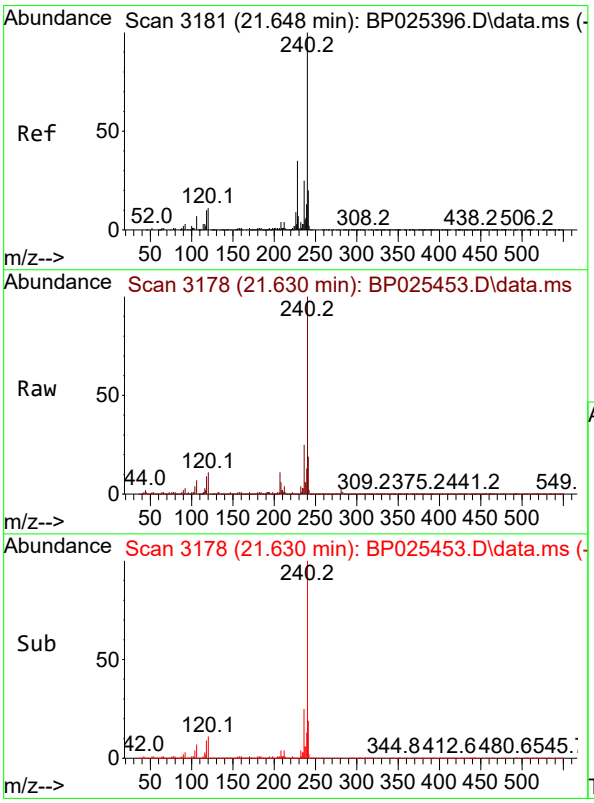

#76
Chrysene-d12
Concen: 20.000 ng
RT: 21.630 min Scan# 3178
Delta R.T. -0.018 min
Lab File: BP025453.D
Acq: 16 Aug 2025 10:11

Tgt Ion:240 Resp: 871981

Ion	Ratio	Lower	Upper
240	100		
120	10.7	8.9	13.3
236	25.4	19.8	29.8

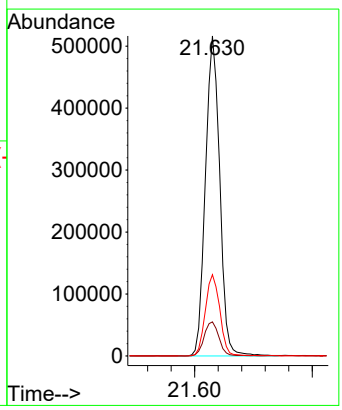



#79
Terphenyl-d14
Concen: 75.731 ng
RT: 19.924 min Scan# 2
Delta R.T. 0.006 min
Lab File: BP025453.D
Acq: 16 Aug 2025 10:11

Instrument :
BNA_P
ClientSampleId :
TG-S04

Tgt Ion:244 Resp: 3609359

Ion	Ratio	Lower	Upper
244	100		
212	7.9	5.8	8.6
122	9.9	7.4	11.2

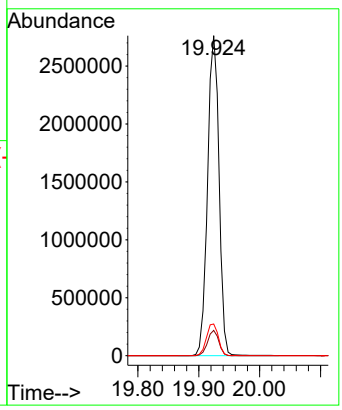

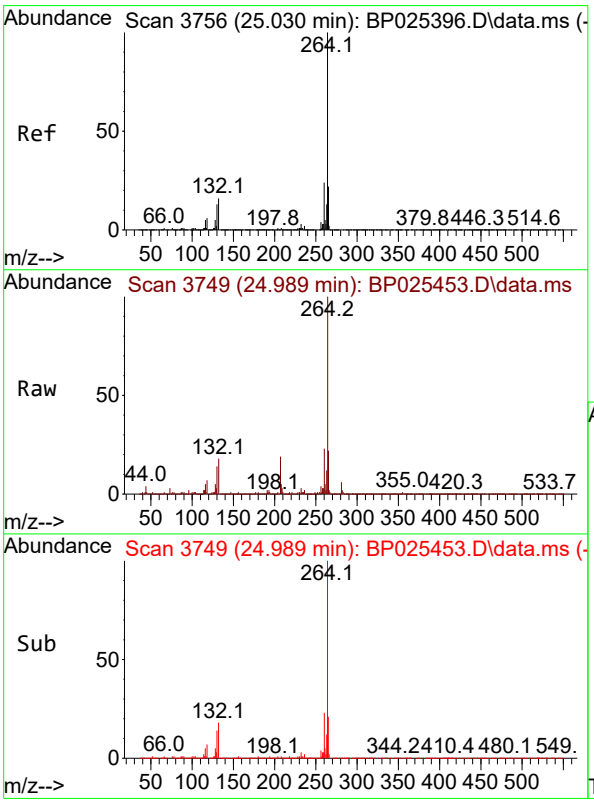

#86
Perylene-d12
Concen: 20.000 ng
RT: 24.989 min Scan# 3749
Delta R.T. -0.041 min
Lab File: BP025453.D
Acq: 16 Aug 2025 10:11

Tgt Ion:264 Resp: 942630

Ion	Ratio	Lower	Upper
264	100		
260	23.5	19.3	28.9
265	21.9	17.4	26.0

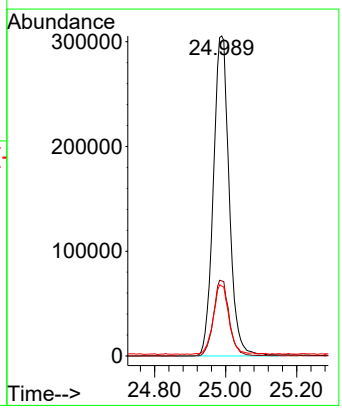

Quantitation Report (QT Reviewed)

Sample Results: **BF143434.D**

Data Path : Z:\svoasrv\HPCHEM1\BNA_F\Data\BF081825\
Data File : BF143434.D
Acq On : 18 Aug 2025 11:41
Operator : RC/JU
Sample : Q2832-10
Misc :
ALS Vial : 7 Sample Multiplier: 1

Instrument :
BNA_F
ClientSampleId :
TG-S05

Manual Integrations
APPROVED
Reviewed By :Rahul Chavli 08/19/2025
Supervised By :Jagrut Upadhyay 08/19/2025

Quant Time: Aug 18 12:23:11 2025
Quant Method : Z:\svoasrv\HPCHEM1\BNA_F\Methods\8270-BF081525.M
Quant Title : ASP BNA STANDARDS FOR 5 POINT CALIBRATION
QLast Update : Mon Aug 18 04:40:19 2025
Response via : Initial Calibration

Compound	R.T.	QIon	Response	Conc	Units	Dev(Min)
Internal Standards						
1) 1,4-Dichlorobenzene-d4	6.928	152	115498	20.000	ng	0.00
21) Naphthalene-d8	8.204	136	444901	20.000	ng	0.00
39) Acenaphthene-d10	9.957	164	246416	20.000	ng	0.00
64) Phenanthrene-d10	11.445	188	401400	20.000	ng	0.00
76) Chrysene-d12	14.086	240	273750	20.000	ng	0.00
86) Perylene-d12	15.574	264	259673	20.000	ng	0.00
System Monitoring Compounds						
5) 2-Fluorophenol	5.569	112	871355	131.145	ng	0.01
7) Phenol-d6	6.557	99	1039114	124.099	ng	0.00
23) Nitrobenzene-d5	7.481	82	765549	102.106	ng	0.00
42) 2,4,6-Tribromophenol	10.751	330	345175	157.378	ng	0.00
45) 2-Fluorobiphenyl	9.280	172	1382683	94.379	ng	0.00
79) Terphenyl-d14	13.027	244	1564193	95.986	ng	0.00
Target Compounds						Qvalue
32) Benzoic acid	7.975	122	11065m	3.464	ng	

(#) = qualifier out of range (m) = manual integration (+) = signals summed

Sample Results: **BF143434.D**

Data Path : Z:\svoasrv\HPCHEM1\BNA_F\Data\BF081825\
Data File : BF143434.D
Acq On : 18 Aug 2025 11:41
Operator : RC/JU
Sample : Q2832-10
Misc :
ALS Vial : 7 Sample Multiplier: 1

Quant Time: Aug 18 12:23:11 2025
Quant Method : Z:\svoasrv\HPCHEM1\BNA_F\Methods\8270-BF081525.M
Quant Title : ASP BNA STANDARDS FOR 5 POINT CALIBRATION
QLast Update : Mon Aug 18 04:40:19 2025
Response via : Initial Calibration

Instrument :
BNA_F
ClientSampleId :
TG-S05

Manual Integrations APPROVED

Reviewed By :Rahul Chavli 08/19/2025
Supervised By :Jagrut Upadhyay 08/19/2025

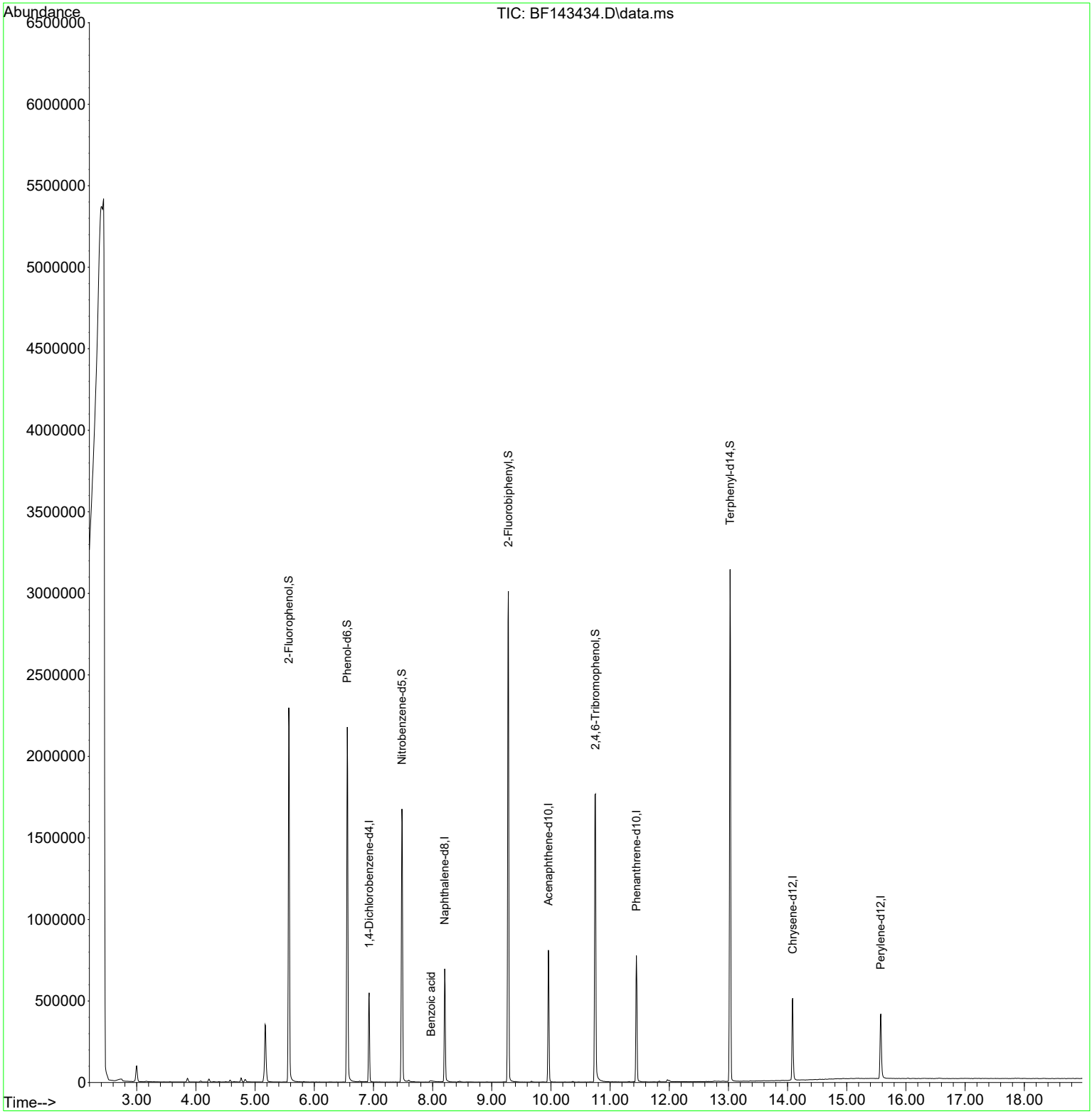

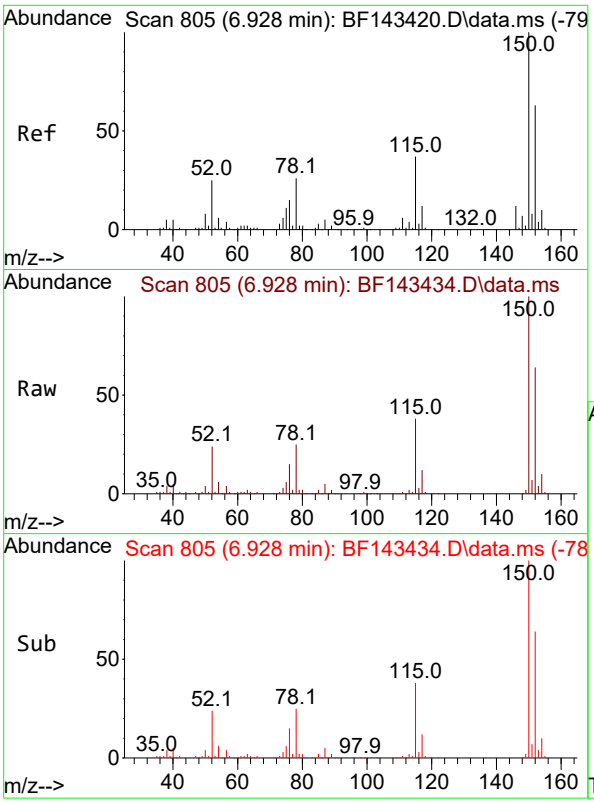

#1
1,4-Dichlorobenzene-d4
Concen: 20.000 ng
RT: 6.928 min Scan# 8
Delta R.T. -0.000 min
Lab File: BF143434.D
Acq: 18 Aug 2025 11:41

Tgt Ion:152 Resp: 11549

Ion	Ratio	Lower	Upper
152	100		
150	157.1	127.4	191.2
115	59.4	47.5	71.3

Instrument :
BNA_F
ClientSampleId :
TG-S05

Manual Integrations
APPROVED

Reviewed By :Rahul Chavli 08/19/2025
Supervised By :Jagrut Upadhyay 08/19/2025

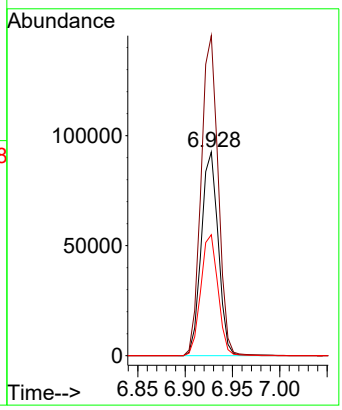

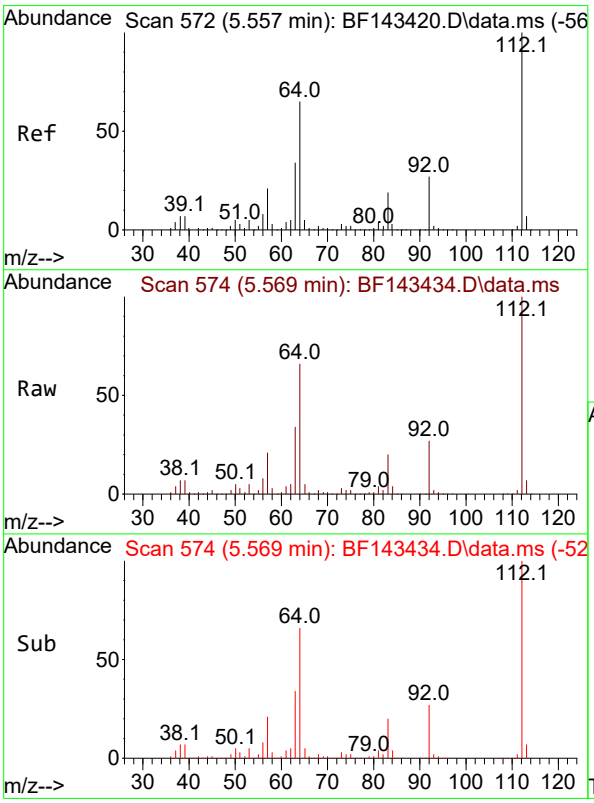

#5
2-Fluorophenol
Concen: 131.145 ng
RT: 5.569 min Scan# 574
Delta R.T. 0.012 min
Lab File: BF143434.D
Acq: 18 Aug 2025 11:41

Tgt Ion:112 Resp: 871355

Ion	Ratio	Lower	Upper
112	100		
64	65.8	52.2	78.2
63	33.9	27.0	40.6

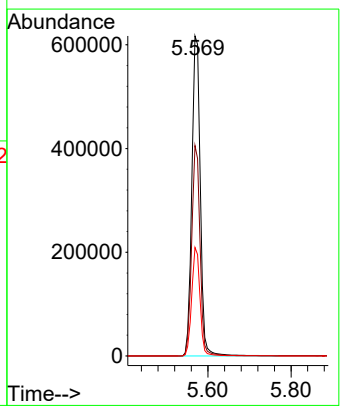

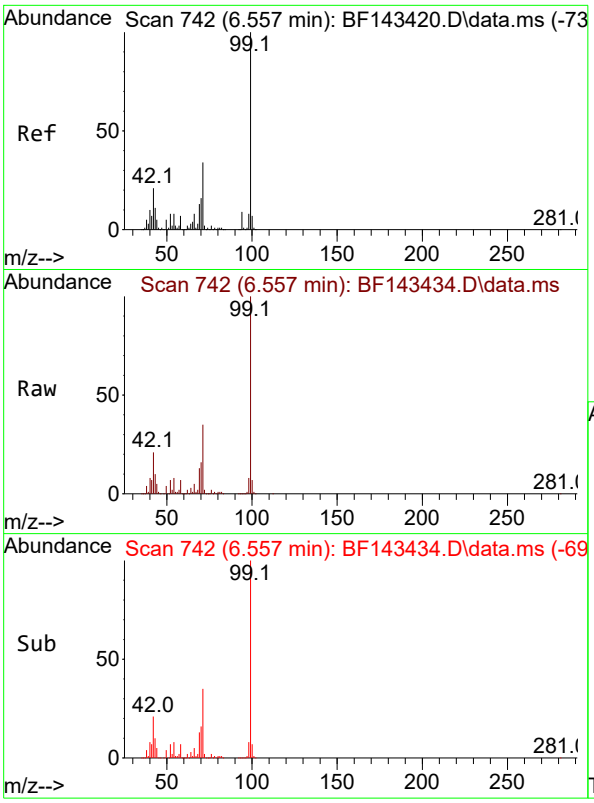

#7
Phenol-d6
Concen: 124.099 ng
RT: 6.557 min Scan# 7
Delta R.T. -0.000 min
Lab File: BF143434.D
Acq: 18 Aug 2025 11:41

Tgt Ion: 99 Resp: 103911

Ion	Ratio	Lower	Upper
99	100		
42	20.7	17.0	25.6
71	35.1	27.4	41.2

Instrument :
BNA_F
ClientSampleId :
TG-S05

Manual Integrations
APPROVED

Reviewed By :Rahul Chavli 08/19/2025
Supervised By :Jagrut Upadhyay 08/19/2025

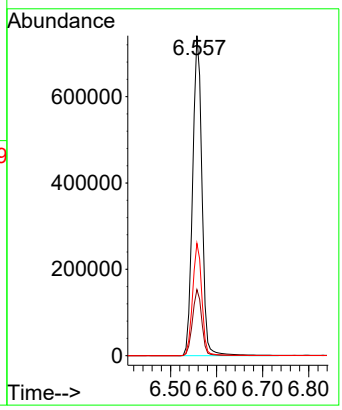

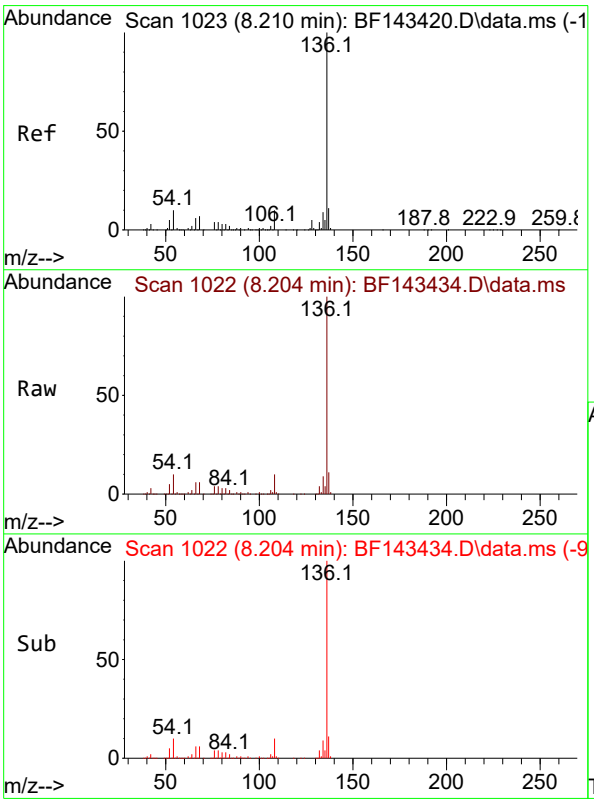

#21
Naphthalene-d8
Concen: 20.000 ng
RT: 8.204 min Scan# 1022
Delta R.T. -0.006 min
Lab File: BF143434.D
Acq: 18 Aug 2025 11:41

Tgt Ion:136 Resp: 444901

Ion	Ratio	Lower	Upper
136	100		
137	10.9	8.8	13.2
54	9.7	7.8	11.8
68	6.5	5.2	7.8

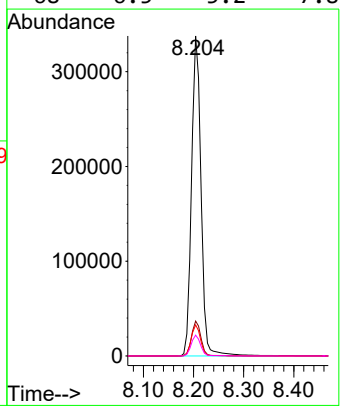

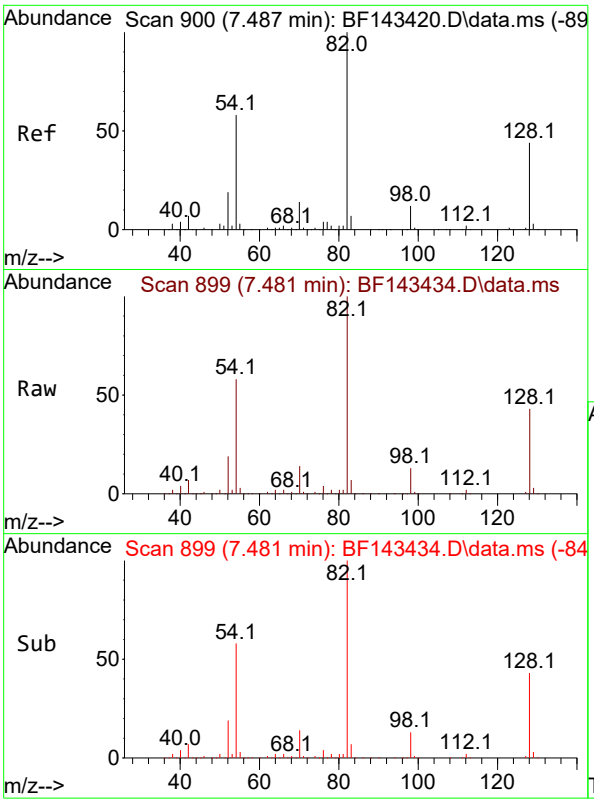

#23
Nitrobenzene-d5
Concen: 102.106 ng
RT: 7.481 min Scan# 8
Delta R.T. -0.006 min
Lab File: BF143434.D
Acq: 18 Aug 2025 11:41

Tgt Ion: 82 Resp: 76554

Ion	Ratio	Lower	Upper
82	100		
128	43.0	34.6	52.0
54	57.7	46.0	69.0

Instrument :
BNA_F
ClientSampleId :
TG-S05

Manual Integrations
APPROVED

Reviewed By :Rahul Chavli 08/19/2025
Supervised By :Jagrut Upadhyay 08/19/2025

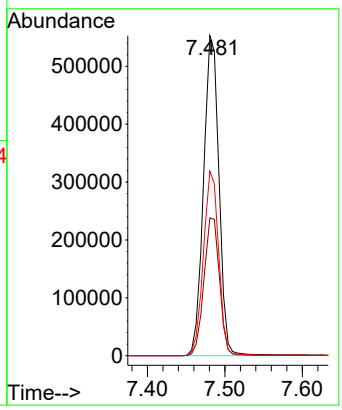

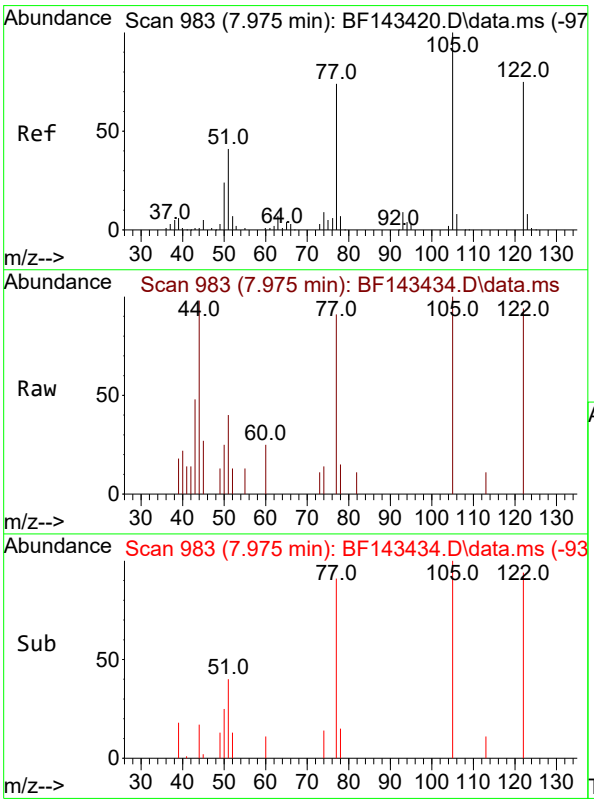

#32
Benzoic acid
Concen: 3.464 ng m
RT: 7.975 min Scan# 983
Delta R.T. -0.000 min
Lab File: BF143434.D
Acq: 18 Aug 2025 11:41

Tgt Ion:122 Resp: 11065

Ion	Ratio	Lower	Upper
122	100		
105	106.0	108.4	148.4#
77	96.2	75.9	115.9

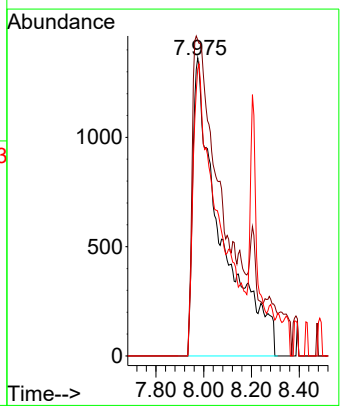

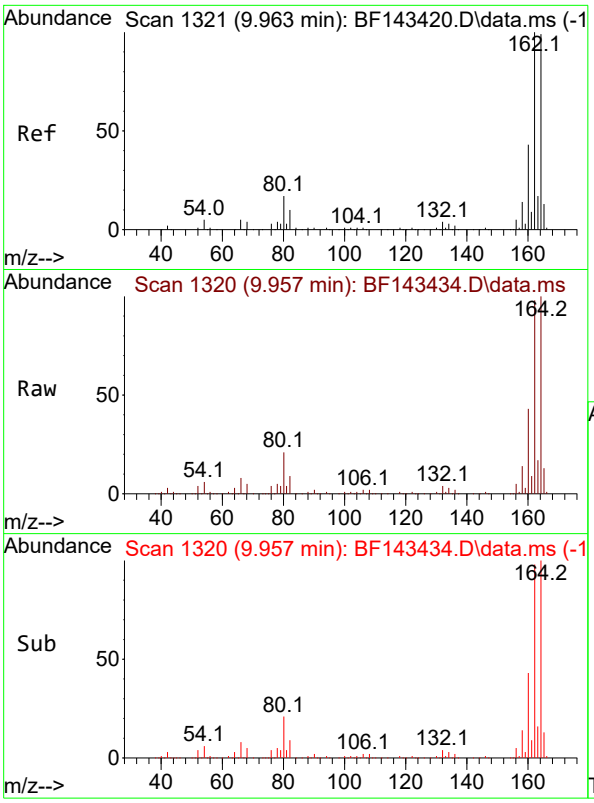

#39
Acenaphthene-d10
Concen: 20.000 ng
RT: 9.957 min Scan# 1
Delta R.T. -0.006 min
Lab File: BF143434.D
Acq: 18 Aug 2025 11:41

Tgt Ion:164 Resp: 24641

Ion	Ratio	Lower	Upper
164	100		
162	98.5	80.6	121.0
160	43.2	34.6	51.8

Instrument :
BNA_F
ClientSampleId :
TG-S05

Manual Integrations
APPROVED

Reviewed By :Rahul Chavli 08/19/2025
Supervised By :Jagrut Upadhyay 08/19/2025

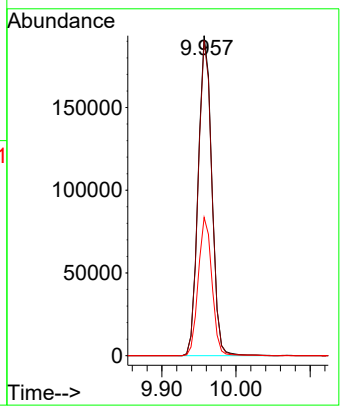

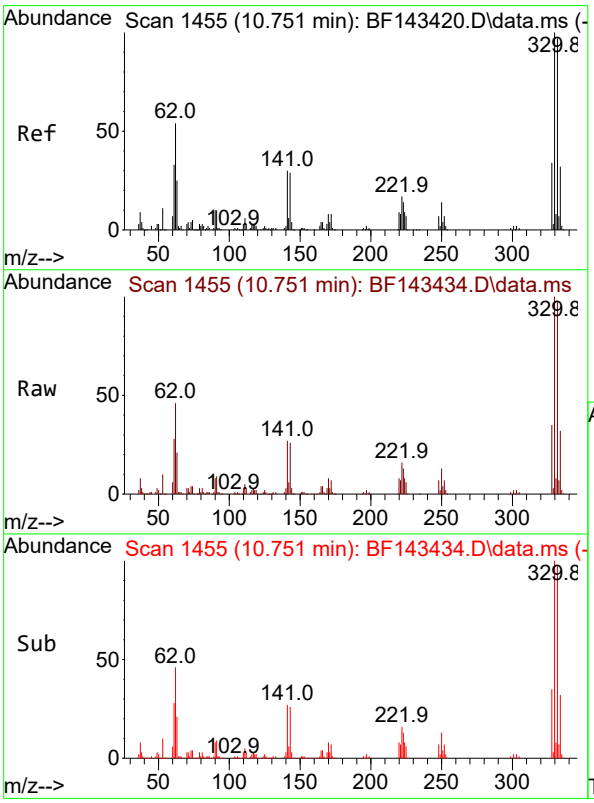

#42
2,4,6-Tribromophenol
Concen: 157.378 ng
RT: 10.751 min Scan# 1455
Delta R.T. -0.000 min
Lab File: BF143434.D
Acq: 18 Aug 2025 11:41

Tgt Ion:330 Resp: 345175

Ion	Ratio	Lower	Upper
330	100		
332	97.6	77.4	116.2
141	29.3	24.1	36.1

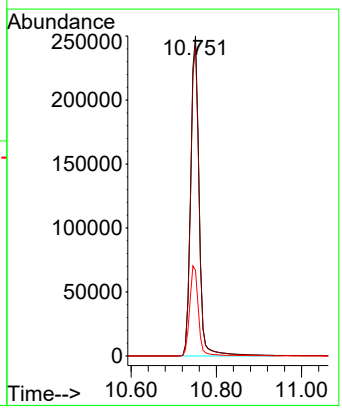

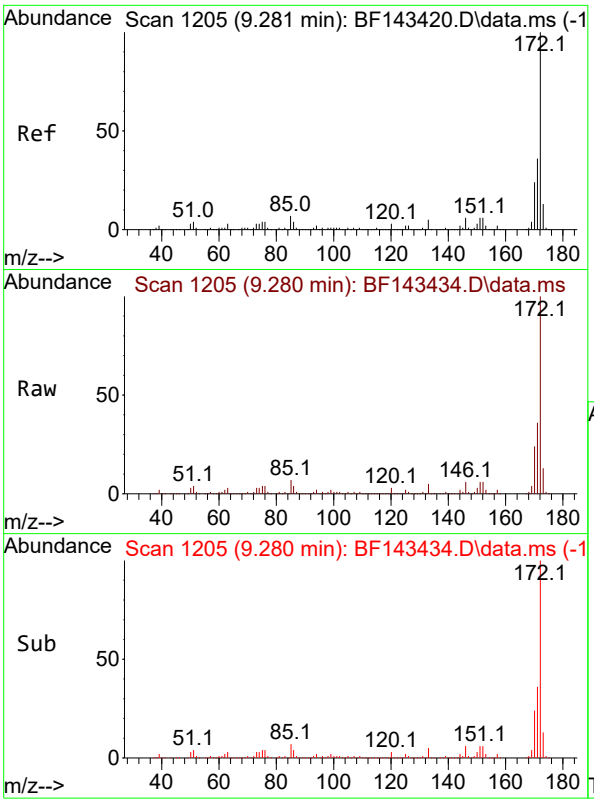

#45
2-Fluorobiphenyl
Concen: 94.379 ng
RT: 9.280 min Scan# 1
Delta R.T. -0.000 min
Lab File: BF143434.D
Acq: 18 Aug 2025 11:41

Tgt Ion:172 Resp: 138268

Ion	Ratio	Lower	Upper
172	100		
171	35.9	28.7	43.1
170	23.8	19.0	28.6

Instrument :
BNA_F
ClientSampleId :
TG-S05

Manual Integrations
APPROVED

Reviewed By :Rahul Chavli 08/19/2025
Supervised By :Jagrut Upadhyay 08/19/2025

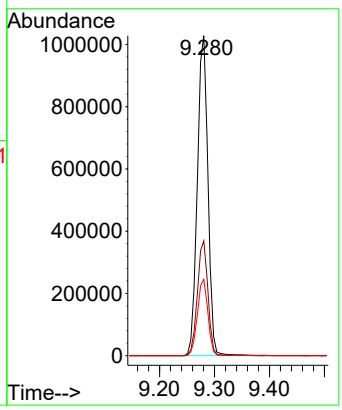

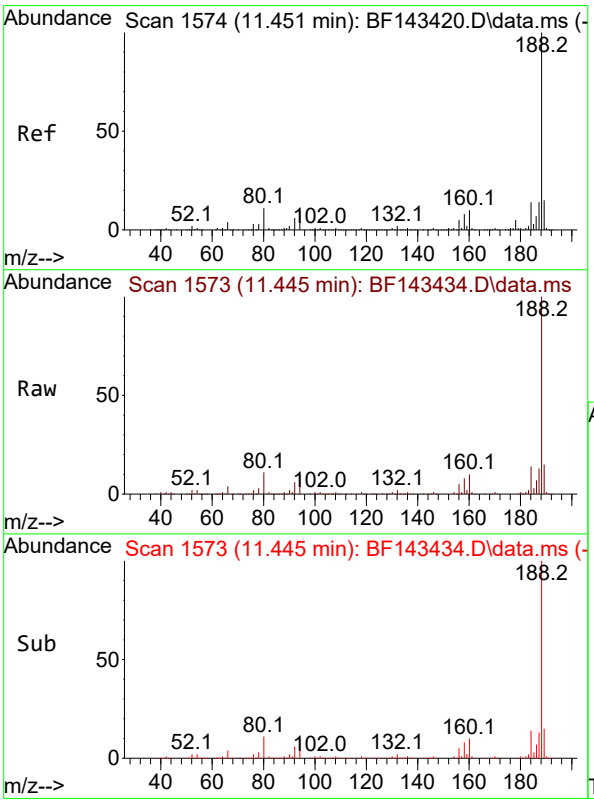

#64
Phenanthrene-d10
Concen: 20.000 ng
RT: 11.445 min Scan# 1573
Delta R.T. -0.006 min
Lab File: BF143434.D
Acq: 18 Aug 2025 11:41

Tgt Ion:188 Resp: 401400

Ion	Ratio	Lower	Upper
188	100		
94	10.2	8.0	12.0
80	10.8	8.6	12.8

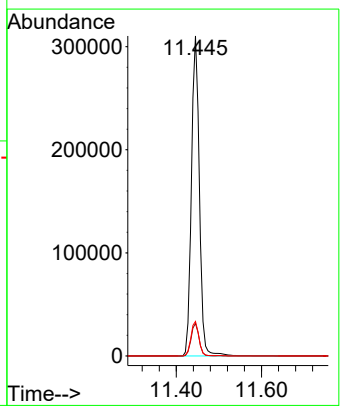

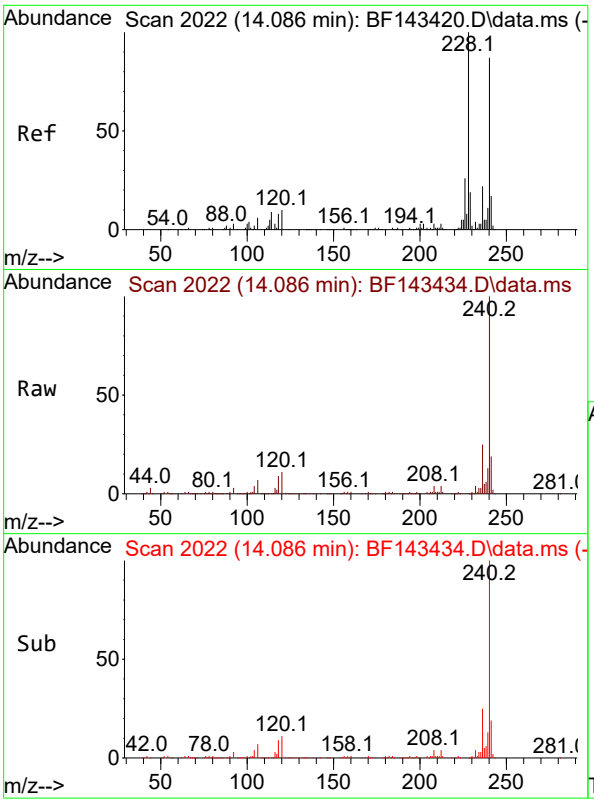

#76
Chrysene-d12
Concen: 20.000 ng
RT: 14.086 min Scan# 2(
Delta R.T. -0.000 min
Lab File: BF143434.D
Acq: 18 Aug 2025 11:41

Tgt Ion:240 Resp: 27375(

Ion	Ratio	Lower	Upper
240	100		
120	10.7	9.0	13.4
236	25.4	20.2	30.2

Instrument :
BNA_F
ClientSampleId :
TG-S05

Manual Integrations
APPROVED

Reviewed By :Rahul Chavli 08/19/2025
Supervised By :Jagrut Upadhyay 08/19/2025

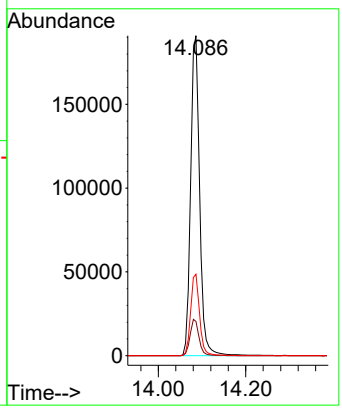



#79
Terphenyl-d14
Concen: 95.986 ng
RT: 13.027 min Scan# 1842
Delta R.T. -0.000 min
Lab File: BF143434.D
Acq: 18 Aug 2025 11:41

Tgt Ion:244 Resp: 1564193

Ion	Ratio	Lower	Upper
244	100		
212	6.7	5.2	7.8
122	10.4	8.3	12.5

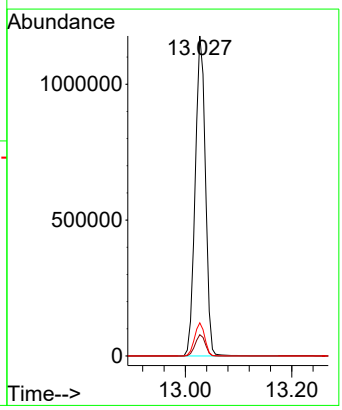

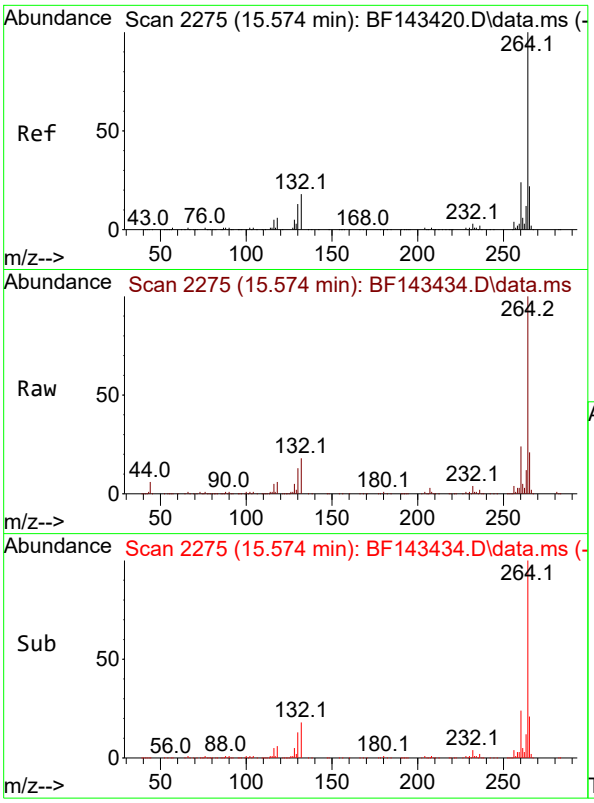


```
#86
Perylene-d12
Concen:   20.000 ng
RT:  15.574 min  Scan# 2
Delta R.T.  -0.000 min
Lab File:   BF143434.D
Acq: 18 Aug 2025  11:41

Tgt Ion:264 Resp:  25967
Ion  Ratio  Lower  Upper
264  100
260   23.8   18.8   28.2
265   21.4   17.4   26.0
```

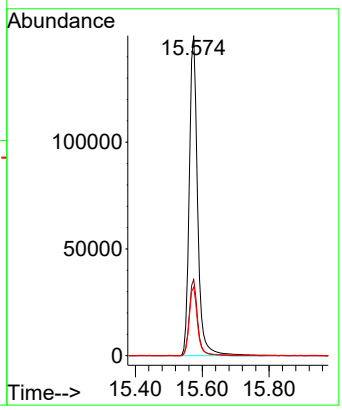

Instrument :
BNA_F
ClientSampleId :
TG-S05

Manual Integrations
APPROVED

Reviewed By :Rahul Chavli 08/19/2025
Supervised By :Jagrut Upadhyay 08/19/2025

Sample Results: **BP025439.D**

Data Path : Z:\svoasrv\HPCHEM1\BNA_P\Data\BP081525\
Data File : BP025439.D
Acq On : 16 Aug 2025 00:31
Operator : CG/JU
Sample : PB169275BL
Misc :
ALS Vial : 18 Sample Multiplier: 1

Instrument :
BNA_P
ClientSampleId :
PB169275BL

Quant Time: Aug 18 01:38:35 2025
Quant Method : Z:\svoasrv\HPCHEM1\BNA_P\Methods\8270E-BP081425.M
Quant Title : ASP BNA STANDARDS FOR 5 POINT CALIBRATION
QLast Update : Thu Aug 14 18:14:31 2025
Response via : Initial Calibration

Compound	R.T.	QIon	Response	Conc	Units	Dev(Min)
Internal Standards						
1) 1,4-Dichlorobenzene-d4	7.784	152	156038	20.000	ng	-0.01
21) Naphthalene-d8	10.554	136	640900	20.000	ng	0.00
39) Acenaphthene-d10	14.395	164	435066	20.000	ng	-0.01
64) Phenanthrene-d10	17.201	188	892449	20.000	ng	0.00
76) Chrysene-d12	21.636	240	898807	20.000	ng	-0.01
86) Perylene-d12	25.001	264	991416	20.000	ng	-0.03
System Monitoring Compounds						
5) 2-Fluorophenol	5.402	112	1142442	121.589	ng	0.00
7) Phenol-d6	6.966	99	1447662	120.174	ng	0.00
23) Nitrobenzene-d5	8.925	82	940952	74.268	ng	-0.01
42) 2,4,6-Tribromophenol	15.907	330	696105	118.870	ng	0.00
45) 2-Fluorobiphenyl	13.013	172	2304439	72.390	ng	0.00
79) Terphenyl-d14	19.907	244	3742479	76.180	ng	-0.01

Target Compounds Qvalue

(#) = qualifier out of range (m) = manual integration (+) = signals summed

Sample Results: **BP025439.D**

Data Path : Z:\svoasrv\HPCHEM1\BNA_P\Data\BP081525\
Data File : BP025439.D
Acq On : 16 Aug 2025 00:31
Operator : CG/JU
Sample : PB169275BL
Misc :
ALS Vial : 18 Sample Multiplier: 1

Instrument :
BNA_P
ClientSampleId :
PB169275BL

Quant Time: Aug 18 01:38:35 2025
Quant Method : Z:\svoasrv\HPCHEM1\BNA_P\Methods\8270E-BP081425.M
Quant Title : ASP BNA STANDARDS FOR 5 POINT CALIBRATION
QLast Update : Thu Aug 14 18:14:31 2025
Response via : Initial Calibration

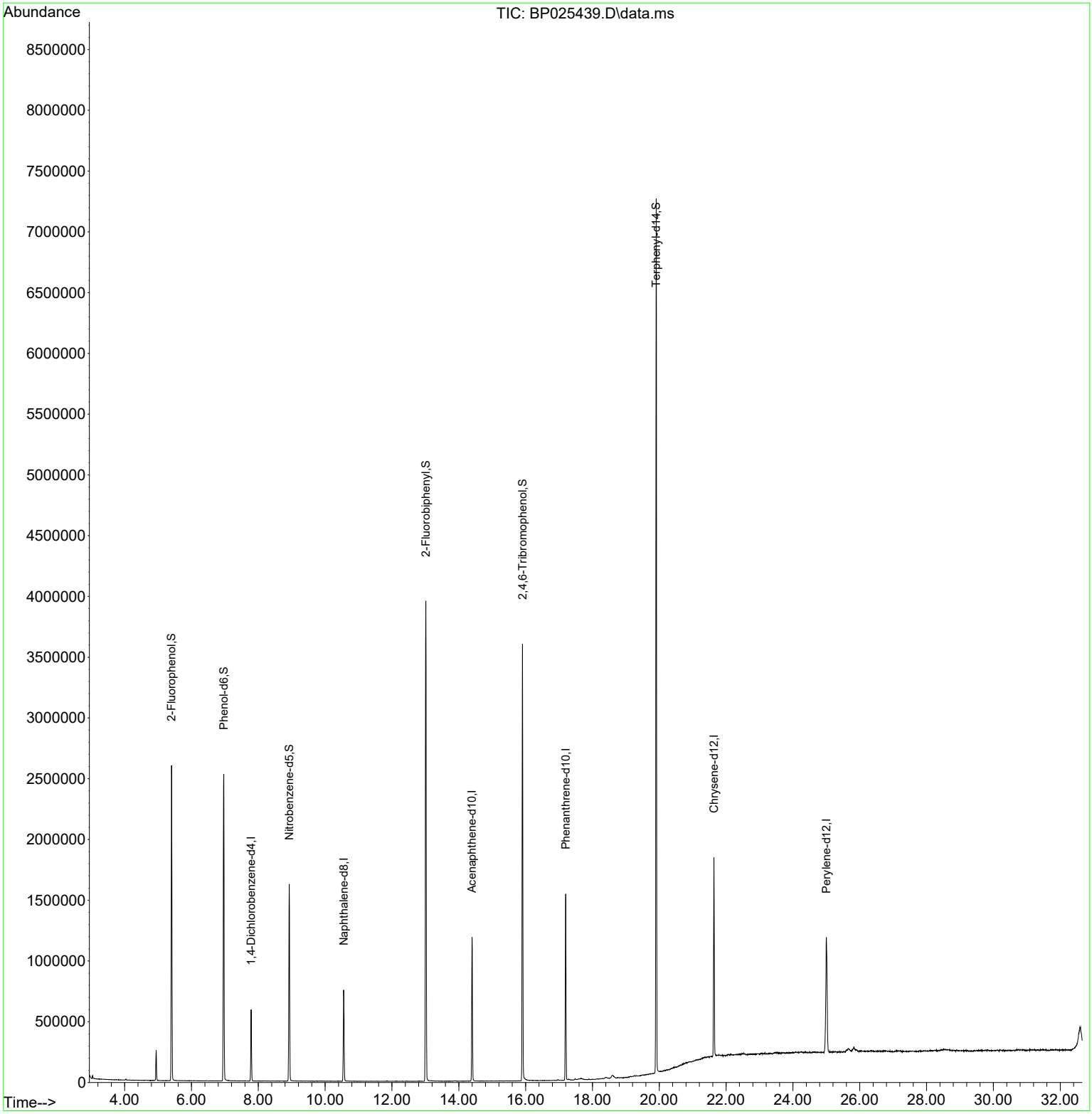

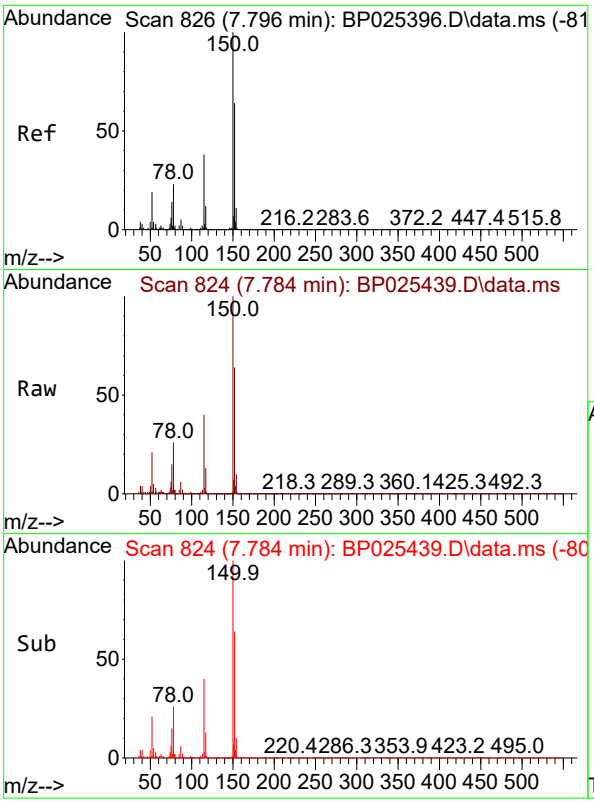

#1
1,4-Dichlorobenzene-d4
Concen: 20.000 ng
RT: 7.784 min Scan# 8
Delta R.T. -0.012 min
Lab File: BP025439.D
Acq: 16 Aug 2025 00:31

Instrument :
BNA_P
ClientSampleId :
PB169275BL

Tgt Ion:152 Resp: 156038

Ion	Ratio	Lower	Upper
152	100		
150	156.0	125.9	188.9
115	62.7	48.5	72.7

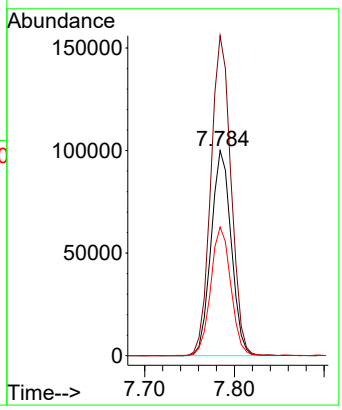



#5
2-Fluorophenol
Concen: 121.589 ng
RT: 5.402 min Scan# 419
Delta R.T. -0.006 min
Lab File: BP025439.D
Acq: 16 Aug 2025 00:31

Tgt Ion:112 Resp: 1142442

Ion	Ratio	Lower	Upper
112	100		
64	57.6	43.8	65.8
63	31.0	22.7	34.1

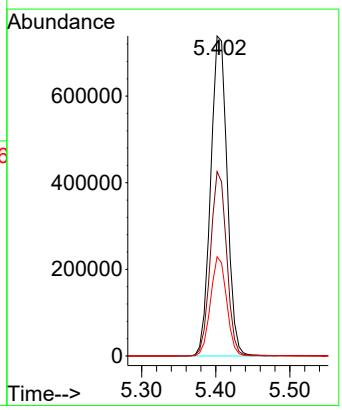



#7
Phenol-d6
Concen: 120.174 ng
RT: 6.966 min Scan# 6
Delta R.T. 0.000 min
Lab File: BP025439.D
Acq: 16 Aug 2025 00:31

Instrument :
BNA_P
ClientSampleId :
PB169275BL

Tgt Ion: 99 Resp: 1447662

Ion	Ratio	Lower	Upper
99	100		
42	18.3	13.7	20.5
71	35.8	28.2	42.4

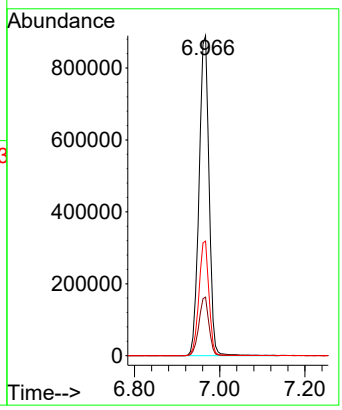



#21
Naphthalene-d8
Concen: 20.000 ng
RT: 10.554 min Scan# 1295
Delta R.T. -0.006 min
Lab File: BP025439.D
Acq: 16 Aug 2025 00:31

Tgt Ion:136 Resp: 640900

Ion	Ratio	Lower	Upper
136	100		
137	10.9	9.2	13.8
54	7.8	6.0	9.0
68	5.2	4.3	6.5

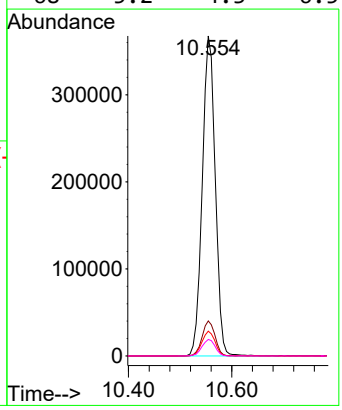

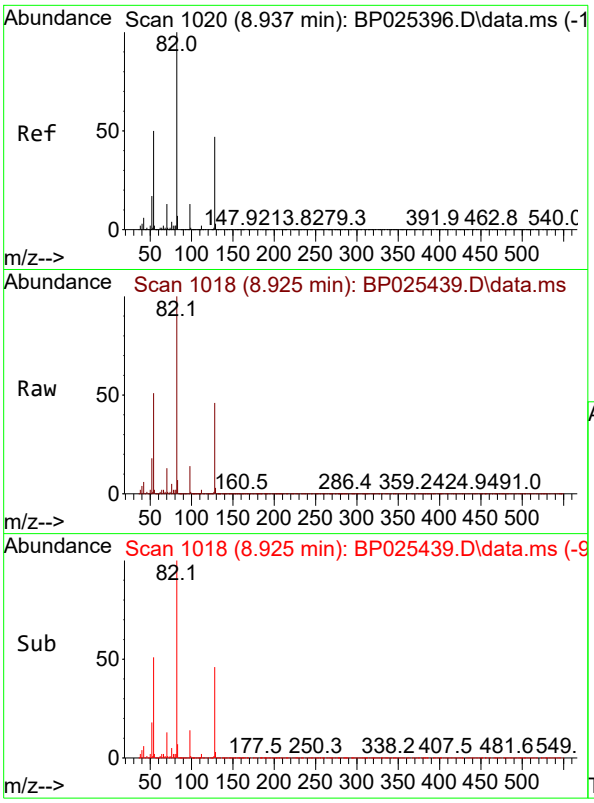

#23
Nitrobenzene-d5
Concen: 74.268 ng
RT: 8.925 min Scan# 1(
Delta R.T. -0.012 min
Lab File: BP025439.D
Acq: 16 Aug 2025 00:31

Instrument :
BNA_P
ClientSampleId :
PB169275BL

Tgt Ion: 82 Resp: 940952

Ion	Ratio	Lower	Upper
82	100		
128	45.6	37.7	56.5
54	51.0	39.8	59.6

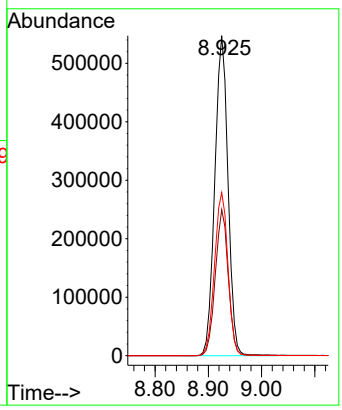

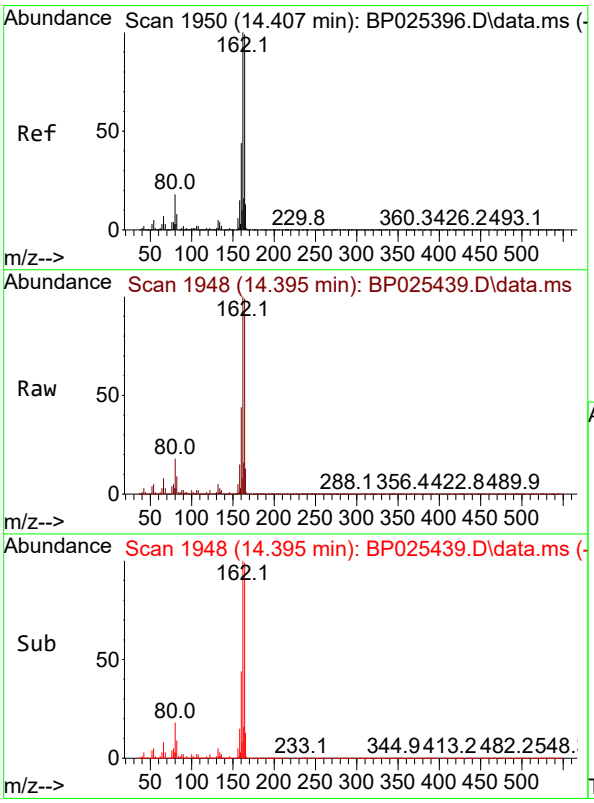

#39
Acenaphthene-d10
Concen: 20.000 ng
RT: 14.395 min Scan# 1948
Delta R.T. -0.012 min
Lab File: BP025439.D
Acq: 16 Aug 2025 00:31

Tgt Ion:164 Resp: 435066

Ion	Ratio	Lower	Upper
164	100		
162	100.7	81.0	121.6
160	44.3	35.4	53.2

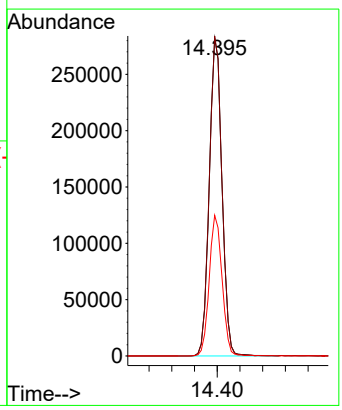

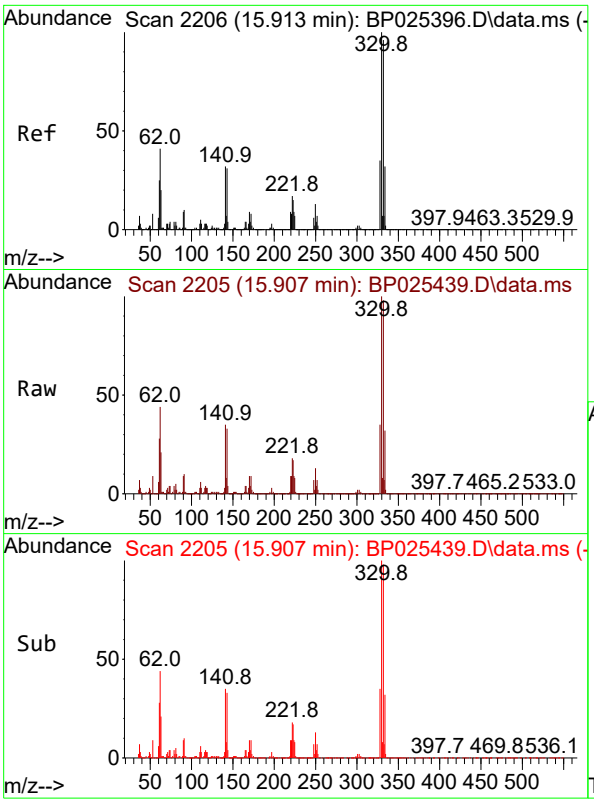

#42
2,4,6-Tribromophenol
Concen: 118.870 ng
RT: 15.907 min Scan# 2
Delta R.T. -0.006 min
Lab File: BP025439.D
Acq: 16 Aug 2025 00:31

Instrument :
BNA_P
ClientSampleId :
PB169275BL

Tgt Ion:330 Resp: 696105

Ion	Ratio	Lower	Upper
330	100		
332	96.6	77.3	115.9
141	35.4	26.6	39.8

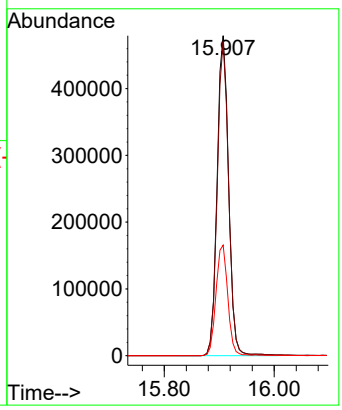



#45
2-Fluorobiphenyl
Concen: 72.390 ng
RT: 13.013 min Scan# 1713
Delta R.T. -0.006 min
Lab File: BP025439.D
Acq: 16 Aug 2025 00:31

Tgt Ion:172 Resp: 2304439

Ion	Ratio	Lower	Upper
172	100		
171	35.0	28.1	42.1
170	23.3	18.6	28.0

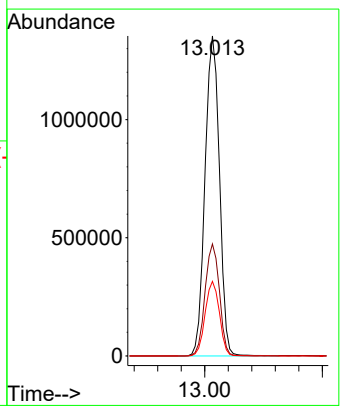



#64
Phenanthrene-d10
Concen: 20.000 ng
RT: 17.201 min Scan# 2
Delta R.T. 0.000 min
Lab File: BP025439.D
Acq: 16 Aug 2025 00:31

Instrument :
BNA_P
ClientSampleId :
PB169275BL

Tgt Ion:188 Resp: 892449

Ion	Ratio	Lower	Upper
188	100		
94	8.5	6.6	10.0
80	9.3	6.7	10.1

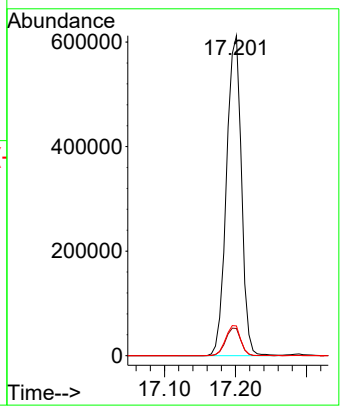

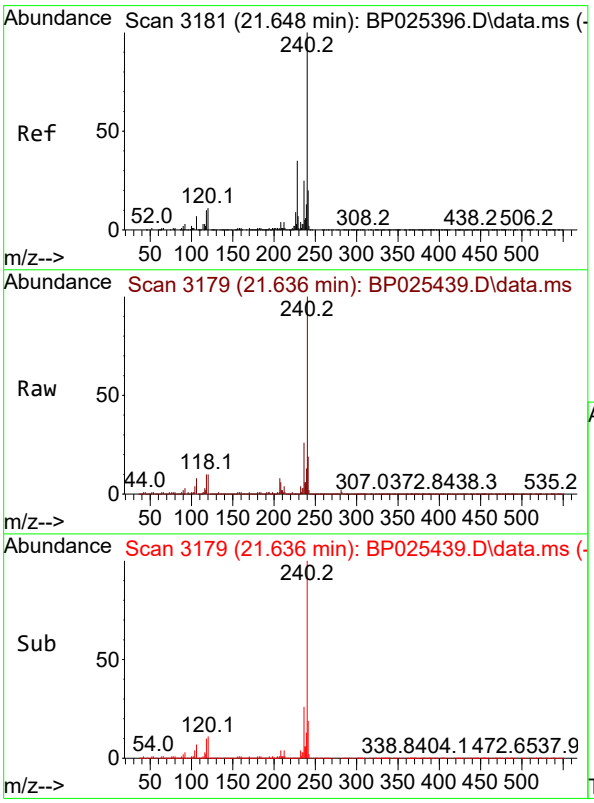

#76
Chrysene-d12
Concen: 20.000 ng
RT: 21.636 min Scan# 3179
Delta R.T. -0.012 min
Lab File: BP025439.D
Acq: 16 Aug 2025 00:31

Tgt Ion:240 Resp: 898807

Ion	Ratio	Lower	Upper
240	100		
120	10.5	8.9	13.3
236	25.9	19.8	29.8

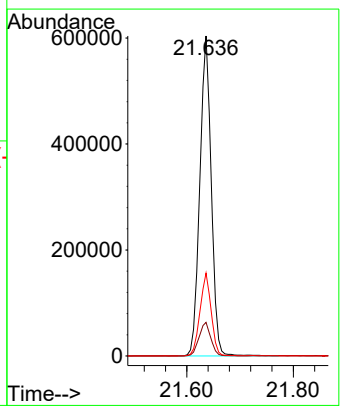



#79
Terphenyl-d14
Concen: 76.180 ng
RT: 19.907 min Scan# 2
Delta R.T. -0.012 min
Lab File: BP025439.D
Acq: 16 Aug 2025 00:31

Instrument :
BNA_P
ClientSampleId :
PB169275BL

Tgt Ion:244 Resp: 3742479

Ion	Ratio	Lower	Upper
244	100		
212	7.6	5.8	8.6
122	9.0	7.4	11.2

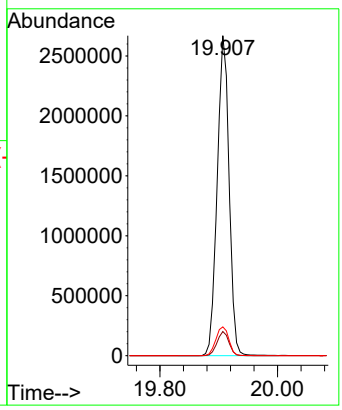



#86
Perylene-d12
Concen: 20.000 ng
RT: 25.001 min Scan# 3751
Delta R.T. -0.029 min
Lab File: BP025439.D
Acq: 16 Aug 2025 00:31

Tgt Ion:264 Resp: 991416

Ion	Ratio	Lower	Upper
264	100		
260	23.7	19.3	28.9
265	21.7	17.4	26.0

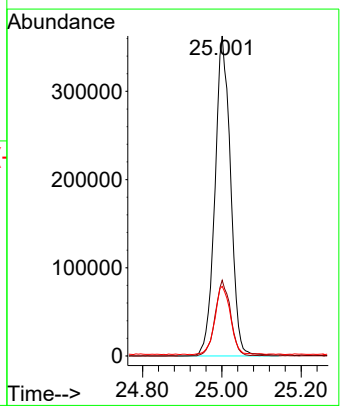

Sample Results: **BP025440.D**

Data Path : Z:\svoasrv\HPCHEM1\BNA_P\Data\BP081525\
Data File : BP025440.D
Acq On : 16 Aug 2025 01:13
Operator : CG/JU
Sample : PB169275BS
Misc :
ALS Vial : 19 Sample Multiplier: 1

Quant Time: Aug 18 02:41:08 2025
Quant Method : Z:\svoasrv\HPCHEM1\BNA_P\Methods\8270E-BP081425.M
Quant Title : ASP BNA STANDARDS FOR 5 POINT CALIBRATION
QLast Update : Thu Aug 14 18:14:31 2025
Response via : Initial Calibration

Instrument :
BNA_P
ClientSampleId :
PB169275BS

Manual Integrations APPROVED
Reviewed By :Rahul Chavli 08/18/2025
Supervised By :Jagrut Upadhyay 08/18/2025

A B C D E F G H I J K

Compound	R.T.	QIon	Response	Conc	Units		Dev(Min)
Internal Standards							
1) 1,4-Dichlorobenzene-d4	7.790	152	148044	20.000	ng		0.00
21) Naphthalene-d8	10.554	136	580625	20.000	ng		0.00
39) Acenaphthene-d10	14.407	164	358574	20.000	ng		0.00
64) Phenanthrene-d10	17.201	188	675805	20.000	ng		0.00
76) Chrysene-d12	21.636	240	782158	20.000	ng		-0.01
86) Perylene-d12	24.995	264	908232	20.000	ng		-0.04
System Monitoring Compounds							
5) 2-Fluorophenol	5.408	112	1024331	114.905	ng		0.00
7) Phenol-d6	6.966	99	1276933	111.725	ng		0.00
23) Nitrobenzene-d5	8.931	82	825841	71.949	ng		0.00
42) 2,4,6-Tribromophenol	15.913	330	519140	107.562	ng		0.00
45) 2-Fluorobiphenyl	13.019	172	1852023	70.589	ng		0.00
79) Terphenyl-d14	19.925	244	2932093	68.586	ng		0.00
Target Compounds							Qvalue
2) 1,4-Dioxane	3.325	88	111519	31.937	ng		99
3) Pyridine	3.725	79	309486	32.382	ng		96
4) n-Nitrosodimethylamine	3.625	42	160074	40.626	ng		90
6) Aniline	7.119	93	447538	29.063	ng		97
8) 2-Chlorophenol	7.360	128	402571	40.018	ng		99
9) Benzaldehyde	6.937	77	192085	23.988	ng		97
10) Phenol	6.990	94	479159	39.954	ng		96
11) bis(2-Chloroethyl)ether	7.213	93	350665	37.514	ng		98
12) 1,3-Dichlorobenzene	7.678	146	424285	38.250	ng		98
13) 1,4-Dichlorobenzene	7.825	146	429008	37.839	ng		98
14) 1,2-Dichlorobenzene	8.137	146	408187	37.192	ng		99
15) Benzyl Alcohol	8.019	79	341557	37.611	ng		96
16) 2,2'-oxybis(1-Chloropr...	8.307	45	481340	38.440	ng		98
17) 2-Methylphenol	8.225	107	324461	38.954	ng		99
18) Hexachloroethane	8.860	117	161126	38.652	ng		99
19) n-Nitroso-di-n-propyla...	8.584	70	261796	34.581	ng		96
20) 3+4-Methylphenols	8.543	107	434147	37.603	ng		99
22) Acetophenone	8.596	105	560498	38.493	ng	#	97
24) Nitrobenzene	8.972	77	411470	40.112	ng		99
25) Isophorone	9.496	82	736234	36.244	ng		99
26) 2-Nitrophenol	9.672	139	203514	38.658	ng		96
27) 2,4-Dimethylphenol	9.737	122	362331	40.021	ng		99
28) bis(2-Chloroethoxy)met...	9.966	93	460615	37.513	ng		97
29) 2,4-Dichlorophenol	10.207	162	368265	40.947	ng		99
30) 1,2,4-Trichlorobenzene	10.419	180	382255	38.772	ng		96
31) Naphthalene	10.607	128	1154178	38.245	ng		99
32) Benzoic acid	9.860	122	254526	38.080	ng		96
33) 4-Chloroaniline	10.707	127	287154	21.541	ng		98
34) Hexachlorobutadiene	10.896	225	235114	38.293	ng		97
35) Caprolactam	11.484	113	118360	35.891	ng		94
36) 4-Chloro-3-methylphenol	11.831	107	401250	38.881	ng		96
37) 2-Methylnaphthalene	12.213	142	735380	37.445	ng		99
38) 1-Methylnaphthalene	12.431	142	756958	36.243	ng		100
40) 1,2,4,5-Tetrachloroben...	12.584	216	412119	39.795	ng		98
41) Hexachlorocyclopentadiene	12.566	237	453436	72.487	ng		99
43) 2,4,6-Trichlorophenol	12.825	196	286973	41.046	ng		97

Sample Results: **BP025440.D**

Data Path : Z:\svoasrv\HPCHEM1\BNA_P\Data\BP081525\
Data File : BP025440.D
Acq On : 16 Aug 2025 01:13
Operator : CG/JU
Sample : PB169275BS
Misc :
ALS Vial : 19 Sample Multiplier: 1

Quant Time: Aug 18 02:41:08 2025
Quant Method : Z:\svoasrv\HPCHEM1\BNA_P\Methods\8270E-BP081425.M
Quant Title : ASP BNA STANDARDS FOR 5 POINT CALIBRATION
QLast Update : Thu Aug 14 18:14:31 2025
Response via : Initial Calibration

Instrument :
BNA_P
ClientSampleId :
PB169275BS

Manual Integrations APPROVED
Reviewed By :Rahul Chavli 08/18/2025
Supervised By :Jagrut Upadhyay 08/18/2025

A B C D E F G H I J K

	Compound	R.T.	QIon	Response	Conc Units	Dev(Min)
44)	2,4,5-Trichlorophenol	12.895	196	316553	41.312 ng	97
46)	1,1'-Biphenyl	13.225	154	1038303	39.871 ng	100
47)	2-Chloronaphthalene	13.266	162	798368	39.380 ng	100
48)	2-Nitroaniline	13.466	65	242905	41.121 ng	96
49)	Acenaphthylene	14.125	152	1312312	39.119 ng	100
50)	Dimethylphthalate	13.848	163	998504	38.027 ng	99
51)	2,6-Dinitrotoluene	13.966	165	221290	39.984 ng	98
52)	Acenaphthene	14.466	154	758509m	38.520 ng	
53)	3-Nitroaniline	14.290	138	172254	27.664 ng	94
54)	2,4-Dinitrophenol	14.501	184	201749	68.261 ng	95
55)	Dibenzofuran	14.807	168	1200726	38.569 ng	98
56)	4-Nitrophenol	14.613	139	414800	81.067 ng	94
57)	2,4-Dinitrotoluene	14.760	165	318473	40.332 ng	99
58)	Fluorene	15.466	166	926864	37.731 ng	100
59)	2,3,4,6-Tetrachlorophenol	15.037	232	268117	39.628 ng	98
60)	Diethylphthalate	15.237	149	1005774	37.696 ng	99
61)	4-Chlorophenyl-phenyle...	15.466	204	455728	37.302 ng	98
62)	4-Nitroaniline	15.478	138	226098	35.419 ng	94
63)	Azobenzene	15.760	77	901060	39.441 ng	98
65)	4,6-Dinitro-2-methylph...	15.542	198	145391	34.513 ng	95
66)	n-Nitrosodiphenylamine	15.678	169	837361	40.633 ng	99
67)	4-Bromophenyl-phenylether	16.372	248	297875	40.077 ng	93
68)	Hexachlorobenzene	16.495	284	343286	39.843 ng	99
69)	Atrazine	16.648	200	308033	39.912 ng	97
70)	Pentachlorophenol	16.842	266	464522	85.409 ng	98
71)	Phenanthrene	17.242	178	1487597	40.071 ng	99
72)	Anthracene	17.336	178	1562142	41.205 ng	99
73)	Carbazole	17.613	167	1487469	41.655 ng	99
74)	Di-n-butylphthalate	18.213	149	1713786	39.008 ng	99
75)	Fluoranthene	19.325	202	1857132	41.938 ng	99
77)	Benzidine	19.513	184	1155068	43.272 ng	99
78)	Pyrene	19.701	202	1964133	38.635 ng	99
80)	Butylbenzylphthalate	20.648	149	908498	39.431 ng	99
81)	Benzo(a)anthracene	21.613	228	2109915	40.903 ng	100
82)	3,3'-Dichlorobenzidine	21.530	252	648008	33.328 ng	100
83)	Chrysene	21.677	228	1999016	41.381 ng	99
84)	Bis(2-ethylhexyl)phtha...	21.566	149	1346772	39.708 ng	100
85)	Di-n-octyl phthalate	22.848	149	2392459	41.010 ng	98
87)	Indeno(1,2,3-cd)pyrene	28.812	276	2753599	41.342 ng	98
88)	Benzo(b)fluoranthene	23.948	252	2179936	40.704 ng	99
89)	Benzo(k)fluoranthene	24.013	252	2191943	40.900 ng	99
90)	Benzo(a)pyrene	24.842	252	2111811	40.509 ng	99
91)	Dibenzo(a,h)anthracene	28.895	278	2223171	40.844 ng	100
92)	Benzo(g,h,i)perylene	30.006	276	2209159	41.289 ng	99

(#) = qualifier out of range (m) = manual integration (+) = signals summed

Quantitation Report (QT Reviewed)

Sample Results: **BP025440.D**

Data Path : Z:\svoasrv\HPCHEM1\BNA_P\Data\BP081525\
Data File : BP025440.D
Acq On : 16 Aug 2025 01:13
Operator : CG/JU
Sample : PB169275BS
Misc :
ALS Vial : 19 Sample Multiplier: 1

Quant Time: Aug 18 02:41:08 2025
Quant Method : Z:\svoasrv\HPCHEM1\BNA_P\Methods\8270E-BP081425.M
Quant Title : ASP BNA STANDARDS FOR 5 POINT CALIBRATION
QLast Update : Thu Aug 14 18:14:31 2025
Response via : Initial Calibration

Instrument :
BNA_P
ClientSampleId :
PB169275BS

Manual Integrations APPROVED

Reviewed By :Rahul Chavli 08/18/2025
Supervised By :Jagrut Upadhyay 08/18/2025

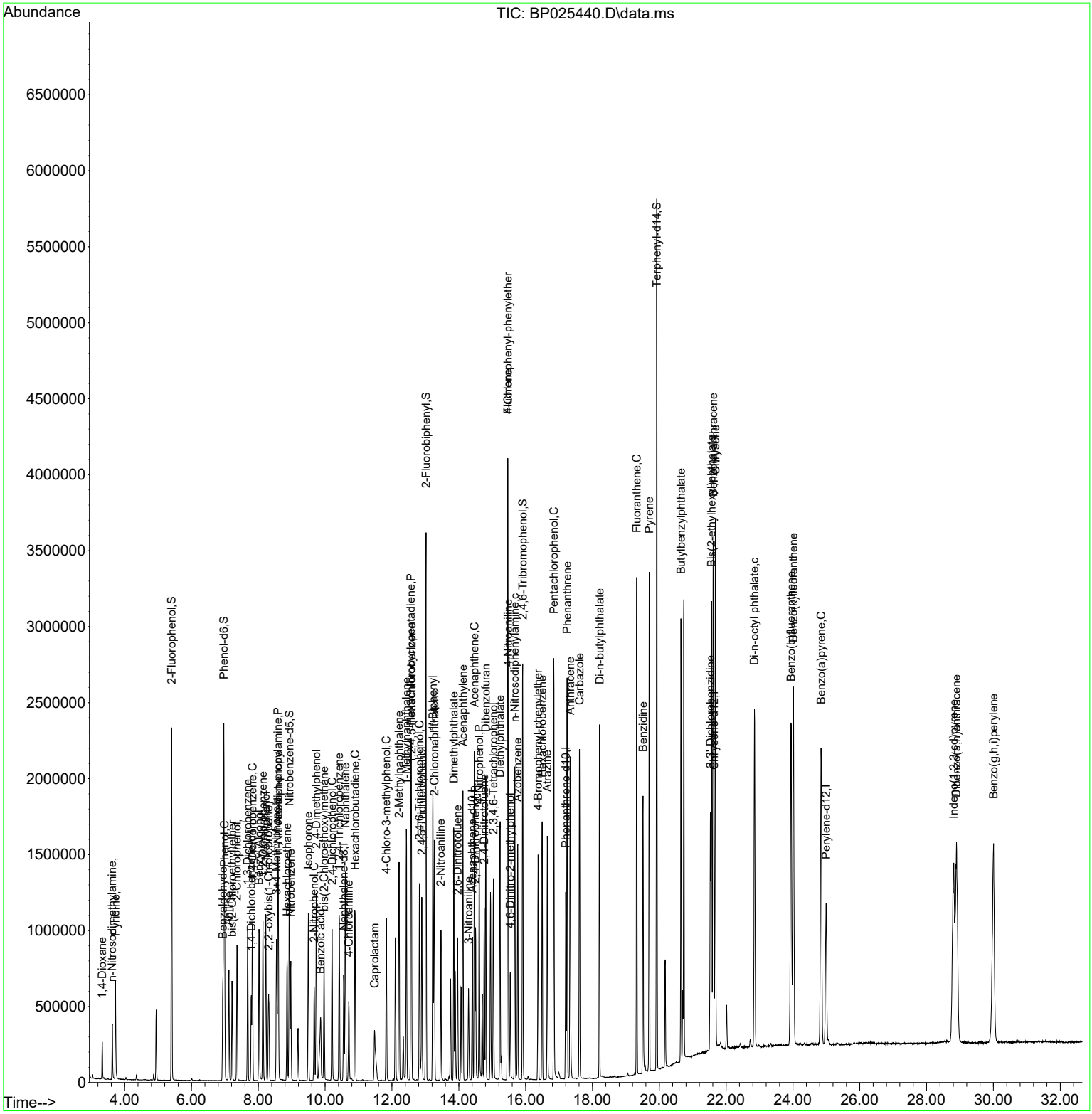

Quantitation Report (QT Reviewed)

Data Path : Z:\svoasrv\HPCHEM1\BNA_P\Data\BP081525\
Data File : BP025449.D
Acq On : 16 Aug 2025 07:26
Operator : CG/JU
Sample : Q2832-02MS
Misc :
ALS Vial : 28 Sample Multiplier: 1

Quant Time: Aug 18 02:41:47 2025
Quant Method : Z:\svoasrv\HPCHEM1\BNA_P\Methods\8270E-BP081425.M
Quant Title : ASP BNA STANDARDS FOR 5 POINT CALIBRATION
QLast Update : Thu Aug 14 18:14:31 2025
Response via : Initial Calibration

Instrument :
BNA_P
ClientSampleId :
TG-S01MS

Manual Integrations APPROVED
Reviewed By :Rahul Chavli 08/18/2025
Supervised By :Jagrut Upadhyay 08/18/2025

A B C D E F G H I J K

Compound	R.T.	QIon	Response	Conc	Units	Dev(Min)
Internal Standards						
1) 1,4-Dichlorobenzene-d4	7.790	152	164836	20.000	ng	0.00
21) Naphthalene-d8	10.560	136	666618	20.000	ng	0.00
39) Acenaphthene-d10	14.401	164	437299	20.000	ng	0.00
64) Phenanthrene-d10	17.195	188	894593	20.000	ng	0.00
76) Chrysene-d12	21.636	240	925169	20.000	ng	-0.01
86) Perylene-d12	25.012	264	1055241	20.000	ng	-0.02
System Monitoring Compounds						
5) 2-Fluorophenol	5.408	112	1081598	108.969	ng	0.00
7) Phenol-d6	6.966	99	1323326	103.989	ng	0.00
23) Nitrobenzene-d5	8.931	82	966155	73.316	ng	0.00
42) 2,4,6-Tribromophenol	15.907	330	672760	114.297	ng	0.00
45) 2-Fluorobiphenyl	13.013	172	2149000	67.162	ng	0.00
79) Terphenyl-d14	19.919	244	3699534	73.160	ng	0.00
Target Compounds						Qvalue
2) 1,4-Dioxane	3.343	88	97008	24.951	ng	# 53
3) Pyridine	3.737	79	206730	19.427	ng	94
4) n-Nitrosodimethylamine	3.637	42	144247	32.879	ng	92
6) Aniline	7.125	93	281793	16.435	ng	99
8) 2-Chlorophenol	7.366	128	398206	35.552	ng	99
9) Benzaldehyde	6.937	77	116924	13.114	ng	98
10) Phenol	6.996	94	457199	34.239	ng	96
11) bis(2-Chloroethyl)ether	7.219	93	343909	33.044	ng	98
12) 1,3-Dichlorobenzene	7.684	146	330957	26.797	ng	99
13) 1,4-Dichlorobenzene	7.825	146	336224	26.634	ng	98
14) 1,2-Dichlorobenzene	8.137	146	335974	27.494	ng	99
15) Benzyl Alcohol	8.025	79	380155	37.597	ng	97
16) 2,2'-oxybis(1-Chloropr...	8.313	45	471338	33.806	ng	98
17) 2-Methylphenol	8.225	107	347618	37.483	ng	98
18) Hexachloroethane	8.860	117	123377	26.582	ng	97
19) n-Nitroso-di-n-propyla...	8.584	70	292037	34.646	ng	94
20) 3+4-Methylphenols	8.549	107	484739	37.708	ng	97
22) Acetophenone	8.601	105	592958	35.469	ng	# 98
24) Nitrobenzene	8.972	77	420207	35.679	ng	98
25) Isophorone	9.496	82	866135	37.139	ng	99
26) 2-Nitrophenol	9.678	139	211619	35.012	ng	98
27) 2,4-Dimethylphenol	9.737	122	421857	40.585	ng	99
28) bis(2-Chloroethoxy)met...	9.972	93	526459	37.344	ng	99
29) 2,4-Dichlorophenol	10.207	162	421682	40.839	ng	98
30) 1,2,4-Trichlorobenzene	10.425	180	371209	32.795	ng	97
31) Naphthalene	10.613	128	1180434	34.069	ng	100
32) Benzoic acid	9.848	122	150498	19.612	ng	98
33) 4-Chloroaniline	10.713	127	109156	7.132	ng	98
34) Hexachlorobutadiene	10.895	225	215704	30.599	ng	99
35) Caprolactam	11.490	113	142050	37.518	ng	97
36) 4-Chloro-3-methylphenol	11.837	107	508938	42.954	ng	96
37) 2-Methylnaphthalene	12.213	142	832146	36.906	ng	99
38) 1-Methylnaphthalene	12.431	142	883807	36.858	ng	100
40) 1,2,4,5-Tetrachloroben...	12.584	216	472998	37.451	ng	99
41) Hexachlorocyclopentadiene	12.566	237	447911	58.713	ng	99
43) 2,4,6-Trichlorophenol	12.819	196	363433	42.624	ng	99

Quantitation Report (QT Reviewed)

Data Path : Z:\svoasrv\HPCHEM1\BNA_P\Data\BP081525\
Data File : BP025449.D
Acq On : 16 Aug 2025 07:26
Operator : CG/JU
Sample : Q2832-02MS
Misc :
ALS Vial : 28 Sample Multiplier: 1

Quant Time: Aug 18 02:41:47 2025
Quant Method : Z:\svoasrv\HPCHEM1\BNA_P\Methods\8270E-BP081425.M
Quant Title : ASP BNA STANDARDS FOR 5 POINT CALIBRATION
QLast Update : Thu Aug 14 18:14:31 2025
Response via : Initial Calibration

Instrument :
BNA_P
ClientSampleId :
TG-S01MS

Manual Integrations APPROVED
Reviewed By :Rahul Chavli 08/18/2025
Supervised By :Jagrut Upadhyay 08/18/2025

A B C D E F G H I J K

Compound	R.T.	QIon	Response	Conc Units	Dev(Min)
44) 2,4,5-Trichlorophenol	12.895	196	409062	43.775 ng	98
46) 1,1'-Biphenyl	13.225	154	1262533	39.753 ng	98
47) 2-Chloronaphthalene	13.266	162	968534	39.174 ng	100
48) 2-Nitroaniline	13.460	65	334660	46.454 ng	98
49) Acenaphthylene	14.119	152	1644219	40.190 ng	100
50) Dimethylphthalate	13.848	163	1362837	42.558 ng	100
51) 2,6-Dinitrotoluene	13.966	165	296891	43.987 ng	95
52) Acenaphthene	14.460	154	961954m	40.058 ng	
53) 3-Nitroaniline	14.295	138	187036	24.630 ng	95
54) 2,4-Dinitrophenol	14.501	184	124090	34.427 ng	98
55) Dibenzofuran	14.801	168	1540998	40.588 ng	98
56) 4-Nitrophenol	14.619	139	520865	83.470 ng	93
57) 2,4-Dinitrotoluene	14.766	165	433554	45.022 ng	99
58) Fluorene	15.466	166	1208443	40.337 ng	99
59) 2,3,4,6-Tetrachlorophenol	15.036	232	363324	44.033 ng	98
60) Diethylphthalate	15.231	149	1374758	42.250 ng	100
61) 4-Chlorophenyl-phenyle...	15.460	204	588951	39.528 ng	94
62) 4-Nitroaniline	15.478	138	310960	39.944 ng	92
63) Azobenzene	15.760	77	1251718	44.926 ng	98
65) 4,6-Dinitro-2-methylph...	15.536	198	128630	23.067 ng	94
66) n-Nitrosodiphenylamine	15.672	169	1151971	42.228 ng	99
67) 4-Bromophenyl-phenylether	16.366	248	400184	40.674 ng	92
68) Hexachlorobenzene	16.489	284	466210	40.877 ng	97
69) Atrazine	16.648	200	399471	39.101 ng	98
70) Pentachlorophenol	16.842	266	522934	72.634 ng	98
71) Phenanthrene	17.242	178	2066337	42.048 ng	99
72) Anthracene	17.336	178	2129148	42.426 ng	99
73) Carbazole	17.613	167	2011095	42.545 ng	99
74) Di-n-butylphthalate	18.207	149	2512101	43.195 ng	100
75) Fluoranthene	19.319	202	2501162	42.668 ng	99
77) Benzidine	19.513	184	347788	11.015 ng	99
78) Pyrene	19.695	202	2593116	43.123 ng	100
80) Butylbenzylphthalate	20.648	149	1185643	43.505 ng	99
81) Benzo(a)anthracene	21.618	228	2564265	42.027 ng	99
82) 3,3'-Dichlorobenzidine	21.536	252	676694	29.424 ng	99
83) Chrysene	21.689	228	2440850	42.717 ng	99
84) Bis(2-ethylhexyl)phtha...	21.566	149	1707026	42.550 ng	99
85) Di-n-octyl phthalate	22.848	149	2973906	43.097 ng	99
87) Indeno(1,2,3-cd)pyrene	28.824	276	3326865	42.990 ng	93
88) Benzo(b)fluoranthene	23.936	252	2691417	43.253 ng	100
89) Benzo(k)fluoranthene	24.012	252	2652463	42.598 ng	99
90) Benzo(a)pyrene	24.854	252	2592886	42.808 ng	100
91) Dibenzo(a,h)anthracene	28.912	278	2726506	43.113 ng	99
92) Benzo(g,h,i)perylene	30.012	276	2678181	43.082 ng	99

(#) = qualifier out of range (m) = manual integration (+) = signals summed

Quantitation Report (QT Reviewed)

Data Path : Z:\svoasrv\HPCHEM1\BNA_P\Data\BP081525\
Data File : BP025449.D
Acq On : 16 Aug 2025 07:26
Operator : CG/JU
Sample : Q2832-02MS
Misc :
ALS Vial : 28 Sample Multiplier: 1

Quant Time: Aug 18 02:41:47 2025
Quant Method : Z:\svoasrv\HPCHEM1\BNA_P\Methods\8270E-BP081425.M
Quant Title : ASP BNA STANDARDS FOR 5 POINT CALIBRATION
QLast Update : Thu Aug 14 18:14:31 2025
Response via : Initial Calibration

Instrument :
BNA_P
ClientSampleId :
TG-S01MS

Manual Integrations APPROVED
Reviewed By :Rahul Chavli 08/18/2025
Supervised By :Jagrut Upadhyay 08/18/2025

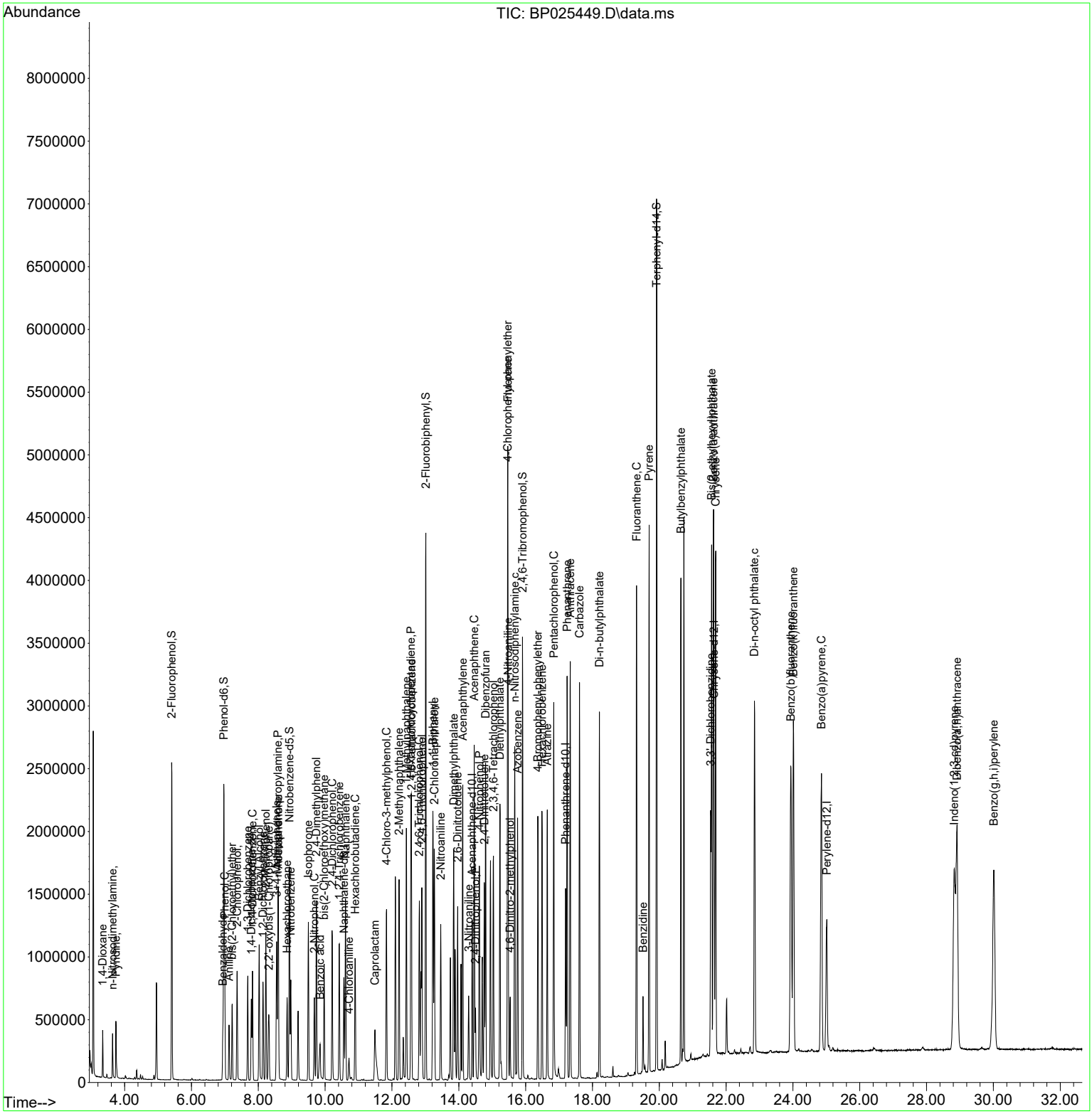

Sample Results: **BP025450.D**

Data Path : Z:\svoasrv\HPCHEM1\BNA_P\Data\BP081525\
Data File : BP025450.D
Acq On : 16 Aug 2025 08:07
Operator : CG/JU
Sample : Q2832-02MSD
Misc :
ALS Vial : 29 Sample Multiplier: 1

Quant Time: Aug 18 01:42:42 2025
Quant Method : Z:\svoasrv\HPCHEM1\BNA_P\Methods\8270E-BP081425.M
Quant Title : ASP BNA STANDARDS FOR 5 POINT CALIBRATION
QLast Update : Thu Aug 14 18:14:31 2025
Response via : Initial Calibration

Instrument :
BNA_P
ClientSampleId :
TG-S01MSD

Manual Integrations APPROVED
Reviewed By :Rahul Chavli 08/18/2025
Supervised By :Jagrut Upadhyay 08/18/2025

A B C D E F G H I J K

Compound	R.T.	QIon	Response	Conc	Units	Dev(Min)
Internal Standards						
1) 1,4-Dichlorobenzene-d4	7.790	152	152685	20.000	ng	0.00
21) Naphthalene-d8	10.554	136	625908	20.000	ng	0.00
39) Acenaphthene-d10	14.407	164	422650	20.000	ng	0.00
64) Phenanthrene-d10	17.207	188	867716	20.000	ng	0.00
76) Chrysene-d12	21.642	240	888384	20.000	ng	0.00
86) Perylene-d12	24.995	264	1010794	20.000	ng	-0.04
System Monitoring Compounds						
5) 2-Fluorophenol	5.414	112	1119343	121.747	ng	0.00
7) Phenol-d6	6.972	99	1387566	117.715	ng	0.00
23) Nitrobenzene-d5	8.931	82	999251	80.759	ng	0.00
42) 2,4,6-Tribromophenol	15.913	330	751556	132.109	ng	0.00
45) 2-Fluorobiphenyl	13.019	172	2314862	74.854	ng	0.00
79) Terphenyl-d14	19.919	244	4060286	83.619	ng	0.00
Target Compounds						Qvalue
2) 1,4-Dioxane	3.343	88	102145	28.364	ng	# 57
3) Pyridine	3.743	79	224666	22.792	ng	95
4) n-Nitrosodimethylamine	3.637	42	148951	36.654	ng	95
6) Aniline	7.125	93	326425	20.553	ng	97
8) 2-Chlorophenol	7.366	128	412450	39.754	ng	99
9) Benzaldehyde	6.943	77	124730	15.103	ng	97
10) Phenol	6.996	94	481135	38.899	ng	96
11) bis(2-Chloroethyl)ether	7.219	93	353365	36.654	ng	99
12) 1,3-Dichlorobenzene	7.684	146	341413	29.843	ng	99
13) 1,4-Dichlorobenzene	7.825	146	358602	30.668	ng	99
14) 1,2-Dichlorobenzene	8.137	146	353942	31.269	ng	98
15) Benzyl Alcohol	8.025	79	398669	42.566	ng	97
16) 2,2'-oxybis(1-Chloropr...	8.313	45	478030	37.015	ng	98
17) 2-Methylphenol	8.225	107	364348	42.413	ng	99
18) Hexachloroethane	8.860	117	128486	29.885	ng	98
19) n-Nitroso-di-n-propyla...	8.584	70	305739	39.158	ng	97
20) 3+4-Methylphenols	8.549	107	516104	43.342	ng	97
22) Acetophenone	8.602	105	611367	38.949	ng	# 98
24) Nitrobenzene	8.966	77	438312	39.637	ng	97
25) Isophorone	9.496	82	921219	42.070	ng	99
26) 2-Nitrophenol	9.672	139	225491	39.733	ng	98
27) 2,4-Dimethylphenol	9.737	122	448844	45.990	ng	100
28) bis(2-Chloroethoxy)met...	9.966	93	545917	41.243	ng	99
29) 2,4-Dichlorophenol	10.207	162	455810	47.015	ng	99
30) 1,2,4-Trichlorobenzene	10.419	180	385424	36.265	ng	96
31) Naphthalene	10.607	128	1245344	38.281	ng	100
32) Benzoic acid	9.849	122	143510	19.917	ng	93
33) 4-Chloroaniline	10.707	127	163507	11.378	ng	98
34) Hexachlorobutadiene	10.896	225	229173	34.625	ng	97
35) Caprolactam	11.490	113	152124m	42.792	ng	
36) 4-Chloro-3-methylphenol	11.837	107	552710	49.683	ng	98
37) 2-Methylnaphthalene	12.213	142	879639	41.550	ng	99
38) 1-Methylnaphthalene	12.431	142	926237	41.140	ng	99
40) 1,2,4,5-Tetrachloroben...	12.584	216	502447	41.162	ng	98
41) Hexachlorocyclopentadiene	12.566	237	500410	67.868	ng	99
43) 2,4,6-Trichlorophenol	12.819	196	394645	47.889	ng	98

Sample Results: **BP025450.D**

Data Path : Z:\svoasrv\HPCHEM1\BNA_P\Data\BP081525\
Data File : BP025450.D
Acq On : 16 Aug 2025 08:07
Operator : CG/JU
Sample : Q2832-02MSD
Misc :
ALS Vial : 29 Sample Multiplier: 1

Quant Time: Aug 18 01:42:42 2025
Quant Method : Z:\svoasrv\HPCHEM1\BNA_P\Methods\8270E-BP081425.M
Quant Title : ASP BNA STANDARDS FOR 5 POINT CALIBRATION
QLast Update : Thu Aug 14 18:14:31 2025
Response via : Initial Calibration

Instrument :
BNA_P
ClientSampleId :
TG-S01MSD

Manual Integrations APPROVED
Reviewed By :Rahul Chavli 08/18/2025
Supervised By :Jagrut Upadhyay 08/18/2025

A B C D E F G H I J K

	Compound	R.T.	QIon	Response	Conc Units	Dev(Min)
44)	2,4,5-Trichlorophenol	12.895	196	434241	48.080 ng	98
46)	1,1'-Biphenyl	13.225	154	1344882	43.814 ng	99
47)	2-Chloronaphthalene	13.266	162	1023664	42.838 ng	99
48)	2-Nitroaniline	13.466	65	360205	51.733 ng	100
49)	Acenaphthylene	14.125	152	1762818	44.582 ng	99
50)	Dimethylphthalate	13.854	163	1453848	46.974 ng	100
51)	2,6-Dinitrotoluene	13.960	165	324485	49.742 ng	96
52)	Acenaphthene	14.472	154	1040070m	44.812 ng	
53)	3-Nitroaniline	14.295	138	219062	29.847 ng	96
54)	2,4-Dinitrophenol	14.507	184	140145	40.229 ng	97
55)	Dibenzofuran	14.813	168	1657330	45.165 ng	99
56)	4-Nitrophenol	14.613	139	565622	93.784 ng	89
57)	2,4-Dinitrotoluene	14.772	165	479197	51.486 ng	98
58)	Fluorene	15.472	166	1317796	45.512 ng	98
59)	2,3,4,6-Tetrachlorophenol	15.037	232	397256	49.814 ng	97
60)	Diethylphthalate	15.237	149	1491282	47.420 ng	100
61)	4-Chlorophenyl-phenyle...	15.466	204	638866	44.365 ng	95
62)	4-Nitroaniline	15.484	138	346090	45.997 ng	95
63)	Azobenzene	15.760	77	1340309	49.773 ng	98
65)	4,6-Dinitro-2-methylph...	15.542	198	152039	28.109 ng	88
66)	n-Nitrosodiphenylamine	15.678	169	1245853	47.084 ng	100
67)	4-Bromophenyl-phenylether	16.372	248	434693	45.550 ng	94
68)	Hexachlorobenzene	16.495	284	511055	46.197 ng	97
69)	Atrazine	16.654	200	445042	44.911 ng	97
70)	Pentachlorophenol	16.848	266	616953	88.347 ng	98
71)	Phenanthrene	17.248	178	2244223	47.082 ng	100
72)	Anthracene	17.336	178	2315498	47.569 ng	100
73)	Carbazole	17.619	167	2208948	48.178 ng	99
74)	Di-n-butylphthalate	18.213	149	2686045	47.616 ng	100
75)	Fluoranthene	19.325	202	2704873	47.573 ng	98
77)	Benzidine	19.507	184	829917	27.373 ng	99
78)	Pyrene	19.701	202	2846746	49.301 ng	100
80)	Butylbenzylphthalate	20.648	149	1296053	49.525 ng	98
81)	Benzo(a)anthracene	21.624	228	2793394	47.678 ng	100
82)	3,3'-Dichlorobenzidine	21.536	252	778861	35.269 ng	99
83)	Chrysene	21.689	228	2666882	48.605 ng	99
84)	Bis(2-ethylhexyl)phtha...	21.566	149	1885442	48.943 ng	99
85)	Di-n-octyl phthalate	22.854	149	3281395	49.522 ng	99
87)	Indeno(1,2,3-cd)pyrene	28.824	276	3572016m	48.187 ng	
88)	Benzo(b)fluoranthene	23.936	252	2925656	49.085 ng	99
89)	Benzo(k)fluoranthene	24.013	252	2961772	49.657 ng	99
90)	Benzo(a)pyrene	24.854	252	2856583	49.235 ng	98
91)	Dibenzo(a,h)anthracene	28.906	278	2912079	48.072 ng	99
92)	Benzo(g,h,i)perylene	30.012	276	2872944	48.247 ng	99

(#) = qualifier out of range (m) = manual integration (+) = signals summed

Sample Results: **BP025450.D**

Data Path : Z:\svoasrv\HPCHEM1\BNA_P\Data\BP081525\
Data File : BP025450.D
Acq On : 16 Aug 2025 08:07
Operator : CG/JU
Sample : Q2832-02MSD
Misc :
ALS Vial : 29 Sample Multiplier: 1

Quant Time: Aug 18 01:42:42 2025
Quant Method : Z:\svoasrv\HPCHEM1\BNA_P\Methods\8270E-BP081425.M
Quant Title : ASP BNA STANDARDS FOR 5 POINT CALIBRATION
QLast Update : Thu Aug 14 18:14:31 2025
Response via : Initial Calibration

Instrument :
BNA_P
ClientSampleId :
TG-S01MSD

Manual Integrations APPROVED

Reviewed By :Rahul Chavli 08/18/2025
Supervised By :Jagrut Upadhyay 08/18/2025

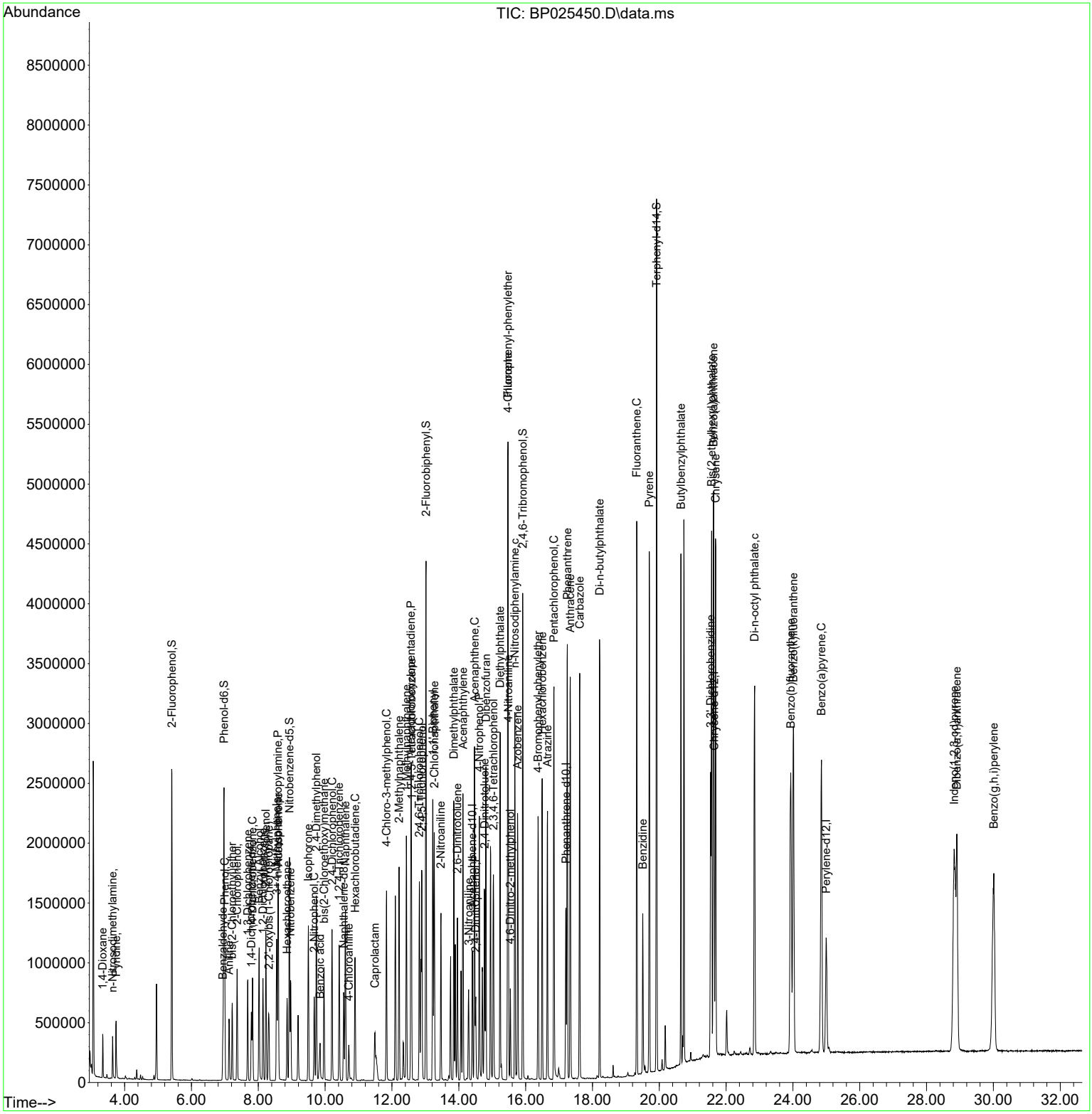

284 Sheffield Street, Mountainside, New Jersey 07092, Phone : 908 789 8900, Fax : 908 789 8922

Manual Integration Report

Sequence:	bf081525	Instrument	BNA_f

Sample ID	File ID	Parameter	Review By	Review On	Supervised By	Supervised On	Reason
SSTDICC010	BF143418.D	Benzoic acid	Rahul	8/18/2025 8:33:03 AM	Jagrut	8/18/2025 8:43:19 AM	Peak Integrated by Software
SSTDICC020	BF143419.D	Benzoic acid	Rahul	8/18/2025 8:33:06 AM	Jagrut	8/18/2025 8:43:12 AM	Peak Integrated by Software

284 Sheffield Street, Mountainside, New Jersey 07092, Phone : 908 789 8900, Fax : 908 789 8922

Manual Integration Report

Sequence:	bf081825	Instrument	BNA_f

Sample ID	File ID	Parameter	Review By	Review On	Supervised By	Supervised On	Reason
Q2832-10	BF143434.D	Benzoic acid	Rahul	8/19/2025 8:32:45 AM	Jagrut	8/19/2025 8:38:09 AM	Peak Integrated by Software

A B C D E F G H I J K

284 Sheffield Street, Mountainside, New Jersey 07092, Phone : 908 789 8900, Fax : 908 789 8922

Manual Integration Report

Sequence:	BP081425	Instrument	BNA_p

Sample ID	File ID	Parameter	Review By	Review On	Supervised By	Supervised On	Reason
SSTDICC005	BP025393.D	Acenaphthene	Rahul	8/15/2025 9:34:57 AM	Jagrut	8/15/2025 12:49:22 PM	Peak Integrated by Software
SSTDICC010	BP025394.D	Acenaphthene	Rahul	8/15/2025 9:34:54 AM	Jagrut	8/15/2025 12:49:24 PM	Peak Integrated by Software
SSTDICC010	BP025394.D	Benzaldehyde	Rahul	8/15/2025 9:34:54 AM	Jagrut	8/15/2025 12:49:24 PM	Peak Integrated by Software
SSTDICC010	BP025394.D	Benzoic acid	Rahul	8/15/2025 9:34:54 AM	Jagrut	8/15/2025 12:49:24 PM	Peak Integrated by Software
SSTDICC010	BP025394.D	Indeno(1,2,3-cd)pyrene	Rahul	8/15/2025 9:34:54 AM	Jagrut	8/15/2025 12:49:24 PM	Peak Integrated by Software
SSTDICC020	BP025395.D	Acenaphthene	Rahul	8/15/2025 9:34:49 AM	Jagrut	8/15/2025 12:49:27 PM	Peak Integrated by Software
SSTDICC020	BP025395.D	Benzoic acid	Rahul	8/15/2025 9:34:49 AM	Jagrut	8/15/2025 12:49:27 PM	Peak Integrated by Software
SSTDICC020	BP025395.D	Indeno(1,2,3-cd)pyrene	Rahul	8/15/2025 9:34:49 AM	Jagrut	8/15/2025 12:49:27 PM	Peak Integrated by Software
SSTDICCC040	BP025396.D	Indeno(1,2,3-cd)pyrene	Rahul	8/15/2025 9:34:47 AM	Jagrut	8/15/2025 12:49:30 PM	Peak Integrated by Software
SSTDICC050	BP025397.D	Benzo(g,h,i)perylene	Rahul	8/15/2025 9:34:43 AM	Jagrut	8/15/2025 12:49:33 PM	Peak Integrated by Software
SSTDICC050	BP025397.D	Indeno(1,2,3-cd)pyrene	Rahul	8/15/2025 9:34:43 AM	Jagrut	8/15/2025 12:49:33 PM	Peak Integrated by Software
SSTDICC080	BP025399.D	Indeno(1,2,3-cd)pyrene	Rahul	8/15/2025 9:34:40 AM	Jagrut	8/15/2025 12:49:36 PM	Peak Integrated by Software
SSTDICV040	BP025400.D	Acenaphthene	Rahul	8/15/2025 9:34:38 AM	Jagrut	8/15/2025 12:49:39 PM	Peak Integrated by Software

284 Sheffield Street, Mountainside, New Jersey 07092, Phone : 908 789 8900, Fax : 908 789 8922

Manual Integration Report

Sequence:	BP081425	Instrument	BNA_p

Sample ID	File ID	Parameter	Review By	Review On	Supervised By	Supervised On	Reason
SSTDCCC040	BP025403.D	Indeno(1,2,3-cd)pyrene	Rahul	8/15/2025 9:34:33 AM	Jagrut	8/15/2025 12:49:44 PM	Peak Integrated by Software
SSTDCCC040	BP025405.D	Indeno(1,2,3-cd)pyrene	Rahul	8/15/2025 9:34:31 AM	Jagrut	8/15/2025 12:49:46 PM	Peak Integrated by Software
SSTDCCC040	BP025420.D	Acenaphthene	Rahul	8/15/2025 12:47:42 PM	Jagrut	8/15/2025 12:48:50 PM	Peak Integrated by Software
SSTDCCC040	BP025420.D	Indeno(1,2,3-cd)pyrene	Rahul	8/15/2025 12:47:42 PM	Jagrut	8/15/2025 12:48:50 PM	Peak Integrated by Software

284 Sheffield Street, Mountainside, New Jersey 07092, Phone : 908 789 8900, Fax : 908 789 8922

Manual Integration Report

Sequence:	BP081525	Instrument	BNA_p

Sample ID	File ID	Parameter	Review By	Review On	Supervised By	Supervised On	Reason
SSTDCCC040	BP025422.D	Acenaphthene	Rahul	8/18/2025 8:33:34 AM	Jagrut	8/18/2025 8:42:26 AM	Peak Integrated by Software
SSTDCCC040	BP025436.D	Acenaphthene	Rahul	8/18/2025 8:33:44 AM	Jagrut	8/18/2025 8:42:33 AM	Peak Integrated by Software
SSTDCCC040	BP025438.D	Acenaphthene	Rahul	8/18/2025 8:33:47 AM	Jagrut	8/18/2025 8:42:35 AM	Peak Integrated by Software
SSTDCCC040	BP025438.D	Benzo(g,h,i)perylene	Rahul	8/18/2025 8:33:47 AM	Jagrut	8/18/2025 8:42:35 AM	Peak Integrated by Software
PB169275BS	BP025440.D	Acenaphthene	Rahul	8/18/2025 8:33:49 AM	Jagrut	8/18/2025 8:42:37 AM	Peak Integrated by Software
Q2832-02MS	BP025449.D	Acenaphthene	Rahul	8/18/2025 8:33:51 AM	Jagrut	8/18/2025 8:42:39 AM	Peak Integrated by Software
Q2832-02MSD	BP025450.D	Acenaphthene	Rahul	8/18/2025 8:33:55 AM	Jagrut	8/18/2025 8:42:42 AM	Peak Integrated by Software
Q2832-02MSD	BP025450.D	Caprolactam	Rahul	8/18/2025 8:33:55 AM	Jagrut	8/18/2025 8:42:42 AM	Peak Integrated by Software
Q2832-02MSD	BP025450.D	Indeno(1,2,3-cd)pyrene	Rahul	8/18/2025 8:33:55 AM	Jagrut	8/18/2025 8:42:42 AM	Peak Integrated by Software

284 Sheffield Street, Mountainside, New Jersey 07092, Phone : 908 789 8900,
Fax : 908 789 8922

Instrument ID: BNA_F

Daily Analysis Runlog For Sequence/QCBatch ID # BF081525

Review By	Rahul	Review On	8/18/2025 8:39:29 AM		
Supervise By	Jagrut	Supervise On	8/18/2025 8:43:38 AM		
SubDirectory	BF081525	HP Acquire Method	BNA_F	HP Processing Method	bf081525

STD. NAME	STD REF.#
Tune/Reschk	SP6757
Initial Calibration Stds	SP6857,SP6858,SP6859,SP6860,SP6861,SP6862,SP6863,SP6864
CCC	SP6860
Internal Standard/PEM	S13170,10ul/1000ul sample
ICV/I.BLK	SP6770
Surrogate Standard	
MS/MSD Standard	
LCS Standard	

Sr#	SampleId	Data File Name	Date-Time	Operator	Status
1	DFTPP	BF143415.D	15 Aug 2025 13:59	RC/JU	Ok
2	SSTDICC2.5	BF143416.D	15 Aug 2025 14:29	RC/JU	Ok
3	SSTDICC005	BF143417.D	15 Aug 2025 14:58	RC/JU	Ok
4	SSTDICC010	BF143418.D	15 Aug 2025 15:28	RC/JU	Ok,M
5	SSTDICC020	BF143419.D	15 Aug 2025 15:58	RC/JU	Ok,M
6	SSTDICCC040	BF143420.D	15 Aug 2025 16:28	RC/JU	Ok
7	SSTDICC050	BF143421.D	15 Aug 2025 16:58	RC/JU	Ok
8	SSTDICC060	BF143422.D	15 Aug 2025 17:27	RC/JU	Ok
9	SSTDICC080	BF143423.D	15 Aug 2025 17:57	RC/JU	Ok
10	SSTDICV040	BF143424.D	15 Aug 2025 18:57	RC/JU	Ok
11	PB169229BL	BF143425.D	15 Aug 2025 19:27	RC/JU	Ok
12	PB169229BS	BF143426.D	15 Aug 2025 19:56	RC/JU	Ok,M
13	SSTDCCC040	BF143427.D	15 Aug 2025 20:26	RC/JU	Ok

M : Manual Integration

284 Sheffield Street, Mountainside, New Jersey 07092, Phone : 908 789 8900,
Fax : 908 789 8922

Instrument ID: BNA_F

Daily Analysis Runlog For Sequence/QCBatch ID # BF081825

Review By	Rahul	Review On	8/19/2025 8:33:20 AM		
Supervise By	Jagrut	Supervise On	8/19/2025 8:38:35 AM		
SubDirectory	BF081825	HP Acquire Method	BNA_F	HP Processing Method	bf081525

STD. NAME	STD REF.#
Tune/Reschk	SP6757
Initial Calibration Stds	SP6857,SP6858,SP6859,SP6860,SP6861,SP6862,SP6863,SP6864
CCC	SP6860
Internal Standard/PEM	S13170,10ul/1000ul sample
ICV/I.BLK	SP6770
Surrogate Standard	
MS/MSD Standard	
LCS Standard	

Sr#	SampleId	Data File Name	Date-Time	Operator	Status
1	DFTPP	BF143428.D	18 Aug 2025 08:37	RC/JU	Ok
2	SSTDCCC040	BF143429.D	18 Aug 2025 09:06	RC/JU	Ok
3	PB169212TB	BF143430.D	18 Aug 2025 09:35	RC/JU	Ok
4	PB169256BS	BF143431.D	18 Aug 2025 10:04	RC/JU	Ok,M
5	PB169256BSD	BF143432.D	18 Aug 2025 10:33	RC/JU	Ok,M
6	PB169256BL	BF143433.D	18 Aug 2025 11:02	RC/JU	Ok
7	Q2832-10	BF143434.D	18 Aug 2025 11:41	RC/JU	Ok,M
8	Q2844-01	BF143435.D	18 Aug 2025 12:10	RC/JU	Ok
9	Q2837-01	BF143436.D	18 Aug 2025 12:39	RC/JU	Ok
10	Q2811-02	BF143437.D	18 Aug 2025 13:08	RC/JU	Ok
11	Q2844-06	BF143438.D	18 Aug 2025 13:37	RC/JU	Ok,M
12	Q2844-11	BF143439.D	18 Aug 2025 14:06	RC/JU	Ok
13	Q2844-09	BF143440.D	18 Aug 2025 14:36	RC/JU	Ok
14	Q2844-04	BF143441.D	18 Aug 2025 15:05	RC/JU	Ok
15	Q2844-02	BF143442.D	18 Aug 2025 15:34	RC/JU	Ok,M
16	Q2874-03	BF143443.D	18 Aug 2025 16:04	RC/JU	Ok

M : Manual Integration

284 Sheffield Street, Mountainside, New Jersey 07092, Phone : 908 789 8900,
Fax : 908 789 8922

Instrument ID: BNA_P

Daily Analysis Runlog For Sequence/QCBatch ID # BP081425

Review By	Rahul	Review On	8/15/2025 9:35:16 AM		
Supervise By	Jagrut	Supervise On	8/15/2025 3:48:12 PM		
SubDirectory	BP081425	HP Acquire Method	BNA_P	HP Processing Method	bp081425

STD. NAME	STD REF.#
Tune/Reschk	SP6757
Initial Calibration Stds	SP6833,SP6834,SP6835,SP6836,SP6837,SP6838,SP6839,SP6840
CCC	SP6836
Internal Standard/PEM	S13170,10ul/1000ul sample
ICV/I.BLK	SP6770
Surrogate Standard	
MS/MSD Standard	
LCS Standard	

Sr#	SampleId	Data File Name	Date-Time	Operator	Status
1	DFTPP	BP025390.D	14 Aug 2025 10:30	CG/JU	Ok
2	SSTDCCC040	BP025391.D	14 Aug 2025 11:52	CG/JU	Not Ok
3	SSTDICC2.5	BP025392.D	14 Aug 2025 12:33	CG/JU	Ok
4	SSTDICC005	BP025393.D	14 Aug 2025 13:15	CG/JU	Ok,M
5	SSTDICC010	BP025394.D	14 Aug 2025 13:56	CG/JU	Ok,M
6	SSTDICC020	BP025395.D	14 Aug 2025 14:38	CG/JU	Ok,M
7	SSTDICCC040	BP025396.D	14 Aug 2025 15:19	CG/JU	Ok,M
8	SSTDICC050	BP025397.D	14 Aug 2025 16:01	CG/JU	Ok,M
9	SSTDICC060	BP025398.D	14 Aug 2025 16:42	CG/JU	Ok
10	SSTDICC080	BP025399.D	14 Aug 2025 17:24	CG/JU	Ok,M
11	SSTDICV040	BP025400.D	14 Aug 2025 18:05	CG/JU	Ok,M
12	PB169200TB	BP025401.D	14 Aug 2025 19:28	CG/JU	Ok
13	PB169210BS	BP025402.D	14 Aug 2025 20:10	CG/JU	Ok,M
14	SSTDCCC040	BP025403.D	14 Aug 2025 20:51	CG/JU	Ok,M
15	DFTPP	BP025404.D	14 Aug 2025 22:14	CG/JU	Ok
16	SSTDCCC040	BP025405.D	14 Aug 2025 22:56	CG/JU	Ok,M
17	PB169228BL	BP025406.D	14 Aug 2025 23:37	CG/JU	Ok
18	PB169228BS	BP025407.D	15 Aug 2025 00:18	CG/JU	Ok,M
19	Q2820-10	BP025408.D	15 Aug 2025 01:00	CG/JU	Ok
20	Q2820-11	BP025409.D	15 Aug 2025 01:41	CG/JU	Ok
21	Q2820-21	BP025410.D	15 Aug 2025 02:22	CG/JU	ReRun

284 Sheffield Street, Mountainside, New Jersey 07092, Phone : 908 789 8900,
Fax : 908 789 8922

Instrument ID: BNA_P

Daily Analysis Runlog For Sequence/QCBatch ID # BP081425

Review By	Rahul	Review On	8/15/2025 9:35:16 AM		
Supervise By	Jagrut	Supervise On	8/15/2025 3:48:12 PM		
SubDirectory	BP081425	HP Acquire Method	BNA_P	HP Processing Method	bp081425

STD. NAME	STD REF.#
Tune/Reschk	SP6757
Initial Calibration Stds	SP6833,SP6834,SP6835,SP6836,SP6837,SP6838,SP6839,SP6840
CCC	SP6836
Internal Standard/PEM	S13170,10ul/1000ul sample
ICV/I.BLK	SP6770
Surrogate Standard	
MS/MSD Standard	
LCS Standard	

22	Q2820-22	BP025411.D	15 Aug 2025 03:03	CG/JU	ReRun
23	Q2820-14	BP025412.D	15 Aug 2025 03:45	CG/JU	Ok
24	Q2820-16	BP025413.D	15 Aug 2025 04:26	CG/JU	Ok
25	Q2820-17	BP025414.D	15 Aug 2025 05:07	CG/JU	Ok
26	Q2820-17MS	BP025415.D	15 Aug 2025 05:48	CG/JU	Ok,M
27	Q2820-17MSD	BP025416.D	15 Aug 2025 06:29	CG/JU	Ok,M
28	Q2820-18	BP025417.D	15 Aug 2025 07:10	CG/JU	Ok
29	Q2820-19	BP025418.D	15 Aug 2025 07:51	CG/JU	ReRun
30	Q2820-20	BP025419.D	15 Aug 2025 08:32	CG/JU	ReRun
31	SSTDCCC040	BP025420.D	15 Aug 2025 09:13	CG/JU	Ok,M

M : Manual Integration

Alliance TECHNICAL GROUP
284 Sheffield Street, Mountainside, New Jersey 07092, Phone : 908 789 8900,
Fax : 908 789 8922

Instrument ID: BNA_P

Daily Analysis Runlog For Sequence/QCBatch ID # BP081525

Review By	Rahul	Review On	8/18/2025 8:39:39 AM		
Supervise By	Jagrut	Supervise On	8/18/2025 8:42:55 AM		
SubDirectory	BP081525	HP Acquire Method	BNA_P	HP Processing Method	bp081425

STD. NAME	STD REF.#
Tune/Reschk	SP6757
Initial Calibration Stds	SP6833,SP6834,SP6835,SP6836,SP6837,SP6838,SP6839,SP6840
CCC	SP6836
Internal Standard/PEM	S13170,10ul/1000ul sample
ICV/I.BLK	SP6770
Surrogate Standard	
MS/MSD Standard	
LCS Standard	

Sr#	SampleId	Data File Name	Date-Time	Operator	Status
1	DFTPP	BP025421.D	15 Aug 2025 09:55	CG/JU	Ok
2	SSTDCCC040	BP025422.D	15 Aug 2025 10:36	CG/JU	Ok,M
3	PB169230BL	BP025423.D	15 Aug 2025 11:17	CG/JU	Ok
4	PB169230BS	BP025424.D	15 Aug 2025 11:59	CG/JU	Ok,M
5	PB169230BSD	BP025425.D	15 Aug 2025 13:26	CG/JU	Ok
6	Q2814-05RE	BP025426.D	15 Aug 2025 14:08	CG/JU	Confirms
7	Q2814-20	BP025427.D	15 Aug 2025 14:49	CG/JU	Ok
8	Q2814-11	BP025428.D	15 Aug 2025 15:31	CG/JU	Ok
9	Q2814-17	BP025429.D	15 Aug 2025 16:12	CG/JU	Ok
10	Q2814-18	BP025430.D	15 Aug 2025 16:54	CG/JU	ReRun
11	Q2827-05DL	BP025431.D	15 Aug 2025 17:35	CG/JU	Ok,M
12	Q2820-07RE	BP025432.D	15 Aug 2025 18:17	CG/JU	Confirms
13	Q2820-01RE	BP025433.D	15 Aug 2025 18:58	CG/JU	Confirms
14	Q2820-21RE	BP025434.D	15 Aug 2025 19:40	CG/JU	Confirms
15	Q2820-22RE	BP025435.D	15 Aug 2025 20:21	CG/JU	Confirms
16	SSTDCCC040	BP025436.D	15 Aug 2025 21:03	CG/JU	Ok,M
17	DFTPP	BP025437.D	15 Aug 2025 23:08	CG/JU	Ok
18	SSTDCCC040	BP025438.D	15 Aug 2025 23:49	CG/JU	Ok,M
19	PB169275BL	BP025439.D	16 Aug 2025 00:31	CG/JU	Ok
20	PB169275BS	BP025440.D	16 Aug 2025 01:13	CG/JU	Ok,M
21	Q2732-03	BP025441.D	16 Aug 2025 01:55	CG/JU	Ok

284 Sheffield Street, Mountainside, New Jersey 07092, Phone : 908 789 8900,
Fax : 908 789 8922

Instrument ID: BNA_P

Daily Analysis Runlog For Sequence/QCBatch ID # BP081525

Review By	Rahul	Review On	8/18/2025 8:39:39 AM		
Supervise By	Jagrut	Supervise On	8/18/2025 8:42:55 AM		
SubDirectory	BP081525	HP Acquire Method	BNA_P	HP Processing Method	bp081425

STD. NAME	STD REF.#
Tune/Reschk	SP6757
Initial Calibration Stds	SP6833,SP6834,SP6835,SP6836,SP6837,SP6838,SP6839,SP6840
CCC	SP6836
Internal Standard/PEM	S13170,10ul/1000ul sample
ICV/I.BLK	SP6770
Surrogate Standard	
MS/MSD Standard	
LCS Standard	

22	Q2836-03	BP025442.D	16 Aug 2025 02:37	CG/JU	Ok
23	Q2836-07	BP025443.D	16 Aug 2025 03:19	CG/JU	Ok
24	Q2836-11	BP025444.D	16 Aug 2025 04:00	CG/JU	Ok
25	Q2836-15	BP025445.D	16 Aug 2025 04:41	CG/JU	Ok
26	Q2838-04	BP025446.D	16 Aug 2025 05:22	CG/JU	Ok
27	Q2838-08	BP025447.D	16 Aug 2025 06:04	CG/JU	Ok
28	Q2832-02	BP025448.D	16 Aug 2025 06:45	CG/JU	Ok
29	Q2832-02MS	BP025449.D	16 Aug 2025 07:26	CG/JU	Ok,M
30	Q2832-02MSD	BP025450.D	16 Aug 2025 08:07	CG/JU	Ok,M
31	Q2832-04	BP025451.D	16 Aug 2025 08:48	CG/JU	Ok
32	Q2832-06	BP025452.D	16 Aug 2025 09:29	CG/JU	Ok
33	Q2832-08	BP025453.D	16 Aug 2025 10:11	CG/JU	Ok

M : Manual Integration

284 Sheffield Street, Mountainside, New Jersey 07092, Phone : 908 789 8900,
Fax : 908 789 8922

Instrument ID: BNA_F

Daily Analysis Runlog For Sequence/QCBatch ID # BF081525

Review By	Rahul	Review On	8/18/2025 8:39:29 AM		
Supervise By	Jagrut	Supervise On	8/18/2025 8:43:38 AM		
SubDirectory	BF081525	HP Acquire Method	BNA_F	HP Processing Method	bf081525

STD. NAME	STD REF.#
Tune/Reschk	SP6757
Initial Calibration Stds	SP6857,SP6858,SP6859,SP6860,SP6861,SP6862,SP6863,SP6864
CCC	SP6860
Internal Standard/PEM	S13170,10ul/1000ul sample
ICV/I.BLK	SP6770
Surrogate Standard	
MS/MSD Standard	
LCS Standard	

Sr#	SampleId	ClientID	Data File Name	Date-Time	Comment	Operator	Status
1	DFTPP	DFTPP	BF143415.D	15 Aug 2025 13:59		RC/JU	Ok
2	SSTDICC2.5	SSTDICC2.5	BF143416.D	15 Aug 2025 14:29		RC/JU	Ok
3	SSTDICC005	SSTDICC005	BF143417.D	15 Aug 2025 14:58		RC/JU	Ok
4	SSTDICC010	SSTDICC010	BF143418.D	15 Aug 2025 15:28		RC/JU	Ok,M
5	SSTDICC020	SSTDICC020	BF143419.D	15 Aug 2025 15:58	Compound#41,54 Kept on LR	RC/JU	Ok,M
6	SSTDICCC040	SSTDICCC040	BF143420.D	15 Aug 2025 16:28	Benzaldehyde failed in the Calibration.	RC/JU	Ok
7	SSTDICC050	SSTDICC050	BF143421.D	15 Aug 2025 16:58		RC/JU	Ok
8	SSTDICC060	SSTDICC060	BF143422.D	15 Aug 2025 17:27		RC/JU	Ok
9	SSTDICC080	SSTDICC080	BF143423.D	15 Aug 2025 17:57	compound #77 removed.	RC/JU	Ok
10	SSTDICV040	ICVBF081525	BF143424.D	15 Aug 2025 18:57		RC/JU	Ok
11	PB169229BL	PB169229BL	BF143425.D	15 Aug 2025 19:27		RC/JU	Ok
12	PB169229BS	PB169229BS	BF143426.D	15 Aug 2025 19:56		RC/JU	Ok,M
13	SSTDCCC040	SSTDCCC040EC	BF143427.D	15 Aug 2025 20:26		RC/JU	Ok

M : Manual Integration

284 Sheffield Street, Mountainside, New Jersey 07092, Phone : 908 789 8900,
Fax : 908 789 8922

Instrument ID: BNA_F

Daily Analysis Runlog For Sequence/QCBatch ID # BF081825

Review By	Rahul	Review On	8/19/2025 8:33:20 AM		
Supervise By	Jagrut	Supervise On	8/19/2025 8:38:35 AM		
SubDirectory	BF081825	HP Acquire Method	BNA_F	HP Processing Method	bf081525

STD. NAME	STD REF.#
Tune/Reschk	SP6757
Initial Calibration Stds	SP6857,SP6858,SP6859,SP6860,SP6861,SP6862,SP6863,SP6864
CCC	SP6860
Internal Standard/PEM	S13170,10ul/1000ul sample
ICV/I.BLK	SP6770
Surrogate Standard	
MS/MSD Standard	
LCS Standard	

Sr#	SampleId	ClientID	Data File Name	Date-Time	Comment	Operator	Status
1	DFTPP	DFTPP	BF143428.D	18 Aug 2025 08:37		RC/JU	Ok
2	SSTDCCC040	SSTDCCC040	BF143429.D	18 Aug 2025 09:06		RC/JU	Ok
3	PB169212TB	PB169212TB	BF143430.D	18 Aug 2025 09:35		RC/JU	Ok
4	PB169256BS	PB169256BS	BF143431.D	18 Aug 2025 10:04		RC/JU	Ok,M
5	PB169256BSD	PB169256BSD	BF143432.D	18 Aug 2025 10:33		RC/JU	Ok,M
6	PB169256BL	PB169256BL	BF143433.D	18 Aug 2025 11:02		RC/JU	Ok
7	Q2832-10	TG-S05	BF143434.D	18 Aug 2025 11:41		RC/JU	Ok,M
8	Q2844-01	PAD-081325	BF143435.D	18 Aug 2025 12:10		RC/JU	Ok
9	Q2837-01	TW-WTS-13	BF143436.D	18 Aug 2025 12:39		RC/JU	Ok
10	Q2811-02	EFF-WASTE WATER	BF143437.D	18 Aug 2025 13:08	Surrogate Fail	RC/JU	Ok
11	Q2844-06	MOO-25-0223	BF143438.D	18 Aug 2025 13:37	Internal Standard Failed.	RC/JU	Ok,M
12	Q2844-11	MOO-25-0228	BF143439.D	18 Aug 2025 14:06		RC/JU	Ok
13	Q2844-09	MOO-25-0226	BF143440.D	18 Aug 2025 14:36		RC/JU	Ok
14	Q2844-04	MOO-25-0234-0235	BF143441.D	18 Aug 2025 15:05	Internal Standard Fail	RC/JU	Ok
15	Q2844-02	MOO-25-0224-0225	BF143442.D	18 Aug 2025 15:34	Internal Standard Fail	RC/JU	Ok,M
16	Q2874-03	ELI-HQ-CONCRETE	BF143443.D	18 Aug 2025 16:04		RC/JU	Ok

M : Manual Integration

284 Sheffield Street, Mountainside, New Jersey 07092, Phone : 908 789 8900,
Fax : 908 789 8922

Instrument ID: BNA_P

Daily Analysis Runlog For Sequence/QCBatch ID # BP081425

Review By	Rahul	Review On	8/15/2025 9:35:16 AM		
Supervise By	Jagrut	Supervise On	8/15/2025 3:48:12 PM		
SubDirectory	BP081425	HP Acquire Method	BNA_P	HP Processing Method	bp081425

STD. NAME	STD REF.#
Tune/Reschk	SP6757
Initial Calibration Stds	SP6833,SP6834,SP6835,SP6836,SP6837,SP6838,SP6839,SP6840
CCC	SP6836
Internal Standard/PEM	S13170,10ul/1000ul sample
ICV/I.BLK	SP6770
Surrogate Standard	
MS/MSD Standard	
LCS Standard	

Sr#	SampleId	ClientID	Data File Name	Date-Time	Comment	Operator	Status
1	DFTPP	DFTPP	BP025390.D	14 Aug 2025 10:30		CG/JU	Ok
2	SSTDCCC040	SSTDCCC040	BP025391.D	14 Aug 2025 11:52	A Fresh Calibration is required.	CG/JU	Not Ok
3	SSTDICC2.5	SSTDICC2.5	BP025392.D	14 Aug 2025 12:33		CG/JU	Ok
4	SSTDICC005	SSTDICC005	BP025393.D	14 Aug 2025 13:15		CG/JU	Ok,M
5	SSTDICC010	SSTDICC010	BP025394.D	14 Aug 2025 13:56		CG/JU	Ok,M
6	SSTDICC020	SSTDICC020	BP025395.D	14 Aug 2025 14:38		CG/JU	Ok,M
7	SSTDICCC040	SSTDICCC040	BP025396.D	14 Aug 2025 15:19	Benzidine failed in the Calibration Method.	CG/JU	Ok,M
8	SSTDICC050	SSTDICC050	BP025397.D	14 Aug 2025 16:01		CG/JU	Ok,M
9	SSTDICC060	SSTDICC060	BP025398.D	14 Aug 2025 16:42		CG/JU	Ok
10	SSTDICC080	SSTDICC080	BP025399.D	14 Aug 2025 17:24		CG/JU	Ok,M
11	SSTDICV040	ICVBP081425	BP025400.D	14 Aug 2025 18:05		CG/JU	Ok,M
12	PB169200TB	PB169200TB	BP025401.D	14 Aug 2025 19:28		CG/JU	Ok
13	PB169210BS	PB169210BS	BP025402.D	14 Aug 2025 20:10		CG/JU	Ok,M
14	SSTDCCC040	SSTDCCC040EC	BP025403.D	14 Aug 2025 20:51		CG/JU	Ok,M
15	DFTPP	DFTPP	BP025404.D	14 Aug 2025 22:14		CG/JU	Ok
16	SSTDCCC040	SSTDCCC040	BP025405.D	14 Aug 2025 22:56		CG/JU	Ok,M
17	PB169228BL	PB169228BL	BP025406.D	14 Aug 2025 23:37		CG/JU	Ok

284 Sheffield Street, Mountainside, New Jersey 07092, Phone : 908 789 8900,
Fax : 908 789 8922

Instrument ID: BNA_P

Daily Analysis Runlog For Sequence/QCBatch ID # BP081425

Review By	Rahul	Review On	8/15/2025 9:35:16 AM		
Supervise By	Jagrut	Supervise On	8/15/2025 3:48:12 PM		
SubDirectory	BP081425	HP Acquire Method	BNA_P	HP Processing Method	bp081425

STD. NAME	STD REF.#
Tune/Reschk	SP6757
Initial Calibration Stds	SP6833,SP6834,SP6835,SP6836,SP6837,SP6838,SP6839,SP6840
CCC	SP6836
Internal Standard/PEM	S13170,10ul/1000ul sample
ICV/I.BLK	SP6770
Surrogate Standard	
MS/MSD Standard	
LCS Standard	

18	PB169228BS	PB169228BS	BP025407.D	15 Aug 2025 00:18		CG/JU	Ok,M
19	Q2820-10	SOIL-DUP-2	BP025408.D	15 Aug 2025 01:00		CG/JU	Ok
20	Q2820-11	10PC-W	BP025409.D	15 Aug 2025 01:41		CG/JU	Ok
21	Q2820-21	22M-N	BP025410.D	15 Aug 2025 02:22	Surrogate Fail	CG/JU	ReRun
22	Q2820-22	22M-W	BP025411.D	15 Aug 2025 03:03	Surrogate Fail	CG/JU	ReRun
23	Q2820-14	10P-E	BP025412.D	15 Aug 2025 03:45		CG/JU	Ok
24	Q2820-16	10P-N	BP025413.D	15 Aug 2025 04:26		CG/JU	Ok
25	Q2820-17	88H-E	BP025414.D	15 Aug 2025 05:07		CG/JU	Ok
26	Q2820-17MS	88H-EMS	BP025415.D	15 Aug 2025 05:48		CG/JU	Ok,M
27	Q2820-17MSD	88H-EMSD	BP025416.D	15 Aug 2025 06:29		CG/JU	Ok,M
28	Q2820-18	88H-N	BP025417.D	15 Aug 2025 07:10		CG/JU	Ok
29	Q2820-19	88H-W	BP025418.D	15 Aug 2025 07:51	Surrogate fail	CG/JU	ReRun
30	Q2820-20	88H-S	BP025419.D	15 Aug 2025 08:32	Surrogate Fail	CG/JU	ReRun
31	SSTDCCC040	SSTDCCC040EC	BP025420.D	15 Aug 2025 09:13		CG/JU	Ok,M

M : Manual Integration

284 Sheffield Street, Mountainside, New Jersey 07092, Phone : 908 789 8900,
Fax : 908 789 8922

Instrument ID: BNA_P

Daily Analysis Runlog For Sequence/QCBatch ID # BP081525

Review By	Rahul	Review On	8/18/2025 8:39:39 AM		
Supervise By	Jagrut	Supervise On	8/18/2025 8:42:55 AM		
SubDirectory	BP081525	HP Acquire Method	BNA_P	HP Processing Method	bp081425

STD. NAME	STD REF.#
Tune/Reschk	SP6757
Initial Calibration Stds	SP6833,SP6834,SP6835,SP6836,SP6837,SP6838,SP6839,SP6840
CCC	SP6836
Internal Standard/PEM	S13170,10ul/1000ul sample
ICV/I.BLK	SP6770
Surrogate Standard	
MS/MSD Standard	
LCS Standard	

Sr#	SampleId	ClientID	Data File Name	Date-Time	Comment	Operator	Status
1	DFTPP	DFTPP	BP025421.D	15 Aug 2025 09:55		CG/JU	Ok
2	SSTDCCC040	SSTDCCC040	BP025422.D	15 Aug 2025 10:36		CG/JU	Ok,M
3	PB169230BL	PB169230BL	BP025423.D	15 Aug 2025 11:17		CG/JU	Ok
4	PB169230BS	PB169230BS	BP025424.D	15 Aug 2025 11:59		CG/JU	Ok,M
5	PB169230BSD	PB169230BSD	BP025425.D	15 Aug 2025 13:26		CG/JU	Ok
6	Q2814-05RE	TW-82H-ERE	BP025426.D	15 Aug 2025 14:08	Surrogate Fail	CG/JU	Confirms
7	Q2814-20	TW-518R-W	BP025427.D	15 Aug 2025 14:49		CG/JU	Ok
8	Q2814-11	TW-38M-S	BP025428.D	15 Aug 2025 15:31		CG/JU	Ok
9	Q2814-17	TW-518R-S	BP025429.D	15 Aug 2025 16:12		CG/JU	Ok
10	Q2814-18	TW-518R-N	BP025430.D	15 Aug 2025 16:54	Surrogate Fail	CG/JU	ReRun
11	Q2827-05DL	TP-9DL	BP025431.D	15 Aug 2025 17:35		CG/JU	Ok,M
12	Q2820-07RE	518R-SRE	BP025432.D	15 Aug 2025 18:17	Surrogate Fail	CG/JU	Confirms
13	Q2820-01RE	82H-SRE	BP025433.D	15 Aug 2025 18:58	Surrogate Fail	CG/JU	Confirms
14	Q2820-21RE	22M-NRE	BP025434.D	15 Aug 2025 19:40	Surrogate Fail	CG/JU	Confirms
15	Q2820-22RE	22M-WRE	BP025435.D	15 Aug 2025 20:21	Surrogate Fail	CG/JU	Confirms
16	SSTDCCC040	SSTDCCC040EC	BP025436.D	15 Aug 2025 21:03		CG/JU	Ok,M
17	DFTPP	DFTPP	BP025437.D	15 Aug 2025 23:08		CG/JU	Ok
18	SSTDCCC040	SSTDCCC040	BP025438.D	15 Aug 2025 23:49		CG/JU	Ok,M

284 Sheffield Street, Mountainside, New Jersey 07092, Phone : 908 789 8900,
Fax : 908 789 8922

Instrument ID: BNA_P

Daily Analysis Runlog For Sequence/QCBatch ID # BP081525

Review By	Rahul	Review On	8/18/2025 8:39:39 AM		
Supervise By	Jagrut	Supervise On	8/18/2025 8:42:55 AM		
SubDirectory	BP081525	HP Acquire Method	BNA_P	HP Processing Method	bp081425

STD. NAME	STD REF.#
Tune/Reschk	SP6757
Initial Calibration Stds	SP6833,SP6834,SP6835,SP6836,SP6837,SP6838,SP6839,SP6840
CCC	SP6836
Internal Standard/PEM	S13170,10ul/1000ul sample
ICV/I.BLK	SP6770
Surrogate Standard	
MS/MSD Standard	
LCS Standard	

19	PB169275BL	PB169275BL	BP025439.D	16 Aug 2025 00:31		CG/JU	Ok
20	PB169275BS	PB169275BS	BP025440.D	16 Aug 2025 01:13		CG/JU	Ok,M
21	Q2732-03	WC-A7-01-C	BP025441.D	16 Aug 2025 01:55		CG/JU	Ok
22	Q2836-03	WC-A2-15-C	BP025442.D	16 Aug 2025 02:37		CG/JU	Ok
23	Q2836-07	WC-A2-16-C	BP025443.D	16 Aug 2025 03:19		CG/JU	Ok
24	Q2836-11	WC-A2-17-C	BP025444.D	16 Aug 2025 04:00		CG/JU	Ok
25	Q2836-15	WC-A5-02-C	BP025445.D	16 Aug 2025 04:41		CG/JU	Ok
26	Q2838-04	TP-11	BP025446.D	16 Aug 2025 05:22		CG/JU	Ok
27	Q2838-08	TP-10	BP025447.D	16 Aug 2025 06:04		CG/JU	Ok
28	Q2832-02	TG-S01	BP025448.D	16 Aug 2025 06:45		CG/JU	Ok
29	Q2832-02MS	TG-S01MS	BP025449.D	16 Aug 2025 07:26		CG/JU	Ok,M
30	Q2832-02MSD	TG-S01MSD	BP025450.D	16 Aug 2025 08:07		CG/JU	Ok,M
31	Q2832-04	TG-S02	BP025451.D	16 Aug 2025 08:48		CG/JU	Ok
32	Q2832-06	TG-S03	BP025452.D	16 Aug 2025 09:29		CG/JU	Ok
33	Q2832-08	TG-S04	BP025453.D	16 Aug 2025 10:11		CG/JU	Ok

M : Manual Integration

Alliance TECHNICAL GROUP

TCLP EXTRACTION LOGPAGE

PB169212

SOP ID : M1311-TCLP-16

SDG No : N/A

Weigh By : JP

Balance ID : WC SC-7

pH Meter ID : WC PH METER-1

Extraction By : JP

Filter By : JP

Pippete ID : WC

Tumbler ID : T-1 / T-2

TCLP Filter ID : 115525

Start Prep Date : 08/12/2025 **Time :** 17:00

End Prep Date : 08/13/2025 **Time :** 10:35

Combination Ratio : 20

ZHE Cleaning Batch : ~~N/A~~ 70

Initial Room Temperature: 24 °C

Final Room Temperature: 22 °C

TCLP Technician Signature : JP

Supervisor By : RM

Standared Name	MLS USED	STD REF. # FROM LOG
N/A	N/A	N/A
N/A	N/A	N/A
N/A	N/A	N/A
N/A	N/A	N/A
N/A	N/A	N/A

Chemical Used	ML/SAMPLE U	Lot Number
TCLP-FLUID-1	N/A	WP112804
HCL-TCLP,1N	N/A	WP112797
HNO3-TCLP,1N	N/A	WP112799
pH Strips	N/A	W1931,W1934,W3171,W3172
pH Strips	W1940,W1941,W1942	W3166,W1938,W1939,
1 Liter Amber	N/A	90924-08
120ml Plastic bottle	N/A	2738
1:1 HNO3	N/A	MP84041

Extraction Conformance/Non-Conformance Comments:

Matrix spikes are added after fiftration and before preservation. TUMBLER T-1 / T-2 checked,30 rpm. Particle size reduction is not required. Q2838-08 IS USED for MS-MSD.

Date / Time	Prepped Sample Relinquished By/Location	Received By/Location
08/13/25 11:50	JP / Ion Room	SUB. RJ / Ext
	Preparation Group	Analysis Group / MM MSG

Alliance TECHNICAL GROUP

TCLP EXTRACTION LOGPAGE

PB169212

Sample ID	ClientID	TCLP Vessel ID	Sample Wt (g)	Volume Extraction Fluid #1 (mL)	Multi phasic	Phase Miscible	Phases Combined	Final Leachate PH	Metals Leachate Adj. PH	Prep Pos
PB169212TB	LEB212	13	N/A	2000	N/A	N/A	N/A	4.93	1.5	T-2
Q2732-03	WC-A7-01-C	01	100.02	2000	N/A	N/A	N/A	11.0	1.0	T-1
Q2832-02	TG-S01	02	100.02	2000	N/A	N/A	N/A	6.0	1.5	T-1
Q2832-04	TG-S02	03	100.03	2000	N/A	N/A	N/A	6.2	1.0	T-1
Q2832-06	TG-S03	04	100.02	2000	N/A	N/A	N/A	5.8	1.5	T-1
Q2832-08	TG-S04	05	100.01	2000	N/A	N/A	N/A	5.6	1.0	T-1
Q2832-10	TG-S05	06	100.02	2000	N/A	N/A	N/A	5.0	1.0	T-1
Q2836-03	WC-A2-15-C	07	100.03	2000	N/A	N/A	N/A	11.5	1.5	T-1
Q2836-07	WC-A2-16-C	08	100.02	2000	N/A	N/A	N/A	11.5	1.0	T-1
Q2836-11	WC-A2-17-C	09	100.03	2000	N/A	N/A	N/A	11.5	1.5	T-1
Q2836-15	WC-A5-02-C	10	100.02	2000	N/A	N/A	N/A	11.0	1.5	T-1
Q2838-04	TP-11	11	100.01	2000	N/A	N/A	N/A	5.6	1.0	T-2
Q2838-08	TP-10	12	100.02	2000	N/A	N/A	N/A	5.6	1.5	T-2

Alliance TECHNICAL GROUP

TCLP Solid Determination

PB169212

SampleID	ClientID	Sample Weight (g)	Filter Weight (g)	Filtrate (mL)	Filter + Solid (After 100°C)	% solids	% Dry Solids
PB169212TB	LEB212	N/A	N/A	N/A	N/A	N/A	N/A
Q2732-03	WC-A7-01-C	N/A	N/A	N/A	N/A	100	N/A
Q2832-02	TG-S01	N/A	N/A	N/A	N/A	100	N/A
Q2832-04	TG-S02	N/A	N/A	N/A	N/A	100	N/A
Q2832-06	TG-S03	N/A	N/A	N/A	N/A	100	N/A
Q2832-08	TG-S04	N/A	N/A	N/A	N/A	100	N/A
Q2832-10	TG-S05	N/A	N/A	N/A	N/A	100	N/A
Q2836-03	WC-A2-15-C	N/A	N/A	N/A	N/A	100	N/A
Q2836-07	WC-A2-16-C	N/A	N/A	N/A	N/A	100	N/A
Q2836-11	WC-A2-17-C	N/A	N/A	N/A	N/A	100	N/A
Q2836-15	WC-A5-02-C	N/A	N/A	N/A	N/A	100	N/A
Q2838-04	TP-11	N/A	N/A	N/A	N/A	100	N/A
Q2838-08	TP-10	N/A	N/A	N/A	N/A	100	N/A

Alliance TECHNICAL GROUP

TCLP Fluid Determination

PB169212

Hot Block ID : WC S-1 / WC S-2

Thermometer ID : FLASHPOINT

SampleID	ClientID	Sample Weight (g)	Volume DI Water (mL)	PH after 5 min stir	PH after 10 min stir	Extraction Fluid 1 or 2	pH Extraction Fluid
PB169212TB	LEB212	N/A	N/A	N/A	N/A	#1	4.93
Q2732-03	WC-A7-01-C	5.02	96.5	11.5	4.5	#1	4.93
Q2832-02	TG-S01	5.02	96.5	8.4	3.5	#1	4.93
Q2832-04	TG-S02	5.01	96.5	8.4	3.5	#1	4.93
Q2832-06	TG-S03	5.02	96.5	8.2	3.0	#1	4.93
Q2832-08	TG-S04	5.03	96.5	8.0	3.0	#1	4.93
Q2832-10	TG-S05	5.04	96.5	7.0	2.5	#1	4.93
Q2836-03	WC-A2-15-C	5.03	96.5	12.0	4.5	#1	4.93
Q2836-07	WC-A2-16-C	5.02	96.5	12.0	4.5	#1	4.93
Q2836-11	WC-A2-17-C	5.03	96.5	12.5	4.5	#1	4.93
Q2836-15	WC-A5-02-C	5.02	96.5	11.5	4.5	#1	4.93
Q2838-04	TP-11	5.03	96.5	7.6	3.0	#1	4.93
Q2838-08	TP-10	5.02	96.5	7.2	2.5	#1	4.93

WORKLIST(Hardcopy Internal Chain)

WorkList Name : tclp q2832 **WorkList ID :** 191220 **Department :** TCLP Extraction **Date :** 08-12-2025 11:53:16

Sample	Customer Sample	Matrix	Test	Preservative	Customer	Raw Sample Storage Location	Collect Date	Method
Q2732-03	WC-A7-01-C	Solid	TCLP Extraction	Cool 4 deg C	ENTA05	J21	08/12/2025	1311
Q2832-02	TG-S01	Solid	TCLP Extraction	Cool 4 deg C	PORT06	J21	08/11/2025	1311
Q2832-04	TG-S02	Solid	TCLP Extraction	Cool 4 deg C	PORT06	J21	08/11/2025	1311
Q2832-06	TG-S03	Solid	TCLP Extraction	Cool 4 deg C	PORT06	J21	08/11/2025	1311
Q2832-08	TG-S04	Solid	TCLP Extraction	Cool 4 deg C	PORT06	J21	08/11/2025	1311
Q2832-10	TG-S02	Solid	TCLP Extraction	Cool 4 deg C	PORT06		08/11/2025	1311
Q2836-03	WC-A2-15-C	Solid	TCLP Extraction	Cool 4 deg C	PORT06	J21	08/12/2025	1311
Q2836-07	WC-A2-16-C	Solid	TCLP Extraction	Cool 4 deg C	ENTA05	J23	08/12/2025	1311
Q2836-11	WC-A2-17-C	Solid	TCLP Extraction	Cool 4 deg C	ENTA05	J23	08/12/2025	1311
Q2836-15	WC-A5-02-C	Solid	TCLP Extraction	Cool 4 deg C	ENTA05	J23	08/12/2025	1311
Q2838-04	TP-11	Solid	TCLP Extraction	Cool 4 deg C	ENTA05	J23	08/12/2025	1311
Q2838-08	TP-10	Solid	TCLP Extraction	Cool 4 deg C	PSEG03	D21	08/12/2025	1311
Q2838-08	TP-10	Solid	TCLP Extraction	Cool 4 deg C	PSEG03	D21	08/12/2025	1311

Date/Time 08/12/25 14:30
Raw Sample Received by: JD WC
Raw Sample Relinquished by: CP SM

Date/Time 08/12/25 18:00
Raw Sample Received by: CP SM
Raw Sample Relinquished by: JD WC

Alliance TECHNICAL GROUP

EXTRACTION LOGPAGE

PB169275

SOP ID:	M3510C,3580A-Extraction SVOC-21				
Clean Up SOP #:	N/A			**Extraction Start Date :**	08/14/2025
Matrix :	Water			**Extraction Start Time :**	10:30
Weigh By:	N/A	**Extraction By:**	RS	**Extraction End Date :**	08/14/2025
Balance check:	N/A	**Filter By:**	RJ	**Extraction End Time :**	15:45
Balance ID:	N/A	**pH Meter ID:**	N/A	**Concentration By:**	RS
pH Strip Lot#:	E3880	**Hood ID:**	4,5,6,7	**Supervisor By :**	RUPESH

Extraction Method: [✓] Seperatory Funnel [ ] Continious Liquid/Liquid [ ] Sonication [ ] Waste Dilution [ ] Soxhlet

Standared Name	MLS USED	Concentration ug/mL	STD REF. # FROM LOG
Spike Sol 1	1.0ML	50/100 PPM	SP6849
Surrogate	1.0ML	100/150 PPM	SP6852
N/A	N/A	N/A	N/A
N/A	N/A	N/A	N/A
N/A	N/A	N/A	N/A

Chemical Used	ML/SAMPLE USED	Lot Number
Methylene Chloride	N/A	E3954
Baked Na2SO4	N/A	EP2632
H2SO4 1:1	N/A	EP2610
10N NaoH	N/A	EP2609
N/A	N/A	N/A
N/A	N/A	N/A
N/A	N/A	N/A
N/A	N/A	N/A
N/A	N/A	N/A
N/A	N/A	N/A
N/A	N/A	N/A
N/A	N/A	N/A
N/A	N/A	N/A
N/A	N/A	N/A

Extraction Conformance/Non-Conformance Comments:

pH Adjusted to < 2 with 1:1 H2SO4 & >12 with 10N NaOH , 1.5ML Vial Lot # 2210443.

KD Bath ID:	WATER BATH-1,2	**Envap ID:**	NEVAP-02
KD Bath Temperature:	60 °C	**Envap Temperature:**	40 °C

Date / Time	Prepped Sample Relinquished By/Location	Received By/Location
8/14/25	RS (Ext lab)	RC/SVOC
15:50	**Preparation Group**	**Analysis Group**

Alliance TECHNICAL GROUP

EXTRACTION LOGPAGE

PrepBatch ID : PB169275

Analytical Method: M3510C,3580A-Extraction SVOC-21

Concentration Date: 08/14/2025

Sample ID	Client Sample ID	Test	g / mL	PH	Surr/Spike By:		Final Vol. (mL)	JarID	Comments	Prep Pos
					AddedBy	VerifiedBy				
PB169212TB	PB169212TB	TCLP BNA	100	6	RUPESH	ritesh	1			SEP-1
PB169275BL	PB169275BL	TCLP BNA	1000	6	RUPESH	ritesh	1			2
PB169275BS	PB169275BS	TCLP BNA	1000	6	RUPESH	ritesh	1			3
Q2732-03	WC-A7-01-C	TCLP BNA	100	6	RUPESH	ritesh	1	A		4
Q2832-02	TG-S01	TCLP BNA	100	6	RUPESH	ritesh	1	A		5
Q2832-02MS	TG-S01MS	TCLP BNA	100	6	RUPESH	ritesh	1	A		6
Q2832-02MSD	TG-S01MSD	TCLP BNA	100	6	RUPESH	ritesh	1	A		7
Q2832-04	TG-S02	TCLP BNA	100	6	RUPESH	ritesh	1	A		8
Q2832-06	TG-S03	TCLP BNA	100	6	RUPESH	ritesh	1	A		9
Q2832-08	TG-S04	TCLP BNA	100	6	RUPESH	ritesh	1	A		10
Q2832-10	TG-S05	TCLP BNA	100	6	RUPESH	ritesh	1	A		11
Q2836-03	WC-A2-15-C	TCLP BNA	100	6	RUPESH	ritesh	1	A		12
Q2836-07	WC-A2-16-C	TCLP BNA	100	6	RUPESH	ritesh	1	A		13
Q2836-11	WC-A2-17-C	TCLP BNA	100	6	RUPESH	ritesh	1	A		14
Q2836-15	WC-A5-02-C	TCLP BNA	100	6	RUPESH	ritesh	1	A		15
Q2838-04	TP-11	TCLP BNA	100	6	RUPESH	ritesh	1	A		16
Q2838-08	TP-10	TCLP BNA	100	6	RUPESH	ritesh	1	A		17

RS
8/14

* **Extracts relinguished on the same date as received.**

Alliance TECHNICAL GROUP

TCLP EXTRACTION LOGPAGE

PB169212

Sample ID	ClientID	TCLP Vessel ID	Sample Wt (g)	Volume Extraction Fluid #1 (mL)	Multi phasic	Phase Miscible	Phases Combined	Final Leachate PH	Metals Leachate Adj. PH	Prep Pos
PB169212TB	LEB212	13	N/A	2000	N/A	N/A	N/A	4.93	1.5	T-2
Q2732-03	WC-A7-01-C	01	100.02	2000	N/A	N/A	N/A	11.0	1.0	T-1
Q2832-02	TG-S01	02	100.02	2000	N/A	N/A	N/A	6.0	1.5	T-1
Q2832-04	TG-S02	03	100.03	2000	N/A	N/A	N/A	6.2	1.0	T-1
Q2832-06	TG-S03	04	100.02	2000	N/A	N/A	N/A	5.8	1.5	T-1
Q2832-08	TG-S04	05	100.01	2000	N/A	N/A	N/A	5.6	1.0	T-1
Q2832-10	TG-S05	06	100.02	2000	N/A	N/A	N/A	5.0	1.0	T-1
Q2836-03	WC-A2-15-C	07	100.03	2000	N/A	N/A	N/A	11.5	1.5	T-1
Q2836-07	WC-A2-16-C	08	100.02	2000	N/A	N/A	N/A	11.5	1.0	T-1
Q2836-11	WC-A2-17-C	09	100.03	2000	N/A	N/A	N/A	11.5	1.5	T-1
Q2836-15	WC-A5-02-C	10	100.02	2000	N/A	N/A	N/A	11.0	1.5	T-1
Q2838-04	TP-11	11	100.01	2000	N/A	N/A	N/A	5.6	1.0	T-2
Q2838-08	TP-10	12	100.02	2000	N/A	N/A	N/A	5.6	1.5	T-2

A B C D E F G H I J K

08/13/25
12:00

284 Sheffield Street, Mountainside, New Jersey 07092, Phone : 908 789 8900, Fax : 908 789 8922

LAB CHRONICLE

OrderID:	Q2832	**OrderDate:**	8/12/2025 9:37:00 AM
Client:	Portal Partners Tri-Venture	**Project:**	Amtrak Sawtooth Bridges 2025
Contact:	Joseph Krupansky	**Location:**	J21,VOA Lab

LabID	ClientID	Matrix	Test	Method	Sample Date	Prep Date	Anal Date	Received
Q2832-02	**TG-S01**	**TCLP**			**08/11/25**			**08/12/25**
			TCLP BNA	8270E		08/14/25	08/16/25	
Q2832-04	**TG-S02**	**TCLP**			**08/11/25**			**08/12/25**
			TCLP BNA	8270E		08/14/25	08/16/25	
Q2832-06	**TG-S03**	**TCLP**			**08/11/25**			**08/12/25**
			TCLP BNA	8270E		08/14/25	08/16/25	
Q2832-08	**TG-S04**	**TCLP**			**08/11/25**			**08/12/25**
			TCLP BNA	8270E		08/14/25	08/16/25	
Q2832-10	**TG-S05**	**TCLP**			**08/12/25**			**08/12/25**
			TCLP BNA	8270E		08/14/25	08/18/25	

284 Sheffield Street, Mountainside, New Jersey 07092, Phone : 908 789 8900,
Fax : 908 789 8922

Hit Summary Sheet
SW-846

SDG No.: Q2832 **Order ID:** Q2832

Client: Portal Partners Tri-Venture **Project ID:** Amtrak Sawtooth Bridges 2025

Sample ID	Client ID	Matrix	Parameter	Concentration	C	MDL	RDL	Units

Client ID :

Total Concentration: 0.000

A B C D E F G H I J K L

Alliance
TECHNICAL GROUP

A
B
C
D
E
F
G
H
I
J
K
L

SAMPLE DATA

Raw Data: **PD089938.D**

Alliance TECHNICAL GROUP
284 Sheffield Street, Mountainside, New Jersey 07092, Phone : 908 789 8900,
Fax : 908 789 8922

A B C D E F G H I J K L

Report of Analysis

Client:	Portal Partners Tri-Venture	Date Collected:	
Project:	Amtrak Sawtooth Bridges 2025	Date Received:	08/15/25
Client Sample ID:	PB169212TB	SDG No.:	Q2832
Lab Sample ID:	PB169212TB	Matrix:	TCLP
Analytical Method:	8081B	% Solid:	0 Decanted:
Sample Wt/Vol:	100 Units: mL	Final Vol:	10000 uL
Soil Aliquot Vol:	uL	Test:	TCLP Pesticide
Extraction Type:		Injection Volume :	
GPC Factor :	1.0 PH :		
Prep Method :	SW3541B		

File ID/Qc Batch:	Dilution:	Prep Date	Date Analyzed	Prep Batch ID
PD089938.D	1	08/15/25 09:50	08/15/25 22:02	PB169263

CAS Number	Parameter	Conc.	Qualifier	MDL	LOQ / CRQL	Units
TARGETS						
58-89-9	gamma-BHC (Lindane)	0.037	U	0.037	0.50	ug/L
76-44-8	Heptachlor	0.027	U	0.027	0.50	ug/L
1024-57-3	Heptachlor epoxide	0.096	U	0.096	0.50	ug/L
72-20-8	Endrin	0.032	U	0.032	0.50	ug/L
72-43-5	Methoxychlor	0.11	U	0.11	0.50	ug/L
8001-35-2	Toxaphene	1.70	U	1.70	10.0	ug/L
57-74-9	Chlordane	0.88	U	0.88	5.00	ug/L
SURROGATES						
2051-24-3	Decachlorobiphenyl	24.9		30 (57) - 150 (171)	125%	SPK: 20
877-09-8	Tetrachloro-m-xylene	25.0		30 (61) - 150 (148)	125%	SPK: 20

Comments:

U = Not Detected
LOQ = Limit of Quantitation
MDL = Method Detection Limit
LOD = Limit of Detection
E = Value Exceeds Calibration Range
P = Indicates >25% difference for detected concentrations between the two GC columns
Q = indicates LCS control criteria did not meet requirements
M = MS/MSD acceptance criteria did not meet requirements

J = Estimated Value
B = Analyte Found in Associated Method Blank
N = Presumptive Evidence of a Compound
* = Values outside of QC limits
D = Dilution
S = Indicates estimated value where valid five-point calibration was not performed prior to analyte detection in sample.
() = Laboratory InHouse Limit

Raw Data: **PD089919.D**

284 Sheffield Street, Mountainside, New Jersey 07092, Phone : 908 789 8900,
Fax : 908 789 8922

Report of Analysis

Client:	Portal Partners Tri-Venture	Date Collected:	08/11/25
Project:	Amtrak Sawtooth Bridges 2025	Date Received:	08/12/25
Client Sample ID:	TG-S01	SDG No.:	Q2832
Lab Sample ID:	Q2832-02	Matrix:	TCLP
Analytical Method:	8081B	% Solid:	0 Decanted:
Sample Wt/Vol:	100 Units: mL	Final Vol:	10000 uL
Soil Aliquot Vol:	uL	Test:	TCLP Pesticide
Extraction Type:		Injection Volume :	
GPC Factor :	1.0 PH :		
Prep Method :	SW3541B		

File ID/Qc Batch:	Dilution:	Prep Date	Date Analyzed	Prep Batch ID
PD089919.D	1	08/15/25 09:50	08/15/25 16:43	PB169263

CAS Number	Parameter	Conc.	Qualifier	MDL	LOQ / CRQL	Units
TARGETS						
58-89-9	gamma-BHC (Lindane)	0.037	U	0.037	0.50	ug/L
76-44-8	Heptachlor	0.027	U	0.027	0.50	ug/L
1024-57-3	Heptachlor epoxide	0.096	U	0.096	0.50	ug/L
72-20-8	Endrin	0.032	U	0.032	0.50	ug/L
72-43-5	Methoxychlor	0.11	U	0.11	0.50	ug/L
8001-35-2	Toxaphene	1.70	U	1.70	10.0	ug/L
57-74-9	Chlordane	0.88	U	0.88	5.00	ug/L
SURROGATES						
2051-24-3	Decachlorobiphenyl	16.5		30 (57) - 150 (171)	82%	SPK: 20
877-09-8	Tetrachloro-m-xylene	22.6		30 (61) - 150 (148)	113%	SPK: 20

Comments:

U = Not Detected
LOQ = Limit of Quantitation
MDL = Method Detection Limit
LOD = Limit of Detection
E = Value Exceeds Calibration Range
P = Indicates >25% difference for detected concentrations between the two GC columns
Q = indicates LCS control criteria did not meet requirements
M = MS/MSD acceptance criteria did not meet requirements

J = Estimated Value
B = Analyte Found in Associated Method Blank
N = Presumptive Evidence of a Compound
* = Values outside of QC limits
D = Dilution
S = Indicates estimated value where valid five-point calibration was not performed prior to analyte detection in sample.
() = Laboratory InHouse Limit

Raw Data: **PD089922.D**

284 Sheffield Street, Mountainside, New Jersey 07092, Phone : 908 789 8900,
Fax : 908 789 8922

Report of Analysis

Client:	Portal Partners Tri-Venture	Date Collected:	08/11/25
Project:	Amtrak Sawtooth Bridges 2025	Date Received:	08/12/25
Client Sample ID:	TG-S02	SDG No.:	Q2832
Lab Sample ID:	Q2832-04	Matrix:	TCLP
Analytical Method:	8081B	% Solid:	0 Decanted:
Sample Wt/Vol:	100 Units: mL	Final Vol:	10000 uL
Soil Aliquot Vol:	uL	Test:	TCLP Pesticide
Extraction Type:		Injection Volume :	
GPC Factor :	1.0 PH :		
Prep Method :	SW3541B		

File ID/Qc Batch:	Dilution:	Prep Date	Date Analyzed	Prep Batch ID
PD089922.D	1	08/15/25 09:50	08/15/25 17:39	PB169263

CAS Number	Parameter	Conc.	Qualifier	MDL	LOQ / CRQL	Units
TARGETS						
58-89-9	gamma-BHC (Lindane)	0.037	U	0.037	0.50	ug/L
76-44-8	Heptachlor	0.027	U	0.027	0.50	ug/L
1024-57-3	Heptachlor epoxide	0.096	U	0.096	0.50	ug/L
72-20-8	Endrin	0.032	U	0.032	0.50	ug/L
72-43-5	Methoxychlor	0.11	U	0.11	0.50	ug/L
8001-35-2	Toxaphene	1.70	U	1.70	10.0	ug/L
57-74-9	Chlordane	0.88	U	0.88	5.00	ug/L
SURROGATES						
2051-24-3	Decachlorobiphenyl	20.6		30 (57) - 150 (171)	103%	SPK: 20
877-09-8	Tetrachloro-m-xylene	24.4		30 (61) - 150 (148)	122%	SPK: 20

Comments:

U = Not Detected
LOQ = Limit of Quantitation
MDL = Method Detection Limit
LOD = Limit of Detection
E = Value Exceeds Calibration Range
P = Indicates >25% difference for detected concentrations between the two GC columns
Q = indicates LCS control criteria did not meet requirements
M = MS/MSD acceptance criteria did not meet requirements

J = Estimated Value
B = Analyte Found in Associated Method Blank
N = Presumptive Evidence of a Compound
* = Values outside of QC limits
D = Dilution
S = Indicates estimated value where valid five-point calibration was not performed prior to analyte detection in sample.
() = Laboratory InHouse Limit

Raw Data: **PD089923.D**

284 Sheffield Street, Mountainside, New Jersey 07092, Phone : 908 789 8900,
Fax : 908 789 8922

Report of Analysis

Client:	Portal Partners Tri-Venture	Date Collected:	08/11/25
Project:	Amtrak Sawtooth Bridges 2025	Date Received:	08/12/25
Client Sample ID:	TG-S03	SDG No.:	Q2832
Lab Sample ID:	Q2832-06	Matrix:	TCLP
Analytical Method:	8081B	% Solid:	0 Decanted:
Sample Wt/Vol:	100 Units: mL	Final Vol:	10000 uL
Soil Aliquot Vol:	uL	Test:	TCLP Pesticide
Extraction Type:		Injection Volume :	
GPC Factor :	1.0 PH :		
Prep Method :	SW3541B		

File ID/Qc Batch:	Dilution:	Prep Date	Date Analyzed	Prep Batch ID
PD089923.D	1	08/15/25 09:50	08/15/25 17:52	PB169263

CAS Number	Parameter	Conc.	Qualifier	MDL	LOQ / CRQL	Units
TARGETS						
58-89-9	gamma-BHC (Lindane)	0.037	U	0.037	0.50	ug/L
76-44-8	Heptachlor	0.027	U	0.027	0.50	ug/L
1024-57-3	Heptachlor epoxide	0.096	U	0.096	0.50	ug/L
72-20-8	Endrin	0.032	U	0.032	0.50	ug/L
72-43-5	Methoxychlor	0.11	U	0.11	0.50	ug/L
8001-35-2	Toxaphene	1.70	U	1.70	10.0	ug/L
57-74-9	Chlordane	0.88	U	0.88	5.00	ug/L
SURROGATES						
2051-24-3	Decachlorobiphenyl	18.1		30 (57) - 150 (171)	90%	SPK: 20
877-09-8	Tetrachloro-m-xylene	22.6		30 (61) - 150 (148)	113%	SPK: 20

Comments:

U = Not Detected
LOQ = Limit of Quantitation
MDL = Method Detection Limit
LOD = Limit of Detection
E = Value Exceeds Calibration Range
P = Indicates >25% difference for detected concentrations between the two GC columns
Q = indicates LCS control criteria did not meet requirements
M = MS/MSD acceptance criteria did not meet requirements

J = Estimated Value
B = Analyte Found in Associated Method Blank
N = Presumptive Evidence of a Compound
* = Values outside of QC limits
D = Dilution
S = Indicates estimated value where valid five-point calibration was not performed prior to analyte detection in sample.
() = Laboratory InHouse Limit

Raw Data: **PD089924.D**

284 Sheffield Street, Mountainside, New Jersey 07092, Phone : 908 789 8900,
Fax : 908 789 8922

Report of Analysis

Client:	Portal Partners Tri-Venture	Date Collected:	08/11/25
Project:	Amtrak Sawtooth Bridges 2025	Date Received:	08/12/25
Client Sample ID:	TG-S04	SDG No.:	Q2832
Lab Sample ID:	Q2832-08	Matrix:	TCLP
Analytical Method:	8081B	% Solid:	0 Decanted:
Sample Wt/Vol:	100 Units: mL	Final Vol:	10000 uL
Soil Aliquot Vol:	uL	Test:	TCLP Pesticide
Extraction Type:		Injection Volume :	
GPC Factor :	1.0 PH :		
Prep Method :	SW3541B		

File ID/Qc Batch:	Dilution:	Prep Date	Date Analyzed	Prep Batch ID
PD089924.D	1	08/15/25 09:50	08/15/25 18:06	PB169263

CAS Number	Parameter	Conc.	Qualifier	MDL	LOQ / CRQL	Units
TARGETS						
58-89-9	gamma-BHC (Lindane)	0.037	U	0.037	0.50	ug/L
76-44-8	Heptachlor	0.027	U	0.027	0.50	ug/L
1024-57-3	Heptachlor epoxide	0.096	U	0.096	0.50	ug/L
72-20-8	Endrin	0.032	U	0.032	0.50	ug/L
72-43-5	Methoxychlor	0.11	U	0.11	0.50	ug/L
8001-35-2	Toxaphene	1.70	U	1.70	10.0	ug/L
57-74-9	Chlordane	0.88	U	0.88	5.00	ug/L
SURROGATES						
2051-24-3	Decachlorobiphenyl	20.0		30 (57) - 150 (171)	100%	SPK: 20
877-09-8	Tetrachloro-m-xylene	23.4		30 (61) - 150 (148)	117%	SPK: 20

Comments:

U = Not Detected
LOQ = Limit of Quantitation
MDL = Method Detection Limit
LOD = Limit of Detection
E = Value Exceeds Calibration Range
P = Indicates >25% difference for detected concentrations between the two GC columns
Q = indicates LCS control criteria did not meet requirements
M = MS/MSD acceptance criteria did not meet requirements

J = Estimated Value
B = Analyte Found in Associated Method Blank
N = Presumptive Evidence of a Compound
* = Values outside of QC limits
D = Dilution
S = Indicates estimated value where valid five-point calibration was not performed prior to analyte detection in sample.
() = Laboratory InHouse Limit

Raw Data: **PD089928.D**

Alliance TECHNICAL GROUP
284 Sheffield Street, Mountainside, New Jersey 07092, Phone : 908 789 8900,
Fax : 908 789 8922

A B C D E F G H I J K L

Report of Analysis

Client:	Portal Partners Tri-Venture	Date Collected:	08/12/25
Project:	Amtrak Sawtooth Bridges 2025	Date Received:	08/12/25
Client Sample ID:	TG-S05	SDG No.:	Q2832
Lab Sample ID:	Q2832-10	Matrix:	TCLP
Analytical Method:	8081B	% Solid:	0 Decanted:
Sample Wt/Vol:	100 Units: mL	Final Vol:	10000 uL
Soil Aliquot Vol:	uL	Test:	TCLP Pesticide
Extraction Type:		Injection Volume :	
GPC Factor :	1.0 PH :		
Prep Method :	SW3541B		

File ID/Qc Batch:	Dilution:	Prep Date	Date Analyzed	Prep Batch ID
PD089928.D	1	08/15/25 09:50	08/15/25 19:04	PB169263

CAS Number	Parameter	Conc.	Qualifier	MDL	LOQ / CRQL	Units
TARGETS						
58-89-9	gamma-BHC (Lindane)	0.037	U	0.037	0.50	ug/L
76-44-8	Heptachlor	0.027	U	0.027	0.50	ug/L
1024-57-3	Heptachlor epoxide	0.096	U	0.096	0.50	ug/L
72-20-8	Endrin	0.032	U	0.032	0.50	ug/L
72-43-5	Methoxychlor	0.11	U	0.11	0.50	ug/L
8001-35-2	Toxaphene	1.70	U	1.70	10.0	ug/L
57-74-9	Chlordane	0.88	U	0.88	5.00	ug/L
SURROGATES						
2051-24-3	Decachlorobiphenyl	20.1		30 (57) - 150 (171)	100%	SPK: 20
877-09-8	Tetrachloro-m-xylene	21.2		30 (61) - 150 (148)	106%	SPK: 20

Comments:

U = Not Detected
LOQ = Limit of Quantitation
MDL = Method Detection Limit
LOD = Limit of Detection
E = Value Exceeds Calibration Range
P = Indicates >25% difference for detected concentrations between the two GC columns
Q = indicates LCS control criteria did not meet requirements
M = MS/MSD acceptance criteria did not meet requirements

J = Estimated Value
B = Analyte Found in Associated Method Blank
N = Presumptive Evidence of a Compound
* = Values outside of QC limits
D = Dilution
S = Indicates estimated value where valid five-point calibration was not performed prior to analyte detection in sample.
() = Laboratory InHouse Limit

QC SUMMARY

284 Sheffield Street, Mountainside, New Jersey 07092, Phone : 908 789 8900,
Fax : 908 789 8922

Surrogate Summary

SDG No.: Q2832

Client: Portal Partners Tri-Venture

Analytical Method: 8081B

Lab Sample ID	Client ID	Parameter	Column	Spike	Result	Recovery(%)	Qual	Limits(%) Low	Limits(%) High
I.BLK-PD089685.D	PIBLK-PD089685.D	Decachlorobiphen	1	20	20.9	104		30 (57)	150 (171)
		Tetrachloro-m-xyl	1	20	19.6	98		30 (61)	150 (148)
		Decachlorobiphen	2	20	20.9	104		30 (57)	150 (171)
		Tetrachloro-m-xyl	2	20	20.4	102		30 (61)	150 (148)
I.BLK-PD089913.D	PIBLK-PD089913.D	Decachlorobiphen	1	20	19.6	98		30 (57)	150 (171)
		Tetrachloro-m-xyl	1	20	19.3	96		30 (61)	150 (148)
		Decachlorobiphen	2	20	23.1	116		30 (57)	150 (171)
		Tetrachloro-m-xyl	2	20	24.5	123		30 (61)	150 (148)
Q2832-02	TG-S01	Decachlorobiphen	1	20	16.0	80		30 (57)	150 (171)
		Tetrachloro-m-xyl	1	20	17.7	89		30 (61)	150 (148)
		Decachlorobiphen	2	20	16.5	82		30 (57)	150 (171)
		Tetrachloro-m-xyl	2	20	22.6	113		30 (61)	150 (148)
Q2832-02MS	TG-S01MS	Decachlorobiphen	1	20	16.6	83		30 (57)	150 (171)
		Tetrachloro-m-xyl	1	20	18.9	94		30 (61)	150 (148)
		Decachlorobiphen	2	20	17.4	87		30 (57)	150 (171)
		Tetrachloro-m-xyl	2	20	22.7	113		30 (61)	150 (148)
Q2832-02MSD	TG-S01MSD	Decachlorobiphen	1	20	16.6	83		30 (57)	150 (171)
		Tetrachloro-m-xyl	1	20	18.9	94		30 (61)	150 (148)
		Decachlorobiphen	2	20	18.2	91		30 (57)	150 (171)
		Tetrachloro-m-xyl	2	20	22.6	113		30 (61)	150 (148)
Q2832-04	TG-S02	Decachlorobiphen	1	20	19.0	95		30 (57)	150 (171)
		Tetrachloro-m-xyl	1	20	19.7	98		30 (61)	150 (148)
		Decachlorobiphen	2	20	20.6	103		30 (57)	150 (171)
		Tetrachloro-m-xyl	2	20	24.4	122		30 (61)	150 (148)
Q2832-06	TG-S03	Decachlorobiphen	1	20	16.9	84		30 (57)	150 (171)
		Tetrachloro-m-xyl	1	20	18.3	92		30 (61)	150 (148)
		Decachlorobiphen	2	20	18.1	90		30 (57)	150 (171)
		Tetrachloro-m-xyl	2	20	22.6	113		30 (61)	150 (148)
Q2832-08	TG-S04	Decachlorobiphen	1	20	18.1	90		30 (57)	150 (171)
		Tetrachloro-m-xyl	1	20	18.7	93		30 (61)	150 (148)
		Decachlorobiphen	2	20	20.0	100		30 (57)	150 (171)
		Tetrachloro-m-xyl	2	20	23.4	117		30 (61)	150 (148)
I.BLK-PD089925.D	PIBLK-PD089925.D	Decachlorobiphen	1	20	21.0	105		30 (57)	150 (171)
		Tetrachloro-m-xyl	1	20	20.1	100		30 (61)	150 (148)
		Decachlorobiphen	2	20	23.9	119		30 (57)	150 (171)
		Tetrachloro-m-xyl	2	20	25.4	127		30 (61)	150 (148)
Q2832-10	TG-S05	Decachlorobiphen	1	20	17.3	86		30 (57)	150 (171)
		Tetrachloro-m-xyl	1	20	16.9	84		30 (61)	150 (148)
		Decachlorobiphen	2	20	20.1	100		30 (57)	150 (171)
		Tetrachloro-m-xyl	2	20	21.2	106		30 (61)	150 (148)
I.BLK-PD089934.D	PIBLK-PD089934.D	Decachlorobiphen	1	20	21.5	107		30 (57)	150 (171)

( ) = LABORATORY INHOUSE LIMIT

284 Sheffield Street, Mountainside, New Jersey 07092, Phone : 908 789 8900,
Fax : 908 789 8922

Surrogate Summary

SDG No.: Q2832

Client: Portal Partners Tri-Venture

Analytical Method: 8081B

Lab Sample ID	Client ID	Parameter	Column	Spike	Result	Recovery(%)	Qual	Limits(%) Low	Limits(%) High
I.BLK-PD089934.D	PIBLK-PD089934.D	Tetrachloro-m-xyl	1	20	20.1	100		30 (61)	150 (148)
		Decachlorobiphen	2	20	23.5	118		30 (57)	150 (171)
		Tetrachloro-m-xyl	2	20	24.9	125		30 (61)	150 (148)
PB169263BL	PB169263BL	Decachlorobiphen	1	20	22.3	112		30 (57)	150 (171)
		Tetrachloro-m-xyl	1	20	20.4	102		30 (61)	150 (148)
		Decachlorobiphen	2	20	26.0	130		30 (57)	150 (171)
		Tetrachloro-m-xyl	2	20	26.3	131		30 (61)	150 (148)
PB169263BS	PB169263BS	Decachlorobiphen	1	20	19.7	98		30 (57)	150 (171)
		Tetrachloro-m-xyl	1	20	17.6	88		30 (61)	150 (148)
		Decachlorobiphen	2	20	22.7	114		30 (57)	150 (171)
		Tetrachloro-m-xyl	2	20	22.5	112		30 (61)	150 (148)
PB169212TB	PB169212TB	Decachlorobiphen	1	20	21.3	106		30 (57)	150 (171)
		Tetrachloro-m-xyl	1	20	19.4	97		30 (61)	150 (148)
		Decachlorobiphen	2	20	24.9	125		30 (57)	150 (171)
		Tetrachloro-m-xyl	2	20	25.0	125		30 (61)	150 (148)
I.BLK-PD089945.D	PIBLK-PD089945.D	Decachlorobiphen	1	20	19.3	97		30 (57)	150 (171)
		Tetrachloro-m-xyl	1	20	19.3	97		30 (61)	150 (148)
		Decachlorobiphen	2	20	22.7	114		30 (57)	150 (171)
		Tetrachloro-m-xyl	2	20	25.1	126		30 (61)	150 (148)

( ) = LABORATORY INHOUSE LIMIT

284 Sheffield Street, Mountainside, New Jersey 07092, Phone : 908 789 8900,
Fax : 908 789 8922

Matrix Spike/Matrix Spike Duplicate Summary

SW-846

SDG No.: Q2832 **Analytical Method:** 8081B

Client: Portal Partners Tri-Venture **DataFile :** PD089920.D

	Parameter	Spike	Sample Result	Result	Units	Rec	Rec Qual	RPD	RPD Qual	Limits Low	Limits High	RPD
Lab Sample ID:	**Q2832-02MS (Column 1)**	**Client Sample ID:**		**TG-S01MS**								
	gamma-BHC (Lindane)	5	0	5.10	ug/L	102				30 (60)	150 (152)	
	Heptachlor	5	0	4.60	ug/L	92				30 (56)	150 (147)	
	Heptachlor epoxide	5	0	4.70	ug/L	94				30 (77)	150 (143)	
	Endrin	5	0	4.70	ug/L	94				30 (76)	150 (144)	
	Methoxychlor	5	0	4.30	ug/L	86				30 (70)	150 (142)	
Lab Sample ID:	**Q2832-02MS (Column 2)**	**Client Sample ID:**		**TG-S01MS**								
	gamma-BHC (Lindane)	5	0	5.90	ug/L	118				30 (60)	150 (152)	
	Heptachlor	5	0	5.40	ug/L	108				30 (56)	150 (147)	
	Heptachlor epoxide	5	0	5.80	ug/L	116				30 (77)	150 (143)	
	Endrin	5	0	5.60	ug/L	112				30 (76)	150 (144)	
	Methoxychlor	5	0	5.30	ug/L	106				30 (70)	150 (142)	

( ) = LABORATORY INHOUSE LIMIT

284 Sheffield Street, Mountainside, New Jersey 07092, Phone : 908 789 8900,
Fax : 908 789 8922

Matrix Spike/Matrix Spike Duplicate Summary

SW-846

SDG No.: Q2832 **Analytical Method:** 8081B

Client: Portal Partners Tri-Venture **DataFile :** PD089921.D

	Parameter	Spike	Sample Result	Result	Units	Rec	Rec Qual	RPD	RPD Qual	Limits Low	Limits High	Limits RPD
Lab Sample ID:	**Q2832-02MSD (Column 1)**	**Client Sample ID:**		**TG-S01MSD**								
	gamma-BHC (Lindane)	5	0	5.10	ug/L	102		0		30 (60)	150 (152)	20 (20)
	Heptachlor	5	0	4.60	ug/L	92		0		30 (56)	150 (147)	20 (20)
	Heptachlor epoxide	5	0	4.80	ug/L	96		2		30 (77)	150 (143)	20 (20)
	Endrin	5	0	4.70	ug/L	94		0		30 (76)	150 (144)	20 (20)
	Methoxychlor	5	0	4.30	ug/L	86		0		30 (70)	150 (142)	20 (20)
Lab Sample ID:	**Q2832-02MSD (Column 2)**	**Client Sample ID:**		**TG-S01MSD**								
	gamma-BHC (Lindane)	5	0	5.90	ug/L	118		0		30 (60)	150 (152)	20 (20)
	Heptachlor	5	0	5.50	ug/L	110		2		30 (56)	150 (147)	20 (20)
	Heptachlor epoxide	5	0	5.80	ug/L	116		0		30 (77)	150 (143)	20 (20)
	Endrin	5	0	5.80	ug/L	116		4		30 (76)	150 (144)	20 (20)
	Methoxychlor	5	0	5.40	ug/L	108		2		30 (70)	150 (142)	20 (20)

( ) = LABORATORY INHOUSE LIMIT

284 Sheffield Street, Mountainside, New Jersey 07092, Phone : 908 789 8900,
Fax : 908 789 8922

Laboratory Control Sample/Laboratory Control Sample Duplicate Summary

SW-846

SDG No.: Q2832 **Analytical Method:** 8081B

Client: Portal Partners Tri-Venture **Datafile :** PD089937.D

Lab Sample ID	Parameter	Spike	Result	Units	Rec	RPD	Qual	RPD Qual	Limits Low	Limits High	RPD
PB169263BS (Column 1)	gamma-BHC (Lindane)	0.5	0.48	ug/L	96				40 (82)	140 (129)	
	Heptachlor	0.5	0.47	ug/L	94				40 (79)	140 (127)	
	Heptachlor epoxide	0.5	0.47	ug/L	94				40 (81)	140 (124)	
	Endrin	0.5	0.46	ug/L	91				40 (81)	140 (128)	
	Methoxychlor	0.5	0.44	ug/L	87				40 (78)	140 (108)	
PB169263BS (Column 2)	gamma-BHC (Lindane)	0.5	0.58	ug/L	115				40 (82)	140 (129)	
	Heptachlor	0.5	0.56	ug/L	113				40 (79)	140 (127)	
	Heptachlor epoxide	0.5	0.57	ug/L	115				40 (81)	140 (124)	
	Endrin	0.5	0.57	ug/L	114				40 (81)	140 (128)	
	Methoxychlor	0.5	0.56	ug/L	113				40 (78)	140 (108)	

( ) = LABORATORY INHOUSE LIMIT

284 Sheffield Street, Mountainside, New Jersey 07092, Phone : 908 789 8900,
Fax : 908 789 8922

4C

PESTICIDE METHOD BLANK SUMMARY

Client ID

PB169263BL

Lab Name: Alliance

Contract: PORT06

Lab Code: ACE

SDG NO.: Q2832

Lab Sample ID: PB169263BL

Lab File ID: PD089936.D

Matrix: (soil/water) water

Extraction: (Type) SEPF

Sulfur Cleanup: (Y/N) N

Date Extracted: 08/15/2025

Date Analyzed (1): 08/15/2025

Date Analyzed (2): 08/15/2025

Time Analyzed (1): 21:34

Time Analyzed (2): 21:34

Instrument ID (1): ECD_D

Instrument ID (2): ECD_D

GC Column (1): ZB-MR1 ID: 0.32 (mm)

GC Column (2): ZB-MR2 ID: 0.32 (mm)

THIS METHOD BLANK APPLIES TO THE FOLLOWING SAMPLES, MS AND MSD:

EPA SAMPLE NO.	LAB SAMPLE ID	LAB FILE ID	DATE ANALYZED 1	DATE ANALYZED 2
TG-S01	Q2832-02	PD089919.D	08/15/2025	08/15/2025
TG-S01MS	Q2832-02MS	PD089920.D	08/15/2025	08/15/2025
TG-S01MSD	Q2832-02MSD	PD089921.D	08/15/2025	08/15/2025
TG-S02	Q2832-04	PD089922.D	08/15/2025	08/15/2025
TG-S03	Q2832-06	PD089923.D	08/15/2025	08/15/2025
TG-S04	Q2832-08	PD089924.D	08/15/2025	08/15/2025
TG-S05	Q2832-10	PD089928.D	08/15/2025	08/15/2025
PB169263BS	PB169263BS	PD089937.D	08/15/2025	08/15/2025
PB169212TB	PB169212TB	PD089938.D	08/15/2025	08/15/2025

COMMENTS:

Alliance TECHNICAL GROUP

A
B
C
D
E
F
G
H
I
J
K
L

QC SAMPLE DATA

Raw Data: **PD089936.D**

Alliance TECHNICAL GROUP
284 Sheffield Street, Mountainside, New Jersey 07092, Phone : 908 789 8900,
Fax : 908 789 8922

A B C D E F G H I J K L

Report of Analysis

Client:	Portal Partners Tri-Venture	Date Collected:	
Project:	Amtrak Sawtooth Bridges 2025	Date Received:	
Client Sample ID:	PB169263BL	SDG No.:	Q2832
Lab Sample ID:	PB169263BL	Matrix:	TCLP
Analytical Method:	8081B	% Solid:	0 Decanted:
Sample Wt/Vol:	1000 Units: mL	Final Vol:	10000 uL
Soil Aliquot Vol:	uL	Test:	TCLP Pesticide
Extraction Type:		Injection Volume :	
GPC Factor :	1.0 PH :		
Prep Method :	3510C		

File ID/Qc Batch:	Dilution:	Prep Date	Date Analyzed	Prep Batch ID
PD089936.D	1	08/15/25 09:50	08/15/25 21:34	PB169263

CAS Number	Parameter	Conc.	Qualifier	MDL	LOQ / CRQL	Units
TARGETS						
58-89-9	gamma-BHC (Lindane)	0.0037	U	0.0037	0.050	ug/L
76-44-8	Heptachlor	0.0027	U	0.0027	0.050	ug/L
1024-57-3	Heptachlor epoxide	0.0096	U	0.0096	0.050	ug/L
72-20-8	Endrin	0.0032	U	0.0032	0.050	ug/L
72-43-5	Methoxychlor	0.011	U	0.011	0.050	ug/L
8001-35-2	Toxaphene	0.17	U	0.17	1.00	ug/L
57-74-9	Chlordane	0.088	U	0.088	0.50	ug/L
SURROGATES						
2051-24-3	Decachlorobiphenyl	26.0		30 (57) - 150 (171)	130%	SPK: 20
877-09-8	Tetrachloro-m-xylene	26.3		30 (61) - 150 (148)	131%	SPK: 20

Comments:

U = Not Detected
LOQ = Limit of Quantitation
MDL = Method Detection Limit
LOD = Limit of Detection
E = Value Exceeds Calibration Range
P = Indicates >25% difference for detected concentrations between the two GC columns
Q = indicates LCS control criteria did not meet requirements
M = MS/MSD acceptance criteria did not meet requirements

J = Estimated Value
B = Analyte Found in Associated Method Blank
N = Presumptive Evidence of a Compound
* = Values outside of QC limits
D = Dilution
S = Indicates estimated value where valid five-point calibration was not performed prior to analyte detection in sample.
() = Laboratory InHouse Limit

284 Sheffield Street, Mountainside, New Jersey 07092, Phone : 908 789 8900,
Fax : 908 789 8922

Report of Analysis

Client:	Portal Partners Tri-Venture	Date Collected:	07/31/25
Project:	Amtrak Sawtooth Bridges 2025	Date Received:	07/31/25
Client Sample ID:	PIBLK-PD089685.D	SDG No.:	Q2832
Lab Sample ID:	I.BLK-PD089685.D	Matrix:	TCLP
Analytical Method:	8081B	% Solid:	0 Decanted:
Sample Wt/Vol:	1000 Units: mL	Final Vol:	10000 uL
Soil Aliquot Vol:	uL	Test:	TCLP Pesticide
Extraction Type:		Injection Volume :	
GPC Factor :	1.0 PH :		
Prep Method :	3510C		

File ID/Qc Batch:	Dilution:	Prep Date	Date Analyzed	Prep Batch ID
PD089685.D	1		07/31/25	pd073125

CAS Number	Parameter	Conc.	Qualifier	MDL	LOQ / CRQL	Units
TARGETS						
58-89-9	gamma-BHC (Lindane)	0.0037	U	0.0037	0.050	ug/L
76-44-8	Heptachlor	0.0027	U	0.0027	0.050	ug/L
1024-57-3	Heptachlor epoxide	0.0096	U	0.0096	0.050	ug/L
72-20-8	Endrin	0.0032	U	0.0032	0.050	ug/L
72-43-5	Methoxychlor	0.011	U	0.011	0.050	ug/L
8001-35-2	Toxaphene	0.17	U	0.17	1.00	ug/L
57-74-9	Chlordane	0.088	U	0.088	0.50	ug/L
SURROGATES						
2051-24-3	Decachlorobiphenyl	20.9		30 (57) - 150 (171)	104%	SPK: 20
877-09-8	Tetrachloro-m-xylene	20.4		30 (61) - 150 (148)	102%	SPK: 20

Comments:

U = Not Detected
LOQ = Limit of Quantitation
MDL = Method Detection Limit
LOD = Limit of Detection
E = Value Exceeds Calibration Range
P = Indicates >25% difference for detected concentrations between the two GC columns
Q = indicates LCS control criteria did not meet requirements
M = MS/MSD acceptance criteria did not meet requirements

J = Estimated Value
B = Analyte Found in Associated Method Blank
N = Presumptive Evidence of a Compound
* = Values outside of QC limits
D = Dilution
S = Indicates estimated value where valid five-point calibration was not performed prior to analyte detection in sample.
() = Laboratory InHouse Limit

284 Sheffield Street, Mountainside, New Jersey 07092, Phone : 908 789 8900,
Fax : 908 789 8922

Report of Analysis

Client:	Portal Partners Tri-Venture	Date Collected:	08/15/25
Project:	Amtrak Sawtooth Bridges 2025	Date Received:	08/15/25
Client Sample ID:	PIBLK-PD089913.D	SDG No.:	Q2832
Lab Sample ID:	I.BLK-PD089913.D	Matrix:	TCLP
Analytical Method:	8081B	% Solid:	0 Decanted:
Sample Wt/Vol:	1000 Units: mL	Final Vol:	10000 uL
Soil Aliquot Vol:	uL	Test:	TCLP Pesticide
Extraction Type:		Injection Volume :	
GPC Factor :	1.0 PH :		
Prep Method :	3510C		

File ID/Qc Batch:	Dilution:	Prep Date	Date Analyzed	Prep Batch ID
PD089913.D	1		08/15/25	pd081625

CAS Number	Parameter	Conc.	Qualifier	MDL	LOQ / CRQL	Units
TARGETS						
58-89-9	gamma-BHC (Lindane)	0.0037	U	0.0037	0.050	ug/L
76-44-8	Heptachlor	0.0027	U	0.0027	0.050	ug/L
1024-57-3	Heptachlor epoxide	0.0096	U	0.0096	0.050	ug/L
72-20-8	Endrin	0.0032	U	0.0032	0.050	ug/L
72-43-5	Methoxychlor	0.011	U	0.011	0.050	ug/L
8001-35-2	Toxaphene	0.17	U	0.17	1.00	ug/L
57-74-9	Chlordane	0.088	U	0.088	0.50	ug/L
SURROGATES						
2051-24-3	Decachlorobiphenyl	23.1		30 (57) - 150 (171)	116%	SPK: 20
877-09-8	Tetrachloro-m-xylene	24.5		30 (61) - 150 (148)	123%	SPK: 20

Comments:

U = Not Detected
LOQ = Limit of Quantitation
MDL = Method Detection Limit
LOD = Limit of Detection
E = Value Exceeds Calibration Range
P = Indicates >25% difference for detected concentrations between the two GC columns
Q = indicates LCS control criteria did not meet requirements
M = MS/MSD acceptance criteria did not meet requirements

J = Estimated Value
B = Analyte Found in Associated Method Blank
N = Presumptive Evidence of a Compound
* = Values outside of QC limits
D = Dilution
S = Indicates estimated value where valid five-point calibration was not performed prior to analyte detection in sample.
() = Laboratory InHouse Limit

284 Sheffield Street, Mountainside, New Jersey 07092, Phone : 908 789 8900,
Fax : 908 789 8922

Report of Analysis

Client:	Portal Partners Tri-Venture	Date Collected:	08/15/25
Project:	Amtrak Sawtooth Bridges 2025	Date Received:	08/15/25
Client Sample ID:	PIBLK-PD089925.D	SDG No.:	Q2832
Lab Sample ID:	I.BLK-PD089925.D	Matrix:	TCLP
Analytical Method:	8081B	% Solid:	0 Decanted:
Sample Wt/Vol:	1000 Units: mL	Final Vol:	10000 uL
Soil Aliquot Vol:	uL	Test:	TCLP Pesticide
Extraction Type:		Injection Volume :	
GPC Factor :	1.0 PH :		
Prep Method :	3510C		

File ID/Qc Batch:	Dilution:	Prep Date	Date Analyzed	Prep Batch ID
PD089925.D	1		08/15/25	pd081625

CAS Number	Parameter	Conc.	Qualifier	MDL	LOQ / CRQL	Units
TARGETS						
58-89-9	gamma-BHC (Lindane)	0.0037	U	0.0037	0.050	ug/L
76-44-8	Heptachlor	0.0027	U	0.0027	0.050	ug/L
1024-57-3	Heptachlor epoxide	0.0096	U	0.0096	0.050	ug/L
72-20-8	Endrin	0.0032	U	0.0032	0.050	ug/L
72-43-5	Methoxychlor	0.011	U	0.011	0.050	ug/L
8001-35-2	Toxaphene	0.17	U	0.17	1.00	ug/L
57-74-9	Chlordane	0.088	U	0.088	0.50	ug/L
SURROGATES						
2051-24-3	Decachlorobiphenyl	23.9		30 (57) - 150 (171)	119%	SPK: 20
877-09-8	Tetrachloro-m-xylene	25.4		30 (61) - 150 (148)	127%	SPK: 20

Comments:

U = Not Detected
LOQ = Limit of Quantitation
MDL = Method Detection Limit
LOD = Limit of Detection
E = Value Exceeds Calibration Range
P = Indicates >25% difference for detected concentrations between the two GC columns
Q = indicates LCS control criteria did not meet requirements
M = MS/MSD acceptance criteria did not meet requirements

J = Estimated Value
B = Analyte Found in Associated Method Blank
N = Presumptive Evidence of a Compound
* = Values outside of QC limits
D = Dilution
S = Indicates estimated value where valid five-point calibration was not performed prior to analyte detection in sample.
() = Laboratory InHouse Limit

284 Sheffield Street, Mountainside, New Jersey 07092, Phone : 908 789 8900,
Fax : 908 789 8922

A B C D E F G H I J K L

Report of Analysis

Client:	Portal Partners Tri-Venture	Date Collected:	08/15/25
Project:	Amtrak Sawtooth Bridges 2025	Date Received:	08/15/25
Client Sample ID:	PIBLK-PD089934.D	SDG No.:	Q2832
Lab Sample ID:	I.BLK-PD089934.D	Matrix:	TCLP
Analytical Method:	8081B	% Solid:	0 Decanted:
Sample Wt/Vol:	1000 Units: mL	Final Vol:	10000 uL
Soil Aliquot Vol:	uL	Test:	TCLP Pesticide
Extraction Type:		Injection Volume :	
GPC Factor :	1.0 PH :		
Prep Method :	3510C		

File ID/Qc Batch:	Dilution:	Prep Date	Date Analyzed	Prep Batch ID
PD089934.D	1		08/15/25	pd081625

CAS Number	Parameter	Conc.	Qualifier	MDL	LOQ / CRQL	Units
TARGETS						
58-89-9	gamma-BHC (Lindane)	0.0037	U	0.0037	0.050	ug/L
76-44-8	Heptachlor	0.0027	U	0.0027	0.050	ug/L
1024-57-3	Heptachlor epoxide	0.0096	U	0.0096	0.050	ug/L
72-20-8	Endrin	0.0032	U	0.0032	0.050	ug/L
72-43-5	Methoxychlor	0.011	U	0.011	0.050	ug/L
8001-35-2	Toxaphene	0.17	U	0.17	1.00	ug/L
57-74-9	Chlordane	0.088	U	0.088	0.50	ug/L
SURROGATES						
2051-24-3	Decachlorobiphenyl	23.5		30 (57) - 150 (171)	118%	SPK: 20
877-09-8	Tetrachloro-m-xylene	24.9		30 (61) - 150 (148)	125%	SPK: 20

Comments:

U = Not Detected
LOQ = Limit of Quantitation
MDL = Method Detection Limit
LOD = Limit of Detection
E = Value Exceeds Calibration Range
P = Indicates >25% difference for detected concentrations between the two GC columns
Q = indicates LCS control criteria did not meet requirements
M = MS/MSD acceptance criteria did not meet requirements

J = Estimated Value
B = Analyte Found in Associated Method Blank
N = Presumptive Evidence of a Compound
* = Values outside of QC limits
D = Dilution
S = Indicates estimated value where valid five-point calibration was not performed prior to analyte detection in sample.
() = Laboratory InHouse Limit

284 Sheffield Street, Mountainside, New Jersey 07092, Phone : 908 789 8900,
Fax : 908 789 8922

A B C D E F G H I J K L

Report of Analysis

Client:	Portal Partners Tri-Venture	Date Collected:	08/15/25
Project:	Amtrak Sawtooth Bridges 2025	Date Received:	08/15/25
Client Sample ID:	PIBLK-PD089945.D	SDG No.:	Q2832
Lab Sample ID:	I.BLK-PD089945.D	Matrix:	TCLP
Analytical Method:	8081B	% Solid:	0 Decanted:
Sample Wt/Vol:	1000 Units: mL	Final Vol:	10000 uL
Soil Aliquot Vol:	uL	Test:	TCLP Pesticide
Extraction Type:		Injection Volume :	
GPC Factor :	1.0 PH :		
Prep Method :	3510C		

File ID/Qc Batch:	Dilution:	Prep Date	Date Analyzed	Prep Batch ID
PD089945.D	1		08/15/25	pd081625

CAS Number	Parameter	Conc.	Qualifier	MDL	LOQ / CRQL	Units
TARGETS						
58-89-9	gamma-BHC (Lindane)	0.0037	U	0.0037	0.050	ug/L
76-44-8	Heptachlor	0.0027	U	0.0027	0.050	ug/L
1024-57-3	Heptachlor epoxide	0.0096	U	0.0096	0.050	ug/L
72-20-8	Endrin	0.0032	U	0.0032	0.050	ug/L
72-43-5	Methoxychlor	0.011	U	0.011	0.050	ug/L
8001-35-2	Toxaphene	0.17	U	0.17	1.00	ug/L
57-74-9	Chlordane	0.088	U	0.088	0.50	ug/L
SURROGATES						
2051-24-3	Decachlorobiphenyl	22.7		30 (57) - 150 (171)	114%	SPK: 20
877-09-8	Tetrachloro-m-xylene	25.1		30 (61) - 150 (148)	126%	SPK: 20

Comments:

U = Not Detected
LOQ = Limit of Quantitation
MDL = Method Detection Limit
LOD = Limit of Detection
E = Value Exceeds Calibration Range
P = Indicates >25% difference for detected concentrations between the two GC columns
Q = indicates LCS control criteria did not meet requirements
M = MS/MSD acceptance criteria did not meet requirements

J = Estimated Value
B = Analyte Found in Associated Method Blank
N = Presumptive Evidence of a Compound
* = Values outside of QC limits
D = Dilution
S = Indicates estimated value where valid five-point calibration was not performed prior to analyte detection in sample.
() = Laboratory InHouse Limit

Alliance TECHNICAL GROUP
284 Sheffield Street, Mountainside, New Jersey 07092, Phone : 908 789 8900,
Fax : 908 789 8922

Report of Analysis

Client:	Portal Partners Tri-Venture	Date Collected:	
Project:	Amtrak Sawtooth Bridges 2025	Date Received:	
Client Sample ID:	PB169263BS	SDG No.:	Q2832
Lab Sample ID:	PB169263BS	Matrix:	TCLP
Analytical Method:	8081B	% Solid:	0 Decanted:
Sample Wt/Vol:	1000 Units: mL	Final Vol:	10000 uL
Soil Aliquot Vol:	uL	Test:	TCLP Pesticide
Extraction Type:		Injection Volume :	
GPC Factor :	1.0 PH :		
Prep Method :	3510C		

File ID/Qc Batch:	Dilution:	Prep Date	Date Analyzed	Prep Batch ID
PD089937.D	1	08/15/25 09:50	08/15/25 21:48	PB169263

CAS Number	Parameter	Conc.	Qualifier	MDL	LOQ / CRQL	Units
TARGETS						
58-89-9	gamma-BHC (Lindane)	0.58		0.0037	0.050	ug/L
76-44-8	Heptachlor	0.56		0.0027	0.050	ug/L
1024-57-3	Heptachlor epoxide	0.57		0.0096	0.050	ug/L
72-20-8	Endrin	0.57		0.0032	0.050	ug/L
72-43-5	Methoxychlor	0.56		0.011	0.050	ug/L
8001-35-2	Toxaphene	0.17	U	0.17	1.00	ug/L
57-74-9	Chlordane	0.088	U	0.088	0.50	ug/L
SURROGATES						
2051-24-3	Decachlorobiphenyl	22.7		30 (57) - 150 (171)	114%	SPK: 20
877-09-8	Tetrachloro-m-xylene	22.5		30 (61) - 150 (148)	112%	SPK: 20

Comments:

U = Not Detected
LOQ = Limit of Quantitation
MDL = Method Detection Limit
LOD = Limit of Detection
E = Value Exceeds Calibration Range
P = Indicates >25% difference for detected concentrations between the two GC columns
Q = indicates LCS control criteria did not meet requirements
M = MS/MSD acceptance criteria did not meet requirements

J = Estimated Value
B = Analyte Found in Associated Method Blank
N = Presumptive Evidence of a Compound
* = Values outside of QC limits
D = Dilution
S = Indicates estimated value where valid five-point calibration was not performed prior to analyte detection in sample.
() = Laboratory InHouse Limit

Raw Data: **PD089920.D**

284 Sheffield Street, Mountainside, New Jersey 07092, Phone : 908 789 8900,
Fax : 908 789 8922

A B C D E F G H I J K L

Report of Analysis

Client:	Portal Partners Tri-Venture	Date Collected:	08/11/25
Project:	Amtrak Sawtooth Bridges 2025	Date Received:	08/12/25
Client Sample ID:	TG-S01MS	SDG No.:	Q2832
Lab Sample ID:	Q2832-02MS	Matrix:	TCLP
Analytical Method:	8081B	% Solid:	0 Decanted:
Sample Wt/Vol:	100 Units: mL	Final Vol:	10000 uL
Soil Aliquot Vol:	uL	Test:	TCLP Pesticide
Extraction Type:		Injection Volume :	
GPC Factor :	1.0 PH :		
Prep Method :	3510C		

File ID/Qc Batch:	Dilution:	Prep Date	Date Analyzed	Prep Batch ID
PD089920.D	1	08/15/25 09:50	08/15/25 16:57	PB169263

CAS Number	Parameter	Conc.	Qualifier	MDL	LOQ / CRQL	Units
TARGETS						
58-89-9	gamma-BHC (Lindane)	5.90		0.037	0.50	ug/L
76-44-8	Heptachlor	5.40		0.027	0.50	ug/L
1024-57-3	Heptachlor epoxide	5.80		0.096	0.50	ug/L
72-20-8	Endrin	5.60		0.032	0.50	ug/L
72-43-5	Methoxychlor	5.30		0.11	0.50	ug/L
8001-35-2	Toxaphene	1.70	U	1.70	10.0	ug/L
57-74-9	Chlordane	0.88	U	0.88	5.00	ug/L
SURROGATES						
2051-24-3	Decachlorobiphenyl	17.4		30 (57) - 150 (171)	87%	SPK: 20
877-09-8	Tetrachloro-m-xylene	22.7		30 (61) - 150 (148)	113%	SPK: 20

Comments:

U = Not Detected
LOQ = Limit of Quantitation
MDL = Method Detection Limit
LOD = Limit of Detection
E = Value Exceeds Calibration Range
P = Indicates >25% difference for detected concentrations between the two GC columns
Q = indicates LCS control criteria did not meet requirements
M = MS/MSD acceptance criteria did not meet requirements

J = Estimated Value
B = Analyte Found in Associated Method Blank
N = Presumptive Evidence of a Compound
* = Values outside of QC limits
D = Dilution
S = Indicates estimated value where valid five-point calibration was not performed prior to analyte detection in sample.
() = Laboratory InHouse Limit

Alliance TECHNICAL GROUP
284 Sheffield Street, Mountainside, New Jersey 07092, Phone : 908 789 8900,
Fax : 908 789 8922

Report of Analysis

Client:	Portal Partners Tri-Venture	Date Collected:	08/11/25
Project:	Amtrak Sawtooth Bridges 2025	Date Received:	08/12/25
Client Sample ID:	TG-S01MSD	SDG No.:	Q2832
Lab Sample ID:	Q2832-02MSD	Matrix:	TCLP
Analytical Method:	8081B	% Solid:	0 Decanted:
Sample Wt/Vol:	100 Units: mL	Final Vol:	10000 uL
Soil Aliquot Vol:	uL	Test:	TCLP Pesticide
Extraction Type:		Injection Volume :	
GPC Factor :	1.0 PH :		
Prep Method :	3510C		

File ID/Qc Batch:	Dilution:	Prep Date	Date Analyzed	Prep Batch ID
PD089921.D	1	08/15/25 09:50	08/15/25 17:10	PB169263

CAS Number	Parameter	Conc.	Qualifier	MDL	LOQ / CRQL	Units
TARGETS						
58-89-9	gamma-BHC (Lindane)	5.90		0.037	0.50	ug/L
76-44-8	Heptachlor	5.50		0.027	0.50	ug/L
1024-57-3	Heptachlor epoxide	5.80		0.096	0.50	ug/L
72-20-8	Endrin	5.80		0.032	0.50	ug/L
72-43-5	Methoxychlor	5.40		0.11	0.50	ug/L
8001-35-2	Toxaphene	1.70	U	1.70	10.0	ug/L
57-74-9	Chlordane	0.88	U	0.88	5.00	ug/L
SURROGATES						
2051-24-3	Decachlorobiphenyl	18.2		30 (57) - 150 (171)	91%	SPK: 20
877-09-8	Tetrachloro-m-xylene	22.6		30 (61) - 150 (148)	113%	SPK: 20

Comments:

U = Not Detected
LOQ = Limit of Quantitation
MDL = Method Detection Limit
LOD = Limit of Detection
E = Value Exceeds Calibration Range
P = Indicates >25% difference for detected concentrations between the two GC columns
Q = indicates LCS control criteria did not meet requirements
M = MS/MSD acceptance criteria did not meet requirements

J = Estimated Value
B = Analyte Found in Associated Method Blank
N = Presumptive Evidence of a Compound
* = Values outside of QC limits
D = Dilution
S = Indicates estimated value where valid five-point calibration was not performed prior to analyte detection in sample.
() = Laboratory InHouse Limit

Alliance TECHNICAL GROUP

A
B
C
D
E
F
G
H
I
J
K
L

CALIBRATION SUMMARY

284 Sheffield Street, Mountainside, New Jersey 07092, Phone : 908 789 8900,
Fax : 908 789 8922

RETENTION TIMES OF INITIAL CALIBRATION

Lab Name: Alliance
Contract: PORT06
Lab Code: ACE
SDG NO.: Q2832
Instrument ID: ECD_D
Calibration Date(s): 07/31/2025 07/31/2025
Calibration Times: 11:47 12:41

GC Column: ZB-MR1 ID: 0.32 (mm)

LAB FILE ID:
RT 100 = PD089688.D
RT 075 = PD089689.D
RT 050 = PD089690.D
RT 025 = PD089691.D
RT 005 = PD089692.D

COMPOUND	RT 100	RT 075	RT 050	RT 025	RT 005	MEAN RT	RT WINDOW FROM	RT WINDOW TO
Decachlorobiphenyl	9.07	9.07	9.07	9.07	9.07	9.07	8.97	9.17
Endrin	6.57	6.57	6.57	6.57	6.57	6.57	6.47	6.67
gamma-BHC (Lindane)	4.33	4.33	4.33	4.33	4.33	4.33	4.23	4.43
Heptachlor	4.93	4.93	4.93	4.93	4.93	4.93	4.83	5.03
Heptachlor epoxide	5.69	5.69	5.69	5.69	5.69	5.69	5.59	5.79
Methoxychlor	7.49	7.49	7.49	7.49	7.49	7.49	7.39	7.59
Tetrachloro-m-xylene	3.55	3.55	3.55	3.55	3.55	3.55	3.45	3.65

284 Sheffield Street, Mountainside, New Jersey 07092, Phone : 908 789 8900,
Fax : 908 789 8922

RETENTION TIMES OF INITIAL CALIBRATION

Lab Name: Alliance
Contract: PORT06
Lab Code: ACE
SDG NO.: Q2832
Instrument ID: ECD_D
Calibration Date(s): 07/31/2025 07/31/2025
Calibration Times: 11:47 12:41

GC Column: ZB-MR2 ID: 0.32 (mm)

LAB FILE ID:
RT 100 = PD089688.D
RT 075 = PD089689.D
RT 050 = PD089690.D
RT 025 = PD089691.D
RT 005 = PD089692.D

COMPOUND	RT 100	RT 075	RT 050	RT 025	RT 005	MEAN RT	RT WINDOW FROM	RT WINDOW TO
Decachlorobiphenyl	8.07	8.07	8.07	8.07	8.07	8.07	7.97	8.17
Endrin	5.79	5.79	5.79	5.79	5.79	5.79	5.69	5.89
gamma-BHC (Lindane)	3.73	3.73	3.73	3.73	3.73	3.73	3.63	3.83
Heptachlor	4.08	4.08	4.08	4.08	4.08	4.08	3.98	4.18
Heptachlor epoxide	4.87	4.87	4.87	4.87	4.87	4.87	4.77	4.97
Methoxychlor	6.75	6.75	6.75	6.75	6.75	6.75	6.65	6.85
Tetrachloro-m-xylene	2.88	2.88	2.88	2.88	2.88	2.88	2.78	2.98

284 Sheffield Street, Mountainside, New Jersey 07092, Phone : 908 789 8900,
Fax : 908 789 8922

CALIBRATION FACTOR OF INITIAL CALIBRATION

Lab Name: Alliance
Lab Code: ACE
Instrument ID: ECD_D

Contract: PORT06
SDG NO.: Q2832
Calibration Date(s): 07/31/2025 07/31/2025
Calibration Times: 11:47 12:41

GC Column: ZB-MR1 **ID:** 0.32 (mm)

LAB FILE ID: CF 100 = PD089688.D CF 075 = PD089689.D
CF 050 = PD089690.D CF 025 = PD089691.D CF 005 = PD089692.D

COMPOUND	CF 100	CF 075	CF 050	CF 025	CF 005	CF	% RSD
Decachlorobiphenyl	3483240000	3499950000	3619460000	3726220000	4252410000	3716260000	8
Endrin	3787000000	3635450000	3585320000	3393750000	3487070000	3577720000	4
gamma-BHC (Lindane)	5133650000	4854210000	4821480000	4482000000	4470410000	4752350000	6
Heptachlor	5124730000	4899870000	4838360000	4560780000	4633880000	4811520000	5
Heptachlor epoxide	4345440000	4178710000	4148850000	3977860000	4252730000	4180720000	3
Methoxychlor	1771080000	1750920000	1777320000	1770160000	1870390000	1787970000	3
Tetrachloro-m-xylene	2500060000	2427080000	2456600000	2403480000	2545710000	2466590000	2

284 Sheffield Street, Mountainside, New Jersey 07092, Phone : 908 789 8900,
Fax : 908 789 8922

CALIBRATION FACTOR OF INITIAL CALIBRATION

Lab Name: Alliance
Lab Code: ACE
Instrument ID: ECD_D

Contract: PORT06
SDG NO.: Q2832
Calibration Date(s): 07/31/2025 07/31/2025
Calibration Times: 11:47 12:41

GC Column: ZB-MR2 **ID:** 0.32 (mm)

LAB FILE ID: CF 100 = PD089688.D CF 075 = PD089689.D
CF 050 = PD089690.D CF 025 = PD089691.D CF 005 = PD089692.D

COMPOUND	CF 100	CF 075	CF 050	CF 025	CF 005	CF	% RSD
Decachlorobiphenyl	19095200000	18752300000	19614700000	20093800000	22833900000	20078000000	8
Endrin	18955800000	18701800000	19397300000	19737400000	22833500000	19925200000	8
gamma-BHC (Lindane)	22053600000	21570700000	22138000000	22412100000	24446000000	22524100000	5
Heptachlor	22407100000	22028400000	22731800000	23177700000	25700800000	23209200000	6
Heptachlor epoxide	19711600000	19404700000	20096200000	20688400000	22848400000	20549800000	7
Methoxychlor	9410250000	9296740000	9702690000	9950740000	10617100000	9795500000	5
Tetrachloro-m-xylene	15162800000	14913400000	15457700000	15824900000	17830500000	15837800000	7

284 Sheffield Street, Mountainside, New Jersey 07092, Phone : 908 789 8900,
Fax : 908 789 8922

INITIAL CALIBRATION OF MULTICOMPONENT ANALYTES

Lab Name: Alliance

Contract: PORT06

Lab Code: ACE

SDG NO.: Q2832

Instrument ID: ECD_D

Date(s) Analyzed: 07/31/2025 07/31/2025

GC Column: ZB-MR1 **ID:** 0.32 (mm)

COMPOUND	AMOUNT (ng)	PEAK	RT	RT WINDOW FROM	RT WINDOW TO	CALIBRATION FACTOR
Chlordane	500	1	4.71	4.61	4.81	168988000
		2	5.24	5.14	5.34	170278000
		3	5.94	5.84	6.04	702984000
		4	6.03	5.93	6.13	852664000
		5	6.87	6.77	6.97	145967000
Toxaphene	500	1	6.24	6.14	6.34	34887000
		2	6.44	6.34	6.54	46683300
		3	7.15	7.05	7.25	91652600
		4	7.56	7.46	7.66	120732000
		5	7.93	7.83	8.03	68165800

284 Sheffield Street, Mountainside, New Jersey 07092, Phone : 908 789 8900,
Fax : 908 789 8922

A B C D E F G H I J K L

INITIAL CALIBRATION OF MULTICOMPONENT ANALYTES

Lab Name: Alliance **Contract:** PORT06

Lab Code: ACE **SDG NO.:** Q2832

Instrument ID: ECD_D **Date(s) Analyzed:** 07/31/2025 07/31/2025

GC Column: ZB-MR2 **ID:** 0.32 (mm)

COMPOUND	AMOUNT (ng)	PEAK	RT	RT WINDOW FROM	RT WINDOW TO	CALIBRATION FACTOR
Chlordane	500	1	3.90	3.80	4.00	745334000
		2	4.48	4.38	4.58	777672000
		3	5.12	5.02	5.22	2340540000
		4	5.19	5.09	5.29	2010150000
		5	6.09	5.99	6.19	925042000
Toxaphene	500	1	5.47	5.37	5.57	159990000
		2	5.64	5.54	5.74	108562000
		3	6.75	6.65	6.85	519577000
		4	7.19	7.09	7.29	361556000
		5	7.32	7.22	7.42	254114000

284 Sheffield Street, Mountainside, New Jersey 07092, Phone : 908 789 8900,
Fax : 908 789 8922

A B C D E F G H I J K L

CALIBRATION VERIFICATION SUMMARY

Lab Name: Alliance **Contract:** PORT06

Lab Code: ACE **SDG NO.:** Q2832

Continuing Calib Date: 08/15/2025 **Initial Calibration Date(s):** 07/31/2025 07/31/2025

Continuing Calib Time: 13:53 **Initial Calibration Time(s):** 11:47 12:41

GC Column: ZB-MR1 **ID:** 0.32 **(mm)**

COMPOUND	CCAL RT	AVG RT	RT WINDOW FROM	TO	DIFF RT
Decachlorobiphenyl	9.07	9.07	8.97	9.17	0.00
Tetrachloro-m-xylene	3.55	3.55	3.45	3.65	0.00
gamma-BHC (Lindane)	4.33	4.33	4.23	4.43	0.00
Heptachlor	4.93	4.93	4.83	5.03	0.00
Heptachlor epoxide	5.69	5.69	5.59	5.79	0.00
Endrin	6.57	6.57	6.47	6.67	0.00
Methoxychlor	7.49	7.49	7.39	7.59	0.00

284 Sheffield Street, Mountainside, New Jersey 07092, Phone : 908 789 8900,
Fax : 908 789 8922

A B C D E F G H I J K L

CALIBRATION VERIFICATION SUMMARY

Lab Name: Alliance **Contract:** PORT06

Lab Code: ACE **SDG NO.:** Q2832

Continuing Calib Date: 08/15/2025 **Initial Calibration Date(s):** 07/31/2025 07/31/2025

Continuing Calib Time: 13:53 **Initial Calibration Time(s):** 11:47 12:41

GC Column: ZB-MR2 **ID:** 0.32 **(mm)**

COMPOUND	CCAL RT	AVG RT	RT WINDOW FROM	TO	DIFF RT
Decachlorobiphenyl	8.07	8.07	7.97	8.17	0.00
Tetrachloro-m-xylene	2.88	2.88	2.78	2.98	0.00
gamma-BHC (Lindane)	3.73	3.73	3.63	3.83	0.00
Heptachlor	4.08	4.08	3.98	4.18	0.00
Heptachlor epoxide	4.87	4.87	4.77	4.97	0.00
Endrin	5.79	5.79	5.69	5.89	0.00
Methoxychlor	6.75	6.75	6.65	6.85	0.00

284 Sheffield Street, Mountainside, New Jersey 07092, Phone : 908 789 8900, Fax : 908 789 8922

A B C D E F G H I J K L

CALIBRATION VERIFICATION SUMMARY

Lab Name: Alliance **Contract:** PORT06

Lab Code: ACE **SDG NO.:** Q2832

GC Column: ZB-MR1 **ID:** 0.32 **(mm)** **Initi. Calib. Date(s):** 07/31/2025 07/31/2025

Client Sample No.: CCAL01 **Date Analyzed:** 08/15/2025

Lab Sample No.: PSTDCCC050 **Data File :** PD089914.D **Time Analyzed:** 13:53

COMPOUND	RT	RT WINDOW FROM	RT WINDOW TO	CALC AMOUNT(ng)	NOM AMOUNT(ng)	%D
Decachlorobiphenyl	9.069	8.971	9.171	41.490	50.000	-17.0
Endrin	6.572	6.472	6.672	42.180	50.000	-15.6
gamma-BHC (Lindane)	4.329	4.228	4.428	46.180	50.000	-7.6
Heptachlor	4.927	4.827	5.027	43.520	50.000	-13.0
Heptachlor epoxide	5.689	5.589	5.789	44.170	50.000	-11.7
Methoxychlor	7.491	7.392	7.592	41.550	50.000	-16.9
Tetrachloro-m-xylene	3.549	3.448	3.648	45.100	50.000	-9.8

284 Sheffield Street, Mountainside, New Jersey 07092, Phone : 908 789 8900, Fax : 908 789 8922

A B C D E F G H I J K L

CALIBRATION VERIFICATION SUMMARY

Lab Name: Alliance **Contract:** PORT06

Lab Code: ACE **SDG NO.:** Q2832

GC Column: ZB-MR2 **ID:** 0.32 **(mm)** **Initi. Calib. Date(s):** 07/31/2025 07/31/2025

Client Sample No.: CCAL01 **Date Analyzed:** 08/15/2025

Lab Sample No.: PSTDCCC050 **Data File :** PD089914.D **Time Analyzed:** 13:53

COMPOUND	RT	RT WINDOW FROM	RT WINDOW TO	CALC AMOUNT(ng)	NOM AMOUNT(ng)	%D
Decachlorobiphenyl	8.067	7.968	8.168	48.370	50.000	-3.3
Endrin	5.786	5.685	5.885	57.310	50.000	14.6
gamma-BHC (Lindane)	3.727	3.626	3.826	54.950	50.000	9.9
Heptachlor	4.080	3.979	4.179	52.420	50.000	4.8
Heptachlor epoxide	4.869	4.769	4.969	53.730	50.000	7.5
Methoxychlor	6.750	6.650	6.850	52.950	50.000	5.9
Tetrachloro-m-xylene	2.879	2.778	2.978	54.350	50.000	8.7

284 Sheffield Street, Mountainside, New Jersey 07092, Phone : 908 789 8900,
Fax : 908 789 8922

A B C D E F G H I J K L

CALIBRATION VERIFICATION SUMMARY

Lab Name: Alliance **Contract:** PORT06

Lab Code: ACE **SDG NO.:** Q2832

Continuing Calib Date: 08/15/2025 **Initial Calibration Date(s):** 07/31/2025 07/31/2025

Continuing Calib Time: 18:47 **Initial Calibration Time(s):** 11:47 12:41

GC Column: ZB-MR1 **ID:** 0.32 **(mm)**

COMPOUND	CCAL RT	AVG RT	RT WINDOW FROM	TO	DIFF RT
Decachlorobiphenyl	9.07	9.07	8.97	9.17	0.00
Tetrachloro-m-xylene	3.55	3.55	3.45	3.65	0.00
gamma-BHC (Lindane)	4.33	4.33	4.23	4.43	0.00
Heptachlor	4.93	4.93	4.83	5.03	0.00
Heptachlor epoxide	5.69	5.69	5.59	5.79	0.00
Endrin	6.57	6.57	6.47	6.67	0.00
Methoxychlor	7.49	7.49	7.39	7.59	0.00

284 Sheffield Street, Mountainside, New Jersey 07092, Phone : 908 789 8900,
Fax : 908 789 8922

A B C D E F G H I J K L

CALIBRATION VERIFICATION SUMMARY

Lab Name: Alliance **Contract:** PORT06

Lab Code: ACE **SDG NO.:** Q2832

Continuing Calib Date: 08/15/2025 **Initial Calibration Date(s):** 07/31/2025 07/31/2025

Continuing Calib Time: 18:47 **Initial Calibration Time(s):** 11:47 12:41

GC Column: ZB-MR2 **ID:** 0.32 **(mm)**

COMPOUND	CCAL RT	AVG RT	RT WINDOW FROM	TO	DIFF RT
Decachlorobiphenyl	8.07	8.07	7.97	8.17	0.00
Tetrachloro-m-xylene	2.88	2.88	2.78	2.98	0.00
gamma-BHC (Lindane)	3.73	3.73	3.63	3.83	0.00
Heptachlor	4.08	4.08	3.98	4.18	0.00
Heptachlor epoxide	4.87	4.87	4.77	4.97	0.00
Endrin	5.79	5.79	5.69	5.89	0.01
Methoxychlor	6.75	6.75	6.65	6.85	0.00

284 Sheffield Street, Mountainside, New Jersey 07092, Phone : 908 789 8900, Fax : 908 789 8922

A B C D E F G H I J K L

CALIBRATION VERIFICATION SUMMARY

Lab Name: Alliance **Contract:** PORT06

Lab Code: ACE **SDG NO.:** Q2832

GC Column: ZB-MR1 **ID:** 0.32 **(mm)** **Initi. Calib. Date(s):** 07/31/2025 07/31/2025

Client Sample No.: CCAL02 **Date Analyzed:** 08/15/2025

Lab Sample No.: PSTDCCC050 **Data File :** PD089927.D **Time Analyzed:** 18:47

COMPOUND	RT	RT WINDOW FROM	RT WINDOW TO	CALC AMOUNT(ng)	NOM AMOUNT(ng)	%D
Decachlorobiphenyl	9.069	8.971	9.171	42.760	50.000	-14.5
Endrin	6.572	6.472	6.672	44.560	50.000	-10.9
gamma-BHC (Lindane)	4.328	4.228	4.428	46.890	50.000	-6.2
Heptachlor	4.927	4.827	5.027	45.460	50.000	-9.1
Heptachlor epoxide	5.688	5.589	5.789	46.090	50.000	-7.8
Methoxychlor	7.491	7.392	7.592	43.140	50.000	-13.7
Tetrachloro-m-xylene	3.548	3.448	3.648	45.800	50.000	-8.4

284 Sheffield Street, Mountainside, New Jersey 07092, Phone : 908 789 8900, Fax : 908 789 8922

A B C D E F G H I J K L

CALIBRATION VERIFICATION SUMMARY

Lab Name: Alliance **Contract:** PORT06

Lab Code: ACE **SDG NO.:** Q2832

GC Column: ZB-MR2 **ID:** 0.32 **(mm)** **Initi. Calib. Date(s):** 07/31/2025 07/31/2025

Client Sample No.: CCAL02 **Date Analyzed:** 08/15/2025

Lab Sample No.: PSTDCCC050 **Data File :** PD089927.D **Time Analyzed:** 18:47

COMPOUND	RT	RT WINDOW FROM	RT WINDOW TO	CALC AMOUNT(ng)	NOM AMOUNT(ng)	%D
Decachlorobiphenyl	8.066	7.968	8.168	49.440	50.000	-1.1
Endrin	5.785	5.685	5.885	58.720	50.000	17.4
gamma-BHC (Lindane)	3.727	3.626	3.826	55.750	50.000	11.5
Heptachlor	4.079	3.979	4.179	54.290	50.000	8.6
Heptachlor epoxide	4.869	4.769	4.969	54.870	50.000	9.7
Methoxychlor	6.749	6.650	6.850	56.650	50.000	13.3
Tetrachloro-m-xylene	2.878	2.778	2.978	55.020	50.000	10.0

284 Sheffield Street, Mountainside, New Jersey 07092, Phone : 908 789 8900,
Fax : 908 789 8922

A B C D E F G H I J K L

CALIBRATION VERIFICATION SUMMARY

Lab Name: Alliance **Contract:** PORT06

Lab Code: ACE **SDG NO.:** Q2832

Continuing Calib Date: 08/15/2025 **Initial Calibration Date(s):** 07/31/2025 07/31/2025

Continuing Calib Time: 20:39 **Initial Calibration Time(s):** 11:47 12:41

GC Column: ZB-MR1 **ID:** 0.32 **(mm)**

COMPOUND	CCAL RT	AVG RT	RT WINDOW FROM	TO	DIFF RT
Decachlorobiphenyl	9.07	9.07	8.97	9.17	0.00
Tetrachloro-m-xylene	3.55	3.55	3.45	3.65	0.00
gamma-BHC (Lindane)	4.33	4.33	4.23	4.43	0.00
Heptachlor	4.93	4.93	4.83	5.03	0.00
Heptachlor epoxide	5.69	5.69	5.59	5.79	0.00
Endrin	6.57	6.57	6.47	6.67	0.00
Methoxychlor	7.49	7.49	7.39	7.59	0.00

284 Sheffield Street, Mountainside, New Jersey 07092, Phone : 908 789 8900,
Fax : 908 789 8922

A B C D E F G H I J K L

CALIBRATION VERIFICATION SUMMARY

Lab Name: Alliance **Contract:** PORT06

Lab Code: ACE **SDG NO.:** Q2832

Continuing Calib Date: 08/15/2025 **Initial Calibration Date(s):** 07/31/2025 07/31/2025

Continuing Calib Time: 20:39 **Initial Calibration Time(s):** 11:47 12:41

GC Column: ZB-MR2 **ID:** 0.32 **(mm)**

COMPOUND	CCAL RT	AVG RT	RT WINDOW FROM	TO	DIFF RT
Decachlorobiphenyl	8.07	8.07	7.97	8.17	0.01
Tetrachloro-m-xylene	2.88	2.88	2.78	2.98	0.00
gamma-BHC (Lindane)	3.73	3.73	3.63	3.83	0.00
Heptachlor	4.08	4.08	3.98	4.18	0.00
Heptachlor epoxide	4.87	4.87	4.77	4.97	0.00
Endrin	5.79	5.79	5.69	5.89	0.01
Methoxychlor	6.75	6.75	6.65	6.85	0.00

284 Sheffield Street, Mountainside, New Jersey 07092, Phone : 908 789 8900, Fax : 908 789 8922

A B C D E F G H I J K L

CALIBRATION VERIFICATION SUMMARY

Lab Name: Alliance **Contract:** PORT06

Lab Code: ACE **SDG NO.:** Q2832

GC Column: ZB-MR1 **ID:** 0.32 **(mm)** **Initi. Calib. Date(s):** 07/31/2025 07/31/2025

Client Sample No.: CCAL03 **Date Analyzed:** 08/15/2025

Lab Sample No.: PSTDCCC050 **Data File :** PD089935.D **Time Analyzed:** 20:39

COMPOUND	RT	RT WINDOW FROM	RT WINDOW TO	CALC AMOUNT(ng)	NOM AMOUNT(ng)	%D
Decachlorobiphenyl	9.068	8.971	9.171	44.170	50.000	-11.7
Endrin	6.571	6.472	6.672	44.210	50.000	-11.6
gamma-BHC (Lindane)	4.328	4.228	4.428	46.500	50.000	-7.0
Heptachlor	4.927	4.827	5.027	45.060	50.000	-9.9
Heptachlor epoxide	5.688	5.589	5.789	45.890	50.000	-8.2
Methoxychlor	7.490	7.392	7.592	43.220	50.000	-13.6
Tetrachloro-m-xylene	3.548	3.448	3.648	45.570	50.000	-8.9

284 Sheffield Street, Mountainside, New Jersey 07092, Phone : 908 789 8900, Fax : 908 789 8922

A B C D E F G H I J K L

CALIBRATION VERIFICATION SUMMARY

Lab Name: Alliance **Contract:** PORT06

Lab Code: ACE **SDG NO.:** Q2832

GC Column: ZB-MR2 **ID:** 0.32 **(mm)** **Initi. Calib. Date(s):** 07/31/2025 07/31/2025

Client Sample No.: CCAL03 **Date Analyzed:** 08/15/2025

Lab Sample No.: PSTDCCC050 **Data File :** PD089935.D **Time Analyzed:** 20:39

COMPOUND	RT	RT WINDOW FROM	RT WINDOW TO	CALC AMOUNT(ng)	NOM AMOUNT(ng)	%D
Decachlorobiphenyl	8.065	7.968	8.168	49.970	50.000	-0.1
Endrin	5.785	5.685	5.885	58.980	50.000	18.0
gamma-BHC (Lindane)	3.727	3.626	3.826	55.740	50.000	11.5
Heptachlor	4.080	3.979	4.179	54.350	50.000	8.7
Heptachlor epoxide	4.869	4.769	4.969	54.750	50.000	9.5
Methoxychlor	6.748	6.650	6.850	57.120	50.000	14.2
Tetrachloro-m-xylene	2.878	2.778	2.978	55.190	50.000	10.4

284 Sheffield Street, Mountainside, New Jersey 07092, Phone : 908 789 8900,
Fax : 908 789 8922

A B C D E F G H I J K L

CALIBRATION VERIFICATION SUMMARY

Lab Name: Alliance **Contract:** PORT06

Lab Code: ACE **SDG NO.:** Q2832

Continuing Calib Date: 08/16/2025 **Initial Calibration Date(s):** 07/31/2025 07/31/2025

Continuing Calib Time: 00:05 **Initial Calibration Time(s):** 11:47 12:41

GC Column: ZB-MR1 **ID:** 0.32 **(mm)**

COMPOUND	CCAL RT	AVG RT	RT WINDOW FROM	TO	DIFF RT
Decachlorobiphenyl	9.07	9.07	8.97	9.17	0.00
Tetrachloro-m-xylene	3.55	3.55	3.45	3.65	0.00
gamma-BHC (Lindane)	4.33	4.33	4.23	4.43	0.00
Heptachlor	4.93	4.93	4.83	5.03	0.00
Heptachlor epoxide	5.69	5.69	5.59	5.79	0.00
Endrin	6.57	6.57	6.47	6.67	0.00
Methoxychlor	7.49	7.49	7.39	7.59	0.00

284 Sheffield Street, Mountainside, New Jersey 07092, Phone : 908 789 8900,
Fax : 908 789 8922

A B C D E F G H I J K L

CALIBRATION VERIFICATION SUMMARY

Lab Name: Alliance **Contract:** PORT06

Lab Code: ACE **SDG NO.:** Q2832

Continuing Calib Date: 08/16/2025 **Initial Calibration Date(s):** 07/31/2025 07/31/2025

Continuing Calib Time: 00:05 **Initial Calibration Time(s):** 11:47 12:41

GC Column: ZB-MR2 **ID:** 0.32 **(mm)**

COMPOUND	CCAL RT	AVG RT	RT WINDOW FROM	TO	DIFF RT
Decachlorobiphenyl	8.07	8.07	7.97	8.17	0.00
Tetrachloro-m-xylene	2.88	2.88	2.78	2.98	0.00
gamma-BHC (Lindane)	3.73	3.73	3.63	3.83	0.00
Heptachlor	4.08	4.08	3.98	4.18	0.00
Heptachlor epoxide	4.87	4.87	4.77	4.97	0.00
Endrin	5.79	5.79	5.69	5.89	0.00
Methoxychlor	6.75	6.75	6.65	6.85	0.00

284 Sheffield Street, Mountainside, New Jersey 07092, Phone : 908 789 8900, Fax : 908 789 8922

A B C D E F G H I J K L

CALIBRATION VERIFICATION SUMMARY

Lab Name: Alliance **Contract:** PORT06

Lab Code: ACE **SDG NO.:** Q2832

GC Column: ZB-MR1 **ID:** 0.32 **(mm)** **Initi. Calib. Date(s):** 07/31/2025 07/31/2025

Client Sample No.: CCAL04 **Date Analyzed:** 08/16/2025

Lab Sample No.: PSTDCCC050 **Data File :** PD089947.D **Time Analyzed:** 00:05

COMPOUND	RT	RT WINDOW FROM	RT WINDOW TO	CALC AMOUNT(ng)	NOM AMOUNT(ng)	%D
Decachlorobiphenyl	9.067	8.971	9.171	43.440	50.000	-13.1
Endrin	6.572	6.472	6.672	45.050	50.000	-9.9
gamma-BHC (Lindane)	4.329	4.228	4.428	47.250	50.000	-5.5
Heptachlor	4.927	4.827	5.027	45.500	50.000	-9.0
Heptachlor epoxide	5.688	5.589	5.789	45.580	50.000	-8.8
Methoxychlor	7.490	7.392	7.592	43.920	50.000	-12.2
Tetrachloro-m-xylene	3.549	3.448	3.648	46.330	50.000	-7.3

284 Sheffield Street, Mountainside, New Jersey 07092, Phone : 908 789 8900, Fax : 908 789 8922

A B C D E F G H I J K L

CALIBRATION VERIFICATION SUMMARY

Lab Name: Alliance **Contract:** PORT06

Lab Code: ACE **SDG NO.:** Q2832

GC Column: ZB-MR2 **ID:** 0.32 **(mm)** **Initi. Calib. Date(s):** 07/31/2025 07/31/2025

Client Sample No.: CCAL04 **Date Analyzed:** 08/16/2025

Lab Sample No.: PSTDCCC050 **Data File :** PD089947.D **Time Analyzed:** 00:05

COMPOUND	RT	RT WINDOW FROM	RT WINDOW TO	CALC AMOUNT(ng)	NOM AMOUNT(ng)	%D
Decachlorobiphenyl	8.066	7.968	8.168	49.230	50.000	-1.5
Endrin	5.786	5.685	5.885	63.120	50.000	26.2
gamma-BHC (Lindane)	3.727	3.626	3.826	56.770	50.000	13.5
Heptachlor	4.079	3.979	4.179	55.190	50.000	10.4
Heptachlor epoxide	4.869	4.769	4.969	55.650	50.000	11.3
Methoxychlor	6.749	6.650	6.850	57.690	50.000	15.4
Tetrachloro-m-xylene	2.879	2.778	2.978	55.970	50.000	11.9

284 Sheffield Street, Mountainside, New Jersey 07092, Phone : 908 789 8900,
Fax : 908 789 8922

A B C D E F G H I J K L

PESTICIDE CALIBRATION VERIFICATION SUMMARY

Lab Name: Alliance **Contract:** PORT06

Lab Code: ACE **SDG NO.:** Q2832

GC Column: ZB-MR1 **ID:** 0.32 (mm) **Initi. Calib. Date(s):** 07/31/2025 07/31/2025

Client Sample No. (PEM): PEM - PD089686.D **Date Analyzed:** 07/31/2025

Lab Sample No.(PEM): PEM **Time Analyzed:** 10:47

PEM COMPOUND	RT	RT WINDOW FROM	RT WINDOW TO	CALC AMOUNT(ng)	NOM AMOUNT(ng)	%D
Decachlorobiphenyl	9.070	8.970	9.170	21.540	20.000	7.7
Tetrachloro-m-xylene	3.548	3.500	3.600	20.670	20.000	3.4
alpha-BHC	3.997	3.950	4.050	9.820	10.000	-1.8
beta-BHC	4.514	4.460	4.560	10.760	10.000	7.6
gamma-BHC (Lindane)	4.328	4.280	4.380	10.080	10.000	0.8
Endrin	6.572	6.500	6.640	54.730	50.000	9.5
4,4'-DDT	7.020	6.950	7.090	108.560	100.000	8.6
Methoxychlor	7.491	7.420	7.560	258.930	250.000	3.6

GC Column: ZB-MR2 **ID:** 0.32 (mm) **Initi. Calib. Date(s):** 07/31/2025 07/31/2025

Client Sample No. (PEM): PEM - PD089686.D **Date Analyzed:** 07/31/2025

Lab Sample No.(PEM): PEM **Time Analyzed:** 10:47

PEM COMPOUND	RT	RT WINDOW FROM	RT WINDOW TO	CALC AMOUNT(ng)	NOM AMOUNT(ng)	%D
Decachlorobiphenyl	8.068	7.970	8.170	22.080	20.000	10.4
Tetrachloro-m-xylene	2.878	2.830	2.930	21.990	20.000	10.0
alpha-BHC	3.390	3.340	3.440	11.660	10.000	16.6
beta-BHC	4.022	3.970	4.070	11.840	10.000	18.4
gamma-BHC (Lindane)	3.726	3.680	3.780	11.700	10.000	17.0
Endrin	5.785	5.710	5.860	54.470	50.000	8.9
4,4'-DDT	6.179	6.110	6.250	108.020	100.000	8.0
Methoxychlor	6.750	6.680	6.820	237.190	250.000	-5.1

284 Sheffield Street, Mountainside, New Jersey 07092, Phone : 908 789 8900,
Fax : 908 789 8922

A B C D E F G H I J K L

PESTICIDE CALIBRATION VERIFICATION SUMMARY

Lab Name: Alliance **Contract:** PORT06

Lab Code: ACE **SDG NO.:** Q2832

GC Column: ZB-MR1 **ID:** 0.32 (mm) **Initi. Calib. Date(s):** 07/31/2025 07/31/2025

Client Sample No. (PEM): PEM - PD089905.D **Date Analyzed:** 08/15/2025

Lab Sample No.(PEM): PEM **Time Analyzed:** 09:51

PEM COMPOUND	RT	RT WINDOW FROM	RT WINDOW TO	CALC AMOUNT(ng)	NOM AMOUNT(ng)	%D
Decachlorobiphenyl	9.069	8.970	9.170	17.640	20.000	-11.8
Tetrachloro-m-xylene	3.549	3.500	3.600	18.190	20.000	-9.1
alpha-BHC	3.998	3.950	4.050	8.690	10.000	-13.1
beta-BHC	4.515	4.460	4.570	9.900	10.000	-1.0
gamma-BHC (Lindane)	4.329	4.280	4.380	9.180	10.000	-8.2
Endrin	6.572	6.500	6.640	44.810	50.000	-10.4
4,4'-DDT	7.019	6.950	7.090	82.830	100.000	-17.2
Methoxychlor	7.491	7.420	7.560	192.090	250.000	-23.2

GC Column: ZB-MR2 **ID:** 0.32 (mm) **Initi. Calib. Date(s):** 07/31/2025 07/31/2025

Client Sample No. (PEM): PEM - PD089905.D **Date Analyzed:** 08/15/2025

Lab Sample No.(PEM): PEM **Time Analyzed:** 09:51

PEM COMPOUND	RT	RT WINDOW FROM	RT WINDOW TO	CALC AMOUNT(ng)	NOM AMOUNT(ng)	%D
Decachlorobiphenyl	8.066	7.970	8.170	22.150	20.000	10.8
Tetrachloro-m-xylene	2.878	2.830	2.930	22.930	20.000	14.7
alpha-BHC	3.390	3.340	3.440	12.470	10.000	24.7
beta-BHC	4.022	3.970	4.070	12.280	10.000	22.8
gamma-BHC (Lindane)	3.727	3.680	3.780	12.320	10.000	23.2
Endrin	5.785	5.710	5.860	56.160	50.000	12.3
4,4'-DDT	6.178	6.110	6.250	107.180	100.000	7.2
Methoxychlor	6.748	6.680	6.820	212.250	250.000	-15.1

284 Sheffield Street, Mountainside, New Jersey 07092, Phone : 908 789 8900,
Fax : 908 789 8922

A B C D E F G H I J K L

PESTICIDE CALIBRATION VERIFICATION SUMMARY

Lab Name: Alliance **Contract:** PORT06

Lab Code: ACE **SDG NO.:** Q2832

GC Column: ZB-MR1 **ID:** 0.32 (mm) **Initi. Calib. Date(s):** 07/31/2025 07/31/2025

Client Sample No. (PEM): PEM - PD089926.D **Date Analyzed:** 08/15/2025

Lab Sample No.(PEM): PEM **Time Analyzed:** 18:33

PEM COMPOUND	RT	RT WINDOW FROM	RT WINDOW TO	CALC AMOUNT(ng)	NOM AMOUNT(ng)	%D
Decachlorobiphenyl	9.068	8.970	9.170	18.370	20.000	-8.2
Tetrachloro-m-xylene	3.548	3.500	3.600	18.110	20.000	-9.5
alpha-BHC	3.997	3.950	4.050	8.580	10.000	-14.2
beta-BHC	4.514	4.460	4.560	9.770	10.000	-2.3
gamma-BHC (Lindane)	4.327	4.280	4.380	8.750	10.000	-12.5
Endrin	6.572	6.500	6.640	44.840	50.000	-10.3
4,4'-DDT	7.018	6.950	7.090	83.400	100.000	-16.6
Methoxychlor	7.490	7.420	7.560	194.930	250.000	-22.0

GC Column: ZB-MR2 **ID:** 0.32 (mm) **Initi. Calib. Date(s):** 07/31/2025 07/31/2025

Client Sample No. (PEM): PEM - PD089926.D **Date Analyzed:** 08/15/2025

Lab Sample No.(PEM): PEM **Time Analyzed:** 18:33

PEM COMPOUND	RT	RT WINDOW FROM	RT WINDOW TO	CALC AMOUNT(ng)	NOM AMOUNT(ng)	%D
Decachlorobiphenyl	8.066	7.970	8.170	20.880	20.000	4.4
Tetrachloro-m-xylene	2.878	2.830	2.930	22.770	20.000	13.9
alpha-BHC	3.389	3.340	3.440	12.060	10.000	20.6
beta-BHC	4.022	3.970	4.070	12.250	10.000	22.5
gamma-BHC (Lindane)	3.727	3.680	3.780	12.270	10.000	22.7
Endrin	5.785	5.710	5.860	57.440	50.000	14.9
4,4'-DDT	6.178	6.110	6.250	108.480	100.000	8.5
Methoxychlor	6.749	6.680	6.820	221.330	250.000	-11.5

284 Sheffield Street, Mountainside, New Jersey 07092, Phone : 908 789 8900,
Fax : 908 789 8922

Analytical Sequence

Client: Portal Partners Tri-Venture **SDG No.:** Q2832

Project: Amtrak Sawtooth Bridges 2025 **Instrument ID:** ECD_D

GC Column: ZB-MR1 **ID:** 0.32 (mm) **Inst. Calib. Date(s):** 07/31/2025 07/31/2025

THE ANALYTICAL SEQUENCE OF PERFORMANCE EVALUATION MIXTURES, BLANKS, SAMPLES, AND STANDARDS IS GIVEN BELOW:

CLIENT ID	LAB SAMPLE ID	DATE ANALYZED	TIME ANALYZED	DATAFILE	DCB RT #	TCX RT #
I.BLK	I.BLK	07/31/2025	10:33	PD089685.D	9.08	3.56
PEM	PEM	07/31/2025	10:47	PD089686.D	9.07	3.55
RESCHK	RESCHK	07/31/2025	11:34	PD089687.D	9.08	3.56
PSTDICC100	PSTDICC100	07/31/2025	11:47	PD089688.D	9.07	3.55
PSTDICC075	PSTDICC075	07/31/2025	12:01	PD089689.D	9.07	3.55
PSTDICC050	PSTDICC050	07/31/2025	12:14	PD089690.D	9.07	3.55
PSTDICC025	PSTDICC025	07/31/2025	12:28	PD089691.D	9.07	3.55
PSTDICC005	PSTDICC005	07/31/2025	12:41	PD089692.D	9.07	3.55
PCHLORICC500	PCHLORICC500	07/31/2025	13:23	PD089695.D	9.07	3.55
PTOXICC500	PTOXICC500	07/31/2025	14:31	PD089700.D	9.07	3.55
PEM	PEM	08/15/2025	09:51	PD089905.D	9.07	3.55
I.BLK	I.BLK	08/15/2025	13:12	PD089913.D	9.08	3.56
PSTDCCC050	PSTDCCC050	08/15/2025	13:53	PD089914.D	9.07	3.55
TG-S01	Q2832-02	08/15/2025	16:43	PD089919.D	9.07	3.55
TG-S01MS	Q2832-02MS	08/15/2025	16:57	PD089920.D	9.07	3.55
TG-S01MSD	Q2832-02MSD	08/15/2025	17:10	PD089921.D	9.07	3.55
TG-S02	Q2832-04	08/15/2025	17:39	PD089922.D	9.08	3.56
TG-S03	Q2832-06	08/15/2025	17:52	PD089923.D	9.07	3.55
TG-S04	Q2832-08	08/15/2025	18:06	PD089924.D	9.07	3.55
I.BLK	I.BLK	08/15/2025	18:20	PD089925.D	9.07	3.55
PEM	PEM	08/15/2025	18:33	PD089926.D	9.07	3.55
PSTDCCC050	PSTDCCC050	08/15/2025	18:47	PD089927.D	9.07	3.55
TG-S05	Q2832-10	08/15/2025	19:04	PD089928.D	9.07	3.55
I.BLK	I.BLK	08/15/2025	20:26	PD089934.D	9.07	3.55
PSTDCCC050	PSTDCCC050	08/15/2025	20:39	PD089935.D	9.07	3.55
PB169263BL	PB169263BL	08/15/2025	21:34	PD089936.D	9.07	3.55
PB169263BS	PB169263BS	08/15/2025	21:48	PD089937.D	9.07	3.55
PB169212TB	PB169212TB	08/15/2025	22:02	PD089938.D	9.07	3.55
I.BLK	I.BLK	08/15/2025	23:38	PD089945.D	9.07	3.55
PSTDCCC050	PSTDCCC050	08/16/2025	00:05	PD089947.D	9.07	3.55

284 Sheffield Street, Mountainside, New Jersey 07092, Phone : 908 789 8900,
Fax : 908 789 8922

Analytical Sequence

Client: Portal Partners Tri-Venture **SDG No.:** Q2832

Project: Amtrak Sawtooth Bridges 2025 **Instrument ID:** ECD_D

GC Column: ZB-MR2 **ID:** 0.32 (mm) **Inst. Calib. Date(s):** 07/31/2025 07/31/2025

THE ANALYTICAL SEQUENCE OF PERFORMANCE EVALUATION MIXTURES, BLANKS, SAMPLES, AND STANDARDS IS GIVEN BELOW:

CLIENT ID	LAB SAMPLE ID	DATE ANALYZED	TIME ANALYZED	DATAFILE	DCB RT #	TCX RT #
I.BLK	I.BLK	07/31/2025	10:33	PD089685.D	8.07	2.88
PEM	PEM	07/31/2025	10:47	PD089686.D	8.07	2.88
RESCHK	RESCHK	07/31/2025	11:34	PD089687.D	8.07	2.88
PSTDICC100	PSTDICC100	07/31/2025	11:47	PD089688.D	8.07	2.88
PSTDICC075	PSTDICC075	07/31/2025	12:01	PD089689.D	8.07	2.88
PSTDICC050	PSTDICC050	07/31/2025	12:14	PD089690.D	8.07	2.88
PSTDICC025	PSTDICC025	07/31/2025	12:28	PD089691.D	8.07	2.88
PSTDICC005	PSTDICC005	07/31/2025	12:41	PD089692.D	8.07	2.88
PCHLORICC500	PCHLORICC500	07/31/2025	13:23	PD089695.D	8.07	2.88
PTOXICC500	PTOXICC500	07/31/2025	14:31	PD089700.D	8.07	2.88
PEM	PEM	08/15/2025	09:51	PD089905.D	8.07	2.88
I.BLK	I.BLK	08/15/2025	13:12	PD089913.D	8.07	2.88
PSTDCCC050	PSTDCCC050	08/15/2025	13:53	PD089914.D	8.07	2.88
TG-S01	Q2832-02	08/15/2025	16:43	PD089919.D	8.07	2.88
TG-S01MS	Q2832-02MS	08/15/2025	16:57	PD089920.D	8.07	2.88
TG-S01MSD	Q2832-02MSD	08/15/2025	17:10	PD089921.D	8.07	2.88
TG-S02	Q2832-04	08/15/2025	17:39	PD089922.D	8.07	2.88
TG-S03	Q2832-06	08/15/2025	17:52	PD089923.D	8.07	2.88
TG-S04	Q2832-08	08/15/2025	18:06	PD089924.D	8.07	2.88
I.BLK	I.BLK	08/15/2025	18:20	PD089925.D	8.07	2.88
PEM	PEM	08/15/2025	18:33	PD089926.D	8.07	2.88
PSTDCCC050	PSTDCCC050	08/15/2025	18:47	PD089927.D	8.07	2.88
TG-S05	Q2832-10	08/15/2025	19:04	PD089928.D	8.07	2.88
I.BLK	I.BLK	08/15/2025	20:26	PD089934.D	8.07	2.88
PSTDCCC050	PSTDCCC050	08/15/2025	20:39	PD089935.D	8.07	2.88
PB169263BL	PB169263BL	08/15/2025	21:34	PD089936.D	8.07	2.88
PB169263BS	PB169263BS	08/15/2025	21:48	PD089937.D	8.07	2.88
PB169212TB	PB169212TB	08/15/2025	22:02	PD089938.D	8.07	2.88
I.BLK	I.BLK	08/15/2025	23:38	PD089945.D	8.07	2.88
PSTDCCC050	PSTDCCC050	08/16/2025	00:05	PD089947.D	8.07	2.88

284 Sheffield Street, Mountainside, New Jersey 07092, Phone : 908 789 8900,
Fax : 908 789 8922

A B C D E F G H I J K L

COMPOUND DETECTION SUMMARY

CLIENT SAMPLE NO.

PB169263BS

Lab Name: Alliance

Contract: PORT06

Lab Code: ACE

SDG NO.: Q2832

Lab Sample ID: PB169263BS

Date(s) Analyzed: 08/15/2025 08/15/2025

Instrument ID (1): ECD_D

Instrument ID (2): ECD_D

GC Column: (1): ZB-MR1 **ID:** 0.32 (mm)

GC Column:(2): ZB-MR2 **ID:** 0.32 (mm)

ANALYTE	COL	RT	RT WINDOW FROM	RT WINDOW TO	CONCENTRATION	%RPD
Methoxychlor	1	7.49	7.44	7.54	0.44	25.5
	2	6.75	6.70	6.80	0.56	
gamma-BHC (Lindane)	1	4.33	4.28	4.38	0.48	18.2
	2	3.73	3.68	3.78	0.58	
Heptachlor	1	4.93	4.88	4.98	0.47	18
	2	4.08	4.03	4.13	0.56	
Heptachlor epoxide	1	5.69	5.64	5.74	0.47	20.2
	2	4.87	4.82	4.92	0.57	
Endrin	1	6.57	6.52	6.62	0.46	22.4
	2	5.79	5.74	5.84	0.57	

284 Sheffield Street, Mountainside, New Jersey 07092, Phone : 908 789 8900,
Fax : 908 789 8922

A B C D E F G H I J K L

COMPOUND DETECTION SUMMARY

CLIENT SAMPLE NO.

TG-S01MS

Lab Name: Alliance

Contract: PORT06

Lab Code: ACE

SDG NO.: Q2832

Lab Sample ID: Q2832-02MS

Date(s) Analyzed: 08/15/2025 08/15/2025

Instrument ID (1): ECD_D

Instrument ID (2): ECD_D

GC Column: (1): ZB-MR1 **ID:** 0.32 (mm)

GC Column:(2): ZB-MR2 **ID:** 0.32 (mm)

ANALYTE	COL	RT	RT WINDOW FROM	RT WINDOW TO	CONCENTRATION	%RPD
Methoxychlor	1	7.49	7.44	7.54	4.30	20.8
	2	6.75	6.70	6.80	5.30	
gamma-BHC (Lindane)	1	4.33	4.28	4.38	5.10	14.5
	2	3.73	3.68	3.78	5.90	
Heptachlor	1	4.93	4.88	4.98	4.60	16
	2	4.08	4.03	4.13	5.40	
Heptachlor epoxide	1	5.69	5.64	5.74	4.70	21
	2	4.87	4.82	4.92	5.80	
Endrin	1	6.57	6.52	6.62	4.70	17.5
	2	5.79	5.74	5.84	5.60	

284 Sheffield Street, Mountainside, New Jersey 07092, Phone : 908 789 8900,
Fax : 908 789 8922

A B C D E F G H I J K L

COMPOUND DETECTION SUMMARY

CLIENT SAMPLE NO.

TG-S01MSD

Lab Name: Alliance

Contract: PORT06

Lab Code: ACE

SDG NO.: Q2832

Lab Sample ID: Q2832-02MSD

Date(s) Analyzed: 08/15/2025 08/15/2025

Instrument ID (1): ECD_D

Instrument ID (2): ECD_D

GC Column: (1): ZB-MR1 **ID:** 0.32 (mm)

GC Column:(2): ZB-MR2 **ID:** 0.32 (mm)

ANALYTE	COL	RT	RT WINDOW FROM	RT WINDOW TO	CONCENTRATION	%RPD
Methoxychlor	1	7.49	7.44	7.54	4.30	22.7
	2	6.75	6.70	6.80	5.40	
gamma-BHC (Lindane)	1	4.33	4.28	4.38	5.10	14.5
	2	3.73	3.68	3.78	5.90	
Heptachlor	1	4.93	4.88	4.98	4.60	17.8
	2	4.08	4.03	4.13	5.50	
Heptachlor epoxide	1	5.69	5.64	5.74	4.80	18.9
	2	4.87	4.82	4.92	5.80	
Endrin	1	6.57	6.52	6.62	4.70	21
	2	5.79	5.74	5.84	5.80	

Alliance TECHNICAL GROUP

A
B
C
D
E
F
G
H
I
J
K
L

SAMPLE RAW DATA

Sample Results: **PD089938.D**

Instrument :
ECD_D
ClientSampleId :
PB169212TB

Data Path : Z:\pestpcbsrv\HPCHEM1\ECD_D\Data\PD081625\
Data File : PD089938.D
Signal(s) : Signal #1: ECD1A.ch Signal #2: ECD2B.ch
Acq On : 15 Aug 2025 22:02
Operator : AR\AJ
Sample : PB169212TB
Misc :
ALS Vial : 29 Sample Multiplier: 1

Integration File signal 1: autoint1.e
Integration File signal 2: autoint2.e
Quant Time: Aug 18 01:54:48 2025
Quant Method : Z:\pestpcbsrv\HPCHEM1\ECD_D\Method\PD073125.M
Quant Title : GC Extractables
QLast Update : Fri Aug 01 07:03:58 2025
Response via : Initial Calibration
Integrator: ChemStation

Volume Inj. : 1 µl
Signal #1 Phase : ZB-MR1 Signal #2 Phase: ZB-MR2
Signal #1 Info : 30M x 0.32mm x0.5 Signal #2 Info : 30M x 0.32mm x 0.25µm

	Compound	RT#1	RT#2	Resp#1	Resp#2	ng/ml	ng/ml
	System Monitoring Compounds						
1) SA	Tetrachlo...	3.548	2.878	47921637	395.6E6	19.428	24.977 #
28) SA	Decachlor...	9.068	8.065	79067180	499.9E6	21.276	24.899
	Target Compounds						

(f)=RT Delta > 1/2 Window (#)=Amounts differ by > 25% (m)=manual int.

Sample Results: **PD089938.D**

Data Path : Z:\pestpcbsrv\HPCHEM1\ECD_D\Data\PD081625\
Data File : PD089938.D
Signal(s) : Signal #1: ECD1A.ch Signal #2: ECD2B.ch
Acq On : 15 Aug 2025 22:02
Operator : AR\AJ
Sample : PB169212TB
Misc :
ALS Vial : 29 Sample Multiplier: 1

Instrument :
ECD_D
ClientSampleId :
PB169212TB

Integration File signal 1: autoint1.e
Integration File signal 2: autoint2.e
Quant Time: Aug 18 01:54:48 2025
Quant Method : Z:\pestpcbsrv\HPCHEM1\ECD_D\Method\PD073125.M
Quant Title : GC Extractables
QLast Update : Fri Aug 01 07:03:58 2025
Response via : Initial Calibration
Integrator: ChemStation

Volume Inj. : 1 µl
Signal #1 Phase : ZB-MR1 Signal #2 Phase: ZB-MR2
Signal #1 Info : 30M x 0.32mm x0.5 Signal #2 Info : 30M x 0.32mm x 0.25µm

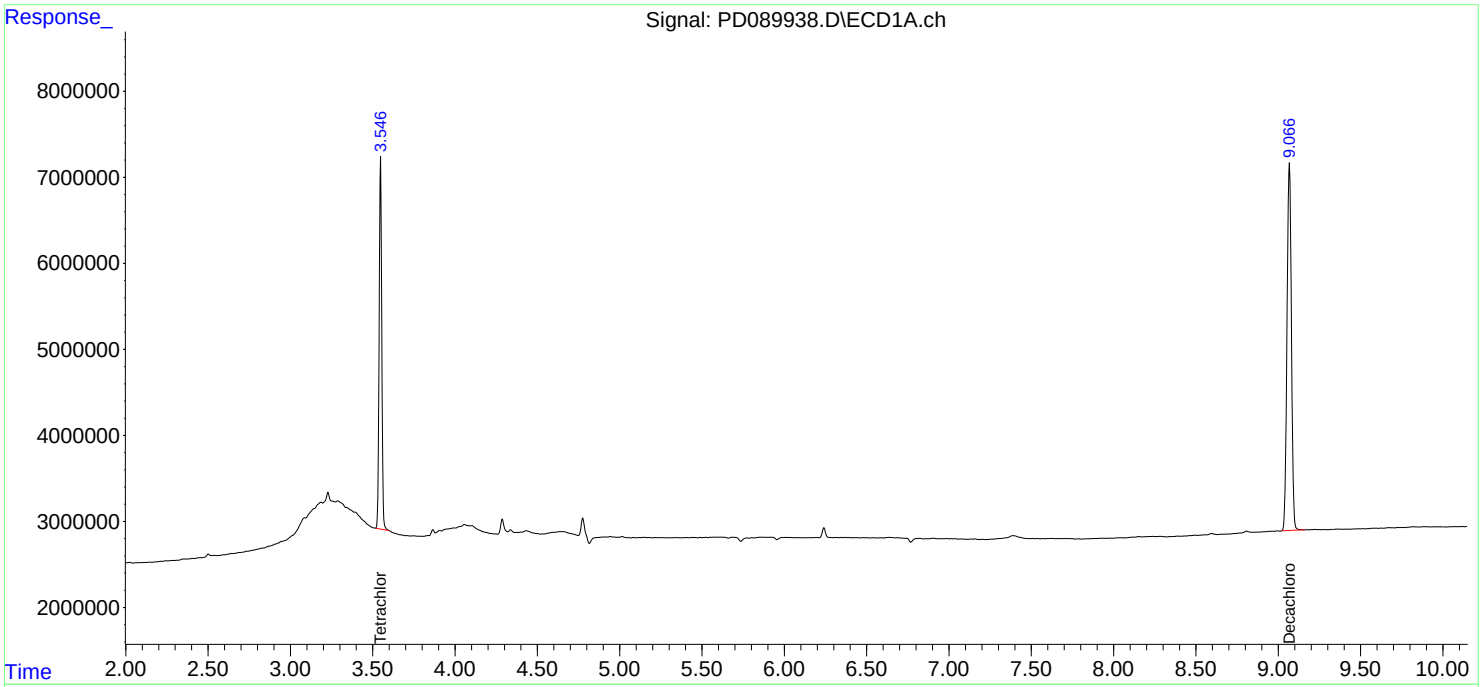

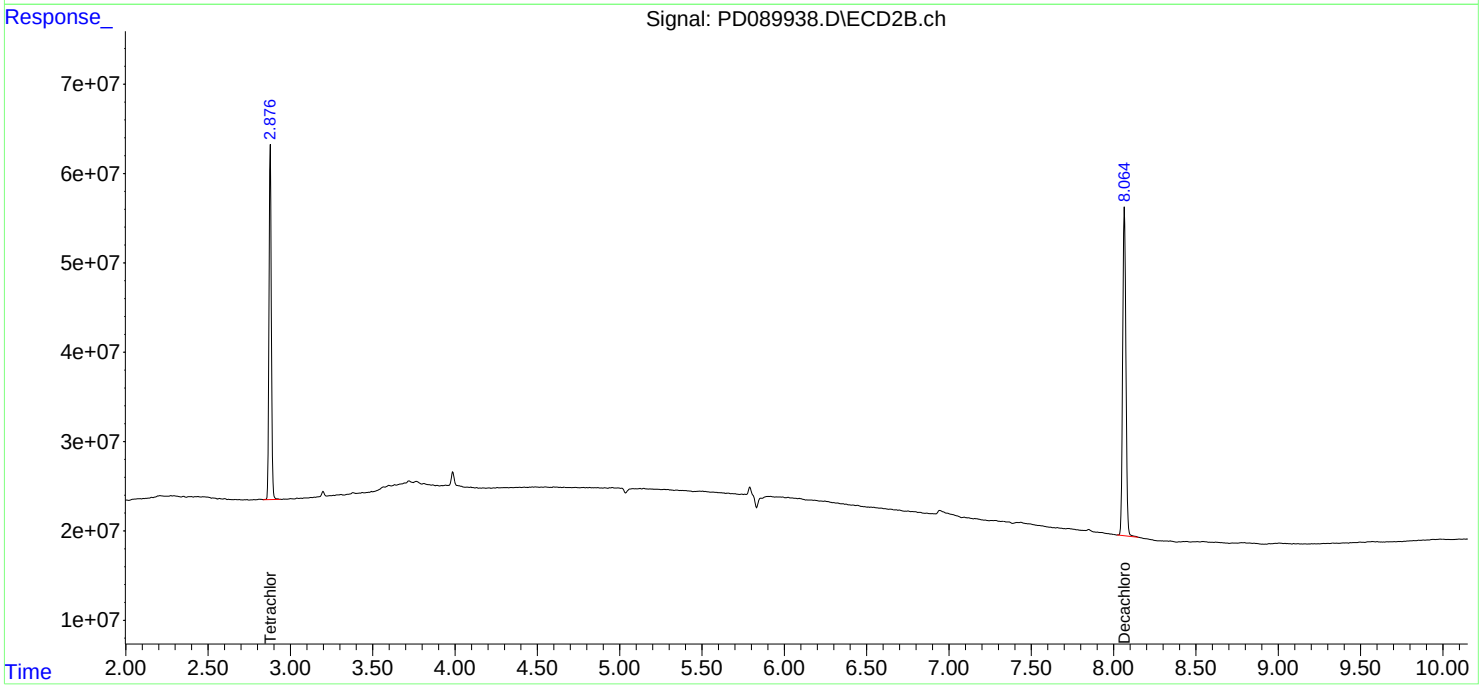

Instrument :
ECD_D
ClientSampleId :
PB169212TB

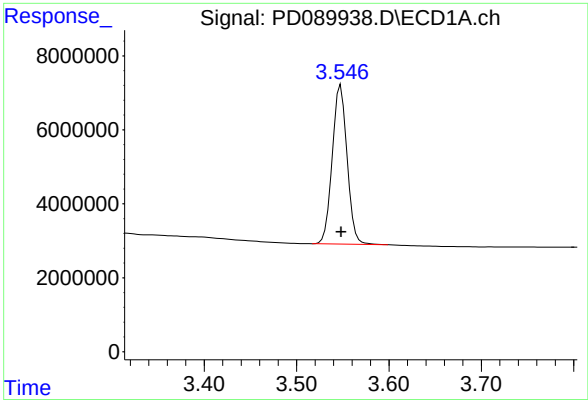


```
#1  Tetrachloro-m-xylene

      R.T.:    3.548 min
Delta R.T.:    0.000 min
  Response:  47921637
      Conc:  19.43 ng/ml
```

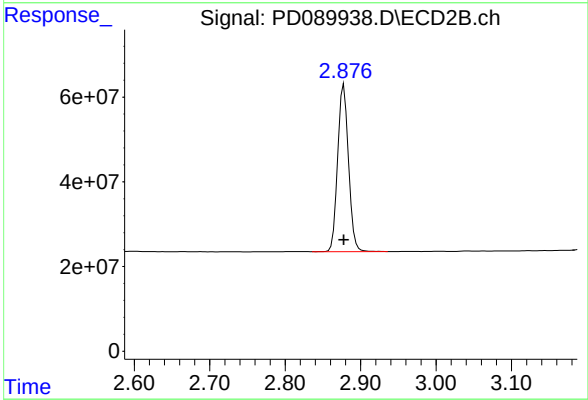


```
#1  Tetrachloro-m-xylene

      R.T.:    2.878 min
Delta R.T.:    0.000 min
  Response: 395577221
      Conc:  24.98 ng/ml
```

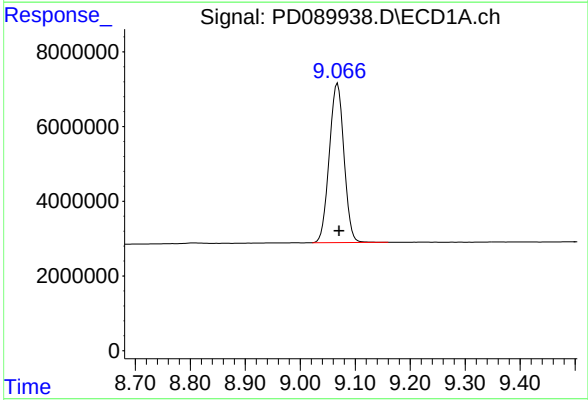


```
#28  Decachlorobiphenyl

      R.T.:    9.068 min
Delta R.T.:   -0.003 min
  Response:  79067180
      Conc:  21.28 ng/ml
```

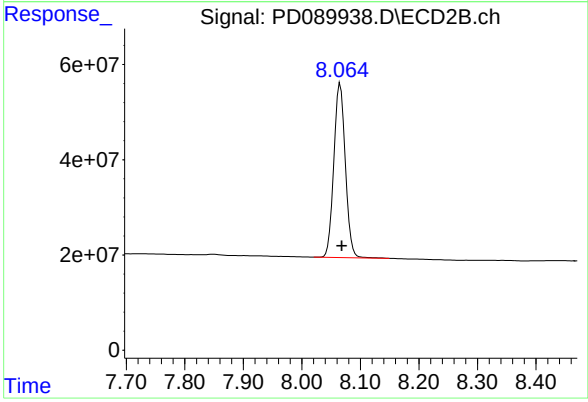


```
#28  Decachlorobiphenyl

      R.T.:    8.065 min
Delta R.T.:   -0.002 min
  Response: 499916255
      Conc:  24.90 ng/ml
```

Sample Results: **PD089919.D**

Instrument :
ECD_D
ClientSampleId :
TG-S01

A B C D E F G H I J K L

Data Path : Z:\pestpcbsrv\HPCHEM1\ECD_D\Data\PD081625\
Data File : PD089919.D
Signal(s) : Signal #1: ECD1A.ch Signal #2: ECD2B.ch
Acq On : 15 Aug 2025 16:43
Operator : AR\AJ
Sample : Q2832-02
Misc :
ALS Vial : 15 Sample Multiplier: 1

Integration File signal 1: autoint1.e
Integration File signal 2: autoint2.e
Quant Time: Aug 18 01:51:18 2025
Quant Method : Z:\pestpcbsrv\HPCHEM1\ECD_D\Method\PD073125.M
Quant Title : GC Extractables
QLast Update : Fri Aug 01 07:03:58 2025
Response via : Initial Calibration
Integrator: ChemStation

Volume Inj. : 1 µl
Signal #1 Phase : ZB-MR1 Signal #2 Phase: ZB-MR2
Signal #1 Info : 30M x 0.32mm x0.5 Signal #2 Info : 30M x 0.32mm x 0.25µm

	Compound	RT#1	RT#2	Resp#1	Resp#2	ng/ml	ng/ml
	System Monitoring Compounds						
1)	SA Tetrachlo...	3.548	2.878	43653891	357.5E6	17.698	22.573 #
28)	SA Decachlor...	9.068	8.066	59482474	330.8E6	16.006	16.474
	Target Compounds						

(f)=RT Delta > 1/2 Window (#)=Amounts differ by > 25% (m)=manual int.

Sample Results: **PD089919.D**

Data Path : Z:\pestpcbsrv\HPCHEM1\ECD_D\Data\PD081625\
Data File : PD089919.D
Signal(s) : Signal #1: ECD1A.ch Signal #2: ECD2B.ch
Acq On : 15 Aug 2025 16:43
Operator : AR\AJ
Sample : Q2832-02
Misc :
ALS Vial : 15 Sample Multiplier: 1

Instrument :
ECD_D
ClientSampleId :
TG-S01

Integration File signal 1: autoint1.e
Integration File signal 2: autoint2.e
Quant Time: Aug 18 01:51:18 2025
Quant Method : Z:\pestpcbsrv\HPCHEM1\ECD_D\Method\PD073125.M
Quant Title : GC Extractables
QLast Update : Fri Aug 01 07:03:58 2025
Response via : Initial Calibration
Integrator: ChemStation

Volume Inj. : 1 µl
Signal #1 Phase : ZB-MR1 Signal #2 Phase: ZB-MR2
Signal #1 Info : 30M x 0.32mm x0.5 Signal #2 Info : 30M x 0.32mm x 0.25µm

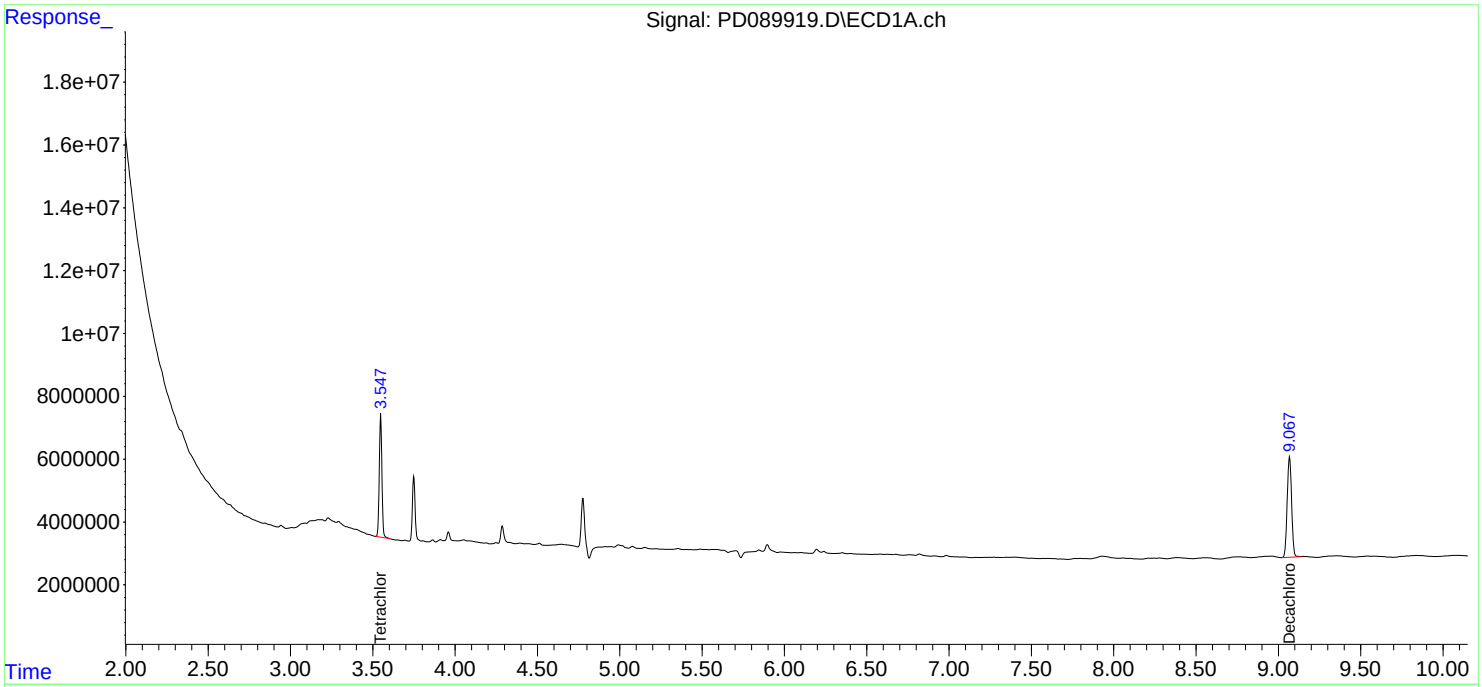

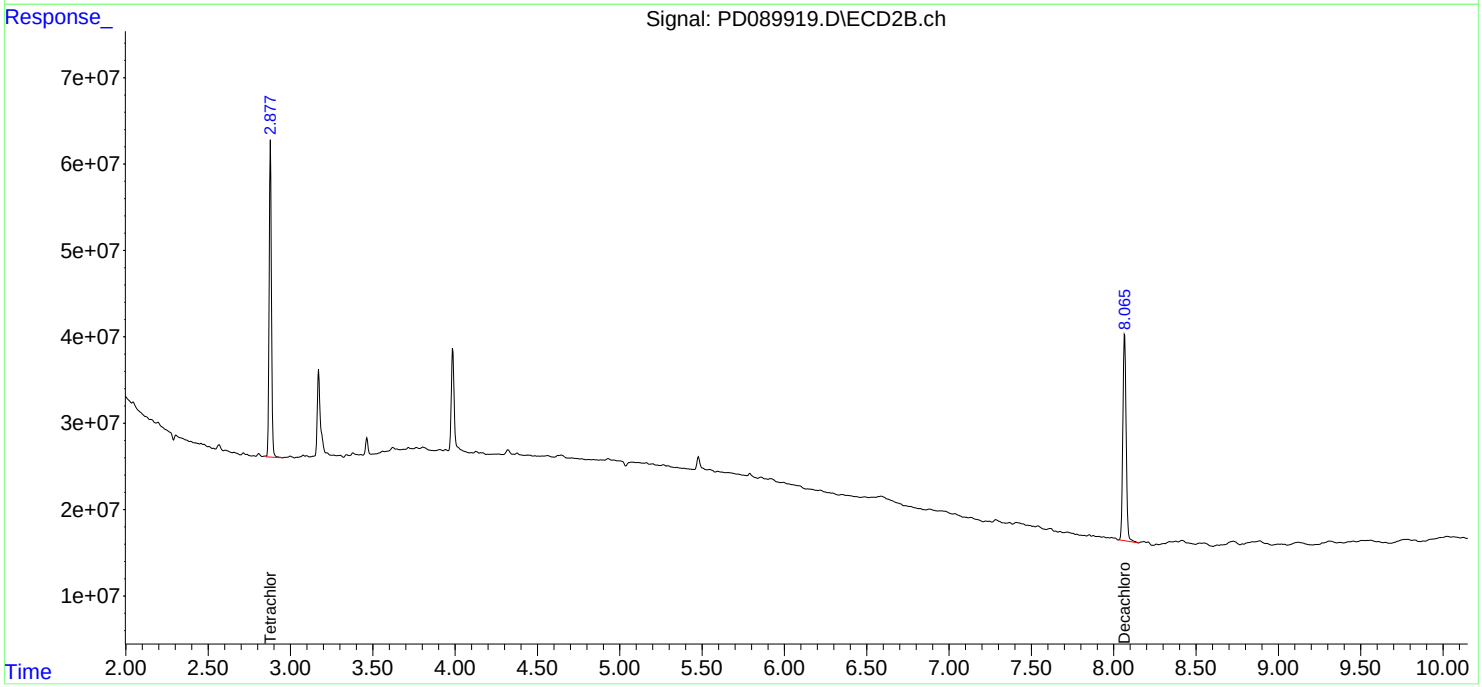

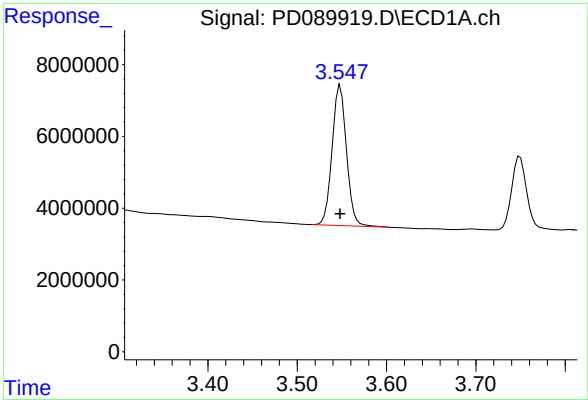

#1 Tetrachloro-m-xylene

R.T.: 3.548 min
Delta R.T.: 0.000 min
Response: 43653891
Conc: 17.70 ng/ml

Instrument :
ECD_D
ClientSampleId :
TG-S01

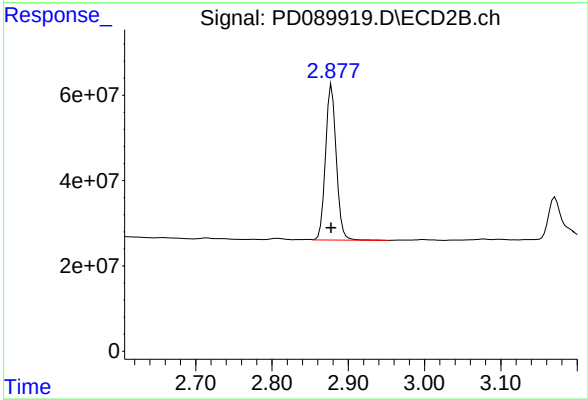

#1 Tetrachloro-m-xylene

R.T.: 2.878 min
Delta R.T.: 0.000 min
Response: 357507666
Conc: 22.57 ng/ml

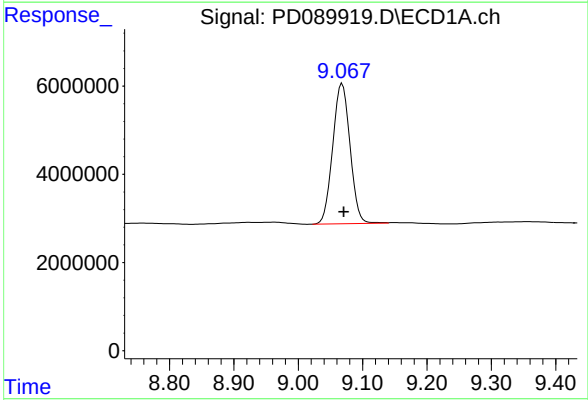

#28 Decachlorobiphenyl

R.T.: 9.068 min
Delta R.T.: -0.002 min
Response: 59482474
Conc: 16.01 ng/ml

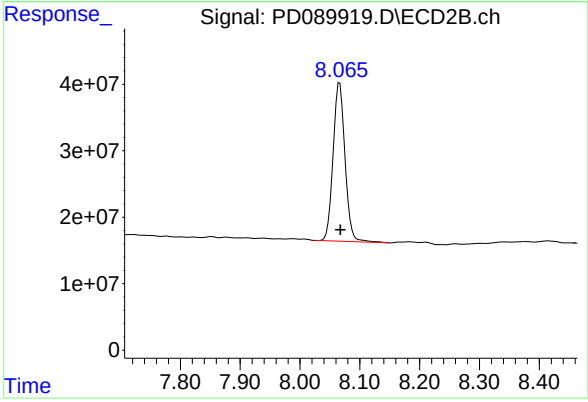

#28 Decachlorobiphenyl

R.T.: 8.066 min
Delta R.T.: -0.001 min
Response: 330756597
Conc: 16.47 ng/ml

Sample Results: **PD089922.D**

Instrument :
ECD_D
ClientSampleId :
TG-S02

A B C D E F G H I J K L

Data Path : Z:\pestpcbsrv\HPCHEM1\ECD_D\Data\PD081625\
Data File : PD089922.D
Signal(s) : Signal #1: ECD1A.ch Signal #2: ECD2B.ch
Acq On : 15 Aug 2025 17:39
Operator : AR\AJ
Sample : Q2832-04
Misc :
ALS Vial : 18 Sample Multiplier: 1

Integration File signal 1: autoint1.e
Integration File signal 2: autoint2.e
Quant Time: Aug 18 01:51:48 2025
Quant Method : Z:\pestpcbsrv\HPCHEM1\ECD_D\Method\PD073125.M
Quant Title : GC Extractables
QLast Update : Fri Aug 01 07:03:58 2025
Response via : Initial Calibration
Integrator: ChemStation

Volume Inj. : 1 µl
Signal #1 Phase : ZB-MR1 Signal #2 Phase: ZB-MR2
Signal #1 Info : 30M x 0.32mm x0.5 Signal #2 Info : 30M x 0.32mm x 0.25µm

	Compound	RT#1	RT#2	Resp#1	Resp#2	ng/ml	ng/ml
	System Monitoring Compounds						
1)	SA Tetrachlo...	3.556	2.877	48482171	386.6E6	19.656	24.407
28)	SA Decachlor...	9.078	8.069	70622819	414.4E6	19.004	20.641
	Target Compounds						

(f)=RT Delta > 1/2 Window (#)=Amounts differ by > 25% (m)=manual int.

Sample Results: **PD089922.D**

Data Path : Z:\pestpcbsrv\HPCHEM1\ECD_D\Data\PD081625\
Data File : PD089922.D
Signal(s) : Signal #1: ECD1A.ch Signal #2: ECD2B.ch
Acq On : 15 Aug 2025 17:39
Operator : AR\AJ
Sample : Q2832-04
Misc :
ALS Vial : 18 Sample Multiplier: 1

Instrument :
ECD_D
ClientSampleId :
TG-S02

Integration File signal 1: autoint1.e
Integration File signal 2: autoint2.e
Quant Time: Aug 18 01:51:48 2025
Quant Method : Z:\pestpcbsrv\HPCHEM1\ECD_D\Method\PD073125.M
Quant Title : GC Extractables
QLast Update : Fri Aug 01 07:03:58 2025
Response via : Initial Calibration
Integrator: ChemStation

Volume Inj. : 1 µl
Signal #1 Phase : ZB-MR1 Signal #2 Phase: ZB-MR2
Signal #1 Info : 30M x 0.32mm x0.5 Signal #2 Info : 30M x 0.32mm x 0.25µm

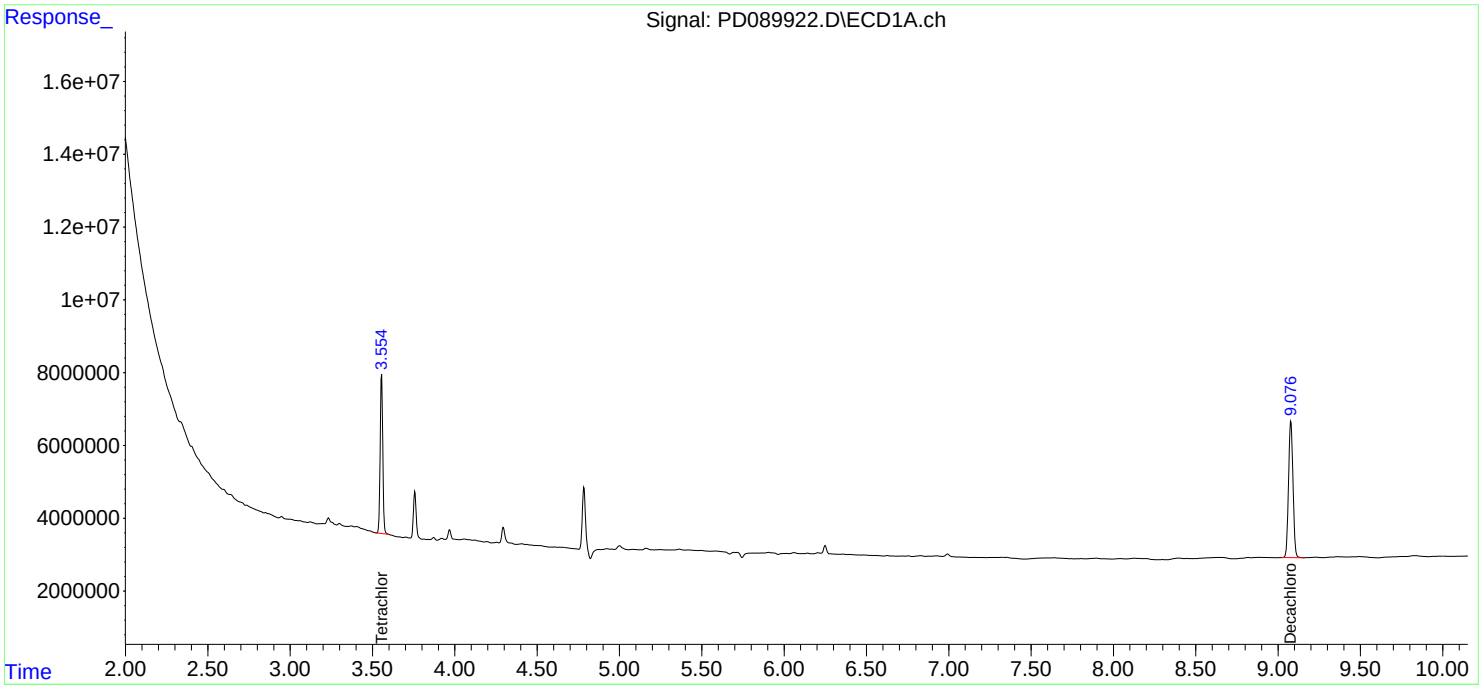

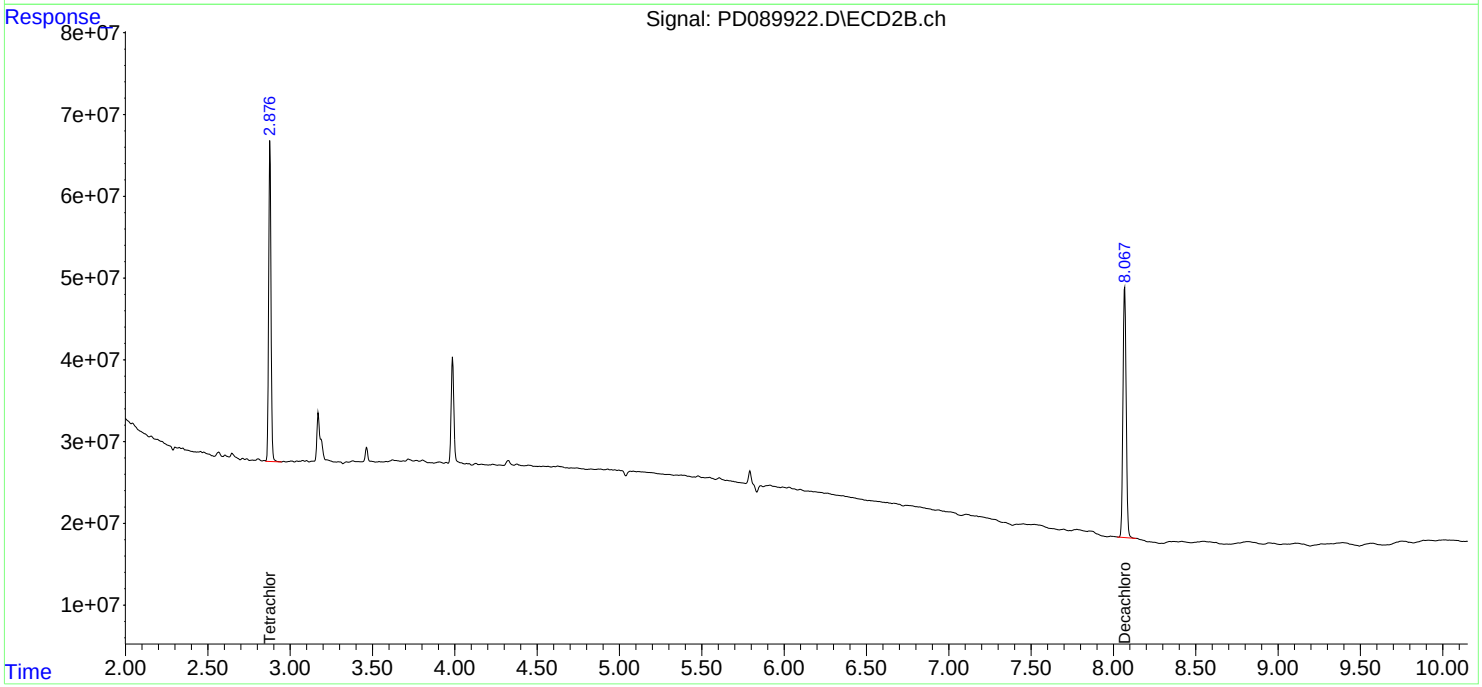

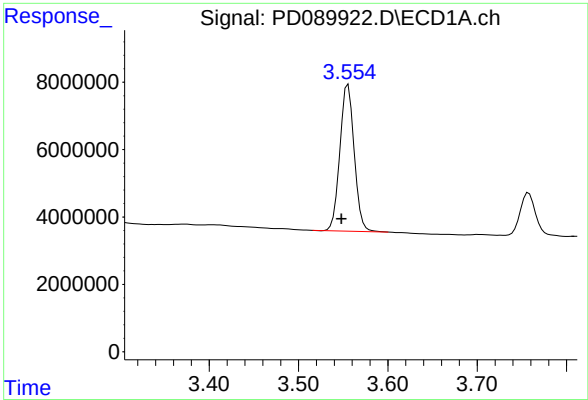

#1 Tetrachloro-m-xylene

R.T.: 3.556 min
Delta R.T.: 0.008 min
Response: 48482171
Conc: 19.66 ng/ml

Instrument :
ECD_D
ClientSampleId :
TG-S02

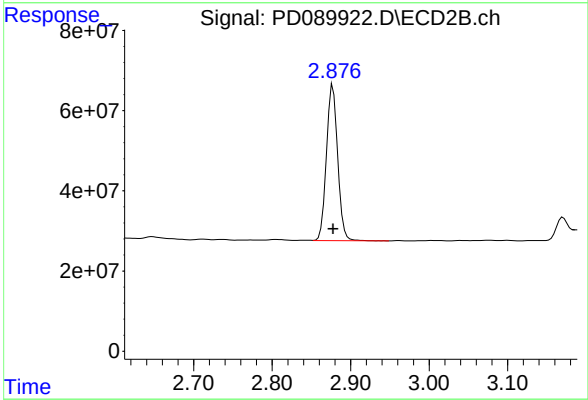

#1 Tetrachloro-m-xylene

R.T.: 2.877 min
Delta R.T.: 0.000 min
Response: 386552983
Conc: 24.41 ng/ml

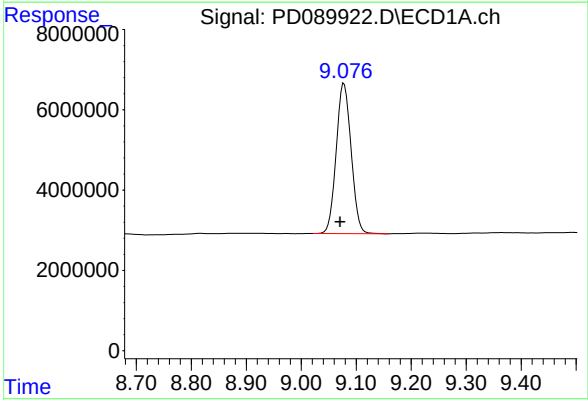

#28 Decachlorobiphenyl

R.T.: 9.078 min
Delta R.T.: 0.007 min
Response: 70622819
Conc: 19.00 ng/ml

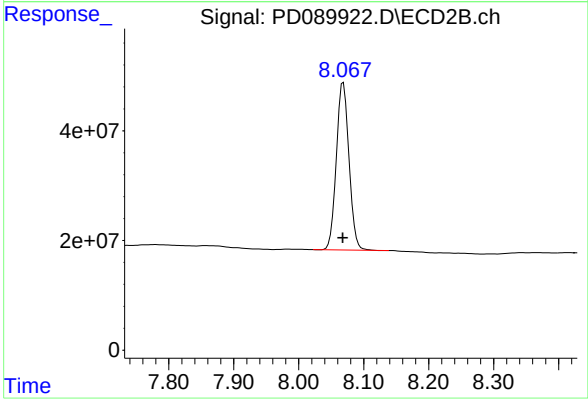

#28 Decachlorobiphenyl

R.T.: 8.069 min
Delta R.T.: 0.000 min
Response: 414430617
Conc: 20.64 ng/ml

Sample Results: **PD089923.D**

Instrument :
ECD_D
ClientSampleId :
TG-S03

A B C D E F G H I J K L

Data Path : Z:\pestpcbsrv\HPCHEM1\ECD_D\Data\PD081625\
Data File : PD089923.D
Signal(s) : Signal #1: ECD1A.ch Signal #2: ECD2B.ch
Acq On : 15 Aug 2025 17:52
Operator : AR\AJ
Sample : Q2832-06
Misc :
ALS Vial : 19 Sample Multiplier: 1

Integration File signal 1: autoint1.e
Integration File signal 2: autoint2.e
Quant Time: Aug 18 01:51:57 2025
Quant Method : Z:\pestpcbsrv\HPCHEM1\ECD_D\Method\PD073125.M
Quant Title : GC Extractables
QLast Update : Fri Aug 01 07:03:58 2025
Response via : Initial Calibration
Integrator: ChemStation

Volume Inj. : 1 µl
Signal #1 Phase : ZB-MR1 Signal #2 Phase: ZB-MR2
Signal #1 Info : 30M x 0.32mm x0.5 Signal #2 Info : 30M x 0.32mm x 0.25µm

	Compound	RT#1	RT#2	Resp#1	Resp#2	ng/ml	ng/ml
	System Monitoring Compounds						
1)	SA Tetrachlo...	3.549	2.878	45153923	358.2E6	18.306	22.620
28)	SA Decachlor...	9.070	8.067	62635978	363.3E6	16.855	18.092
	Target Compounds						

(f)=RT Delta > 1/2 Window (#)=Amounts differ by > 25% (m)=manual int.

Sample Results: **PD089923.D**

Data Path : Z:\pestpcbsrv\HPCHEM1\ECD_D\Data\PD081625\
Data File : PD089923.D
Signal(s) : Signal #1: ECD1A.ch Signal #2: ECD2B.ch
Acq On : 15 Aug 2025 17:52
Operator : AR\AJ
Sample : Q2832-06
Misc :
ALS Vial : 19 Sample Multiplier: 1

Instrument :
ECD_D
ClientSampleId :
TG-S03

Integration File signal 1: autoint1.e
Integration File signal 2: autoint2.e
Quant Time: Aug 18 01:51:57 2025
Quant Method : Z:\pestpcbsrv\HPCHEM1\ECD_D\Method\PD073125.M
Quant Title : GC Extractables
QLast Update : Fri Aug 01 07:03:58 2025
Response via : Initial Calibration
Integrator: ChemStation

Volume Inj. : 1 µl
Signal #1 Phase : ZB-MR1 Signal #2 Phase: ZB-MR2
Signal #1 Info : 30M x 0.32mm x0.5 Signal #2 Info : 30M x 0.32mm x 0.25µm

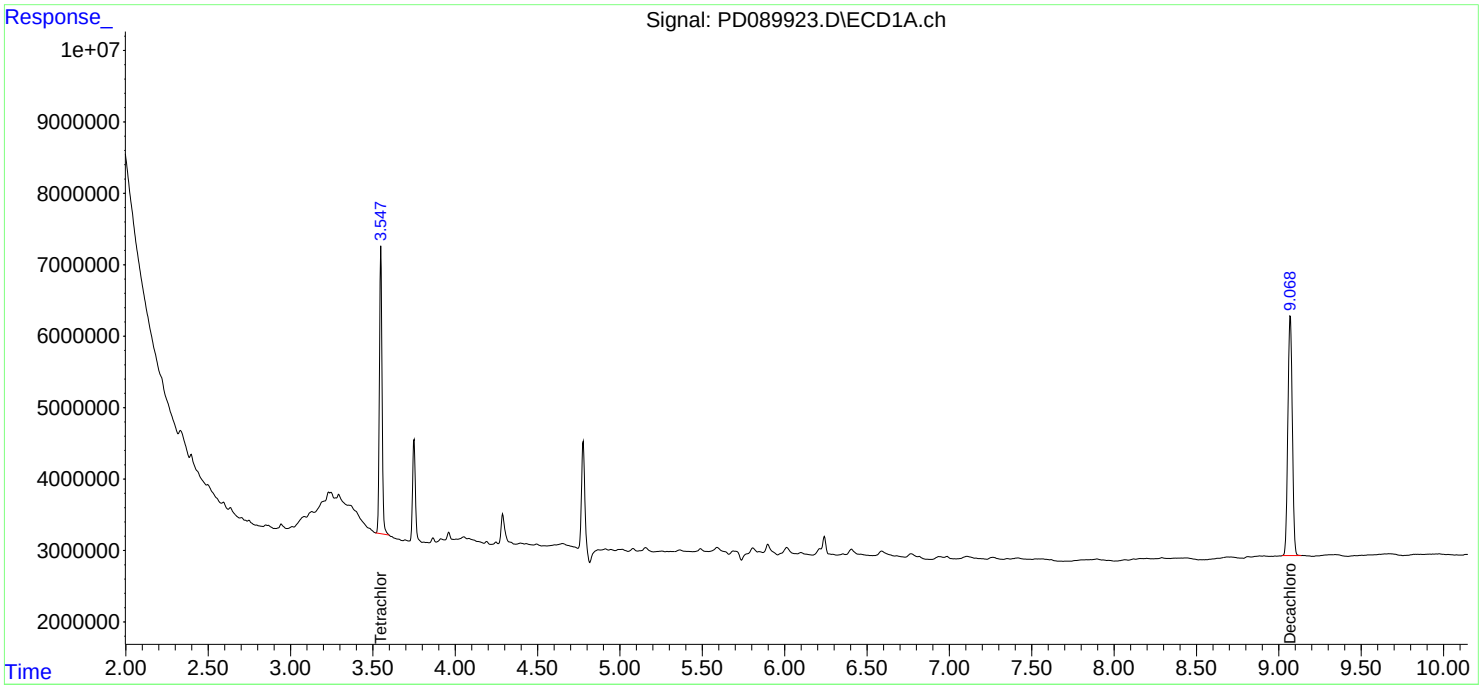

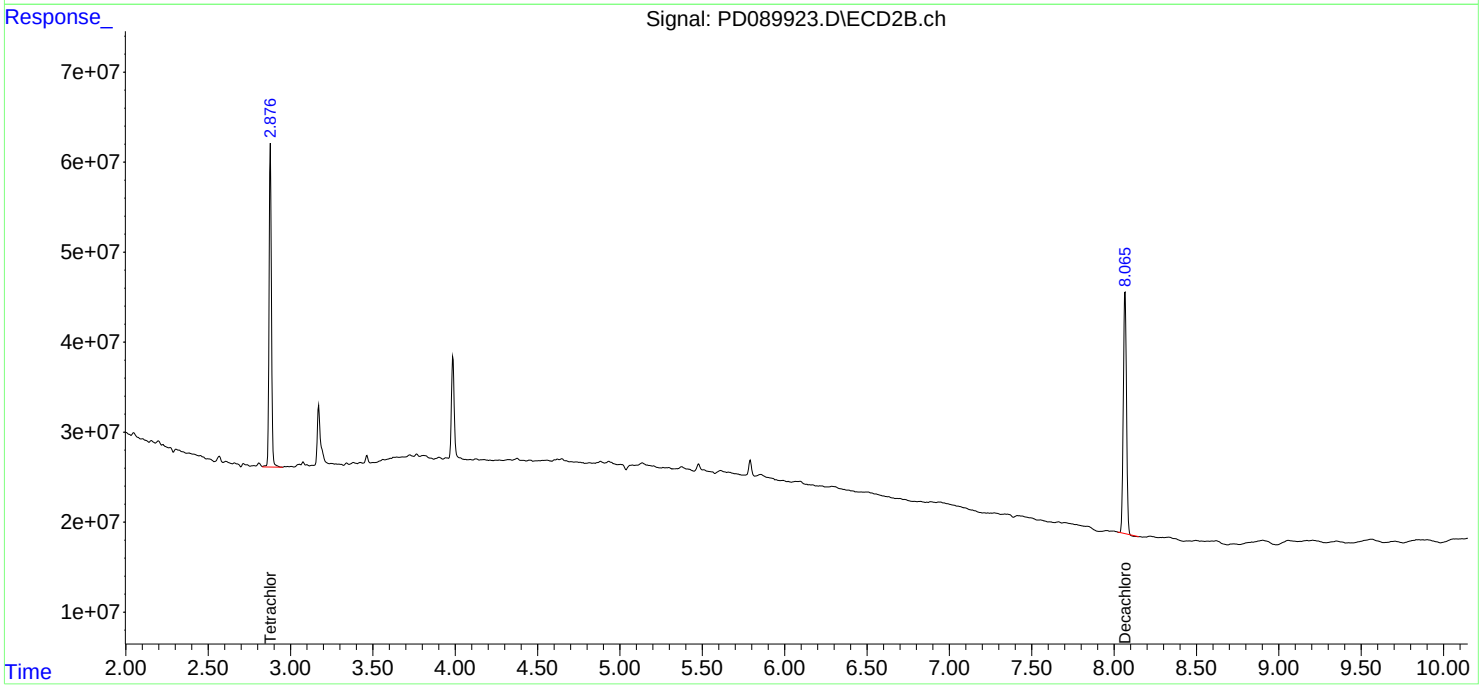

Instrument :
ECD_D
ClientSampleId :
TG-S03

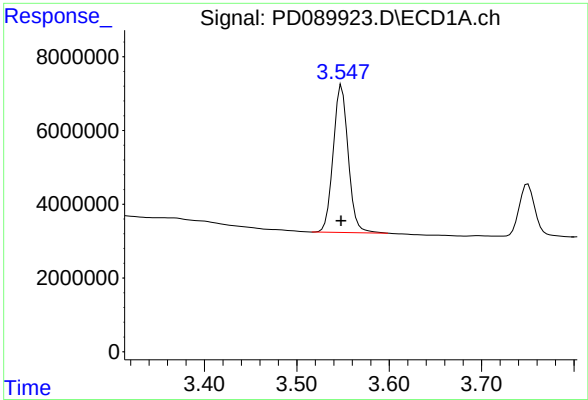

#1 Tetrachloro-m-xylene

R.T.: 3.549 min
Delta R.T.: 0.000 min
Response: 45153923
Conc: 18.31 ng/ml

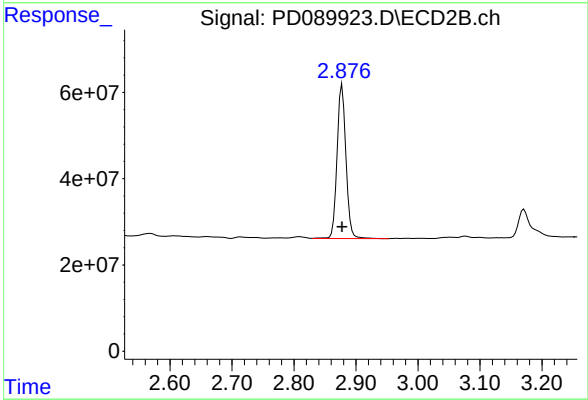

#1 Tetrachloro-m-xylene

R.T.: 2.878 min
Delta R.T.: 0.000 min
Response: 358246528
Conc: 22.62 ng/ml

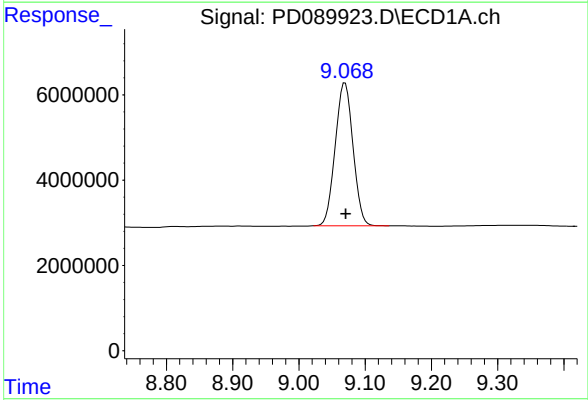

#28 Decachlorobiphenyl

R.T.: 9.070 min
Delta R.T.: 0.000 min
Response: 62635978
Conc: 16.85 ng/ml

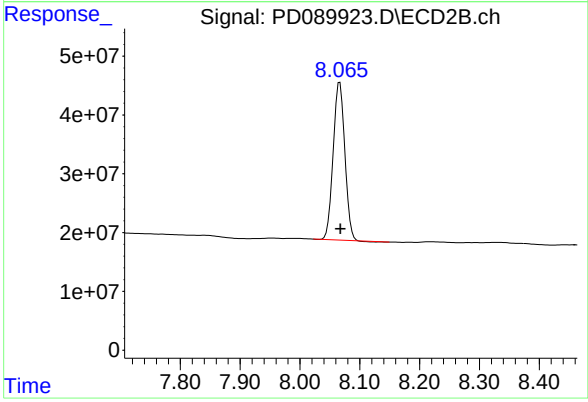

#28 Decachlorobiphenyl

R.T.: 8.067 min
Delta R.T.: -0.001 min
Response: 363251058
Conc: 18.09 ng/ml

Sample Results: **PD089924.D**

Instrument :
ECD_D
ClientSampleId :
TG-S04

Data Path : Z:\pestpcbsrv\HPCHEM1\ECD_D\Data\PD081625\
Data File : PD089924.D
Signal(s) : Signal #1: ECD1A.ch Signal #2: ECD2B.ch
Acq On : 15 Aug 2025 18:06
Operator : AR\AJ
Sample : Q2832-08
Misc :
ALS Vial : 20 Sample Multiplier: 1

Integration File signal 1: autoint1.e
Integration File signal 2: autoint2.e
Quant Time: Aug 18 01:52:06 2025
Quant Method : Z:\pestpcbsrv\HPCHEM1\ECD_D\Method\PD073125.M
Quant Title : GC Extractables
QLast Update : Fri Aug 01 07:03:58 2025
Response via : Initial Calibration
Integrator: ChemStation

Volume Inj. : 1 µl
Signal #1 Phase : ZB-MR1 Signal #2 Phase: ZB-MR2
Signal #1 Info : 30M x 0.32mm x0.5 Signal #2 Info : 30M x 0.32mm x 0.25µm

	Compound	RT#1	RT#2	Resp#1	Resp#2	ng/ml	ng/ml
	System Monitoring Compounds						
1) SA	Tetrachlo...	3.548	2.878	46086824	370.9E6	18.684	23.420 #
28) SA	Decachlor...	9.068	8.066	67218364	401.6E6	18.088	20.003
	Target Compounds						

(f)=RT Delta > 1/2 Window (#)=Amounts differ by > 25% (m)=manual int.

Sample Results: **PD089924.D**

Data Path : Z:\pestpcbsrv\HPCHEM1\ECD_D\Data\PD081625\
Data File : PD089924.D
Signal(s) : Signal #1: ECD1A.ch Signal #2: ECD2B.ch
Acq On : 15 Aug 2025 18:06
Operator : AR\AJ
Sample : Q2832-08
Misc :
ALS Vial : 20 Sample Multiplier: 1

Instrument :
ECD_D
ClientSampleId :
TG-S04

Integration File signal 1: autoint1.e
Integration File signal 2: autoint2.e
Quant Time: Aug 18 01:52:06 2025
Quant Method : Z:\pestpcbsrv\HPCHEM1\ECD_D\Method\PD073125.M
Quant Title : GC Extractables
QLast Update : Fri Aug 01 07:03:58 2025
Response via : Initial Calibration
Integrator: ChemStation

Volume Inj. : 1 µl
Signal #1 Phase : ZB-MR1 Signal #2 Phase: ZB-MR2
Signal #1 Info : 30M x 0.32mm x0.5 Signal #2 Info : 30M x 0.32mm x 0.25µm

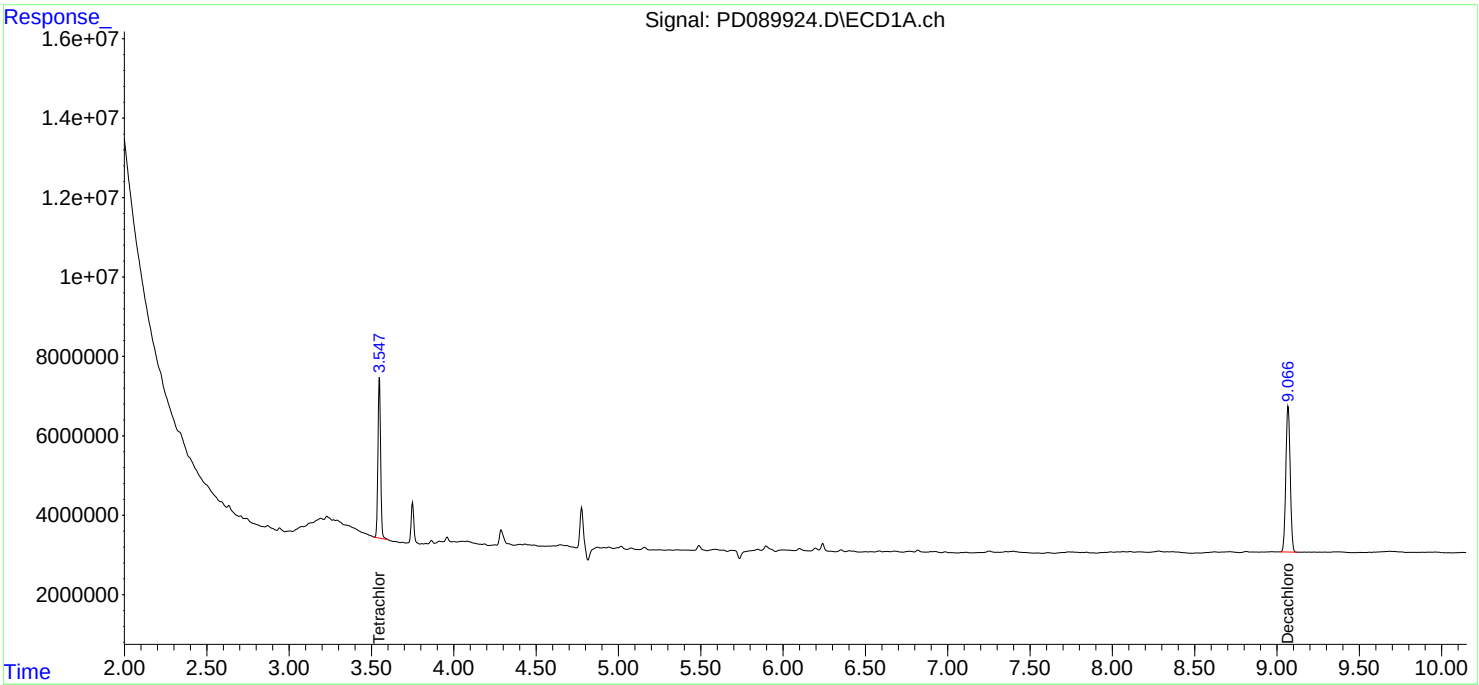

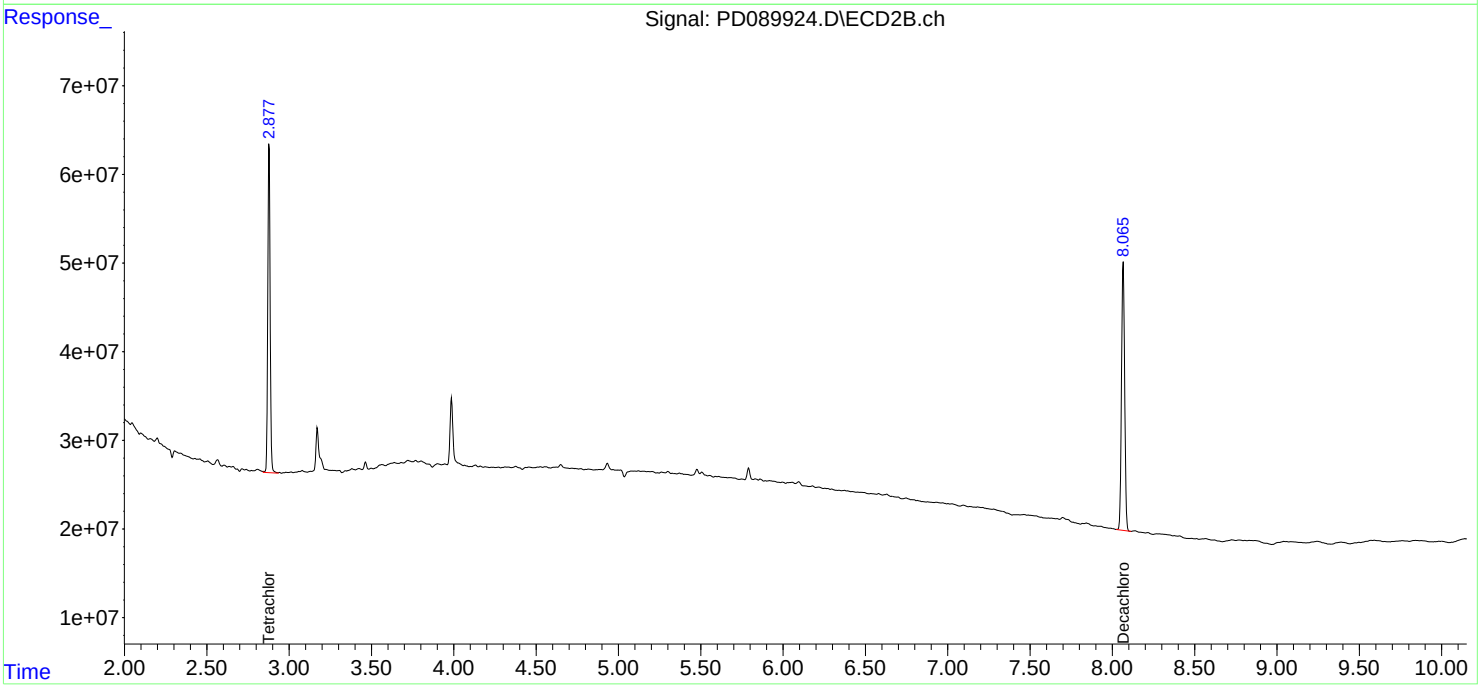

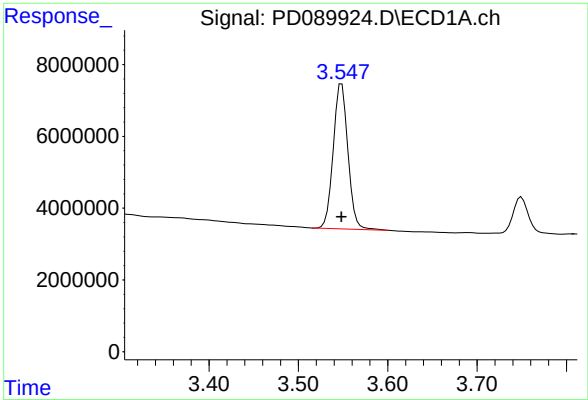

#1 Tetrachloro-m-xylene

R.T.: 3.548 min
Delta R.T.: 0.000 min
Response: 46086824
Conc: 18.68 ng/ml

Instrument :
ECD_D
ClientSampleId :
TG-S04

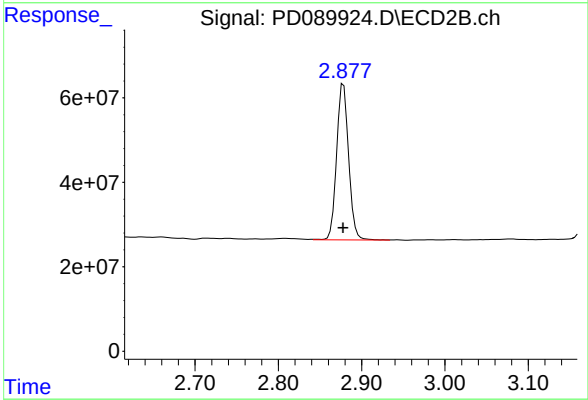

#1 Tetrachloro-m-xylene

R.T.: 2.878 min
Delta R.T.: 0.000 min
Response: 370923278
Conc: 23.42 ng/ml

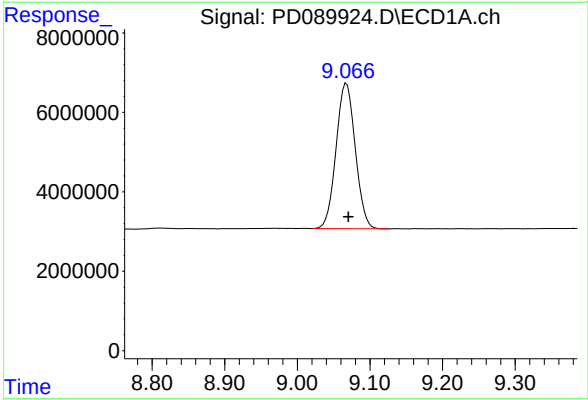

#28 Decachlorobiphenyl

R.T.: 9.068 min
Delta R.T.: -0.003 min
Response: 67218364
Conc: 18.09 ng/ml

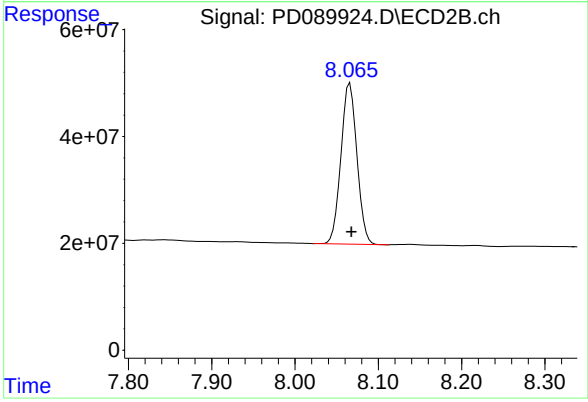

#28 Decachlorobiphenyl

R.T.: 8.066 min
Delta R.T.: -0.002 min
Response: 401612323
Conc: 20.00 ng/ml

Sample Results: **PD089928.D**

Instrument :
ECD_D
ClientSampleId :
TG-S05

A B C D E F G H I J K L

Data Path : Z:\pestpcbsrv\HPCHEM1\ECD_D\Data\PD081625\
Data File : PD089928.D
Signal(s) : Signal #1: ECD1A.ch Signal #2: ECD2B.ch
Acq On : 15 Aug 2025 19:04
Operator : AR\AJ
Sample : Q2832-10
Misc :
ALS Vial : 21 Sample Multiplier: 1

Integration File signal 1: autoint1.e
Integration File signal 2: autoint2.e
Quant Time: Aug 18 01:52:45 2025
Quant Method : Z:\pestpcbsrv\HPCHEM1\ECD_D\Method\PD073125.M
Quant Title : GC Extractables
QLast Update : Fri Aug 01 07:03:58 2025
Response via : Initial Calibration
Integrator: ChemStation

Volume Inj. : 1 µl
Signal #1 Phase : ZB-MR1 Signal #2 Phase: ZB-MR2
Signal #1 Info : 30M x 0.32mm x0.5 Signal #2 Info : 30M x 0.32mm x 0.25µm

	Compound	RT#1	RT#2	Resp#1	Resp#2	ng/ml	ng/ml
	System Monitoring Compounds						
1) SA	Tetrachlo...	3.552	2.878	41671695	336.0E6	16.894	21.215 #
28) SA	Decachlor...	9.073	8.067	64281422	402.9E6	17.297	20.068
	Target Compounds						

(f)=RT Delta > 1/2 Window (#)=Amounts differ by > 25% (m)=manual int.

Sample Results: **PD089928.D**

Data Path : Z:\pestpcbsrv\HPCHEM1\ECD_D\Data\PD081625\
Data File : PD089928.D
Signal(s) : Signal #1: ECD1A.ch Signal #2: ECD2B.ch
Acq On : 15 Aug 2025 19:04
Operator : AR\AJ
Sample : Q2832-10
Misc :
ALS Vial : 21 Sample Multiplier: 1

Instrument :
ECD_D
ClientSampleId :
TG-S05

Integration File signal 1: autoint1.e
Integration File signal 2: autoint2.e
Quant Time: Aug 18 01:52:45 2025
Quant Method : Z:\pestpcbsrv\HPCHEM1\ECD_D\Method\PD073125.M
Quant Title : GC Extractables
QLast Update : Fri Aug 01 07:03:58 2025
Response via : Initial Calibration
Integrator: ChemStation

Volume Inj. : 1 µl
Signal #1 Phase : ZB-MR1 Signal #2 Phase: ZB-MR2
Signal #1 Info : 30M x 0.32mm x0.5 Signal #2 Info : 30M x 0.32mm x 0.25µm

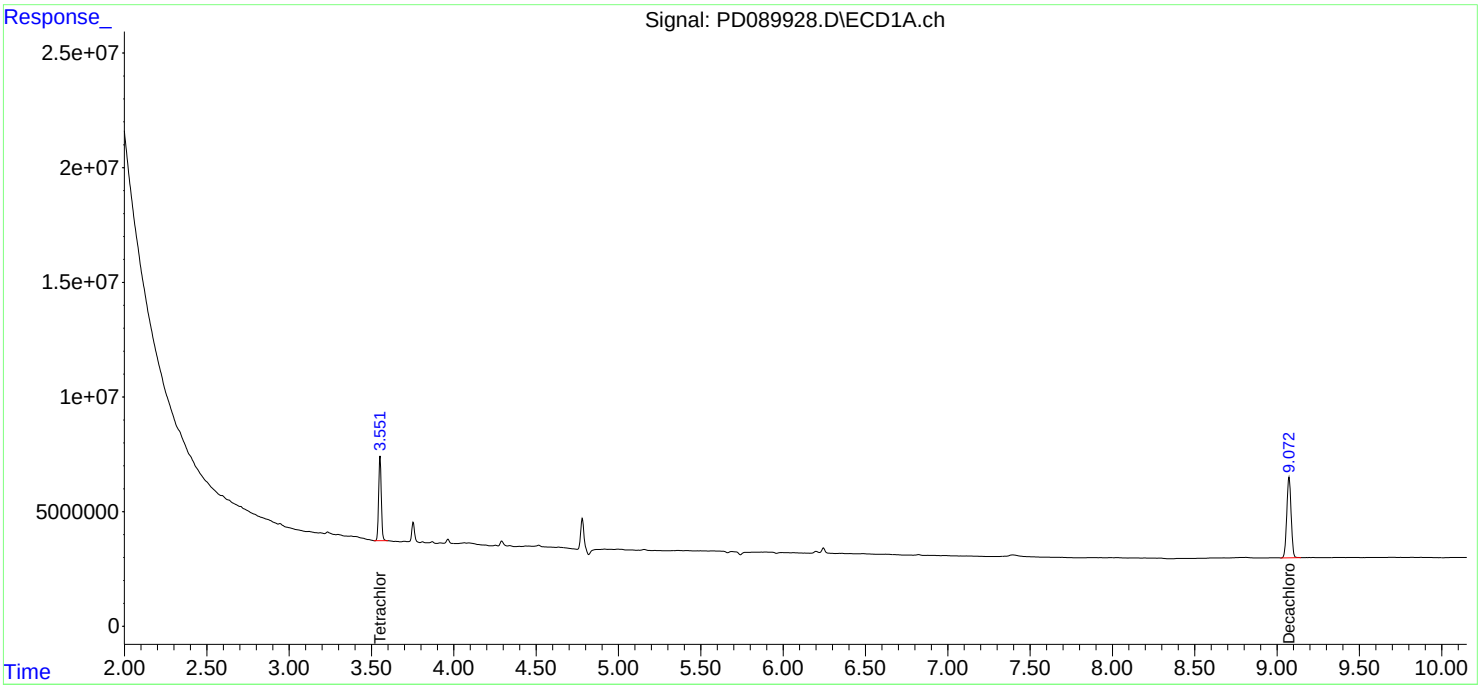

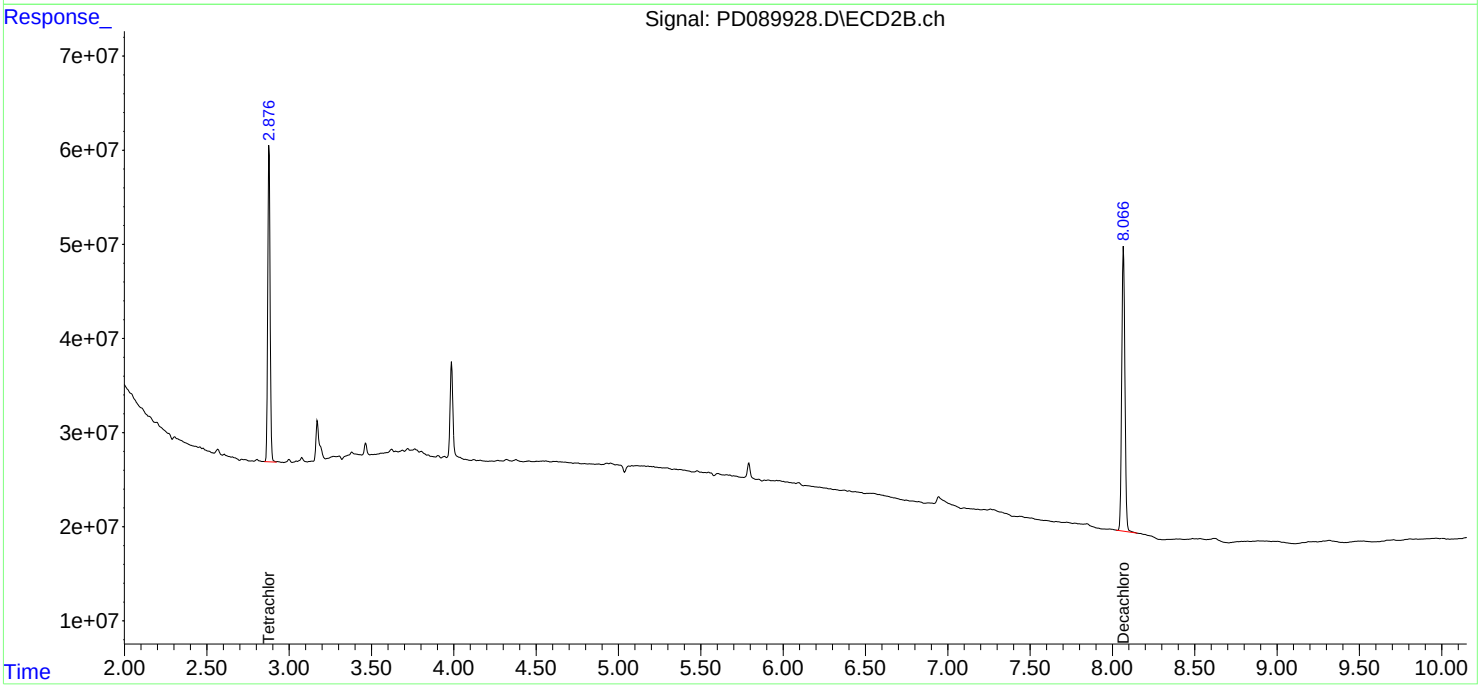

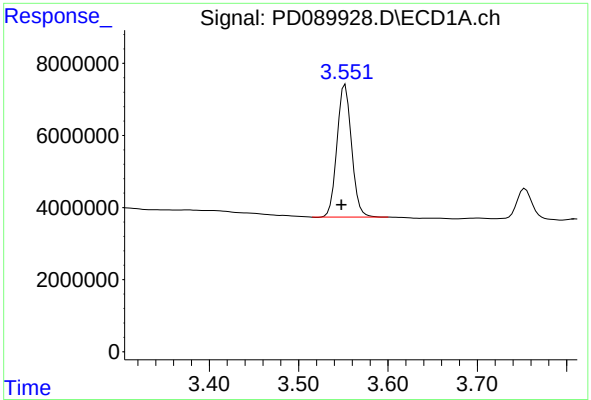

#1 Tetrachloro-m-xylene

R.T.: 3.552 min
Delta R.T.: 0.004 min
Response: 41671695
Conc: 16.89 ng/ml

Instrument :
ECD_D
ClientSampleId :
TG-S05

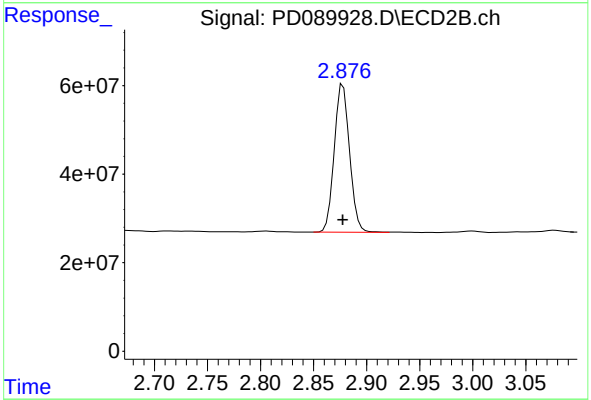

#1 Tetrachloro-m-xylene

R.T.: 2.878 min
Delta R.T.: 0.000 min
Response: 335998812
Conc: 21.21 ng/ml

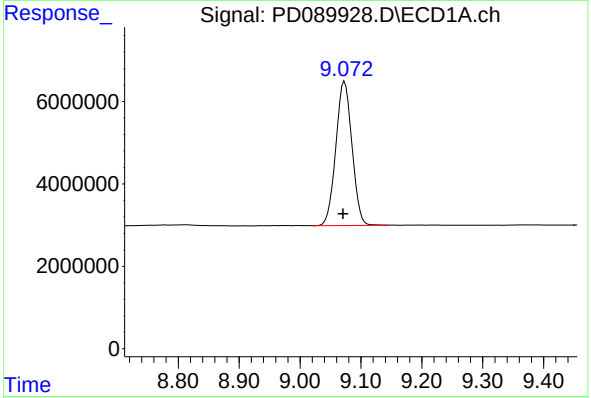

#28 Decachlorobiphenyl

R.T.: 9.073 min
Delta R.T.: 0.003 min
Response: 64281422
Conc: 17.30 ng/ml

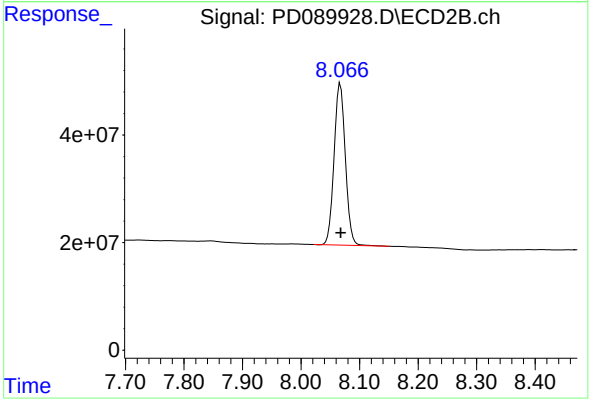

#28 Decachlorobiphenyl

R.T.: 8.067 min
Delta R.T.: 0.000 min
Response: 402922824
Conc: 20.07 ng/ml

Sample Results: **PD089936.D**

Instrument :
ECD_D
ClientSampleId :
PB169263BL

Data Path : Z:\pestpcbsrv\HPCHEM1\ECD_D\Data\PD081625\
Data File : PD089936.D
Signal(s) : Signal #1: ECD1A.ch Signal #2: ECD2B.ch
Acq On : 15 Aug 2025 21:34
Operator : AR\AJ
Sample : PB169263BL
Misc :
ALS Vial : 27 Sample Multiplier: 1

Integration File signal 1: autoint1.e
Integration File signal 2: autoint2.e
Quant Time: Aug 18 01:54:29 2025
Quant Method : Z:\pestpcbsrv\HPCHEM1\ECD_D\Method\PD073125.M
Quant Title : GC Extractables
QLast Update : Fri Aug 01 07:03:58 2025
Response via : Initial Calibration
Integrator: ChemStation

Volume Inj. : 1 µl
Signal #1 Phase : ZB-MR1 Signal #2 Phase: ZB-MR2
Signal #1 Info : 30M x 0.32mm x0.5 Signal #2 Info : 30M x 0.32mm x 0.25µm

	Compound	RT#1	RT#2	Resp#1	Resp#2	ng/ml	ng/ml
	System Monitoring Compounds						
1) SA	Tetrachlo...	3.548	2.878	50362425	415.9E6	20.418	26.262 #
28) SA	Decachlor...	9.068	8.065	82929624	522.9E6	22.315	26.044
	Target Compounds						

(f)=RT Delta > 1/2 Window (#)=Amounts differ by > 25% (m)=manual int.

Sample Results: **PD089936.D**

Data Path : Z:\pestpcbsrv\HPCHEM1\ECD_D\Data\PD081625\
Data File : PD089936.D
Signal(s) : Signal #1: ECD1A.ch Signal #2: ECD2B.ch
Acq On : 15 Aug 2025 21:34
Operator : AR\AJ
Sample : PB169263BL
Misc :
ALS Vial : 27 Sample Multiplier: 1

Instrument :
ECD_D
ClientSampleId :
PB169263BL

Integration File signal 1: autoint1.e
Integration File signal 2: autoint2.e
Quant Time: Aug 18 01:54:29 2025
Quant Method : Z:\pestpcbsrv\HPCHEM1\ECD_D\Method\PD073125.M
Quant Title : GC Extractables
QLast Update : Fri Aug 01 07:03:58 2025
Response via : Initial Calibration
Integrator: ChemStation

Volume Inj. : 1 µl
Signal #1 Phase : ZB-MR1 Signal #2 Phase: ZB-MR2
Signal #1 Info : 30M x 0.32mm x0.5 Signal #2 Info : 30M x 0.32mm x 0.25µm

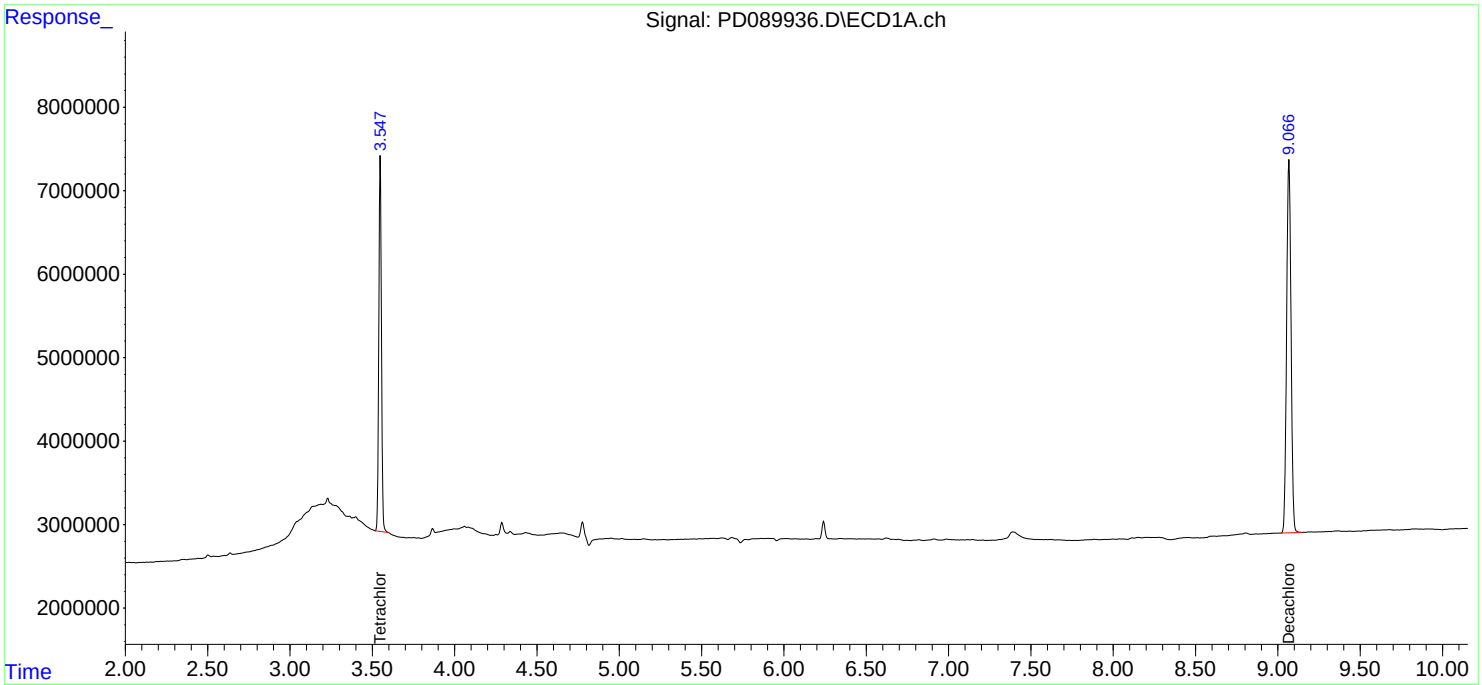

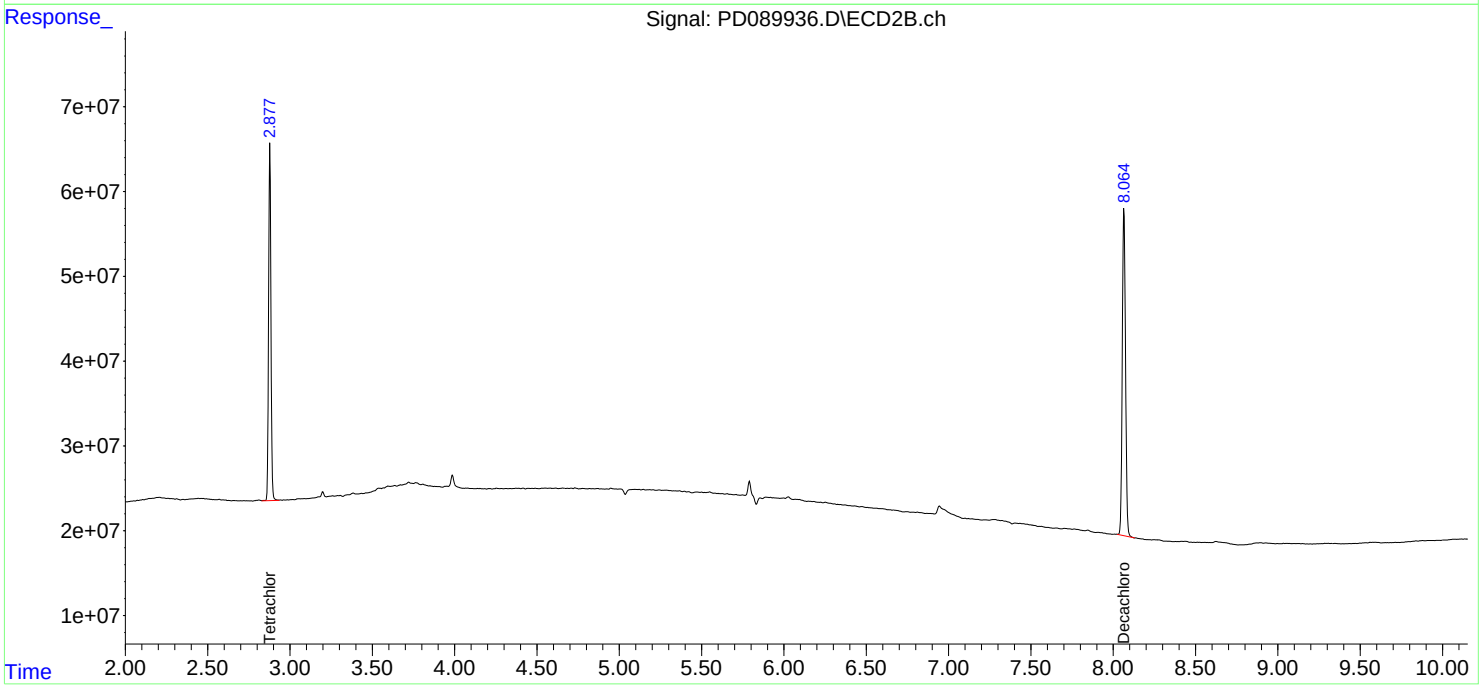

Instrument :
ECD_D
ClientSampleId :
PB169263BL

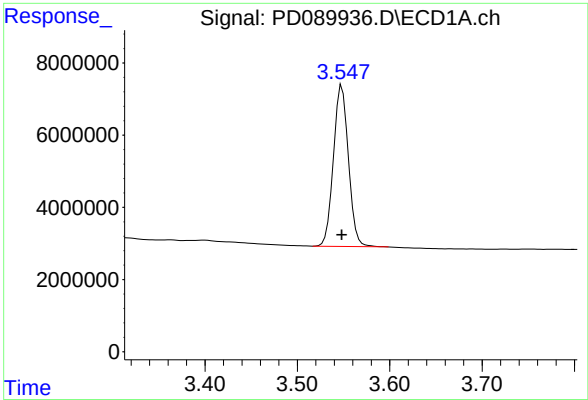


```
#1  Tetrachloro-m-xylene

      R.T.:    3.548 min
Delta R.T.:    0.000 min
  Response:  50362425
      Conc:  20.42 ng/ml
```

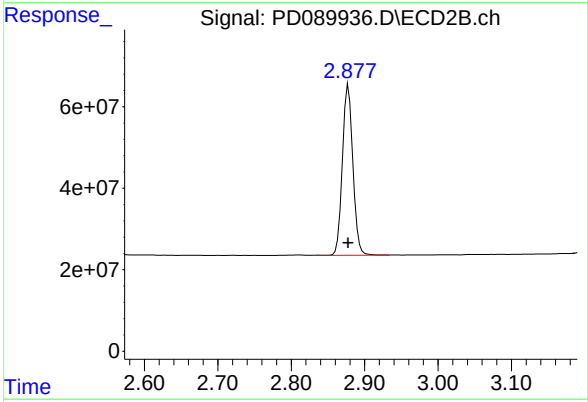


```
#1  Tetrachloro-m-xylene

      R.T.:    2.878 min
Delta R.T.:    0.000 min
  Response: 415928501
      Conc:  26.26 ng/ml
```

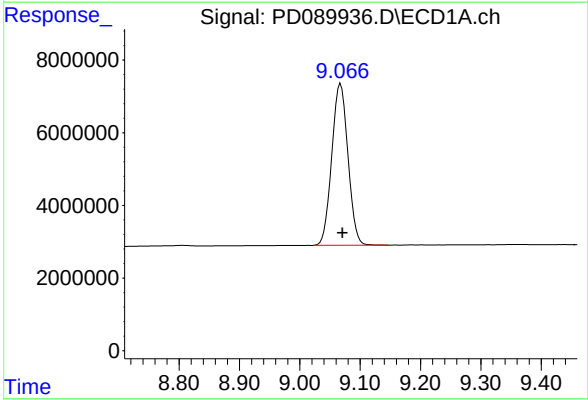


```
#28  Decachlorobiphenyl

      R.T.:    9.068 min
Delta R.T.:   -0.003 min
  Response:  82929624
      Conc:  22.32 ng/ml
```

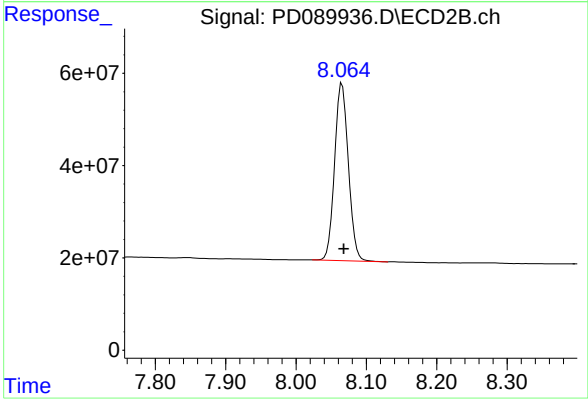


```
#28  Decachlorobiphenyl

      R.T.:    8.065 min
Delta R.T.:   -0.002 min
  Response: 522908751
      Conc:  26.04 ng/ml
```

Sample Results: **PD089937.D**

Data Path : Z:\pestpcbsrv\HPCHEM1\ECD_D\Data\PD081625\
Data File : PD089937.D
Signal(s) : Signal #1: ECD1A.ch Signal #2: ECD2B.ch
Acq On : 15 Aug 2025 21:48
Operator : AR\AJ
Sample : PB169263BS
Misc :
ALS Vial : 28 Sample Multiplier: 1

Instrument :
ECD_D
ClientSampleId :
PB169263BS

Integration File signal 1: autoint1.e
Integration File signal 2: autoint2.e
Quant Time: Aug 18 01:54:38 2025
Quant Method : Z:\pestpcbsrv\HPCHEM1\ECD_D\Method\PD073125.M
Quant Title : GC Extractables
QLast Update : Fri Aug 01 07:03:58 2025
Response via : Initial Calibration
Integrator: ChemStation

Volume Inj. : 1 µl
Signal #1 Phase : ZB-MR1 Signal #2 Phase: ZB-MR2
Signal #1 Info : 30M x 0.32mm x0.5 Signal #2 Info : 30M x 0.32mm x 0.25µm

		Compound	RT#1	RT#2	Resp#1	Resp#2	ng/ml	ng/ml	
		System Monitoring Compounds							
1)	SA	Tetrachlo...	3.548	2.878	43332812	356.2E6	17.568	22.490	#
28)	SA	Decachlor...	9.067	8.066	73086958	456.0E6	19.667	22.714	
		Target Compounds							
2)	A	alpha-BHC	3.997	3.390	238.7E6	1392.6E6	48.183	57.298	
3)	MA	gamma-BHC...	4.328	3.726	228.4E6	1299.9E6	48.056	57.710	
4)	MA	Heptachlor	4.927	4.079	226.1E6	1306.7E6	46.999	56.299	
5)	MB	Aldrin	5.268	4.365	218.1E6	1287.1E6	47.776	57.844	
6)	B	beta-BHC	4.514	4.022	87266899	555.8E6	47.307	57.607	
7)	B	delta-BHC	4.763	4.258	222.6E6	1320.4E6	48.542	58.127	
8)	B	Heptachlo...	5.688	4.868	195.7E6	1178.2E6	46.820	57.331	
9)	A	Endosulfan I	6.072	5.243	185.7E6	1126.2E6	46.839	57.611	
10)	B	gamma-Chl...	5.943	5.121	196.4E6	1264.5E6	46.990	58.399	
11)	B	alpha-Chl...	6.024	5.186	196.8E6	1216.9E6	46.808	58.443	
12)	B	4,4'-DDE	6.193	5.370	176.2E6	1238.6E6	47.246	58.596	
13)	MA	Dieldrin	6.344	5.508	197.5E6	1259.0E6	46.754	58.183	
14)	MA	Endrin	6.571	5.785	163.5E6	1139.7E6	45.701	57.200	#
15)	B	Endosulfa...	6.783	6.076	167.4E6	1095.1E6	45.627	58.254	#
16)	A	4,4'-DDD	6.702	5.925	139.6E6	1059.4E6	46.602	60.084	#
17)	MA	4,4'-DDT	7.018	6.178	149.0E6	1074.2E6	44.345	58.469	#
18)	B	Endrin al...	6.912	6.254	124.4E6	811.3E6	49.863	62.791	#
19)	B	Endosulfa...	7.147	6.478	156.5E6	1052.1E6	45.096	56.669	#
20)	A	Methoxychlor	7.491	6.749	78133044	553.1E6	43.699	56.463	#
21)	B	Endrin ke...	7.627	6.987	167.9E6	1153.8E6	45.206	57.496	#
22)		Mirex	8.110	7.180	123.8E6	872.5E6	44.390	57.319	#

(f)=RT Delta > 1/2 Window (#)=Amounts differ by > 25% (m)=manual int.

Sample Results: **PD089937.D**

Data Path : Z:\pestpcbsrv\HPCHEM1\ECD_D\Data\PD081625\
Data File : PD089937.D
Signal(s) : Signal #1: ECD1A.ch Signal #2: ECD2B.ch
Acq On : 15 Aug 2025 21:48
Operator : AR\AJ
Sample : PB169263BS
Misc :
ALS Vial : 28 Sample Multiplier: 1

Instrument :
ECD_D
ClientSampleId :
PB169263BS

Integration File signal 1: autoint1.e
Integration File signal 2: autoint2.e
Quant Time: Aug 18 01:54:38 2025
Quant Method : Z:\pestpcbsrv\HPCHEM1\ECD_D\Method\PD073125.M
Quant Title : GC Extractables
QLast Update : Fri Aug 01 07:03:58 2025
Response via : Initial Calibration
Integrator: ChemStation

Volume Inj. : 1 µl
Signal #1 Phase : ZB-MR1 Signal #2 Phase: ZB-MR2
Signal #1 Info : 30M x 0.32mm x0.5 Signal #2 Info : 30M x 0.32mm x 0.25µm

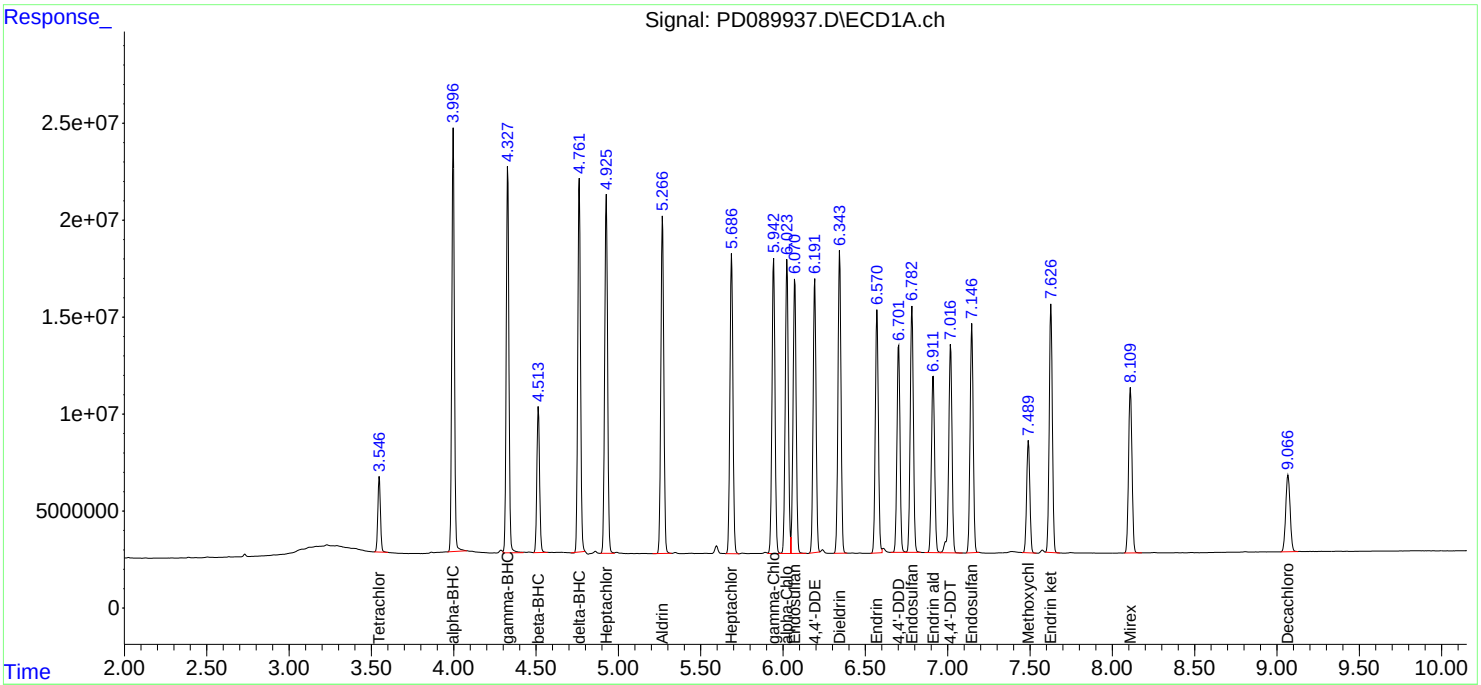

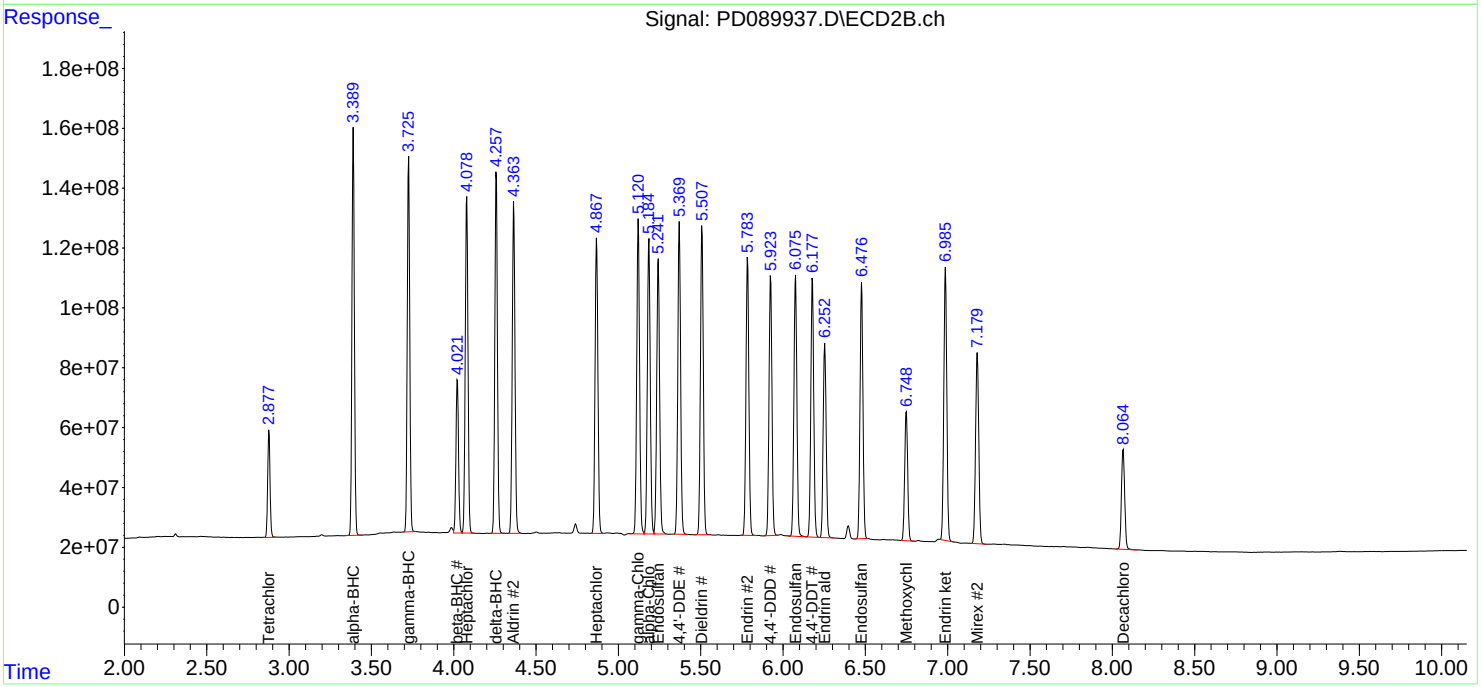

Quantitation Report (QT Reviewed)

Sample Results: **PD089920.D**

Data Path : Z:\pestpcbsrv\HPCHEM1\ECD_D\Data\PD081625\
Data File : PD089920.D
Signal(s) : Signal #1: ECD1A.ch Signal #2: ECD2B.ch
Acq On : 15 Aug 2025 16:57
Operator : AR\AJ
Sample : Q2832-02MS
Misc :
ALS Vial : 16 Sample Multiplier: 1

Integration File signal 1: autoint1.e
Integration File signal 2: autoint2.e
Quant Time: Aug 18 01:51:28 2025
Quant Method : Z:\pestpcbsrv\HPCHEM1\ECD_D\Method\PD073125.M
Quant Title : GC Extractables
QLast Update : Fri Aug 01 07:03:58 2025
Response via : Initial Calibration
Integrator: ChemStation

Instrument :
ECD_D
ClientSampleId :
TG-S01MS

Manual Integrations APPROVED
Reviewed By :Abdul Mirza 08/18/2025
Supervised By :mohammad ahmed 08/19/2025

Volume Inj. : 1 µl
Signal #1 Phase : ZB-MR1 Signal #2 Phase: ZB-MR2
Signal #1 Info : 30M x 0.32mm x0.5 Signal #2 Info : 30M x 0.32mm x 0.25µm

		Compound	RT#1	RT#2	Resp#1	Resp#2	ng/ml	ng/ml	
		System Monitoring Compounds							
1)	SA	Tetrachlo...	3.547	2.878	46543188	358.8E6	18.869m	22.657	
28)	SA	Decachlor...	9.068	8.066	61663397	350.0E6	16.593	17.432	
		Target Compounds							
2)	A	alpha-BHC	3.998	3.390	243.4E6	1416.9E6	49.132	58.297	
3)	MA	gamma-BHC...	4.329	3.727	243.9E6	1319.9E6	51.322	58.599	
4)	MA	Heptachlor	4.927	4.080	220.2E6	1260.8E6	45.763	54.324	
5)	MB	Aldrin	5.269	4.365	211.1E6	1245.0E6	46.250	55.952	
6)	B	beta-BHC	4.515	4.022	91907039	561.2E6	49.823	58.166	
7)	B	delta-BHC	4.762	4.259	223.1E6	1171.8E6	48.638m	51.588	
8)	B	Heptachlo...	5.688	4.869	197.9E6	1189.6E6	47.326	57.888	
9)	A	Endosulfan I	6.072	5.243	184.5E6	1116.4E6	46.540	57.112	
10)	B	gamma-Chl...	5.943	5.122	193.5E6	1262.9E6	46.302	58.321	#
11)	B	alpha-Chl...	6.024	5.186	194.4E6	1208.5E6	46.236	58.040	#
12)	B	4,4'-DDE	6.193	5.371	175.9E6	1229.9E6	47.152	58.186	
13)	MA	Dieldrin	6.345	5.509	195.4E6	1264.9E6	46.261	58.453	#
14)	MA	Endrin	6.572	5.785	166.4E6	1120.7E6	46.518	56.243	
15)	B	Endosulfa...	6.784	6.077	164.5E6	1053.1E6	44.828	56.016	
16)	A	4,4'-DDD	6.703	5.926	136.2E6	1005.9E6	45.463	57.046	#
17)	MA	4,4'-DDT	7.018	6.179	146.8E6	1026.0E6	43.687	55.842	#
18)	B	Endrin al...	6.913	6.255	124.9E6	791.9E6	50.041	61.291	
19)	B	Endosulfa...	7.147	6.478	152.1E6	992.0E6	43.824	53.434	
20)	A	Methoxychlor	7.491	6.750	75999995	515.4E6	42.506	52.618	
21)	B	Endrin ke...	7.627	6.987	163.3E6	1061.7E6	43.959	52.904	
22)		Mirex	8.110	7.180	117.3E6	780.9E6	42.056	51.305	

(f)=RT Delta > 1/2 Window (#)=Amounts differ by > 25% (m)=manual int.

Sample Results: **PD089920.D**

Data Path : Z:\pestpcbsrv\HPCHEM1\ECD_D\Data\PD081625\
Data File : PD089920.D
Signal(s) : Signal #1: ECD1A.ch Signal #2: ECD2B.ch
Acq On : 15 Aug 2025 16:57
Operator : AR\AJ
Sample : Q2832-02MS
Misc :
ALS Vial : 16 Sample Multiplier: 1

Integration File signal 1: autoint1.e
Integration File signal 2: autoint2.e
Quant Time: Aug 18 01:51:28 2025
Quant Method : Z:\pestpcbsrv\HPCHEM1\ECD_D\Method\PD073125.M
Quant Title : GC Extractables
QLast Update : Fri Aug 01 07:03:58 2025
Response via : Initial Calibration
Integrator: ChemStation

Volume Inj. : 1 µl
Signal #1 Phase : ZB-MR1 Signal #2 Phase: ZB-MR2
Signal #1 Info : 30M x 0.32mm x0.5 Signal #2 Info : 30M x 0.32mm x 0.25µm

Instrument :
ECD_D
ClientSampleId :
TG-S01MS

Manual Integrations APPROVED
Reviewed By :Abdul Mirza 08/18/2025
Supervised By :mohammad ahmed 08/19/2025

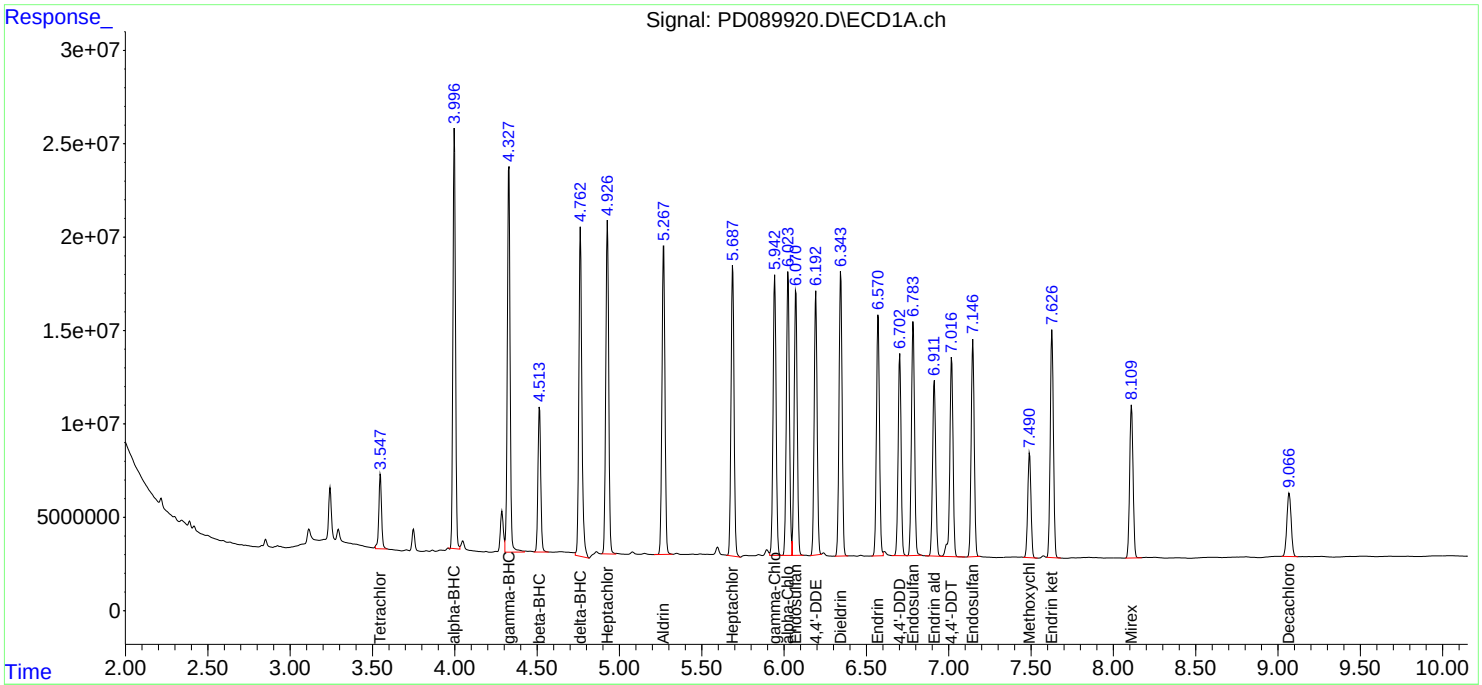

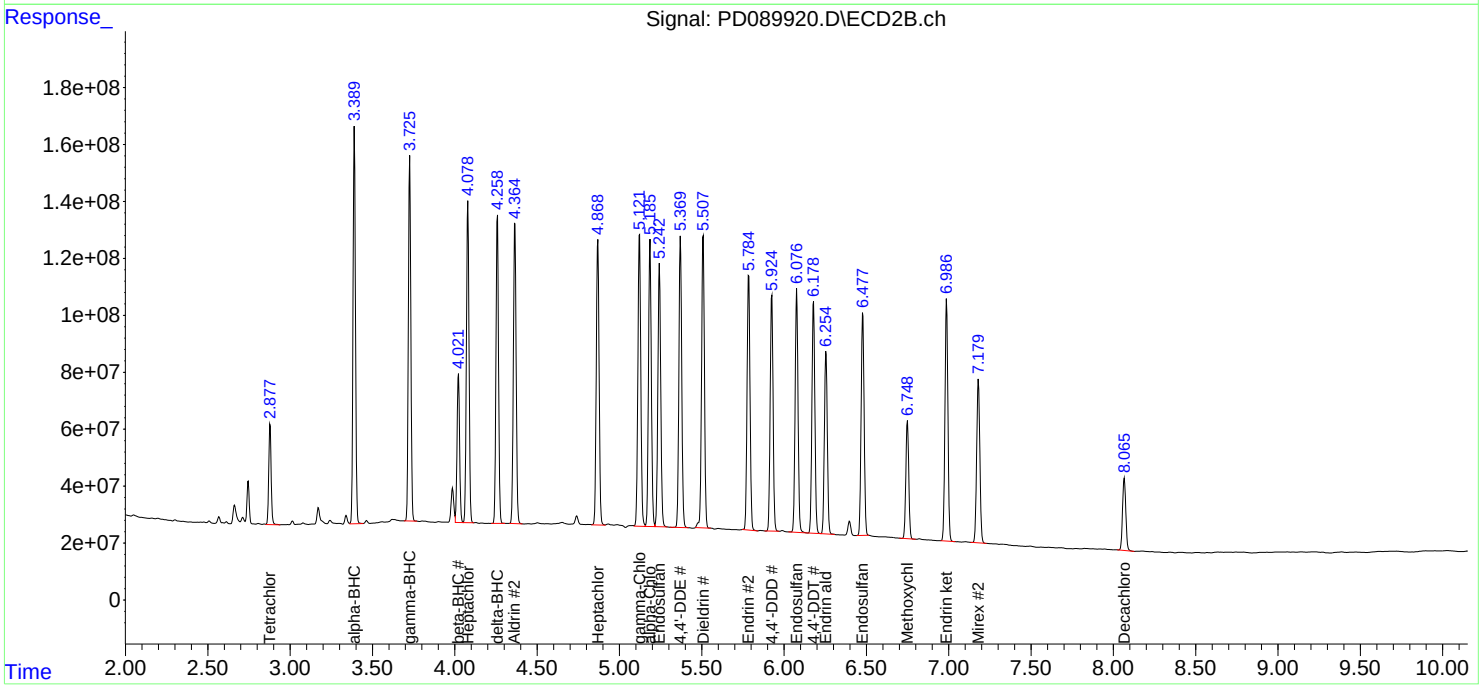

Quantitation Report (QT Reviewed)

Sample Results: **PD089921.D**

Data Path : Z:\pestpcbsrv\HPCHEM1\ECD_D\Data\PD081625\
Data File : PD089921.D
Signal(s) : Signal #1: ECD1A.ch Signal #2: ECD2B.ch
Acq On : 15 Aug 2025 17:10
Operator : AR\AJ
Sample : Q2832-02MSD
Misc :
ALS Vial : 17 Sample Multiplier: 1

Integration File signal 1: autoint1.e
Integration File signal 2: autoint2.e
Quant Time: Aug 18 01:51:38 2025
Quant Method : Z:\pestpcbsrv\HPCHEM1\ECD_D\Method\PD073125.M
Quant Title : GC Extractables
QLast Update : Fri Aug 01 07:03:58 2025
Response via : Initial Calibration
Integrator: ChemStation

Instrument :
ECD_D
ClientSampleId :
TG-S01MSD

Manual Integrations APPROVED
Reviewed By :Abdul Mirza 08/18/2025
Supervised By :mohammad ahmed 08/19/2025

Volume Inj. : 1 µl
Signal #1 Phase : ZB-MR1 Signal #2 Phase: ZB-MR2
Signal #1 Info : 30M x 0.32mm x0.5 Signal #2 Info : 30M x 0.32mm x 0.25µm

		Compound	RT#1	RT#2	Resp#1	Resp#2	ng/ml	ng/ml	
		System Monitoring Compounds							
1)	SA	Tetrachlo...	3.546	2.878	46526191	358.2E6	18.863m	22.616	
28)	SA	Decachlor...	9.068	8.066	61704303	364.8E6	16.604	18.169	
		Target Compounds							
2)	A	alpha-BHC	3.997	3.390	245.0E6	1417.3E6	49.458	58.313	
3)	MA	gamma-BHC...	4.328	3.727	243.7E6	1325.3E6	51.281	58.841	
4)	MA	Heptachlor	4.926	4.079	223.4E6	1267.5E6	46.422	54.613	
5)	MB	Aldrin	5.268	4.365	214.3E6	1253.5E6	46.949	56.336	
6)	B	beta-BHC	4.514	4.022	91766124	566.7E6	49.746	58.729	
7)	B	delta-BHC	4.761	4.259	224.4E6	1178.6E6	48.929m	51.884	
8)	B	Heptachlo...	5.688	4.869	198.7E6	1195.6E6	47.538	58.180	
9)	A	Endosulfan I	6.071	5.243	187.6E6	1137.1E6	47.329	58.169	
10)	B	gamma-Chl...	5.943	5.122	198.7E6	1284.7E6	47.552	59.329	
11)	B	alpha-Chl...	6.023	5.186	198.6E6	1234.3E6	47.236	59.280	#
12)	B	4,4'-DDE	6.193	5.371	176.8E6	1250.0E6	47.407	59.138	
13)	MA	Dieldrin	6.344	5.509	198.1E6	1277.1E6	46.896	59.021	#
14)	MA	Endrin	6.571	5.785	168.3E6	1149.8E6	47.035	57.707	
15)	B	Endosulfa...	6.783	6.076	166.4E6	1077.5E6	45.343	57.316	#
16)	A	4,4'-DDD	6.703	5.925	138.3E6	1035.4E6	46.167	58.721	#
17)	MA	4,4'-DDT	7.018	6.179	150.9E6	1049.2E6	44.905	57.106	#
18)	B	Endrin al...	6.912	6.255	126.9E6	804.6E6	50.833	62.275	
19)	B	Endosulfa...	7.147	6.478	149.5E6	1014.8E6	43.074	54.659	#
20)	A	Methoxychlor	7.490	6.750	77673401	530.8E6	43.442	54.185	
21)	B	Endrin ke...	7.627	6.987	167.5E6	1097.2E6	45.096	54.673	
22)		Mirex	8.110	7.180	118.3E6	799.6E6	42.434	52.534	

(f)=RT Delta > 1/2 Window (#)=Amounts differ by > 25% (m)=manual int.

Sample Results: **PD089921.D**

Data Path : Z:\pestpcbsrv\HPCHEM1\ECD_D\Data\PD081625\
Data File : PD089921.D
Signal(s) : Signal #1: ECD1A.ch Signal #2: ECD2B.ch
Acq On : 15 Aug 2025 17:10
Operator : AR\AJ
Sample : Q2832-02MSD
Misc :
ALS Vial : 17 Sample Multiplier: 1

Integration File signal 1: autoint1.e
Integration File signal 2: autoint2.e
Quant Time: Aug 18 01:51:38 2025
Quant Method : Z:\pestpcbsrv\HPCHEM1\ECD_D\Method\PD073125.M
Quant Title : GC Extractables
QLast Update : Fri Aug 01 07:03:58 2025
Response via : Initial Calibration
Integrator: ChemStation

Volume Inj. : 1 µl
Signal #1 Phase : ZB-MR1 Signal #2 Phase: ZB-MR2
Signal #1 Info : 30M x 0.32mm x0.5 Signal #2 Info : 30M x 0.32mm x 0.25µm

Instrument :
ECD_D
ClientSampleId :
TG-S01MSD

Manual Integrations APPROVED
Reviewed By :Abdul Mirza 08/18/2025
Supervised By :mohammad ahmed 08/19/2025

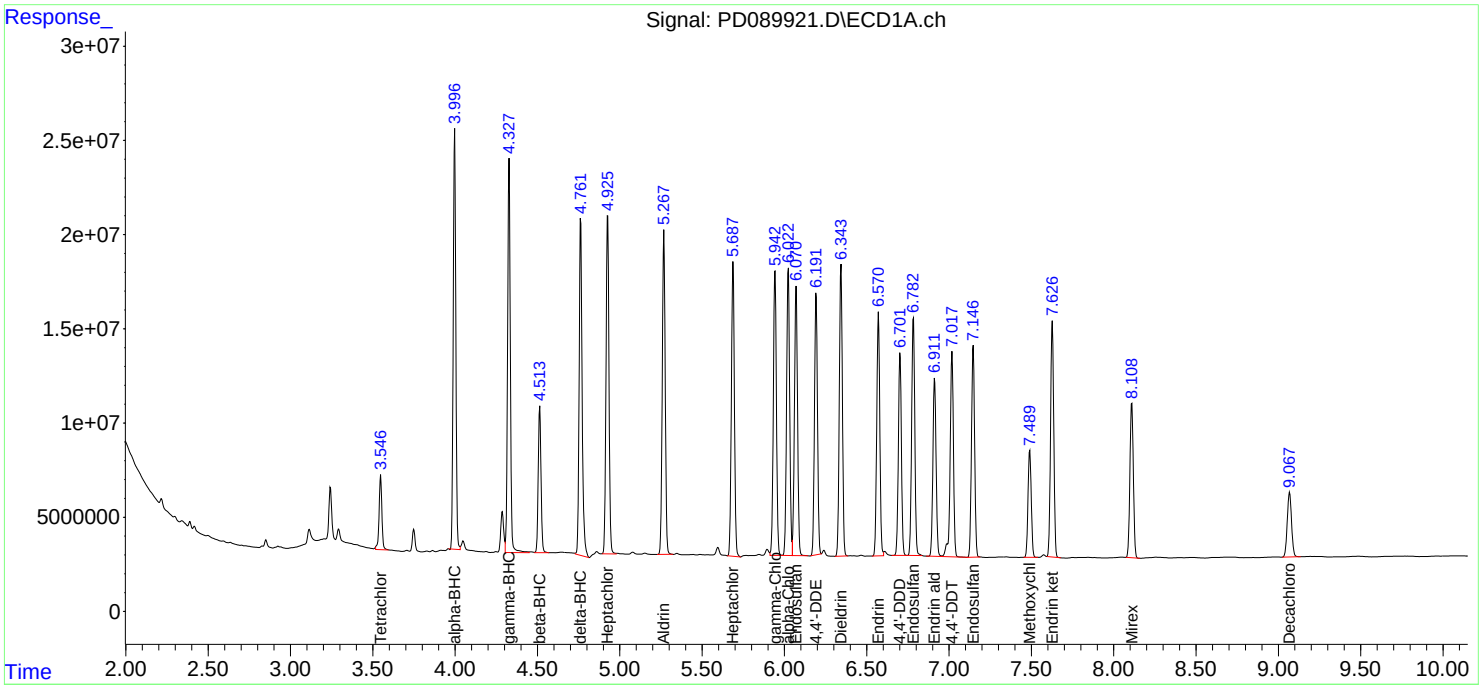

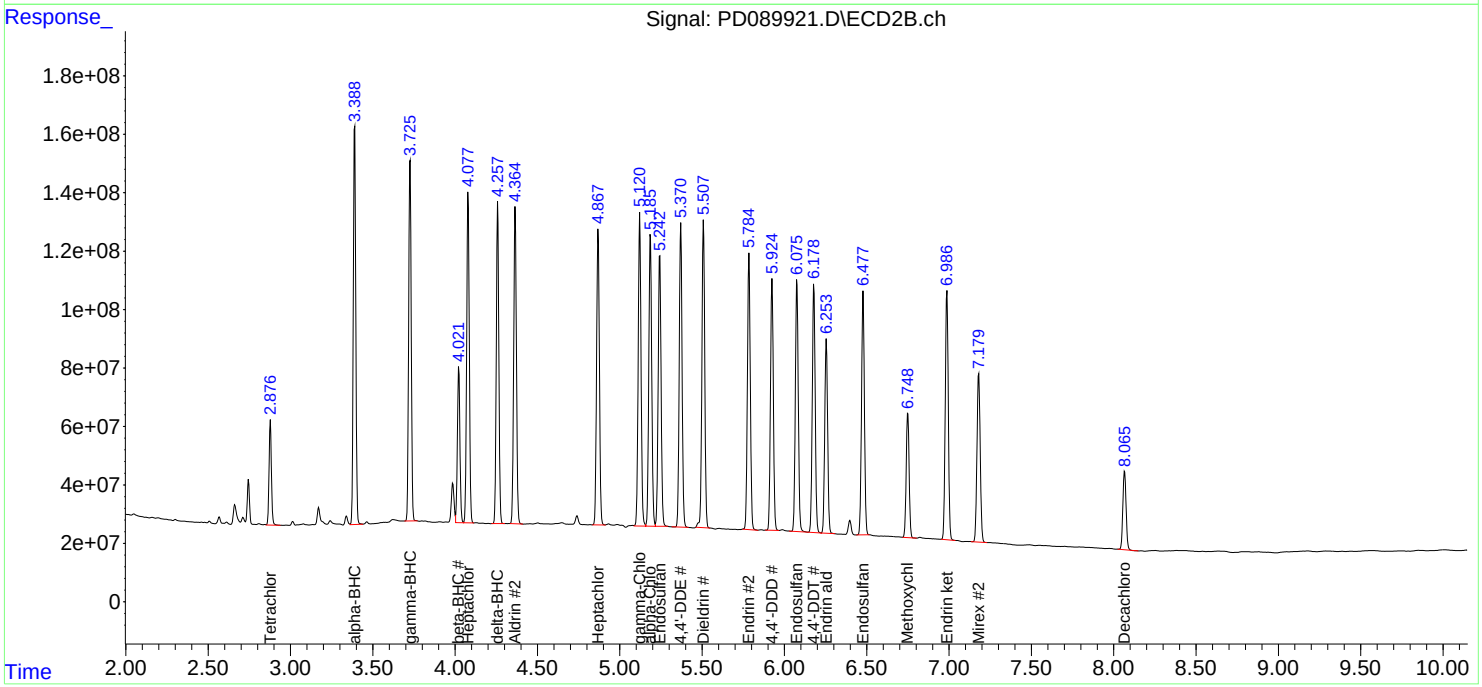

284 Sheffield Street, Mountainside, New Jersey 07092, Phone : 908 789 8900, Fax : 908 789 8922

Manual Integration Report

Sequence:	pd073125	Instrument	ECD_d

Sample ID	File ID	Parameter	Review By	Review On	Supervised By	Supervised On	Reason
PEM	PD089686.D	4,4"-DDD #2	Abdul	8/1/2025 9:25:47 AM	mohammad	8/1/2025 9:27:16	Peak Integrated by Software
PEM	PD089686.D	4,4"-DDE	Abdul	8/1/2025 9:25:47 AM	mohammad	8/1/2025 9:27:16	Peak Integrated by Software
PEM	PD089686.D	4,4"-DDE #2	Abdul	8/1/2025 9:25:47 AM	mohammad	8/1/2025 9:27:16	Peak Integrated by Software
PEM	PD089686.D	Endrin ketone	Abdul	8/1/2025 9:25:47 AM	mohammad	8/1/2025 9:27:16	Peak Integrated by Software
PEM	PD089686.D	Endrin ketone #2	Abdul	8/1/2025 9:25:47 AM	mohammad	8/1/2025 9:27:16	Peak Integrated by Software
PSTDICC075	PD089689.D	gamma-BHC (Lindane)	Abdul	8/1/2025 8:28:32 AM	mohammad	8/1/2025 9:27:16	Peak Integrated by Software
PSTDICC005	PD089692.D	4,4"-DDE #2	Abdul	8/1/2025 8:28:35 AM	mohammad	8/1/2025 9:27:16	Peak Integrated by Software
PSTDICC005	PD089692.D	Endrin aldehyde	Abdul	8/1/2025 8:28:35 AM	mohammad	8/1/2025 9:27:16	Peak Integrated by Software

284 Sheffield Street, Mountainside, New Jersey 07092, Phone : 908 789 8900, Fax : 908 789 8922

Manual Integration Report

Sequence:	pd081625	Instrument	ECD_d

Sample ID	File ID	Parameter	Review By	Review On	Supervised By	Supervised On	Reason
PEM	PD089905.D	4,4"-DDD	Abdul	8/18/2025 7:45:08 AM	mohammad	8/19/2025 1:27:21	Peak Integrated by Software
PEM	PD089905.D	4,4"-DDE	Abdul	8/18/2025 7:45:08 AM	mohammad	8/19/2025 1:27:21	Peak Integrated by Software
PEM	PD089905.D	4,4"-DDE #2	Abdul	8/18/2025 7:45:08 AM	mohammad	8/19/2025 1:27:21	Peak Integrated by Software
PEM	PD089905.D	Endrin ketone	Abdul	8/18/2025 7:45:08 AM	mohammad	8/19/2025 1:27:21	Peak Integrated by Software
PEM	PD089905.D	Endrin ketone #2	Abdul	8/18/2025 7:45:08 AM	mohammad	8/19/2025 1:27:21	Peak Integrated by Software
I.BLK	PD089913.D	Decachlorobiphenyl #2	Abdul	8/18/2025 7:45:31 AM	mohammad	8/19/2025 1:27:21	Peak Integrated by Software
PSTDCCC050	PD089914.D	alpha-BHC #2	Abdul	8/18/2025 7:45:35 AM	mohammad	8/19/2025 1:27:21	Peak Integrated by Software
Q2832-02MS	PD089920.D	delta-BHC	Abdul	8/18/2025 7:45:53 AM	mohammad	8/19/2025 1:27:21	Peak Integrated by Software
Q2832-02MS	PD089920.D	Tetrachloro-m-xylene	Abdul	8/18/2025 7:45:53 AM	mohammad	8/19/2025 1:27:21	Peak Integrated by Software
Q2832-02MSD	PD089921.D	delta-BHC	Abdul	8/18/2025 7:45:56 AM	mohammad	8/19/2025 1:27:21	Peak Integrated by Software
Q2832-02MSD	PD089921.D	Tetrachloro-m-xylene	Abdul	8/18/2025 7:45:56 AM	mohammad	8/19/2025 1:27:21	Peak Integrated by Software
PEM	PD089926.D	4,4"-DDD	Abdul	8/18/2025 7:45:59 AM	mohammad	8/19/2025 1:27:21	Peak Integrated by Software
PEM	PD089926.D	alpha-BHC #2	Abdul	8/18/2025 7:45:59 AM	mohammad	8/19/2025 1:27:21	Peak Integrated by Software

284 Sheffield Street, Mountainside, New Jersey 07092, Phone : 908 789 8900, Fax : 908 789 8922

Manual Integration Report

Sequence:	pd081625	Instrument	ECD_d

Sample ID	File ID	Parameter	Review By	Review On	Supervised By	Supervised On	Reason
PEM	PD089926.D	Endrin ketone #2	Abdul	8/18/2025 7:45:59 AM	mohammad	8/19/2025 1:27:21	Peak Integrated by Software
PEM	PD089926.D	gamma-BHC (Lindane)	Abdul	8/18/2025 7:45:59 AM	mohammad	8/19/2025 1:27:21	Peak Integrated by Software
PSTDCCC050	PD089927.D	4,4"-DDD	Abdul	8/18/2025 7:46:02 AM	mohammad	8/19/2025 1:27:21	Peak Integrated by Software
I.BLK	PD089945.D	Decachlorobiphenyl #2	Abdul	8/18/2025 7:46:31 AM	mohammad	8/19/2025 1:27:21	Peak Integrated by Software
PEM	PD089946.D	4,4"-DDD	Abdul	8/18/2025 7:46:34 AM	mohammad	8/19/2025 1:27:21	Peak Integrated by Software
PEM	PD089946.D	Endrin aldehyde	Abdul	8/18/2025 7:46:34 AM	mohammad	8/19/2025 1:27:21	Peak Integrated by Software
PEM	PD089946.D	Endrin ketone	Abdul	8/18/2025 7:46:34 AM	mohammad	8/19/2025 1:27:21	Peak Integrated by Software
PEM	PD089946.D	Endrin ketone #2	Abdul	8/18/2025 7:46:34 AM	mohammad	8/19/2025 1:27:21	Peak Integrated by Software
PSTDCCC050	PD089959.D	4,4"-DDD	Abdul	8/18/2025 7:47:23 AM	mohammad	8/19/2025 1:27:21	Peak Integrated by Software

284 Sheffield Street, Mountainside, New Jersey 07092, Phone : 908 789 8900,
Fax : 908 789 8922

Instrument ID: ECD_D

Daily Analysis Runlog For Sequence/QCBatch ID # PD073125

Review By	Abdul	Review On	8/1/2025 8:29:12 AM		
Supervise By	mohammad	Supervise On	8/1/2025 9:27:16 AM		
SubDirectory	PD073125	HP Acquire Method		HP Processing Method	pd073125 8081

STD. NAME	STD REF.#
Tune/Reschk	PP24433,PP24651
Initial Calibration Stds	PP24260,PP24261,PP24262,PP24269,PP24266,PP24267,PP24268,PP24269,PP24270,PP24271,PP24272,PP24273,PP24274,PP24275,PP24277 ,PP24278,PP24279,PP24280,PP24281,PP24282,PP24283,PP24284
CCC	PP24261,PP24273,PP24279,PP24284
Internal Standard/PEM	
ICV/I.BLK	PP24273,PP24279,PP24284
Surrogate Standard	
MS/MSD Standard	
LCS Standard	

Sr#	SampleId	Data File Name	Date-Time	Operator	Status
1	HEXANE	PD089684.D	31 Jul 2025 09:13	AR\AJ	Ok
2	I.BLK	PD089685.D	31 Jul 2025 10:33	AR\AJ	Ok
3	PEM	PD089686.D	31 Jul 2025 10:47	AR\AJ	Ok,M
4	RESCHK	PD089687.D	31 Jul 2025 11:34	AR\AJ	Ok
5	PSTDICC100	PD089688.D	31 Jul 2025 11:47	AR\AJ	Ok
6	PSTDICC075	PD089689.D	31 Jul 2025 12:01	AR\AJ	Ok,M
7	PSTDICC050	PD089690.D	31 Jul 2025 12:14	AR\AJ	Ok
8	PSTDICC025	PD089691.D	31 Jul 2025 12:28	AR\AJ	Ok
9	PSTDICC005	PD089692.D	31 Jul 2025 12:41	AR\AJ	Ok,M
10	PCHLORICC1000	PD089693.D	31 Jul 2025 12:56	AR\AJ	Ok
11	PCHLORICC750	PD089694.D	31 Jul 2025 13:09	AR\AJ	Ok
12	PCHLORICC500	PD089695.D	31 Jul 2025 13:23	AR\AJ	Ok
13	PCHLORICC250	PD089696.D	31 Jul 2025 13:36	AR\AJ	Ok
14	PCHLORICC050	PD089697.D	31 Jul 2025 13:50	AR\AJ	Ok
15	PTOXICC1000	PD089698.D	31 Jul 2025 14:03	AR\AJ	Ok
16	PTOXICC750	PD089699.D	31 Jul 2025 14:17	AR\AJ	Ok
17	PTOXICC500	PD089700.D	31 Jul 2025 14:31	AR\AJ	Ok
18	PTOXICC250	PD089701.D	31 Jul 2025 14:44	AR\AJ	Ok,M
19	PTOXICC100	PD089702.D	31 Jul 2025 14:58	AR\AJ	Ok,M
20	PSTDICV050	PD089703.D	31 Jul 2025 15:11	AR\AJ	Ok
21	PCHLORICV500	PD089704.D	31 Jul 2025 15:25	AR\AJ	Ok

284 Sheffield Street, Mountainside, New Jersey 07092, Phone : 908 789 8900,
Fax : 908 789 8922

Instrument ID: ECD_D

Daily Analysis Runlog For Sequence/QCBatch ID # PD073125

Review By	Abdul	Review On	8/1/2025 8:29:12 AM		
Supervise By	mohammad	Supervise On	8/1/2025 9:27:16 AM		
SubDirectory	PD073125	HP Acquire Method		HP Processing Method	pd073125 8081

STD. NAME	STD REF.#
Tune/Reschk	PP24433,PP24651
Initial Calibration Stds	PP24260,PP24261,PP24262,PP24269,PP24266,PP24267,PP24268,PP24269,PP24270,PP24271,PP24272,PP24273,PP24274,PP24275,PP24277 ,PP24278,PP24279,PP24280,PP24281,PP24282,PP24283,PP24284
CCC	PP24261,PP24273,PP24279,PP24284
Internal Standard/PEM	
ICV/I.BLK	PP24273,PP24279,PP24284
Surrogate Standard	
MS/MSD Standard	
LCS Standard	

22	PTOXICV500	PD089705.D	31 Jul 2025 15:39	AR\AJ	Ok

M : Manual Integration

A B C D E F G H I J K L

284 Sheffield Street, Mountainside, New Jersey 07092, Phone : 908 789 8900,
Fax : 908 789 8922

Instrument ID: ECD_D

Daily Analysis Runlog For Sequence/QCBatch ID # PD081625

Review By	Abdul	Review On	8/18/2025 7:48:04 AM		
Supervise By	mohammad	Supervise On	8/19/2025 1:27:21 AM		
SubDirectory	PD081625	HP Acquire Method		HP Processing Method	pd073125 8081

STD. NAME	STD REF.#
Tune/Reschk	PP24433,PP24651
Initial Calibration Stds	PP24744,PP24746,PP24748,PP24750,PP24751,PP24752,PP24753,PP24755,PP24756,PP24757,PP24758,PP24759,PP24760,PP24761,PP24762,PP24763,PP24764
CCC	PP24751,PP24756,PP24761
Internal Standard/PEM	
ICV/I.BLK	PP24754,PP24759,PP24761
Surrogate Standard	
MS/MSD Standard	
LCS Standard	

Sr#	SampleId	Data File Name	Date-Time	Operator	Status
1	HEXANE	PD089903.D	15 Aug 2025 09:24	AR\AJ	Ok
2	I.BLK	PD089904.D	15 Aug 2025 09:37	AR\AJ	Ok
3	PEM	PD089905.D	15 Aug 2025 09:51	AR\AJ	Ok,M
4	PSTDCCC050	PD089906.D	15 Aug 2025 10:04	AR\AJ	Ok
5	Q2819-06DL	PD089907.D	15 Aug 2025 10:21	AR\AJ	Ok,M
6	Q2819-14DL	PD089908.D	15 Aug 2025 10:35	AR\AJ	Dilution
7	Q2819-14DL2	PD089909.D	15 Aug 2025 10:49	AR\AJ	Ok,M
8	Q2820-09RE	PD089910.D	15 Aug 2025 11:02	AR\AJ	Confirms
9	Q2827-01DL	PD089911.D	15 Aug 2025 11:56	AR\AJ	Ok,M
10	Q2827-05DL	PD089912.D	15 Aug 2025 12:17	AR\AJ	Ok,M
11	I.BLK	PD089913.D	15 Aug 2025 13:12	AR\AJ	Ok,M
12	PSTDCCC050	PD089914.D	15 Aug 2025 13:53	AR\AJ	Ok,M
13	PB169261BL	PD089915.D	15 Aug 2025 15:31	AR\AJ	Ok
14	PB169261BS	PD089916.D	15 Aug 2025 16:02	AR\AJ	Ok,M
15	Q2877-01	PD089917.D	15 Aug 2025 16:16	AR\AJ	Ok,M
16	Q2732-03	PD089918.D	15 Aug 2025 16:29	AR\AJ	Ok,M
17	Q2832-02	PD089919.D	15 Aug 2025 16:43	AR\AJ	Ok
18	Q2832-02MS	PD089920.D	15 Aug 2025 16:57	AR\AJ	Ok,M
19	Q2832-02MSD	PD089921.D	15 Aug 2025 17:10	AR\AJ	Ok,M
20	Q2832-04	PD089922.D	15 Aug 2025 17:39	AR\AJ	Ok
21	Q2832-06	PD089923.D	15 Aug 2025 17:52	AR\AJ	Ok

284 Sheffield Street, Mountainside, New Jersey 07092, Phone : 908 789 8900,
Fax : 908 789 8922

Instrument ID: ECD_D

Daily Analysis Runlog For Sequence/QCBatch ID # PD081625

Review By	Abdul	Review On	8/18/2025 7:48:04 AM		
Supervise By	mohammad	Supervise On	8/19/2025 1:27:21 AM		
SubDirectory	PD081625	HP Acquire Method		HP Processing Method	pd073125 8081

STD. NAME	STD REF.#
Tune/Reschk	PP24433,PP24651
Initial Calibration Stds	PP24744,PP24746,PP24748,PP24750,PP24751,PP24752,PP24753,PP24755,PP24756,PP24757,PP24758,PP24759,PP24760,PP24761,PP24762,PP24763,PP24764
CCC	PP24751,PP24756,PP24761
Internal Standard/PEM	
ICV/I.BLK	PP24754,PP24759,PP24761
Surrogate Standard	
MS/MSD Standard	
LCS Standard	

22	Q2832-08	PD089924.D	15 Aug 2025 18:06	AR\AJ	Ok
23	I.BLK	PD089925.D	15 Aug 2025 18:20	AR\AJ	Ok
24	PEM	PD089926.D	15 Aug 2025 18:33	AR\AJ	Ok,M
25	PSTDCCC050	PD089927.D	15 Aug 2025 18:47	AR\AJ	Ok,M
26	Q2832-10	PD089928.D	15 Aug 2025 19:04	AR\AJ	Ok
27	Q2836-03	PD089929.D	15 Aug 2025 19:17	AR\AJ	Ok
28	Q2836-07	PD089930.D	15 Aug 2025 19:31	AR\AJ	Ok,M
29	Q2836-11	PD089931.D	15 Aug 2025 19:45	AR\AJ	Ok,M
30	Q2836-15	PD089932.D	15 Aug 2025 19:58	AR\AJ	Ok
31	Q2876-01	PD089933.D	15 Aug 2025 20:12	AR\AJ	Ok,M
32	I.BLK	PD089934.D	15 Aug 2025 20:26	AR\AJ	Ok
33	PSTDCCC050	PD089935.D	15 Aug 2025 20:39	AR\AJ	Ok
34	PB169263BL	PD089936.D	15 Aug 2025 21:34	AR\AJ	Ok
35	PB169263BS	PD089937.D	15 Aug 2025 21:48	AR\AJ	Ok
36	PB169212TB	PD089938.D	15 Aug 2025 22:02	AR\AJ	Ok
37	PB169264BL	PD089939.D	15 Aug 2025 22:15	AR\AJ	Ok
38	PB169264BS	PD089940.D	15 Aug 2025 22:29	AR\AJ	Ok
39	PB169264BSD	PD089941.D	15 Aug 2025 22:43	AR\AJ	Ok
40	Q2864-01	PD089942.D	15 Aug 2025 22:56	AR\AJ	Ok,M
41	Q2864-03	PD089943.D	15 Aug 2025 23:10	AR\AJ	Not Ok
42	Q2865-02	PD089944.D	15 Aug 2025 23:24	AR\AJ	Ok,M
43	I.BLK	PD089945.D	15 Aug 2025 23:38	AR\AJ	Ok,M
44	PEM	PD089946.D	15 Aug 2025 23:51	AR\AJ	Ok,M

284 Sheffield Street, Mountainside, New Jersey 07092, Phone : 908 789 8900,
Fax : 908 789 8922

Instrument ID: ECD_D

Daily Analysis Runlog For Sequence/QCBatch ID # PD081625

Review By	Abdul	Review On	8/18/2025 7:48:04 AM		
Supervise By	mohammad	Supervise On	8/19/2025 1:27:21 AM		
SubDirectory	PD081625	HP Acquire Method		HP Processing Method	pd073125 8081

STD. NAME	STD REF.#
Tune/Reschk	PP24433,PP24651
Initial Calibration Stds	PP24744,PP24746,PP24748,PP24750,PP24751,PP24752,PP24753,PP24755,PP24756,PP24757,PP24758,PP24759,PP24760,PP24761,PP24762,PP24763,PP24764
CCC	PP24751,PP24756,PP24761
Internal Standard/PEM	
ICV/I.BLK	PP24754,PP24759,PP24761
Surrogate Standard	
MS/MSD Standard	
LCS Standard	

45	PSTDCCC050	PD089947.D	16 Aug 2025 00:05	AR\AJ	Ok
46	Q2870-01	PD089948.D	16 Aug 2025 01:00	AR\AJ	Ok,M
47	Q2870-01MS	PD089949.D	16 Aug 2025 01:13	AR\AJ	Ok,M
48	Q2870-01MSD	PD089950.D	16 Aug 2025 01:27	AR\AJ	Ok,M
49	Q2870-04	PD089951.D	16 Aug 2025 01:41	AR\AJ	Ok,M
50	Q2871-01	PD089952.D	16 Aug 2025 01:54	AR\AJ	Ok,M
51	Q2871-04	PD089953.D	16 Aug 2025 02:08	AR\AJ	Ok,M
52	Q2871-07	PD089954.D	16 Aug 2025 02:22	AR\AJ	Ok,M
53	Q2872-01	PD089955.D	16 Aug 2025 02:36	AR\AJ	Ok,M
54	Q2873-01	PD089956.D	16 Aug 2025 02:49	AR\AJ	Ok,M
55	Q2873-04	PD089957.D	16 Aug 2025 03:03	AR\AJ	Ok,M
56	I.BLK	PD089958.D	16 Aug 2025 03:17	AR\AJ	Ok
57	PSTDCCC050	PD089959.D	16 Aug 2025 03:30	AR\AJ	Ok,M

M : Manual Integration

284 Sheffield Street, Mountainside, New Jersey 07092, Phone : 908 789 8900,
Fax : 908 789 8922

Instrument ID: ECD_D

Daily Analysis Runlog For Sequence/QCBatch ID # PD073125

Review By	Abdul	Review On	8/1/2025 8:29:12 AM		
Supervise By	mohammad	Supervise On	8/1/2025 9:27:16 AM		
SubDirectory	PD073125	HP Acquire Method		HP Processing Method	pd073125 8081

STD. NAME	STD REF.#
Tune/Reschk	PP24433,PP24651
Initial Calibration Stds	PP24260,PP24261,PP24262,PP24269,PP24266,PP24267,PP24268,PP24269,PP24270,PP24271,PP24272,PP24273,PP24274,PP24275,PP24277,PP24278,PP24279,PP24280,PP24281,PP24282,PP24283,PP24284
CCC	PP24261,PP24273,PP24279,PP24284
Internal Standard/PEM	
ICV/I.BLK	PP24273,PP24279,PP24284
Surrogate Standard	
MS/MSD Standard	
LCS Standard	

Sr#	SampleId	ClientID	Data File Name	Date-Time	Comment	Operator	Status
1	HEXANE	HEXANE	PD089684.D	31 Jul 2025 09:13		AR\AJ	Ok
2	I.BLK	I.BLK	PD089685.D	31 Jul 2025 10:33		AR\AJ	Ok
3	PEM	PEM	PD089686.D	31 Jul 2025 10:47		AR\AJ	Ok,M
4	RESCHK	RESCHK	PD089687.D	31 Jul 2025 11:34		AR\AJ	Ok
5	PSTDICC100	PSTDICC100	PD089688.D	31 Jul 2025 11:47		AR\AJ	Ok
6	PSTDICC075	PSTDICC075	PD089689.D	31 Jul 2025 12:01		AR\AJ	Ok,M
7	PSTDICC050	PSTDICC050	PD089690.D	31 Jul 2025 12:14		AR\AJ	Ok
8	PSTDICC025	PSTDICC025	PD089691.D	31 Jul 2025 12:28		AR\AJ	Ok
9	PSTDICC005	PSTDICC005	PD089692.D	31 Jul 2025 12:41		AR\AJ	Ok,M
10	PCHLORICC1000	PCHLORICC1000	PD089693.D	31 Jul 2025 12:56		AR\AJ	Ok
11	PCHLORICC750	PCHLORICC750	PD089694.D	31 Jul 2025 13:09		AR\AJ	Ok
12	PCHLORICC500	PCHLORICC500	PD089695.D	31 Jul 2025 13:23		AR\AJ	Ok
13	PCHLORICC250	PCHLORICC250	PD089696.D	31 Jul 2025 13:36		AR\AJ	Ok
14	PCHLORICC050	PCHLORICC050	PD089697.D	31 Jul 2025 13:50		AR\AJ	Ok
15	PTOXICC1000	PTOXICC1000	PD089698.D	31 Jul 2025 14:03		AR\AJ	Ok
16	PTOXICC750	PTOXICC750	PD089699.D	31 Jul 2025 14:17		AR\AJ	Ok
17	PTOXICC500	PTOXICC500	PD089700.D	31 Jul 2025 14:31		AR\AJ	Ok
18	PTOXICC250	PTOXICC250	PD089701.D	31 Jul 2025 14:44		AR\AJ	Ok,M

284 Sheffield Street, Mountainside, New Jersey 07092, Phone : 908 789 8900,
Fax : 908 789 8922

Instrument ID: ECD_D

Daily Analysis Runlog For Sequence/QCBatch ID # PD073125

Review By	Abdul	Review On	8/1/2025 8:29:12 AM		
Supervise By	mohammad	Supervise On	8/1/2025 9:27:16 AM		
SubDirectory	PD073125	HP Acquire Method		HP Processing Method	pd073125 8081

STD. NAME	STD REF.#
Tune/Reschk	PP24433,PP24651
Initial Calibration Stds	PP24260,PP24261,PP24262,PP24269,PP24266,PP24267,PP24268,PP24269,PP24270,PP24271,PP24272,PP24273,PP24274,PP24275,PP24277,PP24278,PP24279,PP24280,PP24281,PP24282,PP24283,PP24284
CCC	PP24261,PP24273,PP24279,PP24284
Internal Standard/PEM	
ICV/I.BLK	PP24273,PP24279,PP24284
Surrogate Standard	
MS/MSD Standard	
LCS Standard	

19	PTOXICC100	PTOXICC100	PD089702.D	31 Jul 2025 14:58		AR\AJ	Ok,M
20	PSTDICV050	ICVPD073125	PD089703.D	31 Jul 2025 15:11		AR\AJ	Ok
21	PCHLORICV500	ICVPD073125CHLOR	PD089704.D	31 Jul 2025 15:25		AR\AJ	Ok
22	PTOXICV500	ICVPD073125TOX	PD089705.D	31 Jul 2025 15:39		AR\AJ	Ok

M : Manual Integration

284 Sheffield Street, Mountainside, New Jersey 07092, Phone : 908 789 8900,
Fax : 908 789 8922

Instrument ID: ECD_D

Daily Analysis Runlog For Sequence/QCBatch ID # PD081625

Review By	Abdul	Review On	8/18/2025 7:48:04 AM		
Supervise By	mohammad	Supervise On	8/19/2025 1:27:21 AM		
SubDirectory	PD081625	HP Acquire Method		HP Processing Method	pd073125 8081

STD. NAME	STD REF.#
Tune/Reschk	PP24433,PP24651
Initial Calibration Stds	PP24744,PP24746,PP24748,PP24750,PP24751,PP24752,PP24753,PP24755,PP24756,PP24757,PP24758,PP24759,PP24760,PP24761,PP24762,PP24763,PP24764
CCC	PP24751,PP24756,PP24761
Internal Standard/PEM	
ICV/I.BLK	PP24754,PP24759,PP24761
Surrogate Standard	
MS/MSD Standard	
LCS Standard	

Sr#	SampleId	ClientID	Data File Name	Date-Time	Comment	Operator	Status
1	HEXANE	HEXANE	PD089903.D	15 Aug 2025 09:24		AR\AJ	Ok
2	I.BLK	I.BLK	PD089904.D	15 Aug 2025 09:37		AR\AJ	Ok
3	PEM	PEM	PD089905.D	15 Aug 2025 09:51		AR\AJ	Ok,M
4	PSTDCCC050	PSTDCCC050	PD089906.D	15 Aug 2025 10:04		AR\AJ	Ok
5	Q2819-06DL	11M-SDL	PD089907.D	15 Aug 2025 10:21		AR\AJ	Ok,M
6	Q2819-14DL	17M-WDL	PD089908.D	15 Aug 2025 10:35	Need dilution	AR\AJ	Dilution
7	Q2819-14DL2	17M-WDL2	PD089909.D	15 Aug 2025 10:49	TCMX high in 2nd column	AR\AJ	Ok,M
8	Q2820-09RE	705R-SRE	PD089910.D	15 Aug 2025 11:02	DCB low in both column	AR\AJ	Confirms
9	Q2827-01DL	TP-8DL	PD089911.D	15 Aug 2025 11:56		AR\AJ	Ok,M
10	Q2827-05DL	TP-9DL	PD089912.D	15 Aug 2025 12:17		AR\AJ	Ok,M
11	I.BLK	I.BLK	PD089913.D	15 Aug 2025 13:12		AR\AJ	Ok,M
12	PSTDCCC050	PSTDCCC050	PD089914.D	15 Aug 2025 13:53		AR\AJ	Ok,M
13	PB169261BL	PB169261BL	PD089915.D	15 Aug 2025 15:31		AR\AJ	Ok
14	PB169261BS	PB169261BS	PD089916.D	15 Aug 2025 16:02		AR\AJ	Ok,M
15	Q2877-01	EO-02-08142025	PD089917.D	15 Aug 2025 16:16		AR\AJ	Ok,M
16	Q2732-03	WC-A7-01-C	PD089918.D	15 Aug 2025 16:29		AR\AJ	Ok,M
17	Q2832-02	TG-S01	PD089919.D	15 Aug 2025 16:43		AR\AJ	Ok
18	Q2832-02MS	TG-S01MS	PD089920.D	15 Aug 2025 16:57		AR\AJ	Ok,M

284 Sheffield Street, Mountainside, New Jersey 07092, Phone : 908 789 8900,
Fax : 908 789 8922

Instrument ID: ECD_D

Daily Analysis Runlog For Sequence/QCBatch ID # PD081625

Review By	Abdul	Review On	8/18/2025 7:48:04 AM		
Supervise By	mohammad	Supervise On	8/19/2025 1:27:21 AM		
SubDirectory	PD081625	HP Acquire Method		HP Processing Method	pd073125 8081

STD. NAME	STD REF.#
Tune/Reschk	PP24433,PP24651
Initial Calibration Stds	PP24744,PP24746,PP24748,PP24750,PP24751,PP24752,PP24753,PP24755,PP24756,PP24757,PP24758,PP24759,PP24760,PP24761,PP24762,PP24763,PP24764
CCC	PP24751,PP24756,PP24761
Internal Standard/PEM	
ICV/I.BLK	PP24754,PP24759,PP24761
Surrogate Standard	
MS/MSD Standard	
LCS Standard	

19	Q2832-02MSD	TG-S01MSD	PD089921.D	15 Aug 2025 17:10		AR\AJ	Ok,M
20	Q2832-04	TG-S02	PD089922.D	15 Aug 2025 17:39		AR\AJ	Ok
21	Q2832-06	TG-S03	PD089923.D	15 Aug 2025 17:52		AR\AJ	Ok
22	Q2832-08	TG-S04	PD089924.D	15 Aug 2025 18:06		AR\AJ	Ok
23	I.BLK	I.BLK	PD089925.D	15 Aug 2025 18:20		AR\AJ	Ok
24	PEM	PEM	PD089926.D	15 Aug 2025 18:33		AR\AJ	Ok,M
25	PSTDCCC050	PSTDCCC050	PD089927.D	15 Aug 2025 18:47		AR\AJ	Ok,M
26	Q2832-10	TG-S05	PD089928.D	15 Aug 2025 19:04		AR\AJ	Ok
27	Q2836-03	WC-A2-15-C	PD089929.D	15 Aug 2025 19:17		AR\AJ	Ok
28	Q2836-07	WC-A2-16-C	PD089930.D	15 Aug 2025 19:31		AR\AJ	Ok,M
29	Q2836-11	WC-A2-17-C	PD089931.D	15 Aug 2025 19:45		AR\AJ	Ok,M
30	Q2836-15	WC-A5-02-C	PD089932.D	15 Aug 2025 19:58		AR\AJ	Ok
31	Q2876-01	CL-02-08142025	PD089933.D	15 Aug 2025 20:12		AR\AJ	Ok,M
32	I.BLK	I.BLK	PD089934.D	15 Aug 2025 20:26		AR\AJ	Ok
33	PSTDCCC050	PSTDCCC050	PD089935.D	15 Aug 2025 20:39		AR\AJ	Ok
34	PB169263BL	PB169263BL	PD089936.D	15 Aug 2025 21:34		AR\AJ	Ok
35	PB169263BS	PB169263BS	PD089937.D	15 Aug 2025 21:48		AR\AJ	Ok
36	PB169212TB	PB169212TB	PD089938.D	15 Aug 2025 22:02		AR\AJ	Ok
37	PB169264BL	PB169264BL	PD089939.D	15 Aug 2025 22:15		AR\AJ	Ok

284 Sheffield Street, Mountainside, New Jersey 07092, Phone : 908 789 8900,
Fax : 908 789 8922

Instrument ID: ECD_D

Daily Analysis Runlog For Sequence/QCBatch ID # PD081625

Review By	Abdul	Review On	8/18/2025 7:48:04 AM		
Supervise By	mohammad	Supervise On	8/19/2025 1:27:21 AM		
SubDirectory	PD081625	HP Acquire Method		HP Processing Method	pd073125 8081

STD. NAME	STD REF.#
Tune/Reschk	PP24433,PP24651
Initial Calibration Stds	PP24744,PP24746,PP24748,PP24750,PP24751,PP24752,PP24753,PP24755,PP24756,PP24757,PP24758,PP24759,PP24760,PP24761,PP24762,PP24763,PP24764
CCC	PP24751,PP24756,PP24761
Internal Standard/PEM	
ICV/I.BLK	PP24754,PP24759,PP24761
Surrogate Standard	
MS/MSD Standard	
LCS Standard	

38	PB169264BS	PB169264BS	PD089940.D	15 Aug 2025 22:29		AR\AJ	Ok
39	PB169264BSD	PB169264BSD	PD089941.D	15 Aug 2025 22:43		AR\AJ	Ok
40	Q2864-01	LAW-25-122-126	PD089942.D	15 Aug 2025 22:56		AR\AJ	Ok,M
41	Q2864-03	LAW-25-113-121	PD089943.D	15 Aug 2025 23:10	Surroage fail	AR\AJ	Not Ok
42	Q2865-02	ARS10-0047	PD089944.D	15 Aug 2025 23:24		AR\AJ	Ok,M
43	I.BLK	I.BLK	PD089945.D	15 Aug 2025 23:38		AR\AJ	Ok,M
44	PEM	PEM	PD089946.D	15 Aug 2025 23:51		AR\AJ	Ok,M
45	PSTDCCC050	PSTDCCC050	PD089947.D	16 Aug 2025 00:05	Comp#14 high in 2nd column	AR\AJ	Ok
46	Q2870-01	DRILL CUTTING 1-5 C	PD089948.D	16 Aug 2025 01:00		AR\AJ	Ok,M
47	Q2870-01MS	DRILL CUTTING 1-5 C	PD089949.D	16 Aug 2025 01:13		AR\AJ	Ok,M
48	Q2870-01MSD	DRILL CUTTING 1-5 C	PD089950.D	16 Aug 2025 01:27		AR\AJ	Ok,M
49	Q2870-04	DRILL CUTTING 6-9 C	PD089951.D	16 Aug 2025 01:41		AR\AJ	Ok,M
50	Q2871-01	DRILL CUTTING 1-3 C	PD089952.D	16 Aug 2025 01:54		AR\AJ	Ok,M
51	Q2871-04	DRILL CUTTING 4-6 C	PD089953.D	16 Aug 2025 02:08		AR\AJ	Ok,M
52	Q2871-07	DRILL CUTTING 1-5 C	PD089954.D	16 Aug 2025 02:22		AR\AJ	Ok,M
53	Q2872-01	DRILL CUTTING 1-2 C	PD089955.D	16 Aug 2025 02:36		AR\AJ	Ok,M
54	Q2873-01	DRILL CUTTING 1-3 C	PD089956.D	16 Aug 2025 02:49		AR\AJ	Ok,M
55	Q2873-04	DRILL CUTTING 4-6 C	PD089957.D	16 Aug 2025 03:03		AR\AJ	Ok,M
56	I.BLK	I.BLK	PD089958.D	16 Aug 2025 03:17		AR\AJ	Ok

284 Sheffield Street, Mountainside, New Jersey 07092, Phone : 908 789 8900,
Fax : 908 789 8922

Instrument ID: ECD_D

Daily Analysis Runlog For Sequence/QCBatch ID # PD081625

Review By	Abdul	Review On	8/18/2025 7:48:04 AM		
Supervise By	mohammad	Supervise On	8/19/2025 1:27:21 AM		
SubDirectory	PD081625	HP Acquire Method		HP Processing Method	pd073125 8081

STD. NAME	STD REF.#
Tune/Reschk	PP24433,PP24651
Initial Calibration Stds	PP24744,PP24746,PP24748,PP24750,PP24751,PP24752,PP24753,PP24755,PP24756,PP24757,PP24758,PP24759,PP24760,PP24761,PP24762,PP24763,PP24764
CCC	PP24751,PP24756,PP24761
Internal Standard/PEM	
ICV/I.BLK	PP24754,PP24759,PP24761
Surrogate Standard	
MS/MSD Standard	
LCS Standard	

57	PSTDCCC050	PSTDCCC050	PD089959.D	16 Aug 2025 03:30	Comp#14 high in 2nd column	AR\AJ	Ok,M

M : Manual Integration

Alliance TECHNICAL GROUP

TCLP EXTRACTION LOGPAGE

PB169212

SOP ID : M1311-TCLP-16

SDG No : N/A

Weigh By : JP

Balance ID : WC SC-7

pH Meter ID : WC PH METER-1

Extraction By : JP

Filter By : JP

Pippete ID : WC

Tumbler ID : T-1 / T-2

TCLP Filter ID : 115525

Start Prep Date : 08/12/2025 **Time :** 17:00

End Prep Date : 08/13/2025 **Time :** 10:35

Combination Ratio : 20

ZHE Cleaning Batch : ~~N/A~~ 70

Initial Room Temperature: 24 °C

Final Room Temperature: 22 °C

TCLP Technician Signature : JP

Supervisor By : RM

Standared Name	MLS USED	STD REF. # FROM LOG
N/A	N/A	N/A
N/A	N/A	N/A
N/A	N/A	N/A
N/A	N/A	N/A
N/A	N/A	N/A

Chemical Used	ML/SAMPLE U	Lot Number
TCLP-FLUID-1	N/A	WP112804
HCL-TCLP,1N	N/A	WP112797
HNO3-TCLP,1N	N/A	WP112799
pH Strips	N/A	W1931,W1934,W3171,W3172
pH Strips	W1940,W1941,W1942	W3166,W1938,W1939,
1 Liter Amber	N/A	90924-08
120ml Plastic bottle	N/A	2738
1:1 HNO3	N/A	MP84041

Extraction Conformance/Non-Conformance Comments:

Matrix spikes are added after fiftration and before preservation. TUMBLER T-1 / T-2 checked,30 rpm. Particle size reduction is not required. Q2838-08 IS USED for MS-MSD.

Date / Time	Prepped Sample Relinquished By/Location	Received By/Location
08/13/25 11:50	JP / Ion Room	SUB. RJ / Ext
	Preparation Group	Analysis Group / MM MJG

Alliance TECHNICAL GROUP

TCLP EXTRACTION LOGPAGE

PB169212

Sample ID	ClientID	TCLP Vessel ID	Sample Wt (g)	Volume Extraction Fluid #1 (mL)	Multi phasic	Phase Miscible	Phases Combined	Final Leachate PH	Metals Leachate Adj. PH	Prep Pos
PB169212TB	LEB212	13	N/A	2000	N/A	N/A	N/A	4.93	1.5	T-2
Q2732-03	WC-A7-01-C	01	100.02	2000	N/A	N/A	N/A	11.0	1.0	T-1
Q2832-02	TG-S01	02	100.02	2000	N/A	N/A	N/A	6.0	1.5	T-1
Q2832-04	TG-S02	03	100.03	2000	N/A	N/A	N/A	6.2	1.0	T-1
Q2832-06	TG-S03	04	100.02	2000	N/A	N/A	N/A	5.8	1.5	T-1
Q2832-08	TG-S04	05	100.01	2000	N/A	N/A	N/A	5.6	1.0	T-1
Q2832-10	TG-S05	06	100.02	2000	N/A	N/A	N/A	5.0	1.0	T-1
Q2836-03	WC-A2-15-C	07	100.03	2000	N/A	N/A	N/A	11.5	1.5	T-1
Q2836-07	WC-A2-16-C	08	100.02	2000	N/A	N/A	N/A	11.5	1.0	T-1
Q2836-11	WC-A2-17-C	09	100.03	2000	N/A	N/A	N/A	11.5	1.5	T-1
Q2836-15	WC-A5-02-C	10	100.02	2000	N/A	N/A	N/A	11.0	1.5	T-1
Q2838-04	TP-11	11	100.01	2000	N/A	N/A	N/A	5.6	1.0	T-2
Q2838-08	TP-10	12	100.02	2000	N/A	N/A	N/A	5.6	1.5	T-2

Alliance TECHNICAL GROUP

TCLP Solid Determination

PB169212

SampleID	ClientID	Sample Weight (g)	Filter Weight (g)	Filtrate (mL)	Filter + Solid (After 100°C)	% solids	% Dry Solids
PB169212TB	LEB212	N/A	N/A	N/A	N/A	N/A	N/A
Q2732-03	WC-A7-01-C	N/A	N/A	N/A	N/A	100	N/A
Q2832-02	TG-S01	N/A	N/A	N/A	N/A	100	N/A
Q2832-04	TG-S02	N/A	N/A	N/A	N/A	100	N/A
Q2832-06	TG-S03	N/A	N/A	N/A	N/A	100	N/A
Q2832-08	TG-S04	N/A	N/A	N/A	N/A	100	N/A
Q2832-10	TG-S05	N/A	N/A	N/A	N/A	100	N/A
Q2836-03	WC-A2-15-C	N/A	N/A	N/A	N/A	100	N/A
Q2836-07	WC-A2-16-C	N/A	N/A	N/A	N/A	100	N/A
Q2836-11	WC-A2-17-C	N/A	N/A	N/A	N/A	100	N/A
Q2836-15	WC-A5-02-C	N/A	N/A	N/A	N/A	100	N/A
Q2838-04	TP-11	N/A	N/A	N/A	N/A	100	N/A
Q2838-08	TP-10	N/A	N/A	N/A	N/A	100	N/A

Alliance TECHNICAL GROUP

TCLP Fluid Determination

PB169212

Hot Block ID : WC S-1 / WC S-2

Thermometer ID : FLASHPOINT

SampleID	ClientID	Sample Weight (g)	Volume DI Water (mL)	PH after 5 min stir	PH after 10 min stir	Extraction Fluid 1 or 2	pH Extraction Fluid
PB169212TB	LEB212	N/A	N/A	N/A	N/A	#1	4.93
Q2732-03	WC-A7-01-C	5.02	96.5	11.5	4.5	#1	4.93
Q2832-02	TG-S01	5.02	96.5	8.4	3.5	#1	4.93
Q2832-04	TG-S02	5.01	96.5	8.4	3.5	#1	4.93
Q2832-06	TG-S03	5.02	96.5	8.2	3.0	#1	4.93
Q2832-08	TG-S04	5.03	96.5	8.0	3.0	#1	4.93
Q2832-10	TG-S05	5.04	96.5	7.0	2.5	#1	4.93
Q2836-03	WC-A2-15-C	5.03	96.5	12.0	4.5	#1	4.93
Q2836-07	WC-A2-16-C	5.02	96.5	12.0	4.5	#1	4.93
Q2836-11	WC-A2-17-C	5.03	96.5	12.5	4.5	#1	4.93
Q2836-15	WC-A5-02-C	5.02	96.5	11.5	4.5	#1	4.93
Q2838-04	TP-11	5.03	96.5	7.6	3.0	#1	4.93
Q2838-08	TP-10	5.02	96.5	7.2	2.5	#1	4.93

WORKLIST(Hardcopy Internal Chain)

WorkList Name : tclp q2832 **WorkList ID :** 191220 **Department :** TCLP Extraction **Date :** 08-12-2025 11:53:16

Sample	Customer Sample	Matrix	Test	Preservative	Customer	Raw Sample Storage Location	Collect Date	Method
Q2732-03	WC-A7-01-C	Solid	TCLP Extraction	Cool 4 deg C	ENTA05	J21	08/12/2025	1311
Q2832-02	TG-S01	Solid	TCLP Extraction	Cool 4 deg C	PORT06	J21	08/11/2025	1311
Q2832-04	TG-S02	Solid	TCLP Extraction	Cool 4 deg C	PORT06	J21	08/11/2025	1311
Q2832-06	TG-S03	Solid	TCLP Extraction	Cool 4 deg C	PORT06	J21	08/11/2025	1311
Q2832-08	TG-S04	Solid	TCLP Extraction	Cool 4 deg C	PORT06	J21	08/11/2025	1311
Q2832-10	TG-S02	Solid	TCLP Extraction	Cool 4 deg C	PORT06		08/11/2025	1311
Q2836-03	WC-A2-15-C	Solid	TCLP Extraction	Cool 4 deg C	PORT06	J21	08/12/2025	1311
Q2836-07	WC-A2-16-C	Solid	TCLP Extraction	Cool 4 deg C	ENTA05	J23	08/12/2025	1311
Q2836-11	WC-A2-17-C	Solid	TCLP Extraction	Cool 4 deg C	ENTA05	J23	08/12/2025	1311
Q2836-15	WC-A5-02-C	Solid	TCLP Extraction	Cool 4 deg C	ENTA05	J23	08/12/2025	1311
Q2838-04	TP-11	Solid	TCLP Extraction	Cool 4 deg C	ENTA05	J23	08/12/2025	1311
Q2838-08	TP-10	Solid	TCLP Extraction	Cool 4 deg C	PSEG03	D21	08/12/2025	1311
Q2838-08	TP-10	Solid	TCLP Extraction	Cool 4 deg C	PSEG03	D21	08/12/2025	1311

Date/Time 08/12/25 14:30
Raw Sample Received by: JD WC
Raw Sample Relinquished by: CP SM

Date/Time 08/12/25 18:00
Raw Sample Received by: CP SM
Raw Sample Relinquished by: JD WC

Alliance TECHNICAL GROUP

EXTRACTION LOGPAGE

PB169263

SOP ID:	M3510C,3580A-Extraction Pesticide-17				
Clean Up SOP #:	N/A			**Extraction Start Date :**	08/15/2025
Matrix :	Water			**Extraction Start Time :**	09:50
Weigh By:	N/A	**Extraction By:**	RS	**Extraction End Date :**	08/15/2025
Balance check:	N/A	**Filter By:**	RJ	**Extraction End Time :**	14:30
Balance ID:	N/A	**pH Meter ID:**	N/A	**Concentration By:**	RS
pH Strip Lot#:	E3880	**Hood ID:**	4,5,6,7	**Supervisor By :**	RUPESH

Extraction Method: [✓] Seperatory Funnel [ ] Continious Liquid/Liquid [ ] Sonication [ ] Waste Dilution [ ] Soxhlet

Standared Name	MLS USED	Concentration ug/mL	STD REF. # FROM LOG
Spike Sol 1	1.0ML	500 PPB	PP24766
Surrogate	1.0ML	200 PPB	PP24663
N/A	N/A	N/A	N/A
N/A	N/A	N/A	N/A
N/A	N/A	N/A	N/A

Chemical Used	ML/SAMPLE USED	Lot Number
Methylene Chloride	N/A	E3954
Baked Na2SO4	N/A	EP2632
Hexane	N/A	E3962
N/A	N/A	N/A
N/A	N/A	N/A
N/A	N/A	N/A
N/A	N/A	N/A
N/A	N/A	N/A
N/A	N/A	N/A
N/A	N/A	N/A
N/A	N/A	N/A
N/A	N/A	N/A
N/A	N/A	N/A
N/A	N/A	N/A

Extraction Conformance/Non-Conformance Comments:

40 ML Vial lot# 03-40 BTS723.

KD Bath ID:	WATER BATH-1,2	**Envap ID:**	NEVAP-02
KD Bath Temperature:	60 °C	**Envap Temperature:**	40 °C

Date / Time	Prepped Sample Relinquished By/Location	Received By/Location
8/15/25	RS (Ext-lab)	Y-P-Pestp03
14:35	**Preparation Group**	**Analysis Group**

A B C D E F G H I J K L

Alliance TECHNICAL GROUP

EXTRACTION LOGPAGE

PrepBatch ID : PB169263

Analytical Method: M3510C,3580A-Extraction Pesticide-17

Concentration Date: 08/15/2025

Sample ID	Client Sample ID	Test	g / mL	PH	Surr/Spike By:		Final Vol. (mL)	JarID	Comments	Prep Pos
					AddedBy	VerifiedBy				
PB169212TB	PB169212TB	TCLP Pesticide	100	6	RUPESH	ritesh	10			SEP-1
PB169263BL	PBLK263	TCLP Pesticide	1000	6	RUPESH	ritesh	10			2
PB169263BS	PLCS263	TCLP Pesticide	1000	6	RUPESH	ritesh	10			3
Q2732-03	WC-A7-01-C	TCLP Pesticide	100	6	RUPESH	ritesh	10	A		4
Q2832-02	TG-S01	TCLP Pesticide	100	6	RUPESH	ritesh	10	A		5
Q2832-02MS	TG-S01MS	TCLP Pesticide	100	6	RUPESH	ritesh	10	A		6
Q2832-02MSD	TG-S01MSD	TCLP Pesticide	100	6	RUPESH	ritesh	10	A		7
Q2832-04	TG-S02	TCLP Pesticide	100	6	RUPESH	ritesh	10	A		8
Q2832-06	TG-S03	TCLP Pesticide	100	6	RUPESH	ritesh	10	A		9
Q2832-08	TG-S04	TCLP Pesticide	100	6	RUPESH	ritesh	10	A		10
Q2832-10	TG-S05	TCLP Pesticide	100	6	RUPESH	ritesh	10	A		11
Q2836-03	WC-A2-15-C	TCLP Pesticide	100	6	RUPESH	ritesh	10	A		12
Q2836-07	WC-A2-16-C	TCLP Pesticide	100	6	RUPESH	ritesh	10	A		13
Q2836-11	WC-A2-17-C	TCLP Pesticide	100	6	RUPESH	ritesh	10	A		14
Q2836-15	WC-A5-02-C	TCLP Pesticide	100	6	RUPESH	ritesh	10	A		15

RS
8/15

* **Extracts relinguished on the same date as received.**

Alliance TECHNICAL GROUP

TCLP EXTRACTION LOGPAGE

PB169212

Sample ID	ClientID	TCLP Vessel ID	Sample Wt (g)	Volume Extraction Fluid #1 (mL)	Multi phasic	Phase Miscible	Phases Combined	Final Leachate PH	Metals Leachate Adj. PH	Prep Pos
PB169212TB	LEB212	13	N/A	2000	N/A	N/A	N/A	4.93	1.5	T-2
Q2732-03	WC-A7-01-C	01	100.02	2000	N/A	N/A	N/A	11.0	1.0	T-1
Q2832-02	TG-S01	02	100.02	2000	N/A	N/A	N/A	6.0	1.5	T-1
Q2832-04	TG-S02	03	100.03	2000	N/A	N/A	N/A	6.2	1.0	T-1
Q2832-06	TG-S03	04	100.02	2000	N/A	N/A	N/A	5.8	1.5	T-1
Q2832-08	TG-S04	05	100.01	2000	N/A	N/A	N/A	5.6	1.0	T-1
Q2832-10	TG-S05	06	100.02	2000	N/A	N/A	N/A	5.0	1.0	T-1
Q2836-03	WC-A2-15-C	07	100.03	2000	N/A	N/A	N/A	11.5	1.5	T-1
Q2836-07	WC-A2-16-C	08	100.02	2000	N/A	N/A	N/A	11.5	1.0	T-1
Q2836-11	WC-A2-17-C	09	100.03	2000	N/A	N/A	N/A	11.5	1.5	T-1
Q2836-15	WC-A5-02-C	10	100.02	2000	N/A	N/A	N/A	11.0	1.5	T-1
Q2838-04	TP-11	11	100.01	2000	N/A	N/A	N/A	5.6	1.0	T-2
Q2838-08	TP-10	12	100.02	2000	N/A	N/A	N/A	5.6	1.5	T-2

A B C D E F G H I J K L

08/13/25
12:00

284 Sheffield Street, Mountainside, New Jersey 07092, Phone : 908 789 8900, Fax : 908 789 8922

LAB CHRONICLE

OrderID:	Q2832	**OrderDate:**	8/12/2025 9:37:00 AM
Client:	Portal Partners Tri-Venture	**Project:**	Amtrak Sawtooth Bridges 2025
Contact:	Joseph Krupansky	**Location:**	J21,VOA Lab

LabID	ClientID	Matrix	Test	Method	Sample Date	Prep Date	Anal Date	Received
Q2832-01	**TG-S01**	**SOIL**			**08/11/25**			**08/12/25**
			PCB	8082A		08/13/25	08/13/25	
Q2832-02	**TG-S01**	**TCLP**			**08/11/25**			**08/12/25**
			TCLP Pesticide	8081B		08/15/25	08/15/25	
Q2832-03	**TG-S02**	**SOIL**			**08/11/25**			**08/12/25**
			PCB	8082A		08/13/25	08/13/25	
Q2832-03DL	**TG-S02DL**	**SOIL**			**08/11/25**			**08/12/25**
			PCB	8082A		08/13/25	08/14/25	
Q2832-04	**TG-S02**	**TCLP**			**08/11/25**			**08/12/25**
			TCLP Pesticide	8081B		08/15/25	08/15/25	
Q2832-05	**TG-S03**	**SOIL**			**08/11/25**			**08/12/25**
			PCB	8082A		08/13/25	08/13/25	
Q2832-05DL	**TG-S03DL**	**SOIL**			**08/11/25**			**08/12/25**
			PCB	8082A		08/13/25	08/14/25	
Q2832-06	**TG-S03**	**TCLP**			**08/11/25**			**08/12/25**
			TCLP Pesticide	8081B		08/15/25	08/15/25	
Q2832-07	**TG-S04**	**SOIL**			**08/11/25**			**08/12/25**
			PCB	8082A		08/13/25	08/13/25	
Q2832-07DL	**TG-S04DL**	**SOIL**			**08/11/25**			**08/12/25**
			PCB	8082A		08/13/25	08/14/25	
Q2832-08	**TG-S04**	**TCLP**			**08/11/25**			**08/12/25**
			TCLP Pesticide	8081B		08/15/25	08/15/25	
Q2832-09	**TG-S05**	**SOIL**			**08/12/25**			**08/12/25**

284 Sheffield Street, Mountainside, New Jersey 07092, Phone : 908 789 8900, Fax : 908 789 8922

LAB CHRONICLE

			PCB	8082A		08/13/25	08/13/25	
Q2832-10	**TG-S05**	**TCLP**			**08/12/25**			**08/12/25**
			TCLP Pesticide	8081B		08/15/25	08/15/25	

284 Sheffield Street, Mountainside, New Jersey 07092, Phone : 908 789 8900,
Fax : 908 789 8922

Hit Summary Sheet
SW-846

SDG No.: Q2832 **Order ID:** Q2832

Client: Portal Partners Tri-Venture **Project ID:** Amtrak Sawtooth Bridges 2025

Sample ID	Client ID	Matrix	Parameter	Concentration	C	MDL	RDL	Units
Client ID :	**TG-S01**							
Q2832-01	TG-S01	SOIL	Aroclor-1260	41.9	P	3.50	18.2	ug/kg
			Total Concentration:	**41.900**				
Client ID :	**TG-S02**							
Q2832-03	TG-S02	SOIL	Aroclor-1260	365	E	3.40	18.0	ug/kg
			Total Concentration:	**365.000**				
Client ID :	**TG-S02DL**							
Q2832-03DL	TG-S02DL	SOIL	Aroclor-1260	348	D	6.90	36.1	ug/kg
			Total Concentration:	**348.000**				
Client ID :	**TG-S03**							
Q2832-05	TG-S03	SOIL	Aroclor-1260	578	E	3.40	18.1	ug/kg
			Total Concentration:	**578.000**				
Client ID :	**TG-S03DL**							
Q2832-05DL	TG-S03DL	SOIL	Aroclor-1260	553	D	6.90	36.2	ug/kg
			Total Concentration:	**553.000**				
Client ID :	**TG-S04**							
Q2832-07	TG-S04	SOIL	Aroclor-1260	401	E	3.50	18.2	ug/kg
			Total Concentration:	**401.000**				
Client ID :	**TG-S04DL**							
Q2832-07DL	TG-S04DL	SOIL	Aroclor-1260	407	D	6.90	36.4	ug/kg
			Total Concentration:	**407.000**				

Alliance
TECHNICAL GROUP

A
B
C
D
E
F
G
H
I
J
K
L

SAMPLE DATA

Raw Data: **PP074342.D**

284 Sheffield Street, Mountainside, New Jersey 07092, Phone : 908 789 8900,
Fax : 908 789 8922

Report of Analysis

Client:	Portal Partners Tri-Venture	Date Collected:	08/11/25
Project:	Amtrak Sawtooth Bridges 2025	Date Received:	08/12/25
Client Sample ID:	TG-S01	SDG No.:	Q2832
Lab Sample ID:	Q2832-01	Matrix:	SOIL
Analytical Method:	8082A	% Solid:	93.4 Decanted:
Sample Wt/Vol:	30.07 Units: g	Final Vol:	10000 uL
Soil Aliquot Vol:	uL	Test:	PCB
Extraction Type:		Injection Volume :	
GPC Factor :	1.0 PH :		
Prep Method :	SW3541B		

File ID/Qc Batch:	Dilution:	Prep Date	Date Analyzed	Prep Batch ID
PP074342.D	1	08/13/25 08:33	08/13/25 13:27	PB169227

CAS Number	Parameter	Conc.	Qualifier	MDL	LOQ / CRQL	Units(Dry Weight)
TARGETS						
12674-11-2	Aroclor-1016	4.20	U	4.20	18.2	ug/kg
11104-28-2	Aroclor-1221	4.30	U	4.30	18.2	ug/kg
11141-16-5	Aroclor-1232	4.00	U	4.00	18.2	ug/kg
53469-21-9	Aroclor-1242	4.30	U	4.30	18.2	ug/kg
12672-29-6	Aroclor-1248	6.30	U	6.30	18.2	ug/kg
11097-69-1	Aroclor-1254	3.40	U	3.40	18.2	ug/kg
37324-23-5	Aroclor-1262	5.40	U	5.40	18.2	ug/kg
11100-14-4	Aroclor-1268	3.80	U	3.80	18.2	ug/kg
11096-82-5	Aroclor-1260	41.9	P	3.50	18.2	ug/kg
SURROGATES						
877-09-8	Tetrachloro-m-xylene	28.0		30 (32) - 150 (144)	140%	SPK: 20
2051-24-3	Decachlorobiphenyl	26.4		30 (32) - 150 (175)	132%	SPK: 20

Comments:

U = Not Detected
LOQ = Limit of Quantitation
MDL = Method Detection Limit
LOD = Limit of Detection
E = Value Exceeds Calibration Range
P = Indicates >25% difference for detected concentrations between the two GC columns
Q = indicates LCS control criteria did not meet requirements
M = MS/MSD acceptance criteria did not meet requirements

J = Estimated Value
B = Analyte Found in Associated Method Blank
N = Presumptive Evidence of a Compound
* = Values outside of QC limits
D = Dilution
S = Indicates estimated value where valid five-point calibration was not performed prior to analyte detection in sample.
() = Laboratory InHouse Limit

Raw Data: **PP074343.D**

284 Sheffield Street, Mountainside, New Jersey 07092, Phone : 908 789 8900,
Fax : 908 789 8922

Report of Analysis

Client:	Portal Partners Tri-Venture	Date Collected:	08/11/25
Project:	Amtrak Sawtooth Bridges 2025	Date Received:	08/12/25
Client Sample ID:	TG-S02	SDG No.:	Q2832
Lab Sample ID:	Q2832-03	Matrix:	SOIL
Analytical Method:	8082A	% Solid:	94 Decanted:
Sample Wt/Vol:	30.08 Units: g	Final Vol:	10000 uL
Soil Aliquot Vol:	uL	Test:	PCB
Extraction Type:		Injection Volume :	
GPC Factor :	1.0 PH :		
Prep Method :	SW3541B		

File ID/Qc Batch:	Dilution:	Prep Date	Date Analyzed	Prep Batch ID
PP074343.D	1	08/13/25 08:33	08/13/25 13:44	PB169227

CAS Number	Parameter	Conc.	Qualifier	MDL	LOQ / CRQL	Units(Dry Weight)
TARGETS						
12674-11-2	Aroclor-1016	4.20	U	4.20	18.0	ug/kg
11104-28-2	Aroclor-1221	4.30	U	4.30	18.0	ug/kg
11141-16-5	Aroclor-1232	3.90	U	3.90	18.0	ug/kg
53469-21-9	Aroclor-1242	4.30	U	4.30	18.0	ug/kg
12672-29-6	Aroclor-1248	6.30	U	6.30	18.0	ug/kg
11097-69-1	Aroclor-1254	3.40	U	3.40	18.0	ug/kg
37324-23-5	Aroclor-1262	5.30	U	5.30	18.0	ug/kg
11100-14-4	Aroclor-1268	3.80	U	3.80	18.0	ug/kg
11096-82-5	Aroclor-1260	365	E	3.40	18.0	ug/kg
SURROGATES						
877-09-8	Tetrachloro-m-xylene	28.4		30 (32) - 150 (144)	142%	SPK: 20
2051-24-3	Decachlorobiphenyl	24.6		30 (32) - 150 (175)	123%	SPK: 20

Comments:

U = Not Detected
LOQ = Limit of Quantitation
MDL = Method Detection Limit
LOD = Limit of Detection
E = Value Exceeds Calibration Range
P = Indicates >25% difference for detected concentrations between the two GC columns
Q = indicates LCS control criteria did not meet requirements
M = MS/MSD acceptance criteria did not meet requirements

J = Estimated Value
B = Analyte Found in Associated Method Blank
N = Presumptive Evidence of a Compound
* = Values outside of QC limits
D = Dilution
S = Indicates estimated value where valid five-point calibration was not performed prior to analyte detection in sample.
() = Laboratory InHouse Limit

Raw Data: **PP074381.D**

284 Sheffield Street, Mountainside, New Jersey 07092, Phone : 908 789 8900,
Fax : 908 789 8922

Report of Analysis

Client:	Portal Partners Tri-Venture	Date Collected:	08/11/25
Project:	Amtrak Sawtooth Bridges 2025	Date Received:	08/12/25
Client Sample ID:	TG-S02DL	SDG No.:	Q2832
Lab Sample ID:	Q2832-03DL	Matrix:	SOIL
Analytical Method:	8082A	% Solid:	94 Decanted:
Sample Wt/Vol:	30.08 Units: g	Final Vol:	10000 uL
Soil Aliquot Vol:	uL	Test:	PCB
Extraction Type:		Injection Volume :	
GPC Factor :	1.0 PH :		
Prep Method :	SW3541B		

File ID/Qc Batch:	Dilution:	Prep Date	Date Analyzed	Prep Batch ID
PP074381.D	2	08/13/25 08:33	08/14/25 10:38	PB169227

CAS Number	Parameter	Conc.	Qualifier	MDL	LOQ / CRQL	Units(Dry Weight)
TARGETS						
12674-11-2	Aroclor-1016	8.40	UD	8.40	36.1	ug/kg
11104-28-2	Aroclor-1221	8.60	UD	8.60	36.1	ug/kg
11141-16-5	Aroclor-1232	7.90	UD	7.90	36.1	ug/kg
53469-21-9	Aroclor-1242	8.50	UD	8.50	36.1	ug/kg
12672-29-6	Aroclor-1248	12.6	UD	12.6	36.1	ug/kg
11097-69-1	Aroclor-1254	6.80	UD	6.80	36.1	ug/kg
37324-23-5	Aroclor-1262	10.7	UD	10.7	36.1	ug/kg
11100-14-4	Aroclor-1268	7.60	UD	7.60	36.1	ug/kg
11096-82-5	Aroclor-1260	348	D	6.90	36.1	ug/kg
SURROGATES						
877-09-8	Tetrachloro-m-xylene	26.6		30 (32) - 150 (144)	133%	SPK: 20
2051-24-3	Decachlorobiphenyl	23.3		30 (32) - 150 (175)	117%	SPK: 20

Comments:

U = Not Detected
LOQ = Limit of Quantitation
MDL = Method Detection Limit
LOD = Limit of Detection
E = Value Exceeds Calibration Range
P = Indicates >25% difference for detected concentrations between the two GC columns
Q = indicates LCS control criteria did not meet requirements
M = MS/MSD acceptance criteria did not meet requirements

J = Estimated Value
B = Analyte Found in Associated Method Blank
N = Presumptive Evidence of a Compound
* = Values outside of QC limits
D = Dilution
S = Indicates estimated value where valid five-point calibration was not performed prior to analyte detection in sample.
() = Laboratory InHouse Limit

Raw Data: **PP074346.D**

284 Sheffield Street, Mountainside, New Jersey 07092, Phone : 908 789 8900,
Fax : 908 789 8922

Report of Analysis

Client:	Portal Partners Tri-Venture	Date Collected:	08/11/25
Project:	Amtrak Sawtooth Bridges 2025	Date Received:	08/12/25
Client Sample ID:	TG-S03	SDG No.:	Q2832
Lab Sample ID:	Q2832-05	Matrix:	SOIL
Analytical Method:	8082A	% Solid:	93.8 Decanted:
Sample Wt/Vol:	30.02 Units: g	Final Vol:	10000 uL
Soil Aliquot Vol:	uL	Test:	PCB
Extraction Type:		Injection Volume :	
GPC Factor :	1.0 PH :		
Prep Method :	SW3541B		

File ID/Qc Batch:	Dilution:	Prep Date	Date Analyzed	Prep Batch ID
PP074346.D	1	08/13/25 08:33	08/13/25 14:32	PB169227

CAS Number	Parameter	Conc.	Qualifier	MDL	LOQ / CRQL	Units(Dry Weight)
TARGETS						
12674-11-2	Aroclor-1016	4.20	U	4.20	18.1	ug/kg
11104-28-2	Aroclor-1221	4.30	U	4.30	18.1	ug/kg
11141-16-5	Aroclor-1232	4.00	U	4.00	18.1	ug/kg
53469-21-9	Aroclor-1242	4.30	U	4.30	18.1	ug/kg
12672-29-6	Aroclor-1248	6.30	U	6.30	18.1	ug/kg
11097-69-1	Aroclor-1254	3.40	U	3.40	18.1	ug/kg
37324-23-5	Aroclor-1262	5.30	U	5.30	18.1	ug/kg
11100-14-4	Aroclor-1268	3.80	U	3.80	18.1	ug/kg
11096-82-5	Aroclor-1260	578	E	3.40	18.1	ug/kg
SURROGATES						
877-09-8	Tetrachloro-m-xylene	28.3		30 (32) - 150 (144)	142%	SPK: 20
2051-24-3	Decachlorobiphenyl	22.0		30 (32) - 150 (175)	110%	SPK: 20

Comments:

U = Not Detected
LOQ = Limit of Quantitation
MDL = Method Detection Limit
LOD = Limit of Detection
E = Value Exceeds Calibration Range
P = Indicates >25% difference for detected concentrations between the two GC columns
Q = indicates LCS control criteria did not meet requirements
M = MS/MSD acceptance criteria did not meet requirements

J = Estimated Value
B = Analyte Found in Associated Method Blank
N = Presumptive Evidence of a Compound
* = Values outside of QC limits
D = Dilution
S = Indicates estimated value where valid five-point calibration was not performed prior to analyte detection in sample.
() = Laboratory InHouse Limit

Raw Data: **PP074382.D**

Alliance TECHNICAL GROUP
284 Sheffield Street, Mountainside, New Jersey 07092, Phone : 908 789 8900,
Fax : 908 789 8922

Report of Analysis

Client:	Portal Partners Tri-Venture	Date Collected:	08/11/25
Project:	Amtrak Sawtooth Bridges 2025	Date Received:	08/12/25
Client Sample ID:	TG-S03DL	SDG No.:	Q2832
Lab Sample ID:	Q2832-05DL	Matrix:	SOIL
Analytical Method:	8082A	% Solid:	93.8 Decanted:
Sample Wt/Vol:	30.02 Units: g	Final Vol:	10000 uL
Soil Aliquot Vol:	uL	Test:	PCB
Extraction Type:		Injection Volume :	
GPC Factor :	1.0 PH :		
Prep Method :	SW3541B		

File ID/Qc Batch:	Dilution:	Prep Date	Date Analyzed	Prep Batch ID
PP074382.D	2	08/13/25 08:33	08/14/25 10:55	PB169227

CAS Number	Parameter	Conc.	Qualifier	MDL	LOQ / CRQL	Units(Dry Weight)
TARGETS						
12674-11-2	Aroclor-1016	8.40	UD	8.40	36.2	ug/kg
11104-28-2	Aroclor-1221	8.60	UD	8.60	36.2	ug/kg
11141-16-5	Aroclor-1232	7.90	UD	7.90	36.2	ug/kg
53469-21-9	Aroclor-1242	8.50	UD	8.50	36.2	ug/kg
12672-29-6	Aroclor-1248	12.6	UD	12.6	36.2	ug/kg
11097-69-1	Aroclor-1254	6.80	UD	6.80	36.2	ug/kg
37324-23-5	Aroclor-1262	10.7	UD	10.7	36.2	ug/kg
11100-14-4	Aroclor-1268	7.70	UD	7.70	36.2	ug/kg
11096-82-5	Aroclor-1260	553	D	6.90	36.2	ug/kg
SURROGATES						
877-09-8	Tetrachloro-m-xylene	28.4		30 (32) - 150 (144)	142%	SPK: 20
2051-24-3	Decachlorobiphenyl	23.0		30 (32) - 150 (175)	115%	SPK: 20

Comments:

U = Not Detected
LOQ = Limit of Quantitation
MDL = Method Detection Limit
LOD = Limit of Detection
E = Value Exceeds Calibration Range
P = Indicates >25% difference for detected concentrations between the two GC columns
Q = indicates LCS control criteria did not meet requirements
M = MS/MSD acceptance criteria did not meet requirements

J = Estimated Value
B = Analyte Found in Associated Method Blank
N = Presumptive Evidence of a Compound
* = Values outside of QC limits
D = Dilution
S = Indicates estimated value where valid five-point calibration was not performed prior to analyte detection in sample.
() = Laboratory InHouse Limit

Raw Data: **PO112903.D**

284 Sheffield Street, Mountainside, New Jersey 07092, Phone : 908 789 8900,
Fax : 908 789 8922

Report of Analysis

Client:	Portal Partners Tri-Venture	Date Collected:	08/11/25
Project:	Amtrak Sawtooth Bridges 2025	Date Received:	08/12/25
Client Sample ID:	TG-S04	SDG No.:	Q2832
Lab Sample ID:	Q2832-07	Matrix:	SOIL
Analytical Method:	8082A	% Solid:	93.1 Decanted:
Sample Wt/Vol:	30.09 Units: g	Final Vol:	10000 uL
Soil Aliquot Vol:	uL	Test:	PCB
Extraction Type:		Injection Volume :	
GPC Factor :	1.0 PH :		
Prep Method :	SW3541B		

File ID/Qc Batch:	Dilution:	Prep Date	Date Analyzed	Prep Batch ID
PO112903.D	1	08/13/25 08:33	08/13/25 12:39	PB169227

CAS Number	Parameter	Conc.	Qualifier	MDL	LOQ / CRQL	Units(Dry Weight)
TARGETS						
12674-11-2	Aroclor-1016	4.20	U	4.20	18.2	ug/kg
11104-28-2	Aroclor-1221	4.30	U	4.30	18.2	ug/kg
11141-16-5	Aroclor-1232	4.00	U	4.00	18.2	ug/kg
53469-21-9	Aroclor-1242	4.30	U	4.30	18.2	ug/kg
12672-29-6	Aroclor-1248	6.30	U	6.30	18.2	ug/kg
11097-69-1	Aroclor-1254	3.40	U	3.40	18.2	ug/kg
37324-23-5	Aroclor-1262	5.40	U	5.40	18.2	ug/kg
11100-14-4	Aroclor-1268	3.90	U	3.90	18.2	ug/kg
11096-82-5	Aroclor-1260	401	E	3.50	18.2	ug/kg
SURROGATES						
877-09-8	Tetrachloro-m-xylene	21.4		30 (32) - 150 (144)	107%	SPK: 20
2051-24-3	Decachlorobiphenyl	20.6		30 (32) - 150 (175)	103%	SPK: 20

Comments:

U = Not Detected
LOQ = Limit of Quantitation
MDL = Method Detection Limit
LOD = Limit of Detection
E = Value Exceeds Calibration Range
P = Indicates >25% difference for detected concentrations between the two GC columns
Q = indicates LCS control criteria did not meet requirements
M = MS/MSD acceptance criteria did not meet requirements

J = Estimated Value
B = Analyte Found in Associated Method Blank
N = Presumptive Evidence of a Compound
* = Values outside of QC limits
D = Dilution
S = Indicates estimated value where valid five-point calibration was not performed prior to analyte detection in sample.
() = Laboratory InHouse Limit

Raw Data: **PO112937.D**

284 Sheffield Street, Mountainside, New Jersey 07092, Phone : 908 789 8900,
Fax : 908 789 8922

Report of Analysis

Client:	Portal Partners Tri-Venture	Date Collected:	08/11/25
Project:	Amtrak Sawtooth Bridges 2025	Date Received:	08/12/25
Client Sample ID:	TG-S04DL	SDG No.:	Q2832
Lab Sample ID:	Q2832-07DL	Matrix:	SOIL
Analytical Method:	8082A	% Solid:	93.1 Decanted:
Sample Wt/Vol:	30.09 Units: g	Final Vol:	10000 uL
Soil Aliquot Vol:	uL	Test:	PCB
Extraction Type:		Injection Volume :	
GPC Factor :	1.0 PH :		
Prep Method :	SW3541B		

File ID/Qc Batch:	Dilution:	Prep Date	Date Analyzed	Prep Batch ID
PO112937.D	2	08/13/25 08:33	08/14/25 10:42	PB169227

CAS Number	Parameter	Conc.	Qualifier	MDL	LOQ / CRQL	Units(Dry Weight)
TARGETS						
12674-11-2	Aroclor-1016	8.50	UD	8.50	36.4	ug/kg
11104-28-2	Aroclor-1221	8.60	UD	8.60	36.4	ug/kg
11141-16-5	Aroclor-1232	8.00	UD	8.00	36.4	ug/kg
53469-21-9	Aroclor-1242	8.60	UD	8.60	36.4	ug/kg
12672-29-6	Aroclor-1248	12.7	UD	12.7	36.4	ug/kg
11097-69-1	Aroclor-1254	6.90	UD	6.90	36.4	ug/kg
37324-23-5	Aroclor-1262	10.8	UD	10.8	36.4	ug/kg
11100-14-4	Aroclor-1268	7.70	UD	7.70	36.4	ug/kg
11096-82-5	Aroclor-1260	407	D	6.90	36.4	ug/kg
SURROGATES						
877-09-8	Tetrachloro-m-xylene	18.6		30 (32) - 150 (144)	93%	SPK: 20
2051-24-3	Decachlorobiphenyl	19.3		30 (32) - 150 (175)	97%	SPK: 20

Comments:

U = Not Detected
LOQ = Limit of Quantitation
MDL = Method Detection Limit
LOD = Limit of Detection
E = Value Exceeds Calibration Range
P = Indicates >25% difference for detected concentrations between the two GC columns
Q = indicates LCS control criteria did not meet requirements
M = MS/MSD acceptance criteria did not meet requirements

J = Estimated Value
B = Analyte Found in Associated Method Blank
N = Presumptive Evidence of a Compound
* = Values outside of QC limits
D = Dilution
S = Indicates estimated value where valid five-point calibration was not performed prior to analyte detection in sample.
() = Laboratory InHouse Limit

Raw Data: **PO112904.D**

284 Sheffield Street, Mountainside, New Jersey 07092, Phone : 908 789 8900,
Fax : 908 789 8922

A B C D E F G H I J K L

Report of Analysis

Client:	Portal Partners Tri-Venture	Date Collected:	08/12/25
Project:	Amtrak Sawtooth Bridges 2025	Date Received:	08/12/25
Client Sample ID:	TG-S05	SDG No.:	Q2832
Lab Sample ID:	Q2832-09	Matrix:	SOIL
Analytical Method:	8082A	% Solid:	90.9 Decanted:
Sample Wt/Vol:	30.07 Units: g	Final Vol:	10000 uL
Soil Aliquot Vol:	uL	Test:	PCB
Extraction Type:		Injection Volume :	
GPC Factor :	1.0 PH :		
Prep Method :	SW3541B		

File ID/Qc Batch:	Dilution:	Prep Date	Date Analyzed	Prep Batch ID
PO112904.D	10	08/13/25 08:33	08/13/25 12:58	PB169227

CAS Number	Parameter	Conc.	Qualifier	MDL	LOQ / CRQL	Units(Dry Weight)
TARGETS						
12674-11-2	Aroclor-1016	43.4	U	43.4	187	ug/kg
11104-28-2	Aroclor-1221	44.2	U	44.2	187	ug/kg
11141-16-5	Aroclor-1232	40.8	U	40.8	187	ug/kg
53469-21-9	Aroclor-1242	44.0	U	44.0	187	ug/kg
12672-29-6	Aroclor-1248	65.0	U	65.0	187	ug/kg
11097-69-1	Aroclor-1254	35.2	U	35.2	187	ug/kg
37324-23-5	Aroclor-1262	55.1	U	55.1	187	ug/kg
11100-14-4	Aroclor-1268	39.5	U	39.5	187	ug/kg
11096-82-5	Aroclor-1260	35.5	U	35.5	187	ug/kg
SURROGATES						
877-09-8	Tetrachloro-m-xylene	16.7		30 (32) - 150 (144)	84%	SPK: 20
2051-24-3	Decachlorobiphenyl	22.4		30 (32) - 150 (175)	112%	SPK: 20

Comments:

U = Not Detected
LOQ = Limit of Quantitation
MDL = Method Detection Limit
LOD = Limit of Detection
E = Value Exceeds Calibration Range
P = Indicates >25% difference for detected concentrations between the two GC columns
Q = indicates LCS control criteria did not meet requirements
M = MS/MSD acceptance criteria did not meet requirements

J = Estimated Value
B = Analyte Found in Associated Method Blank
N = Presumptive Evidence of a Compound
* = Values outside of QC limits
D = Dilution
S = Indicates estimated value where valid five-point calibration was not performed prior to analyte detection in sample.
() = Laboratory InHouse Limit

QC SUMMARY

284 Sheffield Street, Mountainside, New Jersey 07092, Phone : 908 789 8900,
Fax : 908 789 8922

Surrogate Summary

SDG No.: Q2832

Client: Portal Partners Tri-Venture

Analytical Method: 8082A

Lab Sample ID	Client ID	Parameter	Column	Spike	Result	Recovery(%)	Qual	Limits(%) Low	Limits(%) High
I.BLK-PO112413.D	PIBLK-PO112413.D	Tetrachloro-m-xyl	1	20	19.1	95		70 (60)	130 (140)
		Decachlorobiphen	1	20	20.0	100		70 (60)	130 (140)
		Tetrachloro-m-xyl	2	20	19.5	98		70 (60)	130 (140)
		Decachlorobiphen	2	20	20.4	102		70 (60)	130 (140)
I.BLK-PO112900.D	PIBLK-PO112900.D	Tetrachloro-m-xyl	1	20	20.7	104		70 (60)	130 (140)
		Decachlorobiphen	1	20	19.2	96		70 (60)	130 (140)
		Tetrachloro-m-xyl	2	20	20.3	101		70 (60)	130 (140)
		Decachlorobiphen	2	20	20.6	103		70 (60)	130 (140)
Q2832-07	TG-S04	Tetrachloro-m-xyl	1	20	21.4	107		30 (32)	150 (144)
		Decachlorobiphen	1	20	17.2	86		30 (32)	150 (175)
		Tetrachloro-m-xyl	2	20	20.7	104		30 (32)	150 (144)
		Decachlorobiphen	2	20	20.6	103		30 (32)	150 (175)
Q2832-09	TG-S05	Tetrachloro-m-xyl	1	20	16.7	84		30 (32)	150 (144)
		Decachlorobiphen	1	20	15.9	79		30 (32)	150 (175)
		Tetrachloro-m-xyl	2	20	16.3	81		30 (32)	150 (144)
		Decachlorobiphen	2	20	22.4	112		30 (32)	150 (175)
I.BLK-PO112915.D	PIBLK-PO112915.D	Tetrachloro-m-xyl	1	20	19.9	100		70 (60)	130 (140)
		Decachlorobiphen	1	20	19.2	96		70 (60)	130 (140)
		Tetrachloro-m-xyl	2	20	19.4	97		70 (60)	130 (140)
		Decachlorobiphen	2	20	21.3	106		70 (60)	130 (140)
I.BLK-PO112934.D	PIBLK-PO112934.D	Tetrachloro-m-xyl	1	20	20.6	103		70 (60)	130 (140)
		Decachlorobiphen	1	20	19.7	98		70 (60)	130 (140)
		Tetrachloro-m-xyl	2	20	19.9	99		70 (60)	130 (140)
		Decachlorobiphen	2	20	21.0	105		70 (60)	130 (140)
Q2832-07DL	TG-S04DL	Tetrachloro-m-xyl	1	20	18.6	93		30 (32)	150 (144)
		Decachlorobiphen	1	20	16.3	82		30 (32)	150 (175)
		Tetrachloro-m-xyl	2	20	17.8	89		30 (32)	150 (144)
		Decachlorobiphen	2	20	19.3	97		30 (32)	150 (175)
I.BLK-PO112949.D	PIBLK-PO112949.D	Tetrachloro-m-xyl	1	20	20.7	104		70 (60)	130 (140)
		Decachlorobiphen	1	20	18.4	92		70 (60)	130 (140)
		Tetrachloro-m-xyl	2	20	20.2	101		70 (60)	130 (140)
		Decachlorobiphen	2	20	20.7	104		70 (60)	130 (140)
I.BLK-PP074167.D	PIBLK-PP074167.D	Tetrachloro-m-xyl	1	20	19.1	95		70 (60)	130 (140)
		Decachlorobiphen	1	20	19.7	98		70 (60)	130 (140)
		Tetrachloro-m-xyl	2	20	17.3	86		70 (60)	130 (140)
		Decachlorobiphen	2	20	18.7	93		70 (60)	130 (140)
I.BLK-PP074337.D	PIBLK-PP074337.D	Tetrachloro-m-xyl	1	20	19.3	96		70 (60)	130 (140)
		Decachlorobiphen	1	20	18.5	92		70 (60)	130 (140)
		Tetrachloro-m-xyl	2	20	16.4	82		70 (60)	130 (140)
		Decachlorobiphen	2	20	16.2	81		70 (60)	130 (140)
PB169227BS	PB169227BS	Tetrachloro-m-xyl	1	20	25.4	127		30 (32)	150 (144)

( ) = LABORATORY INHOUSE LIMIT

284 Sheffield Street, Mountainside, New Jersey 07092, Phone : 908 789 8900,
Fax : 908 789 8922

Surrogate Summary

SDG No.: Q2832

Client: Portal Partners Tri-Venture

Analytical Method: 8082A

Lab Sample ID	Client ID	Parameter	Column	Spike	Result	Recovery(%)	Qual	Limits(%) Low	Limits(%) High
PB169227BS	PB169227BS	Decachlorobiphen	1	20	23.6	118		30 (32)	150 (175)
		Tetrachloro-m-xyl	2	20	22.8	114		30 (32)	150 (144)
		Decachlorobiphen	2	20	21.8	109		30 (32)	150 (175)
Q2832-01	TG-S01	Tetrachloro-m-xyl	1	20	28.0	140		30 (32)	150 (144)
		Decachlorobiphen	1	20	26.4	132		30 (32)	150 (175)
		Tetrachloro-m-xyl	2	20	26.5	133		30 (32)	150 (144)
		Decachlorobiphen	2	20	24.7	123		30 (32)	150 (175)
Q2832-03	TG-S02	Tetrachloro-m-xyl	1	20	27.2	136		30 (32)	150 (144)
		Decachlorobiphen	1	20	24.6	123		30 (32)	150 (175)
		Tetrachloro-m-xyl	2	20	28.4	142		30 (32)	150 (144)
		Decachlorobiphen	2	20	23.4	117		30 (32)	150 (175)
Q2832-03MS	TG-S02MS	Tetrachloro-m-xyl	1	20	24.3	121		30 (32)	150 (144)
		Decachlorobiphen	1	20	23.4	117		30 (32)	150 (175)
		Tetrachloro-m-xyl	2	20	22.3	112		30 (32)	150 (144)
		Decachlorobiphen	2	20	22.7	114		30 (32)	150 (175)
Q2832-03MSD	TG-S02MSD	Tetrachloro-m-xyl	1	20	24.2	121		30 (32)	150 (144)
		Decachlorobiphen	1	20	22.9	115		30 (32)	150 (175)
		Tetrachloro-m-xyl	2	20	21.9	110		30 (32)	150 (144)
		Decachlorobiphen	2	20	21.9	110		30 (32)	150 (175)
Q2832-05	TG-S03	Tetrachloro-m-xyl	1	20	22.1	110		30 (32)	150 (144)
		Decachlorobiphen	1	20	21.9	110		30 (32)	150 (175)
		Tetrachloro-m-xyl	2	20	28.3	142		30 (32)	150 (144)
		Decachlorobiphen	2	20	22.0	110		30 (32)	150 (175)
I.BLK-PP074351.D	PIBLK-PP074351.D	Tetrachloro-m-xyl	1	20	19.5	98		70 (60)	130 (140)
		Decachlorobiphen	1	20	18.2	91		70 (60)	130 (140)
		Tetrachloro-m-xyl	2	20	16.7	83		70 (60)	130 (140)
		Decachlorobiphen	2	20	16.3	82		70 (60)	130 (140)
I.BLK-PP074365.D	PIBLK-PP074365.D	Tetrachloro-m-xyl	1	20	19.7	99		70 (60)	130 (140)
		Decachlorobiphen	1	20	18.7	94		70 (60)	130 (140)
		Tetrachloro-m-xyl	2	20	17.0	85		70 (60)	130 (140)
		Decachlorobiphen	2	20	16.9	84		70 (60)	130 (140)
PB169227BL	PB169227BL	Tetrachloro-m-xyl	1	20	24.6	123		30 (32)	150 (144)
		Decachlorobiphen	1	20	23.4	117		30 (32)	150 (175)
		Tetrachloro-m-xyl	2	20	22.3	112		30 (32)	150 (144)
		Decachlorobiphen	2	20	22.1	110		30 (32)	150 (175)
I.BLK-PP074371.D	PIBLK-PP074371.D	Tetrachloro-m-xyl	1	20	19.7	99		70 (60)	130 (140)
		Decachlorobiphen	1	20	18.8	94		70 (60)	130 (140)
		Tetrachloro-m-xyl	2	20	16.6	83		70 (60)	130 (140)
		Decachlorobiphen	2	20	17.1	86		70 (60)	130 (140)
I.BLK-PP074376.D	PIBLK-PP074376.D	Tetrachloro-m-xyl	1	20	23.1	115		70 (60)	130 (140)
		Decachlorobiphen	1	20	21.1	106		70 (60)	130 (140)

( ) = LABORATORY INHOUSE LIMIT

284 Sheffield Street, Mountainside, New Jersey 07092, Phone : 908 789 8900,
Fax : 908 789 8922

Surrogate Summary

SDG No.: Q2832

Client: Portal Partners Tri-Venture

Analytical Method: 8082A

Lab Sample ID	Client ID	Parameter	Column	Spike	Result	Recovery(%)	Qual	Limits(%) Low	Limits(%) High
I.BLK-PP074376.D	PIBLK-PP074376.D	Tetrachloro-m-xyl	2	20	19.3	97		70 (60)	130 (140)
		Decachlorobiphen	2	20	19.5	97		70 (60)	130 (140)
Q2832-03DL	TG-S02DL	Tetrachloro-m-xyl	1	20	26.6	133		30 (32)	150 (144)
		Decachlorobiphen	1	20	23.3	117		30 (32)	150 (175)
		Tetrachloro-m-xyl	2	20	24.1	120		30 (32)	150 (144)
		Decachlorobiphen	2	20	20.3	102		30 (32)	150 (175)
Q2832-05DL	TG-S03DL	Tetrachloro-m-xyl	1	20	28.4	142		30 (32)	150 (144)
		Decachlorobiphen	1	20	23.0	115		30 (32)	150 (175)
		Tetrachloro-m-xyl	2	20	26.3	132		30 (32)	150 (144)
		Decachlorobiphen	2	20	21.6	108		30 (32)	150 (175)
I.BLK-PP074390.D	PIBLK-PP074390.D	Tetrachloro-m-xyl	1	20	20.9	104		70 (60)	130 (140)
		Decachlorobiphen	1	20	19.4	97		70 (60)	130 (140)
		Tetrachloro-m-xyl	2	20	18.7	93		70 (60)	130 (140)
		Decachlorobiphen	2	20	18.1	90		70 (60)	130 (140)

( ) = LABORATORY INHOUSE LIMIT

284 Sheffield Street, Mountainside, New Jersey 07092, Phone : 908 789 8900,
Fax : 908 789 8922

Matrix Spike/Matrix Spike Duplicate Summary

SW-846

SDG No.: Q2832 **Analytical Method:** 8082A

Client: Portal Partners Tri-Venture **DataFile :** PP074344.D

	Parameter	Spike	Sample Result	Result	Units	Rec	Rec Qual	RPD	RPD Qual	Limits Low	Limits High	RPD
Lab Sample ID:	**Q2832-03MS (Column 1)**	**Client Sample ID:**		**TG-S02MS**								
	AR1016	177	0	223	ug/kg	126				40 (55)	140 (146)	
	AR1260	177	325	519	ug/kg	110				40 (54)	140 (119)	
Lab Sample ID:	**Q2832-03MS (Column 2)**	**Client Sample ID:**		**TG-S02MS**								
	AR1016	177	0	206	ug/kg	116				40 (55)	140 (146)	
	AR1260	177	365	635	ug/kg	153	*			40 (54)	140 (119)	

( ) = LABORATORY INHOUSE LIMIT

284 Sheffield Street, Mountainside, New Jersey 07092, Phone : 908 789 8900,
Fax : 908 789 8922

Matrix Spike/Matrix Spike Duplicate Summary

SW-846

SDG No.: Q2832 **Analytical Method:** 8082A

Client: Portal Partners Tri-Venture **DataFile :** PP074345.D

	Parameter	Spike	Sample Result	Result	Units	Rec	Rec Qual	RPD	RPD Qual	Limits Low	Limits High	Limits RPD
Lab Sample ID:	**Q2832-03MSD (Column 1)**	**Client Sample ID:**		**TG-S02MSD**								
	AR1016	177.1	0	221	ug/kg	125		1		40 (55)	140 (146)	30 (15)
	AR1260	177.1	325	505	ug/kg	102		8		40 (54)	140 (119)	30 (15)
Lab Sample ID:	**Q2832-03MSD (Column 2)**	**Client Sample ID:**		**TG-S02MSD**								
	AR1016	177.1	0	202	ug/kg	114		2		40 (55)	140 (146)	30 (15)
	AR1260	177.1	365	627	ug/kg	148	*	3		40 (54)	140 (119)	30 (15)

( ) = LABORATORY INHOUSE LIMIT

284 Sheffield Street, Mountainside, New Jersey 07092, Phone : 908 789 8900,
Fax : 908 789 8922

Laboratory Control Sample/Laboratory Control Sample Duplicate Summary

SW-846

SDG No.: Q2832 **Analytical Method:** 8082A

Client: Portal Partners Tri-Venture **Datafile :** PP074340.D

Lab Sample ID	Parameter	Spike	Result	Units	Rec	RPD	Qual	RPD Qual	Limits Low	Limits High	RPD
PB169227BS (Column 1)	AR1016	166.6	193	ug/kg	116				40 (71)	140 (120)	
	AR1260	166.6	173	ug/kg	104				40 (65)	140 (130)	
PB169227BS (Column 2)	AR1016	166.6	195	ug/kg	117				40 (71)	140 (120)	
	AR1260	166.6	189	ug/kg	113				40 (65)	140 (130)	

( ) = LABORATORY INHOUSE LIMIT

284 Sheffield Street, Mountainside, New Jersey 07092, Phone : 908 789 8900,
Fax : 908 789 8922

4C

PESTICIDE METHOD BLANK SUMMARY

Client ID

PB169227BL

Lab Name: Alliance

Contract: PORT06

Lab Code: ACE

SDG NO.: Q2832

Lab Sample ID: PB169227BL

Lab File ID: PP074366.D

Matrix: (soil/water) Solid

Extraction: (Type) SOXH

Sulfur Cleanup: (Y/N) N

Date Extracted: 08/13/2025

Date Analyzed (1): 08/13/2025

Date Analyzed (2): 08/13/2025

Time Analyzed (1): 22:08

Time Analyzed (2): 22:08

Instrument ID (1): ECD_P

Instrument ID (2): ECD_P

GC Column (1): ZB-MR1 ID: 0.32 (mm)

GC Column (2): ZB-MR2 ID: 0.32 (mm)

THIS METHOD BLANK APPLIES TO THE FOLLOWING SAMPLES, MS AND MSD:

EPA SAMPLE NO.	LAB SAMPLE ID	LAB FILE ID	DATE ANALYZED 1	DATE ANALYZED 2
TG-S04	Q2832-07	PO112903.D	08/13/2025	08/13/2025
TG-S05	Q2832-09	PO112904.D	08/13/2025	08/13/2025
PB169227BS	PB169227BS	PP074340.D	08/13/2025	08/13/2025
TG-S01	Q2832-01	PP074342.D	08/13/2025	08/13/2025
TG-S02	Q2832-03	PP074343.D	08/13/2025	08/13/2025
TG-S02MS	Q2832-03MS	PP074344.D	08/13/2025	08/13/2025
TG-S02MSD	Q2832-03MSD	PP074345.D	08/13/2025	08/13/2025
TG-S03	Q2832-05	PP074346.D	08/13/2025	08/13/2025

COMMENTS:

Alliance TECHNICAL GROUP

A
B
C
D
E
F
G
H
I
J
K
L

QC SAMPLE DATA

Raw Data: **PP074366.D**

Alliance TECHNICAL GROUP
284 Sheffield Street, Mountainside, New Jersey 07092, Phone : 908 789 8900,
Fax : 908 789 8922

Report of Analysis

Client:	Portal Partners Tri-Venture	Date Collected:	
Project:	Amtrak Sawtooth Bridges 2025	Date Received:	
Client Sample ID:	PB169227BL	SDG No.:	Q2832
Lab Sample ID:	PB169227BL	Matrix:	SOIL
Analytical Method:	8082A	% Solid:	100 Decanted:
Sample Wt/Vol:	30.03 Units: g	Final Vol:	10000 uL
Soil Aliquot Vol:	uL	Test:	PCB
Extraction Type:		Injection Volume :	
GPC Factor :	1.0 PH :		
Prep Method :	SW3541B		

File ID/Qc Batch:	Dilution:	Prep Date	Date Analyzed	Prep Batch ID
PP074366.D	1	08/13/25 08:33	08/13/25 22:08	PB169227

CAS Number	Parameter	Conc.	Qualifier	MDL	LOQ / CRQL	Units(Dry Weight)
TARGETS						
12674-11-2	Aroclor-1016	3.90	U	3.90	17.0	ug/kg
11104-28-2	Aroclor-1221	4.00	U	4.00	17.0	ug/kg
11141-16-5	Aroclor-1232	3.70	U	3.70	17.0	ug/kg
53469-21-9	Aroclor-1242	4.00	U	4.00	17.0	ug/kg
12672-29-6	Aroclor-1248	5.90	U	5.90	17.0	ug/kg
11097-69-1	Aroclor-1254	3.20	U	3.20	17.0	ug/kg
37324-23-5	Aroclor-1262	5.00	U	5.00	17.0	ug/kg
11100-14-4	Aroclor-1268	3.60	U	3.60	17.0	ug/kg
11096-82-5	Aroclor-1260	3.20	U	3.20	17.0	ug/kg
SURROGATES						
877-09-8	Tetrachloro-m-xylene	24.6		30 (32) - 150 (144)	123%	SPK: 20
2051-24-3	Decachlorobiphenyl	23.4		30 (32) - 150 (175)	117%	SPK: 20

Comments:

U = Not Detected
LOQ = Limit of Quantitation
MDL = Method Detection Limit
LOD = Limit of Detection
E = Value Exceeds Calibration Range
P = Indicates >25% difference for detected concentrations between the two GC columns
Q = indicates LCS control criteria did not meet requirements
M = MS/MSD acceptance criteria did not meet requirements

J = Estimated Value
B = Analyte Found in Associated Method Blank
N = Presumptive Evidence of a Compound
* = Values outside of QC limits
D = Dilution
S = Indicates estimated value where valid five-point calibration was not performed prior to analyte detection in sample.
() = Laboratory InHouse Limit

284 Sheffield Street, Mountainside, New Jersey 07092, Phone : 908 789 8900,
Fax : 908 789 8922

Report of Analysis

Client:	Portal Partners Tri-Venture	Date Collected:	07/23/25
Project:	Amtrak Sawtooth Bridges 2025	Date Received:	07/23/25
Client Sample ID:	PIBLK-PO112413.D	SDG No.:	Q2832
Lab Sample ID:	I.BLK-PO112413.D	Matrix:	WATER
Analytical Method:	8082A	% Solid:	0 Decanted:
Sample Wt/Vol:	1000 Units: mL	Final Vol:	10000 uL
Soil Aliquot Vol:	uL	Test:	PCB
Extraction Type:		Injection Volume :	
GPC Factor :	1.0 PH :		
Prep Method :	5030		

File ID/Qc Batch:	Dilution:	Prep Date	Date Analyzed	Prep Batch ID
PO112413.D	1		07/23/25	PO072325

CAS Number	Parameter	Conc.	Qualifier	MDL	LOQ / CRQL	Units
TARGETS						
12674-11-2	Aroclor-1016	0.097	U	0.097	0.50	ug/L
11104-28-2	Aroclor-1221	0.13	U	0.13	0.50	ug/L
11141-16-5	Aroclor-1232	0.096	U	0.096	0.50	ug/L
53469-21-9	Aroclor-1242	0.12	U	0.12	0.50	ug/L
12672-29-6	Aroclor-1248	0.071	U	0.071	0.50	ug/L
11097-69-1	Aroclor-1254	0.094	U	0.094	0.50	ug/L
11096-82-5	Aroclor-1260	0.081	U	0.081	0.50	ug/L
37324-23-5	Aroclor-1262	0.14	U	0.14	0.50	ug/L
11100-14-4	Aroclor-1268	0.11	U	0.11	0.50	ug/L
SURROGATES						
877-09-8	Tetrachloro-m-xylene	19.1		70 (60) - 130 (140)	95%	SPK: 20
2051-24-3	Decachlorobiphenyl	20.0		70 (60) - 130 (140)	100%	SPK: 20

Comments:

U = Not Detected
LOQ = Limit of Quantitation
MDL = Method Detection Limit
LOD = Limit of Detection
E = Value Exceeds Calibration Range
P = Indicates >25% difference for detected concentrations between the two GC columns
Q = indicates LCS control criteria did not meet requirements
M = MS/MSD acceptance criteria did not meet requirements

J = Estimated Value
B = Analyte Found in Associated Method Blank
N = Presumptive Evidence of a Compound
* = Values outside of QC limits
D = Dilution
S = Indicates estimated value where valid five-point calibration was not performed prior to analyte detection in sample.
() = Laboratory InHouse Limit

284 Sheffield Street, Mountainside, New Jersey 07092, Phone : 908 789 8900,
Fax : 908 789 8922

Report of Analysis

Client:	Portal Partners Tri-Venture	Date Collected:	08/13/25
Project:	Amtrak Sawtooth Bridges 2025	Date Received:	08/13/25
Client Sample ID:	PIBLK-PO112900.D	SDG No.:	Q2832
Lab Sample ID:	I.BLK-PO112900.D	Matrix:	WATER
Analytical Method:	8082A	% Solid:	0 Decanted:
Sample Wt/Vol:	1000 Units: mL	Final Vol:	10000 uL
Soil Aliquot Vol:	uL	Test:	PCB
Extraction Type:		Injection Volume :	
GPC Factor :	1.0 PH :		
Prep Method :	5030		

File ID/Qc Batch:	Dilution:	Prep Date	Date Analyzed	Prep Batch ID
PO112900.D	1		08/13/25	PO081325

CAS Number	Parameter	Conc.	Qualifier	MDL	LOQ / CRQL	Units
TARGETS						
12674-11-2	Aroclor-1016	0.097	U	0.097	0.50	ug/L
11104-28-2	Aroclor-1221	0.13	U	0.13	0.50	ug/L
11141-16-5	Aroclor-1232	0.096	U	0.096	0.50	ug/L
53469-21-9	Aroclor-1242	0.12	U	0.12	0.50	ug/L
12672-29-6	Aroclor-1248	0.071	U	0.071	0.50	ug/L
11097-69-1	Aroclor-1254	0.094	U	0.094	0.50	ug/L
11096-82-5	Aroclor-1260	0.081	U	0.081	0.50	ug/L
37324-23-5	Aroclor-1262	0.14	U	0.14	0.50	ug/L
11100-14-4	Aroclor-1268	0.11	U	0.11	0.50	ug/L
SURROGATES						
877-09-8	Tetrachloro-m-xylene	20.3		70 (60) - 130 (140)	101%	SPK: 20
2051-24-3	Decachlorobiphenyl	19.2		70 (60) - 130 (140)	96%	SPK: 20

Comments:

U = Not Detected
LOQ = Limit of Quantitation
MDL = Method Detection Limit
LOD = Limit of Detection
E = Value Exceeds Calibration Range
P = Indicates >25% difference for detected concentrations between the two GC columns
Q = indicates LCS control criteria did not meet requirements
M = MS/MSD acceptance criteria did not meet requirements

J = Estimated Value
B = Analyte Found in Associated Method Blank
N = Presumptive Evidence of a Compound
* = Values outside of QC limits
D = Dilution
S = Indicates estimated value where valid five-point calibration was not performed prior to analyte detection in sample.
() = Laboratory InHouse Limit

284 Sheffield Street, Mountainside, New Jersey 07092, Phone : 908 789 8900,
Fax : 908 789 8922

Report of Analysis

Client:	Portal Partners Tri-Venture	Date Collected:	08/13/25
Project:	Amtrak Sawtooth Bridges 2025	Date Received:	08/13/25
Client Sample ID:	PIBLK-PO112915.D	SDG No.:	Q2832
Lab Sample ID:	I.BLK-PO112915.D	Matrix:	WATER
Analytical Method:	8082A	% Solid:	0 Decanted:
Sample Wt/Vol:	1000 Units: mL	Final Vol:	10000 uL
Soil Aliquot Vol:	uL	Test:	PCB
Extraction Type:		Injection Volume :	
GPC Factor :	1.0 PH :		
Prep Method :	5030		

File ID/Qc Batch:	Dilution:	Prep Date	Date Analyzed	Prep Batch ID
PO112915.D	1		08/13/25	po081325

CAS Number	Parameter	Conc.	Qualifier	MDL	LOQ / CRQL	Units
TARGETS						
12674-11-2	Aroclor-1016	0.097	U	0.097	0.50	ug/L
11104-28-2	Aroclor-1221	0.13	U	0.13	0.50	ug/L
11141-16-5	Aroclor-1232	0.096	U	0.096	0.50	ug/L
53469-21-9	Aroclor-1242	0.12	U	0.12	0.50	ug/L
12672-29-6	Aroclor-1248	0.071	U	0.071	0.50	ug/L
11097-69-1	Aroclor-1254	0.094	U	0.094	0.50	ug/L
11096-82-5	Aroclor-1260	0.081	U	0.081	0.50	ug/L
37324-23-5	Aroclor-1262	0.14	U	0.14	0.50	ug/L
11100-14-4	Aroclor-1268	0.11	U	0.11	0.50	ug/L
SURROGATES						
877-09-8	Tetrachloro-m-xylene	19.4		70 (60) - 130 (140)	97%	SPK: 20
2051-24-3	Decachlorobiphenyl	19.2		70 (60) - 130 (140)	96%	SPK: 20

Comments:

U = Not Detected
LOQ = Limit of Quantitation
MDL = Method Detection Limit
LOD = Limit of Detection
E = Value Exceeds Calibration Range
P = Indicates >25% difference for detected concentrations between the two GC columns
Q = indicates LCS control criteria did not meet requirements
M = MS/MSD acceptance criteria did not meet requirements

J = Estimated Value
B = Analyte Found in Associated Method Blank
N = Presumptive Evidence of a Compound
* = Values outside of QC limits
D = Dilution
S = Indicates estimated value where valid five-point calibration was not performed prior to analyte detection in sample.
() = Laboratory InHouse Limit

284 Sheffield Street, Mountainside, New Jersey 07092, Phone : 908 789 8900,
Fax : 908 789 8922

Report of Analysis

Client:	Portal Partners Tri-Venture	Date Collected:	08/14/25
Project:	Amtrak Sawtooth Bridges 2025	Date Received:	08/14/25
Client Sample ID:	PIBLK-PO112934.D	SDG No.:	Q2832
Lab Sample ID:	I.BLK-PO112934.D	Matrix:	WATER
Analytical Method:	8082A	% Solid:	0 Decanted:
Sample Wt/Vol:	1000 Units: mL	Final Vol:	10000 uL
Soil Aliquot Vol:	uL	Test:	PCB
Extraction Type:		Injection Volume :	
GPC Factor :	1.0 PH :		
Prep Method :	5030		

File ID/Qc Batch:	Dilution:	Prep Date	Date Analyzed	Prep Batch ID
PO112934.D	1		08/14/25	PO081425

CAS Number	Parameter	Conc.	Qualifier	MDL	LOQ / CRQL	Units
TARGETS						
12674-11-2	Aroclor-1016	0.097	U	0.097	0.50	ug/L
11104-28-2	Aroclor-1221	0.13	U	0.13	0.50	ug/L
11141-16-5	Aroclor-1232	0.096	U	0.096	0.50	ug/L
53469-21-9	Aroclor-1242	0.12	U	0.12	0.50	ug/L
12672-29-6	Aroclor-1248	0.071	U	0.071	0.50	ug/L
11097-69-1	Aroclor-1254	0.094	U	0.094	0.50	ug/L
11096-82-5	Aroclor-1260	0.081	U	0.081	0.50	ug/L
37324-23-5	Aroclor-1262	0.14	U	0.14	0.50	ug/L
11100-14-4	Aroclor-1268	0.11	U	0.11	0.50	ug/L
SURROGATES						
877-09-8	Tetrachloro-m-xylene	19.9		70 (60) - 130 (140)	99%	SPK: 20
2051-24-3	Decachlorobiphenyl	19.7		70 (60) - 130 (140)	98%	SPK: 20

Comments:

U = Not Detected
LOQ = Limit of Quantitation
MDL = Method Detection Limit
LOD = Limit of Detection
E = Value Exceeds Calibration Range
P = Indicates >25% difference for detected concentrations between the two GC columns
Q = indicates LCS control criteria did not meet requirements
M = MS/MSD acceptance criteria did not meet requirements

J = Estimated Value
B = Analyte Found in Associated Method Blank
N = Presumptive Evidence of a Compound
* = Values outside of QC limits
D = Dilution
S = Indicates estimated value where valid five-point calibration was not performed prior to analyte detection in sample.
() = Laboratory InHouse Limit

284 Sheffield Street, Mountainside, New Jersey 07092, Phone : 908 789 8900,
Fax : 908 789 8922

Report of Analysis

Client:	Portal Partners Tri-Venture	Date Collected:	08/14/25
Project:	Amtrak Sawtooth Bridges 2025	Date Received:	08/14/25
Client Sample ID:	PIBLK-PO112949.D	SDG No.:	Q2832
Lab Sample ID:	I.BLK-PO112949.D	Matrix:	WATER
Analytical Method:	8082A	% Solid:	0 Decanted:
Sample Wt/Vol:	1000 Units: mL	Final Vol:	10000 uL
Soil Aliquot Vol:	uL	Test:	PCB
Extraction Type:		Injection Volume :	
GPC Factor :	1.0 PH :		
Prep Method :	5030		

File ID/Qc Batch:	Dilution:	Prep Date	Date Analyzed	Prep Batch ID
PO112949.D	1		08/14/25	PO081425

CAS Number	Parameter	Conc.	Qualifier	MDL	LOQ / CRQL	Units
TARGETS						
12674-11-2	Aroclor-1016	0.097	U	0.097	0.50	ug/L
11104-28-2	Aroclor-1221	0.13	U	0.13	0.50	ug/L
11141-16-5	Aroclor-1232	0.096	U	0.096	0.50	ug/L
53469-21-9	Aroclor-1242	0.12	U	0.12	0.50	ug/L
12672-29-6	Aroclor-1248	0.071	U	0.071	0.50	ug/L
11097-69-1	Aroclor-1254	0.094	U	0.094	0.50	ug/L
11096-82-5	Aroclor-1260	0.081	U	0.081	0.50	ug/L
37324-23-5	Aroclor-1262	0.14	U	0.14	0.50	ug/L
11100-14-4	Aroclor-1268	0.11	U	0.11	0.50	ug/L
SURROGATES						
877-09-8	Tetrachloro-m-xylene	20.2		70 (60) - 130 (140)	101%	SPK: 20
2051-24-3	Decachlorobiphenyl	18.4		70 (60) - 130 (140)	92%	SPK: 20

Comments:

U = Not Detected
LOQ = Limit of Quantitation
MDL = Method Detection Limit
LOD = Limit of Detection
E = Value Exceeds Calibration Range
P = Indicates >25% difference for detected concentrations between the two GC columns
Q = indicates LCS control criteria did not meet requirements
M = MS/MSD acceptance criteria did not meet requirements

J = Estimated Value
B = Analyte Found in Associated Method Blank
N = Presumptive Evidence of a Compound
* = Values outside of QC limits
D = Dilution
S = Indicates estimated value where valid five-point calibration was not performed prior to analyte detection in sample.
() = Laboratory InHouse Limit

284 Sheffield Street, Mountainside, New Jersey 07092, Phone : 908 789 8900,
Fax : 908 789 8922

Report of Analysis

Client:	Portal Partners Tri-Venture	Date Collected:	08/01/25
Project:	Amtrak Sawtooth Bridges 2025	Date Received:	08/01/25
Client Sample ID:	PIBLK-PP074167.D	SDG No.:	Q2832
Lab Sample ID:	I.BLK-PP074167.D	Matrix:	WATER
Analytical Method:	8082A	% Solid:	0 Decanted:
Sample Wt/Vol:	1000 Units: mL	Final Vol:	10000 uL
Soil Aliquot Vol:	uL	Test:	PCB
Extraction Type:		Injection Volume :	
GPC Factor :	1.0 PH :		
Prep Method :	5030		

File ID/Qc Batch:	Dilution:	Prep Date	Date Analyzed	Prep Batch ID
PP074167.D	1		08/01/25	PP080125

CAS Number	Parameter	Conc.	Qualifier	MDL	LOQ / CRQL	Units
TARGETS						
12674-11-2	Aroclor-1016	0.097	U	0.097	0.50	ug/L
11104-28-2	Aroclor-1221	0.13	U	0.13	0.50	ug/L
11141-16-5	Aroclor-1232	0.096	U	0.096	0.50	ug/L
53469-21-9	Aroclor-1242	0.12	U	0.12	0.50	ug/L
12672-29-6	Aroclor-1248	0.071	U	0.071	0.50	ug/L
11097-69-1	Aroclor-1254	0.094	U	0.094	0.50	ug/L
11096-82-5	Aroclor-1260	0.081	U	0.081	0.50	ug/L
37324-23-5	Aroclor-1262	0.14	U	0.14	0.50	ug/L
11100-14-4	Aroclor-1268	0.11	U	0.11	0.50	ug/L
SURROGATES						
877-09-8	Tetrachloro-m-xylene	17.3		70 (60) - 130 (140)	86%	SPK: 20
2051-24-3	Decachlorobiphenyl	18.7		70 (60) - 130 (140)	93%	SPK: 20

Comments:

U = Not Detected
LOQ = Limit of Quantitation
MDL = Method Detection Limit
LOD = Limit of Detection
E = Value Exceeds Calibration Range
P = Indicates >25% difference for detected concentrations between the two GC columns
Q = indicates LCS control criteria did not meet requirements
M = MS/MSD acceptance criteria did not meet requirements

J = Estimated Value
B = Analyte Found in Associated Method Blank
N = Presumptive Evidence of a Compound
* = Values outside of QC limits
D = Dilution
S = Indicates estimated value where valid five-point calibration was not performed prior to analyte detection in sample.
() = Laboratory InHouse Limit

284 Sheffield Street, Mountainside, New Jersey 07092, Phone : 908 789 8900,
Fax : 908 789 8922

Report of Analysis

Client:	Portal Partners Tri-Venture	Date Collected:	08/13/25
Project:	Amtrak Sawtooth Bridges 2025	Date Received:	08/13/25
Client Sample ID:	PIBLK-PP074337.D	SDG No.:	Q2832
Lab Sample ID:	I.BLK-PP074337.D	Matrix:	WATER
Analytical Method:	8082A	% Solid:	0 Decanted:
Sample Wt/Vol:	1000 Units: mL	Final Vol:	10000 uL
Soil Aliquot Vol:	uL	Test:	PCB
Extraction Type:		Injection Volume :	
GPC Factor :	1.0 PH :		
Prep Method :	5030		

File ID/Qc Batch:	Dilution:	Prep Date	Date Analyzed	Prep Batch ID
PP074337.D	1		08/13/25	PP081325

CAS Number	Parameter	Conc.	Qualifier	MDL	LOQ / CRQL	Units
TARGETS						
12674-11-2	Aroclor-1016	0.097	U	0.097	0.50	ug/L
11104-28-2	Aroclor-1221	0.13	U	0.13	0.50	ug/L
11141-16-5	Aroclor-1232	0.096	U	0.096	0.50	ug/L
53469-21-9	Aroclor-1242	0.12	U	0.12	0.50	ug/L
12672-29-6	Aroclor-1248	0.071	U	0.071	0.50	ug/L
11097-69-1	Aroclor-1254	0.094	U	0.094	0.50	ug/L
11096-82-5	Aroclor-1260	0.081	U	0.081	0.50	ug/L
37324-23-5	Aroclor-1262	0.14	U	0.14	0.50	ug/L
11100-14-4	Aroclor-1268	0.11	U	0.11	0.50	ug/L
SURROGATES						
877-09-8	Tetrachloro-m-xylene	16.4		70 (60) - 130 (140)	82%	SPK: 20
2051-24-3	Decachlorobiphenyl	16.2		70 (60) - 130 (140)	81%	SPK: 20

Comments:

U = Not Detected
LOQ = Limit of Quantitation
MDL = Method Detection Limit
LOD = Limit of Detection
E = Value Exceeds Calibration Range
P = Indicates >25% difference for detected concentrations between the two GC columns
Q = indicates LCS control criteria did not meet requirements
M = MS/MSD acceptance criteria did not meet requirements

J = Estimated Value
B = Analyte Found in Associated Method Blank
N = Presumptive Evidence of a Compound
* = Values outside of QC limits
D = Dilution
S = Indicates estimated value where valid five-point calibration was not performed prior to analyte detection in sample.
() = Laboratory InHouse Limit

284 Sheffield Street, Mountainside, New Jersey 07092, Phone : 908 789 8900,
Fax : 908 789 8922

Report of Analysis

Client:	Portal Partners Tri-Venture	Date Collected:	08/13/25
Project:	Amtrak Sawtooth Bridges 2025	Date Received:	08/13/25
Client Sample ID:	PIBLK-PP074351.D	SDG No.:	Q2832
Lab Sample ID:	I.BLK-PP074351.D	Matrix:	WATER
Analytical Method:	8082A	% Solid:	0 Decanted:
Sample Wt/Vol:	1000 Units: mL	Final Vol:	10000 uL
Soil Aliquot Vol:	uL	Test:	PCB
Extraction Type:		Injection Volume :	
GPC Factor :	1.0 PH :		
Prep Method :	5030		

File ID/Qc Batch:	Dilution:	Prep Date	Date Analyzed	Prep Batch ID
PP074351.D	1		08/13/25	pp081325

CAS Number	Parameter	Conc.	Qualifier	MDL	LOQ / CRQL	Units
TARGETS						
12674-11-2	Aroclor-1016	0.097	U	0.097	0.50	ug/L
11104-28-2	Aroclor-1221	0.13	U	0.13	0.50	ug/L
11141-16-5	Aroclor-1232	0.096	U	0.096	0.50	ug/L
53469-21-9	Aroclor-1242	0.12	U	0.12	0.50	ug/L
12672-29-6	Aroclor-1248	0.071	U	0.071	0.50	ug/L
11097-69-1	Aroclor-1254	0.094	U	0.094	0.50	ug/L
11096-82-5	Aroclor-1260	0.081	U	0.081	0.50	ug/L
37324-23-5	Aroclor-1262	0.14	U	0.14	0.50	ug/L
11100-14-4	Aroclor-1268	0.11	U	0.11	0.50	ug/L
SURROGATES						
877-09-8	Tetrachloro-m-xylene	16.7		70 (60) - 130 (140)	83%	SPK: 20
2051-24-3	Decachlorobiphenyl	16.3		70 (60) - 130 (140)	82%	SPK: 20

Comments:

U = Not Detected
LOQ = Limit of Quantitation
MDL = Method Detection Limit
LOD = Limit of Detection
E = Value Exceeds Calibration Range
P = Indicates >25% difference for detected concentrations between the two GC columns
Q = indicates LCS control criteria did not meet requirements
M = MS/MSD acceptance criteria did not meet requirements

J = Estimated Value
B = Analyte Found in Associated Method Blank
N = Presumptive Evidence of a Compound
* = Values outside of QC limits
D = Dilution
S = Indicates estimated value where valid five-point calibration was not performed prior to analyte detection in sample.
() = Laboratory InHouse Limit

284 Sheffield Street, Mountainside, New Jersey 07092, Phone : 908 789 8900,
Fax : 908 789 8922

A B C D E F G H I J K L

Report of Analysis

Client:	Portal Partners Tri-Venture	Date Collected:	08/13/25
Project:	Amtrak Sawtooth Bridges 2025	Date Received:	08/13/25
Client Sample ID:	PIBLK-PP074365.D	SDG No.:	Q2832
Lab Sample ID:	I.BLK-PP074365.D	Matrix:	WATER
Analytical Method:	8082A	% Solid:	0 Decanted:
Sample Wt/Vol:	1000 Units: mL	Final Vol:	10000 uL
Soil Aliquot Vol:	uL	Test:	PCB
Extraction Type:		Injection Volume :	
GPC Factor :	1.0 PH :		
Prep Method :	5030		

File ID/Qc Batch:	Dilution:	Prep Date	Date Analyzed	Prep Batch ID
PP074365.D	1		08/13/25	pp081325

CAS Number	Parameter	Conc.	Qualifier	MDL	LOQ / CRQL	Units
TARGETS						
12674-11-2	Aroclor-1016	0.097	U	0.097	0.50	ug/L
11104-28-2	Aroclor-1221	0.13	U	0.13	0.50	ug/L
11141-16-5	Aroclor-1232	0.096	U	0.096	0.50	ug/L
53469-21-9	Aroclor-1242	0.12	U	0.12	0.50	ug/L
12672-29-6	Aroclor-1248	0.071	U	0.071	0.50	ug/L
11097-69-1	Aroclor-1254	0.094	U	0.094	0.50	ug/L
11096-82-5	Aroclor-1260	0.081	U	0.081	0.50	ug/L
37324-23-5	Aroclor-1262	0.14	U	0.14	0.50	ug/L
11100-14-4	Aroclor-1268	0.11	U	0.11	0.50	ug/L
SURROGATES						
877-09-8	Tetrachloro-m-xylene	17.0		70 (60) - 130 (140)	85%	SPK: 20
2051-24-3	Decachlorobiphenyl	16.9		70 (60) - 130 (140)	84%	SPK: 20

Comments:

U = Not Detected
LOQ = Limit of Quantitation
MDL = Method Detection Limit
LOD = Limit of Detection
E = Value Exceeds Calibration Range
P = Indicates >25% difference for detected concentrations between the two GC columns
Q = indicates LCS control criteria did not meet requirements
M = MS/MSD acceptance criteria did not meet requirements

J = Estimated Value
B = Analyte Found in Associated Method Blank
N = Presumptive Evidence of a Compound
* = Values outside of QC limits
D = Dilution
S = Indicates estimated value where valid five-point calibration was not performed prior to analyte detection in sample.
() = Laboratory InHouse Limit

284 Sheffield Street, Mountainside, New Jersey 07092, Phone : 908 789 8900,
Fax : 908 789 8922

Report of Analysis

Client:	Portal Partners Tri-Venture	Date Collected:	08/14/25
Project:	Amtrak Sawtooth Bridges 2025	Date Received:	08/14/25
Client Sample ID:	PIBLK-PP074371.D	SDG No.:	Q2832
Lab Sample ID:	I.BLK-PP074371.D	Matrix:	WATER
Analytical Method:	8082A	% Solid:	0 Decanted:
Sample Wt/Vol:	1000 Units: mL	Final Vol:	10000 uL
Soil Aliquot Vol:	uL	Test:	PCB
Extraction Type:		Injection Volume :	
GPC Factor :	1.0 PH :		
Prep Method :	5030		

File ID/Qc Batch:	Dilution:	Prep Date	Date Analyzed	Prep Batch ID
PP074371.D	1		08/14/25	pp081325

CAS Number	Parameter	Conc.	Qualifier	MDL	LOQ / CRQL	Units
TARGETS						
12674-11-2	Aroclor-1016	0.097	U	0.097	0.50	ug/L
11104-28-2	Aroclor-1221	0.13	U	0.13	0.50	ug/L
11141-16-5	Aroclor-1232	0.096	U	0.096	0.50	ug/L
53469-21-9	Aroclor-1242	0.12	U	0.12	0.50	ug/L
12672-29-6	Aroclor-1248	0.071	U	0.071	0.50	ug/L
11097-69-1	Aroclor-1254	0.094	U	0.094	0.50	ug/L
11096-82-5	Aroclor-1260	0.081	U	0.081	0.50	ug/L
37324-23-5	Aroclor-1262	0.14	U	0.14	0.50	ug/L
11100-14-4	Aroclor-1268	0.11	U	0.11	0.50	ug/L
SURROGATES						
877-09-8	Tetrachloro-m-xylene	16.6		70 (60) - 130 (140)	83%	SPK: 20
2051-24-3	Decachlorobiphenyl	17.1		70 (60) - 130 (140)	86%	SPK: 20

Comments:

U = Not Detected
LOQ = Limit of Quantitation
MDL = Method Detection Limit
LOD = Limit of Detection
E = Value Exceeds Calibration Range
P = Indicates >25% difference for detected concentrations between the two GC columns
Q = indicates LCS control criteria did not meet requirements
M = MS/MSD acceptance criteria did not meet requirements

J = Estimated Value
B = Analyte Found in Associated Method Blank
N = Presumptive Evidence of a Compound
* = Values outside of QC limits
D = Dilution
S = Indicates estimated value where valid five-point calibration was not performed prior to analyte detection in sample.
() = Laboratory InHouse Limit

284 Sheffield Street, Mountainside, New Jersey 07092, Phone : 908 789 8900,
Fax : 908 789 8922

Report of Analysis

Client:	Portal Partners Tri-Venture	Date Collected:	08/14/25
Project:	Amtrak Sawtooth Bridges 2025	Date Received:	08/14/25
Client Sample ID:	PIBLK-PP074376.D	SDG No.:	Q2832
Lab Sample ID:	I.BLK-PP074376.D	Matrix:	WATER
Analytical Method:	8082A	% Solid:	0 Decanted:
Sample Wt/Vol:	1000 Units: mL	Final Vol:	10000 uL
Soil Aliquot Vol:	uL	Test:	PCB
Extraction Type:		Injection Volume :	
GPC Factor :	1.0 PH :		
Prep Method :	5030		

File ID/Qc Batch:	Dilution:	Prep Date	Date Analyzed	Prep Batch ID
PP074376.D	1		08/14/25	PP081425

CAS Number	Parameter	Conc.	Qualifier	MDL	LOQ / CRQL	Units
TARGETS						
12674-11-2	Aroclor-1016	0.097	U	0.097	0.50	ug/L
11104-28-2	Aroclor-1221	0.13	U	0.13	0.50	ug/L
11141-16-5	Aroclor-1232	0.096	U	0.096	0.50	ug/L
53469-21-9	Aroclor-1242	0.12	U	0.12	0.50	ug/L
12672-29-6	Aroclor-1248	0.071	U	0.071	0.50	ug/L
11097-69-1	Aroclor-1254	0.094	U	0.094	0.50	ug/L
11096-82-5	Aroclor-1260	0.081	U	0.081	0.50	ug/L
37324-23-5	Aroclor-1262	0.14	U	0.14	0.50	ug/L
11100-14-4	Aroclor-1268	0.11	U	0.11	0.50	ug/L
SURROGATES						
877-09-8	Tetrachloro-m-xylene	19.3		70 (60) - 130 (140)	97%	SPK: 20
2051-24-3	Decachlorobiphenyl	19.5		70 (60) - 130 (140)	97%	SPK: 20

Comments:

U = Not Detected
LOQ = Limit of Quantitation
MDL = Method Detection Limit
LOD = Limit of Detection
E = Value Exceeds Calibration Range
P = Indicates >25% difference for detected concentrations between the two GC columns
Q = indicates LCS control criteria did not meet requirements
M = MS/MSD acceptance criteria did not meet requirements

J = Estimated Value
B = Analyte Found in Associated Method Blank
N = Presumptive Evidence of a Compound
* = Values outside of QC limits
D = Dilution
S = Indicates estimated value where valid five-point calibration was not performed prior to analyte detection in sample.
() = Laboratory InHouse Limit

284 Sheffield Street, Mountainside, New Jersey 07092, Phone : 908 789 8900,
Fax : 908 789 8922

Report of Analysis

Client:	Portal Partners Tri-Venture	Date Collected:	08/14/25
Project:	Amtrak Sawtooth Bridges 2025	Date Received:	08/14/25
Client Sample ID:	PIBLK-PP074390.D	SDG No.:	Q2832
Lab Sample ID:	I.BLK-PP074390.D	Matrix:	WATER
Analytical Method:	8082A	% Solid:	0 Decanted:
Sample Wt/Vol:	1000 Units: mL	Final Vol:	10000 uL
Soil Aliquot Vol:	uL	Test:	PCB
Extraction Type:		Injection Volume :	
GPC Factor :	1.0 PH :		
Prep Method :	5030		

File ID/Qc Batch:	Dilution:	Prep Date	Date Analyzed	Prep Batch ID
PP074390.D	1		08/14/25	PP081425

CAS Number	Parameter	Conc.	Qualifier	MDL	LOQ / CRQL	Units
TARGETS						
12674-11-2	Aroclor-1016	0.097	U	0.097	0.50	ug/L
11104-28-2	Aroclor-1221	0.13	U	0.13	0.50	ug/L
11141-16-5	Aroclor-1232	0.096	U	0.096	0.50	ug/L
53469-21-9	Aroclor-1242	0.12	U	0.12	0.50	ug/L
12672-29-6	Aroclor-1248	0.071	U	0.071	0.50	ug/L
11097-69-1	Aroclor-1254	0.094	U	0.094	0.50	ug/L
11096-82-5	Aroclor-1260	0.081	U	0.081	0.50	ug/L
37324-23-5	Aroclor-1262	0.14	U	0.14	0.50	ug/L
11100-14-4	Aroclor-1268	0.11	U	0.11	0.50	ug/L
SURROGATES						
877-09-8	Tetrachloro-m-xylene	18.7		70 (60) - 130 (140)	93%	SPK: 20
2051-24-3	Decachlorobiphenyl	18.1		70 (60) - 130 (140)	90%	SPK: 20

Comments:

U = Not Detected
LOQ = Limit of Quantitation
MDL = Method Detection Limit
LOD = Limit of Detection
E = Value Exceeds Calibration Range
P = Indicates >25% difference for detected concentrations between the two GC columns
Q = indicates LCS control criteria did not meet requirements
M = MS/MSD acceptance criteria did not meet requirements

J = Estimated Value
B = Analyte Found in Associated Method Blank
N = Presumptive Evidence of a Compound
* = Values outside of QC limits
D = Dilution
S = Indicates estimated value where valid five-point calibration was not performed prior to analyte detection in sample.
() = Laboratory InHouse Limit

Raw Data: **PP074340.D**

Alliance TECHNICAL GROUP
284 Sheffield Street, Mountainside, New Jersey 07092, Phone : 908 789 8900,
Fax : 908 789 8922

A B C D E F G H I J K L

Report of Analysis

Client:	Portal Partners Tri-Venture	Date Collected:	
Project:	Amtrak Sawtooth Bridges 2025	Date Received:	
Client Sample ID:	PB169227BS	SDG No.:	Q2832
Lab Sample ID:	PB169227BS	Matrix:	SOIL
Analytical Method:	8082A	% Solid:	100 Decanted:
Sample Wt/Vol:	30.02 Units: g	Final Vol:	10000 uL
Soil Aliquot Vol:	uL	Test:	PCB
Extraction Type:		Injection Volume :	
GPC Factor :	1.0 PH :		
Prep Method :	SW3541B		

File ID/Qc Batch:	Dilution:	Prep Date	Date Analyzed	Prep Batch ID
PP074340.D	1	08/13/25 08:33	08/13/25 12:55	PB169227

CAS Number	Parameter	Conc.	Qualifier	MDL	LOQ / CRQL	Units(Dry Weight)
TARGETS						
12674-11-2	Aroclor-1016	195		3.90	17.0	ug/kg
11104-28-2	Aroclor-1221	4.00	U	4.00	17.0	ug/kg
11141-16-5	Aroclor-1232	3.70	U	3.70	17.0	ug/kg
53469-21-9	Aroclor-1242	4.00	U	4.00	17.0	ug/kg
12672-29-6	Aroclor-1248	5.90	U	5.90	17.0	ug/kg
11097-69-1	Aroclor-1254	3.20	U	3.20	17.0	ug/kg
37324-23-5	Aroclor-1262	5.00	U	5.00	17.0	ug/kg
11100-14-4	Aroclor-1268	3.60	U	3.60	17.0	ug/kg
11096-82-5	Aroclor-1260	189		3.20	17.0	ug/kg
SURROGATES						
877-09-8	Tetrachloro-m-xylene	25.4		30 (32) - 150 (144)	127%	SPK: 20
2051-24-3	Decachlorobiphenyl	23.6		30 (32) - 150 (175)	118%	SPK: 20

Comments:

U = Not Detected
LOQ = Limit of Quantitation
MDL = Method Detection Limit
LOD = Limit of Detection
E = Value Exceeds Calibration Range
P = Indicates >25% difference for detected concentrations between the two GC columns
Q = indicates LCS control criteria did not meet requirements
M = MS/MSD acceptance criteria did not meet requirements

J = Estimated Value
B = Analyte Found in Associated Method Blank
N = Presumptive Evidence of a Compound
* = Values outside of QC limits
D = Dilution
S = Indicates estimated value where valid five-point calibration was not performed prior to analyte detection in sample.
() = Laboratory InHouse Limit

Raw Data: **PP074344.D**

Alliance TECHNICAL GROUP
284 Sheffield Street, Mountainside, New Jersey 07092, Phone : 908 789 8900,
Fax : 908 789 8922

A B C D E F G H I J K L

Report of Analysis

Client:	Portal Partners Tri-Venture	Date Collected:	08/11/25
Project:	Amtrak Sawtooth Bridges 2025	Date Received:	08/12/25
Client Sample ID:	TG-S02MS	SDG No.:	Q2832
Lab Sample ID:	Q2832-03MS	Matrix:	SOIL
Analytical Method:	8082A	% Solid:	94 Decanted:
Sample Wt/Vol:	30.06 Units: g	Final Vol:	10000 uL
Soil Aliquot Vol:	uL	Test:	PCB
Extraction Type:		Injection Volume :	
GPC Factor :	1.0 PH :		
Prep Method :	SW3541B		

File ID/Qc Batch:	Dilution:	Prep Date	Date Analyzed	Prep Batch ID
PP074344.D	1	08/13/25 08:33	08/13/25 14:00	PB169227

CAS Number	Parameter	Conc.	Qualifier	MDL	LOQ / CRQL	Units(Dry Weight)
TARGETS						
12674-11-2	Aroclor-1016	223		4.20	18.0	ug/kg
11104-28-2	Aroclor-1221	4.30	U	4.30	18.0	ug/kg
11141-16-5	Aroclor-1232	3.90	U	3.90	18.0	ug/kg
53469-21-9	Aroclor-1242	4.30	U	4.30	18.0	ug/kg
12672-29-6	Aroclor-1248	6.30	U	6.30	18.0	ug/kg
11097-69-1	Aroclor-1254	3.40	U	3.40	18.0	ug/kg
37324-23-5	Aroclor-1262	5.30	U	5.30	18.0	ug/kg
11100-14-4	Aroclor-1268	3.80	U	3.80	18.0	ug/kg
11096-82-5	Aroclor-1260	635	E	3.40	18.0	ug/kg
SURROGATES						
877-09-8	Tetrachloro-m-xylene	24.3		30 (32) - 150 (144)	121%	SPK: 20
2051-24-3	Decachlorobiphenyl	23.4		30 (32) - 150 (175)	117%	SPK: 20

Comments:

U = Not Detected
LOQ = Limit of Quantitation
MDL = Method Detection Limit
LOD = Limit of Detection
E = Value Exceeds Calibration Range
P = Indicates >25% difference for detected concentrations between the two GC columns
Q = indicates LCS control criteria did not meet requirements
M = MS/MSD acceptance criteria did not meet requirements

J = Estimated Value
B = Analyte Found in Associated Method Blank
N = Presumptive Evidence of a Compound
* = Values outside of QC limits
D = Dilution
S = Indicates estimated value where valid five-point calibration was not performed prior to analyte detection in sample.
() = Laboratory InHouse Limit

Raw Data: **PP074345.D**

284 Sheffield Street, Mountainside, New Jersey 07092, Phone : 908 789 8900,
Fax : 908 789 8922

Report of Analysis

Client:	Portal Partners Tri-Venture	Date Collected:	08/11/25
Project:	Amtrak Sawtooth Bridges 2025	Date Received:	08/12/25
Client Sample ID:	TG-S02MSD	SDG No.:	Q2832
Lab Sample ID:	Q2832-03MSD	Matrix:	SOIL
Analytical Method:	8082A	% Solid:	94 Decanted:
Sample Wt/Vol:	30.04 Units: g	Final Vol:	10000 uL
Soil Aliquot Vol:	uL	Test:	PCB
Extraction Type:		Injection Volume :	
GPC Factor :	1.0 PH :		
Prep Method :	SW3541B		

File ID/Qc Batch:	Dilution:	Prep Date	Date Analyzed	Prep Batch ID
PP074345.D	1	08/13/25 08:33	08/13/25 14:16	PB169227

CAS Number	Parameter	Conc.	Qualifier	MDL	LOQ / CRQL	Units(Dry Weight)
TARGETS						
12674-11-2	Aroclor-1016	221		4.20	18.1	ug/kg
11104-28-2	Aroclor-1221	4.30	U	4.30	18.1	ug/kg
11141-16-5	Aroclor-1232	4.00	U	4.00	18.1	ug/kg
53469-21-9	Aroclor-1242	4.30	U	4.30	18.1	ug/kg
12672-29-6	Aroclor-1248	6.30	U	6.30	18.1	ug/kg
11097-69-1	Aroclor-1254	3.40	U	3.40	18.1	ug/kg
37324-23-5	Aroclor-1262	5.30	U	5.30	18.1	ug/kg
11100-14-4	Aroclor-1268	3.80	U	3.80	18.1	ug/kg
11096-82-5	Aroclor-1260	627	E	3.40	18.1	ug/kg
SURROGATES						
877-09-8	Tetrachloro-m-xylene	24.2		30 (32) - 150 (144)	121%	SPK: 20
2051-24-3	Decachlorobiphenyl	22.9		30 (32) - 150 (175)	115%	SPK: 20

Comments:

U = Not Detected
LOQ = Limit of Quantitation
MDL = Method Detection Limit
LOD = Limit of Detection
E = Value Exceeds Calibration Range
P = Indicates >25% difference for detected concentrations between the two GC columns
Q = indicates LCS control criteria did not meet requirements
M = MS/MSD acceptance criteria did not meet requirements

J = Estimated Value
B = Analyte Found in Associated Method Blank
N = Presumptive Evidence of a Compound
* = Values outside of QC limits
D = Dilution
S = Indicates estimated value where valid five-point calibration was not performed prior to analyte detection in sample.
() = Laboratory InHouse Limit

Alliance TECHNICAL GROUP

A
B
C
D
E
F
G
H
I
J
K
L

CALIBRATION SUMMARY

284 Sheffield Street, Mountainside, New Jersey 07092, Phone : 908 789 8900,
Fax : 908 789 8922

RETENTION TIMES OF INITIAL CALIBRATION

Lab Name: Alliance
Contract: PORT06
Lab Code: ACE
SDG NO.: Q2832
Instrument ID: ECD_O
Calibration Date(s): 07/23/2025 07/23/2025
Calibration Times: 11:32 19:47

GC Column: ZB-MR1 ID: 0.32 (mm)

LAB FILE ID: RT 1000 = PO112414.D RT 750 = PO112415.D
RT 500 = PO112416.D RT 250 = PO112417.D RT 050 = PO112418.D

COMPOUND		RT 1000	RT 750	RT 500	RT 250	RT 050	MEAN RT	RT WINDOW FROM	RT WINDOW TO
Aroclor-1016-1	(1)	4.76	4.75	4.76	4.76	4.76	4.76	4.66	4.86
Aroclor-1016-2	(2)	4.78	4.77	4.77	4.77	4.77	4.77	4.67	4.87
Aroclor-1016-3	(3)	4.83	4.83	4.83	4.83	4.83	4.83	4.73	4.93
Aroclor-1016-4	(4)	4.95	4.95	4.95	4.95	4.95	4.95	4.85	5.05
Aroclor-1016-5	(5)	5.21	5.21	5.21	5.21	5.21	5.21	5.11	5.31
Aroclor-1260-1	(1)	6.25	6.24	6.25	6.24	6.25	6.24	6.14	6.34
Aroclor-1260-2	(2)	6.44	6.43	6.43	6.43	6.43	6.43	6.33	6.53
Aroclor-1260-3	(3)	6.80	6.80	6.80	6.80	6.80	6.80	6.70	6.90
Aroclor-1260-4	(4)	7.06	7.06	7.06	7.06	7.06	7.06	6.96	7.16
Aroclor-1260-5	(5)	7.30	7.30	7.30	7.30	7.30	7.30	7.20	7.40
Decachlorobiphenyl		8.70	8.69	8.69	8.69	8.69	8.69	8.59	8.79
Tetrachloro-m-xylene		3.67	3.67	3.67	3.67	3.67	3.67	3.57	3.77
Aroclor-1242-1	(1)	4.76	4.76	4.76	4.76	4.76	4.76	4.66	4.86
Aroclor-1242-2	(2)	4.78	4.77	4.77	4.77	4.78	4.78	4.68	4.88
Aroclor-1242-3	(3)	4.83	4.83	4.83	4.83	4.83	4.83	4.73	4.93
Aroclor-1242-4	(4)	4.95	4.95	4.95	4.95	4.95	4.95	4.85	5.05
Aroclor-1242-5	(5)	5.60	5.60	5.60	5.60	5.60	5.60	5.50	5.70
Decachlorobiphenyl		8.69	8.69	8.69	8.69	8.70	8.69	8.59	8.79
Tetrachloro-m-xylene		3.67	3.67	3.67	3.67	3.67	3.67	3.57	3.77
Aroclor-1248-1	(1)	4.76	4.76	4.75	4.76	4.76	4.76	4.66	4.86
Aroclor-1248-2	(2)	4.99	4.99	4.99	4.99	5.00	4.99	4.89	5.09
Aroclor-1248-3	(3)	5.21	5.21	5.21	5.21	5.21	5.21	5.11	5.31
Aroclor-1248-4	(4)	5.56	5.56	5.56	5.56	5.56	5.56	5.46	5.66
Aroclor-1248-5	(5)	5.60	5.60	5.60	5.60	5.60	5.60	5.50	5.70
Decachlorobiphenyl		8.69	8.69	8.69	8.70	8.69	8.69	8.59	8.79
Tetrachloro-m-xylene		3.67	3.67	3.67	3.67	3.67	3.67	3.57	3.77
Aroclor-1254-1	(1)	5.56	5.56	5.56	5.56	5.56	5.56	5.46	5.66
Aroclor-1254-2	(2)	5.71	5.71	5.71	5.71	5.71	5.71	5.61	5.81
Aroclor-1254-3	(3)	6.11	6.11	6.11	6.11	6.11	6.11	6.01	6.21
Aroclor-1254-4	(4)	6.34	6.34	6.34	6.34	6.34	6.34	6.24	6.44
Aroclor-1254-5	(5)	6.76	6.76	6.76	6.76	6.76	6.76	6.66	6.86
Decachlorobiphenyl		8.69	8.69	8.70	8.69	8.69	8.69	8.59	8.79
Tetrachloro-m-xylene		3.67	3.67	3.67	3.67	3.67	3.67	3.57	3.77
Aroclor-1268-1	(1)	7.59	7.59	7.59	7.58	7.59	7.59	7.49	7.69
Aroclor-1268-2	(2)	7.65	7.65	7.65	7.65	7.65	7.65	7.55	7.75
Aroclor-1268-3	(3)	7.86	7.86	7.86	7.86	7.86	7.86	7.76	7.96
Aroclor-1268-4	(4)	8.15	8.15	8.15	8.14	8.15	8.15	8.05	8.25
Aroclor-1268-5	(5)	8.44	8.44	8.44	8.44	8.44	8.44	8.34	8.54

284 Sheffield Street, Mountainside, New Jersey 07092, Phone : 908 789 8900,
Fax : 908 789 8922

RETENTION TIMES OF INITIAL CALIBRATION

Decachlorobiphenyl	8.70	8.70	8.70	8.69	8.70	8.70	8.60	8.80
Tetrachloro-m-xylene	3.67	3.67	3.67	3.67	3.67	3.67	3.57	3.77

284 Sheffield Street, Mountainside, New Jersey 07092, Phone : 908 789 8900,
Fax : 908 789 8922

RETENTION TIMES OF INITIAL CALIBRATION

Lab Name: Alliance
Contract: PORT06
Lab Code: ACE
SDG NO.: Q2832
Instrument ID: ECD_O
Calibration Date(s): 07/23/2025 07/23/2025
Calibration Times: 11:32 19:47

GC Column: ZB-MR2 ID: 0.32 (mm)

LAB FILE ID: RT 1000 = PO112414.D RT 750 = PO112415.D
RT 500 = PO112416.D RT 250 = PO112417.D RT 050 = PO112418.D

COMPOUND		RT 1000	RT 750	RT 500	RT 250	RT 050	MEAN RT	RT WINDOW FROM	RT WINDOW TO
Aroclor-1016-1	(1)	4.74	4.74	4.74	4.74	4.74	4.74	4.64	4.84
Aroclor-1016-2	(2)	4.76	4.76	4.76	4.76	4.76	4.76	4.66	4.86
Aroclor-1016-3	(3)	4.93	4.93	4.93	4.93	4.93	4.93	4.83	5.03
Aroclor-1016-4	(4)	4.97	4.97	4.97	4.97	4.97	4.97	4.87	5.07
Aroclor-1016-5	(5)	5.19	5.19	5.19	5.19	5.19	5.19	5.09	5.29
Aroclor-1260-1	(1)	6.21	6.21	6.21	6.21	6.21	6.21	6.11	6.31
Aroclor-1260-2	(2)	6.40	6.40	6.40	6.40	6.40	6.40	6.30	6.50
Aroclor-1260-3	(3)	6.55	6.55	6.55	6.55	6.55	6.55	6.45	6.65
Aroclor-1260-4	(4)	7.02	7.02	7.02	7.02	7.02	7.02	6.92	7.12
Aroclor-1260-5	(5)	7.27	7.26	7.26	7.26	7.27	7.26	7.16	7.36
Decachlorobiphenyl		8.64	8.64	8.64	8.64	8.64	8.64	8.54	8.74
Tetrachloro-m-xylene		3.66	3.66	3.66	3.66	3.66	3.66	3.56	3.76
Aroclor-1242-1	(1)	4.74	4.74	4.74	4.74	4.74	4.74	4.64	4.84
Aroclor-1242-2	(2)	4.76	4.76	4.76	4.76	4.76	4.76	4.66	4.86
Aroclor-1242-3	(3)	4.93	4.93	4.93	4.93	4.93	4.93	4.83	5.03
Aroclor-1242-4	(4)	5.02	5.02	5.02	5.02	5.02	5.02	4.92	5.12
Aroclor-1242-5	(5)	5.53	5.53	5.53	5.53	5.54	5.53	5.43	5.63
Decachlorobiphenyl		8.64	8.64	8.64	8.64	8.64	8.64	8.54	8.74
Tetrachloro-m-xylene		3.66	3.66	3.66	3.66	3.66	3.66	3.56	3.76
Aroclor-1248-1	(1)	4.74	4.74	4.74	4.74	4.74	4.74	4.64	4.84
Aroclor-1248-2	(2)	4.97	4.97	4.97	4.97	4.97	4.97	4.87	5.07
Aroclor-1248-3	(3)	5.02	5.02	5.02	5.02	5.02	5.02	4.92	5.12
Aroclor-1248-4	(4)	5.19	5.19	5.19	5.19	5.19	5.19	5.09	5.29
Aroclor-1248-5	(5)	5.58	5.58	5.58	5.58	5.58	5.58	5.48	5.68
Decachlorobiphenyl		8.64	8.64	8.64	8.64	8.64	8.64	8.54	8.74
Tetrachloro-m-xylene		3.66	3.66	3.66	3.66	3.66	3.66	3.56	3.76
Aroclor-1254-1	(1)	5.54	5.54	5.54	5.53	5.53	5.54	5.44	5.64
Aroclor-1254-2	(2)	5.68	5.68	5.68	5.68	5.68	5.68	5.58	5.78
Aroclor-1254-3	(3)	6.08	6.08	6.08	6.08	6.08	6.08	5.98	6.18
Aroclor-1254-4	(4)	6.31	6.31	6.31	6.31	6.31	6.31	6.21	6.41
Aroclor-1254-5	(5)	6.73	6.73	6.73	6.73	6.73	6.73	6.63	6.83
Decachlorobiphenyl		8.64	8.64	8.64	8.64	8.64	8.64	8.54	8.74
Tetrachloro-m-xylene		3.66	3.66	3.66	3.66	3.66	3.66	3.56	3.76
Aroclor-1268-1	(1)	7.55	7.55	7.55	7.55	7.55	7.55	7.45	7.65
Aroclor-1268-2	(2)	7.61	7.61	7.61	7.61	7.61	7.61	7.51	7.71
Aroclor-1268-3	(3)	7.82	7.82	7.82	7.82	7.82	7.82	7.72	7.92
Aroclor-1268-4	(4)	8.10	8.10	8.10	8.10	8.10	8.10	8.00	8.20
Aroclor-1268-5	(5)	8.39	8.39	8.39	8.39	8.39	8.39	8.29	8.49

284 Sheffield Street, Mountainside, New Jersey 07092, Phone : 908 789 8900,
Fax : 908 789 8922

RETENTION TIMES OF INITIAL CALIBRATION

Decachlorobiphenyl	8.64	8.64	8.64	8.64	8.64	8.64	8.54	8.74
Tetrachloro-m-xylene	3.66	3.66	3.66	3.66	3.66	3.66	3.56	3.76

284 Sheffield Street, Mountainside, New Jersey 07092, Phone : 908 789 8900,
Fax : 908 789 8922

CALIBRATION FACTOR OF INITIAL CALIBRATION

Lab Name: Alliance
Lab Code: ACE
Instrument ID: ECD_O

Contract: PORT06
SDG NO.: Q2832
Calibration Date(s): 07/23/2025 07/23/2025
Calibration Times: 11:32 19:47

GC Column: ZB-MR1 **ID:** 0.32 (mm)

LAB FILE ID: CF 1000 = PO112414.D CF 750 = PO112415.D
CF 500 = PO112416.D CF 250 = PO112417.D CF 050 = PO112418.D

COMPOUND		CF 1000	CF 750	CF 500	CF 250	CF 050	CF	% RSD
Aroclor-1016-1	(1)	281481703	285148303	290849518	279501268	204848240	268365806	13
Aroclor-1016-2	(2)	418001550	431852928	433849136	420704900	326178800	406117463	11
Aroclor-1016-3	(3)	263638281	273794351	273610504	262887848	234438940	261673985	6
Aroclor-1016-4	(4)	216165184	219268720	223332708	213740540	186700200	211841470	6
Aroclor-1016-5	(5)	221113370	228268088	233867428	235369996	178734160	219470608	10
Aroclor-1260-1	(1)	431773857	450001749	476240286	447612572	391026880	439331069	7
Aroclor-1260-2	(2)	673380136	698254531	722944530	686506064	658383800	687893812	3
Aroclor-1260-3	(3)	611274773	627246767	610311884	614713140	476551180	588019549	10
Aroclor-1260-4	(4)	447285263	461047633	473248904	505121600	368319820	451004644	11
Aroclor-1260-5	(5)	1262689005	1283961461	1337121492	1347466800	964454900	1239138732	12
Decachlorobiphenyl		7456684020	7676252293	7829495380	7672255680	5924316000	7311800675	11
Tetrachloro-m-xylene		8554863660	8750848067	8754072420	8314620000	6283438800	8131568589	13
Aroclor-1242-1	(1)	256299409	259568919	260660454	265097176	196334180	247592028	11
Aroclor-1242-2	(2)	381137122	387088803	391556862	393536916	295648160	369793573	11
Aroclor-1242-3	(3)	241769617	246476011	248315054	252195680	194532760	236657824	10
Aroclor-1242-4	(4)	195717021	198363989	201564902	203398396	172348620	194278586	6
Aroclor-1242-5	(5)	215656431	220174447	229182990	229543836	175020200	213915581	10
Decachlorobiphenyl		8000645330	8037989413	8087967020	8086832920	6389983800	7720683697	10
Tetrachloro-m-xylene		9125652230	9195232120	9219491440	9207437080	6341808000	8617924174	15
Aroclor-1248-1	(1)	189314500	193406379	198364040	203445536	151513120	187208715	10
Aroclor-1248-2	(2)	257058197	266019899	270572928	278752472	203158020	255112303	11
Aroclor-1248-3	(3)	329824745	342687100	350417966	364320620	331255900	343701266	4
Aroclor-1248-4	(4)	503150480	523568551	540549606	563745892	409374460	508077798	11
Aroclor-1248-5	(5)	346508966	363261911	374337920	392493440	271353380	349591123	13
Decachlorobiphenyl		7900018490	8086308400	8195171040	8262080520	6143274400	7717370570	12
Tetrachloro-m-xylene		8946590960	9189061507	9273186240	9357342160	6567561400	8666748453	14
Aroclor-1254-1	(1)	525205609	551869540	568048078	599161796	500508140	548958633	7
Aroclor-1254-2	(2)	467389736	490253857	501431616	531267632	439250900	485918748	7
Aroclor-1254-3	(3)	736681841	765368536	778116616	788008044	653257120	744286431	7
Aroclor-1254-4	(4)	537295054	560529123	571244926	572391952	507057560	549703723	5
Aroclor-1254-5	(5)	713157717	729355651	738947588	743850736	613809420	707824222	7
Decachlorobiphenyl		7810644110	7988158653	8118440840	8069654680	6321650600	7661709777	10
Tetrachloro-m-xylene		8477893750	8928798520	9019842540	9077508800	7004909800	8501790682	10
Aroclor-1268-1	(1)	1805209287	1836925397	1850534848	1852730580	1410311920	1751142406	10

284 Sheffield Street, Mountainside, New Jersey 07092, Phone : 908 789 8900,
Fax : 908 789 8922

CALIBRATION FACTOR OF INITIAL CALIBRATION

Aroclor-1268-2	(2)	1523811042	1548194379	1559255960	1566806172	1167050180	1473023547	11
Aroclor-1268-3	(3)	1298638460	1316156257	1333295814	1329215988	983852920	1252231888	11
Aroclor-1268-4	(4)	502325303	515160189	514467028	515975792	361392800	481864222	13
Aroclor-1268-5	(5)	3537850645	3568750916	3561527908	3536594816	2581136540	3357172165	12
Decachlorobiphenyl		14538757830	14683927053	14777305700	14801547680	10962984400	13952904533	12
Tetrachloro-m-xylene		8916461140	9229914440	9271431040	9355148600	6516020600	8657795164	14

284 Sheffield Street, Mountainside, New Jersey 07092, Phone : 908 789 8900,
Fax : 908 789 8922

CALIBRATION FACTOR OF INITIAL CALIBRATION

Lab Name: Alliance
Lab Code: ACE
Instrument ID: ECD_O

Contract: PORT06
SDG NO.: Q2832
Calibration Date(s): 07/23/2025 07/23/2025
Calibration Times: 11:32 19:47

GC Column: ZB-MR2 **ID:** 0.32 (mm)

LAB FILE ID: CF 1000 = PO112414.D CF 750 = PO112415.D
CF 500 = PO112416.D CF 250 = PO112417.D CF 050 = PO112418.D

COMPOUND		CF 1000	CF 750	CF 500	CF 250	CF 050	CF	% RSD
Aroclor-1016-1	(1)	171399488	177928739	180256326	179838608	165612060	175007044	3
Aroclor-1016-2	(2)	254283756	266059885	273532534	272267680	236331280	260495027	6
Aroclor-1016-3	(3)	134555314	139369485	142347070	141007248	122553240	135966471	6
Aroclor-1016-4	(4)	106915956	111683577	115661150	118698688	102464540	111084782	6
Aroclor-1016-5	(5)	139169322	144750759	147937312	152336452	132321220	143303013	5
Aroclor-1260-1	(1)	240286237	254043527	261134446	258041412	229050000	248511124	5
Aroclor-1260-2	(2)	317223235	329626419	335041102	340620804	324956000	329493512	3
Aroclor-1260-3	(3)	256241072	262701627	269297872	275910760	220454080	256921082	8
Aroclor-1260-4	(4)	185740526	193469844	197255514	200936168	179151380	191310686	4
Aroclor-1260-5	(5)	419199446	421594747	433075366	434815624	352283180	412193673	8
Decachlorobiphenyl		1753295660	1820833173	1877801640	1892185680	1491444000	1767112031	9
Tetrachloro-m-xylene		5169666700	5314856493	5330554580	5111206560	3919594600	4969175787	12
Aroclor-1242-1	(1)	153645977	158282413	162201976	169125204	148714620	158394038	5
Aroclor-1242-2	(2)	230553136	236233123	241816698	253231308	206497880	233666429	7
Aroclor-1242-3	(3)	120997871	124593004	126633224	130347852	103373540	121189098	8
Aroclor-1242-4	(4)	116921071	120755713	124229780	129097232	122693120	122739383	3
Aroclor-1242-5	(5)	154482444	160907067	167116390	163960092	158390400	160971279	3
Decachlorobiphenyl		1831604040	1871840933	1924104720	1967119920	1579850400	1834904003	8
Tetrachloro-m-xylene		5483238770	5543459253	5573552360	5630865680	4061456200	5258514453	13
Aroclor-1248-1	(1)	116797575	121746903	126835386	132022196	110144520	121509316	7
Aroclor-1248-2	(2)	161755092	168905528	175846314	185366264	154525280	169279696	7
Aroclor-1248-3	(3)	170672394	178220732	184519824	194073912	160748960	177647164	7
Aroclor-1248-4	(4)	202462025	210645355	219142380	229572292	179950700	208354550	9
Aroclor-1248-5	(5)	207118457	216119221	227433754	242834452	180319280	214765033	10
Decachlorobiphenyl		1836524820	1878481893	1941164520	1982063240	1517022000	1831051295	10
Tetrachloro-m-xylene		5362990180	5502770333	5558036420	5629888520	4177350800	5246207251	12
Aroclor-1254-1	(1)	308086628	324598995	339171148	360746064	310502200	328621007	6
Aroclor-1254-2	(2)	269579969	283423153	295499466	318260532	280690420	289490708	6
Aroclor-1254-3	(3)	411643535	427646563	444183030	462345912	391487940	427461396	6
Aroclor-1254-4	(4)	256982627	269810957	279068642	286892132	272060980	272963068	4
Aroclor-1254-5	(5)	324913084	333876627	346327314	357344936	307636300	334019652	5
Decachlorobiphenyl		1794065640	1872151533	1910898600	1948005080	1573949600	1819814091	8
Tetrachloro-m-xylene		5135321880	5340323933	5419556800	5524764520	4404208000	5164835027	9
Aroclor-1268-1	(1)	514567345	516695037	532735372	551455976	473857920	517862330	5

284 Sheffield Street, Mountainside, New Jersey 07092, Phone : 908 789 8900,
Fax : 908 789 8922

CALIBRATION FACTOR OF INITIAL CALIBRATION

Aroclor-1268-2	(2)	421574479	425971267	436618852	454509592	386645480	425063934	6
Aroclor-1268-3	(3)	318758782	324505707	331241876	345977680	285851460	321267101	7
Aroclor-1268-4	(4)	111516853	115705837	114796592	121616720	92841800	111295560	9
Aroclor-1268-5	(5)	742715083	756736297	758808540	780432416	619995020	731737471	8
Decachlorobiphenyl		3224484190	3300929360	3351395200	3481054400	2726789400	3216930510	9
Tetrachloro-m-xylene		5326223920	5511724707	5541913900	5672741280	4190979000	5248716561	12

284 Sheffield Street, Mountainside, New Jersey 07092, Phone : 908 789 8900,
Fax : 908 789 8922

A B C D E F G H I J K L

INITIAL CALIBRATION OF MULTICOMPONENT ANALYTES

Lab Name: Alliance **Contract:** PORT06

Lab Code: ACE **SDG NO.:** Q2832

Instrument ID: ECD_O **Date(s) Analyzed:** 07/23/2025 07/23/2025

GC Column: ZB-MR1 **ID:** 0.32 (mm)

COMPOUND	AMOUNT (ng)	PEAK	RT	RT WINDOW FROM	RT WINDOW TO	CALIBRATION FACTOR
Aroclor-1221	500	1	3.88	3.78	3.98	96659600
		2	3.97	3.87	4.07	71862000
		3	4.04	3.94	4.14	237712000
		4	0.00			0
		5	0.00			0
Aroclor-1232	500	1	4.04	3.94	4.14	186979000
		2	4.54	4.44	4.64	107625000
		3	4.78	4.68	4.88	206800000
		4	4.95	4.85	5.05	104740000
		5	4.99	4.89	5.09	67880800
Aroclor-1262	500	1	6.80	6.70	6.90	929208000
		2	7.30	7.20	7.40	1487020000
		3	7.59	7.49	7.69	590252000
		4	7.65	7.55	7.75	994166000
		5	8.15	8.05	8.25	434062000

284 Sheffield Street, Mountainside, New Jersey 07092, Phone : 908 789 8900,
Fax : 908 789 8922

A B C D E F G H I J K L

INITIAL CALIBRATION OF MULTICOMPONENT ANALYTES

Lab Name: Alliance

Contract: PORT06

Lab Code: ACE

SDG NO.: Q2832

Instrument ID: ECD_O

Date(s) Analyzed: 07/23/2025 07/23/2025

GC Column: ZB-MR2 **ID:** 0.32 (mm)

COMPOUND	AMOUNT (ng)	PEAK	RT	RT WINDOW FROM	RT WINDOW TO	CALIBRATION FACTOR
Aroclor-1221	500	1	3.87	3.77	3.97	67265800
		2	3.96	3.86	4.06	50728000
		3	4.03	3.93	4.13	158529000
		4	0.00			0
		5	0.00			0
Aroclor-1232	500	1	4.03	3.93	4.13	126550000
		2	4.76	4.66	4.86	131155000
		3	4.93	4.83	5.03	67196800
		4	5.02	4.92	5.12	59829000
		5	5.19	5.09	5.29	65203000
Aroclor-1262	500	1	6.77	6.67	6.87	414828000
		2	7.27	7.17	7.37	515546000
		3	7.55	7.45	7.65	186525000
		4	7.61	7.51	7.71	288104000
		5	8.10	8.00	8.20	99503400

284 Sheffield Street, Mountainside, New Jersey 07092, Phone : 908 789 8900,
Fax : 908 789 8922

RETENTION TIMES OF INITIAL CALIBRATION

Lab Name: Alliance
Contract: PORT06
Lab Code: ACE
SDG NO.: Q2832
Instrument ID: ECD_P
Calibration Date(s): 08/01/2025 08/01/2025
Calibration Times: 12:05 20:28

GC Column: ZB-MR1 ID: 0.32 (mm)

LAB FILE ID:
RT 1000 = PP074168.D
RT 750 = PP074169.D
RT 500 = PP074170.D
RT 250 = PP074171.D
RT 050 = PP074172.D

COMPOUND		RT 1000	RT 750	RT 500	RT 250	RT 050	MEAN RT	RT WINDOW FROM	RT WINDOW TO
Aroclor-1016-1	(1)	5.81	5.81	5.81	5.81	5.81	5.81	5.71	5.91
Aroclor-1016-2	(2)	5.83	5.84	5.83	5.83	5.84	5.83	5.73	5.93
Aroclor-1016-3	(3)	5.90	5.90	5.90	5.90	5.90	5.90	5.80	6.00
Aroclor-1016-4	(4)	5.99	6.00	5.99	5.99	5.99	5.99	5.89	6.09
Aroclor-1016-5	(5)	6.29	6.29	6.29	6.28	6.29	6.29	6.19	6.39
Aroclor-1260-1	(1)	7.40	7.41	7.40	7.40	7.40	7.40	7.30	7.50
Aroclor-1260-2	(2)	7.66	7.66	7.66	7.65	7.66	7.66	7.56	7.76
Aroclor-1260-3	(3)	8.01	8.02	8.01	8.01	8.02	8.01	7.91	8.11
Aroclor-1260-4	(4)	8.24	8.24	8.24	8.24	8.24	8.24	8.14	8.34
Aroclor-1260-5	(5)	8.57	8.57	8.57	8.57	8.57	8.57	8.47	8.67
Decachlorobiphenyl		10.44	10.44	10.44	10.44	10.44	10.44	10.34	10.54
Tetrachloro-m-xylene		4.66	4.66	4.66	4.66	4.66	4.66	4.56	4.76
Aroclor-1242-1	(1)	5.81	5.81	5.81	5.81	5.81	5.81	5.71	5.91
Aroclor-1242-2	(2)	5.83	5.84	5.83	5.83	5.83	5.83	5.73	5.93
Aroclor-1242-3	(3)	5.90	5.90	5.89	5.90	5.90	5.90	5.80	6.00
Aroclor-1242-4	(4)	5.99	6.00	5.99	5.99	5.99	5.99	5.89	6.09
Aroclor-1242-5	(5)	6.72	6.72	6.72	6.72	6.72	6.72	6.62	6.82
Decachlorobiphenyl		10.44	10.44	10.43	10.44	10.43	10.44	10.34	10.54
Tetrachloro-m-xylene		4.66	4.66	4.66	4.66	4.66	4.66	4.56	4.76
Aroclor-1254-1	(1)	6.66	6.66	6.66	6.66	6.66	6.66	6.56	6.76
Aroclor-1254-2	(2)	6.88	6.87	6.87	6.87	6.87	6.87	6.77	6.97
Aroclor-1254-3	(3)	7.24	7.24	7.24	7.24	7.23	7.24	7.14	7.34
Aroclor-1254-4	(4)	7.52	7.52	7.52	7.52	7.52	7.52	7.42	7.62
Aroclor-1254-5	(5)	7.93	7.93	7.93	7.93	7.93	7.93	7.83	8.03
Decachlorobiphenyl		10.43	10.43	10.43	10.43	10.43	10.43	10.33	10.53
Tetrachloro-m-xylene		4.66	4.66	4.66	4.66	4.66	4.66	4.56	4.76

284 Sheffield Street, Mountainside, New Jersey 07092, Phone : 908 789 8900,
Fax : 908 789 8922

RETENTION TIMES OF INITIAL CALIBRATION

Lab Name: Alliance
Contract: PORT06
Lab Code: ACE
SDG NO.: Q2832
Instrument ID: ECD_P
Calibration Date(s): 08/01/2025 08/01/2025
Calibration Times: 12:05 20:28

GC Column: ZB-MR2 ID: 0.32 (mm)

LAB FILE ID:
RT 1000 = PP074168.D
RT 750 = PP074169.D
RT 500 = PP074170.D
RT 250 = PP074171.D
RT 050 = PP074172.D

COMPOUND		RT 1000	RT 750	RT 500	RT 250	RT 050	MEAN RT	RT WINDOW FROM	RT WINDOW TO
Aroclor-1016-1	(1)	4.91	4.90	4.91	4.91	4.91	4.91	4.81	5.01
Aroclor-1016-2	(2)	4.96	4.96	4.96	4.97	4.97	4.96	4.86	5.06
Aroclor-1016-3	(3)	5.08	5.08	5.08	5.09	5.08	5.08	4.98	5.18
Aroclor-1016-4	(4)	5.12	5.12	5.12	5.13	5.12	5.12	5.02	5.22
Aroclor-1016-5	(5)	5.34	5.34	5.34	5.34	5.34	5.34	5.24	5.44
Aroclor-1260-1	(1)	6.56	6.55	6.56	6.56	6.56	6.56	6.46	6.66
Aroclor-1260-2	(2)	6.71	6.71	6.71	6.71	6.71	6.71	6.61	6.81
Aroclor-1260-3	(3)	6.92	6.92	6.92	6.92	6.92	6.92	6.82	7.02
Aroclor-1260-4	(4)	7.18	7.18	7.18	7.18	7.18	7.18	7.08	7.28
Aroclor-1260-5	(5)	7.42	7.42	7.42	7.42	7.42	7.42	7.32	7.52
Decachlorobiphenyl		8.83	8.83	8.83	8.83	8.83	8.83	8.73	8.93
Tetrachloro-m-xylene		3.81	3.80	3.81	3.81	3.80	3.81	3.71	3.91
Aroclor-1242-1	(1)	4.91	4.90	4.91	4.91	4.90	4.91	4.81	5.01
Aroclor-1242-2	(2)	4.96	4.96	4.96	4.96	4.96	4.96	4.86	5.06
Aroclor-1242-3	(3)	5.08	5.08	5.08	5.08	5.08	5.08	4.98	5.18
Aroclor-1242-4	(4)	5.16	5.16	5.16	5.17	5.16	5.16	5.06	5.26
Aroclor-1242-5	(5)	5.69	5.69	5.69	5.69	5.69	5.69	5.59	5.79
Decachlorobiphenyl		8.83	8.82	8.83	8.82	8.82	8.82	8.72	8.92
Tetrachloro-m-xylene		3.80	3.80	3.81	3.81	3.80	3.80	3.70	3.90
Aroclor-1254-1	(1)	5.69	5.69	5.69	5.69	5.69	5.69	5.59	5.79
Aroclor-1254-2	(2)	5.84	5.84	5.83	5.83	5.84	5.84	5.74	5.94
Aroclor-1254-3	(3)	6.24	6.24	6.24	6.24	6.24	6.24	6.14	6.34
Aroclor-1254-4	(4)	6.46	6.46	6.46	6.46	6.46	6.46	6.36	6.56
Aroclor-1254-5	(5)	6.88	6.88	6.88	6.88	6.88	6.88	6.78	6.98
Decachlorobiphenyl		8.82	8.82	8.82	8.82	8.82	8.82	8.72	8.92
Tetrachloro-m-xylene		3.81	3.80	3.80	3.80	3.80	3.80	3.70	3.90

284 Sheffield Street, Mountainside, New Jersey 07092, Phone : 908 789 8900,
Fax : 908 789 8922

CALIBRATION FACTOR OF INITIAL CALIBRATION

Lab Name: Alliance
Lab Code: ACE
Instrument ID: ECD_P

Contract: PORT06
SDG NO.: Q2832
Calibration Date(s): 08/01/2025 08/01/2025
Calibration Times: 12:05 20:28

GC Column: ZB-MR1 **ID:** 0.32 (mm)

LAB FILE ID: CF 1000 = PP074168.D CF 750 = PP074169.D
CF 500 = PP074170.D CF 250 = PP074171.D CF 050 = PP074172.D

COMPOUND		CF 1000	CF 750	CF 500	CF 250	CF 050	CF	% RSD
Aroclor-1016-1	(1)	35273925	37423669	39112938	43859036	50614460	41256806	14
Aroclor-1016-2	(2)	51795728	55199127	58347288	64689960	73676540	60741729	13
Aroclor-1016-3	(3)	33422245	35685564	37869938	42702196	48622620	39660513	14
Aroclor-1016-4	(4)	27792815	29586895	31487664	35862436	37992560	32544474	12
Aroclor-1016-5	(5)	27690329	29450228	31441930	35606544	38151200	32468046	13
Aroclor-1260-1	(1)	47709498	50888675	54142460	59119820	69919860	56356063	15
Aroclor-1260-2	(2)	56508230	60166887	63913596	71401348	88771760	68152364	18
Aroclor-1260-3	(3)	45067030	48123128	50650728	57005548	65633220	53295931	14
Aroclor-1260-4	(4)	54035441	57066597	60264502	66664376	75043960	62614975	13
Aroclor-1260-5	(5)	97992993	102942959	107738868	117332464	140517260	113304909	14
Decachlorobiphenyl		852434670	894679120	940440840	1016872040	1151380600	971161454	12
Tetrachloro-m-xylene		994587660	1038636867	1076051520	1154524400	1327726000	1118305289	12
Aroclor-1242-1	(1)	31512428	33419607	35918512	39696020	45782500	37265813	14
Aroclor-1242-2	(2)	47421171	49356251	53063334	57890692	64313200	54408930	12
Aroclor-1242-3	(3)	30290298	32076312	34724744	38188808	43399140	35735860	14
Aroclor-1242-4	(4)	25177060	26633319	28691812	30950152	34640880	29218645	12
Aroclor-1242-5	(5)	29128304	32087727	34406488	38696772	43470800	35558018	15
Decachlorobiphenyl		880786000	919506067	984418560	1056643120	1205252000	1009321149	13
Tetrachloro-m-xylene		1043240650	1075688493	1133074840	1202593000	1370780600	1165075517	11
Aroclor-1254-1	(1)	49559228	49811068	53907260	53993024	55934640	52641044	5
Aroclor-1254-2	(2)	70079706	72686637	78166692	86577056	90012700	79504558	10
Aroclor-1254-3	(3)	76495408	79340601	84479860	93420496	102844700	87316213	12
Aroclor-1254-4	(4)	57834344	59926583	63428804	69599176	68258480	63809477	8
Aroclor-1254-5	(5)	73335985	76078215	80654566	88040632	87614400	81144760	8
Decachlorobiphenyl		901613940	929059080	979122040	1057269880	1005303000	974473588	6
Tetrachloro-m-xylene		1055318110	1070331613	1114290760	1189360720	1187072000	1123274641	6

284 Sheffield Street, Mountainside, New Jersey 07092, Phone : 908 789 8900,
Fax : 908 789 8922

CALIBRATION FACTOR OF INITIAL CALIBRATION

Lab Name: Alliance
Lab Code: ACE
Instrument ID: ECD_P

Contract: PORT06
SDG NO.: Q2832
Calibration Date(s): 08/01/2025 08/01/2025
Calibration Times: 12:05 20:28

GC Column: ZB-MR2 **ID:** 0.32 (mm)

LAB FILE ID: CF 1000 = PP074168.D CF 750 = PP074169.D
CF 500 = PP074170.D CF 250 = PP074171.D CF 050 = PP074172.D

COMPOUND		CF 1000	CF 750	CF 500	CF 250	CF 050	CF	% RSD
Aroclor-1016-1	(1)	401748995	398824608	399912360	403735356	390215520	398887368	1
Aroclor-1016-2	(2)	186854426	192495525	187577416	198284052	173833620	187809008	5
Aroclor-1016-3	(3)	104048217	106580327	106062448	114925596	98731580	106069634	5
Aroclor-1016-4	(4)	102945349	106576167	111089380	109624088	115865320	109220061	4
Aroclor-1016-5	(5)	116097268	118066511	118643196	118883084	113126240	116963260	2
Aroclor-1260-1	(1)	398303416	397444124	405725820	438106428	380206020	403957162	5
Aroclor-1260-2	(2)	301304557	308158192	308266150	305734868	340030740	312698901	5
Aroclor-1260-3	(3)	408378449	417603121	404068616	383320072	357221180	394118288	6
Aroclor-1260-4	(4)	295359710	299954812	306136602	280781712	272663920	290979351	4
Aroclor-1260-5	(5)	811772813	805780147	794112086	732491376	642892660	757409816	9
Decachlorobiphenyl		6091085760	6145498480	6064775080	5991469080	5775302800	6013626240	2
Tetrachloro-m-xylene		4204747790	4209506627	3997167900	3658659200	3102045200	3834425343	12
Aroclor-1242-1	(1)	341272725	348537165	356175586	358260688	321457320	345140697	4
Aroclor-1242-2	(2)	162660327	171629959	165033416	168697644	148866940	163377657	5
Aroclor-1242-3	(3)	93075141	96957855	92088854	97223352	81897380	92248516	6
Aroclor-1242-4	(4)	117292839	116784915	126377070	120581608	116071680	119421622	3
Aroclor-1242-5	(5)	140731652	152438257	148354640	155481924	150793560	149560007	4
Decachlorobiphenyl		6182103300	6198353267	6343202860	6254049920	5638925600	6123326989	5
Tetrachloro-m-xylene		4380731720	4319851627	4244718880	3977934440	3138312200	4012309773	13
Aroclor-1254-1	(1)	384557283	361450625	385081202	377494716	322325960	366181957	7
Aroclor-1254-2	(2)	284389782	276601852	284135592	290728916	255228600	278216948	5
Aroclor-1254-3	(3)	520239168	520693099	508814756	526662268	369647720	489211402	13
Aroclor-1254-4	(4)	378053305	389619320	377098978	394351108	298703960	367565334	10
Aroclor-1254-5	(5)	425051302	410967521	398226716	393575444	298014540	385167105	12
Decachlorobiphenyl		6206832720	6179384467	6118770460	6279475360	4842174000	5925327401	10
Tetrachloro-m-xylene		4358828150	4220486587	4040036280	3680489520	2529500800	3765868267	20

284 Sheffield Street, Mountainside, New Jersey 07092, Phone : 908 789 8900,
Fax : 908 789 8922

INITIAL CALIBRATION OF MULTICOMPONENT ANALYTES

Lab Name: Alliance **Contract:** PORT06

Lab Code: ACE **SDG NO.:** Q2832

Instrument ID: ECD_P **Date(s) Analyzed:** 08/01/2025 08/01/2025

GC Column: ZB-MR1 **ID:** 0.32 (mm)

COMPOUND	AMOUNT (ng)	PEAK	RT	RT WINDOW FROM	RT WINDOW TO	CALIBRATION FACTOR
Aroclor-1221	500	1	4.86	4.76	4.96	16763600
		2	4.94	4.84	5.04	12601100
		3	5.02	4.92	5.12	36635200
		4	0.00			0
		5	0.00			0
Aroclor-1232	500	1	5.02	4.92	5.12	29037400
		2	5.55	5.45	5.65	15042700
		3	5.83	5.73	5.93	29001800
		4	5.99	5.89	6.09	15468800
		5	6.08	5.98	6.18	11716000
Aroclor-1248	500	1	5.81	5.71	5.91	28382600
		2	6.08	5.98	6.18	40187600
		3	6.28	6.18	6.38	44640800
		4	6.68	6.58	6.78	51582200
		5	6.72	6.62	6.82	53240200
Aroclor-1262	500	1	8.24	8.14	8.34	75789600
		2	8.56	8.46	8.66	130430000
		3	8.89	8.79	8.99	94070800
		4	8.97	8.87	9.07	72851600
		5	9.65	9.55	9.75	50922600
Aroclor-1268	500	1	8.88	8.78	8.98	158028000
		2	8.98	8.88	9.08	146028000
		3	9.22	9.12	9.32	121402000
		4	9.64	9.54	9.74	59648200
		5	10.08	9.98	10.18	357940000

284 Sheffield Street, Mountainside, New Jersey 07092, Phone : 908 789 8900,
Fax : 908 789 8922

INITIAL CALIBRATION OF MULTICOMPONENT ANALYTES

Lab Name: Alliance **Contract:** PORT06

Lab Code: ACE **SDG NO.:** Q2832

Instrument ID: ECD_P **Date(s) Analyzed:** 08/01/2025 08/01/2025

GC Column: ZB-MR2 **ID:** 0.32 (mm)

COMPOUND	AMOUNT (ng)	PEAK	RT	RT WINDOW FROM	RT WINDOW TO	CALIBRATION FACTOR
Aroclor-1221	500	1	4.02	3.92	4.12	49085200
		2	4.10	4.00	4.20	35889400
		3	4.18	4.08	4.28	135225000
		4	0.00			0
		5	0.00			0
Aroclor-1232	500	1	4.18	4.08	4.28	101362000
		2	4.90	4.80	5.00	174266000
		3	5.08	4.98	5.18	45816600
		4	5.16	5.06	5.26	58010800
		5	5.34	5.24	5.44	46979400
Aroclor-1248	500	1	4.90	4.80	5.00	223628000
		2	5.12	5.02	5.22	147770000
		3	5.16	5.06	5.26	179546000
		4	5.34	5.24	5.44	167057000
		5	5.73	5.63	5.83	302782000
Aroclor-1262	500	1	6.92	6.82	7.02	563142000
		2	7.18	7.08	7.28	401024000
		3	7.70	7.60	7.80	359470000
		4	7.76	7.66	7.86	666922000
		5	8.26	8.16	8.36	283268000
Aroclor-1268	500	1	7.70	7.60	7.80	1169220000
		2	7.76	7.66	7.86	1148130000
		3	7.97	7.87	8.07	891866000
		4	8.26	8.16	8.36	329470000
		5	8.56	8.46	8.66	2772300000

284 Sheffield Street, Mountainside, New Jersey 07092, Phone : 908 789 8900,
Fax : 908 789 8922

A B C D E F G H I J K L

CALIBRATION VERIFICATION SUMMARY

Lab Name: Alliance **Contract:** PORT06

Lab Code: ACE **SDG NO.:** Q2832

Continuing Calib Date: 08/13/2025 **Initial Calibration Date(s):** 07/23/2025 07/23/2025

Continuing Calib Time: 08:59 **Initial Calibration Time(s):** 11:32 19:47

GC Column: ZB-MR1 **ID:** 0.32 (mm)

COMPOUND		CCAL RT	AVG RT	RT WINDOW FROM	TO	DIFF RT
Aroclor-1016-1	(1)	4.75	4.76	4.66	4.86	0.01
Aroclor-1016-2	(2)	4.77	4.77	4.67	4.87	0.00
Aroclor-1016-3	(3)	4.83	4.83	4.73	4.93	0.00
Aroclor-1016-4	(4)	4.95	4.95	4.85	5.05	0.00
Aroclor-1016-5	(5)	5.20	5.21	5.11	5.31	0.01
Aroclor-1260-1	(1)	6.24	6.25	6.15	6.35	0.01
Aroclor-1260-2	(2)	6.43	6.43	6.33	6.53	0.00
Aroclor-1260-3	(3)	6.79	6.80	6.70	6.90	0.01
Aroclor-1260-4	(4)	7.05	7.06	6.96	7.16	0.01
Aroclor-1260-5	(5)	7.30	7.30	7.20	7.40	0.00
Tetrachloro-m-xylene		3.67	3.67	3.57	3.77	0.00
Decachlorobiphenyl		8.69	8.69	8.59	8.79	0.00

284 Sheffield Street, Mountainside, New Jersey 07092, Phone : 908 789 8900,
Fax : 908 789 8922

A B C D E F G H I J K L

CALIBRATION VERIFICATION SUMMARY

Lab Name: Alliance **Contract:** PORT06

Lab Code: ACE **SDG NO.:** Q2832

Continuing Calib Date: 08/13/2025 **Initial Calibration Date(s):** 07/23/2025 07/23/2025

Continuing Calib Time: 08:59 **Initial Calibration Time(s):** 11:32 19:47

GC Column: ZB-MR2 **ID:** 0.32 (mm)

COMPOUND		CCAL RT	AVG RT	RT WINDOW FROM	TO	DIFF RT
Aroclor-1016-1	(1)	4.73	4.74	4.64	4.84	0.01
Aroclor-1016-2	(2)	4.75	4.76	4.66	4.86	0.01
Aroclor-1016-3	(3)	4.93	4.93	4.83	5.03	0.00
Aroclor-1016-4	(4)	4.97	4.97	4.87	5.07	0.00
Aroclor-1016-5	(5)	5.18	5.19	5.09	5.29	0.01
Aroclor-1260-1	(1)	6.21	6.21	6.11	6.31	0.00
Aroclor-1260-2	(2)	6.40	6.40	6.30	6.50	0.00
Aroclor-1260-3	(3)	6.55	6.55	6.45	6.65	0.00
Aroclor-1260-4	(4)	7.02	7.02	6.92	7.12	0.00
Aroclor-1260-5	(5)	7.26	7.26	7.16	7.36	0.00
Tetrachloro-m-xylene		3.66	3.66	3.56	3.76	0.00
Decachlorobiphenyl		8.63	8.64	8.54	8.74	0.01

284 Sheffield Street, Mountainside, New Jersey 07092, Phone : 908 789 8900, Fax : 908 789 8922

A B C D E F G H I J K L

CALIBRATION VERIFICATION SUMMARY

Lab Name: Alliance **Contract:** PORT06

Lab Code: ACE **SDG NO.:** Q2832

GC Column: ZB-MR1 **ID:** 0.32 **(mm)** **Initi. Calib. Date(s):** 07/23/2025 07/23/2025

Client Sample No.: CCAL01 **Date Analyzed:** 08/13/2025

Lab Sample No.: AR1660CCC500 **Data File :** PO112896.D **Time Analyzed:** 08:59

COMPOUND	RT	RT WINDOW FROM	RT WINDOW TO	CALC AMOUNT(ng)	NOM AMOUNT(ng)	%D
Aroclor-1016-1	4.751	4.655	4.855	526.960	500.000	5.4
Aroclor-1016-2	4.769	4.674	4.874	547.510	500.000	9.5
Aroclor-1016-3	4.827	4.731	4.931	528.710	500.000	5.7
Aroclor-1016-4	4.945	4.851	5.051	536.170	500.000	7.2
Aroclor-1016-5	5.202	5.108	5.308	543.210	500.000	8.6
Aroclor-1260-1	6.239	6.145	6.345	535.780	500.000	7.2
Aroclor-1260-2	6.428	6.333	6.533	521.900	500.000	4.4
Aroclor-1260-3	6.794	6.700	6.900	558.270	500.000	11.7
Aroclor-1260-4	7.054	6.959	7.159	519.310	500.000	3.9
Aroclor-1260-5	7.297	7.203	7.403	511.980	500.000	2.4
Decachlorobiphenyl	8.686	8.593	8.793	48.410	50.000	-3.2
Tetrachloro-m-xylene	3.666	3.569	3.769	56.200	50.000	12.4

284 Sheffield Street, Mountainside, New Jersey 07092, Phone : 908 789 8900, Fax : 908 789 8922

A B C D E F G H I J K L

CALIBRATION VERIFICATION SUMMARY

Lab Name: Alliance **Contract:** PORT06

Lab Code: ACE **SDG NO.:** Q2832

GC Column: ZB-MR2 **ID:** 0.32 **(mm)** **Initi. Calib. Date(s):** 07/23/2025 07/23/2025

Client Sample No.: CCAL01 **Date Analyzed:** 08/13/2025

Lab Sample No.: AR1660CCC500 **Data File :** PO112896.D **Time Analyzed:** 08:59

COMPOUND	RT	RT WINDOW FROM	RT WINDOW TO	CALC AMOUNT(ng)	NOM AMOUNT(ng)	%D
Aroclor-1016-1	4.732	4.638	4.838	490.590	500.000	-1.9
Aroclor-1016-2	4.750	4.656	4.856	495.730	500.000	-0.9
Aroclor-1016-3	4.925	4.831	5.031	481.470	500.000	-3.7
Aroclor-1016-4	4.967	4.873	5.073	485.500	500.000	-2.9
Aroclor-1016-5	5.179	5.085	5.285	492.900	500.000	-1.4
Aroclor-1260-1	6.208	6.113	6.313	500.910	500.000	0.2
Aroclor-1260-2	6.396	6.302	6.502	500.730	500.000	0.1
Aroclor-1260-3	6.546	6.453	6.653	521.660	500.000	4.3
Aroclor-1260-4	7.016	6.923	7.123	523.900	500.000	4.8
Aroclor-1260-5	7.258	7.164	7.364	542.550	500.000	8.5
Decachlorobiphenyl	8.633	8.540	8.740	51.130	50.000	2.3
Tetrachloro-m-xylene	3.658	3.562	3.762	52.790	50.000	5.6

284 Sheffield Street, Mountainside, New Jersey 07092, Phone : 908 789 8900,
Fax : 908 789 8922

A B C D E F G H I J K L

CALIBRATION VERIFICATION SUMMARY

Lab Name: Alliance **Contract:** PORT06

Lab Code: ACE **SDG NO.:** Q2832

Continuing Calib Date: 08/13/2025 **Initial Calibration Date(s):** 07/23/2025 07/23/2025

Continuing Calib Time: 15:57 **Initial Calibration Time(s):** 11:32 19:47

GC Column: ZB-MR1 **ID:** 0.32 (mm)

COMPOUND		CCAL RT	AVG RT	RT WINDOW FROM	TO	DIFF RT
Aroclor-1016-1	(1)	4.75	4.76	4.66	4.86	0.01
Aroclor-1016-2	(2)	4.77	4.77	4.67	4.87	0.00
Aroclor-1016-3	(3)	4.83	4.83	4.73	4.93	0.00
Aroclor-1016-4	(4)	4.95	4.95	4.85	5.05	0.00
Aroclor-1016-5	(5)	5.20	5.21	5.11	5.31	0.01
Aroclor-1260-1	(1)	6.24	6.25	6.15	6.35	0.01
Aroclor-1260-2	(2)	6.43	6.43	6.33	6.53	0.00
Aroclor-1260-3	(3)	6.80	6.80	6.70	6.90	0.00
Aroclor-1260-4	(4)	7.05	7.06	6.96	7.16	0.01
Aroclor-1260-5	(5)	7.30	7.30	7.20	7.40	0.00
Tetrachloro-m-xylene		3.67	3.67	3.57	3.77	0.00
Decachlorobiphenyl		8.69	8.69	8.59	8.79	0.00

284 Sheffield Street, Mountainside, New Jersey 07092, Phone : 908 789 8900,
Fax : 908 789 8922

A B C D E F G H I J K L

CALIBRATION VERIFICATION SUMMARY

Lab Name: Alliance **Contract:** PORT06

Lab Code: ACE **SDG NO.:** Q2832

Continuing Calib Date: 08/13/2025 **Initial Calibration Date(s):** 07/23/2025 07/23/2025

Continuing Calib Time: 15:57 **Initial Calibration Time(s):** 11:32 19:47

GC Column: ZB-MR2 **ID:** 0.32 (mm)

COMPOUND		CCAL RT	AVG RT	RT WINDOW FROM	TO	DIFF RT
Aroclor-1016-1	(1)	4.73	4.74	4.64	4.84	0.01
Aroclor-1016-2	(2)	4.75	4.76	4.66	4.86	0.01
Aroclor-1016-3	(3)	4.93	4.93	4.83	5.03	0.00
Aroclor-1016-4	(4)	4.97	4.97	4.87	5.07	0.00
Aroclor-1016-5	(5)	5.18	5.19	5.09	5.29	0.01
Aroclor-1260-1	(1)	6.21	6.21	6.11	6.31	0.00
Aroclor-1260-2	(2)	6.40	6.40	6.30	6.50	0.00
Aroclor-1260-3	(3)	6.55	6.55	6.45	6.65	0.00
Aroclor-1260-4	(4)	7.02	7.02	6.92	7.12	0.00
Aroclor-1260-5	(5)	7.26	7.26	7.16	7.36	0.00
Tetrachloro-m-xylene		3.66	3.66	3.56	3.76	0.00
Decachlorobiphenyl		8.63	8.64	8.54	8.74	0.01

284 Sheffield Street, Mountainside, New Jersey 07092, Phone : 908 789 8900, Fax : 908 789 8922

A B C D E F G H I J K L

CALIBRATION VERIFICATION SUMMARY

Lab Name: Alliance **Contract:** PORT06

Lab Code: ACE **SDG NO.:** Q2832

GC Column: ZB-MR1 **ID:** 0.32 **(mm)** **Initi. Calib. Date(s):** 07/23/2025 07/23/2025

Client Sample No.: CCAL02 **Date Analyzed:** 08/13/2025

Lab Sample No.: AR1660CCC500 **Data File :** PO112911.D **Time Analyzed:** 15:57

COMPOUND	RT	RT WINDOW FROM	RT WINDOW TO	CALC AMOUNT(ng)	NOM AMOUNT(ng)	%D
Aroclor-1016-1	4.751	4.655	4.855	529.280	500.000	5.9
Aroclor-1016-2	4.770	4.674	4.874	529.210	500.000	5.8
Aroclor-1016-3	4.827	4.731	4.931	519.380	500.000	3.9
Aroclor-1016-4	4.947	4.851	5.051	522.620	500.000	4.5
Aroclor-1016-5	5.203	5.108	5.308	552.640	500.000	10.5
Aroclor-1260-1	6.240	6.145	6.345	523.500	500.000	4.7
Aroclor-1260-2	6.430	6.333	6.533	511.640	500.000	2.3
Aroclor-1260-3	6.795	6.700	6.900	536.970	500.000	7.4
Aroclor-1260-4	7.054	6.959	7.159	512.750	500.000	2.6
Aroclor-1260-5	7.298	7.203	7.403	504.960	500.000	1.0
Decachlorobiphenyl	8.687	8.593	8.793	47.260	50.000	-5.5
Tetrachloro-m-xylene	3.666	3.569	3.769	54.550	50.000	9.1

284 Sheffield Street, Mountainside, New Jersey 07092, Phone : 908 789 8900, Fax : 908 789 8922

A B C D E F G H I J K L

CALIBRATION VERIFICATION SUMMARY

Lab Name: Alliance **Contract:** PORT06

Lab Code: ACE **SDG NO.:** Q2832

GC Column: ZB-MR2 **ID:** 0.32 **(mm)** **Initi. Calib. Date(s):** 07/23/2025 07/23/2025

Client Sample No.: CCAL02 **Date Analyzed:** 08/13/2025

Lab Sample No.: AR1660CCC500 **Data File :** PO112911.D **Time Analyzed:** 15:57

COMPOUND	RT	RT WINDOW FROM	RT WINDOW TO	CALC AMOUNT(ng)	NOM AMOUNT(ng)	%D
Aroclor-1016-1	4.733	4.638	4.838	491.180	500.000	-1.8
Aroclor-1016-2	4.751	4.656	4.856	490.980	500.000	-1.8
Aroclor-1016-3	4.926	4.831	5.031	482.590	500.000	-3.5
Aroclor-1016-4	4.968	4.873	5.073	484.560	500.000	-3.1
Aroclor-1016-5	5.180	5.085	5.285	498.410	500.000	-0.3
Aroclor-1260-1	6.208	6.113	6.313	497.400	500.000	-0.5
Aroclor-1260-2	6.396	6.302	6.502	500.970	500.000	0.2
Aroclor-1260-3	6.547	6.453	6.653	517.790	500.000	3.6
Aroclor-1260-4	7.017	6.923	7.123	515.120	500.000	3.0
Aroclor-1260-5	7.259	7.164	7.364	532.890	500.000	6.6
Decachlorobiphenyl	8.633	8.540	8.740	51.030	50.000	2.1
Tetrachloro-m-xylene	3.659	3.562	3.762	52.400	50.000	4.8

284 Sheffield Street, Mountainside, New Jersey 07092, Phone : 908 789 8900,
Fax : 908 789 8922

A B C D E F G H I J K L

CALIBRATION VERIFICATION SUMMARY

Lab Name: Alliance **Contract:** PORT06

Lab Code: ACE **SDG NO.:** Q2832

Continuing Calib Date: 08/14/2025 **Initial Calibration Date(s):** 07/23/2025 07/23/2025

Continuing Calib Time: 08:33 **Initial Calibration Time(s):** 11:32 19:47

GC Column: ZB-MR1 **ID:** 0.32 (mm)

COMPOUND		CCAL RT	AVG RT	RT WINDOW FROM	TO	DIFF RT
Aroclor-1016-1	(1)	4.75	4.76	4.66	4.86	0.01
Aroclor-1016-2	(2)	4.77	4.77	4.67	4.87	0.00
Aroclor-1016-3	(3)	4.83	4.83	4.73	4.93	0.00
Aroclor-1016-4	(4)	4.95	4.95	4.85	5.05	0.00
Aroclor-1016-5	(5)	5.20	5.21	5.11	5.31	0.01
Aroclor-1260-1	(1)	6.24	6.25	6.15	6.35	0.01
Aroclor-1260-2	(2)	6.43	6.43	6.33	6.53	0.00
Aroclor-1260-3	(3)	6.79	6.80	6.70	6.90	0.01
Aroclor-1260-4	(4)	7.05	7.06	6.96	7.16	0.01
Aroclor-1260-5	(5)	7.30	7.30	7.20	7.40	0.00
Tetrachloro-m-xylene		3.67	3.67	3.57	3.77	0.01
Decachlorobiphenyl		8.69	8.69	8.59	8.79	0.00

284 Sheffield Street, Mountainside, New Jersey 07092, Phone : 908 789 8900,
Fax : 908 789 8922

A B C D E F G H I J K L

CALIBRATION VERIFICATION SUMMARY

Lab Name: Alliance **Contract:** PORT06

Lab Code: ACE **SDG NO.:** Q2832

Continuing Calib Date: 08/14/2025 **Initial Calibration Date(s):** 07/23/2025 07/23/2025

Continuing Calib Time: 08:33 **Initial Calibration Time(s):** 11:32 19:47

GC Column: ZB-MR2 **ID:** 0.32 (mm)

COMPOUND		CCAL RT	AVG RT	RT WINDOW FROM	TO	DIFF RT
Aroclor-1016-1	(1)	4.73	4.74	4.64	4.84	0.01
Aroclor-1016-2	(2)	4.75	4.76	4.66	4.86	0.01
Aroclor-1016-3	(3)	4.93	4.93	4.83	5.03	0.00
Aroclor-1016-4	(4)	4.97	4.97	4.87	5.07	0.00
Aroclor-1016-5	(5)	5.18	5.19	5.09	5.29	0.01
Aroclor-1260-1	(1)	6.21	6.21	6.11	6.31	0.00
Aroclor-1260-2	(2)	6.40	6.40	6.30	6.50	0.01
Aroclor-1260-3	(3)	6.55	6.55	6.45	6.65	0.00
Aroclor-1260-4	(4)	7.02	7.02	6.92	7.12	0.00
Aroclor-1260-5	(5)	7.26	7.26	7.16	7.36	0.00
Tetrachloro-m-xylene		3.66	3.66	3.56	3.76	0.00
Decachlorobiphenyl		8.63	8.64	8.54	8.74	0.01

284 Sheffield Street, Mountainside, New Jersey 07092, Phone : 908 789 8900, Fax : 908 789 8922

A B C D E F G H I J K L

CALIBRATION VERIFICATION SUMMARY

Lab Name: Alliance **Contract:** PORT06

Lab Code: ACE **SDG NO.:** Q2832

GC Column: ZB-MR1 **ID:** 0.32 **(mm)** **Initi. Calib. Date(s):** 07/23/2025 07/23/2025

Client Sample No.: CCAL03 **Date Analyzed:** 08/14/2025

Lab Sample No.: AR1660CCC500 **Data File :** PO112930.D **Time Analyzed:** 08:33

COMPOUND	RT	RT WINDOW FROM	RT WINDOW TO	CALC AMOUNT(ng)	NOM AMOUNT(ng)	%D
Aroclor-1016-1	4.750	4.655	4.855	529.710	500.000	5.9
Aroclor-1016-2	4.769	4.674	4.874	529.250	500.000	5.9
Aroclor-1016-3	4.826	4.731	4.931	519.760	500.000	4.0
Aroclor-1016-4	4.945	4.851	5.051	529.550	500.000	5.9
Aroclor-1016-5	5.202	5.108	5.308	542.490	500.000	8.5
Aroclor-1260-1	6.239	6.145	6.345	531.990	500.000	6.4
Aroclor-1260-2	6.429	6.333	6.533	518.600	500.000	3.7
Aroclor-1260-3	6.794	6.700	6.900	551.750	500.000	10.4
Aroclor-1260-4	7.053	6.959	7.159	513.930	500.000	2.8
Aroclor-1260-5	7.297	7.203	7.403	504.540	500.000	0.9
Decachlorobiphenyl	8.686	8.593	8.793	48.920	50.000	-2.2
Tetrachloro-m-xylene	3.665	3.569	3.769	55.480	50.000	11.0

284 Sheffield Street, Mountainside, New Jersey 07092, Phone : 908 789 8900, Fax : 908 789 8922

A B C D E F G H I J K L

CALIBRATION VERIFICATION SUMMARY

Lab Name: Alliance **Contract:** PORT06

Lab Code: ACE **SDG NO.:** Q2832

GC Column: ZB-MR2 **ID:** 0.32 **(mm)** **Initi. Calib. Date(s):** 07/23/2025 07/23/2025

Client Sample No.: CCAL03 **Date Analyzed:** 08/14/2025

Lab Sample No.: AR1660CCC500 **Data File :** PO112930.D **Time Analyzed:** 08:33

COMPOUND	RT	RT WINDOW FROM	RT WINDOW TO	CALC AMOUNT(ng)	NOM AMOUNT(ng)	%D
Aroclor-1016-1	4.732	4.638	4.838	485.220	500.000	-3.0
Aroclor-1016-2	4.750	4.656	4.856	489.550	500.000	-2.1
Aroclor-1016-3	4.925	4.831	5.031	489.200	500.000	-2.2
Aroclor-1016-4	4.967	4.873	5.073	484.210	500.000	-3.2
Aroclor-1016-5	5.179	5.085	5.285	491.820	500.000	-1.6
Aroclor-1260-1	6.207	6.113	6.313	491.660	500.000	-1.7
Aroclor-1260-2	6.395	6.302	6.502	494.220	500.000	-1.2
Aroclor-1260-3	6.547	6.453	6.653	514.790	500.000	3.0
Aroclor-1260-4	7.016	6.923	7.123	513.570	500.000	2.7
Aroclor-1260-5	7.258	7.164	7.364	528.080	500.000	5.6
Decachlorobiphenyl	8.632	8.540	8.740	51.160	50.000	2.3
Tetrachloro-m-xylene	3.658	3.562	3.762	52.000	50.000	4.0

284 Sheffield Street, Mountainside, New Jersey 07092, Phone : 908 789 8900,
Fax : 908 789 8922

CALIBRATION VERIFICATION SUMMARY

Lab Name: Alliance **Contract:** PORT06

Lab Code: ACE **SDG NO.:** Q2832

Continuing Calib Date: 08/14/2025 **Initial Calibration Date(s):** 07/23/2025 07/23/2025

Continuing Calib Time: 15:27 **Initial Calibration Time(s):** 11:32 19:47

GC Column: ZB-MR1 **ID:** 0.32 (mm)

COMPOUND		CCAL RT	AVG RT	RT WINDOW FROM	TO	DIFF RT
Aroclor-1016-1	(1)	4.75	4.76	4.66	4.86	0.01
Aroclor-1016-2	(2)	4.77	4.77	4.67	4.87	0.00
Aroclor-1016-3	(3)	4.83	4.83	4.73	4.93	0.01
Aroclor-1016-4	(4)	4.94	4.95	4.85	5.05	0.01
Aroclor-1016-5	(5)	5.20	5.21	5.11	5.31	0.01
Aroclor-1260-1	(1)	6.24	6.25	6.15	6.35	0.01
Aroclor-1260-2	(2)	6.43	6.43	6.33	6.53	0.00
Aroclor-1260-3	(3)	6.79	6.80	6.70	6.90	0.01
Aroclor-1260-4	(4)	7.05	7.06	6.96	7.16	0.01
Aroclor-1260-5	(5)	7.30	7.30	7.20	7.40	0.00
Tetrachloro-m-xylene		3.67	3.67	3.57	3.77	0.01
Decachlorobiphenyl		8.69	8.69	8.59	8.79	0.00

284 Sheffield Street, Mountainside, New Jersey 07092, Phone : 908 789 8900,
Fax : 908 789 8922

A B C D E F G H I J K L

CALIBRATION VERIFICATION SUMMARY

Lab Name: Alliance **Contract:** PORT06

Lab Code: ACE **SDG NO.:** Q2832

Continuing Calib Date: 08/14/2025 **Initial Calibration Date(s):** 07/23/2025 07/23/2025

Continuing Calib Time: 15:27 **Initial Calibration Time(s):** 11:32 19:47

GC Column: ZB-MR2 **ID:** 0.32 (mm)

COMPOUND		CCAL RT	AVG RT	RT WINDOW FROM	TO	DIFF RT
Aroclor-1016-1	(1)	4.73	4.74	4.64	4.84	0.01
Aroclor-1016-2	(2)	4.75	4.76	4.66	4.86	0.01
Aroclor-1016-3	(3)	4.93	4.93	4.83	5.03	0.00
Aroclor-1016-4	(4)	4.97	4.97	4.87	5.07	0.00
Aroclor-1016-5	(5)	5.18	5.19	5.09	5.29	0.01
Aroclor-1260-1	(1)	6.21	6.21	6.11	6.31	0.00
Aroclor-1260-2	(2)	6.40	6.40	6.30	6.50	0.00
Aroclor-1260-3	(3)	6.55	6.55	6.45	6.65	0.00
Aroclor-1260-4	(4)	7.02	7.02	6.92	7.12	0.00
Aroclor-1260-5	(5)	7.26	7.26	7.16	7.36	0.00
Tetrachloro-m-xylene		3.66	3.66	3.56	3.76	0.00
Decachlorobiphenyl		8.63	8.64	8.54	8.74	0.01

284 Sheffield Street, Mountainside, New Jersey 07092, Phone : 908 789 8900, Fax : 908 789 8922

A B C D E F G H I J K L

CALIBRATION VERIFICATION SUMMARY

Lab Name: Alliance **Contract:** PORT06

Lab Code: ACE **SDG NO.:** Q2832

GC Column: ZB-MR1 **ID:** 0.32 **(mm)** **Initi. Calib. Date(s):** 07/23/2025 07/23/2025

Client Sample No.: CCAL04 **Date Analyzed:** 08/14/2025

Lab Sample No.: AR1660CCC500 **Data File :** PO112945.D **Time Analyzed:** 15:27

COMPOUND	RT	RT WINDOW FROM	RT WINDOW TO	CALC AMOUNT(ng)	NOM AMOUNT(ng)	%D
Aroclor-1016-1	4.749	4.655	4.855	492.510	500.000	-1.5
Aroclor-1016-2	4.768	4.674	4.874	491.760	500.000	-1.6
Aroclor-1016-3	4.825	4.731	4.931	477.380	500.000	-4.5
Aroclor-1016-4	4.944	4.851	5.051	484.610	500.000	-3.1
Aroclor-1016-5	5.201	5.108	5.308	496.740	500.000	-0.7
Aroclor-1260-1	6.237	6.145	6.345	451.200	500.000	-9.8
Aroclor-1260-2	6.427	6.333	6.533	437.550	500.000	-12.5
Aroclor-1260-3	6.793	6.700	6.900	443.170	500.000	-11.4
Aroclor-1260-4	7.052	6.959	7.159	410.660	500.000	-17.9
Aroclor-1260-5	7.295	7.203	7.403	406.730	500.000	-18.7
Decachlorobiphenyl	8.685	8.593	8.793	39.400	50.000	-21.2
Tetrachloro-m-xylene	3.665	3.569	3.769	51.520	50.000	3.0

284 Sheffield Street, Mountainside, New Jersey 07092, Phone : 908 789 8900, Fax : 908 789 8922

A B C D E F G H I J K L

CALIBRATION VERIFICATION SUMMARY

Lab Name: Alliance **Contract:** PORT06

Lab Code: ACE **SDG NO.:** Q2832

GC Column: ZB-MR2 **ID:** 0.32 **(mm)** **Initi. Calib. Date(s):** 07/23/2025 07/23/2025

Client Sample No.: CCAL04 **Date Analyzed:** 08/14/2025

Lab Sample No.: AR1660CCC500 **Data File :** PO112945.D **Time Analyzed:** 15:27

COMPOUND	RT	RT WINDOW FROM	RT WINDOW TO	CALC AMOUNT(ng)	NOM AMOUNT(ng)	%D
Aroclor-1016-1	4.733	4.638	4.838	468.860	500.000	-6.2
Aroclor-1016-2	4.751	4.656	4.856	470.600	500.000	-5.9
Aroclor-1016-3	4.926	4.831	5.031	459.360	500.000	-8.1
Aroclor-1016-4	4.968	4.873	5.073	462.900	500.000	-7.4
Aroclor-1016-5	5.180	5.085	5.285	466.490	500.000	-6.7
Aroclor-1260-1	6.207	6.113	6.313	438.420	500.000	-12.3
Aroclor-1260-2	6.396	6.302	6.502	443.180	500.000	-11.4
Aroclor-1260-3	6.547	6.453	6.653	454.330	500.000	-9.1
Aroclor-1260-4	7.016	6.923	7.123	450.560	500.000	-9.9
Aroclor-1260-5	7.258	7.164	7.364	471.600	500.000	-5.7
Decachlorobiphenyl	8.633	8.540	8.740	46.800	50.000	-6.4
Tetrachloro-m-xylene	3.659	3.562	3.762	49.870	50.000	-0.3

284 Sheffield Street, Mountainside, New Jersey 07092, Phone : 908 789 8900,
Fax : 908 789 8922

A B C D E F G H I J K L

CALIBRATION VERIFICATION SUMMARY

Lab Name: Alliance **Contract:** PORT06

Lab Code: ACE **SDG NO.:** Q2832

Continuing Calib Date: 08/13/2025 **Initial Calibration Date(s):** 08/01/2025 08/01/2025

Continuing Calib Time: 09:04 **Initial Calibration Time(s):** 12:05 20:28

GC Column: ZB-MR1 **ID:** 0.32 **(mm)**

COMPOUND		CCAL RT	AVG RT	RT WINDOW FROM	TO	DIFF RT
Aroclor-1016-1	(1)	5.81	5.81	5.71	5.91	0.00
Aroclor-1016-2	(2)	5.83	5.83	5.73	5.93	0.00
Aroclor-1016-3	(3)	5.89	5.90	5.80	6.00	0.01
Aroclor-1016-4	(4)	5.99	5.99	5.89	6.09	0.00
Aroclor-1016-5	(5)	6.28	6.29	6.19	6.39	0.01
Aroclor-1260-1	(1)	7.40	7.40	7.30	7.50	0.00
Aroclor-1260-2	(2)	7.65	7.66	7.56	7.76	0.01
Aroclor-1260-3	(3)	8.01	8.01	7.91	8.11	0.00
Aroclor-1260-4	(4)	8.24	8.24	8.14	8.34	0.00
Aroclor-1260-5	(5)	8.57	8.57	8.47	8.67	0.01
Tetrachloro-m-xylene		4.66	4.66	4.56	4.76	0.00
Decachlorobiphenyl		10.44	10.44	10.34	10.54	0.00

284 Sheffield Street, Mountainside, New Jersey 07092, Phone : 908 789 8900,
Fax : 908 789 8922

CALIBRATION VERIFICATION SUMMARY

Lab Name: Alliance **Contract:** PORT06

Lab Code: ACE **SDG NO.:** Q2832

Continuing Calib Date: 08/13/2025 **Initial Calibration Date(s):** 08/01/2025 08/01/2025

Continuing Calib Time: 09:04 **Initial Calibration Time(s):** 12:05 20:28

GC Column: ZB-MR2 **ID:** 0.32 (mm)

COMPOUND		CCAL RT	AVG RT	RT WINDOW FROM	TO	DIFF RT
Aroclor-1016-1	(1)	4.90	4.91	4.81	5.01	0.01
Aroclor-1016-2	(2)	4.96	4.96	4.86	5.06	0.00
Aroclor-1016-3	(3)	5.08	5.08	4.98	5.18	0.00
Aroclor-1016-4	(4)	5.12	5.12	5.02	5.22	0.00
Aroclor-1016-5	(5)	5.33	5.34	5.24	5.44	0.01
Aroclor-1260-1	(1)	6.55	6.56	6.46	6.66	0.01
Aroclor-1260-2	(2)	6.71	6.71	6.61	6.81	0.01
Aroclor-1260-3	(3)	6.92	6.92	6.82	7.02	0.01
Aroclor-1260-4	(4)	7.18	7.18	7.08	7.28	0.00
Aroclor-1260-5	(5)	7.41	7.42	7.32	7.52	0.01
Tetrachloro-m-xylene		3.80	3.81	3.71	3.91	0.01
Decachlorobiphenyl		8.82	8.83	8.73	8.93	0.01

284 Sheffield Street, Mountainside, New Jersey 07092, Phone : 908 789 8900, Fax : 908 789 8922

A B C D E F G H I J K L

CALIBRATION VERIFICATION SUMMARY

Lab Name: Alliance **Contract:** PORT06

Lab Code: ACE **SDG NO.:** Q2832

GC Column: ZB-MR1 **ID:** 0.32 **(mm)** **Initi. Calib. Date(s):** 08/01/2025 08/01/2025

Client Sample No.: CCAL05 **Date Analyzed:** 08/13/2025

Lab Sample No.: AR1660CCC500 **Data File :** PP074334.D **Time Analyzed:** 09:04

COMPOUND	RT	RT WINDOW FROM	RT WINDOW TO	CALC AMOUNT(ng)	NOM AMOUNT(ng)	%D
Aroclor-1016-1	5.809	5.712	5.912	519.460	500.000	3.9
Aroclor-1016-2	5.830	5.733	5.933	523.810	500.000	4.8
Aroclor-1016-3	5.893	5.796	5.996	532.470	500.000	6.5
Aroclor-1016-4	5.990	5.893	6.093	534.840	500.000	7.0
Aroclor-1016-5	6.283	6.186	6.386	527.000	500.000	5.4
Aroclor-1260-1	7.400	7.303	7.503	504.090	500.000	0.8
Aroclor-1260-2	7.653	7.555	7.755	484.890	500.000	-3.0
Aroclor-1260-3	8.011	7.913	8.113	492.480	500.000	-1.5
Aroclor-1260-4	8.239	8.142	8.342	494.160	500.000	-1.2
Aroclor-1260-5	8.565	8.468	8.668	474.660	500.000	-5.1
Decachlorobiphenyl	10.436	10.338	10.538	48.910	50.000	-2.2
Tetrachloro-m-xylene	4.657	4.560	4.760	54.280	50.000	8.6

284 Sheffield Street, Mountainside, New Jersey 07092, Phone : 908 789 8900, Fax : 908 789 8922

A B C D E F G H I J K L

CALIBRATION VERIFICATION SUMMARY

Lab Name: Alliance **Contract:** PORT06

Lab Code: ACE **SDG NO.:** Q2832

GC Column: ZB-MR2 **ID:** 0.32 **(mm)** **Initi. Calib. Date(s):** 08/01/2025 08/01/2025

Client Sample No.: CCAL05 **Date Analyzed:** 08/13/2025

Lab Sample No.: AR1660CCC500 **Data File :** PP074334.D **Time Analyzed:** 09:04

COMPOUND	RT	RT WINDOW FROM	RT WINDOW TO	CALC AMOUNT(ng)	NOM AMOUNT(ng)	%D
Aroclor-1016-1	4.900	4.806	5.006	567.910	500.000	13.6
Aroclor-1016-2	4.958	4.863	5.063	577.260	500.000	15.5
Aroclor-1016-3	5.079	4.983	5.183	563.770	500.000	12.8
Aroclor-1016-4	5.119	5.023	5.223	570.360	500.000	14.1
Aroclor-1016-5	5.334	5.239	5.439	591.500	500.000	18.3
Aroclor-1260-1	6.550	6.455	6.655	545.640	500.000	9.1
Aroclor-1260-2	6.705	6.609	6.809	538.090	500.000	7.6
Aroclor-1260-3	6.915	6.819	7.019	564.730	500.000	12.9
Aroclor-1260-4	7.175	7.079	7.279	549.320	500.000	9.9
Aroclor-1260-5	7.414	7.318	7.518	552.870	500.000	10.6
Decachlorobiphenyl	8.819	8.726	8.926	52.780	50.000	5.6
Tetrachloro-m-xylene	3.801	3.705	3.905	59.680	50.000	19.4

284 Sheffield Street, Mountainside, New Jersey 07092, Phone : 908 789 8900,
Fax : 908 789 8922

A B C D E F G H I J K L

CALIBRATION VERIFICATION SUMMARY

Lab Name: Alliance **Contract:** PORT06

Lab Code: ACE **SDG NO.:** Q2832

Continuing Calib Date: 08/13/2025 **Initial Calibration Date(s):** 08/01/2025 08/01/2025

Continuing Calib Time: 15:54 **Initial Calibration Time(s):** 12:05 20:28

GC Column: ZB-MR1 **ID:** 0.32 (mm)

COMPOUND		CCAL RT	AVG RT	RT WINDOW FROM	TO	DIFF RT
Aroclor-1016-1	(1)	5.81	5.81	5.71	5.91	0.00
Aroclor-1016-2	(2)	5.83	5.83	5.73	5.93	0.00
Aroclor-1016-3	(3)	5.89	5.90	5.80	6.00	0.01
Aroclor-1016-4	(4)	5.99	5.99	5.89	6.09	0.00
Aroclor-1016-5	(5)	6.28	6.29	6.19	6.39	0.01
Aroclor-1260-1	(1)	7.40	7.40	7.30	7.50	0.00
Aroclor-1260-2	(2)	7.65	7.66	7.56	7.76	0.01
Aroclor-1260-3	(3)	8.01	8.01	7.91	8.11	0.00
Aroclor-1260-4	(4)	8.24	8.24	8.14	8.34	0.00
Aroclor-1260-5	(5)	8.57	8.57	8.47	8.67	0.01
Tetrachloro-m-xylene		4.66	4.66	4.56	4.76	0.00
Decachlorobiphenyl		10.44	10.44	10.34	10.54	0.00

284 Sheffield Street, Mountainside, New Jersey 07092, Phone : 908 789 8900,
Fax : 908 789 8922

A B C D E F G H I J K L

CALIBRATION VERIFICATION SUMMARY

Lab Name: Alliance **Contract:** PORT06

Lab Code: ACE **SDG NO.:** Q2832

Continuing Calib Date: 08/13/2025 **Initial Calibration Date(s):** 08/01/2025 08/01/2025

Continuing Calib Time: 15:54 **Initial Calibration Time(s):** 12:05 20:28

GC Column: ZB-MR2 **ID:** 0.32 (mm)

COMPOUND		CCAL RT	AVG RT	RT WINDOW FROM	TO	DIFF RT
Aroclor-1016-1	(1)	4.90	4.91	4.81	5.01	0.01
Aroclor-1016-2	(2)	4.96	4.96	4.86	5.06	0.00
Aroclor-1016-3	(3)	5.08	5.08	4.98	5.18	0.00
Aroclor-1016-4	(4)	5.12	5.12	5.02	5.22	0.00
Aroclor-1016-5	(5)	5.33	5.34	5.24	5.44	0.01
Aroclor-1260-1	(1)	6.55	6.56	6.46	6.66	0.01
Aroclor-1260-2	(2)	6.71	6.71	6.61	6.81	0.01
Aroclor-1260-3	(3)	6.92	6.92	6.82	7.02	0.01
Aroclor-1260-4	(4)	7.18	7.18	7.08	7.28	0.00
Aroclor-1260-5	(5)	7.41	7.42	7.32	7.52	0.01
Tetrachloro-m-xylene		3.80	3.81	3.71	3.91	0.01
Decachlorobiphenyl		8.82	8.83	8.73	8.93	0.01

284 Sheffield Street, Mountainside, New Jersey 07092, Phone : 908 789 8900, Fax : 908 789 8922

A B C D E F G H I J K L

CALIBRATION VERIFICATION SUMMARY

Lab Name: Alliance **Contract:** PORT06

Lab Code: ACE **SDG NO.:** Q2832

GC Column: ZB-MR1 **ID:** 0.32 **(mm)** **Initi. Calib. Date(s):** 08/01/2025 08/01/2025

Client Sample No.: CCAL06 **Date Analyzed:** 08/13/2025

Lab Sample No.: AR1660CCC500 **Data File :** PP074348.D **Time Analyzed:** 15:54

COMPOUND	RT	RT WINDOW FROM	RT WINDOW TO	CALC AMOUNT(ng)	NOM AMOUNT(ng)	%D
Aroclor-1016-1	5.809	5.712	5.912	539.370	500.000	7.9
Aroclor-1016-2	5.831	5.733	5.933	519.350	500.000	3.9
Aroclor-1016-3	5.894	5.796	5.996	536.400	500.000	7.3
Aroclor-1016-4	5.991	5.893	6.093	538.480	500.000	7.7
Aroclor-1016-5	6.283	6.186	6.386	527.750	500.000	5.6
Aroclor-1260-1	7.400	7.303	7.503	507.600	500.000	1.5
Aroclor-1260-2	7.653	7.555	7.755	482.260	500.000	-3.5
Aroclor-1260-3	8.011	7.913	8.113	488.950	500.000	-2.2
Aroclor-1260-4	8.239	8.142	8.342	492.340	500.000	-1.5
Aroclor-1260-5	8.565	8.468	8.668	476.780	500.000	-4.6
Decachlorobiphenyl	10.438	10.338	10.538	48.810	50.000	-2.4
Tetrachloro-m-xylene	4.657	4.560	4.760	55.460	50.000	10.9

284 Sheffield Street, Mountainside, New Jersey 07092, Phone : 908 789 8900, Fax : 908 789 8922

A B C D E F G H I J K L

CALIBRATION VERIFICATION SUMMARY

Lab Name: Alliance **Contract:** PORT06

Lab Code: ACE **SDG NO.:** Q2832

GC Column: ZB-MR2 **ID:** 0.32 **(mm)** **Initi. Calib. Date(s):** 08/01/2025 08/01/2025

Client Sample No.: CCAL06 **Date Analyzed:** 08/13/2025

Lab Sample No.: AR1660CCC500 **Data File :** PP074348.D **Time Analyzed:** 15:54

COMPOUND	RT	RT WINDOW FROM	RT WINDOW TO	CALC AMOUNT(ng)	NOM AMOUNT(ng)	%D
Aroclor-1016-1	4.901	4.806	5.006	574.110	500.000	14.8
Aroclor-1016-2	4.959	4.863	5.063	586.940	500.000	17.4
Aroclor-1016-3	5.078	4.983	5.183	583.830	500.000	16.8
Aroclor-1016-4	5.119	5.023	5.223	582.340	500.000	16.5
Aroclor-1016-5	5.334	5.239	5.439	587.300	500.000	17.5
Aroclor-1260-1	6.551	6.455	6.655	541.220	500.000	8.2
Aroclor-1260-2	6.705	6.609	6.809	539.610	500.000	7.9
Aroclor-1260-3	6.915	6.819	7.019	553.120	500.000	10.6
Aroclor-1260-4	7.175	7.079	7.279	545.680	500.000	9.1
Aroclor-1260-5	7.414	7.318	7.518	545.310	500.000	9.1
Decachlorobiphenyl	8.820	8.726	8.926	51.600	50.000	3.2
Tetrachloro-m-xylene	3.800	3.705	3.905	59.690	50.000	19.4

284 Sheffield Street, Mountainside, New Jersey 07092, Phone : 908 789 8900,
Fax : 908 789 8922

A B C D E F G H I J K L

CALIBRATION VERIFICATION SUMMARY

Lab Name: Alliance **Contract:** PORT06

Lab Code: ACE **SDG NO.:** Q2832

Continuing Calib Date: 08/13/2025 **Initial Calibration Date(s):** 08/01/2025 08/01/2025

Continuing Calib Time: 20:30 **Initial Calibration Time(s):** 12:05 20:28

GC Column: ZB-MR1 **ID:** 0.32 (mm)

COMPOUND		CCAL RT	AVG RT	RT WINDOW FROM	TO	DIFF RT
Aroclor-1016-1	(1)	5.81	5.81	5.71	5.91	0.00
Aroclor-1016-2	(2)	5.83	5.83	5.73	5.93	0.00
Aroclor-1016-3	(3)	5.90	5.90	5.80	6.00	0.01
Aroclor-1016-4	(4)	5.99	5.99	5.89	6.09	0.00
Aroclor-1016-5	(5)	6.29	6.29	6.19	6.39	0.01
Aroclor-1260-1	(1)	7.40	7.40	7.30	7.50	0.00
Aroclor-1260-2	(2)	7.65	7.66	7.56	7.76	0.01
Aroclor-1260-3	(3)	8.01	8.01	7.91	8.11	0.00
Aroclor-1260-4	(4)	8.24	8.24	8.14	8.34	0.00
Aroclor-1260-5	(5)	8.57	8.57	8.47	8.67	0.00
Tetrachloro-m-xylene		4.66	4.66	4.56	4.76	0.00
Decachlorobiphenyl		10.44	10.44	10.34	10.54	0.00

284 Sheffield Street, Mountainside, New Jersey 07092, Phone : 908 789 8900,
Fax : 908 789 8922

A B C D E F G H I J K L

CALIBRATION VERIFICATION SUMMARY

Lab Name: Alliance **Contract:** PORT06

Lab Code: ACE **SDG NO.:** Q2832

Continuing Calib Date: 08/13/2025 **Initial Calibration Date(s):** 08/01/2025 08/01/2025

Continuing Calib Time: 20:30 **Initial Calibration Time(s):** 12:05 20:28

GC Column: ZB-MR2 **ID:** 0.32 (mm)

COMPOUND		CCAL RT	AVG RT	RT WINDOW FROM	TO	DIFF RT
Aroclor-1016-1	(1)	4.90	4.91	4.81	5.01	0.01
Aroclor-1016-2	(2)	4.96	4.96	4.86	5.06	0.00
Aroclor-1016-3	(3)	5.08	5.08	4.98	5.18	0.00
Aroclor-1016-4	(4)	5.12	5.12	5.02	5.22	0.00
Aroclor-1016-5	(5)	5.33	5.34	5.24	5.44	0.01
Aroclor-1260-1	(1)	6.55	6.56	6.46	6.66	0.01
Aroclor-1260-2	(2)	6.71	6.71	6.61	6.81	0.00
Aroclor-1260-3	(3)	6.92	6.92	6.82	7.02	0.00
Aroclor-1260-4	(4)	7.18	7.18	7.08	7.28	0.00
Aroclor-1260-5	(5)	7.42	7.42	7.32	7.52	0.01
Tetrachloro-m-xylene		3.80	3.81	3.71	3.91	0.01
Decachlorobiphenyl		8.82	8.83	8.73	8.93	0.01

284 Sheffield Street, Mountainside, New Jersey 07092, Phone : 908 789 8900, Fax : 908 789 8922

A B C D E F G H I J K L

CALIBRATION VERIFICATION SUMMARY

Lab Name: Alliance **Contract:** PORT06

Lab Code: ACE **SDG NO.:** Q2832

GC Column: ZB-MR1 **ID:** 0.32 **(mm)** **Initi. Calib. Date(s):** 08/01/2025 08/01/2025

Client Sample No.: CCAL07 **Date Analyzed:** 08/13/2025

Lab Sample No.: AR1660CCC500 **Data File :** PP074362.D **Time Analyzed:** 20:30

COMPOUND	RT	RT WINDOW FROM	RT WINDOW TO	CALC AMOUNT(ng)	NOM AMOUNT(ng)	%D
Aroclor-1016-1	5.810	5.712	5.912	527.610	500.000	5.5
Aroclor-1016-2	5.832	5.733	5.933	533.020	500.000	6.6
Aroclor-1016-3	5.895	5.796	5.996	544.910	500.000	9.0
Aroclor-1016-4	5.992	5.893	6.093	540.630	500.000	8.1
Aroclor-1016-5	6.285	6.186	6.386	533.180	500.000	6.6
Aroclor-1260-1	7.402	7.303	7.503	509.770	500.000	2.0
Aroclor-1260-2	7.654	7.555	7.755	493.210	500.000	-1.4
Aroclor-1260-3	8.013	7.913	8.113	497.710	500.000	-0.5
Aroclor-1260-4	8.241	8.142	8.342	500.220	500.000	0.0
Aroclor-1260-5	8.567	8.468	8.668	482.520	500.000	-3.5
Decachlorobiphenyl	10.437	10.338	10.538	49.270	50.000	-1.5
Tetrachloro-m-xylene	4.659	4.560	4.760	55.880	50.000	11.8

284 Sheffield Street, Mountainside, New Jersey 07092, Phone : 908 789 8900, Fax : 908 789 8922

A B C D E F G H I J K L

CALIBRATION VERIFICATION SUMMARY

Lab Name: Alliance **Contract:** PORT06

Lab Code: ACE **SDG NO.:** Q2832

GC Column: ZB-MR2 **ID:** 0.32 **(mm)** **Initi. Calib. Date(s):** 08/01/2025 08/01/2025

Client Sample No.: CCAL07 **Date Analyzed:** 08/13/2025

Lab Sample No.: AR1660CCC500 **Data File :** PP074362.D **Time Analyzed:** 20:30

COMPOUND	RT	RT WINDOW FROM	RT WINDOW TO	CALC AMOUNT(ng)	NOM AMOUNT(ng)	%D
Aroclor-1016-1	4.902	4.806	5.006	589.560	500.000	17.9
Aroclor-1016-2	4.961	4.863	5.063	592.870	500.000	18.6
Aroclor-1016-3	5.080	4.983	5.183	589.270	500.000	17.9
Aroclor-1016-4	5.121	5.023	5.223	576.210	500.000	15.2
Aroclor-1016-5	5.334	5.239	5.439	553.350	500.000	10.7
Aroclor-1260-1	6.552	6.455	6.655	560.130	500.000	12.0
Aroclor-1260-2	6.706	6.609	6.809	552.530	500.000	10.5
Aroclor-1260-3	6.916	6.819	7.019	568.070	500.000	13.6
Aroclor-1260-4	7.176	7.079	7.279	559.600	500.000	11.9
Aroclor-1260-5	7.415	7.318	7.518	564.360	500.000	12.9
Decachlorobiphenyl	8.820	8.726	8.926	53.490	50.000	7.0
Tetrachloro-m-xylene	3.801	3.705	3.905	59.430	50.000	18.9

284 Sheffield Street, Mountainside, New Jersey 07092, Phone : 908 789 8900,
Fax : 908 789 8922

A B C D E F G H I J K L

CALIBRATION VERIFICATION SUMMARY

Lab Name: Alliance **Contract:** PORT06

Lab Code: ACE **SDG NO.:** Q2832

Continuing Calib Date: 08/13/2025 **Initial Calibration Date(s):** 08/01/2025 08/01/2025

Continuing Calib Time: 23:30 **Initial Calibration Time(s):** 12:05 20:28

GC Column: ZB-MR1 **ID:** 0.32 (mm)

COMPOUND		CCAL RT	AVG RT	RT WINDOW FROM	TO	DIFF RT
Aroclor-1016-1	(1)	5.81	5.81	5.71	5.91	0.00
Aroclor-1016-2	(2)	5.83	5.83	5.73	5.93	0.00
Aroclor-1016-3	(3)	5.90	5.90	5.80	6.00	0.01
Aroclor-1016-4	(4)	5.99	5.99	5.89	6.09	0.00
Aroclor-1016-5	(5)	6.28	6.29	6.19	6.39	0.01
Aroclor-1260-1	(1)	7.40	7.40	7.30	7.50	0.00
Aroclor-1260-2	(2)	7.65	7.66	7.56	7.76	0.01
Aroclor-1260-3	(3)	8.01	8.01	7.91	8.11	0.00
Aroclor-1260-4	(4)	8.24	8.24	8.14	8.34	0.00
Aroclor-1260-5	(5)	8.57	8.57	8.47	8.67	0.00
Tetrachloro-m-xylene		4.66	4.66	4.56	4.76	0.00
Decachlorobiphenyl		10.44	10.44	10.34	10.54	0.00

284 Sheffield Street, Mountainside, New Jersey 07092, Phone : 908 789 8900,
Fax : 908 789 8922

A B C D E F G H I J K L

CALIBRATION VERIFICATION SUMMARY

Lab Name: Alliance **Contract:** PORT06

Lab Code: ACE **SDG NO.:** Q2832

Continuing Calib Date: 08/13/2025 **Initial Calibration Date(s):** 08/01/2025 08/01/2025

Continuing Calib Time: 23:30 **Initial Calibration Time(s):** 12:05 20:28

GC Column: ZB-MR2 **ID:** 0.32 (mm)

COMPOUND		CCAL RT	AVG RT	RT WINDOW FROM	TO	DIFF RT
Aroclor-1016-1	(1)	4.90	4.91	4.81	5.01	0.01
Aroclor-1016-2	(2)	4.96	4.96	4.86	5.06	0.00
Aroclor-1016-3	(3)	5.08	5.08	4.98	5.18	0.00
Aroclor-1016-4	(4)	5.12	5.12	5.02	5.22	0.00
Aroclor-1016-5	(5)	5.34	5.34	5.24	5.44	0.00
Aroclor-1260-1	(1)	6.55	6.56	6.46	6.66	0.01
Aroclor-1260-2	(2)	6.71	6.71	6.61	6.81	0.00
Aroclor-1260-3	(3)	6.92	6.92	6.82	7.02	0.00
Aroclor-1260-4	(4)	7.18	7.18	7.08	7.28	0.00
Aroclor-1260-5	(5)	7.41	7.42	7.32	7.52	0.01
Tetrachloro-m-xylene		3.80	3.81	3.71	3.91	0.01
Decachlorobiphenyl		8.82	8.83	8.73	8.93	0.01

284 Sheffield Street, Mountainside, New Jersey 07092, Phone : 908 789 8900, Fax : 908 789 8922

A B C D E F G H I J K L

CALIBRATION VERIFICATION SUMMARY

Lab Name: Alliance **Contract:** PORT06

Lab Code: ACE **SDG NO.:** Q2832

GC Column: ZB-MR1 **ID:** 0.32 **(mm)** **Initi. Calib. Date(s):** 08/01/2025 08/01/2025

Client Sample No.: CCAL08 **Date Analyzed:** 08/13/2025

Lab Sample No.: AR1660CCC500 **Data File :** PP074368.D **Time Analyzed:** 23:30

COMPOUND	RT	RT WINDOW FROM	RT WINDOW TO	CALC AMOUNT(ng)	NOM AMOUNT(ng)	%D
Aroclor-1016-1	5.810	5.712	5.912	532.220	500.000	6.4
Aroclor-1016-2	5.832	5.733	5.933	531.780	500.000	6.4
Aroclor-1016-3	5.895	5.796	5.996	543.380	500.000	8.7
Aroclor-1016-4	5.992	5.893	6.093	542.160	500.000	8.4
Aroclor-1016-5	6.284	6.186	6.386	532.190	500.000	6.4
Aroclor-1260-1	7.401	7.303	7.503	512.180	500.000	2.4
Aroclor-1260-2	7.654	7.555	7.755	494.700	500.000	-1.1
Aroclor-1260-3	8.012	7.913	8.113	501.400	500.000	0.3
Aroclor-1260-4	8.240	8.142	8.342	507.860	500.000	1.6
Aroclor-1260-5	8.566	8.468	8.668	486.610	500.000	-2.7
Decachlorobiphenyl	10.437	10.338	10.538	49.940	50.000	-0.1
Tetrachloro-m-xylene	4.659	4.560	4.760	55.440	50.000	10.9

284 Sheffield Street, Mountainside, New Jersey 07092, Phone : 908 789 8900, Fax : 908 789 8922

A B C D E F G H I J K L

CALIBRATION VERIFICATION SUMMARY

Lab Name: Alliance **Contract:** PORT06

Lab Code: ACE **SDG NO.:** Q2832

GC Column: ZB-MR2 **ID:** 0.32 **(mm)** **Initi. Calib. Date(s):** 08/01/2025 08/01/2025

Client Sample No.: CCAL08 **Date Analyzed:** 08/13/2025

Lab Sample No.: AR1660CCC500 **Data File :** PP074368.D **Time Analyzed:** 23:30

COMPOUND	RT	RT WINDOW FROM	RT WINDOW TO	CALC AMOUNT(ng)	NOM AMOUNT(ng)	%D
Aroclor-1016-1	4.902	4.806	5.006	575.690	500.000	15.1
Aroclor-1016-2	4.960	4.863	5.063	595.280	500.000	19.1
Aroclor-1016-3	5.080	4.983	5.183	593.040	500.000	18.6
Aroclor-1016-4	5.121	5.023	5.223	572.950	500.000	14.6
Aroclor-1016-5	5.336	5.239	5.439	591.030	500.000	18.2
Aroclor-1260-1	6.552	6.455	6.655	570.950	500.000	14.2
Aroclor-1260-2	6.706	6.609	6.809	562.770	500.000	12.6
Aroclor-1260-3	6.916	6.819	7.019	577.230	500.000	15.4
Aroclor-1260-4	7.176	7.079	7.279	563.830	500.000	12.8
Aroclor-1260-5	7.414	7.318	7.518	581.180	500.000	16.2
Decachlorobiphenyl	8.819	8.726	8.926	54.620	50.000	9.2
Tetrachloro-m-xylene	3.803	3.705	3.905	59.950	50.000	19.9

284 Sheffield Street, Mountainside, New Jersey 07092, Phone : 908 789 8900,
Fax : 908 789 8922

A B C D E F G H I J K L

CALIBRATION VERIFICATION SUMMARY

Lab Name: Alliance **Contract:** PORT06

Lab Code: ACE **SDG NO.:** Q2832

Continuing Calib Date: 08/14/2025 **Initial Calibration Date(s):** 08/01/2025 08/01/2025

Continuing Calib Time: 08:27 **Initial Calibration Time(s):** 12:05 20:28

GC Column: ZB-MR1 **ID:** 0.32 (mm)

COMPOUND		CCAL RT	AVG RT	RT WINDOW FROM	TO	DIFF RT
Aroclor-1016-1	(1)	5.81	5.81	5.71	5.91	0.00
Aroclor-1016-2	(2)	5.83	5.83	5.73	5.93	0.00
Aroclor-1016-3	(3)	5.89	5.90	5.80	6.00	0.01
Aroclor-1016-4	(4)	5.99	5.99	5.89	6.09	0.00
Aroclor-1016-5	(5)	6.28	6.29	6.19	6.39	0.01
Aroclor-1260-1	(1)	7.40	7.40	7.30	7.50	0.00
Aroclor-1260-2	(2)	7.65	7.66	7.56	7.76	0.01
Aroclor-1260-3	(3)	8.01	8.01	7.91	8.11	0.00
Aroclor-1260-4	(4)	8.24	8.24	8.14	8.34	0.00
Aroclor-1260-5	(5)	8.57	8.57	8.47	8.67	0.01
Tetrachloro-m-xylene		4.66	4.66	4.56	4.76	0.00
Decachlorobiphenyl		10.44	10.44	10.34	10.54	0.00

284 Sheffield Street, Mountainside, New Jersey 07092, Phone : 908 789 8900,
Fax : 908 789 8922

A B C D E F G H I J K L

CALIBRATION VERIFICATION SUMMARY

Lab Name: Alliance **Contract:** PORT06

Lab Code: ACE **SDG NO.:** Q2832

Continuing Calib Date: 08/14/2025 **Initial Calibration Date(s):** 08/01/2025 08/01/2025

Continuing Calib Time: 08:27 **Initial Calibration Time(s):** 12:05 20:28

GC Column: ZB-MR2 **ID:** 0.32 (mm)

COMPOUND		CCAL RT	AVG RT	RT WINDOW FROM	TO	DIFF RT
Aroclor-1016-1	(1)	4.90	4.91	4.81	5.01	0.01
Aroclor-1016-2	(2)	4.96	4.96	4.86	5.06	0.00
Aroclor-1016-3	(3)	5.08	5.08	4.98	5.18	0.00
Aroclor-1016-4	(4)	5.12	5.12	5.02	5.22	0.00
Aroclor-1016-5	(5)	5.33	5.34	5.24	5.44	0.01
Aroclor-1260-1	(1)	6.55	6.56	6.46	6.66	0.01
Aroclor-1260-2	(2)	6.70	6.71	6.61	6.81	0.01
Aroclor-1260-3	(3)	6.91	6.92	6.82	7.02	0.01
Aroclor-1260-4	(4)	7.17	7.18	7.08	7.28	0.01
Aroclor-1260-5	(5)	7.41	7.42	7.32	7.52	0.01
Tetrachloro-m-xylene		3.80	3.81	3.71	3.91	0.01
Decachlorobiphenyl		8.82	8.83	8.73	8.93	0.01

284 Sheffield Street, Mountainside, New Jersey 07092, Phone : 908 789 8900, Fax : 908 789 8922

A B C D E F G H I J K L

CALIBRATION VERIFICATION SUMMARY

Lab Name: Alliance **Contract:** PORT06

Lab Code: ACE **SDG NO.:** Q2832

GC Column: ZB-MR1 **ID:** 0.32 **(mm)** **Initi. Calib. Date(s):** 08/01/2025 08/01/2025

Client Sample No.: CCAL09 **Date Analyzed:** 08/14/2025

Lab Sample No.: AR1660CCC500 **Data File :** PP074373.D **Time Analyzed:** 08:27

COMPOUND	RT	RT WINDOW FROM	RT WINDOW TO	CALC AMOUNT(ng)	NOM AMOUNT(ng)	%D
Aroclor-1016-1	5.808	5.712	5.912	533.120	500.000	6.6
Aroclor-1016-2	5.830	5.733	5.933	526.230	500.000	5.2
Aroclor-1016-3	5.892	5.796	5.996	534.530	500.000	6.9
Aroclor-1016-4	5.989	5.893	6.093	541.630	500.000	8.3
Aroclor-1016-5	6.282	6.186	6.386	523.040	500.000	4.6
Aroclor-1260-1	7.400	7.303	7.503	489.650	500.000	-2.1
Aroclor-1260-2	7.653	7.555	7.755	475.290	500.000	-4.9
Aroclor-1260-3	8.011	7.913	8.113	480.170	500.000	-4.0
Aroclor-1260-4	8.239	8.142	8.342	485.690	500.000	-2.9
Aroclor-1260-5	8.565	8.468	8.668	464.970	500.000	-7.0
Decachlorobiphenyl	10.437	10.338	10.538	47.490	50.000	-5.0
Tetrachloro-m-xylene	4.655	4.560	4.760	56.520	50.000	13.0

284 Sheffield Street, Mountainside, New Jersey 07092, Phone : 908 789 8900, Fax : 908 789 8922

A B C D E F G H I J K L

CALIBRATION VERIFICATION SUMMARY

Lab Name: Alliance **Contract:** PORT06

Lab Code: ACE **SDG NO.:** Q2832

GC Column: ZB-MR2 **ID:** 0.32 **(mm)** **Initi. Calib. Date(s):** 08/01/2025 08/01/2025

Client Sample No.: CCAL09 **Date Analyzed:** 08/14/2025

Lab Sample No.: AR1660CCC500 **Data File :** PP074373.D **Time Analyzed:** 08:27

COMPOUND	RT	RT WINDOW FROM	RT WINDOW TO	CALC AMOUNT(ng)	NOM AMOUNT(ng)	%D
Aroclor-1016-1	4.900	4.806	5.006	554.710	500.000	10.9
Aroclor-1016-2	4.957	4.863	5.063	558.540	500.000	11.7
Aroclor-1016-3	5.078	4.983	5.183	559.480	500.000	11.9
Aroclor-1016-4	5.117	5.023	5.223	569.010	500.000	13.8
Aroclor-1016-5	5.332	5.239	5.439	594.260	500.000	18.9
Aroclor-1260-1	6.549	6.455	6.655	544.340	500.000	8.9
Aroclor-1260-2	6.704	6.609	6.809	527.160	500.000	5.4
Aroclor-1260-3	6.913	6.819	7.019	553.670	500.000	10.7
Aroclor-1260-4	7.174	7.079	7.279	532.690	500.000	6.5
Aroclor-1260-5	7.412	7.318	7.518	545.830	500.000	9.2
Decachlorobiphenyl	8.817	8.726	8.926	51.890	50.000	3.8
Tetrachloro-m-xylene	3.799	3.705	3.905	58.630	50.000	17.3

284 Sheffield Street, Mountainside, New Jersey 07092, Phone : 908 789 8900,
Fax : 908 789 8922

A B C D E F G H I J K L

CALIBRATION VERIFICATION SUMMARY

Lab Name: Alliance **Contract:** PORT06

Lab Code: ACE **SDG NO.:** Q2832

Continuing Calib Date: 08/14/2025 **Initial Calibration Date(s):** 08/01/2025 08/01/2025

Continuing Calib Time: 14:22 **Initial Calibration Time(s):** 12:05 20:28

GC Column: ZB-MR1 **ID:** 0.32 (mm)

COMPOUND		CCAL RT	AVG RT	RT WINDOW FROM	TO	DIFF RT
Aroclor-1016-1	(1)	5.81	5.81	5.71	5.91	0.00
Aroclor-1016-2	(2)	5.83	5.83	5.73	5.93	0.00
Aroclor-1016-3	(3)	5.89	5.90	5.80	6.00	0.01
Aroclor-1016-4	(4)	5.99	5.99	5.89	6.09	0.00
Aroclor-1016-5	(5)	6.28	6.29	6.19	6.39	0.01
Aroclor-1260-1	(1)	7.40	7.40	7.30	7.50	0.00
Aroclor-1260-2	(2)	7.65	7.66	7.56	7.76	0.01
Aroclor-1260-3	(3)	8.01	8.01	7.91	8.11	0.00
Aroclor-1260-4	(4)	8.24	8.24	8.14	8.34	0.00
Aroclor-1260-5	(5)	8.57	8.57	8.47	8.67	0.00
Tetrachloro-m-xylene		4.66	4.66	4.56	4.76	0.00
Decachlorobiphenyl		10.44	10.44	10.34	10.54	0.00

284 Sheffield Street, Mountainside, New Jersey 07092, Phone : 908 789 8900,
Fax : 908 789 8922

A B C D E F G H I J K L

CALIBRATION VERIFICATION SUMMARY

Lab Name: Alliance **Contract:** PORT06

Lab Code: ACE **SDG NO.:** Q2832

Continuing Calib Date: 08/14/2025 **Initial Calibration Date(s):** 08/01/2025 08/01/2025

Continuing Calib Time: 14:22 **Initial Calibration Time(s):** 12:05 20:28

GC Column: ZB-MR2 **ID:** 0.32 (mm)

COMPOUND		CCAL RT	AVG RT	RT WINDOW FROM	TO	DIFF RT
Aroclor-1016-1	(1)	4.90	4.91	4.81	5.01	0.01
Aroclor-1016-2	(2)	4.96	4.96	4.86	5.06	0.00
Aroclor-1016-3	(3)	5.08	5.08	4.98	5.18	0.00
Aroclor-1016-4	(4)	5.12	5.12	5.02	5.22	0.00
Aroclor-1016-5	(5)	5.33	5.34	5.24	5.44	0.01
Aroclor-1260-1	(1)	6.55	6.56	6.46	6.66	0.01
Aroclor-1260-2	(2)	6.71	6.71	6.61	6.81	0.01
Aroclor-1260-3	(3)	6.92	6.92	6.82	7.02	0.01
Aroclor-1260-4	(4)	7.18	7.18	7.08	7.28	0.00
Aroclor-1260-5	(5)	7.41	7.42	7.32	7.52	0.01
Tetrachloro-m-xylene		3.80	3.81	3.71	3.91	0.01
Decachlorobiphenyl		8.82	8.83	8.73	8.93	0.01

284 Sheffield Street, Mountainside, New Jersey 07092, Phone : 908 789 8900, Fax : 908 789 8922

A B C D E F G H I J K L

CALIBRATION VERIFICATION SUMMARY

Lab Name: Alliance **Contract:** PORT06

Lab Code: ACE **SDG NO.:** Q2832

GC Column: ZB-MR1 **ID:** 0.32 **(mm)** **Initi. Calib. Date(s):** 08/01/2025 08/01/2025

Client Sample No.: CCAL10 **Date Analyzed:** 08/14/2025

Lab Sample No.: AR1660CCC500 **Data File :** PP074387.D **Time Analyzed:** 14:22

COMPOUND	RT	RT WINDOW FROM	RT WINDOW TO	CALC AMOUNT(ng)	NOM AMOUNT(ng)	%D
Aroclor-1016-1	5.810	5.712	5.912	456.760	500.000	-8.6
Aroclor-1016-2	5.832	5.733	5.933	454.890	500.000	-9.0
Aroclor-1016-3	5.894	5.796	5.996	460.980	500.000	-7.8
Aroclor-1016-4	5.992	5.893	6.093	463.390	500.000	-7.3
Aroclor-1016-5	6.284	6.186	6.386	445.880	500.000	-10.8
Aroclor-1260-1	7.402	7.303	7.503	429.860	500.000	-14.0
Aroclor-1260-2	7.654	7.555	7.755	410.640	500.000	-17.9
Aroclor-1260-3	8.012	7.913	8.113	417.030	500.000	-16.6
Aroclor-1260-4	8.241	8.142	8.342	421.890	500.000	-15.6
Aroclor-1260-5	8.567	8.468	8.668	405.160	500.000	-19.0
Decachlorobiphenyl	10.440	10.338	10.538	42.840	50.000	-14.3
Tetrachloro-m-xylene	4.658	4.560	4.760	49.610	50.000	-0.8

284 Sheffield Street, Mountainside, New Jersey 07092, Phone : 908 789 8900, Fax : 908 789 8922

A B C D E F G H I J K L

CALIBRATION VERIFICATION SUMMARY

Lab Name: Alliance **Contract:** PORT06

Lab Code: ACE **SDG NO.:** Q2832

GC Column: ZB-MR2 **ID:** 0.32 **(mm)** **Initi. Calib. Date(s):** 08/01/2025 08/01/2025

Client Sample No.: CCAL10 **Date Analyzed:** 08/14/2025

Lab Sample No.: AR1660CCC500 **Data File :** PP074387.D **Time Analyzed:** 14:22

COMPOUND	RT	RT WINDOW FROM	RT WINDOW TO	CALC AMOUNT(ng)	NOM AMOUNT(ng)	%D
Aroclor-1016-1	4.901	4.806	5.006	524.770	500.000	5.0
Aroclor-1016-2	4.959	4.863	5.063	530.180	500.000	6.0
Aroclor-1016-3	5.079	4.983	5.183	518.870	500.000	3.8
Aroclor-1016-4	5.119	5.023	5.223	527.160	500.000	5.4
Aroclor-1016-5	5.334	5.239	5.439	523.280	500.000	4.7
Aroclor-1260-1	6.551	6.455	6.655	444.180	500.000	-11.2
Aroclor-1260-2	6.705	6.609	6.809	444.670	500.000	-11.1
Aroclor-1260-3	6.915	6.819	7.019	459.000	500.000	-8.2
Aroclor-1260-4	7.175	7.079	7.279	442.510	500.000	-11.5
Aroclor-1260-5	7.414	7.318	7.518	433.540	500.000	-13.3
Decachlorobiphenyl	8.819	8.726	8.926	42.850	50.000	-14.3
Tetrachloro-m-xylene	3.801	3.705	3.905	54.230	50.000	8.5

284 Sheffield Street, Mountainside, New Jersey 07092, Phone : 908 789 8900,
Fax : 908 789 8922

Analytical Sequence

Client: Portal Partners Tri-Venture **SDG No.:** Q2832

Project: Amtrak Sawtooth Bridges 2025 **Instrument ID:** ECD_O

GC Column: ZB-MR1 **ID:** 0.32 (mm) **Inst. Calib. Date(s):** 07/23/2025 07/23/2025

THE ANALYTICAL SEQUENCE OF PERFORMANCE EVALUATION MIXTURES, BLANKS, SAMPLES, AND STANDARDS IS GIVEN BELOW:

CLIENT ID	LAB SAMPLE ID	DATE ANALYZED	TIME ANALYZED	DATAFILE	DCB RT #	TCX RT #
I.BLK	I.BLK	07/23/2025	11:14	PO112413.D	8.69	3.67
AR1660ICC1000	AR1660ICC1000	07/23/2025	11:32	PO112414.D	8.70	3.67
AR1660ICC750	AR1660ICC750	07/23/2025	11:50	PO112415.D	8.69	3.67
AR1660ICC500	AR1660ICC500	07/23/2025	12:08	PO112416.D	8.69	3.67
AR1660ICC250	AR1660ICC250	07/23/2025	12:27	PO112417.D	8.69	3.67
AR1660ICC050	AR1660ICC050	07/23/2025	12:45	PO112418.D	8.69	3.67
AR1221ICC500	AR1221ICC500	07/23/2025	13:03	PO112419.D	8.69	3.67
AR1232ICC500	AR1232ICC500	07/23/2025	13:22	PO112420.D	8.69	3.67
AR1242ICC1000	AR1242ICC1000	07/23/2025	13:40	PO112421.D	8.69	3.67
AR1242ICC750	AR1242ICC750	07/23/2025	13:59	PO112422.D	8.69	3.67
AR1242ICC500	AR1242ICC500	07/23/2025	14:17	PO112423.D	8.69	3.67
AR1242ICC250	AR1242ICC250	07/23/2025	14:36	PO112424.D	8.69	3.67
AR1242ICC050	AR1242ICC050	07/23/2025	14:54	PO112425.D	8.70	3.67
AR1248ICC1000	AR1248ICC1000	07/23/2025	15:13	PO112426.D	8.69	3.67
AR1248ICC750	AR1248ICC750	07/23/2025	15:31	PO112427.D	8.69	3.67
AR1248ICC500	AR1248ICC500	07/23/2025	15:48	PO112428.D	8.69	3.67
AR1248ICC250	AR1248ICC250	07/23/2025	16:07	PO112429.D	8.70	3.67
AR1248ICC050	AR1248ICC050	07/23/2025	16:25	PO112430.D	8.69	3.67
AR1254ICC1000	AR1254ICC1000	07/23/2025	16:44	PO112431.D	8.69	3.67
AR1254ICC750	AR1254ICC750	07/23/2025	17:02	PO112432.D	8.69	3.67
AR1254ICC500	AR1254ICC500	07/23/2025	17:21	PO112433.D	8.70	3.67
AR1254ICC250	AR1254ICC250	07/23/2025	17:39	PO112434.D	8.69	3.67
AR1254ICC050	AR1254ICC050	07/23/2025	17:57	PO112435.D	8.69	3.67
AR1262ICC500	AR1262ICC500	07/23/2025	18:16	PO112436.D	8.70	3.67
AR1268ICC1000	AR1268ICC1000	07/23/2025	18:34	PO112437.D	8.70	3.67
AR1268ICC750	AR1268ICC750	07/23/2025	18:53	PO112438.D	8.70	3.67
AR1268ICC500	AR1268ICC500	07/23/2025	19:11	PO112439.D	8.70	3.67
AR1268ICC250	AR1268ICC250	07/23/2025	19:28	PO112440.D	8.69	3.67
AR1268ICC050	AR1268ICC050	07/23/2025	19:47	PO112441.D	8.70	3.67
AR1660CCC500	AR1660CCC500	08/13/2025	08:59	PO112896.D	8.69	3.67
I.BLK	I.BLK	08/13/2025	10:10	PO112900.D	8.69	3.67
TG-S04	Q2832-07	08/13/2025	12:39	PO112903.D	8.69	3.66
TG-S05	Q2832-09	08/13/2025	12:58	PO112904.D	8.69	3.67
AR1660CCC500	AR1660CCC500	08/13/2025	15:57	PO112911.D	8.69	3.67
I.BLK	I.BLK	08/13/2025	17:07	PO112915.D	8.69	3.66
AR1660CCC500	AR1660CCC500	08/14/2025	08:33	PO112930.D	8.69	3.67
I.BLK	I.BLK	08/14/2025	09:46	PO112934.D	8.69	3.67
TG-S04DL	Q2832-07DL	08/14/2025	10:42	PO112937.D	8.69	3.67
AR1660CCC500	AR1660CCC500	08/14/2025	15:27	PO112945.D	8.69	3.67
I.BLK	I.BLK	08/14/2025	16:37	PO112949.D	8.68	3.67
I.BLK	I.BLK	08/01/2025	11:49	PP074167.D	10.44	4.66
AR1660ICC1000	AR1660ICC1000	08/01/2025	12:05	PP074168.D	10.44	4.66

284 Sheffield Street, Mountainside, New Jersey 07092, Phone : 908 789 8900,
Fax : 908 789 8922

Analytical Sequence

AR1660ICC750	AR1660ICC750	08/01/2025	12:22	PP074169.D	10.44	4.66
AR1660ICC500	AR1660ICC500	08/01/2025	12:38	PP074170.D	10.44	4.66
AR1660ICC250	AR1660ICC250	08/01/2025	12:54	PP074171.D	10.44	4.66
AR1660ICC050	AR1660ICC050	08/01/2025	13:42	PP074172.D	10.44	4.66
AR1221ICC500	AR1221ICC500	08/01/2025	13:58	PP074173.D	10.44	4.66
AR1232ICC500	AR1232ICC500	08/01/2025	14:15	PP074174.D	10.44	4.66
AR1242ICC1000	AR1242ICC1000	08/01/2025	14:31	PP074175.D	10.44	4.66
AR1242ICC750	AR1242ICC750	08/01/2025	14:47	PP074176.D	10.44	4.66
AR1242ICC500	AR1242ICC500	08/01/2025	15:03	PP074177.D	10.43	4.66
AR1242ICC250	AR1242ICC250	08/01/2025	15:19	PP074178.D	10.44	4.66
AR1242ICC050	AR1242ICC050	08/01/2025	15:36	PP074179.D	10.43	4.66
AR1248ICC500	AR1248ICC500	08/01/2025	16:57	PP074182.D	10.43	4.66
AR1254ICC1000	AR1254ICC1000	08/01/2025	18:02	PP074185.D	10.43	4.66
AR1254ICC750	AR1254ICC750	08/01/2025	18:18	PP074186.D	10.43	4.66
AR1254ICC500	AR1254ICC500	08/01/2025	18:34	PP074187.D	10.43	4.66
AR1254ICC250	AR1254ICC250	08/01/2025	18:50	PP074188.D	10.43	4.66
AR1254ICC050	AR1254ICC050	08/01/2025	19:23	PP074189.D	10.43	4.66
AR1262ICC500	AR1262ICC500	08/01/2025	19:39	PP074190.D	10.43	4.66
AR1268ICC500	AR1268ICC500	08/01/2025	20:28	PP074193.D	10.43	4.66
AR1660CCC500	AR1660CCC500	08/13/2025	09:04	PP074334.D	10.44	4.66
I.BLK	I.BLK	08/13/2025	10:07	PP074337.D	10.44	4.66
PB169227BS	PB169227BS	08/13/2025	12:55	PP074340.D	10.44	4.66
TG-S01	Q2832-01	08/13/2025	13:27	PP074342.D	10.44	4.66
TG-S02	Q2832-03	08/13/2025	13:44	PP074343.D	10.44	4.66
TG-S02MS	Q2832-03MS	08/13/2025	14:00	PP074344.D	10.44	4.66
TG-S02MSD	Q2832-03MSD	08/13/2025	14:16	PP074345.D	10.45	4.66
TG-S03	Q2832-05	08/13/2025	14:32	PP074346.D	10.44	4.66
AR1660CCC500	AR1660CCC500	08/13/2025	15:54	PP074348.D	10.44	4.66
I.BLK	I.BLK	08/13/2025	16:42	PP074351.D	10.45	4.66
AR1660CCC500	AR1660CCC500	08/13/2025	20:30	PP074362.D	10.44	4.66
I.BLK	I.BLK	08/13/2025	21:52	PP074365.D	10.44	4.66
PB169227BL	PB169227BL	08/13/2025	22:08	PP074366.D	10.44	4.66
AR1660CCC500	AR1660CCC500	08/13/2025	23:30	PP074368.D	10.44	4.66
I.BLK	I.BLK	08/14/2025	00:51	PP074371.D	10.44	4.66
AR1660CCC500	AR1660CCC500	08/14/2025	08:27	PP074373.D	10.44	4.66
I.BLK	I.BLK	08/14/2025	09:17	PP074376.D	10.44	4.66
TG-S02DL	Q2832-03DL	08/14/2025	10:38	PP074381.D	10.44	4.66
TG-S03DL	Q2832-05DL	08/14/2025	10:55	PP074382.D	10.44	4.66
AR1660CCC500	AR1660CCC500	08/14/2025	14:22	PP074387.D	10.44	4.66
I.BLK	I.BLK	08/14/2025	15:11	PP074390.D	10.44	4.66

284 Sheffield Street, Mountainside, New Jersey 07092, Phone : 908 789 8900,
Fax : 908 789 8922

Analytical Sequence

Client: Portal Partners Tri-Venture **SDG No.:** Q2832

Project: Amtrak Sawtooth Bridges 2025 **Instrument ID:** ECD_O

GC Column: ZB-MR2 **ID:** 0.32 (mm) **Inst. Calib. Date(s):** 07/23/2025 07/23/2025

THE ANALYTICAL SEQUENCE OF PERFORMANCE EVALUATION MIXTURES, BLANKS, SAMPLES, AND STANDARDS IS GIVEN BELOW:

CLIENT ID	LAB SAMPLE ID	DATE ANALYZED	TIME ANALYZED	DATAFILE	DCB RT #	TCX RT #
I.BLK	I.BLK	07/23/2025	11:14	PO112413.D	8.64	3.66
AR1660ICC1000	AR1660ICC1000	07/23/2025	11:32	PO112414.D	8.64	3.66
AR1660ICC750	AR1660ICC750	07/23/2025	11:50	PO112415.D	8.64	3.66
AR1660ICC500	AR1660ICC500	07/23/2025	12:08	PO112416.D	8.64	3.66
AR1660ICC250	AR1660ICC250	07/23/2025	12:27	PO112417.D	8.64	3.66
AR1660ICC050	AR1660ICC050	07/23/2025	12:45	PO112418.D	8.64	3.66
AR1221ICC500	AR1221ICC500	07/23/2025	13:03	PO112419.D	8.64	3.66
AR1232ICC500	AR1232ICC500	07/23/2025	13:22	PO112420.D	8.64	3.66
AR1242ICC1000	AR1242ICC1000	07/23/2025	13:40	PO112421.D	8.64	3.66
AR1242ICC750	AR1242ICC750	07/23/2025	13:59	PO112422.D	8.64	3.66
AR1242ICC500	AR1242ICC500	07/23/2025	14:17	PO112423.D	8.64	3.66
AR1242ICC250	AR1242ICC250	07/23/2025	14:36	PO112424.D	8.64	3.66
AR1242ICC050	AR1242ICC050	07/23/2025	14:54	PO112425.D	8.64	3.66
AR1248ICC1000	AR1248ICC1000	07/23/2025	15:13	PO112426.D	8.64	3.66
AR1248ICC750	AR1248ICC750	07/23/2025	15:31	PO112427.D	8.64	3.66
AR1248ICC500	AR1248ICC500	07/23/2025	15:48	PO112428.D	8.64	3.66
AR1248ICC250	AR1248ICC250	07/23/2025	16:07	PO112429.D	8.64	3.66
AR1248ICC050	AR1248ICC050	07/23/2025	16:25	PO112430.D	8.64	3.66
AR1254ICC1000	AR1254ICC1000	07/23/2025	16:44	PO112431.D	8.64	3.66
AR1254ICC750	AR1254ICC750	07/23/2025	17:02	PO112432.D	8.64	3.66
AR1254ICC500	AR1254ICC500	07/23/2025	17:21	PO112433.D	8.64	3.66
AR1254ICC250	AR1254ICC250	07/23/2025	17:39	PO112434.D	8.64	3.66
AR1254ICC050	AR1254ICC050	07/23/2025	17:57	PO112435.D	8.64	3.66
AR1262ICC500	AR1262ICC500	07/23/2025	18:16	PO112436.D	8.64	3.66
AR1268ICC1000	AR1268ICC1000	07/23/2025	18:34	PO112437.D	8.64	3.66
AR1268ICC750	AR1268ICC750	07/23/2025	18:53	PO112438.D	8.64	3.66
AR1268ICC500	AR1268ICC500	07/23/2025	19:11	PO112439.D	8.64	3.66
AR1268ICC250	AR1268ICC250	07/23/2025	19:28	PO112440.D	8.64	3.66
AR1268ICC050	AR1268ICC050	07/23/2025	19:47	PO112441.D	8.64	3.66
AR1660CCC500	AR1660CCC500	08/13/2025	08:59	PO112896.D	8.63	3.66
I.BLK	I.BLK	08/13/2025	10:10	PO112900.D	8.63	3.66
TG-S04	Q2832-07	08/13/2025	12:39	PO112903.D	8.63	3.66
TG-S05	Q2832-09	08/13/2025	12:58	PO112904.D	8.63	3.66
AR1660CCC500	AR1660CCC500	08/13/2025	15:57	PO112911.D	8.63	3.66
I.BLK	I.BLK	08/13/2025	17:07	PO112915.D	8.63	3.66
AR1660CCC500	AR1660CCC500	08/14/2025	08:33	PO112930.D	8.63	3.66
I.BLK	I.BLK	08/14/2025	09:46	PO112934.D	8.63	3.66
TG-S04DL	Q2832-07DL	08/14/2025	10:42	PO112937.D	8.63	3.66
AR1660CCC500	AR1660CCC500	08/14/2025	15:27	PO112945.D	8.63	3.66
I.BLK	I.BLK	08/14/2025	16:37	PO112949.D	8.63	3.66
I.BLK	I.BLK	08/01/2025	11:49	PP074167.D	8.83	3.80
AR1660ICC1000	AR1660ICC1000	08/01/2025	12:05	PP074168.D	8.83	3.81

284 Sheffield Street, Mountainside, New Jersey 07092, Phone : 908 789 8900,
Fax : 908 789 8922

Analytical Sequence

AR1660ICC750	AR1660ICC750	08/01/2025	12:22	PP074169.D	8.83	3.80
AR1660ICC500	AR1660ICC500	08/01/2025	12:38	PP074170.D	8.83	3.81
AR1660ICC250	AR1660ICC250	08/01/2025	12:54	PP074171.D	8.83	3.81
AR1660ICC050	AR1660ICC050	08/01/2025	13:42	PP074172.D	8.83	3.80
AR1221ICC500	AR1221ICC500	08/01/2025	13:58	PP074173.D	8.83	3.80
AR1232ICC500	AR1232ICC500	08/01/2025	14:15	PP074174.D	8.83	3.80
AR1242ICC1000	AR1242ICC1000	08/01/2025	14:31	PP074175.D	8.83	3.80
AR1242ICC750	AR1242ICC750	08/01/2025	14:47	PP074176.D	8.82	3.80
AR1242ICC500	AR1242ICC500	08/01/2025	15:03	PP074177.D	8.83	3.81
AR1242ICC250	AR1242ICC250	08/01/2025	15:19	PP074178.D	8.82	3.81
AR1242ICC050	AR1242ICC050	08/01/2025	15:36	PP074179.D	8.82	3.80
AR1248ICC500	AR1248ICC500	08/01/2025	16:57	PP074182.D	8.82	3.81
AR1254ICC1000	AR1254ICC1000	08/01/2025	18:02	PP074185.D	8.82	3.81
AR1254ICC750	AR1254ICC750	08/01/2025	18:18	PP074186.D	8.82	3.80
AR1254ICC500	AR1254ICC500	08/01/2025	18:34	PP074187.D	8.82	3.80
AR1254ICC250	AR1254ICC250	08/01/2025	18:50	PP074188.D	8.82	3.80
AR1254ICC050	AR1254ICC050	08/01/2025	19:23	PP074189.D	8.82	3.80
AR1262ICC500	AR1262ICC500	08/01/2025	19:39	PP074190.D	8.82	3.80
AR1268ICC500	AR1268ICC500	08/01/2025	20:28	PP074193.D	8.82	3.80
AR1660CCC500	AR1660CCC500	08/13/2025	09:04	PP074334.D	8.82	3.80
I.BLK	I.BLK	08/13/2025	10:07	PP074337.D	8.82	3.80
PB169227BS	PB169227BS	08/13/2025	12:55	PP074340.D	8.82	3.80
TG-S01	Q2832-01	08/13/2025	13:27	PP074342.D	8.82	3.80
TG-S02	Q2832-03	08/13/2025	13:44	PP074343.D	8.82	3.80
TG-S02MS	Q2832-03MS	08/13/2025	14:00	PP074344.D	8.82	3.80
TG-S02MSD	Q2832-03MSD	08/13/2025	14:16	PP074345.D	8.83	3.80
TG-S03	Q2832-05	08/13/2025	14:32	PP074346.D	8.82	3.80
AR1660CCC500	AR1660CCC500	08/13/2025	15:54	PP074348.D	8.82	3.80
I.BLK	I.BLK	08/13/2025	16:42	PP074351.D	8.82	3.80
AR1660CCC500	AR1660CCC500	08/13/2025	20:30	PP074362.D	8.82	3.80
I.BLK	I.BLK	08/13/2025	21:52	PP074365.D	8.82	3.80
PB169227BL	PB169227BL	08/13/2025	22:08	PP074366.D	8.82	3.80
AR1660CCC500	AR1660CCC500	08/13/2025	23:30	PP074368.D	8.82	3.80
I.BLK	I.BLK	08/14/2025	00:51	PP074371.D	8.82	3.80
AR1660CCC500	AR1660CCC500	08/14/2025	08:27	PP074373.D	8.82	3.80
I.BLK	I.BLK	08/14/2025	09:17	PP074376.D	8.82	3.80
TG-S02DL	Q2832-03DL	08/14/2025	10:38	PP074381.D	8.82	3.80
TG-S03DL	Q2832-05DL	08/14/2025	10:55	PP074382.D	8.82	3.80
AR1660CCC500	AR1660CCC500	08/14/2025	14:22	PP074387.D	8.82	3.80
I.BLK	I.BLK	08/14/2025	15:11	PP074390.D	8.82	3.80

284 Sheffield Street, Mountainside, New Jersey 07092, Phone : 908 789 8900,
Fax : 908 789 8922

A B C D E F G H I J K L

IDENTIFICATION SUMMARY
FOR MULTICOMPONENT ANALYTES

SAMPLE NO.

TG-S04

Lab Name: Alliance

Contract: PORT06

Lab Code: ACE

SDG NO.: Q2832

Lab Sample ID: Q2832-07

Date(s) Analyzed: 08/13/2025 08/13/2025

Instrument ID (1): ECD_O

Instrument ID (2): ECD_O

GC Column: (1): ZB-MR1 ID: 0.32 (mm)

GC Column:(2): ZB-MR2 ID: 0.32 (mm)

Data file PO112903.D

ANALYTE	COL	RT	RT WINDOW FROM	RT WINDOW TO	CONCENTRATION	MEAN CONCENTRATION	%RPD
Aroclor-1260	1	6.237	6.187	6.287	373		
	2	6.427	6.377	6.477	345		
	3	6.793	6.743	6.843	355		
COLUMN 1	4	7.052	7.002	7.102	373		
	5	7.296	7.246	7.346	458	381	
	1	6.206	6.156	6.256	402		
	2	6.394	6.344	6.444	363		
	3	6.545	6.495	6.595	340		
	4	7.015	6.965	7.065	394		
COLUMN 2	5	7.258	7.208	7.308	506	401	5.12

284 Sheffield Street, Mountainside, New Jersey 07092, Phone : 908 789 8900,
Fax : 908 789 8922

A B C D E F G H I J K L

IDENTIFICATION SUMMARY
FOR MULTICOMPONENT ANALYTES

SAMPLE NO.

TG-S04DL

Lab Name: Alliance
Contract: PORT06
Lab Code: ACE
SDG NO.: Q2832
Lab Sample ID: Q2832-07DL
Date(s) Analyzed: 08/14/2025 08/14/2025
Instrument ID (1): ECD_O
Instrument ID (2): ECD_O
GC Column: (1): ZB-MR1 ID: 0.32 (mm)
GC Column:(2): ZB-MR2 ID: 0.32 (mm)
Data file PO112937.D

ANALYTE	COL	RT	RT WINDOW FROM	RT WINDOW TO	CONCENTRATION	MEAN CONCENTRATION	%RPD
Aroclor-1260	1	6.24	6.19	6.29	454		
	2	6.429	6.379	6.479	342		
	3	6.795	6.745	6.845	342		
COLUMN 1	4	7.054	7.004	7.104	363		
	5	7.297	7.247	7.347	442	389	
	1	6.208	6.158	6.258	458		
	2	6.396	6.346	6.446	344		
	3	6.547	6.497	6.597	350		
COLUMN 2	4	7.017	6.967	7.067	397		
	5	7.259	7.209	7.309	488	407	4.52

284 Sheffield Street, Mountainside, New Jersey 07092, Phone : 908 789 8900,
Fax : 908 789 8922

A B C D E F G H I J K L

IDENTIFICATION SUMMARY
FOR MULTICOMPONENT ANALYTES

SAMPLE NO.

PB169227BS

Lab Name: Alliance

Contract: PORT06

Lab Code: ACE

SDG NO.: Q2832

Lab Sample ID: PB169227BS

Date(s) Analyzed: 08/13/2025 08/13/2025

Instrument ID (1): ECD_P

Instrument ID (2): ECD_P

GC Column: (1): ZB-MR1 ID: 0.32 (mm)

GC Column:(2): ZB-MR2 ID: 0.32 (mm)

Data file PP074340.D

ANALYTE	COL	RT	RT WINDOW FROM	RT WINDOW TO	CONCENTRATION	MEAN CONCENTRATION	%RPD
Aroclor-1016	1	5.813	5.763	5.863	193		
	2	5.834	5.784	5.884	194		
	3	5.898	5.848	5.948	194		
COLUMN 1	4	5.995	5.945	6.045	195		
	5	6.287	6.237	6.337	188	193	
	1	4.904	4.854	4.954	198		
	2	4.962	4.912	5.012	194		
	3	5.081	5.031	5.131	197		
	4	5.122	5.072	5.172	192		
COLUMN 2	5	5.336	5.286	5.386	196	195	1.03
Aroclor-1260	1	7.405	7.355	7.455	190		
	2	7.658	7.608	7.708	182		
	3	8.016	7.966	8.066	158		
COLUMN 1	4	8.243	8.193	8.293	177		
	5	8.57	8.52	8.62	158	173	
	1	6.554	6.504	6.604	199		
	2	6.708	6.658	6.758	203		
	3	6.918	6.868	6.968	179		
	4	7.178	7.128	7.228	182		
COLUMN 2	5	7.418	7.368	7.468	181	189	8.84

284 Sheffield Street, Mountainside, New Jersey 07092, Phone : 908 789 8900,
Fax : 908 789 8922

A B C D E F G H I J K L

IDENTIFICATION SUMMARY
FOR MULTICOMPONENT ANALYTES

SAMPLE NO.

TG-S01

Lab Name: Alliance

Contract: PORT06

Lab Code: ACE

SDG NO.: Q2832

Lab Sample ID: Q2832-01

Date(s) Analyzed: 08/13/2025 08/13/2025

Instrument ID (1): ECD_P

Instrument ID (2): ECD_P

GC Column: (1): ZB-MR1 ID: 0.32 (mm)

GC Column:(2): ZB-MR2 ID: 0.32 (mm)

Data file PP074342.D

ANALYTE	COL	RT	RT WINDOW FROM	RT WINDOW TO	CONCENTRATION	MEAN CONCENTRATION	%RPD
Aroclor-1260	1	7.403	7.353	7.453	49.0		
	2	7.655	7.605	7.705	40.4		
	3	8.013	7.963	8.063	35.5		
COLUMN 1	4	8.238	8.188	8.288	50.4		
	5	8.567	8.517	8.617	34.5	41.9	
	1	6.55	6.5	6.6	24.4		
	2	6.705	6.655	6.755	26.8		
	3	6.914	6.864	6.964	22.7		
	4	7.176	7.126	7.226	21.5		
COLUMN 2	5	7.414	7.364	7.464	26.8	24.4	52.79

284 Sheffield Street, Mountainside, New Jersey 07092, Phone : 908 789 8900,
Fax : 908 789 8922

A B C D E F G H I J K L

IDENTIFICATION SUMMARY
FOR MULTICOMPONENT ANALYTES

SAMPLE NO.

TG-S02

Lab Name: Alliance
Contract: PORT06
Lab Code: ACE
SDG NO.: Q2832
Lab Sample ID: Q2832-03
Date(s) Analyzed: 08/13/2025 08/13/2025
Instrument ID (1): ECD_P
Instrument ID (2): ECD_P
GC Column: (1): ZB-MR1 ID: 0.32 (mm)
GC Column:(2): ZB-MR2 ID: 0.32 (mm)
Data file PP074343.D

ANALYTE	COL	RT	RT WINDOW FROM	RT WINDOW TO	CONCENTRATION	MEAN CONCENTRATION	%RPD
Aroclor-1260	1	7.404	7.354	7.454	284		
	2	7.657	7.607	7.707	315		
	3	8.015	7.965	8.065	284		
COLUMN 1	4	8.243	8.193	8.293	408		
	5	8.57	8.52	8.62	333	325	
	1	6.554	6.504	6.604	314		
	2	6.709	6.659	6.759	303		
	3	6.917	6.867	6.967	372		
	4	7.18	7.13	7.23	407		
COLUMN 2	5	7.418	7.368	7.468	430	365	11.59

284 Sheffield Street, Mountainside, New Jersey 07092, Phone : 908 789 8900,
Fax : 908 789 8922

A B C D E F G H I J K L

IDENTIFICATION SUMMARY
FOR MULTICOMPONENT ANALYTES

SAMPLE NO.

TG-S02MS

Lab Name: Alliance

Contract: PORT06

Lab Code: ACE

SDG NO.: Q2832

Lab Sample ID: Q2832-03MS

Date(s) Analyzed: 08/13/2025 08/13/2025

Instrument ID (1): ECD_P

Instrument ID (2): ECD_P

GC Column: (1): ZB-MR1 ID: 0.32 (mm)

GC Column:(2): ZB-MR2 ID: 0.32 (mm)

Data file PP074344.D

ANALYTE	COL	RT	RT WINDOW FROM	RT WINDOW TO	CONCENTRATION	MEAN CONCENTRATION	%RPD
Aroclor-1016	1	5.809	5.759	5.859	212		
	2	5.831	5.781	5.881	207		
	3	5.894	5.844	5.944	225		
COLUMN 1	4	5.991	5.941	6.041	236		
	5	6.284	6.234	6.334	236	223	
	1	4.901	4.851	4.951	202		
	2	4.958	4.908	5.008	207		
	3	5.079	5.029	5.129	200		
	4	5.12	5.07	5.17	211		
COLUMN 2	5	5.335	5.285	5.385	209	206	7.93
Aroclor-1260	1	7.402	7.352	7.452	492		
	2	7.654	7.604	7.704	491		
	3	8.012	7.962	8.062	463		
COLUMN 1	4	8.239	8.189	8.289	638		
	5	8.566	8.516	8.616	512	519	
	1	6.551	6.501	6.601	622		
	2	6.706	6.656	6.756	520		
	3	6.914	6.864	6.964	628		
	4	7.176	7.126	7.226	696		
COLUMN 2	5	7.415	7.365	7.465	711	635	20.1

284 Sheffield Street, Mountainside, New Jersey 07092, Phone : 908 789 8900,
Fax : 908 789 8922

A B C D E F G H I J K L

IDENTIFICATION SUMMARY
FOR MULTICOMPONENT ANALYTES

SAMPLE NO.

TG-S02MSD

Lab Name: Alliance
Contract: PORT06
Lab Code: ACE
SDG NO.: Q2832
Lab Sample ID: Q2832-03MSD
Date(s) Analyzed: 08/13/2025 08/13/2025
Instrument ID (1): ECD_P
Instrument ID (2): ECD_P
GC Column: (1): ZB-MR1 ID: 0.32 (mm)
GC Column:(2): ZB-MR2 ID: 0.32 (mm)
Data file PP074345.D

ANALYTE	COL	RT	RT WINDOW FROM	RT WINDOW TO	CONCENTRATION	MEAN CONCENTRATION	%RPD
Aroclor-1016	1	5.813	5.763	5.863	209		
	2	5.835	5.785	5.885	206		
	3	5.898	5.848	5.948	223		
COLUMN 1	4	5.995	5.945	6.045	234		
	5	6.287	6.237	6.337	231	221	
	1	4.905	4.855	4.955	193		
	2	4.962	4.912	5.012	202		
	3	5.083	5.033	5.133	199		
	4	5.124	5.074	5.174	206		
COLUMN 2	5	5.339	5.289	5.389	211	202	8.98
Aroclor-1260	1	7.406	7.356	7.456	487		
	2	7.658	7.608	7.708	483		
	3	8.016	7.966	8.066	456		
COLUMN 1	4	8.243	8.193	8.293	596		
	5	8.571	8.521	8.621	504	505	
	1	6.555	6.505	6.605	607		
	2	6.71	6.66	6.76	513		
	3	6.918	6.868	6.968	613		
	4	7.18	7.13	7.23	698		
COLUMN 2	5	7.419	7.369	7.469	702	627	21.55

284 Sheffield Street, Mountainside, New Jersey 07092, Phone : 908 789 8900,
Fax : 908 789 8922

A B C D E F G H I J K L

IDENTIFICATION SUMMARY
FOR MULTICOMPONENT ANALYTES

SAMPLE NO.

TG-S03

Lab Name: Alliance

Contract: PORT06

Lab Code: ACE

SDG NO.: Q2832

Lab Sample ID: Q2832-05

Date(s) Analyzed: 08/13/2025 08/13/2025

Instrument ID (1): ECD_P

Instrument ID (2): ECD_P

GC Column: (1): ZB-MR1 ID: 0.32 (mm)

GC Column:(2): ZB-MR2 ID: 0.32 (mm)

Data file PP074346.D

ANALYTE	COL	RT	RT WINDOW FROM	RT WINDOW TO	CONCENTRATION	MEAN CONCENTRATION	%RPD
Aroclor-1260	1	7.405	7.355	7.455	442		
	2	7.658	7.608	7.708	459		
	3	8.016	7.966	8.066	442		
COLUMN 1	4	8.244	8.194	8.294	651		
	5	8.571	8.521	8.621	496	498	
	1	6.554	6.504	6.604	560		
	2	6.709	6.659	6.759	456		
	3	6.916	6.866	6.966	575		
	4	7.179	7.129	7.229	633		
COLUMN 2	5	7.417	7.367	7.467	668	578	14.87

284 Sheffield Street, Mountainside, New Jersey 07092, Phone : 908 789 8900,
Fax : 908 789 8922

A B C D E F G H I J K L

IDENTIFICATION SUMMARY
FOR MULTICOMPONENT ANALYTES

SAMPLE NO.

TG-S02DL

Lab Name: Alliance
Contract: PORT06
Lab Code: ACE
SDG NO.: Q2832
Lab Sample ID: Q2832-03DL
Date(s) Analyzed: 08/14/2025 08/14/2025
Instrument ID (1): ECD_P
Instrument ID (2): ECD_P
GC Column: (1): ZB-MR1 ID: 0.32 (mm)
GC Column:(2): ZB-MR2 ID: 0.32 (mm)
Data file PP074381.D

ANALYTE	COL	RT	RT WINDOW FROM	RT WINDOW TO	CONCENTRATION	MEAN CONCENTRATION	%RPD
Aroclor-1260	1	7.4	7.35	7.45	309		
	2	7.653	7.603	7.703	343		
	3	8.011	7.961	8.061	315		
COLUMN 1	4	8.238	8.188	8.288	447		
	5	8.565	8.515	8.615	324	348	
	1	6.549	6.499	6.599	288		
	2	6.704	6.654	6.754	257		
	3	6.913	6.863	6.963	299		
	4	7.173	7.123	7.223	349		
COLUMN 2	5	7.413	7.363	7.463	351	309	11.87

284 Sheffield Street, Mountainside, New Jersey 07092, Phone : 908 789 8900,
Fax : 908 789 8922

A B C D E F G H I J K L

IDENTIFICATION SUMMARY
FOR MULTICOMPONENT ANALYTES

SAMPLE NO.

TG-S03DL

Lab Name: Alliance
Contract: PORT06
Lab Code: ACE
SDG NO.: Q2832
Lab Sample ID: Q2832-05DL
Date(s) Analyzed: 08/14/2025 08/14/2025
Instrument ID (1): ECD_P
Instrument ID (2): ECD_P
GC Column: (1): ZB-MR1 ID: 0.32 (mm)
GC Column:(2): ZB-MR2 ID: 0.32 (mm)
Data file PP074382.D

ANALYTE	COL	RT	RT WINDOW FROM	RT WINDOW TO	CONCENTRATION	MEAN CONCENTRATION	%RPD
Aroclor-1260	1	7.404	7.354	7.454	480		
	2	7.656	7.606	7.706	498		
	3	8.015	7.965	8.065	471		
COLUMN 1	4	8.242	8.192	8.292	691		
	5	8.569	8.519	8.619	503	528	
	1	6.553	6.503	6.603	548		
	2	6.708	6.658	6.758	442		
	3	6.915	6.865	6.965	552		
	4	7.177	7.127	7.227	609		
COLUMN 2	5	7.417	7.367	7.467	613	553	4.63

Alliance TECHNICAL GROUP

A
B
C
D
E
F
G
H
I
J
K
L

SAMPLE RAW DATA

Sample Results: **PP074342.D**

Data Path : Z:\pestpcbsrv\HPCHEM1\ECD_P\Data\PP081325\
Data File : PP074342.D
Signal(s) : Signal #1: ECD1A.ch Signal #2: ECD2B.ch
Acq On : 13 Aug 2025 13:27
Operator : YP\AJ
Sample : Q2832-01
Misc :
ALS Vial : 10 Sample Multiplier: 1

Integration File signal 1: autoint1.e
Integration File signal 2: autoint2.e
Quant Time: Aug 13 15:42:10 2025
Quant Method : Z:\pestpcbsrv\HPCHEM1\ECD_P\methods\PP080125.M
Quant Title : GC EXTRACTABLES
QLast Update : Mon Aug 04 11:01:49 2025
Response via : Initial Calibration
Integrator: ChemStation

Volume Inj. : 2 µl
Signal #1 Phase : ZB-MR1 Signal #2 Phase: ZB-MR2
Signal #1 Info : 30Mx0.32mmx 0.50µ Signal #2 Info : 30M x 0.32mm x 0.25µm

Instrument :
ECD_P
ClientSampleId :
TG-S01

Manual Integrations APPROVED
Reviewed By :Yogesh Patel 08/14/2025
Supervised By :mohammad ahmed 08/18/2025

A B C D E F G H I J K L

	Compound	RT#1	RT#2	Resp#1	Resp#2	ng/ml	ng/ml
	System Monitoring Compounds						
1)	SA Tetrachlo...	4.659	3.802	31349194	101.6E6	28.033	26.499
2)	SA Decachlor...	10.439	8.821	25646715	148.4E6	26.408	24.675
	Target Compounds						
31)	L7 AR-1260-1	7.403	6.550	7749147	27723205	137.503	68.629m#
32)	L7 AR-1260-2	7.655	6.705	7733779	23496278	113.478	75.140m#
33)	L7 AR-1260-3	8.013	6.914	5311843	25077374	99.667	63.629 #
34)	L7 AR-1260-4	8.238	7.176	8867506	17595115	141.620m	60.469 #
35)	L7 AR-1260-5	8.567	7.414	10963460	56979962	96.761	75.230

(f)=RT Delta > 1/2 Window (#)=Amounts differ by > 25% (m)=manual int.

Sample Results: **PP074342.D**

Data Path : Z:\pestpcbsrv\HPCHEM1\ECD_P\Data\PP081325\
Data File : PP074342.D
Signal(s) : Signal #1: ECD1A.ch Signal #2: ECD2B.ch
Acq On : 13 Aug 2025 13:27
Operator : YP\AJ
Sample : Q2832-01
Misc :
ALS Vial : 10 Sample Multiplier: 1

Integration File signal 1: autoint1.e
Integration File signal 2: autoint2.e
Quant Time: Aug 13 15:42:10 2025
Quant Method : Z:\pestpcbsrv\HPCHEM1\ECD_P\methods\PP080125.M
Quant Title : GC EXTRACTABLES
QLast Update : Mon Aug 04 11:01:49 2025
Response via : Initial Calibration
Integrator: ChemStation

Volume Inj. : 2 µl
Signal #1 Phase : ZB-MR1 Signal #2 Phase: ZB-MR2
Signal #1 Info : 30Mx0.32mmx 0.50µ Signal #2 Info : 30M x 0.32mm x 0.25µm

Instrument :
ECD_P
ClientSampleId :
TG-S01

Manual Integrations APPROVED

Reviewed By :Yogesh Patel 08/14/2025
Supervised By :mohammad ahmed 08/18/2025

A B C D E F G H I J K L

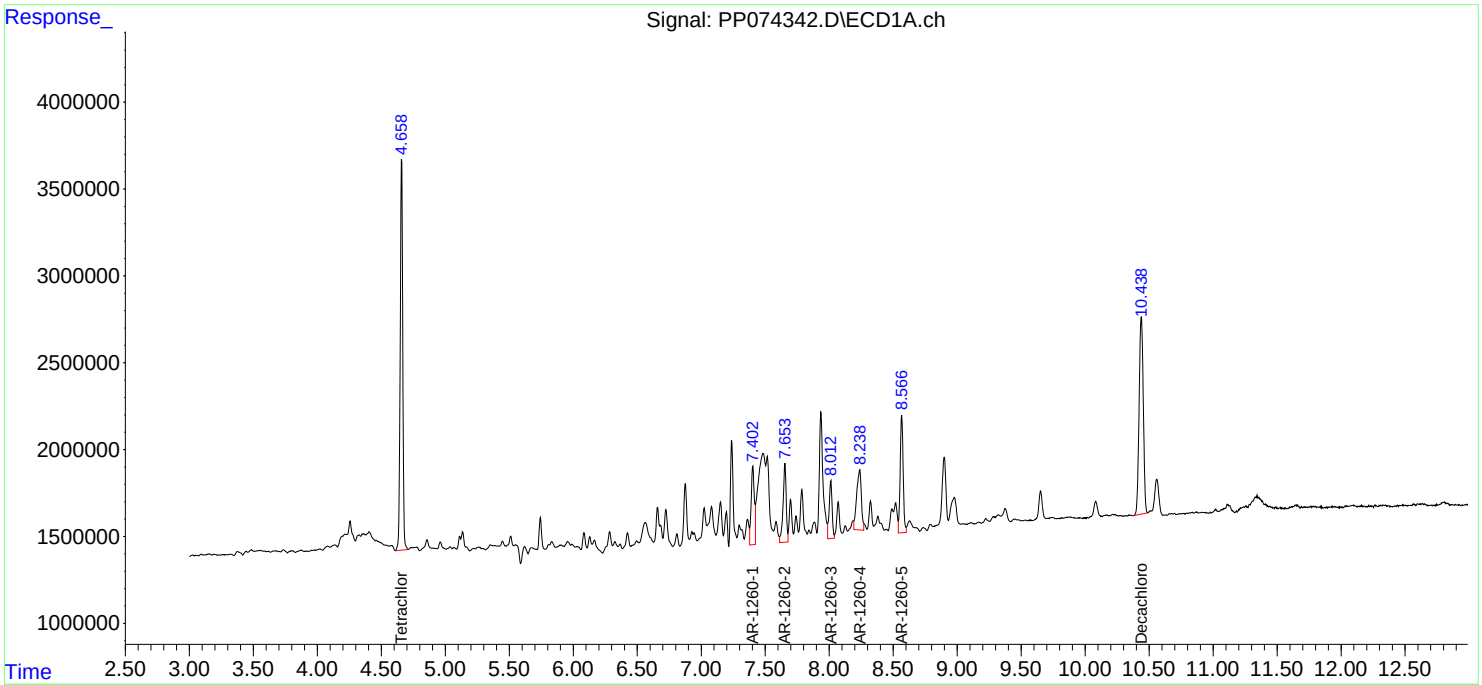

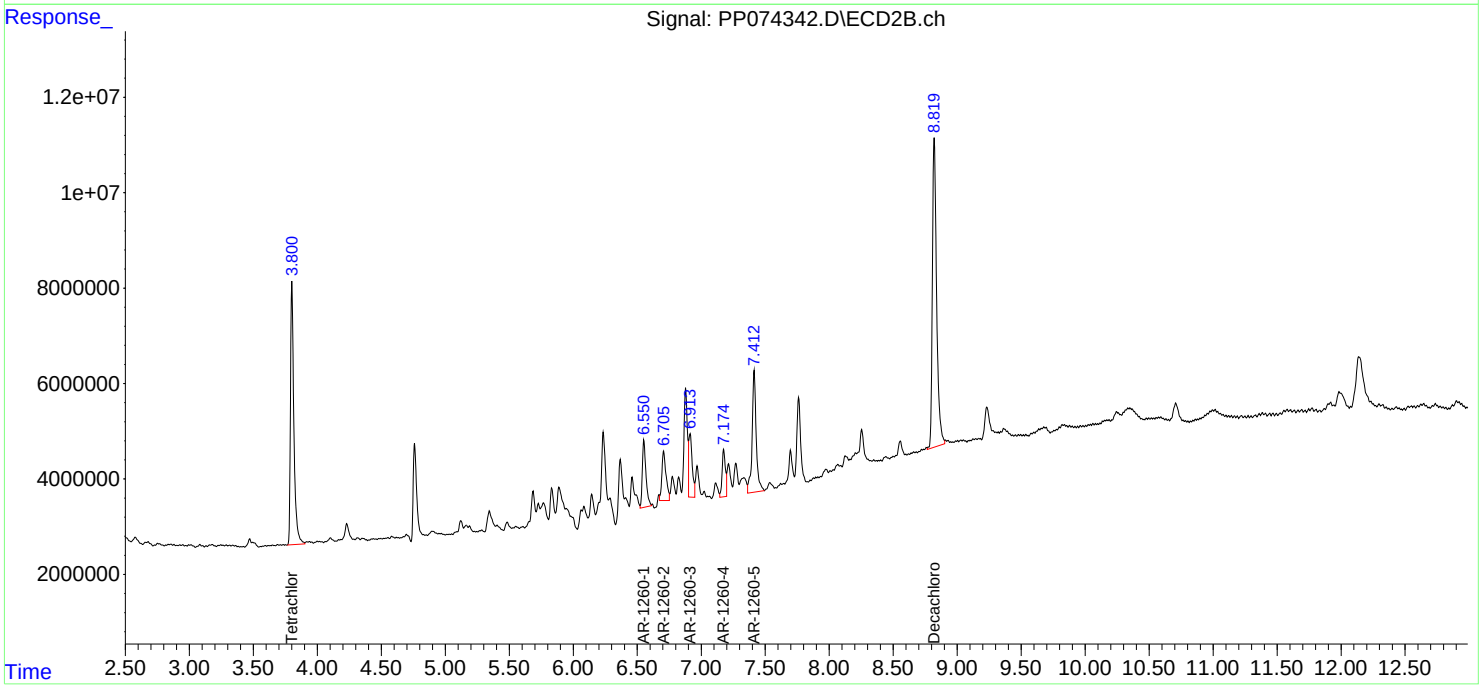

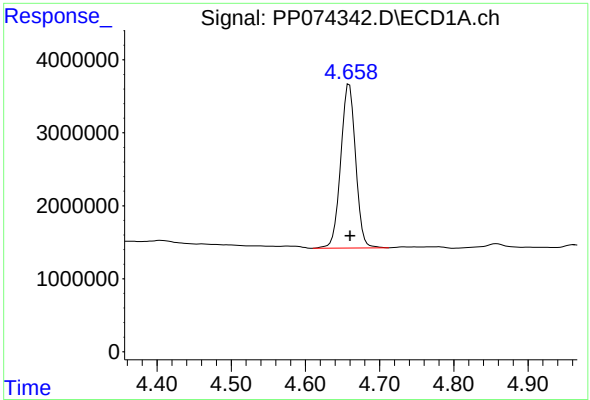


```
#1  Tetrachloro-m-xylene

      R.T.:    4.659 min
Delta R.T.:    0.000 min
  Response:  31349194
      Conc:  28.03 ng/ml
```

Instrument :
ECD_P
ClientSampleId :
TG-S01

Manual Integrations
APPROVED

Reviewed By :Yogesh Patel 08/14/2025
Supervised By :mohammad ahmed 08/18/2025

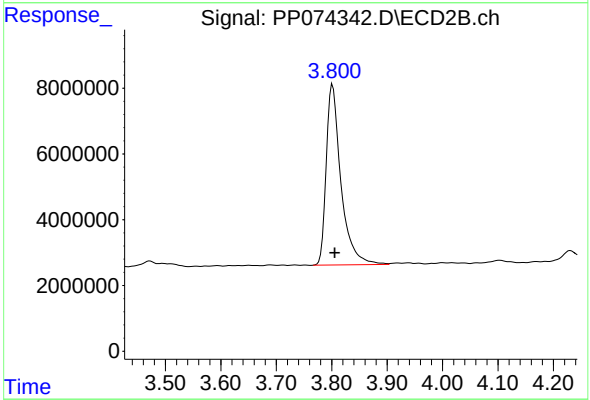


```
#1  Tetrachloro-m-xylene

      R.T.:    3.802 min
Delta R.T.:   -0.004 min
  Response: 101607106
      Conc:  26.50 ng/ml
```

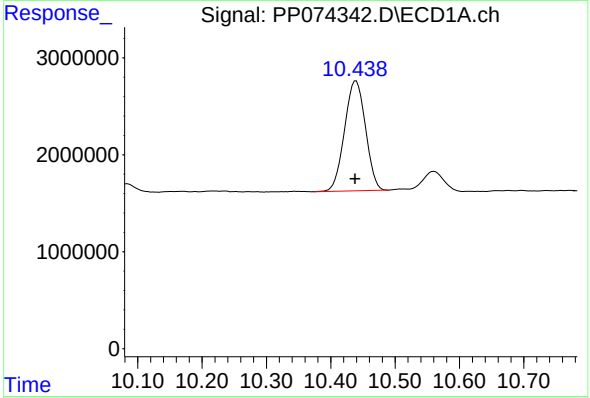


```
#2  Decachlorobiphenyl

      R.T.:   10.439 min
Delta R.T.:    0.001 min
  Response:  25646715
      Conc:  26.41 ng/ml
```

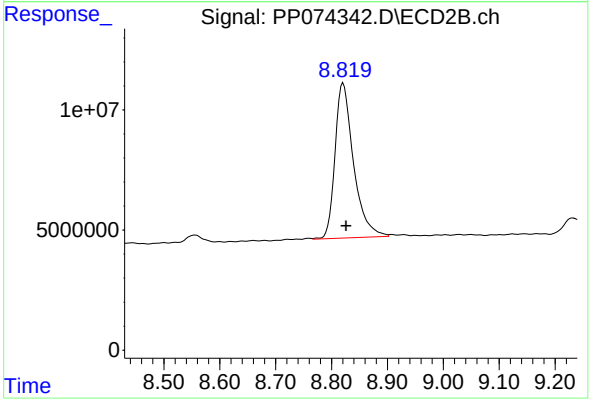


```
#2  Decachlorobiphenyl

      R.T.:    8.821 min
Delta R.T.:   -0.005 min
  Response: 148386017
      Conc:  24.67 ng/ml
```

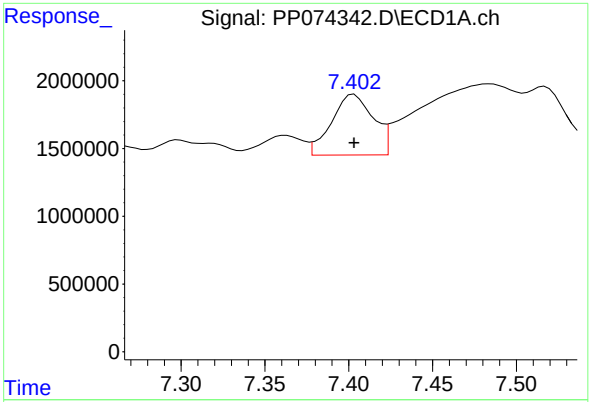

#31 AR-1260-1

R.T.: 7.403 min
Delta R.T.: 0.000 min
Response: 7749147
Conc: 137.50 ng/ml

Instrument :
ECD_P
ClientSampleId :
TG-S01

Manual Integrations
APPROVED

Reviewed By :Yogesh Patel 08/14/2025
Supervised By :mohammad ahmed 08/18/2025

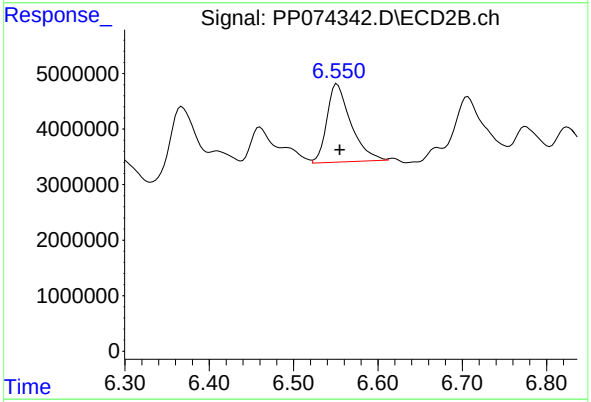

#31 AR-1260-1

R.T.: 6.550 min
Delta R.T.: -0.005 min
Response: 27723205
Conc: 68.63 ng/ml m

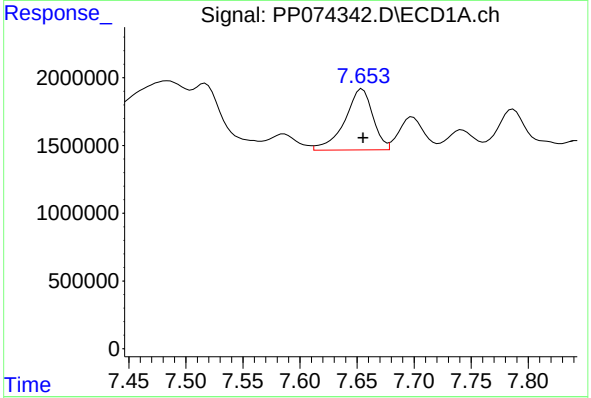

#32 AR-1260-2

R.T.: 7.655 min
Delta R.T.: 0.000 min
Response: 7733779
Conc: 113.48 ng/ml

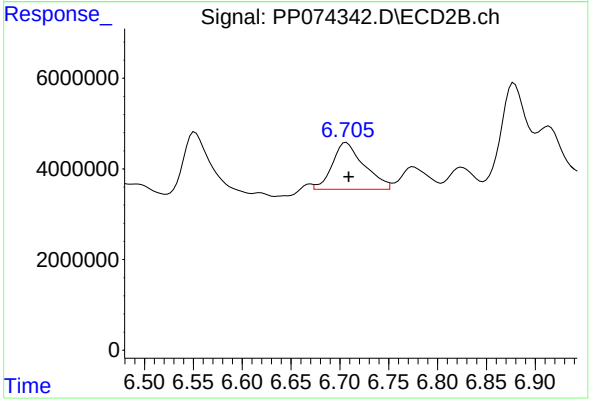

#32 AR-1260-2

R.T.: 6.705 min
Delta R.T.: -0.004 min
Response: 23496278
Conc: 75.14 ng/ml m

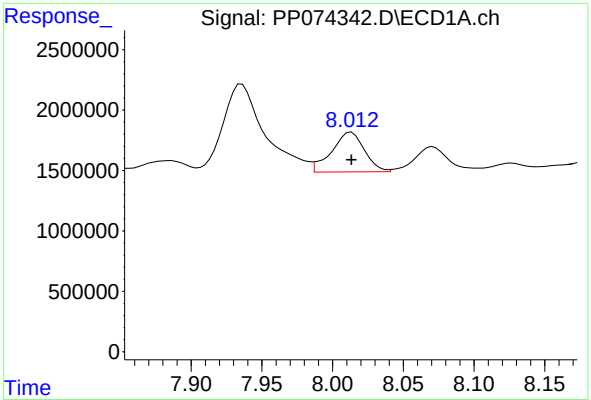

#33 AR-1260-3

R.T.: 8.013 min
Delta R.T.: 0.000 min
Response: 5311843
Conc: 99.67 ng/ml

Instrument :
ECD_P
ClientSampleId :
TG-S01

Manual Integrations
APPROVED

Reviewed By :Yogesh Patel 08/14/2025
Supervised By :mohammad ahmed 08/18/2025

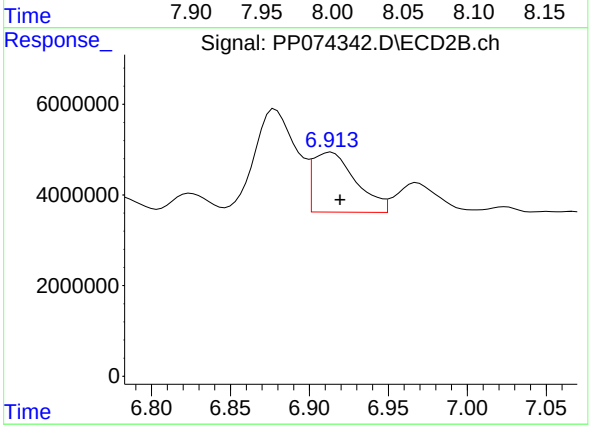

#33 AR-1260-3

R.T.: 6.914 min
Delta R.T.: -0.006 min
Response: 25077374
Conc: 63.63 ng/ml

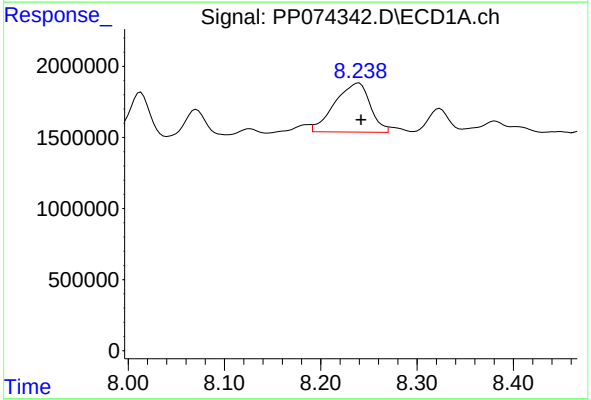

#34 AR-1260-4

R.T.: 8.238 min
Delta R.T.: -0.003 min
Response: 8867506
Conc: 141.62 ng/ml m

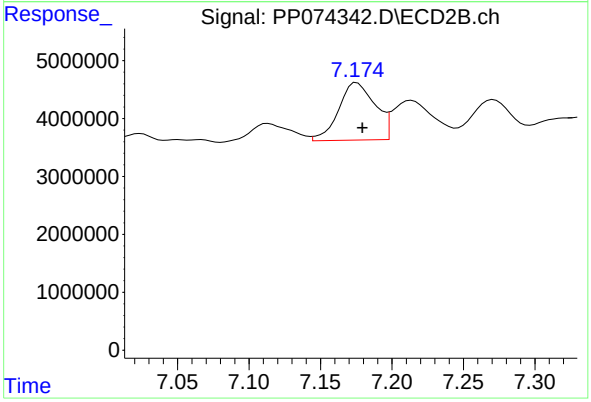

#34 AR-1260-4

R.T.: 7.176 min
Delta R.T.: -0.004 min
Response: 17595115
Conc: 60.47 ng/ml

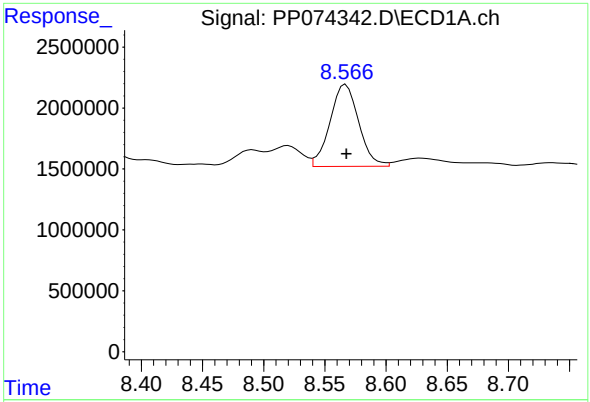

#35 AR-1260-5

R.T.: 8.567 min
Delta R.T.: 0.000 min
Response: 10963460
Conc: 96.76 ng/ml

Instrument :
ECD_P
ClientSampleId :
TG-S01

Manual Integrations
APPROVED

Reviewed By :Yogesh Patel 08/14/2025
Supervised By :mohammad ahmed 08/18/2025

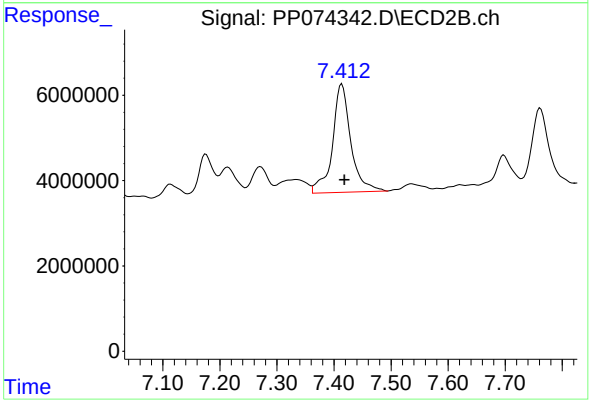

#35 AR-1260-5

R.T.: 7.414 min
Delta R.T.: -0.004 min
Response: 56979962
Conc: 75.23 ng/ml

Sample Results: **PP074343.D**

Data Path : Z:\pestpcbsrv\HPCHEM1\ECD_P\Data\PP081325\
Data File : PP074343.D
Signal(s) : Signal #1: ECD1A.ch Signal #2: ECD2B.ch
Acq On : 13 Aug 2025 13:44
Operator : YP\AJ
Sample : Q2832-03
Misc :
ALS Vial : 11 Sample Multiplier: 1

Integration File signal 1: autoint1.e
Integration File signal 2: autoint2.e
Quant Time: Aug 13 15:42:42 2025
Quant Method : Z:\pestpcbsrv\HPCHEM1\ECD_P\methods\PP080125.M
Quant Title : GC EXTRACTABLES
QLast Update : Mon Aug 04 11:01:49 2025
Response via : Initial Calibration
Integrator: ChemStation

Volume Inj. : 2 µl
Signal #1 Phase : ZB-MR1 Signal #2 Phase: ZB-MR2
Signal #1 Info : 30Mx0.32mmx 0.50µ Signal #2 Info : 30M x 0.32mm x 0.25µm

Instrument :
ECD_P
ClientSampleId :
TG-S02

Manual Integrations APPROVED
Reviewed By :Yogesh Patel 08/14/2025
Supervised By :mohammad ahmed 08/18/2025

	Compound	RT#1	RT#2	Resp#1	Resp#2	ng/ml	ng/ml
	System Monitoring Compounds						
1)	SA Tetrachlo...	4.662	3.804	30414749	108.8E6	27.197	28.382
2)	SA Decachlor...	10.443	8.823	23891234	140.8E6	24.601	23.420
	Target Compounds						
31)	L7 AR-1260-1	7.404	6.554	45203625	358.3E6	802.108m	886.940m
32)	L7 AR-1260-2	7.657	6.709	60691672	267.9E6	890.529m	856.763
33)	L7 AR-1260-3	8.015	6.917	42833242	414.8E6	803.687m	1052.557 #
34)	L7 AR-1260-4	8.243	7.180	72252088	334.6E6	1153.911m	1149.912
35)	L7 AR-1260-5	8.570	7.418	106.8E6	921.5E6	942.419m	1216.631 #

(f)=RT Delta > 1/2 Window (#)=Amounts differ by > 25% (m)=manual int.

Sample Results: **PP074343.D**

Data Path : Z:\pestpcbsrv\HPCHEM1\ECD_P\Data\PP081325\
Data File : PP074343.D
Signal(s) : Signal #1: ECD1A.ch Signal #2: ECD2B.ch
Acq On : 13 Aug 2025 13:44
Operator : YP\AJ
Sample : Q2832-03
Misc :
ALS Vial : 11 Sample Multiplier: 1

Integration File signal 1: autoint1.e
Integration File signal 2: autoint2.e
Quant Time: Aug 13 15:42:42 2025
Quant Method : Z:\pestpcbsrv\HPCHEM1\ECD_P\methods\PP080125.M
Quant Title : GC EXTRACTABLES
QLast Update : Mon Aug 04 11:01:49 2025
Response via : Initial Calibration
Integrator: ChemStation

Volume Inj. : 2 µl
Signal #1 Phase : ZB-MR1 Signal #2 Phase: ZB-MR2
Signal #1 Info : 30Mx0.32mmx 0.50µ Signal #2 Info : 30M x 0.32mm x 0.25µm

Instrument :
ECD_P
ClientSampleId :
TG-S02

Manual Integrations APPROVED
Reviewed By :Yogesh Patel 08/14/2025
Supervised By :mohammad ahmed 08/18/2025

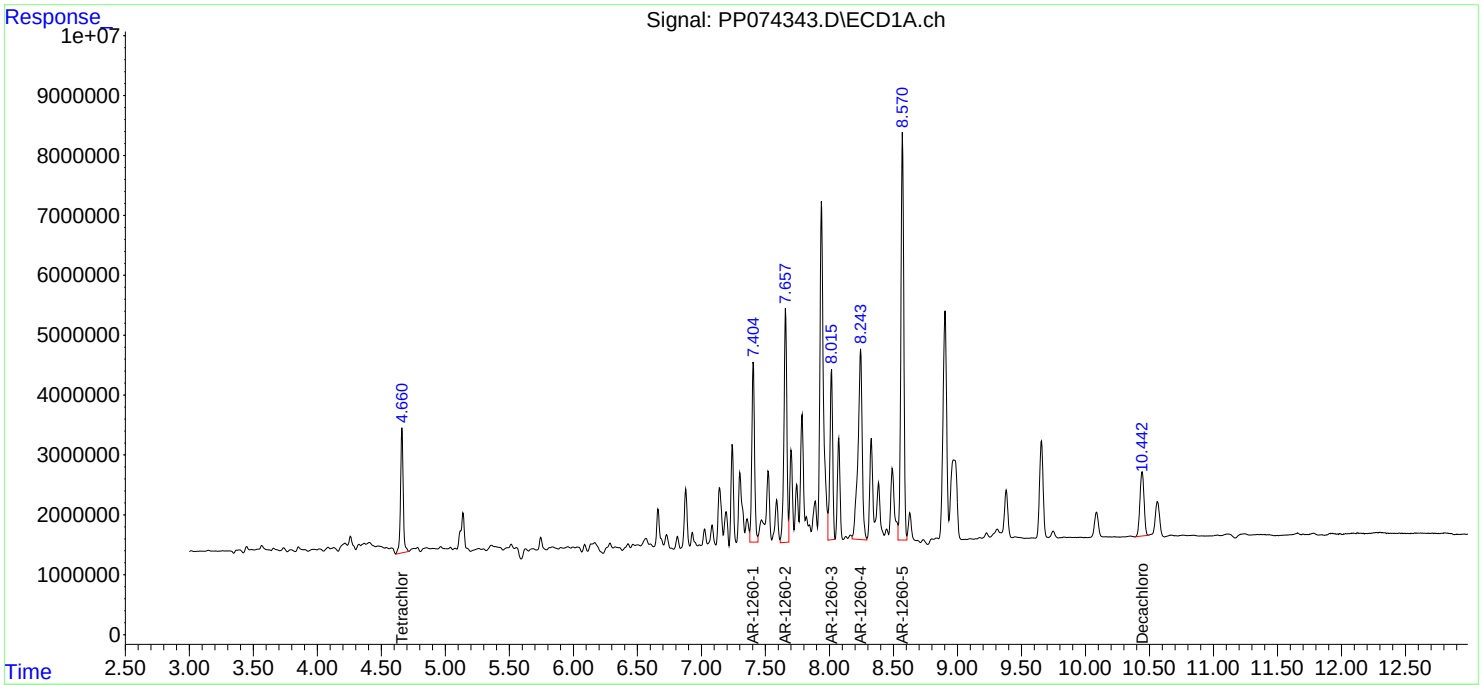

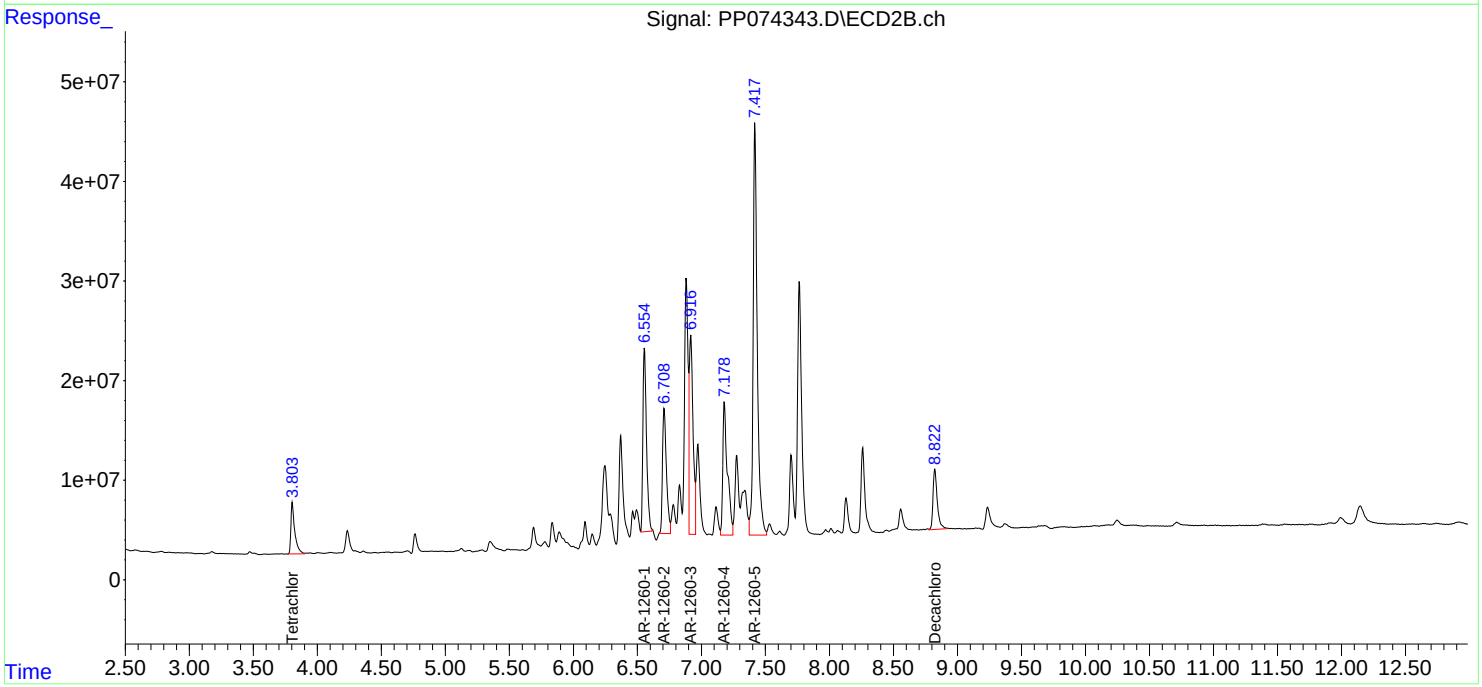

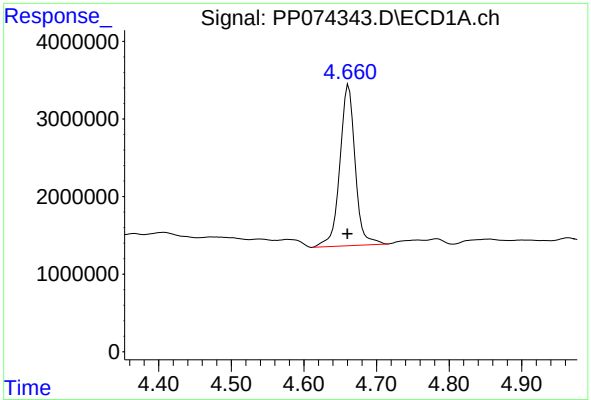


```
#1  Tetrachloro-m-xylene

      R.T.:    4.662 min
Delta R.T.:    0.002 min
  Response:  30414749
      Conc:  27.20 ng/ml
```

Instrument :
ECD_P
ClientSampleId :
TG-S02

Manual Integrations
APPROVED

Reviewed By :Yogesh Patel 08/14/2025
Supervised By :mohammad ahmed 08/18/2025

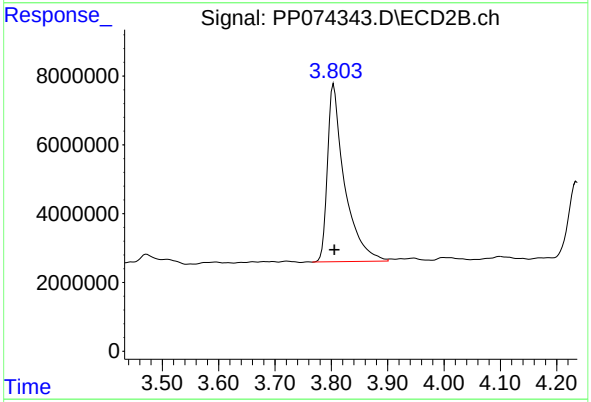


```
#1  Tetrachloro-m-xylene

      R.T.:    3.804 min
Delta R.T.:   -0.001 min
  Response: 108829574
      Conc:  28.38 ng/ml
```

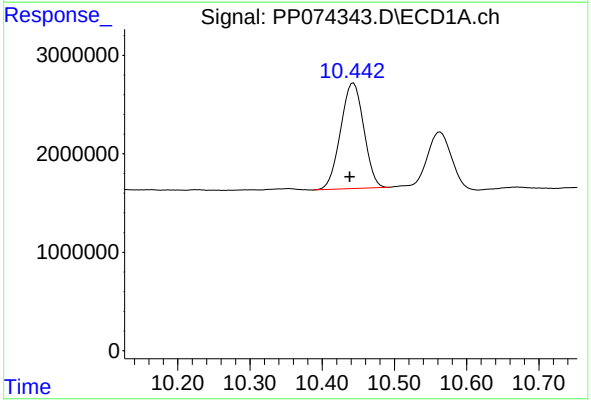


```
#2  Decachlorobiphenyl

      R.T.:   10.443 min
Delta R.T.:    0.005 min
  Response:  23891234
      Conc:  24.60 ng/ml
```

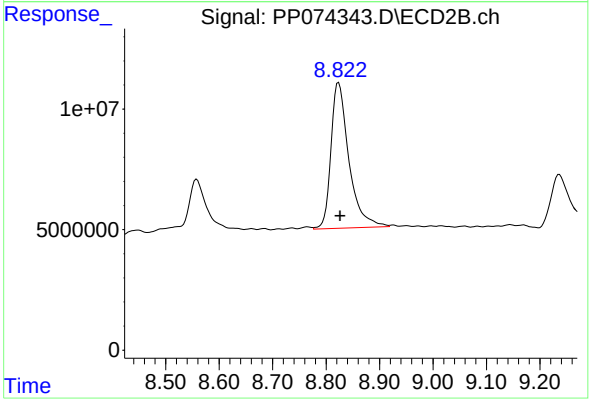


```
#2  Decachlorobiphenyl

      R.T.:    8.823 min
Delta R.T.:   -0.002 min
  Response: 140836648
      Conc:  23.42 ng/ml
```

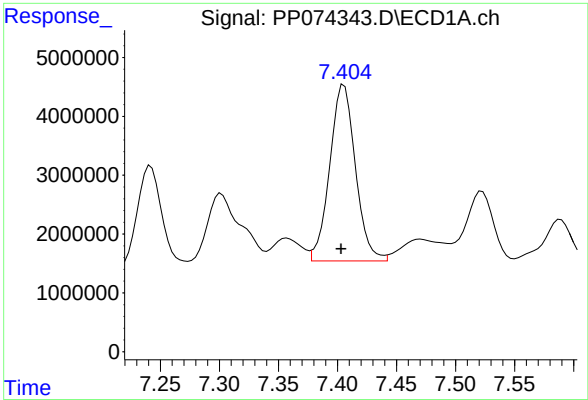

#31 AR-1260-1

R.T.: 7.404 min
Delta R.T.: 0.001 min
Response: 45203625
Conc: 802.11 ng/ml

Instrument :
ECD_P
ClientSampleId :
TG-S02

Manual Integrations
APPROVED

Reviewed By :Yogesh Patel 08/14/2025
Supervised By :mohammad ahmed 08/18/2025

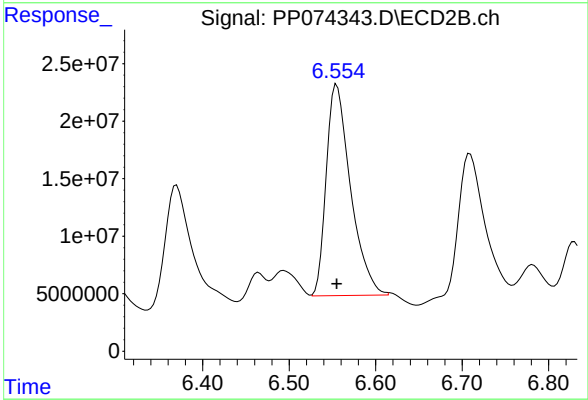

#31 AR-1260-1

R.T.: 6.554 min
Delta R.T.: -0.001 min
Response: 358285956
Conc: 886.94 ng/ml m

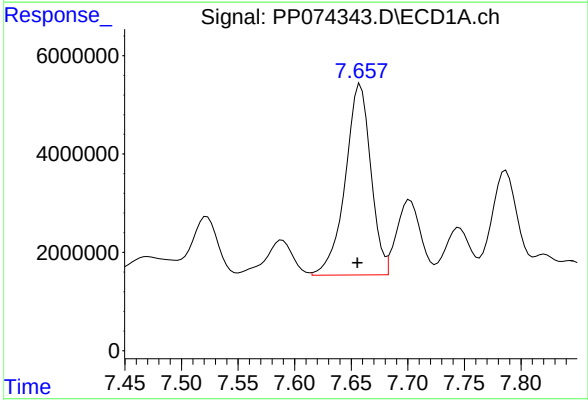

#32 AR-1260-2

R.T.: 7.657 min
Delta R.T.: 0.001 min
Response: 60691672
Conc: 890.53 ng/ml m

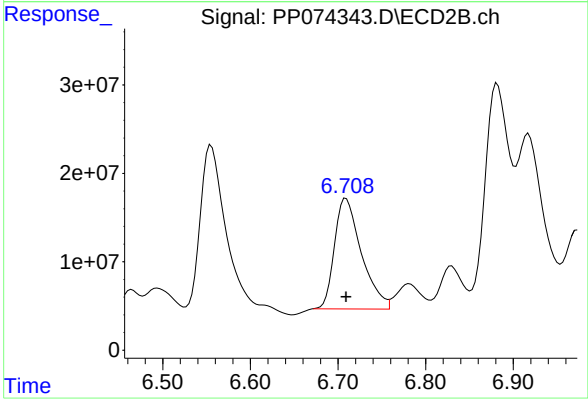

#32 AR-1260-2

R.T.: 6.709 min
Delta R.T.: 0.000 min
Response: 267908750
Conc: 856.76 ng/ml

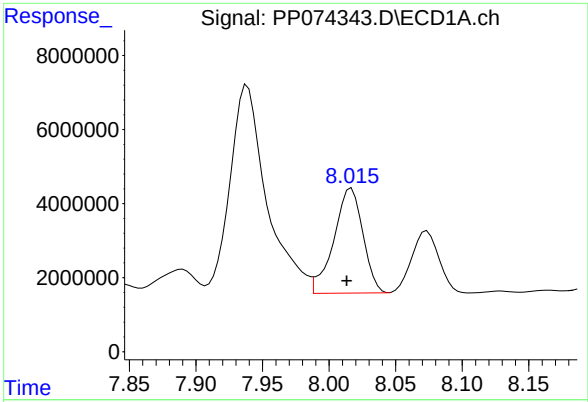

#33 AR-1260-3

R.T.: 8.015 min
Delta R.T.: 0.002 min
Response: 42833242
Conc: 803.69 ng/ml

Instrument :
ECD_P
ClientSampleId :
TG-S02

Manual Integrations
APPROVED

Reviewed By :Yogesh Patel 08/14/2025
Supervised By :mohammad ahmed 08/18/2025

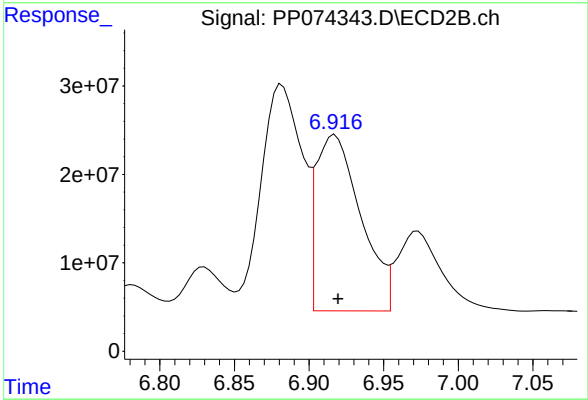

#33 AR-1260-3

R.T.: 6.917 min
Delta R.T.: -0.002 min
Response: 414832047
Conc: 1052.56 ng/ml

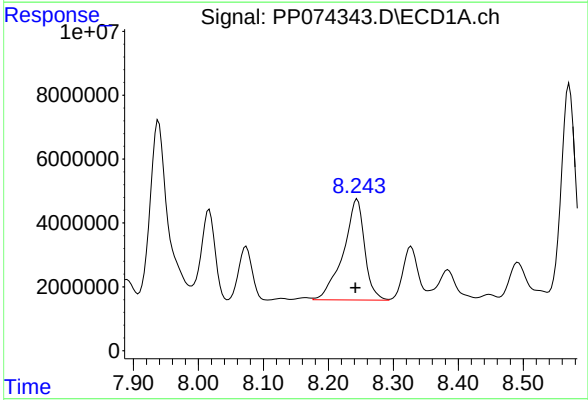

#34 AR-1260-4

R.T.: 8.243 min
Delta R.T.: 0.001 min
Response: 72252088
Conc: 1153.91 ng/ml m

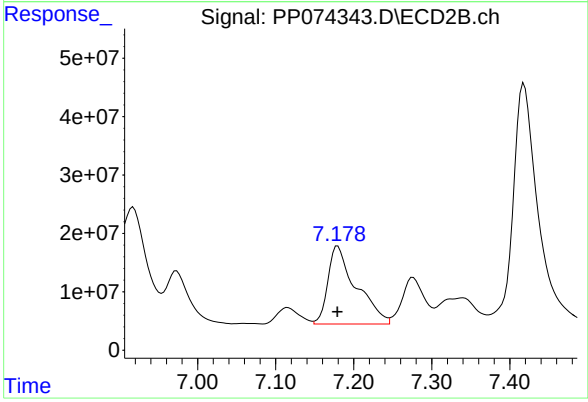

#34 AR-1260-4

R.T.: 7.180 min
Delta R.T.: 0.000 min
Response: 334600561
Conc: 1149.91 ng/ml

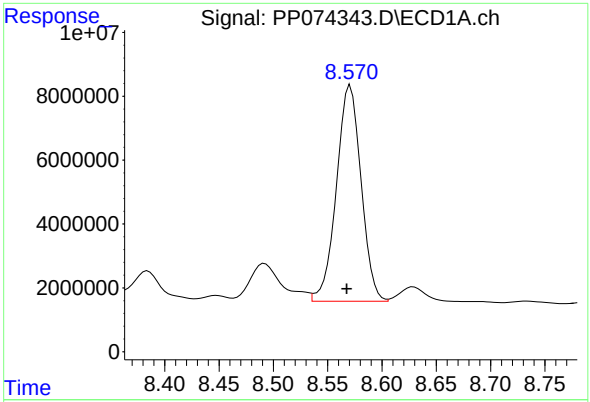

#35 AR-1260-5

R.T.: 8.570 min
Delta R.T.: 0.002 min
Response: 106780668
Conc: 942.42 ng/ml

Instrument :
ECD_P
ClientSampleId :
TG-S02

Manual Integrations
APPROVED

Reviewed By :Yogesh Patel 08/14/2025
Supervised By :mohammad ahmed 08/18/2025

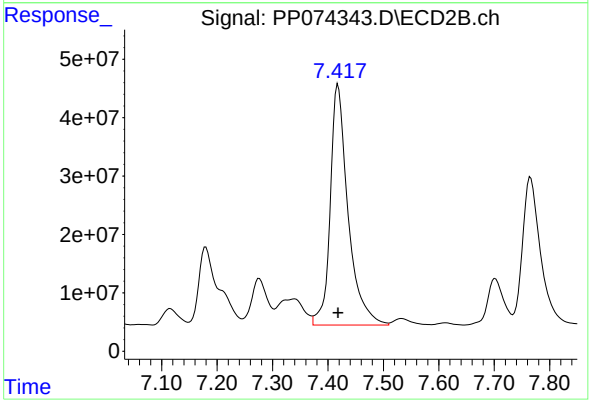

#35 AR-1260-5

R.T.: 7.418 min
Delta R.T.: 0.000 min
Response: 921488463
Conc: 1216.63 ng/ml

Sample Results: **PP074381.D**

Data Path : Z:\pestpcbsrv\HPCHEM1\ECD_P\Data\PP081425\
Data File : PP074381.D
Signal(s) : Signal #1: ECD1A.ch Signal #2: ECD2B.ch
Acq On : 14 Aug 2025 10:38
Operator : YP\AJ
Sample : Q2832-03DL 2X
Misc :
ALS Vial : 10 Sample Multiplier: 1

Integration File signal 1: autoint1.e
Integration File signal 2: autoint2.e
Quant Time: Aug 14 11:05:54 2025
Quant Method : Z:\pestpcbsrv\HPCHEM1\ECD_P\methods\PP080125.M
Quant Title : GC EXTRACTABLES
QLast Update : Mon Aug 04 11:01:49 2025
Response via : Initial Calibration
Integrator: ChemStation

Volume Inj. : 2 µl
Signal #1 Phase : ZB-MR1 Signal #2 Phase: ZB-MR2
Signal #1 Info : 30Mx0.32mmx 0.50µ Signal #2 Info : 30M x 0.32mm x 0.25µm

Instrument :
ECD_P
ClientSampleId :
TG-S02DL

Manual Integrations APPROVED
Reviewed By :Yogesh Patel 08/14/2025
Supervised By :mohammad ahmed 08/18/2025

A B C D E F G H I J K L

	Compound	RT#1	RT#2	Resp#1	Resp#2	ng/ml	ng/ml
	System Monitoring Compounds						
1) SA	Tetrachlo...	4.656	3.799	14858597	46138310	13.287	12.033
2) SA	Decachlor...	10.438	8.818	11319057	61067829	11.655	10.155
	Target Compounds						
31) L7	AR-1260-1	7.400	6.549	24583348	164.3E6	436.215	406.802m
32) L7	AR-1260-2	7.653	6.704	33083674	113.5E6	485.437	362.924 #
33) L7	AR-1260-3	8.011	6.913	23702881	166.9E6	444.741	423.376
34) L7	AR-1260-4	8.238	7.173	39604638	143.4E6	632.511	492.787
35) L7	AR-1260-5	8.565	7.413	51847549	375.9E6	457.593	496.269

(f)=RT Delta > 1/2 Window (#)=Amounts differ by > 25% (m)=manual int.

Sample Results: **PP074381.D**

Data Path : Z:\pestpcbsrv\HPCHEM1\ECD_P\Data\PP081425\
Data File : PP074381.D
Signal(s) : Signal #1: ECD1A.ch Signal #2: ECD2B.ch
Acq On : 14 Aug 2025 10:38
Operator : YP\AJ
Sample : Q2832-03DL 2X
Misc :
ALS Vial : 10 Sample Multiplier: 1

Integration File signal 1: autoint1.e
Integration File signal 2: autoint2.e
Quant Time: Aug 14 11:05:54 2025
Quant Method : Z:\pestpcbsrv\HPCHEM1\ECD_P\methods\PP080125.M
Quant Title : GC EXTRACTABLES
QLast Update : Mon Aug 04 11:01:49 2025
Response via : Initial Calibration
Integrator: ChemStation

Volume Inj. : 2 µl
Signal #1 Phase : ZB-MR1 Signal #2 Phase: ZB-MR2
Signal #1 Info : 30Mx0.32mmx 0.50µ Signal #2 Info : 30M x 0.32mm x 0.25µm

Instrument :
ECD_P
ClientSampleId :
TG-S02DL

Manual Integrations APPROVED
Reviewed By :Yogesh Patel 08/14/2025
Supervised By :mohammad ahmed 08/18/2025

A B C D E F G H I J K L

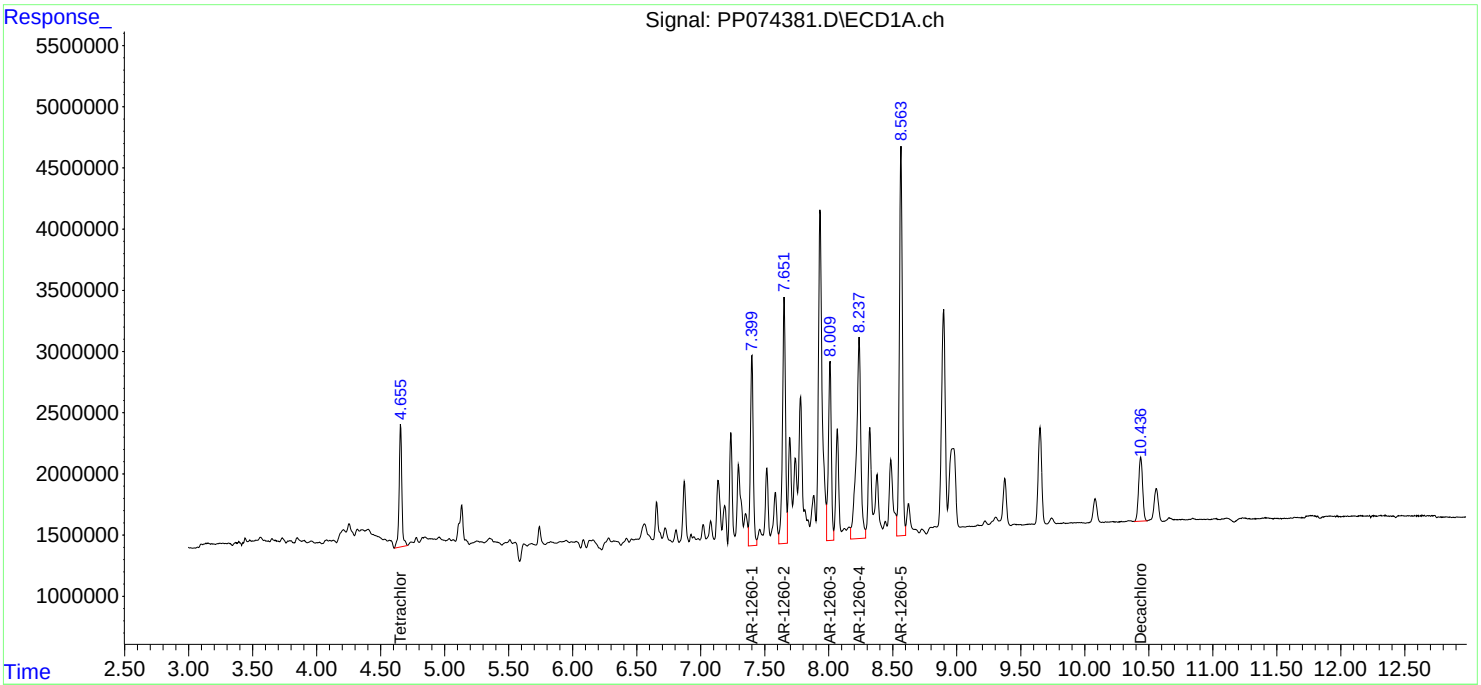

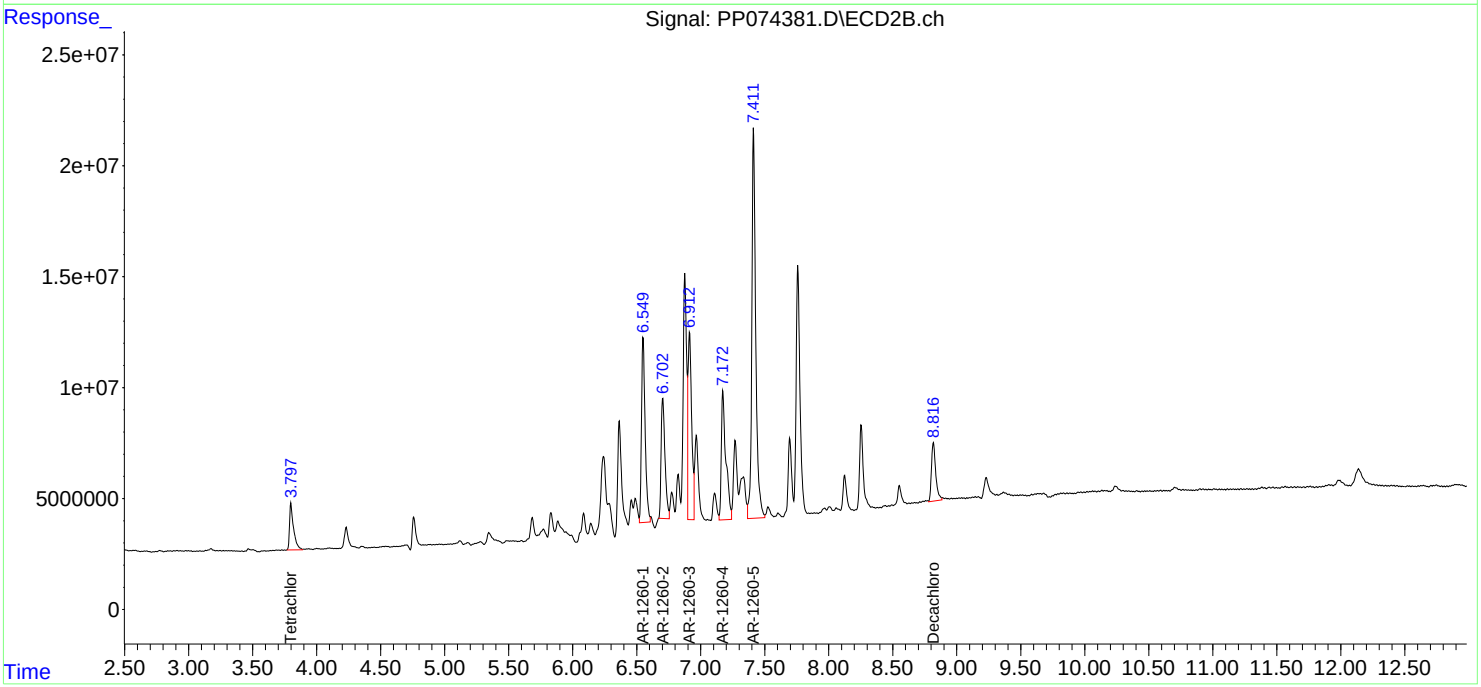

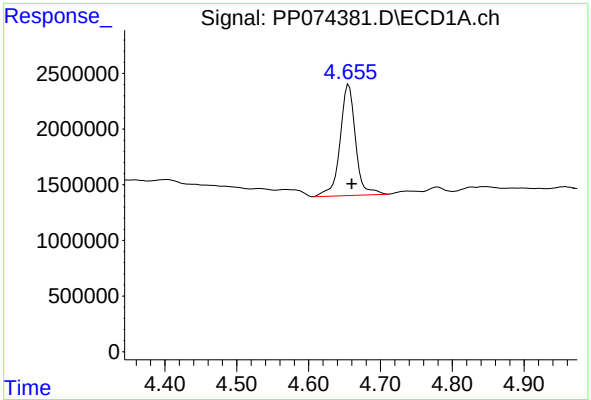

#1 Tetrachloro-m-xylene

R.T.: 4.656 min
Delta R.T.: -0.004 min
Response: 14858597
Conc: 13.29 ng/ml

Instrument :
ECD_P
ClientSampleId :
TG-S02DL

Manual Integrations
APPROVED

Reviewed By :Yogesh Patel 08/14/2025
Supervised By :mohammad ahmed 08/18/2025

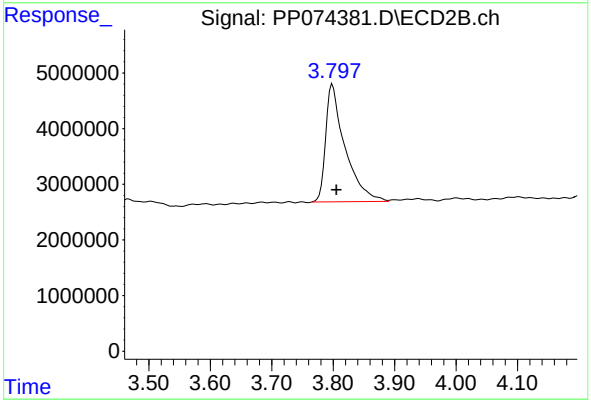

#1 Tetrachloro-m-xylene

R.T.: 3.799 min
Delta R.T.: -0.006 min
Response: 46138310
Conc: 12.03 ng/ml

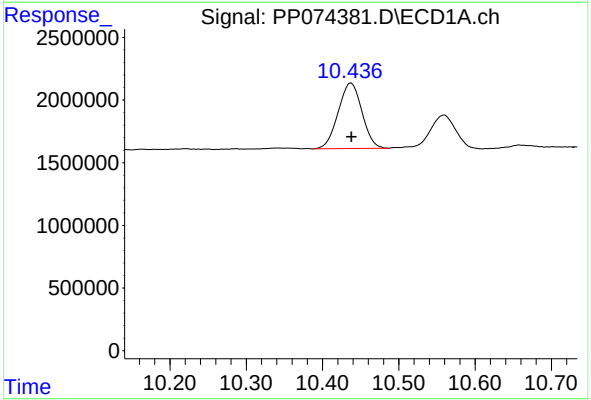

#2 Decachlorobiphenyl

R.T.: 10.438 min
Delta R.T.: 0.000 min
Response: 11319057
Conc: 11.66 ng/ml

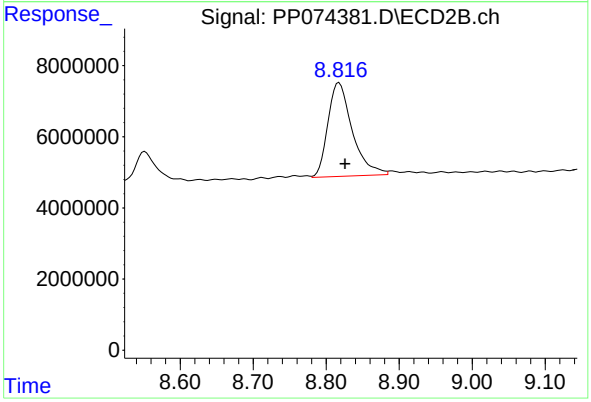

#2 Decachlorobiphenyl

R.T.: 8.818 min
Delta R.T.: -0.008 min
Response: 61067829
Conc: 10.15 ng/ml

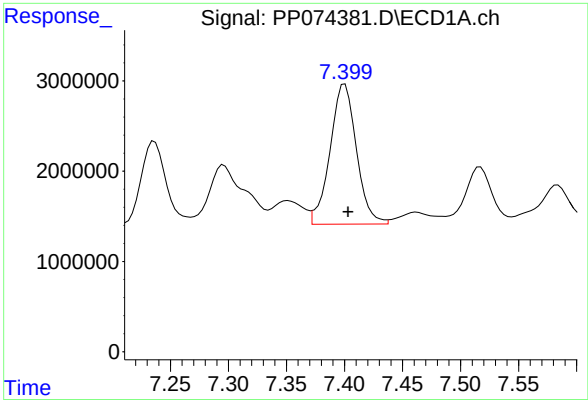

#31 AR-1260-1

R.T.: 7.400 min
Delta R.T.: -0.003 min
Response: 24583348
Conc: 436.21 ng/ml

Instrument :
ECD_P
ClientSampleId :
TG-S02DL

Manual Integrations
APPROVED

Reviewed By :Yogesh Patel 08/14/2025
Supervised By :mohammad ahmed 08/18/2025

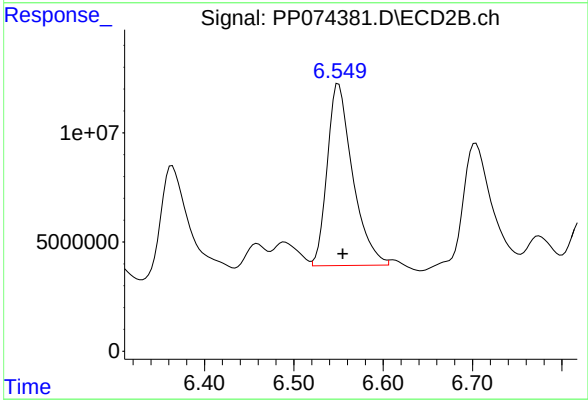

#31 AR-1260-1

R.T.: 6.549 min
Delta R.T.: -0.006 min
Response: 164330746
Conc: 406.80 ng/ml m

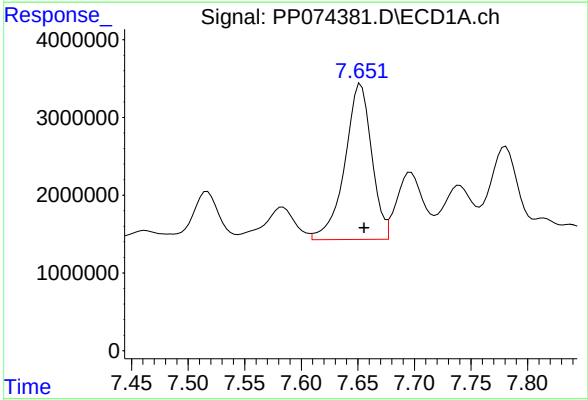

#32 AR-1260-2

R.T.: 7.653 min
Delta R.T.: -0.003 min
Response: 33083674
Conc: 485.44 ng/ml

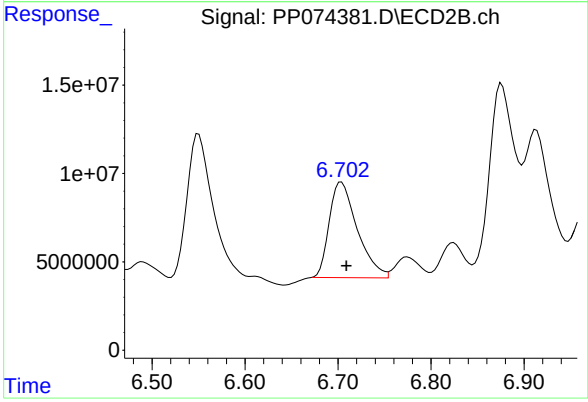

#32 AR-1260-2

R.T.: 6.704 min
Delta R.T.: -0.005 min
Response: 113485861
Conc: 362.92 ng/ml

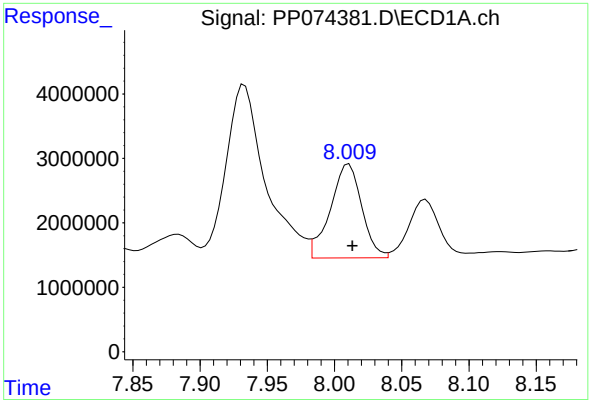

#33 AR-1260-3

R.T.: 8.011 min
Delta R.T.: -0.003 min
Response: 23702881
Conc: 444.74 ng/ml

Instrument :
ECD_P
ClientSampleId :
TG-S02DL

Manual Integrations APPROVED

Reviewed By :Yogesh Patel 08/14/2025
Supervised By :mohammad ahmed 08/18/2025

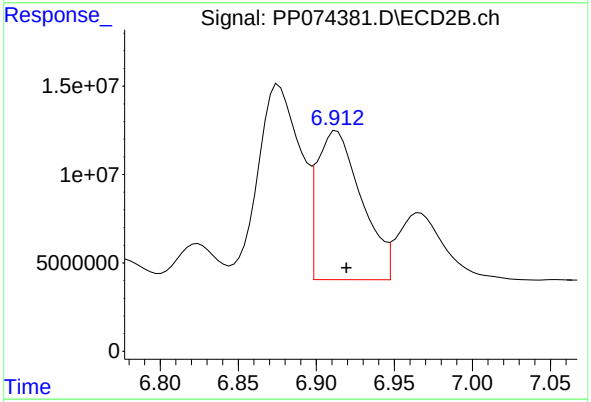

#33 AR-1260-3

R.T.: 6.913 min
Delta R.T.: -0.006 min
Response: 166860300
Conc: 423.38 ng/ml

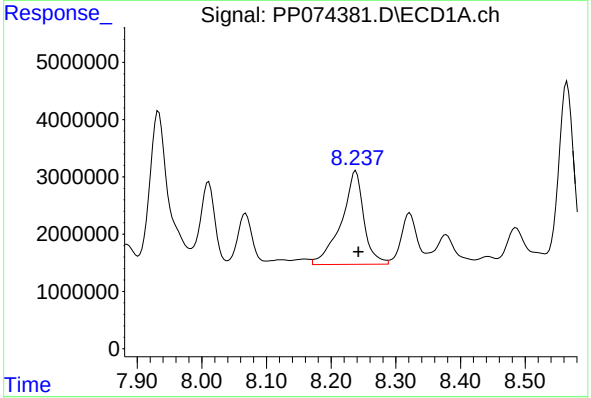

#34 AR-1260-4

R.T.: 8.238 min
Delta R.T.: -0.004 min
Response: 39604638
Conc: 632.51 ng/ml

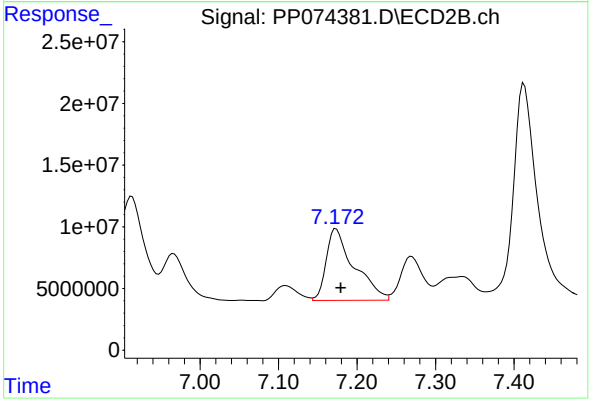

#34 AR-1260-4

R.T.: 7.173 min
Delta R.T.: -0.006 min
Response: 143390949
Conc: 492.79 ng/ml

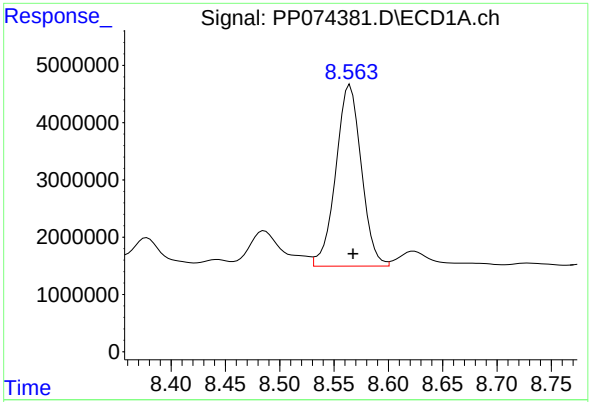

#35 AR-1260-5

R.T.: 8.565 min
Delta R.T.: -0.003 min
Response: 51847549
Conc: 457.59 ng/ml

Instrument :
ECD_P
ClientSampleId :
TG-S02DL

Manual Integrations
APPROVED

Reviewed By :Yogesh Patel 08/14/2025
Supervised By :mohammad ahmed 08/18/2025

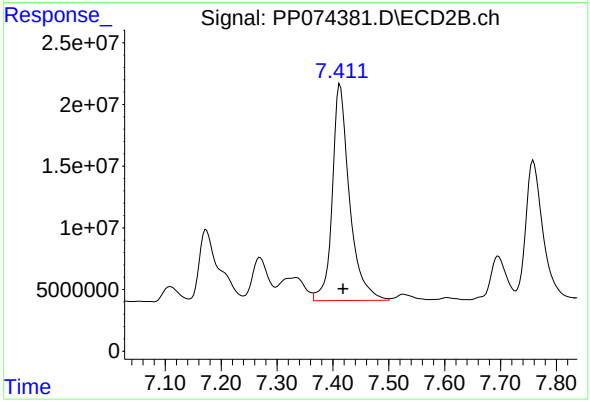

#35 AR-1260-5

R.T.: 7.413 min
Delta R.T.: -0.005 min
Response: 375878909
Conc: 496.27 ng/ml

Sample Results: **PP074346.D**

Data Path : Z:\pestpcbsrv\HPCHEM1\ECD_P\Data\PP081325\
Data File : PP074346.D
Signal(s) : Signal #1: ECD1A.ch Signal #2: ECD2B.ch
Acq On : 13 Aug 2025 14:32
Operator : YP\AJ
Sample : Q2832-05
Misc :
ALS Vial : 14 Sample Multiplier: 1

Integration File signal 1: autoint1.e
Integration File signal 2: autoint2.e
Quant Time: Aug 13 15:45:21 2025
Quant Method : Z:\pestpcbsrv\HPCHEM1\ECD_P\methods\PP080125.M
Quant Title : GC EXTRACTABLES
QLast Update : Mon Aug 04 11:01:49 2025
Response via : Initial Calibration
Integrator: ChemStation

Volume Inj. : 2 µl
Signal #1 Phase : ZB-MR1 Signal #2 Phase: ZB-MR2
Signal #1 Info : 30Mx0.32mmx 0.50µ Signal #2 Info : 30M x 0.32mm x 0.25µm

Instrument :
ECD_P
ClientSampleId :
TG-S03

Manual Integrations APPROVED
Reviewed By :Yogesh Patel 08/14/2025
Supervised By :mohammad ahmed 08/18/2025

	Compound	RT#1	RT#2	Resp#1	Resp#2	ng/ml	ng/ml	
	System Monitoring Compounds							
1)	SA Tetrachlo...	4.659	3.803	24689534	108.7E6	22.078m	28.336	#
2)	SA Decachlor...	10.444	8.823	21319341	132.4E6	21.952	22.017	
	Target Compounds							
31)	L7 AR-1260-1	7.405	6.554	70086157	637.4E6	1243.631	1577.844	#
32)	L7 AR-1260-2	7.658	6.709	88161952	401.5E6	1293.601	1283.864	
33)	L7 AR-1260-3	8.016	6.916	66345973	638.0E6	1244.860	1618.836	#
34)	L7 AR-1260-4	8.244	7.179	114.7E6	518.3E6	1832.549	1781.068	
35)	L7 AR-1260-5	8.571	7.417	158.3E6	1424.2E6	1397.405	1880.412	#

(f)=RT Delta > 1/2 Window (#)=Amounts differ by > 25% (m)=manual int.

Sample Results: **PP074346.D**

Data Path : Z:\pestpcbsrv\HPCHEM1\ECD_P\Data\PP081325\
Data File : PP074346.D
Signal(s) : Signal #1: ECD1A.ch Signal #2: ECD2B.ch
Acq On : 13 Aug 2025 14:32
Operator : YP\AJ
Sample : Q2832-05
Misc :
ALS Vial : 14 Sample Multiplier: 1

Integration File signal 1: autoint1.e
Integration File signal 2: autoint2.e
Quant Time: Aug 13 15:45:21 2025
Quant Method : Z:\pestpcbsrv\HPCHEM1\ECD_P\methods\PP080125.M
Quant Title : GC EXTRACTABLES
QLast Update : Mon Aug 04 11:01:49 2025
Response via : Initial Calibration
Integrator: ChemStation

Volume Inj. : 2 µl
Signal #1 Phase : ZB-MR1 Signal #2 Phase: ZB-MR2
Signal #1 Info : 30Mx0.32mmx 0.50µ Signal #2 Info : 30M x 0.32mm x 0.25µm

Instrument :
ECD_P
ClientSampleId :
TG-S03

Manual Integrations APPROVED
Reviewed By :Yogesh Patel 08/14/2025
Supervised By :mohammad ahmed 08/18/2025

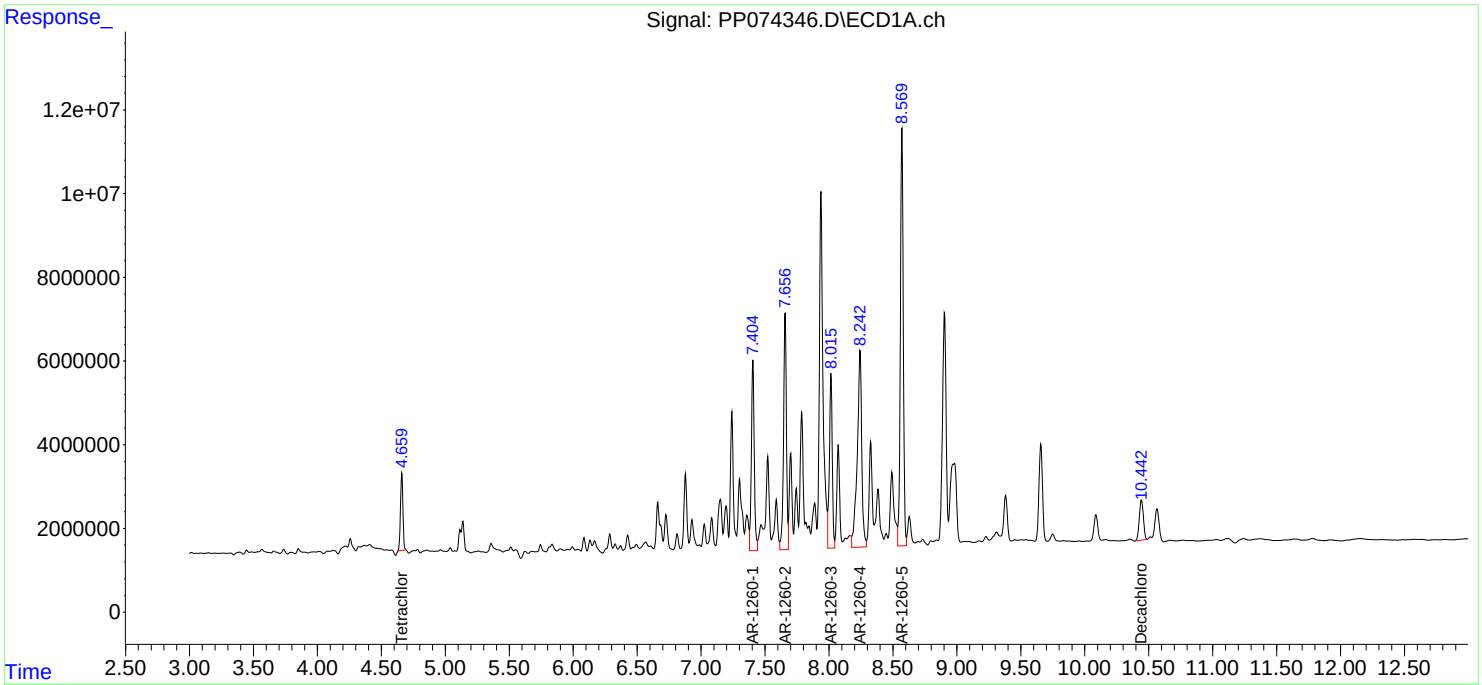

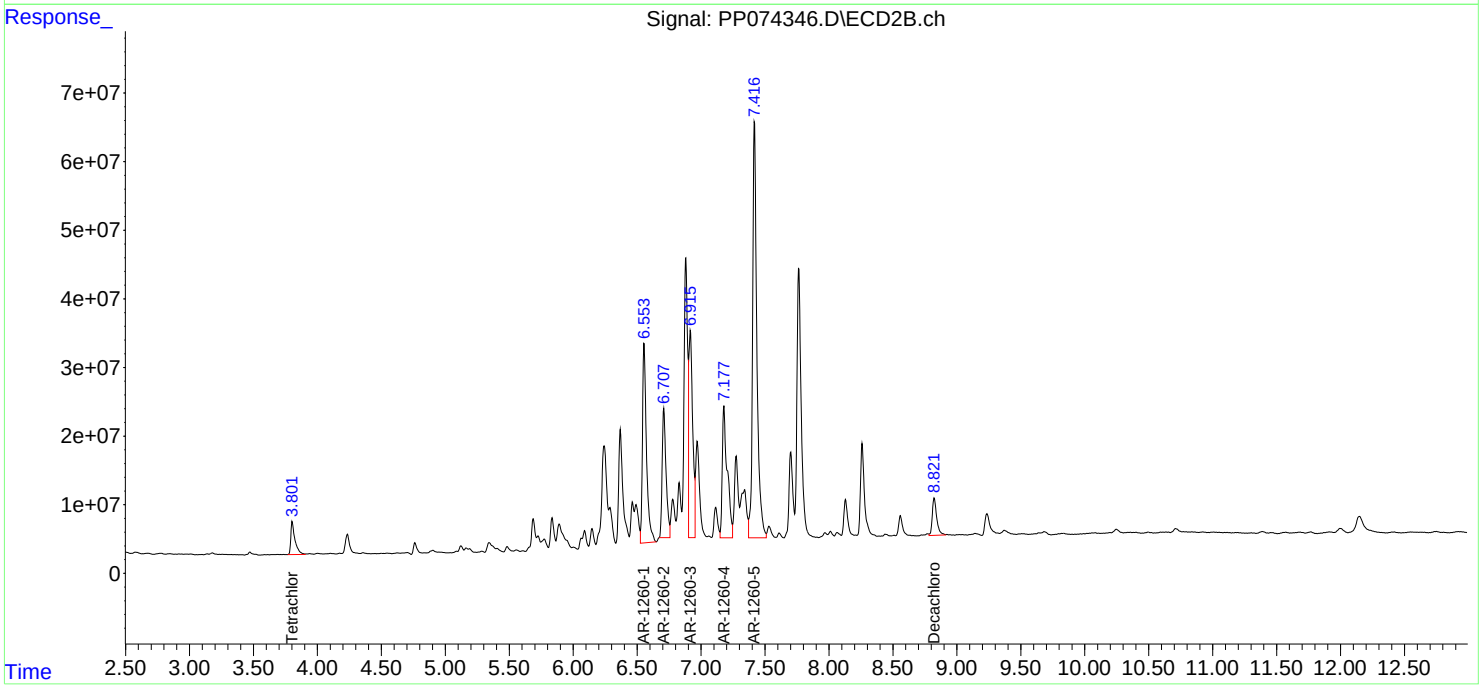

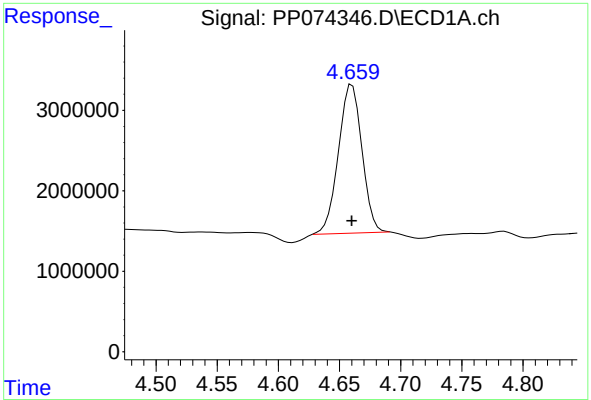

#1 Tetrachloro-m-xylene

R.T.: 4.659 min
Delta R.T.: -0.001 min
Response: 24689534
Conc: 22.08 ng/ml

Instrument :
ECD_P
ClientSampleId :
TG-S03

Manual Integrations
APPROVED

Reviewed By :Yogesh Patel 08/14/2025
Supervised By :mohammad ahmed 08/18/2025

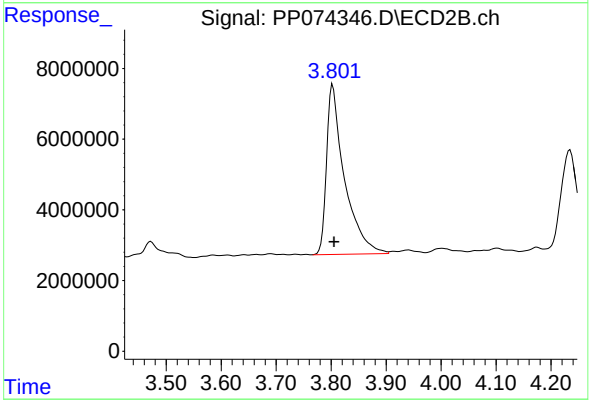

#1 Tetrachloro-m-xylene

R.T.: 3.803 min
Delta R.T.: -0.002 min
Response: 108651540
Conc: 28.34 ng/ml

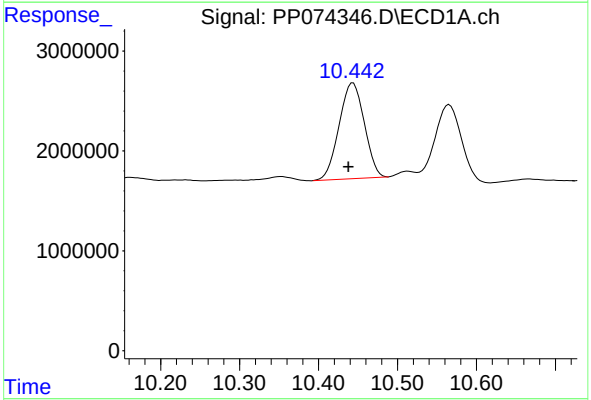

#2 Decachlorobiphenyl

R.T.: 10.444 min
Delta R.T.: 0.006 min
Response: 21319341
Conc: 21.95 ng/ml

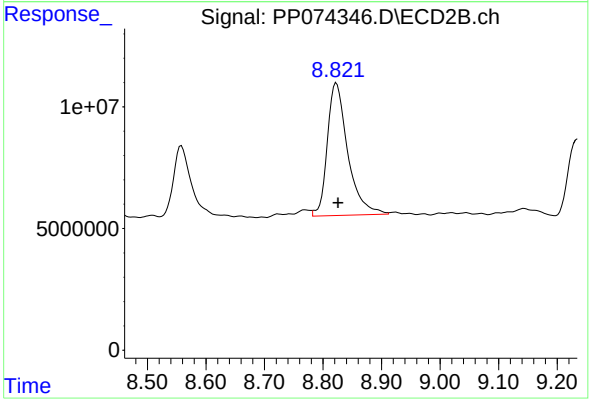

#2 Decachlorobiphenyl

R.T.: 8.823 min
Delta R.T.: -0.003 min
Response: 132399507
Conc: 22.02 ng/ml

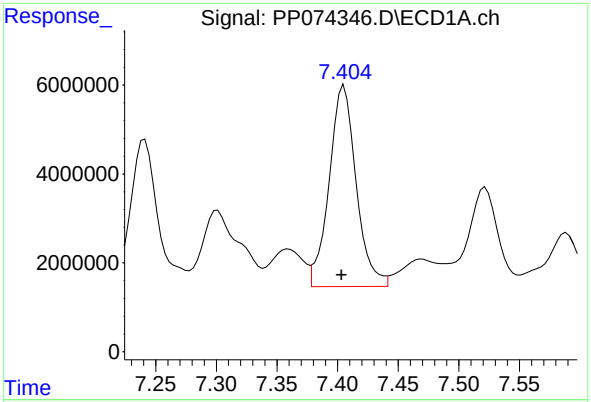

#31 AR-1260-1

R.T.: 7.405 min
Delta R.T.: 0.002 min
Response: 70086157
Conc: 1243.63 ng/ml

Instrument :
ECD_P
ClientSampleId :
TG-S03

Manual Integrations
APPROVED

Reviewed By :Yogesh Patel 08/14/2025
Supervised By :mohammad ahmed 08/18/2025

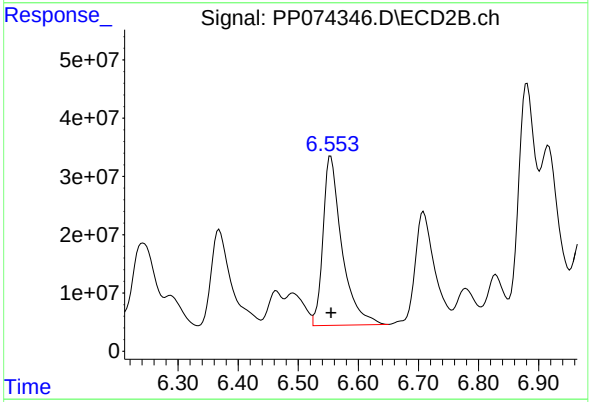

#31 AR-1260-1

R.T.: 6.554 min
Delta R.T.: 0.000 min
Response: 637381281
Conc: 1577.84 ng/ml

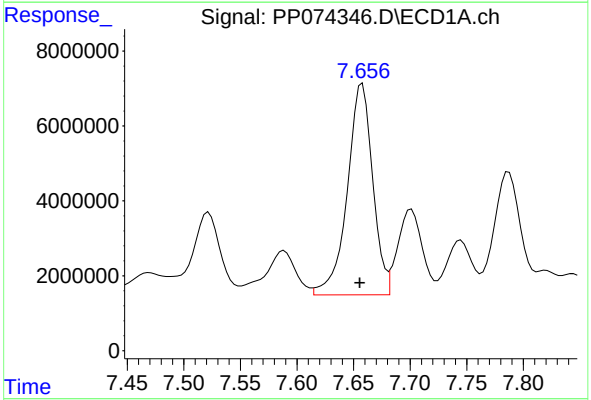

#32 AR-1260-2

R.T.: 7.658 min
Delta R.T.: 0.002 min
Response: 88161952
Conc: 1293.60 ng/ml

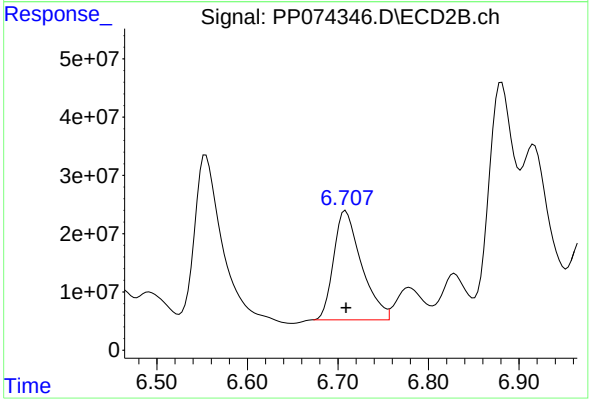

#32 AR-1260-2

R.T.: 6.709 min
Delta R.T.: 0.000 min
Response: 401462719
Conc: 1283.86 ng/ml

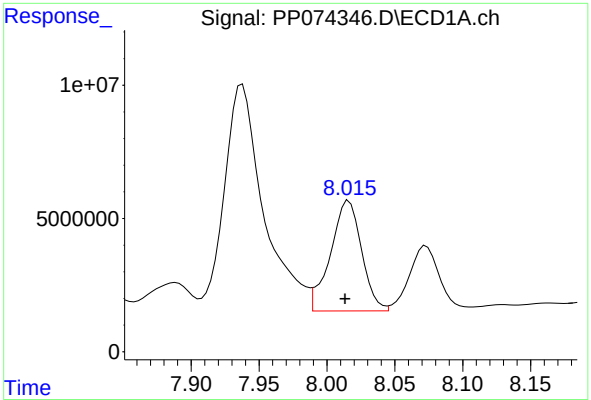

#33 AR-1260-3

R.T.: 8.016 min
Delta R.T.: 0.003 min
Response: 66345973
Conc: 1244.86 ng/ml

Instrument :
ECD_P
ClientSampleId :
TG-S03

Manual Integrations
APPROVED

Reviewed By :Yogesh Patel 08/14/2025
Supervised By :mohammad ahmed 08/18/2025

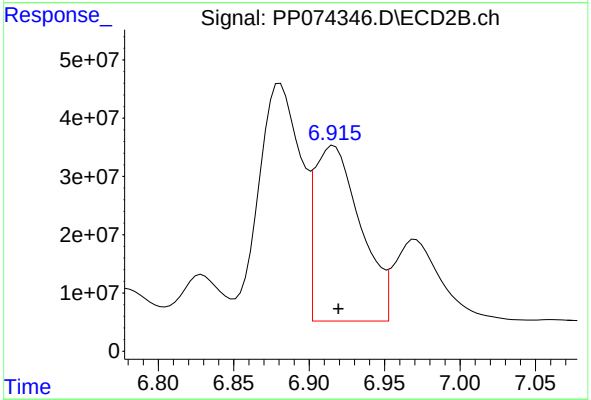

#33 AR-1260-3

R.T.: 6.916 min
Delta R.T.: -0.003 min
Response: 638012936
Conc: 1618.84 ng/ml

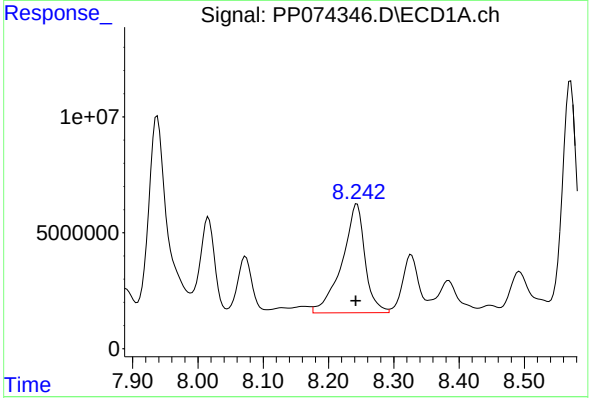

#34 AR-1260-4

R.T.: 8.244 min
Delta R.T.: 0.002 min
Response: 114744987
Conc: 1832.55 ng/ml

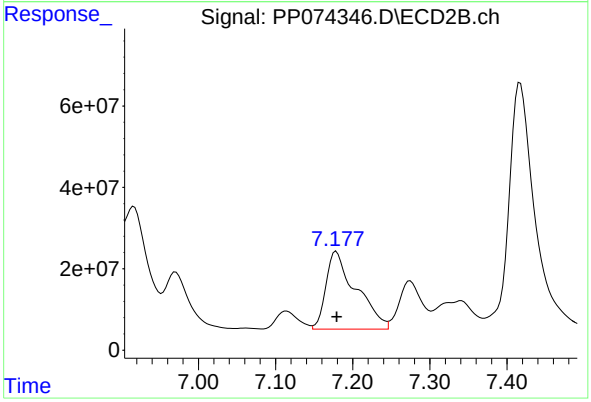

#34 AR-1260-4

R.T.: 7.179 min
Delta R.T.: 0.000 min
Response: 518254024
Conc: 1781.07 ng/ml

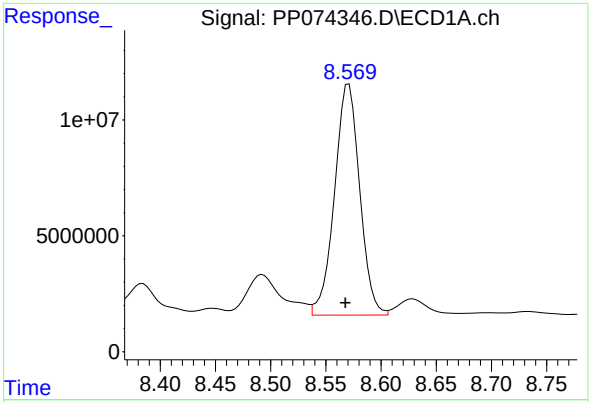

#35 AR-1260-5

R.T.: 8.571 min
Delta R.T.: 0.003 min
Response: 158332846
Conc: 1397.40 ng/m

Instrument :
ECD_P
ClientSampleId :
TG-S03

Manual Integrations
APPROVED

Reviewed By :Yogesh Patel 08/14/2025
Supervised By :mohammad ahmed 08/18/2025

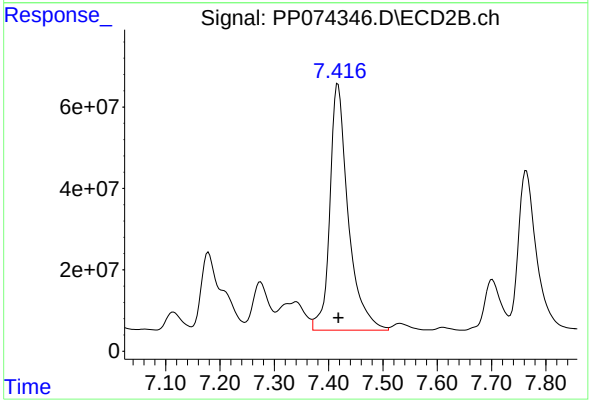

#35 AR-1260-5

R.T.: 7.417 min
Delta R.T.: 0.000 min
Response: 1424242438
Conc: 1880.41 ng/ml

Sample Results: **PP074382.D**

Instrument :
ECD_P
ClientSampleId :
TG-S03DL

A B C D E F G H I J K L

Data Path : Z:\pestpcbsrv\HPCHEM1\ECD_P\Data\PP081425\
Data File : PP074382.D
Signal(s) : Signal #1: ECD1A.ch Signal #2: ECD2B.ch
Acq On : 14 Aug 2025 10:55
Operator : YP\AJ
Sample : Q2832-05DL 2X
Misc :
ALS Vial : 11 Sample Multiplier: 1

Integration File signal 1: autoint1.e
Integration File signal 2: autoint2.e
Quant Time: Aug 14 11:36:01 2025
Quant Method : Z:\pestpcbsrv\HPCHEM1\ECD_P\methods\PP080125.M
Quant Title : GC EXTRACTABLES
QLast Update : Mon Aug 04 11:01:49 2025
Response via : Initial Calibration
Integrator: ChemStation

Volume Inj. : 2 µl
Signal #1 Phase : ZB-MR1 Signal #2 Phase: ZB-MR2
Signal #1 Info : 30Mx0.32mmx 0.50µ Signal #2 Info : 30M x 0.32mm x 0.25µm

	Compound	RT#1	RT#2	Resp#1	Resp#2	ng/ml	ng/ml
	System Monitoring Compounds						
1)	SA Tetrachlo...	4.660	3.802	15906431	50475759	14.224	13.164
2)	SA Decachlor...	10.442	8.821	11150572	64859175	11.482	10.785
	Target Compounds						
31)	L7 AR-1260-1	7.404	6.553	38090547	311.5E6	675.891	771.143
32)	L7 AR-1260-2	7.656	6.708	47751875	194.5E6	700.664	622.038
33)	L7 AR-1260-3	8.015	6.915	35355481	306.1E6	663.381	776.735
34)	L7 AR-1260-4	8.242	7.177	60897365	249.7E6	972.569	858.103
35)	L7 AR-1260-5	8.569	7.417	80168962	653.6E6	707.551	862.943

(f)=RT Delta > 1/2 Window (#)=Amounts differ by > 25% (m)=manual int.

Sample Results: **PP074382.D**

Data Path : Z:\pestpcbsrv\HPCHEM1\ECD_P\Data\PP081425\
Data File : PP074382.D
Signal(s) : Signal #1: ECD1A.ch Signal #2: ECD2B.ch
Acq On : 14 Aug 2025 10:55
Operator : YP\AJ
Sample : Q2832-05DL 2X
Misc :
ALS Vial : 11 Sample Multiplier: 1

Instrument :
ECD_P
ClientSampleId :
TG-S03DL

Integration File signal 1: autoint1.e
Integration File signal 2: autoint2.e
Quant Time: Aug 14 11:36:01 2025
Quant Method : Z:\pestpcbsrv\HPCHEM1\ECD_P\methods\PP080125.M
Quant Title : GC EXTRACTABLES
QLast Update : Mon Aug 04 11:01:49 2025
Response via : Initial Calibration
Integrator: ChemStation

Volume Inj. : 2 µl
Signal #1 Phase : ZB-MR1 Signal #2 Phase: ZB-MR2
Signal #1 Info : 30Mx0.32mmx 0.50µ Signal #2 Info : 30M x 0.32mm x 0.25µm

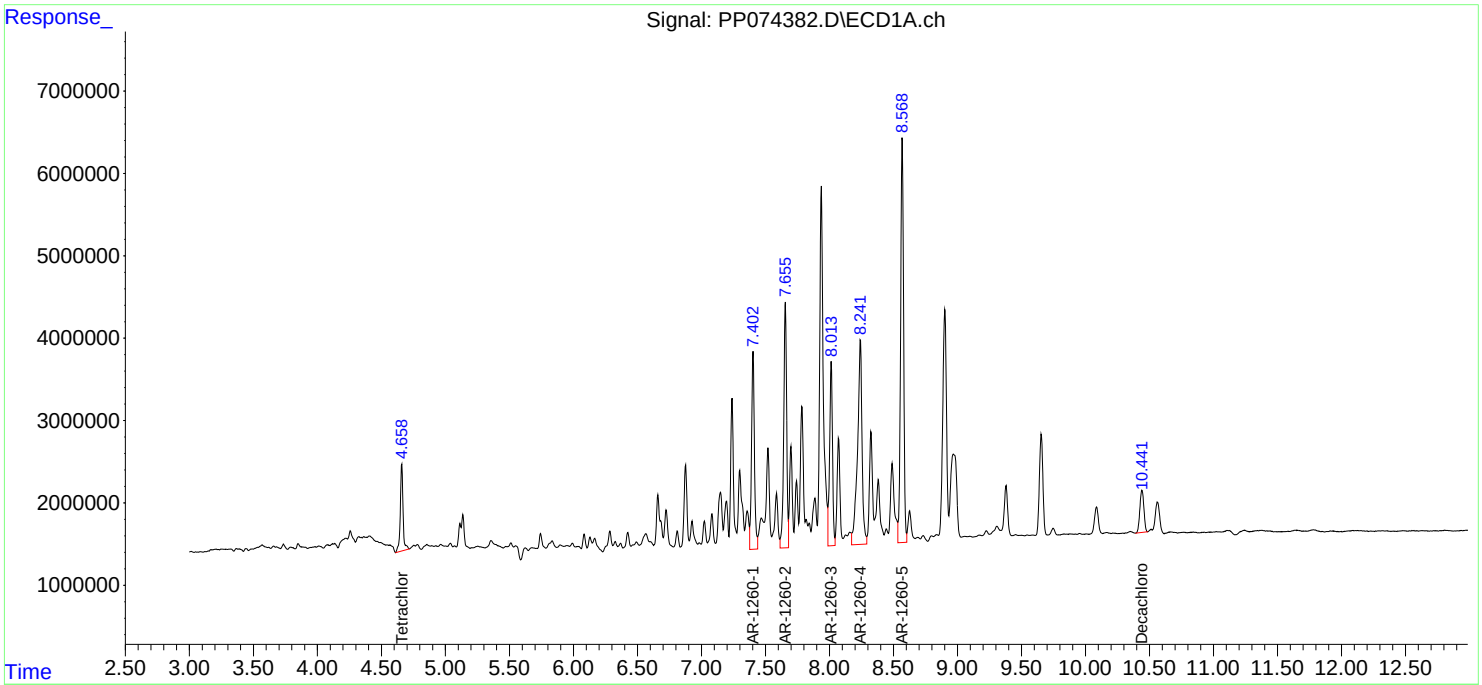

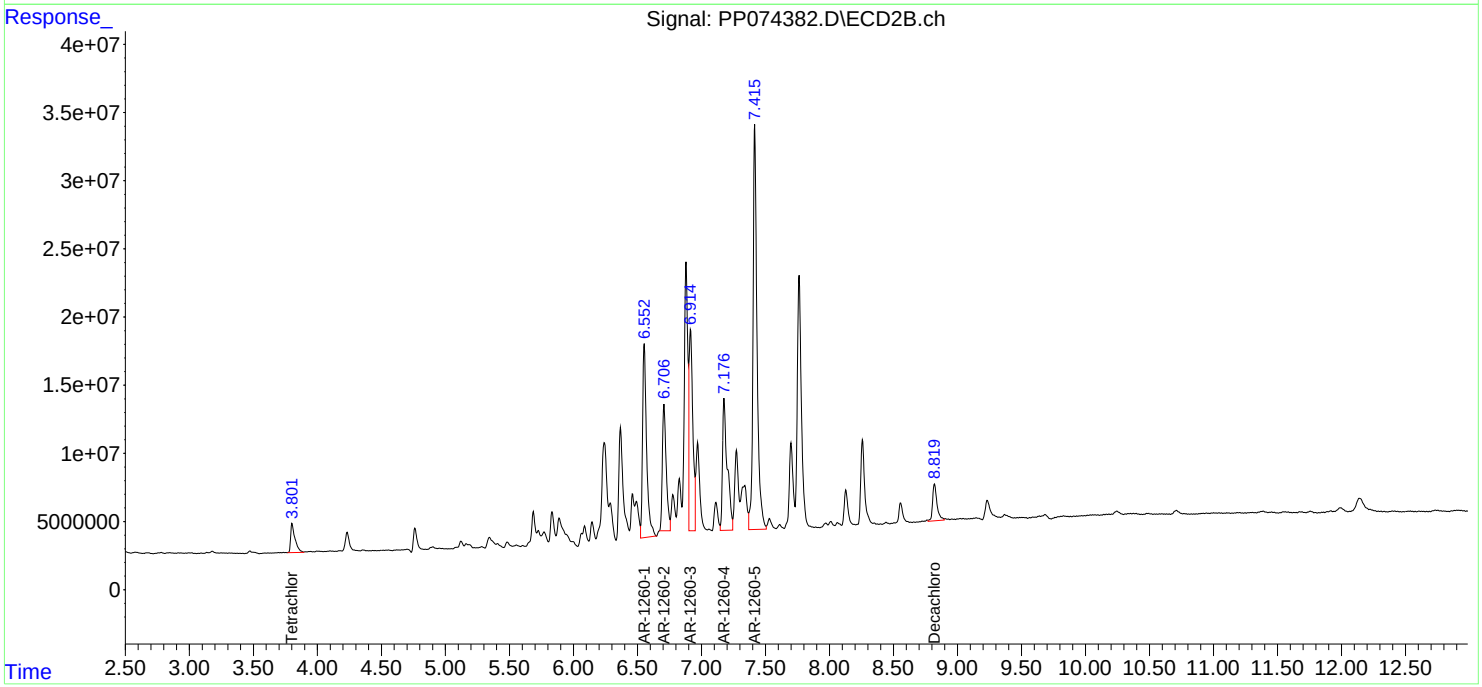

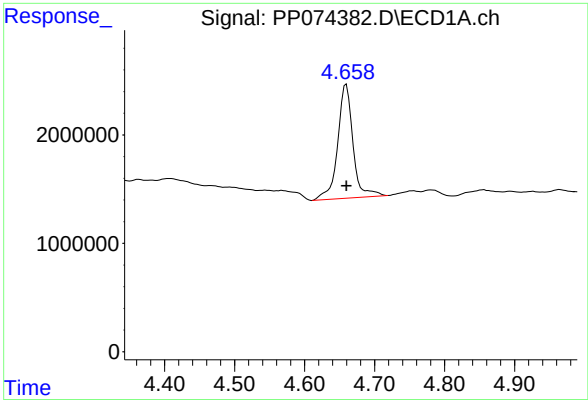

#1 Tetrachloro-m-xylene

R.T.: 4.660 min
Delta R.T.: 0.000 min
Response: 15906431
Conc: 14.22 ng/ml

Instrument :
ECD_P
ClientSampleId :
TG-S03DL

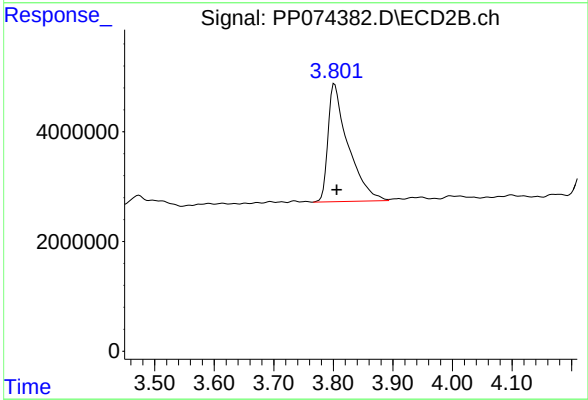

#1 Tetrachloro-m-xylene

R.T.: 3.802 min
Delta R.T.: -0.003 min
Response: 50475759
Conc: 13.16 ng/ml

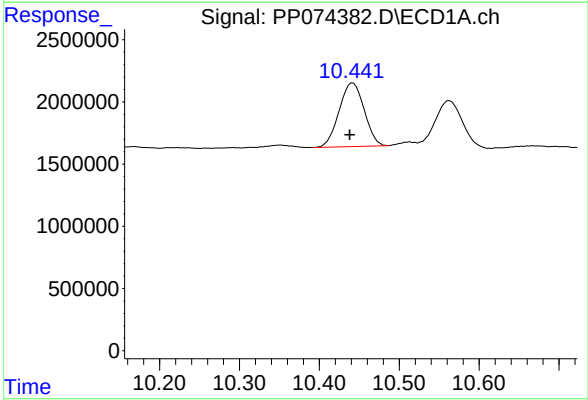

#2 Decachlorobiphenyl

R.T.: 10.442 min
Delta R.T.: 0.004 min
Response: 11150572
Conc: 11.48 ng/ml

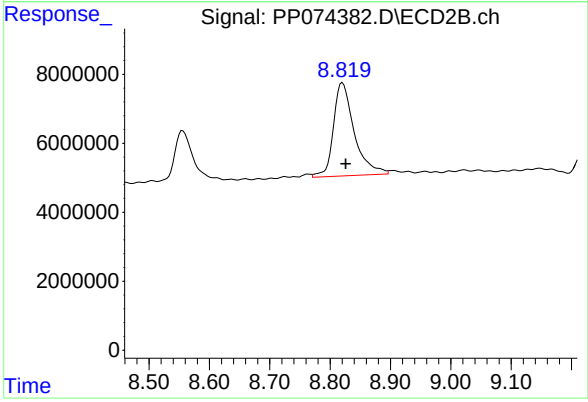

#2 Decachlorobiphenyl

R.T.: 8.821 min
Delta R.T.: -0.005 min
Response: 64859175
Conc: 10.79 ng/ml

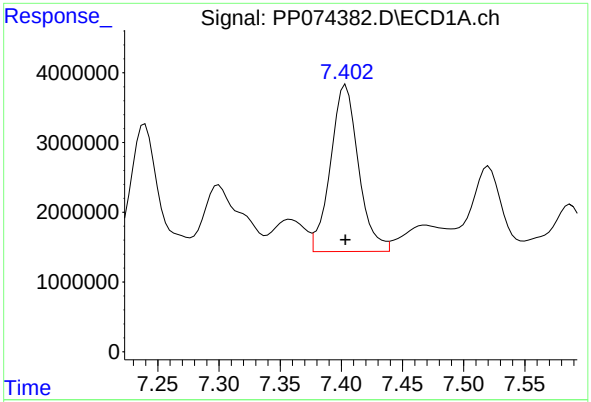

#31 AR-1260-1

R.T.: 7.404 min
Delta R.T.: 0.000 min
Response: 38090547
Conc: 675.89 ng/ml

Instrument :
ECD_P
ClientSampleId :
TG-S03DL

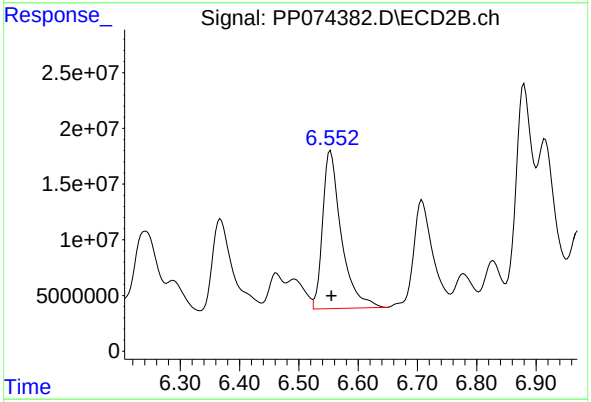

#31 AR-1260-1

R.T.: 6.553 min
Delta R.T.: -0.001 min
Response: 311508914
Conc: 771.14 ng/ml

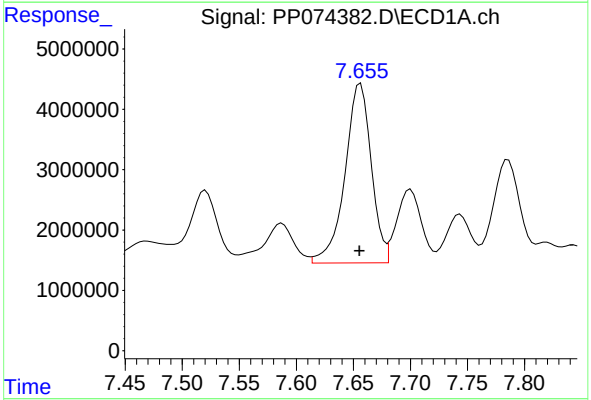

#32 AR-1260-2

R.T.: 7.656 min
Delta R.T.: 0.000 min
Response: 47751875
Conc: 700.66 ng/ml

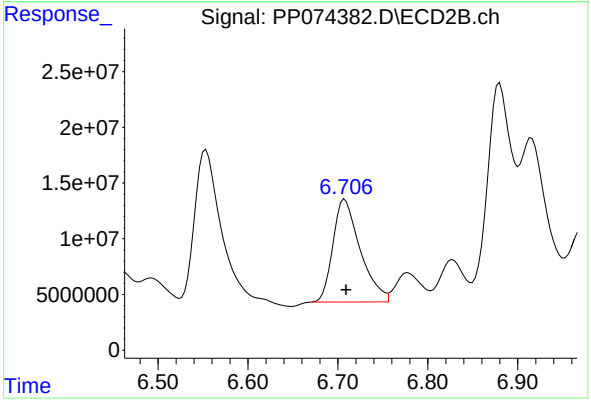

#32 AR-1260-2

R.T.: 6.708 min
Delta R.T.: -0.001 min
Response: 194510621
Conc: 622.04 ng/ml

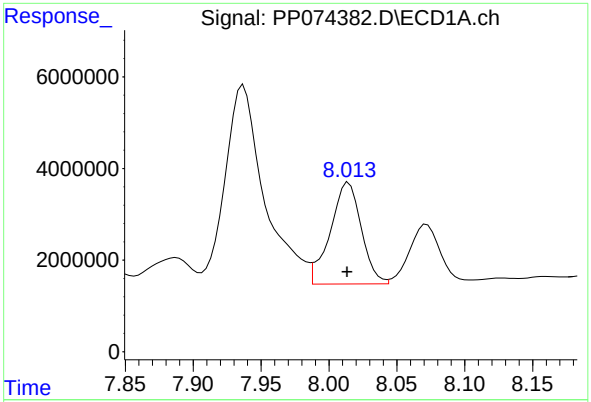

#33 AR-1260-3

R.T.: 8.015 min
Delta R.T.: 0.001 min
Response: 35355481
Conc: 663.38 ng/ml

Instrument :
ECD_P
ClientSampleId :
TG-S03DL

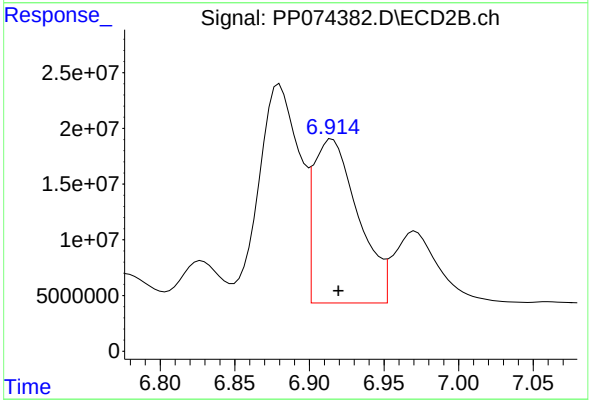

#33 AR-1260-3

R.T.: 6.915 min
Delta R.T.: -0.004 min
Response: 306125333
Conc: 776.73 ng/ml

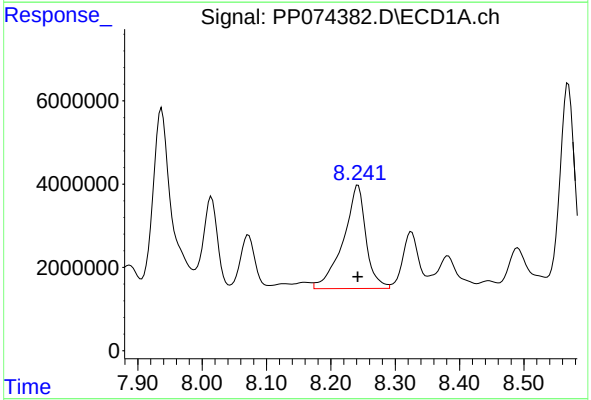

#34 AR-1260-4

R.T.: 8.242 min
Delta R.T.: 0.000 min
Response: 60897365
Conc: 972.57 ng/ml

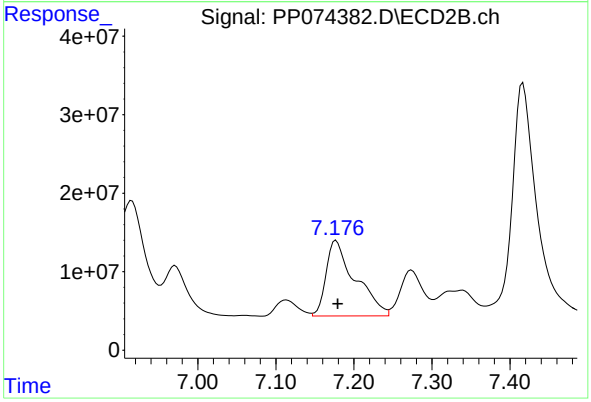

#34 AR-1260-4

R.T.: 7.177 min
Delta R.T.: -0.002 min
Response: 249690248
Conc: 858.10 ng/ml

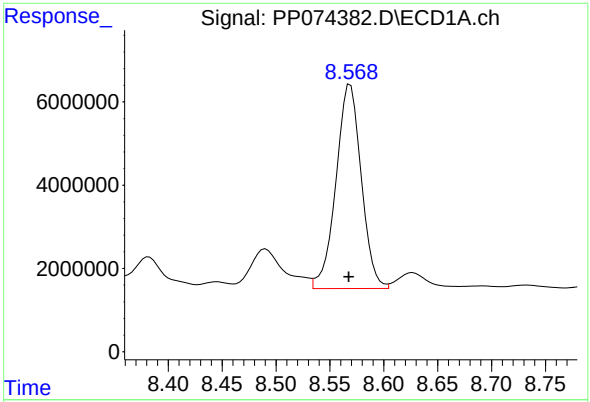

#35 AR-1260-5

R.T.: 8.569 min
Delta R.T.: 0.001 min
Response: 80168962
Conc: 707.55 ng/ml

Instrument :
ECD_P
ClientSampleId :
TG-S03DL

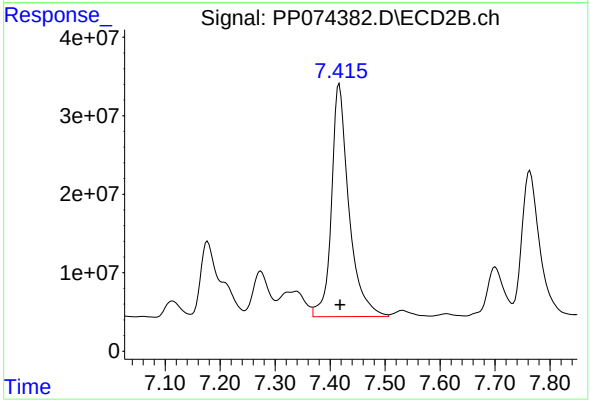

#35 AR-1260-5

R.T.: 7.417 min
Delta R.T.: -0.001 min
Response: 653601355
Conc: 862.94 ng/ml

Quantitation Report (QT Reviewed)

Sample Results: **PO112903.D**

Data Path : Z:\pestpcbsrv\HPCHEM1\ECD_O\Data\PO081325\
Data File : PO112903.D
Signal(s) : Signal #1: ECD1A.ch Signal #2: ECD2B.ch
Acq On : 13 Aug 2025 12:39
Operator : YP/AJ
Sample : Q2832-07
Misc :
ALS Vial : 9 Sample Multiplier: 1

Integration File signal 1: autoint1.e
Integration File signal 2: autoint2.e
Quant Time: Aug 13 15:59:00 2025
Quant Method : Z:\pestpcbsrv\HPCHEM1\ECD_O\methods\PO072325.M
Quant Title : GC EXTRACTABLES
QLast Update : Thu Jul 24 04:54:06 2025
Response via : Initial Calibration
Integrator: ChemStation

Volume Inj. : 2 µl
Signal #1 Phase : ZB-MR1 Signal #2 Phase: ZB-MR2
Signal #1 Info : 30Mx0.32mmx 0.50µ Signal #2 Info : 30M x 0.32mm x 0.25µm

Instrument :
ECD_O
ClientSampleId :
TG-S04

Manual Integrations
APPROVED
Reviewed By :Yogesh Patel 08/14/2025
Supervised By :mohammad ahmed 08/18/2025

	Compound	RT#1	RT#2	Resp#1	Resp#2	ng/ml	ng/ml
	System Monitoring Compounds						
1) SA	Tetrachlo...	3.663	3.656	173.7E6	103.1E6	21.367m	20.744m
2) SA	Decachlor...	8.686	8.630	125.7E6	36359833	17.190	20.576
	Target Compounds						
31) L7	AR-1260-1	6.237	6.206	459.2E6	279.9E6	1045.183	1126.507
32) L7	AR-1260-2	6.427	6.394	664.9E6	335.3E6	966.611	1017.498
33) L7	AR-1260-3	6.793	6.545	585.0E6	244.6E6	994.804	952.227m
34) L7	AR-1260-4	7.052	7.015	471.1E6	211.3E6	1044.603	1104.313
35) L7	AR-1260-5	7.296	7.258	1591.2E6	584.2E6	1284.085	1417.290

(f)=RT Delta > 1/2 Window (#)=Amounts differ by > 25% (m)=manual int.

Sample Results: **PO112903.D**

Data Path : Z:\pestpcbsrv\HPCHEM1\ECD_O\Data\PO081325\
Data File : PO112903.D
Signal(s) : Signal #1: ECD1A.ch Signal #2: ECD2B.ch
Acq On : 13 Aug 2025 12:39
Operator : YP/AJ
Sample : Q2832-07
Misc :
ALS Vial : 9 Sample Multiplier: 1

Integration File signal 1: autoint1.e
Integration File signal 2: autoint2.e
Quant Time: Aug 13 15:59:00 2025
Quant Method : Z:\pestpcbsrv\HPCHEM1\ECD_O\methods\PO072325.M
Quant Title : GC EXTRACTABLES
QLast Update : Thu Jul 24 04:54:06 2025
Response via : Initial Calibration
Integrator: ChemStation

Volume Inj. : 2 µl
Signal #1 Phase : ZB-MR1 Signal #2 Phase: ZB-MR2
Signal #1 Info : 30Mx0.32mmx 0.50µ Signal #2 Info : 30M x 0.32mm x 0.25µm

Instrument :
ECD_O
ClientSampleId :
TG-S04

Manual Integrations APPROVED
Reviewed By :Yogesh Patel 08/14/2025
Supervised By :mohammad ahmed 08/18/2025

A B C D E F G H I J K L

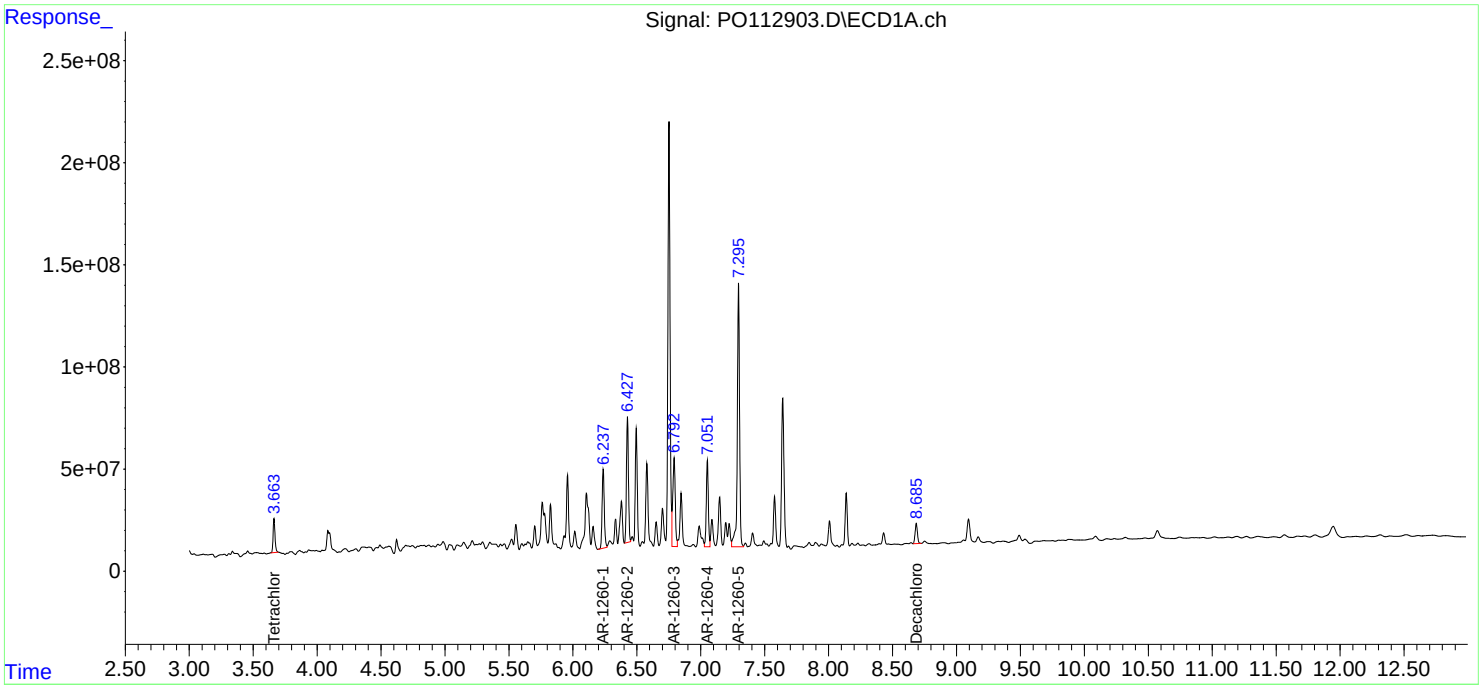

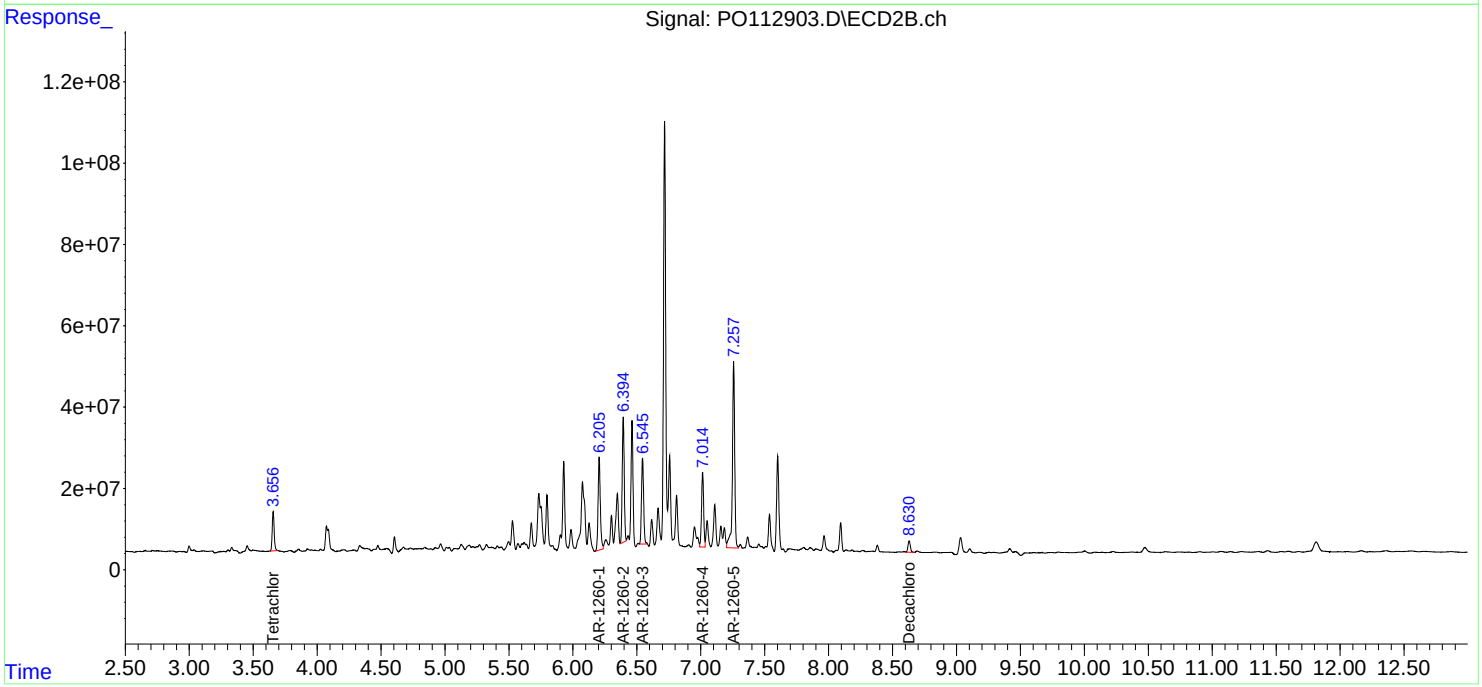

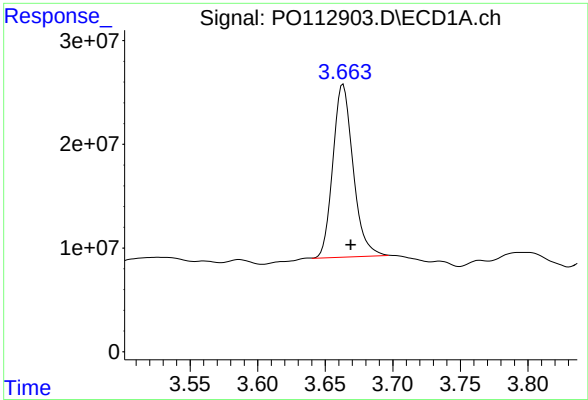

#1 Tetrachloro-m-xylene

R.T.: 3.663 min
Delta R.T.: -0.006 min
Response: 173747504
Conc: 21.37 ng/ml

Instrument :
ECD_O
ClientSampleId :
TG-S04

Manual Integrations
APPROVED

Reviewed By :Yogesh Patel 08/14/2025
Supervised By :mohammad ahmed 08/18/2025

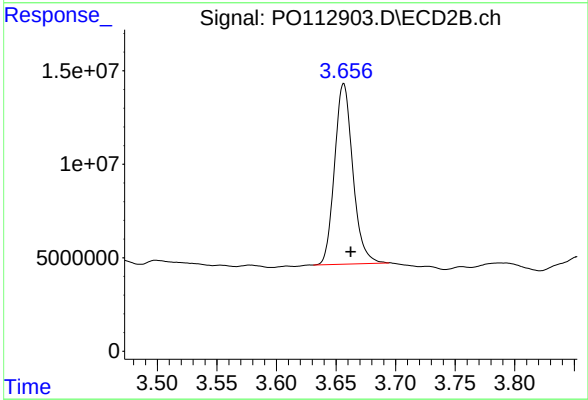

#1 Tetrachloro-m-xylene

R.T.: 3.656 min
Delta R.T.: -0.006 min
Response: 103082032
Conc: 20.74 ng/ml m

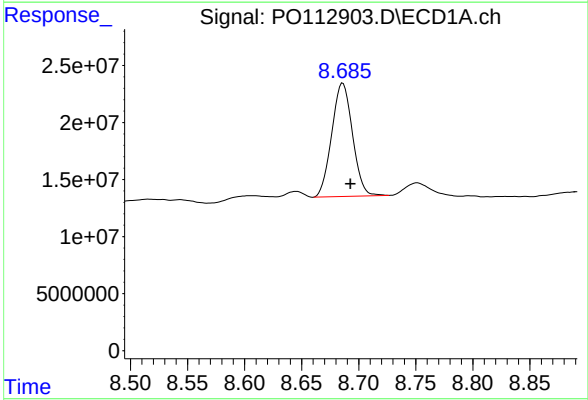

#2 Decachlorobiphenyl

R.T.: 8.686 min
Delta R.T.: -0.007 min
Response: 125687195
Conc: 17.19 ng/ml

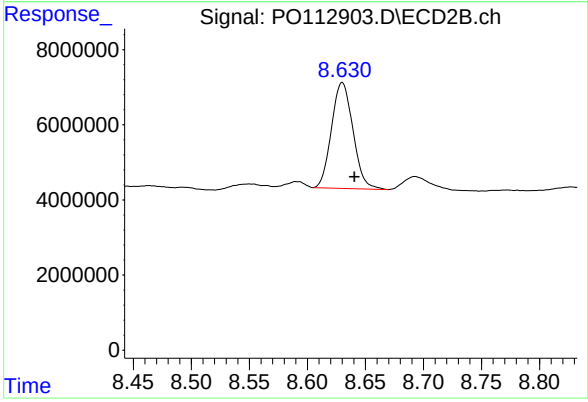

#2 Decachlorobiphenyl

R.T.: 8.630 min
Delta R.T.: -0.010 min
Response: 36359833
Conc: 20.58 ng/ml

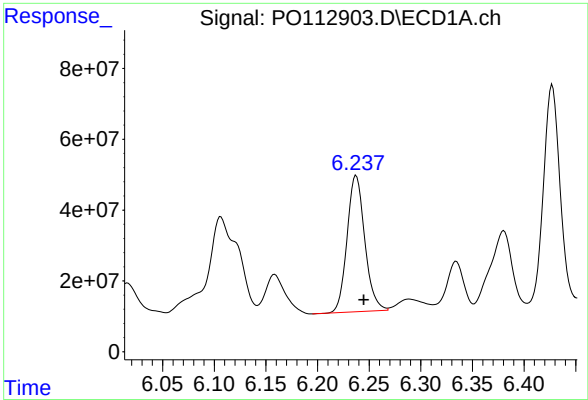

#31 AR-1260-1

R.T.: 6.237 min
Delta R.T.: -0.007 min
Response: 459181458
Conc: 1045.18 ng/m

Instrument :
ECD_O
ClientSampleId :
TG-S04

Manual Integrations
APPROVED

Reviewed By :Yogesh Patel 08/14/2025
Supervised By :mohammad ahmed 08/18/2025

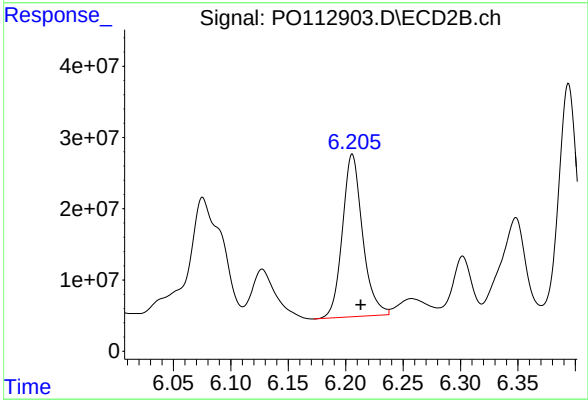

#31 AR-1260-1

R.T.: 6.206 min
Delta R.T.: -0.007 min
Response: 279949475
Conc: 1126.51 ng/ml

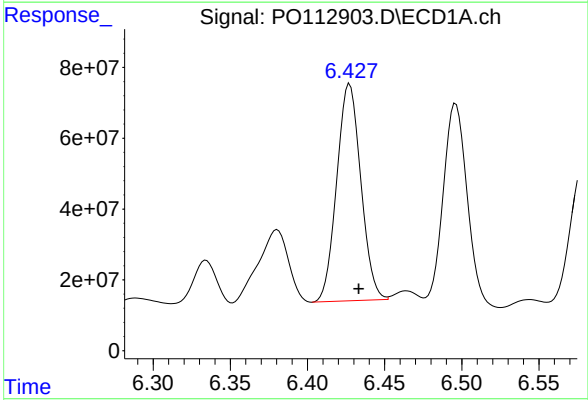

#32 AR-1260-2

R.T.: 6.427 min
Delta R.T.: -0.006 min
Response: 664925978
Conc: 966.61 ng/ml

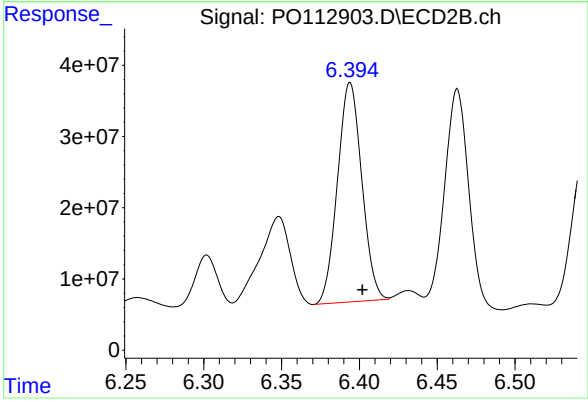

#32 AR-1260-2

R.T.: 6.394 min
Delta R.T.: -0.008 min
Response: 335258886
Conc: 1017.50 ng/ml

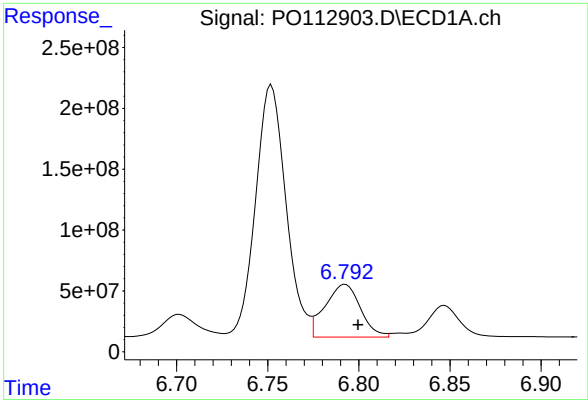

#33 AR-1260-3

R.T.: 6.793 min
Delta R.T.: -0.007 min
Response: 584964453
Conc: 994.80 ng/ml

Instrument :
ECD_O
ClientSampleId :
TG-S04

Manual Integrations
APPROVED

Reviewed By :Yogesh Patel 08/14/2025
Supervised By :mohammad ahmed 08/18/2025

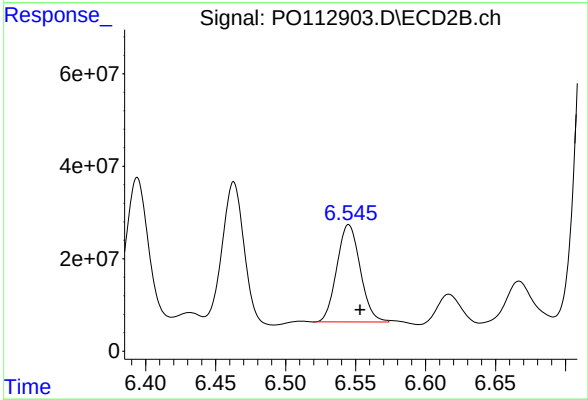

#33 AR-1260-3

R.T.: 6.545 min
Delta R.T.: -0.009 min
Response: 244647174
Conc: 952.23 ng/ml m

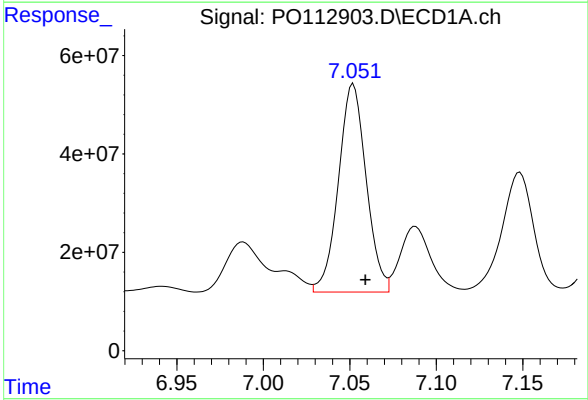

#34 AR-1260-4

R.T.: 7.052 min
Delta R.T.: -0.007 min
Response: 471120596
Conc: 1044.60 ng/ml

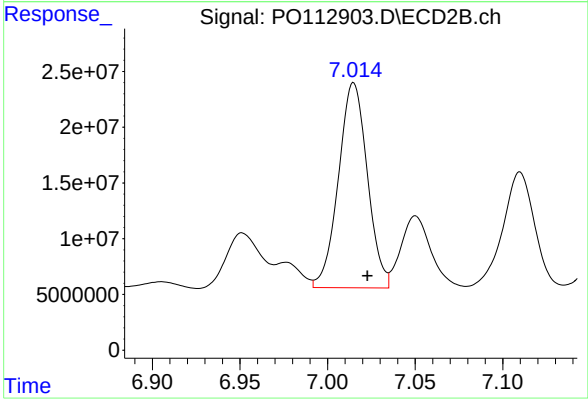

#34 AR-1260-4

R.T.: 7.015 min
Delta R.T.: -0.008 min
Response: 211266885
Conc: 1104.31 ng/ml

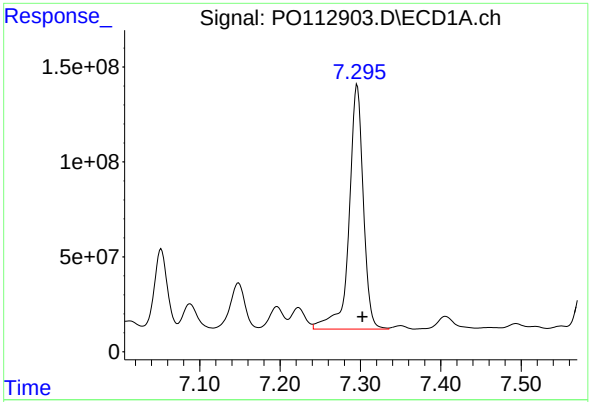

#35 AR-1260-5

R.T.: 7.296 min
Delta R.T.: -0.007 min
Response: 1591158922
Conc: 1284.08 ng/m

Instrument :
ECD_O
ClientSampleId :
TG-S04

Manual Integrations
APPROVED

Reviewed By :Yogesh Patel 08/14/2025
Supervised By :mohammad ahmed 08/18/2025

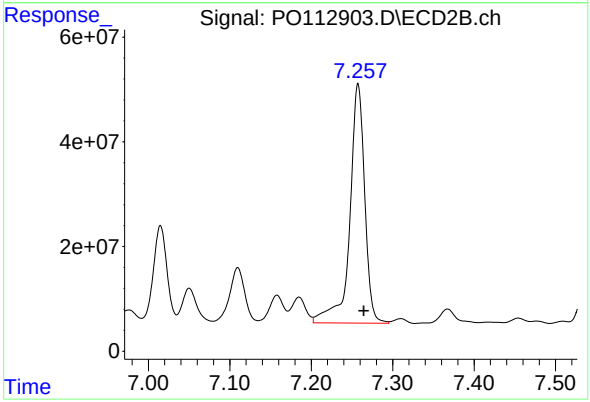

#35 AR-1260-5

R.T.: 7.258 min
Delta R.T.: -0.007 min
Response: 584198032
Conc: 1417.29 ng/ml

Sample Results: **PO112937.D**

Data Path : Z:\pestpcbsrv\HPCHEM1\ECD_O\Data\PO081425\
Data File : PO112937.D
Signal(s) : Signal #1: ECD1A.ch Signal #2: ECD2B.ch
Acq On : 14 Aug 2025 10:42
Operator : YP/AJ
Sample : Q2832-07DL 2X
Misc :
ALS Vial : 9 Sample Multiplier: 1

Integration File signal 1: autoint1.e
Integration File signal 2: autoint2.e
Quant Time: Aug 14 10:54:46 2025
Quant Method : Z:\pestpcbsrv\HPCHEM1\ECD_O\methods\PO072325.M
Quant Title : GC EXTRACTABLES
QLast Update : Thu Jul 24 04:54:06 2025
Response via : Initial Calibration
Integrator: ChemStation

Volume Inj. : 2 µl
Signal #1 Phase : ZB-MR1 Signal #2 Phase: ZB-MR2
Signal #1 Info : 30Mx0.32mmx 0.50µ Signal #2 Info : 30M x 0.32mm x 0.25µm

Instrument :
ECD_O
ClientSampleId :
TG-S04DL

Manual Integrations APPROVED
Reviewed By :Yogesh Patel 08/14/2025
Supervised By :mohammad ahmed 08/18/2025

	Compound	RT#1	RT#2	Resp#1	Resp#2	ng/ml	ng/ml
	System Monitoring Compounds						
1) SA	Tetrachlo...	3.666	3.658	75604854	44295306	9.298m	8.914m
2) SA	Decachlor...	8.686	8.632	59743072	17047487	8.171	9.647
	Target Compounds						
31) L7	AR-1260-1	6.240	6.208	279.5E6	159.3E6	636.247	640.842
32) L7	AR-1260-2	6.429	6.396	329.8E6	158.8E6	479.389	481.801
33) L7	AR-1260-3	6.795	6.547	282.0E6	126.1E6	479.657	490.735
34) L7	AR-1260-4	7.054	7.017	229.1E6	106.4E6	507.969	556.255
35) L7	AR-1260-5	7.297	7.259	767.0E6	281.9E6	618.954	683.835

(f)=RT Delta > 1/2 Window (#)=Amounts differ by > 25% (m)=manual int.

Sample Results: **PO112937.D**

Data Path : Z:\pestpcbsrv\HPCHEM1\ECD_O\Data\PO081425\
Data File : PO112937.D
Signal(s) : Signal #1: ECD1A.ch Signal #2: ECD2B.ch
Acq On : 14 Aug 2025 10:42
Operator : YP/AJ
Sample : Q2832-07DL 2X
Misc :
ALS Vial : 9 Sample Multiplier: 1

Integration File signal 1: autoint1.e
Integration File signal 2: autoint2.e
Quant Time: Aug 14 10:54:46 2025
Quant Method : Z:\pestpcbsrv\HPCHEM1\ECD_O\methods\PO072325.M
Quant Title : GC EXTRACTABLES
QLast Update : Thu Jul 24 04:54:06 2025
Response via : Initial Calibration
Integrator: ChemStation

Volume Inj. : 2 µl
Signal #1 Phase : ZB-MR1 Signal #2 Phase: ZB-MR2
Signal #1 Info : 30Mx0.32mmx 0.50µ Signal #2 Info : 30M x 0.32mm x 0.25µm

Instrument :
ECD_O
ClientSampleId :
TG-S04DL

Manual Integrations APPROVED
Reviewed By :Yogesh Patel 08/14/2025
Supervised By :mohammad ahmed 08/18/2025

A B C D E F G H I J K L

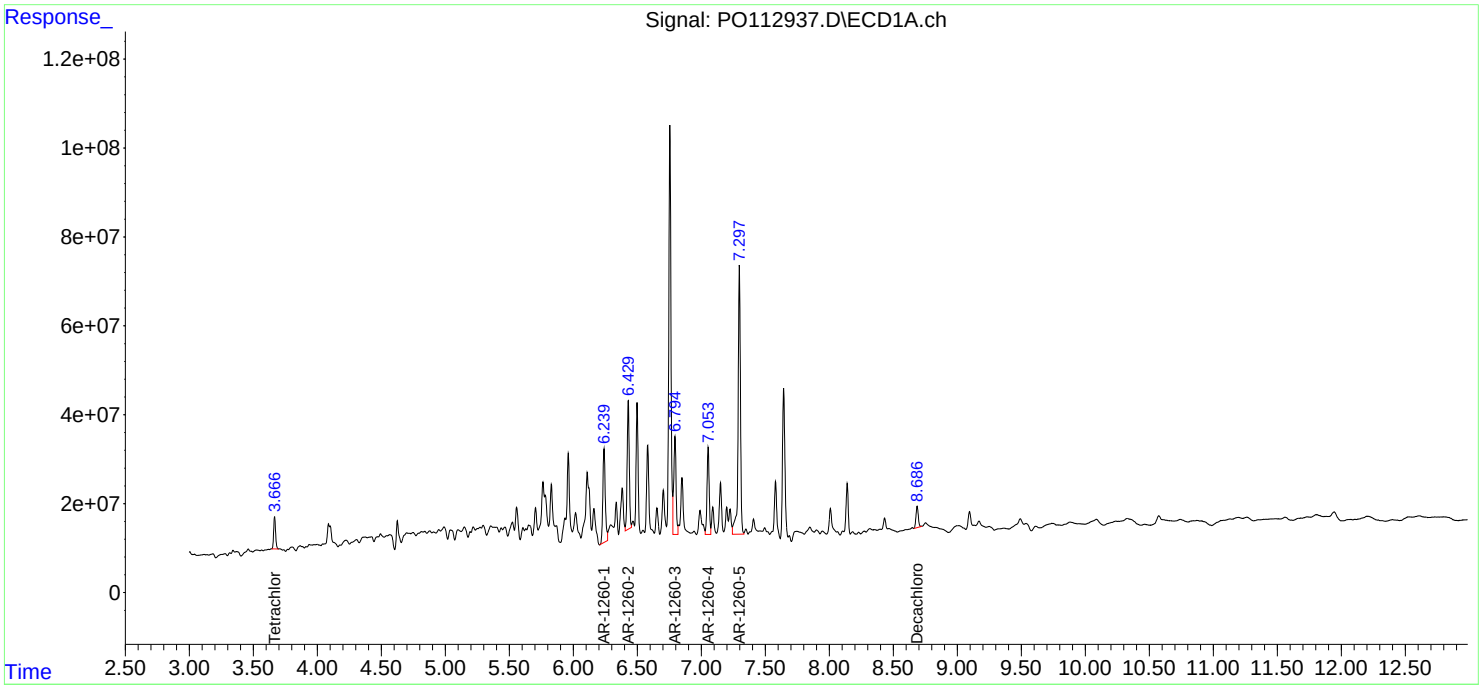

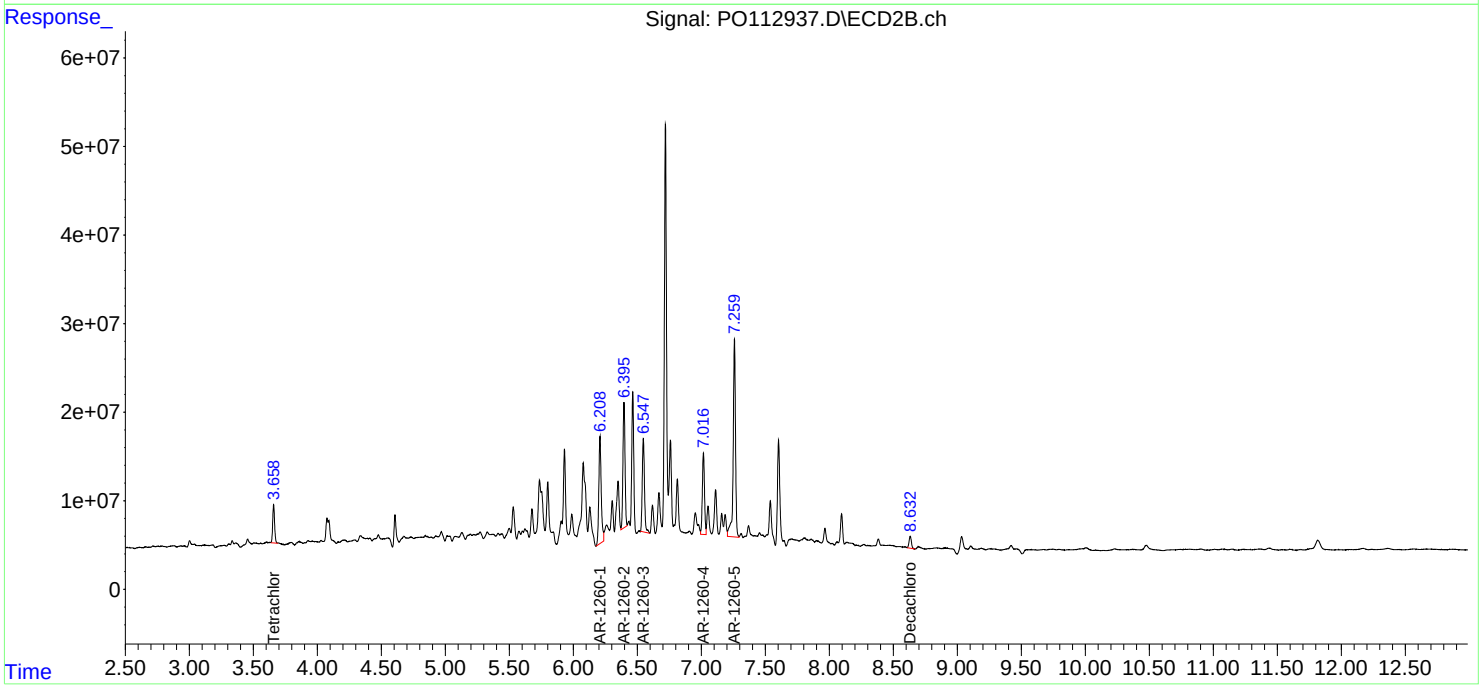

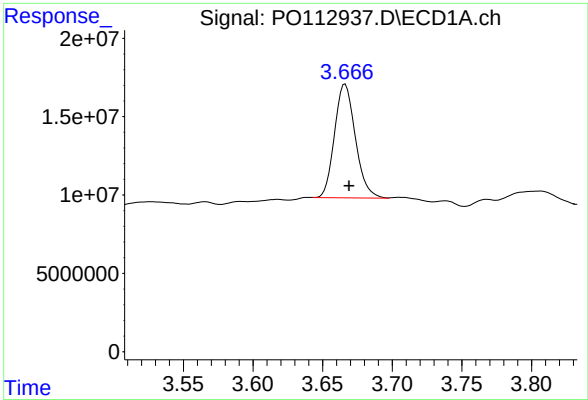

#1 Tetrachloro-m-xylene

R.T.: 3.666 min
Delta R.T.: -0.003 min
Response: 75604854
Conc: 9.30 ng/ml

Instrument :
ECD_O
ClientSampleId :
TG-S04DL

Manual Integrations
APPROVED

Reviewed By :Yogesh Patel 08/14/2025
Supervised By :mohammad ahmed 08/18/2025

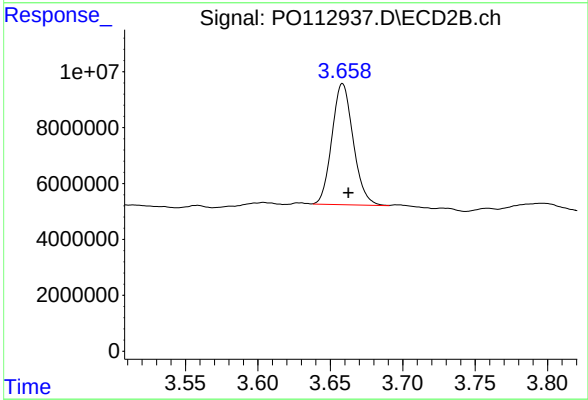

#1 Tetrachloro-m-xylene

R.T.: 3.658 min
Delta R.T.: -0.004 min
Response: 44295306
Conc: 8.91 ng/ml m

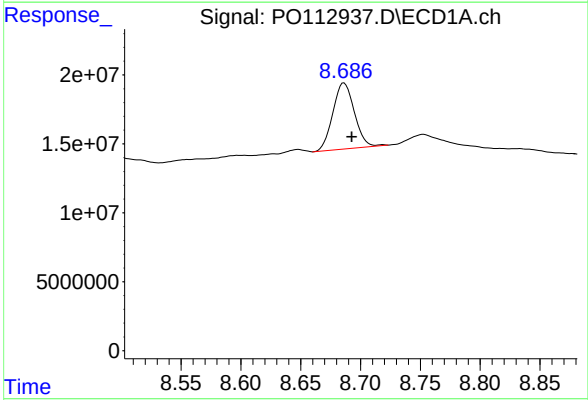

#2 Decachlorobiphenyl

R.T.: 8.686 min
Delta R.T.: -0.006 min
Response: 59743072
Conc: 8.17 ng/ml

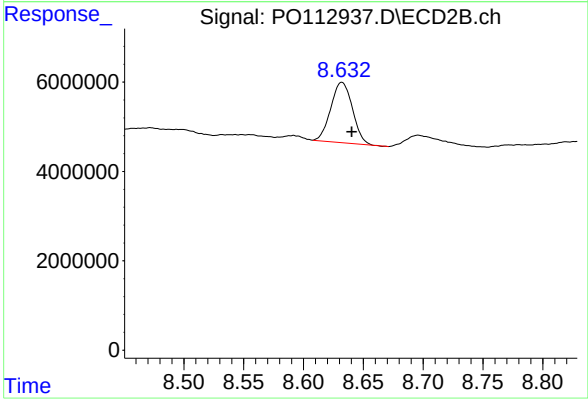

#2 Decachlorobiphenyl

R.T.: 8.632 min
Delta R.T.: -0.008 min
Response: 17047487
Conc: 9.65 ng/ml

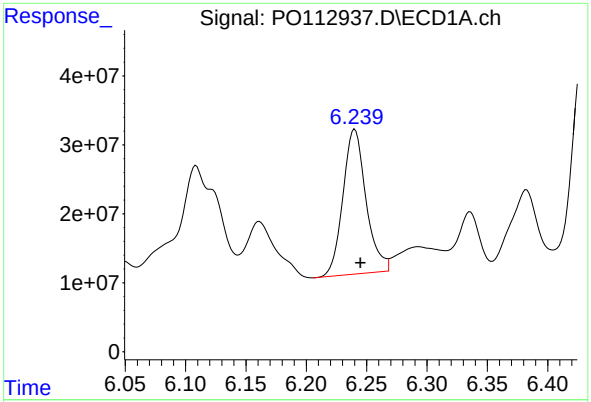

#31 AR-1260-1

R.T.: 6.240 min
Delta R.T.: -0.005 min
Response: 279523201
Conc: 636.25 ng/ml

Instrument :
ECD_O
ClientSampleId :
TG-S04DL

Manual Integrations APPROVED

Reviewed By :Yogesh Patel 08/14/2025
Supervised By :mohammad ahmed 08/18/2025

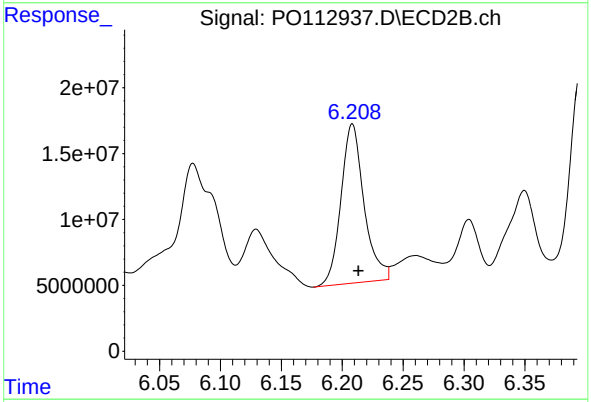

#31 AR-1260-1

R.T.: 6.208 min
Delta R.T.: -0.005 min
Response: 159256488
Conc: 640.84 ng/ml

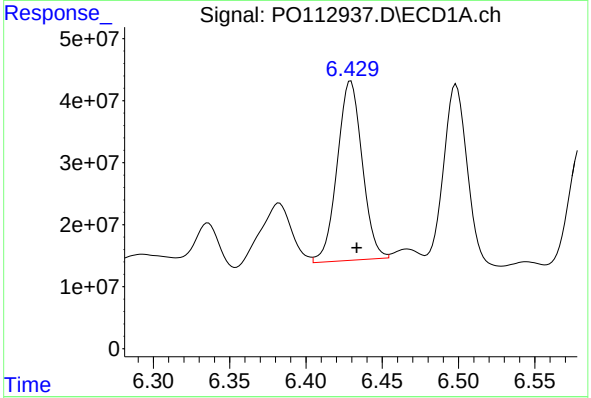

#32 AR-1260-2

R.T.: 6.429 min
Delta R.T.: -0.004 min
Response: 329769058
Conc: 479.39 ng/ml

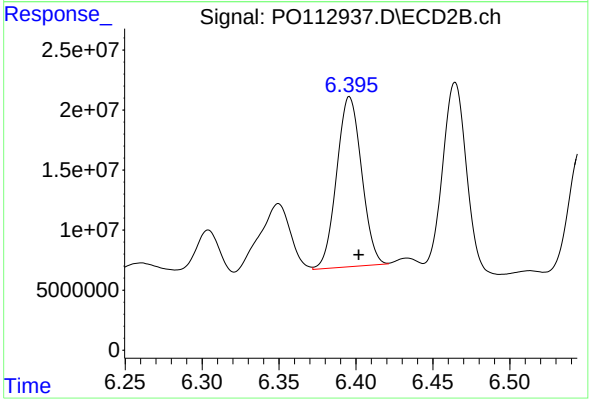

#32 AR-1260-2

R.T.: 6.396 min
Delta R.T.: -0.006 min
Response: 158750273
Conc: 481.80 ng/ml

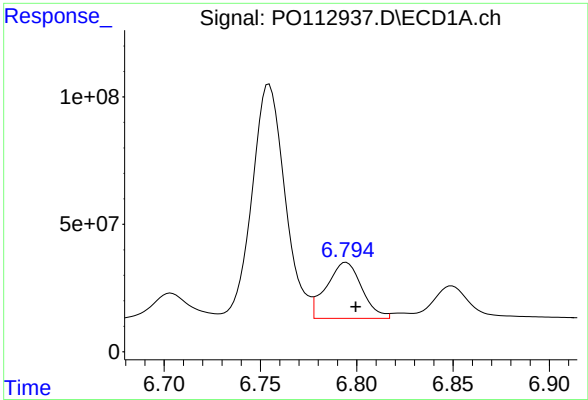

#33 AR-1260-3

R.T.: 6.795 min
Delta R.T.: -0.005 min
Response: 282047733
Conc: 479.66 ng/ml

Instrument :
ECD_O
ClientSampleId :
TG-S04DL

Manual Integrations
APPROVED

Reviewed By :Yogesh Patel 08/14/2025
Supervised By :mohammad ahmed 08/18/2025

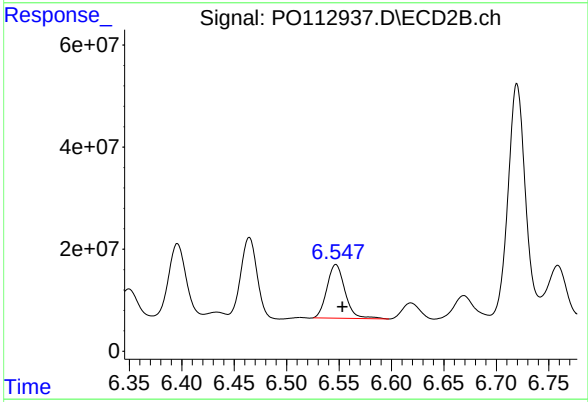

#33 AR-1260-3

R.T.: 6.547 min
Delta R.T.: -0.006 min
Response: 126080219
Conc: 490.74 ng/ml

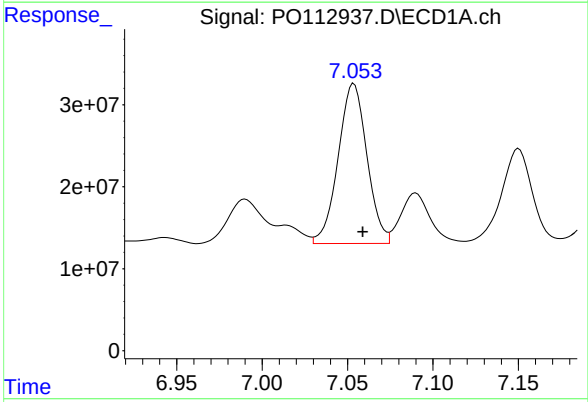

#34 AR-1260-4

R.T.: 7.054 min
Delta R.T.: -0.005 min
Response: 229096216
Conc: 507.97 ng/ml

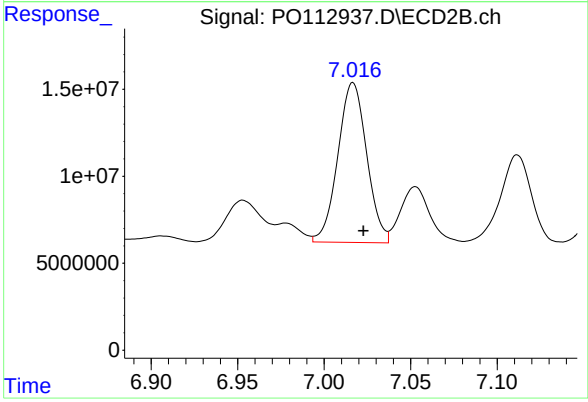

#34 AR-1260-4

R.T.: 7.017 min
Delta R.T.: -0.006 min
Response: 106417568
Conc: 556.26 ng/ml

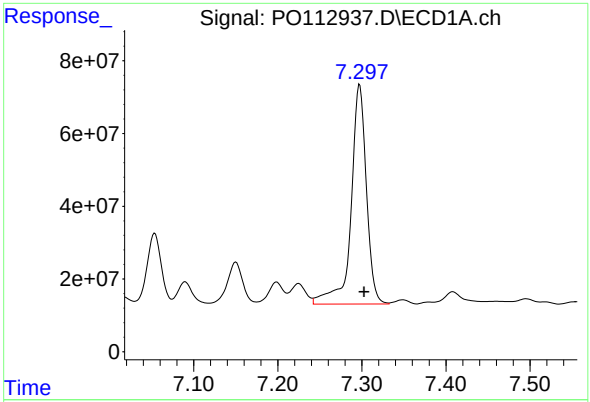

#35 AR-1260-5

R.T.: 7.297 min
Delta R.T.: -0.005 min
Response: 766969399
Conc: 618.95 ng/ml

Instrument :
ECD_O
ClientSampleId :
TG-S04DL

Manual Integrations
APPROVED

Reviewed By :Yogesh Patel 08/14/2025
Supervised By :mohammad ahmed 08/18/2025

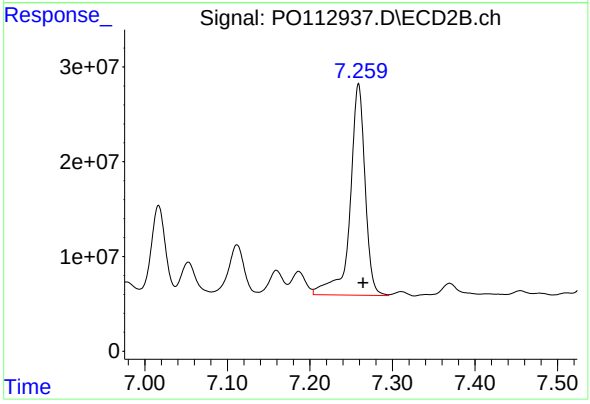

#35 AR-1260-5

R.T.: 7.259 min
Delta R.T.: -0.006 min
Response: 281872471
Conc: 683.84 ng/ml

Sample Results: **PO112904.D**

Data Path : Z:\pestpcbsrv\HPCHEM1\ECD_O\Data\PO081325\
Data File : PO112904.D
Signal(s) : Signal #1: ECD1A.ch Signal #2: ECD2B.ch
Acq On : 13 Aug 2025 12:58
Operator : YP/AJ
Sample : Q2832-09 10X
Misc :
ALS Vial : 10 Sample Multiplier: 1

Integration File signal 1: autoint1.e
Integration File signal 2: autoint2.e
Quant Time: Aug 13 15:59:36 2025
Quant Method : Z:\pestpcbsrv\HPCHEM1\ECD_O\methods\PO072325.M
Quant Title : GC EXTRACTABLES
QLast Update : Thu Jul 24 04:54:06 2025
Response via : Initial Calibration
Integrator: ChemStation

Volume Inj. : 2 µl
Signal #1 Phase : ZB-MR1 Signal #2 Phase: ZB-MR2
Signal #1 Info : 30Mx0.32mmx 0.50µ Signal #2 Info : 30M x 0.32mm x 0.25µm

Instrument :
ECD_O
ClientSampleId :
TG-S05

Manual Integrations
APPROVED
Reviewed By :Yogesh Patel 08/14/2025
Supervised By :mohammad ahmed 08/18/2025

A B C D E F G H I J K L

	Compound	RT#1	RT#2	Resp#1	Resp#2	ng/ml	ng/ml
	System Monitoring Compounds						
1)	SA Tetrachlo...	3.666	3.657	13545578	8107853	1.666	1.632
2)	SA Decachlor...	8.688	8.633	11590851	3954937	1.585	2.238m#
	Target Compounds						

(f)=RT Delta > 1/2 Window (#)=Amounts differ by > 25% (m)=manual int.

Sample Results: **PO112904.D**

Data Path : Z:\pestpcbsrv\HPCHEM1\ECD_O\Data\PO081325\
Data File : PO112904.D
Signal(s) : Signal #1: ECD1A.ch Signal #2: ECD2B.ch
Acq On : 13 Aug 2025 12:58
Operator : YP/AJ
Sample : Q2832-09 10X
Misc :
ALS Vial : 10 Sample Multiplier: 1

Integration File signal 1: autoint1.e
Integration File signal 2: autoint2.e
Quant Time: Aug 13 15:59:36 2025
Quant Method : Z:\pestpcbsrv\HPCHEM1\ECD_O\methods\PO072325.M
Quant Title : GC EXTRACTABLES
QLast Update : Thu Jul 24 04:54:06 2025
Response via : Initial Calibration
Integrator: ChemStation

Volume Inj. : 2 µl
Signal #1 Phase : ZB-MR1 Signal #2 Phase: ZB-MR2
Signal #1 Info : 30Mx0.32mmx 0.50µ Signal #2 Info : 30M x 0.32mm x 0.25µm

Instrument :
ECD_O
ClientSampleId :
TG-S05

Manual Integrations APPROVED
Reviewed By :Yogesh Patel 08/14/2025
Supervised By :mohammad ahmed 08/18/2025

A B C D E F G H I J K L

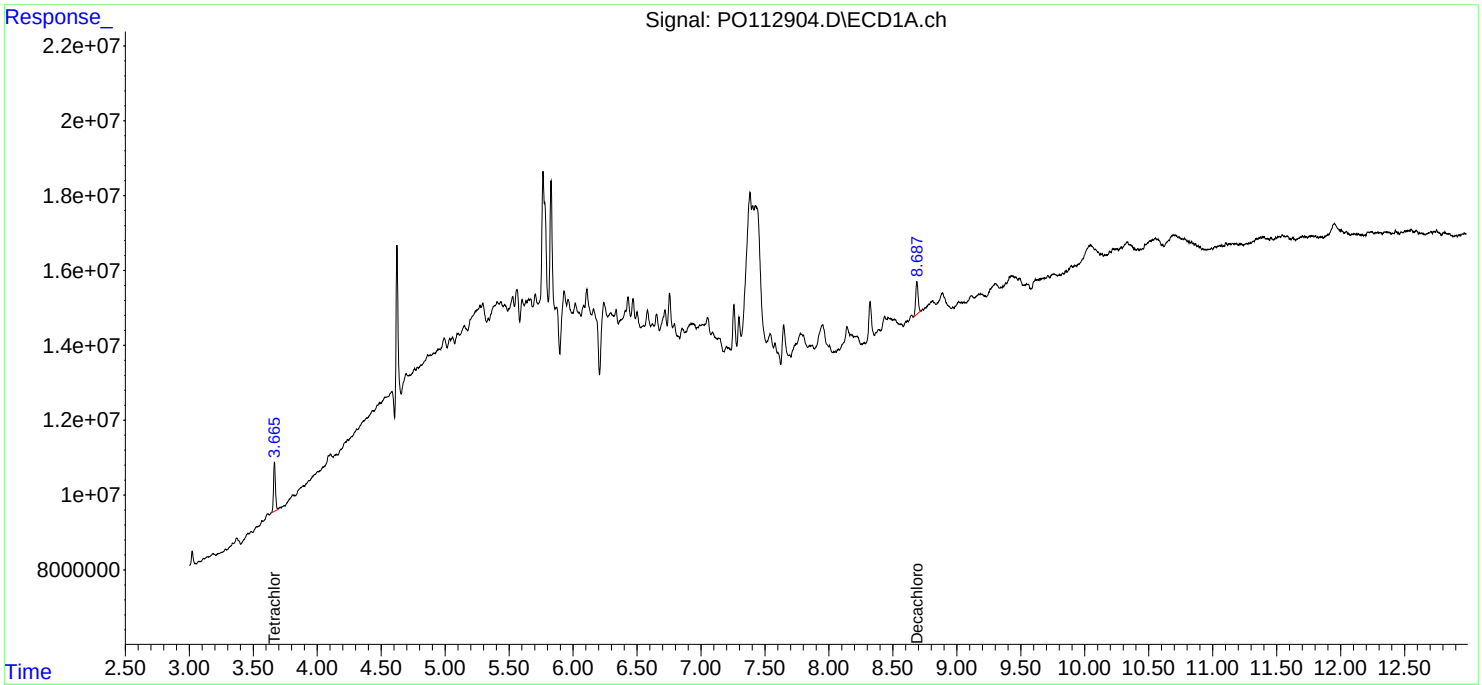

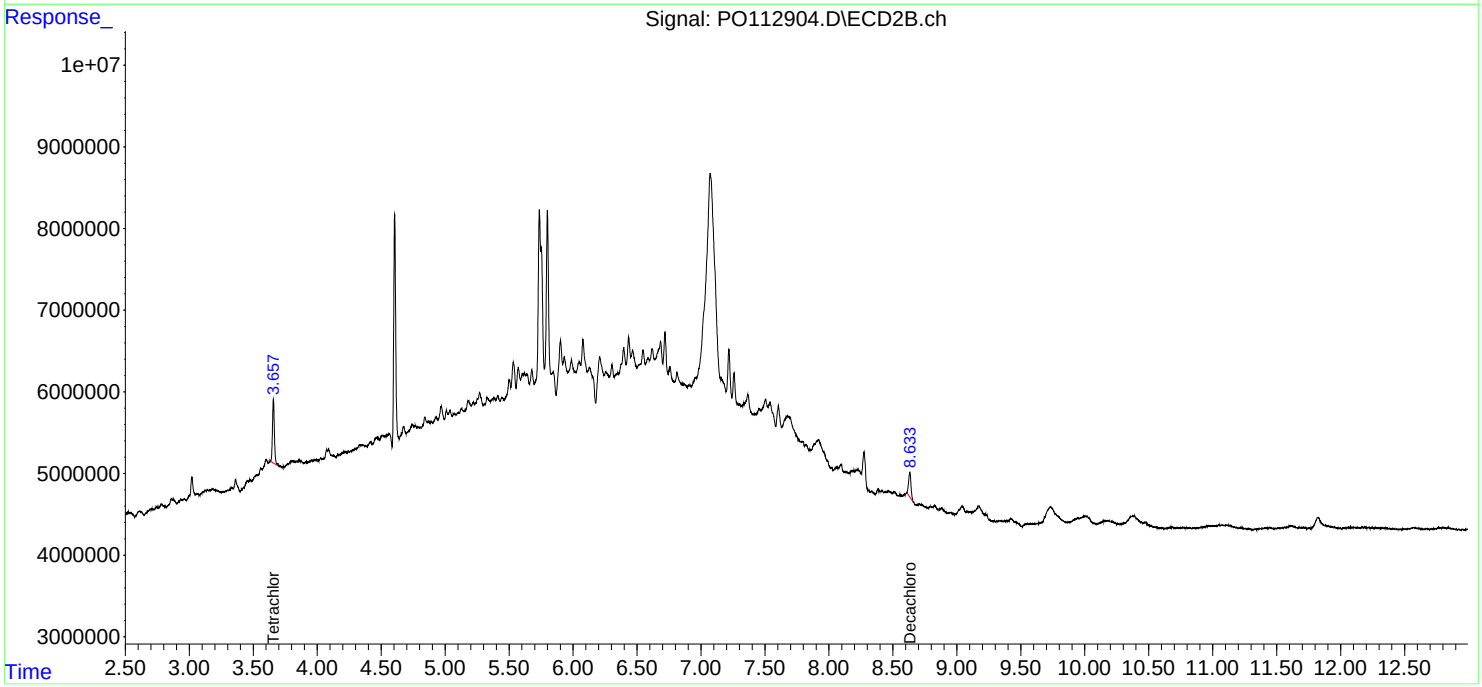

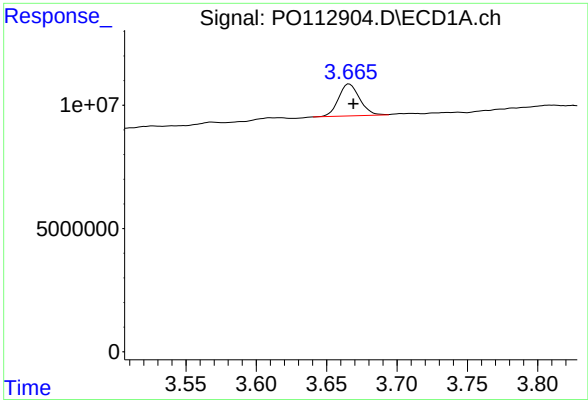

#1 Tetrachloro-m-xylene

R.T.: 3.666 min
Delta R.T.: -0.003 min
Response: 13545578
Conc: 1.67 ng/ml

Instrument :
ECD_O
ClientSampleId :
TG-S05

Manual Integrations
APPROVED

Reviewed By :Yogesh Patel 08/14/2025
Supervised By :mohammad ahmed 08/18/2025

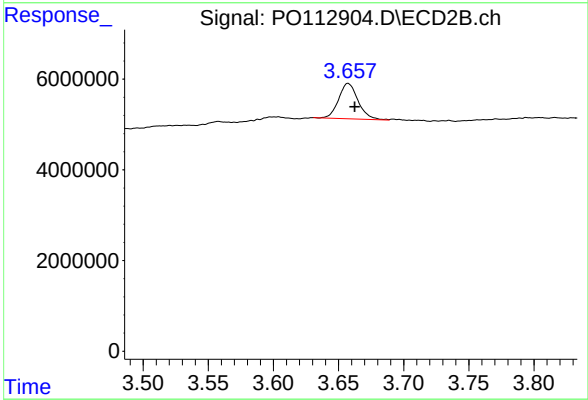

#1 Tetrachloro-m-xylene

R.T.: 3.657 min
Delta R.T.: -0.005 min
Response: 8107853
Conc: 1.63 ng/ml

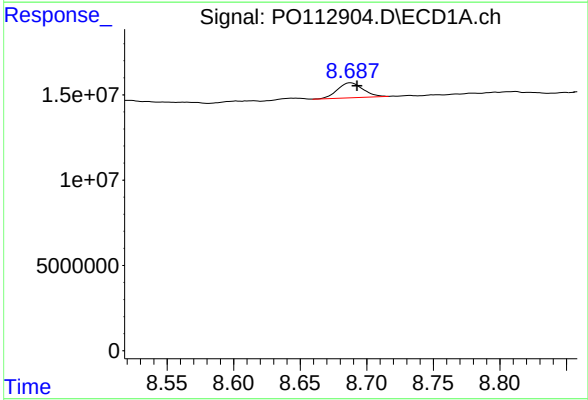

#2 Decachlorobiphenyl

R.T.: 8.688 min
Delta R.T.: -0.005 min
Response: 11590851
Conc: 1.59 ng/ml

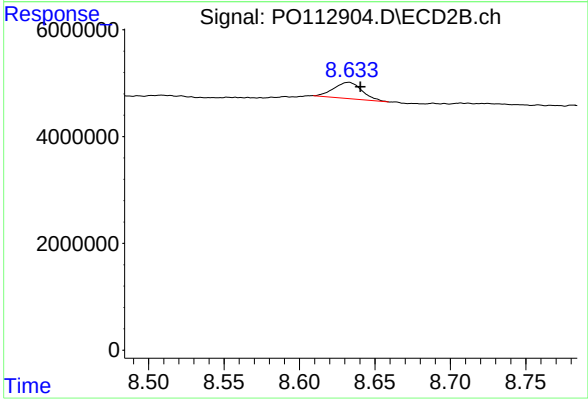

#2 Decachlorobiphenyl

R.T.: 8.633 min
Delta R.T.: -0.008 min
Response: 3954937
Conc: 2.24 ng/ml m

Sample Results: **PP074366.D**

Instrument :
ECD_P
ClientSampleId :
PB169227BL

Data Path : Z:\pestpcbsrv\HPCHEM1\ECD_P\Data\PP081325\
Data File : PP074366.D
Signal(s) : Signal #1: ECD1A.ch Signal #2: ECD2B.ch
Acq On : 13 Aug 2025 22:08
Operator : YP\AJ
Sample : PB169227BL
Misc :
ALS Vial : 7 Sample Multiplier: 1

Integration File signal 1: autoint1.e
Integration File signal 2: autoint2.e
Quant Time: Aug 14 00:03:22 2025
Quant Method : Z:\pestpcbsrv\HPCHEM1\ECD_P\methods\PP080125.M
Quant Title : GC EXTRACTABLES
QLast Update : Mon Aug 04 11:01:49 2025
Response via : Initial Calibration
Integrator: ChemStation

Volume Inj. : 2 µl
Signal #1 Phase : ZB-MR1 Signal #2 Phase: ZB-MR2
Signal #1 Info : 30Mx0.32mmx 0.50µ Signal #2 Info : 30M x 0.32mm x 0.25µm

Compound	RT#1	RT#2	Resp#1	Resp#2	ng/ml	ng/ml
System Monitoring Compounds						
1) SA Tetrachlo...	4.659	3.802	27492656	85552415	24.584	22.312
2) SA Decachlor...	10.437	8.819	22739425	132.7E6	23.415	22.068
Target Compounds						

(f)=RT Delta > 1/2 Window (#)=Amounts differ by > 25% (m)=manual int.

Sample Results: **PP074366.D**

Data Path : Z:\pestpcbsrv\HPCHEM1\ECD_P\Data\PP081325\
Data File : PP074366.D
Signal(s) : Signal #1: ECD1A.ch Signal #2: ECD2B.ch
Acq On : 13 Aug 2025 22:08
Operator : YP\AJ
Sample : PB169227BL
Misc :
ALS Vial : 7 Sample Multiplier: 1

Instrument :
ECD_P
ClientSampleId :
PB169227BL

Integration File signal 1: autoint1.e
Integration File signal 2: autoint2.e
Quant Time: Aug 14 00:03:22 2025
Quant Method : Z:\pestpcbsrv\HPCHEM1\ECD_P\methods\PP080125.M
Quant Title : GC EXTRACTABLES
QLast Update : Mon Aug 04 11:01:49 2025
Response via : Initial Calibration
Integrator: ChemStation

Volume Inj. : 2 µl
Signal #1 Phase : ZB-MR1 Signal #2 Phase: ZB-MR2
Signal #1 Info : 30Mx0.32mmx 0.50µ Signal #2 Info : 30M x 0.32mm x 0.25µm

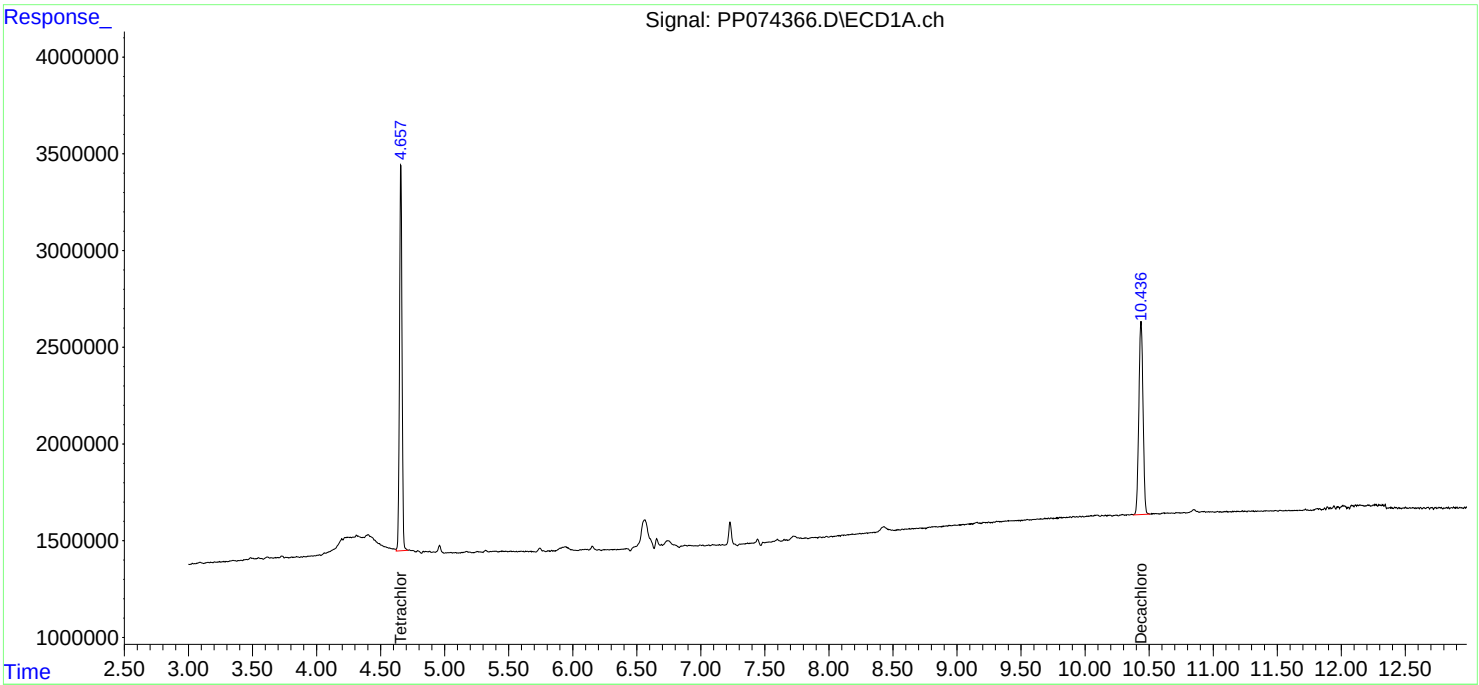

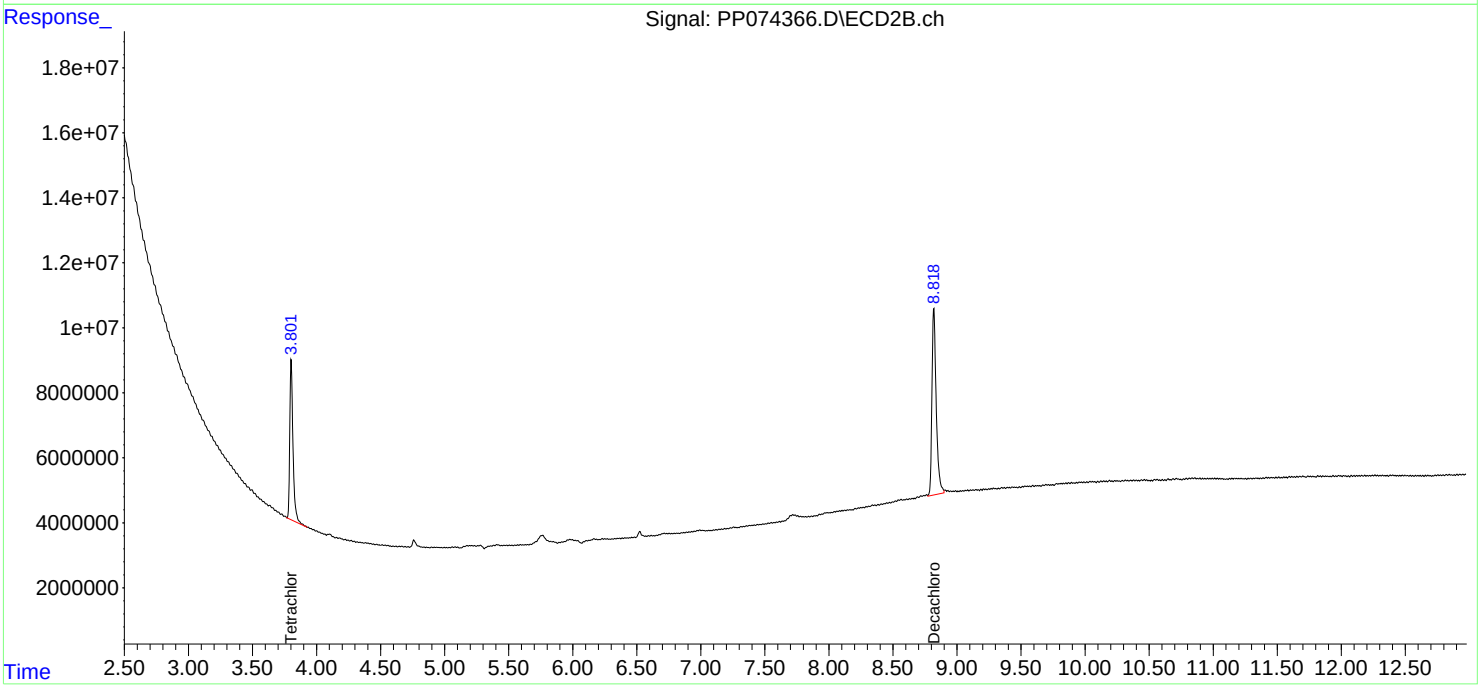

Instrument :
ECD_P
ClientSampleId :
PB169227BL

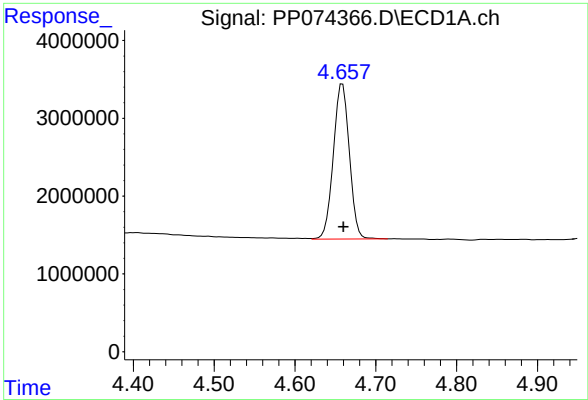

#1 Tetrachloro-m-xylene

R.T.: 4.659 min
Delta R.T.: -0.001 min
Response: 27492656
Conc: 24.58 ng/ml

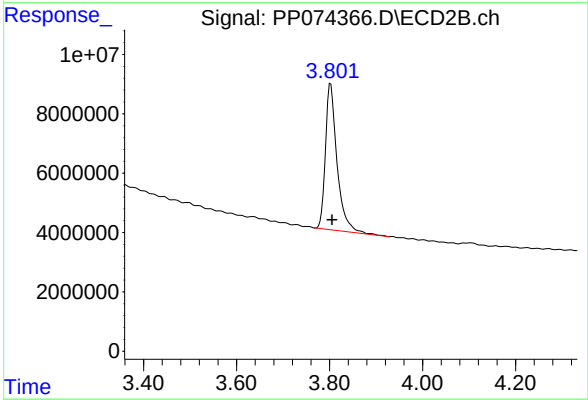

#1 Tetrachloro-m-xylene

R.T.: 3.802 min
Delta R.T.: -0.003 min
Response: 85552415
Conc: 22.31 ng/ml

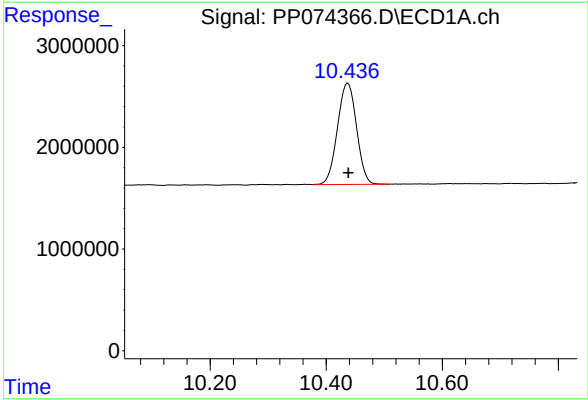

#2 Decachlorobiphenyl

R.T.: 10.437 min
Delta R.T.: 0.000 min
Response: 22739425
Conc: 23.41 ng/ml

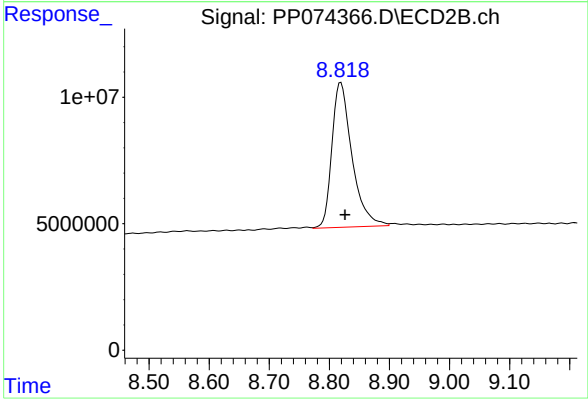

#2 Decachlorobiphenyl

R.T.: 8.819 min
Delta R.T.: -0.007 min
Response: 132708737
Conc: 22.07 ng/ml

Quantitation Report (QT Reviewed)

Sample Results: **PP074340.D**

Data Path : Z:\pestpcbsrv\HPCHEM1\ECD_P\Data\PP081325\
Data File : PP074340.D
Signal(s) : Signal #1: ECD1A.ch Signal #2: ECD2B.ch
Acq On : 13 Aug 2025 12:55
Operator : YP\AJ
Sample : PB169227BS
Misc :
ALS Vial : 8 Sample Multiplier: 1

Integration File signal 1: autoint1.e
Integration File signal 2: autoint2.e
Quant Time: Aug 13 15:40:24 2025
Quant Method : Z:\pestpcbsrv\HPCHEM1\ECD_P\methods\PP080125.M
Quant Title : GC EXTRACTABLES
QLast Update : Mon Aug 04 11:01:49 2025
Response via : Initial Calibration
Integrator: ChemStation

Volume Inj. : 2 µl
Signal #1 Phase : ZB-MR1 Signal #2 Phase: ZB-MR2
Signal #1 Info : 30Mx0.32mmx 0.50µ Signal #2 Info : 30M x 0.32mm x 0.25µm

Instrument :
ECD_P
ClientSampleId :
PB169227BS

Manual Integrations APPROVED

Reviewed By :Yogesh Patel 08/14/2025
Supervised By :mohammad ahmed 08/18/2025

	Compound	RT#1	RT#2	Resp#1	Resp#2	ng/ml	ng/ml
	System Monitoring Compounds						
1)	SA Tetrachlo...	4.661	3.804	28352685	87432459	25.353	22.802
2)	SA Decachlor...	10.442	8.823	22930914	131.2E6	23.612	21.822
	Target Compounds						
3)	L1 AR-1016-1	5.813	4.904	23924041	236.9E6	579.881	593.980
4)	L1 AR-1016-2	5.834	4.962	35302593	109.4E6	581.192	582.355
5)	L1 AR-1016-3	5.898	5.081	23152195	62749044	583.759	591.583
6)	L1 AR-1016-4	5.995	5.122	19044781	62848392	585.192	575.429
7)	L1 AR-1016-5	6.287	5.336	18310597	68747144	563.957	587.767
31)	L7 AR-1260-1	7.405	6.554	32200623	241.9E6	571.378	598.800
32)	L7 AR-1260-2	7.658	6.708	37222394	190.9E6	546.164	610.604
33)	L7 AR-1260-3	8.016	6.918	25253920	211.8E6	473.843	537.418
34)	L7 AR-1260-4	8.243	7.178	33208454	159.2E6	530.360m	547.072
35)	L7 AR-1260-5	8.570	7.418	53626648	411.3E6	473.295	543.079

(f)=RT Delta > 1/2 Window (#)=Amounts differ by > 25% (m)=manual int.

Sample Results: **PP074340.D**

Data Path : Z:\pestpcbsrv\HPCHEM1\ECD_P\Data\PP081325\
Data File : PP074340.D
Signal(s) : Signal #1: ECD1A.ch Signal #2: ECD2B.ch
Acq On : 13 Aug 2025 12:55
Operator : YP\AJ
Sample : PB169227BS
Misc :
ALS Vial : 8 Sample Multiplier: 1

Integration File signal 1: autoint1.e
Integration File signal 2: autoint2.e
Quant Time: Aug 13 15:40:24 2025
Quant Method : Z:\pestpcbsrv\HPCHEM1\ECD_P\methods\PP080125.M
Quant Title : GC EXTRACTABLES
QLast Update : Mon Aug 04 11:01:49 2025
Response via : Initial Calibration
Integrator: ChemStation

Volume Inj. : 2 µl
Signal #1 Phase : ZB-MR1 Signal #2 Phase: ZB-MR2
Signal #1 Info : 30Mx0.32mmx 0.50µ Signal #2 Info : 30M x 0.32mm x 0.25µm

Instrument :
ECD_P
ClientSampleId :
PB169227BS

Manual Integrations APPROVED

Reviewed By :Yogesh Patel 08/14/2025
Supervised By :mohammad ahmed 08/18/2025

A B C D E F G H I J K L

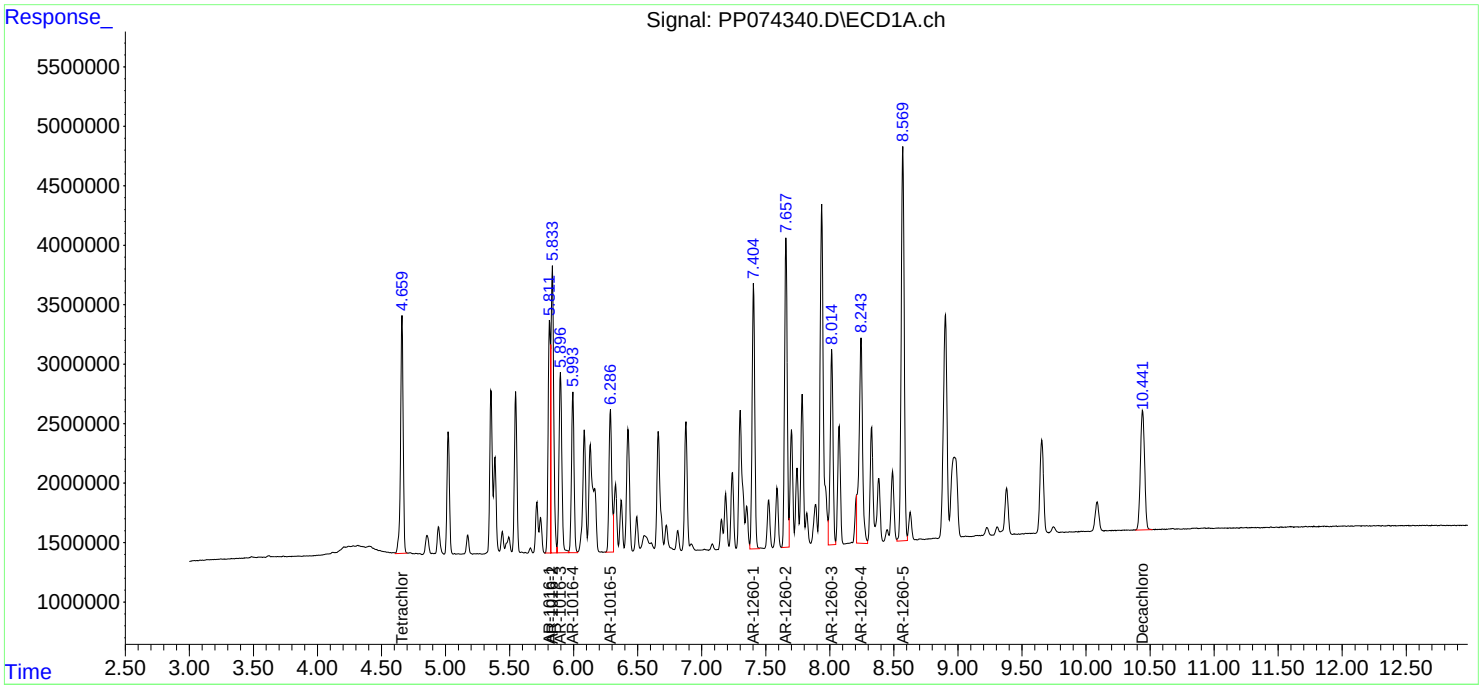

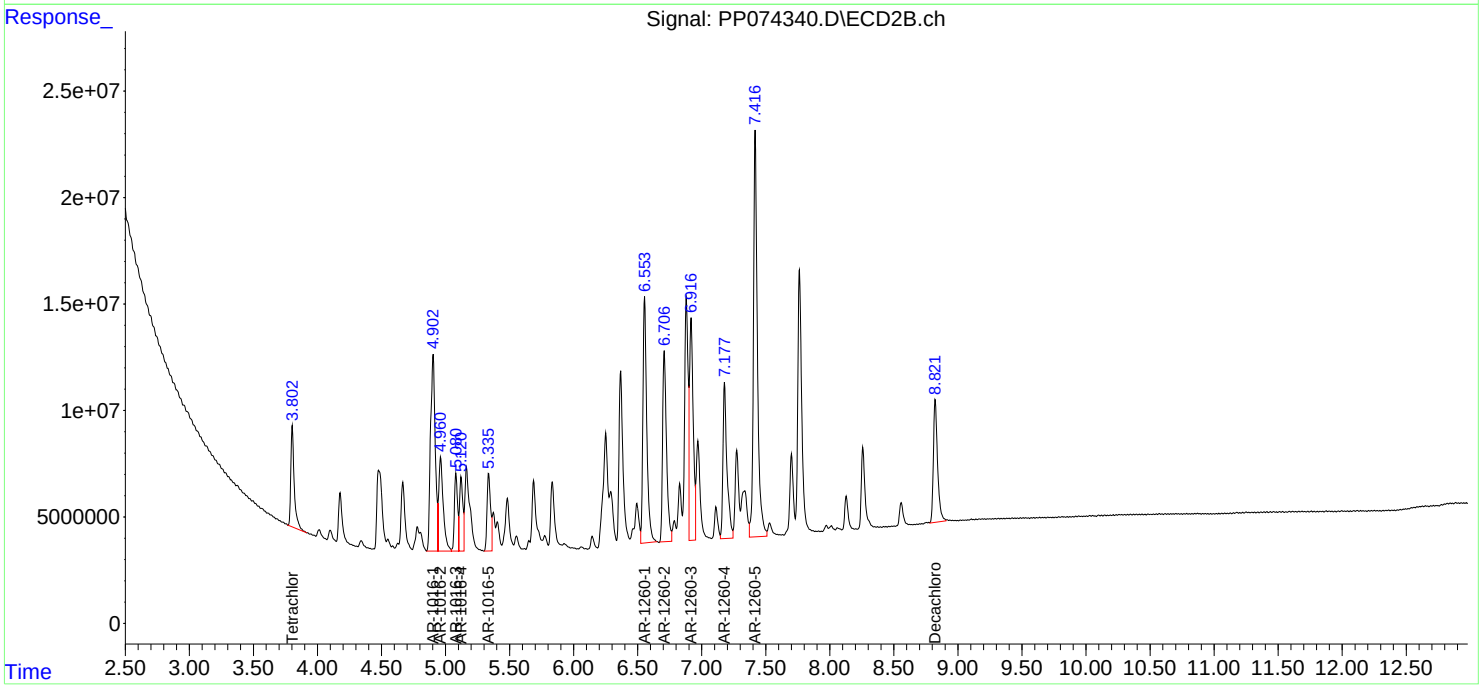

Quantitation Report (QT Reviewed)

Sample Results: **PP074344.D**

Data Path : Z:\pestpcbsrv\HPCHEM1\ECD_P\Data\PP081325\
Data File : PP074344.D
Signal(s) : Signal #1: ECD1A.ch Signal #2: ECD2B.ch
Acq On : 13 Aug 2025 14:00
Operator : YP\AJ
Sample : Q2832-03MS
Misc :
ALS Vial : 12 Sample Multiplier: 1

Integration File signal 1: autoint1.e
Integration File signal 2: autoint2.e
Quant Time: Aug 13 15:43:13 2025
Quant Method : Z:\pestpcbsrv\HPCHEM1\ECD_P\methods\PP080125.M
Quant Title : GC EXTRACTABLES
QLast Update : Mon Aug 04 11:01:49 2025
Response via : Initial Calibration
Integrator: ChemStation

Volume Inj. : 2 µl
Signal #1 Phase : ZB-MR1 Signal #2 Phase: ZB-MR2
Signal #1 Info : 30Mx0.32mmx 0.50µ Signal #2 Info : 30M x 0.32mm x 0.25µm

Instrument :
ECD_P
ClientSampleId :
TG-S02MS

Manual Integrations
APPROVED
Reviewed By :Yogesh Patel 08/14/2025
Supervised By :mohammad ahmed 08/18/2025

A B C D E F G H I J K L

	Compound	RT#1	RT#2	Resp#1	Resp#2	ng/ml	ng/ml	
	System Monitoring Compounds							
1)	SA Tetrachlo...	4.657	3.801	27137901	85523073	24.267	22.304	
2)	SA Decachlor...	10.438	8.820	22761750	136.7E6	23.438	22.730	
	Target Compounds							
3)	L1 AR-1016-1	5.809	4.901	24702756	227.5E6	598.756	570.261	
4)	L1 AR-1016-2	5.831	4.958	35595314	109.7E6	586.011	584.342	
5)	L1 AR-1016-3	5.894	5.079	25193346	60071952	635.225	566.344	
6)	L1 AR-1016-4	5.991	5.120	21671047	65149070	665.890	596.494	
7)	L1 AR-1016-5	6.284	5.335	21635201	69077190	666.354	590.589	
31)	L7 AR-1260-1	7.402	6.551	78343656	710.1E6	1390.155	1757.831	#
32)	L7 AR-1260-2	7.654	6.706	94483862	459.6E6	1386.362	1469.646	
33)	L7 AR-1260-3	8.012	6.914	69683337	699.7E6	1307.480	1775.271	#
34)	L7 AR-1260-4	8.239	7.176	112.9E6	572.5E6	1802.938m	1967.331	
35)	L7 AR-1260-5	8.566	7.415	163.8E6	1520.9E6	1445.878	2008.091	#

(f)=RT Delta > 1/2 Window (#)=Amounts differ by > 25% (m)=manual int.

Sample Results: **PP074344.D**

Data Path : Z:\pestpcbsrv\HPCHEM1\ECD_P\Data\PP081325\
Data File : PP074344.D
Signal(s) : Signal #1: ECD1A.ch Signal #2: ECD2B.ch
Acq On : 13 Aug 2025 14:00
Operator : YP\AJ
Sample : Q2832-03MS
Misc :
ALS Vial : 12 Sample Multiplier: 1

Integration File signal 1: autoint1.e
Integration File signal 2: autoint2.e
Quant Time: Aug 13 15:43:13 2025
Quant Method : Z:\pestpcbsrv\HPCHEM1\ECD_P\methods\PP080125.M
Quant Title : GC EXTRACTABLES
QLast Update : Mon Aug 04 11:01:49 2025
Response via : Initial Calibration
Integrator: ChemStation

Volume Inj. : 2 µl
Signal #1 Phase : ZB-MR1 Signal #2 Phase: ZB-MR2
Signal #1 Info : 30Mx0.32mmx 0.50µ Signal #2 Info : 30M x 0.32mm x 0.25µm

Instrument :
ECD_P
ClientSampleId :
TG-S02MS

Manual Integrations APPROVED
Reviewed By :Yogesh Patel 08/14/2025
Supervised By :mohammad ahmed 08/18/2025

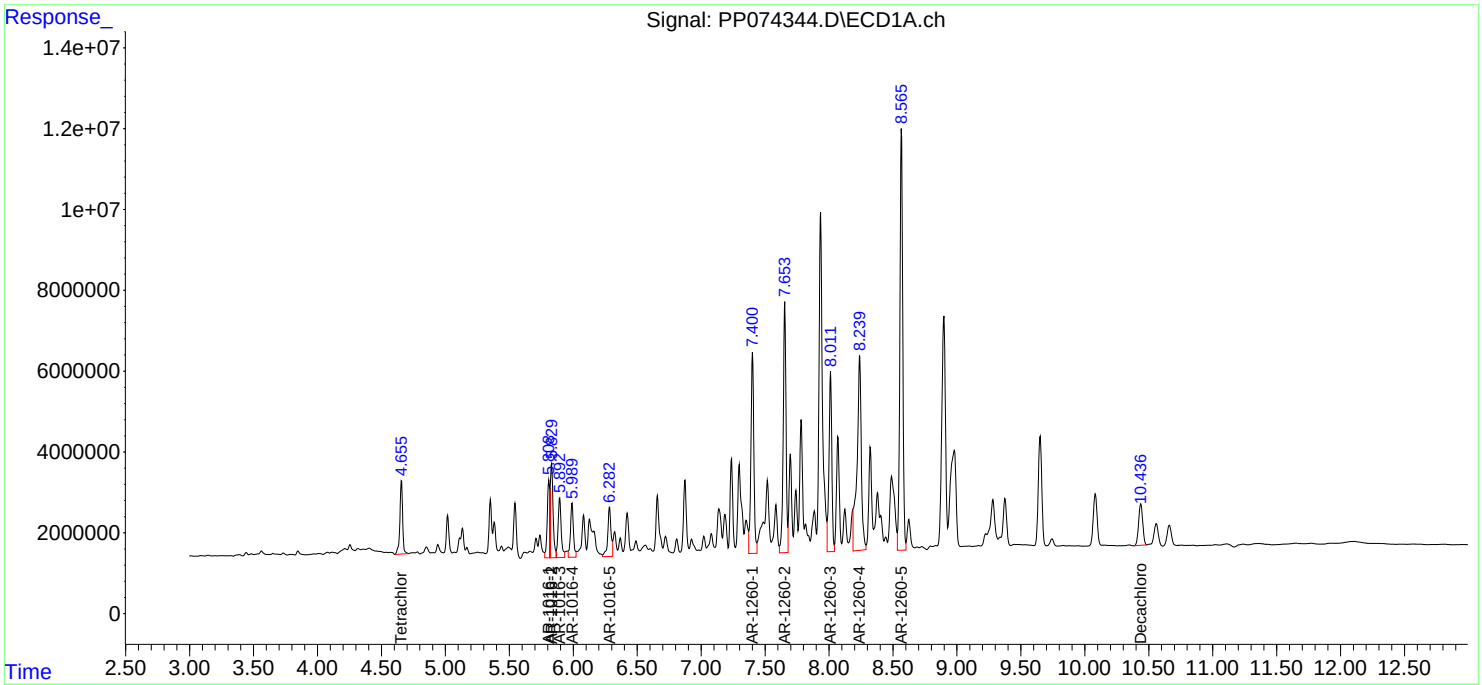

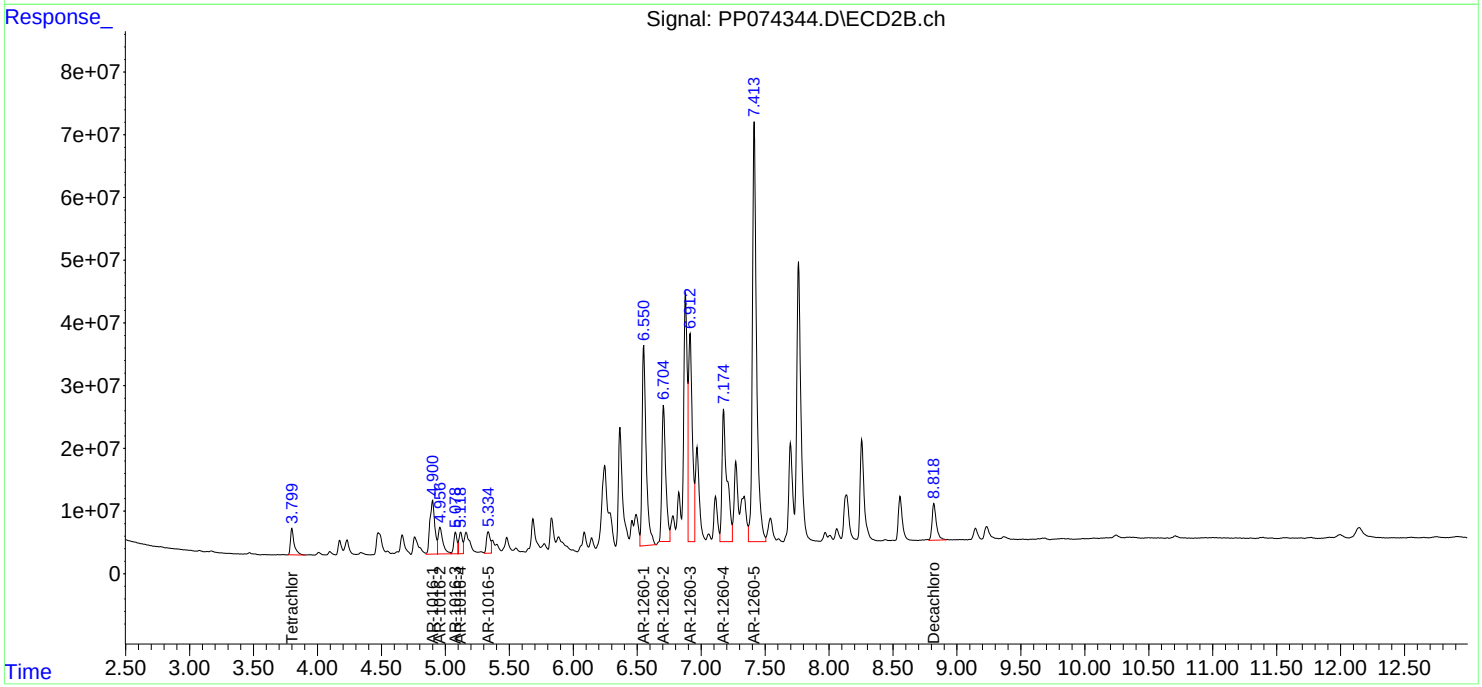

Quantitation Report (QT Reviewed)

Sample Results: **PP074345.D**

Data Path : Z:\pestpcbsrv\HPCHEM1\ECD_P\Data\PP081325\
Data File : PP074345.D
Signal(s) : Signal #1: ECD1A.ch Signal #2: ECD2B.ch
Acq On : 13 Aug 2025 14:16
Operator : YP\AJ
Sample : Q2832-03MSD
Misc :
ALS Vial : 13 Sample Multiplier: 1

Integration File signal 1: autoint1.e
Integration File signal 2: autoint2.e
Quant Time: Aug 13 15:43:47 2025
Quant Method : Z:\pestpcbsrv\HPCHEM1\ECD_P\methods\PP080125.M
Quant Title : GC EXTRACTABLES
QLast Update : Mon Aug 04 11:01:49 2025
Response via : Initial Calibration
Integrator: ChemStation

Volume Inj. : 2 µl
Signal #1 Phase : ZB-MR1 Signal #2 Phase: ZB-MR2
Signal #1 Info : 30Mx0.32mmx 0.50µ Signal #2 Info : 30M x 0.32mm x 0.25µm

Instrument :
ECD_P
ClientSampleId :
TG-S02MSD

Manual Integrations
APPROVED
Reviewed By :Yogesh Patel 08/14/2025
Supervised By :mohammad ahmed 08/18/2025

A B C D E F G H I J K L

	Compound	RT#1	RT#2	Resp#1	Resp#2	ng/ml	ng/ml	
	System Monitoring Compounds							
1)	SA Tetrachlo...	4.661	3.804	27089049	84124648	24.223	21.939	
2)	SA Decachlor...	10.445	8.825	22290571	132.0E6	22.952	21.953	
	Target Compounds							
3)	L1 AR-1016-1	5.813	4.905	24326925	217.9E6	589.646	546.325	
4)	L1 AR-1016-2	5.835	4.962	35316025	107.2E6	581.413	570.527	
5)	L1 AR-1016-3	5.898	5.083	24991267	59697212	630.130	562.812	
6)	L1 AR-1016-4	5.995	5.124	21512751	63545144	661.026	581.808	
7)	L1 AR-1016-5	6.287	5.339	21221415	69778245	653.609	596.583	
31)	L7 AR-1260-1	7.406	6.555	77444421	692.2E6	1374.199	1713.600	
32)	L7 AR-1260-2	7.658	6.710	93011734	453.0E6	1364.762	1448.730	
33)	L7 AR-1260-3	8.016	6.918	68577617	682.4E6	1286.733	1731.550	#
34)	L7 AR-1260-4	8.243	7.180	105.3E6	573.5E6	1681.746m	1970.853	
35)	L7 AR-1260-5	8.571	7.419	161.3E6	1502.2E6	1423.342	1983.310	#

(f)=RT Delta > 1/2 Window (#)=Amounts differ by > 25% (m)=manual int.

Quantitation Report (QT Reviewed)

Sample Results: **PP074345.D**

Data Path : Z:\pestpcbsrv\HPCHEM1\ECD_P\Data\PP081325\
Data File : PP074345.D
Signal(s) : Signal #1: ECD1A.ch Signal #2: ECD2B.ch
Acq On : 13 Aug 2025 14:16
Operator : YP\AJ
Sample : Q2832-03MSD
Misc :
ALS Vial : 13 Sample Multiplier: 1

Integration File signal 1: autoint1.e
Integration File signal 2: autoint2.e
Quant Time: Aug 13 15:43:47 2025
Quant Method : Z:\pestpcbsrv\HPCHEM1\ECD_P\methods\PP080125.M
Quant Title : GC EXTRACTABLES
QLast Update : Mon Aug 04 11:01:49 2025
Response via : Initial Calibration
Integrator: ChemStation

Volume Inj. : 2 µl
Signal #1 Phase : ZB-MR1 Signal #2 Phase: ZB-MR2
Signal #1 Info : 30Mx0.32mmx 0.50µ Signal #2 Info : 30M x 0.32mm x 0.25µm

Instrument :
ECD_P
ClientSampleId :
TG-S02MSD

Manual Integrations APPROVED

Reviewed By :Yogesh Patel 08/14/2025
Supervised By :mohammad ahmed 08/18/2025

A B C D E F G H I J K L

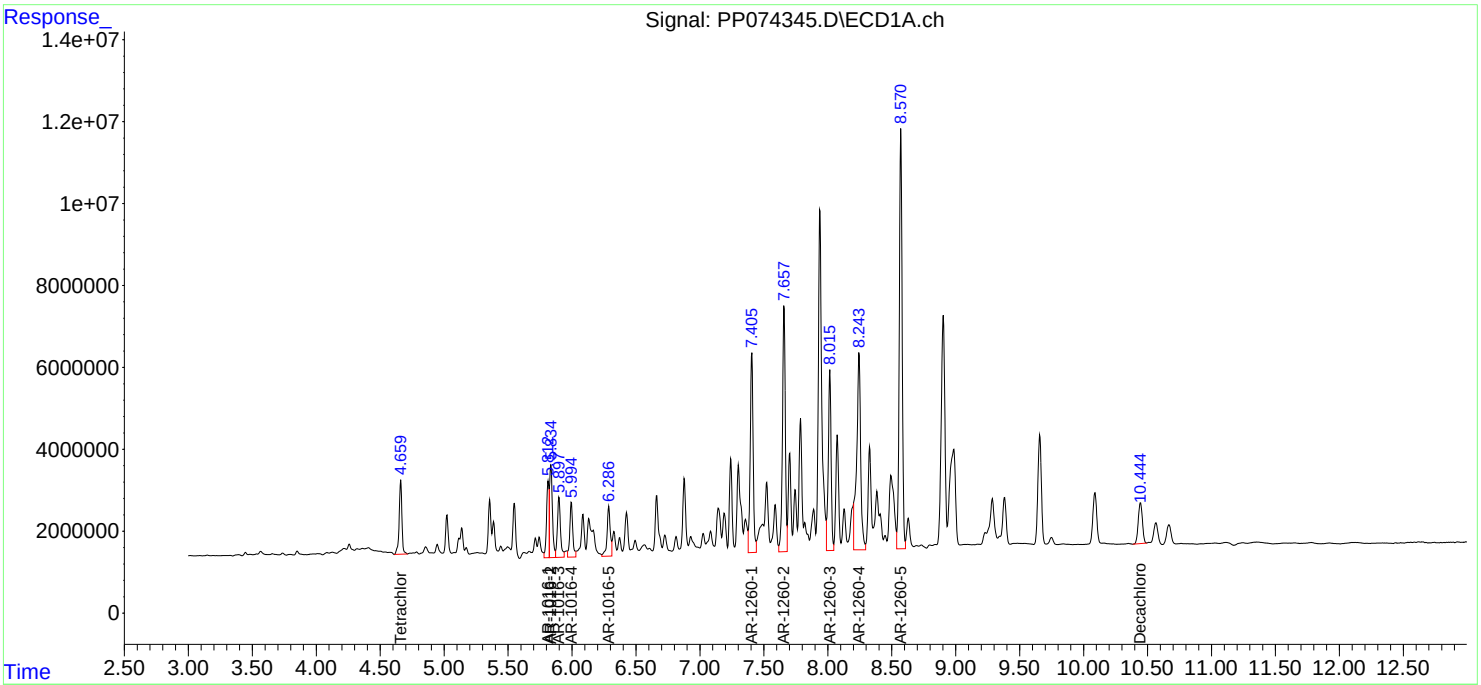

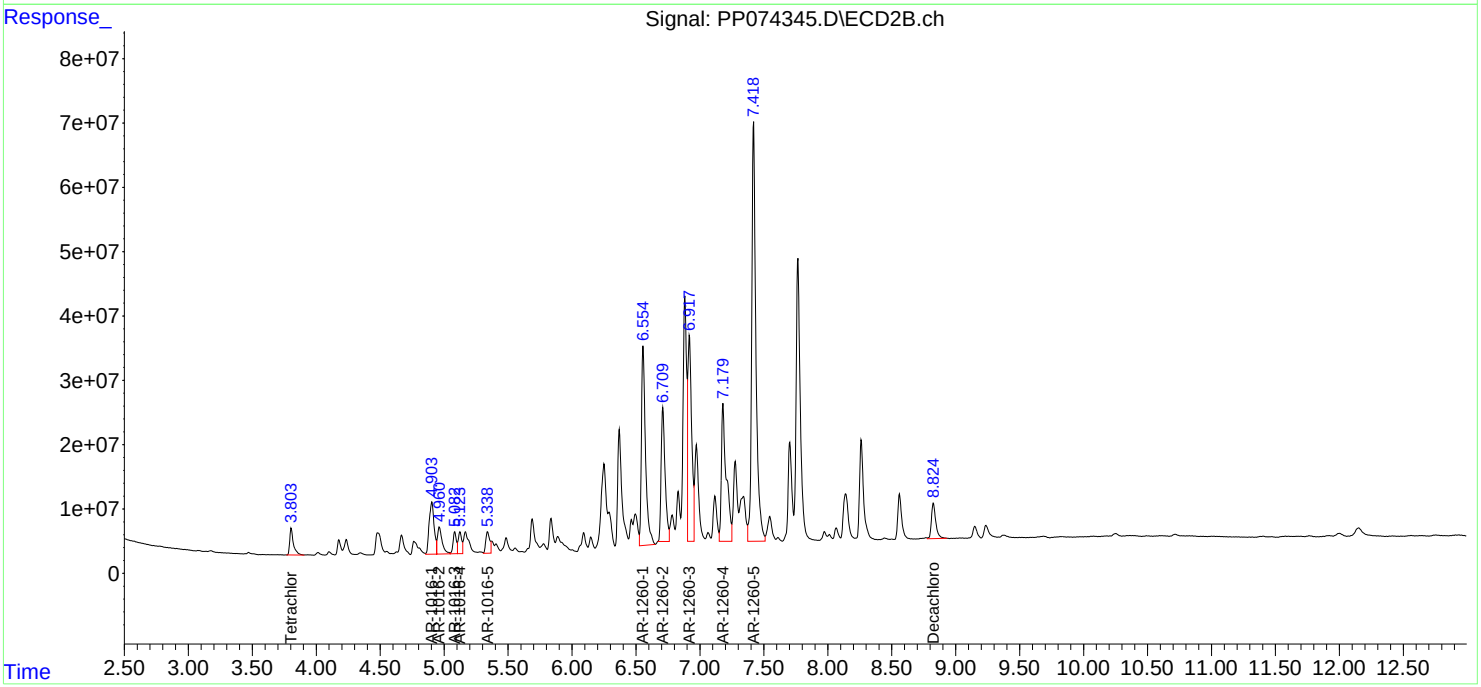

284 Sheffield Street, Mountainside, New Jersey 07092, Phone : 908 789 8900, Fax : 908 789 8922

Manual Integration Report

Sequence:	PO072325	Instrument	ECD_o

Sample ID	File ID	Parameter	Review By	Review On	Supervised By	Supervised On	Reason
AR1660ICC250	PO112417.D	AR-1260-1	yogesh	7/24/2025 7:42:50 AM	mohammad	7/25/2025 3:53:10	Peak Integrated by Software
AR1660ICC250	PO112417.D	AR-1260-1 #2	yogesh	7/24/2025 7:42:50 AM	mohammad	7/25/2025 3:53:10	Peak Integrated by Software
AR1660ICC250	PO112417.D	AR-1260-2	yogesh	7/24/2025 7:42:50 AM	mohammad	7/25/2025 3:53:10	Peak Integrated by Software
AR1660ICC250	PO112417.D	AR-1260-3 #2	yogesh	7/24/2025 7:42:50 AM	mohammad	7/25/2025 3:53:10	Peak Integrated by Software
AR1660ICC050	PO112418.D	AR-1016-5	yogesh	7/24/2025 7:42:52 AM	mohammad	7/25/2025 3:53:10	Peak Integrated by Software
AR1660ICC050	PO112418.D	AR-1016-5 #2	yogesh	7/24/2025 7:42:52 AM	mohammad	7/25/2025 3:53:10	Peak Integrated by Software
AR1660ICC050	PO112418.D	AR-1260-1 #2	yogesh	7/24/2025 7:42:52 AM	mohammad	7/25/2025 3:53:10	Peak Integrated by Software
AR1660ICC050	PO112418.D	AR-1260-3 #2	yogesh	7/24/2025 7:42:52 AM	mohammad	7/25/2025 3:53:10	Peak Integrated by Software
AR1242ICC250	PO112424.D	AR-1242-5	yogesh	7/24/2025 7:42:53 AM	mohammad	7/25/2025 3:53:10	Peak Integrated by Software
AR1242ICC250	PO112424.D	AR-1242-5 #2	yogesh	7/24/2025 7:42:53 AM	mohammad	7/25/2025 3:53:10	Peak Integrated by Software
AR1242ICC050	PO112425.D	AR-1242-5	yogesh	7/24/2025 7:42:55 AM	mohammad	7/25/2025 3:53:10	Peak Integrated by Software
AR1242ICC050	PO112425.D	AR-1242-5 #2	yogesh	7/24/2025 7:42:55 AM	mohammad	7/25/2025 3:53:10	Peak Integrated by Software
AR1242ICC050	PO112425.D	Tetrachloro-m-xylene #2	yogesh	7/24/2025 7:42:55 AM	mohammad	7/25/2025 3:53:10	Peak Integrated by Software

284 Sheffield Street, Mountainside, New Jersey 07092, Phone : 908 789 8900, Fax : 908 789 8922

Manual Integration Report

Sequence:	PO072325	Instrument	ECD_o

Sample ID	File ID	Parameter	Review By	Review On	Supervised By	Supervised On	Reason
AR1248ICC050	PO112430.D	AR-1248-4	yogesh	7/24/2025 7:42:57 AM	mohammad	7/25/2025 3:53:10	Peak Integrated by Software
AR1248ICC050	PO112430.D	AR-1248-4 #2	yogesh	7/24/2025 7:42:57 AM	mohammad	7/25/2025 3:53:10	Peak Integrated by Software
AR1248ICC050	PO112430.D	AR-1248-5	yogesh	7/24/2025 7:42:57 AM	mohammad	7/25/2025 3:53:10	Peak Integrated by Software
AR1248ICC050	PO112430.D	AR-1248-5 #2	yogesh	7/24/2025 7:42:57 AM	mohammad	7/25/2025 3:53:10	Peak Integrated by Software
AR1254ICC050	PO112435.D	AR-1254-1	yogesh	7/24/2025 7:42:59 AM	mohammad	7/25/2025 3:53:10	Peak Integrated by Software
AR1254ICC050	PO112435.D	AR-1254-1 #2	yogesh	7/24/2025 7:42:59 AM	mohammad	7/25/2025 3:53:10	Peak Integrated by Software
AR1254ICC050	PO112435.D	AR-1254-2	yogesh	7/24/2025 7:42:59 AM	mohammad	7/25/2025 3:53:10	Peak Integrated by Software
AR1254ICC050	PO112435.D	AR-1254-2 #2	yogesh	7/24/2025 7:42:59 AM	mohammad	7/25/2025 3:53:10	Peak Integrated by Software
AR1254ICC050	PO112435.D	AR-1254-3 #2	yogesh	7/24/2025 7:42:59 AM	mohammad	7/25/2025 3:53:10	Peak Integrated by Software

284 Sheffield Street, Mountainside, New Jersey 07092, Phone : 908 789 8900, Fax : 908 789 8922

Manual Integration Report

Sequence:	PO081325	Instrument	ECD_o

Sample ID	File ID	Parameter	Review By	Review On	Supervised By	Supervised On	Reason
AR1660CCC500	PO112896.D	AR-1260-3 #2	yogesh	8/14/2025 7:41:12 AM	mohammad	8/18/2025 1:43:05	Peak Integrated by Software
AR1248CCC500	PO112898.D	AR-1248-1	yogesh	8/14/2025 7:41:13 AM	mohammad	8/18/2025 1:43:05	Peak Integrated by Software
Q2832-07	PO112903.D	AR-1260-3 #2	yogesh	8/14/2025 7:41:17 AM	mohammad	8/18/2025 1:43:05	Peak Integrated by Software
Q2832-07	PO112903.D	Tetrachloro-m-xylene	yogesh	8/14/2025 7:41:17 AM	mohammad	8/18/2025 1:43:05	Peak Integrated by Software
Q2832-07	PO112903.D	Tetrachloro-m-xylene #2	yogesh	8/14/2025 7:41:17 AM	mohammad	8/18/2025 1:43:05	Peak Integrated by Software
Q2832-09	PO112904.D	Decachlorobiphenyl #2	yogesh	8/14/2025 7:41:19 AM	mohammad	8/18/2025 1:43:05	Peak Integrated by Software
AR1660CCC500	PO112911.D	AR-1260-3 #2	yogesh	8/14/2025 7:41:32 AM	mohammad	8/18/2025 1:43:05	Peak Integrated by Software
AR1242CCC500	PO112912.D	AR-1242-1	yogesh	8/14/2025 1:08:41 PM	mohammad	8/18/2025 1:43:05	Peak Integrated by Software
AR1242CCC500	PO112912.D	AR-1242-2	yogesh	8/14/2025 1:08:41 PM	mohammad	8/18/2025 1:43:05	Peak Integrated by Software
AR1248CCC500	PO112913.D	AR-1248-1	yogesh	8/14/2025 7:41:35 AM	mohammad	8/18/2025 1:43:05	Peak Integrated by Software
AR1660CCC500	PO112924.D	AR-1260-3 #2	yogesh	8/14/2025 7:41:41 AM	mohammad	8/18/2025 1:43:05	Peak Integrated by Software
AR1242CCC500	PO112925.D	AR-1242-1	yogesh	8/14/2025 7:41:42 AM	mohammad	8/18/2025 1:43:05	Peak Integrated by Software

284 Sheffield Street, Mountainside, New Jersey 07092, Phone : 908 789 8900, Fax : 908 789 8922

Manual Integration Report

Sequence:	PO081325	Instrument	ECD_o

Sample ID	File ID	Parameter	Review By	Review On	Supervised By	Supervised On	Reason

A B C D E F G H I J K L

284 Sheffield Street, Mountainside, New Jersey 07092, Phone : 908 789 8900, Fax : 908 789 8922

Manual Integration Report

Sequence:	PO081425	Instrument	ECD_o

Sample ID	File ID	Parameter	Review By	Review On	Supervised By	Supervised On	Reason
AR1660CCC500	PO112930.D	AR-1016-3 #2	yogesh	8/14/2025 3:02:36 PM	mohammad	8/18/2025 1:44:19	Peak Integrated by Software
AR1660CCC500	PO112930.D	AR-1016-4 #2	yogesh	8/14/2025 3:02:36 PM	mohammad	8/18/2025 1:44:19	Peak Integrated by Software
AR1660CCC500	PO112930.D	AR-1260-3 #2	yogesh	8/14/2025 3:02:36 PM	mohammad	8/18/2025 1:44:19	Peak Integrated by Software
Q2832-07DL	PO112937.D	Tetrachloro-m-xylene	yogesh	8/14/2025 3:02:41 PM	mohammad	8/18/2025 1:44:19	Peak Integrated by Software
Q2832-07DL	PO112937.D	Tetrachloro-m-xylene #2	yogesh	8/14/2025 3:02:41 PM	mohammad	8/18/2025 1:44:19	Peak Integrated by Software
AR1660CCC500	PO112945.D	AR-1260-3 #2	yogesh	8/15/2025 7:32:25 AM	mohammad	8/18/2025 1:44:19	Peak Integrated by Software
AR1660CCC500	PO112960.D	AR-1016-1	yogesh	8/15/2025 2:39:30 PM	mohammad	8/18/2025 1:44:19	Peak Integrated by Software
AR1660CCC500	PO112960.D	AR-1016-2	yogesh	8/15/2025 2:39:30 PM	mohammad	8/18/2025 1:44:19	Peak Integrated by Software
AR1660CCC500	PO112960.D	AR-1016-3 #2	yogesh	8/15/2025 2:39:30 PM	mohammad	8/18/2025 1:44:19	Peak Integrated by Software
AR1660CCC500	PO112960.D	AR-1016-4 #2	yogesh	8/15/2025 2:39:30 PM	mohammad	8/18/2025 1:44:19	Peak Integrated by Software
AR1660CCC500	PO112960.D	AR-1260-3 #2	yogesh	8/15/2025 2:39:30 PM	mohammad	8/18/2025 1:44:19	Peak Integrated by Software
AR1242CCC500	PO112961.D	AR-1242-1	yogesh	8/15/2025 2:39:31 PM	mohammad	8/18/2025 1:44:19	Peak Integrated by Software
AR1242CCC500	PO112961.D	AR-1242-2	yogesh	8/15/2025 2:39:31 PM	mohammad	8/18/2025 1:44:19	Peak Integrated by Software

284 Sheffield Street, Mountainside, New Jersey 07092, Phone : 908 789 8900, Fax : 908 789 8922

Manual Integration Report

Sequence:	PO081425	Instrument	ECD_o

Sample ID	File ID	Parameter	Review By	Review On	Supervised By	Supervised On	Reason
AR1242CCC500	PO112961.D	AR-1242-3 #2	yogesh	8/15/2025 2:39:31 PM	mohammad	8/18/2025 1:44:19	Peak Integrated by Software
AR1248CCC500	PO112962.D	AR-1248-1	yogesh	8/15/2025 2:39:33 PM	mohammad	8/18/2025 1:44:19	Peak Integrated by Software

A B C D E F G H I J K L

Alliance TECHNICAL GROUP
284 Sheffield Street, Mountainside, New Jersey 07092, Phone : 908 789 8900, Fax : 908 789 8922

Manual Integration Report

Sequence:	PP080125	Instrument	ECD_p

Sample ID	File ID	Parameter	Review By	Review On	Supervised By	Supervised On	Reason
AR1660ICC250	PP074171.D	AR-1016-5	yogesh	8/5/2025 7:23:21 AM	mohammad	8/8/2025 7:37:53	Peak Integrated by Software
AR1660ICC250	PP074171.D	AR-1260-1	yogesh	8/5/2025 7:23:21 AM	mohammad	8/8/2025 7:37:53	Peak Integrated by Software
AR1660ICC250	PP074171.D	AR-1260-2	yogesh	8/5/2025 7:23:21 AM	mohammad	8/8/2025 7:37:53	Peak Integrated by Software
AR1660ICC050	PP074172.D	AR-1260-2	yogesh	8/5/2025 7:22:19 AM	mohammad	8/8/2025 7:37:53	Peak Integrated by Software
AR1660ICC050	PP074172.D	AR-1260-2 #2	yogesh	8/5/2025 7:22:19 AM	mohammad	8/8/2025 7:37:53	Peak Integrated by Software
AR1660ICC050	PP074172.D	AR-1260-4	yogesh	8/5/2025 7:22:19 AM	mohammad	8/8/2025 7:37:53	Peak Integrated by Software
AR1660ICC050	PP074172.D	Tetrachloro-m-xylene	yogesh	8/5/2025 7:22:19 AM	mohammad	8/8/2025 7:37:53	Peak Integrated by Software
AR1660ICC050	PP074172.D	Tetrachloro-m-xylene #2	yogesh	8/5/2025 7:22:19 AM	mohammad	8/8/2025 7:37:53	Peak Integrated by Software
AR1232ICC500	PP074174.D	AR-1232-4 #2	yogesh	8/5/2025 7:22:20 AM	mohammad	8/8/2025 7:37:53	Peak Integrated by Software
AR1242ICC1000	PP074175.D	AR-1242-4 #2	yogesh	8/5/2025 7:22:22 AM	mohammad	8/8/2025 7:37:53	Peak Integrated by Software
AR1242ICC750	PP074176.D	AR-1242-4 #2	yogesh	8/5/2025 7:22:24 AM	mohammad	8/8/2025 7:37:53	Peak Integrated by Software
AR1242ICC500	PP074177.D	AR-1242-4 #2	yogesh	8/5/2025 7:22:27 AM	mohammad	8/8/2025 7:37:53	Peak Integrated by Software
AR1242ICC250	PP074178.D	AR-1242-4 #2	yogesh	8/5/2025 7:22:29 AM	mohammad	8/8/2025 7:37:53	Peak Integrated by Software

A B C D E F G H I J K L

284 Sheffield Street, Mountainside, New Jersey 07092, Phone : 908 789 8900, Fax : 908 789 8922

Manual Integration Report

Sequence:	PP080125	Instrument	ECD_p

Sample ID	File ID	Parameter	Review By	Review On	Supervised By	Supervised On	Reason
AR1242ICC250	PP074178.D	AR-1242-5	yogesh	8/5/2025 7:22:29 AM	mohammad	8/8/2025 7:37:53	Peak Integrated by Software
AR1242ICC050	PP074179.D	AR-1242-5	yogesh	8/5/2025 7:22:32 AM	mohammad	8/8/2025 7:37:53	Peak Integrated by Software
AR1242ICC050	PP074179.D	Tetrachloro-m-xylene	yogesh	8/5/2025 7:22:32 AM	mohammad	8/8/2025 7:37:53	Peak Integrated by Software
AR1242ICC050	PP074179.D	Tetrachloro-m-xylene #2	yogesh	8/5/2025 7:22:32 AM	mohammad	8/8/2025 7:37:53	Peak Integrated by Software
AR1248ICC500	PP074182.D	AR-1248-3 #2	yogesh	8/5/2025 7:22:38 AM	mohammad	8/8/2025 7:37:53	Peak Integrated by Software
AR1254ICC1000	PP074185.D	AR-1254-1	yogesh	8/5/2025 7:22:44 AM	mohammad	8/8/2025 7:37:53	Peak Integrated by Software
AR1254ICC1000	PP074185.D	AR-1254-5 #2	yogesh	8/5/2025 7:22:44 AM	mohammad	8/8/2025 7:37:53	Peak Integrated by Software
AR1254ICC750	PP074186.D	AR-1254-1	yogesh	8/5/2025 7:22:45 AM	mohammad	8/8/2025 7:37:53	Peak Integrated by Software
AR1254ICC500	PP074187.D	AR-1254-1	yogesh	8/5/2025 7:22:47 AM	mohammad	8/8/2025 7:37:53	Peak Integrated by Software
AR1254ICC250	PP074188.D	AR-1254-1	yogesh	8/5/2025 7:22:49 AM	mohammad	8/8/2025 7:37:53	Peak Integrated by Software
AR1254ICC050	PP074189.D	AR-1254-1	yogesh	8/5/2025 7:22:51 AM	mohammad	8/8/2025 7:37:53	Peak Integrated by Software
AR1242ICV500	PP074197.D	AR-1242-4 #2	yogesh	8/5/2025 7:22:52 AM	mohammad	8/8/2025 7:37:53	Peak Integrated by Software
AR1248ICV500	PP074198.D	AR-1248-3 #2	yogesh	8/5/2025 7:22:54 AM	mohammad	8/8/2025 7:37:53	Peak Integrated by Software

284 Sheffield Street, Mountainside, New Jersey 07092, Phone : 908 789 8900, Fax : 908 789 8922

Manual Integration Report

Sequence:	PP080125	Instrument	ECD_p

Sample ID	File ID	Parameter	Review By	Review On	Supervised By	Supervised On	Reason
AR1254ICV500	PP074199.D	AR-1254-1	yogesh	8/8/2025 7:32:21 AM	mohammad	8/8/2025 7:37:53	Peak Integrated by Software

A B C D E F G H I J K L

284 Sheffield Street, Mountainside, New Jersey 07092, Phone : 908 789 8900, Fax : 908 789 8922

Manual Integration Report

Sequence:	PP081325	Instrument	ECD_p

Sample ID	File ID	Parameter	Review By	Review On	Supervised By	Supervised On	Reason
AR1242CCC500	PP074335.D	AR-1242-2 #2	yogesh	8/14/2025 7:43:22 AM	mohammad	8/18/2025 1:43:29	Peak Integrated by Software
AR1242CCC500	PP074335.D	AR-1242-3 #2	yogesh	8/14/2025 7:43:22 AM	mohammad	8/18/2025 1:43:29	Peak Integrated by Software
AR1242CCC500	PP074335.D	AR-1242-4 #2	yogesh	8/14/2025 7:43:22 AM	mohammad	8/18/2025 1:43:29	Peak Integrated by Software
AR1242CCC500	PP074335.D	AR-1242-5 #2	yogesh	8/14/2025 7:43:22 AM	mohammad	8/18/2025 1:43:29	Peak Integrated by Software
AR1242CCC500	PP074335.D	Tetrachloro-m-xylene #2	yogesh	8/14/2025 7:43:22 AM	mohammad	8/18/2025 1:43:29	Peak Integrated by Software
AR1254CCC500	PP074336.D	AR-1254-1	yogesh	8/14/2025 7:43:24 AM	mohammad	8/18/2025 1:43:29	Peak Integrated by Software
AR1254CCC500	PP074336.D	AR-1254-1 #2	yogesh	8/14/2025 7:43:24 AM	mohammad	8/18/2025 1:43:29	Peak Integrated by Software
AR1254CCC500	PP074336.D	AR-1254-3 #2	yogesh	8/14/2025 7:43:24 AM	mohammad	8/18/2025 1:43:29	Peak Integrated by Software
PB169227BS	PP074340.D	AR-1260-4	yogesh	8/14/2025 7:43:27 AM	mohammad	8/18/2025 1:43:29	Peak Integrated by Software
Q2832-01	PP074342.D	AR-1260-1 #2	yogesh	8/14/2025 7:43:31 AM	mohammad	8/18/2025 1:43:29	Peak Integrated by Software
Q2832-01	PP074342.D	AR-1260-2 #2	yogesh	8/14/2025 7:43:31 AM	mohammad	8/18/2025 1:43:29	Peak Integrated by Software
Q2832-01	PP074342.D	AR-1260-4	yogesh	8/14/2025 7:43:31 AM	mohammad	8/18/2025 1:43:29	Peak Integrated by Software
Q2832-03	PP074343.D	AR-1260-1	yogesh	8/14/2025 7:43:34 AM	mohammad	8/18/2025 1:43:29	Peak Integrated by Software

284 Sheffield Street, Mountainside, New Jersey 07092, Phone : 908 789 8900, Fax : 908 789 8922

Manual Integration Report

Sequence:	PP081325	Instrument	ECD_p

Sample ID	File ID	Parameter	Review By	Review On	Supervised By	Supervised On	Reason
Q2832-03	PP074343.D	AR-1260-1 #2	yogesh	8/14/2025 7:43:34 AM	mohammad	8/18/2025 1:43:29	Peak Integrated by Software
Q2832-03	PP074343.D	AR-1260-2	yogesh	8/14/2025 7:43:34 AM	mohammad	8/18/2025 1:43:29	Peak Integrated by Software
Q2832-03	PP074343.D	AR-1260-3	yogesh	8/14/2025 7:43:34 AM	mohammad	8/18/2025 1:43:29	Peak Integrated by Software
Q2832-03	PP074343.D	AR-1260-4	yogesh	8/14/2025 7:43:34 AM	mohammad	8/18/2025 1:43:29	Peak Integrated by Software
Q2832-03	PP074343.D	AR-1260-5	yogesh	8/14/2025 7:43:34 AM	mohammad	8/18/2025 1:43:29	Peak Integrated by Software
Q2832-03MS	PP074344.D	AR-1260-4	yogesh	8/14/2025 7:43:36 AM	mohammad	8/18/2025 1:43:29	Peak Integrated by Software
Q2832-03MSD	PP074345.D	AR-1260-4	yogesh	8/14/2025 7:44:31 AM	mohammad	8/18/2025 1:43:29	Peak Integrated by Software
Q2832-05	PP074346.D	Tetrachloro-m-xylene	yogesh	8/14/2025 7:43:41 AM	mohammad	8/18/2025 1:43:29	Peak Integrated by Software
AR1242CCC500	PP074349.D	AR-1242-4 #2	yogesh	8/14/2025 7:43:43 AM	mohammad	8/18/2025 1:43:29	Peak Integrated by Software
AR1254CCC500	PP074350.D	AR-1254-1	yogesh	8/14/2025 7:43:45 AM	mohammad	8/18/2025 1:43:29	Peak Integrated by Software
AR1254CCC500	PP074350.D	AR-1254-5 #2	yogesh	8/14/2025 7:43:45 AM	mohammad	8/18/2025 1:43:29	Peak Integrated by Software
AR1660CCC500	PP074362.D	AR-1016-5 #2	yogesh	8/14/2025 7:44:07 AM	mohammad	8/18/2025 1:43:29	Peak Integrated by Software
AR1660CCC500	PP074362.D	Tetrachloro-m-xylene #2	yogesh	8/14/2025 7:44:07 AM	mohammad	8/18/2025 1:43:29	Peak Integrated by Software

284 Sheffield Street, Mountainside, New Jersey 07092, Phone : 908 789 8900, Fax : 908 789 8922

Manual Integration Report

Sequence:	PP081325	Instrument	ECD_p

Sample ID	File ID	Parameter	Review By	Review On	Supervised By	Supervised On	Reason
AR1242CCC500	PP074363.D	AR-1242-4 #2	yogesh	8/14/2025 7:44:08 AM	mohammad	8/18/2025 1:43:29	Peak Integrated by Software
AR1254CCC500	PP074364.D	AR-1254-1	yogesh	8/14/2025 7:44:10 AM	mohammad	8/18/2025 1:43:29	Peak Integrated by Software
AR1242CCC500	PP074369.D	AR-1242-4 #2	yogesh	8/14/2025 7:44:12 AM	mohammad	8/18/2025 1:43:29	Peak Integrated by Software
AR1254CCC500	PP074370.D	AR-1254-1	yogesh	8/14/2025 7:44:14 AM	mohammad	8/18/2025 1:43:29	Peak Integrated by Software

Alliance TECHNICAL GROUP
284 Sheffield Street, Mountainside, New Jersey 07092, Phone : 908 789 8900, Fax : 908 789 8922

Manual Integration Report

Sequence:	PP081425	Instrument	ECD_p

Sample ID	File ID	Parameter	Review By	Review On	Supervised By	Supervised On	Reason
AR1242CCC500	PP074374.D	AR-1242-4 #2	yogesh	8/14/2025 2:51:11 PM	mohammad	8/18/2025 1:44:12	Peak Integrated by Software
AR1254CCC500	PP074375.D	AR-1254-1	yogesh	8/14/2025 2:51:13 PM	mohammad	8/18/2025 1:44:12	Peak Integrated by Software
AR1254CCC500	PP074375.D	AR-1254-1 #2	yogesh	8/14/2025 2:51:13 PM	mohammad	8/18/2025 1:44:12	Peak Integrated by Software
AR1254CCC500	PP074375.D	AR-1254-3 #2	yogesh	8/14/2025 2:51:13 PM	mohammad	8/18/2025 1:44:12	Peak Integrated by Software
Q2832-03DL	PP074381.D	AR-1260-1 #2	yogesh	8/14/2025 2:51:20 PM	mohammad	8/18/2025 1:44:12	Peak Integrated by Software
AR1242CCC500	PP074388.D	AR-1242-4 #2	yogesh	8/15/2025 1:02:42 PM	mohammad	8/18/2025 1:44:12	Peak Integrated by Software
AR1254CCC500	PP074389.D	AR-1254-1	yogesh	8/15/2025 1:02:44 PM	mohammad	8/18/2025 1:44:12	Peak Integrated by Software
AR1254CCC500	PP074389.D	AR-1254-1 #2	yogesh	8/15/2025 1:02:44 PM	mohammad	8/18/2025 1:44:12	Peak Integrated by Software
AR1254CCC500	PP074389.D	AR-1254-3 #2	yogesh	8/15/2025 1:02:44 PM	mohammad	8/18/2025 1:44:12	Peak Integrated by Software
AR1242CCC500	PP074402.D	AR-1242-4 #2	yogesh	8/15/2025 1:02:55 PM	mohammad	8/18/2025 1:44:12	Peak Integrated by Software
AR1254CCC500	PP074403.D	AR-1254-1	yogesh	8/15/2025 1:02:57 PM	mohammad	8/18/2025 1:44:12	Peak Integrated by Software
AR1254CCC500	PP074403.D	AR-1254-1 #2	yogesh	8/15/2025 1:02:57 PM	mohammad	8/18/2025 1:44:12	Peak Integrated by Software
AR1254CCC500	PP074403.D	AR-1254-3 #2	yogesh	8/15/2025 1:02:57 PM	mohammad	8/18/2025 1:44:12	Peak Integrated by Software

284 Sheffield Street, Mountainside, New Jersey 07092, Phone : 908 789 8900, Fax : 908 789 8922

Manual Integration Report

Sequence:	PP081425	Instrument	ECD_p

Sample ID	File ID	Parameter	Review By	Review On	Supervised By	Supervised On	Reason

A B C D E F G H I J K L

284 Sheffield Street, Mountainside, New Jersey 07092, Phone : 908 789 8900,
Fax : 908 789 8922

Instrument ID: ECD_O

Daily Analysis Runlog For Sequence/QCBatch ID # PO072325

Review By	yogesh	Review On	7/23/2025 3:39:31 PM		
Supervise By	mohammad	Supervise On	7/25/2025 3:53:10 AM		
SubDirectory	PO072325	HP Acquire Method		HP Processing Method	PO072325

STD. NAME	STD REF.#
Tune/Reschk	
Initial Calibration Stds	PP24330,PP24331,PP24332,PP24333,PP24334,PP24335,PP24336,PP24337,PP24338,PP24339,PP24340,PP24341,PP24342,PP24343,PP24344,PP24345,PP24346,PP24347,PP24348,PP24349,PP24350,PP24351,PP24352,PP24353,PP24354,PP24355,PP24356,PP24357,PP24358,PP24359,PP24360,PP24361,PP24362,PP24363,PP24364,PP24365,PP24366,PP24367,PP24368,PP24369
CCC	
Internal Standard/PEM	
ICV/I.BLK	PP24370,PP24371,PP24372,PP24373,PP24374,PP24375,PP24376,PP24377,PP24378,PP24379,PP24380,PP24381,PP24382,PP24384,PP24385,PP24386,PP2
Surrogate Standard	
MS/MSD Standard	
LCS Standard	

Sr#	SampleId	Data File Name	Date-Time	Operator	Status
1	HEXANE	PO112412.D	23 Jul 2025 10:56	YP/AJ	Ok
2	I.BLK	PO112413.D	23 Jul 2025 11:14	YP/AJ	Ok
3	AR1660ICC1000	PO112414.D	23 Jul 2025 11:32	YP/AJ	Ok
4	AR1660ICC750	PO112415.D	23 Jul 2025 11:50	YP/AJ	Ok
5	AR1660ICC500	PO112416.D	23 Jul 2025 12:08	YP/AJ	Ok
6	AR1660ICC250	PO112417.D	23 Jul 2025 12:27	YP/AJ	Ok,M
7	AR1660ICC050	PO112418.D	23 Jul 2025 12:45	YP/AJ	Ok,M
8	AR1221ICC500	PO112419.D	23 Jul 2025 13:03	YP/AJ	Ok
9	AR1232ICC500	PO112420.D	23 Jul 2025 13:22	YP/AJ	Ok
10	AR1242ICC1000	PO112421.D	23 Jul 2025 13:40	YP/AJ	Ok
11	AR1242ICC750	PO112422.D	23 Jul 2025 13:59	YP/AJ	Ok
12	AR1242ICC500	PO112423.D	23 Jul 2025 14:17	YP/AJ	Ok
13	AR1242ICC250	PO112424.D	23 Jul 2025 14:36	YP/AJ	Ok,M
14	AR1242ICC050	PO112425.D	23 Jul 2025 14:54	YP/AJ	Ok,M
15	AR1248ICC1000	PO112426.D	23 Jul 2025 15:13	YP/AJ	Ok
16	AR1248ICC750	PO112427.D	23 Jul 2025 15:31	YP/AJ	Ok
17	AR1248ICC500	PO112428.D	23 Jul 2025 15:48	YP/AJ	Ok
18	AR1248ICC250	PO112429.D	23 Jul 2025 16:07	YP/AJ	Ok
19	AR1248ICC050	PO112430.D	23 Jul 2025 16:25	YP/AJ	Ok,M
20	AR1254ICC1000	PO112431.D	23 Jul 2025 16:44	YP/AJ	Ok
21	AR1254ICC750	PO112432.D	23 Jul 2025 17:02	YP/AJ	Ok

284 Sheffield Street, Mountainside, New Jersey 07092, Phone : 908 789 8900,
Fax : 908 789 8922

Instrument ID: ECD_O

Daily Analysis Runlog For Sequence/QCBatch ID # PO072325

Review By	yogesh	Review On	7/23/2025 3:39:31 PM		
Supervise By	mohammad	Supervise On	7/25/2025 3:53:10 AM		
SubDirectory	PO072325	HP Acquire Method		HP Processing Method	PO072325

STD. NAME	STD REF.#
Tune/Reschk	
Initial Calibration Stds	PP24330,PP24331,PP24332,PP24333,PP24334,PP24335,PP24336,PP24337,PP24338,PP24339,PP24340,PP24341,PP24342,PP24343,PP24344,PP24345,PP24346,PP24347,PP24348,PP24349,PP24350,PP24351,PP24352,PP24353,PP24354,PP24355,PP24356,PP24357,PP24358,PP24359,PP24360,PP24361,PP24362,PP24363,PP24364,PP24365,PP24366,PP24367,PP24368,PP24369
CCC	
Internal Standard/PEM	
ICV/I.BLK	PP24370,PP24371,PP24372,PP24373,PP24374,PP24375,PP24376,PP24377,PP24378,PP24379,PP24380,PP24381,PP24382,PP24384,PP24385,PP24386,PP2
Surrogate Standard	
MS/MSD Standard	
LCS Standard	

22	AR1254ICC500	PO112433.D	23 Jul 2025 17:21	YP/AJ	Ok
23	AR1254ICC250	PO112434.D	23 Jul 2025 17:39	YP/AJ	Ok
24	AR1254ICC050	PO112435.D	23 Jul 2025 17:57	YP/AJ	Ok,M
25	AR1262ICC500	PO112436.D	23 Jul 2025 18:16	YP/AJ	Ok
26	AR1268ICC1000	PO112437.D	23 Jul 2025 18:34	YP/AJ	Ok
27	AR1268ICC750	PO112438.D	23 Jul 2025 18:53	YP/AJ	Ok
28	AR1268ICC500	PO112439.D	23 Jul 2025 19:11	YP/AJ	Ok
29	AR1268ICC250	PO112440.D	23 Jul 2025 19:28	YP/AJ	Ok
30	AR1268ICC050	PO112441.D	23 Jul 2025 19:47	YP/AJ	Ok
31	PO072325ICV500	PO112442.D	23 Jul 2025 20:05	YP/AJ	Ok
32	AR1242ICV500	PO112443.D	23 Jul 2025 20:42	YP/AJ	Ok
33	AR1248ICV500	PO112444.D	23 Jul 2025 21:18	YP/AJ	Ok
34	AR1254ICV500	PO112445.D	23 Jul 2025 21:54	YP/AJ	Ok
35	AR1268ICV500	PO112446.D	23 Jul 2025 22:31	YP/AJ	Ok
36	DDT ANALOG	PO112447.D	23 Jul 2025 23:07	YP/AJ	Ok

M : Manual Integration

284 Sheffield Street, Mountainside, New Jersey 07092, Phone : 908 789 8900,
Fax : 908 789 8922

Instrument ID: ECD_O

Daily Analysis Runlog For Sequence/QCBatch ID # PO081325

Review By	yogesh	Review On	8/13/2025 9:51:01 AM		
Supervise By	mohammad	Supervise On	8/18/2025 1:43:05 AM		
SubDirectory	PO081325	HP Acquire Method		HP Processing Method	PO072325

STD. NAME	STD REF.#
Tune/Reschk	
Initial Calibration Stds	PP24330,PP24331,PP24332,PP24333,PP24334,PP24335,PP24336,PP24337,PP24338,PP24339,PP24340,PP24341,PP24342,PP24343,PP24344,PP24345,PP24346,PP24347,PP24348,PP24349,PP24350,PP24351,PP24352,PP24353,PP24354,PP24355,PP24356,PP24357,PP24358,PP24359,PP24360,PP24361,PP24362,PP24363,PP24364,PP24365,PP24366,PP24367,PP24368,PP24369
CCC	PP24332,PP24347,PP24352,PP24357
Internal Standard/PEM	
ICV/I.BLK	PP24370,PP24371,PP24372,PP24373,PP24374,PP24375,PP24376,PP24377,PP24378,PP24379,PP24380,PP24381,PP24382,PP24384,PP24385,PP24386,PP2
Surrogate Standard	
MS/MSD Standard	
LCS Standard	

Sr#	SampleId	Data File Name	Date-Time	Operator	Status
1	HEXANE	PO112895.D	13 Aug 2025 08:40	YP/AJ	Ok
2	AR1660CCC500	PO112896.D	13 Aug 2025 08:59	YP/AJ	Ok,M
3	AR1242CCC500	PO112897.D	13 Aug 2025 09:17	YP/AJ	Ok
4	AR1248CCC500	PO112898.D	13 Aug 2025 09:34	YP/AJ	Ok,M
5	AR1254CCC500	PO112899.D	13 Aug 2025 09:52	YP/AJ	Ok
6	I.BLK	PO112900.D	13 Aug 2025 10:10	YP/AJ	Ok
7	DDT ANALOG	PO112901.D	13 Aug 2025 10:29	YP/AJ	Ok
8	Q2827-01DL	PO112902.D	13 Aug 2025 10:46	YP/AJ	Ok,M
9	Q2832-07	PO112903.D	13 Aug 2025 12:39	YP/AJ	Dilution
10	Q2832-09	PO112904.D	13 Aug 2025 12:58	YP/AJ	Ok,M
11	Q2836-02	PO112905.D	13 Aug 2025 13:15	YP/AJ	Ok,M
12	Q2836-06	PO112906.D	13 Aug 2025 13:34	YP/AJ	Ok,M
13	Q2836-10	PO112907.D	13 Aug 2025 13:52	YP/AJ	Ok,M
14	Q2836-14	PO112908.D	13 Aug 2025 14:09	YP/AJ	Ok,M
15	Q2838-01	PO112909.D	13 Aug 2025 14:28	YP/AJ	Ok,M
16	Q2838-05	PO112910.D	13 Aug 2025 14:45	YP/AJ	Ok
17	AR1660CCC500	PO112911.D	13 Aug 2025 15:57	YP/AJ	Ok,M
18	AR1242CCC500	PO112912.D	13 Aug 2025 16:14	YP/AJ	Ok,M
19	AR1248CCC500	PO112913.D	13 Aug 2025 16:32	YP/AJ	Ok,M
20	AR1254CCC500	PO112914.D	13 Aug 2025 16:49	YP/AJ	Ok
21	I.BLK	PO112915.D	13 Aug 2025 17:07	YP/AJ	Ok

284 Sheffield Street, Mountainside, New Jersey 07092, Phone : 908 789 8900,
Fax : 908 789 8922

Instrument ID: ECD_O

Daily Analysis Runlog For Sequence/QCBatch ID # PO081325

Review By	yogesh	Review On	8/13/2025 9:51:01 AM		
Supervise By	mohammad	Supervise On	8/18/2025 1:43:05 AM		
SubDirectory	PO081325	HP Acquire Method		HP Processing Method	PO072325

STD. NAME	STD REF.#
Tune/Reschk	
Initial Calibration Stds	PP24330,PP24331,PP24332,PP24333,PP24334,PP24335,PP24336,PP24337,PP24338,PP24339,PP24340,PP24341,PP24342,PP24343,PP24344 ,PP24345,PP24346,PP24347,PP24348,PP24349,PP24350,PP24351,PP24352,PP24353,PP24354,PP24355,PP24356,PP24357,PP24358,PP2435 9,PP24360,PP24361,PP24362,PP24363,PP24364,PP24365,PP24366,PP24367,PP24368,PP24369
CCC	PP24332,PP24347,PP24352,PP24357
Internal Standard/PEM	
ICV/I.BLK	PP24370,PP24371,PP24372,PP24373,PP24374,PP24375,PP24376,PP24377,PP24378,PP24379,PP24380,PP24381,PP24382,PP24384,PP24385,PP24386,PP2
Surrogate Standard	
MS/MSD Standard	
LCS Standard	

22	Q2814-16	PO112916.D	13 Aug 2025 17:24	YP/AJ	Ok
23	Q2814-01	PO112917.D	13 Aug 2025 17:41	YP/AJ	Ok
24	Q2840-01	PO112918.D	13 Aug 2025 17:59	YP/AJ	Ok
25	Q2840-02	PO112919.D	13 Aug 2025 18:16	YP/AJ	Ok,M
26	Q2814-03	PO112920.D	13 Aug 2025 18:33	YP/AJ	Ok
27	Q2814-17	PO112921.D	13 Aug 2025 18:51	YP/AJ	ReRun
28	Q2815-01	PO112922.D	13 Aug 2025 19:08	YP/AJ	Ok
29	Q2815-11	PO112923.D	13 Aug 2025 19:26	YP/AJ	Ok
30	AR1660CCC500	PO112924.D	13 Aug 2025 20:35	YP/AJ	Ok,M
31	AR1242CCC500	PO112925.D	13 Aug 2025 21:27	YP/AJ	Ok,M
32	AR1248CCC500	PO112926.D	13 Aug 2025 21:45	YP/AJ	Ok
33	AR1254CCC500	PO112927.D	13 Aug 2025 22:02	YP/AJ	Ok
34	I.BLK	PO112928.D	13 Aug 2025 22:19	YP/AJ	Ok

M : Manual Integration

284 Sheffield Street, Mountainside, New Jersey 07092, Phone : 908 789 8900,
Fax : 908 789 8922

Instrument ID: ECD_O

Daily Analysis Runlog For Sequence/QCBatch ID # PO081425

Review By	yogesh	Review On	8/14/2025 11:39:00 AM		
Supervise By	mohammad	Supervise On	8/18/2025 1:44:19 AM		
SubDirectory	PO081425	HP Acquire Method		HP Processing Method	PO072325

STD. NAME	STD REF.#
Tune/Reschk	
Initial Calibration Stds	PP24330,PP24331,PP24332,PP24333,PP24334,PP24335,PP24336,PP24337,PP24338,PP24339,PP24340,PP24341,PP24342,PP24343,PP24344 ,PP24345,PP24346,PP24347,PP24348,PP24349,PP24350,PP24351,PP24352,PP24353,PP24354,PP24355,PP24356,PP24357,PP24358,PP2435 9,PP24360,PP24361,PP24362,PP24363,PP24364,PP24365,PP24366,PP24367,PP24368,PP24369
CCC	PP24332,PP24347,PP24352,PP24357
Internal Standard/PEM	
ICV/I.BLK	PP24370,PP24371,PP24372,PP24373,PP24374,PP24375,PP24376,PP24377,PP24378,PP24379,PP24380,PP24381,PP24382,PP24384,PP24385,PP24386,PP2
Surrogate Standard	
MS/MSD Standard	
LCS Standard	

Sr#	SampleId	Data File Name	Date-Time	Operator	Status
1	HEXANE	PO112929.D	14 Aug 2025 08:14	YP/AJ	Ok
2	AR1660CCC500	PO112930.D	14 Aug 2025 08:33	YP/AJ	Ok,M
3	AR1242CCC500	PO112931.D	14 Aug 2025 08:51	YP/AJ	Ok
4	AR1248CCC500	PO112932.D	14 Aug 2025 09:10	YP/AJ	Ok
5	AR1254CCC500	PO112933.D	14 Aug 2025 09:28	YP/AJ	Ok
6	I.BLK	PO112934.D	14 Aug 2025 09:46	YP/AJ	Ok
7	DDT ANALOG	PO112935.D	14 Aug 2025 10:05	YP/AJ	Ok
8	Q2814-17	PO112936.D	14 Aug 2025 10:23	YP/AJ	Ok,M
9	Q2832-07DL	PO112937.D	14 Aug 2025 10:42	YP/AJ	Ok,M
10	Q2854-01	PO112938.D	14 Aug 2025 12:28	YP/AJ	Ok,M
11	Q2854-02	PO112939.D	14 Aug 2025 12:47	YP/AJ	Ok,M
12	Q2863-01	PO112940.D	14 Aug 2025 13:04	YP/AJ	Ok,M
13	Q2857-05	PO112941.D	14 Aug 2025 13:23	YP/AJ	Ok,M
14	Q2857-06	PO112942.D	14 Aug 2025 13:40	YP/AJ	Ok,M
15	Q2857-07	PO112943.D	14 Aug 2025 13:57	YP/AJ	Ok
16	Q2857-08	PO112944.D	14 Aug 2025 14:16	YP/AJ	Ok
17	AR1660CCC500	PO112945.D	14 Aug 2025 15:27	YP/AJ	Ok,M
18	AR1242CCC500	PO112946.D	14 Aug 2025 15:44	YP/AJ	Ok
19	AR1248CCC500	PO112947.D	14 Aug 2025 16:03	YP/AJ	Ok
20	AR1254CCC500	PO112948.D	14 Aug 2025 16:20	YP/AJ	Ok
21	I.BLK	PO112949.D	14 Aug 2025 16:37	YP/AJ	Ok

284 Sheffield Street, Mountainside, New Jersey 07092, Phone : 908 789 8900,
Fax : 908 789 8922

Instrument ID: ECD_O

Daily Analysis Runlog For Sequence/QCBatch ID # PO081425

Review By	yogesh	Review On	8/14/2025 11:39:00 AM		
Supervise By	mohammad	Supervise On	8/18/2025 1:44:19 AM		
SubDirectory	PO081425	HP Acquire Method		HP Processing Method	PO072325

STD. NAME	STD REF.#
Tune/Reschk	
Initial Calibration Stds	PP24330,PP24331,PP24332,PP24333,PP24334,PP24335,PP24336,PP24337,PP24338,PP24339,PP24340,PP24341,PP24342,PP24343,PP24344 ,PP24345,PP24346,PP24347,PP24348,PP24349,PP24350,PP24351,PP24352,PP24353,PP24354,PP24355,PP24356,PP24357,PP24358,PP2435 9,PP24360,PP24361,PP24362,PP24363,PP24364,PP24365,PP24366,PP24367,PP24368,PP24369
CCC	PP24332,PP24347,PP24352,PP24357
Internal Standard/PEM	
ICV/I.BLK	PP24370,PP24371,PP24372,PP24373,PP24374,PP24375,PP24376,PP24377,PP24378,PP24379,PP24380,PP24381,PP24382,PP24384,PP24385,PP24386,PP2
Surrogate Standard	
MS/MSD Standard	
LCS Standard	

22	Q2857-09	PO112950.D	14 Aug 2025 16:55	YP/AJ	Ok
23	Q2857-10	PO112951.D	14 Aug 2025 17:12	YP/AJ	Ok
24	Q2853-01	PO112952.D	14 Aug 2025 17:30	YP/AJ	Ok
25	Q2855-01	PO112953.D	14 Aug 2025 17:48	YP/AJ	Ok,M
26	Q2857-03	PO112954.D	14 Aug 2025 18:05	YP/AJ	Ok
27	Q2844-09	PO112955.D	14 Aug 2025 18:23	YP/AJ	Ok
28	Q2844-11	PO112956.D	14 Aug 2025 18:40	YP/AJ	Ok
29	Q2847-01	PO112957.D	14 Aug 2025 18:57	YP/AJ	Ok
30	Q2847-02	PO112958.D	14 Aug 2025 19:15	YP/AJ	Ok
31	Q2844-06	PO112959.D	14 Aug 2025 19:33	YP/AJ	Not Ok
32	AR1660CCC500	PO112960.D	14 Aug 2025 20:46	YP/AJ	Ok,M
33	AR1242CCC500	PO112961.D	14 Aug 2025 21:38	YP/AJ	Ok,M
34	AR1248CCC500	PO112962.D	14 Aug 2025 21:55	YP/AJ	Ok,M
35	AR1254CCC500	PO112963.D	14 Aug 2025 22:13	YP/AJ	Ok
36	I.BLK	PO112964.D	14 Aug 2025 22:31	YP/AJ	Ok

M : Manual Integration

284 Sheffield Street, Mountainside, New Jersey 07092, Phone : 908 789 8900,
Fax : 908 789 8922

Instrument ID: ECD_P

Daily Analysis Runlog For Sequence/QCBatch ID # PP080125

Review By	yogesh	Review On	8/1/2025 3:30:36 PM		
Supervise By	mohammad	Supervise On	8/8/2025 7:37:53 AM		
SubDirectory	PP080125	HP Acquire Method		HP Processing Method	PP080125

STD. NAME	STD REF.#
Tune/Reschk	
Initial Calibration Stds	PP24330,PP24331,PP24332,PP24333,PP24334,PP24335,PP24336,PP24337,PP24338,PP24339,PP24340,PP24341,PP24342,PP24343,PP24344 ,PP24345,PP24346,PP24347,PP24348,PP24349,PP24350,PP24351,PP24352,PP24353,PP24354,PP24355,PP24356,PP24357,PP24358,PP2435 9,PP24360,PP24361,PP24362,PP24363,PP24364,PP24365,PP24366,PP24367,PP24368,PP24369
CCC	PP24332,PP24347,PP24352,PP24357
Internal Standard/PEM	
ICV/I.BLK	PP24370,PP24371,PP24372,PP24373,PP24374,PP24375,PP24376,PP24377,PP24378,PP24379,PP24380,PP24381,PP24382,PP24384,PP24385,PP24386,PP2
Surrogate Standard	
MS/MSD Standard	
LCS Standard	

Sr#	SampleId	Data File Name	Date-Time	Operator	Status
1	HEXANE	PP074166.D	01 Aug 2025 11:33	YP\AJ	Ok
2	I.BLK	PP074167.D	01 Aug 2025 11:49	YP\AJ	Ok
3	AR1660ICC1000	PP074168.D	01 Aug 2025 12:05	YP\AJ	Ok
4	AR1660ICC750	PP074169.D	01 Aug 2025 12:22	YP\AJ	Ok
5	AR1660ICC500	PP074170.D	01 Aug 2025 12:38	YP\AJ	Ok
6	AR1660ICC250	PP074171.D	01 Aug 2025 12:54	YP\AJ	Ok,M
7	AR1660ICC050	PP074172.D	01 Aug 2025 13:42	YP\AJ	Ok,M
8	AR1221ICC500	PP074173.D	01 Aug 2025 13:58	YP\AJ	Ok
9	AR1232ICC500	PP074174.D	01 Aug 2025 14:15	YP\AJ	Ok,M
10	AR1242ICC1000	PP074175.D	01 Aug 2025 14:31	YP\AJ	Ok,M
11	AR1242ICC750	PP074176.D	01 Aug 2025 14:47	YP\AJ	Ok,M
12	AR1242ICC500	PP074177.D	01 Aug 2025 15:03	YP\AJ	Ok,M
13	AR1242ICC250	PP074178.D	01 Aug 2025 15:19	YP\AJ	Ok,M
14	AR1242ICC050	PP074179.D	01 Aug 2025 15:36	YP\AJ	Ok,M
15	AR1248ICC1000	PP074180.D	01 Aug 2025 16:24	YP\AJ	Not Ok
16	AR1248ICC750	PP074181.D	01 Aug 2025 16:41	YP\AJ	Not Ok
17	AR1248ICC500	PP074182.D	01 Aug 2025 16:57	YP\AJ	Ok,M
18	AR1248ICC250	PP074183.D	01 Aug 2025 17:13	YP\AJ	Not Ok
19	AR1248ICC050	PP074184.D	01 Aug 2025 17:45	YP\AJ	Not Ok
20	AR1254ICC1000	PP074185.D	01 Aug 2025 18:02	YP\AJ	Ok,M
21	AR1254ICC750	PP074186.D	01 Aug 2025 18:18	YP\AJ	Ok,M

284 Sheffield Street, Mountainside, New Jersey 07092, Phone : 908 789 8900,
Fax : 908 789 8922

Instrument ID: ECD_P

Daily Analysis Runlog For Sequence/QCBatch ID # PP080125

Review By	yogesh	Review On	8/1/2025 3:30:36 PM		
Supervise By	mohammad	Supervise On	8/8/2025 7:37:53 AM		
SubDirectory	PP080125	HP Acquire Method		HP Processing Method	PP080125

STD. NAME	STD REF.#
Tune/Reschk	
Initial Calibration Stds	PP24330,PP24331,PP24332,PP24333,PP24334,PP24335,PP24336,PP24337,PP24338,PP24339,PP24340,PP24341,PP24342,PP24343,PP24344 ,PP24345,PP24346,PP24347,PP24348,PP24349,PP24350,PP24351,PP24352,PP24353,PP24354,PP24355,PP24356,PP24357,PP24358,PP2435 9,PP24360,PP24361,PP24362,PP24363,PP24364,PP24365,PP24366,PP24367,PP24368,PP24369
CCC	PP24332,PP24347,PP24352,PP24357
Internal Standard/PEM	
ICV/I.BLK	PP24370,PP24371,PP24372,PP24373,PP24374,PP24375,PP24376,PP24377,PP24378,PP24379,PP24380,PP24381,PP24382,PP24384,PP24385,PP24386,PP2
Surrogate Standard	
MS/MSD Standard	
LCS Standard	

22	AR1254ICC500	PP074187.D	01 Aug 2025 18:34	YP\AJ	Ok,M
23	AR1254ICC250	PP074188.D	01 Aug 2025 18:50	YP\AJ	Ok,M
24	AR1254ICC050	PP074189.D	01 Aug 2025 19:23	YP\AJ	Ok,M
25	AR1262ICC500	PP074190.D	01 Aug 2025 19:39	YP\AJ	Ok
26	AR1268ICC1000	PP074191.D	01 Aug 2025 19:55	YP\AJ	Not Ok
27	AR1268ICC750	PP074192.D	01 Aug 2025 20:11	YP\AJ	Not Ok
28	AR1268ICC500	PP074193.D	01 Aug 2025 20:28	YP\AJ	Ok
29	AR1268ICC250	PP074194.D	01 Aug 2025 20:44	YP\AJ	Not Ok
30	AR1268ICC050	PP074195.D	01 Aug 2025 21:00	YP\AJ	Not Ok
31	PP080125ICV500	PP074196.D	01 Aug 2025 21:16	YP\AJ	Ok
32	AR1242ICV500	PP074197.D	01 Aug 2025 22:05	YP\AJ	Ok,M
33	AR1248ICV500	PP074198.D	01 Aug 2025 22:37	YP\AJ	Not Ok
34	AR1254ICV500	PP074199.D	01 Aug 2025 23:10	YP\AJ	Ok,M
35	AR1268ICV500	PP074200.D	01 Aug 2025 23:42	YP\AJ	Not Ok
36	DDT ANALOG	PP074201.D	02 Aug 2025 00:15	YP\AJ	Ok

M : Manual Integration

284 Sheffield Street, Mountainside, New Jersey 07092, Phone : 908 789 8900,
Fax : 908 789 8922

Instrument ID: ECD_P

Daily Analysis Runlog For Sequence/QCBatch ID # PP081325

Review By	yogesh	Review On	8/13/2025 9:52:10 AM		
Supervise By	mohammad	Supervise On	8/18/2025 1:43:29 AM		
SubDirectory	PP081325	HP Acquire Method		HP Processing Method	PP080125

STD. NAME	STD REF.#
Tune/Reschk	
Initial Calibration Stds	PP24330,PP24331,PP24332,PP24333,PP24334,PP24335,PP24336,PP24337,PP24338,PP24339,PP24340,PP24341,PP24342,PP24343,PP24344 ,PP24345,PP24346,PP24347,PP24348,PP24349,PP24350,PP24351,PP24352,PP24353,PP24354,PP24355,PP24356,PP24357,PP24358,PP2435 9,PP24360,PP24361,PP24362,PP24363,PP24364,PP24365,PP24366,PP24367,PP24368,PP24369
CCC	PP24332,PP24347,PP24352,PP24357
Internal Standard/PEM	
ICV/I.BLK	PP24370,PP24371,PP24372,PP24373,PP24374,PP24375,PP24376,PP24377,PP24378,PP24379,PP24380,PP24381,PP24382,PP24384,PP24385,PP24386,PP2
Surrogate Standard	
MS/MSD Standard	
LCS Standard	

Sr#	SampleId	Data File Name	Date-Time	Operator	Status
1	HEXANE	PP074333.D	13 Aug 2025 08:47	YP\AJ	Ok
2	AR1660CCC500	PP074334.D	13 Aug 2025 09:04	YP\AJ	Ok
3	AR1242CCC500	PP074335.D	13 Aug 2025 09:35	YP\AJ	Ok,M
4	AR1254CCC500	PP074336.D	13 Aug 2025 09:51	YP\AJ	Ok,M
5	I.BLK	PP074337.D	13 Aug 2025 10:07	YP\AJ	Ok
6	DDT ANALOG	PP074338.D	13 Aug 2025 10:23	YP\AJ	Ok
7	PB169227BL	PP074339.D	13 Aug 2025 12:38	YP\AJ	Not Ok
8	PB169227BS	PP074340.D	13 Aug 2025 12:55	YP\AJ	Ok,M
9	Q2732-02	PP074341.D	13 Aug 2025 13:11	YP\AJ	Ok,M
10	Q2832-01	PP074342.D	13 Aug 2025 13:27	YP\AJ	Ok,M
11	Q2832-03	PP074343.D	13 Aug 2025 13:44	YP\AJ	Dilution
12	Q2832-03MS	PP074344.D	13 Aug 2025 14:00	YP\AJ	Ok,M
13	Q2832-03MSD	PP074345.D	13 Aug 2025 14:16	YP\AJ	Ok,M
14	Q2832-05	PP074346.D	13 Aug 2025 14:32	YP\AJ	Dilution
15	Q2820-09	PP074347.D	13 Aug 2025 15:05	YP\AJ	Not Ok
16	AR1660CCC500	PP074348.D	13 Aug 2025 15:54	YP\AJ	Ok
17	AR1242CCC500	PP074349.D	13 Aug 2025 16:10	YP\AJ	Ok,M
18	AR1254CCC500	PP074350.D	13 Aug 2025 16:26	YP\AJ	Ok,M
19	I.BLK	PP074351.D	13 Aug 2025 16:42	YP\AJ	Ok
20	PB169224BL	PP074352.D	13 Aug 2025 16:59	YP\AJ	Ok
21	PB169224BS	PP074353.D	13 Aug 2025 17:15	YP\AJ	Not Ok

284 Sheffield Street, Mountainside, New Jersey 07092, Phone : 908 789 8900,
Fax : 908 789 8922

Instrument ID: ECD_P

Daily Analysis Runlog For Sequence/QCBatch ID # PP081325

Review By	yogesh	Review On	8/13/2025 9:52:10 AM		
Supervise By	mohammad	Supervise On	8/18/2025 1:43:29 AM		
SubDirectory	PP081325	HP Acquire Method		HP Processing Method	PP080125

STD. NAME	STD REF.#
Tune/Reschk	
Initial Calibration Stds	PP24330,PP24331,PP24332,PP24333,PP24334,PP24335,PP24336,PP24337,PP24338,PP24339,PP24340,PP24341,PP24342,PP24343,PP24344 ,PP24345,PP24346,PP24347,PP24348,PP24349,PP24350,PP24351,PP24352,PP24353,PP24354,PP24355,PP24356,PP24357,PP24358,PP2435 9,PP24360,PP24361,PP24362,PP24363,PP24364,PP24365,PP24366,PP24367,PP24368,PP24369
CCC	PP24332,PP24347,PP24352,PP24357
Internal Standard/PEM	
ICV/I.BLK	PP24370,PP24371,PP24372,PP24373,PP24374,PP24375,PP24376,PP24377,PP24378,PP24379,PP24380,PP24381,PP24382,PP24384,PP24385,PP24386,PP2
Surrogate Standard	
MS/MSD Standard	
LCS Standard	

22	PB169224BSD	PP074354.D	13 Aug 2025 17:31	YP\AJ	Not Ok
23	Q2815-21	PP074355.D	13 Aug 2025 17:47	YP\AJ	Ok,M
24	Q2815-23	PP074356.D	13 Aug 2025 18:04	YP\AJ	Ok,M
25	Q2815-26	PP074357.D	13 Aug 2025 18:20	YP\AJ	Ok,M
26	Q2821-05	PP074358.D	13 Aug 2025 18:36	YP\AJ	Ok,M
27	Q2821-08	PP074359.D	13 Aug 2025 18:52	YP\AJ	Ok,M
28	Q2821-09	PP074360.D	13 Aug 2025 19:09	YP\AJ	Not Ok
29	Q2822-01	PP074361.D	13 Aug 2025 19:25	YP\AJ	Ok,M
30	AR1660CCC500	PP074362.D	13 Aug 2025 20:30	YP\AJ	Ok,M
31	AR1242CCC500	PP074363.D	13 Aug 2025 21:19	YP\AJ	Ok,M
32	AR1254CCC500	PP074364.D	13 Aug 2025 21:35	YP\AJ	Ok,M
33	I.BLK	PP074365.D	13 Aug 2025 21:52	YP\AJ	Ok
34	PB169227BL	PP074366.D	13 Aug 2025 22:08	YP\AJ	Ok
35	Q2820-09	PP074367.D	13 Aug 2025 22:24	YP\AJ	Ok
36	AR1660CCC500	PP074368.D	13 Aug 2025 23:30	YP\AJ	Ok
37	AR1242CCC500	PP074369.D	14 Aug 2025 00:18	YP\AJ	Ok,M
38	AR1254CCC500	PP074370.D	14 Aug 2025 00:35	YP\AJ	Ok,M
39	I.BLK	PP074371.D	14 Aug 2025 00:51	YP\AJ	Ok

M : Manual Integration

284 Sheffield Street, Mountainside, New Jersey 07092, Phone : 908 789 8900,
Fax : 908 789 8922

Instrument ID: ECD_P

Daily Analysis Runlog For Sequence/QCBatch ID # PP081425

Review By	yogesh	Review On	8/14/2025 11:38:09 AM		
Supervise By	mohammad	Supervise On	8/18/2025 1:44:12 AM		
SubDirectory	PP081425	HP Acquire Method		HP Processing Method	PP080125

STD. NAME	STD REF.#
Tune/Reschk	
Initial Calibration Stds	PP24330,PP24331,PP24332,PP24333,PP24334,PP24335,PP24336,PP24337,PP24338,PP24339,PP24340,PP24341,PP24342,PP24343,PP24344,PP24345,PP24346,PP24347,PP24348,PP24349,PP24350,PP24351,PP24352,PP24353,PP24354,PP24355,PP24356,PP24357,PP24358,PP24359,PP24360,PP24361,PP24362,PP24363,PP24364,PP24365,PP24366,PP24367,PP24368,PP24369
CCC	PP24332,PP24347,PP24352,PP24357
Internal Standard/PEM	
ICV/I.BLK	PP24370,PP24371,PP24372,PP24373,PP24374,PP24375,PP24376,PP24377,PP24378,PP24379,PP24380,PP24381,PP24382,PP24384,PP24385,PP24386,PP2
Surrogate Standard	
MS/MSD Standard	
LCS Standard	

Sr#	SampleId	Data File Name	Date-Time	Operator	Status
1	HEXANE	PP074372.D	14 Aug 2025 08:11	YP\AJ	Ok
2	AR1660CCC500	PP074373.D	14 Aug 2025 08:27	YP\AJ	Ok
3	AR1242CCC500	PP074374.D	14 Aug 2025 08:44	YP\AJ	Ok,M
4	AR1254CCC500	PP074375.D	14 Aug 2025 09:00	YP\AJ	Ok,M
5	I.BLK	PP074376.D	14 Aug 2025 09:17	YP\AJ	Ok
6	DDT ANALOG	PP074377.D	14 Aug 2025 09:33	YP\AJ	Ok
7	PB169224BS	PP074378.D	14 Aug 2025 09:49	YP\AJ	Ok,M
8	PB169224BSD	PP074379.D	14 Aug 2025 10:06	YP\AJ	Ok,M
9	Q2821-09	PP074380.D	14 Aug 2025 10:22	YP\AJ	Ok,M
10	Q2832-03DL	PP074381.D	14 Aug 2025 10:38	YP\AJ	Ok,M
11	Q2832-05DL	PP074382.D	14 Aug 2025 10:55	YP\AJ	Ok
12	Q2863-02	PP074383.D	14 Aug 2025 12:27	YP\AJ	Ok,M
13	Q2863-03	PP074384.D	14 Aug 2025 12:44	YP\AJ	Ok,M
14	Q2863-04	PP074385.D	14 Aug 2025 13:00	YP\AJ	Ok,M
15	Q2863-05	PP074386.D	14 Aug 2025 13:16	YP\AJ	Ok,M
16	AR1660CCC500	PP074387.D	14 Aug 2025 14:22	YP\AJ	Ok
17	AR1242CCC500	PP074388.D	14 Aug 2025 14:38	YP\AJ	Ok,M
18	AR1254CCC500	PP074389.D	14 Aug 2025 14:54	YP\AJ	Ok,M
19	I.BLK	PP074390.D	14 Aug 2025 15:11	YP\AJ	Ok
20	PB169240BL	PP074391.D	14 Aug 2025 15:27	YP\AJ	Ok
21	PB169240BS	PP074392.D	14 Aug 2025 15:43	YP\AJ	Ok,M

284 Sheffield Street, Mountainside, New Jersey 07092, Phone : 908 789 8900,
Fax : 908 789 8922

Instrument ID: ECD_P

Daily Analysis Runlog For Sequence/QCBatch ID # PP081425

Review By	yogesh	Review On	8/14/2025 11:38:09 AM		
Supervise By	mohammad	Supervise On	8/18/2025 1:44:12 AM		
SubDirectory	PP081425	HP Acquire Method		HP Processing Method	PP080125

STD. NAME	STD REF.#
Tune/Reschk	
Initial Calibration Stds	PP24330,PP24331,PP24332,PP24333,PP24334,PP24335,PP24336,PP24337,PP24338,PP24339,PP24340,PP24341,PP24342,PP24343,PP24344 ,PP24345,PP24346,PP24347,PP24348,PP24349,PP24350,PP24351,PP24352,PP24353,PP24354,PP24355,PP24356,PP24357,PP24358,PP2435 9,PP24360,PP24361,PP24362,PP24363,PP24364,PP24365,PP24366,PP24367,PP24368,PP24369
CCC	PP24332,PP24347,PP24352,PP24357
Internal Standard/PEM	
ICV/I.BLK	PP24370,PP24371,PP24372,PP24373,PP24374,PP24375,PP24376,PP24377,PP24378,PP24379,PP24380,PP24381,PP24382,PP24384,PP24385,PP24386,PP2
Surrogate Standard	
MS/MSD Standard	
LCS Standard	

22	PB169245BL	PP074393.D	14 Aug 2025 16:00	YP\AJ	Ok
23	PB169245BS	PP074394.D	14 Aug 2025 16:16	YP\AJ	Ok,M
24	Q2844-01	PP074395.D	14 Aug 2025 16:32	YP\AJ	Ok,M
25	Q2844-02	PP074396.D	14 Aug 2025 16:49	YP\AJ	Ok
26	Q2844-04	PP074397.D	14 Aug 2025 17:05	YP\AJ	Ok
27	Q2858-01	PP074398.D	14 Aug 2025 17:21	YP\AJ	Ok,M
28	Q2858-01MS	PP074399.D	14 Aug 2025 17:37	YP\AJ	Ok,M
29	Q2858-01MSD	PP074400.D	14 Aug 2025 17:54	YP\AJ	Ok,M
30	AR1660CCC500	PP074401.D	14 Aug 2025 18:59	YP\AJ	Ok
31	AR1242CCC500	PP074402.D	14 Aug 2025 19:48	YP\AJ	Ok,M
32	AR1254CCC500	PP074403.D	14 Aug 2025 20:04	YP\AJ	Ok,M
33	I.BLK	PP074404.D	14 Aug 2025 20:21	YP\AJ	Ok

M : Manual Integration

284 Sheffield Street, Mountainside, New Jersey 07092, Phone : 908 789 8900,
Fax : 908 789 8922

Instrument ID: ECD_O

Daily Analysis Runlog For Sequence/QCBatch ID # PO072325

Review By	yogesh	Review On	7/23/2025 3:39:31 PM		
Supervise By	mohammad	Supervise On	7/25/2025 3:53:10 AM		
SubDirectory	PO072325	HP Acquire Method		HP Processing Method	PO072325

STD. NAME	STD REF.#
Tune/Reschk	
Initial Calibration Stds	PP24330,PP24331,PP24332,PP24333,PP24334,PP24335,PP24336,PP24337,PP24338,PP24339,PP24340,PP24341,PP24342,PP24343,PP24344,PP24345,PP24346,PP24347,PP24348,PP24349,PP24350,PP24351,PP24352,PP24353,PP24354,PP24355,PP24356,PP24357,PP24358,PP24359,PP24360,PP24361,PP24362,PP24363,PP24364,PP24365,PP24366,PP24367,PP24368,PP24369
CCC	
Internal Standard/PEM	
ICV/I.BLK	PP24370,PP24371,PP24372,PP24373,PP24374,PP24375,PP24376,PP24377,PP24378,PP24379,PP24380,PP24381,PP24382,PP24384,PP24385,PP24386,PP24387
Surrogate Standard	
MS/MSD Standard	
LCS Standard	

Sr#	SampleId	ClientID	Data File Name	Date-Time	Comment	Operator	Status
1	HEXANE	HEXANE	PO112412.D	23 Jul 2025 10:56		YP/AJ	Ok
2	I.BLK	I.BLK	PO112413.D	23 Jul 2025 11:14		YP/AJ	Ok
3	AR1660ICC1000	AR1660ICC1000	PO112414.D	23 Jul 2025 11:32		YP/AJ	Ok
4	AR1660ICC750	AR1660ICC750	PO112415.D	23 Jul 2025 11:50		YP/AJ	Ok
5	AR1660ICC500	AR1660ICC500	PO112416.D	23 Jul 2025 12:08		YP/AJ	Ok
6	AR1660ICC250	AR1660ICC250	PO112417.D	23 Jul 2025 12:27		YP/AJ	Ok,M
7	AR1660ICC050	AR1660ICC050	PO112418.D	23 Jul 2025 12:45		YP/AJ	Ok,M
8	AR1221ICC500	AR1221ICC500	PO112419.D	23 Jul 2025 13:03		YP/AJ	Ok
9	AR1232ICC500	AR1232ICC500	PO112420.D	23 Jul 2025 13:22		YP/AJ	Ok
10	AR1242ICC1000	AR1242ICC1000	PO112421.D	23 Jul 2025 13:40		YP/AJ	Ok
11	AR1242ICC750	AR1242ICC750	PO112422.D	23 Jul 2025 13:59		YP/AJ	Ok
12	AR1242ICC500	AR1242ICC500	PO112423.D	23 Jul 2025 14:17		YP/AJ	Ok
13	AR1242ICC250	AR1242ICC250	PO112424.D	23 Jul 2025 14:36		YP/AJ	Ok,M
14	AR1242ICC050	AR1242ICC050	PO112425.D	23 Jul 2025 14:54		YP/AJ	Ok,M
15	AR1248ICC1000	AR1248ICC1000	PO112426.D	23 Jul 2025 15:13		YP/AJ	Ok
16	AR1248ICC750	AR1248ICC750	PO112427.D	23 Jul 2025 15:31		YP/AJ	Ok
17	AR1248ICC500	AR1248ICC500	PO112428.D	23 Jul 2025 15:48		YP/AJ	Ok
18	AR1248ICC250	AR1248ICC250	PO112429.D	23 Jul 2025 16:07		YP/AJ	Ok

284 Sheffield Street, Mountainside, New Jersey 07092, Phone : 908 789 8900,
Fax : 908 789 8922

Instrument ID: ECD_O

Daily Analysis Runlog For Sequence/QCBatch ID # PO072325

Review By	yogesh	Review On	7/23/2025 3:39:31 PM		
Supervise By	mohammad	Supervise On	7/25/2025 3:53:10 AM		
SubDirectory	PO072325	HP Acquire Method		HP Processing Method	PO072325

STD. NAME	STD REF.#
Tune/Reschk	
Initial Calibration Stds	PP24330,PP24331,PP24332,PP24333,PP24334,PP24335,PP24336,PP24337,PP24338,PP24339,PP24340,PP24341,PP24342,PP24343,PP24344,PP24345,PP24346,PP24347,PP24348,PP24349,PP24350,PP24351,PP24352,PP24353,PP24354,PP24355,PP24356,PP24357,PP24358,PP24359,PP24360,PP24361,PP24362,PP24363,PP24364,PP24365,PP24366,PP24367,PP24368,PP24369
CCC	
Internal Standard/PEM	
ICV/I.BLK	PP24370,PP24371,PP24372,PP24373,PP24374,PP24375,PP24376,PP24377,PP24378,PP24379,PP24380,PP24381,PP24382,PP24384,PP24385,PP24386,PP24387
Surrogate Standard	
MS/MSD Standard	
LCS Standard	

19	AR1248ICC050	AR1248ICC050	PO112430.D	23 Jul 2025 16:25		YP/AJ	Ok,M
20	AR1254ICC1000	AR1254ICC1000	PO112431.D	23 Jul 2025 16:44		YP/AJ	Ok
21	AR1254ICC750	AR1254ICC750	PO112432.D	23 Jul 2025 17:02		YP/AJ	Ok
22	AR1254ICC500	AR1254ICC500	PO112433.D	23 Jul 2025 17:21		YP/AJ	Ok
23	AR1254ICC250	AR1254ICC250	PO112434.D	23 Jul 2025 17:39		YP/AJ	Ok
24	AR1254ICC050	AR1254ICC050	PO112435.D	23 Jul 2025 17:57		YP/AJ	Ok,M
25	AR1262ICC500	AR1262ICC500	PO112436.D	23 Jul 2025 18:16		YP/AJ	Ok
26	AR1268ICC1000	AR1268ICC1000	PO112437.D	23 Jul 2025 18:34		YP/AJ	Ok
27	AR1268ICC750	AR1268ICC750	PO112438.D	23 Jul 2025 18:53		YP/AJ	Ok
28	AR1268ICC500	AR1268ICC500	PO112439.D	23 Jul 2025 19:11		YP/AJ	Ok
29	AR1268ICC250	AR1268ICC250	PO112440.D	23 Jul 2025 19:28		YP/AJ	Ok
30	AR1268ICC050	AR1268ICC050	PO112441.D	23 Jul 2025 19:47		YP/AJ	Ok
31	PO072325ICV500	ICVPO072325	PO112442.D	23 Jul 2025 20:05		YP/AJ	Ok
32	AR1242ICV500	ICVPO072325AR1242	PO112443.D	23 Jul 2025 20:42		YP/AJ	Ok
33	AR1248ICV500	ICVPO072325AR1248	PO112444.D	23 Jul 2025 21:18		YP/AJ	Ok
34	AR1254ICV500	ICVPO072325AR1254	PO112445.D	23 Jul 2025 21:54		YP/AJ	Ok
35	AR1268ICV500	ICVPO072325AR1268	PO112446.D	23 Jul 2025 22:31		YP/AJ	Ok
36	DDT ANALOG	DDT ANALOG	PO112447.D	23 Jul 2025 23:07		YP/AJ	Ok

M : Manual Integration

284 Sheffield Street, Mountainside, New Jersey 07092, Phone : 908 789 8900,
Fax : 908 789 8922

Instrument ID: ECD_O

Daily Analysis Runlog For Sequence/QCBatch ID # PO081325

Review By	yogesh	Review On	8/13/2025 9:51:01 AM		
Supervise By	mohammad	Supervise On	8/18/2025 1:43:05 AM		
SubDirectory	PO081325	HP Acquire Method		HP Processing Method	PO072325

STD. NAME	STD REF.#
Tune/Reschk	
Initial Calibration Stds	PP24330,PP24331,PP24332,PP24333,PP24334,PP24335,PP24336,PP24337,PP24338,PP24339,PP24340,PP24341,PP24342,PP24343,PP24344,PP24345,PP24346,PP24347,PP24348,PP24349,PP24350,PP24351,PP24352,PP24353,PP24354,PP24355,PP24356,PP24357,PP24358,PP24359,PP24360,PP24361,PP24362,PP24363,PP24364,PP24365,PP24366,PP24367,PP24368,PP24369
CCC	PP24332,PP24347,PP24352,PP24357
Internal Standard/PEM	
ICV/I.BLK	PP24370,PP24371,PP24372,PP24373,PP24374,PP24375,PP24376,PP24377,PP24378,PP24379,PP24380,PP24381,PP24382,PP24384,PP24385,PP24386,PP24387
Surrogate Standard	
MS/MSD Standard	
LCS Standard	

Sr#	SampleId	ClientID	Data File Name	Date-Time	Comment	Operator	Status
1	HEXANE	HEXANE	PO112895.D	13 Aug 2025 08:40		YP/AJ	Ok
2	AR1660CCC500	AR1660CCC500	PO112896.D	13 Aug 2025 08:59		YP/AJ	Ok,M
3	AR1242CCC500	AR1242CCC500	PO112897.D	13 Aug 2025 09:17		YP/AJ	Ok
4	AR1248CCC500	AR1248CCC500	PO112898.D	13 Aug 2025 09:34		YP/AJ	Ok,M
5	AR1254CCC500	AR1254CCC500	PO112899.D	13 Aug 2025 09:52		YP/AJ	Ok
6	I.BLK	I.BLK	PO112900.D	13 Aug 2025 10:10		YP/AJ	Ok
7	DDT ANALOG	DDT ANALOG	PO112901.D	13 Aug 2025 10:29		YP/AJ	Ok
8	Q2827-01DL	TP-8DL	PO112902.D	13 Aug 2025 10:46	AR1248 & AR1260 hits	YP/AJ	Ok,M
9	Q2832-07	TG-S04	PO112903.D	13 Aug 2025 12:39	AR1260 hit, Need dilution	YP/AJ	Dilution
10	Q2832-09	TG-S05	PO112904.D	13 Aug 2025 12:58		YP/AJ	Ok,M
11	Q2836-02	WC-A2-15-C	PO112905.D	13 Aug 2025 13:15		YP/AJ	Ok,M
12	Q2836-06	WC-A2-16-C	PO112906.D	13 Aug 2025 13:34		YP/AJ	Ok,M
13	Q2836-10	WC-A2-17-C	PO112907.D	13 Aug 2025 13:52		YP/AJ	Ok,M
14	Q2836-14	WC-A5-02-C	PO112908.D	13 Aug 2025 14:09		YP/AJ	Ok,M
15	Q2838-01	TP-11	PO112909.D	13 Aug 2025 14:28		YP/AJ	Ok,M
16	Q2838-05	TP-10	PO112910.D	13 Aug 2025 14:45		YP/AJ	Ok
17	AR1660CCC500	AR1660CCC500	PO112911.D	13 Aug 2025 15:57		YP/AJ	Ok,M
18	AR1242CCC500	AR1242CCC500	PO112912.D	13 Aug 2025 16:14		YP/AJ	Ok,M

284 Sheffield Street, Mountainside, New Jersey 07092, Phone : 908 789 8900,
Fax : 908 789 8922

Instrument ID: ECD_O

Daily Analysis Runlog For Sequence/QCBatch ID # PO081325

Review By	yogesh	Review On	8/13/2025 9:51:01 AM		
Supervise By	mohammad	Supervise On	8/18/2025 1:43:05 AM		
SubDirectory	PO081325	HP Acquire Method		HP Processing Method	PO072325

STD. NAME	STD REF.#
Tune/Reschk	
Initial Calibration Stds	PP24330,PP24331,PP24332,PP24333,PP24334,PP24335,PP24336,PP24337,PP24338,PP24339,PP24340,PP24341,PP24342,PP24343,PP24344,PP24345,PP24346,PP24347,PP24348,PP24349,PP24350,PP24351,PP24352,PP24353,PP24354,PP24355,PP24356,PP24357,PP24358,PP24359,PP24360,PP24361,PP24362,PP24363,PP24364,PP24365,PP24366,PP24367,PP24368,PP24369
CCC	PP24332,PP24347,PP24352,PP24357
Internal Standard/PEM	
ICV/I.BLK	PP24370,PP24371,PP24372,PP24373,PP24374,PP24375,PP24376,PP24377,PP24378,PP24379,PP24380,PP24381,PP24382,PP24384,PP24385,PP24386,PP24387
Surrogate Standard	
MS/MSD Standard	
LCS Standard	

19	AR1248CCC500	AR1248CCC500	PO112913.D	13 Aug 2025 16:32		YP/AJ	Ok,M
20	AR1254CCC500	AR1254CCC500	PO112914.D	13 Aug 2025 16:49		YP/AJ	Ok
21	I.BLK	I.BLK	PO112915.D	13 Aug 2025 17:07		YP/AJ	Ok
22	Q2814-16	FB	PO112916.D	13 Aug 2025 17:24		YP/AJ	Ok
23	Q2814-01	TW-84SB-E	PO112917.D	13 Aug 2025 17:41		YP/AJ	Ok
24	Q2840-01	0804-SOIL	PO112918.D	13 Aug 2025 17:59		YP/AJ	Ok
25	Q2840-02	0804-D	PO112919.D	13 Aug 2025 18:16		YP/AJ	Ok,M
26	Q2814-03	TW-17M-W	PO112920.D	13 Aug 2025 18:33		YP/AJ	Ok
27	Q2814-17	TW-518R-S	PO112921.D	13 Aug 2025 18:51	AR1254 & AR1260 hits, DCB Low in both column	YP/AJ	ReRun
28	Q2815-01	TW-705R-S	PO112922.D	13 Aug 2025 19:08		YP/AJ	Ok
29	Q2815-11	TW-22M-W	PO112923.D	13 Aug 2025 19:26		YP/AJ	Ok
30	AR1660CCC500	AR1660CCC500	PO112924.D	13 Aug 2025 20:35		YP/AJ	Ok,M
31	AR1242CCC500	AR1242CCC500	PO112925.D	13 Aug 2025 21:27		YP/AJ	Ok,M
32	AR1248CCC500	AR1248CCC500	PO112926.D	13 Aug 2025 21:45		YP/AJ	Ok
33	AR1254CCC500	AR1254CCC500	PO112927.D	13 Aug 2025 22:02		YP/AJ	Ok
34	I.BLK	I.BLK	PO112928.D	13 Aug 2025 22:19		YP/AJ	Ok

M : Manual Integration

284 Sheffield Street, Mountainside, New Jersey 07092, Phone : 908 789 8900,
Fax : 908 789 8922

Instrument ID: ECD_O

Daily Analysis Runlog For Sequence/QCBatch ID # PO081425

Review By	yogesh	Review On	8/14/2025 11:39:00 AM		
Supervise By	mohammad	Supervise On	8/18/2025 1:44:19 AM		
SubDirectory	PO081425	HP Acquire Method		HP Processing Method	PO072325

STD. NAME	STD REF.#
Tune/Reschk	
Initial Calibration Stds	PP24330,PP24331,PP24332,PP24333,PP24334,PP24335,PP24336,PP24337,PP24338,PP24339,PP24340,PP24341,PP24342,PP24343,PP24344,PP24345,PP24346,PP24347,PP24348,PP24349,PP24350,PP24351,PP24352,PP24353,PP24354,PP24355,PP24356,PP24357,PP24358,PP24359,PP24360,PP24361,PP24362,PP24363,PP24364,PP24365,PP24366,PP24367,PP24368,PP24369
CCC	PP24332,PP24347,PP24352,PP24357
Internal Standard/PEM	
ICV/I.BLK	PP24370,PP24371,PP24372,PP24373,PP24374,PP24375,PP24376,PP24377,PP24378,PP24379,PP24380,PP24381,PP24382,PP24384,PP24385,PP24386,PP24387
Surrogate Standard	
MS/MSD Standard	
LCS Standard	

Sr#	SampleId	ClientID	Data File Name	Date-Time	Comment	Operator	Status
1	HEXANE	HEXANE	PO112929.D	14 Aug 2025 08:14		YP/AJ	Ok
2	AR1660CCC500	AR1660CCC500	PO112930.D	14 Aug 2025 08:33		YP/AJ	Ok,M
3	AR1242CCC500	AR1242CCC500	PO112931.D	14 Aug 2025 08:51		YP/AJ	Ok
4	AR1248CCC500	AR1248CCC500	PO112932.D	14 Aug 2025 09:10		YP/AJ	Ok
5	AR1254CCC500	AR1254CCC500	PO112933.D	14 Aug 2025 09:28		YP/AJ	Ok
6	I.BLK	I.BLK	PO112934.D	14 Aug 2025 09:46		YP/AJ	Ok
7	DDT ANALOG	DDT ANALOG	PO112935.D	14 Aug 2025 10:05		YP/AJ	Ok
8	Q2814-17	TW-518R-S	PO112936.D	14 Aug 2025 10:23	AR1254 hits	YP/AJ	Ok,M
9	Q2832-07DL	TG-S04DL	PO112937.D	14 Aug 2025 10:42	AR1260 hit	YP/AJ	Ok,M
10	Q2854-01	DBA6471-END 1-1	PO112938.D	14 Aug 2025 12:28		YP/AJ	Ok,M
11	Q2854-02	DBA6471-END 1-2	PO112939.D	14 Aug 2025 12:47		YP/AJ	Ok,M
12	Q2863-01	L14A	PO112940.D	14 Aug 2025 13:04		YP/AJ	Ok,M
13	Q2857-05	BC 271327-A	PO112941.D	14 Aug 2025 13:23		YP/AJ	Ok,M
14	Q2857-06	BC 271327-B	PO112942.D	14 Aug 2025 13:40		YP/AJ	Ok,M
15	Q2857-07	KHM339-A	PO112943.D	14 Aug 2025 13:57		YP/AJ	Ok
16	Q2857-08	KHM339-B	PO112944.D	14 Aug 2025 14:16		YP/AJ	Ok
17	AR1660CCC500	AR1660CCC500	PO112945.D	14 Aug 2025 15:27		YP/AJ	Ok,M
18	AR1242CCC500	AR1242CCC500	PO112946.D	14 Aug 2025 15:44		YP/AJ	Ok

284 Sheffield Street, Mountainside, New Jersey 07092, Phone : 908 789 8900,
Fax : 908 789 8922

Instrument ID: ECD_O

Daily Analysis Runlog For Sequence/QCBatch ID # PO081425

Review By	yogesh	Review On	8/14/2025 11:39:00 AM		
Supervise By	mohammad	Supervise On	8/18/2025 1:44:19 AM		
SubDirectory	PO081425	HP Acquire Method		HP Processing Method	PO072325

STD. NAME	STD REF.#
Tune/Reschk	
Initial Calibration Stds	PP24330,PP24331,PP24332,PP24333,PP24334,PP24335,PP24336,PP24337,PP24338,PP24339,PP24340,PP24341,PP24342,PP24343,PP24344,PP24345,PP24346,PP24347,PP24348,PP24349,PP24350,PP24351,PP24352,PP24353,PP24354,PP24355,PP24356,PP24357,PP24358,PP24359,PP24360,PP24361,PP24362,PP24363,PP24364,PP24365,PP24366,PP24367,PP24368,PP24369
CCC	PP24332,PP24347,PP24352,PP24357
Internal Standard/PEM	
ICV/I.BLK	PP24370,PP24371,PP24372,PP24373,PP24374,PP24375,PP24376,PP24377,PP24378,PP24379,PP24380,PP24381,PP24382,PP24384,PP24385,PP24386,PP24387
Surrogate Standard	
MS/MSD Standard	
LCS Standard	

19	AR1248CCC500	AR1248CCC500	PO112947.D	14 Aug 2025 16:03		YP/AJ	Ok
20	AR1254CCC500	AR1254CCC500	PO112948.D	14 Aug 2025 16:20		YP/AJ	Ok
21	I.BLK	I.BLK	PO112949.D	14 Aug 2025 16:37		YP/AJ	Ok
22	Q2857-09	BC 223764-A	PO112950.D	14 Aug 2025 16:55		YP/AJ	Ok
23	Q2857-10	BC 223764-B	PO112951.D	14 Aug 2025 17:12		YP/AJ	Ok
24	Q2853-01	Tr-5-081325	PO112952.D	14 Aug 2025 17:30		YP/AJ	Ok
25	Q2855-01	#454	PO112953.D	14 Aug 2025 17:48		YP/AJ	Ok,M
26	Q2857-03	72-12002	PO112954.D	14 Aug 2025 18:05		YP/AJ	Ok
27	Q2844-09	MOO-25-0226	PO112955.D	14 Aug 2025 18:23		YP/AJ	Ok
28	Q2844-11	MOO-25-0228	PO112956.D	14 Aug 2025 18:40		YP/AJ	Ok
29	Q2847-01	BUR-25-0069	PO112957.D	14 Aug 2025 18:57		YP/AJ	Ok
30	Q2847-02	BUR-25-0070	PO112958.D	14 Aug 2025 19:15		YP/AJ	Ok
31	Q2844-06	MOO-25-0223	PO112959.D	14 Aug 2025 19:33	Surrogate fail	YP/AJ	Not Ok
32	AR1660CCC500	AR1660CCC500	PO112960.D	14 Aug 2025 20:46		YP/AJ	Ok,M
33	AR1242CCC500	AR1242CCC500	PO112961.D	14 Aug 2025 21:38		YP/AJ	Ok,M
34	AR1248CCC500	AR1248CCC500	PO112962.D	14 Aug 2025 21:55		YP/AJ	Ok,M
35	AR1254CCC500	AR1254CCC500	PO112963.D	14 Aug 2025 22:13		YP/AJ	Ok
36	I.BLK	I.BLK	PO112964.D	14 Aug 2025 22:31		YP/AJ	Ok

M : Manual Integration

284 Sheffield Street, Mountainside, New Jersey 07092, Phone : 908 789 8900,
Fax : 908 789 8922

Instrument ID: ECD_P

Daily Analysis Runlog For Sequence/QCBatch ID # PP080125

Review By	yogesh	Review On	8/1/2025 3:30:36 PM		
Supervise By	mohammad	Supervise On	8/8/2025 7:37:53 AM		
SubDirectory	PP080125	HP Acquire Method		HP Processing Method	PP080125

STD. NAME	STD REF.#
Tune/Reschk	
Initial Calibration Stds	PP24330,PP24331,PP24332,PP24333,PP24334,PP24335,PP24336,PP24337,PP24338,PP24339,PP24340,PP24341,PP24342,PP24343,PP24344,PP24345,PP24346,PP24347,PP24348,PP24349,PP24350,PP24351,PP24352,PP24353,PP24354,PP24355,PP24356,PP24357,PP24358,PP24359,PP24360,PP24361,PP24362,PP24363,PP24364,PP24365,PP24366,PP24367,PP24368,PP24369
CCC	PP24332,PP24347,PP24352,PP24357
Internal Standard/PEM	
ICV/I.BLK	PP24370,PP24371,PP24372,PP24373,PP24374,PP24375,PP24376,PP24377,PP24378,PP24379,PP24380,PP24381,PP24382,PP24384,PP24385,PP24386,PP24387
Surrogate Standard	
MS/MSD Standard	
LCS Standard	

Sr#	SampleId	ClientID	Data File Name	Date-Time	Comment	Operator	Status
1	HEXANE	HEXANE	PP074166.D	01 Aug 2025 11:33		YP\AJ	Ok
2	I.BLK	I.BLK	PP074167.D	01 Aug 2025 11:49		YP\AJ	Ok
3	AR1660ICC1000	AR1660ICC1000	PP074168.D	01 Aug 2025 12:05		YP\AJ	Ok
4	AR1660ICC750	AR1660ICC750	PP074169.D	01 Aug 2025 12:22		YP\AJ	Ok
5	AR1660ICC500	AR1660ICC500	PP074170.D	01 Aug 2025 12:38		YP\AJ	Ok
6	AR1660ICC250	AR1660ICC250	PP074171.D	01 Aug 2025 12:54		YP\AJ	Ok,M
7	AR1660ICC050	AR1660ICC050	PP074172.D	01 Aug 2025 13:42		YP\AJ	Ok,M
8	AR1221ICC500	AR1221ICC500	PP074173.D	01 Aug 2025 13:58		YP\AJ	Ok
9	AR1232ICC500	AR1232ICC500	PP074174.D	01 Aug 2025 14:15		YP\AJ	Ok,M
10	AR1242ICC1000	AR1242ICC1000	PP074175.D	01 Aug 2025 14:31		YP\AJ	Ok,M
11	AR1242ICC750	AR1242ICC750	PP074176.D	01 Aug 2025 14:47		YP\AJ	Ok,M
12	AR1242ICC500	AR1242ICC500	PP074177.D	01 Aug 2025 15:03		YP\AJ	Ok,M
13	AR1242ICC250	AR1242ICC250	PP074178.D	01 Aug 2025 15:19		YP\AJ	Ok,M
14	AR1242ICC050	AR1242ICC050	PP074179.D	01 Aug 2025 15:36		YP\AJ	Ok,M
15	AR1248ICC1000	AR1248ICC1000	PP074180.D	01 Aug 2025 16:24	Not Use	YP\AJ	Not Ok
16	AR1248ICC750	AR1248ICC750	PP074181.D	01 Aug 2025 16:41	Not Use	YP\AJ	Not Ok
17	AR1248ICC500	AR1248ICC500	PP074182.D	01 Aug 2025 16:57		YP\AJ	Ok,M
18	AR1248ICC250	AR1248ICC250	PP074183.D	01 Aug 2025 17:13	Not Use	YP\AJ	Not Ok

284 Sheffield Street, Mountainside, New Jersey 07092, Phone : 908 789 8900,
Fax : 908 789 8922

Instrument ID: ECD_P

Daily Analysis Runlog For Sequence/QCBatch ID # PP080125

Review By	yogesh	Review On	8/1/2025 3:30:36 PM		
Supervise By	mohammad	Supervise On	8/8/2025 7:37:53 AM		
SubDirectory	PP080125	HP Acquire Method		HP Processing Method	PP080125

STD. NAME	STD REF.#
Tune/Reschk	
Initial Calibration Stds	PP24330,PP24331,PP24332,PP24333,PP24334,PP24335,PP24336,PP24337,PP24338,PP24339,PP24340,PP24341,PP24342,PP24343,PP24344,PP24345,PP24346,PP24347,PP24348,PP24349,PP24350,PP24351,PP24352,PP24353,PP24354,PP24355,PP24356,PP24357,PP24358,PP24359,PP24360,PP24361,PP24362,PP24363,PP24364,PP24365,PP24366,PP24367,PP24368,PP24369
CCC	PP24332,PP24347,PP24352,PP24357
Internal Standard/PEM	
ICV/I.BLK	PP24370,PP24371,PP24372,PP24373,PP24374,PP24375,PP24376,PP24377,PP24378,PP24379,PP24380,PP24381,PP24382,PP24384,PP24385,PP24386,PP24387
Surrogate Standard	
MS/MSD Standard	
LCS Standard	

19	AR1248ICC050	AR1248ICC050	PP074184.D	01 Aug 2025 17:45	Not Use	YP\AJ	Not Ok
20	AR1254ICC1000	AR1254ICC1000	PP074185.D	01 Aug 2025 18:02		YP\AJ	Ok,M
21	AR1254ICC750	AR1254ICC750	PP074186.D	01 Aug 2025 18:18		YP\AJ	Ok,M
22	AR1254ICC500	AR1254ICC500	PP074187.D	01 Aug 2025 18:34		YP\AJ	Ok,M
23	AR1254ICC250	AR1254ICC250	PP074188.D	01 Aug 2025 18:50		YP\AJ	Ok,M
24	AR1254ICC050	AR1254ICC050	PP074189.D	01 Aug 2025 19:23		YP\AJ	Ok,M
25	AR1262ICC500	AR1262ICC500	PP074190.D	01 Aug 2025 19:39		YP\AJ	Ok
26	AR1268ICC1000	AR1268ICC1000	PP074191.D	01 Aug 2025 19:55	Not Use	YP\AJ	Not Ok
27	AR1268ICC750	AR1268ICC750	PP074192.D	01 Aug 2025 20:11	Not Use	YP\AJ	Not Ok
28	AR1268ICC500	AR1268ICC500	PP074193.D	01 Aug 2025 20:28		YP\AJ	Ok
29	AR1268ICC250	AR1268ICC250	PP074194.D	01 Aug 2025 20:44	Not Use	YP\AJ	Not Ok
30	AR1268ICC050	AR1268ICC050	PP074195.D	01 Aug 2025 21:00	Not Use	YP\AJ	Not Ok
31	PP080125ICV500	ICVPP080125	PP074196.D	01 Aug 2025 21:16		YP\AJ	Ok
32	AR1242ICV500	ICVPP080125AR1242	PP074197.D	01 Aug 2025 22:05		YP\AJ	Ok,M
33	AR1248ICV500	ICVPP080125AR1248	PP074198.D	01 Aug 2025 22:37	Not Use	YP\AJ	Not Ok
34	AR1254ICV500	ICVPP080125AR1254	PP074199.D	01 Aug 2025 23:10		YP\AJ	Ok,M
35	AR1268ICV500	ICVPP080125AR1268	PP074200.D	01 Aug 2025 23:42	Not Use	YP\AJ	Not Ok
36	DDT ANALOG	DDT ANALOG	PP074201.D	02 Aug 2025 00:15		YP\AJ	Ok

M : Manual Integration

284 Sheffield Street, Mountainside, New Jersey 07092, Phone : 908 789 8900,
Fax : 908 789 8922

Instrument ID: ECD_P

Daily Analysis Runlog For Sequence/QCBatch ID # PP081325

Review By	yogesh	Review On	8/13/2025 9:52:10 AM		
Supervise By	mohammad	Supervise On	8/18/2025 1:43:29 AM		
SubDirectory	PP081325	HP Acquire Method		HP Processing Method	PP080125

STD. NAME	STD REF.#
Tune/Reschk	
Initial Calibration Stds	PP24330,PP24331,PP24332,PP24333,PP24334,PP24335,PP24336,PP24337,PP24338,PP24339,PP24340,PP24341,PP24342,PP24343,PP24344,PP24345,PP24346,PP24347,PP24348,PP24349,PP24350,PP24351,PP24352,PP24353,PP24354,PP24355,PP24356,PP24357,PP24358,PP24359,PP24360,PP24361,PP24362,PP24363,PP24364,PP24365,PP24366,PP24367,PP24368,PP24369
CCC	PP24332,PP24347,PP24352,PP24357
Internal Standard/PEM	
ICV/I.BLK	PP24370,PP24371,PP24372,PP24373,PP24374,PP24375,PP24376,PP24377,PP24378,PP24379,PP24380,PP24381,PP24382,PP24384,PP24385,PP24386,PP24387
Surrogate Standard	
MS/MSD Standard	
LCS Standard	

Sr#	SampleId	ClientID	Data File Name	Date-Time	Comment	Operator	Status
1	HEXANE	HEXANE	PP074333.D	13 Aug 2025 08:47		YP\AJ	Ok
2	AR1660CCC500	AR1660CCC500	PP074334.D	13 Aug 2025 09:04		YP\AJ	Ok
3	AR1242CCC500	AR1242CCC500	PP074335.D	13 Aug 2025 09:35		YP\AJ	Ok,M
4	AR1254CCC500	AR1254CCC500	PP074336.D	13 Aug 2025 09:51		YP\AJ	Ok,M
5	I.BLK	I.BLK	PP074337.D	13 Aug 2025 10:07		YP\AJ	Ok
6	DDT ANALOG	DDT ANALOG	PP074338.D	13 Aug 2025 10:23		YP\AJ	Ok
7	PB169227BL	PB169227BL	PP074339.D	13 Aug 2025 12:38	Run with clean up sample	YP\AJ	Not Ok
8	PB169227BS	PB169227BS	PP074340.D	13 Aug 2025 12:55		YP\AJ	Ok,M
9	Q2732-02	WC-A7-01-C	PP074341.D	13 Aug 2025 13:11		YP\AJ	Ok,M
10	Q2832-01	TG-S01	PP074342.D	13 Aug 2025 13:27	AR1260 Hit	YP\AJ	Ok,M
11	Q2832-03	TG-S02	PP074343.D	13 Aug 2025 13:44	AR1260 Hit, Need 2X	YP\AJ	Dilution
12	Q2832-03MS	TG-S02MS	PP074344.D	13 Aug 2025 14:00	Aroclor-1260 recovery fail	YP\AJ	Ok,M
13	Q2832-03MSD	TG-S02MSD	PP074345.D	13 Aug 2025 14:16	Aroclor-1260 recovery fail	YP\AJ	Ok,M
14	Q2832-05	TG-S03	PP074346.D	13 Aug 2025 14:32	AR1260 Hit, Need 2X	YP\AJ	Dilution
15	Q2820-09	705R-S	PP074347.D	13 Aug 2025 15:05	need cleanup	YP\AJ	Not Ok
16	AR1660CCC500	AR1660CCC500	PP074348.D	13 Aug 2025 15:54		YP\AJ	Ok
17	AR1242CCC500	AR1242CCC500	PP074349.D	13 Aug 2025 16:10		YP\AJ	Ok,M
18	AR1254CCC500	AR1254CCC500	PP074350.D	13 Aug 2025 16:26		YP\AJ	Ok,M

284 Sheffield Street, Mountainside, New Jersey 07092, Phone : 908 789 8900,
Fax : 908 789 8922

Instrument ID: ECD_P

Daily Analysis Runlog For Sequence/QCBatch ID # PP081325

Review By	yogesh	Review On	8/13/2025 9:52:10 AM		
Supervise By	mohammad	Supervise On	8/18/2025 1:43:29 AM		
SubDirectory	PP081325	HP Acquire Method		HP Processing Method	PP080125

STD. NAME	STD REF.#
Tune/Reschk	
Initial Calibration Stds	PP24330,PP24331,PP24332,PP24333,PP24334,PP24335,PP24336,PP24337,PP24338,PP24339,PP24340,PP24341,PP24342,PP24343,PP24344,PP24345,PP24346,PP24347,PP24348,PP24349,PP24350,PP24351,PP24352,PP24353,PP24354,PP24355,PP24356,PP24357,PP24358,PP24359,PP24360,PP24361,PP24362,PP24363,PP24364,PP24365,PP24366,PP24367,PP24368,PP24369
CCC	PP24332,PP24347,PP24352,PP24357
Internal Standard/PEM	
ICV/I.BLK	PP24370,PP24371,PP24372,PP24373,PP24374,PP24375,PP24376,PP24377,PP24378,PP24379,PP24380,PP24381,PP24382,PP24384,PP24385,PP24386,PP24387
Surrogate Standard	
MS/MSD Standard	
LCS Standard	

19	I.BLK	I.BLK	PP074351.D	13 Aug 2025 16:42		YP\AJ	Ok
20	PB169224BL	PB169224BL	PP074352.D	13 Aug 2025 16:59		YP\AJ	Ok
21	PB169224BS	PB169224BS	PP074353.D	13 Aug 2025 17:15	AR1016 recovery fail	YP\AJ	Not Ok
22	PB169224BSD	PB169224BSD	PP074354.D	13 Aug 2025 17:31	AR1016 recovery fail	YP\AJ	Not Ok
23	Q2815-21	TW-11M-E	PP074355.D	13 Aug 2025 17:47		YP\AJ	Ok,M
24	Q2815-23	TW-11M-N	PP074356.D	13 Aug 2025 18:04		YP\AJ	Ok,M
25	Q2815-26	FB	PP074357.D	13 Aug 2025 18:20		YP\AJ	Ok,M
26	Q2821-05	GW-COMP	PP074358.D	13 Aug 2025 18:36		YP\AJ	Ok,M
27	Q2821-08	DM-COMP	PP074359.D	13 Aug 2025 18:52		YP\AJ	Ok,M
28	Q2821-09	50668	PP074360.D	13 Aug 2025 19:09	DCB low in both column , TCMX low in 2nd column	YP\AJ	Not Ok
29	Q2822-01	NWB-2185	PP074361.D	13 Aug 2025 19:25		YP\AJ	Ok,M
30	AR1660CCC500	AR1660CCC500	PP074362.D	13 Aug 2025 20:30		YP\AJ	Ok,M
31	AR1242CCC500	AR1242CCC500	PP074363.D	13 Aug 2025 21:19		YP\AJ	Ok,M
32	AR1254CCC500	AR1254CCC500	PP074364.D	13 Aug 2025 21:35		YP\AJ	Ok,M
33	I.BLK	I.BLK	PP074365.D	13 Aug 2025 21:52		YP\AJ	Ok
34	PB169227BL	PB169227BL	PP074366.D	13 Aug 2025 22:08		YP\AJ	Ok
35	Q2820-09	705R-S	PP074367.D	13 Aug 2025 22:24		YP\AJ	Ok
36	AR1660CCC500	AR1660CCC500	PP074368.D	13 Aug 2025 23:30		YP\AJ	Ok
37	AR1242CCC500	AR1242CCC500	PP074369.D	14 Aug 2025 00:18		YP\AJ	Ok,M

284 Sheffield Street, Mountainside, New Jersey 07092, Phone : 908 789 8900,
Fax : 908 789 8922

Instrument ID: ECD_P

Daily Analysis Runlog For Sequence/QCBatch ID # PP081325

Review By	yogesh	Review On	8/13/2025 9:52:10 AM		
Supervise By	mohammad	Supervise On	8/18/2025 1:43:29 AM		
SubDirectory	PP081325	HP Acquire Method		HP Processing Method	PP080125

STD. NAME	STD REF.#
Tune/Reschk	
Initial Calibration Stds	PP24330,PP24331,PP24332,PP24333,PP24334,PP24335,PP24336,PP24337,PP24338,PP24339,PP24340,PP24341,PP24342,PP24343,PP24344,PP24345,PP24346,PP24347,PP24348,PP24349,PP24350,PP24351,PP24352,PP24353,PP24354,PP24355,PP24356,PP24357,PP24358,PP24359,PP24360,PP24361,PP24362,PP24363,PP24364,PP24365,PP24366,PP24367,PP24368,PP24369
CCC	PP24332,PP24347,PP24352,PP24357
Internal Standard/PEM	
ICV/I.BLK	PP24370,PP24371,PP24372,PP24373,PP24374,PP24375,PP24376,PP24377,PP24378,PP24379,PP24380,PP24381,PP24382,PP24384,PP24385,PP24386,PP24387
Surrogate Standard	
MS/MSD Standard	
LCS Standard	

38	AR1254CCC500	AR1254CCC500	PP074370.D	14 Aug 2025 00:35		YP\AJ	Ok,M
39	I.BLK	I.BLK	PP074371.D	14 Aug 2025 00:51		YP\AJ	Ok

M : Manual Integration

Alliance TECHNICAL GROUP
284 Sheffield Street, Mountainside, New Jersey 07092, Phone : 908 789 8900,
Fax : 908 789 8922

Instrument ID: ECD_P

Daily Analysis Runlog For Sequence/QCBatch ID # PP081425

Review By	yogesh	Review On	8/14/2025 11:38:09 AM		
Supervise By	mohammad	Supervise On	8/18/2025 1:44:12 AM		
SubDirectory	PP081425	HP Acquire Method		HP Processing Method	PP080125

STD. NAME	STD REF.#
Tune/Reschk	
Initial Calibration Stds	PP24330,PP24331,PP24332,PP24333,PP24334,PP24335,PP24336,PP24337,PP24338,PP24339,PP24340,PP24341,PP24342,PP24343,PP24344,PP24345,PP24346,PP24347,PP24348,PP24349,PP24350,PP24351,PP24352,PP24353,PP24354,PP24355,PP24356,PP24357,PP24358,PP24359,PP24360,PP24361,PP24362,PP24363,PP24364,PP24365,PP24366,PP24367,PP24368,PP24369
CCC	PP24332,PP24347,PP24352,PP24357
Internal Standard/PEM	
ICV/I.BLK	PP24370,PP24371,PP24372,PP24373,PP24374,PP24375,PP24376,PP24377,PP24378,PP24379,PP24380,PP24381,PP24382,PP24384,PP24385,PP24386,PP24387
Surrogate Standard	
MS/MSD Standard	
LCS Standard	

Sr#	SampleId	ClientID	Data File Name	Date-Time	Comment	Operator	Status
1	HEXANE	HEXANE	PP074372.D	14 Aug 2025 08:11		YP\AJ	Ok
2	AR1660CCC500	AR1660CCC500	PP074373.D	14 Aug 2025 08:27		YP\AJ	Ok
3	AR1242CCC500	AR1242CCC500	PP074374.D	14 Aug 2025 08:44		YP\AJ	Ok,M
4	AR1254CCC500	AR1254CCC500	PP074375.D	14 Aug 2025 09:00		YP\AJ	Ok,M
5	I.BLK	I.BLK	PP074376.D	14 Aug 2025 09:17		YP\AJ	Ok
6	DDT ANALOG	DDT ANALOG	PP074377.D	14 Aug 2025 09:33		YP\AJ	Ok
7	PB169224BS	PB169224BS	PP074378.D	14 Aug 2025 09:49		YP\AJ	Ok,M
8	PB169224BSD	PB169224BSD	PP074379.D	14 Aug 2025 10:06		YP\AJ	Ok,M
9	Q2821-09	50668	PP074380.D	14 Aug 2025 10:22	DCB low in 2nd column	YP\AJ	Ok,M
10	Q2832-03DL	TG-S02DL	PP074381.D	14 Aug 2025 10:38	AR1260 Hit	YP\AJ	Ok,M
11	Q2832-05DL	TG-S03DL	PP074382.D	14 Aug 2025 10:55	AR1260 Hit	YP\AJ	Ok
12	Q2863-02	L14B	PP074383.D	14 Aug 2025 12:27		YP\AJ	Ok,M
13	Q2863-03	L15A	PP074384.D	14 Aug 2025 12:44		YP\AJ	Ok,M
14	Q2863-04	245F95-1-1	PP074385.D	14 Aug 2025 13:00	AR1254 Hit	YP\AJ	Ok,M
15	Q2863-05	245F95-1-2	PP074386.D	14 Aug 2025 13:16		YP\AJ	Ok,M
16	AR1660CCC500	AR1660CCC500	PP074387.D	14 Aug 2025 14:22		YP\AJ	Ok
17	AR1242CCC500	AR1242CCC500	PP074388.D	14 Aug 2025 14:38		YP\AJ	Ok,M
18	AR1254CCC500	AR1254CCC500	PP074389.D	14 Aug 2025 14:54		YP\AJ	Ok,M

284 Sheffield Street, Mountainside, New Jersey 07092, Phone : 908 789 8900,
Fax : 908 789 8922

Instrument ID: ECD_P

Daily Analysis Runlog For Sequence/QCBatch ID # PP081425

Review By	yogesh	Review On	8/14/2025 11:38:09 AM		
Supervise By	mohammad	Supervise On	8/18/2025 1:44:12 AM		
SubDirectory	PP081425	HP Acquire Method		HP Processing Method	PP080125

STD. NAME	STD REF.#
Tune/Reschk	
Initial Calibration Stds	PP24330,PP24331,PP24332,PP24333,PP24334,PP24335,PP24336,PP24337,PP24338,PP24339,PP24340,PP24341,PP24342,PP24343,PP24344,PP24345,PP24346,PP24347,PP24348,PP24349,PP24350,PP24351,PP24352,PP24353,PP24354,PP24355,PP24356,PP24357,PP24358,PP24359,PP24360,PP24361,PP24362,PP24363,PP24364,PP24365,PP24366,PP24367,PP24368,PP24369
CCC	PP24332,PP24347,PP24352,PP24357
Internal Standard/PEM	
ICV/I.BLK	PP24370,PP24371,PP24372,PP24373,PP24374,PP24375,PP24376,PP24377,PP24378,PP24379,PP24380,PP24381,PP24382,PP24384,PP24385,PP24386,PP24387
Surrogate Standard	
MS/MSD Standard	
LCS Standard	

19	I.BLK	I.BLK	PP074390.D	14 Aug 2025 15:11		YP\AJ	Ok
20	PB169240BL	PB169240BL	PP074391.D	14 Aug 2025 15:27		YP\AJ	Ok
21	PB169240BS	PB169240BS	PP074392.D	14 Aug 2025 15:43		YP\AJ	Ok,M
22	PB169245BL	PB169245BL	PP074393.D	14 Aug 2025 16:00		YP\AJ	Ok
23	PB169245BS	PB169245BS	PP074394.D	14 Aug 2025 16:16		YP\AJ	Ok,M
24	Q2844-01	PAD-081325	PP074395.D	14 Aug 2025 16:32	AR1242 Hit	YP\AJ	Ok,M
25	Q2844-02	MOO-25-0224-0225	PP074396.D	14 Aug 2025 16:49		YP\AJ	Ok
26	Q2844-04	MOO-25-0234-0235	PP074397.D	14 Aug 2025 17:05		YP\AJ	Ok
27	Q2858-01	VNJ 216	PP074398.D	14 Aug 2025 17:21		YP\AJ	Ok,M
28	Q2858-01MS	VNJ 216MS	PP074399.D	14 Aug 2025 17:37	TCMX high in 2nd column	YP\AJ	Ok,M
29	Q2858-01MSD	VNJ 216MSD	PP074400.D	14 Aug 2025 17:54	TCMX high in 2nd column	YP\AJ	Ok,M
30	AR1660CCC500	AR1660CCC500	PP074401.D	14 Aug 2025 18:59		YP\AJ	Ok
31	AR1242CCC500	AR1242CCC500	PP074402.D	14 Aug 2025 19:48		YP\AJ	Ok,M
32	AR1254CCC500	AR1254CCC500	PP074403.D	14 Aug 2025 20:04		YP\AJ	Ok,M
33	I.BLK	I.BLK	PP074404.D	14 Aug 2025 20:21		YP\AJ	Ok

M : Manual Integration

Alliance TECHNICAL GROUP

EXTRACTION LOGPAGE

PB169227

SOP ID:	M3541-ASE Extraction-15				
Clean Up SOP #:	Acid Cleanup			**Extraction Start Date :**	08/13/2025
Matrix :	Solid			**Extraction Start Time :**	08:33
Weigh By:	RJ	**Extraction By:**	RJ	**Extraction End Date :**	08/13/2025
Balance check:	RJ	**Filter By:**	RJ	**Extraction End Time :**	11:45
Balance ID:	EX-SC-2	**pH Meter ID:**	N/A	**Concentration By:**	RS
pH Strip Lot#:	N/A	**Hood ID:**	3,7	**Supervisor By :**	RUPESH

Extraction Method: [ ] Seperatory Funnel [ ] Continious Liquid/Liquid [ ] Sonication [ ] Waste Dilution [✓] Soxhlet

Standared Name	MLS USED	Concentration ug/mL	STD REF. # FROM LOG
Spike Sol 1	1.0ML	5000 PPB	PP24650
Surrogate	1.0ML	200 PPB	PP24663
N/A	N/A	N/A	N/A
N/A	N/A	N/A	N/A
N/A	N/A	N/A	N/A

Chemical Used	ML/SAMPLE USED	Lot Number
Hexane/Acetone/1:1	N/A	EP2627
Baked Na2SO4	N/A	EP2632
Sand	N/A	E3951
Hexane	N/A	E3962
H2SO4 1:1	N/A	EP2610
N/A	N/A	N/A
N/A	N/A	N/A
N/A	N/A	N/A
N/A	N/A	N/A
N/A	N/A	N/A
N/A	N/A	N/A
N/A	N/A	N/A
N/A	N/A	N/A
N/A	N/A	N/A

Extraction Conformance/Non-Conformance Comments:

40ML Vial Lot # 03-40BTS721, Q2840-02 used Limited volume as sample is Oily Debris.

KD Bath ID:	N/A	**Envap ID:**	NEVAP-02
KD Bath Temperature:	N/A	**Envap Temperature:**	40 °C

Date / Time	Prepped Sample Relinquished By/Location	Received By/Location
8/13/25	RS (Ext lab)	R. Pesh/PCB Lab
11:50	Preparation Group	Analysis Group

A B C D E F G H I J K L

Alliance TECHNICAL GROUP

EXTRACTION LOGPAGE

PrepBatch ID : PB169227

Analytical Method: M3541-ASE Extraction-15

Concentration Date: 08/13/2025

Sample ID	Client Sample ID	Test	g / mL	PH	Surr/Spike By:		Final Vol. (mL)	JarID	Comments	Prep Pos
					AddedBy	VerifiedBy				
PB169227BL	ABLK227	PCB	30.03	N/A	ritesh	RUPESH	10			U3-1
PB169227BS	ALCS227	PCB	30.02	N/A	ritesh	RUPESH	10			2
Q2732-02	WC-A7-01-C	PCB	30.04	N/A	ritesh	RUPESH	10	B		3
Q2820-09	705R-S	PCB	30.06	N/A	ritesh	RUPESH	10	E		4
Q2832-01	TG-S01	PCB	30.07	N/A	ritesh	RUPESH	10	F		5
Q2832-03	TG-S02	PCB	30.08	N/A	ritesh	RUPESH	10	F		6
Q2832-03MS	TG-S02MS	PCB	30.06	N/A	ritesh	RUPESH	10	F		U6-1
Q2832-03MSD	TG-S02MSD	PCB	30.04	N/A	ritesh	RUPESH	10	F		2
Q2832-05	TG-S03	PCB	30.02	N/A	ritesh	RUPESH	10	F		3
Q2832-07	TG-S04	PCB	30.09	N/A	ritesh	RUPESH	10	F		4
Q2832-09	TG-S05	PCB	30.07	N/A	ritesh	RUPESH	10	F		5
Q2836-02	WC-A2-15-C	PCB	30.03	N/A	ritesh	RUPESH	10	B		6
Q2836-06	WC-A2-16-C	PCB	30.01	N/A	ritesh	RUPESH	10	F		U1-1
Q2836-10	WC-A2-17-C	PCB	30.04	N/A	ritesh	RUPESH	10	E		2
Q2836-14	WC-A5-02-C	PCB	30.05	N/A	ritesh	RUPESH	10	B		3
Q2838-01	TP-11	PCB	30.02	N/A	ritesh	RUPESH	10	B		4
Q2838-05	TP-10	PCB	30.06	N/A	ritesh	RUPESH	10	B		5
Q2840-01	0804-SOIL	PCB	30.08	N/A	ritesh	RUPESH	10	B		6
Q2840-02	0804-D	PCB	5.08	N/A	ritesh	RUPESH	10	B	Oily Debris	U2-1

RS 8/13

* **Extracts relinquished on the same date as received.**

CHEMTECH 284 Sheffield Street, Mountainside NJ 07092

RE-EXTRACTION NOTIFICATION

DATE: 08/13/25 Initiated by: Y.P.

Fraction: PCB.

Reason: ✓ Low Surrogate Recovery

____ Other _____

Samples affected:	Matrix	Sample Date	Prep. Batch	Extra Sample Yes No	Verified By	New Prep. Batch
Q2820-09	Soil.	08/07/25	PB169205	Yes.	R.S.	PB169227

RS 8/13

Extraction Supervisor Signature: RS Date: 8/13/25

Form Initiator's Signature: Y.P. Date: 08/13/25

QA Control # A3041248

169227
8:33

WORKLIST(Hardcopy Internal Chain)

WorkList Name : Q2836 **WorkList ID :** 191243 **Department :** Extraction **Date :** 08-13-2025 08:28:00

Sample	Customer Sample	Matrix	Test	Preservative	Customer	Raw Sample Storage Location	Collect Date	Method
Q2732-02	WC-A7-01-C	Solid	PCB	Cool 4 deg C	ENTA05	J21	08/12/2025	8082A
Q2820-09	705R-S	Solid	PCB	Cool 4 deg C	FIRS02	D31	08/07/2025	8082A
Q2832-01	TG-S01	Solid	PCB	Cool 4 deg C	PORT06	J21	08/11/2025	8082A
Q2832-03	TG-S02	Solid	PCB	Cool 4 deg C	PORT06	J21	08/11/2025	8082A
Q2832-05	TG-S03	Solid	PCB	Cool 4 deg C	PORT06	J21	08/11/2025	8082A
Q2832-07	TG-S04	Solid	PCB	Cool 4 deg C	PORT06	J21	08/11/2025	8082A
Q2832-09	TG-S05	Solid	PCB	Cool 4 deg C	PORT06	J21	08/12/2025	8082A
Q2836-02	WC-A2-15-C	Solid	PCB	Cool 4 deg C	ENTA05	J23	08/12/2025	8082A
Q2836-06	WC-A2-16-C	Solid	PCB	Cool 4 deg C	ENTA05	J23	08/12/2025	8082A
Q2836-10	WC-A2-17-C	Solid	PCB	Cool 4 deg C	ENTA05	J23	08/12/2025	8082A
Q2836-14	WC-A5-02-C	Solid	PCB	Cool 4 deg C	ENTA05	J23	08/12/2025	8082A
Q2838-01	TP-11	Solid	PCB	Cool 4 deg C	PSEG03	D21	08/12/2025	8082A
Q2838-05	TP-10	Solid	PCB	Cool 4 deg C	PSEG03	D21	08/12/2025	8082A
Q2840-01	0804-SOIL	Solid	PCB	Cool 4 deg C	PSEG03	D31	08/12/2025	8082A
Q2840-02	0804-D	Solid	PCB	Cool 4 deg C	PSEG03	D31	08/12/2025	8082A

Date/Time 08/13/25 8:28
Raw Sample Received by: RJ (Ext lab).
Raw Sample Relinquished by: CP

Date/Time 8/13/25 8:50
Raw Sample Received by: CP
Raw Sample Relinquished by: RJ (Ext lab)

284 Sheffield Street, Mountainside, New Jersey 07092, Phone : 908 789 8900, Fax : 908 789 8922

LAB CHRONICLE

OrderID:	Q2832	**OrderDate:**	8/12/2025 9:37:00 AM
Client:	Portal Partners Tri-Venture	**Project:**	Amtrak Sawtooth Bridges 2025
Contact:	Joseph Krupansky	**Location:**	J21,VOA Lab

LabID	ClientID	Matrix	Test	Method	Sample Date	Prep Date	Anal Date	Received
Q2832-01	**TG-S01**	**SOIL**			**08/11/25**			**08/12/25**
			PCB	8082A		08/13/25	08/13/25	
Q2832-03	**TG-S02**	**SOIL**			**08/11/25**			**08/12/25**
			PCB	8082A		08/13/25	08/13/25	
Q2832-03DL	**TG-S02DL**	**SOIL**			**08/11/25**			**08/12/25**
			PCB	8082A		08/13/25	08/14/25	
Q2832-05	**TG-S03**	**SOIL**			**08/11/25**			**08/12/25**
			PCB	8082A		08/13/25	08/13/25	
Q2832-05DL	**TG-S03DL**	**SOIL**			**08/11/25**			**08/12/25**
			PCB	8082A		08/13/25	08/14/25	
Q2832-07	**TG-S04**	**SOIL**			**08/11/25**			**08/12/25**
			PCB	8082A		08/13/25	08/13/25	
Q2832-07DL	**TG-S04DL**	**SOIL**			**08/11/25**			**08/12/25**
			PCB	8082A		08/13/25	08/14/25	
Q2832-09	**TG-S05**	**SOIL**			**08/12/25**			**08/12/25**
			PCB	8082A		08/13/25	08/13/25	

284 Sheffield Street, Mountainside, New Jersey 07092, Phone : 908 789 8900,
Fax : 908 789 8922

Hit Summary Sheet
SW-846

SDG No.: Q2832 **Order ID:** Q2832

Client: Portal Partners Tri-Venture **Project ID:** Amtrak Sawtooth Bridges 2025

Sample ID	Client ID	Matrix	Parameter	Concentration	C	MDL	RDL	Units

Client ID :

Total Concentration: 0.000

A B C D E F G H I J K L

Alliance
TECHNICAL GROUP

A
B
C
D
E
F
G
H
I
J
K
L

SAMPLE DATA

Raw Data: **PS031457.D**

284 Sheffield Street, Mountainside, New Jersey 07092, Phone : 908 789 8900,
Fax : 908 789 8922

A B C D E F G H I J K L

Report of Analysis

Client:	Portal Partners Tri-Venture	Date Collected:	
Project:	Amtrak Sawtooth Bridges 2025	Date Received:	08/15/25
Client Sample ID:	PB169212TB	SDG No.:	Q2832
Lab Sample ID:	PB169212TB	Matrix:	TCLP
Analytical Method:	8151A	% Solid:	0 Decanted:
Sample Wt/Vol:	100 Units: mL	Final Vol:	10000 uL
Soil Aliquot Vol:	uL	Test:	TCLP Herbicide
Extraction Type:		Injection Volume :	
GPC Factor :	1.0 PH :		
Prep Method :	8151A		

File ID/Qc Batch:	Dilution:	Prep Date	Date Analyzed	Prep Batch ID
PS031457.D	1	08/15/25 08:45	08/15/25 17:52	PB169278

CAS Number	Parameter	Conc.	Qualifier	MDL	LOQ / CRQL	Units
TARGETS						
94-75-7	2,4-D	9.20	U	9.20	20.0	ug/L
93-72-1	2,4,5-TP (Silvex)	7.80	U	7.80	20.0	ug/L
SURROGATES						
19719-28-9	2,4-DCAA	482		70 (61) - 130 (136)	96%	SPK: 500

Comments:

U = Not Detected
LOQ = Limit of Quantitation
MDL = Method Detection Limit
LOD = Limit of Detection
E = Value Exceeds Calibration Range
P = Indicates >25% difference for detected concentrations between the two GC columns
Q = indicates LCS control criteria did not meet requirements
M = MS/MSD acceptance criteria did not meet requirements

J = Estimated Value
B = Analyte Found in Associated Method Blank
N = Presumptive Evidence of a Compound
* = Values outside of QC limits
D = Dilution
S = Indicates estimated value where valid five-point calibration was not performed prior to analyte detection in sample.
() = Laboratory InHouse Limit

Raw Data: **PS031459.D**

284 Sheffield Street, Mountainside, New Jersey 07092, Phone : 908 789 8900,
Fax : 908 789 8922

A B C D E F G H I J K L

Report of Analysis

Client:	Portal Partners Tri-Venture	Date Collected:	08/11/25
Project:	Amtrak Sawtooth Bridges 2025	Date Received:	08/12/25
Client Sample ID:	TG-S01	SDG No.:	Q2832
Lab Sample ID:	Q2832-02	Matrix:	TCLP
Analytical Method:	8151A	% Solid:	0 Decanted:
Sample Wt/Vol:	100 Units: mL	Final Vol:	10000 uL
Soil Aliquot Vol:	uL	Test:	TCLP Herbicide
Extraction Type:		Injection Volume :	
GPC Factor :	1.0 PH :		
Prep Method :	8151A		

File ID/Qc Batch:	Dilution:	Prep Date	Date Analyzed	Prep Batch ID
PS031459.D	1	08/15/25 08:45	08/15/25 18:40	PB169278

CAS Number	Parameter	Conc.	Qualifier	MDL	LOQ / CRQL	Units
TARGETS						
94-75-7	2,4-D	9.20	U	9.20	20.0	ug/L
93-72-1	2,4,5-TP (Silvex)	7.80	U	7.80	20.0	ug/L
SURROGATES						
19719-28-9	2,4-DCAA	751	*	70 (61) - 130 (136)	150%	SPK: 500

Comments:

U = Not Detected
LOQ = Limit of Quantitation
MDL = Method Detection Limit
LOD = Limit of Detection
E = Value Exceeds Calibration Range
P = Indicates >25% difference for detected concentrations between the two GC columns
Q = indicates LCS control criteria did not meet requirements
M = MS/MSD acceptance criteria did not meet requirements

J = Estimated Value
B = Analyte Found in Associated Method Blank
N = Presumptive Evidence of a Compound
* = Values outside of QC limits
D = Dilution
S = Indicates estimated value where valid five-point calibration was not performed prior to analyte detection in sample.
() = Laboratory InHouse Limit

Raw Data: **PS031464.D**

284 Sheffield Street, Mountainside, New Jersey 07092, Phone : 908 789 8900,
Fax : 908 789 8922

A B C D E F G H I J K L

Report of Analysis

Client:	Portal Partners Tri-Venture	Date Collected:	08/11/25
Project:	Amtrak Sawtooth Bridges 2025	Date Received:	08/12/25
Client Sample ID:	TG-S02	SDG No.:	Q2832
Lab Sample ID:	Q2832-04	Matrix:	TCLP
Analytical Method:	8151A	% Solid:	0 Decanted:
Sample Wt/Vol:	100 Units: mL	Final Vol:	10000 uL
Soil Aliquot Vol:	uL	Test:	TCLP Herbicide
Extraction Type:		Injection Volume :	
GPC Factor :	1.0 PH :		
Prep Method :	8151A		

File ID/Qc Batch:	Dilution:	Prep Date	Date Analyzed	Prep Batch ID
PS031464.D	1	08/15/25 08:45	08/15/25 21:29	PB169278

CAS Number	Parameter	Conc.	Qualifier	MDL	LOQ / CRQL	Units
TARGETS						
94-75-7	2,4-D	9.20	U	9.20	20.0	ug/L
93-72-1	2,4,5-TP (Silvex)	7.80	U	7.80	20.0	ug/L
SURROGATES						
19719-28-9	2,4-DCAA	719	*	70 (61) - 130 (136)	144%	SPK: 500

Comments:

U = Not Detected
LOQ = Limit of Quantitation
MDL = Method Detection Limit
LOD = Limit of Detection
E = Value Exceeds Calibration Range
P = Indicates >25% difference for detected concentrations between the two GC columns
Q = indicates LCS control criteria did not meet requirements
M = MS/MSD acceptance criteria did not meet requirements

J = Estimated Value
B = Analyte Found in Associated Method Blank
N = Presumptive Evidence of a Compound
* = Values outside of QC limits
D = Dilution
S = Indicates estimated value where valid five-point calibration was not performed prior to analyte detection in sample.
() = Laboratory InHouse Limit

Raw Data: **PS031486.D**

284 Sheffield Street, Mountainside, New Jersey 07092, Phone : 908 789 8900,
Fax : 908 789 8922

A B C D E F G H I J K L

Report of Analysis

Client:	Portal Partners Tri-Venture	Date Collected:	08/11/25
Project:	Amtrak Sawtooth Bridges 2025	Date Received:	08/12/25
Client Sample ID:	TG-S02RE	SDG No.:	Q2832
Lab Sample ID:	Q2832-04RE	Matrix:	TCLP
Analytical Method:	8151A	% Solid:	0 Decanted:
Sample Wt/Vol:	100 Units: mL	Final Vol:	10000 uL
Soil Aliquot Vol:	uL	Test:	TCLP Herbicide
Extraction Type:		Injection Volume :	
GPC Factor :	1.0 PH :		
Prep Method :	8151A		

File ID/Qc Batch:	Dilution:	Prep Date	Date Analyzed	Prep Batch ID
PS031486.D	1	08/15/25 08:45	08/18/25 15:57	PB169278

CAS Number	Parameter	Conc.	Qualifier	MDL	LOQ / CRQL	Units
TARGETS						
94-75-7	2,4-D	9.20	U	9.20	20.0	ug/L
93-72-1	2,4,5-TP (Silvex)	7.80	U	7.80	20.0	ug/L
SURROGATES						
19719-28-9	2,4-DCAA	720	*	70 (61) - 130 (136)	144%	SPK: 500

Comments:

U = Not Detected
LOQ = Limit of Quantitation
MDL = Method Detection Limit
LOD = Limit of Detection
E = Value Exceeds Calibration Range
P = Indicates >25% difference for detected concentrations between the two GC columns
Q = indicates LCS control criteria did not meet requirements
M = MS/MSD acceptance criteria did not meet requirements

J = Estimated Value
B = Analyte Found in Associated Method Blank
N = Presumptive Evidence of a Compound
* = Values outside of QC limits
D = Dilution
S = Indicates estimated value where valid five-point calibration was not performed prior to analyte detection in sample.
() = Laboratory InHouse Limit

Raw Data: **PS031465.D**

284 Sheffield Street, Mountainside, New Jersey 07092, Phone : 908 789 8900,
Fax : 908 789 8922

A B C D E F G H I J K L

Report of Analysis

Client:	Portal Partners Tri-Venture	Date Collected:	08/11/25
Project:	Amtrak Sawtooth Bridges 2025	Date Received:	08/12/25
Client Sample ID:	TG-S03	SDG No.:	Q2832
Lab Sample ID:	Q2832-06	Matrix:	TCLP
Analytical Method:	8151A	% Solid:	0 Decanted:
Sample Wt/Vol:	100 Units: mL	Final Vol:	10000 uL
Soil Aliquot Vol:	uL	Test:	TCLP Herbicide
Extraction Type:		Injection Volume :	
GPC Factor :	1.0 PH :		
Prep Method :	8151A		

File ID/Qc Batch:	Dilution:	Prep Date	Date Analyzed	Prep Batch ID
PS031465.D	1	08/15/25 08:45	08/15/25 21:54	PB169278

CAS Number	Parameter	Conc.	Qualifier	MDL	LOQ / CRQL	Units
TARGETS						
94-75-7	2,4-D	9.20	U	9.20	20.0	ug/L
93-72-1	2,4,5-TP (Silvex)	7.80	U	7.80	20.0	ug/L
SURROGATES						
19719-28-9	2,4-DCAA	738	*	70 (61) - 130 (136)	148%	SPK: 500

Comments:

U = Not Detected
LOQ = Limit of Quantitation
MDL = Method Detection Limit
LOD = Limit of Detection
E = Value Exceeds Calibration Range
P = Indicates >25% difference for detected concentrations between the two GC columns
Q = indicates LCS control criteria did not meet requirements
M = MS/MSD acceptance criteria did not meet requirements

J = Estimated Value
B = Analyte Found in Associated Method Blank
N = Presumptive Evidence of a Compound
* = Values outside of QC limits
D = Dilution
S = Indicates estimated value where valid five-point calibration was not performed prior to analyte detection in sample.
() = Laboratory InHouse Limit

Raw Data: **PS031487.D**

284 Sheffield Street, Mountainside, New Jersey 07092, Phone : 908 789 8900,
Fax : 908 789 8922

A B C D E F G H I J K L

Report of Analysis

Client:	Portal Partners Tri-Venture	Date Collected:	08/11/25
Project:	Amtrak Sawtooth Bridges 2025	Date Received:	08/12/25
Client Sample ID:	TG-S03RE	SDG No.:	Q2832
Lab Sample ID:	Q2832-06RE	Matrix:	TCLP
Analytical Method:	8151A	% Solid:	0 Decanted:
Sample Wt/Vol:	100 Units: mL	Final Vol:	10000 uL
Soil Aliquot Vol:	uL	Test:	TCLP Herbicide
Extraction Type:		Injection Volume :	
GPC Factor :	1.0 PH :		
Prep Method :	8151A		

File ID/Qc Batch:	Dilution:	Prep Date	Date Analyzed	Prep Batch ID
PS031487.D	1	08/15/25 08:45	08/18/25 16:21	PB169278

CAS Number	Parameter	Conc.	Qualifier	MDL	LOQ / CRQL	Units
TARGETS						
94-75-7	2,4-D	9.20	U	9.20	20.0	ug/L
93-72-1	2,4,5-TP (Silvex)	7.80	U	7.80	20.0	ug/L
SURROGATES						
19719-28-9	2,4-DCAA	729	*	70 (61) - 130 (136)	146%	SPK: 500

Comments:

U = Not Detected
LOQ = Limit of Quantitation
MDL = Method Detection Limit
LOD = Limit of Detection
E = Value Exceeds Calibration Range
P = Indicates >25% difference for detected concentrations between the two GC columns
Q = indicates LCS control criteria did not meet requirements
M = MS/MSD acceptance criteria did not meet requirements

J = Estimated Value
B = Analyte Found in Associated Method Blank
N = Presumptive Evidence of a Compound
* = Values outside of QC limits
D = Dilution
S = Indicates estimated value where valid five-point calibration was not performed prior to analyte detection in sample.
() = Laboratory InHouse Limit

Raw Data: **PS031466.D**

284 Sheffield Street, Mountainside, New Jersey 07092, Phone : 908 789 8900,
Fax : 908 789 8922

A B C D E F G H I J K L

Report of Analysis

Client:	Portal Partners Tri-Venture	Date Collected:	08/11/25
Project:	Amtrak Sawtooth Bridges 2025	Date Received:	08/12/25
Client Sample ID:	TG-S04	SDG No.:	Q2832
Lab Sample ID:	Q2832-08	Matrix:	TCLP
Analytical Method:	8151A	% Solid:	0 Decanted:
Sample Wt/Vol:	100 Units: mL	Final Vol:	10000 uL
Soil Aliquot Vol:	uL	Test:	TCLP Herbicide
Extraction Type:		Injection Volume :	
GPC Factor :	1.0 PH :		
Prep Method :	8151A		

File ID/Qc Batch:	Dilution:	Prep Date	Date Analyzed	Prep Batch ID
PS031466.D	1	08/15/25 08:45	08/15/25 22:18	PB169278

CAS Number	Parameter	Conc.	Qualifier	MDL	LOQ / CRQL	Units
TARGETS						
94-75-7	2,4-D	9.20	U	9.20	20.0	ug/L
93-72-1	2,4,5-TP (Silvex)	7.80	U	7.80	20.0	ug/L
SURROGATES						
19719-28-9	2,4-DCAA	769	*	70 (61) - 130 (136)	154%	SPK: 500

Comments:

U = Not Detected
LOQ = Limit of Quantitation
MDL = Method Detection Limit
LOD = Limit of Detection
E = Value Exceeds Calibration Range
P = Indicates >25% difference for detected concentrations between the two GC columns
Q = indicates LCS control criteria did not meet requirements
M = MS/MSD acceptance criteria did not meet requirements

J = Estimated Value
B = Analyte Found in Associated Method Blank
N = Presumptive Evidence of a Compound
* = Values outside of QC limits
D = Dilution
S = Indicates estimated value where valid five-point calibration was not performed prior to analyte detection in sample.
() = Laboratory InHouse Limit

Raw Data: **PS031488.D**

284 Sheffield Street, Mountainside, New Jersey 07092, Phone : 908 789 8900,
Fax : 908 789 8922

A B C D E F G H I J K L

Report of Analysis

Client:	Portal Partners Tri-Venture	Date Collected:	08/11/25
Project:	Amtrak Sawtooth Bridges 2025	Date Received:	08/12/25
Client Sample ID:	TG-S04RE	SDG No.:	Q2832
Lab Sample ID:	Q2832-08RE	Matrix:	TCLP
Analytical Method:	8151A	% Solid:	0 Decanted:
Sample Wt/Vol:	100 Units: mL	Final Vol:	10000 uL
Soil Aliquot Vol:	uL	Test:	TCLP Herbicide
Extraction Type:		Injection Volume :	
GPC Factor :	1.0 PH :		
Prep Method :	8151A		

File ID/Qc Batch:	Dilution:	Prep Date	Date Analyzed	Prep Batch ID
PS031488.D	1	08/15/25 08:45	08/18/25 16:45	PB169278

CAS Number	Parameter	Conc.	Qualifier	MDL	LOQ / CRQL	Units
TARGETS						
94-75-7	2,4-D	9.20	U	9.20	20.0	ug/L
93-72-1	2,4,5-TP (Silvex)	7.80	U	7.80	20.0	ug/L
SURROGATES						
19719-28-9	2,4-DCAA	768	*	70 (61) - 130 (136)	154%	SPK: 500

Comments:

U = Not Detected
LOQ = Limit of Quantitation
MDL = Method Detection Limit
LOD = Limit of Detection
E = Value Exceeds Calibration Range
P = Indicates >25% difference for detected concentrations between the two GC columns
Q = indicates LCS control criteria did not meet requirements
M = MS/MSD acceptance criteria did not meet requirements

J = Estimated Value
B = Analyte Found in Associated Method Blank
N = Presumptive Evidence of a Compound
* = Values outside of QC limits
D = Dilution
S = Indicates estimated value where valid five-point calibration was not performed prior to analyte detection in sample.
() = Laboratory InHouse Limit

Raw Data: **PS031467.D**

284 Sheffield Street, Mountainside, New Jersey 07092, Phone : 908 789 8900,
Fax : 908 789 8922

A B C D E F G H I J K L

Report of Analysis

Client:	Portal Partners Tri-Venture	Date Collected:	08/12/25
Project:	Amtrak Sawtooth Bridges 2025	Date Received:	08/12/25
Client Sample ID:	TG-S05	SDG No.:	Q2832
Lab Sample ID:	Q2832-10	Matrix:	TCLP
Analytical Method:	8151A	% Solid:	0 Decanted:
Sample Wt/Vol:	100 Units: mL	Final Vol:	10000 uL
Soil Aliquot Vol:	uL	Test:	TCLP Herbicide
Extraction Type:		Injection Volume :	
GPC Factor :	1.0 PH :		
Prep Method :	8151A		

File ID/Qc Batch:	Dilution:	Prep Date	Date Analyzed	Prep Batch ID
PS031467.D	1	08/15/25 08:45	08/15/25 22:42	PB169278

CAS Number	Parameter	Conc.	Qualifier	MDL	LOQ / CRQL	Units
TARGETS						
94-75-7	2,4-D	9.20	U	9.20	20.0	ug/L
93-72-1	2,4,5-TP (Silvex)	7.80	U	7.80	20.0	ug/L
SURROGATES						
19719-28-9	2,4-DCAA	758	*	70 (61) - 130 (136)	152%	SPK: 500

Comments:

U = Not Detected
LOQ = Limit of Quantitation
MDL = Method Detection Limit
LOD = Limit of Detection
E = Value Exceeds Calibration Range
P = Indicates >25% difference for detected concentrations between the two GC columns
Q = indicates LCS control criteria did not meet requirements
M = MS/MSD acceptance criteria did not meet requirements

J = Estimated Value
B = Analyte Found in Associated Method Blank
N = Presumptive Evidence of a Compound
* = Values outside of QC limits
D = Dilution
S = Indicates estimated value where valid five-point calibration was not performed prior to analyte detection in sample.
() = Laboratory InHouse Limit

Raw Data: **PS031489.D**

284 Sheffield Street, Mountainside, New Jersey 07092, Phone : 908 789 8900,
Fax : 908 789 8922

A B C D E F G H I J K L

Report of Analysis

Client:	Portal Partners Tri-Venture	Date Collected:	08/12/25
Project:	Amtrak Sawtooth Bridges 2025	Date Received:	08/12/25
Client Sample ID:	TG-S05RE	SDG No.:	Q2832
Lab Sample ID:	Q2832-10RE	Matrix:	TCLP
Analytical Method:	8151A	% Solid:	0 Decanted:
Sample Wt/Vol:	100 Units: mL	Final Vol:	10000 uL
Soil Aliquot Vol:	uL	Test:	TCLP Herbicide
Extraction Type:		Injection Volume :	
GPC Factor :	1.0 PH :		
Prep Method :	8151A		

File ID/Qc Batch:	Dilution:	Prep Date	Date Analyzed	Prep Batch ID
PS031489.D	1	08/15/25 08:45	08/18/25 17:09	PB169278

CAS Number	Parameter	Conc.	Qualifier	MDL	LOQ / CRQL	Units
TARGETS						
94-75-7	2,4-D	9.20	U	9.20	20.0	ug/L
93-72-1	2,4,5-TP (Silvex)	7.80	U	7.80	20.0	ug/L
SURROGATES						
19719-28-9	2,4-DCAA	746	*	70 (61) - 130 (136)	149%	SPK: 500

Comments:

U = Not Detected
LOQ = Limit of Quantitation
MDL = Method Detection Limit
LOD = Limit of Detection
E = Value Exceeds Calibration Range
P = Indicates >25% difference for detected concentrations between the two GC columns
Q = indicates LCS control criteria did not meet requirements
M = MS/MSD acceptance criteria did not meet requirements

J = Estimated Value
B = Analyte Found in Associated Method Blank
N = Presumptive Evidence of a Compound
* = Values outside of QC limits
D = Dilution
S = Indicates estimated value where valid five-point calibration was not performed prior to analyte detection in sample.
() = Laboratory InHouse Limit

QC SUMMARY

284 Sheffield Street, Mountainside, New Jersey 07092, Phone : 908 789 8900,
Fax : 908 789 8922

Surrogate Summary

SDG No.: Q2832

Client: Portal Partners Tri-Venture

Analytical Method: 8151A

Lab Sample ID	Client ID	Parameter	Column	Spike	Result	Recovery(%)	Qual	Limits(%) Low	Limits(%) High
I.BLK-PS031378.D	PIBLK-PS031378.D	2,4-DCAA	1	500	421	84		70 (61)	130 (136)
		2,4-DCAA	2	500	503	101		70 (61)	130 (136)
I.BLK-PS031453.D	PIBLK-PS031453.D	2,4-DCAA	1	500	506	101		70 (61)	130 (136)
		2,4-DCAA	2	500	540	108		70 (61)	130 (136)
PB169278BL	PB169278BL	2,4-DCAA	1	500	450	90		70 (61)	130 (136)
		2,4-DCAA	2	500	509	102		70 (61)	130 (136)
PB169278BS	PB169278BS	2,4-DCAA	1	500	561	112		70 (61)	130 (136)
		2,4-DCAA	2	500	509	102		70 (61)	130 (136)
PB169212TB	PB169212TB	2,4-DCAA	1	500	442	88		70 (61)	130 (136)
		2,4-DCAA	2	500	482	96		70 (61)	130 (136)
Q2832-02	TG-S01	2,4-DCAA	1	500	671	134	*	70 (61)	130 (136)
		2,4-DCAA	2	500	751	150	*	70 (61)	130 (136)
I.BLK-PS031460.D	PIBLK-PS031460.D	2,4-DCAA	1	500	516	103		70 (61)	130 (136)
		2,4-DCAA	2	500	554	111		70 (61)	130 (136)
Q2832-02MS	TG-S01MS	2,4-DCAA	1	500	774	155	*	70 (61)	130 (136)
		2,4-DCAA	2	500	876	175	*	70 (61)	130 (136)
Q2832-02MSD	TG-S01MSD	2,4-DCAA	1	500	780	156	*	70 (61)	130 (136)
		2,4-DCAA	2	500	880	176	*	70 (61)	130 (136)
Q2832-04	TG-S02	2,4-DCAA	1	500	634	127		70 (61)	130 (136)
		2,4-DCAA	2	500	719	144	*	70 (61)	130 (136)
Q2832-06	TG-S03	2,4-DCAA	1	500	654	131	*	70 (61)	130 (136)
		2,4-DCAA	2	500	738	148	*	70 (61)	130 (136)
Q2832-08	TG-S04	2,4-DCAA	1	500	677	135	*	70 (61)	130 (136)
		2,4-DCAA	2	500	769	154	*	70 (61)	130 (136)
Q2832-10	TG-S05	2,4-DCAA	1	500	675	135	*	70 (61)	130 (136)
		2,4-DCAA	2	500	758	152	*	70 (61)	130 (136)
I.BLK-PS031472.D	PIBLK-PS031472.D	2,4-DCAA	1	500	521	104		70 (61)	130 (136)
		2,4-DCAA	2	500	568	114		70 (61)	130 (136)
I.BLK-PS031481.D	PIBLK-PS031481.D	2,4-DCAA	1	500	466	93		70 (61)	130 (136)
		2,4-DCAA	2	500	502	100		70 (61)	130 (136)
Q2832-04RE	TG-S02RE	2,4-DCAA	1	500	632	126		70 (61)	130 (136)
		2,4-DCAA	2	500	720	144	*	70 (61)	130 (136)
Q2832-06RE	TG-S03RE	2,4-DCAA	1	500	646	129		70 (61)	130 (136)
		2,4-DCAA	2	500	729	146	*	70 (61)	130 (136)
Q2832-08RE	TG-S04RE	2,4-DCAA	1	500	673	135	*	70 (61)	130 (136)
		2,4-DCAA	2	500	768	154	*	70 (61)	130 (136)
Q2832-10RE	TG-S05RE	2,4-DCAA	1	500	654	131	*	70 (61)	130 (136)
		2,4-DCAA	2	500	746	149	*	70 (61)	130 (136)
I.BLK-PS031490.D	PIBLK-PS031490.D	2,4-DCAA	1	500	469	94		70 (61)	130 (136)
		2,4-DCAA	2	500	516	103		70 (61)	130 (136)

( ) = LABORATORY INHOUSE LIMIT

284 Sheffield Street, Mountainside, New Jersey 07092, Phone : 908 789 8900,
Fax : 908 789 8922

Matrix Spike/Matrix Spike Duplicate Summary

SW-846

SDG No.: Q2832 **Analytical Method:** 8151A

Client: Portal Partners Tri-Venture **DataFile :** PS031462.D

	Parameter	Spike	Sample Result	Result	Units	Rec	Rec Qual	RPD	RPD Qual	Limits Low	Limits High	RPD
Lab Sample ID:	**Q2832-02MS (Column 1)**	**Client Sample ID:**		**TG-S01MS**								
	2,4-D	50	0	91.7	ug/L	183	*			70 (65)	130 (135)	
	2,4,5-TP(Silvex)	50	0	75.7	ug/L	151	*			70 (62)	130 (139)	
Lab Sample ID:	**Q2832-02MS (Column 2)**	**Client Sample ID:**		**TG-S01MS**								
	2,4-D	50	0	83.2	ug/L	166	*			70 (65)	130 (135)	
	2,4,5-TP(Silvex)	50	0	76.1	ug/L	152	*			70 (62)	130 (139)	

( ) = LABORATORY INHOUSE LIMIT

284 Sheffield Street, Mountainside, New Jersey 07092, Phone : 908 789 8900,
Fax : 908 789 8922

Matrix Spike/Matrix Spike Duplicate Summary

SW-846

SDG No.: Q2832 **Analytical Method:** 8151A

Client: Portal Partners Tri-Venture **DataFile :** PS031463.D

	Parameter	Spike	Sample Result	Result	Units	Rec	Rec Qual	RPD	RPD Qual	Limits Low	Limits High	Limits RPD
Lab Sample ID:	**Q2832-02MSD (Column 1)**	**Client Sample ID:**		**TG-S01MSD**								
	2,4-D	50	0	92.0	ug/L	184	*	1		70 (65)	130 (135)	20 (20)
	2,4,5-TP(Silvex)	50	0	76.5	ug/L	153	*	1		70 (62)	130 (139)	20 (20)
Lab Sample ID:	**Q2832-02MSD (Column 2)**	**Client Sample ID:**		**TG-S01MSD**								
	2,4-D	50	0	79.7	ug/L	159	*	4		70 (65)	130 (135)	20 (20)
	2,4,5-TP(Silvex)	50	0	80.4	ug/L	161	*	6		70 (62)	130 (139)	20 (20)

( ) = LABORATORY INHOUSE LIMIT

284 Sheffield Street, Mountainside, New Jersey 07092, Phone : 908 789 8900,
Fax : 908 789 8922

Laboratory Control Sample/Laboratory Control Sample Duplicate Summary

SW-846

SDG No.: Q2832 **Analytical Method:** 8151A

Client: Portal Partners Tri-Venture **Datafile :** PS031456.D

Lab Sample ID	Parameter	Spike	Result	Units	Rec	RPD	Qual	RPD Qual	Limits Low	Limits High	RPD
PB169278BS (Column 1)	2,4-D	5	5.30	ug/L	106				70 (83)	130 (130)	
	2,4,5-TP(Silvex)	5	5.50	ug/L	110				70 (78)	130 (127)	
PB169278BS (Column 2)	2,4-D	5	4.80	ug/L	96				70 (83)	130 (130)	
	2,4,5-TP(Silvex)	5	5.00	ug/L	100				70 (78)	130 (127)	

( ) = LABORATORY INHOUSE LIMIT

284 Sheffield Street, Mountainside, New Jersey 07092, Phone : 908 789 8900,
Fax : 908 789 8922

4C

PESTICIDE METHOD BLANK SUMMARY

Client ID

PB169278BL

Lab Name: Alliance

Contract: PORT06

Lab Code: ACE

SDG NO.: Q2832

Lab Sample ID: PB169278BL

Lab File ID: PS031455.D

Matrix: (soil/water) water

Extraction: (Type) SEPF

Sulfur Cleanup: (Y/N) N

Date Extracted: 08/15/2025

Date Analyzed (1): 08/15/2025

Date Analyzed (2): 08/15/2025

Time Analyzed (1): 17:04

Time Analyzed (2): 17:04

Instrument ID (1): ECD_S

Instrument ID (2): ECD_S

GC Column (1): RTX-CLP ID: 0.32 (mm)

GC Column (2): RTX-CLP2 ID: 0.32 (mm)

THIS METHOD BLANK APPLIES TO THE FOLLOWING SAMPLES, MS AND MSD:

EPA SAMPLE NO.	LAB SAMPLE ID	LAB FILE ID	DATE ANALYZED 1	DATE ANALYZED 2
PB169278BS	PB169278BS	PS031456.D	08/15/2025	08/15/2025
PB169212TB	PB169212TB	PS031457.D	08/15/2025	08/15/2025
TG-S01	Q2832-02	PS031459.D	08/15/2025	08/15/2025
TG-S01MS	Q2832-02MS	PS031462.D	08/15/2025	08/15/2025
TG-S01MSD	Q2832-02MSD	PS031463.D	08/15/2025	08/15/2025
TG-S02	Q2832-04	PS031464.D	08/15/2025	08/15/2025
TG-S03	Q2832-06	PS031465.D	08/15/2025	08/15/2025
TG-S04	Q2832-08	PS031466.D	08/15/2025	08/15/2025
TG-S05	Q2832-10	PS031467.D	08/15/2025	08/15/2025

COMMENTS:

Alliance TECHNICAL GROUP

A
B
C
D
E
F
G
H
I
J
K
L

QC SAMPLE DATA

Raw Data: **PS031455.D**

284 Sheffield Street, Mountainside, New Jersey 07092, Phone : 908 789 8900,
Fax : 908 789 8922

A B C D E F G H I J K L

Report of Analysis

Client:	Portal Partners Tri-Venture	Date Collected:	
Project:	Amtrak Sawtooth Bridges 2025	Date Received:	
Client Sample ID:	PB169278BL	SDG No.:	Q2832
Lab Sample ID:	PB169278BL	Matrix:	TCLP
Analytical Method:	8151A	% Solid:	0 Decanted:
Sample Wt/Vol:	1000 Units: mL	Final Vol:	10000 uL
Soil Aliquot Vol:	uL	Test:	TCLP Herbicide
Extraction Type:		Injection Volume :	
GPC Factor :	1.0 PH :		
Prep Method :	SW3510C		

File ID/Qc Batch:	Dilution:	Prep Date	Date Analyzed	Prep Batch ID
PS031455.D	1	08/15/25 08:45	08/15/25 17:04	PB169278

CAS Number	Parameter	Conc.	Qualifier	MDL	LOQ / CRQL	Units
TARGETS						
94-75-7	2,4-D	0.92	U	0.92	2.00	ug/L
93-72-1	2,4,5-TP (Silvex)	0.78	U	0.78	2.00	ug/L
SURROGATES						
19719-28-9	2,4-DCAA	509		70 (61) - 130 (136)	102%	SPK: 500

Comments:

U = Not Detected
LOQ = Limit of Quantitation
MDL = Method Detection Limit
LOD = Limit of Detection
E = Value Exceeds Calibration Range
P = Indicates >25% difference for detected concentrations between the two GC columns
Q = indicates LCS control criteria did not meet requirements
M = MS/MSD acceptance criteria did not meet requirements

J = Estimated Value
B = Analyte Found in Associated Method Blank
N = Presumptive Evidence of a Compound
* = Values outside of QC limits
D = Dilution
S = Indicates estimated value where valid five-point calibration was not performed prior to analyte detection in sample.
() = Laboratory InHouse Limit

284 Sheffield Street, Mountainside, New Jersey 07092, Phone : 908 789 8900,
Fax : 908 789 8922

Report of Analysis

Client:	Portal Partners Tri-Venture	Date Collected:	08/07/25
Project:	Amtrak Sawtooth Bridges 2025	Date Received:	08/07/25
Client Sample ID:	PIBLK-PS031378.D	SDG No.:	Q2832
Lab Sample ID:	I.BLK-PS031378.D	Matrix:	TCLP
Analytical Method:	8151A	% Solid:	0 Decanted:
Sample Wt/Vol:	1000 Units: mL	Final Vol:	10000 uL
Soil Aliquot Vol:	uL	Test:	TCLP Herbicide
Extraction Type:		Injection Volume :	
GPC Factor :	1.0 PH :		
Prep Method :	SW3510C		

File ID/Qc Batch:	Dilution:	Prep Date	Date Analyzed	Prep Batch ID
PS031378.D	1		08/07/25	ps080725

CAS Number	Parameter	Conc.	Qualifier	MDL	LOQ / CRQL	Units
TARGETS						
94-75-7	2,4-D	0.92	U	0.92	2.00	ug/L
93-72-1	2,4,5-TP (Silvex)	0.78	U	0.78	2.00	ug/L
SURROGATES						
19719-28-9	2,4-DCAA	503		70 (61) - 130 (136)	101%	SPK: 500

Comments:

U = Not Detected
LOQ = Limit of Quantitation
MDL = Method Detection Limit
LOD = Limit of Detection
E = Value Exceeds Calibration Range
P = Indicates >25% difference for detected concentrations between the two GC columns
Q = indicates LCS control criteria did not meet requirements
M = MS/MSD acceptance criteria did not meet requirements

J = Estimated Value
B = Analyte Found in Associated Method Blank
N = Presumptive Evidence of a Compound
* = Values outside of QC limits
D = Dilution
S = Indicates estimated value where valid five-point calibration was not performed prior to analyte detection in sample.
() = Laboratory InHouse Limit

284 Sheffield Street, Mountainside, New Jersey 07092, Phone : 908 789 8900,
Fax : 908 789 8922

Report of Analysis

Client:	Portal Partners Tri-Venture	Date Collected:	08/15/25
Project:	Amtrak Sawtooth Bridges 2025	Date Received:	08/15/25
Client Sample ID:	PIBLK-PS031453.D	SDG No.:	Q2832
Lab Sample ID:	I.BLK-PS031453.D	Matrix:	TCLP
Analytical Method:	8151A	% Solid:	0 Decanted:
Sample Wt/Vol:	1000 Units: mL	Final Vol:	10000 uL
Soil Aliquot Vol:	uL	Test:	TCLP Herbicide
Extraction Type:		Injection Volume :	
GPC Factor :	1.0 PH :		
Prep Method :	SW3510C		

File ID/Qc Batch:	Dilution:	Prep Date	Date Analyzed	Prep Batch ID
PS031453.D	1		08/15/25	PS081525

CAS Number	Parameter	Conc.	Qualifier	MDL	LOQ / CRQL	Units
TARGETS						
94-75-7	2,4-D	0.92	U	0.92	2.00	ug/L
93-72-1	2,4,5-TP (Silvex)	0.78	U	0.78	2.00	ug/L
SURROGATES						
19719-28-9	2,4-DCAA	540		70 (61) - 130 (136)	108%	SPK: 500

Comments:

U = Not Detected
LOQ = Limit of Quantitation
MDL = Method Detection Limit
LOD = Limit of Detection
E = Value Exceeds Calibration Range
P = Indicates >25% difference for detected concentrations between the two GC columns
Q = indicates LCS control criteria did not meet requirements
M = MS/MSD acceptance criteria did not meet requirements

J = Estimated Value
B = Analyte Found in Associated Method Blank
N = Presumptive Evidence of a Compound
* = Values outside of QC limits
D = Dilution
S = Indicates estimated value where valid five-point calibration was not performed prior to analyte detection in sample.
() = Laboratory InHouse Limit

284 Sheffield Street, Mountainside, New Jersey 07092, Phone : 908 789 8900,
Fax : 908 789 8922

Report of Analysis

Client:	Portal Partners Tri-Venture	Date Collected:	08/15/25
Project:	Amtrak Sawtooth Bridges 2025	Date Received:	08/15/25
Client Sample ID:	PIBLK-PS031460.D	SDG No.:	Q2832
Lab Sample ID:	I.BLK-PS031460.D	Matrix:	TCLP
Analytical Method:	8151A	% Solid:	0 Decanted:
Sample Wt/Vol:	1000 Units: mL	Final Vol:	10000 uL
Soil Aliquot Vol:	uL	Test:	TCLP Herbicide
Extraction Type:		Injection Volume :	
GPC Factor :	1.0 PH :		
Prep Method :	SW3510C		

File ID/Qc Batch:	Dilution:	Prep Date	Date Analyzed	Prep Batch ID
PS031460.D	1		08/15/25	PS081525

CAS Number	Parameter	Conc.	Qualifier	MDL	LOQ / CRQL	Units
TARGETS						
94-75-7	2,4-D	0.92	U	0.92	2.00	ug/L
93-72-1	2,4,5-TP (Silvex)	0.78	U	0.78	2.00	ug/L
SURROGATES						
19719-28-9	2,4-DCAA	554		70 (61) - 130 (136)	111%	SPK: 500

Comments:

U = Not Detected
LOQ = Limit of Quantitation
MDL = Method Detection Limit
LOD = Limit of Detection
E = Value Exceeds Calibration Range
P = Indicates >25% difference for detected concentrations between the two GC columns
Q = indicates LCS control criteria did not meet requirements
M = MS/MSD acceptance criteria did not meet requirements

J = Estimated Value
B = Analyte Found in Associated Method Blank
N = Presumptive Evidence of a Compound
* = Values outside of QC limits
D = Dilution
S = Indicates estimated value where valid five-point calibration was not performed prior to analyte detection in sample.
() = Laboratory InHouse Limit

284 Sheffield Street, Mountainside, New Jersey 07092, Phone : 908 789 8900,
Fax : 908 789 8922

Report of Analysis

Client:	Portal Partners Tri-Venture	Date Collected:	08/16/25
Project:	Amtrak Sawtooth Bridges 2025	Date Received:	08/16/25
Client Sample ID:	PIBLK-PS031472.D	SDG No.:	Q2832
Lab Sample ID:	I.BLK-PS031472.D	Matrix:	TCLP
Analytical Method:	8151A	% Solid:	0 Decanted:
Sample Wt/Vol:	1000 Units: mL	Final Vol:	10000 uL
Soil Aliquot Vol:	uL	Test:	TCLP Herbicide
Extraction Type:		Injection Volume :	
GPC Factor :	1.0 PH :		
Prep Method :	SW3510C		

File ID/Qc Batch:	Dilution:	Prep Date	Date Analyzed	Prep Batch ID
PS031472.D	1		08/16/25	PS081525

CAS Number	Parameter	Conc.	Qualifier	MDL	LOQ / CRQL	Units
TARGETS						
94-75-7	2,4-D	0.92	U	0.92	2.00	ug/L
93-72-1	2,4,5-TP (Silvex)	0.78	U	0.78	2.00	ug/L
SURROGATES						
19719-28-9	2,4-DCAA	568		70 (61) - 130 (136)	114%	SPK: 500

Comments:

U = Not Detected
LOQ = Limit of Quantitation
MDL = Method Detection Limit
LOD = Limit of Detection
E = Value Exceeds Calibration Range
P = Indicates >25% difference for detected concentrations between the two GC columns
Q = indicates LCS control criteria did not meet requirements
M = MS/MSD acceptance criteria did not meet requirements

J = Estimated Value
B = Analyte Found in Associated Method Blank
N = Presumptive Evidence of a Compound
* = Values outside of QC limits
D = Dilution
S = Indicates estimated value where valid five-point calibration was not performed prior to analyte detection in sample.
() = Laboratory InHouse Limit

284 Sheffield Street, Mountainside, New Jersey 07092, Phone : 908 789 8900,
Fax : 908 789 8922

Report of Analysis

Client:	Portal Partners Tri-Venture	Date Collected:	08/18/25
Project:	Amtrak Sawtooth Bridges 2025	Date Received:	08/18/25
Client Sample ID:	PIBLK-PS031481.D	SDG No.:	Q2832
Lab Sample ID:	I.BLK-PS031481.D	Matrix:	TCLP
Analytical Method:	8151A	% Solid:	0 Decanted:
Sample Wt/Vol:	1000 Units: mL	Final Vol:	10000 uL
Soil Aliquot Vol:	uL	Test:	TCLP Herbicide
Extraction Type:		Injection Volume :	
GPC Factor :	1.0 PH :		
Prep Method :	SW3510C		

File ID/Qc Batch:	Dilution:	Prep Date	Date Analyzed	Prep Batch ID
PS031481.D	1		08/18/25	PS081825

CAS Number	Parameter	Conc.	Qualifier	MDL	LOQ / CRQL	Units
TARGETS						
94-75-7	2,4-D	0.92	U	0.92	2.00	ug/L
93-72-1	2,4,5-TP (Silvex)	0.78	U	0.78	2.00	ug/L
SURROGATES						
19719-28-9	2,4-DCAA	502		70 (61) - 130 (136)	100%	SPK: 500

Comments:

U = Not Detected
LOQ = Limit of Quantitation
MDL = Method Detection Limit
LOD = Limit of Detection
E = Value Exceeds Calibration Range
P = Indicates >25% difference for detected concentrations between the two GC columns
Q = indicates LCS control criteria did not meet requirements
M = MS/MSD acceptance criteria did not meet requirements

J = Estimated Value
B = Analyte Found in Associated Method Blank
N = Presumptive Evidence of a Compound
* = Values outside of QC limits
D = Dilution
S = Indicates estimated value where valid five-point calibration was not performed prior to analyte detection in sample.
() = Laboratory InHouse Limit

284 Sheffield Street, Mountainside, New Jersey 07092, Phone : 908 789 8900,
Fax : 908 789 8922

Report of Analysis

Client:	Portal Partners Tri-Venture	Date Collected:	08/18/25
Project:	Amtrak Sawtooth Bridges 2025	Date Received:	08/18/25
Client Sample ID:	PIBLK-PS031490.D	SDG No.:	Q2832
Lab Sample ID:	I.BLK-PS031490.D	Matrix:	TCLP
Analytical Method:	8151A	% Solid:	0 Decanted:
Sample Wt/Vol:	1000 Units: mL	Final Vol:	10000 uL
Soil Aliquot Vol:	uL	Test:	TCLP Herbicide
Extraction Type:		Injection Volume :	
GPC Factor :	1.0 PH :		
Prep Method :	SW3510C		

File ID/Qc Batch:	Dilution:	Prep Date	Date Analyzed	Prep Batch ID
PS031490.D	1		08/18/25	PS081825

CAS Number	Parameter	Conc.	Qualifier	MDL	LOQ / CRQL	Units
TARGETS						
94-75-7	2,4-D	0.92	U	0.92	2.00	ug/L
93-72-1	2,4,5-TP (Silvex)	0.78	U	0.78	2.00	ug/L
SURROGATES						
19719-28-9	2,4-DCAA	516		70 (61) - 130 (136)	103%	SPK: 500

Comments:

U = Not Detected
LOQ = Limit of Quantitation
MDL = Method Detection Limit
LOD = Limit of Detection
E = Value Exceeds Calibration Range
P = Indicates >25% difference for detected concentrations between the two GC columns
Q = indicates LCS control criteria did not meet requirements
M = MS/MSD acceptance criteria did not meet requirements

J = Estimated Value
B = Analyte Found in Associated Method Blank
N = Presumptive Evidence of a Compound
* = Values outside of QC limits
D = Dilution
S = Indicates estimated value where valid five-point calibration was not performed prior to analyte detection in sample.
() = Laboratory InHouse Limit

Raw Data: **PS031456.D**

284 Sheffield Street, Mountainside, New Jersey 07092, Phone : 908 789 8900,
Fax : 908 789 8922

A B C D E F G H I J K L

Report of Analysis

Client:	Portal Partners Tri-Venture	Date Collected:	
Project:	Amtrak Sawtooth Bridges 2025	Date Received:	
Client Sample ID:	PB169278BS	SDG No.:	Q2832
Lab Sample ID:	PB169278BS	Matrix:	TCLP
Analytical Method:	8151A	% Solid:	0 Decanted:
Sample Wt/Vol:	1000 Units: mL	Final Vol:	10000 uL
Soil Aliquot Vol:	uL	Test:	TCLP Herbicide
Extraction Type:		Injection Volume :	
GPC Factor :	1.0 PH :		
Prep Method :	SW3510C		

File ID/Qc Batch:	Dilution:	Prep Date	Date Analyzed	Prep Batch ID
PS031456.D	1	08/15/25 08:45	08/15/25 17:28	PB169278

CAS Number	Parameter	Conc.	Qualifier	MDL	LOQ / CRQL	Units
TARGETS						
94-75-7	2,4-D	5.30		0.92	2.00	ug/L
93-72-1	2,4,5-TP (Silvex)	5.50		0.78	2.00	ug/L
SURROGATES						
19719-28-9	2,4-DCAA	561		70 (61) - 130 (136)	112%	SPK: 500

Comments:

U = Not Detected
LOQ = Limit of Quantitation
MDL = Method Detection Limit
LOD = Limit of Detection
E = Value Exceeds Calibration Range
P = Indicates >25% difference for detected concentrations between the two GC columns
Q = indicates LCS control criteria did not meet requirements
M = MS/MSD acceptance criteria did not meet requirements

J = Estimated Value
B = Analyte Found in Associated Method Blank
N = Presumptive Evidence of a Compound
* = Values outside of QC limits
D = Dilution
S = Indicates estimated value where valid five-point calibration was not performed prior to analyte detection in sample.
() = Laboratory InHouse Limit

Raw Data: **PS031462.D**

284 Sheffield Street, Mountainside, New Jersey 07092, Phone : 908 789 8900,
Fax : 908 789 8922

Report of Analysis

Client:	Portal Partners Tri-Venture	Date Collected:	08/11/25
Project:	Amtrak Sawtooth Bridges 2025	Date Received:	08/12/25
Client Sample ID:	TG-S01MS	SDG No.:	Q2832
Lab Sample ID:	Q2832-02MS	Matrix:	TCLP
Analytical Method:	8151A	% Solid:	0 Decanted:
Sample Wt/Vol:	100 Units: mL	Final Vol:	10000 uL
Soil Aliquot Vol:	uL	Test:	TCLP Herbicide
Extraction Type:		Injection Volume :	
GPC Factor :	1.0 PH :		
Prep Method :	SW3510C		

File ID/Qc Batch:	Dilution:	Prep Date	Date Analyzed	Prep Batch ID
PS031462.D	1	08/15/25 08:45	08/15/25 20:41	PB169278

CAS Number	Parameter	Conc.	Qualifier	MDL	LOQ / CRQL	Units
TARGETS						
94-75-7	2,4-D	91.7		9.20	20.0	ug/L
93-72-1	2,4,5-TP (Silvex)	76.1		7.80	20.0	ug/L
SURROGATES						
19719-28-9	2,4-DCAA	876	*	70 (61) - 130 (136)	175%	SPK: 500

Comments:

U = Not Detected
LOQ = Limit of Quantitation
MDL = Method Detection Limit
LOD = Limit of Detection
E = Value Exceeds Calibration Range
P = Indicates >25% difference for detected concentrations between the two GC columns
Q = indicates LCS control criteria did not meet requirements
M = MS/MSD acceptance criteria did not meet requirements

J = Estimated Value
B = Analyte Found in Associated Method Blank
N = Presumptive Evidence of a Compound
* = Values outside of QC limits
D = Dilution
S = Indicates estimated value where valid five-point calibration was not performed prior to analyte detection in sample.
() = Laboratory InHouse Limit

Raw Data: **PS031463.D**

284 Sheffield Street, Mountainside, New Jersey 07092, Phone : 908 789 8900,
Fax : 908 789 8922

A B C D E F G H I J K L

Report of Analysis

Client:	Portal Partners Tri-Venture	Date Collected:	08/11/25
Project:	Amtrak Sawtooth Bridges 2025	Date Received:	08/12/25
Client Sample ID:	TG-S01MSD	SDG No.:	Q2832
Lab Sample ID:	Q2832-02MSD	Matrix:	TCLP
Analytical Method:	8151A	% Solid:	0 Decanted:
Sample Wt/Vol:	100 Units: mL	Final Vol:	10000 uL
Soil Aliquot Vol:	uL	Test:	TCLP Herbicide
Extraction Type:		Injection Volume :	
GPC Factor :	1.0 PH :		
Prep Method :	SW3510C		

File ID/Qc Batch:	Dilution:	Prep Date	Date Analyzed	Prep Batch ID
PS031463.D	1	08/15/25 08:45	08/15/25 21:05	PB169278

CAS Number	Parameter	Conc.	Qualifier	MDL	LOQ / CRQL	Units
TARGETS						
94-75-7	2,4-D	92.0		9.20	20.0	ug/L
93-72-1	2,4,5-TP (Silvex)	80.4		7.80	20.0	ug/L
SURROGATES						
19719-28-9	2,4-DCAA	880	*	70 (61) - 130 (136)	176%	SPK: 500

Comments:

U = Not Detected
LOQ = Limit of Quantitation
MDL = Method Detection Limit
LOD = Limit of Detection
E = Value Exceeds Calibration Range
P = Indicates >25% difference for detected concentrations between the two GC columns
Q = indicates LCS control criteria did not meet requirements
M = MS/MSD acceptance criteria did not meet requirements

J = Estimated Value
B = Analyte Found in Associated Method Blank
N = Presumptive Evidence of a Compound
* = Values outside of QC limits
D = Dilution
S = Indicates estimated value where valid five-point calibration was not performed prior to analyte detection in sample.
() = Laboratory InHouse Limit

Alliance TECHNICAL GROUP

A
B
C
D
E
F
G
H
I
J
K
L

CALIBRATION SUMMARY

284 Sheffield Street, Mountainside, New Jersey 07092, Phone : 908 789 8900,
Fax : 908 789 8922

RETENTION TIMES OF INITIAL CALIBRATION

Lab Name: Alliance
Contract: PORT06
Lab Code: ACE
SDG NO.: Q2832
Instrument ID: ECD_S
Calibration Date(s): 08/07/2025 08/07/2025
Calibration Times: 12:02 13:38

GC Column: RTX-CLP ID: 0.32 (mm)

LAB FILE ID:
RT 200 = PS031379.D
RT 500 = PS031380.D
RT 750 = PS031381.D
RT 1000 = PS031382.D
RT 1500 = PS031383.D

COMPOUND	RT 200	RT 500	RT 750	RT 1000	RT 1500	MEAN RT	RT WINDOW FROM	RT WINDOW TO
2,4,5-TP(Silvex)	9.30	9.30	9.30	9.30	9.30	9.30	9.20	9.40
2,4-D	8.43	8.42	8.42	8.42	8.42	8.42	8.32	8.52
2,4-DCAA	7.30	7.30	7.30	7.29	7.29	7.29	7.19	7.39

284 Sheffield Street, Mountainside, New Jersey 07092, Phone : 908 789 8900,
Fax : 908 789 8922

RETENTION TIMES OF INITIAL CALIBRATION

Lab Name: Alliance
Contract: PORT06
Lab Code: ACE
SDG NO.: Q2832
Instrument ID: ECD_S
Calibration Date(s): 08/07/2025 08/07/2025
Calibration Times: 12:02 13:38

GC Column: RTX-CLP2 ID: 0.32 (mm)

LAB FILE ID: RT 200 = PS031379.D RT 500 = PS031380.D
RT 750 = PS031381.D RT 1000 = PS031382.D RT 1500 = PS031383.D

COMPOUND	RT 200	RT 500	RT 750	RT 1000	RT 1500	MEAN RT	RT WINDOW FROM	RT WINDOW TO
2,4,5-TP(Silvex)	9.90	9.90	9.90	9.90	9.90	9.90	9.80	10.00
2,4-D	9.01	9.01	9.01	9.00	9.00	9.01	8.91	9.11
2,4-DCAA	7.75	7.75	7.75	7.75	7.75	7.75	7.65	7.85

284 Sheffield Street, Mountainside, New Jersey 07092, Phone : 908 789 8900,
Fax : 908 789 8922

CALIBRATION FACTOR OF INITIAL CALIBRATION

Lab Name: Alliance
Lab Code: ACE
Instrument ID: ECD_S

Contract: PORT06
SDG NO.: Q2832
Calibration Date(s): 08/07/2025 08/07/2025
Calibration Times: 12:02 13:38

GC Column: RTX-CLP **ID:** 0.32 (mm)

LAB FILE ID: CF 200 = PS031379.D CF 500 = PS031380.D
CF 750 = PS031381.D CF 1000 = PS031382.D CF 1500 = PS031383.D

COMPOUND	CF 200	CF 500	CF 750	CF 1000	CF 1500	CF	% RSD
2,4,5-TP(Silvex)	18839000000	18369900000	17907800000	17569300000	16932500000	17923700000	4
2,4-D	3359960000	2835460000	2754100000	2719120000	2715430000	2876820000	10
2,4-DCAA	3597170000	3293120000	3103110000	3009470000	2867080000	3173990000	9

284 Sheffield Street, Mountainside, New Jersey 07092, Phone : 908 789 8900,
Fax : 908 789 8922

CALIBRATION FACTOR OF INITIAL CALIBRATION

Lab Name: Alliance
Lab Code: ACE
Instrument ID: ECD_S

Contract: PORT06
SDG NO.: Q2832
Calibration Date(s): 08/07/2025 08/07/2025
Calibration Times: 12:02 13:38

GC Column: RTX-CLP2 **ID:** 0.32 **(mm)**

LAB FILE ID: CF 200 = PS031379.D CF 500 = PS031380.D
CF 750 = PS031381.D CF 1000 = PS031382.D CF 1500 = PS031383.D

COMPOUND	CF 200	CF 500	CF 750	CF 1000	CF 1500	CF	% RSD
2,4,5-TP(Silvex)	13728500000	13523000000	13089500000	12836400000	12402700000	13116000000	4
2,4-D	1540750000	1470040000	1417550000	1385470000	1322620000	1427290000	6
2,4-DCAA	909289000	862278000	831824000	818654000	804653000	845340000	5

284 Sheffield Street, Mountainside, New Jersey 07092, Phone : 908 789 8900,
Fax : 908 789 8922

CALIBRATION VERIFICATION SUMMARY

Lab Name: Alliance **Contract:** PORT06

Lab Code: ACE **SDG NO.:** Q2832

Continuing Calib Date: 08/15/2025 **Initial Calibration Date(s):** 08/07/2025 08/07/2025

Continuing Calib Time: 10:56 **Initial Calibration Time(s):** 12:02 13:38

GC Column: RTX-CLP **ID:** 0.32 (mm)

COMPOUND	CCAL RT	AVG RT	RT WINDOW FROM	TO	DIFF RT
2,4-DCAA	7.29	7.30	7.20	7.40	0.01
2,4-D	8.42	8.42	8.32	8.52	0.00
2,4,5-TP(Silvex)	9.29	9.30	9.20	9.40	0.01

284 Sheffield Street, Mountainside, New Jersey 07092, Phone : 908 789 8900,
Fax : 908 789 8922

CALIBRATION VERIFICATION SUMMARY

Lab Name: Alliance **Contract:** PORT06

Lab Code: ACE **SDG NO.:** Q2832

Continuing Calib Date: 08/15/2025 **Initial Calibration Date(s):** 08/07/2025 08/07/2025

Continuing Calib Time: 10:56 **Initial Calibration Time(s):** 12:02 13:38

GC Column: RTX-CLP2 **ID:** 0.32 **(mm)**

COMPOUND	CCAL RT	AVG RT	RT WINDOW FROM	TO	DIFF RT
2,4-DCAA	7.75	7.75	7.65	7.85	0.01
2,4-D	9.00	9.01	8.91	9.11	0.01
2,4,5-TP(Silvex)	9.90	9.90	9.80	10.00	0.00

284 Sheffield Street, Mountainside, New Jersey 07092, Phone : 908 789 8900, Fax : 908 789 8922

A B C D E F G H I J K L

CALIBRATION VERIFICATION SUMMARY

Lab Name: Alliance **Contract:** PORT06

Lab Code: ACE **SDG NO.:** Q2832

GC Column: RTX-CLP **ID:** 0.32 **(mm)** **Initi. Calib. Date(s):** 08/07/2025 08/07/2025

Client Sample No.: CCAL01 **Date Analyzed:** 08/15/2025

Lab Sample No.: HSTDCCC750 **Data File :** PS031454.D **Time Analyzed:** 10:56

COMPOUND	RT	RT WINDOW FROM	RT WINDOW TO	CALC AMOUNT(ng)	NOM AMOUNT(ng)	%D
2,4,5-TP(Silvex)	9.293	9.200	9.400	702.270	712.500	-1.4
2,4-D	8.417	8.324	8.524	683.000	705.000	-3.1
2,4-DCAA	7.290	7.195	7.395	706.660	750.000	-5.8

284 Sheffield Street, Mountainside, New Jersey 07092, Phone : 908 789 8900, Fax : 908 789 8922

A B C D E F G H I J K L

CALIBRATION VERIFICATION SUMMARY

Lab Name: Alliance **Contract:** PORT06

Lab Code: ACE **SDG NO.:** Q2832

GC Column: RTX-CLP2 **ID:** 0.32 **(mm)** **Initi. Calib. Date(s):** 08/07/2025 08/07/2025

Client Sample No.: CCAL01 **Date Analyzed:** 08/15/2025

Lab Sample No.: HSTDCCC750 **Data File :** PS031454.D **Time Analyzed:** 10:56

COMPOUND	RT	RT WINDOW FROM	RT WINDOW TO	CALC AMOUNT(ng)	NOM AMOUNT(ng)	%D
2,4,5-TP(Silvex)	9.897	9.803	10.003	643.260	712.500	-9.7
2,4-D	9.001	8.906	9.106	606.930	705.000	-13.9
2,4-DCAA	7.745	7.649	7.849	659.270	750.000	-12.1

284 Sheffield Street, Mountainside, New Jersey 07092, Phone : 908 789 8900,
Fax : 908 789 8922

CALIBRATION VERIFICATION SUMMARY

Lab Name: Alliance **Contract:** PORT06

Lab Code: ACE **SDG NO.:** Q2832

Continuing Calib Date: 08/15/2025 **Initial Calibration Date(s):** 08/07/2025 08/07/2025

Continuing Calib Time: 19:29 **Initial Calibration Time(s):** 12:02 13:38

GC Column: RTX-CLP **ID:** 0.32 (mm)

COMPOUND	CCAL RT	AVG RT	RT WINDOW FROM	TO	DIFF RT
2,4-DCAA	7.29	7.30	7.20	7.40	0.01
2,4-D	8.42	8.42	8.32	8.52	0.00
2,4,5-TP(Silvex)	9.29	9.30	9.20	9.40	0.01

284 Sheffield Street, Mountainside, New Jersey 07092, Phone : 908 789 8900,
Fax : 908 789 8922

CALIBRATION VERIFICATION SUMMARY

Lab Name: Alliance **Contract:** PORT06

Lab Code: ACE **SDG NO.:** Q2832

Continuing Calib Date: 08/15/2025 **Initial Calibration Date(s):** 08/07/2025 08/07/2025

Continuing Calib Time: 19:29 **Initial Calibration Time(s):** 12:02 13:38

GC Column: RTX-CLP2 **ID:** 0.32 **(mm)**

COMPOUND	CCAL RT	AVG RT	RT WINDOW FROM	TO	DIFF RT
2,4-DCAA	7.74	7.75	7.65	7.85	0.01
2,4-D	9.00	9.01	8.91	9.11	0.01
2,4,5-TP(Silvex)	9.90	9.90	9.80	10.00	0.00

284 Sheffield Street, Mountainside, New Jersey 07092, Phone : 908 789 8900, Fax : 908 789 8922

A B C D E F G H I J K L

CALIBRATION VERIFICATION SUMMARY

Lab Name: Alliance **Contract:** PORT06

Lab Code: ACE **SDG NO.:** Q2832

GC Column: RTX-CLP **ID:** 0.32 **(mm)** **Initi. Calib. Date(s):** 08/07/2025 08/07/2025

Client Sample No.: CCAL02 **Date Analyzed:** 08/15/2025

Lab Sample No.: HSTDCCC750 **Data File :** PS031461.D **Time Analyzed:** 19:29

COMPOUND	RT	RT WINDOW FROM	RT WINDOW TO	CALC AMOUNT(ng)	NOM AMOUNT(ng)	%D
2,4,5-TP(Silvex)	9.293	9.200	9.400	725.120	712.500	1.8
2,4-D	8.417	8.324	8.524	711.490	705.000	0.9
2,4-DCAA	7.290	7.195	7.395	730.280	750.000	-2.6

284 Sheffield Street, Mountainside, New Jersey 07092, Phone : 908 789 8900, Fax : 908 789 8922

A B C D E F G H I J K L

CALIBRATION VERIFICATION SUMMARY

Lab Name: Alliance **Contract:** PORT06

Lab Code: ACE **SDG NO.:** Q2832

GC Column: RTX-CLP2 **ID:** 0.32 **(mm)** **Initi. Calib. Date(s):** 08/07/2025 08/07/2025

Client Sample No.: CCAL02 **Date Analyzed:** 08/15/2025

Lab Sample No.: HSTDCCC750 **Data File :** PS031461.D **Time Analyzed:** 19:29

COMPOUND	RT	RT WINDOW FROM	RT WINDOW TO	CALC AMOUNT(ng)	NOM AMOUNT(ng)	%D
2,4,5-TP(Silvex)	9.897	9.803	10.003	667.310	712.500	-6.3
2,4-D	9.001	8.906	9.106	632.480	705.000	-10.3
2,4-DCAA	7.744	7.649	7.849	681.040	750.000	-9.2

284 Sheffield Street, Mountainside, New Jersey 07092, Phone : 908 789 8900,
Fax : 908 789 8922

A B C D E F G H I J K L

CALIBRATION VERIFICATION SUMMARY

Lab Name: Alliance **Contract:** PORT06

Lab Code: ACE **SDG NO.:** Q2832

Continuing Calib Date: 08/16/2025 **Initial Calibration Date(s):** 08/07/2025 08/07/2025

Continuing Calib Time: 01:07 **Initial Calibration Time(s):** 12:02 13:38

GC Column: RTX-CLP **ID:** 0.32 (mm)

COMPOUND	CCAL RT	AVG RT	RT WINDOW FROM	TO	DIFF RT
2,4-DCAA	7.29	7.30	7.20	7.40	0.01
2,4-D	8.42	8.42	8.32	8.52	0.00
2,4,5-TP(Silvex)	9.29	9.30	9.20	9.40	0.01

284 Sheffield Street, Mountainside, New Jersey 07092, Phone : 908 789 8900,
Fax : 908 789 8922

CALIBRATION VERIFICATION SUMMARY

Lab Name: Alliance **Contract:** PORT06

Lab Code: ACE **SDG NO.:** Q2832

Continuing Calib Date: 08/16/2025 **Initial Calibration Date(s):** 08/07/2025 08/07/2025

Continuing Calib Time: 01:07 **Initial Calibration Time(s):** 12:02 13:38

GC Column: RTX-CLP2 **ID:** 0.32 (mm)

COMPOUND	CCAL RT	AVG RT	RT WINDOW FROM	RT WINDOW TO	DIFF RT
2,4-DCAA	7.74	7.75	7.65	7.85	0.01
2,4-D	9.00	9.01	8.91	9.11	0.01
2,4,5-TP(Silvex)	9.90	9.90	9.80	10.00	0.00

284 Sheffield Street, Mountainside, New Jersey 07092, Phone : 908 789 8900, Fax : 908 789 8922

A B C D E F G H I J K L

CALIBRATION VERIFICATION SUMMARY

Lab Name: Alliance **Contract:** PORT06

Lab Code: ACE **SDG NO.:** Q2832

GC Column: RTX-CLP **ID:** 0.32 **(mm)** **Initi. Calib. Date(s):** 08/07/2025 08/07/2025

Client Sample No.: CCAL03 **Date Analyzed:** 08/16/2025

Lab Sample No.: HSTDCCC750 **Data File :** PS031473.D **Time Analyzed:** 01:07

COMPOUND	RT	RT WINDOW FROM	RT WINDOW TO	CALC AMOUNT(ng)	NOM AMOUNT(ng)	%D
2,4,5-TP(Silvex)	9.292	9.200	9.400	734.760	712.500	3.1
2,4-D	8.416	8.324	8.524	719.350	705.000	2.0
2,4-DCAA	7.289	7.195	7.395	748.270	750.000	-0.2

284 Sheffield Street, Mountainside, New Jersey 07092, Phone : 908 789 8900, Fax : 908 789 8922

A B C D E F G H I J K L

CALIBRATION VERIFICATION SUMMARY

Lab Name: Alliance **Contract:** PORT06

Lab Code: ACE **SDG NO.:** Q2832

GC Column: RTX-CLP2 **ID:** 0.32 **(mm)** **Initi. Calib. Date(s):** 08/07/2025 08/07/2025

Client Sample No.: CCAL03 **Date Analyzed:** 08/16/2025

Lab Sample No.: HSTDCCC750 **Data File :** PS031473.D **Time Analyzed:** 01:07

COMPOUND	RT	RT WINDOW FROM	RT WINDOW TO	CALC AMOUNT(ng)	NOM AMOUNT(ng)	%D
2,4,5-TP(Silvex)	9.896	9.803	10.003	695.480	712.500	-2.4
2,4-D	9.000	8.906	9.106	646.840	705.000	-8.2
2,4-DCAA	7.744	7.649	7.849	703.470	750.000	-6.2

284 Sheffield Street, Mountainside, New Jersey 07092, Phone : 908 789 8900,
Fax : 908 789 8922

A B C D E F G H I J K L

CALIBRATION VERIFICATION SUMMARY

Lab Name: Alliance **Contract:** PORT06

Lab Code: ACE **SDG NO.:** Q2832

Continuing Calib Date: 08/18/2025 **Initial Calibration Date(s):** 08/07/2025 08/07/2025

Continuing Calib Time: 12:23 **Initial Calibration Time(s):** 12:02 13:38

GC Column: RTX-CLP **ID:** 0.32 (mm)

COMPOUND	CCAL RT	AVG RT	RT WINDOW FROM	TO	DIFF RT
2,4-DCAA	7.29	7.30	7.20	7.40	0.01
2,4-D	8.42	8.42	8.32	8.52	0.00
2,4,5-TP(Silvex)	9.29	9.30	9.20	9.40	0.01

284 Sheffield Street, Mountainside, New Jersey 07092, Phone : 908 789 8900,
Fax : 908 789 8922

CALIBRATION VERIFICATION SUMMARY

Lab Name: Alliance **Contract:** PORT06

Lab Code: ACE **SDG NO.:** Q2832

Continuing Calib Date: 08/18/2025 **Initial Calibration Date(s):** 08/07/2025 08/07/2025

Continuing Calib Time: 12:23 **Initial Calibration Time(s):** 12:02 13:38

GC Column: RTX-CLP2 **ID:** 0.32 **(mm)**

COMPOUND	CCAL RT	AVG RT	RT WINDOW FROM	RT WINDOW TO	DIFF RT
2,4-DCAA	7.74	7.75	7.65	7.85	0.01
2,4-D	9.00	9.01	8.91	9.11	0.01
2,4,5-TP(Silvex)	9.90	9.90	9.80	10.00	0.00

284 Sheffield Street, Mountainside, New Jersey 07092, Phone : 908 789 8900, Fax : 908 789 8922

A B C D E F G H I J K L

CALIBRATION VERIFICATION SUMMARY

Lab Name: Alliance **Contract:** PORT06

Lab Code: ACE **SDG NO.:** Q2832

GC Column: RTX-CLP **ID:** 0.32 **(mm)** **Initi. Calib. Date(s):** 08/07/2025 08/07/2025

Client Sample No.: CCAL04 **Date Analyzed:** 08/18/2025

Lab Sample No.: HSTDCCC750 **Data File :** PS031482.D **Time Analyzed:** 12:23

COMPOUND	RT	RT WINDOW FROM	RT WINDOW TO	CALC AMOUNT(ng)	NOM AMOUNT(ng)	%D
2,4,5-TP(Silvex)	9.292	9.200	9.400	697.840	712.500	-2.1
2,4-D	8.417	8.324	8.524	673.700	705.000	-4.4
2,4-DCAA	7.289	7.195	7.395	714.250	750.000	-4.8

284 Sheffield Street, Mountainside, New Jersey 07092, Phone : 908 789 8900, Fax : 908 789 8922

A B C D E F G H I J K L

CALIBRATION VERIFICATION SUMMARY

Lab Name: Alliance **Contract:** PORT06

Lab Code: ACE **SDG NO.:** Q2832

GC Column: RTX-CLP2 **ID:** 0.32 **(mm)** **Initi. Calib. Date(s):** 08/07/2025 08/07/2025

Client Sample No.: CCAL04 **Date Analyzed:** 08/18/2025

Lab Sample No.: HSTDCCC750 **Data File :** PS031482.D **Time Analyzed:** 12:23

COMPOUND	RT	RT WINDOW FROM	RT WINDOW TO	CALC AMOUNT(ng)	NOM AMOUNT(ng)	%D
2,4,5-TP(Silvex)	9.896	9.803	10.003	661.360	712.500	-7.2
2,4-D	9.002	8.906	9.106	622.860	705.000	-11.7
2,4-DCAA	7.744	7.649	7.849	656.580	750.000	-12.5

284 Sheffield Street, Mountainside, New Jersey 07092, Phone : 908 789 8900,
Fax : 908 789 8922

CALIBRATION VERIFICATION SUMMARY

Lab Name: Alliance **Contract:** PORT06

Lab Code: ACE **SDG NO.:** Q2832

Continuing Calib Date: 08/18/2025 **Initial Calibration Date(s):** 08/07/2025 08/07/2025

Continuing Calib Time: 18:09 **Initial Calibration Time(s):** 12:02 13:38

GC Column: RTX-CLP **ID:** 0.32 (mm)

COMPOUND	CCAL RT	AVG RT	RT WINDOW FROM	TO	DIFF RT
2,4-DCAA	7.29	7.30	7.20	7.40	0.01
2,4-D	8.42	8.42	8.32	8.52	0.00
2,4,5-TP(Silvex)	9.29	9.30	9.20	9.40	0.01

284 Sheffield Street, Mountainside, New Jersey 07092, Phone : 908 789 8900,
Fax : 908 789 8922

CALIBRATION VERIFICATION SUMMARY

Lab Name: Alliance **Contract:** PORT06

Lab Code: ACE **SDG NO.:** Q2832

Continuing Calib Date: 08/18/2025 **Initial Calibration Date(s):** 08/07/2025 08/07/2025

Continuing Calib Time: 18:09 **Initial Calibration Time(s):** 12:02 13:38

GC Column: RTX-CLP2 **ID:** 0.32 **(mm)**

COMPOUND	CCAL RT	AVG RT	RT WINDOW FROM	TO	DIFF RT
2,4-DCAA	7.74	7.75	7.65	7.85	0.01
2,4-D	9.00	9.01	8.91	9.11	0.01
2,4,5-TP(Silvex)	9.90	9.90	9.80	10.00	0.00

284 Sheffield Street, Mountainside, New Jersey 07092, Phone : 908 789 8900, Fax : 908 789 8922

A B C D E F G H I J K L

CALIBRATION VERIFICATION SUMMARY

Lab Name: Alliance **Contract:** PORT06

Lab Code: ACE **SDG NO.:** Q2832

GC Column: RTX-CLP **ID:** 0.32 **(mm)** **Initi. Calib. Date(s):** 08/07/2025 08/07/2025

Client Sample No.: CCAL05 **Date Analyzed:** 08/18/2025

Lab Sample No.: HSTDCCC750 **Data File :** PS031491.D **Time Analyzed:** 18:09

COMPOUND	RT	RT WINDOW FROM	RT WINDOW TO	CALC AMOUNT(ng)	NOM AMOUNT(ng)	%D
2,4,5-TP(Silvex)	9.292	9.200	9.400	689.180	712.500	-3.3
2,4-D	8.418	8.324	8.524	669.990	705.000	-5.0
2,4-DCAA	7.289	7.195	7.395	706.000	750.000	-5.9

284 Sheffield Street, Mountainside, New Jersey 07092, Phone : 908 789 8900, Fax : 908 789 8922

A B C D E F G H I J K L

CALIBRATION VERIFICATION SUMMARY

Lab Name: Alliance **Contract:** PORT06

Lab Code: ACE **SDG NO.:** Q2832

GC Column: RTX-CLP2 **ID:** 0.32 **(mm)** **Initi. Calib. Date(s):** 08/07/2025 08/07/2025

Client Sample No.: CCAL05 **Date Analyzed:** 08/18/2025

Lab Sample No.: HSTDCCC750 **Data File :** PS031491.D **Time Analyzed:** 18:09

COMPOUND	RT	RT WINDOW FROM	RT WINDOW TO	CALC AMOUNT(ng)	NOM AMOUNT(ng)	%D
2,4,5-TP(Silvex)	9.895	9.803	10.003	657.320	712.500	-7.7
2,4-D	9.001	8.906	9.106	602.080	705.000	-14.6
2,4-DCAA	7.744	7.649	7.849	660.480	750.000	-11.9

284 Sheffield Street, Mountainside, New Jersey 07092, Phone : 908 789 8900,
Fax : 908 789 8922

Analytical Sequence

Client: Portal Partners Tri-Venture **SDG No.:** Q2832

Project: Amtrak Sawtooth Bridges 2025 **Instrument ID:** ECD_S

GC Column: RTX-CLP **ID:** 0.32 (mm) **Inst. Calib. Date(s):** 08/07/2025 08/07/2025

THE ANALYTICAL SEQUENCE OF PERFORMANCE EVALUATION MIXTURES, BLANKS, SAMPLES, AND STANDARDS IS GIVEN BELOW:

CLIENT ID	LAB SAMPLE ID	DATE ANALYZED	TIME ANALYZED	DATAFILE	DCAA RT #	RT #
I.BLK	I.BLK	08/07/2025	11:38	PS031378.D	7.30	0.00
HSTDICC200	HSTDICC200	08/07/2025	12:02	PS031379.D	7.30	0.00
HSTDICC500	HSTDICC500	08/07/2025	12:26	PS031380.D	7.30	0.00
HSTDICC750	HSTDICC750	08/07/2025	12:50	PS031381.D	7.30	0.00
HSTDICC1000	HSTDICC1000	08/07/2025	13:14	PS031382.D	7.29	0.00
HSTDICC1500	HSTDICC1500	08/07/2025	13:38	PS031383.D	7.29	0.00
I.BLK	I.BLK	08/15/2025	10:32	PS031453.D	7.29	0.00
HSTDCCC750	HSTDCCC750	08/15/2025	10:56	PS031454.D	7.29	0.00
PB169278BL	PB169278BL	08/15/2025	17:04	PS031455.D	7.29	0.00
PB169278BS	PB169278BS	08/15/2025	17:28	PS031456.D	7.29	0.00
PB169212TB	PB169212TB	08/15/2025	17:52	PS031457.D	7.29	0.00
TG-S01	Q2832-02	08/15/2025	18:40	PS031459.D	7.29	0.00
I.BLK	I.BLK	08/15/2025	19:05	PS031460.D	7.29	0.00
HSTDCCC750	HSTDCCC750	08/15/2025	19:29	PS031461.D	7.29	0.00
TG-S01MS	Q2832-02MS	08/15/2025	20:41	PS031462.D	7.29	0.00
TG-S01MSD	Q2832-02MSD	08/15/2025	21:05	PS031463.D	7.29	0.00
TG-S02	Q2832-04	08/15/2025	21:29	PS031464.D	7.29	0.00
TG-S03	Q2832-06	08/15/2025	21:54	PS031465.D	7.29	0.00
TG-S04	Q2832-08	08/15/2025	22:18	PS031466.D	7.29	0.00
TG-S05	Q2832-10	08/15/2025	22:42	PS031467.D	7.29	0.00
I.BLK	I.BLK	08/16/2025	00:43	PS031472.D	7.29	0.00
HSTDCCC750	HSTDCCC750	08/16/2025	01:07	PS031473.D	7.29	0.00
I.BLK	I.BLK	08/18/2025	11:59	PS031481.D	7.29	0.00
HSTDCCC750	HSTDCCC750	08/18/2025	12:23	PS031482.D	7.29	0.00
TG-S02RE	Q2832-04RE	08/18/2025	15:57	PS031486.D	7.29	0.00
TG-S03RE	Q2832-06RE	08/18/2025	16:21	PS031487.D	7.29	0.00
TG-S04RE	Q2832-08RE	08/18/2025	16:45	PS031488.D	7.29	0.00
TG-S05RE	Q2832-10RE	08/18/2025	17:09	PS031489.D	7.29	0.00
I.BLK	I.BLK	08/18/2025	17:44	PS031490.D	7.29	0.00
HSTDCCC750	HSTDCCC750	08/18/2025	18:09	PS031491.D	7.29	0.00

284 Sheffield Street, Mountainside, New Jersey 07092, Phone : 908 789 8900,
Fax : 908 789 8922

Analytical Sequence

Client: Portal Partners Tri-Venture **SDG No.:** Q2832

Project: Amtrak Sawtooth Bridges 2025 **Instrument ID:** ECD_S

GC Column: RTX-CLP2 **ID:** 0.32 (mm) **Inst. Calib. Date(s):** 08/07/2025 08/07/2025

THE ANALYTICAL SEQUENCE OF PERFORMANCE EVALUATION MIXTURES, BLANKS, SAMPLES, AND STANDARDS IS GIVEN BELOW:

CLIENT ID	LAB SAMPLE ID	DATE ANALYZED	TIME ANALYZED	DATAFILE	DCAA RT #	RT #
I.BLK	I.BLK	08/07/2025	11:38	PS031378.D	7.75	0.00
HSTDICC200	HSTDICC200	08/07/2025	12:02	PS031379.D	7.75	0.00
HSTDICC500	HSTDICC500	08/07/2025	12:26	PS031380.D	7.75	0.00
HSTDICC750	HSTDICC750	08/07/2025	12:50	PS031381.D	7.75	0.00
HSTDICC1000	HSTDICC1000	08/07/2025	13:14	PS031382.D	7.75	0.00
HSTDICC1500	HSTDICC1500	08/07/2025	13:38	PS031383.D	7.75	0.00
I.BLK	I.BLK	08/15/2025	10:32	PS031453.D	7.75	0.00
HSTDCCC750	HSTDCCC750	08/15/2025	10:56	PS031454.D	7.75	0.00
PB169278BL	PB169278BL	08/15/2025	17:04	PS031455.D	7.74	0.00
PB169278BS	PB169278BS	08/15/2025	17:28	PS031456.D	7.74	0.00
PB169212TB	PB169212TB	08/15/2025	17:52	PS031457.D	7.74	0.00
TG-S01	Q2832-02	08/15/2025	18:40	PS031459.D	7.74	0.00
I.BLK	I.BLK	08/15/2025	19:05	PS031460.D	7.75	0.00
HSTDCCC750	HSTDCCC750	08/15/2025	19:29	PS031461.D	7.74	0.00
TG-S01MS	Q2832-02MS	08/15/2025	20:41	PS031462.D	7.74	0.00
TG-S01MSD	Q2832-02MSD	08/15/2025	21:05	PS031463.D	7.74	0.00
TG-S02	Q2832-04	08/15/2025	21:29	PS031464.D	7.74	0.00
TG-S03	Q2832-06	08/15/2025	21:54	PS031465.D	7.74	0.00
TG-S04	Q2832-08	08/15/2025	22:18	PS031466.D	7.74	0.00
TG-S05	Q2832-10	08/15/2025	22:42	PS031467.D	7.74	0.00
I.BLK	I.BLK	08/16/2025	00:43	PS031472.D	7.75	0.00
HSTDCCC750	HSTDCCC750	08/16/2025	01:07	PS031473.D	7.74	0.00
I.BLK	I.BLK	08/18/2025	11:59	PS031481.D	7.75	0.00
HSTDCCC750	HSTDCCC750	08/18/2025	12:23	PS031482.D	7.74	0.00
TG-S02RE	Q2832-04RE	08/18/2025	15:57	PS031486.D	7.74	0.00
TG-S03RE	Q2832-06RE	08/18/2025	16:21	PS031487.D	7.74	0.00
TG-S04RE	Q2832-08RE	08/18/2025	16:45	PS031488.D	7.74	0.00
TG-S05RE	Q2832-10RE	08/18/2025	17:09	PS031489.D	7.74	0.00
I.BLK	I.BLK	08/18/2025	17:44	PS031490.D	7.74	0.00
HSTDCCC750	HSTDCCC750	08/18/2025	18:09	PS031491.D	7.74	0.00

284 Sheffield Street, Mountainside, New Jersey 07092, Phone : 908 789 8900,
Fax : 908 789 8922

A B C D E F G H I J K L

COMPOUND DETECTION SUMMARY

CLIENT SAMPLE NO.

PB169278BS

Lab Name: Alliance

Contract: PORT06

Lab Code: ACE

SDG NO.: Q2832

Lab Sample ID: PB169278BS

Date(s) Analyzed: 08/15/2025 08/15/2025

Instrument ID (1): ECD_S

Instrument ID (2): ECD_S

GC Column: (1): RTX-CLP **ID:** 0.32 (mm)

GC Column:(2): RTX-CLP2 **ID:** 0.32 (mm)

ANALYTE	COL	RT	RT WINDOW FROM	RT WINDOW TO	CONCENTRATION	%RPD
2,4,5-TP(Silvex)	1	9.29	9.24	9.34	5.50	9.5
	2	9.90	9.85	9.95	5.00	
2,4-D	1	8.42	8.37	8.47	5.30	9.9
	2	9.00	8.95	9.05	4.80	

284 Sheffield Street, Mountainside, New Jersey 07092, Phone : 908 789 8900,
Fax : 908 789 8922

A B C D E F G H I J K L

COMPOUND DETECTION SUMMARY

CLIENT SAMPLE NO.

TG-S01MS

Lab Name: Alliance

Contract: PORT06

Lab Code: ACE

SDG NO.: Q2832

Lab Sample ID: Q2832-02MS

Date(s) Analyzed: 08/15/2025 08/15/2025

Instrument ID (1): ECD_S

Instrument ID (2): ECD_S

GC Column: (1): RTX-CLP **ID:** 0.32 (mm)

GC Column:(2): RTX-CLP2 **ID:** 0.32 (mm)

ANALYTE	COL	RT	RT WINDOW FROM	RT WINDOW TO	CONCENTRATION	%RPD
2,4-D	1	8.42	8.37	8.47	91.7	9.7
	2	9.00	8.95	9.05	83.2	
2,4,5-TP(Silvex)	1	9.29	9.24	9.34	75.7	0.5
	2	9.90	9.85	9.95	76.1	

284 Sheffield Street, Mountainside, New Jersey 07092, Phone : 908 789 8900,
Fax : 908 789 8922

A B C D E F G H I J K L

COMPOUND DETECTION SUMMARY

CLIENT SAMPLE NO.

TG-S01MSD

Lab Name: Alliance

Contract: PORT06

Lab Code: ACE

SDG NO.: Q2832

Lab Sample ID: Q2832-02MSD

Date(s) Analyzed: 08/15/2025 08/15/2025

Instrument ID (1): ECD_S

Instrument ID (2): ECD_S

GC Column: (1): RTX-CLP **ID:** 0.32 (mm)

GC Column:(2): RTX-CLP2 **ID:** 0.32 (mm)

ANALYTE	COL	RT	RT WINDOW FROM	RT WINDOW TO	CONCENTRATION	%RPD
2,4-D	1	8.42	8.37	8.47	92.0	14.3
	2	9.00	8.95	9.05	79.7	
2,4,5-TP(Silvex)	1	9.29	9.24	9.34	76.5	5
	2	9.90	9.85	9.95	80.4	

Alliance TECHNICAL GROUP

A
B
C
D
E
F
G
H
I
J
K
L

SAMPLE RAW DATA

Sample Results: **PS031457.D**

Instrument :
ECD_S
ClientSampleId :
PB169212TB

Data Path : Z:\pestpcbsrv\HPCHEM1\ECD_S\Data\PS081525\
Data File : PS031457.D
Signal(s) : Signal #1: ECD1A.ch Signal #2: ECD2B.ch
Acq On : 15 Aug 2025 17:52
Operator : AR\AJ
Sample : PB169212TB
Misc :
ALS Vial : 6 Sample Multiplier: 1

Integration File signal 1: autoint1.e
Integration File signal 2: autoint2.e
Quant Time: Aug 18 03:47:29 2025
Quant Method : Z:\pestpcbsrv\HPCHEM1\ECD_S\Method\PS080725.M
Quant Title : 8080.M
QLast Update : Fri Aug 08 03:17:54 2025
Response via : Initial Calibration
Integrator: ChemStation

Volume Inj. : 1 µl
Signal #1 Phase : ZB-MR1 Signal #2 Phase: ZB-MR2
Signal #1 Info : 30M x 0.32mm x0.5 Signal #2 Info : 30M x 0.32mm x 0.25µm

Compound	RT#1	RT#2	Resp#1	Resp#2	ng/ml	ng/ml
System Monitoring Compounds						
4) S 2,4-DCAA	7.291	7.744	1402.4E6	407.7E6	441.841	482.245
Target Compounds						

(f)=RT Delta > 1/2 Window (#)=Amounts differ by > 25% (m)=manual int.

Sample Results: **PS031457.D**

Data Path : Z:\pestpcbsrv\HPCHEM1\ECD_S\Data\PS081525\
Data File : PS031457.D
Signal(s) : Signal #1: ECD1A.ch Signal #2: ECD2B.ch
Acq On : 15 Aug 2025 17:52
Operator : AR\AJ
Sample : PB169212TB
Misc :
ALS Vial : 6 Sample Multiplier: 1

Instrument :
ECD_S
ClientSampleId :
PB169212TB

Integration File signal 1: autoint1.e
Integration File signal 2: autoint2.e
Quant Time: Aug 18 03:47:29 2025
Quant Method : Z:\pestpcbsrv\HPCHEM1\ECD_S\Method\PS080725.M
Quant Title : 8080.M
QLast Update : Fri Aug 08 03:17:54 2025
Response via : Initial Calibration
Integrator: ChemStation

Volume Inj. : 1 µl
Signal #1 Phase : ZB-MR1 Signal #2 Phase: ZB-MR2
Signal #1 Info : 30M x 0.32mm x0.5 Signal #2 Info : 30M x 0.32mm x 0.25µm

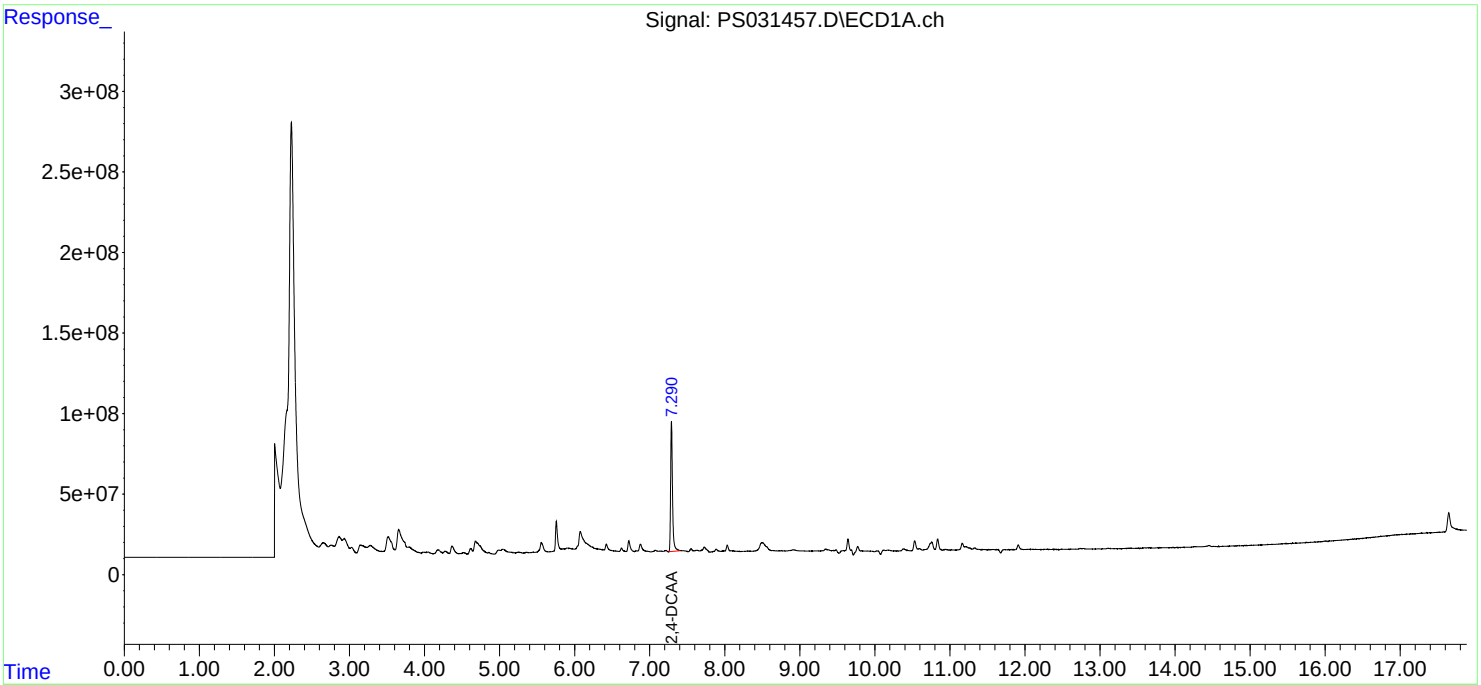

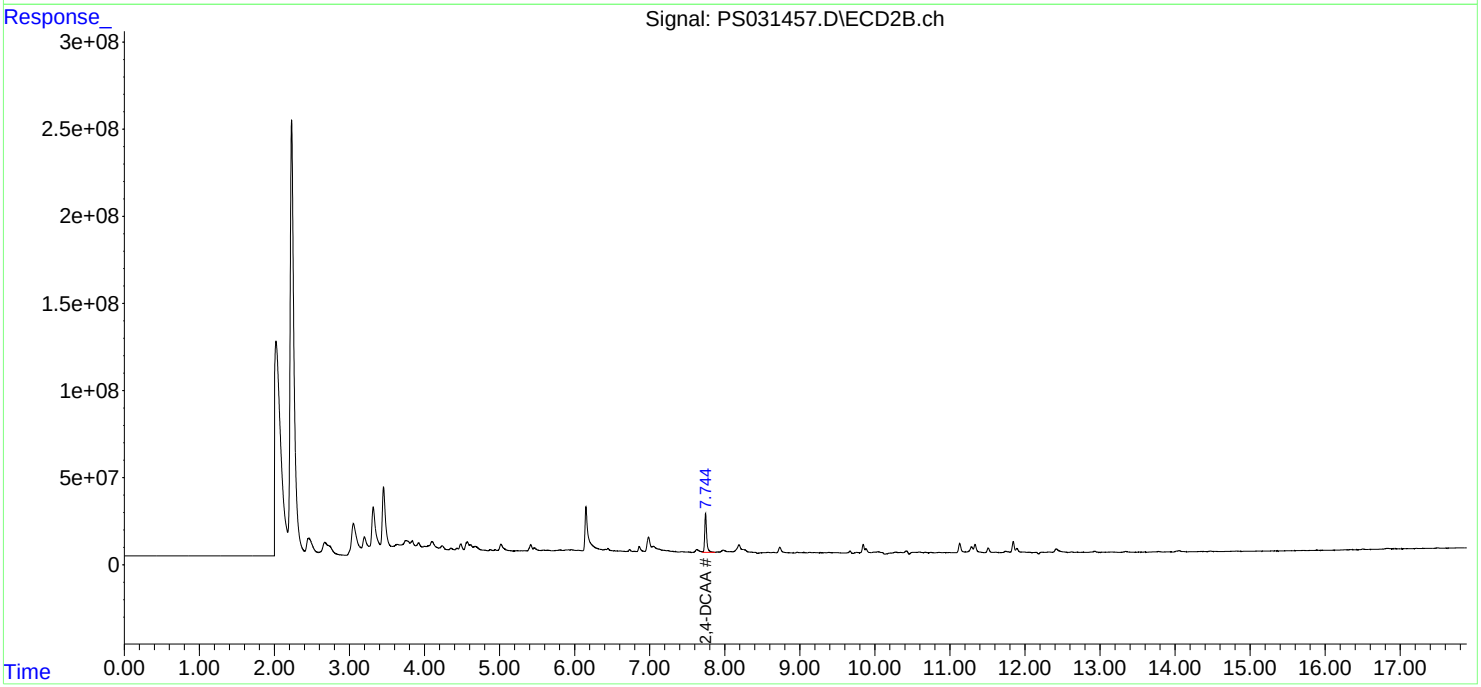

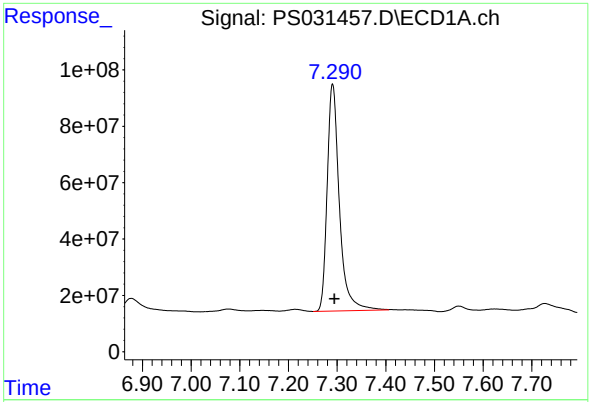

#4 2,4-DCAA

R.T.: 7.291 min
Delta R.T.: -0.004 min
Response: 1402397569
Conc: 441.84 ng/ml

Instrument :
ECD_S
ClientSampleId :
PB169212TB

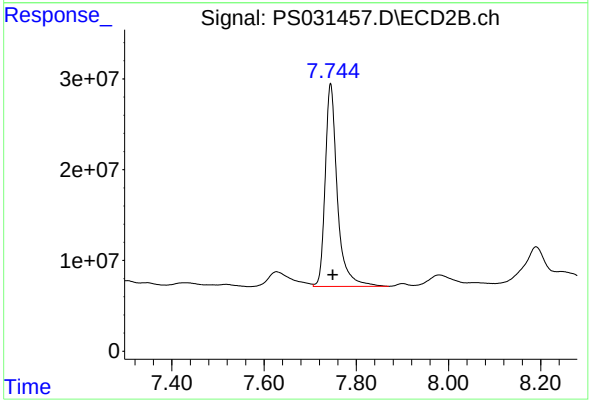

#4 2,4-DCAA

R.T.: 7.744 min
Delta R.T.: -0.005 min
Response: 407661209
Conc: 482.25 ng/ml

Quantitation Report (QT Reviewed)

Sample Results: **PS031459.D**

Instrument :
ECD_S
ClientSampleId :
TG-S01

Data Path : Z:\pestpcbsrv\HPCHEM1\ECD_S\Data\PS081525\
Data File : PS031459.D
Signal(s) : Signal #1: ECD1A.ch Signal #2: ECD2B.ch
Acq On : 15 Aug 2025 18:40
Operator : AR\AJ
Sample : Q2832-02
Misc :
ALS Vial : 8 Sample Multiplier: 1

Integration File signal 1: autoint1.e
Integration File signal 2: autoint2.e
Quant Time: Aug 18 03:48:11 2025
Quant Method : Z:\pestpcbsrv\HPCHEM1\ECD_S\Method\PS080725.M
Quant Title : 8080.M
QLast Update : Fri Aug 08 03:17:54 2025
Response via : Initial Calibration
Integrator: ChemStation

Volume Inj. : 1 µl
Signal #1 Phase : ZB-MR1 Signal #2 Phase: ZB-MR2
Signal #1 Info : 30M x 0.32mm x0.5 Signal #2 Info : 30M x 0.32mm x 0.25µm

Compound	RT#1	RT#2	Resp#1	Resp#2	ng/ml	ng/ml
System Monitoring Compounds						
4) S 2,4-DCAA	7.289	7.743	2128.7E6	634.4E6	670.679	750.506
Target Compounds						

(f)=RT Delta > 1/2 Window (#)=Amounts differ by > 25% (m)=manual int.

Sample Results: **PS031459.D**

Data Path : Z:\pestpcbsrv\HPCHEM1\ECD_S\Data\PS081525\
Data File : PS031459.D
Signal(s) : Signal #1: ECD1A.ch Signal #2: ECD2B.ch
Acq On : 15 Aug 2025 18:40
Operator : AR\AJ
Sample : Q2832-02
Misc :
ALS Vial : 8 Sample Multiplier: 1

Instrument :
ECD_S
ClientSampleId :
TG-S01

Integration File signal 1: autoint1.e
Integration File signal 2: autoint2.e
Quant Time: Aug 18 03:48:11 2025
Quant Method : Z:\pestpcbsrv\HPCHEM1\ECD_S\Method\PS080725.M
Quant Title : 8080.M
QLast Update : Fri Aug 08 03:17:54 2025
Response via : Initial Calibration
Integrator: ChemStation

Volume Inj. : 1 µl
Signal #1 Phase : ZB-MR1 Signal #2 Phase: ZB-MR2
Signal #1 Info : 30M x 0.32mm x0.5 Signal #2 Info : 30M x 0.32mm x 0.25µm

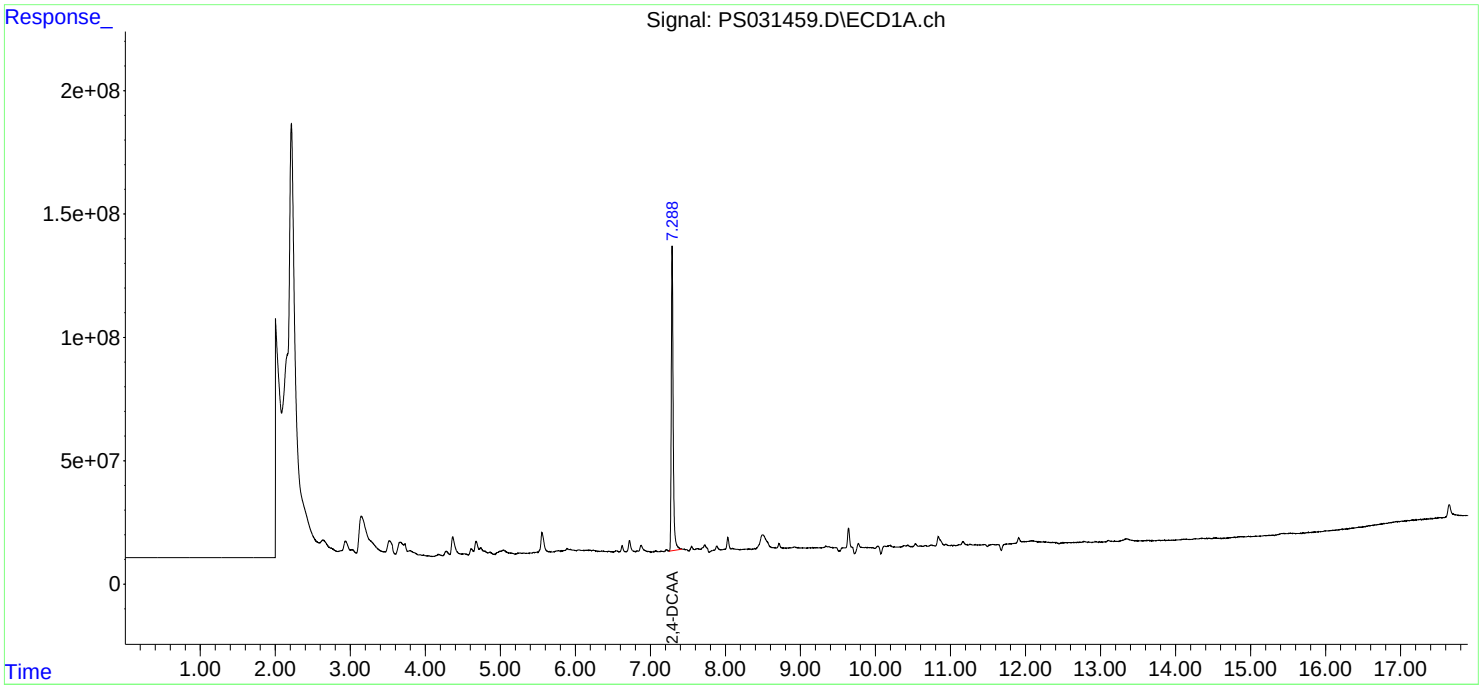

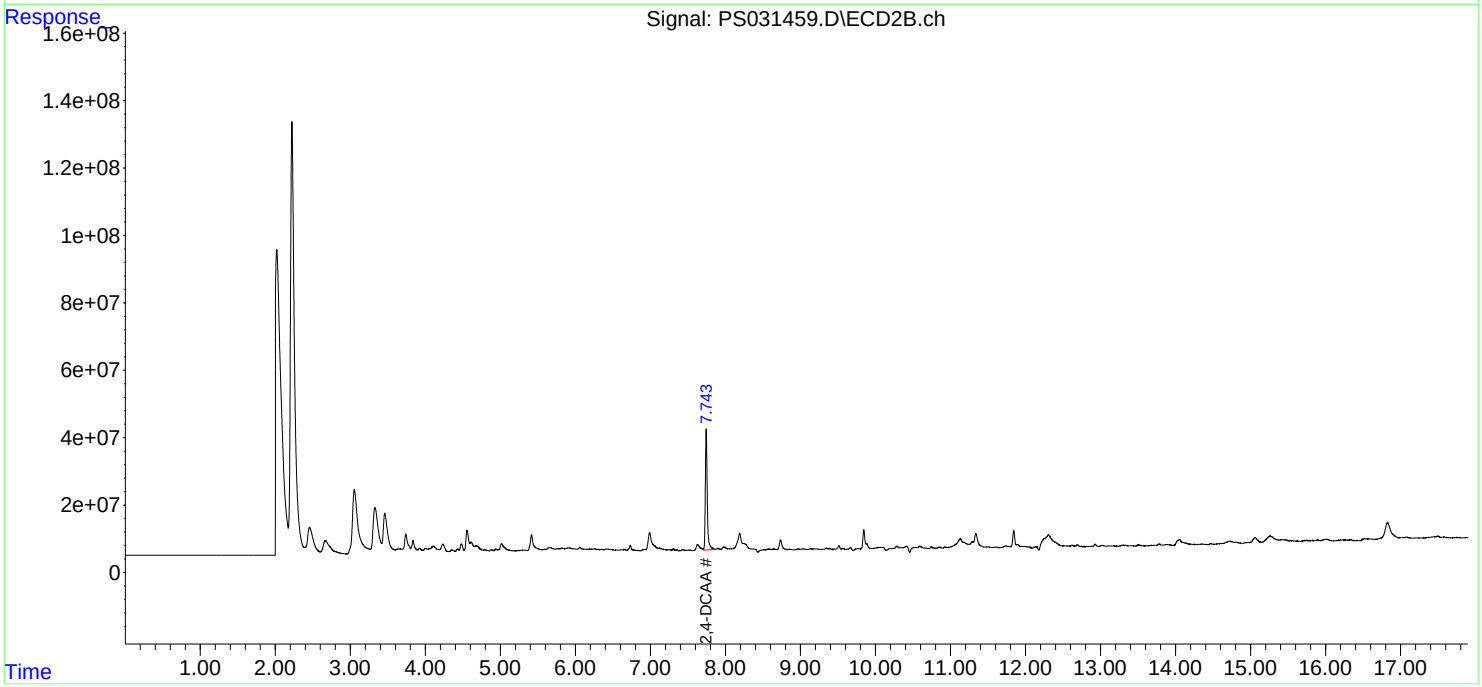

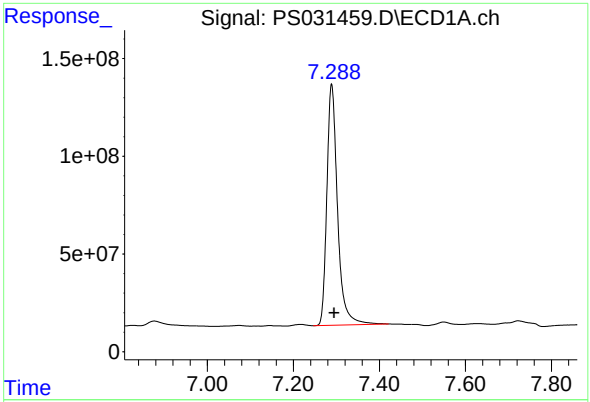

#4 2,4-DCAA

R.T.: 7.289 min
Delta R.T.: -0.006 min
Response: 2128726921
Conc: 670.68 ng/ml

Instrument :
ECD_S
ClientSampleId :
TG-S01

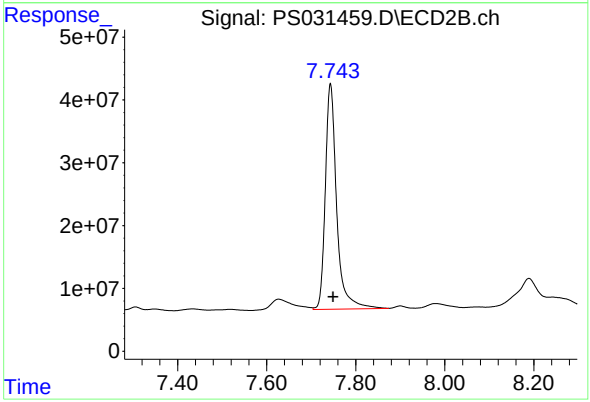

#4 2,4-DCAA

R.T.: 7.743 min
Delta R.T.: -0.006 min
Response: 634432768
Conc: 750.51 ng/ml

Quantitation Report (QT Reviewed)

Sample Results: **PS031464.D**

Data Path : Z:\pestpcbsrv\HPCHEM1\ECD_S\Data\PS081525\
Data File : PS031464.D
Signal(s) : Signal #1: ECD1A.ch Signal #2: ECD2B.ch
Acq On : 15 Aug 2025 21:29
Operator : AR\AJ
Sample : Q2832-04
Misc :
ALS Vial : 11 Sample Multiplier: 1

Instrument :
ECD_S
ClientSampleId :
TG-S02

Integration File signal 1: autoint1.e
Integration File signal 2: autoint2.e
Quant Time: Aug 18 03:49:46 2025
Quant Method : Z:\pestpcbsrv\HPCHEM1\ECD_S\Method\PS080725.M
Quant Title : 8080.M
QLast Update : Fri Aug 08 03:17:54 2025
Response via : Initial Calibration
Integrator: ChemStation

Volume Inj. : 1 µl
Signal #1 Phase : ZB-MR1 Signal #2 Phase: ZB-MR2
Signal #1 Info : 30M x 0.32mm x0.5 Signal #2 Info : 30M x 0.32mm x 0.25µm

	Compound	RT#1	RT#2	Resp#1	Resp#2	ng/ml	ng/ml
	System Monitoring Compounds						
4) S	2,4-DCAA	7.289	7.744	2010.9E6	607.6E6	633.550	718.823
	Target Compounds						

(f)=RT Delta > 1/2 Window (#)=Amounts differ by > 25% (m)=manual int.

Sample Results: **PS031464.D**

Data Path : Z:\pestpcbsrv\HPCHEM1\ECD_S\Data\PS081525\
Data File : PS031464.D
Signal(s) : Signal #1: ECD1A.ch Signal #2: ECD2B.ch
Acq On : 15 Aug 2025 21:29
Operator : AR\AJ
Sample : Q2832-04
Misc :
ALS Vial : 11 Sample Multiplier: 1

Instrument :
ECD_S
ClientSampleId :
TG-S02

Integration File signal 1: autoint1.e
Integration File signal 2: autoint2.e
Quant Time: Aug 18 03:49:46 2025
Quant Method : Z:\pestpcbsrv\HPCHEM1\ECD_S\Method\PS080725.M
Quant Title : 8080.M
QLast Update : Fri Aug 08 03:17:54 2025
Response via : Initial Calibration
Integrator: ChemStation

Volume Inj. : 1 µl
Signal #1 Phase : ZB-MR1 Signal #2 Phase: ZB-MR2
Signal #1 Info : 30M x 0.32mm x0.5 Signal #2 Info : 30M x 0.32mm x 0.25µm

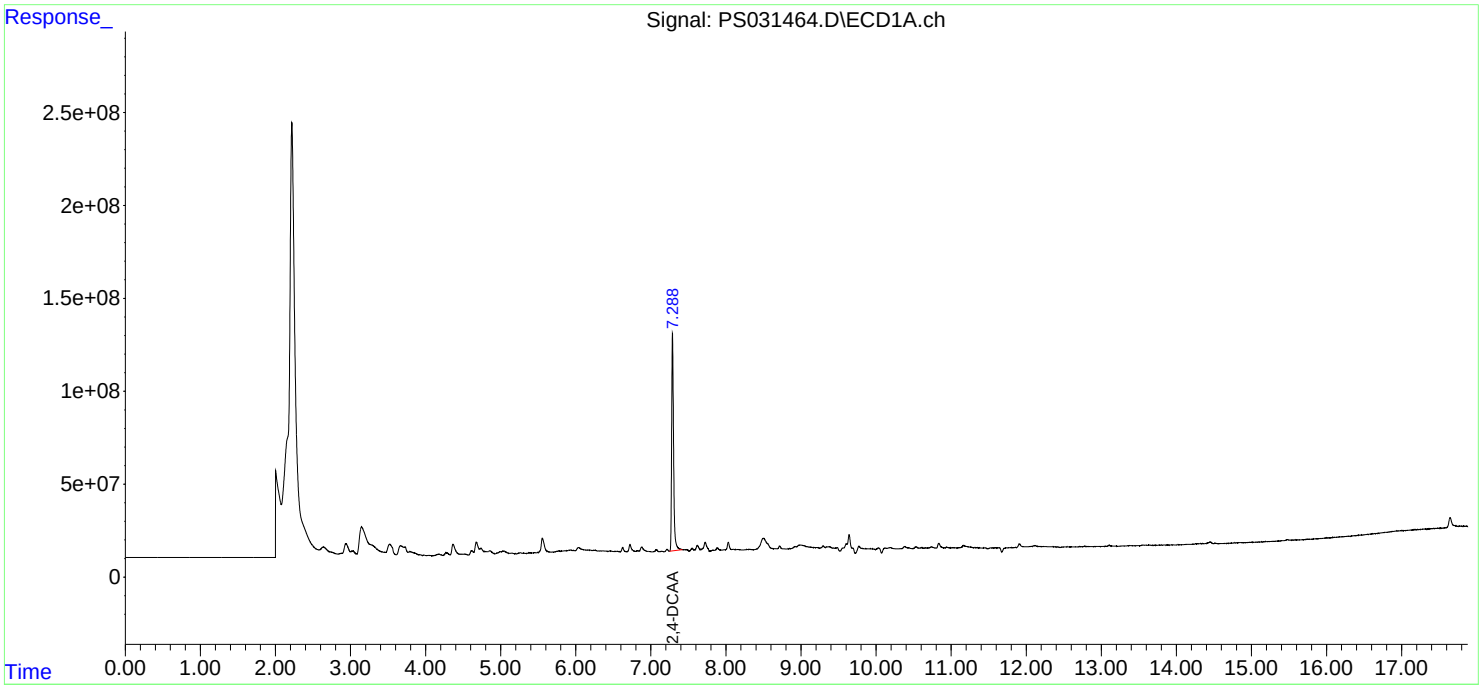

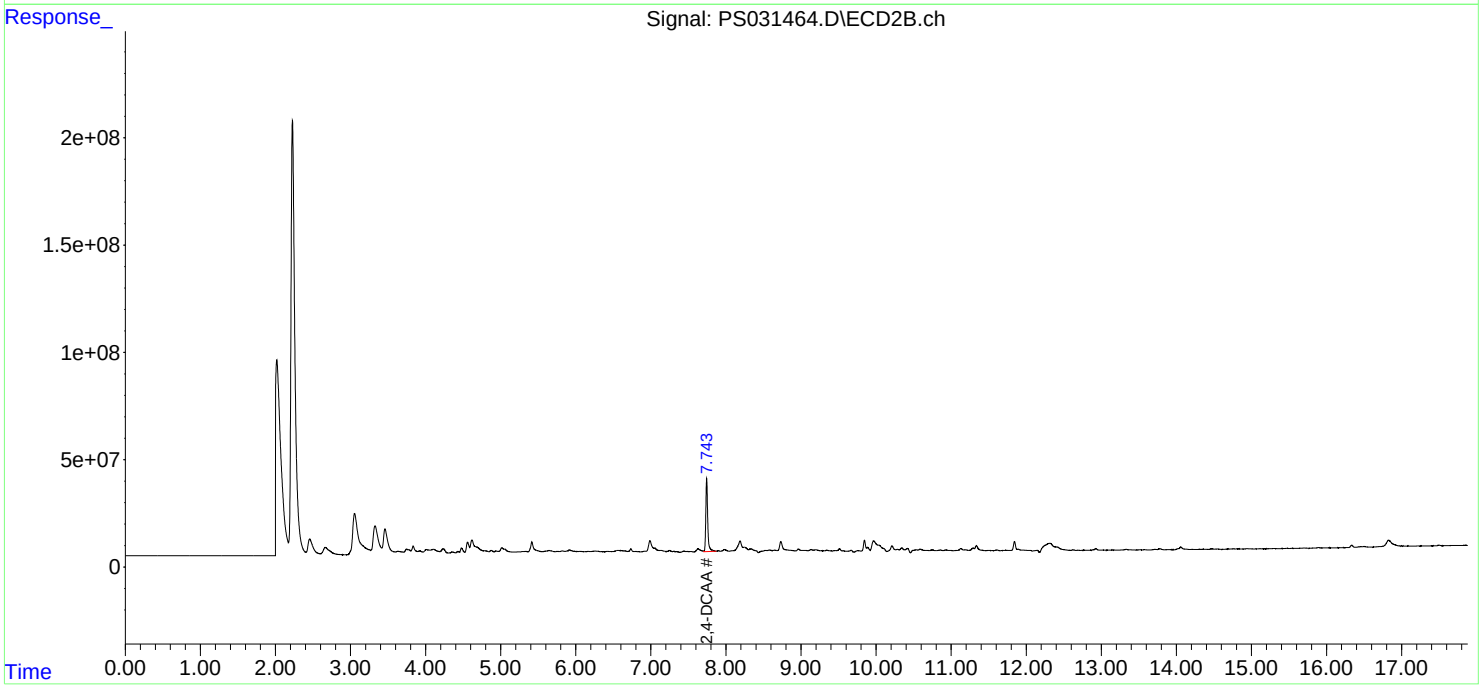

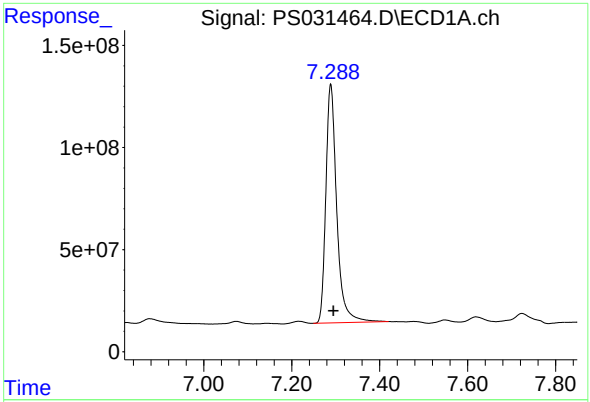

#4 2,4-DCAA

R.T.: 7.289 min
Delta R.T.: -0.006 min
Response: 2010881452
Conc: 633.55 ng/ml

Instrument :
ECD_S
ClientSampleId :
TG-S02

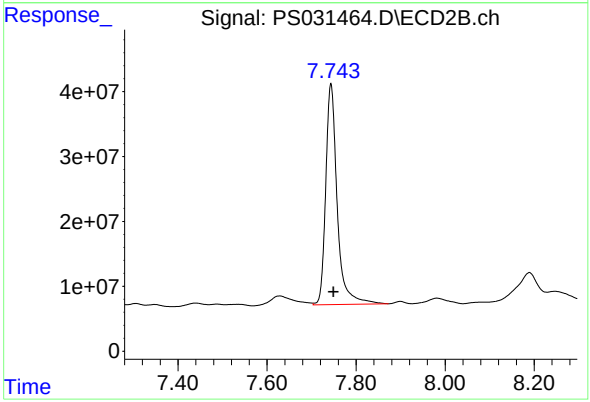

#4 2,4-DCAA

R.T.: 7.744 min
Delta R.T.: -0.006 min
Response: 607649516
Conc: 718.82 ng/ml

Sample Results: **PS031486.D**

Instrument :
ECD_S
ClientSampleId :
TG-S02RE

Data Path : Z:\pestpcbsrv\HPCHEM1\ECD_S\Data\PS081825\
Data File : PS031486.D
Signal(s) : Signal #1: ECD1A.ch Signal #2: ECD2B.ch
Acq On : 18 Aug 2025 15:57
Operator : AR\AJ
Sample : Q2832-04RE
Misc :
ALS Vial : 11 Sample Multiplier: 1

Integration File signal 1: autoint1.e
Integration File signal 2: autoint2.e
Quant Time: Aug 19 07:45:37 2025
Quant Method : Z:\pestpcbsrv\HPCHEM1\ECD_S\Method\PS080725.M
Quant Title : 8080.M
QLast Update : Fri Aug 08 03:17:54 2025
Response via : Initial Calibration
Integrator: ChemStation

Volume Inj. : 1 µl
Signal #1 Phase : ZB-MR1 Signal #2 Phase: ZB-MR2
Signal #1 Info : 30M x 0.32mm x0.5 Signal #2 Info : 30M x 0.32mm x 0.25µm

Compound	RT#1	RT#2	Resp#1	Resp#2	ng/ml	ng/ml
System Monitoring Compounds						
4) S 2,4-DCAA	7.289	7.743	2005.7E6	608.4E6	631.919	719.692
Target Compounds						

(f)=RT Delta > 1/2 Window (#)=Amounts differ by > 25% (m)=manual int.

Sample Results: **PS031486.D**

Data Path : Z:\pestpcbsrv\HPCHEM1\ECD_S\Data\PS081825\
Data File : PS031486.D
Signal(s) : Signal #1: ECD1A.ch Signal #2: ECD2B.ch
Acq On : 18 Aug 2025 15:57
Operator : AR\AJ
Sample : Q2832-04RE
Misc :
ALS Vial : 11 Sample Multiplier: 1

Instrument :
ECD_S
ClientSampleId :
TG-S02RE

Integration File signal 1: autoint1.e
Integration File signal 2: autoint2.e
Quant Time: Aug 19 07:45:37 2025
Quant Method : Z:\pestpcbsrv\HPCHEM1\ECD_S\Method\PS080725.M
Quant Title : 8080.M
QLast Update : Fri Aug 08 03:17:54 2025
Response via : Initial Calibration
Integrator: ChemStation

Volume Inj. : 1 µl
Signal #1 Phase : ZB-MR1 Signal #2 Phase: ZB-MR2
Signal #1 Info : 30M x 0.32mm x0.5 Signal #2 Info : 30M x 0.32mm x 0.25µm

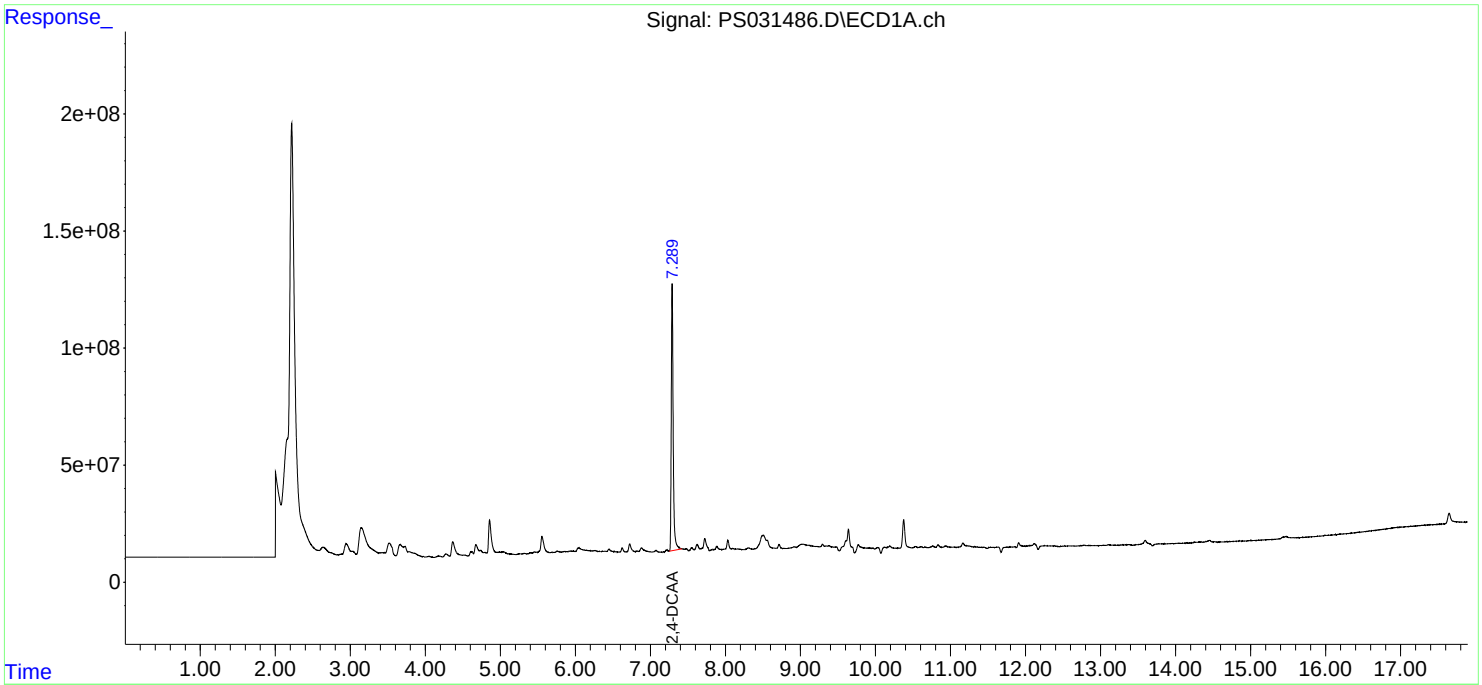

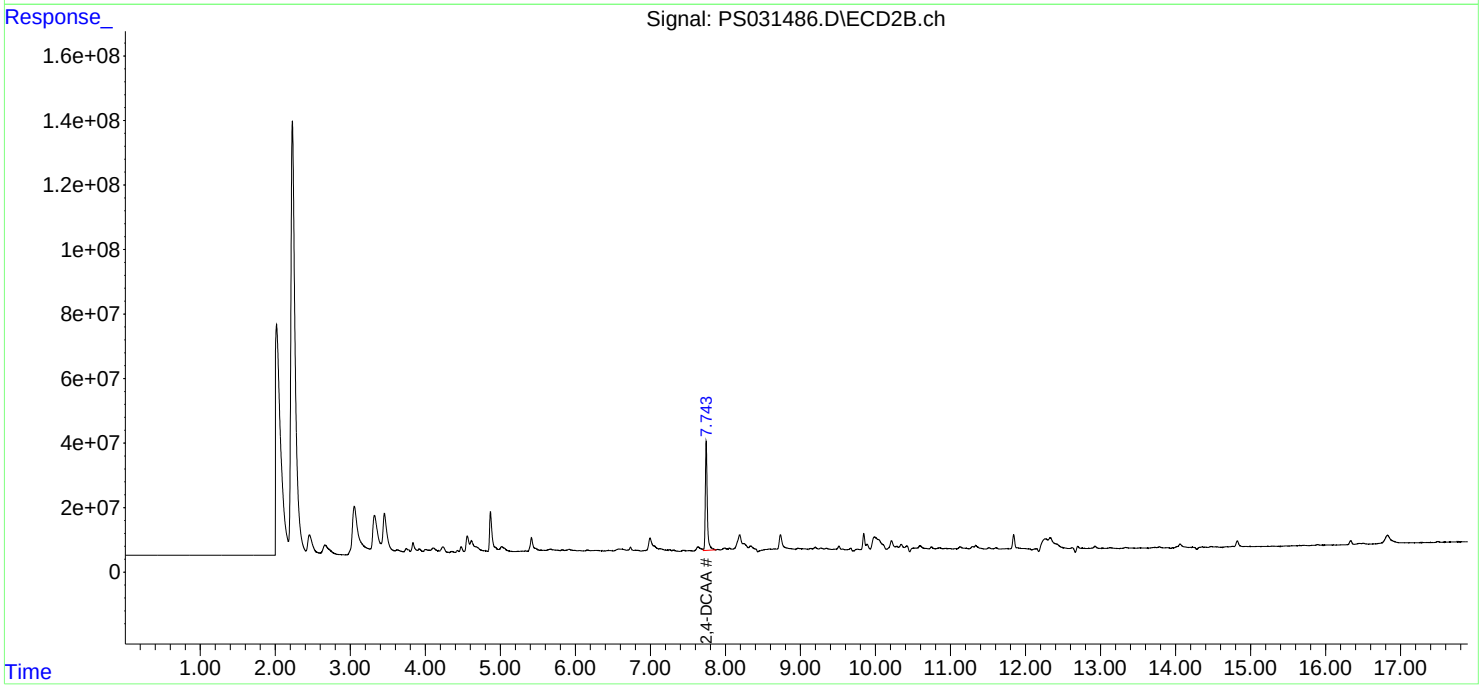

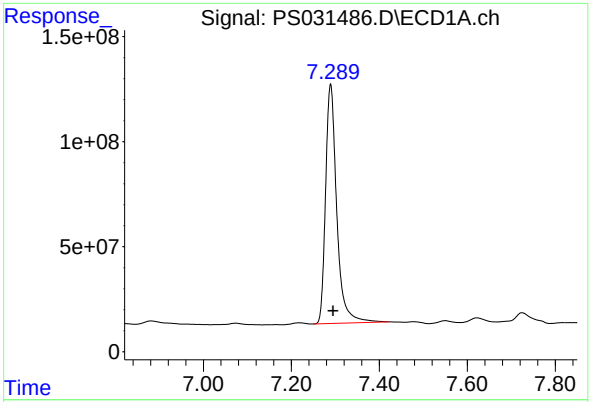

#4 2,4-DCAA

R.T.: 7.289 min
Delta R.T.: -0.006 min
Response: 2005701850
Conc: 631.92 ng/ml

Instrument :
ECD_S
ClientSampleId :
TG-S02RE

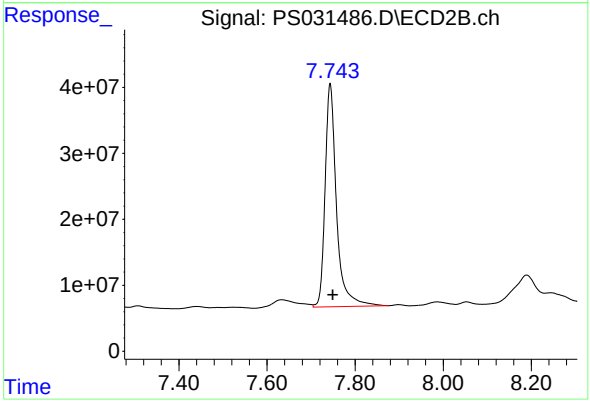

#4 2,4-DCAA

R.T.: 7.743 min
Delta R.T.: -0.006 min
Response: 608384473
Conc: 719.69 ng/ml

Quantitation Report (QT Reviewed)

Sample Results: **PS031465.D**

Instrument :
ECD_S
ClientSampleId :
TG-S03

Data Path : Z:\pestpcbsrv\HPCHEM1\ECD_S\Data\PS081525\
Data File : PS031465.D
Signal(s) : Signal #1: ECD1A.ch Signal #2: ECD2B.ch
Acq On : 15 Aug 2025 21:54
Operator : AR\AJ
Sample : Q2832-06
Misc :
ALS Vial : 12 Sample Multiplier: 1

Integration File signal 1: autoint1.e
Integration File signal 2: autoint2.e
Quant Time: Aug 18 03:50:05 2025
Quant Method : Z:\pestpcbsrv\HPCHEM1\ECD_S\Method\PS080725.M
Quant Title : 8080.M
QLast Update : Fri Aug 08 03:17:54 2025
Response via : Initial Calibration
Integrator: ChemStation

Volume Inj. : 1 µl
Signal #1 Phase : ZB-MR1 Signal #2 Phase: ZB-MR2
Signal #1 Info : 30M x 0.32mm x0.5 Signal #2 Info : 30M x 0.32mm x 0.25µm

Compound	RT#1	RT#2	Resp#1	Resp#2	ng/ml	ng/ml
System Monitoring Compounds						
4) S 2,4-DCAA	7.289	7.744	2075.9E6	624.2E6	654.021	738.377
Target Compounds						

(f)=RT Delta > 1/2 Window (#)=Amounts differ by > 25% (m)=manual int.

Sample Results: **PS031465.D**

Data Path : Z:\pestpcbsrv\HPCHEM1\ECD_S\Data\PS081525\
Data File : PS031465.D
Signal(s) : Signal #1: ECD1A.ch Signal #2: ECD2B.ch
Acq On : 15 Aug 2025 21:54
Operator : AR\AJ
Sample : Q2832-06
Misc :
ALS Vial : 12 Sample Multiplier: 1

Instrument :
ECD_S
ClientSampleId :
TG-S03

Integration File signal 1: autoint1.e
Integration File signal 2: autoint2.e
Quant Time: Aug 18 03:50:05 2025
Quant Method : Z:\pestpcbsrv\HPCHEM1\ECD_S\Method\PS080725.M
Quant Title : 8080.M
QLast Update : Fri Aug 08 03:17:54 2025
Response via : Initial Calibration
Integrator: ChemStation

Volume Inj. : 1 µl
Signal #1 Phase : ZB-MR1 Signal #2 Phase: ZB-MR2
Signal #1 Info : 30M x 0.32mm x0.5 Signal #2 Info : 30M x 0.32mm x 0.25µm

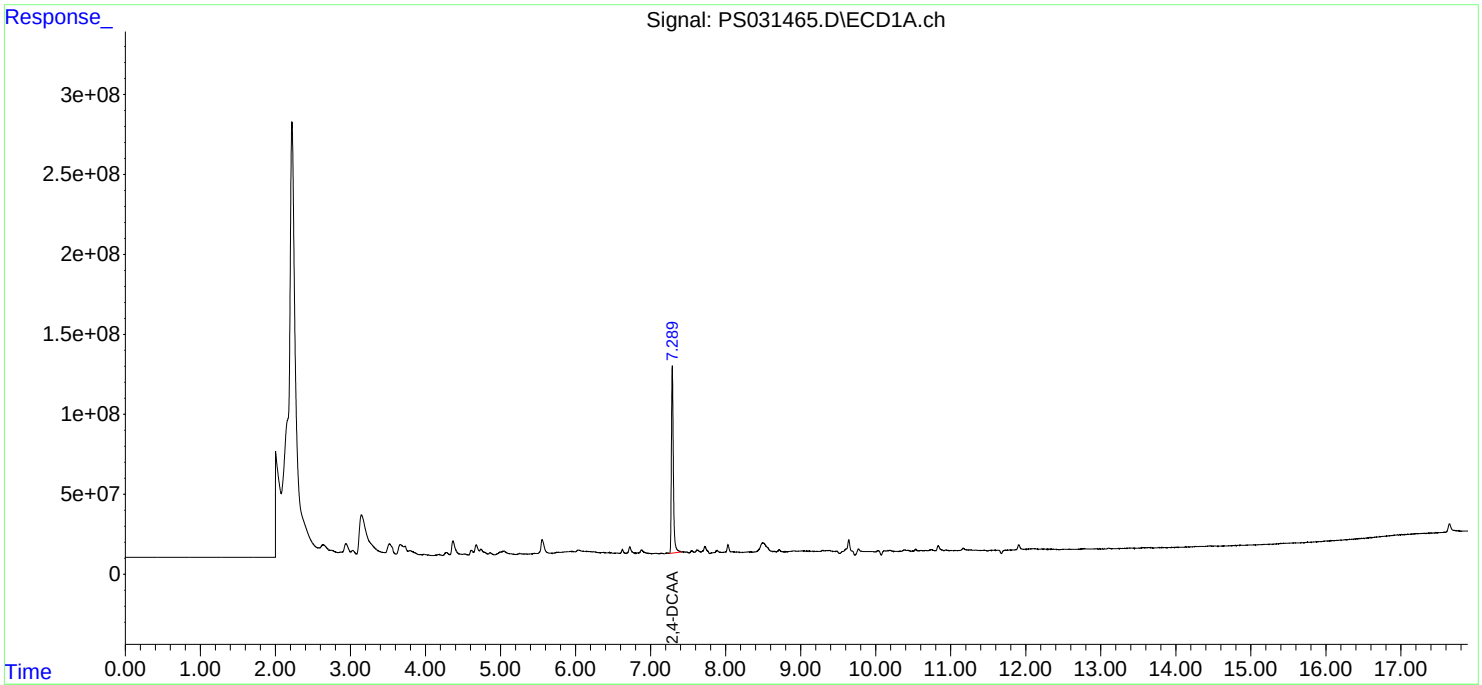

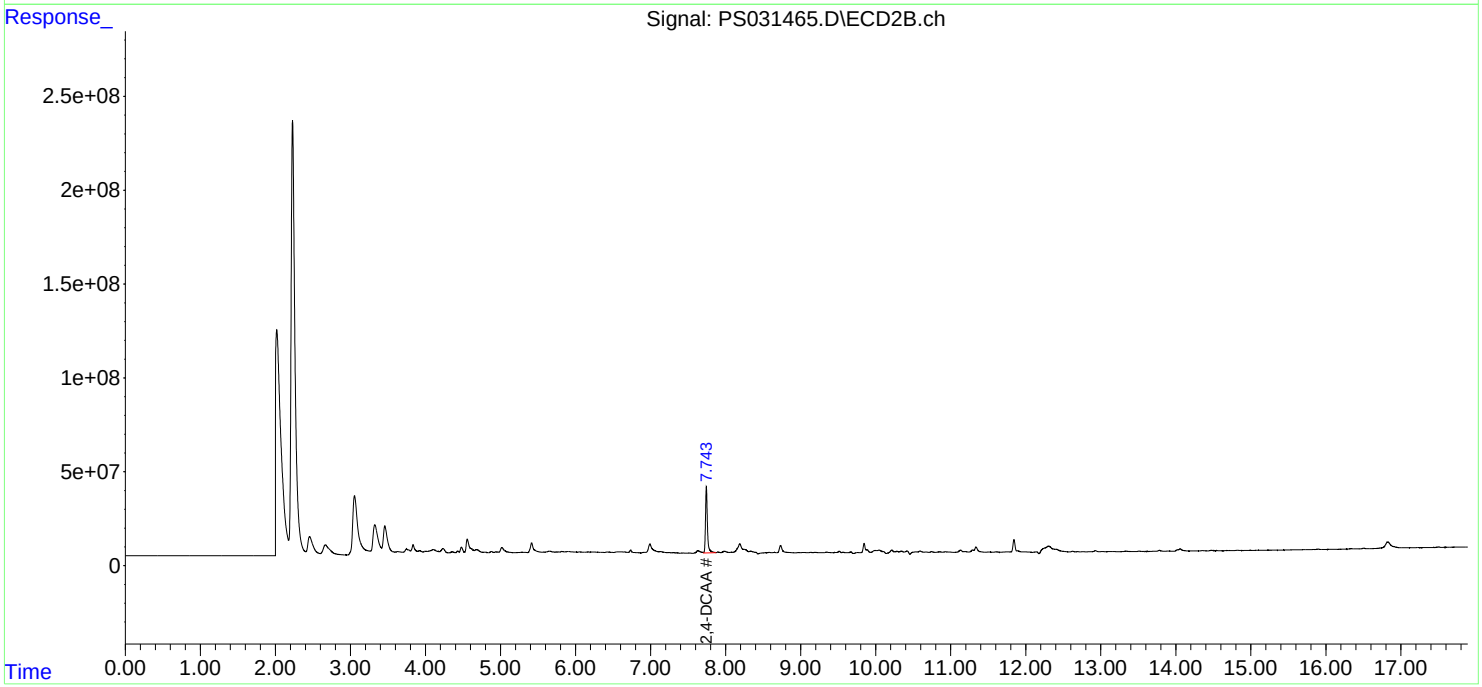

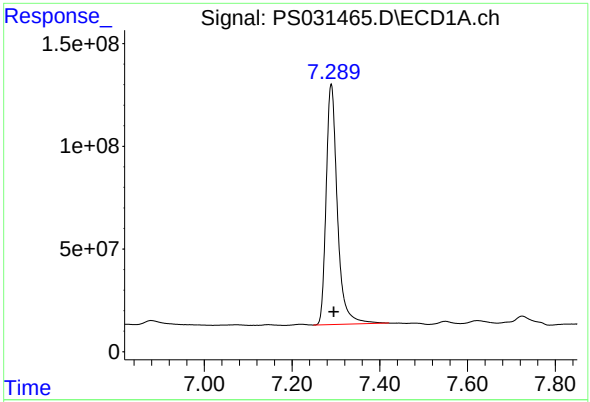

#4 2,4-DCAA

R.T.: 7.289 min
Delta R.T.: -0.005 min
Response: 2075854477
Conc: 654.02 ng/ml

Instrument :
ECD_S
ClientSampleId :
TG-S03

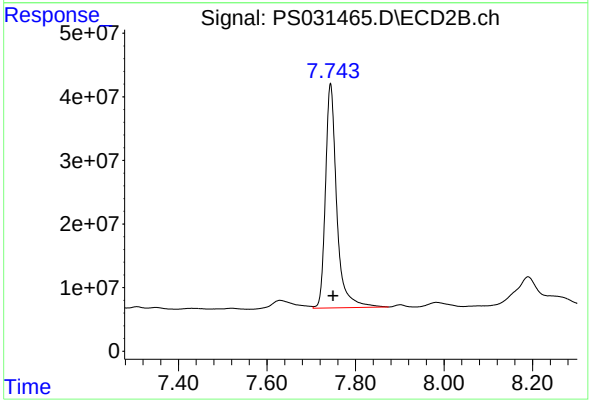

#4 2,4-DCAA

R.T.: 7.744 min
Delta R.T.: -0.006 min
Response: 624178986
Conc: 738.38 ng/ml

Sample Results: **PS031487.D**

Instrument :
ECD_S
ClientSampleId :
TG-S03RE

Data Path : Z:\pestpcbsrv\HPCHEM1\ECD_S\Data\PS081825\
Data File : PS031487.D
Signal(s) : Signal #1: ECD1A.ch Signal #2: ECD2B.ch
Acq On : 18 Aug 2025 16:21
Operator : AR\AJ
Sample : Q2832-06RE
Misc :
ALS Vial : 12 Sample Multiplier: 1

Integration File signal 1: autoint1.e
Integration File signal 2: autoint2.e
Quant Time: Aug 19 07:46:00 2025
Quant Method : Z:\pestpcbsrv\HPCHEM1\ECD_S\Method\PS080725.M
Quant Title : 8080.M
QLast Update : Fri Aug 08 03:17:54 2025
Response via : Initial Calibration
Integrator: ChemStation

Volume Inj. : 1 µl
Signal #1 Phase : ZB-MR1 Signal #2 Phase: ZB-MR2
Signal #1 Info : 30M x 0.32mm x0.5 Signal #2 Info : 30M x 0.32mm x 0.25µm

Compound	RT#1	RT#2	Resp#1	Resp#2	ng/ml	ng/ml
System Monitoring Compounds						
4) S 2,4-DCAA	7.288	7.743	2050.3E6	616.6E6	645.971	729.386
Target Compounds						

(f)=RT Delta > 1/2 Window (#)=Amounts differ by > 25% (m)=manual int.

Sample Results: **PS031487.D**

Data Path : Z:\pestpcbsrv\HPCHEM1\ECD_S\Data\PS081825\
Data File : PS031487.D
Signal(s) : Signal #1: ECD1A.ch Signal #2: ECD2B.ch
Acq On : 18 Aug 2025 16:21
Operator : AR\AJ
Sample : Q2832-06RE
Misc :
ALS Vial : 12 Sample Multiplier: 1

Instrument :
ECD_S
ClientSampleId :
TG-S03RE

Integration File signal 1: autoint1.e
Integration File signal 2: autoint2.e
Quant Time: Aug 19 07:46:00 2025
Quant Method : Z:\pestpcbsrv\HPCHEM1\ECD_S\Method\PS080725.M
Quant Title : 8080.M
QLast Update : Fri Aug 08 03:17:54 2025
Response via : Initial Calibration
Integrator: ChemStation

Volume Inj. : 1 µl
Signal #1 Phase : ZB-MR1 Signal #2 Phase: ZB-MR2
Signal #1 Info : 30M x 0.32mm x0.5 Signal #2 Info : 30M x 0.32mm x 0.25µm

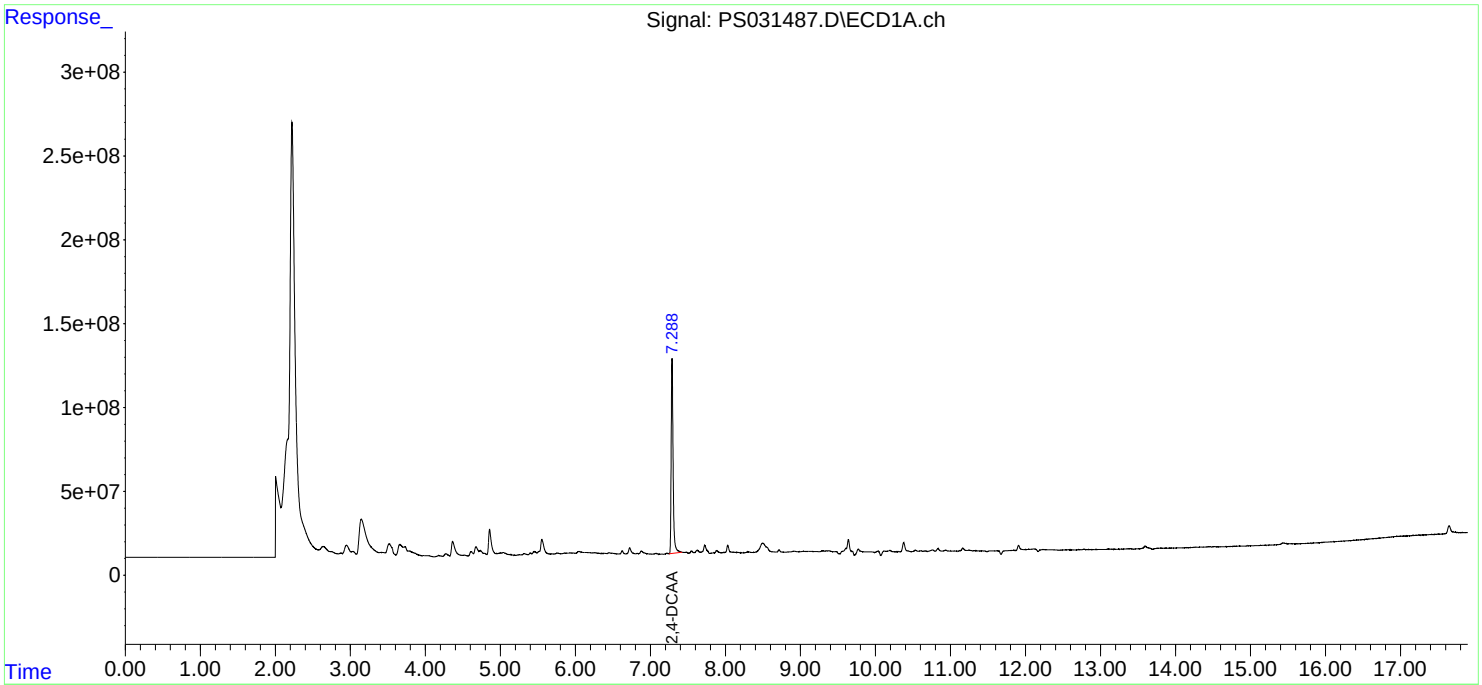

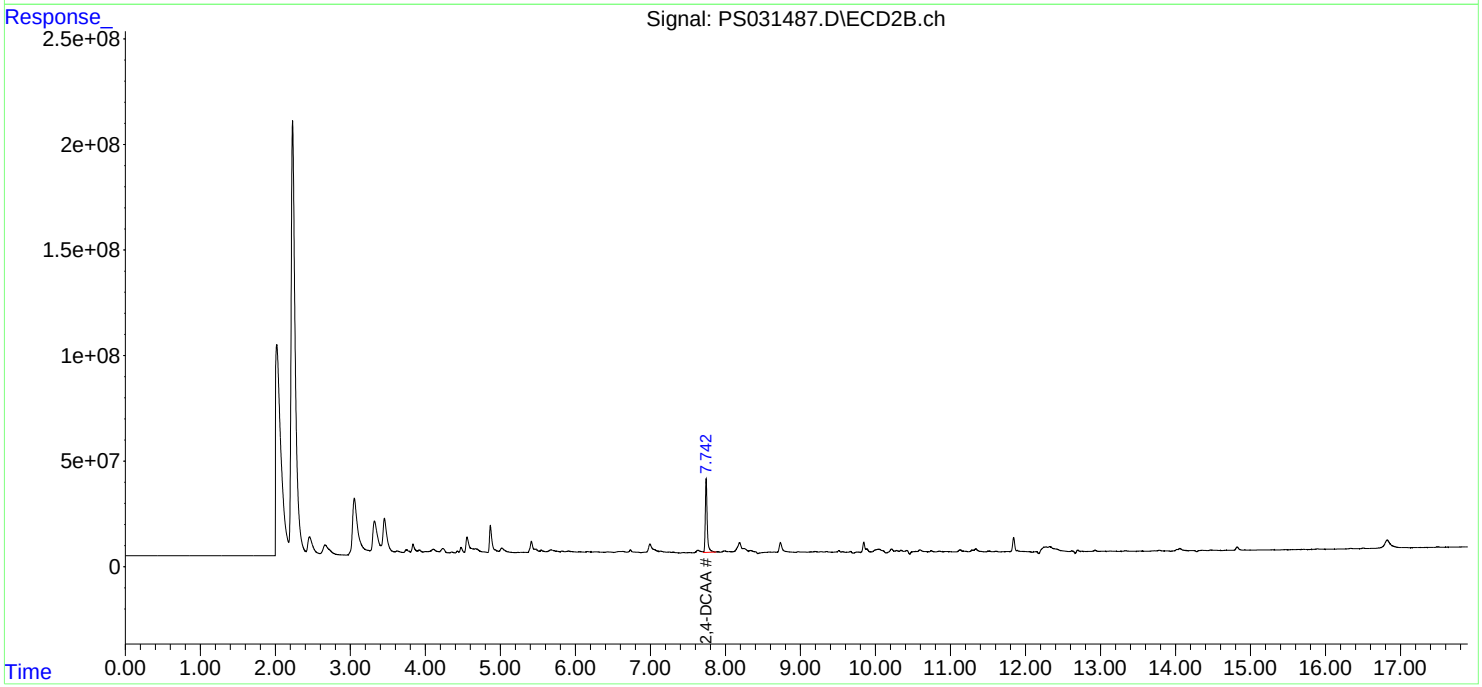

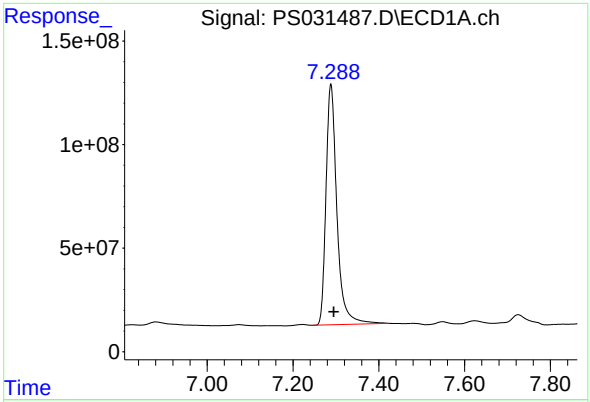

#4 2,4-DCAA

R.T.: 7.288 min
Delta R.T.: -0.006 min
Response: 2050305367
Conc: 645.97 ng/ml

Instrument :
ECD_S
ClientSampleId :
TG-S03RE

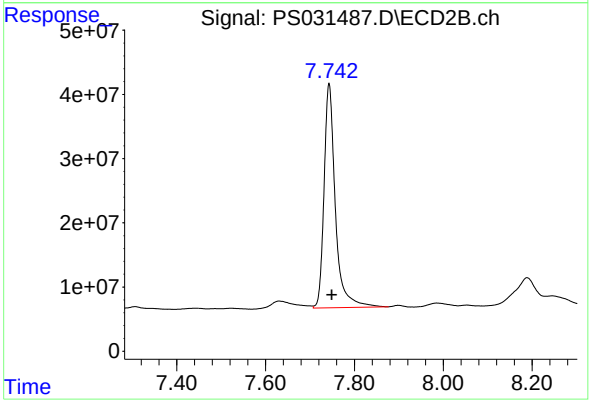

#4 2,4-DCAA

R.T.: 7.743 min
Delta R.T.: -0.006 min
Response: 616579020
Conc: 729.39 ng/ml

Quantitation Report (QT Reviewed)

Sample Results: **PS031466.D**

Instrument :
ECD_S
ClientSampleId :
TG-S04

Data Path : Z:\pestpcbsrv\HPCHEM1\ECD_S\Data\PS081525\
Data File : PS031466.D
Signal(s) : Signal #1: ECD1A.ch Signal #2: ECD2B.ch
Acq On : 15 Aug 2025 22:18
Operator : AR\AJ
Sample : Q2832-08
Misc :
ALS Vial : 13 Sample Multiplier: 1

Integration File signal 1: autoint1.e
Integration File signal 2: autoint2.e
Quant Time: Aug 18 03:50:24 2025
Quant Method : Z:\pestpcbsrv\HPCHEM1\ECD_S\Method\PS080725.M
Quant Title : 8080.M
QLast Update : Fri Aug 08 03:17:54 2025
Response via : Initial Calibration
Integrator: ChemStation

Volume Inj. : 1 µl
Signal #1 Phase : ZB-MR1 Signal #2 Phase: ZB-MR2
Signal #1 Info : 30M x 0.32mm x0.5 Signal #2 Info : 30M x 0.32mm x 0.25µm

Compound	RT#1	RT#2	Resp#1	Resp#2	ng/ml	ng/ml
System Monitoring Compounds						
4) S 2,4-DCAA	7.289	7.743	2150.2E6	650.4E6	677.457	769.377
Target Compounds						

(f)=RT Delta > 1/2 Window (#)=Amounts differ by > 25% (m)=manual int.

Sample Results: **PS031466.D**

Data Path : Z:\pestpcbsrv\HPCHEM1\ECD_S\Data\PS081525\
Data File : PS031466.D
Signal(s) : Signal #1: ECD1A.ch Signal #2: ECD2B.ch
Acq On : 15 Aug 2025 22:18
Operator : AR\AJ
Sample : Q2832-08
Misc :
ALS Vial : 13 Sample Multiplier: 1

Instrument :
ECD_S
ClientSampleId :
TG-S04

Integration File signal 1: autoint1.e
Integration File signal 2: autoint2.e
Quant Time: Aug 18 03:50:24 2025
Quant Method : Z:\pestpcbsrv\HPCHEM1\ECD_S\Method\PS080725.M
Quant Title : 8080.M
QLast Update : Fri Aug 08 03:17:54 2025
Response via : Initial Calibration
Integrator: ChemStation

Volume Inj. : 1 µl
Signal #1 Phase : ZB-MR1 Signal #2 Phase: ZB-MR2
Signal #1 Info : 30M x 0.32mm x0.5 Signal #2 Info : 30M x 0.32mm x 0.25µm

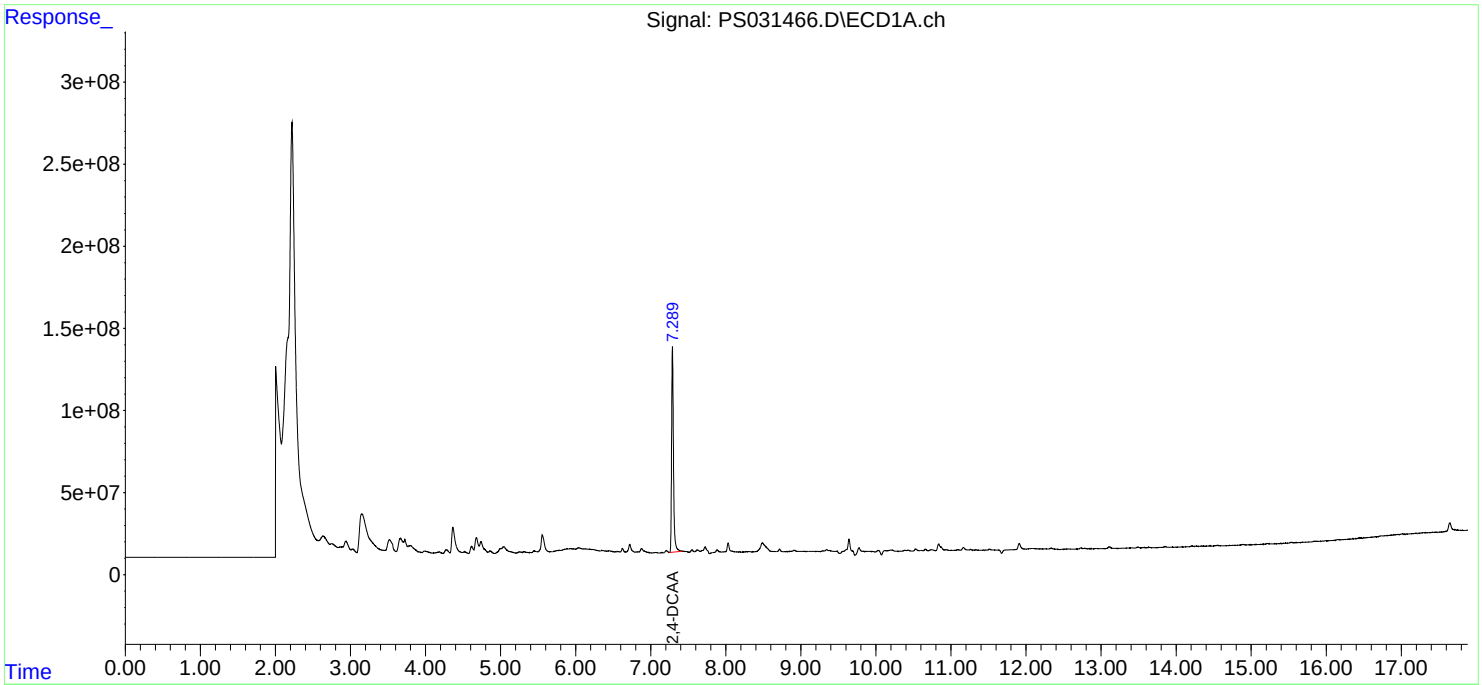

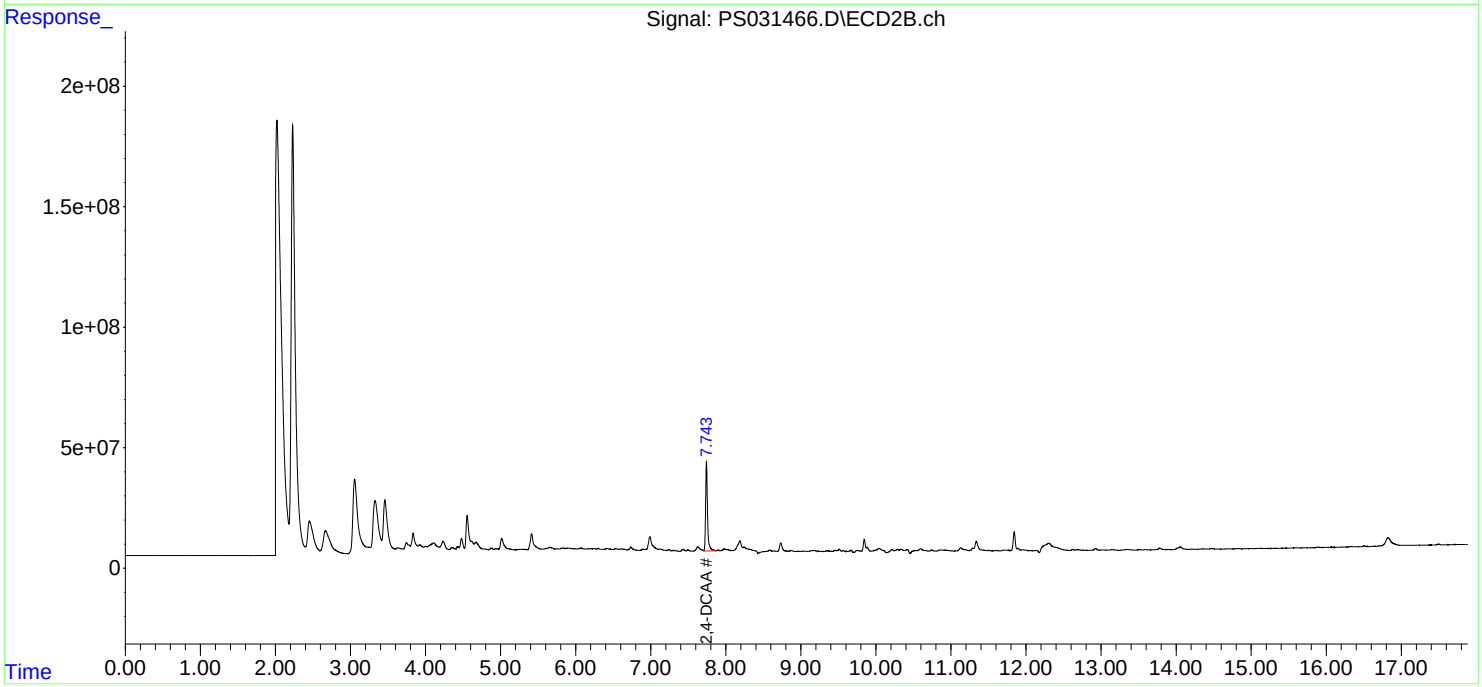

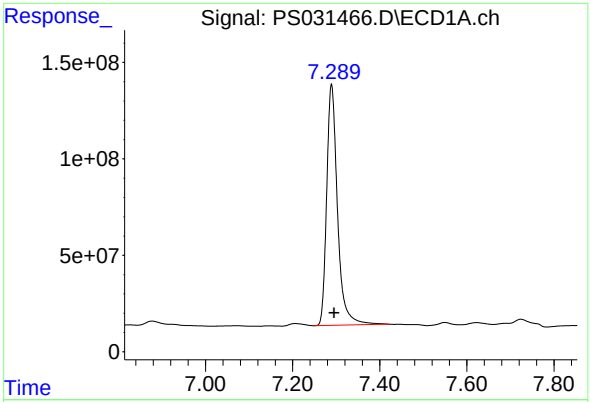

#4 2,4-DCAA

R.T.: 7.289 min
Delta R.T.: -0.005 min
Response: 2150238985
Conc: 677.46 ng/ml

Instrument :
ECD_S
ClientSampleId :
TG-S04

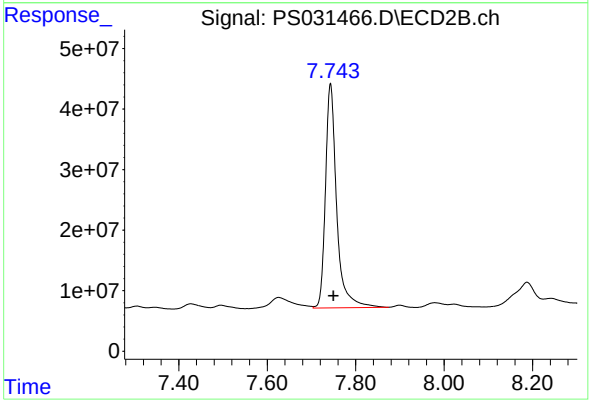

#4 2,4-DCAA

R.T.: 7.743 min
Delta R.T.: -0.006 min
Response: 650384519
Conc: 769.38 ng/ml

Sample Results: **PS031488.D**

Instrument :
ECD_S
ClientSampleId :
TG-S04RE

Data Path : Z:\pestpcbsrv\HPCHEM1\ECD_S\Data\PS081825\
Data File : PS031488.D
Signal(s) : Signal #1: ECD1A.ch Signal #2: ECD2B.ch
Acq On : 18 Aug 2025 16:45
Operator : AR\AJ
Sample : Q2832-08RE
Misc :
ALS Vial : 13 Sample Multiplier: 1

Integration File signal 1: autoint1.e
Integration File signal 2: autoint2.e
Quant Time: Aug 19 07:46:21 2025
Quant Method : Z:\pestpcbsrv\HPCHEM1\ECD_S\Method\PS080725.M
Quant Title : 8080.M
QLast Update : Fri Aug 08 03:17:54 2025
Response via : Initial Calibration
Integrator: ChemStation

Volume Inj. : 1 µl
Signal #1 Phase : ZB-MR1 Signal #2 Phase: ZB-MR2
Signal #1 Info : 30M x 0.32mm x0.5 Signal #2 Info : 30M x 0.32mm x 0.25µm

Compound	RT#1	RT#2	Resp#1	Resp#2	ng/ml	ng/ml
System Monitoring Compounds						
4) S 2,4-DCAA	7.288	7.743	2134.9E6	649.2E6	672.621	767.990
Target Compounds						

(f)=RT Delta > 1/2 Window (#)=Amounts differ by > 25% (m)=manual int.

Sample Results: **PS031488.D**

Data Path : Z:\pestpcbsrv\HPCHEM1\ECD_S\Data\PS081825\
Data File : PS031488.D
Signal(s) : Signal #1: ECD1A.ch Signal #2: ECD2B.ch
Acq On : 18 Aug 2025 16:45
Operator : AR\AJ
Sample : Q2832-08RE
Misc :
ALS Vial : 13 Sample Multiplier: 1

Instrument :
ECD_S
ClientSampleId :
TG-S04RE

Integration File signal 1: autoint1.e
Integration File signal 2: autoint2.e
Quant Time: Aug 19 07:46:21 2025
Quant Method : Z:\pestpcbsrv\HPCHEM1\ECD_S\Method\PS080725.M
Quant Title : 8080.M
QLast Update : Fri Aug 08 03:17:54 2025
Response via : Initial Calibration
Integrator: ChemStation

Volume Inj. : 1 µl
Signal #1 Phase : ZB-MR1 Signal #2 Phase: ZB-MR2
Signal #1 Info : 30M x 0.32mm x0.5 Signal #2 Info : 30M x 0.32mm x 0.25µm

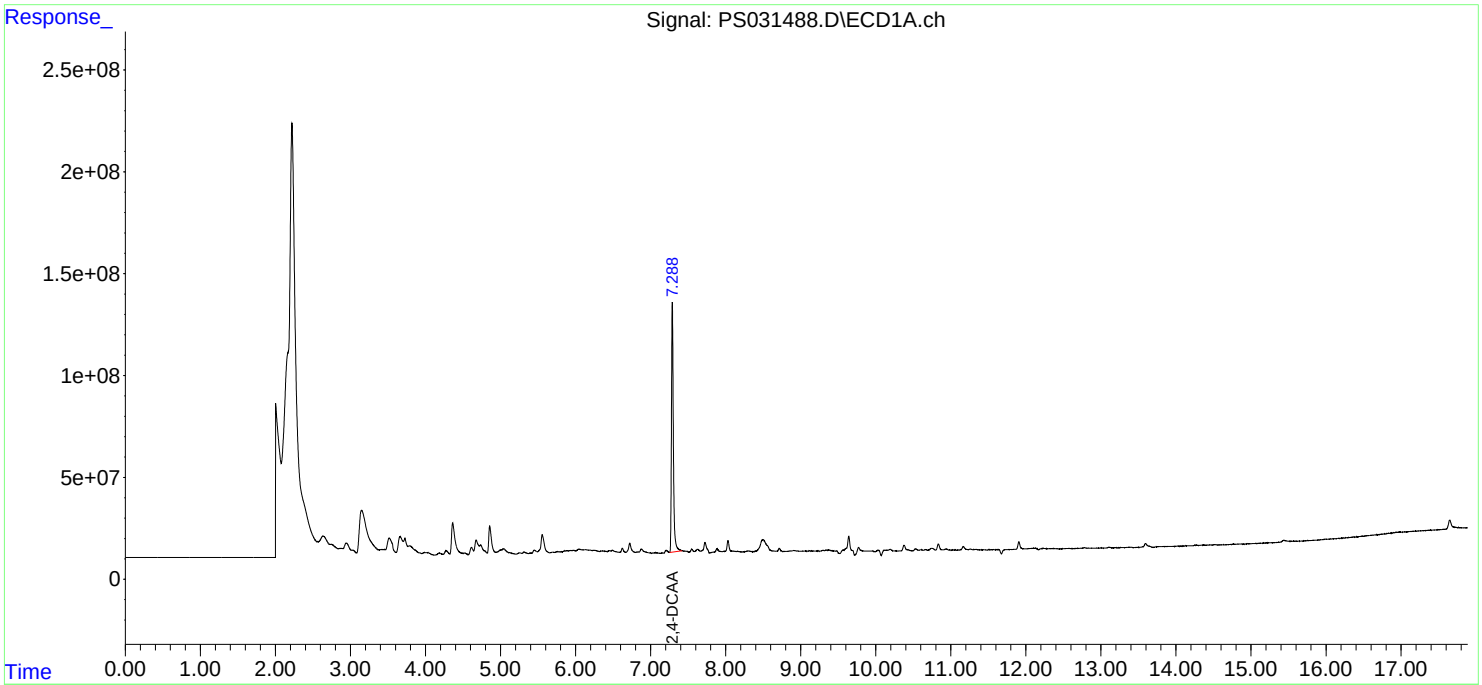

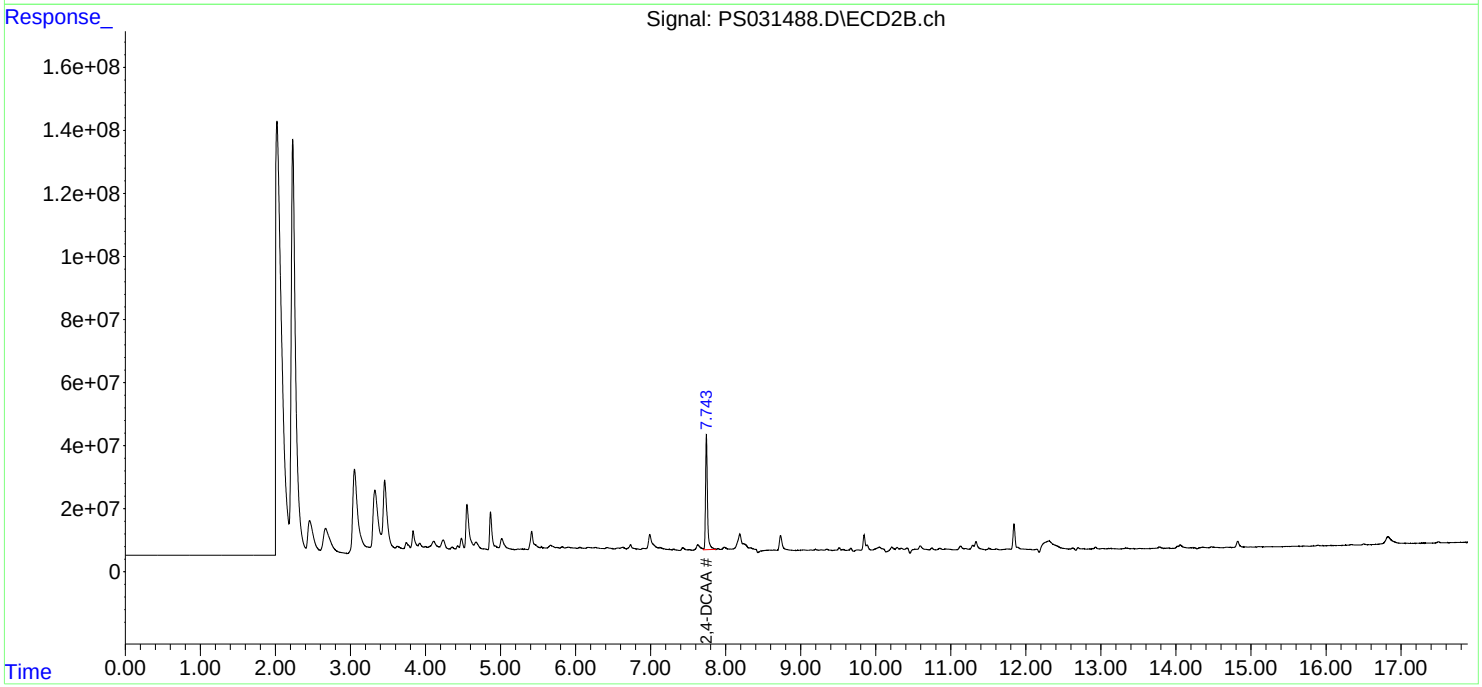

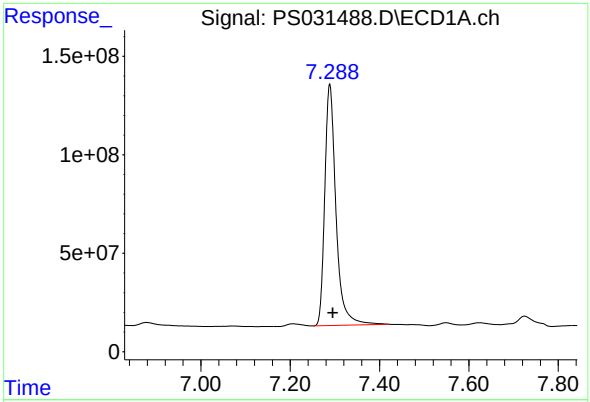

#4 2,4-DCAA

R.T.: 7.288 min
Delta R.T.: -0.006 min
Response: 2134890077
Conc: 672.62 ng/ml

Instrument :
ECD_S
ClientSampleId :
TG-S04RE

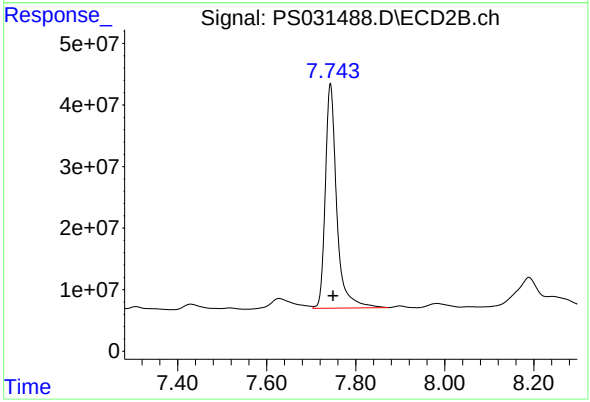

#4 2,4-DCAA

R.T.: 7.743 min
Delta R.T.: -0.006 min
Response: 649212257
Conc: 767.99 ng/ml

Quantitation Report (QT Reviewed)

Sample Results: **PS031467.D**

Instrument :
ECD_S
ClientSampleId :
TG-S05

A B C D E F G H I J K L

Data Path : Z:\pestpcbsrv\HPCHEM1\ECD_S\Data\PS081525\
Data File : PS031467.D
Signal(s) : Signal #1: ECD1A.ch Signal #2: ECD2B.ch
Acq On : 15 Aug 2025 22:42
Operator : AR\AJ
Sample : Q2832-10
Misc :
ALS Vial : 14 Sample Multiplier: 1

Integration File signal 1: autoint1.e
Integration File signal 2: autoint2.e
Quant Time: Aug 18 03:50:44 2025
Quant Method : Z:\pestpcbsrv\HPCHEM1\ECD_S\Method\PS080725.M
Quant Title : 8080.M
QLast Update : Fri Aug 08 03:17:54 2025
Response via : Initial Calibration
Integrator: ChemStation

Volume Inj. : 1 µl
Signal #1 Phase : ZB-MR1 Signal #2 Phase: ZB-MR2
Signal #1 Info : 30M x 0.32mm x0.5 Signal #2 Info : 30M x 0.32mm x 0.25µm

Compound	RT#1	RT#2	Resp#1	Resp#2	ng/ml	ng/ml
System Monitoring Compounds						
4) S 2,4-DCAA	7.288	7.742	2142.0E6	641.0E6	674.852	758.224
Target Compounds						

(f)=RT Delta > 1/2 Window (#)=Amounts differ by > 25% (m)=manual int.

Sample Results: **PS031467.D**

Data Path : Z:\pestpcbsrv\HPCHEM1\ECD_S\Data\PS081525\
Data File : PS031467.D
Signal(s) : Signal #1: ECD1A.ch Signal #2: ECD2B.ch
Acq On : 15 Aug 2025 22:42
Operator : AR\AJ
Sample : Q2832-10
Misc :
ALS Vial : 14 Sample Multiplier: 1

Instrument :
ECD_S
ClientSampleId :
TG-S05

Integration File signal 1: autoint1.e
Integration File signal 2: autoint2.e
Quant Time: Aug 18 03:50:44 2025
Quant Method : Z:\pestpcbsrv\HPCHEM1\ECD_S\Method\PS080725.M
Quant Title : 8080.M
QLast Update : Fri Aug 08 03:17:54 2025
Response via : Initial Calibration
Integrator: ChemStation

Volume Inj. : 1 µl
Signal #1 Phase : ZB-MR1 Signal #2 Phase: ZB-MR2
Signal #1 Info : 30M x 0.32mm x0.5 Signal #2 Info : 30M x 0.32mm x 0.25µm

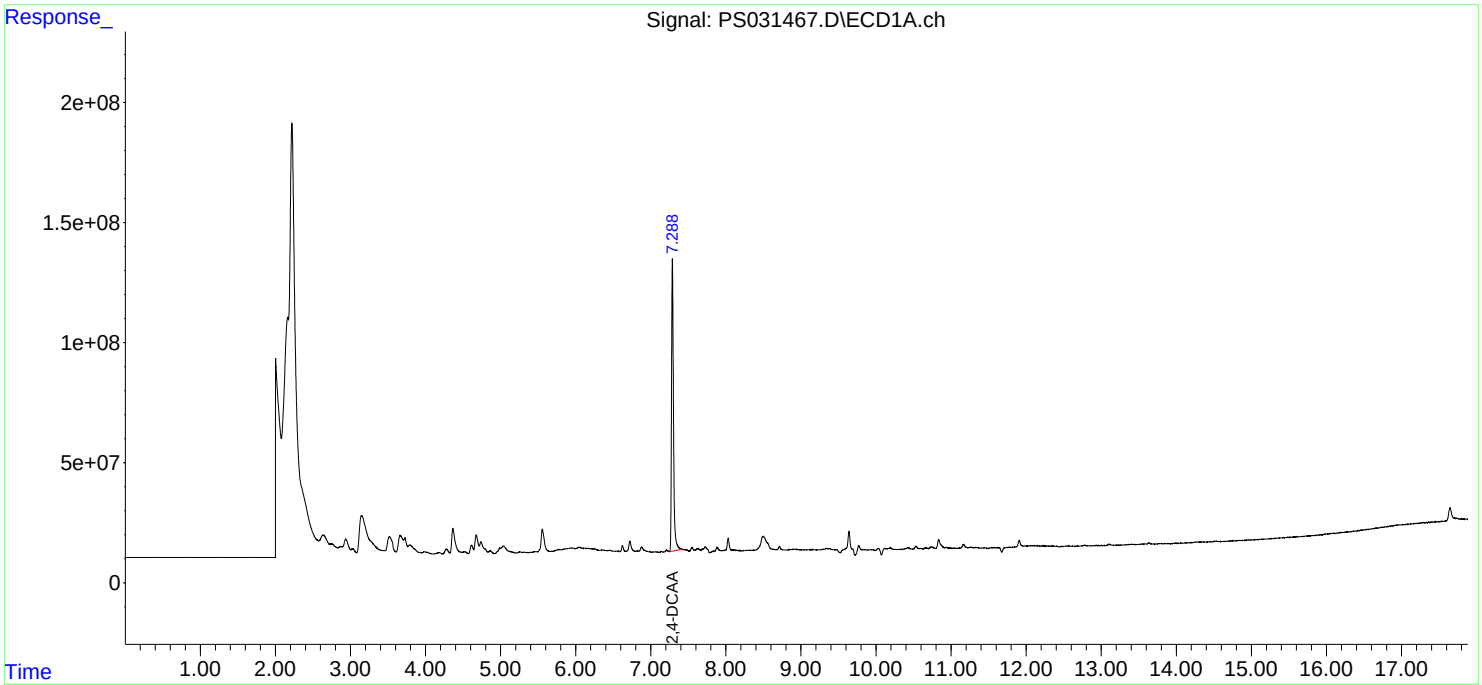

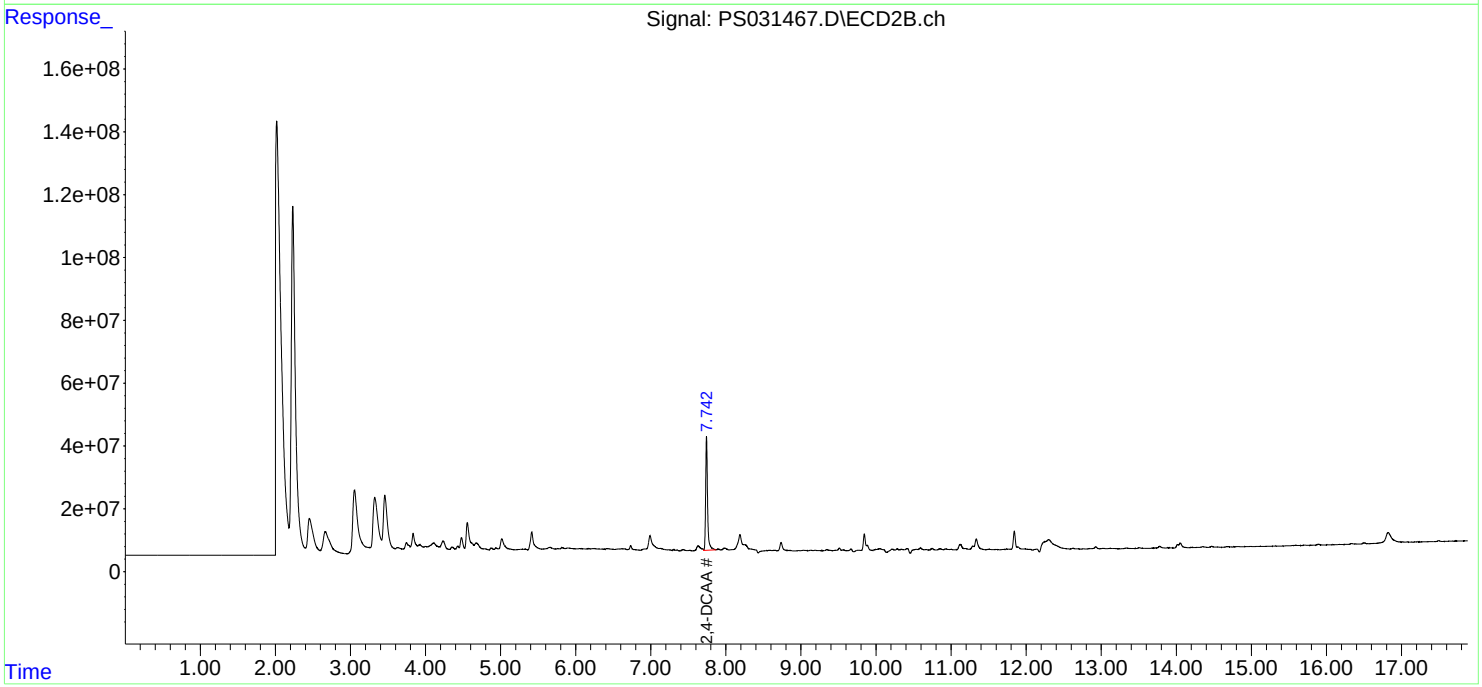

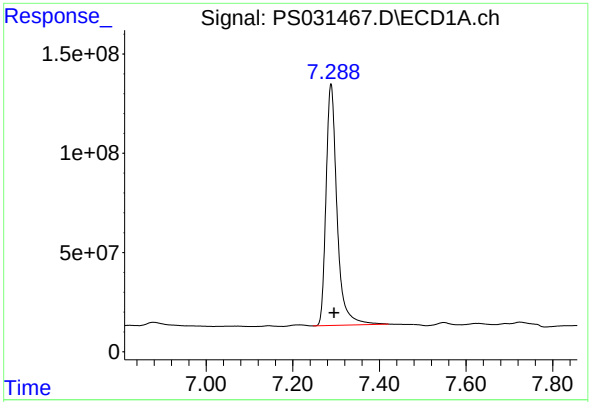

#4 2,4-DCAA

R.T.: 7.288 min
Delta R.T.: -0.007 min
Response: 2141971363
Conc: 674.85 ng/ml

Instrument :
ECD_S
ClientSampleId :
TG-S05

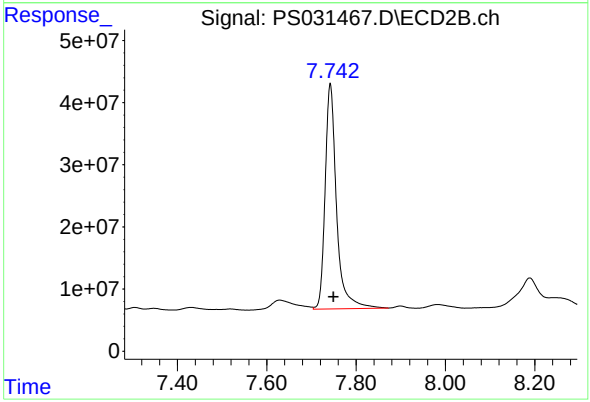

#4 2,4-DCAA

R.T.: 7.742 min
Delta R.T.: -0.007 min
Response: 640956461
Conc: 758.22 ng/ml

Sample Results: **PS031489.D**

Instrument :
ECD_S
ClientSampleId :
TG-S05RE

Data Path : Z:\pestpcbsrv\HPCHEM1\ECD_S\Data\PS081825\
Data File : PS031489.D
Signal(s) : Signal #1: ECD1A.ch Signal #2: ECD2B.ch
Acq On : 18 Aug 2025 17:09
Operator : AR\AJ
Sample : Q2832-10RE
Misc :
ALS Vial : 14 Sample Multiplier: 1

Integration File signal 1: autoint1.e
Integration File signal 2: autoint2.e
Quant Time: Aug 19 07:46:42 2025
Quant Method : Z:\pestpcbsrv\HPCHEM1\ECD_S\Method\PS080725.M
Quant Title : 8080.M
QLast Update : Fri Aug 08 03:17:54 2025
Response via : Initial Calibration
Integrator: ChemStation

Volume Inj. : 1 µl
Signal #1 Phase : ZB-MR1 Signal #2 Phase: ZB-MR2
Signal #1 Info : 30M x 0.32mm x0.5 Signal #2 Info : 30M x 0.32mm x 0.25µm

Compound	RT#1	RT#2	Resp#1	Resp#2	ng/ml	ng/ml
System Monitoring Compounds						
4) S 2,4-DCAA	7.288	7.743	2075.0E6	630.6E6	653.745	745.933
Target Compounds						

(f)=RT Delta > 1/2 Window (#)=Amounts differ by > 25% (m)=manual int.

Sample Results: **PS031489.D**

Data Path : Z:\pestpcbsrv\HPCHEM1\ECD_S\Data\PS081825\
Data File : PS031489.D
Signal(s) : Signal #1: ECD1A.ch Signal #2: ECD2B.ch
Acq On : 18 Aug 2025 17:09
Operator : AR\AJ
Sample : Q2832-10RE
Misc :
ALS Vial : 14 Sample Multiplier: 1

Instrument :
ECD_S
ClientSampleId :
TG-S05RE

Integration File signal 1: autoint1.e
Integration File signal 2: autoint2.e
Quant Time: Aug 19 07:46:42 2025
Quant Method : Z:\pestpcbsrv\HPCHEM1\ECD_S\Method\PS080725.M
Quant Title : 8080.M
QLast Update : Fri Aug 08 03:17:54 2025
Response via : Initial Calibration
Integrator: ChemStation

Volume Inj. : 1 µl
Signal #1 Phase : ZB-MR1 Signal #2 Phase: ZB-MR2
Signal #1 Info : 30M x 0.32mm x0.5 Signal #2 Info : 30M x 0.32mm x 0.25µm

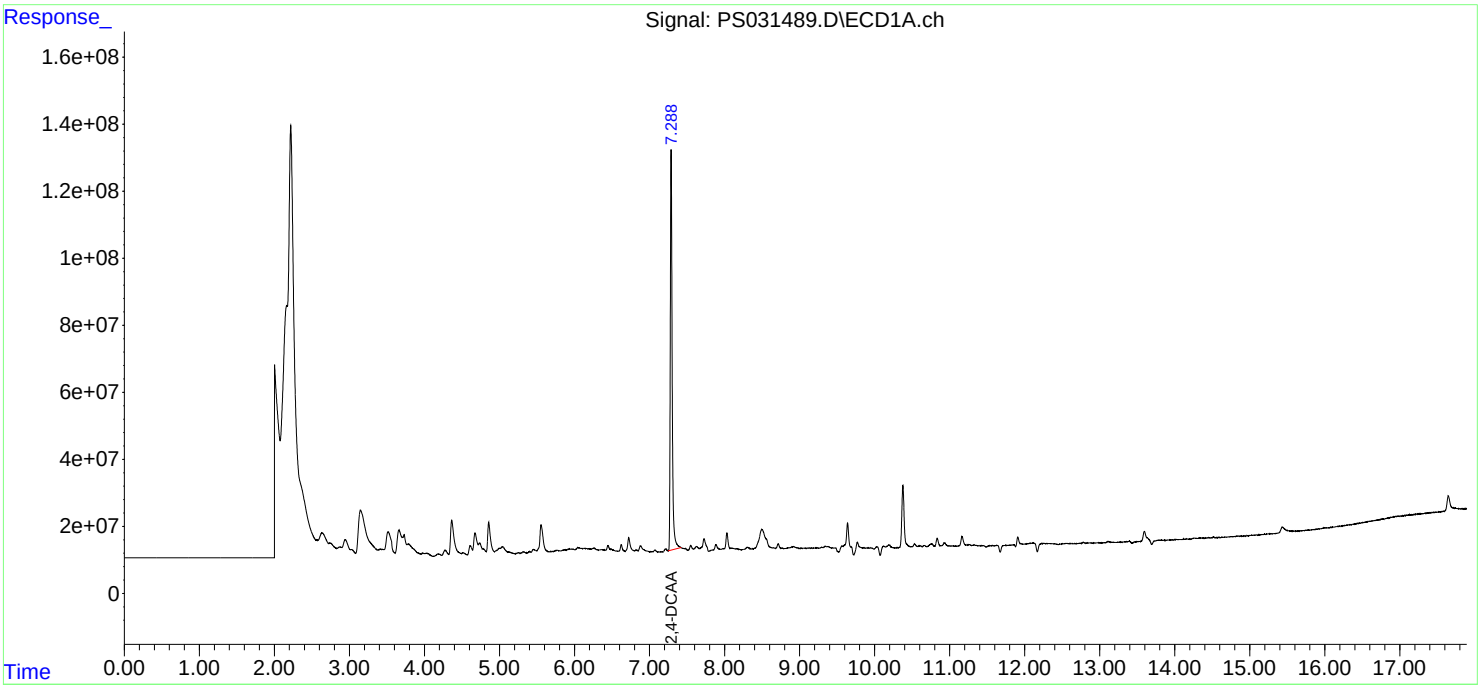

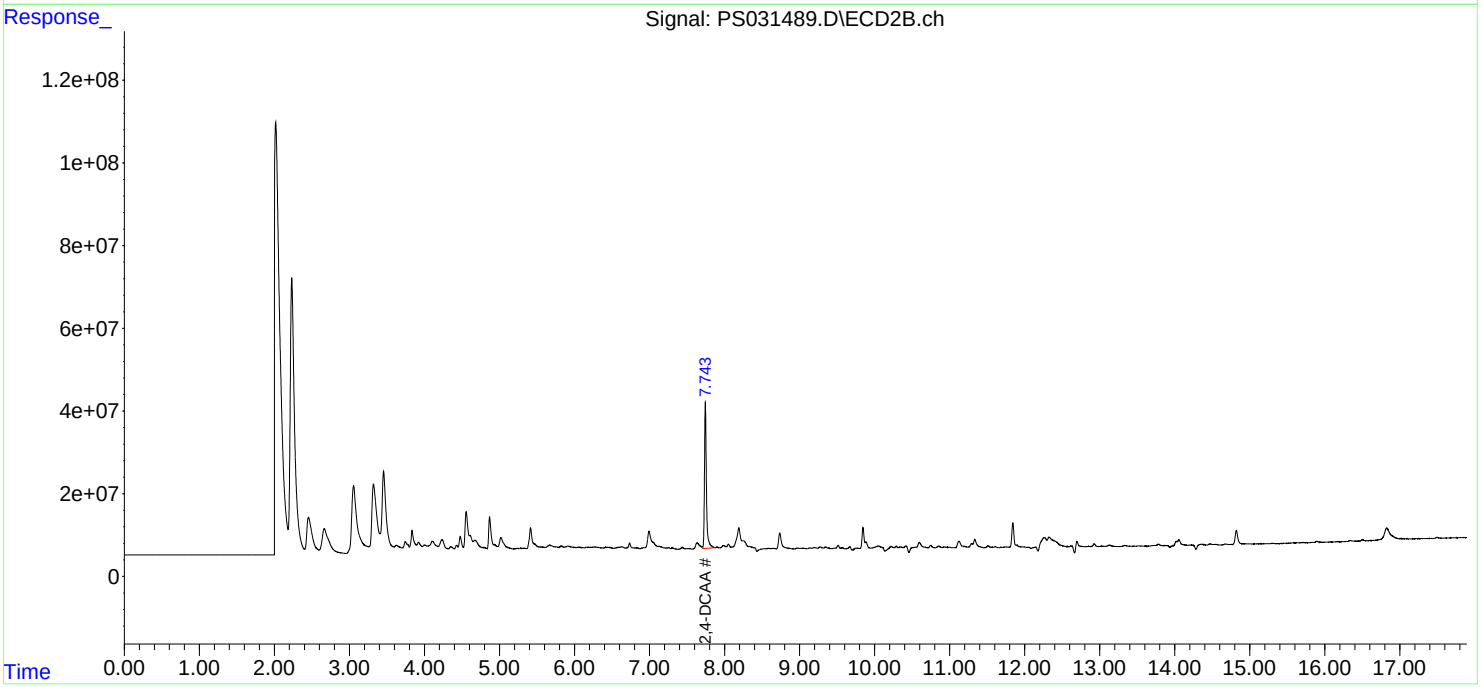

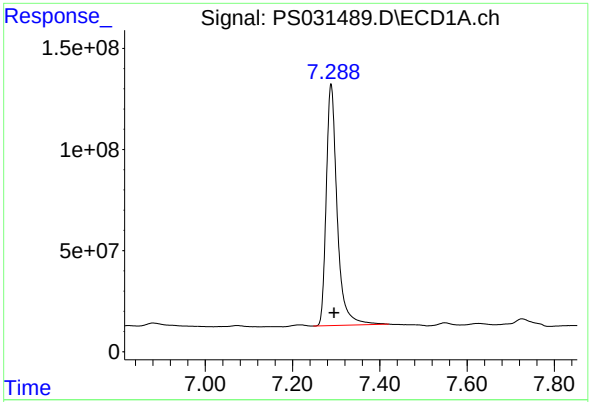

#4 2,4-DCAA

R.T.: 7.288 min
Delta R.T.: -0.007 min
Response: 2074979258
Conc: 653.75 ng/ml

Instrument :
ECD_S
ClientSampleId :
TG-S05RE

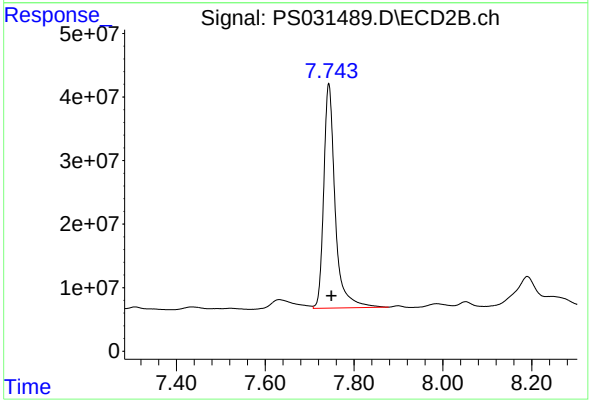

#4 2,4-DCAA

R.T.: 7.743 min
Delta R.T.: -0.006 min
Response: 630566969
Conc: 745.93 ng/ml

Sample Results: **PS031455.D**

Instrument :
ECD_S
ClientSampleId :
PB169278BL

Data Path : Z:\pestpcbsrv\HPCHEM1\ECD_S\Data\PS081525\
Data File : PS031455.D
Signal(s) : Signal #1: ECD1A.ch Signal #2: ECD2B.ch
Acq On : 15 Aug 2025 17:04
Operator : AR\AJ
Sample : PB169278BL
Misc :
ALS Vial : 4 Sample Multiplier: 1

Integration File signal 1: autoint1.e
Integration File signal 2: autoint2.e
Quant Time: Aug 18 03:46:48 2025
Quant Method : Z:\pestpcbsrv\HPCHEM1\ECD_S\Method\PS080725.M
Quant Title : 8080.M
QLast Update : Fri Aug 08 03:17:54 2025
Response via : Initial Calibration
Integrator: ChemStation

Volume Inj. : 1 µl
Signal #1 Phase : ZB-MR1 Signal #2 Phase: ZB-MR2
Signal #1 Info : 30M x 0.32mm x0.5 Signal #2 Info : 30M x 0.32mm x 0.25µm

Compound	RT#1	RT#2	Resp#1	Resp#2	ng/ml	ng/ml
System Monitoring Compounds						
4) S 2,4-DCAA	7.291	7.739	1428.5E6	430.5E6	450.077	509.257
Target Compounds						

(f)=RT Delta > 1/2 Window (#)=Amounts differ by > 25% (m)=manual int.

Sample Results: **PS031455.D**

Data Path : Z:\pestpcbsrv\HPCHEM1\ECD_S\Data\PS081525\
Data File : PS031455.D
Signal(s) : Signal #1: ECD1A.ch Signal #2: ECD2B.ch
Acq On : 15 Aug 2025 17:04
Operator : AR\AJ
Sample : PB169278BL
Misc :
ALS Vial : 4 Sample Multiplier: 1

Instrument :
ECD_S
ClientSampleId :
PB169278BL

Integration File signal 1: autoint1.e
Integration File signal 2: autoint2.e
Quant Time: Aug 18 03:46:48 2025
Quant Method : Z:\pestpcbsrv\HPCHEM1\ECD_S\Method\PS080725.M
Quant Title : 8080.M
QLast Update : Fri Aug 08 03:17:54 2025
Response via : Initial Calibration
Integrator: ChemStation

Volume Inj. : 1 µl
Signal #1 Phase : ZB-MR1 Signal #2 Phase: ZB-MR2
Signal #1 Info : 30M x 0.32mm x0.5 Signal #2 Info : 30M x 0.32mm x 0.25µm

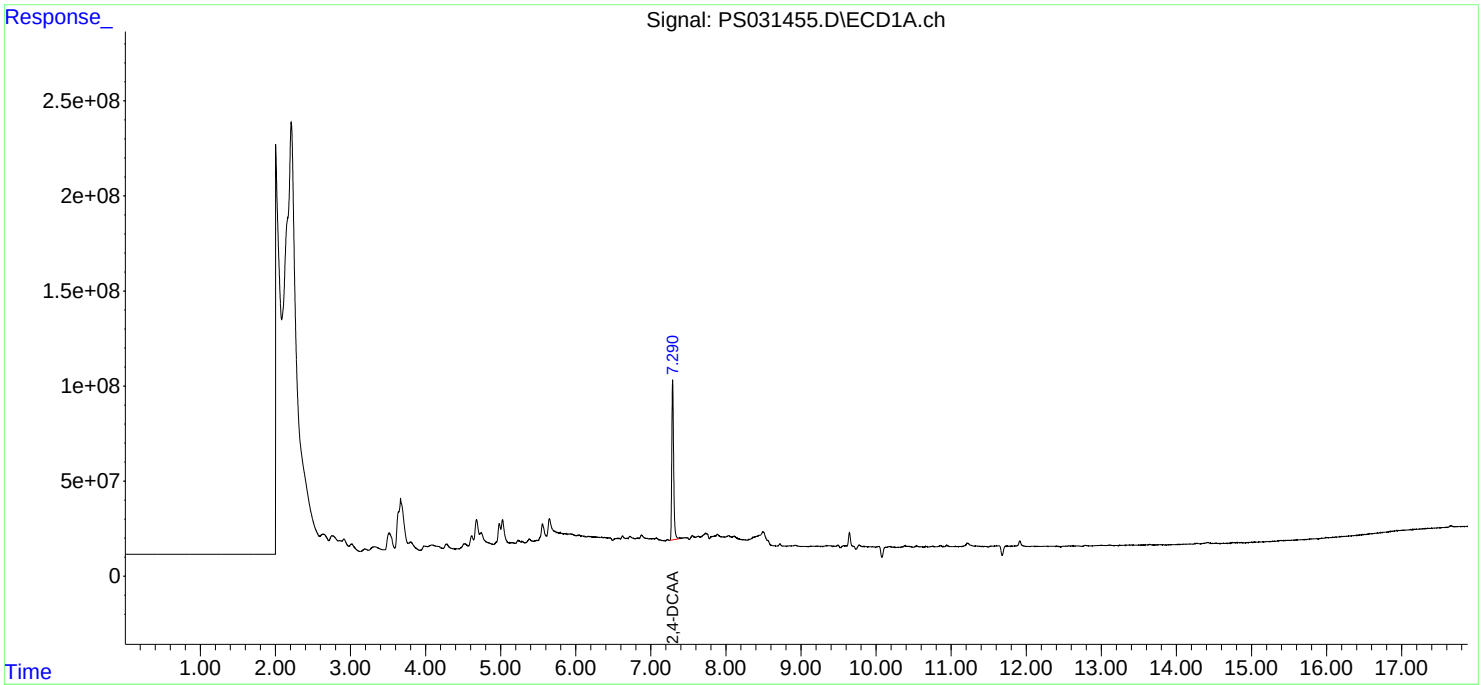

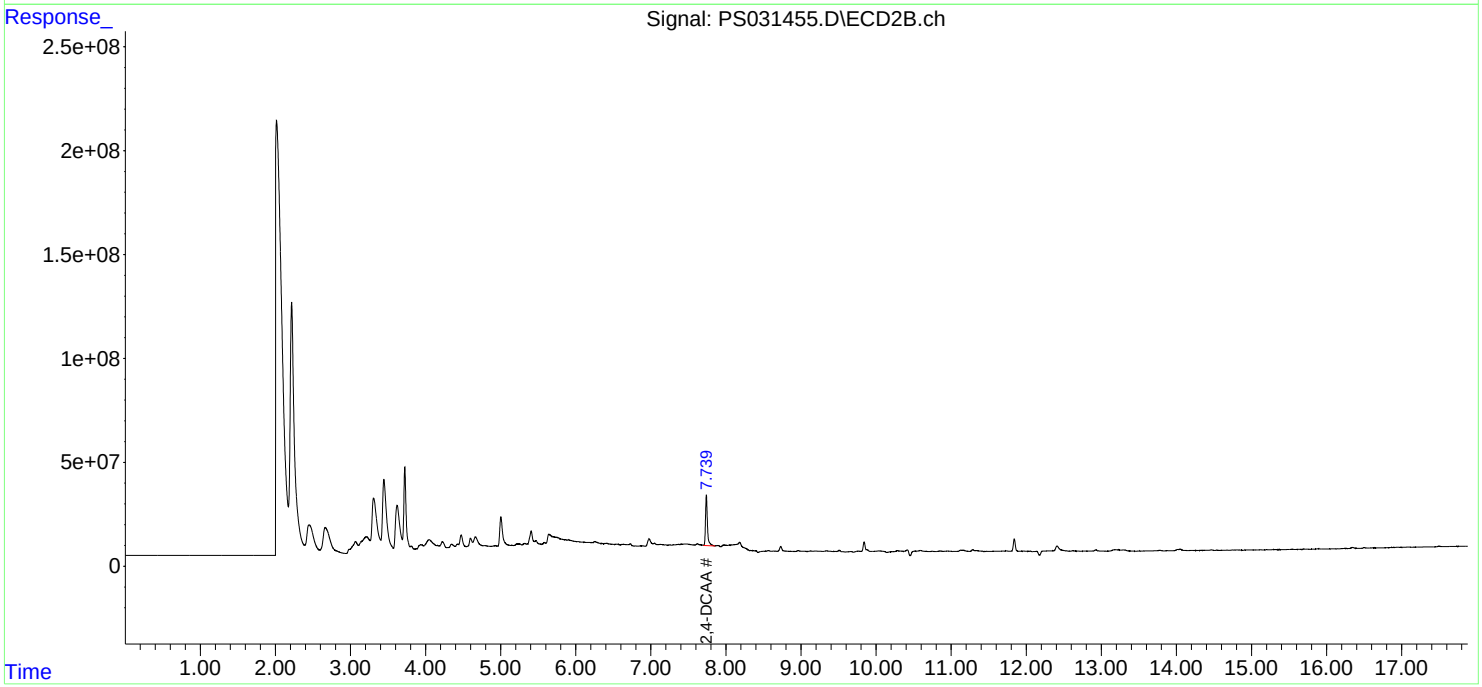

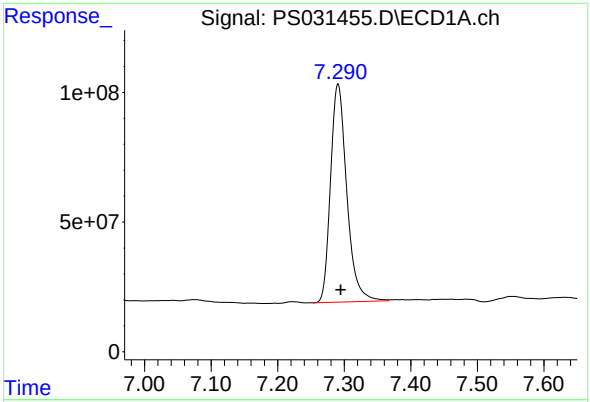

#4 2,4-DCAA

R.T.: 7.291 min
Delta R.T.: -0.004 min
Response: 1428540207
Conc: 450.08 ng/ml

Instrument :
ECD_S
ClientSampleId :
PB169278BL

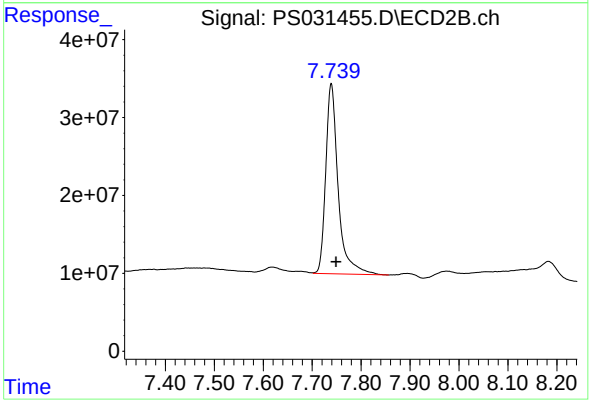

#4 2,4-DCAA

R.T.: 7.739 min
Delta R.T.: -0.010 min
Response: 430495148
Conc: 509.26 ng/ml

Quantitation Report (QT Reviewed)

Sample Results: **PS031456.D**

Data Path : Z:\pestpcbsrv\HPCHEM1\ECD_S\Data\PS081525\
Data File : PS031456.D
Signal(s) : Signal #1: ECD1A.ch Signal #2: ECD2B.ch
Acq On : 15 Aug 2025 17:28
Operator : AR\AJ
Sample : PB169278BS
Misc :
ALS Vial : 5 Sample Multiplier: 1

Instrument :
ECD_S
ClientSampleId :
PB169278BS

Integration File signal 1: autoint1.e
Integration File signal 2: autoint2.e
Quant Time: Aug 18 03:47:08 2025
Quant Method : Z:\pestpcbsrv\HPCHEM1\ECD_S\Method\PS080725.M
Quant Title : 8080.M
QLast Update : Fri Aug 08 03:17:54 2025
Response via : Initial Calibration
Integrator: ChemStation

Volume Inj. : 1 µl
Signal #1 Phase : ZB-MR1 Signal #2 Phase: ZB-MR2
Signal #1 Info : 30M x 0.32mm x0.5 Signal #2 Info : 30M x 0.32mm x 0.25µm

		Compound	RT#1	RT#2	Resp#1	Resp#2	ng/ml	ng/ml
		System Monitoring Compounds						
4)	S	2,4-DCAA	7.290	7.744	1780.6E6	430.4E6	561.008	509.119
		Target Compounds						
1)	T	Dalapon	2.675	2.694	2463.6E6	1202.1E6	469.350	451.732
2)	T	3,5-DICHL...	6.457	6.695	2452.5E6	657.9E6	519.793	486.653
3)	T	4-Nitroph...	7.097	7.292	513.2E6	536.3E6	497.436	426.705
5)	T	DICAMBA	7.475	7.941	7262.2E6	2773.3E6	519.972	488.032
6)	T	MCPP	7.653	8.037	404.0E6	84283294	50.218	47.676
7)	T	MCPA	7.802	8.285	489.9E6	129.6E6	49.178	46.182
8)	T	DICHLORPROP	8.184	8.661	1660.7E6	655.8E6	523.475	491.209
9)	T	2,4-D	8.419	9.002	1535.5E6	678.7E6	533.765	475.544
10)	T	Pentachlo...	8.716	9.512	26991.5E6	17993.5E6	562.178	516.632
11)	T	2,4,5-TP ...	9.294	9.897	9796.9E6	6593.7E6	546.586	502.722
12)	T	2,4,5-T	9.590	10.326	8148.5E6	5820.1E6	556.168	491.574
13)	T	2,4-DB	10.166	10.894	1017.7E6	445.5E6	529.576	461.694
14)	T	DINOSEB	11.366	11.271	6914.4E6	4643.3E6	545.362	490.994
15)	T	Picloram	11.192	12.392	6747.6E6	7825.6E6	516.889	446.419
16)	T	DCPA	11.666	12.313	13012.0E6	10226.9E6	571.218	519.123

(f)=RT Delta > 1/2 Window (#)=Amounts differ by > 25% (m)=manual int.

Sample Results: **PS031456.D**

Data Path : Z:\pestpcbsrv\HPCHEM1\ECD_S\Data\PS081525\
Data File : PS031456.D
Signal(s) : Signal #1: ECD1A.ch Signal #2: ECD2B.ch
Acq On : 15 Aug 2025 17:28
Operator : AR\AJ
Sample : PB169278BS
Misc :
ALS Vial : 5 Sample Multiplier: 1

Instrument :
ECD_S
ClientSampleId :
PB169278BS

Integration File signal 1: autoint1.e
Integration File signal 2: autoint2.e
Quant Time: Aug 18 03:47:08 2025
Quant Method : Z:\pestpcbsrv\HPCHEM1\ECD_S\Method\PS080725.M
Quant Title : 8080.M
QLast Update : Fri Aug 08 03:17:54 2025
Response via : Initial Calibration
Integrator: ChemStation

Volume Inj. : 1 µl
Signal #1 Phase : ZB-MR1 Signal #2 Phase: ZB-MR2
Signal #1 Info : 30M x 0.32mm x0.5 Signal #2 Info : 30M x 0.32mm x 0.25µm

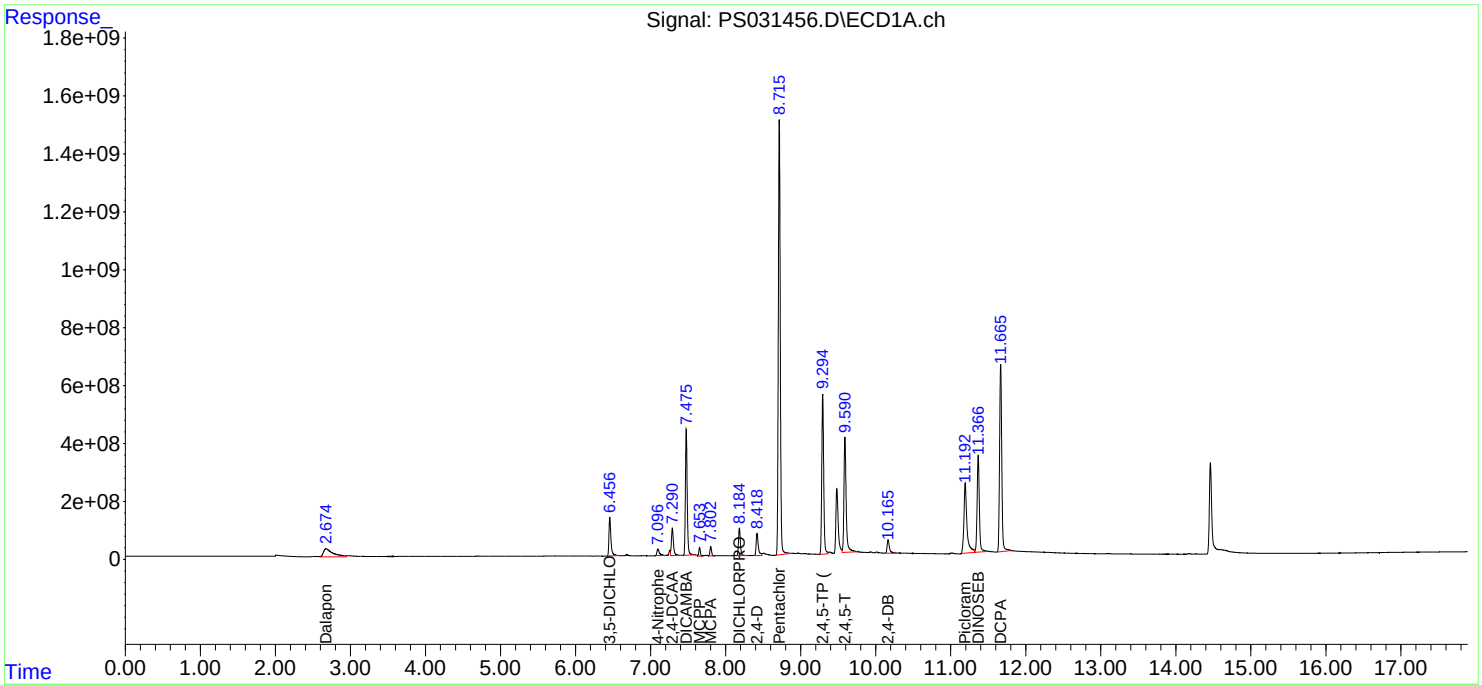

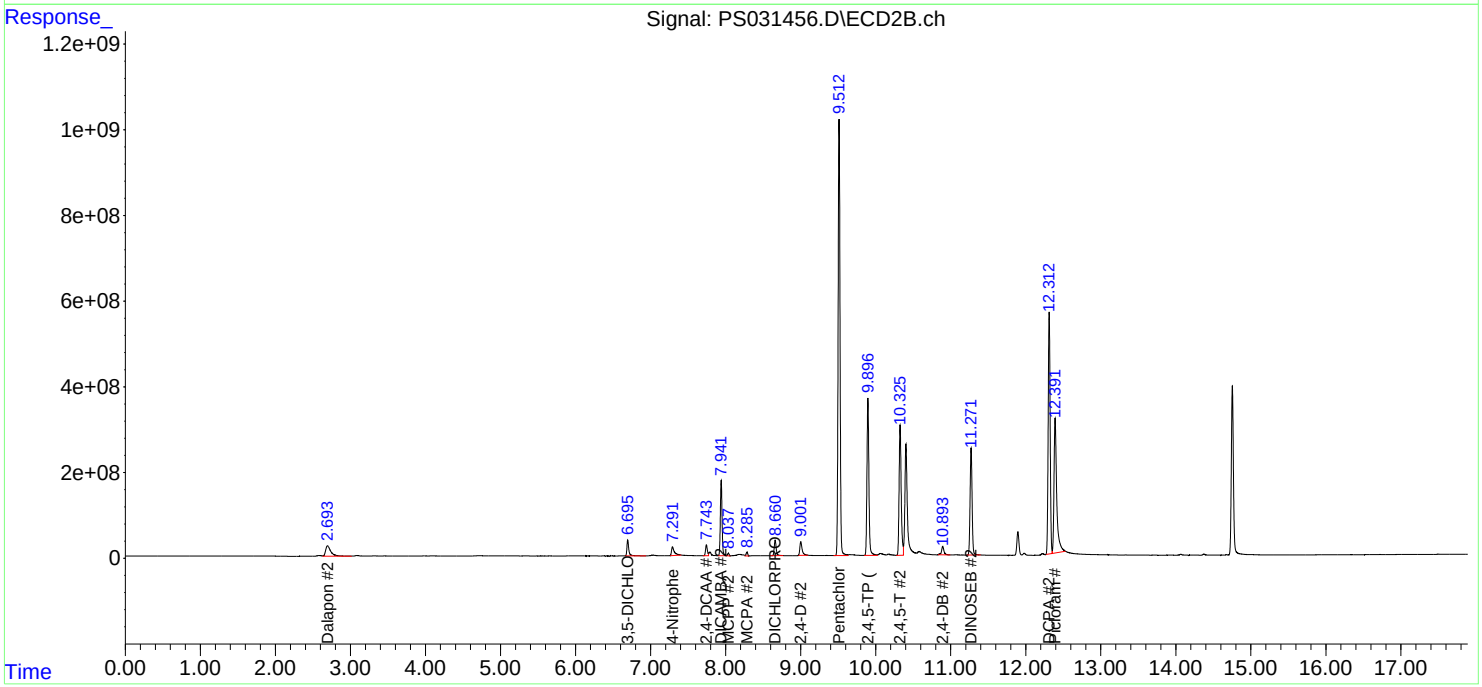

Quantitation Report (QT Reviewed)

Sample Results: **PS031462.D**

Data Path : Z:\pestpcbsrv\HPCHEM1\ECD_S\Data\PS081525\
Data File : PS031462.D
Signal(s) : Signal #1: ECD1A.ch Signal #2: ECD2B.ch
Acq On : 15 Aug 2025 20:41
Operator : AR\AJ
Sample : Q2832-02MS
Misc :
ALS Vial : 9 Sample Multiplier: 1

Instrument :
ECD_S
ClientSampleId :
TG-S01MS

Manual Integrations
APPROVED
Reviewed By :Abdul Mirza 08/18/2025
Supervised By :mohammad ahmed 08/19/2025

Integration File signal 1: autoint1.e
Integration File signal 2: autoint2.e
Quant Time: Aug 18 03:49:05 2025
Quant Method : Z:\pestpcbsrv\HPCHEM1\ECD_S\Method\PS080725.M
Quant Title : 8080.M
QLast Update : Fri Aug 08 03:17:54 2025
Response via : Initial Calibration
Integrator: ChemStation

Volume Inj. : 1 µl
Signal #1 Phase : ZB-MR1 Signal #2 Phase: ZB-MR2
Signal #1 Info : 30M x 0.32mm x0.5 Signal #2 Info : 30M x 0.32mm x 0.25µm

	Compound	RT#1	RT#2	Resp#1	Resp#2	ng/ml	ng/ml
System Monitoring Compounds							
4) S	2,4-DCAA	7.289	7.743	2456.8E6	740.2E6	774.039	875.567
Target Compounds							
1) T	Dalapon	2.677	2.698	3052.8E6	1458.5E6	581.605	548.095
2) T	3,5-DICHL...	6.457	6.695	2444.5E6	618.9E6	518.090	457.807
3) T	4-Nitroph...	7.102	7.308	18021383	26219699	17.468m	20.861m
5) T	DICAMBA	7.475	7.942	6803.0E6	2742.1E6	487.092	482.543
6) T	MCPP	7.654	8.041	549.5E6	112.9E6	68.300	63.840
7) T	MCPA	7.804	8.289	832.9E6	226.5E6	83.616	80.719
8) T	DICHLORPROP	8.182	8.660	2254.7E6	883.6E6	710.732	661.840
9) T	2,4-D	8.416	8.998	2636.7E6	1187.6E6	916.520	832.073
10) T	Pentachlo...	8.715	9.513	24773.9E6	16593.7E6	515.990	476.442
11) T	2,4,5-TP ...	9.292	9.896	13562.4E6	9984.4E6	756.675	761.238m
12) T	2,4,5-T	9.588	10.324	12396.3E6	9015.1E6	846.092	761.424
13) T	2,4-DB	10.163	10.891	1614.5E6	725.9E6	840.143	752.371
14) T	DINOSEB	11.365	11.272	5331.9E6	3479.1E6	420.551	367.890
15) T	Picloram	11.189	12.388	7071.9E6	8778.5E6	541.734	500.776
16) T	DCPA	11.663	12.313	11966.4E6	10688.7E6	525.319	542.563

(f)=RT Delta > 1/2 Window (#)=Amounts differ by > 25% (m)=manual int.

Sample Results: **PS031462.D**

Data Path : Z:\pestpcbsrv\HPCHEM1\ECD_S\Data\PS081525\
Data File : PS031462.D
Signal(s) : Signal #1: ECD1A.ch Signal #2: ECD2B.ch
Acq On : 15 Aug 2025 20:41
Operator : AR\AJ
Sample : Q2832-02MS
Misc :
ALS Vial : 9 Sample Multiplier: 1

Integration File signal 1: autoint1.e
Integration File signal 2: autoint2.e
Quant Time: Aug 18 03:49:05 2025
Quant Method : Z:\pestpcbsrv\HPCHEM1\ECD_S\Method\PS080725.M
Quant Title : 8080.M
QLast Update : Fri Aug 08 03:17:54 2025
Response via : Initial Calibration
Integrator: ChemStation

Volume Inj. : 1 µl
Signal #1 Phase : ZB-MR1 Signal #2 Phase: ZB-MR2
Signal #1 Info : 30M x 0.32mm x0.5 Signal #2 Info : 30M x 0.32mm x 0.25µm

Instrument :
ECD_S
ClientSampleId :
TG-S01MS

Manual Integrations APPROVED
Reviewed By :Abdul Mirza 08/18/2025
Supervised By :mohammad ahmed 08/19/2025

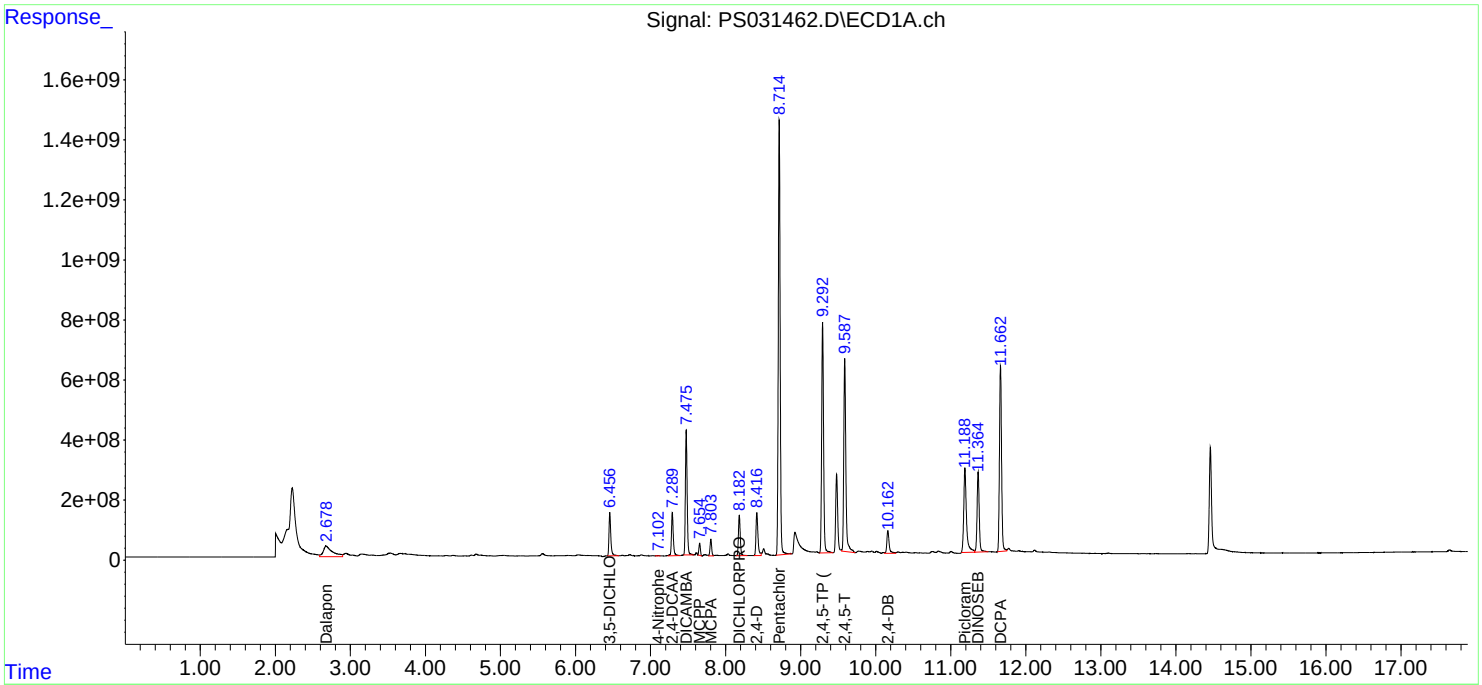

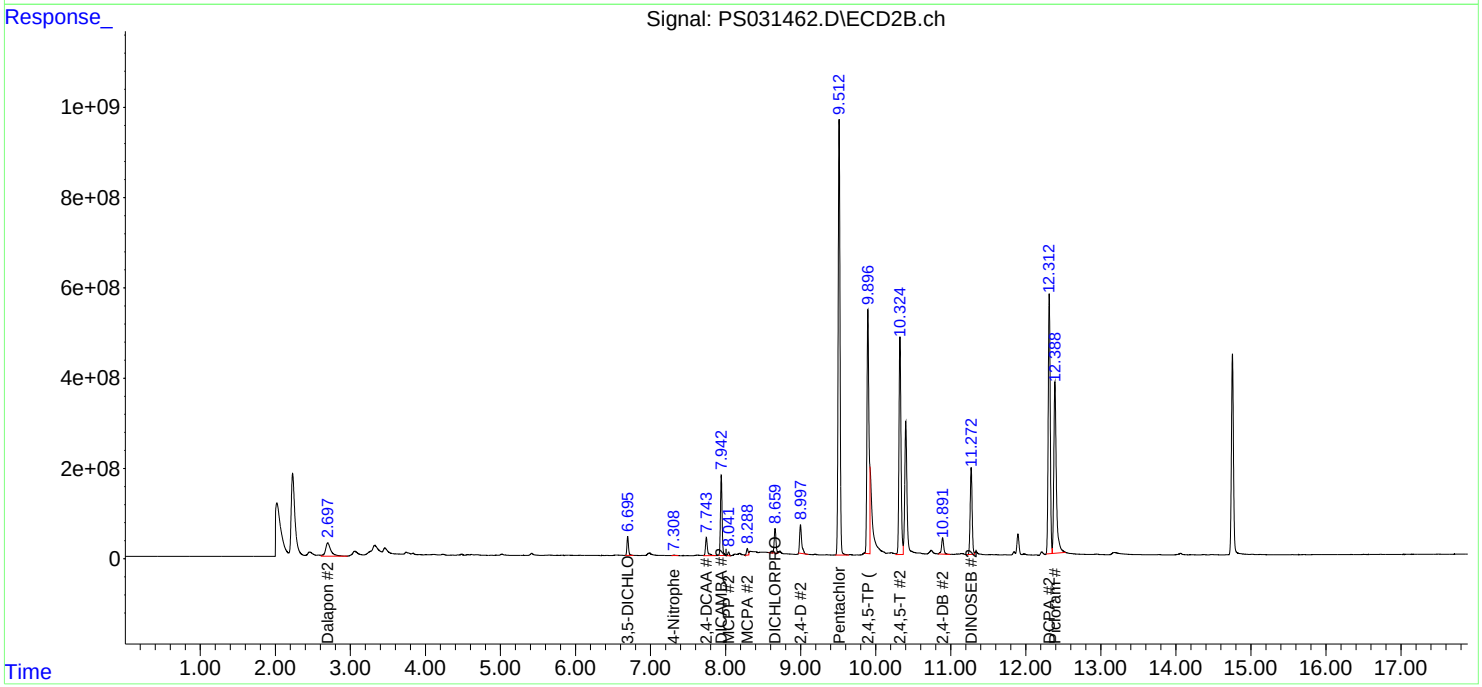

Quantitation Report (QT Reviewed)

Sample Results: **PS031463.D**

Data Path : Z:\pestpcbsrv\HPCHEM1\ECD_S\Data\PS081525\
Data File : PS031463.D
Signal(s) : Signal #1: ECD1A.ch Signal #2: ECD2B.ch
Acq On : 15 Aug 2025 21:05
Operator : AR\AJ
Sample : Q2832-02MSD
Misc :
ALS Vial : 10 Sample Multiplier: 1

Integration File signal 1: autoint1.e
Integration File signal 2: autoint2.e
Quant Time: Aug 18 03:49:26 2025
Quant Method : Z:\pestpcbsrv\HPCHEM1\ECD_S\Method\PS080725.M
Quant Title : 8080.M
QLast Update : Fri Aug 08 03:17:54 2025
Response via : Initial Calibration
Integrator: ChemStation

Instrument :
ECD_S
ClientSampleId :
TG-S01MSD

Manual Integrations APPROVED
Reviewed By :Abdul Mirza 08/18/2025
Supervised By :mohammad ahmed 08/19/2025

Volume Inj. : 1 µl
Signal #1 Phase : ZB-MR1 Signal #2 Phase: ZB-MR2
Signal #1 Info : 30M x 0.32mm x0.5 Signal #2 Info : 30M x 0.32mm x 0.25µm

		Compound	RT#1	RT#2	Resp#1	Resp#2	ng/ml	ng/ml
		System Monitoring Compounds						
4)	S	2,4-DCAA	7.289	7.743	2475.6E6	743.7E6	779.973	879.735
		Target Compounds						
1)	T	Dalapon	2.675	2.699	3069.8E6	1457.7E6	584.850	547.814
2)	T	3,5-DICHL...	6.456	6.695	2476.2E6	623.7E6	524.809	461.309
3)	T	4-Nitroph...	7.100	7.307	19299897	24426942	18.707m	19.434m
5)	T	DICAMBA	7.475	7.942	6888.1E6	2779.2E6	493.190	489.066
6)	T	MCPP	7.654	8.040	553.8E6	114.1E6	68.841	64.536
7)	T	MCPA	7.804	8.289	845.9E6	243.9E6	84.915	86.924
8)	T	DICHLORPROP	8.182	8.659	2271.0E6	893.5E6	715.853	669.248
9)	T	2,4-D	8.415	8.997	2646.8E6	1137.5E6	920.035	796.938
10)	T	Pentachlo...	8.715	9.512	25007.9E6	16772.4E6	520.864	481.572
11)	T	2,4,5-TP ...	9.292	9.896	13706.9E6	10551.6E6	764.735	804.479m
12)	T	2,4,5-T	9.586	10.324	12537.9E6	9150.0E6	855.758	772.823
13)	T	2,4-DB	10.162	10.891	1613.6E6	729.0E6	839.671	755.577
14)	T	DINOSEB	11.365	11.271	5395.6E6	3527.2E6	425.572	372.971
15)	T	Picloram	11.189	12.388	7118.9E6	8886.2E6	545.340	506.924
16)	T	DCPA	11.663	12.313	12202.0E6	10904.7E6	535.661	553.525

(f)=RT Delta > 1/2 Window (#)=Amounts differ by > 25% (m)=manual int.

Sample Results: **PS031463.D**

Data Path : Z:\pestpcbsrv\HPCHEM1\ECD_S\Data\PS081525\
Data File : PS031463.D
Signal(s) : Signal #1: ECD1A.ch Signal #2: ECD2B.ch
Acq On : 15 Aug 2025 21:05
Operator : AR\AJ
Sample : Q2832-02MSD
Misc :
ALS Vial : 10 Sample Multiplier: 1

Integration File signal 1: autoint1.e
Integration File signal 2: autoint2.e
Quant Time: Aug 18 03:49:26 2025
Quant Method : Z:\pestpcbsrv\HPCHEM1\ECD_S\Method\PS080725.M
Quant Title : 8080.M
QLast Update : Fri Aug 08 03:17:54 2025
Response via : Initial Calibration
Integrator: ChemStation

Volume Inj. : 1 µl
Signal #1 Phase : ZB-MR1 Signal #2 Phase: ZB-MR2
Signal #1 Info : 30M x 0.32mm x0.5 Signal #2 Info : 30M x 0.32mm x 0.25µm

Instrument :
ECD_S
ClientSampleId :
TG-S01MSD

Manual Integrations APPROVED
Reviewed By :Abdul Mirza 08/18/2025
Supervised By :mohammad ahmed 08/19/2025

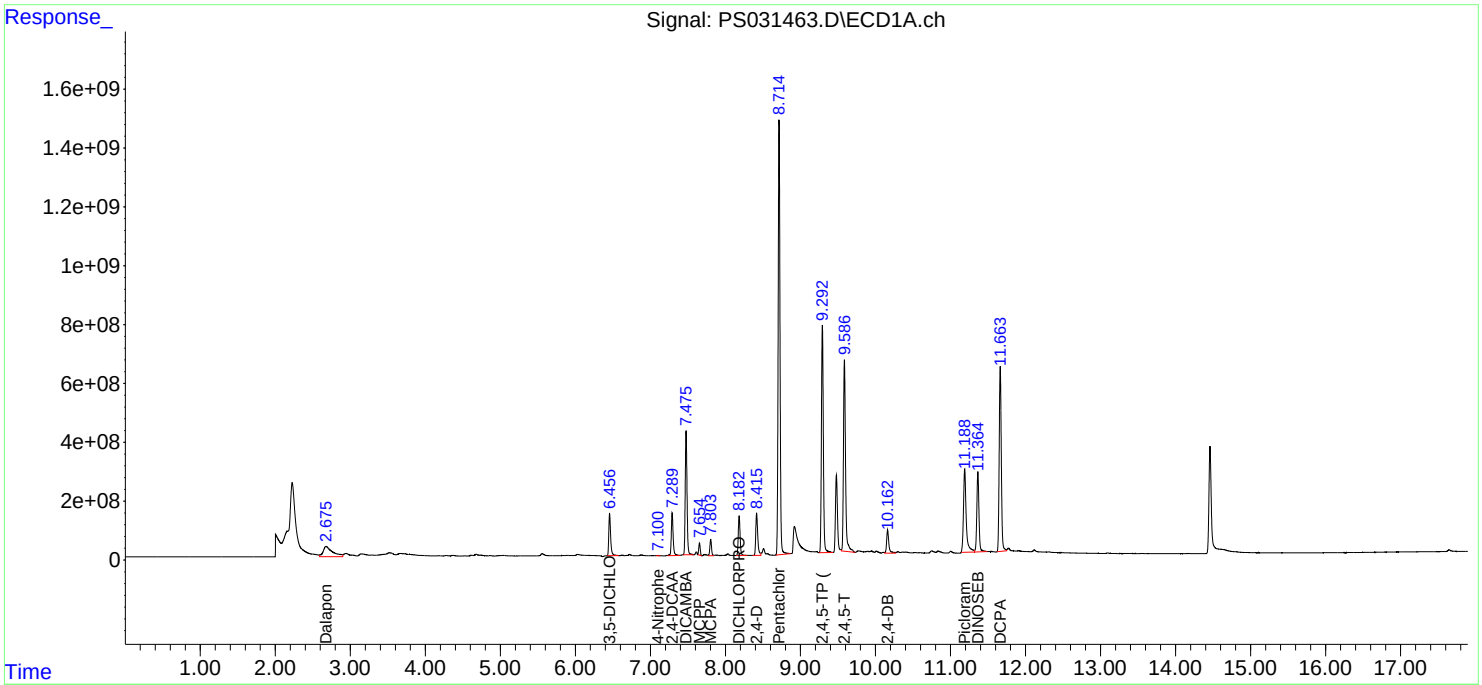

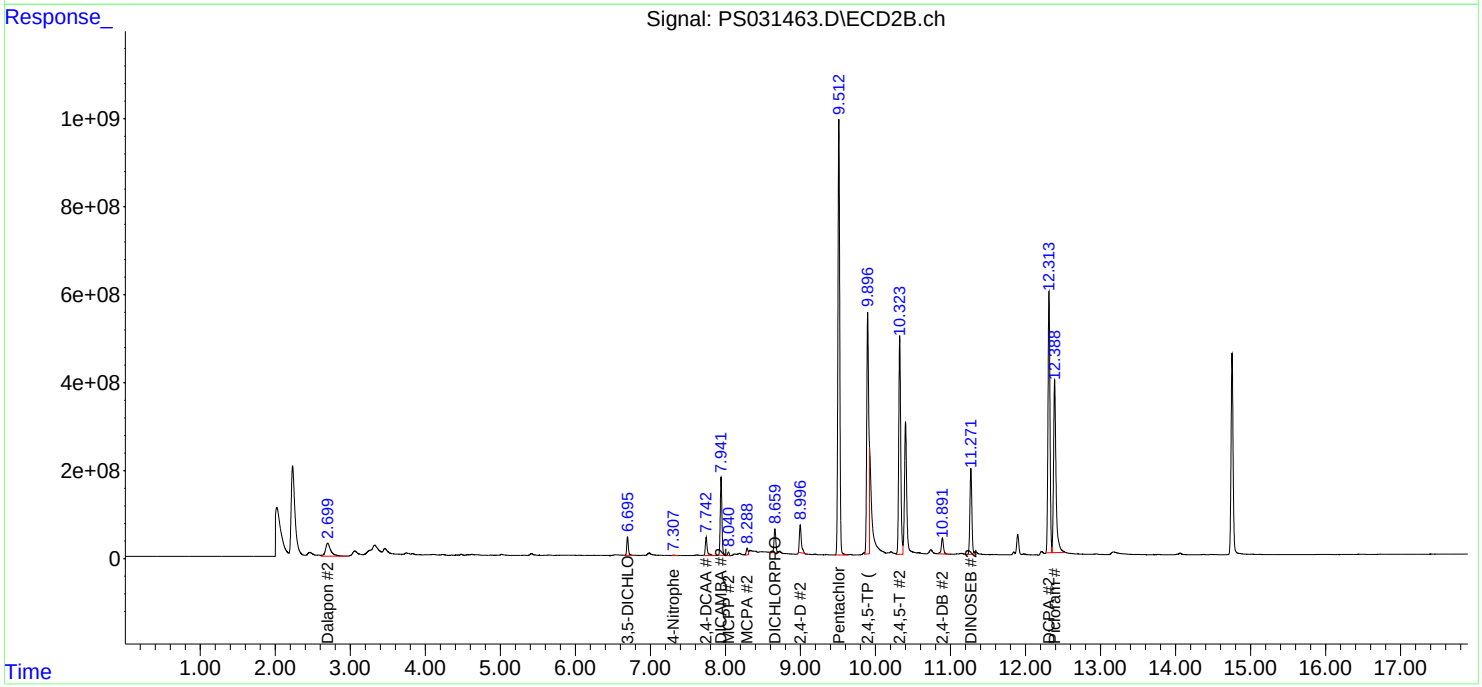

284 Sheffield Street, Mountainside, New Jersey 07092, Phone : 908 789 8900, Fax : 908 789 8922

Manual Integration Report

Sequence:	ps080725	Instrument	ECD_s

Sample ID	File ID	Parameter	Review By	Review On	Supervised By	Supervised On	Reason
HSTDICC1500	PS031383.D	4-Nitrophenol #2	Abdul	8/8/2025 8:23:31 AM	mohammad	8/11/2025 1:55:16	Peak Integrated by Software
HSTDCCC750	PS031392.D	Picloram	Abdul	8/8/2025 8:23:34 AM	mohammad	8/11/2025 1:55:16	Peak Integrated by Software

284 Sheffield Street, Mountainside, New Jersey 07092, Phone : 908 789 8900, Fax : 908 789 8922

Manual Integration Report

Sequence:	PS081525	Instrument	ECD_s

Sample ID	File ID	Parameter	Review By	Review On	Supervised By	Supervised On	Reason
Q2832-02MS	PS031462.D	2,4,5-TP (SILVEX) #2	Abdul	8/18/2025 7:48:55 AM	mohammad	8/19/2025 1:27:14	Peak Integrated by Software
Q2832-02MS	PS031462.D	4-Nitrophenol	Abdul	8/18/2025 7:48:55 AM	mohammad	8/19/2025 1:27:14	Peak Integrated by Software
Q2832-02MS	PS031462.D	4-Nitrophenol #2	Abdul	8/18/2025 7:48:55 AM	mohammad	8/19/2025 1:27:14	Peak Integrated by Software
Q2832-02MSD	PS031463.D	2,4,5-TP (SILVEX) #2	Abdul	8/18/2025 7:48:58 AM	mohammad	8/19/2025 1:27:14	Peak Integrated by Software
Q2832-02MSD	PS031463.D	4-Nitrophenol	Abdul	8/18/2025 7:48:58 AM	mohammad	8/19/2025 1:27:14	Peak Integrated by Software
Q2832-02MSD	PS031463.D	4-Nitrophenol #2	Abdul	8/18/2025 7:48:58 AM	mohammad	8/19/2025 1:27:14	Peak Integrated by Software

284 Sheffield Street, Mountainside, New Jersey 07092, Phone : 908 789 8900, Fax : 908 789 8922

Manual Integration Report

Sequence:	PS081825	Instrument	ECD_s

Sample ID	File ID	Parameter	Review By	Review On	Supervised By	Supervised On	Reason
HSTDCCC750	PS031476.D	MCPP #2	Abdul	8/19/2025 11:17:39 AM	mohammad	8/26/2025 7:53:19	Peak Integrated by Software
HSTDCCC750	PS031491.D	DCPA #2	Abdul	8/19/2025 11:18:22 AM	mohammad	8/26/2025 7:53:19	Peak Integrated by Software
HSTDCCC750	PS031491.D	Picloram	Abdul	8/19/2025 11:18:22 AM	mohammad	8/26/2025 7:53:19	Peak Integrated by Software

284 Sheffield Street, Mountainside, New Jersey 07092, Phone : 908 789 8900,
Fax : 908 789 8922

Instrument ID: ECD_S

Daily Analysis Runlog For Sequence/QCBatch ID # PS080725

Review By	Abdul	Review On	8/8/2025 8:24:12 AM		
Supervise By	mohammad	Supervise On	8/11/2025 1:55:16 AM		
SubDirectory	PS080725	HP Acquire Method		HP Processing Method	ps080725 8151

STD. NAME	STD REF.#
Tune/Reschk	
Initial Calibration Stds	PP24553,PP24554,PP24556,PP24557,PP24558,PP24559,PP24560
CCC	PP24559
Internal Standard/PEM	
ICV/I.BLK	PP24562
Surrogate Standard	
MS/MSD Standard	
LCS Standard	

Sr#	SampleId	Data File Name	Date-Time	Operator	Status
1	HEXANE	PS031377.D	07 Aug 2025 11:14	AR\AJ	Ok
2	I.BLK	PS031378.D	07 Aug 2025 11:38	AR\AJ	Ok
3	HSTDICC200	PS031379.D	07 Aug 2025 12:02	AR\AJ	Ok
4	HSTDICC500	PS031380.D	07 Aug 2025 12:26	AR\AJ	Ok
5	HSTDICC750	PS031381.D	07 Aug 2025 12:50	AR\AJ	Ok
6	HSTDICC1000	PS031382.D	07 Aug 2025 13:14	AR\AJ	Ok
7	HSTDICC1500	PS031383.D	07 Aug 2025 13:38	AR\AJ	Ok,M
8	HSTDICV750	PS031384.D	07 Aug 2025 14:02	AR\AJ	Ok
9	I.BLK	PS031385.D	07 Aug 2025 14:27	AR\AJ	Not Ok
10	HSTDCCC750	PS031386.D	07 Aug 2025 14:51	AR\AJ	Ok
11	PB169160BL	PS031387.D	07 Aug 2025 16:03	AR\AJ	Not Ok
12	PB169160BS	PS031388.D	07 Aug 2025 16:27	AR\AJ	Not Ok
13	PB169160BSD	PS031389.D	07 Aug 2025 16:51	AR\AJ	Not Ok
14	Q2759-04	PS031390.D	07 Aug 2025 17:15	AR\AJ	Not Ok
15	I.BLK	PS031391.D	07 Aug 2025 17:40	AR\AJ	Not Ok
16	HSTDCCC750	PS031392.D	07 Aug 2025 18:04	AR\AJ	Ok,M

M : Manual Integration

284 Sheffield Street, Mountainside, New Jersey 07092, Phone : 908 789 8900,
Fax : 908 789 8922

Instrument ID: ECD_S

Daily Analysis Runlog For Sequence/QCBatch ID # PS081525

Review By	Abdul	Review On	8/18/2025 7:49:18 AM		
Supervise By	mohammad	Supervise On	8/19/2025 1:27:14 AM		
SubDirectory	PS081525	HP Acquire Method		HP Processing Method	ps080725 8151

STD. NAME	STD REF.#
Tune/Reschk	
Initial Calibration Stds	PP24553,PP24802,PP24556,PP24557,PP24558,PP24559,PP24560,PP24803,PP24804
CCC	PP24559
Internal Standard/PEM	
ICV/I.BLK	PP24804
Surrogate Standard	
MS/MSD Standard	
LCS Standard	

Sr#	SampleId	Data File Name	Date-Time	Operator	Status
1	HEXANE	PS031452.D	15 Aug 2025 10:08	AR\AJ	Ok
2	I.BLK	PS031453.D	15 Aug 2025 10:32	AR\AJ	Ok
3	HSTDCCC750	PS031454.D	15 Aug 2025 10:56	AR\AJ	Ok
4	PB169278BL	PS031455.D	15 Aug 2025 17:04	AR\AJ	Ok
5	PB169278BS	PS031456.D	15 Aug 2025 17:28	AR\AJ	Ok
6	PB169212TB	PS031457.D	15 Aug 2025 17:52	AR\AJ	Ok
7	Q2732-03	PS031458.D	15 Aug 2025 18:16	AR\AJ	ReRun
8	Q2832-02	PS031459.D	15 Aug 2025 18:40	AR\AJ	Ok
9	I.BLK	PS031460.D	15 Aug 2025 19:05	AR\AJ	Ok
10	HSTDCCC750	PS031461.D	15 Aug 2025 19:29	AR\AJ	Ok
11	Q2832-02MS	PS031462.D	15 Aug 2025 20:41	AR\AJ	Ok,M
12	Q2832-02MSD	PS031463.D	15 Aug 2025 21:05	AR\AJ	Ok,M
13	Q2832-04	PS031464.D	15 Aug 2025 21:29	AR\AJ	ReRun
14	Q2832-06	PS031465.D	15 Aug 2025 21:54	AR\AJ	ReRun
15	Q2832-08	PS031466.D	15 Aug 2025 22:18	AR\AJ	ReRun
16	Q2832-10	PS031467.D	15 Aug 2025 22:42	AR\AJ	ReRun
17	Q2836-03	PS031468.D	15 Aug 2025 23:06	AR\AJ	Ok
18	Q2836-07	PS031469.D	15 Aug 2025 23:30	AR\AJ	Not Ok
19	Q2836-11	PS031470.D	15 Aug 2025 23:54	AR\AJ	Not Ok
20	Q2836-15	PS031471.D	16 Aug 2025 00:18	AR\AJ	ReRun
21	I.BLK	PS031472.D	16 Aug 2025 00:43	AR\AJ	Ok

284 Sheffield Street, Mountainside, New Jersey 07092, Phone : 908 789 8900,
Fax : 908 789 8922

Instrument ID: ECD_S

Daily Analysis Runlog For Sequence/QCBatch ID # PS081525

Review By	Abdul	Review On	8/18/2025 7:49:18 AM		
Supervise By	mohammad	Supervise On	8/19/2025 1:27:14 AM		
SubDirectory	PS081525	HP Acquire Method		HP Processing Method	ps080725 8151

STD. NAME	STD REF.#
Tune/Reschk	
Initial Calibration Stds	PP24553,PP24802,PP24556,PP24557,PP24558,PP24559,PP24560,PP24803,PP24804
CCC	PP24559
Internal Standard/PEM	
ICV/I.BLK	PP24804
Surrogate Standard	
MS/MSD Standard	
LCS Standard	

22	HSTDCCC750	PS031473.D	16 Aug 2025 01:07	AR\AJ	Ok

M : Manual Integration

284 Sheffield Street, Mountainside, New Jersey 07092, Phone : 908 789 8900,
Fax : 908 789 8922

Instrument ID: ECD_S

Daily Analysis Runlog For Sequence/QCBatch ID # PS081825

Review By	yogesh	Review On	8/26/2025 7:41:34 AM		
Supervise By	mohammad	Supervise On	8/26/2025 7:53:19 AM		
SubDirectory	PS081825	HP Acquire Method		HP Processing Method	ps080725 8151

STD. NAME	STD REF.#
Tune/Reschk	
Initial Calibration Stds	PP24553,PP24802,PP24556,PP24557,PP24558,PP24559,PP24560,PP24803,PP24804
CCC	PP24559
Internal Standard/PEM	
ICV/I.BLK	PP24804
Surrogate Standard	
MS/MSD Standard	
LCS Standard	

Sr#	SampleId	Data File Name	Date-Time	Operator	Status
1	HEXANE	PS031474.D	18 Aug 2025 08:36	AR\AJ	Ok
2	I.BLK	PS031475.D	18 Aug 2025 09:00	AR\AJ	Ok
3	HSTDCCC750	PS031476.D	18 Aug 2025 09:58	AR\AJ	Ok,M
4	Q2732-03	PS031477.D	18 Aug 2025 10:23	AR\AJ	Ok,M
5	Q2836-07	PS031478.D	18 Aug 2025 10:47	AR\AJ	Ok
6	Q2836-11	PS031479.D	18 Aug 2025 11:11	AR\AJ	Ok
7	Q2836-15	PS031480.D	18 Aug 2025 11:35	AR\AJ	Ok
8	I.BLK	PS031481.D	18 Aug 2025 11:59	AR\AJ	Ok
9	HSTDCCC750	PS031482.D	18 Aug 2025 12:23	AR\AJ	Ok
10	Q2832-02RE	PS031483.D	18 Aug 2025 14:44	AR\AJ	Not Ok
11	Q2832-02MS	PS031484.D	18 Aug 2025 15:08	AR\AJ	Not Ok
12	Q2832-02MSD	PS031485.D	18 Aug 2025 15:32	AR\AJ	Not Ok
13	Q2832-04RE	PS031486.D	18 Aug 2025 15:57	AR\AJ	Confirms
14	Q2832-06RE	PS031487.D	18 Aug 2025 16:21	AR\AJ	Confirms
15	Q2832-08RE	PS031488.D	18 Aug 2025 16:45	AR\AJ	Confirms
16	Q2832-10RE	PS031489.D	18 Aug 2025 17:09	AR\AJ	Confirms
17	I.BLK	PS031490.D	18 Aug 2025 17:44	AR\AJ	Ok
18	HSTDCCC750	PS031491.D	18 Aug 2025 18:09	AR\AJ	Ok,M

M : Manual Integration

284 Sheffield Street, Mountainside, New Jersey 07092, Phone : 908 789 8900,
Fax : 908 789 8922

Instrument ID: ECD_S

Daily Analysis Runlog For Sequence/QCBatch ID # PS080725

Review By	Abdul	Review On	8/8/2025 8:24:12 AM		
Supervise By	mohammad	Supervise On	8/11/2025 1:55:16 AM		
SubDirectory	PS080725	HP Acquire Method		HP Processing Method	ps080725 8151

STD. NAME	STD REF.#
Tune/Reschk	
Initial Calibration Stds	PP24553,PP24554,PP24556,PP24557,PP24558,PP24559,PP24560
CCC	PP24559
Internal Standard/PEM	
ICV/I.BLK	PP24562
Surrogate Standard	
MS/MSD Standard	
LCS Standard	

Sr#	SampleId	ClientID	Data File Name	Date-Time	Comment	Operator	Status
1	HEXANE	HEXANE	PS031377.D	07 Aug 2025 11:14		AR\AJ	Ok
2	I.BLK	I.BLK	PS031378.D	07 Aug 2025 11:38		AR\AJ	Ok
3	HSTDICC200	HSTDICC200	PS031379.D	07 Aug 2025 12:02		AR\AJ	Ok
4	HSTDICC500	HSTDICC500	PS031380.D	07 Aug 2025 12:26		AR\AJ	Ok
5	HSTDICC750	HSTDICC750	PS031381.D	07 Aug 2025 12:50		AR\AJ	Ok
6	HSTDICC1000	HSTDICC1000	PS031382.D	07 Aug 2025 13:14		AR\AJ	Ok
7	HSTDICC1500	HSTDICC1500	PS031383.D	07 Aug 2025 13:38		AR\AJ	Ok,M
8	HSTDICV750	ICVPS080725	PS031384.D	07 Aug 2025 14:02		AR\AJ	Ok
9	I.BLK	I.BLK	PS031385.D	07 Aug 2025 14:27	Looks like hexan	AR\AJ	Not Ok
10	HSTDCCC750	HSTDCCC750	PS031386.D	07 Aug 2025 14:51		AR\AJ	Ok
11	PB169160BL	PB169160BL	PS031387.D	07 Aug 2025 16:03	Opening IBLK fail	AR\AJ	Not Ok
12	PB169160BS	PB169160BS	PS031388.D	07 Aug 2025 16:27	Opening IBLK fail	AR\AJ	Not Ok
13	PB169160BSD	PB169160BSD	PS031389.D	07 Aug 2025 16:51	Opening IBLK fail	AR\AJ	Not Ok
14	Q2759-04	LIQUID-DRUM	PS031390.D	07 Aug 2025 17:15	Opening IBLK fail	AR\AJ	Not Ok
15	I.BLK	I.BLK	PS031391.D	07 Aug 2025 17:40	Opening IBLK fail	AR\AJ	Not Ok
16	HSTDCCC750	HSTDCCC750	PS031392.D	07 Aug 2025 18:04		AR\AJ	Ok,M

M : Manual Integration

284 Sheffield Street, Mountainside, New Jersey 07092, Phone : 908 789 8900,
Fax : 908 789 8922

Instrument ID: ECD_S

Daily Analysis Runlog For Sequence/QCBatch ID # PS081525

Review By	Abdul	Review On	8/18/2025 7:49:18 AM		
Supervise By	mohammad	Supervise On	8/19/2025 1:27:14 AM		
SubDirectory	PS081525	HP Acquire Method		HP Processing Method	ps080725 8151

STD. NAME	STD REF.#
Tune/Reschk	
Initial Calibration Stds	PP24553,PP24802,PP24556,PP24557,PP24558,PP24559,PP24560,PP24803,PP24804
CCC	PP24559
Internal Standard/PEM	
ICV/I.BLK	PP24804
Surrogate Standard	
MS/MSD Standard	
LCS Standard	

Sr#	SampleId	ClientID	Data File Name	Date-Time	Comment	Operator	Status
1	HEXANE	HEXANE	PS031452.D	15 Aug 2025 10:08		AR\AJ	Ok
2	I.BLK	I.BLK	PS031453.D	15 Aug 2025 10:32		AR\AJ	Ok
3	HSTDCCC750	HSTDCCC750	PS031454.D	15 Aug 2025 10:56		AR\AJ	Ok
4	PB169278BL	PB169278BL	PS031455.D	15 Aug 2025 17:04		AR\AJ	Ok
5	PB169278BS	PB169278BS	PS031456.D	15 Aug 2025 17:28		AR\AJ	Ok
6	PB169212TB	PB169212TB	PS031457.D	15 Aug 2025 17:52		AR\AJ	Ok
7	Q2732-03	WC-A7-01-C	PS031458.D	15 Aug 2025 18:16	surrogate fail	AR\AJ	ReRun
8	Q2832-02	TG-S01	PS031459.D	15 Aug 2025 18:40	surrogate fail, Surrogate fail confirm with MS/MSD	AR\AJ	Ok
9	I.BLK	I.BLK	PS031460.D	15 Aug 2025 19:05		AR\AJ	Ok
10	HSTDCCC750	HSTDCCC750	PS031461.D	15 Aug 2025 19:29		AR\AJ	Ok
11	Q2832-02MS	TG-S01MS	PS031462.D	15 Aug 2025 20:41	Surrogate Fail , recovery fail for some compounds	AR\AJ	Ok,M
12	Q2832-02MSD	TG-S01MSD	PS031463.D	15 Aug 2025 21:05	Surrogate Fail , recovery fail for some compounds	AR\AJ	Ok,M
13	Q2832-04	TG-S02	PS031464.D	15 Aug 2025 21:29	surrogate fail	AR\AJ	ReRun
14	Q2832-06	TG-S03	PS031465.D	15 Aug 2025 21:54	surrogate fail	AR\AJ	ReRun
15	Q2832-08	TG-S04	PS031466.D	15 Aug 2025 22:18	surrogate fail	AR\AJ	ReRun
16	Q2832-10	TG-S05	PS031467.D	15 Aug 2025 22:42	surrogate fail	AR\AJ	ReRun
17	Q2836-03	WC-A2-15-C	PS031468.D	15 Aug 2025 23:06		AR\AJ	Ok

284 Sheffield Street, Mountainside, New Jersey 07092, Phone : 908 789 8900,
Fax : 908 789 8922

Instrument ID: ECD_S

Daily Analysis Runlog For Sequence/QCBatch ID # PS081525

Review By	Abdul	Review On	8/18/2025 7:49:18 AM		
Supervise By	mohammad	Supervise On	8/19/2025 1:27:14 AM		
SubDirectory	PS081525	HP Acquire Method		HP Processing Method	ps080725 8151

STD. NAME	STD REF.#
Tune/Reschk	
Initial Calibration Stds	PP24553,PP24802,PP24556,PP24557,PP24558,PP24559,PP24560,PP24803,PP24804
CCC	PP24559
Internal Standard/PEM	
ICV/I.BLK	PP24804
Surrogate Standard	
MS/MSD Standard	
LCS Standard	

18	Q2836-07	WC-A2-16-C	PS031469.D	15 Aug 2025 23:30	surrogate fail	AR\AJ	Not Ok
19	Q2836-11	WC-A2-17-C	PS031470.D	15 Aug 2025 23:54	surrogate fail	AR\AJ	Not Ok
20	Q2836-15	WC-A5-02-C	PS031471.D	16 Aug 2025 00:18	surrogate fail	AR\AJ	ReRun
21	I.BLK	I.BLK	PS031472.D	16 Aug 2025 00:43		AR\AJ	Ok
22	HSTDCCC750	HSTDCCC750	PS031473.D	16 Aug 2025 01:07		AR\AJ	Ok

M : Manual Integration

284 Sheffield Street, Mountainside, New Jersey 07092, Phone : 908 789 8900,
Fax : 908 789 8922

Instrument ID: ECD_S

Daily Analysis Runlog For Sequence/QCBatch ID # PS081825

Review By	yogesh	Review On	8/26/2025 7:41:34 AM		
Supervise By	mohammad	Supervise On	8/26/2025 7:53:19 AM		
SubDirectory	PS081825	HP Acquire Method		HP Processing Method	ps080725 8151

STD. NAME	STD REF.#
Tune/Reschk	
Initial Calibration Stds	PP24553,PP24802,PP24556,PP24557,PP24558,PP24559,PP24560,PP24803,PP24804
CCC	PP24559
Internal Standard/PEM	
ICV/I.BLK	PP24804
Surrogate Standard	
MS/MSD Standard	
LCS Standard	

Sr#	SampleId	ClientID	Data File Name	Date-Time	Comment	Operator	Status
1	HEXANE	HEXANE	PS031474.D	18 Aug 2025 08:36		AR\AJ	Ok
2	I.BLK	I.BLK	PS031475.D	18 Aug 2025 09:00		AR\AJ	Ok
3	HSTDCCC750	HSTDCCC750	PS031476.D	18 Aug 2025 09:58		AR\AJ	Ok,M
4	Q2732-03	WC-A7-01-C	PS031477.D	18 Aug 2025 10:23		AR\AJ	Ok,M
5	Q2836-07	WC-A2-16-C	PS031478.D	18 Aug 2025 10:47		AR\AJ	Ok
6	Q2836-11	WC-A2-17-C	PS031479.D	18 Aug 2025 11:11		AR\AJ	Ok
7	Q2836-15	WC-A5-02-C	PS031480.D	18 Aug 2025 11:35		AR\AJ	Ok
8	I.BLK	I.BLK	PS031481.D	18 Aug 2025 11:59		AR\AJ	Ok
9	HSTDCCC750	HSTDCCC750	PS031482.D	18 Aug 2025 12:23		AR\AJ	Ok
10	Q2832-02RE	TG-S01RE	PS031483.D	18 Aug 2025 14:44	surrogate fail, not required	AR\AJ	Not Ok
11	Q2832-02MS	TG-S01MS	PS031484.D	18 Aug 2025 15:08	not required	AR\AJ	Not Ok
12	Q2832-02MSD	TG-S01MSD	PS031485.D	18 Aug 2025 15:32	not required	AR\AJ	Not Ok
13	Q2832-04RE	TG-S02RE	PS031486.D	18 Aug 2025 15:57	surrogate fail	AR\AJ	Confirms
14	Q2832-06RE	TG-S03RE	PS031487.D	18 Aug 2025 16:21	surrogate fail	AR\AJ	Confirms
15	Q2832-08RE	TG-S04RE	PS031488.D	18 Aug 2025 16:45	surrogate fail	AR\AJ	Confirms
16	Q2832-10RE	TG-S05RE	PS031489.D	18 Aug 2025 17:09	surrogate fail	AR\AJ	Confirms
17	I.BLK	I.BLK	PS031490.D	18 Aug 2025 17:44		AR\AJ	Ok
18	HSTDCCC750	HSTDCCC750	PS031491.D	18 Aug 2025 18:09		AR\AJ	Ok,M

284 Sheffield Street, Mountainside, New Jersey 07092, Phone : 908 789 8900,
Fax : 908 789 8922

Instrument ID: ECD_S

Daily Analysis Runlog For Sequence/QCBatch ID # PS081825

Review By	yogesh	Review On	8/26/2025 7:41:34 AM		
Supervise By	mohammad	Supervise On	8/26/2025 7:53:19 AM		
SubDirectory	PS081825	HP Acquire Method		HP Processing Method	ps080725 8151

STD. NAME	STD REF.#
Tune/Reschk	
Initial Calibration Stds	PP24553,PP24802,PP24556,PP24557,PP24558,PP24559,PP24560,PP24803,PP24804
CCC	PP24559
Internal Standard/PEM	
ICV/I.BLK	PP24804
Surrogate Standard	
MS/MSD Standard	
LCS Standard	

M : Manual Integration

A B C D E F G H I J K L

Alliance TECHNICAL GROUP

TCLP EXTRACTION LOGPAGE

PB169212

SOP ID : M1311-TCLP-16

SDG No : N/A

Weigh By : JP

Balance ID : WC SC-7

pH Meter ID : WC PH METER-1

Extraction By : JP

Filter By : JP

Pippete ID : WC

Tumbler ID : T-1 / T-2

TCLP Filter ID : 115525

Start Prep Date : 08/12/2025 **Time :** 17:00

End Prep Date : 08/13/2025 **Time :** 10:35

Combination Ratio : 20

ZHE Cleaning Batch : ~~N/A~~ 70

Initial Room Temperature: 24 °C

Final Room Temperature: 22 °C

TCLP Technician Signature : JP

Supervisor By : RM

Standared Name	MLS USED	STD REF. # FROM LOG
N/A	N/A	N/A
N/A	N/A	N/A
N/A	N/A	N/A
N/A	N/A	N/A
N/A	N/A	N/A

Chemical Used	ML/SAMPLE U	Lot Number
TCLP-FLUID-1	N/A	WP112804
HCL-TCLP,1N	N/A	WP112797
HNO3-TCLP,1N	N/A	WP112799
pH Strips	N/A	W1931,W1934,W3171,W3172
pH Strips	W1940,W1941,W1942	W3166,W1938,W1939,
1 Liter Amber	N/A	90924-08
120ml Plastic bottle	N/A	2738
1:1 HNO3	N/A	MP84041

Extraction Conformance/Non-Conformance Comments:

Matrix spikes are added after fiftration and before preservation. TUMBLER T-1 / T-2 checked,30 rpm. Particle size reduction is not required. Q2838-08 IS USED for MS-MSD.

Date / Time	Prepped Sample Relinquished By/Location	Received By/Location
08/13/25 11:50	JP / Ion Room	SUB. RJ / Ext
	Preparation Group	Analysis Group / MM MJG

Alliance TECHNICAL GROUP

TCLP EXTRACTION LOGPAGE

PB169212

Sample ID	ClientID	TCLP Vessel ID	Sample Wt (g)	Volume Extraction Fluid #1 (mL)	Multi phasic	Phase Miscible	Phases Combined	Final Leachate PH	Metals Leachate Adj. PH	Prep Pos
PB169212TB	LEB212	13	N/A	2000	N/A	N/A	N/A	4.93	1.5	T-2
Q2732-03	WC-A7-01-C	01	100.02	2000	N/A	N/A	N/A	11.0	1.0	T-1
Q2832-02	TG-S01	02	100.02	2000	N/A	N/A	N/A	6.0	1.5	T-1
Q2832-04	TG-S02	03	100.03	2000	N/A	N/A	N/A	6.2	1.0	T-1
Q2832-06	TG-S03	04	100.02	2000	N/A	N/A	N/A	5.8	1.5	T-1
Q2832-08	TG-S04	05	100.01	2000	N/A	N/A	N/A	5.6	1.0	T-1
Q2832-10	TG-S05	06	100.02	2000	N/A	N/A	N/A	5.0	1.0	T-1
Q2836-03	WC-A2-15-C	07	100.03	2000	N/A	N/A	N/A	11.5	1.5	T-1
Q2836-07	WC-A2-16-C	08	100.02	2000	N/A	N/A	N/A	11.5	1.0	T-1
Q2836-11	WC-A2-17-C	09	100.03	2000	N/A	N/A	N/A	11.5	1.5	T-1
Q2836-15	WC-A5-02-C	10	100.02	2000	N/A	N/A	N/A	11.0	1.5	T-1
Q2838-04	TP-11	11	100.01	2000	N/A	N/A	N/A	5.6	1.0	T-2
Q2838-08	TP-10	12	100.02	2000	N/A	N/A	N/A	5.6	1.5	T-2

Alliance TECHNICAL GROUP

TCLP Solid Determination

PB169212

SampleID	ClientID	Sample Weight (g)	Filter Weight (g)	Filtrate (mL)	Filter + Solid (After 100°C)	% solids	% Dry Solids
PB169212TB	LEB212	N/A	N/A	N/A	N/A	N/A	N/A
Q2732-03	WC-A7-01-C	N/A	N/A	N/A	N/A	100	N/A
Q2832-02	TG-S01	N/A	N/A	N/A	N/A	100	N/A
Q2832-04	TG-S02	N/A	N/A	N/A	N/A	100	N/A
Q2832-06	TG-S03	N/A	N/A	N/A	N/A	100	N/A
Q2832-08	TG-S04	N/A	N/A	N/A	N/A	100	N/A
Q2832-10	TG-S05	N/A	N/A	N/A	N/A	100	N/A
Q2836-03	WC-A2-15-C	N/A	N/A	N/A	N/A	100	N/A
Q2836-07	WC-A2-16-C	N/A	N/A	N/A	N/A	100	N/A
Q2836-11	WC-A2-17-C	N/A	N/A	N/A	N/A	100	N/A
Q2836-15	WC-A5-02-C	N/A	N/A	N/A	N/A	100	N/A
Q2838-04	TP-11	N/A	N/A	N/A	N/A	100	N/A
Q2838-08	TP-10	N/A	N/A	N/A	N/A	100	N/A

Alliance TECHNICAL GROUP

TCLP Fluid Determination

PB169212

Hot Block ID : WC S-1 / WC S-2

Thermometer ID : FLASHPOINT

SampleID	ClientID	Sample Weight (g)	Volume DI Water (mL)	PH after 5 min stir	PH after 10 min stir	Extraction Fluid 1 or 2	pH Extraction Fluid
PB169212TB	LEB212	N/A	N/A	N/A	N/A	#1	4.93
Q2732-03	WC-A7-01-C	5.02	96.5	11.5	4.5	#1	4.93
Q2832-02	TG-S01	5.02	96.5	8.4	3.5	#1	4.93
Q2832-04	TG-S02	5.01	96.5	8.4	3.5	#1	4.93
Q2832-06	TG-S03	5.02	96.5	8.2	3.0	#1	4.93
Q2832-08	TG-S04	5.03	96.5	8.0	3.0	#1	4.93
Q2832-10	TG-S05	5.04	96.5	7.0	2.5	#1	4.93
Q2836-03	WC-A2-15-C	5.03	96.5	12.0	4.5	#1	4.93
Q2836-07	WC-A2-16-C	5.02	96.5	12.0	4.5	#1	4.93
Q2836-11	WC-A2-17-C	5.03	96.5	12.5	4.5	#1	4.93
Q2836-15	WC-A5-02-C	5.02	96.5	11.5	4.5	#1	4.93
Q2838-04	TP-11	5.03	96.5	7.6	3.0	#1	4.93
Q2838-08	TP-10	5.02	96.5	7.2	2.5	#1	4.93

WORKLIST(Hardcopy Internal Chain)

WorkList Name : tclp q2832 **WorkList ID :** 191220 **Department :** TCLP Extraction **Date :** 08-12-2025 11:53:16

Sample	Customer Sample	Matrix	Test	Preservative	Customer	Raw Sample Storage Location	Collect Date	Method
Q2732-03	WC-A7-01-C	Solid	TCLP Extraction	Cool 4 deg C	ENTA05	J21	08/12/2025	1311
Q2832-02	TG-S01	Solid	TCLP Extraction	Cool 4 deg C	PORT06	J21	08/11/2025	1311
Q2832-04	TG-S02	Solid	TCLP Extraction	Cool 4 deg C	PORT06	J21	08/11/2025	1311
Q2832-06	TG-S03	Solid	TCLP Extraction	Cool 4 deg C	PORT06	J21	08/11/2025	1311
Q2832-08	TG-S04	Solid	TCLP Extraction	Cool 4 deg C	PORT06	J21	08/11/2025	1311
Q2832-10	TG-S02	Solid	TCLP Extraction	Cool 4 deg C	PORT06		08/11/2025	1311
Q2836-03	WC-A2-15-C	Solid	TCLP Extraction	Cool 4 deg C	PORT06	J21	08/12/2025	1311
Q2836-07	WC-A2-16-C	Solid	TCLP Extraction	Cool 4 deg C	ENTA05	J23	08/12/2025	1311
Q2836-11	WC-A2-17-C	Solid	TCLP Extraction	Cool 4 deg C	ENTA05	J23	08/12/2025	1311
Q2836-15	WC-A5-02-C	Solid	TCLP Extraction	Cool 4 deg C	ENTA05	J23	08/12/2025	1311
Q2838-04	TP-11	Solid	TCLP Extraction	Cool 4 deg C	ENTA05	J23	08/12/2025	1311
Q2838-08	TP-10	Solid	TCLP Extraction	Cool 4 deg C	PSEG03	D21	08/12/2025	1311
Q2838-08	TP-10	Solid	TCLP Extraction	Cool 4 deg C	PSEG03	D21	08/12/2025	1311

Date/Time 08/12/25 14:30
Raw Sample Received by: JD WC
Raw Sample Relinquished by: CP SM

Date/Time 08/12/25 18:00
Raw Sample Received by: CP SM
Raw Sample Relinquished by: JD WC

Alliance TECHNICAL GROUP

EXTRACTION LOGPAGE

PB169278

SOP ID:	M8151A-Herbicide-23				
Clean Up SOP #:	N/A			**Extraction Start Date :**	08/15/2025
Matrix :	Water			**Extraction Start Time :**	08:45
Weigh By:	N/A	**Extraction By:**	RS	**Extraction End Date :**	08/15/2025
Balance check:	N/A	**Filter By:**	RS	**Extraction End Time :**	15:45
Balance ID:	N/A	**pH Meter ID:**	N/A	**Concentration By:**	RS
pH Strip Lot#:	E3880	**Hood ID:**	4,5,7	**Supervisor By :**	RUPESH

Extraction Method: [✓] Seperatory Funnel [ ] Continious Liquid/Liquid [ ] Sonication [ ] Waste Dilution [ ] Soxhlet

Standared Name	MLS USED	Concentration ug/mL	STD REF. # FROM LOG
Spike Sol 1	1.0ML	5/500 PPM	PP24654
Surrogate	1.0ML	5000 PPB	PP24737
N/A	N/A	N/A	N/A
N/A	N/A	N/A	N/A
N/A	N/A	N/A	N/A

Chemical Used	ML/SAMPLE USED	Lot Number
Ether	N/A	E3952
Acidified Na2SO4	N/A	EP2633
12N H2SO4	N/A	EP2605
NAOH 6N	N/A	EP2606
ISO OCTANE	N/A	E3554
METHANOL	N/A	V14622
Diazomethane	N/A	EP2631
Hexane	N/A	E3962
NACL	N/A	M4459
N/A	N/A	N/A
N/A	N/A	N/A
N/A	N/A	N/A
N/A	N/A	N/A
N/A	N/A	N/A

Extraction Conformance/Non-Conformance Comments:

pH Adjusted with 6N NaOH>12 prior to Hydrolysis, PH adjusted with cold 12N H2SO4<2 after Hydrolysis, Derivatization procedure is completed and samples are ready to Analyze, 40ml Vial Lot # 03-40BTS723.

KD Bath ID:	N/A	**Envap ID:**	NEVAP-02
KD Bath Temperature:	N/A	**Envap Temperature:**	40 °C

Date / Time	Prepped Sample Relinquished By/Location	Received By/Location
8/15/25	RS (Ext Tech)	Y-P-pest/PC3
15:50	Preparation Group	Analysis Group

A B C D E F G H I J K L

Alliance TECHNICAL GROUP

EXTRACTION LOGPAGE

PrepBatch ID : PB169278

Analytical Method: M8151A-Herbicide-23

Concentration Date: 08/15/2025

Sample ID	Client Sample ID	Test	g / mL	PH	Surr/Spike By:		Final Vol. (mL)	JarID	Comments	Prep Pos
					AddedBy	VerifiedBy				
PB169212TB	PB169212TB	TCLP Herbicide	100	6	RUPESH	ritesh	10			SEP-1
PB169278BL	HBLK278	TCLP Herbicide	1000	6	RUPESH	ritesh	10			2
PB169278BS	HLCS278	TCLP Herbicide	1000	6	RUPESH	ritesh	10			3
Q2732-03	WC-A7-01-C	TCLP Herbicide	100	6	RUPESH	ritesh	10	A		4
Q2832-02	TG-S01	TCLP Herbicide	100	6	RUPESH	ritesh	10	A		5
Q2832-02MS	TG-S01MS	TCLP Herbicide	100	6	RUPESH	ritesh	10	A		6
Q2832-02MSD	TG-S01MSD	TCLP Herbicide	100	6	RUPESH	ritesh	10	A		7
Q2832-04	TG-S02	TCLP Herbicide	100	6	RUPESH	ritesh	10	A		8
Q2832-06	TG-S03	TCLP Herbicide	100	6	RUPESH	ritesh	10	A		9
Q2832-08	TG-S04	TCLP Herbicide	100	6	RUPESH	ritesh	10	A		10
Q2832-10	TG-S05	TCLP Herbicide	100	6	RUPESH	ritesh	10	A		11
Q2836-03	WC-A2-15-C	TCLP Herbicide	100	6	RUPESH	ritesh	10	A		12
Q2836-07	WC-A2-16-C	TCLP Herbicide	100	6	RUPESH	ritesh	10	A		13
Q2836-11	WC-A2-17-C	TCLP Herbicide	100	6	RUPESH	ritesh	10	A		14
Q2836-15	WC-A5-02-C	TCLP Herbicide	100	6	RUPESH	ritesh	10	A		15

RS
8/15

* **Extracts relinguished on the same date as received.**

Alliance TECHNICAL GROUP

TCLP EXTRACTION LOGPAGE

PB169212

Sample ID	ClientID	TCLP Vessel ID	Sample Wt (g)	Volume Extraction Fluid #1 (mL)	Multi phasic	Phase Miscible	Phases Combined	Final Leachate PH	Metals Leachate Adj. PH	Prep Pos
PB169212TB	LEB212	13	N/A	2000	N/A	N/A	N/A	4.93	1.5	T-2
Q2732-03	WC-A7-01-C	01	100.02	2000	N/A	N/A	N/A	11.0	1.0	T-1
Q2832-02	TG-S01	02	100.02	2000	N/A	N/A	N/A	6.0	1.5	T-1
Q2832-04	TG-S02	03	100.03	2000	N/A	N/A	N/A	6.2	1.0	T-1
Q2832-06	TG-S03	04	100.02	2000	N/A	N/A	N/A	5.8	1.5	T-1
Q2832-08	TG-S04	05	100.01	2000	N/A	N/A	N/A	5.6	1.0	T-1
Q2832-10	TG-S05	06	100.02	2000	N/A	N/A	N/A	5.0	1.0	T-1
Q2836-03	WC-A2-15-C	07	100.03	2000	N/A	N/A	N/A	11.5	1.5	T-1
Q2836-07	WC-A2-16-C	08	100.02	2000	N/A	N/A	N/A	11.5	1.0	T-1
Q2836-11	WC-A2-17-C	09	100.03	2000	N/A	N/A	N/A	11.5	1.5	T-1
Q2836-15	WC-A5-02-C	10	100.02	2000	N/A	N/A	N/A	11.0	1.5	T-1
Q2838-04	TP-11	11	100.01	2000	N/A	N/A	N/A	5.6	1.0	T-2
Q2838-08	TP-10	12	100.02	2000	N/A	N/A	N/A	5.6	1.5	T-2

A B C D E F G H I J K L

08/13/25
12:00

284 Sheffield Street, Mountainside, New Jersey 07092, Phone : 908 789 8900, Fax : 908 789 8922

LAB CHRONICLE

OrderID:	Q2832	**OrderDate:**	8/12/2025 9:37:00 AM
Client:	Portal Partners Tri-Venture	**Project:**	Amtrak Sawtooth Bridges 2025
Contact:	Joseph Krupansky	**Location:**	J21,VOA Lab

LabID	ClientID	Matrix	Test	Method	Sample Date	Prep Date	Anal Date	Received
Q2832-01	**TG-S01**	**SOIL**			**08/11/25**			**08/12/25**
			PCB	8082A		08/13/25	08/13/25	
Q2832-02	**TG-S01**	**TCLP**			**08/11/25**			**08/12/25**
			TCLP Herbicide	8151A		08/15/25	08/15/25	
			TCLP Pesticide	8081B		08/15/25	08/15/25	
Q2832-03	**TG-S02**	**SOIL**			**08/11/25**			**08/12/25**
			PCB	8082A		08/13/25	08/13/25	
Q2832-03DL	**TG-S02DL**	**SOIL**			**08/11/25**			**08/12/25**
			PCB	8082A		08/13/25	08/14/25	
Q2832-04	**TG-S02**	**TCLP**			**08/11/25**			**08/12/25**
			TCLP Herbicide	8151A		08/15/25	08/15/25	
			TCLP Pesticide	8081B		08/15/25	08/15/25	
Q2832-04RE	**TG-S02RE**	**TCLP**			**08/11/25**			**08/12/25**
			TCLP Herbicide	8151A		08/15/25	08/18/25	
Q2832-05	**TG-S03**	**SOIL**			**08/11/25**			**08/12/25**
			PCB	8082A		08/13/25	08/13/25	
Q2832-05DL	**TG-S03DL**	**SOIL**			**08/11/25**			**08/12/25**
			PCB	8082A		08/13/25	08/14/25	
Q2832-06	**TG-S03**	**TCLP**			**08/11/25**			**08/12/25**
			TCLP Herbicide	8151A		08/15/25	08/15/25	
			TCLP Pesticide	8081B		08/15/25	08/15/25	
Q2832-06RE	**TG-S03RE**	**TCLP**			**08/11/25**			**08/12/25**
			TCLP Herbicide	8151A		08/15/25	08/18/25	

284 Sheffield Street, Mountainside, New Jersey 07092, Phone : 908 789 8900, Fax : 908 789 8922

LAB CHRONICLE

Q2832-07	**TG-S04**	**SOIL**			**08/11/25**			**08/12/25**
			PCB	8082A		08/13/25	08/13/25	
Q2832-07DL	**TG-S04DL**	**SOIL**			**08/11/25**			**08/12/25**
			PCB	8082A		08/13/25	08/14/25	
Q2832-08	**TG-S04**	**TCLP**			**08/11/25**			**08/12/25**
			TCLP Herbicide	8151A		08/15/25	08/15/25	
			TCLP Pesticide	8081B		08/15/25	08/15/25	
Q2832-08RE	**TG-S04RE**	**TCLP**			**08/11/25**			**08/12/25**
			TCLP Herbicide	8151A		08/15/25	08/18/25	
Q2832-09	**TG-S05**	**SOIL**			**08/12/25**			**08/12/25**
			PCB	8082A		08/13/25	08/13/25	
Q2832-10	**TG-S05**	**TCLP**			**08/12/25**			**08/12/25**
			TCLP Herbicide	8151A		08/15/25	08/15/25	
			TCLP Pesticide	8081B		08/15/25	08/15/25	
Q2832-10RE	**TG-S05RE**	**TCLP**			**08/12/25**			**08/12/25**
			TCLP Herbicide	8151A		08/15/25	08/18/25	

Alliance TECHNICAL GROUP

SAMPLE DATA

Alliance TECHNICAL GROUP
284 Sheffield Street, Mountainside, New Jersey 07092, Phone : 908 789 8900,
Fax : 908 789 8922

Report of Analysis

Client:	Portal Partners Tri-Venture	Date Collected:	08/11/25
Project:	Amtrak Sawtooth Bridges 2025	Date Received:	08/12/25
Client Sample ID:	TG-S01	SDG No.:	Q2832
Lab Sample ID:	Q2832-01	Matrix:	Solid
Analytical Method:	NJEPH	% Solid:	93.4
Sample Wt/Vol:	30.05 Units: g	Final Vol:	2000 uL
Soil Aliquot Vol:	uL	Test:	EPH
Prep Method :			

Prep Date :	Date Analyzed :	Prep Batch ID
08/21/25 11:00	08/25/25 9:53	PB169364

CAS Number	Parameter	Conc.	Qualifier	Dilution	MDL	LOQ / CRQL	Units(Dry Weight)	Datafile
TARGETS								
Aliphatic C9-C12	Aliphatic C9-C12	0.34	J	1	0.15	1.07	mg/kg	FE055474.D
Aliphatic C12-C16	Aliphatic C12-C16	1.44		1	0.12	0.71	mg/kg	FE055474.D
Aliphatic C16-C21	Aliphatic C16-C21	0.97	J	1	0.14	1.07	mg/kg	FE055474.D
Aliphatic C21-C28	Aliphatic C21-C28	2.00		1	0.57	1.43	mg/kg	FE055474.D
Aliphatic C28-C40	Aliphatic C28-C40	39.0		1	1.26	2.14	mg/kg	FE055474.D
Aromatic C10-C12	Aromatic C10-C12	0.49	J	1	0.13	0.71	mg/kg	FD049649.D
Aromatic C12-C16	Aromatic C12-C16	0.71	J	1	0.25	1.07	mg/kg	FD049649.D
Aromatic C16-C21	Aromatic C16-C21	8.74		1	0.43	1.78	mg/kg	FD049649.D
Aromatic C21-C36	Aromatic C21-C36	15.6		1	1.27	2.85	mg/kg	FD049649.D
Total AliphaticEPH	Total AliphaticEPH	43.8			2.23	6.42	mg/kg	
Total AromaticEPH	Total AromaticEPH	25.5			2.07	6.41	mg/kg	
Total EPH	Total EPH	69.3			4.31	12.8	mg/kg	

U = Not Detected
LOQ = Limit of Quantitation
MDL = Method Detection Limit
LOD = Limit of Detection
E = Value Exceeds Calibration Range
Q = indicates LCS control criteria did not meet requirements

J = Estimated Value
B = Analyte Found in Associated Method Blank
N = Presumptive Evidence of a Compound
* = Values outside of QC limits
D = Dilution

Alliance TECHNICAL GROUP
284 Sheffield Street, Mountainside, New Jersey 07092, Phone : 908 789 8900,
Fax : 908 789 8922

Report of Analysis

Client:	Portal Partners Tri-Venture	Date Collected:	08/11/25
Project:	Amtrak Sawtooth Bridges 2025	Date Received:	08/12/25
Client Sample ID:	TG-S01	SDG No.:	Q2832
Lab Sample ID:	Q2832-01	Matrix:	Solid
Analytical Method:	NJEPH	% Solid:	93.4
Sample Wt/Vol:	30.05 Units: g	Final Vol:	2000 uL
Soil Aliquot Vol:	uL	Test:	EPH
Prep Method :			

File ID :	Dilution:	Prep Date :	Date Analyzed :	Prep Batch ID
FD049649.D	1	08/21/25	08/22/25	PB169364

CAS Number	Parameter	Conc.	Qualifier	MDL	LOQ / CRQL	Units
TARGETS						
Aromatic C10-C12	Aromatic C10-C12	0.49	J	0.13	0.71	mg/kg
Aromatic C12-C16	Aromatic C12-C16	0.71	J	0.25	1.07	mg/kg
Aromatic C16-C21	Aromatic C16-C21	8.74		0.43	1.78	mg/kg
Aromatic C21-C36	Aromatic C21-C36	15.6		1.27	2.85	mg/kg
SURROGATES						
580-13-2	2-Bromonaphthalene (SURR)	62.3		40 - 140	125%	SPK: 50
321-60-8	2-Flurobiphenyl (SURR)	45.8		40 - 140	92%	SPK: 50
84-15-1	ortho-Terphenyl (SURR)	63.1		40 - 140	126%	SPK: 50

284 Sheffield Street, Mountainside, New Jersey 07092, Phone : 908 789 8900, Fax : 908 789 8922

Quantitation Report For Aromatic EPH Range.

Lab Sample ID:	Q2832-01	Acq On:	22 Aug 2025 17:58
Client Sample ID:	TG-S01	Operator:	YP/AJ
Data file:	FD049649.D	Misc:	
Instrument:	FID_D	ALS Vial:	64
Dilution Factor:	1	Sample Multiplier:	1.00

Compound	R.T.		Response	Conc	highest_standard	Units
Aromatic C10-C12	4.407	6.150	743950	6.892	200	ug/ml
Aromatic C12-C16	6.151	8.778	1235816	10	300	ug/ml
Aromatic C16-C21	8.779	13.069	15520936	122.708	500	ug/ml
Aromatic C21-C36	13.070	18.489	24710528	219.418	800	ug/ml
Aromatic EPH	4.407	18.489	42211230	359.019		ug/ml
2-Bromonaphthalene (SURR)	7.716	7.716	6384780	62.3		ug/ml
2-Flurobiphenyl (SURR)	8.580	8.580	3346911	45.82		ug/ml
ortho-Terphenyl (SURR)	11.629	11.629	8185651	63.07		ug/ml

284 Sheffield Street, Mountainside, New Jersey 07092, Phone : 908 789 8900,
Fax : 908 789 8922

Report of Analysis

Client:	Portal Partners Tri-Venture			Date Collected:	08/11/25
Project:	Amtrak Sawtooth Bridges 2025			Date Received:	08/12/25
Client Sample ID:	TG-S01			SDG No.:	Q2832
Lab Sample ID:	Q2832-01			Matrix:	Solid
Analytical Method:	NJEPH			% Solid:	93.4
Sample Wt/Vol:	30.05	Units:	g	Final Vol:	2000 uL
Soil Aliquot Vol:			uL	Test:	EPH
Prep Method :					

File ID :	Dilution:	Prep Date :	Date Analyzed :	Prep Batch ID
FE055474.D	1	08/21/25	08/25/25	PB169364

CAS Number	Parameter	Conc.	Qualifier	MDL	LOQ / CRQL	Units
TARGETS						
Aliphatic C9-C12	Aliphatic C9-C12	0.34	J	0.15	1.07	mg/kg
Aliphatic C12-C16	Aliphatic C12-C16	1.44		0.12	0.71	mg/kg
Aliphatic C16-C21	Aliphatic C16-C21	0.97	J	0.14	1.07	mg/kg
Aliphatic C21-C28	Aliphatic C21-C28	2.00		0.57	1.43	mg/kg
Aliphatic C28-C40	Aliphatic C28-C40	39.0		1.26	2.14	mg/kg
SURROGATES						
3383-33-2	1-chlorooctadecane (SURR)	60.5		40 - 140	121%	SPK: 50
84-15-1	ortho-Terphenyl (SURR)	0.00		40 - 140	0%	SPK: 50

284 Sheffield Street, Mountainside, New Jersey 07092, Phone : 908 789 8900, Fax : 908 789 8922

Quantitation Report For Aliphatic EPH Range.

Lab Sample ID:	Q2832-01	Acq On:	25 Aug 2025 09:53
Client Sample ID:	TG-S01	Operator:	YP\AJ
Data file:	FE055474.D	Misc:	
Instrument:	FID_E	ALS Vial:	11
Dilution Factor:	1	Sample Multiplier:	1.00

Compound	R.T.		Response	Conc	highest_standard	Units
Aliphatic C9-C12	3.318	6.954	562234	4.814	300	ug/ml
Aliphatic C12-C16	6.955	10.408	2524196	20.157	200	ug/ml
Aliphatic C16-C21	10.409	13.788	1725157	13.648	300	ug/ml
Aliphatic C21-C28	13.789	17.461	3382679	28.071	400	ug/ml
Aliphatic C28-C40	17.462	22.488	62395141	547.387	600	ug/ml
Aliphatic EPH	3.318	22.488	70589407	614.077		ug/ml
ortho-Terphenyl (SURR)	0.000	0.000	0	0		ug/ml
1-chlorooctadecane (SURR)	13.525	13.525	6506417	60.51		ug/ml
Aliphatic C9-C28	3.318	17.461	8194266	66.69	1200	ug/ml

Alliance TECHNICAL GROUP
284 Sheffield Street, Mountainside, New Jersey 07092, Phone : 908 789 8900,
Fax : 908 789 8922

Report of Analysis

Client:	Portal Partners Tri-Venture	Date Collected:	08/11/25
Project:	Amtrak Sawtooth Bridges 2025	Date Received:	08/12/25
Client Sample ID:	TG-S02	SDG No.:	Q2832
Lab Sample ID:	Q2832-03	Matrix:	Solid
Analytical Method:	NJEPH	% Solid:	94
Sample Wt/Vol:	30.08 Units: g	Final Vol:	2000 uL
Soil Aliquot Vol:	uL	Test:	EPH
Prep Method :			

Prep Date :	Date Analyzed :	Prep Batch ID
08/21/25 11:00	08/25/25 10:23	PB169364

CAS Number	Parameter	Conc.	Qualifier	Dilution	MDL	LOQ / CRQL	Units(Dry Weight)	Datafile
TARGETS								
Aliphatic C9-C12	Aliphatic C9-C12	0.51	J	1	0.15	1.06	mg/kg	FE055475.D
Aliphatic C12-C16	Aliphatic C12-C16	0.79		1	0.12	0.71	mg/kg	FE055475.D
Aliphatic C16-C21	Aliphatic C16-C21	0.67	J	1	0.14	1.06	mg/kg	FE055475.D
Aliphatic C21-C28	Aliphatic C21-C28	0.95	J	1	0.56	1.41	mg/kg	FE055475.D
Aliphatic C28-C40	Aliphatic C28-C40	12.7		1	1.25	2.12	mg/kg	FE055475.D
Aromatic C10-C12	Aromatic C10-C12	0.54	J	1	0.13	0.71	mg/kg	FD049650.D
Aromatic C12-C16	Aromatic C12-C16	0.87	J	1	0.24	1.06	mg/kg	FD049650.D
Aromatic C16-C21	Aromatic C16-C21	10.2		1	0.42	1.77	mg/kg	FD049650.D
Aromatic C21-C36	Aromatic C21-C36	22.7		1	1.26	2.83	mg/kg	FD049650.D
Total AliphaticEPH	Total AliphaticEPH	15.6			2.22	6.36	mg/kg	
Total AromaticEPH	Total AromaticEPH	34.3			2.06	6.37	mg/kg	
Total EPH	Total EPH	49.9			4.27	12.7	mg/kg	

U = Not Detected
LOQ = Limit of Quantitation
MDL = Method Detection Limit
LOD = Limit of Detection
E = Value Exceeds Calibration Range
Q = indicates LCS control criteria did not meet requirements

J = Estimated Value
B = Analyte Found in Associated Method Blank
N = Presumptive Evidence of a Compound
* = Values outside of QC limits
D = Dilution

Alliance TECHNICAL GROUP
284 Sheffield Street, Mountainside, New Jersey 07092, Phone : 908 789 8900,
Fax : 908 789 8922

Report of Analysis

Client:	Portal Partners Tri-Venture	Date Collected:	08/11/25
Project:	Amtrak Sawtooth Bridges 2025	Date Received:	08/12/25
Client Sample ID:	TG-S02	SDG No.:	Q2832
Lab Sample ID:	Q2832-03	Matrix:	Solid
Analytical Method:	NJEPH	% Solid:	94
Sample Wt/Vol:	30.08 Units: g	Final Vol:	2000 uL
Soil Aliquot Vol:	uL	Test:	EPH
Prep Method :			

File ID :	Dilution:	Prep Date :	Date Analyzed :	Prep Batch ID
FD049650.D	1	08/21/25	08/22/25	PB169364

CAS Number	Parameter	Conc.	Qualifier	MDL	LOQ / CRQL	Units
TARGETS						
Aromatic C10-C12	Aromatic C10-C12	0.54	J	0.13	0.71	mg/kg
Aromatic C12-C16	Aromatic C12-C16	0.87	J	0.24	1.06	mg/kg
Aromatic C16-C21	Aromatic C16-C21	10.2		0.42	1.77	mg/kg
Aromatic C21-C36	Aromatic C21-C36	22.7		1.26	2.83	mg/kg
SURROGATES						
580-13-2	2-Bromonaphthalene (SURR)	57.5		40 - 140	115%	SPK: 50
321-60-8	2-Flurobiphenyl (SURR)	58.0		40 - 140	116%	SPK: 50
84-15-1	ortho-Terphenyl (SURR)	52.1		40 - 140	104%	SPK: 50

284 Sheffield Street, Mountainside, New Jersey 07092, Phone : 908 789 8900, Fax : 908 789 8922

Quantitation Report For Aromatic EPH Range.

Lab Sample ID:	Q2832-03	Acq On:	22 Aug 2025 18:43
Client Sample ID:	TG-S02	Operator:	YP/AJ
Data file:	FD049650.D	Misc:	
Instrument:	FID_D	ALS Vial:	65
Dilution Factor:	1	Sample Multiplier:	1.00

Compound	R.T.		Response	Conc	highest_standard	Units
Aromatic C10-C12	4.407	6.150	822577	7.621	200	ug/ml
Aromatic C12-C16	6.151	8.778	1519721	12.297	300	ug/ml
Aromatic C16-C21	8.779	13.069	18156839	143.548	500	ug/ml
Aromatic C21-C36	13.070	18.489	36111137	320.651	800	ug/ml
Aromatic EPH	4.407	18.489	56610274	484.117		ug/ml
2-Bromonaphthalene (SURR)	7.716	7.716	5896088	57.53		ug/ml
2-Flurobiphenyl (SURR)	8.581	8.581	4235851	57.99		ug/ml
ortho-Terphenyl (SURR)	11.629	11.629	6766241	52.13		ug/ml

284 Sheffield Street, Mountainside, New Jersey 07092, Phone : 908 789 8900,
Fax : 908 789 8922

Report of Analysis

Client:	Portal Partners Tri-Venture			Date Collected:	08/11/25
Project:	Amtrak Sawtooth Bridges 2025			Date Received:	08/12/25
Client Sample ID:	TG-S02			SDG No.:	Q2832
Lab Sample ID:	Q2832-03			Matrix:	Solid
Analytical Method:	NJEPH			% Solid:	94
Sample Wt/Vol:	30.08	Units:	g	Final Vol:	2000 uL
Soil Aliquot Vol:			uL	Test:	EPH
Prep Method :					

File ID :	Dilution:	Prep Date :	Date Analyzed :	Prep Batch ID
FE055475.D	1	08/21/25	08/25/25	PB169364

CAS Number	Parameter	Conc.	Qualifier	MDL	LOQ / CRQL	Units
TARGETS						
Aliphatic C9-C12	Aliphatic C9-C12	0.51	J	0.15	1.06	mg/kg
Aliphatic C12-C16	Aliphatic C12-C16	0.79		0.12	0.71	mg/kg
Aliphatic C16-C21	Aliphatic C16-C21	0.67	J	0.14	1.06	mg/kg
Aliphatic C21-C28	Aliphatic C21-C28	0.95	J	0.56	1.41	mg/kg
Aliphatic C28-C40	Aliphatic C28-C40	12.7		1.25	2.12	mg/kg
SURROGATES						
3383-33-2	1-chlorooctadecane (SURR)	50.7		40 - 140	101%	SPK: 50
84-15-1	ortho-Terphenyl (SURR)	0.00		40 - 140	0%	SPK: 50

284 Sheffield Street, Mountainside, New Jersey 07092, Phone : 908 789 8900, Fax : 908 789 8922

Quantitation Report For Aliphatic EPH Range.

Lab Sample ID:	Q2832-03	Acq On:	25 Aug 2025 10:23
Client Sample ID:	TG-S02	Operator:	YP\AJ
Data file:	FE055475.D	Misc:	
Instrument:	FID_E	ALS Vial:	12
Dilution Factor:	1	Sample Multiplier:	1.00

Compound	R.T.		Response	Conc	highest_standard	Units
Aliphatic C9-C12	3.318	6.954	840958	7.201	300	ug/ml
Aliphatic C12-C16	6.955	10.408	1394164	11.133	200	ug/ml
Aliphatic C16-C21	10.409	13.788	1188907	9.406	300	ug/ml
Aliphatic C21-C28	13.789	17.461	1622151	13.461	400	ug/ml
Aliphatic C28-C40	17.462	22.488	20498638	179.833	600	ug/ml
Aliphatic EPH	3.318	22.488	25544818	221.034		ug/ml
ortho-Terphenyl (SURR)	0.000	0.000	0	0		ug/ml
1-chlorooctadecane (SURR)	13.524	13.524	5450147	50.69		ug/ml
Aliphatic C9-C28	3.318	17.461	5046180	41.201	1200	ug/ml

Alliance TECHNICAL GROUP
284 Sheffield Street, Mountainside, New Jersey 07092, Phone : 908 789 8900,
Fax : 908 789 8922

Report of Analysis

Client:	Portal Partners Tri-Venture	Date Collected:	08/11/25
Project:	Amtrak Sawtooth Bridges 2025	Date Received:	08/12/25
Client Sample ID:	TG-S03	SDG No.:	Q2832
Lab Sample ID:	Q2832-05	Matrix:	Solid
Analytical Method:	NJEPH	% Solid:	93.8
Sample Wt/Vol:	30.04 Units: g	Final Vol:	2000 uL
Soil Aliquot Vol:	uL	Test:	EPH
Prep Method :			

Prep Date :	Date Analyzed :	Prep Batch ID
08/21/25 11:00	08/25/25 10:53	PB169364

CAS Number	Parameter	Conc.	Qualifier	Dilution	MDL	LOQ / CRQL	Units(Dry Weight)	Datafile
TARGETS								
Aliphatic C9-C12	Aliphatic C9-C12	0.62	J	1	0.15	1.06	mg/kg	FE055476.D
Aliphatic C12-C16	Aliphatic C12-C16	0.98		1	0.12	0.71	mg/kg	FE055476.D
Aliphatic C16-C21	Aliphatic C16-C21	0.94	J	1	0.14	1.06	mg/kg	FE055476.D
Aliphatic C21-C28	Aliphatic C21-C28	1.87		1	0.56	1.42	mg/kg	FE055476.D
Aliphatic C28-C40	Aliphatic C28-C40	36.6		1	1.26	2.13	mg/kg	FE055476.D
Aromatic C10-C12	Aromatic C10-C12	0.58	J	1	0.13	0.71	mg/kg	FD049651.D
Aromatic C12-C16	Aromatic C12-C16	0.99	J	1	0.25	1.06	mg/kg	FD049651.D
Aromatic C16-C21	Aromatic C16-C21	14.2		1	0.43	1.77	mg/kg	FD049651.D
Aromatic C21-C36	Aromatic C21-C36	27.7		1	1.27	2.84	mg/kg	FD049651.D
Total AliphaticEPH	Total AliphaticEPH	41.0			2.23	6.38	mg/kg	
Total AromaticEPH	Total AromaticEPH	43.5			2.07	6.38	mg/kg	
Total EPH	Total EPH	84.5			4.30	12.8	mg/kg	

U = Not Detected
LOQ = Limit of Quantitation
MDL = Method Detection Limit
LOD = Limit of Detection
E = Value Exceeds Calibration Range
Q = indicates LCS control criteria did not meet requirements

J = Estimated Value
B = Analyte Found in Associated Method Blank
N = Presumptive Evidence of a Compound
* = Values outside of QC limits
D = Dilution

Alliance TECHNICAL GROUP
284 Sheffield Street, Mountainside, New Jersey 07092, Phone : 908 789 8900,
Fax : 908 789 8922

Report of Analysis

Client:	Portal Partners Tri-Venture			Date Collected:	08/11/25
Project:	Amtrak Sawtooth Bridges 2025			Date Received:	08/12/25
Client Sample ID:	TG-S03			SDG No.:	Q2832
Lab Sample ID:	Q2832-05			Matrix:	Solid
Analytical Method:	NJEPH			% Solid:	93.8
Sample Wt/Vol:	30.04	Units:	g	Final Vol:	2000 uL
Soil Aliquot Vol:			uL	Test:	EPH
Prep Method :					

File ID :	Dilution:	Prep Date :	Date Analyzed :	Prep Batch ID
FD049651.D	1	08/21/25	08/22/25	PB169364

CAS Number	Parameter	Conc.	Qualifier	MDL	LOQ / CRQL	Units
TARGETS						
Aromatic C10-C12	Aromatic C10-C12	0.58	J	0.13	0.71	mg/kg
Aromatic C12-C16	Aromatic C12-C16	0.99	J	0.25	1.06	mg/kg
Aromatic C16-C21	Aromatic C16-C21	14.2		0.43	1.77	mg/kg
Aromatic C21-C36	Aromatic C21-C36	27.7		1.27	2.84	mg/kg
SURROGATES						
580-13-2	2-Bromonaphthalene (SURR)	61.5		40 - 140	123%	SPK: 50
321-60-8	2-Flurobiphenyl (SURR)	60.2		40 - 140	120%	SPK: 50
84-15-1	ortho-Terphenyl (SURR)	50.4		40 - 140	101%	SPK: 50

284 Sheffield Street, Mountainside, New Jersey 07092, Phone : 908 789 8900, Fax : 908 789 8922

Quantitation Report For Aromatic EPH Range.

Lab Sample ID:	Q2832-05	Acq On:	22 Aug 2025 19:28
Client Sample ID:	TG-S03	Operator:	YP/AJ
Data file:	FD049651.D	Misc:	
Instrument:	FID_D	ALS Vial:	66
Dilution Factor:	1	Sample Multiplier:	1.00

Compound	R.T.		Response	Conc	highest_standard	Units
Aromatic C10-C12	4.407	6.150	884058	8.19	200	ug/ml
Aromatic C12-C16	6.151	8.778	1718251	13.904	300	ug/ml
Aromatic C16-C21	8.779	13.069	25258333	199.692	500	ug/ml
Aromatic C21-C36	13.070	18.489	43966031	390.399	800	ug/ml
Aromatic EPH	4.407	18.489	71826673	612.185		ug/ml
2-Bromonaphthalene (SURR)	7.717	7.717	6304352	61.51		ug/ml
2-Flurobiphenyl (SURR)	8.582	8.582	4400461	60.24		ug/ml
ortho-Terphenyl (SURR)	11.629	11.629	6545749	50.43		ug/ml

284 Sheffield Street, Mountainside, New Jersey 07092, Phone : 908 789 8900,
Fax : 908 789 8922

Report of Analysis

Client:	Portal Partners Tri-Venture			Date Collected:	08/11/25
Project:	Amtrak Sawtooth Bridges 2025			Date Received:	08/12/25
Client Sample ID:	TG-S03			SDG No.:	Q2832
Lab Sample ID:	Q2832-05			Matrix:	Solid
Analytical Method:	NJEPH			% Solid:	93.8
Sample Wt/Vol:	30.04	Units:	g	Final Vol:	2000 uL
Soil Aliquot Vol:			uL	Test:	EPH
Prep Method :					

File ID :	Dilution:	Prep Date :	Date Analyzed :	Prep Batch ID
FE055476.D	1	08/21/25	08/25/25	PB169364

CAS Number	Parameter	Conc.	Qualifier	MDL	LOQ / CRQL	Units
TARGETS						
Aliphatic C9-C12	Aliphatic C9-C12	0.62	J	0.15	1.06	mg/kg
Aliphatic C12-C16	Aliphatic C12-C16	0.98		0.12	0.71	mg/kg
Aliphatic C16-C21	Aliphatic C16-C21	0.94	J	0.14	1.06	mg/kg
Aliphatic C21-C28	Aliphatic C21-C28	1.87		0.56	1.42	mg/kg
Aliphatic C28-C40	Aliphatic C28-C40	36.6		1.26	2.13	mg/kg
SURROGATES						
3383-33-2	1-chlorooctadecane (SURR)	68.5		40 - 140	137%	SPK: 50
84-15-1	ortho-Terphenyl (SURR)	0.00		40 - 140	0%	SPK: 50

284 Sheffield Street, Mountainside, New Jersey 07092, Phone : 908 789 8900, Fax : 908 789 8922

Quantitation Report For Aliphatic EPH Range.

Lab Sample ID:	Q2832-05	Acq On:	25 Aug 2025 10:53
Client Sample ID:	TG-S03	Operator:	YP\AJ
Data file:	FE055476.D	Misc:	
Instrument:	FID_E	ALS Vial:	13
Dilution Factor:	1	Sample Multiplier:	1.00

Compound	R.T.		Response	Conc	highest_standard	Units
Aliphatic C9-C12	3.318	6.954	1021248	8.745	300	ug/ml
Aliphatic C12-C16	6.955	10.408	1729389	13.81	200	ug/ml
Aliphatic C16-C21	10.409	13.788	1664343	13.167	300	ug/ml
Aliphatic C21-C28	13.789	17.461	3172595	26.327	400	ug/ml
Aliphatic C28-C40	17.462	22.488	58837846	516.179	600	ug/ml
Aliphatic EPH	3.318	22.488	66425421	578.228		ug/ml
ortho-Terphenyl (SURR)	0.000	0.000	0	0		ug/ml
1-chlorooctadecane (SURR)	13.525	13.525	7366700	68.51		ug/ml
Aliphatic C9-C28	3.318	17.461	7587575	62.049	1200	ug/ml

Alliance TECHNICAL GROUP
284 Sheffield Street, Mountainside, New Jersey 07092, Phone : 908 789 8900,
Fax : 908 789 8922

Report of Analysis

Client:	Portal Partners Tri-Venture	Date Collected:	08/11/25
Project:	Amtrak Sawtooth Bridges 2025	Date Received:	08/12/25
Client Sample ID:	TG-S04	SDG No.:	Q2832
Lab Sample ID:	Q2832-07	Matrix:	Solid
Analytical Method:	NJEPH	% Solid:	93.1
Sample Wt/Vol:	30.07 Units: g	Final Vol:	2000 uL
Soil Aliquot Vol:	uL	Test:	EPH
Prep Method :			

Prep Date :	Date Analyzed :	Prep Batch ID
08/21/25 11:00	08/25/25 11:24	PB169364

CAS Number	Parameter	Conc.	Qualifier	Dilution	MDL	LOQ / CRQL	Units(Dry Weight)	Datafile
TARGETS								
Aliphatic C9-C12	Aliphatic C9-C12	0.44	J	1	0.15	1.07	mg/kg	FE055477.D
Aliphatic C12-C16	Aliphatic C12-C16	1.04		1	0.12	0.71	mg/kg	FE055477.D
Aliphatic C16-C21	Aliphatic C16-C21	0.94	J	1	0.14	1.07	mg/kg	FE055477.D
Aliphatic C21-C28	Aliphatic C21-C28	2.06		1	0.57	1.43	mg/kg	FE055477.D
Aliphatic C28-C40	Aliphatic C28-C40	14.1		1	1.26	2.14	mg/kg	FE055477.D
Aromatic C10-C12	Aromatic C10-C12	0.53	J	1	0.13	0.71	mg/kg	FD049652.D
Aromatic C12-C16	Aromatic C12-C16	0.96	J	1	0.25	1.07	mg/kg	FD049652.D
Aromatic C16-C21	Aromatic C16-C21	13.3		1	0.43	1.79	mg/kg	FD049652.D
Aromatic C21-C36	Aromatic C21-C36	34.1		1	1.28	2.86	mg/kg	FD049652.D
Total AliphaticEPH	Total AliphaticEPH	18.6			2.23	6.42	mg/kg	
Total AromaticEPH	Total AromaticEPH	48.9			2.08	6.43	mg/kg	
Total EPH	Total EPH	67.5			4.32	12.9	mg/kg	

U = Not Detected
LOQ = Limit of Quantitation
MDL = Method Detection Limit
LOD = Limit of Detection
E = Value Exceeds Calibration Range
Q = indicates LCS control criteria did not meet requirements

J = Estimated Value
B = Analyte Found in Associated Method Blank
N = Presumptive Evidence of a Compound
* = Values outside of QC limits
D = Dilution

Alliance TECHNICAL GROUP
284 Sheffield Street, Mountainside, New Jersey 07092, Phone : 908 789 8900,
Fax : 908 789 8922

Report of Analysis

Client:	Portal Partners Tri-Venture	Date Collected:	08/11/25
Project:	Amtrak Sawtooth Bridges 2025	Date Received:	08/12/25
Client Sample ID:	TG-S04	SDG No.:	Q2832
Lab Sample ID:	Q2832-07	Matrix:	Solid
Analytical Method:	NJEPH	% Solid:	93.1
Sample Wt/Vol:	30.07 Units: g	Final Vol:	2000 uL
Soil Aliquot Vol:	uL	Test:	EPH
Prep Method :			

File ID :	Dilution:	Prep Date :	Date Analyzed :	Prep Batch ID
FD049652.D	1	08/21/25	08/22/25	PB169364

CAS Number	Parameter	Conc.	Qualifier	MDL	LOQ / CRQL	Units
TARGETS						
Aromatic C10-C12	Aromatic C10-C12	0.53	J	0.13	0.71	mg/kg
Aromatic C12-C16	Aromatic C12-C16	0.96	J	0.25	1.07	mg/kg
Aromatic C16-C21	Aromatic C16-C21	13.3		0.43	1.79	mg/kg
Aromatic C21-C36	Aromatic C21-C36	34.1		1.28	2.86	mg/kg
SURROGATES						
580-13-2	2-Bromonaphthalene (SURR)	48.3		40 - 140	97%	SPK: 50
321-60-8	2-Flurobiphenyl (SURR)	45.2		40 - 140	90%	SPK: 50
84-15-1	ortho-Terphenyl (SURR)	36.5		40 - 140	73%	SPK: 50

284 Sheffield Street, Mountainside, New Jersey 07092, Phone : 908 789 8900, Fax : 908 789 8922

Quantitation Report For Aromatic EPH Range.

Lab Sample ID:	Q2832-07	Acq On:	22 Aug 2025 20:12
Client Sample ID:	TG-S04	Operator:	YP/AJ
Data file:	FD049652.D	Misc:	
Instrument:	FID_D	ALS Vial:	67
Dilution Factor:	1	Sample Multiplier:	1.00

Compound	R.T.		Response	Conc	highest_standard	Units
Aromatic C10-C12	4.407	6.150	802119	7.431	200	ug/ml
Aromatic C12-C16	6.151	8.778	1664127	13.466	300	ug/ml
Aromatic C16-C21	8.779	13.069	23521992	185.965	500	ug/ml
Aromatic C21-C36	13.070	18.489	53721912	477.027	800	ug/ml
Aromatic EPH	4.407	18.489	79710150	683.888		ug/ml
2-Bromonaphthalene (SURR)	7.715	7.715	4953179	48.33		ug/ml
2-Flurobiphenyl (SURR)	8.580	8.580	3299028	45.16		ug/ml
ortho-Terphenyl (SURR)	11.627	11.627	4737765	36.5		ug/ml

284 Sheffield Street, Mountainside, New Jersey 07092, Phone : 908 789 8900,
Fax : 908 789 8922

Report of Analysis

Client:	Portal Partners Tri-Venture			Date Collected:	08/11/25
Project:	Amtrak Sawtooth Bridges 2025			Date Received:	08/12/25
Client Sample ID:	TG-S04			SDG No.:	Q2832
Lab Sample ID:	Q2832-07			Matrix:	Solid
Analytical Method:	NJEPH			% Solid:	93.1
Sample Wt/Vol:	30.07	Units:	g	Final Vol:	2000 uL
Soil Aliquot Vol:			uL	Test:	EPH
Prep Method :					

File ID :	Dilution:	Prep Date :	Date Analyzed :	Prep Batch ID
FE055477.D	1	08/21/25	08/25/25	PB169364

CAS Number	Parameter	Conc.	Qualifier	MDL	LOQ / CRQL	Units
TARGETS						
Aliphatic C9-C12	Aliphatic C9-C12	0.44	J	0.15	1.07	mg/kg
Aliphatic C12-C16	Aliphatic C12-C16	1.04		0.12	0.71	mg/kg
Aliphatic C16-C21	Aliphatic C16-C21	0.94	J	0.14	1.07	mg/kg
Aliphatic C21-C28	Aliphatic C21-C28	2.06		0.57	1.43	mg/kg
Aliphatic C28-C40	Aliphatic C28-C40	14.1		1.26	2.14	mg/kg
SURROGATES						
3383-33-2	1-chlorooctadecane (SURR)	60.2		40 - 140	120%	SPK: 50
84-15-1	ortho-Terphenyl (SURR)	0.00		40 - 140	0%	SPK: 50

284 Sheffield Street, Mountainside, New Jersey 07092, Phone : 908 789 8900, Fax : 908 789 8922

Quantitation Report For Aliphatic EPH Range.

Lab Sample ID:	Q2832-07	Acq On:	25 Aug 2025 11:24
Client Sample ID:	TG-S04	Operator:	YP\AJ
Data file:	FE055477.D	Misc:	
Instrument:	FID_E	ALS Vial:	14
Dilution Factor:	1	Sample Multiplier:	1.00

Compound	R.T.		Response	Conc	highest_standard	Units
Aliphatic C9-C12	3.318	6.954	713725	6.112	300	ug/ml
Aliphatic C12-C16	6.955	10.408	1819409	14.529	200	ug/ml
Aliphatic C16-C21	10.409	13.788	1657729	13.114	300	ug/ml
Aliphatic C21-C28	13.789	17.461	3470737	28.801	400	ug/ml
Aliphatic C28-C40	17.462	22.488	22509280	197.472	600	ug/ml
Aliphatic EPH	3.318	22.488	30170880	260.028		ug/ml
ortho-Terphenyl (SURR)	0.000	0.000	0	0		ug/ml
1-chlorooctadecane (SURR)	13.524	13.524	6476920	60.24		ug/ml
Aliphatic C9-C28	3.318	17.461	7661600	62.556	1200	ug/ml

Raw Data: FD049653.D

284 Sheffield Street, Mountainside, New Jersey 07092, Phone : 908 789 8900,
Fax : 908 789 8922

Report of Analysis

Client:	Portal Partners Tri-Venture	Date Collected:	08/12/25
Project:	Amtrak Sawtooth Bridges 2025	Date Received:	08/12/25
Client Sample ID:	TG-S05	SDG No.:	Q2832
Lab Sample ID:	Q2832-09	Matrix:	Solid
Analytical Method:	NJEPH	% Solid:	90.9
Sample Wt/Vol:	30.1 Units: g	Final Vol:	2000 uL
Soil Aliquot Vol:	uL	Test:	EPH
Prep Method :			

Prep Date :	Date Analyzed :	Prep Batch ID
08/21/25 11:00	08/25/25 11:54	PB169364

CAS Number	Parameter	Conc.	Qualifier	Dilution	MDL	LOQ / CRQL	Units(Dry Weight)	Datafile
TARGETS								
Aliphatic C9-C12	Aliphatic C9-C12	0.46	J	1	0.15	1.10	mg/kg	FE055478.D
Aliphatic C12-C16	Aliphatic C12-C16	0.68	J	1	0.12	0.73	mg/kg	FE055478.D
Aliphatic C16-C21	Aliphatic C16-C21	0.66	J	1	0.14	1.10	mg/kg	FE055478.D
Aliphatic C21-C28	Aliphatic C21-C28	1.62		1	0.58	1.46	mg/kg	FE055478.D
Aliphatic C28-C40	Aliphatic C28-C40	11.2		1	1.29	2.19	mg/kg	FE055478.D
Aromatic C10-C12	Aromatic C10-C12	0.48	J	1	0.13	0.73	mg/kg	FD049653.D
Aromatic C12-C16	Aromatic C12-C16	0.73	J	1	0.25	1.10	mg/kg	FD049653.D
Aromatic C16-C21	Aromatic C16-C21	6.51		1	0.44	1.83	mg/kg	FD049653.D
Aromatic C21-C36	Aromatic C21-C36	9.81		1	1.30	2.92	mg/kg	FD049653.D
Total AliphaticEPH	Total AliphaticEPH	14.6			2.29	6.58	mg/kg	
Total AromaticEPH	Total AromaticEPH	17.5			2.12	6.58	mg/kg	
Total EPH	Total EPH	32.1			4.41	13.2	mg/kg	

U = Not Detected
LOQ = Limit of Quantitation
MDL = Method Detection Limit
LOD = Limit of Detection
E = Value Exceeds Calibration Range
Q = indicates LCS control criteria did not meet requirements

J = Estimated Value
B = Analyte Found in Associated Method Blank
N = Presumptive Evidence of a Compound
* = Values outside of QC limits
D = Dilution

Alliance TECHNICAL GROUP
284 Sheffield Street, Mountainside, New Jersey 07092, Phone : 908 789 8900,
Fax : 908 789 8922

Report of Analysis

Client:	Portal Partners Tri-Venture			Date Collected:	08/12/25
Project:	Amtrak Sawtooth Bridges 2025			Date Received:	08/12/25
Client Sample ID:	TG-S05			SDG No.:	Q2832
Lab Sample ID:	Q2832-09			Matrix:	Solid
Analytical Method:	NJEPH			% Solid:	90.9
Sample Wt/Vol:	30.1	Units:	g	Final Vol:	2000 uL
Soil Aliquot Vol:			uL	Test:	EPH
Prep Method :					

File ID :	Dilution:	Prep Date :	Date Analyzed :	Prep Batch ID
FD049653.D	1	08/21/25	08/22/25	PB169364

CAS Number	Parameter	Conc.	Qualifier	MDL	LOQ / CRQL	Units
TARGETS						
Aromatic C10-C12	Aromatic C10-C12	0.48	J	0.13	0.73	mg/kg
Aromatic C12-C16	Aromatic C12-C16	0.73	J	0.25	1.10	mg/kg
Aromatic C16-C21	Aromatic C16-C21	6.51		0.44	1.83	mg/kg
Aromatic C21-C36	Aromatic C21-C36	9.81		1.30	2.92	mg/kg
SURROGATES						
580-13-2	2-Bromonaphthalene (SURR)	64.7		40 - 140	129%	SPK: 50
321-60-8	2-Flurobiphenyl (SURR)	64.5		40 - 140	129%	SPK: 50
84-15-1	ortho-Terphenyl (SURR)	56.4		40 - 140	113%	SPK: 50

284 Sheffield Street, Mountainside, New Jersey 07092, Phone : 908 789 8900, Fax : 908 789 8922

Quantitation Report For Aromatic EPH Range.

Lab Sample ID:	Q2832-09	Acq On:	22 Aug 2025 20:56
Client Sample ID:	TG-S05	Operator:	YP/AJ
Data file:	FD049653.D	Misc:	
Instrument:	FID_D	ALS Vial:	68
Dilution Factor:	1	Sample Multiplier:	1.00

Compound	R.T.		Response	Conc	highest_standard	Units
Aromatic C10-C12	4.407	6.150	713368	6.609	200	ug/ml
Aromatic C12-C16	6.151	8.778	1240740	10.04	300	ug/ml
Aromatic C16-C21	8.779	13.069	11272901	89.123	500	ug/ml
Aromatic C21-C36	13.070	18.489	15120402	134.262	800	ug/ml
Aromatic EPH	4.407	18.489	28347411	240.035		ug/ml
2-Bromonaphthalene (SURR)	7.717	7.717	6629575	64.69		ug/ml
2-Flurobiphenyl (SURR)	8.582	8.582	4713081	64.52		ug/ml
ortho-Terphenyl (SURR)	11.629	11.629	7313708	56.35		ug/ml

284 Sheffield Street, Mountainside, New Jersey 07092, Phone : 908 789 8900,
Fax : 908 789 8922

Report of Analysis

Client:	Portal Partners Tri-Venture			Date Collected:	08/12/25
Project:	Amtrak Sawtooth Bridges 2025			Date Received:	08/12/25
Client Sample ID:	TG-S05			SDG No.:	Q2832
Lab Sample ID:	Q2832-09			Matrix:	Solid
Analytical Method:	NJEPH			% Solid:	90.9
Sample Wt/Vol:	30.1	Units:	g	Final Vol:	2000 uL
Soil Aliquot Vol:			uL	Test:	EPH
Prep Method :					

File ID :	Dilution:	Prep Date :	Date Analyzed :	Prep Batch ID
FE055478.D	1	08/21/25	08/25/25	PB169364

CAS Number	Parameter	Conc.	Qualifier	MDL	LOQ / CRQL	Units
TARGETS						
Aliphatic C9-C12	Aliphatic C9-C12	0.46	J	0.15	1.10	mg/kg
Aliphatic C12-C16	Aliphatic C12-C16	0.68	J	0.12	0.73	mg/kg
Aliphatic C16-C21	Aliphatic C16-C21	0.66	J	0.14	1.10	mg/kg
Aliphatic C21-C28	Aliphatic C21-C28	1.62		0.58	1.46	mg/kg
Aliphatic C28-C40	Aliphatic C28-C40	11.2		1.29	2.19	mg/kg
SURROGATES						
3383-33-2	1-chlorooctadecane (SURR)	66.5		40 - 140	133%	SPK: 50
84-15-1	ortho-Terphenyl (SURR)	0.00		40 - 140	0%	SPK: 50

284 Sheffield Street, Mountainside, New Jersey 07092, Phone : 908 789 8900, Fax : 908 789 8922

Quantitation Report For Aliphatic EPH Range.

Lab Sample ID:	Q2832-09	Acq On:	25 Aug 2025 11:54
Client Sample ID:	TG-S05	Operator:	YP\AJ
Data file:	FE055478.D	Misc:	
Instrument:	FID_E	ALS Vial:	15
Dilution Factor:	1	Sample Multiplier:	1.00

Compound	R.T.		Response	Conc	highest_standard	Units
Aliphatic C9-C12	3.318	6.954	726329	6.219	300	ug/ml
Aliphatic C12-C16	6.955	10.408	1157989	9.247	200	ug/ml
Aliphatic C16-C21	10.409	13.788	1143346	9.045	300	ug/ml
Aliphatic C21-C28	13.789	17.461	2676978	22.215	400	ug/ml
Aliphatic C28-C40	17.462	22.488	17492397	153.459	600	ug/ml
Aliphatic EPH	3.318	22.488	23197039	200.186		ug/ml
ortho-Terphenyl (SURR)	0.000	0.000	0	0		ug/ml
1-chlorooctadecane (SURR)	13.524	13.524	7154922	66.54		ug/ml
Aliphatic C9-C28	3.318	17.461	5704642	46.726	1200	ug/ml

A
B
C
D
E
F
G
H
I
J

QC SUMMARY

284 Sheffield Street, Mountainside, New Jersey 07092, Phone : 908 789 8900,
Fax : 908 789 8922

A B C D E F G H I J

SOIL EPH SURROGATE RECOVERY

Lab Name: Alliance Contract: PORT06

Lab Code: ACE SDG No.: Q2832

Run Number: FC082225AL

CLIENT SAMPLE NO.	1-chlorooctadecane (SURR)			TOT OUT
PB169364BL	82			0
PB169364BS	87			0
PB169364BSD	91			0
BACK-1-FLOOR-CENTER-MIDD	62			0
BACK-1-FLOOR-CENTER-MIDD	69			0

	QC LIMITS
1-chlorooctadecane (SURR)	(40-140)

Column to be used to flag recovery values
* Values outside of contract required QC Limits
D Surrogate diluted out

284 Sheffield Street, Mountainside, New Jersey 07092, Phone : 908 789 8900,
Fax : 908 789 8922

A B C D E F G H I J

SOIL EPH SURROGATE RECOVERY

Lab Name: Alliance Contract: PORT06

Lab Code: ACE SDG No.: Q2832

Run Number: FD082225AR

CLIENT SAMPLE NO.	2-Bromonaphthalene (SURR)	2-Flurobiphenyl (SURR)	ortho-Terphenyl (SURR)	TOT OUT
PB169364BL	78	78	85	0
PB169364BS	125	122	101	0
PB169364BSD	120	118	98	0
TG-S01	125	92	126	0
TG-S02	115	116	104	0
TG-S03	123	120	101	0
TG-S04	97	90	73	0
TG-S05	129	129	113	0
BACK-1-FLOOR-CENTER-MIDD	109	110	74	0
BACK-1-FLOOR-CENTER-MIDD	105	105	69	0

	QC LIMITS
2-Bromonaphthalene (SURR)	(40-140)
2-Flurobiphenyl (SURR)	(40-140)
ortho-Terphenyl (SURR)	(40-140)

Column to be used to flag recovery values
* Values outside of contract required QC Limits
D Surrogate diluted out

284 Sheffield Street, Mountainside, New Jersey 07092, Phone : 908 789 8900,
Fax : 908 789 8922

A B C D E F G H I J

SOIL EPH SURROGATE RECOVERY

Lab Name: Alliance Contract: PORT06

Lab Code: ACE SDG No.: Q2832

Run Number: FE082525AL

CLIENT SAMPLE NO.	1-chlorooctadecane (SURR)			TOT OUT
TG-S01	121			0
TG-S02	101			0
TG-S03	137			0
TG-S04	120			0
TG-S05	133			0

	QC LIMITS
1-chlorooctadecane (SURR)	(40-140)

Column to be used to flag recovery values
* Values outside of contract required QC Limits
D Surrogate diluted out

284 Sheffield Street, Mountainside, New Jersey 07092, Phone : 908 789 8900,
Fax : 908 789 8922

SOLID EPH MATRIX SPIKE/MATRIX SPIKE DUPLICATE RECOVERY

Lab Name: Alliance **Client:** Portal Partners Tri-Venture

Lab Code: ACE **SDG No:** Q2832

Sample No : Q2892-05MS **Datafile:** FC069713.D **Client ID :** BACK-1-FLOOR-CENTER-MIDDLE-CMS

COMPOUND	SPIKE ADDED mg/kg	SAMPLE CONCENTRATION mg/kg	MS/MSD CONCENTRATION mg/kg	% REC	Qual	QC LIMITS (%)
Aliphatic C9-C12	11.3	0.17	6.12	53		(40-140)
Aliphatic C12-C16	7.5	0.32	5.39	68		(40-140)
Aliphatic C16-C21	11.3	0.30	9.04	77		(40-140)
Aliphatic C21-C28	15.0	0	12.1	80		(40-140)
Aliphatic C28-C40	22.6	2.05	20.8	83		(40-140)

COMPOUND	SPIKE ADDED mg/kg	SAMPLE CONCENTRATION mg/kg	MS/MSD CONCENTRATION mg/kg	% REC	Qual	QC LIMITS (%)
n-Nonane (C9)	3.8	0.0000	1.6901	44		(40-140)
n-Decane (C10)	3.8	0.0000	2.0255	53		(40-140)
Naphthalene (C11.7)	3.8	0.0000	0.0114	0	*	(40-140)
n-Dodecane (C12)	3.8	0.0000	2.2063	58		(40-140)
2-methylnaphthalene (C12.89)	3.8	0.0000	0.0070	0	*	(40-140)
n-Tetradecane (C14)	3.8	0.0000	2.4237	64		(40-140)
n-Hexadecane (C16)	3.8	0.0000	2.6595	70		(40-140)
n-Octadecane (C18)	3.8	0.0000	2.8073	74		(40-140)
n-Eicosane (C20)	3.8	0.0000	3.0097	79		(40-140)
n-Heneicosane (C21)	3.8	0.0000	2.9798	78		(40-140)
n-Docosane (C22)	3.8	0.0000	2.9628	78		(40-140)
n-Tetracosane (C24)	7.5	0.0000	2.9651	40		(40-140)
n-Hexacosane (C26)	3.8	0.0000	2.9503	78		(40-140)
n-Octacosane (C28)	3.8	0.0000	2.9179	77		(40-140)
n-Tricontane (C30)	3.8	0.0000	2.8191	74		(40-140)
n-Dotriacontane (C32)	3.8	0.0000	2.8631	75		(40-140)
n-Tetratriacontane (C34)	3.8	0.0000	3.1101	82		(40-140)
n-Hexatriacontane (C36)	3.8	0.0000	3.4943	92		(40-140)
n-Octatriacontane (C38)	3.8	0.0000	3.8057	100		(40-140)
n-Tetracontane (C40)	3.8	0.0000	3.6131	95		(40-140)

284 Sheffield Street, Mountainside, New Jersey 07092, Phone : 908 789 8900,
Fax : 908 789 8922

SOLID EPH MATRIX SPIKE/MATRIX SPIKE DUPLICATE RECOVERY

Lab Name: Alliance **Client:** Portal Partners Tri-Venture

Lab Code: ACE **SDG No:** Q2832

Sample No : Q2892-05MSD **Datafile:** FC069714.D **Client ID :** BACK-1-FLOOR-CENTER-MIDDLE-CMSD

COMPOUND	SPIKE ADDED mg/kg	SAMPLE CONCENTRATION mg/kg	MS/MSD CONCENTRATION mg/kg	% REC	Qual	RPD |	QC LIMITS (%)	QC Limit Of RPD
Aliphatic C9-C12	11.3	0.17	6.20	54		1.51 |	(40-140)	50
Aliphatic C12-C16	7.5	0.32	5.49	69		1.91 |	(40-140)	50
Aliphatic C16-C21	11.3	0.30	9.10	78		0.77 |	(40-140)	50
Aliphatic C21-C28	15.0	0	12.1	80		0.12 |	(40-140)	50
Aliphatic C28-C40	22.6	2.05	21.3	85		2.61 |	(40-140)	50

COMPOUND	SPIKE ADDED mg/kg	SAMPLE CONCENTRATION mg/kg	MS/MSD CONCENTRATION mg/kg	% REC	Qual	RPD |	QC LIMITS (%)	QC Limit Of RPD
n-Nonane (C9)	3.8	0.0000	1.7124	45		2.25 |	(40-140)	50
n-Decane (C10)	3.8	0.0000	2.0529	54		1.87 |	(40-140)	50
Naphthalene (C11.7)	3.8	0.0000	0.0131	0	*	0 |	(40-140)	50
n-Dodecane (C12)	3.8	0.0000	2.2507	59		1.71 |	(40-140)	50
2-methylnaphthalene (C12.89)	3.8	0.0000	0.0100	0	*	0 |	(40-140)	50
n-Tetradecane (C14)	3.8	0.0000	2.4576	65		1.55 |	(40-140)	50
n-Hexadecane (C16)	3.8	0.0000	2.6948	71		1.42 |	(40-140)	50
n-Octadecane (C18)	3.8	0.0000	2.8440	75		1.34 |	(40-140)	50
n-Eicosane (C20)	3.8	0.0000	3.0407	80		1.26 |	(40-140)	50
n-Heneicosane (C21)	3.8	0.0000	2.9982	79		1.27 |	(40-140)	50
n-Docosane (C22)	3.8	0.0000	2.9820	78		0 |	(40-140)	50
n-Tetracosane (C24)	7.5	0.0000	2.9784	40		0 |	(40-140)	50
n-Hexacosane (C26)	3.8	0.0000	2.9552	78		0 |	(40-140)	50
n-Octacosane (C28)	3.8	0.0000	2.9297	77		0 |	(40-140)	50
n-Tricontane (C30)	3.8	0.0000	2.8337	75		1.34 |	(40-140)	50
n-Dotriacontane (C32)	3.8	0.0000	2.8867	76		1.32 |	(40-140)	50
n-Tetratriacontane (C34)	3.8	0.0000	3.1279	82		0 |	(40-140)	50
n-Hexatriacontane (C36)	3.8	0.0000	3.5491	93		1.08 |	(40-140)	50
n-Octatriacontane (C38)	3.8	0.0000	3.8775	102		1.98 |	(40-140)	50
n-Tetracontane (C40)	3.8	0.0000	3.7466	99		4.12 |	(40-140)	50

284 Sheffield Street, Mountainside, New Jersey 07092, Phone : 908 789 8900,
Fax : 908 789 8922

SOLID EPH MATRIX SPIKE/MATRIX SPIKE DUPLICATE RECOVERY

Lab Name: Alliance **Client:** Portal Partners Tri-Venture

Lab Code: ACE **SDG No:** Q2832

Sample No : Q2892-05MS **Datafile:** FD049660.D **Client ID :** BACK-1-FLOOR-CENTER-MIDDLE-CMS

COMPOUND	SPIKE ADDED mg/kg	SAMPLE CONCENTRATION mg/kg	MS/MSD CONCENTRATION mg/kg	% REC	Qual	QC LIMITS (%)
Aromatic C10-C12	7.5	0.24	6.53	84		(40-140)
Aromatic C12-C16	11.3	5.67	10.7	45		(40-140)
Aromatic C16-C21	18.8	1.61	23.2	114		(40-140)
Aromatic C21-C36	30.1	2.45	36.9	114		(40-140)

COMPOUND	SPIKE ADDED mg/kg	SAMPLE CONCENTRATION mg/kg	MS/MSD CONCENTRATION mg/kg	% REC	Qual	QC LIMITS (%)
1,2,3-Trimethylbenzene (C10.1)	3.8	0.0000	3.1951	84		(40-140)
Naphthalene (C11.7)	3.8	0.0000	3.0742	81		(40-140)
2-Methylnaphthalene (C12.89)	3.8	0.0000	2.9160	77		(40-140)
Acenaphthylene (C15.06)	3.8	0.0000	3.3457	88		(40-140)
Acenaphthene (C15.5)	3.8	0.0000	3.4147	90		(40-140)
Flouorene (C16.55)	3.8	0.0000	3.6784	97		(40-140)
Phenanthrene (C19.36)	3.8	0.0000	3.9635	104		(40-140)
Anthracene (C19.43)	3.8	0.0000	4.1706	110		(40-140)
Pyrene (C20.8)	3.8	0.0000	4.1754	110		(40-140)
Fluoranthene (C21.85)	3.8	0.0000	4.1224	108		(40-140)
Benzo[a]anthracene (C26.37)	3.8	0.0000	4.3060	113		(40-140)
Chrysene (C27.41)	3.8	0.0000	8.9390	235	*	(40-140)
Bnezo[k]fluoranthene (C30.14)	3.8	0.0000	8.7511	230	*	(40-140)
Dibenz[a,h]anthracene (C30.36)	3.8	0.0000	8.4431	222	*	(40-140)
benzo[b]fluoranthene (C30.41)	3.8	0.0000	8.2366	217	*	(40-140)
Benzo[a]pyrene (C31.34)	3.8	0.0000	4.1037	108		(40-140)
Benzo[g,h,i]perylene (C34.01)	3.8	0.0000	3.8808	102		(40-140)
Indeno[1,2,3-cd]pyrene (C35.01)	3.8	0.0000	4.6644	123		(40-140)

284 Sheffield Street, Mountainside, New Jersey 07092, Phone : 908 789 8900,
Fax : 908 789 8922

SOLID EPH MATRIX SPIKE/MATRIX SPIKE DUPLICATE RECOVERY

Lab Name: Alliance **Client:** Portal Partners Tri-Venture

Lab Code: ACE **SDG No:** Q2832

Sample No : Q2892-05MSD **Datafile:** FD049661.D **Client ID :** BACK-1-FLOOR-CENTER-MIDDLE-CMSD

COMPOUND	SPIKE ADDED mg/kg	SAMPLE CONCENTRATION mg/kg	MS/MSD CONCENTRATION mg/kg	% REC	Qual	RPD |	QC LIMITS (%)	QC Limit Of RPD
Aromatic C10-C12	7.5	0.24	6.37	82		2.54 |	(40-140)	50
Aromatic C12-C16	11.3	5.67	10.3	41		8.41 |	(40-140)	50
Aromatic C16-C21	18.8	1.61	21.9	107		6.33 |	(40-140)	50
Aromatic C21-C36	30.1	2.45	35.6	110		3.57 |	(40-140)	50

COMPOUND	SPIKE ADDED mg/kg	SAMPLE CONCENTRATION mg/kg	MS/MSD CONCENTRATION mg/kg	% REC	Qual	RPD |	QC LIMITS (%)	QC Limit Of RPD
1,2,3-Trimethylbenzene (C10.1)	3.8	0.0000	3.1483	83		1.2 |	(40-140)	50
Naphthalene (C11.7)	3.8	0.0000	2.9903	79		2.5 |	(40-140)	50
2-Methylnaphthalene (C12.89)	3.8	0.0000	2.8254	74		3.97 |	(40-140)	50
Acenaphthylene (C15.06)	3.8	0.0000	3.2060	84		4.65 |	(40-140)	50
Acenaphthene (C15.5)	3.8	0.0000	3.2617	86		4.55 |	(40-140)	50
Flouorene (C16.55)	3.8	0.0000	3.4870	92		5.29 |	(40-140)	50
Phenanthrene (C19.36)	3.8	0.0000	3.7185	98		5.94 |	(40-140)	50
Anthracene (C19.43)	3.8	0.0000	3.9108	103		6.57 |	(40-140)	50
Pyrene (C20.8)	3.8	0.0000	3.9296	103		6.57 |	(40-140)	50
Fluoranthene (C21.85)	3.8	0.0000	3.8708	102		5.71 |	(40-140)	50
Benzo[a]anthracene (C26.37)	3.8	0.0000	4.1223	108		4.52 |	(40-140)	50
Chrysene (C27.41)	3.8	0.0000	8.5558	225	*	4.35 |	(40-140)	50
Bnezo[k]fluoranthene (C30.14)	3.8	0.0000	8.4425	222	*	3.54 |	(40-140)	50
Dibenz[a,h]anthracene (C30.36)	3.8	0.0000	8.2165	216	*	2.74 |	(40-140)	50
benzo[b]fluoranthene (C30.41)	3.8	0.0000	7.9462	209	*	3.76 |	(40-140)	50
Benzo[a]pyrene (C31.34)	3.8	0.0000	3.9790	105		2.82 |	(40-140)	50
Benzo[g,h,i]perylene (C34.01)	3.8	0.0000	3.7817	100		1.98 |	(40-140)	50
Indeno[1,2,3-cd]pyrene (C35.01)	3.8	0.0000	4.5488	120		2.47 |	(40-140)	50

284 Sheffield Street, Mountainside, New Jersey 07092, Phone : 908 789 8900,
Fax : 908 789 8922

SOLID EPH LABORATORY CONTROL SPIKE/LABORATORY CONTROL SPIKE DUPLICATE RECOVERY

Lab Name: Alliance **Client:** Portal Partners Tri-Venture

Lab Code: ACE **SDG No:** Q2832

Sample No : PB169364BS **Datafile:** FC069708.D **Client ID :** PB169364BS

COMPOUND	SPIKE ADDED mg/kg	LCS/LCSD CONCENTRATION mg/kg	% REC	Qual	QC LIMITS (%)
Aliphatic C9-C12	10	5.69	57		(40-140)
Aliphatic C12-C16	6.7	5.22	78		(40-140)
Aliphatic C16-C21	10	8.98	90		(40-140)
Aliphatic C21-C28	13.3	12.6	95		(40-140)
Aliphatic C28-C40	20.0	20.5	102		(40-140)

COMPOUND	SPIKE ADDED mg/kg	LCS/LCSD CONCENTRATION mg/kg	% REC	Qual	QC LIMITS(%)
n-Nonane (C9)	3.3	1.47043	45		(40-140)
n-Decane (C10)	3.3	1.91530	58		(40-140)
Naphthalene (C11.7)	3.3	0.00000	0	*	(40-140)
n-Dodecane (C12)	3.3	2.28863	69		(40-140)
2-methylnaphthalene (C12.89)	3.3	0.00000	0	*	(40-140)
n-Tetradecane (C14)	3.3	2.58026	78		(40-140)
n-Hexadecane (C16)	3.3	2.64378	80		(40-140)
n-Octadecane (C18)	3.3	2.74605	83		(40-140)
n-Eicosane (C20)	3.3	3.14670	95		(40-140)
n-Heneicosane (C21)	3.3	3.10467	94		(40-140)
n-Docosane (C22)	3.3	3.13836	95		(40-140)
n-Tetracosane (C24)	6.7	3.16091	47		(40-140)
n-Hexacosane (C26)	3.3	3.16202	96		(40-140)
n-Octacosane (C28)	3.3	3.17633	96		(40-140)
n-Tricontane (C30)	3.3	3.15432	96		(40-140)
n-Dotriacontane (C32)	3.3	3.23331	98		(40-140)
n-Tetratriacontane (C34)	3.3	3.38463	103		(40-140)
n-Hexatriacontane (C36)	3.3	3.58232	109		(40-140)
n-Octatriacontane (C38)	3.3	3.73197	113		(40-140)
n-Tetracontane (C40)	3.3	3.65709	111		(40-140)

284 Sheffield Street, Mountainside, New Jersey 07092, Phone : 908 789 8900,
Fax : 908 789 8922

SOLID EPH LABORATORY CONTROL SPIKE/LABORATORY CONTROL SPIKE DUPLICATE RECOVERY

Lab Name: Alliance **Client:** Portal Partners Tri-Venture

Lab Code: ACE **SDG No:** Q2832

Sample No : PB169364BSD **Datafile:** FC069709.D **Client ID :** PB169364BSD

COMPOUND	SPIKE ADDED mg/kg	LCS/LCSD CONCENTRATION mg/kg	% REC	Qual	RPD |	QC LIMITS (%)	QC Limit Of RPD
Aliphatic C9-C12	10	5.98	60		4.9|	(40-140)	25
Aliphatic C12-C16	6.7	5.54	83		5.9|	(40-140)	25
Aliphatic C16-C21	10	9.34	94		3.9|	(40-140)	25
Aliphatic C21-C28	13.3	13.0	98		3.1|	(40-140)	25
Aliphatic C28-C40	20.0	21.7	108		6.2|	(40-140)	25

COMPOUND	SPIKE ADDED mg/kg	LCS/LCSD CONCENTRATION mg/kg	% REC	Qual	RPD |	QC LIMITS(%)	QC Limit Of RPD
n-Nonane (C9)	3.3	1.54057	47		4.35|	(40-140)	25
n-Decane (C10)	3.3	2.01453	61		5.04|	(40-140)	25
Naphthalene (C11.7)	3.3	0.00000	0	*	0|	(40-140)	25
n-Dodecane (C12)	3.3	2.41656	73		5.63|	(40-140)	25
2-methylnaphthalene (C12.89)	3.3	0.00000	0	*	0|	(40-140)	25
n-Tetradecane (C14)	3.3	2.73328	83		6.21|	(40-140)	25
n-Hexadecane (C16)	3.3	2.80209	85		6.06|	(40-140)	25
n-Octadecane (C18)	3.3	2.88192	87		4.71|	(40-140)	25
n-Eicosane (C20)	3.3	3.26971	99		4.12|	(40-140)	25
n-Heneicosane (C21)	3.3	3.20963	97		3.14|	(40-140)	25
n-Docosane (C22)	3.3	3.23323	98		3.11|	(40-140)	25
n-Tetracosane (C24)	6.7	3.24166	48		2.11|	(40-140)	25
n-Hexacosane (C26)	3.3	3.23802	98		2.06|	(40-140)	25
n-Octacosane (C28)	3.3	3.27099	99		3.08|	(40-140)	25
n-Tricontane (C30)	3.3	3.28260	99		3.08|	(40-140)	25
n-Dotriacontane (C32)	3.3	3.39740	103		4.98|	(40-140)	25
n-Tetratriacontane (C34)	3.3	3.57113	108		4.74|	(40-140)	25
n-Hexatriacontane (C36)	3.3	3.78183	115		5.36|	(40-140)	25
n-Octatriacontane (C38)	3.3	3.95728	120		6.01|	(40-140)	25
n-Tetracontane (C40)	3.3	3.92491	119		6.96|	(40-140)	25

284 Sheffield Street, Mountainside, New Jersey 07092, Phone : 908 789 8900,
Fax : 908 789 8922

SOLID EPH LABORATORY CONTROL SPIKE/LABORATORY CONTROL SPIKE DUPLICATE RECOVERY

Lab Name: Alliance **Client:** Portal Partners Tri-Venture

Lab Code: ACE **SDG No:** Q2832

Sample No : PB169364BS **Datafile:** FD049646.D **Client ID :** PB169364BS

COMPOUND	SPIKE ADDED mg/kg	LCS/LCSD CONCENTRATION mg/kg	% REC	Qual	QC LIMITS (%)
Aromatic C10-C12	6.7	5.52	83		(40-140)
Aromatic C12-C16	10	9.50	95		(40-140)
Aromatic C16-C21	16.7	17.3	103		(40-140)
Aromatic C21-C36	26.6	28.3	106		(40-140)

COMPOUND	SPIKE ADDED mg/kg	LCS/LCSD CONCENTRATION mg/kg	% REC	Qual	QC LIMITS(%)
Benzo[a]anthracene (C26.37)	3.3	3.59897	109		(40-140)
Chrysene (C27.41)	3.3	3.87681	117		(40-140)
benzo[b]fluoranthene (C30.41)	3.3	3.60634	109		(40-140)
Bnezo[k]fluoranthene (C30.14)	3.3	3.70982	112		(40-140)
Benzo[a]pyrene (C31.34)	3.3	3.42796	104		(40-140)
Indeno[1,2,3-cd]pyrene (C35.01)	3.3	3.81375	116		(40-140)
Dibenz[a,h]anthracene (C30.36)	3.3	3.43788	104		(40-140)
Benzo[g,h,i]perylene (C34.01)	3.3	3.25732	99		(40-140)
1,2,3-Trimethylbenzene (C10.1)	3.3	2.57446	78		(40-140)
Naphthalene (C11.7)	3.3	2.92774	89		(40-140)
2-Methylnaphthalene (C12.89)	3.3	2.85195	86		(40-140)
Acenaphthylene (C15.06)	3.3	3.28567	100		(40-140)
Acenaphthene (C15.5)	3.3	3.34364	101		(40-140)
Flouorene (C16.55)	3.3	3.52820	107		(40-140)
Phenanthrene (C19.36)	3.3	3.50244	106		(40-140)
Anthracene (C19.43)	3.3	3.10458	94		(40-140)
Fluoranthene (C21.85)	3.3	3.56424	108		(40-140)
Pyrene (C20.8)	3.3	3.51892	107		(40-140)

284 Sheffield Street, Mountainside, New Jersey 07092, Phone : 908 789 8900,
Fax : 908 789 8922

A B C D E F G H I J

SOLID EPH LABORATORY CONTROL SPIKE/LABORATORY CONTROL SPIKE DUPLICATE RECOVERY

Lab Name: Alliance **Client:** Portal Partners Tri-Venture

Lab Code: ACE **SDG No:** Q2832

Sample No : PB169364BSD **Datafile:** FD049647.D **Client ID :** PB169364BSD

COMPOUND	SPIKE ADDED mg/kg	LCS/LCSD CONCENTRATION mg/kg	% REC	Qual	RPD |	QC LIMITS (%)	QC Limit Of RPD
Aromatic C10-C12	6.7	5.35	80		3.2|	(40-140)	25
Aromatic C12-C16	10	9.12	91		4.1|	(40-140)	25
Aromatic C16-C21	16.7	17.1	102		0.322|	(40-140)	25
Aromatic C21-C36	26.6	28.9	108		2.3|	(40-140)	25

COMPOUND	SPIKE ADDED mg/kg	LCS/LCSD CONCENTRATION mg/kg	% REC	Qual	RPD |	QC LIMITS(%)	QC Limit Of RPD
1,2,3-Trimethylbenzene (C10.1)	3.3	2.50221	76		2.6|	(40-140)	25
Naphthalene (C11.7)	3.3	2.82885	86		3.43|	(40-140)	25
2-Methylnaphthalene (C12.89)	3.3	2.74144	83		3.55|	(40-140)	25
Acenaphthylene (C15.06)	3.3	3.15651	96		4.08|	(40-140)	25
Acenaphthene (C15.5)	3.3	3.20191	97		4.04|	(40-140)	25
Flouorene (C16.55)	3.3	3.40770	103		3.81|	(40-140)	25
Phenanthrene (C19.36)	3.3	3.44215	104		1.9|	(40-140)	25
Anthracene (C19.43)	3.3	3.06927	93		1.07|	(40-140)	25
Fluoranthene (C21.85)	3.3	3.57289	108		0|	(40-140)	25
Pyrene (C20.8)	3.3	3.53876	107		0|	(40-140)	25
Benzo[a]anthracene (C26.37)	3.3	3.67308	111		1.82|	(40-140)	25
Chrysene (C27.41)	3.3	3.94937	120		2.53|	(40-140)	25
benzo[b]fluoranthene (C30.41)	3.3	3.68299	112		2.71|	(40-140)	25
Bnezo[k]fluoranthene (C30.14)	3.3	3.78964	115		2.64|	(40-140)	25
Benzo[a]pyrene (C31.34)	3.3	3.49885	106		1.9|	(40-140)	25
Indeno[1,2,3-cd]pyrene (C35.01)	3.3	3.90574	118		1.71|	(40-140)	25
Dibenz[a,h]anthracene (C30.36)	3.3	3.53458	107		2.84|	(40-140)	25
Benzo[g,h,i]perylene (C34.01)	3.3	3.32938	101		2|	(40-140)	25

284 Sheffield Street, Mountainside, New Jersey 07092, Phone : 908 789 8900,
Fax : 908 789 8922

4B
METHOD BLANK SUMMARY

CLIENT SAMPLE NO.

PB169364BL

Lab Name: Alliance

Contract: PORT06

Lab Code: ACE

SDG NO.: Q2832

Instrument ID: FID_C

Lab Sample ID: PB169364BL

Matrix: (soil/water) Solid

Date Extracted: 8/21/2025 11:00:00

Level: (low/med) low

THIS METHOD BLANK APPLIES TO THE FOLLOWING SAMPLES, MS AND MSD:

CLIENT SAMPLE NO.	LAB SAMPLE ID
PB169364BS	PB169364BS
PB169364BSD	PB169364BSD
TG-S01	Q2832-01
TG-S02	Q2832-03
TG-S03	Q2832-05
TG-S04	Q2832-07
TG-S05	Q2832-09
BACK-1-FLOOR-CENTER-MIDDLE	Q2892-05MS
BACK-1-FLOOR-CENTER-MIDDLE	Q2892-05MSD

COMMENTS:

QC SAMPLE DATA

Raw Data: **FC069710.D**

284 Sheffield Street, Mountainside, New Jersey 07092, Phone : 908 789 8900,
Fax : 908 789 8922

Report of Analysis

Client:	Portal Partners Tri-Venture	Date Collected:	
Project:	Amtrak Sawtooth Bridges 2025	Date Received:	
Client Sample ID:	PB169364BL	SDG No.:	Q2832
Lab Sample ID:	PB169364BL	Matrix:	Solid
Analytical Method:	NJEPH	% Solid:	100
Sample Wt/Vol:	30.01 Units: g	Final Vol:	2000 uL
Soil Aliquot Vol:	uL	Test:	EPH
Prep Method :			

Prep Date :	Date Analyzed :	Prep Batch ID
08/21/25 11:00	08/22/25 17:14	PB169364

CAS Number	Parameter	Conc.	Qualifier	Dilution	MDL	LOQ / CRQL	Units(Dry Weight)	Datafile
TARGETS								
Aliphatic C9-C12	Aliphatic C9-C12	0.14	U	1	0.14	1.00	mg/kg	FC069710.D
Aliphatic C12-C16	Aliphatic C12-C16	0.11	U	1	0.11	0.67	mg/kg	FC069710.D
Aliphatic C16-C21	Aliphatic C16-C21	0.13	U	1	0.13	1.00	mg/kg	FC069710.D
Aliphatic C21-C28	Aliphatic C21-C28	0.53	U	1	0.53	1.33	mg/kg	FC069710.D
Aliphatic C28-C40	Aliphatic C28-C40	1.18	U	1	1.18	2.00	mg/kg	FC069710.D
Aromatic C10-C12	Aromatic C10-C12	0.12	U	1	0.12	0.67	mg/kg	FD049648.D
Aromatic C12-C16	Aromatic C12-C16	0.23	U	1	0.23	1.00	mg/kg	FD049648.D
Aromatic C16-C21	Aromatic C16-C21	0.40	U	1	0.40	1.67	mg/kg	FD049648.D
Aromatic C21-C36	Aromatic C21-C36	1.19	U	1	1.19	2.67	mg/kg	FD049648.D
Total AliphaticEPH	Total AliphaticEPH	2.09	U		2.09	6.00	mg/kg	
Total AromaticEPH	Total AromaticEPH	1.94	U		1.94	6.01	mg/kg	
Total EPH	Total EPH	4.03	U		4.03	12.0	mg/kg	

U = Not Detected
LOQ = Limit of Quantitation
MDL = Method Detection Limit
LOD = Limit of Detection
E = Value Exceeds Calibration Range
Q = indicates LCS control criteria did not meet requirements

J = Estimated Value
B = Analyte Found in Associated Method Blank
N = Presumptive Evidence of a Compound
* = Values outside of QC limits
D = Dilution

Raw Data: **FC069710.D**

284 Sheffield Street, Mountainside, New Jersey 07092, Phone : 908 789 8900,
Fax : 908 789 8922

Report of Analysis

Client:	Portal Partners Tri-Venture			Date Collected:	
Project:	Amtrak Sawtooth Bridges 2025			Date Received:	
Client Sample ID:	PB169364BL			SDG No.:	Q2832
Lab Sample ID:	PB169364BL			Matrix:	Solid
Analytical Method:	NJEPH			% Solid:	100
Sample Wt/Vol:	30.01	Units:	g	Final Vol:	2000 uL
Soil Aliquot Vol:			uL	Test:	EPH
Prep Method :					

File ID :	Dilution:	Prep Date :	Date Analyzed :	Prep Batch ID
FC069710.D	1	08/21/25	08/22/25	PB169364

CAS Number	Parameter	Conc.	Qualifier	MDL	LOQ / CRQL	Units
TARGETS						
Aliphatic C9-C12	Aliphatic C9-C12	0.14	U	0.14	1.00	mg/kg
Aliphatic C12-C16	Aliphatic C12-C16	0.11	U	0.11	0.67	mg/kg
Aliphatic C16-C21	Aliphatic C16-C21	0.13	U	0.13	1.00	mg/kg
Aliphatic C21-C28	Aliphatic C21-C28	0.53	U	0.53	1.33	mg/kg
Aliphatic C28-C40	Aliphatic C28-C40	1.18	U	1.18	2.00	mg/kg
SURROGATES						
3383-33-2	1-chlorooctadecane (SURR)	40.8		40 - 140	82%	SPK: 50
84-15-1	ortho-Terphenyl (SURR)	0.00		40 - 140	0%	SPK: 50

284 Sheffield Street, Mountainside, New Jersey 07092, Phone : 908 789 8900, Fax : 908 789 8922

Quantitation Report For Aliphatic EPH Range.

Lab Sample ID:	PB169364BL	Acq On:	22 Aug 2025 17:14
Client Sample ID:	PB169364BL	Operator:	YP/AJ
Data file:	FC069710.D	Misc:	
Instrument:	FID_C	ALS Vial:	13
Dilution Factor:	1	Sample Multiplier:	1.00

Compound	R.T.		Response	Conc	highest_standard	Units
Aliphatic C9-C12	3.298	6.594	0	0	300	ug/ml
Aliphatic C12-C16	6.595	9.996	0	0	200	ug/ml
Aliphatic C16-C21	9.997	13.364	0	0	300	ug/ml
Aliphatic C21-C28	13.365	17.031	0	0	400	ug/ml
Aliphatic C28-C40	17.032	22.001	0	0	600	ug/ml
Aliphatic EPH	3.298	22.001	0	0		ug/ml
ortho-Terphenyl (SURR)	0.000	0.000	0	0		ug/ml
1-chlorooctadecane (SURR)	13.101	13.101	4447293	40.79		ug/ml
Aliphatic C9-C28	3.298	17.031	0	0	1200	ug/ml

Raw Data: **FD049648.D**

284 Sheffield Street, Mountainside, New Jersey 07092, Phone : 908 789 8900,
Fax : 908 789 8922

Report of Analysis

Client:	Portal Partners Tri-Venture			Date Collected:	
Project:	Amtrak Sawtooth Bridges 2025			Date Received:	
Client Sample ID:	PB169364BL			SDG No.:	Q2832
Lab Sample ID:	PB169364BL			Matrix:	Solid
Analytical Method:	NJEPH			% Solid:	100
Sample Wt/Vol:	30.01	Units:	g	Final Vol:	2000 uL
Soil Aliquot Vol:			uL	Test:	EPH
Prep Method :					

File ID :	Dilution:	Prep Date :	Date Analyzed :	Prep Batch ID
FD049648.D	1	08/21/25	08/22/25	PB169364

CAS Number	Parameter	Conc.	Qualifier	MDL	LOQ / CRQL	Units
TARGETS						
Aromatic C10-C12	Aromatic C10-C12	0.12	U	0.12	0.67	mg/kg
Aromatic C12-C16	Aromatic C12-C16	0.23	U	0.23	1.00	mg/kg
Aromatic C16-C21	Aromatic C16-C21	0.40	U	0.40	1.67	mg/kg
Aromatic C21-C36	Aromatic C21-C36	1.19	U	1.19	2.67	mg/kg
SURROGATES						
580-13-2	2-Bromonaphthalene (SURR)	39.0		40 - 140	78%	SPK: 50
321-60-8	2-Flurobiphenyl (SURR)	38.9		40 - 140	78%	SPK: 50
84-15-1	ortho-Terphenyl (SURR)	42.3		40 - 140	85%	SPK: 50

284 Sheffield Street, Mountainside, New Jersey 07092, Phone : 908 789 8900, Fax : 908 789 8922

Quantitation Report For Aromatic EPH Range.

Lab Sample ID:	PB169364BL	Acq On:	22 Aug 2025 17:14
Client Sample ID:	PB169364BL	Operator:	YP/AJ
Data file:	FD049648.D	Misc:	
Instrument:	FID_D	ALS Vial:	63
Dilution Factor:	1	Sample Multiplier:	1.00

Compound	R.T.		Response	Conc	highest_standard	Units
Aromatic C10-C12	4.407	6.150	0	0	200	ug/ml
Aromatic C12-C16	6.151	8.778	0	0	300	ug/ml
Aromatic C16-C21	8.779	13.069	0	0	500	ug/ml
Aromatic C21-C36	13.070	18.489	0	0	800	ug/ml
Aromatic EPH	4.407	18.489	0	0		ug/ml
2-Bromonaphthalene (SURR)	7.714	7.714	3996212	38.99		ug/ml
2-Flurobiphenyl (SURR)	8.579	8.579	2842725	38.92		ug/ml
ortho-Terphenyl (SURR)	11.627	11.627	5490538	42.3		ug/ml

Raw Data: **FC069708.D**

Alliance TECHNICAL GROUP
284 Sheffield Street, Mountainside, New Jersey 07092, Phone : 908 789 8900,
Fax : 908 789 8922

Report of Analysis

Client:	Portal Partners Tri-Venture	Date Collected:	
Project:	Amtrak Sawtooth Bridges 2025	Date Received:	
Client Sample ID:	PB169364BS	SDG No.:	Q2832
Lab Sample ID:	PB169364BS	Matrix:	Solid
Analytical Method:	NJEPH	% Solid:	100
Sample Wt/Vol:	30.03 Units: g	Final Vol:	2000 uL
Soil Aliquot Vol:	uL	Test:	EPH
Prep Method :			

Prep Date :	Date Analyzed :	Prep Batch ID
08/21/25 11:00	08/22/25 15:26	PB169364

CAS Number	Parameter	Conc.	Qualifier	Dilution	MDL	LOQ / CRQL	Units(Dry Weight)	Datafile
TARGETS								
Aliphatic C9-C12	Aliphatic C9-C12	5.69		1	0.14	1.00	mg/kg	FC069708.D
Aliphatic C12-C16	Aliphatic C12-C16	5.22		1	0.11	0.67	mg/kg	FC069708.D
Aliphatic C16-C21	Aliphatic C16-C21	8.98		1	0.13	1.00	mg/kg	FC069708.D
Aliphatic C21-C28	Aliphatic C21-C28	12.6		1	0.53	1.33	mg/kg	FC069708.D
Aliphatic C28-C40	Aliphatic C28-C40	20.5		1	1.18	2.00	mg/kg	FC069708.D
Aromatic C10-C12	Aromatic C10-C12	5.52		1	0.12	0.67	mg/kg	FD049646.D
Aromatic C12-C16	Aromatic C12-C16	9.50		1	0.23	1.00	mg/kg	FD049646.D
Aromatic C16-C21	Aromatic C16-C21	17.3		1	0.40	1.67	mg/kg	FD049646.D
Aromatic C21-C36	Aromatic C21-C36	28.3		1	1.19	2.66	mg/kg	FD049646.D
Total AliphaticEPH	Total AliphaticEPH	53.0			2.09	5.99	mg/kg	
Total AromaticEPH	Total AromaticEPH	60.6			1.94	6.00	mg/kg	
Total EPH	Total EPH	114			4.03	12.0	mg/kg	

U = Not Detected
LOQ = Limit of Quantitation
MDL = Method Detection Limit
LOD = Limit of Detection
E = Value Exceeds Calibration Range
Q = indicates LCS control criteria did not meet requirements

J = Estimated Value
B = Analyte Found in Associated Method Blank
N = Presumptive Evidence of a Compound
* = Values outside of QC limits
D = Dilution

Raw Data: **FC069708.D**

284 Sheffield Street, Mountainside, New Jersey 07092, Phone : 908 789 8900,
Fax : 908 789 8922

Report of Analysis

Client:	Portal Partners Tri-Venture			Date Collected:	
Project:	Amtrak Sawtooth Bridges 2025			Date Received:	
Client Sample ID:	PB169364BS			SDG No.:	Q2832
Lab Sample ID:	PB169364BS			Matrix:	Solid
Analytical Method:	NJEPH			% Solid:	100
Sample Wt/Vol:	30.03	Units:	g	Final Vol:	2000 uL
Soil Aliquot Vol:			uL	Test:	EPH
Prep Method :					

File ID :	Dilution:	Prep Date :	Date Analyzed :	Prep Batch ID
FC069708.D	1	08/21/25	08/22/25	PB169364

CAS Number	Parameter	Conc.	Qualifier	MDL	LOQ / CRQL	Units
TARGETS						
Aliphatic C9-C12	Aliphatic C9-C12	5.69		0.14	1.00	mg/kg
Aliphatic C12-C16	Aliphatic C12-C16	5.22		0.11	0.67	mg/kg
Aliphatic C16-C21	Aliphatic C16-C21	8.98		0.13	1.00	mg/kg
Aliphatic C21-C28	Aliphatic C21-C28	12.6		0.53	1.33	mg/kg
Aliphatic C28-C40	Aliphatic C28-C40	20.5		1.18	2.00	mg/kg
SURROGATES						
3383-33-2	1-chlorooctadecane (SURR)	43.7		40 - 140	87%	SPK: 50
84-15-1	ortho-Terphenyl (SURR)	0.00		40 - 140	0%	SPK: 50

284 Sheffield Street, Mountainside, New Jersey 07092, Phone : 908 789 8900, Fax : 908 789 8922

Quantitation Report For Aliphatic EPH Range.

Lab Sample ID:	PB169364BS	Acq On:	22 Aug 2025 15:26
Client Sample ID:	PB169364BS	Operator:	YP/AJ
Data file:	FC069708.D	Misc:	
Instrument:	FID_C	ALS Vial:	11
Dilution Factor:	1	Sample Multiplier:	1.00

Compound	R.T.		Response	Conc	highest_standard	Units
Aliphatic C9-C12	3.298	6.594	12349927	85.361	300	ug/ml
Aliphatic C12-C16	6.595	9.996	11251606	78.444	200	ug/ml
Aliphatic C16-C21	9.997	13.364	18000180	134.771	300	ug/ml
Aliphatic C21-C28	13.365	17.031	22445653	189.722	400	ug/ml
Aliphatic C28-C40	17.032	22.001	29405858	308.512	600	ug/ml
Aliphatic EPH	3.298	22.001	93453224	796.81		ug/ml
ortho-Terphenyl (SURR)	0.000	0.000	0	0		ug/ml
1-chlorooctadecane (SURR)	13.102	13.102	4760996	43.67		ug/ml
Aliphatic C9-C28	3.298	17.031	64047366	488.298	1200	ug/ml

Raw Data: **FD049646.D**

284 Sheffield Street, Mountainside, New Jersey 07092, Phone : 908 789 8900,
Fax : 908 789 8922

Report of Analysis

Client:	Portal Partners Tri-Venture			Date Collected:	
Project:	Amtrak Sawtooth Bridges 2025			Date Received:	
Client Sample ID:	PB169364BS			SDG No.:	Q2832
Lab Sample ID:	PB169364BS			Matrix:	Solid
Analytical Method:	NJEPH			% Solid:	100
Sample Wt/Vol:	30.03	Units:	g	Final Vol:	2000 uL
Soil Aliquot Vol:			uL	Test:	EPH
Prep Method :					

File ID :	Dilution:	Prep Date :	Date Analyzed :	Prep Batch ID
FD049646.D	1	08/21/25	08/22/25	PB169364

CAS Number	Parameter	Conc.	Qualifier	MDL	LOQ / CRQL	Units
TARGETS						
Aromatic C10-C12	Aromatic C10-C12	5.52		0.12	0.67	mg/kg
Aromatic C12-C16	Aromatic C12-C16	9.50		0.23	1.00	mg/kg
Aromatic C16-C21	Aromatic C16-C21	17.3		0.40	1.67	mg/kg
Aromatic C21-C36	Aromatic C21-C36	28.3		1.19	2.66	mg/kg
SURROGATES						
580-13-2	2-Bromonaphthalene (SURR)	62.4		40 - 140	125%	SPK: 50
321-60-8	2-Flurobiphenyl (SURR)	61.2		40 - 140	122%	SPK: 50
84-15-1	ortho-Terphenyl (SURR)	50.5		40 - 140	101%	SPK: 50

284 Sheffield Street, Mountainside, New Jersey 07092, Phone : 908 789 8900, Fax : 908 789 8922

Quantitation Report For Aromatic EPH Range.

Lab Sample ID:	PB169364BS	Acq On:	22 Aug 2025 15:26
Client Sample ID:	PB169364BS	Operator:	YP/AJ
Data file:	FD049646.D	Misc:	
Instrument:	FID_D	ALS Vial:	61
Dilution Factor:	1	Sample Multiplier:	1.00

Compound	R.T.		Response	Conc	highest_standard	Units
Aromatic C10-C12	4.407	6.150	8953147	82.946	200	ug/ml
Aromatic C12-C16	6.151	8.778	17622801	142.602	300	ug/ml
Aromatic C16-C21	8.779	13.069	32802768	259.338	500	ug/ml
Aromatic C21-C36	13.070	18.489	47773589	424.208	800	ug/ml
Aromatic EPH	4.407	18.489	107152305	909.095		ug/ml
2-Bromonaphthalene (SURR)	7.714	7.714	6397880	62.43		ug/ml
2-Flurobiphenyl (SURR)	8.580	8.580	4468318	61.17		ug/ml
ortho-Terphenyl (SURR)	11.626	11.626	6549966	50.46		ug/ml

Raw Data: **FC069709.D**

284 Sheffield Street, Mountainside, New Jersey 07092, Phone : 908 789 8900,
Fax : 908 789 8922

Report of Analysis

Client:	Portal Partners Tri-Venture	Date Collected:	
Project:	Amtrak Sawtooth Bridges 2025	Date Received:	
Client Sample ID:	PB169364BSD	SDG No.:	Q2832
Lab Sample ID:	PB169364BSD	Matrix:	Solid
Analytical Method:	NJEPH	% Solid:	100
Sample Wt/Vol:	30.02 Units: g	Final Vol:	2000 uL
Soil Aliquot Vol:	uL	Test:	EPH
Prep Method :			

Prep Date :	Date Analyzed :	Prep Batch ID
08/21/25 11:00	08/22/25 16:31	PB169364

CAS Number	Parameter	Conc.	Qualifier	Dilution	MDL	LOQ / CRQL	Units(Dry Weight)	Datafile
TARGETS								
Aliphatic C9-C12	Aliphatic C9-C12	5.98		1	0.14	1.00	mg/kg	FC069709.D
Aliphatic C12-C16	Aliphatic C12-C16	5.54		1	0.11	0.67	mg/kg	FC069709.D
Aliphatic C16-C21	Aliphatic C16-C21	9.34		1	0.13	1.00	mg/kg	FC069709.D
Aliphatic C21-C28	Aliphatic C21-C28	13.0		1	0.53	1.33	mg/kg	FC069709.D
Aliphatic C28-C40	Aliphatic C28-C40	21.7		1	1.18	2.00	mg/kg	FC069709.D
Aromatic C10-C12	Aromatic C10-C12	5.35		1	0.12	0.67	mg/kg	FD049647.D
Aromatic C12-C16	Aromatic C12-C16	9.12		1	0.23	1.00	mg/kg	FD049647.D
Aromatic C16-C21	Aromatic C16-C21	17.1		1	0.40	1.67	mg/kg	FD049647.D
Aromatic C21-C36	Aromatic C21-C36	28.9		1	1.19	2.66	mg/kg	FD049647.D
Total AliphaticEPH	Total AliphaticEPH	55.6			2.09	5.99	mg/kg	
Total AromaticEPH	Total AromaticEPH	60.5			1.94	6.00	mg/kg	
Total EPH	Total EPH	116			4.03	12.0	mg/kg	

U = Not Detected
LOQ = Limit of Quantitation
MDL = Method Detection Limit
LOD = Limit of Detection
E = Value Exceeds Calibration Range
Q = indicates LCS control criteria did not meet requirements

J = Estimated Value
B = Analyte Found in Associated Method Blank
N = Presumptive Evidence of a Compound
* = Values outside of QC limits
D = Dilution

Raw Data: **FC069709.D**

284 Sheffield Street, Mountainside, New Jersey 07092, Phone : 908 789 8900,
Fax : 908 789 8922

Report of Analysis

Client:	Portal Partners Tri-Venture			Date Collected:	
Project:	Amtrak Sawtooth Bridges 2025			Date Received:	
Client Sample ID:	PB169364BSD			SDG No.:	Q2832
Lab Sample ID:	PB169364BSD			Matrix:	Solid
Analytical Method:	NJEPH			% Solid:	100
Sample Wt/Vol:	30.02	Units:	g	Final Vol:	2000 uL
Soil Aliquot Vol:			uL	Test:	EPH
Prep Method :					

File ID :	Dilution:	Prep Date :	Date Analyzed :	Prep Batch ID
FC069709.D	1	08/21/25	08/22/25	PB169364

CAS Number	Parameter	Conc.	Qualifier	MDL	LOQ / CRQL	Units
TARGETS						
Aliphatic C9-C12	Aliphatic C9-C12	5.98		0.14	1.00	mg/kg
Aliphatic C12-C16	Aliphatic C12-C16	5.54		0.11	0.67	mg/kg
Aliphatic C16-C21	Aliphatic C16-C21	9.34		0.13	1.00	mg/kg
Aliphatic C21-C28	Aliphatic C21-C28	13.0		0.53	1.33	mg/kg
Aliphatic C28-C40	Aliphatic C28-C40	21.7		1.18	2.00	mg/kg
SURROGATES						
3383-33-2	1-chlorooctadecane (SURR)	45.3		40 - 140	91%	SPK: 50
84-15-1	ortho-Terphenyl (SURR)	0.00		40 - 140	0%	SPK: 50

284 Sheffield Street, Mountainside, New Jersey 07092, Phone : 908 789 8900, Fax : 908 789 8922

Quantitation Report For Aliphatic EPH Range.

Lab Sample ID:	PB169364BSD	Acq On:	22 Aug 2025 16:31
Client Sample ID:	PB169364BSD	Operator:	YP/AJ
Data file:	FC069709.D	Misc:	
Instrument:	FID_C	ALS Vial:	12
Dilution Factor:	1	Sample Multiplier:	1.00

Compound	R.T.		Response	Conc	highest_standard	Units
Aliphatic C9-C12	3.298	6.594	12993064	89.806	300	ug/ml
Aliphatic C12-C16	6.595	9.996	11918196	83.091	200	ug/ml
Aliphatic C16-C21	9.997	13.364	18726760	140.211	300	ug/ml
Aliphatic C21-C28	13.365	17.031	23053397	194.859	400	ug/ml
Aliphatic C28-C40	17.032	22.001	31015232	325.396	600	ug/ml
Aliphatic EPH	3.298	22.001	97706649	833.364		ug/ml
ortho-Terphenyl (SURR)	0.000	0.000	0	0		ug/ml
1-chlorooctadecane (SURR)	13.101	13.101	4936453	45.28		ug/ml
Aliphatic C9-C28	3.298	17.031	66691417	507.967	1200	ug/ml

Raw Data: **FD049647.D**

284 Sheffield Street, Mountainside, New Jersey 07092, Phone : 908 789 8900,
Fax : 908 789 8922

Report of Analysis

Client:	Portal Partners Tri-Venture			Date Collected:	
Project:	Amtrak Sawtooth Bridges 2025			Date Received:	
Client Sample ID:	PB169364BSD			SDG No.:	Q2832
Lab Sample ID:	PB169364BSD			Matrix:	Solid
Analytical Method:	NJEPH			% Solid:	100
Sample Wt/Vol:	30.02	Units:	g	Final Vol:	2000 uL
Soil Aliquot Vol:			uL	Test:	EPH
Prep Method :					

File ID :	Dilution:	Prep Date :	Date Analyzed :	Prep Batch ID
FD049647.D	1	08/21/25	08/22/25	PB169364

CAS Number	Parameter	Conc.	Qualifier	MDL	LOQ / CRQL	Units
TARGETS						
Aromatic C10-C12	Aromatic C10-C12	5.35		0.12	0.67	mg/kg
Aromatic C12-C16	Aromatic C12-C16	9.12		0.23	1.00	mg/kg
Aromatic C16-C21	Aromatic C16-C21	17.1		0.40	1.67	mg/kg
Aromatic C21-C36	Aromatic C21-C36	28.9		1.19	2.66	mg/kg
SURROGATES						
580-13-2	2-Bromonaphthalene (SURR)	60.0		40 - 140	120%	SPK: 50
321-60-8	2-Flurobiphenyl (SURR)	59.0		40 - 140	118%	SPK: 50
84-15-1	ortho-Terphenyl (SURR)	49.1		40 - 140	98%	SPK: 50

284 Sheffield Street, Mountainside, New Jersey 07092, Phone : 908 789 8900, Fax : 908 789 8922

Quantitation Report For Aromatic EPH Range.

Lab Sample ID:	PB169364BSD	Acq On:	22 Aug 2025 16:31
Client Sample ID:	PB169364BSD	Operator:	YP/AJ
Data file:	FD049647.D	Misc:	
Instrument:	FID_D	ALS Vial:	62
Dilution Factor:	1	Sample Multiplier:	1.00

Compound	R.T.		Response	Conc	highest_standard	Units
Aromatic C10-C12	4.407	6.150	8670196	80.324	200	ug/ml
Aromatic C12-C16	6.151	8.778	16907845	136.817	300	ug/ml
Aromatic C16-C21	8.779	13.069	32435092	256.432	500	ug/ml
Aromatic C21-C36	13.070	18.489	48829811	433.587	800	ug/ml
Aromatic EPH	4.407	18.489	106842944	907.16		ug/ml
2-Bromonaphthalene (SURR)	7.714	7.714	6152246	60.03		ug/ml
2-Flurobiphenyl (SURR)	8.580	8.580	4307433	58.97		ug/ml
ortho-Terphenyl (SURR)	11.627	11.627	6379155	49.15		ug/ml

Raw Data: **FC069713.D**

Alliance TECHNICAL GROUP
284 Sheffield Street, Mountainside, New Jersey 07092, Phone : 908 789 8900,
Fax : 908 789 8922

Report of Analysis

Client:	Portal Partners Tri-Venture	Date Collected:	
Project:	Amtrak Sawtooth Bridges 2025	Date Received:	
Client Sample ID:	BACK-1-FLOOR-CENTER-MIDDLE-CMS	SDG No.:	Q2832
Lab Sample ID:	Q2892-05MS	Matrix:	Solid
Analytical Method:	NJEPH	% Solid:	88.5
Sample Wt/Vol:	30.04 Units: g	Final Vol:	2000 uL
Soil Aliquot Vol:	uL	Test:	EPH
Prep Method :			

Prep Date :	Date Analyzed :	Prep Batch ID
08/21/25 11:00	08/22/25 19:28	PB169364

CAS Number	Parameter	Conc.	Qualifier	Dilution	MDL	LOQ / CRQL	Units(Dry Weight)	Datafile
TARGETS								
Aliphatic C9-C12	Aliphatic C9-C12	6.12		1	0.16	1.13	mg/kg	FC069713.D
Aliphatic C12-C16	Aliphatic C12-C16	5.39		1	0.12	0.75	mg/kg	FC069713.D
Aliphatic C16-C21	Aliphatic C16-C21	9.04		1	0.15	1.13	mg/kg	FC069713.D
Aliphatic C21-C28	Aliphatic C21-C28	12.1		1	0.60	1.50	mg/kg	FC069713.D
Aliphatic C28-C40	Aliphatic C28-C40	20.8		1	1.33	2.26	mg/kg	FC069713.D
Aromatic C10-C12	Aromatic C10-C12	6.53		1	0.14	0.75	mg/kg	FD049660.D
Aromatic C12-C16	Aromatic C12-C16	10.7		1	0.26	1.13	mg/kg	FD049660.D
Aromatic C16-C21	Aromatic C16-C21	23.2		1	0.45	1.88	mg/kg	FD049660.D
Aromatic C21-C36	Aromatic C21-C36	36.9		1	1.34	3.01	mg/kg	FD049660.D
Total AliphaticEPH	Total AliphaticEPH	53.5			2.36	6.77	mg/kg	
Total AromaticEPH	Total AromaticEPH	77.3			2.19	6.77	mg/kg	
Total EPH	Total EPH	131			4.54	13.5	mg/kg	

U = Not Detected
LOQ = Limit of Quantitation
MDL = Method Detection Limit
LOD = Limit of Detection
E = Value Exceeds Calibration Range
Q = indicates LCS control criteria did not meet requirements

J = Estimated Value
B = Analyte Found in Associated Method Blank
N = Presumptive Evidence of a Compound
* = Values outside of QC limits
D = Dilution

Raw Data: **FC069713.D**

284 Sheffield Street, Mountainside, New Jersey 07092, Phone : 908 789 8900,
Fax : 908 789 8922

Report of Analysis

Client:	Portal Partners Tri-Venture	Date Collected:	
Project:	Amtrak Sawtooth Bridges 2025	Date Received:	
Client Sample ID:	BACK-1-FLOOR-CENTER-MIDDLE-CMS	SDG No.:	Q2832
Lab Sample ID:	Q2892-05MS	Matrix:	Solid
Analytical Method:	NJEPH	% Solid:	88.5
Sample Wt/Vol:	30.04 Units: g	Final Vol:	2000 uL
Soil Aliquot Vol:	uL	Test:	EPH
Prep Method :			

File ID :	Dilution:	Prep Date :	Date Analyzed :	Prep Batch ID
FC069713.D	1	08/21/25	08/22/25	PB169364

CAS Number	Parameter	Conc.	Qualifier	MDL	LOQ / CRQL	Units
TARGETS						
Aliphatic C9-C12	Aliphatic C9-C12	6.12		0.16	1.13	mg/kg
Aliphatic C12-C16	Aliphatic C12-C16	5.39		0.12	0.75	mg/kg
Aliphatic C16-C21	Aliphatic C16-C21	9.04		0.15	1.13	mg/kg
Aliphatic C21-C28	Aliphatic C21-C28	12.1		0.60	1.50	mg/kg
Aliphatic C28-C40	Aliphatic C28-C40	20.8		1.33	2.26	mg/kg
SURROGATES						
3383-33-2	1-chlorooctadecane (SURR)	31.1		40 - 140	62%	SPK: 50
84-15-1	ortho-Terphenyl (SURR)	0.00		40 - 140	0%	SPK: 50

284 Sheffield Street, Mountainside, New Jersey 07092, Phone : 908 789 8900, Fax : 908 789 8922

Quantitation Report For Aliphatic EPH Range.

Lab Sample ID:	Q2892-05MS	Acq On:	22 Aug 2025 19:28
Client Sample ID:	BACK-1-FLOOR-CENTER-MIDDLE-CMS	Operator:	YP/AJ
Data file:	FC069713.D	Misc:	
Instrument:	FID_C	ALS Vial:	16
Dilution Factor:	1	Sample Multiplier:	1.00

Compound	R.T.		Response	Conc	highest_standard	Units
Aliphatic C9-C12	3.298	6.594	11771671	81.364	300	ug/ml
Aliphatic C12-C16	6.595	9.996	10277125	71.65	200	ug/ml
Aliphatic C16-C21	9.997	13.364	16040854	120.101	300	ug/ml
Aliphatic C21-C28	13.365	17.031	18977000	160.404	400	ug/ml
Aliphatic C28-C40	17.032	22.001	26397718	276.952	600	ug/ml
Aliphatic EPH	3.298	22.001	83464368	710.47		ug/ml
ortho-Terphenyl (SURR)	0.000	0.000	0	0		ug/ml
1-chlorooctadecane (SURR)	13.099	13.099	3393585	31.13		ug/ml
Aliphatic C9-C28	3.298	17.031	57066650	433.519	1200	ug/ml

Raw Data: **FD049660.D**

284 Sheffield Street, Mountainside, New Jersey 07092, Phone : 908 789 8900,
Fax : 908 789 8922

Report of Analysis

Client:	Portal Partners Tri-Venture	Date Collected:	
Project:	Amtrak Sawtooth Bridges 2025	Date Received:	
Client Sample ID:	BACK-1-FLOOR-CENTER-MIDDLE-CMS	SDG No.:	Q2832
Lab Sample ID:	Q2892-05MS	Matrix:	Solid
Analytical Method:	NJEPH	% Solid:	88.5
Sample Wt/Vol:	30.04 Units: g	Final Vol:	2000 uL
Soil Aliquot Vol:	uL	Test:	EPH
Prep Method :			

File ID :	Dilution:	Prep Date :	Date Analyzed :	Prep Batch ID
FD049660.D	1	08/21/25	08/23/25	PB169364

CAS Number	Parameter	Conc.	Qualifier	MDL	LOQ / CRQL	Units
TARGETS						
Aromatic C10-C12	Aromatic C10-C12	6.53		0.14	0.75	mg/kg
Aromatic C12-C16	Aromatic C12-C16	10.7		0.26	1.13	mg/kg
Aromatic C16-C21	Aromatic C16-C21	23.2		0.45	1.88	mg/kg
Aromatic C21-C36	Aromatic C21-C36	36.9		1.34	3.01	mg/kg
SURROGATES						
580-13-2	2-Bromonaphthalene (SURR)	54.6		40 - 140	109%	SPK: 50
321-60-8	2-Flurobiphenyl (SURR)	55.1		40 - 140	110%	SPK: 50
84-15-1	ortho-Terphenyl (SURR)	36.8		40 - 140	74%	SPK: 50

284 Sheffield Street, Mountainside, New Jersey 07092, Phone : 908 789 8900, Fax : 908 789 8922

Quantitation Report For Aromatic EPH Range.

Lab Sample ID:	Q2892-05MS	Acq On:	23 Aug 2025 03:54
Client Sample ID:	BACK-1-FLOOR-CENTER-MIDDLE-CMS	Operator:	YP/AJ
Data file:	FD049660.D	Misc:	
Instrument:	FID_D	ALS Vial:	73
Dilution Factor:	1	Sample Multiplier:	1.00

Compound	R.T.		Response	Conc	highest_standard	Units
Aromatic C10-C12	4.407	6.150	9362890	86.742	200	ug/ml
Aromatic C12-C16	6.151	8.778	17569518	142.171	300	ug/ml
Aromatic C16-C21	8.779	13.069	38999279	308.328	500	ug/ml
Aromatic C21-C36	13.070	18.489	55240991	490.515	800	ug/ml
Aromatic EPH	4.407	18.489	121172678	1030		ug/ml
2-Bromonaphthalene (SURR)	7.716	7.716	5597452	54.62		ug/ml
2-Flurobiphenyl (SURR)	8.582	8.582	4023121	55.08		ug/ml
ortho-Terphenyl (SURR)	11.627	11.627	4779844	36.83		ug/ml

Raw Data: **FC069714.D**

Alliance TECHNICAL GROUP
284 Sheffield Street, Mountainside, New Jersey 07092, Phone : 908 789 8900,
Fax : 908 789 8922

Report of Analysis

Client:	Portal Partners Tri-Venture	Date Collected:	
Project:	Amtrak Sawtooth Bridges 2025	Date Received:	
Client Sample ID:	BACK-1-FLOOR-CENTER-MIDDLE-CMSD	SDG No.:	Q2832
Lab Sample ID:	Q2892-05MSD	Matrix:	Solid
Analytical Method:	NJEPH	% Solid:	88.5
Sample Wt/Vol:	30.06 Units: g	Final Vol:	2000 uL
Soil Aliquot Vol:	uL	Test:	EPH
Prep Method :			

Prep Date :	Date Analyzed :	Prep Batch ID
08/21/25 11:00	08/22/25 20:12	PB169364

CAS Number	Parameter	Conc.	Qualifier	Dilution	MDL	LOQ / CRQL	Units(Dry Weight)	Datafile
TARGETS								
Aliphatic C9-C12	Aliphatic C9-C12	6.20		1	0.16	1.13	mg/kg	FC069714.D
Aliphatic C12-C16	Aliphatic C12-C16	5.49		1	0.12	0.75	mg/kg	FC069714.D
Aliphatic C16-C21	Aliphatic C16-C21	9.10		1	0.15	1.13	mg/kg	FC069714.D
Aliphatic C21-C28	Aliphatic C21-C28	12.1		1	0.60	1.50	mg/kg	FC069714.D
Aliphatic C28-C40	Aliphatic C28-C40	21.3		1	1.33	2.26	mg/kg	FC069714.D
Aromatic C10-C12	Aromatic C10-C12	6.37		1	0.14	0.75	mg/kg	FD049661.D
Aromatic C12-C16	Aromatic C12-C16	10.3		1	0.26	1.13	mg/kg	FD049661.D
Aromatic C16-C21	Aromatic C16-C21	21.9		1	0.45	1.88	mg/kg	FD049661.D
Aromatic C21-C36	Aromatic C21-C36	35.6		1	1.34	3.01	mg/kg	FD049661.D
Total AliphaticEPH	Total AliphaticEPH	54.2			2.36	6.77	mg/kg	
Total AromaticEPH	Total AromaticEPH	74.2			2.19	6.77	mg/kg	
Total EPH	Total EPH	128			4.54	13.5	mg/kg	

U = Not Detected
LOQ = Limit of Quantitation
MDL = Method Detection Limit
LOD = Limit of Detection
E = Value Exceeds Calibration Range
Q = indicates LCS control criteria did not meet requirements

J = Estimated Value
B = Analyte Found in Associated Method Blank
N = Presumptive Evidence of a Compound
* = Values outside of QC limits
D = Dilution

Raw Data: **FC069714.D**

284 Sheffield Street, Mountainside, New Jersey 07092, Phone : 908 789 8900,
Fax : 908 789 8922

Report of Analysis

Client:	Portal Partners Tri-Venture	Date Collected:	
Project:	Amtrak Sawtooth Bridges 2025	Date Received:	
Client Sample ID:	BACK-1-FLOOR-CENTER-MIDDLE-CMSD	SDG No.:	Q2832
Lab Sample ID:	Q2892-05MSD	Matrix:	Solid
Analytical Method:	NJEPH	% Solid:	88.5
Sample Wt/Vol:	30.06 Units: g	Final Vol:	2000 uL
Soil Aliquot Vol:	uL	Test:	EPH
Prep Method :			

File ID :	Dilution:	Prep Date :	Date Analyzed :	Prep Batch ID
FC069714.D	1	08/21/25	08/22/25	PB169364

CAS Number	Parameter	Conc.	Qualifier	MDL	LOQ / CRQL	Units
TARGETS						
Aliphatic C9-C12	Aliphatic C9-C12	6.20		0.16	1.13	mg/kg
Aliphatic C12-C16	Aliphatic C12-C16	5.49		0.12	0.75	mg/kg
Aliphatic C16-C21	Aliphatic C16-C21	9.10		0.15	1.13	mg/kg
Aliphatic C21-C28	Aliphatic C21-C28	12.1		0.60	1.50	mg/kg
Aliphatic C28-C40	Aliphatic C28-C40	21.3		1.33	2.26	mg/kg
SURROGATES						
3383-33-2	1-chlorooctadecane (SURR)	34.6		40 - 140	69%	SPK: 50
84-15-1	ortho-Terphenyl (SURR)	0.00		40 - 140	0%	SPK: 50

284 Sheffield Street, Mountainside, New Jersey 07092, Phone : 908 789 8900, Fax : 908 789 8922

Quantitation Report For Aliphatic EPH Range.

Lab Sample ID:	Q2892-05MSD	Acq On:	22 Aug 2025 20:12
Client Sample ID:	BACK-1-FLOOR-CENTER-MIDDLE-CMSD	Operator:	YP/AJ
Data file:	FC069714.D	Misc:	
Instrument:	FID_C	ALS Vial:	17
Dilution Factor:	1	Sample Multiplier:	1.00

Compound	R.T.		Response	Conc	highest_standard	Units
Aliphatic C9-C12	3.298	6.594	11928499	82.448	300	ug/ml
Aliphatic C12-C16	6.595	9.996	10468069	72.981	200	ug/ml
Aliphatic C16-C21	9.997	13.364	16175482	121.109	300	ug/ml
Aliphatic C21-C28	13.365	17.031	19064324	161.142	400	ug/ml
Aliphatic C28-C40	17.032	22.001	26982920	283.091	600	ug/ml
Aliphatic EPH	3.298	22.001	84619294	720.771		ug/ml
ortho-Terphenyl (SURR)	0.000	0.000	0	0		ug/ml
1-chlorooctadecane (SURR)	13.099	13.099	3776700	34.64		ug/ml
Aliphatic C9-C28	3.298	17.031	57636374	437.68	1200	ug/ml

Raw Data: **FD049661.D**

284 Sheffield Street, Mountainside, New Jersey 07092, Phone : 908 789 8900,
Fax : 908 789 8922

Report of Analysis

Client:	Portal Partners Tri-Venture	Date Collected:	
Project:	Amtrak Sawtooth Bridges 2025	Date Received:	
Client Sample ID:	BACK-1-FLOOR-CENTER-MIDDLE-CMSD	SDG No.:	Q2832
Lab Sample ID:	Q2892-05MSD	Matrix:	Solid
Analytical Method:	NJEPH	% Solid:	88.5
Sample Wt/Vol:	30.06 Units: g	Final Vol:	2000 uL
Soil Aliquot Vol:	uL	Test:	EPH
Prep Method :			

File ID :	Dilution:	Prep Date :	Date Analyzed :	Prep Batch ID
FD049661.D	1	08/21/25	08/23/25	PB169364

CAS Number	Parameter	Conc.	Qualifier	MDL	LOQ / CRQL	Units
TARGETS						
Aromatic C10-C12	Aromatic C10-C12	6.37		0.14	0.75	mg/kg
Aromatic C12-C16	Aromatic C12-C16	10.3		0.26	1.13	mg/kg
Aromatic C16-C21	Aromatic C16-C21	21.9		0.45	1.88	mg/kg
Aromatic C21-C36	Aromatic C21-C36	35.6		1.34	3.01	mg/kg
SURROGATES						
580-13-2	2-Bromonaphthalene (SURR)	52.7		40 - 140	105%	SPK: 50
321-60-8	2-Flurobiphenyl (SURR)	52.3		40 - 140	105%	SPK: 50
84-15-1	ortho-Terphenyl (SURR)	34.5		40 - 140	69%	SPK: 50

284 Sheffield Street, Mountainside, New Jersey 07092, Phone : 908 789 8900, Fax : 908 789 8922

Quantitation Report For Aromatic EPH Range.

Lab Sample ID:	Q2892-05MSD	Acq On:	23 Aug 2025 04:42
Client Sample ID:	BACK-1-FLOOR-CENTER-MIDDLE-CMSD	Operator:	YP/AJ
Data file:	FD049661.D	Misc:	
Instrument:	FID_D	ALS Vial:	74
Dilution Factor:	1	Sample Multiplier:	1.00

Compound	R.T.		Response	Conc	highest_standard	Units
Aromatic C10-C12	4.407	6.150	9152570	84.793	200	ug/ml
Aromatic C12-C16	6.151	8.778	16960149	137.24	300	ug/ml
Aromatic C16-C21	8.779	13.069	36848911	291.327	500	ug/ml
Aromatic C21-C36	13.070	18.489	53349934	473.724	800	ug/ml
Aromatic EPH	4.407	18.489	116311564	987.084		ug/ml
2-Bromonaphthalene (SURR)	7.716	7.716	5397839	52.67		ug/ml
2-Flurobiphenyl (SURR)	8.581	8.581	3821859	52.32		ug/ml
ortho-Terphenyl (SURR)	11.626	11.626	4473947	34.47		ug/ml

A
B
C
D
E
F
G
H
I
J

CALIBRATION SUMMARY

Alliance TECHNICAL GROUP
284 Sheffield Street, Mountainside, New Jersey 07092, Phone : 908 789 8900,
Fax : 908 789 8922

A B C D E F G H I J

Inital Calibration Report for SequenceID : FC080125AL

AreaCount

Parameter Range	FC069558.D	FC069559.D	FC069560.D	FC069561.D	FC069562.D	
Aliphatic C9-C12	42068648.000	19691016.000	8965532.000	4370721.000	2351668.000	
Aliphatic C12-C16	27843527.000	13014807.000	5942321.000	2897742.000	1543652.000	
Aliphatic C16-C21	38214284.000	18201524.000	8181971.000	4119976.000	2180745.000	
Aliphatic C21-C28	44820531.000	21625949.000	9610305.000	4868005.000	2590582.000	
Aliphatic C28-C40	52282691.000	25521026.000	11594465.000	5791453.000	3336702.000	
Aliphatic EPH	205229681.000	98054322.000	44294594.000	22047897.000	12003349.000	

AVG Response Factor

Parameter Range	AVG RF	% RSD				
Aliphatic C9-C12	144679.273333	6.643				
Aliphatic C12-C16	143435.206	6.448				
Aliphatic C16-C21	133561.231333	6.997				
Aliphatic C21-C28	118307.822	7.116				
Aliphatic C28-C40	95315.2126662	10.853				
Aliphatic EPH	120373.0272216	7.787				

Concentration

Parameter Range	FC069558.D	FC069559.D	FC069560.D	FC069561.D	FC069562.D	
Aliphatic C9-C12	300.000	150.000	60.000	30.000	15.000	
Aliphatic C12-C16	200.000	100.000	40.000	20.000	10.000	
Aliphatic C16-C21	300.000	150.000	60.000	30.000	15.000	
Aliphatic C21-C28	400.000	200.000	80.000	40.000	20.000	
Aliphatic C28-C40	600.000	300.000	120.000	60.000	30.000	
Aliphatic EPH	1800.000	900.000	360.000	180.000	90.000	

Response Factor

Parameter Range	FC069558.D	FC069559.D	FC069560.D	FC069561.D	FC069562.D	
Aliphatic C9-C12	140228.826666	131273.440000	149425.533333	145690.700000	156777.866666	
Aliphatic C12-C16	139217.635000	130148.070000	148558.025000	144887.100000	154365.200000	
Aliphatic C16-C21	127380.946666	121343.493333	136366.183333	137332.533333	145383.000000	

284 Sheffield Street, Mountainside, New Jersey 07092, Phone : 908 789 8900,
Fax : 908 789 8922

Inital Calibration Report for SequenceID : FC080125AL

Aliphatic C21-C28	112051.327500	108129.745000	120128.812500	121700.125000	129529.100000	
Aliphatic C28-C40	87137.818333	85070.086666	96620.541666	96524.216666	111223.400000	
Aliphatic EPH	114016.489444	108949.246666	123040.538888	122488.316666	133370.544444	

284 Sheffield Street, Mountainside, New Jersey 07092, Phone : 908 789 8900,
Fax : 908 789 8922

A B C D E F G H I J

Inital Calibration Report for SequenceID : FD081125AR

AreaCount

Parameter Range	FD049605.D	FD049606.D	FD049607.D	FD049608.D	FD049609.D	
Aromatic C10-C12	21248208.000	10706275.000	4323481.000	2259486.000	1053332.000	
Aromatic C12-C16	36818737.000	18573883.000	7415425.000	3854530.000	1789065.000	
Aromatic C16-C21	50607212.000	25605422.000	10134035.000	5257097.000	2395676.000	
Aromatic C21-C36	99935947.000	50494933.000	20336032.000	10453913.000	4981852.000	
Aromatic EPH	208610104.000	105380513.000	42208973.000	21825026.000	10219925.000	

AVG Response Factor

Parameter Range	AVG RF	% RSD				
Aromatic C10-C12	107939.663	2.772				
Aromatic C12-C16	123580.1519996	2.666				
Aromatic C16-C21	126486.3605	3.348				
Aromatic C21-C36	112618.2539996	1.932				
Aromatic EPH	117007.1949996	2.388				

Concentration

Parameter Range	FD049605.D	FD049606.D	FD049607.D	FD049608.D	FD049609.D	
Aromatic C10-C12	200.000	100.000	40.000	20.000	10.000	
Aromatic C12-C16	300.000	150.000	60.000	30.000	15.000	
Aromatic C16-C21	400.000	200.000	80.000	40.000	20.000	
Aromatic C21-C36	900.000	450.000	180.000	90.000	45.000	
Aromatic EPH	1800.000	900.000	360.000	180.000	90.000	

Response Factor

Parameter Range	FD049605.D	FD049606.D	FD049607.D	FD049608.D	FD049609.D	
Aromatic C10-C12	106241.040000	107062.750000	108087.025000	112974.300000	105333.200000	
Aromatic C12-C16	122729.123333	123825.886666	123590.416666	128484.333333	119271.000000	
Aromatic C16-C21	126518.030000	128027.110000	126675.437500	131427.425000	119783.800000	
Aromatic C21-C36	111039.941111	112210.962222	112977.955555	116154.588888	110707.822222	
Aromatic EPH	115894.502222	117089.458888	117247.147222	121250.144444	113554.722222	

Alliance TECHNICAL GROUP
284 Sheffield Street, Mountainside, New Jersey 07092, Phone : 908 789 8900,
Fax : 908 789 8922

A B C D E F G H I J

Inital Calibration Report for SequenceID : FE080125AL

AreaCount

Parameter Range	FE055102.D	FE055103.D	FE055104.D	FE055105.D	FE055106.D	
Aliphatic C9-C12	32408754.000	16891181.000	7003710.000	3577317.000	1909553.000	
Aliphatic C12-C16	23084106.000	11985802.000	4993920.000	2562730.000	1378723.000	
Aliphatic C16-C21	35136636.000	18127790.000	7566457.000	3893517.000	2072383.000	
Aliphatic C21-C28	44556926.000	23024093.000	9601695.000	4948829.000	2645478.000	
Aliphatic C28-C40	61529999.000	31908743.000	13279856.000	7025222.000	3998130.000	
Aliphatic EPH	196716421.000	101937609.000	42445638.000	22007615.000	12004267.000	

AVG Response Factor

Parameter Range	AVG RF	% RSD				
Aliphatic C9-C12	116782.5973332	6.216				
Aliphatic C12-C16	125227.07	6.84				
Aliphatic C16-C21	126404.887333	6.459				
Aliphatic C21-C28	120505.7185	6.705				
Aliphatic C28-C40	113987.1949996	10.577				
Aliphatic EPH	119220.1465552	7.797				

Concentration

Parameter Range	FE055102.D	FE055103.D	FE055104.D	FE055105.D	FE055106.D	
Aliphatic C9-C12	300.000	150.000	60.000	30.000	15.000	
Aliphatic C12-C16	200.000	100.000	40.000	20.000	10.000	
Aliphatic C16-C21	300.000	150.000	60.000	30.000	15.000	
Aliphatic C21-C28	400.000	200.000	80.000	40.000	20.000	
Aliphatic C28-C40	600.000	300.000	120.000	60.000	30.000	
Aliphatic EPH	1800.000	900.000	360.000	180.000	90.000	

Response Factor

Parameter Range	FE055102.D	FE055103.D	FE055104.D	FE055105.D	FE055106.D	
Aliphatic C9-C12	108029.180000	112607.873333	116728.500000	119243.900000	127303.533333	
Aliphatic C12-C16	115420.530000	119858.020000	124848.000000	128136.500000	137872.300000	
Aliphatic C16-C21	117122.120000	120851.933333	126107.616666	129783.900000	138158.866666	

284 Sheffield Street, Mountainside, New Jersey 07092, Phone : 908 789 8900,
Fax : 908 789 8922

Inital Calibration Report for SequenceID : FE080125AL

Aliphatic C21-C28	111392.315000	115120.465000	120021.187500	123720.725000	132273.900000	
Aliphatic C28-C40	102549.998333	106362.476666	110665.466666	117087.033333	133271.000000	
Aliphatic EPH	109286.900555	113264.010000	117904.550000	122264.527777	133380.744444	

284 Sheffield Street, Mountainside, New Jersey 07092, Phone : 908 789 8900,
Fax : 908 789 8922

Continuing Calibration Report for SequenceID : FC082225AL

Parameter	AreaCount	Conc.	RT_Min	RT_Max	Response Factor	AVGRF	%DEV
File ID : FC069707.D							
Aliphatic C16-C21	7360354.000	60.000	9.997	13.364	122672.567	133561.231	8.153
Aliphatic C21-C28	8628089.000	80.000	13.365	17.031	107851.113	118307.822	8.839
Aliphatic C9-C12	7904665.000	60.000	3.298	6.594	131744.417	144679.273	8.940
Aliphatic C12-C16	5271855.000	40.000	6.595	9.996	131796.375	143435.206	8.114
Aliphatic C28-C40	9905788.000	120.000	17.032	22.001	82548.233	95315.213	13.394
Aliphatic EPH	39070751.000	360.000	3.298	22.001	108529.864	120373.027	9.839

284 Sheffield Street, Mountainside, New Jersey 07092, Phone : 908 789 8900,
Fax : 908 789 8922

A B C D E F G H I J

Lab Sample ID:	20 PPM ALIPHATIC HC S	Acq On:	22 Aug 2025 13:18
Client Sample ID:		Operator:	YP/AJ
Data file:	FC069707.D	Misc:	
Instrument:	FID_C	ALS Vial:	2
Dilution Factor:	1	Sample Multiplier:	1.00

Compound	R.T.		Response	Conc	Units
Aliphatic C9-C12	3.298	6.594	7904665.000	60.000	ug/ml
Aliphatic C12-C16	6.595	9.996	5271855.000	40.000	ug/ml
Aliphatic C16-C21	9.997	13.364	7360354.000	60.000	ug/ml
Aliphatic C21-C28	13.365	17.031	8628089.000	80.000	ug/ml
Aliphatic C28-C40	17.032	22.001	9905788.000	120.000	ug/ml
Aliphatic EPH	3.298	22.001	39070751.000	360.000	ug/ml

284 Sheffield Street, Mountainside, New Jersey 07092, Phone : 908 789 8900,
Fax : 908 789 8922

Continuing Calibration Report for SequenceID : FC082225AL

Parameter	AreaCount	Conc.	RT_Min	RT_Max	Response Factor	AVGRF	%DEV
File ID : FC069716.D							
Aliphatic C16-C21	7520538.000	60.000	9.997	13.364	125342.300	133561.231	6.154
Aliphatic C21-C28	8793009.000	80.000	13.365	17.031	109912.613	118307.822	7.096
Aliphatic C9-C12	8250673.000	60.000	3.298	6.594	137511.217	144679.273	4.954
Aliphatic C12-C16	5467283.000	40.000	6.595	9.996	136682.075	143435.206	4.708
Aliphatic C28-C40	10712882.000	120.000	17.032	22.001	89274.017	95315.213	6.338
Aliphatic EPH	40744385.000	360.000	3.298	22.001	113178.847	120373.027	5.977

284 Sheffield Street, Mountainside, New Jersey 07092, Phone : 908 789 8900,
Fax : 908 789 8922

A B C D E F G H I J

Lab Sample ID:	20 PPM ALIPHATIC HC S	Acq On:	22 Aug 2025 22:26
Client Sample ID:		Operator:	YP/AJ
Data file:	FC069716.D	Misc:	
Instrument:	FID_C	ALS Vial:	2
Dilution Factor:	1	Sample Multiplier:	1.00

Compound	R.T.		Response	Conc	Units
Aliphatic C9-C12	3.298	6.594	8250673.000	60.000	ug/ml
Aliphatic C12-C16	6.595	9.996	5467283.000	40.000	ug/ml
Aliphatic C16-C21	9.997	13.364	7520538.000	60.000	ug/ml
Aliphatic C21-C28	13.365	17.031	8793009.000	80.000	ug/ml
Aliphatic C28-C40	17.032	22.001	10712882.000	120.000	ug/ml
Aliphatic EPH	3.298	22.001	40744385.000	360.000	ug/ml

284 Sheffield Street, Mountainside, New Jersey 07092, Phone : 908 789 8900,
Fax : 908 789 8922

A B C D E F G H I J

Continuing Calibration Report for SequenceID : FD082225AR

Parameter	AreaCount	Conc.	RT_Min	RT_Max	Response Factor	AVGRF	%DEV
File ID : FD049645.D							
Aromatic C10-C12	4751542.000	40.000	4.407	6.150	118788.550	107939.663	-10.051
Aromatic C12-C16	8287038.000	60.000	6.151	8.778	138117.300	123580.152	-11.763
Aromatic C16-C21	10674121.000	80.000	8.779	13.069	133426.513	126486.361	-5.487
Aromatic C21-C36	20574666.000	180.000	13.070	18.489	114303.700	112618.254	-1.497
Aromatic EPH	44287367.000	360.000	4.407	18.489	123020.464	117007.195	-5.139

284 Sheffield Street, Mountainside, New Jersey 07092, Phone : 908 789 8900,
Fax : 908 789 8922

A B C D E F G H I J

Lab Sample ID:	20 PPM AROMATIC HC S	Acq On:	22 Aug 2025 13:18
Client Sample ID:		Operator:	YP/AJ
Data file:	FD049645.D	Misc:	
Instrument:	FID_D	ALS Vial:	52
Dilution Factor:	1	Sample Multiplier:	1.00

Compound	R.T.		Response	Conc	Units
Aromatic C10-C12	4.407	6.150	4751542.000	40.000	ug/ml
Aromatic C12-C16	6.151	8.778	8287038.000	60.000	ug/ml
Aromatic C16-C21	8.779	13.069	10674121.000	80.000	ug/ml
Aromatic C21-C36	13.070	18.489	20574666.000	180.000	ug/ml
Aromatic EPH	4.407	18.489	44287367.000	360.000	ug/ml

284 Sheffield Street, Mountainside, New Jersey 07092, Phone : 908 789 8900,
Fax : 908 789 8922

A B C D E F G H I J

Continuing Calibration Report for SequenceID : FD082225AR

Parameter	AreaCount	Conc.	RT_Min	RT_Max	Response Factor	AVGRF	%DEV
File ID : FD049655.D							
Aromatic C10-C12	4855203.000	40.000	4.407	6.150	121380.075	107939.663	-12.452
Aromatic C12-C16	8282990.000	60.000	6.151	8.778	138049.833	123580.152	-11.709
Aromatic C16-C21	10768702.000	80.000	8.779	13.069	134608.775	126486.361	-6.422
Aromatic C21-C36	20980863.000	180.000	13.070	18.489	116560.350	112618.254	-3.500
Aromatic EPH	44887758.000	360.000	4.407	18.489	124688.217	117007.195	-6.565

284 Sheffield Street, Mountainside, New Jersey 07092, Phone : 908 789 8900,
Fax : 908 789 8922

A B C D E F G H I J

Lab Sample ID:	20 PPM AROMATIC HC S	Acq On:	22 Aug 2025 23:13
Client Sample ID:		Operator:	YP/AJ
Data file:	FD049655.D	Misc:	
Instrument:	FID_D	ALS Vial:	52
Dilution Factor:	1	Sample Multiplier:	1.00

Compound	R.T.		Response	Conc	Units
Aromatic C10-C12	4.407	6.150	4855203.000	40.000	ug/ml
Aromatic C12-C16	6.151	8.778	8282990.000	60.000	ug/ml
Aromatic C16-C21	8.779	13.069	10768702.000	80.000	ug/ml
Aromatic C21-C36	13.070	18.489	20980863.000	180.000	ug/ml
Aromatic EPH	4.407	18.489	44887758.000	360.000	ug/ml

284 Sheffield Street, Mountainside, New Jersey 07092, Phone : 908 789 8900,
Fax : 908 789 8922

A B C D E F G H I J

Continuing Calibration Report for SequenceID : FD082225AR

Parameter	AreaCount	Conc.	RT_Min	RT_Max	Response Factor	AVGRF	%DEV
File ID : FD049666.D							
Aromatic C10-C12	4410803.000	40.000	4.407	6.150	110270.075	107939.663	-2.159
Aromatic C12-C16	7531907.000	60.000	6.151	8.778	125531.783	123580.152	-1.579
Aromatic C16-C21	10146229.000	80.000	8.779	13.069	126827.863	126486.361	-0.270
Aromatic C21-C36	21272022.000	180.000	13.070	18.489	118177.900	112618.254	-4.937
Aromatic EPH	43360961.000	360.000	4.407	18.489	120447.114	117007.195	-2.940

284 Sheffield Street, Mountainside, New Jersey 07092, Phone : 908 789 8900,
Fax : 908 789 8922

A B C D E F G H I J

Lab Sample ID:	20 PPM AROMATIC HC S	Acq On:	23 Aug 2025 08:55
Client Sample ID:		Operator:	YP/AJ
Data file:	FD049666.D	Misc:	
Instrument:	FID_D	ALS Vial:	52
Dilution Factor:	1	Sample Multiplier:	1.00

Compound	R.T.		Response	Conc	Units
Aromatic C10-C12	4.407	6.150	4410803.000	40.000	ug/ml
Aromatic C12-C16	6.151	8.778	7531907.000	60.000	ug/ml
Aromatic C16-C21	8.779	13.069	10146229.000	80.000	ug/ml
Aromatic C21-C36	13.070	18.489	21272022.000	180.000	ug/ml
Aromatic EPH	4.407	18.489	43360961.000	360.000	ug/ml

284 Sheffield Street, Mountainside, New Jersey 07092, Phone : 908 789 8900,
Fax : 908 789 8922

A B C D E F G H I J

Continuing Calibration Report for SequenceID : FE082525AL

Parameter	AreaCount	Conc.	RT_Min	RT_Max	Response Factor	AVGRF	%DEV
File ID : FE055473.D							
Aliphatic C9-C12	6490584.000	60.000	3.318	6.954	108176.400	116782.597	7.369
Aliphatic C12-C16	4660914.000	40.000	6.955	10.408	116522.850	125227.070	6.951
Aliphatic C16-C21	7407402.000	60.000	10.409	13.788	123456.700	126404.887	2.332
Aliphatic C21-C28	9757477.000	80.000	13.789	17.461	121968.463	120505.719	-1.214
Aliphatic C28-C40	14751339.000	120.000	17.462	22.488	122927.825	113987.195	-7.844
Aliphatic EPH	43067716.000	360.000	3.318	22.488	119632.544	119220.147	-0.346

284 Sheffield Street, Mountainside, New Jersey 07092, Phone : 908 789 8900,
Fax : 908 789 8922

A B C D E F G H I J

Lab Sample ID:	20 PPM ALIPHATIC HC S	Acq On:	25 Aug 2025 09:22
Client Sample ID:		Operator:	YP\AJ
Data file:	FE055473.D	Misc:	
Instrument:	FID_E	ALS Vial:	3
Dilution Factor:	1	Sample Multiplier:	1.00

Compound	R.T.		Response	Conc	Units
Aliphatic C9-C12	3.318	6.954	6490584.000	60.000	ug/ml
Aliphatic C12-C16	6.955	10.408	4660914.000	40.000	ug/ml
Aliphatic C16-C21	10.409	13.788	7407402.000	60.000	ug/ml
Aliphatic C21-C28	13.789	17.461	9757477.000	80.000	ug/ml
Aliphatic C28-C40	17.462	22.488	14751339.000	120.000	ug/ml
Aliphatic EPH	3.318	22.488	43067716.000	360.000	ug/ml

284 Sheffield Street, Mountainside, New Jersey 07092, Phone : 908 789 8900,
Fax : 908 789 8922

A B C D E F G H I J

Continuing Calibration Report for SequenceID : FE082525AL

Parameter	AreaCount	Conc.	RT_Min	RT_Max	Response Factor	AVGRF	%DEV
File ID : FE055490.D							
Aliphatic C9-C12	7060348.000	60.000	3.318	6.954	117672.467	116782.597	-0.762
Aliphatic C12-C16	5003269.000	40.000	6.955	10.408	125081.725	125227.070	0.116
Aliphatic C16-C21	8033765.000	60.000	10.409	13.788	133896.083	126404.887	-5.926
Aliphatic C21-C28	10664168.000	80.000	13.789	17.461	133302.100	120505.719	-10.619
Aliphatic C28-C40	15220639.000	120.000	17.462	22.488	126838.658	113987.195	-11.274
Aliphatic EPH	45982189.000	360.000	3.318	22.488	127728.303	119220.147	-7.137

284 Sheffield Street, Mountainside, New Jersey 07092, Phone : 908 789 8900,
Fax : 908 789 8922

A B C D E F G H I J

Lab Sample ID:	20 PPM ALIPHATIC HC S	Acq On:	25 Aug 2025 19:22
Client Sample ID:		Operator:	YP\AJ
Data file:	FE055490.D	Misc:	
Instrument:	FID_E	ALS Vial:	2
Dilution Factor:	1	Sample Multiplier:	1.00

Compound	R.T.		Response	Conc	Units
Aliphatic C9-C12	3.318	6.954	7060348.000	60.000	ug/ml
Aliphatic C12-C16	6.955	10.408	5003269.000	40.000	ug/ml
Aliphatic C16-C21	10.409	13.788	8033765.000	60.000	ug/ml
Aliphatic C21-C28	13.789	17.461	10664168.000	80.000	ug/ml
Aliphatic C28-C40	17.462	22.488	15220639.000	120.000	ug/ml
Aliphatic EPH	3.318	22.488	45982189.000	360.000	ug/ml

Alliance TECHNICAL GROUP

A
B
C
D
E
F
G
H
I
J

SAMPLE RAW DATA

Quantitation Report (QT Reviewed)

Sample Results: **FD049649.D**

Data Path : Z:\pestpcbsrv\HPCHEM1\FID_D\Data\FD082225AR\
Data File : FD049649.D
Signal(s) : FID2B.ch
Acq On : 22 Aug 2025 17:58
Operator : YP/AJ
Sample : Q2832-01
Misc :
ALS Vial : 64 Sample Multiplier: 1

Instrument :
FID_D
ClientSampleId :
TG-S01

Integration File: sample.E
Quant Time: Aug 25 01:48:48 2025
Quant Method : Z:\pestpcbsrv\HPCHEM1\FID_D\methods\Aromatic EPH 081125.M
Quant Title : GC Extractables
QLast Update : Mon Aug 11 14:11:57 2025
Response via : Initial Calibration
Integrator: ChemStation

Volume Inj. : 1 µl
Signal Phase : Rxi-1ms
Signal Info : 20M x 0.18mm x 0.18µm

Compound	R.T.	Response	Conc Units
System Monitoring Compounds			
4) S 2-Bromonaphthalene (S...	7.716	6384780	62.299 ug/ml
Spiked Amount 50.000		Recovery =	124.60%
6) S 2-Flurobiphenyl (SURR)	8.580	3346911	45.819 ug/ml
Spiked Amount 50.000	Range 0 - 131	Recovery =	91.64%
11) S ortho-Terphenyl (SURR)	11.629	8185651	63.066 ug/ml
Spiked Amount 50.000		Recovery =	126.13%
Target Compounds			

(f)=RT Delta > 1/2 Window (m)=manual int.

Sample Results: **FD049649.D**

Data Path : Z:\pestpcbsrv\HPCHEM1\FID_D\Data\FD082225AR\
Data File : FD049649.D
Signal(s) : FID2B.ch
Acq On : 22 Aug 2025 17:58
Operator : YP/AJ
Sample : Q2832-01
Misc :
ALS Vial : 64 Sample Multiplier: 1

Instrument :
FID_D
ClientSampleId :
TG-S01

Integration File: sample.E
Quant Time: Aug 25 01:48:48 2025
Quant Method : Z:\pestpcbsrv\HPCHEM1\FID_D\methods\Aromatic EPH 081125.M
Quant Title : GC Extractables
QLast Update : Mon Aug 11 14:11:57 2025
Response via : Initial Calibration
Integrator: ChemStation

Volume Inj. : 1 µl
Signal Phase : Rxi-1ms
Signal Info : 20M x 0.18mm x 0.18µm

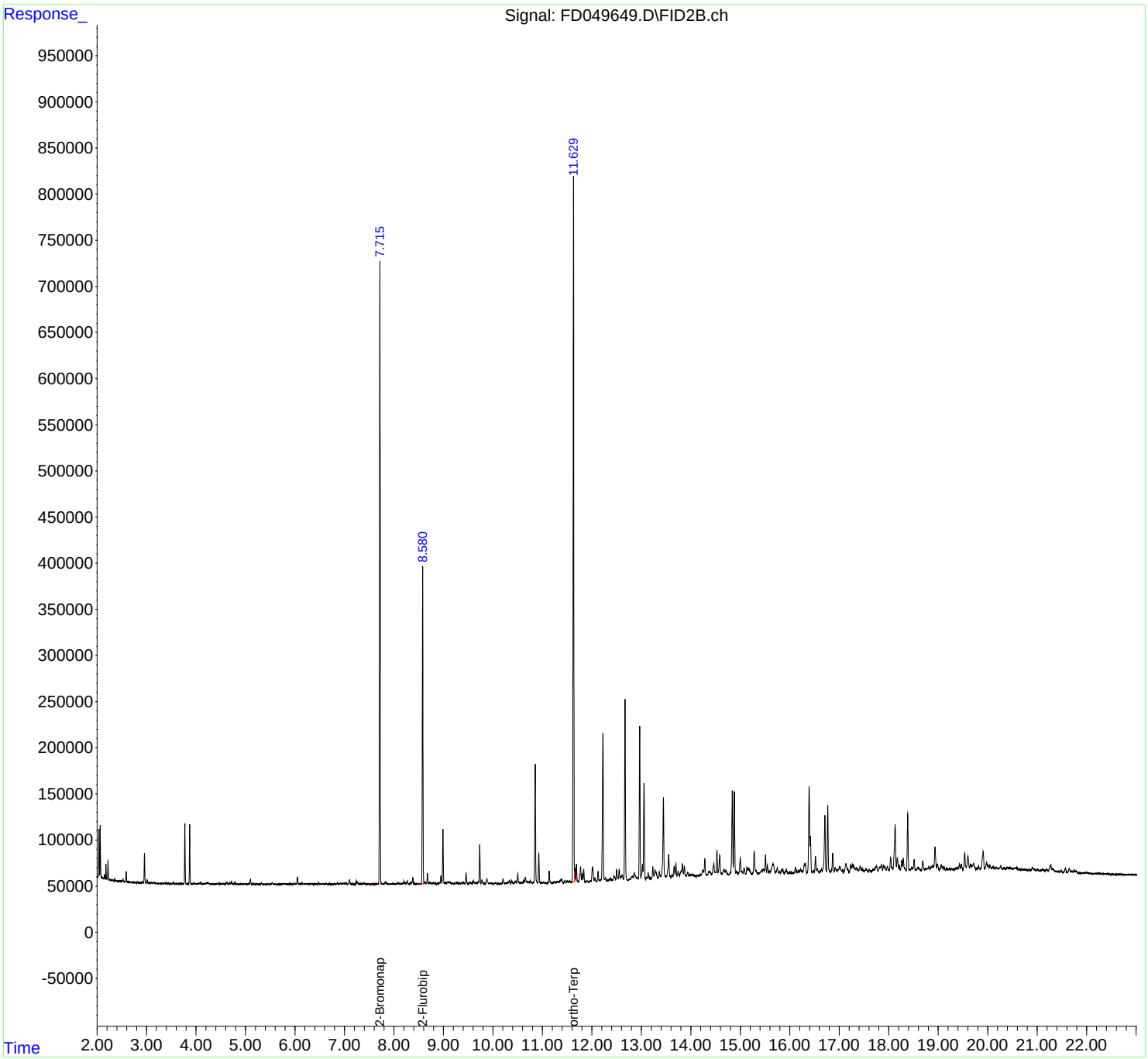

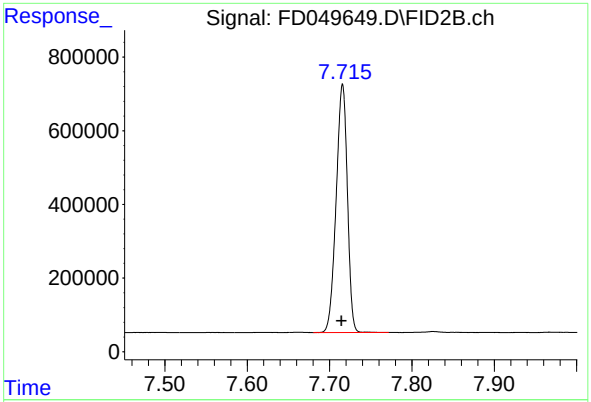

#4 2-Bromonaphthalene (SURR)

R.T.: 7.716 min
Delta R.T.: 0.001 min
Response: 6384780
Conc: 62.30 ug/ml

Instrument :
FID_D
ClientSampleId :
TG-S01

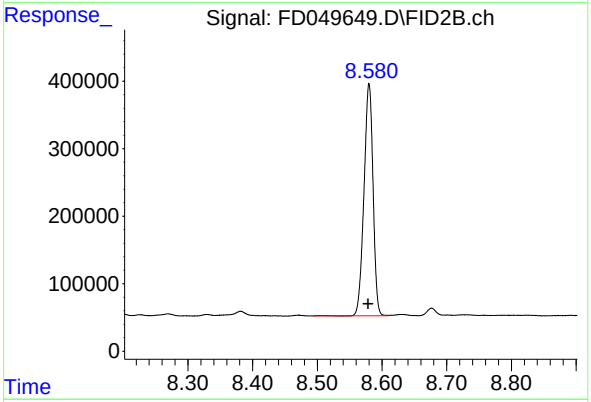

#6 2-Flurobiphenyl (SURR)

R.T.: 8.580 min
Delta R.T.: 0.002 min
Response: 3346911
Conc: 45.82 ug/ml

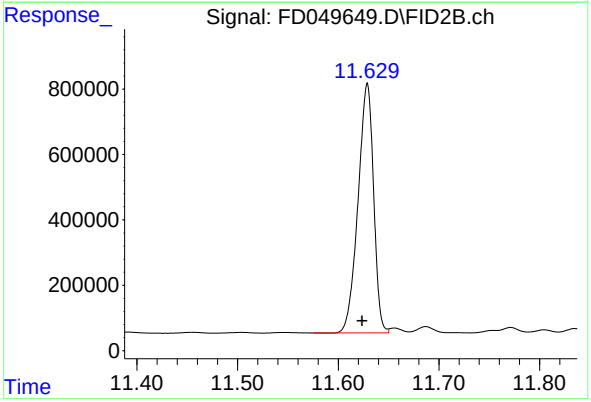

#11 ortho-Terphenyl (SURR)

R.T.: 11.629 min
Delta R.T.: 0.005 min
Response: 8185651
Conc: 63.07 ug/ml

rteres

Area Percent Report

Data Path : Z:\pestpcbsrv\HPCHEM1\FID_D\Data\FD082225AR\
Data File : FD049649.D
Signal(s) : FID2B.ch
Acq On : 22 Aug 2025 17:58
Sample : Q2832-01
Misc :
ALS Vial : 64 Sample Multiplier: 1

Integration File: sample.E

Method : Z:\pestpcbsrv\HPCHEM1\FID_D\methods\Aromatic EPH 081125.M
Title : GC Extractables

Signal : FID2B.ch

peak #	R.T. min	Start min	End min	PK TY	peak height	peak area	peak % max.	% of total
1	4.355	4.324	4.376	PV	835	10270	0.13%	0.017%
2	4.389	4.376	4.403	PV	390	4137	0.05%	0.007%
3	4.421	4.403	4.434	VV	719	7743	0.09%	0.013%
4	4.464	4.434	4.490	VV	2094	25483	0.31%	0.042%
5	4.507	4.490	4.527	VV	756	10863	0.13%	0.018%
6	4.538	4.527	4.548	VV	538	5459	0.07%	0.009%
7	4.557	4.548	4.563	VV	533	4442	0.05%	0.007%
8	4.578	4.563	4.593	VV	811	10382	0.13%	0.017%
9	4.607	4.593	4.620	VV	2367	24049	0.29%	0.040%
10	4.631	4.620	4.652	VV	2114	22978	0.28%	0.038%
11	4.657	4.652	4.662	VV	348	1347	0.02%	0.002%
12	4.686	4.662	4.701	VV	2210	28910	0.35%	0.048%
13	4.717	4.701	4.755	VV	3424	36477	0.44%	0.061%
14	4.771	4.755	4.784	VV	2495	22711	0.28%	0.038%
15	4.797	4.784	4.827	VV	2002	21900	0.27%	0.036%
16	4.838	4.827	4.865	VV	487	7685	0.09%	0.013%
17	4.872	4.865	4.877	VV	305	1792	0.02%	0.003%
18	4.910	4.877	4.925	VV	850	13839	0.17%	0.023%
19	4.930	4.925	4.942	VV	559	4716	0.06%	0.008%
20	4.943	4.942	4.957	VV	547	3651	0.04%	0.006%
21	4.962	4.957	4.985	VV	405	6029	0.07%	0.010%
22	4.989	4.985	4.994	VV	367	1603	0.02%	0.003%
23	5.021	4.994	5.057	VV	662	15389	0.19%	0.026%
24	5.072	5.057	5.081	VV	1274	10805	0.13%	0.018%
25	5.098	5.081	5.129	VV	5430	61103	0.74%	0.101%
26	5.157	5.129	5.180	VV	1247	17877	0.22%	0.030%
27	5.183	5.180	5.192	VV	399	2200	0.03%	0.004%
28	5.207	5.192	5.225	VV	618	8101	0.10%	0.013%
29	5.237	5.225	5.248	VV	600	4912	0.06%	0.008%
30	5.251	5.248	5.260	VV	334	1328	0.02%	0.002%
31	5.289	5.260	5.297	VV	445	7823	0.10%	0.013%
32	5.300	5.297	5.305	VV	376	1353	0.02%	0.002%
33	5.320	5.305	5.352	VV	2305	24689	0.30%	0.041%
34	5.381	5.352	5.407	PV	488	7377	0.09%	0.012%
35	5.446	5.407	5.450	VV	492	7252	0.09%	0.012%
36	5.455	5.450	5.485	VV	495	5780	0.07%	0.010%

rteres

37	5.501	5.485	5.516	VV	1095	11803	0.14%	0.020%
38	5.541	5.516	5.582	VV	2334	36326	0.44%	0.060%
39	5.590	5.582	5.622	VV	668	9370	0.11%	0.016%
40	5.624	5.622	5.633	VV	322	1351	0.02%	0.002%
41	5.638	5.633	5.650	VV	301	2010	0.02%	0.003%
42	5.658	5.650	5.672	VV	453	3855	0.05%	0.006%
43	5.692	5.672	5.710	VV	414	6779	0.08%	0.011%
44	5.733	5.710	5.758	VV	626	13819	0.17%	0.023%
45	5.794	5.758	5.828	VV	1011	25402	0.31%	0.042%
46	5.833	5.828	5.848	VV	587	4658	0.06%	0.008%
47	5.866	5.848	5.884	VV	570	8955	0.11%	0.015%
48	5.891	5.884	5.917	VV	578	8957	0.11%	0.015%
49	5.928	5.917	5.948	VV	640	8992	0.11%	0.015%
50	5.952	5.948	5.972	VV	489	4777	0.06%	0.008%
51	5.987	5.972	6.002	VV	1149	14808	0.18%	0.025%
52	6.006	6.002	6.023	VV	926	9708	0.12%	0.016%
53	6.050	6.023	6.083	VV	8005	89096	1.08%	0.148%
54	6.098	6.083	6.113	VV	1248	15186	0.18%	0.025%
55	6.115	6.113	6.122	VV	638	2526	0.03%	0.004%
56	6.139	6.122	6.178	VV	1622	27524	0.34%	0.046%
57	6.208	6.178	6.233	VV	909	19738	0.24%	0.033%
58	6.239	6.233	6.247	VV	514	3597	0.04%	0.006%
59	6.254	6.247	6.264	VV	660	5836	0.07%	0.010%
60	6.277	6.264	6.312	VV	695	14607	0.18%	0.024%
61	6.330	6.312	6.378	VV	987	21996	0.27%	0.037%
62	6.382	6.378	6.396	VV	448	3847	0.05%	0.006%
63	6.406	6.396	6.412	VV	444	3653	0.04%	0.006%
64	6.415	6.412	6.426	VV	428	3086	0.04%	0.005%
65	6.433	6.426	6.449	VV	589	6567	0.08%	0.011%
66	6.455	6.449	6.459	VV	281	1670	0.02%	0.003%
67	6.479	6.459	6.505	VV	2432	29923	0.36%	0.050%
68	6.519	6.505	6.532	VV	583	7442	0.09%	0.012%
69	6.557	6.532	6.582	VV	1022	19007	0.23%	0.032%
70	6.599	6.582	6.612	VV	873	10263	0.12%	0.017%
71	6.628	6.612	6.650	VV	1738	18776	0.23%	0.031%
72	6.662	6.650	6.686	VV	459	5509	0.07%	0.009%
73	6.700	6.686	6.722	VV	985	10628	0.13%	0.018%
74	6.738	6.733	6.747	VV	305	1427	0.02%	0.002%
75	6.772	6.747	6.781	VV	448	5860	0.07%	0.010%
76	6.802	6.781	6.830	VV	1005	16000	0.19%	0.027%
77	6.859	6.830	6.892	VV	2167	32270	0.39%	0.054%
78	6.919	6.892	6.929	VV	1211	17443	0.21%	0.029%
79	6.936	6.929	6.948	VV	1055	10654	0.13%	0.018%
80	6.954	6.948	6.962	VV	1051	8189	0.10%	0.014%
81	6.975	6.962	6.990	VV	1451	19388	0.24%	0.032%
82	7.003	6.990	7.016	VV	1086	15539	0.19%	0.026%
83	7.023	7.016	7.071	VV	1198	25614	0.31%	0.043%
84	7.103	7.071	7.141	VV	5184	67998	0.83%	0.113%
85	7.151	7.141	7.173	VV	557	7266	0.09%	0.012%
86	7.188	7.173	7.199	VV	418	4779	0.06%	0.008%
87	7.239	7.199	7.252	VV	3961	40640	0.49%	0.068%
88	7.262	7.252	7.295	VV	2832	32801	0.40%	0.054%
89	7.316	7.295	7.339	VV	998	14880	0.18%	0.025%

rteres

90	7.345	7.339	7.356	VV	486	3400	0.04%	0.006%
91	7.372	7.356	7.380	VV	527	5015	0.06%	0.008%
92	7.399	7.380	7.422	VV	1845	21597	0.26%	0.036%
93	7.437	7.431	7.450	VV	248	1555	0.02%	0.003%
94	7.466	7.450	7.473	VV	454	4303	0.05%	0.007%
95	7.492	7.473	7.511	VV	644	8451	0.10%	0.014%
96	7.563	7.540	7.583	VV	463	7641	0.09%	0.013%
97	7.588	7.583	7.595	VV	240	1172	0.01%	0.002%
98	7.625	7.595	7.645	VV	488	10466	0.13%	0.017%
99	7.661	7.645	7.680	VV	1003	12263	0.15%	0.020%
100	7.716	7.680	7.788	VV	674267	6406646	78.00%	10.642%
101	7.826	7.788	7.844	VV	2986	44535	0.54%	0.074%
102	7.854	7.844	7.879	VV	843	11350	0.14%	0.019%
103	7.884	7.879	7.886	VV	375	1418	0.02%	0.002%
104	7.897	7.886	7.913	VV	423	5080	0.06%	0.008%
105	7.934	7.913	7.951	VV	416	6261	0.08%	0.010%
106	7.967	7.951	8.012	VV	1163	22557	0.27%	0.037%
107	8.023	8.012	8.042	VV	522	5925	0.07%	0.010%
108	8.055	8.042	8.067	VV	734	8903	0.11%	0.015%
109	8.080	8.067	8.086	VV	1436	13456	0.16%	0.022%
110	8.097	8.086	8.121	VV	1754	21088	0.26%	0.035%
111	8.129	8.121	8.138	VV	479	3271	0.04%	0.005%
112	8.149	8.138	8.157	VV	711	5504	0.07%	0.009%
113	8.167	8.157	8.177	VV	824	8650	0.11%	0.014%
114	8.199	8.177	8.213	VV	3276	38011	0.46%	0.063%
115	8.227	8.213	8.242	VV	2011	21761	0.26%	0.036%
116	8.269	8.242	8.289	VV	3275	46993	0.57%	0.078%
117	8.296	8.289	8.309	VV	439	3591	0.04%	0.006%
118	8.329	8.309	8.343	VV	2411	25432	0.31%	0.042%
119	8.382	8.343	8.413	VV	7056	106831	1.30%	0.177%
120	8.418	8.413	8.430	VV	662	4677	0.06%	0.008%
121	8.434	8.430	8.453	VV	510	2834	0.03%	0.005%
122	8.471	8.453	8.488	PV	1253	13289	0.16%	0.022%
123	8.509	8.488	8.535	VV	710	11903	0.14%	0.020%
124	8.580	8.535	8.610	VV	344739	3356107	40.86%	5.575%
125	8.630	8.610	8.656	VV	2292	39594	0.48%	0.066%
126	8.677	8.656	8.696	VV	11627	119603	1.46%	0.199%
127	8.701	8.696	8.711	VV	1610	12352	0.15%	0.021%
128	8.727	8.711	8.750	VV	1838	34270	0.42%	0.057%
129	8.756	8.750	8.775	VV	1080	13921	0.17%	0.023%
130	8.785	8.775	8.790	VV	1135	9392	0.11%	0.016%
131	8.793	8.790	8.816	VV	1133	16332	0.20%	0.027%
132	8.823	8.816	8.852	VV	1181	17329	0.21%	0.029%
133	8.872	8.852	8.883	VV	753	9776	0.12%	0.016%
134	8.892	8.883	8.900	VV	1034	8456	0.10%	0.014%
135	8.917	8.900	8.930	VV	1760	22155	0.27%	0.037%
136	8.948	8.930	8.967	VV	8751	95902	1.17%	0.159%
137	8.990	8.967	9.014	VV	59674	593073	7.22%	0.985%
138	9.027	9.014	9.056	VV	1327	27854	0.34%	0.046%
139	9.085	9.056	9.098	VV	2296	38629	0.47%	0.064%
140	9.108	9.098	9.116	VV	2136	20318	0.25%	0.034%
141	9.124	9.116	9.135	VV	2266	22099	0.27%	0.037%

rteres

142	9.142	9.135	9.164	VV	1581	17865	0.22%	0.030%
143	9.183	9.164	9.202	VV	917	12387	0.15%	0.021%
144	9.209	9.202	9.213	VV	250	1233	0.02%	0.002%
145	9.239	9.213	9.258	VV	1777	25815	0.31%	0.043%
146	9.272	9.258	9.295	VV	2149	25769	0.31%	0.043%
147	9.322	9.295	9.338	VV	1479	22069	0.27%	0.037%
148	9.375	9.338	9.399	VV	2092	33391	0.41%	0.055%
149	9.416	9.399	9.435	VV	1398	20076	0.24%	0.033%
150	9.458	9.435	9.500	VV	11515	135909	1.65%	0.226%
151	9.506	9.500	9.518	VV	433	3981	0.05%	0.007%
152	9.538	9.518	9.567	VV	2283	39409	0.48%	0.065%
153	9.582	9.567	9.590	VV	1454	15236	0.19%	0.025%
154	9.608	9.590	9.627	VV	3043	44326	0.54%	0.074%
155	9.640	9.627	9.653	VV	1193	16475	0.20%	0.027%
156	9.669	9.653	9.683	VV	2028	26387	0.32%	0.044%
157	9.706	9.683	9.713	VV	2290	27864	0.34%	0.046%
158	9.734	9.713	9.758	VV	42948	433782	5.28%	0.721%
159	9.779	9.758	9.822	VV	4443	67272	0.82%	0.112%
160	9.831	9.822	9.841	VV	611	5401	0.07%	0.009%
161	9.877	9.841	9.922	VV	5754	101832	1.24%	0.169%
162	9.940	9.922	9.958	PV	1401	16968	0.21%	0.028%
163	9.975	9.958	9.990	VV	723	10589	0.13%	0.018%
164	9.994	9.990	10.005	VV	348	2140	0.03%	0.004%
165	10.015	10.005	10.022	VV	306	2628	0.03%	0.004%
166	10.059	10.022	10.078	VV	1217	23553	0.29%	0.039%
167	10.082	10.078	10.098	VV	401	2912	0.04%	0.005%
168	10.104	10.098	10.127	VV	322	2613	0.03%	0.004%
169	10.144	10.134	10.163	VV	477	5045	0.06%	0.008%
170	10.205	10.163	10.242	VV	5499	77413	0.94%	0.129%
171	10.257	10.242	10.271	VV	1044	12862	0.16%	0.021%
172	10.307	10.271	10.320	VV	2082	37885	0.46%	0.063%
173	10.336	10.320	10.360	VV	3517	48419	0.59%	0.080%
174	10.382	10.360	10.413	VV	2712	47051	0.57%	0.078%
175	10.429	10.413	10.434	VV	938	9164	0.11%	0.015%
176	10.452	10.434	10.482	VV	3357	56991	0.69%	0.095%
177	10.503	10.482	10.542	VV	10609	135908	1.65%	0.226%
178	10.551	10.542	10.567	VV	1019	12161	0.15%	0.020%
179	10.591	10.567	10.600	VV	1405	21308	0.26%	0.035%
180	10.623	10.600	10.637	VV	3671	47458	0.58%	0.079%
181	10.657	10.637	10.678	VV	6777	101837	1.24%	0.169%
182	10.688	10.678	10.713	VV	2167	35351	0.43%	0.059%
183	10.727	10.713	10.742	VV	1698	25268	0.31%	0.042%
184	10.755	10.742	10.771	VV	2668	31329	0.38%	0.052%
185	10.788	10.771	10.808	VV	1372	21379	0.26%	0.036%
186	10.823	10.808	10.831	VV	2258	20740	0.25%	0.034%
187	10.855	10.831	10.901	VV	129449	1360920	16.57%	2.261%
188	10.928	10.901	10.970	VV	32229	346046	4.21%	0.575%
189	10.981	10.970	11.001	VV	834	12120	0.15%	0.020%
190	11.030	11.001	11.048	VV	944	21099	0.26%	0.035%
191	11.058	11.048	11.085	VV	698	9126	0.11%	0.015%
192	11.101	11.085	11.106	VV	320	2810	0.03%	0.005%
193	11.113	11.106	11.116	VV	438	2127	0.03%	0.004%
194	11.139	11.116	11.186	VV	13340	154640	1.88%	0.257%

rteres

195	11.245	11.186	11.277	PV	1597	48783	0.59%	0.081%
196	11.282	11.277	11.285	VV	867	4373	0.05%	0.007%
197	11.305	11.285	11.329	VV	1665	33153	0.40%	0.055%
198	11.391	11.329	11.429	VV	3620	115050	1.40%	0.191%
199	11.456	11.429	11.478	VV	2909	37206	0.45%	0.062%
200	11.504	11.478	11.526	VV	2522	34677	0.42%	0.058%
201	11.546	11.526	11.572	VV	2256	37593	0.46%	0.062%
202	11.577	11.572	11.590	VV	858	7644	0.09%	0.013%
203	11.629	11.590	11.650	VV	763013	8213622	100.00%	13.643%
204	11.656	11.650	11.671	VV	15748	135103	1.64%	0.224%
205	11.687	11.671	11.710	VV	20169	228990	2.79%	0.380%
206	11.718	11.710	11.731	VV	1315	13721	0.17%	0.023%
207	11.771	11.731	11.789	VV	17221	271148	3.30%	0.450%
208	11.805	11.789	11.819	VV	9946	114204	1.39%	0.190%
209	11.835	11.819	11.860	VV	13813	162274	1.98%	0.270%
210	11.876	11.860	11.888	VV	1277	13370	0.16%	0.022%
211	11.909	11.888	11.930	VV	1913	27150	0.33%	0.045%
212	11.974	11.930	11.985	PV	1956	35865	0.44%	0.060%
213	12.009	11.985	12.045	VV	15641	306841	3.74%	0.510%
214	12.062	12.045	12.101	VV	4876	81046	0.99%	0.135%
215	12.125	12.101	12.146	VV	11554	135832	1.65%	0.226%
216	12.158	12.146	12.170	VV	1730	22959	0.28%	0.038%
217	12.223	12.170	12.256	VV	161162	2070527	25.21%	3.439%
218	12.273	12.256	12.295	VV	4684	70702	0.86%	0.117%
219	12.303	12.295	12.317	VV	1475	16673	0.20%	0.028%
220	12.331	12.317	12.342	VV	1583	20404	0.25%	0.034%
221	12.375	12.342	12.390	VV	3296	66790	0.81%	0.111%
222	12.396	12.390	12.412	VV	2530	26963	0.33%	0.045%
223	12.416	12.412	12.425	VV	1456	9454	0.12%	0.016%
224	12.444	12.425	12.454	VV	5412	64840	0.79%	0.108%
225	12.459	12.454	12.482	VV	4570	62513	0.76%	0.104%
226	12.500	12.482	12.531	VV	12268	174660	2.13%	0.290%
227	12.552	12.531	12.573	VV	13004	177437	2.16%	0.295%
228	12.589	12.573	12.600	VV	5633	74425	0.91%	0.124%
229	12.615	12.600	12.635	VV	6976	104785	1.28%	0.174%
230	12.671	12.635	12.724	VV	197282	2273517	27.68%	3.776%
231	12.765	12.724	12.773	VV	2047	35796	0.44%	0.059%
232	12.805	12.773	12.816	VV	4629	81145	0.99%	0.135%
233	12.826	12.816	12.839	VV	4510	54385	0.66%	0.090%
234	12.858	12.839	12.898	VV	8540	194780	2.37%	0.324%
235	12.908	12.898	12.938	VV	3646	64642	0.79%	0.107%
236	12.967	12.938	12.991	VV	167095	1849708	22.52%	3.073%
237	13.023	12.991	13.034	VV	17812	250761	3.05%	0.417%
238	13.054	13.034	13.085	VV	105011	1233393	15.02%	2.049%
239	13.106	13.085	13.117	VV	2872	45146	0.55%	0.075%
240	13.139	13.117	13.161	VV	8113	118452	1.44%	0.197%
241	13.172	13.161	13.191	VV	2297	33704	0.41%	0.056%
242	13.232	13.191	13.253	VV	14265	215552	2.62%	0.358%
243	13.278	13.253	13.295	VV	11064	200548	2.44%	0.333%
244	13.302	13.295	13.339	VV	7866	118753	1.45%	0.197%
245	13.363	13.339	13.381	VV	8746	129221	1.57%	0.215%
246	13.391	13.381	13.401	VV	3903	42542	0.52%	0.071%

rteres

247	13.447	13.401	13.493	VV	88979	1309417	15.94%	2.175%
248	13.499	13.493	13.503	VV	3489	19925	0.24%	0.033%
249	13.552	13.503	13.591	VV	27093	524383	6.38%	0.871%
250	13.622	13.591	13.638	VV	5377	102341	1.25%	0.170%
251	13.663	13.638	13.682	VV	13759	218175	2.66%	0.362%
252	13.700	13.682	13.720	VV	16895	223765	2.72%	0.372%
253	13.744	13.720	13.769	VV	8332	167912	2.04%	0.279%
254	13.829	13.769	13.850	VV	16014	412504	5.02%	0.685%
255	13.870	13.850	13.907	VV	13686	237278	2.89%	0.394%
256	13.939	13.907	13.962	VV	6630	152921	1.86%	0.254%
257	14.009	13.962	14.023	VV	4272	141925	1.73%	0.236%
258	14.039	14.023	14.099	VV	4144	153619	1.87%	0.255%
259	14.137	14.099	14.157	VV	3487	91046	1.11%	0.151%
260	14.194	14.157	14.207	VV	4330	99010	1.21%	0.164%
261	14.243	14.207	14.262	VV	8908	207618	2.53%	0.345%
262	14.284	14.262	14.323	VV	21389	353336	4.30%	0.587%
263	14.336	14.323	14.340	VV	3959	36402	0.44%	0.060%
264	14.363	14.340	14.375	VV	6603	114373	1.39%	0.190%
265	14.385	14.375	14.415	VV	6483	129669	1.58%	0.215%
266	14.464	14.415	14.486	VV	15516	373160	4.54%	0.620%
267	14.494	14.486	14.504	VV	6440	65356	0.80%	0.109%
268	14.528	14.504	14.550	VV	29806	414840	5.05%	0.689%
269	14.585	14.550	14.615	VV	23969	458531	5.58%	0.762%
270	14.673	14.615	14.697	VV	8959	293695	3.58%	0.488%
271	14.710	14.697	14.768	VV	7535	200956	2.45%	0.334%
272	14.795	14.768	14.800	VV	5183	71928	0.88%	0.119%
273	14.838	14.800	14.858	VV	93397	1262185	15.37%	2.097%
274	14.879	14.858	14.911	VV	92167	1179131	14.36%	1.959%
275	14.927	14.911	14.953	VV	6000	114568	1.39%	0.190%
276	14.998	14.953	15.025	VV	20179	391874	4.77%	0.651%
277	15.035	15.025	15.054	VV	5817	91282	1.11%	0.152%
278	15.076	15.054	15.109	VV	9267	196509	2.39%	0.326%
279	15.135	15.109	15.162	VV	10592	217493	2.65%	0.361%
280	15.175	15.162	15.234	VV	9182	237526	2.89%	0.395%
281	15.280	15.234	15.310	VV	27173	474519	5.78%	0.788%
282	15.315	15.310	15.338	VV	6370	90806	1.11%	0.151%
283	15.354	15.338	15.367	VV	3570	55861	0.68%	0.093%
284	15.369	15.367	15.380	VV	3245	24535	0.30%	0.041%
285	15.442	15.380	15.455	VV	7091	217672	2.65%	0.362%
286	15.466	15.455	15.486	VV	7521	124819	1.52%	0.207%
287	15.509	15.486	15.529	VV	22971	321332	3.91%	0.534%
288	15.547	15.529	15.568	VV	11699	174528	2.12%	0.290%
289	15.588	15.568	15.602	VV	5303	92729	1.13%	0.154%
290	15.650	15.602	15.659	VV	12108	260746	3.17%	0.433%
291	15.670	15.659	15.715	VV	12558	254348	3.10%	0.422%
292	15.747	15.715	15.774	VV	8424	183594	2.24%	0.305%
293	15.793	15.774	15.810	VV	3719	70717	0.86%	0.117%
294	15.831	15.810	15.844	VV	6304	91043	1.11%	0.151%
295	15.859	15.844	15.888	VV	6954	117000	1.42%	0.194%
296	15.927	15.888	15.963	VV	5886	164561	2.00%	0.273%
297	15.986	15.963	16.000	VV	2565	50187	0.61%	0.083%
298	16.010	16.000	16.025	VV	2515	34074	0.41%	0.057%
299	16.036	16.025	16.053	VV	2746	39372	0.48%	0.065%

rteres

300	16.065	16.053	16.079	VV	2117	29846	0.36%	0.050%
301	16.115	16.079	16.132	VV	8050	148016	1.80%	0.246%
302	16.143	16.132	16.158	VV	3842	49623	0.60%	0.082%
303	16.175	16.158	16.190	VV	4628	67099	0.82%	0.111%
304	16.221	16.190	16.240	VV	5707	125213	1.52%	0.208%
305	16.252	16.240	16.262	VV	3869	46723	0.57%	0.078%
306	16.293	16.262	16.303	VV	11285	179018	2.18%	0.297%
307	16.315	16.303	16.342	VV	11936	164801	2.01%	0.274%
308	16.391	16.342	16.409	VV	95249	1354907	16.50%	2.251%
309	16.418	16.409	16.447	VV	41695	464138	5.65%	0.771%
310	16.484	16.447	16.498	VV	3534	83747	1.02%	0.139%
311	16.519	16.498	16.543	VV	19146	267180	3.25%	0.444%
312	16.557	16.543	16.597	VV	6018	117062	1.43%	0.194%
313	16.640	16.597	16.656	VV	4874	118100	1.44%	0.196%
314	16.710	16.656	16.738	VV	63051	1017402	12.39%	1.690%
315	16.768	16.738	16.812	VV	73895	946734	11.53%	1.573%
316	16.838	16.812	16.844	VV	3170	43676	0.53%	0.073%
317	16.868	16.844	16.895	VV	22118	298478	3.63%	0.496%
318	16.919	16.895	16.960	VV	6372	154591	1.88%	0.257%
319	16.981	16.960	16.985	VV	4321	54777	0.67%	0.091%
320	17.009	16.985	17.057	VV	7558	205507	2.50%	0.341%
321	17.072	17.057	17.093	VV	3474	52348	0.64%	0.087%
322	17.133	17.093	17.166	VV	10221	255763	3.11%	0.425%
323	17.172	17.166	17.201	VV	4579	57338	0.70%	0.095%
324	17.230	17.201	17.247	VV	8599	130386	1.59%	0.217%
325	17.266	17.247	17.278	VV	9173	136724	1.66%	0.227%
326	17.291	17.278	17.309	VV	8718	123466	1.50%	0.205%
327	17.319	17.309	17.334	VV	5329	65630	0.80%	0.109%
328	17.350	17.334	17.366	VV	5592	82185	1.00%	0.137%
329	17.377	17.366	17.393	VV	3771	49676	0.60%	0.083%
330	17.422	17.393	17.448	VV	7132	142538	1.74%	0.237%
331	17.464	17.448	17.483	VV	4155	66038	0.80%	0.110%
332	17.490	17.483	17.504	VV	2103	22810	0.28%	0.038%
333	17.543	17.504	17.589	VV	3514	99739	1.21%	0.166%
334	17.609	17.589	17.628	VV	2904	42550	0.52%	0.071%
335	17.642	17.628	17.655	VV	1187	14039	0.17%	0.023%
336	17.682	17.655	17.698	VV	2938	53251	0.65%	0.088%
337	17.756	17.698	17.780	VV	6309	187397	2.28%	0.311%
338	17.814	17.780	17.827	VV	4786	83773	1.02%	0.139%
339	17.856	17.827	17.878	VV	7039	152223	1.85%	0.253%
340	17.895	17.878	17.911	VV	7126	99155	1.21%	0.165%
341	17.917	17.911	17.952	VV	4765	88094	1.07%	0.146%
342	17.975	17.952	18.006	VV	5459	98926	1.20%	0.164%
343	18.040	18.006	18.060	VV	15286	231517	2.82%	0.385%
344	18.066	18.060	18.084	VV	4476	52361	0.64%	0.087%
345	18.129	18.084	18.154	VV	50177	892749	10.87%	1.483%
346	18.174	18.154	18.200	VV	14350	248484	3.03%	0.413%
347	18.215	18.200	18.238	VV	5020	73638	0.90%	0.122%
348	18.263	18.238	18.278	VV	11187	156009	1.90%	0.259%
349	18.294	18.278	18.352	VV	14194	231300	2.82%	0.384%
350	18.383	18.352	18.410	PV	61552	734132	8.94%	1.219%
351	18.423	18.410	18.443	VV	935	9244	0.11%	0.015%

```
                                        rteres
 352 18.466  18.443  18.484  PV     2663     29393   0.36%  0.049%
                        Sum of corrected areas:    60202018


Aromatic EPH 081125.M Mon Aug 25 02:50:34 2025
```

Quantitation Report (QT Reviewed)

Sample Results: **FE055474.D**

Data Path : Z:\pestpcbsrv\HPCHEM1\FID_E\Data\FE082525AL\
Data File : FE055474.D
Signal(s) : FID1B.ch
Acq On : 25 Aug 2025 09:53
Operator : YP\AJ
Sample : Q2832-01
Misc :
ALS Vial : 11 Sample Multiplier: 1

Instrument :
FID_E
ClientSampleId :
TG-S01

Manual Integrations
APPROVED
Reviewed By :Yogesh Patel 08/26/2025
Supervised By :mohammad ahmed 08/26/2025

Integration File: autoint1.e
Quant Time: Aug 25 11:25:37 2025
Quant Method : Z:\pestpcbsrv\HPCHEM1\FID_E\methods\Aliphatic EPH 080125.M
Quant Title : GC Extractables
QLast Update : Fri Aug 01 13:47:09 2025
Response via : Initial Calibration
Integrator: ChemStation

Volume Inj. : 1 ul
Signal Phase : Rxi-1ms
Signal Info : 20M x 0.18mm x 0.18um

Compound	R.T.	Response	Conc	Units
System Monitoring Compounds				
12) S 1-chlorooctadecane (S...	13.525	6506417	60.511	ug/mlm
Spiked Amount 50.000		Recovery = 121.02%		
Target Compounds				

(f)=RT Delta > 1/2 Window (m)=manual int.

Sample Results: **FE055474.D**

Data Path : Z:\pestpcbsrv\HPCHEM1\FID_E\Data\FE082525AL\
Data File : FE055474.D
Signal(s) : FID1B.ch
Acq On : 25 Aug 2025 09:53
Operator : YP\AJ
Sample : Q2832-01
Misc :
ALS Vial : 11 Sample Multiplier: 1

Integration File: autoint1.e
Quant Time: Aug 25 11:25:37 2025
Quant Method : Z:\pestpcbsrv\HPCHEM1\FID_E\methods\Aliphatic EPH 080125.M
Quant Title : GC Extractables
QLast Update : Fri Aug 01 13:47:09 2025
Response via : Initial Calibration
Integrator: ChemStation

Volume Inj. : 1 ul
Signal Phase : Rxi-1ms
Signal Info : 20M x 0.18mm x 0.18um

Instrument :
FID_E
ClientSampleId :
TG-S01

Manual Integrations APPROVED

Reviewed By :Yogesh Patel 08/26/2025
Supervised By :mohammad ahmed 08/26/2025

A B C D E F G H I J

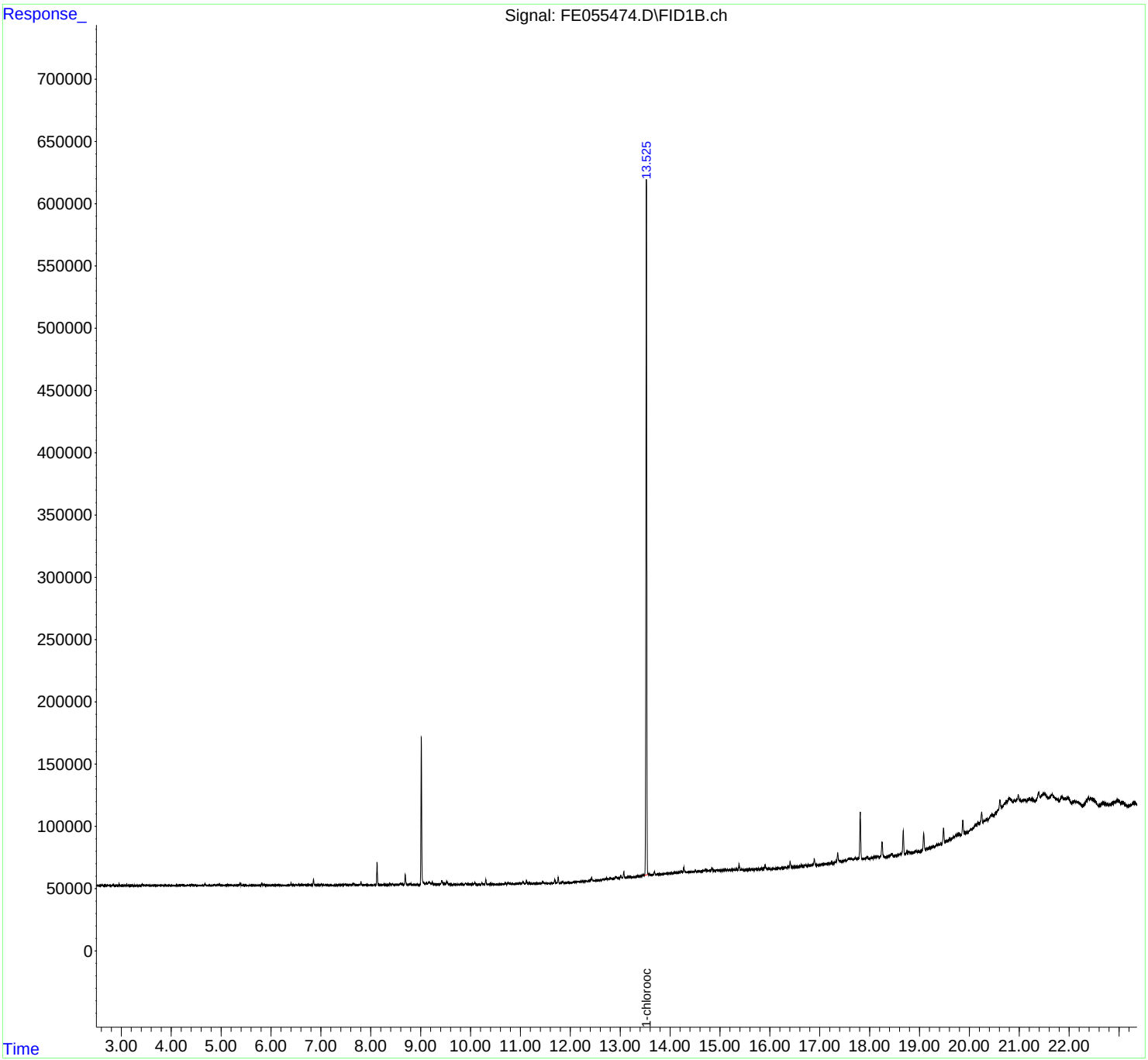

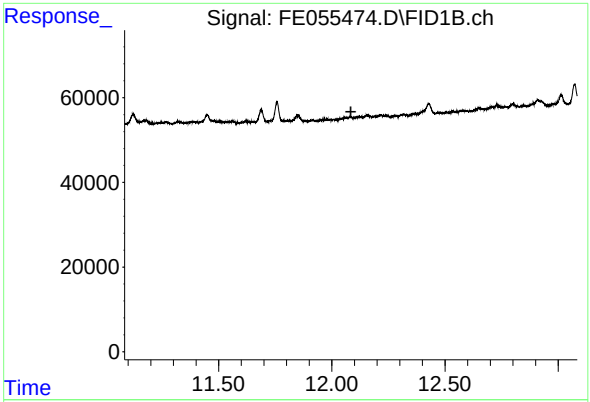

#9 ortho-Terphenyl (SURR)

R.T.: 0.000 min
Exp R.T. : 12.084 min
Response: 0
Conc: N.D.

Instrument :
FID_E
ClientSampleId :
TG-S01

Manual Integrations
APPROVED

Reviewed By :Yogesh Patel 08/26/2025
Supervised By :mohammad ahmed 08/26/2025

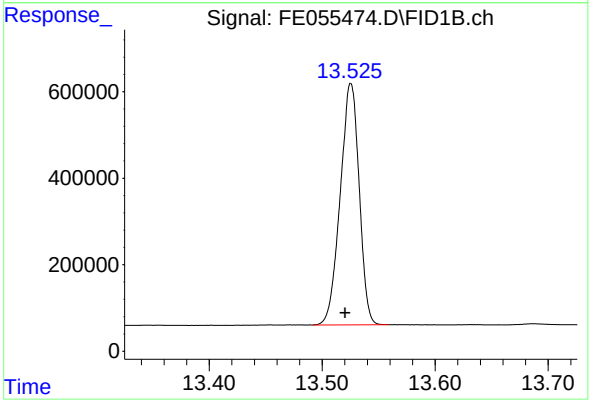

#12 1-chlorooctadecane (SURR)

R.T.: 13.525 min
Delta R.T.: 0.004 min
Response: 6506417
Conc: 60.51 ug/ml m

Instrument :
FID_E
ClientSampleId :
TG-S01

rteres

Area Percent Report

Manual IntegrationsAPPROVED

Reviewed By :Yogesh Patel 08/26/2025
Supervised By :mohammad ahmed 08/26/2025

Data Path : Z:\pestpcbsrv\HPCHEM1\FID_E\Data\FE08252
Data File : FE055474.D
Signal(s) : FID1B.ch
Acq On : 25 Aug 2025 09:53
Sample : Q2832-01
Misc :
ALS Vial : 11 Sample Multiplier: 1

Integration File: sample.E

Method : Z:\pestpcbsrv\HPCHEM1\FID_E\methods\Aliphatic EPH 080125.M
Title : GC Extractables

Signal : FID1B.ch

peak #	R.T. min	Start min	End min	PK TY	peak height	peak area	peak % max.	% of total
1	2.833	2.804	2.874	BV	785	13201	0.20%	0.017%
2	2.889	2.874	2.936	VV	313	4640	0.07%	0.006%
3	2.956	2.936	2.996	VV	1040	12432	0.19%	0.016%
4	3.007	2.996	3.041	VV	97	1122	0.02%	0.001%
5	3.051	3.041	3.088	VV	218	2009	0.03%	0.003%
6	3.113	3.088	3.141	VV	646	7161	0.11%	0.009%
7	3.155	3.141	3.169	PV	133	1332	0.02%	0.002%
8	3.202	3.169	3.224	VV	167	3629	0.05%	0.005%
9	3.231	3.224	3.281	VV	184	2688	0.04%	0.003%
10	3.285	3.281	3.291	VV	111	433	0.01%	0.001%
11	3.302	3.291	3.336	VV	119	2166	0.03%	0.003%
12	3.363	3.336	3.397	VV	163	3670	0.05%	0.005%
13	3.419	3.397	3.456	VV	800	11502	0.17%	0.015%
14	3.471	3.456	3.519	VV	209	5097	0.08%	0.006%
15	3.543	3.519	3.598	VV	261	7180	0.11%	0.009%
16	3.602	3.598	3.618	VV	186	1646	0.02%	0.002%
17	3.670	3.618	3.694	VV	217	7190	0.11%	0.009%
18	3.708	3.694	3.718	VV	155	1869	0.03%	0.002%
19	3.738	3.718	3.767	VV	322	6313	0.09%	0.008%
20	3.812	3.767	3.850	VV	252	9276	0.14%	0.012%
21	3.868	3.850	3.932	VV	385	10315	0.15%	0.013%
22	3.951	3.932	3.991	VV	254	5104	0.08%	0.007%
23	4.009	3.991	4.024	VV	469	4715	0.07%	0.006%
24	4.035	4.024	4.049	VV	245	2249	0.03%	0.003%
25	4.060	4.049	4.084	VV	210	2406	0.04%	0.003%
26	4.111	4.084	4.171	VV	391	9314	0.14%	0.012%
27	4.216	4.171	4.234	VV	631	10690	0.16%	0.014%
28	4.249	4.234	4.308	VV	910	14421	0.22%	0.018%
29	4.325	4.308	4.344	VV	362	4817	0.07%	0.006%
30	4.354	4.344	4.363	VV	171	1427	0.02%	0.002%
31	4.404	4.363	4.467	VV	675	18365	0.27%	0.023%
32	4.479	4.467	4.488	VV	187	1854	0.03%	0.002%
33	4.491	4.488	4.504	VV	174	1329	0.02%	0.002%
34	4.512	4.504	4.548	VV	115	2886	0.04%	0.004%
35	4.578	4.548	4.648	VV	172	8272	0.12%	0.011%
36	4.677	4.648	4.708	VV	1627	19252	0.29%	0.025%

Instrument :
FID_E
ClientSampleId :
TG-S01

Manual IntegrationsAPPROVED

Reviewed By :Yogesh Patel 08/26/2025
Supervised By :mohammad ahmed 08/26/2025

rteres

37	4.718	4.708	4.749	VV	299	4533	0.07%	0.006%
38	4.759	4.749	4.778	VV	181	2356	[illegible]	
39	4.796	4.778	4.821	VV	197	4016	[illegible]	
40	4.867	4.821	4.887	VV	751	13014	[illegible]	
41	4.900	4.887	4.911	VV	290	3498	[illegible]	
42	4.929	4.911	4.944	VV	668	7906	[illegible]	
43	4.962	4.944	4.981	VV	1332	14872	0.22%	0.019%
44	4.993	4.981	5.031	VV	345	6518	0.10%	0.008%
45	5.039	5.031	5.050	VV	234	2348	0.04%	0.003%
46	5.060	5.050	5.084	VV	275	4277	0.06%	0.005%
47	5.098	5.084	5.116	VV	435	5396	0.08%	0.007%
48	5.143	5.116	5.164	VV	326	6568	0.10%	0.008%
49	5.198	5.164	5.277	VV	301	11064	0.17%	0.014%
50	5.294	5.277	5.317	VV	210	3640	0.05%	0.005%
51	5.328	5.317	5.338	VV	125	1393	0.02%	0.002%
52	5.354	5.338	5.363	VV	540	5292	0.08%	0.007%
53	5.382	5.363	5.421	VV	2114	27547	0.41%	0.035%
54	5.441	5.421	5.461	VV	536	7545	0.11%	0.010%
55	5.470	5.461	5.482	VV	293	2362	0.04%	0.003%
56	5.501	5.482	5.541	VV	290	4626	0.07%	0.006%
57	5.558	5.541	5.578	PV	171	1265	0.02%	0.002%
58	5.585	5.578	5.594	VV	131	1138	0.02%	0.001%
59	5.625	5.594	5.661	VV	287	6193	0.09%	0.008%
60	5.666	5.661	5.681	VV	169	1659	0.02%	0.002%
61	5.696	5.681	5.728	VV	202	3154	0.05%	0.004%
62	5.734	5.728	5.757	VV	112	1582	0.02%	0.002%
63	5.818	5.757	5.841	VV	1691	21071	0.32%	0.027%
64	5.861	5.841	5.914	VV	810	13532	0.20%	0.017%
65	5.922	5.914	5.938	VV	254	2460	0.04%	0.003%
66	6.013	5.938	6.068	VV	422	12319	0.18%	0.016%
67	6.079	6.068	6.096	VV	163	1554	0.02%	0.002%
68	6.119	6.096	6.158	VV	396	8528	0.13%	0.011%
69	6.176	6.158	6.201	VV	159	2820	0.04%	0.004%
70	6.211	6.201	6.234	VV	203	1828	0.03%	0.002%
71	6.240	6.234	6.281	VV	164	1924	0.03%	0.002%
72	6.309	6.281	6.321	VV	198	2335	0.03%	0.003%
73	6.356	6.321	6.374	VV	296	5434	0.08%	0.007%
74	6.401	6.374	6.428	VV	1485	18812	0.28%	0.024%
75	6.453	6.428	6.474	VV	464	8010	0.12%	0.010%
76	6.498	6.474	6.524	VV	776	11776	0.18%	0.015%
77	6.559	6.524	6.598	VV	527	13513	0.20%	0.017%
78	6.635	6.598	6.678	VV	427	15481	0.23%	0.020%
79	6.682	6.678	6.704	VV	337	4565	0.07%	0.006%
80	6.734	6.704	6.746	VV	346	6973	0.10%	0.009%
81	6.772	6.746	6.820	VV	346	13041	0.20%	0.017%
82	6.853	6.820	6.887	VV	5001	57989	0.87%	0.074%
83	6.912	6.887	6.921	VV	317	5256	0.08%	0.007%
84	6.941	6.921	6.958	VV	545	8092	0.12%	0.010%
85	6.977	6.958	6.991	VV	464	6732	0.10%	0.009%
86	7.008	6.991	7.027	VV	1163	14021	0.21%	0.018%
87	7.046	7.027	7.067	VV	382	7503	0.11%	0.010%
88	7.083	7.067	7.114	VV	464	6744	0.10%	0.009%
89	7.144	7.114	7.164	VV	206	4198	0.06%	0.005%

Instrument :
FID_E
ClientSampleId :
TG-S01

Manual IntegrationsAPPROVED

Reviewed By :Yogesh Patel 08/26/2025
Supervised By :mohammad ahmed 08/26/2025

rteres

90	7.193	7.164	7.216	VV	261	4488	0.07%	0.006%
91	7.262	7.216	7.288	VV	223	5867	[illegible]	
92	7.311	7.288	7.344	VV	444	6640	[illegible]	
93	7.366	7.344	7.400	VV	601	12887	[illegible]	
94	7.428	7.400	7.461	VV	607	13949	[illegible]	
95	7.498	7.461	7.521	VV	1153	18874	[illegible]	
96	7.533	7.521	7.555	VV	333	4415	0.07%	0.006%
97	7.577	7.555	7.624	VV	721	13272	0.20%	0.017%
98	7.660	7.624	7.708	VV	1582	28159	0.42%	0.036%
99	7.720	7.708	7.751	VV	395	7541	0.11%	0.010%
100	7.770	7.751	7.781	VV	469	6568	0.10%	0.008%
101	7.804	7.781	7.828	VV	2831	33256	0.50%	0.042%
102	7.842	7.828	7.883	VV	296	7880	0.12%	0.010%
103	7.898	7.883	7.915	VV	463	5606	0.08%	0.007%
104	7.935	7.915	7.970	VV	193	4585	0.07%	0.006%
105	7.981	7.970	8.011	VV	260	4239	0.06%	0.005%
106	8.027	8.011	8.050	VV	171	2636	0.04%	0.003%
107	8.071	8.050	8.095	PV	723	8763	0.13%	0.011%
108	8.127	8.095	8.194	VV	17966	194721	2.91%	0.248%
109	8.240	8.194	8.282	VV	487	17198	0.26%	0.022%
110	8.295	8.282	8.318	VV	371	5922	0.09%	0.008%
111	8.335	8.318	8.354	VV	466	5819	0.09%	0.007%
112	8.382	8.354	8.414	VV	1501	20407	0.31%	0.026%
113	8.439	8.414	8.461	VV	1211	15512	0.23%	0.020%
114	8.478	8.461	8.491	VV	287	4024	0.06%	0.005%
115	8.510	8.491	8.531	VV	689	10523	0.16%	0.013%
116	8.538	8.531	8.558	VV	371	5521	0.08%	0.007%
117	8.597	8.558	8.613	VV	1413	24519	0.37%	0.031%
118	8.623	8.613	8.644	VV	865	10990	0.16%	0.014%
119	8.691	8.644	8.761	VV	8528	118146	1.77%	0.151%
120	8.790	8.761	8.826	VV	646	18051	0.27%	0.023%
121	8.857	8.826	8.878	VV	395	10041	0.15%	0.013%
122	8.887	8.878	8.911	VV	433	4811	0.07%	0.006%
123	8.926	8.911	8.966	VV	378	5188	0.08%	0.007%
124	8.972	8.966	8.978	VV	68	398	0.01%	0.001%
125	9.013	8.978	9.092	VV	118748	1269170	18.99%	1.617%
126	9.111	9.092	9.130	VV	1729	28022	0.42%	0.036%
127	9.164	9.130	9.214	VV	2152	73402	1.10%	0.094%
128	9.234	9.214	9.285	VV	2041	42836	0.64%	0.055%
129	9.303	9.285	9.334	VV	843	11036	0.17%	0.014%
130	9.355	9.334	9.374	VV	688	10634	0.16%	0.014%
131	9.425	9.374	9.447	VV	3636	65629	0.98%	0.084%
132	9.457	9.447	9.493	VV	1298	25204	0.38%	0.032%
133	9.523	9.493	9.571	VV	2400	61583	0.92%	0.078%
134	9.580	9.571	9.595	VV	554	5820	0.09%	0.007%
135	9.611	9.595	9.637	VV	692	8854	0.13%	0.011%
136	9.660	9.637	9.694	VV	388	7844	0.12%	0.010%
137	9.712	9.694	9.731	VV	312	4663	0.07%	0.006%
138	9.737	9.731	9.745	VV	177	1589	0.02%	0.002%
139	9.764	9.745	9.793	VV	283	5880	0.09%	0.007%
140	9.826	9.793	9.868	VV	669	15019	0.22%	0.019%
141	9.896	9.868	9.928	VV	1241	22387	0.34%	0.029%

Instrument :
FID_E
ClientSampleId :
TG-S01

Manual IntegrationsAPPROVED

Reviewed By :Yogesh Patel 08/26/2025
Supervised By :mohammad ahmed 08/26/2025

rteres

142	9.945	9.928	9.964	VV	632	10169	0.15%	0.013%
143	9.988	9.964	10.011	VV	589	10199	[illegible]	
144	10.031	10.011	10.064	VV	994	16670	[illegible]	
145	10.086	10.064	10.164	VV	2165	30154	[illegible]	
146	10.178	10.164	10.201	VV	236	2914	[illegible]	
147	10.227	10.201	10.274	VV	1271	22510	[illegible]	
148	10.307	10.274	10.356	VV	4136	54365	0.81%	0.069%
149	10.391	10.356	10.445	VV	534	17029	0.25%	0.022%
150	10.481	10.445	10.511	VV	343	6457	0.10%	0.008%
151	10.527	10.511	10.548	PV	27	893	0.01%	0.001%
152	10.587	10.548	10.608	PV	239	4659	0.07%	0.006%
153	10.633	10.608	10.644	VV	330	4527	0.07%	0.006%
154	10.659	10.644	10.674	VV	334	4783	0.07%	0.006%
155	10.699	10.674	10.723	VV	1686	25018	0.37%	0.032%
156	10.750	10.723	10.782	VV	1440	31259	0.47%	0.040%
157	10.790	10.782	10.820	VV	876	11986	0.18%	0.015%
158	10.840	10.820	10.881	VV	541	10075	0.15%	0.013%
159	10.914	10.881	10.924	VV	442	7851	0.12%	0.010%
160	10.952	10.924	10.961	VV	645	10621	0.16%	0.014%
161	10.981	10.961	11.018	VV	833	20842	0.31%	0.027%
162	11.050	11.018	11.091	VV	2581	40001	0.60%	0.051%
163	11.123	11.091	11.148	VV	2516	40662	0.61%	0.052%
164	11.178	11.148	11.214	VV	947	20817	0.31%	0.027%
165	11.269	11.214	11.294	VV	487	12418	0.19%	0.016%
166	11.321	11.294	11.356	VV	482	10378	0.16%	0.013%
167	11.381	11.356	11.410	VV	442	10977	0.16%	0.014%
168	11.449	11.410	11.495	VV	2014	42015	0.63%	0.054%
169	11.506	11.495	11.525	VV	454	6092	0.09%	0.008%
170	11.558	11.525	11.592	VV	401	9115	0.14%	0.012%
171	11.618	11.592	11.648	PV	387	6384	0.10%	0.008%
172	11.688	11.648	11.711	VV	3165	41485	0.62%	0.053%
173	11.758	11.711	11.794	VV	4824	66212	0.99%	0.084%
174	11.850	11.794	11.895	VV	1611	30416	0.46%	0.039%
175	11.913	11.895	11.934	PV	244	3163	0.05%	0.004%
176	11.980	11.934	12.018	PV	257	8027	0.12%	0.010%
177	12.083	12.018	12.101	VV	582	16602	0.25%	0.021%
178	12.118	12.101	12.134	VV	534	8735	0.13%	0.011%
179	12.158	12.134	12.178	VV	718	14205	0.21%	0.018%
180	12.188	12.178	12.197	VV	456	4685	0.07%	0.006%
181	12.217	12.197	12.233	VV	650	10748	0.16%	0.014%
182	12.243	12.233	12.258	VV	461	4983	0.07%	0.006%
183	12.279	12.258	12.292	VV	355	4888	0.07%	0.006%
184	12.315	12.292	12.340	VV	553	10764	0.16%	0.014%
185	12.368	12.340	12.381	VV	589	11066	0.17%	0.014%
186	12.428	12.381	12.458	VV	2820	60589	0.91%	0.077%
187	12.480	12.458	12.492	VV	557	9738	0.15%	0.012%
188	12.505	12.492	12.517	VV	580	6772	0.10%	0.009%
189	12.536	12.517	12.552	VV	671	11343	0.17%	0.014%
190	12.584	12.552	12.615	VV	712	22947	0.34%	0.029%
191	12.652	12.615	12.675	VV	1193	30649	0.46%	0.039%
192	12.728	12.675	12.755	VV	1683	55002	0.82%	0.070%
193	12.767	12.755	12.779	VV	1114	15532	0.23%	0.020%
194	12.800	12.779	12.831	VV	1688	39908	0.60%	0.051%

Instrument :
FID_E
ClientSampleId :
TG-S01

Manual IntegrationsAPPROVED

Reviewed By :Yogesh Patel 08/26/2025
Supervised By :mohammad ahmed 08/26/2025

rteres

195	12.845	12.831	12.859	VV	1142	18095	0.27%	0.023%
196	12.910	12.859	12.955	VV	2429	88805	[illegible]	[illegible]
197	13.014	12.955	13.048	VV	3376	89217	[illegible]	[illegible]
198	13.072	13.048	13.118	VV	5645	103270	[illegible]	[illegible]
199	13.166	13.118	13.188	VV	1963	64112	[illegible]	[illegible]
200	13.201	13.188	13.237	VV	1593	42020	[illegible]	[illegible]
201	13.250	13.237	13.275	VV	1263	27757	0.42%	0.035%
202	13.293	13.275	13.308	VV	1287	25130	0.38%	0.032%
203	13.345	13.308	13.388	VV	1920	75429	1.13%	0.096%
204	13.401	13.388	13.417	VV	1643	26571	0.40%	0.034%
205	13.454	13.417	13.486	VV	2365	80392	1.20%	0.102%
206	13.525	13.486	13.613	VV	562970	6681977	100.00%	8.515%
207	13.634	13.613	13.662	VV	2461	61304	0.92%	0.078%
208	13.687	13.662	13.727	VV	4286	109008	1.63%	0.139%
209	13.753	13.727	13.795	VV	2296	87758	1.31%	0.112%
210	13.803	13.795	13.815	VV	2039	23852	0.36%	0.030%
211	13.828	13.815	13.848	VV	2053	37710	0.56%	0.048%
212	13.976	13.848	13.998	VV	2486	201613	3.02%	0.257%
213	14.033	13.998	14.045	VV	2376	65248	0.98%	0.083%
214	14.129	14.045	14.148	VV	2778	146850	2.20%	0.187%
215	14.224	14.148	14.250	VV	3572	160591	2.40%	0.205%
216	14.276	14.250	14.321	VV	6460	148369	2.22%	0.189%
217	14.334	14.321	14.390	VV	2589	97333	1.46%	0.124%
218	14.429	14.390	14.448	VV	2362	77746	1.16%	0.099%
219	14.460	14.448	14.474	VV	2321	35066	0.52%	0.045%
220	14.510	14.474	14.544	VV	3012	102645	1.54%	0.131%
221	14.574	14.544	14.598	VV	2371	71185	1.07%	0.091%
222	14.614	14.598	14.631	VV	2537	44045	0.66%	0.056%
223	14.663	14.631	14.673	VV	2392	57063	0.85%	0.073%
224	14.716	14.673	14.734	VV	3848	101716	1.52%	0.130%
225	14.769	14.734	14.792	VV	2464	83040	1.24%	0.106%
226	14.803	14.792	14.816	VV	2391	33154	0.50%	0.042%
227	14.841	14.816	14.869	VV	4303	94710	1.42%	0.121%
228	14.879	14.869	14.894	VV	2316	32197	0.48%	0.041%
229	14.905	14.894	14.918	VV	2163	29532	0.44%	0.038%
230	14.934	14.918	14.951	VV	2253	40917	0.61%	0.052%
231	14.973	14.951	15.022	VV	2326	86088	1.29%	0.110%
232	15.046	15.022	15.064	VV	2168	48895	0.73%	0.062%
233	15.114	15.064	15.137	VV	2332	82084	1.23%	0.105%
234	15.158	15.137	15.177	VV	1979	42394	0.63%	0.054%
235	15.194	15.177	15.207	VV	1974	30616	0.46%	0.039%
236	15.222	15.207	15.258	VV	1845	50811	0.76%	0.065%
237	15.272	15.258	15.300	VV	1658	36976	0.55%	0.047%
238	15.336	15.300	15.359	VV	2487	61087	0.91%	0.078%
239	15.382	15.359	15.421	VV	5530	100189	1.50%	0.128%
240	15.426	15.421	15.432	VV	1500	8879	0.13%	0.011%
241	15.442	15.432	15.455	VV	1585	18030	0.27%	0.023%
242	15.464	15.455	15.485	VV	1290	19189	0.29%	0.024%
243	15.531	15.485	15.552	VV	1099	36806	0.55%	0.047%
244	15.571	15.552	15.584	VV	1170	16601	0.25%	0.021%
245	15.598	15.584	15.608	VV	1160	13398	0.20%	0.017%
246	15.656	15.608	15.668	VV	1112	33518	0.50%	0.043%

Instrument :
FID_E
ClientSampleId :
TG-S01

Manual IntegrationsAPPROVED

Reviewed By :Yogesh Patel 08/26/2025
Supervised By :mohammad ahmed 08/26/2025

rteres

247	15.725	15.668	15.748	VV	1242	44346	0.66%	0.057%
248	15.764	15.748	15.795	VV	1220	26350	[illegible]	
249	15.816	15.795	15.827	VV	933	16005	[illegible]	
250	15.841	15.827	15.851	VV	1176	14895	[illegible]	
251	15.905	15.851	15.948	VV	3964	93631	[illegible]	
252	15.956	15.948	15.991	VV	711	14313	[illegible]	
253	16.003	15.991	16.016	VV	702	7338	0.11%	0.009%
254	16.070	16.016	16.103	VV	564	17647	0.26%	0.022%
255	16.141	16.103	16.160	VV	777	16703	0.25%	0.021%
256	16.170	16.160	16.192	VV	593	7643	0.11%	0.010%
257	16.202	16.192	16.209	PV	359	1993	0.03%	0.003%
258	16.240	16.209	16.268	VV	773	17040	0.26%	0.022%
259	16.310	16.268	16.332	VV	854	17791	0.27%	0.023%
260	16.368	16.332	16.388	VV	1263	22081	0.33%	0.028%
261	16.407	16.388	16.437	VV	4697	66352	0.99%	0.085%
262	16.446	16.437	16.484	VV	596	11851	0.18%	0.015%
263	16.510	16.484	16.540	VV	498	10219	0.15%	0.013%
264	16.562	16.540	16.574	VV	482	7007	0.10%	0.009%
265	16.601	16.574	16.611	VV	817	11666	0.17%	0.015%
266	16.630	16.611	16.658	VV	1053	19633	0.29%	0.025%
267	16.719	16.658	16.744	VV	1283	34175	0.51%	0.044%
268	16.782	16.744	16.807	VV	1085	30092	0.45%	0.038%
269	16.818	16.807	16.836	VV	763	7376	0.11%	0.009%
270	16.892	16.836	16.935	VV	5208	100651	1.51%	0.128%
271	17.051	16.935	17.085	PV	964	46312	0.69%	0.059%
272	17.131	17.085	17.155	VV	1015	28046	0.42%	0.036%
273	17.189	17.155	17.211	VV	1189	25878	0.39%	0.033%
274	17.236	17.211	17.269	VV	1280	34113	0.51%	0.043%
275	17.361	17.269	17.434	VV	8865	261389	3.91%	0.333%
276	17.513	17.434	17.535	VV	2533	122237	1.83%	0.156%
277	17.624	17.535	17.670	VV	3605	238391	3.57%	0.304%
278	17.709	17.670	17.742	VV	3307	122144	1.83%	0.156%
279	17.755	17.742	17.768	VV	2951	43582	0.65%	0.056%
280	17.812	17.768	17.845	VV	39589	603454	9.03%	0.769%
281	17.863	17.845	17.887	VV	2752	64780	0.97%	0.083%
282	17.950	17.887	17.980	VV	4077	158908	2.38%	0.202%
283	17.993	17.980	18.009	VV	2409	37475	0.56%	0.048%
284	18.032	18.009	18.051	VV	2552	57985	0.87%	0.074%
285	18.093	18.051	18.108	VV	3053	89421	1.34%	0.114%
286	18.125	18.108	18.144	VV	3200	62557	0.94%	0.080%
287	18.166	18.144	18.193	VV	3967	92146	1.38%	0.117%
288	18.250	18.193	18.330	VV	14430	393311	5.89%	0.501%
289	18.392	18.330	18.404	VV	3074	108763	1.63%	0.139%
290	18.451	18.404	18.494	VV	4215	176342	2.64%	0.225%
291	18.524	18.494	18.539	VV	3042	71265	1.07%	0.091%
292	18.619	18.539	18.631	VV	3900	177970	2.66%	0.227%
293	18.674	18.631	18.718	VV	22269	429163	6.42%	0.547%
294	18.752	18.718	18.770	VV	5044	138784	2.08%	0.177%
295	18.787	18.770	18.808	VV	5106	105849	1.58%	0.135%
296	18.817	18.808	18.838	VV	4253	72414	1.08%	0.092%
297	18.847	18.838	18.865	VV	4065	66192	0.99%	0.084%
298	18.882	18.865	18.890	VV	3914	56719	0.85%	0.072%
299	18.935	18.890	18.964	VV	4868	193131	2.89%	0.246%

Instrument :
FID_E
ClientSampleId :
TG-S01

rteres

Manual IntegrationsAPPROVED

Reviewed By :Yogesh Patel 08/26/2025
Supervised By :mohammad ahmed 08/26/2025

300	18.985	18.964	19.014	VV	4741	132423	1.98%	0.169%
301	19.084	19.014	19.118	VV	18805	508666	[illegible]	
302	19.211	19.118	19.228	VV	7291	412842	[illegible]	
303	19.277	19.228	19.290	VV	7493	270692	[illegible]	
304	19.345	19.290	19.359	VV	8864	326699	[illegible]	
305	19.387	19.359	19.401	VV	9122	221992	[illegible]	
306	19.426	19.401	19.442	VV	9197	218850	3.28%	0.279%
307	19.482	19.442	19.514	VV	21678	585066	8.76%	0.746%
308	19.555	19.514	19.568	VV	11213	349594	5.23%	0.445%
309	19.601	19.568	19.628	VV	12574	423809	6.34%	0.540%
310	19.685	19.628	19.695	VV	13740	525210	7.86%	0.669%
311	19.728	19.695	19.750	VV	15172	477272	7.14%	0.608%
312	19.776	19.750	19.788	VV	15751	345520	5.17%	0.440%
313	19.796	19.788	19.818	VV	15770	273991	4.10%	0.349%
314	19.869	19.818	19.918	VV	26669	1094921	16.39%	1.395%
315	19.954	19.918	19.973	VV	16870	544776	8.15%	0.694%
316	20.027	19.973	20.044	VV	19061	767341	11.48%	0.978%
317	20.177	20.044	20.198	VV	23629	1965679	29.42%	2.505%
318	20.246	20.198	20.274	VV	31794	1199327	17.95%	1.528%
319	20.352	20.274	20.375	VV	26127	1503135	22.50%	1.915%
320	20.431	20.375	20.444	VV	29065	1137681	17.03%	1.450%
321	20.452	20.444	20.492	VV	28800	814915	12.20%	1.038%
322	20.522	20.492	20.534	VV	30782	737674	11.04%	0.940%
323	20.613	20.534	20.641	VV	40310	2202617	32.96%	2.807%
324	20.661	20.641	20.671	VV	35502	636701	9.53%	0.811%
325	20.741	20.671	20.756	VV	39623	1895097	28.36%	2.415%
326	20.800	20.756	20.830	VV	41384	1788026	26.76%	2.278%
327	20.841	20.830	20.877	VV	39921	1099605	16.46%	1.401%
328	20.899	20.877	20.924	VV	39533	1092070	16.34%	1.392%
329	20.980	20.924	21.007	VV	43303	1996636	29.88%	2.544%
330	21.016	21.007	21.045	VV	39312	884327	13.23%	1.127%
331	21.069	21.045	21.088	VV	39127	986376	14.76%	1.257%
332	21.106	21.088	21.138	VV	39390	1165160	17.44%	1.485%
333	21.206	21.138	21.230	VV	40058	2135715	31.96%	2.722%
334	21.248	21.230	21.311	VV	39597	1858783	27.82%	2.369%
335	21.389	21.311	21.424	VV	44029	2716266	40.65%	3.461%
336	21.487	21.424	21.506	VV	42896	2044470	30.60%	2.605%
337	21.515	21.506	21.552	VV	42486	1158626	17.34%	1.476%
338	21.561	21.552	21.583	VV	39889	712059	10.66%	0.907%
339	21.661	21.583	21.708	VV	41437	2981088	44.61%	3.799%
340	21.716	21.708	21.761	VV	38616	1211582	18.13%	1.544%
341	21.774	21.761	21.801	VV	36948	876791	13.12%	1.117%
342	21.848	21.801	21.858	VV	39065	1269387	19.00%	1.618%
343	21.866	21.858	21.890	VV	38877	726147	10.87%	0.925%
344	21.908	21.890	21.917	VV	37231	604224	9.04%	0.770%
345	21.927	21.917	21.941	VV	37227	533900	7.99%	0.680%
346	21.958	21.941	21.967	VV	37391	569457	8.52%	0.726%
347	21.979	21.967	22.053	VV	37652	1841399	27.56%	2.346%
348	22.111	22.053	22.133	VV	34921	1641036	24.56%	2.091%
349	22.153	22.133	22.198	VV	33896	1283924	19.21%	1.636%
350	22.211	22.198	22.277	VV	32895	1489406	22.29%	1.898%
351	22.345	22.277	22.357	VV	34153	1530898	22.91%	1.951%

Instrument :
FID_E
ClientSampleId :
TG-S01

Manual IntegrationsAPPROVED

Reviewed By :Yogesh Patel 08/26/2025
Supervised By :mohammad ahmed 08/26/2025

rteres

352	22.386	22.357	22.411	VV	36535	1153130	17.26%	1.469%
353	22.432	22.411	22.496	VV	36250	1789180	26	
354	22.504	22.496	22.524	VV	33997	556593	8	
355	22.533	22.524	22.551	VBA	32796	596871	8	

Sum of corrected areas: 784

Aliphatic EPH 080125.M Mon Aug 25 11:32:27 2025

Quantitation Report (QT Reviewed)

Sample Results: **FD049650.D**

Data Path : Z:\pestpcbsrv\HPCHEM1\FID_D\Data\FD082225AR\
Data File : FD049650.D
Signal(s) : FID2B.ch
Acq On : 22 Aug 2025 18:43
Operator : YP/AJ
Sample : Q2832-03
Misc :
ALS Vial : 65 Sample Multiplier: 1

Instrument :
FID_D
ClientSampleId :
TG-S02

Integration File: sample.E
Quant Time: Aug 25 01:49:13 2025
Quant Method : Z:\pestpcbsrv\HPCHEM1\FID_D\methods\Aromatic EPH 081125.M
Quant Title : GC Extractables
QLast Update : Mon Aug 11 14:11:57 2025
Response via : Initial Calibration
Integrator: ChemStation

Volume Inj. : 1 µl
Signal Phase : Rxi-1ms
Signal Info : 20M x 0.18mm x 0.18µm

Compound	R.T.	Response	Conc Units
System Monitoring Compounds			
4) S 2-Bromonaphthalene (S...	7.716	5896088	57.530 ug/ml
Spiked Amount 50.000		Recovery =	115.06%
6) S 2-Flurobiphenyl (SURR)	8.581	4235851	57.989 ug/ml
Spiked Amount 50.000	Range 0 - 131	Recovery =	115.98%
11) S ortho-Terphenyl (SURR)	11.629	6766241	52.130 ug/ml
Spiked Amount 50.000		Recovery =	104.26%
Target Compounds			

(f)=RT Delta > 1/2 Window (m)=manual int.

Sample Results: **FD049650.D**

Data Path : Z:\pestpcbsrv\HPCHEM1\FID_D\Data\FD082225AR\
Data File : FD049650.D
Signal(s) : FID2B.ch
Acq On : 22 Aug 2025 18:43
Operator : YP/AJ
Sample : Q2832-03
Misc :
ALS Vial : 65 Sample Multiplier: 1

Instrument :
FID_D
ClientSampleId :
TG-S02

Integration File: sample.E
Quant Time: Aug 25 01:49:13 2025
Quant Method : Z:\pestpcbsrv\HPCHEM1\FID_D\methods\Aromatic EPH 081125.M
Quant Title : GC Extractables
QLast Update : Mon Aug 11 14:11:57 2025
Response via : Initial Calibration
Integrator: ChemStation

Volume Inj. : 1 µl
Signal Phase : Rxi-1ms
Signal Info : 20M x 0.18mm x 0.18µm

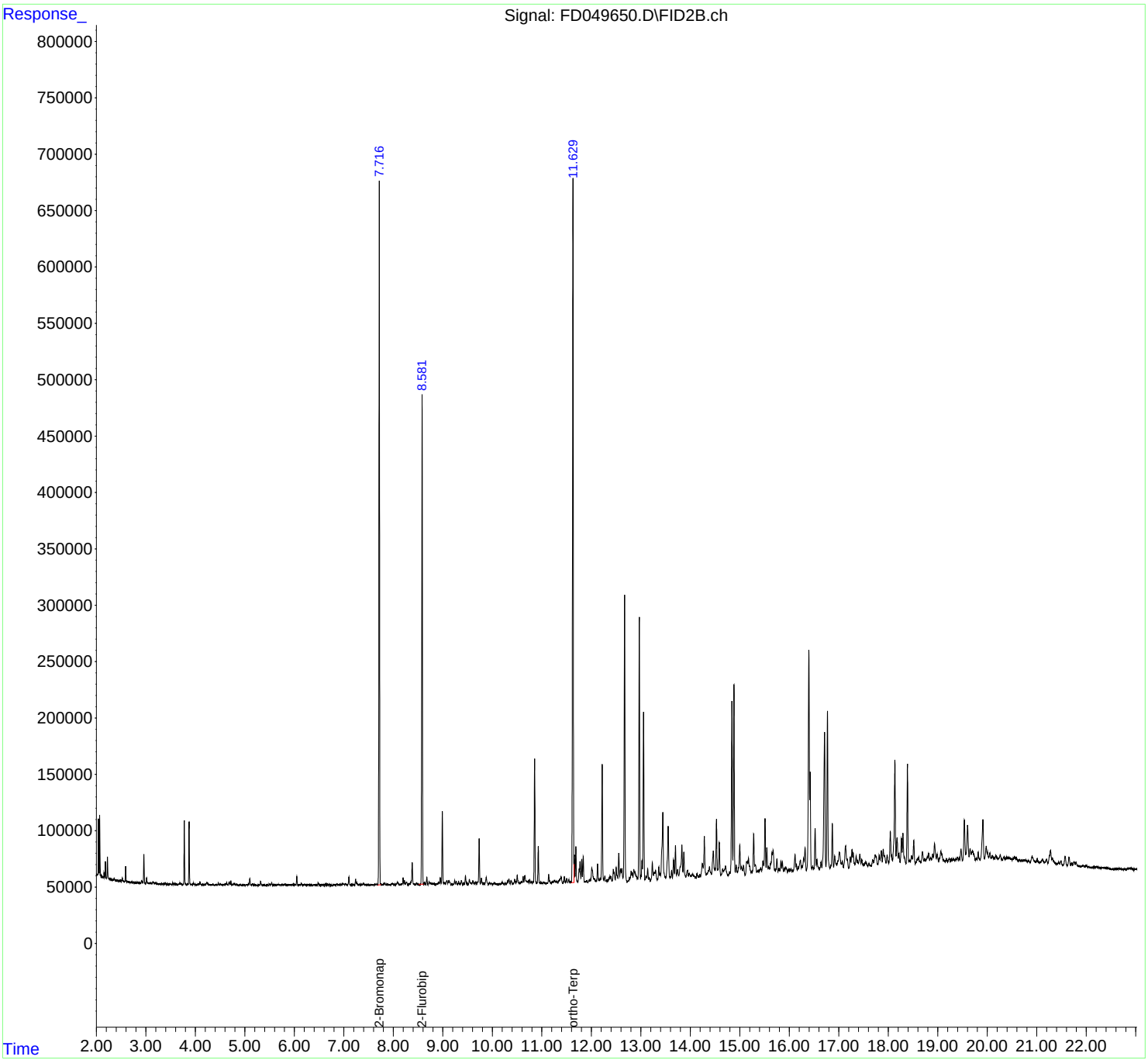

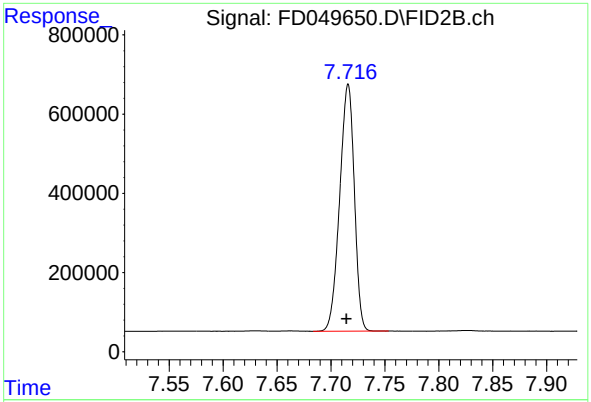

#4 2-Bromonaphthalene (SURR)

R.T.: 7.716 min
Delta R.T.: 0.002 min
Response: 5896088
Conc: 57.53 ug/ml

Instrument :
FID_D
ClientSampleId :
TG-S02

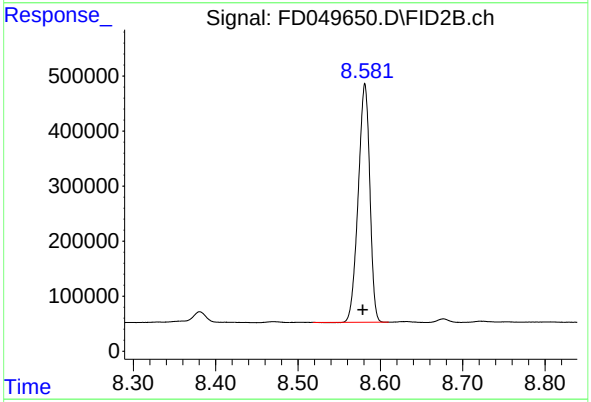

#6 2-Flurobiphenyl (SURR)

R.T.: 8.581 min
Delta R.T.: 0.003 min
Response: 4235851
Conc: 57.99 ug/ml

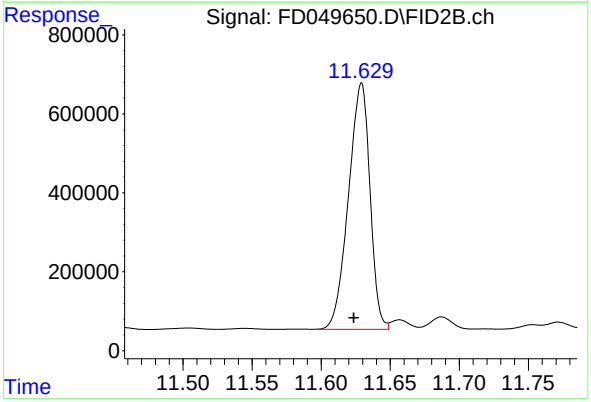

#11 ortho-Terphenyl (SURR)

R.T.: 11.629 min
Delta R.T.: 0.006 min
Response: 6766241
Conc: 52.13 ug/ml

rteres

Area Percent Report

Data Path : Z:\pestpcbsrv\HPCHEM1\FID_D\Data\FD082225AR\
Data File : FD049650.D
Signal(s) : FID2B.ch
Acq On : 22 Aug 2025 18:43
Sample : Q2832-03
Misc :
ALS Vial : 65 Sample Multiplier: 1

Integration File: sample.E

Method : Z:\pestpcbsrv\HPCHEM1\FID_D\methods\Aromatic EPH 081125.M
Title : GC Extractables

Signal : FID2B.ch

peak #	R.T. min	Start min	End min	PK TY	peak height	peak area	peak % max.	% of total
1	4.307	4.295	4.313	PV	190	1058	0.02%	0.001%
2	4.322	4.313	4.338	PV	321	2007	0.03%	0.003%
3	4.354	4.338	4.380	VV	866	8863	0.13%	0.012%
4	4.405	4.380	4.411	PV	347	3831	0.06%	0.005%
5	4.418	4.411	4.428	VV	537	3726	0.05%	0.005%
6	4.430	4.428	4.438	VV	349	1270	0.02%	0.002%
7	4.464	4.438	4.484	VV	2059	21580	0.32%	0.029%
8	4.504	4.484	4.522	VV	1466	18844	0.28%	0.026%
9	4.537	4.522	4.550	VV	473	5581	0.08%	0.008%
10	4.565	4.550	4.569	VV	551	5092	0.08%	0.007%
11	4.580	4.569	4.593	VV	769	7573	0.11%	0.010%
12	4.607	4.593	4.620	VV	1526	15208	0.22%	0.021%
13	4.632	4.620	4.656	VV	2384	26442	0.39%	0.036%
14	4.687	4.656	4.703	VV	2944	43640	0.64%	0.059%
15	4.718	4.703	4.738	VV	4066	39815	0.59%	0.054%
16	4.745	4.738	4.755	VV	461	3391	0.05%	0.005%
17	4.770	4.755	4.782	VV	1918	17940	0.26%	0.024%
18	4.795	4.782	4.822	VV	2045	23871	0.35%	0.032%
19	4.837	4.822	4.864	VV	1249	17417	0.26%	0.024%
20	4.887	4.864	4.893	VV	385	4091	0.06%	0.006%
21	4.911	4.893	4.940	VV	623	9597	0.14%	0.013%
22	4.946	4.940	4.951	VV	314	1307	0.02%	0.002%
23	4.968	4.951	4.977	VV	500	5042	0.07%	0.007%
24	4.984	4.977	5.000	VV	449	4836	0.07%	0.007%
25	5.018	5.000	5.037	VV	705	10459	0.15%	0.014%
26	5.042	5.037	5.053	VV	382	3378	0.05%	0.005%
27	5.072	5.053	5.082	VV	1522	15358	0.23%	0.021%
28	5.099	5.082	5.134	VV	6226	73185	1.08%	0.099%
29	5.156	5.134	5.173	VV	1389	19035	0.28%	0.026%
30	5.189	5.173	5.195	VV	543	5644	0.08%	0.008%
31	5.208	5.195	5.248	VV	539	11454	0.17%	0.016%
32	5.260	5.248	5.266	VV	332	2248	0.03%	0.003%
33	5.291	5.266	5.302	VV	631	9413	0.14%	0.013%
34	5.318	5.302	5.362	VV	3803	46415	0.68%	0.063%
35	5.375	5.362	5.391	VV	515	7303	0.11%	0.010%
36	5.395	5.391	5.420	VV	415	3250	0.05%	0.004%

rteres

37	5.455	5.429	5.462	PV	544	5441	0.08%	0.007%
38	5.463	5.462	5.482	VV	489	3975	0.06%	0.005%
39	5.500	5.482	5.521	VV	1585	19298	0.28%	0.026%
40	5.541	5.521	5.561	VV	2544	31340	0.46%	0.043%
41	5.567	5.561	5.570	VV	498	2504	0.04%	0.003%
42	5.574	5.570	5.582	VV	567	2936	0.04%	0.004%
43	5.600	5.582	5.618	VV	848	11728	0.17%	0.016%
44	5.638	5.618	5.648	VV	493	7553	0.11%	0.010%
45	5.660	5.648	5.670	VV	795	8190	0.12%	0.011%
46	5.683	5.670	5.710	VV	941	14675	0.22%	0.020%
47	5.740	5.710	5.756	VV	1035	18423	0.27%	0.025%
48	5.764	5.756	5.772	VV	636	5341	0.08%	0.007%
49	5.802	5.772	5.820	VV	997	21430	0.32%	0.029%
50	5.830	5.820	5.860	VV	731	13421	0.20%	0.018%
51	5.871	5.860	5.879	VV	562	5935	0.09%	0.008%
52	5.895	5.879	5.915	VV	666	11244	0.17%	0.015%
53	5.925	5.915	5.942	VV	686	8641	0.13%	0.012%
54	5.953	5.942	5.978	VV	745	11826	0.17%	0.016%
55	5.988	5.978	5.996	VV	791	6553	0.10%	0.009%
56	6.009	5.996	6.020	VV	721	7546	0.11%	0.010%
57	6.050	6.020	6.072	VV	8091	79926	1.18%	0.109%
58	6.099	6.072	6.121	VV	990	16959	0.25%	0.023%
59	6.139	6.121	6.167	VV	1803	24287	0.36%	0.033%
60	6.200	6.167	6.248	VV	937	25037	0.37%	0.034%
61	6.275	6.248	6.286	VV	819	13558	0.20%	0.018%
62	6.301	6.286	6.315	VV	774	10413	0.15%	0.014%
63	6.326	6.315	6.361	VV	1031	14872	0.22%	0.020%
64	6.384	6.361	6.390	VV	413	5173	0.08%	0.007%
65	6.394	6.390	6.423	VV	563	7789	0.11%	0.011%
66	6.428	6.423	6.459	VV	561	7216	0.11%	0.010%
67	6.480	6.459	6.513	VV	2423	31811	0.47%	0.043%
68	6.547	6.513	6.551	VV	733	10162	0.15%	0.014%
69	6.558	6.551	6.581	VV	892	10571	0.16%	0.014%
70	6.598	6.581	6.610	VV	742	7607	0.11%	0.010%
71	6.629	6.610	6.646	VV	1867	20342	0.30%	0.028%
72	6.664	6.646	6.683	VV	635	9451	0.14%	0.013%
73	6.701	6.683	6.731	VV	1297	17116	0.25%	0.023%
74	6.740	6.731	6.752	VV	560	3770	0.06%	0.005%
75	6.755	6.752	6.769	VV	295	2113	0.03%	0.003%
76	6.776	6.769	6.781	VV	375	1605	0.02%	0.002%
77	6.797	6.781	6.805	VV	542	5621	0.08%	0.008%
78	6.810	6.805	6.825	VV	472	3132	0.05%	0.004%
79	6.860	6.825	6.889	VV	1481	23455	0.35%	0.032%
80	6.895	6.889	6.900	VV	457	2499	0.04%	0.003%
81	6.923	6.900	6.940	VV	1184	16831	0.25%	0.023%
82	6.945	6.940	6.957	VV	836	6817	0.10%	0.009%
83	6.974	6.957	6.987	VV	1462	20521	0.30%	0.028%
84	6.996	6.987	7.013	VV	1146	16008	0.24%	0.022%
85	7.024	7.013	7.068	VV	1191	27457	0.40%	0.037%
86	7.103	7.068	7.141	VV	7498	90941	1.34%	0.124%
87	7.150	7.141	7.169	VV	531	6863	0.10%	0.009%
88	7.179	7.169	7.193	VV	581	6580	0.10%	0.009%
89	7.208	7.193	7.218	VV	626	6895	0.10%	0.009%

rteres

90	7.238	7.218	7.252	VV	5615	57167	0.84%	0.078%
91	7.262	7.252	7.291	VV	2628	31398	0.46%	0.043%
92	7.317	7.291	7.353	VV	966	20140	0.30%	0.027%
93	7.369	7.353	7.378	VV	764	7870	0.12%	0.011%
94	7.396	7.378	7.424	VV	1915	28017	0.41%	0.038%
95	7.434	7.424	7.450	VV	527	6569	0.10%	0.009%
96	7.462	7.450	7.479	VV	646	8989	0.13%	0.012%
97	7.494	7.479	7.518	VV	1118	12721	0.19%	0.017%
98	7.529	7.518	7.537	PV	220	1474	0.02%	0.002%
99	7.551	7.537	7.566	VV	478	6497	0.10%	0.009%
100	7.571	7.566	7.600	VV	470	7591	0.11%	0.010%
101	7.631	7.600	7.646	VV	1335	19285	0.28%	0.026%
102	7.663	7.646	7.684	VV	1120	14557	0.21%	0.020%
103	7.716	7.684	7.789	VV	625543	5923696	87.33%	8.048%
104	7.827	7.789	7.872	VV	2109	46169	0.68%	0.063%
105	7.890	7.872	7.907	VV	592	8825	0.13%	0.012%
106	7.914	7.907	7.940	VV	461	6466	0.10%	0.009%
107	7.967	7.940	7.976	VV	1284	16593	0.24%	0.023%
108	7.984	7.976	8.021	VV	1314	21758	0.32%	0.030%
109	8.030	8.021	8.037	VV	455	3971	0.06%	0.005%
110	8.079	8.037	8.085	VV	2446	35231	0.52%	0.048%
111	8.093	8.085	8.125	VV	2549	31266	0.46%	0.042%
112	8.127	8.125	8.135	VV	521	2727	0.04%	0.004%
113	8.167	8.135	8.176	VV	840	15013	0.22%	0.020%
114	8.197	8.176	8.212	VV	6539	72772	1.07%	0.099%
115	8.225	8.212	8.241	VV	4133	42500	0.63%	0.058%
116	8.268	8.241	8.289	VV	2953	48364	0.71%	0.066%
117	8.330	8.289	8.336	VV	1372	21415	0.32%	0.029%
118	8.381	8.336	8.449	VV	20062	276228	4.07%	0.375%
119	8.471	8.449	8.487	VV	1918	23873	0.35%	0.032%
120	8.504	8.487	8.539	VV	821	16698	0.25%	0.023%
121	8.581	8.539	8.611	VV	434557	4271818	62.98%	5.804%
122	8.631	8.611	8.656	VV	2104	34836	0.51%	0.047%
123	8.677	8.656	8.698	VV	7049	73123	1.08%	0.099%
124	8.722	8.698	8.744	VV	2716	44893	0.66%	0.061%
125	8.752	8.744	8.773	VV	1632	22499	0.33%	0.031%
126	8.805	8.773	8.824	VV	1327	33815	0.50%	0.046%
127	8.829	8.824	8.855	VV	880	11893	0.18%	0.016%
128	8.877	8.855	8.883	VV	904	12373	0.18%	0.017%
129	8.891	8.883	8.899	VV	861	7398	0.11%	0.010%
130	8.917	8.899	8.931	VV	2560	31737	0.47%	0.043%
131	8.948	8.931	8.967	VV	6489	73874	1.09%	0.100%
132	8.990	8.967	9.012	VV	65369	648325	9.56%	0.881%
133	9.018	9.012	9.029	VV	1966	18266	0.27%	0.025%
134	9.038	9.029	9.053	VV	1886	22022	0.32%	0.030%
135	9.082	9.053	9.098	VV	4014	67108	0.99%	0.091%
136	9.123	9.098	9.167	VV	4178	89676	1.32%	0.122%
137	9.184	9.167	9.200	VV	710	9770	0.14%	0.013%
138	9.203	9.200	9.211	VV	369	2168	0.03%	0.003%
139	9.240	9.211	9.256	VV	3985	46212	0.68%	0.063%
140	9.271	9.256	9.298	VV	3331	39908	0.59%	0.054%
141	9.321	9.298	9.342	VV	2445	33307	0.49%	0.045%

rteres

142	9.375	9.342	9.403	VV	3706	56442	0.83%	0.077%
143	9.417	9.403	9.434	VV	1427	16599	0.24%	0.023%
144	9.458	9.434	9.512	VV	8081	113949	1.68%	0.155%
145	9.537	9.512	9.571	VV	4780	77737	1.15%	0.106%
146	9.579	9.571	9.585	VV	1483	10956	0.16%	0.015%
147	9.607	9.585	9.625	VV	3687	55349	0.82%	0.075%
148	9.639	9.625	9.652	VV	1893	23149	0.34%	0.031%
149	9.667	9.652	9.687	VV	2475	37503	0.55%	0.051%
150	9.704	9.687	9.712	VV	2528	28282	0.42%	0.038%
151	9.734	9.712	9.759	VV	40739	432707	6.38%	0.588%
152	9.779	9.759	9.818	VV	5891	87113	1.28%	0.118%
153	9.830	9.818	9.848	VV	1258	15549	0.23%	0.021%
154	9.877	9.848	9.921	VV	6503	113160	1.67%	0.154%
155	9.940	9.921	9.960	VV	2190	29950	0.44%	0.041%
156	9.978	9.960	10.004	VV	1047	17696	0.26%	0.024%
157	10.040	10.004	10.085	VV	1477	33716	0.50%	0.046%
158	10.088	10.085	10.100	VV	320	1350	0.02%	0.002%
159	10.143	10.100	10.155	PV	498	8345	0.12%	0.011%
160	10.172	10.155	10.182	VV	770	9657	0.14%	0.013%
161	10.200	10.182	10.240	VV	2279	37521	0.55%	0.051%
162	10.255	10.240	10.273	VV	1070	13832	0.20%	0.019%
163	10.309	10.273	10.319	VV	2930	42882	0.63%	0.058%
164	10.336	10.319	10.360	VV	4864	70502	1.04%	0.096%
165	10.379	10.360	10.417	VV	3505	56219	0.83%	0.076%
166	10.453	10.417	10.483	VV	4352	81160	1.20%	0.110%
167	10.503	10.483	10.545	VV	8085	121503	1.79%	0.165%
168	10.553	10.545	10.568	VV	1149	13923	0.21%	0.019%
169	10.590	10.568	10.601	VV	2192	33206	0.49%	0.045%
170	10.623	10.601	10.638	VV	6761	85937	1.27%	0.117%
171	10.657	10.638	10.678	VV	7570	118901	1.75%	0.162%
172	10.686	10.678	10.705	VV	2845	38279	0.56%	0.052%
173	10.708	10.705	10.715	VV	1875	10972	0.16%	0.015%
174	10.726	10.715	10.740	VV	2277	29539	0.44%	0.040%
175	10.754	10.740	10.772	VV	3940	48891	0.72%	0.066%
176	10.786	10.772	10.808	VV	1995	32371	0.48%	0.044%
177	10.824	10.808	10.831	VV	2333	23450	0.35%	0.032%
178	10.855	10.831	10.893	VV	110909	1165267	17.18%	1.583%
179	10.929	10.893	10.967	VV	33334	370127	5.46%	0.503%
180	10.982	10.967	11.015	VV	1305	23167	0.34%	0.031%
181	11.035	11.015	11.093	VV	1283	35332	0.52%	0.048%
182	11.114	11.093	11.120	VV	666	7549	0.11%	0.010%
183	11.139	11.120	11.186	VV	8311	115002	1.70%	0.156%
184	11.214	11.186	11.225	PV	1560	25276	0.37%	0.034%
185	11.260	11.225	11.277	VV	2933	62546	0.92%	0.085%
186	11.301	11.277	11.318	VV	2152	39330	0.58%	0.053%
187	11.392	11.318	11.425	VV	5560	170152	2.51%	0.231%
188	11.455	11.425	11.476	VV	6053	76196	1.12%	0.104%
189	11.504	11.476	11.525	VV	4211	66978	0.99%	0.091%
190	11.544	11.525	11.568	VV	3208	45555	0.67%	0.062%
191	11.583	11.568	11.594	VV	1226	15595	0.23%	0.021%
192	11.629	11.594	11.649	VV	624283	6783250	100.00%	9.216%
193	11.657	11.649	11.671	VV	24986	231907	3.42%	0.315%
194	11.687	11.671	11.710	VV	32360	355016	5.23%	0.482%

rteres

195	11.719	11.710	11.729	VV	1646	16174	0.24%	0.022%
196	11.753	11.729	11.759	VV	12225	120949	1.78%	0.164%
197	11.772	11.759	11.789	VV	19032	220778	3.25%	0.300%
198	11.805	11.789	11.820	VV	20401	226450	3.34%	0.308%
199	11.836	11.820	11.861	VV	23546	274946	4.05%	0.374%
200	11.876	11.861	11.886	VV	1050	11587	0.17%	0.016%
201	11.907	11.886	11.927	VV	1784	24051	0.35%	0.033%
202	11.973	11.927	11.985	VV	2771	52806	0.78%	0.072%
203	12.009	11.985	12.057	VV	13189	295717	4.36%	0.402%
204	12.062	12.057	12.083	VV	3391	40315	0.59%	0.055%
205	12.089	12.083	12.103	VV	1358	14642	0.22%	0.020%
206	12.126	12.103	12.146	VV	16467	189154	2.79%	0.257%
207	12.155	12.146	12.166	VV	2703	28792	0.42%	0.039%
208	12.186	12.166	12.190	VV	2951	36353	0.54%	0.049%
209	12.219	12.190	12.253	VV	104704	1241180	18.30%	1.686%
210	12.273	12.253	12.293	VV	5518	77677	1.15%	0.106%
211	12.305	12.293	12.315	VV	1546	16378	0.24%	0.022%
212	12.330	12.315	12.342	VV	1961	23831	0.35%	0.032%
213	12.355	12.342	12.362	VV	2875	28452	0.42%	0.039%
214	12.377	12.362	12.388	VV	5212	63508	0.94%	0.086%
215	12.398	12.388	12.425	VV	4670	63597	0.94%	0.086%
216	12.445	12.425	12.483	VV	10898	218106	3.22%	0.296%
217	12.502	12.483	12.534	VV	13007	204074	3.01%	0.277%
218	12.555	12.534	12.574	VV	25416	321849	4.74%	0.437%
219	12.591	12.574	12.604	VV	11760	164440	2.42%	0.223%
220	12.617	12.604	12.639	VV	11875	168414	2.48%	0.229%
221	12.673	12.639	12.725	VV	253999	2891267	42.62%	3.928%
222	12.767	12.725	12.777	PV	2620	34219	0.50%	0.046%
223	12.804	12.777	12.818	VV	9040	137703	2.03%	0.187%
224	12.828	12.818	12.841	VV	7818	89028	1.31%	0.121%
225	12.859	12.841	12.900	VV	10548	267445	3.94%	0.363%
226	12.905	12.900	12.940	VV	4913	81407	1.20%	0.111%
227	12.970	12.940	12.994	VV	234586	2555576	37.67%	3.472%
228	13.023	12.994	13.033	VV	18381	226818	3.34%	0.308%
229	13.055	13.033	13.085	VV	149838	1748012	25.77%	2.375%
230	13.106	13.085	13.123	VV	4369	72108	1.06%	0.098%
231	13.140	13.123	13.162	VV	10797	135617	2.00%	0.184%
232	13.173	13.162	13.193	VV	2481	25866	0.38%	0.035%
233	13.233	13.193	13.253	PV	16279	225685	3.33%	0.307%
234	13.272	13.253	13.284	VV	7217	119670	1.76%	0.163%
235	13.300	13.284	13.338	VV	9050	143623	2.12%	0.195%
236	13.364	13.338	13.381	VV	12006	150501	2.22%	0.204%
237	13.393	13.381	13.402	VV	5801	65881	0.97%	0.090%
238	13.445	13.402	13.493	VV	60300	1152939	17.00%	1.566%
239	13.553	13.493	13.590	VV	47510	866640	12.78%	1.177%
240	13.622	13.590	13.640	VV	8091	118741	1.75%	0.161%
241	13.662	13.640	13.681	VV	17420	246546	3.63%	0.335%
242	13.701	13.681	13.721	VV	29955	365072	5.38%	0.496%
243	13.744	13.721	13.767	VV	8672	155925	2.30%	0.212%
244	13.830	13.767	13.850	VV	30262	654138	9.64%	0.889%
245	13.870	13.850	13.912	VV	23842	351144	5.18%	0.477%
246	13.943	13.912	13.960	VV	7415	138864	2.05%	0.189%

rteres

247	13.978	13.960	14.003	VV	4436	86123	1.27%	0.117%
248	14.008	14.003	14.020	VV	2445	22686	0.33%	0.031%
249	14.036	14.020	14.052	VV	3495	53540	0.79%	0.073%
250	14.055	14.052	14.072	VV	3036	30689	0.45%	0.042%
251	14.079	14.072	14.095	VV	2193	22943	0.34%	0.031%
252	14.105	14.095	14.115	VV	765	7434	0.11%	0.010%
253	14.136	14.115	14.162	VV	4135	56453	0.83%	0.077%
254	14.167	14.162	14.171	VV	1028	5235	0.08%	0.007%
255	14.192	14.171	14.206	VV	3067	38427	0.57%	0.052%
256	14.244	14.206	14.263	VV	12726	254806	3.76%	0.346%
257	14.284	14.263	14.319	VV	36436	513312	7.57%	0.697%
258	14.335	14.319	14.345	VV	3674	47390	0.70%	0.064%
259	14.388	14.345	14.427	VV	9336	270567	3.99%	0.368%
260	14.465	14.427	14.485	VV	23427	452863	6.68%	0.615%
261	14.494	14.485	14.506	VV	8102	93591	1.38%	0.127%
262	14.529	14.506	14.550	VV	51159	633679	9.34%	0.861%
263	14.586	14.550	14.615	VV	30399	468383	6.90%	0.636%
264	14.655	14.615	14.671	VV	6907	131059	1.93%	0.178%
265	14.711	14.671	14.766	VV	9282	268532	3.96%	0.365%
266	14.792	14.766	14.804	VV	4056	50977	0.75%	0.069%
267	14.840	14.804	14.859	VV	154480	1888762	27.84%	2.566%
268	14.882	14.859	14.909	VV	169687	2018536	29.76%	2.742%
269	14.927	14.909	14.955	VV	9563	155112	2.29%	0.211%
270	14.999	14.955	15.022	VV	27098	475292	7.01%	0.646%
271	15.035	15.022	15.055	VV	7092	121447	1.79%	0.165%
272	15.074	15.055	15.109	VV	8722	147360	2.17%	0.200%
273	15.138	15.109	15.162	PV	12037	245459	3.62%	0.333%
274	15.175	15.162	15.238	VV	14835	331722	4.89%	0.451%
275	15.280	15.238	15.305	VV	36257	528279	7.79%	0.718%
276	15.316	15.305	15.340	VV	8565	130889	1.93%	0.178%
277	15.373	15.340	15.384	VV	3618	73676	1.09%	0.100%
278	15.425	15.384	15.443	VV	5640	140512	2.07%	0.191%
279	15.466	15.443	15.483	VV	11347	183875	2.71%	0.250%
280	15.509	15.483	15.530	VV	49083	672373	9.91%	0.913%
281	15.546	15.530	15.572	VV	23220	317728	4.68%	0.432%
282	15.573	15.572	15.580	VV	5469	26342	0.39%	0.036%
283	15.589	15.580	15.601	VV	5641	60999	0.90%	0.083%
284	15.651	15.601	15.658	VV	18298	363637	5.36%	0.494%
285	15.672	15.658	15.713	VV	20601	375788	5.54%	0.511%
286	15.719	15.713	15.725	VV	2772	18782	0.28%	0.026%
287	15.749	15.725	15.773	VV	12561	190867	2.81%	0.259%
288	15.790	15.773	15.811	VV	3956	70040	1.03%	0.095%
289	15.831	15.811	15.845	VV	10527	132425	1.95%	0.180%
290	15.860	15.845	15.884	VV	9888	128860	1.90%	0.175%
291	15.901	15.884	15.913	VV	3479	45544	0.67%	0.062%
292	15.928	15.913	15.962	VV	5020	96906	1.43%	0.132%
293	15.981	15.962	16.006	VV	2329	43690	0.64%	0.059%
294	16.011	16.006	16.023	VV	1802	15016	0.22%	0.020%
295	16.036	16.023	16.054	VV	2510	32173	0.47%	0.044%
296	16.065	16.054	16.077	VV	1399	13382	0.20%	0.018%
297	16.117	16.077	16.133	VV	15357	242515	3.58%	0.329%
298	16.143	16.133	16.160	VV	6768	77955	1.15%	0.106%
299	16.181	16.160	16.189	VV	3767	51056	0.75%	0.069%

rteres

300	16.224	16.189	16.244	VV	9658	209475	3.09%	0.285%
301	16.255	16.244	16.265	VV	4822	53184	0.78%	0.072%
302	16.290	16.265	16.301	VV	11527	176249	2.60%	0.239%
303	16.319	16.301	16.345	VV	20795	294117	4.34%	0.400%
304	16.396	16.345	16.412	VV	195781	2827304	41.68%	3.841%
305	16.422	16.412	16.458	VV	87605	925248	13.64%	1.257%
306	16.473	16.458	16.494	VV	3794	57287	0.84%	0.078%
307	16.522	16.494	16.544	VV	37562	479478	7.07%	0.651%
308	16.559	16.544	16.605	VV	9692	166909	2.46%	0.227%
309	16.641	16.605	16.658	VV	6929	114316	1.69%	0.155%
310	16.713	16.658	16.740	VV	122372	2099976	30.96%	2.853%
311	16.772	16.740	16.821	VV	140883	1801827	26.56%	2.448%
312	16.840	16.821	16.846	VV	3789	39561	0.58%	0.054%
313	16.870	16.846	16.896	VV	40576	511811	7.55%	0.695%
314	16.919	16.896	16.960	VV	11746	244149	3.60%	0.332%
315	16.981	16.960	16.987	VV	7336	93726	1.38%	0.127%
316	17.013	16.987	17.058	VV	14823	393710	5.80%	0.535%
317	17.073	17.058	17.094	VV	6771	93902	1.38%	0.128%
318	17.137	17.094	17.165	VV	19530	444469	6.55%	0.604%
319	17.173	17.165	17.201	VV	8291	95082	1.40%	0.129%
320	17.231	17.201	17.245	PV	9706	129701	1.91%	0.176%
321	17.267	17.245	17.282	VV	16366	250110	3.69%	0.340%
322	17.293	17.282	17.329	VV	13364	204310	3.01%	0.278%
323	17.351	17.329	17.368	VV	10203	157804	2.33%	0.214%
324	17.379	17.368	17.396	VV	6151	83832	1.24%	0.114%
325	17.426	17.396	17.450	VV	11715	228196	3.36%	0.310%
326	17.465	17.450	17.484	VV	6692	98028	1.45%	0.133%
327	17.490	17.484	17.504	VV	2688	25260	0.37%	0.034%
328	17.544	17.504	17.587	VV	4426	136947	2.02%	0.186%
329	17.610	17.587	17.628	VV	3234	41023	0.60%	0.056%
330	17.638	17.628	17.652	VV	1301	13058	0.19%	0.018%
331	17.685	17.652	17.703	VV	5678	94434	1.39%	0.128%
332	17.739	17.703	17.754	VV	9959	219806	3.24%	0.299%
333	17.758	17.754	17.782	VV	8273	86027	1.27%	0.117%
334	17.817	17.782	17.833	VV	9588	155685	2.30%	0.212%
335	17.860	17.833	17.878	VV	13399	231589	3.41%	0.315%
336	17.898	17.878	17.914	VV	14374	212237	3.13%	0.288%
337	17.921	17.914	17.953	VV	8732	143270	2.11%	0.195%
338	17.977	17.953	18.012	VV	8917	161298	2.38%	0.219%
339	18.042	18.012	18.087	VV	29491	534494	7.88%	0.726%
340	18.134	18.087	18.157	VV	92777	1452431	21.41%	1.973%
341	18.177	18.157	18.202	VV	23520	414566	6.11%	0.563%
342	18.216	18.202	18.238	VV	9588	132763	1.96%	0.180%
343	18.266	18.238	18.280	VV	22416	307872	4.54%	0.418%
344	18.296	18.280	18.357	VV	27318	453234	6.68%	0.616%
345	18.388	18.357	18.413	PV	87792	1054001	15.54%	1.432%
346	18.426	18.413	18.440	VV	1239	12213	0.18%	0.017%
347	18.470	18.440	18.486	PV	3792	40520	0.60%	0.055%

Sum of corrected areas: 73604794

Quantitation Report (QT Reviewed)

Sample Results: **FE055475.D**

Data Path : Z:\pestpcbsrv\HPCHEM1\FID_E\Data\FE082525AL\
Data File : FE055475.D
Signal(s) : FID1B.ch
Acq On : 25 Aug 2025 10:23
Operator : YP\AJ
Sample : Q2832-03
Misc :
ALS Vial : 12 Sample Multiplier: 1

Instrument :
FID_E
ClientSampleId :
TG-S02

Integration File: autoint1.e
Quant Time: Aug 25 11:25:56 2025
Quant Method : Z:\pestpcbsrv\HPCHEM1\FID_E\methods\Aliphatic EPH 080125.M
Quant Title : GC Extractables
QLast Update : Fri Aug 01 13:47:09 2025
Response via : Initial Calibration
Integrator: ChemStation

Volume Inj. : 1 ul
Signal Phase : Rxi-1ms
Signal Info : 20M x 0.18mm x 0.18um

Compound	R.T.	Response	Conc	Units
System Monitoring Compounds				
12) S 1-chlorooctadecane (S...	13.524	5450147	50.688	ug/ml
Spiked Amount 50.000		Recovery =	101.38%	
Target Compounds				

(f)=RT Delta > 1/2 Window (m)=manual int.

Sample Results: **FE055475.D**

Data Path : Z:\pestpcbsrv\HPCHEM1\FID_E\Data\FE082525AL\
Data File : FE055475.D
Signal(s) : FID1B.ch
Acq On : 25 Aug 2025 10:23
Operator : YP\AJ
Sample : Q2832-03
Misc :
ALS Vial : 12 Sample Multiplier: 1

Instrument :
FID_E
ClientSampleId :
TG-S02

Integration File: autoint1.e
Quant Time: Aug 25 11:25:56 2025
Quant Method : Z:\pestpcbsrv\HPCHEM1\FID_E\methods\Aliphatic EPH 080125.M
Quant Title : GC Extractables
QLast Update : Fri Aug 01 13:47:09 2025
Response via : Initial Calibration
Integrator: ChemStation

Volume Inj. : 1 ul
Signal Phase : Rxi-1ms
Signal Info : 20M x 0.18mm x 0.18um

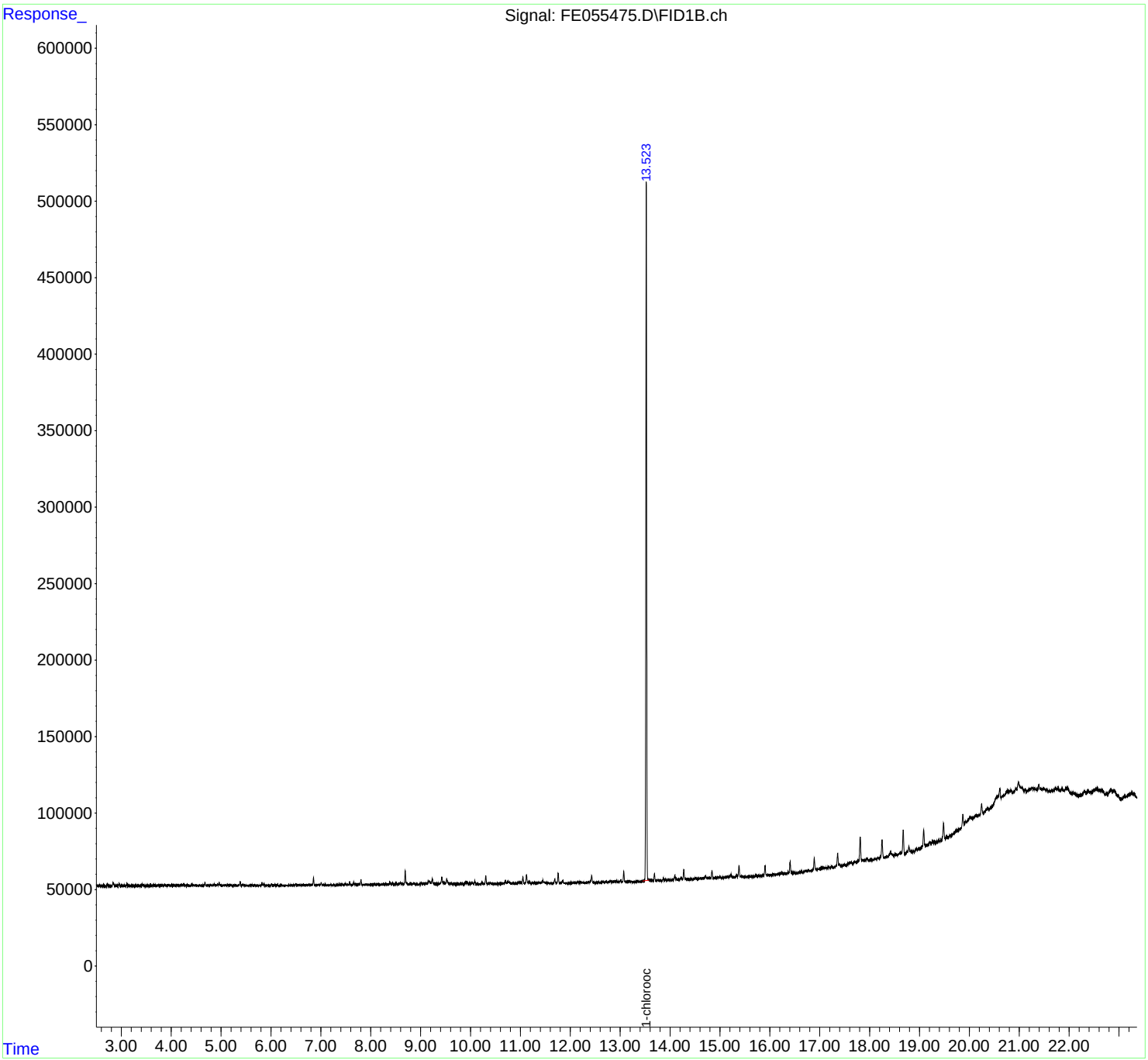

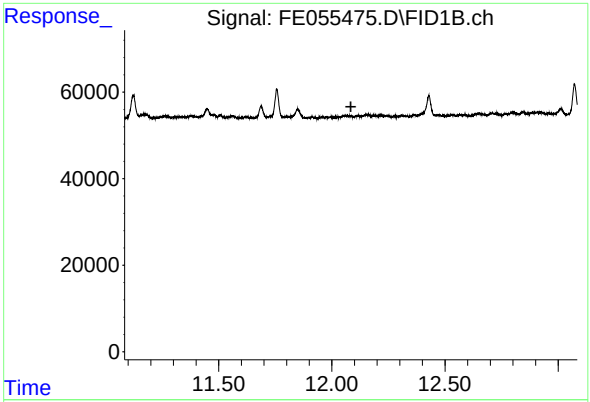

#9 ortho-Terphenyl (SURR)

R.T.: 0.000 min
Exp R.T. : 12.084 min
Response: 0
Conc: N.D.

Instrument :
FID_E
ClientSampleId :
TG-S02

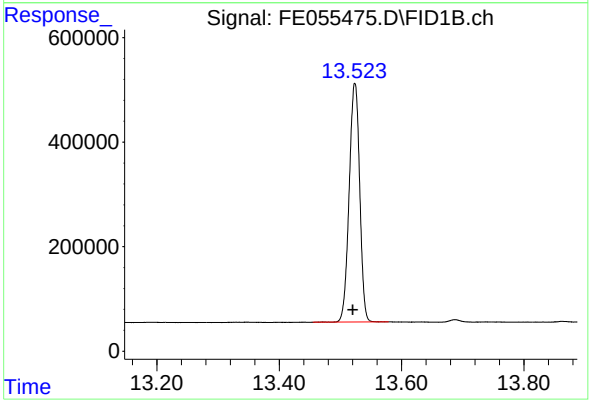

#12 1-chlorooctadecane (SURR)

R.T.: 13.524 min
Delta R.T.: 0.003 min
Response: 5450147
Conc: 50.69 ug/ml

rteres

Area Percent Report

Data Path : Z:\pestpcbsrv\HPCHEM1\FID_E\Data\FE082525AL\
Data File : FE055475.D
Signal(s) : FID1B.ch
Acq On : 25 Aug 2025 10:23
Sample : Q2832-03
Misc :
ALS Vial : 12 Sample Multiplier: 1

Integration File: sample.E

Method : Z:\pestpcbsrv\HPCHEM1\FID_E\methods\Aliphatic EPH 080125.M
Title : GC Extractables

Signal : FID1B.ch

peak #	R.T. min	Start min	End min	PK TY	peak height	peak area	peak % max.	% of total
1	2.834	2.805	2.871	BV	2185	35339	0.64%	0.113%
2	2.889	2.871	2.930	VV	389	6009	0.11%	0.019%
3	2.956	2.930	2.987	PV	1512	18579	0.34%	0.060%
4	2.997	2.987	3.033	VV	172	2940	0.05%	0.009%
5	3.054	3.033	3.083	VV	418	5522	0.10%	0.018%
6	3.112	3.083	3.145	VV	1584	16685	0.30%	0.054%
7	3.200	3.145	3.215	VV	357	7497	0.14%	0.024%
8	3.227	3.215	3.293	VV	310	7060	0.13%	0.023%
9	3.300	3.293	3.328	VV	142	2073	0.04%	0.007%
10	3.348	3.328	3.371	VV	262	3798	0.07%	0.012%
11	3.419	3.371	3.497	VV	1043	23197	0.42%	0.074%
12	3.505	3.497	3.511	VV	148	1029	0.02%	0.003%
13	3.532	3.511	3.551	VV	279	4513	0.08%	0.014%
14	3.568	3.551	3.579	VV	441	4772	0.09%	0.015%
15	3.596	3.579	3.615	VV	448	6316	0.11%	0.020%
16	3.647	3.615	3.700	VV	420	14138	0.26%	0.045%
17	3.741	3.700	3.794	VV	749	19272	0.35%	0.062%
18	3.812	3.794	3.841	VV	512	9476	0.17%	0.030%
19	3.869	3.841	3.921	VV	815	18487	0.34%	0.059%
20	3.954	3.921	3.991	VV	779	17033	0.31%	0.055%
21	4.009	3.991	4.045	VV	604	10828	0.20%	0.035%
22	4.065	4.045	4.088	VV	555	8246	0.15%	0.026%
23	4.115	4.088	4.181	VV	603	17010	0.31%	0.055%
24	4.216	4.181	4.232	VV	957	16874	0.31%	0.054%
25	4.249	4.232	4.305	VV	1503	24753	0.45%	0.079%
26	4.325	4.305	4.371	VV	660	11851	0.22%	0.038%
27	4.420	4.371	4.437	VV	792	19431	0.35%	0.062%
28	4.451	4.437	4.495	VV	458	11052	0.20%	0.035%
29	4.513	4.495	4.541	VV	347	6216	0.11%	0.020%
30	4.576	4.541	4.607	VV	335	9767	0.18%	0.031%
31	4.619	4.607	4.643	VV	345	5232	0.10%	0.017%
32	4.677	4.643	4.705	VV	2280	28958	0.53%	0.093%
33	4.717	4.705	4.737	VV	407	5723	0.10%	0.018%
34	4.769	4.737	4.777	VV	343	6001	0.11%	0.019%
35	4.792	4.777	4.820	VV	486	8358	0.15%	0.027%
36	4.866	4.820	4.883	VV	1087	18802	0.34%	0.060%

rteres

37	4.897	4.883	4.911	VV	584	8064	0.15%	0.026%
38	4.928	4.911	4.944	VV	1089	14001	0.25%	0.045%
39	4.962	4.944	4.981	VV	2334	26174	0.48%	0.084%
40	4.992	4.981	5.009	VV	651	8022	0.15%	0.026%
41	5.020	5.009	5.067	VV	437	10736	0.20%	0.034%
42	5.096	5.067	5.111	VV	480	8880	0.16%	0.029%
43	5.132	5.111	5.165	VV	505	11214	0.20%	0.036%
44	5.199	5.165	5.238	VV	620	13374	0.24%	0.043%
45	5.252	5.238	5.278	VV	266	4418	0.08%	0.014%
46	5.294	5.278	5.330	VV	316	6386	0.12%	0.021%
47	5.355	5.330	5.363	VV	837	9300	0.17%	0.030%
48	5.382	5.363	5.418	VV	2780	37462	0.68%	0.120%
49	5.440	5.418	5.458	VV	887	13383	0.24%	0.043%
50	5.469	5.458	5.482	VV	460	5089	0.09%	0.016%
51	5.498	5.482	5.538	VV	570	9079	0.16%	0.029%
52	5.601	5.538	5.615	VV	277	8431	0.15%	0.027%
53	5.623	5.615	5.654	VV	381	6780	0.12%	0.022%
54	5.669	5.654	5.685	VV	234	3813	0.07%	0.012%
55	5.696	5.685	5.718	VV	337	4532	0.08%	0.015%
56	5.731	5.718	5.755	VV	229	3603	0.07%	0.012%
57	5.766	5.755	5.790	VV	244	4197	0.08%	0.013%
58	5.818	5.790	5.848	VV	2308	30069	0.55%	0.097%
59	5.862	5.848	5.884	VV	1045	12376	0.22%	0.040%
60	5.896	5.884	5.907	VV	199	2042	0.04%	0.007%
61	5.924	5.907	5.938	VV	341	4396	0.08%	0.014%
62	5.950	5.938	5.975	VV	250	4305	0.08%	0.014%
63	6.013	5.975	6.054	VV	814	16965	0.31%	0.054%
64	6.069	6.054	6.101	VV	289	6675	0.12%	0.021%
65	6.129	6.101	6.158	VV	611	13232	0.24%	0.042%
66	6.186	6.158	6.205	VV	239	5045	0.09%	0.016%
67	6.212	6.205	6.225	VV	225	2829	0.05%	0.009%
68	6.247	6.225	6.284	VV	322	6618	0.12%	0.021%
69	6.300	6.284	6.330	PV	273	5040	0.09%	0.016%
70	6.361	6.330	6.383	VV	340	7914	0.14%	0.025%
71	6.402	6.383	6.435	VV	643	11502	0.21%	0.037%
72	6.451	6.435	6.478	VV	583	8177	0.15%	0.026%
73	6.498	6.478	6.527	VV	1237	17235	0.31%	0.055%
74	6.561	6.527	6.579	VV	676	11235	0.20%	0.036%
75	6.638	6.579	6.670	VV	562	17520	0.32%	0.056%
76	6.703	6.670	6.721	VV	378	9637	0.18%	0.031%
77	6.730	6.721	6.748	VV	450	6208	0.11%	0.020%
78	6.769	6.748	6.796	VV	651	13503	0.25%	0.043%
79	6.853	6.796	6.885	VV	5254	65322	1.19%	0.210%
80	6.942	6.885	6.965	VV	624	15042	0.27%	0.048%
81	6.975	6.965	6.986	VV	471	5061	0.09%	0.016%
82	7.007	6.986	7.030	VV	2062	24901	0.45%	0.080%
83	7.046	7.030	7.066	VV	536	8052	0.15%	0.026%
84	7.082	7.066	7.115	VV	524	6993	0.13%	0.022%
85	7.136	7.115	7.168	VV	220	4192	0.08%	0.013%
86	7.188	7.168	7.219	VV	507	9385	0.17%	0.030%
87	7.228	7.219	7.238	VV	258	2509	0.05%	0.008%
88	7.258	7.238	7.285	VV	401	7061	0.13%	0.023%
89	7.310	7.285	7.342	VV	440	8891	0.16%	0.029%

rteres

90	7.367	7.342	7.405	VV	856	19319	0.35%	0.062%
91	7.427	7.405	7.459	VV	790	16630	0.30%	0.053%
92	7.495	7.459	7.517	VV	929	18875	0.34%	0.061%
93	7.535	7.517	7.558	VV	521	7557	0.14%	0.024%
94	7.577	7.558	7.623	VV	2388	29765	0.54%	0.096%
95	7.661	7.623	7.695	VV	1673	26762	0.49%	0.086%
96	7.719	7.695	7.742	VV	463	11234	0.20%	0.036%
97	7.767	7.742	7.783	VV	789	13684	0.25%	0.044%
98	7.805	7.783	7.842	VV	3644	45632	0.83%	0.146%
99	7.868	7.842	7.883	VV	458	9796	0.18%	0.031%
100	7.898	7.883	7.915	VV	633	8007	0.15%	0.026%
101	7.930	7.915	7.954	VV	368	6476	0.12%	0.021%
102	7.981	7.954	8.050	VV	504	15847	0.29%	0.051%
103	8.071	8.050	8.088	VV	869	10382	0.19%	0.033%
104	8.108	8.088	8.135	VV	546	10038	0.18%	0.032%
105	8.155	8.135	8.185	VV	584	11230	0.20%	0.036%
106	8.253	8.185	8.281	VV	780	26529	0.48%	0.085%
107	8.298	8.281	8.321	VV	526	10223	0.19%	0.033%
108	8.336	8.321	8.358	VV	517	8137	0.15%	0.026%
109	8.383	8.358	8.411	VV	1825	27406	0.50%	0.088%
110	8.439	8.411	8.465	VV	1269	21868	0.40%	0.070%
111	8.509	8.465	8.529	VV	1687	27161	0.49%	0.087%
112	8.543	8.529	8.558	VV	574	8332	0.15%	0.027%
113	8.596	8.558	8.641	VV	1535	38869	0.71%	0.125%
114	8.652	8.641	8.659	VV	493	4772	0.09%	0.015%
115	8.691	8.659	8.764	VV	9279	130890	2.38%	0.420%
116	8.800	8.764	8.822	VV	814	21553	0.39%	0.069%
117	8.862	8.822	8.909	VV	1121	31030	0.56%	0.100%
118	8.929	8.909	8.995	VV	549	15836	0.29%	0.051%
119	9.014	8.995	9.031	VV	1168	15589	0.28%	0.050%
120	9.051	9.031	9.077	VV	763	17165	0.31%	0.055%
121	9.104	9.077	9.128	VV	726	19761	0.36%	0.063%
122	9.162	9.128	9.212	VV	2471	75789	1.38%	0.243%
123	9.233	9.212	9.274	VV	3941	63678	1.16%	0.204%
124	9.292	9.274	9.338	VV	657	17972	0.33%	0.058%
125	9.356	9.338	9.371	VV	579	9269	0.17%	0.030%
126	9.425	9.371	9.448	VV	5014	84728	1.54%	0.272%
127	9.456	9.448	9.493	VV	1428	27100	0.49%	0.087%
128	9.523	9.493	9.571	VV	3761	74904	1.36%	0.240%
129	9.581	9.571	9.593	VV	453	4846	0.09%	0.016%
130	9.611	9.593	9.638	VV	752	11495	0.21%	0.037%
131	9.659	9.638	9.691	VV	429	7603	0.14%	0.024%
132	9.742	9.691	9.798	VV	367	16294	0.30%	0.052%
133	9.826	9.798	9.868	VV	673	16543	0.30%	0.053%
134	9.897	9.868	9.914	VV	1382	21193	0.39%	0.068%
135	9.928	9.914	9.961	VV	1226	22671	0.41%	0.073%
136	9.984	9.961	10.007	VV	613	12486	0.23%	0.040%
137	10.032	10.007	10.057	VV	1054	17203	0.31%	0.055%
138	10.086	10.057	10.117	VV	1992	26993	0.49%	0.087%
139	10.136	10.117	10.166	VV	231	5072	0.09%	0.016%
140	10.179	10.166	10.201	VV	279	3149	0.06%	0.010%
141	10.226	10.201	10.277	VV	1055	20942	0.38%	0.067%

rteres

142	10.306	10.277	10.360	VV	5428	69581	1.26%	0.223%
143	10.388	10.360	10.463	VV	535	21253	0.39%	0.068%
144	10.477	10.463	10.510	VV	267	4465	0.08%	0.014%
145	10.522	10.510	10.548	VV	198	1949	0.04%	0.006%
146	10.588	10.548	10.603	PV	324	5526	0.10%	0.018%
147	10.654	10.603	10.675	VV	466	12877	0.23%	0.041%
148	10.699	10.675	10.724	VV	2490	37452	0.68%	0.120%
149	10.749	10.724	10.775	VV	1538	30660	0.56%	0.098%
150	10.787	10.775	10.821	VV	949	18207	0.33%	0.058%
151	10.844	10.821	10.875	VV	597	12532	0.23%	0.040%
152	10.912	10.875	10.927	VV	486	12012	0.22%	0.039%
153	10.956	10.927	10.964	VV	762	13927	0.25%	0.045%
154	10.980	10.964	11.015	VV	989	23661	0.43%	0.076%
155	11.050	11.015	11.090	VV	4497	67939	1.23%	0.218%
156	11.123	11.090	11.149	VV	5502	83922	1.53%	0.269%
157	11.175	11.149	11.210	VV	1129	28759	0.52%	0.092%
158	11.268	11.210	11.289	VV	726	21783	0.40%	0.070%
159	11.310	11.289	11.353	VV	483	16015	0.29%	0.051%
160	11.383	11.353	11.411	VV	697	18500	0.34%	0.059%
161	11.449	11.411	11.494	VV	2304	53136	0.97%	0.171%
162	11.507	11.494	11.528	VV	820	11445	0.21%	0.037%
163	11.560	11.528	11.597	VV	671	15573	0.28%	0.050%
164	11.620	11.597	11.660	VV	436	9720	0.18%	0.031%
165	11.688	11.660	11.717	VV	2946	39446	0.72%	0.127%
166	11.757	11.717	11.791	VV	6780	89583	1.63%	0.288%
167	11.849	11.791	11.891	VV	2091	41293	0.75%	0.133%
168	11.913	11.891	11.933	VV	241	3766	0.07%	0.012%
169	12.058	11.933	12.098	PV	471	23695	0.43%	0.076%
170	12.116	12.098	12.128	VV	492	6697	0.12%	0.021%
171	12.160	12.128	12.178	VV	711	14368	0.26%	0.046%
172	12.192	12.178	12.203	VV	468	6065	0.11%	0.019%
173	12.217	12.203	12.232	VV	562	6791	0.12%	0.022%
174	12.243	12.232	12.262	VV	379	4652	0.08%	0.015%
175	12.275	12.262	12.292	VV	244	2868	0.05%	0.009%
176	12.309	12.292	12.341	VV	372	6584	0.12%	0.021%
177	12.363	12.341	12.377	VV	430	6585	0.12%	0.021%
178	12.428	12.377	12.465	VV	4867	78996	1.44%	0.254%
179	12.476	12.465	12.504	VV	358	5308	0.10%	0.017%
180	12.531	12.504	12.548	VV	338	5426	0.10%	0.017%
181	12.566	12.548	12.615	VV	373	8011	0.15%	0.026%
182	12.650	12.615	12.688	VV	601	15658	0.28%	0.050%
183	12.709	12.688	12.719	VV	569	8420	0.15%	0.027%
184	12.724	12.719	12.749	VV	490	6266	0.11%	0.020%
185	12.801	12.749	12.827	VV	817	20689	0.38%	0.066%
186	12.844	12.827	12.864	VV	786	11027	0.20%	0.035%
187	12.924	12.864	12.946	VV	690	25785	0.47%	0.083%
188	12.975	12.946	12.984	VV	349	7380	0.13%	0.024%
189	13.011	12.984	13.041	VV	1449	22332	0.41%	0.072%
190	13.072	13.041	13.122	VV	7059	88377	1.61%	0.284%
191	13.142	13.122	13.158	VV	272	4294	0.08%	0.014%
192	13.191	13.158	13.235	VV	519	12429	0.23%	0.040%
193	13.244	13.235	13.265	VV	137	1194	0.02%	0.004%
194	13.347	13.265	13.385	PV	474	14854	0.27%	0.048%

rteres

195	13.399	13.385	13.414	PV	252	2347	0.04%	0.008%
196	13.439	13.414	13.451	VV	375	5328	0.10%	0.017%
197	13.472	13.451	13.484	VV	690	9588	0.17%	0.031%
198	13.524	13.484	13.621	VV	459770	5502612	100.00%	17.665%
199	13.630	13.621	13.658	VV	629	8856	0.16%	0.028%
200	13.687	13.658	13.719	VV	4855	62970	1.14%	0.202%
201	13.738	13.719	13.780	VV	551	10919	0.20%	0.035%
202	13.806	13.780	13.824	VV	113	1994	0.04%	0.006%
203	13.863	13.824	13.885	VV	1364	16195	0.29%	0.052%
204	13.918	13.885	13.935	VV	523	10282	0.19%	0.033%
205	13.962	13.935	14.008	VV	630	15957	0.29%	0.051%
206	14.016	14.008	14.023	VV	275	2244	0.04%	0.007%
207	14.095	14.023	14.159	VV	3103	68140	1.24%	0.219%
208	14.224	14.159	14.248	VV	1753	35150	0.64%	0.113%
209	14.275	14.248	14.328	VV	6654	93702	1.70%	0.301%
210	14.338	14.328	14.381	VV	463	9949	0.18%	0.032%
211	14.428	14.381	14.448	VV	370	8811	0.16%	0.028%
212	14.466	14.448	14.473	VV	146	1892	0.03%	0.006%
213	14.505	14.473	14.550	VV	778	17824	0.32%	0.057%
214	14.575	14.550	14.594	VV	354	7215	0.13%	0.023%
215	14.609	14.594	14.627	VV	512	7361	0.13%	0.024%
216	14.713	14.627	14.735	VV	1973	43918	0.80%	0.141%
217	14.750	14.735	14.760	VV	424	6034	0.11%	0.019%
218	14.775	14.760	14.782	VV	488	5212	0.09%	0.017%
219	14.796	14.782	14.813	VV	554	8632	0.16%	0.028%
220	14.840	14.813	14.867	VV	5111	68238	1.24%	0.219%
221	14.879	14.867	14.889	VV	450	5383	0.10%	0.017%
222	14.902	14.889	14.956	VV	517	17913	0.33%	0.058%
223	15.007	14.956	15.028	VV	1093	25393	0.46%	0.082%
224	15.042	15.028	15.061	VV	603	8117	0.15%	0.026%
225	15.146	15.061	15.173	VV	753	34560	0.63%	0.111%
226	15.219	15.173	15.256	VV	2231	48344	0.88%	0.155%
227	15.272	15.256	15.300	VV	547	9539	0.17%	0.031%
228	15.338	15.300	15.355	VV	1661	28110	0.51%	0.090%
229	15.382	15.355	15.409	VV	7630	107758	1.96%	0.346%
230	15.427	15.409	15.478	VV	706	17862	0.32%	0.057%
231	15.496	15.478	15.513	VV	195	2928	0.05%	0.009%
232	15.529	15.513	15.551	VV	222	3172	0.06%	0.010%
233	15.588	15.551	15.621	VV	234	6092	0.11%	0.020%
234	15.651	15.621	15.680	PV	306	4545	0.08%	0.015%
235	15.722	15.680	15.750	PV	1004	18287	0.33%	0.059%
236	15.775	15.750	15.808	VV	342	8014	0.15%	0.026%
237	15.819	15.808	15.845	VV	344	5214	0.09%	0.017%
238	15.862	15.845	15.881	VV	489	7792	0.14%	0.025%
239	15.904	15.881	15.956	VV	6528	90270	1.64%	0.290%
240	15.962	15.956	16.001	VV	413	5579	0.10%	0.018%
241	16.010	16.001	16.031	VV	234	3020	0.05%	0.010%
242	16.059	16.031	16.071	PV	452	5781	0.11%	0.019%
243	16.087	16.071	16.104	VV	428	7412	0.13%	0.024%
244	16.144	16.104	16.155	VV	562	12541	0.23%	0.040%
245	16.178	16.155	16.190	VV	529	9819	0.18%	0.032%
246	16.233	16.190	16.271	VV	1197	34900	0.63%	0.112%

rteres

247	16.300	16.271	16.322	VV	513	13318	0.24%	0.043%
248	16.367	16.322	16.381	VV	1111	21117	0.38%	0.068%
249	16.407	16.381	16.436	VV	7605	103581	1.88%	0.333%
250	16.446	16.436	16.487	VV	608	12075	0.22%	0.039%
251	16.507	16.487	16.517	VV	391	3817	0.07%	0.012%
252	16.537	16.517	16.548	VV	241	3190	0.06%	0.010%
253	16.630	16.548	16.667	PV	836	27910	0.51%	0.090%
254	16.720	16.667	16.745	PV	795	18960	0.34%	0.061%
255	16.779	16.745	16.801	VV	803	18733	0.34%	0.060%
256	16.891	16.801	16.935	VV	7935	135979	2.47%	0.437%
257	17.029	16.935	17.038	VV	1029	37256	0.68%	0.120%
258	17.055	17.038	17.090	VV	1071	26448	0.48%	0.085%
259	17.115	17.090	17.151	VV	901	24132	0.44%	0.077%
260	17.191	17.151	17.210	VV	821	21136	0.38%	0.068%
261	17.237	17.210	17.278	VV	1152	24883	0.45%	0.080%
262	17.359	17.278	17.385	VV	8924	147234	2.68%	0.473%
263	17.400	17.385	17.424	VV	1820	23691	0.43%	0.076%
264	17.436	17.424	17.441	PV	260	1596	0.03%	0.005%
265	17.486	17.441	17.495	VV	764	14641	0.27%	0.047%
266	17.503	17.495	17.525	VV	676	7842	0.14%	0.025%
267	17.625	17.525	17.661	VV	1710	72854	1.32%	0.234%
268	17.708	17.661	17.731	VV	1581	42296	0.77%	0.136%
269	17.761	17.731	17.771	VV	1438	28089	0.51%	0.090%
270	17.812	17.771	17.842	VV	16781	274898	5.00%	0.883%
271	17.852	17.842	17.888	VV	1507	33524	0.61%	0.108%
272	17.901	17.888	17.915	VV	1276	17920	0.33%	0.058%
273	17.949	17.915	17.978	VV	2187	52026	0.95%	0.167%
274	17.993	17.978	18.010	VV	668	9629	0.17%	0.031%
275	18.030	18.010	18.053	VV	1092	16833	0.31%	0.054%
276	18.101	18.053	18.110	VV	798	15766	0.29%	0.051%
277	18.119	18.110	18.141	VV	726	10361	0.19%	0.033%
278	18.167	18.141	18.192	VV	1597	25110	0.46%	0.081%
279	18.249	18.192	18.285	VV	12491	209198	3.80%	0.672%
280	18.322	18.285	18.332	VV	739	13943	0.25%	0.045%
281	18.419	18.332	18.481	VV	3714	122588	2.23%	0.394%
282	18.519	18.481	18.542	VV	1340	31369	0.57%	0.101%
283	18.620	18.542	18.637	VV	1571	52802	0.96%	0.170%
284	18.673	18.637	18.710	VV	16343	238330	4.33%	0.765%
285	18.752	18.710	18.765	PV	1646	27358	0.50%	0.088%
286	18.787	18.765	18.837	VV	4288	78498	1.43%	0.252%
287	18.848	18.837	18.859	VV	592	5768	0.10%	0.019%
288	18.868	18.859	18.884	VV	335	3217	0.06%	0.010%
289	18.942	18.884	18.958	PV	1567	29991	0.55%	0.096%
290	18.984	18.958	18.997	VV	935	17356	0.32%	0.056%
291	19.084	18.997	19.117	VV	12130	233329	4.24%	0.749%
292	19.127	19.117	19.140	VV	1606	20051	0.36%	0.064%
293	19.159	19.140	19.167	VV	1493	22553	0.41%	0.072%
294	19.208	19.167	19.231	VV	3132	76637	1.39%	0.246%
295	19.260	19.231	19.299	VV	2933	80905	1.47%	0.260%
296	19.311	19.299	19.322	VV	1633	19704	0.36%	0.063%
297	19.344	19.322	19.361	VV	1942	35993	0.65%	0.116%
298	19.386	19.361	19.411	VV	1854	44248	0.80%	0.142%
299	19.429	19.411	19.437	VV	1628	22829	0.41%	0.073%

rteres

300	19.482	19.437	19.516	VV	12270	239664	4.36%	0.769%
301	19.540	19.516	19.561	VV	2725	61508	1.12%	0.197%
302	19.605	19.561	19.622	VV	2864	81725	1.49%	0.262%
303	19.732	19.622	19.745	VV	4645	244831	4.45%	0.786%
304	19.806	19.745	19.815	VV	5001	190016	3.45%	0.610%
305	19.870	19.815	19.895	VV	13841	386243	7.02%	1.240%
306	19.922	19.895	19.937	VV	8664	197650	3.59%	0.635%
307	20.014	19.937	20.071	VV	10694	756849	13.75%	2.430%
308	20.143	20.071	20.173	VV	10328	594142	10.80%	1.907%
309	20.196	20.173	20.205	VV	9750	180333	3.28%	0.579%
310	20.246	20.205	20.279	VV	16559	536154	9.74%	1.721%
311	20.371	20.279	20.398	VV	12266	810150	14.72%	2.601%
312	20.552	20.398	20.567	VV	17995	1449603	26.34%	4.654%
313	20.610	20.567	20.635	VV	22675	780594	14.19%	2.506%
314	20.682	20.635	20.701	VV	17705	669430	12.17%	2.149%
315	20.765	20.701	20.785	VV	19422	925862	16.83%	2.972%
316	20.805	20.785	20.818	VV	18924	380734	6.92%	1.222%
317	20.834	20.818	20.868	VV	19054	547265	9.95%	1.757%
318	20.933	20.868	20.950	VV	19337	886038	16.10%	2.845%
319	20.985	20.950	21.015	VV	22930	796473	14.47%	2.557%
320	21.023	21.015	21.039	VV	19225	272558	4.95%	0.875%
321	21.047	21.039	21.095	VV	18500	595428	10.82%	1.912%
322	21.116	21.095	21.145	VV	16910	469595	8.53%	1.508%
323	21.166	21.145	21.177	VV	15185	287662	5.23%	0.924%
324	21.209	21.177	21.233	VV	16045	527937	9.59%	1.695%
325	21.258	21.233	21.278	VV	16172	420082	7.63%	1.349%
326	21.294	21.278	21.308	VV	15152	267050	4.85%	0.857%
327	21.317	21.308	21.333	VV	14654	218205	3.97%	0.701%
328	21.345	21.333	21.361	VV	14229	228502	4.15%	0.734%
329	21.392	21.361	21.417	VV	16670	500664	9.10%	1.607%
330	21.426	21.417	21.445	VV	14010	227864	4.14%	0.732%
331	21.471	21.445	21.484	VV	13479	304132	5.53%	0.976%
332	21.500	21.484	21.528	VV	13161	332542	6.04%	1.068%
333	21.545	21.528	21.576	VV	11735	327551	5.95%	1.052%
334	21.589	21.576	21.605	VV	10435	182293	3.31%	0.585%
335	21.656	21.605	21.669	VV	10162	376268	6.84%	1.208%
336	21.687	21.669	21.701	VV	9911	186840	3.40%	0.600%
337	21.733	21.701	21.754	VV	10813	326779	5.94%	1.049%
338	21.779	21.754	21.818	VV	10377	352721	6.41%	1.132%
339	21.849	21.818	21.889	VV	9275	356167	6.47%	1.143%
340	21.953	21.889	22.024	VV	8531	584491	10.62%	1.876%
341	22.034	22.024	22.070	VV	4369	109208	1.98%	0.351%
342	22.085	22.070	22.102	VV	3844	65802	1.20%	0.211%
343	22.115	22.102	22.165	VV	3061	83648	1.52%	0.269%
344	22.214	22.165	22.234	VV	1019	30983	0.56%	0.099%
345	22.314	22.234	22.338	VV	2063	77078	1.40%	0.247%
346	22.384	22.338	22.423	VV	1641	58056	1.06%	0.186%
347	22.437	22.423	22.451	VV	491	4812	0.09%	0.015%

Sum of corrected areas: 31149134

Quantitation Report (QT Reviewed)

Sample Results: **FD049651.D**

Data Path : Z:\pestpcbsrv\HPCHEM1\FID_D\Data\FD082225AR\
Data File : FD049651.D
Signal(s) : FID2B.ch
Acq On : 22 Aug 2025 19:28
Operator : YP/AJ
Sample : Q2832-05
Misc :
ALS Vial : 66 Sample Multiplier: 1

Instrument :
FID_D
ClientSampleId :
TG-S03

Integration File: sample.E
Quant Time: Aug 25 01:49:38 2025
Quant Method : Z:\pestpcbsrv\HPCHEM1\FID_D\methods\Aromatic EPH 081125.M
Quant Title : GC Extractables
QLast Update : Mon Aug 11 14:11:57 2025
Response via : Initial Calibration
Integrator: ChemStation

Volume Inj. : 1 µl
Signal Phase : Rxi-1ms
Signal Info : 20M x 0.18mm x 0.18µm

Compound	R.T.	Response	Conc Units
System Monitoring Compounds			
4) S 2-Bromonaphthalene (S...	7.717	6304352	61.514 ug/ml
Spiked Amount 50.000		Recovery =	123.03%
6) S 2-Flurobiphenyl (SURR)	8.582	4400461	60.243 ug/ml
Spiked Amount 50.000 Range	0 - 131	Recovery =	120.49%
11) S ortho-Terphenyl (SURR)	11.629	6545749	50.431 ug/ml
Spiked Amount 50.000		Recovery =	100.86%
Target Compounds			

(f)=RT Delta > 1/2 Window (m)=manual int.

Sample Results: **FD049651.D**

Data Path : Z:\pestpcbsrv\HPCHEM1\FID_D\Data\FD082225AR\
Data File : FD049651.D
Signal(s) : FID2B.ch
Acq On : 22 Aug 2025 19:28
Operator : YP/AJ
Sample : Q2832-05
Misc :
ALS Vial : 66 Sample Multiplier: 1

Instrument :
FID_D
ClientSampleId :
TG-S03

Integration File: sample.E
Quant Time: Aug 25 01:49:38 2025
Quant Method : Z:\pestpcbsrv\HPCHEM1\FID_D\methods\Aromatic EPH 081125.M
Quant Title : GC Extractables
QLast Update : Mon Aug 11 14:11:57 2025
Response via : Initial Calibration
Integrator: ChemStation

Volume Inj. : 1 µl
Signal Phase : Rxi-1ms
Signal Info : 20M x 0.18mm x 0.18µm

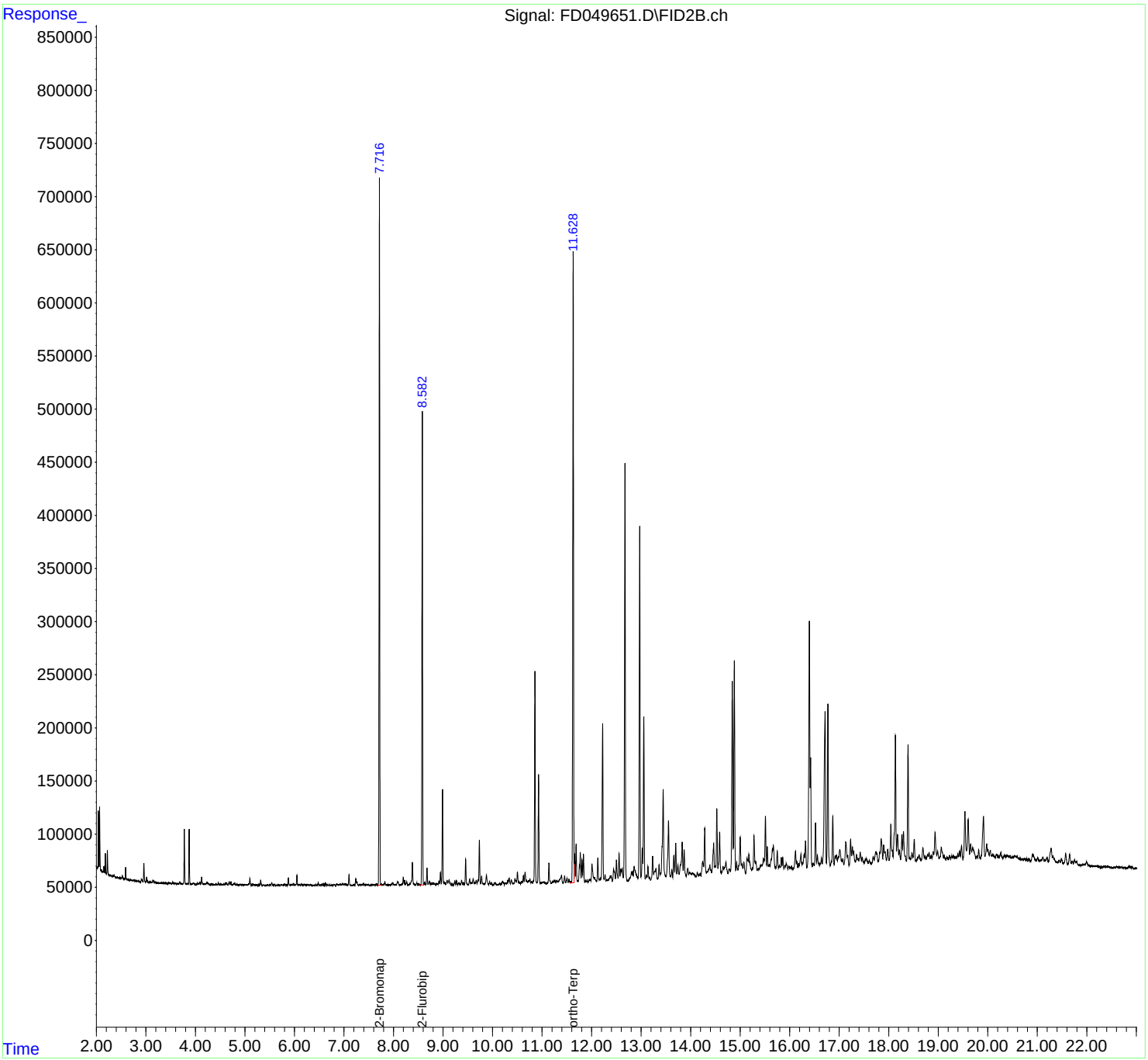

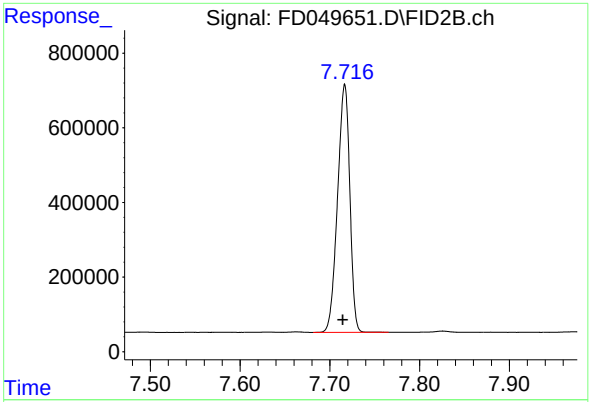

#4 2-Bromonaphthalene (SURR)

R.T.: 7.717 min
Delta R.T.: 0.002 min
Response: 6304352
Conc: 61.51 ug/ml

Instrument :
FID_D
ClientSampleId :
TG-S03

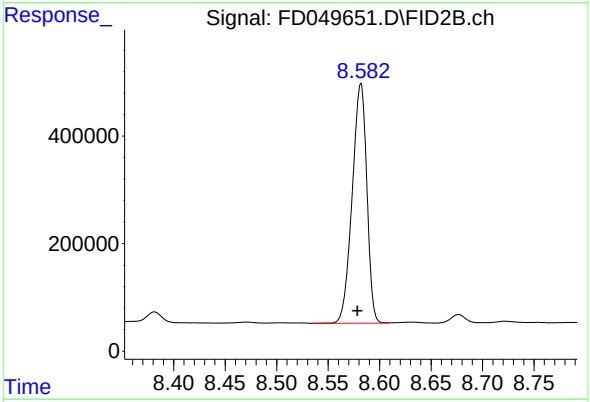

#6 2-Flurobiphenyl (SURR)

R.T.: 8.582 min
Delta R.T.: 0.003 min
Response: 4400461
Conc: 60.24 ug/ml

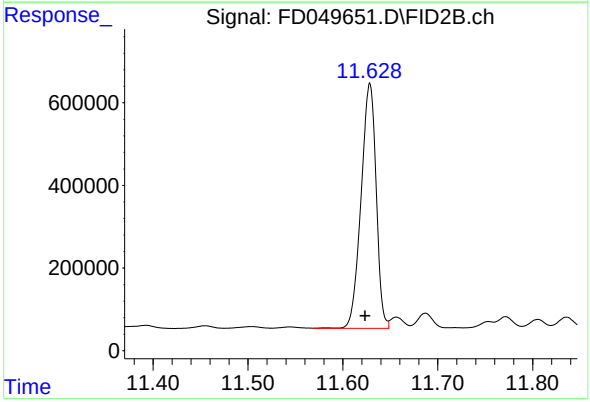

#11 ortho-Terphenyl (SURR)

R.T.: 11.629 min
Delta R.T.: 0.005 min
Response: 6545749
Conc: 50.43 ug/ml

rteres

Area Percent Report

Data Path : Z:\pestpcbsrv\HPCHEM1\FID_D\Data\FD082225AR\
Data File : FD049651.D
Signal(s) : FID2B.ch
Acq On : 22 Aug 2025 19:28
Sample : Q2832-05
Misc :
ALS Vial : 66 Sample Multiplier: 1

Integration File: sample.E

Method : Z:\pestpcbsrv\HPCHEM1\FID_D\methods\Aromatic EPH 081125.M
Title : GC Extractables

Signal : FID2B.ch

peak #	R.T. min	Start min	End min	PK TY	peak height	peak area	peak % max.	% of total
1	4.323	4.312	4.342	PV	154	1273	0.02%	0.001%
2	4.354	4.342	4.384	VV	610	6847	0.10%	0.008%
3	4.391	4.384	4.405	PV	211	1587	0.02%	0.002%
4	4.416	4.405	4.442	VV	757	8128	0.12%	0.009%
5	4.464	4.442	4.482	VV	2186	19599	0.30%	0.022%
6	4.507	4.482	4.524	PV	1157	11841	0.18%	0.013%
7	4.536	4.524	4.549	VV	449	4664	0.07%	0.005%
8	4.559	4.549	4.567	VV	419	3850	0.06%	0.004%
9	4.579	4.567	4.592	VV	602	6206	0.09%	0.007%
10	4.607	4.592	4.619	VV	2303	20627	0.32%	0.023%
11	4.633	4.619	4.654	VV	2054	21324	0.33%	0.024%
12	4.683	4.654	4.703	VV	2857	42302	0.65%	0.047%
13	4.718	4.703	4.742	VV	3198	30991	0.47%	0.035%
14	4.749	4.742	4.755	VV	284	1702	0.03%	0.002%
15	4.771	4.755	4.782	VV	1662	16465	0.25%	0.018%
16	4.794	4.782	4.824	VV	2233	26833	0.41%	0.030%
17	4.836	4.824	4.868	VV	1259	16371	0.25%	0.018%
18	4.886	4.868	4.895	PV	648	4918	0.08%	0.006%
19	4.912	4.895	4.944	VV	919	14828	0.23%	0.017%
20	4.965	4.944	4.978	VV	566	7549	0.12%	0.008%
21	4.993	4.978	5.008	VV	533	6811	0.10%	0.008%
22	5.018	5.008	5.052	VV	637	11446	0.18%	0.013%
23	5.073	5.052	5.084	VV	1490	16322	0.25%	0.018%
24	5.099	5.084	5.136	VV	6612	75090	1.15%	0.084%
25	5.156	5.136	5.174	VV	1706	19681	0.30%	0.022%
26	5.187	5.174	5.192	VV	582	4922	0.08%	0.006%
27	5.207	5.192	5.222	VV	737	10057	0.15%	0.011%
28	5.230	5.222	5.255	VV	442	6976	0.11%	0.008%
29	5.259	5.255	5.277	VV	344	4161	0.06%	0.005%
30	5.289	5.277	5.300	VV	670	7282	0.11%	0.008%
31	5.317	5.300	5.352	VV	5160	52306	0.80%	0.059%
32	5.375	5.352	5.410	PV	599	10784	0.16%	0.012%
33	5.422	5.410	5.439	VV	353	3923	0.06%	0.004%
34	5.455	5.439	5.466	VV	609	6795	0.10%	0.008%
35	5.470	5.466	5.483	VV	355	2670	0.04%	0.003%
36	5.501	5.483	5.517	VV	1378	14732	0.23%	0.017%

rteres

37	5.541	5.517	5.561	VV	2796	36025	0.55%	0.040%
38	5.567	5.561	5.582	VV	653	4991	0.08%	0.006%
39	5.599	5.582	5.619	VV	908	11162	0.17%	0.013%
40	5.633	5.619	5.650	VV	413	5377	0.08%	0.006%
41	5.663	5.650	5.675	VV	663	7625	0.12%	0.009%
42	5.686	5.675	5.694	VV	533	5599	0.09%	0.006%
43	5.699	5.694	5.713	VV	425	3337	0.05%	0.004%
44	5.741	5.713	5.753	VV	629	10441	0.16%	0.012%
45	5.763	5.753	5.772	VV	502	4831	0.07%	0.005%
46	5.796	5.772	5.827	VV	786	19658	0.30%	0.022%
47	5.836	5.827	5.854	VV	708	7849	0.12%	0.009%
48	5.877	5.854	5.905	VV	7154	73694	1.13%	0.083%
49	5.955	5.905	5.974	VV	1097	23692	0.36%	0.027%
50	5.990	5.974	6.016	VV	818	15139	0.23%	0.017%
51	6.050	6.016	6.079	VV	9779	104405	1.60%	0.117%
52	6.098	6.079	6.116	VV	1006	13329	0.20%	0.015%
53	6.139	6.116	6.177	VV	1625	24748	0.38%	0.028%
54	6.205	6.177	6.242	VV	974	19492	0.30%	0.022%
55	6.266	6.242	6.285	VV	919	11281	0.17%	0.013%
56	6.297	6.285	6.311	VV	579	7019	0.11%	0.008%
57	6.326	6.311	6.370	VV	1160	14760	0.23%	0.017%
58	6.409	6.370	6.421	VV	357	6300	0.10%	0.007%
59	6.433	6.421	6.452	VV	524	5943	0.09%	0.007%
60	6.479	6.452	6.504	VV	2262	27961	0.43%	0.031%
61	6.518	6.504	6.532	VV	578	7114	0.11%	0.008%
62	6.540	6.532	6.552	VV	551	4614	0.07%	0.005%
63	6.565	6.552	6.579	VV	1072	11628	0.18%	0.013%
64	6.599	6.579	6.612	VV	1036	13065	0.20%	0.015%
65	6.628	6.612	6.650	VV	2076	22621	0.35%	0.025%
66	6.664	6.650	6.688	VV	751	9964	0.15%	0.011%
67	6.701	6.688	6.720	VV	1049	9056	0.14%	0.010%
68	6.741	6.720	6.749	PV	387	3701	0.06%	0.004%
69	6.763	6.749	6.777	VV	402	5549	0.08%	0.006%
70	6.802	6.777	6.832	VV	865	14909	0.23%	0.017%
71	6.859	6.832	6.877	VV	1866	24513	0.37%	0.028%
72	6.884	6.877	6.902	VV	654	7847	0.12%	0.009%
73	6.921	6.902	6.955	VV	1387	27737	0.42%	0.031%
74	6.975	6.955	6.991	VV	1796	26315	0.40%	0.030%
75	6.999	6.991	7.014	VV	1209	13582	0.21%	0.015%
76	7.029	7.014	7.070	VV	1276	27709	0.42%	0.031%
77	7.102	7.070	7.144	VV	10203	114029	1.74%	0.128%
78	7.153	7.144	7.166	VV	422	3803	0.06%	0.004%
79	7.182	7.166	7.197	VV	531	6068	0.09%	0.007%
80	7.210	7.197	7.217	VV	442	4341	0.07%	0.005%
81	7.238	7.217	7.251	VV	6446	64825	0.99%	0.073%
82	7.263	7.251	7.288	VV	3749	43916	0.67%	0.049%
83	7.294	7.288	7.298	VV	181	1103	0.02%	0.001%
84	7.316	7.298	7.333	VV	937	11609	0.18%	0.013%
85	7.340	7.333	7.348	VV	539	3299	0.05%	0.004%
86	7.368	7.348	7.382	VV	906	10850	0.17%	0.012%
87	7.397	7.382	7.425	VV	1924	26583	0.41%	0.030%
88	7.437	7.425	7.442	VV	529	4485	0.07%	0.005%
89	7.461	7.442	7.479	VV	686	12077	0.18%	0.014%

rteres

90	7.492	7.479	7.517	VV	1012	11560	0.18%	0.013%
91	7.527	7.517	7.535	PV	246	1856	0.03%	0.002%
92	7.543	7.535	7.553	VV	421	3199	0.05%	0.004%
93	7.560	7.553	7.567	VV	432	2644	0.04%	0.003%
94	7.578	7.567	7.599	VV	392	6282	0.10%	0.007%
95	7.631	7.599	7.649	VV	983	15918	0.24%	0.018%
96	7.663	7.649	7.681	VV	1527	15933	0.24%	0.018%
97	7.717	7.681	7.780	VV	665677	6318482	96.63%	7.091%
98	7.790	7.780	7.795	VV	441	3417	0.05%	0.004%
99	7.826	7.795	7.868	VV	3570	52156	0.80%	0.059%
100	7.880	7.868	7.908	VV	610	8438	0.13%	0.009%
101	7.926	7.908	7.935	VV	506	5108	0.08%	0.006%
102	7.982	7.935	8.011	VV	2417	48037	0.73%	0.054%
103	8.023	8.011	8.037	VV	608	7406	0.11%	0.008%
104	8.051	8.037	8.056	VV	718	7022	0.11%	0.008%
105	8.079	8.056	8.086	VV	3209	34171	0.52%	0.038%
106	8.094	8.086	8.137	VV	3204	37597	0.58%	0.042%
107	8.169	8.137	8.176	VV	891	14121	0.22%	0.016%
108	8.198	8.176	8.213	VV	7563	81033	1.24%	0.091%
109	8.225	8.213	8.242	VV	4555	47426	0.73%	0.053%
110	8.269	8.242	8.293	VV	3126	47175	0.72%	0.053%
111	8.305	8.293	8.311	VV	452	3401	0.05%	0.004%
112	8.329	8.311	8.338	VV	1369	14867	0.23%	0.017%
113	8.381	8.338	8.447	VV	21420	292385	4.47%	0.328%
114	8.471	8.447	8.489	VV	2144	29555	0.45%	0.033%
115	8.504	8.489	8.539	VV	956	16251	0.25%	0.018%
116	8.582	8.539	8.609	VV	446819	4407471	67.41%	4.947%
117	8.631	8.609	8.654	VV	2170	35350	0.54%	0.040%
118	8.677	8.654	8.702	VV	16307	169118	2.59%	0.190%
119	8.722	8.702	8.745	VV	3822	59379	0.91%	0.067%
120	8.754	8.745	8.767	VV	1711	17778	0.27%	0.020%
121	8.787	8.767	8.798	VV	1578	24236	0.37%	0.027%
122	8.804	8.798	8.817	VV	1464	14806	0.23%	0.017%
123	8.827	8.817	8.846	VV	1416	19110	0.29%	0.021%
124	8.871	8.846	8.884	VV	1171	17495	0.27%	0.020%
125	8.890	8.884	8.898	VV	1005	7982	0.12%	0.009%
126	8.917	8.898	8.930	VV	3616	44158	0.68%	0.050%
127	8.948	8.930	8.966	VV	11938	126159	1.93%	0.142%
128	8.990	8.966	9.013	VV	90278	910119	13.92%	1.021%
129	9.019	9.013	9.029	VV	2323	21143	0.32%	0.024%
130	9.032	9.029	9.057	VV	2277	28984	0.44%	0.033%
131	9.083	9.057	9.099	VV	4199	67467	1.03%	0.076%
132	9.123	9.099	9.165	VV	5079	104447	1.60%	0.117%
133	9.180	9.165	9.199	VV	927	10747	0.16%	0.012%
134	9.203	9.199	9.217	VV	243	2678	0.04%	0.003%
135	9.239	9.217	9.256	VV	4015	49412	0.76%	0.055%
136	9.272	9.256	9.299	VV	4135	49739	0.76%	0.056%
137	9.319	9.299	9.340	VV	2204	31156	0.48%	0.035%
138	9.375	9.340	9.398	VV	4541	66432	1.02%	0.075%
139	9.417	9.398	9.435	VV	1820	26015	0.40%	0.029%
140	9.457	9.435	9.505	VV	24391	269949	4.13%	0.303%
141	9.537	9.505	9.570	VV	5379	90903	1.39%	0.102%

rteres

142	9.580	9.570	9.590	VV	2180	22253	0.34%	0.025%
143	9.610	9.590	9.629	VV	5813	82300	1.26%	0.092%
144	9.638	9.629	9.651	VV	2589	27537	0.42%	0.031%
145	9.670	9.651	9.687	VV	4452	60277	0.92%	0.068%
146	9.706	9.687	9.714	VV	4618	54522	0.83%	0.061%
147	9.734	9.714	9.758	VV	42240	442541	6.77%	0.497%
148	9.779	9.758	9.815	VV	8150	110901	1.70%	0.124%
149	9.830	9.815	9.847	VV	1294	18555	0.28%	0.021%
150	9.878	9.847	9.919	VV	9319	156117	2.39%	0.175%
151	9.941	9.919	9.960	VV	2531	33844	0.52%	0.038%
152	9.978	9.960	10.002	VV	1524	22832	0.35%	0.026%
153	10.042	10.002	10.053	VV	1654	25542	0.39%	0.029%
154	10.060	10.053	10.084	VV	1604	17078	0.26%	0.019%
155	10.088	10.084	10.110	VV	312	2723	0.04%	0.003%
156	10.145	10.110	10.156	PV	855	11563	0.18%	0.013%
157	10.203	10.156	10.240	VV	3526	74994	1.15%	0.084%
158	10.257	10.240	10.275	VV	1807	26315	0.40%	0.030%
159	10.310	10.275	10.320	VV	3843	61076	0.93%	0.069%
160	10.337	10.320	10.360	VV	6168	84660	1.29%	0.095%
161	10.379	10.360	10.412	VV	4504	71433	1.09%	0.080%
162	10.454	10.412	10.483	VV	5703	112167	1.72%	0.126%
163	10.503	10.483	10.525	VV	11796	155805	2.38%	0.175%
164	10.530	10.525	10.565	VV	2466	38598	0.59%	0.043%
165	10.590	10.565	10.603	VV	2550	42379	0.65%	0.048%
166	10.623	10.603	10.638	VV	7941	99712	1.52%	0.112%
167	10.658	10.638	10.678	VV	11104	169075	2.59%	0.190%
168	10.687	10.678	10.704	VV	3927	46707	0.71%	0.052%
169	10.729	10.704	10.740	VV	3115	57591	0.88%	0.065%
170	10.755	10.740	10.772	VV	5007	62492	0.96%	0.070%
171	10.791	10.772	10.807	VV	2262	36990	0.57%	0.042%
172	10.824	10.807	10.831	VV	3307	32928	0.50%	0.037%
173	10.857	10.831	10.895	VV	200599	2109449	32.26%	2.367%
174	10.930	10.895	10.968	VV	103232	1095808	16.76%	1.230%
175	10.982	10.968	10.995	VV	1316	16603	0.25%	0.019%
176	11.004	10.995	11.017	VV	1268	14883	0.23%	0.017%
177	11.033	11.017	11.054	VV	1910	31294	0.48%	0.035%
178	11.065	11.054	11.085	VV	1099	14144	0.22%	0.016%
179	11.092	11.085	11.097	VV	350	1976	0.03%	0.002%
180	11.138	11.097	11.187	VV	19644	239644	3.67%	0.269%
181	11.217	11.187	11.232	PV	1822	32584	0.50%	0.037%
182	11.255	11.232	11.278	VV	2873	59953	0.92%	0.067%
183	11.301	11.278	11.328	VV	2686	57076	0.87%	0.064%
184	11.393	11.328	11.423	VV	7705	205651	3.15%	0.231%
185	11.455	11.423	11.475	VV	6611	85662	1.31%	0.096%
186	11.504	11.475	11.525	VV	4462	72503	1.11%	0.081%
187	11.544	11.525	11.569	VV	3698	51635	0.79%	0.058%
188	11.582	11.569	11.594	VV	1271	15213	0.23%	0.017%
189	11.629	11.594	11.648	VV	594062	6538611	100.00%	7.338%
190	11.656	11.648	11.671	VV	27293	263363	4.03%	0.296%
191	11.687	11.671	11.710	VV	36750	405104	6.20%	0.455%
192	11.718	11.710	11.728	VV	1709	15214	0.23%	0.017%
193	11.754	11.728	11.759	VV	16398	155883	2.38%	0.175%
194	11.772	11.759	11.789	VV	28253	320033	4.89%	0.359%

rteres

195	11.806	11.789	11.819	VV	21640	243362	3.72%	0.273%
196	11.836	11.819	11.862	VV	26735	315700	4.83%	0.354%
197	11.876	11.862	11.890	VV	1595	16843	0.26%	0.019%
198	11.909	11.890	11.930	VV	2225	28068	0.43%	0.032%
199	11.972	11.930	11.985	VV	3064	59442	0.91%	0.067%
200	12.008	11.985	12.054	VV	17257	335514	5.13%	0.377%
201	12.062	12.054	12.102	VV	4124	72403	1.11%	0.081%
202	12.126	12.102	12.147	VV	22746	260544	3.98%	0.292%
203	12.154	12.147	12.165	VV	3030	29709	0.45%	0.033%
204	12.223	12.165	12.252	VV	149418	1869068	28.59%	2.098%
205	12.273	12.252	12.292	VV	6522	92996	1.42%	0.104%
206	12.303	12.292	12.318	VV	1765	20609	0.32%	0.023%
207	12.329	12.318	12.339	VV	1836	19187	0.29%	0.022%
208	12.376	12.339	12.388	VV	5600	102664	1.57%	0.115%
209	12.398	12.388	12.422	VV	4744	61853	0.95%	0.069%
210	12.445	12.422	12.457	VV	11925	146244	2.24%	0.164%
211	12.461	12.457	12.483	VV	9263	99922	1.53%	0.112%
212	12.501	12.483	12.534	VV	20350	291184	4.45%	0.327%
213	12.555	12.534	12.574	VV	26158	330189	5.05%	0.371%
214	12.591	12.574	12.604	VV	11404	165092	2.52%	0.185%
215	12.618	12.604	12.639	VV	12133	175891	2.69%	0.197%
216	12.675	12.639	12.735	VV	394118	4450719	68.07%	4.995%
217	12.767	12.735	12.775	PV	2690	30555	0.47%	0.034%
218	12.805	12.775	12.817	VV	8360	136785	2.09%	0.154%
219	12.829	12.817	12.841	VV	8960	103875	1.59%	0.117%
220	12.859	12.841	12.940	VV	13483	418691	6.40%	0.470%
221	12.972	12.940	12.995	VV	332753	3744469	57.27%	4.203%
222	13.024	12.995	13.035	VV	30619	366674	5.61%	0.412%
223	13.055	13.035	13.084	VV	154571	1761762	26.94%	1.977%
224	13.105	13.084	13.120	VV	4961	71789	1.10%	0.081%
225	13.139	13.120	13.162	VV	13072	167977	2.57%	0.189%
226	13.173	13.162	13.193	VV	3002	31386	0.48%	0.035%
227	13.233	13.193	13.254	PV	22699	304976	4.66%	0.342%
228	13.274	13.254	13.282	VV	8211	124555	1.90%	0.140%
229	13.299	13.282	13.340	VV	10699	189634	2.90%	0.213%
230	13.363	13.340	13.382	VV	13929	180064	2.75%	0.202%
231	13.394	13.382	13.401	VV	6031	64864	0.99%	0.073%
232	13.446	13.401	13.493	VV	84504	1490156	22.79%	1.672%
233	13.554	13.493	13.591	VV	54855	985882	15.08%	1.106%
234	13.622	13.591	13.638	VV	8607	126043	1.93%	0.141%
235	13.661	13.638	13.680	VV	21901	304106	4.65%	0.341%
236	13.700	13.680	13.721	VV	33318	411272	6.29%	0.462%
237	13.744	13.721	13.768	VV	12424	210981	3.23%	0.237%
238	13.830	13.768	13.851	VV	33915	743527	11.37%	0.834%
239	13.870	13.851	13.910	VV	26157	377949	5.78%	0.424%
240	13.942	13.910	13.962	VV	8768	160117	2.45%	0.180%
241	13.978	13.962	13.997	VV	4803	84653	1.29%	0.095%
242	14.001	13.997	14.020	VV	3610	44554	0.68%	0.050%
243	14.036	14.020	14.049	VV	4339	60083	0.92%	0.067%
244	14.053	14.049	14.070	VV	3216	34148	0.52%	0.038%
245	14.076	14.070	14.112	VV	2605	33685	0.52%	0.038%
246	14.136	14.112	14.157	VV	4342	60749	0.93%	0.068%

rteres

247	14.168	14.157	14.173	VV	1392	12303	0.19%	0.014%
248	14.192	14.173	14.207	VV	3261	40762	0.62%	0.046%
249	14.243	14.207	14.264	VV	14261	290688	4.45%	0.326%
250	14.284	14.264	14.321	VV	45453	630000	9.64%	0.707%
251	14.335	14.321	14.347	VV	4438	60052	0.92%	0.067%
252	14.388	14.347	14.426	VV	9837	289568	4.43%	0.325%
253	14.465	14.426	14.487	VV	30301	580938	8.88%	0.652%
254	14.495	14.487	14.506	VV	9079	95730	1.46%	0.107%
255	14.529	14.506	14.551	VV	63083	805813	12.32%	0.904%
256	14.586	14.551	14.617	VV	40508	640675	9.80%	0.719%
257	14.654	14.617	14.669	VV	8042	150277	2.30%	0.169%
258	14.712	14.669	14.759	VV	11536	335998	5.14%	0.377%
259	14.776	14.759	14.805	VV	5082	108087	1.65%	0.121%
260	14.841	14.805	14.860	VV	180332	2317314	35.44%	2.601%
261	14.883	14.860	14.910	VV	201034	2597526	39.73%	2.915%
262	14.928	14.910	14.959	VV	10193	182943	2.80%	0.205%
263	15.001	14.959	15.023	VV	34330	587619	8.99%	0.659%
264	15.033	15.023	15.055	VV	9100	145513	2.23%	0.163%
265	15.075	15.055	15.112	VV	10551	175315	2.68%	0.197%
266	15.138	15.112	15.164	VV	14412	292645	4.48%	0.328%
267	15.177	15.164	15.237	VV	17676	381552	5.84%	0.428%
268	15.280	15.237	15.305	VV	35045	574196	8.78%	0.644%
269	15.316	15.305	15.342	VV	9977	156104	2.39%	0.175%
270	15.356	15.342	15.365	VV	3169	39045	0.60%	0.044%
271	15.424	15.365	15.435	VV	6710	197693	3.02%	0.222%
272	15.468	15.435	15.479	VV	12463	233572	3.57%	0.262%
273	15.511	15.479	15.531	VV	52247	753733	11.53%	0.846%
274	15.547	15.531	15.578	VV	23677	345102	5.28%	0.387%
275	15.591	15.578	15.602	VV	6566	81755	1.25%	0.092%
276	15.652	15.602	15.660	VV	21553	451398	6.90%	0.507%
277	15.670	15.660	15.714	VV	23843	413446	6.32%	0.464%
278	15.749	15.714	15.773	VV	18584	303665	4.64%	0.341%
279	15.792	15.773	15.812	VV	4720	86247	1.32%	0.097%
280	15.831	15.812	15.846	VV	12276	157245	2.40%	0.176%
281	15.861	15.846	15.884	VV	12533	164816	2.52%	0.185%
282	15.903	15.884	15.915	VV	4755	65785	1.01%	0.074%
283	15.930	15.915	15.964	VV	6491	127860	1.96%	0.144%
284	15.981	15.964	16.001	VV	3285	56916	0.87%	0.064%
285	16.011	16.001	16.023	VV	2550	29647	0.45%	0.033%
286	16.038	16.023	16.055	VV	3048	40788	0.62%	0.046%
287	16.066	16.055	16.079	VV	1751	20372	0.31%	0.023%
288	16.117	16.079	16.134	VV	17528	287442	4.40%	0.323%
289	16.144	16.134	16.161	VV	7504	86629	1.32%	0.097%
290	16.177	16.161	16.191	VV	5770	75965	1.16%	0.085%
291	16.228	16.191	16.246	VV	14226	278265	4.26%	0.312%
292	16.256	16.246	16.266	VV	5823	66036	1.01%	0.074%
293	16.291	16.266	16.302	VV	13547	203106	3.11%	0.228%
294	16.321	16.302	16.346	VV	26379	377592	5.77%	0.424%
295	16.398	16.346	16.414	VV	233485	3396972	51.95%	3.812%
296	16.424	16.414	16.454	VV	104628	1104269	16.89%	1.239%
297	16.475	16.454	16.497	VV	5003	91621	1.40%	0.103%
298	16.523	16.497	16.544	VV	42807	538472	8.24%	0.604%
299	16.559	16.544	16.599	VV	12317	224236	3.43%	0.252%

rteres

300	16.616	16.599	16.625	VV	4350	55327	0.85%	0.062%
301	16.642	16.625	16.660	VV	9093	129200	1.98%	0.145%
302	16.715	16.660	16.742	VV	146740	2735756	41.84%	3.070%
303	16.773	16.742	16.821	VV	154174	1981468	30.30%	2.224%
304	16.842	16.821	16.848	VV	5118	56959	0.87%	0.064%
305	16.871	16.848	16.897	VV	47820	614795	9.40%	0.690%
306	16.919	16.897	16.930	VV	10100	139499	2.13%	0.157%
307	16.946	16.930	16.965	VV	11058	189117	2.89%	0.212%
308	16.985	16.965	16.990	VV	8949	116058	1.77%	0.130%
309	17.012	16.990	17.060	VV	15856	424653	6.49%	0.477%
310	17.074	17.060	17.094	VV	7114	97252	1.49%	0.109%
311	17.135	17.094	17.164	VV	22044	483576	7.40%	0.543%
312	17.173	17.164	17.199	VV	9836	123706	1.89%	0.139%
313	17.231	17.199	17.250	VV	24463	349615	5.35%	0.392%
314	17.268	17.250	17.283	VV	17408	266068	4.07%	0.299%
315	17.294	17.283	17.331	VV	13861	219968	3.36%	0.247%
316	17.352	17.331	17.369	VV	9869	153786	2.35%	0.173%
317	17.380	17.369	17.395	VV	6266	79068	1.21%	0.089%
318	17.426	17.395	17.450	VV	11828	244777	3.74%	0.275%
319	17.465	17.450	17.485	VV	7040	106006	1.62%	0.119%
320	17.491	17.485	17.506	VV	2906	30249	0.46%	0.034%
321	17.543	17.506	17.589	VV	5065	176679	2.70%	0.198%
322	17.608	17.589	17.627	VV	3795	52515	0.80%	0.059%
323	17.634	17.627	17.654	VV	1384	14083	0.22%	0.016%
324	17.687	17.654	17.709	PV	6488	125624	1.92%	0.141%
325	17.740	17.709	17.752	VV	11500	216708	3.31%	0.243%
326	17.760	17.752	17.784	VV	9636	122365	1.87%	0.137%
327	17.819	17.784	17.826	VV	10589	144952	2.22%	0.163%
328	17.849	17.826	17.879	VV	22911	483144	7.39%	0.542%
329	17.899	17.879	17.919	VV	16612	279431	4.27%	0.314%
330	17.924	17.919	17.955	VV	10373	143708	2.20%	0.161%
331	17.980	17.955	18.012	VV	12443	217563	3.33%	0.244%
332	18.043	18.012	18.065	VV	35572	547161	8.37%	0.614%
333	18.070	18.065	18.089	VV	11762	130249	1.99%	0.146%
334	18.135	18.089	18.158	VV	119207	1875214	28.68%	2.105%
335	18.178	18.158	18.203	VV	25669	465858	7.12%	0.523%
336	18.216	18.203	18.240	VV	11044	153485	2.35%	0.172%
337	18.267	18.240	18.282	VV	25522	346290	5.30%	0.389%
338	18.298	18.282	18.359	VV	28214	480464	7.35%	0.539%
339	18.390	18.359	18.415	PV	108762	1316311	20.13%	1.477%
340	18.427	18.415	18.439	VV	1475	13514	0.21%	0.015%
341	18.469	18.439	18.487	PV	4786	49352	0.75%	0.055%

Sum of corrected areas: 89100947

Aromatic EPH 081125.M Mon Aug 25 02:51:22 2025

Quantitation Report (QT Reviewed)

Sample Results: **FE055476.D**

Data Path : Z:\pestpcbsrv\HPCHEM1\FID_E\Data\FE082525AL\
Data File : FE055476.D
Signal(s) : FID1B.ch
Acq On : 25 Aug 2025 10:53
Operator : YP\AJ
Sample : Q2832-05
Misc :
ALS Vial : 13 Sample Multiplier: 1

Instrument :
FID_E
ClientSampleId :
TG-S03

Integration File: autoint1.e
Quant Time: Aug 25 11:26:15 2025
Quant Method : Z:\pestpcbsrv\HPCHEM1\FID_E\methods\Aliphatic EPH 080125.M
Quant Title : GC Extractables
QLast Update : Fri Aug 01 13:47:09 2025
Response via : Initial Calibration
Integrator: ChemStation

Volume Inj. : 1 ul
Signal Phase : Rxi-1ms
Signal Info : 20M x 0.18mm x 0.18um

Compound	R.T.	Response	Conc	Units
System Monitoring Compounds				
12) S 1-chlorooctadecane (S...	13.525	7366700	68.512	ug/ml
Spiked Amount 50.000		Recovery =	137.02%	
Target Compounds				

(f)=RT Delta > 1/2 Window (m)=manual int.

Sample Results: **FE055476.D**

Data Path : Z:\pestpcbsrv\HPCHEM1\FID_E\Data\FE082525AL\
Data File : FE055476.D
Signal(s) : FID1B.ch
Acq On : 25 Aug 2025 10:53
Operator : YP\AJ
Sample : Q2832-05
Misc :
ALS Vial : 13 Sample Multiplier: 1

Instrument :
FID_E
ClientSampleId :
TG-S03

Integration File: autoint1.e
Quant Time: Aug 25 11:26:15 2025
Quant Method : Z:\pestpcbsrv\HPCHEM1\FID_E\methods\Aliphatic EPH 080125.M
Quant Title : GC Extractables
QLast Update : Fri Aug 01 13:47:09 2025
Response via : Initial Calibration
Integrator: ChemStation

Volume Inj. : 1 ul
Signal Phase : Rxi-1ms
Signal Info : 20M x 0.18mm x 0.18um

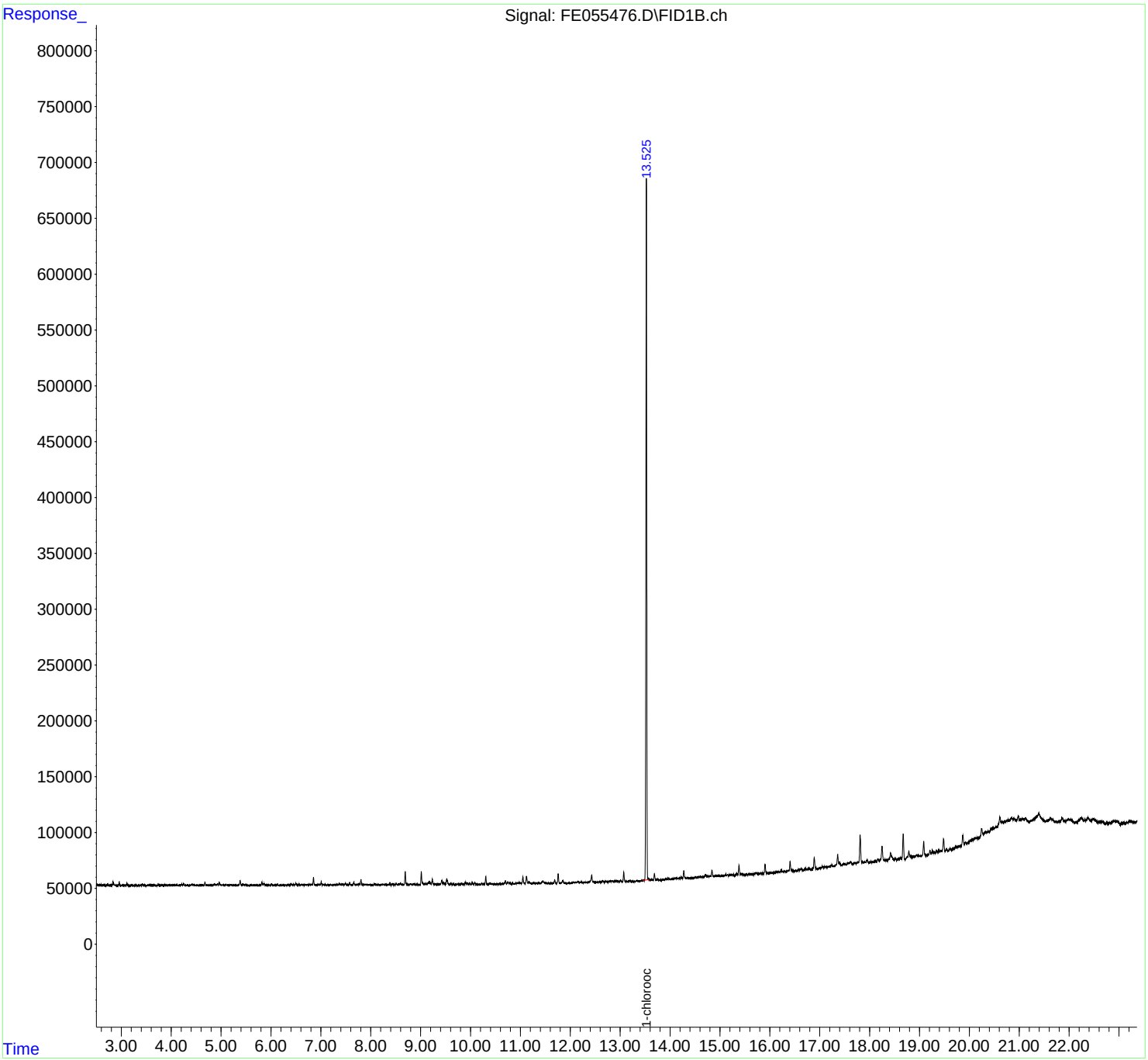

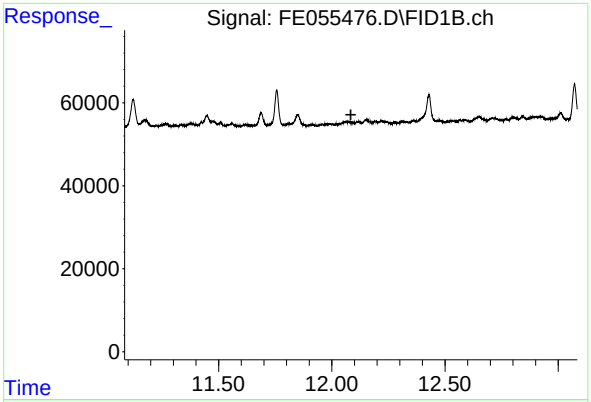

#9 ortho-Terphenyl (SURR)

R.T.: 0.000 min
Exp R.T. : 12.084 min
Response: 0
Conc: N.D.

Instrument :
FID_E
ClientSampleId :
TG-S03

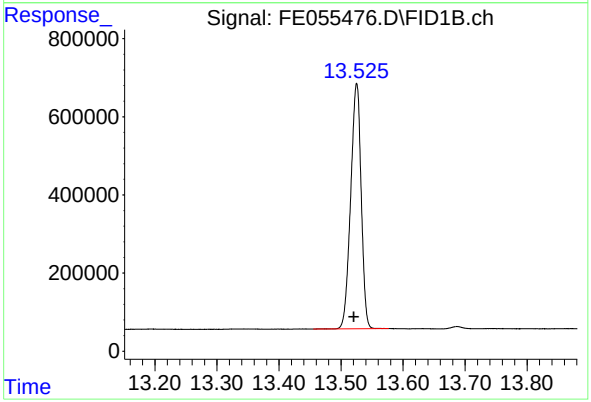

#12 1-chlorooctadecane (SURR)

R.T.: 13.525 min
Delta R.T.: 0.005 min
Response: 7366700
Conc: 68.51 ug/ml

rteres

Area Percent Report

Data Path : Z:\pestpcbsrv\HPCHEM1\FID_E\Data\FE082525AL\
Data File : FE055476.D
Signal(s) : FID1B.ch
Acq On : 25 Aug 2025 10:53
Sample : Q2832-05
Misc :
ALS Vial : 13 Sample Multiplier: 1

Integration File: sample.E

Method : Z:\pestpcbsrv\HPCHEM1\FID_E\methods\Aliphatic EPH 080125.M
Title : GC Extractables

Signal : FID1B.ch

peak #	R.T. min	Start min	End min	PK TY	peak height	peak area	peak % max.	% of total
1	2.833	2.804	2.870	BV	2654	42511	0.57%	0.057%
2	2.890	2.870	2.927	VV	309	4229	0.06%	0.006%
3	2.955	2.927	2.988	PV	2093	23291	0.31%	0.031%
4	2.995	2.988	3.021	VV	175	1369	0.02%	0.002%
5	3.055	3.021	3.089	PV	382	5749	0.08%	0.008%
6	3.112	3.089	3.171	VV	1951	20015	0.27%	0.027%
7	3.200	3.171	3.216	VV	320	5772	0.08%	0.008%
8	3.231	3.216	3.261	VV	310	3942	0.05%	0.005%
9	3.270	3.261	3.290	VV	114	1355	0.02%	0.002%
10	3.298	3.290	3.330	VV	135	2212	0.03%	0.003%
11	3.351	3.330	3.371	VV	306	3564	0.05%	0.005%
12	3.419	3.371	3.459	VV	1295	21936	0.29%	0.030%
13	3.469	3.459	3.509	VV	250	4329	0.06%	0.006%
14	3.538	3.509	3.554	PV	293	3883	0.05%	0.005%
15	3.567	3.554	3.581	VV	449	5059	0.07%	0.007%
16	3.596	3.581	3.620	VV	449	6944	0.09%	0.009%
17	3.646	3.620	3.699	VV	439	13079	0.18%	0.018%
18	3.741	3.699	3.789	VV	866	18857	0.25%	0.025%
19	3.811	3.789	3.838	VV	550	8884	0.12%	0.012%
20	3.869	3.838	3.921	VV	886	18039	0.24%	0.024%
21	3.953	3.921	3.989	VV	863	15154	0.20%	0.020%
22	4.008	3.989	4.048	VV	560	9788	0.13%	0.013%
23	4.062	4.048	4.086	VV	589	7304	0.10%	0.010%
24	4.116	4.086	4.170	VV	666	15867	0.21%	0.021%
25	4.215	4.170	4.231	VV	1196	18942	0.25%	0.026%
26	4.250	4.231	4.271	VV	1834	21670	0.29%	0.029%
27	4.282	4.271	4.306	VV	399	5920	0.08%	0.008%
28	4.325	4.306	4.358	VV	773	9310	0.13%	0.013%
29	4.420	4.358	4.437	VV	1198	25538	0.34%	0.035%
30	4.451	4.437	4.478	VV	521	9057	0.12%	0.012%
31	4.488	4.478	4.498	VV	340	3412	0.05%	0.005%
32	4.511	4.498	4.538	VV	370	5189	0.07%	0.007%
33	4.576	4.538	4.603	VV	433	9799	0.13%	0.013%
34	4.619	4.603	4.647	VV	375	6517	0.09%	0.009%
35	4.676	4.647	4.704	VV	2966	35764	0.48%	0.048%
36	4.719	4.704	4.740	VV	440	6294	0.08%	0.009%

rteres

37	4.789	4.740	4.824	VV	359	13547	0.18%	0.018%
38	4.866	4.824	4.884	VV	1488	24963	0.34%	0.034%
39	4.897	4.884	4.909	VV	742	8787	0.12%	0.012%
40	4.929	4.909	4.944	VV	1637	19654	0.26%	0.027%
41	4.962	4.944	4.980	VV	3172	33392	0.45%	0.045%
42	4.991	4.980	5.007	VV	866	9295	0.12%	0.013%
43	5.024	5.007	5.058	VV	481	11360	0.15%	0.015%
44	5.094	5.058	5.114	VV	599	12107	0.16%	0.016%
45	5.137	5.114	5.164	VV	514	11103	0.15%	0.015%
46	5.198	5.164	5.234	VV	832	14775	0.20%	0.020%
47	5.258	5.234	5.274	VV	263	4492	0.06%	0.006%
48	5.293	5.274	5.318	VV	444	7170	0.10%	0.010%
49	5.381	5.318	5.414	VV	4445	70503	0.95%	0.095%
50	5.441	5.414	5.459	VV	1300	19465	0.26%	0.026%
51	5.469	5.459	5.482	VV	653	6270	0.08%	0.008%
52	5.498	5.482	5.544	VV	757	12150	0.16%	0.016%
53	5.556	5.544	5.572	PV	263	2411	0.03%	0.003%
54	5.591	5.572	5.611	VV	356	5800	0.08%	0.008%
55	5.625	5.611	5.658	VV	508	8885	0.12%	0.012%
56	5.669	5.658	5.684	VV	334	4110	0.06%	0.006%
57	5.694	5.684	5.714	VV	422	5114	0.07%	0.007%
58	5.730	5.714	5.748	VV	287	4543	0.06%	0.006%
59	5.818	5.748	5.844	VV	3093	46371	0.62%	0.063%
60	5.862	5.844	5.884	VV	1710	22395	0.30%	0.030%
61	5.921	5.884	5.980	VV	543	16026	0.22%	0.022%
62	6.012	5.980	6.054	VV	1129	20134	0.27%	0.027%
63	6.081	6.054	6.104	VV	328	6678	0.09%	0.009%
64	6.130	6.104	6.158	VV	758	14305	0.19%	0.019%
65	6.189	6.158	6.202	VV	326	5425	0.07%	0.007%
66	6.214	6.202	6.224	VV	253	2866	0.04%	0.004%
67	6.250	6.224	6.280	VV	383	7058	0.09%	0.010%
68	6.299	6.280	6.324	PV	335	6395	0.09%	0.009%
69	6.357	6.324	6.383	VV	490	12528	0.17%	0.017%
70	6.402	6.383	6.434	VV	975	17501	0.24%	0.024%
71	6.452	6.434	6.478	VV	893	12237	0.16%	0.017%
72	6.498	6.478	6.526	VV	1964	25829	0.35%	0.035%
73	6.560	6.526	6.579	VV	1008	16980	0.23%	0.023%
74	6.636	6.579	6.685	VV	707	26561	0.36%	0.036%
75	6.704	6.685	6.714	VV	539	7744	0.10%	0.010%
76	6.729	6.714	6.744	VV	567	8421	0.11%	0.011%
77	6.769	6.744	6.801	VV	827	18749	0.25%	0.025%
78	6.853	6.801	6.884	VV	6953	86662	1.16%	0.117%
79	6.894	6.884	6.908	VV	315	4568	0.06%	0.006%
80	6.942	6.908	6.960	VV	936	15820	0.21%	0.021%
81	6.976	6.960	6.987	VV	704	8974	0.12%	0.012%
82	7.008	6.987	7.030	VV	3023	36325	0.49%	0.049%
83	7.045	7.030	7.066	VV	791	12541	0.17%	0.017%
84	7.083	7.066	7.114	VV	882	11333	0.15%	0.015%
85	7.137	7.114	7.160	VV	232	4456	0.06%	0.006%
86	7.189	7.160	7.212	VV	682	10929	0.15%	0.015%
87	7.231	7.212	7.241	VV	273	3918	0.05%	0.005%
88	7.257	7.241	7.285	VV	498	8466	0.11%	0.011%
89	7.311	7.285	7.341	VV	788	12538	0.17%	0.017%

rteres

90	7.366	7.341	7.403	VV	1467	28593	0.38%	0.039%
91	7.429	7.403	7.458	VV	1172	23696	0.32%	0.032%
92	7.495	7.458	7.514	VV	1425	26690	0.36%	0.036%
93	7.534	7.514	7.551	VV	696	8592	0.12%	0.012%
94	7.578	7.551	7.623	VV	2710	34703	0.47%	0.047%
95	7.661	7.623	7.697	VV	2829	38970	0.52%	0.053%
96	7.721	7.697	7.747	VV	554	12785	0.17%	0.017%
97	7.768	7.747	7.782	VV	1014	14760	0.20%	0.020%
98	7.804	7.782	7.829	VV	5021	56919	0.77%	0.077%
99	7.867	7.829	7.888	VV	589	16342	0.22%	0.022%
100	7.897	7.888	7.918	VV	883	9911	0.13%	0.013%
101	7.930	7.918	7.954	VV	333	4729	0.06%	0.006%
102	7.978	7.954	8.048	VV	470	10765	0.14%	0.015%
103	8.071	8.048	8.091	PV	1407	14819	0.20%	0.020%
104	8.108	8.091	8.133	VV	400	6787	0.09%	0.009%
105	8.154	8.133	8.191	VV	591	9254	0.12%	0.013%
106	8.248	8.191	8.281	VV	806	22528	0.30%	0.030%
107	8.296	8.281	8.324	VV	488	7884	0.11%	0.011%
108	8.337	8.324	8.358	VV	464	5129	0.07%	0.007%
109	8.382	8.358	8.409	VV	2267	27771	0.37%	0.038%
110	8.439	8.409	8.464	VV	1405	19357	0.26%	0.026%
111	8.478	8.464	8.488	VV	357	3943	0.05%	0.005%
112	8.510	8.488	8.529	VV	1767	20536	0.28%	0.028%
113	8.543	8.529	8.558	VV	395	6580	0.09%	0.009%
114	8.597	8.558	8.658	VV	1647	37747	0.51%	0.051%
115	8.691	8.658	8.764	VV	12069	153445	2.06%	0.207%
116	8.790	8.764	8.824	VV	836	21304	0.29%	0.029%
117	8.862	8.824	8.911	VV	1185	28996	0.39%	0.039%
118	8.927	8.911	8.951	VV	603	7268	0.10%	0.010%
119	8.970	8.951	8.984	VV	193	2737	0.04%	0.004%
120	9.013	8.984	9.084	VV	11835	159546	2.14%	0.216%
121	9.102	9.084	9.126	VV	946	20040	0.27%	0.027%
122	9.163	9.126	9.213	VV	2602	84781	1.14%	0.115%
123	9.234	9.213	9.275	VV	4736	74706	1.00%	0.101%
124	9.300	9.275	9.324	VV	740	15110	0.20%	0.020%
125	9.354	9.324	9.373	VV	636	12354	0.17%	0.017%
126	9.424	9.373	9.445	VV	4042	71031	0.95%	0.096%
127	9.457	9.445	9.495	VV	1997	39017	0.52%	0.053%
128	9.523	9.495	9.591	VV	5111	107680	1.45%	0.146%
129	9.610	9.591	9.638	VV	1134	16071	0.22%	0.022%
130	9.661	9.638	9.691	VV	662	9964	0.13%	0.013%
131	9.712	9.691	9.724	VV	338	4658	0.06%	0.006%
132	9.744	9.724	9.789	VV	525	13357	0.18%	0.018%
133	9.827	9.789	9.867	VV	1009	25473	0.34%	0.034%
134	9.896	9.867	9.914	VV	2161	34223	0.46%	0.046%
135	9.926	9.914	9.959	VV	1379	25772	0.35%	0.035%
136	9.983	9.959	10.007	VV	855	17259	0.23%	0.023%
137	10.031	10.007	10.058	VV	1764	25434	0.34%	0.034%
138	10.085	10.058	10.118	VV	2256	30534	0.41%	0.041%
139	10.132	10.118	10.161	VV	338	5418	0.07%	0.007%
140	10.179	10.161	10.204	VV	207	3160	0.04%	0.004%
141	10.225	10.204	10.278	VV	1152	22010	0.30%	0.030%

rteres

142	10.307	10.278	10.358	VV	7280	85508	1.15%	0.116%
143	10.382	10.358	10.464	VV	823	33263	0.45%	0.045%
144	10.479	10.464	10.501	VV	450	5648	0.08%	0.008%
145	10.523	10.501	10.538	PV	243	2804	0.04%	0.004%
146	10.587	10.538	10.602	VV	570	11241	0.15%	0.015%
147	10.631	10.602	10.641	VV	625	9995	0.13%	0.014%
148	10.655	10.641	10.671	VV	653	10251	0.14%	0.014%
149	10.699	10.671	10.721	VV	3396	52756	0.71%	0.071%
150	10.748	10.721	10.767	VV	2045	35795	0.48%	0.048%
151	10.787	10.767	10.826	VV	1456	31706	0.43%	0.043%
152	10.843	10.826	10.879	VV	824	16049	0.22%	0.022%
153	10.912	10.879	10.924	VV	872	15653	0.21%	0.021%
154	10.951	10.924	10.963	VV	1071	20498	0.28%	0.028%
155	10.981	10.963	11.014	VV	1401	33284	0.45%	0.045%
156	11.050	11.014	11.088	VV	6368	96936	1.30%	0.131%
157	11.122	11.088	11.150	VV	6927	109438	1.47%	0.148%
158	11.176	11.150	11.208	VV	1916	42547	0.57%	0.058%
159	11.224	11.208	11.233	VV	573	7327	0.10%	0.010%
160	11.265	11.233	11.288	VV	874	20510	0.28%	0.028%
161	11.304	11.288	11.321	VV	481	8227	0.11%	0.011%
162	11.338	11.321	11.352	VV	593	8952	0.12%	0.012%
163	11.376	11.352	11.406	VV	947	21515	0.29%	0.029%
164	11.448	11.406	11.494	VV	2747	73484	0.99%	0.099%
165	11.507	11.494	11.528	VV	1120	13141	0.18%	0.018%
166	11.558	11.528	11.601	VV	777	15545	0.21%	0.021%
167	11.618	11.601	11.637	VV	423	6827	0.09%	0.009%
168	11.688	11.637	11.715	VV	3297	48345	0.65%	0.065%
169	11.757	11.715	11.788	VV	8647	111882	1.50%	0.151%
170	11.849	11.788	11.893	VV	2703	53589	0.72%	0.072%
171	11.914	11.893	11.932	VV	347	3483	0.05%	0.005%
172	11.981	11.932	12.020	PV	279	10149	0.14%	0.014%
173	12.065	12.020	12.100	VV	825	25347	0.34%	0.034%
174	12.115	12.100	12.131	VV	754	11011	0.15%	0.015%
175	12.153	12.131	12.181	VV	1136	23240	0.31%	0.031%
176	12.192	12.181	12.204	VV	734	8306	0.11%	0.011%
177	12.219	12.204	12.263	VV	816	18536	0.25%	0.025%
178	12.278	12.263	12.291	VV	402	4746	0.06%	0.006%
179	12.312	12.291	12.341	VV	550	11612	0.16%	0.016%
180	12.362	12.341	12.376	VV	725	11388	0.15%	0.015%
181	12.429	12.376	12.458	VV	6874	119290	1.60%	0.161%
182	12.476	12.458	12.499	VV	604	11737	0.16%	0.016%
183	12.525	12.499	12.548	VV	436	9740	0.13%	0.013%
184	12.568	12.548	12.614	VV	669	17076	0.23%	0.023%
185	12.651	12.614	12.687	VV	1320	33261	0.45%	0.045%
186	12.708	12.687	12.753	VV	955	24412	0.33%	0.033%
187	12.769	12.753	12.781	VV	624	7305	0.10%	0.010%
188	12.801	12.781	12.825	VV	1032	19770	0.27%	0.027%
189	12.843	12.825	12.862	VV	1155	17524	0.24%	0.024%
190	12.923	12.862	12.960	VV	1032	45708	0.61%	0.062%
191	13.011	12.960	13.046	VV	1727	36166	0.49%	0.049%
192	13.072	13.046	13.118	VV	8641	107470	1.44%	0.145%
193	13.135	13.118	13.154	VV	370	6601	0.09%	0.009%
194	13.195	13.154	13.276	VV	728	23220	0.31%	0.031%

rteres

195	13.294	13.276	13.308	PV	133	1846	0.02%	0.002%
196	13.345	13.308	13.380	PV	741	20374	0.27%	0.028%
197	13.399	13.380	13.417	VV	340	4940	0.07%	0.007%
198	13.438	13.417	13.454	VV	534	8627	0.12%	0.012%
199	13.475	13.454	13.484	VV	878	11757	0.16%	0.016%
200	13.525	13.484	13.610	VV	628618	7439270	100.00%	10.056%
201	13.631	13.610	13.656	VV	937	17970	0.24%	0.024%
202	13.687	13.656	13.721	VV	6140	86136	1.16%	0.116%
203	13.743	13.721	13.788	VV	819	21650	0.29%	0.029%
204	13.802	13.788	13.835	VV	392	5959	0.08%	0.008%
205	13.911	13.835	13.931	PV	792	24997	0.34%	0.034%
206	13.963	13.931	14.013	VV	1017	27968	0.38%	0.038%
207	14.035	14.013	14.050	VV	486	7966	0.11%	0.011%
208	14.118	14.050	14.168	VV	1038	43921	0.59%	0.059%
209	14.223	14.168	14.251	VV	1663	37978	0.51%	0.051%
210	14.275	14.251	14.331	VV	7307	108296	1.46%	0.146%
211	14.338	14.331	14.352	VV	497	5798	0.08%	0.008%
212	14.372	14.352	14.385	VV	441	6747	0.09%	0.009%
213	14.433	14.385	14.454	VV	417	11655	0.16%	0.016%
214	14.459	14.454	14.468	VV	321	1715	0.02%	0.002%
215	14.503	14.468	14.550	VV	1012	27282	0.37%	0.037%
216	14.572	14.550	14.586	VV	684	10620	0.14%	0.014%
217	14.612	14.586	14.628	VV	1264	18805	0.25%	0.025%
218	14.713	14.628	14.735	VV	2580	65779	0.88%	0.089%
219	14.763	14.735	14.771	VV	848	16805	0.23%	0.023%
220	14.803	14.771	14.816	VV	1229	24456	0.33%	0.033%
221	14.839	14.816	14.888	VV	6210	92671	1.25%	0.125%
222	14.903	14.888	14.914	VV	931	13357	0.18%	0.018%
223	14.922	14.914	14.958	VV	918	20468	0.28%	0.028%
224	14.971	14.958	15.017	VV	1027	25523	0.34%	0.035%
225	15.047	15.017	15.066	VV	916	17146	0.23%	0.023%
226	15.114	15.066	15.128	VV	1191	28196	0.38%	0.038%
227	15.145	15.128	15.171	VV	1254	24387	0.33%	0.033%
228	15.192	15.171	15.205	VV	1065	17078	0.23%	0.023%
229	15.218	15.205	15.228	VV	1028	12611	0.17%	0.017%
230	15.242	15.228	15.264	VV	987	17477	0.23%	0.024%
231	15.276	15.264	15.300	VV	867	11476	0.15%	0.016%
232	15.337	15.300	15.358	VV	1760	34607	0.47%	0.047%
233	15.382	15.358	15.411	VV	8959	122765	1.65%	0.166%
234	15.423	15.411	15.474	VV	1155	29275	0.39%	0.040%
235	15.485	15.474	15.504	VV	577	5618	0.08%	0.008%
236	15.534	15.504	15.558	VV	466	9210	0.12%	0.012%
237	15.572	15.558	15.607	PV	726	14118	0.19%	0.019%
238	15.642	15.607	15.674	VV	533	15793	0.21%	0.021%
239	15.723	15.674	15.756	VV	1840	35581	0.48%	0.048%
240	15.773	15.756	15.791	VV	671	9107	0.12%	0.012%
241	15.826	15.791	15.847	VV	565	13645	0.18%	0.018%
242	15.866	15.847	15.873	VV	663	8096	0.11%	0.011%
243	15.904	15.873	15.941	VV	8592	124227	1.67%	0.168%
244	15.951	15.941	15.982	VV	731	12075	0.16%	0.016%
245	16.003	15.982	16.044	PV	444	10747	0.14%	0.015%
246	16.061	16.044	16.074	VV	770	10318	0.14%	0.014%

rteres

247	16.085	16.074	16.090	VV	695	6043	0.08%	0.008%
248	16.099	16.090	16.114	VV	781	9578	0.13%	0.013%
249	16.140	16.114	16.160	VV	1253	25098	0.34%	0.034%
250	16.170	16.160	16.191	VV	1115	16317	0.22%	0.022%
251	16.232	16.191	16.266	VV	2006	58975	0.79%	0.080%
252	16.277	16.266	16.287	VV	1103	12907	0.17%	0.017%
253	16.298	16.287	16.321	VV	1224	20560	0.28%	0.028%
254	16.365	16.321	16.381	VV	1806	41672	0.56%	0.056%
255	16.406	16.381	16.481	VV	9371	174734	2.35%	0.236%
256	16.525	16.481	16.543	VV	1118	32702	0.44%	0.044%
257	16.629	16.543	16.668	VV	2523	114480	1.54%	0.155%
258	16.717	16.668	16.744	VV	2284	75664	1.02%	0.102%
259	16.775	16.744	16.806	VV	2400	70765	0.95%	0.096%
260	16.817	16.806	16.828	VV	1447	16031	0.22%	0.022%
261	16.891	16.828	16.946	VV	11703	255107	3.43%	0.345%
262	16.966	16.946	16.977	VV	1837	29436	0.40%	0.040%
263	17.052	16.977	17.077	VV	3245	143044	1.92%	0.193%
264	17.111	17.077	17.144	VV	3043	108662	1.46%	0.147%
265	17.169	17.144	17.181	VV	3084	63379	0.85%	0.086%
266	17.190	17.181	17.198	VV	3119	29621	0.40%	0.040%
267	17.235	17.198	17.274	VV	3872	146354	1.97%	0.198%
268	17.360	17.274	17.383	VV	13142	351237	4.72%	0.475%
269	17.398	17.383	17.434	VV	6396	145408	1.95%	0.197%
270	17.443	17.434	17.454	VV	3658	42502	0.57%	0.057%
271	17.489	17.454	17.529	VV	4263	176604	2.37%	0.239%
272	17.624	17.529	17.663	VV	5816	369301	4.96%	0.499%
273	17.709	17.663	17.730	VV	4563	167789	2.26%	0.227%
274	17.766	17.730	17.780	VV	5017	136754	1.84%	0.185%
275	17.810	17.780	17.845	VV	28668	529157	7.11%	0.715%
276	17.859	17.845	17.884	VV	5192	110151	1.48%	0.149%
277	17.899	17.884	17.918	VV	5277	94545	1.27%	0.128%
278	17.950	17.918	17.976	VV	6791	187102	2.52%	0.253%
279	17.995	17.976	18.005	VV	4589	74220	1.00%	0.100%
280	18.030	18.005	18.048	VV	5045	114904	1.54%	0.155%
281	18.058	18.048	18.065	VV	4412	41719	0.56%	0.056%
282	18.092	18.065	18.099	VV	4700	92279	1.24%	0.125%
283	18.120	18.099	18.140	VV	5176	116939	1.57%	0.158%
284	18.168	18.140	18.194	VV	6719	184263	2.48%	0.249%
285	18.249	18.194	18.291	VV	17999	507909	6.83%	0.687%
286	18.313	18.291	18.328	VV	5436	116401	1.56%	0.157%
287	18.344	18.328	18.362	VV	5461	101613	1.37%	0.137%
288	18.419	18.362	18.489	VV	11280	540948	7.27%	0.731%
289	18.520	18.489	18.544	VV	6039	180576	2.43%	0.244%
290	18.581	18.544	18.594	VV	5563	154811	2.08%	0.209%
291	18.619	18.594	18.640	VV	6449	161564	2.17%	0.218%
292	18.673	18.640	18.717	VV	28051	551912	7.42%	0.746%
293	18.755	18.717	18.764	VV	7008	176193	2.37%	0.238%
294	18.786	18.764	18.845	VV	12288	399757	5.37%	0.540%
295	18.855	18.845	18.876	VV	6918	121147	1.63%	0.164%
296	18.898	18.876	18.911	VV	6873	136613	1.84%	0.185%
297	18.940	18.911	18.968	VV	8143	257836	3.47%	0.349%
298	18.988	18.968	19.024	VV	7514	240116	3.23%	0.325%
299	19.084	19.024	19.131	VV	20037	626392	8.42%	0.847%

rteres

300	19.209	19.131	19.231	VV	11370	499931	6.72%	0.676%
301	19.259	19.231	19.292	VV	11226	349393	4.70%	0.472%
302	19.309	19.292	19.319	VV	9370	146774	1.97%	0.198%
303	19.342	19.319	19.369	VV	10338	297398	4.00%	0.402%
304	19.387	19.369	19.407	VV	10658	231916	3.12%	0.314%
305	19.424	19.407	19.451	VV	10462	273085	3.67%	0.369%
306	19.483	19.451	19.518	VV	20752	558028	7.50%	0.754%
307	19.540	19.518	19.576	VV	12174	377616	5.08%	0.510%
308	19.611	19.576	19.638	VV	11904	401976	5.40%	0.543%
309	19.683	19.638	19.690	VV	11855	356307	4.79%	0.482%
310	19.727	19.690	19.747	VV	13098	422338	5.68%	0.571%
311	19.785	19.747	19.794	VV	13402	373788	5.02%	0.505%
312	19.869	19.794	19.900	VV	22857	1012795	13.61%	1.369%
313	19.921	19.900	19.947	VV	16639	454907	6.11%	0.615%
314	20.119	19.947	20.132	VV	19819	1976223	26.56%	2.671%
315	20.151	20.132	20.179	VV	19945	549704	7.39%	0.743%
316	20.246	20.179	20.280	VV	28217	1380232	18.55%	1.866%
317	20.321	20.280	20.335	VV	24648	800828	10.76%	1.083%
318	20.368	20.335	20.376	VV	24922	605352	8.14%	0.818%
319	20.475	20.376	20.507	VV	28066	2080544	27.97%	2.812%
320	20.538	20.507	20.548	VV	28574	705707	9.49%	0.954%
321	20.611	20.548	20.638	VV	37361	1737925	23.36%	2.349%
322	20.649	20.638	20.680	VV	32656	804770	10.82%	1.088%
323	20.705	20.680	20.724	VV	33027	876769	11.79%	1.185%
324	20.776	20.724	20.796	VV	34041	1437042	19.32%	1.943%
325	20.846	20.796	20.874	VV	35981	1636733	22.00%	2.213%
326	20.889	20.874	20.931	VV	34818	1164258	15.65%	1.574%
327	20.981	20.931	21.011	VV	37126	1660063	22.31%	2.244%
328	21.069	21.011	21.092	VV	34427	1638871	22.03%	2.215%
329	21.123	21.092	21.200	VV	35048	2155715	28.98%	2.914%
330	21.236	21.200	21.247	VV	32382	896595	12.05%	1.212%
331	21.392	21.247	21.520	VV	38572	5585114	75.08%	7.550%
332	21.563	21.520	21.575	VV	31466	1015088	13.64%	1.372%
333	21.637	21.575	21.712	VV	32982	2618155	35.19%	3.539%
334	21.747	21.712	21.761	VV	29929	883611	11.88%	1.194%
335	21.789	21.761	21.818	VV	30213	1003006	13.48%	1.356%
336	21.857	21.818	21.908	VV	32714	1687738	22.69%	2.281%
337	21.920	21.908	21.936	VV	30178	492041	6.61%	0.665%
338	21.984	21.936	22.002	VV	31141	1207817	16.24%	1.633%
339	22.028	22.002	22.111	VV	30911	1944957	26.14%	2.629%
340	22.141	22.111	22.161	VV	28245	844977	11.36%	1.142%
341	22.250	22.161	22.297	VV	31912	2452098	32.96%	3.315%
342	22.316	22.297	22.336	VV	29763	685954	9.22%	0.927%
343	22.380	22.336	22.444	VV	31682	1958758	26.33%	2.648%
344	22.483	22.444	22.551	VBA	30083	1925434	25.88%	2.603%

Sum of corrected areas: 73975131

Aliphatic EPH 080125.M Mon Aug 25 11:33:30 2025

Quantitation Report (QT Reviewed)

Sample Results: **FD049652.D**

Data Path : Z:\pestpcbsrv\HPCHEM1\FID_D\Data\FD082225AR\
Data File : FD049652.D
Signal(s) : FID2B.ch
Acq On : 22 Aug 2025 20:12
Operator : YP/AJ
Sample : Q2832-07
Misc :
ALS Vial : 67 Sample Multiplier: 1

Instrument :
FID_D
ClientSampleId :
TG-S04

Integration File: sample.E
Quant Time: Aug 25 01:50:01 2025
Quant Method : Z:\pestpcbsrv\HPCHEM1\FID_D\methods\Aromatic EPH 081125.M
Quant Title : GC Extractables
QLast Update : Mon Aug 11 14:11:57 2025
Response via : Initial Calibration
Integrator: ChemStation

Volume Inj. : 1 µl
Signal Phase : Rxi-1ms
Signal Info : 20M x 0.18mm x 0.18µm

Compound	R.T.	Response	Conc Units
System Monitoring Compounds			
4) S 2-Bromonaphthalene (S...	7.715	4953179	48.330 ug/ml
Spiked Amount 50.000		Recovery =	96.66%
6) S 2-Flurobiphenyl (SURR)	8.580	3299028	45.164 ug/ml
Spiked Amount 50.000 Range	0 - 131	Recovery =	90.33%
11) S ortho-Terphenyl (SURR)	11.627	4737765	36.502 ug/ml
Spiked Amount 50.000		Recovery =	73.00%
Target Compounds			

(f)=RT Delta > 1/2 Window (m)=manual int.

Sample Results: **FD049652.D**

Data Path : Z:\pestpcbsrv\HPCHEM1\FID_D\Data\FD082225AR\
Data File : FD049652.D
Signal(s) : FID2B.ch
Acq On : 22 Aug 2025 20:12
Operator : YP/AJ
Sample : Q2832-07
Misc :
ALS Vial : 67 Sample Multiplier: 1

Instrument :
FID_D
ClientSampleId :
TG-S04

Integration File: sample.E
Quant Time: Aug 25 01:50:01 2025
Quant Method : Z:\pestpcbsrv\HPCHEM1\FID_D\methods\Aromatic EPH 081125.M
Quant Title : GC Extractables
QLast Update : Mon Aug 11 14:11:57 2025
Response via : Initial Calibration
Integrator: ChemStation

Volume Inj. : 1 µl
Signal Phase : Rxi-1ms
Signal Info : 20M x 0.18mm x 0.18µm

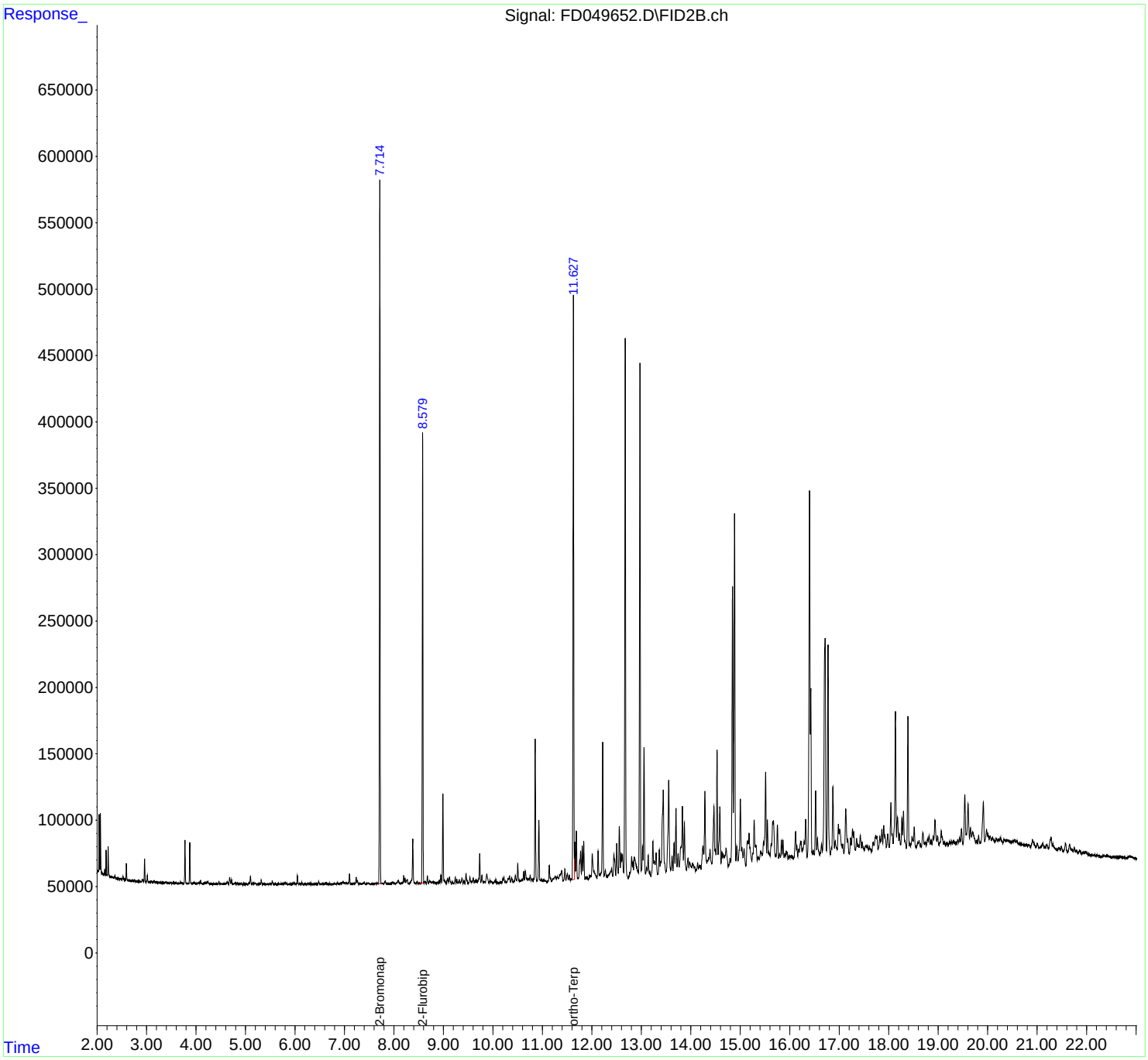

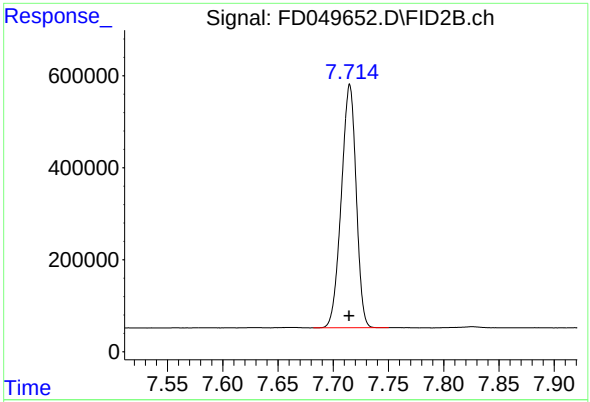

#4 2-Bromonaphthalene (SURR)

R.T.: 7.715 min
Delta R.T.: 0.000 min
Response: 4953179
Conc: 48.33 ug/ml

Instrument :
FID_D
ClientSampleId :
TG-S04

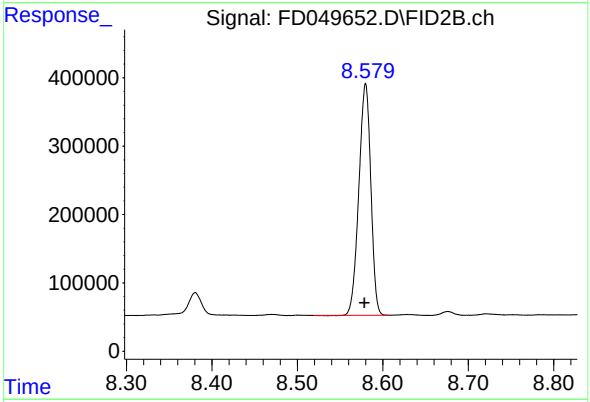

#6 2-Flurobiphenyl (SURR)

R.T.: 8.580 min
Delta R.T.: 0.001 min
Response: 3299028
Conc: 45.16 ug/ml

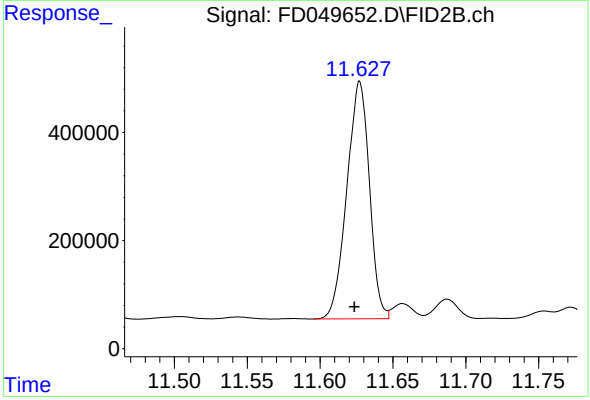

#11 ortho-Terphenyl (SURR)

R.T.: 11.627 min
Delta R.T.: 0.004 min
Response: 4737765
Conc: 36.50 ug/ml

rteres

Area Percent Report

Data Path : Z:\pestpcbsrv\HPCHEM1\FID_D\Data\FD082225AR\
Data File : FD049652.D
Signal(s) : FID2B.ch
Acq On : 22 Aug 2025 20:12
Sample : Q2832-07
Misc :
ALS Vial : 67 Sample Multiplier: 1

Integration File: sample.E

Method : Z:\pestpcbsrv\HPCHEM1\FID_D\methods\Aromatic EPH 081125.M
Title : GC Extractables

Signal : FID2B.ch

peak #	R.T. min	Start min	End min	PK TY	peak height	peak area	peak % max.	% of total
1	4.258	4.252	4.273	BV	264	1761	0.04%	0.002%
2	4.282	4.273	4.345	PV	179	4342	0.09%	0.005%
3	4.355	4.345	4.384	PV	426	5257	0.11%	0.006%
4	4.417	4.384	4.434	VV	556	7762	0.16%	0.008%
5	4.464	4.434	4.487	PV	2080	19877	0.40%	0.021%
6	4.505	4.487	4.526	VV	971	10055	0.20%	0.011%
7	4.538	4.526	4.551	VV	364	3338	0.07%	0.004%
8	4.575	4.551	4.595	VV	614	10384	0.21%	0.011%
9	4.608	4.595	4.617	VV	850	7815	0.16%	0.008%
10	4.632	4.617	4.655	VV	2255	25435	0.51%	0.027%
11	4.678	4.655	4.703	VV	5247	68877	1.39%	0.074%
12	4.718	4.703	4.738	VV	3639	36963	0.74%	0.040%
13	4.746	4.738	4.757	VV	518	4152	0.08%	0.004%
14	4.770	4.757	4.783	VV	1055	9886	0.20%	0.011%
15	4.794	4.783	4.820	VV	1581	19305	0.39%	0.021%
16	4.835	4.820	4.864	VV	924	14952	0.30%	0.016%
17	4.891	4.864	4.899	VV	511	7064	0.14%	0.008%
18	4.914	4.899	4.945	VV	837	12430	0.25%	0.013%
19	4.965	4.953	4.990	VV	437	5660	0.11%	0.006%
20	5.023	4.990	5.045	VV	619	12096	0.24%	0.013%
21	5.049	5.045	5.056	VV	337	2195	0.04%	0.002%
22	5.073	5.056	5.082	VV	1712	16562	0.33%	0.018%
23	5.099	5.082	5.130	VV	6332	72436	1.46%	0.078%
24	5.156	5.130	5.173	VV	1437	20749	0.42%	0.022%
25	5.188	5.173	5.196	VV	924	9563	0.19%	0.010%
26	5.201	5.196	5.225	VV	817	10613	0.21%	0.011%
27	5.233	5.225	5.246	VV	393	3429	0.07%	0.004%
28	5.262	5.246	5.276	PV	520	6170	0.12%	0.007%
29	5.289	5.276	5.299	VV	590	6544	0.13%	0.007%
30	5.318	5.299	5.347	VV	3722	40461	0.81%	0.044%
31	5.376	5.347	5.432	VV	585	18001	0.36%	0.019%
32	5.456	5.432	5.482	VV	484	10148	0.20%	0.011%
33	5.501	5.482	5.522	VV	1356	17681	0.36%	0.019%
34	5.542	5.522	5.581	VV	2630	37047	0.75%	0.040%
35	5.597	5.581	5.621	VV	907	14237	0.29%	0.015%
36	5.625	5.621	5.635	VV	447	2834	0.06%	0.003%

rteres

37	5.639	5.635	5.651	VV	363	3397	0.07%	0.004%
38	5.658	5.651	5.676	VV	696	8046	0.16%	0.009%
39	5.685	5.676	5.702	VV	668	7803	0.16%	0.008%
40	5.704	5.702	5.709	VV	366	1451	0.03%	0.002%
41	5.722	5.709	5.732	VV	554	5663	0.11%	0.006%
42	5.744	5.732	5.751	VV	697	6763	0.14%	0.007%
43	5.765	5.751	5.783	VV	923	13378	0.27%	0.014%
44	5.801	5.783	5.814	VV	1385	18052	0.36%	0.019%
45	5.819	5.814	5.858	VV	990	14737	0.30%	0.016%
46	5.899	5.858	5.912	VV	534	11340	0.23%	0.012%
47	5.925	5.912	5.934	VV	546	5562	0.11%	0.006%
48	5.939	5.934	5.945	VV	551	2828	0.06%	0.003%
49	5.955	5.945	5.969	VV	692	7717	0.16%	0.008%
50	5.985	5.969	6.022	VV	1267	21269	0.43%	0.023%
51	6.049	6.022	6.073	VV	6963	72992	1.47%	0.079%
52	6.079	6.073	6.083	VV	557	2574	0.05%	0.003%
53	6.096	6.083	6.112	VV	945	10423	0.21%	0.011%
54	6.139	6.112	6.175	VV	1535	23403	0.47%	0.025%
55	6.199	6.175	6.225	VV	613	12573	0.25%	0.014%
56	6.228	6.225	6.245	VV	265	2939	0.06%	0.003%
57	6.271	6.245	6.285	VV	734	12502	0.25%	0.013%
58	6.291	6.285	6.309	VV	544	6271	0.13%	0.007%
59	6.327	6.309	6.360	VV	1120	15190	0.31%	0.016%
60	6.366	6.360	6.379	VV	451	2959	0.06%	0.003%
61	6.392	6.387	6.410	VV	324	3370	0.07%	0.004%
62	6.440	6.410	6.455	VV	482	8796	0.18%	0.009%
63	6.479	6.455	6.509	VV	2271	30400	0.61%	0.033%
64	6.520	6.509	6.535	VV	450	5680	0.11%	0.006%
65	6.563	6.535	6.581	VV	984	14030	0.28%	0.015%
66	6.597	6.581	6.610	VV	845	8412	0.17%	0.009%
67	6.629	6.610	6.646	VV	1867	20590	0.41%	0.022%
68	6.665	6.646	6.687	VV	705	10029	0.20%	0.011%
69	6.701	6.687	6.721	VV	1026	10007	0.20%	0.011%
70	6.728	6.721	6.739	PV	211	1436	0.03%	0.002%
71	6.761	6.739	6.772	VV	448	5444	0.11%	0.006%
72	6.797	6.772	6.822	VV	914	15285	0.31%	0.016%
73	6.825	6.822	6.830	VV	332	1274	0.03%	0.001%
74	6.859	6.830	6.888	VV	1284	21223	0.43%	0.023%
75	6.923	6.888	6.937	VV	1068	22338	0.45%	0.024%
76	6.952	6.937	6.957	VV	1210	12886	0.26%	0.014%
77	6.971	6.957	6.990	VV	1884	27248	0.55%	0.029%
78	6.998	6.990	7.013	VV	1199	15267	0.31%	0.016%
79	7.035	7.013	7.069	VV	1541	31760	0.64%	0.034%
80	7.102	7.069	7.130	VV	7997	92114	1.85%	0.099%
81	7.133	7.130	7.138	VV	448	2087	0.04%	0.002%
82	7.147	7.138	7.169	VV	500	6957	0.14%	0.007%
83	7.184	7.169	7.198	VV	705	8600	0.17%	0.009%
84	7.204	7.198	7.217	VV	550	5423	0.11%	0.006%
85	7.238	7.217	7.251	VV	5384	55545	1.12%	0.060%
86	7.262	7.251	7.295	VV	3000	36288	0.73%	0.039%
87	7.320	7.295	7.334	VV	918	12851	0.26%	0.014%
88	7.338	7.334	7.351	VV	457	3312	0.07%	0.004%
89	7.367	7.351	7.380	VV	803	9306	0.19%	0.010%

rteres

90	7.398	7.380	7.425	VV	1661	23346	0.47%	0.025%
91	7.438	7.425	7.444	VV	416	3560	0.07%	0.004%
92	7.467	7.444	7.480	VV	913	13761	0.28%	0.015%
93	7.491	7.480	7.531	VV	1139	14970	0.30%	0.016%
94	7.557	7.543	7.570	VV	461	4350	0.09%	0.005%
95	7.577	7.570	7.598	VV	522	6723	0.14%	0.007%
96	7.608	7.598	7.613	VV	417	3304	0.07%	0.004%
97	7.630	7.613	7.644	VV	823	10603	0.21%	0.011%
98	7.663	7.644	7.680	VV	1238	16871	0.34%	0.018%
99	7.715	7.680	7.750	VV	530177	4972164	100.00%	5.359%
100	7.755	7.750	7.790	VV	876	11981	0.24%	0.013%
101	7.826	7.790	7.867	VV	2765	46794	0.94%	0.050%
102	7.883	7.867	7.904	VV	515	7354	0.15%	0.008%
103	7.907	7.904	7.911	VV	285	1111	0.02%	0.001%
104	7.920	7.911	7.940	VV	465	6277	0.13%	0.007%
105	7.982	7.940	8.012	VV	1432	35620	0.72%	0.038%
106	8.015	8.012	8.020	VV	470	1696	0.03%	0.002%
107	8.026	8.020	8.033	VV	530	2929	0.06%	0.003%
108	8.078	8.033	8.085	VV	2683	37364	0.75%	0.040%
109	8.094	8.085	8.126	VV	2722	33161	0.67%	0.036%
110	8.137	8.126	8.143	VV	596	4789	0.10%	0.005%
111	8.168	8.143	8.178	VV	918	16047	0.32%	0.017%
112	8.197	8.178	8.212	VV	6409	68932	1.39%	0.074%
113	8.224	8.212	8.239	VV	4151	43163	0.87%	0.047%
114	8.269	8.239	8.290	VV	3566	64785	1.30%	0.070%
115	8.298	8.290	8.312	VV	585	6451	0.13%	0.007%
116	8.332	8.312	8.337	VV	1209	12700	0.26%	0.014%
117	8.381	8.337	8.413	VV	33867	400490	8.05%	0.432%
118	8.416	8.413	8.422	VV	1162	5688	0.11%	0.006%
119	8.427	8.422	8.444	VV	941	9397	0.19%	0.010%
120	8.471	8.444	8.488	VV	1943	26628	0.54%	0.029%
121	8.501	8.488	8.537	VV	824	13220	0.27%	0.014%
122	8.580	8.537	8.610	VV	340027	3327968	66.93%	3.587%
123	8.629	8.610	8.656	VV	1765	29633	0.60%	0.032%
124	8.676	8.656	8.696	VV	6149	66609	1.34%	0.072%
125	8.721	8.696	8.743	VV	2791	44848	0.90%	0.048%
126	8.753	8.743	8.770	VV	1413	18580	0.37%	0.020%
127	8.784	8.770	8.795	VV	1335	17043	0.34%	0.018%
128	8.798	8.795	8.819	VV	1163	15668	0.32%	0.017%
129	8.827	8.819	8.851	VV	1400	17577	0.35%	0.019%
130	8.871	8.851	8.880	VV	1003	12213	0.25%	0.013%
131	8.891	8.880	8.900	VV	955	9743	0.20%	0.011%
132	8.917	8.900	8.930	VV	2458	30249	0.61%	0.033%
133	8.947	8.930	8.965	VV	6661	75606	1.52%	0.081%
134	8.990	8.965	9.011	VV	67702	679807	13.67%	0.733%
135	9.017	9.011	9.055	VV	2425	45438	0.91%	0.049%
136	9.083	9.055	9.098	VV	4052	57996	1.17%	0.063%
137	9.123	9.098	9.163	VV	4952	89989	1.81%	0.097%
138	9.179	9.163	9.208	VV	1280	16095	0.32%	0.017%
139	9.240	9.208	9.256	VV	4203	52706	1.06%	0.057%
140	9.271	9.256	9.294	VV	3628	39838	0.80%	0.043%
141	9.321	9.294	9.340	VV	3105	42188	0.85%	0.045%

rteres

142	9.375	9.340	9.399	VV	4239	64434	1.30%	0.069%
143	9.416	9.399	9.434	VV	2343	28423	0.57%	0.031%
144	9.457	9.434	9.498	VV	7535	111676	2.25%	0.120%
145	9.504	9.498	9.509	VV	603	3478	0.07%	0.004%
146	9.536	9.509	9.554	VV	4854	62775	1.26%	0.068%
147	9.558	9.554	9.572	VV	1867	16487	0.33%	0.018%
148	9.576	9.572	9.585	VV	1386	10233	0.21%	0.011%
149	9.603	9.585	9.625	VV	4245	60474	1.22%	0.065%
150	9.638	9.625	9.653	VV	2161	27445	0.55%	0.030%
151	9.666	9.653	9.685	VV	2483	33179	0.67%	0.036%
152	9.734	9.685	9.756	VV	22579	280860	5.65%	0.303%
153	9.779	9.756	9.822	VV	6135	88746	1.78%	0.096%
154	9.830	9.822	9.849	VV	1216	14968	0.30%	0.016%
155	9.877	9.849	9.922	VV	7148	144606	2.91%	0.156%
156	9.940	9.922	9.961	VV	2326	31859	0.64%	0.034%
157	9.975	9.961	9.996	VV	1125	18147	0.36%	0.020%
158	10.001	9.996	10.010	VV	344	2928	0.06%	0.003%
159	10.038	10.010	10.045	VV	1875	22308	0.45%	0.024%
160	10.059	10.045	10.115	VV	2801	39071	0.79%	0.042%
161	10.151	10.115	10.158	PV	652	9378	0.19%	0.010%
162	10.161	10.158	10.163	VV	510	1598	0.03%	0.002%
163	10.171	10.163	10.177	VV	696	4737	0.10%	0.005%
164	10.201	10.177	10.212	VV	3204	40460	0.81%	0.044%
165	10.225	10.212	10.244	VV	3994	46179	0.93%	0.050%
166	10.258	10.244	10.272	VV	1102	12559	0.25%	0.014%
167	10.309	10.272	10.320	VV	3691	57993	1.17%	0.063%
168	10.334	10.320	10.358	VV	5109	69362	1.39%	0.075%
169	10.378	10.358	10.412	VV	3857	63368	1.27%	0.068%
170	10.424	10.412	10.433	VV	1190	11810	0.24%	0.013%
171	10.454	10.433	10.482	VV	5374	87391	1.76%	0.094%
172	10.503	10.482	10.548	VV	14183	195051	3.92%	0.210%
173	10.555	10.548	10.565	VV	1321	11543	0.23%	0.012%
174	10.590	10.565	10.605	VV	2296	43564	0.88%	0.047%
175	10.623	10.605	10.638	VV	8479	101050	2.03%	0.109%
176	10.657	10.638	10.678	VV	8827	132172	2.66%	0.142%
177	10.686	10.678	10.699	VV	2939	32019	0.64%	0.035%
178	10.728	10.699	10.739	VV	2978	62334	1.25%	0.067%
179	10.755	10.739	10.771	VV	5424	65645	1.32%	0.071%
180	10.786	10.771	10.808	VV	2530	41730	0.84%	0.045%
181	10.823	10.808	10.832	VV	2945	30426	0.61%	0.033%
182	10.855	10.832	10.893	VV	107957	1139067	22.91%	1.228%
183	10.929	10.893	10.962	VV	46994	532284	10.71%	0.574%
184	10.980	10.962	10.999	VV	1948	30297	0.61%	0.033%
185	11.037	10.999	11.090	VV	1453	46938	0.94%	0.051%
186	11.139	11.090	11.185	PV	12369	173997	3.50%	0.188%
187	11.216	11.185	11.226	VV	2131	33941	0.68%	0.037%
188	11.261	11.226	11.277	VV	4223	87517	1.76%	0.094%
189	11.282	11.277	11.287	VV	2166	12292	0.25%	0.013%
190	11.304	11.287	11.329	VV	3732	71183	1.43%	0.077%
191	11.392	11.329	11.422	VV	8062	242792	4.88%	0.262%
192	11.455	11.422	11.475	VV	9128	113773	2.29%	0.123%
193	11.504	11.475	11.525	VV	5265	87249	1.75%	0.094%
194	11.544	11.525	11.567	VV	4398	60722	1.22%	0.065%

rteres

195	11.581	11.567	11.595	VV	1408	16098	0.32%	0.017%
196	11.627	11.595	11.647	VV	440750	4761716	95.77%	5.132%
197	11.657	11.647	11.671	VV	29104	289232	5.82%	0.312%
198	11.687	11.671	11.710	VV	37238	413849	8.32%	0.446%
199	11.718	11.710	11.729	VV	1915	17828	0.36%	0.019%
200	11.754	11.729	11.760	VV	15072	156193	3.14%	0.168%
201	11.772	11.760	11.788	VV	22147	248179	4.99%	0.267%
202	11.805	11.788	11.820	VV	25859	284739	5.73%	0.307%
203	11.836	11.820	11.861	VV	29339	339583	6.83%	0.366%
204	11.877	11.861	11.890	VV	1794	22325	0.45%	0.024%
205	11.910	11.890	11.926	VV	2413	28320	0.57%	0.031%
206	11.952	11.926	11.960	PV	2546	29593	0.60%	0.032%
207	11.973	11.960	11.985	VV	3269	40929	0.82%	0.044%
208	12.009	11.985	12.036	VV	19348	323404	6.50%	0.349%
209	12.043	12.036	12.089	VV	6499	133030	2.68%	0.143%
210	12.092	12.089	12.105	VV	2177	17824	0.36%	0.019%
211	12.126	12.105	12.147	VV	21452	253340	5.10%	0.273%
212	12.156	12.147	12.169	VV	3957	46149	0.93%	0.050%
213	12.220	12.169	12.247	VV	103294	1288851	25.92%	1.389%
214	12.274	12.247	12.293	VV	6585	109450	2.20%	0.118%
215	12.305	12.293	12.317	VV	2241	26437	0.53%	0.028%
216	12.331	12.317	12.340	VV	2787	30732	0.62%	0.033%
217	12.355	12.340	12.363	VV	4078	46101	0.93%	0.050%
218	12.377	12.363	12.385	VV	5439	61479	1.24%	0.066%
219	12.399	12.385	12.423	VV	7962	112433	2.26%	0.121%
220	12.446	12.423	12.483	VV	18312	365044	7.34%	0.393%
221	12.503	12.483	12.534	VV	26151	365136	7.34%	0.394%
222	12.555	12.534	12.575	VV	38994	504696	10.15%	0.544%
223	12.592	12.575	12.606	VV	18613	262783	5.29%	0.283%
224	12.619	12.606	12.643	VV	18016	260799	5.25%	0.281%
225	12.675	12.643	12.733	VV	406742	4609163	92.70%	4.968%
226	12.767	12.733	12.775	PV	4111	46365	0.93%	0.050%
227	12.805	12.775	12.819	VV	15982	236735	4.76%	0.255%
228	12.829	12.819	12.843	VV	11686	130519	2.62%	0.141%
229	12.860	12.843	12.901	VV	15380	400766	8.06%	0.432%
230	12.905	12.901	12.942	VV	8039	138649	2.79%	0.149%
231	12.974	12.942	12.997	VV	386445	4384985	88.19%	4.726%
232	13.024	12.997	13.035	VV	23119	289387	5.82%	0.312%
233	13.055	13.035	13.084	VV	97468	1174193	23.62%	1.266%
234	13.106	13.084	13.121	VV	6786	104820	2.11%	0.113%
235	13.140	13.121	13.162	VV	16048	208591	4.20%	0.225%
236	13.173	13.162	13.193	VV	3391	36962	0.74%	0.040%
237	13.234	13.193	13.255	PV	26190	393588	7.92%	0.424%
238	13.265	13.255	13.282	VV	10819	158718	3.19%	0.171%
239	13.300	13.282	13.333	VV	17410	271679	5.46%	0.293%
240	13.364	13.333	13.381	VV	19263	249945	5.03%	0.269%
241	13.394	13.381	13.403	VV	10466	125904	2.53%	0.136%
242	13.444	13.403	13.497	VV	64400	1460442	29.37%	1.574%
243	13.554	13.497	13.596	VV	70503	1339792	26.95%	1.444%
244	13.622	13.596	13.640	VV	13801	190539	3.83%	0.205%
245	13.662	13.640	13.680	VV	23238	333403	6.71%	0.359%
246	13.701	13.680	13.722	VV	49254	610006	12.27%	0.657%

rteres

247	13.744	13.722	13.766	VV	14755	240955	4.85%	0.260%
248	13.796	13.766	13.802	VV	19536	266185	5.35%	0.287%
249	13.831	13.802	13.852	VV	49983	820902	16.51%	0.885%
250	13.872	13.852	13.912	VV	37694	549762	11.06%	0.593%
251	13.945	13.912	13.962	VV	10751	192937	3.88%	0.208%
252	13.979	13.962	14.020	VV	7309	181955	3.66%	0.196%
253	14.036	14.020	14.072	VV	6851	150601	3.03%	0.162%
254	14.079	14.072	14.099	VV	3633	34171	0.69%	0.037%
255	14.138	14.099	14.155	VV	6179	91372	1.84%	0.098%
256	14.171	14.155	14.180	VV	3265	39486	0.79%	0.043%
257	14.192	14.180	14.206	VV	4348	48489	0.98%	0.052%
258	14.245	14.206	14.263	VV	18634	381522	7.67%	0.411%
259	14.285	14.263	14.325	VV	59683	892565	17.95%	0.962%
260	14.338	14.325	14.344	VV	7149	74073	1.49%	0.080%
261	14.362	14.344	14.371	VV	9428	136535	2.75%	0.147%
262	14.389	14.371	14.424	VV	15366	293418	5.90%	0.316%
263	14.468	14.424	14.488	VV	47119	890398	17.91%	0.960%
264	14.495	14.488	14.508	VV	15078	165598	3.33%	0.178%
265	14.531	14.508	14.551	VV	89702	1145642	23.04%	1.235%
266	14.587	14.551	14.612	VV	46956	832245	16.74%	0.897%
267	14.629	14.612	14.642	VV	12695	166946	3.36%	0.180%
268	14.654	14.642	14.673	VV	11148	173719	3.49%	0.187%
269	14.714	14.673	14.757	VV	14754	454153	9.13%	0.489%
270	14.793	14.757	14.806	VV	7049	105340	2.12%	0.114%
271	14.843	14.806	14.860	VV	211701	2685893	54.02%	2.895%
272	14.884	14.860	14.911	VV	265564	3622128	72.85%	3.904%
273	14.930	14.911	14.956	VV	15652	247861	4.98%	0.267%
274	15.002	14.956	15.023	VV	50858	875888	17.62%	0.944%
275	15.034	15.023	15.059	VV	14163	229192	4.61%	0.247%
276	15.077	15.059	15.110	VV	12944	222278	4.47%	0.240%
277	15.140	15.110	15.149	VV	18268	227499	4.58%	0.245%
278	15.154	15.149	15.162	VV	18055	145698	2.93%	0.157%
279	15.178	15.162	15.233	VV	24346	552216	11.11%	0.595%
280	15.280	15.233	15.304	VV	34035	656452	13.20%	0.708%
281	15.318	15.304	15.342	VV	14807	255684	5.14%	0.276%
282	15.355	15.342	15.385	VV	5468	119436	2.40%	0.129%
283	15.413	15.385	15.445	VV	9628	266415	5.36%	0.287%
284	15.469	15.445	15.478	VV	16635	237513	4.78%	0.256%
285	15.512	15.478	15.532	VV	68859	1067954	21.48%	1.151%
286	15.548	15.532	15.585	VV	33070	502865	10.11%	0.542%
287	15.591	15.585	15.603	VV	7530	74730	1.50%	0.081%
288	15.654	15.603	15.662	VV	31089	609802	12.26%	0.657%
289	15.671	15.662	15.715	VV	31760	552926	11.12%	0.596%
290	15.751	15.715	15.775	VV	28420	456773	9.19%	0.492%
291	15.795	15.775	15.812	VV	5941	102864	2.07%	0.111%
292	15.832	15.812	15.848	VV	16162	216081	4.35%	0.233%
293	15.863	15.848	15.886	VV	16362	224648	4.52%	0.242%
294	15.902	15.886	15.915	VV	6325	84006	1.69%	0.091%
295	15.930	15.915	15.965	VV	7742	169945	3.42%	0.183%
296	15.980	15.965	15.991	VV	3490	45023	0.91%	0.049%
297	16.013	15.991	16.026	VV	3783	69552	1.40%	0.075%
298	16.039	16.026	16.056	VV	4097	57773	1.16%	0.062%
299	16.063	16.056	16.080	VV	2444	29868	0.60%	0.032%

rteres

300	16.119	16.080	16.136	VV	21879	376868	7.58%	0.406%
301	16.145	16.136	16.161	VV	10934	119048	2.39%	0.128%
302	16.179	16.161	16.190	VV	8340	109221	2.20%	0.118%
303	16.227	16.190	16.246	VV	14183	354642	7.13%	0.382%
304	16.257	16.246	16.265	VV	7918	82174	1.65%	0.089%
305	16.290	16.265	16.304	VV	13173	246758	4.96%	0.266%
306	16.323	16.304	16.351	VV	30304	452313	9.10%	0.487%
307	16.401	16.351	16.417	VV	276301	4171791	83.90%	4.496%
308	16.426	16.417	16.462	VV	128709	1343111	27.01%	1.448%
309	16.474	16.462	16.498	VV	5828	91372	1.84%	0.098%
310	16.524	16.498	16.545	VV	50951	646057	12.99%	0.696%
311	16.560	16.545	16.602	VV	15188	270270	5.44%	0.291%
312	16.644	16.602	16.659	VV	10461	192401	3.87%	0.207%
313	16.715	16.659	16.743	VV	164773	3485697	70.10%	3.757%
314	16.775	16.743	16.822	VV	160343	2107043	42.38%	2.271%
315	16.842	16.822	16.850	VV	6605	75686	1.52%	0.082%
316	16.872	16.850	16.904	VV	52481	788333	15.85%	0.850%
317	16.920	16.904	16.959	VV	11340	255032	5.13%	0.275%
318	16.984	16.959	16.998	VV	23815	353620	7.11%	0.381%
319	17.012	16.998	17.062	VV	19831	508668	10.23%	0.548%
320	17.075	17.062	17.095	VV	8537	105730	2.13%	0.114%
321	17.133	17.095	17.162	VV	34800	662456	13.32%	0.714%
322	17.174	17.162	17.202	VV	12051	159623	3.21%	0.172%
323	17.232	17.202	17.247	VV	12234	176484	3.55%	0.190%
324	17.269	17.247	17.283	VV	19337	302299	6.08%	0.326%
325	17.295	17.283	17.330	VV	16840	253969	5.11%	0.274%
326	17.352	17.330	17.370	VV	11526	179048	3.60%	0.193%
327	17.380	17.370	17.395	VV	6990	88624	1.78%	0.096%
328	17.426	17.395	17.451	VV	13242	273641	5.50%	0.295%
329	17.467	17.451	17.487	VV	7865	119549	2.40%	0.129%
330	17.492	17.487	17.505	VV	3865	33750	0.68%	0.036%
331	17.530	17.505	17.594	VV	4933	205277	4.13%	0.221%
332	17.609	17.594	17.655	VV	4712	87432	1.76%	0.094%
333	17.686	17.655	17.704	VV	7255	134575	2.71%	0.145%
334	17.740	17.704	17.750	VV	11716	248697	5.00%	0.268%
335	17.760	17.750	17.784	VV	11255	148045	2.98%	0.160%
336	17.820	17.784	17.835	VV	10925	188068	3.78%	0.203%
337	17.862	17.835	17.879	VV	16354	281077	5.65%	0.303%
338	17.900	17.879	17.955	VV	19056	470951	9.47%	0.508%
339	17.980	17.955	18.010	VV	12394	223864	4.50%	0.241%
340	18.044	18.010	18.089	VV	35747	682272	13.72%	0.735%
341	18.136	18.089	18.159	VV	104118	1566874	31.51%	1.689%
342	18.177	18.159	18.204	VV	23863	444505	8.94%	0.479%
343	18.217	18.204	18.242	VV	11417	164855	3.32%	0.178%
344	18.266	18.242	18.281	VV	23008	310349	6.24%	0.334%
345	18.298	18.281	18.359	VV	28004	478137	9.62%	0.515%
346	18.389	18.359	18.415	PV	98489	1206072	24.26%	1.300%
347	18.426	18.415	18.442	VV	1780	19396	0.39%	0.021%
348	18.472	18.442	18.490	PV	4604	53867	1.08%	0.058%

Sum of corrected areas: 92783360

Quantitation Report (QT Reviewed)

Sample Results: **FE055477.D**

Instrument :
FID_E
ClientSampleId :
TG-S04

A B C D E F G H I J

Data Path : Z:\pestpcbsrv\HPCHEM1\FID_E\Data\FE082525AL\
Data File : FE055477.D
Signal(s) : FID1B.ch
Acq On : 25 Aug 2025 11:24
Operator : YP\AJ
Sample : Q2832-07
Misc :
ALS Vial : 14 Sample Multiplier: 1

Integration File: autoint1.e
Quant Time: Aug 25 11:54:28 2025
Quant Method : Z:\pestpcbsrv\HPCHEM1\FID_E\methods\Aliphatic EPH 080125.M
Quant Title : GC Extractables
QLast Update : Fri Aug 01 13:47:09 2025
Response via : Initial Calibration
Integrator: ChemStation

Volume Inj. : 1 ul
Signal Phase : Rxi-1ms
Signal Info : 20M x 0.18mm x 0.18um

Compound	R.T.	Response	Conc	Units
System Monitoring Compounds				
12) S 1-chlorooctadecane (S...	13.524	6476920	60.237	ug/ml
Spiked Amount 50.000		Recovery =	120.47%	
Target Compounds				

(f)=RT Delta > 1/2 Window (m)=manual int.

Sample Results: **FE055477.D**

Data Path : Z:\pestpcbsrv\HPCHEM1\FID_E\Data\FE082525AL\
Data File : FE055477.D
Signal(s) : FID1B.ch
Acq On : 25 Aug 2025 11:24
Operator : YP\AJ
Sample : Q2832-07
Misc :
ALS Vial : 14 Sample Multiplier: 1

Instrument :
FID_E
ClientSampleId :
TG-S04

Integration File: autoint1.e
Quant Time: Aug 25 11:54:28 2025
Quant Method : Z:\pestpcbsrv\HPCHEM1\FID_E\methods\Aliphatic EPH 080125.M
Quant Title : GC Extractables
QLast Update : Fri Aug 01 13:47:09 2025
Response via : Initial Calibration
Integrator: ChemStation

Volume Inj. : 1 ul
Signal Phase : Rxi-1ms
Signal Info : 20M x 0.18mm x 0.18um

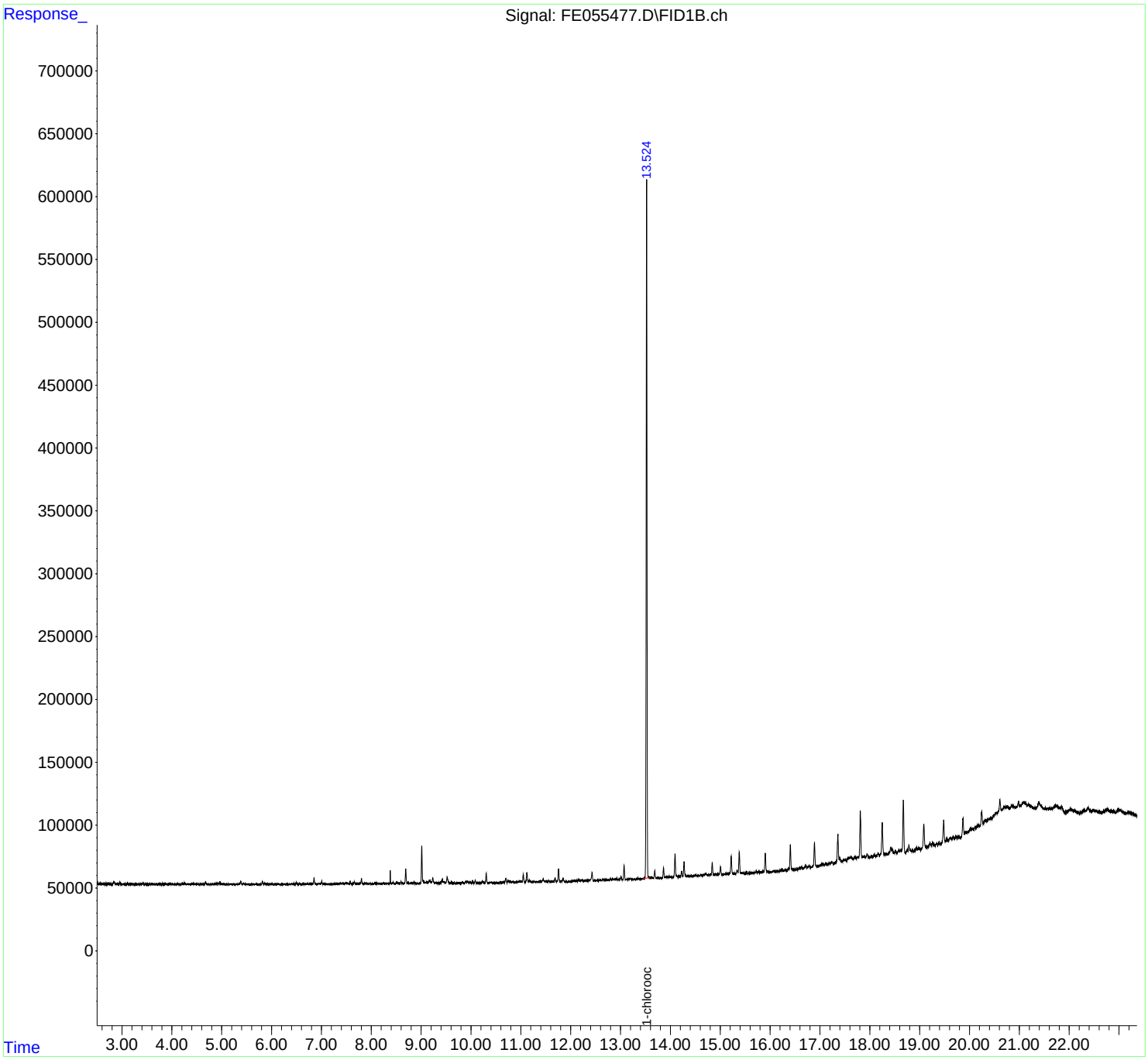

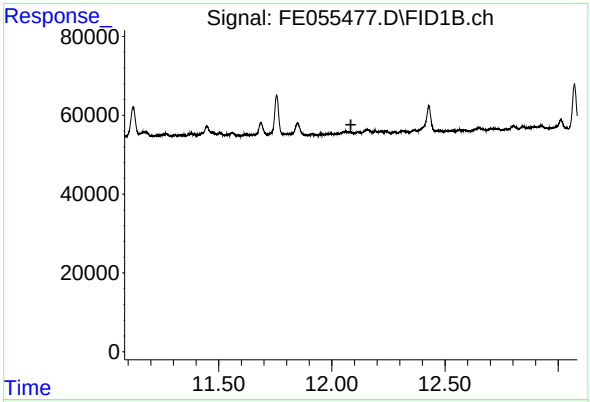

#9 ortho-Terphenyl (SURR)

R.T.: 0.000 min
Exp R.T. : 12.084 min
Response: 0
Conc: N.D.

Instrument :
FID_E
ClientSampleId :
TG-S04

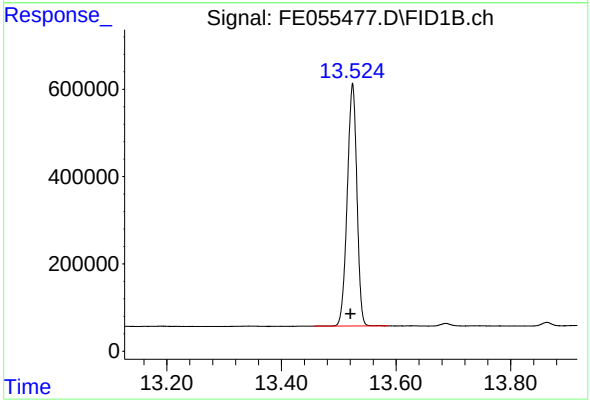

#12 1-chlorooctadecane (SURR)

R.T.: 13.524 min
Delta R.T.: 0.004 min
Response: 6476920
Conc: 60.24 ug/ml

rteres

Area Percent Report

Data Path : Z:\pestpcbsrv\HPCHEM1\FID_E\Data\FE082525AL\
Data File : FE055477.D
Signal(s) : FID1B.ch
Acq On : 25 Aug 2025 11:24
Sample : Q2832-07
Misc :
ALS Vial : 14 Sample Multiplier: 1

Integration File: sample.E

Method : Z:\pestpcbsrv\HPCHEM1\FID_E\methods\Aliphatic EPH 080125.M
Title : GC Extractables

Signal : FID1B.ch

peak #	R.T. min	Start min	End min	PK TY	peak height	peak area	peak % max.	% of total
1	2.834	2.805	2.878	BV	1648	28319	0.43%	0.077%
2	2.890	2.878	2.906	VV	311	3075	0.05%	0.008%
3	2.914	2.906	2.934	VV	110	1040	0.02%	0.003%
4	2.956	2.934	2.988	PV	1566	17562	0.27%	0.048%
5	2.997	2.988	3.021	VV	174	1275	0.02%	0.003%
6	3.055	3.021	3.090	PV	434	5946	0.09%	0.016%
7	3.112	3.090	3.148	PV	1161	12643	0.19%	0.034%
8	3.160	3.148	3.170	VV	186	1263	0.02%	0.003%
9	3.200	3.170	3.214	VV	324	5769	0.09%	0.016%
10	3.229	3.214	3.256	VV	309	4472	0.07%	0.012%
11	3.268	3.256	3.276	VV	196	1704	0.03%	0.005%
12	3.290	3.276	3.309	VV	190	2290	0.04%	0.006%
13	3.346	3.309	3.380	VV	191	5009	0.08%	0.014%
14	3.419	3.380	3.492	VV	1038	21573	0.33%	0.059%
15	3.503	3.492	3.520	PV	111	1394	0.02%	0.004%
16	3.536	3.520	3.553	VV	223	3551	0.05%	0.010%
17	3.566	3.553	3.584	VV	485	5504	0.08%	0.015%
18	3.598	3.584	3.625	VV	433	6878	0.11%	0.019%
19	3.644	3.625	3.656	VV	405	5665	0.09%	0.015%
20	3.663	3.656	3.698	VV	320	5584	0.09%	0.015%
21	3.709	3.698	3.717	VV	163	1550	0.02%	0.004%
22	3.740	3.717	3.770	VV	639	11185	0.17%	0.030%
23	3.780	3.770	3.790	VV	243	2276	0.03%	0.006%
24	3.812	3.790	3.845	VV	395	7582	0.12%	0.021%
25	3.869	3.845	3.923	VV	705	13877	0.21%	0.038%
26	3.954	3.923	3.991	VV	711	11987	0.18%	0.033%
27	4.009	3.991	4.048	VV	413	7256	0.11%	0.020%
28	4.063	4.048	4.084	VV	395	4619	0.07%	0.013%
29	4.116	4.084	4.172	VV	482	11585	0.18%	0.031%
30	4.216	4.172	4.231	VV	821	13554	0.21%	0.037%
31	4.250	4.231	4.272	VV	1306	15935	0.24%	0.043%
32	4.284	4.272	4.304	VV	339	4305	0.07%	0.012%
33	4.325	4.304	4.361	VV	580	7785	0.12%	0.021%
34	4.421	4.361	4.439	VV	766	16886	0.26%	0.046%
35	4.451	4.439	4.475	VV	480	6535	0.10%	0.018%
36	4.491	4.475	4.537	VV	444	6918	0.11%	0.019%

rteres

37	4.585	4.537	4.604	VV	333	7947	0.12%	0.022%
38	4.619	4.604	4.648	VV	327	5170	0.08%	0.014%
39	4.677	4.648	4.704	VV	2317	27616	0.42%	0.075%
40	4.720	4.704	4.741	VV	330	4555	0.07%	0.012%
41	4.790	4.741	4.825	VV	279	8915	0.14%	0.024%
42	4.866	4.825	4.885	VV	1024	15599	0.24%	0.042%
43	4.897	4.885	4.910	VV	490	5990	0.09%	0.016%
44	4.928	4.910	4.945	VV	1080	12928	0.20%	0.035%
45	4.963	4.945	4.981	VV	2221	23601	0.36%	0.064%
46	4.991	4.981	5.008	VV	589	6699	0.10%	0.018%
47	5.018	5.008	5.063	VV	300	7625	0.12%	0.021%
48	5.095	5.063	5.110	VV	421	7010	0.11%	0.019%
49	5.139	5.110	5.168	VV	411	8266	0.13%	0.022%
50	5.198	5.168	5.241	VV	559	9067	0.14%	0.025%
51	5.261	5.241	5.278	VV	176	2740	0.04%	0.007%
52	5.293	5.278	5.329	VV	250	4238	0.06%	0.012%
53	5.356	5.329	5.363	VV	763	8281	0.13%	0.023%
54	5.382	5.363	5.414	VV	2766	35642	0.55%	0.097%
55	5.440	5.414	5.458	VV	814	12206	0.19%	0.033%
56	5.468	5.458	5.485	VV	321	3413	0.05%	0.009%
57	5.498	5.485	5.545	VV	469	6853	0.10%	0.019%
58	5.567	5.545	5.578	VV	114	1246	0.02%	0.003%
59	5.625	5.578	5.654	PV	357	8884	0.14%	0.024%
60	5.671	5.654	5.685	VV	184	2865	0.04%	0.008%
61	5.696	5.685	5.717	VV	320	3968	0.06%	0.011%
62	5.730	5.717	5.753	VV	222	2785	0.04%	0.008%
63	5.765	5.753	5.781	VV	184	1982	0.03%	0.005%
64	5.818	5.781	5.847	VV	2511	31798	0.49%	0.086%
65	5.862	5.847	5.884	VV	1057	12119	0.19%	0.033%
66	5.921	5.884	5.939	PV	291	6165	0.09%	0.017%
67	5.953	5.939	5.969	VV	158	2369	0.04%	0.006%
68	6.012	5.969	6.042	VV	718	13225	0.20%	0.036%
69	6.074	6.042	6.100	VV	211	5000	0.08%	0.014%
70	6.130	6.100	6.165	VV	526	10128	0.15%	0.028%
71	6.187	6.165	6.198	VV	206	2564	0.04%	0.007%
72	6.214	6.198	6.235	VV	249	2929	0.04%	0.008%
73	6.253	6.235	6.281	VV	230	3943	0.06%	0.011%
74	6.298	6.281	6.327	PV	201	3606	0.06%	0.010%
75	6.361	6.327	6.383	VV	321	6872	0.11%	0.019%
76	6.401	6.383	6.429	VV	668	10353	0.16%	0.028%
77	6.452	6.429	6.474	VV	518	6948	0.11%	0.019%
78	6.498	6.474	6.528	VV	1246	16692	0.26%	0.045%
79	6.560	6.528	6.611	VV	628	13228	0.20%	0.036%
80	6.638	6.611	6.668	VV	531	12292	0.19%	0.033%
81	6.686	6.668	6.715	VV	296	7367	0.11%	0.020%
82	6.729	6.715	6.746	VV	435	6756	0.10%	0.018%
83	6.770	6.746	6.797	VV	686	14056	0.21%	0.038%
84	6.819	6.797	6.828	VV	461	7379	0.11%	0.020%
85	6.853	6.828	6.918	VV	5142	62995	0.96%	0.171%
86	6.941	6.918	6.959	VV	592	9857	0.15%	0.027%
87	6.975	6.959	6.985	VV	455	5792	0.09%	0.016%
88	7.007	6.985	7.029	VV	2250	26835	0.41%	0.073%
89	7.047	7.029	7.071	VV	580	9815	0.15%	0.027%

rteres

90	7.083	7.071	7.107	VV	621	6347	0.10%	0.017%
91	7.133	7.107	7.167	VV	275	4890	0.07%	0.013%
92	7.190	7.167	7.218	PV	514	7904	0.12%	0.021%
93	7.233	7.218	7.240	VV	277	2691	0.04%	0.007%
94	7.263	7.240	7.287	VV	357	7493	0.11%	0.020%
95	7.309	7.287	7.344	VV	581	9981	0.15%	0.027%
96	7.366	7.344	7.404	VV	1075	22458	0.34%	0.061%
97	7.429	7.404	7.457	VV	851	18200	0.28%	0.049%
98	7.495	7.457	7.517	VV	1072	22113	0.34%	0.060%
99	7.533	7.517	7.553	VV	528	7702	0.12%	0.021%
100	7.577	7.553	7.625	VV	2509	33235	0.51%	0.090%
101	7.661	7.625	7.697	VV	1813	29765	0.46%	0.081%
102	7.730	7.697	7.751	VV	467	12585	0.19%	0.034%
103	7.768	7.751	7.781	VV	787	10877	0.17%	0.030%
104	7.804	7.781	7.847	VV	4577	55370	0.85%	0.150%
105	7.862	7.847	7.882	VV	546	8379	0.13%	0.023%
106	7.897	7.882	7.917	VV	714	9137	0.14%	0.025%
107	7.929	7.917	7.955	VV	310	5599	0.09%	0.015%
108	7.982	7.955	8.041	VV	458	12827	0.20%	0.035%
109	8.071	8.041	8.089	PV	1014	11564	0.18%	0.031%
110	8.107	8.089	8.142	VV	624	14542	0.22%	0.040%
111	8.153	8.142	8.195	VV	556	9714	0.15%	0.026%
112	8.251	8.195	8.281	VV	717	21096	0.32%	0.057%
113	8.295	8.281	8.319	VV	466	8100	0.12%	0.022%
114	8.337	8.319	8.355	VV	416	5665	0.09%	0.015%
115	8.381	8.355	8.408	VV	4892	30206	0.46%	0.082%
116	8.438	8.408	8.463	VV	1161	17226	0.26%	0.047%
117	8.474	8.463	8.486	VV	320	2890	0.04%	0.008%
118	8.509	8.486	8.531	VV	1845	22090	0.34%	0.060%
119	8.541	8.531	8.555	VV	482	5668	0.09%	0.015%
120	8.596	8.555	8.651	VV	1549	35403	0.54%	0.096%
121	8.691	8.651	8.725	VV	11935	144501	2.21%	0.393%
122	8.740	8.725	8.765	VV	1160	10038	0.15%	0.027%
123	8.803	8.765	8.828	VV	708	19107	0.29%	0.052%
124	8.862	8.828	8.908	VV	1330	26964	0.41%	0.073%
125	8.926	8.908	8.978	VV	414	7868	0.12%	0.021%
126	9.012	8.978	9.082	VV	30053	361123	5.52%	0.981%
127	9.100	9.082	9.128	VV	979	23833	0.36%	0.065%
128	9.163	9.128	9.212	VV	2676	78647	1.20%	0.214%
129	9.234	9.212	9.273	VV	4863	73494	1.12%	0.200%
130	9.292	9.273	9.331	VV	629	15623	0.24%	0.042%
131	9.354	9.331	9.375	VV	554	10461	0.16%	0.028%
132	9.425	9.375	9.446	VV	3237	60970	0.93%	0.166%
133	9.457	9.446	9.498	VV	1603	32313	0.49%	0.088%
134	9.522	9.498	9.592	VV	5278	97032	1.48%	0.264%
135	9.611	9.592	9.638	VV	897	13231	0.20%	0.036%
136	9.659	9.638	9.687	VV	589	8640	0.13%	0.023%
137	9.712	9.687	9.721	VV	258	4024	0.06%	0.011%
138	9.743	9.721	9.794	VV	418	12160	0.19%	0.033%
139	9.826	9.794	9.867	VV	803	20672	0.32%	0.056%
140	9.897	9.867	9.913	VV	1847	28554	0.44%	0.078%
141	9.927	9.913	9.959	VV	1531	27535	0.42%	0.075%

rteres

142	9.982	9.959	10.011	VV	815	17296	0.26%	0.047%
143	10.031	10.011	10.055	VV	1554	21119	0.32%	0.057%
144	10.085	10.055	10.114	VV	2473	31286	0.48%	0.085%
145	10.137	10.114	10.161	VV	258	5582	0.09%	0.015%
146	10.176	10.161	10.196	VV	319	3484	0.05%	0.009%
147	10.225	10.196	10.275	PV	1322	26156	0.40%	0.071%
148	10.306	10.275	10.354	VV	7812	97526	1.49%	0.265%
149	10.408	10.354	10.456	VV	654	26011	0.40%	0.071%
150	10.480	10.456	10.504	VV	383	5239	0.08%	0.014%
151	10.522	10.504	10.537	VV	193	2299	0.04%	0.006%
152	10.587	10.537	10.601	PV	476	8086	0.12%	0.022%
153	10.656	10.601	10.667	VV	661	16455	0.25%	0.045%
154	10.698	10.667	10.723	VV	3656	57174	0.87%	0.155%
155	10.748	10.723	10.768	VV	1913	32903	0.50%	0.089%
156	10.786	10.768	10.823	VV	1335	29082	0.44%	0.079%
157	10.843	10.823	10.881	VV	880	17130	0.26%	0.047%
158	10.913	10.881	10.925	VV	721	12880	0.20%	0.035%
159	10.953	10.925	10.960	VV	889	15397	0.24%	0.042%
160	10.980	10.960	11.011	VV	1364	30486	0.47%	0.083%
161	11.049	11.011	11.091	VV	6656	99476	1.52%	0.270%
162	11.122	11.091	11.150	VV	7812	117690	1.80%	0.320%
163	11.173	11.150	11.213	VV	1458	35823	0.55%	0.097%
164	11.268	11.213	11.288	VV	778	24245	0.37%	0.066%
165	11.305	11.288	11.318	VV	502	7361	0.11%	0.020%
166	11.335	11.318	11.346	VV	435	6854	0.10%	0.019%
167	11.379	11.346	11.407	VV	884	22160	0.34%	0.060%
168	11.448	11.407	11.493	VV	2687	61636	0.94%	0.168%
169	11.507	11.493	11.527	VV	934	13430	0.21%	0.036%
170	11.560	11.527	11.598	VV	949	19818	0.30%	0.054%
171	11.620	11.598	11.635	VV	512	7878	0.12%	0.021%
172	11.687	11.635	11.717	VV	3418	54867	0.84%	0.149%
173	11.756	11.717	11.791	VV	10272	136763	2.09%	0.372%
174	11.848	11.791	11.888	VV	3182	58085	0.89%	0.158%
175	11.914	11.888	11.935	VV	355	4849	0.07%	0.013%
176	11.996	11.935	12.005	PV	357	8667	0.13%	0.024%
177	12.056	12.005	12.095	VV	727	25365	0.39%	0.069%
178	12.115	12.095	12.128	VV	584	9073	0.14%	0.025%
179	12.156	12.128	12.178	VV	1175	24083	0.37%	0.065%
180	12.192	12.178	12.203	VV	731	9473	0.14%	0.026%
181	12.217	12.203	12.228	VV	649	8785	0.13%	0.024%
182	12.239	12.228	12.261	VV	626	8874	0.14%	0.024%
183	12.280	12.261	12.291	VV	431	5167	0.08%	0.014%
184	12.311	12.291	12.342	VV	599	12103	0.19%	0.033%
185	12.364	12.342	12.377	VV	728	11102	0.17%	0.030%
186	12.429	12.377	12.462	VV	6873	114772	1.76%	0.312%
187	12.472	12.462	12.495	VV	504	7709	0.12%	0.021%
188	12.537	12.495	12.547	VV	390	9989	0.15%	0.027%
189	12.564	12.547	12.611	VV	538	13522	0.21%	0.037%
190	12.651	12.611	12.683	VV	891	24133	0.37%	0.066%
191	12.703	12.683	12.750	VV	699	20652	0.32%	0.056%
192	12.802	12.750	12.827	VV	1251	29911	0.46%	0.081%
193	12.844	12.827	12.859	VV	1109	15493	0.24%	0.042%
194	12.895	12.859	12.908	VV	916	21566	0.33%	0.059%

rteres

195	12.926	12.908	12.958	VV	1142	22816	0.35%	0.062%
196	13.012	12.958	13.044	VV	2511	47449	0.73%	0.129%
197	13.072	13.044	13.101	VV	11421	139587	2.13%	0.379%
198	13.132	13.101	13.151	VV	483	10249	0.16%	0.028%
199	13.190	13.151	13.209	VV	791	17409	0.27%	0.047%
200	13.217	13.209	13.235	VV	355	3795	0.06%	0.010%
201	13.245	13.235	13.258	VV	217	1580	0.02%	0.004%
202	13.344	13.258	13.381	PV	695	16641	0.25%	0.045%
203	13.397	13.381	13.414	VV	206	2856	0.04%	0.008%
204	13.437	13.414	13.450	VV	419	6405	0.10%	0.017%
205	13.524	13.450	13.613	VV	556088	6539343	100.00%	17.771%
206	13.629	13.613	13.658	VV	948	14761	0.23%	0.040%
207	13.687	13.658	13.718	VV	6205	80065	1.22%	0.218%
208	13.740	13.718	13.775	VV	600	13814	0.21%	0.038%
209	13.780	13.775	13.790	VV	274	1797	0.03%	0.005%
210	13.804	13.790	13.830	VV	203	1769	0.03%	0.005%
211	13.863	13.830	13.890	PV	8233	98027	1.50%	0.266%
212	13.912	13.890	13.938	VV	903	17662	0.27%	0.048%
213	13.965	13.938	14.023	VV	882	22807	0.35%	0.062%
214	14.039	14.023	14.048	VV	392	4307	0.07%	0.012%
215	14.094	14.048	14.161	VV	18789	258086	3.95%	0.701%
216	14.225	14.161	14.250	VV	4579	76947	1.18%	0.209%
217	14.274	14.250	14.322	VV	12216	163632	2.50%	0.445%
218	14.336	14.322	14.361	VV	512	10490	0.16%	0.029%
219	14.374	14.361	14.407	VV	518	9810	0.15%	0.027%
220	14.420	14.407	14.468	VV	461	11227	0.17%	0.031%
221	14.509	14.468	14.551	VV	1026	27142	0.42%	0.074%
222	14.571	14.551	14.586	VV	679	10027	0.15%	0.027%
223	14.611	14.586	14.627	VV	1080	16012	0.24%	0.044%
224	14.712	14.627	14.735	VV	2249	58296	0.89%	0.158%
225	14.751	14.735	14.768	VV	791	12576	0.19%	0.034%
226	14.798	14.768	14.815	VV	970	19573	0.30%	0.053%
227	14.839	14.815	14.885	VV	10132	136315	2.08%	0.370%
228	14.907	14.885	14.932	VV	899	21228	0.32%	0.058%
229	15.006	14.932	15.030	VV	6515	111549	1.71%	0.303%
230	15.047	15.030	15.078	VV	774	15134	0.23%	0.041%
231	15.108	15.078	15.128	VV	873	19964	0.31%	0.054%
232	15.144	15.128	15.171	VV	917	18444	0.28%	0.050%
233	15.219	15.171	15.261	VV	14590	210458	3.22%	0.572%
234	15.272	15.261	15.299	VV	821	11926	0.18%	0.032%
235	15.339	15.299	15.356	VV	3343	53811	0.82%	0.146%
236	15.381	15.356	15.411	VV	17430	235462	3.60%	0.640%
237	15.426	15.411	15.492	VV	974	27964	0.43%	0.076%
238	15.530	15.492	15.555	VV	500	13129	0.20%	0.036%
239	15.574	15.555	15.618	VV	569	12006	0.18%	0.033%
240	15.634	15.618	15.675	VV	413	9742	0.15%	0.026%
241	15.723	15.675	15.745	PV	1617	27145	0.42%	0.074%
242	15.771	15.745	15.801	VV	537	14239	0.22%	0.039%
243	15.853	15.801	15.874	VV	828	23364	0.36%	0.063%
244	15.903	15.874	15.988	VV	15365	217433	3.32%	0.591%
245	15.998	15.988	16.038	VV	339	5677	0.09%	0.015%
246	16.067	16.038	16.115	PV	615	17392	0.27%	0.047%

rteres

247	16.145	16.115	16.156	VV	634	8526	0.13%	0.023%
248	16.232	16.156	16.287	VV	1577	54619	0.84%	0.148%
249	16.305	16.287	16.325	VV	793	11312	0.17%	0.031%
250	16.369	16.325	16.380	PV	1559	23606	0.36%	0.064%
251	16.407	16.380	16.488	VV	20408	281548	4.31%	0.765%
252	16.504	16.488	16.517	PV	555	5776	0.09%	0.016%
253	16.532	16.517	16.548	VV	597	6258	0.10%	0.017%
254	16.630	16.548	16.667	VV	1633	44891	0.69%	0.122%
255	16.715	16.667	16.739	VV	1782	38082	0.58%	0.103%
256	16.780	16.739	16.805	VV	1586	35091	0.54%	0.095%
257	16.810	16.805	16.829	VV	417	3746	0.06%	0.010%
258	16.891	16.829	16.945	VV	19328	285501	4.37%	0.776%
259	17.004	16.945	17.013	PV	852	16557	0.25%	0.045%
260	17.049	17.013	17.090	VV	1569	50270	0.77%	0.137%
261	17.122	17.090	17.151	VV	1220	33563	0.51%	0.091%
262	17.194	17.151	17.208	VV	1421	33926	0.52%	0.092%
263	17.242	17.208	17.268	VV	1775	43000	0.66%	0.117%
264	17.359	17.268	17.385	VV	23276	380472	5.82%	1.034%
265	17.398	17.385	17.448	VV	4745	93221	1.43%	0.253%
266	17.489	17.448	17.531	VV	2235	86118	1.32%	0.234%
267	17.582	17.531	17.593	VV	3114	92228	1.41%	0.251%
268	17.625	17.593	17.678	VV	3726	131677	2.01%	0.358%
269	17.696	17.678	17.732	VV	3049	77695	1.19%	0.211%
270	17.767	17.732	17.780	VV	3052	70906	1.08%	0.193%
271	17.811	17.780	17.848	VV	38708	585582	8.95%	1.591%
272	17.864	17.848	17.885	VV	2676	47074	0.72%	0.128%
273	17.900	17.885	17.921	VV	2810	45662	0.70%	0.124%
274	17.948	17.921	17.978	VV	3748	78857	1.21%	0.214%
275	17.999	17.978	18.018	VV	1220	23235	0.36%	0.063%
276	18.031	18.018	18.057	VV	1923	30939	0.47%	0.084%
277	18.094	18.057	18.111	VV	2771	50353	0.77%	0.137%
278	18.165	18.111	18.197	VV	3412	100112	1.53%	0.272%
279	18.249	18.197	18.296	VV	26813	463523	7.09%	1.260%
280	18.312	18.296	18.327	VV	1634	25140	0.38%	0.068%
281	18.341	18.327	18.358	VV	1502	24514	0.37%	0.067%
282	18.417	18.358	18.434	VV	6178	141939	2.17%	0.386%
283	18.443	18.434	18.490	VV	4917	101392	1.55%	0.276%
284	18.517	18.490	18.540	VV	3082	64298	0.98%	0.175%
285	18.586	18.540	18.603	VV	3061	77923	1.19%	0.212%
286	18.672	18.603	18.718	VV	42292	678029	10.37%	1.843%
287	18.784	18.718	18.832	PV	5930	142133	2.17%	0.386%
288	18.850	18.832	18.879	VV	1069	16287	0.25%	0.044%
289	18.939	18.879	18.961	VV	2474	53672	0.82%	0.146%
290	18.982	18.961	19.017	VV	1732	34406	0.53%	0.094%
291	19.084	19.017	19.144	VV	19770	350109	5.35%	0.951%
292	19.160	19.144	19.171	VV	1230	16240	0.25%	0.044%
293	19.209	19.171	19.228	VV	3839	75516	1.15%	0.205%
294	19.257	19.228	19.308	VV	3379	96898	1.48%	0.263%
295	19.343	19.308	19.366	VV	2418	55530	0.85%	0.151%
296	19.388	19.366	19.407	VV	2561	41279	0.63%	0.112%
297	19.429	19.407	19.438	VV	1904	25669	0.39%	0.070%
298	19.483	19.438	19.510	VV	19398	335099	5.12%	0.911%
299	19.540	19.510	19.578	VV	4110	123979	1.90%	0.337%

rteres

300	19.606	19.578	19.653	VV	4164	157657	2.41%	0.428%
301	19.674	19.653	19.704	VV	3996	107952	1.65%	0.293%
302	19.729	19.704	19.755	VV	4415	112192	1.72%	0.305%
303	19.772	19.755	19.824	VV	4145	136723	2.09%	0.372%
304	19.870	19.824	19.898	VV	17514	358593	5.48%	0.975%
305	19.921	19.898	19.936	VV	6617	132575	2.03%	0.360%
306	19.961	19.936	19.973	VV	6077	133167	2.04%	0.362%
307	20.014	19.973	20.043	VV	8521	304679	4.66%	0.828%
308	20.068	20.043	20.083	VV	7526	174942	2.68%	0.475%
309	20.112	20.083	20.130	VV	8451	219604	3.36%	0.597%
310	20.157	20.130	20.172	VV	9525	217110	3.32%	0.590%
311	20.185	20.172	20.206	VV	9212	181795	2.78%	0.494%
312	20.245	20.206	20.271	VV	19083	509548	7.79%	1.385%
313	20.314	20.271	20.328	VV	12201	383616	5.87%	1.043%
314	20.345	20.328	20.355	VV	11832	191420	2.93%	0.520%
315	20.427	20.355	20.448	VV	13139	685165	10.48%	1.862%
316	20.529	20.448	20.552	VV	16235	915416	14.00%	2.488%
317	20.610	20.552	20.653	VV	25705	1151767	17.61%	3.130%
318	20.712	20.653	20.731	VV	19259	871120	13.32%	2.367%
319	20.751	20.731	20.801	VV	19389	778016	11.90%	2.114%
320	20.850	20.801	20.925	VV	19165	1339779	20.49%	3.641%
321	20.942	20.925	20.954	VV	17242	302179	4.62%	0.821%
322	20.983	20.954	21.014	VV	21204	670845	10.26%	1.823%
323	21.086	21.014	21.108	VV	19445	1051102	16.07%	2.856%
324	21.119	21.108	21.163	VV	18979	592056	9.05%	1.609%
325	21.183	21.163	21.311	VV	17269	1342919	20.54%	3.650%
326	21.322	21.311	21.333	VV	13516	176132	2.69%	0.479%
327	21.389	21.333	21.487	VV	17488	1314064	20.09%	3.571%
328	21.497	21.487	21.511	VV	11499	161621	2.47%	0.439%
329	21.527	21.511	21.545	VV	11323	227214	3.47%	0.617%
330	21.555	21.545	21.563	VV	10865	111629	1.71%	0.303%
331	21.606	21.563	21.621	VV	10725	372099	5.69%	1.011%
332	21.649	21.621	21.673	VV	10089	308164	4.71%	0.837%
333	21.716	21.673	21.725	VV	11310	332617	5.09%	0.904%
334	21.742	21.725	21.804	VV	11099	491824	7.52%	1.337%
335	21.814	21.804	21.833	VV	9180	154501	2.36%	0.420%
336	21.853	21.833	21.915	VV	9441	350768	5.36%	0.953%
337	21.924	21.915	21.933	VV	4765	52511	0.80%	0.143%
338	21.958	21.933	21.971	VV	5049	106640	1.63%	0.290%
339	22.023	21.971	22.093	VV	6565	387208	5.92%	1.052%
340	22.108	22.093	22.154	VV	4156	127782	1.95%	0.347%
341	22.165	22.154	22.208	VV	2750	69958	1.07%	0.190%
342	22.236	22.208	22.258	VV	2063	53269	0.81%	0.145%
343	22.305	22.258	22.328	VV	2895	102591	1.57%	0.279%
344	22.381	22.328	22.448	VV	4158	177360	2.71%	0.482%
345	22.483	22.448	22.525	VV	1617	45378	0.69%	0.123%
346	22.532	22.525	22.540	VV	273	1708	0.03%	0.005%

Sum of corrected areas: 36797286

Aliphatic EPH 080125.M Mon Aug 25 11:54:53 2025

Quantitation Report (QT Reviewed)

Sample Results: **FD049653.D**

Data Path : Z:\pestpcbsrv\HPCHEM1\FID_D\Data\FD082225AR\
Data File : FD049653.D
Signal(s) : FID2B.ch
Acq On : 22 Aug 2025 20:56
Operator : YP/AJ
Sample : Q2832-09
Misc :
ALS Vial : 68 Sample Multiplier: 1

Instrument :
FID_D
ClientSampleId :
TG-S05

Integration File: sample.E
Quant Time: Aug 25 01:50:23 2025
Quant Method : Z:\pestpcbsrv\HPCHEM1\FID_D\methods\Aromatic EPH 081125.M
Quant Title : GC Extractables
QLast Update : Mon Aug 11 14:11:57 2025
Response via : Initial Calibration
Integrator: ChemStation

Volume Inj. : 1 µl
Signal Phase : Rxi-1ms
Signal Info : 20M x 0.18mm x 0.18µm

Compound	R.T.	Response	Conc Units
System Monitoring Compounds			
4) S 2-Bromonaphthalene (S...	7.717	6629575	64.687 ug/ml
Spiked Amount 50.000		Recovery =	129.37%
6) S 2-Flurobiphenyl (SURR)	8.582	4713081	64.522 ug/ml
Spiked Amount 50.000	Range 0 - 131	Recovery =	129.04%
11) S ortho-Terphenyl (SURR)	11.629	7313708	56.348 ug/ml
Spiked Amount 50.000		Recovery =	112.70%
Target Compounds			

(f)=RT Delta > 1/2 Window (m)=manual int.

Sample Results: **FD049653.D**

Data Path : Z:\pestpcbsrv\HPCHEM1\FID_D\Data\FD082225AR\
Data File : FD049653.D
Signal(s) : FID2B.ch
Acq On : 22 Aug 2025 20:56
Operator : YP/AJ
Sample : Q2832-09
Misc :
ALS Vial : 68 Sample Multiplier: 1

Instrument :
FID_D
ClientSampleId :
TG-S05

Integration File: sample.E
Quant Time: Aug 25 01:50:23 2025
Quant Method : Z:\pestpcbsrv\HPCHEM1\FID_D\methods\Aromatic EPH 081125.M
Quant Title : GC Extractables
QLast Update : Mon Aug 11 14:11:57 2025
Response via : Initial Calibration
Integrator: ChemStation

Volume Inj. : 1 µl
Signal Phase : Rxi-1ms
Signal Info : 20M x 0.18mm x 0.18µm

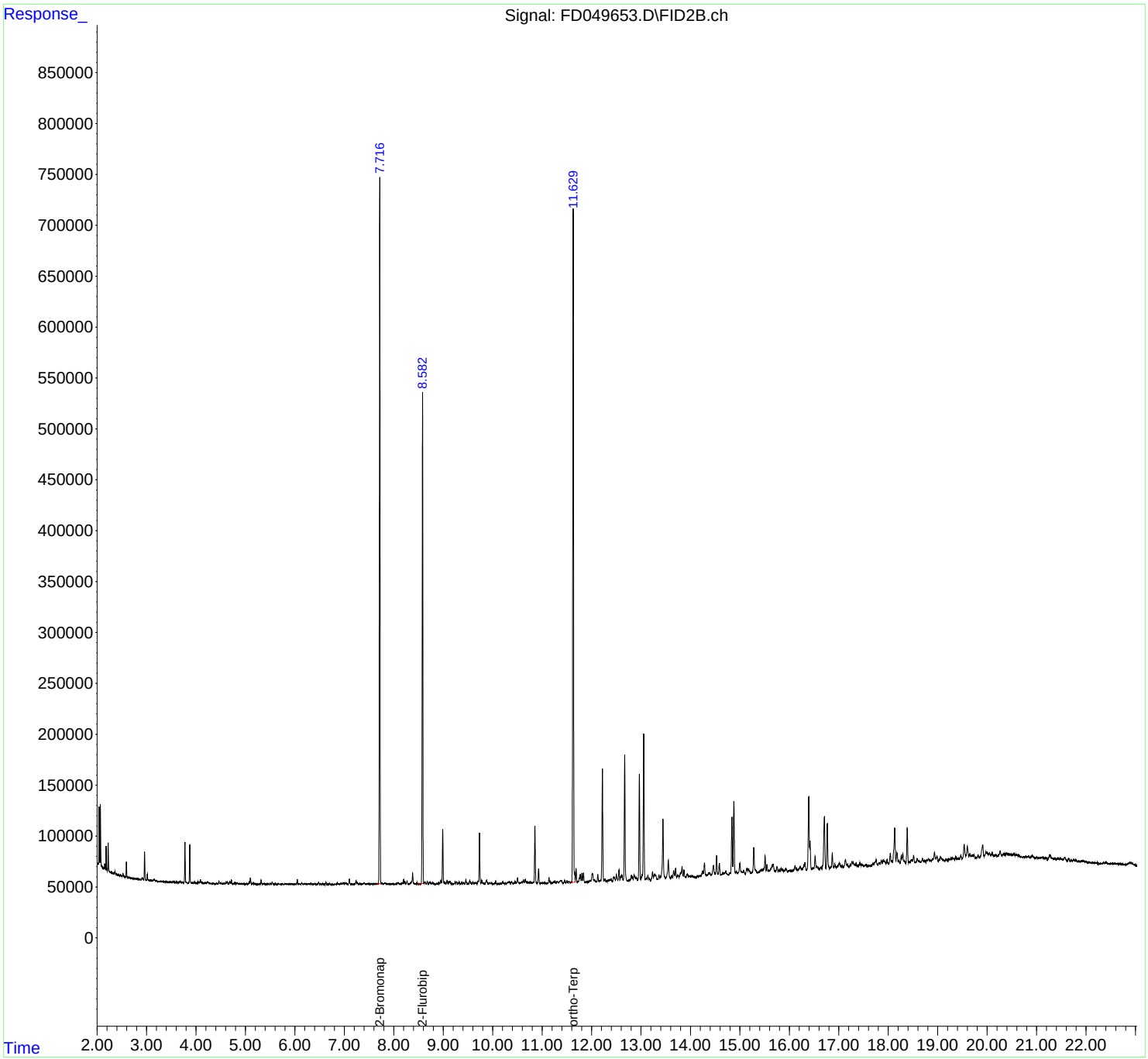

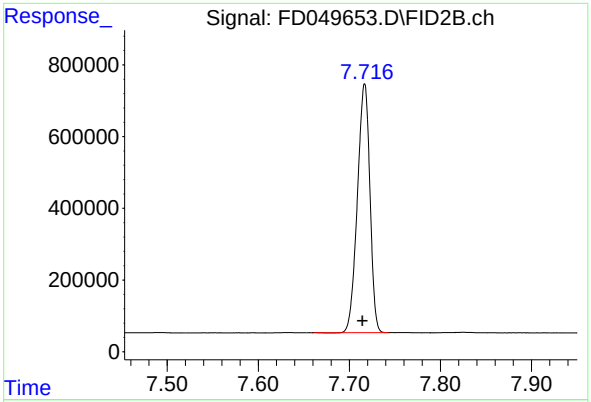

#4 2-Bromonaphthalene (SURR)

R.T.: 7.717 min
Delta R.T.: 0.002 min
Response: 6629575
Conc: 64.69 ug/ml

Instrument :
FID_D
ClientSampleId :
TG-S05

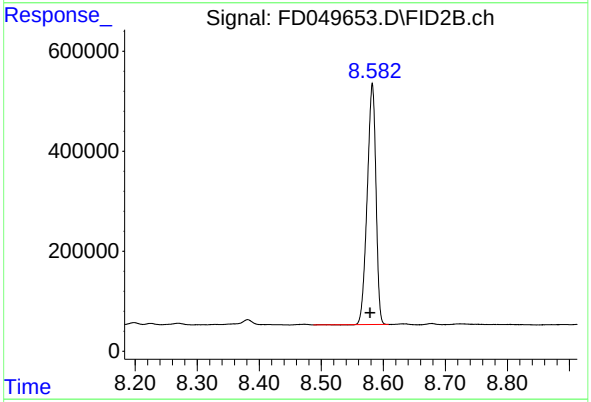

#6 2-Flurobiphenyl (SURR)

R.T.: 8.582 min
Delta R.T.: 0.004 min
Response: 4713081
Conc: 64.52 ug/ml

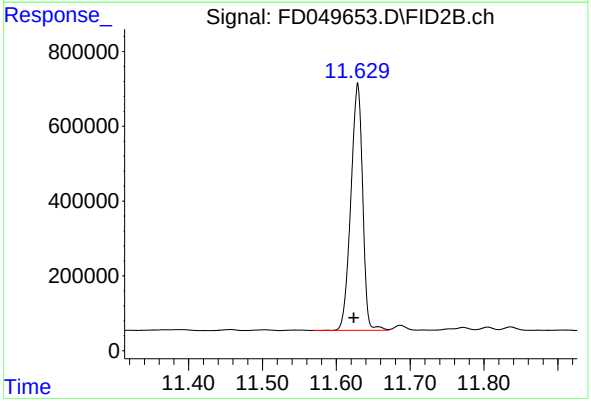

#11 ortho-Terphenyl (SURR)

R.T.: 11.629 min
Delta R.T.: 0.006 min
Response: 7313708
Conc: 56.35 ug/ml

rteres

Area Percent Report

Data Path : Z:\pestpcbsrv\HPCHEM1\FID_D\Data\FD082225AR\
Data File : FD049653.D
Signal(s) : FID2B.ch
Acq On : 22 Aug 2025 20:56
Sample : Q2832-09
Misc :
ALS Vial : 68 Sample Multiplier: 1

Integration File: sample.E

Method : Z:\pestpcbsrv\HPCHEM1\FID_D\methods\Aromatic EPH 081125.M
Title : GC Extractables

Signal : FID2B.ch

peak #	R.T. min	Start min	End min	PK TY	peak height	peak area	peak % max.	% of total
1	4.285	4.277	4.297	PV	254	1490	0.02%	0.003%
2	4.301	4.297	4.340	VV	220	3363	0.05%	0.007%
3	4.352	4.340	4.383	PV	442	5397	0.07%	0.011%
4	4.418	4.383	4.434	PV	385	6579	0.09%	0.014%
5	4.464	4.434	4.489	VV	2583	27953	0.39%	0.059%
6	4.505	4.489	4.525	VV	1123	13555	0.19%	0.029%
7	4.536	4.525	4.553	VV	416	4793	0.07%	0.010%
8	4.578	4.553	4.592	VV	703	9813	0.14%	0.021%
9	4.606	4.592	4.619	VV	2397	20901	0.29%	0.044%
10	4.633	4.619	4.657	VV	2472	26210	0.36%	0.056%
11	4.687	4.657	4.704	PV	2738	33528	0.46%	0.071%
12	4.718	4.704	4.754	VV	4125	41297	0.57%	0.088%
13	4.770	4.754	4.782	VV	1370	12080	0.17%	0.026%
14	4.794	4.782	4.822	VV	2008	22790	0.31%	0.048%
15	4.836	4.822	4.862	VV	1227	17504	0.24%	0.037%
16	4.866	4.862	4.875	VV	272	1503	0.02%	0.003%
17	4.886	4.875	4.890	VV	387	2323	0.03%	0.005%
18	4.910	4.890	4.940	VV	666	12017	0.17%	0.026%
19	4.951	4.940	4.955	VV	375	2464	0.03%	0.005%
20	4.960	4.955	4.981	VV	373	3692	0.05%	0.008%
21	4.995	4.981	5.002	PV	341	2763	0.04%	0.006%
22	5.026	5.002	5.045	VV	483	7019	0.10%	0.015%
23	5.073	5.045	5.083	VV	1740	19239	0.27%	0.041%
24	5.099	5.083	5.131	VV	6129	71509	0.99%	0.152%
25	5.156	5.131	5.175	VV	1614	19287	0.27%	0.041%
26	5.190	5.175	5.254	VV	671	14464	0.20%	0.031%
27	5.317	5.265	5.349	VV	4411	51375	0.71%	0.109%
28	5.352	5.349	5.359	VV	169	1034	0.01%	0.002%
29	5.379	5.359	5.413	VV	640	13599	0.19%	0.029%
30	5.419	5.413	5.428	VV	201	1216	0.02%	0.003%
31	5.456	5.428	5.487	PV	614	11585	0.16%	0.025%
32	5.501	5.487	5.517	VV	1458	15524	0.21%	0.033%
33	5.541	5.517	5.563	VV	2608	34427	0.47%	0.073%
34	5.571	5.563	5.580	VV	539	3846	0.05%	0.008%
35	5.601	5.580	5.618	VV	734	10533	0.15%	0.022%
36	5.631	5.618	5.648	VV	328	3747	0.05%	0.008%

rteres

37	5.662	5.648	5.675	VV	749	6989	0.10%	0.015%
38	5.686	5.675	5.706	VV	611	7308	0.10%	0.016%
39	5.712	5.706	5.721	VV	262	2018	0.03%	0.004%
40	5.741	5.721	5.762	VV	457	7939	0.11%	0.017%
41	5.767	5.762	5.779	VV	327	2122	0.03%	0.005%
42	5.793	5.779	5.817	VV	651	10313	0.14%	0.022%
43	5.839	5.817	5.855	VV	648	8799	0.12%	0.019%
44	5.869	5.855	5.875	VV	392	3512	0.05%	0.007%
45	5.889	5.875	5.904	VV	401	4621	0.06%	0.010%
46	5.917	5.911	5.935	VV	373	4331	0.06%	0.009%
47	5.953	5.935	5.973	VV	526	8666	0.12%	0.018%
48	6.004	5.973	6.013	VV	586	11074	0.15%	0.024%
49	6.050	6.013	6.071	VV	5003	59014	0.81%	0.125%
50	6.097	6.071	6.116	VV	830	13411	0.18%	0.029%
51	6.140	6.116	6.171	VV	1904	23082	0.32%	0.049%
52	6.204	6.171	6.235	VV	897	19915	0.27%	0.042%
53	6.259	6.235	6.269	VV	626	9781	0.13%	0.021%
54	6.274	6.269	6.289	VV	720	7342	0.10%	0.016%
55	6.293	6.289	6.312	VV	450	5610	0.08%	0.012%
56	6.325	6.312	6.341	VV	1212	14243	0.20%	0.030%
57	6.347	6.341	6.356	VV	416	2743	0.04%	0.006%
58	6.366	6.356	6.394	VV	429	7085	0.10%	0.015%
59	6.401	6.394	6.406	VV	416	2571	0.04%	0.005%
60	6.412	6.406	6.421	VV	450	2415	0.03%	0.005%
61	6.436	6.421	6.452	VV	403	5018	0.07%	0.011%
62	6.479	6.452	6.503	VV	2663	32356	0.45%	0.069%
63	6.515	6.503	6.529	VV	428	4661	0.06%	0.010%
64	6.565	6.529	6.578	VV	719	14583	0.20%	0.031%
65	6.599	6.578	6.612	VV	850	10273	0.14%	0.022%
66	6.628	6.612	6.651	VV	2098	22587	0.31%	0.048%
67	6.665	6.651	6.685	VV	570	6576	0.09%	0.014%
68	6.701	6.685	6.726	VV	1166	13539	0.19%	0.029%
69	6.734	6.726	6.752	VV	336	3318	0.05%	0.007%
70	6.760	6.752	6.771	VV	385	2236	0.03%	0.005%
71	6.801	6.771	6.806	PV	516	5120	0.07%	0.011%
72	6.810	6.806	6.827	VV	470	4717	0.07%	0.010%
73	6.835	6.827	6.840	VV	466	2748	0.04%	0.006%
74	6.859	6.840	6.895	VV	1507	24342	0.34%	0.052%
75	6.922	6.895	6.928	VV	1059	12123	0.17%	0.026%
76	6.940	6.928	6.956	VV	963	14118	0.19%	0.030%
77	6.976	6.956	6.990	VV	1686	23907	0.33%	0.051%
78	6.997	6.990	7.020	VV	1252	20281	0.28%	0.043%
79	7.036	7.020	7.073	VV	1445	25060	0.35%	0.053%
80	7.102	7.073	7.126	VV	5396	61456	0.85%	0.131%
81	7.143	7.126	7.147	VV	484	4505	0.06%	0.010%
82	7.152	7.147	7.165	VV	704	4833	0.07%	0.010%
83	7.182	7.165	7.193	VV	630	6978	0.10%	0.015%
84	7.212	7.193	7.216	VV	461	4642	0.06%	0.010%
85	7.239	7.216	7.254	VV	4250	45960	0.63%	0.098%
86	7.263	7.254	7.287	VV	2181	26981	0.37%	0.057%
87	7.317	7.287	7.337	VV	1028	16264	0.22%	0.035%
88	7.342	7.337	7.357	VV	376	3739	0.05%	0.008%
89	7.369	7.357	7.379	VV	629	6501	0.09%	0.014%

rteres

90	7.399	7.379	7.423	VV	1773	26734	0.37%	0.057%
91	7.441	7.423	7.446	VV	527	4768	0.07%	0.010%
92	7.466	7.446	7.477	VV	696	10241	0.14%	0.022%
93	7.492	7.477	7.521	VV	1147	14825	0.20%	0.032%
94	7.541	7.521	7.547	VV	463	4084	0.06%	0.009%
95	7.552	7.547	7.565	VV	506	4111	0.06%	0.009%
96	7.578	7.565	7.585	VV	438	3734	0.05%	0.008%
97	7.594	7.585	7.612	VV	515	5508	0.08%	0.012%
98	7.632	7.612	7.648	VV	1071	14120	0.19%	0.030%
99	7.664	7.648	7.678	VV	905	10579	0.15%	0.022%
100	7.717	7.678	7.750	VV	696106	6664613	91.86%	14.172%
101	7.761	7.750	7.792	VV	1110	17335	0.24%	0.037%
102	7.826	7.792	7.872	VV	1812	40093	0.55%	0.085%
103	7.888	7.872	7.901	VV	484	6099	0.08%	0.013%
104	7.915	7.901	7.944	VV	420	6547	0.09%	0.014%
105	7.966	7.944	7.981	VV	1104	14863	0.20%	0.032%
106	7.987	7.981	8.009	VV	886	8826	0.12%	0.019%
107	8.025	8.009	8.032	VV	390	3862	0.05%	0.008%
108	8.047	8.032	8.063	VV	588	9499	0.13%	0.020%
109	8.078	8.063	8.087	VV	1774	18921	0.26%	0.040%
110	8.095	8.087	8.133	VV	1771	21273	0.29%	0.045%
111	8.166	8.133	8.177	VV	1094	18833	0.26%	0.040%
112	8.198	8.177	8.213	VV	4844	54773	0.75%	0.116%
113	8.225	8.213	8.241	VV	3119	32763	0.45%	0.070%
114	8.269	8.241	8.295	VV	3385	51162	0.71%	0.109%
115	8.310	8.295	8.317	VV	545	5868	0.08%	0.012%
116	8.329	8.317	8.339	VV	1140	11437	0.16%	0.024%
117	8.381	8.339	8.405	VV	10753	147041	2.03%	0.313%
118	8.416	8.405	8.449	VV	853	13402	0.18%	0.028%
119	8.473	8.449	8.487	VV	1422	17218	0.24%	0.037%
120	8.503	8.487	8.534	VV	576	9813	0.14%	0.021%
121	8.582	8.534	8.610	VV	482242	4748415	65.45%	10.097%
122	8.631	8.610	8.656	VV	2246	36802	0.51%	0.078%
123	8.678	8.656	8.695	VV	2933	33715	0.46%	0.072%
124	8.725	8.695	8.771	VV	2235	60764	0.84%	0.129%
125	8.779	8.771	8.794	VV	1045	12224	0.17%	0.026%
126	8.804	8.794	8.848	VV	989	18191	0.25%	0.039%
127	8.870	8.848	8.875	PV	557	5735	0.08%	0.012%
128	8.889	8.875	8.904	VV	803	10797	0.15%	0.023%
129	8.917	8.904	8.932	VV	1405	16815	0.23%	0.036%
130	8.948	8.932	8.966	VV	3762	42371	0.58%	0.090%
131	8.990	8.966	9.030	VV	54122	561797	7.74%	1.195%
132	9.041	9.030	9.055	VV	1487	17906	0.25%	0.038%
133	9.080	9.055	9.101	VV	3182	57904	0.80%	0.123%
134	9.123	9.101	9.133	VV	2728	39274	0.54%	0.084%
135	9.142	9.133	9.164	VV	2611	27801	0.38%	0.059%
136	9.181	9.164	9.199	VV	701	7732	0.11%	0.016%
137	9.204	9.199	9.210	VV	191	1002	0.01%	0.002%
138	9.239	9.210	9.256	VV	2611	31890	0.44%	0.068%
139	9.273	9.256	9.298	VV	2614	32983	0.45%	0.070%
140	9.318	9.298	9.342	VV	1892	28222	0.39%	0.060%
141	9.375	9.342	9.397	VV	2593	37473	0.52%	0.080%

rteres

142	9.415	9.397	9.435	VV	1466	21166	0.29%	0.045%
143	9.458	9.435	9.505	VV	4284	64921	0.89%	0.138%
144	9.537	9.505	9.573	VV	3600	61573	0.85%	0.131%
145	9.606	9.573	9.622	VV	1691	31265	0.43%	0.066%
146	9.640	9.622	9.655	VV	1476	19834	0.27%	0.042%
147	9.663	9.655	9.679	VV	1177	13379	0.18%	0.028%
148	9.705	9.679	9.713	VV	2944	35280	0.49%	0.075%
149	9.735	9.713	9.760	VV	50465	505157	6.96%	1.074%
150	9.780	9.760	9.819	VV	3574	56515	0.78%	0.120%
151	9.826	9.819	9.846	VV	679	8480	0.12%	0.018%
152	9.877	9.846	9.920	VV	3828	76249	1.05%	0.162%
153	9.939	9.920	9.960	VV	1593	19797	0.27%	0.042%
154	9.969	9.960	10.005	VV	818	10976	0.15%	0.023%
155	10.061	10.005	10.086	VV	3452	49102	0.68%	0.104%
156	10.093	10.086	10.112	VV	222	2182	0.03%	0.005%
157	10.154	10.112	10.160	PV	444	6169	0.09%	0.013%
158	10.164	10.160	10.185	VV	470	5905	0.08%	0.013%
159	10.203	10.185	10.222	VV	2332	31763	0.44%	0.068%
160	10.226	10.222	10.242	VV	1183	8748	0.12%	0.019%
161	10.255	10.242	10.274	VV	804	9775	0.13%	0.021%
162	10.310	10.274	10.322	VV	1880	33829	0.47%	0.072%
163	10.335	10.322	10.360	VV	2360	32970	0.45%	0.070%
164	10.383	10.360	10.418	VV	1917	36387	0.50%	0.077%
165	10.424	10.418	10.430	VV	651	4170	0.06%	0.009%
166	10.454	10.430	10.472	VV	2302	34677	0.48%	0.074%
167	10.503	10.472	10.544	VV	5809	90278	1.24%	0.192%
168	10.556	10.544	10.564	VV	1122	11076	0.15%	0.024%
169	10.566	10.564	10.574	VV	929	4969	0.07%	0.011%
170	10.623	10.574	10.639	VV	3832	72396	1.00%	0.154%
171	10.658	10.639	10.696	VV	4094	74623	1.03%	0.159%
172	10.698	10.696	10.712	VV	1293	11627	0.16%	0.025%
173	10.724	10.712	10.740	VV	1424	20140	0.28%	0.043%
174	10.754	10.740	10.770	VV	2035	24579	0.34%	0.052%
175	10.789	10.770	10.807	VV	1320	19696	0.27%	0.042%
176	10.823	10.807	10.832	VV	1715	17417	0.24%	0.037%
177	10.855	10.832	10.900	VV	56821	611825	8.43%	1.301%
178	10.929	10.900	10.966	VV	14609	161657	2.23%	0.344%
179	10.984	10.966	10.998	VV	849	10731	0.15%	0.023%
180	11.031	10.998	11.057	VV	879	19797	0.27%	0.042%
181	11.061	11.057	11.077	VV	483	3715	0.05%	0.008%
182	11.080	11.077	11.098	VV	294	1966	0.03%	0.004%
183	11.109	11.098	11.119	PV	399	3067	0.04%	0.007%
184	11.139	11.119	11.155	VV	5385	58089	0.80%	0.124%
185	11.162	11.155	11.187	VV	1484	16264	0.22%	0.035%
186	11.217	11.187	11.227	PV	815	11921	0.16%	0.025%
187	11.247	11.227	11.257	VV	1347	21247	0.29%	0.045%
188	11.260	11.257	11.287	VV	1344	16693	0.23%	0.035%
189	11.304	11.287	11.334	VV	1867	32981	0.45%	0.070%
190	11.391	11.334	11.432	VV	2699	86100	1.19%	0.183%
191	11.457	11.432	11.476	VV	2951	36124	0.50%	0.077%
192	11.504	11.476	11.524	VV	2086	31470	0.43%	0.067%
193	11.544	11.524	11.565	VV	1425	22583	0.31%	0.048%
194	11.570	11.565	11.577	VV	489	2986	0.04%	0.006%

rteres

195	11.587	11.577	11.592	VV	734	4538	0.06%	0.010%
196	11.629	11.592	11.651	VV	660633	7255388	100.00%	15.428%
197	11.656	11.651	11.671	VV	10240	85934	1.18%	0.183%
198	11.687	11.671	11.709	VV	13948	157393	2.17%	0.335%
199	11.719	11.709	11.732	VV	1362	15340	0.21%	0.033%
200	11.772	11.732	11.789	VV	8275	142963	1.97%	0.304%
201	11.805	11.789	11.820	VV	9095	101595	1.40%	0.216%
202	11.836	11.820	11.863	VV	9495	113213	1.56%	0.241%
203	11.874	11.863	11.890	VV	658	6867	0.09%	0.015%
204	11.908	11.890	11.926	VV	943	12456	0.17%	0.026%
205	11.972	11.926	11.986	PV	1929	38925	0.54%	0.083%
206	12.020	11.986	12.050	VV	8685	186578	2.57%	0.397%
207	12.061	12.050	12.087	VV	2363	34760	0.48%	0.074%
208	12.094	12.087	12.100	VV	580	3781	0.05%	0.008%
209	12.126	12.100	12.147	VV	7682	91012	1.25%	0.194%
210	12.160	12.147	12.169	VV	1260	14472	0.20%	0.031%
211	12.220	12.169	12.250	VV	111581	1329335	18.32%	2.827%
212	12.273	12.250	12.294	VV	2772	46572	0.64%	0.099%
213	12.306	12.294	12.319	VV	1132	13377	0.18%	0.028%
214	12.334	12.319	12.345	VV	1455	18946	0.26%	0.040%
215	12.356	12.345	12.363	VV	1656	15431	0.21%	0.033%
216	12.377	12.363	12.390	VV	2142	29177	0.40%	0.062%
217	12.397	12.390	12.422	VV	2038	24038	0.33%	0.051%
218	12.446	12.422	12.454	VV	4824	54678	0.75%	0.116%
219	12.460	12.454	12.483	VV	4072	50437	0.70%	0.107%
220	12.502	12.483	12.534	VV	7220	107459	1.48%	0.229%
221	12.554	12.534	12.573	VV	11450	147294	2.03%	0.313%
222	12.591	12.573	12.601	VV	4960	67672	0.93%	0.144%
223	12.615	12.601	12.636	VV	6217	86025	1.19%	0.183%
224	12.670	12.636	12.725	VV	124229	1414944	19.50%	3.009%
225	12.769	12.725	12.776	VV	1320	20553	0.28%	0.044%
226	12.805	12.776	12.819	VV	5831	82083	1.13%	0.175%
227	12.829	12.819	12.842	VV	3583	40948	0.56%	0.087%
228	12.859	12.842	12.902	VV	5665	137857	1.90%	0.293%
229	12.908	12.902	12.938	VV	2460	39191	0.54%	0.083%
230	12.967	12.938	12.992	VV	104863	1152738	15.89%	2.451%
231	13.023	12.992	13.030	VV	6369	91433	1.26%	0.194%
232	13.055	13.030	13.084	VV	144341	1666483	22.97%	3.544%
233	13.103	13.084	13.120	VV	2252	35372	0.49%	0.075%
234	13.139	13.120	13.192	VV	4741	84280	1.16%	0.179%
235	13.233	13.192	13.253	PV	8226	125408	1.73%	0.267%
236	13.275	13.253	13.290	VV	6299	107312	1.48%	0.228%
237	13.299	13.290	13.331	VV	5006	70483	0.97%	0.150%
238	13.363	13.331	13.379	VV	4911	68877	0.95%	0.146%
239	13.393	13.379	13.403	VV	3285	39242	0.54%	0.083%
240	13.444	13.403	13.495	VV	59582	872178	12.02%	1.855%
241	13.553	13.495	13.599	VV	18630	360701	4.97%	0.767%
242	13.622	13.599	13.638	VV	3369	50301	0.69%	0.107%
243	13.662	13.638	13.681	VV	8230	125445	1.73%	0.267%
244	13.700	13.681	13.722	VV	10392	136287	1.88%	0.290%
245	13.747	13.722	13.770	VV	3372	76032	1.05%	0.162%
246	13.809	13.770	13.813	VV	5253	97243	1.34%	0.207%

rteres

247	13.831	13.813	13.854	VV	11372	160010	2.21%	0.340%
248	13.870	13.854	13.909	VV	8207	118923	1.64%	0.253%
249	13.933	13.909	13.962	VV	3758	75167	1.04%	0.160%
250	13.978	13.962	14.000	VV	1614	32466	0.45%	0.069%
251	14.010	14.000	14.019	VV	1692	17102	0.24%	0.036%
252	14.035	14.019	14.057	VV	1807	30207	0.42%	0.064%
253	14.066	14.057	14.109	VV	1139	21004	0.29%	0.045%
254	14.137	14.109	14.156	VV	1645	24087	0.33%	0.051%
255	14.169	14.156	14.177	VV	1239	12810	0.18%	0.027%
256	14.192	14.177	14.208	VV	1819	23837	0.33%	0.051%
257	14.243	14.208	14.262	VV	5680	110439	1.52%	0.235%
258	14.283	14.262	14.329	VV	13830	216751	2.99%	0.461%
259	14.337	14.329	14.343	VV	1695	13217	0.18%	0.028%
260	14.366	14.343	14.376	VV	3414	48771	0.67%	0.104%
261	14.388	14.376	14.421	VV	3667	69591	0.96%	0.148%
262	14.465	14.421	14.487	VV	10817	212421	2.93%	0.452%
263	14.492	14.487	14.503	VV	3062	27821	0.38%	0.059%
264	14.529	14.503	14.552	VV	20238	264956	3.65%	0.563%
265	14.584	14.552	14.614	VV	12564	191435	2.64%	0.407%
266	14.654	14.614	14.667	VV	2653	56502	0.78%	0.120%
267	14.711	14.667	14.770	VV	4167	133748	1.84%	0.284%
268	14.792	14.770	14.804	VV	2770	35162	0.48%	0.075%
269	14.838	14.804	14.856	VV	57123	708184	9.76%	1.506%
270	14.878	14.856	14.912	VV	72450	943597	13.01%	2.007%
271	14.928	14.912	14.957	VV	3744	65023	0.90%	0.138%
272	14.998	14.957	15.030	VV	11237	218019	3.00%	0.464%
273	15.036	15.030	15.057	VV	2767	42010	0.58%	0.089%
274	15.075	15.057	15.107	VV	3919	66648	0.92%	0.142%
275	15.139	15.107	15.164	VV	5426	117024	1.61%	0.249%
276	15.174	15.164	15.191	VV	5289	69918	0.96%	0.149%
277	15.197	15.191	15.230	VV	3160	45325	0.62%	0.096%
278	15.280	15.230	15.342	VV	25589	439084	6.05%	0.934%
279	15.351	15.342	15.367	VV	1392	18179	0.25%	0.039%
280	15.372	15.367	15.382	VV	1372	10907	0.15%	0.023%
281	15.441	15.382	15.453	VV	3538	104064	1.43%	0.221%
282	15.468	15.453	15.479	VV	4276	56001	0.77%	0.119%
283	15.509	15.479	15.529	VV	16935	249135	3.43%	0.530%
284	15.546	15.529	15.575	VV	8562	122407	1.69%	0.260%
285	15.590	15.575	15.602	VV	2597	33264	0.46%	0.071%
286	15.650	15.602	15.658	VV	7092	148241	2.04%	0.315%
287	15.672	15.658	15.717	VV	8125	153153	2.11%	0.326%
288	15.750	15.717	15.772	VV	5675	90491	1.25%	0.192%
289	15.793	15.772	15.813	VV	2095	36051	0.50%	0.077%
290	15.832	15.813	15.846	VV	3828	50846	0.70%	0.108%
291	15.860	15.846	15.884	VV	3043	45930	0.63%	0.098%
292	15.925	15.884	15.962	VV	3056	76341	1.05%	0.162%
293	15.978	15.962	15.990	PV	748	8456	0.12%	0.018%
294	15.999	15.990	16.005	VV	855	6128	0.08%	0.013%
295	16.011	16.005	16.025	VV	800	7744	0.11%	0.016%
296	16.034	16.025	16.050	VV	768	7819	0.11%	0.017%
297	16.064	16.050	16.080	VV	410	4953	0.07%	0.011%
298	16.114	16.080	16.133	VV	5166	82577	1.14%	0.176%
299	16.144	16.133	16.161	VV	2526	29277	0.40%	0.062%

rteres

300	16.180	16.161	16.188	VV	1616	20519	0.28%	0.044%
301	16.220	16.188	16.241	VV	3913	81973	1.13%	0.174%
302	16.254	16.241	16.263	VV	2037	22828	0.31%	0.049%
303	16.315	16.263	16.345	VV	7989	177621	2.45%	0.378%
304	16.392	16.345	16.410	VV	72320	1012963	13.96%	2.154%
305	16.418	16.410	16.460	VV	28720	325178	4.48%	0.691%
306	16.485	16.460	16.497	VV	1967	34143	0.47%	0.073%
307	16.522	16.497	16.547	VV	13342	191122	2.63%	0.406%
308	16.558	16.547	16.610	VV	3634	64649	0.89%	0.137%
309	16.641	16.610	16.655	VV	2512	39592	0.55%	0.084%
310	16.709	16.655	16.738	VV	51630	885522	12.21%	1.883%
311	16.768	16.738	16.820	VV	44705	581292	8.01%	1.236%
312	16.869	16.820	16.894	VV	15076	216582	2.99%	0.461%
313	16.919	16.894	16.950	VV	3685	68746	0.95%	0.146%
314	16.981	16.950	16.989	VV	2763	43321	0.60%	0.092%
315	17.010	16.989	17.044	VV	5088	117001	1.61%	0.249%
316	17.048	17.044	17.061	VV	1913	17052	0.24%	0.036%
317	17.072	17.061	17.093	VV	2050	25116	0.35%	0.053%
318	17.135	17.093	17.160	VV	7735	163039	2.25%	0.347%
319	17.175	17.160	17.205	VV	3317	50424	0.69%	0.107%
320	17.231	17.205	17.242	VV	3088	37385	0.52%	0.079%
321	17.266	17.242	17.280	VV	5939	90530	1.25%	0.193%
322	17.292	17.280	17.308	VV	5113	63022	0.87%	0.134%
323	17.319	17.308	17.334	VV	2830	36191	0.50%	0.077%
324	17.349	17.334	17.369	VV	3067	43721	0.60%	0.093%
325	17.377	17.369	17.394	VV	1746	19350	0.27%	0.041%
326	17.426	17.394	17.454	VV	4187	83957	1.16%	0.179%
327	17.465	17.454	17.506	VV	2404	39855	0.55%	0.085%
328	17.542	17.506	17.576	VV	1784	40955	0.56%	0.087%
329	17.580	17.576	17.589	VV	399	1607	0.02%	0.003%
330	17.609	17.589	17.645	PV	1093	14538	0.20%	0.031%
331	17.687	17.645	17.705	PV	2271	38371	0.53%	0.082%
332	17.756	17.705	17.789	VV	5710	148626	2.05%	0.316%
333	17.817	17.789	17.834	VV	2962	51534	0.71%	0.110%
334	17.860	17.834	17.877	VV	4719	75995	1.05%	0.162%
335	17.897	17.877	17.910	VV	5069	72075	0.99%	0.153%
336	17.926	17.910	17.952	VV	3730	72783	1.00%	0.155%
337	17.975	17.952	18.010	VV	4014	79523	1.10%	0.169%
338	18.041	18.010	18.060	VV	10929	162241	2.24%	0.345%
339	18.068	18.060	18.085	VV	3634	46049	0.63%	0.098%
340	18.130	18.085	18.155	VV	35753	621287	8.56%	1.321%
341	18.175	18.155	18.201	VV	10854	185306	2.55%	0.394%
342	18.214	18.201	18.238	VV	3463	48636	0.67%	0.103%
343	18.264	18.238	18.277	VV	7691	106618	1.47%	0.227%
344	18.294	18.277	18.317	VV	9596	141792	1.95%	0.302%
345	18.321	18.317	18.353	VV	2320	26271	0.36%	0.056%
346	18.384	18.353	18.410	PV	34402	405619	5.59%	0.863%
347	18.425	18.410	18.436	PV	591	5082	0.07%	0.011%
348	18.473	18.436	18.490	PV	1505	20416	0.28%	0.043%

Sum of corrected areas: 47026080

Quantitation Report (QT Reviewed)

Sample Results: **FE055478.D**

Data Path : Z:\pestpcbsrv\HPCHEM1\FID_E\Data\FE082525AL\
Data File : FE055478.D
Signal(s) : FID1B.ch
Acq On : 25 Aug 2025 11:54
Operator : YP\AJ
Sample : Q2832-09
Misc :
ALS Vial : 15 Sample Multiplier: 1

Instrument :
FID_E
ClientSampleId :
TG-S05

Integration File: autoint1.e
Quant Time: Aug 25 12:21:47 2025
Quant Method : Z:\pestpcbsrv\HPCHEM1\FID_E\methods\Aliphatic EPH 080125.M
Quant Title : GC Extractables
QLast Update : Fri Aug 01 13:47:09 2025
Response via : Initial Calibration
Integrator: ChemStation

Volume Inj. : 1 ul
Signal Phase : Rxi-1ms
Signal Info : 20M x 0.18mm x 0.18um

Compound	R.T.	Response	Conc Units
System Monitoring Compounds			
12) S 1-chlorooctadecane (S...	13.524	7154922	66.543 ug/ml
Spiked Amount 50.000		Recovery =	133.09%
Target Compounds			

(f)=RT Delta > 1/2 Window (m)=manual int.

Sample Results: **FE055478.D**

Data Path : Z:\pestpcbsrv\HPCHEM1\FID_E\Data\FE082525AL\
Data File : FE055478.D
Signal(s) : FID1B.ch
Acq On : 25 Aug 2025 11:54
Operator : YP\AJ
Sample : Q2832-09
Misc :
ALS Vial : 15 Sample Multiplier: 1

Instrument :
FID_E
ClientSampleId :
TG-S05

Integration File: autoint1.e
Quant Time: Aug 25 12:21:47 2025
Quant Method : Z:\pestpcbsrv\HPCHEM1\FID_E\methods\Aliphatic EPH 080125.M
Quant Title : GC Extractables
QLast Update : Fri Aug 01 13:47:09 2025
Response via : Initial Calibration
Integrator: ChemStation

Volume Inj. : 1 ul
Signal Phase : Rxi-1ms
Signal Info : 20M x 0.18mm x 0.18um

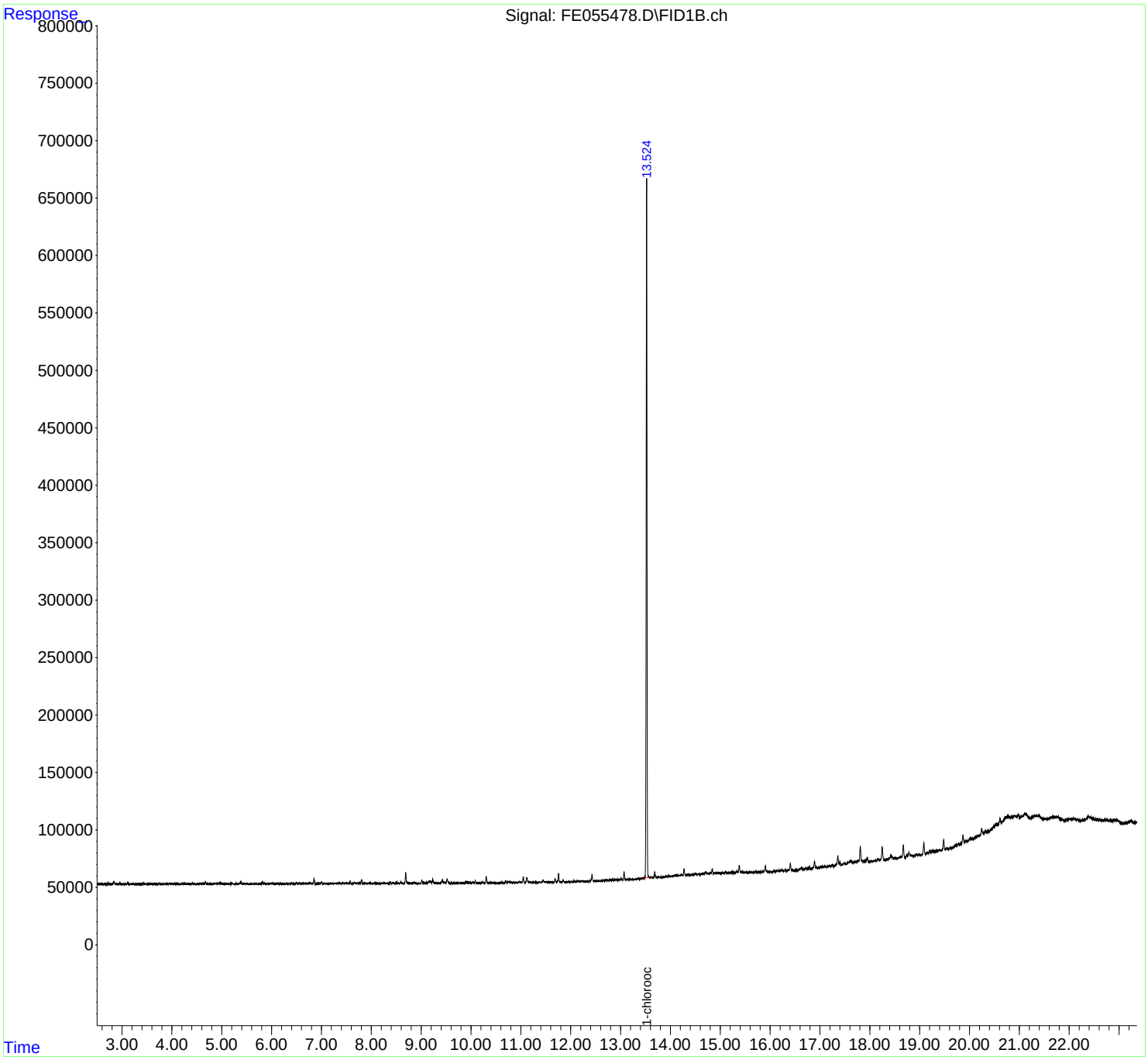

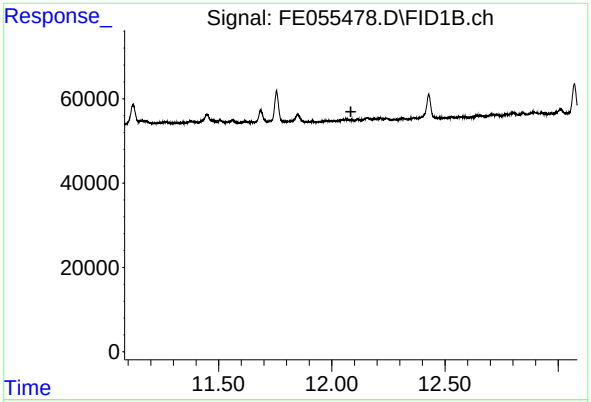

#9 ortho-Terphenyl (SURR)

R.T.: 0.000 min
Exp R.T. : 12.084 min
Response: 0
Conc: N.D.

Instrument :
FID_E
ClientSampleId :
TG-S05

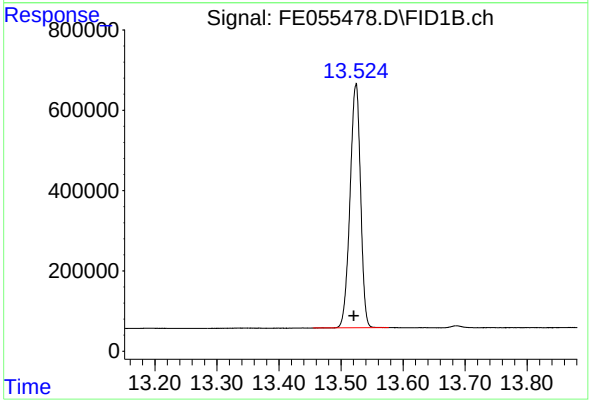

#12 1-chlorooctadecane (SURR)

R.T.: 13.524 min
Delta R.T.: 0.004 min
Response: 7154922
Conc: 66.54 ug/ml

rteres

Area Percent Report

Data Path : Z:\pestpcbsrv\HPCHEM1\FID_E\Data\FE082525AL\
Data File : FE055478.D
Signal(s) : FID1B.ch
Acq On : 25 Aug 2025 11:54
Sample : Q2832-09
Misc :
ALS Vial : 15 Sample Multiplier: 1

Integration File: sample.E

Method : Z:\pestpcbsrv\HPCHEM1\FID_E\methods\Aliphatic EPH 080125.M
Title : GC Extractables

Signal : FID1B.ch

peak #	R.T. min	Start min	End min	PK TY	peak height	peak area	peak % max.	% of total
1	2.833	2.804	2.873	BV	2118	35268	0.49%	0.116%
2	2.887	2.873	2.912	VV	341	4249	0.06%	0.014%
3	2.925	2.912	2.933	VV	94	758	0.01%	0.002%
4	2.956	2.933	3.019	VV	1193	15207	0.21%	0.050%
5	3.056	3.019	3.083	PV	261	4361	0.06%	0.014%
6	3.112	3.083	3.174	VV	1479	17836	0.25%	0.058%
7	3.199	3.174	3.216	VV	378	5850	0.08%	0.019%
8	3.227	3.216	3.254	VV	245	3864	0.05%	0.013%
9	3.265	3.254	3.281	VV	122	1522	0.02%	0.005%
10	3.286	3.281	3.324	VV	145	1863	0.03%	0.006%
11	3.346	3.324	3.361	VV	200	2825	0.04%	0.009%
12	3.418	3.361	3.521	VV	1003	23965	0.33%	0.079%
13	3.529	3.521	3.550	VV	326	3409	0.05%	0.011%
14	3.567	3.550	3.583	VV	369	5144	0.07%	0.017%
15	3.598	3.583	3.618	VV	386	5298	0.07%	0.017%
16	3.640	3.618	3.698	VV	279	9458	0.13%	0.031%
17	3.704	3.698	3.712	VV	151	859	0.01%	0.003%
18	3.739	3.712	3.768	VV	632	10641	0.15%	0.035%
19	3.780	3.768	3.790	VV	198	2173	0.03%	0.007%
20	3.811	3.790	3.823	VV	344	4612	0.06%	0.015%
21	3.827	3.823	3.850	VV	288	3313	0.05%	0.011%
22	3.870	3.850	3.928	VV	697	14441	0.20%	0.047%
23	3.953	3.928	3.988	VV	868	13601	0.19%	0.045%
24	4.008	3.988	4.046	VV	502	8880	0.12%	0.029%
25	4.062	4.046	4.084	VV	463	5089	0.07%	0.017%
26	4.115	4.084	4.176	VV	532	11851	0.16%	0.039%
27	4.216	4.176	4.231	VV	758	12038	0.17%	0.039%
28	4.248	4.231	4.274	VV	1060	13855	0.19%	0.045%
29	4.286	4.274	4.304	VV	324	3937	0.05%	0.013%
30	4.325	4.304	4.354	VV	621	7974	0.11%	0.026%
31	4.403	4.354	4.416	PV	797	13326	0.18%	0.044%
32	4.420	4.416	4.436	VV	627	5324	0.07%	0.017%
33	4.450	4.436	4.474	VV	461	6614	0.09%	0.022%
34	4.493	4.474	4.505	VV	252	3647	0.05%	0.012%
35	4.513	4.505	4.538	VV	223	2984	0.04%	0.010%
36	4.579	4.538	4.598	VV	366	8340	0.12%	0.027%

rteres

37	4.622	4.598	4.648	VV	297	6615	0.09%	0.022%
38	4.676	4.648	4.706	VV	1961	25592	0.35%	0.084%
39	4.719	4.706	4.736	VV	380	4432	0.06%	0.015%
40	4.754	4.736	4.778	VV	253	5468	0.08%	0.018%
41	4.790	4.778	4.818	VV	435	6125	0.08%	0.020%
42	4.867	4.818	4.883	VV	731	15682	0.22%	0.051%
43	4.896	4.883	4.909	VV	557	6509	0.09%	0.021%
44	4.928	4.909	4.944	VV	860	11670	0.16%	0.038%
45	4.962	4.944	4.981	VV	1937	21627	0.30%	0.071%
46	4.992	4.981	5.014	VV	596	8828	0.12%	0.029%
47	5.019	5.014	5.038	VV	390	4748	0.07%	0.016%
48	5.045	5.038	5.080	VV	370	6994	0.10%	0.023%
49	5.097	5.080	5.112	VV	427	5484	0.08%	0.018%
50	5.137	5.112	5.165	VV	426	9444	0.13%	0.031%
51	5.198	5.165	5.228	VV	656	11401	0.16%	0.037%
52	5.258	5.228	5.272	VV	226	4595	0.06%	0.015%
53	5.294	5.272	5.317	VV	300	4659	0.06%	0.015%
54	5.354	5.317	5.363	VV	596	6951	0.10%	0.023%
55	5.382	5.363	5.414	VV	1862	25645	0.35%	0.084%
56	5.437	5.414	5.457	VV	645	10420	0.14%	0.034%
57	5.469	5.457	5.483	VV	476	5083	0.07%	0.017%
58	5.497	5.483	5.542	VV	507	8997	0.12%	0.029%
59	5.569	5.542	5.578	PV	182	2571	0.04%	0.008%
60	5.601	5.578	5.610	VV	233	3544	0.05%	0.012%
61	5.626	5.610	5.653	VV	333	6253	0.09%	0.020%
62	5.666	5.653	5.677	VV	273	3037	0.04%	0.010%
63	5.696	5.677	5.750	VV	402	8843	0.12%	0.029%
64	5.818	5.750	5.848	VV	2147	32211	0.45%	0.106%
65	5.861	5.848	5.896	VV	857	11683	0.16%	0.038%
66	5.920	5.896	5.934	VV	334	4874	0.07%	0.016%
67	5.944	5.934	5.967	VV	259	3849	0.05%	0.013%
68	6.014	5.967	6.058	VV	763	18157	0.25%	0.059%
69	6.077	6.058	6.103	VV	292	5513	0.08%	0.018%
70	6.128	6.103	6.166	VV	529	9954	0.14%	0.033%
71	6.189	6.166	6.198	VV	177	2693	0.04%	0.009%
72	6.214	6.198	6.225	VV	243	2887	0.04%	0.009%
73	6.248	6.225	6.271	VV	247	4930	0.07%	0.016%
74	6.301	6.271	6.322	PV	248	4538	0.06%	0.015%
75	6.362	6.322	6.388	VV	274	8407	0.12%	0.028%
76	6.402	6.388	6.435	VV	690	10979	0.15%	0.036%
77	6.451	6.435	6.475	VV	449	6392	0.09%	0.021%
78	6.498	6.475	6.527	VV	1022	15757	0.22%	0.052%
79	6.558	6.527	6.584	VV	659	11322	0.16%	0.037%
80	6.639	6.584	6.674	VV	469	17529	0.24%	0.057%
81	6.701	6.674	6.710	VV	347	6861	0.09%	0.022%
82	6.730	6.710	6.744	VV	425	7577	0.10%	0.025%
83	6.768	6.744	6.798	VV	701	17157	0.24%	0.056%
84	6.852	6.798	6.882	VV	5032	64473	0.89%	0.211%
85	6.898	6.882	6.924	VV	290	6909	0.10%	0.023%
86	6.944	6.924	6.957	VV	484	6862	0.09%	0.022%
87	6.974	6.957	6.984	VV	458	5077	0.07%	0.017%
88	7.007	6.984	7.029	VV	1840	22733	0.31%	0.074%
89	7.050	7.029	7.066	VV	520	7357	0.10%	0.024%

rteres

90	7.083	7.066	7.106	VV	390	5319	0.07%	0.017%
91	7.133	7.106	7.168	VV	214	4368	0.06%	0.014%
92	7.190	7.168	7.214	VV	531	7761	0.11%	0.025%
93	7.226	7.214	7.238	VV	289	2688	0.04%	0.009%
94	7.259	7.238	7.286	VV	367	6790	0.09%	0.022%
95	7.308	7.286	7.338	VV	396	7627	0.11%	0.025%
96	7.366	7.338	7.408	VV	767	19066	0.26%	0.062%
97	7.429	7.408	7.461	VV	689	14263	0.20%	0.047%
98	7.476	7.461	7.485	VV	664	7694	0.11%	0.025%
99	7.495	7.485	7.515	VV	705	8978	0.12%	0.029%
100	7.533	7.515	7.552	VV	507	7292	0.10%	0.024%
101	7.577	7.552	7.618	VV	2179	28541	0.39%	0.094%
102	7.660	7.618	7.696	VV	1103	20538	0.28%	0.067%
103	7.720	7.696	7.748	VV	391	9300	0.13%	0.030%
104	7.765	7.748	7.784	VV	644	10071	0.14%	0.033%
105	7.804	7.784	7.848	VV	3628	43970	0.61%	0.144%
106	7.877	7.848	7.918	VV	518	11498	0.16%	0.038%
107	7.934	7.918	7.953	VV	258	4010	0.06%	0.013%
108	7.978	7.953	8.048	VV	608	9754	0.13%	0.032%
109	8.071	8.048	8.088	PV	639	6769	0.09%	0.022%
110	8.108	8.088	8.133	VV	340	5850	0.08%	0.019%
111	8.153	8.133	8.194	VV	407	7712	0.11%	0.025%
112	8.250	8.194	8.281	VV	615	16735	0.23%	0.055%
113	8.295	8.281	8.324	VV	429	6368	0.09%	0.021%
114	8.337	8.324	8.352	VV	326	3745	0.05%	0.012%
115	8.382	8.352	8.411	VV	1504	20160	0.28%	0.066%
116	8.439	8.411	8.488	VV	1026	17821	0.25%	0.058%
117	8.510	8.488	8.531	VV	1302	15407	0.21%	0.050%
118	8.540	8.531	8.555	VV	337	4173	0.06%	0.014%
119	8.596	8.555	8.661	VV	1439	33979	0.47%	0.111%
120	8.691	8.661	8.761	VV	9693	123548	1.71%	0.405%
121	8.792	8.761	8.828	VV	465	12542	0.17%	0.041%
122	8.861	8.828	8.910	VV	714	16298	0.23%	0.053%
123	8.926	8.910	8.961	VV	271	3932	0.05%	0.013%
124	9.014	8.961	9.036	VV	3110	37354	0.52%	0.122%
125	9.052	9.036	9.081	VV	669	14494	0.20%	0.047%
126	9.117	9.081	9.127	VV	526	12947	0.18%	0.042%
127	9.164	9.127	9.214	VV	1983	62961	0.87%	0.206%
128	9.233	9.214	9.273	VV	3327	50431	0.70%	0.165%
129	9.287	9.273	9.334	VV	517	12787	0.18%	0.042%
130	9.352	9.334	9.369	VV	323	6231	0.09%	0.020%
131	9.424	9.369	9.491	VV	2800	71080	0.98%	0.233%
132	9.522	9.491	9.568	VV	4017	70726	0.98%	0.232%
133	9.608	9.568	9.631	VV	539	12687	0.18%	0.042%
134	9.659	9.631	9.691	VV	381	6868	0.09%	0.023%
135	9.711	9.691	9.728	VV	305	4610	0.06%	0.015%
136	9.742	9.728	9.751	VV	285	3365	0.05%	0.011%
137	9.764	9.751	9.798	VV	321	6330	0.09%	0.021%
138	9.824	9.798	9.868	VV	527	13737	0.19%	0.045%
139	9.898	9.868	9.914	VV	1191	18700	0.26%	0.061%
140	9.927	9.914	9.968	VV	1098	21347	0.30%	0.070%
141	9.981	9.968	10.011	VV	549	9759	0.13%	0.032%

rteres

142	10.032	10.011	10.055	VV	954	14842	0.21%	0.049%
143	10.085	10.055	10.114	VV	1858	24644	0.34%	0.081%
144	10.145	10.114	10.161	VV	218	4323	0.06%	0.014%
145	10.177	10.161	10.194	VV	245	3028	0.04%	0.010%
146	10.226	10.194	10.278	VV	1084	23971	0.33%	0.079%
147	10.306	10.278	10.360	VV	5918	76527	1.06%	0.251%
148	10.388	10.360	10.444	VV	408	14506	0.20%	0.048%
149	10.476	10.444	10.498	VV	323	5610	0.08%	0.018%
150	10.518	10.498	10.535	VV	143	2404	0.03%	0.008%
151	10.585	10.535	10.608	PV	290	5809	0.08%	0.019%
152	10.654	10.608	10.671	VV	425	9885	0.14%	0.032%
153	10.698	10.671	10.722	VV	2244	33344	0.46%	0.109%
154	10.749	10.722	10.771	VV	1358	24469	0.34%	0.080%
155	10.786	10.771	10.823	VV	981	17665	0.24%	0.058%
156	10.843	10.823	10.875	VV	560	10698	0.15%	0.035%
157	10.905	10.875	10.924	VV	301	6953	0.10%	0.023%
158	10.978	10.924	11.023	VV	822	30347	0.42%	0.099%
159	11.050	11.023	11.087	VV	5309	68964	0.95%	0.226%
160	11.122	11.087	11.148	VV	4619	69365	0.96%	0.227%
161	11.161	11.148	11.214	VV	870	20943	0.29%	0.069%
162	11.267	11.214	11.289	VV	466	12735	0.18%	0.042%
163	11.312	11.289	11.324	VV	275	4461	0.06%	0.015%
164	11.376	11.324	11.409	VV	551	16479	0.23%	0.054%
165	11.448	11.409	11.490	VV	2226	44602	0.62%	0.146%
166	11.506	11.490	11.541	VV	703	12675	0.18%	0.042%
167	11.560	11.541	11.598	VV	725	10364	0.14%	0.034%
168	11.617	11.598	11.638	VV	357	5809	0.08%	0.019%
169	11.648	11.638	11.658	VV	243	2475	0.03%	0.008%
170	11.686	11.658	11.714	VV	3034	40190	0.56%	0.132%
171	11.756	11.714	11.810	VV	7472	100180	1.39%	0.328%
172	11.850	11.810	11.903	VV	1952	34467	0.48%	0.113%
173	11.914	11.903	11.934	VV	252	2325	0.03%	0.008%
174	12.067	11.934	12.096	PV	626	23744	0.33%	0.078%
175	12.114	12.096	12.134	VV	444	6138	0.08%	0.020%
176	12.157	12.134	12.177	VV	669	11620	0.16%	0.038%
177	12.192	12.177	12.201	VV	445	5272	0.07%	0.017%
178	12.214	12.201	12.230	VV	590	7145	0.10%	0.023%
179	12.242	12.230	12.265	VV	481	5466	0.08%	0.018%
180	12.313	12.265	12.340	VV	364	7094	0.10%	0.023%
181	12.364	12.340	12.380	PV	377	5472	0.08%	0.018%
182	12.428	12.380	12.507	VV	5837	85753	1.19%	0.281%
183	12.533	12.507	12.550	VV	215	3593	0.05%	0.012%
184	12.564	12.550	12.602	VV	197	3942	0.05%	0.013%
185	12.648	12.602	12.681	PV	412	8170	0.11%	0.027%
186	12.706	12.681	12.751	PV	501	13256	0.18%	0.043%
187	12.771	12.751	12.780	PV	465	5007	0.07%	0.016%
188	12.799	12.780	12.825	VV	779	13364	0.18%	0.044%
189	12.844	12.825	12.863	VV	682	9089	0.13%	0.030%
190	12.893	12.863	12.915	VV	692	15088	0.21%	0.049%
191	12.928	12.915	12.951	VV	456	7035	0.10%	0.023%
192	13.011	12.951	13.041	VV	1089	22980	0.32%	0.075%
193	13.071	13.041	13.121	VV	7002	88246	1.22%	0.289%
194	13.136	13.121	13.151	VV	345	4049	0.06%	0.013%

rteres

195	13.190	13.151	13.232	VV	619	14039	0.19%	0.046%
196	13.245	13.232	13.263	PV	126	1254	0.02%	0.004%
197	13.335	13.263	13.381	VV	559	18667	0.26%	0.061%
198	13.398	13.381	13.411	VV	314	4375	0.06%	0.014%
199	13.438	13.411	13.451	VV	639	10389	0.14%	0.034%
200	13.471	13.451	13.483	VV	897	13683	0.19%	0.045%
201	13.524	13.483	13.614	VV	610055	7231273	100.00%	23.693%
202	13.634	13.614	13.658	VV	1039	21657	0.30%	0.071%
203	13.686	13.658	13.718	VV	5525	81679	1.13%	0.268%
204	13.744	13.718	13.760	VV	883	19336	0.27%	0.063%
205	13.775	13.760	13.794	VV	728	13526	0.19%	0.044%
206	13.809	13.794	13.831	VV	737	13197	0.18%	0.043%
207	13.871	13.831	13.880	VV	781	18813	0.26%	0.062%
208	13.917	13.880	13.936	VV	1208	33724	0.47%	0.110%
209	13.963	13.936	13.994	VV	1267	37414	0.52%	0.123%
210	14.019	13.994	14.031	VV	1161	23024	0.32%	0.075%
211	14.037	14.031	14.050	VV	1254	12356	0.17%	0.040%
212	14.070	14.050	14.091	VV	1309	29798	0.41%	0.098%
213	14.116	14.091	14.153	VV	1769	53269	0.74%	0.175%
214	14.165	14.153	14.172	VV	1283	13009	0.18%	0.043%
215	14.192	14.172	14.204	VV	1537	27092	0.37%	0.089%
216	14.223	14.204	14.247	VV	1992	40810	0.56%	0.134%
217	14.275	14.247	14.316	VV	6951	123108	1.70%	0.403%
218	14.332	14.316	14.388	VV	1687	61932	0.86%	0.203%
219	14.430	14.388	14.449	VV	1562	49657	0.69%	0.163%
220	14.505	14.449	14.547	VV	2123	92615	1.28%	0.303%
221	14.570	14.547	14.581	VV	1727	30856	0.43%	0.101%
222	14.612	14.581	14.627	VV	1664	41361	0.57%	0.136%
223	14.642	14.627	14.658	VV	1685	29011	0.40%	0.095%
224	14.713	14.658	14.734	VV	3540	99686	1.38%	0.327%
225	14.751	14.734	14.777	VV	1998	45094	0.62%	0.148%
226	14.798	14.777	14.814	VV	1891	39291	0.54%	0.129%
227	14.839	14.814	14.861	VV	5793	91380	1.26%	0.299%
228	14.875	14.861	14.894	VV	1761	32004	0.44%	0.105%
229	14.908	14.894	14.924	VV	1577	27502	0.38%	0.090%
230	14.956	14.924	14.971	VV	1691	46340	0.64%	0.152%
231	14.981	14.971	15.021	VV	1747	41680	0.58%	0.137%
232	15.047	15.021	15.081	VV	1566	49194	0.68%	0.161%
233	15.108	15.081	15.144	VV	1943	58754	0.81%	0.193%
234	15.154	15.144	15.171	VV	1542	22922	0.32%	0.075%
235	15.191	15.171	15.206	VV	1547	28660	0.40%	0.094%
236	15.242	15.206	15.256	VV	1717	44197	0.61%	0.145%
237	15.273	15.256	15.295	VV	1783	33075	0.46%	0.108%
238	15.335	15.295	15.354	VV	2168	53464	0.74%	0.175%
239	15.381	15.354	15.410	VV	7353	116493	1.61%	0.382%
240	15.425	15.410	15.441	VV	1447	25365	0.35%	0.083%
241	15.455	15.441	15.475	VV	1503	23754	0.33%	0.078%
242	15.485	15.475	15.503	VV	1014	14278	0.20%	0.047%
243	15.521	15.503	15.554	VV	1039	23194	0.32%	0.076%
244	15.581	15.554	15.611	VV	980	28188	0.39%	0.092%
245	15.614	15.611	15.621	VV	868	4557	0.06%	0.015%
246	15.644	15.621	15.687	VV	935	27094	0.37%	0.089%

rteres

247	15.720	15.687	15.753	VV	1198	30522	0.42%	0.100%
248	15.764	15.753	15.795	VV	744	15320	0.21%	0.050%
249	15.819	15.795	15.834	VV	846	15135	0.21%	0.050%
250	15.904	15.834	15.944	VV	5564	103997	1.44%	0.341%
251	15.952	15.944	15.982	VV	670	10259	0.14%	0.034%
252	15.990	15.982	16.030	VV	343	5854	0.08%	0.019%
253	16.085	16.030	16.104	PV	599	15527	0.21%	0.051%
254	16.109	16.104	16.121	VV	545	4422	0.06%	0.014%
255	16.146	16.121	16.158	VV	1043	15711	0.22%	0.051%
256	16.167	16.158	16.191	VV	741	10873	0.15%	0.036%
257	16.233	16.191	16.268	VV	1153	33090	0.46%	0.108%
258	16.301	16.268	16.334	VV	1040	20953	0.29%	0.069%
259	16.368	16.334	16.380	VV	1058	16851	0.23%	0.055%
260	16.406	16.380	16.431	VV	6698	92919	1.28%	0.304%
261	16.446	16.431	16.491	VV	1032	16951	0.23%	0.056%
262	16.505	16.491	16.544	PV	585	7529	0.10%	0.025%
263	16.631	16.544	16.668	PV	1482	48110	0.67%	0.158%
264	16.722	16.668	16.741	PV	1077	27929	0.39%	0.092%
265	16.786	16.741	16.824	VV	1292	35599	0.49%	0.117%
266	16.891	16.824	16.953	VV	6351	117374	1.62%	0.385%
267	16.964	16.953	16.974	VV	298	3211	0.04%	0.011%
268	17.051	16.974	17.088	VV	1059	43832	0.61%	0.144%
269	17.127	17.088	17.151	VV	855	22875	0.32%	0.075%
270	17.172	17.151	17.182	VV	818	10322	0.14%	0.034%
271	17.240	17.182	17.272	VV	1427	37952	0.52%	0.124%
272	17.359	17.272	17.384	PV	8776	159799	2.21%	0.524%
273	17.397	17.384	17.427	VV	2844	46850	0.65%	0.154%
274	17.487	17.427	17.532	VV	1593	66264	0.92%	0.217%
275	17.611	17.532	17.665	VV	3213	159681	2.21%	0.523%
276	17.690	17.665	17.700	VV	1770	29920	0.41%	0.098%
277	17.713	17.700	17.734	VV	1801	33459	0.46%	0.110%
278	17.761	17.734	17.779	VV	2482	54518	0.75%	0.179%
279	17.810	17.779	17.851	VV	14332	251431	3.48%	0.824%
280	17.864	17.851	17.881	VV	1675	22961	0.32%	0.075%
281	17.906	17.881	17.918	VV	1455	26928	0.37%	0.088%
282	17.950	17.918	17.978	VV	3661	70613	0.98%	0.231%
283	18.031	17.978	18.058	VV	1191	18411	0.25%	0.060%
284	18.118	18.058	18.138	VV	951	22930	0.32%	0.075%
285	18.164	18.138	18.196	VV	2400	38861	0.54%	0.127%
286	18.249	18.196	18.285	VV	11815	199064	2.75%	0.652%
287	18.295	18.285	18.324	VV	400	7959	0.11%	0.026%
288	18.343	18.324	18.361	VV	1050	10191	0.14%	0.033%
289	18.388	18.361	18.397	VV	1621	18277	0.25%	0.060%
290	18.418	18.397	18.431	VV	3575	53873	0.74%	0.177%
291	18.440	18.431	18.489	VV	2734	49395	0.68%	0.162%
292	18.516	18.489	18.551	VV	1346	24946	0.34%	0.082%
293	18.672	18.551	18.710	VV	11327	217308	3.01%	0.712%
294	18.750	18.710	18.763	PV	2610	44138	0.61%	0.145%
295	18.785	18.763	18.832	VV	4526	98775	1.37%	0.324%
296	18.850	18.832	18.875	VV	1418	25790	0.36%	0.085%
297	18.931	18.875	18.958	VV	1386	41981	0.58%	0.138%
298	18.976	18.958	19.028	VV	684	18467	0.26%	0.061%
299	19.084	19.028	19.118	PV	10298	154473	2.14%	0.506%

rteres

300	19.157	19.118	19.174	VV	1130	27336	0.38%	0.090%
301	19.207	19.174	19.228	VV	2337	46386	0.64%	0.152%
302	19.256	19.228	19.309	VV	2152	62889	0.87%	0.206%
303	19.340	19.309	19.359	VV	1484	29109	0.40%	0.095%
304	19.389	19.359	19.408	VV	1314	27880	0.39%	0.091%
305	19.425	19.408	19.441	VV	863	15277	0.21%	0.050%
306	19.482	19.441	19.514	VV	8671	150714	2.08%	0.494%
307	19.539	19.514	19.568	VV	1724	32716	0.45%	0.107%
308	19.610	19.568	19.625	VV	1528	30751	0.43%	0.101%
309	19.787	19.625	19.808	VV	3040	203902	2.82%	0.668%
310	19.869	19.808	19.901	VV	10087	274679	3.80%	0.900%
311	19.918	19.901	19.937	VV	4614	92938	1.29%	0.305%
312	20.010	19.937	20.028	VV	5774	252603	3.49%	0.828%
313	20.039	20.028	20.059	VV	5596	101866	1.41%	0.334%
314	20.108	20.059	20.124	VV	6180	214738	2.97%	0.704%
315	20.195	20.124	20.203	VV	6678	305542	4.23%	1.001%
316	20.245	20.203	20.284	VV	12172	426886	5.90%	1.399%
317	20.307	20.284	20.321	VV	9183	191756	2.65%	0.628%
318	20.326	20.321	20.339	VV	8876	92345	1.28%	0.303%
319	20.536	20.339	20.578	VV	13620	1555750	21.51%	5.097%
320	20.611	20.578	20.634	VV	17555	515367	7.13%	1.689%
321	20.766	20.634	20.818	VV	18303	1853662	25.63%	6.074%
322	20.845	20.818	20.867	VV	17561	512693	7.09%	1.680%
323	20.891	20.867	20.905	VV	17651	390213	5.40%	1.279%
324	20.912	20.905	20.924	VV	17258	191354	2.65%	0.627%
325	20.933	20.924	20.946	VV	17080	224780	3.11%	0.736%
326	20.977	20.946	21.008	VV	17934	620834	8.59%	2.034%
327	21.040	21.008	21.053	VV	15818	425950	5.89%	1.396%
328	21.119	21.053	21.220	VV	17670	1562339	21.61%	5.119%
329	21.242	21.220	21.263	VV	13558	341664	4.72%	1.119%
330	21.351	21.263	21.370	VV	13801	869355	12.02%	2.848%
331	21.393	21.370	21.487	VV	14240	823513	11.39%	2.698%
332	21.498	21.487	21.554	VV	10019	382171	5.28%	1.252%
333	21.692	21.554	21.731	VV	9965	993869	13.74%	3.256%
334	21.753	21.731	21.835	VV	9226	512598	7.09%	1.680%
335	21.850	21.835	21.890	VV	6714	189397	2.62%	0.621%
336	22.011	21.890	22.042	VV	5313	439148	6.07%	1.439%
337	22.052	22.042	22.059	VV	4771	48834	0.68%	0.160%
338	22.088	22.059	22.208	VV	4881	328199	4.54%	1.075%
339	22.225	22.208	22.244	VV	1854	35881	0.50%	0.118%
340	22.284	22.244	22.298	VV	1673	50247	0.69%	0.165%
341	22.382	22.298	22.428	VV	3881	206624	2.86%	0.677%
342	22.438	22.428	22.474	VV	2467	55812	0.77%	0.183%
343	22.488	22.474	22.514	VV	1297	21216	0.29%	0.070%
344	22.526	22.514	22.531	VV	119	1032	0.01%	0.003%

Sum of corrected areas: 30520126

Aliphatic EPH 080125.M Mon Aug 25 12:26:38 2025

Quantitation Report (QT Reviewed)

Sample Results: **FC069710.D**

Data Path : Z:\pestpcbsrv\HPCHEM1\FID_C\Data\FC082225AL\
Data File : FC069710.D
Signal(s) : FID1A.ch
Acq On : 22 Aug 2025 17:14
Operator : YP/AJ
Sample : PB169364BL
Misc :
ALS Vial : 13 Sample Multiplier: 1

Instrument :
FID_C
ClientSampleId :
PB169364BL

Integration File: autoint1.e
Quant Time: Aug 25 01:09:35 2025
Quant Method : Z:\pestpcbsrv\HPCHEM1\FID_C\Method\Aliphatic EPH 080125.M
Quant Title : GC Extractables
QLast Update : Fri Aug 01 14:14:17 2025
Response via : Initial Calibration
Integrator: ChemStation

Volume Inj. : 1 ul
Signal Phase : Rxi-1ms
Signal Info : 20M x 0.18mm x 0.18um

Compound	R.T.	Response	Conc	Units
System Monitoring Compounds				
12) S 1-chlorooctadecane (S...	13.101	4447293	40.792	ug/ml
Spiked Amount 50.000		Recovery =	81.58%	
Target Compounds				

(f)=RT Delta > 1/2 Window (m)=manual int.

Sample Results: **FC069710.D**

Data Path : Z:\pestpcbsrv\HPCHEM1\FID_C\Data\FC082225AL\
Data File : FC069710.D
Signal(s) : FID1A.ch
Acq On : 22 Aug 2025 17:14
Operator : YP/AJ
Sample : PB169364BL
Misc :
ALS Vial : 13 Sample Multiplier: 1

Instrument :
FID_C
ClientSampleId :
PB169364BL

Integration File: autoint1.e
Quant Time: Aug 25 01:09:35 2025
Quant Method : Z:\pestpcbsrv\HPCHEM1\FID_C\Method\Aliphatic EPH 080125.M
Quant Title : GC Extractables
QLast Update : Fri Aug 01 14:14:17 2025
Response via : Initial Calibration
Integrator: ChemStation

Volume Inj. : 1 ul
Signal Phase : Rxi-1ms
Signal Info : 20M x 0.18mm x 0.18um

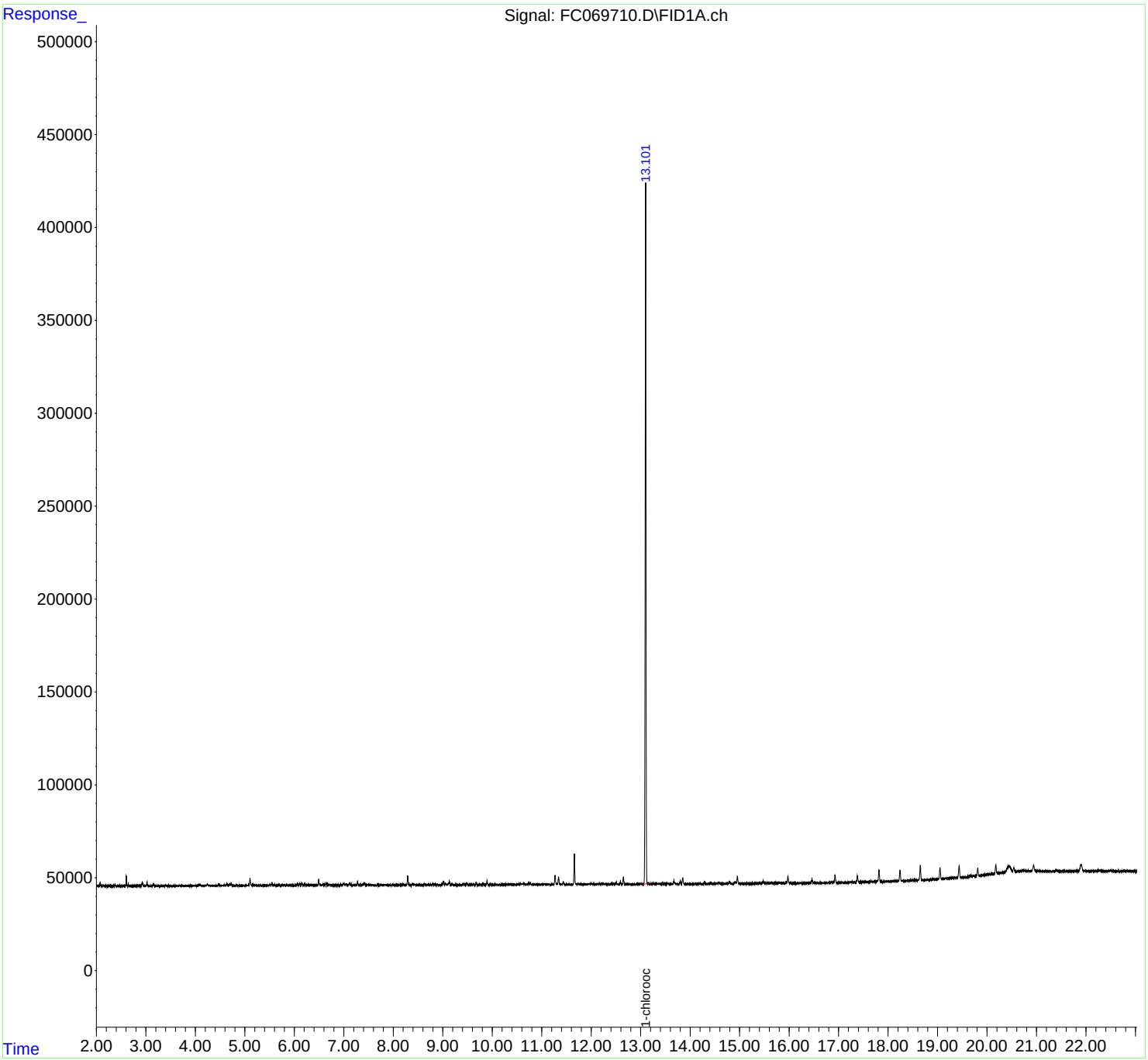

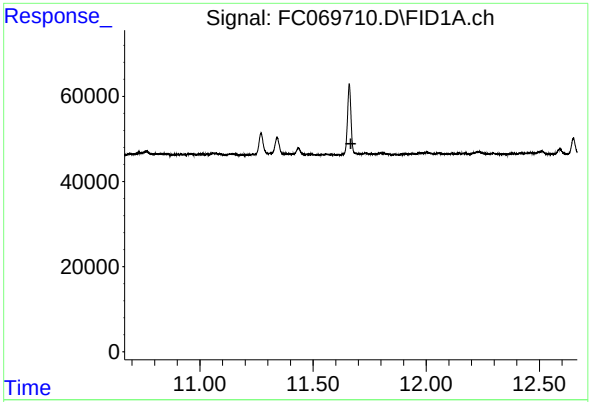

#9 ortho-Terphenyl (SURR)

R.T.: 0.000 min
Exp R.T. : 11.667 min
Response: 0
Conc: N.D.

Instrument :
FID_C
ClientSampleId :
PB169364BL

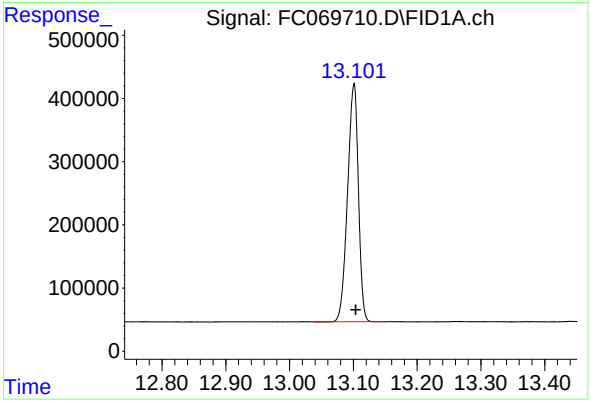

#12 1-chlorooctadecane (SURR)

R.T.: 13.101 min
Delta R.T.: -0.003 min
Response: 4447293
Conc: 40.79 ug/ml

rteres

Area Percent Report

Data Path : Z:\pestpcbsrv\HPCHEM1\FID_C\Data\FC082225AL\
Data File : FC069710.D
Signal(s) : FID1A.ch
Acq On : 22 Aug 2025 17:14
Sample : PB169364BL
Misc :
ALS Vial : 13 Sample Multiplier: 1

Integration File: autoint1.e

Method : Z:\pestpcbsrv\HPCHEM1\FID_C\Method\Aliphatic EPH 080125.M
Title : GC Extractables

Signal : FID1A.ch

peak #	R.T. min	Start min	End min	PK TY	peak height	peak area	peak % max.	% of total
1	13.101	13.037	13.155	BB	375013	4447293	100.00%	100.000%

Sum of corrected areas: 4447293

Aliphatic EPH 080125.M Mon Aug 25 01:36:54 2025

Quantitation Report (QT Reviewed)

Sample Results: **FD049648.D**

Data Path : Z:\pestpcbsrv\HPCHEM1\FID_D\Data\FD082225AR\
Data File : FD049648.D
Signal(s) : FID2B.ch
Acq On : 22 Aug 2025 17:14
Operator : YP/AJ
Sample : PB169364BL
Misc :
ALS Vial : 63 Sample Multiplier: 1

Instrument :
FID_D
ClientSampleId :
PB169364BL

Integration File: sample.E
Quant Time: Aug 25 01:48:32 2025
Quant Method : Z:\pestpcbsrv\HPCHEM1\FID_D\methods\Aromatic EPH 081125.M
Quant Title : GC Extractables
QLast Update : Mon Aug 11 14:11:57 2025
Response via : Initial Calibration
Integrator: ChemStation

Volume Inj. : 1 µl
Signal Phase : Rxi-1ms
Signal Info : 20M x 0.18mm x 0.18µm

Compound	R.T.	Response	Conc Units
System Monitoring Compounds			
4) S 2-Bromonaphthalene (S...	7.714	3996212	38.992 ug/ml
Spiked Amount 50.000		Recovery =	77.98%
6) S 2-Flurobiphenyl (SURR)	8.579	2842725	38.917 ug/ml
Spiked Amount 50.000 Range	0 - 131	Recovery =	77.83%
11) S ortho-Terphenyl (SURR)	11.627	5490538	42.302 ug/ml
Spiked Amount 50.000		Recovery =	84.60%
Target Compounds			

(f)=RT Delta > 1/2 Window (m)=manual int.

Sample Results: **FD049648.D**

Data Path : Z:\pestpcbsrv\HPCHEM1\FID_D\Data\FD082225AR\
Data File : FD049648.D
Signal(s) : FID2B.ch
Acq On : 22 Aug 2025 17:14
Operator : YP/AJ
Sample : PB169364BL
Misc :
ALS Vial : 63 Sample Multiplier: 1

Instrument :
FID_D
ClientSampleId :
PB169364BL

Integration File: sample.E
Quant Time: Aug 25 01:48:32 2025
Quant Method : Z:\pestpcbsrv\HPCHEM1\FID_D\methods\Aromatic EPH 081125.M
Quant Title : GC Extractables
QLast Update : Mon Aug 11 14:11:57 2025
Response via : Initial Calibration
Integrator: ChemStation

Volume Inj. : 1 µl
Signal Phase : Rxi-1ms
Signal Info : 20M x 0.18mm x 0.18µm

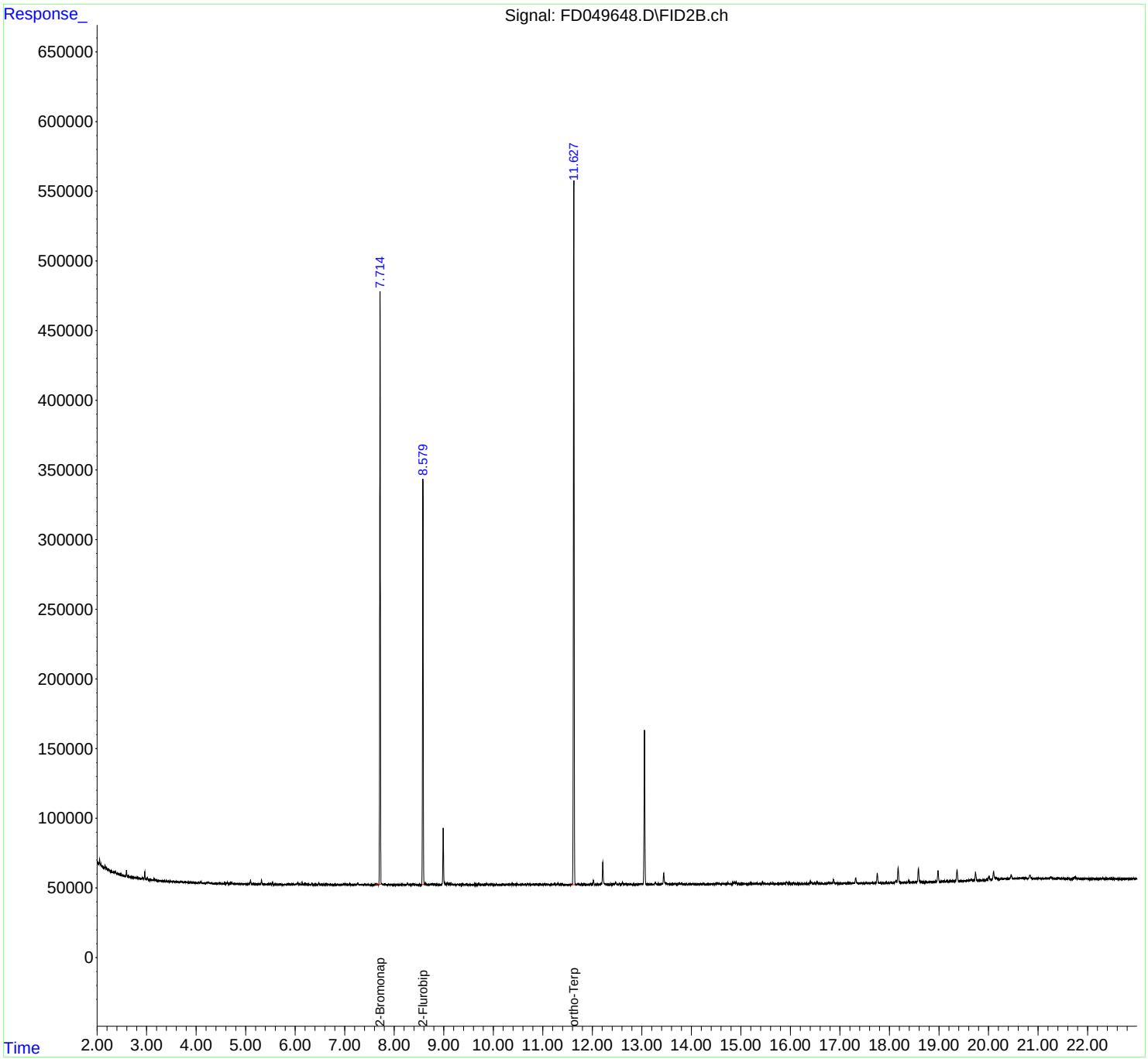

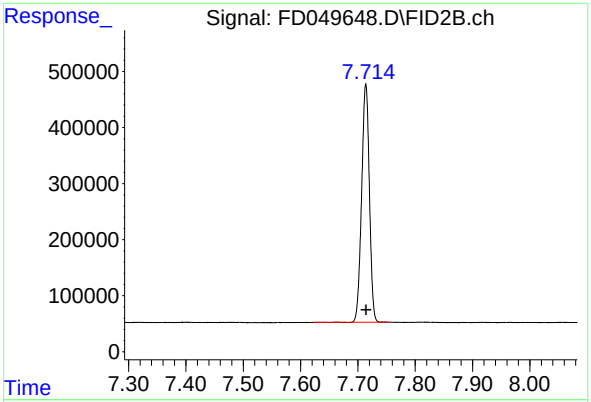

#4 2-Bromonaphthalene (SURR)

R.T.: 7.714 min
Delta R.T.: 0.000 min
Response: 3996212
Conc: 38.99 ug/ml

Instrument :
FID_D
ClientSampleId :
PB169364BL

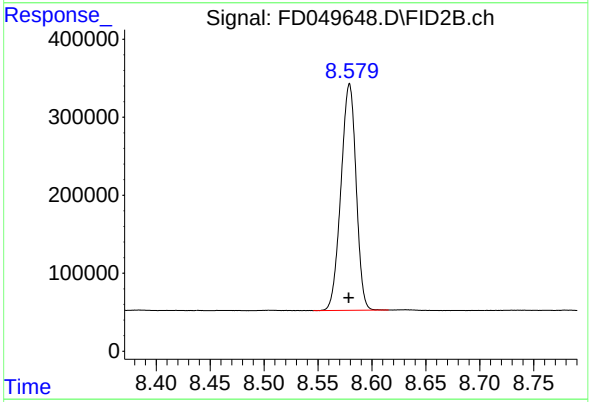

#6 2-Flurobiphenyl (SURR)

R.T.: 8.579 min
Delta R.T.: 0.000 min
Response: 2842725
Conc: 38.92 ug/ml

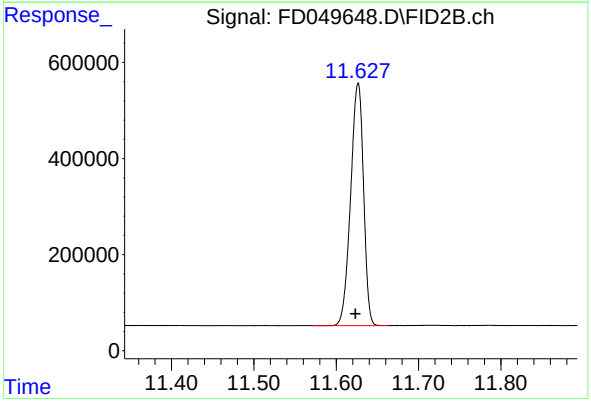

#11 ortho-Terphenyl (SURR)

R.T.: 11.627 min
Delta R.T.: 0.003 min
Response: 5490538
Conc: 42.30 ug/ml

rteres

Area Percent Report

Data Path : Z:\pestpcbsrv\HPCHEM1\FID_D\Data\FD082225AR\
Data File : FD049648.D
Signal(s) : FID2B.ch
Acq On : 22 Aug 2025 17:14
Sample : PB169364BL
Misc :
ALS Vial : 63 Sample Multiplier: 1

Integration File: autoint1.e

Method : Z:\pestpcbsrv\HPCHEM1\FID_D\methods\Aromatic EPH 081125.M
Title : GC Extractables

Signal : FID2B.ch

peak #	R.T. min	Start min	End min	PK TY	peak height	peak area	peak % max.	% of total
1	7.714	7.622	7.754	BB	424792	3996212	72.78%	32.412%
2	8.579	8.545	8.615	BB	290018	2842725	51.77%	23.056%
3	11.627	11.572	11.664	BB	506002	5490538	100.00%	44.532%

Sum of corrected areas: 12329475

Aromatic EPH 081125.M Mon Aug 25 02:47:03 2025

Quantitation Report (QT Reviewed)

Sample Results: **FC069708.D**

Data Path : Z:\pestpcbsrv\HPCHEM1\FID_C\Data\FC082225AL\
Data File : FC069708.D
Signal(s) : FID1A.ch
Acq On : 22 Aug 2025 15:26
Operator : YP/AJ
Sample : PB169364BS
Misc :
ALS Vial : 11 Sample Multiplier: 1

Instrument :
FID_C
ClientSampleId :
PB169364BS

Integration File: autoint1.e
Quant Time: Aug 25 01:08:40 2025
Quant Method : Z:\pestpcbsrv\HPCHEM1\FID_C\Method\Aliphatic EPH 080125.M
Quant Title : GC Extractables
QLast Update : Fri Aug 01 14:14:17 2025
Response via : Initial Calibration
Integrator: ChemStation

Volume Inj. : 1 ul
Signal Phase : Rxi-1ms
Signal Info : 20M x 0.18mm x 0.18um

Compound	R.T.	Response	Conc Units
System Monitoring Compounds			
12) S 1-chlorooctadecane (S...	13.102	4760996	43.669 ug/ml
Spiked Amount 50.000		Recovery =	87.34%
Target Compounds			
1) T n-Nonane (C9)	3.395	3145567	22.079 ug/ml
2) T n-Decane (C10)	4.468	4180915	28.758 ug/ml
4) T n-Dodecane (C12)	6.494	5023445	34.364 ug/ml
6) T n-Tetradecane (C14)	8.294	5528989	38.743 ug/ml
7) T n-Hexadecane (C16)	9.899	5722617	39.696 ug/ml
8) T n-Octadecane (C18)	11.343	5830691	41.232 ug/ml
10) T n-Eicosane (C20)	12.656	6223865	47.248 ug/ml
11) T n-Heneicosane (C21)	13.268	5945624	46.617 ug/ml
13) T n-Docosane (C22)	13.856	5886583	47.123 ug/ml
14) T n-Tetracosane (C24)	14.960	5727200	47.461 ug/ml
15) T n-Hexacosane (C26)	15.983	5486067	47.478 ug/ml
16) T n-Octacosane (C28)	16.934	5345803	47.693 ug/ml
17) T n-Tricontane (C30)	17.823	5422783	47.362 ug/ml
18) T n-Dotriacontane (C32)	18.657	5392824	48.548 ug/ml
19) T n-Tetratriacontane (C34)	19.443	5174710	50.820 ug/ml
20) T n-Hexatriacontane (C36)	20.183	4796067	53.789 ug/ml
21) T n-Octatriacontane (C38)	20.947	4507630	56.035 ug/ml
22) T n-Tetracontane (C40)	21.908	4111844	54.911 ug/ml

(f)=RT Delta > 1/2 Window (m)=manual int.

Sample Results: **FC069708.D**

Data Path : Z:\pestpcbsrv\HPCHEM1\FID_C\Data\FC082225AL\
Data File : FC069708.D
Signal(s) : FID1A.ch
Acq On : 22 Aug 2025 15:26
Operator : YP/AJ
Sample : PB169364BS
Misc :
ALS Vial : 11 Sample Multiplier: 1

Instrument :
FID_C
ClientSampleId :
PB169364BS

Integration File: autoint1.e
Quant Time: Aug 25 01:08:40 2025
Quant Method : Z:\pestpcbsrv\HPCHEM1\FID_C\Method\Aliphatic EPH 080125.M
Quant Title : GC Extractables
QLast Update : Fri Aug 01 14:14:17 2025
Response via : Initial Calibration
Integrator: ChemStation

Volume Inj. : 1 ul
Signal Phase : Rxi-1ms
Signal Info : 20M x 0.18mm x 0.18um

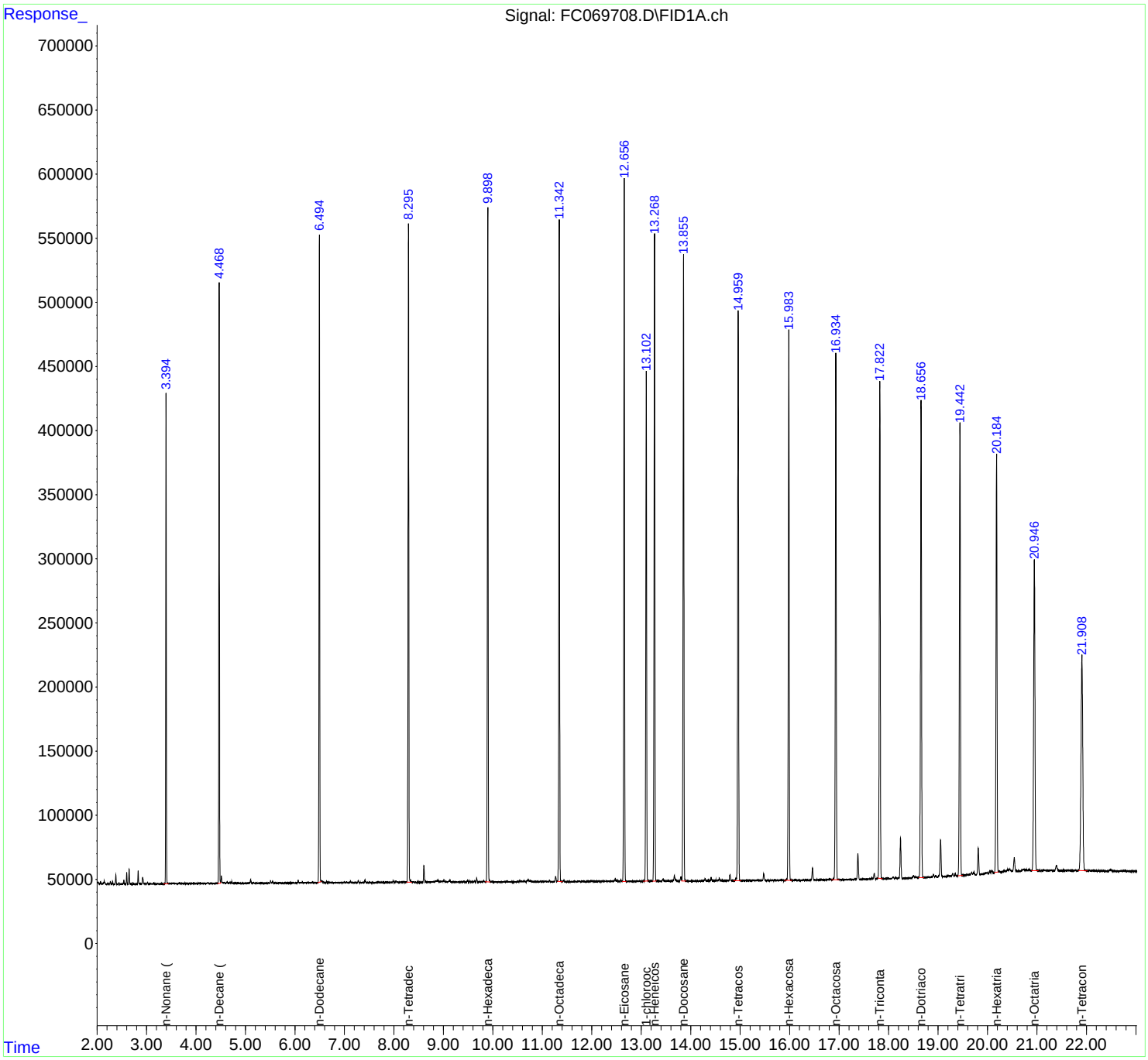

rteres

Area Percent Report

Data Path : Z:\pestpcbsrv\HPCHEM1\FID_C\Data\FC082225AL\
Data File : FC069708.D
Signal(s) : FID1A.ch
Acq On : 22 Aug 2025 15:26
Sample : PB169364BS
Misc :
ALS Vial : 11 Sample Multiplier: 1

Integration File: autoint1.e

Method : Z:\pestpcbsrv\HPCHEM1\FID_C\Method\Aliphatic EPH 080125.M
Title : GC Extractables

Signal : FID1A.ch

peak #	R.T. min	Start min	End min	PK TY	peak height	peak area	peak % max.	% of total
1	3.395	3.342	3.445	BB	383434	3145567	50.54%	3.203%
2	4.468	4.433	4.496	BV	469346	4180915	67.18%	4.257%
3	6.494	6.458	6.532	BB	503087	5023445	80.71%	5.115%
4	8.294	8.257	8.363	BB	516713	5528989	88.84%	5.630%
5	9.899	9.840	9.950	BB	525280	5722617	91.95%	5.827%
6	11.343	11.310	11.407	BB	513712	5830691	93.68%	5.937%
7	12.656	12.613	12.698	PB	546860	6223865	100.00%	6.337%
8	13.102	13.040	13.150	BB	398719	4760996	76.50%	4.848%
9	13.268	13.228	13.305	BB	505331	5945624	95.53%	6.054%
10	13.856	13.819	13.908	VB	487447	5886583	94.58%	5.994%
11	14.960	14.868	15.020	BB	441994	5727200	92.02%	5.831%
12	15.983	15.895	16.045	BB	430338	5486067	88.15%	5.586%
13	16.934	16.842	17.003	BB	404324	5345803	85.89%	5.443%
14	17.823	17.780	17.875	BB	385064	5422783	87.13%	5.521%
15	18.657	18.610	18.718	BB	371972	5392824	86.65%	5.491%
16	19.443	19.400	19.500	BB	352950	5174710	83.14%	5.269%
17	20.183	20.140	20.222	BB	324044	4796067	77.06%	4.883%
18	20.947	20.890	21.032	BB	242404	4507630	72.42%	4.590%
19	21.908	21.840	22.020	BB	168420	4111844	66.07%	4.187%

Sum of corrected areas: 98214220

Aliphatic EPH 080125.M Mon Aug 25 01:34:07 2025

Quantitation Report (QT Reviewed)

Sample Results: **FD049646.D**

Data Path : Z:\pestpcbsrv\HPCHEM1\FID_D\Data\FD082225AR\
Data File : FD049646.D
Signal(s) : FID2B.ch
Acq On : 22 Aug 2025 15:26
Operator : YP/AJ
Sample : PB169364BS
Misc :
ALS Vial : 61 Sample Multiplier: 1

Instrument :
FID_D
ClientSampleId :
PB169364BS

Manual Integrations
APPROVED
Reviewed By :Yogesh Patel 08/25/2025
Supervised By :mohammad ahmed 08/26/2025

Integration File: sample.E
Quant Time: Aug 25 01:47:47 2025
Quant Method : Z:\pestpcbsrv\HPCHEM1\FID_D\methods\Aromatic EPH 081125.M
Quant Title : GC Extractables
QLast Update : Mon Aug 11 14:11:57 2025
Response via : Initial Calibration
Integrator: ChemStation

Volume Inj. : 1 µl
Signal Phase : Rxi-1ms
Signal Info : 20M x 0.18mm x 0.18µm

Compound	R.T.	Response	Conc Units
System Monitoring Compounds			
4) S 2-Bromonaphthalene (S...	7.714	6397880	62.426 ug/ml
Spiked Amount 50.000		Recovery =	124.85%
6) S 2-Flurobiphenyl (SURR)	8.580	4468318	61.171 ug/ml
Spiked Amount 50.000 Range	0 - 131	Recovery =	122.34%
11) S ortho-Terphenyl (SURR)	11.626	6549966	50.464 ug/ml
Spiked Amount 50.000		Recovery =	100.93%
Target Compounds			
1) T 1,2,3-Trimethylbenzen...	4.501	3912707	38.656 ug/ml
2) T Naphthalene (C11.7)	6.046	5040440	43.960 ug/ml
3) T 2-Methylnaphthalene (...	7.102	5108367	42.822 ug/ml
5) T Acenaphthylene (C15.06)	8.383	6201911	49.334 ug/ml
7) T Acenaphthene (C15.5)	8.680	6312523	50.205 ug/ml
8) T Flouorene (C16.55)	9.462	6707239	52.976 ug/ml
9) T Phenanthrene (C19.36)	10.861	6793344	52.589 ug/ml
10) T Anthracene (C19.43)	10.935	5742691	46.615 ug/ml
12) T Fluoranthene (C21.85)	12.676	6851078	53.517 ug/ml
13) T Pyrene (C20.8)	12.974	6708416	52.837 ug/ml
14) T Benzo[a]anthracene (C...	14.846	6235802	54.039 ug/ml
15) T Chrysene (C27.41)	14.892	6815416	58.210 ug/ml
16) T benzo[b]fluoranthene ...	16.399	6158622	54.149 ug/ml
17) T Bnezo[k]fluoranthene ...	16.435	5962858	55.703 ug/mlm
18) T Benzo[a]pyrene (C31.34)	16.779	5709993	51.471 ug/ml
19) T Indeno[1,2,3-cd]pyren...	18.146	5902599	57.263 ug/ml
20) T Dibenz[a,h]anthracene...	18.184	5626465	51.620 ug/ml
21) T Benzo[g,h,i]perylene ...	18.403	5344496	48.909 ug/ml

(f)=RT Delta > 1/2 Window (m)=manual int.

Sample Results: **FD049646.D**

Data Path : Z:\pestpcbsrv\HPCHEM1\FID_D\Data\FD082225AR\
Data File : FD049646.D
Signal(s) : FID2B.ch
Acq On : 22 Aug 2025 15:26
Operator : YP/AJ
Sample : PB169364BS
Misc :
ALS Vial : 61 Sample Multiplier: 1

Integration File: sample.E
Quant Time: Aug 25 01:47:47 2025
Quant Method : Z:\pestpcbsrv\HPCHEM1\FID_D\methods\Aromatic EPH 081125.M
Quant Title : GC Extractables
QLast Update : Mon Aug 11 14:11:57 2025
Response via : Initial Calibration
Integrator: ChemStation

Volume Inj. : 1 µl
Signal Phase : Rxi-1ms
Signal Info : 20M x 0.18mm x 0.18µm

Instrument :
FID_D
ClientSampleId :
PB169364BS

Manual Integrations APPROVED
Reviewed By :Yogesh Patel 08/25/2025
Supervised By :mohammad ahmed 08/26/2025

A B C D E F G H I J

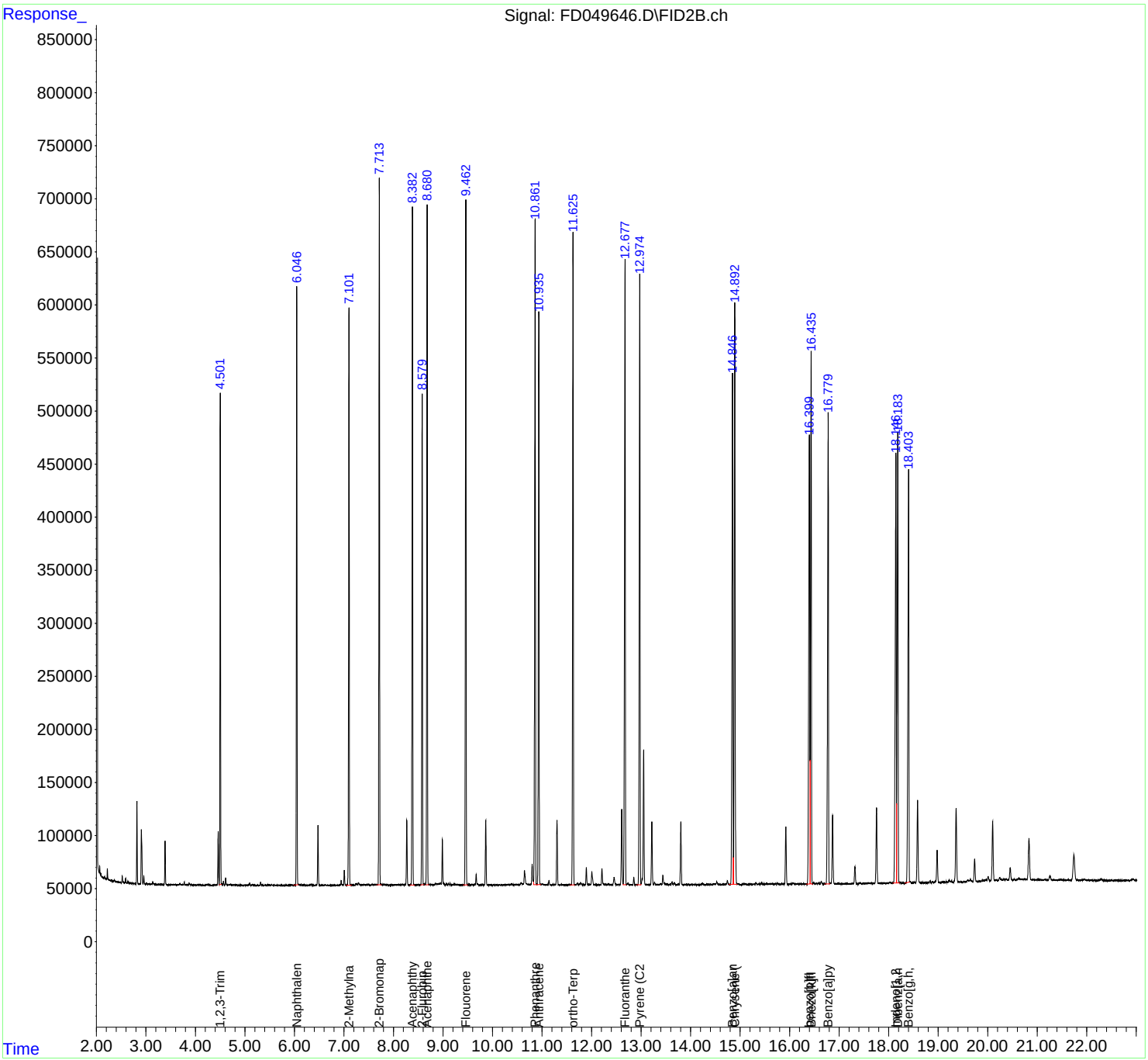

Instrument :
FID_D
ClientSampleId :
PB169364BS

rteres

Area Percent Report

Manual IntegrationsAPPROVED

Reviewed By :Yogesh Patel 08/25/2025
Supervised By :mohammad ahmed 08/26/2025

A B C D E F G H I J

Data Path : Z:\pestpcbsrv\HPCHEM1\FID_D\Data\FD08222
Data File : FD049646.D
Signal(s) : FID2B.ch
Acq On : 22 Aug 2025 15:26
Sample : PB169364BS
Misc :
ALS Vial : 61 Sample Multiplier: 1

Integration File: autoint1.e

Method : Z:\pestpcbsrv\HPCHEM1\FID_D\methods\Aromatic EPH 081125.M
Title : GC Extractables

Signal : FID2B.ch

peak #	R.T. min	Start min	End min	PK TY	peak height	peak area	peak % max.	% of total
1	4.501	4.479	4.527	PV	463746	3912707	57.11%	3.141%
2	6.046	5.988	6.080	BB	564259	5040440	73.57%	4.046%
3	7.102	7.045	7.155	BB	544372	5108367	74.56%	4.101%
4	7.714	7.660	7.762	BB	666452	6397880	93.39%	5.136%
5	8.383	8.328	8.432	BB	640381	6201911	90.52%	4.979%
6	8.580	8.543	8.618	BV	461751	4468318	65.22%	3.587%
7	8.680	8.648	8.717	BB	640774	6312523	92.14%	5.068%
8	9.462	9.408	9.503	BB	645761	6707239	97.90%	5.384%
9	10.861	10.828	10.897	VV	627069	6793344	99.16%	5.454%
10	10.935	10.897	10.982	VB	540278	5742691	83.82%	4.610%
11	11.626	11.565	11.663	BB	614286	6549966	95.60%	5.258%
12	12.676	12.638	12.707	VV	590987	6851078	100.00%	5.500%
13	12.974	12.905	12.998	BV	578068	6708416	97.92%	5.385%
14	14.846	14.775	14.865	BV	479640	6235802	91.02%	5.006%
15	14.892	14.865	14.943	VB	547058	6815416	99.48%	5.471%
16	16.399	16.332	16.414	BV	422696	6158622	89.89%	4.944%
17	16.435	16.414	16.467	VV	500492	5980196	87.29%	4.801%
18	16.779	16.710	16.813	BV	444832	5709993	83.34%	4.584%
19	18.146	18.077	18.160	BV	406082	5902599	86.16%	4.738%
20	18.184	18.160	18.228	VB	425678	5626465	82.13%	4.517%
21	18.403	18.325	18.425	BV	389056	5344496	78.01%	4.290%

Sum of corrected areas: 124568468

Aromatic EPH 081125.M Mon Aug 25 02:42:37 2025

Quantitation Report (QT Reviewed)

Sample Results: **FC069709.D**

Data Path : Z:\pestpcbsrv\HPCHEM1\FID_C\Data\FC082225AL\
Data File : FC069709.D
Signal(s) : FID1A.ch
Acq On : 22 Aug 2025 16:31
Operator : YP/AJ
Sample : PB169364BSD
Misc :
ALS Vial : 12 Sample Multiplier: 1

Instrument :
FID_C
ClientSampleId :
PB169364BSD

Integration File: autoint1.e
Quant Time: Aug 25 01:09:08 2025
Quant Method : Z:\pestpcbsrv\HPCHEM1\FID_C\Method\Aliphatic EPH 080125.M
Quant Title : GC Extractables
QLast Update : Fri Aug 01 14:14:17 2025
Response via : Initial Calibration
Integrator: ChemStation

Volume Inj. : 1 ul
Signal Phase : Rxi-1ms
Signal Info : 20M x 0.18mm x 0.18um

Compound	R.T.	Response	Conc Units
System Monitoring Compounds			
12) S 1-chlorooctadecane (S...	13.101	4936453	45.279 ug/ml
Spiked Amount 50.000		Recovery =	90.56%
Target Compounds			
1) T n-Nonane (C9)	3.395	3294519	23.124 ug/ml
2) T n-Decane (C10)	4.468	4396052	30.238 ug/ml
4) T n-Dodecane (C12)	6.494	5302493	36.273 ug/ml
6) T n-Tetradecane (C14)	8.294	5854940	41.027 ug/ml
7) T n-Hexadecane (C16)	9.899	6063256	42.059 ug/ml
8) T n-Octadecane (C18)	11.344	6117157	43.258 ug/ml
10) T n-Eicosane (C20)	12.656	6465018	49.078 ug/ml
11) T n-Heneicosane (C21)	13.268	6144585	48.177 ug/ml
13) T n-Docosane (C22)	13.855	6062501	48.531 ug/ml
14) T n-Tetracosane (C24)	14.961	5871554	48.657 ug/ml
15) T n-Hexacosane (C26)	15.983	5616058	48.603 ug/ml
16) T n-Octacosane (C28)	16.934	5503284	49.098 ug/ml
17) T n-Tricontane (C30)	17.823	5641435	49.272 ug/ml
18) T n-Dotriacontane (C32)	18.657	5664617	50.995 ug/ml
19) T n-Tetratriacontane (C34)	19.443	5458026	53.603 ug/ml
20) T n-Hexatriacontane (C36)	20.184	5061475	56.765 ug/ml
21) T n-Octatriacontane (C38)	20.949	4778181	59.399 ug/ml
22) T n-Tetracontane (C40)	21.912	4411498	58.913 ug/ml

(f)=RT Delta > 1/2 Window (m)=manual int.

Sample Results: **FC069709.D**

Data Path : Z:\pestpcbsrv\HPCHEM1\FID_C\Data\FC082225AL\
Data File : FC069709.D
Signal(s) : FID1A.ch
Acq On : 22 Aug 2025 16:31
Operator : YP/AJ
Sample : PB169364BSD
Misc :
ALS Vial : 12 Sample Multiplier: 1

Instrument :
FID_C
ClientSampleId :
PB169364BSD

Integration File: autoint1.e
Quant Time: Aug 25 01:09:08 2025
Quant Method : Z:\pestpcbsrv\HPCHEM1\FID_C\Method\Aliphatic EPH 080125.M
Quant Title : GC Extractables
QLast Update : Fri Aug 01 14:14:17 2025
Response via : Initial Calibration
Integrator: ChemStation

Volume Inj. : 1 ul
Signal Phase : Rxi-1ms
Signal Info : 20M x 0.18mm x 0.18um

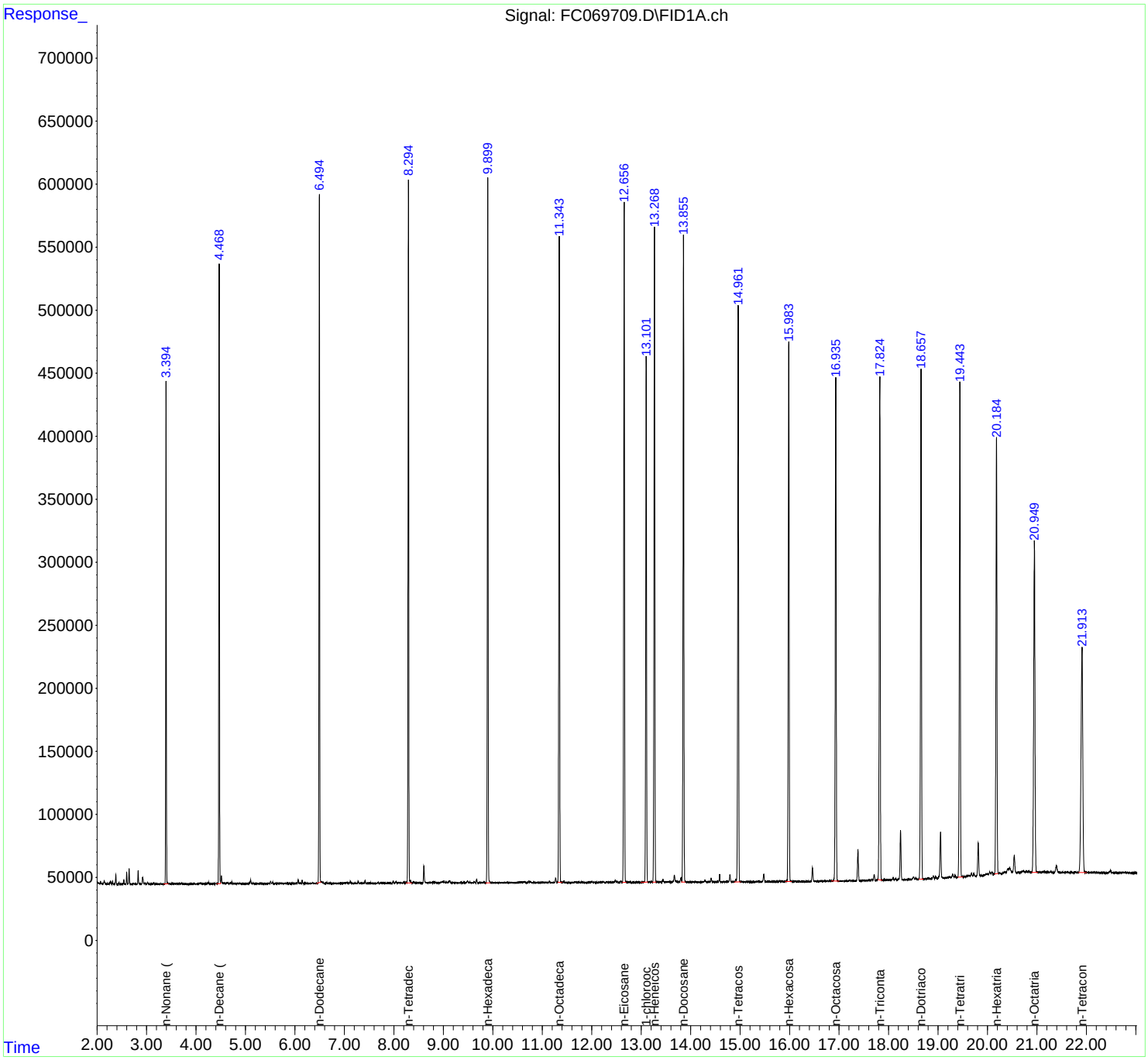

rteres

Area Percent Report

Data Path : Z:\pestpcbsrv\HPCHEM1\FID_C\Data\FC082225AL\
Data File : FC069709.D
Signal(s) : FID1A.ch
Acq On : 22 Aug 2025 16:31
Sample : PB169364BSD
Misc :
ALS Vial : 12 Sample Multiplier: 1

Integration File: autoint1.e

Method : Z:\pestpcbsrv\HPCHEM1\FID_C\Method\Aliphatic EPH 080125.M
Title : GC Extractables

Signal : FID1A.ch

peak #	R.T. min	Start min	End min	PK TY	peak height	peak area	peak % max.	% of total
1	3.395	3.344	3.445	BB	399571	3294519	50.96%	3.210%
2	4.468	4.415	4.496	BV	492853	4396052	68.00%	4.283%
3	6.494	6.440	6.530	BB	546543	5302493	82.02%	5.166%
4	8.294	8.239	8.364	BB	558019	5854940	90.56%	5.704%
5	9.899	9.855	9.954	BB	560210	6063256	93.79%	5.907%
6	11.344	11.310	11.405	BB	512605	6117157	94.62%	5.960%
7	12.656	12.615	12.700	PB	537293	6465018	100.00%	6.299%
8	13.101	12.990	13.139	BB	418309	4936453	76.36%	4.809%
9	13.268	13.227	13.305	BB	519935	6144585	95.04%	5.986%
10	13.855	13.820	13.895	VB	513520	6062501	93.77%	5.906%
11	14.961	14.877	15.017	BB	456091	5871554	90.82%	5.720%
12	15.983	15.914	16.044	BB	427687	5616058	86.87%	5.471%
13	16.934	16.842	17.004	BB	399727	5503284	85.12%	5.362%
14	17.823	17.780	17.879	BB	399380	5641435	87.26%	5.496%
15	18.657	18.610	18.710	BB	403300	5664617	87.62%	5.519%
16	19.443	19.400	19.512	BB	392417	5458026	84.42%	5.317%
17	20.184	20.140	20.220	BV	346054	5061475	78.29%	4.931%
18	20.949	20.890	21.020	BB	263245	4778181	73.91%	4.655%
19	21.912	21.840	22.014	BB	177595	4411498	68.24%	4.298%

Sum of corrected areas: 102643102

Aliphatic EPH 080125.M Mon Aug 25 01:35:09 2025

Quantitation Report (QT Reviewed)

Sample Results: **FD049647.D**

Data Path : Z:\pestpcbsrv\HPCHEM1\FID_D\Data\FD082225AR\
Data File : FD049647.D
Signal(s) : FID2B.ch
Acq On : 22 Aug 2025 16:31
Operator : YP/AJ
Sample : PB169364BSD
Misc :
ALS Vial : 62 Sample Multiplier: 1

Instrument :
FID_D
ClientSampleId :
PB169364BSD

Manual Integrations
APPROVED
Reviewed By :Yogesh Patel 08/25/2025
Supervised By :mohammad ahmed 08/26/2025

Integration File: sample.E
Quant Time: Aug 25 01:48:10 2025
Quant Method : Z:\pestpcbsrv\HPCHEM1\FID_D\methods\Aromatic EPH 081125.M
Quant Title : GC Extractables
QLast Update : Mon Aug 11 14:11:57 2025
Response via : Initial Calibration
Integrator: ChemStation

Volume Inj. : 1 µl
Signal Phase : Rxi-1ms
Signal Info : 20M x 0.18mm x 0.18µm

Compound	R.T.	Response	Conc Units
System Monitoring Compounds			
4) S 2-Bromonaphthalene (S...	7.714	6152246	60.030 ug/ml
Spiked Amount 50.000		Recovery =	120.06%
6) S 2-Flurobiphenyl (SURR)	8.580	4307433	58.969 ug/ml
Spiked Amount 50.000 Range	0 - 131	Recovery =	117.94%
11) S ortho-Terphenyl (SURR)	11.627	6379155	49.148 ug/ml
Spiked Amount 50.000		Recovery =	98.30%
Target Compounds			
1) T 1,2,3-Trimethylbenzen...	4.503	3801634	37.558 ug/ml
2) T Naphthalene (C11.7)	6.048	4868562	42.461 ug/ml
3) T 2-Methylnaphthalene (...	7.103	4908786	41.149 ug/ml
5) T Acenaphthylene (C15.06)	8.383	5956126	47.379 ug/ml
7) T Acenaphthene (C15.5)	8.680	6042933	48.061 ug/ml
8) T Flouorene (C16.55)	9.462	6476002	51.150 ug/ml
9) T Phenanthrene (C19.36)	10.861	6674172	51.667 ug/ml
10) T Anthracene (C19.43)	10.936	5675493	46.070 ug/ml
12) T Fluoranthene (C21.85)	12.677	6865432	53.629 ug/ml
13) T Pyrene (C20.8)	12.976	6743993	53.117 ug/ml
14) T Benzo[a]anthracene (C...	14.849	6362083	55.133 ug/ml
15) T Chrysene (C27.41)	14.894	6940665	59.280 ug/ml
16) T benzo[b]fluoranthene ...	16.401	6287433	55.282 ug/ml
17) T Bnezo[k]fluoranthene ...	16.437	6089129	56.883 ug/mlm
18) T Benzo[a]pyrene (C31.34)	16.781	5826139	52.518 ug/ml
19) T Indeno[1,2,3-cd]pyren...	18.148	6042968	58.625 ug/ml
20) T Dibenz[a,h]anthracene...	18.186	5782799	53.054 ug/ml
21) T Benzo[g,h,i]perylene ...	18.405	5460914	49.974 ug/ml

(f)=RT Delta > 1/2 Window (m)=manual int.

Sample Results: **FD049647.D**

Data Path : Z:\pestpcbsrv\HPCHEM1\FID_D\Data\FD082225AR\
Data File : FD049647.D
Signal(s) : FID2B.ch
Acq On : 22 Aug 2025 16:31
Operator : YP/AJ
Sample : PB169364BSD
Misc :
ALS Vial : 62 Sample Multiplier: 1

Integration File: sample.E
Quant Time: Aug 25 01:48:10 2025
Quant Method : Z:\pestpcbsrv\HPCHEM1\FID_D\methods\Aromatic EPH 081125.M
Quant Title : GC Extractables
QLast Update : Mon Aug 11 14:11:57 2025
Response via : Initial Calibration
Integrator: ChemStation

Volume Inj. : 1 µl
Signal Phase : Rxi-1ms
Signal Info : 20M x 0.18mm x 0.18µm

Instrument :
FID_D
ClientSampleId :
PB169364BSD

Manual Integrations APPROVED

Reviewed By :Yogesh Patel 08/25/2025
Supervised By :mohammad ahmed 08/26/2025

A B C D E F G H I J

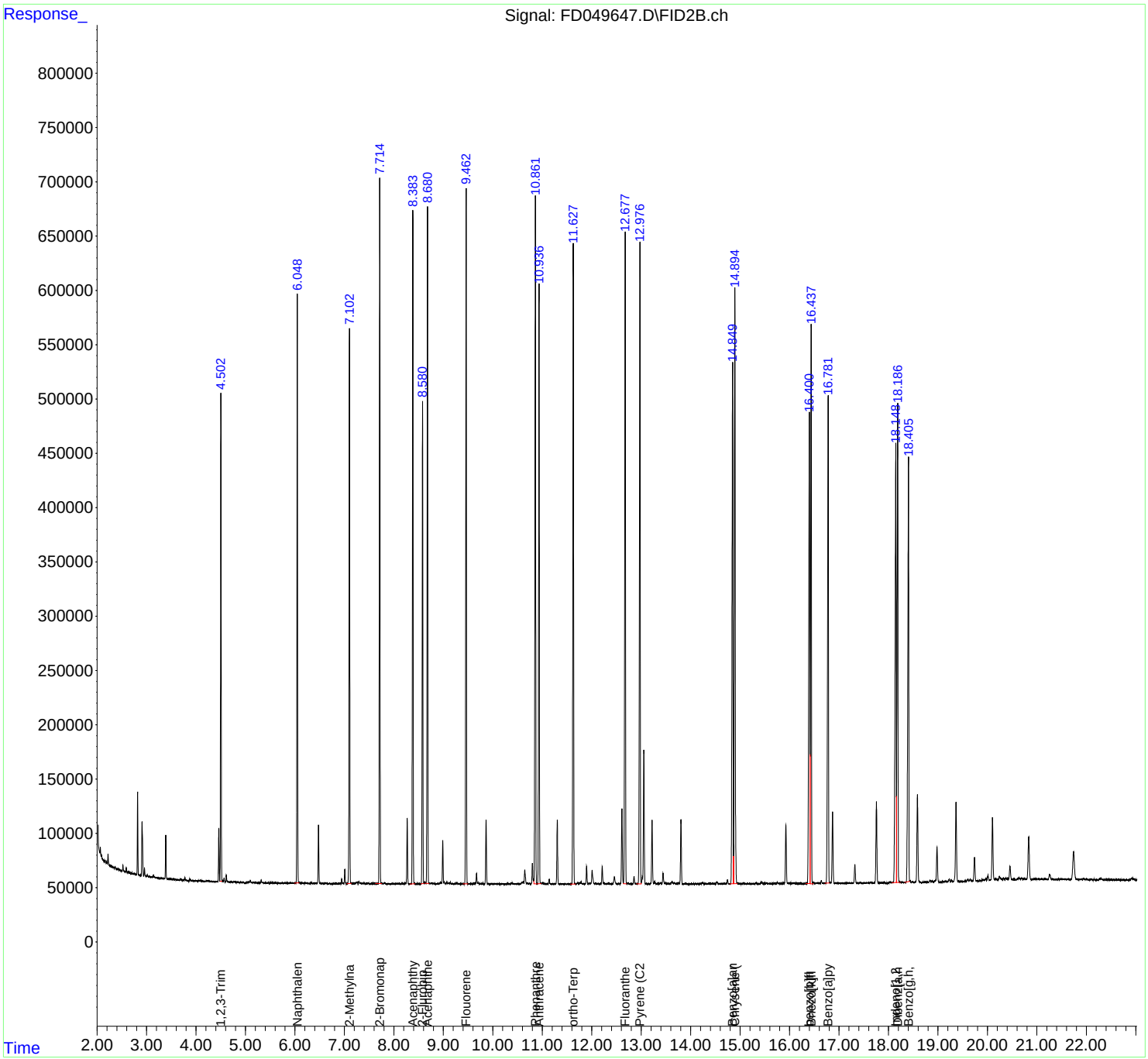

Instrument :
FID_D
ClientSampleId :
PB169364BSD

rteres

Area Percent Report

Manual IntegrationsAPPROVED

Reviewed By :Yogesh Patel 08/25/2025
Supervised By :mohammad ahmed 08/26/2025

A B C D E F G H I J

Data Path : Z:\pestpcbsrv\HPCHEM1\FID_D\Data\FD08222
Data File : FD049647.D
Signal(s) : FID2B.ch
Acq On : 22 Aug 2025 16:31
Sample : PB169364BSD
Misc :
ALS Vial : 62 Sample Multiplier: 1

Integration File: autoint1.e

Method : Z:\pestpcbsrv\HPCHEM1\FID_D\methods\Aromatic EPH 081125.M
Title : GC Extractables

Signal : FID2B.ch

peak #	R.T. min	Start min	End min	PK TY	peak height	peak area	peak % max.	% of total
1	4.503	4.481	4.528	PV	449223	3801634	54.77%	3.074%
2	6.048	5.990	6.084	BB	542573	4868562	70.15%	3.936%
3	7.103	7.047	7.142	BB	510840	4908786	70.73%	3.969%
4	7.714	7.625	7.762	BB	648883	6152246	88.64%	4.974%
5	8.383	8.320	8.432	BB	621578	5956126	85.81%	4.816%
6	8.580	8.545	8.607	BB	444159	4307433	62.06%	3.483%
7	8.680	8.625	8.712	BB	622841	6042933	87.07%	4.886%
8	9.462	9.395	9.504	BB	640956	6476002	93.31%	5.236%
9	10.861	10.830	10.895	VV	634562	6674172	96.16%	5.396%
10	10.936	10.895	10.980	PB	548973	5675493	81.77%	4.589%
11	11.627	11.565	11.677	BB	589387	6379155	91.91%	5.158%
12	12.677	12.640	12.707	VV	600085	6865432	98.92%	5.551%
13	12.976	12.905	13.001	BV	589065	6743993	97.17%	5.453%
14	14.849	14.787	14.867	BV	480197	6362083	91.66%	5.144%
15	14.894	14.867	14.950	VB	548265	6940665	100.00%	5.612%
16	16.401	16.325	16.416	BV	433720	6287433	90.59%	5.084%
17	16.437	16.416	16.465	VV	515833	6126810	88.27%	4.954%
18	16.781	16.712	16.809	BB	450454	5826139	83.94%	4.711%
19	18.148	18.067	18.162	BV	405412	6042968	87.07%	4.886%
20	18.186	18.162	18.240	VB	438654	5782799	83.32%	4.676%
21	18.405	18.325	18.427	BV	393099	5460914	78.68%	4.415%

Sum of corrected areas: 123681778

Aromatic EPH 081125.M Mon Aug 25 02:46:39 2025

Quantitation Report (QT Reviewed)

Sample Results: **FC069713.D**

Data Path : Z:\pestpcbsrv\HPCHEM1\FID_C\Data\FC082225AL\
Data File : FC069713.D
Signal(s) : FID1A.ch
Acq On : 22 Aug 2025 19:28
Operator : YP/AJ
Sample : Q2892-05MS
Misc :
ALS Vial : 16 Sample Multiplier: 1

Instrument :
FID_C
ClientSampleId :
BACK-1-FLOOR-CENTER-MIDDLE-CMS

Integration File: autoint1.e
Quant Time: Aug 25 01:25:56 2025
Quant Method : Z:\pestpcbsrv\HPCHEM1\FID_C\Method\Aliphatic EPH 080125.M
Quant Title : GC Extractables
QLast Update : Fri Aug 01 14:14:17 2025
Response via : Initial Calibration
Integrator: ChemStation

Volume Inj. : 1 ul
Signal Phase : Rxi-1ms
Signal Info : 20M x 0.18mm x 0.18um

Compound	R.T.	Response	Conc Units
System Monitoring Compounds			
12) S 1-chlorooctadecane (S...	13.099	3393585	31.127 ug/ml
Spiked Amount 50.000		Recovery =	62.25%
Target Compounds			
1) T n-Nonane (C9)	3.399	3187470	22.373 ug/ml
2) T n-Decane (C10)	4.471	3846559	26.458 ug/ml
4) T n-Dodecane (C12)	6.495	4241021	29.011 ug/ml
6) T n-Tetradecane (C14)	8.293	4579525	32.090 ug/ml
7) T n-Hexadecane (C16)	9.898	5079461	35.235 ug/ml
8) T n-Octadecane (C18)	11.342	5257591	37.179 ug/ml
10) T n-Eicosane (C20)	12.654	5263479	39.957 ug/ml
11) T n-Heneicosane (C21)	13.267	5030872	39.444 ug/ml
13) T n-Docosane (C22)	13.854	4907801	39.287 ug/ml
14) T n-Tetracosane (C24)	14.958	4740165	39.282 ug/ml
15) T n-Hexacosane (C26)	15.980	4517340	39.094 ug/ml
16) T n-Octacosane (C28)	16.932	4335605	38.680 ug/ml
17) T n-Tricontane (C30)	17.821	4265022	37.250 ug/ml
18) T n-Dotriacontane (C32)	18.654	4219689	37.987 ug/ml
19) T n-Tetratriacontane (C34)	19.438	4164481	40.899 ug/ml
20) T n-Hexatriacontane (C36)	20.180	4009704	44.969 ug/ml
21) T n-Octatriacontane (C38)	20.946	3899552	48.476 ug/ml
22) T n-Tetracontane (C40)	21.908	3521030	47.021 ug/ml

(f)=RT Delta > 1/2 Window (m)=manual int.

Sample Results: **FC069713.D**

Data Path : Z:\pestpcbsrv\HPCHEM1\FID_C\Data\FC082225AL\
Data File : FC069713.D
Signal(s) : FID1A.ch
Acq On : 22 Aug 2025 19:28
Operator : YP/AJ
Sample : Q2892-05MS
Misc :
ALS Vial : 16 Sample Multiplier: 1

Instrument :
FID_C
ClientSampleId :
BACK-1-FLOOR-CENTER-MIDDLE-CMS

Integration File: autoint1.e
Quant Time: Aug 25 01:25:56 2025
Quant Method : Z:\pestpcbsrv\HPCHEM1\FID_C\Method\Aliphatic EPH 080125.M
Quant Title : GC Extractables
QLast Update : Fri Aug 01 14:14:17 2025
Response via : Initial Calibration
Integrator: ChemStation

Volume Inj. : 1 ul
Signal Phase : Rxi-1ms
Signal Info : 20M x 0.18mm x 0.18um

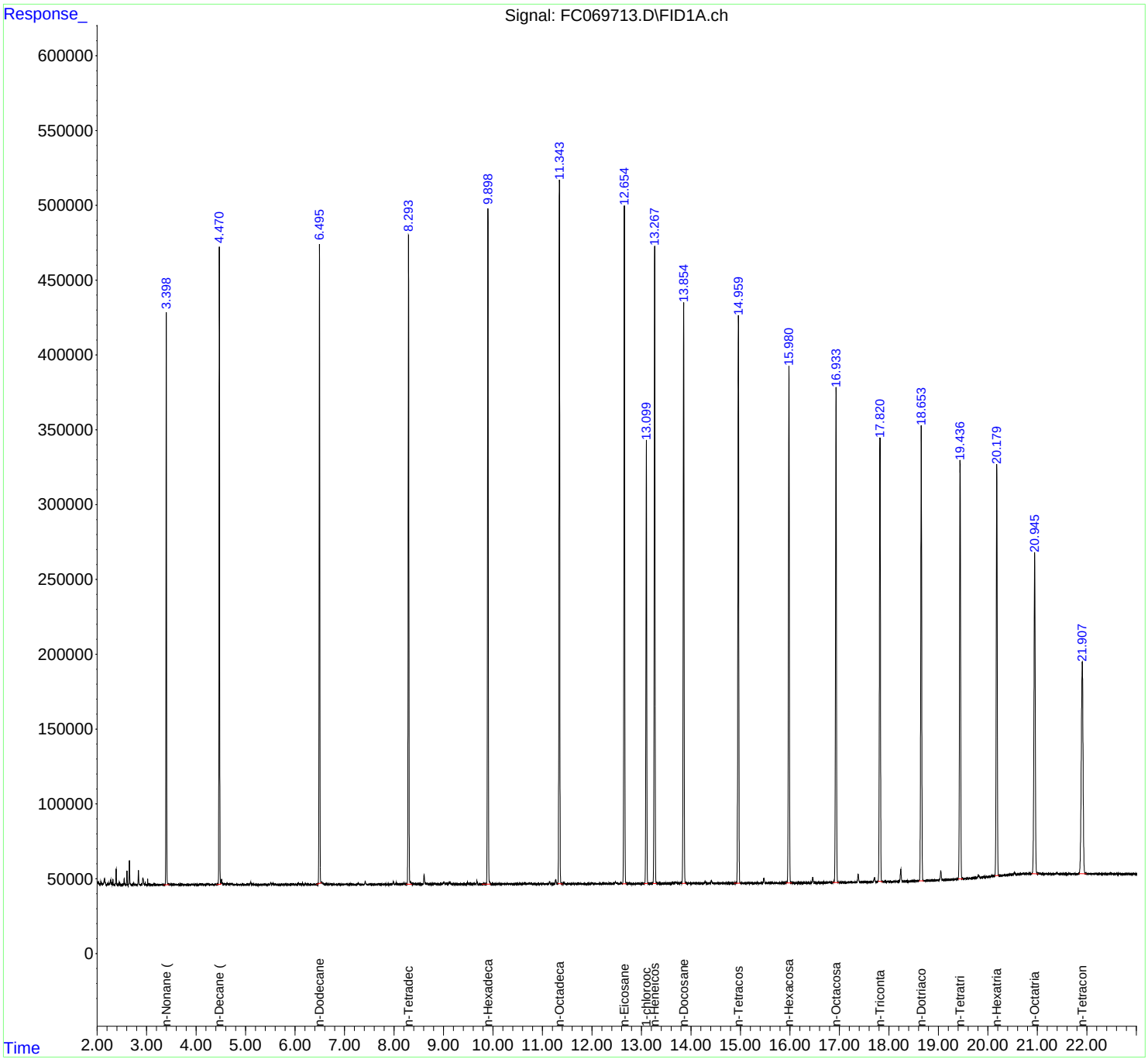

rteres

Area Percent Report

Data Path : Z:\pestpcbsrv\HPCHEM1\FID_C\Data\FC082225AL\
Data File : FC069713.D
Signal(s) : FID1A.ch
Acq On : 22 Aug 2025 19:28
Sample : Q2892-05MS
Misc :
ALS Vial : 16 Sample Multiplier: 1

Integration File: sample.E

Method : Z:\pestpcbsrv\HPCHEM1\FID_C\Method\Aliphatic EPH 080125.M
Title : GC Extractables

Signal : FID1A.ch

peak #	R.T. min	Start min	End min	PK TY	peak height	peak area	peak % max.	% of total
1	3.224	3.205	3.238	BV	132	2094	0.04%	0.002%
2	3.248	3.238	3.265	PV	118	1281	0.02%	0.001%
3	3.293	3.265	3.321	VV	176	2838	0.05%	0.003%
4	3.335	3.321	3.368	PV	46	1039	0.02%	0.001%
5	3.399	3.368	3.487	VV	380186	3200722	60.65%	3.684%
6	3.498	3.487	3.508	VV	316	2696	0.05%	0.003%
7	3.527	3.508	3.566	VV	355	9151	0.17%	0.011%
8	3.587	3.566	3.635	VV	382	7178	0.14%	0.008%
9	3.643	3.635	3.653	VV	131	1277	0.02%	0.001%
10	3.676	3.653	3.695	VV	381	5476	0.10%	0.006%
11	3.718	3.695	3.754	VV	382	6982	0.13%	0.008%
12	3.772	3.754	3.801	VV	238	3212	0.06%	0.004%
13	3.811	3.801	3.831	VV	126	1708	0.03%	0.002%
14	3.845	3.831	3.881	VV	131	3138	0.06%	0.004%
15	3.896	3.881	3.941	VV	333	6283	0.12%	0.007%
16	3.981	3.941	4.035	VV	285	8118	0.15%	0.009%
17	4.070	4.035	4.082	VV	389	5821	0.11%	0.007%
18	4.098	4.082	4.125	VV	707	7956	0.15%	0.009%
19	4.131	4.125	4.150	VV	188	2202	0.04%	0.003%
20	4.165	4.150	4.194	VV	328	4470	0.08%	0.005%
21	4.238	4.194	4.265	VV	599	12271	0.23%	0.014%
22	4.279	4.265	4.321	VV	239	5345	0.10%	0.006%
23	4.337	4.321	4.355	VV	206	2976	0.06%	0.003%
24	4.397	4.355	4.411	VV	225	6191	0.12%	0.007%
25	4.424	4.411	4.441	VV	196	3561	0.07%	0.004%
26	4.471	4.441	4.500	VV	426136	3857478	73.10%	4.439%
27	4.516	4.500	4.559	VV	3830	53221	1.01%	0.061%
28	4.576	4.559	4.605	VV	770	12875	0.24%	0.015%
29	4.634	4.605	4.660	VV	652	15484	0.29%	0.018%
30	4.695	4.660	4.709	VV	537	10219	0.19%	0.012%
31	4.725	4.709	4.742	VV	977	10012	0.19%	0.012%
32	4.756	4.742	4.768	VV	310	3192	0.06%	0.004%
33	4.776	4.768	4.818	VV	229	4591	0.09%	0.005%
34	4.844	4.818	4.875	VV	174	4172	0.08%	0.005%
35	4.891	4.875	4.913	VV	171	2473	0.05%	0.003%
36	4.950	4.913	4.971	VV	188	3954	0.07%	0.005%

rteres

37	5.030	4.971	5.058	VV	185	4513	0.09%	0.005%
38	5.079	5.058	5.087	VV	314	3198	0.06%	0.004%
39	5.106	5.087	5.140	VV	1723	20098	0.38%	0.023%
40	5.163	5.140	5.183	VV	336	4989	0.09%	0.006%
41	5.197	5.183	5.231	VV	164	3067	0.06%	0.004%
42	5.301	5.231	5.317	VV	172	3769	0.07%	0.004%
43	5.376	5.317	5.388	VV	178	5005	0.09%	0.006%
44	5.420	5.388	5.463	VV	156	3566	0.07%	0.004%
45	5.478	5.463	5.491	VV	108	1481	0.03%	0.002%
46	5.510	5.491	5.532	VV	1739	17720	0.34%	0.020%
47	5.551	5.532	5.598	VV	797	10910	0.21%	0.013%
48	5.609	5.598	5.638	VV	231	3028	0.06%	0.003%
49	5.698	5.638	5.718	VV	197	5298	0.10%	0.006%
50	5.727	5.718	5.772	VV	160	2518	0.05%	0.003%
51	5.800	5.772	5.840	VV	226	4767	0.09%	0.005%
52	5.859	5.840	5.903	VV	162	4492	0.09%	0.005%
53	5.922	5.903	5.949	VV	168	3096	0.06%	0.004%
54	5.965	5.949	5.993	VV	172	3478	0.07%	0.004%
55	6.007	5.993	6.035	VV	211	3503	0.07%	0.004%
56	6.068	6.035	6.092	VV	1165	16591	0.31%	0.019%
57	6.109	6.092	6.131	VV	431	6971	0.13%	0.008%
58	6.151	6.131	6.182	VV	756	10356	0.20%	0.012%
59	6.213	6.182	6.268	VV	563	12027	0.23%	0.014%
60	6.282	6.268	6.328	VV	226	5748	0.11%	0.007%
61	6.336	6.328	6.358	VV	182	2710	0.05%	0.003%
62	6.382	6.358	6.418	VV	236	5748	0.11%	0.007%
63	6.425	6.418	6.445	VV	190	2479	0.05%	0.003%
64	6.495	6.445	6.538	VV	426114	4287295	81.24%	4.934%
65	6.545	6.538	6.596	VV	1409	27806	0.53%	0.032%
66	6.610	6.596	6.628	VV	351	5145	0.10%	0.006%
67	6.642	6.628	6.665	VV	822	10211	0.19%	0.012%
68	6.678	6.665	6.700	VV	306	4651	0.09%	0.005%
69	6.714	6.700	6.745	VV	363	4937	0.09%	0.006%
70	6.764	6.745	6.791	VV	205	3120	0.06%	0.004%
71	6.818	6.791	6.847	VV	253	4385	0.08%	0.005%
72	6.857	6.847	6.908	VV	168	4697	0.09%	0.005%
73	6.938	6.908	6.974	VV	373	6662	0.13%	0.008%
74	6.991	6.974	7.022	VV	414	7821	0.15%	0.009%
75	7.051	7.022	7.084	VV	347	8669	0.16%	0.010%
76	7.118	7.084	7.152	VV	563	11842	0.22%	0.014%
77	7.157	7.152	7.181	VV	179	1838	0.03%	0.002%
78	7.198	7.181	7.211	VV	150	2214	0.04%	0.003%
79	7.220	7.211	7.243	VV	194	2302	0.04%	0.003%
80	7.279	7.243	7.307	VV	1069	13787	0.26%	0.016%
81	7.317	7.307	7.325	VV	122	1124	0.02%	0.001%
82	7.336	7.325	7.371	VV	178	3440	0.07%	0.004%
83	7.387	7.371	7.397	VV	208	2283	0.04%	0.003%
84	7.419	7.397	7.454	VV	2217	25954	0.49%	0.030%
85	7.482	7.454	7.495	VV	148	3049	0.06%	0.004%
86	7.512	7.495	7.558	VV	307	4897	0.09%	0.006%
87	7.576	7.558	7.628	VV	141	3479	0.07%	0.004%
88	7.640	7.628	7.662	VV	107	1302	0.02%	0.001%
89	7.681	7.662	7.730	VV	521	7071	0.13%	0.008%

rteres

90	7.766	7.730	7.811	VV	177	6422	0.12%	0.007%
91	7.818	7.811	7.828	VV	126	1127	0.02%	0.001%
92	7.850	7.828	7.860	VV	198	3017	0.06%	0.003%
93	7.876	7.860	7.918	VV	179	4612	0.09%	0.005%
94	7.942	7.918	7.961	VV	232	3528	0.07%	0.004%
95	7.986	7.961	8.014	PV	1907	22862	0.43%	0.026%
96	8.043	8.014	8.064	VV	1432	17190	0.33%	0.020%
97	8.081	8.064	8.101	VV	237	3513	0.07%	0.004%
98	8.109	8.101	8.128	VV	202	2655	0.05%	0.003%
99	8.149	8.128	8.175	VV	328	6678	0.13%	0.008%
100	8.198	8.175	8.233	VV	876	13722	0.26%	0.016%
101	8.294	8.233	8.371	VV	430966	4597741	87.13%	5.291%
102	8.405	8.371	8.431	VV	496	14136	0.27%	0.016%
103	8.444	8.431	8.468	VV	312	4196	0.08%	0.005%
104	8.482	8.468	8.511	VV	379	7119	0.13%	0.008%
105	8.523	8.511	8.568	VV	484	7136	0.14%	0.008%
106	8.571	8.568	8.581	VV	148	802	0.02%	0.001%
107	8.608	8.581	8.688	VV	6561	93876	1.78%	0.108%
108	8.703	8.688	8.731	VV	282	6117	0.12%	0.007%
109	8.753	8.731	8.767	VV	363	5813	0.11%	0.007%
110	8.782	8.767	8.810	VV	403	7223	0.14%	0.008%
111	8.829	8.810	8.871	VV	627	12895	0.24%	0.015%
112	8.895	8.871	8.921	VV	290	4324	0.08%	0.005%
113	8.945	8.921	8.968	VV	274	5685	0.11%	0.007%
114	9.012	8.968	9.036	VV	1566	33641	0.64%	0.039%
115	9.051	9.036	9.086	VV	575	11398	0.22%	0.013%
116	9.116	9.086	9.165	VV	1224	31237	0.59%	0.036%
117	9.171	9.165	9.181	VV	258	1781	0.03%	0.002%
118	9.203	9.181	9.225	VV	351	4939	0.09%	0.006%
119	9.253	9.225	9.283	VV	269	4062	0.08%	0.005%
120	9.303	9.283	9.321	VV	156	2446	0.05%	0.003%
121	9.357	9.321	9.386	VV	279	6418	0.12%	0.007%
122	9.416	9.386	9.461	VV	491	9937	0.19%	0.011%
123	9.488	9.461	9.517	VV	1044	17015	0.32%	0.020%
124	9.535	9.517	9.568	VV	608	8848	0.17%	0.010%
125	9.582	9.568	9.595	VV	212	2253	0.04%	0.003%
126	9.628	9.595	9.651	VV	566	10217	0.19%	0.012%
127	9.675	9.651	9.705	VV	2144	24081	0.46%	0.028%
128	9.734	9.705	9.749	PV	176	2851	0.05%	0.003%
129	9.767	9.749	9.794	VV	202	3499	0.07%	0.004%
130	9.814	9.794	9.851	VV	480	8887	0.17%	0.010%
131	9.898	9.851	10.035	VV	452215	5096346	96.58%	5.865%
132	10.043	10.035	10.055	VV	204	1984	0.04%	0.002%
133	10.067	10.055	10.086	VV	181	2447	0.05%	0.003%
134	10.120	10.086	10.158	VV	384	7600	0.14%	0.009%
135	10.171	10.158	10.190	VV	243	2656	0.05%	0.003%
136	10.221	10.190	10.238	VV	253	3939	0.07%	0.005%
137	10.288	10.238	10.307	VV	413	10635	0.20%	0.012%
138	10.331	10.307	10.348	VV	286	5390	0.10%	0.006%
139	10.382	10.348	10.408	VV	225	6366	0.12%	0.007%
140	10.425	10.408	10.433	VV	171	1991	0.04%	0.002%
141	10.447	10.433	10.458	VV	161	2005	0.04%	0.002%

rteres

142	10.460	10.458	10.471	VV	174	809	0.02%	0.001%
143	10.498	10.471	10.510	VV	269	4177	0.08%	0.005%
144	10.536	10.510	10.550	VV	345	6252	0.12%	0.007%
145	10.568	10.550	10.618	VV	392	12413	0.24%	0.014%
146	10.636	10.618	10.673	VV	614	12093	0.23%	0.014%
147	10.694	10.673	10.707	VV	334	4823	0.09%	0.006%
148	10.734	10.707	10.795	VV	795	23809	0.45%	0.027%
149	10.825	10.795	10.839	VV	236	5461	0.10%	0.006%
150	10.849	10.839	10.874	VV	271	3927	0.07%	0.005%
151	10.890	10.874	10.934	VV	181	4850	0.09%	0.006%
152	10.962	10.934	10.986	VV	366	6721	0.13%	0.008%
153	11.007	10.986	11.030	VV	470	7166	0.14%	0.008%
154	11.061	11.030	11.116	VV	297	11142	0.21%	0.013%
155	11.143	11.116	11.181	VV	1698	21788	0.41%	0.025%
156	11.269	11.181	11.301	PV	3093	45473	0.86%	0.052%
157	11.342	11.301	11.411	VV	468420	5277058	100.00%	6.073%
158	11.435	11.411	11.478	VV	1096	17269	0.33%	0.020%
159	11.498	11.478	11.518	VV	138	2419	0.05%	0.003%
160	11.572	11.518	11.596	VV	159	4348	0.08%	0.005%
161	11.615	11.596	11.625	VV	174	2404	0.05%	0.003%
162	11.657	11.625	11.681	VV	271	6847	0.13%	0.008%
163	11.698	11.681	11.715	VV	219	3286	0.06%	0.004%
164	11.729	11.715	11.767	VV	326	7225	0.14%	0.008%
165	11.801	11.767	11.841	VV	360	10518	0.20%	0.012%
166	11.854	11.841	11.885	VV	177	3645	0.07%	0.004%
167	11.912	11.885	11.921	VV	199	3147	0.06%	0.004%
168	11.943	11.921	11.956	VV	291	4290	0.08%	0.005%
169	12.008	11.956	12.041	VV	649	16741	0.32%	0.019%
170	12.052	12.041	12.078	VV	242	4223	0.08%	0.005%
171	12.109	12.078	12.127	VV	214	5010	0.09%	0.006%
172	12.155	12.127	12.184	VV	219	5927	0.11%	0.007%
173	12.233	12.184	12.261	VV	415	11697	0.22%	0.013%
174	12.302	12.261	12.331	VV	371	10388	0.20%	0.012%
175	12.347	12.331	12.367	VV	308	5325	0.10%	0.006%
176	12.381	12.367	12.406	VV	289	4596	0.09%	0.005%
177	12.475	12.406	12.545	VV	1325	37458	0.71%	0.043%
178	12.591	12.545	12.613	VV	823	12815	0.24%	0.015%
179	12.654	12.613	12.706	VV	454089	5270013	99.87%	6.065%
180	12.714	12.706	12.725	VV	255	2577	0.05%	0.003%
181	12.736	12.725	12.752	VV	327	3818	0.07%	0.004%
182	12.770	12.752	12.791	VV	391	5200	0.10%	0.006%
183	12.801	12.791	12.825	VV	158	2427	0.05%	0.003%
184	12.834	12.825	12.880	VV	163	3222	0.06%	0.004%
185	12.926	12.880	12.964	PV	242	9086	0.17%	0.010%
186	12.977	12.964	12.994	VV	182	2384	0.05%	0.003%
187	13.099	12.994	13.178	VV	290426	3420149	64.81%	3.936%
188	13.208	13.178	13.225	VV	379	7850	0.15%	0.009%
189	13.267	13.225	13.348	VV	427034	5051914	95.73%	5.814%
190	13.359	13.348	13.417	VV	325	9810	0.19%	0.011%
191	13.428	13.417	13.434	VV	222	1665	0.03%	0.002%
192	13.489	13.434	13.508	VV	256	9016	0.17%	0.010%
193	13.536	13.508	13.551	VV	367	7095	0.13%	0.008%
194	13.564	13.551	13.592	VV	283	4866	0.09%	0.006%

rteres

195	13.609	13.592	13.624	VV	310	4361	0.08%	0.005%
196	13.644	13.624	13.663	VV	708	9993	0.19%	0.012%
197	13.694	13.663	13.744	VV	1111	23742	0.45%	0.027%
198	13.752	13.744	13.772	VV	309	4396	0.08%	0.005%
199	13.798	13.772	13.814	VV	756	11884	0.23%	0.014%
200	13.854	13.814	13.898	VV	390117	4919896	93.23%	5.662%
201	13.909	13.898	13.945	VV	427	7549	0.14%	0.009%
202	13.955	13.945	13.964	VV	183	1885	0.04%	0.002%
203	13.984	13.964	14.021	VV	301	6976	0.13%	0.008%
204	14.039	14.021	14.134	VV	279	14828	0.28%	0.017%
205	14.181	14.134	14.211	VV	216	7124	0.13%	0.008%
206	14.289	14.211	14.330	VV	1032	23087	0.44%	0.027%
207	14.366	14.330	14.381	VV	238	5603	0.11%	0.006%
208	14.414	14.381	14.464	VV	2088	32980	0.62%	0.038%
209	14.477	14.464	14.522	VV	272	7182	0.14%	0.008%
210	14.571	14.522	14.585	VV	260	7671	0.15%	0.009%
211	14.623	14.585	14.641	VV	268	6233	0.12%	0.007%
212	14.661	14.641	14.668	VV	198	2688	0.05%	0.003%
213	14.676	14.668	14.688	VV	192	1969	0.04%	0.002%
214	14.701	14.688	14.715	VV	308	3332	0.06%	0.004%
215	14.730	14.715	14.746	VV	215	3256	0.06%	0.004%
216	14.769	14.746	14.785	VV	227	3638	0.07%	0.004%
217	14.811	14.785	14.871	VV	376	9209	0.17%	0.011%
218	14.958	14.871	15.062	VV	376146	4756193	90.13%	5.474%
219	15.115	15.062	15.143	VV	172	4825	0.09%	0.006%
220	15.152	15.143	15.182	VV	186	3430	0.06%	0.004%
221	15.197	15.182	15.245	VV	149	3664	0.07%	0.004%
222	15.259	15.245	15.276	PV	147	1777	0.03%	0.002%
223	15.290	15.276	15.321	VV	181	2302	0.04%	0.003%
224	15.385	15.321	15.405	PV	164	5619	0.11%	0.006%
225	15.475	15.405	15.559	VV	3179	50443	0.96%	0.058%
226	15.618	15.559	15.631	VV	169	3484	0.07%	0.004%
227	15.652	15.631	15.664	VV	72	1570	0.03%	0.002%
228	15.673	15.664	15.716	VV	134	2849	0.05%	0.003%
229	15.796	15.716	15.828	VV	243	9719	0.18%	0.011%
230	15.845	15.828	15.878	VV	247	5397	0.10%	0.006%
231	15.980	15.878	16.101	VV	349996	4531647	85.87%	5.215%
232	16.143	16.101	16.225	PV	187	7029	0.13%	0.008%
233	16.288	16.225	16.313	PV	194	6291	0.12%	0.007%
234	16.461	16.313	16.541	PV	3842	61298	1.16%	0.071%
235	16.630	16.541	16.718	VV	224	12086	0.23%	0.014%
236	16.757	16.718	16.781	VV	195	5128	0.10%	0.006%
237	16.810	16.781	16.839	VV	431	8070	0.15%	0.009%
238	16.932	16.839	17.001	VV	327420	4347536	82.39%	5.003%
239	17.022	17.001	17.067	VV	181	4519	0.09%	0.005%
240	17.081	17.067	17.105	VV	150	1770	0.03%	0.002%
241	17.161	17.105	17.178	PV	109	3235	0.06%	0.004%
242	17.214	17.178	17.241	VV	253	5482	0.10%	0.006%
243	17.266	17.241	17.288	VV	152	3036	0.06%	0.003%
244	17.380	17.288	17.445	VV	5423	80888	1.53%	0.093%
245	17.480	17.445	17.585	PV	166	7046	0.13%	0.008%
246	17.603	17.585	17.628	VV	191	2742	0.05%	0.003%

rteres

247	17.708	17.628	17.745	VV	2910	45368	0.86%	0.052%
248	17.820	17.745	17.893	VV	298984	4290609	81.31%	4.938%
249	17.909	17.893	17.948	VV	220	3828	0.07%	0.004%
250	17.980	17.948	18.055	VV	200	6382	0.12%	0.007%
251	18.092	18.055	18.118	VV	194	3960	0.08%	0.005%
252	18.140	18.118	18.158	PV	154	1811	0.03%	0.002%
253	18.240	18.158	18.288	VV	8297	114624	2.17%	0.132%
254	18.406	18.288	18.421	VV	84	3267	0.06%	0.004%
255	18.502	18.421	18.531	PV	126	4750	0.09%	0.005%
256	18.547	18.531	18.573	VV	175	3250	0.06%	0.004%
257	18.654	18.573	18.713	VV	303674	4227548	80.11%	4.865%
258	18.786	18.713	18.808	VV	119	3910	0.07%	0.005%
259	18.909	18.808	18.958	VV	201	7158	0.14%	0.008%
260	18.979	18.958	19.005	PV	136	2397	0.05%	0.003%
261	19.049	19.005	19.108	PV	6026	88138	1.67%	0.101%
262	19.225	19.108	19.245	VV	258	13724	0.26%	0.016%
263	19.438	19.245	19.498	VV	275842	4209518	79.77%	4.845%
264	19.594	19.498	19.617	VV	604	31165	0.59%	0.036%
265	19.727	19.617	19.754	VV	665	44216	0.84%	0.051%
266	19.812	19.754	19.847	VV	2497	61051	1.16%	0.070%
267	19.922	19.847	19.938	VV	928	43194	0.82%	0.050%
268	19.997	19.938	20.014	VV	1067	42759	0.81%	0.049%
269	20.083	20.014	20.115	VV	1701	77405	1.47%	0.089%
270	20.180	20.115	20.258	VV	273233	4141638	78.48%	4.766%
271	20.540	20.258	20.588	VV	2945	359891	6.82%	0.414%
272	20.722	20.588	20.745	VV	2102	184216	3.49%	0.212%
273	20.780	20.745	20.815	VV	2049	84277	1.60%	0.097%
274	20.838	20.815	20.867	VV	2005	62277	1.18%	0.072%
275	20.946	20.867	21.028	VV	215634	4069392	77.11%	4.683%
276	21.060	21.028	21.105	VV	1653	71503	1.35%	0.082%
277	21.122	21.105	21.189	VV	1444	69179	1.31%	0.080%
278	21.208	21.189	21.243	VV	1288	39012	0.74%	0.045%
279	21.307	21.243	21.348	VV	1163	70253	1.33%	0.081%
280	21.391	21.348	21.492	VV	1628	95571	1.81%	0.110%
281	21.524	21.492	21.551	VV	876	29810	0.56%	0.034%
282	21.589	21.551	21.674	VV	780	50609	0.96%	0.058%
283	21.761	21.674	21.783	VV	659	39410	0.75%	0.045%
284	21.907	21.783	22.114	VV	142183	3596449	68.15%	4.139%
285	22.131	22.114	22.151	VV	122	1476	0.03%	0.002%

Sum of corrected areas: 86892202

Aliphatic EPH 080125.M Mon Aug 25 01:39:28 2025

Quantitation Report (QT Reviewed)

Sample Results: **FD049660.D**

Data Path : Z:\pestpcbsrv\HPCHEM1\FID_D\Data\FD082225AR\
Data File : FD049660.D
Signal(s) : FID2B.ch
Acq On : 23 Aug 2025 03:54
Operator : YP/AJ
Sample : Q2892-05MS
Misc :
ALS Vial : 73 Sample Multiplier: 1

Instrument :
FID_D
ClientSampleId :
BACK-1-FLOOR-CENTER-MIDDLE-CMS

Manual Integrations
APPROVED
Reviewed By :Yogesh Patel 08/25/2025
Supervised By :mohammad ahmed 08/26/2025

Integration File: sample.E
Quant Time: Aug 25 01:52:39 2025
Quant Method : Z:\pestpcbsrv\HPCHEM1\FID_D\methods\Aromatic EPH 081125.M
Quant Title : GC Extractables
QLast Update : Mon Aug 11 14:11:57 2025
Response via : Initial Calibration
Integrator: ChemStation

Volume Inj. : 1 µl
Signal Phase : Rxi-1ms
Signal Info : 20M x 0.18mm x 0.18µm

Compound	R.T.	Response	Conc Units
System Monitoring Compounds			
4) S 2-Bromonaphthalene (S...	7.716	5597452	54.616 ug/ml
Spiked Amount 50.000		Recovery =	109.23%
6) S 2-Flurobiphenyl (SURR)	8.582	4023121	55.077 ug/ml
Spiked Amount 50.000 Range	0 - 131	Recovery =	110.15%
11) S ortho-Terphenyl (SURR)	11.627	4779844	36.826 ug/ml
Spiked Amount 50.000		Recovery =	73.65%
Target Compounds			
1) T 1,2,3-Trimethylbenzen...	4.506	3827259	37.811 ug/ml
2) T Naphthalene (C11.7)	6.050	4632175	40.399 ug/ml
3) T 2-Methylnaphthalene (...	7.105	4608760	38.634 ug/ml
5) T Acenaphthylene (C15.06)	8.385	5564696	44.265 ug/ml
7) T Acenaphthene (C15.5)	8.682	5660798	45.021 ug/ml
8) T Flouorene (C16.55)	9.463	6169304	48.727 ug/ml
9) T Phenanthrene (C19.36)	10.863	6796502	52.614 ug/ml
10) T Anthracene (C19.43)	10.939	6815293	55.322 ug/ml
12) T Fluoranthene (C21.85)	12.679	6994050	54.634 ug/ml
13) T Pyrene (C20.8)	12.977	7034884	55.408 ug/ml
14) T Benzo[a]anthracene (C...	14.850	6596505	57.164 ug/ml
15) T Chrysene (C27.41)	14.895	7292312	62.284 ug/ml
16) T benzo[b]fluoranthene ...	16.402	6260701	55.047 ug/ml
17) T Bnezo[k]fluoranthene ...	16.438	6100167	56.986 ug/mlm
18) T Benzo[a]pyrene (C31.34)	16.782	6029115	54.347 ug/ml
19) T Indeno[1,2,3-cd]pyren...	18.149	6379681	61.892 ug/ml
20) T Dibenz[a,h]anthracene...	18.188	5829544	53.483 ug/ml
21) T Benzo[g,h,i]perylene ...	18.406	5621725	51.446 ug/ml

(f)=RT Delta > 1/2 Window (m)=manual int.

Sample Results: **FD049660.D**

Data Path : Z:\pestpcbsrv\HPCHEM1\FID_D\Data\FD082225AR\
Data File : FD049660.D
Signal(s) : FID2B.ch
Acq On : 23 Aug 2025 03:54
Operator : YP/AJ
Sample : Q2892-05MS
Misc :
ALS Vial : 73 Sample Multiplier: 1

Integration File: sample.E
Quant Time: Aug 25 01:52:39 2025
Quant Method : Z:\pestpcbsrv\HPCHEM1\FID_D\methods\Aromatic EPH 081125.M
Quant Title : GC Extractables
QLast Update : Mon Aug 11 14:11:57 2025
Response via : Initial Calibration
Integrator: ChemStation

Volume Inj. : 1 µl
Signal Phase : Rxi-1ms
Signal Info : 20M x 0.18mm x 0.18µm

Instrument :
FID_D
ClientSampleId :
BACK-1-FLOOR-CENTER-MIDDLE-CMS

Manual Integrations
APPROVED
Reviewed By :Yogesh Patel 08/25/2025
Supervised By :mohammad ahmed 08/26/2025

A B C D E F G H I J

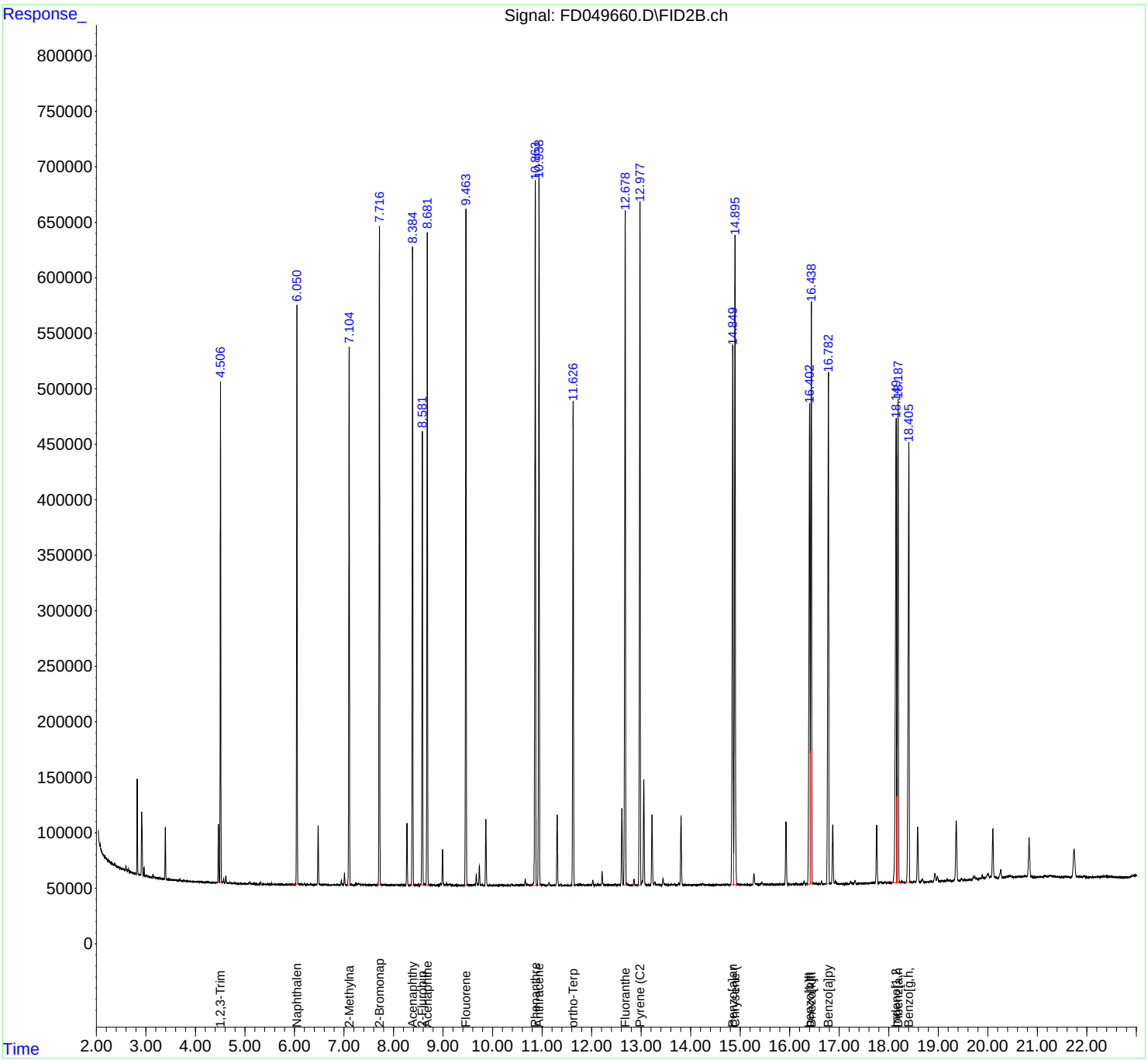

Instrument :
FID_D
ClientSampleId :
BACK-1-FLOOR-CENTER-MIDDLE-CMS

rteres

Area Percent Report

Manual IntegrationsAPPROVED

Reviewed By :Yogesh Patel 08/25/2025
Supervised By :mohammad ahmed 08/26/2025

A B C D E F G H I J

Data Path : Z:\pestpcbsrv\HPCHEM1\FID_D\Data\FD08222
Data File : FD049660.D
Signal(s) : FID2B.ch
Acq On : 23 Aug 2025 03:54
Sample : Q2892-05MS
Misc :
ALS Vial : 73 Sample Multiplier: 1

Integration File: sample.E

Method : Z:\pestpcbsrv\HPCHEM1\FID_D\methods\Aromatic EPH 081125.M
Title : GC Extractables

Signal : FID2B.ch

peak #	R.T. min	Start min	End min	PK TY	peak height	peak area	peak % max.	% of total
1	4.263	4.252	4.294	PH	545	5550	0.08%	0.004%
2	4.318	4.314	4.340	PV	226	1670	0.02%	0.001%
3	4.364	4.340	4.400	VV	348	6761	0.09%	0.005%
4	4.405	4.400	4.411	VV	329	1994	0.03%	0.001%
5	4.417	4.411	4.426	VV	519	3053	0.04%	0.002%
6	4.430	4.426	4.437	VV	360	1209	0.02%	0.001%
7	4.464	4.437	4.484	PV	53144	460807	6.31%	0.340%
8	4.506	4.484	4.531	VV	452865	3826120	52.36%	2.821%
9	4.537	4.531	4.552	VV	1269	12066	0.17%	0.009%
10	4.569	4.552	4.594	VV	4009	41413	0.57%	0.031%
11	4.614	4.594	4.673	VV	7005	73804	1.01%	0.054%
12	4.689	4.673	4.702	VV	581	5966	0.08%	0.004%
13	4.719	4.702	4.757	VV	1041	12372	0.17%	0.009%
14	4.773	4.757	4.786	VV	487	5097	0.07%	0.004%
15	4.798	4.786	4.822	VV	677	7969	0.11%	0.006%
16	4.833	4.822	4.877	VV	404	6800	0.09%	0.005%
17	4.915	4.889	4.930	VV	382	4613	0.06%	0.003%
18	4.937	4.930	4.954	VV	173	1625	0.02%	0.001%
19	4.961	4.954	4.966	VV	224	1280	0.02%	0.001%
20	4.992	4.966	5.003	VV	361	5212	0.07%	0.004%
21	5.022	5.003	5.042	VV	424	5763	0.08%	0.004%
22	5.069	5.042	5.082	VV	587	8181	0.11%	0.006%
23	5.099	5.082	5.140	VV	2127	28131	0.38%	0.021%
24	5.159	5.140	5.192	VV	516	10221	0.14%	0.008%
25	5.206	5.192	5.230	VV	527	5851	0.08%	0.004%
26	5.238	5.230	5.250	VV	507	2753	0.04%	0.002%
27	5.257	5.250	5.267	PV	256	1076	0.01%	0.001%
28	5.290	5.267	5.297	VV	259	3557	0.05%	0.003%
29	5.299	5.297	5.304	VV	386	1027	0.01%	0.001%
30	5.318	5.304	5.345	VV	2370	22943	0.31%	0.017%
31	5.356	5.345	5.370	VV	363	3184	0.04%	0.002%
32	5.374	5.370	5.390	VV	301	2821	0.04%	0.002%
33	5.397	5.390	5.405	VV	359	2408	0.03%	0.002%
34	5.411	5.405	5.419	VV	255	1698	0.02%	0.001%
35	5.426	5.419	5.432	VV	306	1977	0.03%	0.001%
36	5.451	5.432	5.461	VV	504	5356	0.07%	0.004%

Instrument :
FID_D
ClientSampleId :
BACK-1-FLOOR-CENTER-MIDDLE-CMS

Manual IntegrationsAPPROVED

Reviewed By :Yogesh Patel 08/25/2025
Supervised By :mohammad ahmed 08/26/2025

rteres

37	5.466	5.461	5.472	VV	415	2529	0.03%	0.002%
38	5.477	5.472	5.492	VV	363	3355	[illegible]	
39	5.498	5.492	5.520	VV	720	6702	[illegible]	
40	5.540	5.520	5.556	PV	988	10543	[illegible]	
41	5.570	5.556	5.587	VV	424	4111	[illegible]	
42	5.598	5.587	5.620	VV	525	5859	[illegible]	
43	5.625	5.620	5.649	VV	303	3758	0.05%	0.003%
44	5.668	5.649	5.672	VV	369	3152	0.04%	0.002%
45	5.688	5.672	5.709	VV	416	5791	0.08%	0.004%
46	5.715	5.709	5.724	VV	200	1365	0.02%	0.001%
47	5.743	5.724	5.760	VV	374	6166	0.08%	0.005%
48	5.765	5.760	5.785	VV	287	2965	0.04%	0.002%
49	5.795	5.785	5.818	VV	239	3073	0.04%	0.002%
50	5.836	5.818	5.849	VV	294	3437	0.05%	0.003%
51	5.854	5.849	5.907	VV	310	6730	0.09%	0.005%
52	5.915	5.907	5.927	VV	354	2781	0.04%	0.002%
53	5.954	5.927	5.974	VV	674	10594	0.14%	0.008%
54	5.983	5.974	5.995	VV	424	3940	0.05%	0.003%
55	6.002	5.995	6.017	VV	419	3731	0.05%	0.003%
56	6.050	6.017	6.084	VV	523546	4668701	63.89%	3.442%
57	6.100	6.084	6.113	VV	1096	12994	0.18%	0.010%
58	6.137	6.113	6.168	VV	753	14260	0.20%	0.011%
59	6.199	6.168	6.229	VV	696	13509	0.18%	0.010%
60	6.239	6.229	6.245	VV	312	2199	0.03%	0.002%
61	6.255	6.245	6.290	VV	550	8403	0.11%	0.006%
62	6.298	6.290	6.305	VV	270	1556	0.02%	0.001%
63	6.324	6.305	6.352	VV	1068	14088	0.19%	0.010%
64	6.366	6.352	6.386	VV	343	6114	0.08%	0.005%
65	6.390	6.386	6.398	VV	444	2763	0.04%	0.002%
66	6.412	6.398	6.420	VV	398	4374	0.06%	0.003%
67	6.428	6.420	6.437	VV	365	3404	0.05%	0.003%
68	6.479	6.437	6.506	VV	53595	518221	7.09%	0.382%
69	6.512	6.506	6.530	VV	452	5210	0.07%	0.004%
70	6.545	6.530	6.557	VV	512	6818	0.09%	0.005%
71	6.567	6.557	6.577	VV	521	4788	0.07%	0.004%
72	6.599	6.577	6.614	VV	576	8007	0.11%	0.006%
73	6.629	6.614	6.650	VV	909	10179	0.14%	0.008%
74	6.662	6.650	6.676	VV	331	2808	0.04%	0.002%
75	6.697	6.676	6.727	PV	382	5741	0.08%	0.004%
76	6.739	6.736	6.750	VV	225	1262	0.02%	0.001%
77	6.771	6.759	6.777	VV	266	1817	0.02%	0.001%
78	6.799	6.777	6.804	VV	361	3829	0.05%	0.003%
79	6.810	6.804	6.826	VV	295	3054	0.04%	0.002%
80	6.857	6.826	6.875	VV	459	7265	0.10%	0.005%
81	6.877	6.875	6.899	VV	278	1984	0.03%	0.001%
82	6.947	6.908	6.965	VV	4335	45481	0.62%	0.034%
83	6.979	6.965	6.990	VV	663	8301	0.11%	0.006%
84	7.010	6.990	7.057	VV	10463	107438	1.47%	0.079%
85	7.105	7.067	7.138	VV	485581	4616591	63.18%	3.403%
86	7.149	7.138	7.172	VV	538	7364	0.10%	0.005%
87	7.177	7.172	7.194	VV	234	2015	0.03%	0.001%
88	7.201	7.194	7.205	VV	240	1271	0.02%	0.001%
89	7.209	7.205	7.216	VV	243	1174	0.02%	0.001%

Instrument :
FID_D
ClientSampleId :
BACK-1-FLOOR-CENTER-MIDDLE-CMS

Manual IntegrationsAPPROVED

Reviewed By :Yogesh Patel 08/25/2025
Supervised By :mohammad ahmed 08/26/2025

rteres

90	7.239	7.216	7.254	VV	1838	19845	0.27%	0.015%
91	7.262	7.254	7.278	VV	1501	16166	[illegible]	
92	7.294	7.278	7.308	VV	2085	23012	[illegible]	
93	7.319	7.308	7.352	VV	1222	17203	[illegible]	
94	7.370	7.352	7.386	VV	1033	13048	[illegible]	
95	7.401	7.386	7.426	VV	936	12180	[illegible]	
96	7.440	7.426	7.451	VV	537	5638	0.08%	0.004%
97	7.465	7.451	7.474	VV	501	5355	0.07%	0.004%
98	7.478	7.474	7.483	VV	388	1792	0.02%	0.001%
99	7.494	7.483	7.515	VV	541	5854	0.08%	0.004%
100	7.520	7.515	7.529	VV	202	1019	0.01%	0.001%
101	7.546	7.529	7.555	VV	228	2193	0.03%	0.002%
102	7.578	7.555	7.595	VV	697	8400	0.11%	0.006%
103	7.599	7.595	7.610	VV	263	2077	0.03%	0.002%
104	7.619	7.610	7.624	VV	452	3298	0.05%	0.002%
105	7.633	7.624	7.647	VV	598	5474	0.07%	0.004%
106	7.663	7.647	7.681	VV	620	8046	0.11%	0.006%
107	7.716	7.681	7.770	VV	593656	5625877	76.99%	4.148%
108	7.775	7.770	7.792	VV	406	3820	0.05%	0.003%
109	7.807	7.792	7.867	VV	803	20200	0.28%	0.015%
110	7.875	7.867	7.880	VV	191	1302	0.02%	0.001%
111	7.887	7.880	7.912	VV	320	3900	0.05%	0.003%
112	7.918	7.912	7.929	VV	292	2290	0.03%	0.002%
113	7.932	7.929	7.953	VV	346	2473	0.03%	0.002%
114	7.966	7.953	7.997	VV	622	7733	0.11%	0.006%
115	8.021	7.997	8.037	VV	392	6064	0.08%	0.004%
116	8.048	8.037	8.066	VV	484	5561	0.08%	0.004%
117	8.081	8.066	8.092	VV	402	4190	0.06%	0.003%
118	8.116	8.092	8.122	VV	363	4250	0.06%	0.003%
119	8.124	8.122	8.132	VV	343	1681	0.02%	0.001%
120	8.139	8.132	8.147	VV	461	2755	0.04%	0.002%
121	8.170	8.147	8.197	VV	658	13030	0.18%	0.010%
122	8.204	8.197	8.214	VV	400	2800	0.04%	0.002%
123	8.222	8.214	8.242	VV	386	4392	0.06%	0.003%
124	8.271	8.242	8.318	VV	56147	572092	7.83%	0.422%
125	8.329	8.318	8.347	VV	397	3886	0.05%	0.003%
126	8.385	8.347	8.452	PV	575777	5590762	76.51%	4.122%
127	8.461	8.452	8.486	VV	602	8187	0.11%	0.006%
128	8.503	8.486	8.521	VV	536	7176	0.10%	0.005%
129	8.527	8.521	8.542	VV	413	3319	0.05%	0.002%
130	8.582	8.542	8.614	VV	408761	4038923	55.27%	2.978%
131	8.634	8.614	8.649	VV	1473	20857	0.29%	0.015%
132	8.682	8.649	8.740	VV	588177	5686340	77.82%	4.192%
133	8.756	8.740	8.789	VV	686	12830	0.18%	0.009%
134	8.815	8.789	8.820	VV	533	6290	0.09%	0.005%
135	8.825	8.820	8.845	VV	577	5332	0.07%	0.004%
136	8.852	8.845	8.858	VV	290	1377	0.02%	0.001%
137	8.873	8.858	8.879	VV	496	4374	0.06%	0.003%
138	8.890	8.879	8.910	VV	584	6581	0.09%	0.005%
139	8.918	8.910	8.930	VV	418	3636	0.05%	0.003%
140	8.949	8.930	8.966	VV	1364	18612	0.25%	0.014%
141	8.990	8.966	9.027	VV	32426	331223	4.53%	0.244%

Instrument :
FID_D
ClientSampleId :
BACK-1-FLOOR-CENTER-MIDDLE-CMS

Manual IntegrationsAPPROVED

Reviewed By :Yogesh Patel 08/25/2025
Supervised By :mohammad ahmed 08/26/2025

rteres

142	9.040	9.027	9.053	VV	645	8119	0.11%	0.006%
143	9.071	9.053	9.094	VV	1912	24109	[illegible]	
144	9.111	9.094	9.125	VV	938	12718	[illegible]	
145	9.143	9.125	9.173	VV	1736	22973	[illegible]	
146	9.183	9.173	9.204	VV	424	4847	[illegible]	
147	9.227	9.204	9.233	VV	343	3417	[illegible]	
148	9.241	9.233	9.246	VV	304	1863	0.03%	0.001%
149	9.276	9.246	9.303	VV	691	11642	0.16%	0.009%
150	9.328	9.303	9.352	VV	531	8892	0.12%	0.007%
151	9.376	9.352	9.385	VV	296	4071	0.06%	0.003%
152	9.392	9.385	9.429	VV	356	5549	0.08%	0.004%
153	9.463	9.429	9.527	VV	607929	6190717	84.72%	4.564%
154	9.536	9.527	9.542	VV	484	3581	0.05%	0.003%
155	9.544	9.542	9.566	VV	477	3463	0.05%	0.003%
156	9.601	9.566	9.620	VV	552	10958	0.15%	0.008%
157	9.637	9.620	9.654	VV	975	13524	0.19%	0.010%
158	9.672	9.654	9.692	VV	9953	104696	1.43%	0.077%
159	9.703	9.692	9.713	VV	1256	12222	0.17%	0.009%
160	9.734	9.713	9.757	VV	17807	182396	2.50%	0.134%
161	9.785	9.757	9.794	VV	538	10046	0.14%	0.007%
162	9.801	9.794	9.832	VV	598	6241	0.09%	0.005%
163	9.865	9.832	9.908	VV	59825	650847	8.91%	0.480%
164	9.919	9.908	9.924	PV	260	1296	0.02%	0.001%
165	9.936	9.924	9.940	VV	349	2158	0.03%	0.002%
166	9.948	9.940	9.959	VV	366	3202	0.04%	0.002%
167	9.965	9.959	9.972	VV	262	1365	0.02%	0.001%
168	9.982	9.972	9.992	VV	235	1576	0.02%	0.001%
169	9.997	9.992	10.024	VV	219	2871	0.04%	0.002%
170	10.038	10.024	10.050	VV	269	3279	0.04%	0.002%
171	10.062	10.050	10.070	VV	333	2633	0.04%	0.002%
172	10.078	10.070	10.106	VV	277	4070	0.06%	0.003%
173	10.115	10.106	10.125	VV	202	1683	0.02%	0.001%
174	10.144	10.125	10.164	VV	721	8589	0.12%	0.006%
175	10.189	10.164	10.201	VV	394	4791	0.07%	0.004%
176	10.216	10.201	10.225	VV	329	3446	0.05%	0.003%
177	10.248	10.225	10.291	VV	418	12861	0.18%	0.009%
178	10.302	10.291	10.317	VV	567	5500	0.08%	0.004%
179	10.326	10.317	10.361	VV	553	8382	0.11%	0.006%
180	10.390	10.361	10.410	VV	1209	18128	0.25%	0.013%
181	10.416	10.410	10.421	VV	492	2547	0.03%	0.002%
182	10.424	10.421	10.442	VV	401	3891	0.05%	0.003%
183	10.447	10.442	10.462	VV	411	3399	0.05%	0.003%
184	10.489	10.462	10.517	VV	737	15991	0.22%	0.012%
185	10.542	10.517	10.546	VV	369	4406	0.06%	0.003%
186	10.559	10.546	10.568	VV	597	6471	0.09%	0.005%
187	10.578	10.568	10.630	VV	759	18206	0.25%	0.013%
188	10.660	10.630	10.681	VV	5853	67779	0.93%	0.050%
189	10.698	10.681	10.720	VV	1149	17651	0.24%	0.013%
190	10.733	10.720	10.762	VV	629	9800	0.13%	0.007%
191	10.768	10.762	10.777	VV	234	1394	0.02%	0.001%
192	10.793	10.777	10.805	VV	593	6997	0.10%	0.005%
193	10.824	10.805	10.830	VV	2676	24242	0.33%	0.018%
194	10.863	10.830	10.900	VV	635967	6781635	92.81%	5.000%

Instrument :
FID_D
ClientSampleId :
BACK-1-FLOOR-CENTER-MIDDLE-CMS

Manual IntegrationsAPPROVED

Reviewed By :Yogesh Patel 08/25/2025
Supervised By :mohammad ahmed 08/26/2025

rteres

195	10.939	10.900	10.987	VV	638641	6829732	93.47%	5.035%
196	11.013	10.987	11.085	VV	936	25960	[illegible]	
197	11.108	11.085	11.122	VV	539	8111	[illegible]	
198	11.141	11.122	11.207	VV	2984	39181	[illegible]	
199	11.235	11.207	11.259	VV	640	10109	[illegible]	
200	11.305	11.259	11.343	VV	63843	714145	[illegible]	
201	11.351	11.343	11.363	VV	367	3271	0.04%	0.002%
202	11.381	11.363	11.409	VV	1006	14781	0.20%	0.011%
203	11.413	11.409	11.424	VV	269	1775	0.02%	0.001%
204	11.441	11.424	11.449	VV	303	3104	0.04%	0.002%
205	11.458	11.449	11.478	VV	382	5733	0.08%	0.004%
206	11.500	11.478	11.522	VV	651	9990	0.14%	0.007%
207	11.530	11.522	11.542	VV	200	1175	0.02%	0.001%
208	11.559	11.542	11.567	PV	181	1474	0.02%	0.001%
209	11.627	11.567	11.662	VV	437066	4790900	65.56%	3.532%
210	11.665	11.662	11.676	VV	694	3866	0.05%	0.003%
211	11.691	11.676	11.703	VV	734	9414	0.13%	0.007%
212	11.716	11.703	11.737	VV	928	12563	0.17%	0.009%
213	11.756	11.737	11.778	VV	1134	19065	0.26%	0.014%
214	11.784	11.778	11.798	VV	845	8528	0.12%	0.006%
215	11.803	11.798	11.819	VV	679	6327	0.09%	0.005%
216	11.829	11.819	11.867	VV	756	10529	0.14%	0.008%
217	11.872	11.867	11.879	VV	396	2094	0.03%	0.002%
218	11.898	11.879	11.922	VV	735	11074	0.15%	0.008%
219	11.931	11.922	11.938	VV	383	2866	0.04%	0.002%
220	11.962	11.938	11.990	VV	646	14956	0.20%	0.011%
221	12.024	11.990	12.045	VV	4934	62320	0.85%	0.046%
222	12.069	12.045	12.095	VV	720	15081	0.21%	0.011%
223	12.125	12.095	12.156	VV	1354	26831	0.37%	0.020%
224	12.162	12.156	12.168	VV	509	2621	0.04%	0.002%
225	12.179	12.168	12.183	VV	417	3555	0.05%	0.003%
226	12.212	12.183	12.285	VV	12398	165096	2.26%	0.122%
227	12.296	12.285	12.303	VV	630	5428	0.07%	0.004%
228	12.305	12.303	12.312	VV	518	2753	0.04%	0.002%
229	12.330	12.312	12.337	VV	626	7264	0.10%	0.005%
230	12.343	12.337	12.369	VV	644	8813	0.12%	0.006%
231	12.385	12.369	12.415	VV	534	9718	0.13%	0.007%
232	12.474	12.415	12.517	VV	1204	33617	0.46%	0.025%
233	12.550	12.526	12.577	VV	1008	13649	0.19%	0.010%
234	12.611	12.577	12.640	VV	69286	809619	11.08%	0.597%
235	12.679	12.640	12.714	VV	608453	7015019	96.00%	5.172%
236	12.731	12.714	12.763	VV	811	16423	0.22%	0.012%
237	12.772	12.763	12.782	VV	395	3797	0.05%	0.003%
238	12.786	12.782	12.795	VV	378	2483	0.03%	0.002%
239	12.799	12.795	12.822	VV	435	5090	0.07%	0.004%
240	12.857	12.822	12.891	VV	5757	67661	0.93%	0.050%
241	12.898	12.891	12.904	VV	389	2103	0.03%	0.002%
242	12.918	12.904	12.927	VV	300	3377	0.05%	0.002%
243	12.977	12.927	13.004	VV	617471	7046953	96.44%	5.195%
244	13.024	13.004	13.030	VV	4299	44909	0.61%	0.033%
245	13.054	13.030	13.086	VV	95395	1130721	15.47%	0.834%
246	13.094	13.086	13.124	VV	576	10351	0.14%	0.008%

Instrument :
FID_D
ClientSampleId :
BACK-1-FLOOR-CENTER-MIDDLE-CMS

Manual IntegrationsAPPROVED

Reviewed By :Yogesh Patel 08/25/2025
Supervised By :mohammad ahmed 08/26/2025

rteres

247	13.139	13.124	13.159	VV	683	9697	0.13%	0.007%
248	13.168	13.159	13.188	VV	539	6776	[illegible]	
249	13.221	13.188	13.254	VV	63448	765688	10[illegible]	
250	13.275	13.254	13.332	VV	2812	57860	[illegible]	
251	13.342	13.332	13.369	VV	618	11223	[illegible]	
252	13.371	13.369	13.376	VV	450	1525	[illegible]	
253	13.380	13.376	13.401	VV	410	4140	0.06%	0.003%
254	13.443	13.401	13.494	VV	6164	94251	1.29%	0.069%
255	13.497	13.494	13.514	VV	676	6921	0.09%	0.005%
256	13.518	13.514	13.540	VV	557	6881	0.09%	0.005%
257	13.551	13.540	13.557	VV	593	4119	0.06%	0.003%
258	13.561	13.557	13.583	VV	534	6280	0.09%	0.005%
259	13.601	13.583	13.617	VV	540	9034	0.12%	0.007%
260	13.626	13.617	13.642	VV	734	7512	0.10%	0.006%
261	13.673	13.642	13.710	VV	803	18929	0.26%	0.014%
262	13.715	13.710	13.735	VV	393	4255	0.06%	0.003%
263	13.757	13.735	13.775	VV	1765	23449	0.32%	0.017%
264	13.806	13.775	13.841	VV	61600	753300	10.31%	0.555%
265	13.849	13.841	13.856	VV	263	1577	0.02%	0.001%
266	13.875	13.856	13.881	VV	370	4102	0.06%	0.003%
267	13.889	13.881	13.903	VV	396	3541	0.05%	0.003%
268	13.908	13.903	13.955	VV	217	3956	0.05%	0.003%
269	14.014	13.955	14.034	PV	243	6520	0.09%	0.005%
270	14.041	14.034	14.047	VV	218	1506	0.02%	0.001%
271	14.056	14.047	14.062	VV	292	2177	0.03%	0.002%
272	14.070	14.062	14.086	VV	227	2364	0.03%	0.002%
273	14.097	14.086	14.129	VV	384	3603	0.05%	0.003%
274	14.137	14.129	14.158	VV	302	3429	0.05%	0.003%
275	14.169	14.158	14.173	VV	259	1846	0.03%	0.001%
276	14.191	14.173	14.212	VV	1022	14663	0.20%	0.011%
277	14.237	14.212	14.270	VV	1076	20335	0.28%	0.015%
278	14.282	14.270	14.304	VV	404	6421	0.09%	0.005%
279	14.310	14.304	14.325	VV	244	2406	0.03%	0.002%
280	14.366	14.325	14.391	VV	722	11603	0.16%	0.009%
281	14.398	14.391	14.417	VV	359	3365	0.05%	0.002%
282	14.423	14.417	14.430	VV	179	1041	0.01%	0.001%
283	14.442	14.430	14.449	VV	256	2236	0.03%	0.002%
284	14.463	14.449	14.496	VV	370	6027	0.08%	0.004%
285	14.529	14.496	14.555	VV	743	13087	0.18%	0.010%
286	14.578	14.555	14.599	VV	479	7455	0.10%	0.005%
287	14.611	14.599	14.618	VV	282	2598	0.04%	0.002%
288	14.623	14.618	14.642	VV	212	1427	0.02%	0.001%
289	14.688	14.652	14.721	VV	510	12392	0.17%	0.009%
290	14.745	14.721	14.775	VV	609	10541	0.14%	0.008%
291	14.787	14.775	14.805	PV	250	2167	0.03%	0.002%
292	14.850	14.805	14.868	VV	486338	6604988	90.39%	4.869%
293	14.895	14.868	14.938	VV	585618	7307136	100.00%	5.387%
294	14.955	14.938	14.990	VV	694	14087	0.19%	0.010%
295	15.003	14.990	15.047	VV	475	9473	0.13%	0.007%
296	15.053	15.047	15.061	VV	210	1421	0.02%	0.001%
297	15.077	15.061	15.100	VV	392	6583	0.09%	0.005%
298	15.113	15.100	15.123	VV	315	3210	0.04%	0.002%
299	15.140	15.123	15.185	PV	329	4671	0.06%	0.003%

Instrument :
FID_D
ClientSampleId :
BACK-1-FLOOR-CENTER-MIDDLE-CMS

Manual IntegrationsAPPROVED

Reviewed By :Yogesh Patel 08/25/2025
Supervised By :mohammad ahmed 08/26/2025

rteres

300	15.212	15.185	15.233	VV	292	3193	0.04%	0.002%
301	15.278	15.233	15.311	PV	9909	147587	[illegible]	
302	15.325	15.311	15.360	VV	719	13195	[illegible]	
303	15.364	15.360	15.369	VV	320	1381	[illegible]	
304	15.377	15.369	15.402	VV	412	6152	[illegible]	
305	15.441	15.402	15.464	VV	2060	41593	[illegible]	
306	15.473	15.464	15.478	VV	486	3098	0.04%	0.002%
307	15.482	15.478	15.495	VV	469	3598	0.05%	0.003%
308	15.499	15.495	15.515	VV	328	3502	0.05%	0.003%
309	15.540	15.515	15.571	VV	414	9755	0.13%	0.007%
310	15.592	15.571	15.608	VV	273	3599	0.05%	0.003%
311	15.637	15.608	15.671	VV	436	9116	0.12%	0.007%
312	15.678	15.671	15.687	VV	230	1129	0.02%	0.001%
313	15.692	15.687	15.720	PV	282	3141	0.04%	0.002%
314	15.746	15.720	15.772	VV	493	7429	0.10%	0.005%
315	15.796	15.772	15.824	VV	661	9516	0.13%	0.007%
316	15.836	15.824	15.847	VV	303	3076	0.04%	0.002%
317	15.854	15.847	15.862	VV	332	2356	0.03%	0.002%
318	15.889	15.862	15.894	VV	618	8792	0.12%	0.006%
319	15.925	15.894	15.959	VV	56793	716614	9.81%	0.528%
320	15.979	15.959	16.007	VV	576	10734	0.15%	0.008%
321	16.032	16.021	16.047	VV	228	1998	0.03%	0.001%
322	16.063	16.047	16.069	VV	367	3169	0.04%	0.002%
323	16.074	16.069	16.099	VV	385	4269	0.06%	0.003%
324	16.124	16.099	16.149	VV	732	13112	0.18%	0.010%
325	16.177	16.158	16.183	PV	319	2289	0.03%	0.002%
326	16.193	16.183	16.210	VV	215	2357	0.03%	0.002%
327	16.226	16.224	16.245	VV	226	1613	0.02%	0.001%
328	16.252	16.245	16.267	VV	254	1864	0.03%	0.001%
329	16.290	16.267	16.350	VV	2253	36280	0.50%	0.027%
330	16.402	16.350	16.416	VV	433286	6272048	85.83%	4.624%
331	16.438	16.416	16.464	VV	520950	6180372	84.58%	4.556%
332	16.482	16.464	16.513	VV	1134	21785	0.30%	0.016%
333	16.536	16.513	16.560	VV	1219	19360	0.26%	0.014%
334	16.564	16.560	16.572	VV	313	2030	0.03%	0.001%
335	16.581	16.572	16.585	VV	321	2049	0.03%	0.002%
336	16.605	16.585	16.618	VV	523	7381	0.10%	0.005%
337	16.642	16.618	16.674	VV	2740	35404	0.48%	0.026%
338	16.712	16.674	16.736	VV	625	14665	0.20%	0.011%
339	16.782	16.736	16.810	VV	459513	6051530	82.82%	4.461%
340	16.832	16.810	16.839	VV	821	11441	0.16%	0.008%
341	16.870	16.839	16.901	VV	53590	717852	9.82%	0.529%
342	16.921	16.901	16.978	VV	2666	51314	0.70%	0.038%
343	16.982	16.978	16.986	VV	292	1237	0.02%	0.001%
344	16.991	16.986	17.001	VV	356	2336	0.03%	0.002%
345	17.019	17.001	17.029	VV	308	3638	0.05%	0.003%
346	17.034	17.029	17.058	VV	319	4059	0.06%	0.003%
347	17.065	17.058	17.077	VV	240	2032	0.03%	0.001%
348	17.083	17.077	17.105	VV	241	2139	0.03%	0.002%
349	17.138	17.115	17.153	VV	341	5242	0.07%	0.004%
350	17.161	17.153	17.181	VV	332	3095	0.04%	0.002%
351	17.229	17.181	17.264	PV	2220	37126	0.51%	0.027%

Instrument :
FID_D
ClientSampleId :
BACK-1-FLOOR-CENTER-MIDDLE-CMS

Manual IntegrationsAPPROVED

Reviewed By :Yogesh Patel 08/25/2025
Supervised By :mohammad ahmed 08/26/2025

A B C D E F G H I J

rteres

352	17.269	17.264	17.280	VV	453	3773	0.05%	0.003%
353	17.286	17.280	17.292	VV	456	2416	[illegible]	
354	17.320	17.292	17.352	VV	3194	46046	[illegible]	
355	17.365	17.352	17.387	VV	276	3296	[illegible]	
356	17.412	17.387	17.436	PV	582	10515	[illegible]	
357	17.464	17.445	17.484	VV	419	6611	[illegible]	
358	17.488	17.484	17.500	VV	277	2344	0.03%	0.002%
359	17.503	17.500	17.512	VV	233	1423	0.02%	0.001%
360	17.541	17.512	17.565	VV	539	9741	0.13%	0.007%
361	17.586	17.565	17.599	VV	296	3780	0.05%	0.003%
362	17.624	17.599	17.634	VV	666	9470	0.13%	0.007%
363	17.654	17.634	17.665	VV	652	9465	0.13%	0.007%
364	17.678	17.665	17.694	VV	652	8880	0.12%	0.007%
365	17.756	17.694	17.805	VV	52863	714559	9.78%	0.527%
366	17.843	17.805	17.877	VV	1388	31449	0.43%	0.023%
367	17.924	17.877	17.953	VV	890	18875	0.26%	0.014%
368	17.970	17.953	17.991	VV	602	9228	0.13%	0.007%
369	17.999	17.991	18.018	VV	480	6434	0.09%	0.005%
370	18.030	18.018	18.060	VV	421	6373	0.09%	0.005%
371	18.149	18.060	18.163	PV	417524	6391047	87.46%	4.712%
372	18.188	18.163	18.239	VV	434823	5842052	79.95%	4.307%
373	18.268	18.239	18.290	VV	1536	27583	0.38%	0.020%
374	18.296	18.290	18.330	VV	705	8784	0.12%	0.006%
375	18.406	18.330	18.482	PV	395535	5637060	77.14%	4.156%

Sum of corrected areas: 135644356

Aromatic EPH 081125.M Mon Aug 25 03:56:16 2025

Quantitation Report (QT Reviewed)

Sample Results: **FC069714.D**

Data Path : Z:\pestpcbsrv\HPCHEM1\FID_C\Data\FC082225AL\
Data File : FC069714.D
Signal(s) : FID1A.ch
Acq On : 22 Aug 2025 20:12
Operator : YP/AJ
Sample : Q2892-05MSD
Misc :
ALS Vial : 17 Sample Multiplier: 1

Instrument :
FID_C
ClientSampleId :
BACK-1-FLOOR-CENTER-MIDDLE-CMSD

Integration File: autoint1.e
Quant Time: Aug 25 01:10:51 2025
Quant Method : Z:\pestpcbsrv\HPCHEM1\FID_C\Method\Aliphatic EPH 080125.M
Quant Title : GC Extractables
QLast Update : Fri Aug 01 14:14:17 2025
Response via : Initial Calibration
Integrator: ChemStation

Volume Inj. : 1 ul
Signal Phase : Rxi-1ms
Signal Info : 20M x 0.18mm x 0.18um

Compound	R.T.	Response	Conc Units
System Monitoring Compounds			
12) S 1-chlorooctadecane (S...	13.099	3776700	34.641 ug/ml
Spiked Amount 50.000		Recovery =	69.28%
Target Compounds			
1) T n-Nonane (C9)	3.399	3232236	22.687 ug/ml
2) T n-Decane (C10)	4.471	3903371	26.849 ug/ml
4) T n-Dodecane (C12)	6.495	4303892	29.441 ug/ml
6) T n-Tetradecane (C14)	8.293	4647729	32.567 ug/ml
7) T n-Hexadecane (C16)	9.898	5158422	35.783 ug/ml
8) T n-Octadecane (C18)	11.342	5325422	37.659 ug/ml
10) T n-Eicosane (C20)	12.655	5319297	40.381 ug/ml
11) T n-Heneicosane (C21)	13.267	5076562	39.803 ug/ml
13) T n-Docosane (C22)	13.854	4941618	39.558 ug/ml
14) T n-Tetracosane (C24)	14.958	4765145	39.489 ug/ml
15) T n-Hexacosane (C26)	15.980	4528912	39.194 ug/ml
16) T n-Octacosane (C28)	16.932	4354721	38.851 ug/ml
17) T n-Tricontane (C30)	17.821	4288189	37.453 ug/ml
18) T n-Dotriacontane (C32)	18.656	4259497	38.346 ug/ml
19) T n-Tetratriacontane (C34)	19.440	4207515	41.322 ug/ml
20) T n-Hexatriacontane (C36)	20.180	4062918	45.566 ug/ml
21) T n-Octatriacontane (C38)	20.945	3981832	49.499 ug/ml
22) T n-Tetracontane (C40)	21.904	3661921	48.903 ug/ml

(f)=RT Delta > 1/2 Window (m)=manual int.

Sample Results: **FC069714.D**

Data Path : Z:\pestpcbsrv\HPCHEM1\FID_C\Data\FC082225AL\
Data File : FC069714.D
Signal(s) : FID1A.ch
Acq On : 22 Aug 2025 20:12
Operator : YP/AJ
Sample : Q2892-05MSD
Misc :
ALS Vial : 17 Sample Multiplier: 1

Instrument :
FID_C
ClientSampleId :
BACK-1-FLOOR-CENTER-MIDDLE-CMSD

Integration File: autoint1.e
Quant Time: Aug 25 01:10:51 2025
Quant Method : Z:\pestpcbsrv\HPCHEM1\FID_C\Method\Aliphatic EPH 080125.M
Quant Title : GC Extractables
QLast Update : Fri Aug 01 14:14:17 2025
Response via : Initial Calibration
Integrator: ChemStation

Volume Inj. : 1 ul
Signal Phase : Rxi-1ms
Signal Info : 20M x 0.18mm x 0.18um

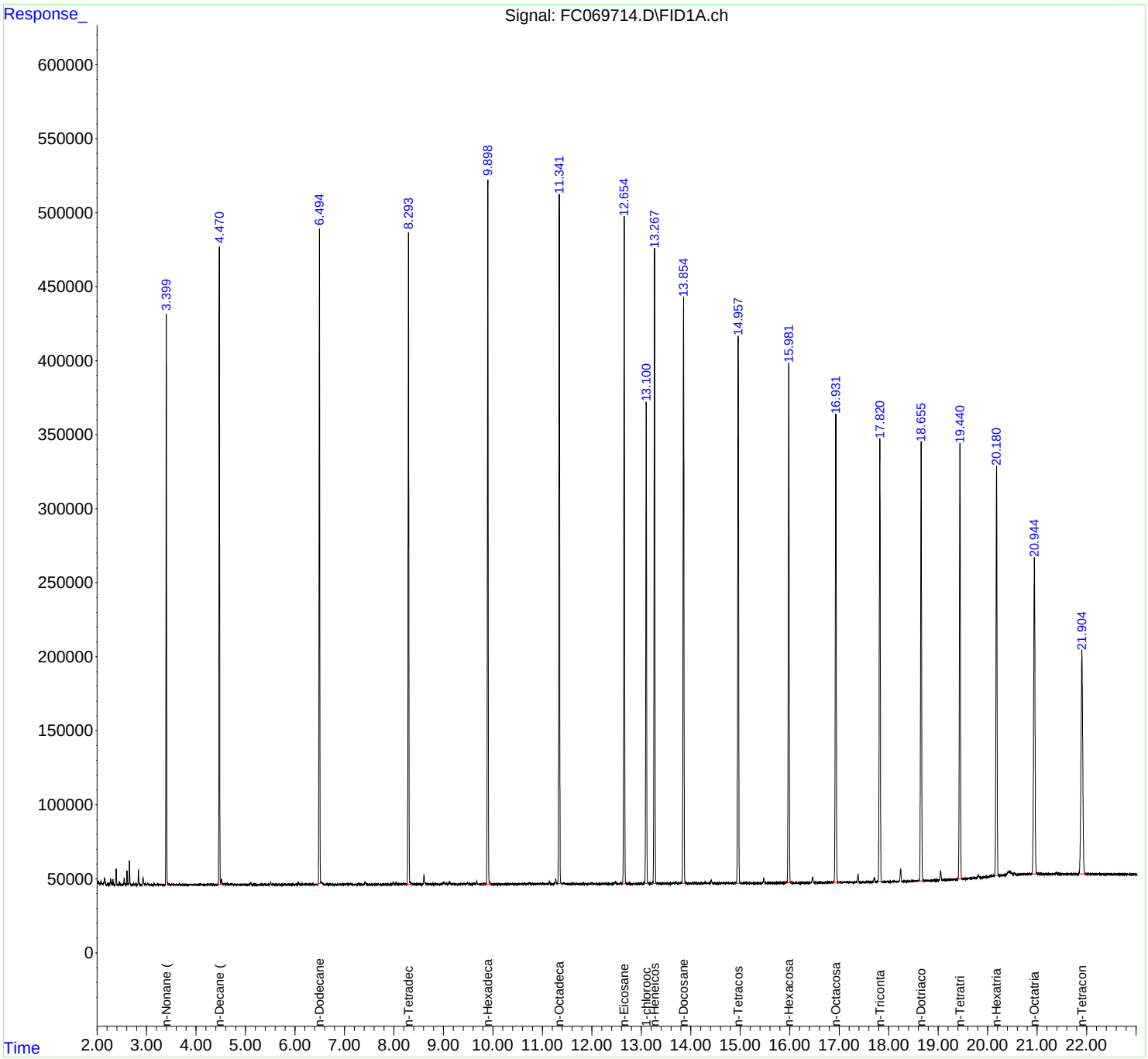

rteres

Area Percent Report

Data Path : Z:\pestpcbsrv\HPCHEM1\FID_C\Data\FC082225AL\
Data File : FC069714.D
Signal(s) : FID1A.ch
Acq On : 22 Aug 2025 20:12
Sample : Q2892-05MSD
Misc :
ALS Vial : 17 Sample Multiplier: 1

Integration File: sample.E

Method : Z:\pestpcbsrv\HPCHEM1\FID_C\Method\Aliphatic EPH 080125.M
Title : GC Extractables

Signal : FID1A.ch

peak #	R.T. min	Start min	End min	PK TY	peak height	peak area	peak % max.	% of total
1	3.222	3.204	3.267	BV	166	2260	0.04%	0.003%
2	3.297	3.267	3.335	PV	216	3063	0.06%	0.003%
3	3.345	3.335	3.370	VV	70	610	0.01%	0.001%
4	3.399	3.370	3.490	PV	381405	3245069	60.66%	3.670%
5	3.502	3.490	3.512	VV	273	2673	0.05%	0.003%
6	3.525	3.512	3.571	VV	370	8453	0.16%	0.010%
7	3.578	3.571	3.587	VV	211	1829	0.03%	0.002%
8	3.602	3.587	3.630	VV	278	4168	0.08%	0.005%
9	3.642	3.630	3.651	VV	142	1289	0.02%	0.001%
10	3.677	3.651	3.696	VV	319	5617	0.11%	0.006%
11	3.717	3.696	3.754	VV	335	6039	0.11%	0.007%
12	3.775	3.754	3.784	VV	211	2768	0.05%	0.003%
13	3.810	3.784	3.835	VV	137	3374	0.06%	0.004%
14	3.897	3.835	3.963	VV	289	8519	0.16%	0.010%
15	3.981	3.963	4.034	VV	311	5798	0.11%	0.007%
16	4.071	4.034	4.088	VV	453	6972	0.13%	0.008%
17	4.098	4.088	4.119	VV	623	6131	0.11%	0.007%
18	4.128	4.119	4.141	VV	63	851	0.02%	0.001%
19	4.164	4.141	4.186	VV	314	3776	0.07%	0.004%
20	4.241	4.186	4.264	VV	573	10713	0.20%	0.012%
21	4.278	4.264	4.305	VV	236	4110	0.08%	0.005%
22	4.317	4.305	4.327	VV	140	1609	0.03%	0.002%
23	4.337	4.327	4.360	VV	140	1887	0.04%	0.002%
24	4.400	4.360	4.419	VV	267	5535	0.10%	0.006%
25	4.471	4.419	4.499	VV	433371	3915441	73.19%	4.428%
26	4.516	4.499	4.564	VV	3852	54536	1.02%	0.062%
27	4.576	4.564	4.601	VV	729	10611	0.20%	0.012%
28	4.625	4.601	4.664	VV	676	15005	0.28%	0.017%
29	4.694	4.664	4.707	VV	545	8340	0.16%	0.009%
30	4.725	4.707	4.743	VV	1006	10560	0.20%	0.012%
31	4.756	4.743	4.788	VV	296	5436	0.10%	0.006%
32	4.799	4.788	4.834	VV	167	4802	0.09%	0.005%
33	4.845	4.834	4.864	VV	234	3205	0.06%	0.004%
34	4.890	4.864	4.905	VV	189	3262	0.06%	0.004%
35	4.921	4.905	4.936	VV	124	2066	0.04%	0.002%
36	4.945	4.936	4.987	VV	151	2203	0.04%	0.002%

rteres

37	4.999	4.987	5.018	PV	91	1067	0.02%	0.001%
38	5.030	5.018	5.051	VV	133	1579	0.03%	0.002%
39	5.105	5.051	5.137	VV	1709	23709	0.44%	0.027%
40	5.161	5.137	5.178	VV	404	5615	0.10%	0.006%
41	5.192	5.178	5.251	VV	186	4987	0.09%	0.006%
42	5.334	5.251	5.368	VV	177	6786	0.13%	0.008%
43	5.382	5.368	5.454	VV	159	4708	0.09%	0.005%
44	5.474	5.454	5.484	VV	136	1672	0.03%	0.002%
45	5.509	5.484	5.531	VV	1741	18790	0.35%	0.021%
46	5.550	5.531	5.581	VV	853	10325	0.19%	0.012%
47	5.606	5.581	5.634	VV	239	4346	0.08%	0.005%
48	5.669	5.634	5.682	VV	176	3339	0.06%	0.004%
49	5.699	5.682	5.738	VV	207	4108	0.08%	0.005%
50	5.752	5.738	5.781	VV	171	2738	0.05%	0.003%
51	5.795	5.781	5.805	VV	192	2101	0.04%	0.002%
52	5.811	5.805	5.837	VV	180	2223	0.04%	0.003%
53	5.859	5.837	5.876	VV	216	3499	0.07%	0.004%
54	5.885	5.876	5.907	VV	182	2476	0.05%	0.003%
55	5.922	5.907	5.935	VV	139	1683	0.03%	0.002%
56	5.966	5.935	5.991	VV	151	3472	0.06%	0.004%
57	6.014	5.991	6.043	VV	200	4284	0.08%	0.005%
58	6.067	6.043	6.091	VV	1181	16306	0.30%	0.018%
59	6.108	6.091	6.131	VV	430	6360	0.12%	0.007%
60	6.151	6.131	6.188	VV	712	10224	0.19%	0.012%
61	6.211	6.188	6.245	VV	621	10117	0.19%	0.011%
62	6.285	6.245	6.314	VV	276	7347	0.14%	0.008%
63	6.327	6.314	6.354	VV	211	4099	0.08%	0.005%
64	6.377	6.354	6.421	VV	220	6835	0.13%	0.008%
65	6.434	6.421	6.460	VV	202	3914	0.07%	0.004%
66	6.495	6.460	6.596	VV	441419	4376533	81.81%	4.949%
67	6.612	6.596	6.624	VV	263	3754	0.07%	0.004%
68	6.643	6.624	6.664	VV	803	10124	0.19%	0.011%
69	6.680	6.664	6.701	VV	302	4979	0.09%	0.006%
70	6.716	6.701	6.751	VV	396	5906	0.11%	0.007%
71	6.774	6.751	6.803	VV	183	3560	0.07%	0.004%
72	6.820	6.803	6.838	VV	164	2553	0.05%	0.003%
73	6.852	6.838	6.881	VV	158	2803	0.05%	0.003%
74	6.893	6.881	6.920	VV	174	2414	0.05%	0.003%
75	6.939	6.920	6.964	VV	353	4948	0.09%	0.006%
76	6.991	6.964	7.028	VV	441	10962	0.20%	0.012%
77	7.051	7.028	7.078	VV	433	8881	0.17%	0.010%
78	7.118	7.078	7.141	VV	589	12654	0.24%	0.014%
79	7.152	7.141	7.214	VV	253	6979	0.13%	0.008%
80	7.225	7.214	7.234	VV	168	1412	0.03%	0.002%
81	7.279	7.234	7.321	VV	1063	15137	0.28%	0.017%
82	7.339	7.321	7.370	VV	211	4042	0.08%	0.005%
83	7.385	7.370	7.394	VV	224	2373	0.04%	0.003%
84	7.418	7.394	7.474	VV	2177	28419	0.53%	0.032%
85	7.484	7.474	7.498	VV	182	2340	0.04%	0.003%
86	7.510	7.498	7.554	VV	261	4458	0.08%	0.005%
87	7.597	7.554	7.657	VV	168	5225	0.10%	0.006%
88	7.680	7.657	7.698	VV	548	5840	0.11%	0.007%
89	7.711	7.698	7.721	VV	92	893	0.02%	0.001%

rteres

90	7.793	7.721	7.811	PV	213	6422	0.12%	0.007%
91	7.828	7.811	7.862	VV	218	5611	0.10%	0.006%
92	7.871	7.862	7.928	VV	243	6475	0.12%	0.007%
93	7.945	7.928	7.961	VV	349	3926	0.07%	0.004%
94	7.986	7.961	8.017	VV	1970	22963	0.43%	0.026%
95	8.043	8.017	8.128	VV	1384	25597	0.48%	0.029%
96	8.154	8.128	8.178	VV	374	7946	0.15%	0.009%
97	8.198	8.178	8.221	VV	922	12755	0.24%	0.014%
98	8.232	8.221	8.243	VV	282	3381	0.06%	0.004%
99	8.293	8.243	8.366	VV	437549	4665251	87.21%	5.276%
100	8.391	8.366	8.460	VV	498	18008	0.34%	0.020%
101	8.482	8.460	8.511	VV	458	9063	0.17%	0.010%
102	8.522	8.511	8.558	VV	547	6648	0.12%	0.008%
103	8.607	8.558	8.687	VV	6725	92687	1.73%	0.105%
104	8.746	8.687	8.768	VV	401	13803	0.26%	0.016%
105	8.782	8.768	8.811	VV	541	9228	0.17%	0.010%
106	8.829	8.811	8.874	VV	657	14175	0.26%	0.016%
107	8.892	8.874	8.918	VV	308	4119	0.08%	0.005%
108	8.949	8.918	8.959	VV	239	3834	0.07%	0.004%
109	9.012	8.959	9.035	VV	1437	32779	0.61%	0.037%
110	9.051	9.035	9.091	VV	621	13491	0.25%	0.015%
111	9.117	9.091	9.161	VV	1243	31160	0.58%	0.035%
112	9.174	9.161	9.187	VV	244	3203	0.06%	0.004%
113	9.202	9.187	9.234	VV	353	6122	0.11%	0.007%
114	9.253	9.234	9.284	VV	284	4728	0.09%	0.005%
115	9.304	9.284	9.324	VV	186	3479	0.07%	0.004%
116	9.351	9.324	9.361	VV	278	4883	0.09%	0.006%
117	9.372	9.361	9.387	VV	335	3892	0.07%	0.004%
118	9.414	9.387	9.434	VV	562	9931	0.19%	0.011%
119	9.448	9.434	9.458	VV	237	2379	0.04%	0.003%
120	9.488	9.458	9.518	VV	1103	18767	0.35%	0.021%
121	9.534	9.518	9.561	VV	680	8869	0.17%	0.010%
122	9.577	9.561	9.589	VV	236	3431	0.06%	0.004%
123	9.626	9.589	9.651	VV	626	12989	0.24%	0.015%
124	9.674	9.651	9.721	VV	2243	27854	0.52%	0.032%
125	9.731	9.721	9.758	VV	221	3904	0.07%	0.004%
126	9.764	9.758	9.791	VV	266	3367	0.06%	0.004%
127	9.815	9.791	9.861	VV	560	11962	0.22%	0.014%
128	9.898	9.861	9.956	VV	474600	5167393	96.59%	5.844%
129	9.968	9.956	10.031	VV	359	10938	0.20%	0.012%
130	10.047	10.031	10.088	VV	188	3968	0.07%	0.004%
131	10.121	10.088	10.152	PV	363	6205	0.12%	0.007%
132	10.176	10.152	10.193	VV	207	2735	0.05%	0.003%
133	10.221	10.193	10.250	VV	200	4666	0.09%	0.005%
134	10.289	10.250	10.308	VV	395	8303	0.16%	0.009%
135	10.326	10.308	10.351	VV	327	5560	0.10%	0.006%
136	10.366	10.351	10.401	VV	280	6476	0.12%	0.007%
137	10.406	10.401	10.454	VV	214	5272	0.10%	0.006%
138	10.460	10.454	10.471	VV	203	1548	0.03%	0.002%
139	10.496	10.471	10.508	VV	278	4033	0.08%	0.005%
140	10.534	10.508	10.547	VV	339	6523	0.12%	0.007%
141	10.567	10.547	10.597	VV	417	9348	0.17%	0.011%

rteres

142	10.636	10.597	10.678	VV	595	16027	0.30%	0.018%
143	10.734	10.678	10.751	VV	749	18785	0.35%	0.021%
144	10.763	10.751	10.795	VV	657	10898	0.20%	0.012%
145	10.849	10.795	10.874	VV	309	11024	0.21%	0.012%
146	10.890	10.874	10.937	VV	238	7156	0.13%	0.008%
147	10.960	10.937	10.984	VV	365	7924	0.15%	0.009%
148	11.006	10.984	11.041	VV	468	9839	0.18%	0.011%
149	11.062	11.041	11.078	VV	377	6109	0.11%	0.007%
150	11.089	11.078	11.114	VV	255	3649	0.07%	0.004%
151	11.143	11.114	11.184	VV	1727	23292	0.44%	0.026%
152	11.205	11.184	11.220	VV	198	2598	0.05%	0.003%
153	11.233	11.220	11.240	VV	163	1648	0.03%	0.002%
154	11.270	11.240	11.301	VV	3496	46072	0.86%	0.052%
155	11.342	11.301	11.408	VV	465620	5349577	100.00%	6.050%
156	11.435	11.408	11.470	VV	1140	16947	0.32%	0.019%
157	11.495	11.470	11.528	VV	142	3410	0.06%	0.004%
158	11.562	11.528	11.600	VV	153	3226	0.06%	0.004%
159	11.644	11.600	11.678	PV	256	6683	0.12%	0.008%
160	11.695	11.678	11.706	VV	251	2851	0.05%	0.003%
161	11.735	11.706	11.778	VV	352	8536	0.16%	0.010%
162	11.799	11.778	11.847	VV	378	9030	0.17%	0.010%
163	11.865	11.847	11.875	VV	79	1311	0.02%	0.001%
164	11.895	11.875	11.921	VV	130	2441	0.05%	0.003%
165	11.939	11.921	11.954	VV	217	3176	0.06%	0.004%
166	12.008	11.954	12.034	VV	653	14114	0.26%	0.016%
167	12.067	12.034	12.101	VV	170	5167	0.10%	0.006%
168	12.116	12.101	12.189	VV	213	6431	0.12%	0.007%
169	12.230	12.189	12.262	VV	354	8248	0.15%	0.009%
170	12.300	12.262	12.328	VV	331	8179	0.15%	0.009%
171	12.343	12.328	12.368	VV	263	4007	0.07%	0.005%
172	12.385	12.368	12.408	VV	172	3095	0.06%	0.003%
173	12.474	12.408	12.501	VV	1314	25897	0.48%	0.029%
174	12.510	12.501	12.564	VV	414	7191	0.13%	0.008%
175	12.590	12.564	12.614	VV	697	10030	0.19%	0.011%
176	12.655	12.614	12.738	VV	452692	5327823	99.59%	6.025%
177	12.769	12.738	12.808	VV	337	6166	0.12%	0.007%
178	12.815	12.808	12.862	PV	92	1856	0.03%	0.002%
179	12.920	12.862	12.962	VV	271	6738	0.13%	0.008%
180	12.972	12.962	12.990	VV	143	1565	0.03%	0.002%
181	13.099	12.990	13.183	VV	327144	3801290	71.06%	4.299%
182	13.208	13.183	13.226	VV	418	6870	0.13%	0.008%
183	13.267	13.226	13.305	VV	431479	5086508	95.08%	5.752%
184	13.317	13.305	13.357	VV	363	8751	0.16%	0.010%
185	13.374	13.357	13.447	VV	259	8930	0.17%	0.010%
186	13.485	13.447	13.514	VV	260	7998	0.15%	0.009%
187	13.536	13.514	13.591	VV	300	9741	0.18%	0.011%
188	13.609	13.591	13.624	VV	227	3873	0.07%	0.004%
189	13.642	13.624	13.663	VV	683	9615	0.18%	0.011%
190	13.692	13.663	13.732	VV	1021	19398	0.36%	0.022%
191	13.747	13.732	13.771	VV	281	5564	0.10%	0.006%
192	13.800	13.771	13.814	VV	772	11970	0.22%	0.014%
193	13.854	13.814	13.897	VV	397893	4954966	92.62%	5.604%
194	13.910	13.897	13.957	VV	394	8542	0.16%	0.010%

rteres

195	13.982	13.957	14.003	VV	354	5456	0.10%	0.006%
196	14.016	14.003	14.024	VV	114	1080	0.02%	0.001%
197	14.073	14.024	14.145	VV	268	13161	0.25%	0.015%
198	14.152	14.145	14.171	VV	136	1781	0.03%	0.002%
199	14.183	14.171	14.201	VV	119	2359	0.04%	0.003%
200	14.221	14.201	14.241	VV	207	3433	0.06%	0.004%
201	14.289	14.241	14.328	VV	971	18688	0.35%	0.021%
202	14.335	14.328	14.344	VV	191	1649	0.03%	0.002%
203	14.348	14.344	14.377	VV	213	3122	0.06%	0.004%
204	14.414	14.377	14.452	VV	2224	32030	0.60%	0.036%
205	14.499	14.452	14.521	VV	188	6383	0.12%	0.007%
206	14.544	14.521	14.601	VV	314	9138	0.17%	0.010%
207	14.618	14.601	14.708	VV	286	13507	0.25%	0.015%
208	14.718	14.708	14.726	VV	199	1990	0.04%	0.002%
209	14.733	14.726	14.750	VV	256	2367	0.04%	0.003%
210	14.763	14.750	14.783	VV	276	3848	0.07%	0.004%
211	14.813	14.783	14.878	VV	441	11677	0.22%	0.013%
212	14.958	14.878	15.048	VV	368883	4780732	89.37%	5.406%
213	15.058	15.048	15.074	VV	156	2121	0.04%	0.002%
214	15.119	15.074	15.178	VV	247	9202	0.17%	0.010%
215	15.202	15.178	15.234	VV	174	3493	0.07%	0.004%
216	15.293	15.234	15.327	PV	197	5639	0.11%	0.006%
217	15.342	15.327	15.354	VV	135	1961	0.04%	0.002%
218	15.364	15.354	15.428	VV	210	4783	0.09%	0.005%
219	15.438	15.428	15.447	VV	161	1605	0.03%	0.002%
220	15.476	15.447	15.543	VV	3473	47361	0.89%	0.054%
221	15.578	15.543	15.647	VV	138	6588	0.12%	0.007%
222	15.655	15.647	15.701	VV	171	3581	0.07%	0.004%
223	15.738	15.701	15.758	VV	176	3729	0.07%	0.004%
224	15.801	15.758	15.820	VV	262	6292	0.12%	0.007%
225	15.846	15.820	15.893	VV	361	8985	0.17%	0.010%
226	15.980	15.893	16.052	VV	353852	4542172	84.91%	5.137%
227	16.067	16.052	16.178	VV	170	6256	0.12%	0.007%
228	16.181	16.178	16.191	VV	110	393	0.01%	0.000%
229	16.290	16.191	16.318	PV	175	4023	0.08%	0.005%
230	16.337	16.318	16.394	VV	240	3348	0.06%	0.004%
231	16.461	16.394	16.527	VV	3900	56117	1.05%	0.063%
232	16.544	16.527	16.601	VV	132	3152	0.06%	0.004%
233	16.627	16.601	16.654	VV	209	4410	0.08%	0.005%
234	16.661	16.654	16.694	VV	118	2422	0.05%	0.003%
235	16.703	16.694	16.714	VV	162	1134	0.02%	0.001%
236	16.762	16.714	16.781	VV	266	5463	0.10%	0.006%
237	16.811	16.781	16.844	VV	455	9023	0.17%	0.010%
238	16.932	16.844	17.001	VV	317005	4368073	81.65%	4.940%
239	17.032	17.001	17.048	VV	204	4672	0.09%	0.005%
240	17.063	17.048	17.104	VV	214	4682	0.09%	0.005%
241	17.132	17.104	17.179	VV	192	5994	0.11%	0.007%
242	17.213	17.179	17.241	VV	253	6719	0.13%	0.008%
243	17.262	17.241	17.288	VV	180	3276	0.06%	0.004%
244	17.324	17.288	17.334	PV	167	2603	0.05%	0.003%
245	17.381	17.334	17.420	VV	5684	79531	1.49%	0.090%
246	17.438	17.420	17.464	PV	90	1909	0.04%	0.002%

rteres

247	17.480	17.464	17.534	VV	240	5706	0.11%	0.006%
248	17.558	17.534	17.578	VV	201	3520	0.07%	0.004%
249	17.608	17.578	17.636	VV	240	4964	0.09%	0.006%
250	17.661	17.636	17.681	VV	171	3594	0.07%	0.004%
251	17.709	17.681	17.749	VV	2898	42991	0.80%	0.049%
252	17.821	17.749	17.884	VV	297597	4315649	80.67%	4.881%
253	17.905	17.884	17.933	VV	235	3942	0.07%	0.004%
254	17.978	17.933	18.029	VV	218	8041	0.15%	0.009%
255	18.038	18.029	18.054	VV	79	903	0.02%	0.001%
256	18.093	18.054	18.118	PV	284	4871	0.09%	0.006%
257	18.132	18.118	18.173	VV	117	1912	0.04%	0.002%
258	18.241	18.173	18.301	PV	8335	120010	2.24%	0.136%
259	18.342	18.301	18.354	VV	98	1651	0.03%	0.002%
260	18.379	18.354	18.398	VV	148	2232	0.04%	0.003%
261	18.498	18.398	18.527	PV	215	7517	0.14%	0.009%
262	18.544	18.527	18.572	VV	255	4748	0.09%	0.005%
263	18.655	18.572	18.734	VV	294491	4265207	79.73%	4.823%
264	18.850	18.734	18.860	VV	96	4972	0.09%	0.006%
265	18.907	18.860	18.924	PV	205	3354	0.06%	0.004%
266	18.951	18.924	18.961	VV	162	2369	0.04%	0.003%
267	18.978	18.961	18.994	VV	168	2221	0.04%	0.003%
268	19.049	18.994	19.094	VV	6126	94771	1.77%	0.107%
269	19.106	19.094	19.114	VV	124	1088	0.02%	0.001%
270	19.168	19.114	19.198	VV	225	8465	0.16%	0.010%
271	19.227	19.198	19.250	VV	261	6371	0.12%	0.007%
272	19.261	19.250	19.269	VV	199	1790	0.03%	0.002%
273	19.296	19.269	19.323	VV	263	6521	0.12%	0.007%
274	19.347	19.323	19.384	VV	335	9420	0.18%	0.011%
275	19.440	19.384	19.520	VV	293476	4236417	79.19%	4.791%
276	19.545	19.520	19.554	VV	406	7803	0.15%	0.009%
277	19.562	19.554	19.573	VV	448	4578	0.09%	0.005%
278	19.672	19.573	19.681	VV	596	33014	0.62%	0.037%
279	19.733	19.681	19.768	VV	762	33382	0.62%	0.038%
280	19.811	19.768	19.844	VV	2591	59997	1.12%	0.068%
281	20.081	19.844	20.123	VV	1814	179067	3.35%	0.203%
282	20.180	20.123	20.274	VV	278010	4209355	78.69%	4.760%
283	20.305	20.274	20.314	VV	1658	39455	0.74%	0.045%
284	20.444	20.314	20.512	VV	4055	321257	6.01%	0.363%
285	20.538	20.512	20.595	VV	3057	110670	2.07%	0.125%
286	20.624	20.595	20.635	VV	1934	44546	0.83%	0.050%
287	20.645	20.635	20.654	VV	1901	21861	0.41%	0.025%
288	20.662	20.654	20.668	VV	1906	15581	0.29%	0.018%
289	20.676	20.668	20.682	VV	1938	16533	0.31%	0.019%
290	20.733	20.682	20.754	VV	2066	85187	1.59%	0.096%
291	20.773	20.754	20.811	VV	1963	64671	1.21%	0.073%
292	20.837	20.811	20.878	VV	1960	74692	1.40%	0.084%
293	20.945	20.878	21.041	VV	214984	4148924	77.56%	4.692%
294	21.058	21.041	21.092	VV	1680	48661	0.91%	0.055%
295	21.101	21.092	21.107	VV	1488	13817	0.26%	0.016%
296	21.115	21.107	21.131	VV	1539	21163	0.40%	0.024%
297	21.140	21.131	21.178	VV	1439	38775	0.72%	0.044%
298	21.190	21.178	21.204	VV	1406	21373	0.40%	0.024%
299	21.220	21.204	21.248	VV	1391	33649	0.63%	0.038%

rteres

300	21.288	21.248	21.351	VV	1321	76636	1.43%	0.087%
301	21.389	21.351	21.444	VV	1829	76750	1.43%	0.087%
302	21.455	21.444	21.484	VV	1073	24184	0.45%	0.027%
303	21.491	21.484	21.642	VV	946	76663	1.43%	0.087%
304	21.777	21.642	21.818	VV	657	64305	1.20%	0.073%
305	21.905	21.818	22.144	VV	151357	3731768	69.76%	4.220%

Sum of corrected areas: 88425912

Aliphatic EPH 080125.M Mon Aug 25 01:40:09 2025

Quantitation Report (QT Reviewed)

Sample Results: **FD049661.D**

Data Path : Z:\pestpcbsrv\HPCHEM1\FID_D\Data\FD082225AR\
Data File : FD049661.D
Signal(s) : FID2B.ch
Acq On : 23 Aug 2025 04:42
Operator : YP/AJ
Sample : Q2892-05MSD
Misc :
ALS Vial : 74 Sample Multiplier: 1

Instrument :
FID_D
ClientSampleId :
BACK-1-FLOOR-CENTER-MIDDLE-CMSD

Manual Integrations
APPROVED
Reviewed By :Yogesh Patel 08/25/2025
Supervised By :mohammad ahmed 08/26/2025

Integration File: sample.E
Quant Time: Aug 25 01:53:05 2025
Quant Method : Z:\pestpcbsrv\HPCHEM1\FID_D\methods\Aromatic EPH 081125.M
Quant Title : GC Extractables
QLast Update : Mon Aug 11 14:11:57 2025
Response via : Initial Calibration
Integrator: ChemStation

Volume Inj. : 1 µl
Signal Phase : Rxi-1ms
Signal Info : 20M x 0.18mm x 0.18µm

Compound	R.T.	Response	Conc Units
System Monitoring Compounds			
4) S 2-Bromonaphthalene (S...	7.716	5397839	52.669 ug/ml
Spiked Amount 50.000		Recovery =	105.34%
6) S 2-Flurobiphenyl (SURR)	8.581	3821859	52.321 ug/ml
Spiked Amount 50.000 Range	0 - 131	Recovery =	104.64%
11) S ortho-Terphenyl (SURR)	11.626	4473947	34.469 ug/ml
Spiked Amount 50.000		Recovery =	68.94%
Target Compounds			
1) T 1,2,3-Trimethylbenzen...	4.507	3768458	37.230 ug/ml
2) T Naphthalene (C11.7)	6.050	4519080	39.413 ug/ml
3) T 2-Methylnaphthalene (...	7.105	4455842	37.352 ug/ml
5) T Acenaphthylene (C15.06)	8.384	5336113	42.447 ug/ml
7) T Acenaphthene (C15.5)	8.681	5411614	43.040 ug/ml
8) T Flouorene (C16.55)	9.463	5850505	46.209 ug/ml
9) T Phenanthrene (C19.36)	10.862	6360335	49.237 ug/ml
10) T Anthracene (C19.43)	10.938	6377479	51.768 ug/ml
12) T Fluoranthene (C21.85)	12.677	6570957	51.329 ug/ml
13) T Pyrene (C20.8)	12.976	6624813	52.178 ug/ml
14) T Benzo[a]anthracene (C...	14.848	6319211	54.761 ug/ml
15) T Chrysene (C27.41)	14.894	6979524	59.612 ug/ml
16) T benzo[b]fluoranthene ...	16.401	6041068	53.116 ug/ml
17) T Bnezo[k]fluoranthene ...	16.437	5874719	54.880 ug/mlm
18) T Benzo[a]pyrene (C31.34)	16.781	5842539	52.666 ug/ml
19) T Indeno[1,2,3-cd]pyren...	18.148	6224147	60.383 ug/ml
20) T Dibenz[a,h]anthracene...	18.187	5662388	51.949 ug/ml
21) T Benzo[g,h,i]perylene ...	18.405	5489834	50.239 ug/ml

(f)=RT Delta > 1/2 Window (m)=manual int.

Sample Results: **FD049661.D**

Data Path : Z:\pestpcbsrv\HPCHEM1\FID_D\Data\FD082225AR\
Data File : FD049661.D
Signal(s) : FID2B.ch
Acq On : 23 Aug 2025 04:42
Operator : YP/AJ
Sample : Q2892-05MSD
Misc :
ALS Vial : 74 Sample Multiplier: 1

Integration File: sample.E
Quant Time: Aug 25 01:53:05 2025
Quant Method : Z:\pestpcbsrv\HPCHEM1\FID_D\methods\Aromatic EPH 081125.M
Quant Title : GC Extractables
QLast Update : Mon Aug 11 14:11:57 2025
Response via : Initial Calibration
Integrator: ChemStation

Volume Inj. : 1 µl
Signal Phase : Rxi-1ms
Signal Info : 20M x 0.18mm x 0.18µm

Instrument :
FID_D
ClientSampleId :
BACK-1-FLOOR-CENTER-MIDDLE-CMSD

Manual Integrations
APPROVED
Reviewed By :Yogesh Patel 08/25/2025
Supervised By :mohammad ahmed 08/26/2025

A B C D E F G H I J

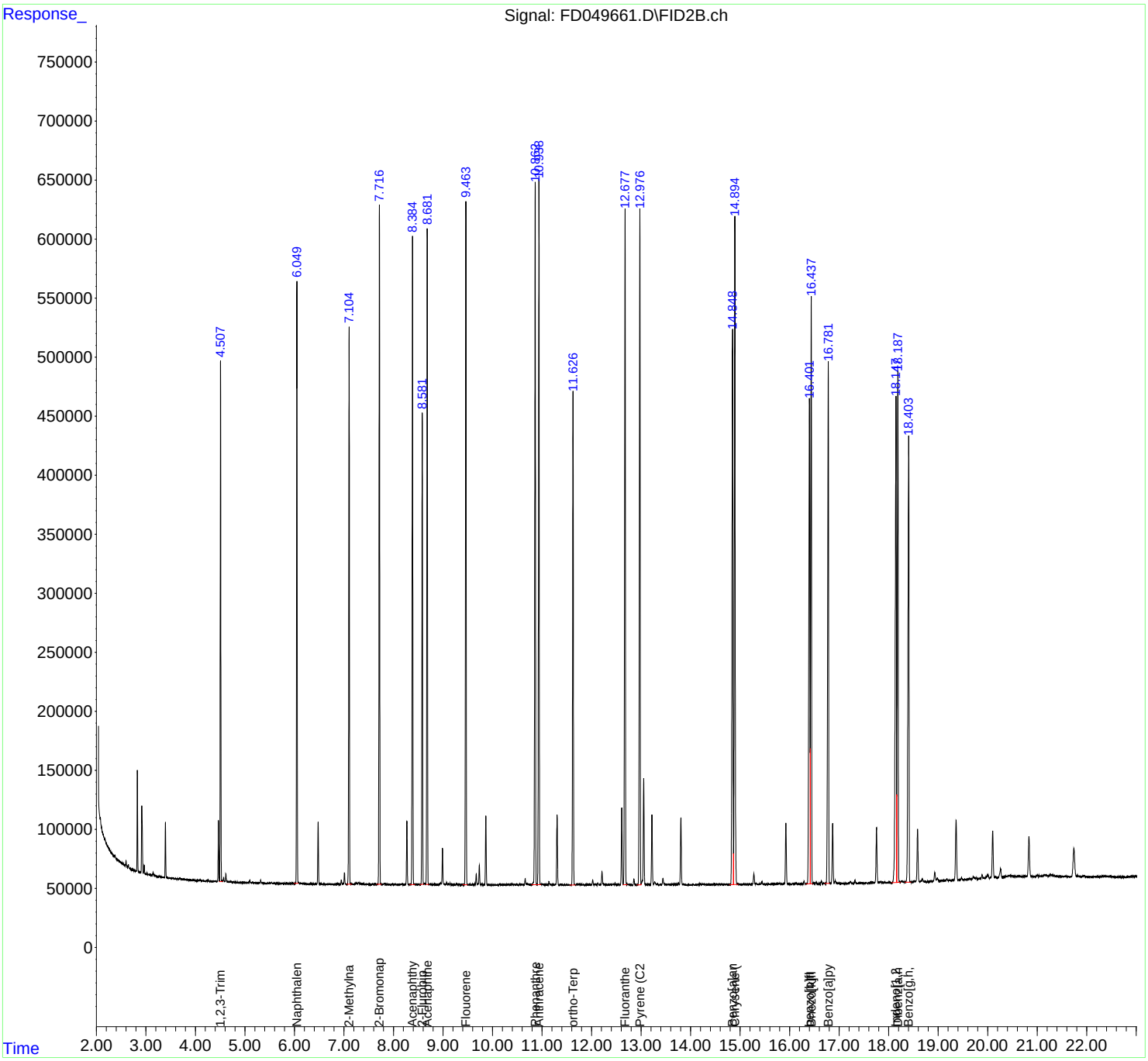

Instrument :
FID_D
ClientSampleId :
BACK-1-FLOOR-CENTER-MIDDLE-CMSD

rteres

Area Percent Report

Manual IntegrationsAPPROVED

Reviewed By :Yogesh Patel 08/25/2025
Supervised By :mohammad ahmed 08/26/2025

A B C D E F G H I J

Data Path : Z:\pestpcbsrv\HPCHEM1\FID_D\Data\FD08222
Data File : FD049661.D
Signal(s) : FID2B.ch
Acq On : 23 Aug 2025 04:42
Sample : Q2892-05MSD
Misc :
ALS Vial : 74 Sample Multiplier: 1

Integration File: sample.E

Method : Z:\pestpcbsrv\HPCHEM1\FID_D\methods\Aromatic EPH 081125.M
Title : GC Extractables

Signal : FID2B.ch

peak #	R.T. min	Start min	End min	PK TY	peak height	peak area	peak % max.	% of total
1	4.261	4.252	4.305	BV	403	3472	0.05%	0.003%
2	4.327	4.318	4.334	VV	343	1666	0.02%	0.001%
3	4.353	4.343	4.362	VV	317	1992	0.03%	0.002%
4	4.368	4.362	4.391	VV	136	1613	0.02%	0.001%
5	4.401	4.391	4.410	VV	197	1012	0.01%	0.001%
6	4.417	4.410	4.437	VV	311	3221	0.05%	0.002%
7	4.465	4.437	4.484	PV	51985	452923	6.47%	0.348%
8	4.507	4.484	4.532	VV	441169	3773611	53.92%	2.901%
9	4.540	4.532	4.554	VV	1301	12316	0.18%	0.009%
10	4.570	4.554	4.592	VV	3810	38958	0.56%	0.030%
11	4.615	4.592	4.647	VV	7060	71296	1.02%	0.055%
12	4.664	4.647	4.684	VV	518	7214	0.10%	0.006%
13	4.690	4.684	4.705	VV	564	4112	0.06%	0.003%
14	4.720	4.705	4.736	VV	771	7911	0.11%	0.006%
15	4.741	4.736	4.753	VV	247	1468	0.02%	0.001%
16	4.772	4.753	4.789	VV	273	3488	0.05%	0.003%
17	4.804	4.789	4.817	VV	436	3717	0.05%	0.003%
18	4.842	4.827	4.868	VV	403	4634	0.07%	0.004%
19	4.883	4.868	4.895	VV	245	2658	0.04%	0.002%
20	4.909	4.895	4.925	VV	424	4401	0.06%	0.003%
21	4.966	4.942	4.987	PV	328	5206	0.07%	0.004%
22	4.991	4.987	5.004	VV	350	2144	0.03%	0.002%
23	5.018	5.004	5.031	VV	362	4408	0.06%	0.003%
24	5.042	5.031	5.054	VV	214	1972	0.03%	0.002%
25	5.076	5.054	5.083	VV	419	4304	0.06%	0.003%
26	5.099	5.083	5.130	VV	2152	23183	0.33%	0.018%
27	5.157	5.130	5.174	PV	758	10217	0.15%	0.008%
28	5.183	5.174	5.197	VV	326	3759	0.05%	0.003%
29	5.205	5.197	5.222	VV	323	3907	0.06%	0.003%
30	5.227	5.222	5.248	VV	324	3301	0.05%	0.003%
31	5.253	5.248	5.286	VV	293	3976	0.06%	0.003%
32	5.293	5.286	5.301	VV	350	2776	0.04%	0.002%
33	5.318	5.301	5.369	VV	2493	30087	0.43%	0.023%
34	5.380	5.369	5.405	VV	322	3255	0.05%	0.003%
35	5.412	5.405	5.426	VV	275	2423	0.03%	0.002%
36	5.432	5.426	5.443	VV	257	1599	0.02%	0.001%

Instrument :
FID_D
ClientSampleId :
BACK-1-FLOOR-CENTER-MIDDLE-CMSD

Manual IntegrationsAPPROVED

Reviewed By :Yogesh Patel 08/25/2025
Supervised By :mohammad ahmed 08/26/2025

rteres

37	5.465	5.443	5.477	VV	461	4872	0.07%	0.004%
38	5.501	5.485	5.513	VV	596	6096	[illegible]	
39	5.539	5.513	5.563	VV	964	11901	[illegible]	
40	5.579	5.573	5.585	VV	389	1782	[illegible]	
41	5.598	5.585	5.611	VV	422	4695	[illegible]	
42	5.618	5.611	5.625	VV	259	1827	[illegible]	
43	5.632	5.625	5.639	VV	358	2029	0.03%	0.002%
44	5.651	5.639	5.664	VV	333	4275	0.06%	0.003%
45	5.669	5.664	5.706	VV	330	4185	0.06%	0.003%
46	5.711	5.706	5.722	VV	191	1040	0.01%	0.001%
47	5.740	5.722	5.746	PV	300	3339	0.05%	0.003%
48	5.751	5.746	5.772	VV	288	2350	0.03%	0.002%
49	5.809	5.784	5.814	VV	421	4255	0.06%	0.003%
50	5.818	5.814	5.829	VV	295	1846	0.03%	0.001%
51	5.836	5.829	5.851	VV	246	2978	0.04%	0.002%
52	5.854	5.851	5.871	VV	285	1933	0.03%	0.001%
53	5.883	5.871	5.909	VV	279	3808	0.05%	0.003%
54	5.916	5.909	5.945	VV	388	6412	0.09%	0.005%
55	5.951	5.945	5.973	VV	511	5750	0.08%	0.004%
56	5.987	5.973	6.015	VV	508	8459	0.12%	0.007%
57	6.050	6.015	6.085	VV	511087	4545509	64.95%	3.494%
58	6.095	6.085	6.125	VV	910	15164	0.22%	0.012%
59	6.137	6.125	6.158	VV	795	9620	0.14%	0.007%
60	6.166	6.158	6.177	VV	600	4198	0.06%	0.003%
61	6.204	6.177	6.224	VV	678	12061	0.17%	0.009%
62	6.242	6.231	6.250	VV	269	2104	0.03%	0.002%
63	6.259	6.250	6.274	VV	264	2653	0.04%	0.002%
64	6.277	6.274	6.303	VV	242	3023	0.04%	0.002%
65	6.327	6.303	6.343	VV	1052	11599	0.17%	0.009%
66	6.350	6.343	6.375	VV	317	2884	0.04%	0.002%
67	6.397	6.375	6.405	VV	265	3045	0.04%	0.002%
68	6.409	6.405	6.425	VV	258	2755	0.04%	0.002%
69	6.435	6.425	6.445	VV	468	3458	0.05%	0.003%
70	6.479	6.445	6.510	VV	52808	503497	7.19%	0.387%
71	6.522	6.510	6.527	VV	405	3310	0.05%	0.003%
72	6.539	6.527	6.551	VV	472	5475	0.08%	0.004%
73	6.559	6.551	6.576	VV	454	4078	0.06%	0.003%
74	6.598	6.585	6.615	VV	587	5505	0.08%	0.004%
75	6.629	6.615	6.650	VV	601	6194	0.09%	0.005%
76	6.656	6.650	6.690	VV	362	4727	0.07%	0.004%
77	6.706	6.690	6.726	PV	454	5171	0.07%	0.004%
78	6.731	6.726	6.761	VV	303	4608	0.07%	0.004%
79	6.769	6.761	6.787	VV	261	3264	0.05%	0.003%
80	6.799	6.787	6.829	VV	326	4366	0.06%	0.003%
81	6.855	6.829	6.872	VV	496	8226	0.12%	0.006%
82	6.877	6.872	6.910	VV	430	7115	0.10%	0.005%
83	6.915	6.910	6.919	VV	412	1709	0.02%	0.001%
84	6.947	6.919	6.965	VV	4107	43803	0.63%	0.034%
85	6.976	6.965	6.990	VV	736	9307	0.13%	0.007%
86	7.010	6.990	7.065	VV	10202	111868	1.60%	0.086%
87	7.105	7.065	7.139	VV	473547	4471605	63.89%	3.438%
88	7.146	7.139	7.175	VV	745	11686	0.17%	0.009%
89	7.180	7.175	7.192	VV	357	3016	0.04%	0.002%

Instrument :
FID_D
ClientSampleId :
BACK-1-FLOOR-CENTER-MIDDLE-CMSD

Manual IntegrationsAPPROVED

Reviewed By :Yogesh Patel 08/25/2025
Supervised By :mohammad ahmed 08/26/2025

rteres

90	7.205	7.192	7.222	VV	462	5820	0.08%	0.004%
91	7.239	7.222	7.252	VV	1854	19741	[illegible]	
92	7.263	7.252	7.277	VV	1630	17620	[illegible]	
93	7.295	7.277	7.308	VV	2166	26704	[illegible]	
94	7.320	7.308	7.345	VV	1412	19131	[illegible]	
95	7.349	7.345	7.355	VV	642	3130	[illegible]	
96	7.372	7.355	7.389	VV	1129	13020	0.19%	0.010%
97	7.398	7.389	7.416	VV	788	9106	0.13%	0.007%
98	7.452	7.416	7.457	VV	547	8036	0.11%	0.006%
99	7.463	7.457	7.467	VV	484	2768	0.04%	0.002%
100	7.472	7.467	7.483	VV	551	4122	0.06%	0.003%
101	7.491	7.483	7.513	VV	679	6718	0.10%	0.005%
102	7.522	7.513	7.528	VV	267	1637	0.02%	0.001%
103	7.534	7.528	7.549	VV	357	3304	0.05%	0.003%
104	7.577	7.549	7.594	VV	732	11878	0.17%	0.009%
105	7.599	7.594	7.605	VV	438	2354	0.03%	0.002%
106	7.632	7.605	7.645	VV	571	10310	0.15%	0.008%
107	7.666	7.645	7.683	VV	601	9574	0.14%	0.007%
108	7.716	7.683	7.784	VV	573504	5428506	77.56%	4.173%
109	7.809	7.784	7.815	VV	879	12302	0.18%	0.009%
110	7.822	7.815	7.838	VV	1196	9592	0.14%	0.007%
111	7.842	7.838	7.862	VV	501	5535	0.08%	0.004%
112	7.868	7.862	7.874	VV	429	2562	0.04%	0.002%
113	7.879	7.874	7.882	VV	313	1455	0.02%	0.001%
114	7.888	7.882	7.896	VV	511	2809	0.04%	0.002%
115	7.904	7.896	7.910	VV	358	2555	0.04%	0.002%
116	7.919	7.910	7.938	VV	361	3771	0.05%	0.003%
117	7.968	7.938	7.979	PV	722	8534	0.12%	0.007%
118	7.985	7.979	7.998	VV	396	3797	0.05%	0.003%
119	8.020	7.998	8.030	VV	504	7709	0.11%	0.006%
120	8.035	8.030	8.040	VV	440	2360	0.03%	0.002%
121	8.049	8.040	8.061	VV	516	5211	0.07%	0.004%
122	8.070	8.061	8.087	VV	378	4713	0.07%	0.004%
123	8.096	8.087	8.109	VV	511	4806	0.07%	0.004%
124	8.113	8.109	8.119	VV	348	1577	0.02%	0.001%
125	8.147	8.119	8.155	VV	623	8904	0.13%	0.007%
126	8.165	8.155	8.197	VV	769	15017	0.21%	0.012%
127	8.200	8.197	8.232	VV	482	6647	0.09%	0.005%
128	8.271	8.232	8.298	VV	53959	551259	7.88%	0.424%
129	8.301	8.298	8.316	VV	343	1905	0.03%	0.001%
130	8.333	8.316	8.352	VV	519	7059	0.10%	0.005%
131	8.384	8.352	8.450	VV	548247	5353973	76.50%	4.116%
132	8.468	8.450	8.495	VV	609	11176	0.16%	0.009%
133	8.504	8.495	8.544	VV	554	9488	0.14%	0.007%
134	8.581	8.544	8.611	VV	399155	3844808	54.93%	2.956%
135	8.632	8.611	8.649	VV	1517	23205	0.33%	0.018%
136	8.681	8.649	8.720	VV	557311	5431946	77.61%	4.176%
137	8.730	8.720	8.739	VV	610	6189	0.09%	0.005%
138	8.754	8.739	8.764	VV	686	8794	0.13%	0.007%
139	8.770	8.764	8.777	VV	548	4016	0.06%	0.003%
140	8.780	8.777	8.789	VV	625	3591	0.05%	0.003%
141	8.803	8.789	8.817	VV	644	8330	0.12%	0.006%

Instrument :
FID_D
ClientSampleId :
BACK-1-FLOOR-CENTER-MIDDLE-CMSD

Manual IntegrationsAPPROVED

Reviewed By :Yogesh Patel 08/25/2025
Supervised By :mohammad ahmed 08/26/2025

rteres

142	8.826	8.817	8.850	VV	786	9357	0.13%	0.007%
143	8.868	8.850	8.883	VV	720	10036	[illegible]	
144	8.889	8.883	8.908	VV	543	4424	[illegible]	
145	8.928	8.908	8.935	VV	546	6175	[illegible]	
146	8.950	8.935	8.964	VV	1379	18249	[illegible]	
147	8.990	8.964	9.037	VV	31136	330703	[illegible]	
148	9.044	9.037	9.056	VV	763	6818	0.10%	0.005%
149	9.070	9.056	9.093	VV	1880	22939	0.33%	0.018%
150	9.114	9.093	9.126	VV	1072	15512	0.22%	0.012%
151	9.143	9.126	9.169	VV	1769	21415	0.31%	0.016%
152	9.182	9.169	9.211	VV	405	6271	0.09%	0.005%
153	9.215	9.211	9.220	VV	237	1025	0.01%	0.001%
154	9.234	9.220	9.249	VV	386	4707	0.07%	0.004%
155	9.272	9.249	9.303	VV	718	15781	0.23%	0.012%
156	9.316	9.303	9.321	VV	616	4831	0.07%	0.004%
157	9.329	9.321	9.339	VV	587	4714	0.07%	0.004%
158	9.346	9.339	9.350	VV	245	1391	0.02%	0.001%
159	9.359	9.350	9.364	VV	289	1718	0.02%	0.001%
160	9.396	9.364	9.411	VV	412	6683	0.10%	0.005%
161	9.463	9.411	9.500	VV	580005	5865473	83.81%	4.509%
162	9.508	9.500	9.534	VV	420	7000	0.10%	0.005%
163	9.537	9.534	9.549	VV	492	3444	0.05%	0.003%
164	9.555	9.549	9.570	VV	444	4007	0.06%	0.003%
165	9.574	9.570	9.578	VV	264	1217	0.02%	0.001%
166	9.598	9.578	9.620	VV	548	9233	0.13%	0.007%
167	9.640	9.620	9.653	VV	1006	12428	0.18%	0.010%
168	9.672	9.653	9.692	VV	9377	97561	1.39%	0.075%
169	9.704	9.692	9.713	VV	1139	11642	0.17%	0.009%
170	9.734	9.713	9.764	VV	16725	175391	2.51%	0.135%
171	9.790	9.764	9.798	VV	702	9440	0.13%	0.007%
172	9.802	9.798	9.834	VV	502	4902	0.07%	0.004%
173	9.866	9.834	9.893	PV	58557	616812	8.81%	0.474%
174	9.901	9.893	9.918	VV	365	3088	0.04%	0.002%
175	9.939	9.918	9.955	VV	361	5140	0.07%	0.004%
176	9.964	9.955	9.974	VV	344	3022	0.04%	0.002%
177	9.990	9.974	9.997	VV	400	3032	0.04%	0.002%
178	10.007	9.997	10.017	VV	372	2703	0.04%	0.002%
179	10.022	10.017	10.033	VV	208	1669	0.02%	0.001%
180	10.038	10.033	10.052	VV	279	2483	0.04%	0.002%
181	10.062	10.052	10.072	VV	320	2652	0.04%	0.002%
182	10.094	10.072	10.110	VV	454	5792	0.08%	0.004%
183	10.115	10.110	10.124	VV	230	1101	0.02%	0.001%
184	10.142	10.128	10.167	VV	777	9376	0.13%	0.007%
185	10.170	10.167	10.188	VV	384	2573	0.04%	0.002%
186	10.199	10.188	10.204	VV	385	3012	0.04%	0.002%
187	10.209	10.204	10.230	VV	435	5243	0.07%	0.004%
188	10.237	10.230	10.243	VV	524	2672	0.04%	0.002%
189	10.285	10.243	10.313	VV	590	17338	0.25%	0.013%
190	10.329	10.313	10.336	VV	479	4752	0.07%	0.004%
191	10.349	10.336	10.359	VV	375	4400	0.06%	0.003%
192	10.361	10.359	10.366	VV	363	1682	0.02%	0.001%
193	10.388	10.366	10.407	VV	1348	17934	0.26%	0.014%
194	10.413	10.407	10.424	VV	422	3882	0.06%	0.003%

Instrument :
FID_D
ClientSampleId :
BACK-1-FLOOR-CENTER-MIDDLE-CMSD

Manual IntegrationsAPPROVED

Reviewed By :Yogesh Patel 08/25/2025
Supervised By :mohammad ahmed 08/26/2025

rteres

195	10.426	10.424	10.439	VV	420	3209	0.05%	0.002%
196	10.450	10.439	10.467	VV	526	6258	[illegible]	
197	10.491	10.467	10.526	VV	1128	17415	[illegible]	
198	10.555	10.526	10.567	VV	766	11228	[illegible]	
199	10.585	10.567	10.611	VV	817	15228	[illegible]	
200	10.619	10.611	10.636	VV	560	6281	[illegible]	
201	10.661	10.636	10.681	VV	5480	63409	0.91%	0.049%
202	10.693	10.681	10.714	VV	1151	17804	0.25%	0.014%
203	10.740	10.714	10.769	VV	724	15621	0.22%	0.012%
204	10.795	10.769	10.803	VV	593	8070	0.12%	0.006%
205	10.824	10.803	10.830	VV	2632	24765	0.35%	0.019%
206	10.862	10.830	10.902	VV	594360	6364671	90.94%	4.893%
207	10.938	10.902	10.995	VV	599941	6408537	91.57%	4.927%
208	11.011	10.995	11.032	VV	1041	17393	0.25%	0.013%
209	11.036	11.032	11.070	VV	747	11148	0.16%	0.009%
210	11.071	11.070	11.086	VV	480	3168	0.05%	0.002%
211	11.109	11.086	11.121	VV	597	7686	0.11%	0.006%
212	11.141	11.121	11.190	VV	2943	42745	0.61%	0.033%
213	11.194	11.190	11.207	VV	451	3316	0.05%	0.003%
214	11.233	11.207	11.257	VV	626	11932	0.17%	0.009%
215	11.304	11.257	11.345	VV	59644	677612	9.68%	0.521%
216	11.348	11.345	11.357	VV	484	2736	0.04%	0.002%
217	11.362	11.357	11.365	VV	484	2220	0.03%	0.002%
218	11.379	11.365	11.442	VV	948	18850	0.27%	0.014%
219	11.454	11.442	11.461	VV	455	4272	0.06%	0.003%
220	11.464	11.461	11.475	VV	396	2381	0.03%	0.002%
221	11.502	11.475	11.515	VV	625	9230	0.13%	0.007%
222	11.525	11.515	11.531	VV	442	3083	0.04%	0.002%
223	11.542	11.531	11.565	VV	557	6580	0.09%	0.005%
224	11.587	11.565	11.594	PV	398	4176	0.06%	0.003%
225	11.626	11.594	11.679	VV	419621	4486486	64.10%	3.449%
226	11.691	11.679	11.707	VV	765	10868	0.16%	0.008%
227	11.720	11.707	11.737	VV	970	12343	0.18%	0.009%
228	11.754	11.737	11.773	VV	1195	17812	0.25%	0.014%
229	11.781	11.773	11.784	VV	756	4680	0.07%	0.004%
230	11.792	11.784	11.804	VV	806	7898	0.11%	0.006%
231	11.806	11.804	11.817	VV	650	3842	0.05%	0.003%
232	11.831	11.817	11.865	VV	618	11142	0.16%	0.009%
233	11.877	11.865	11.886	VV	439	4345	0.06%	0.003%
234	11.901	11.886	11.925	VV	732	12143	0.17%	0.009%
235	11.958	11.925	11.965	VV	761	12382	0.18%	0.010%
236	11.977	11.965	11.998	VV	754	10799	0.15%	0.008%
237	12.023	11.998	12.050	VV	4547	56003	0.80%	0.043%
238	12.064	12.050	12.098	VV	764	14972	0.21%	0.012%
239	12.127	12.098	12.155	VV	1449	25642	0.37%	0.020%
240	12.170	12.155	12.175	VV	481	4707	0.07%	0.004%
241	12.211	12.175	12.286	VV	11387	163016	2.33%	0.125%
242	12.303	12.286	12.318	VV	531	7453	0.11%	0.006%
243	12.329	12.318	12.351	VV	590	9671	0.14%	0.007%
244	12.377	12.351	12.389	VV	636	11198	0.16%	0.009%
245	12.395	12.389	12.410	VV	573	5615	0.08%	0.004%
246	12.415	12.410	12.419	VV	577	2377	0.03%	0.002%

Instrument :
FID_D
ClientSampleId :
BACK-1-FLOOR-CENTER-MIDDLE-CMSD

Manual IntegrationsAPPROVED

Reviewed By :Yogesh Patel 08/25/2025
Supervised By :mohammad ahmed 08/26/2025

rteres

247	12.422	12.419	12.434	VV	511	3894	0.06%	0.003%
248	12.471	12.434	12.500	VV	1243	28255	[illegible]	
249	12.509	12.500	12.526	VV	399	5095	[illegible]	
250	12.553	12.526	12.579	VV	1019	17166	[illegible]	
251	12.610	12.579	12.638	VV	65359	752146	10[illegible]	
252	12.677	12.638	12.710	VV	572675	6586534	94[illegible]	
253	12.715	12.710	12.722	VV	736	4686	0.07%	0.004%
254	12.730	12.722	12.754	VV	792	10627	0.15%	0.008%
255	12.771	12.754	12.788	VV	473	6690	0.10%	0.005%
256	12.802	12.788	12.819	VV	462	4144	0.06%	0.003%
257	12.856	12.819	12.895	VV	5152	65096	0.93%	0.050%
258	12.899	12.895	12.905	VV	277	1342	0.02%	0.001%
259	12.915	12.905	12.925	VV	243	2031	0.03%	0.002%
260	12.976	12.925	13.002	PV	574214	6636524	94.82%	5.102%
261	13.023	13.002	13.030	VV	4104	44857	0.64%	0.034%
262	13.054	13.030	13.095	VV	90375	1053126	15.05%	0.810%
263	13.100	13.095	13.120	VV	668	6991	0.10%	0.005%
264	13.132	13.120	13.141	VV	605	5272	0.08%	0.004%
265	13.147	13.141	13.158	VV	520	4008	0.06%	0.003%
266	13.168	13.158	13.188	VV	600	7102	0.10%	0.005%
267	13.220	13.188	13.253	VV	59630	708471	10.12%	0.545%
268	13.275	13.253	13.314	VV	2636	52250	0.75%	0.040%
269	13.318	13.314	13.323	VV	689	3816	0.05%	0.003%
270	13.336	13.323	13.359	VV	864	11395	0.16%	0.009%
271	13.364	13.359	13.370	VV	239	1547	0.02%	0.001%
272	13.384	13.370	13.388	VV	388	3275	0.05%	0.003%
273	13.395	13.388	13.405	VV	543	3442	0.05%	0.003%
274	13.443	13.405	13.504	VV	5737	97006	1.39%	0.075%
275	13.512	13.504	13.531	VV	559	7430	0.11%	0.006%
276	13.556	13.531	13.567	VV	558	8387	0.12%	0.006%
277	13.571	13.567	13.577	VV	399	2131	0.03%	0.002%
278	13.598	13.577	13.601	VV	448	5006	0.07%	0.004%
279	13.606	13.601	13.613	VV	518	3275	0.05%	0.003%
280	13.624	13.613	13.640	VV	680	8043	0.11%	0.006%
281	13.669	13.640	13.694	VV	787	15939	0.23%	0.012%
282	13.703	13.694	13.734	VV	568	10691	0.15%	0.008%
283	13.755	13.734	13.775	VV	1767	24467	0.35%	0.019%
284	13.805	13.775	13.843	VV	56779	696282	9.95%	0.535%
285	13.853	13.843	13.862	VV	419	3838	0.05%	0.003%
286	13.870	13.862	13.884	VV	453	3794	0.05%	0.003%
287	13.889	13.884	13.914	VV	265	3359	0.05%	0.003%
288	13.922	13.914	13.933	VV	281	2195	0.03%	0.002%
289	13.942	13.933	13.949	VV	308	2293	0.03%	0.002%
290	13.963	13.949	13.972	VV	418	3470	0.05%	0.003%
291	13.977	13.972	13.996	VV	344	2992	0.04%	0.002%
292	14.005	13.996	14.021	VV	376	2888	0.04%	0.002%
293	14.043	14.021	14.068	VV	464	7552	0.11%	0.006%
294	14.074	14.068	14.085	VV	238	1365	0.02%	0.001%
295	14.095	14.085	14.101	VV	230	1583	0.02%	0.001%
296	14.106	14.101	14.113	VV	215	1294	0.02%	0.001%
297	14.120	14.113	14.140	VV	305	3538	0.05%	0.003%
298	14.189	14.140	14.212	VV	1000	19658	0.28%	0.015%
299	14.215	14.212	14.219	VV	247	1026	0.01%	0.001%

Instrument :
FID_D
ClientSampleId :
BACK-1-FLOOR-CENTER-MIDDLE-CMSD

Manual IntegrationsAPPROVED

Reviewed By :Yogesh Patel 08/25/2025
Supervised By :mohammad ahmed 08/26/2025

rteres

300	14.240	14.219	14.264	VV	1099	16662	0.24%	0.013%
301	14.278	14.264	14.297	VV	710	10280	[illegible]	
302	14.302	14.297	14.317	VV	393	3854	[illegible]	
303	14.326	14.317	14.345	VV	362	3384	[illegible]	
304	14.364	14.345	14.386	PV	603	7618	[illegible]	
305	14.398	14.386	14.420	VV	381	5399	[illegible]	
306	14.444	14.420	14.448	VV	358	4953	0.07%	0.004%
307	14.452	14.448	14.460	VV	386	1980	0.03%	0.002%
308	14.467	14.460	14.476	VV	387	2999	0.04%	0.002%
309	14.483	14.476	14.487	VV	423	2487	0.04%	0.002%
310	14.491	14.487	14.499	VV	447	2153	0.03%	0.002%
311	14.501	14.499	14.510	VV	488	2035	0.03%	0.002%
312	14.533	14.510	14.548	VV	868	11496	0.16%	0.009%
313	14.559	14.548	14.565	VV	420	2977	0.04%	0.002%
314	14.573	14.565	14.603	VV	482	7655	0.11%	0.006%
315	14.610	14.603	14.625	VV	466	4398	0.06%	0.003%
316	14.628	14.625	14.655	VV	357	4132	0.06%	0.003%
317	14.675	14.655	14.681	VV	413	4281	0.06%	0.003%
318	14.687	14.681	14.700	VV	386	3389	0.05%	0.003%
319	14.720	14.700	14.733	VV	380	5596	0.08%	0.004%
320	14.741	14.733	14.775	VV	499	7368	0.11%	0.006%
321	14.793	14.775	14.803	VV	167	1754	0.03%	0.001%
322	14.848	14.803	14.867	VV	470711	6325782	90.38%	4.863%
323	14.894	14.867	14.984	VV	568207	6998853	100.00%	5.380%
324	14.994	14.984	15.040	VV	460	8073	0.12%	0.006%
325	15.077	15.051	15.109	VV	393	10483	0.15%	0.008%
326	15.110	15.109	15.135	VV	411	4185	0.06%	0.003%
327	15.141	15.135	15.155	VV	236	2008	0.03%	0.002%
328	15.197	15.155	15.201	VV	282	4683	0.07%	0.004%
329	15.212	15.201	15.228	VV	388	3171	0.05%	0.002%
330	15.241	15.228	15.249	VV	203	1881	0.03%	0.001%
331	15.278	15.249	15.309	VV	9303	136131	1.95%	0.105%
332	15.325	15.309	15.360	VV	949	17112	0.24%	0.013%
333	15.375	15.360	15.384	VV	331	3549	0.05%	0.003%
334	15.389	15.384	15.399	VV	517	3729	0.05%	0.003%
335	15.441	15.399	15.470	VV	1967	39675	0.57%	0.031%
336	15.477	15.470	15.525	VV	479	9823	0.14%	0.008%
337	15.544	15.525	15.563	VV	395	5933	0.08%	0.005%
338	15.569	15.563	15.580	VV	269	1909	0.03%	0.001%
339	15.592	15.580	15.619	VV	295	4633	0.07%	0.004%
340	15.641	15.619	15.648	VV	334	4298	0.06%	0.003%
341	15.658	15.648	15.667	VV	457	4380	0.06%	0.003%
342	15.671	15.667	15.677	VV	496	2297	0.03%	0.002%
343	15.682	15.677	15.700	VV	471	4799	0.07%	0.004%
344	15.705	15.700	15.710	VV	317	1713	0.02%	0.001%
345	15.713	15.710	15.720	VV	385	1784	0.03%	0.001%
346	15.745	15.720	15.772	VV	706	15085	0.22%	0.012%
347	15.796	15.772	15.820	VV	791	15842	0.23%	0.012%
348	15.834	15.820	15.867	VV	431	9023	0.13%	0.007%
349	15.885	15.867	15.895	VV	567	7303	0.10%	0.006%
350	15.924	15.895	15.960	VV	51941	663421	9.48%	0.510%
351	15.985	15.960	16.038	VV	625	14154	0.20%	0.011%

Instrument :
FID_D
ClientSampleId :
BACK-1-FLOOR-CENTER-MIDDLE-CMSD

Manual IntegrationsAPPROVED

Reviewed By :Yogesh Patel 08/25/2025
Supervised By :mohammad ahmed 08/26/2025

rteres

352	16.072	16.038	16.087	PV	569	9015	0.13%	0.007%
353	16.092	16.087	16.097	VV	335	1567	[illegible]	
354	16.127	16.097	16.147	VV	717	14223	[illegible]	
355	16.154	16.147	16.167	VV	399	2833	[illegible]	
356	16.187	16.167	16.195	VV	386	4788	[illegible]	
357	16.203	16.195	16.211	VV	356	2372	[illegible]	
358	16.222	16.211	16.227	VV	296	2162	0.03%	0.002%
359	16.240	16.234	16.265	VV	291	3611	0.05%	0.003%
360	16.292	16.265	16.321	VV	2053	30835	0.44%	0.024%
361	16.327	16.321	16.336	VV	288	1818	0.03%	0.001%
362	16.401	16.336	16.416	VV	411608	6053831	86.50%	4.654%
363	16.437	16.416	16.465	VV	497644	5967482	85.26%	4.588%
364	16.487	16.465	16.508	VV	1127	18358	0.26%	0.014%
365	16.512	16.508	16.516	VV	496	2093	0.03%	0.002%
366	16.535	16.516	16.565	VV	1161	19539	0.28%	0.015%
367	16.569	16.565	16.575	VV	405	1412	0.02%	0.001%
368	16.583	16.575	16.595	VV	463	3067	0.04%	0.002%
369	16.601	16.595	16.618	VV	462	3261	0.05%	0.003%
370	16.641	16.618	16.663	VV	2594	31485	0.45%	0.024%
371	16.672	16.663	16.681	VV	365	3008	0.04%	0.002%
372	16.691	16.681	16.695	VV	389	2751	0.04%	0.002%
373	16.714	16.695	16.732	VV	519	8501	0.12%	0.007%
374	16.781	16.732	16.812	VV	442072	5867988	83.84%	4.511%
375	16.816	16.812	16.822	VV	652	3522	0.05%	0.003%
376	16.870	16.822	16.900	VV	51344	681734	9.74%	0.524%
377	16.921	16.900	16.972	VV	2813	56054	0.80%	0.043%
378	16.974	16.972	17.004	VV	516	7821	0.11%	0.006%
379	17.009	17.004	17.020	VV	530	3724	0.05%	0.003%
380	17.038	17.020	17.052	VV	323	4473	0.06%	0.003%
381	17.069	17.052	17.082	VV	539	4344	0.06%	0.003%
382	17.100	17.082	17.108	PV	221	1613	0.02%	0.001%
383	17.124	17.108	17.144	VV	457	3863	0.06%	0.003%
384	17.158	17.144	17.170	VV	315	2756	0.04%	0.002%
385	17.177	17.170	17.186	VV	215	1397	0.02%	0.001%
386	17.227	17.186	17.259	VV	2034	36763	0.53%	0.028%
387	17.266	17.259	17.285	VV	386	4469	0.06%	0.003%
388	17.320	17.285	17.346	VV	2541	40666	0.58%	0.031%
389	17.355	17.346	17.373	VV	432	3562	0.05%	0.003%
390	17.414	17.373	17.449	VV	539	15281	0.22%	0.012%
391	17.456	17.449	17.476	VV	491	3901	0.06%	0.003%
392	17.495	17.476	17.505	PV	201	1787	0.03%	0.001%
393	17.527	17.505	17.532	VV	405	3545	0.05%	0.003%
394	17.550	17.532	17.567	VV	388	6123	0.09%	0.005%
395	17.618	17.567	17.628	VV	558	11487	0.16%	0.009%
396	17.649	17.628	17.660	VV	711	9933	0.14%	0.008%
397	17.674	17.660	17.702	VV	869	12534	0.18%	0.010%
398	17.756	17.702	17.788	VV	47057	655112	9.36%	0.504%
399	17.794	17.788	17.810	VV	692	8222	0.12%	0.006%
400	17.843	17.810	17.877	VV	1447	32761	0.47%	0.025%
401	17.887	17.877	17.897	VV	416	3940	0.06%	0.003%
402	17.924	17.897	17.942	VV	806	14016	0.20%	0.011%
403	17.978	17.953	17.987	PV	698	8389	0.12%	0.006%
404	18.003	17.987	18.014	VV	772	8762	0.13%	0.007%

Instrument :
FID_D
ClientSampleId :
BACK-1-FLOOR-CENTER-MIDDLE-CMSD

Manual IntegrationsAPPROVED

Reviewed By :Yogesh Patel 08/25/2025
Supervised By :mohammad ahmed 08/26/2025

rteres

405	18.019	18.014	18.057	VV	472	7698	0.11%	0.006%
406	18.148	18.057	18.162	PV	411302	6236878	89	
407	18.187	18.162	18.244	VV	433736	5675778	81	
408	18.266	18.244	18.327	VV	1392	34591	0	
409	18.405	18.327	18.434	VV	377691	5493769	78	
410	18.439	18.434	18.454	VV	422	3033	0	

Sum of corrected areas: 130081114

Aromatic EPH 081125.M Mon Aug 25 03:56:47 2025

284 Sheffield Street, Mountainside, New Jersey 07092, Phone : 908 789 8900, Fax : 908 789 8922

Manual Integration Report

Sequence:	FC080125AL	Instrument	FID_c

Sample ID	File ID	Parameter	Review By	Review On	Supervised By	Supervised On	Reason
Q2740-01MS	FC069568.D	n-Dotriacontane (C32)	yogesh	8/4/2025 7:40:14 AM	mohammad	8/5/2025 1:59:30	Peak Integrated by Software
Q2740-01MS	FC069568.D	n-Hexatriacontane (C36)	yogesh	8/4/2025 7:40:14 AM	mohammad	8/5/2025 1:59:30	Peak Integrated by Software
Q2740-01MS	FC069568.D	n-Octatriacontane (C38)	yogesh	8/4/2025 7:40:14 AM	mohammad	8/5/2025 1:59:30	Peak Integrated by Software
Q2740-01MS	FC069568.D	n-Tetracontane (C40)	yogesh	8/4/2025 7:40:14 AM	mohammad	8/5/2025 1:59:30	Peak Integrated by Software
Q2740-01MSD	FC069569.D	n-Dotriacontane (C32)	yogesh	8/4/2025 7:40:12 AM	mohammad	8/5/2025 1:59:30	Peak Integrated by Software
Q2740-01MSD	FC069569.D	n-Hexatriacontane (C36)	yogesh	8/4/2025 7:40:12 AM	mohammad	8/5/2025 1:59:30	Peak Integrated by Software
Q2740-01MSD	FC069569.D	n-Octatriacontane (C38)	yogesh	8/4/2025 7:40:12 AM	mohammad	8/5/2025 1:59:30	Peak Integrated by Software

284 Sheffield Street, Mountainside, New Jersey 07092, Phone : 908 789 8900, Fax : 908 789 8922

Manual Integration Report

Sequence:	FC082225AL	Instrument	FID_c

Sample ID	File ID	Parameter	Review By	Review On	Supervised By	Supervised On	Reason
20 PPM ALIPHATIC HC	FC069707.D	n-Tetracontane (C40)	yogesh	8/25/2025 7:40:55 AM	mohammad	8/26/2025 1:27:02	Peak Integrated by Software

A B C D E F G H I J

284 Sheffield Street, Mountainside, New Jersey 07092, Phone : 908 789 8900, Fax : 908 789 8922

Manual Integration Report

Sequence:	FD081125AR	Instrument	FID_d

Sample ID	File ID	Parameter	Review By	Review On	Supervised By	Supervised On	Reason

A B C D E F G H I J

284 Sheffield Street, Mountainside, New Jersey 07092, Phone : 908 789 8900, Fax : 908 789 8922

Manual Integration Report

Sequence:	FD082225AR	Instrument	FID_d

Sample ID	File ID	Parameter	Review By	Review On	Supervised By	Supervised On	Reason
PB169364BS	FD049646.D	Bnezo[k]fluoranthene (C30.14)	yogesh	8/25/2025 11:09:31 AM	mohammad	8/26/2025 1:26:52	Peak Integrated by Software
PB169364BSD	FD049647.D	Bnezo[k]fluoranthene (C30.14)	yogesh	8/25/2025 11:09:32 AM	mohammad	8/26/2025 1:26:52	Peak Integrated by Software
Q2892-05MS	FD049660.D	Bnezo[k]fluoranthene (C30.14)	yogesh	8/25/2025 11:09:34 AM	mohammad	8/26/2025 1:26:52	Peak Integrated by Software
Q2892-05MSD	FD049661.D	Bnezo[k]fluoranthene (C30.14)	yogesh	8/25/2025 11:09:35 AM	mohammad	8/26/2025 1:26:52	Peak Integrated by Software

284 Sheffield Street, Mountainside, New Jersey 07092, Phone : 908 789 8900, Fax : 908 789 8922

Manual Integration Report

Sequence:	FE080125AL	Instrument	FID_e

Sample ID	File ID	Parameter	Review By	Review On	Supervised By	Supervised On	Reason
Q2741-01	FE055114.D	ortho-Terphenyl (SURR)	yogesh	8/4/2025 7:39:52 AM	mohammad	8/5/2025 1:59:38	Peak Integrated by Software
Q2741-02	FE055115.D	ortho-Terphenyl (SURR)	yogesh	8/4/2025 7:39:54 AM	mohammad	8/5/2025 1:59:38	Peak Integrated by Software
Q2734-01	FE055116.D	ortho-Terphenyl (SURR)	yogesh	8/4/2025 7:39:55 AM	mohammad	8/5/2025 1:59:38	Peak Integrated by Software
20 PPM ALIPHATIC HC	FE055118.D	n-Tetracontane (C40)	yogesh	8/4/2025 7:39:57 AM	mohammad	8/5/2025 1:59:38	Peak Integrated by Software

284 Sheffield Street, Mountainside, New Jersey 07092, Phone : 908 789 8900, Fax : 908 789 8922

Manual Integration Report

Sequence:	FE082525AL	Instrument	FID_e

Sample ID	File ID	Parameter	Review By	Review On	Supervised By	Supervised On	Reason
Q2832-01	FE055474.D	1-chlorooctadecane (SURR)	yogesh	8/26/2025 7:41:12 AM	mohammad	8/26/2025 7:53:11	Peak Integrated by Software
Q2926-01	FE055479.D	ortho-Terphenyl (SURR)	yogesh	8/26/2025 7:41:13 AM	mohammad	8/26/2025 7:53:11	Peak Integrated by Software
Q2926-02	FE055480.D	ortho-Terphenyl (SURR)	yogesh	8/26/2025 7:41:14 AM	mohammad	8/26/2025 7:53:11	Peak Integrated by Software
Q2932-01	FE055481.D	ortho-Terphenyl (SURR)	yogesh	8/26/2025 7:41:16 AM	mohammad	8/26/2025 7:53:11	Peak Integrated by Software
Q2947-03	FE055485.D	1-chlorooctadecane (SURR)	yogesh	8/26/2025 7:41:18 AM	mohammad	8/26/2025 7:53:11	Peak Integrated by Software
Q2947-03	FE055485.D	ortho-Terphenyl (SURR)	yogesh	8/26/2025 7:41:18 AM	mohammad	8/26/2025 7:53:11	Peak Integrated by Software

284 Sheffield Street, Mountainside, New Jersey 07092, Phone : 908 789 8900,
Fax : 908 789 8922

Instrument ID: FID_C

Daily Analysis Runlog For Sequence/QCBatch ID # FC080125AL

Review By	yogesh	Review On	8/1/2025 10:37:24 AM		
Supervise By	mohammad	Supervise On	8/5/2025 1:59:30 AM		
SubDirectory	FC080125AL	HP Acquire Method		HP Processing Method	FC080125AL

STD. NAME	STD REF.#
Tune/Reschk	
Initial Calibration Stds	PP24768,PP24770,PP24771,PP24772,PP24773
CCC	PP24771
Internal Standard/PEM	
ICV/I.BLK	PP24769,PP24774
Surrogate Standard	
MS/MSD Standard	
LCS Standard	

Sr#	SampleId	Data File Name	Date-Time	Operator	Status
1	MECL2	FC069556.D	01 Aug 2025 09:39	YP/AJ	Ok
2	I.BLK	FC069557.D	01 Aug 2025 10:20	YP/AJ	Ok
3	100 PPM ALIPHATIC HC STD1	FC069558.D	01 Aug 2025 11:01	YP/AJ	Ok
4	50 PPM ALIPHATIC HC STD2	FC069559.D	01 Aug 2025 11:43	YP/AJ	Ok
5	20 PPM ALIPHATIC HC STD3	FC069560.D	01 Aug 2025 12:24	YP/AJ	Ok
6	10 PPM ALIPHATIC HC STD4	FC069561.D	01 Aug 2025 13:06	YP/AJ	Ok
7	5 PPM ALIPHATIC HC STD5	FC069562.D	01 Aug 2025 13:47	YP/AJ	Ok
8	20 PPM ALIPHATIC HC STD ICV	FC069563.D	01 Aug 2025 14:28	YP/AJ	Ok
9	I.BLK	FC069564.D	01 Aug 2025 15:10	YP/AJ	Ok
10	20 PPM ALIPHATIC HC STD	FC069565.D	01 Aug 2025 15:52	YP/AJ	Ok
11	Q2740-01	FC069566.D	01 Aug 2025 16:37	YP/AJ	Dilution
12	Q2740-01D	FC069567.D	01 Aug 2025 17:19	YP/AJ	Ok
13	Q2740-01MS	FC069568.D	01 Aug 2025 18:02	YP/AJ	Ok,M
14	Q2740-01MSD	FC069569.D	01 Aug 2025 18:44	YP/AJ	Ok,M
15	I.BLK	FC069570.D	01 Aug 2025 19:26	YP/AJ	Ok
16	20 PPM ALIPHATIC HC STD	FC069571.D	01 Aug 2025 20:09	YP/AJ	Ok

M : Manual Integration

284 Sheffield Street, Mountainside, New Jersey 07092, Phone : 908 789 8900,
Fax : 908 789 8922

Instrument ID: FID_C

Daily Analysis Runlog For Sequence/QCBatch ID # FC082225AL

Review By	yogesh	Review On	8/22/2025 4:37:47 PM		
Supervise By	mohammad	Supervise On	8/26/2025 1:27:02 AM		
SubDirectory	FC082225AL	HP Acquire Method		HP Processing Method	FC080125AL

STD. NAME	STD REF.#
Tune/Reschk	
Initial Calibration Stds	PP24768,PP24770,PP24771,PP24772,PP24773
CCC	PP24771
Internal Standard/PEM	
ICV/I.BLK	PP24769,PP24774
Surrogate Standard	
MS/MSD Standard	
LCS Standard	

Sr#	SampleId	Data File Name	Date-Time	Operator	Status
1	MECL2	FC069705.D	22 Aug 2025 11:54	YP/AJ	Ok
2	I.BLK	FC069706.D	22 Aug 2025 12:35	YP/AJ	Ok
3	20 PPM ALIPHATIC HC STD	FC069707.D	22 Aug 2025 13:18	YP/AJ	Ok,M
4	PB169364BS	FC069708.D	22 Aug 2025 15:26	YP/AJ	Ok
5	PB169364BSD	FC069709.D	22 Aug 2025 16:31	YP/AJ	Ok
6	PB169364BL	FC069710.D	22 Aug 2025 17:14	YP/AJ	Ok
7	Q2892-05	FC069711.D	22 Aug 2025 17:58	YP/AJ	Ok
8	Q2892-05D	FC069712.D	22 Aug 2025 18:43	YP/AJ	Ok
9	Q2892-05MS	FC069713.D	22 Aug 2025 19:28	YP/AJ	Ok
10	Q2892-05MSD	FC069714.D	22 Aug 2025 20:12	YP/AJ	Ok
11	I.BLK	FC069715.D	22 Aug 2025 21:41	YP/AJ	Ok
12	20 PPM ALIPHATIC HC STD	FC069716.D	22 Aug 2025 22:26	YP/AJ	Ok

M : Manual Integration

284 Sheffield Street, Mountainside, New Jersey 07092, Phone : 908 789 8900,
Fax : 908 789 8922

Instrument ID: FID_D

Daily Analysis Runlog For Sequence/QCBatch ID # FD081125AR

Review By	yogesh	Review On	8/11/2025 12:27:21 PM		
Supervise By	mohammad	Supervise On	8/13/2025 1:17:39 AM		
SubDirectory	FD081125AR	HP Acquire Method		HP Processing Method	FD081125AR

STD. NAME	STD REF.#
Tune/Reschk	
Initial Calibration Stds	PP24500,PP24502,PP24503,PP24504,PP24505
CCC	PP24503
Internal Standard/PEM	
ICV/I.BLK	PP24501,PP24506
Surrogate Standard	
MS/MSD Standard	
LCS Standard	

Sr#	SampleId	Data File Name	Date-Time	Operator	Status
1	MECL2	FD049603.D	11 Aug 2025 08:46	YP/AJ	Ok
2	I.BLK	FD049604.D	11 Aug 2025 09:29	YP/AJ	Ok
3	100 PPM AROMATIC HC STD1	FD049605.D	11 Aug 2025 10:39	YP/AJ	Ok
4	50 PPM AROMATIC HC STD2	FD049606.D	11 Aug 2025 11:22	YP/AJ	Ok
5	20 PPM AROMATIC HC STD3	FD049607.D	11 Aug 2025 12:06	YP/AJ	Ok
6	10 PPM AROMATIC HC STD4	FD049608.D	11 Aug 2025 12:51	YP/AJ	Ok
7	5 PPM AROMATIC HC STD5	FD049609.D	11 Aug 2025 13:35	YP/AJ	Ok
8	20 PPM AROMATIC HC STD ICV	FD049610.D	11 Aug 2025 14:20	YP/AJ	Ok
9	I.BLK	FD049611.D	11 Aug 2025 15:05	YP/AJ	Ok
10	20 PPM AROMATIC HC STD	FD049612.D	11 Aug 2025 15:52	YP/AJ	Ok

M : Manual Integration

284 Sheffield Street, Mountainside, New Jersey 07092, Phone : 908 789 8900,
Fax : 908 789 8922

Instrument ID: FID_D

Daily Analysis Runlog For Sequence/QCBatch ID # FD082225AR

Review By	yogesh	Review On	8/22/2025 3:39:04 PM		
Supervise By	mohammad	Supervise On	8/26/2025 1:26:52 AM		
SubDirectory	FD082225AR	HP Acquire Method		HP Processing Method	FD081125AR

STD. NAME	STD REF.#
Tune/Reschk	
Initial Calibration Stds	PP24500,PP24502,PP24503,PP24504,PP24505
CCC	PP24503
Internal Standard/PEM	
ICV/I.BLK	PP24501,PP24506
Surrogate Standard	
MS/MSD Standard	
LCS Standard	

Sr#	SampleId	Data File Name	Date-Time	Operator	Status
1	MECL2	FD049643.D	22 Aug 2025 11:54	YP/AJ	Ok
2	I.BLK	FD049644.D	22 Aug 2025 12:35	YP/AJ	Ok
3	20 PPM AROMATIC HC STD	FD049645.D	22 Aug 2025 13:18	YP/AJ	Ok
4	PB169364BS	FD049646.D	22 Aug 2025 15:26	YP/AJ	Ok,M
5	PB169364BSD	FD049647.D	22 Aug 2025 16:31	YP/AJ	Ok,M
6	PB169364BL	FD049648.D	22 Aug 2025 17:14	YP/AJ	Ok
7	Q2832-01	FD049649.D	22 Aug 2025 17:58	YP/AJ	Ok
8	Q2832-03	FD049650.D	22 Aug 2025 18:43	YP/AJ	Ok
9	Q2832-05	FD049651.D	22 Aug 2025 19:28	YP/AJ	Ok
10	Q2832-07	FD049652.D	22 Aug 2025 20:12	YP/AJ	Ok
11	Q2832-09	FD049653.D	22 Aug 2025 20:56	YP/AJ	Ok
12	I.BLK	FD049654.D	22 Aug 2025 22:26	YP/AJ	Ok
13	20 PPM AROMATIC HC STD	FD049655.D	22 Aug 2025 23:13	YP/AJ	Ok
14	Q2892-01	FD049656.D	23 Aug 2025 00:47	YP/AJ	Ok
15	Q2892-03	FD049657.D	23 Aug 2025 01:34	YP/AJ	Ok
16	Q2892-05	FD049658.D	23 Aug 2025 02:21	YP/AJ	Ok
17	Q2892-05D	FD049659.D	23 Aug 2025 03:08	YP/AJ	Ok
18	Q2892-05MS	FD049660.D	23 Aug 2025 03:54	YP/AJ	Ok,M
19	Q2892-05MSD	FD049661.D	23 Aug 2025 04:42	YP/AJ	Ok,M
20	Q2892-07	FD049662.D	23 Aug 2025 05:26	YP/AJ	Ok
21	Q2892-09	FD049663.D	23 Aug 2025 06:08	YP/AJ	Ok

284 Sheffield Street, Mountainside, New Jersey 07092, Phone : 908 789 8900,
Fax : 908 789 8922

Instrument ID: FID_D

Daily Analysis Runlog For Sequence/QCBatch ID # FD082225AR

Review By	yogesh	Review On	8/22/2025 3:39:04 PM		
Supervise By	mohammad	Supervise On	8/26/2025 1:26:52 AM		
SubDirectory	FD082225AR	HP Acquire Method		HP Processing Method	FD081125AR

STD. NAME	STD REF.#
Tune/Reschk	
Initial Calibration Stds	PP24500,PP24502,PP24503,PP24504,PP24505
CCC	PP24503
Internal Standard/PEM	
ICV/I.BLK	PP24501,PP24506
Surrogate Standard	
MS/MSD Standard	
LCS Standard	

22	Q2892-11	FD049664.D	23 Aug 2025 06:50	YP/AJ	Ok
23	I.BLK	FD049665.D	23 Aug 2025 07:32	YP/AJ	Ok
24	20 PPM AROMATIC HC STD	FD049666.D	23 Aug 2025 08:55	YP/AJ	Ok

M : Manual Integration

284 Sheffield Street, Mountainside, New Jersey 07092, Phone : 908 789 8900,
Fax : 908 789 8922

Instrument ID: FID_E

Daily Analysis Runlog For Sequence/QCBatch ID # FE080125AL

Review By	yogesh	Review On	8/1/2025 10:51:38 AM		
Supervise By	mohammad	Supervise On	8/5/2025 1:59:38 AM		
SubDirectory	FE080125AL	HP Acquire Method		HP Processing Method	FE080125AL

STD. NAME	STD REF.#
Tune/Reschk	
Initial Calibration Stds	PP24768,PP24770,PP24771,PP24772,PP24773
CCC	PP24771
Internal Standard/PEM	
ICV/I.BLK	PP24769,PP24774
Surrogate Standard	
MS/MSD Standard	
LCS Standard	

Sr#	SampleId	Data File Name	Date-Time	Operator	Status
1	MECL2	FE055100.D	01 Aug 2025 10:24	YP\AJ	Ok
2	I.BLK	FE055101.D	01 Aug 2025 10:54	YP\AJ	Ok
3	100 PPM ALIPHATIC HC STD1	FE055102.D	01 Aug 2025 11:24	YP\AJ	Ok
4	50 PPM ALIPHATIC HC STD2	FE055103.D	01 Aug 2025 11:54	YP\AJ	Ok
5	20 PPM ALIPHATIC HC STD3	FE055104.D	01 Aug 2025 12:25	YP\AJ	Ok
6	10 PPM ALIPHATIC HC STD4	FE055105.D	01 Aug 2025 12:55	YP\AJ	Ok
7	5 PPM ALIPHATIC HC STD5	FE055106.D	01 Aug 2025 13:25	YP\AJ	Ok
8	20 PPM ALIPHATIC HC STD ICV	FE055107.D	01 Aug 2025 13:55	YP\AJ	Ok
9	I.BLK	FE055108.D	01 Aug 2025 14:25	YP\AJ	Ok
10	20 PPM ALIPHATIC HC STD	FE055109.D	01 Aug 2025 14:55	YP\AJ	Ok
11	PB169089BL	FE055110.D	01 Aug 2025 16:36	YP\AJ	Ok
12	PB169089BS	FE055111.D	01 Aug 2025 17:07	YP\AJ	Ok
13	PB169089BSD	FE055112.D	01 Aug 2025 17:37	YP\AJ	Ok
14	Q2740-02	FE055113.D	01 Aug 2025 18:07	YP\AJ	Ok
15	Q2741-01	FE055114.D	01 Aug 2025 18:37	YP\AJ	Ok,M
16	Q2741-02	FE055115.D	01 Aug 2025 19:07	YP\AJ	Ok,M
17	Q2734-01	FE055116.D	01 Aug 2025 19:38	YP\AJ	Dilution
18	I.BLK	FE055117.D	01 Aug 2025 20:08	YP\AJ	Ok
19	20 PPM ALIPHATIC HC STD	FE055118.D	01 Aug 2025 20:38	YP\AJ	Ok,M

M : Manual Integration

284 Sheffield Street, Mountainside, New Jersey 07092, Phone : 908 789 8900,
Fax : 908 789 8922

Instrument ID: FID_E

Daily Analysis Runlog For Sequence/QCBatch ID # FE082525AL

Review By	yogesh	Review On	8/25/2025 11:19:25 AM		
Supervise By	mohammad	Supervise On	8/26/2025 7:53:11 AM		
SubDirectory	FE082525AL	HP Acquire Method		HP Processing Method	FE080125AL

STD. NAME	STD REF.#
Tune/Reschk	
Initial Calibration Stds	PP24768,PP24770,PP24771,PP24772,PP24773
CCC	PP24771
Internal Standard/PEM	
ICV/I.BLK	PP24769,PP24774
Surrogate Standard	
MS/MSD Standard	
LCS Standard	

Sr#	SampleId	Data File Name	Date-Time	Operator	Status
1	MECL2	FE055471.D	25 Aug 2025 08:22	YP\AJ	Ok
2	I.BLK	FE055472.D	25 Aug 2025 08:52	YP\AJ	Ok
3	20 PPM ALIPHATIC HC STD	FE055473.D	25 Aug 2025 09:22	YP\AJ	Ok
4	Q2832-01	FE055474.D	25 Aug 2025 09:53	YP\AJ	Ok,M
5	Q2832-03	FE055475.D	25 Aug 2025 10:23	YP\AJ	Ok
6	Q2832-05	FE055476.D	25 Aug 2025 10:53	YP\AJ	Ok
7	Q2832-07	FE055477.D	25 Aug 2025 11:24	YP\AJ	Ok
8	Q2832-09	FE055478.D	25 Aug 2025 11:54	YP\AJ	Ok
9	Q2926-01	FE055479.D	25 Aug 2025 13:16	YP\AJ	Dilution
10	Q2926-02	FE055480.D	25 Aug 2025 13:46	YP\AJ	Dilution
11	Q2932-01	FE055481.D	25 Aug 2025 14:17	YP\AJ	Dilution
12	Q2941-01	FE055482.D	25 Aug 2025 14:47	YP\AJ	Ok
13	Q2947-01	FE055483.D	25 Aug 2025 15:18	YP\AJ	Dilution
14	Q2947-02	FE055484.D	25 Aug 2025 15:48	YP\AJ	Dilution
15	Q2947-03	FE055485.D	25 Aug 2025 16:19	YP\AJ	Dilution
16	Q2947-04	FE055486.D	25 Aug 2025 16:49	YP\AJ	Dilution
17	Q2949-01	FE055487.D	25 Aug 2025 17:20	YP\AJ	Ok
18	Q2949-02	FE055488.D	25 Aug 2025 17:50	YP\AJ	Ok
19	I.BLK	FE055489.D	25 Aug 2025 18:51	YP\AJ	Ok
20	20 PPM ALIPHATIC HC STD	FE055490.D	25 Aug 2025 19:22	YP\AJ	Ok

M : Manual Integration

284 Sheffield Street, Mountainside, New Jersey 07092, Phone : 908 789 8900,
Fax : 908 789 8922

Instrument ID: FID_C

Daily Analysis Runlog For Sequence/QCBatch ID # FC080125AL

Review By	yogesh	Review On	8/1/2025 10:37:24 AM		
Supervise By	mohammad	Supervise On	8/5/2025 1:59:30 AM		
SubDirectory	FC080125AL	HP Acquire Method		HP Processing Method	FC080125AL

STD. NAME	STD REF.#
Tune/Reschk	
Initial Calibration Stds	PP24768,PP24770,PP24771,PP24772,PP24773
CCC	PP24771
Internal Standard/PEM	
ICV/I.BLK	PP24769,PP24774
Surrogate Standard	
MS/MSD Standard	
LCS Standard	

Sr#	SampleId	ClientID	Data File Name	Date-Time	Comment	Operator	Status
1	MECL2	MECL2	FC069556.D	01 Aug 2025 09:39		YP/AJ	Ok
2	I.BLK	I.BLK	FC069557.D	01 Aug 2025 10:20		YP/AJ	Ok
3	100 PPM ALIPHATIC H	100 PPM ALIPHATIC H	FC069558.D	01 Aug 2025 11:01		YP/AJ	Ok
4	50 PPM ALIPHATIC HC	50 PPM ALIPHATIC HC	FC069559.D	01 Aug 2025 11:43		YP/AJ	Ok
5	20 PPM ALIPHATIC HC	20 PPM ALIPHATIC HC	FC069560.D	01 Aug 2025 12:24		YP/AJ	Ok
6	10 PPM ALIPHATIC HC	10 PPM ALIPHATIC HC	FC069561.D	01 Aug 2025 13:06		YP/AJ	Ok
7	5 PPM ALIPHATIC HC	5 PPM ALIPHATIC HC	FC069562.D	01 Aug 2025 13:47		YP/AJ	Ok
8	20 PPM ALIPHATIC HC	20 PPM ALIPHATIC HC	FC069563.D	01 Aug 2025 14:28		YP/AJ	Ok
9	I.BLK	I.BLK	FC069564.D	01 Aug 2025 15:10		YP/AJ	Ok
10	20 PPM ALIPHATIC HC	20 PPM ALIPHATIC HC	FC069565.D	01 Aug 2025 15:52		YP/AJ	Ok
11	Q2740-01	OR-02-07312025	FC069566.D	01 Aug 2025 16:37	Need 2X	YP/AJ	Dilution
12	Q2740-01D	Q2740-01D	FC069567.D	01 Aug 2025 17:19		YP/AJ	Ok
13	Q2740-01MS	OR-02-07312025MS	FC069568.D	01 Aug 2025 18:02	FC069566.D	YP/AJ	Ok,M
14	Q2740-01MSD	OR-02-07312025MSD	FC069569.D	01 Aug 2025 18:44	FC069566.D!FC069568.D	YP/AJ	Ok,M
15	I.BLK	I.BLK	FC069570.D	01 Aug 2025 19:26		YP/AJ	Ok
16	20 PPM ALIPHATIC HC	20 PPM ALIPHATIC HC	FC069571.D	01 Aug 2025 20:09		YP/AJ	Ok

M : Manual Integration

284 Sheffield Street, Mountainside, New Jersey 07092, Phone : 908 789 8900,
Fax : 908 789 8922

Instrument ID: FID_C

Daily Analysis Runlog For Sequence/QCBatch ID # FC082225AL

Review By	yogesh	Review On	8/22/2025 4:37:47 PM		
Supervise By	mohammad	Supervise On	8/26/2025 1:27:02 AM		
SubDirectory	FC082225AL	HP Acquire Method		HP Processing Method	FC080125AL

STD. NAME	STD REF.#
Tune/Reschk	
Initial Calibration Stds	PP24768,PP24770,PP24771,PP24772,PP24773
CCC	PP24771
Internal Standard/PEM	
ICV/I.BLK	PP24769,PP24774
Surrogate Standard	
MS/MSD Standard	
LCS Standard	

Sr#	SampleId	ClientID	Data File Name	Date-Time	Comment	Operator	Status
1	MECL2	MECL2	FC069705.D	22 Aug 2025 11:54		YP/AJ	Ok
2	I.BLK	I.BLK	FC069706.D	22 Aug 2025 12:35		YP/AJ	Ok
3	20 PPM ALIPHATIC HC	20 PPM ALIPHATIC HC	FC069707.D	22 Aug 2025 13:18		YP/AJ	Ok,M
4	PB169364BS	PB169364BS	FC069708.D	22 Aug 2025 15:26	naphthalene break down - 0.340, 2-methylnephthalene break down - 0.151	YP/AJ	Ok
5	PB169364BSD	PB169364BSD	FC069709.D	22 Aug 2025 16:31	naphthalene break down - 0.384, 2-methylnephthalene break down - 0.324	YP/AJ	Ok
6	PB169364BL	PB169364BL	FC069710.D	22 Aug 2025 17:14		YP/AJ	Ok
7	Q2892-05	BACK-1-FLOOR-CENT	FC069711.D	22 Aug 2025 17:58		YP/AJ	Ok
8	Q2892-05D	Q2892-05D	FC069712.D	22 Aug 2025 18:43		YP/AJ	Ok
9	Q2892-05MS	BACK-1-FLOOR-CENT	FC069713.D	22 Aug 2025 19:28	FC069711.D	YP/AJ	Ok
10	Q2892-05MSD	BACK-1-FLOOR-CENT	FC069714.D	22 Aug 2025 20:12	FC069711.D!FC069713.D	YP/AJ	Ok
11	I.BLK	I.BLK	FC069715.D	22 Aug 2025 21:41		YP/AJ	Ok
12	20 PPM ALIPHATIC HC	20 PPM ALIPHATIC HC	FC069716.D	22 Aug 2025 22:26		YP/AJ	Ok

M : Manual Integration

284 Sheffield Street, Mountainside, New Jersey 07092, Phone : 908 789 8900,
Fax : 908 789 8922

Instrument ID: FID_D

Daily Analysis Runlog For Sequence/QCBatch ID # FD081125AR

Review By	yogesh	Review On	8/11/2025 12:27:21 PM		
Supervise By	mohammad	Supervise On	8/13/2025 1:17:39 AM		
SubDirectory	FD081125AR	HP Acquire Method		HP Processing Method	FD081125AR

STD. NAME	STD REF.#
Tune/Reschk	
Initial Calibration Stds	PP24500,PP24502,PP24503,PP24504,PP24505
CCC	PP24503
Internal Standard/PEM	
ICV/I.BLK	PP24501,PP24506
Surrogate Standard	
MS/MSD Standard	
LCS Standard	

Sr#	SampleId	ClientID	Data File Name	Date-Time	Comment	Operator	Status
1	MECL2	MECL2	FD049603.D	11 Aug 2025 08:46		YP/AJ	Ok
2	I.BLK	I.BLK	FD049604.D	11 Aug 2025 09:29		YP/AJ	Ok
3	100 PPM AROMATIC H	100 PPM AROMATIC H	FD049605.D	11 Aug 2025 10:39		YP/AJ	Ok
4	50 PPM AROMATIC HC	50 PPM AROMATIC HC	FD049606.D	11 Aug 2025 11:22		YP/AJ	Ok
5	20 PPM AROMATIC HC	20 PPM AROMATIC HC	FD049607.D	11 Aug 2025 12:06		YP/AJ	Ok
6	10 PPM AROMATIC HC	10 PPM AROMATIC HC	FD049608.D	11 Aug 2025 12:51		YP/AJ	Ok
7	5 PPM AROMATIC HC	5 PPM AROMATIC HC	FD049609.D	11 Aug 2025 13:35		YP/AJ	Ok
8	20 PPM AROMATIC HC	20 PPM AROMATIC HC	FD049610.D	11 Aug 2025 14:20		YP/AJ	Ok
9	I.BLK	I.BLK	FD049611.D	11 Aug 2025 15:05		YP/AJ	Ok
10	20 PPM AROMATIC HC	20 PPM AROMATIC HC	FD049612.D	11 Aug 2025 15:52		YP/AJ	Ok

M : Manual Integration

284 Sheffield Street, Mountainside, New Jersey 07092, Phone : 908 789 8900,
Fax : 908 789 8922

Instrument ID: FID_D

Daily Analysis Runlog For Sequence/QCBatch ID # FD082225AR

Review By	yogesh	Review On	8/22/2025 3:39:04 PM		
Supervise By	mohammad	Supervise On	8/26/2025 1:26:52 AM		
SubDirectory	FD082225AR	HP Acquire Method		HP Processing Method	FD081125AR

STD. NAME	STD REF.#
Tune/Reschk	
Initial Calibration Stds	PP24500,PP24502,PP24503,PP24504,PP24505
CCC	PP24503
Internal Standard/PEM	
ICV/I.BLK	PP24501,PP24506
Surrogate Standard	
MS/MSD Standard	
LCS Standard	

Sr#	SampleId	ClientID	Data File Name	Date-Time	Comment	Operator	Status
1	MECL2	MECL2	FD049643.D	22 Aug 2025 11:54		YP/AJ	Ok
2	I.BLK	I.BLK	FD049644.D	22 Aug 2025 12:35		YP/AJ	Ok
3	20 PPM AROMATIC HC	20 PPM AROMATIC HC	FD049645.D	22 Aug 2025 13:18		YP/AJ	Ok
4	PB169364BS	PB169364BS	FD049646.D	22 Aug 2025 15:26	naphthalene break down - 0.340, 2-methylnephthalene break down - 0.151	YP/AJ	Ok,M
5	PB169364BSD	PB169364BSD	FD049647.D	22 Aug 2025 16:31	naphthalene break down - 0.384, 2-methylnephthalene break down - 0.324	YP/AJ	Ok,M
6	PB169364BL	PB169364BL	FD049648.D	22 Aug 2025 17:14		YP/AJ	Ok
7	Q2832-01	TG-S01	FD049649.D	22 Aug 2025 17:58		YP/AJ	Ok
8	Q2832-03	TG-S02	FD049650.D	22 Aug 2025 18:43		YP/AJ	Ok
9	Q2832-05	TG-S03	FD049651.D	22 Aug 2025 19:28		YP/AJ	Ok
10	Q2832-07	TG-S04	FD049652.D	22 Aug 2025 20:12		YP/AJ	Ok
11	Q2832-09	TG-S05	FD049653.D	22 Aug 2025 20:56		YP/AJ	Ok
12	I.BLK	I.BLK	FD049654.D	22 Aug 2025 22:26		YP/AJ	Ok
13	20 PPM AROMATIC HC	20 PPM AROMATIC HC	FD049655.D	22 Aug 2025 23:13		YP/AJ	Ok
14	Q2892-01	1-FLOOR-NORTH-EAS	FD049656.D	23 Aug 2025 00:47		YP/AJ	Ok
15	Q2892-03	1-FLOOR-DRILL-B-BA	FD049657.D	23 Aug 2025 01:34		YP/AJ	Ok
16	Q2892-05	BACK-1-FLOOR-CENT	FD049658.D	23 Aug 2025 02:21		YP/AJ	Ok

284 Sheffield Street, Mountainside, New Jersey 07092, Phone : 908 789 8900,
Fax : 908 789 8922

Instrument ID: FID_D

Daily Analysis Runlog For Sequence/QCBatch ID # FD082225AR

Review By	yogesh	Review On	8/22/2025 3:39:04 PM		
Supervise By	mohammad	Supervise On	8/26/2025 1:26:52 AM		
SubDirectory	FD082225AR	HP Acquire Method		HP Processing Method	FD081125AR

STD. NAME	STD REF.#
Tune/Reschk	
Initial Calibration Stds	PP24500,PP24502,PP24503,PP24504,PP24505
CCC	PP24503
Internal Standard/PEM	
ICV/I.BLK	PP24501,PP24506
Surrogate Standard	
MS/MSD Standard	
LCS Standard	

17	Q2892-05D	Q2892-05D	FD049659.D	23 Aug 2025 03:08		YP/AJ	Ok
18	Q2892-05MS	BACK-1-FLOOR-CENT	FD049660.D	23 Aug 2025 03:54	FD049658.D	YP/AJ	Ok,M
19	Q2892-05MSD	BACK-1-FLOOR-CENT	FD049661.D	23 Aug 2025 04:42	FD049658.D!FD049660.D	YP/AJ	Ok,M
20	Q2892-07	3-FLOOR-NORTH-D	FD049662.D	23 Aug 2025 05:26		YP/AJ	Ok
21	Q2892-09	3-FLOOR-SOUTH-E	FD049663.D	23 Aug 2025 06:08		YP/AJ	Ok
22	Q2892-11	FRONT-1-FLOOR-F	FD049664.D	23 Aug 2025 06:50		YP/AJ	Ok
23	I.BLK	I.BLK	FD049665.D	23 Aug 2025 07:32		YP/AJ	Ok
24	20 PPM AROMATIC HC	20 PPM AROMATIC HC	FD049666.D	23 Aug 2025 08:55		YP/AJ	Ok

M : Manual Integration

284 Sheffield Street, Mountainside, New Jersey 07092, Phone : 908 789 8900,
Fax : 908 789 8922

Instrument ID: FID_E

Daily Analysis Runlog For Sequence/QCBatch ID # FE080125AL

Review By	yogesh	Review On	8/1/2025 10:51:38 AM		
Supervise By	mohammad	Supervise On	8/5/2025 1:59:38 AM		
SubDirectory	FE080125AL	HP Acquire Method		HP Processing Method	FE080125AL

STD. NAME	STD REF.#
Tune/Reschk	
Initial Calibration Stds	PP24768,PP24770,PP24771,PP24772,PP24773
CCC	PP24771
Internal Standard/PEM	
ICV/I.BLK	PP24769,PP24774
Surrogate Standard	
MS/MSD Standard	
LCS Standard	

Sr#	SampleId	ClientID	Data File Name	Date-Time	Comment	Operator	Status
1	MECL2	MECL2	FE055100.D	01 Aug 2025 10:24		YP\AJ	Ok
2	I.BLK	I.BLK	FE055101.D	01 Aug 2025 10:54		YP\AJ	Ok
3	100 PPM ALIPHATIC H	100 PPM ALIPHATIC H	FE055102.D	01 Aug 2025 11:24		YP\AJ	Ok
4	50 PPM ALIPHATIC HC	50 PPM ALIPHATIC HC	FE055103.D	01 Aug 2025 11:54		YP\AJ	Ok
5	20 PPM ALIPHATIC HC	20 PPM ALIPHATIC HC	FE055104.D	01 Aug 2025 12:25		YP\AJ	Ok
6	10 PPM ALIPHATIC HC	10 PPM ALIPHATIC HC	FE055105.D	01 Aug 2025 12:55		YP\AJ	Ok
7	5 PPM ALIPHATIC HC	5 PPM ALIPHATIC HC	FE055106.D	01 Aug 2025 13:25		YP\AJ	Ok
8	20 PPM ALIPHATIC HC	20 PPM ALIPHATIC HC	FE055107.D	01 Aug 2025 13:55		YP\AJ	Ok
9	I.BLK	I.BLK	FE055108.D	01 Aug 2025 14:25		YP\AJ	Ok
10	20 PPM ALIPHATIC HC	20 PPM ALIPHATIC HC	FE055109.D	01 Aug 2025 14:55		YP\AJ	Ok
11	PB169089BL	PB169089BL	FE055110.D	01 Aug 2025 16:36		YP\AJ	Ok
12	PB169089BS	PB169089BS	FE055111.D	01 Aug 2025 17:07		YP\AJ	Ok
13	PB169089BSD	PB169089BSD	FE055112.D	01 Aug 2025 17:37		YP\AJ	Ok
14	Q2740-02	OR-02-07312025-E2	FE055113.D	01 Aug 2025 18:07		YP\AJ	Ok
15	Q2741-01	TR-05-07312025	FE055114.D	01 Aug 2025 18:37		YP\AJ	Ok,M
16	Q2741-02	TR-05-07312025-E2	FE055115.D	01 Aug 2025 19:07		YP\AJ	Ok,M
17	Q2734-01	VNJ-253	FE055116.D	01 Aug 2025 19:38	Need 2X	YP\AJ	Dilution
18	I.BLK	I.BLK	FE055117.D	01 Aug 2025 20:08		YP\AJ	Ok

284 Sheffield Street, Mountainside, New Jersey 07092, Phone : 908 789 8900,
Fax : 908 789 8922

Instrument ID: FID_E

Daily Analysis Runlog For Sequence/QCBatch ID # FE080125AL

Review By	yogesh	Review On	8/1/2025 10:51:38 AM		
Supervise By	mohammad	Supervise On	8/5/2025 1:59:38 AM		
SubDirectory	FE080125AL	HP Acquire Method		HP Processing Method	FE080125AL

STD. NAME	STD REF.#
Tune/Reschk	
Initial Calibration Stds	PP24768,PP24770,PP24771,PP24772,PP24773
CCC	PP24771
Internal Standard/PEM	
ICV/I.BLK	PP24769,PP24774
Surrogate Standard	
MS/MSD Standard	
LCS Standard	

19	20 PPM ALIPHATIC HC	20 PPM ALIPHATIC HC	FE055118.D	01 Aug 2025 20:38		YP\AJ	Ok,M

M : Manual Integration

284 Sheffield Street, Mountainside, New Jersey 07092, Phone : 908 789 8900,
Fax : 908 789 8922

Instrument ID: FID_E

Daily Analysis Runlog For Sequence/QCBatch ID # FE082525AL

Review By	yogesh	Review On	8/25/2025 11:19:25 AM		
Supervise By	mohammad	Supervise On	8/26/2025 7:53:11 AM		
SubDirectory	FE082525AL	HP Acquire Method		HP Processing Method	FE080125AL

STD. NAME	STD REF.#
Tune/Reschk	
Initial Calibration Stds	PP24768,PP24770,PP24771,PP24772,PP24773
CCC	PP24771
Internal Standard/PEM	
ICV/I.BLK	PP24769,PP24774
Surrogate Standard	
MS/MSD Standard	
LCS Standard	

Sr#	SampleId	ClientID	Data File Name	Date-Time	Comment	Operator	Status
1	MECL2	MECL2	FE055471.D	25 Aug 2025 08:22		YP\AJ	Ok
2	I.BLK	I.BLK	FE055472.D	25 Aug 2025 08:52		YP\AJ	Ok
3	20 PPM ALIPHATIC HC	20 PPM ALIPHATIC HC	FE055473.D	25 Aug 2025 09:22		YP\AJ	Ok
4	Q2832-01	TG-S01	FE055474.D	25 Aug 2025 09:53		YP\AJ	Ok,M
5	Q2832-03	TG-S02	FE055475.D	25 Aug 2025 10:23		YP\AJ	Ok
6	Q2832-05	TG-S03	FE055476.D	25 Aug 2025 10:53		YP\AJ	Ok
7	Q2832-07	TG-S04	FE055477.D	25 Aug 2025 11:24		YP\AJ	Ok
8	Q2832-09	TG-S05	FE055478.D	25 Aug 2025 11:54		YP\AJ	Ok
9	Q2926-01	TR-04-08212025	FE055479.D	25 Aug 2025 13:16	Need 5X,Surrogate high	YP\AJ	Dilution
10	Q2926-02	TR-04-08212025	FE055480.D	25 Aug 2025 13:46	Need 5X,Surrogate high	YP\AJ	Dilution
11	Q2932-01	ARS20-0009	FE055481.D	25 Aug 2025 14:17	Need 2X	YP\AJ	Dilution
12	Q2941-01	SOIL-COMP(1-2)	FE055482.D	25 Aug 2025 14:47		YP\AJ	Ok
13	Q2947-01	291	FE055483.D	25 Aug 2025 15:18	Need 5X,100X	YP\AJ	Dilution
14	Q2947-02	291-E2	FE055484.D	25 Aug 2025 15:48	Need 2X,100X	YP\AJ	Dilution
15	Q2947-03	235	FE055485.D	25 Aug 2025 16:19	Need 5X,20X	YP\AJ	Dilution
16	Q2947-04	235-E2	FE055486.D	25 Aug 2025 16:49	Need 10X,100X	YP\AJ	Dilution
17	Q2949-01	367	FE055487.D	25 Aug 2025 17:20		YP\AJ	Ok
18	Q2949-02	367-E2	FE055488.D	25 Aug 2025 17:50		YP\AJ	Ok

284 Sheffield Street, Mountainside, New Jersey 07092, Phone : 908 789 8900,
Fax : 908 789 8922

Instrument ID: FID_E

Daily Analysis Runlog For Sequence/QCBatch ID # FE082525AL

Review By	yogesh	Review On	8/25/2025 11:19:25 AM		
Supervise By	mohammad	Supervise On	8/26/2025 7:53:11 AM		
SubDirectory	FE082525AL	HP Acquire Method		HP Processing Method	FE080125AL

STD. NAME	STD REF.#
Tune/Reschk	
Initial Calibration Stds	PP24768,PP24770,PP24771,PP24772,PP24773
CCC	PP24771
Internal Standard/PEM	
ICV/I.BLK	PP24769,PP24774
Surrogate Standard	
MS/MSD Standard	
LCS Standard	

19	I.BLK	I.BLK	FE055489.D	25 Aug 2025 18:51		YP\AJ	Ok
20	20 PPM ALIPHATIC HC	20 PPM ALIPHATIC HC	FE055490.D	25 Aug 2025 19:22		YP\AJ	Ok

M : Manual Integration

Alliance TECHNICAL GROUP

EXTRACTION LOGPAGE

PB169364

SOP ID:	MNJDEP-EPH-8				
Clean Up SOP #:	N/A			**Extraction Start Date :**	08/21/2025
Matrix :	Solid			**Extraction Start Time :**	11:00
Weigh By:	EH	**Extraction By:**	RJ	**Extraction End Date :**	08/22/2025
Balance check:	RJ	**Filter By:**	RJ	**Extraction End Time :**	10:25
Balance ID:	EX-SC-2	**pH Meter ID:**	N/A	**Concentration By:**	EH
pH Strip Lot#:	N/A	**Hood ID:**	3,7	**Supervisor By :**	RUPESH

Extraction Method: [ ] Seperatory Funnel [ ] Continious Liquid/Liquid [ ] Sonication [ ] Waste Dilution [√] Soxhlet

Standared Name	MLS USED	Concentration ug/mL	STD REF. # FROM LOG
Spike Sol 1	1.0ML	100 PPM	PP24767
Surrogate	1.0ML	100 PPM	PP24652
Fractionation Surrogate	1.0ML	100 PPM	PP24801
N/A	N/A	N/A	N/A
N/A	N/A	N/A	N/A

Chemical Used	ML/SAMPLE USED	Lot Number
MeCl2/Acetone/1:1	N/A	EP2626
Baked Na2SO4	N/A	EP2632
Sand	N/A	E3951
Hexane	N/A	E3962
N/A	N/A	N/A
N/A	N/A	N/A
N/A	N/A	N/A
N/A	N/A	N/A
N/A	N/A	N/A
N/A	N/A	N/A
N/A	N/A	N/A
N/A	N/A	N/A
N/A	N/A	N/A
N/A	N/A	N/A

Extraction Conformance/Non-Conformance Comments:

1.5ML Vial Lot # 2210443.

KD Bath ID:	N/A	**Envap ID:**	NE VAP-02
KD Bath Temperature:	N/A	**Envap Temperature:**	40 °C

Date / Time	Prepped Sample Relinquished By/Location	Received By/Location
8/22/25	RS (Ext lab)	Y.P. Pest/PCB
10:30	**Preparation Group**	**Analysis Group**

Alliance TECHNICAL GROUP

EXTRACTION LOGPAGE

PrepBatch ID : PB169364

Analytical Method: MNJDEP-EPH-8

Concentration Date: 08/22/2025

Sample ID	Client Sample ID	Test	g/ mL	PH	Surr/Spike By:		Final Vol. (mL)	JarID	Comments	Prep Pos
					AddedBy	VerifiedBy				
PB169364BL	PB169364BL	EPH	30.01	N/A	ritesh	Evelyn	2			U1-1
PB169364BS	PB169364BS	EPH	30.03	N/A	ritesh	Evelyn	2			2
PB169364BSD	PB169364BSD	EPH	30.02	N/A	ritesh	Evelyn	2			3
Q2832-01	TG-S01	EPH	30.05	N/A	ritesh	Evelyn	2	F		4
Q2832-03	TG-S02	EPH	30.08	N/A	ritesh	Evelyn	2	F		5
Q2832-05	TG-S03	EPH	30.04	N/A	ritesh	Evelyn	2	F		6
Q2832-07	TG-S04	EPH	30.07	N/A	ritesh	Evelyn	2	F		U2-1
Q2832-09	TG-S05	EPH	30.10	N/A	ritesh	Evelyn	2	F		2
Q2892-01	1-FLOOR-NORTH-EAST-CORNER-BACK-A	EPH	30.03	N/A	ritesh	Evelyn	2	E		3
Q2892-03	1-FLOOR-DRILL-B-BACK	EPH	30.06	N/A	ritesh	Evelyn	2	E		4
Q2892-05	BACK-1-FLOOR-CENTER-MIDDLE-C	EPH	30.09	N/A	ritesh	Evelyn	2	E		5
Q2892-05DUP	BACK-1-FLOOR-CENTER-MIDDLE-CDUP	EPH	30.07	N/A	ritesh	Evelyn	2	E		6
Q2892-05MS	BACK-1-FLOOR-CENTER-MIDDLE-CMS	EPH	30.04	N/A	ritesh	Evelyn	2	E		U3-1
Q2892-05MSD	BACK-1-FLOOR-CENTER-MIDDLE-CMSD	EPH	30.06	N/A	ritesh	Evelyn	2	E		2
Q2892-07	3-FLOOR-NORTH-D	EPH	30.05	N/A	ritesh	Evelyn	2	E		3
Q2892-09	3-FLOOR-SOUTH-E	EPH	30.08	N/A	ritesh	Evelyn	2	E		4
Q2892-11	FRONT-1-FLOOR-F	EPH	30.10	N/A	ritesh	Evelyn	2	E		5

RS
8/22

* **Extracts relinquished on the same date as received.**

168364
11:00

WORKLIST(Hardcopy Internal Chain)

WorkList Name : Q2892E **WorkList ID :** 191438 **Department :** Extraction **Date :** 08-21-2025 10:16:28

Sample	Customer Sample	Matrix	Test	Preservative	Customer	Raw Sample Storage Location	Collect Date	Method
Q2832-01	TG-S01	Solid	EPH	Cool 4 deg C	PORT06	J21	08/11/2025	NJEPH
Q2832-03	TG-S02	Solid	EPH	Cool 4 deg C	PORT06	J21	08/11/2025	NJEPH
Q2832-05	TG-S03	Solid	EPH	Cool 4 deg C	PORT06	J21	08/11/2025	NJEPH
Q2832-07	TG-S04	Solid	EPH	Cool 4 deg C	PORT06	J21	08/11/2025	NJEPH
Q2832-09	TG-S05	Solid	EPH	Cool 4 deg C	PORT06	J21	08/12/2025	NJEPH
Q2892-01	1-FLOOR-NORTH-EAST-CORN	Solid	EPH	Cool 4 deg C	BAPS03	D31	08/15/2025	NJEPH
Q2892-03	1-FLOOR-DRILL-B-BACK	Solid	EPH	Cool 4 deg C	BAPS03	D31	08/15/2025	NJEPH
Q2892-05	BACK-1-FLOOR-CENTER-MID	Solid	EPH	Cool 4 deg C	BAPS03	D31	08/15/2025	NJEPH
Q2892-07	3-FLOOR-NORTH-D	Solid	EPH	Cool 4 deg C	BAPS03	D31	08/15/2025	NJEPH
Q2892-09	3-FLOOR-SOUTH-E	Solid	EPH	Cool 4 deg C	BAPS03	D31	08/15/2025	NJEPH
Q2892-11	FRONT-1-FLOOR-F	Solid	EPH	Cool 4 deg C	BAPS03	D31	08/15/2025	NJEPH

Date/Time 08/21/25 10:55
Raw Sample Received by: RJ (Ext-lab)
Raw Sample Relinquished by: [illegible]

Date/Time 08/21/25 11:25
Raw Sample Received by: [illegible]
Raw Sample Relinquished by: RJ (Ext-lab)

J I H G F E D C B A

284 Sheffield Street, Mountainside, New Jersey 07092, Phone : 908 789 8900, Fax : 908 789 8922

LAB CHRONICLE

OrderID:	Q2832	**OrderDate:**	8/12/2025 9:37:00 AM
Client:	Portal Partners Tri-Venture	**Project:**	Amtrak Sawtooth Bridges 2025
Contact:	Joseph Krupansky	**Location:**	J21,VOA Lab

LabID	ClientID	Matrix	Test	Method	Sample Date	Prep Date	Anal Date	Received
Q2832-01	**TG-S01**	**SOIL**			**08/11/25**			**08/12/25**
			PCB	8082A		08/13/25	08/13/25	
			EPH	NJEPH		08/21/25	08/22/25	
			EPH	NJEPH		08/21/25	08/25/25	
Q2832-02	**TG-S01**	**TCLP**			**08/11/25**			**08/12/25**
			TCLP Herbicide	8151A		08/15/25	08/15/25	
			TCLP Pesticide	8081B		08/15/25	08/15/25	
Q2832-03	**TG-S02**	**SOIL**			**08/11/25**			**08/12/25**
			PCB	8082A		08/13/25	08/13/25	
			EPH	NJEPH		08/21/25	08/22/25	
			EPH	NJEPH		08/21/25	08/25/25	
Q2832-03DL	**TG-S02DL**	**SOIL**			**08/11/25**			**08/12/25**
			PCB	8082A		08/13/25	08/14/25	
Q2832-04	**TG-S02**	**TCLP**			**08/11/25**			**08/12/25**
			TCLP Herbicide	8151A		08/15/25	08/15/25	
			TCLP Pesticide	8081B		08/15/25	08/15/25	
Q2832-04RE	**TG-S02RE**	**TCLP**			**08/11/25**			**08/12/25**
			TCLP Herbicide	8151A		08/15/25	08/18/25	
Q2832-05	**TG-S03**	**SOIL**			**08/11/25**			**08/12/25**
			PCB	8082A		08/13/25	08/13/25	
			EPH	NJEPH		08/21/25	08/22/25	
			EPH	NJEPH		08/21/25	08/25/25	
Q2832-05DL	**TG-S03DL**	**SOIL**			**08/11/25**			**08/12/25**
			PCB	8082A		08/13/25	08/14/25	
Q2832-06	**TG-S03**	**TCLP**			**08/11/25**			**08/12/25**

284 Sheffield Street, Mountainside, New Jersey 07092, Phone : 908 789 8900, Fax : 908 789 8922

LAB CHRONICLE

			TCLP Herbicide	8151A		08/15/25	08/15/25	
			TCLP Pesticide	8081B		08/15/25	08/15/25	
Q2832-06RE	**TG-S03RE**	**TCLP**			**08/11/25**			**08/12/25**
			TCLP Herbicide	8151A		08/15/25	08/18/25	
Q2832-07	**TG-S04**	**SOIL**			**08/11/25**			**08/12/25**
			PCB	8082A		08/13/25	08/13/25	
			EPH	NJEPH		08/21/25	08/22/25	
			EPH	NJEPH		08/21/25	08/25/25	
Q2832-07DL	**TG-S04DL**	**SOIL**			**08/11/25**			**08/12/25**
			PCB	8082A		08/13/25	08/14/25	
Q2832-08	**TG-S04**	**TCLP**			**08/11/25**			**08/12/25**
			TCLP Herbicide	8151A		08/15/25	08/15/25	
			TCLP Pesticide	8081B		08/15/25	08/15/25	
Q2832-08RE	**TG-S04RE**	**TCLP**			**08/11/25**			**08/12/25**
			TCLP Herbicide	8151A		08/15/25	08/18/25	
Q2832-09	**TG-S05**	**SOIL**			**08/12/25**			**08/12/25**
			PCB	8082A		08/13/25	08/13/25	
			EPH	NJEPH		08/21/25	08/22/25	
			EPH	NJEPH		08/21/25	08/25/25	
Q2832-10	**TG-S05**	**TCLP**			**08/12/25**			**08/12/25**
			TCLP Herbicide	8151A		08/15/25	08/15/25	
			TCLP Pesticide	8081B		08/15/25	08/15/25	
Q2832-10RE	**TG-S05RE**	**TCLP**			**08/12/25**			**08/12/25**
			TCLP Herbicide	8151A		08/15/25	08/18/25	

284 Sheffield Street, Mountainside, New Jersey 07092, Phone : 908 789 8900,
Fax : 908 789 8922

A B C D E F G H I J

Hit Summary Sheet
SW-846

SDG No.: Q2832 **Order ID:** Q2832

Client: Portal Partners Tri-Venture **Project ID:** Amtrak Sawtooth Bridges 2025

Sample ID	Client ID	Matrix	Parameter	Concentration	C	MDL	RDL	Units
Client ID : TG-S01								
Q2832-01	TG-S01	SOIL	Aluminum	4280		0.84	5.00	mg/Kg
Q2832-01	TG-S01	SOIL	Antimony	3.49		0.22	2.50	mg/Kg
Q2832-01	TG-S01	SOIL	Arsenic	4.25		0.19	1.00	mg/Kg
Q2832-01	TG-S01	SOIL	Barium	49.3		0.73	5.00	mg/Kg
Q2832-01	TG-S01	SOIL	Beryllium	0.38		0.025	0.30	mg/Kg
Q2832-01	TG-S01	SOIL	Cadmium	0.67		0.024	0.30	mg/Kg
Q2832-01	TG-S01	SOIL	Calcium	3530		11.1	100	mg/Kg
Q2832-01	TG-S01	SOIL	Chromium	14.9		0.047	0.50	mg/Kg
Q2832-01	TG-S01	SOIL	Cobalt	6.14		0.10	1.50	mg/Kg
Q2832-01	TG-S01	SOIL	Copper	41.6		0.22	1.00	mg/Kg
Q2832-01	TG-S01	SOIL	Iron	12900		3.99	5.00	mg/Kg
Q2832-01	TG-S01	SOIL	Lead	176		0.13	0.60	mg/Kg
Q2832-01	TG-S01	SOIL	Magnesium	2060		12.0	100	mg/Kg
Q2832-01	TG-S01	SOIL	Manganese	184		0.14	1.00	mg/Kg
Q2832-01	TG-S01	SOIL	Mercury	1.41	D	0.037	0.067	mg/Kg
Q2832-01	TG-S01	SOIL	Nickel	15.2		0.13	2.00	mg/Kg
Q2832-01	TG-S01	SOIL	Potassium	514		27.7	100	mg/Kg
Q2832-01	TG-S01	SOIL	Selenium	0.30	J	0.26	1.00	mg/Kg
Q2832-01	TG-S01	SOIL	Silver	0.55		0.12	0.50	mg/Kg
Q2832-01	TG-S01	SOIL	Sodium	138		17.8	100	mg/Kg
Q2832-01	TG-S01	SOIL	Vanadium	15.0		0.25	2.00	mg/Kg
Q2832-01	TG-S01	SOIL	Zinc	76.3		0.23	2.00	mg/Kg
Client ID : TG-S02								
Q2832-03	TG-S02	SOIL	Aluminum	5370		0.84	5.02	mg/Kg
Q2832-03	TG-S02	SOIL	Antimony	0.39	J	0.22	2.51	mg/Kg
Q2832-03	TG-S02	SOIL	Arsenic	8.16		0.19	1.00	mg/Kg
Q2832-03	TG-S02	SOIL	Barium	67.4		0.73	5.02	mg/Kg
Q2832-03	TG-S02	SOIL	Beryllium	0.51		0.025	0.30	mg/Kg
Q2832-03	TG-S02	SOIL	Cadmium	1.08		0.024	0.30	mg/Kg
Q2832-03	TG-S02	SOIL	Calcium	4580		11.1	100	mg/Kg
Q2832-03	TG-S02	SOIL	Chromium	17.8		0.047	0.50	mg/Kg
Q2832-03	TG-S02	SOIL	Cobalt	8.23		0.10	1.51	mg/Kg
Q2832-03	TG-S02	SOIL	Copper	71.0		0.22	1.00	mg/Kg
Q2832-03	TG-S02	SOIL	Iron	18800		4.00	5.02	mg/Kg
Q2832-03	TG-S02	SOIL	Lead	146		0.13	0.60	mg/Kg
Q2832-03	TG-S02	SOIL	Magnesium	3450		12.0	100	mg/Kg
Q2832-03	TG-S02	SOIL	Manganese	233		0.14	1.00	mg/Kg

284 Sheffield Street, Mountainside, New Jersey 07092, Phone : 908 789 8900,
Fax : 908 789 8922

Hit Summary Sheet
SW-846

SDG No.: Q2832 **Order ID:** Q2832

Client: Portal Partners Tri-Venture **Project ID:** Amtrak Sawtooth Bridges 2025

Sample ID	Client ID	Matrix	Parameter	Concentration	C	MDL	RDL	Units
Q2832-03	TG-S02	SOIL	Mercury	0.35		0.0080	0.014	mg/Kg
Q2832-03	TG-S02	SOIL	Nickel	21.6		0.13	2.01	mg/Kg
Q2832-03	TG-S02	SOIL	Potassium	848		27.8	100	mg/Kg
Q2832-03	TG-S02	SOIL	Selenium	0.57	J	0.26	1.00	mg/Kg
Q2832-03	TG-S02	SOIL	Silver	0.77		0.12	0.50	mg/Kg
Q2832-03	TG-S02	SOIL	Sodium	156		17.9	100	mg/Kg
Q2832-03	TG-S02	SOIL	Vanadium	23.0		0.25	2.01	mg/Kg
Q2832-03	TG-S02	SOIL	Zinc	120		0.23	2.01	mg/Kg
Client ID :	**TG-S03**							
Q2832-05	TG-S03	SOIL	Aluminum	5880		0.81	4.85	mg/Kg
Q2832-05	TG-S03	SOIL	Antimony	1.62	J	0.21	2.42	mg/Kg
Q2832-05	TG-S03	SOIL	Arsenic	10.3		0.18	0.97	mg/Kg
Q2832-05	TG-S03	SOIL	Barium	77.1		0.71	4.85	mg/Kg
Q2832-05	TG-S03	SOIL	Beryllium	0.63		0.024	0.29	mg/Kg
Q2832-05	TG-S03	SOIL	Cadmium	1.84		0.023	0.29	mg/Kg
Q2832-05	TG-S03	SOIL	Calcium	5360		10.8	96.9	mg/Kg
Q2832-05	TG-S03	SOIL	Chromium	27.4		0.046	0.49	mg/Kg
Q2832-05	TG-S03	SOIL	Cobalt	13.7		0.097	1.45	mg/Kg
Q2832-05	TG-S03	SOIL	Copper	130		0.21	0.97	mg/Kg
Q2832-05	TG-S03	SOIL	Iron	22300		3.87	4.85	mg/Kg
Q2832-05	TG-S03	SOIL	Lead	208		0.13	0.58	mg/Kg
Q2832-05	TG-S03	SOIL	Magnesium	2870		11.6	96.9	mg/Kg
Q2832-05	TG-S03	SOIL	Manganese	282		0.14	0.97	mg/Kg
Q2832-05	TG-S03	SOIL	Mercury	0.49		0.0070	0.013	mg/Kg
Q2832-05	TG-S03	SOIL	Nickel	44.9		0.13	1.94	mg/Kg
Q2832-05	TG-S03	SOIL	Potassium	816		26.8	96.9	mg/Kg
Q2832-05	TG-S03	SOIL	Selenium	0.68	J	0.25	0.97	mg/Kg
Q2832-05	TG-S03	SOIL	Silver	0.95		0.12	0.49	mg/Kg
Q2832-05	TG-S03	SOIL	Sodium	170		17.3	96.9	mg/Kg
Q2832-05	TG-S03	SOIL	Vanadium	29.9		0.24	1.94	mg/Kg
Q2832-05	TG-S03	SOIL	Zinc	220		0.22	1.94	mg/Kg
Client ID :	**TG-S04**							
Q2832-07	TG-S04	SOIL	Aluminum	6050		0.82	4.86	mg/Kg
Q2832-07	TG-S04	SOIL	Antimony	2.55		0.21	2.43	mg/Kg
Q2832-07	TG-S04	SOIL	Arsenic	14.0		0.19	0.97	mg/Kg
Q2832-07	TG-S04	SOIL	Barium	137		0.71	4.86	mg/Kg
Q2832-07	TG-S04	SOIL	Beryllium	0.90		0.024	0.29	mg/Kg
Q2832-07	TG-S04	SOIL	Cadmium	2.65		0.023	0.29	mg/Kg
Q2832-07	TG-S04	SOIL	Calcium	5510		10.8	97.2	mg/Kg

284 Sheffield Street, Mountainside, New Jersey 07092, Phone : 908 789 8900,
Fax : 908 789 8922

Hit Summary Sheet
SW-846

SDG No.: Q2832 **Order ID:** Q2832

Client: Portal Partners Tri-Venture **Project ID:** Amtrak Sawtooth Bridges 2025

Sample ID	Client ID	Matrix	Parameter	Concentration	C	MDL	RDL	Units
Q2832-07	TG-S04	SOIL	Chromium	128		0.046	0.49	mg/Kg
Q2832-07	TG-S04	SOIL	Cobalt	29.7		0.097	1.46	mg/Kg
Q2832-07	TG-S04	SOIL	Copper	235		0.21	0.97	mg/Kg
Q2832-07	TG-S04	SOIL	Iron	29500		3.88	4.86	mg/Kg
Q2832-07	TG-S04	SOIL	Lead	250		0.13	0.58	mg/Kg
Q2832-07	TG-S04	SOIL	Magnesium	3680		11.7	97.2	mg/Kg
Q2832-07	TG-S04	SOIL	Manganese	326		0.14	0.97	mg/Kg
Q2832-07	TG-S04	SOIL	Mercury	0.44		0.0070	0.013	mg/Kg
Q2832-07	TG-S04	SOIL	Nickel	152		0.13	1.94	mg/Kg
Q2832-07	TG-S04	SOIL	Potassium	934		26.9	97.2	mg/Kg
Q2832-07	TG-S04	SOIL	Selenium	1.05		0.25	0.97	mg/Kg
Q2832-07	TG-S04	SOIL	Silver	1.19		0.12	0.49	mg/Kg
Q2832-07	TG-S04	SOIL	Sodium	295		17.3	97.2	mg/Kg
Q2832-07	TG-S04	SOIL	Vanadium	57.2		0.24	1.94	mg/Kg
Q2832-07	TG-S04	SOIL	Zinc	334		0.22	1.94	mg/Kg
Client ID :	**TG-S05**							
Q2832-09	TG-S05	SOIL	Aluminum	3310		0.79	4.68	mg/Kg
Q2832-09	TG-S05	SOIL	Antimony	7.25		0.21	2.34	mg/Kg
Q2832-09	TG-S05	SOIL	Arsenic	23.7		0.18	0.94	mg/Kg
Q2832-09	TG-S05	SOIL	Barium	217		0.68	4.68	mg/Kg
Q2832-09	TG-S05	SOIL	Beryllium	0.83		0.023	0.28	mg/Kg
Q2832-09	TG-S05	SOIL	Cadmium	1.71		0.022	0.28	mg/Kg
Q2832-09	TG-S05	SOIL	Calcium	4400		10.4	93.6	mg/Kg
Q2832-09	TG-S05	SOIL	Chromium	40.4		0.044	0.47	mg/Kg
Q2832-09	TG-S05	SOIL	Cobalt	7.36		0.094	1.40	mg/Kg
Q2832-09	TG-S05	SOIL	Copper	206		0.21	0.94	mg/Kg
Q2832-09	TG-S05	SOIL	Iron	35300		3.74	4.68	mg/Kg
Q2832-09	TG-S05	SOIL	Lead	544		0.12	0.56	mg/Kg
Q2832-09	TG-S05	SOIL	Magnesium	1030		11.2	93.6	mg/Kg
Q2832-09	TG-S05	SOIL	Manganese	162		0.13	0.94	mg/Kg
Q2832-09	TG-S05	SOIL	Mercury	0.70		0.0080	0.015	mg/Kg
Q2832-09	TG-S05	SOIL	Nickel	26.0		0.12	1.87	mg/Kg
Q2832-09	TG-S05	SOIL	Potassium	479		25.9	93.6	mg/Kg
Q2832-09	TG-S05	SOIL	Selenium	2.73		0.24	0.94	mg/Kg
Q2832-09	TG-S05	SOIL	Silver	1.19		0.11	0.47	mg/Kg
Q2832-09	TG-S05	SOIL	Sodium	162		16.7	93.6	mg/Kg
Q2832-09	TG-S05	SOIL	Vanadium	28.5		0.23	1.87	mg/Kg
Q2832-09	TG-S05	SOIL	Zinc	118		0.22	1.87	mg/Kg

Alliance
TECHNICAL GROUP

A
B
C
D
E
F
G
H
I
J

SAMPLE DATA

Alliance TECHNICAL GROUP
284 Sheffield Street, Mountainside, New Jersey 07092, Phone : 908 789 8900,
Fax : 908 789 8922

Report of Analysis

Client:	Portal Partners Tri-Venture	Date Collected:	08/11/25
Project:	Amtrak Sawtooth Bridges 2025	Date Received:	08/12/25
Client Sample ID:	TG-S01	SDG No.:	Q2832
Lab Sample ID:	Q2832-01	Matrix:	SOIL
Level (low/med):	low	% Solid:	93.4

Cas	Parameter	Conc.	Qua.	DF	MDL	LOQ / CRQL	Units(Dry Weight)	Prep Date	Date Ana.	Ana Met.	Prep Met.
7429-90-5	Aluminum	4280		1	0.84	5.00	mg/Kg	08/12/25 13:05	08/14/25 12:59	6010D	SW3050
7440-36-0	Antimony	3.49		1	0.22	2.50	mg/Kg	08/12/25 13:05	08/14/25 12:59	6010D	SW3050
7440-38-2	Arsenic	4.25		1	0.19	1.00	mg/Kg	08/12/25 13:05	08/14/25 12:59	6010D	SW3050
7440-39-3	Barium	49.3		1	0.73	5.00	mg/Kg	08/12/25 13:05	08/14/25 12:59	6010D	SW3050
7440-41-7	Beryllium	0.38		1	0.025	0.30	mg/Kg	08/12/25 13:05	08/14/25 12:59	6010D	SW3050
7440-43-9	Cadmium	0.67		1	0.024	0.30	mg/Kg	08/12/25 13:05	08/14/25 12:59	6010D	SW3050
7440-70-2	Calcium	3530		1	11.1	100	mg/Kg	08/12/25 13:05	08/14/25 12:59	6010D	SW3050
7440-47-3	Chromium	14.9	N	1	0.047	0.50	mg/Kg	08/12/25 13:05	08/14/25 12:59	6010D	SW3050
7440-48-4	Cobalt	6.14		1	0.10	1.50	mg/Kg	08/12/25 13:05	08/14/25 12:59	6010D	SW3050
7440-50-8	Copper	41.6		1	0.22	1.00	mg/Kg	08/12/25 13:05	08/14/25 12:59	6010D	SW3050
7439-89-6	Iron	12900		1	3.99	5.00	mg/Kg	08/12/25 13:05	08/14/25 12:59	6010D	SW3050
7439-92-1	Lead	176		1	0.13	0.60	mg/Kg	08/12/25 13:05	08/14/25 12:59	6010D	SW3050
7439-95-4	Magnesium	2060		1	12.0	100	mg/Kg	08/12/25 13:05	08/14/25 12:59	6010D	SW3050
7439-96-5	Manganese	184	*	1	0.14	1.00	mg/Kg	08/12/25 13:05	08/14/25 12:59	6010D	SW3050
7439-97-6	Mercury	1.41	DN*	5	0.037	0.067	mg/Kg	08/13/25 10:30	08/13/25 15:44	7471B	
7440-02-0	Nickel	15.2		1	0.13	2.00	mg/Kg	08/12/25 13:05	08/14/25 12:59	6010D	SW3050
7440-09-7	Potassium	514		1	27.7	100	mg/Kg	08/12/25 13:05	08/14/25 12:59	6010D	SW3050
7782-49-2	Selenium	0.30	J	1	0.26	1.00	mg/Kg	08/12/25 13:05	08/14/25 12:59	6010D	SW3050
7440-22-4	Silver	0.55		1	0.12	0.50	mg/Kg	08/12/25 13:05	08/14/25 12:59	6010D	SW3050
7440-23-5	Sodium	138	N	1	17.8	100	mg/Kg	08/12/25 13:05	08/14/25 12:59	6010D	SW3050
7440-28-0	Thallium	0.23	U	1	0.23	2.00	mg/Kg	08/12/25 13:05	08/14/25 12:59	6010D	SW3050
7440-62-2	Vanadium	15.0	N	1	0.25	2.00	mg/Kg	08/12/25 13:05	08/14/25 12:59	6010D	SW3050
7440-66-6	Zinc	76.3		1	0.23	2.00	mg/Kg	08/12/25 13:05	08/14/25 12:59	6010D	SW3050

Color Before:	Dark Brown	Clarity Before:		Texture:	Medium
Color After:	Yellow	Clarity After:		Artifacts:	
Comments:	METALS-TAL				

U = Not Detected
LOQ = Limit of Quantitation
MDL = Method Detection Limit
LOD = Limit of Detection
D = Dilution
Q = indicates LCS control criteria did not meet requirements

J = Estimated Value
B = Analyte Found in Associated Method Blank
* = indicates the duplicate analysis is not within control limits.
E = Indicates the reported value is estimated because of the presence of interference.
OR = Over Range
N =Spiked sample recovery not within control limits

284 Sheffield Street, Mountainside, New Jersey 07092, Phone : 908 789 8900,
Fax : 908 789 8922

Report of Analysis

Client:	Portal Partners Tri-Venture	Date Collected:	08/11/25
Project:	Amtrak Sawtooth Bridges 2025	Date Received:	08/12/25
Client Sample ID:	TG-S02	SDG No.:	Q2832
Lab Sample ID:	Q2832-03	Matrix:	SOIL
Level (low/med):	low	% Solid:	94

Cas	Parameter	Conc.	Qua.	DF	MDL	LOQ / CRQL	Units(Dry Weight)	Prep Date	Date Ana.	Ana Met.	Prep Met.
7429-90-5	Aluminum	5370		1	0.84	5.02	mg/Kg	08/12/25 13:05	08/13/25 17:25	6010D	SW3050
7440-36-0	Antimony	0.39	J	1	0.22	2.51	mg/Kg	08/12/25 13:05	08/13/25 17:25	6010D	SW3050
7440-38-2	Arsenic	8.16		1	0.19	1.00	mg/Kg	08/12/25 13:05	08/13/25 17:25	6010D	SW3050
7440-39-3	Barium	67.4		1	0.73	5.02	mg/Kg	08/12/25 13:05	08/13/25 17:25	6010D	SW3050
7440-41-7	Beryllium	0.51		1	0.025	0.30	mg/Kg	08/12/25 13:05	08/13/25 17:25	6010D	SW3050
7440-43-9	Cadmium	1.08		1	0.024	0.30	mg/Kg	08/12/25 13:05	08/13/25 17:25	6010D	SW3050
7440-70-2	Calcium	4580		1	11.1	100	mg/Kg	08/12/25 13:05	08/13/25 17:25	6010D	SW3050
7440-47-3	Chromium	17.8	N	1	0.047	0.50	mg/Kg	08/12/25 13:05	08/13/25 17:25	6010D	SW3050
7440-48-4	Cobalt	8.23		1	0.10	1.51	mg/Kg	08/12/25 13:05	08/13/25 17:25	6010D	SW3050
7440-50-8	Copper	71.0		1	0.22	1.00	mg/Kg	08/12/25 13:05	08/13/25 17:25	6010D	SW3050
7439-89-6	Iron	18800		1	4.00	5.02	mg/Kg	08/12/25 13:05	08/13/25 17:25	6010D	SW3050
7439-92-1	Lead	146		1	0.13	0.60	mg/Kg	08/12/25 13:05	08/13/25 17:25	6010D	SW3050
7439-95-4	Magnesium	3450		1	12.0	100	mg/Kg	08/12/25 13:05	08/13/25 17:25	6010D	SW3050
7439-96-5	Manganese	233	*	1	0.14	1.00	mg/Kg	08/12/25 13:05	08/13/25 17:25	6010D	SW3050
7439-97-6	Mercury	0.35	N*	1	0.0080	0.014	mg/Kg	08/13/25 10:30	08/13/25 15:02	7471B	
7440-02-0	Nickel	21.6		1	0.13	2.01	mg/Kg	08/12/25 13:05	08/13/25 17:25	6010D	SW3050
7440-09-7	Potassium	848		1	27.8	100	mg/Kg	08/12/25 13:05	08/13/25 17:25	6010D	SW3050
7782-49-2	Selenium	0.57	J	1	0.26	1.00	mg/Kg	08/12/25 13:05	08/13/25 17:25	6010D	SW3050
7440-22-4	Silver	0.77		1	0.12	0.50	mg/Kg	08/12/25 13:05	08/13/25 17:25	6010D	SW3050
7440-23-5	Sodium	156	N	1	17.9	100	mg/Kg	08/12/25 13:05	08/13/25 17:25	6010D	SW3050
7440-28-0	Thallium	0.23	U	1	0.23	2.01	mg/Kg	08/12/25 13:05	08/13/25 17:25	6010D	SW3050
7440-62-2	Vanadium	23.0	N	1	0.25	2.01	mg/Kg	08/12/25 13:05	08/13/25 17:25	6010D	SW3050
7440-66-6	Zinc	120		1	0.23	2.01	mg/Kg	08/12/25 13:05	08/13/25 17:25	6010D	SW3050

Color Before:	Dark Brown	Clarity Before:		Texture:	Medium
Color After:	Yellow	Clarity After:		Artifacts:	
Comments:	METALS-TAL				

U = Not Detected
LOQ = Limit of Quantitation
MDL = Method Detection Limit
LOD = Limit of Detection
D = Dilution
Q = indicates LCS control criteria did not meet requirements

J = Estimated Value
B = Analyte Found in Associated Method Blank
* = indicates the duplicate analysis is not within control limits.
E = Indicates the reported value is estimated because of the presence of interference.
OR = Over Range
N =Spiked sample recovery not within control limits

284 Sheffield Street, Mountainside, New Jersey 07092, Phone : 908 789 8900,
Fax : 908 789 8922

Report of Analysis

Client:	Portal Partners Tri-Venture	Date Collected:	08/11/25
Project:	Amtrak Sawtooth Bridges 2025	Date Received:	08/12/25
Client Sample ID:	TG-S03	SDG No.:	Q2832
Lab Sample ID:	Q2832-05	Matrix:	SOIL
Level (low/med):	low	% Solid:	93.8

Cas	Parameter	Conc.	Qua.	DF	MDL	LOQ / CRQL	Units(Dry Weight)	Prep Date	Date Ana.	Ana Met.	Prep Met.
7429-90-5	Aluminum	5880		1	0.81	4.85	mg/Kg	08/12/25 13:05	08/13/25 17:29	6010D	SW3050
7440-36-0	Antimony	1.62	J	1	0.21	2.42	mg/Kg	08/12/25 13:05	08/13/25 17:29	6010D	SW3050
7440-38-2	Arsenic	10.3		1	0.18	0.97	mg/Kg	08/12/25 13:05	08/13/25 17:29	6010D	SW3050
7440-39-3	Barium	77.1		1	0.71	4.85	mg/Kg	08/12/25 13:05	08/13/25 17:29	6010D	SW3050
7440-41-7	Beryllium	0.63		1	0.024	0.29	mg/Kg	08/12/25 13:05	08/13/25 17:29	6010D	SW3050
7440-43-9	Cadmium	1.84		1	0.023	0.29	mg/Kg	08/12/25 13:05	08/13/25 17:29	6010D	SW3050
7440-70-2	Calcium	5360		1	10.8	96.9	mg/Kg	08/12/25 13:05	08/13/25 17:29	6010D	SW3050
7440-47-3	Chromium	27.4	N	1	0.046	0.49	mg/Kg	08/12/25 13:05	08/13/25 17:29	6010D	SW3050
7440-48-4	Cobalt	13.7		1	0.097	1.45	mg/Kg	08/12/25 13:05	08/13/25 17:29	6010D	SW3050
7440-50-8	Copper	130		1	0.21	0.97	mg/Kg	08/12/25 13:05	08/13/25 17:29	6010D	SW3050
7439-89-6	Iron	22300		1	3.87	4.85	mg/Kg	08/12/25 13:05	08/13/25 17:29	6010D	SW3050
7439-92-1	Lead	208		1	0.13	0.58	mg/Kg	08/12/25 13:05	08/13/25 17:29	6010D	SW3050
7439-95-4	Magnesium	2870		1	11.6	96.9	mg/Kg	08/12/25 13:05	08/13/25 17:29	6010D	SW3050
7439-96-5	Manganese	282	*	1	0.14	0.97	mg/Kg	08/12/25 13:05	08/13/25 17:29	6010D	SW3050
7439-97-6	Mercury	0.49	N*	1	0.0070	0.013	mg/Kg	08/13/25 10:30	08/13/25 15:05	7471B	
7440-02-0	Nickel	44.9		1	0.13	1.94	mg/Kg	08/12/25 13:05	08/13/25 17:29	6010D	SW3050
7440-09-7	Potassium	816		1	26.8	96.9	mg/Kg	08/12/25 13:05	08/13/25 17:29	6010D	SW3050
7782-49-2	Selenium	0.68	J	1	0.25	0.97	mg/Kg	08/12/25 13:05	08/13/25 17:29	6010D	SW3050
7440-22-4	Silver	0.95		1	0.12	0.49	mg/Kg	08/12/25 13:05	08/13/25 17:29	6010D	SW3050
7440-23-5	Sodium	170	N	1	17.3	96.9	mg/Kg	08/12/25 13:05	08/13/25 17:29	6010D	SW3050
7440-28-0	Thallium	0.22	U	1	0.22	1.94	mg/Kg	08/12/25 13:05	08/13/25 17:29	6010D	SW3050
7440-62-2	Vanadium	29.9	N	1	0.24	1.94	mg/Kg	08/12/25 13:05	08/13/25 17:29	6010D	SW3050
7440-66-6	Zinc	220		1	0.22	1.94	mg/Kg	08/12/25 13:05	08/13/25 17:29	6010D	SW3050

Color Before:	Dark Brown	Clarity Before:		Texture:	Medium
Color After:	Yellow	Clarity After:		Artifacts:	
Comments:	METALS-TAL				

U = Not Detected
LOQ = Limit of Quantitation
MDL = Method Detection Limit
LOD = Limit of Detection
D = Dilution
Q = indicates LCS control criteria did not meet requirements

J = Estimated Value
B = Analyte Found in Associated Method Blank
* = indicates the duplicate analysis is not within control limits.
E = Indicates the reported value is estimated because of the presence of interference.
OR = Over Range
N =Spiked sample recovery not within control limits

284 Sheffield Street, Mountainside, New Jersey 07092, Phone : 908 789 8900,
Fax : 908 789 8922

Report of Analysis

Client:	Portal Partners Tri-Venture	Date Collected:	08/11/25
Project:	Amtrak Sawtooth Bridges 2025	Date Received:	08/12/25
Client Sample ID:	TG-S04	SDG No.:	Q2832
Lab Sample ID:	Q2832-07	Matrix:	SOIL
Level (low/med):	low	% Solid:	93.1

Cas	Parameter	Conc.	Qua.	DF	MDL	LOQ / CRQL	Units(Dry Weight)	Prep Date	Date Ana.	Ana Met.	Prep Met.
7429-90-5	Aluminum	6050		1	0.82	4.86	mg/Kg	08/12/25 13:05	08/13/25 17:33	6010D	SW3050
7440-36-0	Antimony	2.55		1	0.21	2.43	mg/Kg	08/12/25 13:05	08/13/25 17:33	6010D	SW3050
7440-38-2	Arsenic	14.0		1	0.19	0.97	mg/Kg	08/12/25 13:05	08/13/25 17:33	6010D	SW3050
7440-39-3	Barium	137		1	0.71	4.86	mg/Kg	08/12/25 13:05	08/13/25 17:33	6010D	SW3050
7440-41-7	Beryllium	0.90		1	0.024	0.29	mg/Kg	08/12/25 13:05	08/13/25 17:33	6010D	SW3050
7440-43-9	Cadmium	2.65		1	0.023	0.29	mg/Kg	08/12/25 13:05	08/13/25 17:33	6010D	SW3050
7440-70-2	Calcium	5510		1	10.8	97.2	mg/Kg	08/12/25 13:05	08/13/25 17:33	6010D	SW3050
7440-47-3	Chromium	128	N	1	0.046	0.49	mg/Kg	08/12/25 13:05	08/13/25 17:33	6010D	SW3050
7440-48-4	Cobalt	29.7		1	0.097	1.46	mg/Kg	08/12/25 13:05	08/13/25 17:33	6010D	SW3050
7440-50-8	Copper	235		1	0.21	0.97	mg/Kg	08/12/25 13:05	08/13/25 17:33	6010D	SW3050
7439-89-6	Iron	29500		1	3.88	4.86	mg/Kg	08/12/25 13:05	08/13/25 17:33	6010D	SW3050
7439-92-1	Lead	250		1	0.13	0.58	mg/Kg	08/12/25 13:05	08/13/25 17:33	6010D	SW3050
7439-95-4	Magnesium	3680		1	11.7	97.2	mg/Kg	08/12/25 13:05	08/13/25 17:33	6010D	SW3050
7439-96-5	Manganese	326	*	1	0.14	0.97	mg/Kg	08/12/25 13:05	08/13/25 17:33	6010D	SW3050
7439-97-6	Mercury	0.44	N*	1	0.0070	0.013	mg/Kg	08/13/25 10:30	08/13/25 15:08	7471B	
7440-02-0	Nickel	152		1	0.13	1.94	mg/Kg	08/12/25 13:05	08/13/25 17:33	6010D	SW3050
7440-09-7	Potassium	934		1	26.9	97.2	mg/Kg	08/12/25 13:05	08/13/25 17:33	6010D	SW3050
7782-49-2	Selenium	1.05		1	0.25	0.97	mg/Kg	08/12/25 13:05	08/13/25 17:33	6010D	SW3050
7440-22-4	Silver	1.19		1	0.12	0.49	mg/Kg	08/12/25 13:05	08/13/25 17:33	6010D	SW3050
7440-23-5	Sodium	295	N	1	17.3	97.2	mg/Kg	08/12/25 13:05	08/13/25 17:33	6010D	SW3050
7440-28-0	Thallium	0.22	U	1	0.22	1.94	mg/Kg	08/12/25 13:05	08/13/25 17:33	6010D	SW3050
7440-62-2	Vanadium	57.2	N	1	0.24	1.94	mg/Kg	08/12/25 13:05	08/13/25 17:33	6010D	SW3050
7440-66-6	Zinc	334		1	0.22	1.94	mg/Kg	08/12/25 13:05	08/13/25 17:33	6010D	SW3050

Color Before:	Dark Brown	Clarity Before:		Texture:	Medium
Color After:	Yellow	Clarity After:		Artifacts:	
Comments:	METALS-TAL				

U = Not Detected
LOQ = Limit of Quantitation
MDL = Method Detection Limit
LOD = Limit of Detection
D = Dilution
Q = indicates LCS control criteria did not meet requirements

J = Estimated Value
B = Analyte Found in Associated Method Blank
* = indicates the duplicate analysis is not within control limits.
E = Indicates the reported value is estimated because of the presence of interference.
OR = Over Range
N =Spiked sample recovery not within control limits

Alliance TECHNICAL GROUP
284 Sheffield Street, Mountainside, New Jersey 07092, Phone : 908 789 8900,
Fax : 908 789 8922

Report of Analysis

Client:	Portal Partners Tri-Venture	Date Collected:	08/12/25
Project:	Amtrak Sawtooth Bridges 2025	Date Received:	08/12/25
Client Sample ID:	TG-S05	SDG No.:	Q2832
Lab Sample ID:	Q2832-09	Matrix:	SOIL
Level (low/med):	low	% Solid:	90.9

Cas	Parameter	Conc.	Qua.	DF	MDL	LOQ / CRQL	Units(Dry Weight)	Prep Date	Date Ana.	Ana Met.	Prep Met.
7429-90-5	Aluminum	3310		1	0.79	4.68	mg/Kg	08/12/25 13:05	08/13/25 16:52	6010D	SW3050
7440-36-0	Antimony	7.25		1	0.21	2.34	mg/Kg	08/12/25 13:05	08/13/25 16:52	6010D	SW3050
7440-38-2	Arsenic	23.7		1	0.18	0.94	mg/Kg	08/12/25 13:05	08/13/25 16:52	6010D	SW3050
7440-39-3	Barium	217		1	0.68	4.68	mg/Kg	08/12/25 13:05	08/13/25 16:52	6010D	SW3050
7440-41-7	Beryllium	0.83		1	0.023	0.28	mg/Kg	08/12/25 13:05	08/13/25 16:52	6010D	SW3050
7440-43-9	Cadmium	1.71		1	0.022	0.28	mg/Kg	08/12/25 13:05	08/13/25 16:52	6010D	SW3050
7440-70-2	Calcium	4400		1	10.4	93.6	mg/Kg	08/12/25 13:05	08/13/25 16:52	6010D	SW3050
7440-47-3	Chromium	40.4	N	1	0.044	0.47	mg/Kg	08/12/25 13:05	08/13/25 16:52	6010D	SW3050
7440-48-4	Cobalt	7.36		1	0.094	1.40	mg/Kg	08/12/25 13:05	08/13/25 16:52	6010D	SW3050
7440-50-8	Copper	206		1	0.21	0.94	mg/Kg	08/12/25 13:05	08/13/25 16:52	6010D	SW3050
7439-89-6	Iron	35300		1	3.74	4.68	mg/Kg	08/12/25 13:05	08/13/25 16:52	6010D	SW3050
7439-92-1	Lead	544		1	0.12	0.56	mg/Kg	08/12/25 13:05	08/13/25 16:52	6010D	SW3050
7439-95-4	Magnesium	1030		1	11.2	93.6	mg/Kg	08/12/25 13:05	08/13/25 16:52	6010D	SW3050
7439-96-5	Manganese	162	*	1	0.13	0.94	mg/Kg	08/12/25 13:05	08/13/25 16:52	6010D	SW3050
7439-97-6	Mercury	0.70	N*	1	0.0080	0.015	mg/Kg	08/13/25 10:30	08/13/25 15:11	7471B	
7440-02-0	Nickel	26.0		1	0.12	1.87	mg/Kg	08/12/25 13:05	08/13/25 16:52	6010D	SW3050
7440-09-7	Potassium	479		1	25.9	93.6	mg/Kg	08/12/25 13:05	08/13/25 16:52	6010D	SW3050
7782-49-2	Selenium	2.73		1	0.24	0.94	mg/Kg	08/12/25 13:05	08/13/25 16:52	6010D	SW3050
7440-22-4	Silver	1.19		1	0.11	0.47	mg/Kg	08/12/25 13:05	08/13/25 16:52	6010D	SW3050
7440-23-5	Sodium	162	N	1	16.7	93.6	mg/Kg	08/12/25 13:05	08/13/25 16:52	6010D	SW3050
7440-28-0	Thallium	0.22	U	1	0.22	1.87	mg/Kg	08/12/25 13:05	08/13/25 16:52	6010D	SW3050
7440-62-2	Vanadium	28.5	N	1	0.23	1.87	mg/Kg	08/12/25 13:05	08/13/25 16:52	6010D	SW3050
7440-66-6	Zinc	118		1	0.22	1.87	mg/Kg	08/12/25 13:05	08/13/25 16:52	6010D	SW3050

Color Before:	Black	Clarity Before:		Texture:	Medium
Color After:	Yellow	Clarity After:		Artifacts:	
Comments:	METALS-TAL				

U = Not Detected
LOQ = Limit of Quantitation
MDL = Method Detection Limit
LOD = Limit of Detection
D = Dilution
Q = indicates LCS control criteria did not meet requirements

J = Estimated Value
B = Analyte Found in Associated Method Blank
* = indicates the duplicate analysis is not within control limits.
E = Indicates the reported value is estimated because of the presence of interference.
OR = Over Range
N =Spiked sample recovery not within control limits

284 Sheffield Street, Mountainside, New Jersey 07092, Phone : 908 789 8900,
Fax : 908 789 8922

A B C D E F G H I J

Metals

- 3a -

INITIAL AND CONTINUING CALIBRATION BLANK SUMMARY

Client: Portal Partners Tri-Venture **SDG No.:** Q2832

Contract: PORT06 **Lab Code:** ACE

Sample ID	Analyte	Result ug/L	Acceptance Limit	Conc Qual	CRQL	M	Analysis Date	Analysis Time	Run Number
ICB13	Mercury	0.076	+/-0.2	U	0.20	CV	08/13/2025	14:41	LB136799

284 Sheffield Street, Mountainside, New Jersey 07092, Phone : 908 789 8900,
Fax : 908 789 8922

Metals

- 3a -

INITIAL AND CONTINUING CALIBRATION BLANK SUMMARY

Client: Portal Partners Tri-Venture **SDG No.:** Q2832

Contract: PORT06 **Lab Code:** ACE

Sample ID	Analyte	Result ug/L	Acceptance Limit	Conc Qual	CRQL	M	Analysis Date	Analysis Time	Run Number
CCB38	Mercury	0.076	+/-0.2	U	0.20	CV	08/13/2025	14:46	LB136799
CCB39	Mercury	0.076	+/-0.2	U	0.20	CV	08/13/2025	15:15	LB136799
CCB40	Mercury	0.076	+/-0.2	U	0.20	CV	08/13/2025	15:49	LB136799

284 Sheffield Street, Mountainside, New Jersey 07092, Phone : 908 789 8900,
Fax : 908 789 8922

Metals

- 3a -

INITIAL AND CONTINUING CALIBRATION BLANK SUMMARY

Client: Portal Partners Tri-Venture **SDG No.:** Q2832

Contract: PORT06 **Lab Code:** ACE

Sample ID	Analyte	Result ug/L	Acceptance Limit	Conc Qual	CRQL	M	Analysis Date	Analysis Time	Run Number
ICB01	Aluminum	11.3	+/-50	U	100	P	08/13/2025	12:33	LB136801
	Antimony	6.76	+/-25	U	50.0	P	08/13/2025	12:33	LB136801
	Arsenic	5.12	+/-10	U	20.0	P	08/13/2025	12:33	LB136801
	Barium	14.6	+/-50	U	100	P	08/13/2025	12:33	LB136801
	Beryllium	0.56	+/-3	U	6.00	P	08/13/2025	12:33	LB136801
	Cadmium	0.50	+/-3	U	6.00	P	08/13/2025	12:33	LB136801
	Calcium	234	+/-1000	U	2000	P	08/13/2025	12:33	LB136801
	Chromium	2.12	+/-5	U	10.0	P	08/13/2025	12:33	LB136801
	Cobalt	2.26	+/-15	U	30.0	P	08/13/2025	12:33	LB136801
	Copper	4.60	+/-10	U	20.0	P	08/13/2025	12:33	LB136801
	Iron	23.4	+/-50	U	100	P	08/13/2025	12:33	LB136801
	Lead	2.30	+/-6	U	12.0	P	08/13/2025	12:33	LB136801
	Magnesium	244	+/-1000	U	2000	P	08/13/2025	12:33	LB136801
	Manganese	5.94	+/-10	U	20.0	P	08/13/2025	12:33	LB136801
	Nickel	3.06	+/-20	U	40.0	P	08/13/2025	12:33	LB136801
	Potassium	918	+/-1000	U	2000	P	08/13/2025	12:33	LB136801
	Selenium	9.64	+/-10	U	20.0	P	08/13/2025	12:33	LB136801
	Silver	1.62	+/-5	U	10.0	P	08/13/2025	12:33	LB136801
	Sodium	868	+/-1000	U	2000	P	08/13/2025	12:33	LB136801
	Thallium	4.38	+/-20	U	40.0	P	08/13/2025	12:33	LB136801
	Vanadium	6.26	+/-20	U	40.0	P	08/13/2025	12:33	LB136801
	Zinc	16.7	+/-20	U	40.0	P	08/13/2025	12:33	LB136801

284 Sheffield Street, Mountainside, New Jersey 07092, Phone : 908 789 8900,
Fax : 908 789 8922

Metals

- 3a -

INITIAL AND CONTINUING CALIBRATION BLANK SUMMARY

Client: Portal Partners Tri-Venture **SDG No.:** Q2832

Contract: PORT06 **Lab Code:** ACE

Sample ID	Analyte	Result ug/L	Acceptance Limit	Conc Qual	CRQL	M	Analysis Date	Analysis Time	Run Number
CCB01	Aluminum	11.3	+/-50	U	100	P	08/13/2025	13:03	LB136801
	Antimony	6.76	+/-25	U	50.0	P	08/13/2025	13:03	LB136801
	Arsenic	5.12	+/-10	U	20.0	P	08/13/2025	13:03	LB136801
	Barium	14.6	+/-50	U	100	P	08/13/2025	13:03	LB136801
	Beryllium	0.56	+/-3	U	6.00	P	08/13/2025	13:03	LB136801
	Cadmium	0.50	+/-3	U	6.00	P	08/13/2025	13:03	LB136801
	Calcium	234	+/-1000	U	2000	P	08/13/2025	13:03	LB136801
	Chromium	2.12	+/-5	U	10.0	P	08/13/2025	13:03	LB136801
	Cobalt	2.26	+/-15	U	30.0	P	08/13/2025	13:03	LB136801
	Copper	4.60	+/-10	U	20.0	P	08/13/2025	13:03	LB136801
	Iron	23.4	+/-50	U	100	P	08/13/2025	13:03	LB136801
	Lead	2.30	+/-6	U	12.0	P	08/13/2025	13:03	LB136801
	Magnesium	244	+/-1000	U	2000	P	08/13/2025	13:03	LB136801
	Manganese	5.94	+/-10	U	20.0	P	08/13/2025	13:03	LB136801
	Nickel	3.06	+/-20	U	40.0	P	08/13/2025	13:03	LB136801
	Potassium	918	+/-1000	U	2000	P	08/13/2025	13:03	LB136801
	Selenium	9.64	+/-10	U	20.0	P	08/13/2025	13:03	LB136801
	Silver	1.62	+/-5	U	10.0	P	08/13/2025	13:03	LB136801
	Sodium	868	+/-1000	U	2000	P	08/13/2025	13:03	LB136801
	Thallium	4.38	+/-20	U	40.0	P	08/13/2025	13:03	LB136801
	Vanadium	6.26	+/-20	U	40.0	P	08/13/2025	13:03	LB136801
	Zinc	16.7	+/-20	U	40.0	P	08/13/2025	13:03	LB136801
CCB02	Aluminum	11.3	+/-50	U	100	P	08/13/2025	13:46	LB136801
	Antimony	6.76	+/-25	U	50.0	P	08/13/2025	13:46	LB136801
	Arsenic	5.12	+/-10	U	20.0	P	08/13/2025	13:46	LB136801
	Barium	14.6	+/-50	U	100	P	08/13/2025	13:46	LB136801
	Beryllium	0.56	+/-3	U	6.00	P	08/13/2025	13:46	LB136801
	Cadmium	0.50	+/-3	U	6.00	P	08/13/2025	13:46	LB136801
	Calcium	234	+/-1000	U	2000	P	08/13/2025	13:46	LB136801
	Chromium	2.12	+/-5	U	10.0	P	08/13/2025	13:46	LB136801
	Cobalt	2.26	+/-15	U	30.0	P	08/13/2025	13:46	LB136801
	Copper	4.60	+/-10	U	20.0	P	08/13/2025	13:46	LB136801
	Iron	23.4	+/-50	U	100	P	08/13/2025	13:46	LB136801
	Lead	2.30	+/-6	U	12.0	P	08/13/2025	13:46	LB136801
	Magnesium	244	+/-1000	U	2000	P	08/13/2025	13:46	LB136801
	Manganese	5.94	+/-10	U	20.0	P	08/13/2025	13:46	LB136801
	Nickel	3.06	+/-20	U	40.0	P	08/13/2025	13:46	LB136801
	Potassium	918	+/-1000	U	2000	P	08/13/2025	13:46	LB136801
	Selenium	9.64	+/-10	U	20.0	P	08/13/2025	13:46	LB136801

284 Sheffield Street, Mountainside, New Jersey 07092, Phone : 908 789 8900,
Fax : 908 789 8922

Metals

- 3a -

INITIAL AND CONTINUING CALIBRATION BLANK SUMMARY

Client: Portal Partners Tri-Venture **SDG No.:** Q2832

Contract: PORT06 **Lab Code:** ACE

Sample ID	Analyte	Result ug/L	Acceptance Limit	Conc Qual	CRQL	M	Analysis Date	Analysis Time	Run Number
CCB02	Silver	1.62	+/-5	U	10.0	P	08/13/2025	13:46	LB136801
	Sodium	868	+/-1000	U	2000	P	08/13/2025	13:46	LB136801
	Thallium	4.38	+/-20	U	40.0	P	08/13/2025	13:46	LB136801
	Vanadium	6.26	+/-20	U	40.0	P	08/13/2025	13:46	LB136801
	Zinc	16.7	+/-20	U	40.0	P	08/13/2025	13:46	LB136801
CCB03	Aluminum	11.3	+/-50	U	100	P	08/13/2025	14:37	LB136801
	Antimony	6.76	+/-25	U	50.0	P	08/13/2025	14:37	LB136801
	Arsenic	5.12	+/-10	U	20.0	P	08/13/2025	14:37	LB136801
	Barium	14.6	+/-50	U	100	P	08/13/2025	14:37	LB136801
	Beryllium	0.56	+/-3	U	6.00	P	08/13/2025	14:37	LB136801
	Cadmium	0.50	+/-3	U	6.00	P	08/13/2025	14:37	LB136801
	Calcium	234	+/-1000	U	2000	P	08/13/2025	14:37	LB136801
	Chromium	2.12	+/-5	U	10.0	P	08/13/2025	14:37	LB136801
	Cobalt	2.26	+/-15	U	30.0	P	08/13/2025	14:37	LB136801
	Copper	4.60	+/-10	U	20.0	P	08/13/2025	14:37	LB136801
	Iron	23.4	+/-50	U	100	P	08/13/2025	14:37	LB136801
	Lead	2.30	+/-6	U	12.0	P	08/13/2025	14:37	LB136801
	Magnesium	244	+/-1000	U	2000	P	08/13/2025	14:37	LB136801
	Manganese	5.94	+/-10	U	20.0	P	08/13/2025	14:37	LB136801
	Nickel	3.06	+/-20	U	40.0	P	08/13/2025	14:37	LB136801
	Potassium	918	+/-1000	U	2000	P	08/13/2025	14:37	LB136801
	Selenium	9.64	+/-10	U	20.0	P	08/13/2025	14:37	LB136801
	Silver	1.62	+/-5	U	10.0	P	08/13/2025	14:37	LB136801
	Sodium	868	+/-1000	U	2000	P	08/13/2025	14:37	LB136801
	Thallium	4.38	+/-20	U	40.0	P	08/13/2025	14:37	LB136801
	Vanadium	6.26	+/-20	U	40.0	P	08/13/2025	14:37	LB136801
	Zinc	16.7	+/-20	U	40.0	P	08/13/2025	14:37	LB136801
CCB04	Aluminum	11.3	+/-50	U	100	P	08/13/2025	15:27	LB136801
	Antimony	6.76	+/-25	U	50.0	P	08/13/2025	15:27	LB136801
	Arsenic	5.12	+/-10	U	20.0	P	08/13/2025	15:27	LB136801
	Barium	14.6	+/-50	U	100	P	08/13/2025	15:27	LB136801
	Beryllium	0.56	+/-3	U	6.00	P	08/13/2025	15:27	LB136801
	Cadmium	0.50	+/-3	U	6.00	P	08/13/2025	15:27	LB136801
	Calcium	234	+/-1000	U	2000	P	08/13/2025	15:27	LB136801
	Chromium	2.12	+/-5	U	10.0	P	08/13/2025	15:27	LB136801
	Cobalt	2.26	+/-15	U	30.0	P	08/13/2025	15:27	LB136801
	Copper	4.60	+/-10	U	20.0	P	08/13/2025	15:27	LB136801
	Iron	23.4	+/-50	U	100	P	08/13/2025	15:27	LB136801
	Lead	2.30	+/-6	U	12.0	P	08/13/2025	15:27	LB136801

284 Sheffield Street, Mountainside, New Jersey 07092, Phone : 908 789 8900,
Fax : 908 789 8922

Metals

- 3a -

INITIAL AND CONTINUING CALIBRATION BLANK SUMMARY

Client: Portal Partners Tri-Venture **SDG No.:** Q2832

Contract: PORT06 **Lab Code:** ACE

Sample ID	Analyte	Result ug/L	Acceptance Limit	Conc Qual	CRQL	M	Analysis Date	Analysis Time	Run Number
CCB04	Magnesium	244	+/-1000	U	2000	P	08/13/2025	15:27	LB136801
	Manganese	5.94	+/-10	U	20.0	P	08/13/2025	15:27	LB136801
	Nickel	3.06	+/-20	U	40.0	P	08/13/2025	15:27	LB136801
	Potassium	918	+/-1000	U	2000	P	08/13/2025	15:27	LB136801
	Selenium	9.64	+/-10	U	20.0	P	08/13/2025	15:27	LB136801
	Silver	1.62	+/-5	U	10.0	P	08/13/2025	15:27	LB136801
	Sodium	868	+/-1000	U	2000	P	08/13/2025	15:27	LB136801
	Thallium	4.38	+/-20	U	40.0	P	08/13/2025	15:27	LB136801
	Vanadium	6.26	+/-20	U	40.0	P	08/13/2025	15:27	LB136801
	Zinc	16.7	+/-20	U	40.0	P	08/13/2025	15:27	LB136801
CCB05	Aluminum	11.3	+/-50	U	100	P	08/13/2025	16:19	LB136801
	Antimony	6.76	+/-25	U	50.0	P	08/13/2025	16:19	LB136801
	Arsenic	5.12	+/-10	U	20.0	P	08/13/2025	16:19	LB136801
	Barium	14.6	+/-50	U	100	P	08/13/2025	16:19	LB136801
	Beryllium	0.56	+/-3	U	6.00	P	08/13/2025	16:19	LB136801
	Cadmium	0.50	+/-3	U	6.00	P	08/13/2025	16:19	LB136801
	Calcium	234	+/-1000	U	2000	P	08/13/2025	16:19	LB136801
	Chromium	2.12	+/-5	U	10.0	P	08/13/2025	16:19	LB136801
	Cobalt	2.26	+/-15	U	30.0	P	08/13/2025	16:19	LB136801
	Copper	4.60	+/-10	U	20.0	P	08/13/2025	16:19	LB136801
	Iron	23.4	+/-50	U	100	P	08/13/2025	16:19	LB136801
	Lead	2.30	+/-6	U	12.0	P	08/13/2025	16:19	LB136801
	Magnesium	244	+/-1000	U	2000	P	08/13/2025	16:19	LB136801
	Manganese	5.94	+/-10	U	20.0	P	08/13/2025	16:19	LB136801
	Nickel	3.06	+/-20	U	40.0	P	08/13/2025	16:19	LB136801
	Potassium	918	+/-1000	U	2000	P	08/13/2025	16:19	LB136801
	Selenium	9.64	+/-10	U	20.0	P	08/13/2025	16:19	LB136801
	Silver	1.62	+/-5	U	10.0	P	08/13/2025	16:19	LB136801
	Sodium	868	+/-1000	U	2000	P	08/13/2025	16:19	LB136801
	Thallium	4.38	+/-20	U	40.0	P	08/13/2025	16:19	LB136801
	Vanadium	6.26	+/-20	U	40.0	P	08/13/2025	16:19	LB136801
	Zinc	16.7	+/-20	U	40.0	P	08/13/2025	16:19	LB136801
CCB06	Aluminum	11.3	+/-50	U	100	P	08/13/2025	17:09	LB136801
	Antimony	6.76	+/-25	U	50.0	P	08/13/2025	17:09	LB136801
	Arsenic	5.12	+/-10	U	20.0	P	08/13/2025	17:09	LB136801
	Barium	14.6	+/-50	U	100	P	08/13/2025	17:09	LB136801
	Beryllium	0.56	+/-3	U	6.00	P	08/13/2025	17:09	LB136801
	Cadmium	0.50	+/-3	U	6.00	P	08/13/2025	17:09	LB136801
	Calcium	234	+/-1000	U	2000	P	08/13/2025	17:09	LB136801

284 Sheffield Street, Mountainside, New Jersey 07092, Phone : 908 789 8900,
Fax : 908 789 8922

Metals

- 3a -

INITIAL AND CONTINUING CALIBRATION BLANK SUMMARY

Client: Portal Partners Tri-Venture **SDG No.:** Q2832

Contract: PORT06 **Lab Code:** ACE

Sample ID	Analyte	Result ug/L	Acceptance Limit	Conc Qual	CRQL	M	Analysis Date	Analysis Time	Run Number
CCB06	Chromium	2.12	+/-5	U	10.0	P	08/13/2025	17:09	LB136801
	Cobalt	2.26	+/-15	U	30.0	P	08/13/2025	17:09	LB136801
	Copper	4.60	+/-10	U	20.0	P	08/13/2025	17:09	LB136801
	Iron	23.4	+/-50	U	100	P	08/13/2025	17:09	LB136801
	Lead	2.30	+/-6	U	12.0	P	08/13/2025	17:09	LB136801
	Magnesium	244	+/-1000	U	2000	P	08/13/2025	17:09	LB136801
	Manganese	5.94	+/-10	U	20.0	P	08/13/2025	17:09	LB136801
	Nickel	3.06	+/-20	U	40.0	P	08/13/2025	17:09	LB136801
	Potassium	918	+/-1000	U	2000	P	08/13/2025	17:09	LB136801
	Selenium	9.64	+/-10	U	20.0	P	08/13/2025	17:09	LB136801
	Silver	1.62	+/-5	U	10.0	P	08/13/2025	17:09	LB136801
	Sodium	868	+/-1000	U	2000	P	08/13/2025	17:09	LB136801
	Thallium	4.38	+/-20	U	40.0	P	08/13/2025	17:09	LB136801
	Vanadium	6.26	+/-20	U	40.0	P	08/13/2025	17:09	LB136801
	Zinc	16.7	+/-20	U	40.0	P	08/13/2025	17:09	LB136801
CCB07	Aluminum	11.3	+/-50	U	100	P	08/13/2025	17:50	LB136801
	Antimony	6.76	+/-25	U	50.0	P	08/13/2025	17:50	LB136801
	Arsenic	5.12	+/-10	U	20.0	P	08/13/2025	17:50	LB136801
	Barium	14.6	+/-50	U	100	P	08/13/2025	17:50	LB136801
	Beryllium	0.56	+/-3	U	6.00	P	08/13/2025	17:50	LB136801
	Cadmium	0.50	+/-3	U	6.00	P	08/13/2025	17:50	LB136801
	Calcium	234	+/-1000	U	2000	P	08/13/2025	17:50	LB136801
	Chromium	2.12	+/-5	U	10.0	P	08/13/2025	17:50	LB136801
	Cobalt	2.26	+/-15	U	30.0	P	08/13/2025	17:50	LB136801
	Copper	4.60	+/-10	U	20.0	P	08/13/2025	17:50	LB136801
	Iron	23.4	+/-50	U	100	P	08/13/2025	17:50	LB136801
	Lead	2.30	+/-6	U	12.0	P	08/13/2025	17:50	LB136801
	Magnesium	244	+/-1000	U	2000	P	08/13/2025	17:50	LB136801
	Manganese	5.94	+/-10	U	20.0	P	08/13/2025	17:50	LB136801
	Nickel	3.06	+/-20	U	40.0	P	08/13/2025	17:50	LB136801
	Potassium	918	+/-1000	U	2000	P	08/13/2025	17:50	LB136801
	Selenium	9.64	+/-10	U	20.0	P	08/13/2025	17:50	LB136801
	Silver	1.62	+/-5	U	10.0	P	08/13/2025	17:50	LB136801
	Sodium	868	+/-1000	U	2000	P	08/13/2025	17:50	LB136801
	Thallium	4.38	+/-20	U	40.0	P	08/13/2025	17:50	LB136801
	Vanadium	6.26	+/-20	U	40.0	P	08/13/2025	17:50	LB136801
	Zinc	16.7	+/-20	U	40.0	P	08/13/2025	17:50	LB136801

284 Sheffield Street, Mountainside, New Jersey 07092, Phone : 908 789 8900,
Fax : 908 789 8922

Metals

- 3a -

INITIAL AND CONTINUING CALIBRATION BLANK SUMMARY

Client: Portal Partners Tri-Venture **SDG No.:** Q2832

Contract: PORT06 **Lab Code:** ACE

Sample ID	Analyte	Result ug/L	Acceptance Limit	Conc Qual	CRQL	M	Analysis Date	Analysis Time	Run Number
ICB01	Aluminum	11.3	+/-50	U	100	P	08/14/2025	12:13	LB136837
	Antimony	6.76	+/-25	U	50.0	P	08/14/2025	12:13	LB136837
	Arsenic	5.12	+/-10	U	20.0	P	08/14/2025	12:13	LB136837
	Barium	14.6	+/-50	U	100	P	08/14/2025	12:13	LB136837
	Beryllium	0.56	+/-3	U	6.00	P	08/14/2025	12:13	LB136837
	Cadmium	0.50	+/-3	U	6.00	P	08/14/2025	12:13	LB136837
	Calcium	234	+/-1000	U	2000	P	08/14/2025	12:13	LB136837
	Chromium	2.12	+/-5	U	10.0	P	08/14/2025	12:13	LB136837
	Cobalt	2.26	+/-15	U	30.0	P	08/14/2025	12:13	LB136837
	Copper	4.60	+/-10	U	20.0	P	08/14/2025	12:13	LB136837
	Iron	23.4	+/-50	U	100	P	08/14/2025	12:13	LB136837
	Lead	2.30	+/-6	U	12.0	P	08/14/2025	12:13	LB136837
	Magnesium	244	+/-1000	U	2000	P	08/14/2025	12:13	LB136837
	Manganese	5.94	+/-10	U	20.0	P	08/14/2025	12:13	LB136837
	Nickel	3.06	+/-20	U	40.0	P	08/14/2025	12:13	LB136837
	Potassium	918	+/-1000	U	2000	P	08/14/2025	12:13	LB136837
	Selenium	9.64	+/-10	U	20.0	P	08/14/2025	12:13	LB136837
	Silver	1.62	+/-5	U	10.0	P	08/14/2025	12:13	LB136837
	Sodium	868	+/-1000	U	2000	P	08/14/2025	12:13	LB136837
	Thallium	4.38	+/-20	U	40.0	P	08/14/2025	12:13	LB136837
	Vanadium	6.26	+/-20	U	40.0	P	08/14/2025	12:13	LB136837
	Zinc	16.7	+/-20	U	40.0	P	08/14/2025	12:13	LB136837

284 Sheffield Street, Mountainside, New Jersey 07092, Phone : 908 789 8900,
Fax : 908 789 8922

Metals

- 3a -

INITIAL AND CONTINUING CALIBRATION BLANK SUMMARY

Client: Portal Partners Tri-Venture **SDG No.:** Q2832

Contract: PORT06 **Lab Code:** ACE

Sample ID	Analyte	Result ug/L	Acceptance Limit	Conc Qual	CRQL	M	Analysis Date	Analysis Time	Run Number
CCB01	Aluminum	11.3	+/-50	U	100	P	08/14/2025	12:54	LB136837
	Antimony	6.76	+/-25	U	50.0	P	08/14/2025	12:54	LB136837
	Arsenic	5.12	+/-10	U	20.0	P	08/14/2025	12:54	LB136837
	Barium	14.6	+/-50	U	100	P	08/14/2025	12:54	LB136837
	Beryllium	0.56	+/-3	U	6.00	P	08/14/2025	12:54	LB136837
	Cadmium	0.50	+/-3	U	6.00	P	08/14/2025	12:54	LB136837
	Calcium	234	+/-1000	U	2000	P	08/14/2025	12:54	LB136837
	Chromium	2.12	+/-5	U	10.0	P	08/14/2025	12:54	LB136837
	Cobalt	2.26	+/-15	U	30.0	P	08/14/2025	12:54	LB136837
	Copper	4.60	+/-10	U	20.0	P	08/14/2025	12:54	LB136837
	Iron	23.4	+/-50	U	100	P	08/14/2025	12:54	LB136837
	Lead	2.30	+/-6	U	12.0	P	08/14/2025	12:54	LB136837
	Magnesium	244	+/-1000	U	2000	P	08/14/2025	12:54	LB136837
	Manganese	5.94	+/-10	U	20.0	P	08/14/2025	12:54	LB136837
	Nickel	3.06	+/-20	U	40.0	P	08/14/2025	12:54	LB136837
	Potassium	918	+/-1000	U	2000	P	08/14/2025	12:54	LB136837
	Selenium	9.64	+/-10	U	20.0	P	08/14/2025	12:54	LB136837
	Silver	1.62	+/-5	U	10.0	P	08/14/2025	12:54	LB136837
	Sodium	868	+/-1000	U	2000	P	08/14/2025	12:54	LB136837
	Thallium	4.38	+/-20	U	40.0	P	08/14/2025	12:54	LB136837
	Vanadium	6.26	+/-20	U	40.0	P	08/14/2025	12:54	LB136837
	Zinc	16.7	+/-20	U	40.0	P	08/14/2025	12:54	LB136837
CCB02	Aluminum	11.3	+/-50	U	100	P	08/14/2025	13:46	LB136837
	Antimony	6.76	+/-25	U	50.0	P	08/14/2025	13:46	LB136837
	Arsenic	5.12	+/-10	U	20.0	P	08/14/2025	13:46	LB136837
	Barium	14.6	+/-50	U	100	P	08/14/2025	13:46	LB136837
	Beryllium	0.56	+/-3	U	6.00	P	08/14/2025	13:46	LB136837
	Cadmium	0.50	+/-3	U	6.00	P	08/14/2025	13:46	LB136837
	Calcium	234	+/-1000	U	2000	P	08/14/2025	13:46	LB136837
	Chromium	2.12	+/-5	U	10.0	P	08/14/2025	13:46	LB136837
	Cobalt	2.26	+/-15	U	30.0	P	08/14/2025	13:46	LB136837
	Copper	4.60	+/-10	U	20.0	P	08/14/2025	13:46	LB136837
	Iron	23.4	+/-50	U	100	P	08/14/2025	13:46	LB136837
	Lead	2.30	+/-6	U	12.0	P	08/14/2025	13:46	LB136837
	Magnesium	244	+/-1000	U	2000	P	08/14/2025	13:46	LB136837
	Manganese	5.94	+/-10	U	20.0	P	08/14/2025	13:46	LB136837
	Nickel	3.06	+/-20	U	40.0	P	08/14/2025	13:46	LB136837
	Potassium	918	+/-1000	U	2000	P	08/14/2025	13:46	LB136837
	Selenium	9.64	+/-10	U	20.0	P	08/14/2025	13:46	LB136837

284 Sheffield Street, Mountainside, New Jersey 07092, Phone : 908 789 8900,
Fax : 908 789 8922

Metals

- 3a -

INITIAL AND CONTINUING CALIBRATION BLANK SUMMARY

Client: Portal Partners Tri-Venture **SDG No.:** Q2832

Contract: PORT06 **Lab Code:** ACE

Sample ID	Analyte	Result ug/L	Acceptance Limit	Conc Qual	CRQL	M	Analysis Date	Analysis Time	Run Number
CCB02	Silver	1.62	+/-5	U	10.0	P	08/14/2025	13:46	LB136837
	Sodium	868	+/-1000	U	2000	P	08/14/2025	13:46	LB136837
	Thallium	4.38	+/-20	U	40.0	P	08/14/2025	13:46	LB136837
	Vanadium	6.26	+/-20	U	40.0	P	08/14/2025	13:46	LB136837
	Zinc	16.7	+/-20	U	40.0	P	08/14/2025	13:46	LB136837
CCB03	Aluminum	11.3	+/-50	U	100	P	08/14/2025	14:45	LB136837
	Antimony	6.76	+/-25	U	50.0	P	08/14/2025	14:45	LB136837
	Arsenic	5.12	+/-10	U	20.0	P	08/14/2025	14:45	LB136837
	Barium	14.6	+/-50	U	100	P	08/14/2025	14:45	LB136837
	Beryllium	0.56	+/-3	U	6.00	P	08/14/2025	14:45	LB136837
	Cadmium	0.50	+/-3	U	6.00	P	08/14/2025	14:45	LB136837
	Calcium	234	+/-1000	U	2000	P	08/14/2025	14:45	LB136837
	Chromium	2.12	+/-5	U	10.0	P	08/14/2025	14:45	LB136837
	Cobalt	2.26	+/-15	U	30.0	P	08/14/2025	14:45	LB136837
	Copper	4.60	+/-10	U	20.0	P	08/14/2025	14:45	LB136837
	Iron	23.4	+/-50	U	100	P	08/14/2025	14:45	LB136837
	Lead	2.30	+/-6	U	12.0	P	08/14/2025	14:45	LB136837
	Magnesium	244	+/-1000	U	2000	P	08/14/2025	14:45	LB136837
	Manganese	5.94	+/-10	U	20.0	P	08/14/2025	14:45	LB136837
	Nickel	3.06	+/-20	U	40.0	P	08/14/2025	14:45	LB136837
	Potassium	918	+/-1000	U	2000	P	08/14/2025	14:45	LB136837
	Selenium	9.64	+/-10	U	20.0	P	08/14/2025	14:45	LB136837
	Silver	1.62	+/-5	U	10.0	P	08/14/2025	14:45	LB136837
	Sodium	868	+/-1000	U	2000	P	08/14/2025	14:45	LB136837
	Thallium	4.38	+/-20	U	40.0	P	08/14/2025	14:45	LB136837
	Vanadium	6.26	+/-20	U	40.0	P	08/14/2025	14:45	LB136837
	Zinc	16.7	+/-20	U	40.0	P	08/14/2025	14:45	LB136837
CCB04	Aluminum	11.3	+/-50	U	100	P	08/14/2025	16:02	LB136837
	Antimony	6.76	+/-25	U	50.0	P	08/14/2025	16:02	LB136837
	Arsenic	5.12	+/-10	U	20.0	P	08/14/2025	16:02	LB136837
	Barium	14.6	+/-50	U	100	P	08/14/2025	16:02	LB136837
	Beryllium	0.56	+/-3	U	6.00	P	08/14/2025	16:02	LB136837
	Cadmium	0.50	+/-3	U	6.00	P	08/14/2025	16:02	LB136837
	Calcium	234	+/-1000	U	2000	P	08/14/2025	16:02	LB136837
	Chromium	2.12	+/-5	U	10.0	P	08/14/2025	16:02	LB136837
	Cobalt	2.26	+/-15	U	30.0	P	08/14/2025	16:02	LB136837
	Copper	4.60	+/-10	U	20.0	P	08/14/2025	16:02	LB136837
	Iron	23.4	+/-50	U	100	P	08/14/2025	16:02	LB136837
	Lead	2.30	+/-6	U	12.0	P	08/14/2025	16:02	LB136837

284 Sheffield Street, Mountainside, New Jersey 07092, Phone : 908 789 8900,
Fax : 908 789 8922

Metals

- 3a -

INITIAL AND CONTINUING CALIBRATION BLANK SUMMARY

Client: Portal Partners Tri-Venture **SDG No.:** Q2832

Contract: PORT06 **Lab Code:** ACE

Sample ID	Analyte	Result ug/L	Acceptance Limit	Conc Qual	CRQL	M	Analysis Date	Analysis Time	Run Number
CCB04	Magnesium	244	+/-1000	U	2000	P	08/14/2025	16:02	LB136837
	Manganese	5.94	+/-10	U	20.0	P	08/14/2025	16:02	LB136837
	Nickel	3.06	+/-20	U	40.0	P	08/14/2025	16:02	LB136837
	Potassium	918	+/-1000	U	2000	P	08/14/2025	16:02	LB136837
	Selenium	9.64	+/-10	U	20.0	P	08/14/2025	16:02	LB136837
	Silver	1.62	+/-5	U	10.0	P	08/14/2025	16:02	LB136837
	Sodium	868	+/-1000	U	2000	P	08/14/2025	16:02	LB136837
	Thallium	4.38	+/-20	U	40.0	P	08/14/2025	16:02	LB136837
	Vanadium	6.26	+/-20	U	40.0	P	08/14/2025	16:02	LB136837
	Zinc	16.7	+/-20	U	40.0	P	08/14/2025	16:02	LB136837
CCB05	Aluminum	11.3	+/-50	U	100	P	08/14/2025	17:00	LB136837
	Antimony	6.76	+/-25	U	50.0	P	08/14/2025	17:00	LB136837
	Arsenic	5.12	+/-10	U	20.0	P	08/14/2025	17:00	LB136837
	Barium	14.6	+/-50	U	100	P	08/14/2025	17:00	LB136837
	Beryllium	0.56	+/-3	U	6.00	P	08/14/2025	17:00	LB136837
	Cadmium	0.50	+/-3	U	6.00	P	08/14/2025	17:00	LB136837
	Calcium	234	+/-1000	U	2000	P	08/14/2025	17:00	LB136837
	Chromium	2.12	+/-5	U	10.0	P	08/14/2025	17:00	LB136837
	Cobalt	2.26	+/-15	U	30.0	P	08/14/2025	17:00	LB136837
	Copper	4.60	+/-10	U	20.0	P	08/14/2025	17:00	LB136837
	Iron	23.4	+/-50	U	100	P	08/14/2025	17:00	LB136837
	Lead	2.30	+/-6	U	12.0	P	08/14/2025	17:00	LB136837
	Magnesium	244	+/-1000	U	2000	P	08/14/2025	17:00	LB136837
	Manganese	5.94	+/-10	U	20.0	P	08/14/2025	17:00	LB136837
	Nickel	3.06	+/-20	U	40.0	P	08/14/2025	17:00	LB136837
	Potassium	918	+/-1000	U	2000	P	08/14/2025	17:00	LB136837
	Selenium	9.64	+/-10	U	20.0	P	08/14/2025	17:00	LB136837
	Silver	1.62	+/-5	U	10.0	P	08/14/2025	17:00	LB136837
	Sodium	868	+/-1000	U	2000	P	08/14/2025	17:00	LB136837
	Thallium	4.38	+/-20	U	40.0	P	08/14/2025	17:00	LB136837
	Vanadium	6.26	+/-20	U	40.0	P	08/14/2025	17:00	LB136837
	Zinc	16.7	+/-20	U	40.0	P	08/14/2025	17:00	LB136837
CCB06	Aluminum	11.3	+/-50	U	100	P	08/14/2025	18:05	LB136837
	Antimony	6.76	+/-25	U	50.0	P	08/14/2025	18:05	LB136837
	Arsenic	5.12	+/-10	U	20.0	P	08/14/2025	18:05	LB136837
	Barium	14.6	+/-50	U	100	P	08/14/2025	18:05	LB136837
	Beryllium	0.56	+/-3	U	6.00	P	08/14/2025	18:05	LB136837
	Cadmium	0.50	+/-3	U	6.00	P	08/14/2025	18:05	LB136837
	Calcium	234	+/-1000	U	2000	P	08/14/2025	18:05	LB136837

284 Sheffield Street, Mountainside, New Jersey 07092, Phone : 908 789 8900,
Fax : 908 789 8922

Metals

- 3a -

INITIAL AND CONTINUING CALIBRATION BLANK SUMMARY

Client: Portal Partners Tri-Venture **SDG No.:** Q2832

Contract: PORT06 **Lab Code:** ACE

Sample ID	Analyte	Result ug/L	Acceptance Limit	Conc Qual	CRQL	M	Analysis Date	Analysis Time	Run Number
CCB06	Chromium	2.12	+/-5	U	10.0	P	08/14/2025	18:05	LB136837
	Cobalt	2.26	+/-15	U	30.0	P	08/14/2025	18:05	LB136837
	Copper	4.60	+/-10	U	20.0	P	08/14/2025	18:05	LB136837
	Iron	23.4	+/-50	U	100	P	08/14/2025	18:05	LB136837
	Lead	2.30	+/-6	U	12.0	P	08/14/2025	18:05	LB136837
	Magnesium	244	+/-1000	U	2000	P	08/14/2025	18:05	LB136837
	Manganese	5.94	+/-10	U	20.0	P	08/14/2025	18:05	LB136837
	Nickel	3.06	+/-20	U	40.0	P	08/14/2025	18:05	LB136837
	Potassium	918	+/-1000	U	2000	P	08/14/2025	18:05	LB136837
	Selenium	9.64	+/-10	U	20.0	P	08/14/2025	18:05	LB136837
	Silver	1.62	+/-5	U	10.0	P	08/14/2025	18:05	LB136837
	Sodium	868	+/-1000	U	2000	P	08/14/2025	18:05	LB136837
	Thallium	4.38	+/-20	U	40.0	P	08/14/2025	18:05	LB136837
	Vanadium	6.26	+/-20	U	40.0	P	08/14/2025	18:05	LB136837
	Zinc	16.7	+/-20	U	40.0	P	08/14/2025	18:05	LB136837

284 Sheffield Street, Mountainside, New Jersey 07092, Phone : 908 789 8900,
Fax : 908 789 8922

A B C D E F G H I J

Metals
- 3b -
PREPARATION BLANK SUMMARY

Client: Portal Partners Tri-Venture **SDG No.:** Q2832

Instrument: CV1

Sample ID	Analyte	Result (mg/Kg)	Acceptance Limit	Conc Qual	CRQL mg/Kg	M	Analysis Date	Analysis Time	Run
PB169231BL		**SOLID**		**Batch Number:**	**PB169231**		**Prep Date:**	**08/13/2025**	
	Mercury	0.0080	<0.014	U	0.014	CV	08/13/2025	14:55	LB136799

284 Sheffield Street, Mountainside, New Jersey 07092, Phone : 908 789 8900,
Fax : 908 789 8922

A B C D E F G H I J

Metals
- 3b -
PREPARATION BLANK SUMMARY

Client: Portal Partners Tri-Venture **SDG No.:** Q2832

Instrument: P4

Sample ID	Analyte	Result (mg/Kg)	Acceptance Limit	Conc Qual	CRQL mg/Kg	M	Analysis Date	Analysis Time	Run
PB169215BL		**SOLID**		**Batch Number:**	**PB169215**		**Prep Date:**	**08/12/2025**	
	Aluminum	0.84	<2.5	U	5.00	P	08/13/2025	15:15	LB136801
	Antimony	0.22	<1.25	U	2.50	P	08/13/2025	15:15	LB136801
	Arsenic	0.19	<0.5	U	1.00	P	08/13/2025	15:15	LB136801
	Barium	0.73	<2.5	U	5.00	P	08/13/2025	15:15	LB136801
	Beryllium	0.025	<0.15	U	0.30	P	08/13/2025	15:15	LB136801
	Cadmium	0.024	<0.15	U	0.30	P	08/13/2025	15:15	LB136801
	Calcium	11.1	<50	U	100	P	08/13/2025	15:15	LB136801
	Chromium	0.047	<0.25	U	0.50	P	08/13/2025	15:15	LB136801
	Cobalt	0.10	<0.75	U	1.50	P	08/13/2025	15:15	LB136801
	Copper	0.22	<0.5	U	1.00	P	08/13/2025	15:15	LB136801
	Iron	3.99	<2.5	U	5.00	P	08/13/2025	15:15	LB136801
	Lead	0.13	<0.3	U	0.60	P	08/13/2025	15:15	LB136801
	Magnesium	12.0	<50	U	100	P	08/13/2025	15:15	LB136801
	Manganese	0.14	<0.5	U	1.00	P	08/13/2025	15:15	LB136801
	Nickel	0.13	<1	U	2.00	P	08/13/2025	15:15	LB136801
	Potassium	27.7	<50	U	100	P	08/13/2025	15:15	LB136801
	Selenium	0.26	<0.5	U	1.00	P	08/13/2025	15:15	LB136801
	Silver	0.12	<0.25	U	0.50	P	08/13/2025	15:15	LB136801
	Sodium	17.8	<50	U	100	P	08/13/2025	15:15	LB136801
	Thallium	0.23	<1	U	2.00	P	08/13/2025	15:15	LB136801
	Vanadium	0.25	<1	U	2.00	P	08/13/2025	15:15	LB136801
	Zinc	0.23	<1	U	2.00	P	08/13/2025	15:15	LB136801

A
B
C
D
E
F
G
H
I
J

METAL CALIBRATION DATA

284 Sheffield Street, Mountainside, New Jersey 07092, Phone : 908 789 8900,
Fax : 908 789 8922

Metals

- 2a -

INITIAL AND CONTINUING CALIBRATION VERIFICATION

Client: Portal Partners Tri-Venture

SDG No.: Q2832

Contract: PORT06

Lab Code: ACE

Initial Calibration Source: EPA

Continuing Calibration Source: PLASMA-PURE

Sample ID	Analyte	Result ug/L	True Value	% Recovery	Acceptance Window (%R)	M	Analysis Date	Analysis Time	Run Number
ICV13	Mercury	3.94	4.0	98	90 - 110	CV	08/13/2025	14:39	LB136799

284 Sheffield Street, Mountainside, New Jersey 07092, Phone : 908 789 8900,
Fax : 908 789 8922

Metals

- 2a -

INITIAL AND CONTINUING CALIBRATION VERIFICATION

Client: Portal Partners Tri-Venture

SDG No.: Q2832

Contract: PORT06

Lab Code: ACE

Initial Calibration Source: EPA

Continuing Calibration Source: PLASMA-PURE

Sample ID	Analyte	Result ug/L	True Value	% Recovery	Acceptance Window (%R)	M	Analysis Date	Analysis Time	Run Number
CCV38	Mercury	4.98	5.0	100	90 - 110	CV	08/13/2025	14:44	LB136799
CCV39	Mercury	4.88	5.0	98	90 - 110	CV	08/13/2025	15:13	LB136799
CCV40	Mercury	4.76	5.0	95	90 - 110	CV	08/13/2025	15:47	LB136799

284 Sheffield Street, Mountainside, New Jersey 07092, Phone : 908 789 8900,
Fax : 908 789 8922

Metals

- 2a -

INITIAL AND CONTINUING CALIBRATION VERIFICATION

Client: Portal Partners Tri-Venture

SDG No.: Q2832

Contract: PORT06

Lab Code: ACE

Initial Calibration Source: EPA

Continuing Calibration Source: Inorganic Ventures

Sample ID	Analyte	Result ug/L	True Value	% Recovery	Acceptance Window (%R)	M	Analysis Date	Analysis Time	Run Number
ICV01	Aluminum	7680	8000	96	90 - 110	P	08/13/2025	12:21	LB136801
	Antimony	4000	4000	100	90 - 110	P	08/13/2025	12:21	LB136801
	Arsenic	3870	4000	97	90 - 110	P	08/13/2025	12:21	LB136801
	Barium	7790	8000	97	90 - 110	P	08/13/2025	12:21	LB136801
	Beryllium	189	200	95	90 - 110	P	08/13/2025	12:21	LB136801
	Cadmium	1920	2000	96	90 - 110	P	08/13/2025	12:21	LB136801
	Calcium	19200	20000	96	90 - 110	P	08/13/2025	12:21	LB136801
	Chromium	788	800	98	90 - 110	P	08/13/2025	12:21	LB136801
	Cobalt	1950	2000	98	90 - 110	P	08/13/2025	12:21	LB136801
	Copper	997	1000	100	90 - 110	P	08/13/2025	12:21	LB136801
	Iron	3950	4000	99	90 - 110	P	08/13/2025	12:21	LB136801
	Lead	3770	4000	94	90 - 110	P	08/13/2025	12:21	LB136801
	Magnesium	19100	20000	96	90 - 110	P	08/13/2025	12:21	LB136801
	Manganese	1920	2000	96	90 - 110	P	08/13/2025	12:21	LB136801
	Nickel	1950	2000	97	90 - 110	P	08/13/2025	12:21	LB136801
	Potassium	19400	20000	97	90 - 110	P	08/13/2025	12:21	LB136801
	Selenium	3880	4000	97	90 - 110	P	08/13/2025	12:21	LB136801
	Silver	1030	1000	103	90 - 110	P	08/13/2025	12:21	LB136801
	Sodium	19100	20000	96	90 - 110	P	08/13/2025	12:21	LB136801
	Thallium	3750	4000	94	90 - 110	P	08/13/2025	12:21	LB136801
	Vanadium	1940	2000	97	90 - 110	P	08/13/2025	12:21	LB136801
	Zinc	1950	2000	98	90 - 110	P	08/13/2025	12:21	LB136801

284 Sheffield Street, Mountainside, New Jersey 07092, Phone : 908 789 8900,
Fax : 908 789 8922

Metals

- 2a -

INITIAL AND CONTINUING CALIBRATION VERIFICATION

Client: Portal Partners Tri-Venture

SDG No.: Q2832

Contract: PORT06

Lab Code: ACE

Initial Calibration Source: EPA

Continuing Calibration Source: Inorganic Ventures

Sample ID	Analyte	Result ug/L	True Value	% Recovery	Acceptance Window (%R)	M	Analysis Date	Analysis Time	Run Number
LLICV01	Aluminum	95.1	100	95	80 - 120	P	08/13/2025	12:28	LB136801
	Antimony	50.1	50.0	100	80 - 120	P	08/13/2025	12:28	LB136801
	Arsenic	21.3	20.0	106	80 - 120	P	08/13/2025	12:28	LB136801
	Barium	94.7	100	95	80 - 120	P	08/13/2025	12:28	LB136801
	Beryllium	6.08	6.0	101	80 - 120	P	08/13/2025	12:28	LB136801
	Cadmium	5.59	6.0	93	80 - 120	P	08/13/2025	12:28	LB136801
	Calcium	2040	2000	102	80 - 120	P	08/13/2025	12:28	LB136801
	Chromium	10.5	10.0	105	80 - 120	P	08/13/2025	12:28	LB136801
	Cobalt	29.4	30.0	98	80 - 120	P	08/13/2025	12:28	LB136801
	Copper	21.3	20.0	107	80 - 120	P	08/13/2025	12:28	LB136801
	Iron	107	100	107	80 - 120	P	08/13/2025	12:28	LB136801
	Lead	11.2	12.0	93	80 - 120	P	08/13/2025	12:28	LB136801
	Magnesium	2120	2000	106	80 - 120	P	08/13/2025	12:28	LB136801
	Manganese	21.0	20.0	105	80 - 120	P	08/13/2025	12:28	LB136801
	Nickel	39.6	40.0	99	80 - 120	P	08/13/2025	12:28	LB136801
	Potassium	1990	2000	100	80 - 120	P	08/13/2025	12:28	LB136801
	Selenium	19.2	20.0	96	80 - 120	P	08/13/2025	12:28	LB136801
	Silver	10.1	10.0	101	80 - 120	P	08/13/2025	12:28	LB136801
	Sodium	1850	2000	92	80 - 120	P	08/13/2025	12:28	LB136801
	Thallium	43.0	40.0	107	80 - 120	P	08/13/2025	12:28	LB136801
	Vanadium	38.9	40.0	97	80 - 120	P	08/13/2025	12:28	LB136801
	Zinc	42.4	40.0	106	80 - 120	P	08/13/2025	12:28	LB136801

284 Sheffield Street, Mountainside, New Jersey 07092, Phone : 908 789 8900,
Fax : 908 789 8922

Metals

- 2a -

INITIAL AND CONTINUING CALIBRATION VERIFICATION

Client: Portal Partners Tri-Venture

SDG No.: Q2832

Contract: PORT06

Lab Code: ACE

Initial Calibration Source: EPA

Continuing Calibration Source: Inorganic Ventures

Sample ID	Analyte	Result ug/L	True Value	% Recovery	Acceptance Window (%R)	M	Analysis Date	Analysis Time	Run Number
CCV01	Aluminum	9630	10000	96	90 - 110	P	08/13/2025	12:58	LB136801
	Antimony	4930	5000	99	90 - 110	P	08/13/2025	12:58	LB136801
	Arsenic	4900	5000	98	90 - 110	P	08/13/2025	12:58	LB136801
	Barium	9640	10000	96	90 - 110	P	08/13/2025	12:58	LB136801
	Beryllium	240	250	96	90 - 110	P	08/13/2025	12:58	LB136801
	Cadmium	2430	2500	97	90 - 110	P	08/13/2025	12:58	LB136801
	Calcium	24100	25000	96	90 - 110	P	08/13/2025	12:58	LB136801
	Chromium	1000	1000	100	90 - 110	P	08/13/2025	12:58	LB136801
	Cobalt	2420	2500	97	90 - 110	P	08/13/2025	12:58	LB136801
	Copper	1230	1250	98	90 - 110	P	08/13/2025	12:58	LB136801
	Iron	5030	5000	101	90 - 110	P	08/13/2025	12:58	LB136801
	Lead	4860	5000	97	90 - 110	P	08/13/2025	12:58	LB136801
	Magnesium	24000	25000	96	90 - 110	P	08/13/2025	12:58	LB136801
	Manganese	2390	2500	96	90 - 110	P	08/13/2025	12:58	LB136801
	Nickel	2430	2500	97	90 - 110	P	08/13/2025	12:58	LB136801
	Potassium	25000	25000	100	90 - 110	P	08/13/2025	12:58	LB136801
	Selenium	4930	5000	98	90 - 110	P	08/13/2025	12:58	LB136801
	Silver	1230	1250	99	90 - 110	P	08/13/2025	12:58	LB136801
	Sodium	24600	25000	99	90 - 110	P	08/13/2025	12:58	LB136801
	Thallium	4820	5000	96	90 - 110	P	08/13/2025	12:58	LB136801
	Vanadium	2420	2500	97	90 - 110	P	08/13/2025	12:58	LB136801
	Zinc	2490	2500	99	90 - 110	P	08/13/2025	12:58	LB136801
CCV02	Aluminum	9700	10000	97	90 - 110	P	08/13/2025	13:42	LB136801
	Antimony	4970	5000	99	90 - 110	P	08/13/2025	13:42	LB136801
	Arsenic	4950	5000	99	90 - 110	P	08/13/2025	13:42	LB136801
	Barium	9660	10000	97	90 - 110	P	08/13/2025	13:42	LB136801
	Beryllium	240	250	96	90 - 110	P	08/13/2025	13:42	LB136801
	Cadmium	2430	2500	97	90 - 110	P	08/13/2025	13:42	LB136801
	Calcium	24200	25000	97	90 - 110	P	08/13/2025	13:42	LB136801
	Chromium	987	1000	99	90 - 110	P	08/13/2025	13:42	LB136801
	Cobalt	2430	2500	97	90 - 110	P	08/13/2025	13:42	LB136801
	Copper	1230	1250	99	90 - 110	P	08/13/2025	13:42	LB136801
	Iron	4980	5000	100	90 - 110	P	08/13/2025	13:42	LB136801
	Lead	4850	5000	97	90 - 110	P	08/13/2025	13:42	LB136801

284 Sheffield Street, Mountainside, New Jersey 07092, Phone : 908 789 8900,
Fax : 908 789 8922

Metals

- 2a -

INITIAL AND CONTINUING CALIBRATION VERIFICATION

Client: Portal Partners Tri-Venture

SDG No.: Q2832

Contract: PORT06

Lab Code: ACE

Initial Calibration Source: EPA

Continuing Calibration Source: Inorganic Ventures

Sample ID	Analyte	Result ug/L	True Value	% Recovery	Acceptance Window (%R)	M	Analysis Date	Analysis Time	Run Number
CCV02	Magnesium	24100	25000	96	90 - 110	P	08/13/2025	13:42	LB136801
	Manganese	2420	2500	97	90 - 110	P	08/13/2025	13:42	LB136801
	Nickel	2430	2500	97	90 - 110	P	08/13/2025	13:42	LB136801
	Potassium	24600	25000	98	90 - 110	P	08/13/2025	13:42	LB136801
	Selenium	4980	5000	100	90 - 110	P	08/13/2025	13:42	LB136801
	Silver	1240	1250	99	90 - 110	P	08/13/2025	13:42	LB136801
	Sodium	24100	25000	96	90 - 110	P	08/13/2025	13:42	LB136801
	Thallium	4960	5000	99	90 - 110	P	08/13/2025	13:42	LB136801
	Vanadium	2450	2500	98	90 - 110	P	08/13/2025	13:42	LB136801
	Zinc	2460	2500	98	90 - 110	P	08/13/2025	13:42	LB136801
CCV03	Aluminum	9650	10000	96	90 - 110	P	08/13/2025	14:33	LB136801
	Antimony	5020	5000	100	90 - 110	P	08/13/2025	14:33	LB136801
	Arsenic	4990	5000	100	90 - 110	P	08/13/2025	14:33	LB136801
	Barium	9670	10000	97	90 - 110	P	08/13/2025	14:33	LB136801
	Beryllium	238	250	95	90 - 110	P	08/13/2025	14:33	LB136801
	Cadmium	2430	2500	97	90 - 110	P	08/13/2025	14:33	LB136801
	Calcium	24100	25000	96	90 - 110	P	08/13/2025	14:33	LB136801
	Chromium	993	1000	99	90 - 110	P	08/13/2025	14:33	LB136801
	Cobalt	2430	2500	97	90 - 110	P	08/13/2025	14:33	LB136801
	Copper	1240	1250	99	90 - 110	P	08/13/2025	14:33	LB136801
	Iron	5010	5000	100	90 - 110	P	08/13/2025	14:33	LB136801
	Lead	4860	5000	97	90 - 110	P	08/13/2025	14:33	LB136801
	Magnesium	23900	25000	96	90 - 110	P	08/13/2025	14:33	LB136801
	Manganese	2390	2500	96	90 - 110	P	08/13/2025	14:33	LB136801
	Nickel	2440	2500	98	90 - 110	P	08/13/2025	14:33	LB136801
	Potassium	24700	25000	99	90 - 110	P	08/13/2025	14:33	LB136801
	Selenium	5020	5000	100	90 - 110	P	08/13/2025	14:33	LB136801
	Silver	1240	1250	99	90 - 110	P	08/13/2025	14:33	LB136801
	Sodium	23300	25000	93	90 - 110	P	08/13/2025	14:33	LB136801
	Thallium	4820	5000	96	90 - 110	P	08/13/2025	14:33	LB136801
	Vanadium	2450	2500	98	90 - 110	P	08/13/2025	14:33	LB136801
	Zinc	2480	2500	99	90 - 110	P	08/13/2025	14:33	LB136801
CCV04	Aluminum	9760	10000	98	90 - 110	P	08/13/2025	15:23	LB136801
	Antimony	5060	5000	101	90 - 110	P	08/13/2025	15:23	LB136801

284 Sheffield Street, Mountainside, New Jersey 07092, Phone : 908 789 8900,
Fax : 908 789 8922

Metals

- 2a -

INITIAL AND CONTINUING CALIBRATION VERIFICATION

Client: Portal Partners Tri-Venture

SDG No.: Q2832

Contract: PORT06

Lab Code: ACE

Initial Calibration Source: EPA

Continuing Calibration Source: Inorganic Ventures

Sample ID	Analyte	Result ug/L	True Value	% Recovery	Acceptance Window (%R)	M	Analysis Date	Analysis Time	Run Number
CCV04	Arsenic	5010	5000	100	90 - 110	P	08/13/2025	15:23	LB136801
	Barium	9660	10000	97	90 - 110	P	08/13/2025	15:23	LB136801
	Beryllium	239	250	96	90 - 110	P	08/13/2025	15:23	LB136801
	Cadmium	2430	2500	97	90 - 110	P	08/13/2025	15:23	LB136801
	Calcium	24300	25000	97	90 - 110	P	08/13/2025	15:23	LB136801
	Chromium	991	1000	99	90 - 110	P	08/13/2025	15:23	LB136801
	Cobalt	2430	2500	97	90 - 110	P	08/13/2025	15:23	LB136801
	Copper	1240	1250	99	90 - 110	P	08/13/2025	15:23	LB136801
	Iron	5000	5000	100	90 - 110	P	08/13/2025	15:23	LB136801
	Lead	4860	5000	97	90 - 110	P	08/13/2025	15:23	LB136801
	Magnesium	24200	25000	97	90 - 110	P	08/13/2025	15:23	LB136801
	Manganese	2390	2500	96	90 - 110	P	08/13/2025	15:23	LB136801
	Nickel	2440	2500	98	90 - 110	P	08/13/2025	15:23	LB136801
	Potassium	24700	25000	99	90 - 110	P	08/13/2025	15:23	LB136801
	Selenium	5070	5000	101	90 - 110	P	08/13/2025	15:23	LB136801
	Silver	1240	1250	99	90 - 110	P	08/13/2025	15:23	LB136801
	Sodium	23700	25000	95	90 - 110	P	08/13/2025	15:23	LB136801
	Thallium	4760	5000	95	90 - 110	P	08/13/2025	15:23	LB136801
	Vanadium	2470	2500	99	90 - 110	P	08/13/2025	15:23	LB136801
	Zinc	2500	2500	100	90 - 110	P	08/13/2025	15:23	LB136801
CCV05	Aluminum	9690	10000	97	90 - 110	P	08/13/2025	16:14	LB136801
	Antimony	5090	5000	102	90 - 110	P	08/13/2025	16:14	LB136801
	Arsenic	5010	5000	100	90 - 110	P	08/13/2025	16:14	LB136801
	Barium	9840	10000	98	90 - 110	P	08/13/2025	16:14	LB136801
	Beryllium	235	250	94	90 - 110	P	08/13/2025	16:14	LB136801
	Cadmium	2400	2500	96	90 - 110	P	08/13/2025	16:14	LB136801
	Calcium	24100	25000	96	90 - 110	P	08/13/2025	16:14	LB136801
	Chromium	991	1000	99	90 - 110	P	08/13/2025	16:14	LB136801
	Cobalt	2420	2500	97	90 - 110	P	08/13/2025	16:14	LB136801
	Copper	1240	1250	100	90 - 110	P	08/13/2025	16:14	LB136801
	Iron	5090	5000	102	90 - 110	P	08/13/2025	16:14	LB136801
	Lead	4810	5000	96	90 - 110	P	08/13/2025	16:14	LB136801
	Magnesium	23800	25000	95	90 - 110	P	08/13/2025	16:14	LB136801
	Manganese	2380	2500	95	90 - 110	P	08/13/2025	16:14	LB136801

284 Sheffield Street, Mountainside, New Jersey 07092, Phone : 908 789 8900,
Fax : 908 789 8922

Metals

- 2a -

INITIAL AND CONTINUING CALIBRATION VERIFICATION

Client: Portal Partners Tri-Venture

SDG No.: Q2832

Contract: PORT06

Lab Code: ACE

Initial Calibration Source: EPA

Continuing Calibration Source: Inorganic Ventures

Sample ID	Analyte	Result ug/L	True Value	% Recovery	Acceptance Window (%R)	M	Analysis Date	Analysis Time	Run Number
CCV05	Nickel	2430	2500	97	90 - 110	P	08/13/2025	16:14	LB136801
	Potassium	25000	25000	100	90 - 110	P	08/13/2025	16:14	LB136801
	Selenium	5070	5000	101	90 - 110	P	08/13/2025	16:14	LB136801
	Silver	1250	1250	100	90 - 110	P	08/13/2025	16:14	LB136801
	Sodium	23800	25000	95	90 - 110	P	08/13/2025	16:14	LB136801
	Thallium	4540	5000	91	90 - 110	P	08/13/2025	16:14	LB136801
	Vanadium	2460	2500	98	90 - 110	P	08/13/2025	16:14	LB136801
	Zinc	2510	2500	101	90 - 110	P	08/13/2025	16:14	LB136801
CCV06	Aluminum	9690	10000	97	90 - 110	P	08/13/2025	17:05	LB136801
	Antimony	5110	5000	102	90 - 110	P	08/13/2025	17:05	LB136801
	Arsenic	5040	5000	101	90 - 110	P	08/13/2025	17:05	LB136801
	Barium	9810	10000	98	90 - 110	P	08/13/2025	17:05	LB136801
	Beryllium	238	250	95	90 - 110	P	08/13/2025	17:05	LB136801
	Cadmium	2420	2500	97	90 - 110	P	08/13/2025	17:05	LB136801
	Calcium	24100	25000	97	90 - 110	P	08/13/2025	17:05	LB136801
	Chromium	988	1000	99	90 - 110	P	08/13/2025	17:05	LB136801
	Cobalt	2430	2500	97	90 - 110	P	08/13/2025	17:05	LB136801
	Copper	1250	1250	100	90 - 110	P	08/13/2025	17:05	LB136801
	Iron	5070	5000	102	90 - 110	P	08/13/2025	17:05	LB136801
	Lead	4850	5000	97	90 - 110	P	08/13/2025	17:05	LB136801
	Magnesium	24000	25000	96	90 - 110	P	08/13/2025	17:05	LB136801
	Manganese	2400	2500	96	90 - 110	P	08/13/2025	17:05	LB136801
	Nickel	2440	2500	98	90 - 110	P	08/13/2025	17:05	LB136801
	Potassium	24800	25000	99	90 - 110	P	08/13/2025	17:05	LB136801
	Selenium	5150	5000	103	90 - 110	P	08/13/2025	17:05	LB136801
	Silver	1260	1250	100	90 - 110	P	08/13/2025	17:05	LB136801
	Sodium	23300	25000	93	90 - 110	P	08/13/2025	17:05	LB136801
	Thallium	5380	5000	108	90 - 110	P	08/13/2025	17:05	LB136801
	Vanadium	2460	2500	98	90 - 110	P	08/13/2025	17:05	LB136801
	Zinc	2520	2500	101	90 - 110	P	08/13/2025	17:05	LB136801
CCV07	Aluminum	9840	10000	98	90 - 110	P	08/13/2025	17:46	LB136801
	Antimony	5120	5000	102	90 - 110	P	08/13/2025	17:46	LB136801
	Arsenic	5060	5000	101	90 - 110	P	08/13/2025	17:46	LB136801
	Barium	9850	10000	98	90 - 110	P	08/13/2025	17:46	LB136801

284 Sheffield Street, Mountainside, New Jersey 07092, Phone : 908 789 8900,
Fax : 908 789 8922

Metals

- 2a -

INITIAL AND CONTINUING CALIBRATION VERIFICATION

Client: Portal Partners Tri-Venture

SDG No.: Q2832

Contract: PORT06

Lab Code: ACE

Initial Calibration Source: EPA

Continuing Calibration Source: Inorganic Ventures

Sample ID	Analyte	Result ug/L	True Value	% Recovery	Acceptance Window (%R)	M	Analysis Date	Analysis Time	Run Number
CCV07	Beryllium	241	250	96	90 - 110	P	08/13/2025	17:46	LB136801
	Cadmium	2440	2500	98	90 - 110	P	08/13/2025	17:46	LB136801
	Calcium	24600	25000	98	90 - 110	P	08/13/2025	17:46	LB136801
	Chromium	1010	1000	101	90 - 110	P	08/13/2025	17:46	LB136801
	Cobalt	2450	2500	98	90 - 110	P	08/13/2025	17:46	LB136801
	Copper	1250	1250	100	90 - 110	P	08/13/2025	17:46	LB136801
	Iron	5140	5000	103	90 - 110	P	08/13/2025	17:46	LB136801
	Lead	4880	5000	98	90 - 110	P	08/13/2025	17:46	LB136801
	Magnesium	24400	25000	98	90 - 110	P	08/13/2025	17:46	LB136801
	Manganese	2430	2500	97	90 - 110	P	08/13/2025	17:46	LB136801
	Nickel	2460	2500	98	90 - 110	P	08/13/2025	17:46	LB136801
	Potassium	24800	25000	99	90 - 110	P	08/13/2025	17:46	LB136801
	Selenium	5160	5000	103	90 - 110	P	08/13/2025	17:46	LB136801
	Silver	1260	1250	100	90 - 110	P	08/13/2025	17:46	LB136801
	Sodium	23600	25000	95	90 - 110	P	08/13/2025	17:46	LB136801
	Thallium	5360	5000	107	90 - 110	P	08/13/2025	17:46	LB136801
	Vanadium	2490	2500	100	90 - 110	P	08/13/2025	17:46	LB136801
	Zinc	2530	2500	101	90 - 110	P	08/13/2025	17:46	LB136801

284 Sheffield Street, Mountainside, New Jersey 07092, Phone : 908 789 8900,
Fax : 908 789 8922

Metals

- 2a -

INITIAL AND CONTINUING CALIBRATION VERIFICATION

Client: Portal Partners Tri-Venture

SDG No.: Q2832

Contract: PORT06

Lab Code: ACE

Initial Calibration Source: EPA

Continuing Calibration Source: Inorganic Ventures

Sample ID	Analyte	Result ug/L	True Value	% Recovery	Acceptance Window (%R)	M	Analysis Date	Analysis Time	Run Number
ICV01	Aluminum	8030	8000	100	90 - 110	P	08/14/2025	12:05	LB136837
	Antimony	4100	4000	102	90 - 110	P	08/14/2025	12:05	LB136837
	Arsenic	3980	4000	100	90 - 110	P	08/14/2025	12:05	LB136837
	Barium	8040	8000	100	90 - 110	P	08/14/2025	12:05	LB136837
	Beryllium	202	200	101	90 - 110	P	08/14/2025	12:05	LB136837
	Cadmium	1980	2000	99	90 - 110	P	08/14/2025	12:05	LB136837
	Calcium	20100	20000	100	90 - 110	P	08/14/2025	12:05	LB136837
	Chromium	820	800	102	90 - 110	P	08/14/2025	12:05	LB136837
	Cobalt	2010	2000	101	90 - 110	P	08/14/2025	12:05	LB136837
	Copper	1030	1000	102	90 - 110	P	08/14/2025	12:05	LB136837
	Iron	4050	4000	101	90 - 110	P	08/14/2025	12:05	LB136837
	Lead	3890	4000	97	90 - 110	P	08/14/2025	12:05	LB136837
	Magnesium	20100	20000	100	90 - 110	P	08/14/2025	12:05	LB136837
	Manganese	2020	2000	101	90 - 110	P	08/14/2025	12:05	LB136837
	Nickel	2010	2000	100	90 - 110	P	08/14/2025	12:05	LB136837
	Potassium	19800	20000	99	90 - 110	P	08/14/2025	12:05	LB136837
	Selenium	3970	4000	99	90 - 110	P	08/14/2025	12:05	LB136837
	Silver	1070	1000	107	90 - 110	P	08/14/2025	12:05	LB136837
	Sodium	19700	20000	98	90 - 110	P	08/14/2025	12:05	LB136837
	Thallium	3830	4000	96	90 - 110	P	08/14/2025	12:05	LB136837
	Vanadium	2020	2000	101	90 - 110	P	08/14/2025	12:05	LB136837
	Zinc	2000	2000	100	90 - 110	P	08/14/2025	12:05	LB136837

284 Sheffield Street, Mountainside, New Jersey 07092, Phone : 908 789 8900,
Fax : 908 789 8922

Metals

- 2a -

INITIAL AND CONTINUING CALIBRATION VERIFICATION

Client: Portal Partners Tri-Venture

SDG No.: Q2832

Contract: PORT06

Lab Code: ACE

Initial Calibration Source: EPA

Continuing Calibration Source: Inorganic Ventures

Sample ID	Analyte	Result ug/L	True Value	% Recovery	Acceptance Window (%R)	M	Analysis Date	Analysis Time	Run Number
LLICV01	Aluminum	90.2	100	90	80 - 120	P	08/14/2025	12:09	LB136837
	Antimony	53.2	50.0	106	80 - 120	P	08/14/2025	12:09	LB136837
	Arsenic	21.4	20.0	107	80 - 120	P	08/14/2025	12:09	LB136837
	Barium	97.9	100	98	80 - 120	P	08/14/2025	12:09	LB136837
	Beryllium	6.22	6.0	104	80 - 120	P	08/14/2025	12:09	LB136837
	Cadmium	5.85	6.0	97	80 - 120	P	08/14/2025	12:09	LB136837
	Calcium	2090	2000	105	80 - 120	P	08/14/2025	12:09	LB136837
	Chromium	10.7	10.0	107	80 - 120	P	08/14/2025	12:09	LB136837
	Cobalt	29.9	30.0	100	80 - 120	P	08/14/2025	12:09	LB136837
	Copper	21.6	20.0	108	80 - 120	P	08/14/2025	12:09	LB136837
	Iron	112	100	112	80 - 120	P	08/14/2025	12:09	LB136837
	Lead	12.2	12.0	101	80 - 120	P	08/14/2025	12:09	LB136837
	Magnesium	2200	2000	110	80 - 120	P	08/14/2025	12:09	LB136837
	Manganese	21.6	20.0	108	80 - 120	P	08/14/2025	12:09	LB136837
	Nickel	40.2	40.0	100	80 - 120	P	08/14/2025	12:09	LB136837
	Potassium	2030	2000	101	80 - 120	P	08/14/2025	12:09	LB136837
	Selenium	19.6	20.0	98	80 - 120	P	08/14/2025	12:09	LB136837
	Silver	10.5	10.0	105	80 - 120	P	08/14/2025	12:09	LB136837
	Sodium	1920	2000	96	80 - 120	P	08/14/2025	12:09	LB136837
	Thallium	41.7	40.0	104	80 - 120	P	08/14/2025	12:09	LB136837
	Vanadium	39.4	40.0	99	80 - 120	P	08/14/2025	12:09	LB136837
	Zinc	42.9	40.0	107	80 - 120	P	08/14/2025	12:09	LB136837

284 Sheffield Street, Mountainside, New Jersey 07092, Phone : 908 789 8900,
Fax : 908 789 8922

Metals

- 2a -

INITIAL AND CONTINUING CALIBRATION VERIFICATION

Client: Portal Partners Tri-Venture

SDG No.: Q2832

Contract: PORT06

Lab Code: ACE

Initial Calibration Source: EPA

Continuing Calibration Source: Inorganic Ventures

Sample ID	Analyte	Result ug/L	True Value	% Recovery	Acceptance Window (%R)	M	Analysis Date	Analysis Time	Run Number
CCV01	Aluminum	10100	10000	101	90 - 110	P	08/14/2025	12:50	LB136837
	Antimony	5100	5000	102	90 - 110	P	08/14/2025	12:50	LB136837
	Arsenic	5070	5000	102	90 - 110	P	08/14/2025	12:50	LB136837
	Barium	9910	10000	99	90 - 110	P	08/14/2025	12:50	LB136837
	Beryllium	250	250	100	90 - 110	P	08/14/2025	12:50	LB136837
	Cadmium	2490	2500	100	90 - 110	P	08/14/2025	12:50	LB136837
	Calcium	25000	25000	100	90 - 110	P	08/14/2025	12:50	LB136837
	Chromium	1020	1000	102	90 - 110	P	08/14/2025	12:50	LB136837
	Cobalt	2490	2500	100	90 - 110	P	08/14/2025	12:50	LB136837
	Copper	1270	1250	101	90 - 110	P	08/14/2025	12:50	LB136837
	Iron	5010	5000	100	90 - 110	P	08/14/2025	12:50	LB136837
	Lead	4960	5000	99	90 - 110	P	08/14/2025	12:50	LB136837
	Magnesium	24900	25000	100	90 - 110	P	08/14/2025	12:50	LB136837
	Manganese	2470	2500	99	90 - 110	P	08/14/2025	12:50	LB136837
	Nickel	2490	2500	100	90 - 110	P	08/14/2025	12:50	LB136837
	Potassium	25100	25000	100	90 - 110	P	08/14/2025	12:50	LB136837
	Selenium	5140	5000	103	90 - 110	P	08/14/2025	12:50	LB136837
	Silver	1270	1250	102	90 - 110	P	08/14/2025	12:50	LB136837
	Sodium	24900	25000	100	90 - 110	P	08/14/2025	12:50	LB136837
	Thallium	5280	5000	106	90 - 110	P	08/14/2025	12:50	LB136837
	Vanadium	2510	2500	101	90 - 110	P	08/14/2025	12:50	LB136837
	Zinc	2550	2500	102	90 - 110	P	08/14/2025	12:50	LB136837
CCV02	Aluminum	9980	10000	100	90 - 110	P	08/14/2025	13:42	LB136837
	Antimony	5140	5000	103	90 - 110	P	08/14/2025	13:42	LB136837
	Arsenic	5090	5000	102	90 - 110	P	08/14/2025	13:42	LB136837
	Barium	9920	10000	99	90 - 110	P	08/14/2025	13:42	LB136837
	Beryllium	233	250	93	90 - 110	P	08/14/2025	13:42	LB136837
	Cadmium	2460	2500	98	90 - 110	P	08/14/2025	13:42	LB136837
	Calcium	24600	25000	99	90 - 110	P	08/14/2025	13:42	LB136837
	Chromium	1020	1000	102	90 - 110	P	08/14/2025	13:42	LB136837
	Cobalt	2480	2500	99	90 - 110	P	08/14/2025	13:42	LB136837
	Copper	1260	1250	101	90 - 110	P	08/14/2025	13:42	LB136837
	Iron	5260	5000	105	90 - 110	P	08/14/2025	13:42	LB136837
	Lead	4890	5000	98	90 - 110	P	08/14/2025	13:42	LB136837

284 Sheffield Street, Mountainside, New Jersey 07092, Phone : 908 789 8900,
Fax : 908 789 8922

Metals

- 2a -

INITIAL AND CONTINUING CALIBRATION VERIFICATION

Client: Portal Partners Tri-Venture

SDG No.: Q2832

Contract: PORT06

Lab Code: ACE

Initial Calibration Source: EPA

Continuing Calibration Source: Inorganic Ventures

Sample ID	Analyte	Result ug/L	True Value	% Recovery	Acceptance Window (%R)	M	Analysis Date	Analysis Time	Run Number
CCV02	Magnesium	24400	25000	98	90 - 110	P	08/14/2025	13:42	LB136837
	Manganese	2430	2500	97	90 - 110	P	08/14/2025	13:42	LB136837
	Nickel	2480	2500	99	90 - 110	P	08/14/2025	13:42	LB136837
	Potassium	26700	25000	107	90 - 110	P	08/14/2025	13:42	LB136837
	Selenium	5140	5000	103	90 - 110	P	08/14/2025	13:42	LB136837
	Silver	1260	1250	101	90 - 110	P	08/14/2025	13:42	LB136837
	Sodium	25000	25000	100	90 - 110	P	08/14/2025	13:42	LB136837
	Thallium	5040	5000	101	90 - 110	P	08/14/2025	13:42	LB136837
	Vanadium	2500	2500	100	90 - 110	P	08/14/2025	13:42	LB136837
	Zinc	2580	2500	103	90 - 110	P	08/14/2025	13:42	LB136837
CCV03	Aluminum	9770	10000	98	90 - 110	P	08/14/2025	14:41	LB136837
	Antimony	5050	5000	101	90 - 110	P	08/14/2025	14:41	LB136837
	Arsenic	4980	5000	100	90 - 110	P	08/14/2025	14:41	LB136837
	Barium	9880	10000	99	90 - 110	P	08/14/2025	14:41	LB136837
	Beryllium	237	250	95	90 - 110	P	08/14/2025	14:41	LB136837
	Cadmium	2400	2500	96	90 - 110	P	08/14/2025	14:41	LB136837
	Calcium	24200	25000	97	90 - 110	P	08/14/2025	14:41	LB136837
	Chromium	984	1000	98	90 - 110	P	08/14/2025	14:41	LB136837
	Cobalt	2410	2500	96	90 - 110	P	08/14/2025	14:41	LB136837
	Copper	1240	1250	99	90 - 110	P	08/14/2025	14:41	LB136837
	Iron	5010	5000	100	90 - 110	P	08/14/2025	14:41	LB136837
	Lead	4790	5000	96	90 - 110	P	08/14/2025	14:41	LB136837
	Magnesium	24000	25000	96	90 - 110	P	08/14/2025	14:41	LB136837
	Manganese	2410	2500	96	90 - 110	P	08/14/2025	14:41	LB136837
	Nickel	2420	2500	97	90 - 110	P	08/14/2025	14:41	LB136837
	Potassium	25400	25000	102	90 - 110	P	08/14/2025	14:41	LB136837
	Selenium	5000	5000	100	90 - 110	P	08/14/2025	14:41	LB136837
	Silver	1240	1250	99	90 - 110	P	08/14/2025	14:41	LB136837
	Sodium	24300	25000	97	90 - 110	P	08/14/2025	14:41	LB136837
	Thallium	4710	5000	94	90 - 110	P	08/14/2025	14:41	LB136837
	Vanadium	2460	2500	98	90 - 110	P	08/14/2025	14:41	LB136837
	Zinc	2520	2500	101	90 - 110	P	08/14/2025	14:41	LB136837
CCV04	Aluminum	9870	10000	99	90 - 110	P	08/14/2025	15:58	LB136837
	Antimony	5180	5000	104	90 - 110	P	08/14/2025	15:58	LB136837

284 Sheffield Street, Mountainside, New Jersey 07092, Phone : 908 789 8900,
Fax : 908 789 8922

Metals

- 2a -

INITIAL AND CONTINUING CALIBRATION VERIFICATION

Client: Portal Partners Tri-Venture

SDG No.: Q2832

Contract: PORT06

Lab Code: ACE

Initial Calibration Source: EPA

Continuing Calibration Source: Inorganic Ventures

Sample ID	Analyte	Result ug/L	True Value	% Recovery	Acceptance Window (%R)	M	Analysis Date	Analysis Time	Run Number
CCV04	Arsenic	5090	5000	102	90 - 110	P	08/14/2025	15:58	LB136837
	Barium	9790	10000	98	90 - 110	P	08/14/2025	15:58	LB136837
	Beryllium	232	250	93	90 - 110	P	08/14/2025	15:58	LB136837
	Cadmium	2410	2500	96	90 - 110	P	08/14/2025	15:58	LB136837
	Calcium	24200	25000	97	90 - 110	P	08/14/2025	15:58	LB136837
	Chromium	1000	1000	100	90 - 110	P	08/14/2025	15:58	LB136837
	Cobalt	2430	2500	97	90 - 110	P	08/14/2025	15:58	LB136837
	Copper	1260	1250	100	90 - 110	P	08/14/2025	15:58	LB136837
	Iron	5210	5000	104	90 - 110	P	08/14/2025	15:58	LB136837
	Lead	4810	5000	96	90 - 110	P	08/14/2025	15:58	LB136837
	Magnesium	24000	25000	96	90 - 110	P	08/14/2025	15:58	LB136837
	Manganese	2410	2500	96	90 - 110	P	08/14/2025	15:58	LB136837
	Nickel	2440	2500	98	90 - 110	P	08/14/2025	15:58	LB136837
	Potassium	26500	25000	106	90 - 110	P	08/14/2025	15:58	LB136837
	Selenium	5210	5000	104	90 - 110	P	08/14/2025	15:58	LB136837
	Silver	1260	1250	101	90 - 110	P	08/14/2025	15:58	LB136837
	Sodium	25100	25000	100	90 - 110	P	08/14/2025	15:58	LB136837
	Thallium	5210	5000	104	90 - 110	P	08/14/2025	15:58	LB136837
	Vanadium	2470	2500	99	90 - 110	P	08/14/2025	15:58	LB136837
	Zinc	2580	2500	103	90 - 110	P	08/14/2025	15:58	LB136837
CCV05	Aluminum	9710	10000	97	90 - 110	P	08/14/2025	16:50	LB136837
	Antimony	5230	5000	105	90 - 110	P	08/14/2025	16:50	LB136837
	Arsenic	5110	5000	102	90 - 110	P	08/14/2025	16:50	LB136837
	Barium	9710	10000	97	90 - 110	P	08/14/2025	16:50	LB136837
	Beryllium	228	250	91	90 - 110	P	08/14/2025	16:50	LB136837
	Cadmium	2390	2500	96	90 - 110	P	08/14/2025	16:50	LB136837
	Calcium	23800	25000	95	90 - 110	P	08/14/2025	16:50	LB136837
	Chromium	985	1000	98	90 - 110	P	08/14/2025	16:50	LB136837
	Cobalt	2410	2500	96	90 - 110	P	08/14/2025	16:50	LB136837
	Copper	1260	1250	100	90 - 110	P	08/14/2025	16:50	LB136837
	Iron	5160	5000	103	90 - 110	P	08/14/2025	16:50	LB136837
	Lead	4770	5000	96	90 - 110	P	08/14/2025	16:50	LB136837
	Magnesium	23500	25000	94	90 - 110	P	08/14/2025	16:50	LB136837
	Manganese	2360	2500	94	90 - 110	P	08/14/2025	16:50	LB136837

284 Sheffield Street, Mountainside, New Jersey 07092, Phone : 908 789 8900,
Fax : 908 789 8922

Metals

- 2a -

INITIAL AND CONTINUING CALIBRATION VERIFICATION

Client: Portal Partners Tri-Venture

SDG No.: Q2832

Contract: PORT06

Lab Code: ACE

Initial Calibration Source: EPA

Continuing Calibration Source: Inorganic Ventures

Sample ID	Analyte	Result ug/L	True Value	% Recovery	Acceptance Window (%R)	M	Analysis Date	Analysis Time	Run Number
CCV05	Nickel	2430	2500	97	90 - 110	P	08/14/2025	16:50	LB136837
	Potassium	26500	25000	106	90 - 110	P	08/14/2025	16:50	LB136837
	Selenium	5230	5000	104	90 - 110	P	08/14/2025	16:50	LB136837
	Silver	1250	1250	100	90 - 110	P	08/14/2025	16:50	LB136837
	Sodium	23300	25000	93	90 - 110	P	08/14/2025	16:50	LB136837
	Thallium	4710	5000	94	90 - 110	P	08/14/2025	16:50	LB136837
	Vanadium	2450	2500	98	90 - 110	P	08/14/2025	16:50	LB136837
	Zinc	2590	2500	104	90 - 110	P	08/14/2025	16:50	LB136837
CCV06	Aluminum	9730	10000	97	90 - 110	P	08/14/2025	17:54	LB136837
	Antimony	5260	5000	105	90 - 110	P	08/14/2025	17:54	LB136837
	Arsenic	5150	5000	103	90 - 110	P	08/14/2025	17:54	LB136837
	Barium	9970	10000	100	90 - 110	P	08/14/2025	17:54	LB136837
	Beryllium	243	250	97	90 - 110	P	08/14/2025	17:54	LB136837
	Cadmium	2380	2500	95	90 - 110	P	08/14/2025	17:54	LB136837
	Calcium	24000	25000	96	90 - 110	P	08/14/2025	17:54	LB136837
	Chromium	984	1000	98	90 - 110	P	08/14/2025	17:54	LB136837
	Cobalt	2410	2500	96	90 - 110	P	08/14/2025	17:54	LB136837
	Copper	1260	1250	100	90 - 110	P	08/14/2025	17:54	LB136837
	Iron	5310	5000	106	90 - 110	P	08/14/2025	17:54	LB136837
	Lead	4750	5000	95	90 - 110	P	08/14/2025	17:54	LB136837
	Magnesium	23400	25000	94	90 - 110	P	08/14/2025	17:54	LB136837
	Manganese	2400	2500	96	90 - 110	P	08/14/2025	17:54	LB136837
	Nickel	2430	2500	97	90 - 110	P	08/14/2025	17:54	LB136837
	Potassium	26900	25000	108	90 - 110	P	08/14/2025	17:54	LB136837
	Selenium	5260	5000	105	90 - 110	P	08/14/2025	17:54	LB136837
	Silver	1250	1250	100	90 - 110	P	08/14/2025	17:54	LB136837
	Sodium	25000	25000	100	90 - 110	P	08/14/2025	17:54	LB136837
	Thallium	5000	5000	100	90 - 110	P	08/14/2025	17:54	LB136837
	Vanadium	2470	2500	99	90 - 110	P	08/14/2025	17:54	LB136837
	Zinc	2570	2500	103	90 - 110	P	08/14/2025	17:54	LB136837

284 Sheffield Street, Mountainside, New Jersey 07092, Phone : 908 789 8900,
Fax : 908 789 8922

Metals

- 2b -
CRDL STANDARD FOR AA & ICP

Client: Portal Partners Tri-Venture **SDG No.:** Q2832

Contract: PORT06 **Lab Code:** ACE

Initial Calibration Source:

Continuing Calibration Source:

Sample ID	Analyte	Result ug/L	True Value ug/L	% Recovery	Acceptance Window (%R)	M	Analysis Date	Analysis Time	Run Number
CRI01	Aluminum	92.9	100	93	65 - 135	P	08/13/2025	12:37	LB136801
	Antimony	50.2	50.0	100	65 - 135	P	08/13/2025	12:37	LB136801
	Arsenic	20.6	20.0	103	65 - 135	P	08/13/2025	12:37	LB136801
	Barium	93.9	100	94	65 - 135	P	08/13/2025	12:37	LB136801
	Beryllium	6.01	6.0	100	65 - 135	P	08/13/2025	12:37	LB136801
	Cadmium	5.49	6.0	92	65 - 135	P	08/13/2025	12:37	LB136801
	Calcium	2010	2000	100	65 - 135	P	08/13/2025	12:37	LB136801
	Chromium	10.00	10.0	100	65 - 135	P	08/13/2025	12:37	LB136801
	Cobalt	29.0	30.0	97	65 - 135	P	08/13/2025	12:37	LB136801
	Copper	20.9	20.0	104	65 - 135	P	08/13/2025	12:37	LB136801
	Iron	95.9	100	96	65 - 135	P	08/13/2025	12:37	LB136801
	Lead	10.0	12.0	83	65 - 135	P	08/13/2025	12:37	LB136801
	Magnesium	2120	2000	106	65 - 135	P	08/13/2025	12:37	LB136801
	Manganese	20.8	20.0	104	65 - 135	P	08/13/2025	12:37	LB136801
	Nickel	38.7	40.0	97	65 - 135	P	08/13/2025	12:37	LB136801
	Potassium	1930	2000	97	65 - 135	P	08/13/2025	12:37	LB136801
	Selenium	21.1	20.0	106	65 - 135	P	08/13/2025	12:37	LB136801
	Silver	10.3	10.0	103	65 - 135	P	08/13/2025	12:37	LB136801
	Sodium	1810	2000	91	65 - 135	P	08/13/2025	12:37	LB136801
	Thallium	40.7	40.0	102	65 - 135	P	08/13/2025	12:37	LB136801
	Vanadium	42.3	40.0	106	65 - 135	P	08/13/2025	12:37	LB136801
	Zinc	41.0	40.0	102	65 - 135	P	08/13/2025	12:37	LB136801
CRA	Mercury	0.23	0.2	117	70 - 130	CV	08/13/2025	14:48	LB136799
CRI01	Aluminum	105	100	105	65 - 135	P	08/14/2025	12:23	LB136837
	Antimony	52.8	50.0	106	65 - 135	P	08/14/2025	12:23	LB136837
	Arsenic	21.1	20.0	105	65 - 135	P	08/14/2025	12:23	LB136837
	Barium	96.4	100	96	65 - 135	P	08/14/2025	12:23	LB136837
	Beryllium	6.27	6.0	104	65 - 135	P	08/14/2025	12:23	LB136837
	Cadmium	5.92	6.0	99	65 - 135	P	08/14/2025	12:23	LB136837
	Calcium	2070	2000	104	65 - 135	P	08/14/2025	12:23	LB136837
	Chromium	10.4	10.0	104	65 - 135	P	08/14/2025	12:23	LB136837
	Cobalt	29.9	30.0	100	65 - 135	P	08/14/2025	12:23	LB136837
	Copper	21.4	20.0	107	65 - 135	P	08/14/2025	12:23	LB136837
	Iron	106	100	106	65 - 135	P	08/14/2025	12:23	LB136837
	Lead	12.4	12.0	103	65 - 135	P	08/14/2025	12:23	LB136837

284 Sheffield Street, Mountainside, New Jersey 07092, Phone : 908 789 8900,
Fax : 908 789 8922

Metals

- 2b -
CRDL STANDARD FOR AA & ICP

Client: Portal Partners Tri-Venture **SDG No.:** Q2832

Contract: PORT06 **Lab Code:** ACE

Initial Calibration Source:

Continuing Calibration Source:

Sample ID	Analyte	Result ug/L	True Value ug/L	% Recovery	Acceptance Window (%R)	M	Analysis Date	Analysis Time	Run Number
CRI01	Magnesium	2180	2000	109	65 - 135	P	08/14/2025	12:23	LB136837
	Manganese	20.7	20.0	104	65 - 135	P	08/14/2025	12:23	LB136837
	Nickel	40.2	40.0	100	65 - 135	P	08/14/2025	12:23	LB136837
	Potassium	1930	2000	96	65 - 135	P	08/14/2025	12:23	LB136837
	Selenium	17.9	20.0	89	65 - 135	P	08/14/2025	12:23	LB136837
	Silver	11.0	10.0	110	65 - 135	P	08/14/2025	12:23	LB136837
	Sodium	1830	2000	92	65 - 135	P	08/14/2025	12:23	LB136837
	Thallium	41.3	40.0	103	65 - 135	P	08/14/2025	12:23	LB136837
	Vanadium	36.7	40.0	92	65 - 135	P	08/14/2025	12:23	LB136837
	Zinc	43.0	40.0	108	65 - 135	P	08/14/2025	12:23	LB136837

284 Sheffield Street, Mountainside, New Jersey 07092, Phone : 908 789 8900,
Fax : 908 789 8922

Metals
- 4 -
INTERFERENCE CHECK SAMPLE

Client: Portal Partners Tri-Venture **SDG No.:** Q2832

Contract: PORT06 **Lab Code:** ACE

ICS Source: EPA **Instrument ID:** P4

Sample ID	Analyte	Result ug/L	True Value ug/L	% Recovery	Low Limit (ug/L)	High Limit (ug/L)	Analysis Date	Analysis Time	Run Number
ICSA01	Aluminum	240000	255000	94	216000	294000	08/13/2025	12:41	LB136801
	Antimony	-4.82			-50	50	08/13/2025	12:41	LB136801
	Arsenic	13.5			-20	20	08/13/2025	12:41	LB136801
	Barium	-0.47	6.0	8	-94	106	08/13/2025	12:41	LB136801
	Beryllium	1.31			-6	6	08/13/2025	12:41	LB136801
	Cadmium	2.33	1.0	233	-5	7	08/13/2025	12:41	LB136801
	Calcium	229000	245000	94	208000	282000	08/13/2025	12:41	LB136801
	Chromium	58.2	52.0	112	42	62	08/13/2025	12:41	LB136801
	Cobalt	1.85			-30	30	08/13/2025	12:41	LB136801
	Copper	4.82	2.0	241	-18	22	08/13/2025	12:41	LB136801
	Iron	99200	101000	98	85600	116500	08/13/2025	12:41	LB136801
	Lead	-6.38			-12	12	08/13/2025	12:41	LB136801
	Magnesium	243000	255000	95	216000	294000	08/13/2025	12:41	LB136801
	Manganese	8.17	7.0	117	-13	27	08/13/2025	12:41	LB136801
	Nickel	5.22	2.0	261	-38	42	08/13/2025	12:41	LB136801
	Potassium	-4.10			0	0	08/13/2025	12:41	LB136801
	Selenium	2.91			-20	20	08/13/2025	12:41	LB136801
	Silver	2.33			-10	10	08/13/2025	12:41	LB136801
	Sodium	3.06			0	0	08/13/2025	12:41	LB136801
	Thallium	2.91			-40	40	08/13/2025	12:41	LB136801
	Vanadium	3.65			-40	40	08/13/2025	12:41	LB136801
	Zinc	2.20			-40	40	08/13/2025	12:41	LB136801
ICSAB01	Aluminum	247000	247000	100	209000	285000	08/13/2025	12:45	LB136801
	Antimony	588	618	95	525	711	08/13/2025	12:45	LB136801
	Arsenic	111	104	107	88.4	120	08/13/2025	12:45	LB136801
	Barium	492	537	92	437	637	08/13/2025	12:45	LB136801
	Beryllium	487	495	98	420	570	08/13/2025	12:45	LB136801
	Cadmium	994	972	102	826	1120	08/13/2025	12:45	LB136801
	Calcium	236000	235000	100	199000	271000	08/13/2025	12:45	LB136801
	Chromium	558	542	103	460	624	08/13/2025	12:45	LB136801
	Cobalt	498	476	105	404	548	08/13/2025	12:45	LB136801
	Copper	486	511	95	434	588	08/13/2025	12:45	LB136801
	Iron	102000	99300	103	84400	114500	08/13/2025	12:45	LB136801
	Lead	42.2	49.0	86	37	61	08/13/2025	12:45	LB136801
	Magnesium	250000	248000	101	210000	286000	08/13/2025	12:45	LB136801
	Manganese	493	507	97	430	584	08/13/2025	12:45	LB136801
	Nickel	992	954	104	810	1100	08/13/2025	12:45	LB136801
	Potassium	42.9			0	0	08/13/2025	12:45	LB136801
	Selenium	50.5	46.0	110	26	66	08/13/2025	12:45	LB136801
	Silver	216	201	108	170	232	08/13/2025	12:45	LB136801
	Sodium	-3.58			0	0	08/13/2025	12:45	LB136801
	Thallium	113	108	105	68	148	08/13/2025	12:45	LB136801

284 Sheffield Street, Mountainside, New Jersey 07092, Phone : 908 789 8900,
Fax : 908 789 8922

Metals
- 4 -
INTERFERENCE CHECK SAMPLE

Client: Portal Partners Tri-Venture **SDG No.:** Q2832

Contract: PORT06 **Lab Code:** ACE

ICS Source: EPA **Instrument ID:** P4

Sample ID	Analyte	Result ug/L	True Value ug/L	% Recovery	Low Limit (ug/L)	High Limit (ug/L)	Analysis Date	Analysis Time	Run Number
ICSAB01	Vanadium	479	491	98	417	565	08/13/2025	12:45	LB136801
	Zinc	1040	952	109	809	1095	08/13/2025	12:45	LB136801
ICSA01	Aluminum	251000	255000	98	216000	294000	08/14/2025	12:27	LB136837
	Antimony	-1.10			-50	50	08/14/2025	12:27	LB136837
	Arsenic	7.57			-20	20	08/14/2025	12:27	LB136837
	Barium	0.097	6.0	2	-94	106	08/14/2025	12:27	LB136837
	Beryllium	1.36			-6	6	08/14/2025	12:27	LB136837
	Cadmium	2.91	1.0	291	-5	7	08/14/2025	12:27	LB136837
	Calcium	237000	245000	97	208000	282000	08/14/2025	12:27	LB136837
	Chromium	60.3	52.0	116	42	62	08/14/2025	12:27	LB136837
	Cobalt	1.84			-30	30	08/14/2025	12:27	LB136837
	Copper	7.21	2.0	360	-18	22	08/14/2025	12:27	LB136837
	Iron	99800	101000	99	85600	116500	08/14/2025	12:27	LB136837
	Lead	-5.21			-12	12	08/14/2025	12:27	LB136837
	Magnesium	251000	255000	98	216000	294000	08/14/2025	12:27	LB136837
	Manganese	7.95	7.0	114	-13	27	08/14/2025	12:27	LB136837
	Nickel	5.40	2.0	270	-38	42	08/14/2025	12:27	LB136837
	Potassium	130			0	0	08/14/2025	12:27	LB136837
	Selenium	-3.06			-20	20	08/14/2025	12:27	LB136837
	Silver	1.48			-10	10	08/14/2025	12:27	LB136837
	Sodium	111			0	0	08/14/2025	12:27	LB136837
	Thallium	-3.36			-40	40	08/14/2025	12:27	LB136837
	Vanadium	2.16			-40	40	08/14/2025	12:27	LB136837
	Zinc	3.33			-40	40	08/14/2025	12:27	LB136837
ICSAB01	Aluminum	249000	247000	101	209000	285000	08/14/2025	12:38	LB136837
	Antimony	593	618	96	525	711	08/14/2025	12:38	LB136837
	Arsenic	110	104	106	88.4	120	08/14/2025	12:38	LB136837
	Barium	485	537	90	437	637	08/14/2025	12:38	LB136837
	Beryllium	496	495	100	420	570	08/14/2025	12:38	LB136837
	Cadmium	989	972	102	826	1120	08/14/2025	12:38	LB136837
	Calcium	236000	235000	100	199000	271000	08/14/2025	12:38	LB136837
	Chromium	566	542	104	460	624	08/14/2025	12:38	LB136837
	Cobalt	494	476	104	404	548	08/14/2025	12:38	LB136837
	Copper	490	511	96	434	588	08/14/2025	12:38	LB136837
	Iron	98600	99300	99	84400	114500	08/14/2025	12:38	LB136837
	Lead	42.6	49.0	87	37	61	08/14/2025	12:38	LB136837
	Magnesium	252000	248000	102	210000	286000	08/14/2025	12:38	LB136837
	Manganese	487	507	96	430	584	08/14/2025	12:38	LB136837
	Nickel	987	954	104	810	1100	08/14/2025	12:38	LB136837
	Potassium	-0.28			0	0	08/14/2025	12:38	LB136837
	Selenium	46.6	46.0	101	26	66	08/14/2025	12:38	LB136837
	Silver	216	201	108	170	232	08/14/2025	12:38	LB136837

284 Sheffield Street, Mountainside, New Jersey 07092, Phone : 908 789 8900,
Fax : 908 789 8922

Metals
- 4 -
INTERFERENCE CHECK SAMPLE

Client: Portal Partners Tri-Venture
SDG No.: Q2832
Contract: PORT06
Lab Code: ACE
ICS Source: EPA
Instrument ID: P4

Sample ID	Analyte	Result ug/L	True Value ug/L	% Recovery	Low Limit (ug/L)	High Limit (ug/L)	Analysis Date	Analysis Time	Run Number
ICSAB01	Sodium	-6.45			0	0	08/14/2025	12:38	LB136837
	Thallium	109	108	101	68	148	08/14/2025	12:38	LB136837
	Vanadium	479	491	98	417	565	08/14/2025	12:38	LB136837
	Zinc	1040	952	109	809	1095	08/14/2025	12:38	LB136837

METAL QC DATA

284 Sheffield Street, Mountainside, New Jersey 07092, Phone : 908 789 8900,
Fax : 908 789 8922

A B C D E F G H I J

metals
- 5a -
MATRIX SPIKE SUMMARY

client: Portal Partners Tri-Venture **level:** low **sdg no.:** Q2832

contract: PORT06 **lab code:** ACE

matrix: Solid **sample id:** Q2832-09 **client id:** TG-S05MS

Percent Solids for Sample: 90.9 **Spiked ID:** Q2832-09MS **Percent Solids for Spike Sample:** 90.9

Analyte	Units	Acceptance Limit %R	Spiked Result	C	Sample Result	C	Spike Added	% Recovery	Qual	M
Aluminum	mg/Kg	75 - 125	2950		3310		95.2	-374		P
Antimony	mg/Kg	75 - 125	40.0		7.25		38.1	86		P
Arsenic	mg/Kg	75 - 125	62.4		23.7		38.1	101		P
Barium	mg/Kg	75 - 125	217		217		9.5	4		P
Beryllium	mg/Kg	75 - 125	8.78		0.83		9.5	84		P
Cadmium	mg/Kg	75 - 125	11.1		1.71		9.5	98		P
Calcium	mg/Kg	75 - 125	3430		4400		47.6	-2032		P
Chromium	mg/Kg	75 - 125	47.1		40.4		19.0	35	N	P
Cobalt	mg/Kg	75 - 125	16.1		7.36		9.5	92		P
Copper	mg/Kg	75 - 125	236		206		14.3	210		P
Iron	mg/Kg	75 - 125	38600		35300		140	2387		P
Lead	mg/Kg	75 - 125	514		544		47.6	-63		P
Magnesium	mg/Kg	75 - 125	942		1030		95.2	-94		P
Manganese	mg/Kg	75 - 125	166		162		9.5	41		P
Nickel	mg/Kg	75 - 125	47.1		26.0		23.8	89		P
Potassium	mg/Kg	75 - 125	934		479		480	95		P
Selenium	mg/Kg	75 - 125	90.1		2.73		95.2	92		P
Silver	mg/Kg	75 - 125	4.97		1.19		3.6	105		P
Sodium	mg/Kg	75 - 125	274		162		140	80		P
Thallium	mg/Kg	75 - 125	78.9		1.87	U	95.2	83		P
Vanadium	mg/Kg	75 - 125	37.3		28.5		14.3	62	N	P
Zinc	mg/Kg	75 - 125	113		118		9.5	-55		P

284 Sheffield Street, Mountainside, New Jersey 07092, Phone : 908 789 8900,
Fax : 908 789 8922

A B C D E F G H I J

metals
- 5a -
MATRIX SPIKE DUPLICATE SUMMARY

client: Portal Partners Tri-Venture **level:** low **sdg no.:** Q2832

contract: PORT06 **lab code:** ACE

matrix: Solid **sample id:** Q2832-09 **client id:** TG-S05MSD

Percent Solids for Sample: 90.9 **Spiked ID:** Q2832-09MSD **Percent Solids for Spike Sample:** 90.9

Analyte	Units	Acceptance Limit %R	MSD Result	C	Sample Result	C	Spike Added	% Recovery	Qual	M
Aluminum	mg/Kg	75 - 125	2950		3310		94.8	-379		P
Antimony	mg/Kg	75 - 125	39.5		7.25		37.9	85		P
Arsenic	mg/Kg	75 - 125	61.4		23.7		37.9	99		P
Barium	mg/Kg	75 - 125	208		217		9.5	-97		P
Beryllium	mg/Kg	75 - 125	8.71		0.83		9.5	83		P
Cadmium	mg/Kg	75 - 125	11.0		1.71		9.5	98		P
Calcium	mg/Kg	75 - 125	3510		4400		47.4	-1873		P
Chromium	mg/Kg	75 - 125	53.9		40.4		19.0	71	N	P
Cobalt	mg/Kg	75 - 125	16.7		7.36		9.5	99		P
Copper	mg/Kg	75 - 125	231		206		14.2	175		P
Iron	mg/Kg	75 - 125	35300		35300		140	-10		P
Lead	mg/Kg	75 - 125	521		544		47.4	-49		P
Magnesium	mg/Kg	75 - 125	1060		1030		94.8	27		P
Manganese	mg/Kg	75 - 125	221		162		9.5	619		P
Nickel	mg/Kg	75 - 125	49.4		26.0		23.7	99		P
Potassium	mg/Kg	75 - 125	931		479		470	96		P
Selenium	mg/Kg	75 - 125	89.5		2.73		94.8	92		P
Silver	mg/Kg	75 - 125	4.66		1.19		3.6	97		P
Sodium	mg/Kg	75 - 125	263		162		140	72	N	P
Thallium	mg/Kg	75 - 125	76.6		1.87	U	94.8	81		P
Vanadium	mg/Kg	75 - 125	41.4		28.5		14.2	91		P
Zinc	mg/Kg	75 - 125	110		118		9.5	-87		P

284 Sheffield Street, Mountainside, New Jersey 07092, Phone : 908 789 8900,
Fax : 908 789 8922

metals
- 5a -
MATRIX SPIKE SUMMARY

client: Portal Partners Tri-Venture **level:** low **sdg no.:** Q2832

contract: PORT06 **lab code:** ACE

matrix: Solid **sample id:** Q2840-01 **client id:** 0804-SOILMS

Percent Solids for Sample: 82.2 **Spiked ID:** Q2840-01MS **Percent Solids for Spike Sample:** 82.2

Analyte	Units	Acceptance Limit %R	Spiked Result	C	Sample Result	C	Spike Added	% Recovery	Qual	M
Mercury	mg/Kg	80 - 120	0.38		0.17		0.3	72	N	CV

284 Sheffield Street, Mountainside, New Jersey 07092, Phone : 908 789 8900,
Fax : 908 789 8922

metals
- 5a -
MATRIX SPIKE DUPLICATE SUMMARY

client: Portal Partners Tri-Venture **level:** low **sdg no.:** Q2832

contract: PORT06 **lab code:** ACE

matrix: Solid **sample id:** Q2840-01 **client id:** 0804-SOILMSD

Percent Solids for Sample: 82.2 **Spiked ID:** Q2840-01MSD **Percent Solids for Spike Sample:** 82.2

Analyte	Units	Acceptance Limit %R	MSD Result	C	Sample Result	C	Spike Added	% Recovery	Qual	M
Mercury	mg/Kg	80 - 120	0.54		0.17		0.33	113		CV

284 Sheffield Street, Mountainside, New Jersey 07092, Phone : 908 789 8900,
Fax : 908 789 8922

Metals
- 5b -
POST DIGEST SPIKE SUMMARY

Client: Portal Partners Tri-Venture
SDG No.: Q2832
Contract: PORT06
Lab Code: ACE
Matrix: Solid
Level: LOW
Client ID: TG-S05A
Sample ID: Q2832-09
Spiked ID: Q2832-09A

Analyte	Units	Acceptance Limit %R	Spiked Result	C	Sample Result	C	Spike Added	% Recovery	Qual	M
Chromium	mg/Kg	75 - 125	51.4		40.4		18.7	59	N	P
Sodium	mg/Kg	75 - 125	211		162		140	35	N	P
Vanadium	mg/Kg	75 - 125	33.5		28.5		14.0	36	N	P

284 Sheffield Street, Mountainside, New Jersey 07092, Phone : 908 789 8900,
Fax : 908 789 8922

Metals
- 5b -
POST DIGEST SPIKE SUMMARY

Client: Portal Partners Tri-Venture
SDG No.: Q2832
Contract: PORT06
Lab Code: ACE
Matrix: Solid
Level: LOW
Client ID: 0804-SOILA
Sample ID: Q2840-01
Spiked ID: Q2840-01A

Analyte	Units	Acceptance Limit %R	Spiked Result	C	Sample Result	C	Spike Added	% Recovery	Qual	M
Mercury	mg/Kg	80 - 120	0.31		0.17		0.30	46	N	CV

284 Sheffield Street, Mountainside, New Jersey 07092, Phone : 908 789 8900,
Fax : 908 789 8922

Metals

- 6 -

DUPLICATE SAMPLE SUMMARY

Client: Portal Partners Tri-Venture **Level:** LOW **SDG No.:** Q2832

Contract: PORT06 **Lab Code:** ACE

Matrix: Solid **Sample ID:** Q2832-09 **Client ID:** TG-S05DUP

Percent Solids for Sample: 90.9 **Duplicate ID** Q2832-09DUP **Percent Solids for Spike Sample:** 90.9

Analyte	Units	Acceptance Limit	Sample Result	C	Duplicate Result	C	RPD	Qual	M
Aluminum	mg/Kg	20	3310		3340		1		P
Antimony	mg/Kg	20	7.25		7.51		4		P
Arsenic	mg/Kg	20	23.7		24.7		4		P
Barium	mg/Kg	20	217		222		2		P
Beryllium	mg/Kg	20	0.83		0.85		3		P
Cadmium	mg/Kg	20	1.71		1.85		8		P
Calcium	mg/Kg	20	4400		4470		2		P
Chromium	mg/Kg	20	40.4		41.5		3		P
Cobalt	mg/Kg	20	7.36		7.50		2		P
Copper	mg/Kg	20	206		214		4		P
Iron	mg/Kg	20	35300		35900		2		P
Lead	mg/Kg	20	544		562		3		P
Magnesium	mg/Kg	20	1030		1040		1		P
Manganese	mg/Kg	20	162		164		1		P
Nickel	mg/Kg	20	26.0		26.6		2		P
Potassium	mg/Kg	20	479		481		0		P
Selenium	mg/Kg	20	2.73		2.64		3		P
Silver	mg/Kg	20	1.19		1.11		7		P
Sodium	mg/Kg	20	162		156		4		P
Thallium	mg/Kg	20	1.87	U	1.91	U			P
Vanadium	mg/Kg	20	28.5		29.2		2		P
Zinc	mg/Kg	20	118		119		1		P

"A control limit of ±20% RPD for each matrix applies for sample values greater than 10 times Detection Limit"

284 Sheffield Street, Mountainside, New Jersey 07092, Phone : 908 789 8900,
Fax : 908 789 8922

Metals

- 6 -
DUPLICATE SAMPLE SUMMARY

Client: Portal Partners Tri-Venture **Level:** LOW **SDG No.:** Q2832

Contract: PORT06 **Lab Code:** ACE

Matrix: Solid **Sample ID:** Q2832-09MS **Client ID:** TG-S05MSD

Percent Solids for Sample: 90.9 **Duplicate ID** Q2832-09MSD **Percent Solids for Spike Sample:** 90.9

Analyte	Units	Acceptance Limit	Sample Result	C	Duplicate Result	C	RPD	Qual	M
Aluminum	mg/Kg	20	2950		2950		0		P
Antimony	mg/Kg	20	40.0		39.5		1		P
Arsenic	mg/Kg	20	62.4		61.4		2		P
Barium	mg/Kg	20	217		208		4		P
Beryllium	mg/Kg	20	8.78		8.71		1		P
Cadmium	mg/Kg	20	11.1		11.0		1		P
Calcium	mg/Kg	20	3430		3510		2		P
Chromium	mg/Kg	20	47.1		53.9		13		P
Cobalt	mg/Kg	20	16.1		16.7		4		P
Copper	mg/Kg	20	236		231		2		P
Iron	mg/Kg	20	38600		35300		9		P
Lead	mg/Kg	20	514		521		1		P
Magnesium	mg/Kg	20	942		1060		12		P
Manganese	mg/Kg	20	166		221		28	*	P
Nickel	mg/Kg	20	47.1		49.4		5		P
Potassium	mg/Kg	20	934		931		0		P
Selenium	mg/Kg	20	90.1		89.5		1		P
Silver	mg/Kg	20	4.97		4.66		6		P
Sodium	mg/Kg	20	274		263		4		P
Thallium	mg/Kg	20	78.9		76.6		3		P
Vanadium	mg/Kg	20	37.3		41.4		10		P
Zinc	mg/Kg	20	113		110		3		P

"A control limit of ±20% RPD for each matrix applies for sample values greater than 10 times Detection Limit"

284 Sheffield Street, Mountainside, New Jersey 07092, Phone : 908 789 8900,
Fax : 908 789 8922

Metals

- 6 -

DUPLICATE SAMPLE SUMMARY

Client: Portal Partners Tri-Venture **Level:** LOW **SDG No.:** Q2832

Contract: PORT06 **Lab Code:** ACE

Matrix: Solid **Sample ID:** Q2840-01 **Client ID:** 0804-SOILDUP

Percent Solids for Sample: 82.2 **Duplicate ID** Q2840-01DUP **Percent Solids for Spike Sample:** 82.2

Analyte	Units	Acceptance Limit	Sample Result	C	Duplicate Result	C	RPD	Qual	M
Mercury	mg/Kg	20	0.17		0.13		29	*	CV

"A control limit of ±20% RPD for each matrix applies for sample values greater than 10 times Detection Limit"

284 Sheffield Street, Mountainside, New Jersey 07092, Phone : 908 789 8900,
Fax : 908 789 8922

Metals

- 6 -

DUPLICATE SAMPLE SUMMARY

Client: Portal Partners Tri-Venture **Level:** LOW **SDG No.:** Q2832

Contract: PORT06 **Lab Code:** ACE

Matrix: Solid **Sample ID:** Q2840-01MS **Client ID:** 0804-SOILMSD

Percent Solids for Sample: 82.2 **Duplicate ID** Q2840-01MSD **Percent Solids for Spike Sample:** 82.2

Analyte	Units	Acceptance Limit	Sample Result	C	Duplicate Result	C	RPD	Qual	M
Mercury	mg/Kg	20	0.38		0.54		34	*	CV

"A control limit of ±20% RPD for each matrix applies for sample values greater than 10 times Detection Limit"

284 Sheffield Street, Mountainside, New Jersey 07092, Phone : 908 789 8900, Fax : 908 789 8922

Metals

LABORATORY CONTROL SAMPLE SUMMARY

Client: Portal Partners Tri-Venture

SDG No.: Q2832

Contract: PORT06

Lab Code: ACE

Analyte	Units	True Value	Result	C	% Recovery	Acceptance Limits	M
PB169215BS							
Aluminum	mg/Kg	100	101		101	80 - 120	P
Antimony	mg/Kg	40.0	42.1		105	80 - 120	P
Arsenic	mg/Kg	40.0	40.5		101	80 - 120	P
Barium	mg/Kg	10.0	9.46		95	80 - 120	P
Beryllium	mg/Kg	10.0	10.1		101	80 - 120	P
Cadmium	mg/Kg	10.0	9.62		96	80 - 120	P
Calcium	mg/Kg	50.0	51.7	J	103	80 - 120	P
Chromium	mg/Kg	20.0	20.8		104	80 - 120	P
Cobalt	mg/Kg	10.0	9.93		99	80 - 120	P
Copper	mg/Kg	15.0	15.8		105	80 - 120	P
Iron	mg/Kg	150	153		102	80 - 120	P
Lead	mg/Kg	50.0	48.5		97	80 - 120	P
Magnesium	mg/Kg	100	101		101	80 - 120	P
Manganese	mg/Kg	10.0	10.2		102	80 - 120	P
Nickel	mg/Kg	25.0	25.0		100	80 - 120	P
Potassium	mg/Kg	500	494		99	80 - 120	P
Selenium	mg/Kg	100	104		104	80 - 120	P
Silver	mg/Kg	3.8	3.87		102	80 - 120	P
Sodium	mg/Kg	150	140		93	80 - 120	P
Thallium	mg/Kg	100	108		108	80 - 120	P
Vanadium	mg/Kg	15.0	15.4		103	80 - 120	P
Zinc	mg/Kg	10.0	10.5		105	80 - 120	P

284 Sheffield Street, Mountainside, New Jersey 07092, Phone : 908 789 8900, Fax : 908 789 8922

LABORATORY CONTROL SAMPLE SUMMARY

Client: Portal Partners Tri-Venture **SDG No.:** Q2832

Contract: PORT06 **Lab Code:** ACE

Analyte	Units	True Value	Result	C	% Recovery	Acceptance Limits	M
PB169231BS							
Mercury	mg/Kg	0.27	0.24		88	80 - 120	CV

284 Sheffield Street, Mountainside, New Jersey 07092, Phone : 908 789 8900,
Fax : 908 789 8922

Metals

-9 -

ICP SERIAL DILUTIONS

SAMPLE NO.

TG-S05L

Lab Name: Alliance **Contract:** PORT06

Lab Code: ACE **Lb No.:** lb136801 **Lab Sample ID :** Q2832-09L **SDG No.:** Q2832

Matrix (soil/water): Solid **Level (low/med):** LOW

Concentration Units: mg/Kg

Analyte	Initial Sample Result (I)	C	Serial Dilution Result (S)	C	% Difference	Q	M
Aluminum	3310		3670		11		P
Antimony	7.25		7.47	J	3		P
Arsenic	23.7		26.1		10		P
Barium	217		236		9		P
Beryllium	0.83		0.99	J	19		P
Cadmium	1.71		1.34	J	22		P
Calcium	4400		5040		15		P
Chromium	40.4		46.3		15		P
Cobalt	7.36		7.27		1		P
Copper	206		242		17		P
Iron	35300		39700		12		P
Lead	544		571		5		P
Magnesium	1030		1170		14		P
Manganese	162		186		15		P
Nickel	26.0		26.4		2		P
Potassium	479		540		13		P
Selenium	2.73		3.04	J	12		P
Silver	1.19		1.48	J	24		P
Sodium	162		191	J	18		P
Thallium	1.87	U	9.36	U			P
Vanadium	28.5		32.3		13		P
Zinc	118		130		11		P

284 Sheffield Street, Mountainside, New Jersey 07092, Phone : 908 789 8900,
Fax : 908 789 8922

Metals

-9 -

ICP SERIAL DILUTIONS

SAMPLE NO.

0804-SOILL

Lab Name: Alliance **Contract:** PORT06

Lab Code: ACE **Lb No.:** lb136799 **Lab Sample ID :** Q2840-01L **SDG No.:** Q2832

Matrix (soil/water): Solid **Level (low/med):** LOW

Concentration Units: mg/Kg

Analyte	Initial Sample Result (I)	C	Serial Dilution Result (S)	C	% Difference	Q	M
Mercury	0.17		0.14		13		CV

284 Sheffield Street, Mountainside, New Jersey 07092, Phone : 908 789 8900, Fax : 908 789 8922

metals
- 14 -
ANALYSIS RUN LOG

Client: Portal Partners Tri-Venture **Contract:** PORT06

Lab code: ACE **Sdg no.:** Q2832

Instrument id number: **Method:** **Run number:** LB136799

Start date: 08/13/2025 **End date:** 08/13/2025

Lab sample id.	Client Sample Id	d/f	Time	Parameter list
S0	S0	1	1411	HG
S0.2	S0.2	1	1413	HG
S2.5	S2.5	1	1415	HG
S5	S5	1	1417	HG
S7.5	S7.5	1	1420	HG
S10	S10	1	1422	HG
ICV13	ICV13	1	1439	HG
ICB13	ICB13	1	1441	HG
CCV38	CCV38	1	1444	HG
CCB38	CCB38	1	1446	HG
CRA	CRA	1	1448	HG
PB169231BL	PB169231BL	1	1455	HG
PB169231BS	PB169231BS	1	1457	HG
Q2832-03	TG-S02	1	1502	HG
Q2832-05	TG-S03	1	1505	HG
Q2832-07	TG-S04	1	1508	HG
Q2832-09	TG-S05	1	1511	HG
CCV39	CCV39	1	1513	HG
CCB39	CCB39	1	1515	HG
Q2840-01DUP	0804-SOILDUP	1	1525	HG
Q2840-01MS	0804-SOILMS	1	1527	HG
Q2840-01MSD	0804-SOILMSD	1	1532	HG
Q2840-01L	0804-SOILL	5	1540	HG
Q2840-01A	0804-SOILA	1	1542	HG
Q2832-01	TG-S01	5	1544	HG
CCV40	CCV40	1	1547	HG
CCB40	CCB40	1	1549	HG

284 Sheffield Street, Mountainside, New Jersey 07092, Phone : 908 789 8900, Fax : 908 789 8922

metals
- 14 -
ANALYSIS RUN LOG

Client: Portal Partners Tri-Venture **Contract:** PORT06

Lab code: ACE **Sdg no.:** Q2832

Instrument id number: **Method:** **Run number:** LB136801

Start date: 08/13/2025 **End date:** 08/13/2025

Lab sample id.	Client Sample Id	d/f	Time	Parameter list
S0	S0	1	1156	Ag,Al,As,Ba,Be,Ca,Cd,Co,Cr,Cu,Fe,K,Mg,Mn,Na,Ni,Pb,Sb,Se,Tl,V,Zn
S1	S1	1	1200	Ag,Al,As,Ba,Be,Ca,Cd,Co,Cr,Cu,Fe,K,Mg,Mn,Na,Ni,Pb,Sb,Se,Tl,V,Zn
S2	S2	1	1204	Ag,Al,As,Ba,Be,Ca,Cd,Co,Cr,Cu,Fe,K,Mg,Mn,Na,Ni,Pb,Sb,Se,Tl,V,Zn
S3	S3	1	1208	Ag,Al,As,Ba,Be,Ca,Cd,Co,Cr,Cu,Fe,K,Mg,Mn,Na,Ni,Pb,Sb,Se,Tl,V,Zn
S4	S4	1	1212	Ag,Al,As,Ba,Be,Ca,Cd,Co,Cr,Cu,Fe,K,Mg,Mn,Na,Ni,Pb,Sb,Se,Tl,V,Zn
S5	S5	1	1217	Ag,Al,As,Ba,Be,Ca,Cd,Co,Cr,Cu,Fe,K,Mg,Mn,Na,Ni,Pb,Sb,Se,Tl,V,Zn
ICV01	ICV01	1	1221	Ag,Al,As,Ba,Be,Ca,Cd,Co,Cr,Cu,Fe,K,Mg,Mn,Na,Ni,Pb,Sb,Se,Tl,V,Zn
LLICV01	LLICV01	1	1228	Ag,Al,As,Ba,Be,Ca,Cd,Co,Cr,Cu,Fe,K,Mg,Mn,Na,Ni,Pb,Sb,Se,Tl,V,Zn
ICB01	ICB01	1	1233	Ag,Al,As,Ba,Be,Ca,Cd,Co,Cr,Cu,Fe,K,Mg,Mn,Na,Ni,Pb,Sb,Se,Tl,V,Zn
CRI01	CRI01	1	1237	Ag,Al,As,Ba,Be,Ca,Cd,Co,Cr,Cu,Fe,K,Mg,Mn,Na,Ni,Pb,Sb,Se,Tl,V,Zn
ICSA01	ICSA01	1	1241	Ag,Al,As,Ba,Be,Ca,Cd,Co,Cr,Cu,Fe,K,Mg,Mn,Na,Ni,Pb,Sb,Se,Tl,V,Zn
ICSAB01	ICSAB01	1	1245	Ag,Al,As,Ba,Be,Ca,Cd,Co,Cr,Cu,Fe,K,Mg,Mn,Na,Ni,Pb,Sb,Se,Tl,V,Zn
CCV01	CCV01	1	1258	Ag,Al,As,Ba,Be,Ca,Cd,Co,Cr,Cu,Fe,K,Mg,Mn,Na,Ni,Pb,Sb,Se,Tl,V,Zn
CCB01	CCB01	1	1303	Ag,Al,As,Ba,Be,Ca,Cd,Co,Cr,Cu,Fe,K,Mg,Mn,Na,Ni,Pb,Sb,Se,Tl,V,Zn
CCV02	CCV02	1	1342	Ag,Al,As,Ba,Be,Ca,Cd,Co,Cr,Cu,Fe,K,Mg,Mn,Na,Ni,Pb,Sb,Se,Tl,V,Zn
CCB02	CCB02	1	1346	Ag,Al,As,Ba,Be,Ca,Cd,Co,Cr,Cu,Fe,K,Mg,Mn,Na,Ni,Pb,Sb,Se,Tl,V,Zn
CCV03	CCV03	1	1433	Ag,Al,As,Ba,Be,Ca,Cd,Co,Cr,Cu,Fe,K,Mg,Mn,Na,Ni,Pb,Sb,Se,Tl,V,Zn
CCB03	CCB03	1	1437	Ag,Al,As,Ba,Be,Ca,Cd,Co,Cr,Cu,Fe,K,Mg,Mn,Na,Ni,Pb,Sb,Se,Tl,V,Zn
PB169215BL	PB169215BL	1	1515	Ag,Al,As,Ba,Be,Ca,Cd,Co,Cr,Cu,Fe,K,Mg,Mn,Na,Ni,Pb,Sb,Se,Tl,V,Zn
CCV04	CCV04	1	1523	Ag,Al,As,Ba,Be,Ca,Cd,Co,Cr,Cu,Fe,K,Mg,Mn,Na,Ni,Pb,Sb,Se,Tl,V,Zn
CCB04	CCB04	1	1527	Ag,Al,As,Ba,Be,Ca,Cd,Co,Cr,Cu,Fe,K,Mg,Mn,Na,Ni,Pb,Sb,Se,Tl,V,Zn
CCV05	CCV05	1	1614	Ag,Al,As,Ba,Be,Ca,Cd,Co,Cr,Cu,Fe,K,Mg,Mn,Na,Ni,Pb,Sb,Se,Tl,V,Zn
CCB05	CCB05	1	1619	Ag,Al,As,Ba,Be,Ca,Cd,Co,Cr,Cu,Fe,K,Mg,Mn,Na,Ni,Pb,Sb,Se,Tl,V,Zn
Q2832-09	TG-S05	1	1652	Ag,Al,As,Ba,Be,Ca,Cd,Co,Cr,Cu,Fe,K,Mg,Mn,Na,Ni,Pb,Sb,Se,Tl,V,Zn
Q2832-09DUP	TG-S05DUP	1	1656	Ag,Al,As,Ba,Be,Ca,Cd,Co,Cr,Cu,Fe,K,Mg,Mn,Na,Ni,Pb,Sb,Se,Tl,V,Zn
Q2832-09L	TG-S05L	5	1700	Ag,Al,As,Ba,Be,Ca,Cd,Co,Cr,Cu,Fe,K,Mg,Mn,Na,Ni,Pb,Sb,Se,Tl,V,Zn
CCV06	CCV06	1	1705	Ag,Al,As,Ba,Be,Ca,Cd,Co,Cr,Cu,Fe,K,Mg,Mn,Na,Ni,Pb,Sb,Se,Tl,V,Zn
CCB06	CCB06	1	1709	Ag,Al,As,Ba,Be,Ca,Cd,Co,Cr,Cu,Fe,K,Mg,Mn,Na,Ni,Pb,Sb,Se,Tl,V,Zn
Q2832-09MS	TG-S05MS	1	1713	Ag,Al,As,Ba,Be,Ca,Cd,Co,Cr,Cu,Fe,K,Mg,Mn,Na,Ni,Pb,Sb,Se,Tl,V,Zn
Q2832-09MSD	TG-S05MSD	1	1717	Ag,Al,As,Ba,Be,Ca,Cd,Co,Cr,Cu,Fe,K,Mg,Mn,Na,Ni,Pb,Sb,Se,Tl,V,Zn
Q2832-09A	TG-S05A	1	1721	Cr,Na,V
Q2832-03	TG-S02	1	1725	Ag,Al,As,Ba,Be,Ca,Cd,Co,Cr,Cu,Fe,K,Mg,Mn,Na,Ni,Pb,Sb,Se,Tl,V,Zn
Q2832-05	TG-S03	1	1729	Ag,Al,As,Ba,Be,Ca,Cd,Co,Cr,Cu,Fe,K,Mg,Mn,Na,Ni,Pb,Sb,Se,Tl,V,Zn
Q2832-07	TG-S04	1	1733	Ag,Al,As,Ba,Be,Ca,Cd,Co,Cr,Cu,Fe,K,Mg,Mn,Na,Ni,Pb,Sb,Se,Tl,V,Zn
PB169215BS	PB169215BS	1	1742	Ag,Al,As,Ba,Be,Ca,Cd,Co,Cr,Cu,Fe,K,Mg,Mn,Na,Ni,Pb,Sb,Se,Tl,V,Zn
CCV07	CCV07	1	1746	Ag,Al,As,Ba,Be,Ca,Cd,Co,Cr,Cu,Fe,K,Mg,Mn,Na,Ni,Pb,Sb,Se,Tl,V,Zn
CCB07	CCB07	1	1750	Ag,Al,As,Ba,Be,Ca,Cd,Co,Cr,Cu,Fe,K,Mg,Mn,Na,Ni,Pb,Sb,Se,Tl,V,Zn

284 Sheffield Street, Mountainside, New Jersey 07092, Phone : 908 789 8900, Fax : 908 789 8922

metals
- 14 -
ANALYSIS RUN LOG

Client: Portal Partners Tri-Venture **Contract:** PORT06

Lab code: ACE **Sdg no.:** Q2832

Instrument id number: **Method:** **Run number:** LB136837

Start date: 08/14/2025 **End date:** 08/14/2025

Lab sample id.	Client Sample Id	d/f	Time	Parameter list
S0	S0	1	1139	Ag,Al,As,Ba,Be,Ca,Cd,Co,Cr,Cu,Fe,K,Mg,Mn,Na,Ni,Pb,Sb,Se,Tl,V,Zn
S1	S1	1	1144	Ag,Al,As,Ba,Be,Ca,Cd,Co,Cr,Cu,Fe,K,Mg,Mn,Na,Ni,Pb,Sb,Se,Tl,V,Zn
S2	S2	1	1148	Ag,Al,As,Ba,Be,Ca,Cd,Co,Cr,Cu,Fe,K,Mg,Mn,Na,Ni,Pb,Sb,Se,Tl,V,Zn
S3	S3	1	1152	Ag,Al,As,Ba,Be,Ca,Cd,Co,Cr,Cu,Fe,K,Mg,Mn,Na,Ni,Pb,Sb,Se,Tl,V,Zn
S4	S4	1	1156	Ag,Al,As,Ba,Be,Ca,Cd,Co,Cr,Cu,Fe,K,Mg,Mn,Na,Ni,Pb,Sb,Se,Tl,V,Zn
S5	S5	1	1200	Ag,Al,As,Ba,Be,Ca,Cd,Co,Cr,Cu,Fe,K,Mg,Mn,Na,Ni,Pb,Sb,Se,Tl,V,Zn
ICV01	ICV01	1	1205	Ag,Al,As,Ba,Be,Ca,Cd,Co,Cr,Cu,Fe,K,Mg,Mn,Na,Ni,Pb,Sb,Se,Tl,V,Zn
LLICV01	LLICV01	1	1209	Ag,Al,As,Ba,Be,Ca,Cd,Co,Cr,Cu,Fe,K,Mg,Mn,Na,Ni,Pb,Sb,Se,Tl,V,Zn
ICB01	ICB01	1	1213	Ag,Al,As,Ba,Be,Ca,Cd,Co,Cr,Cu,Fe,K,Mg,Mn,Na,Ni,Pb,Sb,Se,Tl,V,Zn
CRI01	CRI01	1	1223	Ag,Al,As,Ba,Be,Ca,Cd,Co,Cr,Cu,Fe,K,Mg,Mn,Na,Ni,Pb,Sb,Se,Tl,V,Zn
ICSA01	ICSA01	1	1227	Ag,Al,As,Ba,Be,Ca,Cd,Co,Cr,Cu,Fe,K,Mg,Mn,Na,Ni,Pb,Sb,Se,Tl,V,Zn
ICSAB01	ICSAB01	1	1238	Ag,Al,As,Ba,Be,Ca,Cd,Co,Cr,Cu,Fe,K,Mg,Mn,Na,Ni,Pb,Sb,Se,Tl,V,Zn
CCV01	CCV01	1	1250	Ag,Al,As,Ba,Be,Ca,Cd,Co,Cr,Cu,Fe,K,Mg,Mn,Na,Ni,Pb,Sb,Se,Tl,V,Zn
CCB01	CCB01	1	1254	Ag,Al,As,Ba,Be,Ca,Cd,Co,Cr,Cu,Fe,K,Mg,Mn,Na,Ni,Pb,Sb,Se,Tl,V,Zn
Q2832-01	TG-S01	1	1259	Ag,Al,As,Ba,Be,Ca,Cd,Co,Cr,Cu,Fe,K,Mg,Mn,Na,Ni,Pb,Sb,Se,Tl,V,Zn
CCV02	CCV02	1	1342	Ag,Al,As,Ba,Be,Ca,Cd,Co,Cr,Cu,Fe,K,Mg,Mn,Na,Ni,Pb,Sb,Se,Tl,V,Zn
CCB02	CCB02	1	1346	Ag,Al,As,Ba,Be,Ca,Cd,Co,Cr,Cu,Fe,K,Mg,Mn,Na,Ni,Pb,Sb,Se,Tl,V,Zn
CCV03	CCV03	1	1441	Ag,Al,As,Ba,Be,Ca,Cd,Co,Cr,Cu,Fe,K,Mg,Mn,Na,Ni,Pb,Sb,Se,Tl,V,Zn
CCB03	CCB03	1	1445	Ag,Al,As,Ba,Be,Ca,Cd,Co,Cr,Cu,Fe,K,Mg,Mn,Na,Ni,Pb,Sb,Se,Tl,V,Zn
CCV04	CCV04	1	1558	Ag,Al,As,Ba,Be,Ca,Cd,Co,Cr,Cu,Fe,K,Mg,Mn,Na,Ni,Pb,Sb,Se,Tl,V,Zn
CCB04	CCB04	1	1602	Ag,Al,As,Ba,Be,Ca,Cd,Co,Cr,Cu,Fe,K,Mg,Mn,Na,Ni,Pb,Sb,Se,Tl,V,Zn
CCV05	CCV05	1	1650	Ag,Al,As,Ba,Be,Ca,Cd,Co,Cr,Cu,Fe,K,Mg,Mn,Na,Ni,Pb,Sb,Se,Tl,V,Zn
CCB05	CCB05	1	1700	Ag,Al,As,Ba,Be,Ca,Cd,Co,Cr,Cu,Fe,K,Mg,Mn,Na,Ni,Pb,Sb,Se,Tl,V,Zn
CCV06	CCV06	1	1754	Ag,Al,As,Ba,Be,Ca,Cd,Co,Cr,Cu,Fe,K,Mg,Mn,Na,Ni,Pb,Sb,Se,Tl,V,Zn
CCB06	CCB06	1	1805	Ag,Al,As,Ba,Be,Ca,Cd,Co,Cr,Cu,Fe,K,Mg,Mn,Na,Ni,Pb,Sb,Se,Tl,V,Zn

METAL PREPARATION & INSTRUMENT DATA

284 Sheffield Street, Mountainside, New Jersey 07092, Phone : 908 789 8900, Fax : 908 789 8922

Metals
- 11 -
ICP INTERELEMENT CORRECTION FACTORS

Client: Portal Partners Tri-Venture **SDG No.:** Q2832

Contract: PORT06 **Lab Code:** ACE

Instrument ID: **Date:**

Interelement Correction Factors (apparent ppb analyte/ppm interferent)

Analyte	Wave-Length (nm)	ICP Interelement Correction Factors For: Al	Ca	Fe	Mg	Ag
Aluminum	396.100	0.0000000	-0.0002060	0.0000000	0.0000000	0.0000000
Antimony	206.833	0.0000000	0.0000000	0.0000000	0.0000000	0.0000000
Arsenic	193.759	0.0000000	0.0000000	-0.0000440	0.0000000	0.0000000
Barium	493.409	0.0000000	0.0000000	0.0000000	0.0000000	0.0000000
Beryllium	234.861	0.0000000	0.0000000	0.0000000	0.0000000	0.0000000
Cadmium	226.502	0.0000000	0.0000000	0.0000930	0.0000000	0.0000000
Calcium	373.690	0.0000000	0.0000000	-0.0075970	0.0000000	0.0000000
Chromium	267.716	0.0000000	0.0000000	0.0000000	0.0000000	0.0000000
Cobalt	228.616	0.0000000	0.0000000	0.0000000	0.0000000	0.0000000
Copper	224.700	0.0000000	0.0000000	0.0007850	0.0000000	0.0000000
Iron	240.488	0.0000000	0.0000000	0.0000000	0.0000000	0.0000000
Lead	220.353	-0.0000920	0.0000000	0.0000380	0.0000000	0.0000000
Magnesium	279.079	0.0000000	0.0000000	0.0000000	0.0000000	0.0000000
Manganese	257.610	0.0000000	0.0000000	0.0000000	0.0000000	0.0000000
Nickel	231.604	0.0000000	0.0000000	0.0000000	0.0000000	0.0000000
Potassium	766.490	0.0000000	0.0000000	0.0000000	0.0000000	0.0000000
Selenium	196.090	0.0000000	0.0000000	-0.0001440	0.0000000	0.0000000
Silver	328.068	0.0000000	0.0000000	-0.0001490	0.0000000	0.0000000
Sodium	589.592	0.0000000	0.0000000	0.0000000	0.0000000	0.0000000
Thallium	190.856	0.0000000	0.0000000	0.0000000	0.0000000	0.0000000
Vanadium	292.402	0.0000000	0.0000000	0.0000000	0.0000000	0.0000000
Zinc	213.800	0.0000000	0.0000000	0.0001050	0.0000000	0.0000000

284 Sheffield Street, Mountainside, New Jersey 07092, Phone : 908 789 8900, Fax : 908 789 8922

Metals
- 11 -
ICP INTERELEMENT CORRECTION FACTORS

Client: Portal Partners Tri-Venture **SDG No.:** Q2832

Contract: PORT06 **Lab Code:** ACE

Instrument ID: **Date:**

Interelement Correction Factors (apparent ppb analyte/ppm interferent)

Analyte	Wave-Length (nm)	ICP Interelement Correction Factors For: As	Ba	Be	Cd	Co
Aluminum	396.100	0.0000000	0.0000000	0.0000000	0.0000000	0.0000000
Antimony	206.833	0.0000000	0.0000000	0.0000000	0.0000000	0.0000000
Arsenic	193.759	0.0000000	0.0000000	0.0000000	0.0000000	0.0000000
Barium	493.409	0.0000000	0.0000000	0.0000000	0.0000000	0.0000000
Beryllium	234.861	0.0000000	0.0000000	0.0000000	0.0000000	0.0000000
Cadmium	226.502	0.0000000	0.0000000	0.0000000	0.0000000	0.0002870
Calcium	373.690	0.0000000	0.0000000	0.0000000	0.0000000	0.0000000
Chromium	267.716	0.0000000	0.0000000	0.0000000	0.0000000	0.0000000
Cobalt	228.616	0.0000000	0.0000000	0.0000000	0.0000000	0.0000000
Copper	224.700	0.0000000	0.0000000	0.0000000	0.0000000	0.0009530
Iron	240.488	0.0000000	0.0000000	0.0000000	0.0000000	-0.0039600
Lead	220.353	0.0000000	0.0003170	0.0000000	0.0000000	0.0000000
Magnesium	279.079	0.0000000	0.0000000	0.0000000	0.0000000	0.0000000
Manganese	257.610	0.0000000	0.0000000	0.0000000	0.0000000	0.0000000
Nickel	231.604	0.0000000	0.0000000	0.0000000	0.0000000	0.0000000
Potassium	766.490	0.0000000	0.0000000	0.0000000	0.0000000	0.0000000
Selenium	196.090	0.0000000	0.0000000	0.0000000	0.0000000	-0.0003570
Silver	328.068	0.0000000	0.0000000	0.0000000	0.0000000	0.0000000
Sodium	589.592	0.0000000	0.0000000	0.0000000	0.0000000	0.0000000
Thallium	190.856	0.0000000	0.0000000	0.0000000	0.0000000	0.0054900
Vanadium	292.402	0.0000000	0.0000000	0.0000000	0.0000000	0.0000000
Zinc	213.800	0.0000000	0.0000000	0.0000000	0.0000000	0.0000000

284 Sheffield Street, Mountainside, New Jersey 07092, Phone : 908 789 8900, Fax : 908 789 8922

Metals
- 11 -
ICP INTERELEMENT CORRECTION FACTORS

Client: Portal Partners Tri-Venture **SDG No.:** Q2832

Contract: PORT06 **Lab Code:** ACE

Instrument ID: **Date:**

Interelement Correction Factors (apparent ppb analyte/ppm interferent)

Analyte	Wave-Length (nm)	ICP Interelement Correction Factors For: Cr	Cu	K	Mn	Mo
Aluminum	396.100	0.0000000	0.0000000	0.0000590	0.0000000	0.0396900
Antimony	206.833	0.0122000	0.0000000	0.0000000	0.0000000	0.0000000
Arsenic	193.759	-0.0029000	0.0000000	0.0000000	0.0000000	0.0004900
Barium	493.409	0.0000000	0.0000000	0.0000000	0.0000000	0.0000000
Beryllium	234.861	0.0000000	0.0000000	0.0000000	-0.0000710	-0.0003400
Cadmium	226.502	0.0000000	0.0000000	0.0000000	0.0000000	0.0000000
Calcium	373.690	0.0000000	0.0000000	0.0000000	0.0000000	0.0000000
Chromium	267.716	0.0000000	0.0000000	0.0000070	0.0002200	0.0000000
Cobalt	228.616	0.0000000	0.0000000	0.0000000	0.0000000	-0.0007860
Copper	224.700	0.0000000	0.0000000	0.0000000	0.0006510	0.0020500
Iron	240.488	0.0000000	0.0000000	0.0000730	0.0000000	-0.0015250
Lead	220.353	0.0000000	0.0000000	0.0000000	0.0001400	-0.0008600
Magnesium	279.079	0.0000000	0.0000000	0.0000000	0.0000000	0.0000000
Manganese	257.610	0.0000000	0.0000000	0.0000000	0.0000000	0.0000000
Nickel	231.604	0.0000000	0.0000000	0.0000000	0.0000000	0.0000000
Potassium	766.490	0.0000000	0.0000000	0.0000000	0.0000000	0.0000000
Selenium	196.090	0.0000000	0.0000000	0.0000000	0.0007460	0.0000000
Silver	328.068	0.0000000	0.0000000	0.0000000	0.0000000	-0.0000120
Sodium	589.592	0.0000000	0.0000000	0.0000000	0.0000000	0.0000000
Thallium	190.856	0.0000000	0.0000000	0.0000000	0.0017400	-0.0100400
Vanadium	292.402	-0.0025100	0.0000000	0.0000000	0.0000000	-0.0072000
Zinc	213.800	0.0000000	0.0009010	0.0000000	0.0000000	0.0000000

284 Sheffield Street, Mountainside, New Jersey 07092, Phone : 908 789 8900, Fax : 908 789 8922

Metals
- 11 -
ICP INTERELEMENT CORRECTION FACTORS

Client: Portal Partners Tri-Venture **SDG No.:** Q2832

Contract: PORT06 **Lab Code:** ACE

Instrument ID: **Date:**

Interelement Correction Factors (apparent ppb analyte/ppm interferent)

Analyte	Wave-Length (nm)	ICP Interelement Correction Factors For: Na	Ni	Pb	Sb	Se
Aluminum	396.100	0.0000000	0.0000000	0.0012800	0.0000000	0.0000000
Antimony	206.833	0.0000000	0.0000000	0.0000000	0.0000000	0.0000000
Arsenic	193.759	0.0000000	0.0000000	0.0000000	0.0000000	0.0000000
Barium	493.409	0.0000000	0.0000000	0.0000000	0.0000000	0.0000000
Beryllium	234.861	0.0000000	0.0000000	0.0000000	0.0000000	0.0000000
Cadmium	226.502	0.0000000	0.0000000	0.0000000	0.0000000	0.0000000
Calcium	373.690	0.0000000	0.0000000	0.0000000	0.0000000	0.0000000
Chromium	267.716	0.0000000	0.0000000	0.0000000	0.0000000	0.0000000
Cobalt	228.616	0.0000000	0.0000000	0.0000000	0.0000000	0.0000000
Copper	224.700	0.0000000	-0.0047000	0.0036100	0.0000000	0.0000000
Iron	240.488	0.0000000	-0.0017000	0.0000000	0.0000000	0.0000000
Lead	220.353	0.0000000	0.0006580	0.0000000	0.0000000	0.0001290
Magnesium	279.079	0.0000000	0.0000000	0.0000000	0.0000000	0.0000000
Manganese	257.610	0.0000000	0.0000000	0.0000000	0.0000000	0.0000000
Nickel	231.604	0.0000000	0.0000000	0.0000000	0.0000000	0.0000000
Potassium	766.490	0.0000000	0.0000000	0.0000000	0.0000000	0.0000000
Selenium	196.090	0.0000000	0.0000000	0.0003330	0.0000000	0.0000000
Silver	328.068	0.0000000	0.0000000	0.0000000	0.0000000	0.0000000
Sodium	589.592	0.0000000	0.0000000	0.0000000	0.0000000	0.0000000
Thallium	190.856	0.0000000	0.0000000	0.0000000	0.0000000	0.0000000
Vanadium	292.402	0.0000000	0.0000000	0.0000000	0.0000000	0.0000000
Zinc	213.800	0.0000000	0.0067600	0.0000000	0.0000000	0.0000000

284 Sheffield Street, Mountainside, New Jersey 07092, Phone : 908 789 8900, Fax : 908 789 8922

Metals
- 11 -
ICP INTERELEMENT CORRECTION FACTORS

Client: Portal Partners Tri-Venture **SDG No.:** Q2832

Contract: PORT06 **Lab Code:** ACE

Instrument ID: **Date:**

Interelement Correction Factors (apparent ppb analyte/ppm interferent)

Analyte	Wave-Length (nm)	ICP Interelement Correction Factors For: Sn	Ti	Tl	V	Zn
Aluminum	396.100	0.0000000	0.0000000	0.0000000	0.0000000	0.0000000
Antimony	206.833	-0.0035600	-0.0007970	0.0000000	-0.0018900	0.0000000
Arsenic	193.759	0.0000000	0.0000000	0.0000000	0.0000000	0.0000000
Barium	493.409	0.0000000	0.0000000	0.0000000	0.0000000	0.0000000
Beryllium	234.861	0.0000000	0.0000000	0.0000000	0.0000000	0.0000000
Cadmium	226.502	0.0000000	0.0000630	0.0001280	0.0000000	0.0000000
Calcium	373.690	0.0000000	0.0000000	0.0000000	0.0000000	0.0000000
Chromium	267.716	0.0000000	0.0000000	0.0000000	0.0001110	0.0000000
Cobalt	228.616	0.0000000	0.0018800	0.0000000	0.0000000	0.0000000
Copper	224.700	0.0000000	0.0003840	0.0000000	0.0000000	0.0000000
Iron	240.488	0.0000000	0.0000000	0.0000000	0.0000000	0.0000000
Lead	220.353	0.0000000	-0.0003610	0.0000000	0.0000000	0.0000000
Magnesium	279.079	0.0000000	0.0000000	0.0000000	0.0000000	0.0000000
Manganese	257.610	0.0000000	0.0000000	0.0000000	0.0000000	0.0000000
Nickel	231.604	0.0000000	0.0000000	0.0000000	0.0000000	0.0000000
Potassium	766.490	0.0000000	0.0000000	0.0000000	0.0000000	0.0000000
Selenium	196.090	0.0000000	0.0000000	0.0000000	0.0000000	0.0000000
Silver	328.068	0.0000000	-0.0007420	0.0000000	0.0000000	0.0000000
Sodium	589.592	0.0000000	0.0000000	0.0000000	0.0000000	0.0000000
Thallium	190.856	0.0000000	-0.0039700	0.0000000	-0.0115600	0.0000000
Vanadium	292.402	0.0000000	0.0005320	0.0000000	0.0000000	0.0000000
Zinc	213.800	0.0000000	0.0000000	0.0000000	0.0000000	0.0000000

284 Sheffield Street, Mountainside, New Jersey 07092, Phone : 908 789 8900, Fax : 908 789 8922

LAB CHRONICLE

OrderID:	Q2832	**OrderDate:**	8/12/2025 9:37:00 AM
Client:	Portal Partners Tri-Venture	**Project:**	Amtrak Sawtooth Bridges 2025
Contact:	Joseph Krupansky	**Location:**	J21,VOA Lab

LabID	ClientID	Matrix	Test	Method	Sample Date	Prep Date	Anal Date	Received
Q2832-01	**TG-S01**	**SOIL**			**08/11/25**			**08/12/25**
			Mercury	7471B		08/13/25	08/13/25	
			Metals ICP-TAL	6010D		08/12/25	08/14/25	
Q2832-02	**TG-S01**	**TCLP**			**08/11/25**			**08/12/25**
			TCLP ICP Metals	6010D		08/13/25	08/14/25	
			TCLP Mercury	7470A		08/13/25	08/14/25	
Q2832-03	**TG-S02**	**SOIL**			**08/11/25**			**08/12/25**
			Mercury	7471B		08/13/25	08/13/25	
			Metals ICP-TAL	6010D		08/12/25	08/13/25	
Q2832-04	**TG-S02**	**TCLP**			**08/11/25**			**08/12/25**
			TCLP ICP Metals	6010D		08/13/25	08/14/25	
			TCLP Mercury	7470A		08/13/25	08/14/25	
Q2832-05	**TG-S03**	**SOIL**			**08/11/25**			**08/12/25**
			Mercury	7471B		08/13/25	08/13/25	
			Metals ICP-TAL	6010D		08/12/25	08/13/25	
Q2832-06	**TG-S03**	**TCLP**			**08/11/25**			**08/12/25**
			TCLP ICP Metals	6010D		08/13/25	08/14/25	
			TCLP Mercury	7470A		08/13/25	08/14/25	
Q2832-07	**TG-S04**	**SOIL**			**08/11/25**			**08/12/25**
			Mercury	7471B		08/13/25	08/13/25	
			Metals ICP-TAL	6010D		08/12/25	08/13/25	
Q2832-08	**TG-S04**	**TCLP**			**08/11/25**			**08/12/25**
			TCLP ICP Metals	6010D		08/13/25	08/14/25	
			TCLP Mercury	7470A		08/13/25	08/14/25	
Q2832-09	**TG-S05**	**SOIL**			**08/12/25**			**08/12/25**

284 Sheffield Street, Mountainside, New Jersey 07092, Phone : 908 789 8900, Fax : 908 789 8922

LAB CHRONICLE

			Mercury	7471B		08/13/25	08/13/25	
			Metals ICP-TAL	6010D		08/12/25	08/13/25	
Q2832-10	**TG-S05**	**TCLP**			**08/12/25**			**08/12/25**
			TCLP ICP Metals	6010D		08/13/25	08/14/25	
			TCLP Mercury	7470A		08/13/25	08/14/25	

A
B
C
D
E
F
G
H
I
J

METAL PREPARATION & ANALYICAL SUMMARY

284 Sheffield Street, Mountainside, New Jersey 07092, Phone : 908 789 8900,
Fax : 908 789 8922

Metals
- 13 -
SAMPLE PREPARATION SUMMARY

Client: Portal Partners Tri-Venture **SDG No.:** Q2832

Contract: PORT06 **Lab Code:** ACE **Method:**

Sample ID	Client ID	Sample Type	Matrix	Prep Date	Initial Sample Size(g)	Final Sample Volume (mL)	Percent Solids
Batch Number:	**PB169215**						
PB169215BL	PB169215BL	MB	SOLID	08/12/2025	2.00	100.0	100.00
PB169215BS	PB169215BS	LCS	SOLID	08/12/2025	2.00	100.0	100.00
Q2832-01	TG-S01	SAM	SOLID	08/12/2025	2.14	100.0	93.40
Q2832-03	TG-S02	SAM	SOLID	08/12/2025	2.12	100.0	94.00
Q2832-05	TG-S03	SAM	SOLID	08/12/2025	2.20	100.0	93.80
Q2832-07	TG-S04	SAM	SOLID	08/12/2025	2.21	100.0	93.10
Q2832-09	TG-S05	SAM	SOLID	08/12/2025	2.35	100.0	90.90
Q2832-09DUP	TG-S05DUP	DUP	SOLID	08/12/2025	2.30	100.0	90.90
Q2832-09MS	TG-S05MS	MS	SOLID	08/12/2025	2.31	100.0	90.90
Q2832-09MSD	TG-S05MSD	MSD	SOLID	08/12/2025	2.32	100.0	90.90

284 Sheffield Street, Mountainside, New Jersey 07092, Phone : 908 789 8900,
Fax : 908 789 8922

Metals
- 13 -
SAMPLE PREPARATION SUMMARY

Client: Portal Partners Tri-Venture **SDG No.:** Q2832

Contract: PORT06 **Lab Code:** ACE **Method:**

Sample ID	Client ID	Sample Type	Matrix	Prep Date	Initial Sample Size(g)	Final Sample Volume (mL)	Percent Solids
Batch Number:	**PB169231**						
PB169231BL	PB169231BL	MB	SOLID	08/13/2025	0.51	35.0	100.00
PB169231BS	PB169231BS	LCS	SOLID	08/13/2025	0.51	35.0	100.00
Q2832-01	TG-S01	SAM	SOLID	08/13/2025	0.56	35.0	93.40
Q2832-03	TG-S02	SAM	SOLID	08/13/2025	0.55	35.0	94.00
Q2832-05	TG-S03	SAM	SOLID	08/13/2025	0.56	35.0	93.80
Q2832-07	TG-S04	SAM	SOLID	08/13/2025	0.56	35.0	93.10
Q2832-09	TG-S05	SAM	SOLID	08/13/2025	0.52	35.0	90.90
Q2840-01DUP	0804-SOILDUP	DUP	SOLID	08/13/2025	0.56	35.0	82.20
Q2840-01MS	0804-SOILMS	MS	SOLID	08/13/2025	0.56	35.0	82.20
Q2840-01MSD	0804-SOILMSD	MSD	SOLID	08/13/2025	0.52	35.0	82.20

284 Sheffield Street, Mountainside, New Jersey 07092, Phone : 908 789 8900,
Fax : 908 789 8922

Instrument ID: CV1

Daily Analysis Runlog For Sequence/QCBatch ID # LB136799

Review By	sagar	Review On	8/13/2025 4:22:09 PM
Supervise By	jaswal	Supervise On	8/13/2025 9:52:52 PM

STD. NAME	STD REF.#
ICAL Standard	MP86755,MP86756,MP86757,MP86758,MP86759,MP86760
ICV Standard	MP86761
CCV Standard	MP86763
ICSA Standard	
CRI Standard	MP86765
LCS Standard	
Chk Standard	MP86762,MP86764,MP86766,MP86769

Sr#	SampleId	ClientID	QcType	Date	Comment	Operator	Status
1	S0	S0	CAL1	08/13/25 14:11		sagar	OK
2	S0.2	S0.2	CAL2	08/13/25 14:13		sagar	OK
3	S2.5	S2.5	CAL3	08/13/25 14:15		sagar	OK
4	S5	S5	CAL4	08/13/25 14:17		sagar	OK
5	S7.5	S7.5	CAL5	08/13/25 14:20		sagar	OK
6	S10	S10	CAL6	08/13/25 14:22		sagar	OK
7	ICV13	ICV13	ICV	08/13/25 14:39		sagar	OK
8	ICB13	ICB13	ICB	08/13/25 14:41		sagar	OK
9	CCV38	CCV38	CCV	08/13/25 14:44		sagar	OK
10	CCB38	CCB38	CCB	08/13/25 14:46		sagar	OK
11	CRA	CRA	CRDL	08/13/25 14:48		sagar	OK
12	HighStd	HighStd	HIGH STD	08/13/25 14:50		sagar	OK
13	ChkStd	ChkStd	SAM	08/13/25 14:53		sagar	OK
14	PB169231BL	PB169231BL	MB	08/13/25 14:55		sagar	OK
15	PB169231BS	PB169231BS	LCS	08/13/25 14:57		sagar	OK
16	Q2832-01	TG-S01	SAM	08/13/25 15:00	High	sagar	Dilution
17	Q2832-03	TG-S02	SAM	08/13/25 15:02		sagar	OK
18	Q2832-05	TG-S03	SAM	08/13/25 15:05		sagar	OK

284 Sheffield Street, Mountainside, New Jersey 07092, Phone : 908 789 8900,
Fax : 908 789 8922

Instrument ID: CV1

Daily Analysis Runlog For Sequence/QCBatch ID # LB136799

Review By	sagar	Review On	8/13/2025 4:22:09 PM
Supervise By	jaswal	Supervise On	8/13/2025 9:52:52 PM

STD. NAME	STD REF.#
ICAL Standard	MP86755,MP86756,MP86757,MP86758,MP86759,MP86760
ICV Standard	MP86761
CCV Standard	MP86763
ICSA Standard	
CRI Standard	MP86765
LCS Standard	
Chk Standard	MP86762,MP86764,MP86766,MP86769

19	Q2832-07	TG-S04	SAM	08/13/25 15:08		sagar	OK
20	Q2832-09	TG-S05	SAM	08/13/25 15:11		sagar	OK
21	CCV39	CCV39	CCV	08/13/25 15:13		sagar	OK
22	CCB39	CCB39	CCB	08/13/25 15:15		sagar	OK
23	Q2838-01	TP-11	SAM	08/13/25 15:18		sagar	OK
24	Q2838-05	TP-10	SAM	08/13/25 15:20		sagar	OK
25	Q2840-01	0804-SOIL	SAM	08/13/25 15:22		sagar	OK
26	Q2840-01DUP	0804-SOILDUP	DUP	08/13/25 15:25		sagar	OK
27	Q2840-01MS	0804-SOILMS	MS	08/13/25 15:27		sagar	OK
28	Q2840-01MSD	0804-SOILMSD	MSD	08/13/25 15:32		sagar	OK
29	Q2840-02	0804-D	SAM	08/13/25 15:37		sagar	OK
30	Q2840-01L	0804-SOILL	SD	08/13/25 15:40		sagar	OK
31	Q2840-01A	0804-SOILA	PS	08/13/25 15:42		sagar	OK
32	Q2832-01DL	TG-S01DL	SAM	08/13/25 15:44	Report 5X	sagar	Confirms
33	CCV40	CCV40	CCV	08/13/25 15:47		sagar	OK
34	CCB40	CCB40	CCB	08/13/25 15:49		sagar	OK

284 Sheffield Street, Mountainside, New Jersey 07092, Phone : 908 789 8900,
Fax : 908 789 8922

Instrument ID: P4

Daily Analysis Runlog For Sequence/QCBatch ID # LB136801

Review By	Janvi	Review On	8/15/2025 10:10:36 AM
Supervise By	jaswal	Supervise On	8/19/2025 2:31:42 AM

STD. NAME	STD REF.#
ICAL Standard	MP86640,MP86656,MP86653,MP86643,MP86642,MP86641
ICV Standard	MP86752,MP86656
CCV Standard	MP86646
ICSA Standard	MP86651,MP86753
CRI Standard	MP86656
LCS Standard	
Chk Standard	MP86647,MP86648

Sr#	SampleId	ClientID	QcType	Date	Comment	Operator	Status
1	S0	S0	CAL1	08/13/25 11:56		Jaswal	OK
2	S1	S1	CAL2	08/13/25 12:00		Jaswal	OK
3	S2	S2	CAL3	08/13/25 12:04		Jaswal	OK
4	S3	S3	CAL4	08/13/25 12:08		Jaswal	OK
5	S4	S4	CAL5	08/13/25 12:12		Jaswal	OK
6	S5	S5	CAL6	08/13/25 12:17		Jaswal	OK
7	ICV01	ICV01	ICV	08/13/25 12:21		Jaswal	OK
8	LLICV01	LLICV01	LLICV	08/13/25 12:28		Jaswal	OK
9	ICB01	ICB01	ICB	08/13/25 12:33		Jaswal	OK
10	CRI01	CRI01	CRDL	08/13/25 12:37		Jaswal	OK
11	ICSA01	ICSA01	ICSA	08/13/25 12:41		Jaswal	OK
12	ICSAB01	ICSAB01	ICSAB	08/13/25 12:45		Jaswal	OK
13	ICSADL	ICSADL	ICSA	08/13/25 12:49		Jaswal	OK
14	ICSABDL	ICSABDL	ICSAB	08/13/25 12:54		Jaswal	OK
15	CCV01	CCV01	CCV	08/13/25 12:58		Jaswal	OK
16	CCB01	CCB01	CCB	08/13/25 13:03		Jaswal	OK
17	Q2828-01	POWDER	SAM	08/13/25 13:07		Jaswal	OK
18	Q2828-01DUP	POWDERDUP	DUP	08/13/25 13:12		Jaswal	OK

284 Sheffield Street, Mountainside, New Jersey 07092, Phone : 908 789 8900,
Fax : 908 789 8922

Instrument ID: P4

Daily Analysis Runlog For Sequence/QCBatch ID # LB136801

Review By	Janvi	Review On	8/15/2025 10:10:36 AM
Supervise By	jaswal	Supervise On	8/19/2025 2:31:42 AM

STD. NAME	STD REF.#
ICAL Standard	MP86640,MP86656,MP86653,MP86643,MP86642,MP86641
ICV Standard	MP86752,MP86656
CCV Standard	MP86646
ICSA Standard	MP86651,MP86753
CRI Standard	MP86656
LCS Standard	
Chk Standard	MP86647,MP86648

19	Q2828-01L	POWDERL	SD	08/13/25 13:16		Jaswal	OK
20	Q2828-01MS	POWDERMS	MS	08/13/25 13:20		Jaswal	OK
21	Q2828-01MSD	POWDERMSD	MSD	08/13/25 13:25		Jaswal	OK
22	Q2828-01A	POWDERA	PS	08/13/25 13:30	0.1 ml of each M6004 and M6017 in 10ml sample	Jaswal	OK
23	CCV02	CCV02	CCV	08/13/25 13:42		Jaswal	OK
24	CCB02	CCB02	CCB	08/13/25 13:46		Jaswal	OK
25	Q2830-01	BIN0009-DRIVEWAY-	SAM	08/13/25 13:50		Jaswal	OK
26	Q2830-03	BIN0009-DRIVEWAY-	SAM	08/13/25 13:55		Jaswal	OK
27	Q2830-05	BIN0009-DRIVEWAY-	SAM	08/13/25 13:59		Jaswal	OK
28	Q2830-07	BIN0009-DRIVEWAY-	SAM	08/13/25 14:03		Jaswal	OK
29	Q2831-01	VNJ-238	SAM	08/13/25 14:07		Jaswal	OK
30	Q2818-01	B-2-5-1	SAM	08/13/25 14:11		Jaswal	OK
31	Q2818-02	B-3-5-2	SAM	08/13/25 14:16		Jaswal	OK
32	Q2823-01	SU-04-081125	SAM	08/13/25 14:20		Jaswal	OK
33	Q2831-03	VNJ-238	SAM	08/13/25 14:24		Jaswal	OK
34	Q2831-03DUP	VNJ-238DUP	DUP	08/13/25 14:28		Jaswal	OK
35	CCV03	CCV03	CCV	08/13/25 14:33		Jaswal	OK
36	CCB03	CCB03	CCB	08/13/25 14:37		Jaswal	OK
37	Q2831-03L	VNJ-238L	SD	08/13/25 14:41		Jaswal	OK

284 Sheffield Street, Mountainside, New Jersey 07092, Phone : 908 789 8900,
Fax : 908 789 8922

Instrument ID: P4

Daily Analysis Runlog For Sequence/QCBatch ID # LB136801

Review By	Janvi	Review On	8/15/2025 10:10:36 AM
Supervise By	jaswal	Supervise On	8/19/2025 2:31:42 AM

STD. NAME	STD REF.#
ICAL Standard	MP86640,MP86656,MP86653,MP86643,MP86642,MP86641
ICV Standard	MP86752,MP86656
CCV Standard	MP86646
ICSA Standard	MP86651,MP86753
CRI Standard	MP86656
LCS Standard	
Chk Standard	MP86647,MP86648

38	Q2831-03MS	VNJ-238MS	MS	08/13/25 14:46		Jaswal	OK
39	Q2831-03MSD	VNJ-238MSD	MSD	08/13/25 14:50		Jaswal	OK
40	Q2831-03A	VNJ-238A	PS	08/13/25 14:54	0.1 ml of each M6004 and M6017 in 10ml sample	Jaswal	OK
41	PB169214BL	PB169214BL	MB	08/13/25 14:58		Jaswal	OK
42	PB169214BS	PB169214BS	LCS	08/13/25 15:02		Jaswal	OK
43	PB169211BL	PB169211BL	MB	08/13/25 15:06		Jaswal	OK
44	PB169215BL	PB169215BL	MB	08/13/25 15:15		Jaswal	OK
45	PB169211BS	PB169211BS	LCS	08/13/25 15:19		Jaswal	OK
46	CCV04	CCV04	CCV	08/13/25 15:23		Jaswal	OK
47	CCB04	CCB04	CCB	08/13/25 15:27		Jaswal	OK
48	PB169200TB	PB169200TB	MB	08/13/25 15:31		Jaswal	OK
49	Q2808-04	TP-7	SAM	08/13/25 15:36		Jaswal	OK
50	Q2826-02	WC1	SAM	08/13/25 15:40		Jaswal	OK
51	Q2827-04	TP-8	SAM	08/13/25 15:45		Jaswal	OK
52	Q2827-08	TP-9	SAM	08/13/25 15:49		Jaswal	OK
53	Q2808-01	TP-7	SAM	08/13/25 15:53		Jaswal	OK
54	Q2817-01	LEAD-PAINT-CHIPS	SAM	08/13/25 15:58		Jaswal	OK
55	Q2819-06	11M-S	SAM	08/13/25 16:02		Jaswal	OK
56	Q2819-11	84SB-W	SAM	08/13/25 16:06		Jaswal	OK

284 Sheffield Street, Mountainside, New Jersey 07092, Phone : 908 789 8900,
Fax : 908 789 8922

Instrument ID: P4

Daily Analysis Runlog For Sequence/QCBatch ID # LB136801

Review By	Janvi	Review On	8/15/2025 10:10:36 AM
Supervise By	jaswal	Supervise On	8/19/2025 2:31:42 AM

STD. NAME	STD REF.#
ICAL Standard	MP86640,MP86656,MP86653,MP86643,MP86642,MP86641
ICV Standard	MP86752,MP86656
CCV Standard	MP86646
ICSA Standard	MP86651,MP86753
CRI Standard	MP86656
LCS Standard	
Chk Standard	MP86647,MP86648

57	Q2819-14	17M-W	SAM	08/13/25 16:10		Jaswal	OK
58	CCV05	CCV05	CCV	08/13/25 16:14		Jaswal	OK
59	CCB05	CCB05	CCB	08/13/25 16:19		Jaswal	OK
60	Q2820-09	705R-S	SAM	08/13/25 16:23		Jaswal	OK
61	Q2820-10	SOIL-DUP-2	SAM	08/13/25 16:27		Jaswal	OK
62	Q2820-24	22M-S	SAM	08/13/25 16:31		Jaswal	OK
63	Q2826-01	WC1	SAM	08/13/25 16:35		Jaswal	OK
64	Q2827-01	TP-8	SAM	08/13/25 16:39		Jaswal	OK
65	Q2827-05	TP-9	SAM	08/13/25 16:44		Jaswal	OK
66	Q2829-01	SILICA	SAM	08/13/25 16:48		Jaswal	OK
67	Q2832-09	TG-S05	SAM	08/13/25 16:52		Jaswal	OK
68	Q2832-09DUP	TG-S05DUP	DUP	08/13/25 16:56	Si High	Jaswal	Dilution
69	Q2832-09L	TG-S05L	SD	08/13/25 17:00		Jaswal	OK
70	CCV06	CCV06	CCV	08/13/25 17:05		Jaswal	OK
71	CCB06	CCB06	CCB	08/13/25 17:09		Jaswal	OK
72	Q2832-09MS	TG-S05MS	MS	08/13/25 17:13	Si High	Jaswal	Dilution
73	Q2832-09MSD	TG-S05MSD	MSD	08/13/25 17:17	Si High	Jaswal	Dilution
74	Q2832-09A	TG-S05A	PS	08/13/25 17:21	0.1 ml of each M6004 and M6017 in 10ml sample	Jaswal	OK
75	Q2832-03	TG-S02	SAM	08/13/25 17:25		Jaswal	OK

284 Sheffield Street, Mountainside, New Jersey 07092, Phone : 908 789 8900,
Fax : 908 789 8922

Instrument ID: P4

Daily Analysis Runlog For Sequence/QCBatch ID # LB136801

Review By	Janvi	Review On	8/15/2025 10:10:36 AM
Supervise By	jaswal	Supervise On	8/19/2025 2:31:42 AM

STD. NAME	STD REF.#
ICAL Standard	MP86640,MP86656,MP86653,MP86643,MP86642,MP86641
ICV Standard	MP86752,MP86656
CCV Standard	MP86646
ICSA Standard	MP86651,MP86753
CRI Standard	MP86656
LCS Standard	
Chk Standard	MP86647,MP86648

76	Q2832-05	TG-S03	SAM	08/13/25 17:29		Jaswal	OK
77	Q2832-07	TG-S04	SAM	08/13/25 17:33		Jaswal	OK
78	PB169215BS	PB169215BS	LCS	08/13/25 17:42		Jaswal	OK
79	CCV07	CCV07	CCV	08/13/25 17:46		Jaswal	OK
80	CCB07	CCB07	CCB	08/13/25 17:50		Jaswal	OK

284 Sheffield Street, Mountainside, New Jersey 07092, Phone : 908 789 8900,
Fax : 908 789 8922

Instrument ID: P4

Daily Analysis Runlog For Sequence/QCBatch ID # LB136837

Review By	Janvi	Review On	8/18/2025 9:13:21 AM
Supervise By	jaswal	Supervise On	8/19/2025 4:32:19 PM

STD. NAME	STD REF.#
ICAL Standard	MP86640,MP86656,MP86653,MP86643,MP86642,MP86641
ICV Standard	MP86752,MP86656
CCV Standard	MP86646
ICSA Standard	MP86651,MP86753
CRI Standard	MP86656
LCS Standard	
Chk Standard	MP86647,MP86648

Sr#	SampleId	ClientID	QcType	Date	Comment	Operator	Status
1	S0	S0	CAL1	08/14/25 11:39		Jaswal	OK
2	S1	S1	CAL2	08/14/25 11:44		Jaswal	OK
3	S2	S2	CAL3	08/14/25 11:48		Jaswal	OK
4	S3	S3	CAL4	08/14/25 11:52		Jaswal	OK
5	S4	S4	CAL5	08/14/25 11:56		Jaswal	OK
6	S5	S5	CAL6	08/14/25 12:00		Jaswal	OK
7	ICV01	ICV01	ICV	08/14/25 12:05		Jaswal	OK
8	LLICV01	LLICV01	LLICV	08/14/25 12:09		Jaswal	OK
9	ICB01	ICB01	ICB	08/14/25 12:13		Jaswal	OK
10	CRI01	CRI01	CRDL	08/14/25 12:23		Jaswal	OK
11	ICSA01	ICSA01	ICSA	08/14/25 12:27		Jaswal	OK
12	ICSAB01	ICSAB01	ICSAB	08/14/25 12:38		Jaswal	OK
13	ICSADL	ICSADL	ICSA	08/14/25 12:42		Jaswal	OK
14	ICSABDL	ICSABDL	ICSAB	08/14/25 12:46		Jaswal	OK
15	CCV01	CCV01	CCV	08/14/25 12:50		Jaswal	OK
16	CCB01	CCB01	CCB	08/14/25 12:54		Jaswal	OK
17	Q2832-01	TG-S01	SAM	08/14/25 12:59		Jaswal	OK
18	PB169236BL	PB169236BL	MB	08/14/25 13:03		Jaswal	OK

284 Sheffield Street, Mountainside, New Jersey 07092, Phone : 908 789 8900,
Fax : 908 789 8922

Instrument ID: P4

Daily Analysis Runlog For Sequence/QCBatch ID # LB136837

Review By	Janvi	Review On	8/18/2025 9:13:21 AM
Supervise By	jaswal	Supervise On	8/19/2025 4:32:19 PM

STD. NAME	STD REF.#
ICAL Standard	MP86640,MP86656,MP86653,MP86643,MP86642,MP86641
ICV Standard	MP86752,MP86656
CCV Standard	MP86646
ICSA Standard	MP86651,MP86753
CRI Standard	MP86656
LCS Standard	
Chk Standard	MP86647,MP86648

19	PB169236BS	PB169236BS	LCS	08/14/25 13:07		Jaswal	OK
20	PB169232BL	PB169232BL	MB	08/14/25 13:11		Jaswal	OK
21	PB169232BS	PB169232BS	LCS	08/14/25 13:15		Jaswal	OK
22	PB169212TB	PB169212TB	MB	08/14/25 13:19		Jaswal	OK
23	Q2732-03	WC-A7-01-C	SAM	08/14/25 13:24		Jaswal	OK
24	Q2832-02	TG-S01	SAM	08/14/25 13:28		Jaswal	OK
25	Q2832-04	TG-S02	SAM	08/14/25 13:33		Jaswal	OK
26	Q2832-06	TG-S03	SAM	08/14/25 13:37		Jaswal	OK
27	CCV02	CCV02	CCV	08/14/25 13:42		Jaswal	OK
28	CCB02	CCB02	CCB	08/14/25 13:46		Jaswal	OK
29	Q2832-08	TG-S04	SAM	08/14/25 13:50		Jaswal	OK
30	Q2832-10	TG-S05	SAM	08/14/25 13:54		Jaswal	OK
31	Q2836-03	WC-A2-15-C	SAM	08/14/25 13:59		Jaswal	OK
32	Q2836-07	WC-A2-16-C	SAM	08/14/25 14:03		Jaswal	OK
33	Q2836-11	WC-A2-17-C	SAM	08/14/25 14:08		Jaswal	OK
34	Q2836-15	WC-A5-02-C	SAM	08/14/25 14:12		Jaswal	OK
35	Q2838-04	TP-11	SAM	08/14/25 14:17		Jaswal	OK
36	Q2838-08	TP-10	SAM	08/14/25 14:21		Jaswal	OK
37	Q2838-08DUP	TP-10DUP	DUP	08/14/25 14:25		Jaswal	OK
38	Q2838-08L	TP-10L	SD	08/14/25 14:30		Jaswal	OK

Alliance TECHNICAL GROUP
284 Sheffield Street, Mountainside, New Jersey 07092, Phone : 908 789 8900,
Fax : 908 789 8922

Instrument ID: P4

Daily Analysis Runlog For Sequence/QCBatch ID # LB136837

Review By	Janvi	Review On	8/18/2025 9:13:21 AM
Supervise By	jaswal	Supervise On	8/19/2025 4:32:19 PM

STD. NAME	STD REF.#
ICAL Standard	MP86640,MP86656,MP86653,MP86643,MP86642,MP86641
ICV Standard	MP86752,MP86656
CCV Standard	MP86646
ICSA Standard	MP86651,MP86753
CRI Standard	MP86656
LCS Standard	
Chk Standard	MP86647,MP86648

39	CCV03	CCV03	CCV	08/14/25 14:41		Jaswal	OK
40	CCB03	CCB03	CCB	08/14/25 14:45		Jaswal	OK
41	Q2838-08MS	TP-10MS	MS	08/14/25 14:50		Jaswal	OK
42	Q2838-08MSD	TP-10MSD	MSD	08/14/25 14:54		Jaswal	OK
43	Q2838-08A	TP-10A	PS	08/14/25 14:58	0.1ml of M6004 and M6017 of each in 10ml sample.	Jaswal	OK
44	Q2814-01	TW-84SB-E	SAM	08/14/25 15:02		Jaswal	OK
45	Q2814-03	TW-17M-W	SAM	08/14/25 15:06		Jaswal	OK
46	Q2814-16	FB	SAM	08/14/25 15:10		Jaswal	OK
47	Q2814-17DL	TW-518R-SDL	SAM	08/14/25 15:15	Straight 5x for all elemenst	Jaswal	OK
48	Q2814-22	TW-84SB-E	SAM	08/14/25 15:19	Not used	Jaswal	Not Ok
49	Q2814-23	TW-17M-W	SAM	08/14/25 15:23	Not used	Jaswal	Not Ok
50	Q2815-01	TW-705R-S	SAM	08/14/25 15:27		Jaswal	OK
51	CCV04	CCV04	CCV	08/14/25 15:58		Jaswal	OK
52	CCB04	CCB04	CCB	08/14/25 16:02		Jaswal	OK
53	Q2815-11	TW-22M-W	SAM	08/14/25 16:06		Jaswal	OK
54	Q2815-20	TW-11M-W	SAM	08/14/25 16:10		Jaswal	OK
55	Q2815-25	TW-11M-W	SAM	08/14/25 16:14	Not used	Jaswal	Not Ok
56	Q2815-26	FB	SAM	08/14/25 16:18		Jaswal	OK
57	Q2821-05	GW-COMP	SAM	08/14/25 16:23		Jaswal	OK

284 Sheffield Street, Mountainside, New Jersey 07092, Phone : 908 789 8900,
Fax : 908 789 8922

Instrument ID: P4

Daily Analysis Runlog For Sequence/QCBatch ID # LB136837

Review By	Janvi	Review On	8/18/2025 9:13:21 AM
Supervise By	jaswal	Supervise On	8/19/2025 4:32:19 PM

STD. NAME	STD REF.#
ICAL Standard	MP86640,MP86656,MP86653,MP86643,MP86642,MP86641
ICV Standard	MP86752,MP86656
CCV Standard	MP86646
ICSA Standard	MP86651,MP86753
CRI Standard	MP86656
LCS Standard	
Chk Standard	MP86647,MP86648

58	Q2821-08	DM-COMP	SAM	08/14/25 16:27		Jaswal	OK
59	Q2837-01	TW-WTS-13	SAM	08/14/25 16:31		Jaswal	OK
60	Q2837-01DUP	TW-WTS-13DUP	DUP	08/14/25 16:36		Jaswal	OK
61	Q2837-01L	TW-WTS-13L	SD	08/14/25 16:41		Jaswal	OK
62	Q2837-01MS	TW-WTS-13MS	MS	08/14/25 16:45		Jaswal	OK
63	CCV05	CCV05	CCV	08/14/25 16:50		Jaswal	OK
64	CCB05	CCB05	CCB	08/14/25 17:00		Jaswal	OK
65	Q2837-01MSD	TW-WTS-13MSD	MSD	08/14/25 17:04		Jaswal	OK
66	Q2837-01A	TW-WTS-13A	PS	08/14/25 17:09	0.1ml of M6004 and M6017 of each in 10ml sample.	Jaswal	OK
67	Q2858-01	VNJ 216	SAM	08/14/25 17:13		Jaswal	OK
68	Q2858-01DUP	VNJ 216DUP	DUP	08/14/25 17:17		Jaswal	OK
69	Q2858-01L	VNJ 216L	SD	08/14/25 17:21		Jaswal	OK
70	Q2858-01MS	VNJ 216MS	MS	08/14/25 17:25		Jaswal	OK
71	Q2858-01MSD	VNJ 216MSD	MSD	08/14/25 17:29		Jaswal	OK
72	Q2858-01A	VNJ 216A	PS	08/14/25 17:33	0.1ml of M6004 and M6017 of each in 10ml sample.	Jaswal	OK
73	CCV06	CCV06	CCV	08/14/25 17:54		Jaswal	OK
74	CCB06	CCB06	CCB	08/14/25 18:05		Jaswal	OK

Alliance TECHNICAL GROUP

Soil/Sludge Metals Preparation Sheet

PB169215

SOP ID : M3050B-Digestion-20

SDG No : N/A

Matrix : SOIL

Pippete ID: ICP A

Balance ID : M SC-2

Filter paper ID : N/A

pH Strip ID : N/A

Hood ID : #3

Block ID: 1. HOT BLOCK #5 2. N/A

Start Digest Date: 08/12/2025 **Time :** 13:05 **Temp :** 97 °C

End Digest Date: 08/12/2025 **Time :** 11:15 **Temp :** 98 °C

Digestion tube ID: M6054

Block thermometer ID: MET-DIG. #5

Dig Technician Signature: SLG

Supervisor Signature: JSP

Temp : 1. 96°C 2. N/A

Standared Name	MLS USED	STD REF. # FROM LOG
LFS-1	1.00	M6180
LFS-2	1.00	M6181
N/A	N/A	N/A
N/A	N/A	N/A
N/A	N/A	N/A

Chemical Used	ML/SAMPLE USED	Lot Number
Conc. HNO3	5.00	M6158
1:1 HNO3	10.00	MP86404
30% H2O2	3.00	M6170
Conc. HCL	10.00	M6151
PTFE Boiling Stones	N/A	M5581
N/A	N/A	N/A
N/A	N/A	N/A
N/A	N/A	N/A
N/A	N/A	N/A
N/A	N/A	N/A

Extraction Conformance/Non-Conformance Comments:

HOT BLOCK#5 CELL#35 97C

Date / Time	Prepped Sample Relinquished By/Location	Received By/Location
~~08/12/2025~~ 12:45	SLG met dig	JSP / Met Lab
08/12/2025	Preparation Group	Analysis Group

Alliance TECHNICAL GROUP

Soil/Sludge Metals Preparation Sheet

PB169215

Lab Sample ID	Client Sample ID	pH	Initial Weight (g)	Final Vol (ml)	Color Before	Color After	Texture	Artifact	Comment	Prep Pos
PB169215BL	PBS215	N/A	2.00	100	Colorless	Colorless	Fine	N/A	N/A	1
PB169215BS	LCS215	N/A	2.00	100	Colorless	Coloress	Fine	N/A	M6180,M6181	2
Q2829-01	SILICA	N/A	2.36	100	White	Yellow	Medium	N/A	N/A	3
Q2830-01	BIN0009-DRIVEWAY-TP-SOUTH EAST	N/A	2.10	100	Brown	Yellow	Medium	N/A	N/A	4
Q2830-03	BIN0009-DRIVEWAY-TP-WEST	N/A	2.25	100	Reddish Brown	Yellow	Medium	N/A	N/A	5
Q2830-05	BIN0009-DRIVEWAY-TP-WESTSIDE	N/A	2.27	100	Reddish Brown	Yellow	Medium	N/A	N/A	6
Q2830-07	BIN0009-DRIVEWAY-TP-EASTSIDE	N/A	2.40	100	Brown	Yellow	Medium	N/A	N/A	7
Q2831-01	VNJ-238	N/A	2.20	100	Brown	Yellow	Medium	N/A	N/A	8
Q2832-01	TG-S01	N/A	2.14	100	Dark Brown	Yellow	Medium	N/A	N/A	9
Q2832-03	TG-S02	N/A	2.12	100	Dark Brown	Yellow	Medium	N/A	N/A	10
Q2832-05	TG-S03	N/A	2.20	100	Dark Brown	Yellow	Medium	N/A	N/A	11
Q2832-07	TG-S04	N/A	2.21	100	Dark Brown	Yellow	Medium	N/A	N/A	12
Q2832-09	TG-S05	N/A	2.35	100	Black	Yellow	Medium	N/A	N/A	13
Q2832-09DUP	TG-S05DUP	N/A	2.30	100	Black	Yellow	Medium	N/A	N/A	14
Q2832-09MS	TG-S05MS	N/A	2.31	100	Black	Yellow	Medium	N/A	M6180,M6181	15
Q2832-09MSD	TG-S05MSD	N/A	2.32	100	Black	Yellow	Medium	N/A	M6180,M6181	16

A B C D E F G H I J

Alliance TECHNICAL GROUP

Soil/Sludge Mercury Preparation Sheet

PB169231

SOP ID : M7471B-Mercury-19

SDG No : N/A

Matrix : SOIL

Pippete ID: HG A

Balance ID : M SC-3

Filter paper ID : N/A

pH Strip ID : N/A

Hood ID : #1

Block ID: 1. HG HOT BLOCK#3 2. N/A

Start Digest Date: 08/13/2025 **Time :** 10:30 **Temp :** 95 °C

End Digest Date: 08/13/2025 **Time :** 10:40 **Temp :** 95 °C

Digestion tube ID: M5595

Block thermometer ID: HG-DIG#3

Dig Technician Signature: SIG.

Supervisor Signature:

Temp : 1. 95°C 2. N/A

Standared Name	MLS USED	STD REF. # FROM LOG
ICV	30mL	MP86761
CCV	30mL	MP86763
CRA	30mL	MP86765
Blank Spike	0.48mL	MP86754
Matrix Spike	0.48mL	MP86754

Chemical Used	ML/SAMPLE USED	Lot Number
AQUA REGIA	2.5mL	MP86767
KMnO4 (5%)	4.5mL	MP85893
Hydroxylamine HCL (12%)	2.0mL	MP85895
PTFE Boiling Stones	----------	M5582
N/A	N/A	N/A
N/A	N/A	N/A
N/A	N/A	N/A
N/A	N/A	N/A
N/A	N/A	N/A
N/A	N/A	N/A

LAB SAMPLE ID	CLIENT SAMPLE ID	Wt(g)/Vol(ml)	Comment
0.0 ppb	S0	30mL	MP86755
0.05 ppb	S0.05	N/A	N/A
0.2 ppb	S0.2	30mL	MP86756
2.5 ppb	S2.5	30mL	MP86757
5.0 ppb	S5.0	30mL	MP86758
7.5 ppb	S7.5	30mL	MP86759
10.0 ppb	S10.0	30mL	MP86760
ICV	ICV	30mL	MP86761
ICB	ICB	30mL	MP86762
CCV	CCV	30mL	MP86763
CCB	CCB	30mL	MP86764
CRI	CRI	30mL	MP86765
CHK STD	CHK STD	30mL	MP86766

Extraction Conformance/Non-Conformance Comments:

N/A

Date / Time	Prepped Sample Relinquished By/Location	Received By/Location
08/13/25 11:40	SIG met dig	(metals lab)
	Preparation Group	Analysis Group

Alliance TECHNICAL GROUP

Soil/Sludge Mercury Preparation Sheet

PB169231

Lab Sample ID	Client Sample ID	Initial Weight (g)	Final Vol (ml)	pH	Comment	Prep Pos
PB169231BL	PBS231	0.51	35	N/A	N/A	1-1
PB169231BS	LCS231	0.51	35	N/A	MP86754	2
Q2832-01	TG-S01	0.56	35	N/A	N/A	3
Q2832-03	TG-S02	0.55	35	N/A	N/A	4
Q2832-05	TG-S03	0.56	35	N/A	N/A	5
Q2832-07	TG-S04	0.56	35	N/A	N/A	6
Q2832-09	TG-S05	0.52	35	N/A	N/A	7
Q2838-01	TP-11	0.57	35	N/A	N/A	8
Q2838-05	TP-10	0.56	35	N/A	N/A	9
Q2840-01	0804-SOIL	0.57	35	N/A	N/A	10
Q2840-01MS	0804-SOILMS	0.56	35	N/A	MP86754	12
Q2840-01MSD	0804-SOILMSD	0.52	35	N/A	MP86754	13
Q2840-01DUP	0804-SOILDUP	0.56	35	N/A	N/A	11
Q2840-02	0804-D	0.57	35	N/A	N/A	14

A B C D E F G H I J

284 Sheffield Street, Mountainside, New Jersey 07092, Phone : 908 789 8900,
Fax : 908 789 8922

A B C D E F G H I J

Hit Summary Sheet
SW-846

SDG No.: Q2832 **Order ID:** Q2832

Client: Portal Partners Tri-Venture **Project ID:** Amtrak Sawtooth Bridges 2025

Sample ID	Client ID	Matrix	Parameter	Concentration	C	MDL	RDL	Units
Client ID :	**TG-S01**							
Q2832-02	TG-S01	TCLP	Barium	755		72.8	500	ug/L
Q2832-02	TG-S01	TCLP	Cadmium	2.63	J	2.50	30.0	ug/L
Q2832-02	TG-S01	TCLP	Lead	78.2		11.5	60.0	ug/L
Client ID :	**TG-S02**							
Q2832-04	TG-S02	TCLP	Barium	775		72.8	500	ug/L
Q2832-04	TG-S02	TCLP	Cadmium	5.96	J	2.50	30.0	ug/L
Q2832-04	TG-S02	TCLP	Lead	61.7		11.5	60.0	ug/L
Client ID :	**TG-S03**							
Q2832-06	TG-S03	TCLP	Barium	537		72.8	500	ug/L
Q2832-06	TG-S03	TCLP	Cadmium	5.09	J	2.50	30.0	ug/L
Q2832-06	TG-S03	TCLP	Lead	78.1		11.5	60.0	ug/L
Client ID :	**TG-S04**							
Q2832-08	TG-S04	TCLP	Barium	825		72.8	500	ug/L
Q2832-08	TG-S04	TCLP	Cadmium	5.67	J	2.50	30.0	ug/L
Q2832-08	TG-S04	TCLP	Chromium	14.4	J	10.6	50.0	ug/L
Q2832-08	TG-S04	TCLP	Lead	38.2	J	11.5	60.0	ug/L
Client ID :	**TG-S05**							
Q2832-10	TG-S05	TCLP	Barium	408	J	72.8	500	ug/L
Q2832-10	TG-S05	TCLP	Lead	141		11.5	60.0	ug/L

Alliance
TECHNICAL GROUP

A
B
C
D
E
F
G
H
I
J

SAMPLE DATA

284 Sheffield Street, Mountainside, New Jersey 07092, Phone : 908 789 8900,
Fax : 908 789 8922

Report of Analysis

Client:	Portal Partners Tri-Venture	Date Collected:	08/11/25
Project:	Amtrak Sawtooth Bridges 2025	Date Received:	08/12/25
Client Sample ID:	TG-S01	SDG No.:	Q2832
Lab Sample ID:	Q2832-02	Matrix:	TCLP
Level (low/med):	low	% Solid:	0

Cas	Parameter	Conc.	Qua.	DF	MDL	LOQ / CRQL	Units	Prep Date	Date Ana.	Ana Met.	Prep Met.
7440-38-2	Arsenic	25.6	U	1	25.6	100	ug/L	08/13/25 12:30	08/14/25 13:28	6010D	SW3050
7440-39-3	Barium	755	N*	1	72.8	500	ug/L	08/13/25 12:30	08/14/25 13:28	6010D	SW3050
7440-43-9	Cadmium	2.63	J	1	2.50	30.0	ug/L	08/13/25 12:30	08/14/25 13:28	6010D	SW3050
7440-47-3	Chromium	10.6	U	1	10.6	50.0	ug/L	08/13/25 12:30	08/14/25 13:28	6010D	SW3050
7439-92-1	Lead	78.2		1	11.5	60.0	ug/L	08/13/25 12:30	08/14/25 13:28	6010D	SW3050
7439-97-6	Mercury	0.76	U	1	0.76	2.00	ug/L	08/13/25 12:30	08/14/25 11:24	7470A	
7782-49-2	Selenium	48.2	U	1	48.2	100	ug/L	08/13/25 12:30	08/14/25 13:28	6010D	SW3050
7440-22-4	Silver	8.10	U	1	8.10	50.0	ug/L	08/13/25 12:30	08/14/25 13:28	6010D	SW3050

Color Before:	Colorless	Clarity Before:	Clear	Texture:	
Color After:	Colorless	Clarity After:	Clear	Artifacts:	
Comments:	TCLP-FULL				

U = Not Detected
LOQ = Limit of Quantitation
MDL = Method Detection Limit
LOD = Limit of Detection
D = Dilution
Q = indicates LCS control criteria did not meet requirements

J = Estimated Value
B = Analyte Found in Associated Method Blank
* = indicates the duplicate analysis is not within control limits.
E = Indicates the reported value is estimated because of the presence of interference.
OR = Over Range
N =Spiked sample recovery not within control limits

284 Sheffield Street, Mountainside, New Jersey 07092, Phone : 908 789 8900,
Fax : 908 789 8922

Report of Analysis

Client:	Portal Partners Tri-Venture	Date Collected:	08/11/25
Project:	Amtrak Sawtooth Bridges 2025	Date Received:	08/12/25
Client Sample ID:	TG-S02	SDG No.:	Q2832
Lab Sample ID:	Q2832-04	Matrix:	TCLP
Level (low/med):	low	% Solid:	0

Cas	Parameter	Conc.	Qua.	DF	MDL	LOQ / CRQL	Units	Prep Date	Date Ana.	Ana Met.	Prep Met.
7440-38-2	Arsenic	25.6	U	1	25.6	100	ug/L	08/13/25 12:30	08/14/25 13:33	6010D	SW3050
7440-39-3	Barium	775	N*	1	72.8	500	ug/L	08/13/25 12:30	08/14/25 13:33	6010D	SW3050
7440-43-9	Cadmium	5.96	J	1	2.50	30.0	ug/L	08/13/25 12:30	08/14/25 13:33	6010D	SW3050
7440-47-3	Chromium	10.6	U	1	10.6	50.0	ug/L	08/13/25 12:30	08/14/25 13:33	6010D	SW3050
7439-92-1	Lead	61.7		1	11.5	60.0	ug/L	08/13/25 12:30	08/14/25 13:33	6010D	SW3050
7439-97-6	Mercury	0.76	U	1	0.76	2.00	ug/L	08/13/25 12:30	08/14/25 11:27	7470A	
7782-49-2	Selenium	48.2	U	1	48.2	100	ug/L	08/13/25 12:30	08/14/25 13:33	6010D	SW3050
7440-22-4	Silver	8.10	U	1	8.10	50.0	ug/L	08/13/25 12:30	08/14/25 13:33	6010D	SW3050

Color Before:	Colorless	Clarity Before:	Clear	Texture:	
Color After:	Colorless	Clarity After:	Clear	Artifacts:	
Comments:	TCLP-FULL				

U = Not Detected
LOQ = Limit of Quantitation
MDL = Method Detection Limit
LOD = Limit of Detection
D = Dilution
Q = indicates LCS control criteria did not meet requirements

J = Estimated Value
B = Analyte Found in Associated Method Blank
* = indicates the duplicate analysis is not within control limits.
E = Indicates the reported value is estimated because of the presence of interference.
OR = Over Range
N =Spiked sample recovery not within control limits

284 Sheffield Street, Mountainside, New Jersey 07092, Phone : 908 789 8900,
Fax : 908 789 8922

Report of Analysis

Client:	Portal Partners Tri-Venture	Date Collected:	08/11/25
Project:	Amtrak Sawtooth Bridges 2025	Date Received:	08/12/25
Client Sample ID:	TG-S03	SDG No.:	Q2832
Lab Sample ID:	Q2832-06	Matrix:	TCLP
Level (low/med):	low	% Solid:	0

Cas	Parameter	Conc.	Qua.	DF	MDL	LOQ / CRQL	Units	Prep Date	Date Ana.	Ana Met.	Prep Met.
7440-38-2	Arsenic	25.6	U	1	25.6	100	ug/L	08/13/25 12:30	08/14/25 13:37	6010D	SW3050
7440-39-3	Barium	537	N*	1	72.8	500	ug/L	08/13/25 12:30	08/14/25 13:37	6010D	SW3050
7440-43-9	Cadmium	5.09	J	1	2.50	30.0	ug/L	08/13/25 12:30	08/14/25 13:37	6010D	SW3050
7440-47-3	Chromium	10.6	U	1	10.6	50.0	ug/L	08/13/25 12:30	08/14/25 13:37	6010D	SW3050
7439-92-1	Lead	78.1		1	11.5	60.0	ug/L	08/13/25 12:30	08/14/25 13:37	6010D	SW3050
7439-97-6	Mercury	0.76	U	1	0.76	2.00	ug/L	08/13/25 12:30	08/14/25 11:29	7470A	
7782-49-2	Selenium	48.2	U	1	48.2	100	ug/L	08/13/25 12:30	08/14/25 13:37	6010D	SW3050
7440-22-4	Silver	8.10	U	1	8.10	50.0	ug/L	08/13/25 12:30	08/14/25 13:37	6010D	SW3050

Color Before:	Colorless	Clarity Before:	Clear	Texture:	
Color After:	Colorless	Clarity After:	Clear	Artifacts:	
Comments:	TCLP-FULL				

U = Not Detected
LOQ = Limit of Quantitation
MDL = Method Detection Limit
LOD = Limit of Detection
D = Dilution
Q = indicates LCS control criteria did not meet requirements

J = Estimated Value
B = Analyte Found in Associated Method Blank
* = indicates the duplicate analysis is not within control limits.
E = Indicates the reported value is estimated because of the presence of interference.
OR = Over Range
N =Spiked sample recovery not within control limits

284 Sheffield Street, Mountainside, New Jersey 07092, Phone : 908 789 8900,
Fax : 908 789 8922

Report of Analysis

Client:	Portal Partners Tri-Venture	Date Collected:	08/11/25
Project:	Amtrak Sawtooth Bridges 2025	Date Received:	08/12/25
Client Sample ID:	TG-S04	SDG No.:	Q2832
Lab Sample ID:	Q2832-08	Matrix:	TCLP
Level (low/med):	low	% Solid:	0

Cas	Parameter	Conc.	Qua.	DF	MDL	LOQ / CRQL	Units	Prep Date	Date Ana.	Ana Met.	Prep Met.
7440-38-2	Arsenic	25.6	U	1	25.6	100	ug/L	08/13/25 12:30	08/14/25 13:50	6010D	SW3050
7440-39-3	Barium	825	N*	1	72.8	500	ug/L	08/13/25 12:30	08/14/25 13:50	6010D	SW3050
7440-43-9	Cadmium	5.67	J	1	2.50	30.0	ug/L	08/13/25 12:30	08/14/25 13:50	6010D	SW3050
7440-47-3	Chromium	14.4	J	1	10.6	50.0	ug/L	08/13/25 12:30	08/14/25 13:50	6010D	SW3050
7439-92-1	Lead	38.2	J	1	11.5	60.0	ug/L	08/13/25 12:30	08/14/25 13:50	6010D	SW3050
7439-97-6	Mercury	0.76	U	1	0.76	2.00	ug/L	08/13/25 12:30	08/14/25 11:59	7470A	
7782-49-2	Selenium	48.2	U	1	48.2	100	ug/L	08/13/25 12:30	08/14/25 13:50	6010D	SW3050
7440-22-4	Silver	8.10	U	1	8.10	50.0	ug/L	08/13/25 12:30	08/14/25 13:50	6010D	SW3050

Color Before:	Colorless	Clarity Before:	Clear	Texture:	
Color After:	Colorless	Clarity After:	Clear	Artifacts:	
Comments:	TCLP-FULL				

U = Not Detected
LOQ = Limit of Quantitation
MDL = Method Detection Limit
LOD = Limit of Detection
D = Dilution
Q = indicates LCS control criteria did not meet requirements

J = Estimated Value
B = Analyte Found in Associated Method Blank
* = indicates the duplicate analysis is not within control limits.
E = Indicates the reported value is estimated because of the presence of interference.
OR = Over Range
N =Spiked sample recovery not within control limits

284 Sheffield Street, Mountainside, New Jersey 07092, Phone : 908 789 8900,
Fax : 908 789 8922

Report of Analysis

Client:	Portal Partners Tri-Venture	Date Collected:	08/12/25
Project:	Amtrak Sawtooth Bridges 2025	Date Received:	08/12/25
Client Sample ID:	TG-S05	SDG No.:	Q2832
Lab Sample ID:	Q2832-10	Matrix:	TCLP
Level (low/med):	low	% Solid:	0

Cas	Parameter	Conc.	Qua.	DF	MDL	LOQ / CRQL	Units	Prep Date	Date Ana.	Ana Met.	Prep Met.
7440-38-2	Arsenic	25.6	U	1	25.6	100	ug/L	08/13/25 12:30	08/14/25 13:54	6010D	SW3050
7440-39-3	Barium	408	JN*	1	72.8	500	ug/L	08/13/25 12:30	08/14/25 13:54	6010D	SW3050
7440-43-9	Cadmium	2.50	U	1	2.50	30.0	ug/L	08/13/25 12:30	08/14/25 13:54	6010D	SW3050
7440-47-3	Chromium	10.6	U	1	10.6	50.0	ug/L	08/13/25 12:30	08/14/25 13:54	6010D	SW3050
7439-92-1	Lead	141		1	11.5	60.0	ug/L	08/13/25 12:30	08/14/25 13:54	6010D	SW3050
7439-97-6	Mercury	0.76	U	1	0.76	2.00	ug/L	08/13/25 12:30	08/14/25 11:32	7470A	
7782-49-2	Selenium	48.2	U	1	48.2	100	ug/L	08/13/25 12:30	08/14/25 13:54	6010D	SW3050
7440-22-4	Silver	8.10	U	1	8.10	50.0	ug/L	08/13/25 12:30	08/14/25 13:54	6010D	SW3050

Color Before:	Colorless	Clarity Before:	Clear	Texture:	
Color After:	Colorless	Clarity After:	Clear	Artifacts:	
Comments:	TCLP-FULL				

U = Not Detected
LOQ = Limit of Quantitation
MDL = Method Detection Limit
LOD = Limit of Detection
D = Dilution
Q = indicates LCS control criteria did not meet requirements

J = Estimated Value
B = Analyte Found in Associated Method Blank
* = indicates the duplicate analysis is not within control limits.
E = Indicates the reported value is estimated because of the presence of interference.
OR = Over Range
N =Spiked sample recovery not within control limits

284 Sheffield Street, Mountainside, New Jersey 07092, Phone : 908 789 8900,
Fax : 908 789 8922

A B C D E F G H I J

Metals

- 3a -

INITIAL AND CONTINUING CALIBRATION BLANK SUMMARY

Client: Portal Partners Tri-Venture **SDG No.:** Q2832

Contract: PORT06 **Lab Code:** ACE

Sample ID	Analyte	Result ug/L	Acceptance Limit	Conc Qual	CRQL	M	Analysis Date	Analysis Time	Run Number
ICB14	Mercury	0.076	+/-0.2	U	0.20	CV	08/14/2025	11:00	LB136819

284 Sheffield Street, Mountainside, New Jersey 07092, Phone : 908 789 8900,
Fax : 908 789 8922

Metals

- 3a -

INITIAL AND CONTINUING CALIBRATION BLANK SUMMARY

Client: Portal Partners Tri-Venture **SDG No.:** Q2832

Contract: PORT06 **Lab Code:** ACE

Sample ID	Analyte	Result ug/L	Acceptance Limit	Conc Qual	CRQL	M	Analysis Date	Analysis Time	Run Number
CCB41	Mercury	0.076	+/-0.2	U	0.20	CV	08/14/2025	11:05	LB136819
CCB42	Mercury	0.076	+/-0.2	U	0.20	CV	08/14/2025	11:36	LB136819
CCB43	Mercury	0.076	+/-0.2	U	0.20	CV	08/14/2025	12:04	LB136819
CCB44	Mercury	0.076	+/-0.2	U	0.20	CV	08/14/2025	12:15	LB136819

284 Sheffield Street, Mountainside, New Jersey 07092, Phone : 908 789 8900,
Fax : 908 789 8922

Metals

- 3a -

INITIAL AND CONTINUING CALIBRATION BLANK SUMMARY

Client: Portal Partners Tri-Venture **SDG No.:** Q2832

Contract: PORT06 **Lab Code:** ACE

Sample ID	Analyte	Result ug/L	Acceptance Limit	Conc Qual	CRQL	M	Analysis Date	Analysis Time	Run Number
ICB01	Arsenic	5.12	+/-10	U	20.0	P	08/14/2025	12:13	LB136837
	Barium	14.6	+/-50	U	100	P	08/14/2025	12:13	LB136837
	Cadmium	0.50	+/-3	U	6.00	P	08/14/2025	12:13	LB136837
	Chromium	2.12	+/-5	U	10.0	P	08/14/2025	12:13	LB136837
	Lead	2.30	+/-6	U	12.0	P	08/14/2025	12:13	LB136837
	Selenium	9.64	+/-10	U	20.0	P	08/14/2025	12:13	LB136837
	Silver	1.62	+/-5	U	10.0	P	08/14/2025	12:13	LB136837

284 Sheffield Street, Mountainside, New Jersey 07092, Phone : 908 789 8900,
Fax : 908 789 8922

Metals

- 3a -

INITIAL AND CONTINUING CALIBRATION BLANK SUMMARY

Client: Portal Partners Tri-Venture **SDG No.:** Q2832

Contract: PORT06 **Lab Code:** ACE

Sample ID	Analyte	Result ug/L	Acceptance Limit	Conc Qual	CRQL	M	Analysis Date	Analysis Time	Run Number
CCB01	Arsenic	5.12	+/-10	U	20.0	P	08/14/2025	12:54	LB136837
	Barium	14.6	+/-50	U	100	P	08/14/2025	12:54	LB136837
	Cadmium	0.50	+/-3	U	6.00	P	08/14/2025	12:54	LB136837
	Chromium	2.12	+/-5	U	10.0	P	08/14/2025	12:54	LB136837
	Lead	2.30	+/-6	U	12.0	P	08/14/2025	12:54	LB136837
	Selenium	9.64	+/-10	U	20.0	P	08/14/2025	12:54	LB136837
	Silver	1.62	+/-5	U	10.0	P	08/14/2025	12:54	LB136837
CCB02	Arsenic	5.12	+/-10	U	20.0	P	08/14/2025	13:46	LB136837
	Barium	14.6	+/-50	U	100	P	08/14/2025	13:46	LB136837
	Cadmium	0.50	+/-3	U	6.00	P	08/14/2025	13:46	LB136837
	Chromium	2.12	+/-5	U	10.0	P	08/14/2025	13:46	LB136837
	Lead	2.30	+/-6	U	12.0	P	08/14/2025	13:46	LB136837
	Selenium	9.64	+/-10	U	20.0	P	08/14/2025	13:46	LB136837
	Silver	1.62	+/-5	U	10.0	P	08/14/2025	13:46	LB136837
CCB03	Arsenic	5.12	+/-10	U	20.0	P	08/14/2025	14:45	LB136837
	Barium	14.6	+/-50	U	100	P	08/14/2025	14:45	LB136837
	Cadmium	0.50	+/-3	U	6.00	P	08/14/2025	14:45	LB136837
	Chromium	2.12	+/-5	U	10.0	P	08/14/2025	14:45	LB136837
	Lead	2.30	+/-6	U	12.0	P	08/14/2025	14:45	LB136837
	Selenium	9.64	+/-10	U	20.0	P	08/14/2025	14:45	LB136837
	Silver	1.62	+/-5	U	10.0	P	08/14/2025	14:45	LB136837
CCB04	Arsenic	5.12	+/-10	U	20.0	P	08/14/2025	16:02	LB136837
	Barium	14.6	+/-50	U	100	P	08/14/2025	16:02	LB136837
	Cadmium	0.50	+/-3	U	6.00	P	08/14/2025	16:02	LB136837
	Chromium	2.12	+/-5	U	10.0	P	08/14/2025	16:02	LB136837
	Lead	2.30	+/-6	U	12.0	P	08/14/2025	16:02	LB136837
	Selenium	9.64	+/-10	U	20.0	P	08/14/2025	16:02	LB136837
	Silver	1.62	+/-5	U	10.0	P	08/14/2025	16:02	LB136837
CCB05	Arsenic	5.12	+/-10	U	20.0	P	08/14/2025	17:00	LB136837
	Barium	14.6	+/-50	U	100	P	08/14/2025	17:00	LB136837
	Cadmium	0.50	+/-3	U	6.00	P	08/14/2025	17:00	LB136837
	Chromium	2.12	+/-5	U	10.0	P	08/14/2025	17:00	LB136837
	Lead	2.30	+/-6	U	12.0	P	08/14/2025	17:00	LB136837
	Selenium	9.64	+/-10	U	20.0	P	08/14/2025	17:00	LB136837
	Silver	1.62	+/-5	U	10.0	P	08/14/2025	17:00	LB136837
CCB06	Arsenic	5.12	+/-10	U	20.0	P	08/14/2025	18:05	LB136837
	Barium	14.6	+/-50	U	100	P	08/14/2025	18:05	LB136837
	Cadmium	0.50	+/-3	U	6.00	P	08/14/2025	18:05	LB136837
	Chromium	2.12	+/-5	U	10.0	P	08/14/2025	18:05	LB136837

284 Sheffield Street, Mountainside, New Jersey 07092, Phone : 908 789 8900,
Fax : 908 789 8922

Metals

- 3a -

INITIAL AND CONTINUING CALIBRATION BLANK SUMMARY

Client: Portal Partners Tri-Venture **SDG No.:** Q2832

Contract: PORT06 **Lab Code:** ACE

Sample ID	Analyte	Result ug/L	Acceptance Limit	Conc Qual	CRQL	M	Analysis Date	Analysis Time	Run Number
CCB06	Lead	2.30	+/-6	U	12.0	P	08/14/2025	18:05	LB136837
	Selenium	9.64	+/-10	U	20.0	P	08/14/2025	18:05	LB136837
	Silver	1.62	+/-5	U	10.0	P	08/14/2025	18:05	LB136837

284 Sheffield Street, Mountainside, New Jersey 07092, Phone : 908 789 8900,
Fax : 908 789 8922

A B C D E F G H I J

Metals
- 3b -
PREPARATION BLANK SUMMARY

Client: Portal Partners Tri-Venture **SDG No.:** Q2832

Instrument: CV1

Sample ID	Analyte	Result (ug/L)	Acceptance Limit	Conc Qual	CRQL ug/L	M	Analysis Date	Analysis Time	Run
PB169212TB		**WATER**		**Batch Number:**	**PB169234**		**Prep Date:**	**08/13/2025**	
	Mercury	0.76	<2	U	2.00	CV	08/14/2025	12:11	LB136819

Sample ID	Analyte	Result (ug/L)	Acceptance Limit	Conc Qual	CRQL ug/L	M	Analysis Date	Analysis Time	Run
PB169234BL		**WATER**		**Batch Number:**	**PB169234**		**Prep Date:**	**08/13/2025**	
	Mercury	0.076	<0.2	U	0.20	CV	08/14/2025	11:17	LB136819

284 Sheffield Street, Mountainside, New Jersey 07092, Phone : 908 789 8900,
Fax : 908 789 8922

A B C D E F G H I J

Metals
- 3b -
PREPARATION BLANK SUMMARY

Client: Portal Partners Tri-Venture **SDG No.:** Q2832

Instrument: P4

Sample ID	Analyte	Result (ug/L)	Acceptance Limit	Conc Qual	CRQL ug/L	M	Analysis Date	Analysis Time	Run
PB169212TB		**WATER**		**Batch Number:**	**PB169236**		**Prep Date:**	**08/13/2025**	
	Arsenic	25.6	<50	U	100	P	08/14/2025	13:19	LB136837
	Barium	72.8	<250	U	500	P	08/14/2025	13:19	LB136837
	Cadmium	2.50	<15	U	30.0	P	08/14/2025	13:19	LB136837
	Chromium	10.6	<25	U	50.0	P	08/14/2025	13:19	LB136837
	Lead	11.5	<30	U	60.0	P	08/14/2025	13:19	LB136837
	Selenium	48.2	<50	U	100	P	08/14/2025	13:19	LB136837
	Silver	8.10	<25	U	50.0	P	08/14/2025	13:19	LB136837

Sample ID	Analyte	Result (ug/L)	Acceptance Limit	Conc Qual	CRQL ug/L	M	Analysis Date	Analysis Time	Run
PB169236BL		**WATER**		**Batch Number:**	**PB169236**		**Prep Date:**	**08/13/2025**	
	Arsenic	25.6	<50	U	100	P	08/14/2025	13:03	LB136837
	Barium	72.8	<250	U	500	P	08/14/2025	13:03	LB136837
	Cadmium	2.50	<15	U	30.0	P	08/14/2025	13:03	LB136837
	Chromium	10.6	<25	U	50.0	P	08/14/2025	13:03	LB136837
	Lead	11.5	<30	U	60.0	P	08/14/2025	13:03	LB136837
	Selenium	48.2	<50	U	100	P	08/14/2025	13:03	LB136837
	Silver	8.10	<25	U	50.0	P	08/14/2025	13:03	LB136837

A
B
C
D
E
F
G
H
I
J

METAL CALIBRATION DATA

284 Sheffield Street, Mountainside, New Jersey 07092, Phone : 908 789 8900,
Fax : 908 789 8922

Metals

- 2a -

INITIAL AND CONTINUING CALIBRATION VERIFICATION

Client: Portal Partners Tri-Venture

SDG No.: Q2832

Contract: PORT06

Lab Code: ACE

Initial Calibration Source: EPA

Continuing Calibration Source: PLASMA-PURE

Sample ID	Analyte	Result ug/L	True Value	% Recovery	Acceptance Window (%R)	M	Analysis Date	Analysis Time	Run Number
ICV14	Mercury	3.96	4.0	99	90 - 110	CV	08/14/2025	10:58	LB136819

284 Sheffield Street, Mountainside, New Jersey 07092, Phone : 908 789 8900,
Fax : 908 789 8922

Metals

- 2a -

INITIAL AND CONTINUING CALIBRATION VERIFICATION

Client: Portal Partners Tri-Venture

SDG No.: Q2832

Contract: PORT06

Lab Code: ACE

Initial Calibration Source: EPA

Continuing Calibration Source: PLASMA-PURE

Sample ID	Analyte	Result ug/L	True Value	% Recovery	Acceptance Window (%R)	M	Analysis Date	Analysis Time	Run Number
CCV41	Mercury	5.13	5.0	102	90 - 110	CV	08/14/2025	11:03	LB136819
CCV42	Mercury	5.09	5.0	102	90 - 110	CV	08/14/2025	11:34	LB136819
CCV43	Mercury	5.03	5.0	100	90 - 110	CV	08/14/2025	12:01	LB136819
CCV44	Mercury	4.98	5.0	100	90 - 110	CV	08/14/2025	12:13	LB136819

284 Sheffield Street, Mountainside, New Jersey 07092, Phone : 908 789 8900,
Fax : 908 789 8922

Metals

- 2a -

INITIAL AND CONTINUING CALIBRATION VERIFICATION

Client: Portal Partners Tri-Venture

SDG No.: Q2832

Contract: PORT06

Lab Code: ACE

Initial Calibration Source: EPA

Continuing Calibration Source: Inorganic Ventures

Sample ID	Analyte	Result ug/L	True Value	% Recovery	Acceptance Window (%R)	M	Analysis Date	Analysis Time	Run Number
ICV01	Arsenic	3980	4000	100	90 - 110	P	08/14/2025	12:05	LB136837
	Barium	8040	8000	100	90 - 110	P	08/14/2025	12:05	LB136837
	Cadmium	1980	2000	99	90 - 110	P	08/14/2025	12:05	LB136837
	Chromium	820	800	102	90 - 110	P	08/14/2025	12:05	LB136837
	Lead	3890	4000	97	90 - 110	P	08/14/2025	12:05	LB136837
	Selenium	3970	4000	99	90 - 110	P	08/14/2025	12:05	LB136837
	Silver	1070	1000	107	90 - 110	P	08/14/2025	12:05	LB136837

284 Sheffield Street, Mountainside, New Jersey 07092, Phone : 908 789 8900,
Fax : 908 789 8922

Metals

- 2a -

INITIAL AND CONTINUING CALIBRATION VERIFICATION

Client: Portal Partners Tri-Venture

SDG No.: Q2832

Contract: PORT06

Lab Code: ACE

Initial Calibration Source: EPA

Continuing Calibration Source: Inorganic Ventures

Sample ID	Analyte	Result ug/L	True Value	% Recovery	Acceptance Window (%R)	M	Analysis Date	Analysis Time	Run Number
LLICV01	Arsenic	21.4	20.0	107	80 - 120	P	08/14/2025	12:09	LB136837
	Barium	97.9	100	98	80 - 120	P	08/14/2025	12:09	LB136837
	Cadmium	5.85	6.0	97	80 - 120	P	08/14/2025	12:09	LB136837
	Chromium	10.7	10.0	107	80 - 120	P	08/14/2025	12:09	LB136837
	Lead	12.2	12.0	101	80 - 120	P	08/14/2025	12:09	LB136837
	Selenium	19.6	20.0	98	80 - 120	P	08/14/2025	12:09	LB136837
	Silver	10.5	10.0	105	80 - 120	P	08/14/2025	12:09	LB136837

284 Sheffield Street, Mountainside, New Jersey 07092, Phone : 908 789 8900,
Fax : 908 789 8922

Metals

- 2a -

INITIAL AND CONTINUING CALIBRATION VERIFICATION

Client: Portal Partners Tri-Venture

SDG No.: Q2832

Contract: PORT06

Lab Code: ACE

Initial Calibration Source: EPA

Continuing Calibration Source: Inorganic Ventures

Sample ID	Analyte	Result ug/L	True Value	% Recovery	Acceptance Window (%R)	M	Analysis Date	Analysis Time	Run Number
CCV01	Arsenic	5070	5000	102	90 - 110	P	08/14/2025	12:50	LB136837
	Barium	9910	10000	99	90 - 110	P	08/14/2025	12:50	LB136837
	Cadmium	2490	2500	100	90 - 110	P	08/14/2025	12:50	LB136837
	Chromium	1020	1000	102	90 - 110	P	08/14/2025	12:50	LB136837
	Lead	4960	5000	99	90 - 110	P	08/14/2025	12:50	LB136837
	Selenium	5140	5000	103	90 - 110	P	08/14/2025	12:50	LB136837
	Silver	1270	1250	102	90 - 110	P	08/14/2025	12:50	LB136837
CCV02	Arsenic	5090	5000	102	90 - 110	P	08/14/2025	13:42	LB136837
	Barium	9920	10000	99	90 - 110	P	08/14/2025	13:42	LB136837
	Cadmium	2460	2500	98	90 - 110	P	08/14/2025	13:42	LB136837
	Chromium	1020	1000	102	90 - 110	P	08/14/2025	13:42	LB136837
	Lead	4890	5000	98	90 - 110	P	08/14/2025	13:42	LB136837
	Selenium	5140	5000	103	90 - 110	P	08/14/2025	13:42	LB136837
	Silver	1260	1250	101	90 - 110	P	08/14/2025	13:42	LB136837
CCV03	Arsenic	4980	5000	100	90 - 110	P	08/14/2025	14:41	LB136837
	Barium	9880	10000	99	90 - 110	P	08/14/2025	14:41	LB136837
	Cadmium	2400	2500	96	90 - 110	P	08/14/2025	14:41	LB136837
	Chromium	984	1000	98	90 - 110	P	08/14/2025	14:41	LB136837
	Lead	4790	5000	96	90 - 110	P	08/14/2025	14:41	LB136837
	Selenium	5000	5000	100	90 - 110	P	08/14/2025	14:41	LB136837
	Silver	1240	1250	99	90 - 110	P	08/14/2025	14:41	LB136837
CCV04	Arsenic	5090	5000	102	90 - 110	P	08/14/2025	15:58	LB136837
	Barium	9790	10000	98	90 - 110	P	08/14/2025	15:58	LB136837
	Cadmium	2410	2500	96	90 - 110	P	08/14/2025	15:58	LB136837
	Chromium	1000	1000	100	90 - 110	P	08/14/2025	15:58	LB136837
	Lead	4810	5000	96	90 - 110	P	08/14/2025	15:58	LB136837
	Selenium	5210	5000	104	90 - 110	P	08/14/2025	15:58	LB136837
	Silver	1260	1250	101	90 - 110	P	08/14/2025	15:58	LB136837
CCV05	Arsenic	5110	5000	102	90 - 110	P	08/14/2025	16:50	LB136837
	Barium	9710	10000	97	90 - 110	P	08/14/2025	16:50	LB136837
	Cadmium	2390	2500	96	90 - 110	P	08/14/2025	16:50	LB136837
	Chromium	985	1000	98	90 - 110	P	08/14/2025	16:50	LB136837
	Lead	4770	5000	96	90 - 110	P	08/14/2025	16:50	LB136837
	Selenium	5230	5000	104	90 - 110	P	08/14/2025	16:50	LB136837

284 Sheffield Street, Mountainside, New Jersey 07092, Phone : 908 789 8900,
Fax : 908 789 8922

Metals

- 2a -

INITIAL AND CONTINUING CALIBRATION VERIFICATION

Client: Portal Partners Tri-Venture

SDG No.: Q2832

Contract: PORT06

Lab Code: ACE

Initial Calibration Source: EPA

Continuing Calibration Source: Inorganic Ventures

Sample ID	Analyte	Result ug/L	True Value	% Recovery	Acceptance Window (%R)	M	Analysis Date	Analysis Time	Run Number
CCV05	Silver	1250	1250	100	90 - 110	P	08/14/2025	16:50	LB136837
CCV06	Arsenic	5150	5000	103	90 - 110	P	08/14/2025	17:54	LB136837
	Barium	9970	10000	100	90 - 110	P	08/14/2025	17:54	LB136837
	Cadmium	2380	2500	95	90 - 110	P	08/14/2025	17:54	LB136837
	Chromium	984	1000	98	90 - 110	P	08/14/2025	17:54	LB136837
	Lead	4750	5000	95	90 - 110	P	08/14/2025	17:54	LB136837
	Selenium	5260	5000	105	90 - 110	P	08/14/2025	17:54	LB136837
	Silver	1250	1250	100	90 - 110	P	08/14/2025	17:54	LB136837

284 Sheffield Street, Mountainside, New Jersey 07092, Phone : 908 789 8900,
Fax : 908 789 8922

Metals

- 2b -
CRDL STANDARD FOR AA & ICP

Client: Portal Partners Tri-Venture **SDG No.:** Q2832

Contract: PORT06 **Lab Code:** ACE

Initial Calibration Source:

Continuing Calibration Source:

Sample ID	Analyte	Result ug/L	True Value ug/L	% Recovery	Acceptance Window (%R)	M	Analysis Date	Analysis Time	Run Number
CRA	Mercury	0.21	0.2	107	70 - 130	CV	08/14/2025	11:07	LB136819
CRI01	Arsenic	21.1	20.0	105	65 - 135	P	08/14/2025	12:23	LB136837
	Barium	96.4	100	96	65 - 135	P	08/14/2025	12:23	LB136837
	Cadmium	5.92	6.0	99	65 - 135	P	08/14/2025	12:23	LB136837
	Chromium	10.4	10.0	104	65 - 135	P	08/14/2025	12:23	LB136837
	Lead	12.4	12.0	103	65 - 135	P	08/14/2025	12:23	LB136837
	Selenium	17.9	20.0	89	65 - 135	P	08/14/2025	12:23	LB136837
	Silver	11.0	10.0	110	65 - 135	P	08/14/2025	12:23	LB136837

284 Sheffield Street, Mountainside, New Jersey 07092, Phone : 908 789 8900,
Fax : 908 789 8922

Metals
- 4 -
INTERFERENCE CHECK SAMPLE

Client: Portal Partners Tri-Venture
SDG No.: Q2832
Contract: PORT06
Lab Code: ACE
ICS Source: EPA
Instrument ID: P4

Sample ID	Analyte	Result ug/L	True Value ug/L	% Recovery	Low Limit (ug/L)	High Limit (ug/L)	Analysis Date	Analysis Time	Run Number
ICSA01	Arsenic	7.57			-20	20	08/14/2025	12:27	LB136837
	Barium	0.097	6.0	2	-94	106	08/14/2025	12:27	LB136837
	Cadmium	2.91	1.0	291	-5	7	08/14/2025	12:27	LB136837
	Chromium	60.3	52.0	116	42	62	08/14/2025	12:27	LB136837
	Lead	-5.21			-12	12	08/14/2025	12:27	LB136837
	Selenium	-3.06			-20	20	08/14/2025	12:27	LB136837
	Silver	1.48			-10	10	08/14/2025	12:27	LB136837
ICSAB01	Arsenic	110	104	106	88.4	120	08/14/2025	12:38	LB136837
	Barium	485	537	90	437	637	08/14/2025	12:38	LB136837
	Cadmium	989	972	102	826	1120	08/14/2025	12:38	LB136837
	Chromium	566	542	104	460	624	08/14/2025	12:38	LB136837
	Lead	42.6	49.0	87	37	61	08/14/2025	12:38	LB136837
	Selenium	46.6	46.0	101	26	66	08/14/2025	12:38	LB136837
	Silver	216	201	108	170	232	08/14/2025	12:38	LB136837

METAL QC DATA

284 Sheffield Street, Mountainside, New Jersey 07092, Phone : 908 789 8900,
Fax : 908 789 8922

metals
- 5a -
MATRIX SPIKE SUMMARY

client: Portal Partners Tri-Venture **level:** low **sdg no.:** Q2832

contract: PORT06 **lab code:** ACE

matrix: Water **sample id:** Q2838-08 **client id:** TP-10MS

Percent Solids for Sample: NA **Spiked ID:** Q2838-08MS **Percent Solids for Spike Sample:** NA

Analyte	Units	Acceptance Limit %R	Spiked Result	C	Sample Result	C	Spike Added	% Recovery	Qual	M
Arsenic	ug/L	75 - 125	4060		100	U	4000	102		P
Barium	ug/L	75 - 125	2660		1070		1000	159	N	P
Cadmium	ug/L	75 - 125	962		30.0	U	1000	96		P
Chromium	ug/L	75 - 125	1970		50.0	U	2000	98		P
Lead	ug/L	75 - 125	4520		13.3	J	5000	90		P
Mercury	ug/L	75 - 125	39.4		2.00	U	40.0	98		CV
Selenium	ug/L	75 - 125	9990		100	U	10000	100		P
Silver	ug/L	75 - 125	380		50.0	U	380	100		P

284 Sheffield Street, Mountainside, New Jersey 07092, Phone : 908 789 8900,
Fax : 908 789 8922

metals
- 5a -
MATRIX SPIKE DUPLICATE SUMMARY

client: Portal Partners Tri-Venture **level:** low **sdg no.:** Q2832

contract: PORT06 **lab code:** ACE

matrix: Water **sample id:** Q2838-08 **client id:** TP-10MSD

Percent Solids for Sample: NA **Spiked ID:** Q2838-08MSD **Percent Solids for Spike Sample:** NA

Analyte	Units	Acceptance Limit %R	MSD Result	C	Sample Result	C	Spike Added	% Recovery	Qual	M
Arsenic	ug/L	75 - 125	4030		100	U	4000	101		P
Barium	ug/L	75 - 125	2490		1070		1000	141	N	P
Cadmium	ug/L	75 - 125	949		30.0	U	1000	95		P
Chromium	ug/L	75 - 125	1960		50.0	U	2000	98		P
Lead	ug/L	75 - 125	4460		13.3	J	5000	89		P
Mercury	ug/L	75 - 125	35.8		2.00	U	40.0	90		CV
Selenium	ug/L	75 - 125	9980		100	U	10000	100		P
Silver	ug/L	75 - 125	371		50.0	U	380	98		P

284 Sheffield Street, Mountainside, New Jersey 07092, Phone : 908 789 8900,
Fax : 908 789 8922

Metals
- 5b -
POST DIGEST SPIKE SUMMARY

Client: Portal Partners Tri-Venture
SDG No.: Q2832
Contract: PORT06
Lab Code: ACE
Matrix: Water
Level: LOW
Client ID: TP-10A
Sample ID: Q2838-08
Spiked ID: Q2838-08A

Analyte	Units	Acceptance Limit %R	Spiked Result	C	Sample Result	C	Spike Added	% Recovery	Qual	M
Barium	ug/L	75 - 125	2220		1070		1000	115		P

284 Sheffield Street, Mountainside, New Jersey 07092, Phone : 908 789 8900,
Fax : 908 789 8922

Metals

- 6 -

DUPLICATE SAMPLE SUMMARY

Client: Portal Partners Tri-Venture **Level:** LOW **SDG No.:** Q2832

Contract: PORT06 **Lab Code:** ACE

Matrix: Water **Sample ID:** Q2838-08 **Client ID:** TP-10DUP

Percent Solids for Sample: NA **Duplicate ID** Q2838-08DUP **Percent Solids for Spike Sample:** NA

Analyte	Units	Acceptance Limit	Sample Result	C	Duplicate Result	C	RPD	Qual	M
Arsenic	ug/L	20	100	U	100	U			P
Barium	ug/L	20	1070		1550		37	*	P
Cadmium	ug/L	20	30.0	U	30.0	U			P
Chromium	ug/L	20	50.0	U	50.0	U			P
Lead	ug/L	20	13.3	J	23.1	J	54		P
Mercury	ug/L	20	2.00	U	2.00	U			CV
Selenium	ug/L	20	100	U	100	U			P
Silver	ug/L	20	50.0	U	50.0	U			P

"A control limit of ±20% RPD for each matrix applies for sample values greater than 10 times Detection Limit"

284 Sheffield Street, Mountainside, New Jersey 07092, Phone : 908 789 8900,
Fax : 908 789 8922

Metals

- 6 -

DUPLICATE SAMPLE SUMMARY

Client: Portal Partners Tri-Venture **Level:** LOW **SDG No.:** Q2832

Contract: PORT06 **Lab Code:** ACE

Matrix: Water **Sample ID:** Q2838-08MS **Client ID:** TP-10MSD

Percent Solids for Sample: NA **Duplicate ID** Q2838-08MSD **Percent Solids for Spike Sample:** NA

Analyte	Units	Acceptance Limit	Sample Result	C	Duplicate Result	C	RPD	Qual	M
Arsenic	ug/L	20	4060		4030		1		P
Barium	ug/L	20	2660		2490		7		P
Cadmium	ug/L	20	962		949		1		P
Chromium	ug/L	20	1970		1960		1		P
Lead	ug/L	20	4520		4460		1		P
Mercury	ug/L	20	39.4		35.8		10		CV
Selenium	ug/L	20	9990		9980		0		P
Silver	ug/L	20	380		371		2		P

"A control limit of ±20% RPD for each matrix applies for sample values greater than 10 times Detection Limit"

284 Sheffield Street, Mountainside, New Jersey 07092, Phone : 908 789 8900, Fax : 908 789 8922

LABORATORY CONTROL SAMPLE SUMMARY

Client: Portal Partners Tri-Venture **SDG No.:** Q2832

Contract: PORT06 **Lab Code:** ACE

Analyte	Units	True Value	Result	C	% Recovery	Acceptance Limits	M
PB169234BS							
Mercury	ug/L	4.0	3.94		98	80 - 120	CV

284 Sheffield Street, Mountainside, New Jersey 07092, Phone : 908 789 8900, Fax : 908 789 8922

LABORATORY CONTROL SAMPLE SUMMARY

Client: Portal Partners Tri-Venture **SDG No.:** Q2832

Contract: PORT06 **Lab Code:** ACE

Analyte	Units	True Value	Result	C	% Recovery	Acceptance Limits	M
PB169236BS							
Arsenic	ug/L	4000	4010		100	80 - 120	P
Barium	ug/L	1000	982		98	80 - 120	P
Cadmium	ug/L	1000	972		97	80 - 120	P
Chromium	ug/L	2000	2110		106	80 - 120	P
Lead	ug/L	5000	4900		98	80 - 120	P
Selenium	ug/L	10000	10200		102	80 - 120	P
Silver	ug/L	380	390		103	80 - 120	P

284 Sheffield Street, Mountainside, New Jersey 07092, Phone : 908 789 8900,
Fax : 908 789 8922

Metals

-9 -

ICP SERIAL DILUTIONS

SAMPLE NO.

TP-10L

Lab Name: Alliance **Contract:** PORT06

Lab Code: ACE **Lb No.:** lb136837 **Lab Sample ID :** Q2838-08L **SDG No.:** Q2832

Matrix (soil/water): Water **Level (low/med):** LOW

Concentration Units: ug/L

Analyte	Initial Sample Result (I)	C	Serial Dilution Result (S)	C	% Difference	Q	M
Arsenic	100	U	500	U			P
Barium	1070		973	J	9		P
Cadmium	30.0	U	150	U			P
Chromium	50.0	U	250	U			P
Lead	13.3	J	300	U	100.0		P
Mercury	2.00	U	10.0	U			CV
Selenium	100	U	500	U			P
Silver	50.0	U	250	U			P

284 Sheffield Street, Mountainside, New Jersey 07092, Phone : 908 789 8900, Fax : 908 789 8922

metals
- 14 -
ANALYSIS RUN LOG

Client: Portal Partners Tri-Venture **Contract:** PORT06

Lab code: ACE **Sdg no.:** Q2832

Instrument id number: **Method:** **Run number:** LB136819

Start date: 08/14/2025 **End date:** 08/14/2025

Lab sample id.	Client Sample Id	d/f	Time	Parameter list
S0	S0	1	1040	HG
S0.2	S0.2	1	1042	HG
S2.5	S2.5	1	1048	HG
S5	S5	1	1050	HG
S7.5	S7.5	1	1052	HG
S10	S10	1	1054	HG
ICV14	ICV14	1	1058	HG
ICB14	ICB14	1	1100	HG
CCV41	CCV41	1	1103	HG
CCB41	CCB41	1	1105	HG
CRA	CRA	1	1107	HG
PB169234BL	PB169234BL	1	1117	HG
PB169234BS	PB169234BS	1	1119	HG
Q2832-02	TG-S01	1	1124	HG
Q2832-04	TG-S02	1	1127	HG
Q2832-06	TG-S03	1	1129	HG
Q2832-10	TG-S05	1	1132	HG
CCV42	CCV42	1	1134	HG
CCB42	CCB42	1	1136	HG
Q2838-08DUP	TP-10DUP	1	1152	HG
Q2838-08MS	TP-10MS	1	1155	HG
Q2838-08MSD	TP-10MSD	1	1157	HG
Q2832-08	TG-S04	1	1159	HG
CCV43	CCV43	1	1201	HG
CCB43	CCB43	1	1204	HG
Q2838-08L	TP-10L	5	1206	HG
PB169212TB	PB169212TB	1	1211	HG
CCV44	CCV44	1	1213	HG
CCB44	CCB44	1	1215	HG

284 Sheffield Street, Mountainside, New Jersey 07092, Phone : 908 789 8900, Fax : 908 789 8922

metals
- 14 -
ANALYSIS RUN LOG

Client: Portal Partners Tri-Venture **Contract:** PORT06

Lab code: ACE **Sdg no.:** Q2832

Instrument id number: **Method:** **Run number:** LB136837

Start date: 08/14/2025 **End date:** 08/14/2025

Lab sample id.	Client Sample Id	d/f	Time	Parameter list
S0	S0	1	1139	Ag,As,Ba,Cd,Cr,Pb,Se
S1	S1	1	1144	Ag,As,Ba,Cd,Cr,Pb,Se
S2	S2	1	1148	Ag,As,Ba,Cd,Cr,Pb,Se
S3	S3	1	1152	Ag,As,Ba,Cd,Cr,Pb,Se
S4	S4	1	1156	Ag,As,Ba,Cd,Cr,Pb,Se
S5	S5	1	1200	Ag,As,Ba,Cd,Cr,Pb,Se
ICV01	ICV01	1	1205	Ag,As,Ba,Cd,Cr,Pb,Se
LLICV01	LLICV01	1	1209	Ag,As,Ba,Cd,Cr,Pb,Se
ICB01	ICB01	1	1213	Ag,As,Ba,Cd,Cr,Pb,Se
CRI01	CRI01	1	1223	Ag,As,Ba,Cd,Cr,Pb,Se
ICSA01	ICSA01	1	1227	Ag,As,Ba,Cd,Cr,Pb,Se
ICSAB01	ICSAB01	1	1238	Ag,As,Ba,Cd,Cr,Pb,Se
CCV01	CCV01	1	1250	Ag,As,Ba,Cd,Cr,Pb,Se
CCB01	CCB01	1	1254	Ag,As,Ba,Cd,Cr,Pb,Se
PB169236BL	PB169236BL	1	1303	Ag,As,Ba,Cd,Cr,Pb,Se
PB169236BS	PB169236BS	1	1307	Ag,As,Ba,Cd,Cr,Pb,Se
PB169212TB	PB169212TB	1	1319	Ag,As,Ba,Cd,Cr,Pb,Se
Q2832-02	TG-S01	1	1328	Ag,As,Ba,Cd,Cr,Pb,Se
Q2832-04	TG-S02	1	1333	Ag,As,Ba,Cd,Cr,Pb,Se
Q2832-06	TG-S03	1	1337	Ag,As,Ba,Cd,Cr,Pb,Se
CCV02	CCV02	1	1342	Ag,As,Ba,Cd,Cr,Pb,Se
CCB02	CCB02	1	1346	Ag,As,Ba,Cd,Cr,Pb,Se
Q2832-08	TG-S04	1	1350	Ag,As,Ba,Cd,Cr,Pb,Se
Q2832-10	TG-S05	1	1354	Ag,As,Ba,Cd,Cr,Pb,Se
Q2838-08DUP	TP-10DUP	1	1425	Ag,As,Ba,Cd,Cr,Pb,Se
Q2838-08L	TP-10L	5	1430	Ag,As,Ba,Cd,Cr,Pb,Se
CCV03	CCV03	1	1441	Ag,As,Ba,Cd,Cr,Pb,Se
CCB03	CCB03	1	1445	Ag,As,Ba,Cd,Cr,Pb,Se
Q2838-08MS	TP-10MS	1	1450	Ag,As,Ba,Cd,Cr,Pb,Se
Q2838-08MSD	TP-10MSD	1	1454	Ag,As,Ba,Cd,Cr,Pb,Se
Q2838-08A	TP-10A	1	1458	Ba
CCV04	CCV04	1	1558	Ag,As,Ba,Cd,Cr,Pb,Se
CCB04	CCB04	1	1602	Ag,As,Ba,Cd,Cr,Pb,Se
CCV05	CCV05	1	1650	Ag,As,Ba,Cd,Cr,Pb,Se
CCB05	CCB05	1	1700	Ag,As,Ba,Cd,Cr,Pb,Se
CCV06	CCV06	1	1754	Ag,As,Ba,Cd,Cr,Pb,Se
CCB06	CCB06	1	1805	Ag,As,Ba,Cd,Cr,Pb,Se

METAL PREPARATION & INSTRUMENT DATA

284 Sheffield Street, Mountainside, New Jersey 07092, Phone : 908 789 8900, Fax : 908 789 8922

Metals
- 11 -
ICP INTERELEMENT CORRECTION FACTORS

Client: Portal Partners Tri-Venture

SDG No.: Q2832

Contract: PORT06

Lab Code: ACE

Instrument ID:

Date:

Interelement Correction Factors (apparent ppb analyte/ppm interferent)

Analyte	Wave-Length (nm)	ICP Interelement Correction Factors For:				
		Al	Ca	Fe	Mg	Ag
Arsenic	193.759	0.0000000	0.0000000	-0.0000440	0.0000000	0.0000000
Barium	493.409	0.0000000	0.0000000	0.0000000	0.0000000	0.0000000
Cadmium	226.502	0.0000000	0.0000000	0.0000930	0.0000000	0.0000000
Chromium	267.716	0.0000000	0.0000000	0.0000000	0.0000000	0.0000000
Lead	220.353	-0.0000920	0.0000000	0.0000380	0.0000000	0.0000000
Selenium	196.090	0.0000000	0.0000000	-0.0001440	0.0000000	0.0000000
Silver	328.068	0.0000000	0.0000000	-0.0001490	0.0000000	0.0000000

284 Sheffield Street, Mountainside, New Jersey 07092, Phone : 908 789 8900, Fax : 908 789 8922

Metals
- 11 -
ICP INTERELEMENT CORRECTION FACTORS

Client: Portal Partners Tri-Venture

SDG No.: Q2832

Contract: PORT06

Lab Code: ACE

Instrument ID:

Date:

Interelement Correction Factors (apparent ppb analyte/ppm interferent)

Analyte	Wave-Length (nm)	ICP Interelement Correction Factors For: As	Ba	Be	Cd	Co
Arsenic	193.759	0.0000000	0.0000000	0.0000000	0.0000000	0.0000000
Barium	493.409	0.0000000	0.0000000	0.0000000	0.0000000	0.0000000
Cadmium	226.502	0.0000000	0.0000000	0.0000000	0.0000000	0.0002870
Chromium	267.716	0.0000000	0.0000000	0.0000000	0.0000000	0.0000000
Lead	220.353	0.0000000	0.0003170	0.0000000	0.0000000	0.0000000
Selenium	196.090	0.0000000	0.0000000	0.0000000	0.0000000	-0.0003570
Silver	328.068	0.0000000	0.0000000	0.0000000	0.0000000	0.0000000

284 Sheffield Street, Mountainside, New Jersey 07092, Phone : 908 789 8900, Fax : 908 789 8922

Metals
- 11 -
ICP INTERELEMENT CORRECTION FACTORS

Client: Portal Partners Tri-Venture

SDG No.: Q2832

Contract: PORT06

Lab Code: ACE

Instrument ID:

Date:

Interelement Correction Factors (apparent ppb analyte/ppm interferent)

Analyte	Wave-Length (nm)	ICP Interelement Correction Factors For:				
		Cr	Cu	K	Mn	Mo
Arsenic	193.759	-0.0029000	0.0000000	0.0000000	0.0000000	0.0004900
Barium	493.409	0.0000000	0.0000000	0.0000000	0.0000000	0.0000000
Cadmium	226.502	0.0000000	0.0000000	0.0000000	0.0000000	0.0000000
Chromium	267.716	0.0000000	0.0000000	0.0000070	0.0002200	0.0000000
Lead	220.353	0.0000000	0.0000000	0.0000000	0.0001400	-0.0008600
Selenium	196.090	0.0000000	0.0000000	0.0000000	0.0007460	0.0000000
Silver	328.068	0.0000000	0.0000000	0.0000000	0.0000000	-0.0000120

284 Sheffield Street, Mountainside, New Jersey 07092, Phone : 908 789 8900, Fax : 908 789 8922

Metals
- 11 -
ICP INTERELEMENT CORRECTION FACTORS

Client: Portal Partners Tri-Venture

SDG No.: Q2832

Contract: PORT06

Lab Code: ACE

Instrument ID:

Date:

Interelement Correction Factors (apparent ppb analyte/ppm interferent)

Analyte	Wave-Length (nm)	ICP Interelement Correction Factors For:				
		Na	Ni	Pb	Sb	Se
Arsenic	193.759	0.0000000	0.0000000	0.0000000	0.0000000	0.0000000
Barium	493.409	0.0000000	0.0000000	0.0000000	0.0000000	0.0000000
Cadmium	226.502	0.0000000	0.0000000	0.0000000	0.0000000	0.0000000
Chromium	267.716	0.0000000	0.0000000	0.0000000	0.0000000	0.0000000
Lead	220.353	0.0000000	0.0006580	0.0000000	0.0000000	0.0001290
Selenium	196.090	0.0000000	0.0000000	0.0003330	0.0000000	0.0000000
Silver	328.068	0.0000000	0.0000000	0.0000000	0.0000000	0.0000000

284 Sheffield Street, Mountainside, New Jersey 07092, Phone : 908 789 8900, Fax : 908 789 8922

Metals
- 11 -
ICP INTERELEMENT CORRECTION FACTORS

Client: Portal Partners Tri-Venture

SDG No.: Q2832

Contract: PORT06

Lab Code: ACE

Instrument ID:

Date:

Interelement Correction Factors (apparent ppb analyte/ppm interferent)

Analyte	Wave-Length (nm)	ICP Interelement Correction Factors For:				
		Sn	Ti	Tl	V	Zn
Arsenic	193.759	0.0000000	0.0000000	0.0000000	0.0000000	0.0000000
Barium	493.409	0.0000000	0.0000000	0.0000000	0.0000000	0.0000000
Cadmium	226.502	0.0000000	0.0000630	0.0001280	0.0000000	0.0000000
Chromium	267.716	0.0000000	0.0000000	0.0000000	0.0001110	0.0000000
Lead	220.353	0.0000000	-0.0003610	0.0000000	0.0000000	0.0000000
Selenium	196.090	0.0000000	0.0000000	0.0000000	0.0000000	0.0000000
Silver	328.068	0.0000000	-0.0007420	0.0000000	0.0000000	0.0000000

284 Sheffield Street, Mountainside, New Jersey 07092, Phone : 908 789 8900, Fax : 908 789 8922

LAB CHRONICLE

OrderID:	Q2832	**OrderDate:**	8/12/2025 9:37:00 AM
Client:	Portal Partners Tri-Venture	**Project:**	Amtrak Sawtooth Bridges 2025
Contact:	Joseph Krupansky	**Location:**	J21,VOA Lab

LabID	ClientID	Matrix	Test	Method	Sample Date	Prep Date	Anal Date	Received
Q2832-01	**TG-S01**	**SOIL**			**08/11/25**			**08/12/25**
			Mercury	7471B		08/13/25	08/13/25	
			Metals ICP-TAL	6010D		08/12/25	08/14/25	
Q2832-02	**TG-S01**	**TCLP**			**08/11/25**			**08/12/25**
			TCLP ICP Metals	6010D		08/13/25	08/14/25	
			TCLP Mercury	7470A		08/13/25	08/14/25	
Q2832-03	**TG-S02**	**SOIL**			**08/11/25**			**08/12/25**
			Mercury	7471B		08/13/25	08/13/25	
			Metals ICP-TAL	6010D		08/12/25	08/13/25	
Q2832-04	**TG-S02**	**TCLP**			**08/11/25**			**08/12/25**
			TCLP ICP Metals	6010D		08/13/25	08/14/25	
			TCLP Mercury	7470A		08/13/25	08/14/25	
Q2832-05	**TG-S03**	**SOIL**			**08/11/25**			**08/12/25**
			Mercury	7471B		08/13/25	08/13/25	
			Metals ICP-TAL	6010D		08/12/25	08/13/25	
Q2832-06	**TG-S03**	**TCLP**			**08/11/25**			**08/12/25**
			TCLP ICP Metals	6010D		08/13/25	08/14/25	
			TCLP Mercury	7470A		08/13/25	08/14/25	
Q2832-07	**TG-S04**	**SOIL**			**08/11/25**			**08/12/25**
			Mercury	7471B		08/13/25	08/13/25	
			Metals ICP-TAL	6010D		08/12/25	08/13/25	
Q2832-08	**TG-S04**	**TCLP**			**08/11/25**			**08/12/25**
			TCLP ICP Metals	6010D		08/13/25	08/14/25	
			TCLP Mercury	7470A		08/13/25	08/14/25	
Q2832-09	**TG-S05**	**SOIL**			**08/12/25**			**08/12/25**

284 Sheffield Street, Mountainside, New Jersey 07092, Phone : 908 789 8900, Fax : 908 789 8922

LAB CHRONICLE

			Mercury	7471B		08/13/25	08/13/25	
			Metals ICP-TAL	6010D		08/12/25	08/13/25	
Q2832-10	**TG-S05**	**TCLP**			**08/12/25**			**08/12/25**
			TCLP ICP Metals	6010D		08/13/25	08/14/25	
			TCLP Mercury	7470A		08/13/25	08/14/25	

A
B
C
D
E
F
G
H
I
J

METAL PREPARATION & ANALYICAL SUMMARY

284 Sheffield Street, Mountainside, New Jersey 07092, Phone : 908 789 8900,
Fax : 908 789 8922

Metals
- 13 -
SAMPLE PREPARATION SUMMARY

Client: Portal Partners Tri-Venture **SDG No.:** Q2832

Contract: PORT06 **Lab Code:** ACE **Method:**

Sample ID	Client ID	Sample Type	Matrix	Prep Date	Initial Sample Size(mL)	Final Sample Volume (mL)	Percent Solids
Batch Number:	**PB169234**						
PB169212TB	PB169212TB	MB	WATER	08/13/2025	3.0	30.0	
PB169234BL	PB169234BL	MB	WATER	08/13/2025	30.0	30.0	
PB169234BS	PB169234BS	LCS	WATER	08/13/2025	30.0	30.0	
Q2832-02	TG-S01	SAM	WATER	08/13/2025	3.0	30.0	
Q2832-04	TG-S02	SAM	WATER	08/13/2025	3.0	30.0	
Q2832-06	TG-S03	SAM	WATER	08/13/2025	3.0	30.0	
Q2832-08	TG-S04	SAM	WATER	08/13/2025	3.0	30.0	
Q2832-10	TG-S05	SAM	WATER	08/13/2025	3.0	30.0	
Q2838-08DUP	TP-10DUP	DUP	WATER	08/13/2025	3.0	30.0	
Q2838-08MS	TP-10MS	MS	WATER	08/13/2025	3.0	30.0	
Q2838-08MSD	TP-10MSD	MSD	WATER	08/13/2025	3.0	30.0	

284 Sheffield Street, Mountainside, New Jersey 07092, Phone : 908 789 8900,
Fax : 908 789 8922

Metals
- 13 -
SAMPLE PREPARATION SUMMARY

Client: Portal Partners Tri-Venture **SDG No.:** Q2832

Contract: PORT06 **Lab Code:** ACE **Method:**

Sample ID	Client ID	Sample Type	Matrix	Prep Date	Initial Sample Size(mL)	Final Sample Volume (mL)	Percent Solids
Batch Number:	**PB169236**						
PB169212TB	PB169212TB	MB	WATER	08/13/2025	5.0	25.0	
PB169236BL	PB169236BL	MB	WATER	08/13/2025	5.0	25.0	
PB169236BS	PB169236BS	LCS	WATER	08/13/2025	5.0	25.0	
Q2832-02	TG-S01	SAM	WATER	08/13/2025	5.0	25.0	
Q2832-04	TG-S02	SAM	WATER	08/13/2025	5.0	25.0	
Q2832-06	TG-S03	SAM	WATER	08/13/2025	5.0	25.0	
Q2832-08	TG-S04	SAM	WATER	08/13/2025	5.0	25.0	
Q2832-10	TG-S05	SAM	WATER	08/13/2025	5.0	25.0	
Q2838-08DUP	TP-10DUP	DUP	WATER	08/13/2025	5.0	25.0	
Q2838-08MS	TP-10MS	MS	WATER	08/13/2025	5.0	25.0	
Q2838-08MSD	TP-10MSD	MSD	WATER	08/13/2025	5.0	25.0	

284 Sheffield Street, Mountainside, New Jersey 07092, Phone : 908 789 8900,
Fax : 908 789 8922

Instrument ID: CV1

Daily Analysis Runlog For Sequence/QCBatch ID # LB136819

Review By	sagar	Review On	8/14/2025 12:47:52 PM
Supervise By	jaswal	Supervise On	8/17/2025 10:52:58 PM

STD. NAME	STD REF.#
ICAL Standard	MP86755,MP86756,MP86757,MP86758,MP86759,MP86760
ICV Standard	MP86761
CCV Standard	MP86763
ICSA Standard	
CRI Standard	MP86765
LCS Standard	
Chk Standard	MP86762,MP86764,MP86766,MP86769

Sr#	SampleId	ClientID	QcType	Date	Comment	Operator	Status
1	S0	S0	CAL1	08/14/25 10:40		sagar	OK
2	S0.2	S0.2	CAL2	08/14/25 10:42		sagar	OK
3	S2.5	S2.5	CAL3	08/14/25 10:48		sagar	OK
4	S5	S5	CAL4	08/14/25 10:50		sagar	OK
5	S7.5	S7.5	CAL5	08/14/25 10:52		sagar	OK
6	S10	S10	CAL6	08/14/25 10:54		sagar	OK
7	ICV14	ICV14	ICV	08/14/25 10:58		sagar	OK
8	ICB14	ICB14	ICB	08/14/25 11:00		sagar	OK
9	CCV41	CCV41	CCV	08/14/25 11:03		sagar	OK
10	CCB41	CCB41	CCB	08/14/25 11:05		sagar	OK
11	CRA	CRA	CRDL	08/14/25 11:07		sagar	OK
12	HighStd	HighStd	HIGH STD	08/14/25 11:10		sagar	OK
13	ChkStd	ChkStd	SAM	08/14/25 11:12		sagar	OK
14	PB169234BL	PB169234BL	MB	08/14/25 11:17		sagar	OK
15	PB169234BS	PB169234BS	LCS	08/14/25 11:19		sagar	OK
16	Q2732-03	WC-A7-01-C	SAM	08/14/25 11:21		sagar	OK
17	Q2832-02	TG-S01	SAM	08/14/25 11:24		sagar	OK
18	Q2832-04	TG-S02	SAM	08/14/25 11:27		sagar	OK

284 Sheffield Street, Mountainside, New Jersey 07092, Phone : 908 789 8900,
Fax : 908 789 8922

Instrument ID: CV1

Daily Analysis Runlog For Sequence/QCBatch ID # LB136819

Review By	sagar	Review On	8/14/2025 12:47:52 PM
Supervise By	jaswal	Supervise On	8/17/2025 10:52:58 PM

STD. NAME	STD REF.#
ICAL Standard	MP86755,MP86756,MP86757,MP86758,MP86759,MP86760
ICV Standard	MP86761
CCV Standard	MP86763
ICSA Standard	
CRI Standard	MP86765
LCS Standard	
Chk Standard	MP86762,MP86764,MP86766,MP86769

19	Q2832-06	TG-S03	SAM	08/14/25 11:29		sagar	OK
20	Q2832-10	TG-S05	SAM	08/14/25 11:32		sagar	OK
21	CCV42	CCV42	CCV	08/14/25 11:34		sagar	OK
22	CCB42	CCB42	CCB	08/14/25 11:36		sagar	OK
23	Q2836-03	WC-A2-15-C	SAM	08/14/25 11:38		sagar	OK
24	Q2836-07	WC-A2-16-C	SAM	08/14/25 11:41		sagar	OK
25	Q2836-11	WC-A2-17-C	SAM	08/14/25 11:43		sagar	OK
26	Q2836-15	WC-A5-02-C	SAM	08/14/25 11:45		sagar	OK
27	Q2838-04	TP-11	SAM	08/14/25 11:48		sagar	OK
28	Q2838-08	TP-10	SAM	08/14/25 11:50		sagar	OK
29	Q2838-08DUP	TP-10DUP	DUP	08/14/25 11:52		sagar	OK
30	Q2838-08MS	TP-10MS	MS	08/14/25 11:55		sagar	OK
31	Q2838-08MSD	TP-10MSD	MSD	08/14/25 11:57		sagar	OK
32	Q2832-08	TG-S04	SAM	08/14/25 11:59		sagar	OK
33	CCV43	CCV43	CCV	08/14/25 12:01		sagar	OK
34	CCB43	CCB43	CCB	08/14/25 12:04		sagar	OK
35	Q2838-08L	TP-10L	SD	08/14/25 12:06		sagar	OK
36	Q2838-08A	TP-10A	PS	08/14/25 12:08		sagar	OK
37	PB169212TB	PB169212TB	MB	08/14/25 12:11		sagar	OK
38	CCV44	CCV44	CCV	08/14/25 12:13		sagar	OK

284 Sheffield Street, Mountainside, New Jersey 07092, Phone : 908 789 8900,
Fax : 908 789 8922

Instrument ID: CV1

Daily Analysis Runlog For Sequence/QCBatch ID # LB136819

Review By	sagar	Review On	8/14/2025 12:47:52 PM
Supervise By	jaswal	Supervise On	8/17/2025 10:52:58 PM

STD. NAME	STD REF.#
ICAL Standard	MP86755,MP86756,MP86757,MP86758,MP86759,MP86760
ICV Standard	MP86761
CCV Standard	MP86763
ICSA Standard	
CRI Standard	MP86765
LCS Standard	
Chk Standard	MP86762,MP86764,MP86766,MP86769

39	CCB44	CCB44	CCB	08/14/25 12:15		sagar	OK

284 Sheffield Street, Mountainside, New Jersey 07092, Phone : 908 789 8900,
Fax : 908 789 8922

Instrument ID: P4

Daily Analysis Runlog For Sequence/QCBatch ID # LB136837

Review By	Janvi	Review On	8/18/2025 9:13:21 AM
Supervise By	jaswal	Supervise On	8/19/2025 4:32:19 PM

STD. NAME	STD REF.#
ICAL Standard	MP86640,MP86656,MP86653,MP86643,MP86642,MP86641
ICV Standard	MP86752,MP86656
CCV Standard	MP86646
ICSA Standard	MP86651,MP86753
CRI Standard	MP86656
LCS Standard	
Chk Standard	MP86647,MP86648

Sr#	SampleId	ClientID	QcType	Date	Comment	Operator	Status
1	S0	S0	CAL1	08/14/25 11:39		Jaswal	OK
2	S1	S1	CAL2	08/14/25 11:44		Jaswal	OK
3	S2	S2	CAL3	08/14/25 11:48		Jaswal	OK
4	S3	S3	CAL4	08/14/25 11:52		Jaswal	OK
5	S4	S4	CAL5	08/14/25 11:56		Jaswal	OK
6	S5	S5	CAL6	08/14/25 12:00		Jaswal	OK
7	ICV01	ICV01	ICV	08/14/25 12:05		Jaswal	OK
8	LLICV01	LLICV01	LLICV	08/14/25 12:09		Jaswal	OK
9	ICB01	ICB01	ICB	08/14/25 12:13		Jaswal	OK
10	CRI01	CRI01	CRDL	08/14/25 12:23		Jaswal	OK
11	ICSA01	ICSA01	ICSA	08/14/25 12:27		Jaswal	OK
12	ICSAB01	ICSAB01	ICSAB	08/14/25 12:38		Jaswal	OK
13	ICSADL	ICSADL	ICSA	08/14/25 12:42		Jaswal	OK
14	ICSABDL	ICSABDL	ICSAB	08/14/25 12:46		Jaswal	OK
15	CCV01	CCV01	CCV	08/14/25 12:50		Jaswal	OK
16	CCB01	CCB01	CCB	08/14/25 12:54		Jaswal	OK
17	Q2832-01	TG-S01	SAM	08/14/25 12:59		Jaswal	OK
18	PB169236BL	PB169236BL	MB	08/14/25 13:03		Jaswal	OK

284 Sheffield Street, Mountainside, New Jersey 07092, Phone : 908 789 8900,
Fax : 908 789 8922

Instrument ID: P4

Daily Analysis Runlog For Sequence/QCBatch ID # LB136837

Review By	Janvi	Review On	8/18/2025 9:13:21 AM
Supervise By	jaswal	Supervise On	8/19/2025 4:32:19 PM

STD. NAME	STD REF.#
ICAL Standard	MP86640,MP86656,MP86653,MP86643,MP86642,MP86641
ICV Standard	MP86752,MP86656
CCV Standard	MP86646
ICSA Standard	MP86651,MP86753
CRI Standard	MP86656
LCS Standard	
Chk Standard	MP86647,MP86648

19	PB169236BS	PB169236BS	LCS	08/14/25 13:07		Jaswal	OK
20	PB169232BL	PB169232BL	MB	08/14/25 13:11		Jaswal	OK
21	PB169232BS	PB169232BS	LCS	08/14/25 13:15		Jaswal	OK
22	PB169212TB	PB169212TB	MB	08/14/25 13:19		Jaswal	OK
23	Q2732-03	WC-A7-01-C	SAM	08/14/25 13:24		Jaswal	OK
24	Q2832-02	TG-S01	SAM	08/14/25 13:28		Jaswal	OK
25	Q2832-04	TG-S02	SAM	08/14/25 13:33		Jaswal	OK
26	Q2832-06	TG-S03	SAM	08/14/25 13:37		Jaswal	OK
27	CCV02	CCV02	CCV	08/14/25 13:42		Jaswal	OK
28	CCB02	CCB02	CCB	08/14/25 13:46		Jaswal	OK
29	Q2832-08	TG-S04	SAM	08/14/25 13:50		Jaswal	OK
30	Q2832-10	TG-S05	SAM	08/14/25 13:54		Jaswal	OK
31	Q2836-03	WC-A2-15-C	SAM	08/14/25 13:59		Jaswal	OK
32	Q2836-07	WC-A2-16-C	SAM	08/14/25 14:03		Jaswal	OK
33	Q2836-11	WC-A2-17-C	SAM	08/14/25 14:08		Jaswal	OK
34	Q2836-15	WC-A5-02-C	SAM	08/14/25 14:12		Jaswal	OK
35	Q2838-04	TP-11	SAM	08/14/25 14:17		Jaswal	OK
36	Q2838-08	TP-10	SAM	08/14/25 14:21		Jaswal	OK
37	Q2838-08DUP	TP-10DUP	DUP	08/14/25 14:25		Jaswal	OK
38	Q2838-08L	TP-10L	SD	08/14/25 14:30		Jaswal	OK

Alliance TECHNICAL GROUP
284 Sheffield Street, Mountainside, New Jersey 07092, Phone : 908 789 8900,
Fax : 908 789 8922

Instrument ID: P4

Daily Analysis Runlog For Sequence/QCBatch ID # LB136837

Review By	Janvi	Review On	8/18/2025 9:13:21 AM
Supervise By	jaswal	Supervise On	8/19/2025 4:32:19 PM

STD. NAME	STD REF.#
ICAL Standard	MP86640,MP86656,MP86653,MP86643,MP86642,MP86641
ICV Standard	MP86752,MP86656
CCV Standard	MP86646
ICSA Standard	MP86651,MP86753
CRI Standard	MP86656
LCS Standard	
Chk Standard	MP86647,MP86648

39	CCV03	CCV03	CCV	08/14/25 14:41		Jaswal	OK
40	CCB03	CCB03	CCB	08/14/25 14:45		Jaswal	OK
41	Q2838-08MS	TP-10MS	MS	08/14/25 14:50		Jaswal	OK
42	Q2838-08MSD	TP-10MSD	MSD	08/14/25 14:54		Jaswal	OK
43	Q2838-08A	TP-10A	PS	08/14/25 14:58	0.1ml of M6004 and M6017 of each in 10ml sample.	Jaswal	OK
44	Q2814-01	TW-84SB-E	SAM	08/14/25 15:02		Jaswal	OK
45	Q2814-03	TW-17M-W	SAM	08/14/25 15:06		Jaswal	OK
46	Q2814-16	FB	SAM	08/14/25 15:10		Jaswal	OK
47	Q2814-17DL	TW-518R-SDL	SAM	08/14/25 15:15	Straight 5x for all elemenst	Jaswal	OK
48	Q2814-22	TW-84SB-E	SAM	08/14/25 15:19	Not used	Jaswal	Not Ok
49	Q2814-23	TW-17M-W	SAM	08/14/25 15:23	Not used	Jaswal	Not Ok
50	Q2815-01	TW-705R-S	SAM	08/14/25 15:27		Jaswal	OK
51	CCV04	CCV04	CCV	08/14/25 15:58		Jaswal	OK
52	CCB04	CCB04	CCB	08/14/25 16:02		Jaswal	OK
53	Q2815-11	TW-22M-W	SAM	08/14/25 16:06		Jaswal	OK
54	Q2815-20	TW-11M-W	SAM	08/14/25 16:10		Jaswal	OK
55	Q2815-25	TW-11M-W	SAM	08/14/25 16:14	Not used	Jaswal	Not Ok
56	Q2815-26	FB	SAM	08/14/25 16:18		Jaswal	OK
57	Q2821-05	GW-COMP	SAM	08/14/25 16:23		Jaswal	OK

284 Sheffield Street, Mountainside, New Jersey 07092, Phone : 908 789 8900,
Fax : 908 789 8922

Instrument ID: P4

Daily Analysis Runlog For Sequence/QCBatch ID # LB136837

Review By	Janvi	Review On	8/18/2025 9:13:21 AM
Supervise By	jaswal	Supervise On	8/19/2025 4:32:19 PM

STD. NAME	STD REF.#
ICAL Standard	MP86640,MP86656,MP86653,MP86643,MP86642,MP86641
ICV Standard	MP86752,MP86656
CCV Standard	MP86646
ICSA Standard	MP86651,MP86753
CRI Standard	MP86656
LCS Standard	
Chk Standard	MP86647,MP86648

58	Q2821-08	DM-COMP	SAM	08/14/25 16:27		Jaswal	OK
59	Q2837-01	TW-WTS-13	SAM	08/14/25 16:31		Jaswal	OK
60	Q2837-01DUP	TW-WTS-13DUP	DUP	08/14/25 16:36		Jaswal	OK
61	Q2837-01L	TW-WTS-13L	SD	08/14/25 16:41		Jaswal	OK
62	Q2837-01MS	TW-WTS-13MS	MS	08/14/25 16:45		Jaswal	OK
63	CCV05	CCV05	CCV	08/14/25 16:50		Jaswal	OK
64	CCB05	CCB05	CCB	08/14/25 17:00		Jaswal	OK
65	Q2837-01MSD	TW-WTS-13MSD	MSD	08/14/25 17:04		Jaswal	OK
66	Q2837-01A	TW-WTS-13A	PS	08/14/25 17:09	0.1ml of M6004 and M6017 of each in 10ml sample.	Jaswal	OK
67	Q2858-01	VNJ 216	SAM	08/14/25 17:13		Jaswal	OK
68	Q2858-01DUP	VNJ 216DUP	DUP	08/14/25 17:17		Jaswal	OK
69	Q2858-01L	VNJ 216L	SD	08/14/25 17:21		Jaswal	OK
70	Q2858-01MS	VNJ 216MS	MS	08/14/25 17:25		Jaswal	OK
71	Q2858-01MSD	VNJ 216MSD	MSD	08/14/25 17:29		Jaswal	OK
72	Q2858-01A	VNJ 216A	PS	08/14/25 17:33	0.1ml of M6004 and M6017 of each in 10ml sample.	Jaswal	OK
73	CCV06	CCV06	CCV	08/14/25 17:54		Jaswal	OK
74	CCB06	CCB06	CCB	08/14/25 18:05		Jaswal	OK

Alliance TECHNICAL GROUP

Water Mercury Preparation Sheet

PB169234

SOP ID : M7470A-Mercury-20

SDG No : N/A

Matrix : WATER

Pippete ID: HG A

Balance ID : N/A

Filter paper ID : N/A

pH Strip ID : M6069

Hood ID : #1

Block ID: 1. HG HOT BLOCK#3 2. N/A

Start Digest Date: 08/13/2025 **Time :** 12:30 **Temp :** 95 °C

End Digest Date: 08/13/2025 **Time :** 14:35 **Temp :** 95 °C

Digestion tube ID: M5595

Block thermometer ID: HG-DIG#3

Dig Technician Signature: [illegible]

Supervisor Signature: [illegible]

Temp : 1. 95°C 2. N/A

Standared Name	MLS USED	STD REF. # FROM LOG
ICV	30mL	MP86761
CCV	30mL	MP86763
CRA	30mL	MP86765
Blank Spike	0.48mL	MP86754
Matrix Spike	0.48mL	MP86754

Chemical Used	ML/SAMPLE USED	Lot Number
HNO3/H2SO4(1:2)	2.25mL	MP85892
KMnO4 (5%)	4.5mL	MP85893
K2S2O8 (5%)	2.4mL	MP85894
Hydroxylamine HCL (12%)	2.0mL	MP85895
N/A	N/A	N/A
N/A	N/A	N/A
N/A	N/A	N/A
N/A	N/A	N/A
N/A	N/A	N/A
N/A	N/A	N/A

LAB SAMPLE ID	CLIENT SAMPLE ID	Wt(g)/Vol(ml)	Comment
0.0 ppb	S0	30mL	MP86755
0.05 ppb	S0.05	N/A	N/A
0.2 ppb	S0.2	30mL	MP86756
2.5 ppb	S2.5	30mL	MP86757
5.0 ppb	S5.0	30mL	MP86758
7.5 ppb	S7.5	30mL	MP86759
10.0 ppb	S10.0	30mL	MP86760
ICV	ICV	30mL	MP86761
ICB	ICB	30mL	MP86762
CCV	CCV	30mL	MP86763
CCB	CCB	30mL	MP86764
CRI	CRI	30mL	MP86765
CHK STD	CHK STD	30mL	MP86766

Extraction Conformance/Non-Conformance Comments:

N/A

Date / Time	Prepped Sample Relinquished By/Location	Received By/Location
08/13/25 15:32	[illegible] metdi	[illegible]
	Preparation Group	Analysis Group

Alliance TECHNICAL GROUP

Water Mercury Preparation Sheet

PB169234

Lab Sample ID	Client Sample ID	Initial Vol (ml)	Final Vol (ml)	pH	Comment	Prep Pos
PB169212TB	PB169212TB	3	30	<2	N/A	1-1
PB169234BL	PBW234	30	30	<2	N/A	2
PB169234BS	LCS234	30	30	<2	MP86754	3
Q2732-03	WC-A7-01-C	3	30	<2	N/A	4
Q2832-02	TG-S01	3	30	<2	N/A	5
Q2832-04	TG-S02	3	30	<2	N/A	6
Q2832-06	TG-S03	3	30	<2	N/A	7
Q2832-08	TG-S04	3	30	<2	N/A	8
Q2832-10	TG-S05	3	30	<2	N/A	9
Q2836-03	WC-A2-15-C	3	30	<2	N/A	10
Q2836-07	WC-A2-16-C	3	30	<2	N/A	11
Q2836-11	WC-A2-17-C	3	30	<2	N/A	12
Q2836-15	WC-A5-02-C	3	30	<2	N/A	13
Q2838-04	TP-11	3	30	<2	N/A	14
Q2838-08	TP-10	3	30	<2	N/A	15
Q2838-08MS	TP-10MS	3	30	<2	MP86754	17
Q2838-08MSD	TP-10MSD	3	30	<2	MP86754	18
Q2838-08DUP	TP-10DUP	3	30	<2	N/A	16

A B C D E F G H I J

Alliance TECHNICAL GROUP

Water Metals Preparation Sheet

PB169236

SOP ID : M3010A-Digestion-17

SDG No : N/A

Matrix : WATER

Pippete ID: ICP A

Balance ID : N/A

Filter paper ID : N/A

pH Strip ID : M6069

Hood ID : #3

Block ID: 1. HOT BLOCK #1 2. N/A

Start Digest Date: 08/13/2025 **Time :** 12:30 **Temp :** 97 °C

End Digest Date: 08/13/2025 **Time :** 15:32 **Temp :** 97 °C

Digestion tube ID: M5595

Block thermometer ID: MET-DIG. #1

Dig Technician Signature: S/C

Supervisor Signature:

Temp : 1. 96°C 2. N/A

Standared Name	MLS USED	STD REF. # FROM LOG
LFS-1	0.25	M6180
LFS-2	0.25	M6181
N/A	N/A	N/A
N/A	N/A	N/A
N/A	N/A	N/A

Chemical Used	ML/SAMPLE USED	Lot Number
Conc. HNO3	3.00	M6158
1:1 HCL	5.00	MP85156
N/A	N/A	N/A
N/A	N/A	N/A
N/A	N/A	N/A
N/A	N/A	N/A
N/A	N/A	N/A
N/A	N/A	N/A
N/A	N/A	N/A
N/A	N/A	N/A

Extraction Conformance/Non-Conformance Comments:

HOT BLOCK#1 CELL#50 97C

Date / Time	Prepped Sample Relinquished By/Location	Received By/Location
08/13/25 16:32	S/C met dig	(Metals lab)
	Preparation Group	Analysis Group

Alliance TECHNICAL GROUP

Water Metals Preparation Sheet

PB169236

Lab Sample ID	Client Sample ID	pH	Initial Vol (ml)	Final Vol (ml)	Color Before	Color After	Clarity Before	Clarity After	Comment	Prep Pos
PB169212TB	PB169212TB	<2	5	25	Colorless	Colorless	Clear	Clear	N/A	1
PB169236BL	PBW236	<2	5	25	Colorless	Colorless	Clear	Clear	N/A	2
PB169236BS	LCS236	<2	5	25	Colorless	Colorless	Clear	Clear	M6180,M6181	3
Q2732-03	WC-A7-01-C	<2	5	25	Colorless	Colorless	Clear	Clear	N/A	4
Q2832-02	TG-S01	<2	5	25	Colorless	Colorless	Clear	Clear	N/A	5
Q2832-04	TG-S02	<2	5	25	Colorless	Colorless	Clear	Clear	N/A	6
Q2832-06	TG-S03	<2	5	25	Colorless	Colorless	Clear	Clear	N/A	7
Q2832-08	TG-S04	<2	5	25	Colorless	Colorless	Clear	Clear	N/A	8
Q2832-10	TG-S05	<2	5	25	Colorless	Colorless	Clear	Clear	N/A	9
Q2836-03	WC-A2-15-C	<2	5	25	Colorless	Colorless	Clear	Clear	N/A	10
Q2836-07	WC-A2-16-C	<2	5	25	Colorless	Colorless	Clear	Clear	N/A	11
Q2836-11	WC-A2-17-C	<2	5	25	Colorless	Colorless	Clear	Clear	N/A	12
Q2836-15	WC-A5-02-C	<2	5	25	Colorless	Colorless	Clear	Clear	N/A	13
Q2838-04	TP-11	<2	5	25	Colorless	Colorless	Clear	Clear	N/A	14
Q2838-08	TP-10	<2	5	25	Colorless	Colorless	Clear	Clear	N/A	15
Q2838-08MS	TP-10MS	<2	5	25	Colorless	Colorless	Clear	Clear	M6180,M6181	17
Q2838-08MSD	TP-10MSD	<2	5	25	Colorless	Colorless	Clear	Clear	M6180,M6181	18
Q2838-08DUP	TP-10DUP	<2	5	25	Colorless	Colorless	Clear	Clear	N/A	16

A B C D E F G H I J

Alliance TECHNICAL GROUP

TCLP EXTRACTION LOGPAGE

PB169212

SOP ID : M1311-TCLP-16

SDG No : N/A

Weigh By : JP

Balance ID : WC SC-7

pH Meter ID : WC PH METER-1

Extraction By : JP

Filter By : JP

Pippete ID : WC

Tumbler ID : T-1 / T-2

TCLP Filter ID : 115525

Start Prep Date : 08/12/2025 **Time :** 17:00

End Prep Date : 08/13/2025 **Time :** 10:35

Combination Ratio : 20

ZHE Cleaning Batch : ~~N/A~~ 70

Initial Room Temperature: 24 °C

Final Room Temperature: 22 °C

TCLP Technician Signature : JP

Supervisor By : RM

Standared Name	MLS USED	STD REF. # FROM LOG
N/A	N/A	N/A
N/A	N/A	N/A
N/A	N/A	N/A
N/A	N/A	N/A
N/A	N/A	N/A

Chemical Used	ML/SAMPLE U	Lot Number
TCLP-FLUID-1	N/A	WP112804
HCL-TCLP,1N	N/A	WP112797
HNO3-TCLP,1N	N/A	WP112799
pH Strips	N/A	W1931,W1934,W3171,W3172
pH Strips	W1940,W1941,W1942	W3166,W1938,W1939,
1 Liter Amber	N/A	90924-08
120ml Plastic bottle	N/A	2738
1:1 HNO3	N/A	MP84041

Extraction Conformance/Non-Conformance Comments:

Matrix spikes are added after fiftration and before preservation. TUMBLER T-1 / T-2 checked,30 rpm. Particle size reduction is not required. Q2838-08 IS USED for MS-MSD.

Date / Time	Prepped Sample Relinquished By/Location	Received By/Location
08/13/25 11:50	JP / Ign Room	SUB. RJ / Ext
	Preparation Group	Analysis Group / MM MSG

Alliance TECHNICAL GROUP

TCLP EXTRACTION LOGPAGE

PB169212

Sample ID	ClientID	TCLP Vessel ID	Sample Wt (g)	Volume Extraction Fluid #1 (mL)	Multi phasic	Phase Miscible	Phases Combined	Final Leachate PH	Metals Leachate Adj. PH	Prep Pos
PB169212TB	LEB212	13	N/A	2000	N/A	N/A	N/A	4.93	1.5	T-2
Q2732-03	WC-A7-01-C	01	100.02	2000	N/A	N/A	N/A	11.0	1.0	T-1
Q2832-02	TG-S01	02	100.02	2000	N/A	N/A	N/A	6.0	1.5	T-1
Q2832-04	TG-S02	03	100.03	2000	N/A	N/A	N/A	6.2	1.0	T-1
Q2832-06	TG-S03	04	100.02	2000	N/A	N/A	N/A	5.8	1.5	T-1
Q2832-08	TG-S04	05	100.01	2000	N/A	N/A	N/A	5.6	1.0	T-1
Q2832-10	TG-S05	06	100.02	2000	N/A	N/A	N/A	5.0	1.0	T-1
Q2836-03	WC-A2-15-C	07	100.03	2000	N/A	N/A	N/A	11.5	1.5	T-1
Q2836-07	WC-A2-16-C	08	100.02	2000	N/A	N/A	N/A	11.5	1.0	T-1
Q2836-11	WC-A2-17-C	09	100.03	2000	N/A	N/A	N/A	11.5	1.5	T-1
Q2836-15	WC-A5-02-C	10	100.02	2000	N/A	N/A	N/A	11.0	1.5	T-1
Q2838-04	TP-11	11	100.01	2000	N/A	N/A	N/A	5.6	1.0	T-2
Q2838-08	TP-10	12	100.02	2000	N/A	N/A	N/A	5.6	1.5	T-2

Alliance TECHNICAL GROUP

TCLP Solid Determination

PB169212

SampleID	ClientID	Sample Weight (g)	Filter Weight (g)	Filtrate (mL)	Filter + Solid (After 100°C)	% solids	% Dry Solids
PB169212TB	LEB212	N/A	N/A	N/A	N/A	N/A	N/A
Q2732-03	WC-A7-01-C	N/A	N/A	N/A	N/A	100	N/A
Q2832-02	TG-S01	N/A	N/A	N/A	N/A	100	N/A
Q2832-04	TG-S02	N/A	N/A	N/A	N/A	100	N/A
Q2832-06	TG-S03	N/A	N/A	N/A	N/A	100	N/A
Q2832-08	TG-S04	N/A	N/A	N/A	N/A	100	N/A
Q2832-10	TG-S05	N/A	N/A	N/A	N/A	100	N/A
Q2836-03	WC-A2-15-C	N/A	N/A	N/A	N/A	100	N/A
Q2836-07	WC-A2-16-C	N/A	N/A	N/A	N/A	100	N/A
Q2836-11	WC-A2-17-C	N/A	N/A	N/A	N/A	100	N/A
Q2836-15	WC-A5-02-C	N/A	N/A	N/A	N/A	100	N/A
Q2838-04	TP-11	N/A	N/A	N/A	N/A	100	N/A
Q2838-08	TP-10	N/A	N/A	N/A	N/A	100	N/A

Alliance TECHNICAL GROUP

TCLP Fluid Determination

PB169212

Hot Block ID : WC S-1 / WC S-2

Thermometer ID : FLASHPOINT

SampleID	ClientID	Sample Weight (g)	Volume DI Water (mL)	PH after 5 min stir	PH after 10 min stir	Extraction Fluid 1 or 2	pH Extraction Fluid
PB169212TB	LEB212	N/A	N/A	N/A	N/A	#1	4.93
Q2732-03	WC-A7-01-C	5.02	96.5	11.5	4.5	#1	4.93
Q2832-02	TG-S01	5.02	96.5	8.4	3.5	#1	4.93
Q2832-04	TG-S02	5.01	96.5	8.4	3.5	#1	4.93
Q2832-06	TG-S03	5.02	96.5	8.2	3.0	#1	4.93
Q2832-08	TG-S04	5.03	96.5	8.0	3.0	#1	4.93
Q2832-10	TG-S05	5.04	96.5	7.0	2.5	#1	4.93
Q2836-03	WC-A2-15-C	5.03	96.5	12.0	4.5	#1	4.93
Q2836-07	WC-A2-16-C	5.02	96.5	12.0	4.5	#1	4.93
Q2836-11	WC-A2-17-C	5.03	96.5	12.5	4.5	#1	4.93
Q2836-15	WC-A5-02-C	5.02	96.5	11.5	4.5	#1	4.93
Q2838-04	TP-11	5.03	96.5	7.6	3.0	#1	4.93
Q2838-08	TP-10	5.02	96.5	7.2	2.5	#1	4.93

SAMPLE DATA

284 Sheffield Street, Mountainside, New Jersey 07092, Phone : 908 789 8900,
Fax : 908 789 8922

Report of Analysis

Client:	Portal Partners Tri-Venture	Date Collected:	08/11/25 08:15
Project:	Amtrak Sawtooth Bridges 2025	Date Received:	08/12/25
Client Sample ID:	TG-S01	SDG No.:	Q2832
Lab Sample ID:	Q2832-01	Matrix:	SOIL
		% Solid:	93.4

Parameter	Conc.	Qua.	DF	MDL	LOQ / CRQL	Units(Dry Weight)	Prep Date	Date Ana.	Ana Met.
Hexavalent Chromium	0.073	U	1	0.073	0.42	mg/Kg	08/13/25 09:20	08/13/25 13:03	7196A
Trivalent Chromium	14.9		1	0.54	0.54	mg/Kg		08/14/25 12:59	6010D

Comments:

U = Not Detected
LOQ = Limit of Quantitation
MDL = Method Detection Limit
LOD = Limit of Detection
D = Dilution
Q = indicates LCS control criteria did not meet requirements
H = Sample Analysis Out Of Hold Time

J = Estimated Value
B = Analyte Found in Associated Method Blank
* = indicates the duplicate analysis is not within control limits.
E = Indicates the reported value is estimated because of the presence of interference.
OR = Over Range
N =Spiked sample recovery not within control limits

284 Sheffield Street, Mountainside, New Jersey 07092, Phone : 908 789 8900,
Fax : 908 789 8922

Report of Analysis

Client:	Portal Partners Tri-Venture	Date Collected:	08/11/25 08:15
Project:	Amtrak Sawtooth Bridges 2025	Date Received:	08/12/25
Client Sample ID:	TG-S01	SDG No.:	Q2832
Lab Sample ID:	Q2832-02	Matrix:	SOIL
		% Solid:	100

Parameter	Conc.	Qua.	DF	MDL	LOQ / CRQL	Units	Prep Date	Date Ana.	Ana Met.
Corrosivity	8.35	H	1	0	0	pH		08/12/25 15:25	9045D
Ignitability	NO		1	0	0	oC		08/12/25 11:25	1030
Reactive Cyanide	0.013	J	1	0.0083	0.050	mg/Kg	08/13/25 08:45	08/13/25 12:45	9012B
Reactive Sulfide	6.39	J	1	0.20	10.0	mg/Kg	08/13/25 11:00	08/13/25 15:18	9034

Comments: pH result reported at temperature 21.6 °C

U = Not Detected
LOQ = Limit of Quantitation
MDL = Method Detection Limit
LOD = Limit of Detection
D = Dilution
Q = indicates LCS control criteria did not meet requirements
H = Sample Analysis Out Of Hold Time

J = Estimated Value
B = Analyte Found in Associated Method Blank
* = indicates the duplicate analysis is not within control limits.
E = Indicates the reported value is estimated because of the presence of interference.
OR = Over Range
N =Spiked sample recovery not within control limits

284 Sheffield Street, Mountainside, New Jersey 07092, Phone : 908 789 8900,
Fax : 908 789 8922

Report of Analysis

Client:	Portal Partners Tri-Venture	Date Collected:	08/11/25 09:15
Project:	Amtrak Sawtooth Bridges 2025	Date Received:	08/12/25
Client Sample ID:	TG-S02	SDG No.:	Q2832
Lab Sample ID:	Q2832-03	Matrix:	SOIL
		% Solid:	94

Parameter	Conc.	Qua.	DF	MDL	LOQ / CRQL	Units(Dry Weight)	Prep Date	Date Ana.	Ana Met.
Hexavalent Chromium	0.074	U	1	0.074	0.42	mg/Kg	08/13/25 09:20	08/13/25 13:04	7196A
Trivalent Chromium	17.8		1	0.53	0.53	mg/Kg		08/13/25 17:25	6010D

Comments:

U = Not Detected
LOQ = Limit of Quantitation
MDL = Method Detection Limit
LOD = Limit of Detection
D = Dilution
Q = indicates LCS control criteria did not meet requirements
H = Sample Analysis Out Of Hold Time

J = Estimated Value
B = Analyte Found in Associated Method Blank
* = indicates the duplicate analysis is not within control limits.
E = Indicates the reported value is estimated because of the presence of interference.
OR = Over Range
N =Spiked sample recovery not within control limits

284 Sheffield Street, Mountainside, New Jersey 07092, Phone : 908 789 8900,
Fax : 908 789 8922

Report of Analysis

Client:	Portal Partners Tri-Venture	Date Collected:	08/11/25 09:15
Project:	Amtrak Sawtooth Bridges 2025	Date Received:	08/12/25
Client Sample ID:	TG-S02	SDG No.:	Q2832
Lab Sample ID:	Q2832-04	Matrix:	SOIL
		% Solid:	100

Parameter	Conc.	Qua.	DF	MDL	LOQ / CRQL	Units	Prep Date	Date Ana.	Ana Met.
Corrosivity	8.45	H	1	0	0	pH		08/12/25 15:15	9045D
Ignitability	NO		1	0	0	oC		08/12/25 11:32	1030
Reactive Cyanide	0.012	J	1	0.0083	0.050	mg/Kg	08/13/25 08:45	08/13/25 12:45	9012B
Reactive Sulfide	3.16	J	1	0.20	10.0	mg/Kg	08/13/25 11:00	08/13/25 15:20	9034

Comments: pH result reported at temperature 21.7 °C

U = Not Detected
LOQ = Limit of Quantitation
MDL = Method Detection Limit
LOD = Limit of Detection
D = Dilution
Q = indicates LCS control criteria did not meet requirements
H = Sample Analysis Out Of Hold Time

J = Estimated Value
B = Analyte Found in Associated Method Blank
* = indicates the duplicate analysis is not within control limits.
E = Indicates the reported value is estimated because of the presence of interference.
OR = Over Range
N =Spiked sample recovery not within control limits

284 Sheffield Street, Mountainside, New Jersey 07092, Phone : 908 789 8900,
Fax : 908 789 8922

Report of Analysis

Client:	Portal Partners Tri-Venture	Date Collected:	08/11/25 11:10
Project:	Amtrak Sawtooth Bridges 2025	Date Received:	08/12/25
Client Sample ID:	TG-S03	SDG No.:	Q2832
Lab Sample ID:	Q2832-05	Matrix:	SOIL
		% Solid:	93.8

Parameter	Conc.	Qua.	DF	MDL	LOQ / CRQL	Units(Dry Weight)	Prep Date	Date Ana.	Ana Met.
Hexavalent Chromium	0.073	U	1	0.073	0.42	mg/Kg	08/13/25 09:20	08/13/25 13:05	7196A
Trivalent Chromium	27.4		1	0.53	0.53	mg/Kg		08/13/25 17:29	6010D

Comments:

U = Not Detected
LOQ = Limit of Quantitation
MDL = Method Detection Limit
LOD = Limit of Detection
D = Dilution
Q = indicates LCS control criteria did not meet requirements
H = Sample Analysis Out Of Hold Time

J = Estimated Value
B = Analyte Found in Associated Method Blank
* = indicates the duplicate analysis is not within control limits.
E = Indicates the reported value is estimated because of the presence of interference.
OR = Over Range
N =Spiked sample recovery not within control limits

284 Sheffield Street, Mountainside, New Jersey 07092, Phone : 908 789 8900,
Fax : 908 789 8922

Report of Analysis

A B C D E F

Client:	Portal Partners Tri-Venture	Date Collected:	08/11/25 11:10
Project:	Amtrak Sawtooth Bridges 2025	Date Received:	08/12/25
Client Sample ID:	TG-S03	SDG No.:	Q2832
Lab Sample ID:	Q2832-06	Matrix:	SOIL
		% Solid:	100

Parameter	Conc.	Qua.	DF	MDL	LOQ / CRQL	Units	Prep Date	Date Ana.	Ana Met.
Corrosivity	8.12	H	1	0	0	pH		08/12/25 15:25	9045D
Ignitability	NO		1	0	0	oC		08/12/25 11:40	1030
Reactive Cyanide	0.014	J	1	0.0084	0.050	mg/Kg	08/13/25 08:45	08/13/25 12:45	9012B
Reactive Sulfide	3.17	J	1	0.20	10.0	mg/Kg	08/13/25 11:00	08/13/25 15:23	9034

Comments: pH result reported at temperature 22.2 °C

U = Not Detected
LOQ = Limit of Quantitation
MDL = Method Detection Limit
LOD = Limit of Detection
D = Dilution
Q = indicates LCS control criteria did not meet requirements
H = Sample Analysis Out Of Hold Time

J = Estimated Value
B = Analyte Found in Associated Method Blank
* = indicates the duplicate analysis is not within control limits.
E = Indicates the reported value is estimated because of the presence of interference.
OR = Over Range
N =Spiked sample recovery not within control limits

284 Sheffield Street, Mountainside, New Jersey 07092, Phone : 908 789 8900,
Fax : 908 789 8922

Report of Analysis

Client:	Portal Partners Tri-Venture	Date Collected:	08/11/25 13:45
Project:	Amtrak Sawtooth Bridges 2025	Date Received:	08/12/25
Client Sample ID:	TG-S04	SDG No.:	Q2832
Lab Sample ID:	Q2832-07	Matrix:	SOIL
		% Solid:	93.1

Parameter	Conc.	Qua.	DF	MDL	LOQ / CRQL	Units(Dry Weight)	Prep Date	Date Ana.	Ana Met.
Hexavalent Chromium	0.074	U	1	0.074	0.42	mg/Kg	08/13/25 09:20	08/13/25 13:06	7196A
Trivalent Chromium	128		1	0.54	0.54	mg/Kg		08/13/25 17:33	6010D

Comments:

U = Not Detected
LOQ = Limit of Quantitation
MDL = Method Detection Limit
LOD = Limit of Detection
D = Dilution
Q = indicates LCS control criteria did not meet requirements
H = Sample Analysis Out Of Hold Time

J = Estimated Value
B = Analyte Found in Associated Method Blank
* = indicates the duplicate analysis is not within control limits.
E = Indicates the reported value is estimated because of the presence of interference.
OR = Over Range
N =Spiked sample recovery not within control limits

284 Sheffield Street, Mountainside, New Jersey 07092, Phone : 908 789 8900,
Fax : 908 789 8922

Report of Analysis

Client:	Portal Partners Tri-Venture	Date Collected:	08/11/25 13:45
Project:	Amtrak Sawtooth Bridges 2025	Date Received:	08/12/25
Client Sample ID:	TG-S04	SDG No.:	Q2832
Lab Sample ID:	Q2832-08	Matrix:	SOIL
		% Solid:	100

Parameter	Conc.	Qua.	DF	MDL	LOQ / CRQL	Units	Prep Date	Date Ana.	Ana Met.
Corrosivity	8.02	H	1	0	0	pH		08/12/25 15:44	9045D
Ignitability	NO		1	0	0	oC		08/12/25 11:47	1030
Reactive Cyanide	0.015	J	1	0.0083	0.050	mg/Kg	08/13/25 08:45	08/13/25 12:53	9012B
Reactive Sulfide	3.17	J	1	0.20	10.0	mg/Kg	08/13/25 11:00	08/13/25 15:25	9034

Comments: pH result reported at temperature 22.1 °C

U = Not Detected
LOQ = Limit of Quantitation
MDL = Method Detection Limit
LOD = Limit of Detection
D = Dilution
Q = indicates LCS control criteria did not meet requirements
H = Sample Analysis Out Of Hold Time

J = Estimated Value
B = Analyte Found in Associated Method Blank
* = indicates the duplicate analysis is not within control limits.
E = Indicates the reported value is estimated because of the presence of interference.
OR = Over Range
N =Spiked sample recovery not within control limits

284 Sheffield Street, Mountainside, New Jersey 07092, Phone : 908 789 8900,
Fax : 908 789 8922

Report of Analysis

Client:	Portal Partners Tri-Venture	Date Collected:	08/12/25 07:25
Project:	Amtrak Sawtooth Bridges 2025	Date Received:	08/12/25
Client Sample ID:	TG-S05	SDG No.:	Q2832
Lab Sample ID:	Q2832-09	Matrix:	SOIL
		% Solid:	90.9

Parameter	Conc.	Qua.	DF	MDL	LOQ / CRQL	Units(Dry Weight)	Prep Date	Date Ana.	Ana Met.
Hexavalent Chromium	0.075	U	1	0.075	0.43	mg/Kg	08/13/25 09:20	08/13/25 13:09	7196A
Trivalent Chromium	40.4		1	0.55	0.55	mg/Kg		08/13/25 16:52	6010D

Comments:

U = Not Detected
LOQ = Limit of Quantitation
MDL = Method Detection Limit
LOD = Limit of Detection
D = Dilution
Q = indicates LCS control criteria did not meet requirements
H = Sample Analysis Out Of Hold Time

J = Estimated Value
B = Analyte Found in Associated Method Blank
* = indicates the duplicate analysis is not within control limits.
E = Indicates the reported value is estimated because of the presence of interference.
OR = Over Range
N =Spiked sample recovery not within control limits

284 Sheffield Street, Mountainside, New Jersey 07092, Phone : 908 789 8900,
Fax : 908 789 8922

Report of Analysis

Client:	Portal Partners Tri-Venture	Date Collected:	08/12/25 07:25
Project:	Amtrak Sawtooth Bridges 2025	Date Received:	08/12/25
Client Sample ID:	TG-S05	SDG No.:	Q2832
Lab Sample ID:	Q2832-10	Matrix:	SOIL
		% Solid:	100

Parameter	Conc.	Qua.	DF	MDL	LOQ / CRQL	Units	Prep Date	Date Ana.	Ana Met.
Corrosivity	6.96	H	1	0	0	pH		08/12/25 15:47	9045D
Ignitability	NO		1	0	0	oC		08/12/25 11:55	1030
Reactive Cyanide	0.014	J	1	0.0083	0.049	mg/Kg	08/13/25 08:45	08/13/25 12:53	9012B
Reactive Sulfide	3.16	J	1	0.20	10.0	mg/Kg	08/13/25 11:00	08/13/25 15:28	9034

Comments: pH result reported at temperature 21.7 °C

U = Not Detected
LOQ = Limit of Quantitation
MDL = Method Detection Limit
LOD = Limit of Detection
D = Dilution
Q = indicates LCS control criteria did not meet requirements
H = Sample Analysis Out Of Hold Time

J = Estimated Value
B = Analyte Found in Associated Method Blank
* = indicates the duplicate analysis is not within control limits.
E = Indicates the reported value is estimated because of the presence of interference.
OR = Over Range
N =Spiked sample recovery not within control limits

A
B
C
D
E
F

QC RESULT SUMMARY

284 Sheffield Street, Mountainside, New Jersey 07092, Phone : 908 789 8900,
Fax : 908 789 8922

A
B
C
D
E
F

Initial and Continuing Calibration Verification

Client: Portal Partners Tri-Venture **SDG No.:** Q2832

Project: Amtrak Sawtooth Bridges 2025 **RunNo.:** LB136793

Analyte		Units	Result	True Value	% Recovery	Acceptance Window (%R)	Analysis Date
Sample ID:	ICV						
Corrosivity		pH	7.00	7	100	90-110	08/12/2025
Sample ID:	CCV1						
Corrosivity		pH	2.01	2.00	101	90-110	08/12/2025
Sample ID:	CCV2						
Corrosivity		pH	12.02	12.00	100	90-110	08/12/2025
Sample ID:	CCV3						
Corrosivity		pH	2.01	2.00	101	90-110	08/12/2025

284 Sheffield Street, Mountainside, New Jersey 07092, Phone : 908 789 8900,
Fax : 908 789 8922

Initial and Continuing Calibration Verification

Client: Portal Partners Tri-Venture **SDG No.:** Q2832

Project: Amtrak Sawtooth Bridges 2025 **RunNo.:** LB136800

Analyte	Units	Result	True Value	% Recovery	Acceptance Window (%R)	Analysis Date
Sample ID: ICV1						
Reactive Cyanide	mg/L	0.095	0.099	96	85-115	08/13/2025
Sample ID: CCV1						
Reactive Cyanide	mg/L	0.26	0.25	104	90-110	08/13/2025
Sample ID: CCV2						
Reactive Cyanide	mg/L	0.25	0.25	100	90-110	08/13/2025
Sample ID: CCV3						
Reactive Cyanide	mg/L	0.25	0.25	100	90-110	08/13/2025

284 Sheffield Street, Mountainside, New Jersey 07092, Phone : 908 789 8900,
Fax : 908 789 8922

Initial and Continuing Calibration Verification

Client:	Portal Partners Tri-Venture	**SDG No.:**	Q2832
Project:	Amtrak Sawtooth Bridges 2025	**RunNo.:**	LB136802

Analyte	Units	Result	True Value	% Recovery	Acceptance Window (%R)	Analysis Date
Sample ID: ICV						
Hexavalent Chromium	mg/L	0.491	0.5	98	90-110	08/13/2025
Sample ID: CCV1						
Hexavalent Chromium	mg/L	0.497	0.5	99	90-110	08/13/2025
Sample ID: CCV2						
Hexavalent Chromium	mg/L	0.491	0.5	98	90-110	08/13/2025
Sample ID: CCV3						
Hexavalent Chromium	mg/L	0.492	0.5	98	90-110	08/13/2025

284 Sheffield Street, Mountainside, New Jersey 07092, Phone : 908 789 8900,
Fax : 908 789 8922

Initial and Continuing Calibration Blank Summary

Client: Portal Partners Tri-Venture **SDG No.:** Q2832

Project: Amtrak Sawtooth Bridges 2025 **RunNo.:** LB136800

Analyte	Units	Result	Acceptance Limits	Conc Qual	MDL	RDL	Analysis Date
Sample ID: ICB1							
Reactive Cyanide	mg/L	0.0014	0.0025	J	0.00096	0.005	08/13/2025
Sample ID: CCB1							
Reactive Cyanide	mg/L	0.0015	0.0025	J	0.00096	0.005	08/13/2025
Sample ID: CCB2							
Reactive Cyanide	mg/L	0.0014	0.0025	J	0.00096	0.005	08/13/2025
Sample ID: CCB3							
Reactive Cyanide	mg/L	0.0015	0.0025	J	0.00096	0.005	08/13/2025

284 Sheffield Street, Mountainside, New Jersey 07092, Phone : 908 789 8900,
Fax : 908 789 8922

Initial and Continuing Calibration Blank Summary

Client: Portal Partners Tri-Venture **SDG No.:** Q2832

Project: Amtrak Sawtooth Bridges 2025 **RunNo.:** LB136802

Analyte	Units	Result	Acceptance Limits	Conc Qual	MDL	RDL	Analysis Date
Sample ID: ICB							
Hexavalent Chromium	mg/L	< 0.0050	0.0050	U	0.0029	0.01	08/13/2025
Sample ID: CCB1							
Hexavalent Chromium	mg/L	< 0.0050	0.0050	U	0.0029	0.01	08/13/2025
Sample ID: CCB2							
Hexavalent Chromium	mg/L	< 0.0050	0.0050	U	0.0029	0.01	08/13/2025
Sample ID: CCB3							
Hexavalent Chromium	mg/L	< 0.0050	0.0050	U	0.0029	0.01	08/13/2025

284 Sheffield Street, Mountainside, New Jersey 07092, Phone : 908 789 8900,
Fax : 908 789 8922

Preparation Blank Summary

Client: Portal Partners Tri-Venture **SDG No.:** Q2832

Project: Amtrak Sawtooth Bridges 2025

Analyte	Units	Result	Acceptance Limits	Conc Qual	MDL	RDL	Analysis Date
Sample ID: PB169216BL							
Hexavalent Chromium	mg/Kg	< 0.2000	0.2000	U	0.07	0.4	08/13/2025
Sample ID: PB169217BL							
Reactive Cyanide	mg/Kg	0.013	0.0250	J	0.0084	0.05	08/13/2025
Sample ID: PB169218BL							
Reactive Sulfide	mg/Kg	< 5.0000	5.0000	U	0.201	10	08/13/2025

284 Sheffield Street, Mountainside, New Jersey 07092, Phone : 908 789 8900,
Fax : 908 789 8922

Matrix Spike Summary

Client: Portal Partners Tri-Venture

SDG No.: Q2832

Project: Amtrak Sawtooth Bridges 2025

Sample ID: Q2838-05

Client ID: TP-10MS

Percent Solids for Spike Sample: 86.7

Analyte	Units	Acceptance Limit %R	Spiked Result	Conc. Qualifier	Sample Result	Conc. Qualifier	Spike Added	Dilution Factor	% Rec	Qual	Analysis Date
Hexavalent Chromium	mg/Kg	75-125	1430		0.078	U	1480	40	97		08/13/2025

284 Sheffield Street, Mountainside, New Jersey 07092, Phone : 908 789 8900,
Fax : 908 789 8922

Matrix Spike Summary

Client: Portal Partners Tri-Venture

SDG No.: Q2832

Project: Amtrak Sawtooth Bridges 2025

Sample ID: Q2838-05

Client ID: TP-10MS

Percent Solids for Spike Sample: 86.7

Analyte	Units	Acceptance Limit %R	Spiked Result	Conc. Qualifier	Sample Result	Conc. Qualifier	Spike Added	Dilution Factor	% Rec	Qual	Analysis Date
Hexavalent Chromium	mg/Kg	85-115	42.3		0.078	U	46.1	2	92		08/13/2025

284 Sheffield Street, Mountainside, New Jersey 07092, Phone : 908 789 8900,
Fax : 908 789 8922

Matrix Spike Summary

Client: Portal Partners Tri-Venture

SDG No.: Q2832

Project: Amtrak Sawtooth Bridges 2025

Sample ID: Q2838-05

Client ID: TP-10MS

Percent Solids for Spike Sample: 86.7

Analyte	Units	Acceptance Limit %R	Spiked Result	Conc. Qualifier	Sample Result	Conc. Qualifier	Spike Added	Dilution Factor	% Rec	Qual	Analysis Date
Hexavalent Chromium	mg/Kg	75-125	38.4		0.078	U	46.1	2	83		08/13/2025

284 Sheffield Street, Mountainside, New Jersey 07092, Phone : 908 789 8900,
Fax : 908 789 8922

Duplicate Sample Summary

Client: Portal Partners Tri-Venture
SDG No.: Q2832
Project: Amtrak Sawtooth Bridges 2025
Sample ID: Q2732-03
Client ID: WC-A7-01-CDUP
Percent Solids for Spike Sample: 100

Analyte	Units	Acceptance Limit	Sample Result	Conc. Qualifier	Duplicate Result	Conc. Qualifier	Dilution Factor	RPD/ AD	Qual	Analysis Date
Corrosivity	pH	+/-20	11.5		11.6		1	0.09		08/12/2025
Reactive Cyanide	mg/Kg	+/-20	0.011	J	0.011	J	1	0		08/13/2025
Reactive Sulfide	mg/Kg	+/-20	4.72	J	4.72	J	1	0		08/13/2025

284 Sheffield Street, Mountainside, New Jersey 07092, Phone : 908 789 8900,
Fax : 908 789 8922

Duplicate Sample Summary

Client: Portal Partners Tri-Venture
SDG No.: Q2832
Project: Amtrak Sawtooth Bridges 2025
Sample ID: Q2808-01
Client ID: TP-7DUP
Percent Solids for Spike Sample: 66.5

Analyte	Units	Acceptance Limit	Sample Result	Conc. Qualifier	Duplicate Result	Conc. Qualifier	Dilution Factor	RPD/ AD	Qual	Analysis Date
Ignitability	oC	+/-20	NO		NO		1	0		08/12/2025

284 Sheffield Street, Mountainside, New Jersey 07092, Phone : 908 789 8900,
Fax : 908 789 8922

Duplicate Sample Summary

Client: Portal Partners Tri-Venture
SDG No.: Q2832
Project: Amtrak Sawtooth Bridges 2025
Sample ID: Q2838-05
Client ID: TP-10DUP
Percent Solids for Spike Sample: 86.7

Analyte	Units	Acceptance Limit	Sample Result	Conc. Qualifier	Duplicate Result	Conc. Qualifier	Dilution Factor	RPD/ AD	Qual	Analysis Date
Hexavalent Chromium	**mg/Kg**	**+/-20**	**0.078**	**U**	**0.079**	**U**	**1**	**0**		**08/13/2025**

284 Sheffield Street, Mountainside, New Jersey 07092, Phone : 908 789 8900,
Fax : 908 789 8922

Laboratory Control Sample Summary

Client: Portal Partners Tri-Venture **SDG No.:** Q2832

Project: Amtrak Sawtooth Bridges 2025 **Run No.:** LB136802

Analyte	Units	True Value	Result	Conc. Qualifier	% Recovery	Dilution Factor	Acceptance Limit %R	Analysis Date
Sample ID PB169216BS								
Hexavalent Chromium	mg/Kg	20	19.9		100	1	84-110	08/13/2025

284 Sheffield Street, Mountainside, New Jersey 07092, Phone : 908 789 8900,
Fax : 908 789 8922

Instrument ID: FLAME

Daily Analysis Runlog For Sequence/QCBatch ID # LB136786

Review By	Eman	Review On	8/12/2025 2:25:42 PM
Supervise By	jignesh	Supervise On	8/12/2025 2:28:51 PM
SubDirectory	LB136786	Test	Ignitability

STD. NAME	STD REF.#
ICAL Standard	N/A
ICV Standard	N/A
CCV Standard	N/A
ICSA Standard	N/A
CRI Standard	N/A
LCS Standard	N/A
Chk Standard	N/A

Sr#	SampleId	ClientID	QcType	Date	Comment	Operator	Status
1	Q2808-01	TP-7	SAM	08/12/25 10:10		rubina	OK
2	Q2808-01DUP	TP-7DUP	DUP	08/12/25 10:17		rubina	OK
3	Q2808-04	TP-7	SAM	08/12/25 10:24		rubina	OK
4	Q2826-02	WC1	SAM	08/12/25 10:32		rubina	OK
5	Q2827-01	TP-8	SAM	08/12/25 10:40		rubina	OK
6	Q2827-04	TP-8	SAM	08/12/25 10:47		rubina	OK
7	Q2827-05	TP-9	SAM	08/12/25 10:55		rubina	OK
8	Q2827-08	TP-9	SAM	08/12/25 11:02		rubina	OK
9	Q2831-01	VNJ-238	SAM	08/12/25 11:10		rubina	OK
10	Q2831-03	VNJ-238	SAM	08/12/25 11:17		rubina	OK
11	Q2832-02	TG-S01	SAM	08/12/25 11:25		rubina	OK
12	Q2832-04	TG-S02	SAM	08/12/25 11:32		rubina	OK
13	Q2832-06	TG-S03	SAM	08/12/25 11:40		rubina	OK
14	Q2832-08	TG-S04	SAM	08/12/25 11:47		rubina	OK
15	Q2832-10	TG-S05	SAM	08/12/25 11:55		rubina	OK

284 Sheffield Street, Mountainside, New Jersey 07092, Phone : 908 789 8900,
Fax : 908 789 8922

Instrument ID: WC PH METER-1

Daily Analysis Runlog For Sequence/QCBatch ID # LB136793

Review By	jignesh	Review On	8/12/2025 4:55:27 PM
Supervise By	rubina	Supervise On	8/13/2025 12:55:13 PM
SubDirectory	LB136793	Test	Corrosivity

STD. NAME	STD REF.#
ICAL Standard	N/A
ICV Standard	N/A
CCV Standard	N/A
ICSA Standard	N/A
CRI Standard	N/A
LCS Standard	N/A
Chk Standard	W3178,W3093,W3191,W3217,W3161,W3200

Sr#	SampleId	ClientID	QcType	Date	Comment	Operator	Status
1	CAL1	CAL1	CAL	08/12/25 14:40		Jignesh	OK
2	CAL2	CAL2	CAL	08/12/25 14:41		Jignesh	OK
3	CAL3	CAL3	CAL	08/12/25 14:42		Jignesh	OK
4	ICV	ICV	ICV	08/12/25 14:45		Jignesh	OK
5	CCV1	CCV1	CCV	08/12/25 14:47		Jignesh	OK
6	Q2732-03	WC-A7-01-C	SAM	08/12/25 15:00		Jignesh	OK
7	Q2732-03DUP	WC-A7-01-CDUP	DUP	08/12/25 15:02		Jignesh	OK
8	Q2832-04	TG-S02	SAM	08/12/25 15:15		Jignesh	OK
9	Q2832-02	TG-S01	SAM	08/12/25 15:25		Jignesh	OK
10	Q2832-06	TG-S03	SAM	08/12/25 15:25		Jignesh	OK
11	Q2832-08	TG-S04	SAM	08/12/25 15:44		Jignesh	OK
12	Q2832-10	TG-S05	SAM	08/12/25 15:47		Jignesh	OK
13	Q2836-03	WC-A2-15-C	SAM	08/12/25 16:00		Jignesh	OK
14	Q2836-07	WC-A2-16-C	SAM	08/12/25 16:10		Jignesh	OK
15	Q2836-11	WC-A2-17-C	SAM	08/12/25 16:25		Jignesh	OK
16	CCV2	CCV2	CCV	08/12/25 16:26		Jignesh	OK
17	Q2836-15	WC-A5-02-C	SAM	08/12/25 16:30		Jignesh	OK
18	Q2838-04	TP-11	SAM	08/12/25 16:38		Jignesh	OK

284 Sheffield Street, Mountainside, New Jersey 07092, Phone : 908 789 8900,
Fax : 908 789 8922

Instrument ID: WC PH METER-1

Daily Analysis Runlog For Sequence/QCBatch ID # LB136793

Review By	jignesh	Review On	8/12/2025 4:55:27 PM
Supervise By	rubina	Supervise On	8/13/2025 12:55:13 PM
SubDirectory	LB136793	Test	Corrosivity

STD. NAME	STD REF.#
ICAL Standard	N/A
ICV Standard	N/A
CCV Standard	N/A
ICSA Standard	N/A
CRI Standard	N/A
LCS Standard	N/A
Chk Standard	W3178,W3093,W3191,W3217,W3161,W3200

19	Q2838-08	TP-10	SAM	08/12/25 16:40		Jignesh	OK
20	CCV3	CCV3	CCV	08/12/25 16:44		Jignesh	OK

284 Sheffield Street, Mountainside, New Jersey 07092, Phone : 908 789 8900,
Fax : 908 789 8922

Instrument ID: KONELAB

Daily Analysis Runlog For Sequence/QCBatch ID # LB136800

Review By	rubina	Review On	8/14/2025 11:26:59 AM
Supervise By	Sohil	Supervise On	8/14/2025 11:33:50 AM
SubDirectory	LB136800	Test	Reactive Cyanide

STD. NAME	STD REF.#
ICAL Standard	WP114269,WP114270,WP114271,WP114272,WP114273,WP114274,WP114274
ICV Standard	WP114276
CCV Standard	WP114270
ICSA Standard	N/A
CRI Standard	N/A
LCS Standard	N/A
Chk Standard	WP112643,WP112900,WP114277

Sr#	SampleId	ClientID	QcType	Date	Comment	Operator	Status
1	0.0PPBCN	0.0PPBCN	CAL1	08/13/25 11:54		rubina	OK
2	5.0PPBCN	5.0PPBCN	CAL2	08/13/25 11:54		rubina	OK
3	10PPBCN	10PPBCN	CAL3	08/13/25 11:54		rubina	OK
4	50PPBCN	50PPBCN	CAL4	08/13/25 11:54		rubina	OK
5	100PPBCN	100PPBCN	CAL5	08/13/25 11:54		rubina	OK
6	250PPBCN	250PPBCN	CAL6	08/13/25 11:54		rubina	OK
7	500PPBCN	500PPBCN	CAL7	08/13/25 11:54		rubina	OK
8	ICV1	ICV1	ICV	08/13/25 12:37		rubina	OK
9	ICB1	ICB1	ICB	08/13/25 12:37		rubina	OK
10	CCV1	CCV1	CCV	08/13/25 12:37		rubina	OK
11	CCB1	CCB1	CCB	08/13/25 12:37		rubina	OK
12	PB169217BL	PB169217BL	MB	08/13/25 12:38		rubina	OK
13	Q2732-03	WC-A7-01-C	SAM	08/13/25 12:45		rubina	OK
14	Q2732-03DUP	WC-A7-01-CDUP	DUP	08/13/25 12:45		rubina	OK
15	Q2826-02	WC1	SAM	08/13/25 12:45		rubina	OK
16	Q2827-04	TP-8	SAM	08/13/25 12:45		rubina	OK
17	Q2827-08	TP-9	SAM	08/13/25 12:45		rubina	OK
18	Q2831-03	VNJ-238	SAM	08/13/25 12:45		rubina	OK

284 Sheffield Street, Mountainside, New Jersey 07092, Phone : 908 789 8900,
Fax : 908 789 8922

Instrument ID: KONELAB

Daily Analysis Runlog For Sequence/QCBatch ID # LB136800

Review By	rubina	Review On	8/14/2025 11:26:59 AM
Supervise By	Sohil	Supervise On	8/14/2025 11:33:50 AM
SubDirectory	LB136800	Test	Reactive Cyanide

STD. NAME	STD REF.#
ICAL Standard	WP114269,WP114270,WP114271,WP114272,WP114273,WP114274,WP114274
ICV Standard	WP114276
CCV Standard	WP114270
ICSA Standard	N/A
CRI Standard	N/A
LCS Standard	N/A
Chk Standard	WP112643,WP112900,WP114277

19	Q2832-02	TG-S01	SAM	08/13/25 12:45		rubina	OK
20	Q2832-04	TG-S02	SAM	08/13/25 12:45		rubina	OK
21	Q2832-06	TG-S03	SAM	08/13/25 12:45		rubina	OK
22	CCV2	CCV2	CCV	08/13/25 12:53		rubina	OK
23	CCB2	CCB2	CCB	08/13/25 12:53		rubina	OK
24	Q2832-08	TG-S04	SAM	08/13/25 12:53		rubina	OK
25	Q2832-10	TG-S05	SAM	08/13/25 12:53		rubina	OK
26	Q2836-03	WC-A2-15-C	SAM	08/13/25 12:53		rubina	OK
27	Q2836-07	WC-A2-16-C	SAM	08/13/25 12:53		rubina	OK
28	Q2836-11	WC-A2-17-C	SAM	08/13/25 12:53		rubina	OK
29	Q2836-15	WC-A5-02-C	SAM	08/13/25 13:00		rubina	OK
30	Q2838-04	TP-11	SAM	08/13/25 13:00		rubina	OK
31	Q2838-08	TP-10	SAM	08/13/25 13:00		rubina	OK
32	CCV3	CCV3	CCV	08/13/25 13:00		rubina	OK
33	CCB3	CCB3	CCB	08/13/25 13:00		rubina	OK

284 Sheffield Street, Mountainside, New Jersey 07092, Phone : 908 789 8900,
Fax : 908 789 8922

Instrument ID: SPECTROPHOTOMETER-1

Daily Analysis Runlog For Sequence/QCBatch ID # LB136802

Review By	rubina	Review On	8/13/2025 3:12:14 PM
Supervise By	jignesh	Supervise On	8/13/2025 4:47:28 PM
SubDirectory	LB136802	Test	Hexavalent Chromium

STD. NAME	STD REF.#
ICAL Standard	N/A
ICV Standard	N/A
CCV Standard	N/A
ICSA Standard	N/A
CRI Standard	N/A
LCS Standard	N/A
Chk Standard	WP114259,WP112831,WP112830,WP113087

Sr#	SampleId	ClientID	QcType	Date	Comment	Operator	Status
1	CAL1	CAL1	CAL	08/13/25 12:45		rubina	OK
2	CAL2	CAL2	CAL	08/13/25 12:46		rubina	OK
3	CAL3	CAL3	CAL	08/13/25 12:47		rubina	OK
4	CAL4	CAL4	CAL	08/13/25 12:48		rubina	OK
5	CAL5	CAL5	CAL	08/13/25 12:49		rubina	OK
6	CAL6	CAL6	CAL	08/13/25 12:50		rubina	OK
7	CAL7	CAL7	CAL	08/13/25 12:51		rubina	OK
8	ICV	ICV	ICV	08/13/25 12:52		rubina	OK
9	ICB	ICB	ICB	08/13/25 12:53		rubina	OK
10	CCV1	CCV1	CCV	08/13/25 12:54		rubina	OK
11	CCB1	CCB1	CCB	08/13/25 12:55		rubina	OK
12	RL Check	RL Check	RL	08/13/25 12:56		rubina	OK
13	PB169216BL	PB169216BL	MB	08/13/25 12:57		rubina	OK
14	PB169216BS	PB169216BS	LCS	08/13/25 12:58		rubina	OK
15	Q2772-01	500-3B-SOIL	SAM	08/13/25 12:59		rubina	OK
16	Q2827-01	TP-8	SAM	08/13/25 13:00		rubina	OK
17	Q2827-05	TP-9	SAM	08/13/25 13:01		rubina	OK
18	Q2831-01	VNJ-238	SAM	08/13/25 13:02		rubina	OK

284 Sheffield Street, Mountainside, New Jersey 07092, Phone : 908 789 8900,
Fax : 908 789 8922

Instrument ID: SPECTROPHOTOMETER-1

A B C D E F

Daily Analysis Runlog For Sequence/QCBatch ID # LB136802

Review By	rubina	Review On	8/13/2025 3:12:14 PM
Supervise By	jignesh	Supervise On	8/13/2025 4:47:28 PM
SubDirectory	LB136802	Test	Hexavalent Chromium

STD. NAME	STD REF.#
ICAL Standard	N/A
ICV Standard	N/A
CCV Standard	N/A
ICSA Standard	N/A
CRI Standard	N/A
LCS Standard	N/A
Chk Standard	WP114259,WP112831,WP112830,WP113087

19	Q2832-01	TG-S01	SAM	08/13/25 13:03		rubina	OK
20	Q2832-03	TG-S02	SAM	08/13/25 13:04		rubina	OK
21	Q2832-05	TG-S03	SAM	08/13/25 13:05		rubina	OK
22	Q2832-07	TG-S04	SAM	08/13/25 13:06		rubina	OK
23	CCV2	CCV2	CCV	08/13/25 13:07		rubina	OK
24	CCB2	CCB2	CCB	08/13/25 13:08		rubina	OK
25	Q2832-09	TG-S05	SAM	08/13/25 13:09		rubina	OK
26	Q2838-01	TP-11	SAM	08/13/25 13:10		rubina	OK
27	Q2838-05	TP-10	SAM	08/13/25 13:11		rubina	OK
28	Q2838-05DUP	TP-10DUP	DUP	08/13/25 13:12		rubina	OK
29	Q2838-05MSPre	TP-10MS	MS	08/13/25 13:13		rubina	OK
30	Q2838-05MS2Ins	TP-10MS	MS	08/13/25 13:14		rubina	OK
31	Q2838-05MS3Post	TP-10MS	MS	08/13/25 13:15		rubina	OK
32	CCV3	CCV3	CCV	08/13/25 13:16		rubina	OK
33	CCB3	CCB3	CCB	08/13/25 13:17		rubina	OK

284 Sheffield Street, Mountainside, New Jersey 07092, Phone : 908 789 8900,
Fax : 908 789 8922

Instrument ID: TITRAMETRIC

Daily Analysis Runlog For Sequence/QCBatch ID # LB136810

Review By	rubina	Review On	8/13/2025 4:33:41 PM
Supervise By	jignesh	Supervise On	8/13/2025 4:46:38 PM
SubDirectory	LB136810	Test	Reactive Sulfide

STD. NAME	STD REF.#
ICAL Standard	N/A
ICV Standard	N/A
CCV Standard	N/A
ICSA Standard	N/A
CRI Standard	N/A
LCS Standard	N/A
Chk Standard	W3105,W3213,W3149

Sr#	SampleId	ClientID	QcType	Date	Comment	Operator	Status
1	Q2836-11	WC-A2-17-C	SAM	08/13/25 13:35		rubina	OK
2	PB169218BL	PB169218BL	MB	08/13/25 15:00		rubina	OK
3	Q2732-03	WC-A7-01-C	SAM	08/13/25 15:03		rubina	OK
4	Q2732-03DUP	WC-A7-01-CDUP	DUP	08/13/25 15:06		rubina	OK
5	Q2826-02	WC1	SAM	08/13/25 15:08		rubina	OK
6	Q2827-04	TP-8	SAM	08/13/25 15:10		rubina	OK
7	Q2827-08	TP-9	SAM	08/13/25 15:13		rubina	OK
8	Q2831-03	VNJ-238	SAM	08/13/25 15:15		rubina	OK
9	Q2832-02	TG-S01	SAM	08/13/25 15:18		rubina	OK
10	Q2832-04	TG-S02	SAM	08/13/25 15:20		rubina	OK
11	Q2832-06	TG-S03	SAM	08/13/25 15:23		rubina	OK
12	Q2832-08	TG-S04	SAM	08/13/25 15:25		rubina	OK
13	Q2832-10	TG-S05	SAM	08/13/25 15:28		rubina	OK
14	Q2836-03	WC-A2-15-C	SAM	08/13/25 15:30		rubina	OK
15	Q2836-07	WC-A2-16-C	SAM	08/13/25 15:33		rubina	OK
16	Q2836-15	WC-A5-02-C	SAM	08/13/25 15:38		rubina	OK
17	Q2838-04	TP-11	SAM	08/13/25 15:41		rubina	OK
18	Q2838-08	TP-10	SAM	08/13/25 15:44		rubina	OK

284 Sheffield Street, Mountainside, New Jersey 07092, Phone : 908 789 8900, Fax : 908 789 8922

A
B
C
D
E
F

LAB CHRONICLE

OrderID:	Q2832	**OrderDate:**	8/12/2025 9:37:00 AM
Client:	Portal Partners Tri-Venture	**Project:**	Amtrak Sawtooth Bridges 2025
Contact:	Joseph Krupansky	**Location:**	J21,VOA Lab

LabID	ClientID	Matrix	Test	Method	Sample Date	Prep Date	Anal Date	Received
Q2832-01	**TG-S01**	**SOIL**			**08/11/25 08:15**			**08/12/25**
			Hexavalent Chromium	7196A		08/13/25	08/13/25 13:03	
			Trivalent Chromium	6010D			08/14/25 12:59	
Q2832-02	**TG-S01**	**SOIL**			**08/11/25 08:15**			**08/12/25**
			Corrosivity	9045D			08/12/25 15:25	
			Ignitability	1030			08/12/25 11:25	
			Reactive Cyanide	9012B		08/13/25	08/13/25 12:45	
			Reactive Sulfide	9034		08/13/25	08/13/25 15:18	
Q2832-03	**TG-S02**	**SOIL**			**08/11/25 09:15**			**08/12/25**
			Hexavalent Chromium	7196A		08/13/25	08/13/25 13:04	
			Trivalent Chromium	6010D			08/13/25 17:25	
Q2832-04	**TG-S02**	**SOIL**			**08/11/25 09:15**			**08/12/25**
			Corrosivity	9045D			08/12/25 15:15	
			Ignitability	1030			08/12/25 11:32	
			Reactive Cyanide	9012B		08/13/25	08/13/25 12:45	

284 Sheffield Street, Mountainside, New Jersey 07092, Phone : 908 789 8900, Fax : 908 789 8922

LAB CHRONICLE

			Reactive Sulfide	9034		08/13/25	08/13/25 15:20	
Q2832-05	**TG-S03**	**SOIL**			**08/11/25 11:10**			**08/12/25**
			Hexavalent Chromium	7196A		08/13/25	08/13/25 13:05	
			Trivalent Chromium	6010D			08/13/25 17:29	
Q2832-06	**TG-S03**	**SOIL**			**08/11/25 11:10**			**08/12/25**
			Corrosivity	9045D			08/12/25 15:25	
			Ignitability	1030			08/12/25 11:40	
			Reactive Cyanide	9012B		08/13/25	08/13/25 12:45	
			Reactive Sulfide	9034		08/13/25	08/13/25 15:23	
Q2832-07	**TG-S04**	**SOIL**			**08/11/25 13:45**			**08/12/25**
			Hexavalent Chromium	7196A		08/13/25	08/13/25 13:06	
			Trivalent Chromium	6010D			08/13/25 17:33	
Q2832-08	**TG-S04**	**SOIL**			**08/11/25 13:45**			**08/12/25**
			Corrosivity	9045D			08/12/25 15:44	
			Ignitability	1030			08/12/25 11:47	
			Reactive Cyanide	9012B		08/13/25	08/13/25 12:53	
			Reactive Sulfide	9034		08/13/25	08/13/25 15:25	
Q2832-09	**TG-S05**	**SOIL**			**08/12/25 07:25**			**08/12/25**

284 Sheffield Street, Mountainside, New Jersey 07092, Phone : 908 789 8900, Fax : 908 789 8922

LAB CHRONICLE

			Hexavalent Chromium	7196A		08/13/25	08/13/25 13:09	
			Trivalent Chromium	6010D			08/13/25 16:52	
Q2832-10	**TG-S05**	**SOIL**			**08/12/25 07:25**			**08/12/25**
			Corrosivity	9045D			08/12/25 15:47	
			Ignitability	1030			08/12/25 11:55	
			Reactive Cyanide	9012B		08/13/25	08/13/25 12:53	
			Reactive Sulfide	9034		08/13/25	08/13/25 15:28	

Alliance TECHNICAL GROUP

Soil/Sludge Hexavalent Chromium Preparation Sheet

PB169216

SOP ID : M3060A,7196A-Hex.Chromium-27

SDG No : N/A

Start Digest Date: 08/13/2025 **Time :** 09:20 **Temp :** 90 °C

Matrix : SOIL

End Digest Date: 08/13/2025 **Time :** 10:20 **Temp :** 95 °C

Pippete ID : WC

II batch 08/13/2025 10:45 90c
08/13/2025 11:45 95c

Balance ID : WC SC-7

Hood ID : HOOD#3

Digestion tube ID : M6054

Block Thermometer ID : WC-Block#1

Block ID : WC S-2, WC S-1

Filter paper ID : 400213

Prep Technician Signature: RM

Weigh By : RM

pH Meter ID : WC pH meter-1

Supervisor Signature: JD

Standared Name	MLS USED	STD REF. # FROM LOG
PRE-DIGESTION SPIKE	2.0ML	WP113880
INSOLUBLE SPIKE	0.02GM	W2202
POST-DIGESTION SPIKE	2.0ML	WP113880
LCSS	1.0ML	WP113881
PBS003	50.ML	W3112

Chemical Used	ML/SAMPLE USED	Lot Number
MAGNESIUM CHLORIDE	0.4GM	W3152
PHOSPHATE BUFFER	0.5ML	WP112903
HEX. DIGESTION SOLN.	50.0ML	WP114057
5M HNO3	5-7ML	WP112830
5N H2SO4	1-3ML	WP112831
N/A	N/A	N/A
N/A	N/A	N/A
N/A	N/A	N/A
N/A	N/A	N/A
N/A	N/A	N/A

LAB SAMPLE ID	CLIENT SAMPLE ID	Vol(ml)	Comment
CAL1	CAL1	2.5ML	W3112
CAL2	CAL2	0.2ML	WP114267
CAL3	CAL3	0.5ML	WP114267
CAL4	CAL4	1ML	WP114267
CAL5	CAL5	0.2ML	WP113880
CAL6	CAL6	1ML	WP113880
CAL7	CAL7	2.0ML	WP113880
ICV	ICV	1ML	WP113881
ICB	ICB	2.5ML	W3112
CCV	CCV	1ML	WP113880
CCB	CCB	2.5ML	W3112

Extraction Conformance/Non-Conformance Comments:

08/13/2025 RM

N/A

Date / Time	Prepped Sample Relinquished By/Location	Received By/Location
	Preparation Group	Analysis Group

Alliance TECHNICAL GROUP

Soil/Sludge Hexavalent Chromium Preparation Sheet

PB169216

Lab Sample ID	Client Sample ID	Initial Weight (g)	Final Vol (ml)	pH	Sulfide	Oxidizing	Nitrate/ Nitrite	Comment	Prep Pos
PB169216BL	PBS216	2.50	100	N/A	N/A	N/A	N/A	N/A	N/A
PB169216BS	LCS216	2.50	100	N/A	N/A	N/A	N/A	N/A	N/A
Q2772-01	500-3B-SOIL	2.56	100	N/A	N/A	N/A	N/A	N/A	N/A
Q2827-01	TP-8	2.52	100	N/A	N/A	N/A	N/A	N/A	N/A
Q2827-05	TP-9	2.53	100	N/A	N/A	N/A	N/A	N/A	N/A
Q2831-01	VNJ-238	2.54	100	N/A	N/A	N/A	N/A	N/A	N/A
Q2832-01	TG-S01	2.55	100	N/A	N/A	N/A	N/A	N/A	N/A
Q2832-03	TG-S02	2.52	100	N/A	N/A	N/A	N/A	N/A	N/A
Q2832-05	TG-S03	2.57	100	N/A	N/A	N/A	N/A	N/A	N/A
Q2832-07	TG-S04	2.55	100	N/A	N/A	N/A	N/A	N/A	N/A
Q2832-09	TG-S05	2.58	100	N/A	N/A	N/A	N/A	N/A	N/A
Q2838-01	TP-11	2.56	100	N/A	N/A	N/A	N/A	N/A	N/A
Q2838-05	TP-10	2.58	100	N/A	N/A	N/A	N/A	N/A	N/A
Q2838-05DUP	TP-10DUP	2.57	100	N/A	N/A	N/A	N/A	N/A	N/A
Q2838-05MSPre	TP-10MSPRE	2.58	100	N/A	N/A	N/A	N/A	N/A	N/A
Q2838-05MS2Ins	TP-10MS2INS	2.55	100	N/A	N/A	N/A	N/A	N/A	N/A
Q2838-05MS3Post	TP-10MS3POST	2.57	100	N/A	N/A	N/A	N/A	N/A	N/A

A B C D E F

Alliance TECHNICAL GROUP

Soil/Sludge Reactive Cyanide Preparation Sheet

PB169217

SOP ID : M9012B-Total, Amenable and Reactive Cyanide-21

SDG No : N/A

Start Digest Date: 08/13/2025 **Time :** 08:45 **Temp :** N/A

Matrix : SOIL

End Digest Date: 08/13/2025 **Time :** 10:15 **Temp :** N/A

Pippete ID : N/A

Balance ID : WC SC-7

Hood ID : HOOD#1

Digestion tube ID : M5595

Block Thermometer ID : N/A

Block ID : MC-1,MC-2

Filter paper ID : N/A

Prep Technician Signature: RM

Weigh By : RM

pH Meter ID : N/A

Supervisor Signature: JB

Standared Name	MLS USED	STD REF. # FROM LOG
PBS003	50.0ML	W3112
N/A	N/A	N/A
N/A	N/A	N/A
N/A	N/A	N/A
N/A	N/A	N/A

Chemical Used	ML/SAMPLE USED	Lot Number
0.25N NaOH	50.0ML	WP113836
N/A	N/A	N/A
N/A	N/A	N/A
N/A	N/A	N/A
N/A	N/A	N/A
N/A	N/A	N/A
N/A	N/A	N/A
N/A	N/A	N/A
N/A	N/A	N/A
N/A	N/A	N/A

LAB SAMPLE ID	CLIENT SAMPLE ID		Comment

Extraction Conformance/Non-Conformance Comments:

N/A

Date / Time	Prepped Sample Relinquished By/Location	Received By/Location
08/13/2025 10:30	RM (WC)	RM (WC)
	Preparation Group	Analysis Group

Alliance TECHNICAL GROUP

Soil/Sludge Reactive Cyanide Preparation Sheet

PB169217

Lab Sample ID	Client Sample ID	Initial Weight (g)	Final Vol (ml)	pH	Sulfide	Oxidizing	Nitrate/ Nitrite	Comment	Prep Pos
PB169217BL	PBS217	5.00	50	N/A	N/A	N/A	N/A	N/A	N/A
Q2732-03DUP	WC-A7-01-CDUP	5.02	50	N/A	N/A	N/A	N/A	N/A	N/A
Q2732-03	WC-A7-01-C	5.02	50	N/A	N/A	N/A	N/A	N/A	N/A
Q2826-02	WC1	5.04	50	N/A	N/A	N/A	N/A	N/A	N/A
Q2827-04	TP-8	5.01	50	N/A	N/A	N/A	N/A	N/A	N/A
Q2827-08	TP-9	5.03	50	N/A	N/A	N/A	N/A	N/A	N/A
Q2831-03	VNJ-238	5.08	50	N/A	N/A	N/A	N/A	N/A	N/A
Q2832-02	TG-S01	5.05	50	N/A	N/A	N/A	N/A	N/A	N/A
Q2832-04	TG-S02	5.05	50	N/A	N/A	N/A	N/A	N/A	N/A
Q2832-06	TG-S03	5.01	50	N/A	N/A	N/A	N/A	N/A	N/A
Q2832-08	TG-S04	5.03	50	N/A	N/A	N/A	N/A	N/A	N/A
Q2832-10	TG-S05	5.06	50	N/A	N/A	N/A	N/A	N/A	N/A
Q2836-03	WC-A2-15-C	5.04	50	N/A	N/A	N/A	N/A	N/A	N/A
Q2836-07	WC-A2-16-C	5.02	50	N/A	N/A	N/A	N/A	N/A	N/A
Q2836-11	WC-A2-17-C	5.05	50	N/A	N/A	N/A	N/A	N/A	N/A
Q2836-15	WC-A5-02-C	5.01	50	N/A	N/A	N/A	N/A	N/A	N/A
Q2838-04	TP-11	5.04	50	N/A	N/A	N/A	N/A	N/A	N/A
Q2838-08	TP-10	5.01	50	N/A	N/A	N/A	N/A	N/A	N/A

Alliance TECHNICAL GROUP

Soil/Sludge Reactive Sulfide Preparation Sheet

PB169218

SOP ID : M9030B-Sulfide-13

SDG No : N/A

Start Digest Date: 08/13/2025 **Time :** 11:00 **Temp :** N/A

Matrix : SOIL

End Digest Date: 08/13/2025 **Time :** 12:30 **Temp :** N/A

Pippete ID : WC

Balance ID : WC SC-7

Hood ID : HOOD#1

Digestion tube ID : M5595

Block Thermometer ID : N/A

Block ID : MC-2

Filter paper ID : N/A

Prep Technician Signature: RM

Weigh By : RM

pH Meter ID : N/A

Supervisor Signature: JB

Standared Name	MLS USED	STD REF. # FROM LOG
PBS003	50.0ML	W3112
N/A	N/A	N/A
N/A	N/A	N/A
N/A	N/A	N/A
N/A	N/A	N/A

Chemical Used	ML/SAMPLE USED	Lot Number
0.5M ZINC ACETATE	5.0ML	WP113086
FORMALDEHYDE	2.0ML	W3220
N/A	N/A	N/A
N/A	N/A	N/A
N/A	N/A	N/A
N/A	N/A	N/A
N/A	N/A	N/A
N/A	N/A	N/A
N/A	N/A	N/A
N/A	N/A	N/A

Extraction Conformance/Non-Conformance Comments:

08/13/2025 RM

N/A

Date / Time	Prepped Sample Relinquished By/Location	Received By/Location
	Preparation Group	Analysis Group

Alliance TECHNICAL GROUP

Soil/Sludge Reactive Sulfide Preparation Sheet

PB169218

Lab Sample ID	Client Sample ID	Initial Weight (g)	Final Vol (ml)	pH	Sulfide	Oxidizing	Nitrate/ Nitrite	Comment	Prep Pos
PB169218BL	PBS218	5.00	50	N/A	N/A	N/A	N/A	N/A	N/A
Q2732-03DUP	WC-A7-01-CDUP	5.08	50	N/A	N/A	N/A	N/A	N/A	N/A
Q2732-03	WC-A7-01-C	5.08	50	N/A	N/A	N/A	N/A	N/A	N/A
Q2826-02	WC1	5.05	50	N/A	N/A	N/A	N/A	N/A	N/A
Q2827-04	TP-8	5.02	50	N/A	N/A	N/A	N/A	N/A	N/A
Q2827-08	TP-9	5.04	50	N/A	N/A	N/A	N/A	N/A	N/A
Q2831-03	VNJ-238	5.04	50	N/A	N/A	N/A	N/A	N/A	N/A
Q2832-02	TG-S01	5.01	50	N/A	N/A	N/A	N/A	N/A	N/A
Q2832-04	TG-S02	5.07	50	N/A	N/A	N/A	N/A	N/A	N/A
Q2832-06	TG-S03	5.05	50	N/A	N/A	N/A	N/A	N/A	N/A
Q2832-08	TG-S04	5.04	50	N/A	N/A	N/A	N/A	N/A	N/A
Q2832-10	TG-S05	5.06	50	N/A	N/A	N/A	N/A	N/A	N/A
Q2836-03	WC-A2-15-C	5.03	50	N/A	N/A	N/A	N/A	N/A	N/A
Q2836-07	WC-A2-16-C	5.03	50	N/A	N/A	N/A	N/A	N/A	N/A
Q2836-11	WC-A2-17-C	5.08	50	N/A	N/A	N/A	N/A	N/A	N/A
Q2836-15	WC-A5-02-C	5.06	50	N/A	N/A	N/A	N/A	N/A	N/A
Q2838-04	TP-11	5.01	50	N/A	N/A	N/A	N/A	N/A	N/A
Q2838-08	TP-10	5.06	50	N/A	N/A	N/A	N/A	N/A	N/A