

DATA PACKAGE

GENERAL CHEMISTRY
METALS
GC SEMI-VOLATILES
SEMI-VOLATILE ORGANICS
VOLATILE ORGANICS

PROJECT NAME : 540 DEGRAW ST, BROOKLYN, NY - E9309

ENTACT

606 E. Baltimore Pike

Floor 3

Media, PA - 19063

Phone No: 4844440702

ORDER ID : Q2837

ATTENTION : Austin Farmerie



Laboratory Certification ID # 20012



1) Signature Page	3
2) Case Narrative	5
2.1) VOCMS Group4- Case Narrative	5
2.2) SVOCMS Group4- Case Narrative	7
2.3) PCB- Case Narrative	9
2.4) Metals-AES- Case Narrative	11
2.5) Genchem- Case Narrative	12
3) Qualifier Page	13
4) QA Checklist	15
5) VOCMS Group4 Data	16
6) SVOCMS Group4 Data	20
7) PCB Data	24
8) Metals-AES Data	28
9) Genchem Data	32
10) Shipping Document	35
10.1) CHAIN OF CUSTODY	36
10.2) Lab Certificate	37
10.3) Internal COC	38

1
2
3
4
5
6
7
8
9
10

DATA OF KNOWN QUALITY CONFORMANCE/NON-CONFORMANCE SUMMARY QUESTIONNAIRE

1

Laboratory Name : Alliance Technical Group LLC Client : ENTACT
 Project Location : Brooklyn, NY Project Number : E9309
 Laboratory Sample ID(s) : Q2837 Sampling Date(s) : 08/12/2025
 List DKQP Methods Used (e.g., 8260,8270, et Cetra) **1010B,6010D,7470A,8082A,8260D,8270E,SM2540 D,SM5210 B**

1	For each analytical method referenced in this laboratory report package, were all specified QA/QC performance criteria followed, including the requirement to explain any criteria falling outside of acceptable guidelines, as specified in the NJDEP Data of Known Quality performance standards?	<input checked="" type="checkbox"/> Yes <input type="checkbox"/> No
1A	Were the method specified handling, preservation, and holding time requirements met?	<input checked="" type="checkbox"/> Yes <input type="checkbox"/> No
1B	EPH Method: Was the EPH method conducted without significant modifications (see Section 11.3 of respective DKQ methods)	<input type="checkbox"/> Yes <input type="checkbox"/> No <input checked="" type="checkbox"/> N/A
2	Were all samples received by the laboratory in a condition consistent with that described on the associated chain-of-custody document(s)?	<input checked="" type="checkbox"/> Yes <input type="checkbox"/> No
3	Were samples received at an appropriate temperature (4±2° C)?	<input checked="" type="checkbox"/> Yes <input type="checkbox"/> No <input type="checkbox"/> N/A
4	Were all QA/QC performance criteria specified in the NJDEP DKQP standards achieved?	<input type="checkbox"/> Yes <input checked="" type="checkbox"/> No
5	a)Were reporting limits specified or referenced on the chain-of-custody or communicated to the laboratory prior to sample receipt? b)Were these reporting limits met?	<input checked="" type="checkbox"/> Yes <input type="checkbox"/> No <input checked="" type="checkbox"/> Yes <input type="checkbox"/> No <input type="checkbox"/> N/A
6	For each analytical method referenced in this laboratory report package, were results reported for all constituents identified in the method-specific analyte lists presented in the DKQP documents and/or site-specific QAPP?	<input checked="" type="checkbox"/> Yes <input type="checkbox"/> No
7	Are project-specific matrix spikes and/or laboratory duplicates included in this data set?	<input type="checkbox"/> Yes <input checked="" type="checkbox"/> No

Notes: For all questions to which the response was "No" (with the exception of question #7), additional information should be provided in an attached narrative. If the answer to question #1, #1A, or #1B is "No", the data package does not meet the requirements for "Data of Known Quality."

Cover Page

Order ID : Q2837

Project ID : 540 Degraw St, Brooklyn, NY - E9309

Client : ENTACT

Lab Sample Number

Q2837-01

Client Sample Number

TW-WTS-13

I certify that the data package is in compliance with the terms and conditions of the contract, both technically and for completeness, for other than the conditions detailed above. Release of the data contained in this hard copy data package has been authorized by the laboratory manager or his designee, as verified by the following signature.

Signature :

APPROVED

Sohil Jodhani, QA/QC Director , 8/26/2025, 11:54:27 AM

Date: 8/26/2025

NYDOH CERTIFICATION NO - 11376

NJDEP CERTIFICATION NO - 20012

CASE NARRATIVE

ENTACT

Project Name: 540 Degraw St, Brooklyn, NY - E9309

Project # N/A

Order ID # Q2837

Test Name: VOCMS Group4

A. Number of Samples and Date of Receipt:

1 Water sample was received on 08/12/2025.

B. Parameters

According to the Chain of Custody document, the following analyses were requested: VOCMS Group4. This data package contains results for VOCMS Group4.

C. Analytical Techniques:

The analysis performed on instrument MSVOA_X were done using GC column DB-624UI 20m 0.18mm 1.0 um. Cat#121-1324UI. The analysis of VOCMS Group4 was based on method 8260D.

D. QA/ QC Samples:

The Holding Times were met for all analysis.

The Surrogate recoveries were met for all analysis.

The Internal Standards Areas were met for all analysis.

The Retention Times were met for all analysis.

The RPD were met for all analysis.

The Blank Spike met requirements for all compounds.

The Blank Spike Duplicate met requirements for all compounds.

The Blank analysis did not indicate the presence of lab contamination.

The Initial Calibration met the requirements.

The Tuning criteria met requirements.

E. Additional Comments:

Samples for MS/MSD for VOC analysis were not provided with this set of samples. The Blank Spike Duplicate is reported with the data.

Trip Blank was not provided with this set of samples.

Please use %D calculated based on Avg RF and CCRF for all compounds using Average Response Factor when the %RSD value for a compound is <20% for the Initial Calibration curve and use %D calculated based on Amount added and Calculated amount for all compounds using Linear Regression when the %RSD value for a compound is > 20% for the Initial Calibration curve for SW-846 analysis.




284 Sheffield Street, Mountainside, NJ 07092
Phone: 908 789 8900 Fax: 908 789 8922

F. Manual Integration Comments:

Please refer to the Manual integration Report included with the Run Logs for information on the manual integrations performed.

I certify that the data package is in compliance with the terms and conditions of the contract, both technically and for completeness, for other than the conditions detailed above. The laboratory manager or his designee, as verified by the following signature has authorized release of the data contained in this hard copy data package.

Signature_____



CASE NARRATIVE

ENTACT

Project Name: 540 Degraw St, Brooklyn, NY - E9309

Project # N/A

Order ID # Q2837

Test Name: SVOCMS Group4

A. Number of Samples and Date of Receipt:

1 Water sample was received on 08/12/2025.

B. Parameters

According to the Chain of Custody document, the following analyses were requested: SVOCMS Group4. This data package contains results for SVOCMS Group4.

C. Analytical Techniques:

The samples were analyzed on instrument BNA_F using GC Column DB-UI 8270D which is 20 meters, 0.18 mm ID, 0.36 um df. BNA_P using GC Column ZB-SemiVolatiles Guardian which is 30 meters, 0.25 mm ID, 0.5 um df, Catalog # 7HG-G027-17-GGA. The analysis of SVOCMS Group4 was based on method 8270E and extraction was done based on method 3510.

D. QA/ QC Samples:

The Holding Times were met for all analysis.

The Surrogate recoveries were met for all analysis.

The Internal Standards Areas were met for all analysis.

The Retention Times were met for all analysis.

The RPD were met for all analysis.

The Blank Spike met requirements for all compounds.

The Blank Spike Duplicate met requirements for all compounds.

The Blank analysis did not indicate the presence of lab contamination.

The Initial Calibration met the Requirements.

The Continuous Calibration met the requirements.

The Tuning criteria met requirements.

E. Additional Comments:

Please use %D calculated based on Avg RF and CCRF for all compounds using Average Response Factor when the %RSD value for a compound is <20% for the Initial Calibration curve and use %D calculated based on Amount added and Calculated amount for all compounds using Linear Regression when the %RSD value for a compound is > 20% for the Initial Calibration curve for SW-846 analysis.

F. Manual Integration Comments:



284 Sheffield Street, Mountainside, NJ 07092
Phone: 908 789 8900 Fax: 908 789 8922

Please refer to the Manual integration Report included with the Run Logs for information on the manual integrations performed.

I certify that the data package is in compliance with the terms and conditions of the contract, both technically and for completeness, for other than the conditions detailed above. The laboratory manager or his designee, as verified by the following signature has authorized release of the data contained in this hard copy data package.

Signature_____

APPROVED

Sohil Jodhani, QA/QC Director , 8/26/2025, 11:54:38 AM

CASE NARRATIVE

ENTACT

Project Name: 540 Degraw St, Brooklyn, NY - E9309

Project # N/A

Order ID # Q2837

Test Name: PCB

A. Number of Samples and Date of Receipt:

1 Water sample was received on 08/12/2025.

B. Parameters

According to the Chain of Custody document, the following analyses were requested: PCB. This data package contains results for PCB.

C. Analytical Techniques:

The analyses were performed on instrument GCECD_P. The front column is ZB-MR1 which is 30 meters, 0.32 mm ID, 0.5 um df, Catalogue # 7HM-G016-17. The rear column is ZB-MR2 which is 30 meters, 0.32 mm ID, 0.25 µm; Catalogue # 7HM-G017-11. The analysis of PCBs was based on method 8082A and extraction was done based on method 3510.

D. QA/ QC Samples:

The Holding Times were met for all analysis.

The Surrogate recoveries were met for all analysis.

The Retention Times were met for all analysis.

The RPD were met for all analysis.

The Blank Spike met requirements for all compounds.

The Blank Spike Duplicate met requirements for all compounds.

The Blank analysis did not indicate the presence of lab contamination.

The Initial Calibration met the requirements.

The Continuous Calibration File ID PP074420.D met the requirements except for Aroclor-1016(Peak-05) is failing in 2nd column however it is passed in 1st column therefore no corrective action was taken.

E. Additional Comments:

F. Manual Integration Comments:

Please refer to the Manual integration Report included with the Run Logs for information on the manual integrations performed.



284 Sheffield Street, Mountainside, NJ 07092
Phone: 908 789 8900 Fax: 908 789 8922

I certify that the data package is in compliance with the terms and conditions of the contract, both technically and for completeness, for other than the conditions detailed above. The laboratory manager or his designee, as verified by the following signature has authorized release of the data contained in this hard copy data package.

Signature_____

APPROVED

Sohil Jodhani, QA/QC Director , 8/26/2025, 11:54:42 AM

CASE NARRATIVE

ENTACT

Project Name: 540 Degraw St, Brooklyn, NY - E9309

Project # N/A

Order ID # Q2837

Test Name: Mercury, Metals Group4

A. Number of Samples and Date of Receipt:

1 Water sample was received on 08/12/2025.

B. Parameters:

According to the Chain of Custody document, the following analyses were requested:

BOD5, Flash Point, Mercury, Metals Group4, PCB, SVOCMS Group4, TSS and

VOCMS Group4. This data package contains results for Mercury, Metals Group4.

C. Analytical Techniques:

The analysis of Metals Group4 was based on method 6010D, digestion based on method 3010 (waters). The analysis and digestion of Mercury was based on method 7470A.

D. QA/ QC Samples:

The Holding Times were met for all analysis.

The Blank Spike met requirements for all compounds.

The Duplicate analysis met criteria for all compounds.

The Matrix Spike (TW-WTS-13MS) analysis met criteria for all compounds except for Zinc due to Chemical Interference during Digestion process.

The Matrix Spike Duplicate (TW-WTS-13MSD) analysis met criteria for all compounds except for Zinc due to Chemical Interference during Digestion process.

The Blank analysis did not indicate the presence of lab contamination.

The Calibration met the requirements.

The Serial Dilution met the acceptable requirements.

E. Additional Comments:

The Post Digest Spike (TW-WTS-13A) analysis met criteria for all compounds except for Zinc due to unknown chemical interference of matrix with the addition of spike amount after digestion and before analysis; matrix has suppression effect during addition of spike.

I certify that the data package is in compliance with the terms and conditions of the contract, both technically and for completeness, for other than the conditions detailed above. The laboratory manager or his designee, as verified by the following signature has authorized release of the data contained in this hard copy data package.

Signature_____

APPROVED

Sohil Jodhani, QA/QC Director , 8/26/2025, 11:54:48 AM



284 Sheffield Street, Mountainside, NJ 07092 Phone: 908 789 8900 Fax: 908 789 8922

CASE NARRATIVE

ENTACT

Project Name: 540 Degraw St, Brooklyn, NY - E9309

Project # N/A

Order ID # Q2837

Test Name: BOD5,Flash Point,TSS

A. Number of Samples and Date of Receipt:

1 Water sample was received on 08/12/2025.

B. Parameters:

According to the Chain of Custody document, the following analyses were requested: BOD5,Flash Point,TSS. This data package contains results for BOD5,Flash Point,TSS.

C. Analytical Techniques:

The analysis of Flash Point was based on method 1010B, The analysis of TSS was based on method SM2540 D and The analysis of BOD5 was based on method SM5210 B.

D. QA/ QC Samples:

The Holding Times were met for all analysis.

The Blank Spike met requirements for all compounds.

The Duplicate analysis met criteria for all compounds.

The Blank analysis did not indicate the presence of lab contamination.

The Calibration met the requirements.

E. Additional Comments:

I certify that the data package is in compliance with the terms and conditions of the contract, both technically and for completeness, for other than the conditions detailed above. The laboratory manager or his designee, as verified by the following signature has authorized release of the data contained in this hard copy data package.

Signature_____

APPROVED

Sohil Jodhani, QA/QC Director , 8/26/2025, 11:54:55 AM

DATA REPORTING QUALIFIERS- INORGANIC

For reporting results, the following “ Results Qualifiers” are used:

J	Indicates the reported value was obtained from a reading that was less than the Contract Required Detection Limit (CRDL), but greater than or equal to the Instrument Detection Limit (IDL).
U	Indicates the analyte was analyzed for, but not detected.
ND	Indicates the analyte was analyzed for, but not detected
E	Indicates the reported value is estimated because of the presence of interference
M	Indicates Duplicate injection precision not met.
N	Indicates the spiked sample recovery is not within control limits.
S	Indicates the reported value was determined by the Method of Standard Addition (MSA).
*	Indicates that the duplicate analysis is not within control limits.
+	Indicates the correlation coefficient for the MSA is less than 0.995.
D	Indicates the reported value is from a secondary analysis with a dilution factor. The original analysis exceeded the calibration range.
M	Method qualifiers “P” for ICP instrument “PM” for ICP when Microwave Digestion is used “CV” for Manual Cold Vapor AA “AV” for automated Cold Vapor AA “CA” for MIDI-Distillation Spectrophotometric “AS” for Semi -Automated Spectrophotometric “C” for Manual Spectrophotometric “T” for Titrimetric “NR” for analyte not required to be analyzed
OR	Indicates the analyte’s concentration exceeds the calibrated range of the instrument for that specific analysis.
Q	Indicates the LCS did not meet the control limits requirements
H	Sample Analysis Out Of Hold Time

DATA REPORTING QUALIFIERS- ORGANIC

For reporting results, the following “ Results Qualifiers” are used:

Value	If the result is a value greater than or equal to the detection limit, report the value
U	Indicates the compound was analyzed for but was not detected. Report the minimum detection limit for the sample with the U, i.e. “10 U”. This is not necessarily the instrument detection limit attainable for this particular sample based on any concentration or dilution that may have been required.
ND	Indicates the analyte was analyzed for, but not detected
J	Indicates an estimated value. This flag is used: <ul style="list-style-type: none"> (1) When estimating a concentration for a tentatively identified compound (library search hits, where a 1:1 response is assumed.) (2) When the mass spectral data indicated the identification, however the result was less than the specified detection limit greater than zero. If the detection limit was 10ug/L and a concentration of 3 ug/L was calculated report as 3 J. This flag is used when similar situation arise on any organic parameter i.e. Pest, PCB and others.
B	Indicates the analyte was found in the blank as well as the sample report as “12 B”.
E	Indicates the analyte ‘s concentration exceeds the calibrated range of the instrument for that specific analysis.
D	This flag identifies all compounds identified in an analysis at a secondary dilution factor.
P	This flag is used for Pesticide/PCB target analyte when there is >25% difference for detected concentrations between the two GC columns. The lower of the two values is reported on Form 1 and flagged with a “P”.
N	This flag indicates presumptive evidence of a compound. This is only used for tentatively identified compounds (TICs), where the identification is based on a mass spectral library search. It applies to all TIC results. For generic characterization of a TIC, such as chlorinated hydrocarbon, the flag is not used.
A	This flag indicates that a Tentatively Identified Compound is a suspected aldol-condensation product.
Q	Indicates the LCS did not meet the control limits requirements

APPENDIX A

QA REVIEW GENERAL DOCUMENTATION

Project #: Q2837

Completed

For thorough review, the report must have the following:

GENERAL:

Are all original paperwork present (chain of custody, record of communication,airbill, sample management lab chronicle, login page)

✓

Check chain-of-custody for proper relinquish/return of samples

✓

Is the chain of custody signed and complete

✓

Check internal chain-of-custody for proper relinquish/return of samples /sample extracts

✓

Collect information for each project id from server. Were all requirements followed

✓

COVER PAGE:

Do numbers of samples correspond to the number of samples in the Chain of Custody on login page

✓

Do lab numbers and client Ids on cover page agree with the Chain of Custody

✓

CHAIN OF CUSTODY:

Do requested analyses on Chain of Custody agree with form I results

✓

Do requested analyses on Chain of Custody agree with the log-in page

✓

Were the correct method log-in for analysis according to the Analytical Request and Chain of Custody

✓

Were the samples received within hold time

✓

Were any problems found with the samples at arrival recorded in the Sample Management Laboratory Chronicle

✓

ANALYTICAL:

Was method requirement followed?

✓

Was client requirement followed?

✓

Does the case narrative summarize all QC failure?

✓

All runlogs and manual integration are reviewed for requirements

✓

All manual calculations and /or hand notations verified

✓

QA Review Signature: SOHIL JODHANI

Date: 08/26/2025

Hit Summary Sheet
SW-846

SDG No.: Q2837
Client: ENTACT

Sample ID	Client ID	Matrix	Parameter	Concentration	C	MDL	RDL	Units
Client ID:	TW-WTS-13							
Q2837-01	TW-WTS-13	Water	Chloroform	0.55	J	0.25	1.00	ug/L
Q2837-01	TW-WTS-13	Water	Benzene	0.81	J	0.15	1.00	ug/L
Q2837-01	TW-WTS-13	Water	Toluene	0.61	J	0.14	1.00	ug/L
Q2837-01	TW-WTS-13	Water	Ethyl Benzene	0.61	J	0.13	1.00	ug/L
Q2837-01	TW-WTS-13	Water	Total Xylenes	0.66	J	0.36	3.00	ug/L
Total Voc :				3.24				
Total Concentration:				3.24				



SAMPLE DATA

Report of Analysis

Client:	ENTACT		Date Collected:	08/12/25	
Project:	540 Degraw St, Brooklyn, NY - E9309		Date Received:	08/12/25	
Client Sample ID:	TW-WTS-13		SDG No.:	Q2837	
Lab Sample ID:	Q2837-01		Matrix:	Water	
Analytical Method:	8260D		% Solid:	0	
Sample Wt/Vol:	5	Units: mL	Final Vol:	5000	uL
Soil Aliquot Vol:		uL	Test:	VOCMS Group4	
GC Column:	DB-624UI	ID : 0.18	Level :	LOW	
Prep Method :					

File ID/Qc Batch:	Dilution:	Date Analyzed	Prep Batch ID
VX047368.D	1	08/15/25 17:19	VX081525

CAS Number	Parameter	Conc.	Qualifier	MDL	LOQ / CRQL	Units
TARGETS						
1634-04-4	Methyl tert-butyl Ether	0.16	U	0.16	1.00	ug/L
56-23-5	Carbon Tetrachloride	0.25	U	0.25	1.00	ug/L
67-66-3	Chloroform	0.55	J	0.25	1.00	ug/L
71-55-6	1,1,1-Trichloroethane	0.20	U	0.20	1.00	ug/L
71-43-2	Benzene	0.81	J	0.15	1.00	ug/L
108-88-3	Toluene	0.61	J	0.14	1.00	ug/L
127-18-4	Tetrachloroethene	0.23	U	0.23	1.00	ug/L
100-41-4	Ethyl Benzene	0.61	J	0.13	1.00	ug/L
1330-20-7	Total Xylenes	0.66	J	0.36	3.00	ug/L
SURROGATES						
17060-07-0	1,2-Dichloroethane-d4	58.3		70 (74) - 130 (125)	117%	SPK: 50
1868-53-7	Dibromofluoromethane	44.2		70 (75) - 130 (124)	88%	SPK: 50
2037-26-5	Toluene-d8	52.8		70 (86) - 130 (113)	106%	SPK: 50
460-00-4	4-Bromofluorobenzene	59.2		70 (77) - 130 (121)	118%	SPK: 50
INTERNAL STANDARDS						
363-72-4	Pentafluorobenzene	327000	5.568			
540-36-3	1,4-Difluorobenzene	657000	6.769			
3114-55-4	Chlorobenzene-d5	647000	10.055			
3855-82-1	1,4-Dichlorobenzene-d4	332000	12.018			

U = Not Detected

LOQ = Limit of Quantitation

MDL = Method Detection Limit

LOD = Limit of Detection

E = Value Exceeds Calibration Range

Q = indicates LCS control criteria did not meet requirements

M = MS/MSD acceptance criteria did not meet requirements

J = Estimated Value

B = Analyte Found in Associated Method Blank

N = Presumptive Evidence of a Compound

* = Values outside of QC limits

D = Dilution

() = Laboratory InHouse Limit

A = Aldol-Condensation Reaction Products

LAB CHRONICLE

OrderID:	Q2837	OrderDate:	8/12/2025 1:00:00 PM
Client:	ENTACT	Project:	540 Degraw St, Brooklyn, NY - E9309
Contact:	Austin Farmerie	Location:	J23,VOA Lab

LabID	ClientID	Matrix	Test	Method	Sample Date	Prep Date	Anal Date	Received
Q2837-01	TW-WTS-13	Water	VOCMS Group4	8260-Low	08/12/25		08/15/25	08/12/25



284 Sheffield Street, Mountainside, New Jersey 07092, Phone : 908 789 8900,
Fax : 908 789 8922

Hit Summary Sheet
SW-846

SDG No.: Q2837
Client: ENTACT

Sample ID	Client ID		Parameter	Concentration	C	MDL	RDL	Units
Client ID :	TW-WTS-13							
Q2837-01	TW-WTS-13	WATER	Naphthalene	9.100		0.51	5.1	ug/L
			Total Svoc :			9.10		
			Total Concentration:			9.10		



SAMPLE DATA

Report of Analysis

Client:	ENTACT		Date Collected:	08/12/25	
Project:	540 Degraw St, Brooklyn, NY - E9309		Date Received:	08/12/25	
Client Sample ID:	TW-WTS-13		SDG No.:	Q2837	
Lab Sample ID:	Q2837-01		Matrix:	Water	
Analytical Method:	8270E		% Solid:	0	
Sample Wt/Vol:	980	Units: mL	Final Vol:	1000	uL
Soil Aliquot Vol:		uL	Test:	SVOCMS Group4	
Extraction Type :		Decanted : N	Level :	LOW	
Injection Volume :		GPC Factor : 1.0	GPC Cleanup :	N	PH :
Prep Method :					

File ID/Qc Batch:	Dilution:	Prep Date	Date Analyzed	Prep Batch ID
BF143436.D	1	08/14/25 09:15	08/18/25 12:39	PB169244

CAS Number	Parameter	Conc.	Qualifier	MDL	LOQ / CRQL	Units
TARGETS						
108-95-2	Phenol	0.93	U	0.93	5.10	ug/L
106-46-7	1,4-Dichlorobenzene	0.54	U	0.54	5.10	ug/L
120-82-1	1,2,4-Trichlorobenzene	0.55	U	0.55	5.10	ug/L
91-20-3	Naphthalene	9.10		0.51	5.10	ug/L
SURROGATES						
367-12-4	2-Fluorophenol	65.8		15 (23) - 110 (138)	44%	SPK: 150
13127-88-3	Phenol-d6	40.5		15 (10) - 110 (134)	27%	SPK: 150
4165-60-0	Nitrobenzene-d5	93.4		30 (67) - 130 (132)	93%	SPK: 100
321-60-8	2-Fluorobiphenyl	91.3		30 (52) - 130 (132)	91%	SPK: 100
118-79-6	2,4,6-Tribromophenol	127		15 (44) - 110 (137)	85%	SPK: 150
1718-51-0	Terphenyl-d14	69.9		30 (42) - 130 (152)	70%	SPK: 100
INTERNAL STANDARDS						
3855-82-1	1,4-Dichlorobenzene-d4	96600	6.928			
1146-65-2	Naphthalene-d8	348000	8.204			
15067-26-2	Acenaphthene-d10	177000	9.957			
1517-22-2	Phenanthrene-d10	263000	11.445			
1719-03-5	Chrysene-d12	240000	14.08			
1520-96-3	Perylene-d12	295000	15.574			

U = Not Detected

LOQ = Limit of Quantitation

MDL = Method Detection Limit

LOD = Limit of Detection

E = Value Exceeds Calibration Range

Q = indicates LCS control criteria did not meet requirements

M = MS/MSD acceptance criteria did not meet requirements

J = Estimated Value

B = Analyte Found in Associated Method Blank

N = Presumptive Evidence of a Compound

* = Values outside of QC limits

D = Dilution

() = Laboratory InHouse Limit

A = Aldol-Condensation Reaction Products

LAB CHRONICLE

OrderID:	Q2837	OrderDate:	8/12/2025 1:00:00 PM
Client:	ENTACT	Project:	540 Degraw St, Brooklyn, NY - E9309
Contact:	Austin Farmerie	Location:	J23,VOA Lab

LabID	ClientID	Matrix	Test	Method	Sample Date	Prep Date	Anal Date	Received
Q2837-01	TW-WTS-13	Water	SVOCMS Group4	8270E	08/12/25	08/14/25	08/18/25	08/12/25

Hit Summary Sheet
SW-846

A

SDG No.: Q2837

Order ID: Q2837

Client: ENTACT

Project ID: 540 Degraw St, Brooklyn, NY - E9309

B

C

Sample ID	Client ID	Matrix	Parameter	Concentration	C	MDL	RDL	Units
Client ID :								

D

Total Concentration: 0.000



SAMPLE DATA

Report of Analysis

Client:	ENTACT		Date Collected:	08/12/25	
Project:	540 Degraw St, Brooklyn, NY - E9309		Date Received:	08/12/25	
Client Sample ID:	TW-WTS-13		SDG No.:	Q2837	
Lab Sample ID:	Q2837-01		Matrix:	WATER	
Analytical Method:	8082A		% Solid:	0	Decanted:
Sample Wt/Vol:	980	Units: mL	Final Vol:	10000	uL
Soil Aliquot Vol:		uL	Test:	PCB	
Extraction Type:			Injection Volume :		
GPC Factor :	1.0	PH :			
Prep Method :	3510C				

File ID/Qc Batch:	Dilution:	Prep Date	Date Analyzed	Prep Batch ID
PP074414.D	1	08/14/25 08:40	08/15/25 11:13	PB169241

CAS Number	Parameter	Conc.	Qualifier	MDL	LOQ / CRQL	Units
TARGETS						
12674-11-2	Aroclor-1016	0.099	U	0.099	0.51	ug/L
11104-28-2	Aroclor-1221	0.13	U	0.13	0.51	ug/L
11141-16-5	Aroclor-1232	0.098	U	0.098	0.51	ug/L
53469-21-9	Aroclor-1242	0.12	U	0.12	0.51	ug/L
12672-29-6	Aroclor-1248	0.072	U	0.072	0.51	ug/L
11097-69-1	Aroclor-1254	0.096	U	0.096	0.51	ug/L
37324-23-5	Aroclor-1262	0.14	U	0.14	0.51	ug/L
11100-14-4	Aroclor-1268	0.11	U	0.11	0.51	ug/L
11096-82-5	Aroclor-1260	0.083	U	0.083	0.51	ug/L
SURROGATES						
877-09-8	Tetrachloro-m-xylene	24.0		30 (30) - 150 (173)	120%	SPK: 20
2051-24-3	Decachlorobiphenyl	16.6		30 (10) - 150 (173)	83%	SPK: 20

Comments:

U = Not Detected

LOQ = Limit of Quantitation

MDL = Method Detection Limit

LOD = Limit of Detection

E = Value Exceeds Calibration Range

P = Indicates >25% difference for detected concentrations between the two GC columns

Q = indicates LCS control criteria did not meet requirements

M = MS/MSD acceptance criteria did not meet requirements

J = Estimated Value

B = Analyte Found in Associated Method Blank

N = Presumptive Evidence of a Compound

* = Values outside of QC limits

D = Dilution

S = Indicates estimated value where valid five-point calibration was not performed prior to analyte detection in sample.

() = Laboratory InHouse Limit

LAB CHRONICLE

OrderID:	Q2837	OrderDate:	8/12/2025 1:00:00 PM
Client:	ENTACT	Project:	540 Degraw St, Brooklyn, NY - E9309
Contact:	Austin Farmerie	Location:	J23,VOA Lab

LabID	ClientID	Matrix	Test	Method	Sample Date	Prep Date	Anal Date	Received
Q2837-01	TW-WTS-13	WATER	PCB	8082A	08/12/25	08/14/25	08/15/25	08/12/25



284 Sheffield Street, Mountainside, New Jersey 07092, Phone : 908 789 8900,
Fax : 908 789 8922

Hit Summary Sheet
SW-846

SDG No.: Q2837 **Order ID:** Q2837
Client: ENTACT **Project ID:** 540 Degraw St, Brooklyn, NY - E9309

Sample ID	Client ID	Matrix	Parameter	Concentration	C	MDL	RDL	Units
Client ID : TW-WTS-13								
Q2837-01	TW-WTS-13	Water	Copper	13.7		2.30	10.0	ug/L
Q2837-01	TW-WTS-13	Water	Lead	1.79	J	1.15	6.00	ug/L
Q2837-01	TW-WTS-13	Water	Nickel	23.9		1.53	20.0	ug/L



SAMPLE DATA

Report of Analysis

Client:	ENTACT	Date Collected:	08/12/25
Project:	540 Degraw St, Brooklyn, NY - E9309	Date Received:	08/12/25
Client Sample ID:	TW-WTS-13	SDG No.:	Q2837
Lab Sample ID:	Q2837-01	Matrix:	Water
Level (low/med):	low	% Solid:	0

Cas	Parameter	Conc.	Qua.	DF	MDL	LOQ / CRQL	Units	Prep Date	Date Ana.	Ana Met.	Prep Met.
7440-43-9	Cadmium	0.25	U	1	0.25	3.00	ug/L	08/13/25 10:30	08/14/25 16:31	6010D	SW3010
7440-50-8	Copper	13.7		1	2.30	10.0	ug/L	08/13/25 10:30	08/14/25 16:31	6010D	SW3010
7439-92-1	Lead	1.79	J	1	1.15	6.00	ug/L	08/13/25 10:30	08/14/25 16:31	6010D	SW3010
7439-97-6	Mercury	0.076	U	1	0.076	0.20	ug/L	08/14/25 10:30	08/15/25 12:34	7470A	
7440-02-0	Nickel	23.9		1	1.53	20.0	ug/L	08/13/25 10:30	08/14/25 16:31	6010D	SW3010
7440-66-6	Zinc	8.33	UN	1	8.33	20.0	ug/L	08/13/25 10:30	08/14/25 16:31	6010D	SW3010

Color Before:	Colorless	Clarity Before:	Clear	Texture:
Color After:	Colorless	Clarity After:	Clear	Artifacts:
Comments:	Mercury			

U = Not Detected
 LOQ = Limit of Quantitation
 MDL = Method Detection Limit
 LOD = Limit of Detection
 D = Dilution
 Q = indicates LCS control criteria did not meet requirements

J = Estimated Value
 B = Analyte Found in Associated Method Blank
 * = indicates the duplicate analysis is not within control limits.
 E = Indicates the reported value is estimated because of the presence of interference.
 OR = Over Range
 N =Spiked sample recovery not within control limits

LAB CHRONICLE

OrderID:	Q2837	OrderDate:	8/12/2025 1:00:00 PM
Client:	ENTACT	Project:	540 Degraw St, Brooklyn, NY - E9309
Contact:	Austin Farmerie	Location:	J23,VOA Lab

LabID	ClientID	Matrix	Test	Method	Sample Date	Prep Date	Anal Date	Received
Q2837-01	TW-WTS-13	Water			08/12/25			08/12/25
			Mercury	7470A		08/14/25	08/15/25	
			Metals Group4	6010D		08/13/25	08/14/25	



SAMPLE DATA

Report of Analysis

Client:	ENTACT	Date Collected:	08/12/25 12:00
Project:	540 Degraw St, Brooklyn, NY - E9309	Date Received:	08/12/25
Client Sample ID:	TW-WTS-13	SDG No.:	Q2837
Lab Sample ID:	Q2837-01	Matrix:	WATER
		% Solid:	0

Parameter	Conc.	Qua.	DF	MDL	LOQ / CRQL	Units	Prep Date	Date Ana.	Ana Met.
BOD5	25.9		1	0.20	2.00	mg/L		08/14/25 09:50	SM 5210 B-16
Flash Point	>212		1	0	0	o F		08/15/25 09:30	1010B
TSS	5.00		1	1.00	4.00	mg/L		08/15/25 10:00	SM 2540 D-20

Comments: Other method reference for flash point : Pensky-Martens Closed Cup Flash Point ASTM D 93 - IP 34

U = Not Detected

LOQ = Limit of Quantitation

MDL = Method Detection Limit

LOD = Limit of Detection

D = Dilution

Q = indicates LCS control criteria did not meet requirements

H = Sample Analysis Out Of Hold Time

J = Estimated Value

B = Analyte Found in Associated Method Blank

* = indicates the duplicate analysis is not within control limits.

E = Indicates the reported value is estimated because of the presence of interference.

OR = Over Range

N =Spiked sample recovery not within control limits

LAB CHRONICLE

OrderID:	Q2837	OrderDate:	8/12/2025 1:00:00 PM
Client:	ENTACT	Project:	540 Degraw St, Brooklyn, NY - E9309
Contact:	Austin Farmerie	Location:	J23,VOA Lab

LabID	ClientID	Matrix	Test	Method	Sample Date	Prep Date	Anal Date	Received
Q2837-01	TW-WTS-13	WATER			08/12/25 12:00			08/12/25
			BOD5	SM5210 B			08/14/25 09:50	
			Flash Point	1010B			08/15/25 09:30	
			TSS	SM2540 D			08/15/25 10:00	



SHIPPING DOCUMENTS



284 Sheffield Street, Mountainside, NJ 07092
(908) 789-8900 Fax: (908) 788-9222
www.chemtech.net

CHAIN OF CUSTODY RECORD

Alliance Project Number:

Q 2837

COC Number:

Page 1 of 1

CLIENT INFORMATION

COMPANY: ENTACT, LLC
ADDRESS: 150 Bay Street, Suite 806
CITY: Jersey City STATE: NJ ZIP: 07302
ATTENTION: Austin Farmerie
PHONE: 412-716-1366 FAX:

PROJECT INFORMATION

PROJECT NAME: 540 Degraw St Brooklyn, NY
PROJECT #: E9309 LOCATION: Brooklyn, NY
PROJECT MANAGER: Austin Farmerie
E-MAIL: afarmerie@entact.com
PHONE: 412-716-1366 FAX:

BILLING INFORMATION

BILL TO: ENTACT, LLC PO# E9309
ADDRESS: 999 Oakmont Plaza Drive, Suite 300
CITY: Westmont STATE: IL ZIP: 60559
ATTENTION: Wendy Murray PHONE: 800-936-8228

DATA TURNAROUND INFORMATION

FAX: 5 DAYS*
HARD COPY: DAYS*
EDD 5 DAYS*
* TO BE APPROVED BY ALLIANCE
STANDARD TURNAROUND TIME IS 10 BUSINESS DAYS

DATA DELIVERABLE INFORMATION

☐ RESEULTS ONLY ☐ USEPA CLP
☐ RESULTS + QC ☐ New York State ASP "B"
☐ New Jersey REDUCED ☐ New York State ASP "A"
☐ New Jersey CLP ☐ Other _____
☐ EDD Format _____

ANALYSIS






SVOC-TCL BNA-20	Flash Point	PCB	BOD5	TSS	VOC-TCLVOA- 10	Metals ICP-TAL			
1	2	3	4	5	6	7	8	9	

PRESERVATIVES

COMMENTS

CHEMTECH SAMPLE ID	PROJECT SAMPLE IDENTIFICATION	SAMPLE MATRIX	SAMPLE TYPE		SAMPLE COLLECTION		# of Bottles	E	E	E	E	E	A	B			<-- Specify Preservatives A-HCl B-HNO3 C-H2SO4 D-NaOH E-ICE F-Other
			COMP	GRAB	DATE	TIME		1	2	3	4	5	6	7	8	9	
1.	TW-WTS-13	Surface Water		X	8/12	12:00	7	X	X	X	X	X	X	X			
2.																	
3.																	
4.																	
5.																	
6.																	
7.																	
8.																	
9.																	
10.																	

SAMPLE CUSTODY MUST BE DOCUMENTED BELOW EACH TIME SAMPLES CHANGE PROSESSION INCLUDING COURIER DELIVERY

RELINQUISHED BY SAMPLER 1. Austin Farmerie	DATE/TIME 08/12/25 12:00	RECEIVED BY 1.  1211 8-12-25	Conditions of bottles or coolers at receipt: <input type="checkbox"/> Compliant <input type="checkbox"/> Non Compliant <input type="checkbox"/> Cooler Temp <u>5.1C</u> <input type="checkbox"/> Ice in Cooler? _____
RELINQUISHED BY	DATE/TIME	RECEIVED BY	Comments:
2. 		2. 	
RELINQUISHED BY	DATE/TIME	RECEIVED FOR LAB BY	
3. 	8-12-25	3. 	

Page _____ of _____

SHIPPED VIA: CLIENT: ☐ Hand Delivered ☐ Overnight
ALLIANCE: ☐ Picked Up ☐ Overnight

Shipment Complete
☐ YES ☐ NO

WHITE - ALLIANCE COPY FOR RETURN TO CLIENT YELLOW - ALLIANCE COPY PINK - SAMPLER COPY

Laboratory Certification

Certified By	License No.
CAS EPA CLP Contract	68HERH20D0011
Connecticut	PH-0830
DOD ELAP (ANAB)	L2219
Maine	2024021
Maryland	296
New Hampshire	255424 Rev 1
New Jersey	20012
New York	11376
Pennsylvania	68-00548
Soil Permit	525-24-234-08441
Texas	TX-C25-00189
Virginia	460312


LOGIN REPORT/SAMPLE TRANSFER

Order ID : Q2837	ENTA05	Order Date : 8/12/2025 1:00:00 PM	Project Mgr :
Client Name : ENTACT		Project Name : 540 Degraw St, Brooklyn, N	Report Type : Level 1
Client Contact : Austin Farmerie		Receive DateTime : 8/12/2025 2:00:00 PM	EDD Type : Excel NJ
Invoice Name : ENTACT		Purchase Order :	Hard Copy Date :
Invoice Contact : Austin Farmerie			Date Signoff :

LAB ID	CLIENT ID	MATRIX	SAMPLE DATE	SAMPLE TIME	TEST	TEST GROUP	METHOD	FAX DATE	DUE DATES
Q2837-01	TW-WTS-13	Water	08/12/2025	12:00	VOCMS Group4		8260-Low		5 Bus. Days

Relinquished By :

Date / Time :


8-12-25 1505

Received By :

Date / Time :


8/12/25 1505

Storage Area : VOA Refridgerator Room