284 Sheffield Street, Mountainside, New Jersey 07092, Phone : 908 789 8900,
Fax : 908 789 8922

Instrument ID: MSVOA_L

Daily Analysis Runlog For Sequence/QCBatch ID # VL081325

Review By	MMDadoda	Review On	8/18/2025 8:43:31 AM		
Supervise By		Supervise On			
SubDirectory	VL081325	HP Acquire Method	TO15AIR.M	HP Processing Method	VL081325AIR.M

STD. NAME	STD REF.#
Tune/Reschk	AP2655
Initial Calibration Stds	AP2650,AP2652,AP2653
CCC	AP2650
Internal Standard/PEM	AP2655
ICV/I.BLK	AP2654
Surrogate Standard	
MS/MSD Standard	
LCS Standard	

Sr#	SampleId	Data File Name	Date-Time	Operator	Status
1	BFB	VL042841.D	13 Aug 2025 07:45	SY/MD	Ok
2	VSTDICCC010	VL042842.D	13 Aug 2025 08:30	SY/MD	Ok,M
3	VSTDICC002	VL042843.D	13 Aug 2025 09:06	SY/MD	Ok,M
4	VSTDICC001	VL042844.D	13 Aug 2025 09:41	SY/MD	Ok,M
5	VSTDICC0.5	VL042845.D	13 Aug 2025 10:17	SY/MD	Ok,M
6	VSTDICC0.1	VL042846.D	13 Aug 2025 10:53	SY/MD	Ok,M
7	VSTDICC0.03	VL042847.D	13 Aug 2025 11:30	SY/MD	Ok,M
8	VSTDICC015	VL042848.D	13 Aug 2025 12:06	SY/MD	Ok,M
9	VSTDICV010	VL042849.D	13 Aug 2025 12:56	SY/MD	Ok,M
10	VL0813ABL01	VL042850.D	13 Aug 2025 13:46	SY/MD	Ok
11	VL0813ABS01	VL042851.D	13 Aug 2025 14:32	SY/MD	Ok,M
12	Q2727-01DL2	VL042852.D	13 Aug 2025 15:10	SY/MD	Ok
13	Q2126-14 0.1 PPB LOQ	VL042853.D	13 Aug 2025 15:49	SY/MD	Ok,M
14	QC080725 CAN10282	VL042854.D	13 Aug 2025 16:27	SY/MD	Ok
15	Q2794-01	VL042855.D	13 Aug 2025 17:05	SY/MD	Dilution
16	Q2794-01DUP	VL042856.D	13 Aug 2025 17:43	SY/MD	Ok,M
17	Q2794-01DL	VL042857.D	13 Aug 2025 18:21	SY/MD	Ok,M
18	Q2794-02	VL042858.D	13 Aug 2025 18:58	SY/MD	Ok,M
19	Q2794-02DL	VL042859.D	13 Aug 2025 19:35	SY/MD	Not Ok
20	QC081125 CAN 10280	VL042860.D	13 Aug 2025 20:12	SY/MD	Ok
21	Q2834-01	VL042861.D	13 Aug 2025 20:49	SY/MD	Ok,M

284 Sheffield Street, Mountainside, New Jersey 07092, Phone : 908 789 8900,
Fax : 908 789 8922

Instrument ID: MSVOA_L

Daily Analysis Runlog For Sequence/QCBatch ID # VL081325

Review By	MMDadoda	Review On	8/18/2025 8:43:31 AM		
Supervise By		Supervise On			
SubDirectory	VL081325	HP Acquire Method	TO15AIR.M	HP Processing Method	VL081325AIR.M

STD. NAME	STD REF.#
Tune/Reschk	AP2655
Initial Calibration Stds	AP2650,AP2652,AP2653
CCC	AP2650
Internal Standard/PEM	AP2655
ICV/I.BLK	AP2654
Surrogate Standard	
MS/MSD Standard	
LCS Standard	

22	Q2834-02	VL042862.D	13 Aug 2025 21:26	SY/MD	Ok,M
23	Q2834-02DL	VL042863.D	13 Aug 2025 22:02	SY/MD	Not Ok
24	VSTDCCC010	VL042864.D	13 Aug 2025 22:39	SY/MD	Ok,M

M : Manual Integration

284 Sheffield Street, Mountainside, New Jersey 07092, Phone : 908 789 8900,
Fax : 908 789 8922

Process Report

Order ID : q3130

Date	Bottle ID	Lab Sample Number	InComing Vacuum	Canister ID	Can Size	Reg ID	Reg Size	Batch Code	Certification ID
09/26/2025	B2509029	Q3130-02	-4.7	10197	6 L	10206		C2508002	**VL042854.D** Seq :VL081325 TUNE : VL042841.D ICAL : VL042847.D CCAL : VL042842.D MB : VL042850.D
09/26/2025	B2509029	Q3130-01	-8.0	10154	6 L	10207		C2508002	**VL042854.D** Seq :VL081325 TUNE : VL042841.D ICAL : VL042847.D CCAL : VL042842.D MB : VL042850.D

Quantitation Report (QT Reviewed)

Data Path : Z:\voasrv\HPCHEM1\MSVOA_L\Data\VL081325\
Data File : VL042842.D
Acq On : 13 Aug 2025 08:30
Operator : SY/MD
Sample : VSTDICCC010
Misc : 400mL/MSVOA_L
ALS Vial : 1 Sample Multiplier: 1

Quant Time: Aug 14 01:45:27 2025
Quant Method : Z:\voasrv\HPCHEM1\MSVOA_L\methods\VL081325AIR.M
Quant Title : AIR ANALYSIS BY METHOD TO-15 Instrument: MSVOA_LFri Aug 1
QLast Update : Thu Aug 14 01:44:36 2025
Response via : Initial Calibration

Instrument :
MSVOA_L
ClientSampleId :
VSTDICCC010

Manual Integrations
APPROVED
Reviewed By :Semsettin Yesilyurt 08/14/2025
Supervised By :Mahesh Dadoda 08/18/2025

Compound	R.T.	QIon	Response	Conc	Units	Dev(Min)
Internal Standards						
1) Bromochloromethane	2.790	49	133104	10.000	ppbv	0.00
33) 1,4-Difluorobenzene	3.965	114	413632	10.000	ppbv	0.00
55) Chlorobenzene-d5	8.888	117	370372	10.000	ppbv	0.00
System Monitoring Compounds						
68) 1-Bromo-4-Fluorobenzene	10.383	95	279557	10.064	ppbv	0.00
Spiked Amount 10.000	Range 65 - 135		Recovery = 100.600%			
Target Compounds						Qvalue
2) Dichlorodifluoromethane	1.499	85	178799	9.166	ppbv	100
3) Chlorodifluoromethane	1.476	51	200866	9.306	ppbv	100
4) Chloromethane	1.534	50	70952	9.013	ppbv	100
5) Vinyl Chloride	1.583	62	66768	8.612	ppbv	100
6) Bromomethane	1.670	94	26964	8.698	ppbv	100
7) Chloroethane	1.706	64	26884	8.879	ppbv	100
8) Dichlorotetrafluoroethane	1.557	85	149341	9.355	ppbv	100
9) Propene	1.486	41	87352	9.380	ppbv	100
10) Heptane	4.988	43	228679	9.186	ppbv	100
11) Trichlorofluoromethane	1.881	101	169157	8.789	ppbv	100
12) 1,1,2-Trichlorotrifluo...	2.143	101	139340	9.083	ppbv	100
13) Ethanol	1.722	45	6172	6.690	ppbv	100
14) Bromoethene	1.784	108	50730	9.135	ppbv	100
15) Acetone	1.839	43	126419	7.180	ppbv	100
16) 1,3-Butadiene	1.612	39	66595	8.343	ppbv	100
17) tert-Butyl alcohol	2.043	59	182511	8.741	ppbv	100
18) 1,1-Dichloroethene	2.036	96	62397	9.252	ppbv	100
19) Isopropyl Alcohol	1.887	45	86367	8.213	ppbv	100
20) Methylene Chloride	2.065	84	55107	7.471	ppbv	100
21) Allyl Chloride	2.098	41	113105	9.093	ppbv	100
22) trans-1,2-Dichloroethene	2.344	96	71518	9.482	ppbv	100
23) Vinyl Acetate	2.467	43	221395	9.558	ppbv	100
24) 1,1-Dichloroethane	2.412	63	138444	8.885	ppbv	100
25) Ethyl Acetate	2.839	43	390295	9.159	ppbv	100
26) Hexane	2.829	57	185288	9.420	ppbv	100
27) Carbon Disulfide	2.153	76	174928	9.138	ppbv	100
28) Methyl tert-Butyl Ether	2.444	73	87929	8.767	ppbv	100
29) Chloroform	2.852	83	257176	9.158	ppbv	100
30) Cyclohexane	3.862	84	161540	9.367	ppbv	100
31) cis-1,2-Dichloroethene	2.726	61	179162	9.107	ppbv	100
32) 1,1,1-Trichloroethane	3.373	97	266021	8.946	ppbv	100
34) 2-Butanone	2.560	43	252300	9.033	ppbv	100
35) Carbon Tetrachloride	3.771	117	262983	9.222	ppbv	100
36) Benzene	3.664	78	377113	9.521	ppbv	100
37) 1,2-Dichloroethane	3.224	62	199762	9.653	ppbv	100
38) Trichloroethene	4.557	130	164881	9.115	ppbv	100
39) 1,2-Dichloropropane	4.324	63	133996	9.263	ppbv	100
40) 1,4-Dioxane	4.590	88	61378	9.064	ppbv #	100
41) Tetrahydrofuran	3.059	42	147025	9.442	ppbv	100
42) Bromodichloromethane	4.499	83	292909	9.499	ppbv	100
43) Methyl Methacrylate	4.891	69	152035	9.357	ppbv	100
44) 2,2,4-Trimethylpentane	4.648	57	626465	9.420	ppbv	100
45) t-1,3-Dichloropropene	6.425	75	177207	9.616	ppbv	100

Quantitation Report (QT Reviewed)

Data Path : Z:\voasrv\HPCHEM1\MSVOA_L\Data\VL081325\
Data File : VL042842.D
Acq On : 13 Aug 2025 08:30
Operator : SY/MD
Sample : VSTDICCC010
Misc : 400mL/MSVOA_L
ALS Vial : 1 Sample Multiplier: 1

Quant Time: Aug 14 01:45:27 2025
Quant Method : Z:\voasrv\HPCHEM1\MSVOA_L\methods\VL081325AIR.M
Quant Title : AIR ANALYSIS BY METHOD TO-15 Instrument: MSVOA_LFri Aug 1
QLast Update : Thu Aug 14 01:44:36 2025
Response via : Initial Calibration

Instrument :
MSVOA_L
ClientSampleId :
VSTDICCC010

Manual Integrations
APPROVED
Reviewed By :Semsettin Yesilyurt 08/14/2025
Supervised By :Mahesh Dadoda 08/18/2025

Compound	R.T.	QIon	Response	Conc	Units	Dev(Min)
46) cis-1,3-Dichloropropene	5.609	75	222921	9.635	ppbv	100
47) 1,1,2-Trichloroethane	6.590	97	141105	9.215	ppbv	100
48) Dibromochloromethane	7.396	129	241553	9.739	ppbv	100
49) Bromoform	9.490	173	202975	9.923	ppbv	100
50) 4-Methyl-2-Pentanone	5.761	43	364306	9.616	ppbv	100
51) 2-Hexanone	7.441	43	289052	9.730	ppbv #	100
52) Tetrachloroethene	8.234	164	129484	9.026	ppbv	100
53) Toluene	6.943	91	443400	9.407	ppbv	100
54) 1,2-Dibromoethane	7.661	107	209330	9.345	ppbv	100
56) 1,1,1,2-Tetrachloroethane	8.933	131	176135	9.196	ppbv	100
57) Chlorobenzene	8.930	112	325303	9.237	ppbv	100
58) Ethyl Benzene	9.364	91	605785	9.268	ppbv	100
59) m/p-Xylene	9.542	91	950548m	18.524	ppbv	
60) o-Xylene	9.972	91	469073	9.102	ppbv	100
61) Styrene	9.879	104	226056	9.362	ppbv	100
62) Isopropylbenzene	10.549	105	685983	9.108	ppbv	100
63) 1,1,2,2-Tetrachloroethane	9.972	83	249621	8.870	ppbv	100
64) n-propylbenzene	10.995	120	175986	9.158	ppbv	100
65) tert-Butylbenzene	11.539	119	594314	8.951	ppbv	100
66) Benzyl Chloride	11.620	91	84156	9.985	ppbv	100
67) sec-Butylbenzene	11.772	105	833378	8.943	ppbv	100
69) p-Isopropyltoluene	11.931	119	705700	8.820	ppbv	100
70) n-Butylbenzene	12.287	91	713713	8.995	ppbv	100
71) 2-Chlorotoluene	10.908	91	525235	8.981	ppbv	100
72) 4-Ethyltoluene	11.131	105	578931	9.267	ppbv	100
73) 1,3,5-Trimethylbenzene	11.209	105	478784	9.012	ppbv	100
74) 1,2,4-Trimethylbenzene	11.542	105	516253	8.853	ppbv	100
75) 1,3-Dichlorobenzene	11.613	146	307640	9.280	ppbv	100
76) 1,4-Dichlorobenzene	11.678	146	308542	9.203	ppbv	100
77) 1,2-Dichlorobenzene	11.953	146	289119	8.907	ppbv	100
78) Hexachloro-1,3-Butadiene	13.885	225	211996	7.968	ppbv	100
79) Naphthalene	13.516	128	487174	9.335	ppbv	100
80) Naphthalene,2-methyl-	14.462	142	176880	9.000	ppbv	100
81) 1,2,4-Trichlorobenzene	13.445	180	244998	9.220	ppbv	100

(#) = qualifier out of range (m) = manual integration (+) = signals summed

Data Path : Z:\voasrv\HPCHEM1\MSVOA_L\Data\VL081325\
Data File : VL042842.D
Acq On : 13 Aug 2025 08:30
Operator : SY/MD
Sample : VSTDICCC010
Misc : 400mL/MSVOA_L
ALS Vial : 1 Sample Multiplier: 1

Quant Time: Aug 14 01:45:27 2025
Quant Method : Z:\voasrv\HPCHEM1\MSVOA_L\methods\VL081325AIR.M
Quant Title : AIR ANALYSIS BY METHOD TO-15 Instrument: MSVOA_LFri Aug
QLast Update : Thu Aug 14 01:44:36 2025
Response via : Initial Calibration

Instrument :
MSVOA_L
ClientSampleId :
VSTDICCC010

Manual Integrations APPROVED

Reviewed By :Semsettin Yesilyurt 08/14/2025
Supervised By :Mahesh Dadoda 08/18/2025

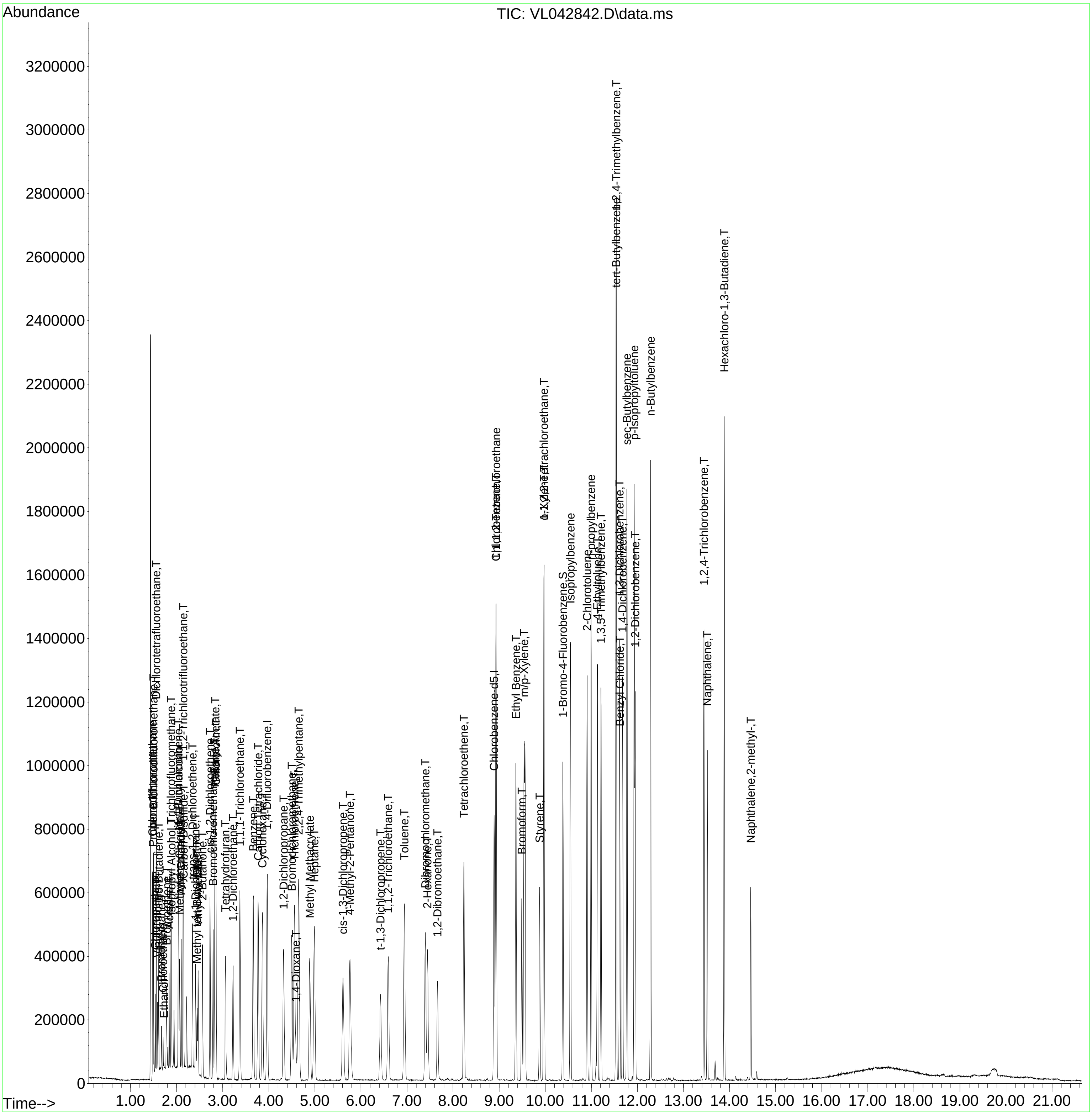

Quantitation Report (QT Reviewed)

Data Path : Z:\voasrv\HPCHEM1\MSVOA_L\Data\VL081325\
Data File : VL042842.D
Acq On : 13 Aug 2025 08:30
Operator : SY/MD
Sample : VSTDICCC010
Misc : 400mL/MSVOA_L
ALS Vial : 1 Sample Multiplier: 1

Quant Time: Aug 14 01:45:27 2025
Quant Method : Z:\voasrv\HPCHEM1\MSVOA_L\methods\VL081325AIR.M
Quant Title : AIR ANALYSIS BY METHOD TO-15 Instrument: MSVOA_LFri Aug 1
QLast Update : Thu Aug 14 01:44:36 2025
Response via : Initial Calibration

Instrument :
MSVOA_L
ClientSampleId :
VSTDICCC010

Manual Integrations
APPROVED
Reviewed By :Semsettin Yesilyurt 08/14/2025
Supervised By :Mahesh Dadoda 08/18/2025

Compound	R.T.	QIon	Response	Conc	Units	Dev(Min)
Internal Standards						
1) Bromochloromethane	2.790	49	133104	10.000	ppbv	0.00
33) 1,4-Difluorobenzene	3.965	114	413632	10.000	ppbv	0.00
55) Chlorobenzene-d5	8.888	117	370372	10.000	ppbv	0.00
System Monitoring Compounds						
68) 1-Bromo-4-Fluorobenzene	10.383	95	279557	10.064	ppbv	0.00
Spiked Amount 10.000	Range 65 - 135		Recovery = 100.600%			
Target Compounds						Qvalue
2) Dichlorodifluoromethane	1.499	85	178799	9.166	ppbv	100
3) Chlorodifluoromethane	1.476	51	200866	9.306	ppbv	100
4) Chloromethane	1.534	50	70952	9.013	ppbv	100
5) Vinyl Chloride	1.583	62	66768	8.612	ppbv	100
6) Bromomethane	1.670	94	26964	8.698	ppbv	100
7) Chloroethane	1.706	64	26884	8.879	ppbv	100
8) Dichlorotetrafluoroethane	1.557	85	149341	9.355	ppbv	100
9) Propene	1.486	41	87352	9.380	ppbv	100
10) Heptane	4.988	43	228679	9.186	ppbv	100
11) Trichlorofluoromethane	1.881	101	169157	8.789	ppbv	100
12) 1,1,2-Trichlorotrifluo...	2.143	101	139340	9.083	ppbv	100
13) Ethanol	1.722	45	6172	6.690	ppbv	100
14) Bromoethene	1.784	108	50730	9.135	ppbv	100
15) Acetone	1.839	43	126419	7.180	ppbv	100
16) 1,3-Butadiene	1.612	39	66595	8.343	ppbv	100
17) tert-Butyl alcohol	2.043	59	182511	8.741	ppbv	100
18) 1,1-Dichloroethene	2.036	96	62397	9.252	ppbv	100
19) Isopropyl Alcohol	1.887	45	86367	8.213	ppbv	100
20) Methylene Chloride	2.065	84	55107	7.471	ppbv	100
21) Allyl Chloride	2.098	41	113105	9.093	ppbv	100
22) trans-1,2-Dichloroethene	2.344	96	71518	9.482	ppbv	100
23) Vinyl Acetate	2.467	43	221395	9.558	ppbv	100
24) 1,1-Dichloroethane	2.412	63	138444	8.885	ppbv	100
25) Ethyl Acetate	2.839	43	390295	9.159	ppbv	100
26) Hexane	2.829	57	185288	9.420	ppbv	100
27) Carbon Disulfide	2.153	76	174928	9.138	ppbv	100
28) Methyl tert-Butyl Ether	2.444	73	87929	8.767	ppbv	100
29) Chloroform	2.852	83	257176	9.158	ppbv	100
30) Cyclohexane	3.862	84	161540	9.367	ppbv	100
31) cis-1,2-Dichloroethene	2.726	61	179162	9.107	ppbv	100
32) 1,1,1-Trichloroethane	3.373	97	266021	8.946	ppbv	100
34) 2-Butanone	2.560	43	252300	9.033	ppbv	100
35) Carbon Tetrachloride	3.771	117	262983	9.222	ppbv	100
36) Benzene	3.664	78	377113	9.521	ppbv	100
37) 1,2-Dichloroethane	3.224	62	199762	9.653	ppbv	100
38) Trichloroethene	4.557	130	164881	9.115	ppbv	100
39) 1,2-Dichloropropane	4.324	63	133996	9.263	ppbv	100
40) 1,4-Dioxane	4.590	88	61378	9.064	ppbv #	100
41) Tetrahydrofuran	3.059	42	147025	9.442	ppbv	100
42) Bromodichloromethane	4.499	83	292909	9.499	ppbv	100
43) Methyl Methacrylate	4.891	69	152035	9.357	ppbv	100
44) 2,2,4-Trimethylpentane	4.648	57	626465	9.420	ppbv	100
45) t-1,3-Dichloropropene	6.425	75	177207	9.616	ppbv	100

Quantitation Report (QT Reviewed)

Data Path : Z:\voasrv\HPCHEM1\MSVOA_L\Data\VL081325\
Data File : VL042842.D
Acq On : 13 Aug 2025 08:30
Operator : SY/MD
Sample : VSTDICCC010
Misc : 400mL/MSVOA_L
ALS Vial : 1 Sample Multiplier: 1

Quant Time: Aug 14 01:45:27 2025
Quant Method : Z:\voasrv\HPCHEM1\MSVOA_L\methods\VL081325AIR.M
Quant Title : AIR ANALYSIS BY METHOD TO-15 Instrument: MSVOA_LFri Aug 1
QLast Update : Thu Aug 14 01:44:36 2025
Response via : Initial Calibration

Instrument :
MSVOA_L
ClientSampleId :
VSTDICCC010

Manual Integrations
APPROVED
Reviewed By :Semsettin Yesilyurt 08/14/2025
Supervised By :Mahesh Dadoda 08/18/2025

Compound	R.T.	QIon	Response	Conc	Units	Dev(Min)
46) cis-1,3-Dichloropropene	5.609	75	222921	9.635	ppbv	100
47) 1,1,2-Trichloroethane	6.590	97	141105	9.215	ppbv	100
48) Dibromochloromethane	7.396	129	241553	9.739	ppbv	100
49) Bromoform	9.490	173	202975	9.923	ppbv	100
50) 4-Methyl-2-Pentanone	5.761	43	364306	9.616	ppbv	100
51) 2-Hexanone	7.441	43	289052	9.730	ppbv #	100
52) Tetrachloroethene	8.234	164	129484	9.026	ppbv	100
53) Toluene	6.943	91	443400	9.407	ppbv	100
54) 1,2-Dibromoethane	7.661	107	209330	9.345	ppbv	100
56) 1,1,1,2-Tetrachloroethane	8.933	131	176135	9.196	ppbv	100
57) Chlorobenzene	8.930	112	325303	9.237	ppbv	100
58) Ethyl Benzene	9.364	91	605785	9.268	ppbv	100
59) m/p-Xylene	9.542	91	950548m	18.524	ppbv	
60) o-Xylene	9.972	91	469073	9.102	ppbv	100
61) Styrene	9.879	104	226056	9.362	ppbv	100
62) Isopropylbenzene	10.549	105	685983	9.108	ppbv	100
63) 1,1,2,2-Tetrachloroethane	9.972	83	249621	8.870	ppbv	100
64) n-propylbenzene	10.995	120	175986	9.158	ppbv	100
65) tert-Butylbenzene	11.539	119	594314	8.951	ppbv	100
66) Benzyl Chloride	11.620	91	84156	9.985	ppbv	100
67) sec-Butylbenzene	11.772	105	833378	8.943	ppbv	100
69) p-Isopropyltoluene	11.931	119	705700	8.820	ppbv	100
70) n-Butylbenzene	12.287	91	713713	8.995	ppbv	100
71) 2-Chlorotoluene	10.908	91	525235	8.981	ppbv	100
72) 4-Ethyltoluene	11.131	105	578931	9.267	ppbv	100
73) 1,3,5-Trimethylbenzene	11.209	105	478784	9.012	ppbv	100
74) 1,2,4-Trimethylbenzene	11.542	105	516253	8.853	ppbv	100
75) 1,3-Dichlorobenzene	11.613	146	307640	9.280	ppbv	100
76) 1,4-Dichlorobenzene	11.678	146	308542	9.203	ppbv	100
77) 1,2-Dichlorobenzene	11.953	146	289119	8.907	ppbv	100
78) Hexachloro-1,3-Butadiene	13.885	225	211996	7.968	ppbv	100
79) Naphthalene	13.516	128	487174	9.335	ppbv	100
80) Naphthalene,2-methyl-	14.462	142	176880	9.000	ppbv	100
81) 1,2,4-Trichlorobenzene	13.445	180	244998	9.220	ppbv	100

(#) = qualifier out of range (m) = manual integration (+) = signals summed

Quantitation Report (QT Reviewed)

Data Path : Z:\voasrv\HPCHEM1\MSVOA_L\Data\VL081325\
Data File : VL042842.D
Acq On : 13 Aug 2025 08:30
Operator : SY/MD
Sample : VSTDICCC010
Misc : 400mL/MSVOA_L
ALS Vial : 1 Sample Multiplier: 1

Quant Time: Aug 14 01:45:27 2025
Quant Method : Z:\voasrv\HPCHEM1\MSVOA_L\methods\VL081325AIR.M
Quant Title : AIR ANALYSIS BY METHOD TO-15 Instrument: MSVOA_LFri Aug
QLast Update : Thu Aug 14 01:44:36 2025
Response via : Initial Calibration

Instrument :
MSVOA_L
ClientSampleId :
VSTDICCC010

Manual Integrations APPROVED
Reviewed By :Semsettin Yesilyurt 08/14/2025
Supervised By :Mahesh Dadoda 08/18/2025

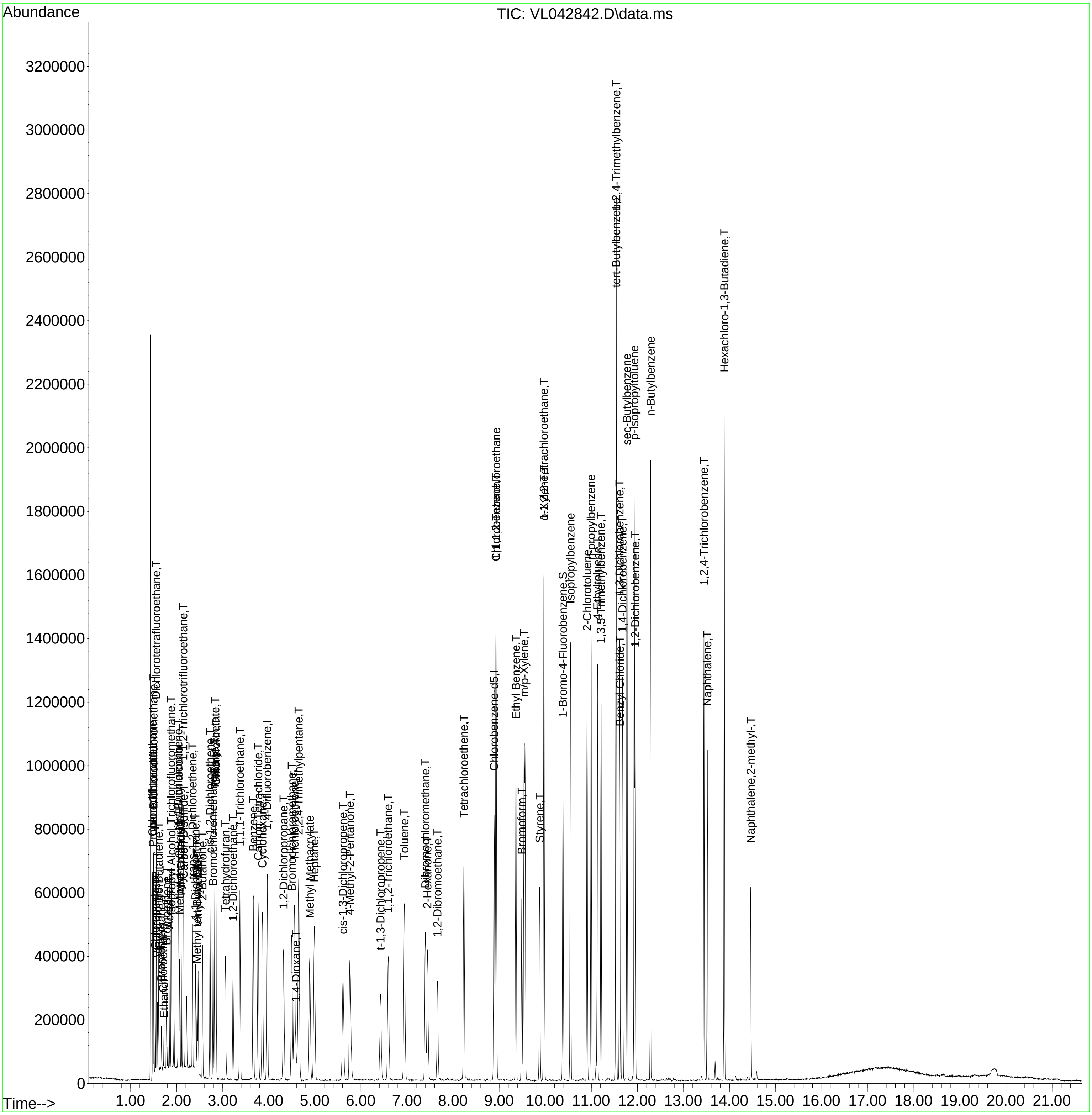

Quantitation Report (QT Reviewed)

Data Path : Z:\voasrv\HPCHEM1\MSVOA_L\Data\VL081325\
Data File : VL042843.D
Acq On : 13 Aug 2025 09:06
Operator : SY/MD
Sample : VSTDICC002
Misc : 400mL/MSVOA_L
ALS Vial : 1 Sample Multiplier: 1

Quant Time: Aug 14 01:46:30 2025
Quant Method : Z:\voasrv\HPCHEM1\MSVOA_L\methods\VL081325AIR.M
Quant Title : AIR ANALYSIS BY METHOD TO-15 Instrument: MSVOA_LFri Aug 1
QLast Update : Thu Aug 14 01:44:36 2025
Response via : Initial Calibration

Instrument :
MSVOA_L
ClientSampleId :
VSTDICC002

Manual Integrations
APPROVED
Reviewed By :Semsettin Yesilyurt 08/14/2025
Supervised By :Mahesh Dadoda 08/18/2025

Compound	R.T.	QIon	Response	Conc	Units		Dev(Min)
Internal Standards							
1) Bromochloromethane	2.794	49	130555	10.000	ppbv		0.00
33) 1,4-Difluorobenzene	3.965	114	408144	10.000	ppbv		0.00
55) Chlorobenzene-d5	8.891	117	363830	10.000	ppbv		0.00
System Monitoring Compounds							
68) 1-Bromo-4-Fluorobenzene	10.387	95	270774	9.923	ppbv		0.00
Spiked Amount 10.000	Range 65 - 135		Recovery = 99.200%				
Target Compounds							Qvalue
2) Dichlorodifluoromethane	1.502	85	39443	2.061	ppbv		99
3) Chlorodifluoromethane	1.480	51	44759	2.114	ppbv		96
4) Chloromethane	1.535	50	15826	2.050	ppbv		99
5) Vinyl Chloride	1.583	62	14358	1.888	ppbv		97
6) Bromomethane	1.670	94	6248	2.055	ppbv		97
7) Chloroethane	1.706	64	5717	1.925	ppbv		94
8) Dichlorotetrafluoroethane	1.557	85	32496	2.075	ppbv		98
9) Propene	1.486	41	18678	2.045	ppbv		89
10) Heptane	4.991	43	50062	2.050	ppbv		97
11) Trichlorofluoromethane	1.881	101	38308	2.029	ppbv		99
12) 1,1,2-Trichlorotrifluo...	2.146	101	31052	2.064	ppbv		99
13) Ethanol	1.725	45	1817m	2.008	ppbv		
14) Bromoethene	1.784	108	11376	2.089	ppbv		96
15) Acetone	1.839	43	38531	2.231	ppbv		96
16) 1,3-Butadiene	1.612	39	15122	1.932	ppbv		98
17) tert-Butyl alcohol	2.046	59	40652	1.985	ppbv		97
18) 1,1-Dichloroethene	2.039	96	13883	2.099	ppbv		95
19) Isopropyl Alcohol	1.891	45	20866	2.023	ppbv	#	39
20) Methylene Chloride	2.065	84	14204	1.963	ppbv	#	92
21) Allyl Chloride	2.101	41	24662	2.021	ppbv		96
22) trans-1,2-Dichloroethene	2.344	96	15773	2.132	ppbv		96
23) Vinyl Acetate	2.467	43	48269	2.125	ppbv	#	98
24) 1,1-Dichloroethane	2.415	63	30931	2.024	ppbv		98
25) Ethyl Acetate	2.842	43	86804	2.077	ppbv		98
26) Hexane	2.832	57	39735	2.060	ppbv		94
27) Carbon Disulfide	2.156	76	39466	2.102	ppbv	#	15
28) Methyl tert-Butyl Ether	2.444	73	21341	2.169	ppbv		96
29) Chloroform	2.855	83	56553	2.053	ppbv		95
30) Cyclohexane	3.868	84	34992	2.069	ppbv		98
31) cis-1,2-Dichloroethene	2.726	61	39783	2.062	ppbv		95
32) 1,1,1-Trichloroethane	3.376	97	57837	1.983	ppbv		100
34) 2-Butanone	2.564	43	57172	2.075	ppbv		98
35) Carbon Tetrachloride	3.771	117	56459	2.007	ppbv		97
36) Benzene	3.664	78	80781	2.067	ppbv		98
37) 1,2-Dichloroethane	3.227	62	41034	2.010	ppbv		97
38) Trichloroethene	4.561	130	36990	2.072	ppbv	#	86
39) 1,2-Dichloropropane	4.328	63	29059	2.036	ppbv		98
40) 1,4-Dioxane	4.606	88	13510m	2.022	ppbv		
41) Tetrahydrofuran	3.062	42	31994	2.082	ppbv		97
42) Bromodichloromethane	4.503	83	63436	2.085	ppbv		97
43) Methyl Methacrylate	4.888	69	33851m	2.111	ppbv		
44) 2,2,4-Trimethylpentane	4.655	57	136794	2.085	ppbv		98
45) t-1,3-Dichloropropene	6.428	75	37248	2.048	ppbv		90

Quantitation Report (QT Reviewed)

Data Path : Z:\voasrv\HPCHEM1\MSVOA_L\Data\VL081325\
Data File : VL042843.D
Acq On : 13 Aug 2025 09:06
Operator : SY/MD
Sample : VSTDICC002
Misc : 400mL/MSVOA_L
ALS Vial : 1 Sample Multiplier: 1

Quant Time: Aug 14 01:46:30 2025
Quant Method : Z:\voasrv\HPCHEM1\MSVOA_L\methods\VL081325AIR.M
Quant Title : AIR ANALYSIS BY METHOD TO-15 Instrument: MSVOA_LFri Aug 1
QLast Update : Thu Aug 14 01:44:36 2025
Response via : Initial Calibration

Instrument :
MSVOA_L
ClientSampleId :
VSTDICC002

Manual Integrations
APPROVED
Reviewed By :Semsettin Yesilyurt 08/14/2025
Supervised By :Mahesh Dadoda 08/18/2025

Compound	R.T.	QIon	Response	Conc Units	Dev(Min)
46) cis-1,3-Dichloropropene	5.609	75	47201m	2.067 ppbv	
47) 1,1,2-Trichloroethane	6.593	97	31477m	2.083 ppbv	
48) Dibromochloromethane	7.399	129	51620	2.109 ppbv	100
49) Bromoform	9.493	173	43662	2.163 ppbv	99
50) 4-Methyl-2-Pentanone	5.768	43	77225	2.066 ppbv	99
51) 2-Hexanone	7.451	43	61210	2.088 ppbv #	98
52) Tetrachloroethene	8.234	164	28166	1.990 ppbv	92
53) Toluene	6.946	91	94690	2.036 ppbv	98
54) 1,2-Dibromoethane	7.665	107	45071	2.039 ppbv	98
56) 1,1,1,2-Tetrachloroethane	8.933	131	40090	2.131 ppbv	97
57) Chlorobenzene	8.933	112	72296	2.090 ppbv	97
58) Ethyl Benzene	9.364	91	133719	2.083 ppbv	99
59) m/p-Xylene	9.558	91	211704m	4.200 ppbv	
60) o-Xylene	9.972	91	105125	2.077 ppbv	100
61) Styrene	9.879	104	48027	2.025 ppbv	96
62) Isopropylbenzene	10.545	105	155223	2.098 ppbv	100
63) 1,1,2,2-Tetrachloroethane	9.972	83	56139	2.031 ppbv	98
64) n-propylbenzene	10.995	120	39922	2.115 ppbv	97
65) tert-Butylbenzene	11.536	119	139019	2.132 ppbv	99
66) Benzyl Chloride	11.623	91	17893	2.161 ppbv	97
67) sec-Butylbenzene	11.772	105	196899	2.151 ppbv	98
69) p-Isopropyltoluene	11.931	119	169429	2.156 ppbv	99
70) n-Butylbenzene	12.287	91	169768	2.178 ppbv	99
71) 2-Chlorotoluene	10.908	91	119382	2.078 ppbv	99
72) 4-Ethyltoluene	11.131	105	129786	2.115 ppbv	99
73) 1,3,5-Trimethylbenzene	11.212	105	110043	2.109 ppbv	99
74) 1,2,4-Trimethylbenzene	11.542	105	123554	2.157 ppbv	97
75) 1,3-Dichlorobenzene	11.613	146	70330	2.160 ppbv	100
76) 1,4-Dichlorobenzene	11.678	146	71160	2.161 ppbv	99
77) 1,2-Dichlorobenzene	11.953	146	68944	2.162 ppbv	98
78) Hexachloro-1,3-Butadiene	13.886	225	58509	2.239 ppbv	100
79) Naphthalene	13.517	128	127025	2.478 ppbv	99
80) Naphthalene,2-methyl-	14.462	142	51541	2.670 ppbv	100
81) 1,2,4-Trichlorobenzene	13.445	180	62216	2.384 ppbv	98

(#) = qualifier out of range (m) = manual integration (+) = signals summed

Quantitation Report (QT Reviewed)

Data Path : Z:\voasrv\HPCHEM1\MSVOA_L\Data\VL081325\
Data File : VL042843.D
Acq On : 13 Aug 2025 09:06
Operator : SY/MD
Sample : VSTDICC002
Misc : 400mL/MSVOA_L
ALS Vial : 1 Sample Multiplier: 1

Quant Time: Aug 14 01:46:30 2025
Quant Method : Z:\voasrv\HPCHEM1\MSVOA_L\methods\VL081325AIR.M
Quant Title : AIR ANALYSIS BY METHOD TO-15 Instrument: MSVOA_LFri Aug
QLast Update : Thu Aug 14 01:44:36 2025
Response via : Initial Calibration

Instrument :
MSVOA_L
ClientSampleId :
VSTDICC002

Manual Integrations
APPROVED
Reviewed By :Semsettin Yesilyurt 08/14/2025
Supervised By :Mahesh Dadoda 08/18/2025

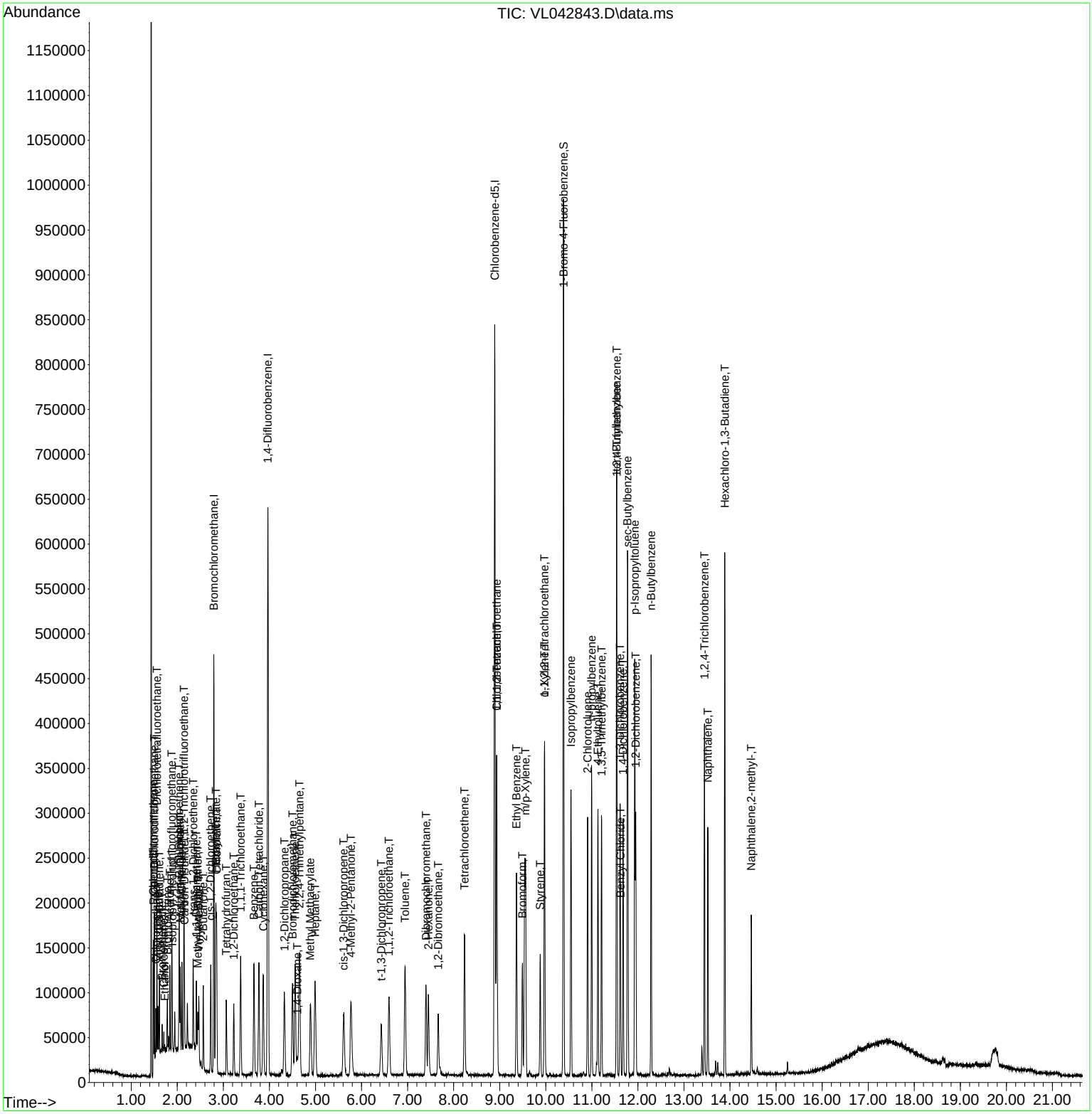

Quantitation Report (QT Reviewed)

Data Path : Z:\voasrv\HPCHEM1\MSVOA_L\Data\VL081325\
Data File : VL042844.D
Acq On : 13 Aug 2025 09:41
Operator : SY/MD
Sample : VSTDICC001
Misc : 400mL/MSVOA_L
ALS Vial : 1 Sample Multiplier: 1

Quant Time: Aug 14 01:47:28 2025
Quant Method : Z:\voasrv\HPCHEM1\MSVOA_L\methods\VL081325AIR.M
Quant Title : AIR ANALYSIS BY METHOD TO-15 Instrument: MSVOA_LFri Aug 1
QLast Update : Thu Aug 14 01:44:36 2025
Response via : Initial Calibration

Instrument :
MSVOA_L
ClientSampleId :
VSTDICC001

Manual Integrations
APPROVED
Reviewed By :Semsettin Yesilyurt 08/14/2025
Supervised By :Mahesh Dadoda 08/18/2025

Compound	R.T.	QIon	Response	Conc	Units	Dev(Min)
Internal Standards						
1) Bromochloromethane	2.791	49	128542	10.000	ppbv	0.00
33) 1,4-Difluorobenzene	3.965	114	400305	10.000	ppbv	0.00
55) Chlorobenzene-d5	8.888	117	349577	10.000	ppbv	0.00
System Monitoring Compounds						
68) 1-Bromo-4-Fluorobenzene	10.380	95	265708	10.135	ppbv	0.00
Spiked Amount 10.000	Range 65 - 135		Recovery = 101.300%			
Target Compounds						Qvalue
2) Dichlorodifluoromethane	1.499	85	19603	1.041	ppbv	99
3) Chlorodifluoromethane	1.476	51	20833	0.999	ppbv	93
4) Chloromethane	1.535	50	7948	1.045	ppbv	96
5) Vinyl Chloride	1.583	62	7189	0.960	ppbv	96
6) Bromomethane	1.667	94	3446	1.151	ppbv	84
7) Chloroethane	1.706	64	3089	1.056	ppbv	93
8) Dichlorotetrafluoroethane	1.557	85	15872	1.030	ppbv	100
9) Propene	1.486	41	8897	0.989	ppbv	89
10) Heptane	4.985	43	25850m	1.075	ppbv	
11) Trichlorofluoromethane	1.881	101	19701	1.060	ppbv	96
12) 1,1,2-Trichlorotrifluo...	2.143	101	15446	1.043	ppbv	97
13) Ethanol	1.722	45	883m	0.991	ppbv	
14) Bromoethene	1.784	108	5343	0.996	ppbv #	78
15) Acetone	1.839	43	18961	1.115	ppbv	98
16) 1,3-Butadiene	1.609	39	8133	1.055	ppbv	98
17) tert-Butyl alcohol	2.046	59	21342	1.058	ppbv #	93
18) 1,1-Dichloroethene	2.040	96	6549	1.006	ppbv	93
19) Isopropyl Alcohol	1.888	45	10893	1.073	ppbv #	39
20) Methylene Chloride	2.062	84	7661	1.076	ppbv #	90
21) Allyl Chloride	2.098	41	11598	0.966	ppbv	88
22) trans-1,2-Dichloroethene	2.344	96	7882m	1.082	ppbv	
23) Vinyl Acetate	2.467	43	22270	0.996	ppbv #	96
24) 1,1-Dichloroethane	2.412	63	15727	1.045	ppbv	98
25) Ethyl Acetate	2.842	43	43007	1.045	ppbv	98
26) Hexane	2.829	57	19944	1.050	ppbv	92
27) Carbon Disulfide	2.153	76	19450	1.052	ppbv #	2
28) Methyl tert-Butyl Ether	2.444	73	9600	0.991	ppbv #	88
29) Chloroform	2.852	83	28055	1.034	ppbv	97
30) Cyclohexane	3.865	84	16492	0.990	ppbv	90
31) cis-1,2-Dichloroethene	2.723	61	19591	1.031	ppbv	98
32) 1,1,1-Trichloroethane	3.373	97	27607	0.961	ppbv	97
34) 2-Butanone	2.564	43	28105	1.040	ppbv	98
35) Carbon Tetrachloride	3.768	117	28008	1.015	ppbv	93
36) Benzene	3.661	78	39137	1.021	ppbv #	94
37) 1,2-Dichloroethane	3.224	62	20645	1.031	ppbv	97
38) Trichloroethene	4.555	130	17921	1.024	ppbv #	89
39) 1,2-Dichloropropane	4.325	63	14595m	1.042	ppbv	
40) 1,4-Dioxane	4.603	88	7386m	1.127	ppbv	
41) Tetrahydrofuran	3.062	42	15552	1.032	ppbv	94
42) Bromodichloromethane	4.499	83	29683	0.995	ppbv	99
43) Methyl Methacrylate	4.885	69	16073m	1.022	ppbv	
44) 2,2,4-Trimethylpentane	4.645	57	68813m	1.069	ppbv	
45) t-1,3-Dichloropropene	6.419	75	18580m	1.042	ppbv	

Quantitation Report (QT Reviewed)

Data Path : Z:\voasrv\HPCHEM1\MSVOA_L\Data\VL081325\
Data File : VL042844.D
Acq On : 13 Aug 2025 09:41
Operator : SY/MD
Sample : VSTDICC001
Misc : 400mL/MSVOA_L
ALS Vial : 1 Sample Multiplier: 1

Quant Time: Aug 14 01:47:28 2025
Quant Method : Z:\voasrv\HPCHEM1\MSVOA_L\methods\VL081325AIR.M
Quant Title : AIR ANALYSIS BY METHOD TO-15 Instrument: MSVOA_LFri Aug 1
QLast Update : Thu Aug 14 01:44:36 2025
Response via : Initial Calibration

Instrument :
MSVOA_L
ClientSampleId :
VSTDICC001

Manual Integrations
APPROVED
Reviewed By :Semsettin Yesilyurt 08/14/2025
Supervised By :Mahesh Dadoda 08/18/2025

Compound	R.T.	QIon	Response	Conc	Units	Dev(Min)
46) cis-1,3-Dichloropropene	5.610	75	22372	0.999	ppbv	94
47) 1,1,2-Trichloroethane	6.597	97	15295	1.032	ppbv	86
48) Dibromochloromethane	7.396	129	24214	1.009	ppbv	99
49) Bromoform	9.490	173	20579	1.040	ppbv	98
50) 4-Methyl-2-Pentanone	5.768	43	36710	1.001	ppbv	98
51) 2-Hexanone	7.451	43	29487	1.026	ppbv #	99
52) Tetrachloroethene	8.235	164	13322	0.960	ppbv	90
53) Toluene	6.946	91	47256	1.036	ppbv	99
54) 1,2-Dibromoethane	7.665	107	21280	0.982	ppbv	99
56) 1,1,1,2-Tetrachloroethane	8.930	131	19176	1.061	ppbv	96
57) Chlorobenzene	8.930	112	34617	1.041	ppbv #	91
58) Ethyl Benzene	9.361	91	65223	1.057	ppbv	95
59) m/p-Xylene	9.558	91	101634m	2.098	ppbv	
60) o-Xylene	9.969	91	51445	1.058	ppbv	99
61) Styrene	9.879	104	23660	1.038	ppbv	100
62) Isopropylbenzene	10.546	105	76708	1.079	ppbv	100
63) 1,1,2,2-Tetrachloroethane	9.969	83	27410	1.032	ppbv	98
64) n-propylbenzene	10.995	120	18462	1.018	ppbv	90
65) tert-Butylbenzene	11.536	119	69617	1.111	ppbv	99
66) Benzyl Chloride	11.617	91	7900	0.993	ppbv	98
67) sec-Butylbenzene	11.772	105	96288	1.095	ppbv	98
69) p-Isopropyltoluene	11.931	119	82934	1.098	ppbv	99
70) n-Butylbenzene	12.287	91	80511	1.075	ppbv	99
71) 2-Chlorotoluene	10.908	91	60086	1.089	ppbv	100
72) 4-Ethyltoluene	11.131	105	63147	1.071	ppbv	99
73) 1,3,5-Trimethylbenzene	11.206	105	53676	1.070	ppbv	95
74) 1,2,4-Trimethylbenzene	11.539	105	59633	1.083	ppbv	96
75) 1,3-Dichlorobenzene	11.610	146	33061	1.057	ppbv	98
76) 1,4-Dichlorobenzene	11.675	146	33064	1.045	ppbv	96
77) 1,2-Dichlorobenzene	11.950	146	33404	1.090	ppbv	98
78) Hexachloro-1,3-Butadiene	13.886	225	29555	1.177	ppbv	95
79) Naphthalene	13.517	128	57580	1.169	ppbv	97
80) Naphthalene,2-methyl-	14.462	142	19375	1.045	ppbv	96
81) 1,2,4-Trichlorobenzene	13.442	180	27861	1.111	ppbv	99

(#) = qualifier out of range (m) = manual integration (+) = signals summed

Quantitation Report (QT Reviewed)

Data Path : Z:\voasrv\HPCHEM1\MSVOA_L\Data\VL081325\
Data File : VL042844.D
Acq On : 13 Aug 2025 09:41
Operator : SY/MD
Sample : VSTDICC001
Misc : 400mL/MSVOA_L
ALS Vial : 1 Sample Multiplier: 1

Quant Time: Aug 14 01:47:28 2025
Quant Method : Z:\voasrv\HPCHEM1\MSVOA_L\methods\VL081325AIR.M
Quant Title : AIR ANALYSIS BY METHOD TO-15 Instrument: MSVOA_LFri Aug
QLast Update : Thu Aug 14 01:44:36 2025
Response via : Initial Calibration

Instrument :
MSVOA_L
ClientSampleId :
VSTDICC001

Manual Integrations
APPROVED
Reviewed By :Semsettin Yesilyurt 08/14/2025
Supervised By :Mahesh Dadoda 08/18/2025

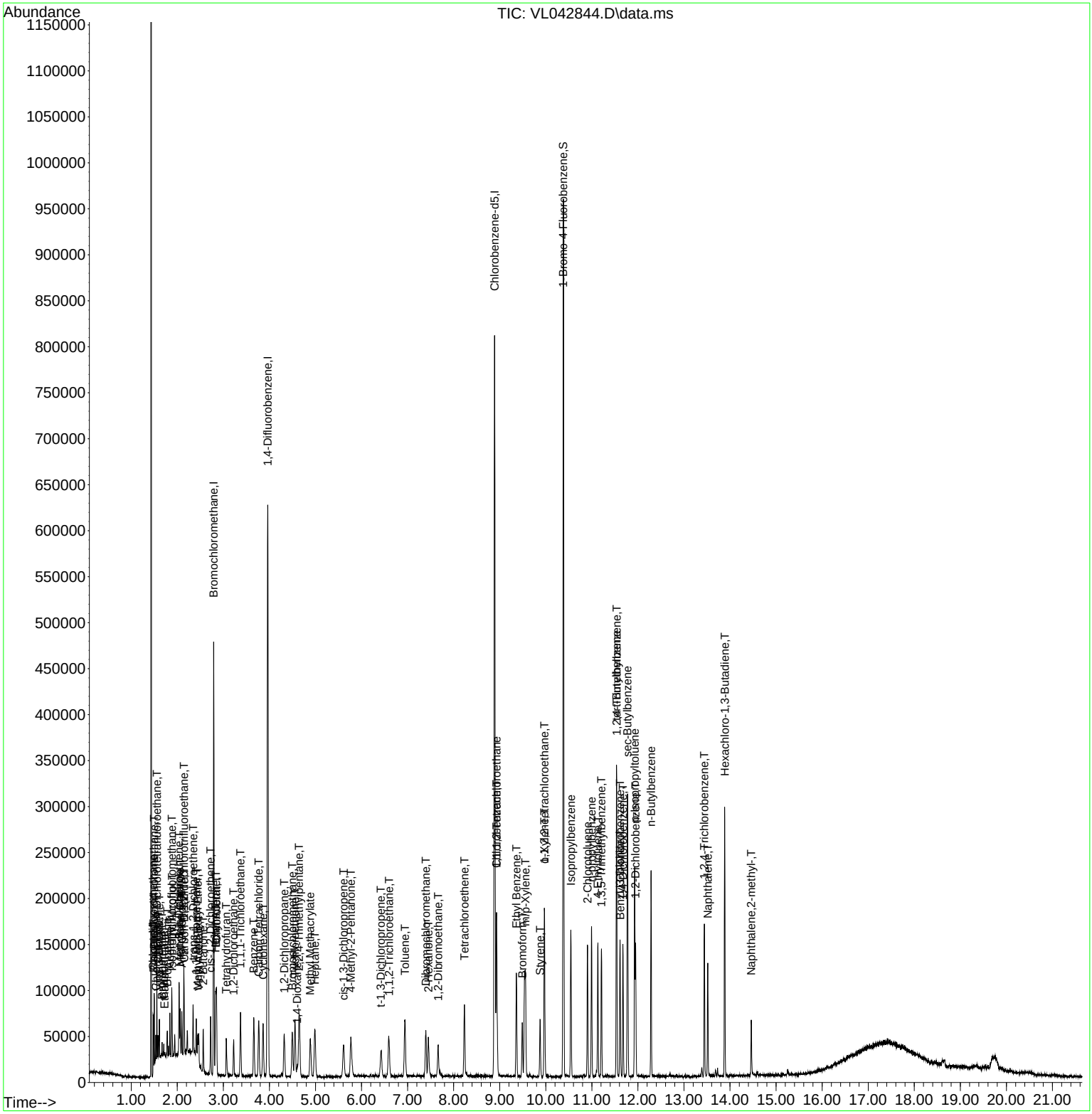

Quantitation Report (QT Reviewed)

Data Path : Z:\voasrv\HPCHEM1\MSVOA_L\Data\VL081325\
Data File : VL042845.D
Acq On : 13 Aug 2025 10:17
Operator : SY/MD
Sample : VSTDICC0.5
Misc : 400mL/MSVOA_L
ALS Vial : 1 Sample Multiplier: 1

Quant Time: Aug 14 01:48:25 2025
Quant Method : Z:\voasrv\HPCHEM1\MSVOA_L\methods\VL081325AIR.M
Quant Title : AIR ANALYSIS BY METHOD TO-15 Instrument: MSVOA_LFri Aug 1
QLast Update : Thu Aug 14 01:44:36 2025
Response via : Initial Calibration

Instrument :
MSVOA_L
ClientSampleId :
VSTDICC0.5

Manual Integrations
APPROVED
Reviewed By :Semsettin Yesilyurt 08/14/2025
Supervised By :Mahesh Dadoda 08/18/2025

Compound	R.T.	QIon	Response	Conc	Units		Dev(Min)
Internal Standards							
1) Bromochloromethane	2.797	49	126879	10.000	ppbv		0.00
33) 1,4-Difluorobenzene	3.968	114	396264	10.000	ppbv		0.00
55) Chlorobenzene-d5	8.895	117	348005	10.000	ppbv		0.00
System Monitoring Compounds							
68) 1-Bromo-4-Fluorobenzene	10.387	95	262663	10.064	ppbv		0.00
Spiked Amount 10.000	Range 65 - 135		Recovery = 100.600%				
Target Compounds							Qvalue
2) Dichlorodifluoromethane	1.502	85	9937	0.534	ppbv		100
3) Chlorodifluoromethane	1.479	51	11115	0.540	ppbv		96
4) Chloromethane	1.538	50	4112	0.548	ppbv		90
5) Vinyl Chloride	1.586	62	3762	0.509	ppbv		94
6) Bromomethane	1.674	94	1576	0.533	ppbv		82
7) Chloroethane	1.709	64	1690	0.586	ppbv	#	85
8) Dichlorotetrafluoroethane	1.557	85	8079	0.531	ppbv		95
9) Propene	1.489	41	5225	0.589	ppbv		91
10) Heptane	4.998	43	12747	0.537	ppbv		93
11) Trichlorofluoromethane	1.884	101	10238	0.558	ppbv		98
12) 1,1,2-Trichlorotrifluo...	2.146	101	7984	0.546	ppbv		98
13) Ethanol	1.725	45	562	0.639	ppbv	#	1
14) Bromoethene	1.787	108	2932	0.554	ppbv	#	85
15) Acetone	1.842	43	10836	0.646	ppbv		98
16) 1,3-Butadiene	1.612	39	4970	0.653	ppbv		99
17) tert-Butyl alcohol	2.049	59	12182	0.612	ppbv	#	89
18) 1,1-Dichloroethene	2.039	96	3501	0.545	ppbv		92
19) Isopropyl Alcohol	1.891	45	6194	0.618	ppbv	#	56
20) Methylene Chloride	2.069	84	5025	0.715	ppbv		90
21) Allyl Chloride	2.104	41	7120	0.600	ppbv	#	76
22) trans-1,2-Dichloroethene	2.350	96	3996	0.556	ppbv		96
23) Vinyl Acetate	2.470	43	13709	0.621	ppbv	#	98
24) 1,1-Dichloroethane	2.418	63	8354	0.562	ppbv	#	96
25) Ethyl Acetate	2.845	43	22148	0.545	ppbv	#	96
26) Hexane	2.832	57	9879	0.527	ppbv		85
27) Carbon Disulfide	2.156	76	9539	0.523	ppbv	#	1
28) Methyl tert-Butyl Ether	2.447	73	5284	0.553	ppbv	#	62
29) Chloroform	2.858	83	14586	0.545	ppbv		100
30) Cyclohexane	3.868	84	9037	0.550	ppbv		94
31) cis-1,2-Dichloroethene	2.729	61	10308	0.550	ppbv	#	86
32) 1,1,1-Trichloroethane	3.379	97	14011	0.494	ppbv		97
34) 2-Butanone	2.567	43	14923	0.558	ppbv		100
35) Carbon Tetrachloride	3.774	117	13507	0.494	ppbv		97
36) Benzene	3.671	78	20073	0.529	ppbv		98
37) 1,2-Dichloroethane	3.230	62	10141	0.512	ppbv	#	93
38) Trichloroethene	4.564	130	9918	0.572	ppbv	#	88
39) 1,2-Dichloropropane	4.334	63	7491	0.541	ppbv		86
40) 1,4-Dioxane	4.613	88	3743m	0.577	ppbv		
41) Tetrahydrofuran	3.072	42	7827	0.525	ppbv		93
42) Bromodichloromethane	4.509	83	15580	0.527	ppbv	#	94
43) Methyl Methacrylate	4.897	69	8461m	0.544	ppbv		
44) 2,2,4-Trimethylpentane	4.661	57	34237m	0.537	ppbv		
45) t-1,3-Dichloropropene	6.435	75	8911m	0.505	ppbv		

Quantitation Report (QT Reviewed)

Data Path : Z:\voasrv\HPCHEM1\MSVOA_L\Data\VL081325\
Data File : VL042845.D
Acq On : 13 Aug 2025 10:17
Operator : SY/MD
Sample : VSTDICC0.5
Misc : 400mL/MSVOA_L
ALS Vial : 1 Sample Multiplier: 1

Quant Time: Aug 14 01:48:25 2025
Quant Method : Z:\voasrv\HPCHEM1\MSVOA_L\methods\VL081325AIR.M
Quant Title : AIR ANALYSIS BY METHOD TO-15 Instrument: MSVOA_LFri Aug 1
QLast Update : Thu Aug 14 01:44:36 2025
Response via : Initial Calibration

Instrument :
MSVOA_L
ClientSampleId :
VSTDICC0.5

Manual Integrations
APPROVED
Reviewed By :Semsettin Yesilyurt 08/14/2025
Supervised By :Mahesh Dadoda 08/18/2025

Compound	R.T.	QIon	Response	Conc Units	Dev(Min)
46) cis-1,3-Dichloropropene	5.622	75	11259m	0.508 ppbv	
47) 1,1,2-Trichloroethane	6.603	97	7835m	0.534 ppbv	
48) Dibromochloromethane	7.406	129	11805	0.497 ppbv	100
49) Bromoform	9.497	173	9232	0.471 ppbv	95
50) 4-Methyl-2-Pentanone	5.778	43	19028m	0.524 ppbv	
51) 2-Hexanone	7.458	43	14329	0.503 ppbv #	99
52) Tetrachloroethene	8.244	164	7304	0.531 ppbv #	87
53) Toluene	6.956	91	24155m	0.535 ppbv	
54) 1,2-Dibromoethane	7.668	107	10873	0.507 ppbv	90
56) 1,1,1,2-Tetrachloroethane	8.940	131	9300	0.517 ppbv #	1
57) Chlorobenzene	8.937	112	17845	0.539 ppbv #	96
58) Ethyl Benzene	9.370	91	32261	0.525 ppbv	99
59) m/p-Xylene	9.561	91	50372m	1.045 ppbv	
60) o-Xylene	9.979	91	26662	0.551 ppbv	100
61) Styrene	9.885	104	12379	0.546 ppbv	95
62) Isopropylbenzene	10.552	105	37401	0.529 ppbv	98
63) 1,1,2,2-Tetrachloroethane	9.976	83	13828	0.523 ppbv	95
64) n-propylbenzene	10.998	120	9922	0.550 ppbv	98
65) tert-Butylbenzene	11.542	119	33183	0.532 ppbv	97
66) Benzyl Chloride	11.626	91	4039	0.510 ppbv #	97
67) sec-Butylbenzene	11.778	105	46433	0.530 ppbv	96
69) p-Isopropyltoluene	11.934	119	40686	0.541 ppbv	99
70) n-Butylbenzene	12.290	91	38867	0.521 ppbv	99
71) 2-Chlorotoluene	10.911	91	29736	0.541 ppbv	97
72) 4-Ethyltoluene	11.138	105	30234	0.515 ppbv	97
73) 1,3,5-Trimethylbenzene	11.212	105	26942	0.540 ppbv	99
74) 1,2,4-Trimethylbenzene	11.545	105	29750	0.543 ppbv	94
75) 1,3-Dichlorobenzene	11.617	146	16311	0.524 ppbv	95
76) 1,4-Dichlorobenzene	11.681	146	16803	0.533 ppbv	98
77) 1,2-Dichlorobenzene	11.956	146	16306	0.535 ppbv	97
78) Hexachloro-1,3-Butadiene	13.885	225	14165	0.567 ppbv	99
79) Naphthalene	13.520	128	24056	0.491 ppbv	96
80) Naphthalene,2-methyl-	14.465	142	7482	0.405 ppbv	95
81) 1,2,4-Trichlorobenzene	13.449	180	10844	0.434 ppbv	97

(#) = qualifier out of range (m) = manual integration (+) = signals summed

Quantitation Report (QT Reviewed)

Data Path : Z:\voasrv\HPCHEM1\MSVOA_L\Data\VL081325\
Data File : VL042845.D
Acq On : 13 Aug 2025 10:17
Operator : SY/MD
Sample : VSTDICC0.5
Misc : 400mL/MSVOA_L
ALS Vial : 1 Sample Multiplier: 1

Quant Time: Aug 14 01:48:25 2025
Quant Method : Z:\voasrv\HPCHEM1\MSVOA_L\methods\VL081325AIR.M
Quant Title : AIR ANALYSIS BY METHOD TO-15 Instrument: MSVOA_LFri Aug
QLast Update : Thu Aug 14 01:44:36 2025
Response via : Initial Calibration

Instrument :
MSVOA_L
ClientSampleId :
VSTDICC0.5

Manual Integrations
APPROVED
Reviewed By :Semsettin Yesilyurt 08/14/2025
Supervised By :Mahesh Dadoda 08/18/2025

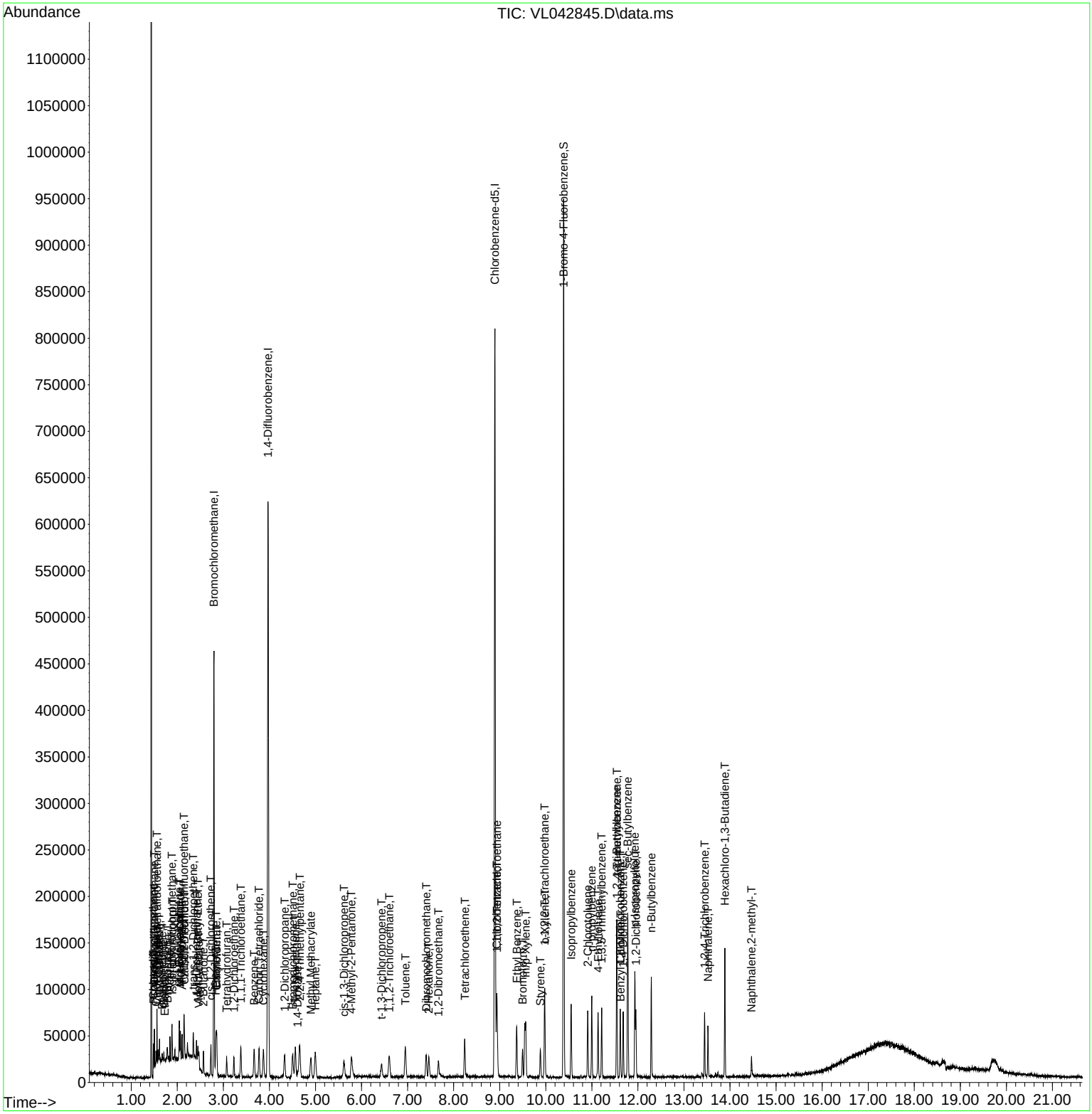

Quantitation Report (QT Reviewed)

Data Path : Z:\voasrv\HPCHEM1\MSVOA_L\Data\VL081325\
Data File : VL042846.D
Acq On : 13 Aug 2025 10:53
Operator : SY/MD
Sample : VSTDICC0.1
Misc : 400mL/MSVOA_L
ALS Vial : 1 Sample Multiplier: 1

Quant Time: Aug 14 01:49:21 2025
Quant Method : Z:\voasrv\HPCHEM1\MSVOA_L\methods\VL081325AIR.M
Quant Title : AIR ANALYSIS BY METHOD TO-15 Instrument: MSVOA_LFri Aug 1
QLast Update : Thu Aug 14 01:44:36 2025
Response via : Initial Calibration

Instrument :
MSVOA_L
ClientSampleId :
VSTDICC0.1

Manual Integrations
APPROVED
Reviewed By :Semsettin Yesilyurt 08/14/2025
Supervised By :Mahesh Dadoda 08/18/2025

Compound	R.T.	QIon	Response	Conc	Units	Dev(Min)
Internal Standards						
1) Bromochloromethane	2.790	49	123711	10.000	ppbv	0.00
33) 1,4-Difluorobenzene	3.962	114	390520	10.000	ppbv	0.00
55) Chlorobenzene-d5	8.888	117	345073	10.000	ppbv	0.00
System Monitoring Compounds						
68) 1-Bromo-4-Fluorobenzene	10.383	95	257439	9.948	ppbv	0.00
Spiked Amount 10.000	Range 65 - 135		Recovery = 99.500%			
Target Compounds						Qvalue
5) Vinyl Chloride	1.583	62	790	0.110	ppbv #	86
32) 1,1,1-Trichloroethane	3.373	97	3128m	0.113	ppbv	
35) Carbon Tetrachloride	3.774	117	2883	0.107	ppbv	89
38) Trichloroethene	4.557	130	1748m	0.102	ppbv	
52) Tetrachloroethene	8.234	164	1479m	0.109	ppbv	
54) 1,2-Dibromoethane	7.665	107	2339m	0.111	ppbv	
63) 1,1,2,2-Tetrachloroethane	9.972	83	2672	0.102	ppbv	99
79) Naphthalene	13.520	128	4051m	0.083	ppbv	

(#) = qualifier out of range (m) = manual integration (+) = signals summed

Quantitation Report (QT Reviewed)

Data Path : Z:\voasrv\HPCHEM1\MSVOA_L\Data\VL081325\
Data File : VL042846.D
Acq On : 13 Aug 2025 10:53
Operator : SY/MD
Sample : VSTDICC0.1
Misc : 400mL/MSVOA_L
ALS Vial : 1 Sample Multiplier: 1

Quant Time: Aug 14 01:49:21 2025
Quant Method : Z:\voasrv\HPCHEM1\MSVOA_L\methods\VL081325AIR.M
Quant Title : AIR ANALYSIS BY METHOD TO-15 Instrument: MSVOA_LFri Aug
QLast Update : Thu Aug 14 01:44:36 2025
Response via : Initial Calibration

Instrument :
MSVOA_L
ClientSampleId :
VSTDICC0.1

Manual Integrations
APPROVED
Reviewed By :Semsettin Yesilyurt 08/14/2025
Supervised By :Mahesh Dadoda 08/18/2025



Quantitation Report (QT Reviewed)

Data Path : Z:\voasrv\HPCHEM1\MSVOA_L\Data\VL081325\
Data File : VL042847.D
Acq On : 13 Aug 2025 11:30
Operator : SY/MD
Sample : VSTDICC0.03
Misc : 400mL/MSVOA_L
ALS Vial : 1 Sample Multiplier: 1

Quant Time: Aug 14 01:50:16 2025
Quant Method : Z:\voasrv\HPCHEM1\MSVOA_L\methods\VL081325AIR.M
Quant Title : AIR ANALYSIS BY METHOD TO-15 Instrument: MSVOA_LFri Aug 1
QLast Update : Thu Aug 14 01:44:36 2025
Response via : Initial Calibration

Instrument :
MSVOA_L
ClientSampleId :
VSTDICC0.03

Manual Integrations
APPROVED
Reviewed By :Semsettin Yesilyurt 08/14/2025
Supervised By :Mahesh Dadoda 08/18/2025

Compound	R.T.	QIon	Response	Conc	Units	Dev(Min)
Internal Standards						
1) Bromochloromethane	2.793	49	122705	10.000	ppbv	0.00
33) 1,4-Difluorobenzene	3.968	114	390076	10.000	ppbv	0.00
55) Chlorobenzene-d5	8.894	117	339700	10.000	ppbv	0.00
System Monitoring Compounds						
68) 1-Bromo-4-Fluorobenzene	10.386	95	250082	9.816	ppbv	0.00
Spiked Amount 10.000	Range 65 - 135		Recovery = 98.200%			
Target Compounds						Qvalue
5) Vinyl Chloride	1.583	62	268	0.037	ppbv #	81
32) 1,1,1-Trichloroethane	3.379	97	901m	0.033	ppbv	
35) Carbon Tetrachloride	3.774	117	861m	0.032	ppbv	
38) Trichloroethene	4.573	130	487m	0.029	ppbv	
52) Tetrachloroethene	8.241	164	458m	0.034	ppbv	
63) 1,1,2,2-Tetrachloroethane	9.979	83	898m	0.035	ppbv	

(#) = qualifier out of range (m) = manual integration (+) = signals summed

Quantitation Report (QT Reviewed)

Data Path : Z:\voasrv\HPCHEM1\MSVOA_L\Data\VL081325\
Data File : VL042847.D
Acq On : 13 Aug 2025 11:30
Operator : SY/MD
Sample : VSTDICC0.03
Misc : 400mL/MSVOA_L
ALS Vial : 1 Sample Multiplier: 1

Quant Time: Aug 14 01:50:16 2025
Quant Method : Z:\voasrv\HPCHEM1\MSVOA_L\methods\VL081325AIR.M
Quant Title : AIR ANALYSIS BY METHOD TO-15 Instrument: MSVOA_LFri Aug
QLast Update : Thu Aug 14 01:44:36 2025
Response via : Initial Calibration

Instrument :
MSVOA_L
ClientSampleId :
VSTDICC0.03

Manual Integrations
APPROVED
Reviewed By :Semsettin Yesilyurt 08/14/2025
Supervised By :Mahesh Dadoda 08/18/2025



Quantitation Report (QT Reviewed)

Data Path : Z:\voasrv\HPCHEM1\MSVOA_L\Data\VL081325\
Data File : VL042848.D
Acq On : 13 Aug 2025 12:06
Operator : SY/MD
Sample : VSTDICC015
Misc : 400mL/MSVOA_L
ALS Vial : 1 Sample Multiplier: 1

Quant Time: Aug 14 01:51:12 2025
Quant Method : Z:\voasrv\HPCHEM1\MSVOA_L\methods\VL081325AIR.M
Quant Title : AIR ANALYSIS BY METHOD TO-15 Instrument: MSVOA_LFri Aug 1
QLast Update : Thu Aug 14 01:44:36 2025
Response via : Initial Calibration

Instrument :
MSVOA_L
ClientSampleId :
VSTDICC015

Manual Integrations
APPROVED
Reviewed By :Semsettin Yesilyurt 08/14/2025
Supervised By :Mahesh Dadoda 08/18/2025

Compound	R.T.	QIon	Response	Conc	Units	Dev(Min)
Internal Standards						
1) Bromochloromethane	2.794	49	122073	10.000	ppbv	0.00
33) 1,4-Difluorobenzene	3.965	114	380877	10.000	ppbv	0.00
55) Chlorobenzene-d5	8.892	117	337876	10.000	ppbv	0.00
System Monitoring Compounds						
68) 1-Bromo-4-Fluorobenzene	10.384	95	254655	10.050	ppbv	0.00
Spiked Amount 10.000	Range 65 - 135		Recovery = 100.500%			
Target Compounds						Qvalue
2) Dichlorodifluoromethane	1.502	85	253151	14.150	ppbv	99
3) Chlorodifluoromethane	1.480	51	275350	13.910	ppbv	99
4) Chloromethane	1.535	50	100974	13.986	ppbv	99
5) Vinyl Chloride	1.583	62	92812	13.053	ppbv	100
6) Bromomethane	1.671	94	37740	13.275	ppbv	96
7) Chloroethane	1.706	64	38398	13.828	ppbv	97
8) Dichlorotetrafluoroethane	1.557	85	205386	14.029	ppbv	98
9) Propene	1.486	41	111824	13.094	ppbv	99
10) Heptane	4.988	43	313734	13.742	ppbv	99
11) Trichlorofluoromethane	1.881	101	246354	13.957	ppbv	100
12) 1,1,2-Trichlorotrifluo...	2.143	101	195231	13.877	ppbv	99
13) Ethanol	1.722	45	8534	10.086	ppbv	98
14) Bromoethene	1.784	108	71671	14.072	ppbv	99
15) Acetone	1.839	43	184116	11.402	ppbv	100
16) 1,3-Butadiene	1.612	39	92068	12.577	ppbv	100
17) tert-Butyl alcohol	2.043	59	244441	12.765	ppbv	100
18) 1,1-Dichloroethene	2.036	96	86349	13.961	ppbv	97
19) Isopropyl Alcohol	1.887	45	124270	12.885	ppbv	99
20) Methylene Chloride	2.065	84	77749	11.494	ppbv	97
21) Allyl Chloride	2.101	41	156318	13.703	ppbv	95
22) trans-1,2-Dichloroethene	2.344	96	100064	14.465	ppbv	95
23) Vinyl Acetate	2.467	43	309236	14.557	ppbv	98
24) 1,1-Dichloroethane	2.412	63	199276	13.944	ppbv	98
25) Ethyl Acetate	2.839	43	533600	13.653	ppbv	99
26) Hexane	2.833	57	250189	13.869	ppbv	98
27) Carbon Disulfide	2.153	76	246868	14.062	ppbv	99
28) Methyl tert-Butyl Ether	2.444	73	129978	14.131	ppbv	91
29) Chloroform	2.855	83	360661	14.003	ppbv	99
30) Cyclohexane	3.865	84	222820	14.088	ppbv	98
31) cis-1,2-Dichloroethene	2.726	61	249376	13.821	ppbv	96
32) 1,1,1-Trichloroethane	3.376	97	377739	13.851	ppbv	100
34) 2-Butanone	2.561	43	348815	13.563	ppbv	99
35) Carbon Tetrachloride	3.771	117	367354	13.990	ppbv	97
36) Benzene	3.664	78	511811	14.033	ppbv	99
37) 1,2-Dichloroethane	3.224	62	278934	14.639	ppbv	99
38) Trichloroethene	4.558	130	227091	13.634	ppbv	96
39) 1,2-Dichloropropane	4.325	63	186277	13.984	ppbv	95
40) 1,4-Dioxane	4.593	88	82385	13.212	ppbv #	91
41) Tetrahydrofuran	3.056	42	200751	14.001	ppbv	99
42) Bromodichloromethane	4.499	83	408089	14.372	ppbv	97
43) Methyl Methacrylate	4.888	69	206590	13.808	ppbv	99
44) 2,2,4-Trimethylpentane	4.652	57	850847	13.895	ppbv	99
45) t-1,3-Dichloropropene	6.428	75	244117	14.387	ppbv	99

Quantitation Report (QT Reviewed)

Data Path : Z:\voasrv\HPCHEM1\MSVOA_L\Data\VL081325\
Data File : VL042848.D
Acq On : 13 Aug 2025 12:06
Operator : SY/MD
Sample : VSTDICC015
Misc : 400mL/MSVOA_L
ALS Vial : 1 Sample Multiplier: 1

Quant Time: Aug 14 01:51:12 2025
Quant Method : Z:\voasrv\HPCHEM1\MSVOA_L\methods\VL081325AIR.M
Quant Title : AIR ANALYSIS BY METHOD TO-15 Instrument: MSVOA_LFri Aug 1
QLast Update : Thu Aug 14 01:44:36 2025
Response via : Initial Calibration

Instrument :
MSVOA_L
ClientSampleId :
VSTDICC015

Manual Integrations
APPROVED
Reviewed By :Semsettin Yesilyurt 08/14/2025
Supervised By :Mahesh Dadoda 08/18/2025

Compound	R.T.	QIon	Response	Conc	Units	Dev(Min)
46) cis-1,3-Dichloropropene	5.616	75	302339	14.191	ppbv	98
47) 1,1,2-Trichloroethane	6.597	97	199067	14.118	ppbv	98
48) Dibromochloromethane	7.399	129	331947	14.535	ppbv	99
49) Bromoform	9.494	173	266732	14.162	ppbv	100
50) 4-Methyl-2-Pentanone	5.758	43	490917	14.073	ppbv	100
51) 2-Hexanone	7.448	43	389940	14.255	ppbv	100
52) Tetrachloroethene	8.238	164	168712	12.772	ppbv	98
53) Toluene	6.943	91	605941	13.961	ppbv	100
54) 1,2-Dibromoethane	7.665	107	292327	14.173	ppbv	97
56) 1,1,1,2-Tetrachloroethane	8.934	131	241293	13.810	ppbv	99
57) Chlorobenzene	8.934	112	439109	13.668	ppbv	99
58) Ethyl Benzene	9.364	91	826316	13.859	ppbv	99
59) m/p-Xylene	9.561	91	1294381m	27.650	ppbv	
60) o-Xylene	9.973	91	629445	13.389	ppbv	100
61) Styrene	9.882	104	304560	13.827	ppbv	99
62) Isopropylbenzene	10.549	105	931574	13.559	ppbv	99
63) 1,1,2,2-Tetrachloroethane	9.973	83	342890	13.356	ppbv	98
64) n-propylbenzene	10.999	120	239209	13.646	ppbv	98
65) tert-Butylbenzene	11.539	119	785250	12.965	ppbv	98
66) Benzyl Chloride	11.623	91	104698	13.617	ppbv	99
67) sec-Butylbenzene	11.775	105	1115979	13.127	ppbv	100
69) p-Isopropyltoluene	11.931	119	940888	12.891	ppbv	98
70) n-Butylbenzene	12.287	91	970700	13.410	ppbv	100
71) 2-Chlorotoluene	10.911	91	713696	13.378	ppbv	99
72) 4-Ethyltoluene	11.134	105	782057	13.722	ppbv	99
73) 1,3,5-Trimethylbenzene	11.212	105	650280	13.418	ppbv	99
74) 1,2,4-Trimethylbenzene	11.546	105	691709	13.003	ppbv	95
75) 1,3-Dichlorobenzene	11.617	146	402850	13.321	ppbv	99
76) 1,4-Dichlorobenzene	11.678	146	407214	13.314	ppbv	98
77) 1,2-Dichlorobenzene	11.953	146	385866	13.031	ppbv	99
78) Hexachloro-1,3-Butadiene	13.886	225	281581	11.602	ppbv	99
79) Naphthalene	13.517	128	658732	13.837	ppbv	100
80) Naphthalene,2-methyl-	14.462	142	251753	14.042	ppbv	100
81) 1,2,4-Trichlorobenzene	13.445	180	329641	13.599	ppbv	100

(#) = qualifier out of range (m) = manual integration (+) = signals summed

Data Path : Z:\voasrv\HPCHEM1\MSVOA_L\Data\VL081325\
Data File : VL042848.D
Acq On   : 13 Aug 2025 12:06
Operator : SY/MD
Sample   : VSTDICC015
Misc   : 400mL/MSVOA_L
ALS Vial : 1   Sample Multiplier: 1

Quant Time: Aug 14 01:51:12 2025
Quant Method : Z:\voasrv\HPCHEM1\MSVOA_L\methods\VL081325AIR.M
Quant Title : AIR ANALYSIS BY METHOD TO-15   Instrument: MSVOA_LFri Aug
QLast Update : Thu Aug 14 01:44:36 2025
Response via : Initial Calibration

Instrument :
MSVOA_L
ClientSampleId :
VSTDICC015

Manual Integrations APPROVED

Reviewed By :Semsettin Yesilyurt   08/14/2025
Supervised By :Mahesh Dadoda   08/18/2025

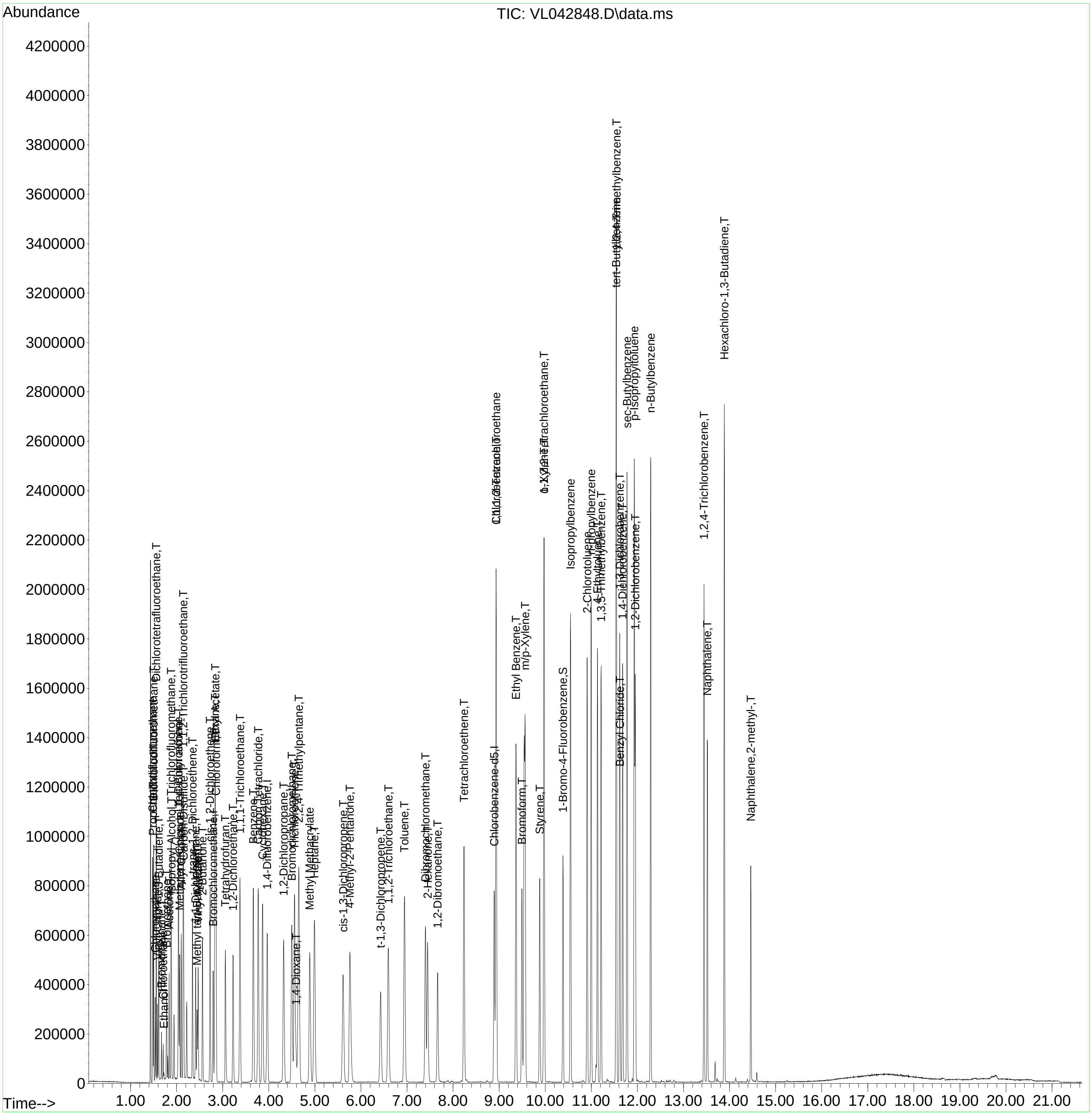

Quantitation Report (QT Reviewed)

Data Path : Z:\voasrv\HPCHEM1\MSVOA_L\Data\VL081325\
Data File : VL042851.D
Acq On : 13 Aug 2025 14:32
Operator : SY/MD
Sample : VL0813ABS01
Misc : 400mL/MSVOA_L
ALS Vial : 1 Sample Multiplier: 1

Quant Time: Aug 14 02:17:24 2025
Quant Method : Z:\voasrv\HPCHEM1\MSVOA_L\methods\VL081325AIR.M
Quant Title : AIR ANALYSIS BY METHOD TO-15 Instrument: MSVOA_LFri Aug 1
QLast Update : Thu Aug 14 02:12:54 2025
Response via : Initial Calibration

Instrument :
MSVOA_L
ClientSampleId :
VL0813ABS01

Manual Integrations
APPROVED
Reviewed By :Semsettin Yesilyurt 08/14/2025
Supervised By :Mahesh Dadoda 08/18/2025

Compound	R.T.	QIon	Response	Conc	Units	Dev(Min)
Internal Standards						
1) Bromochloromethane	2.793	49	116881	10.000	ppbv	0.00
33) 1,4-Difluorobenzene	3.968	114	368200	10.000	ppbv	0.00
55) Chlorobenzene-d5	8.895	117	322291	10.000	ppbv	0.00
System Monitoring Compounds						
68) 1-Bromo-4-Fluorobenzene	10.387	95	244955	10.134	ppbv	0.00
Spiked Amount 10.000	Range 65 - 135		Recovery = 101.300%			
Target Compounds						Qvalue
2) Dichlorodifluoromethane	1.502	85	159958	9.338	ppbv	100
3) Chlorodifluoromethane	1.479	51	177225	9.360	ppbv	100
4) Chloromethane	1.534	50	62240	9.004	ppbv	99
5) Vinyl Chloride	1.583	62	59335	8.716	ppbv	99
6) Bromomethane	1.670	94	23152	8.505	ppbv	97
7) Chloroethane	1.706	64	23657	8.898	ppbv	91
8) Dichlorotetrafluoroethane	1.557	85	132763	9.471	ppbv	95
9) Propene	1.486	41	71030	8.686	ppbv	97
10) Heptane	4.991	43	199706	9.118	ppbv	98
11) Trichlorofluoromethane	1.881	101	153519	9.084	ppbv	98
12) 1,1,2-Trichlorotrifluo...	2.143	101	123905	9.198	ppbv	97
13) Ethanol	1.725	45	5608	7.501	ppbv	100
14) Bromoethene	1.784	108	45076	9.244	ppbv	98
15) Acetone	1.839	43	115155	7.448	ppbv	100
16) 1,3-Butadiene	1.612	39	58958	8.412	ppbv	99
17) tert-Butyl alcohol	2.043	59	158939	8.668	ppbv	99
18) 1,1-Dichloroethene	2.036	96	55494	9.371	ppbv	97
19) Isopropyl Alcohol	1.890	45	78860	8.540	ppbv	100
20) Methylene Chloride	2.065	84	48184	7.439	ppbv	90
21) Allyl Chloride	2.101	41	96710	8.854	ppbv	95
22) trans-1,2-Dichloroethene	2.347	96	62464	9.117	ppbv	94
23) Vinyl Acetate	2.467	43	206801	9.728	ppbv	99
24) 1,1-Dichloroethane	2.415	63	123052	8.993	ppbv	98
25) Ethyl Acetate	2.842	43	344281	9.200	ppbv	99
26) Hexane	2.832	57	159005	9.206	ppbv	97
27) Carbon Disulfide	2.156	76	153403	9.126	ppbv #	91
28) Methyl tert-Butyl Ether	2.444	73	84816	9.630	ppbv	93
29) Chloroform	2.855	83	234067	9.492	ppbv	99
30) Cyclohexane	3.865	84	140375	9.270	ppbv	99
31) cis-1,2-Dichloroethene	2.725	61	158712	9.199	ppbv	98
32) 1,1,1-Trichloroethane	3.376	97	245800	9.431	ppbv	100
34) 2-Butanone	2.560	43	224149	9.016	ppbv	100
35) Carbon Tetrachloride	3.771	117	235598	9.281	ppbv	96
36) Benzene	3.664	78	330026	9.360	ppbv	99
37) 1,2-Dichloroethane	3.227	62	181878	9.874	ppbv	98
38) Trichloroethene	4.557	130	144018	8.944	ppbv	95
39) 1,2-Dichloropropane	4.324	63	119442	9.275	ppbv	97
40) 1,4-Dioxane	4.593	88	54081m	8.832	ppbv	
41) Tetrahydrofuran	3.059	42	127578	9.204	ppbv	98
42) Bromodichloromethane	4.502	83	261380	9.522	ppbv	98
43) Methyl Methacrylate	4.894	69	131335	9.042	ppbv	98
44) 2,2,4-Trimethylpentane	4.648	57	540935	9.039	ppbv	100
45) t-1,3-Dichloropropene	6.431	75	152588	9.309	ppbv	99

Quantitation Report (QT Reviewed)

Data Path : Z:\voasrv\HPCHEM1\MSVOA_L\Data\VL081325\
Data File : VL042851.D
Acq On : 13 Aug 2025 14:32
Operator : SY/MD
Sample : VL0813ABS01
Misc : 400mL/MSVOA_L
ALS Vial : 1 Sample Multiplier: 1

Quant Time: Aug 14 02:17:24 2025
Quant Method : Z:\voasrv\HPCHEM1\MSVOA_L\methods\VL081325AIR.M
Quant Title : AIR ANALYSIS BY METHOD TO-15 Instrument: MSVOA_LFri Aug 1
QLast Update : Thu Aug 14 02:12:54 2025
Response via : Initial Calibration

Instrument :
MSVOA_L
ClientSampleId :
VL0813ABS01

Manual Integrations
APPROVED
Reviewed By :Semsettin Yesilyurt 08/14/2025
Supervised By :Mahesh Dadoda 08/18/2025

Compound	R.T.	QIon	Response	Conc	Units	Dev(Min)
46) cis-1,3-Dichloropropene	5.613	75	189646	9.285	ppbv	98
47) 1,1,2-Trichloroethane	6.597	97	127667	9.357	ppbv	97
48) Dibromochloromethane	7.402	129	207804	9.412	ppbv	100
49) Bromoform	9.493	173	168015	9.228	ppbv	100
50) 4-Methyl-2-Pentanone	5.768	43	312046	9.286	ppbv	100
51) 2-Hexanone	7.448	43	248690	9.404	ppbv	98
52) Tetrachloroethene	8.238	164	107577	8.434	ppbv	94
53) Toluene	6.949	91	386291	9.216	ppbv	100
54) 1,2-Dibromoethane	7.665	107	184932	9.275	ppbv	97
56) 1,1,1,2-Tetrachloroethane	8.937	131	156352	9.381	ppbv	98
57) Chlorobenzene	8.933	112	285789	9.326	ppbv	98
58) Ethyl Benzene	9.367	91	534013	9.389	ppbv	99
59) m/p-Xylene	9.565	91	837335m	18.783	ppbv	
60) o-Xylene	9.976	91	417423	9.308	ppbv	100
61) Styrene	9.882	104	197790	9.414	ppbv	99
62) Isopropylbenzene	10.548	105	607606	9.271	ppbv	98
63) 1,1,2,2-Tetrachloroethane	9.972	83	221716	8.990	ppbv	100
64) n-propylbenzene	10.998	120	153914	9.205	ppbv	98
65) tert-Butylbenzene	11.539	119	518992	8.983	ppbv	98
66) Benzyl Chloride	11.623	91	62299	8.494	ppbv	99
67) sec-Butylbenzene	11.775	105	741280	9.141	ppbv	99
69) p-Isopropyltoluene	11.934	119	612316	8.795	ppbv	98
70) n-Butylbenzene	12.290	91	629840	9.122	ppbv	98
71) 2-Chlorotoluene	10.911	91	467569	9.188	ppbv	98
72) 4-Ethyltoluene	11.134	105	505391	9.297	ppbv	99
73) 1,3,5-Trimethylbenzene	11.212	105	425759	9.210	ppbv	97
74) 1,2,4-Trimethylbenzene	11.545	105	456933	9.005	ppbv	97
75) 1,3-Dichlorobenzene	11.617	146	259541	8.997	ppbv	98
76) 1,4-Dichlorobenzene	11.681	146	261302	8.957	ppbv	99
77) 1,2-Dichlorobenzene	11.956	146	250432	8.866	ppbv	99
78) Hexachloro-1,3-Butadiene	13.889	225	173363	7.488	ppbv	98
79) Naphthalene	13.520	128	410796	8.930	ppbv	99
80) Naphthalene,2-methyl-	14.462	142	145644	8.473	ppbv	98
81) 1,2,4-Trichlorobenzene	13.445	180	204023	8.824	ppbv	99

(#) = qualifier out of range (m) = manual integration (+) = signals summed

Quantitation Report (QT Reviewed)

Data Path : Z:\voasrv\HPCHEM1\MSVOA_L\Data\VL081325\
Data File : VL042851.D
Acq On : 13 Aug 2025 14:32
Operator : SY/MD
Sample : VL0813ABS01
Misc : 400mL/MSVOA_L
ALS Vial : 1 Sample Multiplier: 1

Quant Time: Aug 14 02:17:24 2025
Quant Method : Z:\voasrv\HPCHEM1\MSVOA_L\methods\VL081325AIR.M
Quant Title : AIR ANALYSIS BY METHOD TO-15 Instrument: MSVOA_LFri Aug
QLast Update : Thu Aug 14 02:12:54 2025
Response via : Initial Calibration

Instrument :
MSVOA_L
ClientSampleId :
VL0813ABS01

Manual Integrations
APPROVED
Reviewed By :Semsettin Yesilyurt 08/14/2025
Supervised By :Mahesh Dadoda 08/18/2025

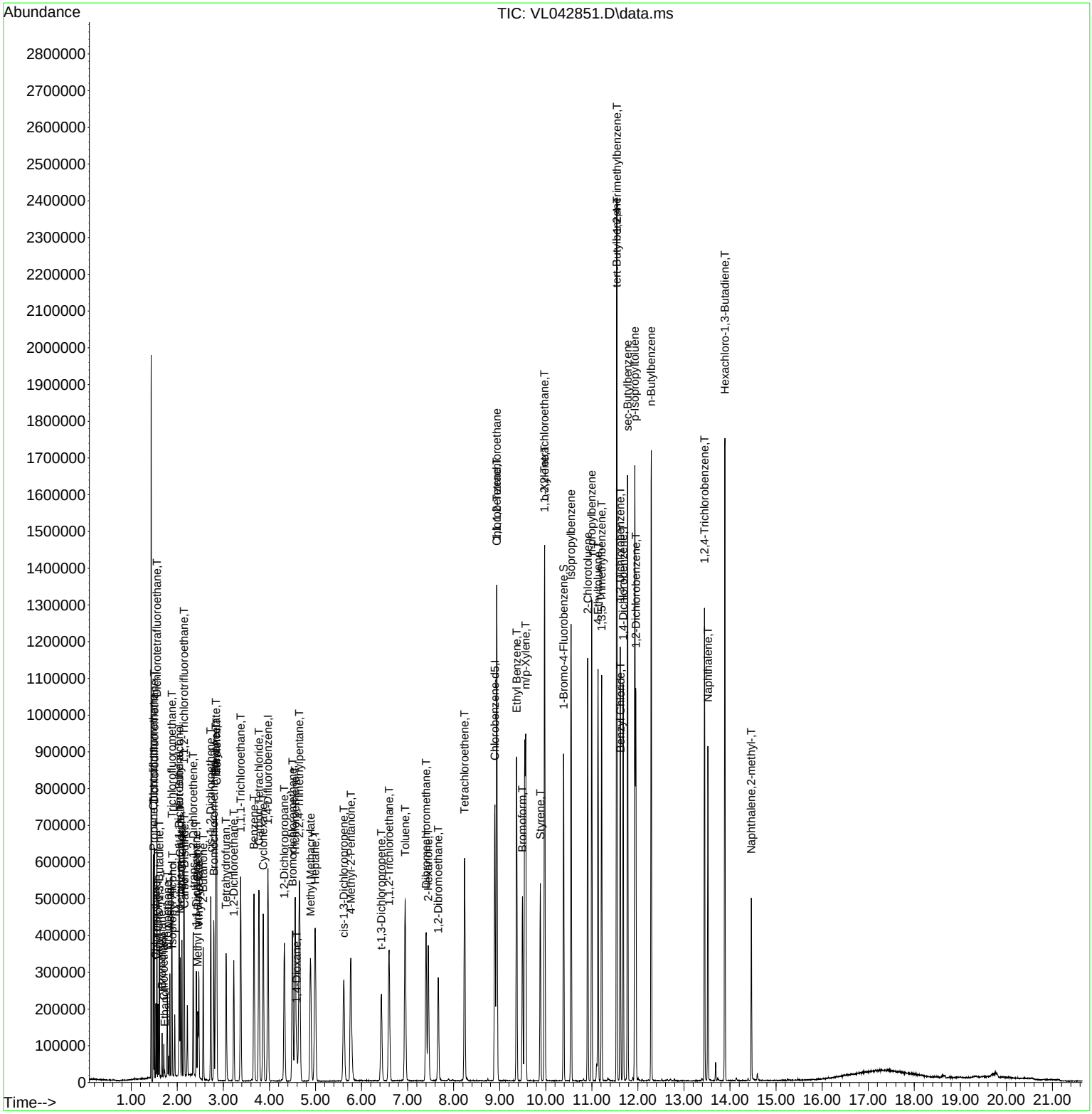

Quantitation Report (QT Reviewed)

Data Path : Z:\voasrv\HPCHEM1\MSVOA_L\Data\VL081325\
Data File : VL042854.D
Acq On : 13 Aug 2025 16:27
Operator : SY/MD
Sample : QC080725 CAN10282
Misc : 400mL/MSVOA_L
ALS Vial : 1 Sample Multiplier: 1

Instrument :
MSVOA_L
ClientSampleId :
QC080725 CAN10282

Quant Time: Aug 14 02:18:15 2025
Quant Method : Z:\voasrv\HPCHEM1\MSVOA_L\methods\VL081325AIR.M
Quant Title : AIR ANALYSIS BY METHOD TO-15 Instrument: MSVOA_LFri Aug 26 06:05:16 2022
QLast Update : Thu Aug 14 02:12:54 2025
Response via : Initial Calibration

Compound	R.T.	QIon	Response	Conc	Units	Dev(Min)
Internal Standards						
1) Bromochloromethane	2.794	49	127975	10.000	ppbv	0.00
33) 1,4-Difluorobenzene	3.972	114	396862	10.000	ppbv	0.00
55) Chlorobenzene-d5	8.895	117	338731	10.000	ppbv	0.00
System Monitoring Compounds						
68) 1-Bromo-4-Fluorobenzene	10.387	95	257543	10.138	ppbv	0.00
Spiked Amount 10.000	Range 65 - 135		Recovery = 101.400%			

Target Compounds Qvalue

(#) = qualifier out of range (m) = manual integration (+) = signals summed

Quantitation Report (QT Reviewed)

Data Path : Z:\voasrv\HPCHEM1\MSVOA_L\Data\VL081325\
Data File : VL042854.D
Acq On : 13 Aug 2025 16:27
Operator : SY/MD
Sample : QC080725 CAN10282
Misc : 400mL/MSVOA_L
ALS Vial : 1 Sample Multiplier: 1

Instrument :
MSVOA_L
ClientSampleId :
QC080725 CAN10282

Quant Time: Aug 14 02:18:15 2025
Quant Method : Z:\voasrv\HPCHEM1\MSVOA_L\methods\VL081325AIR.M
Quant Title : AIR ANALYSIS BY METHOD TO-15 Instrument: MSVOA_LFri Aug 26 06:05:16 2022
QLast Update : Thu Aug 14 02:12:54 2025
Response via : Initial Calibration



284 Sheffield Street, Mountainside, New Jersey 07092, Phone : 908 789 8900,
Fax : 908 789 8922

Instrument ID: MSVOA_L

Daily Analysis Runlog For Sequence/QCBatch ID # VL081325

Review By	MMDadoda	Review On	8/18/2025 8:43:31 AM		
Supervise By		Supervise On			
SubDirectory	VL081325	HP Acquire Method	TO15AIR.M	HP Processing Method	VL081325AIR.M

STD. NAME	STD REF.#
Tune/Reschk	AP2655
Initial Calibration Stds	AP2650,AP2652,AP2653
CCC	AP2650
Internal Standard/PEM	AP2655
ICV/I.BLK	AP2654
Surrogate Standard	
MS/MSD Standard	
LCS Standard	

Sr#	SampleId	Data File Name	Date-Time	Operator	Status
1	BFB	VL042841.D	13 Aug 2025 07:45	SY/MD	Ok
2	VSTDICCC010	VL042842.D	13 Aug 2025 08:30	SY/MD	Ok,M
3	VSTDICC002	VL042843.D	13 Aug 2025 09:06	SY/MD	Ok,M
4	VSTDICC001	VL042844.D	13 Aug 2025 09:41	SY/MD	Ok,M
5	VSTDICC0.5	VL042845.D	13 Aug 2025 10:17	SY/MD	Ok,M
6	VSTDICC0.1	VL042846.D	13 Aug 2025 10:53	SY/MD	Ok,M
7	VSTDICC0.03	VL042847.D	13 Aug 2025 11:30	SY/MD	Ok,M
8	VSTDICC015	VL042848.D	13 Aug 2025 12:06	SY/MD	Ok,M
9	VSTDICV010	VL042849.D	13 Aug 2025 12:56	SY/MD	Ok,M
10	VL0813ABL01	VL042850.D	13 Aug 2025 13:46	SY/MD	Ok
11	VL0813ABS01	VL042851.D	13 Aug 2025 14:32	SY/MD	Ok,M
12	Q2727-01DL2	VL042852.D	13 Aug 2025 15:10	SY/MD	Ok
13	Q2126-14 0.1 PPB LOQ	VL042853.D	13 Aug 2025 15:49	SY/MD	Ok,M
14	QC080725 CAN10282	VL042854.D	13 Aug 2025 16:27	SY/MD	Ok
15	Q2794-01	VL042855.D	13 Aug 2025 17:05	SY/MD	Dilution
16	Q2794-01DUP	VL042856.D	13 Aug 2025 17:43	SY/MD	Ok,M
17	Q2794-01DL	VL042857.D	13 Aug 2025 18:21	SY/MD	Ok,M
18	Q2794-02	VL042858.D	13 Aug 2025 18:58	SY/MD	Ok,M
19	Q2794-02DL	VL042859.D	13 Aug 2025 19:35	SY/MD	Not Ok
20	QC081125 CAN 10280	VL042860.D	13 Aug 2025 20:12	SY/MD	Ok
21	Q2834-01	VL042861.D	13 Aug 2025 20:49	SY/MD	Ok,M

284 Sheffield Street, Mountainside, New Jersey 07092, Phone : 908 789 8900,
Fax : 908 789 8922

Instrument ID: MSVOA_L

Daily Analysis Runlog For Sequence/QCBatch ID # VL081325

Review By	MMDadoda	Review On	8/18/2025 8:43:31 AM		
Supervise By		Supervise On			
SubDirectory	VL081325	HP Acquire Method	TO15AIR.M	HP Processing Method	VL081325AIR.M

STD. NAME	STD REF.#
Tune/Reschk	AP2655
Initial Calibration Stds	AP2650,AP2652,AP2653
CCC	AP2650
Internal Standard/PEM	AP2655
ICV/I.BLK	AP2654
Surrogate Standard	
MS/MSD Standard	
LCS Standard	

22	Q2834-02	VL042862.D	13 Aug 2025 21:26	SY/MD	Ok,M
23	Q2834-02DL	VL042863.D	13 Aug 2025 22:02	SY/MD	Not Ok
24	VSTDCCC010	VL042864.D	13 Aug 2025 22:39	SY/MD	Ok,M

M : Manual Integration

284 Sheffield Street, Mountainside, New Jersey 07092, Phone : 908 789 8900,
Fax : 908 789 8922

Process Report

Order ID : q3130

Date	Bottle ID	Lab Sample Number	InComing Vacuum	Canister ID	Can Size	Reg ID	Reg Size	Batch Code	Certification ID
09/26/2025	B2509029	Q3130-02	-4.7	10197	6 L	10206		C2508002	**VL042854.D** Seq :VL081325 TUNE : VL042841.D ICAL : VL042847.D CCAL : VL042842.D MB : VL042850.D
09/26/2025	B2509029	Q3130-01	-8.0	10154	6 L	10207		C2508002	**VL042854.D** Seq :VL081325 TUNE : VL042841.D ICAL : VL042847.D CCAL : VL042842.D MB : VL042850.D

Quantitation Report (QT Reviewed)

Data Path : Z:\voasrv\HPCHEM1\MSVOA_L\Data\VL081325\
Data File : VL042842.D
Acq On : 13 Aug 2025 08:30
Operator : SY/MD
Sample : VSTDICCC010
Misc : 400mL/MSVOA_L
ALS Vial : 1 Sample Multiplier: 1

Quant Time: Aug 14 01:45:27 2025
Quant Method : Z:\voasrv\HPCHEM1\MSVOA_L\methods\VL081325AIR.M
Quant Title : AIR ANALYSIS BY METHOD TO-15 Instrument: MSVOA_LFri Aug 1
QLast Update : Thu Aug 14 01:44:36 2025
Response via : Initial Calibration

Instrument :
MSVOA_L
ClientSampleId :
VSTDICCC010

Manual Integrations
APPROVED
Reviewed By :Semsettin Yesilyurt 08/14/2025
Supervised By :Mahesh Dadoda 08/18/2025

Compound	R.T.	QIon	Response	Conc	Units	Dev(Min)
Internal Standards						
1) Bromochloromethane	2.790	49	133104	10.000	ppbv	0.00
33) 1,4-Difluorobenzene	3.965	114	413632	10.000	ppbv	0.00
55) Chlorobenzene-d5	8.888	117	370372	10.000	ppbv	0.00
System Monitoring Compounds						
68) 1-Bromo-4-Fluorobenzene	10.383	95	279557	10.064	ppbv	0.00
Spiked Amount 10.000	Range 65 - 135		Recovery = 100.600%			
Target Compounds						Qvalue
2) Dichlorodifluoromethane	1.499	85	178799	9.166	ppbv	100
3) Chlorodifluoromethane	1.476	51	200866	9.306	ppbv	100
4) Chloromethane	1.534	50	70952	9.013	ppbv	100
5) Vinyl Chloride	1.583	62	66768	8.612	ppbv	100
6) Bromomethane	1.670	94	26964	8.698	ppbv	100
7) Chloroethane	1.706	64	26884	8.879	ppbv	100
8) Dichlorotetrafluoroethane	1.557	85	149341	9.355	ppbv	100
9) Propene	1.486	41	87352	9.380	ppbv	100
10) Heptane	4.988	43	228679	9.186	ppbv	100
11) Trichlorofluoromethane	1.881	101	169157	8.789	ppbv	100
12) 1,1,2-Trichlorotrifluo...	2.143	101	139340	9.083	ppbv	100
13) Ethanol	1.722	45	6172	6.690	ppbv	100
14) Bromoethene	1.784	108	50730	9.135	ppbv	100
15) Acetone	1.839	43	126419	7.180	ppbv	100
16) 1,3-Butadiene	1.612	39	66595	8.343	ppbv	100
17) tert-Butyl alcohol	2.043	59	182511	8.741	ppbv	100
18) 1,1-Dichloroethene	2.036	96	62397	9.252	ppbv	100
19) Isopropyl Alcohol	1.887	45	86367	8.213	ppbv	100
20) Methylene Chloride	2.065	84	55107	7.471	ppbv	100
21) Allyl Chloride	2.098	41	113105	9.093	ppbv	100
22) trans-1,2-Dichloroethene	2.344	96	71518	9.482	ppbv	100
23) Vinyl Acetate	2.467	43	221395	9.558	ppbv	100
24) 1,1-Dichloroethane	2.412	63	138444	8.885	ppbv	100
25) Ethyl Acetate	2.839	43	390295	9.159	ppbv	100
26) Hexane	2.829	57	185288	9.420	ppbv	100
27) Carbon Disulfide	2.153	76	174928	9.138	ppbv	100
28) Methyl tert-Butyl Ether	2.444	73	87929	8.767	ppbv	100
29) Chloroform	2.852	83	257176	9.158	ppbv	100
30) Cyclohexane	3.862	84	161540	9.367	ppbv	100
31) cis-1,2-Dichloroethene	2.726	61	179162	9.107	ppbv	100
32) 1,1,1-Trichloroethane	3.373	97	266021	8.946	ppbv	100
34) 2-Butanone	2.560	43	252300	9.033	ppbv	100
35) Carbon Tetrachloride	3.771	117	262983	9.222	ppbv	100
36) Benzene	3.664	78	377113	9.521	ppbv	100
37) 1,2-Dichloroethane	3.224	62	199762	9.653	ppbv	100
38) Trichloroethene	4.557	130	164881	9.115	ppbv	100
39) 1,2-Dichloropropane	4.324	63	133996	9.263	ppbv	100
40) 1,4-Dioxane	4.590	88	61378	9.064	ppbv #	100
41) Tetrahydrofuran	3.059	42	147025	9.442	ppbv	100
42) Bromodichloromethane	4.499	83	292909	9.499	ppbv	100
43) Methyl Methacrylate	4.891	69	152035	9.357	ppbv	100
44) 2,2,4-Trimethylpentane	4.648	57	626465	9.420	ppbv	100
45) t-1,3-Dichloropropene	6.425	75	177207	9.616	ppbv	100

Quantitation Report (QT Reviewed)

Data Path : Z:\voasrv\HPCHEM1\MSVOA_L\Data\VL081325\
Data File : VL042842.D
Acq On : 13 Aug 2025 08:30
Operator : SY/MD
Sample : VSTDICCC010
Misc : 400mL/MSVOA_L
ALS Vial : 1 Sample Multiplier: 1

Quant Time: Aug 14 01:45:27 2025
Quant Method : Z:\voasrv\HPCHEM1\MSVOA_L\methods\VL081325AIR.M
Quant Title : AIR ANALYSIS BY METHOD TO-15 Instrument: MSVOA_LFri Aug 1
QLast Update : Thu Aug 14 01:44:36 2025
Response via : Initial Calibration

Instrument :
MSVOA_L
ClientSampleId :
VSTDICCC010

Manual Integrations
APPROVED
Reviewed By :Semsettin Yesilyurt 08/14/2025
Supervised By :Mahesh Dadoda 08/18/2025

Compound	R.T.	QIon	Response	Conc	Units	Dev(Min)
46) cis-1,3-Dichloropropene	5.609	75	222921	9.635	ppbv	100
47) 1,1,2-Trichloroethane	6.590	97	141105	9.215	ppbv	100
48) Dibromochloromethane	7.396	129	241553	9.739	ppbv	100
49) Bromoform	9.490	173	202975	9.923	ppbv	100
50) 4-Methyl-2-Pentanone	5.761	43	364306	9.616	ppbv	100
51) 2-Hexanone	7.441	43	289052	9.730	ppbv #	100
52) Tetrachloroethene	8.234	164	129484	9.026	ppbv	100
53) Toluene	6.943	91	443400	9.407	ppbv	100
54) 1,2-Dibromoethane	7.661	107	209330	9.345	ppbv	100
56) 1,1,1,2-Tetrachloroethane	8.933	131	176135	9.196	ppbv	100
57) Chlorobenzene	8.930	112	325303	9.237	ppbv	100
58) Ethyl Benzene	9.364	91	605785	9.268	ppbv	100
59) m/p-Xylene	9.542	91	950548m	18.524	ppbv	
60) o-Xylene	9.972	91	469073	9.102	ppbv	100
61) Styrene	9.879	104	226056	9.362	ppbv	100
62) Isopropylbenzene	10.549	105	685983	9.108	ppbv	100
63) 1,1,2,2-Tetrachloroethane	9.972	83	249621	8.870	ppbv	100
64) n-propylbenzene	10.995	120	175986	9.158	ppbv	100
65) tert-Butylbenzene	11.539	119	594314	8.951	ppbv	100
66) Benzyl Chloride	11.620	91	84156	9.985	ppbv	100
67) sec-Butylbenzene	11.772	105	833378	8.943	ppbv	100
69) p-Isopropyltoluene	11.931	119	705700	8.820	ppbv	100
70) n-Butylbenzene	12.287	91	713713	8.995	ppbv	100
71) 2-Chlorotoluene	10.908	91	525235	8.981	ppbv	100
72) 4-Ethyltoluene	11.131	105	578931	9.267	ppbv	100
73) 1,3,5-Trimethylbenzene	11.209	105	478784	9.012	ppbv	100
74) 1,2,4-Trimethylbenzene	11.542	105	516253	8.853	ppbv	100
75) 1,3-Dichlorobenzene	11.613	146	307640	9.280	ppbv	100
76) 1,4-Dichlorobenzene	11.678	146	308542	9.203	ppbv	100
77) 1,2-Dichlorobenzene	11.953	146	289119	8.907	ppbv	100
78) Hexachloro-1,3-Butadiene	13.885	225	211996	7.968	ppbv	100
79) Naphthalene	13.516	128	487174	9.335	ppbv	100
80) Naphthalene,2-methyl-	14.462	142	176880	9.000	ppbv	100
81) 1,2,4-Trichlorobenzene	13.445	180	244998	9.220	ppbv	100

(#) = qualifier out of range (m) = manual integration (+) = signals summed

Data Path : Z:\voasrv\HPCHEM1\MSVOA_L\Data\VL081325\
Data File : VL042842.D
Acq On : 13 Aug 2025 08:30
Operator : SY/MD
Sample : VSTDICCC010
Misc : 400mL/MSVOA_L
ALS Vial : 1 Sample Multiplier: 1

Quant Time: Aug 14 01:45:27 2025
Quant Method : Z:\voasrv\HPCHEM1\MSVOA_L\methods\VL081325AIR.M
Quant Title : AIR ANALYSIS BY METHOD TO-15 Instrument: MSVOA_LFri Aug
QLast Update : Thu Aug 14 01:44:36 2025
Response via : Initial Calibration

Instrument :
MSVOA_L
ClientSampleId :
VSTDICCC010

Manual Integrations APPROVED

Reviewed By :Semsettin Yesilyurt 08/14/2025
Supervised By :Mahesh Dadoda 08/18/2025

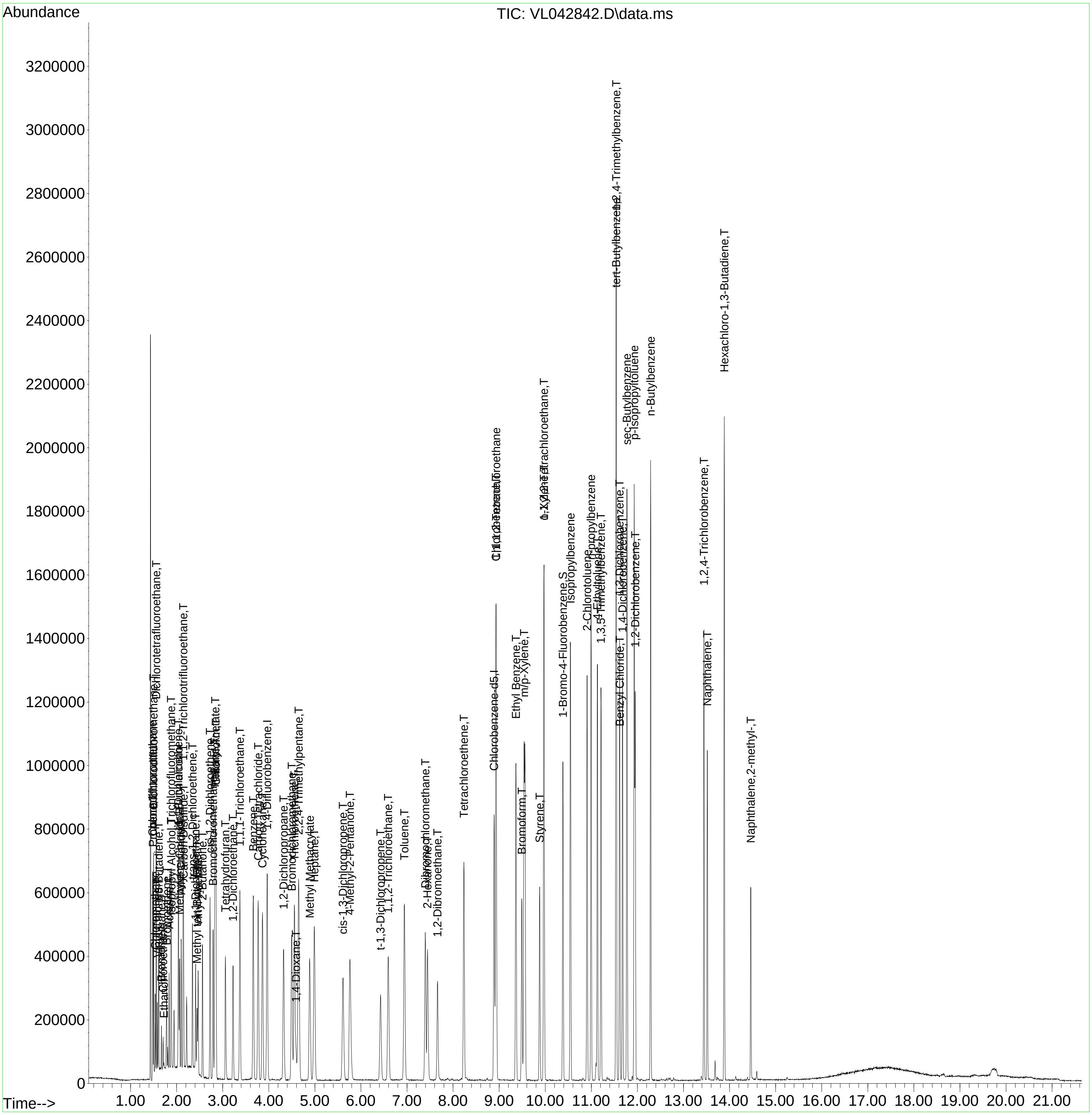

Quantitation Report (QT Reviewed)

Data Path : Z:\voasrv\HPCHEM1\MSVOA_L\Data\VL081325\
Data File : VL042842.D
Acq On : 13 Aug 2025 08:30
Operator : SY/MD
Sample : VSTDICCC010
Misc : 400mL/MSVOA_L
ALS Vial : 1 Sample Multiplier: 1

Quant Time: Aug 14 01:45:27 2025
Quant Method : Z:\voasrv\HPCHEM1\MSVOA_L\methods\VL081325AIR.M
Quant Title : AIR ANALYSIS BY METHOD TO-15 Instrument: MSVOA_LFri Aug 1
QLast Update : Thu Aug 14 01:44:36 2025
Response via : Initial Calibration

Instrument :
MSVOA_L
ClientSampleId :
VSTDICCC010

Manual Integrations
APPROVED
Reviewed By :Semsettin Yesilyurt 08/14/2025
Supervised By :Mahesh Dadoda 08/18/2025

Compound	R.T.	QIon	Response	Conc	Units	Dev(Min)
Internal Standards						
1) Bromochloromethane	2.790	49	133104	10.000	ppbv	0.00
33) 1,4-Difluorobenzene	3.965	114	413632	10.000	ppbv	0.00
55) Chlorobenzene-d5	8.888	117	370372	10.000	ppbv	0.00
System Monitoring Compounds						
68) 1-Bromo-4-Fluorobenzene	10.383	95	279557	10.064	ppbv	0.00
Spiked Amount 10.000	Range 65 - 135		Recovery = 100.600%			
Target Compounds						Qvalue
2) Dichlorodifluoromethane	1.499	85	178799	9.166	ppbv	100
3) Chlorodifluoromethane	1.476	51	200866	9.306	ppbv	100
4) Chloromethane	1.534	50	70952	9.013	ppbv	100
5) Vinyl Chloride	1.583	62	66768	8.612	ppbv	100
6) Bromomethane	1.670	94	26964	8.698	ppbv	100
7) Chloroethane	1.706	64	26884	8.879	ppbv	100
8) Dichlorotetrafluoroethane	1.557	85	149341	9.355	ppbv	100
9) Propene	1.486	41	87352	9.380	ppbv	100
10) Heptane	4.988	43	228679	9.186	ppbv	100
11) Trichlorofluoromethane	1.881	101	169157	8.789	ppbv	100
12) 1,1,2-Trichlorotrifluo...	2.143	101	139340	9.083	ppbv	100
13) Ethanol	1.722	45	6172	6.690	ppbv	100
14) Bromoethene	1.784	108	50730	9.135	ppbv	100
15) Acetone	1.839	43	126419	7.180	ppbv	100
16) 1,3-Butadiene	1.612	39	66595	8.343	ppbv	100
17) tert-Butyl alcohol	2.043	59	182511	8.741	ppbv	100
18) 1,1-Dichloroethene	2.036	96	62397	9.252	ppbv	100
19) Isopropyl Alcohol	1.887	45	86367	8.213	ppbv	100
20) Methylene Chloride	2.065	84	55107	7.471	ppbv	100
21) Allyl Chloride	2.098	41	113105	9.093	ppbv	100
22) trans-1,2-Dichloroethene	2.344	96	71518	9.482	ppbv	100
23) Vinyl Acetate	2.467	43	221395	9.558	ppbv	100
24) 1,1-Dichloroethane	2.412	63	138444	8.885	ppbv	100
25) Ethyl Acetate	2.839	43	390295	9.159	ppbv	100
26) Hexane	2.829	57	185288	9.420	ppbv	100
27) Carbon Disulfide	2.153	76	174928	9.138	ppbv	100
28) Methyl tert-Butyl Ether	2.444	73	87929	8.767	ppbv	100
29) Chloroform	2.852	83	257176	9.158	ppbv	100
30) Cyclohexane	3.862	84	161540	9.367	ppbv	100
31) cis-1,2-Dichloroethene	2.726	61	179162	9.107	ppbv	100
32) 1,1,1-Trichloroethane	3.373	97	266021	8.946	ppbv	100
34) 2-Butanone	2.560	43	252300	9.033	ppbv	100
35) Carbon Tetrachloride	3.771	117	262983	9.222	ppbv	100
36) Benzene	3.664	78	377113	9.521	ppbv	100
37) 1,2-Dichloroethane	3.224	62	199762	9.653	ppbv	100
38) Trichloroethene	4.557	130	164881	9.115	ppbv	100
39) 1,2-Dichloropropane	4.324	63	133996	9.263	ppbv	100
40) 1,4-Dioxane	4.590	88	61378	9.064	ppbv #	100
41) Tetrahydrofuran	3.059	42	147025	9.442	ppbv	100
42) Bromodichloromethane	4.499	83	292909	9.499	ppbv	100
43) Methyl Methacrylate	4.891	69	152035	9.357	ppbv	100
44) 2,2,4-Trimethylpentane	4.648	57	626465	9.420	ppbv	100
45) t-1,3-Dichloropropene	6.425	75	177207	9.616	ppbv	100

Quantitation Report (QT Reviewed)

Data Path : Z:\voasrv\HPCHEM1\MSVOA_L\Data\VL081325\
Data File : VL042842.D
Acq On : 13 Aug 2025 08:30
Operator : SY/MD
Sample : VSTDICCC010
Misc : 400mL/MSVOA_L
ALS Vial : 1 Sample Multiplier: 1

Quant Time: Aug 14 01:45:27 2025
Quant Method : Z:\voasrv\HPCHEM1\MSVOA_L\methods\VL081325AIR.M
Quant Title : AIR ANALYSIS BY METHOD TO-15 Instrument: MSVOA_LFri Aug 1
QLast Update : Thu Aug 14 01:44:36 2025
Response via : Initial Calibration

Instrument :
MSVOA_L
ClientSampleId :
VSTDICCC010

Manual Integrations
APPROVED
Reviewed By :Semsettin Yesilyurt 08/14/2025
Supervised By :Mahesh Dadoda 08/18/2025

Compound	R.T.	QIon	Response	Conc	Units	Dev(Min)
46) cis-1,3-Dichloropropene	5.609	75	222921	9.635	ppbv	100
47) 1,1,2-Trichloroethane	6.590	97	141105	9.215	ppbv	100
48) Dibromochloromethane	7.396	129	241553	9.739	ppbv	100
49) Bromoform	9.490	173	202975	9.923	ppbv	100
50) 4-Methyl-2-Pentanone	5.761	43	364306	9.616	ppbv	100
51) 2-Hexanone	7.441	43	289052	9.730	ppbv #	100
52) Tetrachloroethene	8.234	164	129484	9.026	ppbv	100
53) Toluene	6.943	91	443400	9.407	ppbv	100
54) 1,2-Dibromoethane	7.661	107	209330	9.345	ppbv	100
56) 1,1,1,2-Tetrachloroethane	8.933	131	176135	9.196	ppbv	100
57) Chlorobenzene	8.930	112	325303	9.237	ppbv	100
58) Ethyl Benzene	9.364	91	605785	9.268	ppbv	100
59) m/p-Xylene	9.542	91	950548m	18.524	ppbv	
60) o-Xylene	9.972	91	469073	9.102	ppbv	100
61) Styrene	9.879	104	226056	9.362	ppbv	100
62) Isopropylbenzene	10.549	105	685983	9.108	ppbv	100
63) 1,1,2,2-Tetrachloroethane	9.972	83	249621	8.870	ppbv	100
64) n-propylbenzene	10.995	120	175986	9.158	ppbv	100
65) tert-Butylbenzene	11.539	119	594314	8.951	ppbv	100
66) Benzyl Chloride	11.620	91	84156	9.985	ppbv	100
67) sec-Butylbenzene	11.772	105	833378	8.943	ppbv	100
69) p-Isopropyltoluene	11.931	119	705700	8.820	ppbv	100
70) n-Butylbenzene	12.287	91	713713	8.995	ppbv	100
71) 2-Chlorotoluene	10.908	91	525235	8.981	ppbv	100
72) 4-Ethyltoluene	11.131	105	578931	9.267	ppbv	100
73) 1,3,5-Trimethylbenzene	11.209	105	478784	9.012	ppbv	100
74) 1,2,4-Trimethylbenzene	11.542	105	516253	8.853	ppbv	100
75) 1,3-Dichlorobenzene	11.613	146	307640	9.280	ppbv	100
76) 1,4-Dichlorobenzene	11.678	146	308542	9.203	ppbv	100
77) 1,2-Dichlorobenzene	11.953	146	289119	8.907	ppbv	100
78) Hexachloro-1,3-Butadiene	13.885	225	211996	7.968	ppbv	100
79) Naphthalene	13.516	128	487174	9.335	ppbv	100
80) Naphthalene,2-methyl-	14.462	142	176880	9.000	ppbv	100
81) 1,2,4-Trichlorobenzene	13.445	180	244998	9.220	ppbv	100

(#) = qualifier out of range (m) = manual integration (+) = signals summed

Quantitation Report (QT Reviewed)

Data Path : Z:\voasrv\HPCHEM1\MSVOA_L\Data\VL081325\
Data File : VL042842.D
Acq On : 13 Aug 2025 08:30
Operator : SY/MD
Sample : VSTDICCC010
Misc : 400mL/MSVOA_L
ALS Vial : 1 Sample Multiplier: 1

Quant Time: Aug 14 01:45:27 2025
Quant Method : Z:\voasrv\HPCHEM1\MSVOA_L\methods\VL081325AIR.M
Quant Title : AIR ANALYSIS BY METHOD TO-15 Instrument: MSVOA_LFri Aug
QLast Update : Thu Aug 14 01:44:36 2025
Response via : Initial Calibration

Instrument :
MSVOA_L
ClientSampleId :
VSTDICCC010

Manual Integrations APPROVED

Reviewed By :Semsettin Yesilyurt 08/14/2025
Supervised By :Mahesh Dadoda 08/18/2025

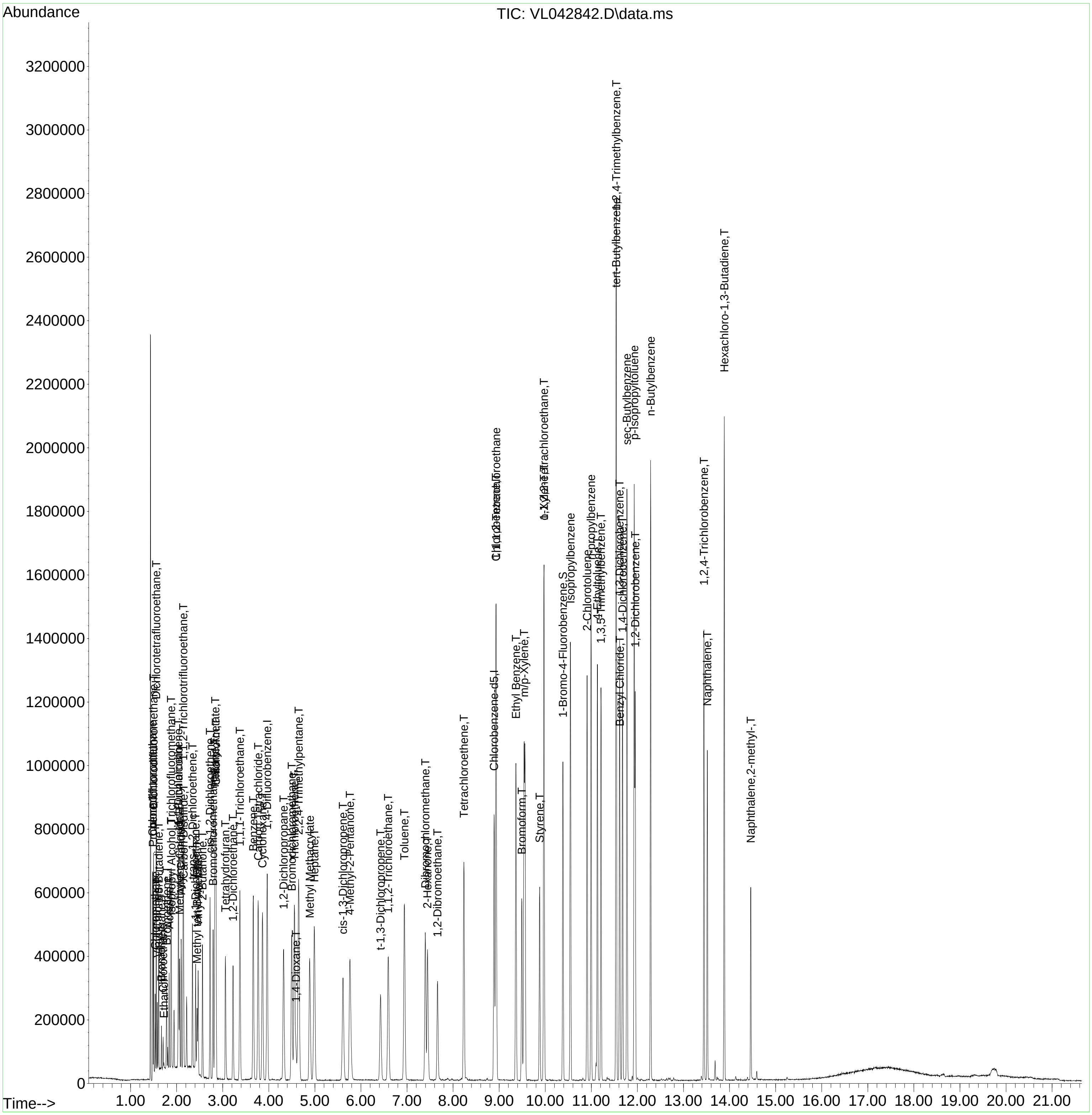

Quantitation Report (QT Reviewed)

Data Path : Z:\voasrv\HPCHEM1\MSVOA_L\Data\VL081325\
Data File : VL042843.D
Acq On : 13 Aug 2025 09:06
Operator : SY/MD
Sample : VSTDICC002
Misc : 400mL/MSVOA_L
ALS Vial : 1 Sample Multiplier: 1

Quant Time: Aug 14 01:46:30 2025
Quant Method : Z:\voasrv\HPCHEM1\MSVOA_L\methods\VL081325AIR.M
Quant Title : AIR ANALYSIS BY METHOD TO-15 Instrument: MSVOA_LFri Aug 1
QLast Update : Thu Aug 14 01:44:36 2025
Response via : Initial Calibration

Instrument :
MSVOA_L
ClientSampleId :
VSTDICC002

Manual Integrations
APPROVED
Reviewed By :Semsettin Yesilyurt 08/14/2025
Supervised By :Mahesh Dadoda 08/18/2025

Compound	R.T.	QIon	Response	Conc	Units		Dev(Min)
Internal Standards							
1) Bromochloromethane	2.794	49	130555	10.000	ppbv		0.00
33) 1,4-Difluorobenzene	3.965	114	408144	10.000	ppbv		0.00
55) Chlorobenzene-d5	8.891	117	363830	10.000	ppbv		0.00
System Monitoring Compounds							
68) 1-Bromo-4-Fluorobenzene	10.387	95	270774	9.923	ppbv		0.00
Spiked Amount 10.000	Range 65 - 135		Recovery = 99.200%				
Target Compounds							Qvalue
2) Dichlorodifluoromethane	1.502	85	39443	2.061	ppbv		99
3) Chlorodifluoromethane	1.480	51	44759	2.114	ppbv		96
4) Chloromethane	1.535	50	15826	2.050	ppbv		99
5) Vinyl Chloride	1.583	62	14358	1.888	ppbv		97
6) Bromomethane	1.670	94	6248	2.055	ppbv		97
7) Chloroethane	1.706	64	5717	1.925	ppbv		94
8) Dichlorotetrafluoroethane	1.557	85	32496	2.075	ppbv		98
9) Propene	1.486	41	18678	2.045	ppbv		89
10) Heptane	4.991	43	50062	2.050	ppbv		97
11) Trichlorofluoromethane	1.881	101	38308	2.029	ppbv		99
12) 1,1,2-Trichlorotrifluo...	2.146	101	31052	2.064	ppbv		99
13) Ethanol	1.725	45	1817m	2.008	ppbv		
14) Bromoethene	1.784	108	11376	2.089	ppbv		96
15) Acetone	1.839	43	38531	2.231	ppbv		96
16) 1,3-Butadiene	1.612	39	15122	1.932	ppbv		98
17) tert-Butyl alcohol	2.046	59	40652	1.985	ppbv		97
18) 1,1-Dichloroethene	2.039	96	13883	2.099	ppbv		95
19) Isopropyl Alcohol	1.891	45	20866	2.023	ppbv	#	39
20) Methylene Chloride	2.065	84	14204	1.963	ppbv	#	92
21) Allyl Chloride	2.101	41	24662	2.021	ppbv		96
22) trans-1,2-Dichloroethene	2.344	96	15773	2.132	ppbv		96
23) Vinyl Acetate	2.467	43	48269	2.125	ppbv	#	98
24) 1,1-Dichloroethane	2.415	63	30931	2.024	ppbv		98
25) Ethyl Acetate	2.842	43	86804	2.077	ppbv		98
26) Hexane	2.832	57	39735	2.060	ppbv		94
27) Carbon Disulfide	2.156	76	39466	2.102	ppbv	#	15
28) Methyl tert-Butyl Ether	2.444	73	21341	2.169	ppbv		96
29) Chloroform	2.855	83	56553	2.053	ppbv		95
30) Cyclohexane	3.868	84	34992	2.069	ppbv		98
31) cis-1,2-Dichloroethene	2.726	61	39783	2.062	ppbv		95
32) 1,1,1-Trichloroethane	3.376	97	57837	1.983	ppbv		100
34) 2-Butanone	2.564	43	57172	2.075	ppbv		98
35) Carbon Tetrachloride	3.771	117	56459	2.007	ppbv		97
36) Benzene	3.664	78	80781	2.067	ppbv		98
37) 1,2-Dichloroethane	3.227	62	41034	2.010	ppbv		97
38) Trichloroethene	4.561	130	36990	2.072	ppbv	#	86
39) 1,2-Dichloropropane	4.328	63	29059	2.036	ppbv		98
40) 1,4-Dioxane	4.606	88	13510m	2.022	ppbv		
41) Tetrahydrofuran	3.062	42	31994	2.082	ppbv		97
42) Bromodichloromethane	4.503	83	63436	2.085	ppbv		97
43) Methyl Methacrylate	4.888	69	33851m	2.111	ppbv		
44) 2,2,4-Trimethylpentane	4.655	57	136794	2.085	ppbv		98
45) t-1,3-Dichloropropene	6.428	75	37248	2.048	ppbv		90

Quantitation Report (QT Reviewed)

Data Path : Z:\voasrv\HPCHEM1\MSVOA_L\Data\VL081325\
Data File : VL042843.D
Acq On : 13 Aug 2025 09:06
Operator : SY/MD
Sample : VSTDICC002
Misc : 400mL/MSVOA_L
ALS Vial : 1 Sample Multiplier: 1

Quant Time: Aug 14 01:46:30 2025
Quant Method : Z:\voasrv\HPCHEM1\MSVOA_L\methods\VL081325AIR.M
Quant Title : AIR ANALYSIS BY METHOD TO-15 Instrument: MSVOA_LFri Aug 1
QLast Update : Thu Aug 14 01:44:36 2025
Response via : Initial Calibration

Instrument :
MSVOA_L
ClientSampleId :
VSTDICC002

Manual Integrations
APPROVED
Reviewed By :Semsettin Yesilyurt 08/14/2025
Supervised By :Mahesh Dadoda 08/18/2025

Compound	R.T.	QIon	Response	Conc Units	Dev(Min)
46) cis-1,3-Dichloropropene	5.609	75	47201m	2.067 ppbv	
47) 1,1,2-Trichloroethane	6.593	97	31477m	2.083 ppbv	
48) Dibromochloromethane	7.399	129	51620	2.109 ppbv	100
49) Bromoform	9.493	173	43662	2.163 ppbv	99
50) 4-Methyl-2-Pentanone	5.768	43	77225	2.066 ppbv	99
51) 2-Hexanone	7.451	43	61210	2.088 ppbv #	98
52) Tetrachloroethene	8.234	164	28166	1.990 ppbv	92
53) Toluene	6.946	91	94690	2.036 ppbv	98
54) 1,2-Dibromoethane	7.665	107	45071	2.039 ppbv	98
56) 1,1,1,2-Tetrachloroethane	8.933	131	40090	2.131 ppbv	97
57) Chlorobenzene	8.933	112	72296	2.090 ppbv	97
58) Ethyl Benzene	9.364	91	133719	2.083 ppbv	99
59) m/p-Xylene	9.558	91	211704m	4.200 ppbv	
60) o-Xylene	9.972	91	105125	2.077 ppbv	100
61) Styrene	9.879	104	48027	2.025 ppbv	96
62) Isopropylbenzene	10.545	105	155223	2.098 ppbv	100
63) 1,1,2,2-Tetrachloroethane	9.972	83	56139	2.031 ppbv	98
64) n-propylbenzene	10.995	120	39922	2.115 ppbv	97
65) tert-Butylbenzene	11.536	119	139019	2.132 ppbv	99
66) Benzyl Chloride	11.623	91	17893	2.161 ppbv	97
67) sec-Butylbenzene	11.772	105	196899	2.151 ppbv	98
69) p-Isopropyltoluene	11.931	119	169429	2.156 ppbv	99
70) n-Butylbenzene	12.287	91	169768	2.178 ppbv	99
71) 2-Chlorotoluene	10.908	91	119382	2.078 ppbv	99
72) 4-Ethyltoluene	11.131	105	129786	2.115 ppbv	99
73) 1,3,5-Trimethylbenzene	11.212	105	110043	2.109 ppbv	99
74) 1,2,4-Trimethylbenzene	11.542	105	123554	2.157 ppbv	97
75) 1,3-Dichlorobenzene	11.613	146	70330	2.160 ppbv	100
76) 1,4-Dichlorobenzene	11.678	146	71160	2.161 ppbv	99
77) 1,2-Dichlorobenzene	11.953	146	68944	2.162 ppbv	98
78) Hexachloro-1,3-Butadiene	13.886	225	58509	2.239 ppbv	100
79) Naphthalene	13.517	128	127025	2.478 ppbv	99
80) Naphthalene,2-methyl-	14.462	142	51541	2.670 ppbv	100
81) 1,2,4-Trichlorobenzene	13.445	180	62216	2.384 ppbv	98

(#) = qualifier out of range (m) = manual integration (+) = signals summed

Quantitation Report (QT Reviewed)

Data Path : Z:\voasrv\HPCHEM1\MSVOA_L\Data\VL081325\
Data File : VL042843.D
Acq On : 13 Aug 2025 09:06
Operator : SY/MD
Sample : VSTDICC002
Misc : 400mL/MSVOA_L
ALS Vial : 1 Sample Multiplier: 1

Quant Time: Aug 14 01:46:30 2025
Quant Method : Z:\voasrv\HPCHEM1\MSVOA_L\methods\VL081325AIR.M
Quant Title : AIR ANALYSIS BY METHOD TO-15 Instrument: MSVOA_LFri Aug
QLast Update : Thu Aug 14 01:44:36 2025
Response via : Initial Calibration

Instrument :
MSVOA_L
ClientSampleId :
VSTDICC002

Manual Integrations
APPROVED
Reviewed By :Semsettin Yesilyurt 08/14/2025
Supervised By :Mahesh Dadoda 08/18/2025

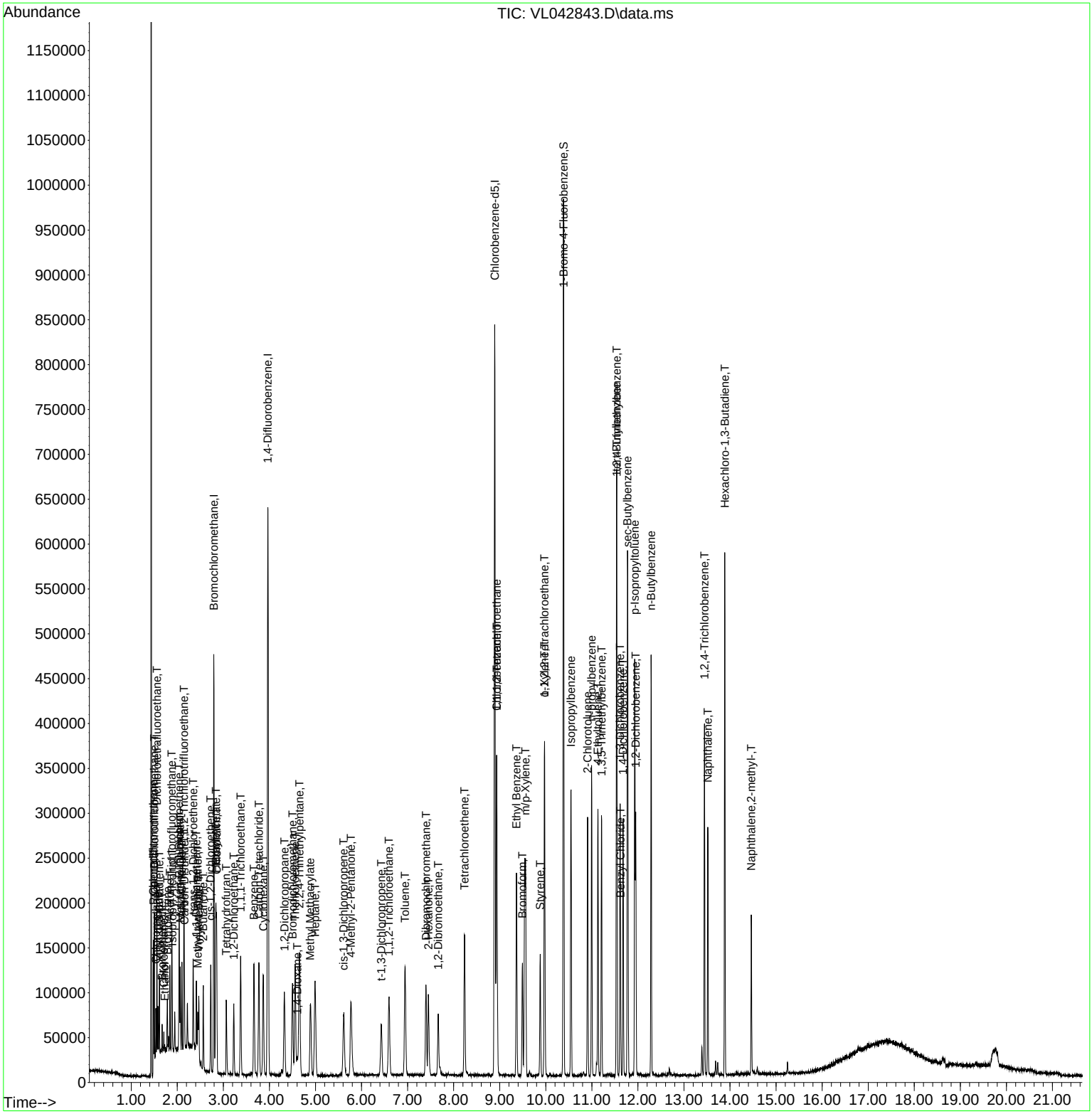

Quantitation Report (QT Reviewed)

Data Path : Z:\voasrv\HPCHEM1\MSVOA_L\Data\VL081325\
Data File : VL042844.D
Acq On : 13 Aug 2025 09:41
Operator : SY/MD
Sample : VSTDICC001
Misc : 400mL/MSVOA_L
ALS Vial : 1 Sample Multiplier: 1

Quant Time: Aug 14 01:47:28 2025
Quant Method : Z:\voasrv\HPCHEM1\MSVOA_L\methods\VL081325AIR.M
Quant Title : AIR ANALYSIS BY METHOD TO-15 Instrument: MSVOA_LFri Aug 1
QLast Update : Thu Aug 14 01:44:36 2025
Response via : Initial Calibration

Instrument :
MSVOA_L
ClientSampleId :
VSTDICC001

Manual Integrations
APPROVED
Reviewed By :Semsettin Yesilyurt 08/14/2025
Supervised By :Mahesh Dadoda 08/18/2025

Compound	R.T.	QIon	Response	Conc	Units	Dev(Min)
Internal Standards						
1) Bromochloromethane	2.791	49	128542	10.000	ppbv	0.00
33) 1,4-Difluorobenzene	3.965	114	400305	10.000	ppbv	0.00
55) Chlorobenzene-d5	8.888	117	349577	10.000	ppbv	0.00
System Monitoring Compounds						
68) 1-Bromo-4-Fluorobenzene	10.380	95	265708	10.135	ppbv	0.00
Spiked Amount 10.000	Range 65 - 135		Recovery = 101.300%			
Target Compounds						Qvalue
2) Dichlorodifluoromethane	1.499	85	19603	1.041	ppbv	99
3) Chlorodifluoromethane	1.476	51	20833	0.999	ppbv	93
4) Chloromethane	1.535	50	7948	1.045	ppbv	96
5) Vinyl Chloride	1.583	62	7189	0.960	ppbv	96
6) Bromomethane	1.667	94	3446	1.151	ppbv	84
7) Chloroethane	1.706	64	3089	1.056	ppbv	93
8) Dichlorotetrafluoroethane	1.557	85	15872	1.030	ppbv	100
9) Propene	1.486	41	8897	0.989	ppbv	89
10) Heptane	4.985	43	25850m	1.075	ppbv	
11) Trichlorofluoromethane	1.881	101	19701	1.060	ppbv	96
12) 1,1,2-Trichlorotrifluo...	2.143	101	15446	1.043	ppbv	97
13) Ethanol	1.722	45	883m	0.991	ppbv	
14) Bromoethene	1.784	108	5343	0.996	ppbv #	78
15) Acetone	1.839	43	18961	1.115	ppbv	98
16) 1,3-Butadiene	1.609	39	8133	1.055	ppbv	98
17) tert-Butyl alcohol	2.046	59	21342	1.058	ppbv #	93
18) 1,1-Dichloroethene	2.040	96	6549	1.006	ppbv	93
19) Isopropyl Alcohol	1.888	45	10893	1.073	ppbv #	39
20) Methylene Chloride	2.062	84	7661	1.076	ppbv #	90
21) Allyl Chloride	2.098	41	11598	0.966	ppbv	88
22) trans-1,2-Dichloroethene	2.344	96	7882m	1.082	ppbv	
23) Vinyl Acetate	2.467	43	22270	0.996	ppbv #	96
24) 1,1-Dichloroethane	2.412	63	15727	1.045	ppbv	98
25) Ethyl Acetate	2.842	43	43007	1.045	ppbv	98
26) Hexane	2.829	57	19944	1.050	ppbv	92
27) Carbon Disulfide	2.153	76	19450	1.052	ppbv #	2
28) Methyl tert-Butyl Ether	2.444	73	9600	0.991	ppbv #	88
29) Chloroform	2.852	83	28055	1.034	ppbv	97
30) Cyclohexane	3.865	84	16492	0.990	ppbv	90
31) cis-1,2-Dichloroethene	2.723	61	19591	1.031	ppbv	98
32) 1,1,1-Trichloroethane	3.373	97	27607	0.961	ppbv	97
34) 2-Butanone	2.564	43	28105	1.040	ppbv	98
35) Carbon Tetrachloride	3.768	117	28008	1.015	ppbv	93
36) Benzene	3.661	78	39137	1.021	ppbv #	94
37) 1,2-Dichloroethane	3.224	62	20645	1.031	ppbv	97
38) Trichloroethene	4.555	130	17921	1.024	ppbv #	89
39) 1,2-Dichloropropane	4.325	63	14595m	1.042	ppbv	
40) 1,4-Dioxane	4.603	88	7386m	1.127	ppbv	
41) Tetrahydrofuran	3.062	42	15552	1.032	ppbv	94
42) Bromodichloromethane	4.499	83	29683	0.995	ppbv	99
43) Methyl Methacrylate	4.885	69	16073m	1.022	ppbv	
44) 2,2,4-Trimethylpentane	4.645	57	68813m	1.069	ppbv	
45) t-1,3-Dichloropropene	6.419	75	18580m	1.042	ppbv	

Quantitation Report (QT Reviewed)

Data Path : Z:\voasrv\HPCHEM1\MSVOA_L\Data\VL081325\
Data File : VL042844.D
Acq On : 13 Aug 2025 09:41
Operator : SY/MD
Sample : VSTDICC001
Misc : 400mL/MSVOA_L
ALS Vial : 1 Sample Multiplier: 1

Quant Time: Aug 14 01:47:28 2025
Quant Method : Z:\voasrv\HPCHEM1\MSVOA_L\methods\VL081325AIR.M
Quant Title : AIR ANALYSIS BY METHOD TO-15 Instrument: MSVOA_LFri Aug 1
QLast Update : Thu Aug 14 01:44:36 2025
Response via : Initial Calibration

Instrument :
MSVOA_L
ClientSampleId :
VSTDICC001

Manual Integrations
APPROVED
Reviewed By :Semsettin Yesilyurt 08/14/2025
Supervised By :Mahesh Dadoda 08/18/2025

Compound	R.T.	QIon	Response	Conc	Units	Dev(Min)
46) cis-1,3-Dichloropropene	5.610	75	22372	0.999	ppbv	94
47) 1,1,2-Trichloroethane	6.597	97	15295	1.032	ppbv	86
48) Dibromochloromethane	7.396	129	24214	1.009	ppbv	99
49) Bromoform	9.490	173	20579	1.040	ppbv	98
50) 4-Methyl-2-Pentanone	5.768	43	36710	1.001	ppbv	98
51) 2-Hexanone	7.451	43	29487	1.026	ppbv #	99
52) Tetrachloroethene	8.235	164	13322	0.960	ppbv	90
53) Toluene	6.946	91	47256	1.036	ppbv	99
54) 1,2-Dibromoethane	7.665	107	21280	0.982	ppbv	99
56) 1,1,1,2-Tetrachloroethane	8.930	131	19176	1.061	ppbv	96
57) Chlorobenzene	8.930	112	34617	1.041	ppbv #	91
58) Ethyl Benzene	9.361	91	65223	1.057	ppbv	95
59) m/p-Xylene	9.558	91	101634m	2.098	ppbv	
60) o-Xylene	9.969	91	51445	1.058	ppbv	99
61) Styrene	9.879	104	23660	1.038	ppbv	100
62) Isopropylbenzene	10.546	105	76708	1.079	ppbv	100
63) 1,1,2,2-Tetrachloroethane	9.969	83	27410	1.032	ppbv	98
64) n-propylbenzene	10.995	120	18462	1.018	ppbv	90
65) tert-Butylbenzene	11.536	119	69617	1.111	ppbv	99
66) Benzyl Chloride	11.617	91	7900	0.993	ppbv	98
67) sec-Butylbenzene	11.772	105	96288	1.095	ppbv	98
69) p-Isopropyltoluene	11.931	119	82934	1.098	ppbv	99
70) n-Butylbenzene	12.287	91	80511	1.075	ppbv	99
71) 2-Chlorotoluene	10.908	91	60086	1.089	ppbv	100
72) 4-Ethyltoluene	11.131	105	63147	1.071	ppbv	99
73) 1,3,5-Trimethylbenzene	11.206	105	53676	1.070	ppbv	95
74) 1,2,4-Trimethylbenzene	11.539	105	59633	1.083	ppbv	96
75) 1,3-Dichlorobenzene	11.610	146	33061	1.057	ppbv	98
76) 1,4-Dichlorobenzene	11.675	146	33064	1.045	ppbv	96
77) 1,2-Dichlorobenzene	11.950	146	33404	1.090	ppbv	98
78) Hexachloro-1,3-Butadiene	13.886	225	29555	1.177	ppbv	95
79) Naphthalene	13.517	128	57580	1.169	ppbv	97
80) Naphthalene,2-methyl-	14.462	142	19375	1.045	ppbv	96
81) 1,2,4-Trichlorobenzene	13.442	180	27861	1.111	ppbv	99

(#) = qualifier out of range (m) = manual integration (+) = signals summed

Quantitation Report (QT Reviewed)

Data Path : Z:\voasrv\HPCHEM1\MSVOA_L\Data\VL081325\
Data File : VL042844.D
Acq On : 13 Aug 2025 09:41
Operator : SY/MD
Sample : VSTDICC001
Misc : 400mL/MSVOA_L
ALS Vial : 1 Sample Multiplier: 1

Quant Time: Aug 14 01:47:28 2025
Quant Method : Z:\voasrv\HPCHEM1\MSVOA_L\methods\VL081325AIR.M
Quant Title : AIR ANALYSIS BY METHOD TO-15 Instrument: MSVOA_LFri Aug
QLast Update : Thu Aug 14 01:44:36 2025
Response via : Initial Calibration

Instrument :
MSVOA_L
ClientSampleId :
VSTDICC001

Manual Integrations
APPROVED
Reviewed By :Semsettin Yesilyurt 08/14/2025
Supervised By :Mahesh Dadoda 08/18/2025

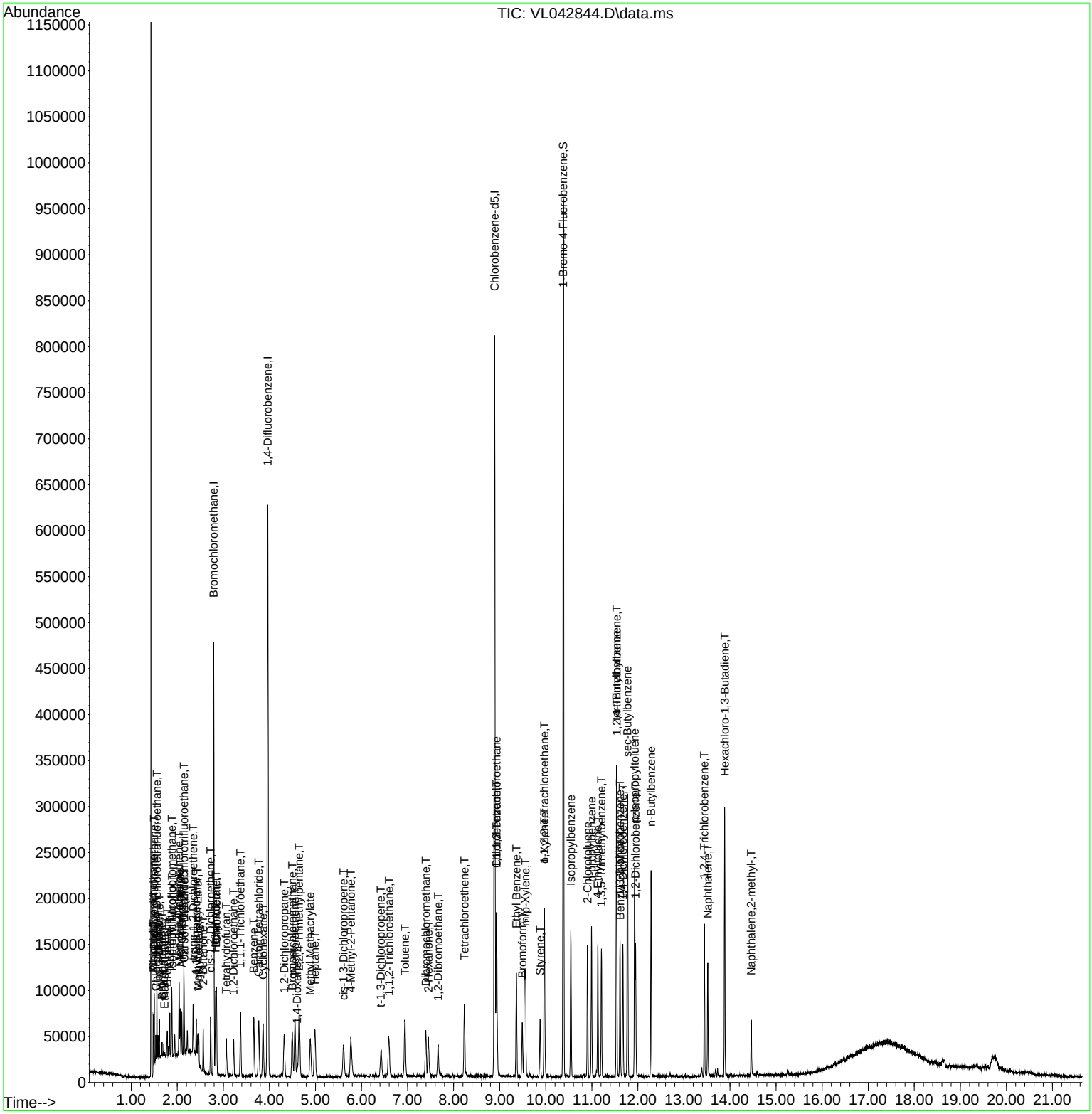

Quantitation Report (QT Reviewed)

Data Path : Z:\voasrv\HPCHEM1\MSVOA_L\Data\VL081325\
Data File : VL042845.D
Acq On : 13 Aug 2025 10:17
Operator : SY/MD
Sample : VSTDICC0.5
Misc : 400mL/MSVOA_L
ALS Vial : 1 Sample Multiplier: 1

Quant Time: Aug 14 01:48:25 2025
Quant Method : Z:\voasrv\HPCHEM1\MSVOA_L\methods\VL081325AIR.M
Quant Title : AIR ANALYSIS BY METHOD TO-15 Instrument: MSVOA_LFri Aug 1
QLast Update : Thu Aug 14 01:44:36 2025
Response via : Initial Calibration

Instrument :
MSVOA_L
ClientSampleId :
VSTDICC0.5

Manual Integrations
APPROVED
Reviewed By :Semsettin Yesilyurt 08/14/2025
Supervised By :Mahesh Dadoda 08/18/2025

Compound	R.T.	QIon	Response	Conc	Units		Dev(Min)
Internal Standards							
1) Bromochloromethane	2.797	49	126879	10.000	ppbv		0.00
33) 1,4-Difluorobenzene	3.968	114	396264	10.000	ppbv		0.00
55) Chlorobenzene-d5	8.895	117	348005	10.000	ppbv		0.00
System Monitoring Compounds							
68) 1-Bromo-4-Fluorobenzene	10.387	95	262663	10.064	ppbv		0.00
Spiked Amount 10.000	Range 65 - 135		Recovery = 100.600%				
Target Compounds							Qvalue
2) Dichlorodifluoromethane	1.502	85	9937	0.534	ppbv		100
3) Chlorodifluoromethane	1.479	51	11115	0.540	ppbv		96
4) Chloromethane	1.538	50	4112	0.548	ppbv		90
5) Vinyl Chloride	1.586	62	3762	0.509	ppbv		94
6) Bromomethane	1.674	94	1576	0.533	ppbv		82
7) Chloroethane	1.709	64	1690	0.586	ppbv	#	85
8) Dichlorotetrafluoroethane	1.557	85	8079	0.531	ppbv		95
9) Propene	1.489	41	5225	0.589	ppbv		91
10) Heptane	4.998	43	12747	0.537	ppbv		93
11) Trichlorofluoromethane	1.884	101	10238	0.558	ppbv		98
12) 1,1,2-Trichlorotrifluo...	2.146	101	7984	0.546	ppbv		98
13) Ethanol	1.725	45	562	0.639	ppbv	#	1
14) Bromoethene	1.787	108	2932	0.554	ppbv	#	85
15) Acetone	1.842	43	10836	0.646	ppbv		98
16) 1,3-Butadiene	1.612	39	4970	0.653	ppbv		99
17) tert-Butyl alcohol	2.049	59	12182	0.612	ppbv	#	89
18) 1,1-Dichloroethene	2.039	96	3501	0.545	ppbv		92
19) Isopropyl Alcohol	1.891	45	6194	0.618	ppbv	#	56
20) Methylene Chloride	2.069	84	5025	0.715	ppbv		90
21) Allyl Chloride	2.104	41	7120	0.600	ppbv	#	76
22) trans-1,2-Dichloroethene	2.350	96	3996	0.556	ppbv		96
23) Vinyl Acetate	2.470	43	13709	0.621	ppbv	#	98
24) 1,1-Dichloroethane	2.418	63	8354	0.562	ppbv	#	96
25) Ethyl Acetate	2.845	43	22148	0.545	ppbv	#	96
26) Hexane	2.832	57	9879	0.527	ppbv		85
27) Carbon Disulfide	2.156	76	9539	0.523	ppbv	#	1
28) Methyl tert-Butyl Ether	2.447	73	5284	0.553	ppbv	#	62
29) Chloroform	2.858	83	14586	0.545	ppbv		100
30) Cyclohexane	3.868	84	9037	0.550	ppbv		94
31) cis-1,2-Dichloroethene	2.729	61	10308	0.550	ppbv	#	86
32) 1,1,1-Trichloroethane	3.379	97	14011	0.494	ppbv		97
34) 2-Butanone	2.567	43	14923	0.558	ppbv		100
35) Carbon Tetrachloride	3.774	117	13507	0.494	ppbv		97
36) Benzene	3.671	78	20073	0.529	ppbv		98
37) 1,2-Dichloroethane	3.230	62	10141	0.512	ppbv	#	93
38) Trichloroethene	4.564	130	9918	0.572	ppbv	#	88
39) 1,2-Dichloropropane	4.334	63	7491	0.541	ppbv		86
40) 1,4-Dioxane	4.613	88	3743m	0.577	ppbv		
41) Tetrahydrofuran	3.072	42	7827	0.525	ppbv		93
42) Bromodichloromethane	4.509	83	15580	0.527	ppbv	#	94
43) Methyl Methacrylate	4.897	69	8461m	0.544	ppbv		
44) 2,2,4-Trimethylpentane	4.661	57	34237m	0.537	ppbv		
45) t-1,3-Dichloropropene	6.435	75	8911m	0.505	ppbv		

Quantitation Report (QT Reviewed)

Data Path : Z:\voasrv\HPCHEM1\MSVOA_L\Data\VL081325\
Data File : VL042845.D
Acq On : 13 Aug 2025 10:17
Operator : SY/MD
Sample : VSTDICC0.5
Misc : 400mL/MSVOA_L
ALS Vial : 1 Sample Multiplier: 1

Quant Time: Aug 14 01:48:25 2025
Quant Method : Z:\voasrv\HPCHEM1\MSVOA_L\methods\VL081325AIR.M
Quant Title : AIR ANALYSIS BY METHOD TO-15 Instrument: MSVOA_LFri Aug 1
QLast Update : Thu Aug 14 01:44:36 2025
Response via : Initial Calibration

Instrument :
MSVOA_L
ClientSampleId :
VSTDICC0.5

Manual Integrations
APPROVED
Reviewed By :Semsettin Yesilyurt 08/14/2025
Supervised By :Mahesh Dadoda 08/18/2025

Compound	R.T.	QIon	Response	Conc Units	Dev(Min)
46) cis-1,3-Dichloropropene	5.622	75	11259m	0.508 ppbv	
47) 1,1,2-Trichloroethane	6.603	97	7835m	0.534 ppbv	
48) Dibromochloromethane	7.406	129	11805	0.497 ppbv	100
49) Bromoform	9.497	173	9232	0.471 ppbv	95
50) 4-Methyl-2-Pentanone	5.778	43	19028m	0.524 ppbv	
51) 2-Hexanone	7.458	43	14329	0.503 ppbv #	99
52) Tetrachloroethene	8.244	164	7304	0.531 ppbv #	87
53) Toluene	6.956	91	24155m	0.535 ppbv	
54) 1,2-Dibromoethane	7.668	107	10873	0.507 ppbv	90
56) 1,1,1,2-Tetrachloroethane	8.940	131	9300	0.517 ppbv #	1
57) Chlorobenzene	8.937	112	17845	0.539 ppbv #	96
58) Ethyl Benzene	9.370	91	32261	0.525 ppbv	99
59) m/p-Xylene	9.561	91	50372m	1.045 ppbv	
60) o-Xylene	9.979	91	26662	0.551 ppbv	100
61) Styrene	9.885	104	12379	0.546 ppbv	95
62) Isopropylbenzene	10.552	105	37401	0.529 ppbv	98
63) 1,1,2,2-Tetrachloroethane	9.976	83	13828	0.523 ppbv	95
64) n-propylbenzene	10.998	120	9922	0.550 ppbv	98
65) tert-Butylbenzene	11.542	119	33183	0.532 ppbv	97
66) Benzyl Chloride	11.626	91	4039	0.510 ppbv #	97
67) sec-Butylbenzene	11.778	105	46433	0.530 ppbv	96
69) p-Isopropyltoluene	11.934	119	40686	0.541 ppbv	99
70) n-Butylbenzene	12.290	91	38867	0.521 ppbv	99
71) 2-Chlorotoluene	10.911	91	29736	0.541 ppbv	97
72) 4-Ethyltoluene	11.138	105	30234	0.515 ppbv	97
73) 1,3,5-Trimethylbenzene	11.212	105	26942	0.540 ppbv	99
74) 1,2,4-Trimethylbenzene	11.545	105	29750	0.543 ppbv	94
75) 1,3-Dichlorobenzene	11.617	146	16311	0.524 ppbv	95
76) 1,4-Dichlorobenzene	11.681	146	16803	0.533 ppbv	98
77) 1,2-Dichlorobenzene	11.956	146	16306	0.535 ppbv	97
78) Hexachloro-1,3-Butadiene	13.885	225	14165	0.567 ppbv	99
79) Naphthalene	13.520	128	24056	0.491 ppbv	96
80) Naphthalene,2-methyl-	14.465	142	7482	0.405 ppbv	95
81) 1,2,4-Trichlorobenzene	13.449	180	10844	0.434 ppbv	97

(#) = qualifier out of range (m) = manual integration (+) = signals summed

Quantitation Report (QT Reviewed)

Data Path : Z:\voasrv\HPCHEM1\MSVOA_L\Data\VL081325\
Data File : VL042845.D
Acq On : 13 Aug 2025 10:17
Operator : SY/MD
Sample : VSTDICC0.5
Misc : 400mL/MSVOA_L
ALS Vial : 1 Sample Multiplier: 1

Quant Time: Aug 14 01:48:25 2025
Quant Method : Z:\voasrv\HPCHEM1\MSVOA_L\methods\VL081325AIR.M
Quant Title : AIR ANALYSIS BY METHOD TO-15 Instrument: MSVOA_LFri Aug
QLast Update : Thu Aug 14 01:44:36 2025
Response via : Initial Calibration

Instrument :
MSVOA_L
ClientSampleId :
VSTDICC0.5

Manual Integrations
APPROVED
Reviewed By :Semsettin Yesilyurt 08/14/2025
Supervised By :Mahesh Dadoda 08/18/2025

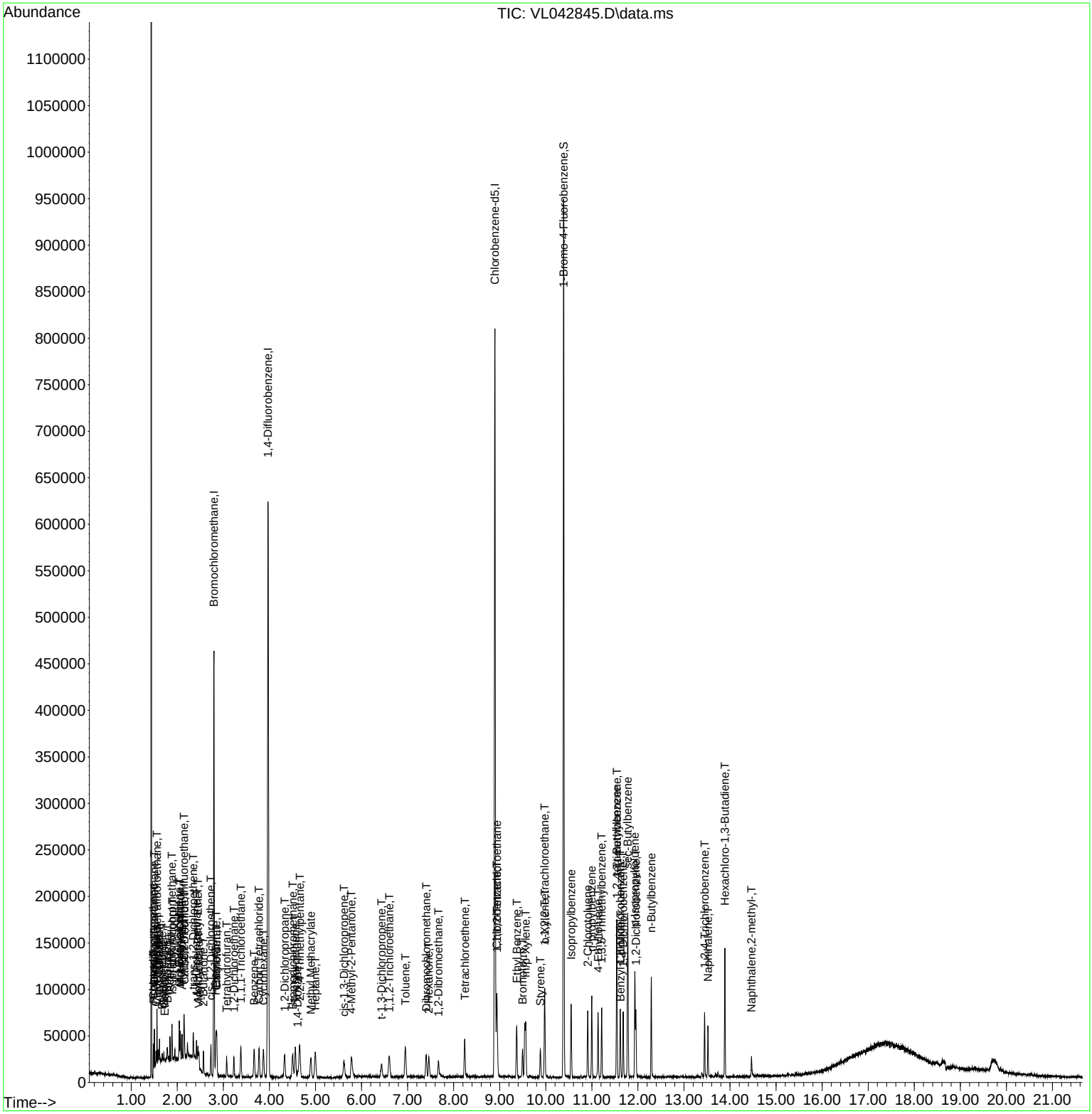

Quantitation Report (QT Reviewed)

Data Path : Z:\voasrv\HPCHEM1\MSVOA_L\Data\VL081325\
Data File : VL042846.D
Acq On : 13 Aug 2025 10:53
Operator : SY/MD
Sample : VSTDICC0.1
Misc : 400mL/MSVOA_L
ALS Vial : 1 Sample Multiplier: 1

Quant Time: Aug 14 01:49:21 2025
Quant Method : Z:\voasrv\HPCHEM1\MSVOA_L\methods\VL081325AIR.M
Quant Title : AIR ANALYSIS BY METHOD TO-15 Instrument: MSVOA_LFri Aug 1
QLast Update : Thu Aug 14 01:44:36 2025
Response via : Initial Calibration

Instrument :
MSVOA_L
ClientSampleId :
VSTDICC0.1

Manual Integrations
APPROVED
Reviewed By :Semsettin Yesilyurt 08/14/2025
Supervised By :Mahesh Dadoda 08/18/2025

Compound	R.T.	QIon	Response	Conc	Units	Dev(Min)
Internal Standards						
1) Bromochloromethane	2.790	49	123711	10.000	ppbv	0.00
33) 1,4-Difluorobenzene	3.962	114	390520	10.000	ppbv	0.00
55) Chlorobenzene-d5	8.888	117	345073	10.000	ppbv	0.00
System Monitoring Compounds						
68) 1-Bromo-4-Fluorobenzene	10.383	95	257439	9.948	ppbv	0.00
Spiked Amount 10.000	Range 65 - 135		Recovery = 99.500%			
Target Compounds						Qvalue
5) Vinyl Chloride	1.583	62	790	0.110	ppbv #	86
32) 1,1,1-Trichloroethane	3.373	97	3128m	0.113	ppbv	
35) Carbon Tetrachloride	3.774	117	2883	0.107	ppbv	89
38) Trichloroethene	4.557	130	1748m	0.102	ppbv	
52) Tetrachloroethene	8.234	164	1479m	0.109	ppbv	
54) 1,2-Dibromoethane	7.665	107	2339m	0.111	ppbv	
63) 1,1,2,2-Tetrachloroethane	9.972	83	2672	0.102	ppbv	99
79) Naphthalene	13.520	128	4051m	0.083	ppbv	

(#) = qualifier out of range (m) = manual integration (+) = signals summed

Quantitation Report (QT Reviewed)

Data Path : Z:\voasrv\HPCHEM1\MSVOA_L\Data\VL081325\
Data File : VL042846.D
Acq On : 13 Aug 2025 10:53
Operator : SY/MD
Sample : VSTDICC0.1
Misc : 400mL/MSVOA_L
ALS Vial : 1 Sample Multiplier: 1

Quant Time: Aug 14 01:49:21 2025
Quant Method : Z:\voasrv\HPCHEM1\MSVOA_L\methods\VL081325AIR.M
Quant Title : AIR ANALYSIS BY METHOD TO-15 Instrument: MSVOA_LFri Aug
QLast Update : Thu Aug 14 01:44:36 2025
Response via : Initial Calibration

Instrument :
MSVOA_L
ClientSampleId :
VSTDICC0.1

Manual Integrations
APPROVED
Reviewed By :Semsettin Yesilyurt 08/14/2025
Supervised By :Mahesh Dadoda 08/18/2025



Quantitation Report (QT Reviewed)

Data Path : Z:\voasrv\HPCHEM1\MSVOA_L\Data\VL081325\
Data File : VL042847.D
Acq On : 13 Aug 2025 11:30
Operator : SY/MD
Sample : VSTDICC0.03
Misc : 400mL/MSVOA_L
ALS Vial : 1 Sample Multiplier: 1

Quant Time: Aug 14 01:50:16 2025
Quant Method : Z:\voasrv\HPCHEM1\MSVOA_L\methods\VL081325AIR.M
Quant Title : AIR ANALYSIS BY METHOD TO-15 Instrument: MSVOA_LFri Aug 1
QLast Update : Thu Aug 14 01:44:36 2025
Response via : Initial Calibration

Instrument :
MSVOA_L
ClientSampleId :
VSTDICC0.03

Manual Integrations
APPROVED
Reviewed By :Semsettin Yesilyurt 08/14/2025
Supervised By :Mahesh Dadoda 08/18/2025

Compound	R.T.	QIon	Response	Conc	Units	Dev(Min)
Internal Standards						
1) Bromochloromethane	2.793	49	122705	10.000	ppbv	0.00
33) 1,4-Difluorobenzene	3.968	114	390076	10.000	ppbv	0.00
55) Chlorobenzene-d5	8.894	117	339700	10.000	ppbv	0.00
System Monitoring Compounds						
68) 1-Bromo-4-Fluorobenzene	10.386	95	250082	9.816	ppbv	0.00
Spiked Amount 10.000	Range 65 - 135		Recovery = 98.200%			
Target Compounds						Qvalue
5) Vinyl Chloride	1.583	62	268	0.037	ppbv #	81
32) 1,1,1-Trichloroethane	3.379	97	901m	0.033	ppbv	
35) Carbon Tetrachloride	3.774	117	861m	0.032	ppbv	
38) Trichloroethene	4.573	130	487m	0.029	ppbv	
52) Tetrachloroethene	8.241	164	458m	0.034	ppbv	
63) 1,1,2,2-Tetrachloroethane	9.979	83	898m	0.035	ppbv	

(#) = qualifier out of range (m) = manual integration (+) = signals summed

Quantitation Report (QT Reviewed)

Data Path : Z:\voasrv\HPCHEM1\MSVOA_L\Data\VL081325\
Data File : VL042847.D
Acq On : 13 Aug 2025 11:30
Operator : SY/MD
Sample : VSTDICC0.03
Misc : 400mL/MSVOA_L
ALS Vial : 1 Sample Multiplier: 1

Quant Time: Aug 14 01:50:16 2025
Quant Method : Z:\voasrv\HPCHEM1\MSVOA_L\methods\VL081325AIR.M
Quant Title : AIR ANALYSIS BY METHOD TO-15 Instrument: MSVOA_LFri Aug
QLast Update : Thu Aug 14 01:44:36 2025
Response via : Initial Calibration

Instrument :
MSVOA_L
ClientSampleId :
VSTDICC0.03

Manual Integrations
APPROVED
Reviewed By :Semsettin Yesilyurt 08/14/2025
Supervised By :Mahesh Dadoda 08/18/2025



Quantitation Report (QT Reviewed)

Data Path : Z:\voasrv\HPCHEM1\MSVOA_L\Data\VL081325\
Data File : VL042848.D
Acq On : 13 Aug 2025 12:06
Operator : SY/MD
Sample : VSTDICC015
Misc : 400mL/MSVOA_L
ALS Vial : 1 Sample Multiplier: 1

Quant Time: Aug 14 01:51:12 2025
Quant Method : Z:\voasrv\HPCHEM1\MSVOA_L\methods\VL081325AIR.M
Quant Title : AIR ANALYSIS BY METHOD TO-15 Instrument: MSVOA_LFri Aug 1
QLast Update : Thu Aug 14 01:44:36 2025
Response via : Initial Calibration

Instrument :
MSVOA_L
ClientSampleId :
VSTDICC015

Manual Integrations
APPROVED
Reviewed By :Semsettin Yesilyurt 08/14/2025
Supervised By :Mahesh Dadoda 08/18/2025

Compound	R.T.	QIon	Response	Conc	Units	Dev(Min)
Internal Standards						
1) Bromochloromethane	2.794	49	122073	10.000	ppbv	0.00
33) 1,4-Difluorobenzene	3.965	114	380877	10.000	ppbv	0.00
55) Chlorobenzene-d5	8.892	117	337876	10.000	ppbv	0.00
System Monitoring Compounds						
68) 1-Bromo-4-Fluorobenzene	10.384	95	254655	10.050	ppbv	0.00
Spiked Amount 10.000	Range 65 - 135		Recovery = 100.500%			
Target Compounds						Qvalue
2) Dichlorodifluoromethane	1.502	85	253151	14.150	ppbv	99
3) Chlorodifluoromethane	1.480	51	275350	13.910	ppbv	99
4) Chloromethane	1.535	50	100974	13.986	ppbv	99
5) Vinyl Chloride	1.583	62	92812	13.053	ppbv	100
6) Bromomethane	1.671	94	37740	13.275	ppbv	96
7) Chloroethane	1.706	64	38398	13.828	ppbv	97
8) Dichlorotetrafluoroethane	1.557	85	205386	14.029	ppbv	98
9) Propene	1.486	41	111824	13.094	ppbv	99
10) Heptane	4.988	43	313734	13.742	ppbv	99
11) Trichlorofluoromethane	1.881	101	246354	13.957	ppbv	100
12) 1,1,2-Trichlorotrifluo...	2.143	101	195231	13.877	ppbv	99
13) Ethanol	1.722	45	8534	10.086	ppbv	98
14) Bromoethene	1.784	108	71671	14.072	ppbv	99
15) Acetone	1.839	43	184116	11.402	ppbv	100
16) 1,3-Butadiene	1.612	39	92068	12.577	ppbv	100
17) tert-Butyl alcohol	2.043	59	244441	12.765	ppbv	100
18) 1,1-Dichloroethene	2.036	96	86349	13.961	ppbv	97
19) Isopropyl Alcohol	1.887	45	124270	12.885	ppbv	99
20) Methylene Chloride	2.065	84	77749	11.494	ppbv	97
21) Allyl Chloride	2.101	41	156318	13.703	ppbv	95
22) trans-1,2-Dichloroethene	2.344	96	100064	14.465	ppbv	95
23) Vinyl Acetate	2.467	43	309236	14.557	ppbv	98
24) 1,1-Dichloroethane	2.412	63	199276	13.944	ppbv	98
25) Ethyl Acetate	2.839	43	533600	13.653	ppbv	99
26) Hexane	2.833	57	250189	13.869	ppbv	98
27) Carbon Disulfide	2.153	76	246868	14.062	ppbv	99
28) Methyl tert-Butyl Ether	2.444	73	129978	14.131	ppbv	91
29) Chloroform	2.855	83	360661	14.003	ppbv	99
30) Cyclohexane	3.865	84	222820	14.088	ppbv	98
31) cis-1,2-Dichloroethene	2.726	61	249376	13.821	ppbv	96
32) 1,1,1-Trichloroethane	3.376	97	377739	13.851	ppbv	100
34) 2-Butanone	2.561	43	348815	13.563	ppbv	99
35) Carbon Tetrachloride	3.771	117	367354	13.990	ppbv	97
36) Benzene	3.664	78	511811	14.033	ppbv	99
37) 1,2-Dichloroethane	3.224	62	278934	14.639	ppbv	99
38) Trichloroethene	4.558	130	227091	13.634	ppbv	96
39) 1,2-Dichloropropane	4.325	63	186277	13.984	ppbv	95
40) 1,4-Dioxane	4.593	88	82385	13.212	ppbv #	91
41) Tetrahydrofuran	3.056	42	200751	14.001	ppbv	99
42) Bromodichloromethane	4.499	83	408089	14.372	ppbv	97
43) Methyl Methacrylate	4.888	69	206590	13.808	ppbv	99
44) 2,2,4-Trimethylpentane	4.652	57	850847	13.895	ppbv	99
45) t-1,3-Dichloropropene	6.428	75	244117	14.387	ppbv	99

Quantitation Report (QT Reviewed)

Data Path : Z:\voasrv\HPCHEM1\MSVOA_L\Data\VL081325\
Data File : VL042848.D
Acq On : 13 Aug 2025 12:06
Operator : SY/MD
Sample : VSTDICC015
Misc : 400mL/MSVOA_L
ALS Vial : 1 Sample Multiplier: 1

Quant Time: Aug 14 01:51:12 2025
Quant Method : Z:\voasrv\HPCHEM1\MSVOA_L\methods\VL081325AIR.M
Quant Title : AIR ANALYSIS BY METHOD TO-15 Instrument: MSVOA_LFri Aug 1
QLast Update : Thu Aug 14 01:44:36 2025
Response via : Initial Calibration

Instrument :
MSVOA_L
ClientSampleId :
VSTDICC015

Manual Integrations
APPROVED
Reviewed By :Semsettin Yesilyurt 08/14/2025
Supervised By :Mahesh Dadoda 08/18/2025

Compound	R.T.	QIon	Response	Conc	Units	Dev(Min)
46) cis-1,3-Dichloropropene	5.616	75	302339	14.191	ppbv	98
47) 1,1,2-Trichloroethane	6.597	97	199067	14.118	ppbv	98
48) Dibromochloromethane	7.399	129	331947	14.535	ppbv	99
49) Bromoform	9.494	173	266732	14.162	ppbv	100
50) 4-Methyl-2-Pentanone	5.758	43	490917	14.073	ppbv	100
51) 2-Hexanone	7.448	43	389940	14.255	ppbv	100
52) Tetrachloroethene	8.238	164	168712	12.772	ppbv	98
53) Toluene	6.943	91	605941	13.961	ppbv	100
54) 1,2-Dibromoethane	7.665	107	292327	14.173	ppbv	97
56) 1,1,1,2-Tetrachloroethane	8.934	131	241293	13.810	ppbv	99
57) Chlorobenzene	8.934	112	439109	13.668	ppbv	99
58) Ethyl Benzene	9.364	91	826316	13.859	ppbv	99
59) m/p-Xylene	9.561	91	1294381m	27.650	ppbv	
60) o-Xylene	9.973	91	629445	13.389	ppbv	100
61) Styrene	9.882	104	304560	13.827	ppbv	99
62) Isopropylbenzene	10.549	105	931574	13.559	ppbv	99
63) 1,1,2,2-Tetrachloroethane	9.973	83	342890	13.356	ppbv	98
64) n-propylbenzene	10.999	120	239209	13.646	ppbv	98
65) tert-Butylbenzene	11.539	119	785250	12.965	ppbv	98
66) Benzyl Chloride	11.623	91	104698	13.617	ppbv	99
67) sec-Butylbenzene	11.775	105	1115979	13.127	ppbv	100
69) p-Isopropyltoluene	11.931	119	940888	12.891	ppbv	98
70) n-Butylbenzene	12.287	91	970700	13.410	ppbv	100
71) 2-Chlorotoluene	10.911	91	713696	13.378	ppbv	99
72) 4-Ethyltoluene	11.134	105	782057	13.722	ppbv	99
73) 1,3,5-Trimethylbenzene	11.212	105	650280	13.418	ppbv	99
74) 1,2,4-Trimethylbenzene	11.546	105	691709	13.003	ppbv	95
75) 1,3-Dichlorobenzene	11.617	146	402850	13.321	ppbv	99
76) 1,4-Dichlorobenzene	11.678	146	407214	13.314	ppbv	98
77) 1,2-Dichlorobenzene	11.953	146	385866	13.031	ppbv	99
78) Hexachloro-1,3-Butadiene	13.886	225	281581	11.602	ppbv	99
79) Naphthalene	13.517	128	658732	13.837	ppbv	100
80) Naphthalene,2-methyl-	14.462	142	251753	14.042	ppbv	100
81) 1,2,4-Trichlorobenzene	13.445	180	329641	13.599	ppbv	100

(#) = qualifier out of range (m) = manual integration (+) = signals summed

Quantitation Report (QT Reviewed)

Data Path : Z:\voasrv\HPCHEM1\MSVOA_L\Data\VL081325\
Data File : VL042848.D
Acq On : 13 Aug 2025 12:06
Operator : SY/MD
Sample : VSTDICC015
Misc : 400mL/MSVOA_L
ALS Vial : 1 Sample Multiplier: 1

Quant Time: Aug 14 01:51:12 2025
Quant Method : Z:\voasrv\HPCHEM1\MSVOA_L\methods\VL081325AIR.M
Quant Title : AIR ANALYSIS BY METHOD TO-15 Instrument: MSVOA_LFri Aug
QLast Update : Thu Aug 14 01:44:36 2025
Response via : Initial Calibration

Instrument :
MSVOA_L
ClientSampleId :
VSTDICC015

Manual Integrations APPROVED

Reviewed By :Semsettin Yesilyurt 08/14/2025
Supervised By :Mahesh Dadoda 08/18/2025

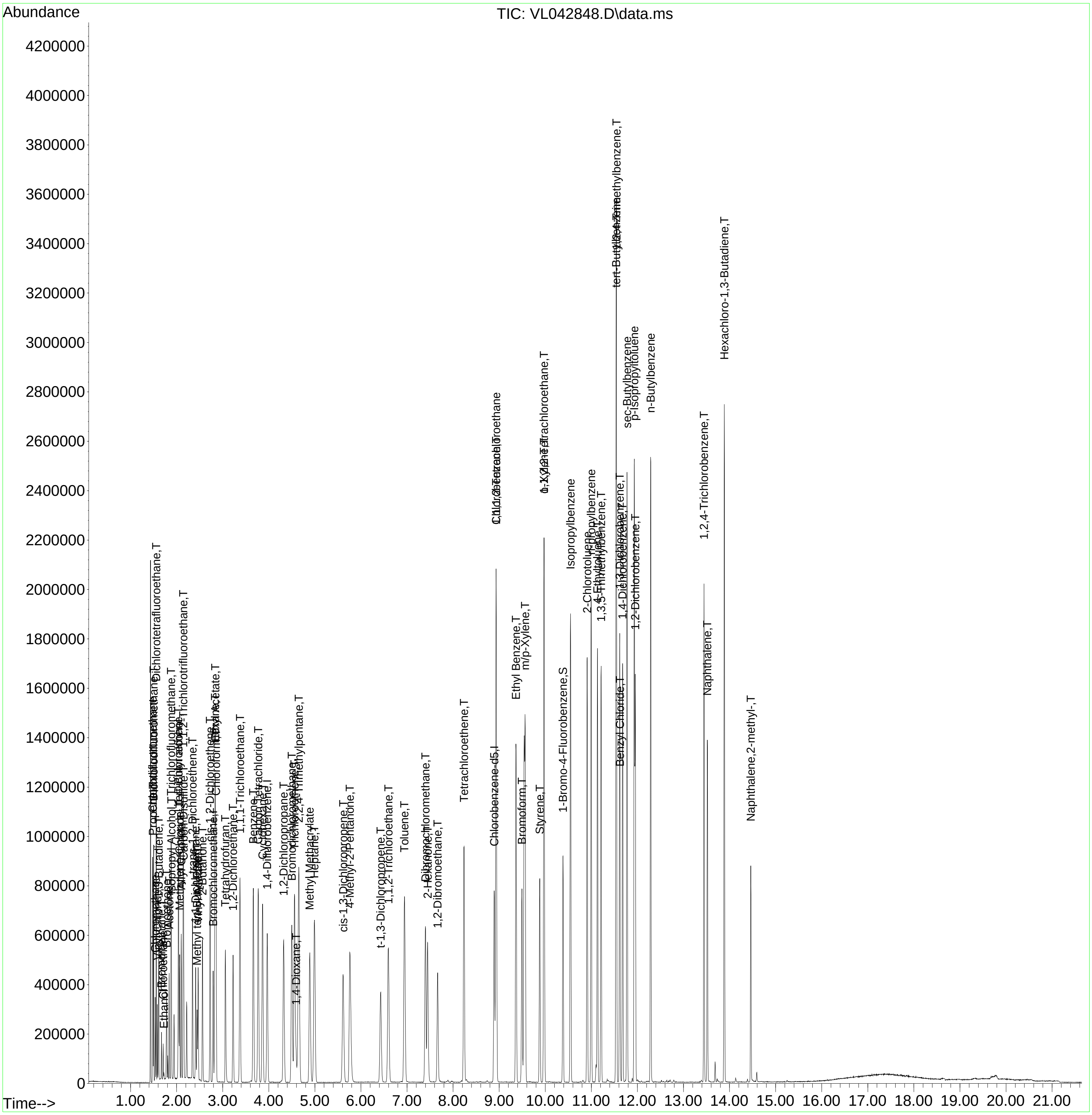

Quantitation Report (QT Reviewed)

Data Path : Z:\voasrv\HPCHEM1\MSVOA_L\Data\VL081325\
Data File : VL042851.D
Acq On : 13 Aug 2025 14:32
Operator : SY/MD
Sample : VL0813ABS01
Misc : 400mL/MSVOA_L
ALS Vial : 1 Sample Multiplier: 1

Quant Time: Aug 14 02:17:24 2025
Quant Method : Z:\voasrv\HPCHEM1\MSVOA_L\methods\VL081325AIR.M
Quant Title : AIR ANALYSIS BY METHOD TO-15 Instrument: MSVOA_LFri Aug 1
QLast Update : Thu Aug 14 02:12:54 2025
Response via : Initial Calibration

Instrument :
MSVOA_L
ClientSampleId :
VL0813ABS01

Manual Integrations
APPROVED
Reviewed By :Semsettin Yesilyurt 08/14/2025
Supervised By :Mahesh Dadoda 08/18/2025

Compound	R.T.	QIon	Response	Conc	Units	Dev(Min)
Internal Standards						
1) Bromochloromethane	2.793	49	116881	10.000	ppbv	0.00
33) 1,4-Difluorobenzene	3.968	114	368200	10.000	ppbv	0.00
55) Chlorobenzene-d5	8.895	117	322291	10.000	ppbv	0.00
System Monitoring Compounds						
68) 1-Bromo-4-Fluorobenzene	10.387	95	244955	10.134	ppbv	0.00
Spiked Amount 10.000	Range 65 - 135		Recovery = 101.300%			
Target Compounds						Qvalue
2) Dichlorodifluoromethane	1.502	85	159958	9.338	ppbv	100
3) Chlorodifluoromethane	1.479	51	177225	9.360	ppbv	100
4) Chloromethane	1.534	50	62240	9.004	ppbv	99
5) Vinyl Chloride	1.583	62	59335	8.716	ppbv	99
6) Bromomethane	1.670	94	23152	8.505	ppbv	97
7) Chloroethane	1.706	64	23657	8.898	ppbv	91
8) Dichlorotetrafluoroethane	1.557	85	132763	9.471	ppbv	95
9) Propene	1.486	41	71030	8.686	ppbv	97
10) Heptane	4.991	43	199706	9.118	ppbv	98
11) Trichlorofluoromethane	1.881	101	153519	9.084	ppbv	98
12) 1,1,2-Trichlorotrifluo...	2.143	101	123905	9.198	ppbv	97
13) Ethanol	1.725	45	5608	7.501	ppbv	100
14) Bromoethene	1.784	108	45076	9.244	ppbv	98
15) Acetone	1.839	43	115155	7.448	ppbv	100
16) 1,3-Butadiene	1.612	39	58958	8.412	ppbv	99
17) tert-Butyl alcohol	2.043	59	158939	8.668	ppbv	99
18) 1,1-Dichloroethene	2.036	96	55494	9.371	ppbv	97
19) Isopropyl Alcohol	1.890	45	78860	8.540	ppbv	100
20) Methylene Chloride	2.065	84	48184	7.439	ppbv	90
21) Allyl Chloride	2.101	41	96710	8.854	ppbv	95
22) trans-1,2-Dichloroethene	2.347	96	62464	9.117	ppbv	94
23) Vinyl Acetate	2.467	43	206801	9.728	ppbv	99
24) 1,1-Dichloroethane	2.415	63	123052	8.993	ppbv	98
25) Ethyl Acetate	2.842	43	344281	9.200	ppbv	99
26) Hexane	2.832	57	159005	9.206	ppbv	97
27) Carbon Disulfide	2.156	76	153403	9.126	ppbv #	91
28) Methyl tert-Butyl Ether	2.444	73	84816	9.630	ppbv	93
29) Chloroform	2.855	83	234067	9.492	ppbv	99
30) Cyclohexane	3.865	84	140375	9.270	ppbv	99
31) cis-1,2-Dichloroethene	2.725	61	158712	9.199	ppbv	98
32) 1,1,1-Trichloroethane	3.376	97	245800	9.431	ppbv	100
34) 2-Butanone	2.560	43	224149	9.016	ppbv	100
35) Carbon Tetrachloride	3.771	117	235598	9.281	ppbv	96
36) Benzene	3.664	78	330026	9.360	ppbv	99
37) 1,2-Dichloroethane	3.227	62	181878	9.874	ppbv	98
38) Trichloroethene	4.557	130	144018	8.944	ppbv	95
39) 1,2-Dichloropropane	4.324	63	119442	9.275	ppbv	97
40) 1,4-Dioxane	4.593	88	54081m	8.832	ppbv	
41) Tetrahydrofuran	3.059	42	127578	9.204	ppbv	98
42) Bromodichloromethane	4.502	83	261380	9.522	ppbv	98
43) Methyl Methacrylate	4.894	69	131335	9.042	ppbv	98
44) 2,2,4-Trimethylpentane	4.648	57	540935	9.039	ppbv	100
45) t-1,3-Dichloropropene	6.431	75	152588	9.309	ppbv	99

Quantitation Report (QT Reviewed)

Data Path : Z:\voasrv\HPCHEM1\MSVOA_L\Data\VL081325\
Data File : VL042851.D
Acq On : 13 Aug 2025 14:32
Operator : SY/MD
Sample : VL0813ABS01
Misc : 400mL/MSVOA_L
ALS Vial : 1 Sample Multiplier: 1

Quant Time: Aug 14 02:17:24 2025
Quant Method : Z:\voasrv\HPCHEM1\MSVOA_L\methods\VL081325AIR.M
Quant Title : AIR ANALYSIS BY METHOD TO-15 Instrument: MSVOA_LFri Aug 1
QLast Update : Thu Aug 14 02:12:54 2025
Response via : Initial Calibration

Instrument :
MSVOA_L
ClientSampleId :
VL0813ABS01

Manual Integrations
APPROVED
Reviewed By :Semsettin Yesilyurt 08/14/2025
Supervised By :Mahesh Dadoda 08/18/2025

Compound	R.T.	QIon	Response	Conc	Units	Dev(Min)
46) cis-1,3-Dichloropropene	5.613	75	189646	9.285	ppbv	98
47) 1,1,2-Trichloroethane	6.597	97	127667	9.357	ppbv	97
48) Dibromochloromethane	7.402	129	207804	9.412	ppbv	100
49) Bromoform	9.493	173	168015	9.228	ppbv	100
50) 4-Methyl-2-Pentanone	5.768	43	312046	9.286	ppbv	100
51) 2-Hexanone	7.448	43	248690	9.404	ppbv	98
52) Tetrachloroethene	8.238	164	107577	8.434	ppbv	94
53) Toluene	6.949	91	386291	9.216	ppbv	100
54) 1,2-Dibromoethane	7.665	107	184932	9.275	ppbv	97
56) 1,1,1,2-Tetrachloroethane	8.937	131	156352	9.381	ppbv	98
57) Chlorobenzene	8.933	112	285789	9.326	ppbv	98
58) Ethyl Benzene	9.367	91	534013	9.389	ppbv	99
59) m/p-Xylene	9.565	91	837335m	18.783	ppbv	
60) o-Xylene	9.976	91	417423	9.308	ppbv	100
61) Styrene	9.882	104	197790	9.414	ppbv	99
62) Isopropylbenzene	10.548	105	607606	9.271	ppbv	98
63) 1,1,2,2-Tetrachloroethane	9.972	83	221716	8.990	ppbv	100
64) n-propylbenzene	10.998	120	153914	9.205	ppbv	98
65) tert-Butylbenzene	11.539	119	518992	8.983	ppbv	98
66) Benzyl Chloride	11.623	91	62299	8.494	ppbv	99
67) sec-Butylbenzene	11.775	105	741280	9.141	ppbv	99
69) p-Isopropyltoluene	11.934	119	612316	8.795	ppbv	98
70) n-Butylbenzene	12.290	91	629840	9.122	ppbv	98
71) 2-Chlorotoluene	10.911	91	467569	9.188	ppbv	98
72) 4-Ethyltoluene	11.134	105	505391	9.297	ppbv	99
73) 1,3,5-Trimethylbenzene	11.212	105	425759	9.210	ppbv	97
74) 1,2,4-Trimethylbenzene	11.545	105	456933	9.005	ppbv	97
75) 1,3-Dichlorobenzene	11.617	146	259541	8.997	ppbv	98
76) 1,4-Dichlorobenzene	11.681	146	261302	8.957	ppbv	99
77) 1,2-Dichlorobenzene	11.956	146	250432	8.866	ppbv	99
78) Hexachloro-1,3-Butadiene	13.889	225	173363	7.488	ppbv	98
79) Naphthalene	13.520	128	410796	8.930	ppbv	99
80) Naphthalene,2-methyl-	14.462	142	145644	8.473	ppbv	98
81) 1,2,4-Trichlorobenzene	13.445	180	204023	8.824	ppbv	99

(#) = qualifier out of range (m) = manual integration (+) = signals summed

Quantitation Report (QT Reviewed)

Data Path : Z:\voasrv\HPCHEM1\MSVOA_L\Data\VL081325\
Data File : VL042851.D
Acq On : 13 Aug 2025 14:32
Operator : SY/MD
Sample : VL0813ABS01
Misc : 400mL/MSVOA_L
ALS Vial : 1 Sample Multiplier: 1

Quant Time: Aug 14 02:17:24 2025
Quant Method : Z:\voasrv\HPCHEM1\MSVOA_L\methods\VL081325AIR.M
Quant Title : AIR ANALYSIS BY METHOD TO-15 Instrument: MSVOA_LFri Aug
QLast Update : Thu Aug 14 02:12:54 2025
Response via : Initial Calibration

Instrument :
MSVOA_L
ClientSampleId :
VL0813ABS01

Manual Integrations
APPROVED
Reviewed By :Semsettin Yesilyurt 08/14/2025
Supervised By :Mahesh Dadoda 08/18/2025

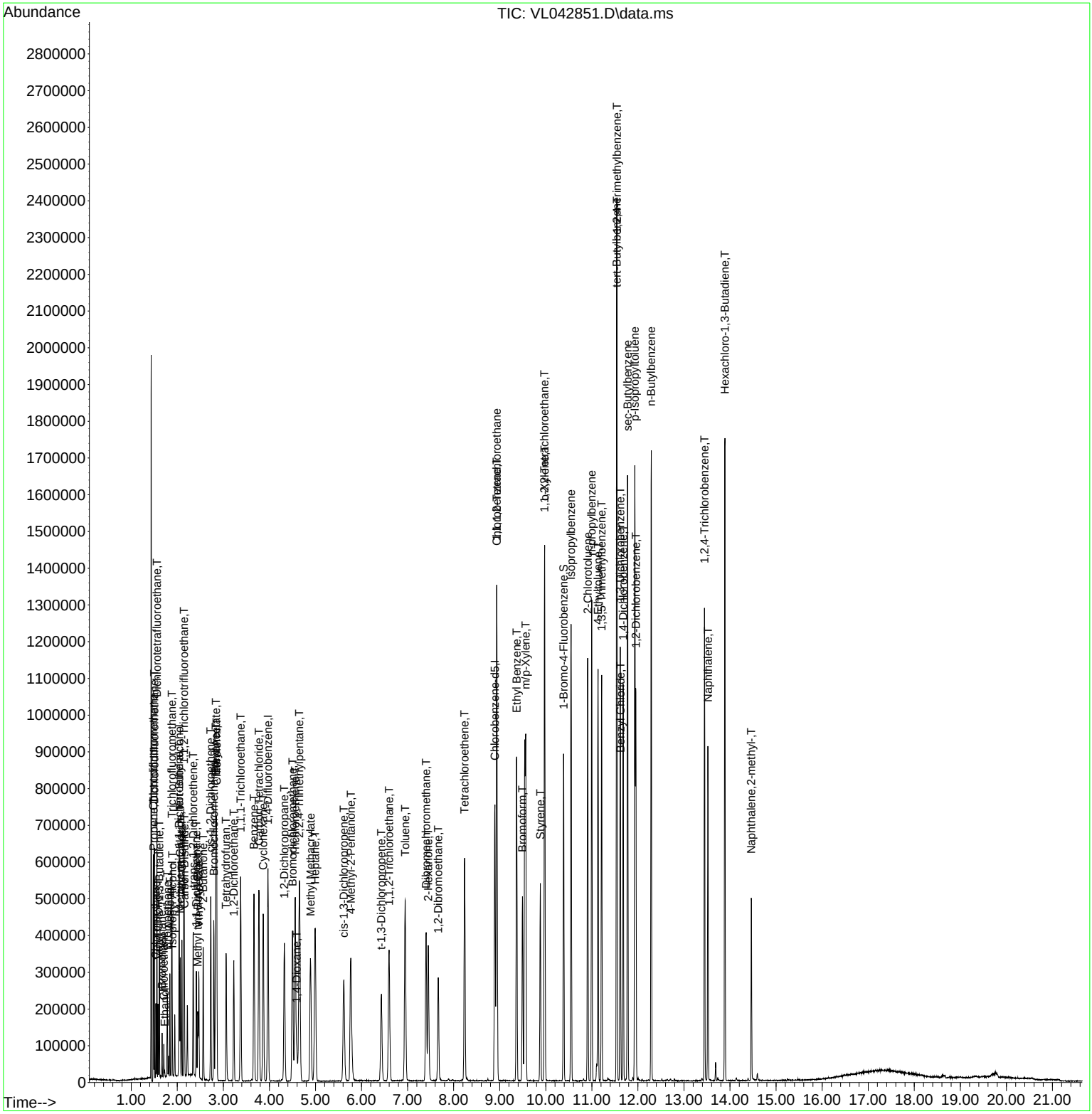

Quantitation Report (QT Reviewed)

Data Path : Z:\voasrv\HPCHEM1\MSVOA_L\Data\VL081325\
Data File : VL042854.D
Acq On : 13 Aug 2025 16:27
Operator : SY/MD
Sample : QC080725 CAN10282
Misc : 400mL/MSVOA_L
ALS Vial : 1 Sample Multiplier: 1

Instrument :
MSVOA_L
ClientSampleId :
QC080725 CAN10282

Quant Time: Aug 14 02:18:15 2025
Quant Method : Z:\voasrv\HPCHEM1\MSVOA_L\methods\VL081325AIR.M
Quant Title : AIR ANALYSIS BY METHOD TO-15 Instrument: MSVOA_LFri Aug 26 06:05:16 2022
QLast Update : Thu Aug 14 02:12:54 2025
Response via : Initial Calibration

Compound	R.T.	QIon	Response	Conc	Units	Dev(Min)
Internal Standards						
1) Bromochloromethane	2.794	49	127975	10.000	ppbv	0.00
33) 1,4-Difluorobenzene	3.972	114	396862	10.000	ppbv	0.00
55) Chlorobenzene-d5	8.895	117	338731	10.000	ppbv	0.00
System Monitoring Compounds						
68) 1-Bromo-4-Fluorobenzene	10.387	95	257543	10.138	ppbv	0.00
Spiked Amount 10.000	Range 65 - 135		Recovery = 101.400%			

Target Compounds Qvalue

(#) = qualifier out of range (m) = manual integration (+) = signals summed

Quantitation Report (QT Reviewed)

Data Path : Z:\voasrv\HPCHEM1\MSVOA_L\Data\VL081325\
Data File : VL042854.D
Acq On : 13 Aug 2025 16:27
Operator : SY/MD
Sample : QC080725 CAN10282
Misc : 400mL/MSVOA_L
ALS Vial : 1 Sample Multiplier: 1

Instrument :
MSVOA_L
ClientSampleId :
QC080725 CAN10282

Quant Time: Aug 14 02:18:15 2025
Quant Method : Z:\voasrv\HPCHEM1\MSVOA_L\methods\VL081325AIR.M
Quant Title : AIR ANALYSIS BY METHOD TO-15 Instrument: MSVOA_LFri Aug 26 06:05:16 2022
QLast Update : Thu Aug 14 02:12:54 2025
Response via : Initial Calibration