

DATA PACKAGE
SEMI-VOLATILE ORGANICS

PROJECT NAME : NWIRP BETHPAGE 112G08005-WE13

TETRA TECH NUS, INC.
661 Andersen Drive
Suite 200
Pittsburgh, PA - 15220-2745
Phone No: 412-921-7090

ORDER ID : Q3298
ATTENTION : Ernie Wu



Laboratory Certification ID # 20012



1) SEMI-VOLATILE DATA	2	1
2) Signature Page	4	2
3) Case Narrative	5	3
4) Qualifier Page	7	4
5) Conformance/Non Conformance	8	5
6) QA Checklist	10	6
7) Chronicle	11	7
8) Hit Summary	12	8
9) QC Data Summary For SVOC-SIMGroup1	13	9
9.1) Deuterated Monitoring Compound Summary	14	10
9.2) MS/MSD Summary	15	11
9.3) LCS/LCSD Summary	17	12
9.4) Method Blank Summary	18	13
9.5) GS/MS Tune Summary	19	14
9.6) Internal Standard Area and RT Summary	22	15
10) Sample Data	26	16
10.0.1) BP-VPB-184-EB-20251003	27	17
10.1) VPB184-HYD-20251003	38	18
10.1.1) BP-VPB-184-GW-740-742	49	
11) Calibration Data Summary	60	
11.1) Initial Calibration Data	3	
11.1.1) BN092325	61	
11.2) Continued Calibration Data	245	
11.2.1) BN038066.D	245	
11.2.2) BN038081.D	271	
11.2.3) BN038083.D	297	
11.2.4) BN038088.D	323	
12) QC Sample Data	349	
12.1) Tune Raw Data	350	
12.2) Method Blank Data	362	
12.3) LCS Data	372	
12.4) MS Data	396	
12.5) MSD Data	419	
13) Manual Integration	442	
14) Analytical Runlogs	444	

Table Of Contents for Q3298

15) Extraction Logs	450
15.1) PB170022.pdf	450
15.2) PB170022IC.pdf	452
16) Standard Prep Logs	453
17) Shipping Document	511
17.1) Chain Of Custody	512
17.2) Lab Certificate	513
17.3) Internal COC	514
18) Not Reviewed Data	515

- 1
- 2
- 3
- 4
- 5
- 6
- 7
- 8
- 9
- 10
- 11
- 12
- 13
- 14
- 15
- 16
- 17
- 18

Cover Page

Order ID : Q3298

Project ID : NWIRP Bethpage 112G08005-WE13

Client : Tetra Tech NUS, Inc.

Lab Sample Number

Q3298-01
Q3298-02
Q3298-03
Q3298-04
Q3298-05
Q3298-06
Q3298-07

Client Sample Number

BP-VPB-184-TB-20251003
BP-VPB-184-EB-20251003
VPB184-HYD-20251003
BP-VPB-184-GW-720-722
BP-VPB-184-GW-740-742
BP-VPB-184-GW-740-742MS
BP-VPB-184-GW-740-742MSD

I certify that the data package is in compliance with the terms and conditions of the contract, both technically and for completeness, for other than the conditions detailed above. Release of the data contained in this hard copy data package has been authorized by the laboratory manager or his designee, as verified by the following signature.

Signature :

APPROVED

By Nimisha Pandya, QA/QC Supervisor at 2:49 pm, Oct 16, 2025

Date: 10/16/2025

NYDOH CERTIFICATION NO - 11376

NJDEP CERTIFICATION NO - 20012

CASE NARRATIVE

Tetra Tech NUS, Inc.

Project Name: NWIRP Bethpage 112G08005-WE13

Project Manager : Ernie Wu

Order ID # Q3298

Test Name: SVOC-SIMGroup1

A. Number of Samples and Date of Receipt:

5 Water samples were received on 10/06/2025.

B. Parameters

According to the Chain of Custody document, the following analyses were requested: SVOC-SIMGroup1. This data package contains results for SVOC-SIMGroup1.

C. Analytical Techniques:

The samples were analyzed on instrument BNA_N using GC Column ZB-Semi Volatiles Guardian which is 30 meters, 0.25 mm ID, 0.5 um df, Catalog # 7HG-G027-17-GGA. The analysis of SVOC-SIMGroup1 was based on method 8270-Modified and extraction was done based on method 3510.

D. QA/ QC Samples:

The Holding Times were met for all analysis.

The Surrogate recoveries were met for all analysis except for BP-VPB-184-EB-20251003 [2-Fluorobiphenyl - 110%, Terphenyl-d14 - 144%], BP-VPB-184-GW-740-742MS [2-Fluorobiphenyl - 183%, Terphenyl-d14 - 269%] and BP-VPB-184-GW-740-742MSD [2-Fluorobiphenyl - 218%, Terphenyl-d14 - 553%], The failure surrogates not associated with the client parameters list, therefore no corrective action was taken, and VPB184-HYD-20251003 [2-Fluorobiphenyl - 117%, 2-Methylnaphthalene-d10 - 0%, Fluoranthene-d10 - 14%, Terphenyl-d14 - 147%], due to matrix interference.

The Internal Standards Areas were met for all analysis except for PB170022BL, PB170022BS, VPB184-HYD- 20251003, BP-VPB-184-GW-740-742MS and BP-VPB-184-GW-740-742MSD, The failure Internal Standard not associated with the client parameters list, therefore no corrective action was taken.

The Retention Times were met for all analysis.

The MS {Q3298-06MS} with File ID: BN038086.D recoveries met the requirements for all compounds except for 1,4-Dioxane[168%] due to matrix interference.

The MSD {Q3298-07MSD} with File ID: BN038087.D recoveries met the requirements for all compounds except for 1,4-Dioxane[173%] due to matrix interference.

The RPD were met for all analysis.
The Blank Spike met requirements for all compounds.
The Blank analysis did not indicate the presence of lab contamination.
The Initial Calibration met the requirements.

The Continuous Calibration File ID BN038066.D met the requirements except for Nitrobenzene-d5 and Phenol-d6, The failure compounds not associated with the client parameters list, therefore no corrective action was taken.

The Continuous Calibration File ID BN038083.D met the requirements except for 2,4,6-Tribromophenol and Phenol-d6, The failure compounds not associated with the client parameters list, therefore no corrective action was taken.

The Tuning criteria met requirements.

E. Additional Comments:

The sample # BP-VPB-184-GW-740-742MS and BP-VPB-184-GW-740-742MSD is failing for 1,4-Dioxane and the original sample(BP-VPB-184-GW-740-742) is reported with M flag for this compounds.

The laboratory certifies that the all-electronic diskette deliverable exactly match the data summary forms (i.e. Form Is).”

The Form 6 is not included in the data package because the Initial Calibration was performed using 7 points.

The not QT review data is reported in the Miscellaneous.

F. Manual Integration Comments:

Please refer to the Manual integration Report included with the Run Logs for information on the manual integrations performed.

I certify that the data package is in compliance with the terms and conditions of the contract, both technically and for completeness, for other than the conditions detailed above. The laboratory manager or his designee, as verified by the following signature has authorized release of the data contained in this hard copy data package.

APPROVED

By Nimisha Pandya, QA/QC Supervisor at 2:51 pm, Oct 16, 2025

Signature _____

DATA REPORTING QUALIFIERS- ORGANIC

For reporting results, the following “ Results Qualifiers” are used:

Value	If the result is a value greater than or equal to the detection limit, report the value
U	Indicates the compound was analyzed for but was not detected. Report the minimum detection limit for the sample with the U, i.e. “10 U”. This is not necessarily the instrument detection limit attainable for this particular sample based on any concentration or dilution that may have been required.
ND	Indicates the analyte was analyzed for, but not detected
J	Indicates an estimated value. This flag is used: (1) When estimating a concentration for a tentatively identified compound (library search hits, where a 1:1 response is assumed.) (2) When the mass spectral data indicated the identification, however the result was less than the specified detection limit greater than zero. If the detection limit was 10ug/L and a concentration of 3 ug/L was calculated report as 3 J. This is flag is used when similar situation arise on any organic parameter i.e. Pest, PCB and others.
B	Indicates the analyte was found in the blank as well as the sample report as “12 B”.
E	Indicates the analyte ‘s concentration exceeds the calibrated range of the instrument for that specific analysis.
D	This flag identifies all compounds identified in an analysis at a secondary dilution factor.
P	This flag is used for Pesticide/PCB target analyte when there is >25% difference for detected concentrations between the two GC columns. The lower of the two values is reported on Form 1 and flagged with a “P”.
N	This flag indicates presumptive evidence of a compound. This is only used for tentatively identified compounds (TICs), where the identification is based on a mass spectral library search. It applies to all TIC results. For generic characterization of a TIC, such as chlorinated hydrocarbon, the flag is not used.
A	This flag indicates that a Tentatively Identified Compound is a suspected aldol-condensation product.
Q	Indicates the LCS did not meet the control limits requirements

ALLIANCE 284 Sheffield Street, Mountainside New Jersey 07092

NEW JERSEY LAB ID#: 20012: NEW YORK LAB ID#: 11376

GC/MS SEMI-VOLATILE ANALYSIS CONFORMANCE/NON-CONFORMANCE SUMMARY

ORDER ID: Q3298

MATRIX: Water

METHOD: 8270-Modified/3510

	NA	NO	YES
1. Chromatograms Labeled/Compounds Identified. (Field samples and Method Blanks)			✓
2. GC/MS Tuning Specifications. DFTPP Meet Criteria. (NOTE THAT THERE ARE DIFFERENT CRITERIA FOR NY ASP CLP, CLP AND NJ)			✓
3. GC/MS Tuning Frequency - Performed every 24 hours for 600 series and 12 hours for 8000 Series.			✓
4. GC/MS Calibration - Initial Calibration performed within 30 days before sample analysis and continuing calibration performed within 24 hours of sample analysis for 600 series and 12 hours for 8000 series.			✓
5. GC/MS Calibration Requirements.		✓	
The Initial Calibration met the requirements. The Continuous Calibration File ID BN038066.D met the requirements except for Nitrobenzene-d5 and Phenol-d6, The failure compounds not associated with the client parameters list, therefore no corrective action was taken.			
The Continuous Calibration File ID BN038083.D met the requirements except for 2,4,6-Tribromophenol and Phenol-d6, The failure compounds not associated with the client parameters list, therefore no corrective action was taken.			
6. Blank Contamination - If yes, list compounds and concentrations in each blank:		✓	
7. Surrogate Recoveries Meet Criteria		✓	
If not met, list those compounds and their recoveries which fall outside the acceptable ranges.			
The Surrogate recoveries were met for all analysis except for BP-VPB-184-EB-20251003 [2-Fluorobiphenyl - 110%, Terphenyl-d14 - 144%], BP-VPB-184-GW-740-742MS [2-Fluorobiphenyl - 183%, Terphenyl-d14 - 269%] and BP-VPB-184-GW-740-742MSD [2-Fluorobiphenyl - 218%, Terphenyl-d14 - 553%], The failure surrogates not associated with the client parameters list, therefore no corrective action was taken, and VPB184-HYD-20251003 [2-Fluorobiphenyl - 117%, 2-Methylnaphthalene-d10 - 0%, Fluoranthene-d10 - 14%, Terphenyl-d14 - 147%], due to matrix interference.			

ALLIANCE 284 Sheffield Street, Mountainside New Jersey 07092

NEW JERSEY LAB ID#: 20012; NEW YORK LAB ID#: 11376

GC/MS SEMI-VOLATILE ANALYSIS CONFORMANCE/NON-CONFORMANCE SUMMARY

(CONTINUED)

	NA	NO	YES
8. Matrix Spike/Matrix Spike Duplicate Recoveries Meet Criteria		✓	
If not met, list those compounds and their recoveries which fall outside the acceptable range.			
The MS {Q3298-06MS} with File ID: BN038086.D recoveries met the requirements for all compounds except for 1,4-Dioxane[168%] due to matrix interference.			
The MSD {Q3298-07MSD} with File ID: BN038087.D recoveries met the requirements for all compounds except for 1,4-Dioxane[173%] due to matrix interference.			
The Blank Spike met requirements for all compounds.			
9. Internal Standard Area/Retention Time Shift Meet Criteria		✓	
Comments: The Internal Standards Areas were met for all analysis except for PB170022BL, PB170022BS, VPB184-HYD-20251003, BP-VPB-184-GW-740-742MS and BP-VPB-184-GW-740-742MSD, The failure Internal Standard not associated with the client parameters list, therefore no corrective action was taken.			
10. Extraction Holding Time Met			✓
If not met, list number of days exceeded for each sample:			
11. Analysis Holding Time Met			✓
If not met, list number of days exceeded for each sample:			

ADDITIONAL COMMENTS:

The sample # BP-VPB-184-GW-740-742MS and BP-VPB-184-GW-740-742MSD is failing for 1,4-Dioxane and the original sample(BP-VPB-184-GW-740-742) is reported with M flag for this compounds.

The laboratory certifies that the all-electronic diskette deliverable exactly match the data summary forms (i.e. Form Is).”
The Form 6 is not included in the data package because the Initial Calibration was performed using 7 points.
The not QT review data is reported in the Miscellaneous.

REVIEWED

QA REVIEW

By *Sohil Jodhani, QA/QC Director* at 11:54 am, Oct 16, 2025

APPENDIX A

QA REVIEW GENERAL DOCUMENTATION

Project #: Q3298

Completed

For thorough review, the report must have the following:

GENERAL:

Are all original paperwork present (chain of custody, record of communication,airbill, sample management lab chronicle, login page) ✓

Check chain-of-custody for proper relinquish/return of samples ✓

Is the chain of custody signed and complete ✓

Check internal chain-of-custody for proper relinquish/return of samples /sample extracts ✓

Collect information for each project id from server. Were all requirements followed ✓

COVER PAGE:

Do numbers of samples correspond to the number of samples in the Chain of Custody on login page ✓

Do lab numbers and client Ids on cover page agree with the Chain of Custody ✓

CHAIN OF CUSTODY:

Do requested analyses on Chain of Custody agree with form I results ✓

Do requested analyses on Chain of Custody agree with the log-in page ✓

Were the correct method log-in for analysis according to the Analytical Request and Chain of Custody ✓

Were the samples received within hold time ✓

Were any problems found with the samples at arrival recorded in the Sample Management Laboratory Chronicle ✓

ANALYTICAL:

Was method requirement followed? ✓

Was client requirement followed? ✓

Does the case narrative summarize all QC failure? ✓

All runlogs and manual integration are reviewed for requirements ✓

All manual calculations and /or hand notations verified ✓

QA Review Signature: SOHIL JODHANI

Date: 10/16/2025

LAB CHRONICLE

OrderID: Q3298	OrderDate: 10/6/2025 4:00:00 PM
Client: Tetra Tech NUS, Inc.	Project: NWIRP Bethpage 112G08005-WE13
Contact: Ernie Wu	Location: D31,VOA Ref. #3 Water

LabID	ClientID	Matrix	Test	Method	Sample Date	Prep Date	Anal Date	Received
Q3298-02	BP-VPB-184-EB-2025 1003	Water			10/03/25			10/06/25
			SVOC-SIMGroup1	8270-Modified		10/08/25	10/13/25	
Q3298-03	VPB184-HYD-202510 03	Water			10/03/25			10/06/25
			SVOC-SIMGroup1	8270-Modified		10/08/25	10/13/25	
Q3298-05	BP-VPB-184-GW-740- 742	Water			10/06/25			10/06/25
			SVOC-SIMGroup1	8270-Modified		10/08/25	10/14/25	



284 Sheffield Street, Mountainside, New Jersey 07092, Phone : 908 789 8900,
 Fax : 908 789 8922

Hit Summary Sheet
 SW-846

SDG No.: Q3298
Client: Tetra Tech NUS, Inc.

Sample ID	Client ID	Parameter	Concentration	C	MDL	LOD	RDL	Units
Client ID :	BP-VPB-184-EB-20251003							
Q3298-02	BP-VPB-184-EB-202510 WATER	1,4-Dioxane	0.110	J	0.09	0.27	0.27	ug/L
		Total Svoc :			0.11			
		Total Concentration:			0.11			

- 1
- 2
- 3
- 4
- 5
- 6
- 7
- 8
- 9
- 10
- 11
- 12
- 13
- 14
- 15
- 16
- 17
- 18



QC SUMMARY

- 1
- 2
- 3
- 4
- 5
- 6
- 7
- 8
- 9
- 10
- 11
- 12
- 13
- 14
- 15
- 16
- 17
- 18

Surrogate Summary

SW-846

SDG No.: Q3298

Client: Tetra Tech NUS, Inc.

Analytical Method: 8270-Modified

Lab Sample ID	Client ID	Parameter	Spike (PPM)	Result (PPM)	Recovery (%)	Qual	Limits (%)	
							Low	High
PB170022BL	PB170022BL	2-Methylnaphthalene-d10	0.4	0.32	80		30	150
		Fluoranthene-d10	0.4	0.35	88		30	150
		Nitrobenzene-d5	0.4	0.37	92		55	111
		2-Fluorobiphenyl	0.4	0.38	95		53	106
		Terphenyl-d14	0.4	0.49	123		58	132
PB170022BS	PB170022BS	2-Methylnaphthalene-d10	0.4	0.36	89		30	150
		Fluoranthene-d10	0.4	0.32	80		30	150
		Nitrobenzene-d5	0.4	0.37	92		55	111
		2-Fluorobiphenyl	0.4	0.41	103		53	106
		Terphenyl-d14	0.4	0.49	122		58	132
Q3298-02	BP-VPB-184-EB-20251003	2-Methylnaphthalene-d10	0.4	0.36	90		30	150
		Fluoranthene-d10	0.4	0.44	111		30	150
		Nitrobenzene-d5	0.4	0.39	97		55	111
		2-Fluorobiphenyl	0.4	0.44	110	*	53	106
		Terphenyl-d14	0.4	0.58	144	*	58	132
Q3298-03	VPB184-HYD-20251003	2-Methylnaphthalene-d10	0.4	0	0	*	30	150
		Fluoranthene-d10	0.4	0.056	14	*	30	150
		Nitrobenzene-d5	0.4	0.40	99		55	111
		2-Fluorobiphenyl	0.4	0.47	117	*	53	106
		Terphenyl-d14	0.4	0.59	147	*	58	132
Q3298-05	BP-VPB-184-GW-740-742	2-Methylnaphthalene-d10	0.4	0.27	68		30	150
		Fluoranthene-d10	0.4	0.32	79		30	150
		Nitrobenzene-d5	0.4	0.29	72		55	111
		2-Fluorobiphenyl	0.4	0.33	81		53	106
		Terphenyl-d14	0.4	0.47	116		58	132
Q3298-06MS	BP-VPB-184-GW-740-742MS	2-Methylnaphthalene-d10	0.4	0.26	64		30	150
		Fluoranthene-d10	0.4	0.19	48		30	150
		Nitrobenzene-d5	0.4	0.29	72		55	111
		2-Fluorobiphenyl	0.4	0.73	183	*	53	106
		Terphenyl-d14	0.4	1.08	269	*	58	132
Q3298-07MSD	BP-VPB-184-GW-740-742MSD	2-Methylnaphthalene-d10	0.4	0.26	65		30	150
		Fluoranthene-d10	0.4	0.14	36		30	150
		Nitrobenzene-d5	0.4	0.32	79		55	111
		2-Fluorobiphenyl	0.4	0.87	218	*	53	106
		Terphenyl-d14	0.4	2.21	553	*	58	132

Matrix Spike/Matrix Spike Duplicate Summary

SW-846

SDG No.: Q3298

Analytical Method: SW8270-Modified

Client: Tetra Tech NUS, Inc.

DataFile: BN038086.D

Parameter	Spike	Sample Result	Result	Units	Rec	Rec Qual	RPD	RPD Qual	Low	Limits High	RPD
Lab Sample ID: Q3298-06MS		Client Sample ID: BP-VPB-184-GW-740-742MS									
1,4-Dioxane	0.95	0	1.60	ug/L	168	*			70	130	

- 1
- 2
- 3
- 4
- 5
- 6
- 7
- 8
- 9
- 10
- 11
- 12
- 13
- 14
- 15
- 16
- 17
- 18

Matrix Spike/Matrix Spike Duplicate Summary

SW-846

SDG No.: Q3298

Analytical Method: SW8270-Modified

Client: Tetra Tech NUS, Inc.

DataFile: BN038087.D

Parameter	Spike	Sample Result	Result	Units	Rec	Rec Qual	RPD	RPD Qual	Low	Limits High	RPD
Lab Sample ID: Q3298-07MSD		Client Sample ID:	BP-VPB-184-GW-740-742MSD								
1,4-Dioxane	1.1	0	1.90	ug/L	173	*	3		70	130	20

- 1
- 2
- 3
- 4
- 5
- 6
- 7
- 8
- 9
- 10
- 11
- 12
- 13
- 14
- 15
- 16
- 17
- 18

Laboratory Control Sample/Laboratory Control Sample Duplicate Summary

SW-846

SDG No.: Q3298 Analytical Method: 8270-Modified
 Client: Tetra Tech NUS, Inc. DataFile: BN038071.D

Lab Sample ID	Parameter	Spike	Result	Unit	Rec	RPD	Qual	RPD		Limits	
								Qual	Low	High	RPD
PB170022BS	1,4-Dioxane	0.4	0.35	ug/L	88				70	130	

- 1
- 2
- 3
- 4
- 5
- 6
- 7
- 8
- 9
- 10
- 11
- 12
- 13
- 14
- 15
- 16
- 17
- 18

4B

SEMIVOLATILE METHOD BLANK SUMMARY

Client ID

PB170022BL

Lab Name: Alliance Contract: TETRO6
 Lab Code: ACE SDG NO.: Q3298
 Lab File ID: BN038070.D Lab Sample ID: PB170022BL
 Instrument ID: BNA_N Date Extracted: 10/08/2025
 Matrix: (soil/water) Water Date Analyzed: 10/13/2025
 Level: (low/med) LOW Time Analyzed: 16:12

THIS METHOD BLANK APPLIES TO THE FOLLOWING SAMPLES, MS AND MSD:

EPA SAMPLE NO.	LAB SAMPLE ID	LAB FILE ID	DATE ANALYZED
PB170022BS	PB170022BS	BN038071.D	10/13/2025
BP-VPB-184-EB-20251003	Q3298-02	BN038074.D	10/13/2025
VPB184-HYD-20251003	Q3298-03	BN038075.D	10/13/2025
BP-VPB-184-GW-740-742	Q3298-05	BN038085.D	10/14/2025
BP-VPB-184-GW-740-742MS	Q3298-06MS	BN038086.D	10/14/2025
BP-VPB-184-GW-740-742MSD	Q3298-07MSD	BN038087.D	10/14/2025

COMMENTS: _____



284 Sheffield Street, Mountainside, New Jersey 07092, Phone : 908 789 8900,
Fax : 908 789 8922

5B

SEMIVOLATILE ORGANIC INSTRUMENT PERFORMANCE CHECK
DECAFLUOROTRIPHENYLPHOSPHINE (DFTPP)

Lab Name: Alliance
Lab Code: ACE
Lab File ID: BN037860.D
Instrument ID: BNA_N

Contract: TETRO6
SDG NO.: Q3298
DFTPP Injection Date: 09/23/2025
DFTPP Injection Time: 11:33

m/e	ION ABUNDANCE CRITERIA	% RELATIVE ABUNDANCE
68	Less than 2.0% of mass 69	0.7 (1.8) 1
69	Mass 69 relative abundance	100
70	Less than 2.0% of mass 69	0.2 (0.6) 1
197	Less than 2.0% of mass 198	0.0
198	Base Peak, 100% relative abundance	100
199	5.0 to 9.0% of mass 198	6.9
365	Greater than 1% of mass 198	4.2
441	Present, but less than mass 443	72.6
442	Greater than 50% of mass 198	100
443	15.0 - 24.0% of mass 442	17.7 (20.8) 2

1-Value is % mass 69

2-Value is % mass 442

THIS CHECK APPLIES TO THE FOLLOWING SAMPLES, MS, MSD, BLANKS, AND STANDARDS:

EPA SAMPLE NO.	LAB SAMPLE ID	LAB FILE ID	DATE ANALYZED	TIME ANALYZED
SSTDICC0.1	SSTDICC0.1	BN037861.D	09/23/2025	12:13
SSTDICC0.2	SSTDICC0.2	BN037862.D	09/23/2025	12:49
SSTDICCC0.4	SSTDICCC0.4	BN037863.D	09/23/2025	13:25
SSTDICC0.8	SSTDICC0.8	BN037864.D	09/23/2025	14:02
SSTDICC1.6	SSTDICC1.6	BN037865.D	09/23/2025	14:38
SSTDICC3.2	SSTDICC3.2	BN037866.D	09/23/2025	15:15
SSTDICC5.0	SSTDICC5.0	BN037867.D	09/23/2025	15:51



284 Sheffield Street, Mountainside, New Jersey 07092, Phone : 908 789 8900,
Fax : 908 789 8922

5B

SEMIVOLATILE ORGANIC INSTRUMENT PERFORMANCE CHECK
DECAFLUOROTRIPHENYLPHOSPHINE (DFTPP)

Lab Name: Alliance
Lab Code: ACE
Lab File ID: BN038065.D
Instrument ID: BNA_N

Contract: TETRO6
SDG NO.: Q3298
DFTPP Injection Date: 10/13/2025
DFTPP Injection Time: 13:08

m/e	ION ABUNDANCE CRITERIA	% RELATIVE ABUNDANCE
68	Less than 2.0% of mass 69	0.5 (1.2) 1
69	Mass 69 relative abundance	100
70	Less than 2.0% of mass 69	0.2 (0.5) 1
197	Less than 2.0% of mass 198	0.2
198	Base Peak, 100% relative abundance	100
199	5.0 to 9.0% of mass 198	6.7
365	Greater than 1% of mass 198	3.4
441	Present, but less than mass 443	70.3
442	Greater than 50% of mass 198	100
443	15.0 - 24.0% of mass 442	19.2 (21) 2

1-Value is % mass 69

2-Value is % mass 442

THIS CHECK APPLIES TO THE FOLLOWING SAMPLES, MS, MSD, BLANKS, AND STANDARDS:

EPA SAMPLE NO.	LAB SAMPLE ID	LAB FILE ID	DATE ANALYZED	TIME ANALYZED
SSTDCCC0.4	SSTDCCC0.4	BN038066.D	10/13/2025	13:47
PB170022BL	PB170022BL	BN038070.D	10/13/2025	16:12
PB170022BS	PB170022BS	BN038071.D	10/13/2025	16:48
BP-VPB-184-EB-20251003	Q3298-02	BN038074.D	10/13/2025	18:36
VPB184-HYD-20251003	Q3298-03	BN038075.D	10/13/2025	19:12
SSTDCCC0.4EC	SSTDCCC0.4	BN038081.D	10/13/2025	23:24



284 Sheffield Street, Mountainside, New Jersey 07092, Phone : 908 789 8900,
Fax : 908 789 8922

5B

SEMIVOLATILE ORGANIC INSTRUMENT PERFORMANCE CHECK
DECAFLUOROTRIPHENYLPHOSPHINE (DFTPP)

Lab Name: AllianceContract: TETRO6Lab Code: ACESDG NO.: Q3298Lab File ID: BN038082.DDFTPP Injection Date: 10/14/2025Instrument ID: BNA_NDFTPP Injection Time: 00:40

m/e	ION ABUNDANCE CRITERIA	% RELATIVE ABUNDANCE
68	Less than 2.0% of mass 69	0.7 (1.7) 1
69	Mass 69 relative abundance	100
70	Less than 2.0% of mass 69	0.2 (0.5) 1
197	Less than 2.0% of mass 198	0.4
198	Base Peak, 100% relative abundance	100
199	5.0 to 9.0% of mass 198	6.8
365	Greater than 1% of mass 198	3.5
441	Present, but less than mass 443	83.1
442	Greater than 50% of mass 198	100
443	15.0 - 24.0% of mass 442	17 (18) 2

1-Value is % mass 69

2-Value is % mass 442

THIS CHECK APPLIES TO THE FOLLOWING SAMPLES, MS, MSD, BLANKS, AND STANDARDS:

EPA SAMPLE NO.	LAB SAMPLE ID	LAB FILE ID	DATE ANALYZED	TIME ANALYZED
SSTDCCC0.4	SSTDCCC0.4	BN038083.D	10/14/2025	01:19
BP-VPB-184-GW-740-742	Q3298-05	BN038085.D	10/14/2025	03:07
BP-VPB-184-GW-740-742MS	Q3298-06MS	BN038086.D	10/14/2025	03:43
BP-VPB-184-GW-740-742MSD	Q3298-07MSD	BN038087.D	10/14/2025	04:19
SSTDCCC0.4EC	SSTDCCC0.4	BN038088.D	10/14/2025	04:56



8B

SEMIVOLATILE INTERNAL STANDARD AREA AND RT SUMMARY

Lab Name: Alliance

Lab Code: ACE

SDG NO.: Q3298

Client ID : SSTDCCC0.4

Date Analyzed: 10/13/2025

Lab File ID: BN038066.D

Time Analyzed: 13:47

Instrument ID: BNA_N

GC Column: ZB-GR ID: 0.25 (mm)

	IS1 (DCB) AREA #	RT #	IS2 (NPT) AREA #	RT #	IS3 (ANT) AREA #	RT #
12 HOUR STD	7166	7.797	18651	10.59	10244	14.45
UPPER LIMIT	14332	8.297	37302	11.094	20488	14.952
LOWER LIMIT	3583	7.297	9325.5	10.094	5122	13.952
EPA SAMPLE NO.						
01 PB170022BL	6807	7.80	16619	10.61	7880	14.45
02 PB170022BS	6425	7.80	16580	10.59	7629	14.45
03 BP-VPB-184-EB-20251003	5123	7.80	12401	10.59	6195	14.45
04 VPB184-HYD-20251003	5261	7.80	13388	10.59	6636	14.45

IS1 (DCB) = 1,4-Dichlorobenzene-d4
 IS2 (NPT) = Naphthalene-d8
 IS3 (ANT) = Acenaphthene-d10

AREA UPPER LIMIT = +100% of internal standard area
 AREA LOWER LIMIT = -50% of internal standard area
 RT UPPER LIMIT = +0.50 minutes of internal standard RT
 RT LOWER LIMIT = -0.50 minutes of internal standard RT

Column used to flag values outside QC limits with an asterisk.
 * Values outside of QC limits.

8C

SEMIVOLATILE INTERNAL STANDARD AREA AND RT SUMMARY

Lab Name: Alliance

Lab Code: ACE

SDG NO.: Q3298

Client ID: SSTDCCC0.4

Date Analyzed: 10/13/2025

Lab File ID: BN038066.D

Time Analyzed: 13:47

Instrument ID: BNA_N

GC Column: ZB-GR ID: 0.25 (mm)

	IS4 (PHN) AREA #	RT #	IS5 (CRY) AREA #	RT #	IS6 (PRY) AREA #	RT #
12 HOUR STD	18901	17.198	16827	21.393	17326	23.712
UPPER LIMIT	37802	17.698	33654	21.893	34652	24.212
LOWER LIMIT	9450.5	16.698	8413.5	20.893	8663	23.212
EPA SAMPLE NO.						
01 PB170022BL	12265	17.21	8413 *	21.39	7507 *	23.72
02 PB170022BS	12726	17.20	8201 *	21.39	7302 *	23.71
03 BP-VPB-184-EB-20251003	11996	17.20	10642	21.39	10598	23.72
04 VPB184-HYD-20251003	11371	17.20	8656	21.39	7769 *	23.71

IS4 (PHN) = Phenanthrene-d10
 IS5 (CRY) = Chrysene-d12
 IS6 (PRY) = Perylene-d12

AREA UPPER LIMIT = +100% of internal standard area
 AREA LOWER LIMIT = -50% of internal standard area
 RT UPPER LIMIT = +0.50 minutes of internal standard RT
 RT LOWER LIMIT = -0.50 minutes of internal standard RT

Column used to flag values outside QC limits with an asterisk.
 * Values outside of QC limits.



8B

SEMIVOLATILE INTERNAL STANDARD AREA AND RT SUMMARY

Lab Name: Alliance

Lab Code: ACE

SDG NO.: Q3298

Client ID : SSTDCCC0.4

Date Analyzed: 10/14/2025

Lab File ID: BN038083.D

Time Analyzed: 01:19

Instrument ID: BNA_N

GC Column: ZB-GR ID: 0.25 (mm)

	IS1 (DCB) AREA #	RT #	IS2 (NPT) AREA #	RT #	IS3 (ANT) AREA #	RT #
12 HOUR STD	7061	7.797	18151	10.59	9016	14.45
UPPER LIMIT	14122	8.297	36302	11.094	18032	14.952
LOWER LIMIT	3530.5	7.297	9075.5	10.094	4508	13.952
EPA SAMPLE NO.						
01 BP-VPB-184-GW-740-742	6146	7.80	16059	10.59	7706	14.45
02 BP-VPB-184-GW-740-742MS	5765	7.80	14968	10.59	3442 *	14.45
03 BP-VPB-184-GW-740-742MSD	6052	7.80	15943	10.59	3279 *	14.45

IS1 (DCB) = 1,4-Dichlorobenzene-d4

IS2 (NPT) = Naphthalene-d8

IS3 (ANT) = Acenaphthene-d10

AREA UPPER LIMIT = +100% of internal standard area

AREA LOWER LIMIT = -50% of internal standard area

RT UPPER LIMIT = +0.50 minutes of internal standard RT

RT UPPER LIMIT = -0.50 minutes of internal standard RT

Column used to flag values outside QC limits with an asterisk.

* Values outside of QC limits.

8C

SEMIVOLATILE INTERNAL STANDARD AREA AND RT SUMMARY

Lab Name: Alliance
 Lab Code: ACE SDG NO.: Q3298
 Client ID: SSTDCCC0.4 Date Analyzed: 10/14/2025
 Lab File ID: BN038083.D Time Analyzed: 01:19
 Instrument ID: BNA_N GC Column: ZB-GR ID: 0.25 (mm)

	IS4 (PHN) AREA #	RT #	IS5 (CRY) AREA #	RT #	IS6 (PRY) AREA #	RT #
12 HOUR STD	16225	17.198	13579	21.384	13727	23.709
UPPER LIMIT	32450	17.698	27158	21.884	27454	24.209
LOWER LIMIT	8112.5	16.698	6789.5	20.884	6863.5	23.209
EPA SAMPLE NO.						
01 BP-VPB-184-GW-740-742	13040	17.20	10129	21.38	9622	23.71
02 BP-VPB-184-GW-740-742MS	10343	17.20	3302 *	21.38	80 *	23.71
03 BP-VPB-184-GW-740-742MSD	9259	17.20	1395 *	21.38	59 *	23.71

IS4 (PHN) = Phenanthrene-d10

IS5 (CRY) = Chrysene-d12

IS6 (PRY) = Perylene-d12

AREA UPPER LIMIT = +100% of internal standard area

AREA LOWER LIMIT = -50% of internal standard area

RT UPPER LIMIT = +0.50 minutes of internal standard RT

RT LOWER LIMIT = -0.50 minutes of internal standard RT

Column used to flag values outside QC limits with an asterisk.

* Values outside of QC limits.



SAMPLE DATA

- 1
- 2
- 3
- 4
- 5
- 6
- 7
- 8
- 9
- 10
- 11
- 12
- 13
- 14
- 15
- 16
- 17
- 18

Report of Analysis

Client:	Tetra Tech NUS, Inc.	Date Collected:	10/03/25
Project:	NWIRP Bethpage 112G08005-WE13	Date Received:	10/06/25
Client Sample ID:	BP-VPB-184-EB-20251003	SDG No.:	Q3298
Lab Sample ID:	Q3298-02	Matrix:	Water
Analytical Method:	SW8270ESIM	Level:	LOW
Sample Wt/Vol:	750 mL	Final Vol:	1000 uL
Prep Method:		Prep Date:	10/08/25
		Test:	SVOC-SIMGroup1

CAS Number	Parameter	Conc.	Qua.	DF	MDL	LOD	LOQ / CRQL	Units	Date Ana.	Prep BatchID
TARGETS										
123-91-1	1,4-Dioxane	0.11	J	1	0.090	0.27	0.27	ug/L	10/13/25 18:36	PB170022
SURROGATES										
7297-45-2	2-Methylnaphthalene-d10	0.36			30 - 150		90%	SPK: 0.4		
93951-69-0	Fluoranthene-d10	0.44			30 - 150		111%	SPK: 0.4		
4165-60-0	Nitrobenzene-d5	0.39			55 - 111		97%	SPK: 0.4		
321-60-8	2-Fluorobiphenyl	0.44	*		53 - 106		110%	SPK: 0.4		
1718-51-0	Terphenyl-d14	0.58	*		58 - 132		144%	SPK: 0.4		
INTERNAL STANDARDS										
		Area								
3855-82-1	1,4-Dichlorobenzene-d4	5120								
1146-65-2	Naphthalene-d8	12400								
15067-26-2	Acenaphthene-d10	6200								
1517-22-2	Phenanthrene-d10	12000								
1719-03-5	Chrysene-d12	10600								
1520-96-3	Perylene-d12	10600								

U = Not Detected

LOQ = Limit of Quantitation

MDL = Method Detection Limit

LOD = Limit of Detection

E = Value Exceeds Calibration Range

Q = indicates LCS control criteria did not meet requirements

M = MS/MSD acceptance criteria did not meet requirements

J = Estimated Value

B = Analyte Found in Associated Method Blank

N = Presumptive Evidence of a Compound

* = Values outside of QC limits

D = Dilution

() = Laboratory InHouse Limit

A = Aldol-Condensation Reaction Products

Data Path : Z:\svoasrv\HPCHEM1\BNA_N\Data\BN101325\
 Data File : BN038074.D
 Acq On : 13 Oct 2025 18:36
 Operator : RC/JU
 Sample : Q3298-02
 Misc :
 ALS Vial : 10 Sample Multiplier: 1

Instrument :
 BNA_N
 ClientSampleId :
 BP-VPB-184-EB-20251003

Quant Time: Oct 13 19:05:31 2025
 Quant Method : Z:\svoasrv\HPCHEM1\BNA_N\Methods\8270-SIM-BN092325.M
 Quant Title : ASP BNA STANDARDS FOR 5 POINT CALIBRATION
 QLast Update : Wed Sep 24 11:00:01 2025
 Response via : Initial Calibration

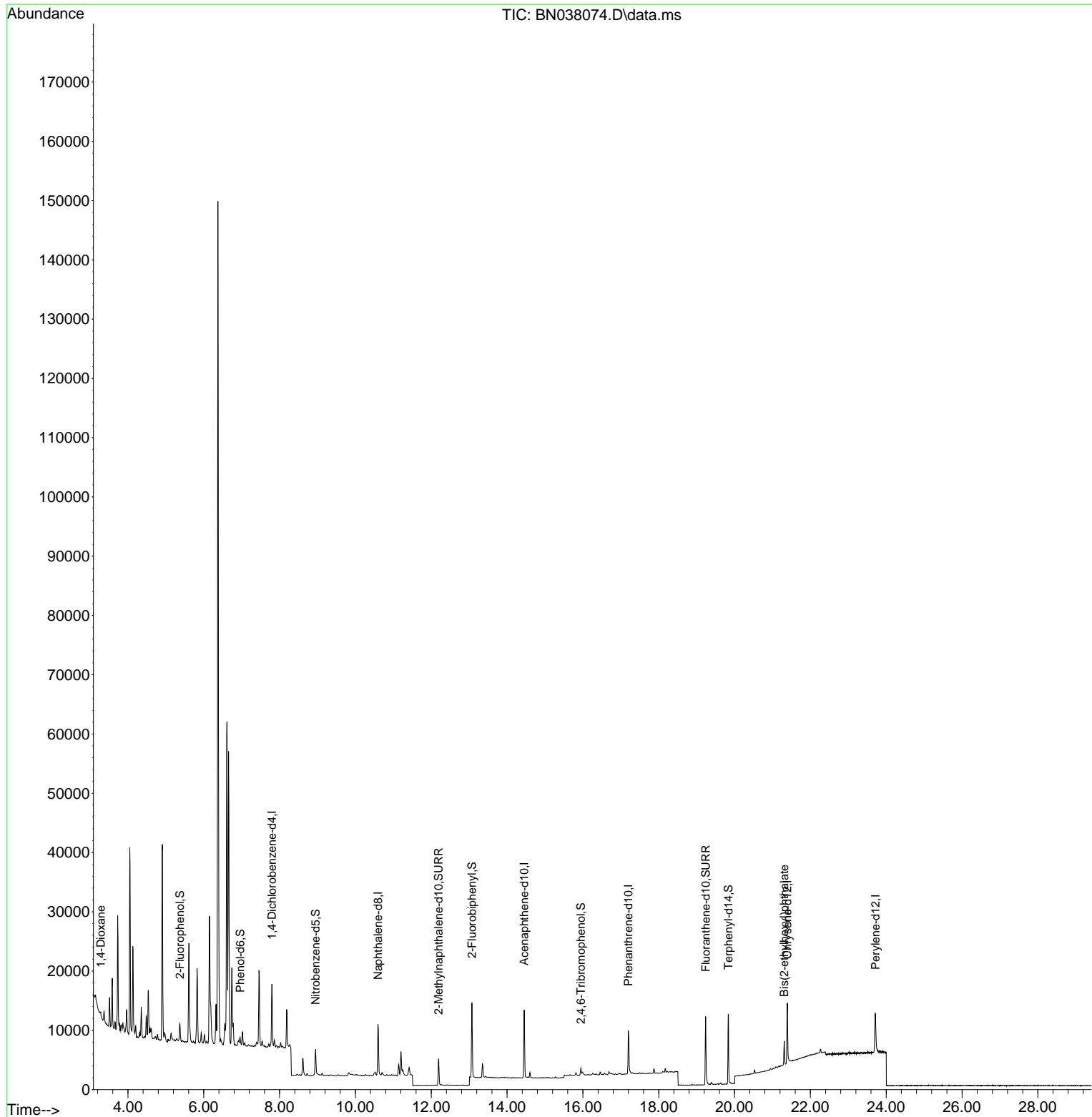
Compound	R.T.	QIon	Response	Conc Units	Dev(Min)	
Internal Standards						
1) 1,4-Dichlorobenzene-d4	7.797	152	5123	0.400 ng	-0.03	
7) Naphthalene-d8	10.594	136	12401	0.400 ng	#-0.03	
13) Acenaphthene-d10	14.452	164	6195	0.400 ng	-0.02	
19) Phenanthrene-d10	17.198	188	11996	0.400 ng	#-0.02	
29) Chrysene-d12	21.393	240	10642	0.400 ng	0.00	
35) Perylene-d12	23.715	264	10598	0.400 ng	#-0.01	
System Monitoring Compounds						
4) 2-Fluorophenol	5.370	112	2081	0.178 ng	-0.01	
5) Phenol-d6	6.959	99	1388	0.090 ng	-0.01	
8) Nitrobenzene-d5	8.950	82	3662	0.387 ng	-0.02	
11) 2-Methylnaphthalene-d10	12.192	152	6185	0.359 ng	-0.03	
14) 2,4,6-Tribromophenol	15.944	330	757	0.322 ng	-0.02	
15) 2-Fluorobiphenyl	13.073	172	11149	0.440 ng	-0.02	
27) Fluoranthene-d10	19.239	212	13340	0.442 ng	-0.01	
31) Terphenyl-d14	19.838	244	12218	0.576 ng	-0.01	
Target Compounds						Qvalue
2) 1,4-Dioxane	3.283	88	436	0.084 ng	#	60
34) Bis(2-ethylhexyl)phtha...	21.313	149	4000	0.272 ng	#	99

(#) = qualifier out of range (m) = manual integration (+) = signals summed

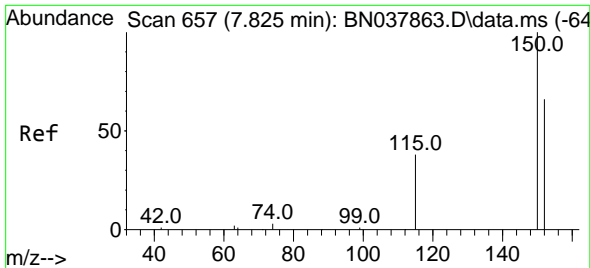
Data Path : Z:\svoasrv\HPCHEM1\BNA_N\Data\BN101325\
 Data File : BN038074.D
 Acq On : 13 Oct 2025 18:36
 Operator : RC/JU
 Sample : Q3298-02
 Misc :
 ALS Vial : 10 Sample Multiplier: 1

Instrument :
 BNA_N
ClientSampleId :
 BP-VPB-184-EB-20251003

Quant Time: Oct 13 19:05:31 2025
 Quant Method : Z:\svoasrv\HPCHEM1\BNA_N\Methods\8270-SIM-BN092325.M
 Quant Title : ASP BNA STANDARDS FOR 5 POINT CALIBRATION
 QLast Update : Wed Sep 24 11:00:01 2025
 Response via : Initial Calibration

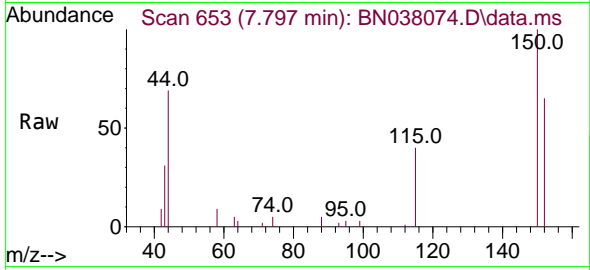


- 1
- 2
- 3
- 4
- 5
- 6
- 7
- 8
- 9
- 10
- 11
- 12
- 13
- 14
- 15
- 16
- 17
- 18

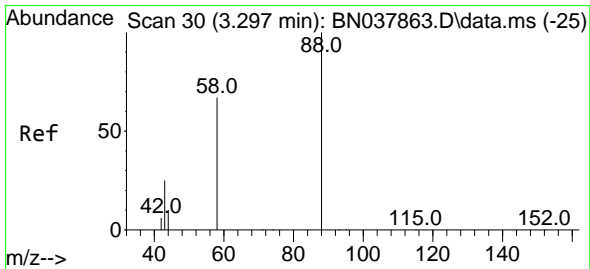
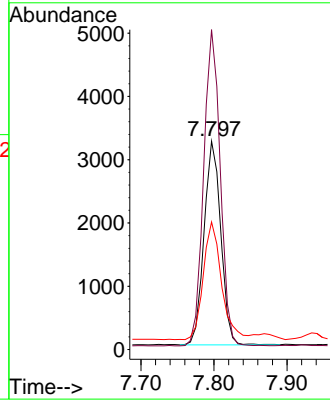
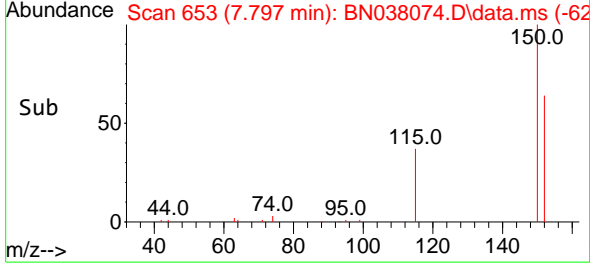


#1
 1,4-Dichlorobenzene-d4
 Concen: 0.400 ng
 RT: 7.797 min Scan# 61
 Delta R.T. -0.028 min
 Lab File: BN038074.D
 Acq: 13 Oct 2025 18:36

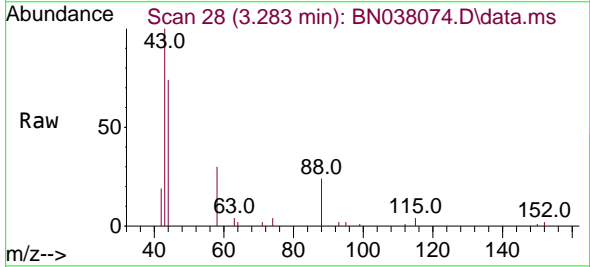
Instrument :
 BNA_N
 ClientSampleId :
 BP-VPB-184-EB-20251003



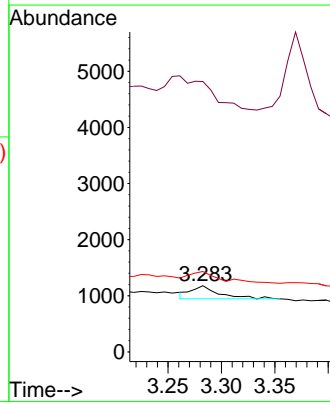
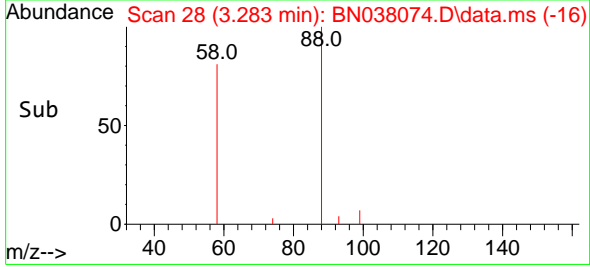
Tgt Ion:152 Resp: 5123
 Ion Ratio Lower Upper
 152 100
 150 153.6 121.0 181.4
 115 61.2 47.4 71.0

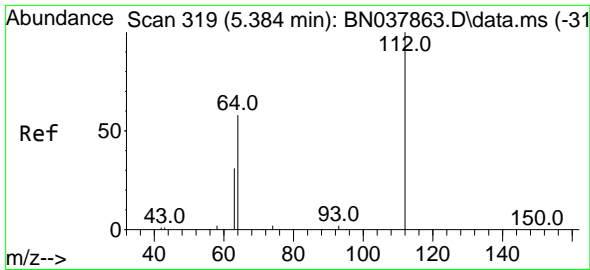


#2
 1,4-Dioxane
 Concen: 0.084 ng
 RT: 3.283 min Scan# 28
 Delta R.T. -0.015 min
 Lab File: BN038074.D
 Acq: 13 Oct 2025 18:36



Tgt Ion: 88 Resp: 436
 Ion Ratio Lower Upper
 88 100
 43 0.0 26.6 39.8#
 58 100.7 58.9 88.3#

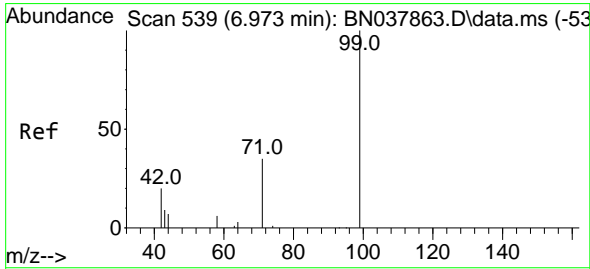
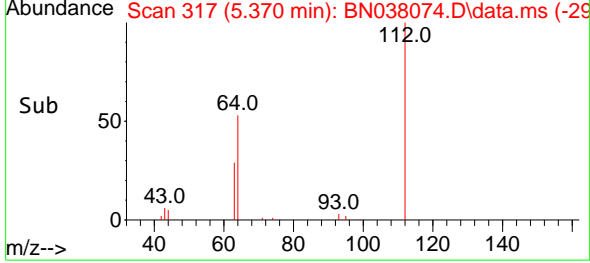
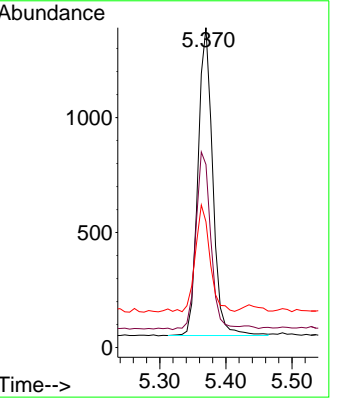
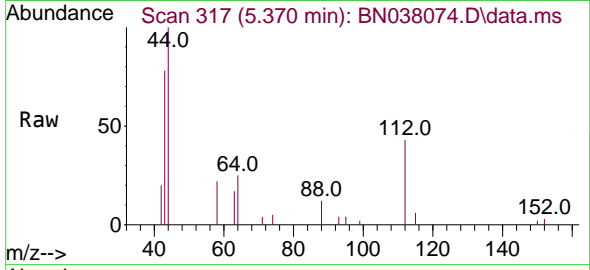




#4
 2-Fluorophenol
 Concen: 0.178 ng
 RT: 5.370 min Scan# 317
 Delta R.T. -0.014 min
 Lab File: BN038074.D
 Acq: 13 Oct 2025 18:36

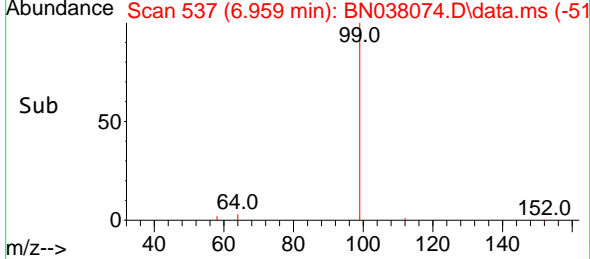
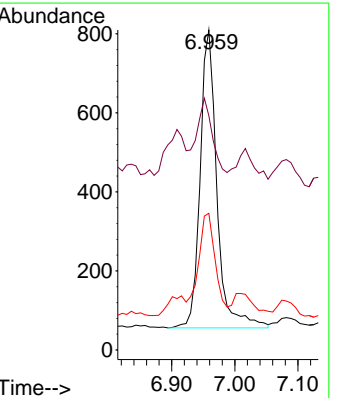
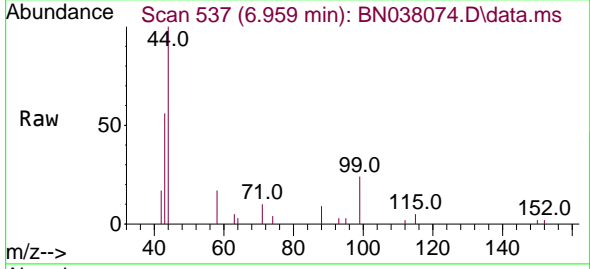
Instrument :
 BNA_N
 ClientSampleId :
 BP-VPB-184-EB-20251003

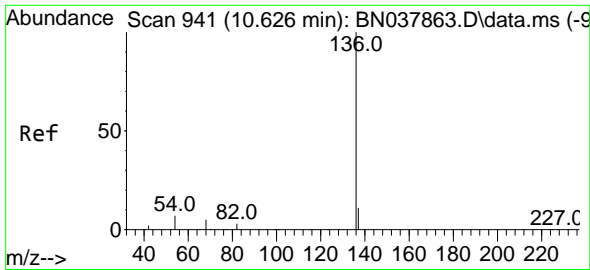
Tgt Ion	Resp	Lower	Upper
112	2081		
64	58.3	44.6	66.8
63	33.8	24.9	37.3



#5
 Phenol-d6
 Concen: 0.090 ng
 RT: 6.959 min Scan# 537
 Delta R.T. -0.014 min
 Lab File: BN038074.D
 Acq: 13 Oct 2025 18:36

Tgt Ion	Resp	Lower	Upper
99	1388		
42	25.6	17.2	25.8
71	28.6	27.3	40.9

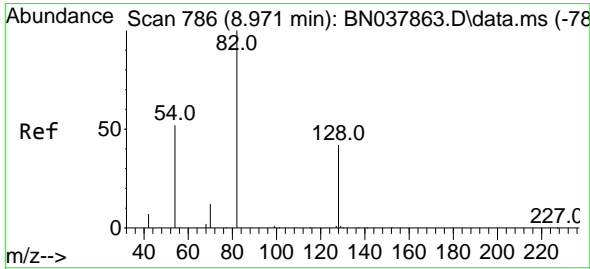
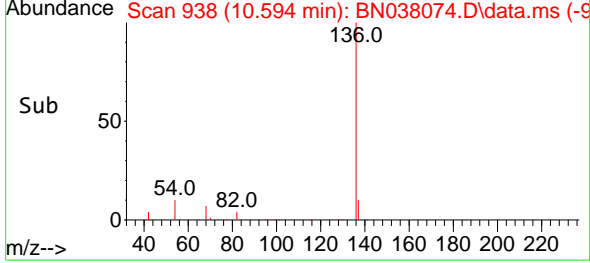
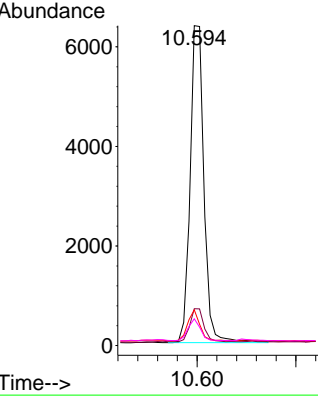
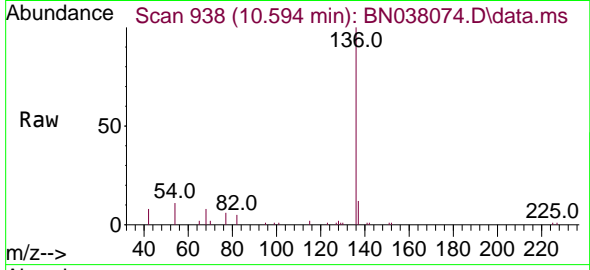




#7
Naphthalene-d8
 Concen: 0.400 ng
 RT: 10.594 min Scan# 911
 Delta R.T. -0.032 min
 Lab File: BN038074.D
 Acq: 13 Oct 2025 18:36

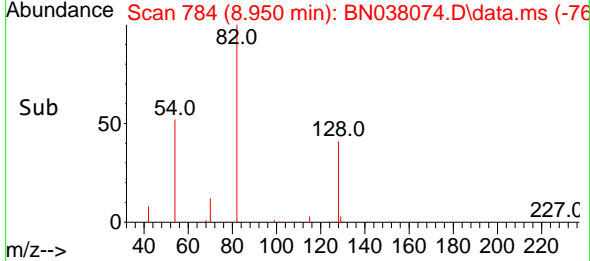
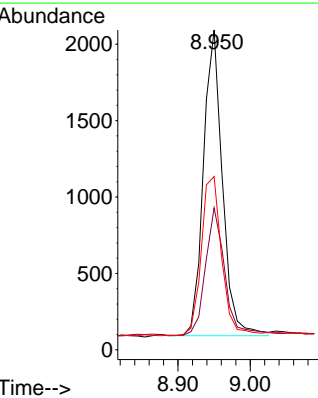
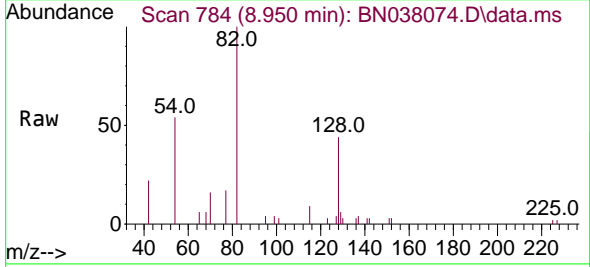
Instrument :
 BNA_N
ClientSampleId :
 BP-VPB-184-EB-20251003

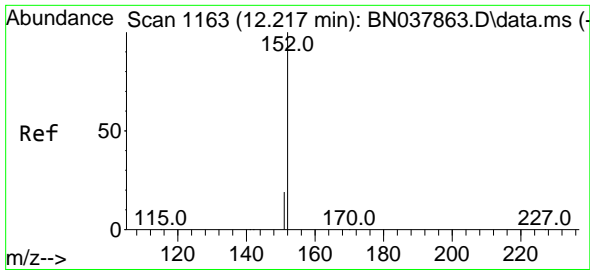
Tgt Ion	Resp	Lower	Upper
136	12401		
137	11.5	9.0	13.4
54	11.2	5.8	8.8#
68	8.4	4.3	6.5#



#8
Nitrobenzene-d5
 Concen: 0.387 ng
 RT: 8.950 min Scan# 784
 Delta R.T. -0.021 min
 Lab File: BN038074.D
 Acq: 13 Oct 2025 18:36

Tgt Ion	Resp	Lower	Upper
82	3662		
128	44.4	34.8	52.2
54	54.2	42.2	63.2

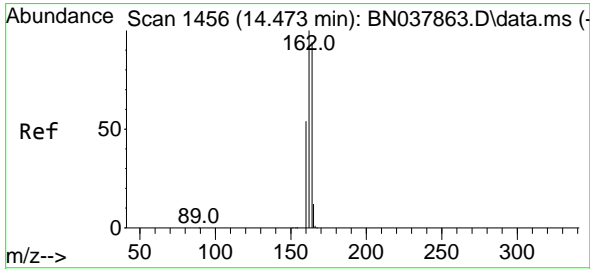
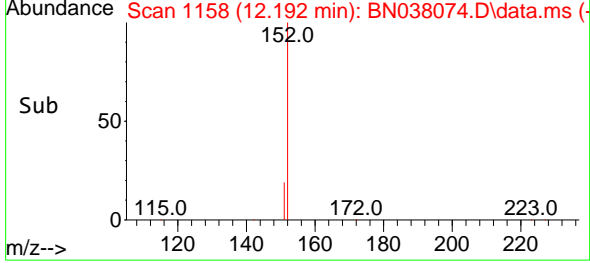
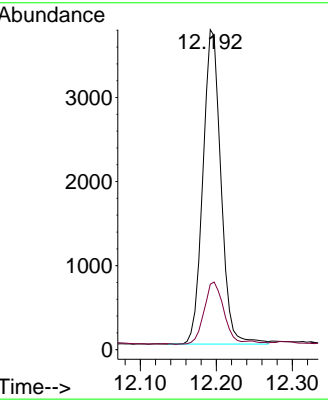
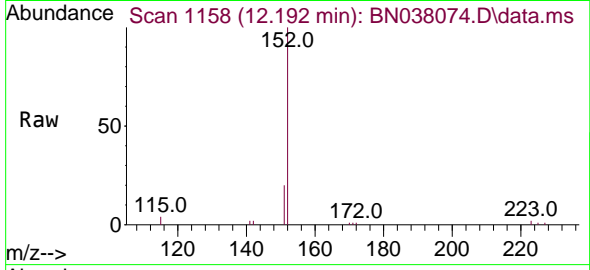




#11
 2-Methylnaphthalene-d10
 Concen: 0.359 ng
 RT: 12.192 min Scan# 1163
 Delta R.T. -0.025 min
 Lab File: BN038074.D
 Acq: 13 Oct 2025 18:36

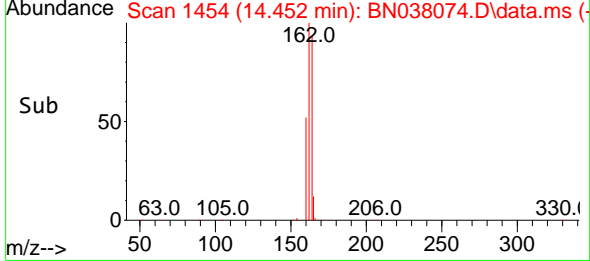
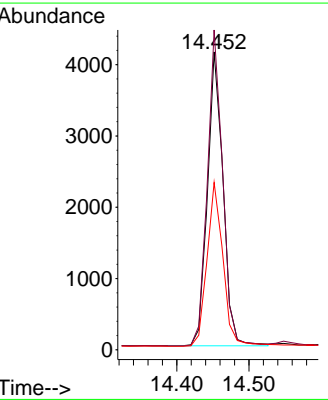
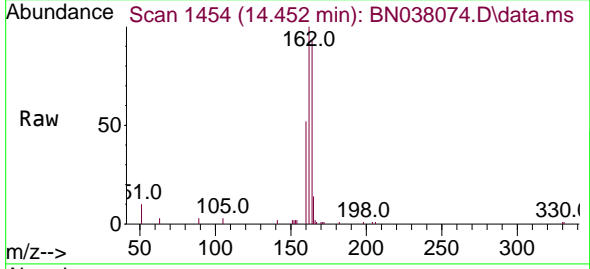
Instrument :
 BNA_N
ClientSampleId :
 BP-VPB-184-EB-20251003

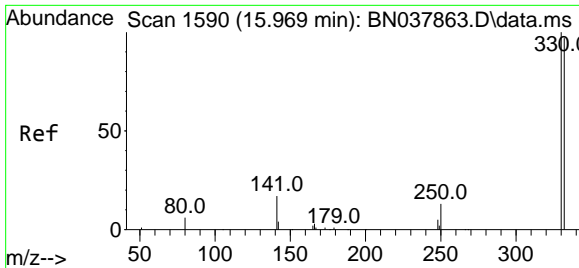
Tgt Ion:152 Resp: 6185
 Ion Ratio Lower Upper
 152 100
 151 21.7 17.4 26.2



#13
 Acenaphthene-d10
 Concen: 0.400 ng
 RT: 14.452 min Scan# 1454
 Delta R.T. -0.021 min
 Lab File: BN038074.D
 Acq: 13 Oct 2025 18:36

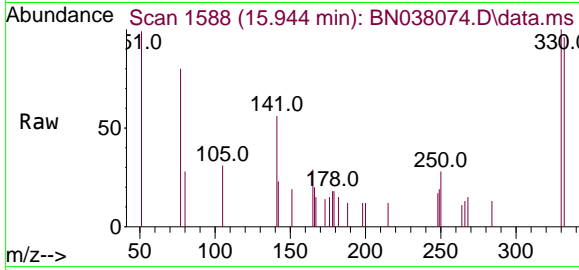
Tgt Ion:164 Resp: 6195
 Ion Ratio Lower Upper
 164 100
 162 107.4 84.8 127.2
 160 56.2 46.1 69.1





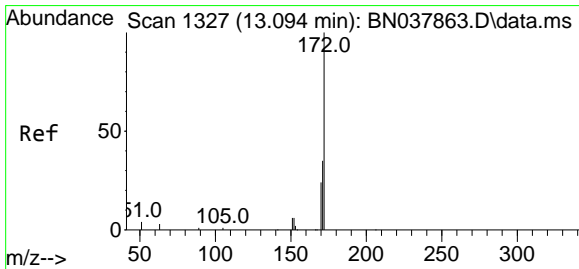
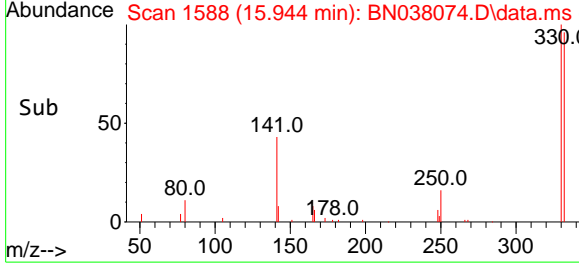
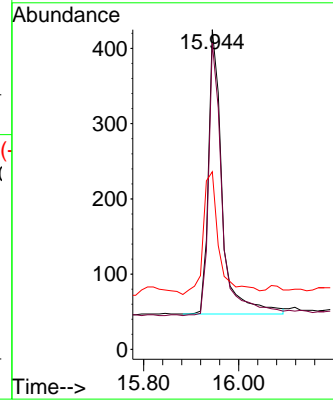
#14
 2,4,6-Tribromophenol
 Concen: 0.322 ng
 RT: 15.944 min Scan# 11
 Delta R.T. -0.025 min
 Lab File: BN038074.D
 Acq: 13 Oct 2025 18:36

Instrument :
 BNA_N
 ClientSampleId :
 BP-VPB-184-EB-20251003



Tgt Ion: 330 Resp: 757

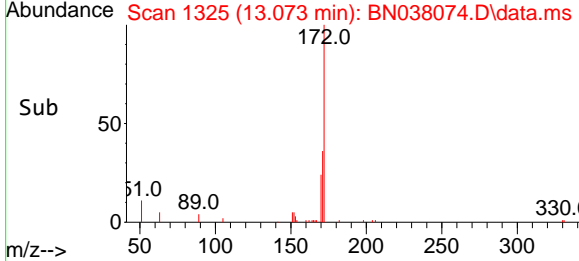
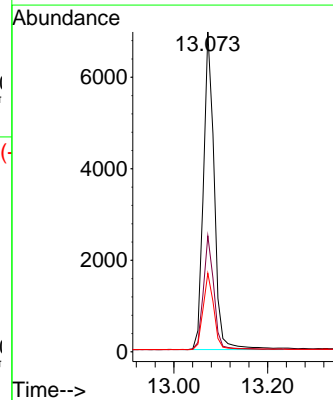
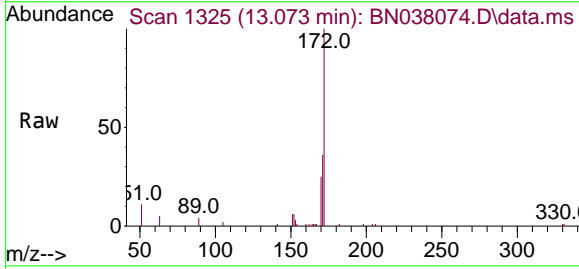
Ion	Ratio	Lower	Upper
330	100		
332	96.0	77.2	115.8
141	49.9	37.2	55.8

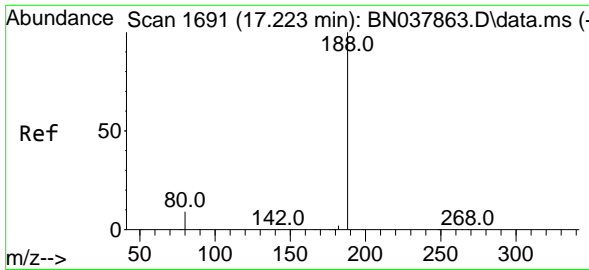


#15
 2-Fluorobiphenyl
 Concen: 0.440 ng
 RT: 13.073 min Scan# 1325
 Delta R.T. -0.021 min
 Lab File: BN038074.D
 Acq: 13 Oct 2025 18:36

Tgt Ion: 172 Resp: 11149

Ion	Ratio	Lower	Upper
172	100		
171	36.3	28.6	43.0
170	24.6	19.7	29.5



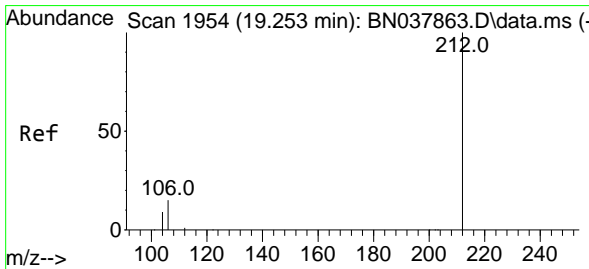
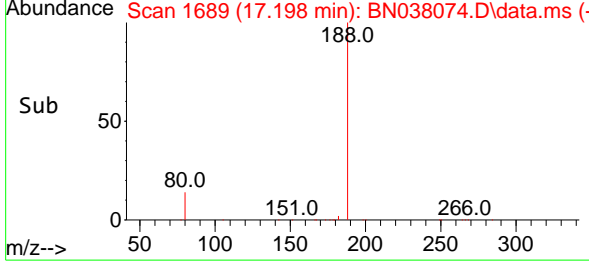
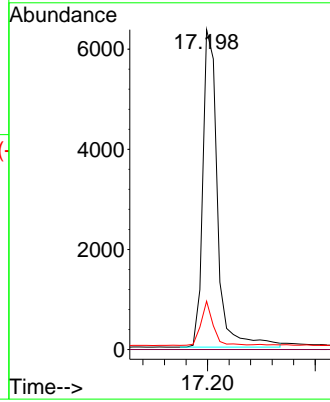
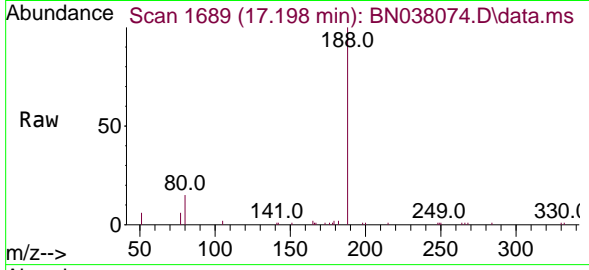


#19
 Phenanthrene-d10
 Concen: 0.400 ng
 RT: 17.198 min Scan# 1689
 Delta R.T. -0.025 min
 Lab File: BN038074.D
 Acq: 13 Oct 2025 18:36

Instrument :
 BNA_N
 ClientSampleId :
 BP-VPB-184-EB-20251003

Tgt Ion:188 Resp: 11996

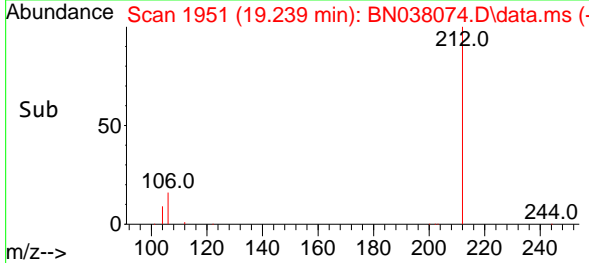
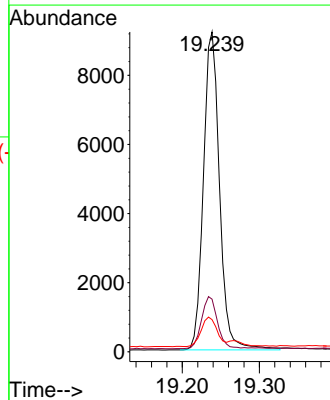
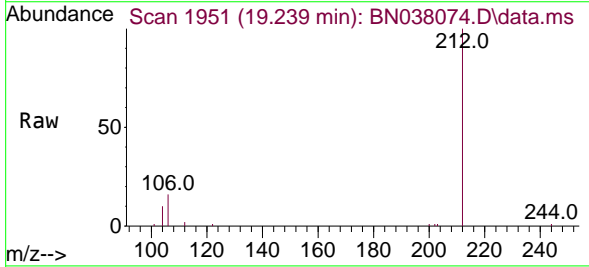
Ion	Ratio	Lower	Upper
188	100		
94	0.0	0.0	0.0
80	15.1	7.6	11.4#

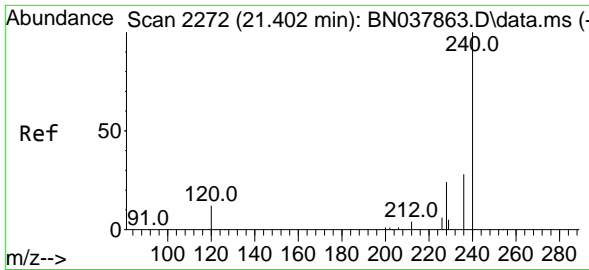


#27
 Fluoranthene-d10
 Concen: 0.442 ng
 RT: 19.239 min Scan# 1951
 Delta R.T. -0.014 min
 Lab File: BN038074.D
 Acq: 13 Oct 2025 18:36

Tgt Ion:212 Resp: 13340

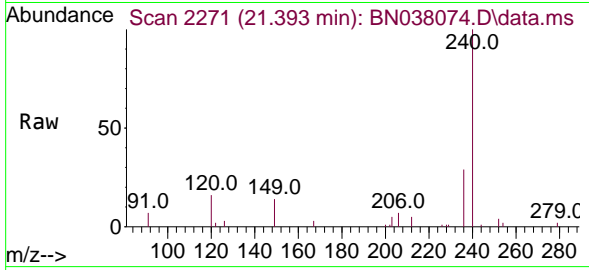
Ion	Ratio	Lower	Upper
212	100		
106	16.4	12.6	19.0
104	9.2	7.4	11.0





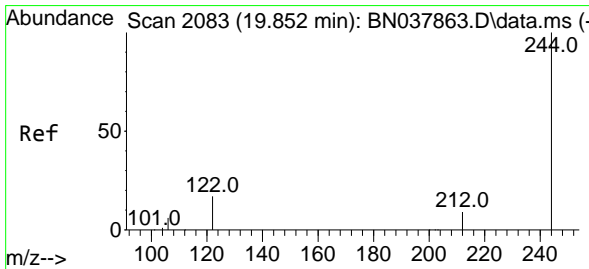

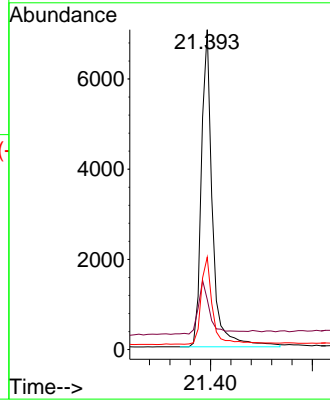
#29
 Chrysene-d12
 Concen: 0.400 ng
 RT: 21.393 min Scan# 21
 Delta R.T. -0.009 min
 Lab File: BN038074.D
 Acq: 13 Oct 2025 18:36

Instrument :
 BNA_N
 ClientSampleId :
 BP-VPB-184-EB-20251003



Tgt Ion: 240 Resp: 10642

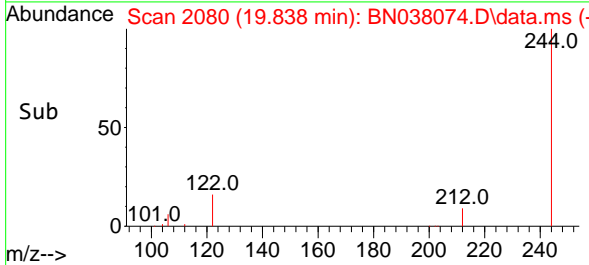
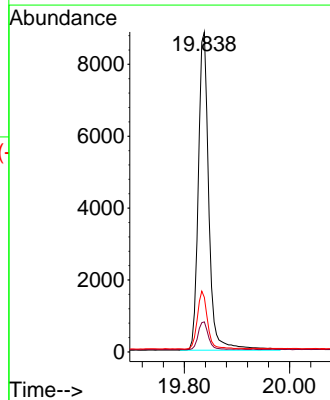
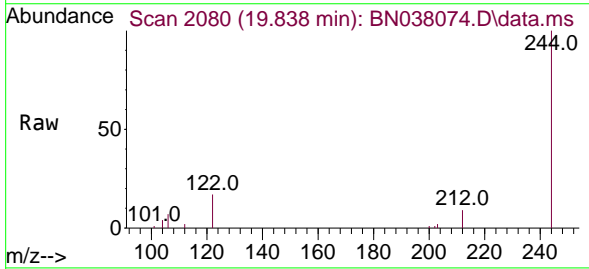
Ion	Ratio	Lower	Upper
240	100		
120	15.7	11.4	17.2
236	28.9	23.0	34.6

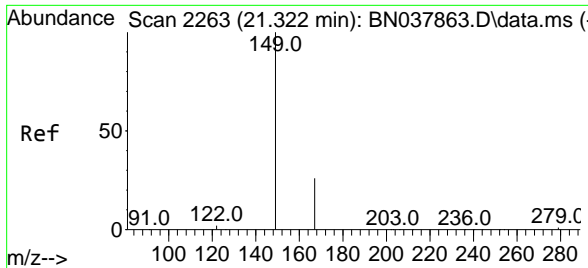


#31
 Terphenyl-d14
 Concen: 0.576 ng
 RT: 19.838 min Scan# 2080
 Delta R.T. -0.014 min
 Lab File: BN038074.D
 Acq: 13 Oct 2025 18:36

Tgt Ion: 244 Resp: 12218

Ion	Ratio	Lower	Upper
244	100		
212	9.4	7.6	11.4
122	17.0	13.9	20.9

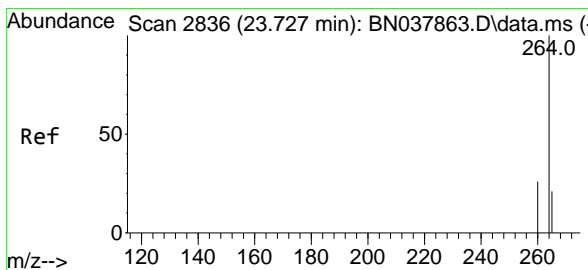
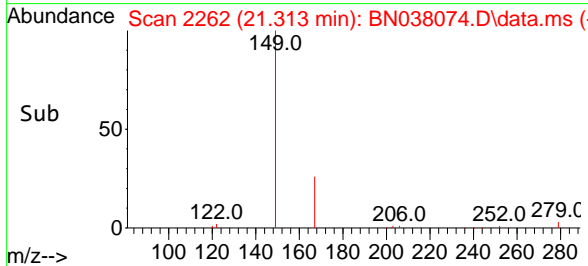
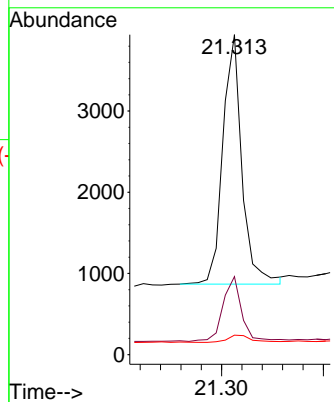
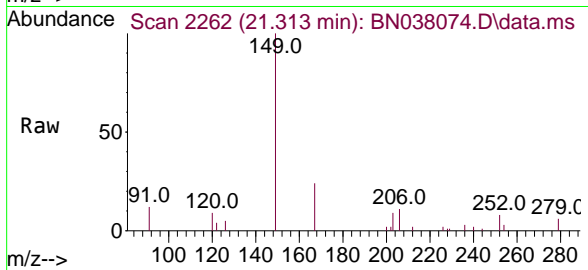




#34
 Bis(2-ethylhexyl)phthalate
 Concen: 0.272 ng
 RT: 21.313 min Scan# 2132
 Delta R.T. -0.009 min
 Lab File: BN038074.D
 Acq: 13 Oct 2025 18:36

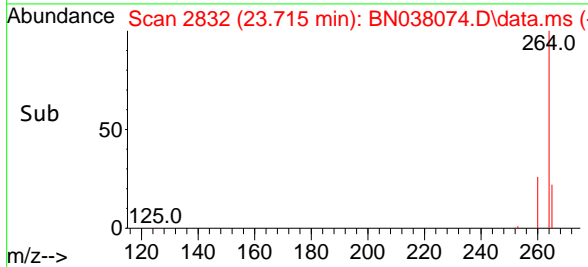
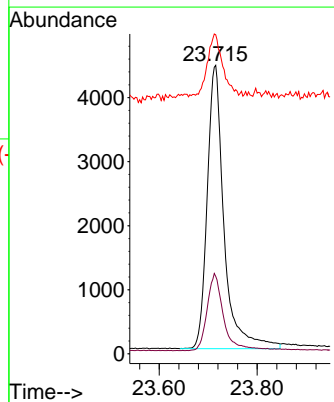
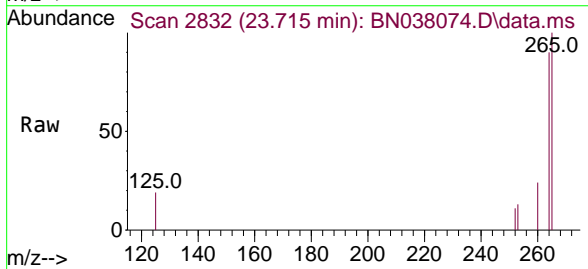
Instrument : BNA_N
 ClientSampleId : BP-VPB-184-EB-20251003

Tgt Ion	Resp	Lower	Upper
149	4000		
167	25.8	20.4	30.6
279	3.7	2.4	3.6#



#35
 Perylene-d12
 Concen: 0.400 ng
 RT: 23.715 min Scan# 2832
 Delta R.T. -0.012 min
 Lab File: BN038074.D
 Acq: 13 Oct 2025 18:36

Tgt Ion	Resp	Lower	Upper
264	10598		
260	26.8	21.5	32.3
265	110.6	53.8	80.6#



Report of Analysis

Client:	Tetra Tech NUS, Inc.	Date Collected:	10/03/25
Project:	NWIRP Bethpage 112G08005-WE13	Date Received:	10/06/25
Client Sample ID:	VPB184-HYD-20251003	SDG No.:	Q3298
Lab Sample ID:	Q3298-03	Matrix:	Water
Analytical Method:	SW8270ESIM	Level:	LOW
Sample Wt/Vol:	1000 mL	Final Vol:	1000 uL
Prep Method:		Prep Date:	10/08/25
		Test:	SVOC-SIMGroup1

CAS Number	Parameter	Conc.	Qua.	DF	MDL	LOD	LOQ / CRQL	Units	Date Ana.	Prep BatchID
TARGETS										
123-91-1	1,4-Dioxane	0.20	U	1	0.070	0.20	0.20	ug/L	10/13/25 19:12	PB170022
SURROGATES										
7297-45-2	2-Methylnaphthalene-d10	0	*		30 - 150		0%	SPK: 0.4		
93951-69-0	Fluoranthene-d10	0.056	*		30 - 150		14%	SPK: 0.4		
4165-60-0	Nitrobenzene-d5	0.40			55 - 111		99%	SPK: 0.4		
321-60-8	2-Fluorobiphenyl	0.47	*		53 - 106		117%	SPK: 0.4		
1718-51-0	Terphenyl-d14	0.59	*		58 - 132		147%	SPK: 0.4		
INTERNAL STANDARDS										
		Area								
3855-82-1	1,4-Dichlorobenzene-d4	5260								
1146-65-2	Naphthalene-d8	13400								
15067-26-2	Acenaphthene-d10	6640								
1517-22-2	Phenanthrene-d10	11400								
1719-03-5	Chrysene-d12	8660								
1520-96-3	Perylene-d12	7770								

U = Not Detected

LOQ = Limit of Quantitation

MDL = Method Detection Limit

LOD = Limit of Detection

E = Value Exceeds Calibration Range

Q = indicates LCS control criteria did not meet requirements

M = MS/MSD acceptance criteria did not meet requirements

J = Estimated Value

B = Analyte Found in Associated Method Blank

N = Presumptive Evidence of a Compound

* = Values outside of QC limits

D = Dilution

() = Laboratory InHouse Limit

A = Aldol-Condensation Reaction Products

Data Path : Z:\svoasrv\HPCHEM1\BNA_N\Data\BN101325\
 Data File : BN038075.D
 Acq On : 13 Oct 2025 19:12
 Operator : RC/JU
 Sample : Q3298-03
 Misc :
 ALS Vial : 11 Sample Multiplier: 1

Instrument :
 BNA_N
 ClientSampleId :
 VPB184-HYD-20251003

Quant Time: Oct 14 02:38:53 2025
 Quant Method : Z:\svoasrv\HPCHEM1\BNA_N\Methods\8270-SIM-BN092325.M
 Quant Title : ASP BNA STANDARDS FOR 5 POINT CALIBRATION
 QLast Update : Wed Sep 24 11:00:01 2025
 Response via : Initial Calibration

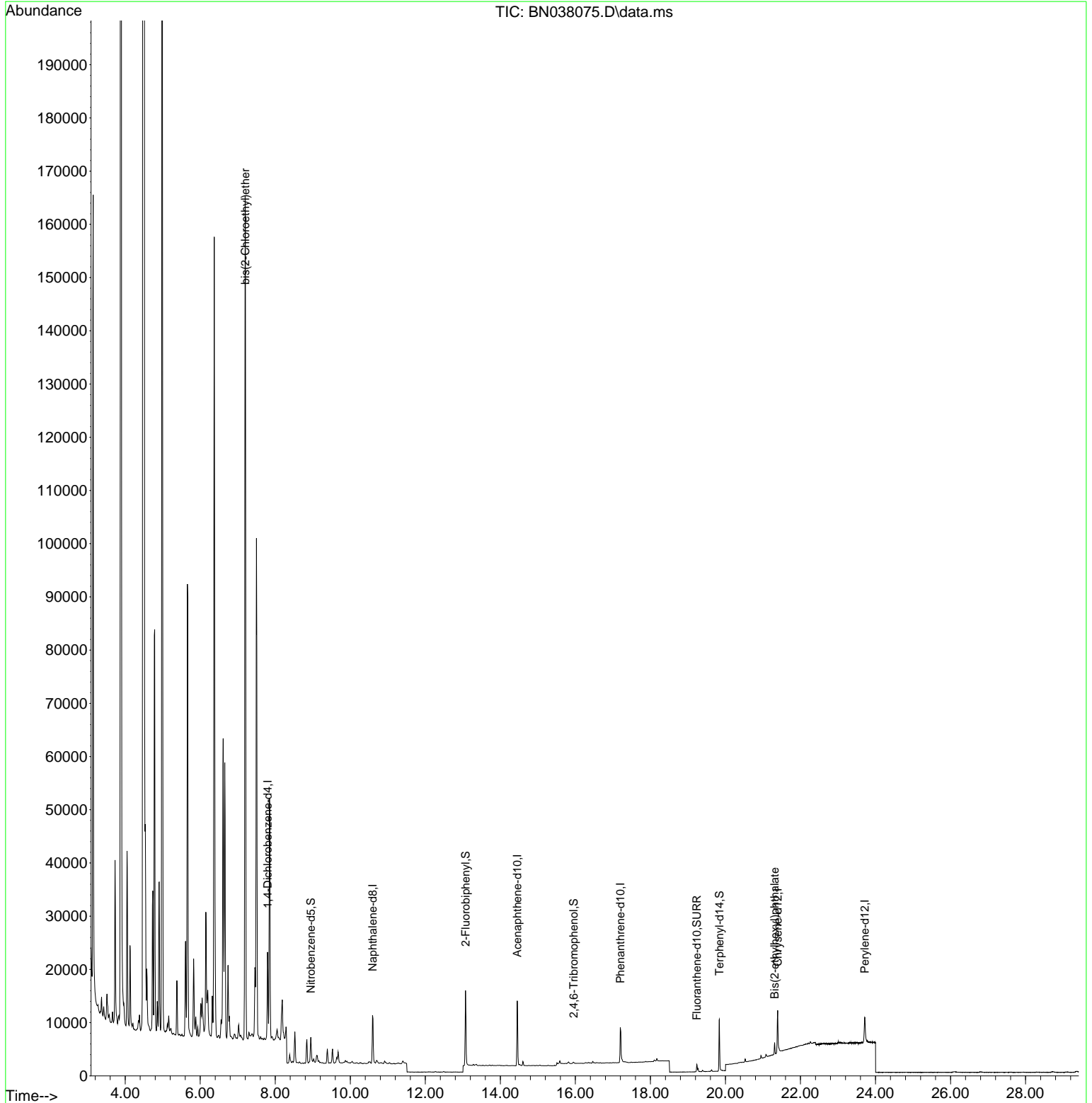
Compound	R.T.	QIon	Response	Conc	Units	Dev(Min)	Qvalue
Internal Standards							
1) 1,4-Dichlorobenzene-d4	7.797	152	5261	0.400	ng	-0.03	
7) Naphthalene-d8	10.594	136	13388	0.400	ng	#-0.03	
13) Acenaphthene-d10	14.452	164	6636	0.400	ng	-0.02	
19) Phenanthrene-d10	17.198	188	11371	0.400	ng	#-0.02	
29) Chrysene-d12	21.393	240	8656	0.400	ng	# 0.00	
35) Perylene-d12	23.712	264	7769	0.400	ng	#-0.01	
System Monitoring Compounds							
4) 2-Fluorophenol	5.363	112	21	0.002	ng	-0.02	
5) Phenol-d6	0.000	99	0d	0.000	ng		
8) Nitrobenzene-d5	8.950	82	4031	0.395	ng	-0.02	
11) 2-Methylnaphthalene-d10	0.000	152	0d	0.000	ng		
14) 2,4,6-Tribromophenol	15.957	330	191	0.076	ng	-0.01	
15) 2-Fluorobiphenyl	13.073	172	12721	0.468	ng	-0.02	
27) Fluoranthene-d10	19.239	212	1615	0.056	ng	-0.01	
31) Terphenyl-d14	19.838	244	10120	0.587	ng	-0.01	
Target Compounds							
6) bis(2-Chloroethyl)ether	7.204	93	105512	7.205	ng	#	44
34) Bis(2-ethylhexyl)phtha...	21.313	149	2335	0.195	ng	#	99

(#) = qualifier out of range (m) = manual integration (+) = signals summed

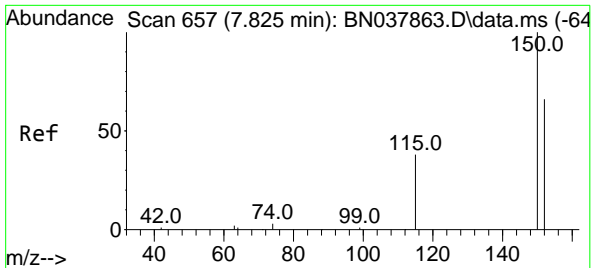
Data Path : Z:\svoasrv\HPCHEM1\BNA_N\Data\BN101325\
Data File : BN038075.D
Acq On : 13 Oct 2025 19:12
Operator : RC/JU
Sample : Q3298-03
Misc :
ALS Vial : 11 Sample Multiplier: 1

Instrument :
BNA_N
ClientSampleId :
VPB184-HYD-20251003

Quant Time: Oct 14 02:38:53 2025
Quant Method : Z:\svoasrv\HPCHEM1\BNA_N\Methods\8270-SIM-BN092325.M
Quant Title : ASP BNA STANDARDS FOR 5 POINT CALIBRATION
QLast Update : Wed Sep 24 11:00:01 2025
Response via : Initial Calibration



- 1
- 2
- 3
- 4
- 5
- 6
- 7
- 8
- 9
- 10
- 11
- 12
- 13
- 14
- 15
- 16
- 17
- 18

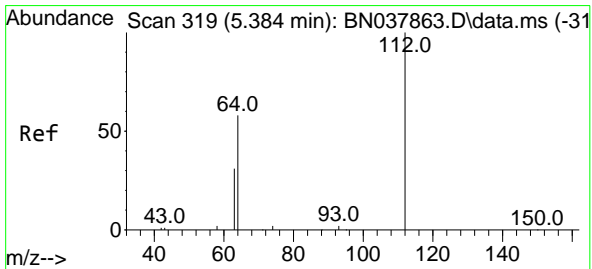
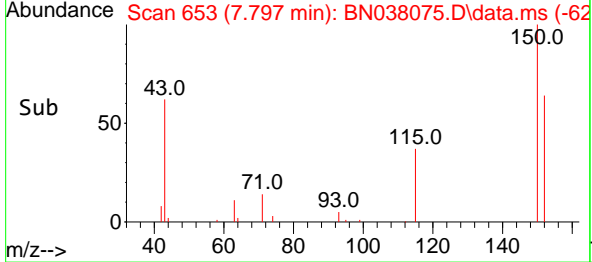
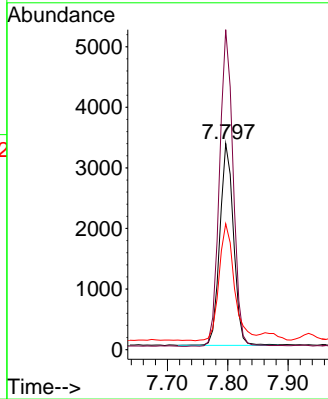
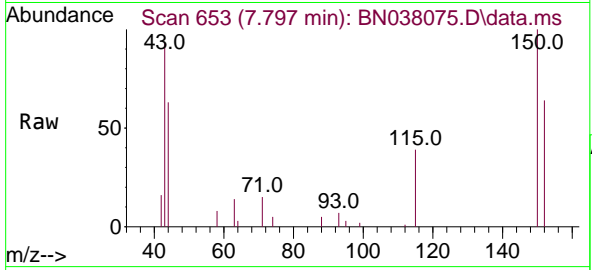


#1
 1,4-Dichlorobenzene-d4
 Concen: 0.400 ng
 RT: 7.797 min Scan# 61
 Delta R.T. -0.028 min
 Lab File: BN038075.D
 Acq: 13 Oct 2025 19:12

Instrument :
 BNA_N
 ClientSampleId :
 VPB184-HYD-20251003

Tgt Ion:152 Resp: 5261

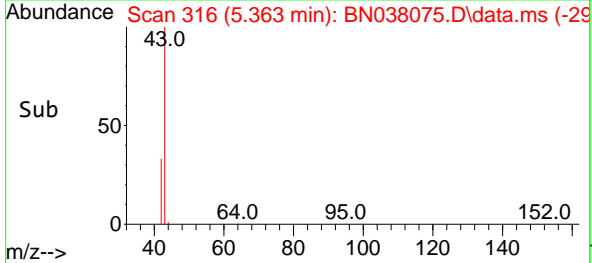
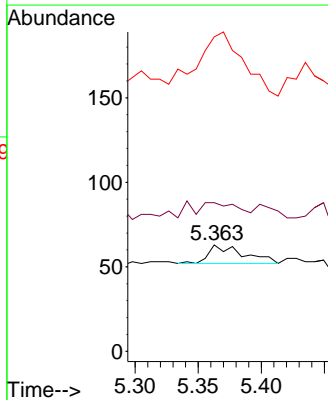
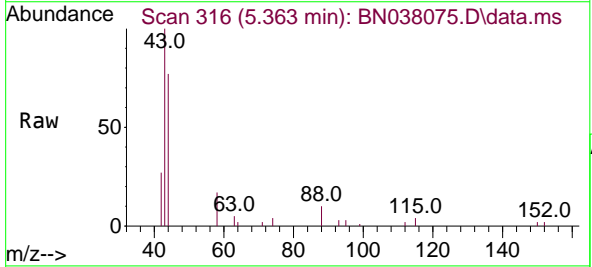
Ion	Ratio	Lower	Upper
152	100		
150	155.3	121.0	181.4
115	61.1	47.4	71.0

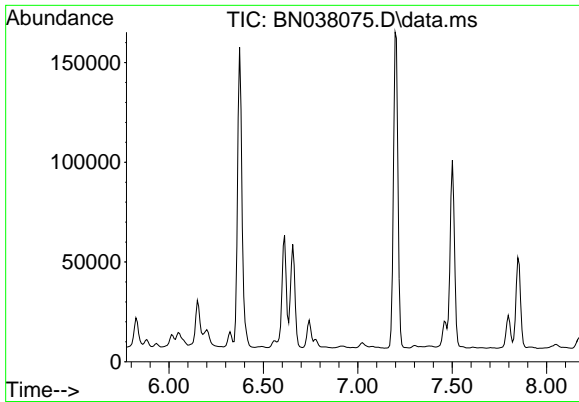


#4
 2-Fluorophenol
 Concen: 0.002 ng
 RT: 5.363 min Scan# 316
 Delta R.T. -0.022 min
 Lab File: BN038075.D
 Acq: 13 Oct 2025 19:12

Tgt Ion:112 Resp: 21

Ion	Ratio	Lower	Upper
112	100		
64	0.0	44.6	66.8#
63	461.9	24.9	37.3#

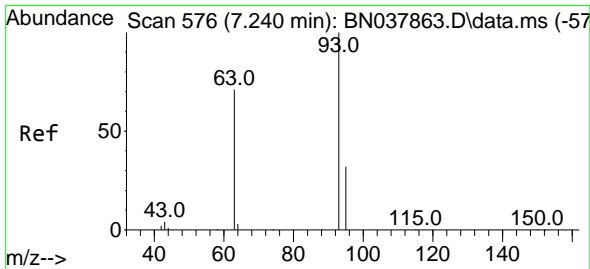
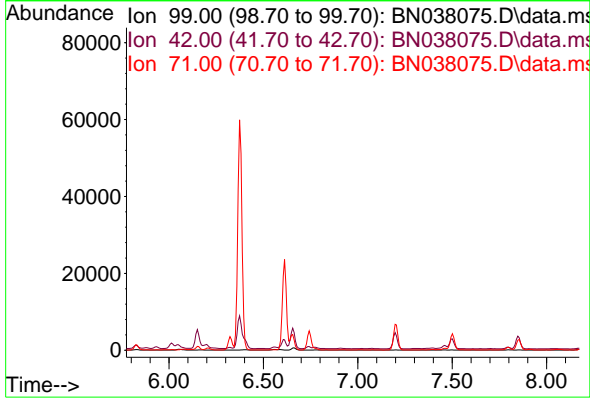




#5
 Phenol-d6
 Concen: 0.000 ng
 Expected RT: 6.97 min
 Lab File: BN038075.D
 Acq: 13 Oct 2025 19:12

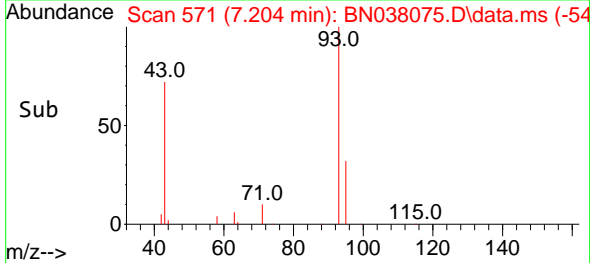
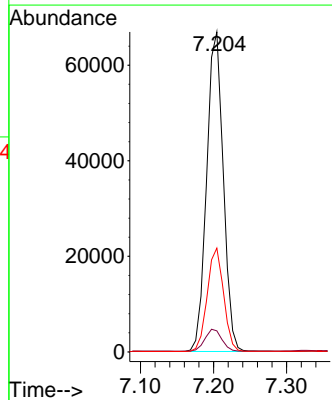
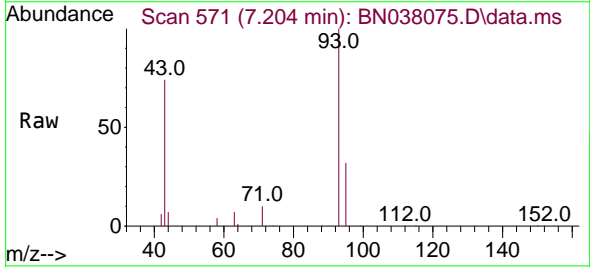
Instrument :
 BNA_N
 ClientSampleId :
 VPB184-HYD-20251003

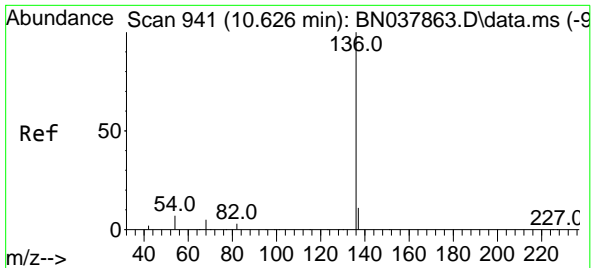
Tgt Ion:	99
Sig	Exp Ratio
99	100
42	21.5
71	34.1



#6
 bis(2-Chloroethyl)ether
 Concen: 7.205 ng
 RT: 7.204 min Scan# 571
 Delta R.T. -0.036 min
 Lab File: BN038075.D
 Acq: 13 Oct 2025 19:12

Tgt Ion:	93	Resp:	105512
Ion Ratio	Lower	Upper	
93	100		
63	7.0	60.1	90.1#
95	31.9	25.4	38.2

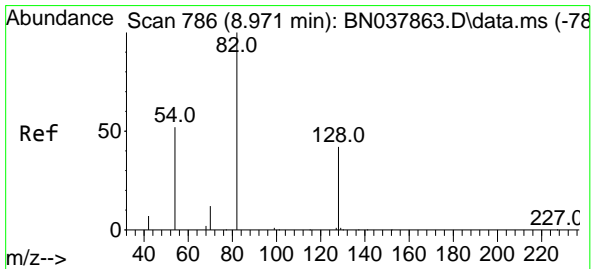
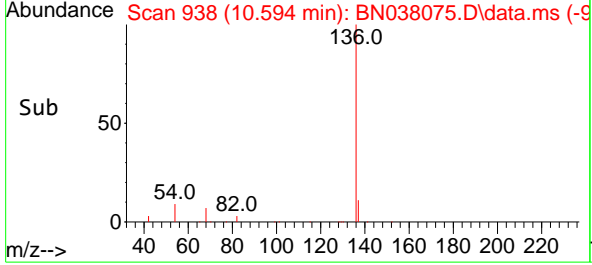
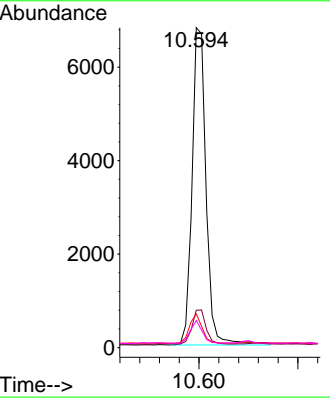
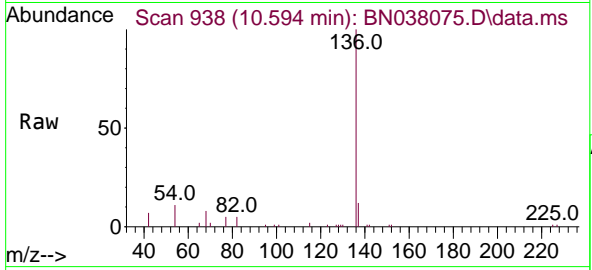




#7
 Naphthalene-d8
 Concen: 0.400 ng
 RT: 10.594 min Scan# 911
 Delta R.T. -0.032 min
 Lab File: BN038075.D
 Acq: 13 Oct 2025 19:12

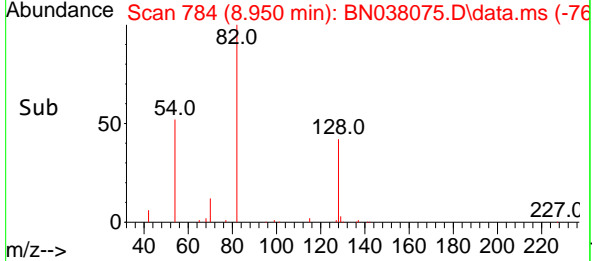
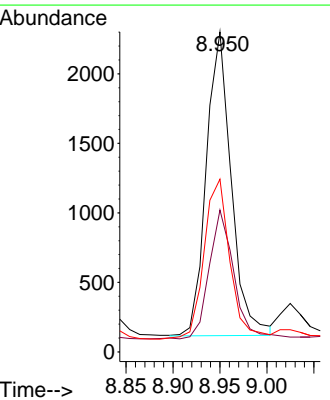
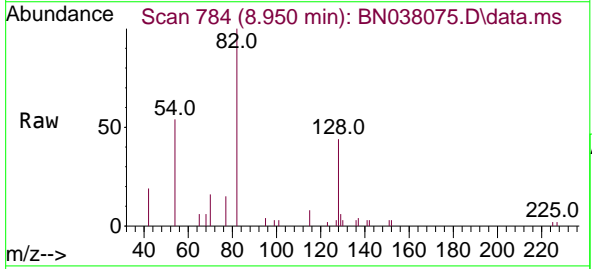
Instrument : BNA_N
 ClientSampleId : VPB184-HYD-20251003

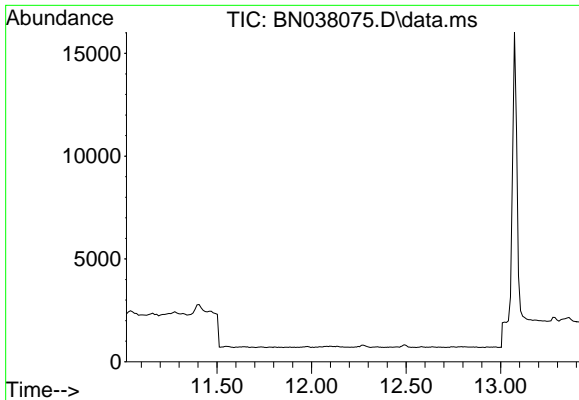
Tgt Ion	Resp	Lower	Upper
136	13388		
137	11.7	9.0	13.4
54	10.5	5.8	8.8#
68	8.5	4.3	6.5#



#8
 Nitrobenzene-d5
 Concen: 0.395 ng
 RT: 8.950 min Scan# 784
 Delta R.T. -0.021 min
 Lab File: BN038075.D
 Acq: 13 Oct 2025 19:12

Tgt Ion	Resp	Lower	Upper
82	4031		
128	44.4	34.8	52.2
54	54.0	42.2	63.2

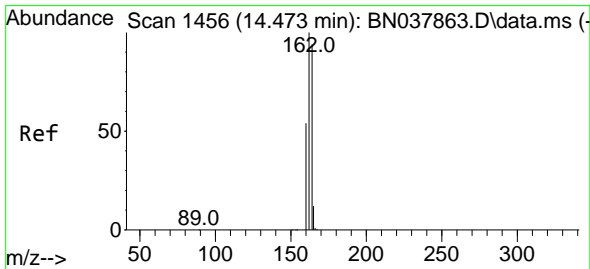
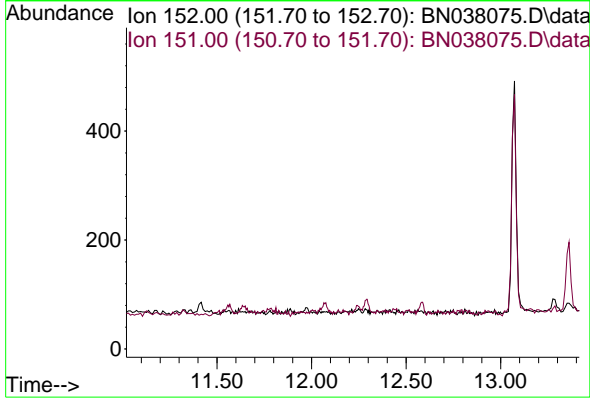




#11
 2-Methylnaphthalene-d10
 Concen: 0.000 ng
 Expected RT: 12.22 min
 Lab File: BN038075.D
 Acq: 13 Oct 2025 19:12

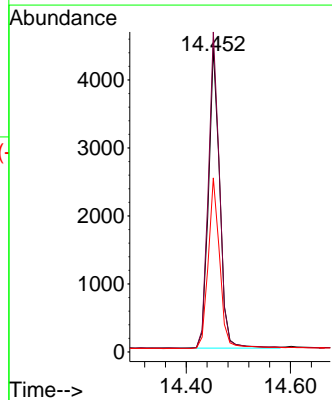
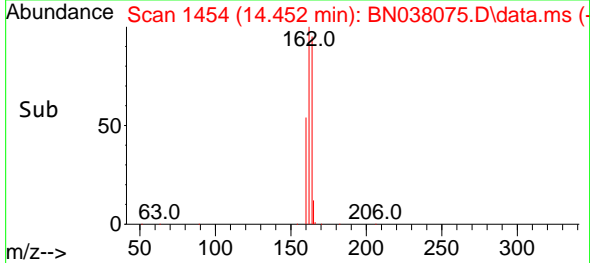
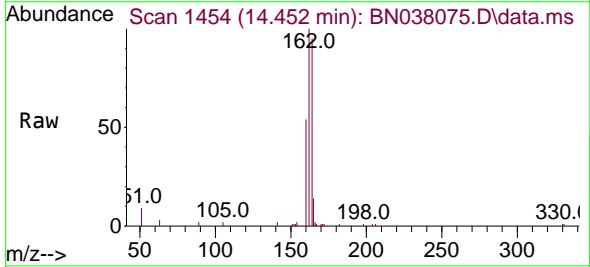
Instrument :
 BNA_N
ClientSampleId :
 VPB184-HYD-20251003

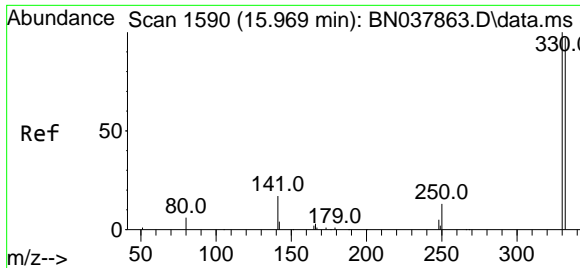
Tgt Ion: 152
 Sig Exp Ratio
 152 100
 151 21.8



#13
 Acenaphthene-d10
 Concen: 0.400 ng
 RT: 14.452 min Scan# 1454
 Delta R.T. -0.021 min
 Lab File: BN038075.D
 Acq: 13 Oct 2025 19:12

Tgt Ion: 164 Resp: 6636
 Ion Ratio Lower Upper
 164 100
 162 105.4 84.8 127.2
 160 57.3 46.1 69.1

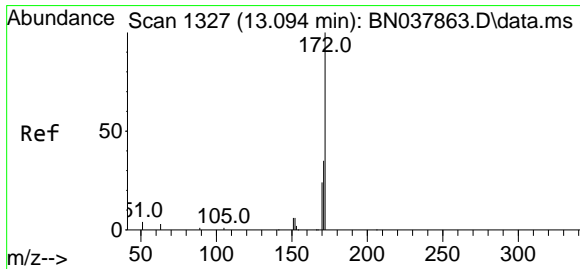
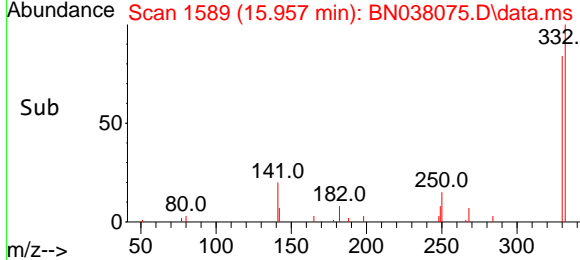
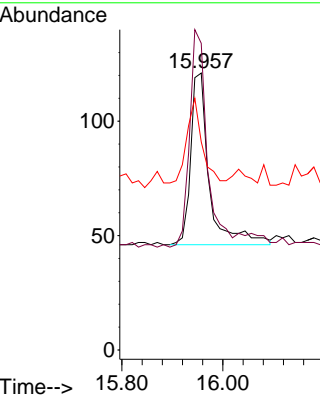
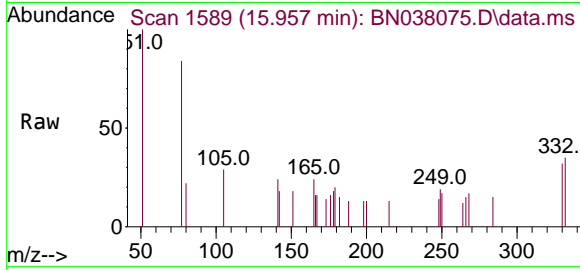




#14
 2,4,6-Tribromophenol
 Concen: 0.076 ng
 RT: 15.957 min Scan# 11
 Delta R.T. -0.012 min
 Lab File: BN038075.D
 Acq: 13 Oct 2025 19:12

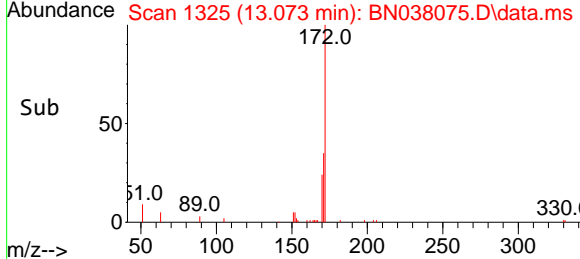
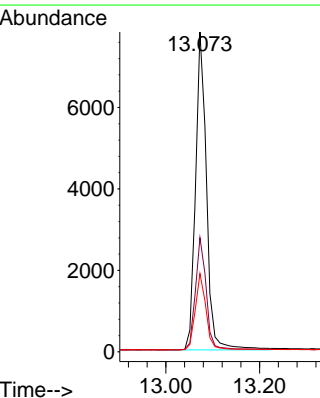
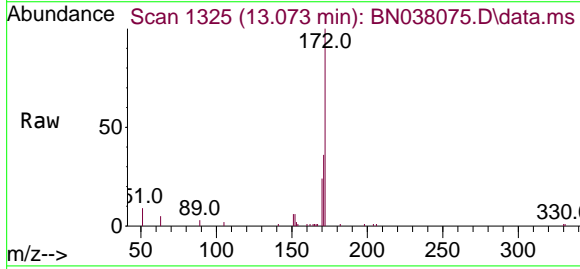
Instrument :
 BNA_N
 ClientSampleId :
 VPB184-HYD-20251003

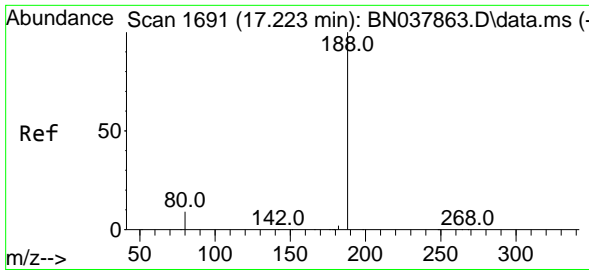
Tgt Ion	Resp	Lower	Upper
330	100		
332	123.0	77.2	115.8#
141	44.5	37.2	55.8



#15
 2-Fluorobiphenyl
 Concen: 0.468 ng
 RT: 13.073 min Scan# 1325
 Delta R.T. -0.021 min
 Lab File: BN038075.D
 Acq: 13 Oct 2025 19:12

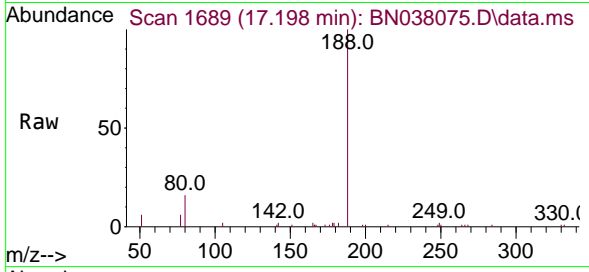
Tgt Ion	Resp	Lower	Upper
172	100		
171	35.7	28.6	43.0
170	24.5	19.7	29.5





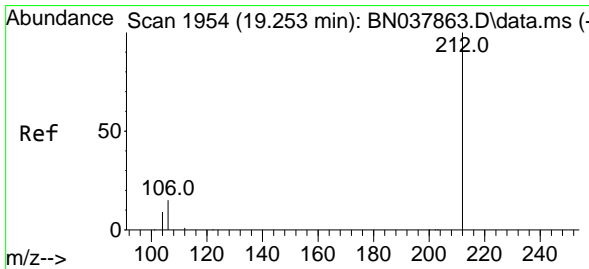
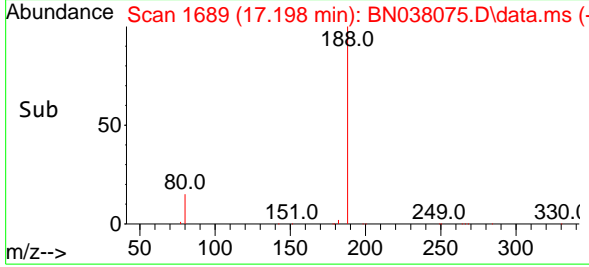
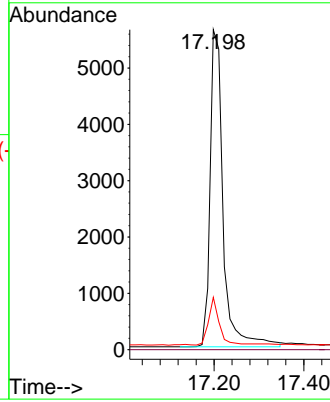
#19
 Phenanthrene-d10
 Concen: 0.400 ng
 RT: 17.198 min Scan# 1689
 Delta R.T. -0.025 min
 Lab File: BN038075.D
 Acq: 13 Oct 2025 19:12

Instrument : BNA_N
 ClientSampleId : VPB184-HYD-20251003



Tgt Ion:188 Resp: 11371

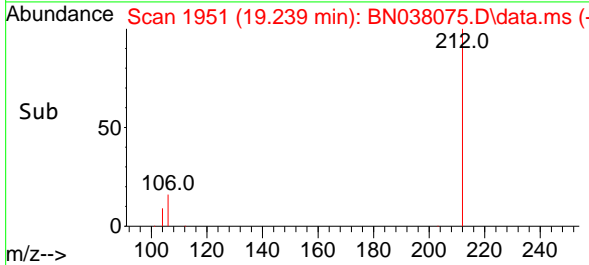
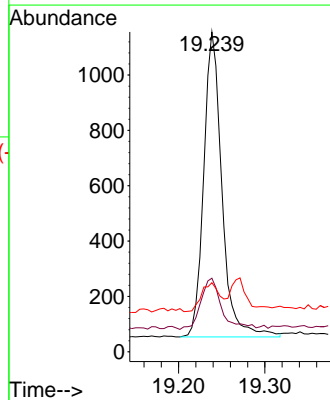
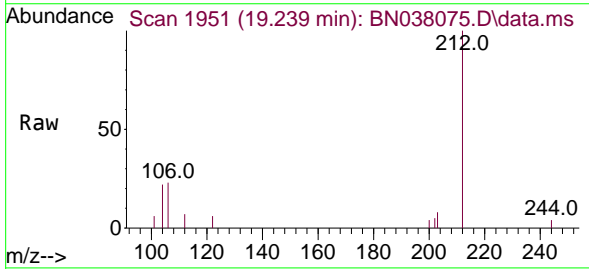
Ion	Ratio	Lower	Upper
188	100		
94	0.0	0.0	0.0
80	16.3	7.6	11.4#

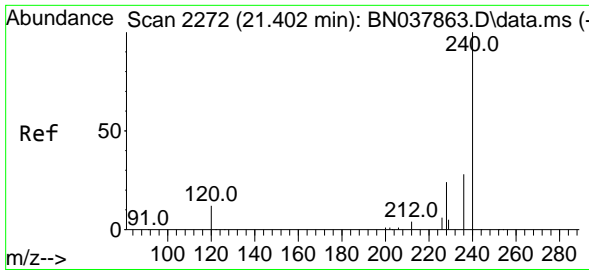


#27
 Fluoranthene-d10
 Concen: 0.056 ng
 RT: 19.239 min Scan# 1951
 Delta R.T. -0.014 min
 Lab File: BN038075.D
 Acq: 13 Oct 2025 19:12

Tgt Ion:212 Resp: 1615

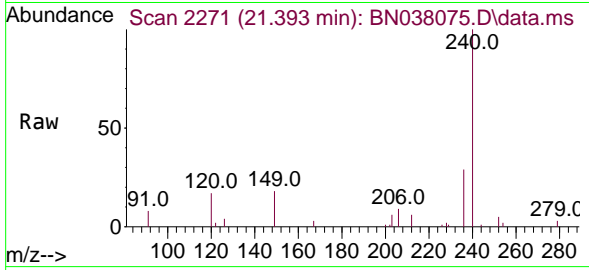
Ion	Ratio	Lower	Upper
212	100		
106	19.3	12.6	19.0#
104	9.4	7.4	11.0





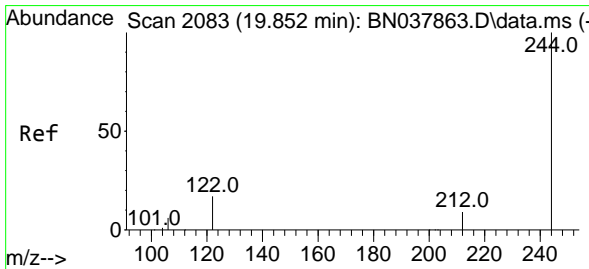

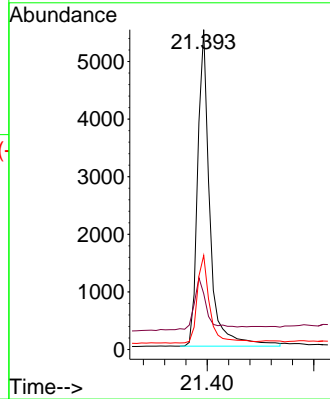
#29
 Chrysene-d12
 Concen: 0.400 ng
 RT: 21.393 min Scan# 21
 Delta R.T. -0.009 min
 Lab File: BN038075.D
 Acq: 13 Oct 2025 19:12

Instrument :
 BNA_N
 ClientSampleId :
 VPB184-HYD-20251003



Tgt Ion:240 Resp: 8656

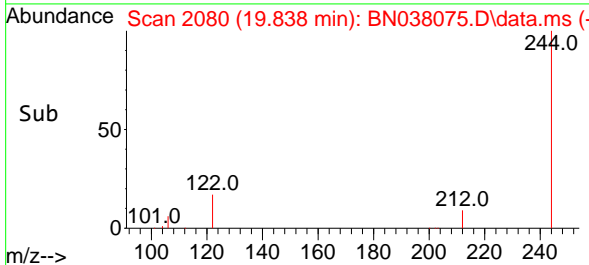
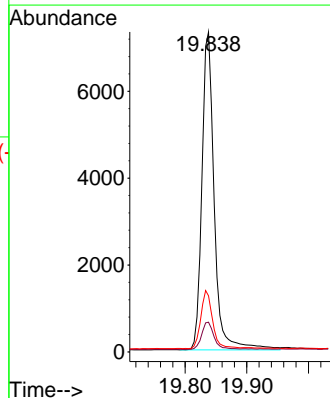
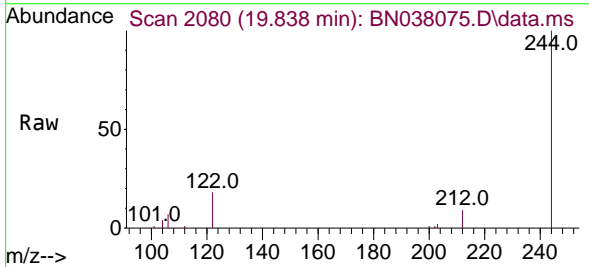
Ion	Ratio	Lower	Upper
240	100		
120	17.5	11.4	17.2#
236	29.4	23.0	34.6

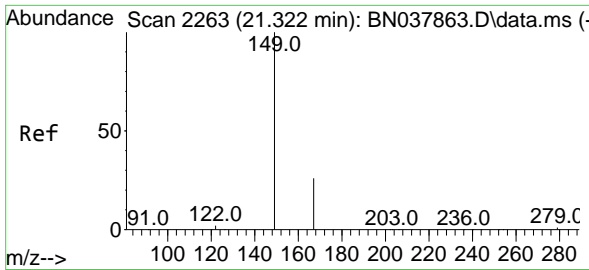


#31
 Terphenyl-d14
 Concen: 0.587 ng
 RT: 19.838 min Scan# 2080
 Delta R.T. -0.014 min
 Lab File: BN038075.D
 Acq: 13 Oct 2025 19:12

Tgt Ion:244 Resp: 10120

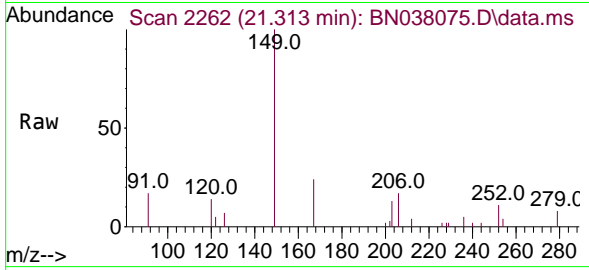
Ion	Ratio	Lower	Upper
244	100		
212	9.3	7.6	11.4
122	17.5	13.9	20.9





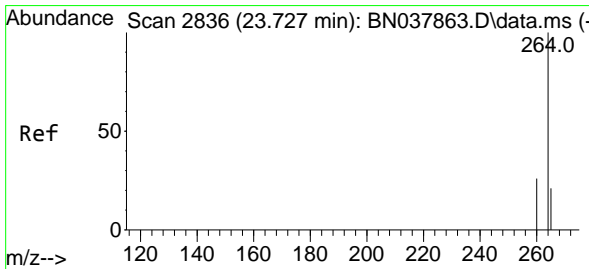
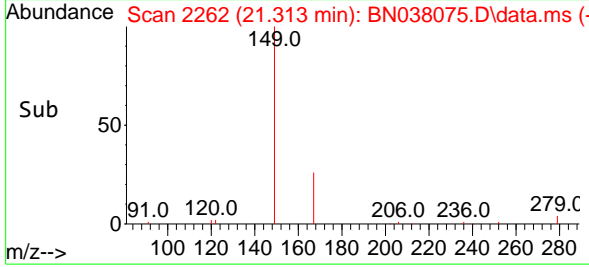
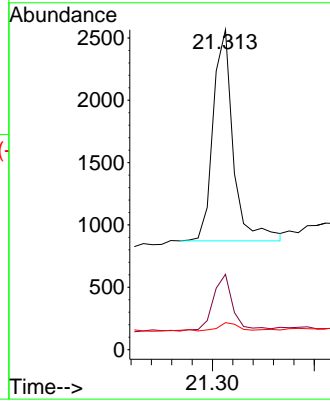
#34
 Bis(2-ethylhexyl)phthalate
 Concen: 0.195 ng
 RT: 21.313 min Scan# 2131
 Delta R.T. -0.009 min
 Lab File: BN038075.D
 Acq: 13 Oct 2025 19:12

Instrument : BNA_N
 ClientSampleId : VPB184-HYD-20251003



Tgt Ion:149 Resp: 2335

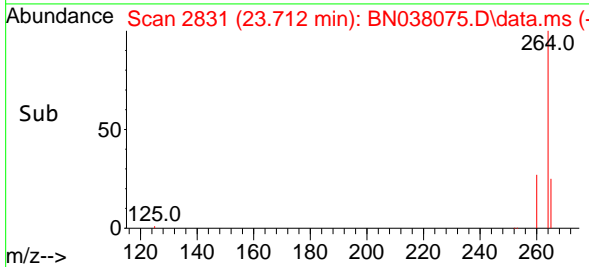
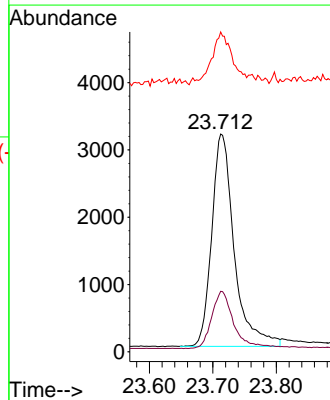
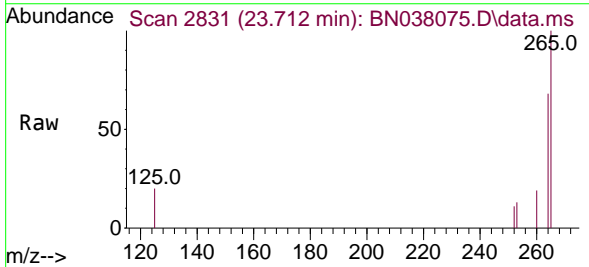
Ion	Ratio	Lower	Upper
149	100		
167	26.0	20.4	30.6
279	4.5	2.4	3.6#



#35
 Perylene-d12
 Concen: 0.400 ng
 RT: 23.712 min Scan# 2831
 Delta R.T. -0.015 min
 Lab File: BN038075.D
 Acq: 13 Oct 2025 19:12

Tgt Ion:264 Resp: 7769

Ion	Ratio	Lower	Upper
264	100		
260	27.8	21.5	32.3
265	146.9	53.8	80.6#



Report of Analysis

Client: Tetra Tech NUS, Inc.	Date Collected: 10/06/25
Project: NWIRP Bethpage 112G08005-WE13	Date Received: 10/06/25
Client Sample ID: BP-VPB-184-GW-740-742	SDG No.: Q3298
Lab Sample ID: Q3298-05	Matrix: Water
Analytical Method: SW8270ESIM Level: LOW	% Solid: 0
Sample Wt/Vol: 400 mL Final Vol: 1000 uL	Test: SVOC-SIMGroup1
Prep Method:	Prep Date: 10/08/25

CAS Number	Parameter	Conc.	Qua.	DF	MDL	LOD	LOQ / CRQL	Units	Date Ana.	Prep BatchID
TARGETS										
123-91-1	1,4-Dioxane	0.50	UM	1	0.17	0.50	0.50	ug/L	10/14/25 03:07	PB170022
SURROGATES										
7297-45-2	2-Methylnaphthalene-d10	0.27			30 - 150		68%	SPK: 0.4		
93951-69-0	Fluoranthene-d10	0.32			30 - 150		79%	SPK: 0.4		
4165-60-0	Nitrobenzene-d5	0.29			55 - 111		72%	SPK: 0.4		
321-60-8	2-Fluorobiphenyl	0.33			53 - 106		81%	SPK: 0.4		
1718-51-0	Terphenyl-d14	0.47			58 - 132		116%	SPK: 0.4		
INTERNAL STANDARDS										
		Area								
3855-82-1	1,4-Dichlorobenzene-d4	6150								
1146-65-2	Naphthalene-d8	16100								
15067-26-2	Acenaphthene-d10	7710								
1517-22-2	Phenanthrene-d10	13000								
1719-03-5	Chrysene-d12	10100								
1520-96-3	Perylene-d12	9620								

U = Not Detected

LOQ = Limit of Quantitation

MDL = Method Detection Limit

LOD = Limit of Detection

E = Value Exceeds Calibration Range

Q = indicates LCS control criteria did not meet requirements

M = MS/MSD acceptance criteria did not meet requirements

J = Estimated Value

B = Analyte Found in Associated Method Blank

N = Presumptive Evidence of a Compound

* = Values outside of QC limits

D = Dilution

() = Laboratory InHouse Limit

A = Aldol-Condensation Reaction Products

Data Path : Z:\svoasrv\HPCHEM1\BNA_N\Data\BN101325\
 Data File : BN038085.D
 Acq On : 14 Oct 2025 03:07
 Operator : RC/JU
 Sample : Q3298-05
 Misc :
 ALS Vial : 20 Sample Multiplier: 1

Instrument :
 BNA_N
 ClientSampleId :
 BP-VPB-184-GW-740-742

Quant Time: Oct 14 04:13:00 2025
 Quant Method : Z:\svoasrv\HPCHEM1\BNA_N\Methods\8270-SIM-BN092325.M
 Quant Title : ASP BNA STANDARDS FOR 5 POINT CALIBRATION
 QLast Update : Wed Sep 24 11:00:01 2025
 Response via : Initial Calibration

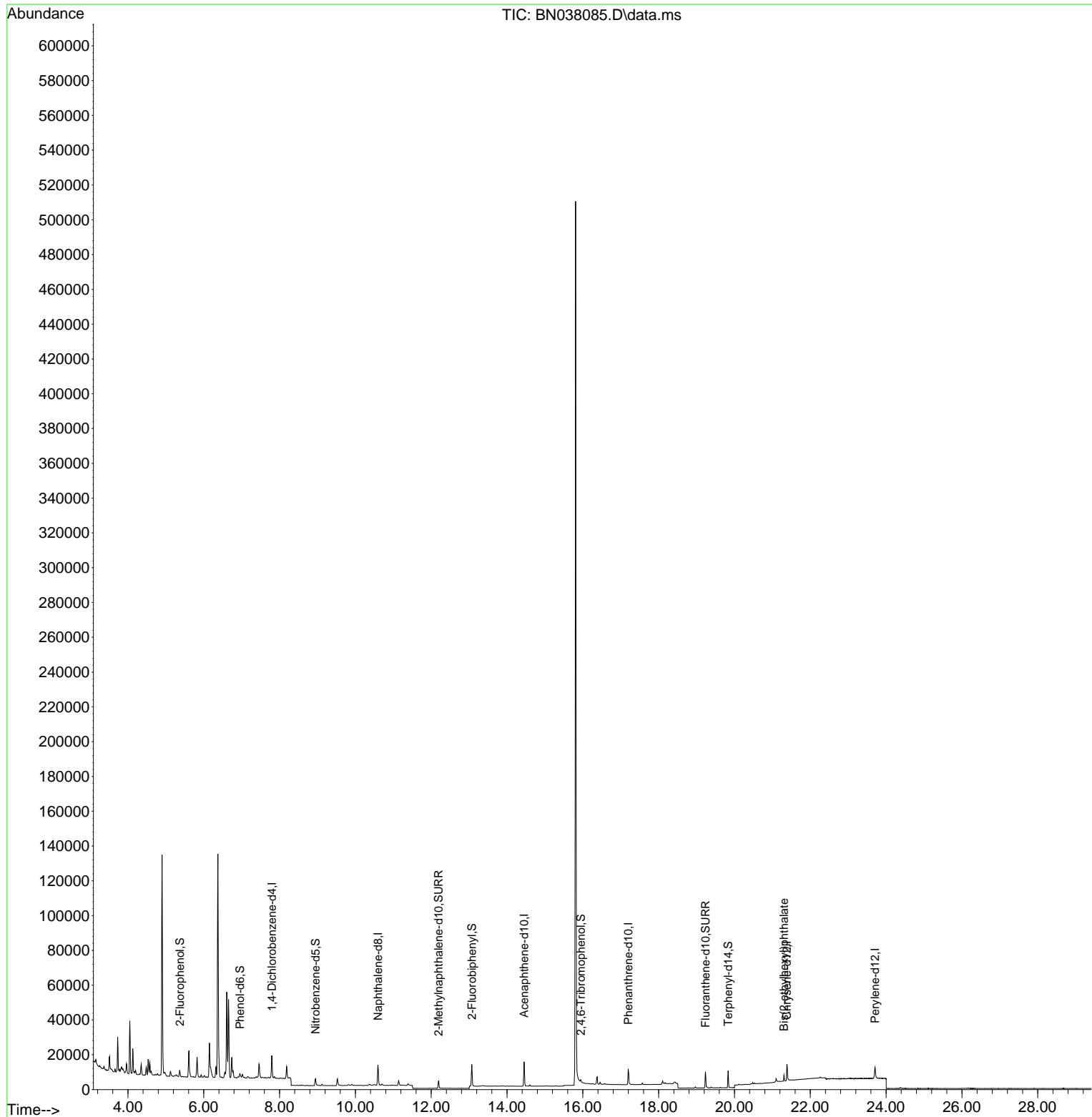
Compound	R.T.	QIion	Response	Conc Units	Dev(Min)	
Internal Standards						
1) 1,4-Dichlorobenzene-d4	7.797	152	6146	0.400 ng	-0.03	
7) Naphthalene-d8	10.594	136	16059	0.400 ng	#-0.03	
13) Acenaphthene-d10	14.452	164	7706	0.400 ng	-0.02	
19) Phenanthrene-d10	17.198	188	13040	0.400 ng	#-0.02	
29) Chrysene-d12	21.384	240	10129	0.400 ng	#-0.02	
35) Perylene-d12	23.706	264	9622	0.400 ng	#-0.02	
System Monitoring Compounds						
4) 2-Fluorophenol	5.370	112	2521	0.180 ng	-0.01	
5) Phenol-d6	6.952	99	2160	0.117 ng	-0.02	
8) Nitrobenzene-d5	8.950	82	3507	0.286 ng	-0.02	
11) 2-Methylnaphthalene-d10	12.192	152	6092	0.273 ng	-0.03	
14) 2,4,6-Tribromophenol	15.944	330	677	0.232 ng	-0.02	
15) 2-Fluorobiphenyl	13.073	172	10263	0.325 ng	-0.02	
27) Fluoranthene-d10	19.234	212	10382	0.317 ng	-0.02	
31) Terphenyl-d14	19.833	244	9394	0.466 ng	-0.02	
Target Compounds						Qvalue
34) Bis(2-ethylhexyl)phtha...	21.304	149	3401	0.243 ng	#	99

(#) = qualifier out of range (m) = manual integration (+) = signals summed

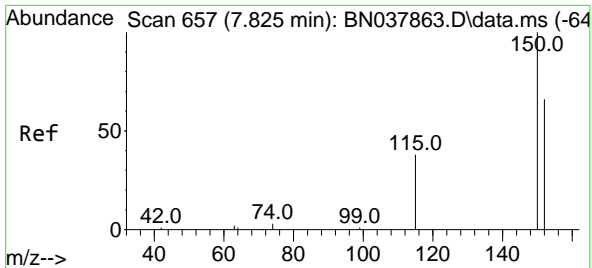
Data Path : Z:\svoasrv\HPCHEM1\BNA_N\Data\BN101325\
 Data File : BN038085.D
 Acq On : 14 Oct 2025 03:07
 Operator : RC/JU
 Sample : Q3298-05
 Misc :
 ALS Vial : 20 Sample Multiplier: 1

Instrument :
 BNA_N
ClientSampleId :
 BP-VPB-184-GW-740-742

Quant Time: Oct 14 04:13:00 2025
 Quant Method : Z:\svoasrv\HPCHEM1\BNA_N\Methods\8270-SIM-BN092325.M
 Quant Title : ASP BNA STANDARDS FOR 5 POINT CALIBRATION
 QLast Update : Wed Sep 24 11:00:01 2025
 Response via : Initial Calibration



- 1
- 2
- 3
- 4
- 5
- 6
- 7
- 8
- 9
- 10
- 11
- 12
- 13
- 14
- 15
- 16
- 17
- 18

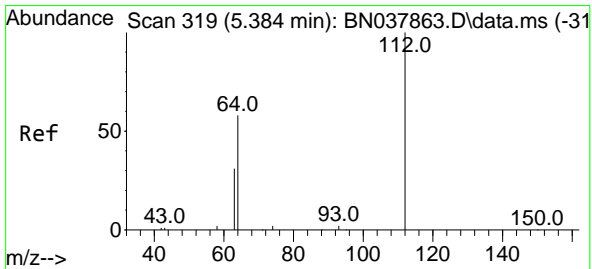
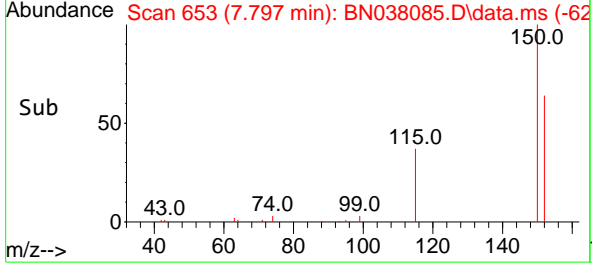
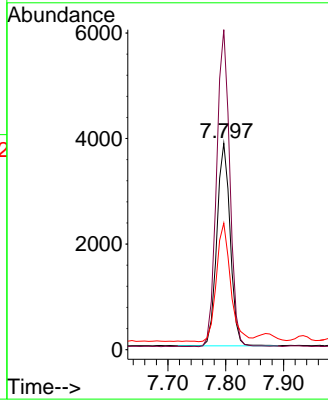
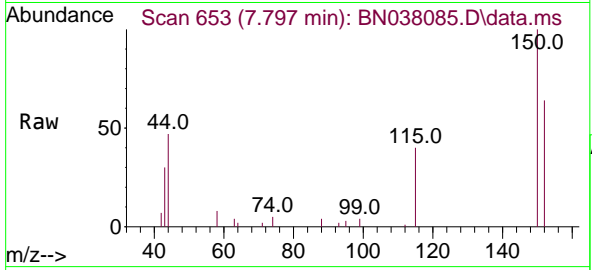


#1
 1,4-Dichlorobenzene-d4
 Concen: 0.400 ng
 RT: 7.797 min Scan# 61
 Delta R.T. -0.028 min
 Lab File: BN038085.D
 Acq: 14 Oct 2025 03:07

Instrument :
 BNA_N
 ClientSampleId :
 BP-VPB-184-GW-740-742

Tgt Ion:152 Resp: 6146

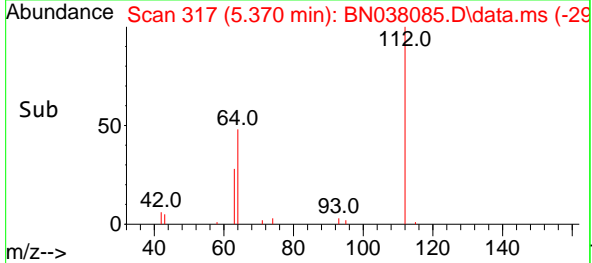
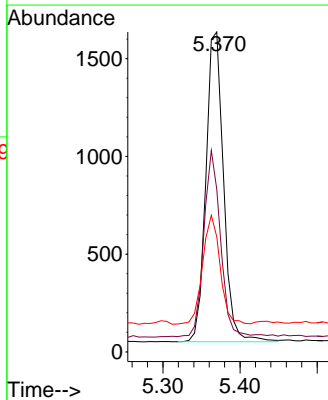
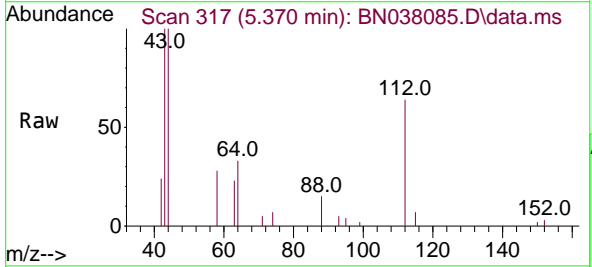
Ion	Ratio	Lower	Upper
152	100		
150	155.2	121.0	181.4
115	61.3	47.4	71.0

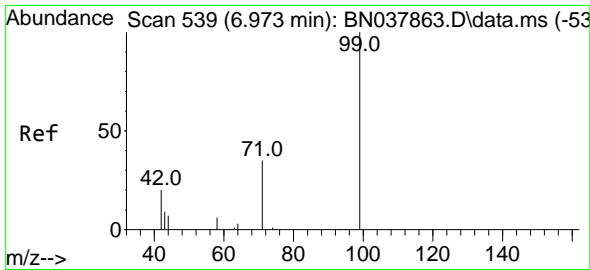


#4
 2-Fluorophenol
 Concen: 0.180 ng
 RT: 5.370 min Scan# 317
 Delta R.T. -0.015 min
 Lab File: BN038085.D
 Acq: 14 Oct 2025 03:07

Tgt Ion:112 Resp: 2521

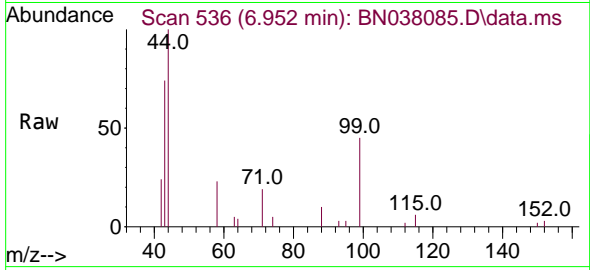
Ion	Ratio	Lower	Upper
112	100		
64	57.6	44.6	66.8
63	34.3	24.9	37.3





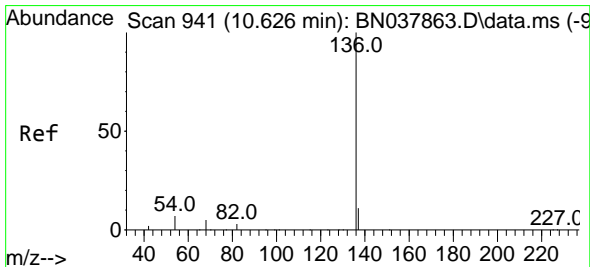
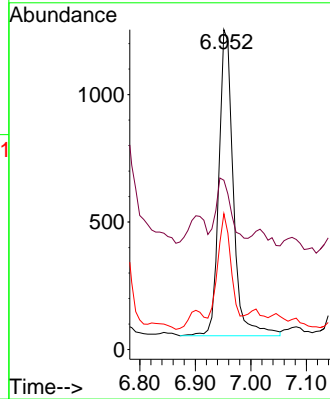
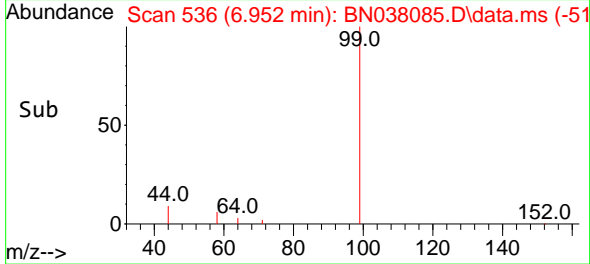
#5
 Phenol-d6
 Concen: 0.117 ng
 RT: 6.952 min Scan# 531
 Delta R.T. -0.022 min
 Lab File: BN038085.D
 Acq: 14 Oct 2025 03:07

Instrument :
 BNA_N
 ClientSampleId :
 BP-VPB-184-GW-740-742

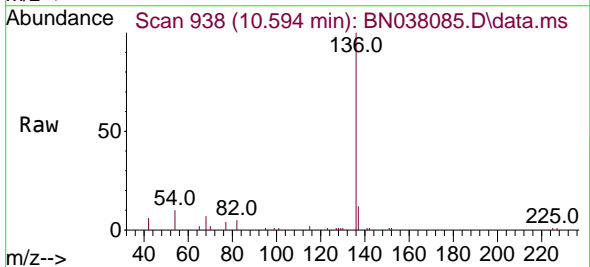


Tgt Ion: 99 Resp: 2160

Ion	Ratio	Lower	Upper
99	100		
42	26.5	17.2	25.8#
71	31.1	27.3	40.9

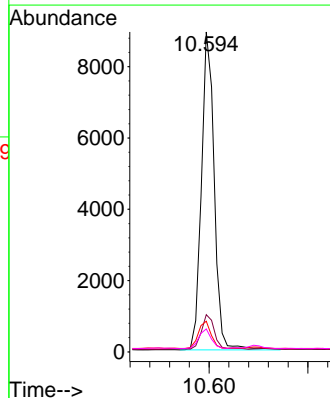
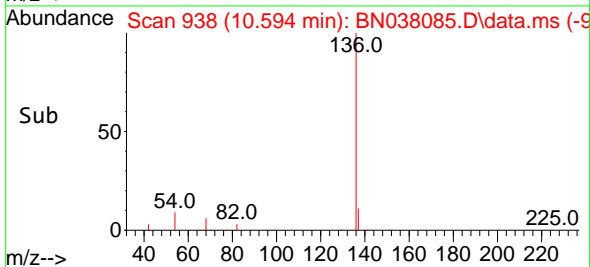


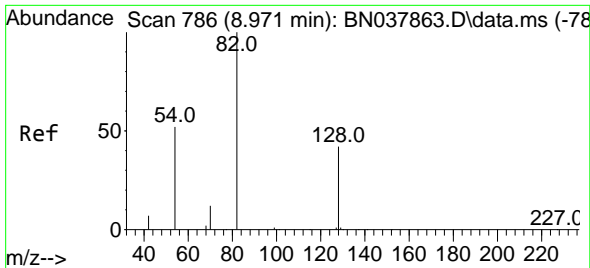
#7
 Naphthalene-d8
 Concen: 0.400 ng
 RT: 10.594 min Scan# 938
 Delta R.T. -0.032 min
 Lab File: BN038085.D
 Acq: 14 Oct 2025 03:07



Tgt Ion: 136 Resp: 16059

Ion	Ratio	Lower	Upper
136	100		
137	11.6	9.0	13.4
54	9.6	5.8	8.8#
68	7.2	4.3	6.5#

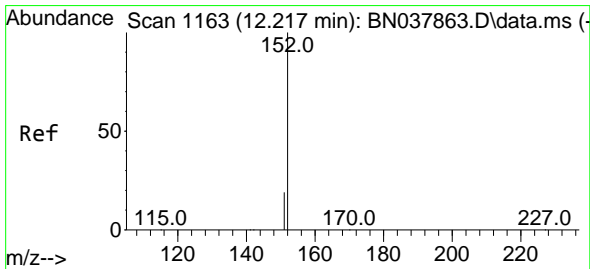
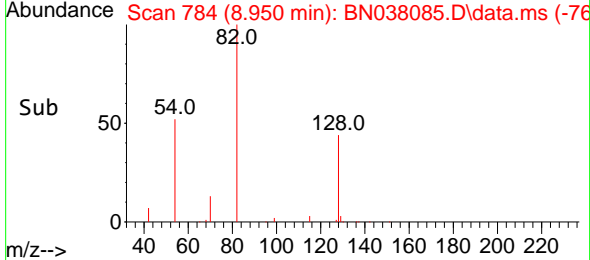
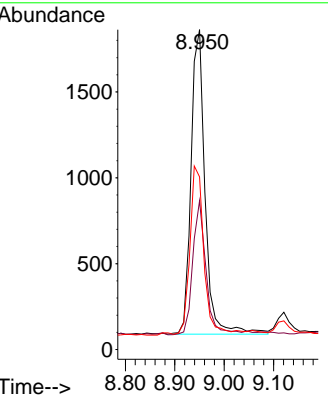
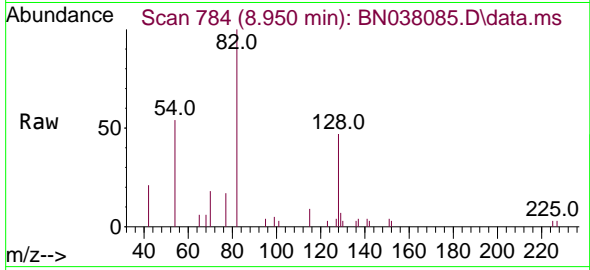




#8
 Nitrobenzene-d5
 Concen: 0.286 ng
 RT: 8.950 min Scan# 784
 Delta R.T. -0.021 min
 Lab File: BN038085.D
 Acq: 14 Oct 2025 03:07

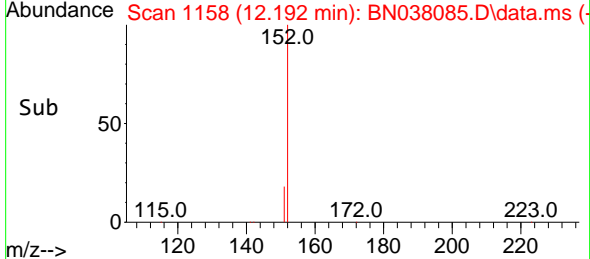
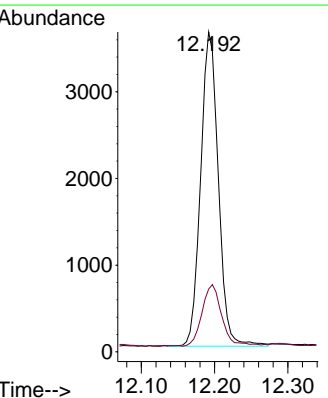
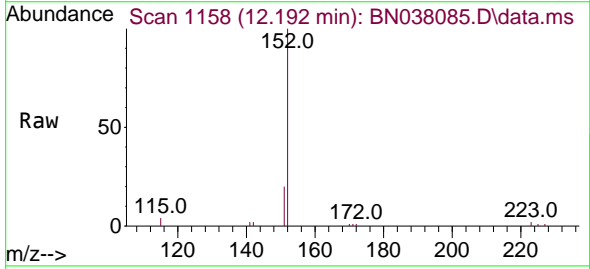
Instrument :
 BNA_N
 ClientSampleId :
 BP-VPB-184-GW-740-742

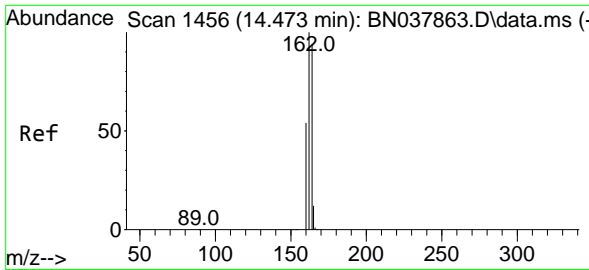
Tgt Ion	Resp	Lower	Upper
82	3507		
128	46.5	34.8	52.2
54	54.0	42.2	63.2



#11
 2-Methylnaphthalene-d10
 Concen: 0.273 ng
 RT: 12.192 min Scan# 1158
 Delta R.T. -0.025 min
 Lab File: BN038085.D
 Acq: 14 Oct 2025 03:07

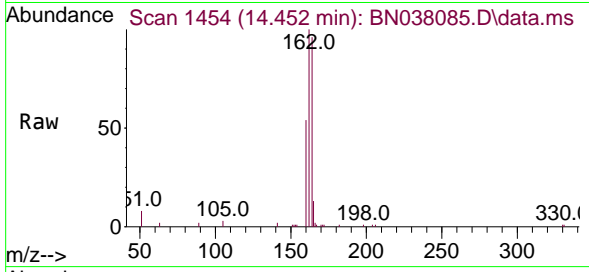
Tgt Ion	Resp	Lower	Upper
152	6092		
151	21.9	17.4	26.2





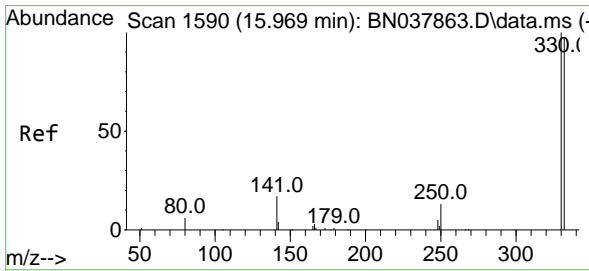
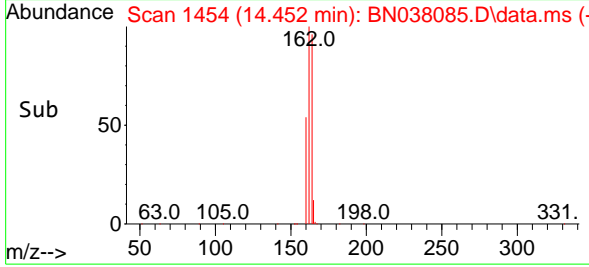
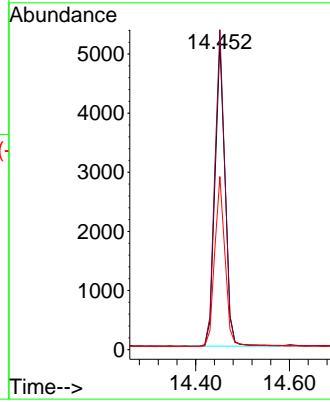
#13
 Acenaphthene-d10
 Concen: 0.400 ng
 RT: 14.452 min Scan# 14
 Delta R.T. -0.021 min
 Lab File: BN038085.D
 Acq: 14 Oct 2025 03:07

Instrument :
 BNA_N
 ClientSampleId :
 BP-VPB-184-GW-740-742



Tgt Ion:164 Resp: 7706

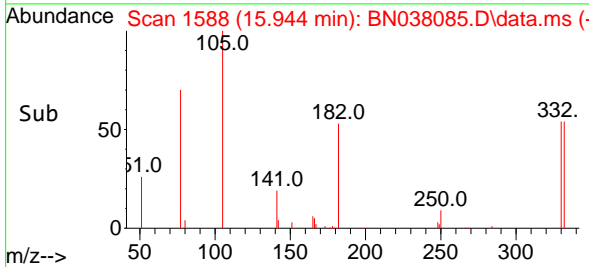
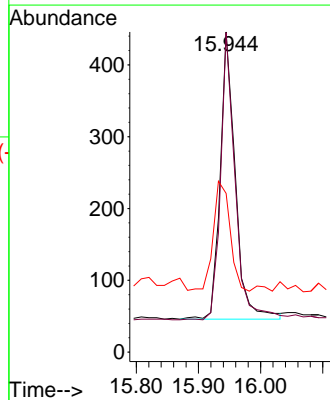
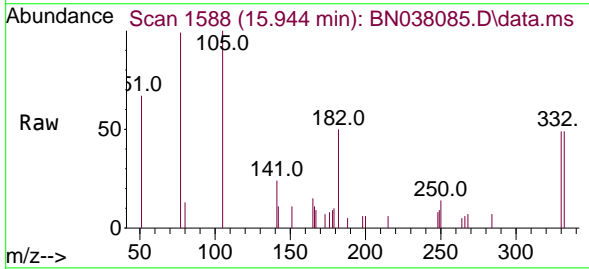
Ion	Ratio	Lower	Upper
164	100		
162	104.1	84.8	127.2
160	56.3	46.1	69.1

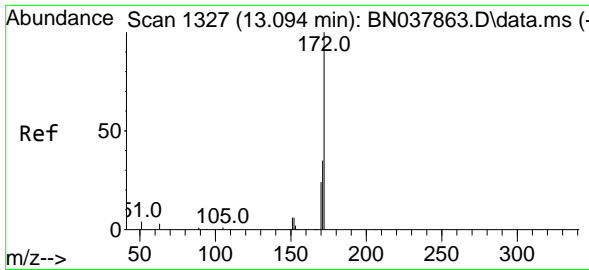


#14
 2,4,6-Tribromophenol
 Concen: 0.232 ng
 RT: 15.944 min Scan# 1588
 Delta R.T. -0.025 min
 Lab File: BN038085.D
 Acq: 14 Oct 2025 03:07

Tgt Ion:330 Resp: 677

Ion	Ratio	Lower	Upper
330	100		
332	99.0	77.2	115.8
141	43.7	37.2	55.8

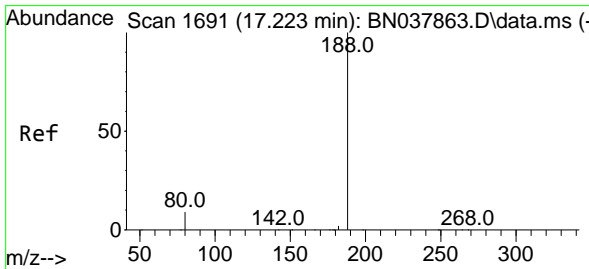
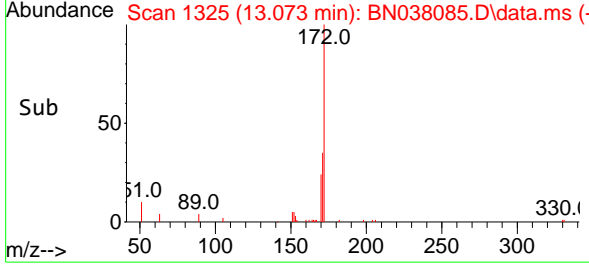
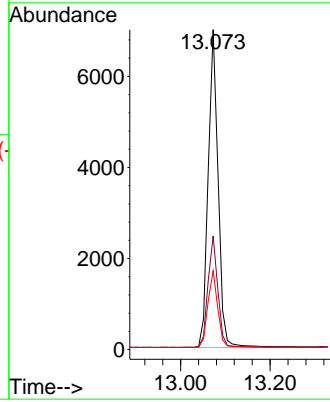
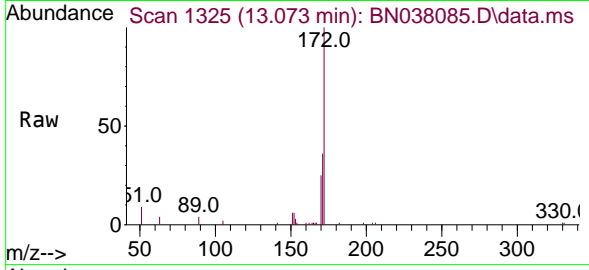




#15
 2-Fluorobiphenyl
 Concen: 0.325 ng
 RT: 13.073 min Scan# 1325
 Delta R.T. -0.021 min
 Lab File: BN038085.D
 Acq: 14 Oct 2025 03:07

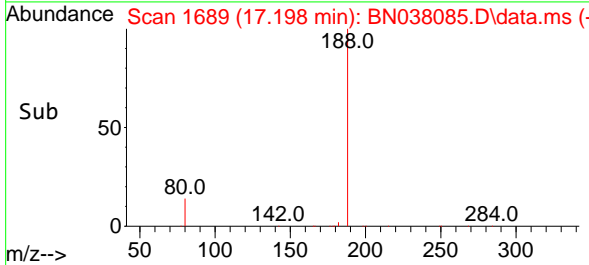
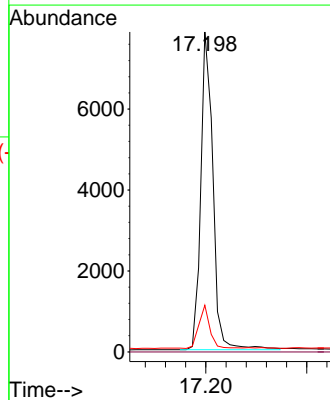
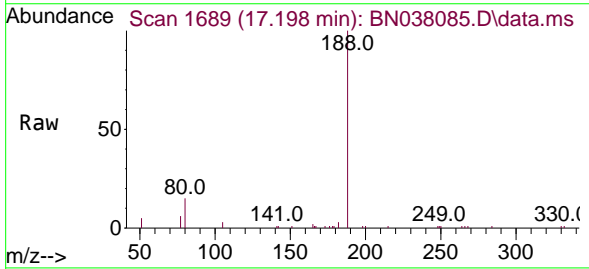
Instrument :
 BNA_N
 ClientSampleId :
 BP-VPB-184-GW-740-742

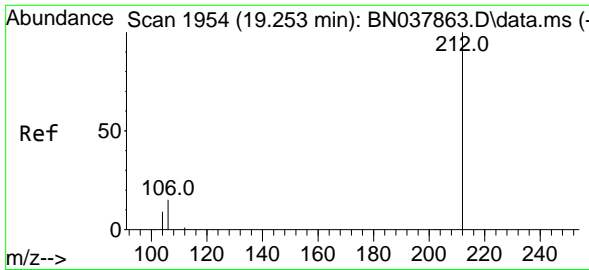
Tgt Ion	Resp	Lower	Upper
172	10263		
171	35.5	28.6	43.0
170	24.6	19.7	29.5



#19
 Phenanthrene-d10
 Concen: 0.400 ng
 RT: 17.198 min Scan# 1689
 Delta R.T. -0.025 min
 Lab File: BN038085.D
 Acq: 14 Oct 2025 03:07

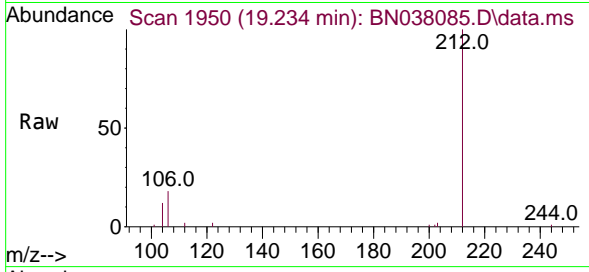
Tgt Ion	Resp	Lower	Upper
188	13040		
94	0.0	0.0	0.0
80	14.6	7.6	11.4



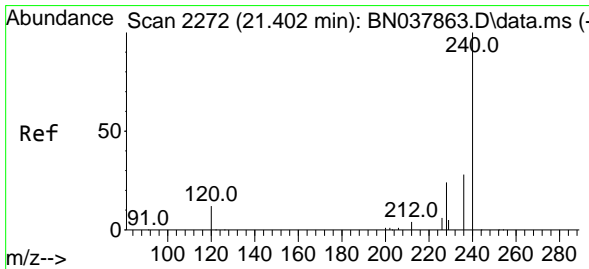
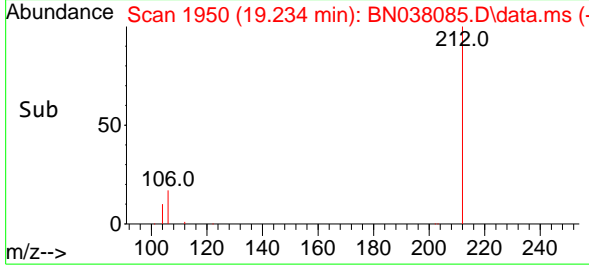
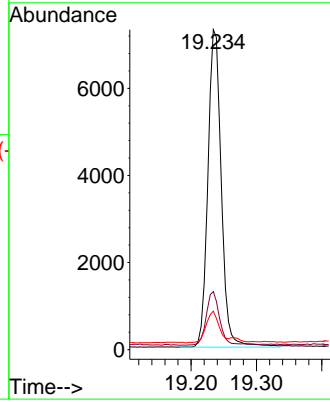


#27
 Fluoranthene-d10
 Concen: 0.317 ng
 RT: 19.234 min Scan# 1950
 Delta R.T. -0.019 min
 Lab File: BN038085.D
 Acq: 14 Oct 2025 03:07

Instrument :
 BNA_N
 ClientSampleId :
 BP-VPB-184-GW-740-742


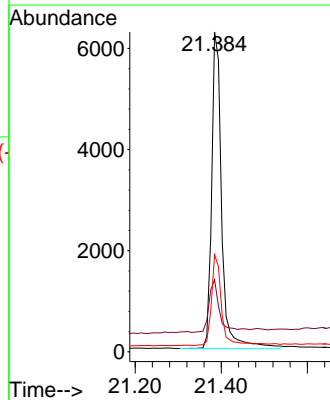
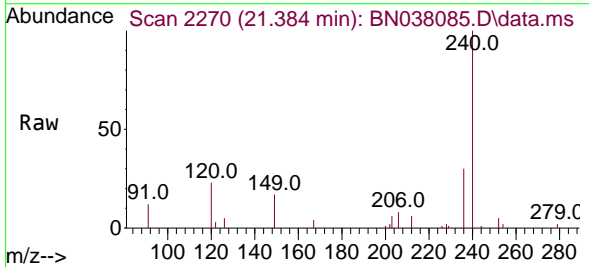


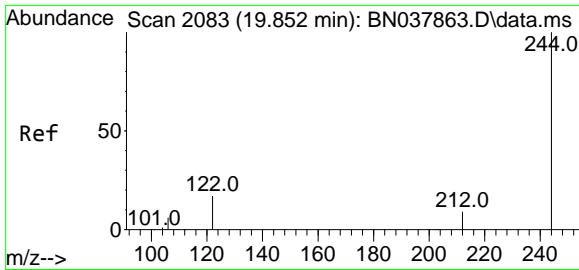
Tgt Ion:212 Resp: 10382
 Ion Ratio Lower Upper
 212 100
 106 17.0 12.6 19.0
 104 9.8 7.4 11.0



#29
 Chrysene-d12
 Concen: 0.400 ng
 RT: 21.384 min Scan# 2270
 Delta R.T. -0.018 min
 Lab File: BN038085.D
 Acq: 14 Oct 2025 03:07

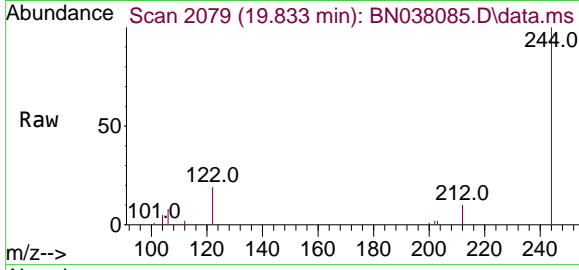
Tgt Ion:240 Resp: 10129
 Ion Ratio Lower Upper
 240 100
 120 22.6 11.4 17.2#
 236 30.4 23.0 34.6





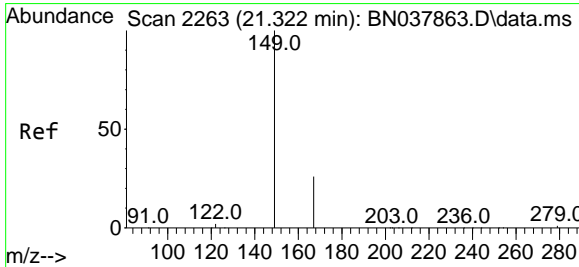
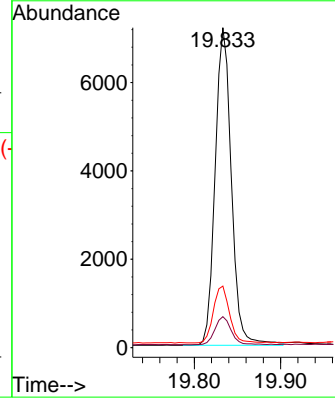
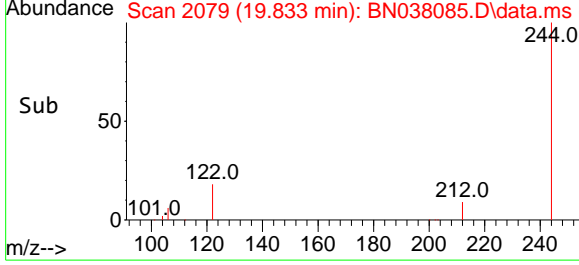
#31
 Terphenyl-d14
 Concen: 0.466 ng
 RT: 19.833 min Scan# 2083
 Delta R.T. -0.019 min
 Lab File: BN038085.D
 Acq: 14 Oct 2025 03:07

Instrument :
 BNA_N
ClientSampleId :
 BP-VPB-184-GW-740-742

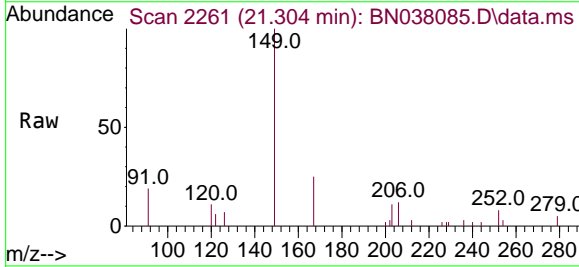


Tgt Ion:244 Resp: 9394

Ion	Ratio	Lower	Upper
244	100		
212	9.7	7.6	11.4
122	19.3	13.9	20.9

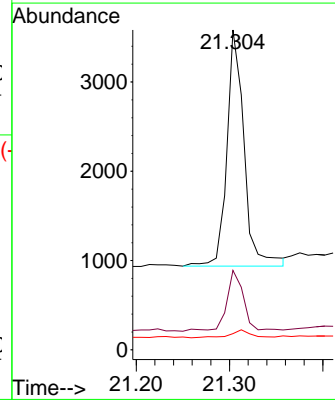
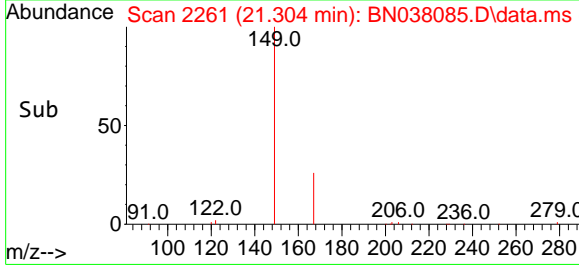


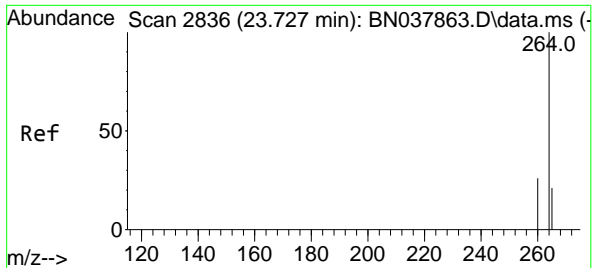
#34
 Bis(2-ethylhexyl)phthalate
 Concen: 0.243 ng
 RT: 21.304 min Scan# 2261
 Delta R.T. -0.018 min
 Lab File: BN038085.D
 Acq: 14 Oct 2025 03:07



Tgt Ion:149 Resp: 3401

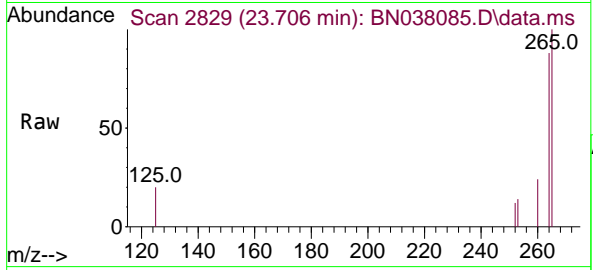
Ion	Ratio	Lower	Upper
149	100		
167	25.6	20.4	30.6
279	4.1	2.4	3.6





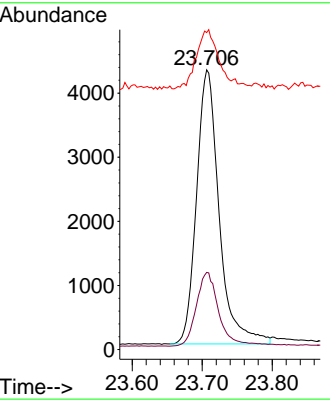
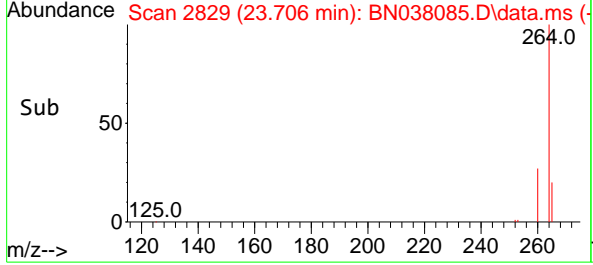
#35
 Perylene-d12
 Concen: 0.400 ng
 RT: 23.706 min Scan# 2836
 Delta R.T. -0.021 min
 Lab File: BN038085.D
 Acq: 14 Oct 2025 03:07

Instrument : BNA_N
 ClientSampleId : BP-VPB-184-GW-740-742



Tgt Ion:264 Resp: 9622

Ion	Ratio	Lower	Upper
264	100		
260	27.6	21.5	32.3
265	113.3	53.8	80.6



- 1
- 2
- 3
- 4
- 5
- 6
- 7
- 8
- 9
- 10
- 11
- 12
- 13
- 14
- 15
- 16
- 17
- 18



CALIBRATION SUMMARY

- 1
- 2
- 3
- 4
- 5
- 6
- 7
- 8
- 9
- 10
- 11
- 12
- 13
- 14
- 15
- 16
- 17
- 18

Method Path : Z:\svoasrv\HPCHEM1\BNA_N\Methods\
 Method File : 8270-SIM-BN092325.M
 Title : ASP BNA STANDARDS FOR 5 POINT CALIBRATION
 Last Update : Wed Sep 24 11:00:01 2025
 Response Via : Initial Calibration

Calibration Files

0.1 =BN037861.D 0.2 =BN037862.D 0.4 =BN037863.D 0.8 =BN037864.D 1.6 =BN037865.D 3.2 =BN037866.D 5 =BN037867.D

Compound	0.1	0.2	0.4	0.8	1.6	3.2	5	Avg	%RSD
1) I 1,4-Dichlorobenzen...	-----ISTD-----								
2) 1,4-Dioxane	0.413	0.410	0.403	0.425	0.410	0.376	0.406	4.04	
3) n-Nitrosodimet...	0.541	0.517	0.526	0.561	0.549	0.547	0.540	3.03	
4) S 2-Fluorophenol	0.944	0.921	0.856	0.839	0.908	0.923	0.998	0.913	5.84
5) S Phenol-d6	1.190	1.200	1.118	1.088	1.211	1.236	1.353	1.199	7.15
6) bis(2-Chloroet...	1.133	1.096	1.082	1.066	1.150	1.124	1.143	1.113	2.89
7) I Naphthalene-d8	-----ISTD-----								
8) S Nitrobenzene-d5	0.299	0.289	0.289	0.290	0.310	0.320	0.338	0.305	6.14
9) Naphthalene	1.105	1.089	1.048	1.051	1.123	1.137	1.160	1.102	3.84
10) Hexachlorobuta...	0.198	0.184	0.182	0.183	0.192	0.188	0.188	0.188	2.94
11) SURR2-Methylnaphth...	0.515	0.518	0.499	0.504	0.553	0.587	0.714	0.556	13.74
12) 2-Methylnaphth...	0.678	0.681	0.668	0.682	0.754	0.775	0.802	0.720	7.68
13) I Acenaphthene-d10	-----ISTD-----								
14) S 2,4,6-Tribromo...	0.148	0.142	0.135	0.139	0.163	0.184	0.152	12.15	
15) S 2-Fluorobiphenyl	1.660	1.631	1.559	1.547	1.654	1.650	1.762	1.638	4.36
16) Acenaphthylene	1.698	1.721	1.663	1.680	1.907	1.951	2.094	1.816	9.23
17) Acenaphthene	1.262	1.230	1.198	1.208	1.351	1.371	1.437	1.294	7.16
18) Fluorene	1.455	1.455	1.452	1.466	1.664	1.717	1.748	1.565	8.77
19) I Phenanthrene-d10	-----ISTD-----								
20) 4,6-Dinitro-2-...	0.041	0.044	0.046	0.058	0.071	0.084	0.057	29.75	
21) 4-Bromophenyl-...	0.252	0.247	0.244	0.244	0.272	0.275	0.291	0.261	7.07
22) Hexachlorobenzene	0.317	0.312	0.305	0.300	0.324	0.323	0.332	0.316	3.53
23) Atrazine	0.180	0.181	0.172	0.178	0.205	0.224	0.249	0.199	14.70
24) Pentachlorophenol	0.101	0.092	0.097	0.116	0.136	0.108	16.50		
25) Phenanthrene	1.301	1.271	1.230	1.224	1.358	1.379	1.452	1.316	6.37
26) Anthracene	1.034	1.035	1.023	1.057	1.209	1.275	1.361	1.142	12.10
27) SURRFluoranthene-d10	0.880	0.918	0.887	0.900	1.004	1.085	1.370	1.006	17.59
28) Fluoranthene	1.278	1.315	1.311	1.358	1.555	1.617	1.713	1.450	12.07
29) I Chrysene-d12	-----ISTD-----								
30) Pyrene	1.576	1.600	1.521	1.476	1.607	1.595	1.679	1.579	4.12
31) S Terphenyl-d14	0.799	0.791	0.753	0.735	0.798	0.809	0.893	0.797	6.34
32) Benzo(a)anthra...	1.376	1.359	1.294	1.285	1.423	1.483	1.567	1.398	7.27
33) Chrysene	1.508	1.526	1.462	1.446	1.559	1.512	1.569	1.512	3.03
34) Bis(2-ethylhex...	0.592	0.487	0.476	0.518	0.569	0.676	0.553	13.57	
35) I Perylene-d12	-----ISTD-----								

Method Path : Z:\svoasrv\HPCHEM1\BNA_N\Methods\
Method File : 8270-SIM-BN092325.M

36)	Indeno(1,2,3-c...	1.715	1.672	1.658	1.707	1.887	1.996	2.159	1.828	10.52
37)	Benzo(b)fluora...	1.599	1.606	1.641	1.590	1.810	1.848	1.981	1.725	8.95
38)	Benzo(k)fluora...	1.620	1.586	1.597	1.628	1.875	1.917	1.926	1.736	9.26
39) C	Benzo(a)pyrene	1.254	1.296	1.231	1.254	1.413	1.492	1.610	1.364	10.61
40)	Dibenzo(a,h)an...	1.285	1.283	1.303	1.333	1.495	1.587	1.705	1.427	11.87
41)	Benzo(g,h,i)pe...	1.407	1.381	1.404	1.397	1.521	1.613	1.773	1.499	9.85

(#) = Out of Range

Data Path : Z:\svoasrv\HPCHEM1\BNA_N\Data\BN092325\
 Data File : BN037861.D
 Acq On : 23 Sep 2025 12:13
 Operator : RC/JU
 Sample : SSTDICC0.1
 Misc :
 ALS Vial : 2 Sample Multiplier: 1

Instrument :
 BNA_N
 ClientSampleId :
 SSTDICC0.1

Quant Time: Sep 23 16:21:01 2025
 Quant Method : Z:\svoasrv\HPCHEM1\BNA_N\Methods\8270-SIM-BN092325.M
 Quant Title : ASP BNA STANDARDS FOR 5 POINT CALIBRATION
 QLast Update : Tue Sep 23 16:17:53 2025
 Response via : Initial Calibration

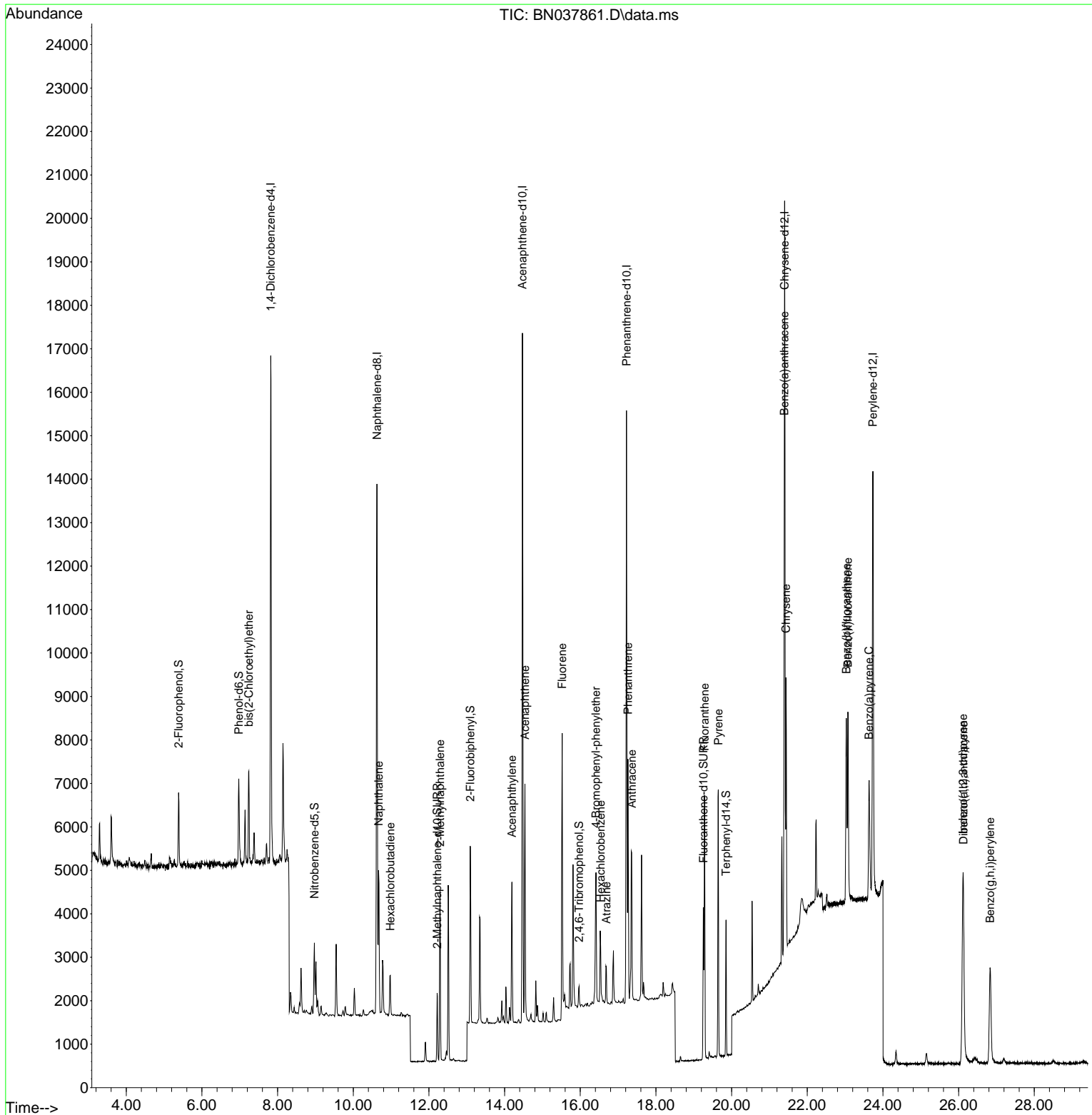
Compound	R.T.	QIon	Response	Conc Units	Dev(Min)	
Internal Standards						
1) 1,4-Dichlorobenzene-d4	7.818	152	5856	0.400 ng	0.00	
7) Naphthalene-d8	10.626	136	16223	0.400 ng	0.00	
13) Acenaphthene-d10	14.473	164	8379	0.400 ng	0.00	
19) Phenanthrene-d10	17.223	188	17197	0.400 ng	0.00	
29) Chrysene-d12	21.402	240	13854	0.400 ng	0.00	
35) Perylene-d12	23.736	264	13928	0.400 ng	0.00	
System Monitoring Compounds						
4) 2-Fluorophenol	5.384	112	1382	0.103 ng	0.00	
5) Phenol-d6	6.973	99	1742	0.099 ng	0.00	
8) Nitrobenzene-d5	8.971	82	1212	0.098 ng	0.00	
11) 2-Methylnaphthalene-d10	12.217	152	2089	0.093 ng	0.00	
14) 2,4,6-Tribromophenol	15.969	330	309	0.091 ng	0.00	
15) 2-Fluorobiphenyl	13.094	172	3478	0.101 ng	0.00	
27) Fluoranthene-d10	19.253	212	3783	0.087 ng	0.00	
31) Terphenyl-d14	19.852	244	2766	0.100 ng	0.00	
Target Compounds						
6) bis(2-Chloroethyl)ether	7.240	93	1658	0.102 ng		99
9) Naphthalene	10.669	128	4483	0.100 ng		96
10) Hexachlorobutadiene	10.979	225	802	0.105 ng	#	96
12) 2-Methylnaphthalene	12.293	142	2749	0.094 ng		98
16) Acenaphthylene	14.195	152	3557	0.093 ng		98
17) Acenaphthene	14.537	154	2644	0.098 ng		99
18) Fluorene	15.523	166	3048	0.093 ng		99
21) 4-Bromophenyl-phenylether	16.416	248	1084	0.097 ng		96
22) Hexachlorobenzene	16.540	284	1361	0.100 ng		99
23) Atrazine	16.689	200	772	0.090 ng	#	95
25) Phenanthrene	17.260	178	5595	0.099 ng		99
26) Anthracene	17.360	178	4446	0.091 ng		99
28) Fluoranthene	19.285	202	5493	0.088 ng		99
30) Pyrene	19.647	202	5458	0.100 ng		99
32) Benzo(a)anthracene	21.393	228	4766	0.098 ng		99
33) Chrysene	21.438	228	5223	0.100 ng		99
36) Indeno(1,2,3-cd)pyrene	26.113	276	5972	0.094 ng		98
37) Benzo(b)fluoranthene	23.031	252	5567	0.093 ng	#	78
38) Benzo(k)fluoranthene	23.075	252	5642	0.093 ng	#	80
39) Benzo(a)pyrene	23.630	252	4368	0.092 ng	#	71
40) Dibenzo(a,h)anthracene	26.127	278	4476	0.090 ng	#	85
41) Benzo(g,h,i)perylene	26.832	276	4900	0.094 ng		93

(#) = qualifier out of range (m) = manual integration (+) = signals summed

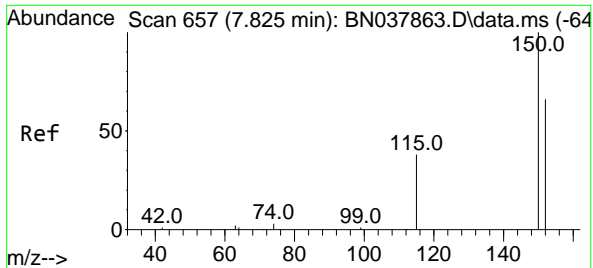
Data Path : Z:\svoasrv\HPCHEM1\BNA_N\Data\BN092325\
 Data File : BN037861.D
 Acq On : 23 Sep 2025 12:13
 Operator : RC/JU
 Sample : SSTDICC0.1
 Misc :
 ALS Vial : 2 Sample Multiplier: 1

Instrument :
 BNA_N
 ClientSampleId :
 SSTDICC0.1

Quant Time: Sep 23 16:21:01 2025
 Quant Method : Z:\svoasrv\HPCHEM1\BNA_N\Methods\8270-SIM-BN092325.M
 Quant Title : ASP BNA STANDARDS FOR 5 POINT CALIBRATION
 QLast Update : Tue Sep 23 16:17:53 2025
 Response via : Initial Calibration



- 1
- 2
- 3
- 4
- 5
- 6
- 7
- 8
- 9
- 10
- 11
- 12
- 13
- 14
- 15
- 16
- 17
- 18

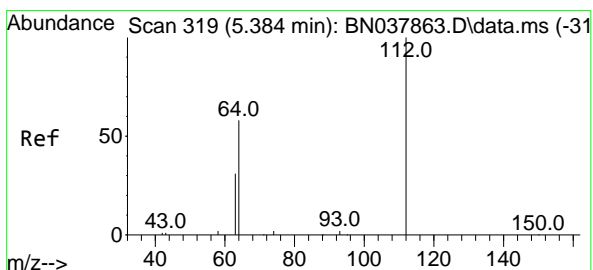
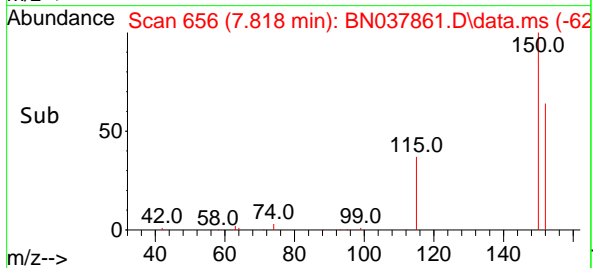
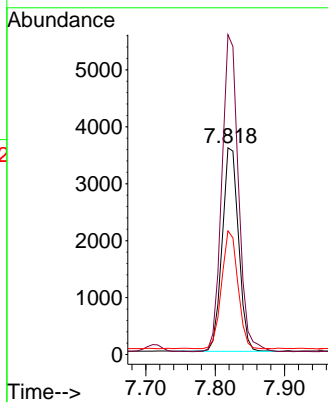
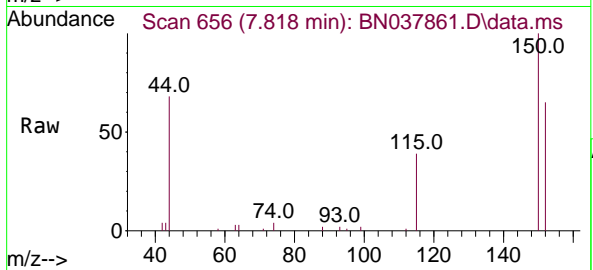


#1
 1,4-Dichlorobenzene-d4
 Concen: 0.400 ng
 RT: 7.818 min Scan# 61
 Delta R.T. -0.007 min
 Lab File: BN037861.D
 Acq: 23 Sep 2025 12:13

Instrument :
 BNA_N
 ClientSampleId :
 SSTDICC0.1

Tgt Ion:152 Resp: 5856

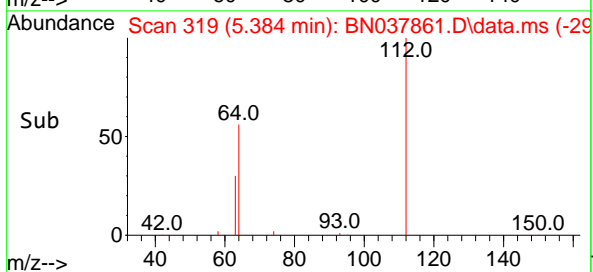
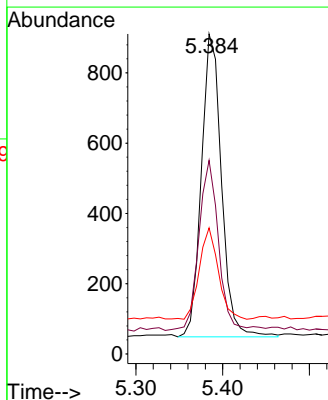
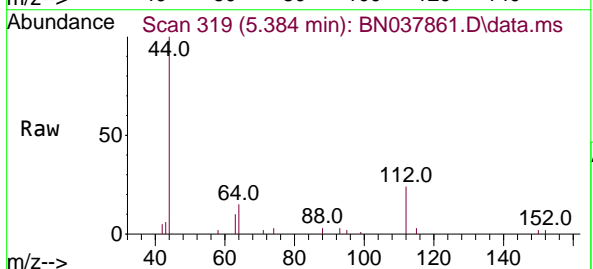
Ion	Ratio	Lower	Upper
152	100		
150	154.8	121.0	181.4
115	59.9	47.4	71.0

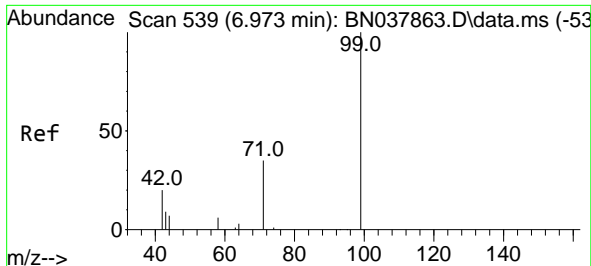


#4
 2-Fluorophenol
 Concen: 0.103 ng
 RT: 5.384 min Scan# 319
 Delta R.T. -0.000 min
 Lab File: BN037861.D
 Acq: 23 Sep 2025 12:13

Tgt Ion:112 Resp: 1382

Ion	Ratio	Lower	Upper
112	100		
64	55.3	44.6	66.8
63	28.7	24.9	37.3

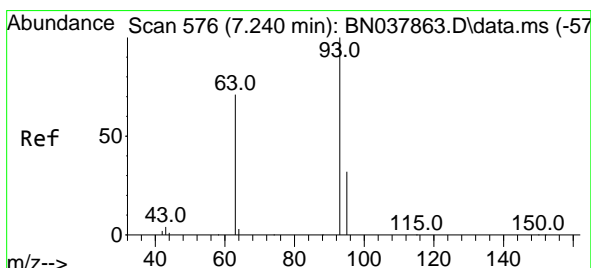
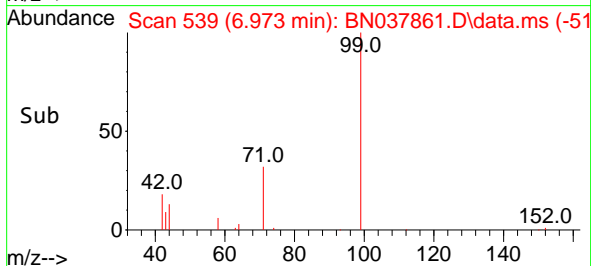
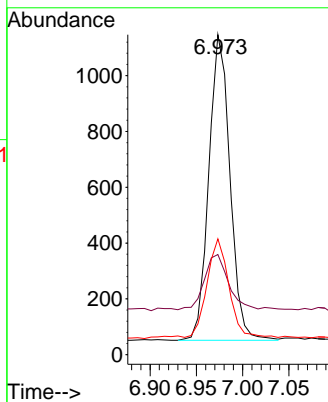
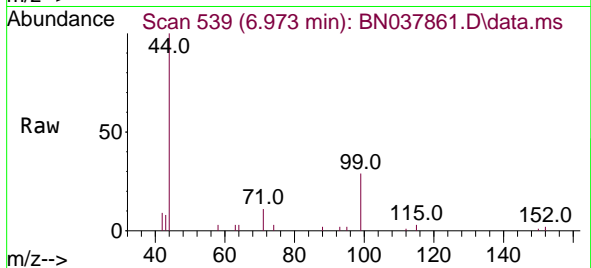




#5
 Phenol-d6
 Concen: 0.099 ng
 RT: 6.973 min Scan# 539
 Delta R.T. 0.000 min
 Lab File: BN037861.D
 Acq: 23 Sep 2025 12:13

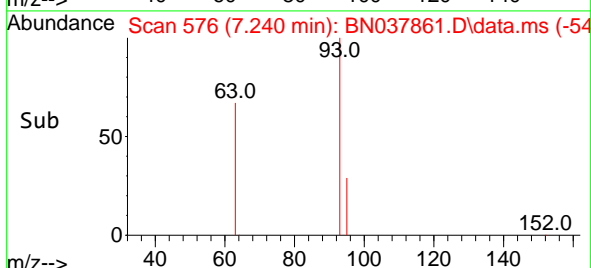
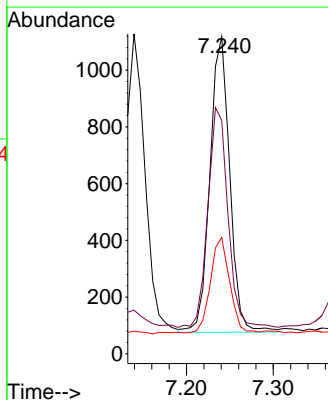
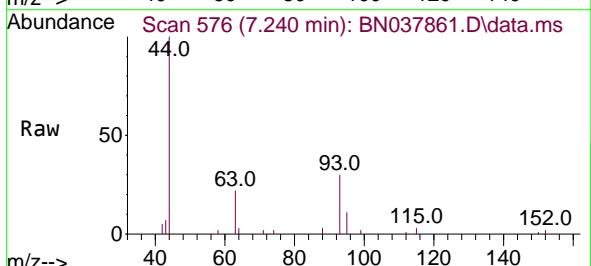
Instrument :
 BNA_N
 ClientSampleId :
 SSTDICC0.1

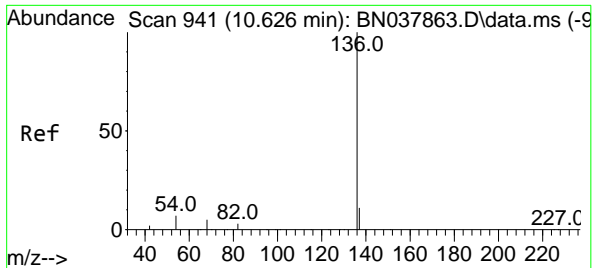
Tgt Ion	Resp	Lower	Upper
99	1742		
42	21.0	17.2	25.8
71	33.5	27.3	40.9



#6
 bis(2-Chloroethyl)ether
 Concen: 0.102 ng
 RT: 7.240 min Scan# 576
 Delta R.T. 0.000 min
 Lab File: BN037861.D
 Acq: 23 Sep 2025 12:13

Tgt Ion	Resp	Lower	Upper
93	1658		
63	75.2	60.1	90.1
95	31.0	25.4	38.2



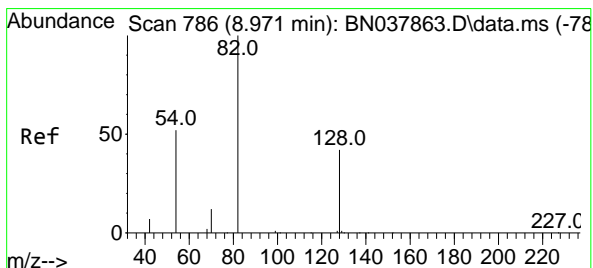
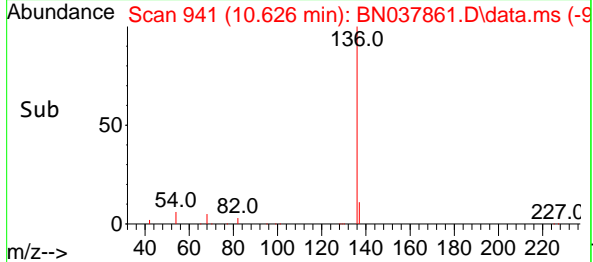
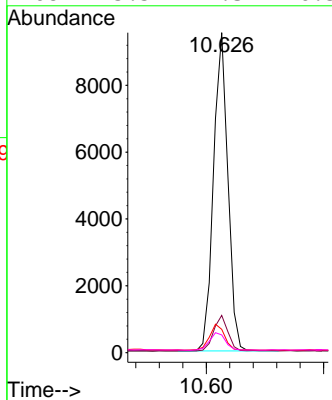
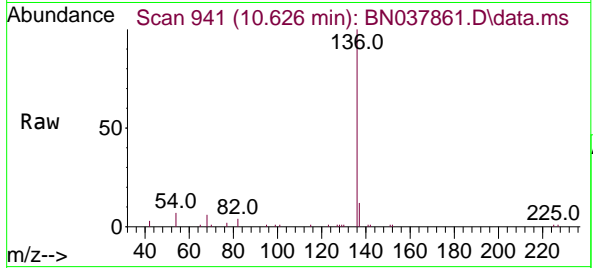


#7
 Naphthalene-d8
 Concen: 0.400 ng
 RT: 10.626 min Scan# 941
 Delta R.T. 0.000 min
 Lab File: BN037861.D
 Acq: 23 Sep 2025 12:13

Instrument :
 BNA_N
 ClientSampleId :
 SSTDICC0.1

Tgt Ion:136 Resp: 16223

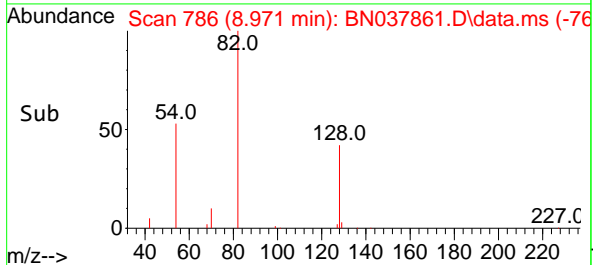
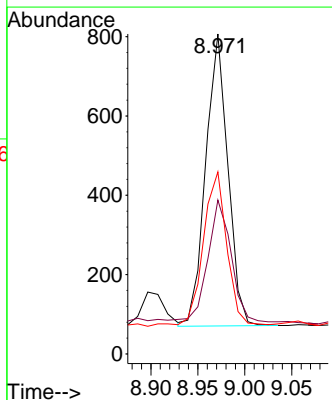
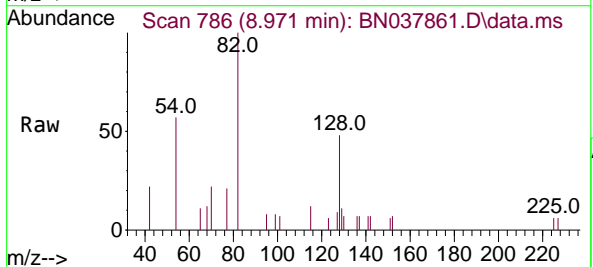
Ion	Ratio	Lower	Upper
136	100		
137	11.6	9.0	13.4
54	7.3	5.8	8.8
68	5.5	4.3	6.5

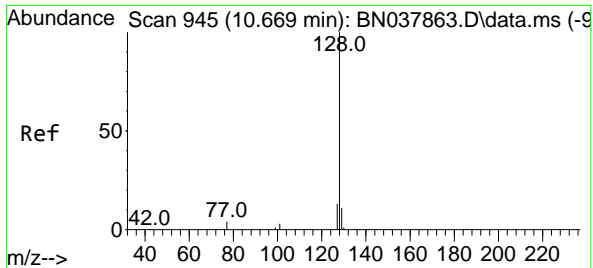


#8
 Nitrobenzene-d5
 Concen: 0.098 ng
 RT: 8.971 min Scan# 786
 Delta R.T. -0.000 min
 Lab File: BN037861.D
 Acq: 23 Sep 2025 12:13

Tgt Ion: 82 Resp: 1212

Ion	Ratio	Lower	Upper
82	100		
128	48.1	34.8	52.2
54	56.9	42.2	63.2



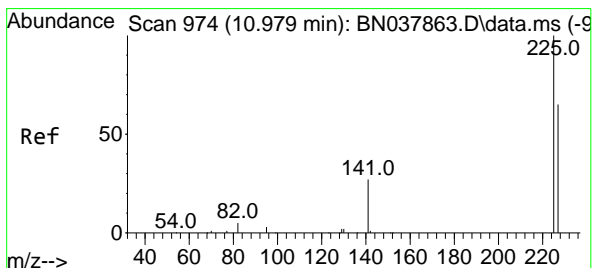
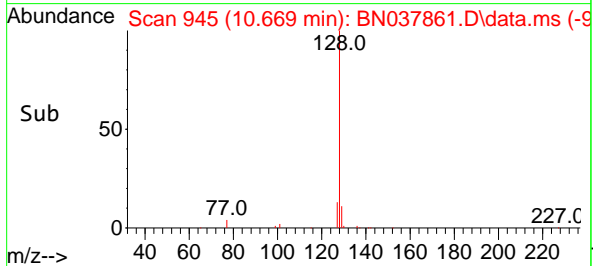
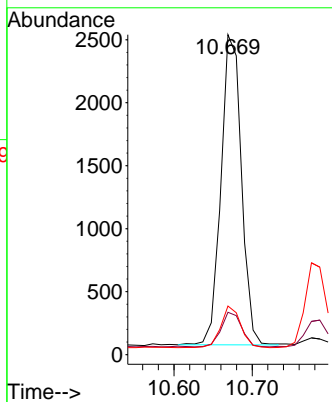
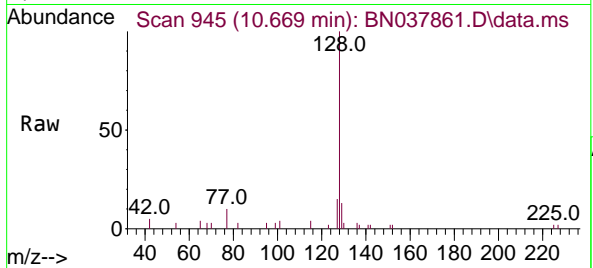


#9
Naphthalene
 Concen: 0.100 ng
 RT: 10.669 min Scan# 945
 Delta R.T. 0.000 min
 Lab File: BN037861.D
 Acq: 23 Sep 2025 12:13

Instrument :
 BNA_N
ClientSampleId :
 SSTDICC0.1

Tgt Ion:128 Resp: 4483

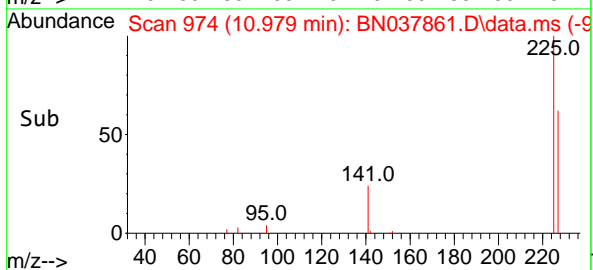
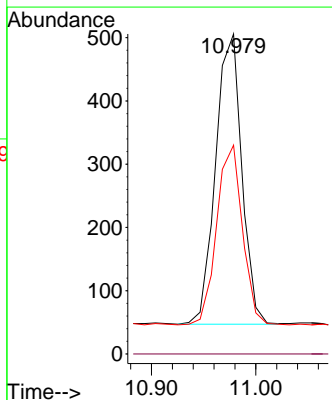
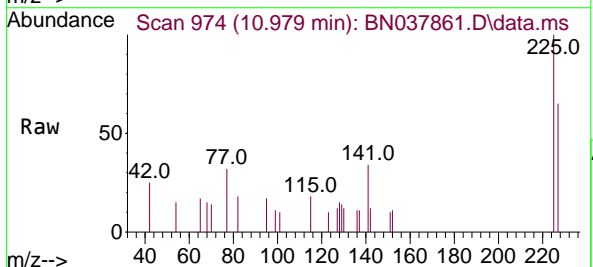
Ion	Ratio	Lower	Upper
128	100		
129	13.2	9.2	13.8
127	15.2	11.0	16.6

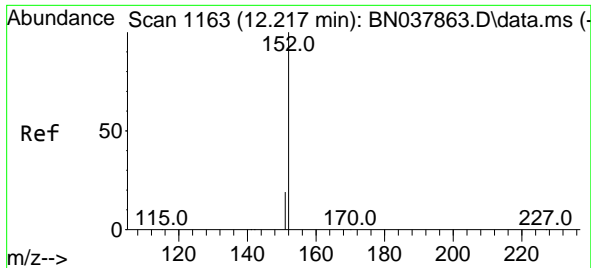


#10
Hexachlorobutadiene
 Concen: 0.105 ng
 RT: 10.979 min Scan# 974
 Delta R.T. 0.000 min
 Lab File: BN037861.D
 Acq: 23 Sep 2025 12:13

Tgt Ion:225 Resp: 802

Ion	Ratio	Lower	Upper
225	100		
223	0.0	0.0	0.0
227	60.8	51.4	77.2

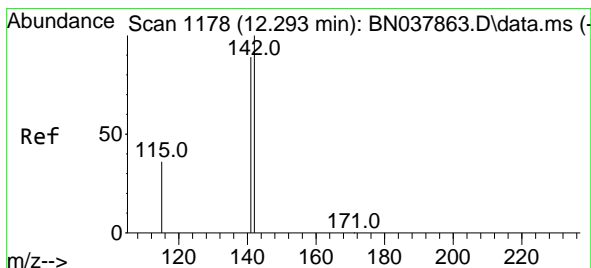
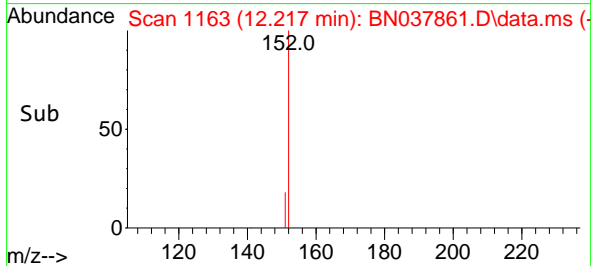
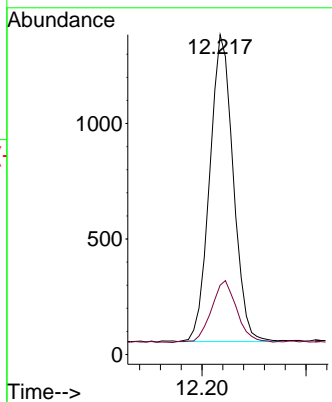
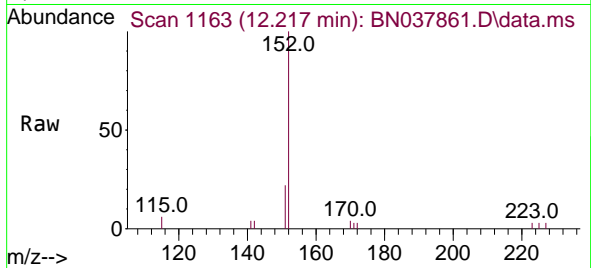




#11
 2-Methylnaphthalene-d10
 Concen: 0.093 ng
 RT: 12.217 min Scan# 1163
 Delta R.T. -0.000 min
 Lab File: BN037861.D
 Acq: 23 Sep 2025 12:13

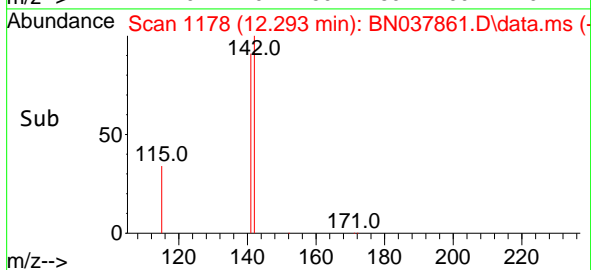
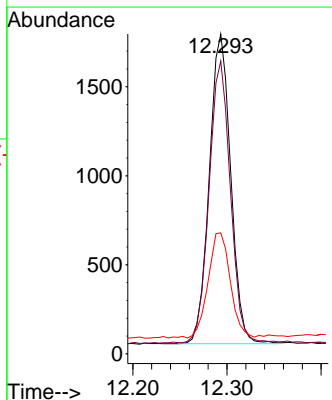
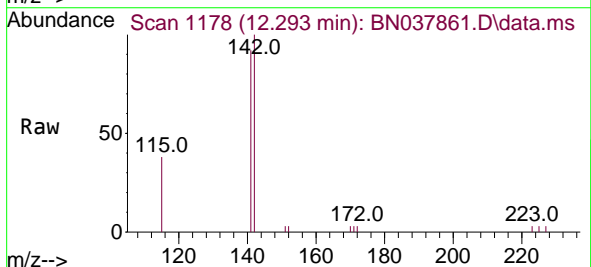
Instrument : BNA_N
 ClientSampleId : SSTDICC0.1

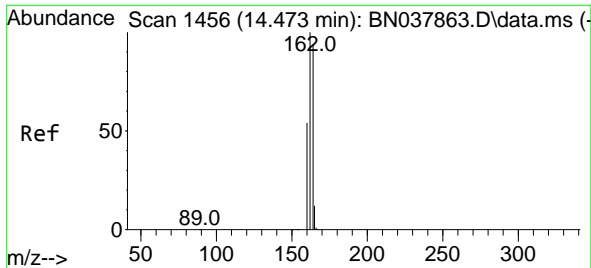
Tgt Ion:152 Resp: 2089
 Ion Ratio Lower Upper
 152 100
 151 22.0 17.4 26.2



#12
 2-Methylnaphthalene
 Concen: 0.094 ng
 RT: 12.293 min Scan# 1178
 Delta R.T. 0.000 min
 Lab File: BN037861.D
 Acq: 23 Sep 2025 12:13

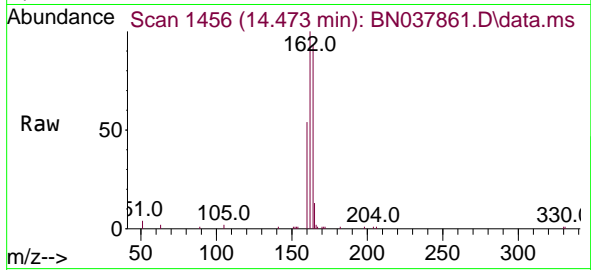
Tgt Ion:142 Resp: 2749
 Ion Ratio Lower Upper
 142 100
 141 91.5 71.2 106.8
 115 37.8 29.7 44.5





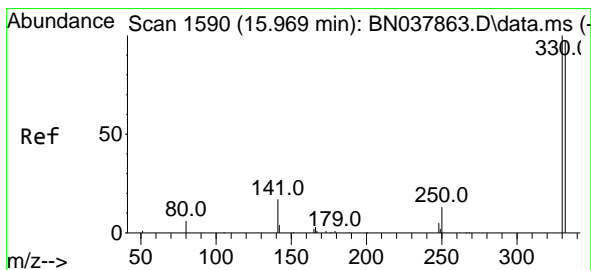
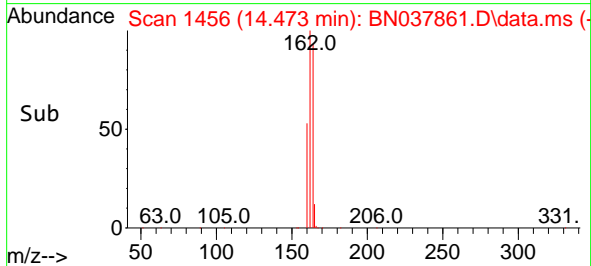
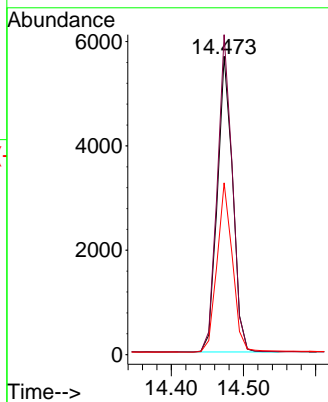
#13
 Acenaphthene-d10
 Concen: 0.400 ng
 RT: 14.473 min Scan# 1456
 Delta R.T. -0.000 min
 Lab File: BN037861.D
 Acq: 23 Sep 2025 12:13

Instrument : BNA_N
 ClientSampleId : SSTDICC0.1



Tgt Ion:164 Resp: 8379

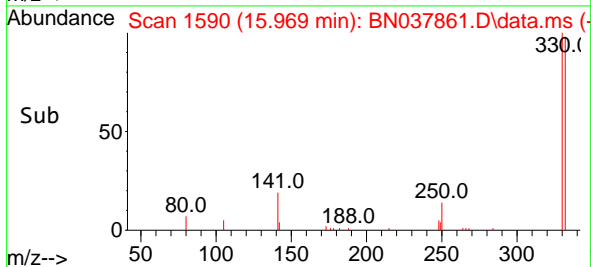
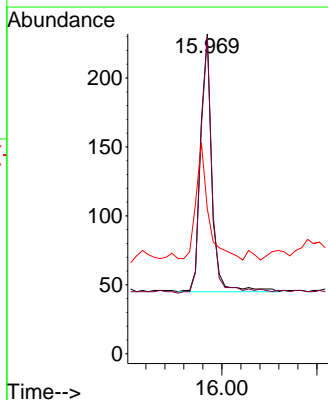
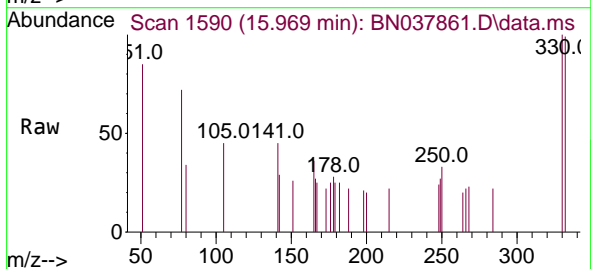
Ion	Ratio	Lower	Upper
164	100		
162	107.3	84.8	127.2
160	57.6	46.1	69.1

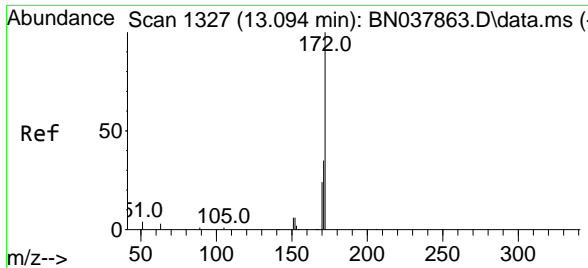


#14
 2,4,6-Tribromophenol
 Concen: 0.091 ng
 RT: 15.969 min Scan# 1590
 Delta R.T. 0.000 min
 Lab File: BN037861.D
 Acq: 23 Sep 2025 12:13

Tgt Ion:330 Resp: 309

Ion	Ratio	Lower	Upper
330	100		
332	100.3	77.2	115.8
141	50.8	37.2	55.8

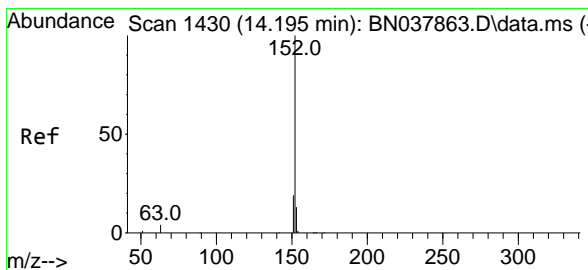
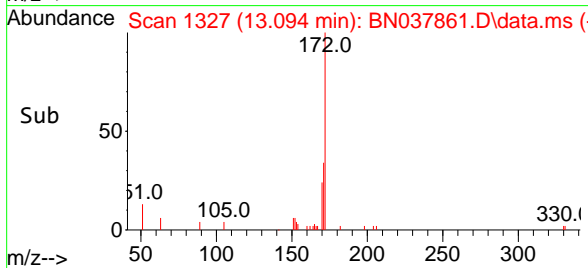
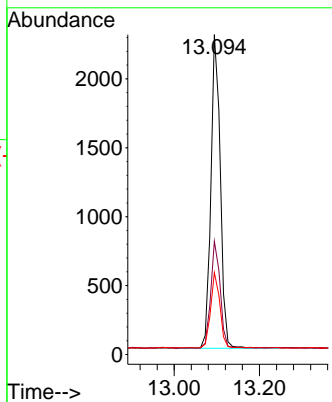
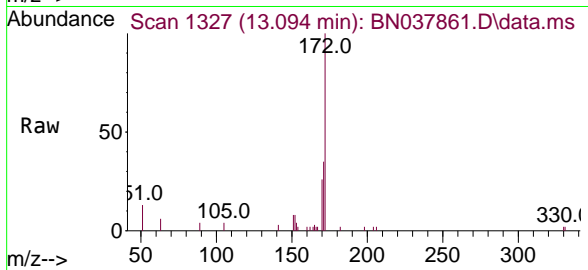




#15
 2-Fluorobiphenyl
 Concen: 0.101 ng
 RT: 13.094 min Scan# 1327
 Delta R.T. 0.000 min
 Lab File: BN037861.D
 Acq: 23 Sep 2025 12:13

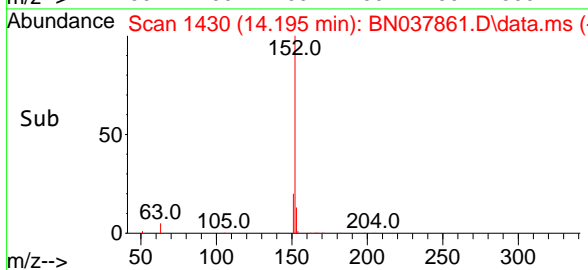
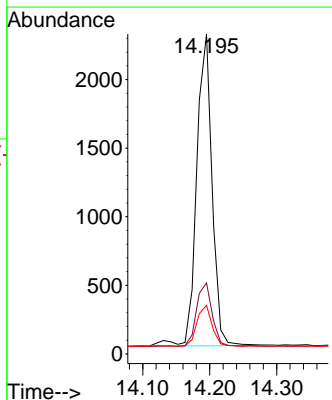
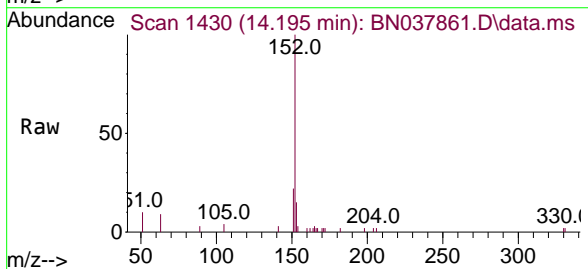
Instrument : BNA_N
 ClientSampleId : SSTDICC0.1

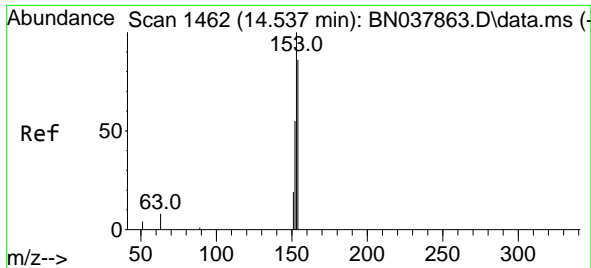
Tgt Ion	Resp	Lower	Upper
172	100		
171	35.4	28.6	43.0
170	25.6	19.7	29.5



#16
 Acenaphthylene
 Concen: 0.093 ng
 RT: 14.195 min Scan# 1430
 Delta R.T. -0.000 min
 Lab File: BN037861.D
 Acq: 23 Sep 2025 12:13

Tgt Ion	Resp	Lower	Upper
152	100		
151	21.2	15.8	23.8
153	13.2	10.5	15.7

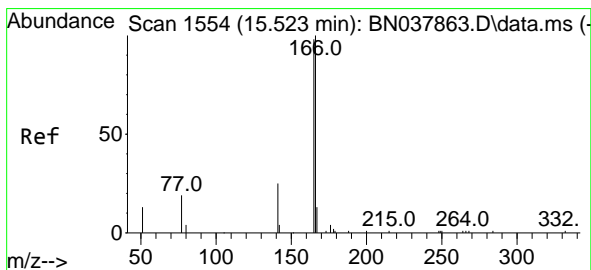
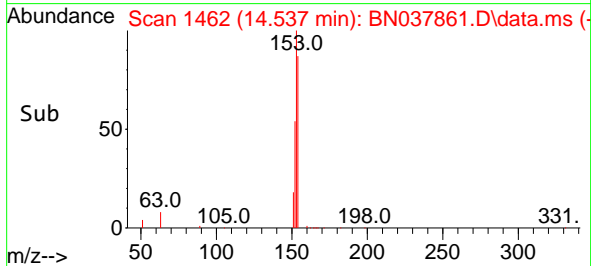
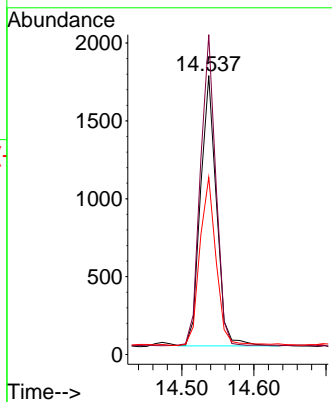
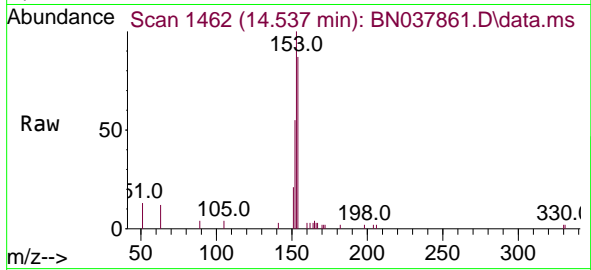




#17
 Acenaphthene
 Concen: 0.098 ng
 RT: 14.537 min Scan# 1462
 Delta R.T. 0.000 min
 Lab File: BN037861.D
 Acq: 23 Sep 2025 12:13

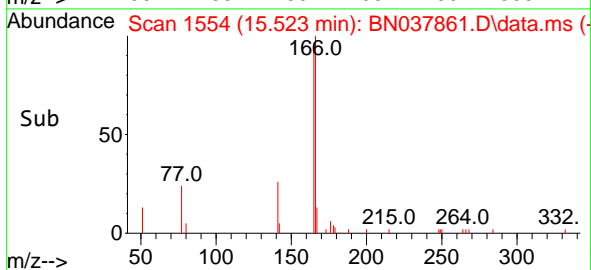
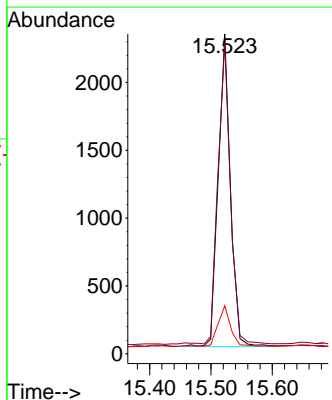
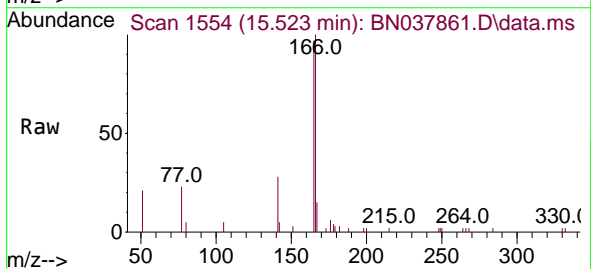
Instrument : BNA_N
 ClientSampleId : SSTDICC0.1

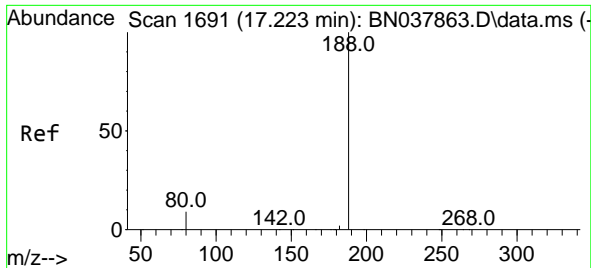
Tgt Ion	Resp	Lower	Upper
154	2644		
153	111.7	90.5	135.7
152	64.5	51.8	77.8



#18
 Fluorene
 Concen: 0.093 ng
 RT: 15.523 min Scan# 1554
 Delta R.T. -0.000 min
 Lab File: BN037861.D
 Acq: 23 Sep 2025 12:13

Tgt Ion	Resp	Lower	Upper
166	3048		
165	100.0	79.0	118.4
167	13.7	10.6	16.0

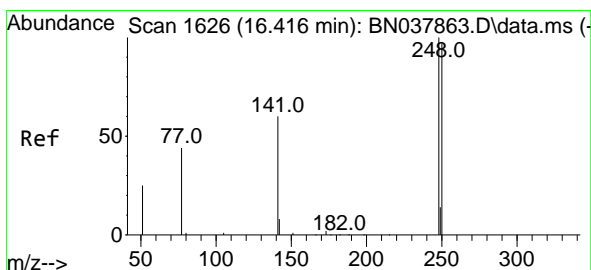
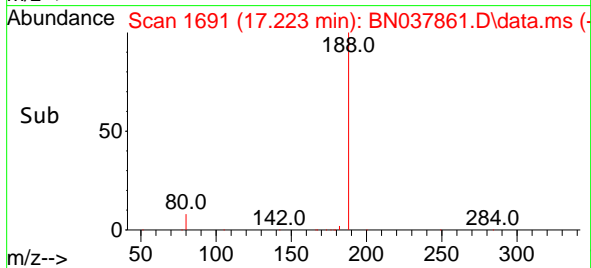
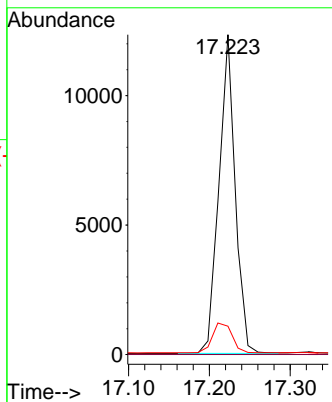
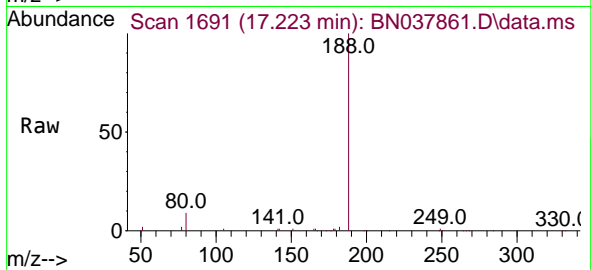




#19
 Phenanthrene-d10
 Concen: 0.400 ng
 RT: 17.223 min Scan# 1691
 Delta R.T. 0.000 min
 Lab File: BN037861.D
 Acq: 23 Sep 2025 12:13

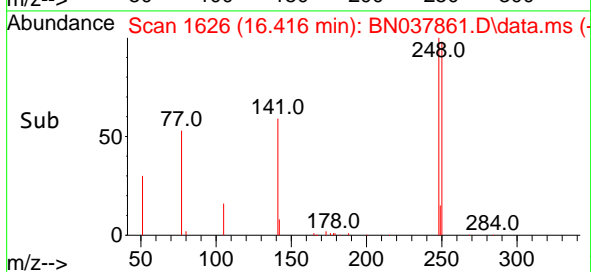
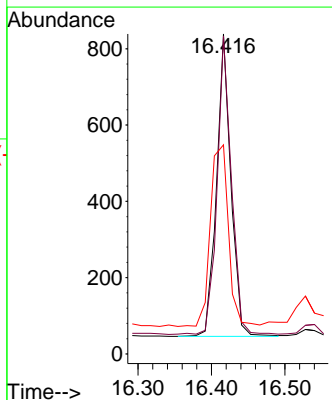
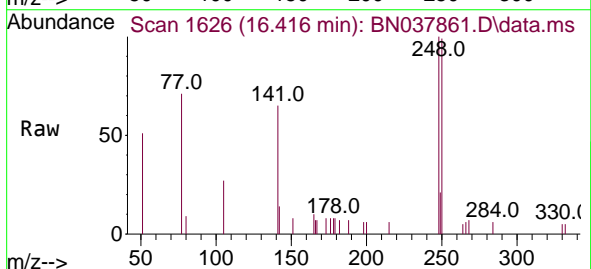
Instrument : BNA_N
 ClientSampleId : SSTDICC0.1

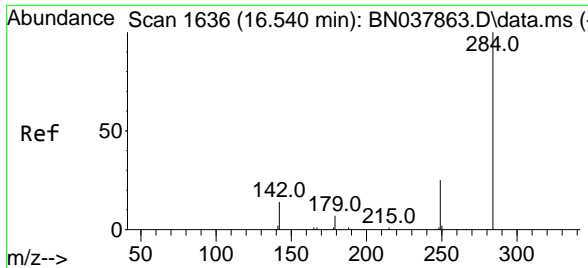
Tgt Ion	Resp	Lower	Upper
188	17197	100	100
94	0.0	0.0	0.0
80	8.9	7.6	11.4



#21
 4-Bromophenyl-phenylether
 Concen: 0.097 ng
 RT: 16.416 min Scan# 1626
 Delta R.T. -0.000 min
 Lab File: BN037861.D
 Acq: 23 Sep 2025 12:13

Tgt Ion	Resp	Lower	Upper
248	1084	100	100
250	99.3	77.6	116.4
141	65.3	48.8	73.2

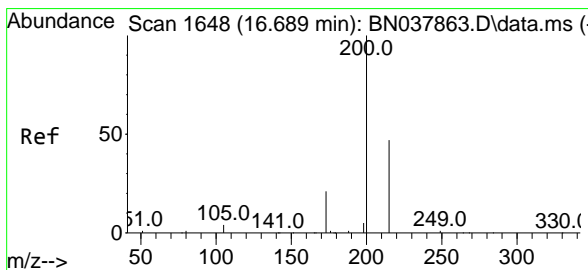
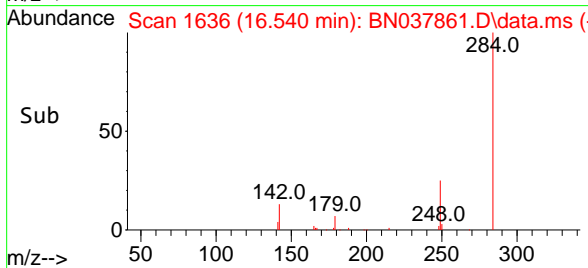
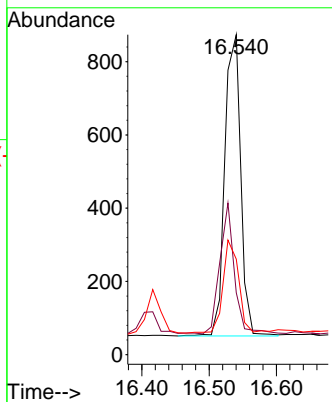
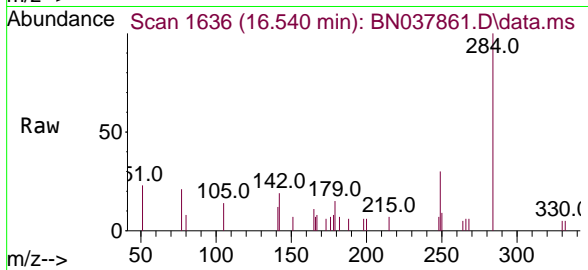




#22
 Hexachlorobenzene
 Concen: 0.100 ng
 RT: 16.540 min Scan# 1636
 Delta R.T. 0.000 min
 Lab File: BN037861.D
 Acq: 23 Sep 2025 12:13

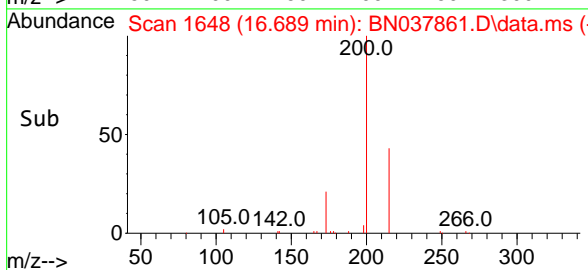
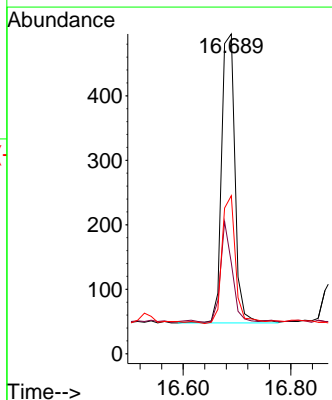
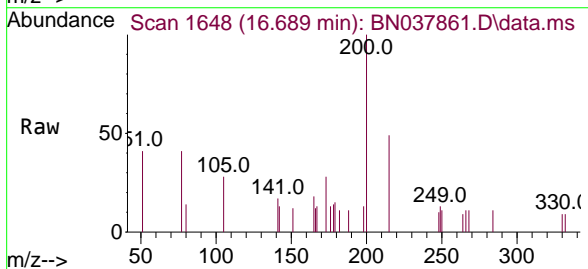
Instrument : BNA_N
 ClientSampleId : SSTDICC0.1

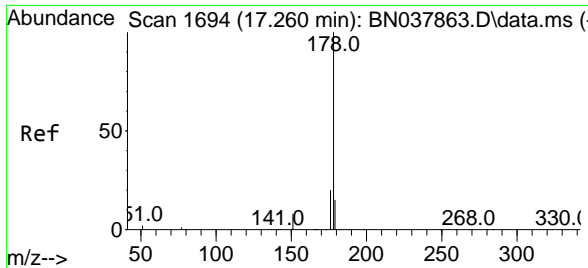
Tgt Ion	Resp	Lower	Upper
284	100		
142	38.9	30.9	46.3
249	30.6	23.9	35.9



#23
 Atrazine
 Concen: 0.090 ng
 RT: 16.689 min Scan# 1648
 Delta R.T. 0.000 min
 Lab File: BN037861.D
 Acq: 23 Sep 2025 12:13

Tgt Ion	Resp	Lower	Upper
200	100		
173	28.4	18.3	27.5#
215	49.4	38.6	58.0



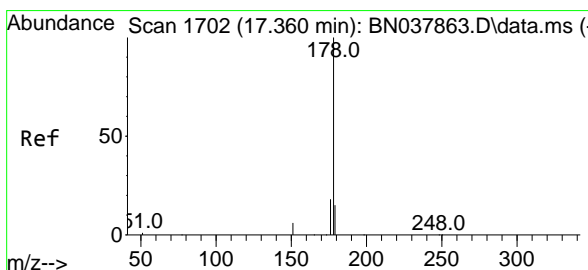
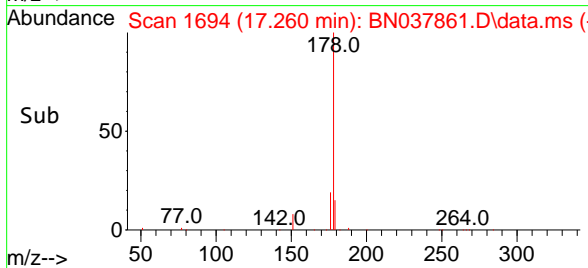
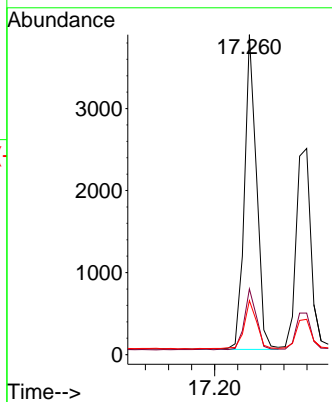
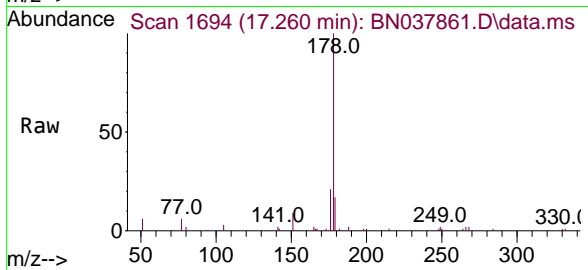


#25
 Phenanthrene
 Concen: 0.099 ng
 RT: 17.260 min Scan# 1694
 Delta R.T. 0.000 min
 Lab File: BN037861.D
 Acq: 23 Sep 2025 12:13

Instrument : BNA_N
 ClientSampleId : SSTDICC0.1

Tgt Ion:178 Resp: 5595

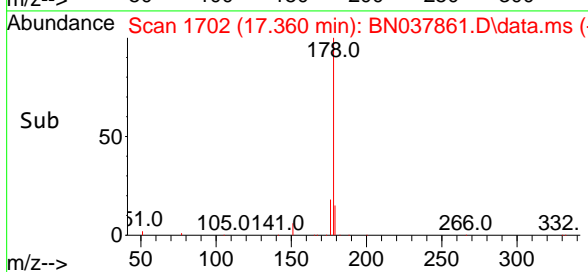
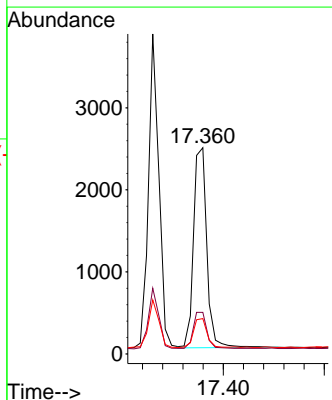
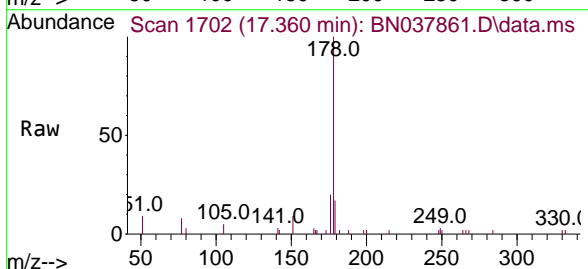
Ion	Ratio	Lower	Upper
178	100		
176	19.3	15.7	23.5
179	16.2	12.3	18.5

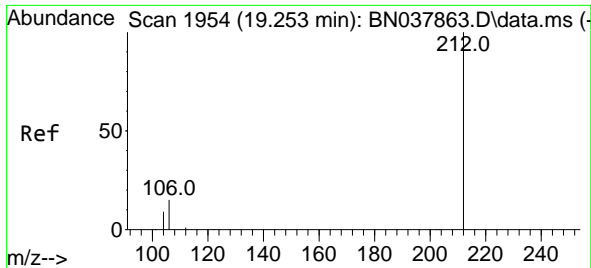


#26
 Anthracene
 Concen: 0.091 ng
 RT: 17.360 min Scan# 1702
 Delta R.T. 0.000 min
 Lab File: BN037861.D
 Acq: 23 Sep 2025 12:13

Tgt Ion:178 Resp: 4446

Ion	Ratio	Lower	Upper
178	100		
176	18.5	15.0	22.4
179	14.9	12.3	18.5



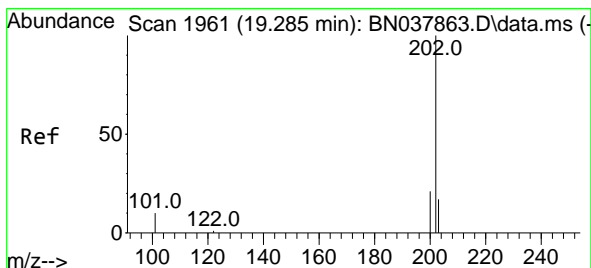
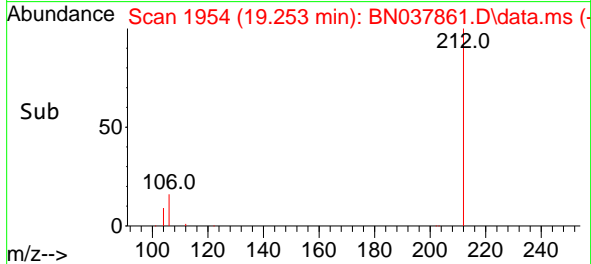
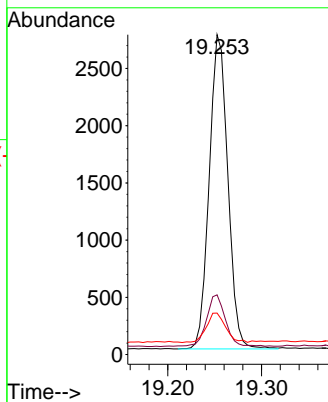
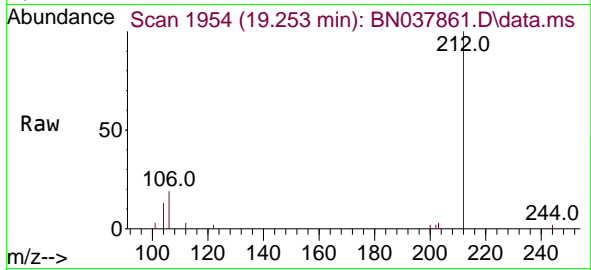


#27
 Fluoranthene-d10
 Concen: 0.087 ng
 RT: 19.253 min Scan# 1954
 Delta R.T. -0.000 min
 Lab File: BN037861.D
 Acq: 23 Sep 2025 12:13

Instrument :
 BNA_N
 ClientSampleId :
 SSTDICC0.1

Tgt Ion:212 Resp: 3783

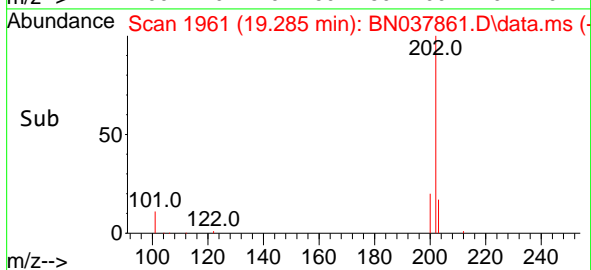
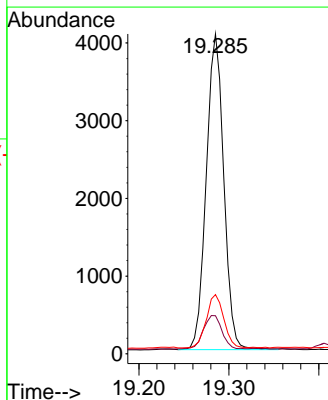
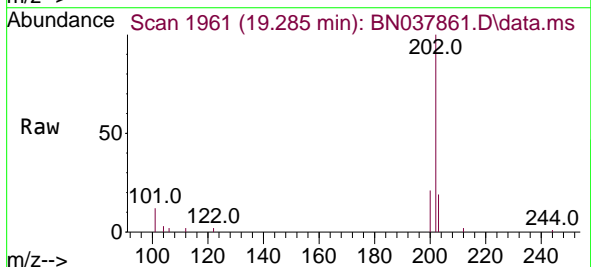
Ion	Ratio	Lower	Upper
212	100		
106	16.8	12.6	19.0
104	9.7	7.4	11.0

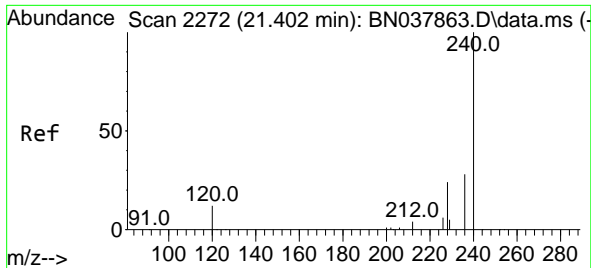


#28
 Fluoranthene
 Concen: 0.088 ng
 RT: 19.285 min Scan# 1961
 Delta R.T. -0.000 min
 Lab File: BN037861.D
 Acq: 23 Sep 2025 12:13

Tgt Ion:202 Resp: 5493

Ion	Ratio	Lower	Upper
202	100		
101	11.3	9.3	13.9
203	16.8	13.6	20.4

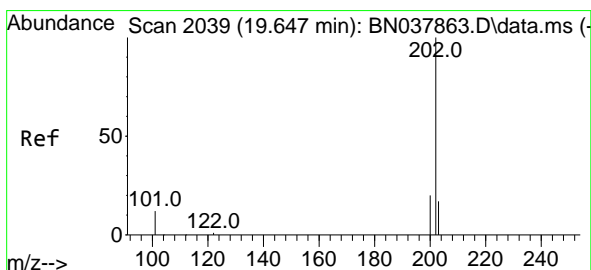

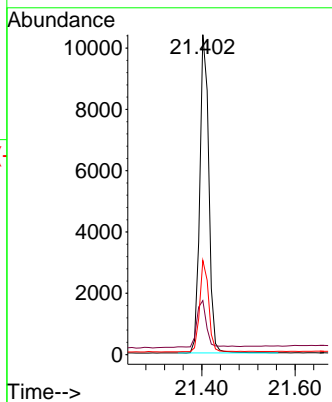
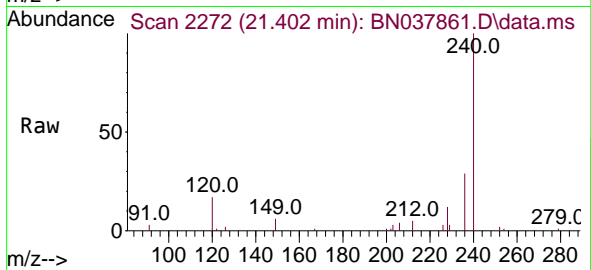




#29
 Chrysene-d12
 Concen: 0.400 ng
 RT: 21.402 min Scan# 21
 Delta R.T. -0.000 min
 Lab File: BN037861.D
 Acq: 23 Sep 2025 12:13

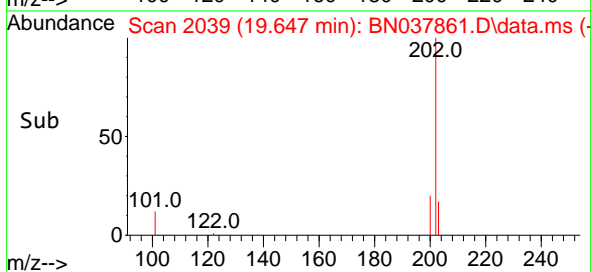
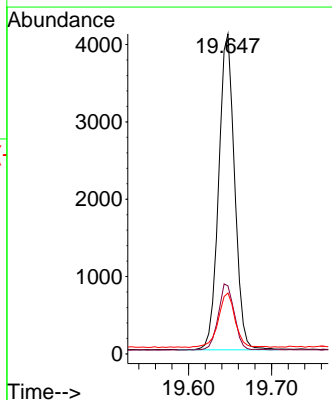
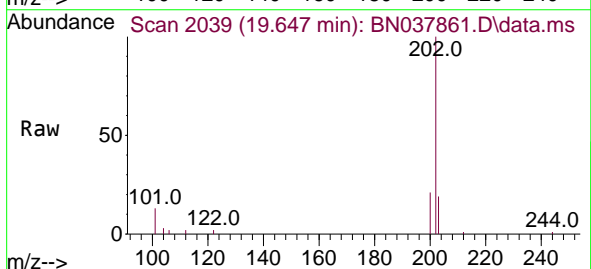
Instrument :
 BNA_N
 ClientSampleId :
 SSTDICC0.1

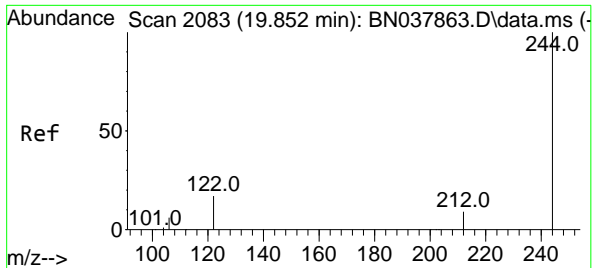
Tgt Ion	Resp	Lower	Upper
240	13854		
120	16.9	11.4	17.2
236	29.4	23.0	34.6



#30
 Pyrene
 Concen: 0.100 ng
 RT: 19.647 min Scan# 2039
 Delta R.T. 0.000 min
 Lab File: BN037861.D
 Acq: 23 Sep 2025 12:13

Tgt Ion	Resp	Lower	Upper
202	5458		
200	21.1	16.7	25.1
203	18.2	14.2	21.4



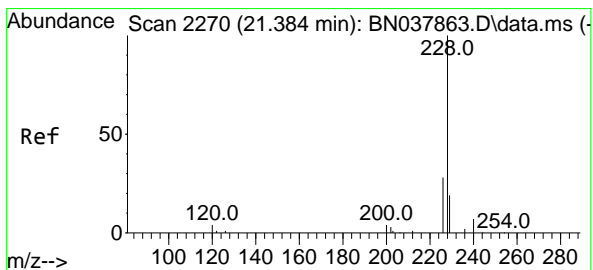
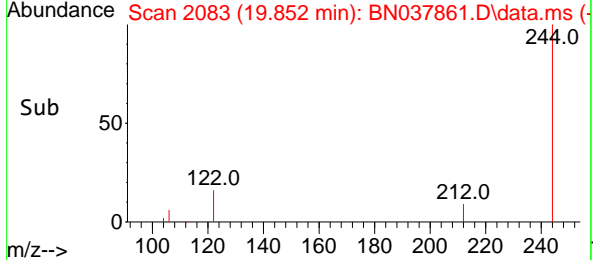
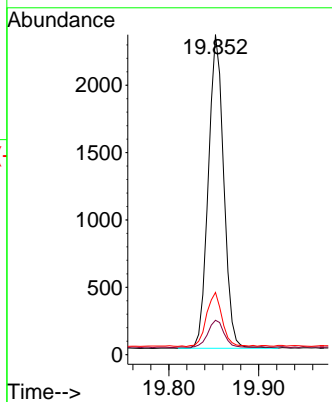
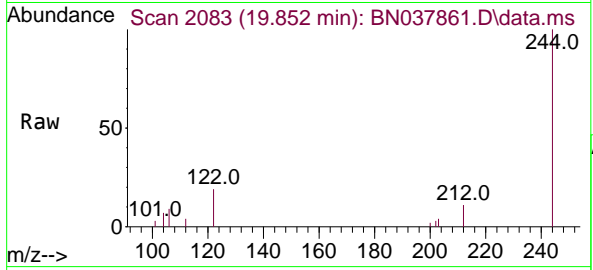


#31
 Terphenyl-d14
 Concen: 0.100 ng
 RT: 19.852 min Scan# 2083
 Delta R.T. 0.000 min
 Lab File: BN037861.D
 Acq: 23 Sep 2025 12:13

Instrument : BNA_N
 ClientSampleId : SSTDICC0.1

Tgt Ion:244 Resp: 2766

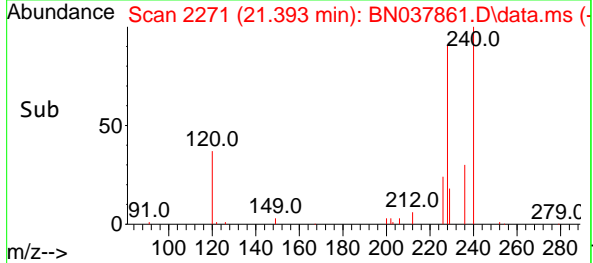
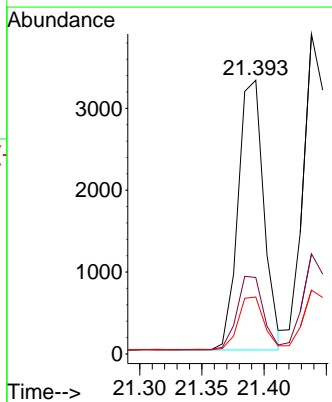
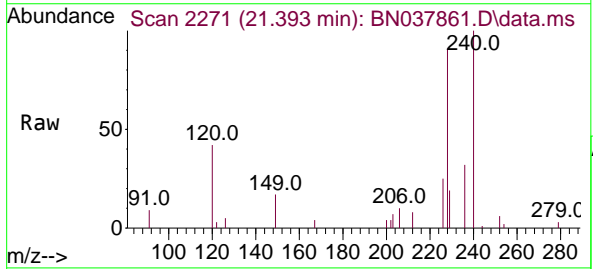
Ion	Ratio	Lower	Upper
244	100		
212	10.7	7.6	11.4
122	19.4	13.9	20.9

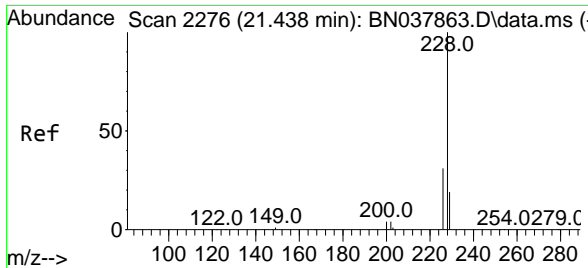


#32
 Benzo(a)anthracene
 Concen: 0.098 ng
 RT: 21.393 min Scan# 2271
 Delta R.T. 0.009 min
 Lab File: BN037861.D
 Acq: 23 Sep 2025 12:13

Tgt Ion:228 Resp: 4766

Ion	Ratio	Lower	Upper
228	100		
226	27.9	22.6	33.8
229	20.8	15.6	23.4

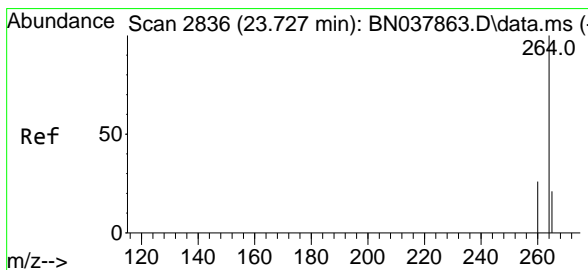

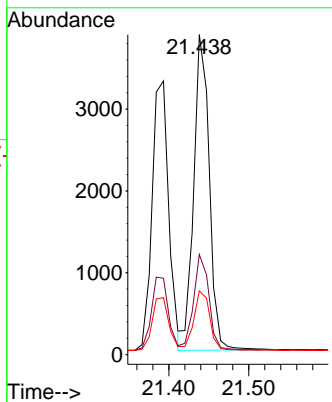
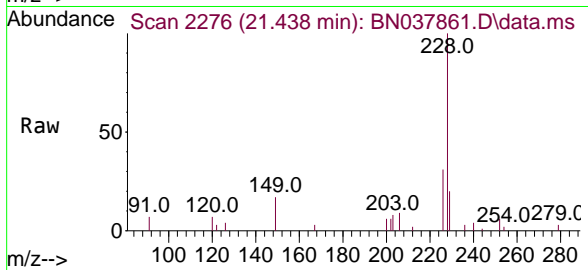




#33
 Chrysene
 Concen: 0.100 ng
 RT: 21.438 min Scan# 21
 Delta R.T. 0.000 min
 Lab File: BN037861.D
 Acq: 23 Sep 2025 12:13

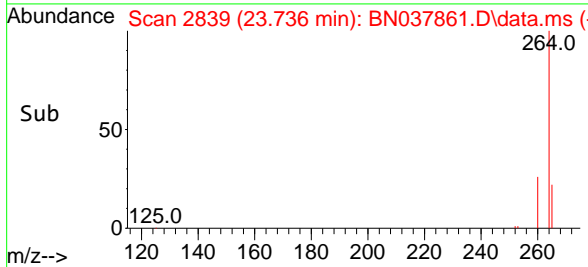
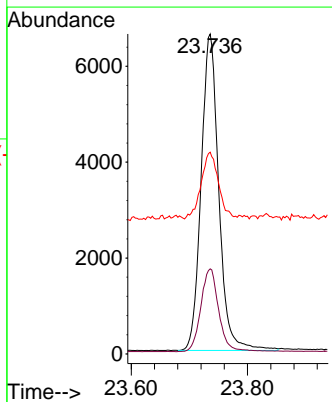
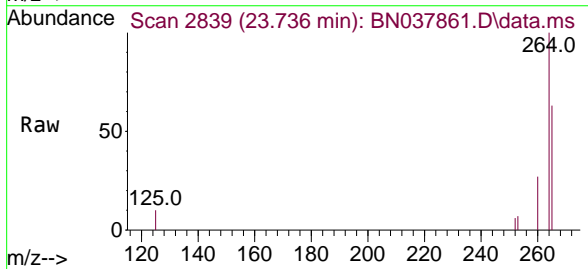
Instrument :
 BNA_N
 ClientSampleId :
 SSTDICC0.1

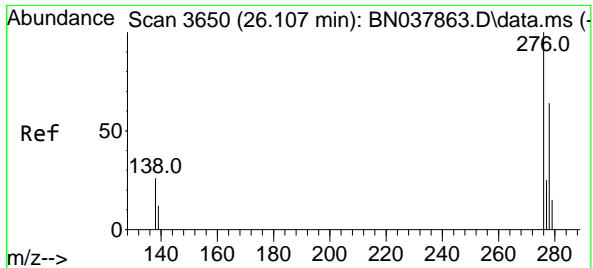
Tgt Ion	Resp	Lower	Upper
228	5223		
226	31.3	24.6	37.0
229	19.9	15.6	23.4



#35
 Perylene-d12
 Concen: 0.400 ng
 RT: 23.736 min Scan# 2839
 Delta R.T. 0.009 min
 Lab File: BN037861.D
 Acq: 23 Sep 2025 12:13

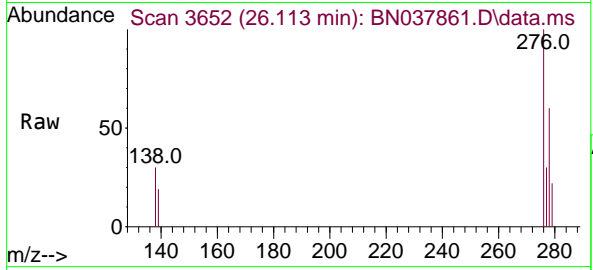
Tgt Ion	Resp	Lower	Upper
264	13928		
260	26.6	21.5	32.3
265	63.0	53.8	80.6



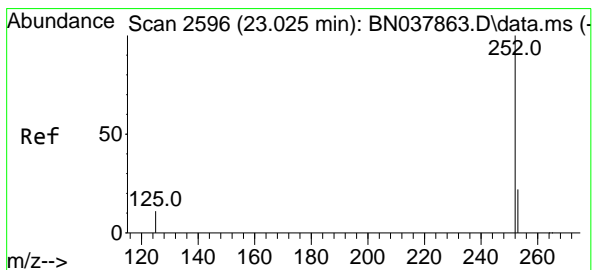
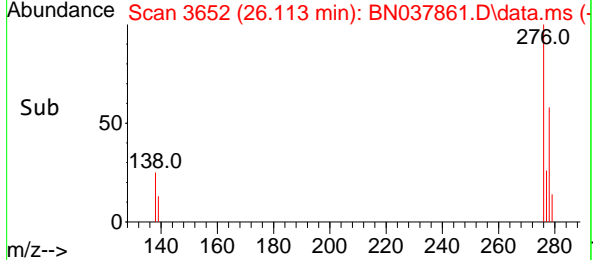
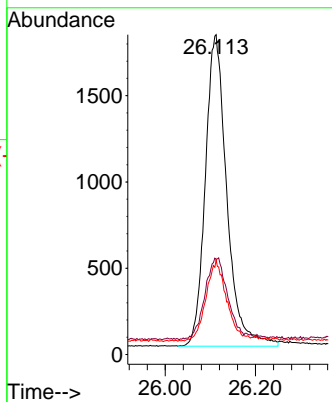


#36
 Indeno(1,2,3-cd)pyrene
 Concen: 0.094 ng
 RT: 26.113 min Scan# 30
 Delta R.T. 0.006 min
 Lab File: BN037861.D
 Acq: 23 Sep 2025 12:13

Instrument :
 BNA_N
 ClientSampleId :
 SSTDICC0.1

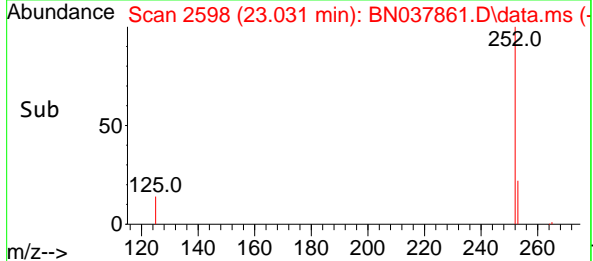
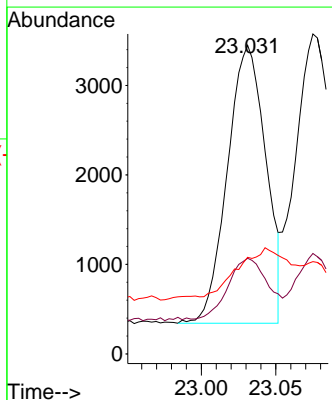
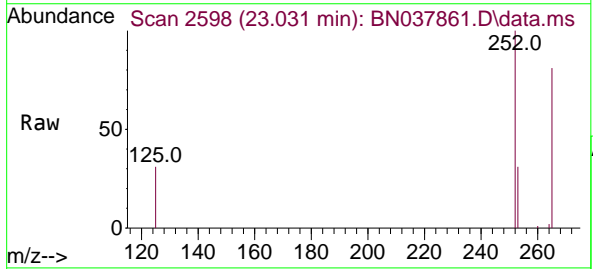


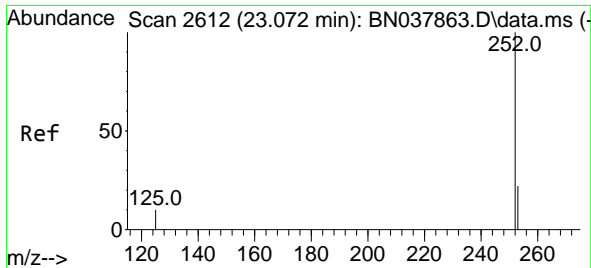
Tgt Ion:276 Resp: 5972
 Ion Ratio Lower Upper
 276 100
 138 27.9 21.4 32.0
 277 24.6 20.3 30.5



#37
 Benzo(b)fluoranthene
 Concen: 0.093 ng
 RT: 23.031 min Scan# 2598
 Delta R.T. 0.006 min
 Lab File: BN037861.D
 Acq: 23 Sep 2025 12:13

Tgt Ion:252 Resp: 5567
 Ion Ratio Lower Upper
 252 100
 253 31.0 19.4 29.0#
 125 31.3 13.0 19.4#



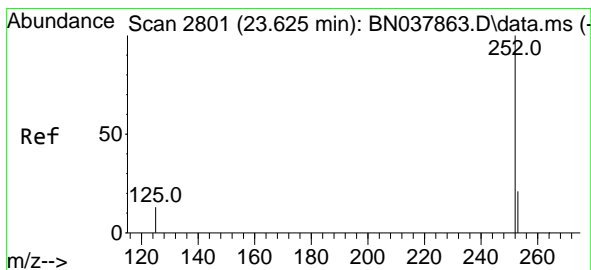
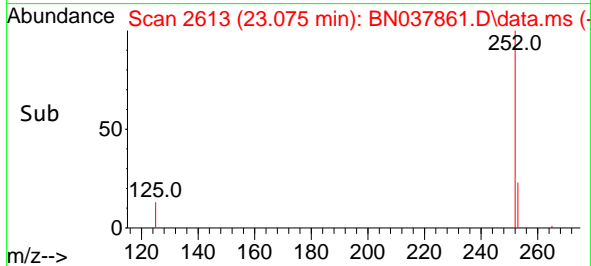
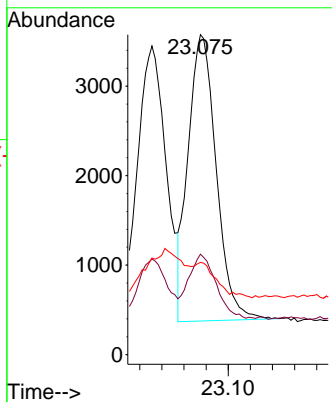
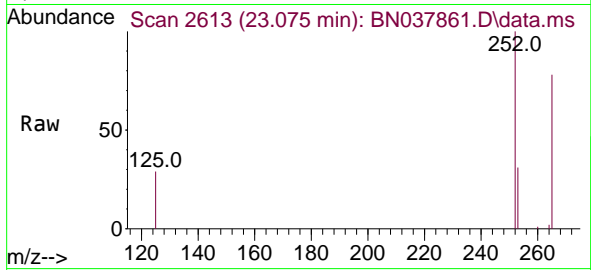


#38
 Benzo(k)fluoranthene
 Concen: 0.093 ng
 RT: 23.075 min Scan# 20
 Delta R.T. 0.003 min
 Lab File: BN037861.D
 Acq: 23 Sep 2025 12:13

Instrument :
 BNA_N
 ClientSampleId :
 SSTDICC0.1

Tgt Ion:252 Resp: 5642

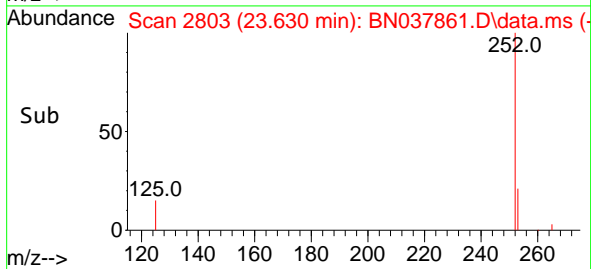
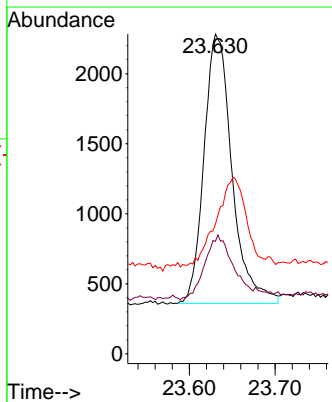
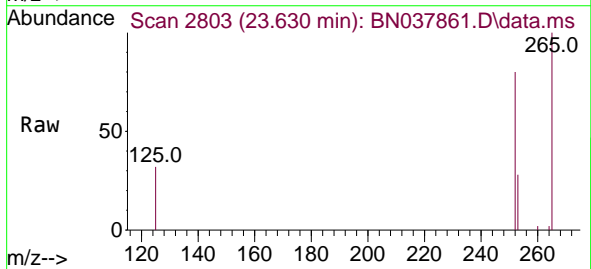
Ion	Ratio	Lower	Upper
252	100		
253	31.4	19.5	29.3#
125	28.8	13.0	19.4#

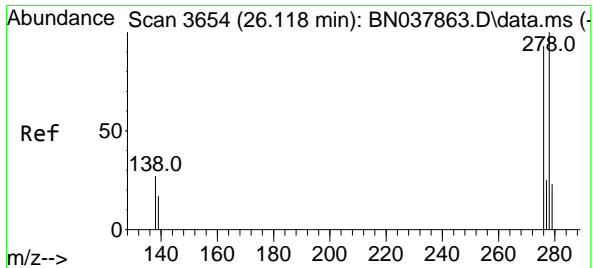


#39
 Benzo(a)pyrene
 Concen: 0.092 ng
 RT: 23.630 min Scan# 2803
 Delta R.T. 0.006 min
 Lab File: BN037861.D
 Acq: 23 Sep 2025 12:13

Tgt Ion:252 Resp: 4368

Ion	Ratio	Lower	Upper
252	100		
253	35.2	20.6	30.8#
125	40.6	16.7	25.1#

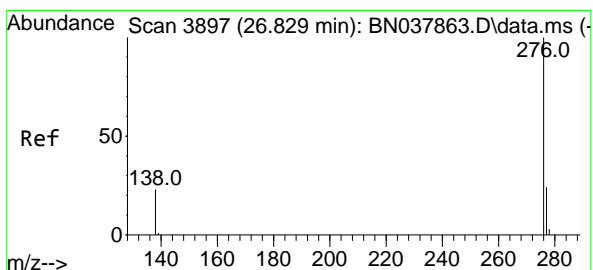
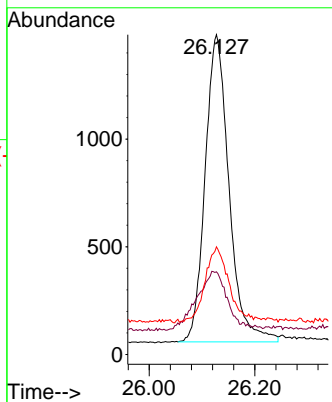
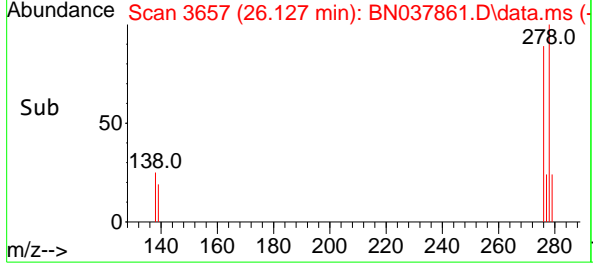
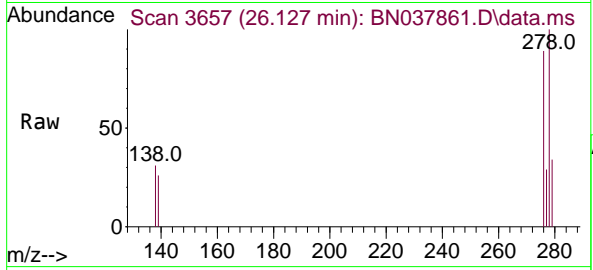




#40
 Dibenzo(a,h)anthracene
 Concen: 0.090 ng
 RT: 26.127 min Scan# 30
 Delta R.T. 0.009 min
 Lab File: BN037861.D
 Acq: 23 Sep 2025 12:13

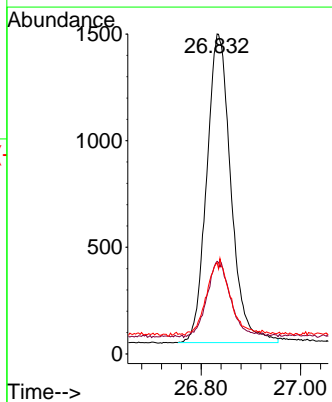
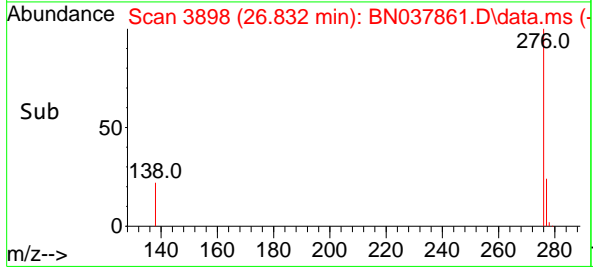
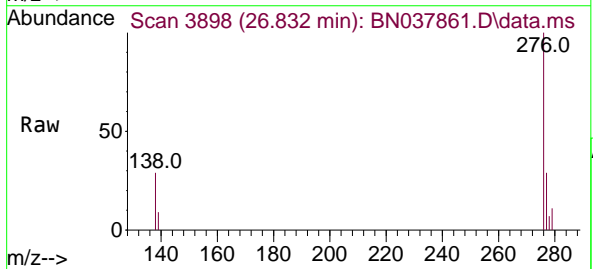
Instrument : BNA_N
 ClientSampleId : SSTDICC0.1

Tgt Ion	Resp	Lower	Upper
278	100		
139	25.9	15.4	23.2#
279	33.7	20.8	31.2#



#41
 Benzo(g,h,i)perylene
 Concen: 0.094 ng
 RT: 26.832 min Scan# 3898
 Delta R.T. 0.003 min
 Lab File: BN037861.D
 Acq: 23 Sep 2025 12:13

Tgt Ion	Resp	Lower	Upper
276	100		
277	28.9	20.2	30.4
138	28.5	19.8	29.8



Data Path : Z:\svoasrv\HPCHEM1\BNA_N\Data\BN092325\
 Data File : BN037862.D
 Acq On : 23 Sep 2025 12:49
 Operator : RC/JU
 Sample : SSTDICC0.2
 Misc :
 ALS Vial : 3 Sample Multiplier: 1

Instrument :
 BNA_N
 ClientSampleId :
 SSTDICC0.2

Quant Time: Sep 23 16:21:29 2025
 Quant Method : Z:\svoasrv\HPCHEM1\BNA_N\Methods\8270-SIM-BN092325.M
 Quant Title : ASP BNA STANDARDS FOR 5 POINT CALIBRATION
 QLast Update : Tue Sep 23 16:17:53 2025
 Response via : Initial Calibration

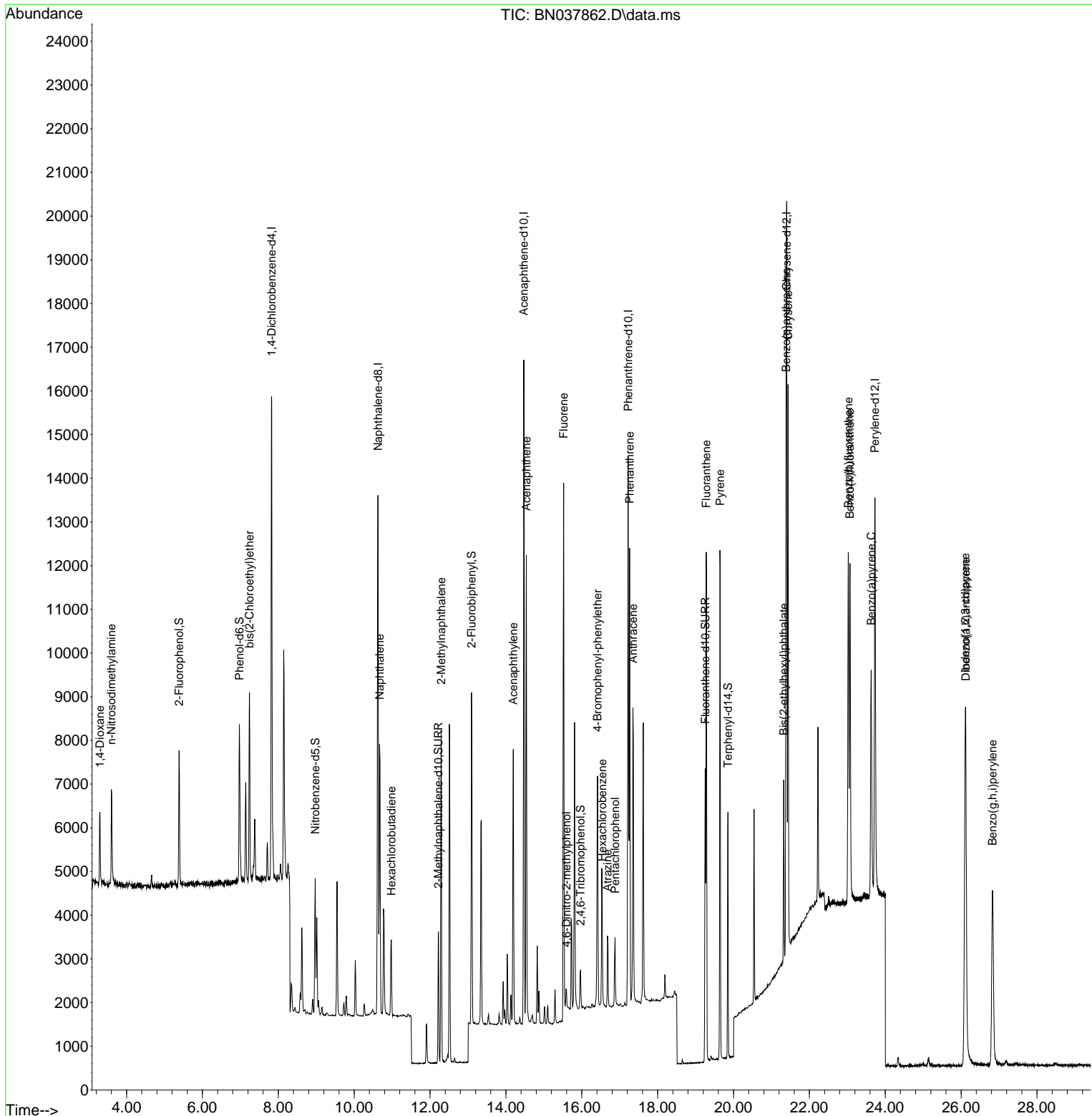
Compound	R.T.	QIon	Response	Conc Units	Dev(Min)	
Internal Standards						
1) 1,4-Dichlorobenzene-d4	7.826	152	5544	0.400 ng	0.00	
7) Naphthalene-d8	10.626	136	15739	0.400 ng	0.00	
13) Acenaphthene-d10	14.473	164	8069	0.400 ng	0.00	
19) Phenanthrene-d10	17.223	188	15912	0.400 ng	0.00	
29) Chrysene-d12	21.402	240	13158	0.400 ng	0.00	
35) Perylene-d12	23.730	264	12974	0.400 ng	0.00	
System Monitoring Compounds						
4) 2-Fluorophenol	5.384	112	2553	0.202 ng	0.00	
5) Phenol-d6	6.973	99	3326	0.200 ng	0.00	
8) Nitrobenzene-d5	8.971	82	2278	0.190 ng	0.00	
11) 2-Methylnaphthalene-d10	12.217	152	4078	0.187 ng	0.00	
14) 2,4,6-Tribromophenol	15.969	330	573	0.176 ng	0.00	
15) 2-Fluorobiphenyl	13.094	172	6579	0.199 ng	0.00	
27) Fluoranthene-d10	19.253	212	7304	0.182 ng	0.00	
31) Terphenyl-d14	19.852	244	5201	0.198 ng	0.00	
Target Compounds						
2) 1,4-Dioxane	3.297	88	1144	0.203 ng		97
3) n-Nitrosodimethylamine	3.601	42	1500	0.200 ng	#	94
6) bis(2-Chloroethyl)ether	7.241	93	3039	0.197 ng		98
9) Naphthalene	10.669	128	8573	0.198 ng		99
10) Hexachlorobutadiene	10.979	225	1450	0.196 ng	#	99
12) 2-Methylnaphthalene	12.293	142	5361	0.189 ng		100
16) Acenaphthylene	14.195	152	6943	0.190 ng		99
17) Acenaphthene	14.537	154	4963	0.190 ng		98
18) Fluorene	15.523	166	5870	0.186 ng		99
20) 4,6-Dinitro-2-methylph...	15.597	198	325	0.230 ng	#	64
21) 4-Bromophenyl-phenylether	16.416	248	1965	0.190 ng		97
22) Hexachlorobenzene	16.540	284	2483	0.198 ng		99
23) Atrazine	16.677	200	1442	0.183 ng	#	89
24) Pentachlorophenol	16.876	266	804	0.186 ng		99
25) Phenanthrene	17.260	178	10109	0.193 ng		99
26) Anthracene	17.347	178	8235	0.181 ng		99
28) Fluoranthene	19.280	202	10466	0.181 ng		100
30) Pyrene	19.643	202	10528	0.203 ng		100
32) Benzo(a)anthracene	21.384	228	8943	0.194 ng		99
33) Chrysene	21.438	228	10042	0.202 ng		99
34) Bis(2-ethylhexyl)phtha...	21.322	149	3892	0.214 ng	#	100
36) Indeno(1,2,3-cd)pyrene	26.110	276	10845	0.183 ng		99
37) Benzo(b)fluoranthene	23.025	252	10420	0.186 ng	#	91
38) Benzo(k)fluoranthene	23.069	252	10290	0.183 ng	#	93
39) Benzo(a)pyrene	23.628	252	8405	0.190 ng	#	88
40) Dibenzo(a,h)anthracene	26.121	278	8321	0.180 ng		92
41) Benzo(g,h,i)perylene	26.826	276	8956	0.184 ng		97

(#) = qualifier out of range (m) = manual integration (+) = signals summed

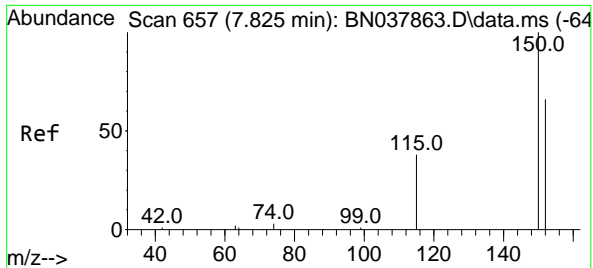
Data Path : Z:\svoasrv\HPCHEM1\BNA_N\Data\BN092325\
 Data File : BN037862.D
 Acq On : 23 Sep 2025 12:49
 Operator : RC/JU
 Sample : SSTDICC0.2
 Misc :
 ALS Vial : 3 Sample Multiplier: 1

Instrument :
 BNA_N
 ClientSampleId :
 SSTDICC0.2

Quant Time: Sep 23 16:21:29 2025
 Quant Method : Z:\svoasrv\HPCHEM1\BNA_N\Methods\8270-SIM-BN092325.M
 Quant Title : ASP BNA STANDARDS FOR 5 POINT CALIBRATION
 QLast Update : Tue Sep 23 16:17:53 2025
 Response via : Initial Calibration



- 1
- 2
- 3
- 4
- 5
- 6
- 7
- 8
- 9
- 10
- 11
- 12
- 13
- 14
- 15
- 16
- 17
- 18

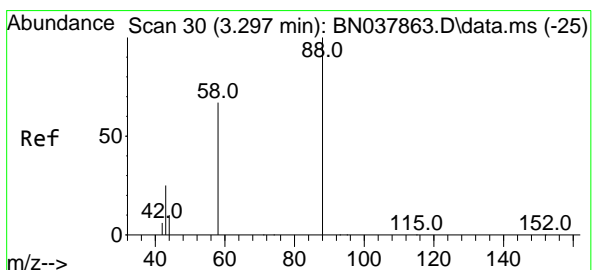
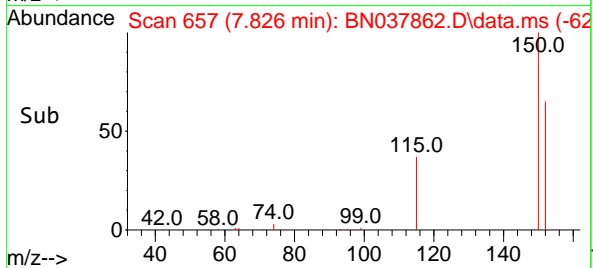
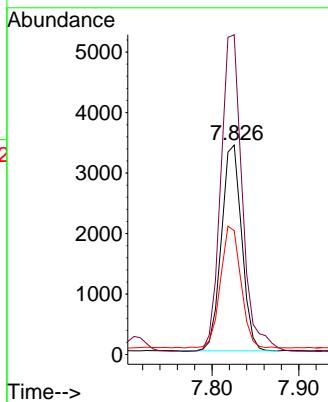
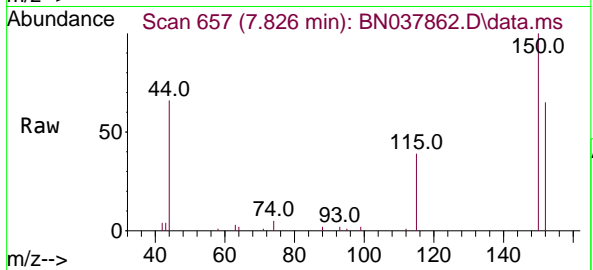


#1
 1,4-Dichlorobenzene-d4
 Concen: 0.400 ng
 RT: 7.826 min Scan# 61
 Delta R.T. 0.001 min
 Lab File: BN037862.D
 Acq: 23 Sep 2025 12:49

Instrument : BNA_N
 ClientSampleId : SSTDICC0.2

Tgt Ion:152 Resp: 5544

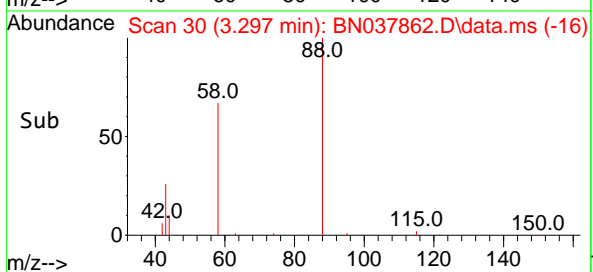
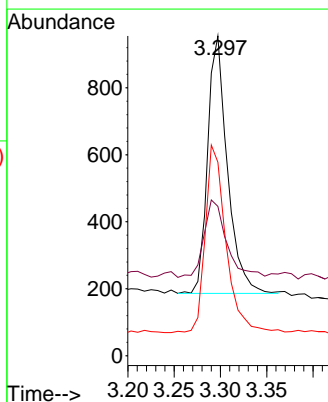
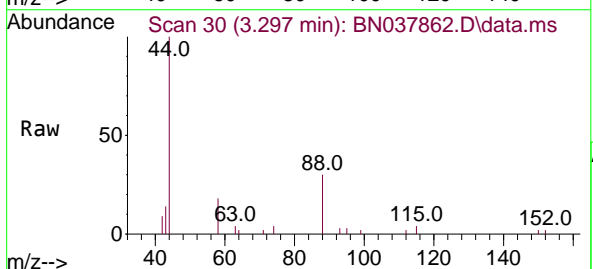
Ion	Ratio	Lower	Upper
152	100		
150	152.7	121.0	181.4
115	59.1	47.4	71.0

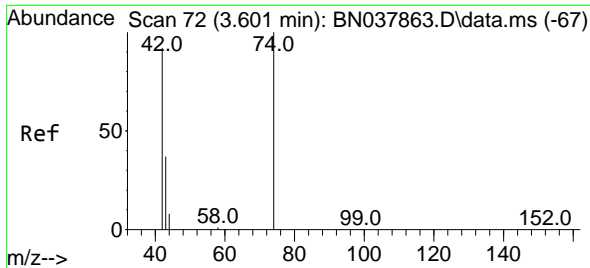


#2
 1,4-Dioxane
 Concen: 0.203 ng
 RT: 3.297 min Scan# 30
 Delta R.T. 0.000 min
 Lab File: BN037862.D
 Acq: 23 Sep 2025 12:49

Tgt Ion: 88 Resp: 1144

Ion	Ratio	Lower	Upper
88	100		
43	34.1	26.6	39.8
58	76.4	58.9	88.3



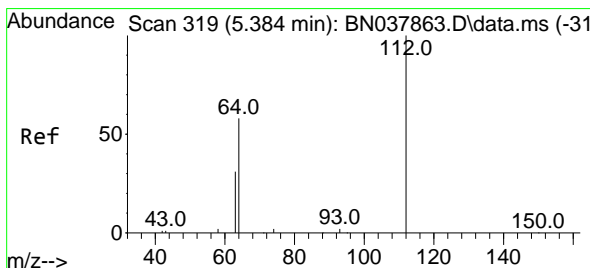
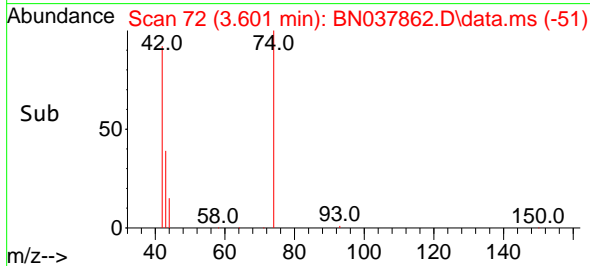
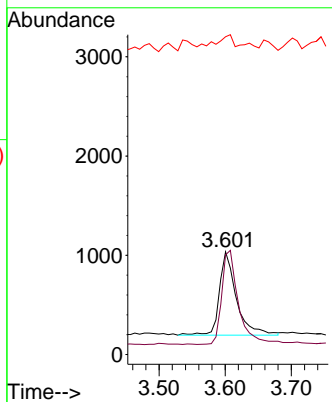
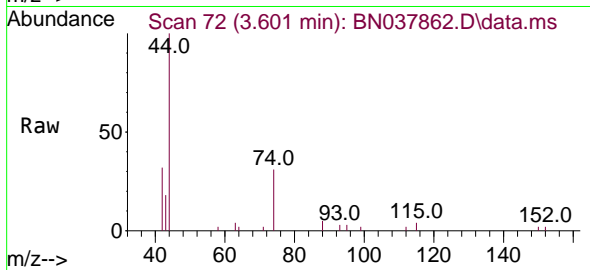


#3
 n-Nitrosodimethylamine
 Concen: 0.200 ng
 RT: 3.601 min Scan# 71
 Delta R.T. 0.000 min
 Lab File: BN037862.D
 Acq: 23 Sep 2025 12:49

Instrument :
 BNA_N
 ClientSampleId :
 SSTDICC0.2

Tgt Ion: 42 Resp: 1500

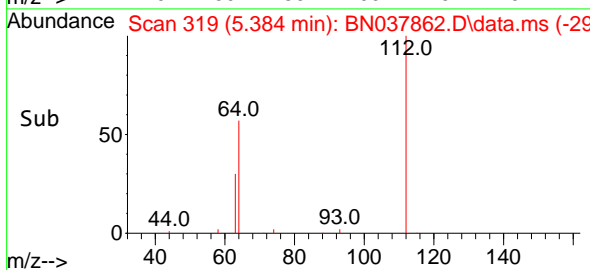
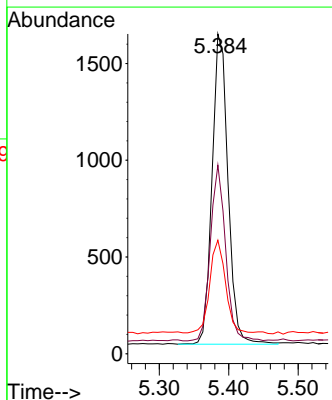
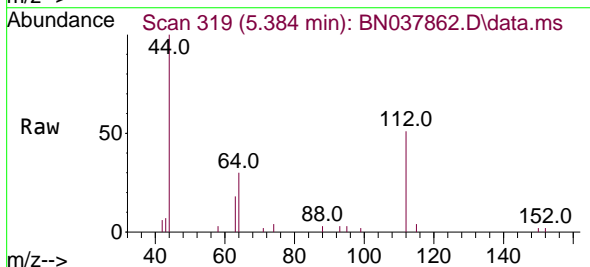
Ion	Ratio	Lower	Upper
42	100		
74	112.1	93.4	140.0
44	20.9	22.2	33.4#

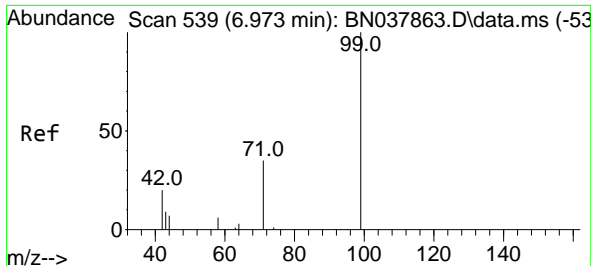


#4
 2-Fluorophenol
 Concen: 0.202 ng
 RT: 5.384 min Scan# 319
 Delta R.T. 0.000 min
 Lab File: BN037862.D
 Acq: 23 Sep 2025 12:49

Tgt Ion: 112 Resp: 2553

Ion	Ratio	Lower	Upper
112	100		
64	54.6	44.6	66.8
63	30.9	24.9	37.3

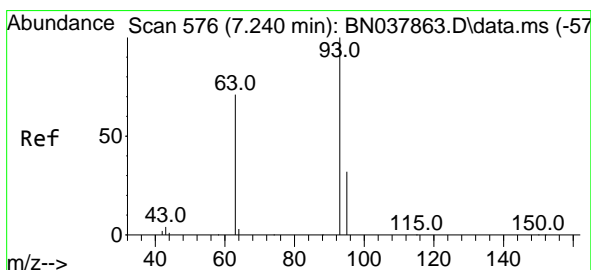
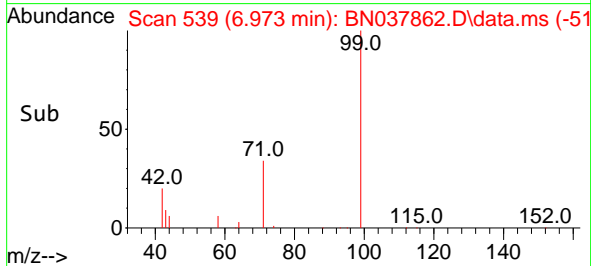
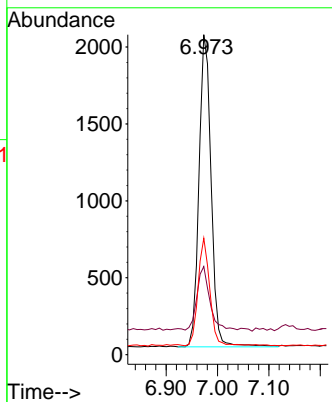
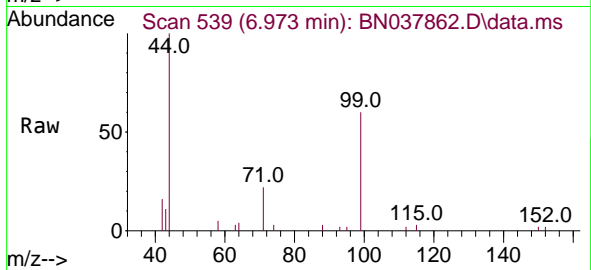




#5
 Phenol-d6
 Concen: 0.200 ng
 RT: 6.973 min Scan# 539
 Delta R.T. 0.000 min
 Lab File: BN037862.D
 Acq: 23 Sep 2025 12:49

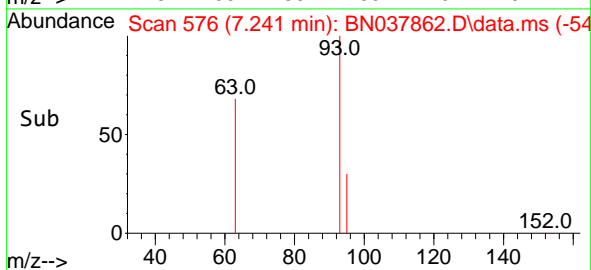
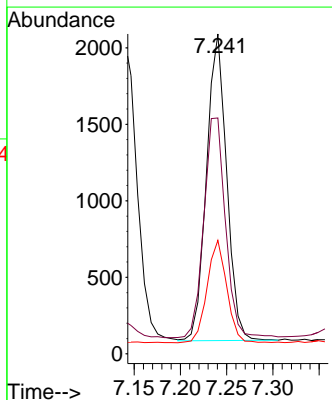
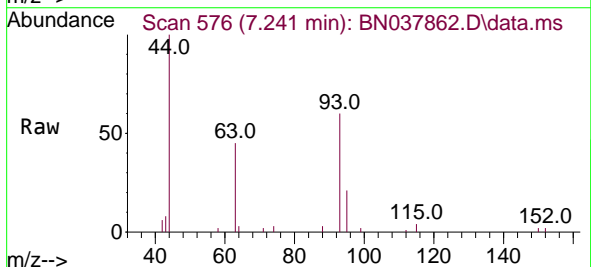
Instrument :
 BNA_N
 ClientSampleId :
 SSTDICC0.2

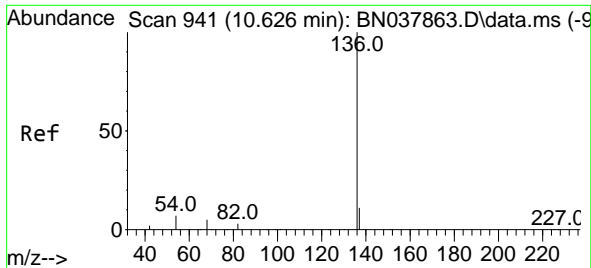
Tgt Ion	Resp	Lower	Upper
99	3326		
99	100		
42	21.3	17.2	25.8
71	33.3	27.3	40.9



#6
 bis(2-Chloroethyl)ether
 Concen: 0.197 ng
 RT: 7.241 min Scan# 576
 Delta R.T. 0.000 min
 Lab File: BN037862.D
 Acq: 23 Sep 2025 12:49

Tgt Ion	Resp	Lower	Upper
93	3039		
93	100		
63	77.1	60.1	90.1
95	33.0	25.4	38.2



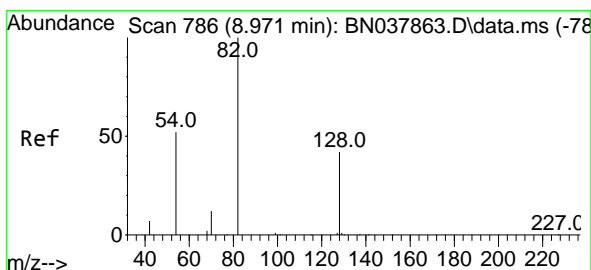
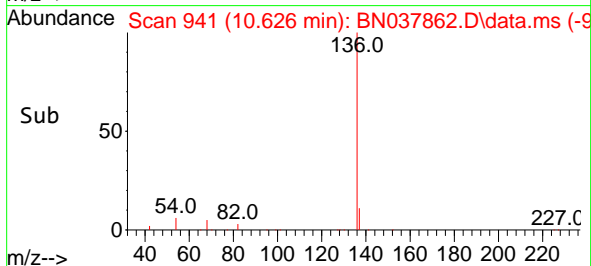
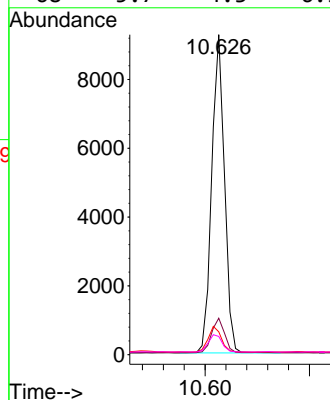
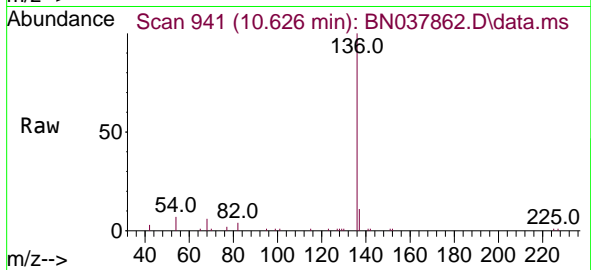


#7
 Naphthalene-d8
 Concen: 0.400 ng
 RT: 10.626 min Scan# 941
 Delta R.T. 0.000 min
 Lab File: BN037862.D
 Acq: 23 Sep 2025 12:49

Instrument : BNA_N
 ClientSampleId : SSTDICC0.2

Tgt Ion:136 Resp: 15739

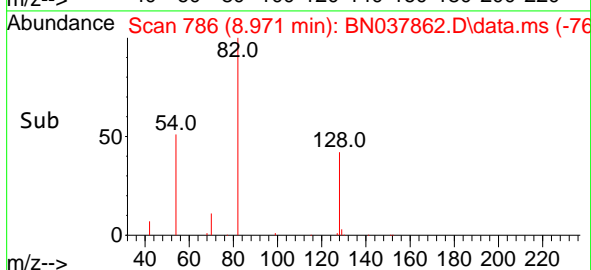
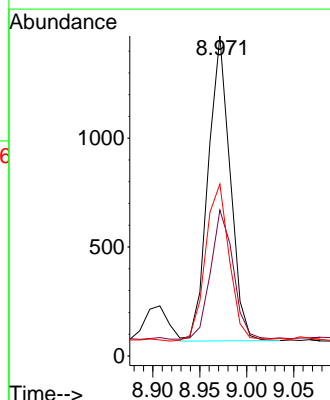
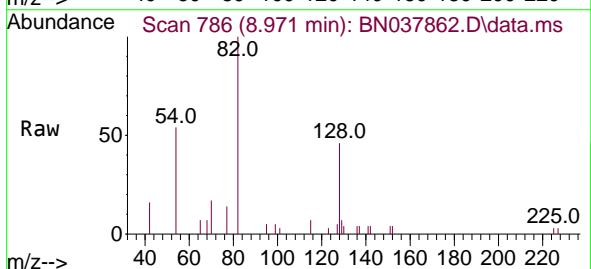
Ion	Ratio	Lower	Upper
136	100		
137	11.4	9.0	13.4
54	7.1	5.8	8.8
68	5.7	4.3	6.5

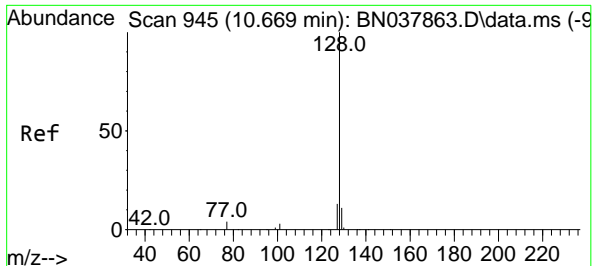


#8
 Nitrobenzene-d5
 Concen: 0.190 ng
 RT: 8.971 min Scan# 786
 Delta R.T. 0.000 min
 Lab File: BN037862.D
 Acq: 23 Sep 2025 12:49

Tgt Ion: 82 Resp: 2278

Ion	Ratio	Lower	Upper
82	100		
128	45.6	34.8	52.2
54	53.7	42.2	63.2



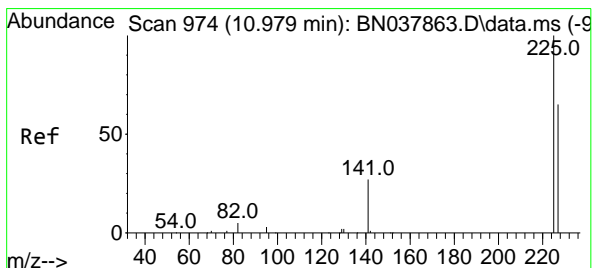
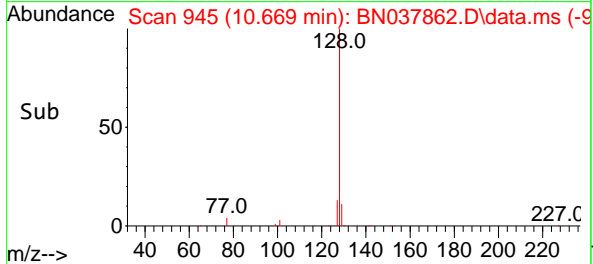
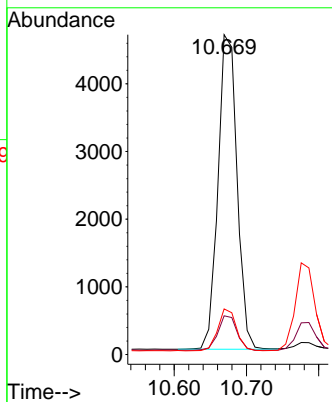
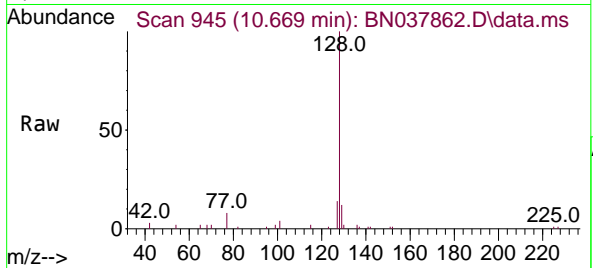


#9
 Naphthalene
 Concen: 0.198 ng
 RT: 10.669 min Scan# 945
 Delta R.T. 0.000 min
 Lab File: BN037862.D
 Acq: 23 Sep 2025 12:49

Instrument : BNA_N
 ClientSampleId : SSTDICC0.2

Tgt Ion:128 Resp: 8573

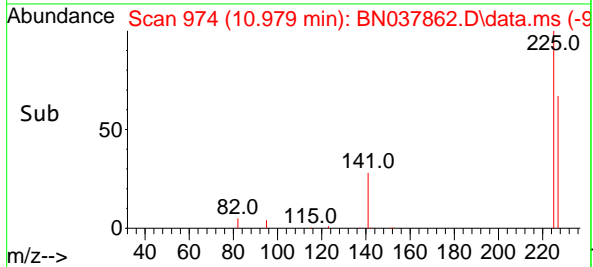
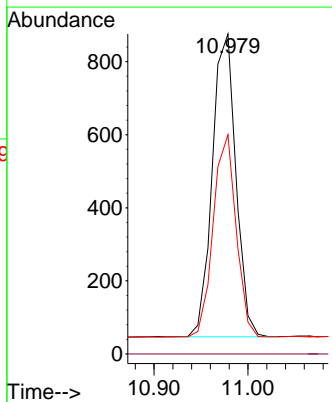
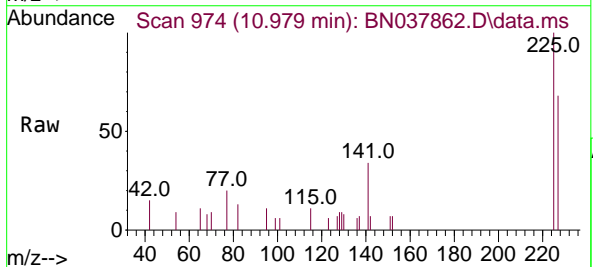
Ion	Ratio	Lower	Upper
128	100		
129	12.1	9.2	13.8
127	14.3	11.0	16.6

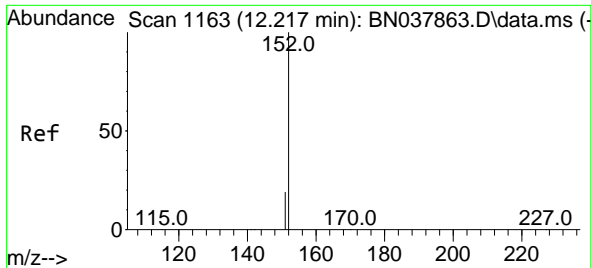


#10
 Hexachlorobutadiene
 Concen: 0.196 ng
 RT: 10.979 min Scan# 974
 Delta R.T. 0.000 min
 Lab File: BN037862.D
 Acq: 23 Sep 2025 12:49

Tgt Ion:225 Resp: 1450

Ion	Ratio	Lower	Upper
225	100		
223	0.0	0.0	0.0
227	65.0	51.4	77.2

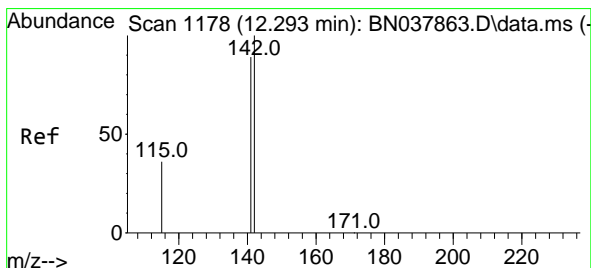
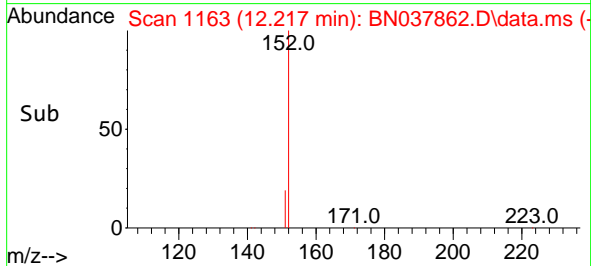
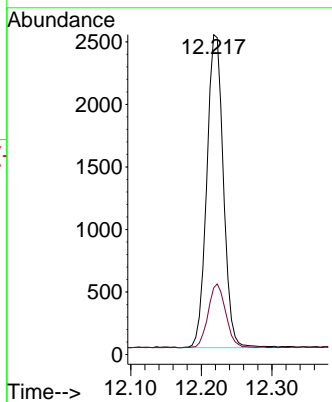
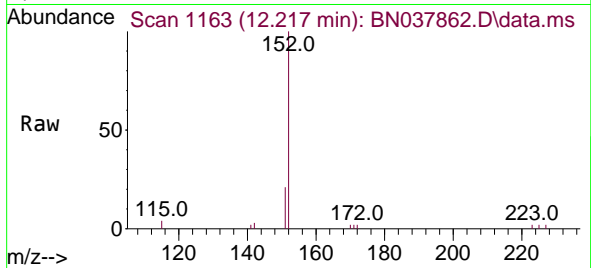




#11
 2-Methylnaphthalene-d10
 Concen: 0.187 ng
 RT: 12.217 min Scan# 1163
 Delta R.T. 0.000 min
 Lab File: BN037862.D
 Acq: 23 Sep 2025 12:49

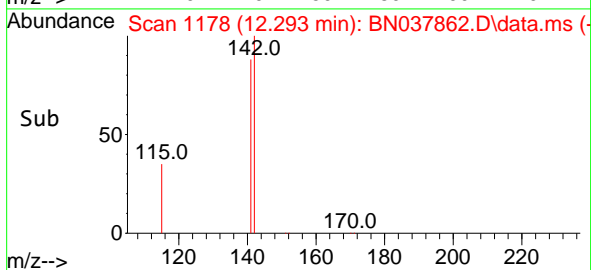
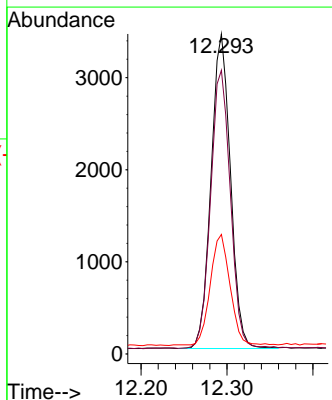
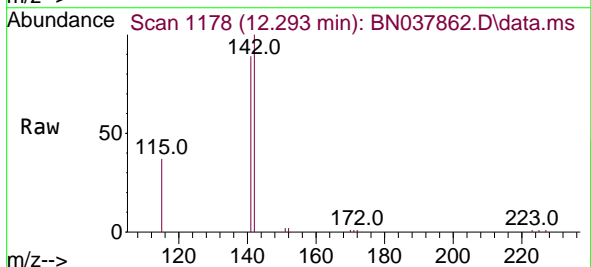
Instrument : BNA_N
 ClientSampleId : SSTDICC0.2

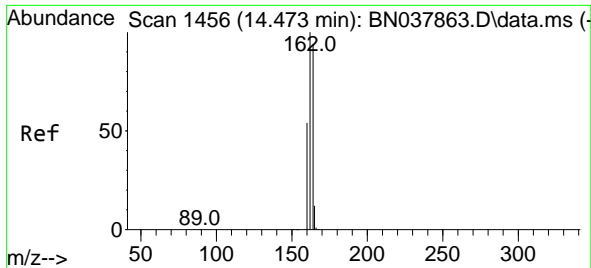
Tgt Ion	Resp	Lower	Upper
152	100		
151	21.8	17.4	26.2



#12
 2-Methylnaphthalene
 Concen: 0.189 ng
 RT: 12.293 min Scan# 1178
 Delta R.T. 0.000 min
 Lab File: BN037862.D
 Acq: 23 Sep 2025 12:49

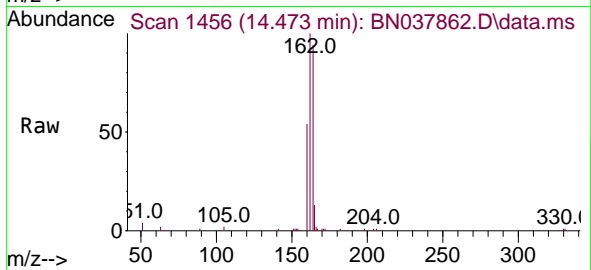
Tgt Ion	Resp	Lower	Upper
142	100		
141	88.6	71.2	106.8
115	37.3	29.7	44.5





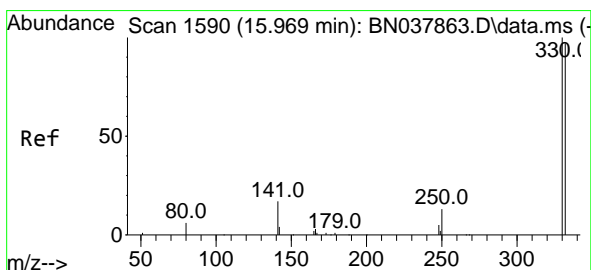
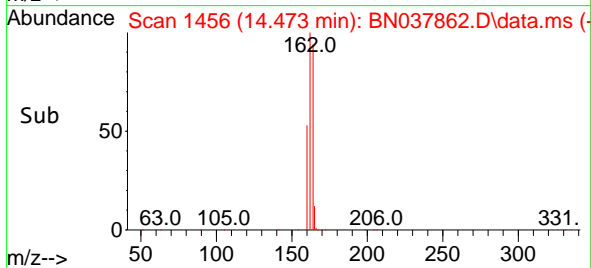
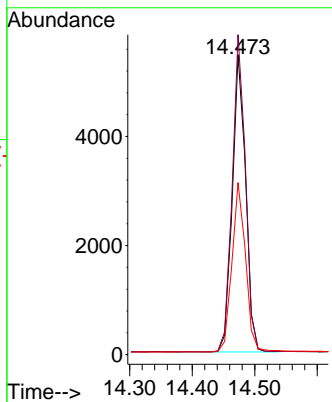
#13
 Acenaphthene-d10
 Concen: 0.400 ng
 RT: 14.473 min Scan# 1456
 Delta R.T. 0.000 min
 Lab File: BN037862.D
 Acq: 23 Sep 2025 12:49

Instrument : BNA_N
 ClientSampleId : SSTDICC0.2

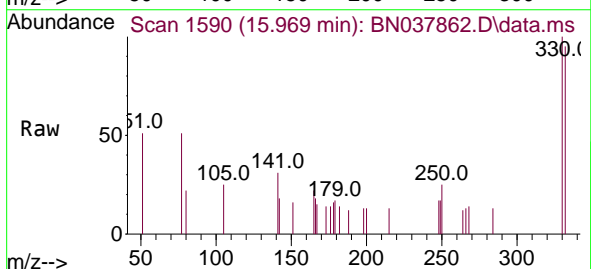


Tgt Ion:164 Resp: 8069

Ion	Ratio	Lower	Upper
164	100		
162	106.7	84.8	127.2
160	57.3	46.1	69.1

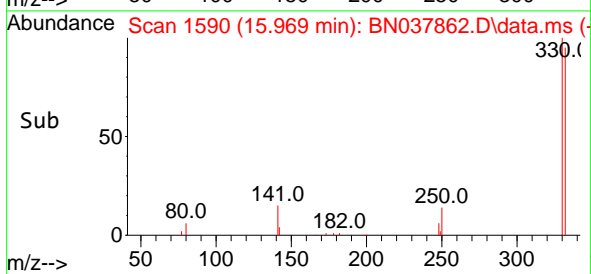
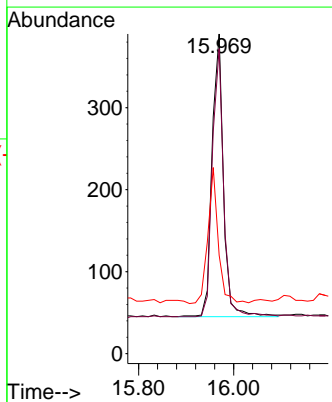


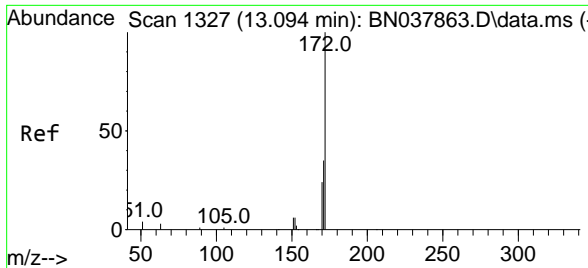
#14
 2,4,6-Tribromophenol
 Concen: 0.176 ng
 RT: 15.969 min Scan# 1590
 Delta R.T. 0.000 min
 Lab File: BN037862.D
 Acq: 23 Sep 2025 12:49



Tgt Ion:330 Resp: 573

Ion	Ratio	Lower	Upper
330	100		
332	94.2	77.2	115.8
141	44.0	37.2	55.8

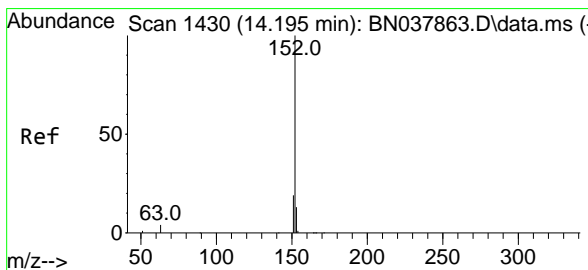
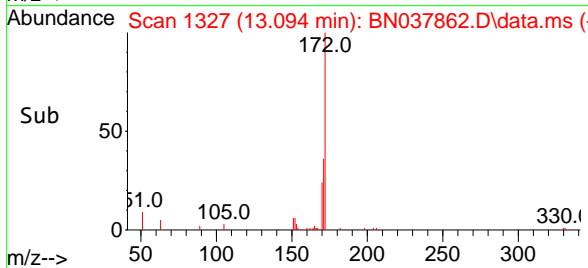
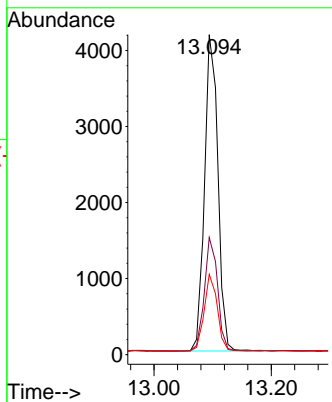
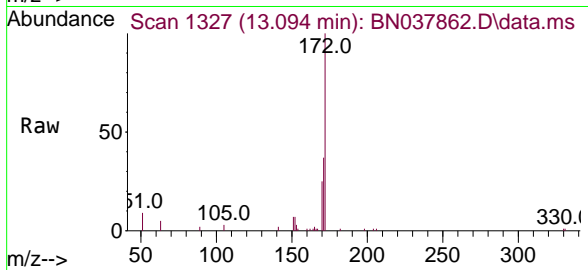




#15
 2-Fluorobiphenyl
 Concen: 0.199 ng
 RT: 13.094 min Scan# 1327
 Delta R.T. 0.000 min
 Lab File: BN037862.D
 Acq: 23 Sep 2025 12:49

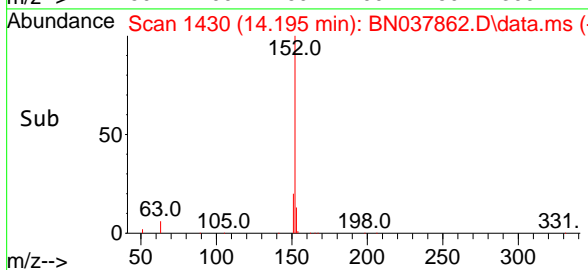
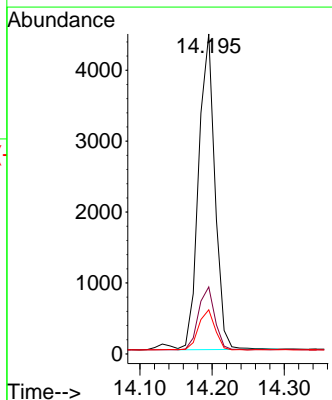
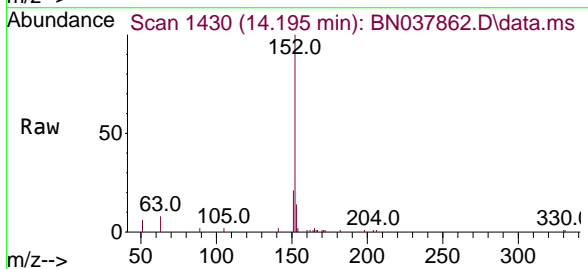
Instrument : BNA_N
 ClientSampleId : SSTDICC0.2

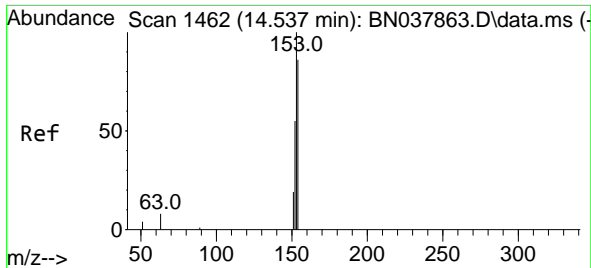
Tgt Ion	Resp	Lower	Upper
172	100		
171	36.6	28.6	43.0
170	25.1	19.7	29.5



#16
 Acenaphthylene
 Concen: 0.190 ng
 RT: 14.195 min Scan# 1430
 Delta R.T. 0.000 min
 Lab File: BN037862.D
 Acq: 23 Sep 2025 12:49

Tgt Ion	Resp	Lower	Upper
152	100		
151	20.4	15.8	23.8
153	13.1	10.5	15.7

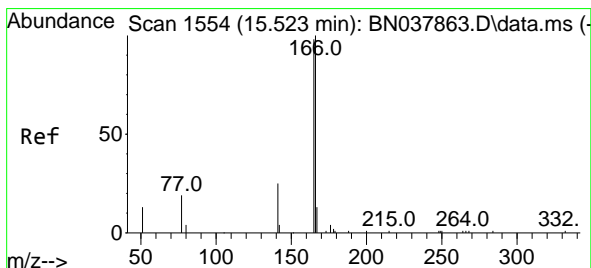
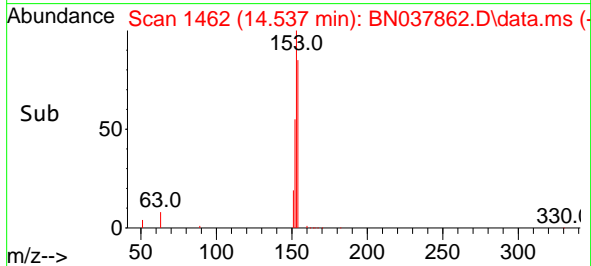
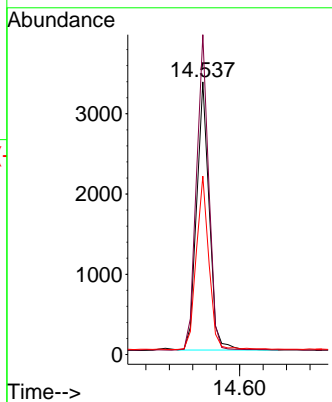
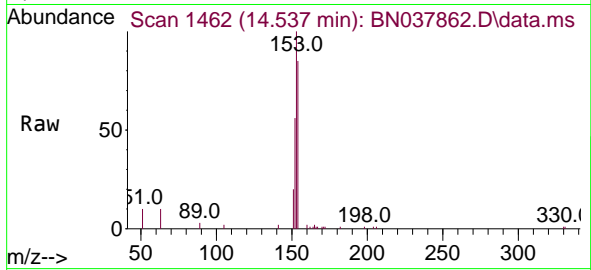




#17
 Acenaphthene
 Concen: 0.190 ng
 RT: 14.537 min Scan# 1462
 Delta R.T. 0.000 min
 Lab File: BN037862.D
 Acq: 23 Sep 2025 12:49

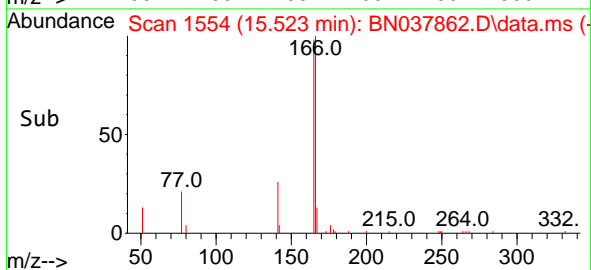
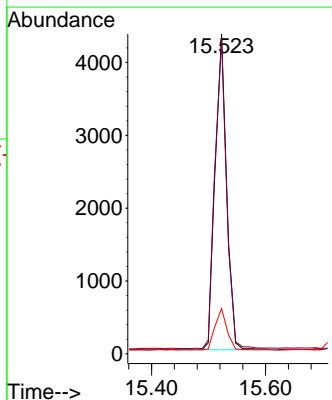
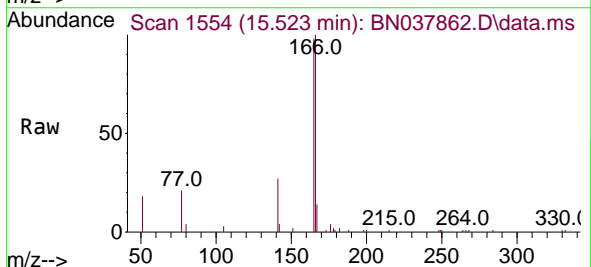
Instrument : BNA_N
 ClientSampleId : SSTDICC0.2

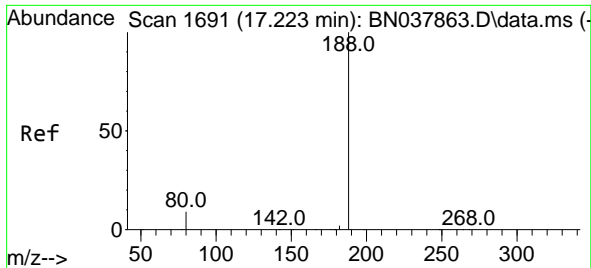
Tgt Ion	Resp	Lower	Upper
154	4963		
153	115.4	90.5	135.7
152	65.5	51.8	77.8



#18
 Fluorene
 Concen: 0.186 ng
 RT: 15.523 min Scan# 1554
 Delta R.T. 0.000 min
 Lab File: BN037862.D
 Acq: 23 Sep 2025 12:49

Tgt Ion	Resp	Lower	Upper
166	5870		
165	99.4	79.0	118.4
167	13.9	10.6	16.0

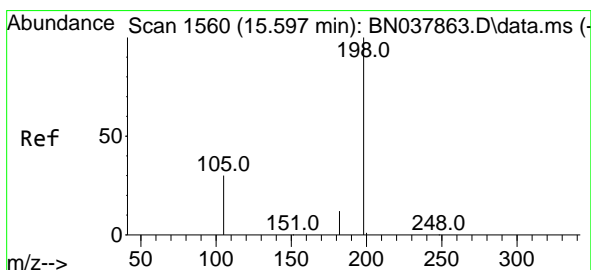
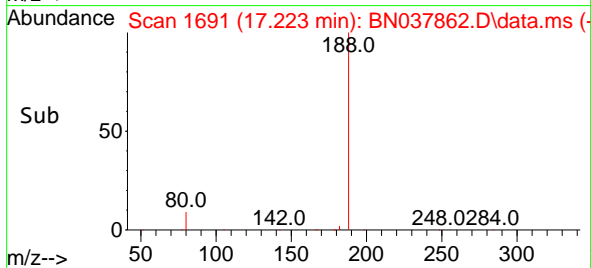
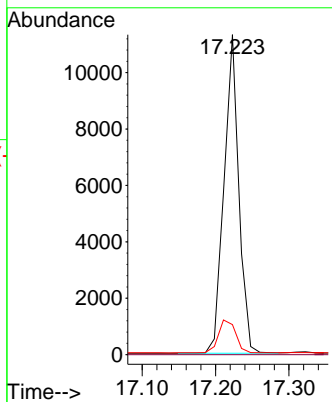
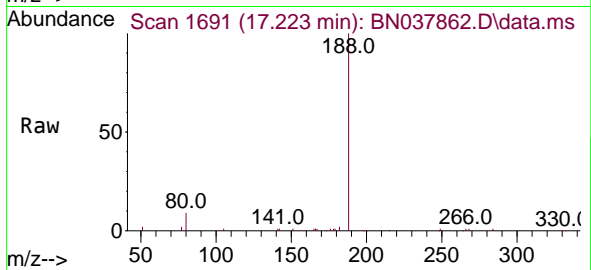




#19
 Phenanthrene-d10
 Concen: 0.400 ng
 RT: 17.223 min Scan# 1691
 Delta R.T. 0.000 min
 Lab File: BN037862.D
 Acq: 23 Sep 2025 12:49

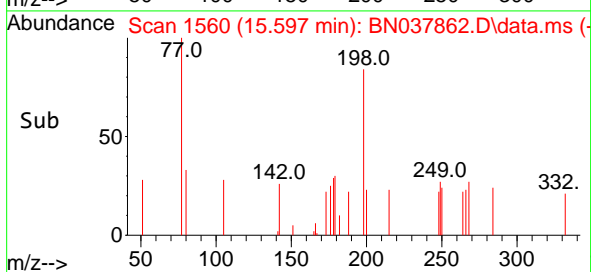
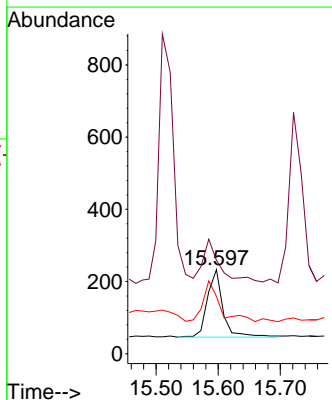
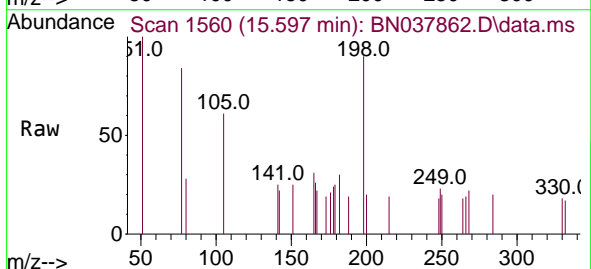
Instrument : BNA_N
 Client Sample Id : SSTDICC0.2

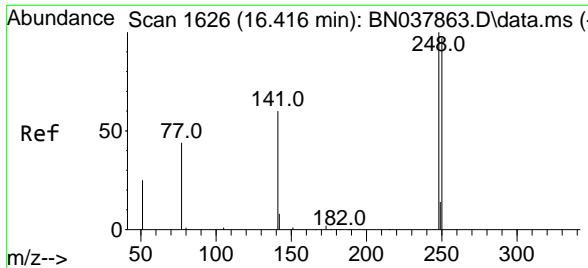
Tgt Ion	Resp	Lower	Upper
188	15912		
94	0.0	0.0	0.0
80	9.4	7.6	11.4



#20
 4,6-Dinitro-2-methylphenol
 Concen: 0.230 ng
 RT: 15.597 min Scan# 1560
 Delta R.T. 0.000 min
 Lab File: BN037862.D
 Acq: 23 Sep 2025 12:49

Tgt Ion	Resp	Lower	Upper
198	325		
51	111.2	59.1	88.7#
105	68.2	41.3	61.9#

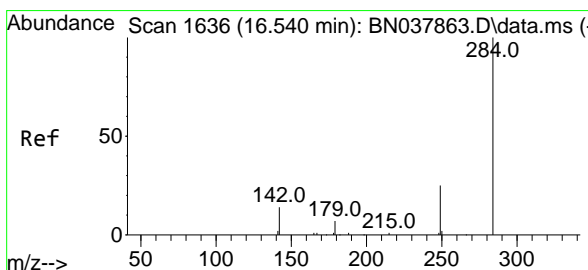
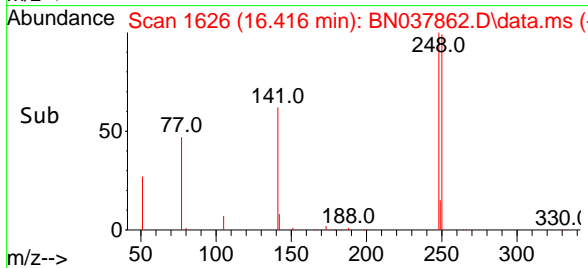
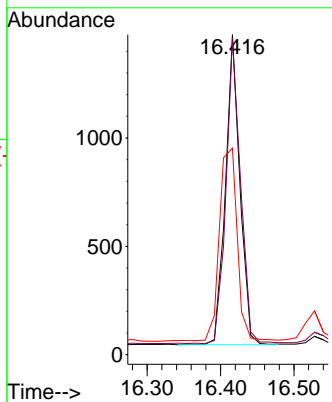
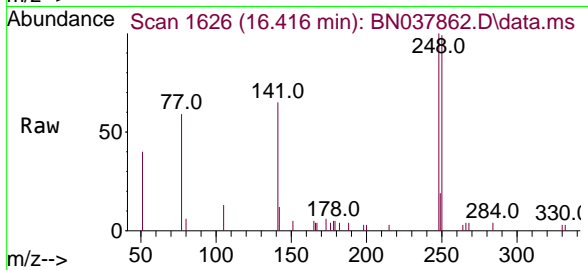




#21
 4-Bromophenyl-phenylether
 Concen: 0.190 ng
 RT: 16.416 min Scan# 1626
 Delta R.T. 0.000 min
 Lab File: BN037862.D
 Acq: 23 Sep 2025 12:49

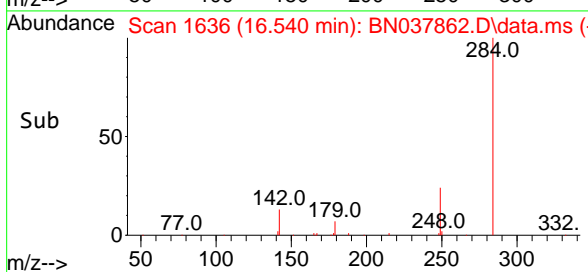
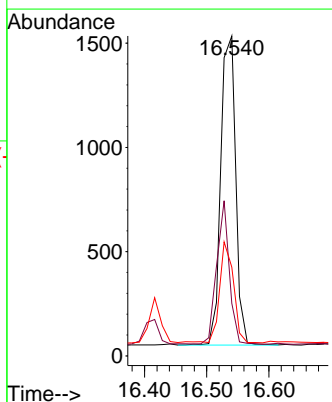
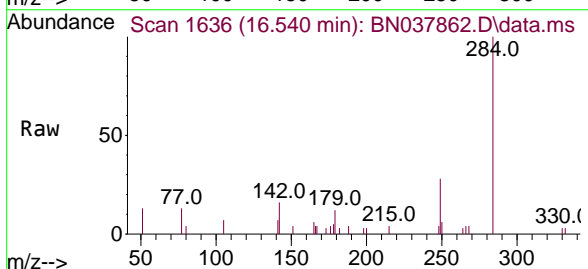
Instrument : BNA_N
 Client Sample Id : SSTDICC0.2

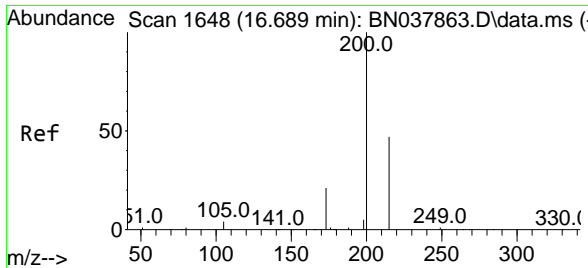
Tgt Ion	Resp	Lower	Upper
248	100		
250	98.8	77.6	116.4
141	64.5	48.8	73.2



#22
 Hexachlorobenzene
 Concen: 0.198 ng
 RT: 16.540 min Scan# 1636
 Delta R.T. 0.000 min
 Lab File: BN037862.D
 Acq: 23 Sep 2025 12:49

Tgt Ion	Resp	Lower	Upper
284	100		
142	39.2	30.9	46.3
249	30.3	23.9	35.9



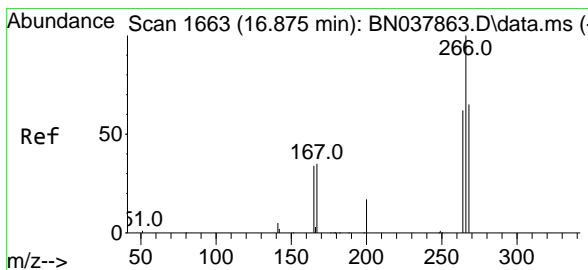
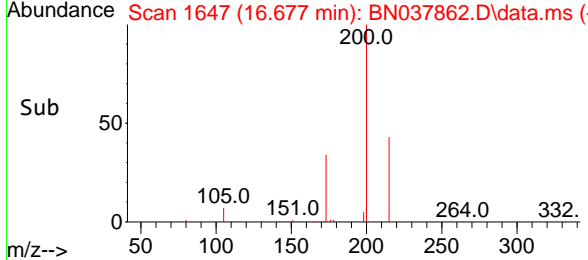
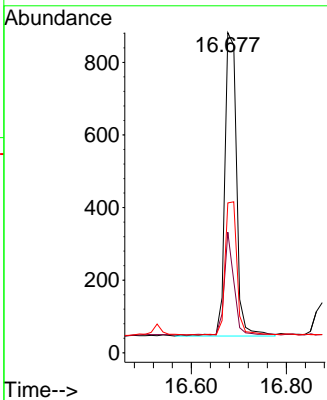
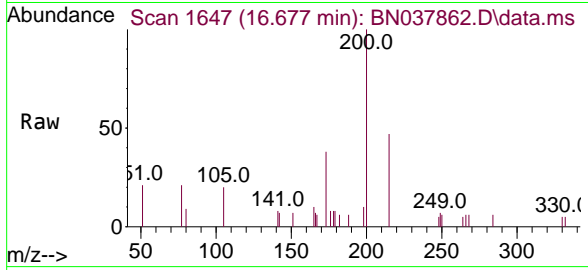


#23
 Atrazine
 Concen: 0.183 ng
 RT: 16.677 min Scan# 1647
 Delta R.T. -0.012 min
 Lab File: BN037862.D
 Acq: 23 Sep 2025 12:49

Instrument : BNA_N
 ClientSampleId : SSTDICC0.2

Tgt Ion:200 Resp: 1442

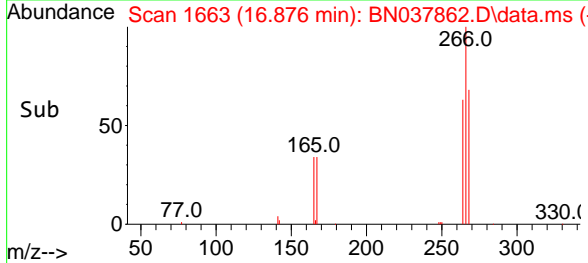
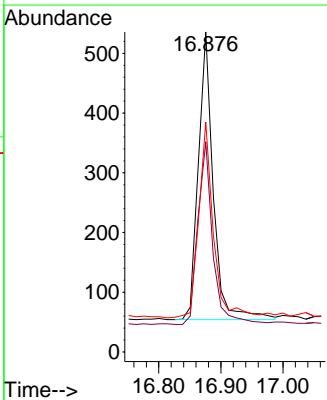
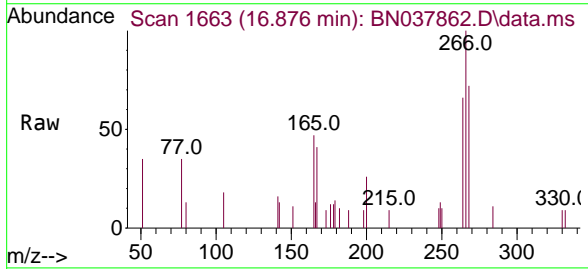
Ion	Ratio	Lower	Upper
200	100		
173	37.6	18.3	27.5#
215	46.8	38.6	58.0

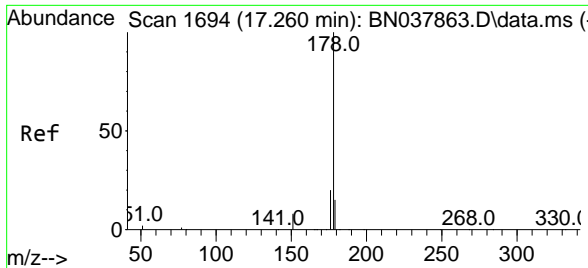


#24
 Pentachlorophenol
 Concen: 0.186 ng
 RT: 16.876 min Scan# 1663
 Delta R.T. 0.001 min
 Lab File: BN037862.D
 Acq: 23 Sep 2025 12:49

Tgt Ion:266 Resp: 804

Ion	Ratio	Lower	Upper
266	100		
264	63.3	50.9	76.3
268	66.4	54.3	81.5

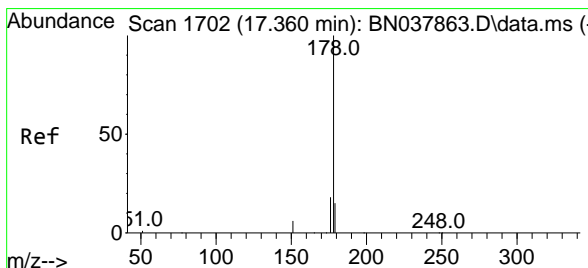
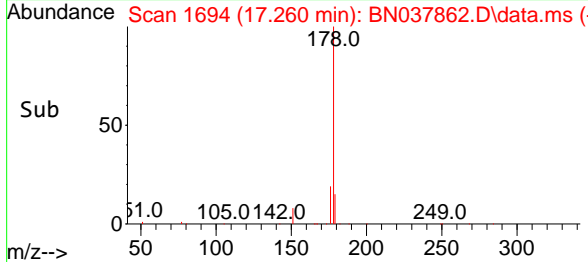
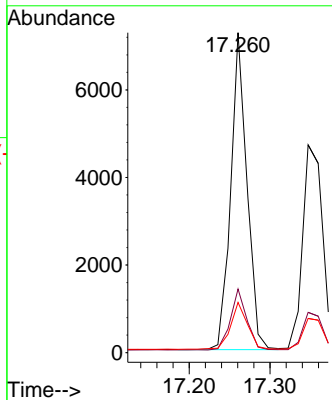
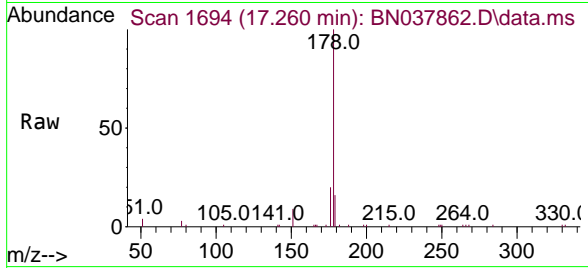




#25
 Phenanthrene
 Concen: 0.193 ng
 RT: 17.260 min Scan# 1694
 Delta R.T. 0.000 min
 Lab File: BN037862.D
 Acq: 23 Sep 2025 12:49

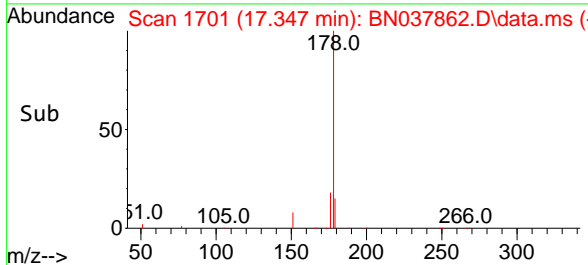
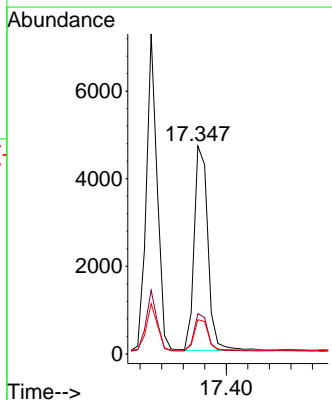
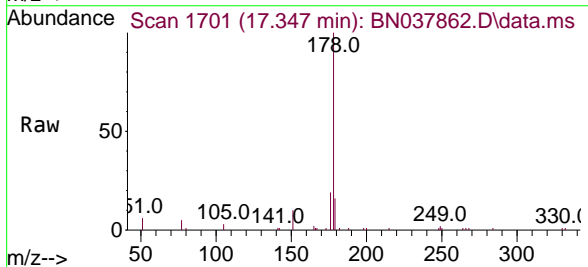
Instrument : BNA_N
 Client Sample Id : SSTDICC0.2

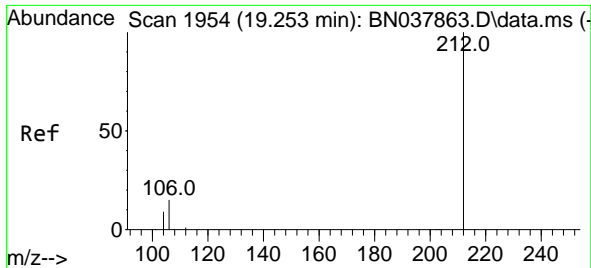
Tgt Ion	Resp	Lower	Upper
178	10109		
176	19.1	15.7	23.5
179	15.6	12.3	18.5



#26
 Anthracene
 Concen: 0.181 ng
 RT: 17.347 min Scan# 1701
 Delta R.T. -0.012 min
 Lab File: BN037862.D
 Acq: 23 Sep 2025 12:49

Tgt Ion	Resp	Lower	Upper
178	8235		
176	18.1	15.0	22.4
179	15.7	12.3	18.5



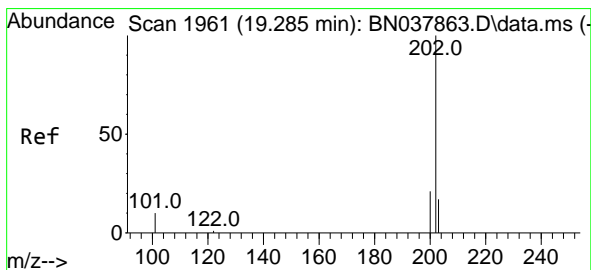
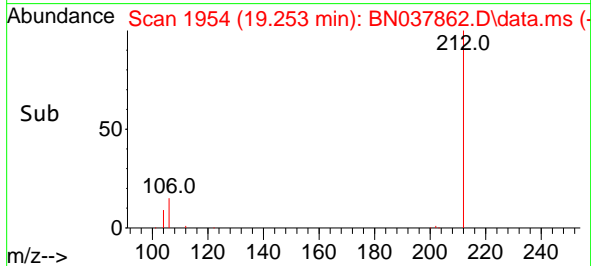
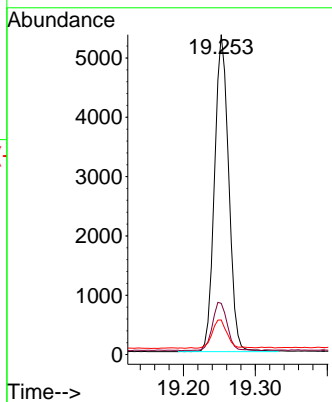
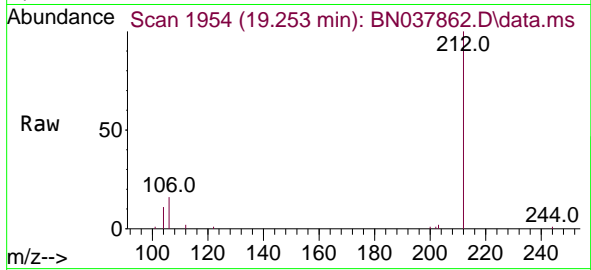


#27
 Fluoranthene-d10
 Concen: 0.182 ng
 RT: 19.253 min Scan# 1954
 Delta R.T. 0.000 min
 Lab File: BN037862.D
 Acq: 23 Sep 2025 12:49

Instrument :
 BNA_N
 ClientSampleId :
 SSTDICC0.2

Tgt Ion:212 Resp: 7304

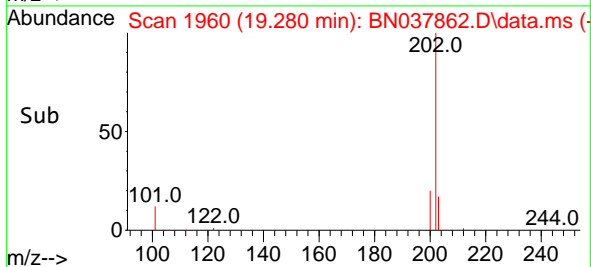
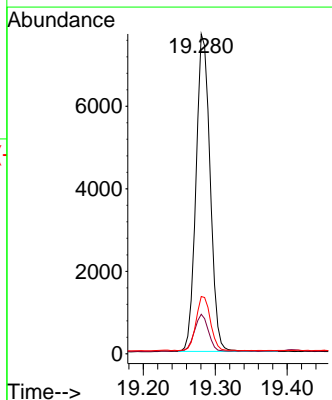
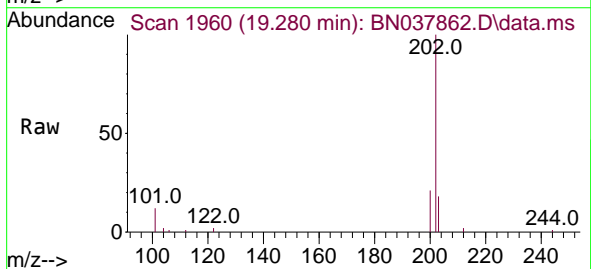
Ion	Ratio	Lower	Upper
212	100		
106	16.1	12.6	19.0
104	9.3	7.4	11.0

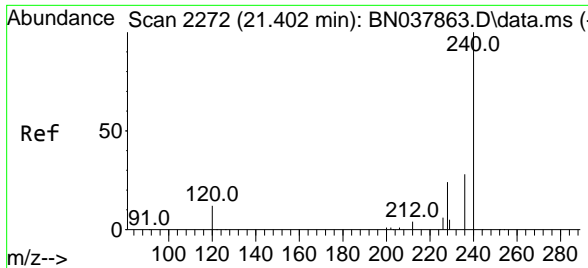


#28
 Fluoranthene
 Concen: 0.181 ng
 RT: 19.280 min Scan# 1960
 Delta R.T. -0.005 min
 Lab File: BN037862.D
 Acq: 23 Sep 2025 12:49

Tgt Ion:202 Resp: 10466

Ion	Ratio	Lower	Upper
202	100		
101	11.8	9.3	13.9
203	17.2	13.6	20.4



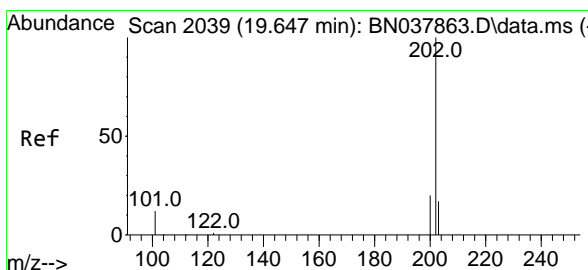

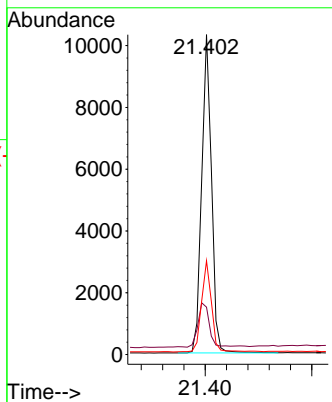
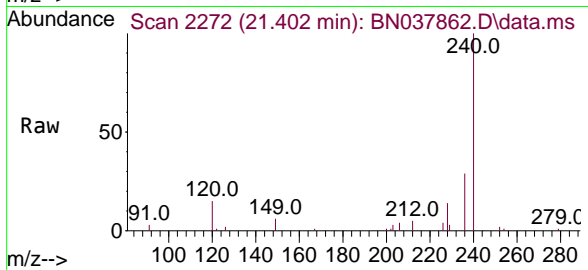


#29
 Chrysene-d12
 Concen: 0.400 ng
 RT: 21.402 min Scan# 21
 Delta R.T. 0.000 min
 Lab File: BN037862.D
 Acq: 23 Sep 2025 12:49

Instrument :
 BNA_N
 ClientSampleId :
 SSTDICC0.2

Tgt Ion:240 Resp: 13158

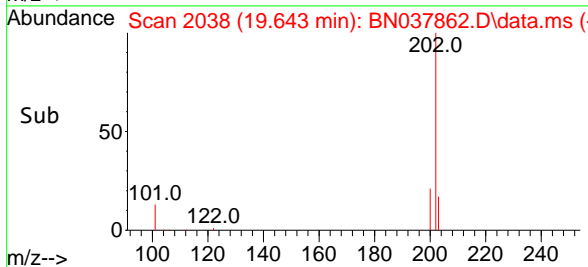
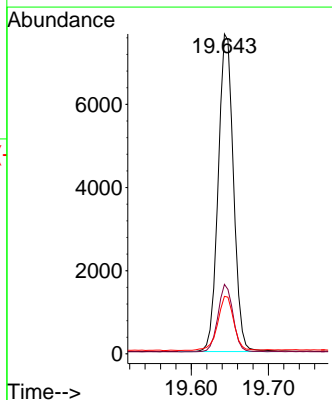
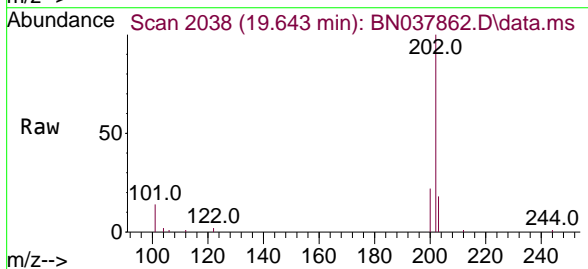
Ion	Ratio	Lower	Upper
240	100		
120	14.8	11.4	17.2
236	29.3	23.0	34.6

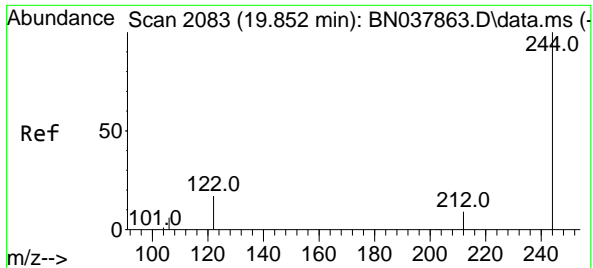


#30
 Pyrene
 Concen: 0.203 ng
 RT: 19.643 min Scan# 2038
 Delta R.T. -0.005 min
 Lab File: BN037862.D
 Acq: 23 Sep 2025 12:49

Tgt Ion:202 Resp: 10528

Ion	Ratio	Lower	Upper
202	100		
200	20.8	16.7	25.1
203	17.9	14.2	21.4

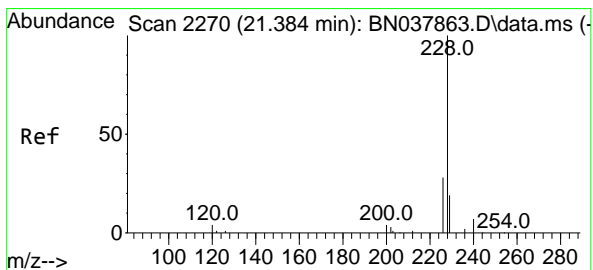
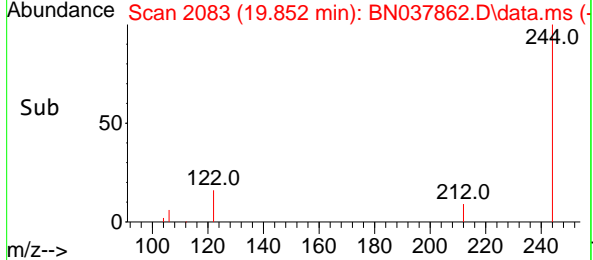
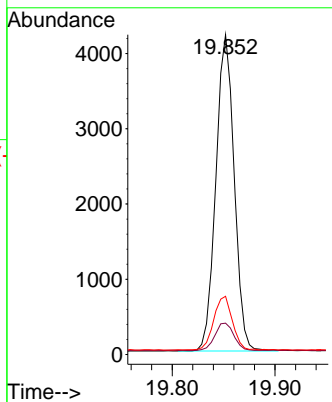
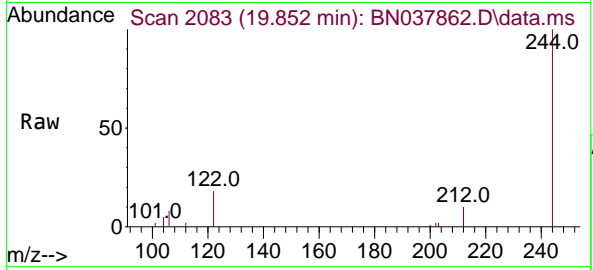




#31
 Terphenyl-d14
 Concen: 0.198 ng
 RT: 19.852 min Scan# 2083
 Delta R.T. 0.000 min
 Lab File: BN037862.D
 Acq: 23 Sep 2025 12:49


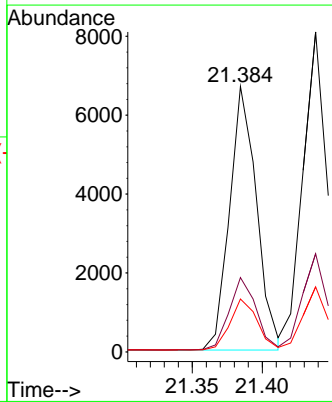
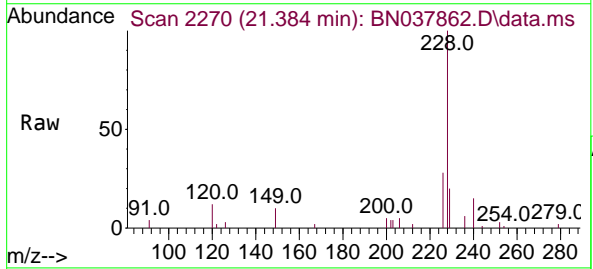
Instrument : BNA_N
 ClientSampleId : SSTDIC0.2

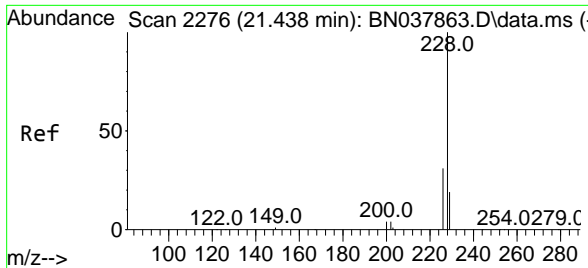
Tgt Ion	Resp	Lower	Upper
244	100		
212	9.8	7.6	11.4
122	18.2	13.9	20.9



#32
 Benzo(a)anthracene
 Concen: 0.194 ng
 RT: 21.384 min Scan# 2270
 Delta R.T. 0.000 min
 Lab File: BN037862.D
 Acq: 23 Sep 2025 12:49

Tgt Ion	Resp	Lower	Upper
228	100		
226	28.0	22.6	33.8
229	19.9	15.6	23.4

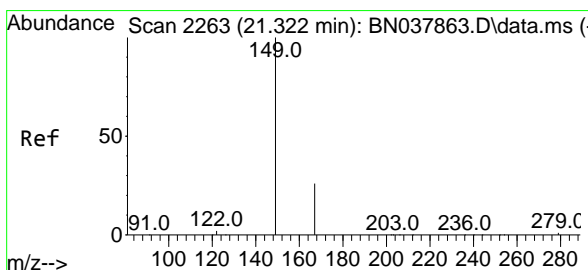
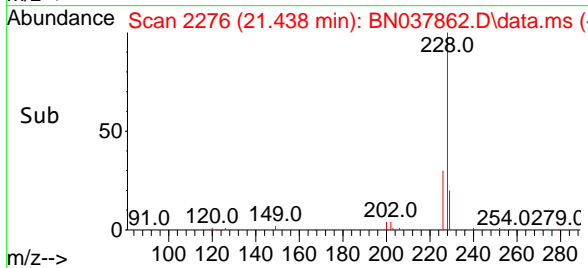
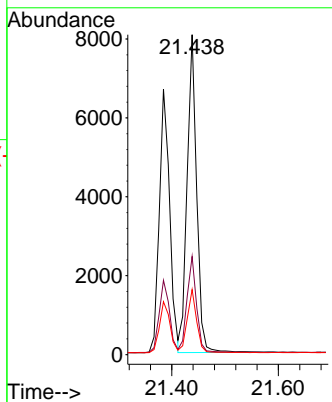
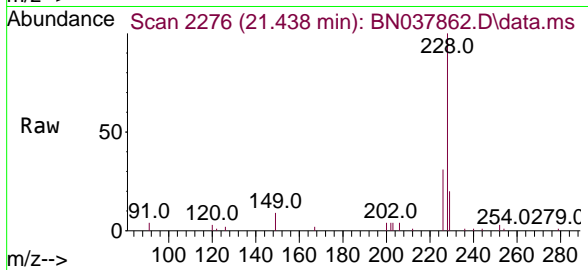




#33
 Chrysene
 Concen: 0.202 ng
 RT: 21.438 min Scan# 21
 Delta R.T. 0.000 min
 Lab File: BN037862.D
 Acq: 23 Sep 2025 12:49

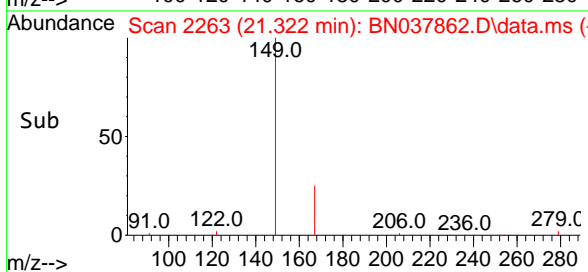
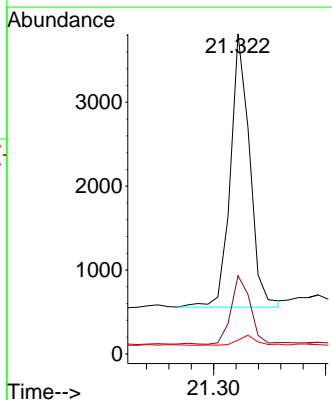
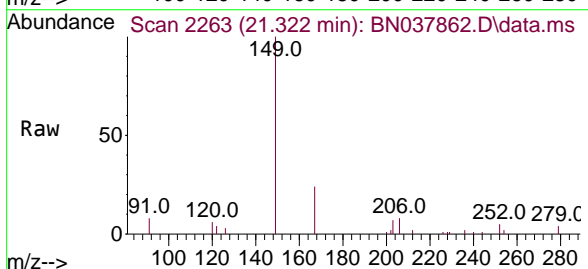
Instrument :
 BNA_N
 ClientSampleId :
 SSTDICC0.2

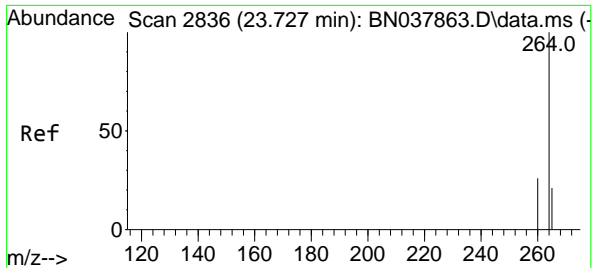
Tgt Ion	Resp	Lower	Upper
228	100		
226	30.7	24.6	37.0
229	20.3	15.6	23.4



#34
 Bis(2-ethylhexyl)phthalate
 Concen: 0.214 ng
 RT: 21.322 min Scan# 2263
 Delta R.T. 0.000 min
 Lab File: BN037862.D
 Acq: 23 Sep 2025 12:49

Tgt Ion	Resp	Lower	Upper
149	100		
167	25.5	20.4	30.6
279	3.6	2.4	3.6#

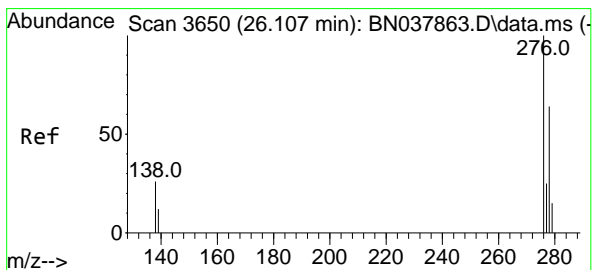
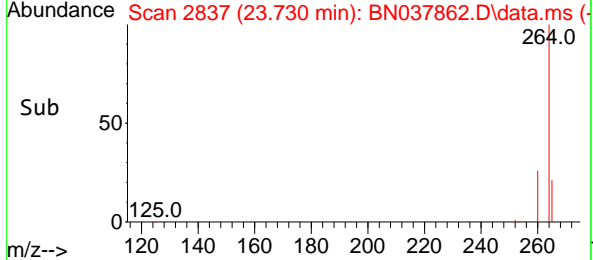
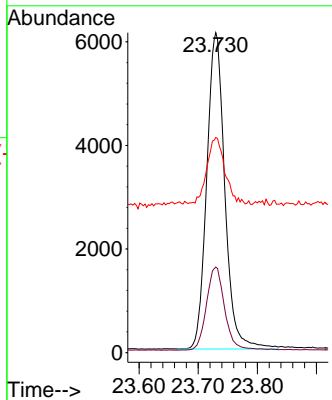
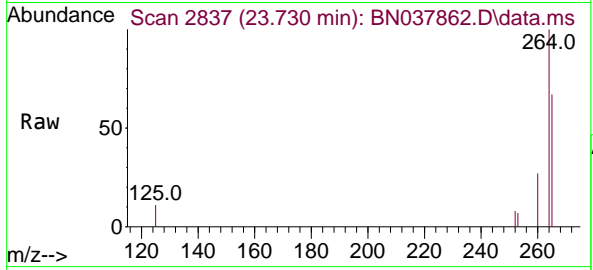




#35
 Perylene-d12
 Concen: 0.400 ng
 RT: 23.730 min Scan# 2837
 Delta R.T. 0.003 min
 Lab File: BN037862.D
 Acq: 23 Sep 2025 12:49

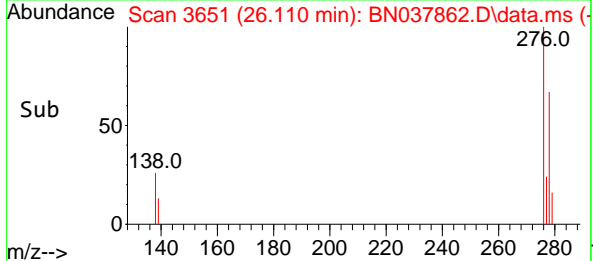
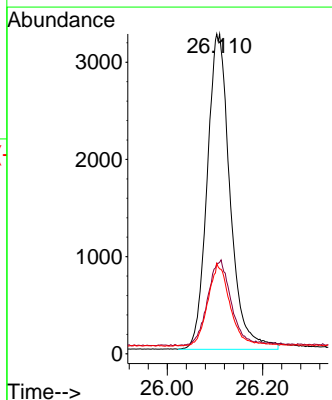
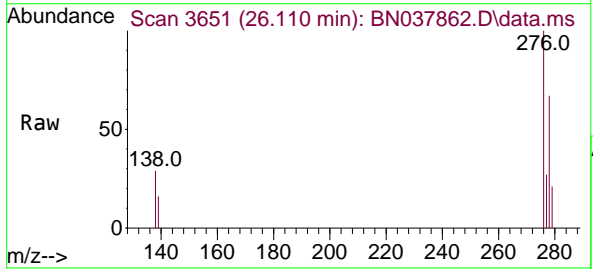
Instrument :
 BNA_N
 ClientSampleId :
 SSTDICC0.2

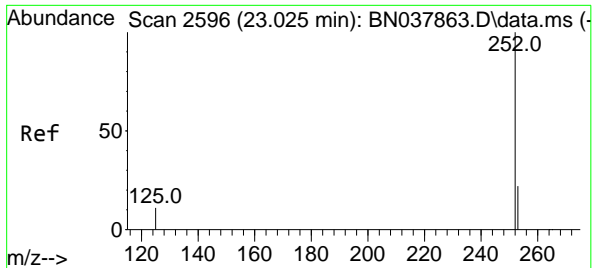
Tgt Ion	Resp	Lower	Upper
264	12974		
260	26.7	21.5	32.3
265	67.2	53.8	80.6



#36
 Indeno(1,2,3-cd)pyrene
 Concen: 0.183 ng
 RT: 26.110 min Scan# 3651
 Delta R.T. 0.003 min
 Lab File: BN037862.D
 Acq: 23 Sep 2025 12:49

Tgt Ion	Resp	Lower	Upper
276	10845		
138	27.3	21.4	32.0
277	25.3	20.3	30.5

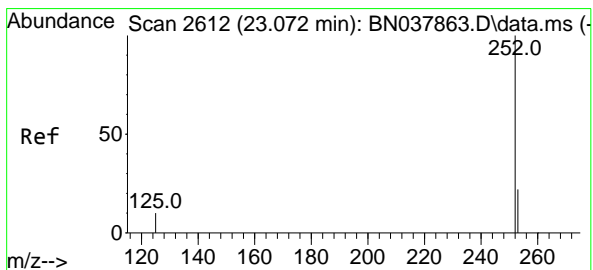
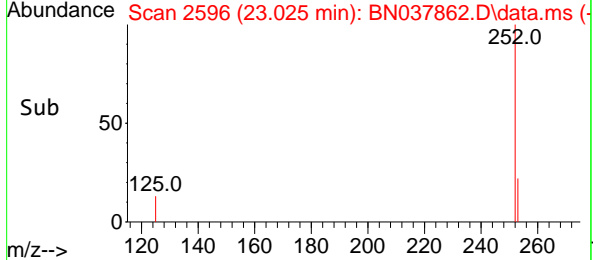
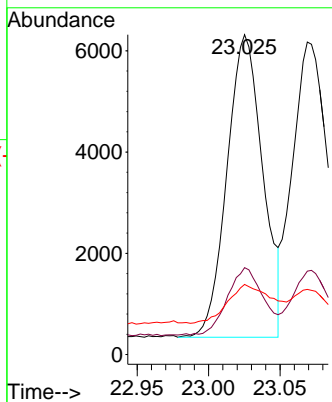
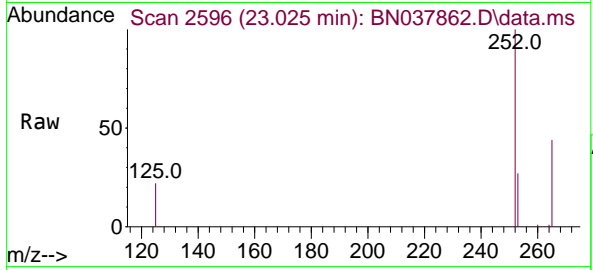




#37
 Benzo(b)fluoranthene
 Concen: 0.186 ng
 RT: 23.025 min Scan# 2111
 Delta R.T. 0.000 min
 Lab File: BN037862.D
 Acq: 23 Sep 2025 12:49

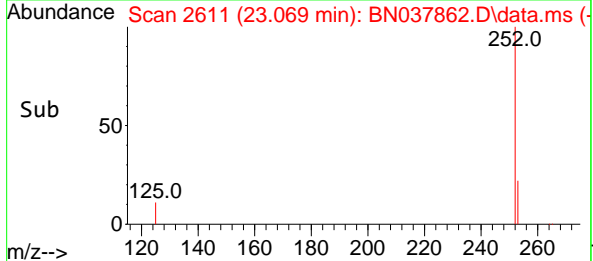
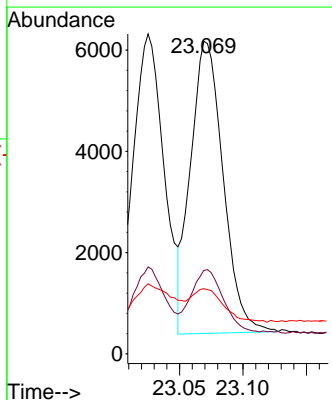
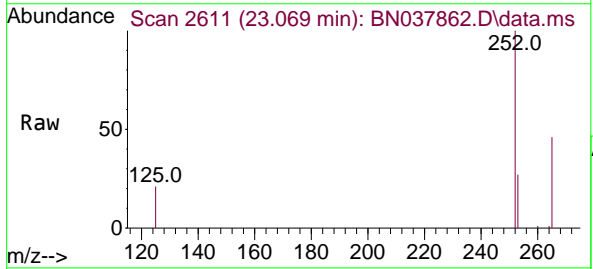
Instrument : BNA_N
 ClientSampleId : SSTDICC0.2

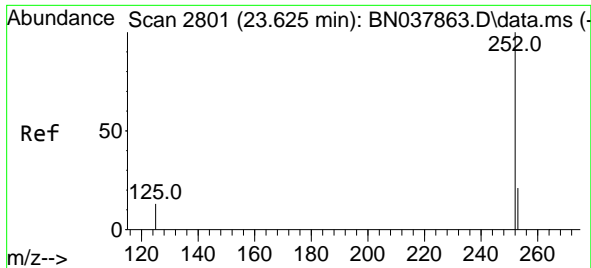
Tgt Ion	Resp	Lower	Upper
252	10420		
253	27.2	19.4	29.0
125	21.9	13.0	19.4#



#38
 Benzo(k)fluoranthene
 Concen: 0.183 ng
 RT: 23.069 min Scan# 2611
 Delta R.T. -0.003 min
 Lab File: BN037862.D
 Acq: 23 Sep 2025 12:49

Tgt Ion	Resp	Lower	Upper
252	10290		
253	26.7	19.5	29.3
125	20.9	13.0	19.4#

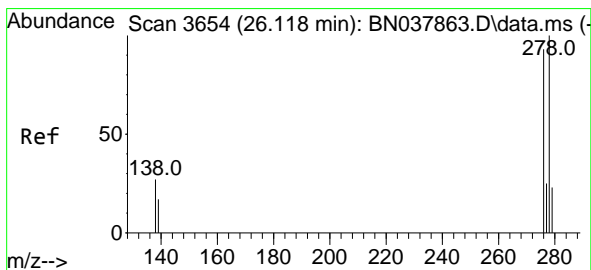
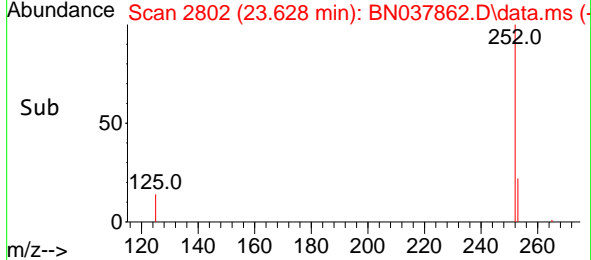
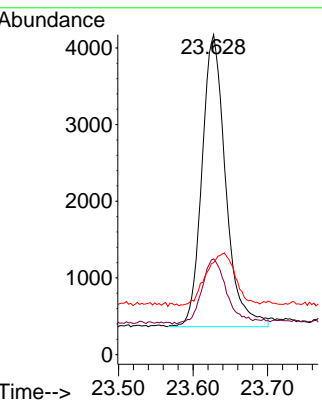
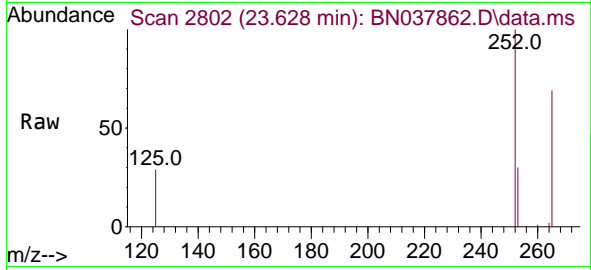




#39
 Benzo(a)pyrene
 Concen: 0.190 ng
 RT: 23.628 min Scan# 2801
 Delta R.T. 0.003 min
 Lab File: BN037862.D
 Acq: 23 Sep 2025 12:49

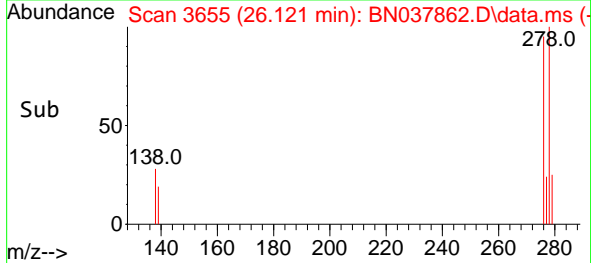
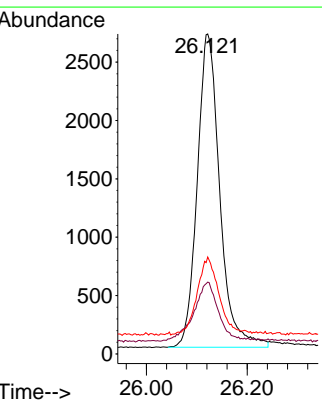
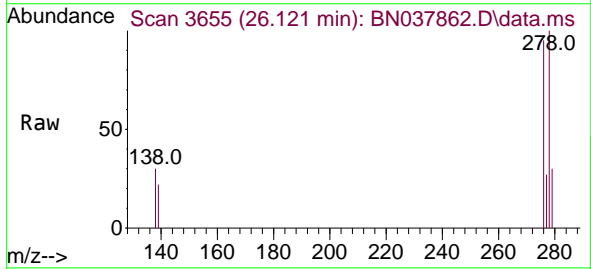
Instrument : BNA_N
 ClientSampleId : SSTDICC0.2

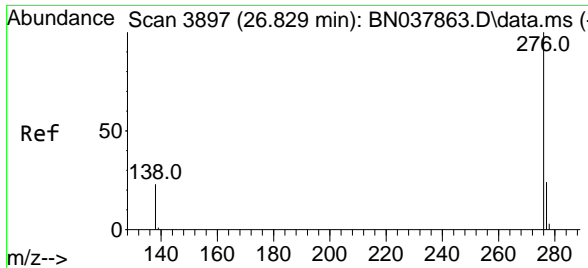
Tgt Ion	Resp	Lower	Upper
252	100		
253	29.9	20.6	30.8
125	28.7	16.7	25.1



#40
 Dibenzo(a,h)anthracene
 Concen: 0.180 ng
 RT: 26.121 min Scan# 3655
 Delta R.T. 0.003 min
 Lab File: BN037862.D
 Acq: 23 Sep 2025 12:49

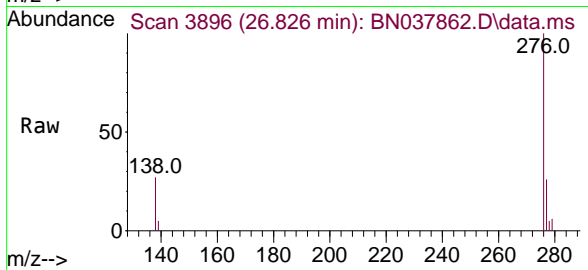
Tgt Ion	Resp	Lower	Upper
278	100		
139	22.4	15.4	23.2
279	30.3	20.8	31.2





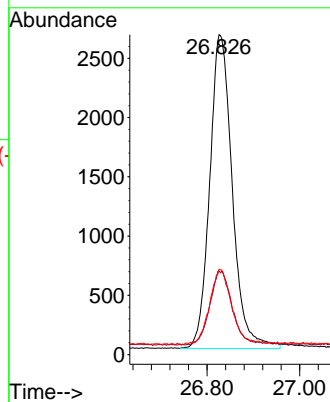
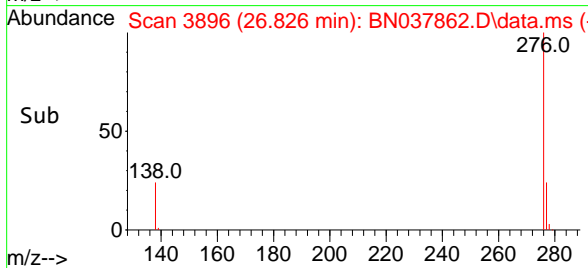
#41
Benzo(g,h,i)perylene
Concen: 0.184 ng
RT: 26.826 min Scan# 3896
Delta R.T. -0.003 min
Lab File: BN037862.D
Acq: 23 Sep 2025 12:49

Instrument :
BNA_N
ClientSampleId :
SSTDICC0.2



Tgt Ion:276 Resp: 8956

Ion	Ratio	Lower	Upper
276	100		
277	26.1	20.2	30.4
138	26.7	19.8	29.8



- 1
- 2
- 3
- 4
- 5
- 6
- 7
- 8
- 9
- 10
- 11
- 12
- 13
- 14
- 15
- 16
- 17
- 18

Data Path : Z:\svoasrv\HPCHEM1\BNA_N\Data\BN092325\
 Data File : BN037863.D
 Acq On : 23 Sep 2025 13:25
 Operator : RC/JU
 Sample : SSTDICCC0.4
 Misc :
 ALS Vial : 4 Sample Multiplier: 1

Instrument :
 BNA_N
 ClientSampleId :
 SSTDICCC0.4

Quant Time: Sep 23 16:21:54 2025
 Quant Method : Z:\svoasrv\HPCHEM1\BNA_N\Methods\8270-SIM-BN092325.M
 Quant Title : ASP BNA STANDARDS FOR 5 POINT CALIBRATION
 QLast Update : Tue Sep 23 16:17:53 2025
 Response via : Initial Calibration

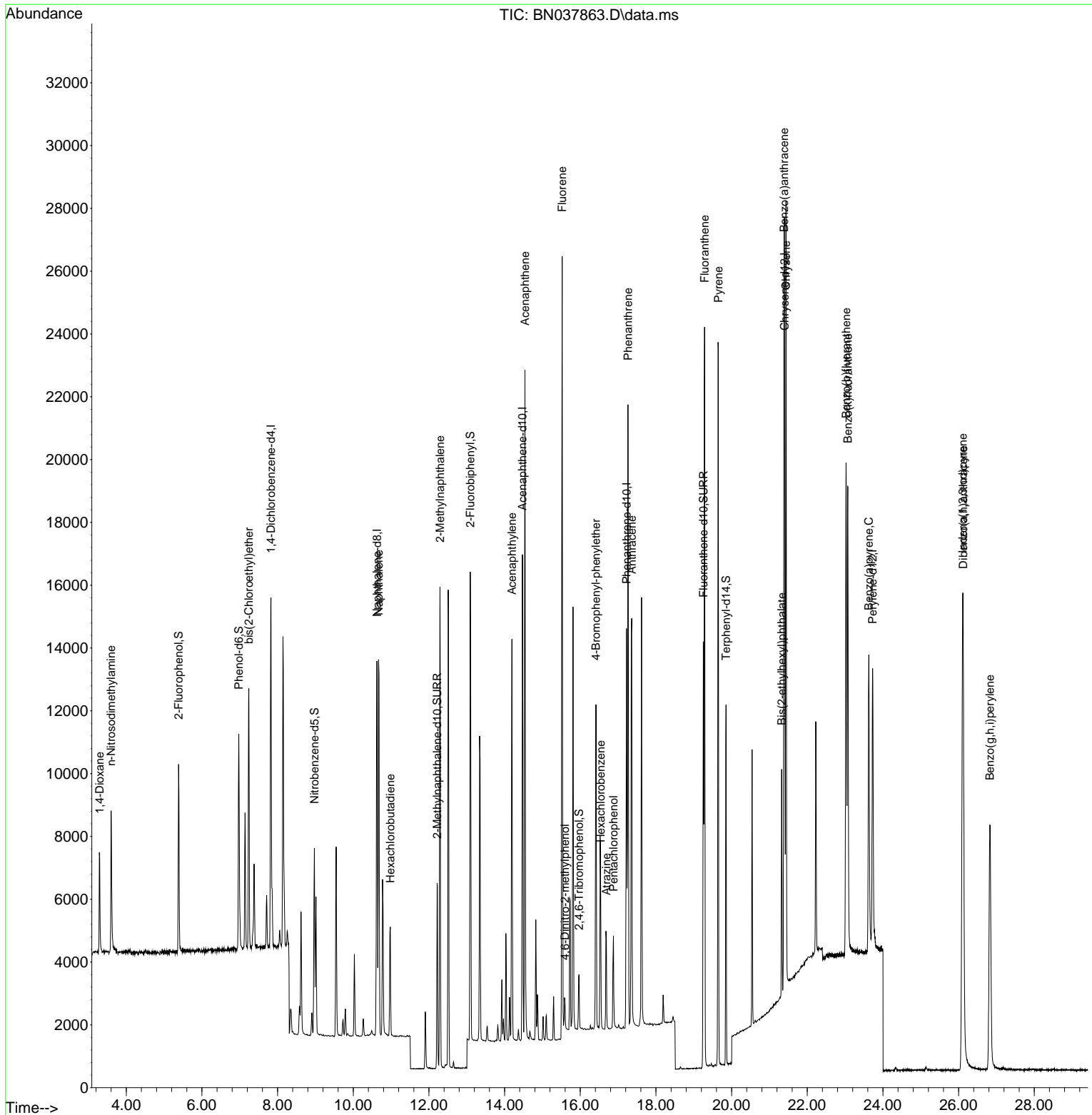
Compound	R.T.	QIon	Response	Conc Units	Dev(Min)	
Internal Standards						
1) 1,4-Dichlorobenzene-d4	7.825	152	5584	0.400 ng	0.00	
7) Naphthalene-d8	10.626	136	15792	0.400 ng	0.00	
13) Acenaphthene-d10	14.473	164	8247	0.400 ng	0.00	
19) Phenanthrene-d10	17.223	188	15939	0.400 ng	0.00	
29) Chrysene-d12	21.402	240	13579	0.400 ng	0.00	
35) Perylene-d12	23.727	264	12579	0.400 ng	0.00	
System Monitoring Compounds						
4) 2-Fluorophenol	5.384	112	4779	0.375 ng	0.00	
5) Phenol-d6	6.973	99	6244	0.373 ng	0.00	
8) Nitrobenzene-d5	8.971	82	4566	0.379 ng	0.00	
11) 2-Methylnaphthalene-d10	12.217	152	7877	0.359 ng	0.00	
14) 2,4,6-Tribromophenol	15.969	330	1117	0.336 ng	0.00	
15) 2-Fluorobiphenyl	13.094	172	12861	0.381 ng	0.00	
27) Fluoranthene-d10	19.253	212	14130	0.352 ng	0.00	
31) Terphenyl-d14	19.852	244	10222	0.378 ng	0.00	
Target Compounds						
2) 1,4-Dioxane	3.297	88	2288	0.404 ng	100	Qvalue
3) n-Nitrosodimethylamine	3.601	42	2885	0.383 ng	100	
6) bis(2-Chloroethyl)ether	7.240	93	6041	0.389 ng	100	
9) Naphthalene	10.669	128	16547	0.380 ng	100	
10) Hexachlorobutadiene	10.979	225	2874	0.387 ng	# 100	
12) 2-Methylnaphthalene	12.293	142	10542	0.371 ng	100	
16) Acenaphthylene	14.195	152	13712	0.366 ng	100	
17) Acenaphthene	14.537	154	9880	0.370 ng	100	
18) Fluorene	15.523	166	11975	0.371 ng	100	
20) 4,6-Dinitro-2-methylph...	15.597	198	696	0.406 ng	100	
21) 4-Bromophenyl-phenylether	16.416	248	3896	0.375 ng	100	
22) Hexachlorobenzene	16.540	284	4854	0.385 ng	100	
23) Atrazine	16.689	200	2739	0.346 ng	100	
24) Pentachlorophenol	16.875	266	1466	0.339 ng	100	
25) Phenanthrene	17.260	178	19609	0.374 ng	100	
26) Anthracene	17.360	178	16310	0.358 ng	100	
28) Fluoranthene	19.285	202	20902	0.362 ng	100	
30) Pyrene	19.647	202	20652	0.385 ng	100	
32) Benzo(a)anthracene	21.384	228	17571	0.370 ng	100	
33) Chrysene	21.438	228	19852	0.387 ng	100	
34) Bis(2-ethylhexyl)phtha...	21.322	149	6617	0.352 ng	99	
36) Indeno(1,2,3-cd)pyrene	26.107	276	20858	0.363 ng	100	
37) Benzo(b)fluoranthene	23.025	252	20638	0.380 ng	100	
38) Benzo(k)fluoranthene	23.072	252	20090	0.368 ng	100	
39) Benzo(a)pyrene	23.625	252	15479	0.361 ng	100	
40) Dibenzo(a,h)anthracene	26.118	278	16392	0.365 ng	100	
41) Benzo(g,h,i)perylene	26.829	276	17656	0.374 ng	100	

(#) = qualifier out of range (m) = manual integration (+) = signals summed

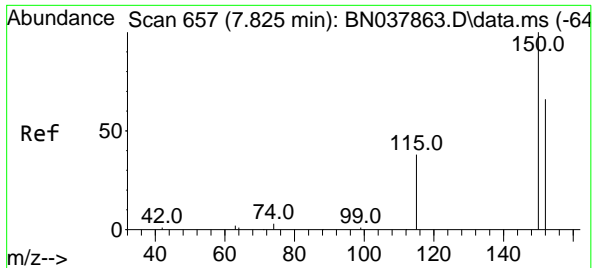
Data Path : Z:\svoasrv\HPCHEM1\BNA_N\Data\BN092325\
 Data File : BN037863.D
 Acq On : 23 Sep 2025 13:25
 Operator : RC/JU
 Sample : SSTDICCC0.4
 Misc :
 ALS Vial : 4 Sample Multiplier: 1

Instrument :
 BNA_N
 ClientSampleId :
 SSTDICCC0.4

Quant Time: Sep 23 16:21:54 2025
 Quant Method : Z:\svoasrv\HPCHEM1\BNA_N\Methods\8270-SIM-BN092325.M
 Quant Title : ASP BNA STANDARDS FOR 5 POINT CALIBRATION
 QLast Update : Tue Sep 23 16:17:53 2025
 Response via : Initial Calibration



- 1
- 2
- 3
- 4
- 5
- 6
- 7
- 8
- 9
- 10
- 11
- 12
- 13
- 14
- 15
- 16
- 17
- 18



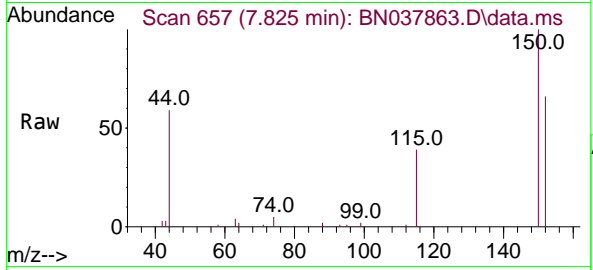
#1
 1,4-Dichlorobenzene-d4
 Concen: 0.400 ng
 RT: 7.825 min Scan# 61
 Delta R.T. 0.000 min
 Lab File: BN037863.D
 Acq: 23 Sep 2025 13:25

Instrument :

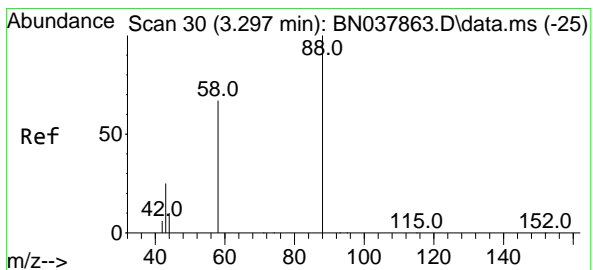
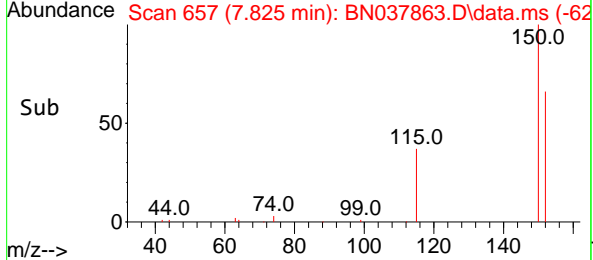
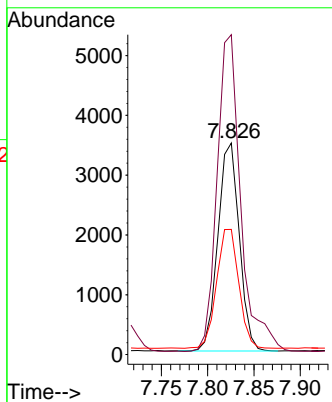
BNA_N

ClientSampleId :

SSTDICCC0.4

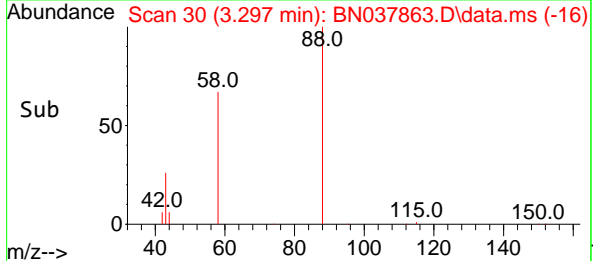
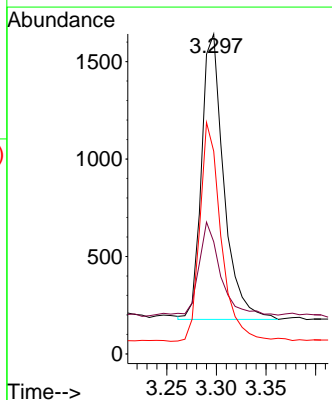
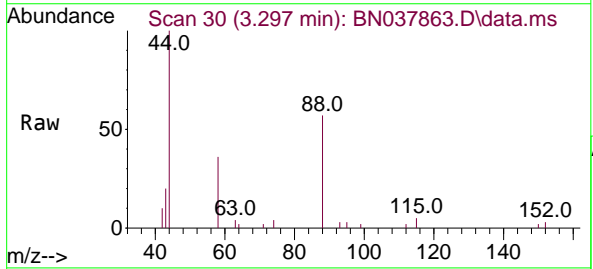


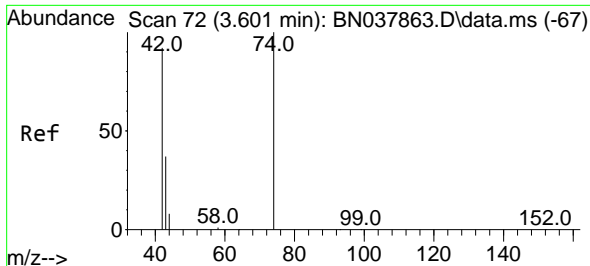
Tgt Ion:152 Resp: 5584
 Ion Ratio Lower Upper
 152 100
 150 151.2 121.0 181.4
 115 59.2 47.4 71.0



#2
 1,4-Dioxane
 Concen: 0.404 ng
 RT: 3.297 min Scan# 30
 Delta R.T. 0.000 min
 Lab File: BN037863.D
 Acq: 23 Sep 2025 13:25

Tgt Ion: 88 Resp: 2288
 Ion Ratio Lower Upper
 88 100
 43 33.2 26.6 39.8
 58 73.6 58.9 88.3



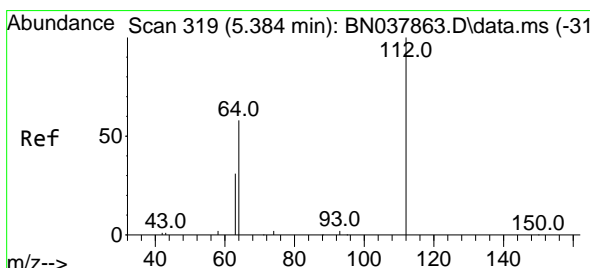
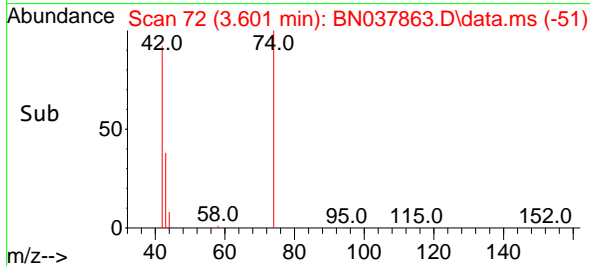
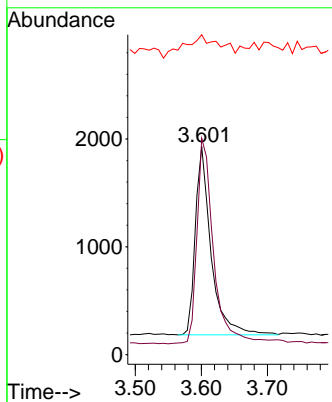
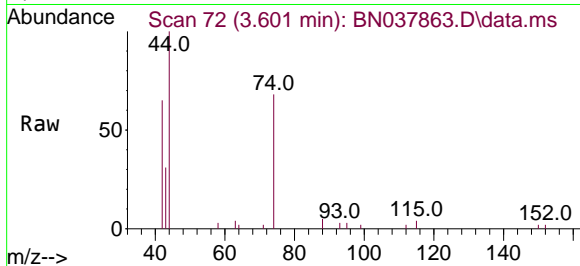


#3
 n-Nitrosodimethylamine
 Concen: 0.383 ng
 RT: 3.601 min Scan# 71
 Delta R.T. 0.000 min
 Lab File: BN037863.D
 Acq: 23 Sep 2025 13:25

Instrument :
 BNA_N
 ClientSampleId :
 SSTDICCC0.4

Tgt Ion: 42 Resp: 2885

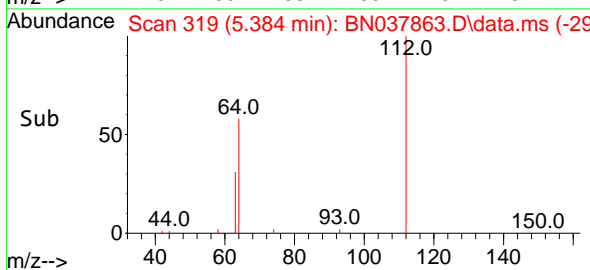
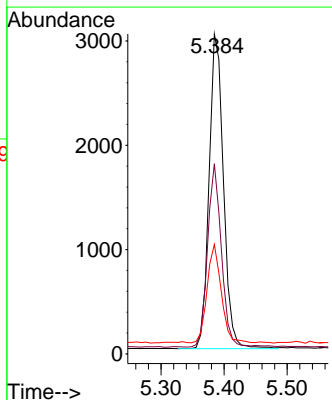
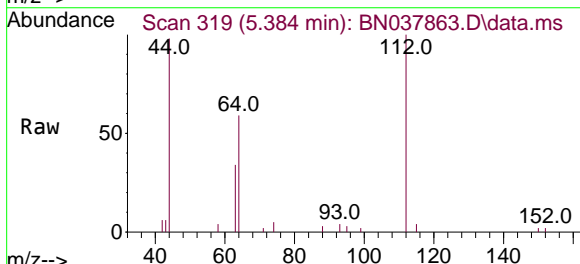
Ion	Ratio	Lower	Upper
42	100		
74	116.7	93.4	140.0
44	27.8	22.2	33.4

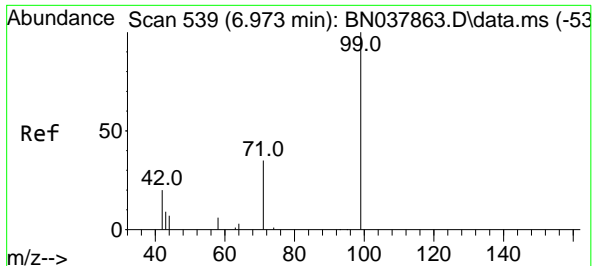


#4
 2-Fluorophenol
 Concen: 0.375 ng
 RT: 5.384 min Scan# 319
 Delta R.T. 0.000 min
 Lab File: BN037863.D
 Acq: 23 Sep 2025 13:25

Tgt Ion: 112 Resp: 4779

Ion	Ratio	Lower	Upper
112	100		
64	55.7	44.6	66.8
63	31.1	24.9	37.3

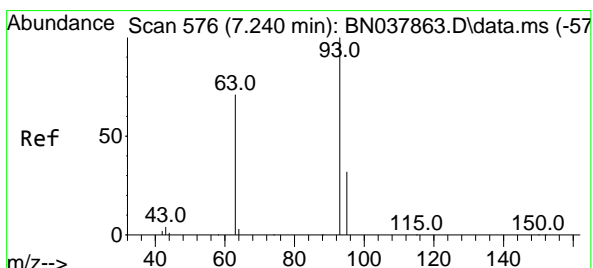
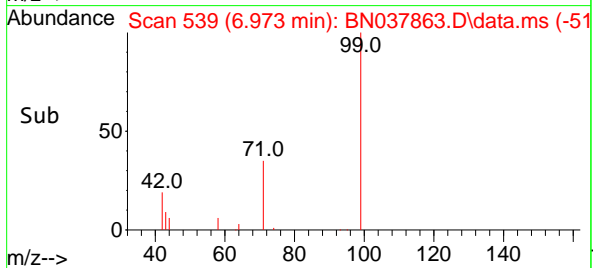
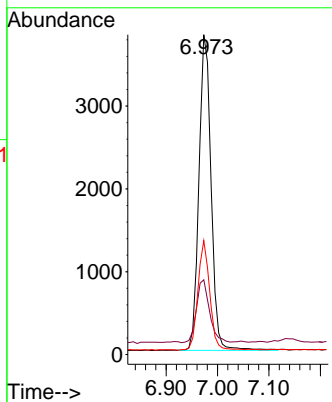
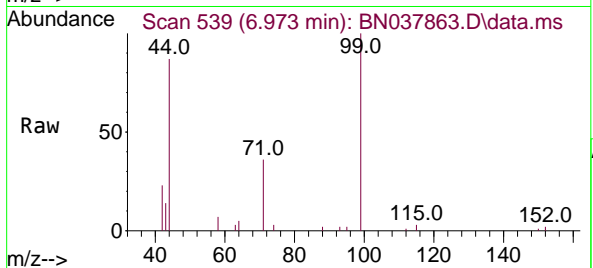




#5
 Phenol-d6
 Concen: 0.373 ng
 RT: 6.973 min Scan# 539
 Delta R.T. 0.000 min
 Lab File: BN037863.D
 Acq: 23 Sep 2025 13:25

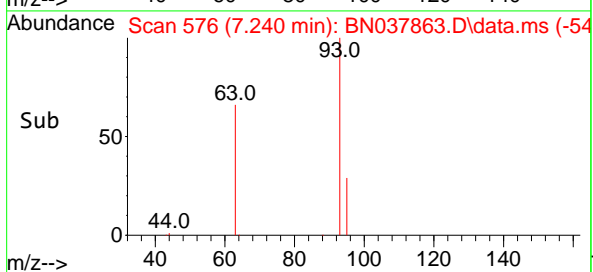
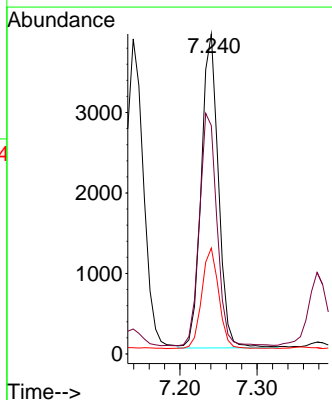
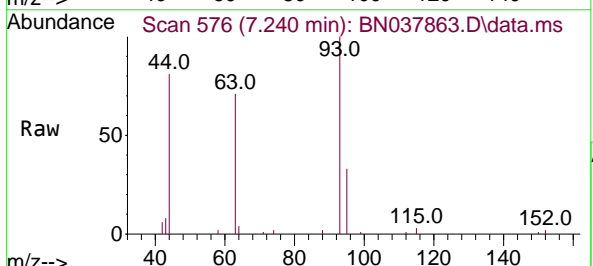
Instrument : BNA_N
 ClientSampleId : SSTDICCC0.4

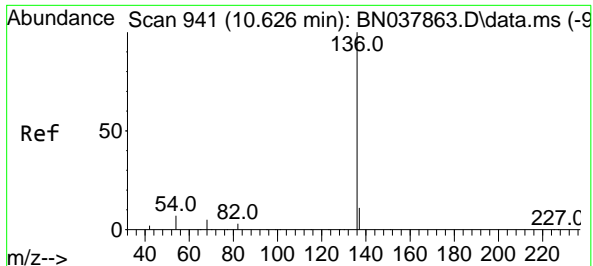
Tgt Ion	Resp	Lower	Upper
99	6244		
99	100		
42	21.5	17.2	25.8
71	34.1	27.3	40.9



#6
 bis(2-Chloroethyl)ether
 Concen: 0.389 ng
 RT: 7.240 min Scan# 576
 Delta R.T. 0.000 min
 Lab File: BN037863.D
 Acq: 23 Sep 2025 13:25

Tgt Ion	Resp	Lower	Upper
93	6041		
93	100		
63	75.1	60.1	90.1
95	31.8	25.4	38.2



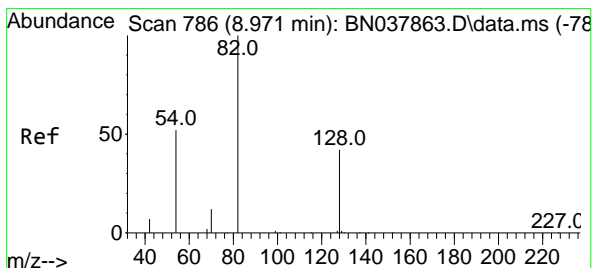
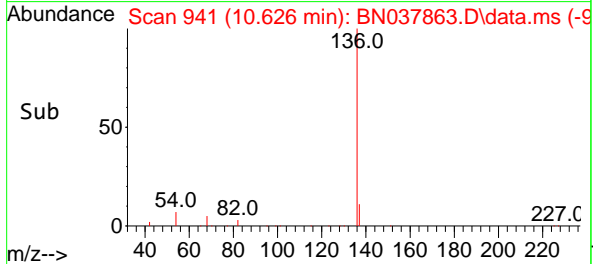
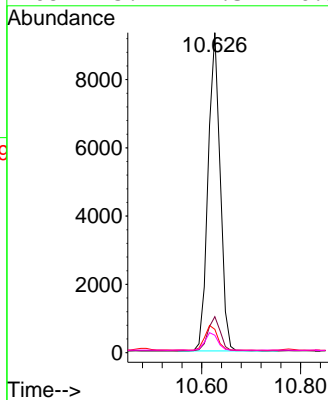
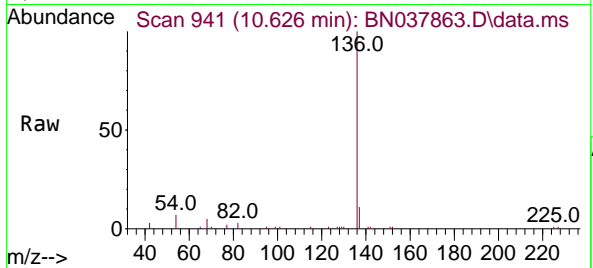


#7
 Naphthalene-d8
 Concen: 0.400 ng
 RT: 10.626 min Scan# 941
 Delta R.T. 0.000 min
 Lab File: BN037863.D
 Acq: 23 Sep 2025 13:25

Instrument :
 BNA_N
 ClientSampleId :
 SSTDICCC0.4

Tgt Ion:136 Resp: 15792

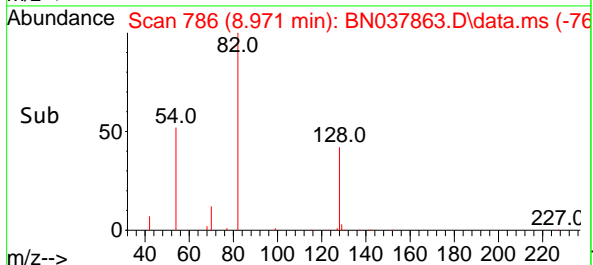
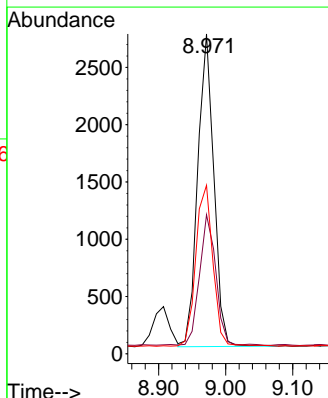
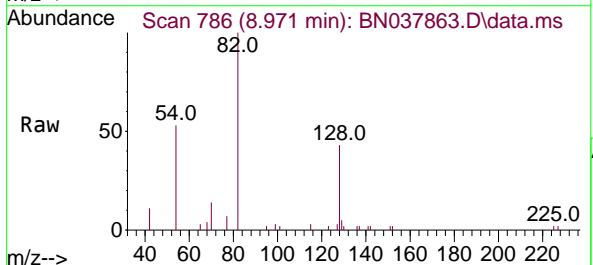
Ion	Ratio	Lower	Upper
136	100		
137	11.2	9.0	13.4
54	7.3	5.8	8.8
68	5.4	4.3	6.5

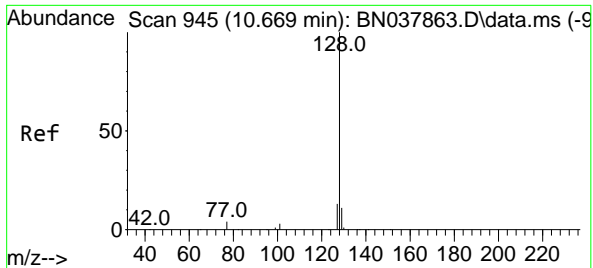


#8
 Nitrobenzene-d5
 Concen: 0.379 ng
 RT: 8.971 min Scan# 786
 Delta R.T. 0.000 min
 Lab File: BN037863.D
 Acq: 23 Sep 2025 13:25

Tgt Ion: 82 Resp: 4566

Ion	Ratio	Lower	Upper
82	100		
128	43.5	34.8	52.2
54	52.7	42.2	63.2



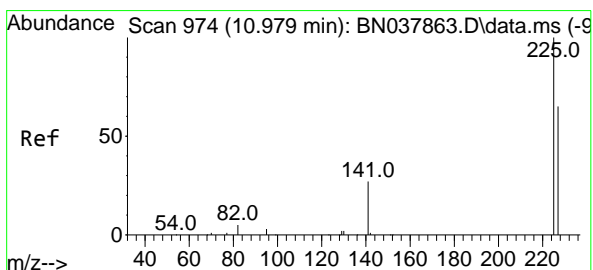
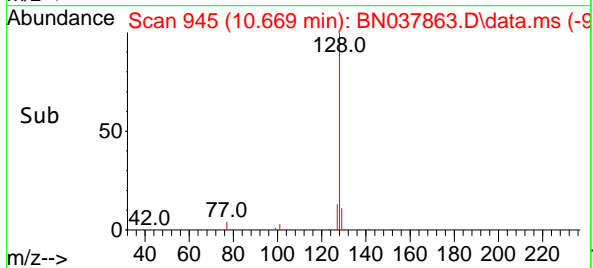
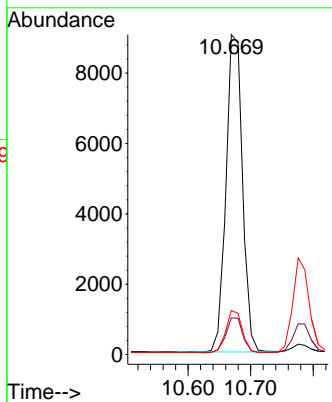
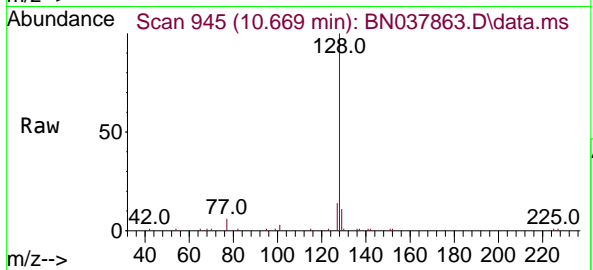


#9
Naphthalene
 Concen: 0.380 ng
 RT: 10.669 min Scan# 945
 Delta R.T. 0.000 min
 Lab File: BN037863.D
 Acq: 23 Sep 2025 13:25

Instrument :
 BNA_N
ClientSampleId :
 SSTDICCC0.4

Tgt Ion:128 Resp: 16547

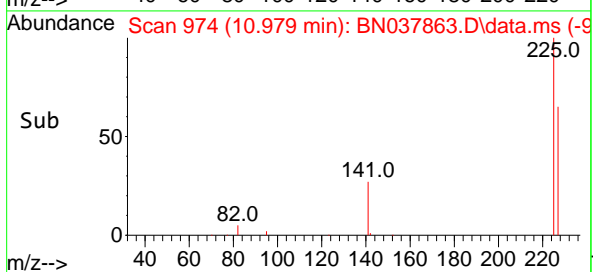
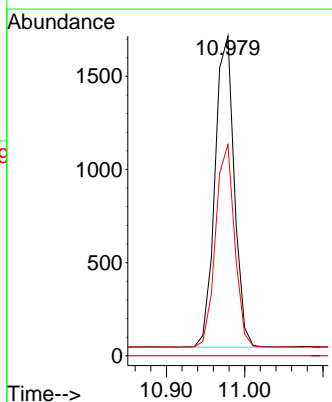
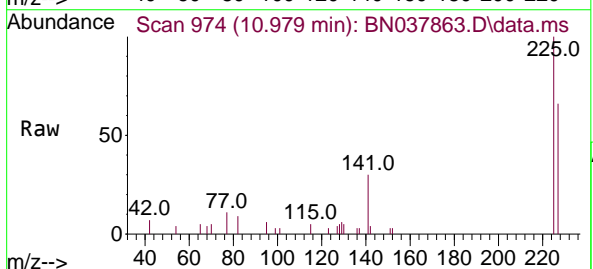
Ion	Ratio	Lower	Upper
128	100		
129	11.5	9.2	13.8
127	13.8	11.0	16.6

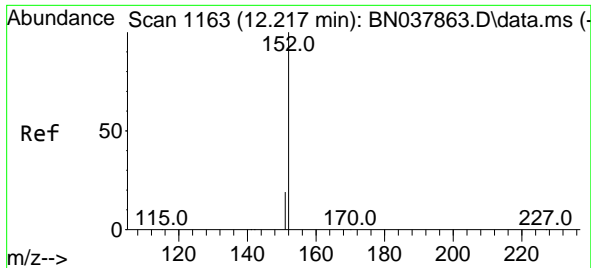


#10
Hexachlorobutadiene
 Concen: 0.387 ng
 RT: 10.979 min Scan# 974
 Delta R.T. 0.000 min
 Lab File: BN037863.D
 Acq: 23 Sep 2025 13:25

Tgt Ion:225 Resp: 2874

Ion	Ratio	Lower	Upper
225	100		
223	0.0	0.0	0.0
227	64.3	51.4	77.2

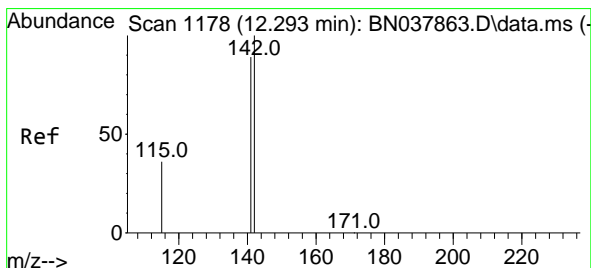
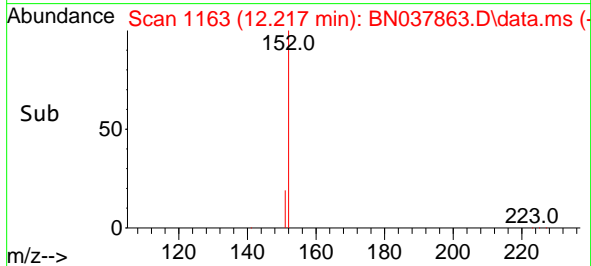
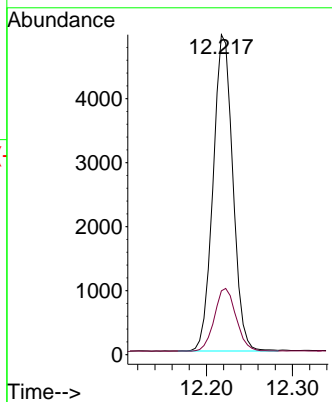
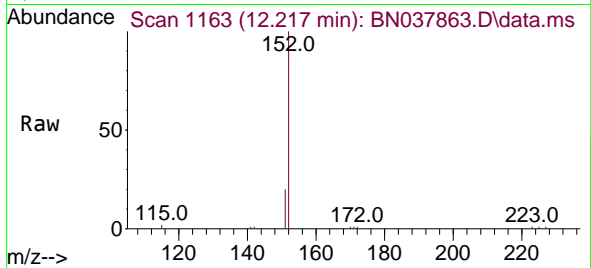




#11
 2-Methylnaphthalene-d10
 Concen: 0.359 ng
 RT: 12.217 min Scan# 1163
 Delta R.T. 0.000 min
 Lab File: BN037863.D
 Acq: 23 Sep 2025 13:25

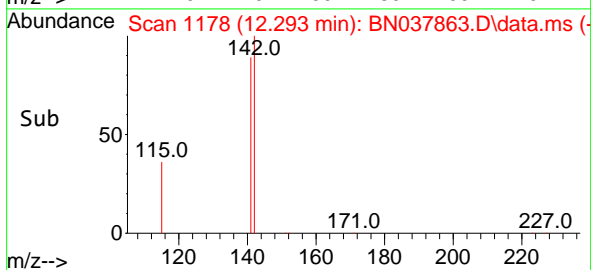
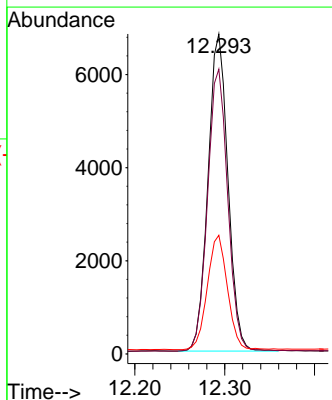
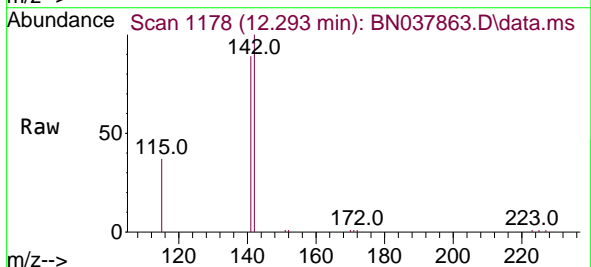
Instrument : BNA_N
 ClientSampleId : SSTDICCC0.4

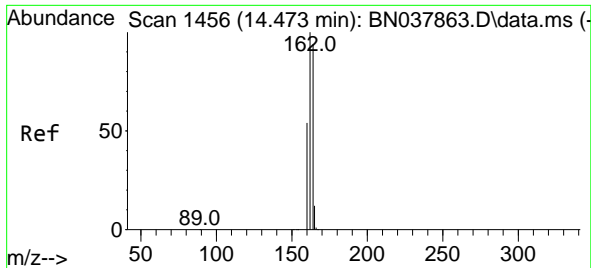
Tgt Ion:152 Resp: 7877
 Ion Ratio Lower Upper
 152 100
 151 21.8 17.4 26.2



#12
 2-Methylnaphthalene
 Concen: 0.371 ng
 RT: 12.293 min Scan# 1178
 Delta R.T. 0.000 min
 Lab File: BN037863.D
 Acq: 23 Sep 2025 13:25

Tgt Ion:142 Resp: 10542
 Ion Ratio Lower Upper
 142 100
 141 89.0 71.2 106.8
 115 37.1 29.7 44.5

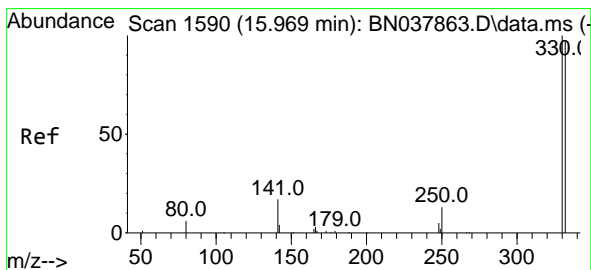
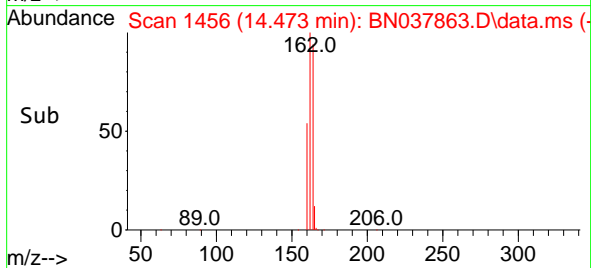
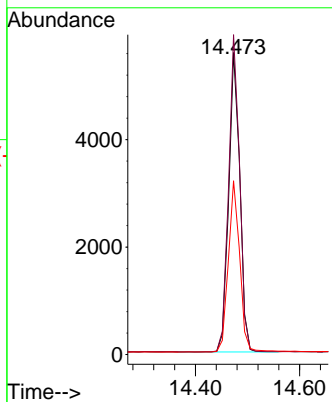
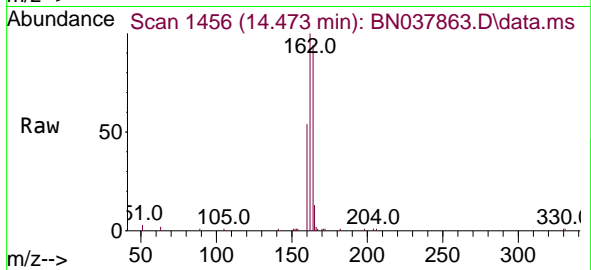




#13
 Acenaphthene-d10
 Concen: 0.400 ng
 RT: 14.473 min Scan# 1456
 Delta R.T. 0.000 min
 Lab File: BN037863.D
 Acq: 23 Sep 2025 13:25

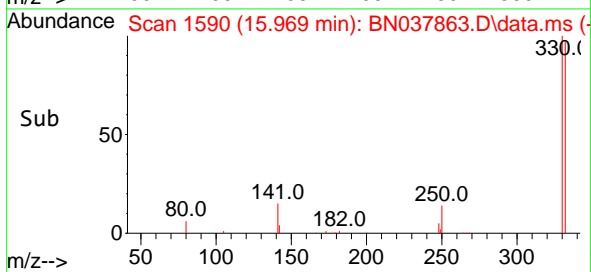
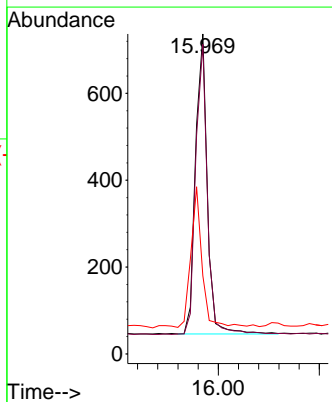
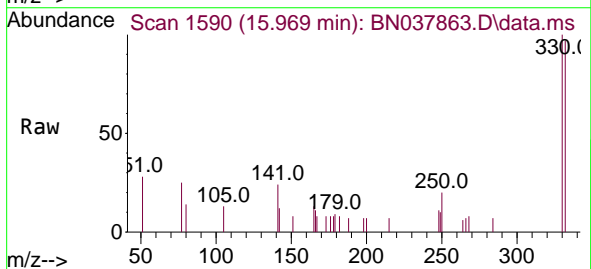
Instrument : BNA_N
 ClientSampleId : SSTDICCC0.4

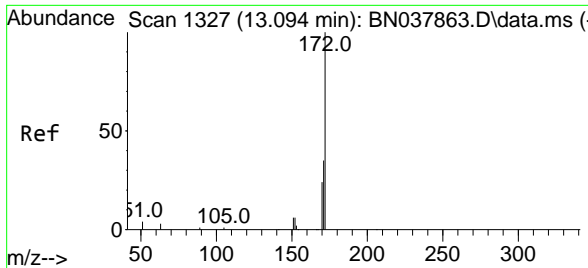
Tgt Ion	Resp	Lower	Upper
164	100		
162	106.0	84.8	127.2
160	57.6	46.1	69.1



#14
 2,4,6-Tribromophenol
 Concen: 0.336 ng
 RT: 15.969 min Scan# 1590
 Delta R.T. 0.000 min
 Lab File: BN037863.D
 Acq: 23 Sep 2025 13:25

Tgt Ion	Resp	Lower	Upper
330	100		
332	96.4	77.2	115.8
141	46.4	37.2	55.8

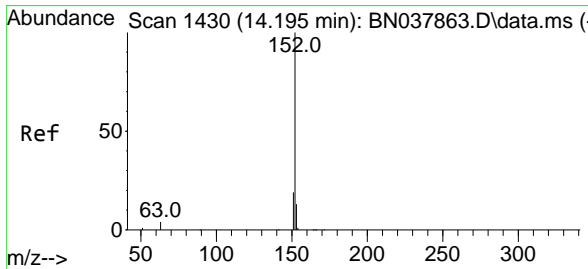
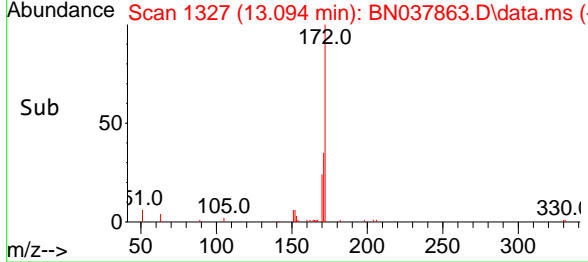
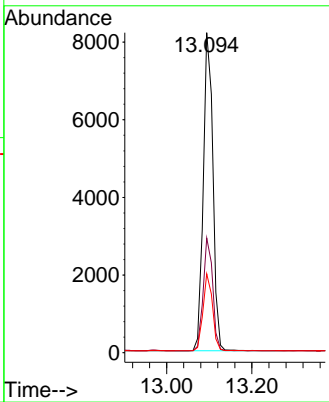
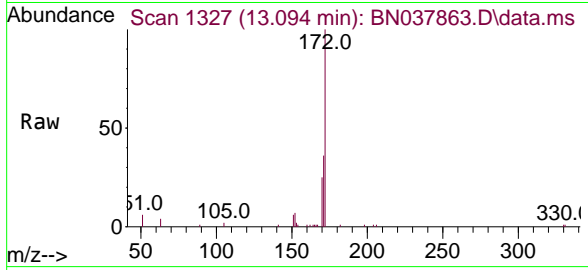




#15
 2-Fluorobiphenyl
 Concen: 0.381 ng
 RT: 13.094 min Scan# 1327
 Delta R.T. 0.000 min
 Lab File: BN037863.D
 Acq: 23 Sep 2025 13:25

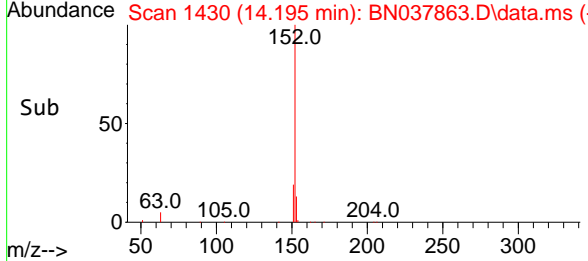
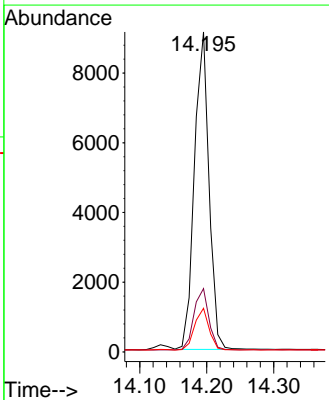
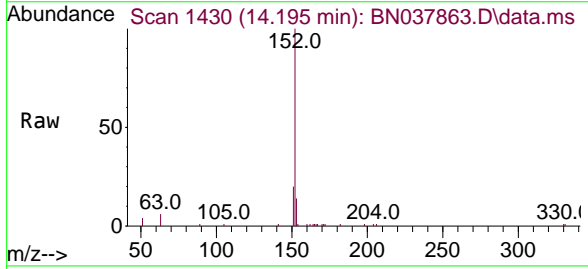
Instrument : BNA_N
 ClientSampleId : SSTDICCC0.4

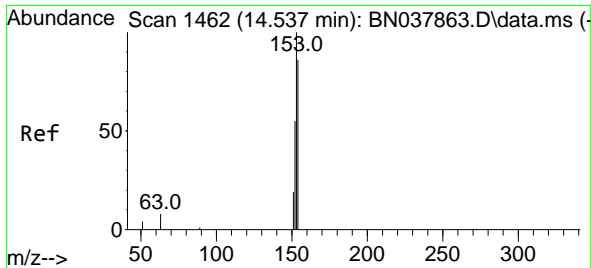
Tgt Ion	Resp	Lower	Upper
172	12861		
171	35.8	28.6	43.0
170	24.6	19.7	29.5



#16
 Acenaphthylene
 Concen: 0.366 ng
 RT: 14.195 min Scan# 1430
 Delta R.T. 0.000 min
 Lab File: BN037863.D
 Acq: 23 Sep 2025 13:25

Tgt Ion	Resp	Lower	Upper
152	13712		
151	19.8	15.8	23.8
153	13.1	10.5	15.7

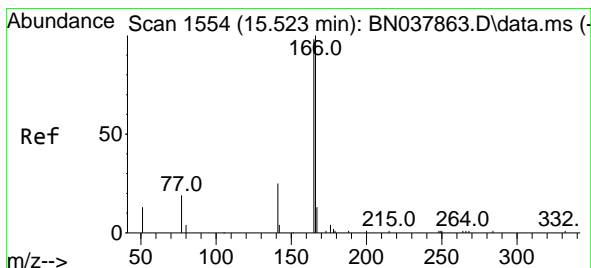
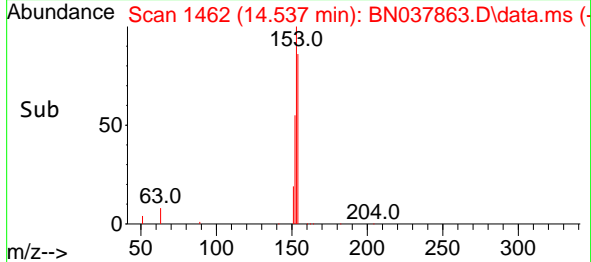
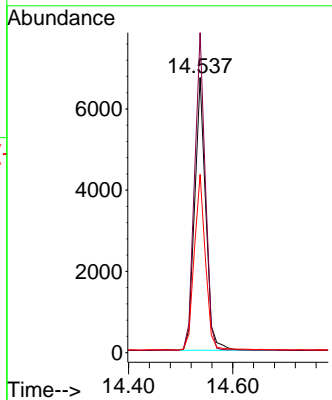
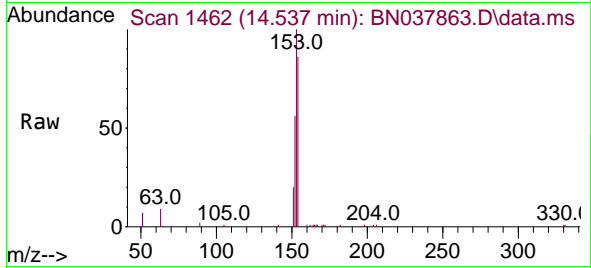




#17
Acenaphthene
Concen: 0.370 ng
RT: 14.537 min Scan# 1462
Delta R.T. 0.000 min
Lab File: BN037863.D
Acq: 23 Sep 2025 13:25

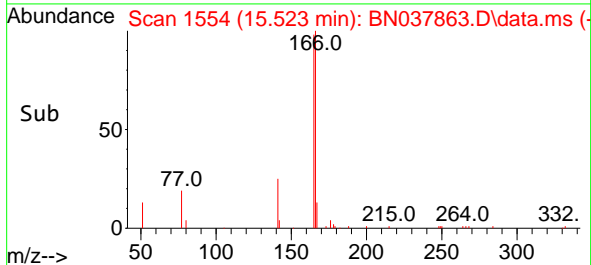
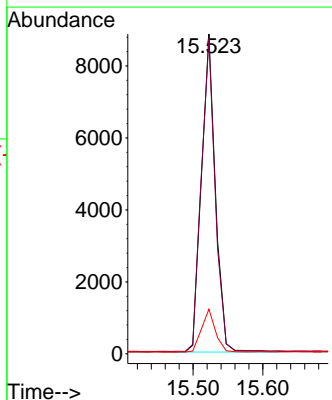
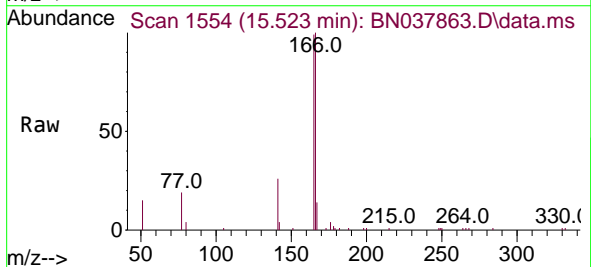
Instrument : BNA_N
ClientSampleId : SSTDICCC0.4

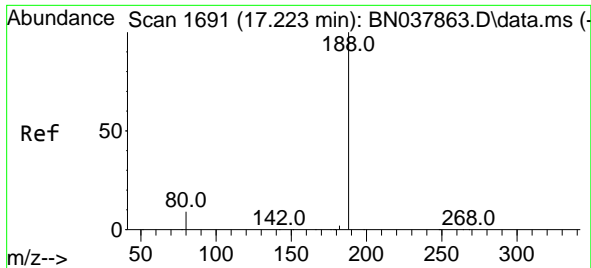
Tgt Ion	Resp	Lower	Upper
154	9880		
153	113.1	90.5	135.7
152	64.8	51.8	77.8



#18
Fluorene
Concen: 0.371 ng
RT: 15.523 min Scan# 1554
Delta R.T. 0.000 min
Lab File: BN037863.D
Acq: 23 Sep 2025 13:25

Tgt Ion	Resp	Lower	Upper
166	11975		
165	99.0	79.0	118.4
167	13.3	10.6	16.0

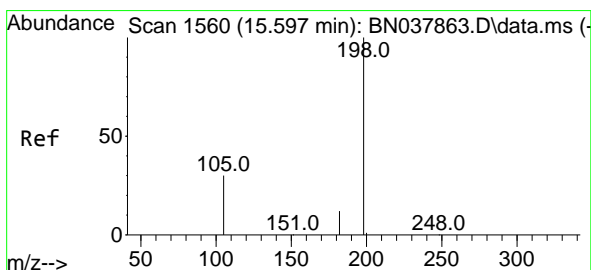
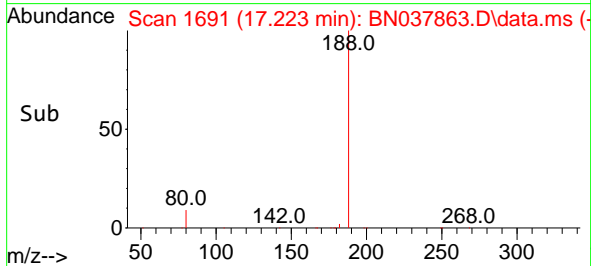
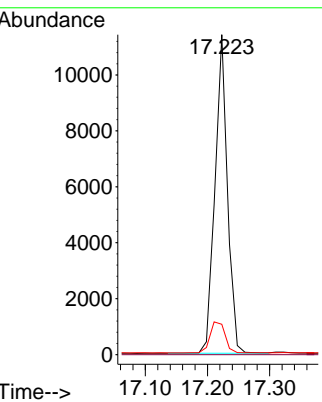
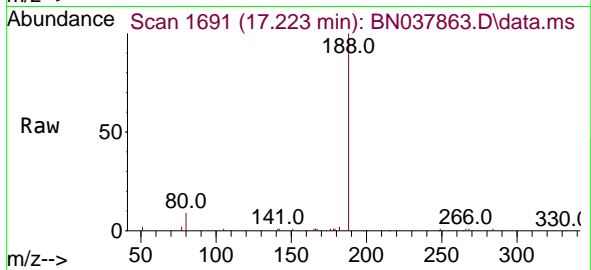




#19
 Phenanthrene-d10
 Concen: 0.400 ng
 RT: 17.223 min Scan# 1691
 Delta R.T. 0.000 min
 Lab File: BN037863.D
 Acq: 23 Sep 2025 13:25

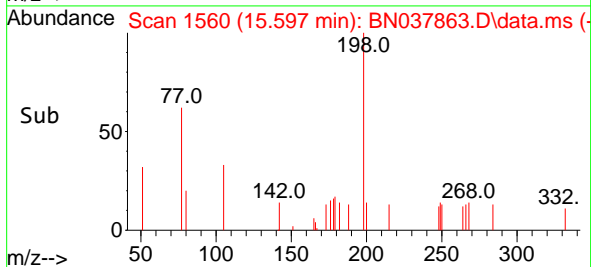
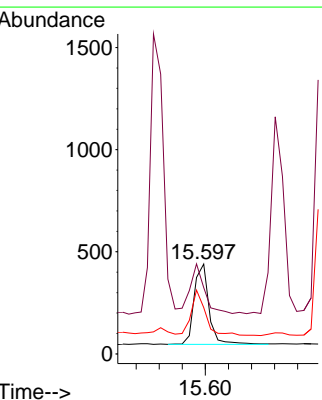
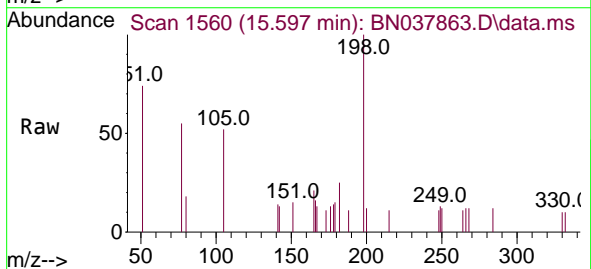
Instrument : BNA_N
 ClientSampleId : SSTDICCC0.4

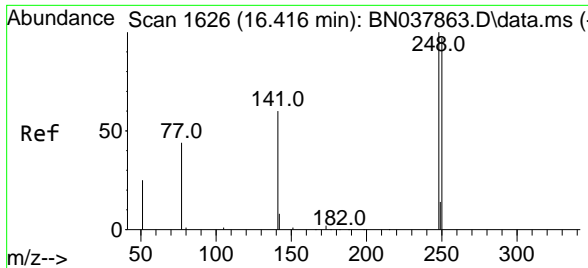
Tgt Ion	Resp	Lower	Upper
188	15939		
94	0.0	0.0	0.0
80	9.5	7.6	11.4



#20
 4,6-Dinitro-2-methylphenol
 Concen: 0.406 ng
 RT: 15.597 min Scan# 1560
 Delta R.T. 0.000 min
 Lab File: BN037863.D
 Acq: 23 Sep 2025 13:25

Tgt Ion	Resp	Lower	Upper
198	696		
51	73.9	59.1	88.7
105	51.6	41.3	61.9



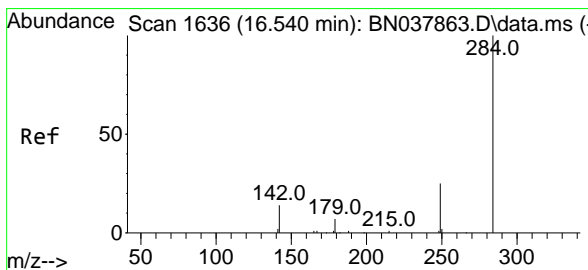
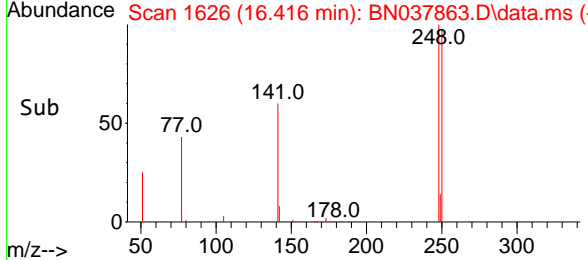
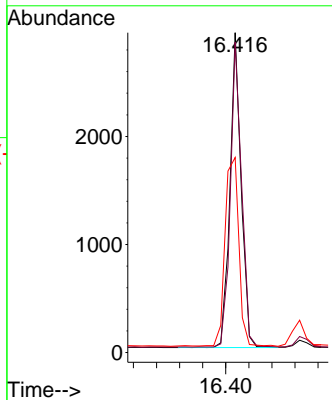
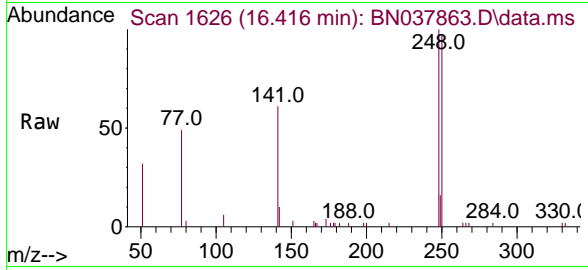


#21
 4-Bromophenyl-phenylether
 Concen: 0.375 ng
 RT: 16.416 min Scan# 1626
 Delta R.T. 0.000 min
 Lab File: BN037863.D
 Acq: 23 Sep 2025 13:25

Instrument :
 BNA_N
 ClientSampleId :
 SSTDICCC0.4

Tgt Ion:248 Resp: 3896

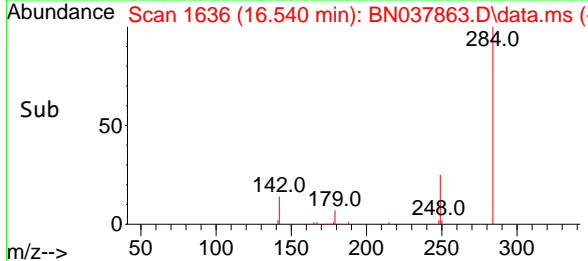
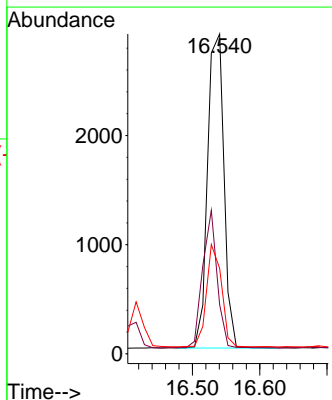
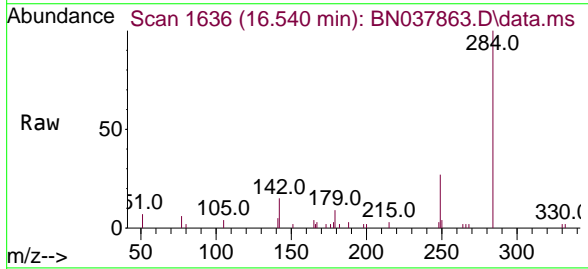
Ion	Ratio	Lower	Upper
248	100		
250	97.0	77.6	116.4
141	61.0	48.8	73.2

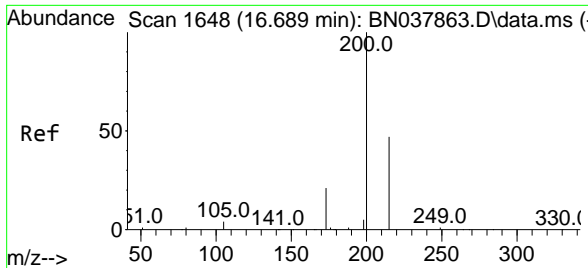


#22
 Hexachlorobenzene
 Concen: 0.385 ng
 RT: 16.540 min Scan# 1636
 Delta R.T. 0.000 min
 Lab File: BN037863.D
 Acq: 23 Sep 2025 13:25

Tgt Ion:284 Resp: 4854

Ion	Ratio	Lower	Upper
284	100		
142	38.6	30.9	46.3
249	29.9	23.9	35.9

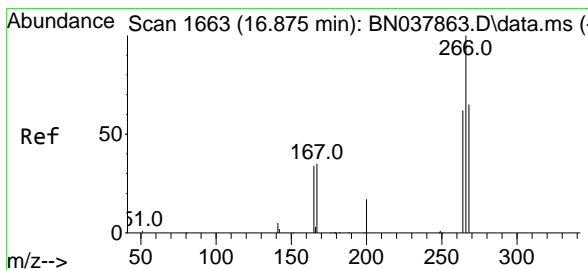
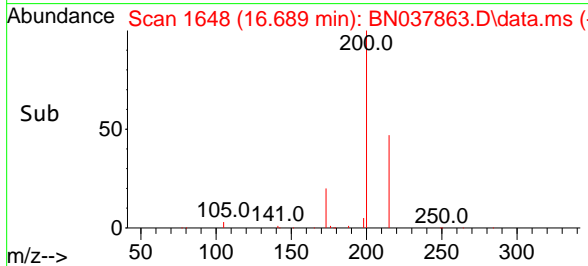
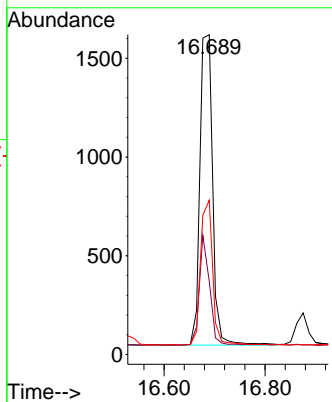
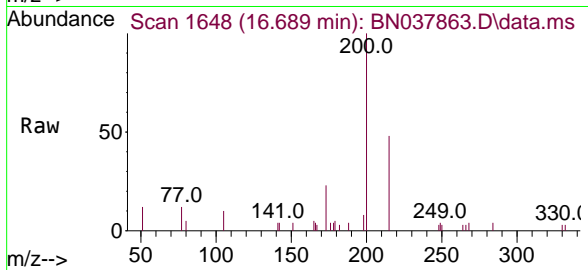




#23
Atrazine
 Concen: 0.346 ng
 RT: 16.689 min Scan# 1648
 Delta R.T. 0.000 min
 Lab File: BN037863.D
 Acq: 23 Sep 2025 13:25

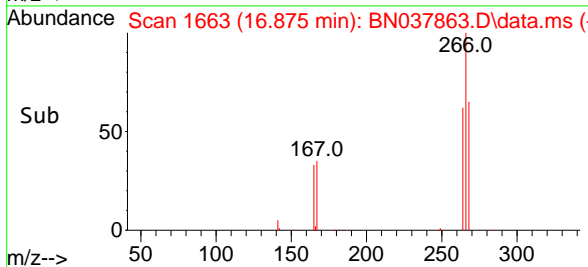
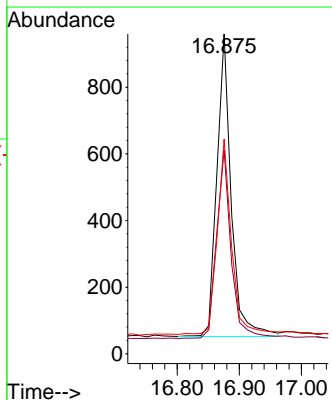
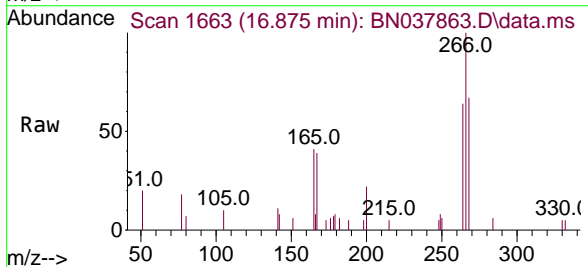
Instrument :
 BNA_N
ClientSampleId :
 SSTDICCC0.4

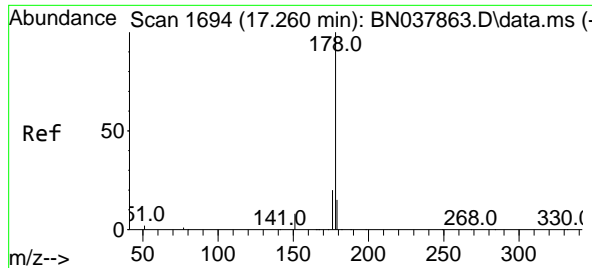
Tgt Ion	Resp	Lower	Upper
200	2739	100	100
173	22.9	18.3	27.5
215	48.3	38.6	58.0



#24
Pentachlorophenol
 Concen: 0.339 ng
 RT: 16.875 min Scan# 1663
 Delta R.T. 0.000 min
 Lab File: BN037863.D
 Acq: 23 Sep 2025 13:25

Tgt Ion	Resp	Lower	Upper
266	1466	100	100
264	63.6	50.9	76.3
268	67.9	54.3	81.5

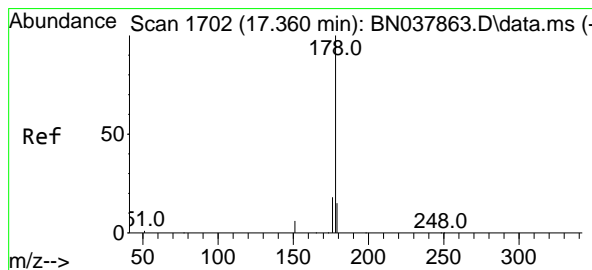
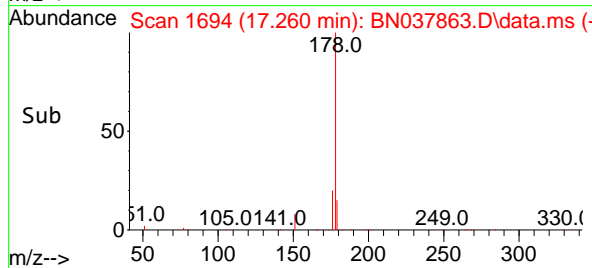
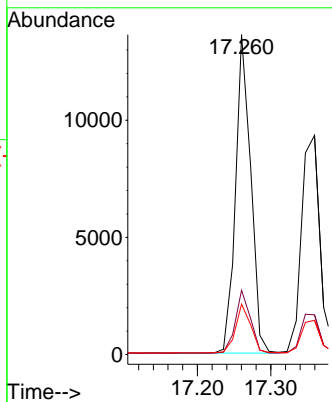
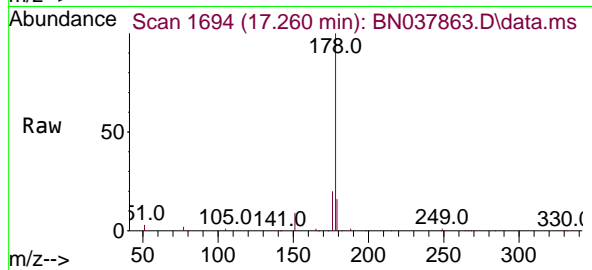




#25
 Phenanthrene
 Concen: 0.374 ng
 RT: 17.260 min Scan# 1694
 Delta R.T. 0.000 min
 Lab File: BN037863.D
 Acq: 23 Sep 2025 13:25

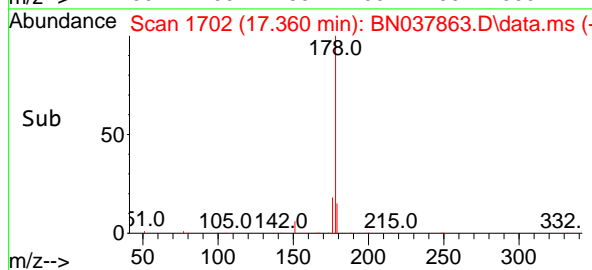
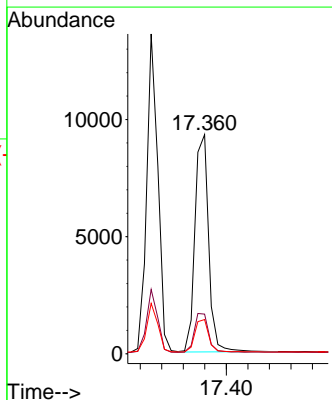
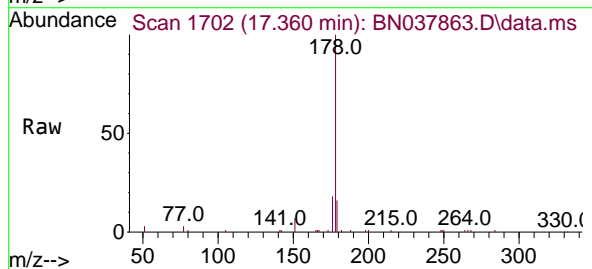
Instrument : BNA_N
 Client Sample Id : SSTDICCC0.4

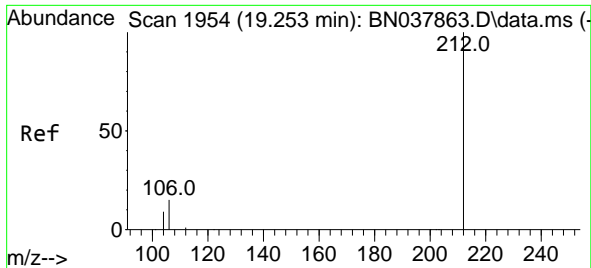
Tgt Ion	Resp	Lower	Upper
178	19609		
176	19.6	15.7	23.5
179	15.4	12.3	18.5



#26
 Anthracene
 Concen: 0.358 ng
 RT: 17.360 min Scan# 1702
 Delta R.T. 0.000 min
 Lab File: BN037863.D
 Acq: 23 Sep 2025 13:25

Tgt Ion	Resp	Lower	Upper
178	16310		
176	18.7	15.0	22.4
179	15.4	12.3	18.5



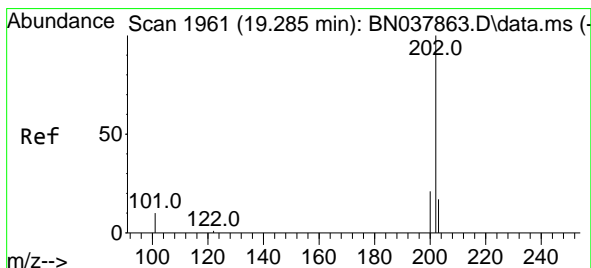
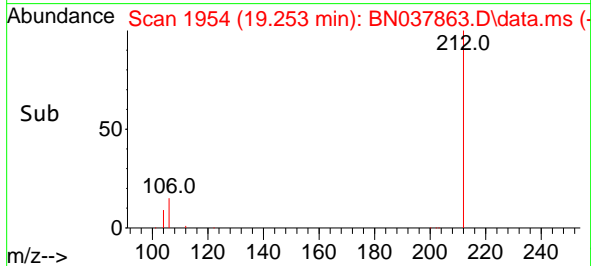
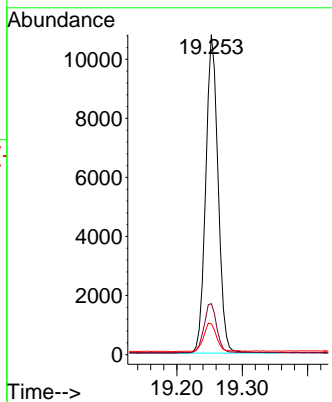
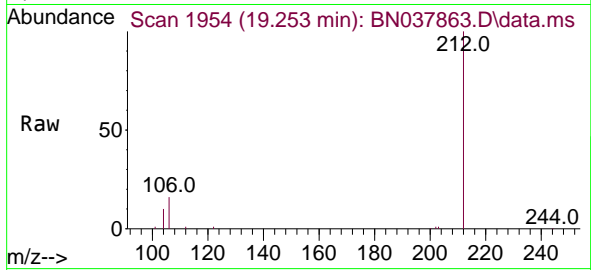


#27
 Fluoranthene-d10
 Concen: 0.352 ng
 RT: 19.253 min Scan# 1954
 Delta R.T. 0.000 min
 Lab File: BN037863.D
 Acq: 23 Sep 2025 13:25

Instrument :
 BNA_N
 ClientSampleId :
 SSTDICCC0.4

Tgt Ion:212 Resp: 14130

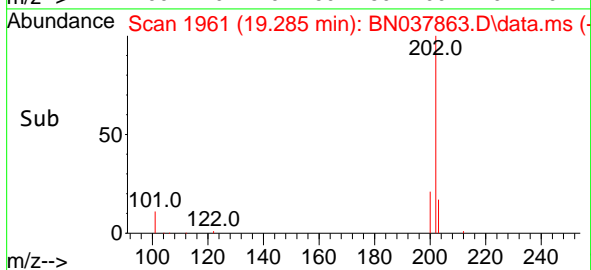
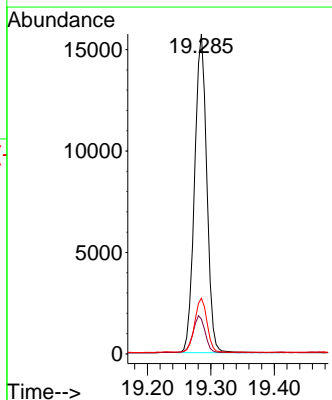
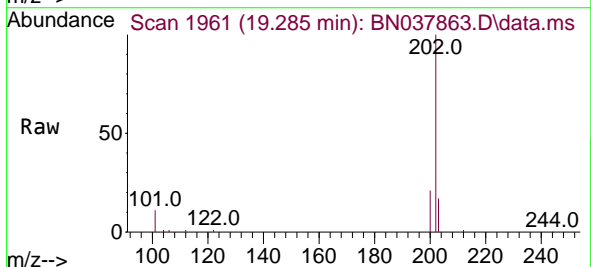
Ion	Ratio	Lower	Upper
212	100		
106	15.8	12.6	19.0
104	9.2	7.4	11.0

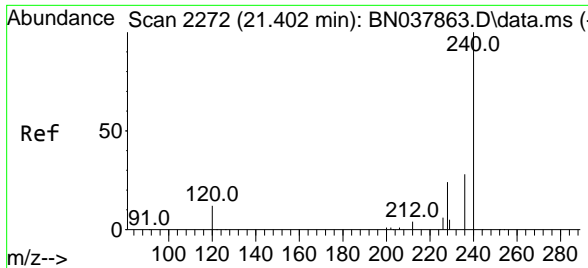


#28
 Fluoranthene
 Concen: 0.362 ng
 RT: 19.285 min Scan# 1961
 Delta R.T. 0.000 min
 Lab File: BN037863.D
 Acq: 23 Sep 2025 13:25

Tgt Ion:202 Resp: 20902

Ion	Ratio	Lower	Upper
202	100		
101	11.6	9.3	13.9
203	17.0	13.6	20.4

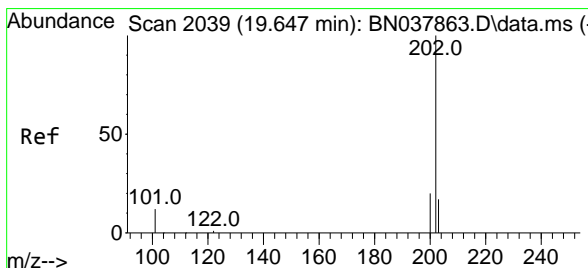

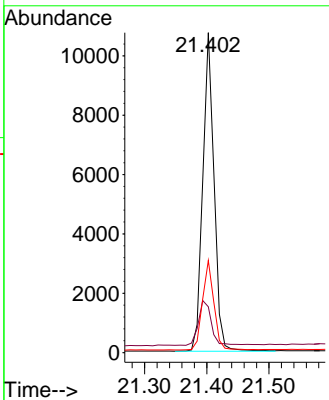
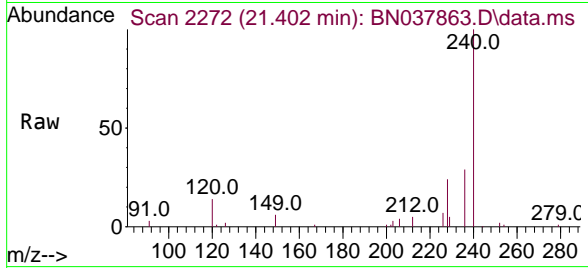




#29
 Chrysene-d12
 Concen: 0.400 ng
 RT: 21.402 min Scan# 21
 Delta R.T. 0.000 min
 Lab File: BN037863.D
 Acq: 23 Sep 2025 13:25

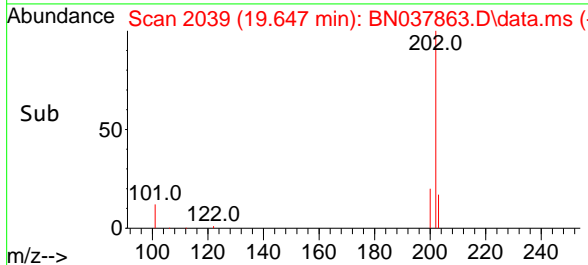
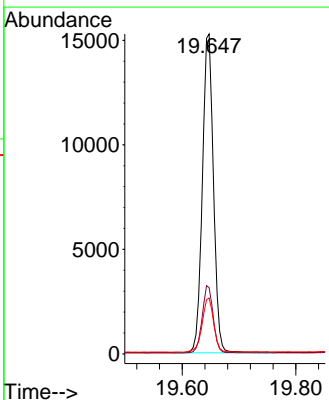
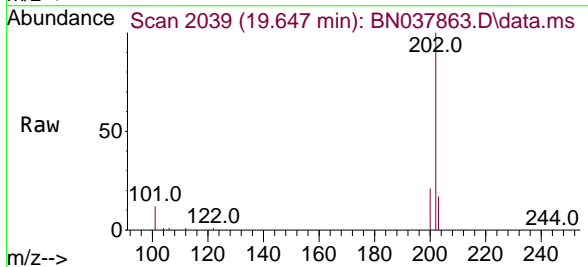
Instrument :
 BNA_N
 ClientSampleId :
 SSTDICCC0.4

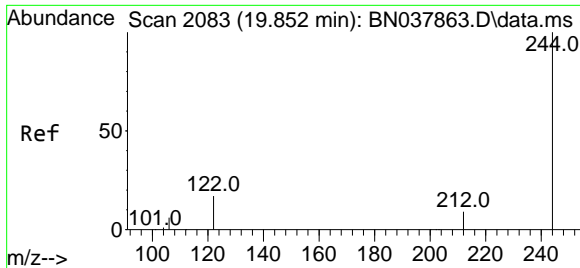
Tgt Ion	Resp	Lower	Upper
240	13579		
120	14.3	11.4	17.2
236	28.8	23.0	34.6



#30
 Pyrene
 Concen: 0.385 ng
 RT: 19.647 min Scan# 2039
 Delta R.T. 0.000 min
 Lab File: BN037863.D
 Acq: 23 Sep 2025 13:25

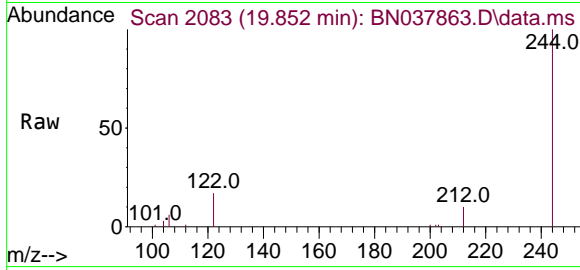
Tgt Ion	Resp	Lower	Upper
202	20652		
200	20.9	16.7	25.1
203	17.8	14.2	21.4





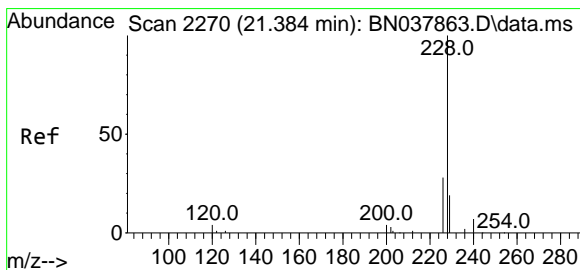
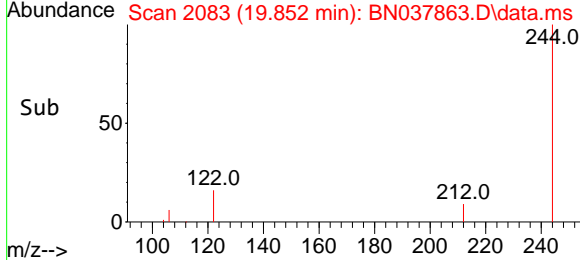
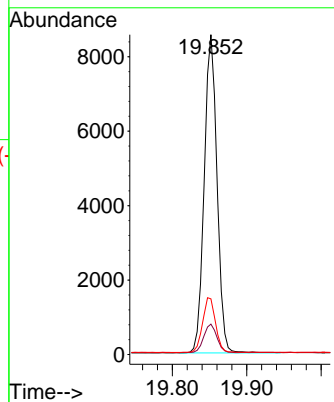
#31
 Terphenyl-d14
 Concen: 0.378 ng
 RT: 19.852 min Scan# 2083
 Delta R.T. 0.000 min
 Lab File: BN037863.D
 Acq: 23 Sep 2025 13:25

Instrument : BNA_N
 Client Sample Id : SSTDICCC0.4



Tgt Ion: 244 Resp: 10222


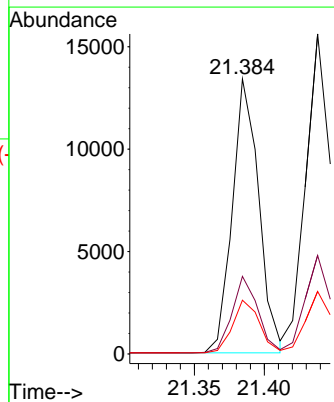
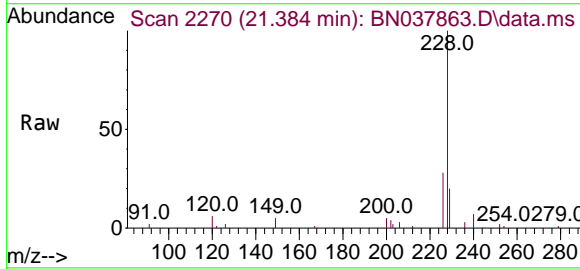
Ion	Ratio	Lower	Upper
244	100		
212	9.5	7.6	11.4
122	17.4	13.9	20.9

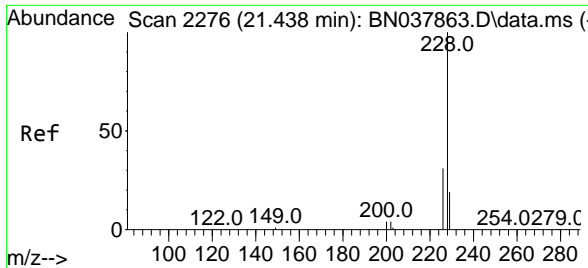


#32
 Benzo(a)anthracene
 Concen: 0.370 ng
 RT: 21.384 min Scan# 2270
 Delta R.T. 0.000 min
 Lab File: BN037863.D
 Acq: 23 Sep 2025 13:25

Tgt Ion: 228 Resp: 17571

Ion	Ratio	Lower	Upper
228	100		
226	28.2	22.6	33.8
229	19.5	15.6	23.4

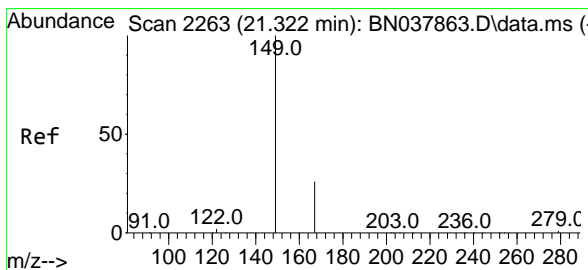

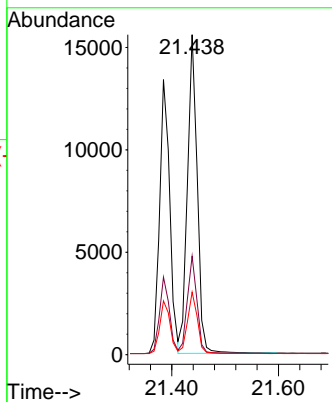
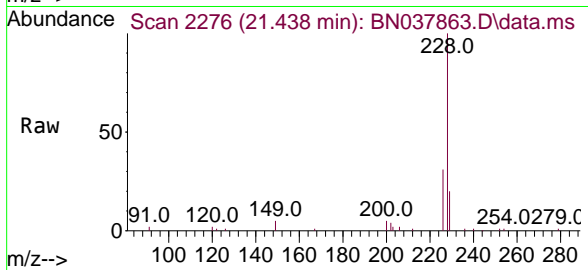




#33
 Chrysene
 Concen: 0.387 ng
 RT: 21.438 min Scan# 21
 Delta R.T. 0.000 min
 Lab File: BN037863.D
 Acq: 23 Sep 2025 13:25

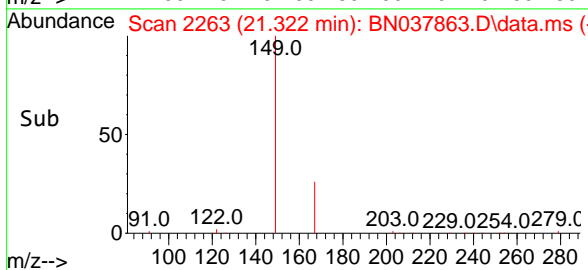
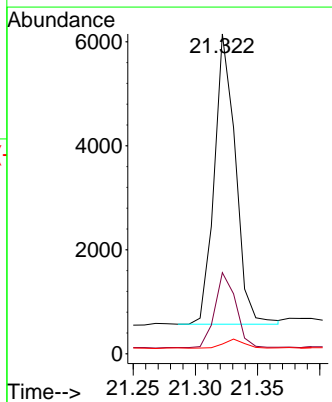
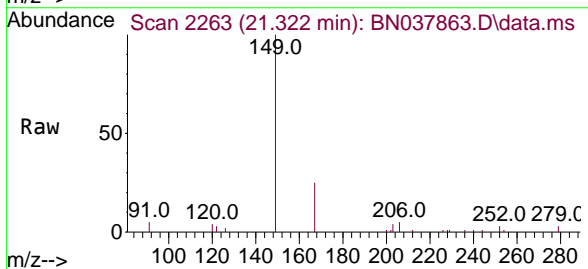
Instrument : BNA_N
 ClientSampleId : SSTDICCC0.4

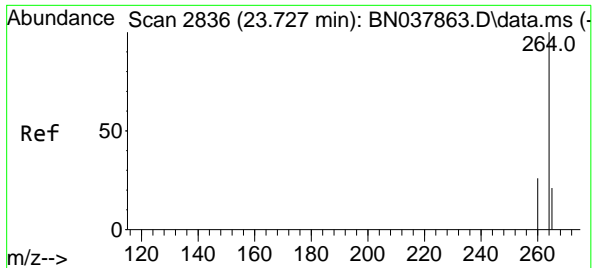
Tgt Ion	Resp	Lower	Upper
228	19852	100	100
226	30.8	24.6	37.0
229	19.5	15.6	23.4



#34
 Bis(2-ethylhexyl)phthalate
 Concen: 0.352 ng
 RT: 21.322 min Scan# 2263
 Delta R.T. 0.000 min
 Lab File: BN037863.D
 Acq: 23 Sep 2025 13:25

Tgt Ion	Resp	Lower	Upper
149	6617	100	100
167	26.2	20.4	30.6
279	3.1	2.4	3.6

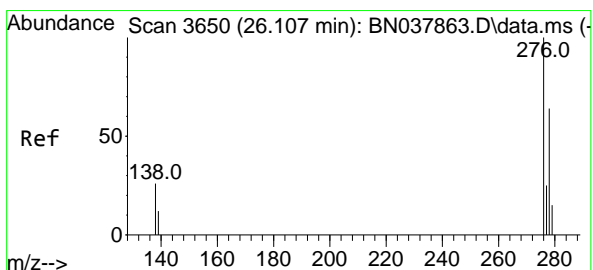
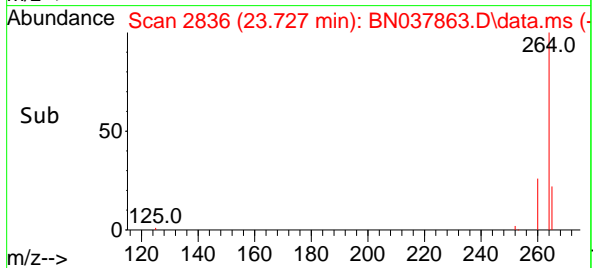
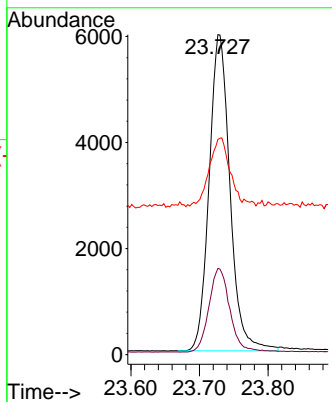
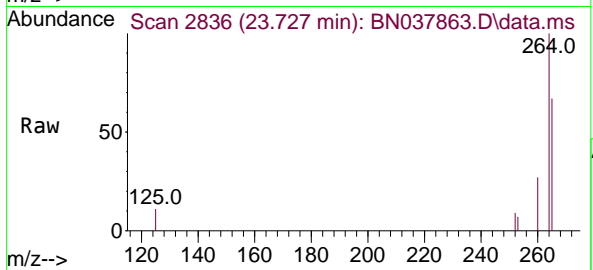




#35
 Perylene-d12
 Concen: 0.400 ng
 RT: 23.727 min Scan# 2836
 Delta R.T. 0.000 min
 Lab File: BN037863.D
 Acq: 23 Sep 2025 13:25

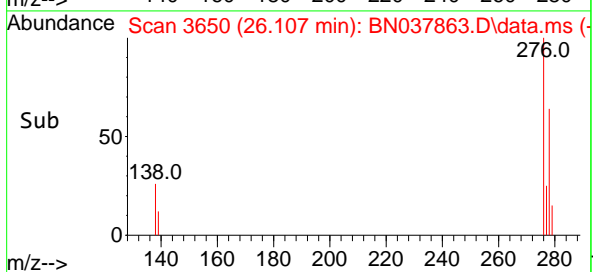
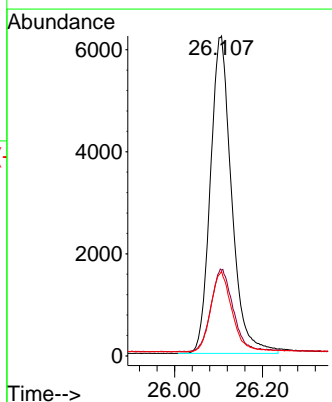
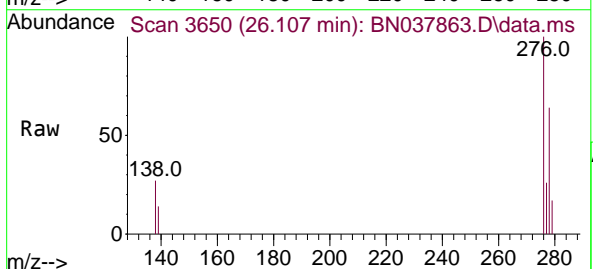
Instrument : BNA_N
 ClientSampleId : SSTDICCC0.4

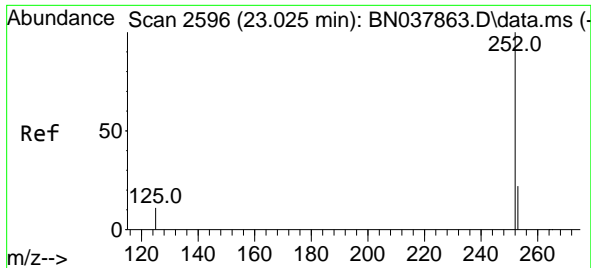
Tgt Ion	Resp	Lower	Upper
264	100		
260	26.9	21.5	32.3
265	67.2	53.8	80.6



#36
 Indeno(1,2,3-cd)pyrene
 Concen: 0.363 ng
 RT: 26.107 min Scan# 3650
 Delta R.T. 0.000 min
 Lab File: BN037863.D
 Acq: 23 Sep 2025 13:25

Tgt Ion	Resp	Lower	Upper
276	100		
138	26.7	21.4	32.0
277	25.4	20.3	30.5



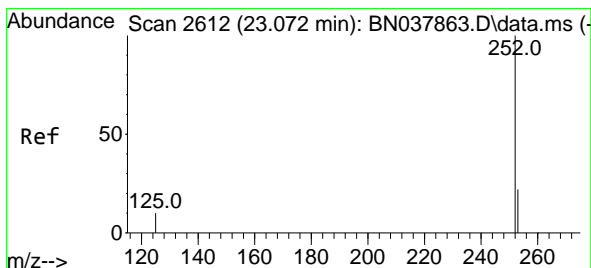
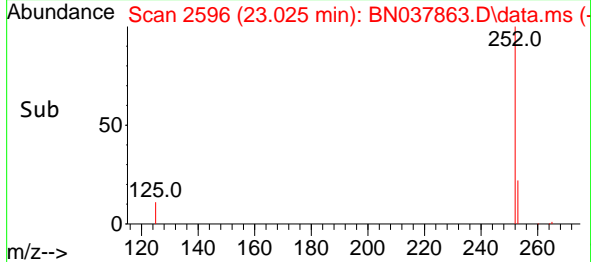
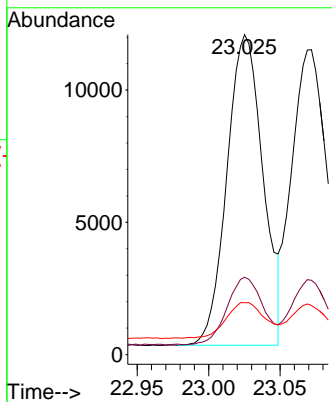
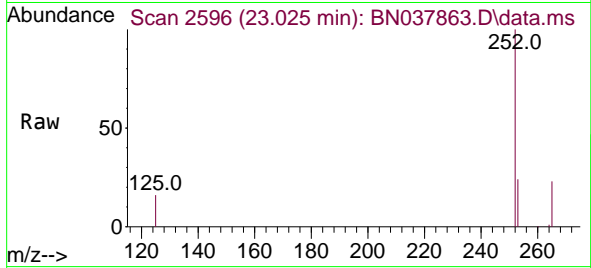


#37
 Benzo(b)fluoranthene
 Concen: 0.380 ng
 RT: 23.025 min Scan# 21
 Delta R.T. 0.000 min
 Lab File: BN037863.D
 Acq: 23 Sep 2025 13:25

Instrument :
 BNA_N
 ClientSampleId :
 SSTDICCC0.4

Tgt Ion:252 Resp: 20638

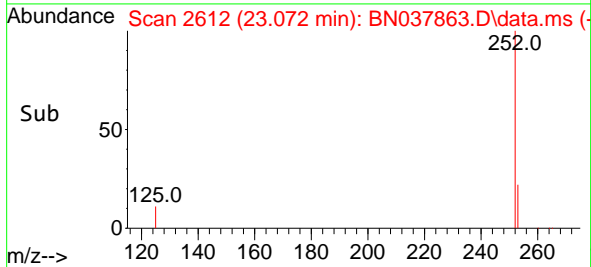
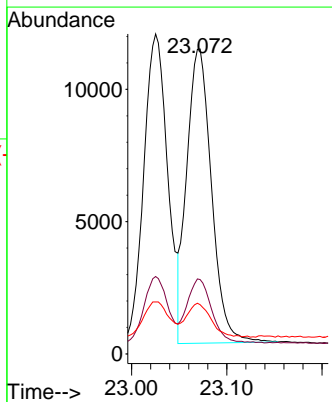
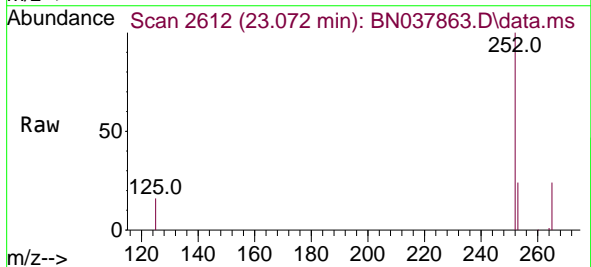
Ion	Ratio	Lower	Upper
252	100		
253	24.2	19.4	29.0
125	16.2	13.0	19.4

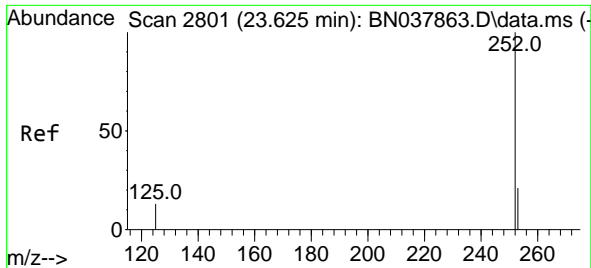


#38
 Benzo(k)fluoranthene
 Concen: 0.368 ng
 RT: 23.072 min Scan# 2612
 Delta R.T. 0.000 min
 Lab File: BN037863.D
 Acq: 23 Sep 2025 13:25

Tgt Ion:252 Resp: 20090

Ion	Ratio	Lower	Upper
252	100		
253	24.4	19.5	29.3
125	16.2	13.0	19.4

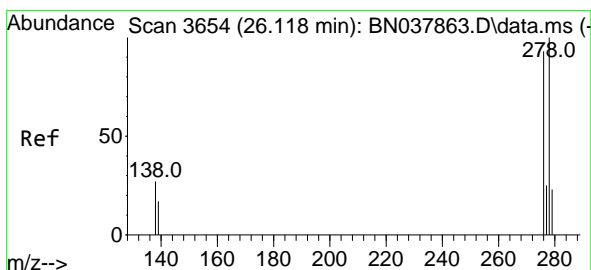
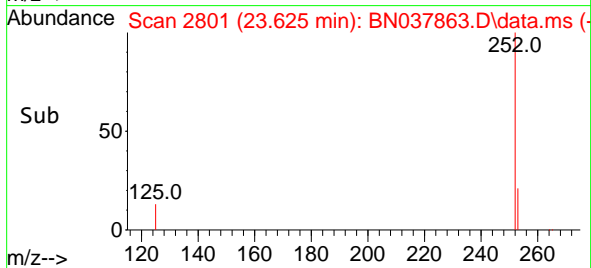
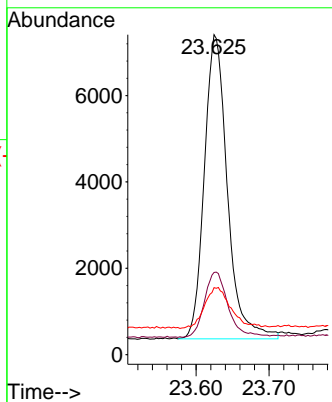
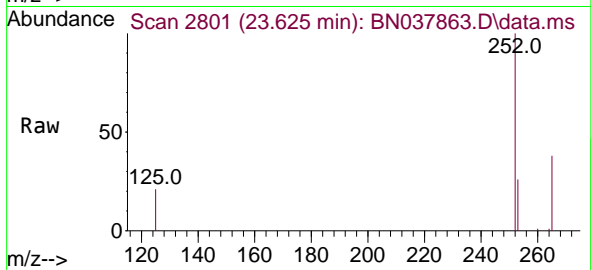




#39
 Benzo(a)pyrene
 Concen: 0.361 ng
 RT: 23.625 min Scan# 2801
 Delta R.T. 0.000 min
 Lab File: BN037863.D
 Acq: 23 Sep 2025 13:25

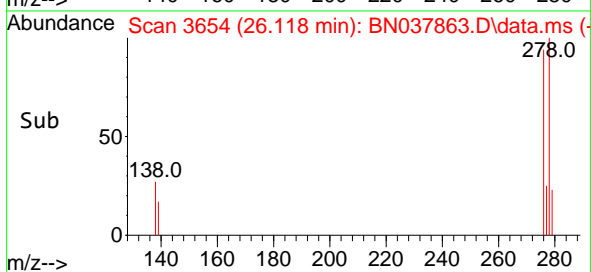
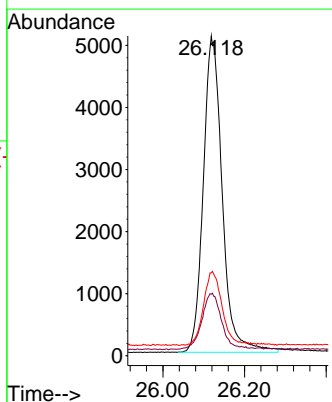
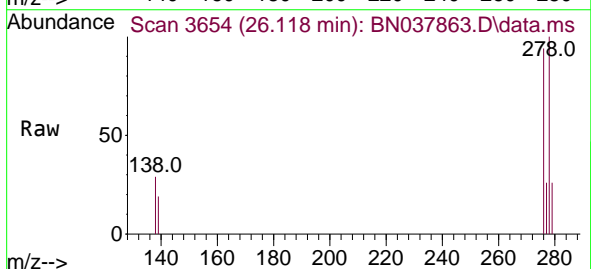
Instrument : BNA_N
 ClientSampleId : SSTDICCC0.4

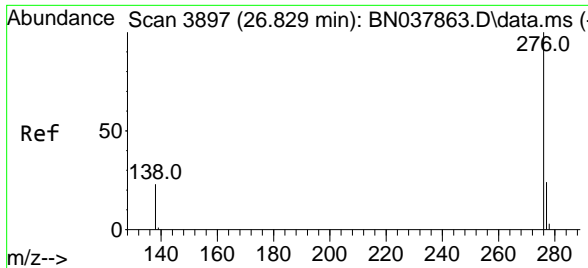
Tgt Ion	Resp	Lower	Upper
252	15479	100	
253	25.7	20.6	30.8
125	20.9	16.7	25.1



#40
 Dibenzo(a,h)anthracene
 Concen: 0.365 ng
 RT: 26.118 min Scan# 3654
 Delta R.T. 0.000 min
 Lab File: BN037863.D
 Acq: 23 Sep 2025 13:25

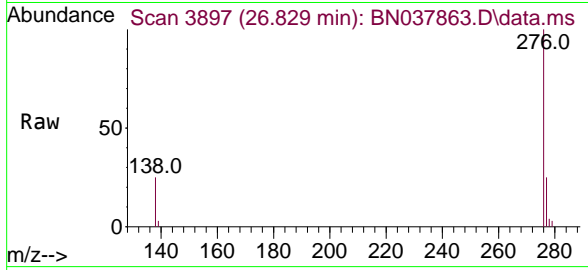
Tgt Ion	Resp	Lower	Upper
278	16392	100	
139	19.3	15.4	23.2
279	26.0	20.8	31.2



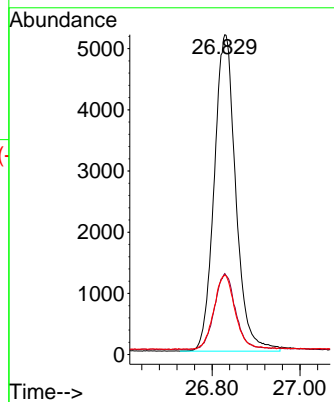
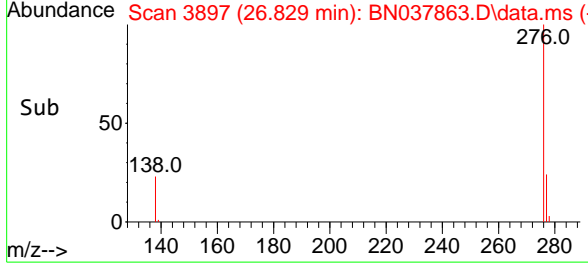


#41
Benzo(g,h,i)perylene
Concen: 0.374 ng
RT: 26.829 min Scan# 3897
Delta R.T. 0.000 min
Lab File: BN037863.D
Acq: 23 Sep 2025 13:25

Instrument : BNA_N
ClientSampleId : SSTDICCC0.4



Tgt Ion	Resp	Ion Ratio	Lower	Upper
276	17656	100		
277		25.3	20.2	30.4
138		24.8	19.8	29.8



- 1
- 2
- 3
- 4
- 5
- 6
- 7
- 8
- 9
- 10
- 11
- 12
- 13
- 14
- 15
- 16
- 17
- 18

Data Path : Z:\svoasrv\HPCHEM1\BNA_N\Data\BN092325\
 Data File : BN037864.D
 Acq On : 23 Sep 2025 14:02
 Operator : RC/JU
 Sample : SSTDICC0.8
 Misc :
 ALS Vial : 5 Sample Multiplier: 1

Instrument :
 BNA_N
 ClientSampleId :
 SSTDICC0.8

Quant Time: Sep 23 16:22:19 2025
 Quant Method : Z:\svoasrv\HPCHEM1\BNA_N\Methods\8270-SIM-BN092325.M
 Quant Title : ASP BNA STANDARDS FOR 5 POINT CALIBRATION
 QLast Update : Tue Sep 23 16:17:53 2025
 Response via : Initial Calibration

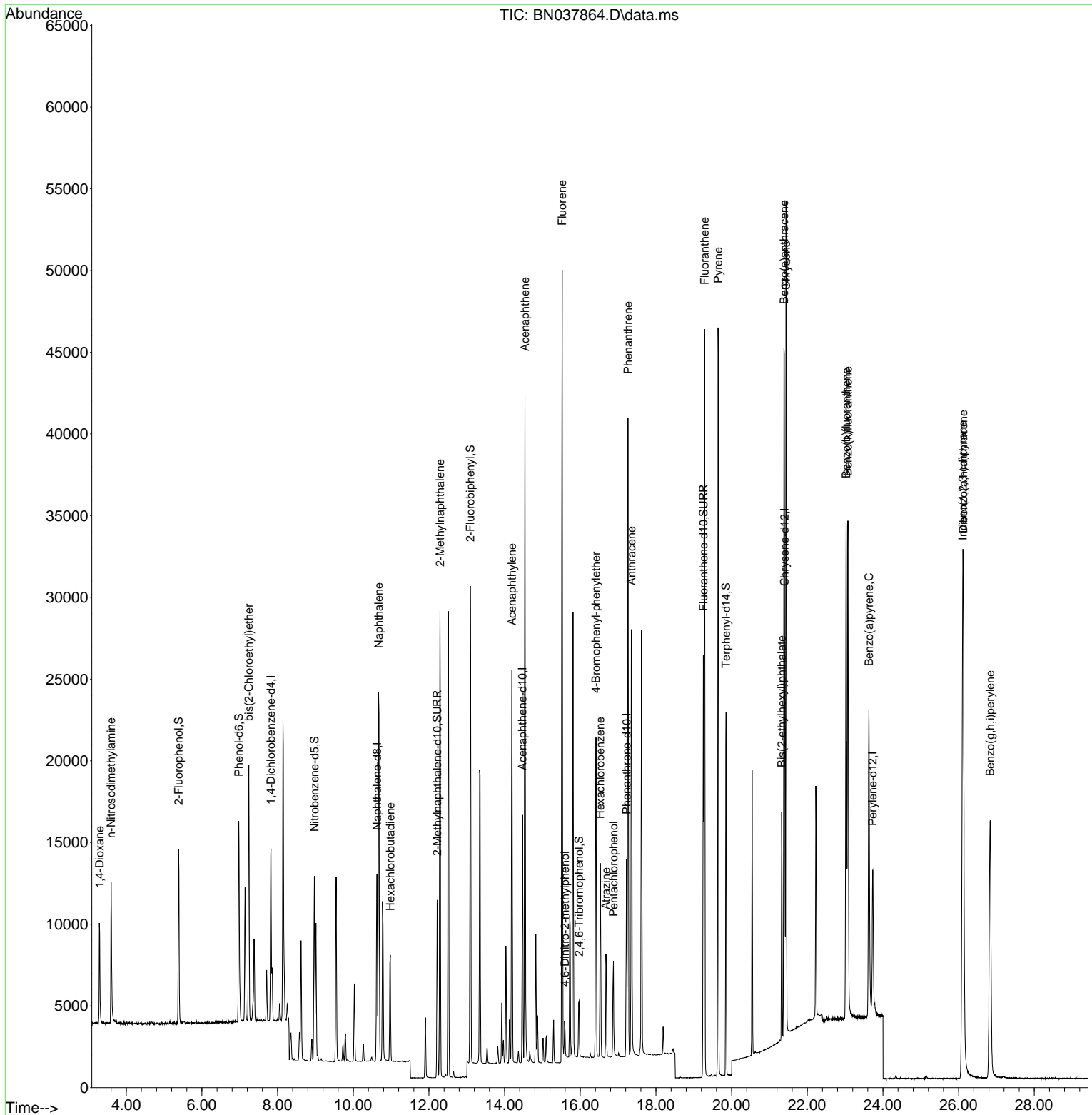
Compound	R.T.	QIon	Response	Conc Units	Dev(Min)	
Internal Standards						
1) 1,4-Dichlorobenzene-d4	7.825	152	5204	0.400 ng	0.00	
7) Naphthalene-d8	10.626	136	14715	0.400 ng	0.00	
13) Acenaphthene-d10	14.473	164	7889	0.400 ng	0.00	
19) Phenanthrene-d10	17.223	188	15207	0.400 ng	0.00	
29) Chrysene-d12	21.402	240	13674	0.400 ng	0.00	
35) Perylene-d12	23.730	264	12464	0.400 ng	0.00	
System Monitoring Compounds						
4) 2-Fluorophenol	5.384	112	8737	0.736 ng	0.00	
5) Phenol-d6	6.973	99	11319	0.725 ng	0.00	
8) Nitrobenzene-d5	8.971	82	8536	0.761 ng	0.00	
11) 2-Methylnaphthalene-d10	12.217	152	14822	0.725 ng	0.00	
14) 2,4,6-Tribromophenol	15.969	330	2186	0.687 ng	0.00	
15) 2-Fluorobiphenyl	13.094	172	24413	0.756 ng	0.00	
27) Fluoranthene-d10	19.252	212	27365	0.715 ng	0.00	
31) Terphenyl-d14	19.852	244	20095	0.738 ng	0.00	
Target Compounds						
2) 1,4-Dioxane	3.297	88	4191	0.793 ng		98
3) n-Nitrosodimethylamine	3.600	42	5472	0.779 ng	#	89
6) bis(2-Chloroethyl)ether	7.240	93	11096	0.766 ng		99
9) Naphthalene	10.669	128	30935	0.763 ng		99
10) Hexachlorobutadiene	10.979	225	5393	0.780 ng	#	99
12) 2-Methylnaphthalene	12.293	142	20065	0.758 ng		99
16) Acenaphthylene	14.195	152	26510	0.740 ng		99
17) Acenaphthene	14.537	154	19057	0.747 ng		100
18) Fluorene	15.522	166	23130	0.749 ng		99
20) 4,6-Dinitro-2-methylph...	15.597	198	1414	0.755 ng	#	77
21) 4-Bromophenyl-phenylether	16.416	248	7412	0.748 ng		98
22) Hexachlorobenzene	16.528	284	9138	0.761 ng		99
23) Atrazine	16.677	200	5405	0.716 ng	#	87
24) Pentachlorophenol	16.875	266	2945	0.714 ng		97
25) Phenanthrene	17.260	178	37218	0.744 ng		99
26) Anthracene	17.347	178	32138	0.740 ng		100
28) Fluoranthene	19.285	202	41292	0.749 ng		100
30) Pyrene	19.643	202	40377	0.748 ng		100
32) Benzo(a)anthracene	21.384	228	35130	0.735 ng		100
33) Chrysene	21.438	228	39541	0.765 ng		100
34) Bis(2-ethylhexyl)phtha...	21.322	149	13026	0.689 ng		99
36) Indeno(1,2,3-cd)pyrene	26.107	276	42560	0.747 ng		100
37) Benzo(b)fluoranthene	23.025	252	39646	0.738 ng		96
38) Benzo(k)fluoranthene	23.075	252	40574	0.750 ng		96
39) Benzo(a)pyrene	23.627	252	31265	0.735 ng		94
40) Dibenzo(a,h)anthracene	26.121	278	33235	0.747 ng		98
41) Benzo(g,h,i)perylene	26.835	276	34817	0.745 ng		98

(#) = qualifier out of range (m) = manual integration (+) = signals summed

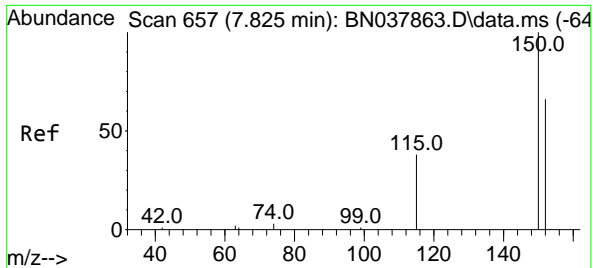
Data Path : Z:\svoasrv\HPCHEM1\BNA_N\Data\BN092325\
 Data File : BN037864.D
 Acq On : 23 Sep 2025 14:02
 Operator : RC/JU
 Sample : SSTDIC0.8
 Misc :
 ALS Vial : 5 Sample Multiplier: 1

Instrument :
 BNA_N
 ClientSampleId :
 SSTDIC0.8

Quant Time: Sep 23 16:22:19 2025
 Quant Method : Z:\svoasrv\HPCHEM1\BNA_N\Methods\8270-SIM-BN092325.M
 Quant Title : ASP BNA STANDARDS FOR 5 POINT CALIBRATION
 QLast Update : Tue Sep 23 16:17:53 2025
 Response via : Initial Calibration



- 1
- 2
- 3
- 4
- 5
- 6
- 7
- 8
- 9
- 10
- 11
- 12
- 13
- 14
- 15
- 16
- 17
- 18

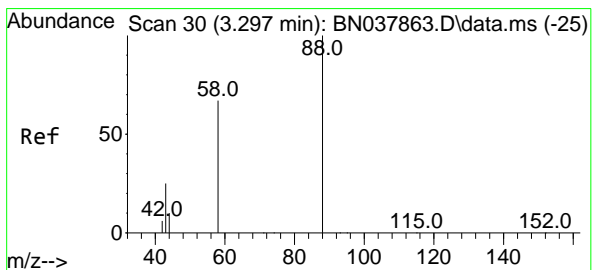
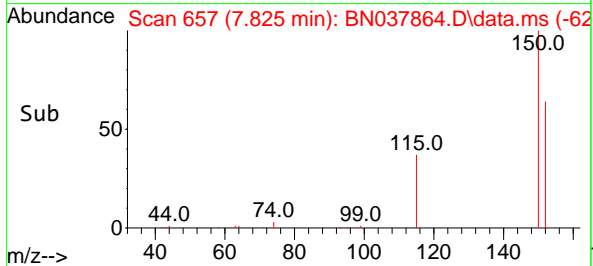
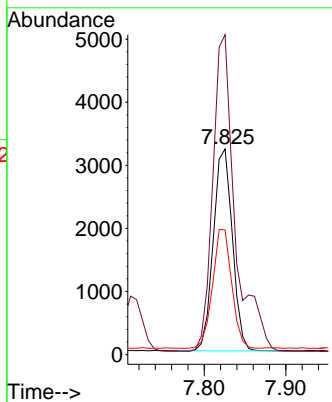
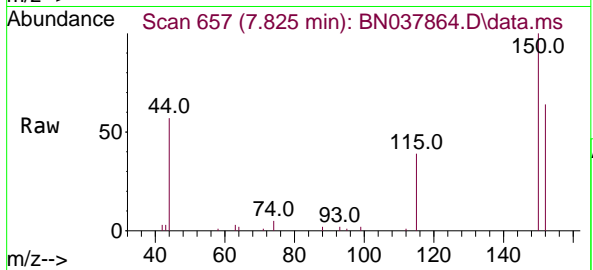


#1
 1,4-Dichlorobenzene-d4
 Concen: 0.400 ng
 RT: 7.825 min Scan# 61
 Delta R.T. 0.000 min
 Lab File: BN037864.D
 Acq: 23 Sep 2025 14:02

Instrument :
 BNA_N
 ClientSampleId :
 SSTDICC0.8

Tgt Ion:152 Resp: 5204

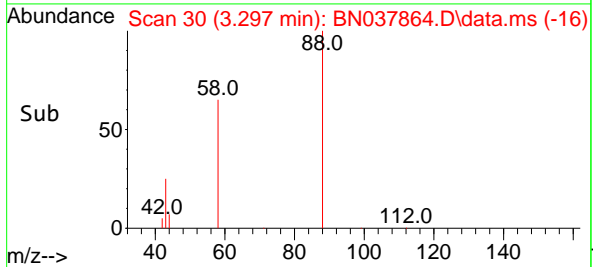
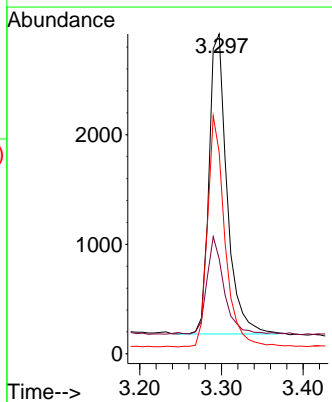
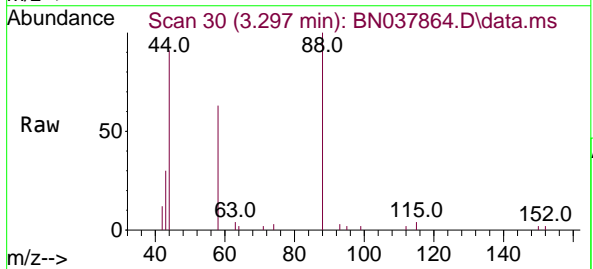
Ion	Ratio	Lower	Upper
152	100		
150	155.6	121.0	181.4
115	60.6	47.4	71.0

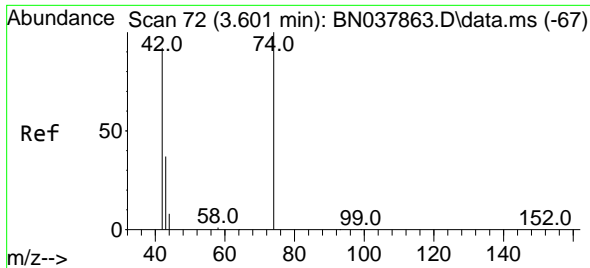


#2
 1,4-Dioxane
 Concen: 0.793 ng
 RT: 3.297 min Scan# 30
 Delta R.T. -0.000 min
 Lab File: BN037864.D
 Acq: 23 Sep 2025 14:02

Tgt Ion: 88 Resp: 4191

Ion	Ratio	Lower	Upper
88	100		
43	30.7	26.6	39.8
58	74.2	58.9	88.3

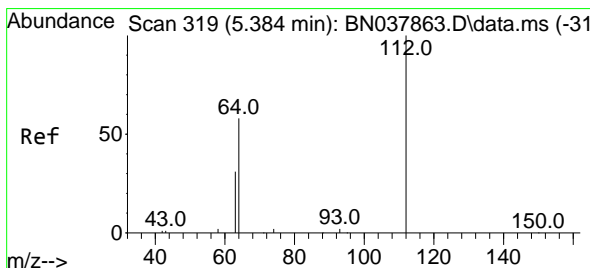
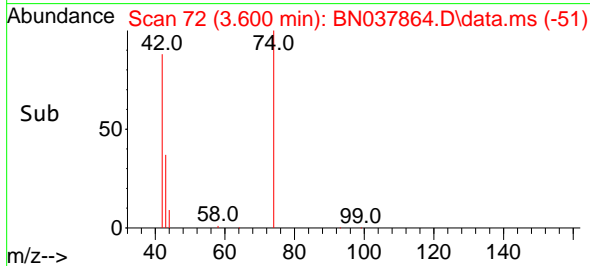
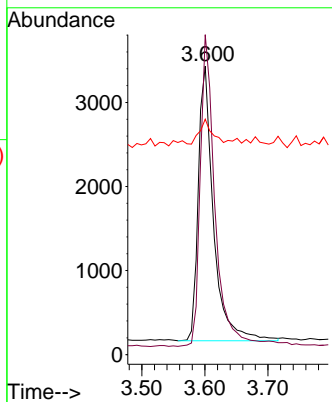
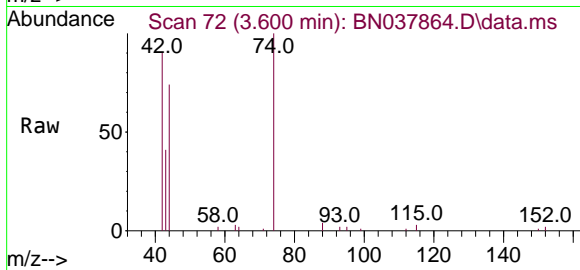




#3
 n-Nitrosodimethylamine
 Concen: 0.779 ng
 RT: 3.600 min Scan# 71
 Delta R.T. -0.000 min
 Lab File: BN037864.D
 Acq: 23 Sep 2025 14:02

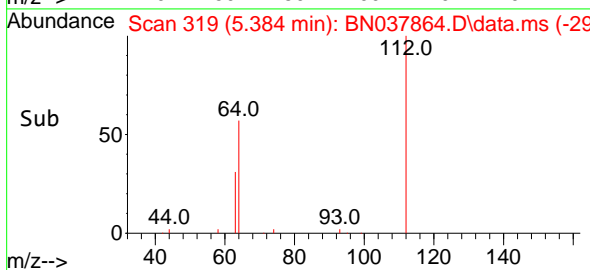
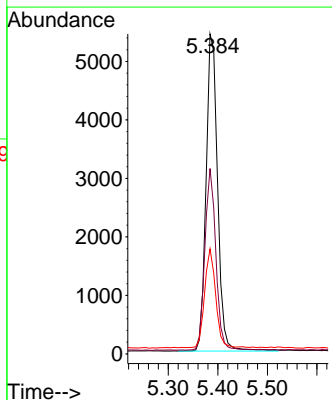
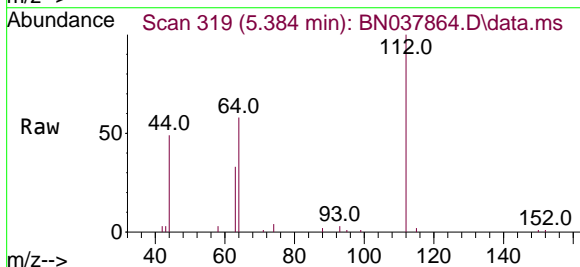
Instrument :
 BNA_N
 ClientSampleId :
 SSTDICC0.8

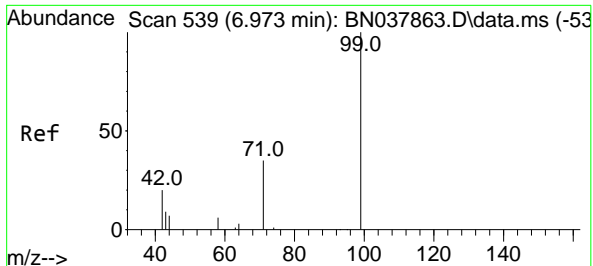
Tgt Ion:	Resp:	Lower	Upper
42	5472		
42	100		
74	111.5	93.4	140.0
44	7.3	22.2	33.4



#4
 2-Fluorophenol
 Concen: 0.736 ng
 RT: 5.384 min Scan# 319
 Delta R.T. -0.000 min
 Lab File: BN037864.D
 Acq: 23 Sep 2025 14:02

Tgt Ion:	Resp:	Lower	Upper
112	8737		
112	100		
64	54.9	44.6	66.8
63	29.8	24.9	37.3

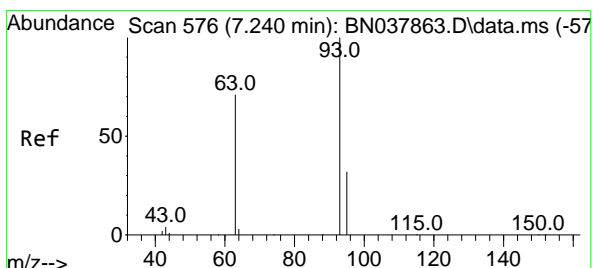
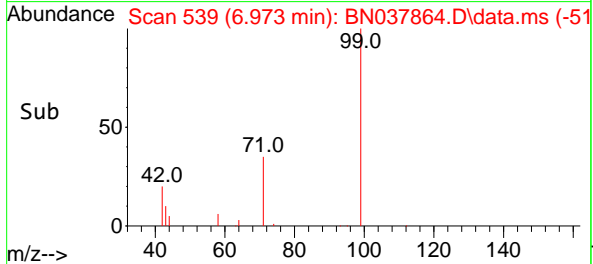
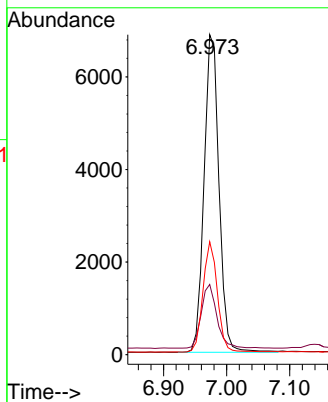
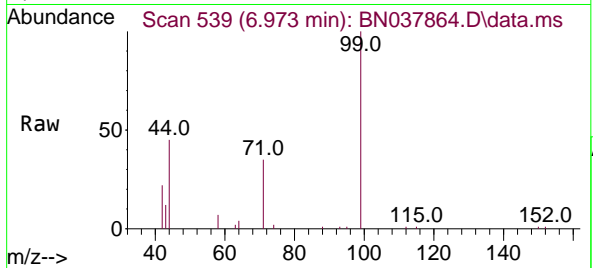




#5
 Phenol-d6
 Concen: 0.725 ng
 RT: 6.973 min Scan# 539
 Delta R.T. -0.000 min
 Lab File: BN037864.D
 Acq: 23 Sep 2025 14:02

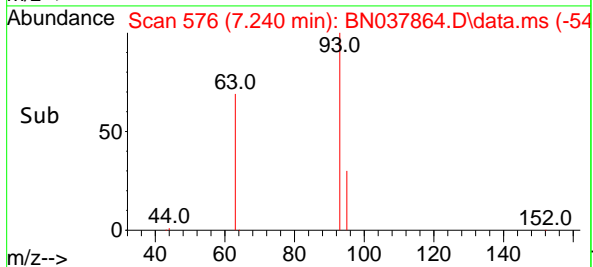
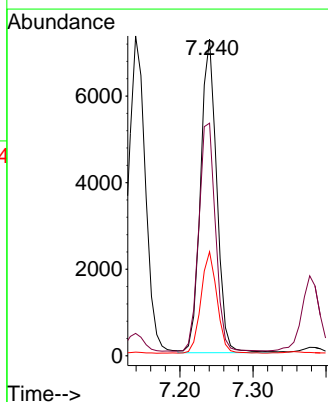
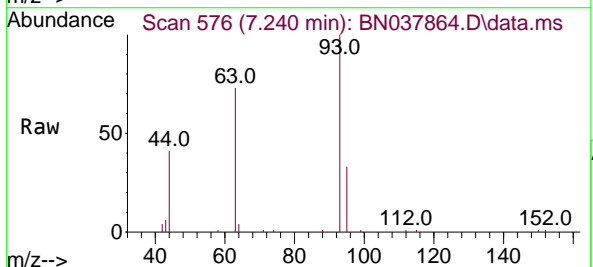
Instrument :
 BNA_N
 ClientSampleId :
 SSTDICC0.8

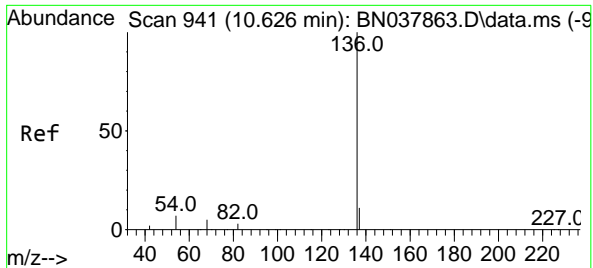
Tgt Ion	Resp	Ion Ratio	Lower	Upper
99	11319	100		
42	21.0	17.2	25.8	
71	33.5	27.3	40.9	



#6
 bis(2-Chloroethyl)ether
 Concen: 0.766 ng
 RT: 7.240 min Scan# 576
 Delta R.T. -0.000 min
 Lab File: BN037864.D
 Acq: 23 Sep 2025 14:02

Tgt Ion	Resp	Ion Ratio	Lower	Upper
93	11096	100		
63	75.5	60.1	90.1	
95	32.2	25.4	38.2	

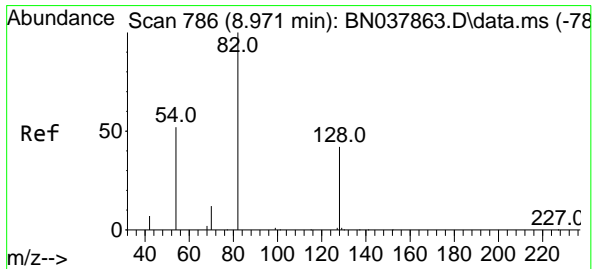
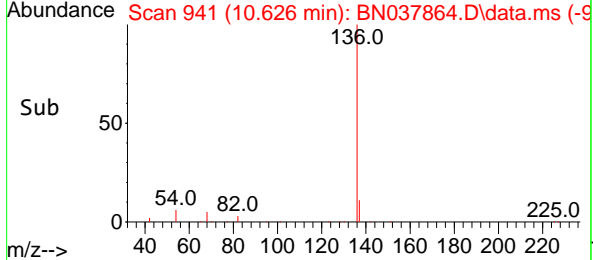
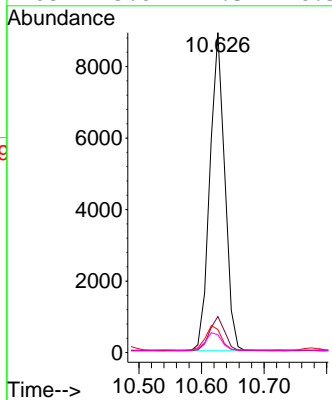
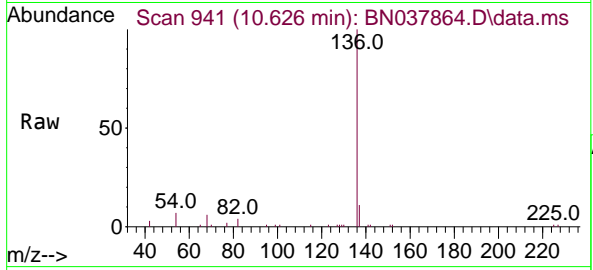




#7
 Naphthalene-d8
 Concen: 0.400 ng
 RT: 10.626 min Scan# 941
 Delta R.T. -0.000 min
 Lab File: BN037864.D
 Acq: 23 Sep 2025 14:02

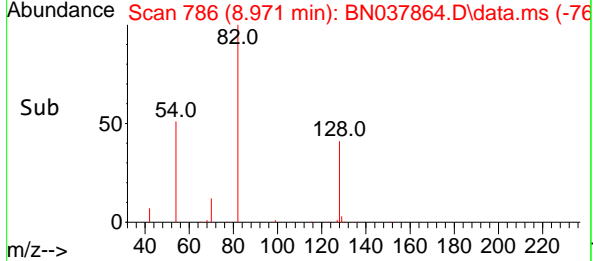
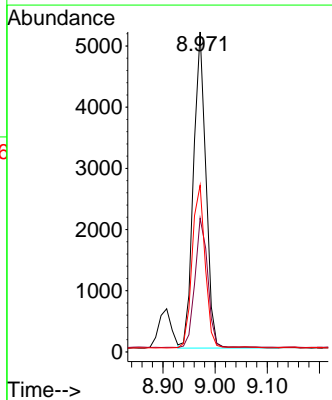
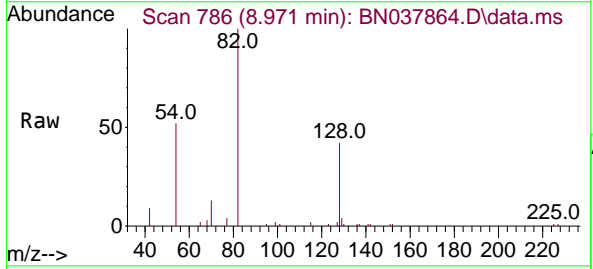
Instrument : BNA_N
 ClientSampleId : SSTDICC0.8

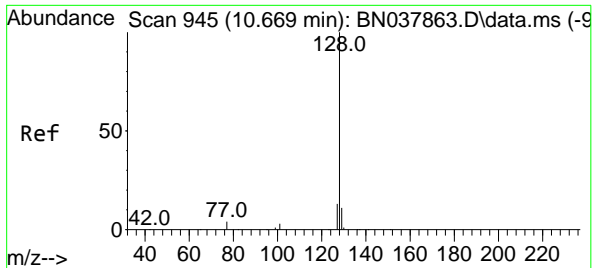
Tgt Ion	Resp	Lower	Upper
136	14715		
137	11.3	9.0	13.4
54	7.2	5.8	8.8
68	5.6	4.3	6.5



#8
 Nitrobenzene-d5
 Concen: 0.761 ng
 RT: 8.971 min Scan# 786
 Delta R.T. -0.000 min
 Lab File: BN037864.D
 Acq: 23 Sep 2025 14:02

Tgt Ion	Resp	Lower	Upper
82	8536		
128	41.8	34.8	52.2
54	52.1	42.2	63.2

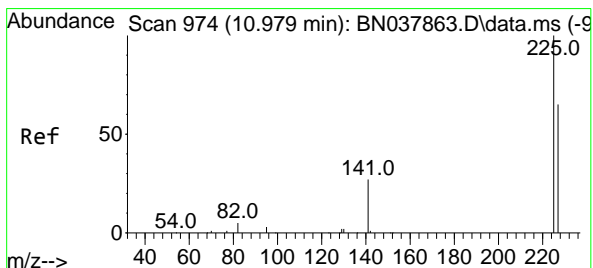
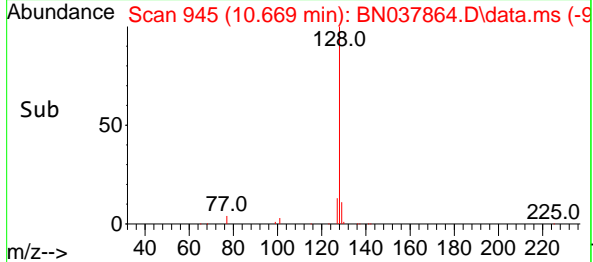
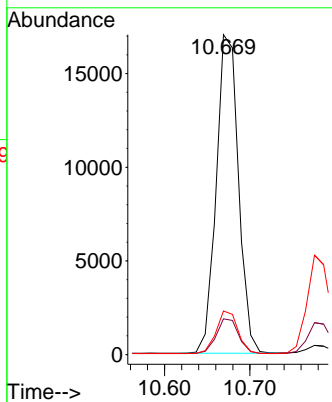
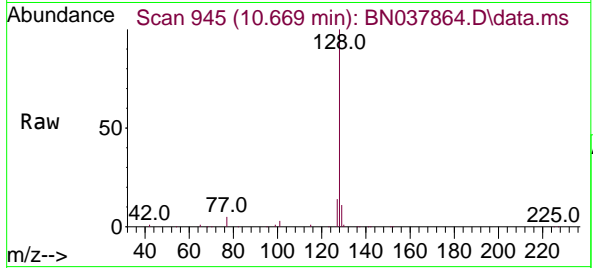




#9
 Naphthalene
 Concen: 0.763 ng
 RT: 10.669 min Scan# 945
 Delta R.T. -0.000 min
 Lab File: BN037864.D
 Acq: 23 Sep 2025 14:02

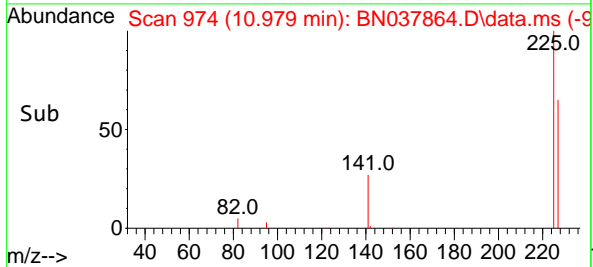
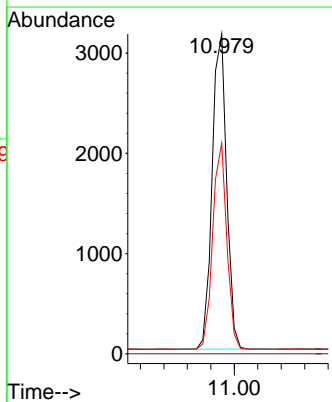
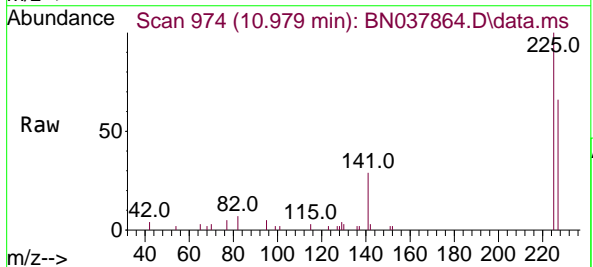
Instrument : BNA_N
 ClientSampleId : SSTDICC0.8

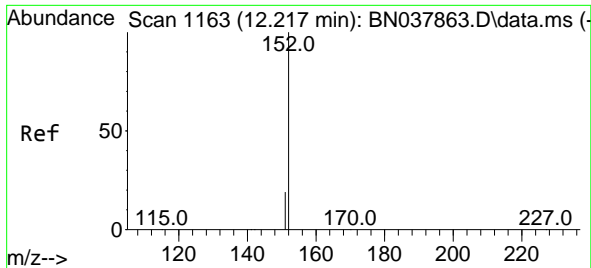
Tgt Ion	Resp	Lower	Upper
128	30935		
129	11.2	9.2	13.8
127	13.6	11.0	16.6



#10
 Hexachlorobutadiene
 Concen: 0.780 ng
 RT: 10.979 min Scan# 974
 Delta R.T. -0.000 min
 Lab File: BN037864.D
 Acq: 23 Sep 2025 14:02

Tgt Ion	Resp	Lower	Upper
225	5393		
223	0.0	0.0	0.0
227	63.7	51.4	77.2

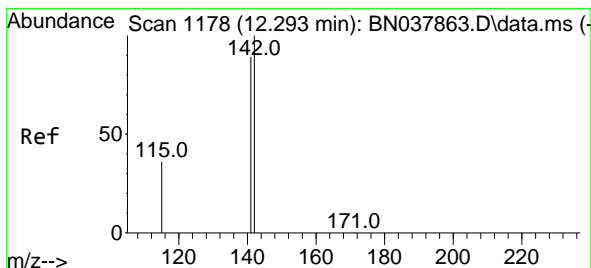
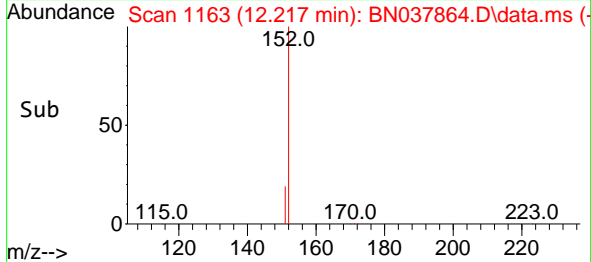
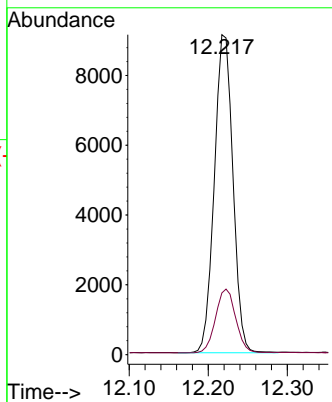
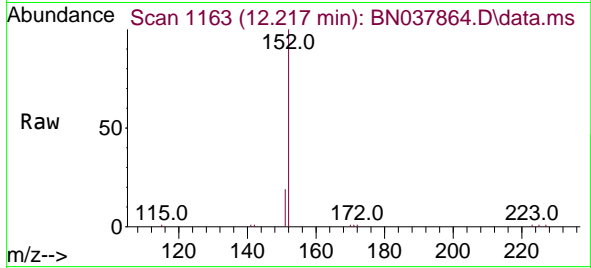




#11
 2-Methylnaphthalene-d10
 Concen: 0.725 ng
 RT: 12.217 min Scan# 1163
 Delta R.T. -0.000 min
 Lab File: BN037864.D
 Acq: 23 Sep 2025 14:02

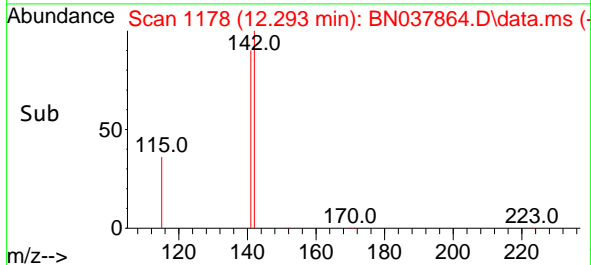
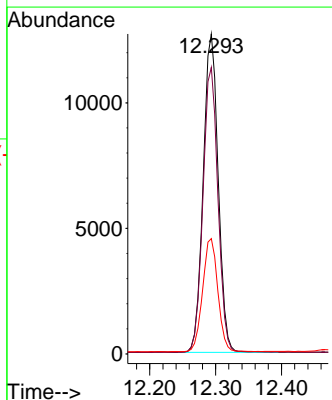
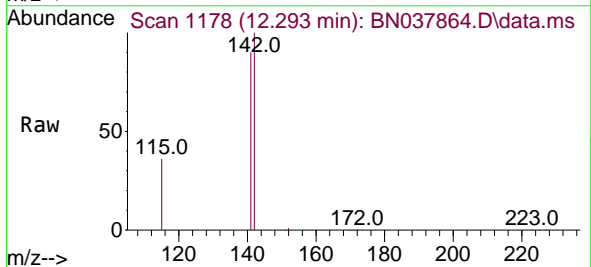
Instrument :
 BNA_N
 ClientSampleId :
 SSTDICC0.8

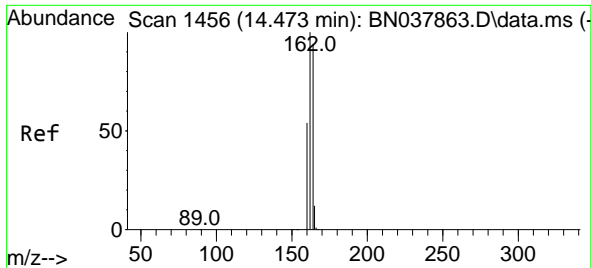
Tgt Ion:152 Resp: 14822
 Ion Ratio Lower Upper
 152 100
 151 21.7 17.4 26.2



#12
 2-Methylnaphthalene
 Concen: 0.758 ng
 RT: 12.293 min Scan# 1178
 Delta R.T. -0.000 min
 Lab File: BN037864.D
 Acq: 23 Sep 2025 14:02

Tgt Ion:142 Resp: 20065
 Ion Ratio Lower Upper
 142 100
 141 89.5 71.2 106.8
 115 36.0 29.7 44.5



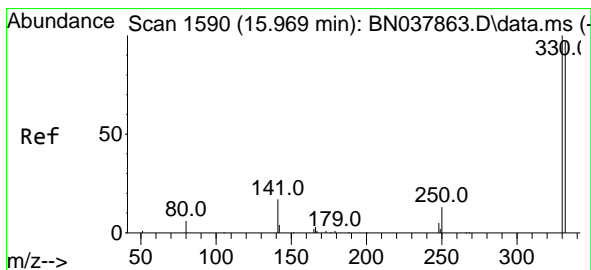
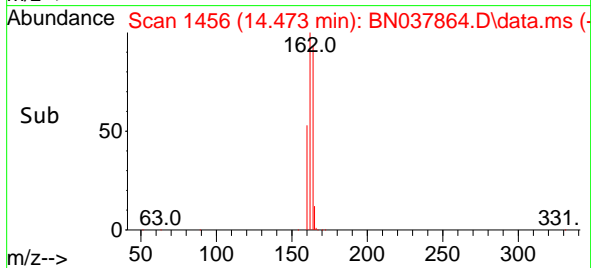
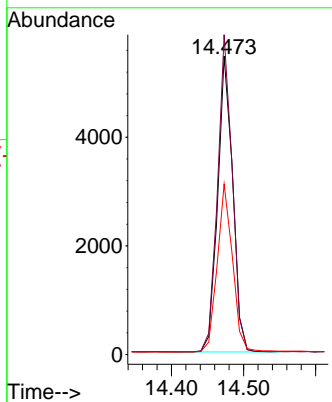
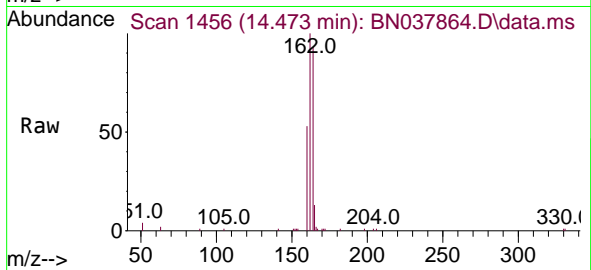


#13
 Acenaphthene-d10
 Concen: 0.400 ng
 RT: 14.473 min Scan# 14
 Delta R.T. -0.000 min
 Lab File: BN037864.D
 Acq: 23 Sep 2025 14:02

Instrument : BNA_N
 ClientSampleId : SSTDICC0.8

Tgt Ion:164 Resp: 7889

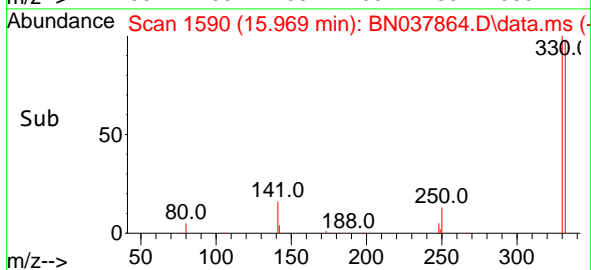
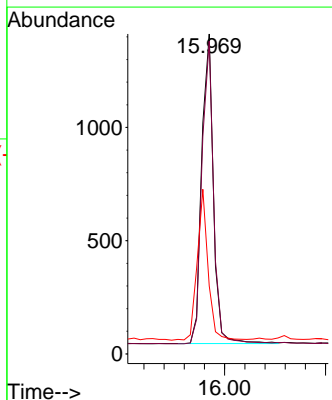
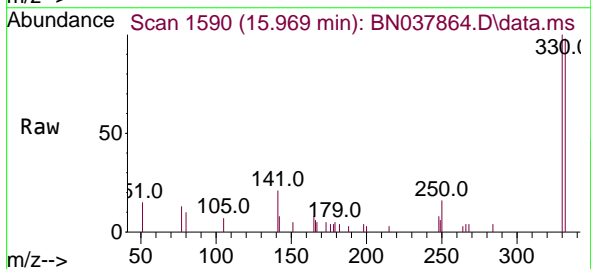
Ion	Ratio	Lower	Upper
164	100		
162	107.2	84.8	127.2
160	57.1	46.1	69.1

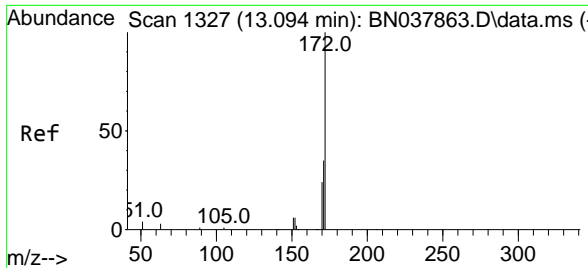


#14
 2,4,6-Tribromophenol
 Concen: 0.687 ng
 RT: 15.969 min Scan# 1590
 Delta R.T. -0.000 min
 Lab File: BN037864.D
 Acq: 23 Sep 2025 14:02

Tgt Ion:330 Resp: 2186

Ion	Ratio	Lower	Upper
330	100		
332	97.2	77.2	115.8
141	45.1	37.2	55.8

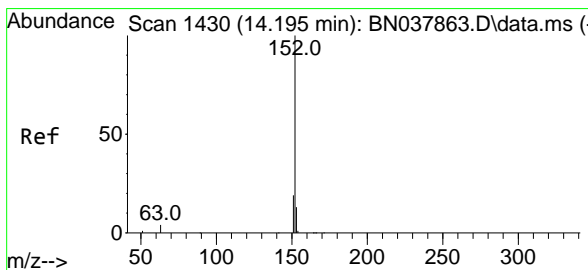
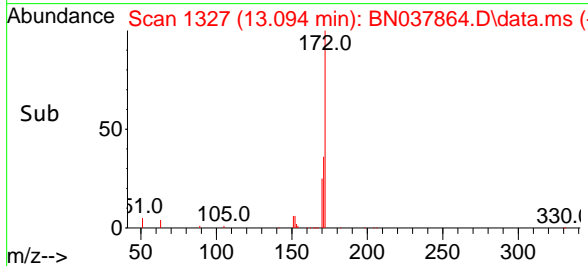
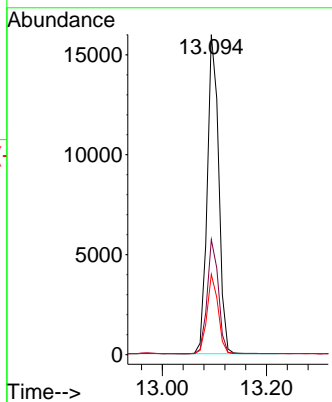
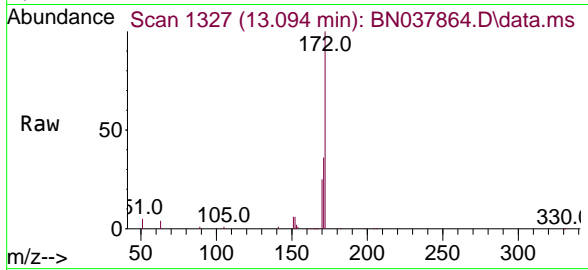




#15
 2-Fluorobiphenyl
 Concen: 0.756 ng
 RT: 13.094 min Scan# 1327
 Delta R.T. -0.000 min
 Lab File: BN037864.D
 Acq: 23 Sep 2025 14:02

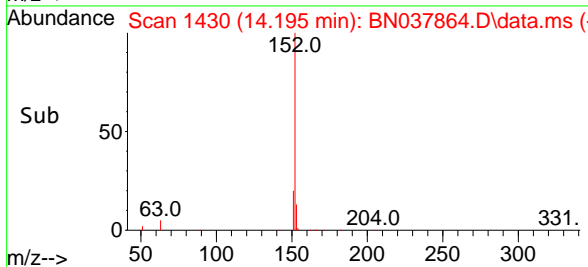
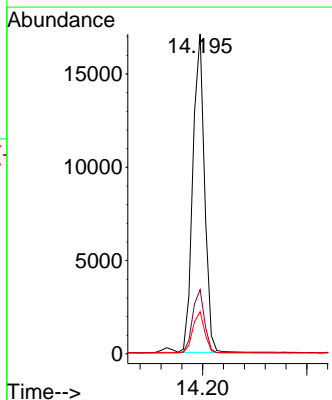
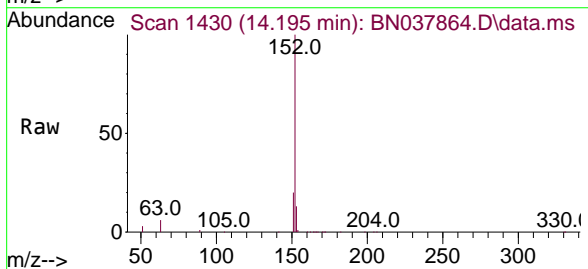
Instrument : BNA_N
 ClientSampleId : SSTDICC0.8

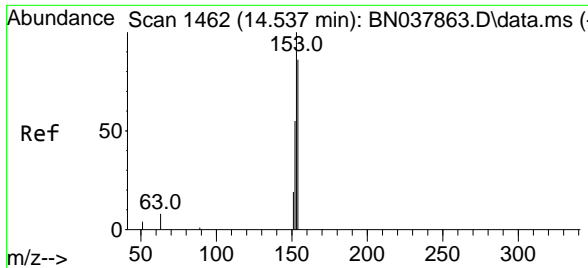
Tgt Ion	Resp	Lower	Upper
172	24413	100	100
171	36.0	28.6	43.0
170	25.1	19.7	29.5



#16
 Acenaphthylene
 Concen: 0.740 ng
 RT: 14.195 min Scan# 1430
 Delta R.T. -0.000 min
 Lab File: BN037864.D
 Acq: 23 Sep 2025 14:02

Tgt Ion	Resp	Lower	Upper
152	26510	100	100
151	20.2	15.8	23.8
153	12.9	10.5	15.7

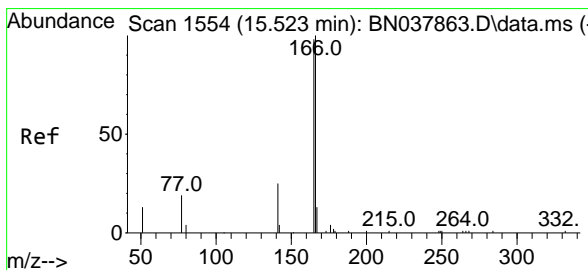
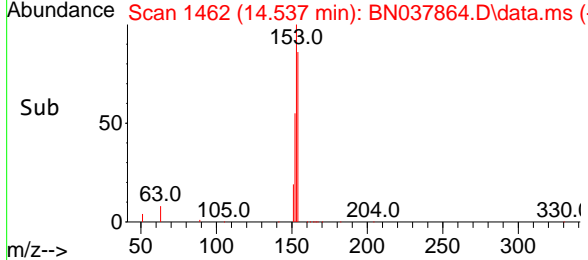
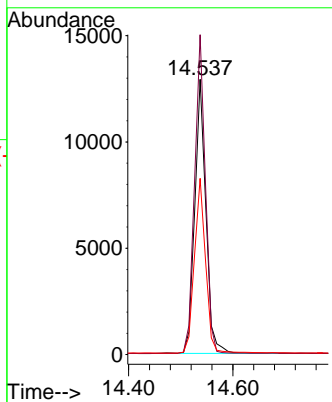
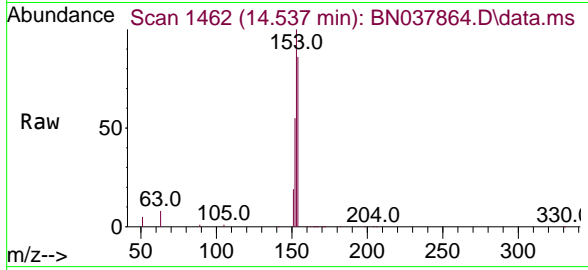




#17
Acenaphthene
Concen: 0.747 ng
RT: 14.537 min Scan# 1462
Delta R.T. -0.000 min
Lab File: BN037864.D
Acq: 23 Sep 2025 14:02

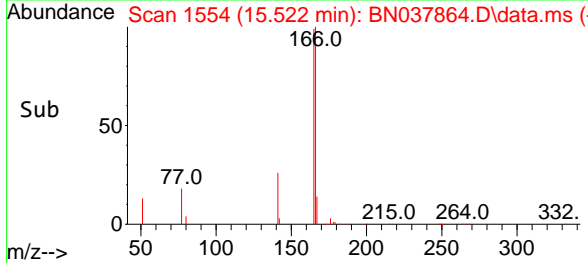
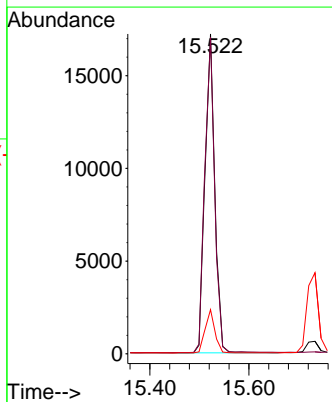
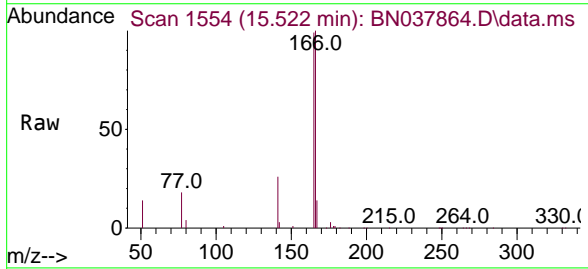
Instrument : BNA_N
ClientSampleId : SSTDICC0.8

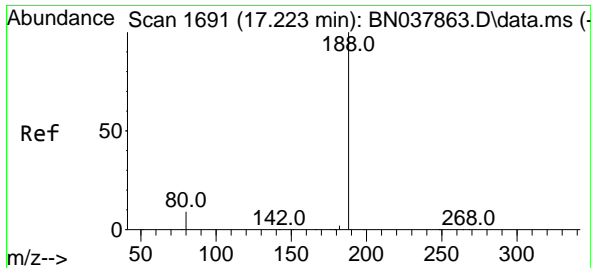
Tgt Ion	Resp	Lower	Upper
154	19057		
153	112.9	90.5	135.7
152	64.2	51.8	77.8



#18
Fluorene
Concen: 0.749 ng
RT: 15.522 min Scan# 1554
Delta R.T. -0.000 min
Lab File: BN037864.D
Acq: 23 Sep 2025 14:02

Tgt Ion	Resp	Lower	Upper
166	23130		
165	99.4	79.0	118.4
167	13.4	10.6	16.0

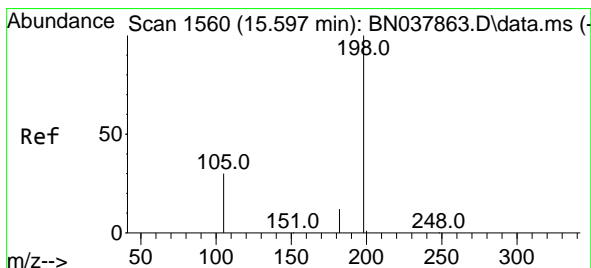
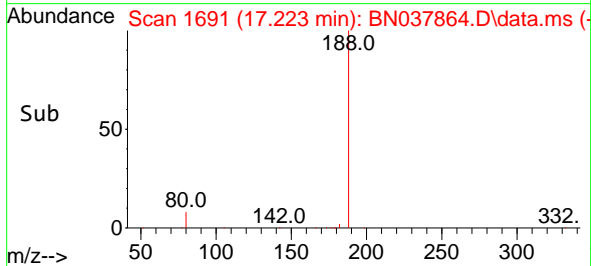
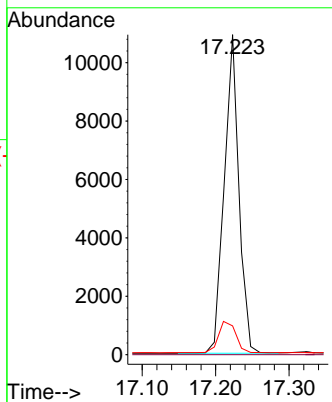
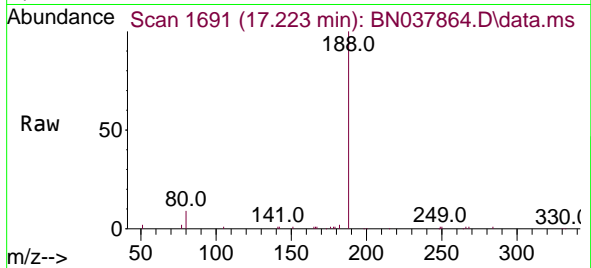




#19
 Phenanthrene-d10
 Concen: 0.400 ng
 RT: 17.223 min Scan# 1691
 Delta R.T. -0.000 min
 Lab File: BN037864.D
 Acq: 23 Sep 2025 14:02

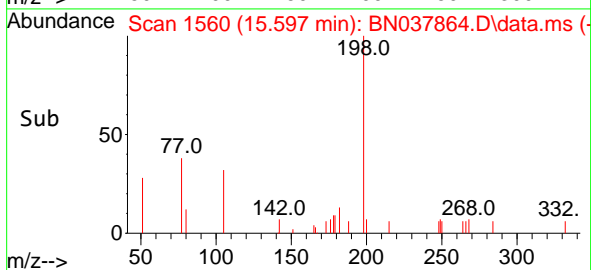
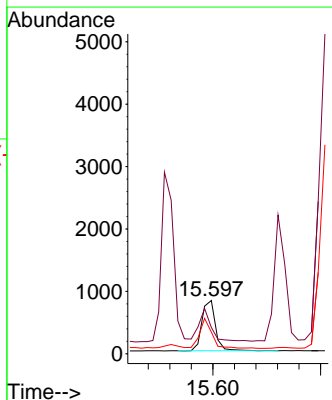
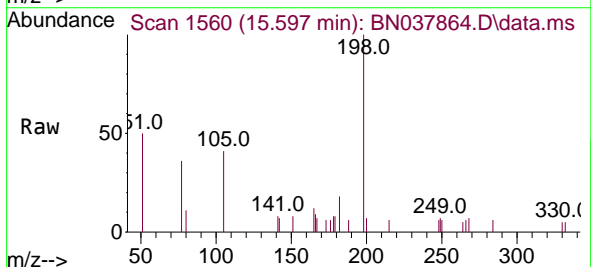
Instrument : BNA_N
 Client Sample Id : BN037864.D
 SSTDICC0.8

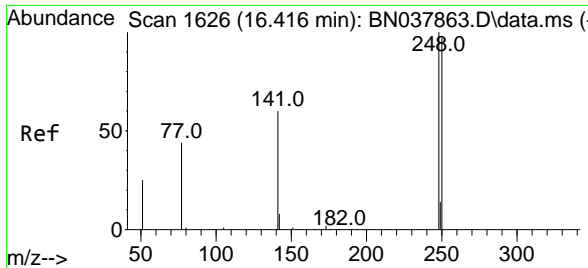
Tgt Ion	Resp	Lower	Upper
188	15207		
94	0.0	0.0	0.0
80	9.0	7.6	11.4



#20
 4,6-Dinitro-2-methylphenol
 Concen: 0.755 ng
 RT: 15.597 min Scan# 1560
 Delta R.T. -0.000 min
 Lab File: BN037864.D
 Acq: 23 Sep 2025 14:02

Tgt Ion	Resp	Lower	Upper
198	1414		
51	49.5	59.1	88.7#
105	41.0	41.3	61.9#



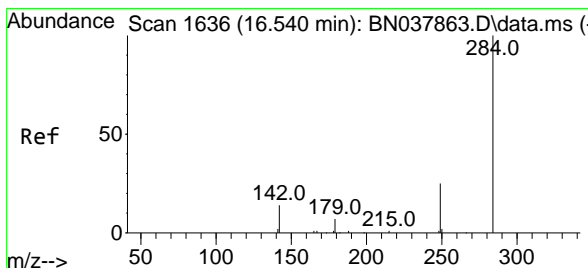
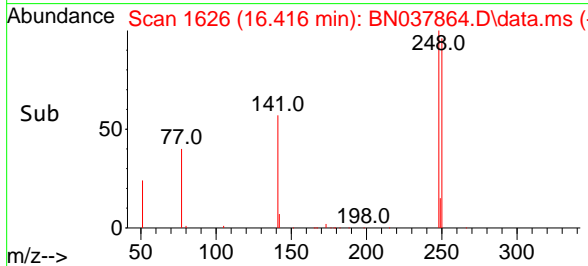
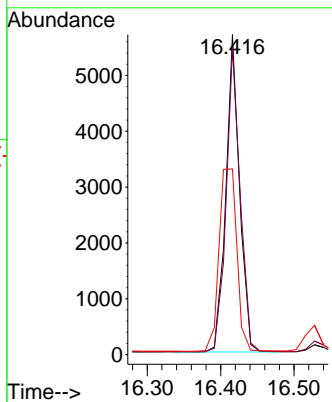
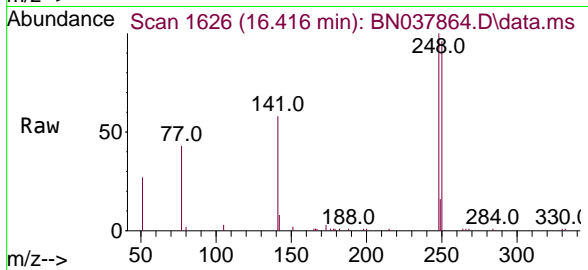


#21
 4-Bromophenyl-phenylether
 Concen: 0.748 ng
 RT: 16.416 min Scan# 1626
 Delta R.T. -0.000 min
 Lab File: BN037864.D
 Acq: 23 Sep 2025 14:02

Instrument :
 BNA_N
 ClientSampleId :
 SSTDICC0.8

Tgt Ion:248 Resp: 7412

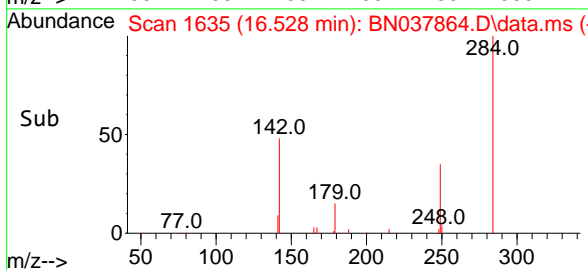
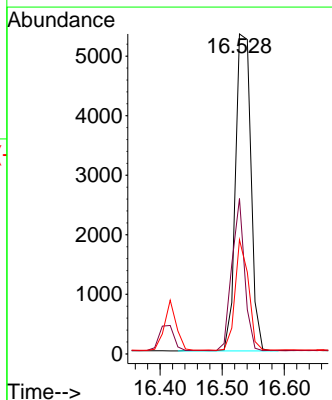
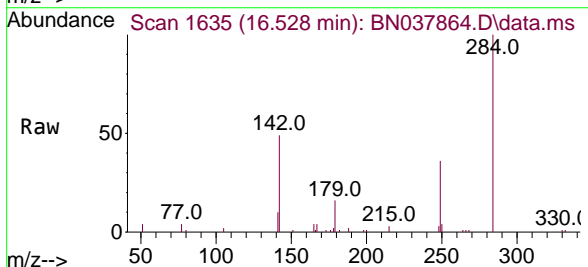
Ion	Ratio	Lower	Upper
248	100		
250	95.7	77.6	116.4
141	58.0	48.8	73.2

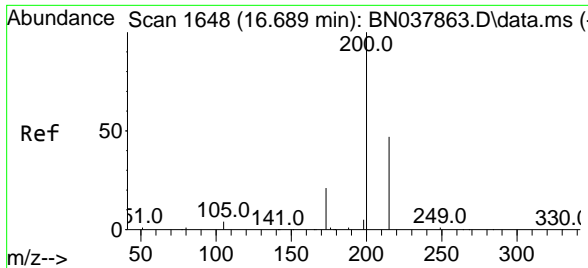


#22
 Hexachlorobenzene
 Concen: 0.761 ng
 RT: 16.528 min Scan# 1635
 Delta R.T. -0.012 min
 Lab File: BN037864.D
 Acq: 23 Sep 2025 14:02

Tgt Ion:284 Resp: 9138

Ion	Ratio	Lower	Upper
284	100		
142	39.7	30.9	46.3
249	30.2	23.9	35.9

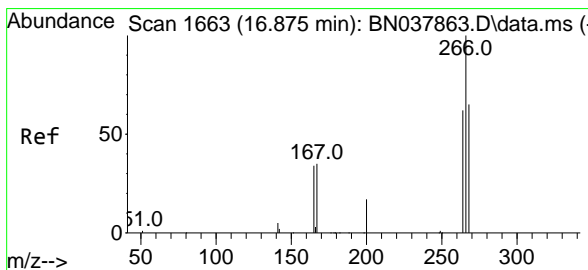
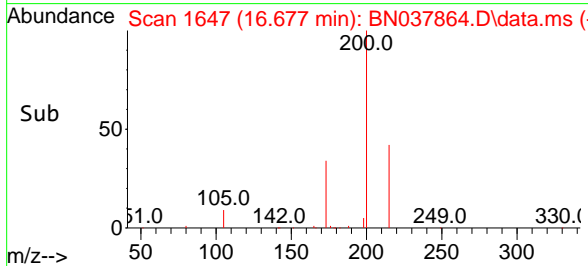
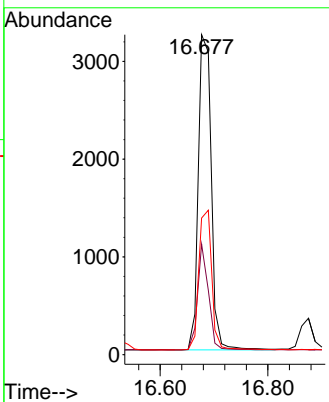
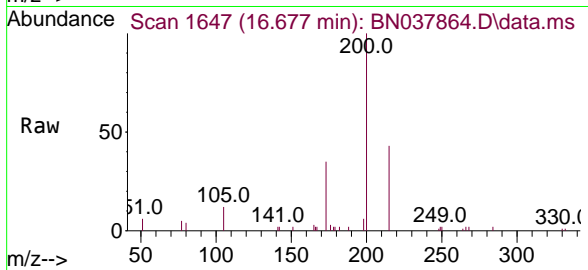




#23
 Atrazine
 Concen: 0.716 ng
 RT: 16.677 min Scan# 1647
 Delta R.T. -0.012 min
 Lab File: BN037864.D
 Acq: 23 Sep 2025 14:02

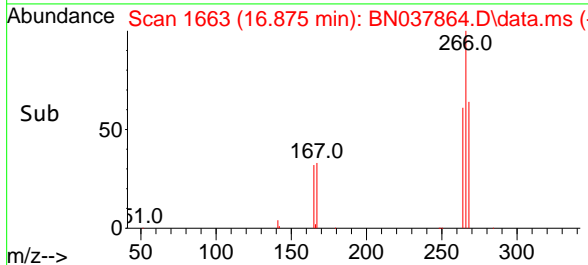
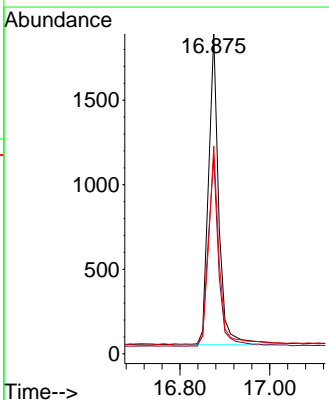
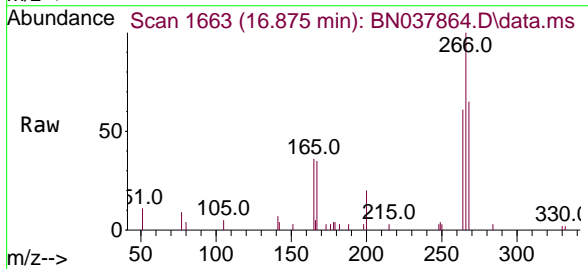
Instrument : BNA_N
 Client Sample Id : SSTDICC0.8

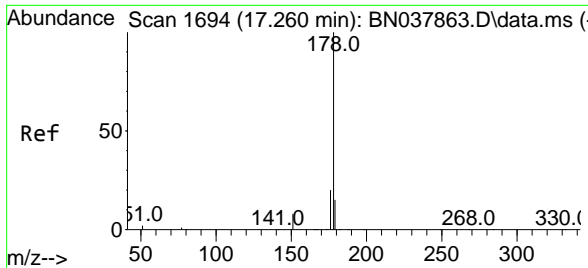
Tgt Ion	Resp	Ion Ratio	Lower	Upper
200	5405	100		
173		34.5	18.3	27.5#
215		42.7	38.6	58.0



#24
 Pentachlorophenol
 Concen: 0.714 ng
 RT: 16.875 min Scan# 1663
 Delta R.T. 0.000 min
 Lab File: BN037864.D
 Acq: 23 Sep 2025 14:02

Tgt Ion	Resp	Ion Ratio	Lower	Upper
266	2945	100		
264		62.0	50.9	76.3
268		64.2	54.3	81.5



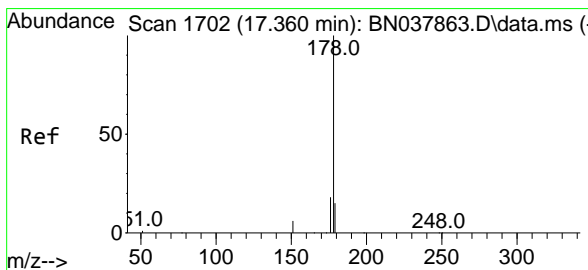
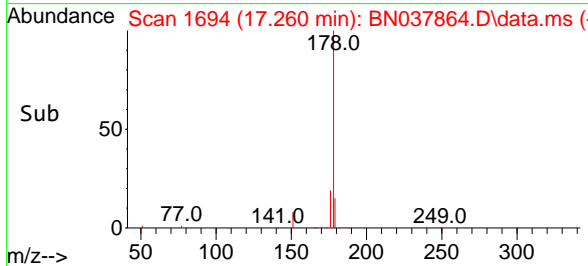
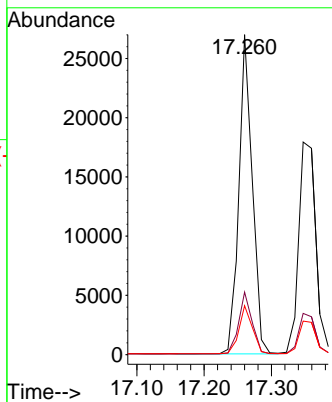
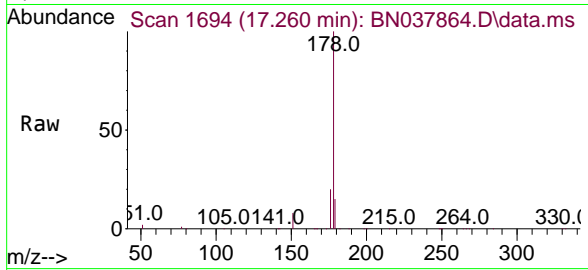


#25
 Phenanthrene
 Concen: 0.744 ng
 RT: 17.260 min Scan# 10
 Delta R.T. -0.000 min
 Lab File: BN037864.D
 Acq: 23 Sep 2025 14:02

Instrument : BNA_N
 Client Sample Id : SSTDICC0.8

Tgt Ion:178 Resp: 37218

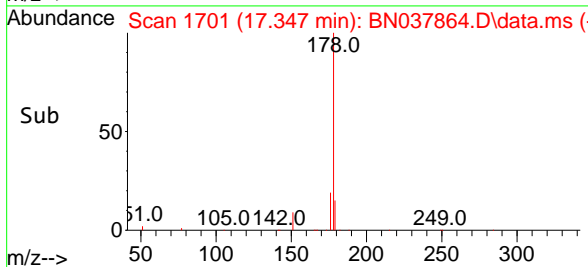
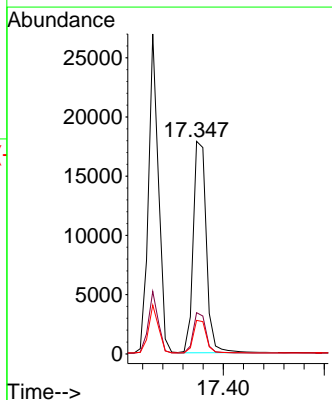
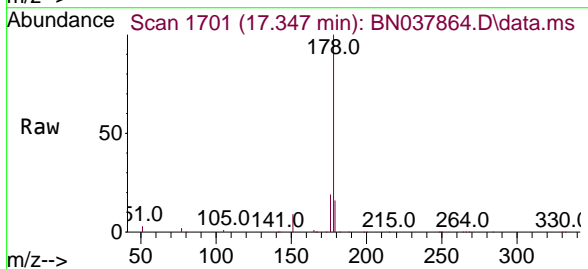
Ion	Ratio	Lower	Upper
178	100		
176	19.2	15.7	23.5
179	15.1	12.3	18.5

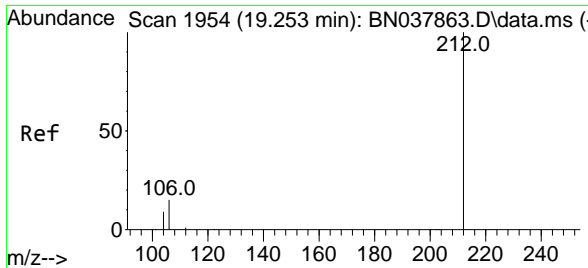


#26
 Anthracene
 Concen: 0.740 ng
 RT: 17.347 min Scan# 1701
 Delta R.T. -0.012 min
 Lab File: BN037864.D
 Acq: 23 Sep 2025 14:02

Tgt Ion:178 Resp: 32138

Ion	Ratio	Lower	Upper
178	100		
176	18.6	15.0	22.4
179	15.3	12.3	18.5

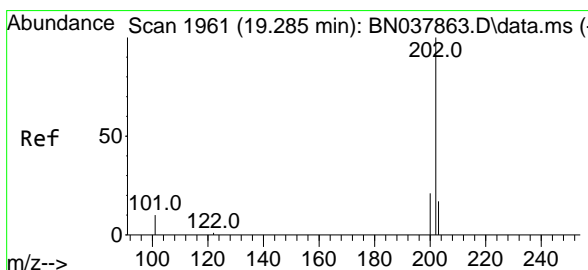
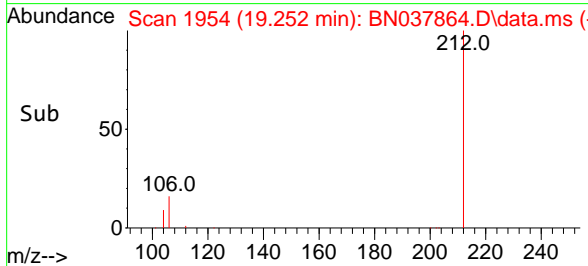
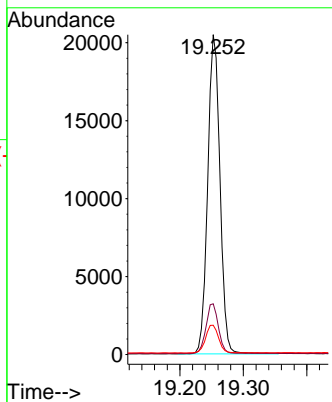
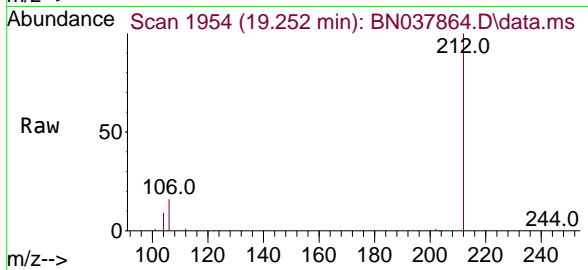




#27
 Fluoranthene-d10
 Concen: 0.715 ng
 RT: 19.252 min Scan# 1954
 Delta R.T. -0.000 min
 Lab File: BN037864.D
 Acq: 23 Sep 2025 14:02

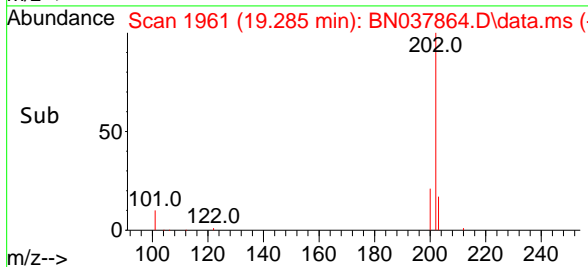
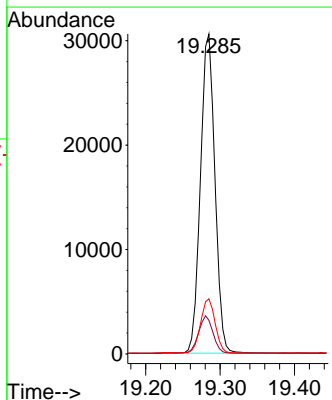
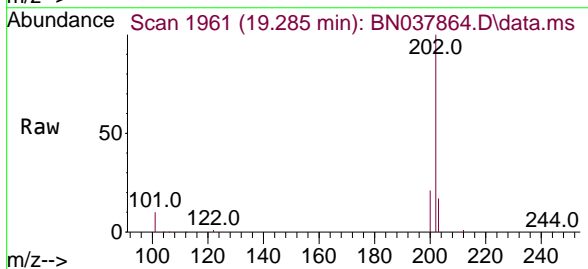
Instrument :
 BNA_N
 ClientSampleId :
 SSTDICC0.8

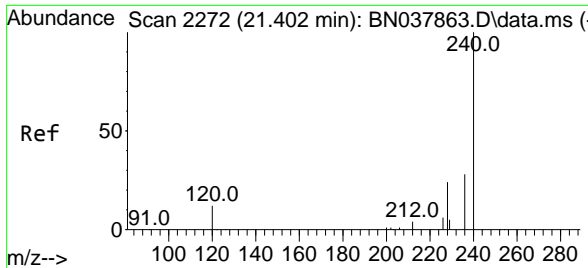
Tgt Ion	Resp	Lower	Upper
212	27365		
106	15.8	12.6	19.0
104	9.1	7.4	11.0



#28
 Fluoranthene
 Concen: 0.749 ng
 RT: 19.285 min Scan# 1961
 Delta R.T. -0.000 min
 Lab File: BN037864.D
 Acq: 23 Sep 2025 14:02

Tgt Ion	Resp	Lower	Upper
202	41292		
101	11.9	9.3	13.9
203	17.1	13.6	20.4

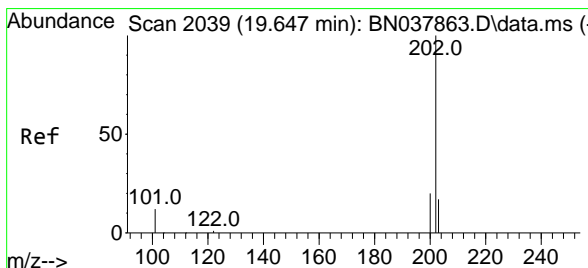

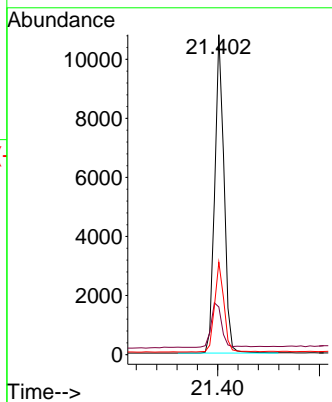
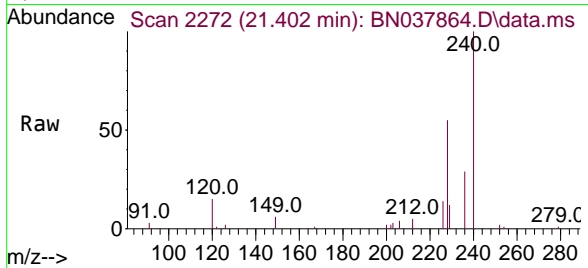




#29
 Chrysene-d12
 Concen: 0.400 ng
 RT: 21.402 min Scan# 21
 Delta R.T. -0.000 min
 Lab File: BN037864.D
 Acq: 23 Sep 2025 14:02

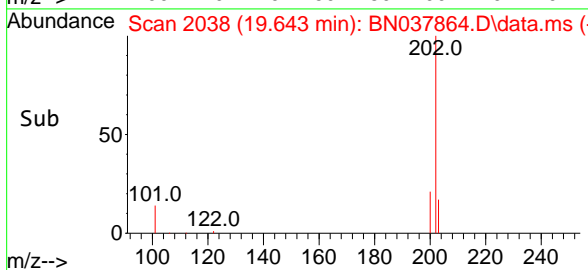
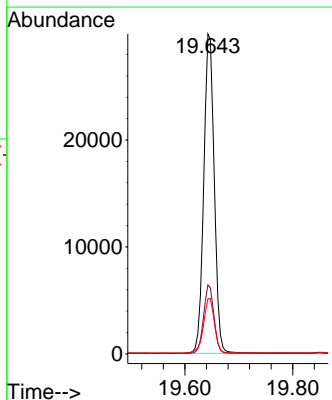
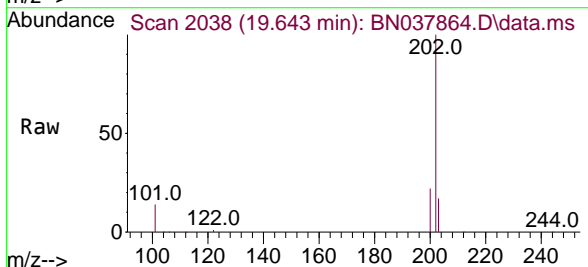
Instrument :
 BNA_N
 ClientSampleId :
 SSTDICC0.8

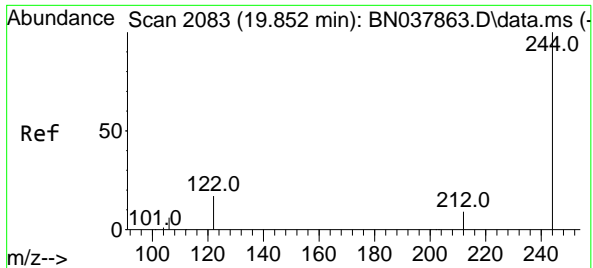
Tgt Ion	Resp	Lower	Upper
240	13674		
120	14.9	11.4	17.2
236	28.9	23.0	34.6



#30
 Pyrene
 Concen: 0.748 ng
 RT: 19.643 min Scan# 2038
 Delta R.T. -0.005 min
 Lab File: BN037864.D
 Acq: 23 Sep 2025 14:02

Tgt Ion	Resp	Lower	Upper
202	40377		
200	21.1	16.7	25.1
203	17.7	14.2	21.4

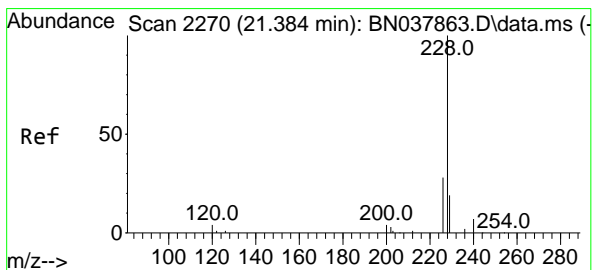
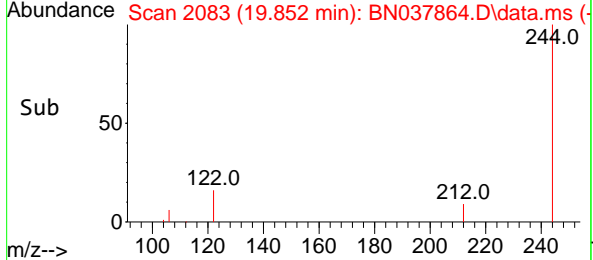
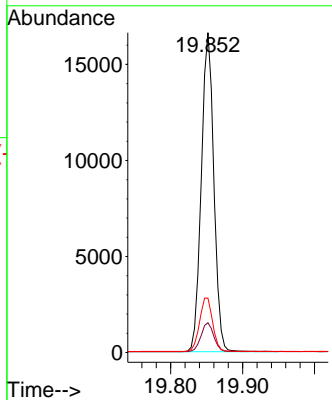
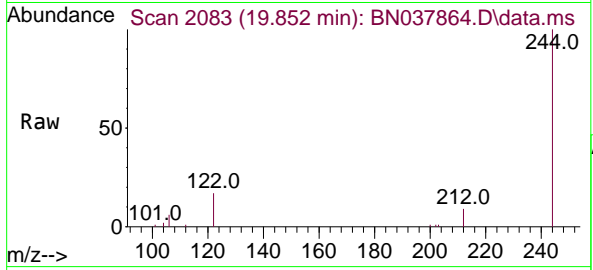




#31
 Terphenyl-d14
 Concen: 0.738 ng
 RT: 19.852 min Scan# 2083
 Delta R.T. -0.000 min
 Lab File: BN037864.D
 Acq: 23 Sep 2025 14:02


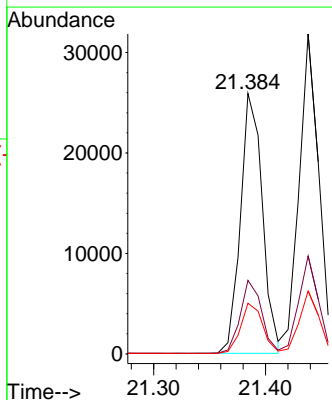
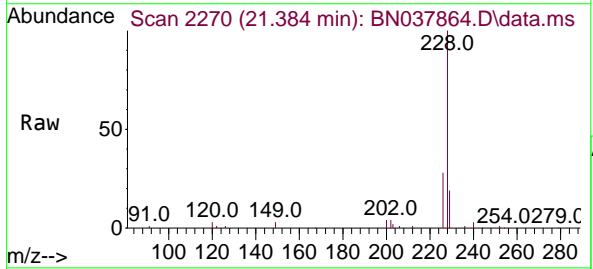
Instrument : BNA_N
 Client Sample Id : SSTDIC0.8

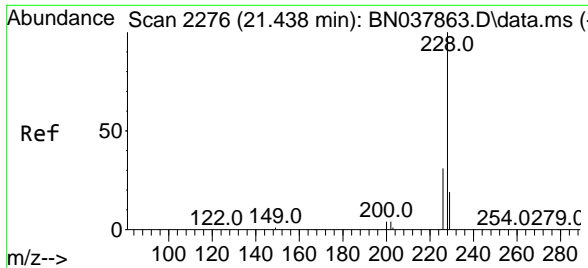
Tgt Ion	Resp	Lower	Upper
244	100		
212	9.3	7.6	11.4
122	17.0	13.9	20.9



#32
 Benzo(a)anthracene
 Concen: 0.735 ng
 RT: 21.384 min Scan# 2270
 Delta R.T. -0.000 min
 Lab File: BN037864.D
 Acq: 23 Sep 2025 14:02

Tgt Ion	Resp	Lower	Upper
228	100		
226	28.3	22.6	33.8
229	19.5	15.6	23.4



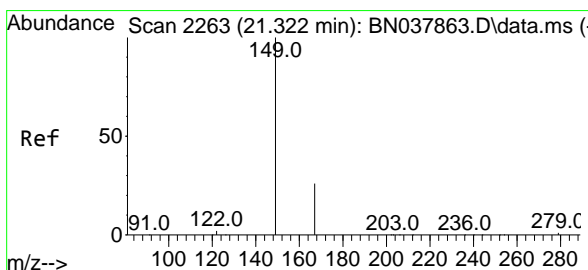

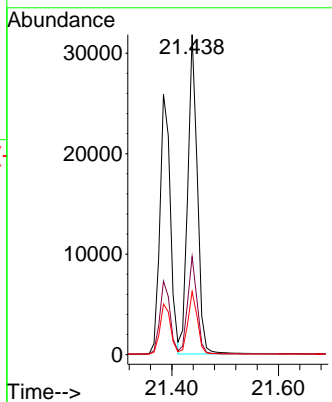
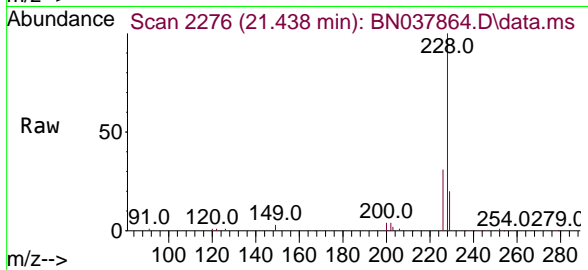


#33
 Chrysene
 Concen: 0.765 ng
 RT: 21.438 min Scan# 21
 Delta R.T. -0.000 min
 Lab File: BN037864.D
 Acq: 23 Sep 2025 14:02

Instrument :
 BNA_N
 ClientSampleId :
 SSTDICC0.8

Tgt Ion:228 Resp: 39541

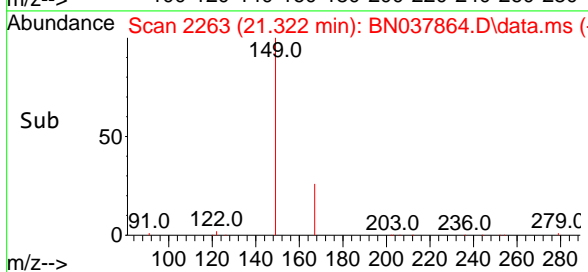
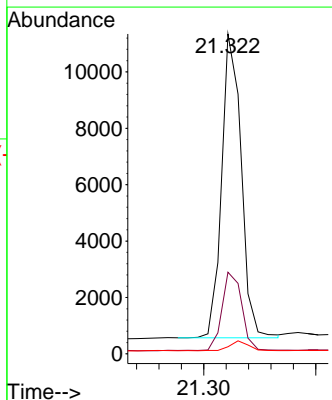
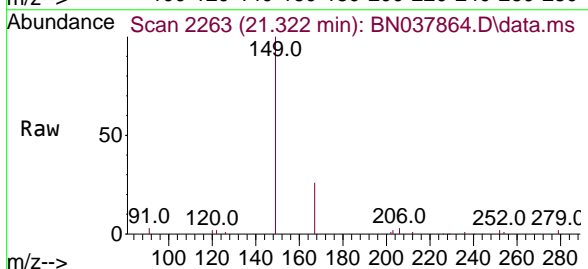
Ion	Ratio	Lower	Upper
228	100		
226	30.6	24.6	37.0
229	19.7	15.6	23.4

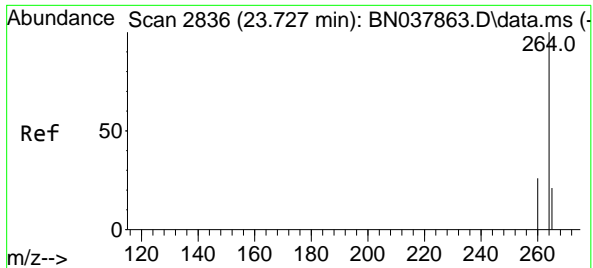


#34
 Bis(2-ethylhexyl)phthalate
 Concen: 0.689 ng
 RT: 21.322 min Scan# 2263
 Delta R.T. -0.000 min
 Lab File: BN037864.D
 Acq: 23 Sep 2025 14:02

Tgt Ion:149 Resp: 13026

Ion	Ratio	Lower	Upper
149	100		
167	26.1	20.4	30.6
279	3.2	2.4	3.6

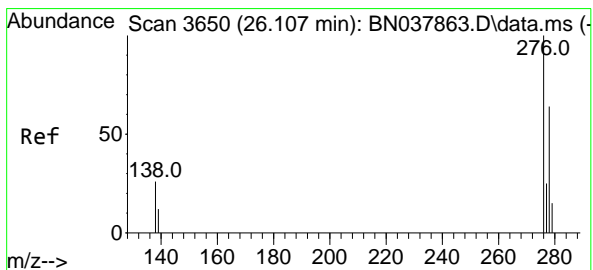
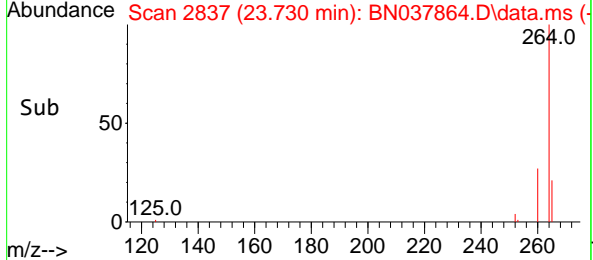
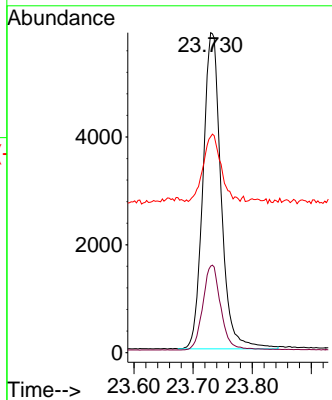
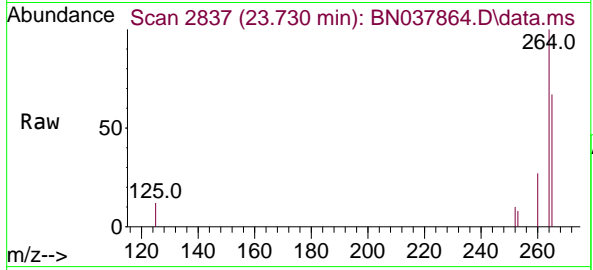




#35
 Perylene-d12
 Concen: 0.400 ng
 RT: 23.730 min Scan# 2837
 Delta R.T. 0.003 min
 Lab File: BN037864.D
 Acq: 23 Sep 2025 14:02

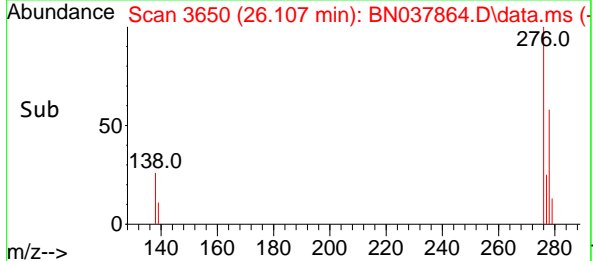
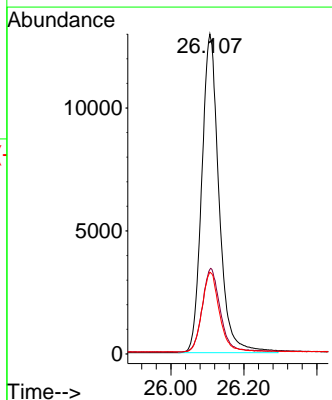
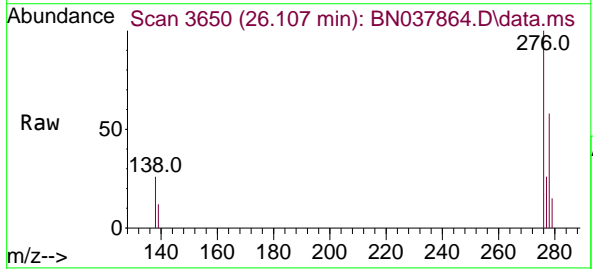
Instrument : BNA_N
 ClientSampleId : BN037864.D
 SSTDICC0.8

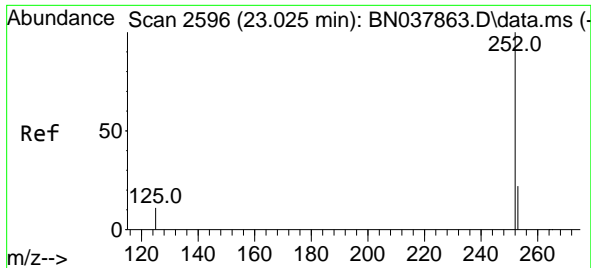
Tgt Ion	Resp	Lower	Upper
264	100		
260	27.0	21.5	32.3
265	67.5	53.8	80.6



#36
 Indeno(1,2,3-cd)pyrene
 Concen: 0.747 ng
 RT: 26.107 min Scan# 3650
 Delta R.T. -0.000 min
 Lab File: BN037864.D
 Acq: 23 Sep 2025 14:02

Tgt Ion	Resp	Lower	Upper
276	100		
138	26.8	21.4	32.0
277	25.3	20.3	30.5



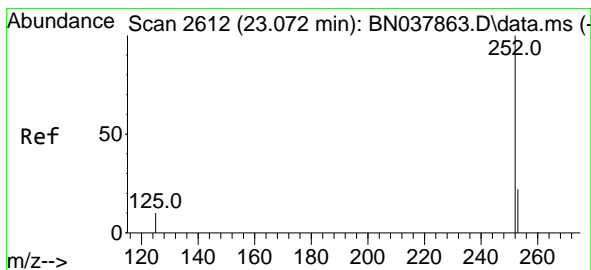
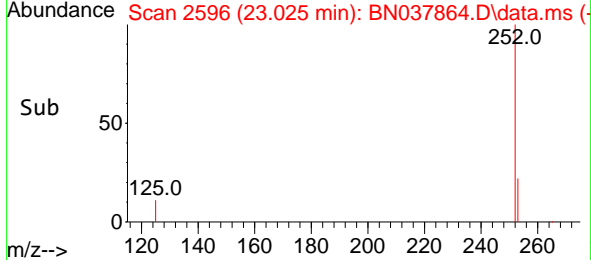
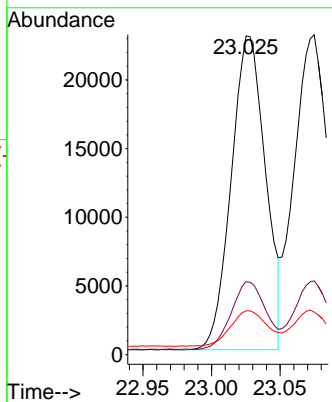
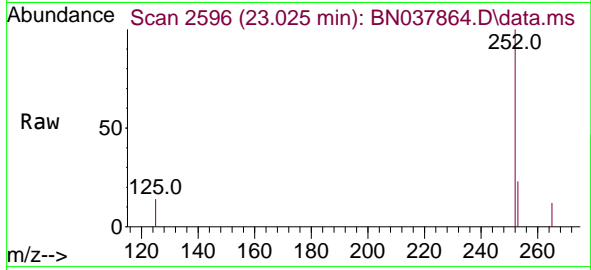


#37
 Benzo(b)fluoranthene
 Concen: 0.738 ng
 RT: 23.025 min Scan# 21
 Delta R.T. -0.000 min
 Lab File: BN037864.D
 Acq: 23 Sep 2025 14:02

Instrument :
 BNA_N
 ClientSampleId :
 SSTDICC0.8

Tgt Ion:252 Resp: 39646

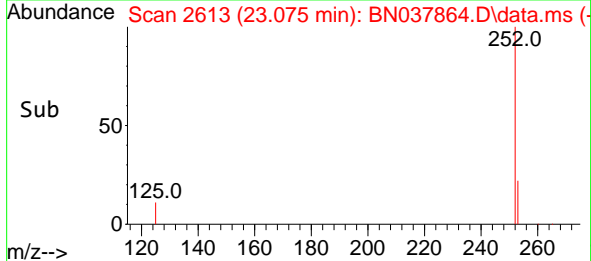
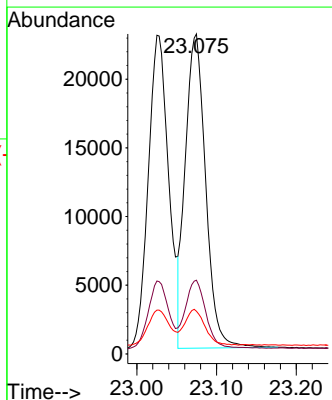
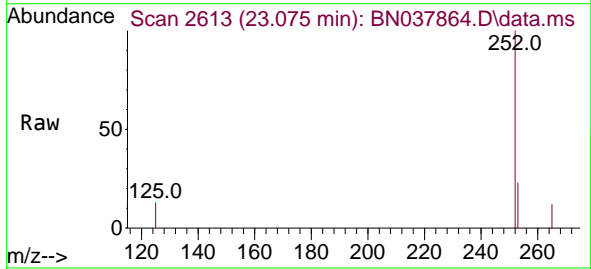
Ion	Ratio	Lower	Upper
252	100		
253	22.9	19.4	29.0
125	13.7	13.0	19.4

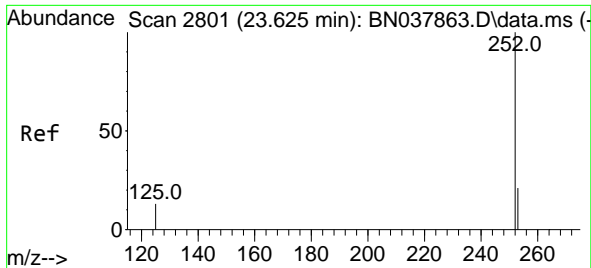


#38
 Benzo(k)fluoranthene
 Concen: 0.750 ng
 RT: 23.075 min Scan# 2613
 Delta R.T. 0.003 min
 Lab File: BN037864.D
 Acq: 23 Sep 2025 14:02

Tgt Ion:252 Resp: 40574

Ion	Ratio	Lower	Upper
252	100		
253	23.0	19.5	29.3
125	13.3	13.0	19.4

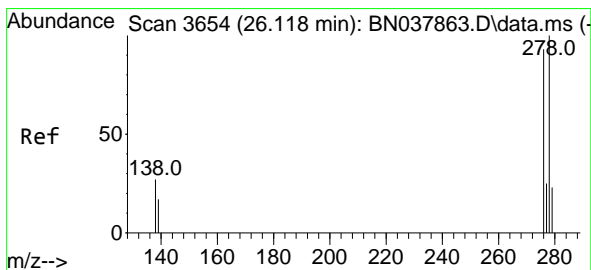
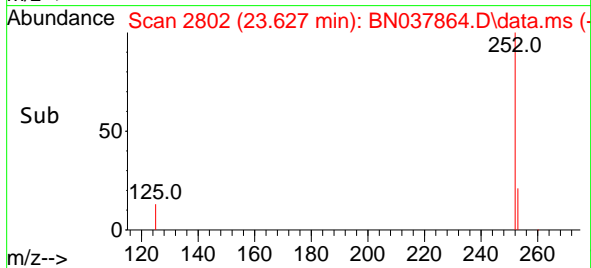
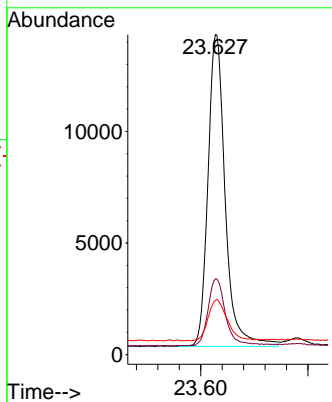
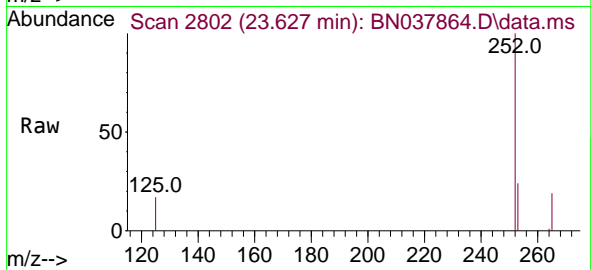




#39
 Benzo(a)pyrene
 Concen: 0.735 ng
 RT: 23.627 min Scan# 2802
 Delta R.T. 0.003 min
 Lab File: BN037864.D
 Acq: 23 Sep 2025 14:02

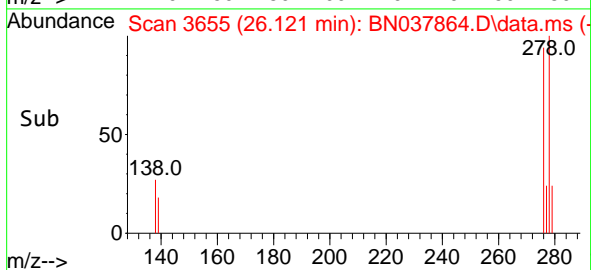
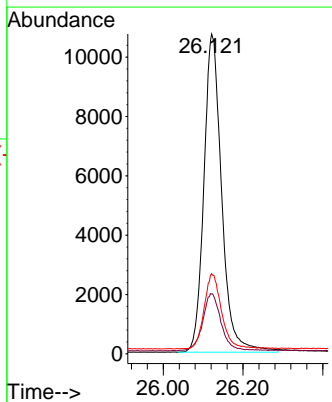
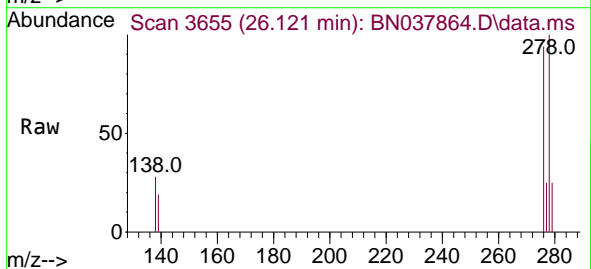
Instrument : BNA_N
 Client Sample Id : SSTDICC0.8

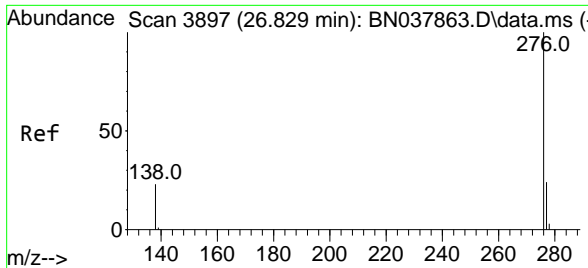
Tgt Ion	Resp	Lower	Upper
252	100		
253	23.7	20.6	30.8
125	16.9	16.7	25.1



#40
 Dibenzo(a,h)anthracene
 Concen: 0.747 ng
 RT: 26.121 min Scan# 3655
 Delta R.T. 0.003 min
 Lab File: BN037864.D
 Acq: 23 Sep 2025 14:02

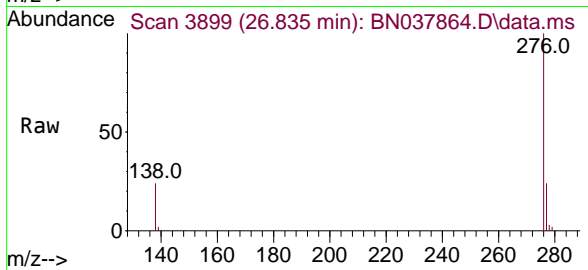
Tgt Ion	Resp	Lower	Upper
278	100		
139	18.7	15.4	23.2
279	25.1	20.8	31.2



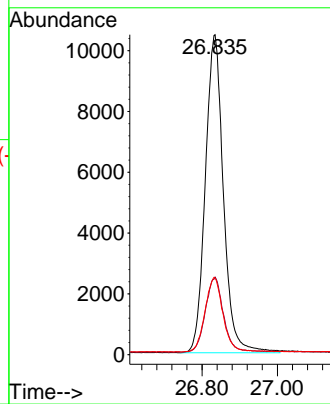
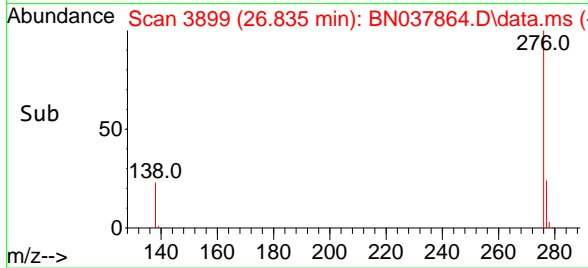


#41
Benzo(g,h,i)perylene
Concen: 0.745 ng
RT: 26.835 min Scan# 3899
Delta R.T. 0.006 min
Lab File: BN037864.D
Acq: 23 Sep 2025 14:02

Instrument :
BNA_N
ClientSampleId :
SSTDICC0.8



Tgt Ion	Resp	Ion Ratio	Lower	Upper
276	34817	100		
277		24.2	20.2	30.4
138		23.9	19.8	29.8



Data Path : Z:\svoasrv\HPCHEM1\BNA_N\Data\BN092325\
 Data File : BN037865.D
 Acq On : 23 Sep 2025 14:38
 Operator : RC/JU
 Sample : SSTDICC1.6
 Misc :
 ALS Vial : 6 Sample Multiplier: 1

Instrument :
 BNA_N
 ClientSampleId :
 SSTDICC1.6

Quant Time: Sep 23 16:22:44 2025
 Quant Method : Z:\svoasrv\HPCHEM1\BNA_N\Methods\8270-SIM-BN092325.M
 Quant Title : ASP BNA STANDARDS FOR 5 POINT CALIBRATION
 QLast Update : Tue Sep 23 16:17:53 2025
 Response via : Initial Calibration

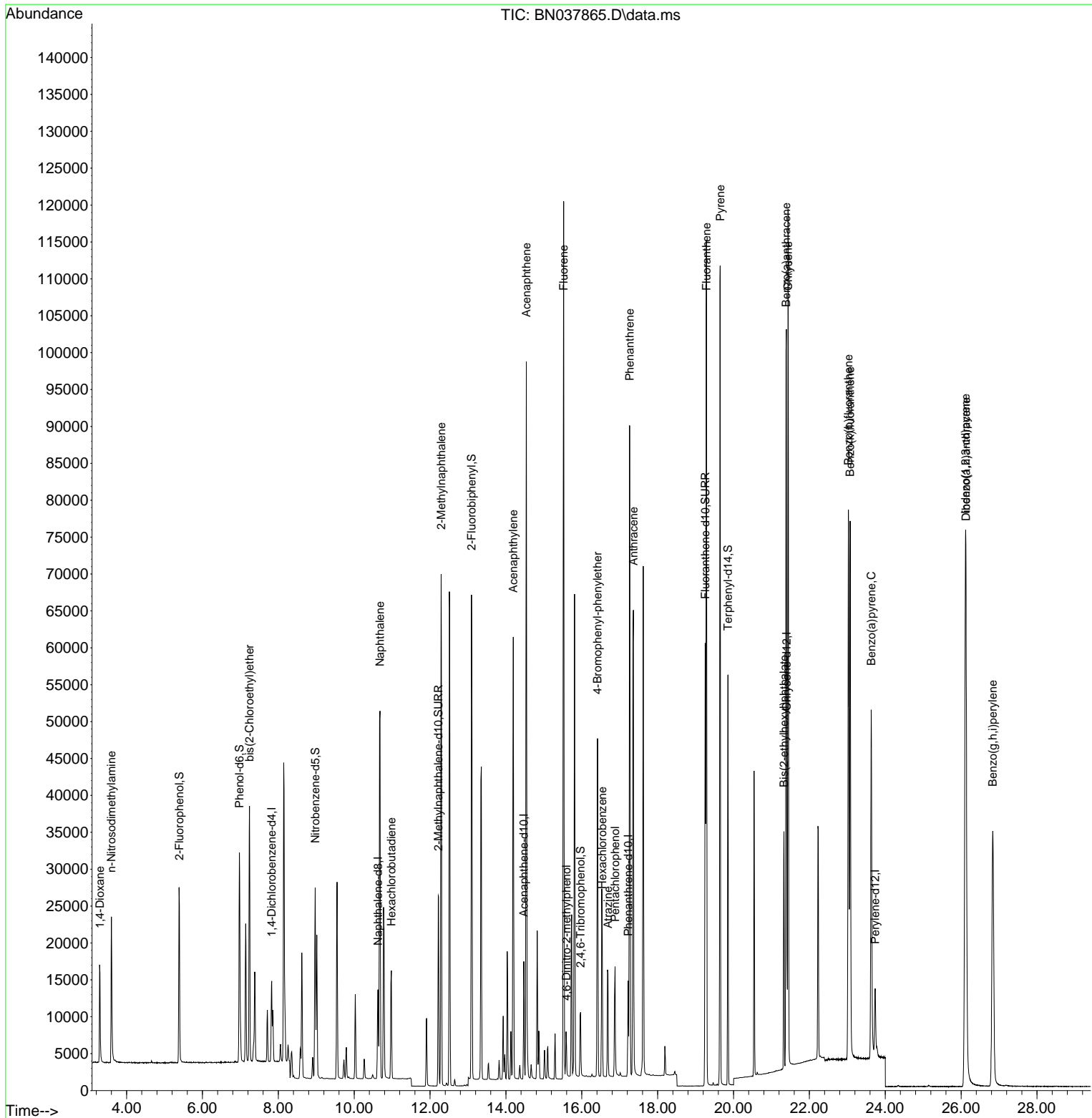
Compound	R.T.	QIon	Response	Conc Units	Dev(Min)	
Internal Standards						
1) 1,4-Dichlorobenzene-d4	7.825	152	5367	0.400 ng	0.00	
7) Naphthalene-d8	10.626	136	15494	0.400 ng	0.00	
13) Acenaphthene-d10	14.473	164	8404	0.400 ng	0.00	
19) Phenanthrene-d10	17.223	188	15875	0.400 ng	0.00	
29) Chrysene-d12	21.402	240	14963	0.400 ng	0.00	
35) Perylene-d12	23.735	264	12917	0.400 ng	0.00	
System Monitoring Compounds						
4) 2-Fluorophenol	5.391	112	19493	1.592 ng	0.00	
5) Phenol-d6	6.973	99	26005	1.616 ng	0.00	
8) Nitrobenzene-d5	8.971	82	19230	1.627 ng	0.00	
11) 2-Methylnaphthalene-d10	12.217	152	34256	1.592 ng	0.00	
14) 2,4,6-Tribromophenol	15.969	330	5471	1.613 ng	0.00	
15) 2-Fluorobiphenyl	13.094	172	55598	1.616 ng	0.00	
27) Fluoranthene-d10	19.252	212	63771	1.597 ng	0.00	
31) Terphenyl-d14	19.852	244	47765	1.603 ng	0.00	
Target Compounds						
2) 1,4-Dioxane	3.297	88	9123	1.674 ng		98
3) n-Nitrosodimethylamine	3.600	42	12048	1.662 ng	#	89
6) bis(2-Chloroethyl)ether	7.240	93	24687	1.653 ng		100
9) Naphthalene	10.679	128	69620	1.631 ng		98
10) Hexachlorobutadiene	10.978	225	11899	1.634 ng	#	100
12) 2-Methylnaphthalene	12.293	142	46704	1.675 ng		99
16) Acenaphthylene	14.195	152	64093	1.680 ng		100
17) Acenaphthene	14.537	154	45411	1.670 ng		97
18) Fluorene	15.522	166	55922	1.701 ng		100
20) 4,6-Dinitro-2-methylph...	15.597	198	3669	1.602 ng	#	64
21) 4-Bromophenyl-phenylether	16.416	248	17278	1.670 ng		98
22) Hexachlorobenzene	16.540	284	20548	1.638 ng		99
23) Atrazine	16.689	200	13043	1.656 ng		97
24) Pentachlorophenol	16.875	266	7393	1.718 ng		98
25) Phenanthrene	17.260	178	86207	1.650 ng		99
26) Anthracene	17.359	178	76744	1.693 ng		100
28) Fluoranthene	19.285	202	98772	1.717 ng		99
30) Pyrene	19.647	202	96189	1.628 ng		100
32) Benzo(a)anthracene	21.384	228	85145	1.628 ng		99
33) Chrysene	21.438	228	93309	1.650 ng		100
34) Bis(2-ethylhexyl)phtha...	21.330	149	31032	1.500 ng		98
36) Indeno(1,2,3-cd)pyrene	26.112	276	97476	1.652 ng		99
37) Benzo(b)fluoranthene	23.028	252	93525	1.679 ng	#	94
38) Benzo(k)fluoranthene	23.075	252	96868	1.728 ng	#	94
39) Benzo(a)pyrene	23.630	252	73009	1.657 ng	#	90
40) Dibenzo(a,h)anthracene	26.127	278	77237	1.676 ng		97
41) Benzo(g,h,i)perylene	26.835	276	78576	1.623 ng		98

(#) = qualifier out of range (m) = manual integration (+) = signals summed

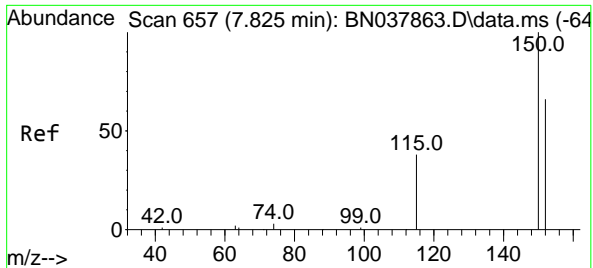
Data Path : Z:\svoasrv\HPCHEM1\BNA_N\Data\BN092325\
 Data File : BN037865.D
 Acq On : 23 Sep 2025 14:38
 Operator : RC/JU
 Sample : SSTDICC1.6
 Misc :
 ALS Vial : 6 Sample Multiplier: 1

Instrument :
 BNA_N
 ClientSampleId :
 SSTDICC1.6

Quant Time: Sep 23 16:22:44 2025
 Quant Method : Z:\svoasrv\HPCHEM1\BNA_N\Methods\8270-SIM-BN092325.M
 Quant Title : ASP BNA STANDARDS FOR 5 POINT CALIBRATION
 QLast Update : Tue Sep 23 16:17:53 2025
 Response via : Initial Calibration

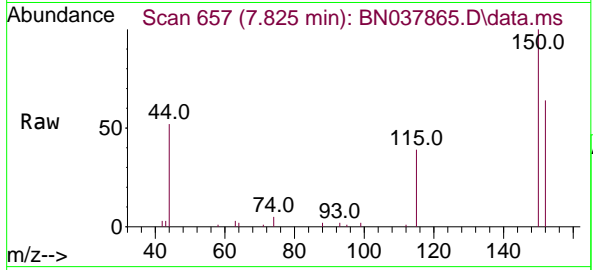


- 1
- 2
- 3
- 4
- 5
- 6
- 7
- 8
- 9
- 10
- 11
- 12
- 13
- 14
- 15
- 16
- 17
- 18

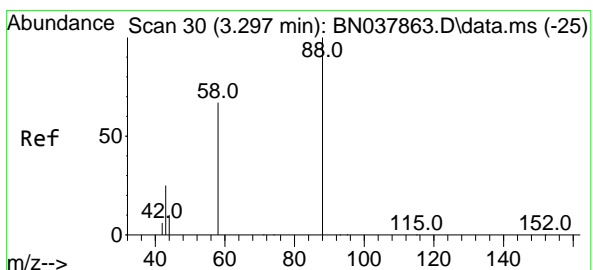
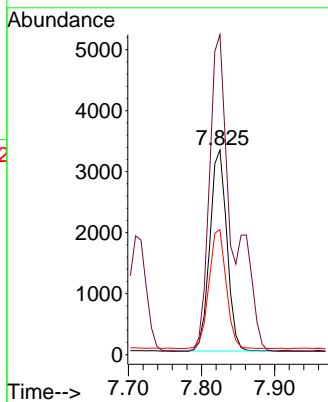
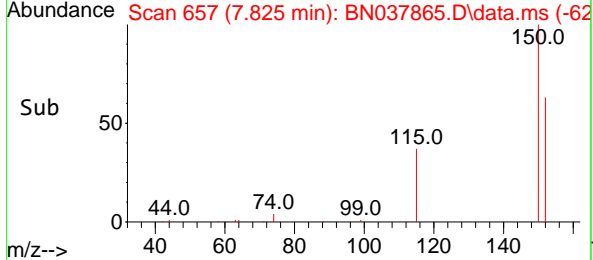


#1
 1,4-Dichlorobenzene-d4
 Concen: 0.400 ng
 RT: 7.825 min Scan# 61
 Delta R.T. 0.000 min
 Lab File: BN037865.D
 Acq: 23 Sep 2025 14:38

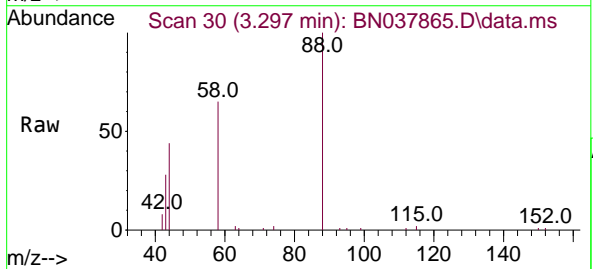
Instrument :
 BNA_N
 ClientSampleId :
 SSTDICC1.6



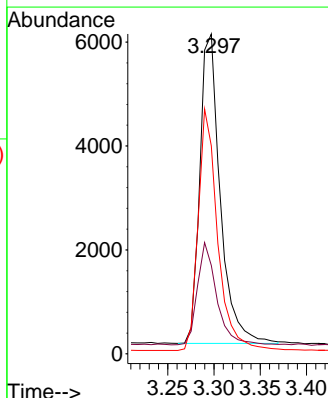
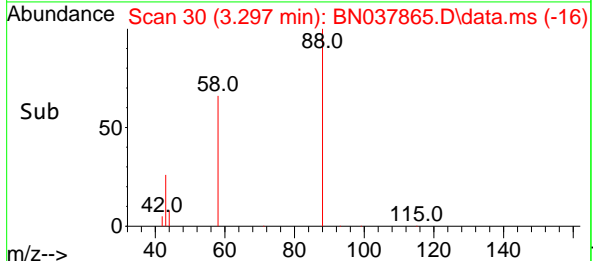
Tgt Ion:152 Resp: 5367
 Ion Ratio Lower Upper
 152 100
 150 156.4 121.0 181.4
 115 61.0 47.4 71.0

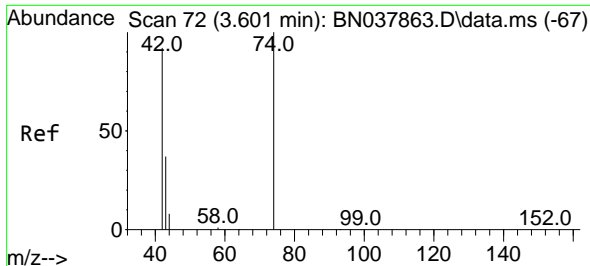


#2
 1,4-Dioxane
 Concen: 1.674 ng
 RT: 3.297 min Scan# 30
 Delta R.T. -0.000 min
 Lab File: BN037865.D
 Acq: 23 Sep 2025 14:38



Tgt Ion: 88 Resp: 9123
 Ion Ratio Lower Upper
 88 100
 43 31.3 26.6 39.8
 58 74.6 58.9 88.3

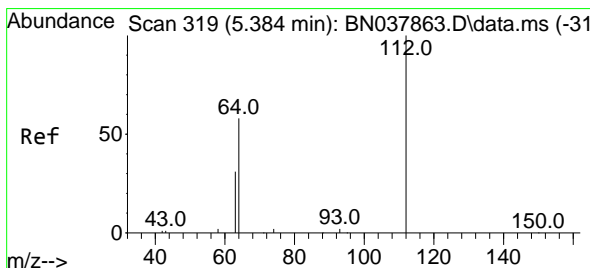
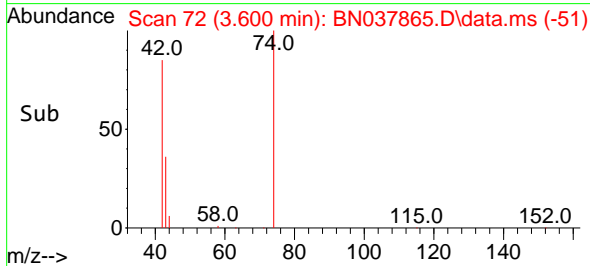
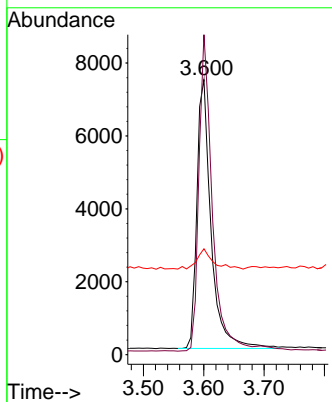
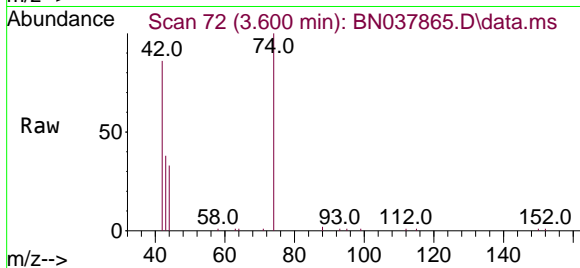




#3
 n-Nitrosodimethylamine
 Concen: 1.662 ng
 RT: 3.600 min Scan# 71
 Delta R.T. -0.000 min
 Lab File: BN037865.D
 Acq: 23 Sep 2025 14:38

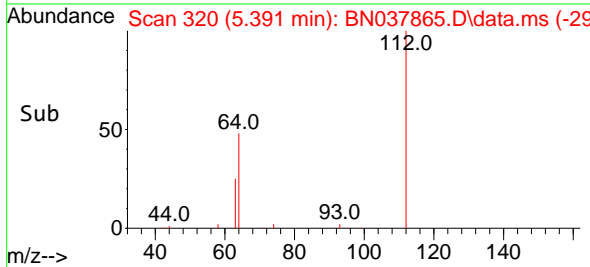
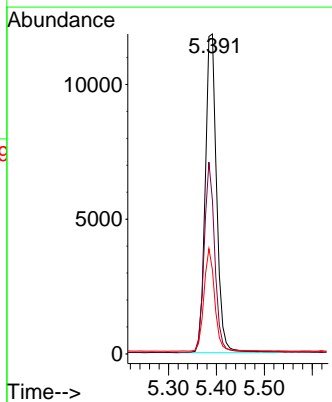
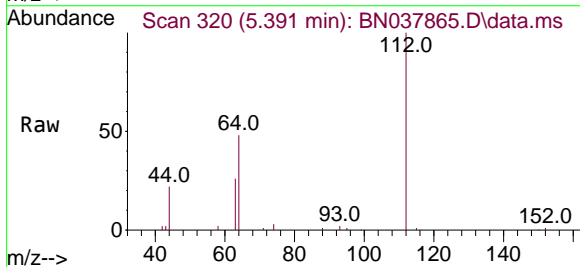
Instrument : BNA_N
 ClientSampleId : SSTDICC1.6

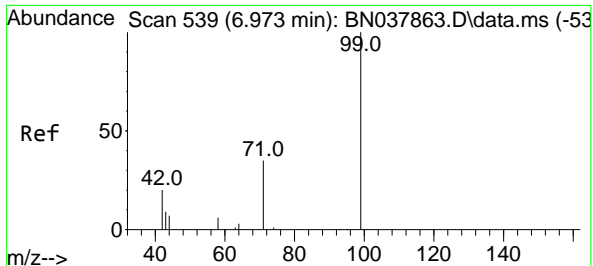
Tgt Ion	Resp	Lower	Upper
42	12048		
42	100		
74	110.9	93.4	140.0
44	8.4	22.2	33.4#



#4
 2-Fluorophenol
 Concen: 1.592 ng
 RT: 5.391 min Scan# 320
 Delta R.T. 0.007 min
 Lab File: BN037865.D
 Acq: 23 Sep 2025 14:38

Tgt Ion	Resp	Lower	Upper
112	19493		
112	100		
64	55.9	44.6	66.8
63	30.3	24.9	37.3

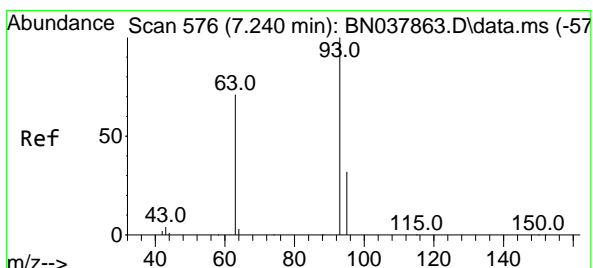
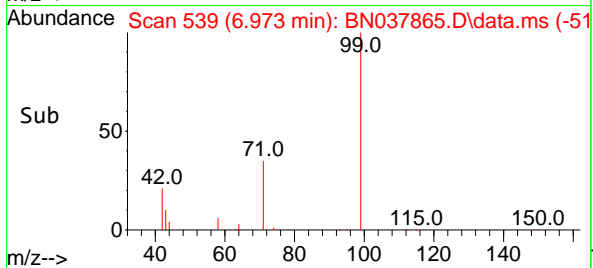
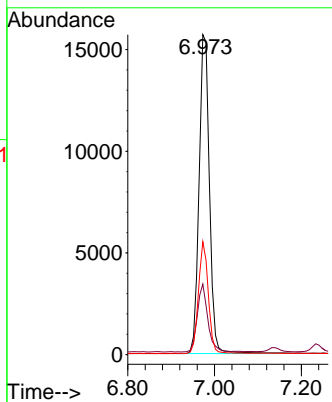
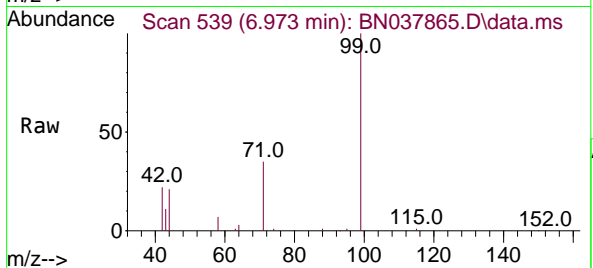




#5
 Phenol-d6
 Concen: 1.616 ng
 RT: 6.973 min Scan# 531
 Delta R.T. -0.000 min
 Lab File: BN037865.D
 Acq: 23 Sep 2025 14:38

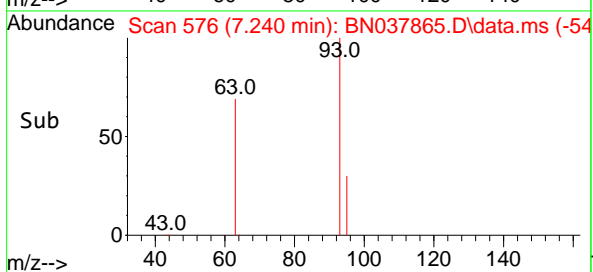
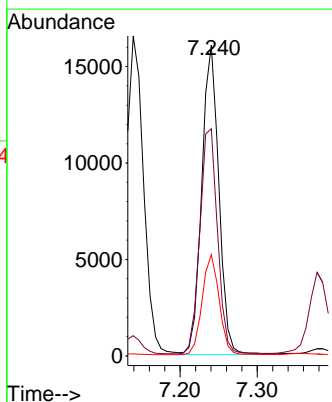
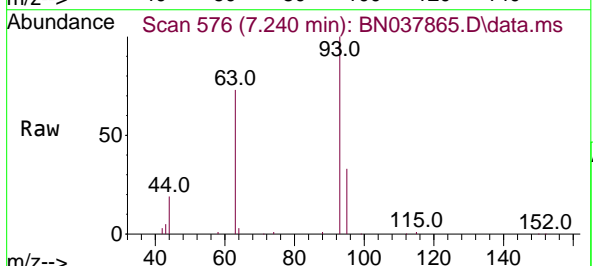
Instrument : BNA_N
 ClientSampleId : SSTDICC1.6

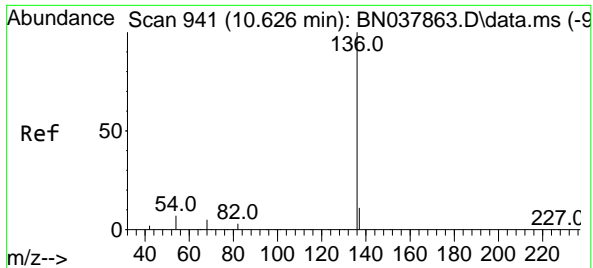
Tgt Ion	Resp	Lower	Upper
99	26005		
99	100		
42	21.3	17.2	25.8
71	33.5	27.3	40.9



#6
 bis(2-Chloroethyl)ether
 Concen: 1.653 ng
 RT: 7.240 min Scan# 576
 Delta R.T. -0.000 min
 Lab File: BN037865.D
 Acq: 23 Sep 2025 14:38

Tgt Ion	Resp	Lower	Upper
93	24687		
93	100		
63	75.4	60.1	90.1
95	32.1	25.4	38.2



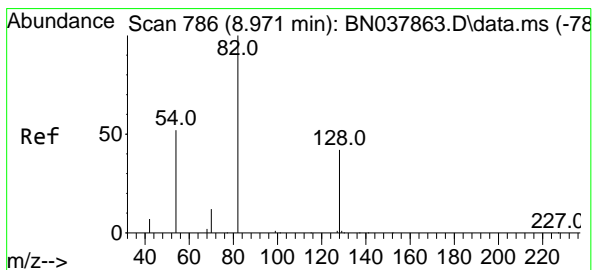
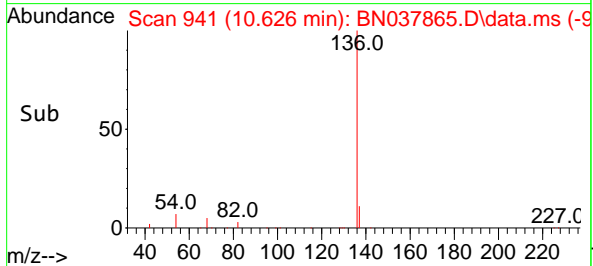
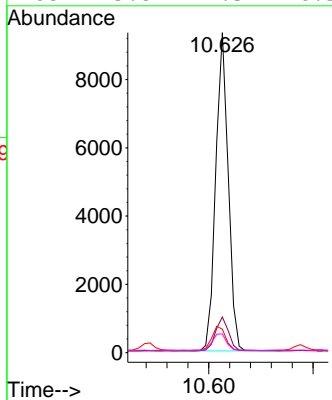
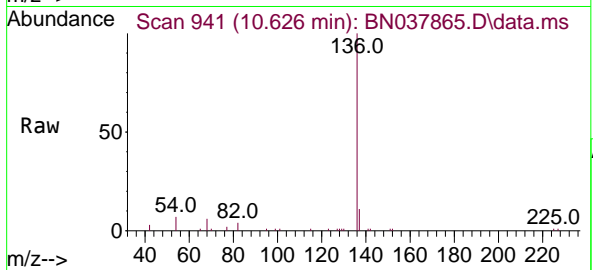


#7
Naphthalene-d8
Concen: 0.400 ng
RT: 10.626 min Scan# 941
Delta R.T. -0.000 min
Lab File: BN037865.D
Acq: 23 Sep 2025 14:38

Instrument :
BNA_N
ClientSampleId :
SSTDICC1.6

Tgt Ion:136 Resp: 15494

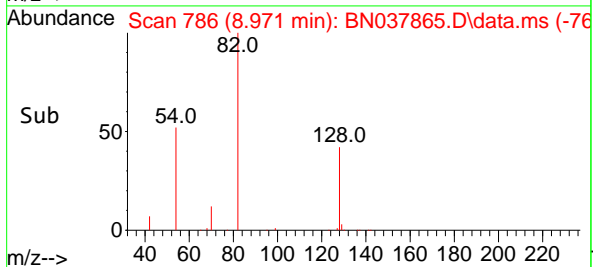
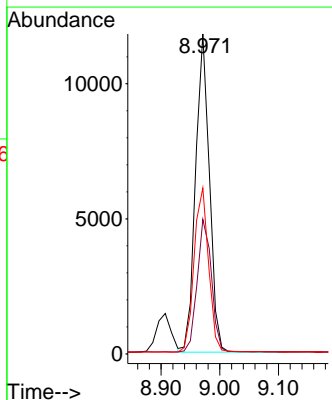
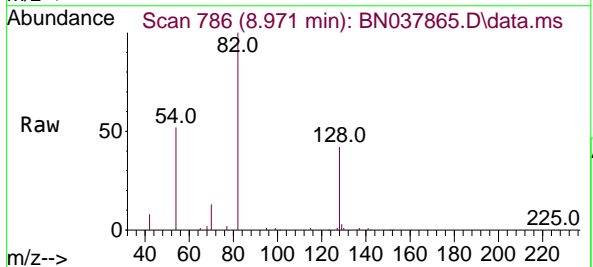
Ion	Ratio	Lower	Upper
136	100		
137	11.1	9.0	13.4
54	7.3	5.8	8.8
68	5.8	4.3	6.5

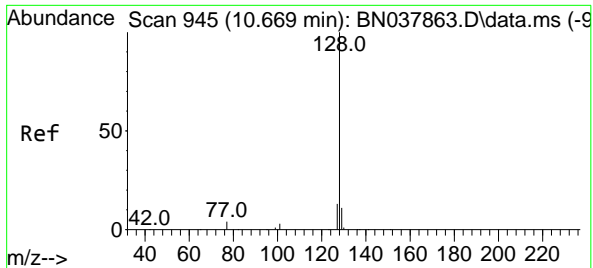


#8
Nitrobenzene-d5
Concen: 1.627 ng
RT: 8.971 min Scan# 786
Delta R.T. -0.000 min
Lab File: BN037865.D
Acq: 23 Sep 2025 14:38

Tgt Ion: 82 Resp: 19230

Ion	Ratio	Lower	Upper
82	100		
128	42.0	34.8	52.2
54	51.9	42.2	63.2



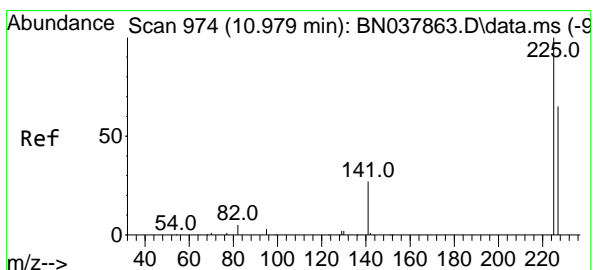
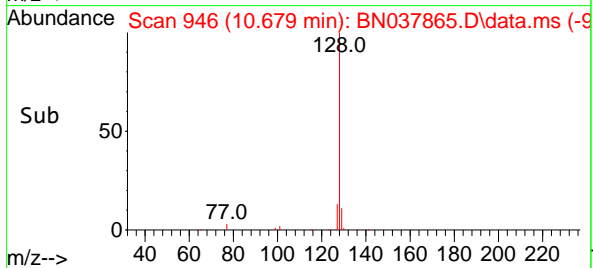
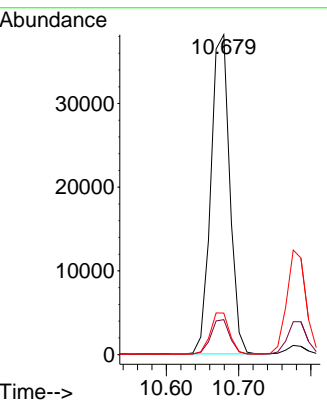
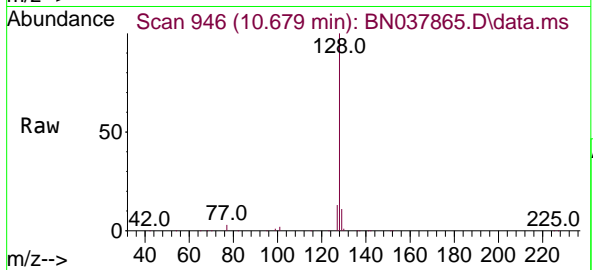


#9
 Naphthalene
 Concen: 1.631 ng
 RT: 10.679 min Scan# 946
 Delta R.T. 0.010 min
 Lab File: BN037865.D
 Acq: 23 Sep 2025 14:38

Instrument : BNA_N
 ClientSampleId : SSTDICC1.6

Tgt Ion:128 Resp: 69620

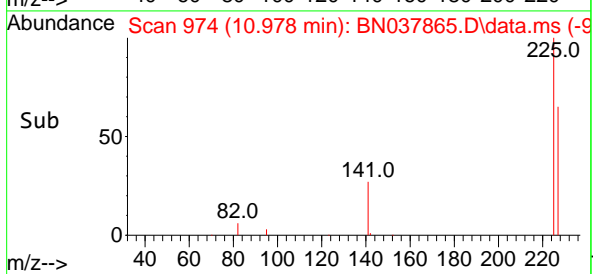
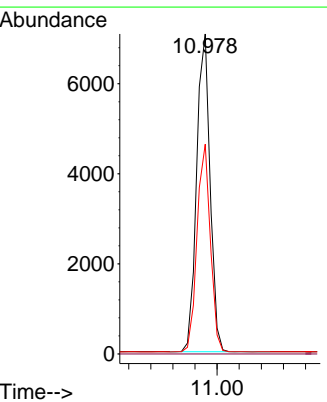
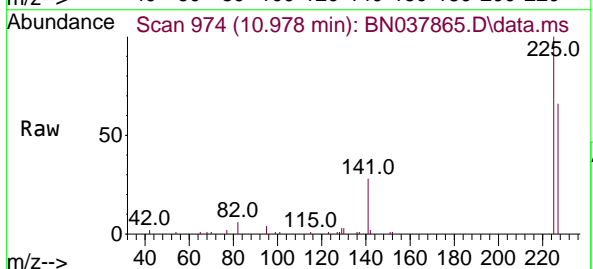
Ion	Ratio	Lower	Upper
128	100		
129	10.9	9.2	13.8
127	13.0	11.0	16.6

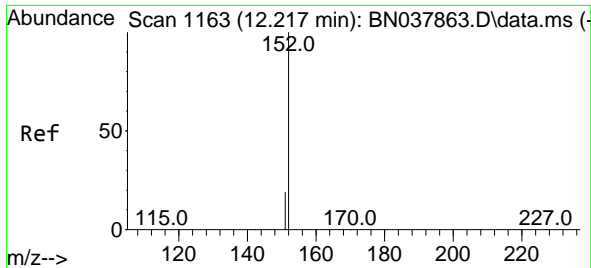


#10
 Hexachlorobutadiene
 Concen: 1.634 ng
 RT: 10.978 min Scan# 974
 Delta R.T. -0.000 min
 Lab File: BN037865.D
 Acq: 23 Sep 2025 14:38

Tgt Ion:225 Resp: 11899

Ion	Ratio	Lower	Upper
225	100		
223	0.0	0.0	0.0
227	64.6	51.4	77.2

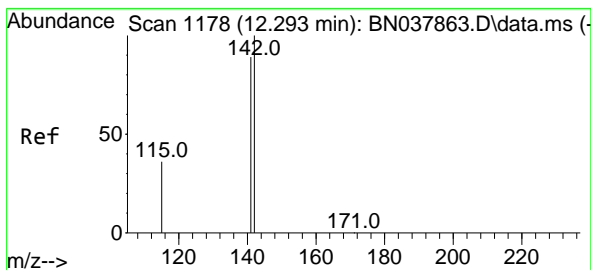
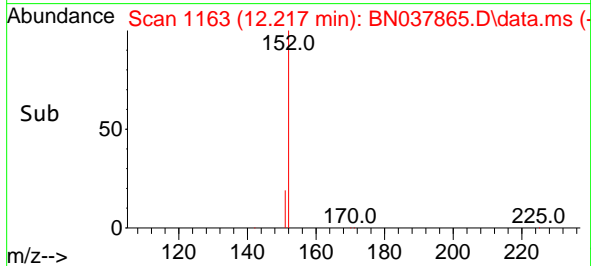
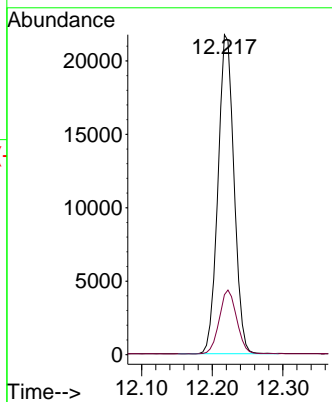
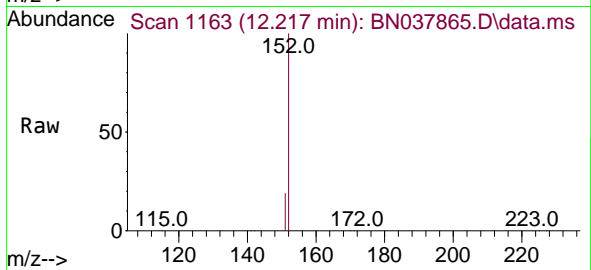




#11
 2-Methylnaphthalene-d10
 Concen: 1.592 ng
 RT: 12.217 min Scan# 1163
 Delta R.T. -0.000 min
 Lab File: BN037865.D
 Acq: 23 Sep 2025 14:38

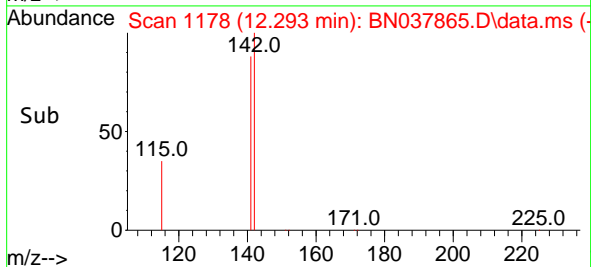
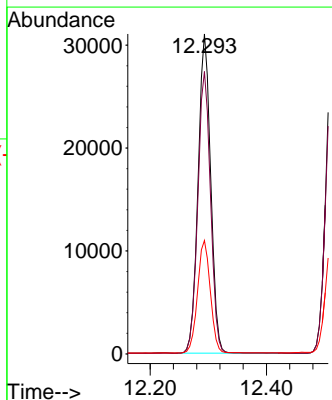
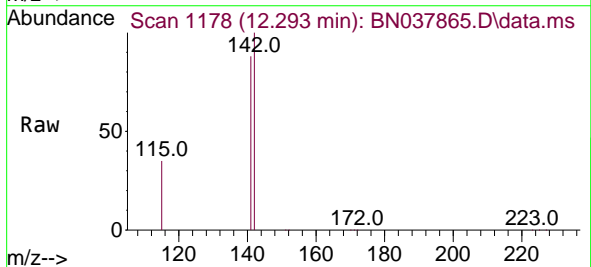
Instrument : BNA_N
 ClientSampleId : SSTDICC1.6

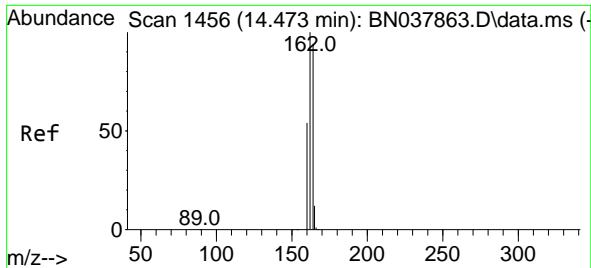
Tgt Ion:152 Resp: 34256
 Ion Ratio Lower Upper
 152 100
 151 21.7 17.4 26.2



#12
 2-Methylnaphthalene
 Concen: 1.675 ng
 RT: 12.293 min Scan# 1178
 Delta R.T. -0.000 min
 Lab File: BN037865.D
 Acq: 23 Sep 2025 14:38

Tgt Ion:142 Resp: 46704
 Ion Ratio Lower Upper
 142 100
 141 88.2 71.2 106.8
 115 35.4 29.7 44.5

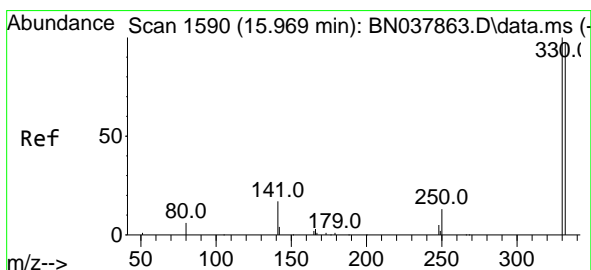
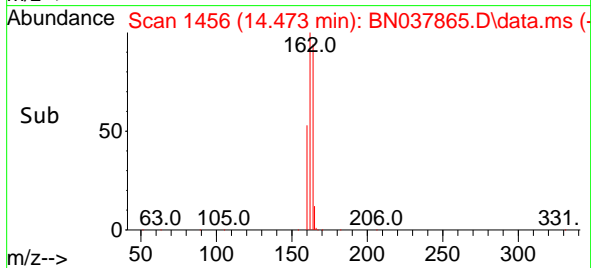
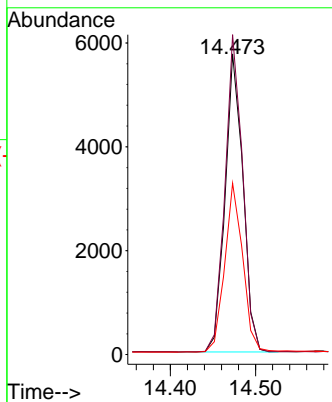
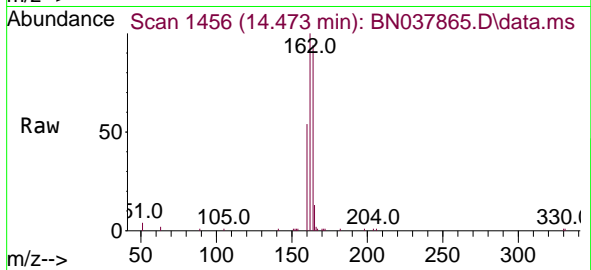




#13
 Acenaphthene-d10
 Concen: 0.400 ng
 RT: 14.473 min Scan# 1456
 Delta R.T. -0.000 min
 Lab File: BN037865.D
 Acq: 23 Sep 2025 14:38

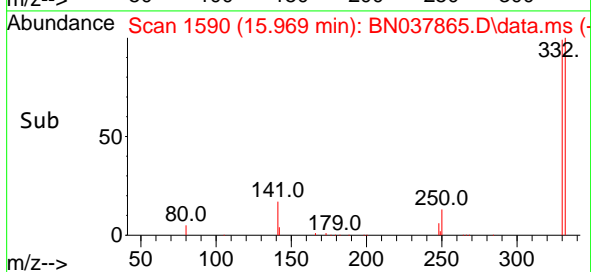
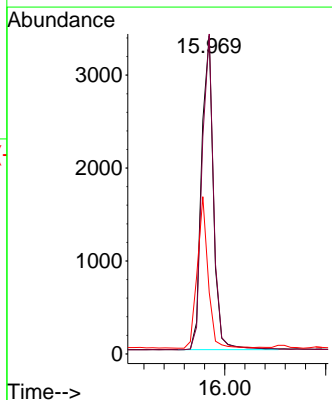
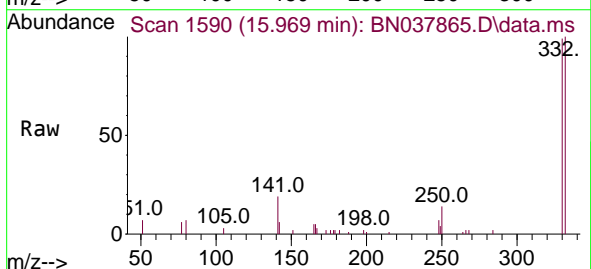
Instrument : BNA_N
 Client Sample Id : SSTDICC1.6

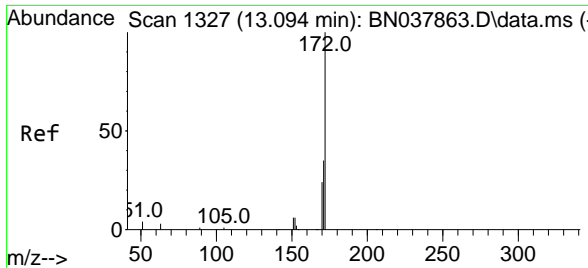
Tgt Ion	Resp	Lower	Upper
164	100		
162	106.4	84.8	127.2
160	57.0	46.1	69.1



#14
 2,4,6-Tribromophenol
 Concen: 1.613 ng
 RT: 15.969 min Scan# 1590
 Delta R.T. -0.000 min
 Lab File: BN037865.D
 Acq: 23 Sep 2025 14:38

Tgt Ion	Resp	Lower	Upper
330	100		
332	98.1	77.2	115.8
141	44.0	37.2	55.8

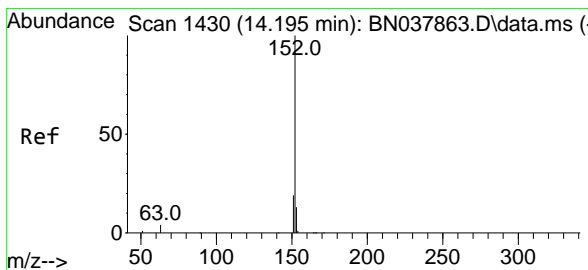
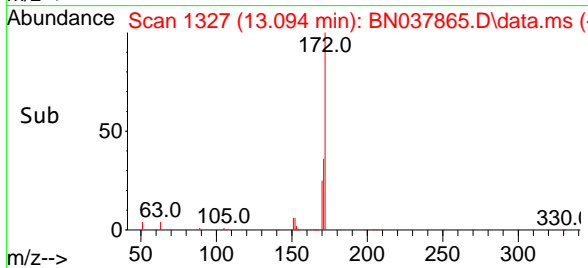
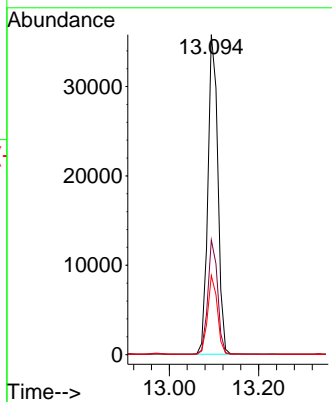
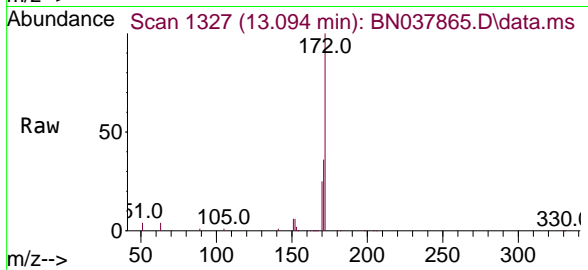




#15
2-Fluorobiphenyl
Concen: 1.616 ng
RT: 13.094 min Scan# 1327
Delta R.T. -0.000 min
Lab File: BN037865.D
Acq: 23 Sep 2025 14:38

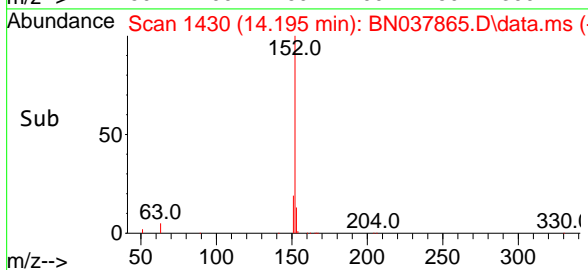
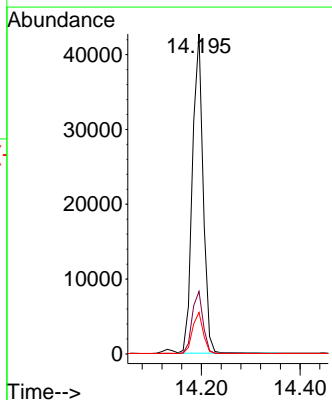
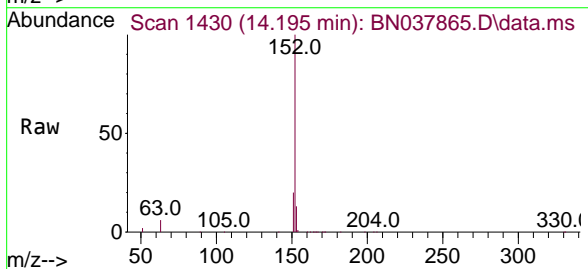
Instrument : BNA_N
ClientSampleId : SSTDICC1.6

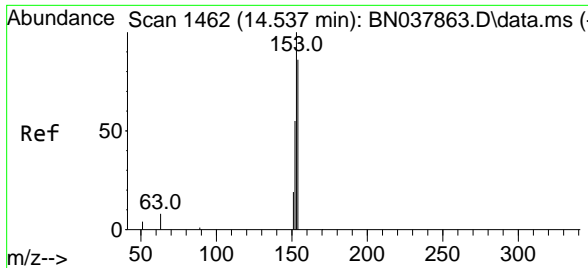
Tgt Ion	Resp	Lower	Upper
172	55598	100	
171	35.8	28.6	43.0
170	24.7	19.7	29.5



#16
Acenaphthylene
Concen: 1.680 ng
RT: 14.195 min Scan# 1430
Delta R.T. -0.000 min
Lab File: BN037865.D
Acq: 23 Sep 2025 14:38

Tgt Ion	Resp	Lower	Upper
152	64093	100	
151	19.9	15.8	23.8
153	12.9	10.5	15.7

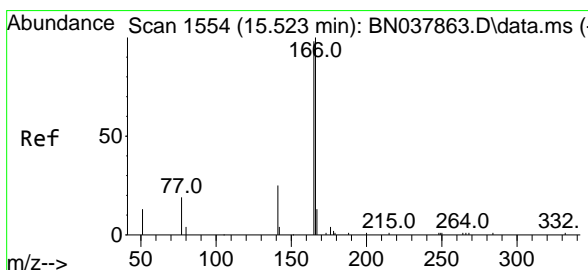
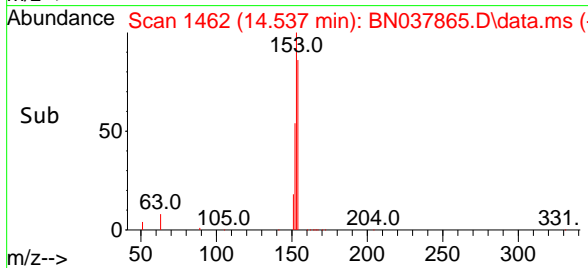
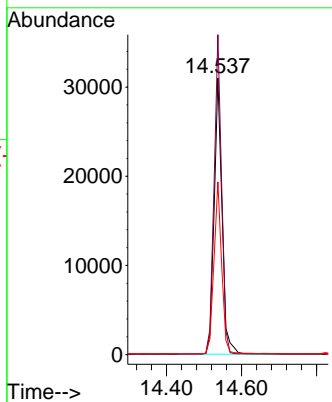
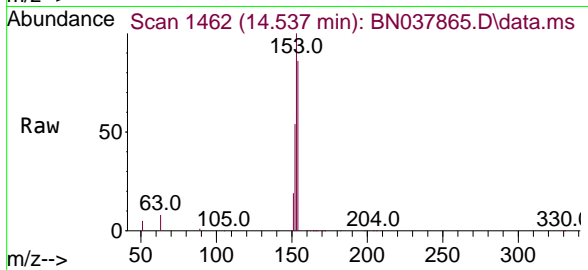




#17
Acenaphthene
Concen: 1.670 ng
RT: 14.537 min Scan# 1462
Delta R.T. -0.000 min
Lab File: BN037865.D
Acq: 23 Sep 2025 14:38

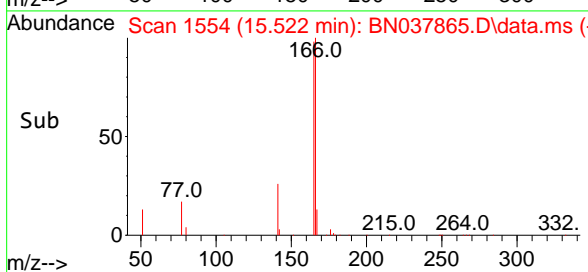
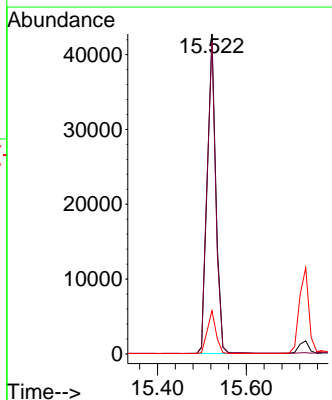
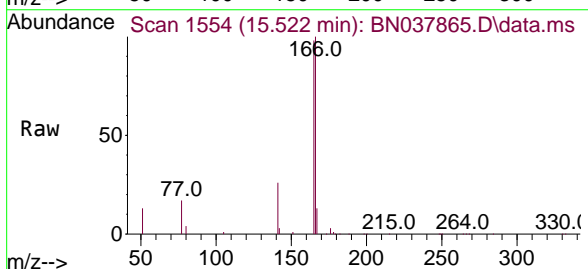
Instrument : BNA_N
Client Sample Id : SSTDICC1.6

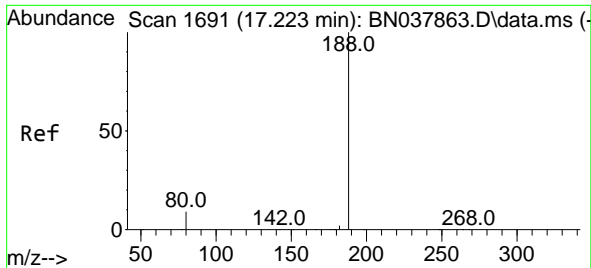
Tgt Ion	Resp	Lower	Upper
154	100		
153	110.4	90.5	135.7
152	61.0	51.8	77.8



#18
Fluorene
Concen: 1.701 ng
RT: 15.522 min Scan# 1554
Delta R.T. -0.000 min
Lab File: BN037865.D
Acq: 23 Sep 2025 14:38

Tgt Ion	Resp	Lower	Upper
166	100		
165	99.1	79.0	118.4
167	13.1	10.6	16.0



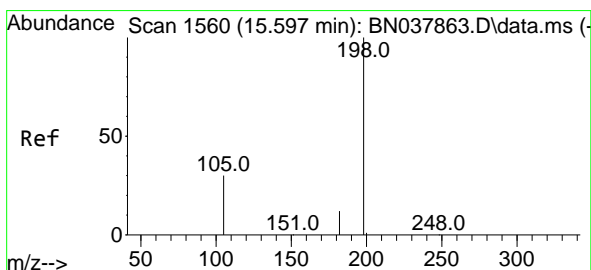
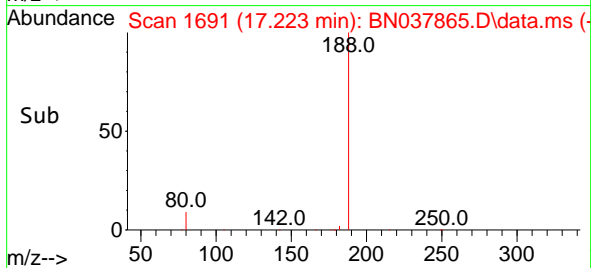
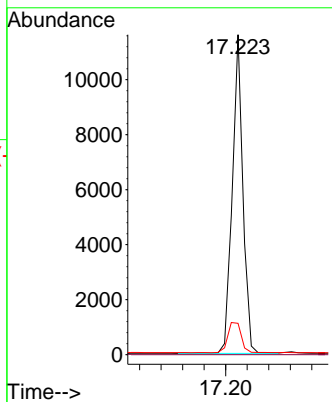
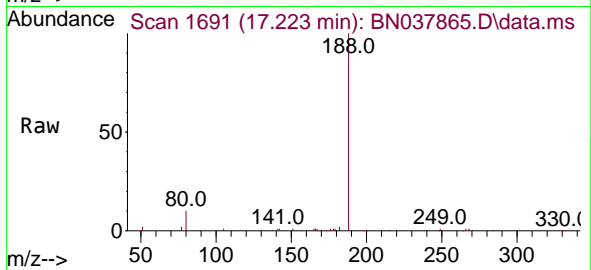


#19
 Phenanthrene-d10
 Concen: 0.400 ng
 RT: 17.223 min Scan# 1691
 Delta R.T. -0.000 min
 Lab File: BN037865.D
 Acq: 23 Sep 2025 14:38

Instrument : BNA_N
 Client Sample Id : BN037865.D
 SSTDICC1.6

Tgt Ion:188 Resp: 15875

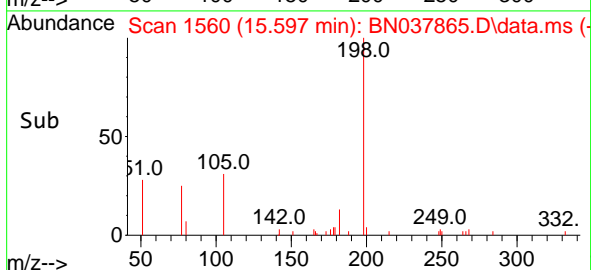
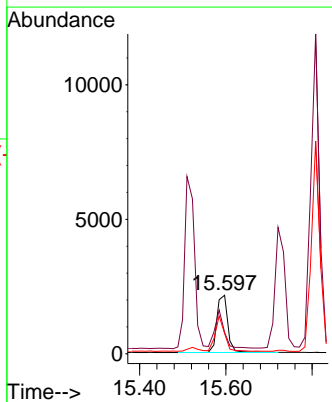
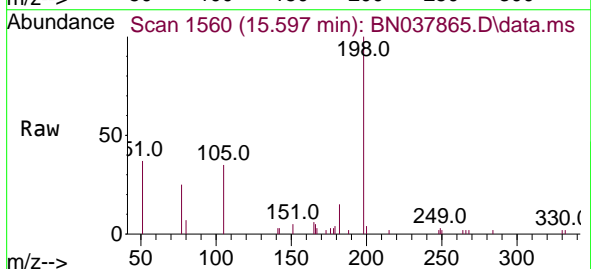
Ion	Ratio	Lower	Upper
188	100		
94	0.0	0.0	0.0
80	9.8	7.6	11.4

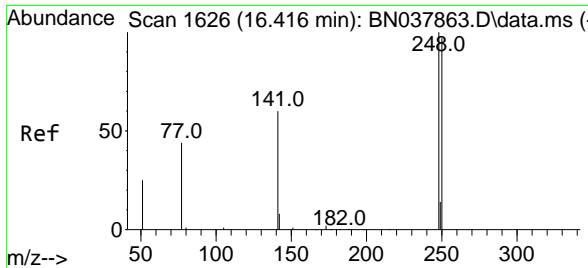


#20
 4,6-Dinitro-2-methylphenol
 Concen: 1.602 ng
 RT: 15.597 min Scan# 1560
 Delta R.T. -0.000 min
 Lab File: BN037865.D
 Acq: 23 Sep 2025 14:38

Tgt Ion:198 Resp: 3669

Ion	Ratio	Lower	Upper
198	100		
51	36.7	59.1	88.7#
105	34.9	41.3	61.9#



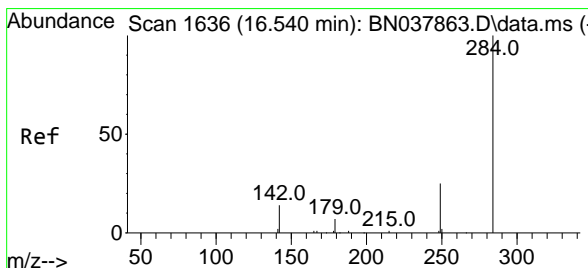
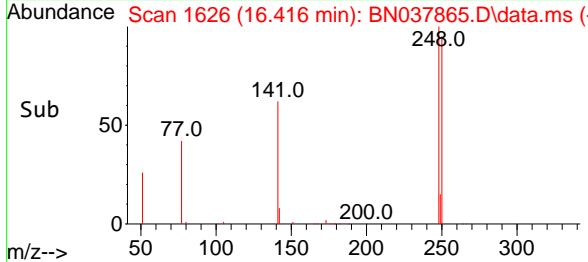
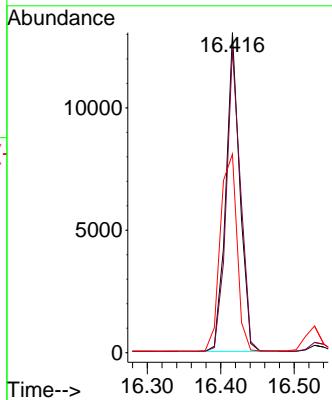
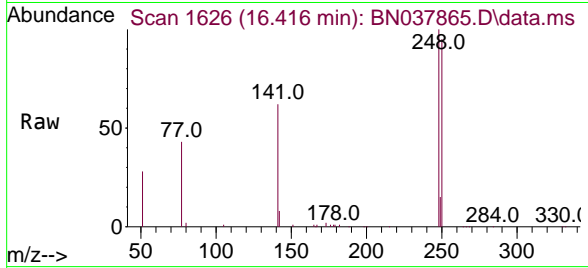


#21
 4-Bromophenyl-phenylether
 Concen: 1.670 ng
 RT: 16.416 min Scan# 1626
 Delta R.T. -0.000 min
 Lab File: BN037865.D
 Acq: 23 Sep 2025 14:38

Instrument :
 BNA_N
 ClientSampleId :
 SSTDICC1.6

Tgt Ion:248 Resp: 17278

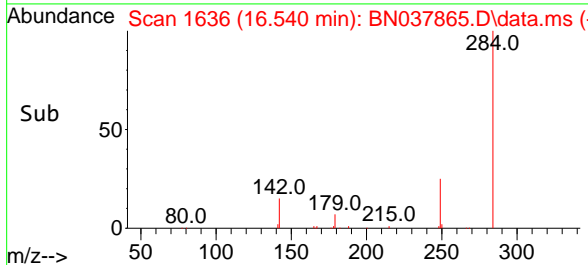
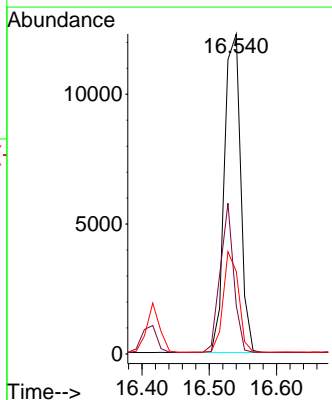
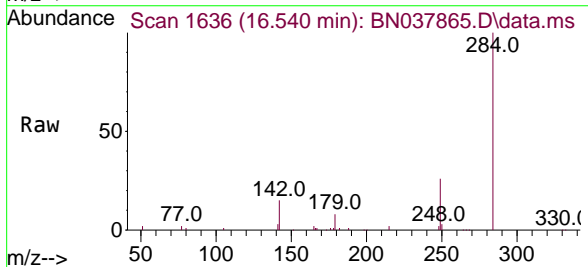
Ion	Ratio	Lower	Upper
248	100		
250	95.0	77.6	116.4
141	62.0	48.8	73.2

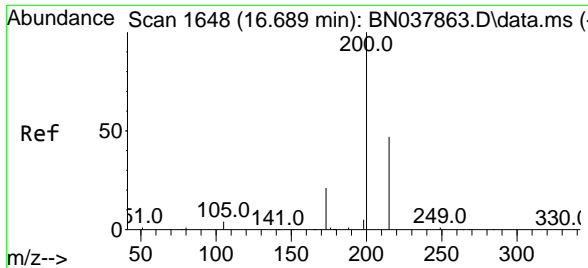


#22
 Hexachlorobenzene
 Concen: 1.638 ng
 RT: 16.540 min Scan# 1636
 Delta R.T. -0.000 min
 Lab File: BN037865.D
 Acq: 23 Sep 2025 14:38

Tgt Ion:284 Resp: 20548

Ion	Ratio	Lower	Upper
284	100		
142	39.6	30.9	46.3
249	29.9	23.9	35.9

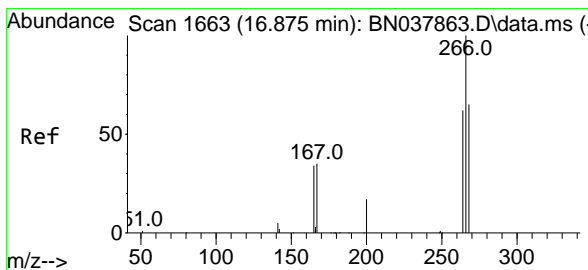
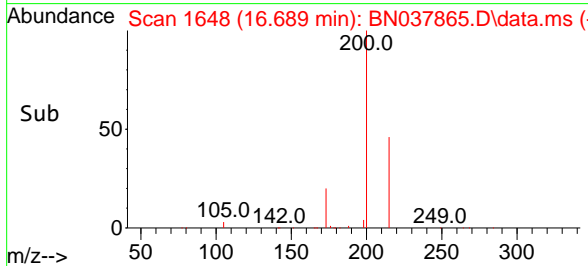
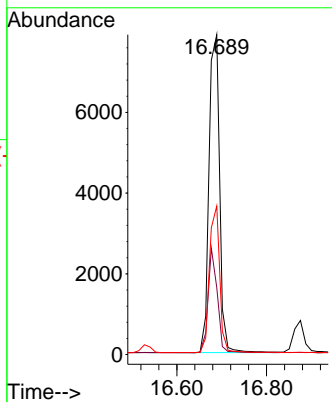
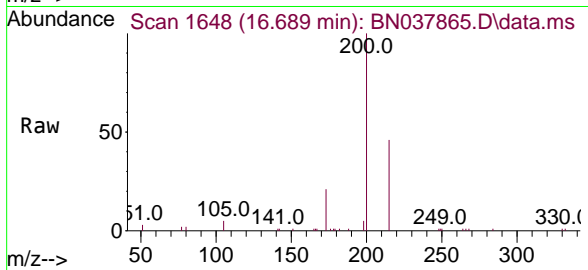




#23
Atrazine
 Concen: 1.656 ng
 RT: 16.689 min Scan# 1648
 Delta R.T. -0.000 min
 Lab File: BN037865.D
 Acq: 23 Sep 2025 14:38

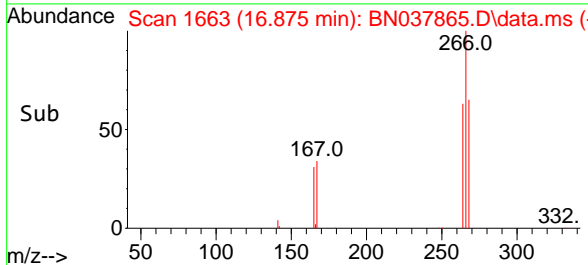
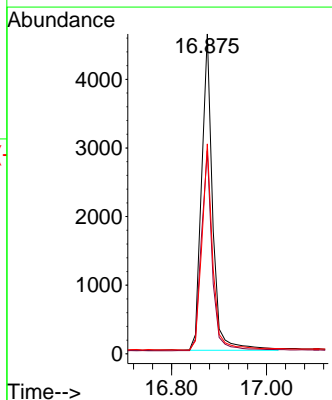
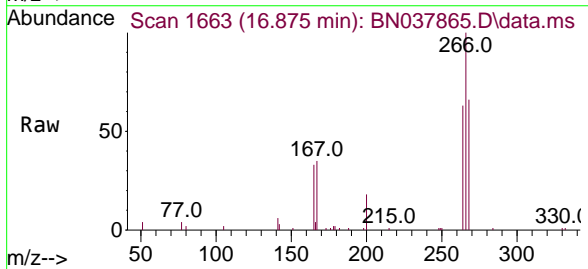
Instrument : BNA_N
 Client Sample Id : BN037865.D
 SSTDICC1.6

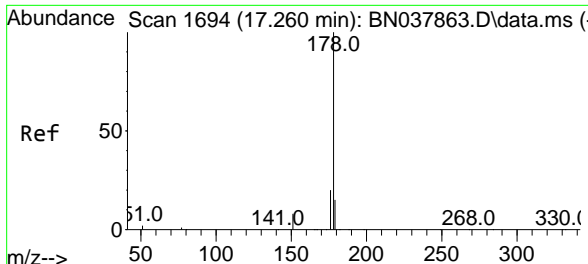
Tgt Ion	Resp	Lower	Upper
200	13043	100	100
173	21.0	18.3	27.5
215	46.4	38.6	58.0



#24
Pentachlorophenol
 Concen: 1.718 ng
 RT: 16.875 min Scan# 1663
 Delta R.T. 0.000 min
 Lab File: BN037865.D
 Acq: 23 Sep 2025 14:38

Tgt Ion	Resp	Lower	Upper
266	7393	100	100
264	63.1	50.9	76.3
268	64.6	54.3	81.5



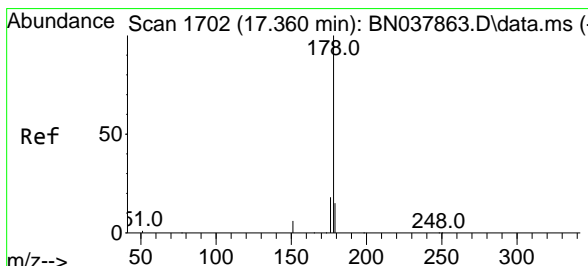
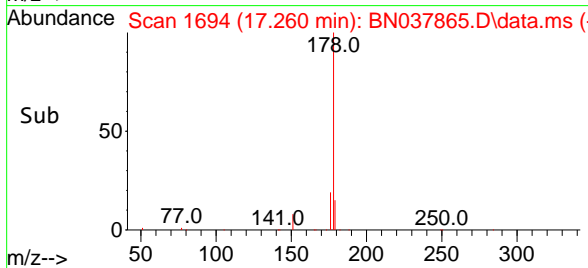
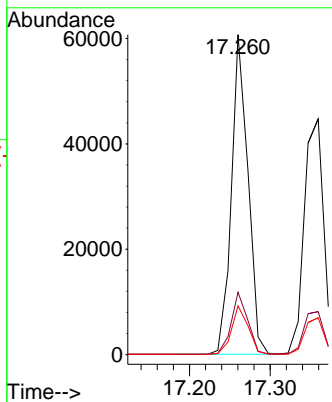
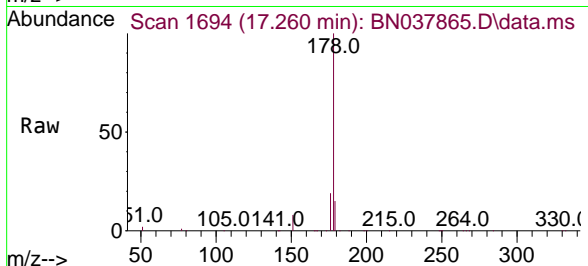


#25
 Phenanthrene
 Concen: 1.650 ng
 RT: 17.260 min Scan# 1694
 Delta R.T. -0.000 min
 Lab File: BN037865.D
 Acq: 23 Sep 2025 14:38

Instrument : BNA_N
 Client Sample Id : SSTDICC1.6

Tgt Ion:178 Resp: 86207

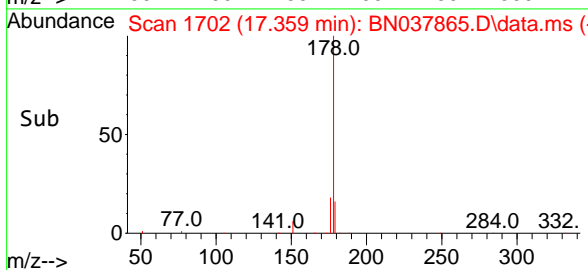
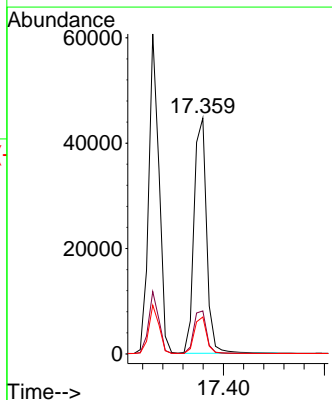
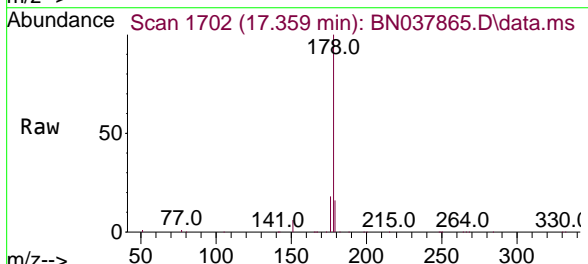
Ion	Ratio	Lower	Upper
178	100		
176	19.3	15.7	23.5
179	15.3	12.3	18.5

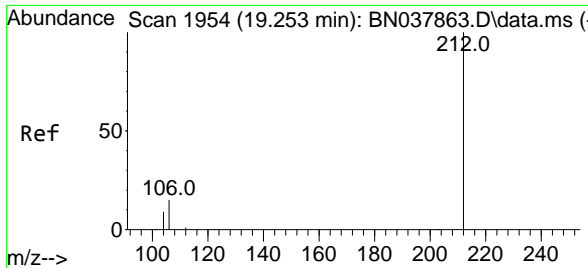


#26
 Anthracene
 Concen: 1.693 ng
 RT: 17.359 min Scan# 1702
 Delta R.T. -0.000 min
 Lab File: BN037865.D
 Acq: 23 Sep 2025 14:38

Tgt Ion:178 Resp: 76744

Ion	Ratio	Lower	Upper
178	100		
176	18.6	15.0	22.4
179	15.3	12.3	18.5



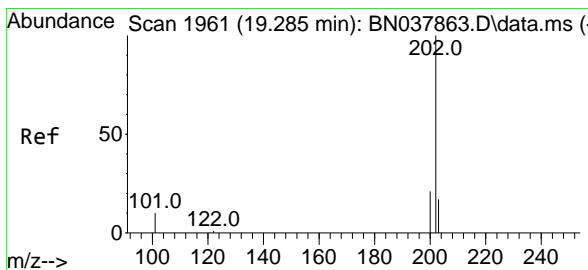
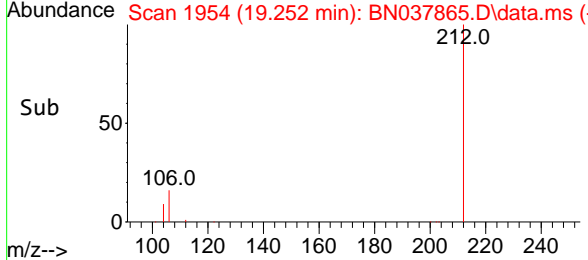
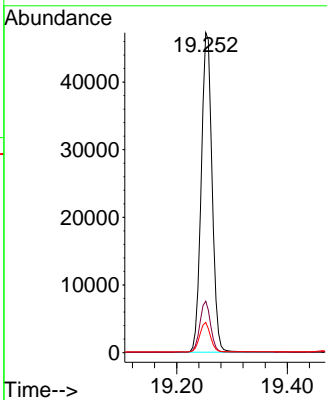
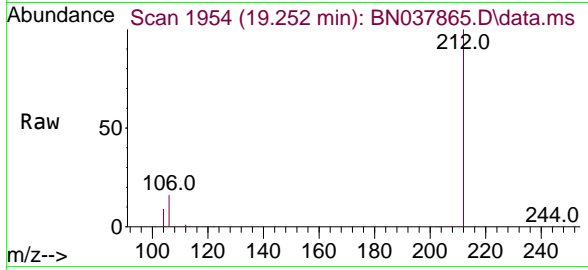


#27
 Fluoranthene-d10
 Concen: 1.597 ng
 RT: 19.252 min Scan# 1954
 Delta R.T. -0.000 min
 Lab File: BN037865.D
 Acq: 23 Sep 2025 14:38

Instrument : BNA_N
 Client Sample Id : SSTDICC1.6

Tgt Ion: 212 Resp: 63771

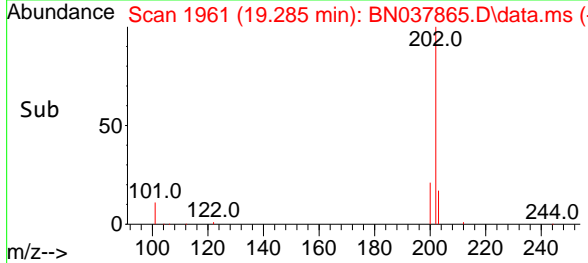
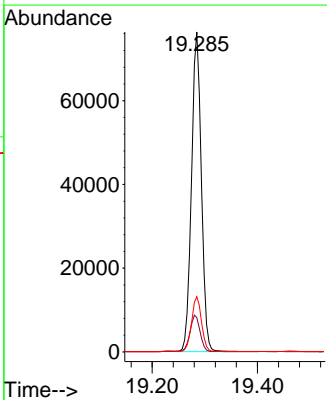
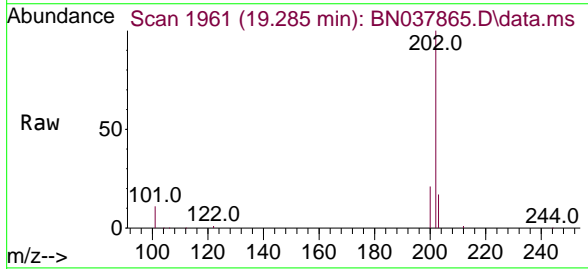
Ion	Ratio	Lower	Upper
212	100		
106	15.8	12.6	19.0
104	9.1	7.4	11.0

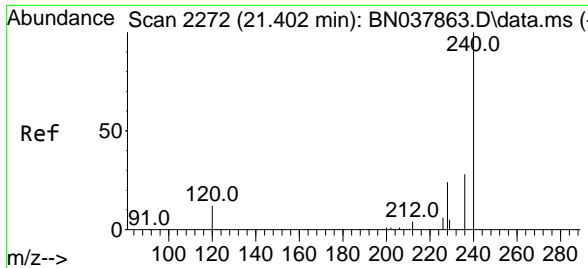


#28
 Fluoranthene
 Concen: 1.717 ng
 RT: 19.285 min Scan# 1961
 Delta R.T. -0.000 min
 Lab File: BN037865.D
 Acq: 23 Sep 2025 14:38

Tgt Ion: 202 Resp: 98772

Ion	Ratio	Lower	Upper
202	100		
101	11.8	9.3	13.9
203	17.2	13.6	20.4

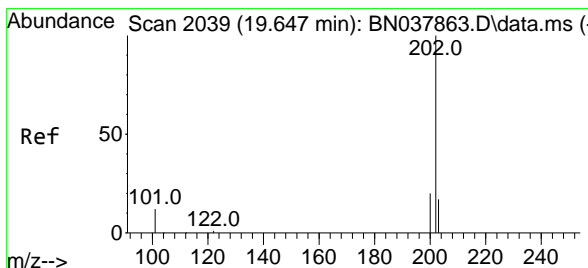
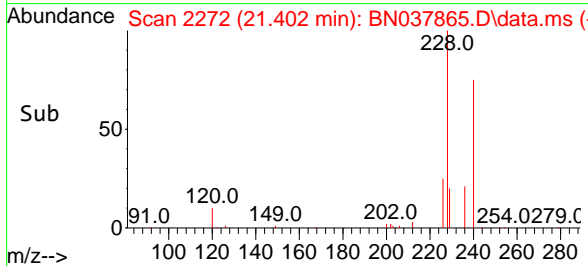
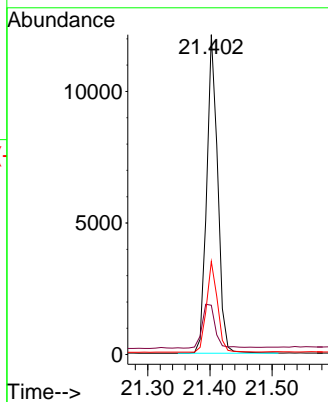
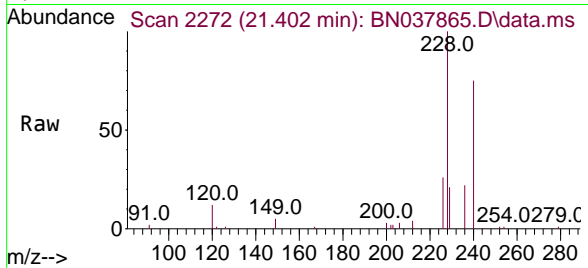




#29
 Chrysene-d12
 Concen: 0.400 ng
 RT: 21.402 min Scan# 21
 Delta R.T. -0.000 min
 Lab File: BN037865.D
 Acq: 23 Sep 2025 14:38

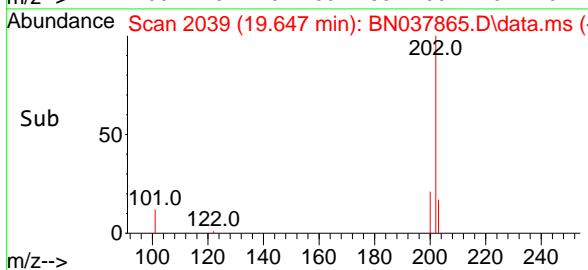
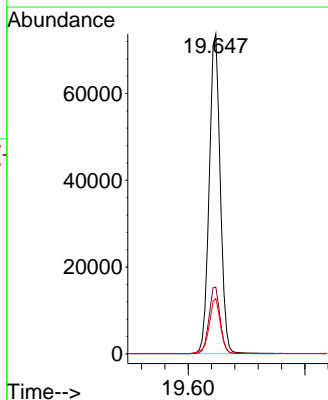
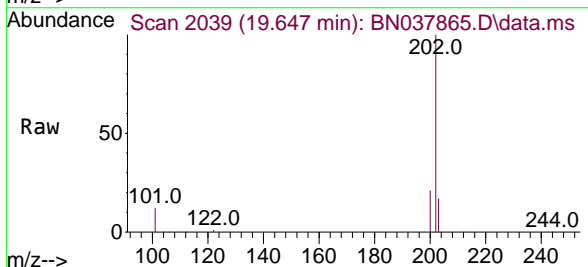
Instrument :
 BNA_N
 ClientSampleId :
 SSTDICC1.6

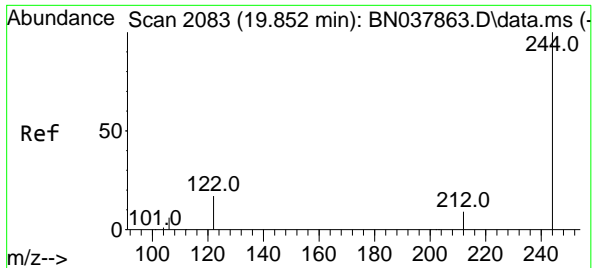
Tgt Ion	Resp	Lower	Upper
240	14963		
120	15.4	11.4	17.2
236	29.1	23.0	34.6



#30
 Pyrene
 Concen: 1.628 ng
 RT: 19.647 min Scan# 2039
 Delta R.T. -0.000 min
 Lab File: BN037865.D
 Acq: 23 Sep 2025 14:38

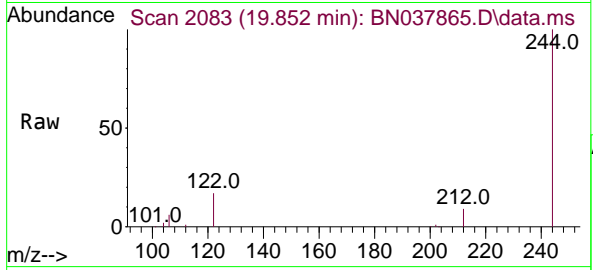
Tgt Ion	Resp	Lower	Upper
202	96189		
200	21.1	16.7	25.1
203	17.6	14.2	21.4





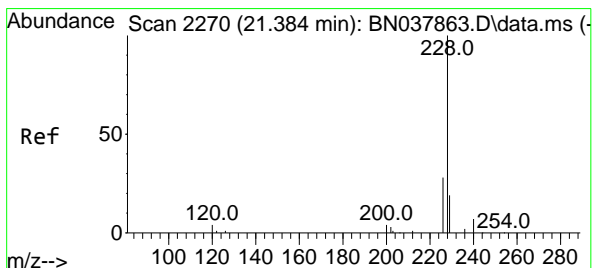
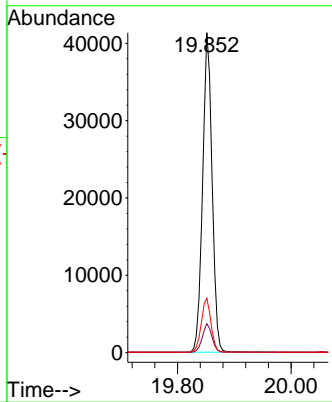
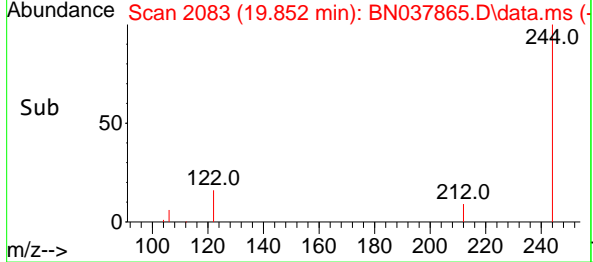
#31
 Terphenyl-d14
 Concen: 1.603 ng
 RT: 19.852 min Scan# 2083
 Delta R.T. -0.000 min
 Lab File: BN037865.D
 Acq: 23 Sep 2025 14:38

Instrument : BNA_N
 Client Sample Id : SSTDICC1.6



Tgt Ion: 244 Resp: 47765

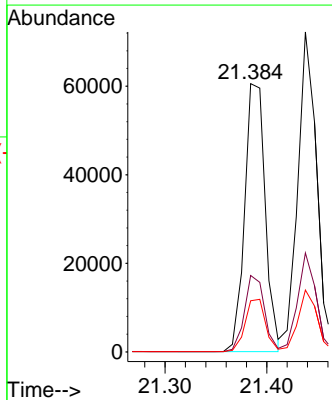

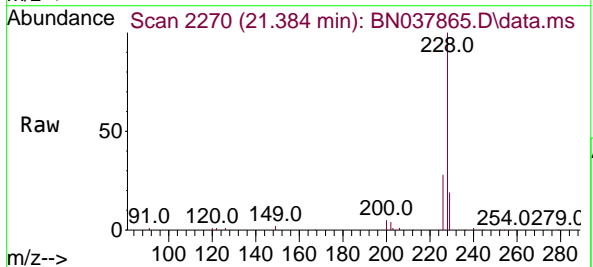
Ion	Ratio	Lower	Upper
244	100		
212	9.0	7.6	11.4
122	16.9	13.9	20.9

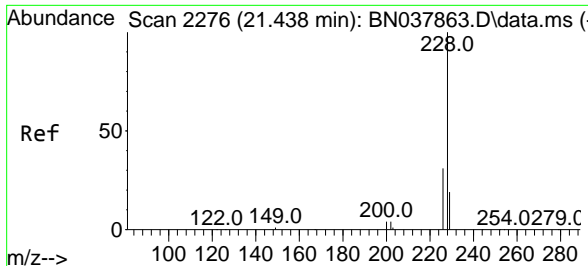


#32
 Benzo(a)anthracene
 Concen: 1.628 ng
 RT: 21.384 min Scan# 2270
 Delta R.T. -0.000 min
 Lab File: BN037865.D
 Acq: 23 Sep 2025 14:38

Tgt Ion: 228 Resp: 85145

Ion	Ratio	Lower	Upper
228	100		
226	28.5	22.6	33.8
229	19.1	15.6	23.4

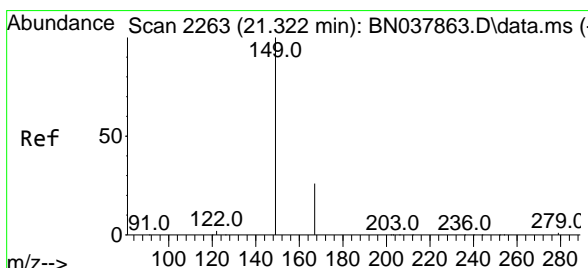
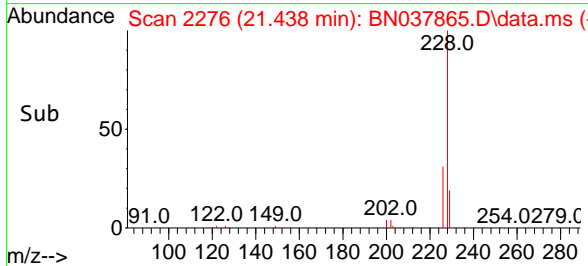
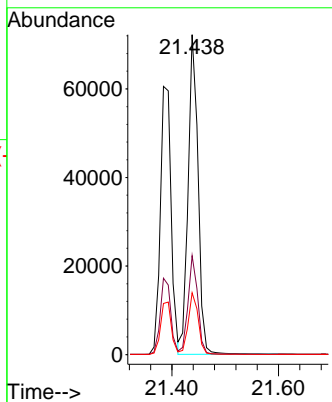
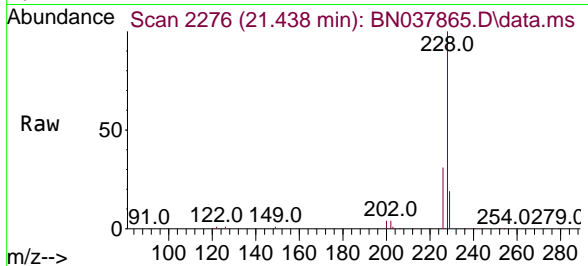




#33
 Chrysene
 Concen: 1.650 ng
 RT: 21.438 min Scan# 21
 Delta R.T. -0.000 min
 Lab File: BN037865.D
 Acq: 23 Sep 2025 14:38

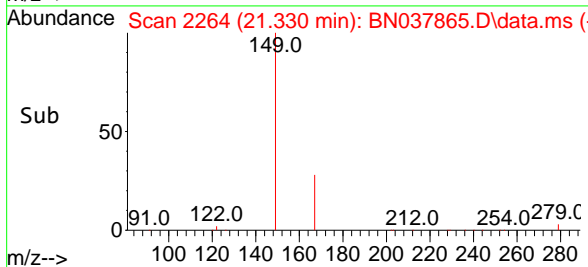
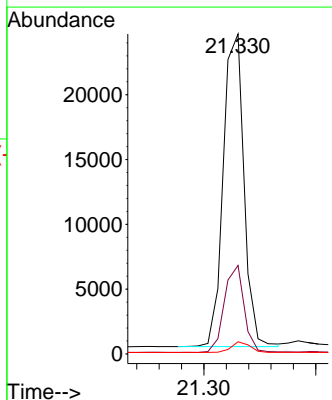
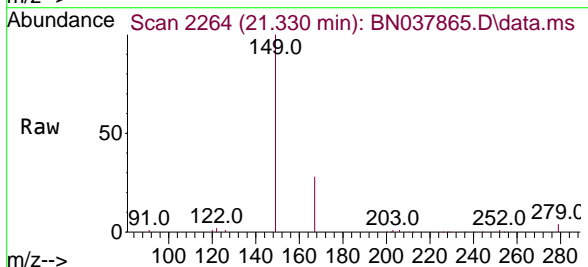
Instrument :
 BNA_N
 ClientSampleId :
 SSTDICC1.6

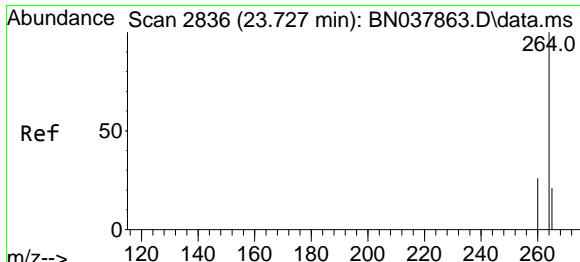
Tgt Ion	Resp	Lower	Upper
228	93309		
226	30.9	24.6	37.0
229	19.3	15.6	23.4



#34
 Bis(2-ethylhexyl)phthalate
 Concen: 1.500 ng
 RT: 21.330 min Scan# 2264
 Delta R.T. 0.009 min
 Lab File: BN037865.D
 Acq: 23 Sep 2025 14:38

Tgt Ion	Resp	Lower	Upper
149	31032		
167	26.4	20.4	30.6
279	3.4	2.4	3.6

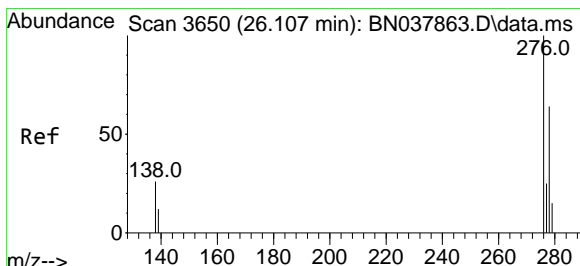
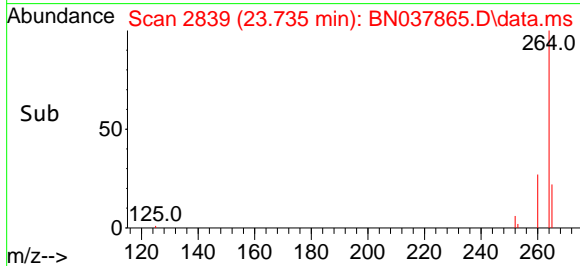
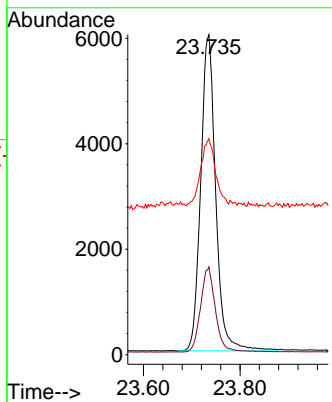
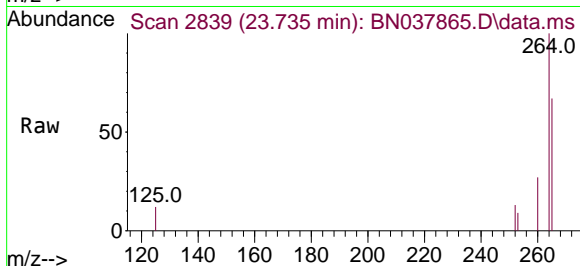




#35
 Perylene-d12
 Concen: 0.400 ng
 RT: 23.735 min Scan# 2839
 Delta R.T. 0.009 min
 Lab File: BN037865.D
 Acq: 23 Sep 2025 14:38

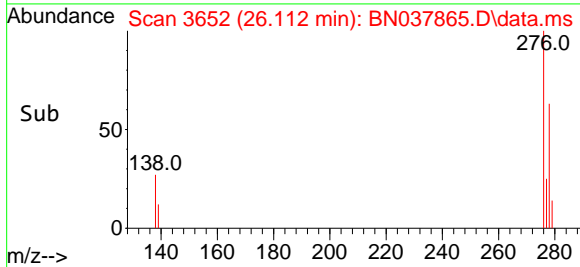
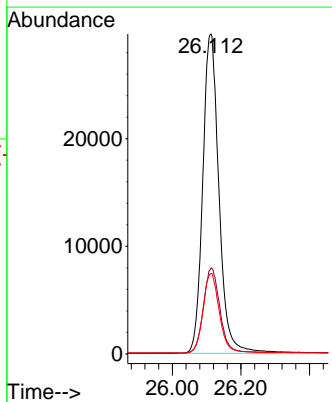
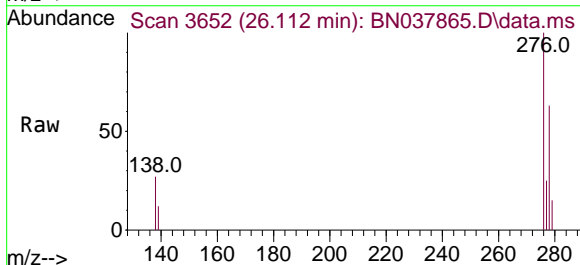
Instrument : BNA_N
 ClientSampleId : SSTDICC1.6

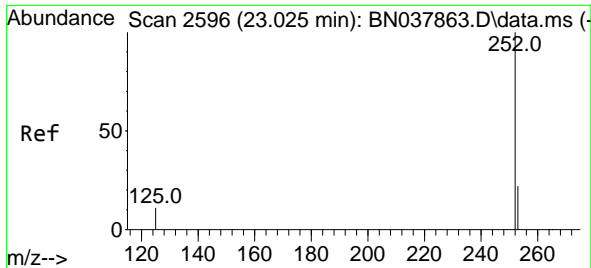
Tgt Ion	Resp	Lower	Upper
264	12917		
260	27.4	21.5	32.3
265	67.5	53.8	80.6



#36
 Indeno(1,2,3-cd)pyrene
 Concen: 1.652 ng
 RT: 26.112 min Scan# 3652
 Delta R.T. 0.006 min
 Lab File: BN037865.D
 Acq: 23 Sep 2025 14:38

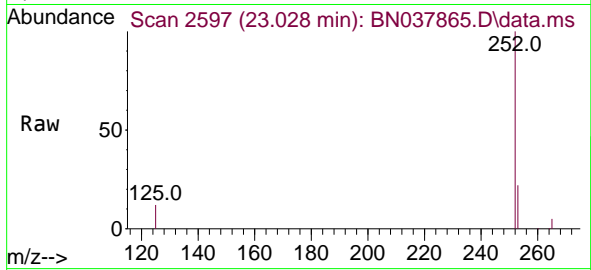
Tgt Ion	Resp	Lower	Upper
276	97476		
138	27.1	21.4	32.0
277	25.1	20.3	30.5



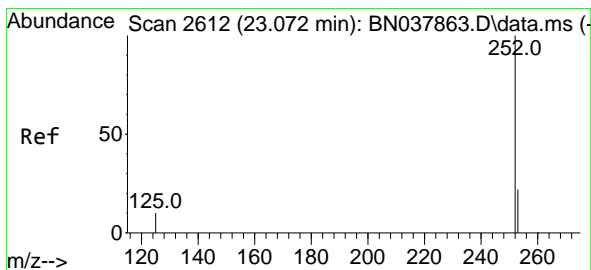
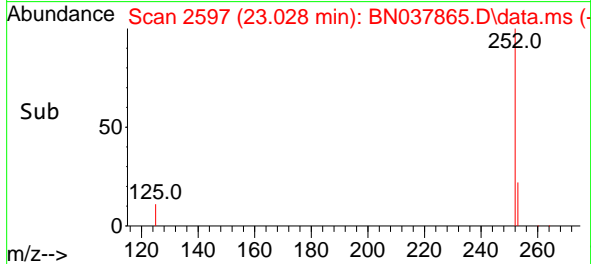
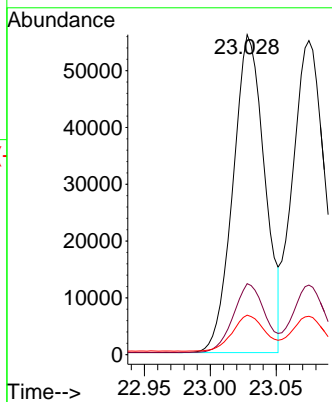


#37
 Benzo(b)fluoranthene
 Concen: 1.679 ng
 RT: 23.028 min Scan# 2597
 Delta R.T. 0.003 min
 Lab File: BN037865.D
 Acq: 23 Sep 2025 14:38

Instrument : BNA_N
 ClientSampleId : SSTDICC1.6

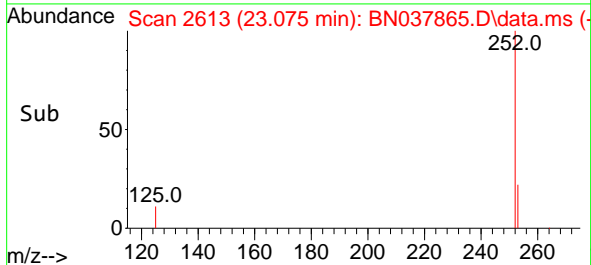
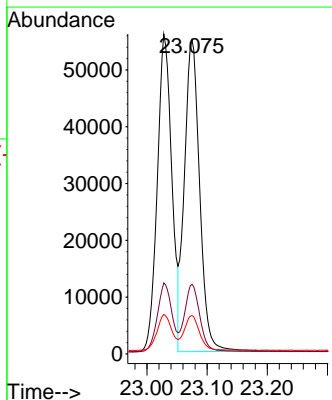
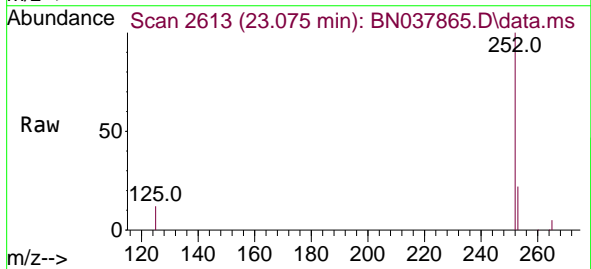


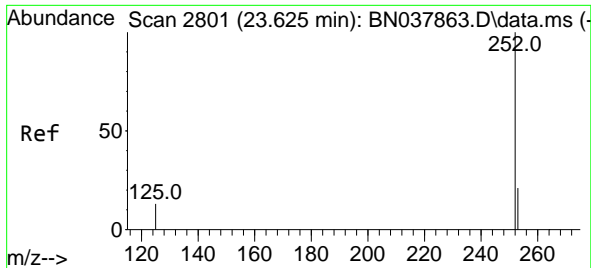
Tgt Ion:252 Resp: 93525
 Ion Ratio Lower Upper
 252 100
 253 22.2 19.4 29.0
 125 12.3 13.0 19.4#



#38
 Benzo(k)fluoranthene
 Concen: 1.728 ng
 RT: 23.075 min Scan# 2613
 Delta R.T. 0.003 min
 Lab File: BN037865.D
 Acq: 23 Sep 2025 14:38

Tgt Ion:252 Resp: 96868
 Ion Ratio Lower Upper
 252 100
 253 22.1 19.5 29.3
 125 12.2 13.0 19.4#

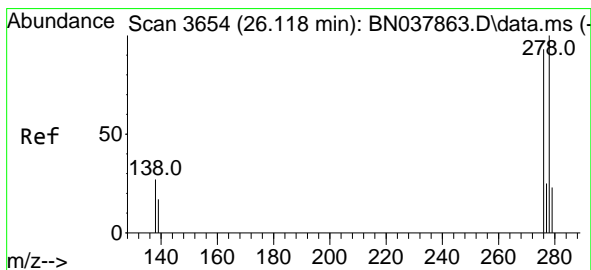
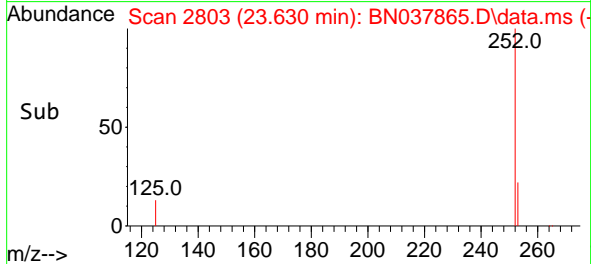
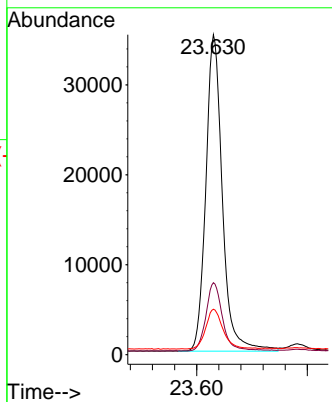
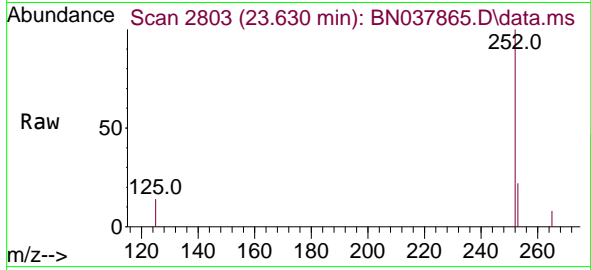




#39
 Benzo(a)pyrene
 Concen: 1.657 ng
 RT: 23.630 min Scan# 2803
 Delta R.T. 0.006 min
 Lab File: BN037865.D
 Acq: 23 Sep 2025 14:38

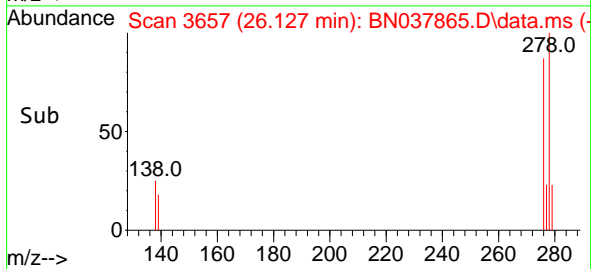
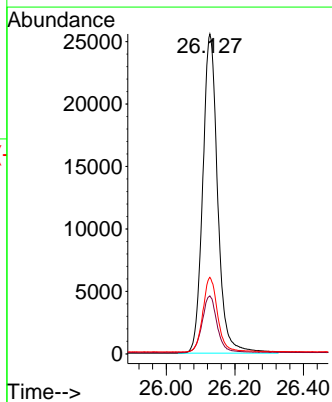
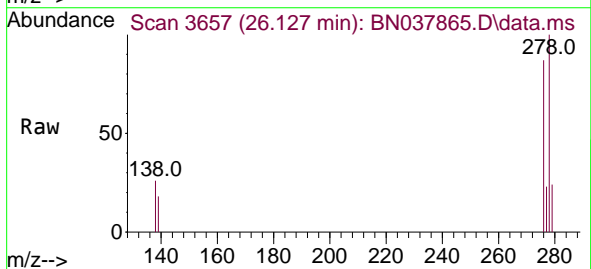
Instrument : BNA_N
 ClientSampleId : SSTDICC1.6

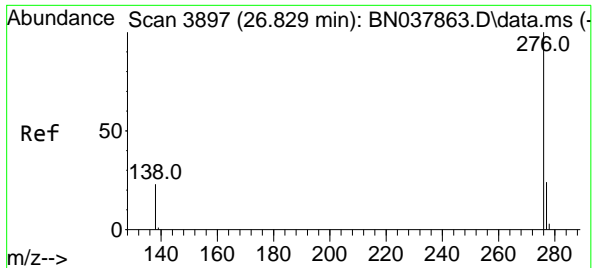
Tgt Ion	Resp	Lower	Upper
252	100		
253	22.5	20.6	30.8
125	14.2	16.7	25.1



#40
 Dibenzo(a,h)anthracene
 Concen: 1.676 ng
 RT: 26.127 min Scan# 3657
 Delta R.T. 0.009 min
 Lab File: BN037865.D
 Acq: 23 Sep 2025 14:38

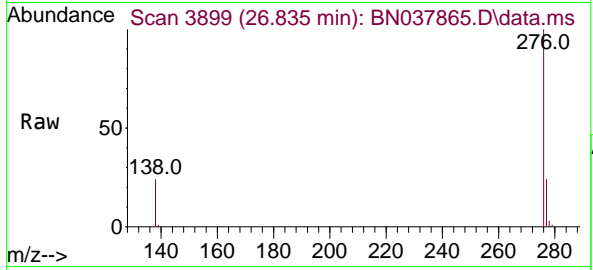
Tgt Ion	Resp	Lower	Upper
278	100		
139	18.1	15.4	23.2
279	23.9	20.8	31.2





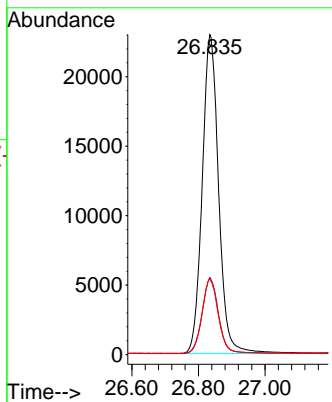
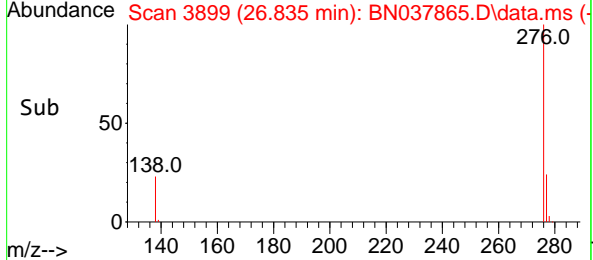
#41
Benzo(g,h,i)perylene
Concen: 1.623 ng
RT: 26.835 min Scan# 3899
Delta R.T. 0.006 min
Lab File: BN037865.D
Acq: 23 Sep 2025 14:38

Instrument : BNA_N
ClientSampleId : SSTDICC1.6



Tgt Ion:276 Resp: 78576

Ion	Ratio	Lower	Upper
276	100		
277	24.1	20.2	30.4
138	23.5	19.8	29.8



- 1
- 2
- 3
- 4
- 5
- 6
- 7
- 8
- 9
- 10
- 11
- 12
- 13
- 14
- 15
- 16
- 17
- 18

Data Path : Z:\svoasrv\HPCHEM1\BNA_N\Data\BN092325\
 Data File : BN037866.D
 Acq On : 23 Sep 2025 15:15
 Operator : RC/JU
 Sample : SSTDICC3.2
 Misc :
 ALS Vial : 7 Sample Multiplier: 1

Instrument :
 BNA_N
 ClientSampleId :
 SSTDICC3.2

Quant Time: Sep 23 16:23:09 2025
 Quant Method : Z:\svoasrv\HPCHEM1\BNA_N\Methods\8270-SIM-BN092325.M
 Quant Title : ASP BNA STANDARDS FOR 5 POINT CALIBRATION
 QLast Update : Tue Sep 23 16:17:53 2025
 Response via : Initial Calibration

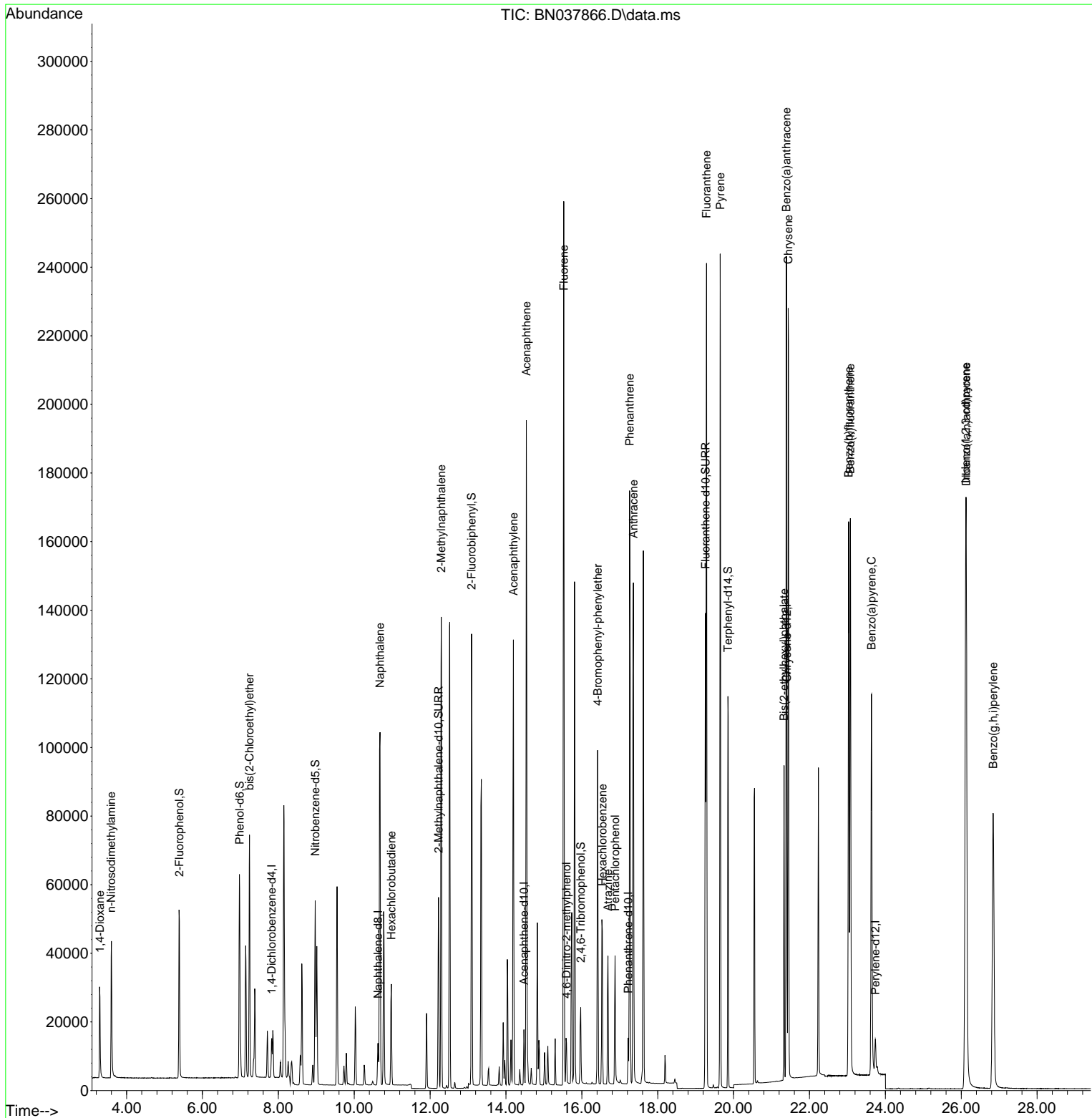
Compound	R.T.	QIon	Response	Conc Units	Dev(Min)	
Internal Standards						
1) 1,4-Dichlorobenzene-d4	7.825	152	5486	0.400 ng	0.00	
7) Naphthalene-d8	10.626	136	15583	0.400 ng	0.00	
13) Acenaphthene-d10	14.473	164	8623	0.400 ng	0.00	
19) Phenanthrene-d10	17.223	188	16225	0.400 ng	0.00	
29) Chrysene-d12	21.402	240	16309	0.400 ng	# 0.00	
35) Perylene-d12	23.736	264	13684	0.400 ng	0.00	
System Monitoring Compounds						
4) 2-Fluorophenol	5.392	112	40521	3.237 ng	0.00	
5) Phenol-d6	6.980	99	54237	3.297 ng	0.00	
8) Nitrobenzene-d5	8.971	82	39859	3.353 ng	0.00	
11) 2-Methylnaphthalene-d10	12.222	152	73211	3.382 ng	0.00	
14) 2,4,6-Tribromophenol	15.969	330	12677	3.642 ng	0.00	
15) 2-Fluorobiphenyl	13.094	172	113791	3.223 ng	0.00	
27) Fluoranthene-d10	19.257	212	140845	3.451 ng	0.00	
31) Terphenyl-d14	19.852	244	105582	3.250 ng	0.00	
Target Compounds						
2) 1,4-Dioxane	3.297	88	18009	3.234 ng		Qvalue 99
3) n-Nitrosodimethylamine	3.593	42	24113	3.255 ng	#	89
6) bis(2-Chloroethyl)ether	7.240	93	49318	3.230 ng		100
9) Naphthalene	10.680	128	141732	3.301 ng		98
10) Hexachlorobutadiene	10.979	225	23493	3.208 ng	#	99
12) 2-Methylnaphthalene	12.293	142	96667	3.447 ng		99
16) Acenaphthylene	14.195	152	134565	3.437 ng		100
17) Acenaphthene	14.537	154	94611	3.392 ng		95
18) Fluorene	15.522	166	118468	3.511 ng		100
20) 4,6-Dinitro-2-methylph...	15.597	198	9172	3.211 ng	#	62
21) 4-Bromophenyl-phenylether	16.416	248	35637	3.370 ng		96
22) Hexachlorobenzene	16.540	284	41902	3.269 ng		100
23) Atrazine	16.689	200	29112	3.616 ng		97
24) Pentachlorophenol	16.875	266	17645	4.011 ng		97
25) Phenanthrene	17.260	178	178985	3.352 ng		99
26) Anthracene	17.360	178	165527	3.573 ng		100
28) Fluoranthene	19.285	202	209920	3.570 ng		99
30) Pyrene	19.647	202	208135	3.232 ng		100
32) Benzo(a)anthracene	21.393	228	193464	3.394 ng		98
33) Chrysene	21.438	228	197283	3.201 ng		99
34) Bis(2-ethylhexyl)phtha...	21.331	149	74195	3.291 ng		98
36) Indeno(1,2,3-cd)pyrene	26.118	276	218487	3.494 ng		100
37) Benzo(b)fluoranthene	23.031	252	202282	3.428 ng	#	93
38) Benzo(k)fluoranthene	23.078	252	209819	3.534 ng	#	93
39) Benzo(a)pyrene	23.636	252	163321	3.499 ng	#	88
40) Dibenzo(a,h)anthracene	26.133	278	173724	3.558 ng		96
41) Benzo(g,h,i)perylene	26.841	276	176617	3.443 ng		97

(#) = qualifier out of range (m) = manual integration (+) = signals summed

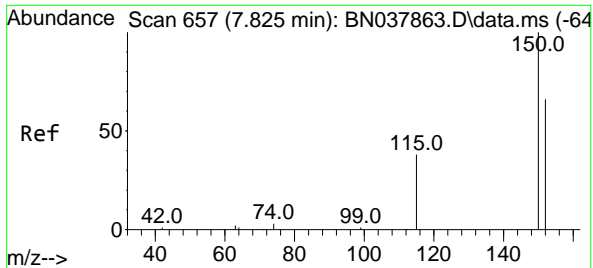
Data Path : Z:\svoasrv\HPCHEM1\BNA_N\Data\BN092325\
 Data File : BN037866.D
 Acq On : 23 Sep 2025 15:15
 Operator : RC/JU
 Sample : SSTDICC3.2
 Misc :
 ALS Vial : 7 Sample Multiplier: 1

Instrument :
 BNA_N
 ClientSampleId :
 SSTDICC3.2

Quant Time: Sep 23 16:23:09 2025
 Quant Method : Z:\svoasrv\HPCHEM1\BNA_N\Methods\8270-SIM-BN092325.M
 Quant Title : ASP BNA STANDARDS FOR 5 POINT CALIBRATION
 QLast Update : Tue Sep 23 16:17:53 2025
 Response via : Initial Calibration



- 1
- 2
- 3
- 4
- 5
- 6
- 7
- 8
- 9
- 10
- 11
- 12
- 13
- 14
- 15
- 16
- 17
- 18

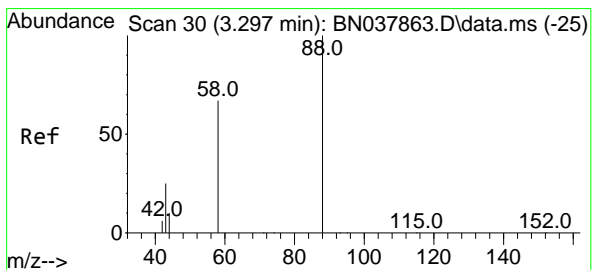
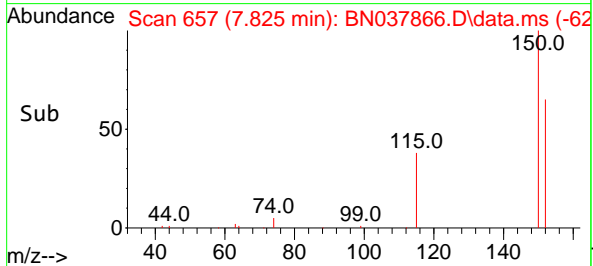
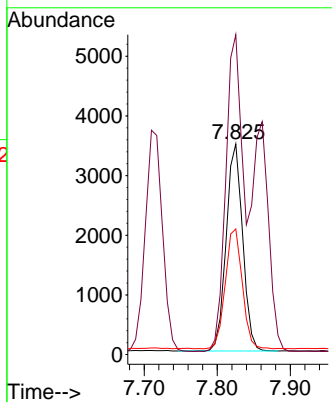
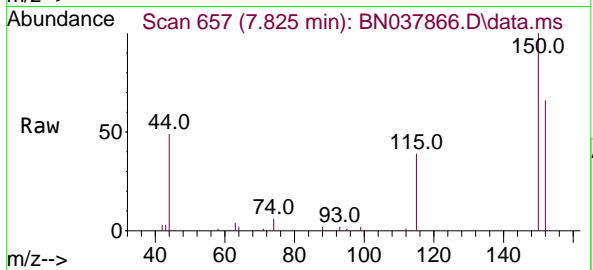


#1
 1,4-Dichlorobenzene-d4
 Concen: 0.400 ng
 RT: 7.825 min Scan# 61
 Delta R.T. 0.000 min
 Lab File: BN037866.D
 Acq: 23 Sep 2025 15:15

Instrument :
 BNA_N
 ClientSampleId :
 SSTDICC3.2

Tgt Ion: 152 Resp: 5486

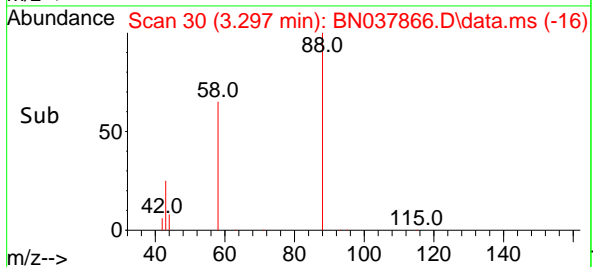
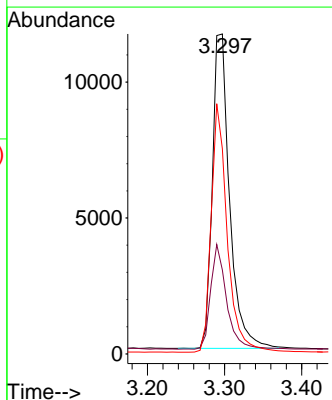
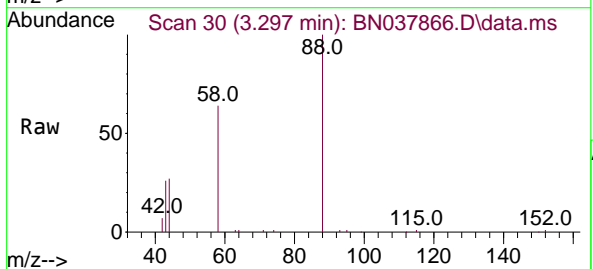
Ion	Ratio	Lower	Upper
152	100		
150	151.9	121.0	181.4
115	59.6	47.4	71.0

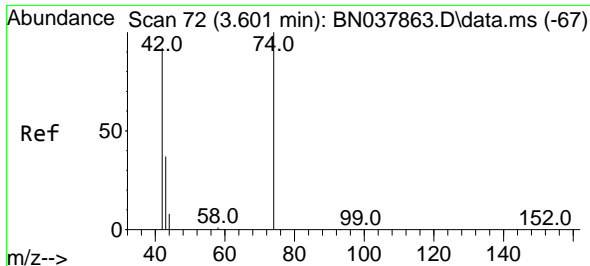


#2
 1,4-Dioxane
 Concen: 3.234 ng
 RT: 3.297 min Scan# 30
 Delta R.T. -0.000 min
 Lab File: BN037866.D
 Acq: 23 Sep 2025 15:15

Tgt Ion: 88 Resp: 18009

Ion	Ratio	Lower	Upper
88	100		
43	30.7	26.6	39.8
58	73.6	58.9	88.3



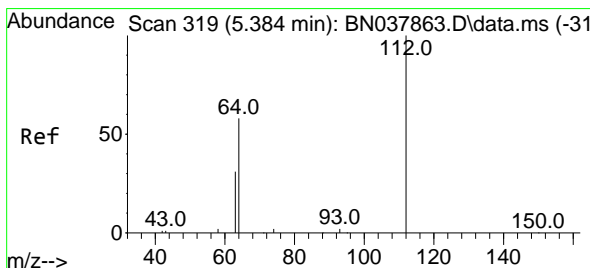
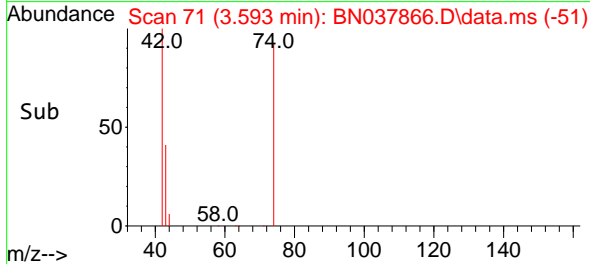
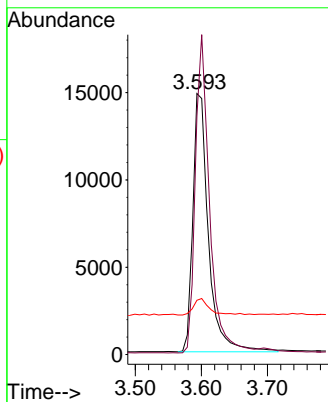
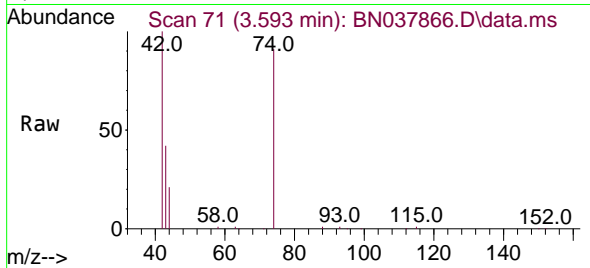


#3
n-Nitrosodimethylamine
Concen: 3.255 ng
RT: 3.593 min Scan# 71
Delta R.T. -0.007 min
Lab File: BN037866.D
Acq: 23 Sep 2025 15:15

Instrument :
BNA_N
ClientSampleId :
SSTDICC3.2

Tgt Ion: 42 Resp: 24113

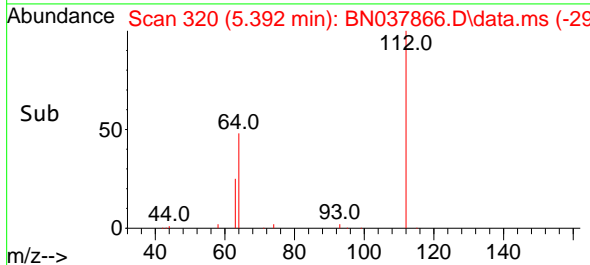
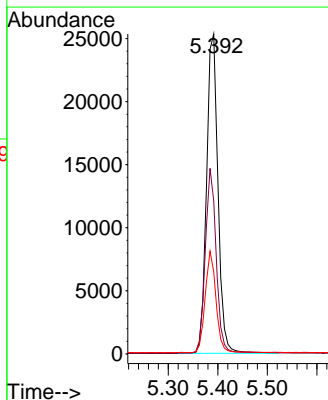
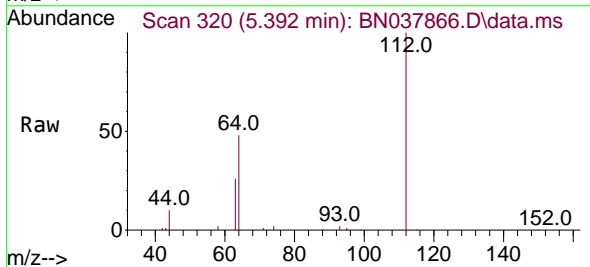
Ion	Ratio	Lower	Upper
42	100		
74	112.5	93.4	140.0
44	6.3	22.2	33.4

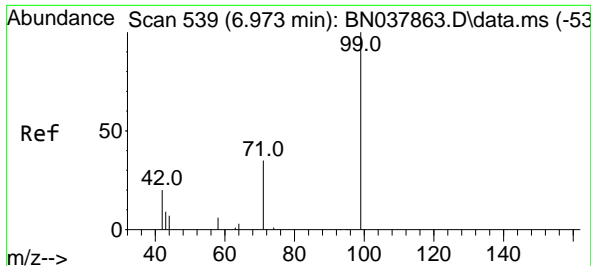


#4
2-Fluorophenol
Concen: 3.237 ng
RT: 5.392 min Scan# 320
Delta R.T. 0.007 min
Lab File: BN037866.D
Acq: 23 Sep 2025 15:15

Tgt Ion: 112 Resp: 40521

Ion	Ratio	Lower	Upper
112	100		
64	55.6	44.6	66.8
63	30.1	24.9	37.3

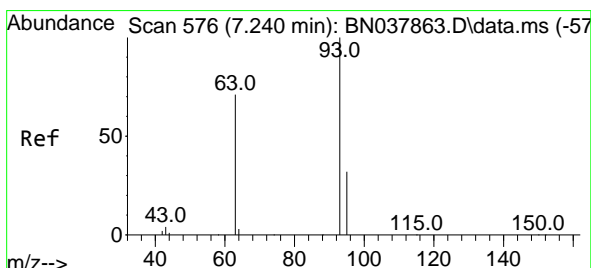
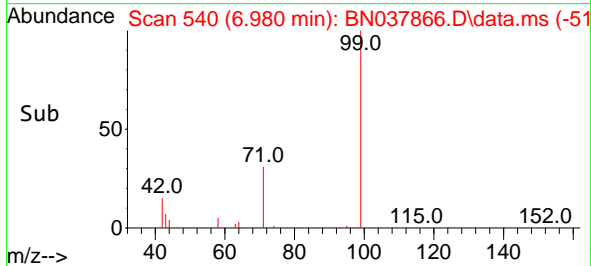
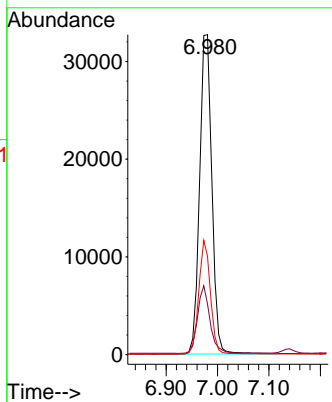
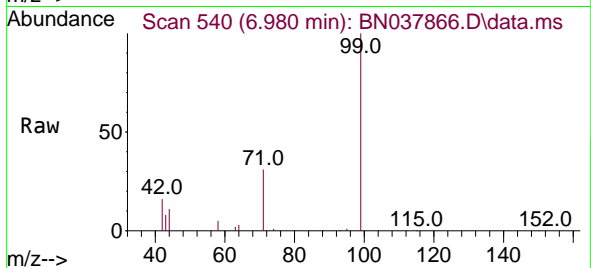




#5
 Phenol-d6
 Concen: 3.297 ng
 RT: 6.980 min Scan# 54
 Delta R.T. 0.007 min
 Lab File: BN037866.D
 Acq: 23 Sep 2025 15:15

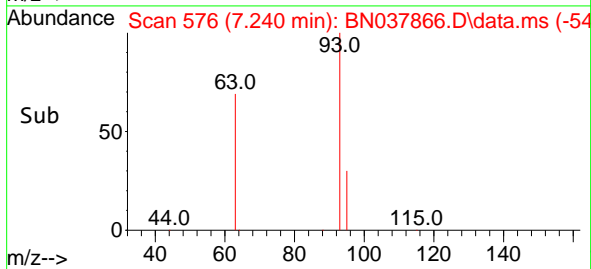
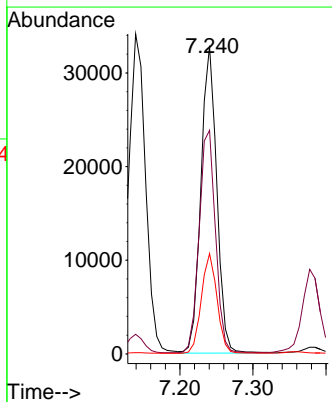
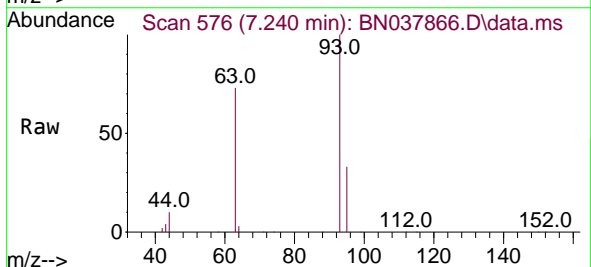
Instrument :
 BNA_N
 ClientSampleId :
 SSTDICC3.2

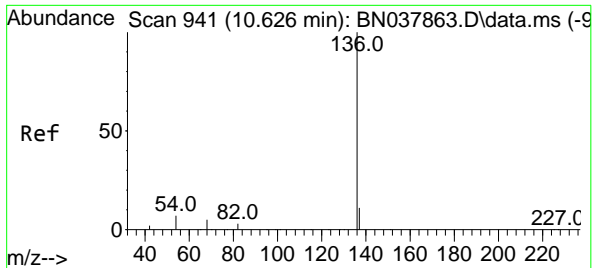
Tgt Ion	Resp	Lower	Upper
99	54237		
99	100		
42	21.2	17.2	25.8
71	33.7	27.3	40.9



#6
 bis(2-Chloroethyl)ether
 Concen: 3.230 ng
 RT: 7.240 min Scan# 576
 Delta R.T. -0.000 min
 Lab File: BN037866.D
 Acq: 23 Sep 2025 15:15

Tgt Ion	Resp	Lower	Upper
93	49318		
93	100		
63	74.8	60.1	90.1
95	32.1	25.4	38.2



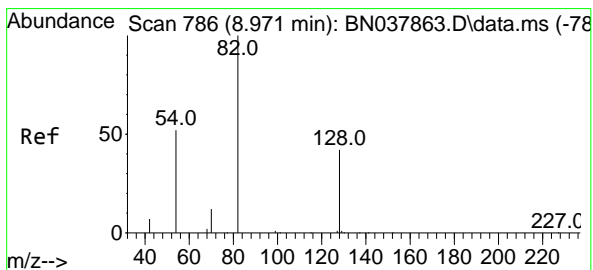
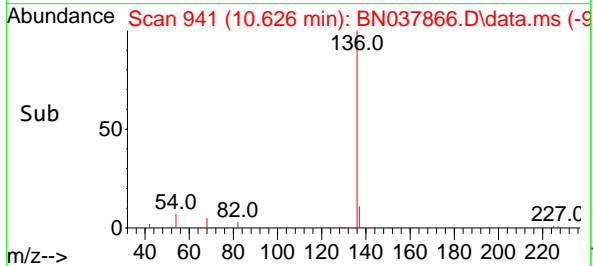
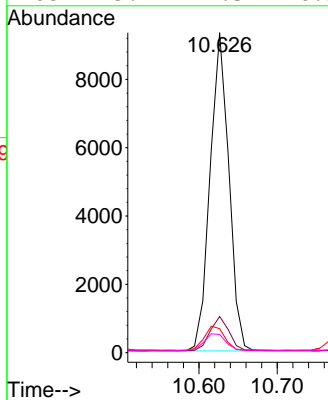
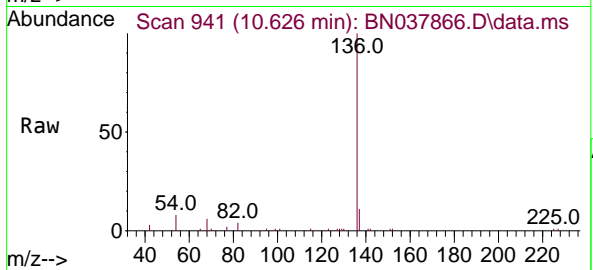


#7
Naphthalene-d8
Concen: 0.400 ng
RT: 10.626 min Scan# 941
Delta R.T. -0.000 min
Lab File: BN037866.D
Acq: 23 Sep 2025 15:15

Instrument : BNA_N
ClientSampleId : SSTDICC3.2

Tgt Ion:136 Resp: 15583

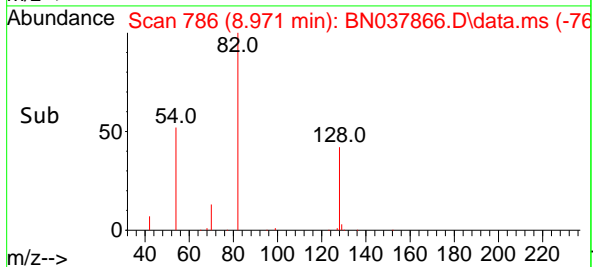
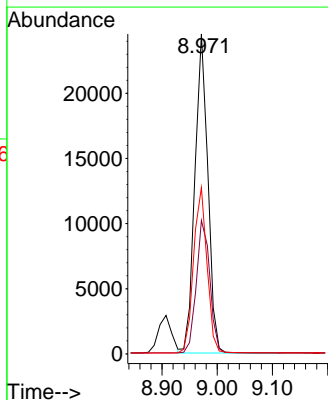
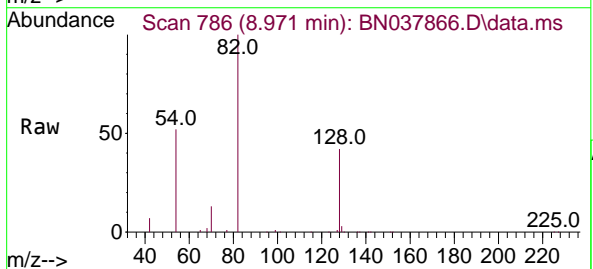
Ion	Ratio	Lower	Upper
136	100		
137	11.3	9.0	13.4
54	7.5	5.8	8.8
68	5.7	4.3	6.5

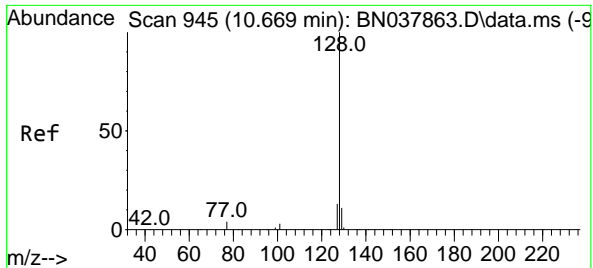


#8
Nitrobenzene-d5
Concen: 3.353 ng
RT: 8.971 min Scan# 786
Delta R.T. -0.000 min
Lab File: BN037866.D
Acq: 23 Sep 2025 15:15

Tgt Ion: 82 Resp: 39859

Ion	Ratio	Lower	Upper
82	100		
128	41.7	34.8	52.2
54	52.0	42.2	63.2



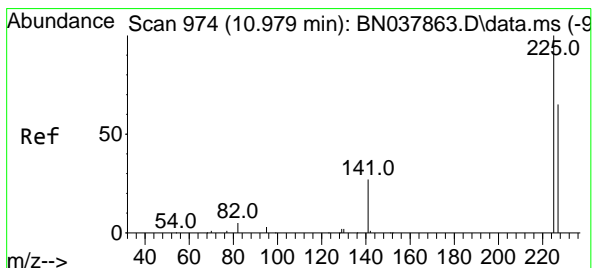
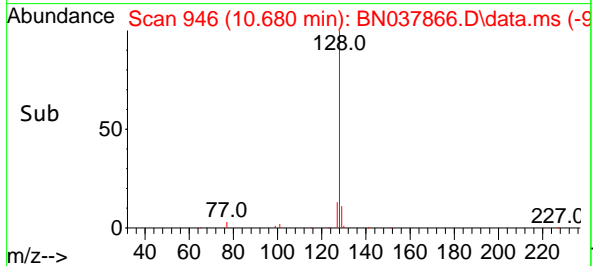
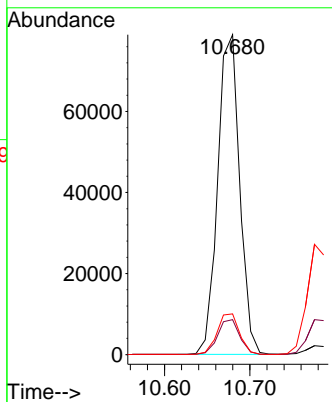
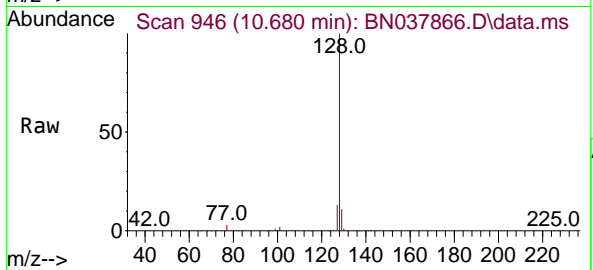


#9
 Naphthalene
 Concen: 3.301 ng
 RT: 10.680 min Scan# 946
 Delta R.T. 0.011 min
 Lab File: BN037866.D
 Acq: 23 Sep 2025 15:15

Instrument : BNA_N
 ClientSampleId : SSTDICC3.2

Tgt Ion:128 Resp: 141732

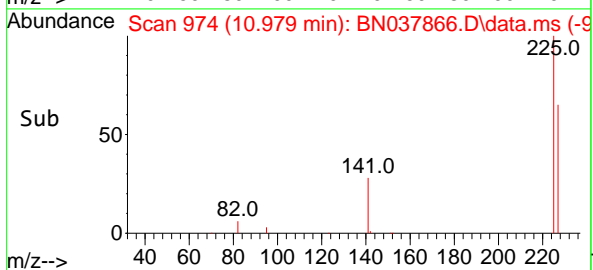
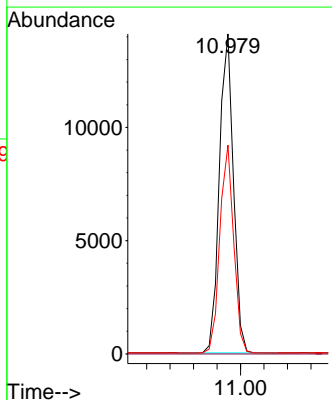
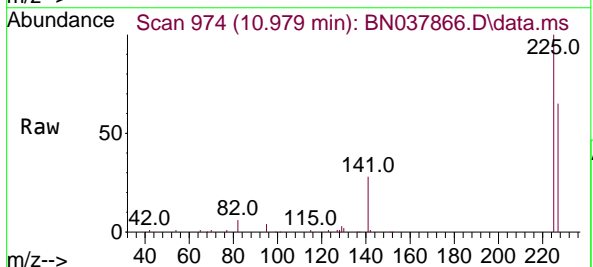
Ion	Ratio	Lower	Upper
128	100		
129	10.9	9.2	13.8
127	12.7	11.0	16.6

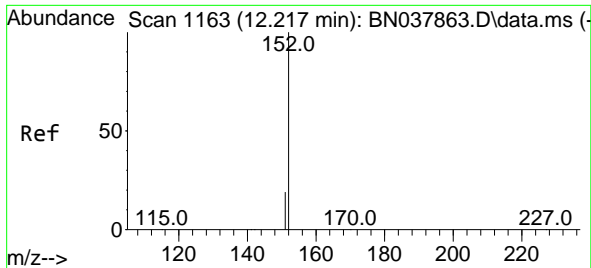


#10
 Hexachlorobutadiene
 Concen: 3.208 ng
 RT: 10.979 min Scan# 974
 Delta R.T. -0.000 min
 Lab File: BN037866.D
 Acq: 23 Sep 2025 15:15

Tgt Ion:225 Resp: 23493

Ion	Ratio	Lower	Upper
225	100		
223	0.0	0.0	0.0
227	63.8	51.4	77.2

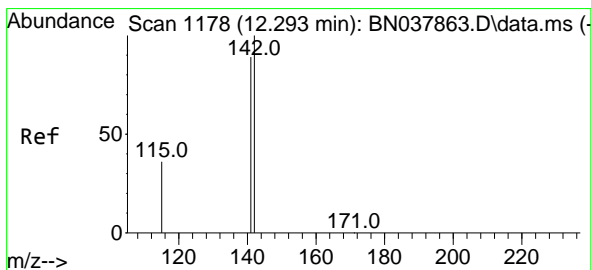
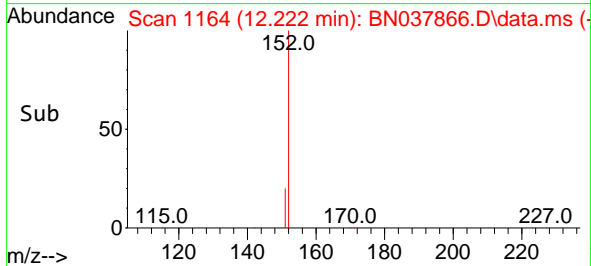
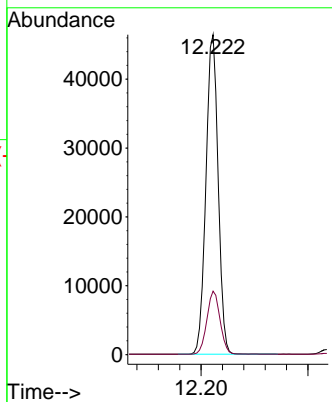
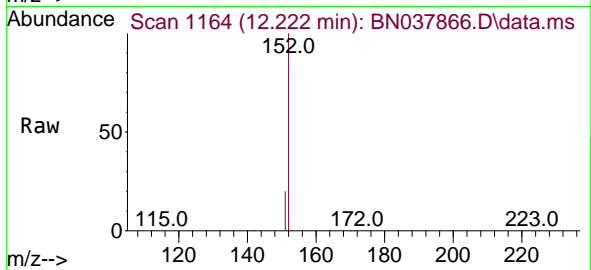




#11
 2-Methylnaphthalene-d10
 Concen: 3.382 ng
 RT: 12.222 min Scan# 1164
 Delta R.T. 0.005 min
 Lab File: BN037866.D
 Acq: 23 Sep 2025 15:15

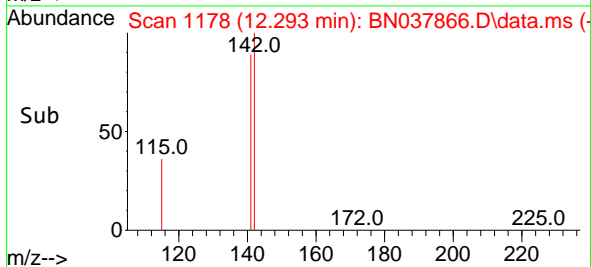
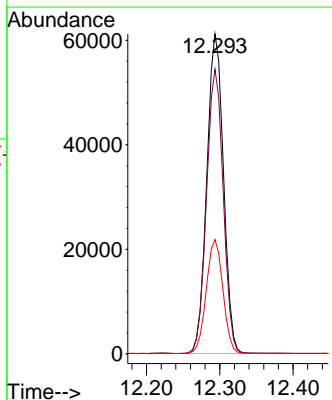
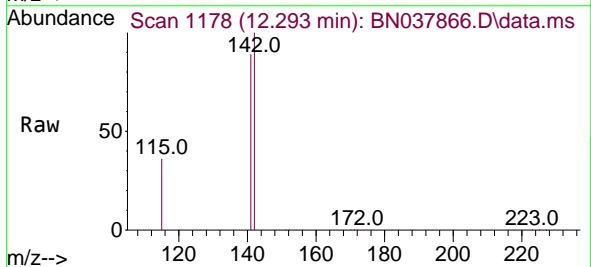
Instrument :
 BNA_N
 ClientSampleId :
 SSTDICC3.2

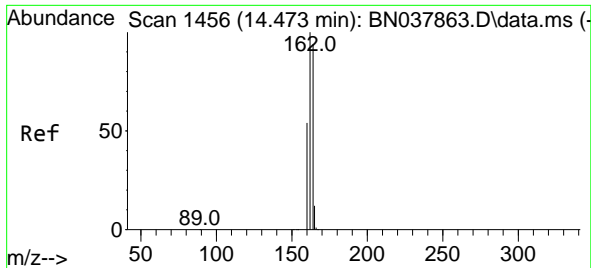
Tgt Ion:152 Resp: 73211
 Ion Ratio Lower Upper
 152 100
 151 21.3 17.4 26.2



#12
 2-Methylnaphthalene
 Concen: 3.447 ng
 RT: 12.293 min Scan# 1178
 Delta R.T. -0.000 min
 Lab File: BN037866.D
 Acq: 23 Sep 2025 15:15

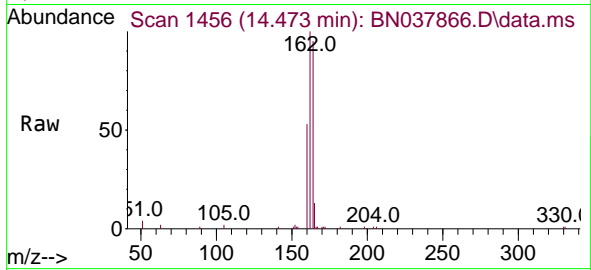
Tgt Ion:142 Resp: 96667
 Ion Ratio Lower Upper
 142 100
 141 88.9 71.2 106.8
 115 35.7 29.7 44.5





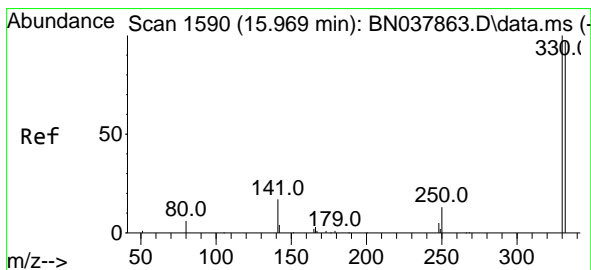
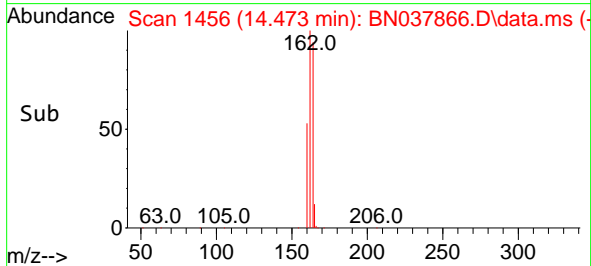
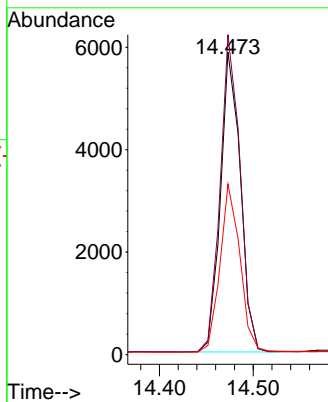
#13
 Acenaphthene-d10
 Concen: 0.400 ng
 RT: 14.473 min Scan# 1456
 Delta R.T. -0.000 min
 Lab File: BN037866.D
 Acq: 23 Sep 2025 15:15

Instrument : BNA_N
 Client Sample Id : SSTDICC3.2



Tgt Ion: 164 Resp: 8623

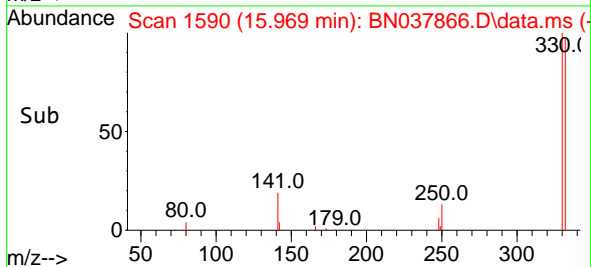
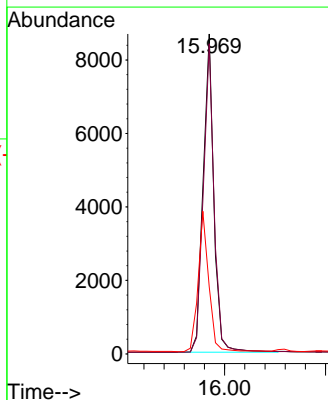
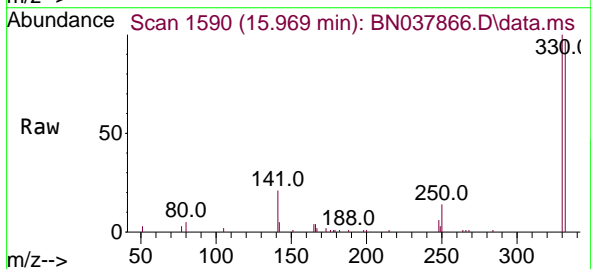
Ion	Ratio	Lower	Upper
164	100		
162	105.8	84.8	127.2
160	56.4	46.1	69.1

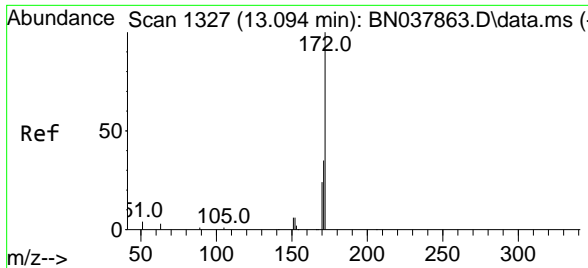


#14
 2,4,6-Tribromophenol
 Concen: 3.642 ng
 RT: 15.969 min Scan# 1590
 Delta R.T. -0.000 min
 Lab File: BN037866.D
 Acq: 23 Sep 2025 15:15

Tgt Ion: 330 Resp: 12677

Ion	Ratio	Lower	Upper
330	100		
332	97.5	77.2	115.8
141	44.0	37.2	55.8

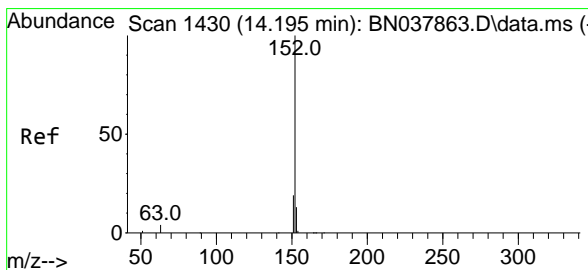
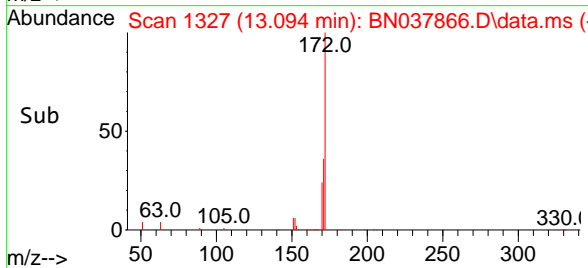
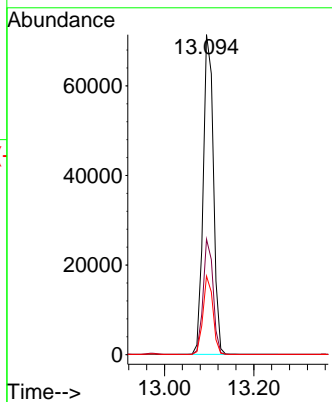
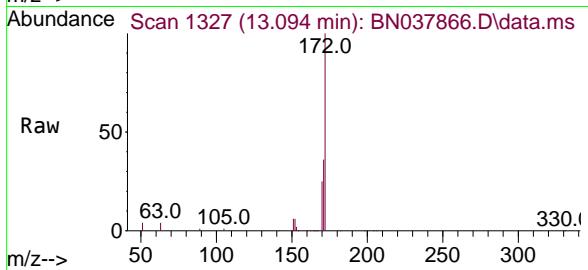




#15
 2-Fluorobiphenyl
 Concen: 3.223 ng
 RT: 13.094 min Scan# 1327
 Delta R.T. -0.000 min
 Lab File: BN037866.D
 Acq: 23 Sep 2025 15:15

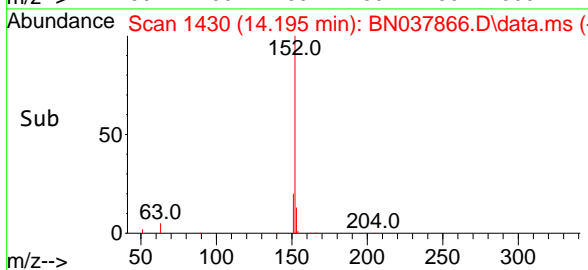
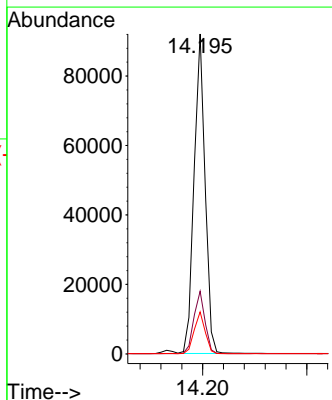
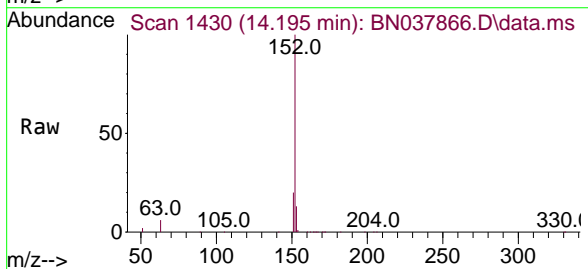
Instrument : BNA_N
 Client Sample Id : SSTDICC3.2

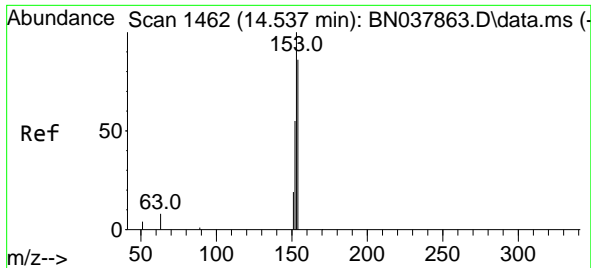
Tgt Ion	Resp	Lower	Upper
172	113791		
171	36.1	28.6	43.0
170	24.6	19.7	29.5



#16
 Acenaphthylene
 Concen: 3.437 ng
 RT: 14.195 min Scan# 1430
 Delta R.T. -0.000 min
 Lab File: BN037866.D
 Acq: 23 Sep 2025 15:15

Tgt Ion	Resp	Lower	Upper
152	134565		
151	19.7	15.8	23.8
153	13.0	10.5	15.7

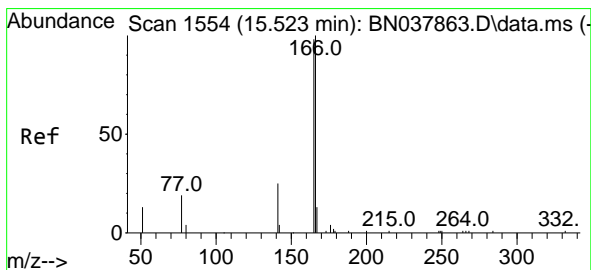
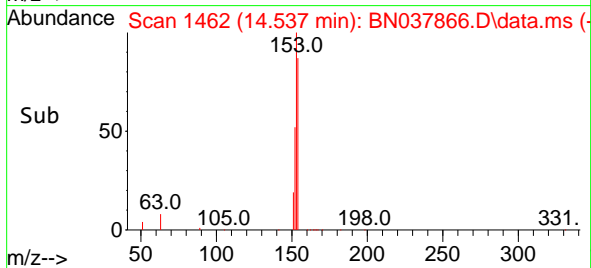
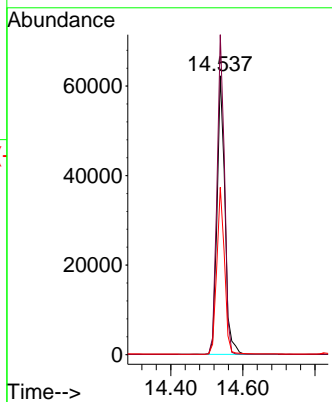
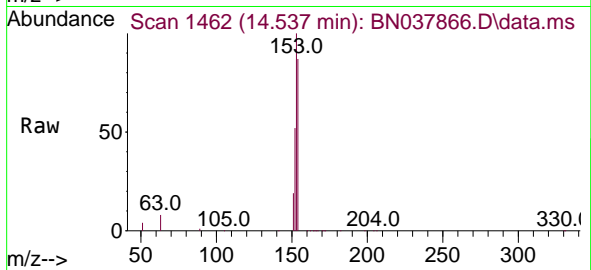




#17
 Acenaphthene
 Concen: 3.392 ng
 RT: 14.537 min Scan# 1462
 Delta R.T. -0.000 min
 Lab File: BN037866.D
 Acq: 23 Sep 2025 15:15

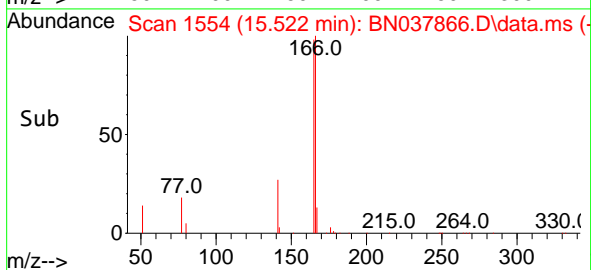
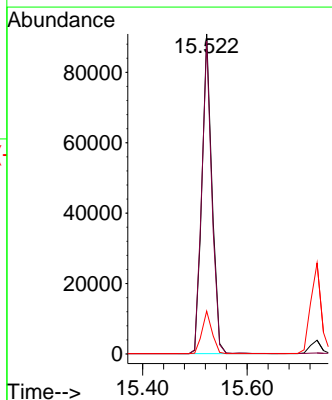
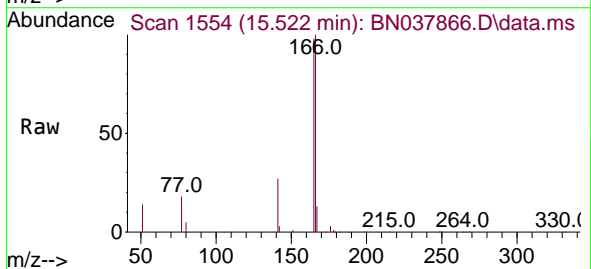
Instrument : BNA_N
 ClientSampleId : SSTDICC3.2

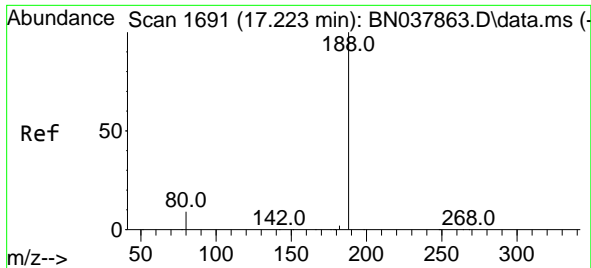
Tgt Ion	Resp	Lower	Upper
154	94611		
153	109.6	90.5	135.7
152	58.7	51.8	77.8



#18
 Fluorene
 Concen: 3.511 ng
 RT: 15.522 min Scan# 1554
 Delta R.T. -0.000 min
 Lab File: BN037866.D
 Acq: 23 Sep 2025 15:15

Tgt Ion	Resp	Lower	Upper
166	118468		
165	98.2	79.0	118.4
167	13.1	10.6	16.0

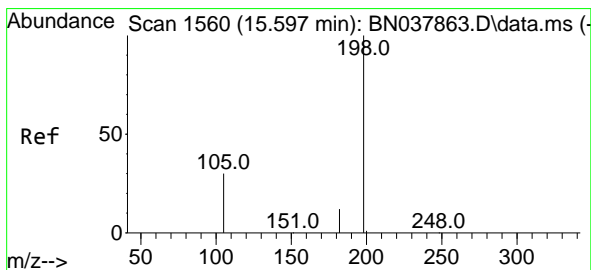
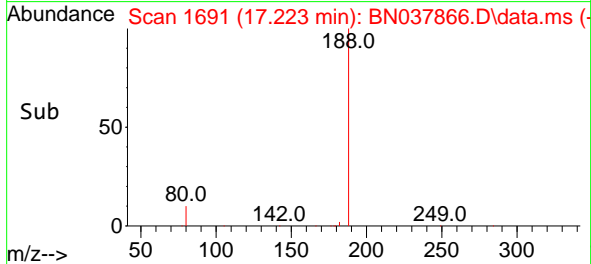
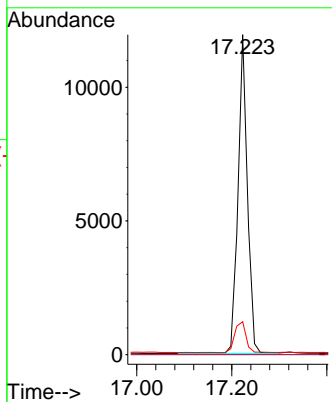
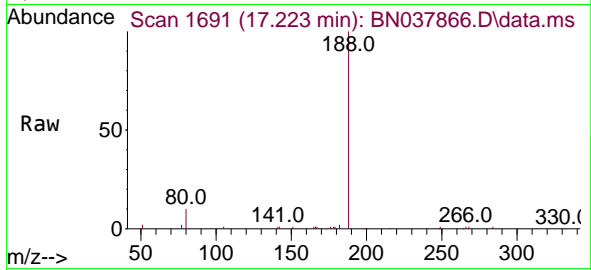




#19
 Phenanthrene-d10
 Concen: 0.400 ng
 RT: 17.223 min Scan# 1691
 Delta R.T. -0.000 min
 Lab File: BN037866.D
 Acq: 23 Sep 2025 15:15

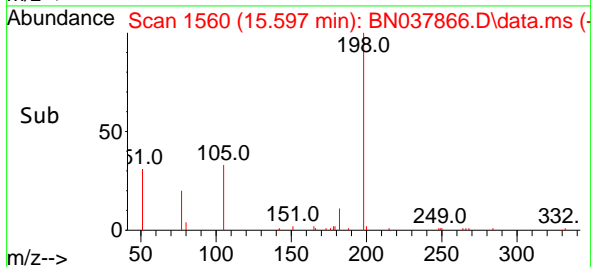
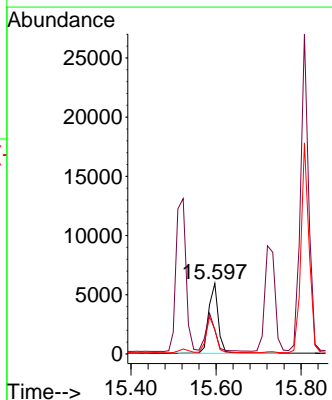
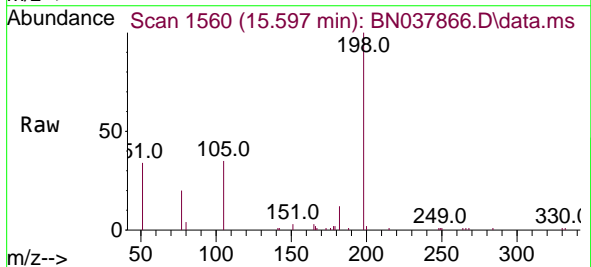
Instrument : BNA_N
 ClientSampleId : SSTDICC3.2

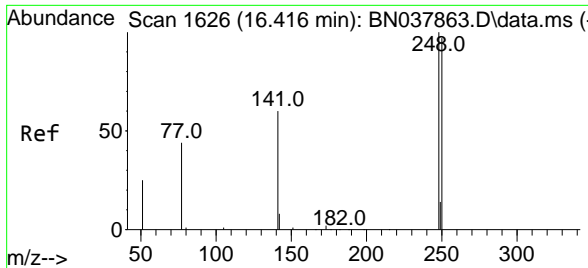
Tgt Ion	Resp	Lower	Upper
188	16225		
94	0.0	0.0	0.0
80	10.3	7.6	11.4



#20
 4,6-Dinitro-2-methylphenol
 Concen: 3.211 ng
 RT: 15.597 min Scan# 1560
 Delta R.T. -0.000 min
 Lab File: BN037866.D
 Acq: 23 Sep 2025 15:15

Tgt Ion	Resp	Lower	Upper
198	9172		
51	33.8	59.1	88.7#
105	34.5	41.3	61.9#



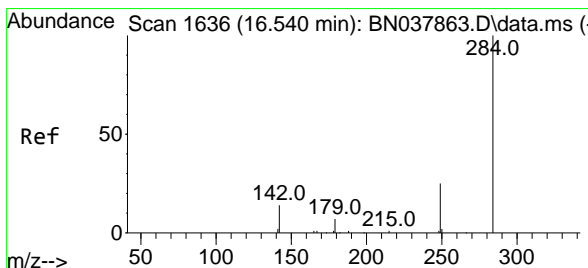
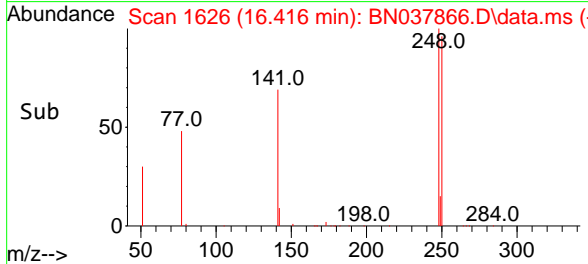
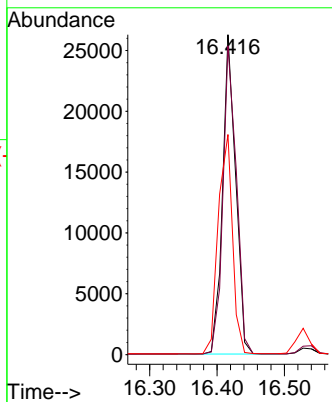
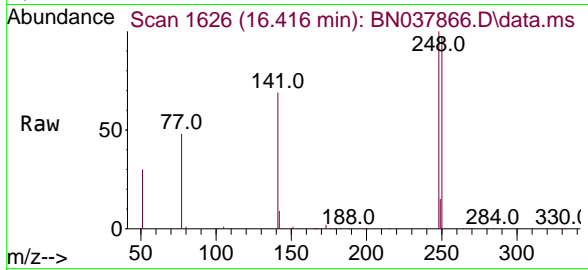


#21
 4-Bromophenyl-phenylether
 Concen: 3.370 ng
 RT: 16.416 min Scan# 1626
 Delta R.T. -0.000 min
 Lab File: BN037866.D
 Acq: 23 Sep 2025 15:15

Instrument : BNA_N
 ClientSampleId : SSTDICC3.2

Tgt Ion: 248 Resp: 35637

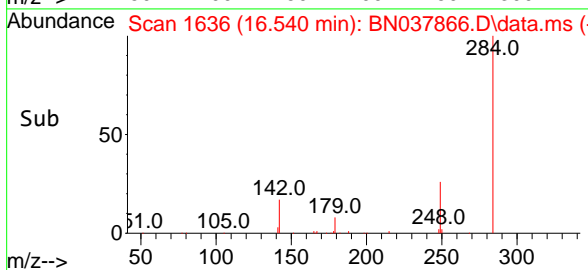
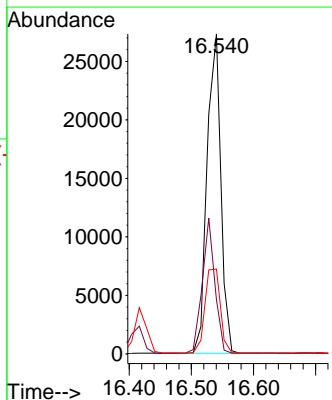
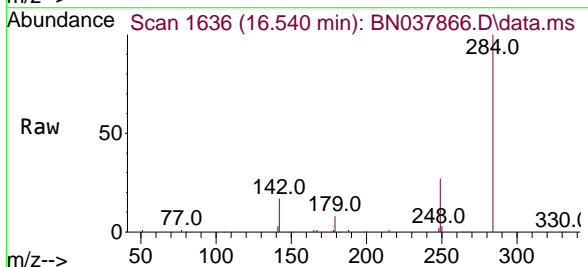
Ion	Ratio	Lower	Upper
248	100		
250	96.5	77.6	116.4
141	68.8	48.8	73.2

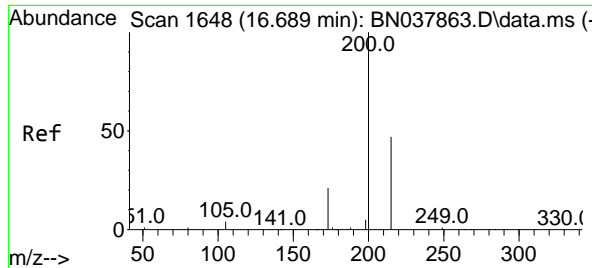


#22
 Hexachlorobenzene
 Concen: 3.269 ng
 RT: 16.540 min Scan# 1636
 Delta R.T. -0.000 min
 Lab File: BN037866.D
 Acq: 23 Sep 2025 15:15

Tgt Ion: 284 Resp: 41902

Ion	Ratio	Lower	Upper
284	100		
142	38.5	30.9	46.3
249	29.5	23.9	35.9

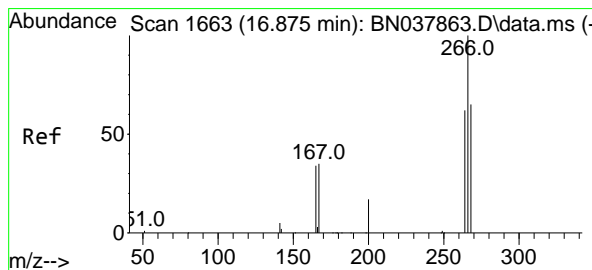
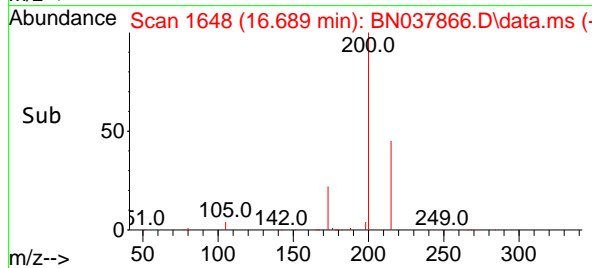
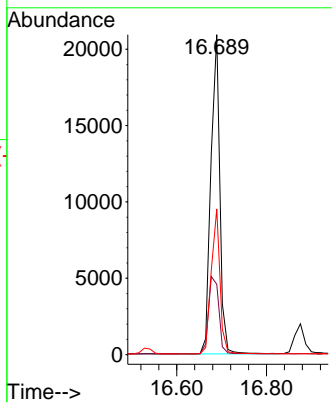
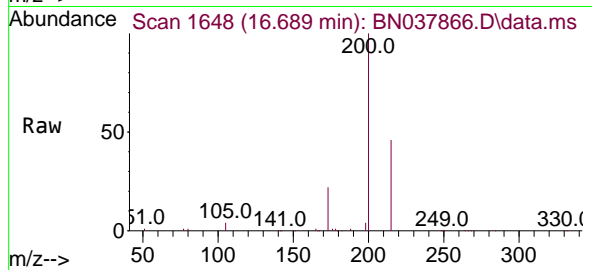




#23
 Atrazine
 Concen: 3.616 ng
 RT: 16.689 min Scan# 1648
 Delta R.T. -0.000 min
 Lab File: BN037866.D
 Acq: 23 Sep 2025 15:15

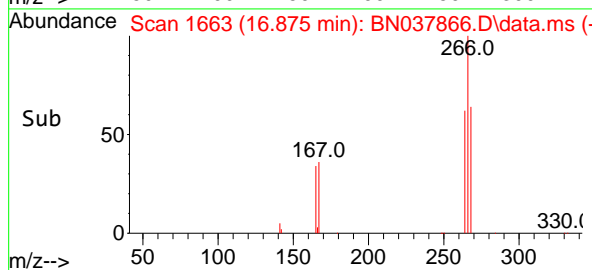
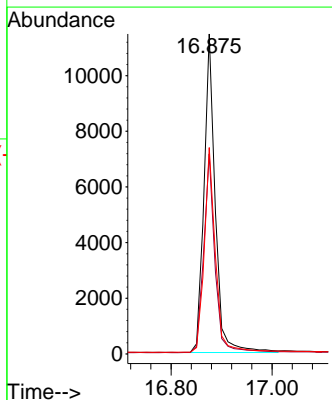
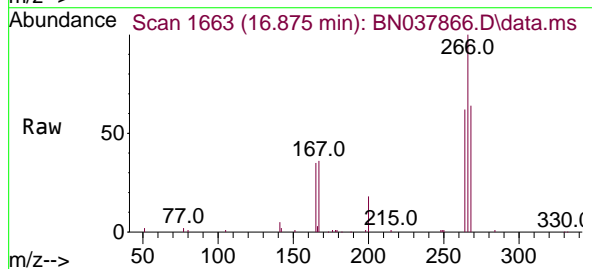
Instrument : BNA_N
 Client Sample Id : SSTDICC3.2

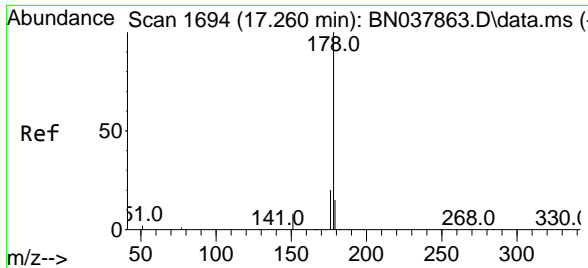
Tgt Ion	Resp	Lower	Upper
200	29112	100	100
173	22.0	18.3	27.5
215	45.5	38.6	58.0



#24
 Pentachlorophenol
 Concen: 4.011 ng
 RT: 16.875 min Scan# 1663
 Delta R.T. 0.000 min
 Lab File: BN037866.D
 Acq: 23 Sep 2025 15:15

Tgt Ion	Resp	Lower	Upper
266	17645	100	100
264	62.5	50.9	76.3
268	64.0	54.3	81.5

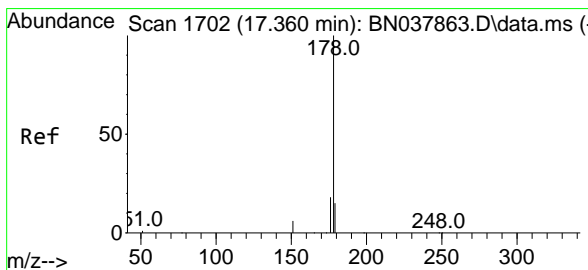
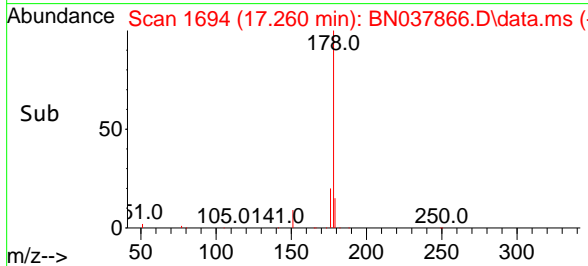
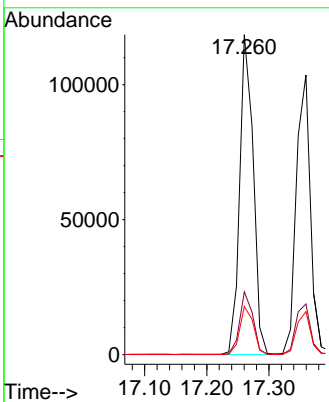
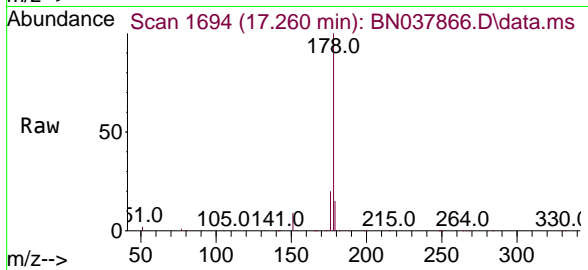




#25
 Phenanthrene
 Concen: 3.352 ng
 RT: 17.260 min Scan# 1694
 Delta R.T. -0.000 min
 Lab File: BN037866.D
 Acq: 23 Sep 2025 15:15

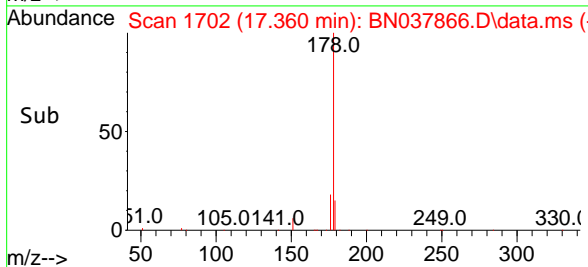
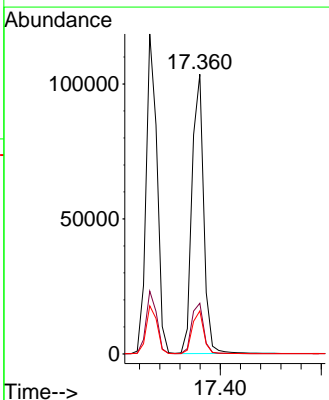
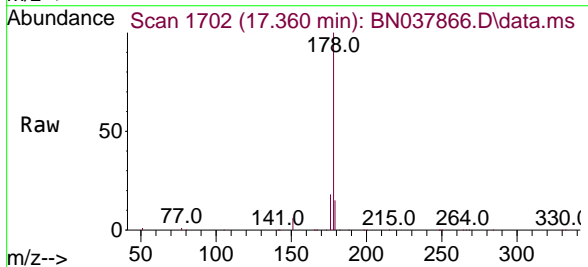
Instrument : BNA_N
 Client Sample Id : SSTDICC3.2

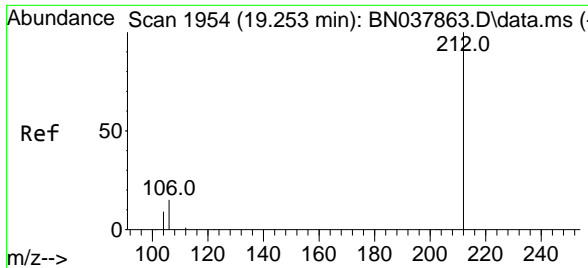
Tgt Ion	Resp	Lower	Upper
178	178985		
176	19.2	15.7	23.5
179	15.1	12.3	18.5



#26
 Anthracene
 Concen: 3.573 ng
 RT: 17.360 min Scan# 1702
 Delta R.T. -0.000 min
 Lab File: BN037866.D
 Acq: 23 Sep 2025 15:15

Tgt Ion	Resp	Lower	Upper
178	165527		
176	18.6	15.0	22.4
179	15.2	12.3	18.5



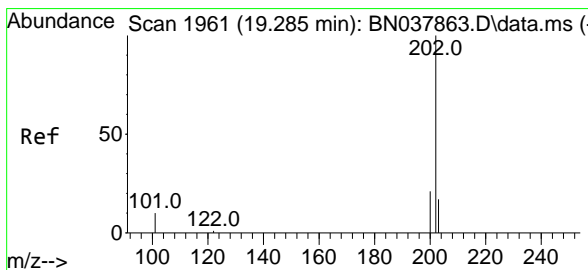
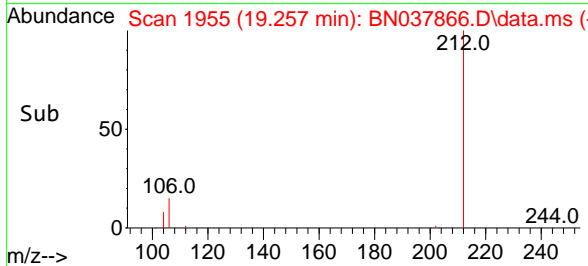
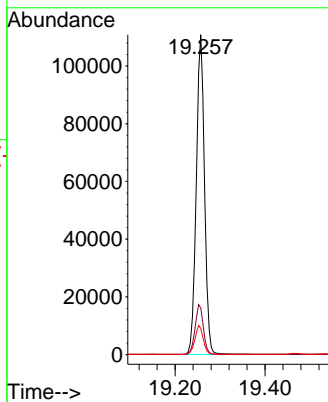
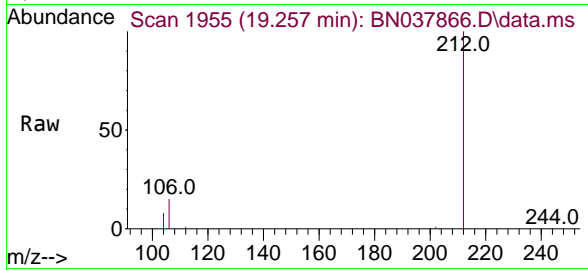


#27
Fluoranthene-d10
Concen: 3.451 ng
RT: 19.257 min Scan# 1955
Delta R.T. 0.005 min
Lab File: BN037866.D
Acq: 23 Sep 2025 15:15

Instrument : BNA_N
Client Sample Id : SSTDICC3.2

Tgt Ion: 212 Resp: 140845

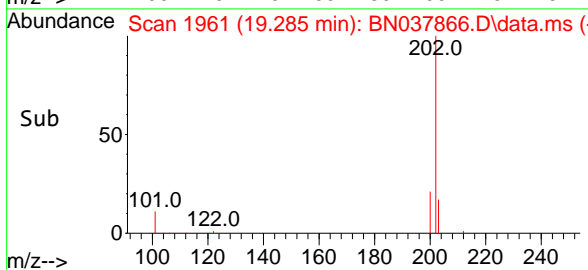
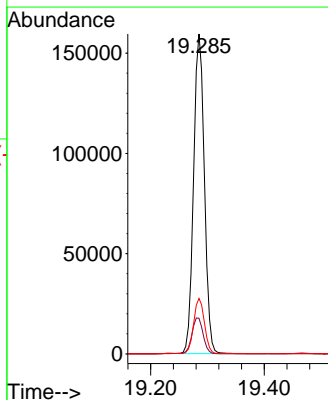
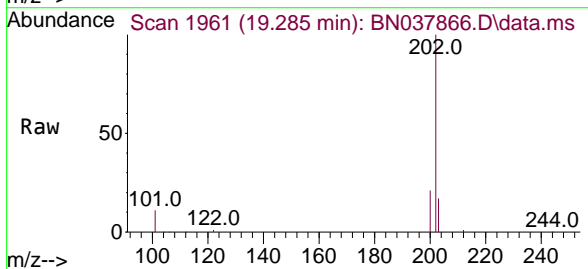
Ion	Ratio	Lower	Upper
212	100		
106	15.7	12.6	19.0
104	9.0	7.4	11.0

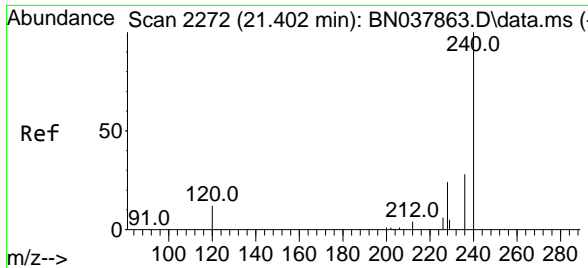


#28
Fluoranthene
Concen: 3.570 ng
RT: 19.285 min Scan# 1961
Delta R.T. -0.000 min
Lab File: BN037866.D
Acq: 23 Sep 2025 15:15

Tgt Ion: 202 Resp: 209920

Ion	Ratio	Lower	Upper
202	100		
101	11.7	9.3	13.9
203	17.3	13.6	20.4



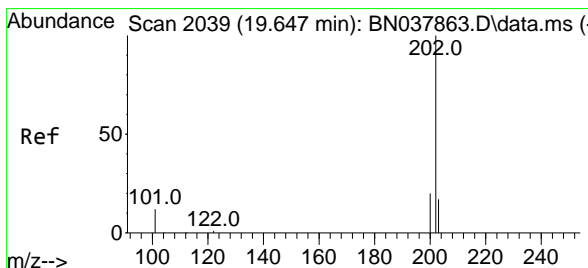
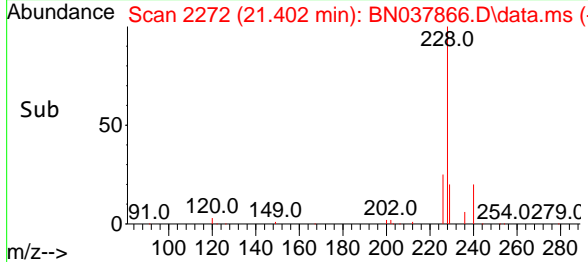
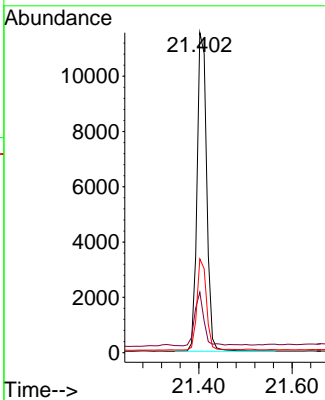
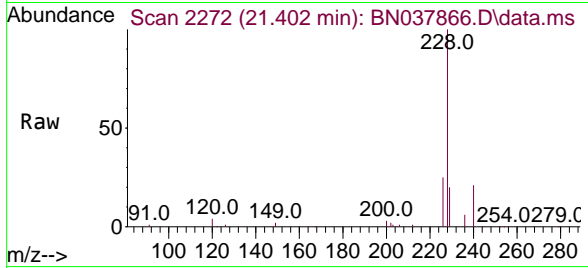


#29
Chrysene-d12
Concen: 0.400 ng
RT: 21.402 min Scan# 21
Delta R.T. -0.000 min
Lab File: BN037866.D
Acq: 23 Sep 2025 15:15

Instrument :
BNA_N
ClientSampleId :
SSTDICC3.2

Tgt Ion:240 Resp: 16309

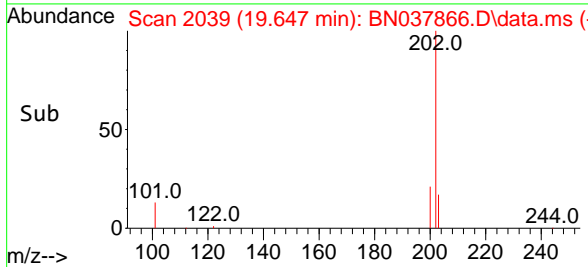
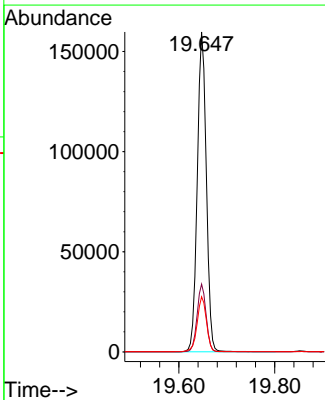
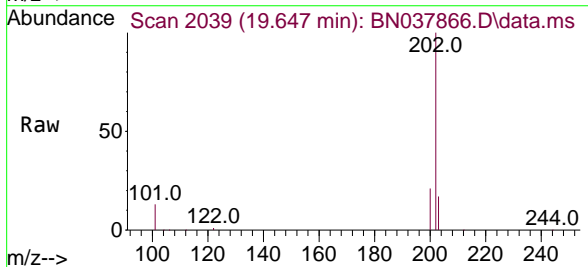
Ion	Ratio	Lower	Upper
240	100		
120	18.9	11.4	17.2#
236	29.3	23.0	34.6

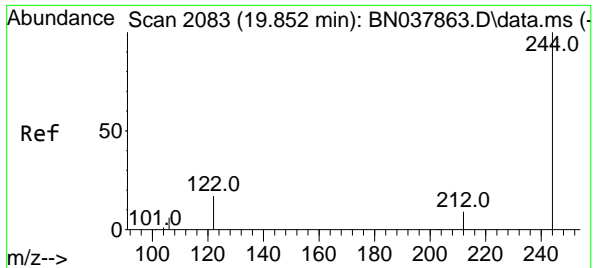


#30
Pyrene
Concen: 3.232 ng
RT: 19.647 min Scan# 2039
Delta R.T. -0.000 min
Lab File: BN037866.D
Acq: 23 Sep 2025 15:15

Tgt Ion:202 Resp: 208135

Ion	Ratio	Lower	Upper
202	100		
200	21.0	16.7	25.1
203	17.7	14.2	21.4



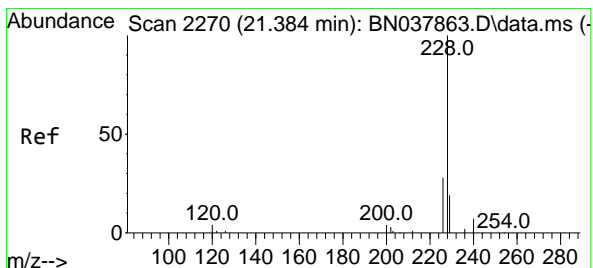
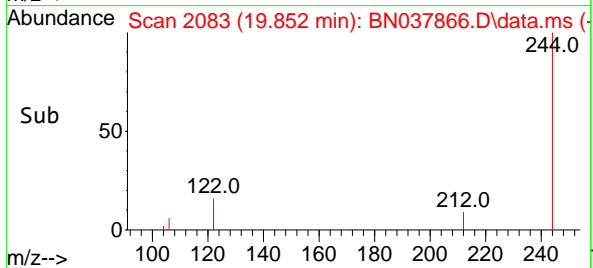
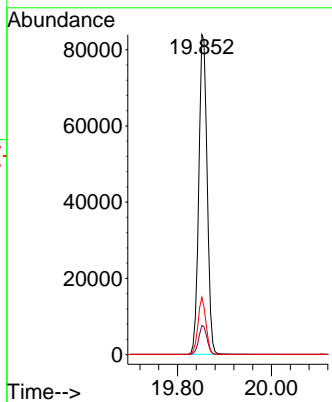
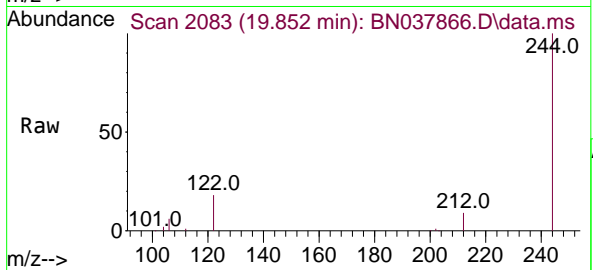


#31
 Terphenyl-d14
 Concen: 3.250 ng
 RT: 19.852 min Scan# 2083
 Delta R.T. -0.000 min
 Lab File: BN037866.D
 Acq: 23 Sep 2025 15:15

Instrument : BNA_N
 Client Sample Id : SSTDIC3.2

Tgt Ion: 244 Resp: 105582

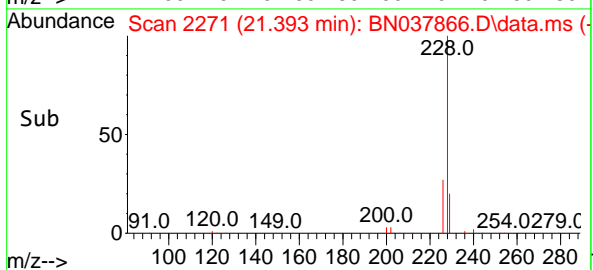
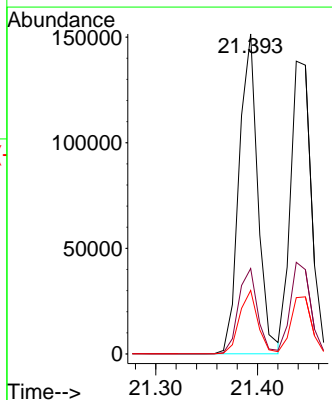
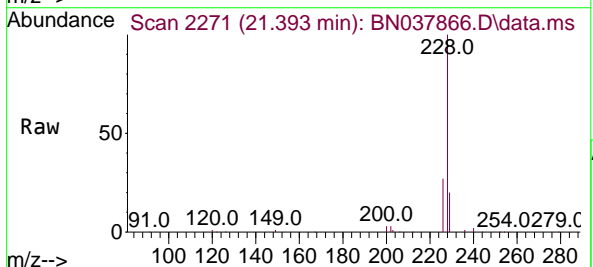
Ion	Ratio	Lower	Upper
244	100		
212	9.1	7.6	11.4
122	17.9	13.9	20.9

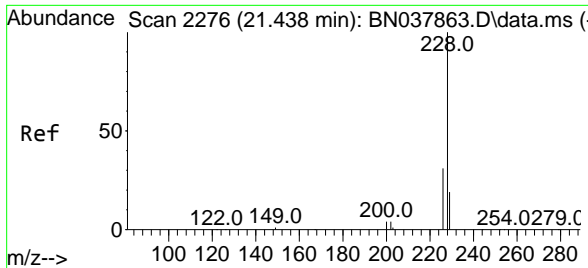


#32
 Benzo(a)anthracene
 Concen: 3.394 ng
 RT: 21.393 min Scan# 2271
 Delta R.T. 0.009 min
 Lab File: BN037866.D
 Acq: 23 Sep 2025 15:15

Tgt Ion: 228 Resp: 193464

Ion	Ratio	Lower	Upper
228	100		
226	26.7	22.6	33.8
229	19.8	15.6	23.4



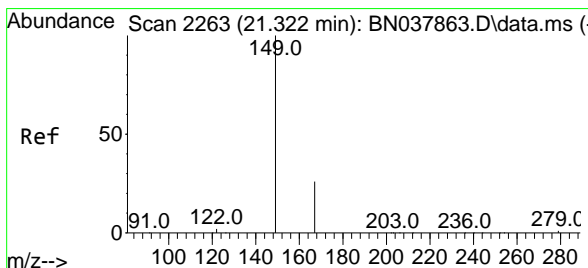

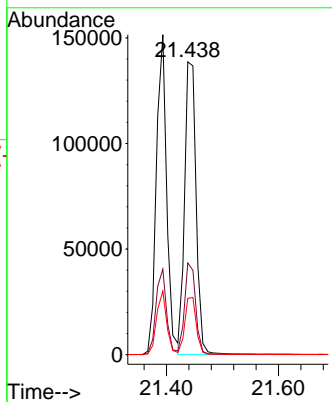
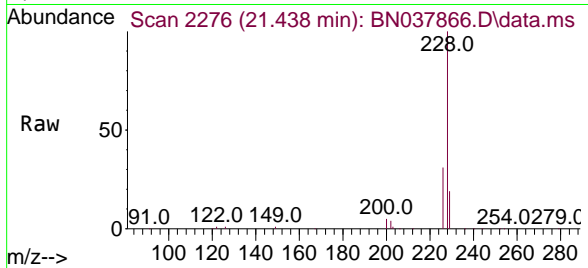


#33
 Chrysene
 Concen: 3.201 ng
 RT: 21.438 min Scan# 21
 Delta R.T. -0.000 min
 Lab File: BN037866.D
 Acq: 23 Sep 2025 15:15

Instrument :
 BNA_N
 ClientSampleId :
 SSTDICC3.2

Tgt Ion:228 Resp: 197283

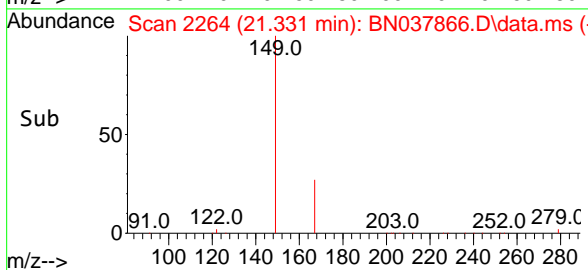
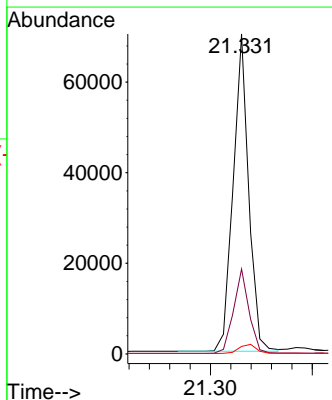
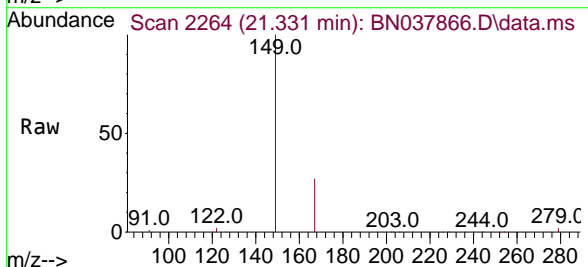
Ion	Ratio	Lower	Upper
228	100		
226	31.3	24.6	37.0
229	19.2	15.6	23.4

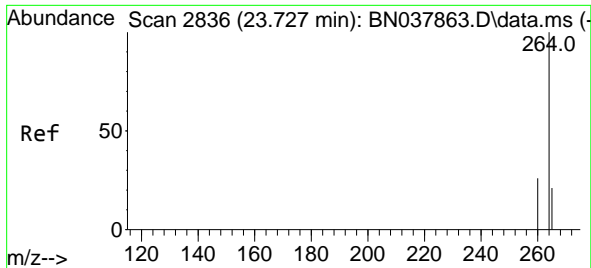


#34
 Bis(2-ethylhexyl)phthalate
 Concen: 3.291 ng
 RT: 21.331 min Scan# 2264
 Delta R.T. 0.009 min
 Lab File: BN037866.D
 Acq: 23 Sep 2025 15:15

Tgt Ion:149 Resp: 74195

Ion	Ratio	Lower	Upper
149	100		
167	26.4	20.4	30.6
279	3.2	2.4	3.6

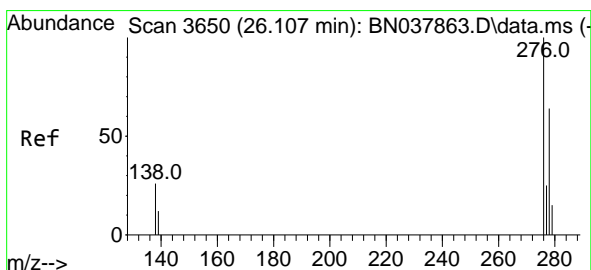
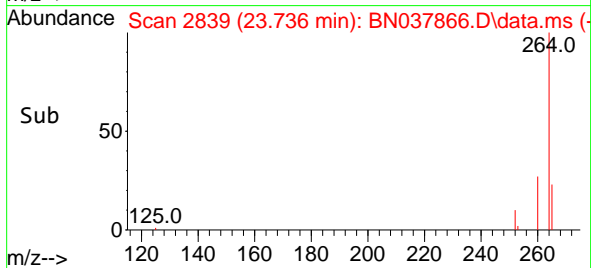
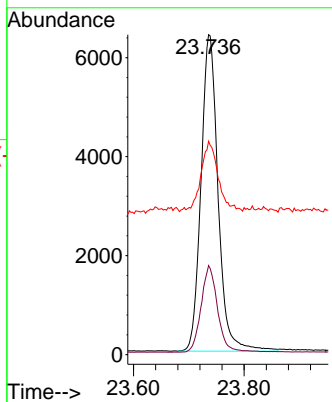
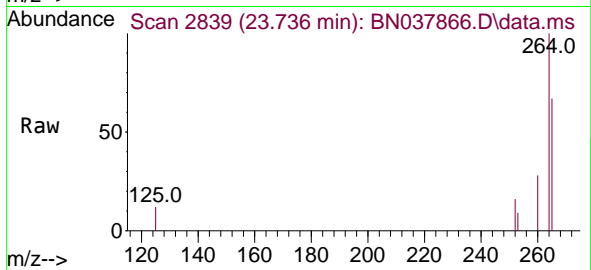




#35
 Perylene-d12
 Concen: 0.400 ng
 RT: 23.736 min Scan# 2836
 Delta R.T. 0.009 min
 Lab File: BN037866.D
 Acq: 23 Sep 2025 15:15

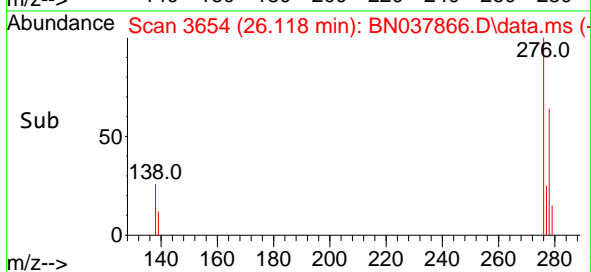
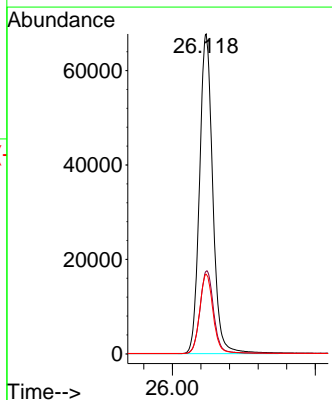
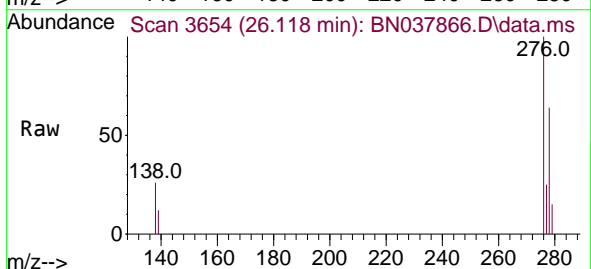
Instrument : BNA_N
 ClientSampleId : SSTDICC3.2

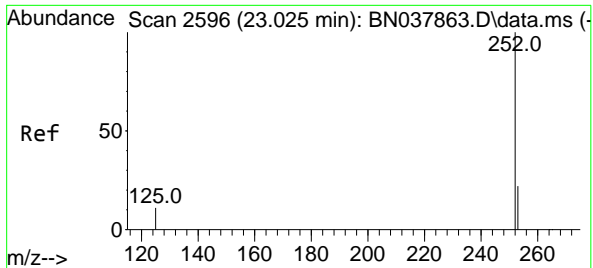
Tgt Ion	Resp	Lower	Upper
264	13684		
260	27.8	21.5	32.3
265	66.7	53.8	80.6



#36
 Indeno(1,2,3-cd)pyrene
 Concen: 3.494 ng
 RT: 26.118 min Scan# 3654
 Delta R.T. 0.012 min
 Lab File: BN037866.D
 Acq: 23 Sep 2025 15:15

Tgt Ion	Resp	Lower	Upper
276	218487		
276	100		
138	26.7	21.4	32.0
277	25.1	20.3	30.5



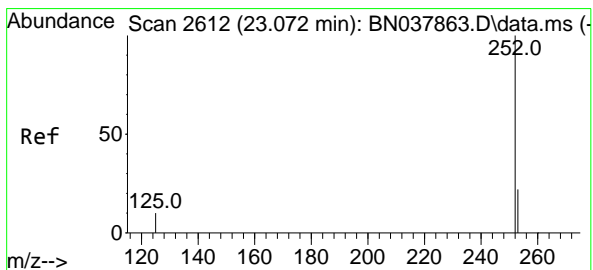
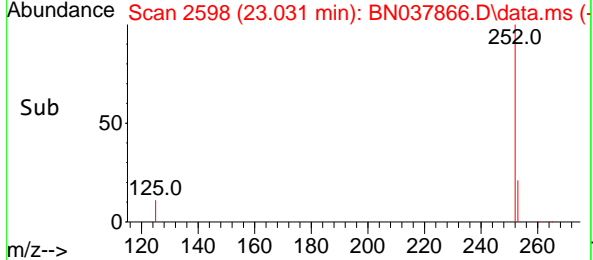
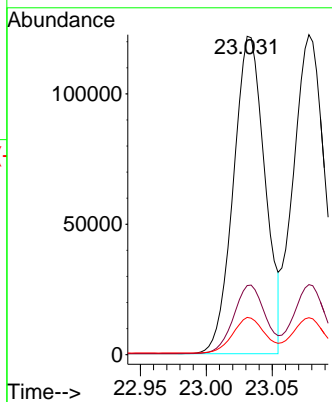
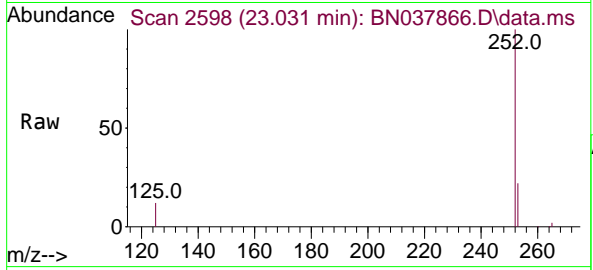


#37
 Benzo(b)fluoranthene
 Concen: 3.428 ng
 RT: 23.031 min Scan# 21
 Delta R.T. 0.006 min
 Lab File: BN037866.D
 Acq: 23 Sep 2025 15:15

Instrument : BNA_N
 ClientSampleId : SSTDICC3.2

Tgt Ion:252 Resp: 202282

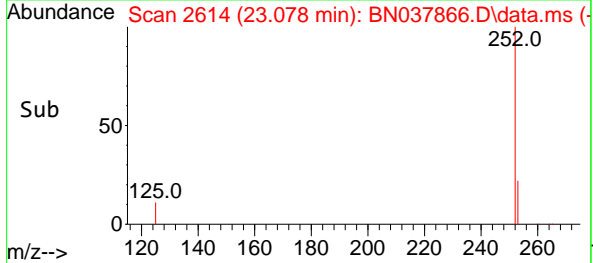
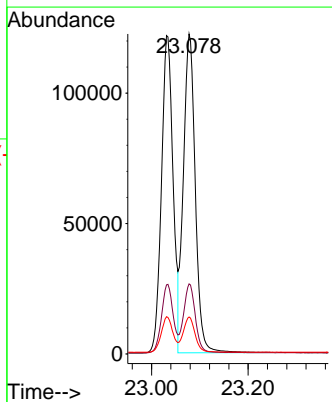
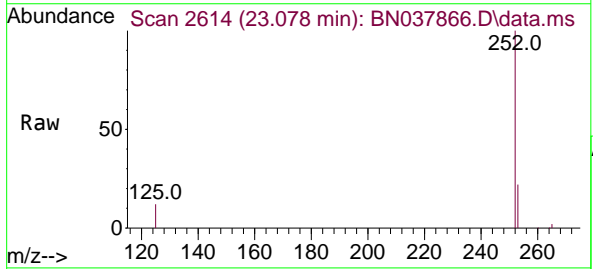
Ion	Ratio	Lower	Upper
252	100		
253	21.7	19.4	29.0
125	11.7	13.0	19.4#

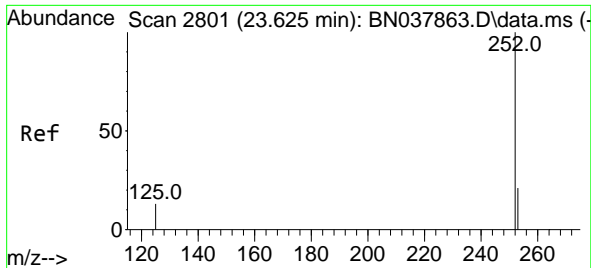


#38
 Benzo(k)fluoranthene
 Concen: 3.534 ng
 RT: 23.078 min Scan# 2614
 Delta R.T. 0.006 min
 Lab File: BN037866.D
 Acq: 23 Sep 2025 15:15

Tgt Ion:252 Resp: 209819

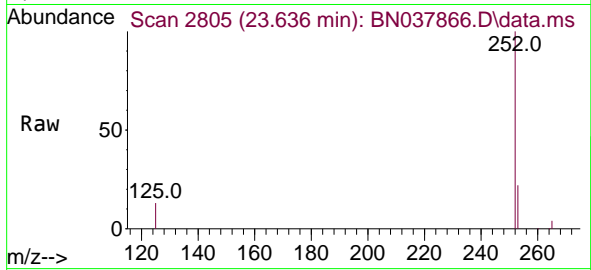
Ion	Ratio	Lower	Upper
252	100		
253	21.9	19.5	29.3
125	11.5	13.0	19.4#



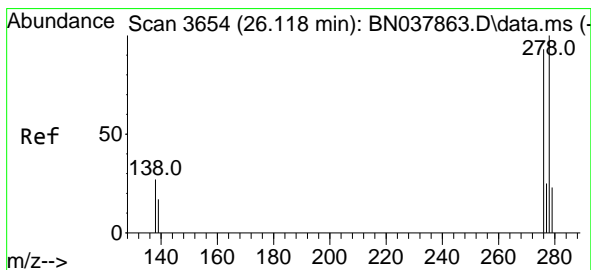
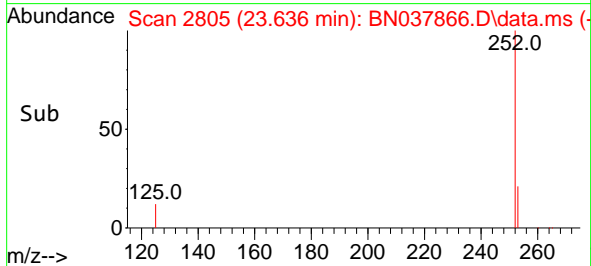
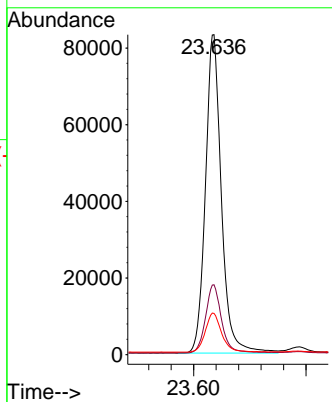


#39
 Benzo(a)pyrene
 Concen: 3.499 ng
 RT: 23.636 min Scan# 2805
 Delta R.T. 0.012 min
 Lab File: BN037866.D
 Acq: 23 Sep 2025 15:15

Instrument : BNA_N
 ClientSampleId : SSTDICC3.2

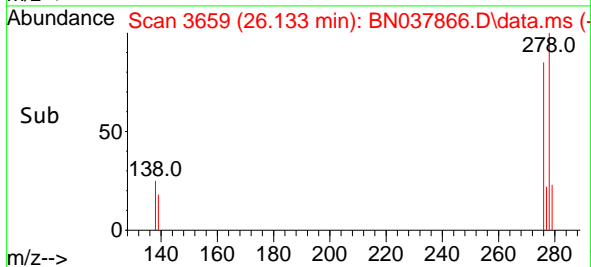
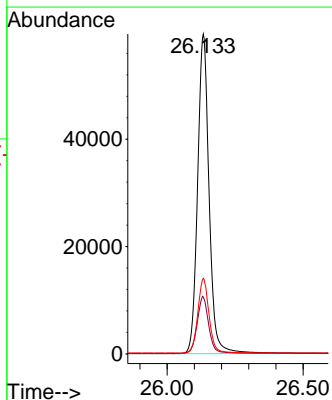
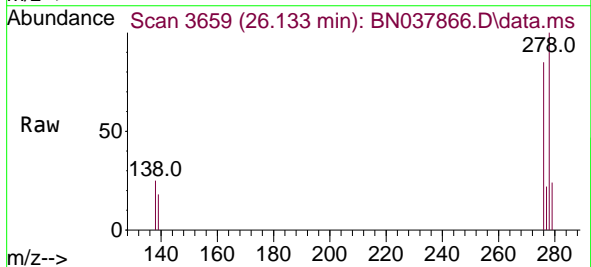


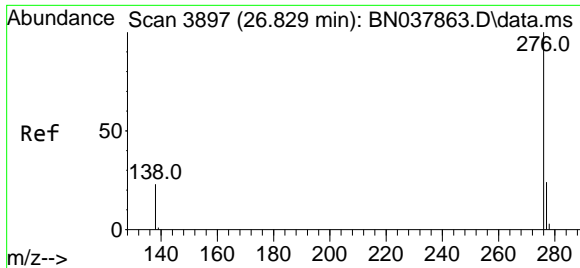
Tgt Ion:252 Resp: 163321
 Ion Ratio Lower Upper
 252 100
 253 21.8 20.6 30.8
 125 12.9 16.7 25.1#



#40
 Dibenzo(a,h)anthracene
 Concen: 3.558 ng
 RT: 26.133 min Scan# 3659
 Delta R.T. 0.015 min
 Lab File: BN037866.D
 Acq: 23 Sep 2025 15:15

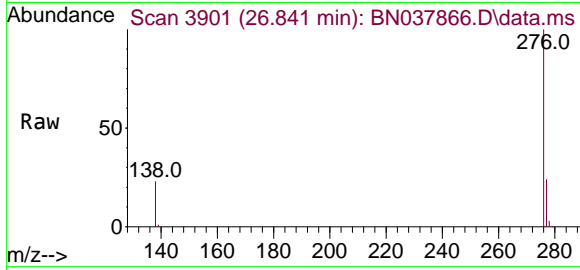
Tgt Ion:278 Resp: 173724
 Ion Ratio Lower Upper
 278 100
 139 17.8 15.4 23.2
 279 23.6 20.8 31.2





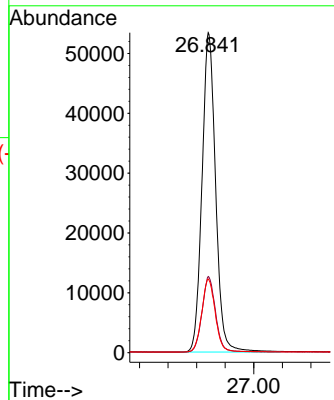
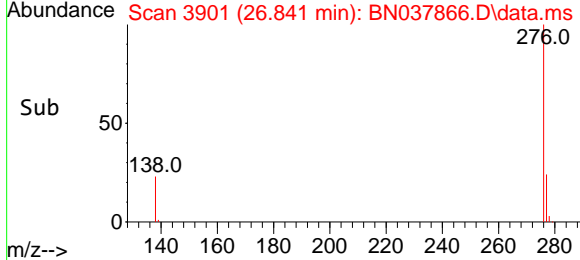
#41
Benzo(g,h,i)perylene
Concen: 3.443 ng
RT: 26.841 min Scan# 3901
Delta R.T. 0.012 min
Lab File: BN037866.D
Acq: 23 Sep 2025 15:15

Instrument : BNA_N
ClientSampleId : SSTDICC3.2



Tgt Ion: 276 Resp: 176617

Ion	Ratio	Lower	Upper
276	100		
277	23.8	20.2	30.4
138	23.0	19.8	29.8



- 1
- 2
- 3
- 4
- 5
- 6
- 7
- 8
- 9
- 10
- 11
- 12
- 13
- 14
- 15
- 16
- 17
- 18

Data Path : Z:\svoasrv\HPCHEM1\BNA_N\Data\BN092325\
 Data File : BN037867.D
 Acq On : 23 Sep 2025 15:51
 Operator : RC/JU
 Sample : SSTDICC5.0
 Misc :
 ALS Vial : 8 Sample Multiplier: 1

Instrument :
 BNA_N
 ClientSampleId :
 SSTDICC5.0

Quant Time: Sep 23 16:23:34 2025
 Quant Method : Z:\svoasrv\HPCHEM1\BNA_N\Methods\8270-SIM-BN092325.M
 Quant Title : ASP BNA STANDARDS FOR 5 POINT CALIBRATION
 QLast Update : Tue Sep 23 16:17:53 2025
 Response via : Initial Calibration

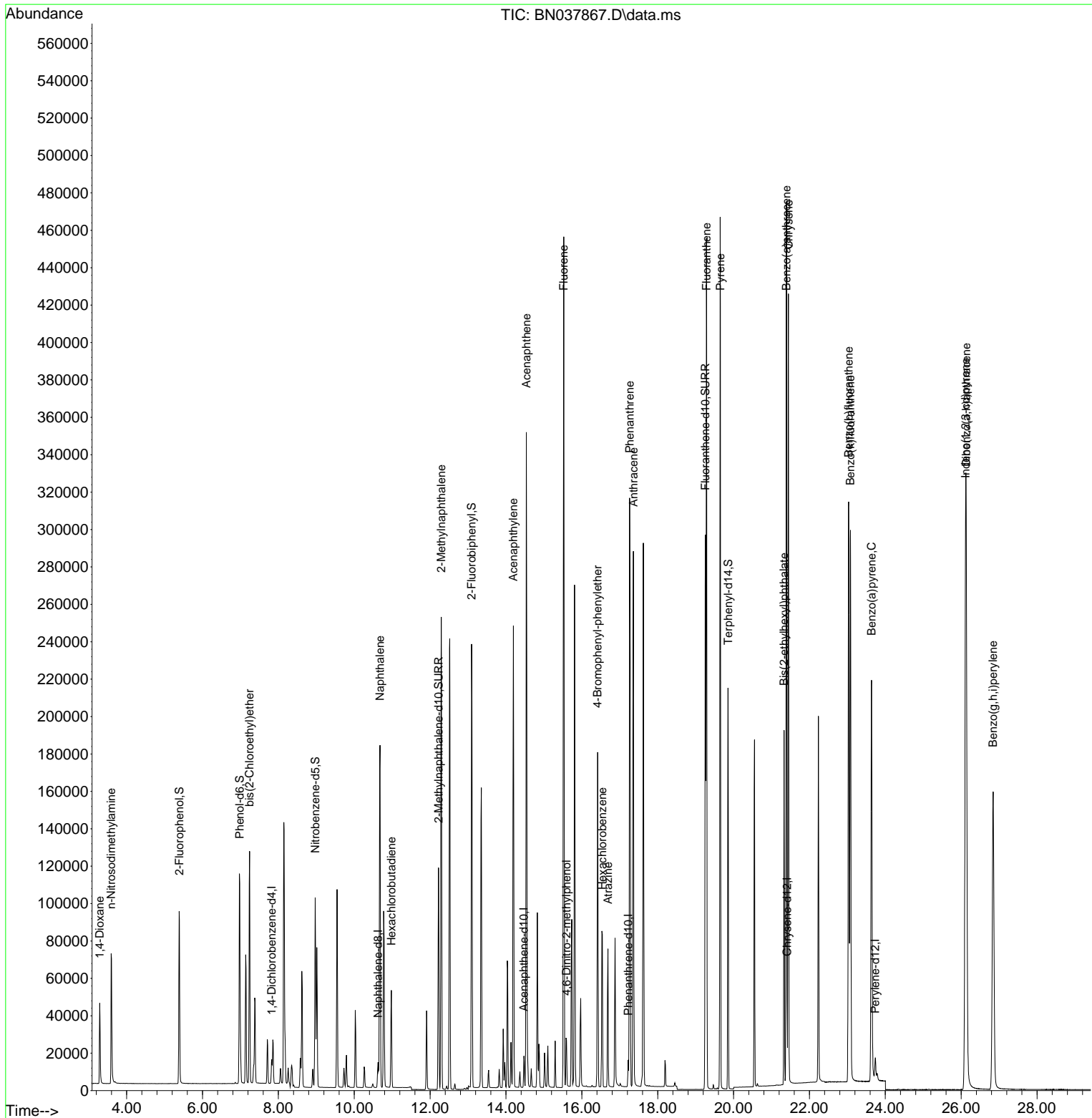
Compound	R.T.	QIon	Response	Conc	Units	Dev(Min)	
Internal Standards							
1) 1,4-Dichlorobenzene-d4	7.825	152	6080	0.400	ng	0.00	
7) Naphthalene-d8	10.626	136	17301	0.400	ng	0.00	
13) Acenaphthene-d10	14.473	164	9570	0.400	ng	0.00	
19) Phenanthrene-d10	17.223	188	17948	0.400	ng	0.00	
29) Chrysene-d12	21.411	240	18531	0.400	ng	# 0.00	
35) Perylene-d12	23.736	264	15649	0.400	ng	0.00	
System Monitoring Compounds							
4) 2-Fluorophenol	5.392	112	75850	5.467	ng	0.00	
5) Phenol-d6	6.980	99	102802	5.639	ng	0.00	
8) Nitrobenzene-d5	8.971	82	73146	5.543	ng	0.00	
11) 2-Methylnaphthalene-d10	12.222	152	154332	6.422	ng	0.00	
14) 2,4,6-Tribromophenol	0.000	330	0d	0.000	ng		
15) 2-Fluorobiphenyl	13.094	172	210748	5.379	ng	0.00	
27) Fluoranthene-d10	19.257	212	307332	6.807	ng	0.00	
31) Terphenyl-d14	19.856	244	206917	5.606	ng	0.00	
Target Compounds							
2) 1,4-Dioxane	3.290	88	28576	4.630	ng	98	
3) n-Nitrosodimethylamine	3.593	42	41574	5.063	ng	# 92	
6) bis(2-Chloroethyl)ether	7.240	93	86881	5.134	ng	99	
9) Naphthalene	10.680	128	250883	5.264	ng	98	
10) Hexachlorobutadiene	10.979	225	40670	5.003	ng	# 100	
12) 2-Methylnaphthalene	12.293	142	173335	5.567	ng	99	
16) Acenaphthylene	14.195	152	250496	5.765	ng	100	
17) Acenaphthene	14.537	154	171955	5.554	ng	94	
18) Fluorene	15.522	166	209070	5.583	ng	97	
20) 4,6-Dinitro-2-methylph...	15.597	198	18771	4.997	ng	# 59	
21) 4-Bromophenyl-phenylether	16.416	248	65230	5.577	ng	92	
22) Hexachlorobenzene	16.540	284	74475	5.252	ng	99	
23) Atrazine	16.689	200	55972	6.284	ng	96	
25) Phenanthrene	17.260	178	325691	5.514	ng	99	
26) Anthracene	17.359	178	305295	5.958	ng	100	
28) Fluoranthene	19.285	202	384292	5.908	ng	99	
30) Pyrene	19.647	202	388849	5.315	ng	100	
32) Benzo(a)anthracene	21.393	228	362927	5.604	ng	98	
33) Chrysene	21.447	228	363421	5.189	ng	99	
34) Bis(2-ethylhexyl)phtha...	21.331	149	156492	6.109	ng	98	
36) Indeno(1,2,3-cd)pyrene	26.115	276	422337	5.906	ng	99	
37) Benzo(b)fluoranthene	23.034	252	387512	5.742	ng	# 93	
38) Benzo(k)fluoranthene	23.081	252	376732	5.548	ng	# 92	
39) Benzo(a)pyrene	23.636	252	314913	5.900	ng	# 88	
40) Dibenzo(a,h)anthracene	26.133	278	333427	5.971	ng	96	
41) Benzo(g,h,i)perylene	26.840	276	346868	5.913	ng	96	

(#) = qualifier out of range (m) = manual integration (+) = signals summed

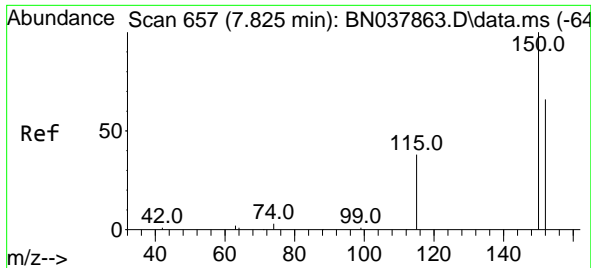
Data Path : Z:\svoasrv\HPCHEM1\BNA_N\Data\BN092325\
 Data File : BN037867.D
 Acq On : 23 Sep 2025 15:51
 Operator : RC/JU
 Sample : SSTDICC5.0
 Misc :
 ALS Vial : 8 Sample Multiplier: 1

Instrument :
 BNA_N
 ClientSampleId :
 SSTDICC5.0

Quant Time: Sep 23 16:23:34 2025
 Quant Method : Z:\svoasrv\HPCHEM1\BNA_N\Methods\8270-SIM-BN092325.M
 Quant Title : ASP BNA STANDARDS FOR 5 POINT CALIBRATION
 QLast Update : Tue Sep 23 16:17:53 2025
 Response via : Initial Calibration



- 1
- 2
- 3
- 4
- 5
- 6
- 7
- 8
- 9
- 10
- 11
- 12
- 13
- 14
- 15
- 16
- 17
- 18

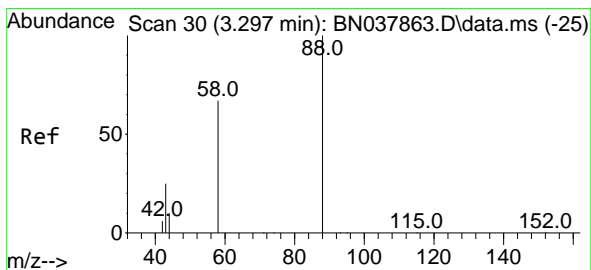
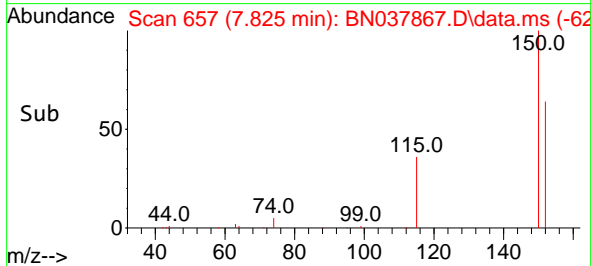
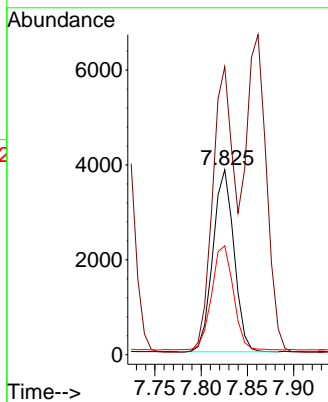
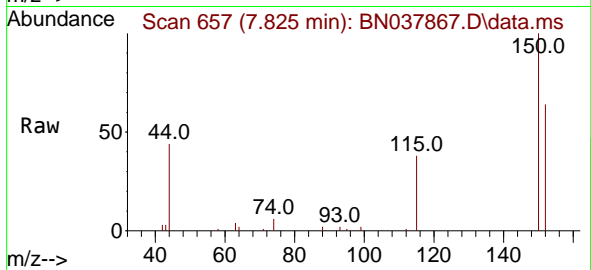


#1
 1,4-Dichlorobenzene-d4
 Concen: 0.400 ng
 RT: 7.825 min Scan# 61
 Delta R.T. 0.000 min
 Lab File: BN037867.D
 Acq: 23 Sep 2025 15:51

Instrument : BNA_N
 ClientSampleId : SSTDICC5.0

Tgt Ion:152 Resp: 6080

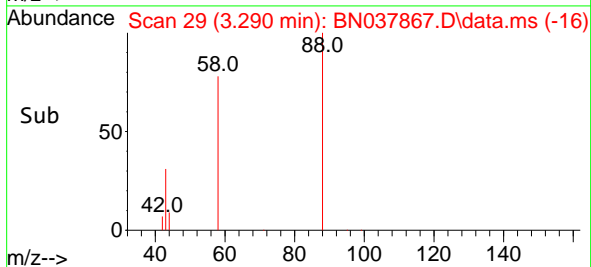
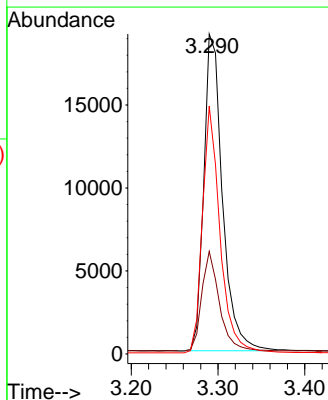
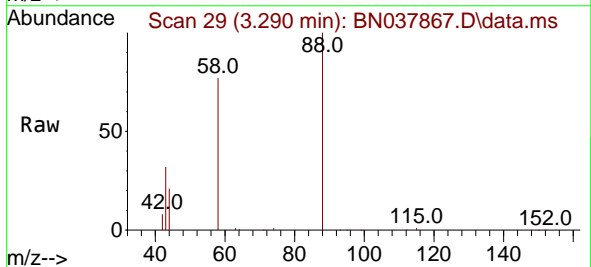
Ion	Ratio	Lower	Upper
152	100		
150	155.7	121.0	181.4
115	58.9	47.4	71.0

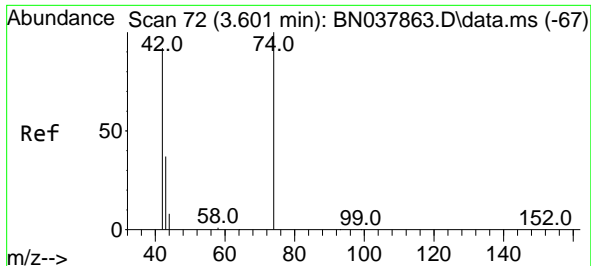


#2
 1,4-Dioxane
 Concen: 4.630 ng
 RT: 3.290 min Scan# 29
 Delta R.T. -0.007 min
 Lab File: BN037867.D
 Acq: 23 Sep 2025 15:51

Tgt Ion: 88 Resp: 28576

Ion	Ratio	Lower	Upper
88	100		
43	29.8	26.6	39.8
58	73.3	58.9	88.3



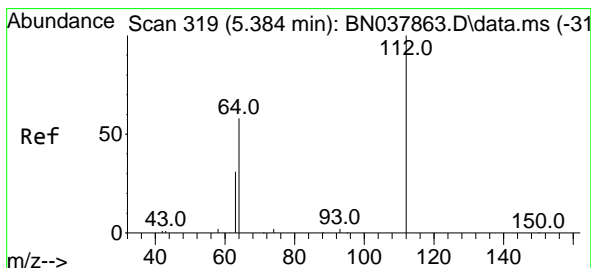
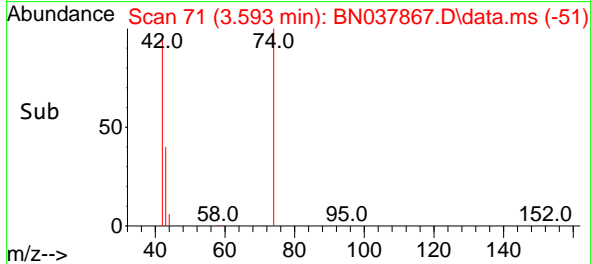
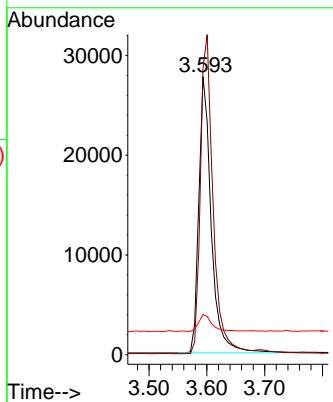
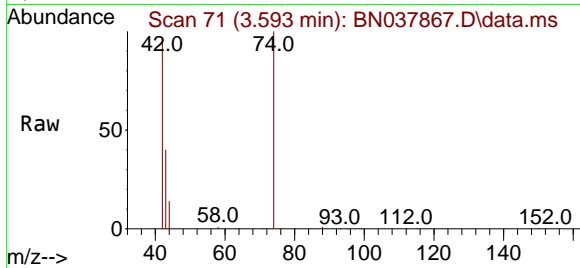


#3
 n-Nitrosodimethylamine
 Concen: 5.063 ng
 RT: 3.593 min Scan# 71
 Delta R.T. -0.007 min
 Lab File: BN037867.D
 Acq: 23 Sep 2025 15:51

Instrument :
 BNA_N
 ClientSampleId :
 SSTDICC5.0

Tgt Ion: 42 Resp: 41574

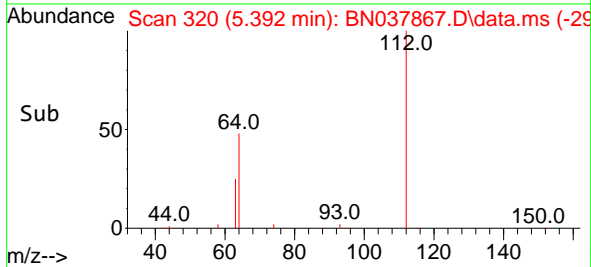
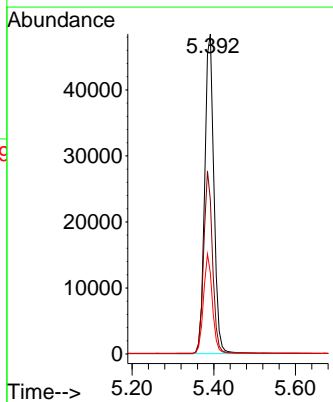
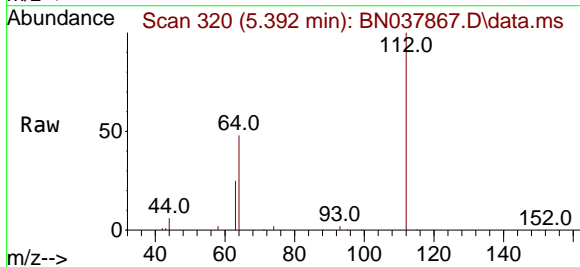
Ion	Ratio	Lower	Upper
42	100		
74	117.0	93.4	140.0
44	6.5	22.2	33.4#

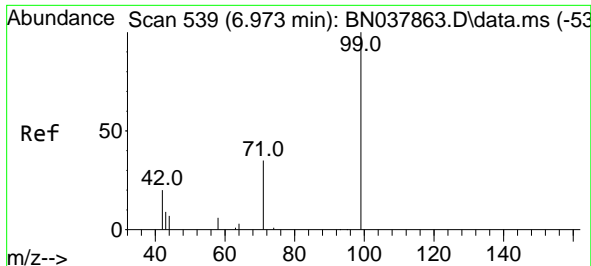


#4
 2-Fluorophenol
 Concen: 5.467 ng
 RT: 5.392 min Scan# 320
 Delta R.T. 0.007 min
 Lab File: BN037867.D
 Acq: 23 Sep 2025 15:51

Tgt Ion: 112 Resp: 75850

Ion	Ratio	Lower	Upper
112	100		
64	55.3	44.6	66.8
63	29.7	24.9	37.3

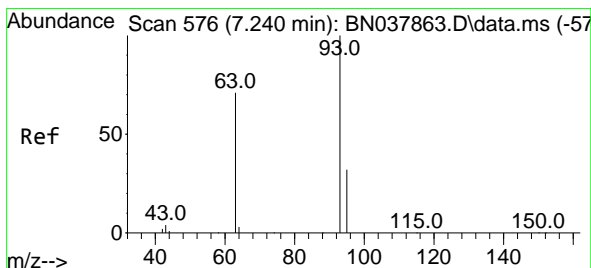
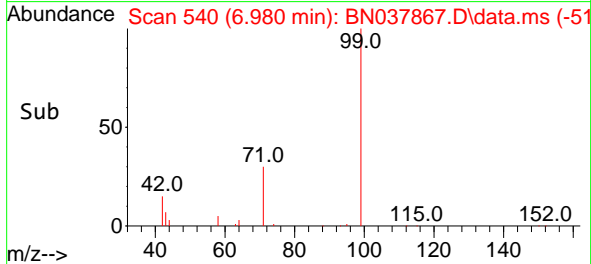
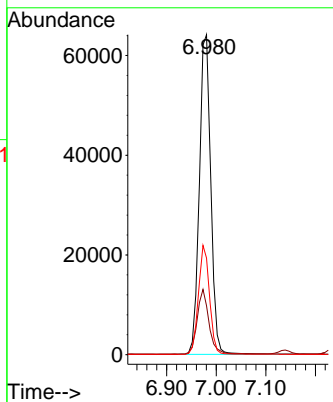
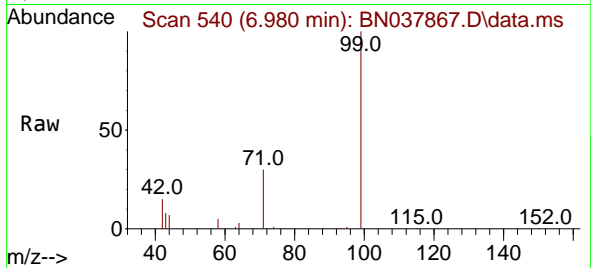




#5
 Phenol-d6
 Concen: 5.639 ng
 RT: 6.980 min Scan# 54
 Delta R.T. 0.007 min
 Lab File: BN037867.D
 Acq: 23 Sep 2025 15:51

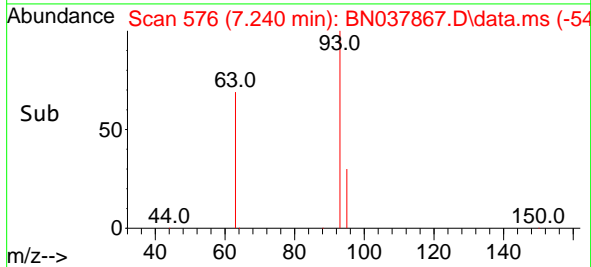
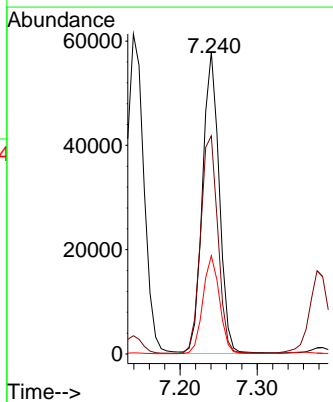
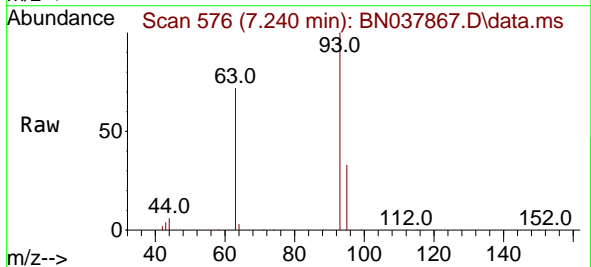
Instrument :
 BNA_N
 ClientSampleId :
 SSTDICC5.0

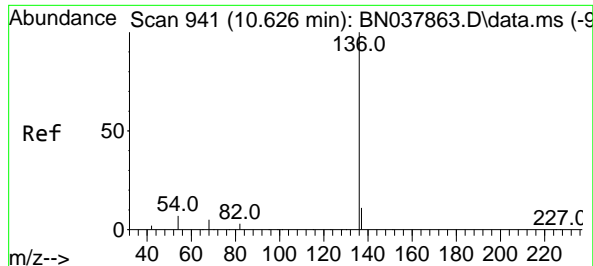
Tgt Ion	Resp	Lower	Upper
99	102802		
42	20.6	17.2	25.8
71	33.3	27.3	40.9



#6
 bis(2-Chloroethyl)ether
 Concen: 5.134 ng
 RT: 7.240 min Scan# 576
 Delta R.T. -0.000 min
 Lab File: BN037867.D
 Acq: 23 Sep 2025 15:51

Tgt Ion	Resp	Lower	Upper
93	86881		
63	74.6	60.1	90.1
95	32.2	25.4	38.2

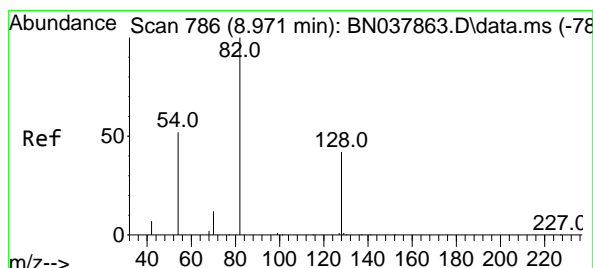
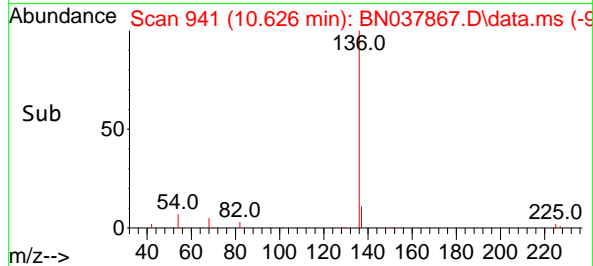
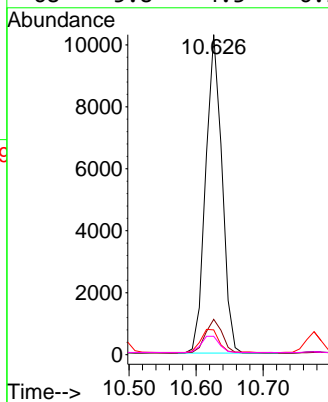
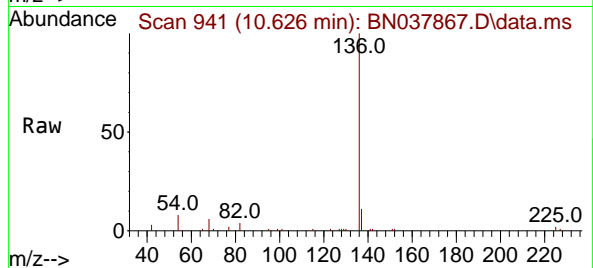




#7
 Naphthalene-d8
 Concen: 0.400 ng
 RT: 10.626 min Scan# 941
 Delta R.T. -0.000 min
 Lab File: BN037867.D
 Acq: 23 Sep 2025 15:51

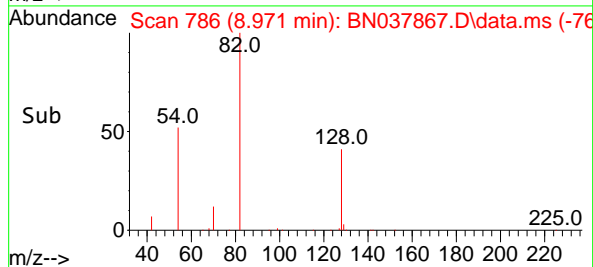
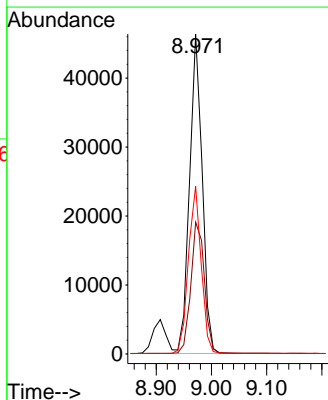
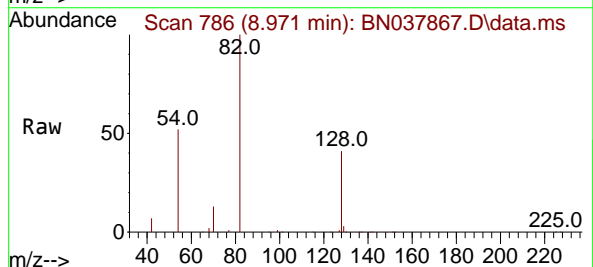
Instrument :
 BNA_N
 ClientSampleId :
 SSTDICC5.0

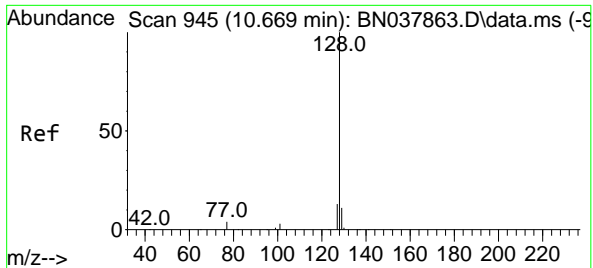
Tgt Ion	Resp	Lower	Upper
136	17301		
137	11.0	9.0	13.4
54	7.8	5.8	8.8
68	5.8	4.3	6.5



#8
 Nitrobenzene-d5
 Concen: 5.543 ng
 RT: 8.971 min Scan# 786
 Delta R.T. -0.000 min
 Lab File: BN037867.D
 Acq: 23 Sep 2025 15:51

Tgt Ion	Resp	Lower	Upper
82	73146		
128	41.2	34.8	52.2
54	52.4	42.2	63.2

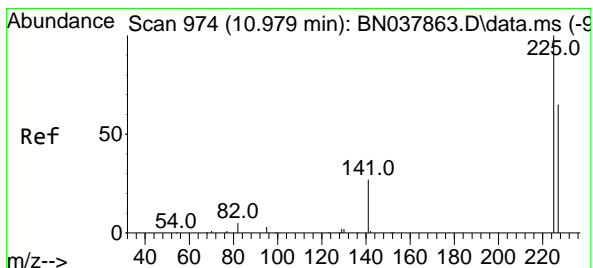
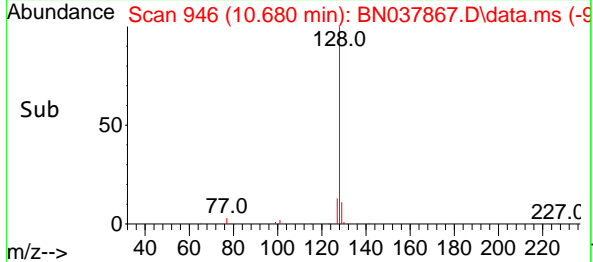
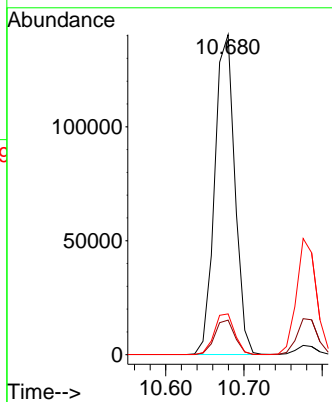
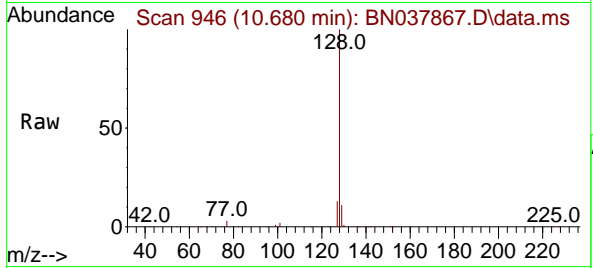




#9
 Naphthalene
 Concen: 5.264 ng
 RT: 10.680 min Scan# 946
 Delta R.T. 0.011 min
 Lab File: BN037867.D
 Acq: 23 Sep 2025 15:51

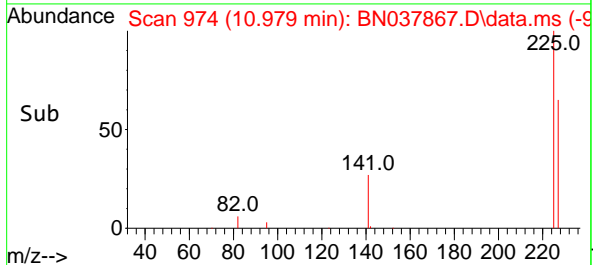
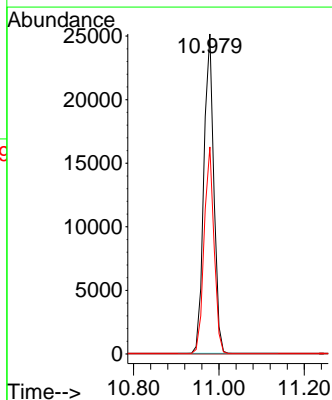
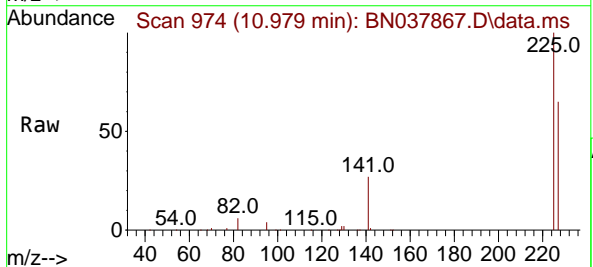
Instrument : BNA_N
 ClientSampleId : SSTDICC5.0

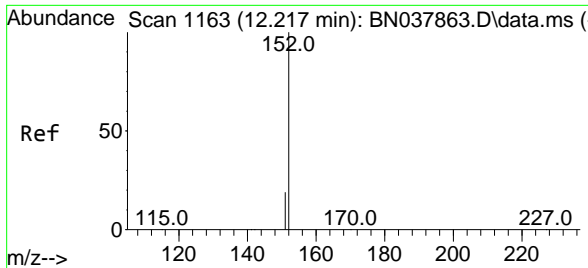
Tgt Ion	Resp	Lower	Upper
128	250883		
129	10.8	9.2	13.8
127	12.8	11.0	16.6



#10
 Hexachlorobutadiene
 Concen: 5.003 ng
 RT: 10.979 min Scan# 974
 Delta R.T. -0.000 min
 Lab File: BN037867.D
 Acq: 23 Sep 2025 15:51

Tgt Ion	Resp	Lower	Upper
225	40670		
223	0.0	0.0	0.0
227	64.0	51.4	77.2

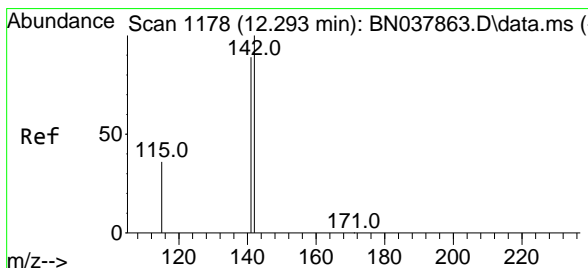
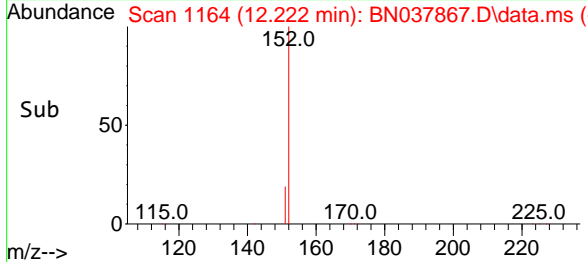
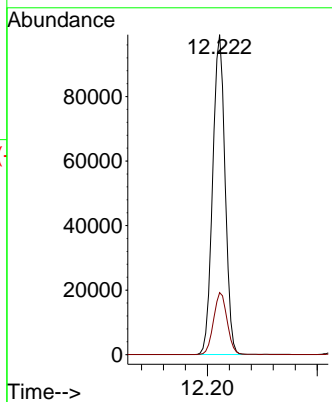
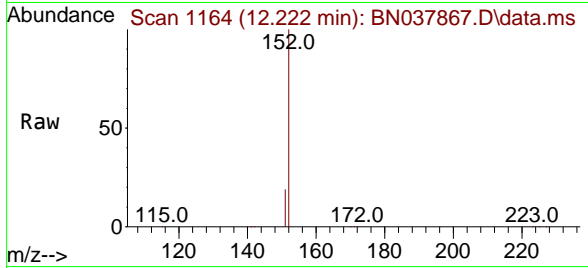




#11
2-Methylnaphthalene-d10
Concen: 6.422 ng
RT: 12.222 min Scan# 1164
Delta R.T. 0.005 min
Lab File: BN037867.D
Acq: 23 Sep 2025 15:51

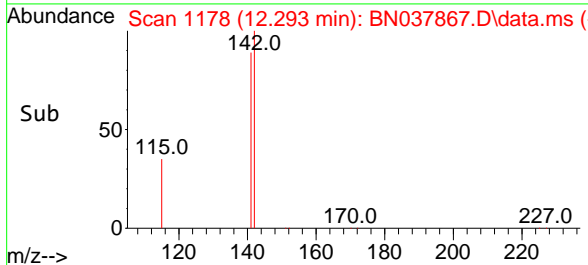
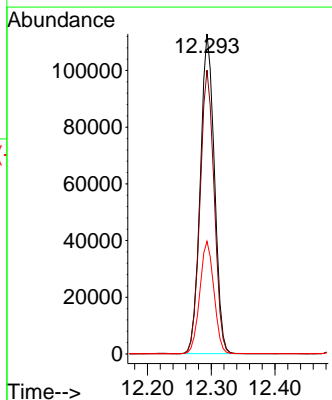
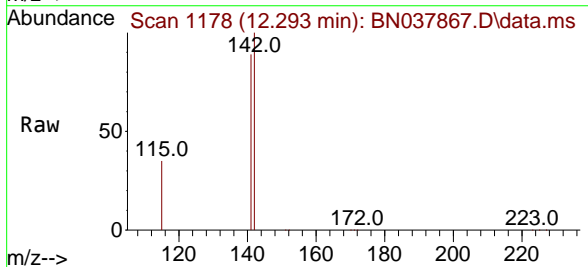
Instrument : BNA_N
ClientSampleId : SSTDICC5.0

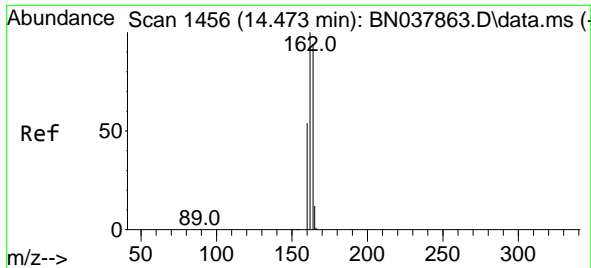
Tgt Ion:152 Resp: 154332
Ion Ratio Lower Upper
152 100
151 21.2 17.4 26.2



#12
2-Methylnaphthalene
Concen: 5.567 ng
RT: 12.293 min Scan# 1178
Delta R.T. -0.000 min
Lab File: BN037867.D
Acq: 23 Sep 2025 15:51

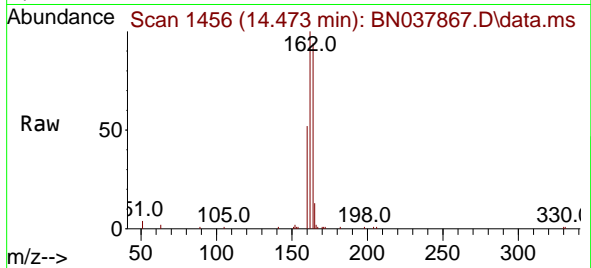
Tgt Ion:142 Resp: 173335
Ion Ratio Lower Upper
142 100
141 88.7 71.2 106.8
115 35.2 29.7 44.5





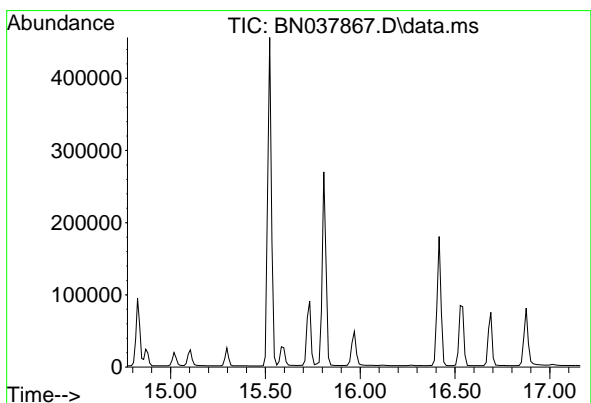
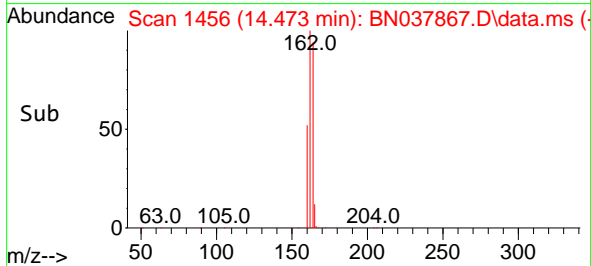
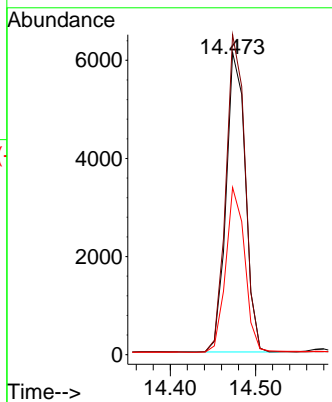
#13
 Acenaphthene-d10
 Concen: 0.400 ng
 RT: 14.473 min Scan# 14
 Delta R.T. -0.000 min
 Lab File: BN037867.D
 Acq: 23 Sep 2025 15:51

Instrument :
 BNA_N
 ClientSampleId :
 SSTDICC5.0



Tgt Ion:164 Resp: 9570

Ion	Ratio	Lower	Upper
164	100		
162	105.9	84.8	127.2
160	55.3	46.1	69.1

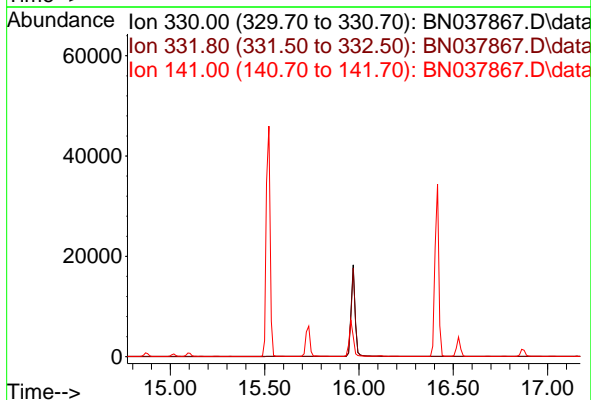


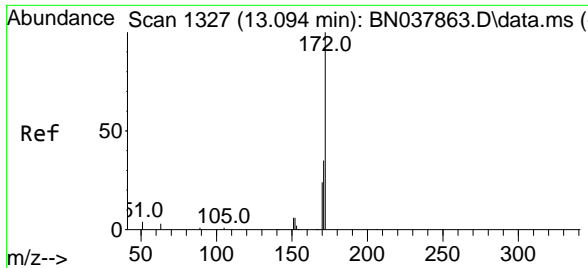
#14
 2,4,6-Tribromophenol
 Concen: 0.000 ng
 Expected RT: 15.97 min

Lab File: BN037867.D
 Acq: 23 Sep 2025 15:51

Tgt Ion: 330

Sig	Exp Ratio
330	100
332	96.5
141	46.5

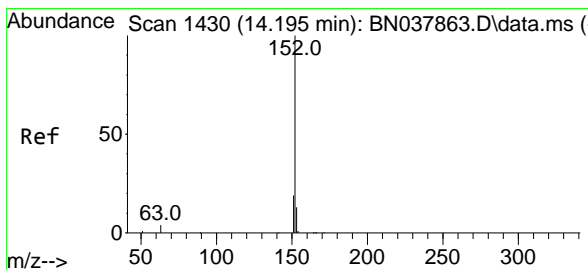
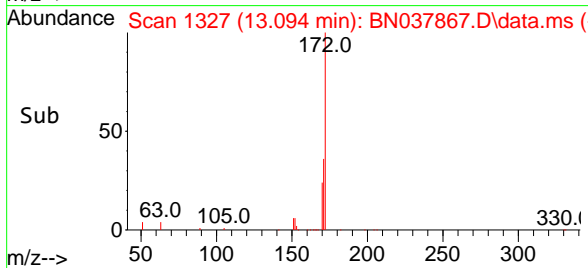
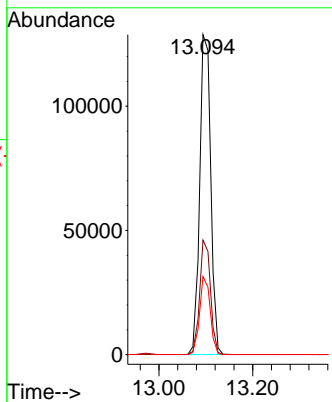
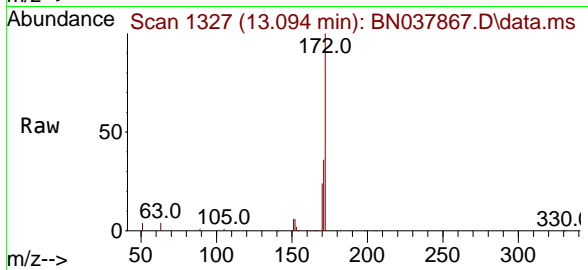




#15
 2-Fluorobiphenyl
 Concen: 5.379 ng
 RT: 13.094 min Scan# 11
 Delta R.T. -0.000 min
 Lab File: BN037867.D
 Acq: 23 Sep 2025 15:51

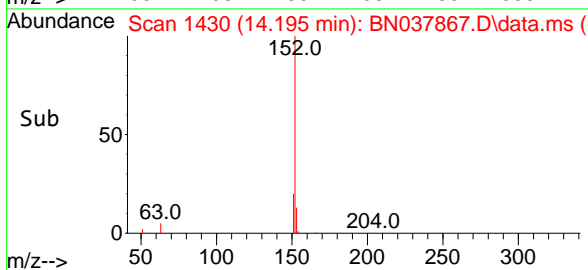
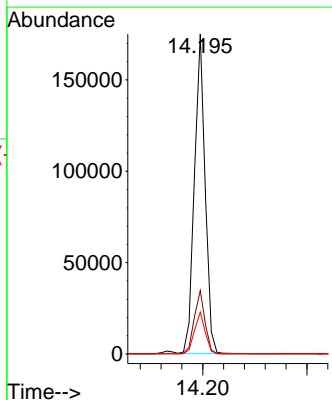
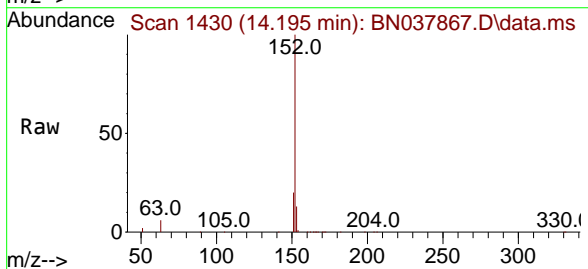
Instrument : BNA_N
 ClientSampleId : SSTDICC5.0

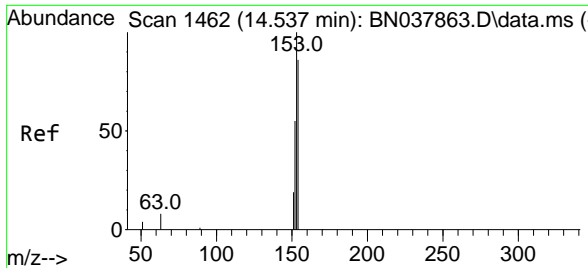
Tgt Ion	Resp	Lower	Upper
172	210748	100	100
171	35.8	28.6	43.0
170	24.4	19.7	29.5



#16
 Acenaphthylene
 Concen: 5.765 ng
 RT: 14.195 min Scan# 1430
 Delta R.T. -0.000 min
 Lab File: BN037867.D
 Acq: 23 Sep 2025 15:51

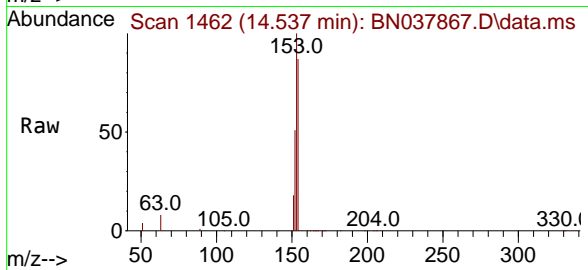
Tgt Ion	Resp	Lower	Upper
152	250496	100	100
151	19.8	15.8	23.8
153	13.1	10.5	15.7



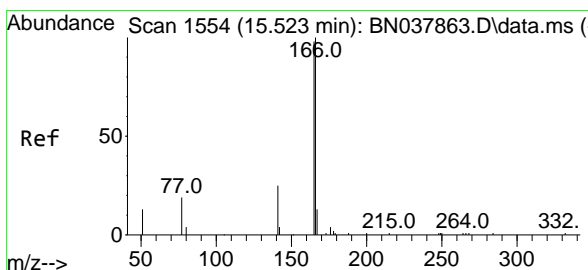
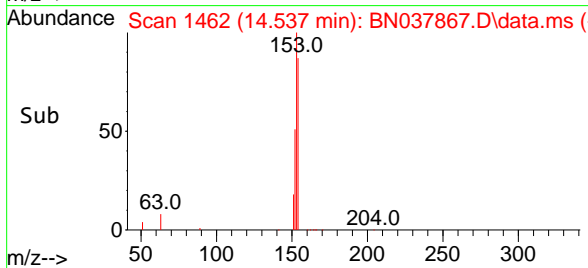
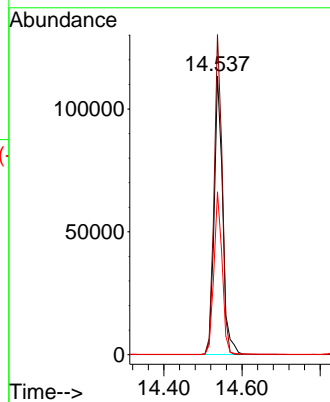


#17
 Acenaphthene
 Concen: 5.554 ng
 RT: 14.537 min Scan# 1462
 Delta R.T. -0.000 min
 Lab File: BN037867.D
 Acq: 23 Sep 2025 15:51

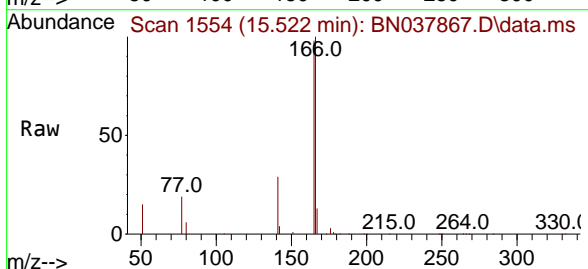
Instrument :
 BNA_N
 ClientSampleId :
 SSTDICC5.0



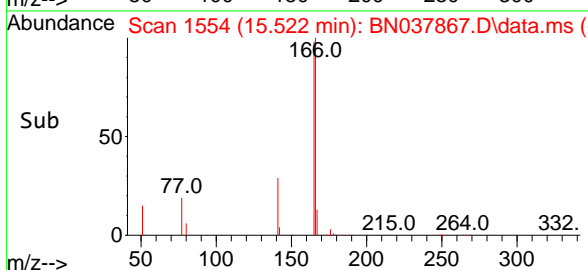
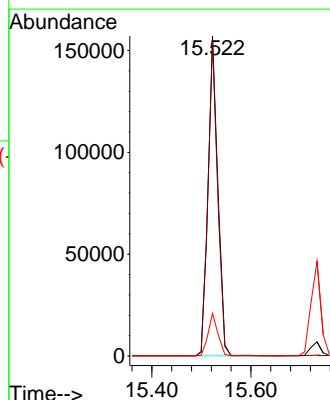
Tgt Ion:154 Resp: 171955
 Ion Ratio Lower Upper
 154 100
 153 108.8 90.5 135.7
 152 56.5 51.8 77.8

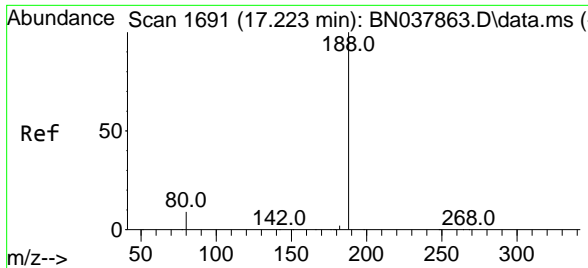


#18
 Fluorene
 Concen: 5.583 ng
 RT: 15.522 min Scan# 1554
 Delta R.T. -0.000 min
 Lab File: BN037867.D
 Acq: 23 Sep 2025 15:51



Tgt Ion:166 Resp: 209070
 Ion Ratio Lower Upper
 166 100
 165 95.7 79.0 118.4
 167 12.9 10.6 16.0

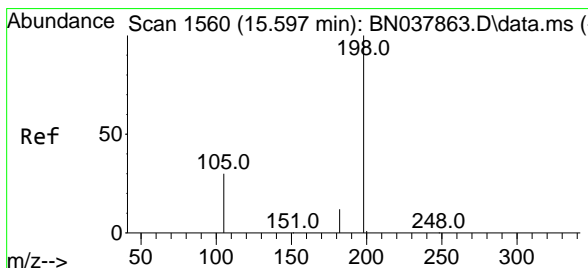
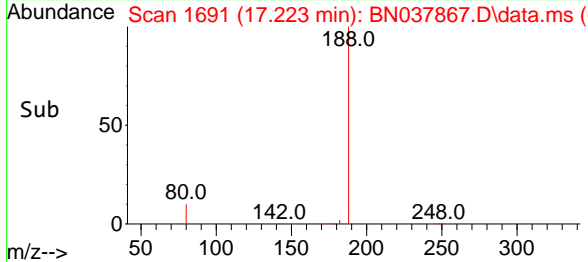
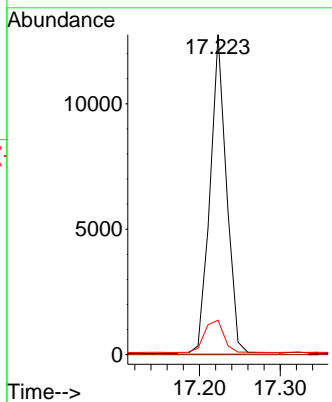
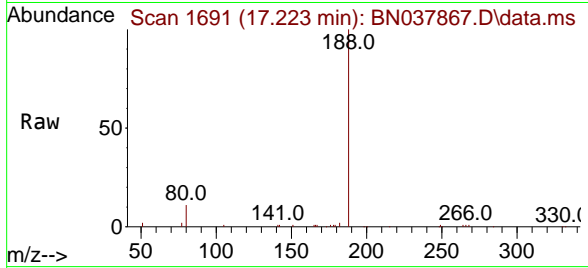




#19
 Phenanthrene-d10
 Concen: 0.400 ng
 RT: 17.223 min Scan# 1691
 Delta R.T. -0.000 min
 Lab File: BN037867.D
 Acq: 23 Sep 2025 15:51

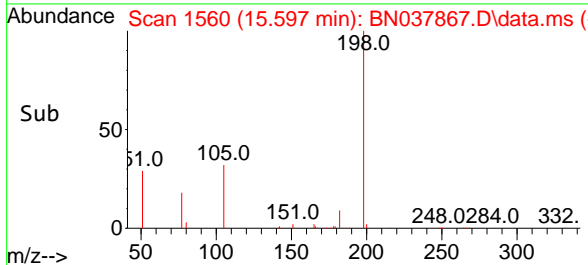
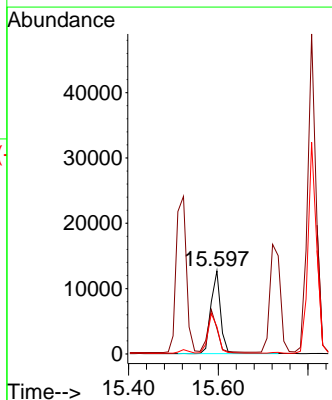
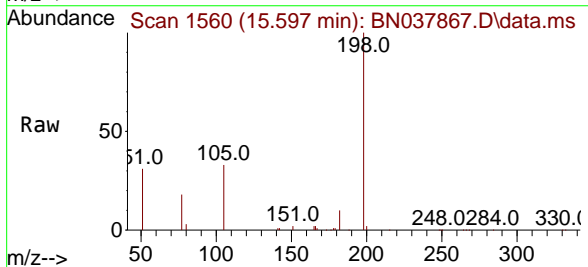
Instrument : BNA_N
 Client Sample Id : SSTDICC5.0

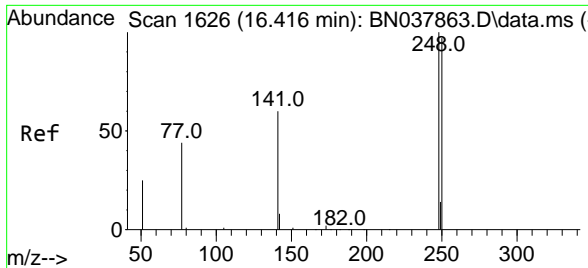
Tgt Ion	Resp	Lower	Upper
188	17948	100	100
94	0.0	0.0	0.0
80	10.8	7.6	11.4



#20
 4,6-Dinitro-2-methylphenol
 Concen: 4.997 ng
 RT: 15.597 min Scan# 1560
 Delta R.T. -0.000 min
 Lab File: BN037867.D
 Acq: 23 Sep 2025 15:51

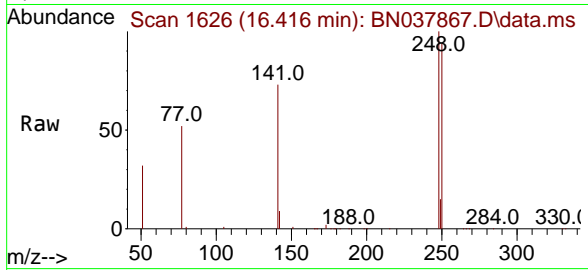
Tgt Ion	Resp	Lower	Upper
198	18771	100	100
51	30.7	59.1	88.7#
105	32.7	41.3	61.9#





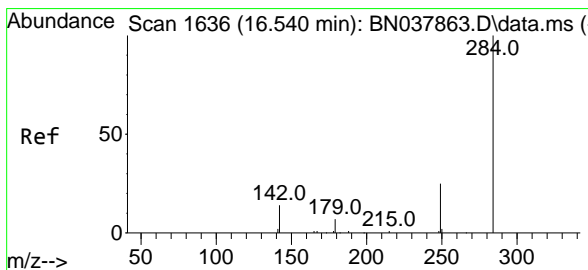
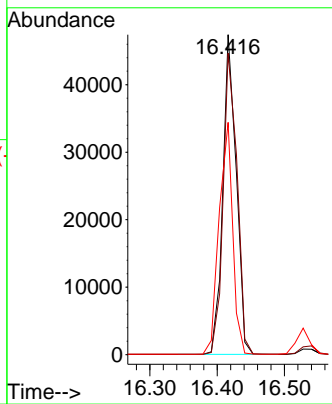
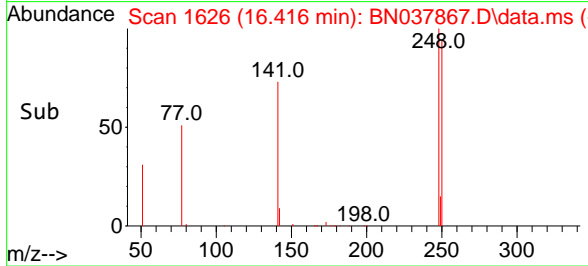
#21
 4-Bromophenyl-phenylether
 Concen: 5.577 ng
 RT: 16.416 min Scan# 1626
 Delta R.T. -0.000 min
 Lab File: BN037867.D
 Acq: 23 Sep 2025 15:51

Instrument : BNA_N
 ClientSampleId : SSTDICC5.0

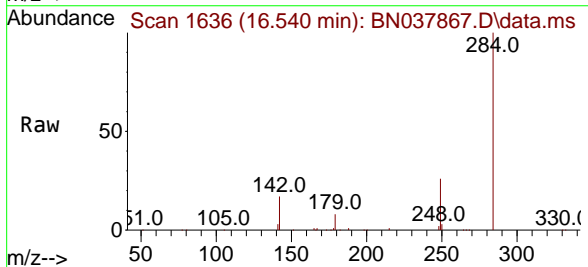


Tgt Ion:248 Resp: 65230

Ion	Ratio	Lower	Upper
248	100		
250	94.2	77.6	116.4
141	72.6	48.8	73.2

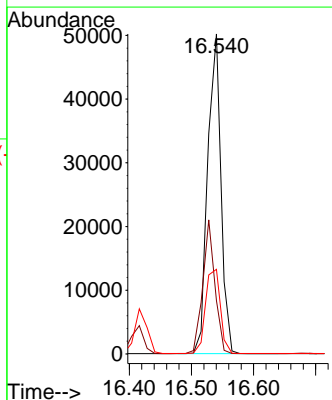
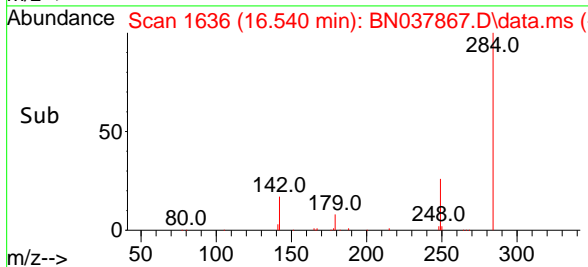


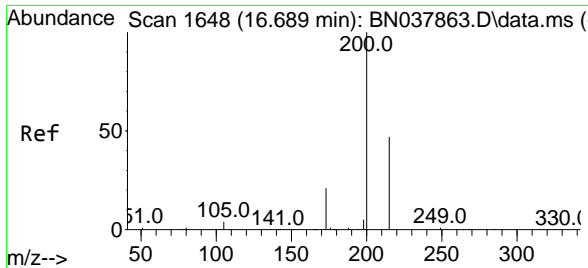
#22
 Hexachlorobenzene
 Concen: 5.252 ng
 RT: 16.540 min Scan# 1636
 Delta R.T. -0.000 min
 Lab File: BN037867.D
 Acq: 23 Sep 2025 15:51



Tgt Ion:284 Resp: 74475

Ion	Ratio	Lower	Upper
284	100		
142	38.4	30.9	46.3
249	29.6	23.9	35.9



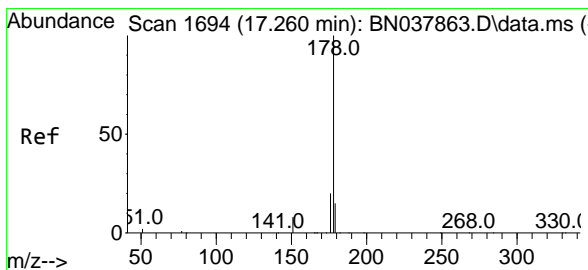
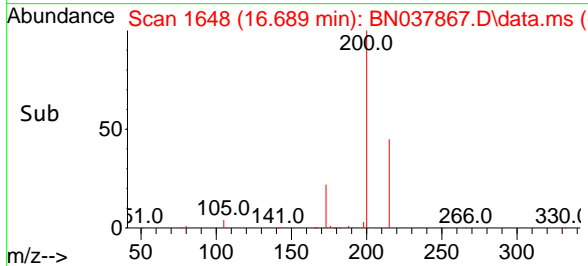
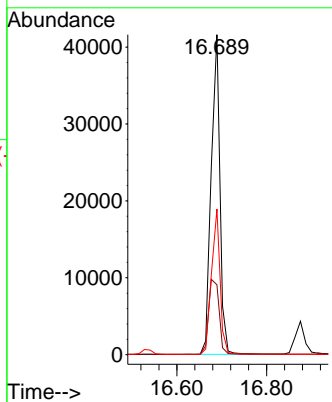
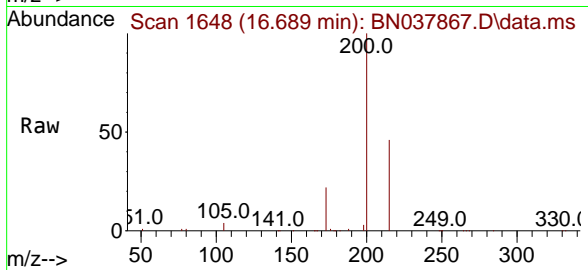


#23
Atrazine
Concen: 6.284 ng
RT: 16.689 min Scan# 1648
Delta R.T. -0.000 min
Lab File: BN037867.D
Acq: 23 Sep 2025 15:51

Instrument : BNA_N
Client Sample Id : SSTDICC5.0

Tgt Ion: 200 Resp: 55972

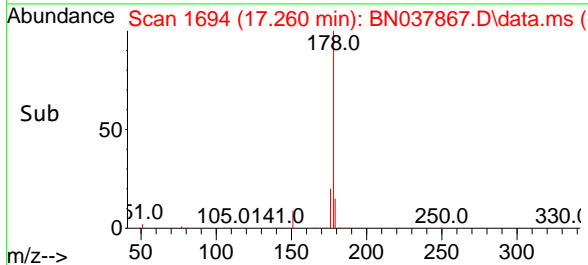
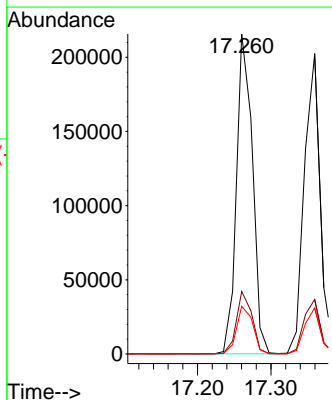
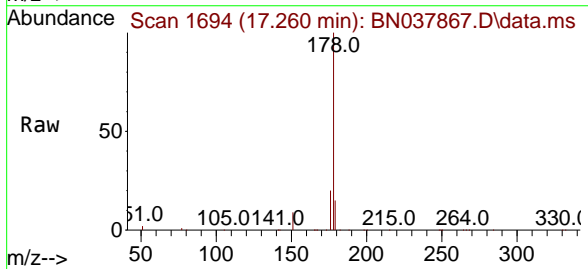
Ion	Ratio	Lower	Upper
200	100		
173	21.8	18.3	27.5
215	45.5	38.6	58.0

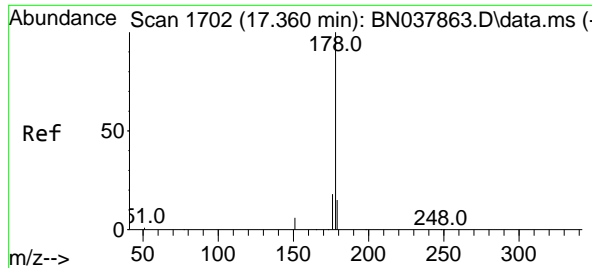


#25
Phenanthrene
Concen: 5.514 ng
RT: 17.260 min Scan# 1694
Delta R.T. -0.000 min
Lab File: BN037867.D
Acq: 23 Sep 2025 15:51

Tgt Ion: 178 Resp: 325691

Ion	Ratio	Lower	Upper
178	100		
176	19.1	15.7	23.5
179	15.1	12.3	18.5



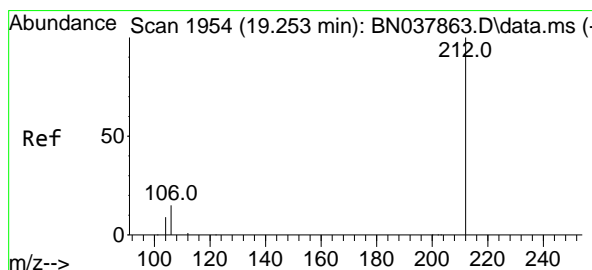
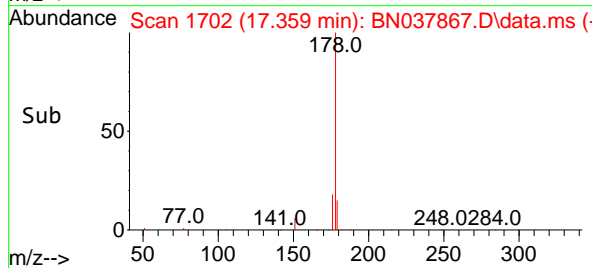
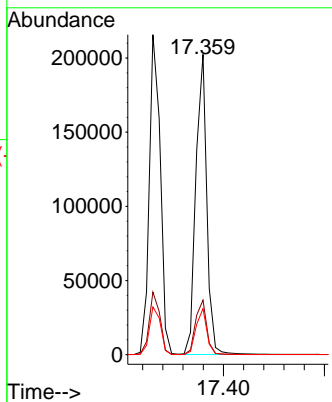
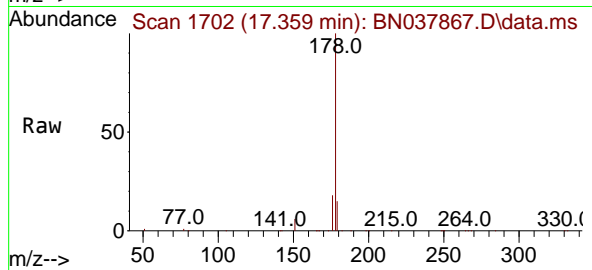


#26
 Anthracene
 Concen: 5.958 ng
 RT: 17.359 min Scan# 1702
 Delta R.T. -0.000 min
 Lab File: BN037867.D
 Acq: 23 Sep 2025 15:51

Instrument : BNA_N
 ClientSampleId : SSTDICC5.0

Tgt Ion:178 Resp: 305295

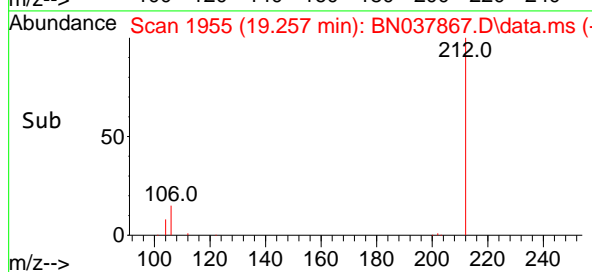
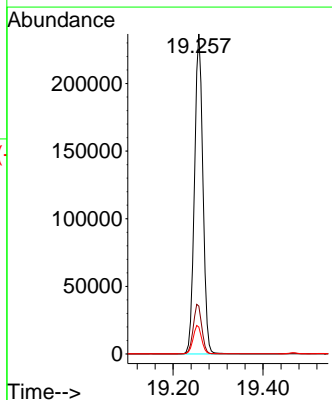
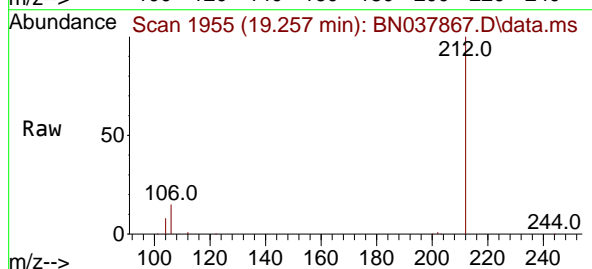
Ion	Ratio	Lower	Upper
178	100		
176	18.6	15.0	22.4
179	15.2	12.3	18.5

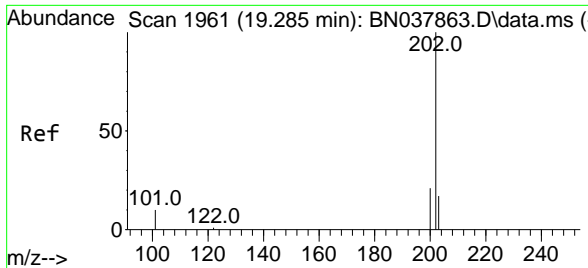


#27
 Fluoranthene-d10
 Concen: 6.807 ng
 RT: 19.257 min Scan# 1955
 Delta R.T. 0.005 min
 Lab File: BN037867.D
 Acq: 23 Sep 2025 15:51

Tgt Ion:212 Resp: 307332

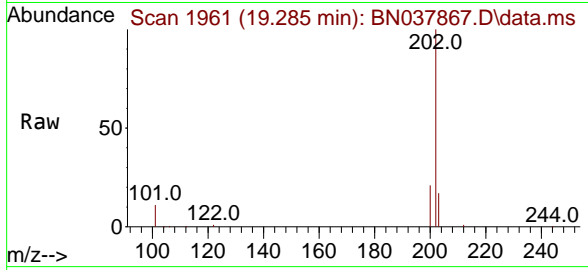
Ion	Ratio	Lower	Upper
212	100		
106	15.7	12.6	19.0
104	9.0	7.4	11.0





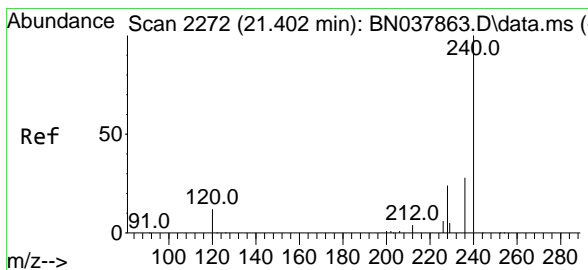
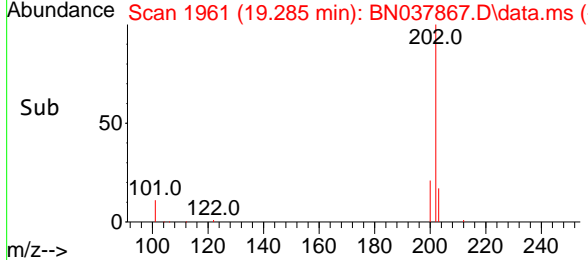
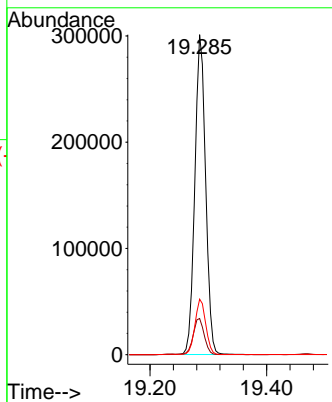
#28
 Fluoranthene
 Concen: 5.908 ng
 RT: 19.285 min Scan# 1961
 Delta R.T. -0.000 min
 Lab File: BN037867.D
 Acq: 23 Sep 2025 15:51

Instrument : BNA_N
 ClientSampleId : SSTDICC5.0



Tgt Ion: 202 Resp: 384292


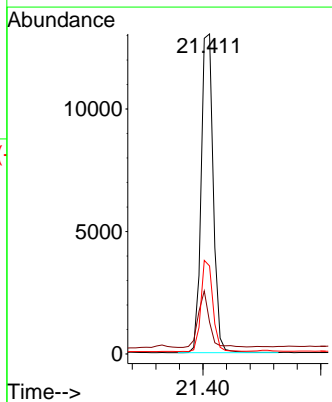
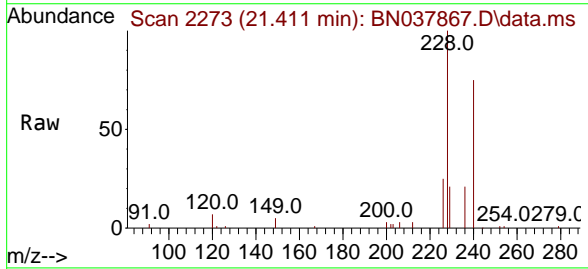
Ion	Ratio	Lower	Upper
202	100		
101	11.7	9.3	13.9
203	17.3	13.6	20.4

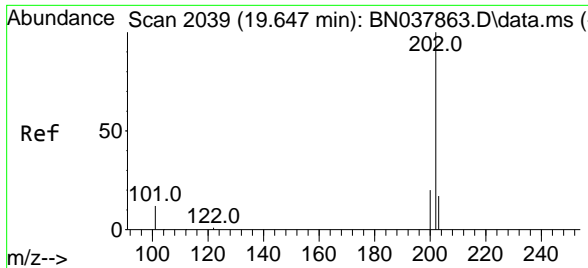


#29
 Chrysene-d12
 Concen: 0.400 ng
 RT: 21.411 min Scan# 2273
 Delta R.T. 0.009 min
 Lab File: BN037867.D
 Acq: 23 Sep 2025 15:51

Tgt Ion: 240 Resp: 18531

Ion	Ratio	Lower	Upper
240	100		
120	10.0	11.4	17.2#
236	27.5	23.0	34.6



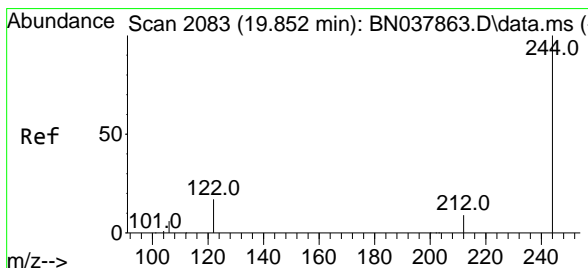
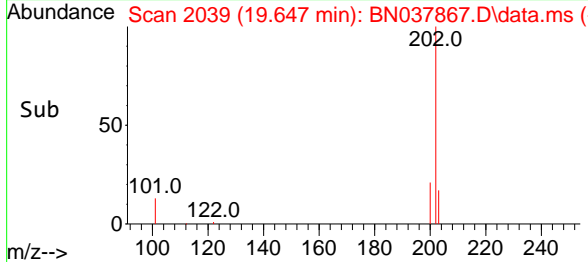
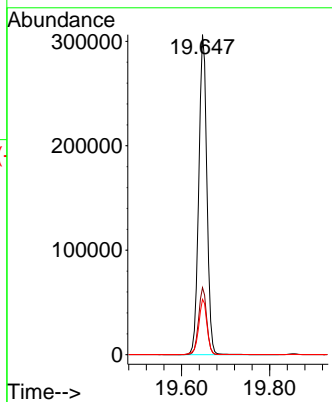
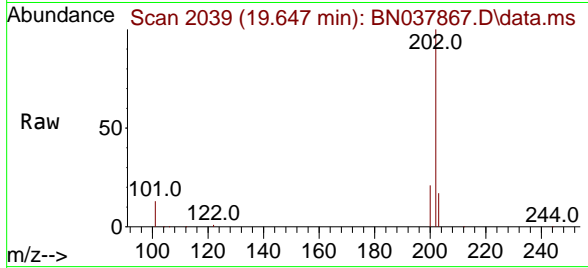


#30
 Pyrene
 Concen: 5.315 ng
 RT: 19.647 min Scan# 2039
 Delta R.T. -0.000 min
 Lab File: BN037867.D
 Acq: 23 Sep 2025 15:51

Instrument : BNA_N
 Client Sample Id : SSTDICC5.0

Tgt Ion: 202 Resp: 388849

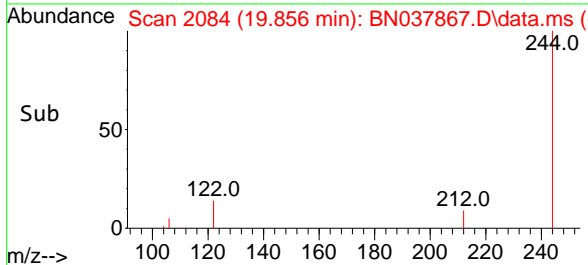
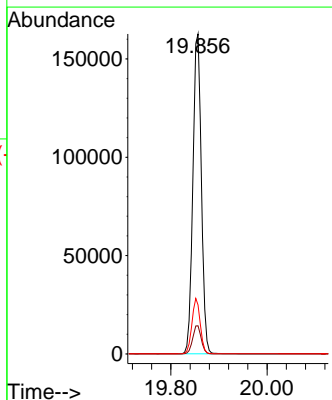
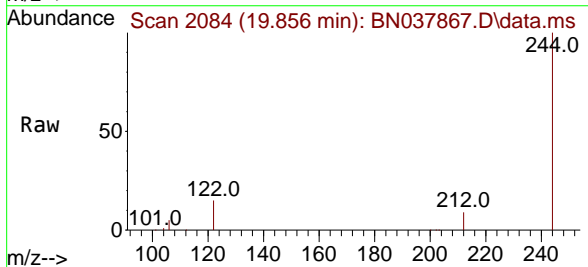
Ion	Ratio	Lower	Upper
202	100		
200	21.0	16.7	25.1
203	17.7	14.2	21.4

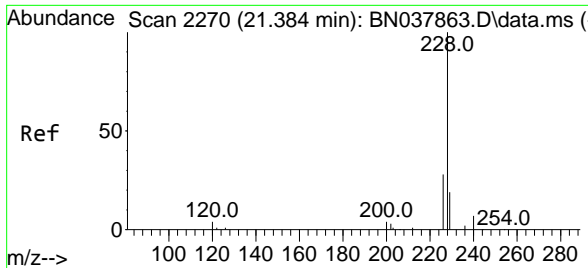


#31
 Terphenyl-d14
 Concen: 5.606 ng
 RT: 19.856 min Scan# 2084
 Delta R.T. 0.005 min
 Lab File: BN037867.D
 Acq: 23 Sep 2025 15:51

Tgt Ion: 244 Resp: 206917

Ion	Ratio	Lower	Upper
244	100		
212	8.8	7.6	11.4
122	15.3	13.9	20.9



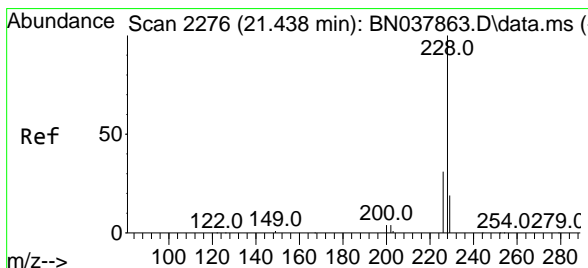
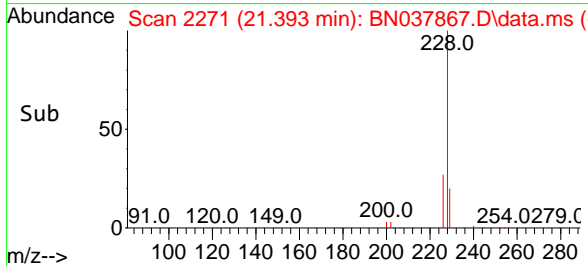
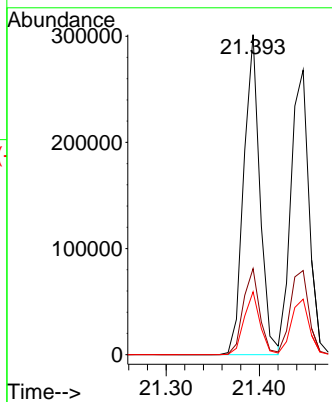
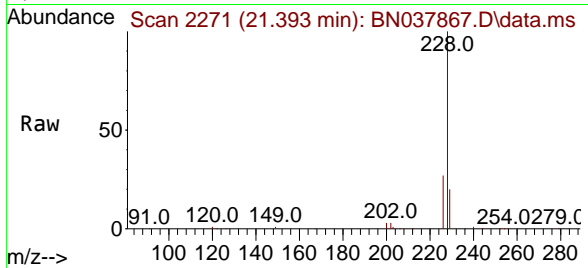


#32
 Benzo(a)anthracene
 Concen: 5.604 ng
 RT: 21.393 min Scan# 21
 Delta R.T. 0.009 min
 Lab File: BN037867.D
 Acq: 23 Sep 2025 15:51

Instrument : BNA_N
 ClientSampleId : SSTDICC5.0

Tgt Ion:228 Resp: 362927

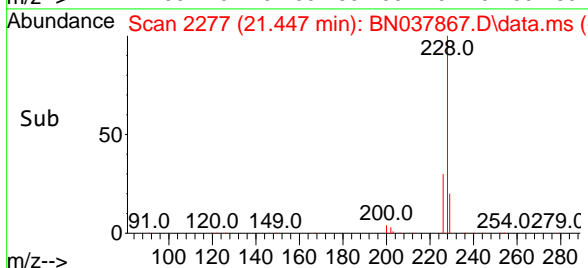
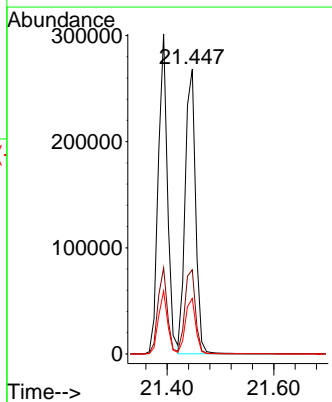
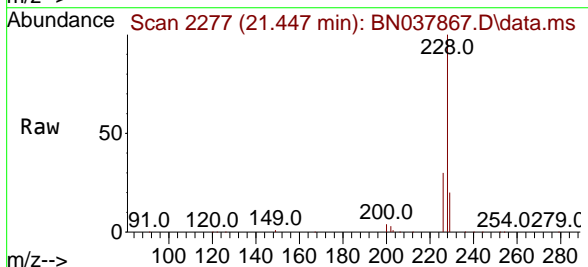
Ion	Ratio	Lower	Upper
228	100		
226	26.9	22.6	33.8
229	19.7	15.6	23.4

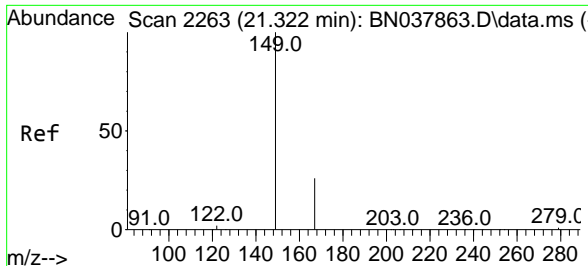


#33
 Chrysene
 Concen: 5.189 ng
 RT: 21.447 min Scan# 2277
 Delta R.T. 0.009 min
 Lab File: BN037867.D
 Acq: 23 Sep 2025 15:51

Tgt Ion:228 Resp: 363421

Ion	Ratio	Lower	Upper
228	100		
226	29.6	24.6	37.0
229	19.5	15.6	23.4



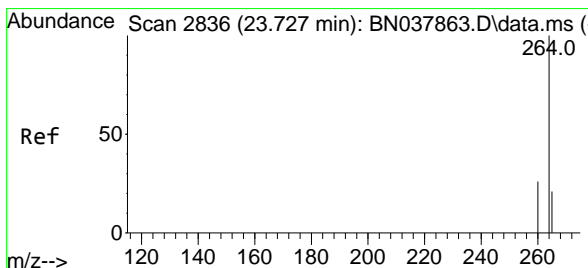
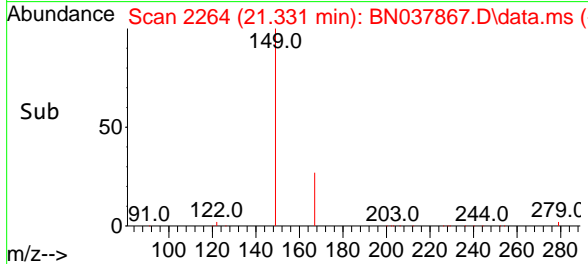
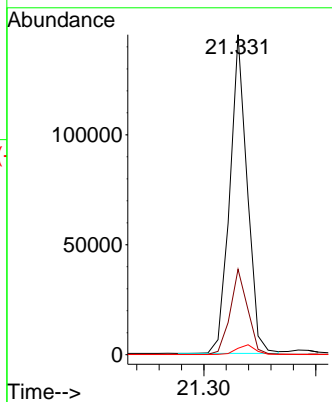
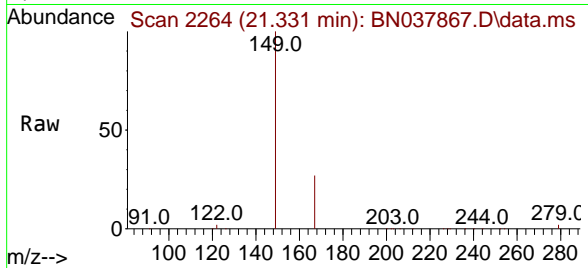


#34
 Bis(2-ethylhexyl)phthalate
 Concen: 6.109 ng
 RT: 21.331 min Scan# 21
 Delta R.T. 0.009 min
 Lab File: BN037867.D
 Acq: 23 Sep 2025 15:51

Instrument :
 BNA_N
 ClientSampleId :
 SSTDICC5.0

Tgt Ion:149 Resp: 156492

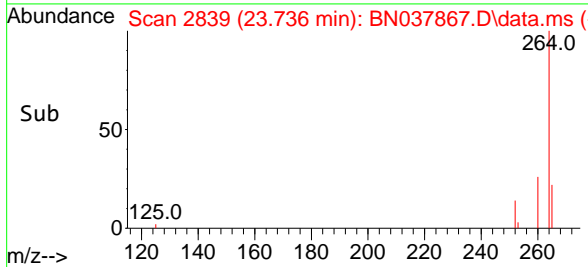
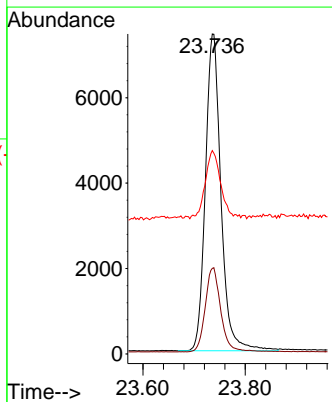
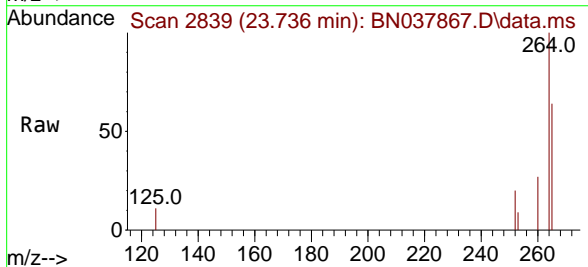
Ion	Ratio	Lower	Upper
149	100		
167	26.8	20.4	30.6
279	3.2	2.4	3.6

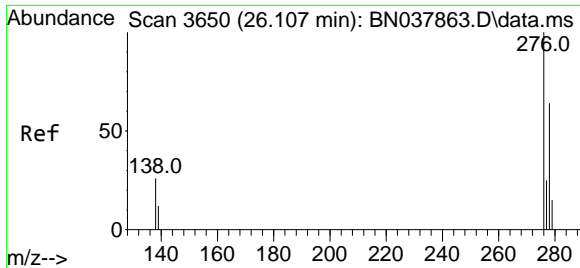


#35
 Perylene-d12
 Concen: 0.400 ng
 RT: 23.736 min Scan# 2839
 Delta R.T. 0.009 min
 Lab File: BN037867.D
 Acq: 23 Sep 2025 15:51

Tgt Ion:264 Resp: 15649

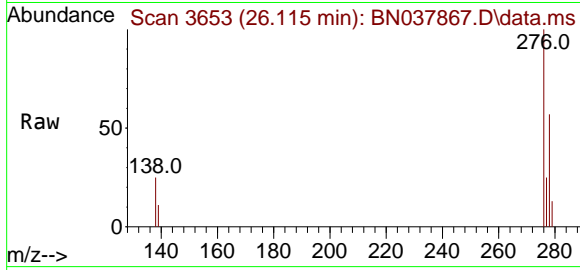
Ion	Ratio	Lower	Upper
264	100		
260	26.8	21.5	32.3
265	63.5	53.8	80.6



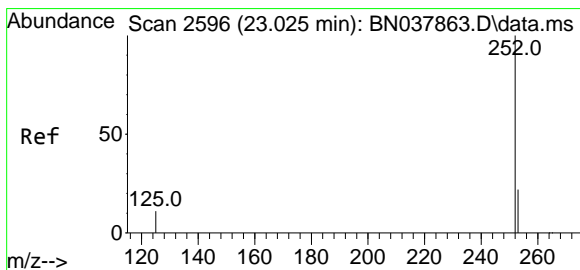
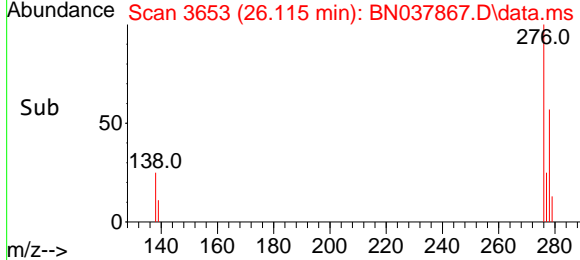
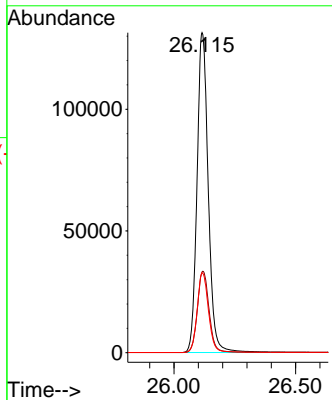


#36
 Indeno(1,2,3-cd)pyrene
 Concen: 5.906 ng
 RT: 26.115 min Scan# 30
 Delta R.T. 0.009 min
 Lab File: BN037867.D
 Acq: 23 Sep 2025 15:51

Instrument :
 BNA_N
 ClientSampleId :
 SSTDICC5.0

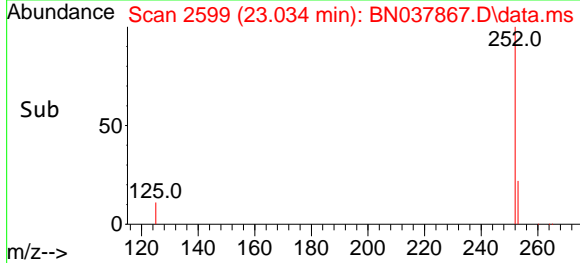
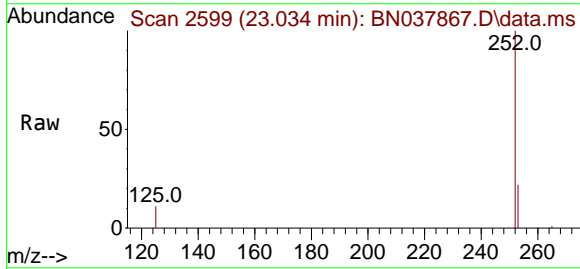
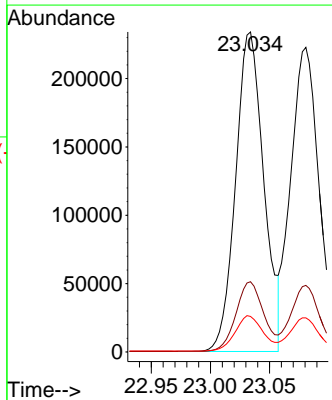


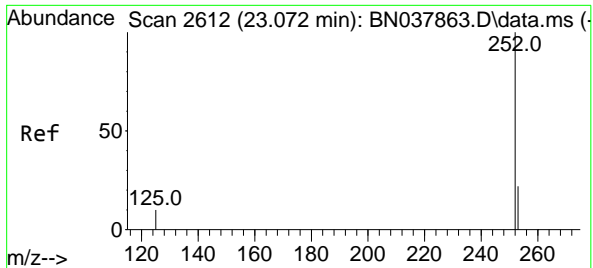
Tgt Ion: 276 Resp: 422337
 Ion Ratio Lower Upper
 276 100
 138 26.3 21.4 32.0
 277 25.1 20.3 30.5



#37
 Benzo(b)fluoranthene
 Concen: 5.742 ng
 RT: 23.034 min Scan# 2599
 Delta R.T. 0.009 min
 Lab File: BN037867.D
 Acq: 23 Sep 2025 15:51

Tgt Ion: 252 Resp: 387512
 Ion Ratio Lower Upper
 252 100
 253 22.0 19.4 29.0
 125 11.1 13.0 19.4#

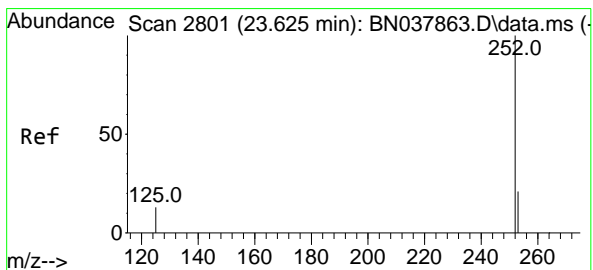
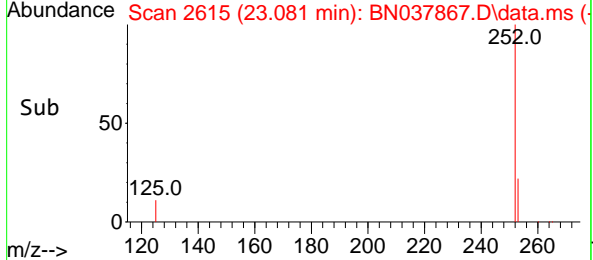
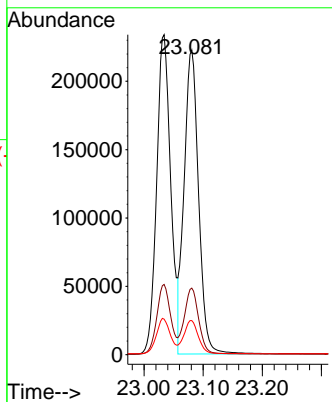
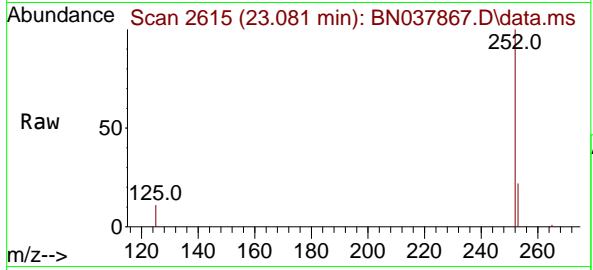




#38
 Benzo(k)fluoranthene
 Concen: 5.548 ng
 RT: 23.081 min Scan# 20
 Delta R.T. 0.009 min
 Lab File: BN037867.D
 Acq: 23 Sep 2025 15:51

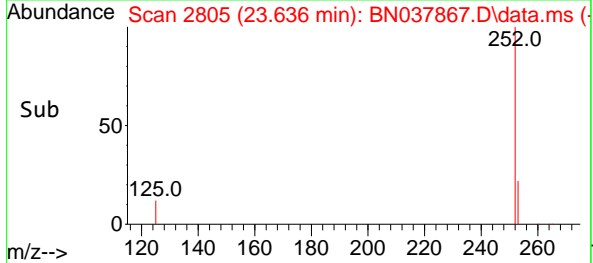
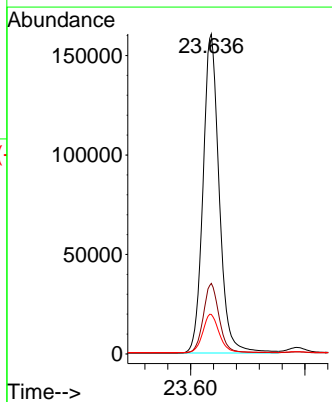
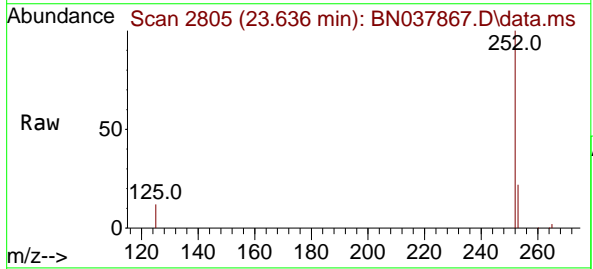
Instrument : BNA_N
 ClientSampleId : SSTDICC5.0

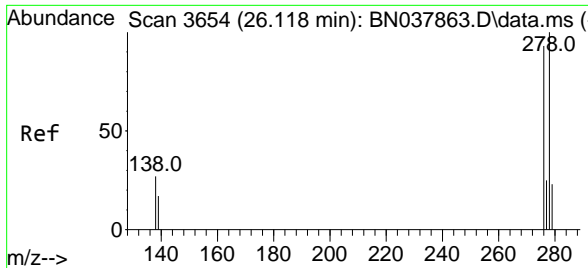
Tgt Ion:252 Resp: 376732
 Ion Ratio Lower Upper
 252 100
 253 21.8 19.5 29.3
 125 11.2 13.0 19.4#



#39
 Benzo(a)pyrene
 Concen: 5.900 ng
 RT: 23.636 min Scan# 2805
 Delta R.T. 0.012 min
 Lab File: BN037867.D
 Acq: 23 Sep 2025 15:51

Tgt Ion:252 Resp: 314913
 Ion Ratio Lower Upper
 252 100
 253 22.0 20.6 30.8
 125 12.3 16.7 25.1#



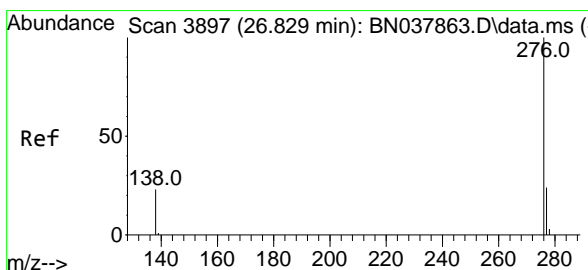
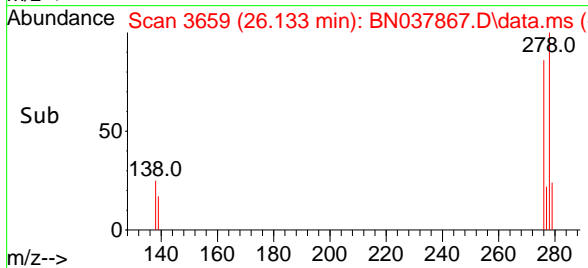
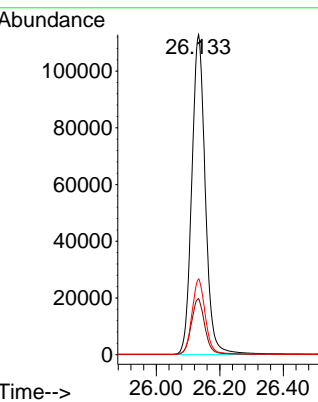
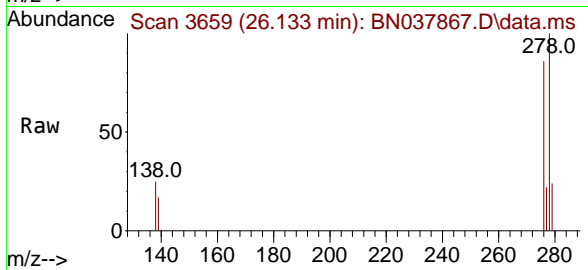


#40
 Dibenzo(a,h)anthracene
 Concen: 5.971 ng
 RT: 26.133 min Scan# 30
 Delta R.T. 0.015 min
 Lab File: BN037867.D
 Acq: 23 Sep 2025 15:51

Instrument : BNA_N
 ClientSampleId : SSTDICC5.0

Tgt Ion:278 Resp: 333427

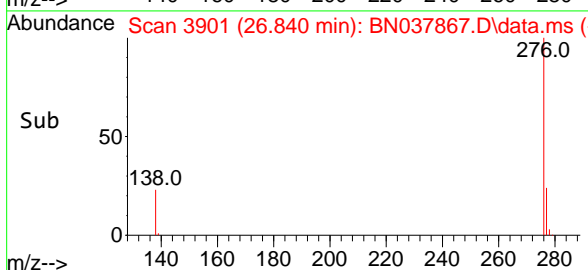
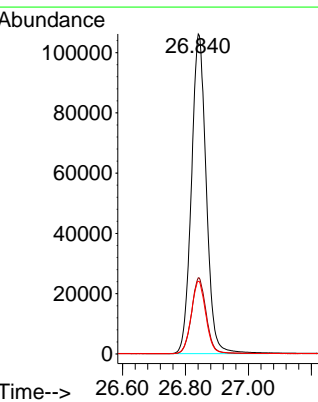
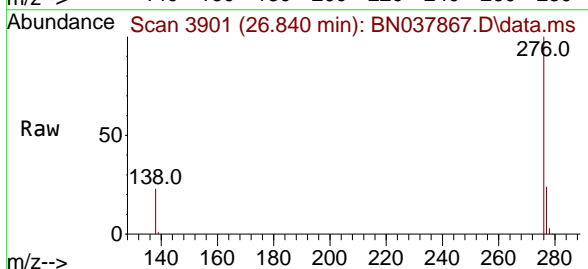
Ion	Ratio	Lower	Upper
278	100		
139	17.5	15.4	23.2
279	23.6	20.8	31.2



#41
 Benzo(g,h,i)perylene
 Concen: 5.913 ng
 RT: 26.840 min Scan# 3901
 Delta R.T. 0.012 min
 Lab File: BN037867.D
 Acq: 23 Sep 2025 15:51

Tgt Ion:276 Resp: 346868

Ion	Ratio	Lower	Upper
276	100		
277	23.8	20.2	30.4
138	22.7	19.8	29.8



Data Path : Z:\svoasrv\HPCHEM1\BNA_N\Data\BN092325\
 Data File : BN037868.D
 Acq On : 23 Sep 2025 16:28
 Operator : RC/JU
 Sample : SSTDICV0.4
 Misc :
 ALS Vial : 9 Sample Multiplier: 1

Instrument :
 BNA_N
 ClientSampleId :
 ICVBN092325

Quant Time: Sep 24 11:02:35 2025
 Quant Method : Z:\svoasrv\HPCHEM1\BNA_N\Methods\8270-SIM-BN092325.M
 Quant Title : ASP BNA STANDARDS FOR 5 POINT CALIBRATION
 QLast Update : Wed Sep 24 11:00:01 2025
 Response via : Initial Calibration

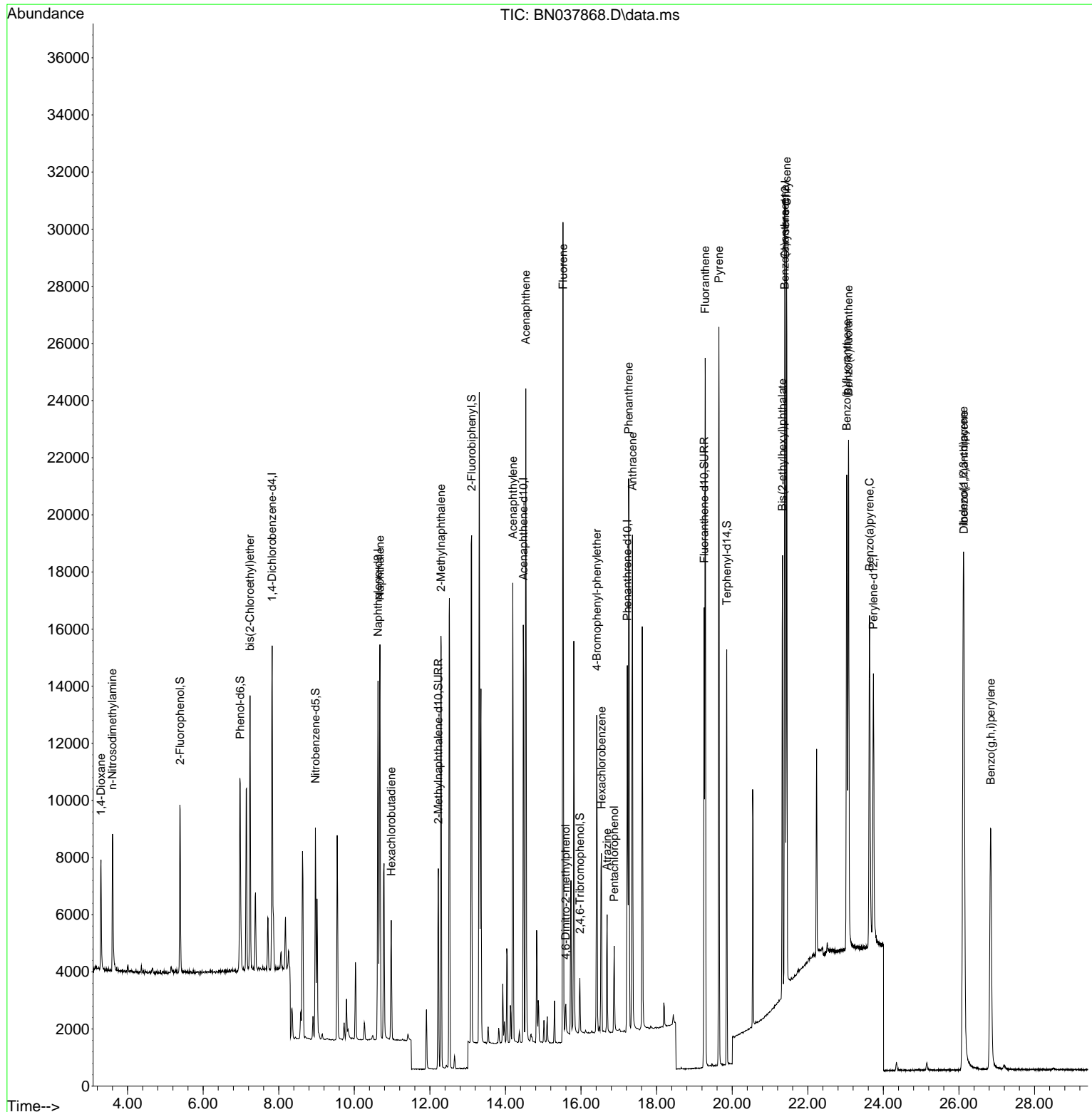
Compound	R.T.	QIon	Response	Conc	Units	Dev(Min)	
Internal Standards							
1) 1,4-Dichlorobenzene-d4	7.825	152	5572	0.400	ng	0.00	
7) Naphthalene-d8	10.626	136	16158	0.400	ng	0.00	
13) Acenaphthene-d10	14.473	164	8429	0.400	ng	0.00	
19) Phenanthrene-d10	17.223	188	16279	0.400	ng	# 0.00	
29) Chrysene-d12	21.402	240	14204	0.400	ng	# 0.00	
35) Perylene-d12	23.736	264	13265	0.400	ng	0.00	
System Monitoring Compounds							
4) 2-Fluorophenol	5.392	112	5005	0.394	ng	0.00	
5) Phenol-d6	6.980	99	6375	0.382	ng	0.00	
8) Nitrobenzene-d5	8.971	82	5453	0.442	ng	0.00	
11) 2-Methylnaphthalene-d10	12.222	152	9492	0.423	ng	0.00	
14) 2,4,6-Tribromophenol	15.969	330	1107	0.346	ng	0.00	
15) 2-Fluorobiphenyl	13.105	172	16723	0.485	ng	0.01	
27) Fluoranthene-d10	19.257	212	16910	0.413	ng	0.00	
31) Terphenyl-d14	19.856	244	13646	0.482	ng	0.00	
Target Compounds							
2) 1,4-Dioxane	3.297	88	2698	0.477	ng	98	
3) n-Nitrosodimethylamine	3.600	42	3070	0.408	ng	# 89	
6) bis(2-Chloroethyl)ether	7.240	93	6823	0.440	ng	99	
9) Naphthalene	10.680	128	18392	0.413	ng	99	
10) Hexachlorobutadiene	10.979	225	3253	0.428	ng	# 100	
12) 2-Methylnaphthalene	12.293	142	10904	0.375	ng	99	
16) Acenaphthylene	14.195	152	16721	0.437	ng	99	
17) Acenaphthene	14.537	154	11059	0.406	ng	99	
18) Fluorene	15.522	166	13327	0.404	ng	97	
20) 4,6-Dinitro-2-methylph...	15.597	198	737	0.418	ng	99	
21) 4-Bromophenyl-phenylether	16.416	248	4157	0.392	ng	# 89	
22) Hexachlorobenzene	16.540	284	5455	0.424	ng	100	
23) Atrazine	16.689	200	3196	0.396	ng	98	
24) Pentachlorophenol	16.875	266	1396	0.316	ng	99	
25) Phenanthrene	17.260	178	22020	0.411	ng	100	
26) Anthracene	17.360	178	18967	0.408	ng	99	
28) Fluoranthene	19.285	202	23044	0.391	ng	100	
30) Pyrene	19.647	202	22563	0.402	ng	100	
32) Benzo(a)anthracene	21.393	228	20398	0.411	ng	99	
33) Chrysene	21.438	228	22204	0.414	ng	99	
34) Bis(2-ethylhexyl)phtha...	21.331	149	7939	0.404	ng	98	
36) Indeno(1,2,3-cd)pyrene	26.115	276	25340	0.418	ng	99	
37) Benzo(b)fluoranthene	23.031	252	22193	0.388	ng	99	
38) Benzo(k)fluoranthene	23.078	252	23886	0.415	ng	100	
39) Benzo(a)pyrene	23.633	252	19091	0.422	ng	100	
40) Dibenzo(a,h)anthracene	26.130	278	19441	0.411	ng	100	
41) Benzo(g,h,i)perylene	26.841	276	19570	0.394	ng	99	

(#) = qualifier out of range (m) = manual integration (+) = signals summed

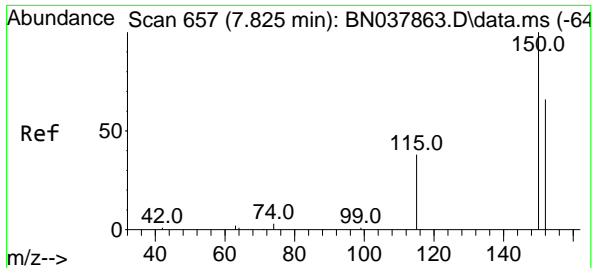
Data Path : Z:\svoasrv\HPCHEM1\BNA_N\Data\BN092325\
 Data File : BN037868.D
 Acq On : 23 Sep 2025 16:28
 Operator : RC/JU
 Sample : SSTDICV0.4
 Misc :
 ALS Vial : 9 Sample Multiplier: 1

Instrument :
 BNA_N
 ClientSampleId :
 ICVBN092325

Quant Time: Sep 24 11:02:35 2025
 Quant Method : Z:\svoasrv\HPCHEM1\BNA_N\Methods\8270-SIM-BN092325.M
 Quant Title : ASP BNA STANDARDS FOR 5 POINT CALIBRATION
 QLast Update : Wed Sep 24 11:00:01 2025
 Response via : Initial Calibration

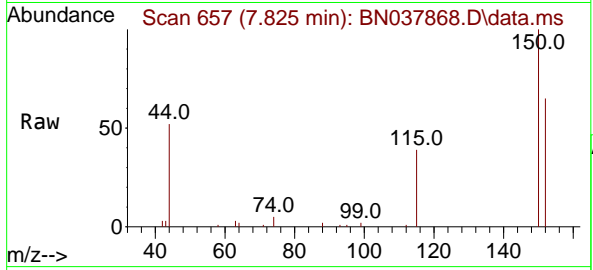


- 1
- 2
- 3
- 4
- 5
- 6
- 7
- 8
- 9
- 10
- 11
- 12
- 13
- 14
- 15
- 16
- 17
- 18

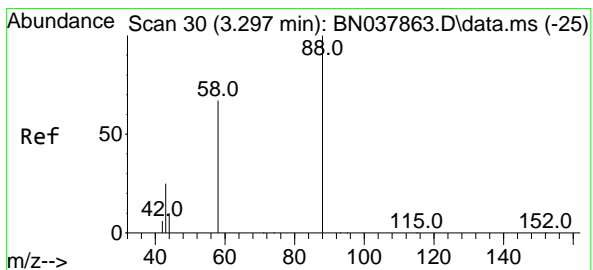
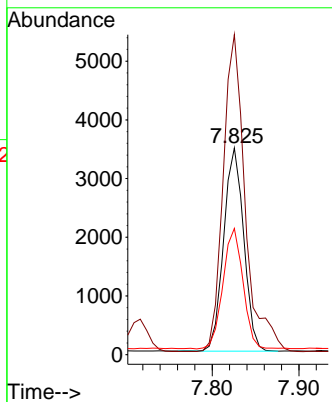
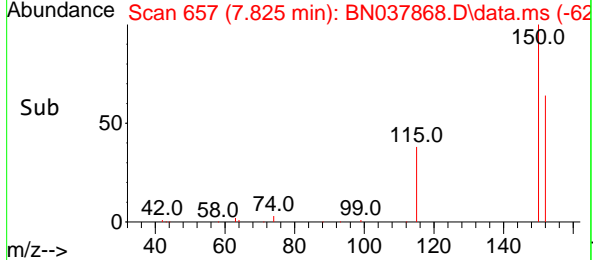


#1
 1,4-Dichlorobenzene-d4
 Concen: 0.400 ng
 RT: 7.825 min Scan# 61
 Delta R.T. 0.000 min
 Lab File: BN037868.D
 Acq: 23 Sep 2025 16:28

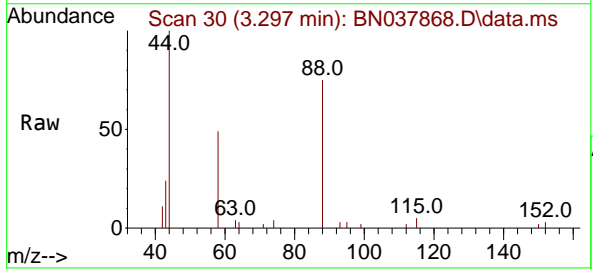
Instrument :
 BNA_N
 ClientSampleId :
 ICVBN092325



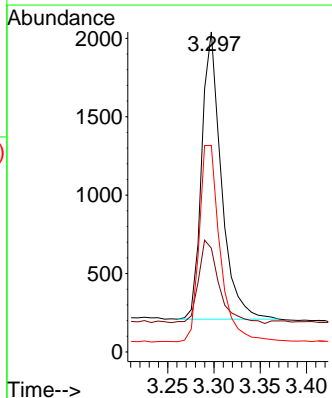
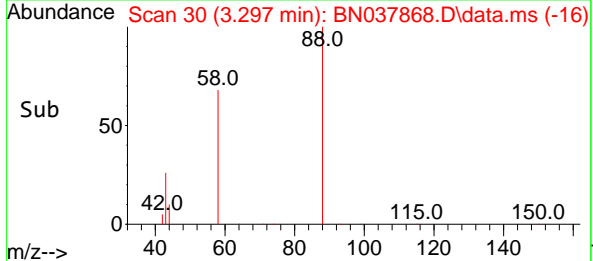
Tgt Ion:152 Resp: 5572
 Ion Ratio Lower Upper
 152 100
 150 154.8 121.0 181.4
 115 61.0 47.4 71.0

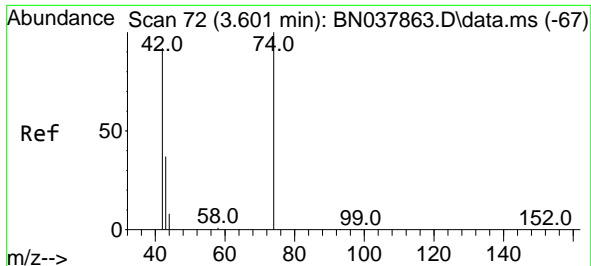


#2
 1,4-Dioxane
 Concen: 0.477 ng
 RT: 3.297 min Scan# 30
 Delta R.T. -0.000 min
 Lab File: BN037868.D
 Acq: 23 Sep 2025 16:28



Tgt Ion: 88 Resp: 2698
 Ion Ratio Lower Upper
 88 100
 43 30.6 26.6 39.8
 58 72.8 58.9 88.3



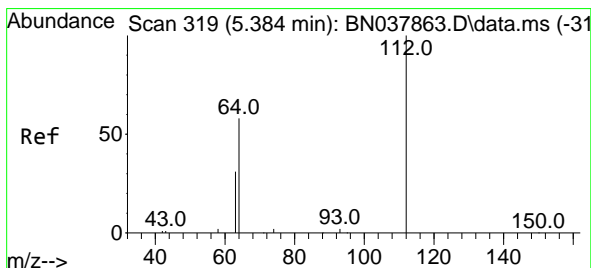
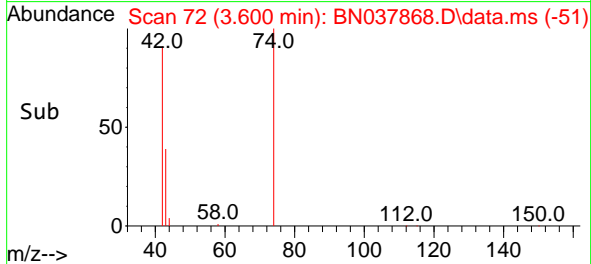
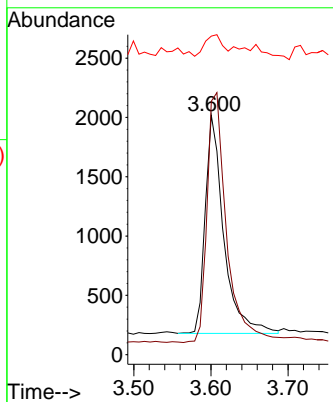
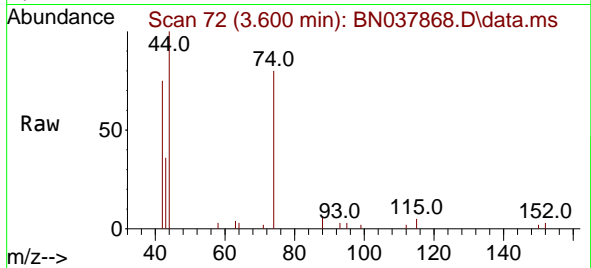


#3
 n-Nitrosodimethylamine
 Concen: 0.408 ng
 RT: 3.600 min Scan# 71
 Delta R.T. -0.000 min
 Lab File: BN037868.D
 Acq: 23 Sep 2025 16:28

Instrument :
 BNA_N
 ClientSampleId :
 ICVBN092325

Tgt Ion: 42 Resp: 3070

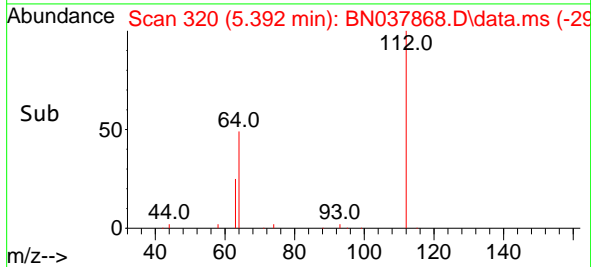
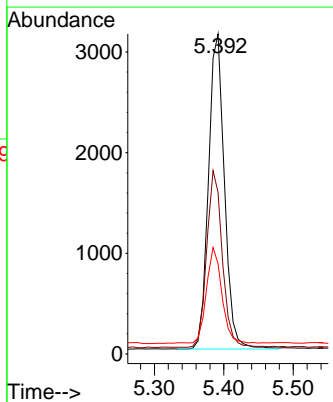
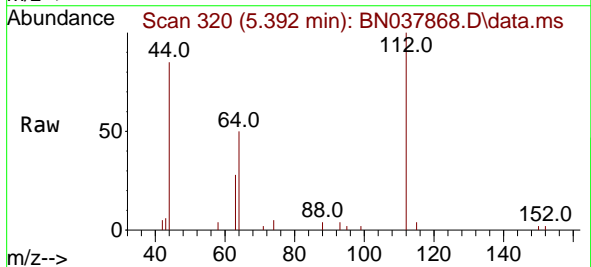
Ion	Ratio	Lower	Upper
42	100		
74	121.8	93.4	140.0
44	9.2	22.2	33.4#

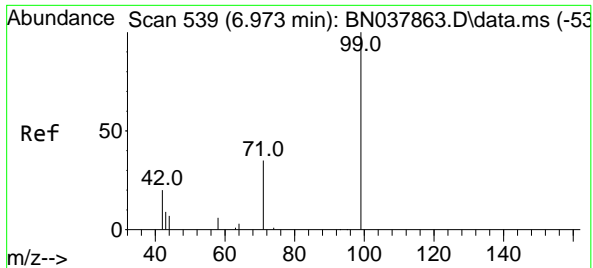


#4
 2-Fluorophenol
 Concen: 0.394 ng
 RT: 5.392 min Scan# 320
 Delta R.T. 0.007 min
 Lab File: BN037868.D
 Acq: 23 Sep 2025 16:28

Tgt Ion: 112 Resp: 5005

Ion	Ratio	Lower	Upper
112	100		
64	54.6	44.6	66.8
63	29.8	24.9	37.3





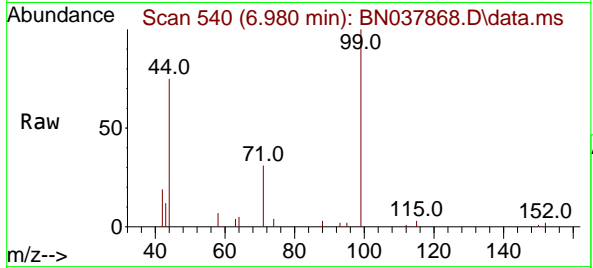
#5
Phenol-d6
Concen: 0.382 ng
RT: 6.980 min Scan# 540
Delta R.T. 0.007 min
Lab File: BN037868.D
Acq: 23 Sep 2025 16:28

Instrument :

BNA_N

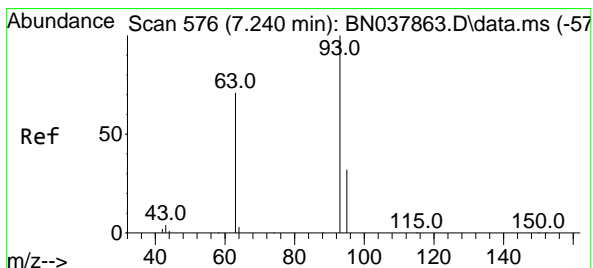
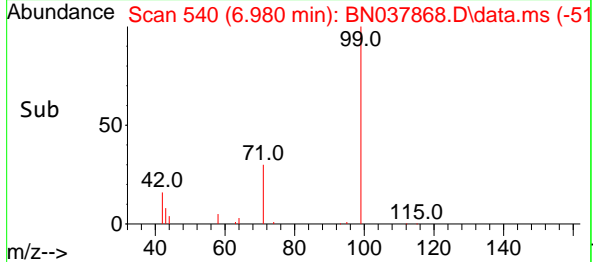
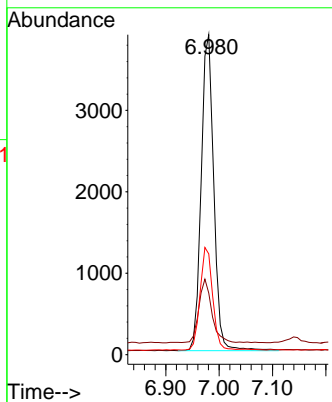
Client Sample Id :

ICVBN092325



Tgt Ion: 99 Resp: 6375

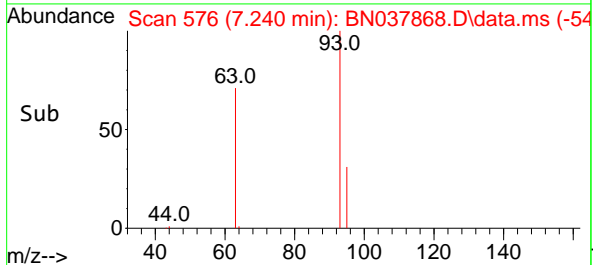
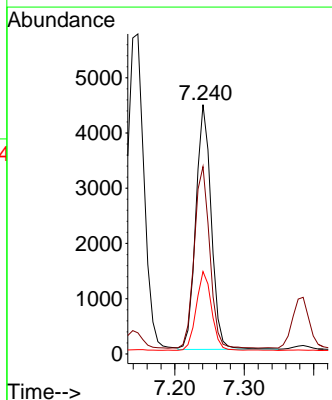
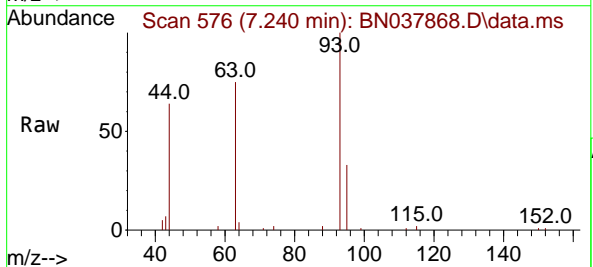
Ion	Ratio	Lower	Upper
99	100		
42	20.3	17.2	25.8
71	32.5	27.3	40.9

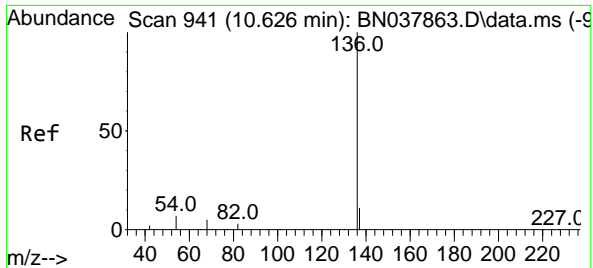


#6
bis(2-Chloroethyl)ether
Concen: 0.440 ng
RT: 7.240 min Scan# 576
Delta R.T. -0.000 min
Lab File: BN037868.D
Acq: 23 Sep 2025 16:28

Tgt Ion: 93 Resp: 6823

Ion	Ratio	Lower	Upper
93	100		
63	74.7	60.1	90.1
95	32.3	25.4	38.2

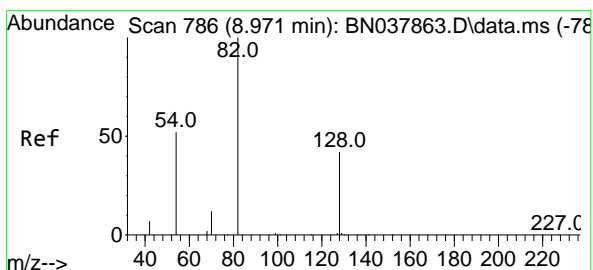
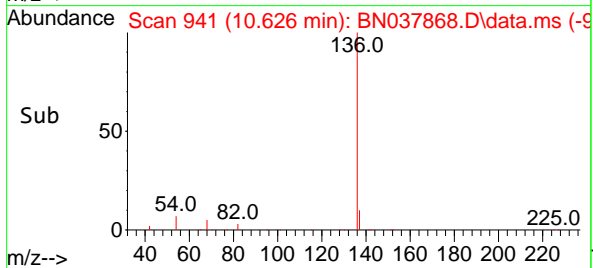
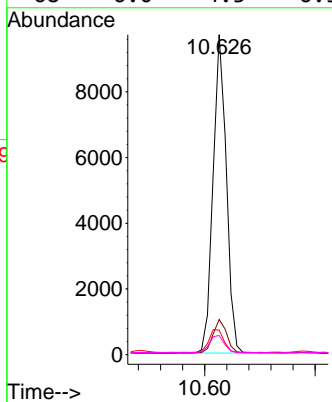
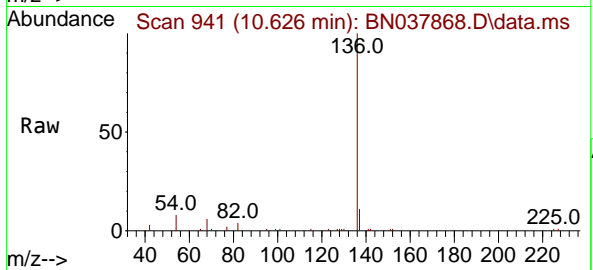




#7
 Naphthalene-d8
 Concen: 0.400 ng
 RT: 10.626 min Scan# 941
 Delta R.T. -0.000 min
 Lab File: BN037868.D
 Acq: 23 Sep 2025 16:28

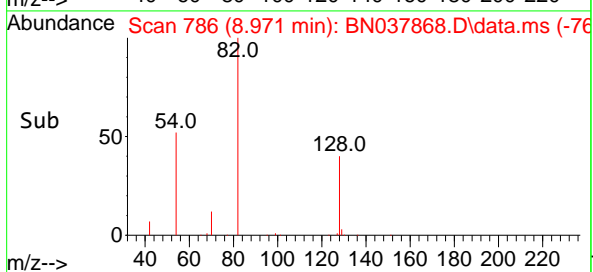
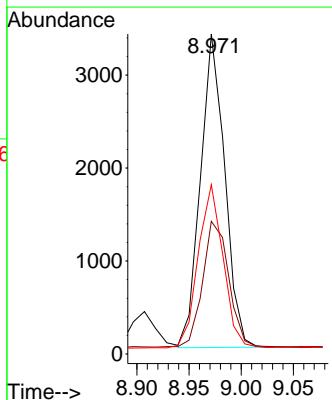
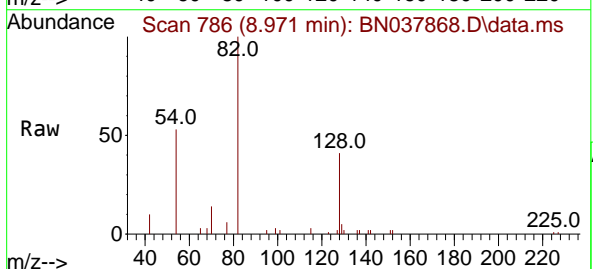
Instrument : BNA_N
 ClientSampleId : ICVBN092325

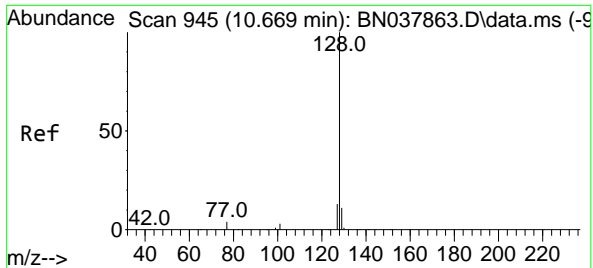
Tgt Ion	Resp	Lower	Upper
136	16158		
137	11.0	9.0	13.4
54	7.7	5.8	8.8
68	6.0	4.3	6.5



#8
 Nitrobenzene-d5
 Concen: 0.442 ng
 RT: 8.971 min Scan# 786
 Delta R.T. -0.000 min
 Lab File: BN037868.D
 Acq: 23 Sep 2025 16:28

Tgt Ion	Resp	Lower	Upper
82	5453		
128	41.4	34.8	52.2
54	52.9	42.2	63.2

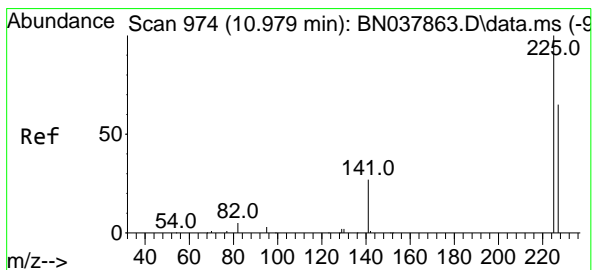
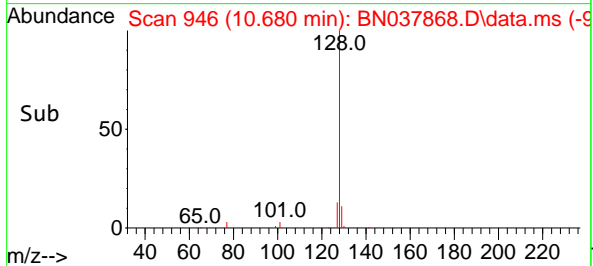
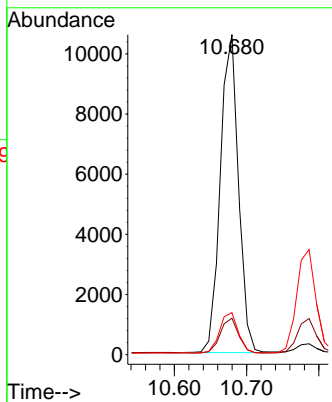
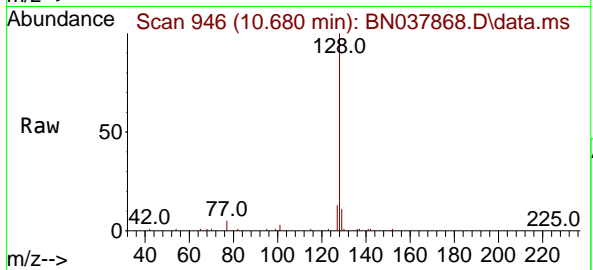




#9
Naphthalene
Concen: 0.413 ng
RT: 10.680 min Scan# 946
Delta R.T. 0.011 min
Lab File: BN037868.D
Acq: 23 Sep 2025 16:28

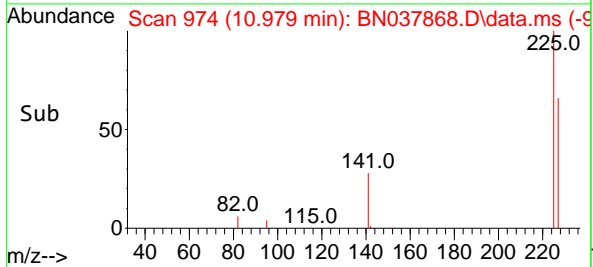
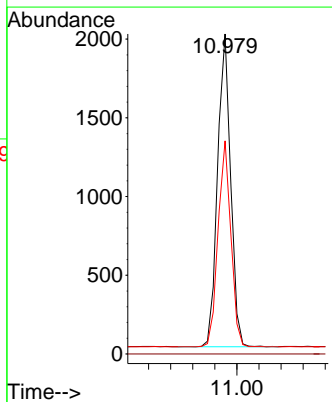
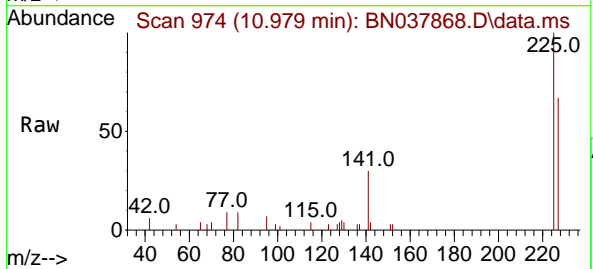
Instrument : BNA_N
ClientSampleId : ICVBN092325

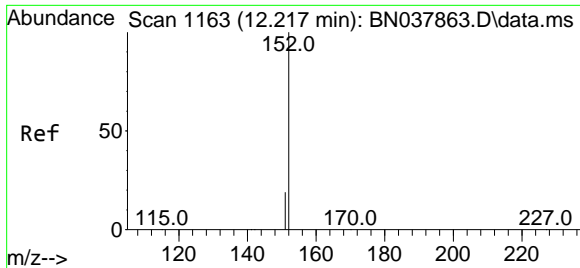
Tgt Ion	Resp	Lower	Upper
128	18392	100	
129	11.4	9.2	13.8
127	13.1	11.0	16.6



#10
Hexachlorobutadiene
Concen: 0.428 ng
RT: 10.979 min Scan# 974
Delta R.T. -0.000 min
Lab File: BN037868.D
Acq: 23 Sep 2025 16:28

Tgt Ion	Resp	Lower	Upper
225	3253	100	
223	0.0	0.0	0.0
227	64.5	51.4	77.2

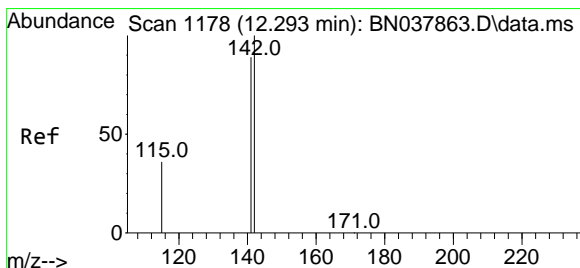
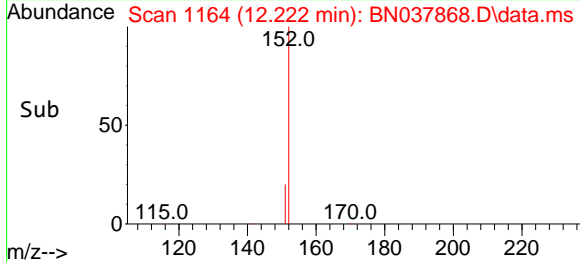
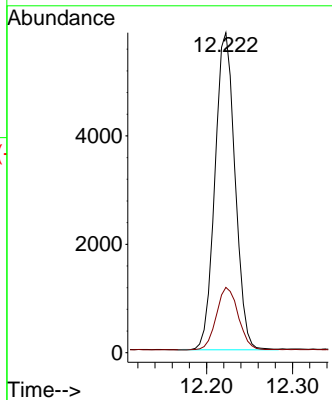
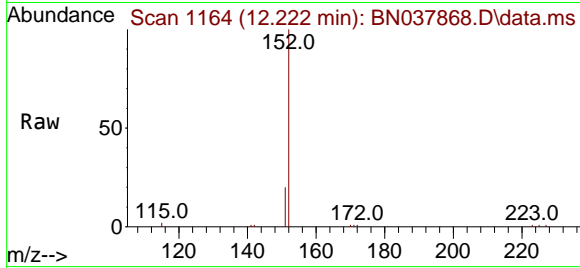




#11
 2-Methylnaphthalene-d10
 Concen: 0.423 ng
 RT: 12.222 min Scan# 1164
 Delta R.T. 0.005 min
 Lab File: BN037868.D
 Acq: 23 Sep 2025 16:28

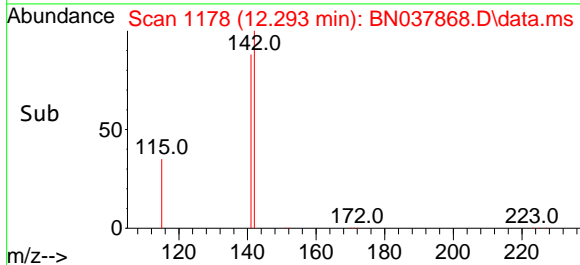
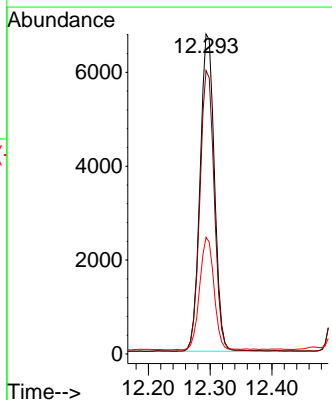
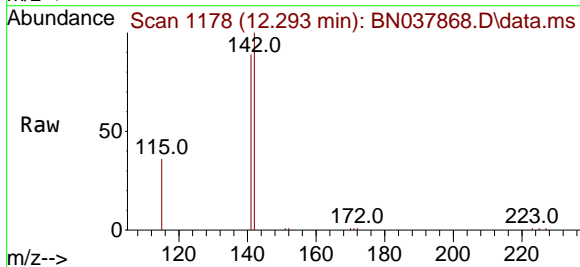
Instrument : BNA_N
 ClientSampleId : ICVBN092325

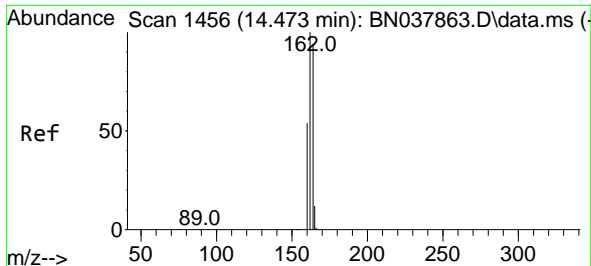
Tgt Ion:152 Resp: 9492
 Ion Ratio Lower Upper
 152 100
 151 21.7 17.4 26.2



#12
 2-Methylnaphthalene
 Concen: 0.375 ng
 RT: 12.293 min Scan# 1178
 Delta R.T. -0.000 min
 Lab File: BN037868.D
 Acq: 23 Sep 2025 16:28

Tgt Ion:142 Resp: 10904
 Ion Ratio Lower Upper
 142 100
 141 88.6 71.2 106.8
 115 36.5 29.7 44.5

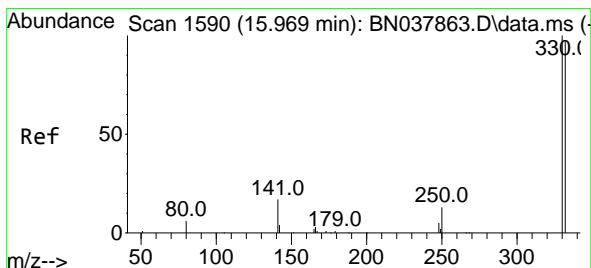
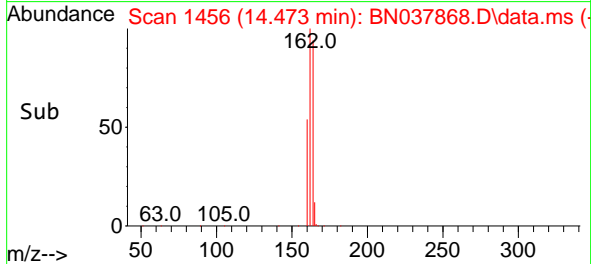
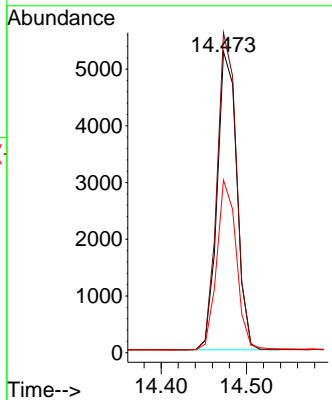
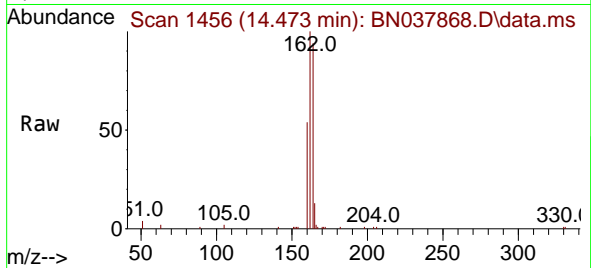




#13
 Acenaphthene-d10
 Concen: 0.400 ng
 RT: 14.473 min Scan# 1456
 Delta R.T. -0.000 min
 Lab File: BN037868.D
 Acq: 23 Sep 2025 16:28

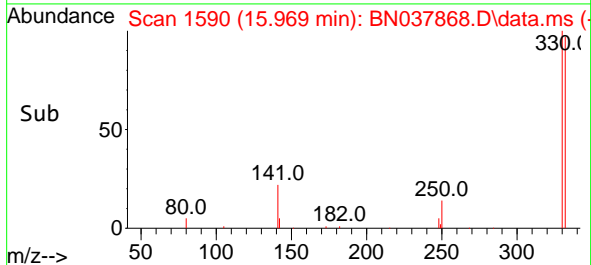
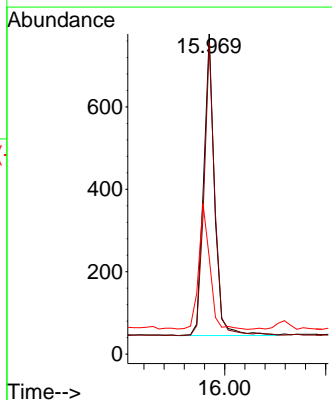
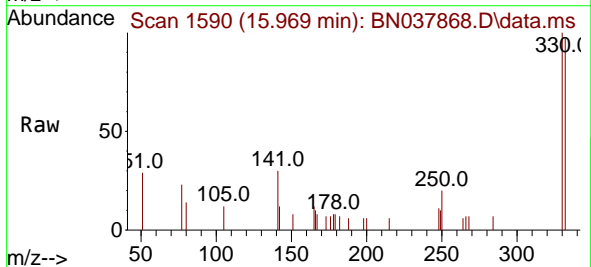
Instrument : BNA_N
 ClientSampleId : ICVBN092325

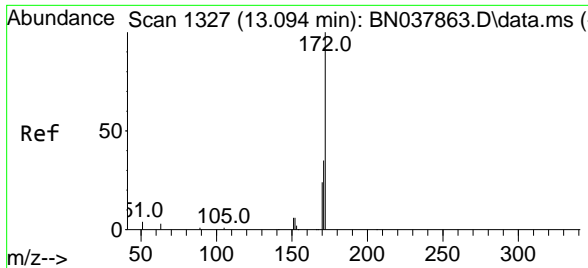
Tgt Ion	Resp	Lower	Upper
164	100		
162	106.3	84.8	127.2
160	57.3	46.1	69.1



#14
 2,4,6-Tribromophenol
 Concen: 0.346 ng
 RT: 15.969 min Scan# 1590
 Delta R.T. 0.000 min
 Lab File: BN037868.D
 Acq: 23 Sep 2025 16:28

Tgt Ion	Resp	Lower	Upper
330	100		
332	94.1	77.2	115.8
141	42.0	37.2	55.8

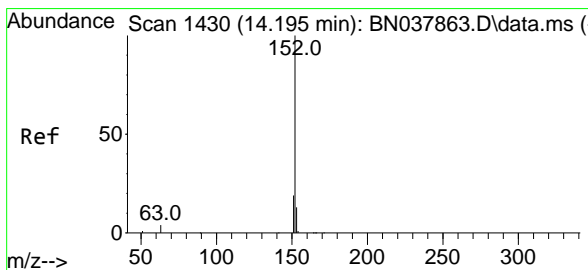
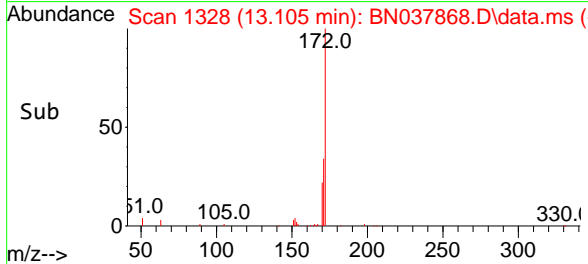
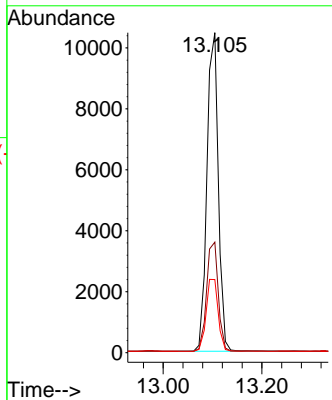
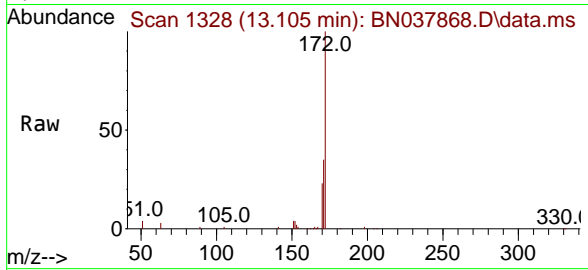




#15
 2-Fluorobiphenyl
 Concen: 0.485 ng
 RT: 13.105 min Scan# 1328
 Delta R.T. 0.011 min
 Lab File: BN037868.D
 Acq: 23 Sep 2025 16:28

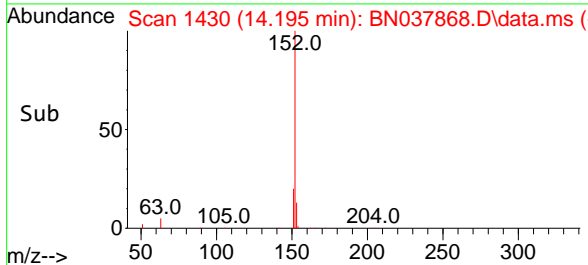
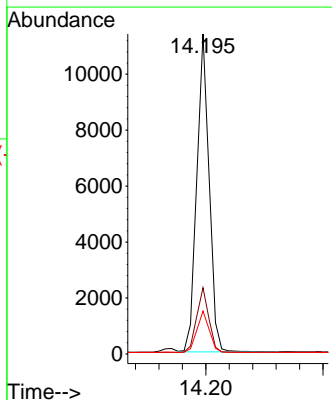
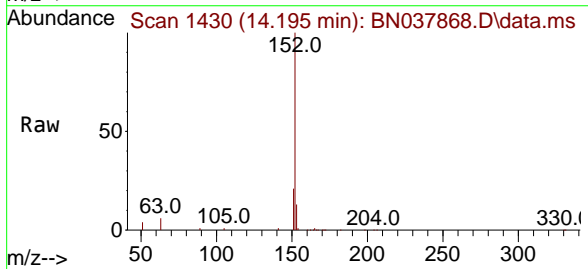
Instrument : BNA_N
 ClientSampleId : ICVBN092325

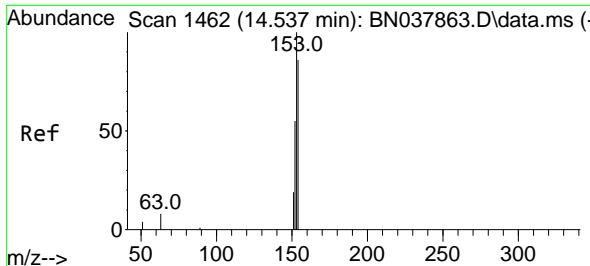
Tgt Ion	Resp	Lower	Upper
172	16723		
171	34.6	28.6	43.0
170	22.9	19.7	29.5



#16
 Acenaphthylene
 Concen: 0.437 ng
 RT: 14.195 min Scan# 1430
 Delta R.T. -0.000 min
 Lab File: BN037868.D
 Acq: 23 Sep 2025 16:28

Tgt Ion	Resp	Lower	Upper
152	16721		
151	20.1	15.8	23.8
153	13.0	10.5	15.7

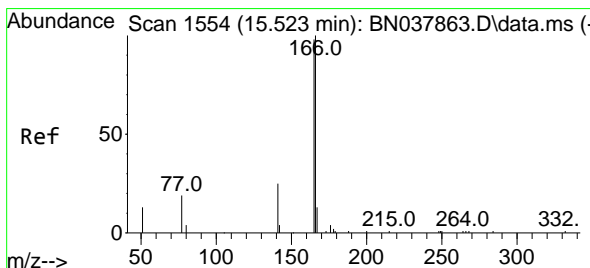
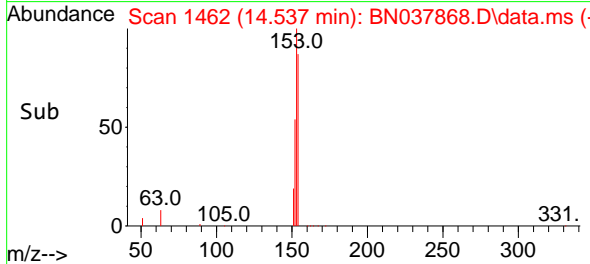
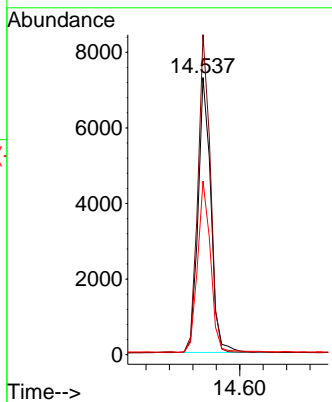
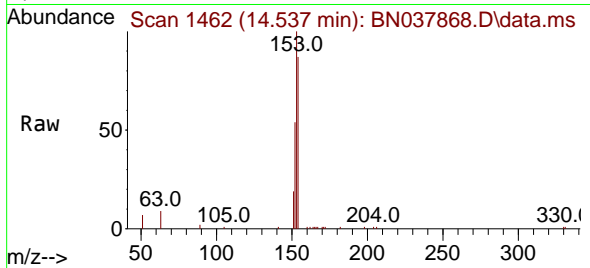




#17
 Acenaphthene
 Concen: 0.406 ng
 RT: 14.537 min Scan# 1462
 Delta R.T. -0.000 min
 Lab File: BN037868.D
 Acq: 23 Sep 2025 16:28

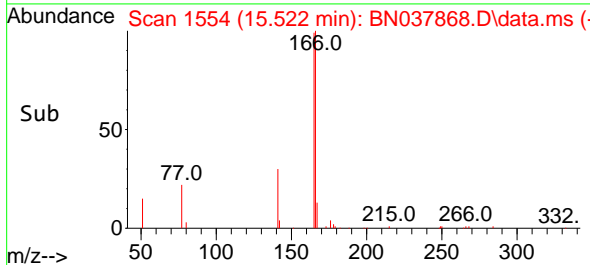
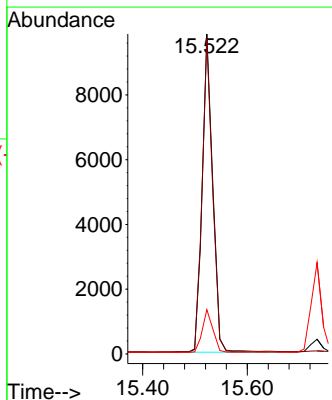
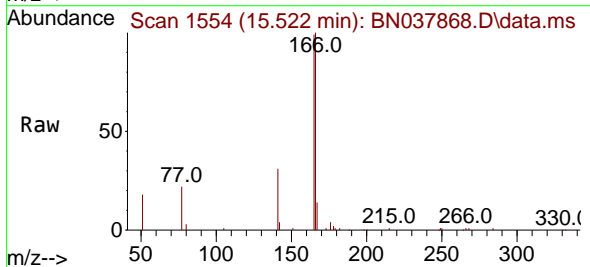
Instrument : BNA_N
 ClientSampleId : ICVBN092325

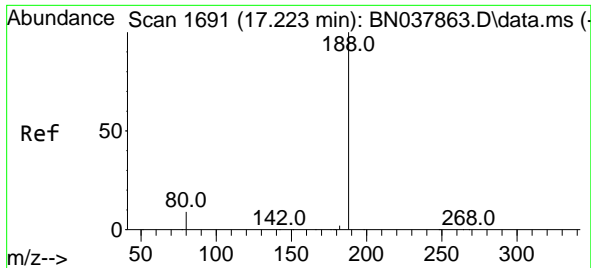
Tgt Ion	Resp	Lower	Upper
154	11059		
153	112.6	90.5	135.7
152	63.5	51.8	77.8



#18
 Fluorene
 Concen: 0.404 ng
 RT: 15.522 min Scan# 1554
 Delta R.T. -0.000 min
 Lab File: BN037868.D
 Acq: 23 Sep 2025 16:28

Tgt Ion	Resp	Lower	Upper
166	13327		
165	95.9	79.0	118.4
167	13.7	10.6	16.0

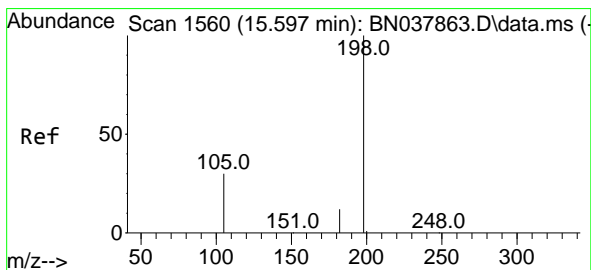
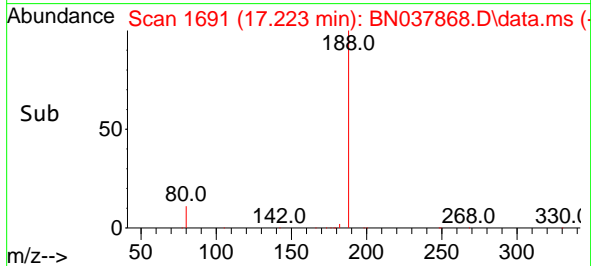
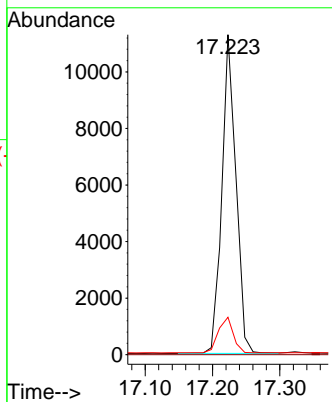
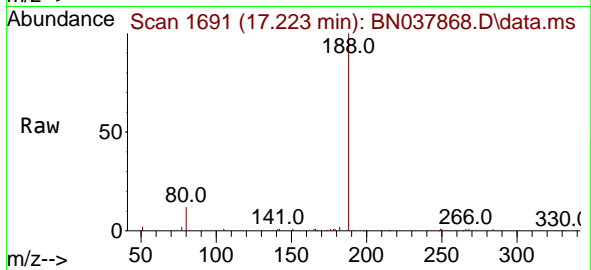




#19
 Phenanthrene-d10
 Concen: 0.400 ng
 RT: 17.223 min Scan# 1691
 Delta R.T. -0.000 min
 Lab File: BN037868.D
 Acq: 23 Sep 2025 16:28

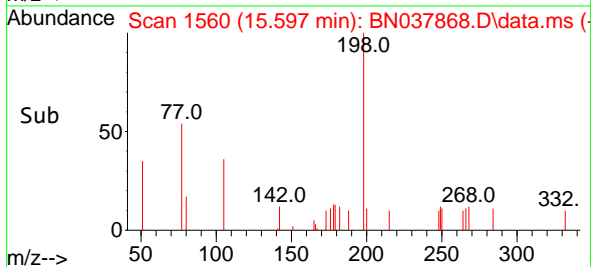
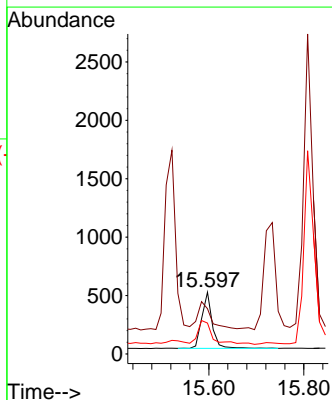
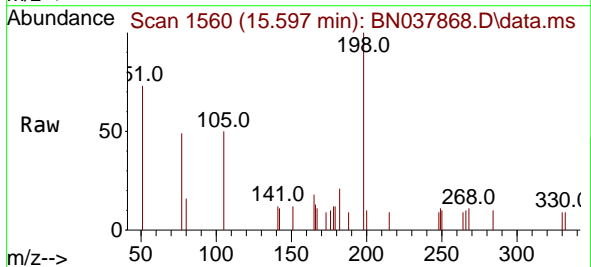
Instrument : BNA_N
 Client Sample Id : ICVBN092325

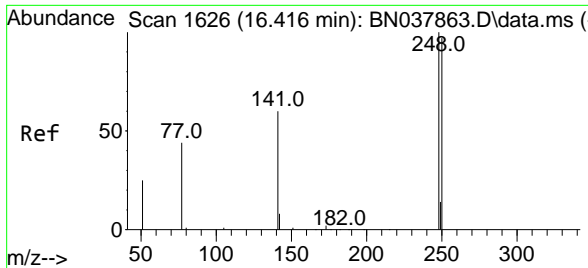
Tgt Ion	Resp	Lower	Upper
188	16279		
94	0.0	0.0	0.0
80	11.7	7.6	11.4



#20
 4,6-Dinitro-2-methylphenol
 Concen: 0.418 ng
 RT: 15.597 min Scan# 1560
 Delta R.T. -0.000 min
 Lab File: BN037868.D
 Acq: 23 Sep 2025 16:28

Tgt Ion	Resp	Lower	Upper
198	737		
51	73.3	59.1	88.7
105	49.9	41.3	61.9



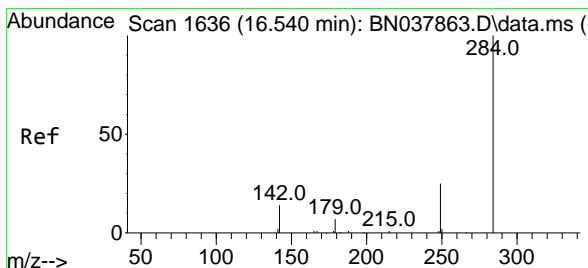
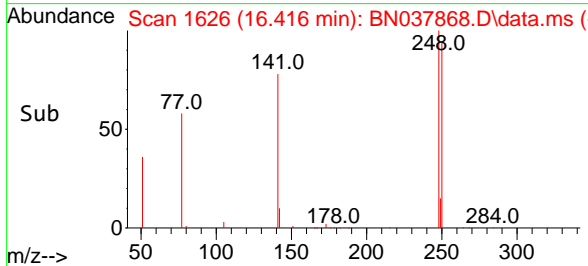
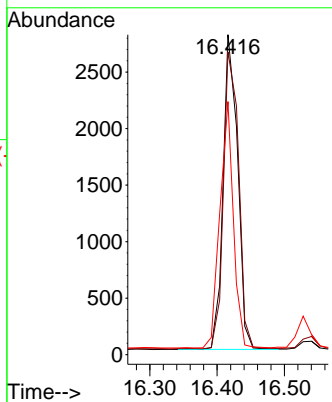
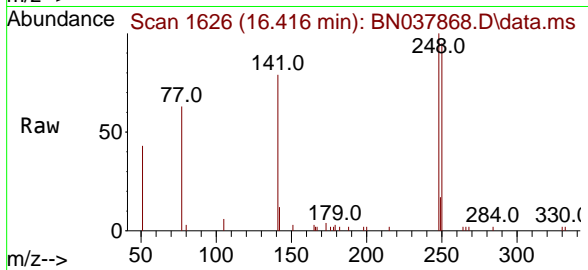


#21
 4-Bromophenyl-phenylether
 Concen: 0.392 ng
 RT: 16.416 min Scan# 1626
 Delta R.T. -0.000 min
 Lab File: BN037868.D
 Acq: 23 Sep 2025 16:28

Instrument :
 BNA_N
 ClientSampleId :
 ICVBN092325

Tgt Ion:248 Resp: 4157

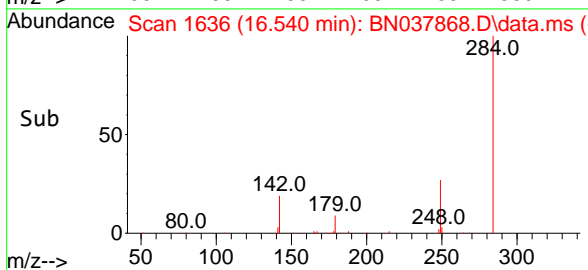
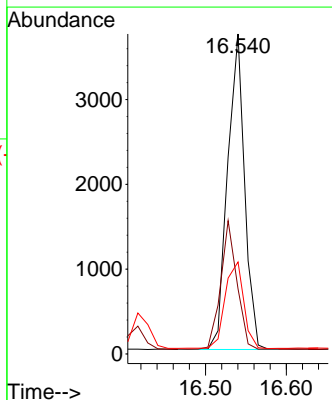
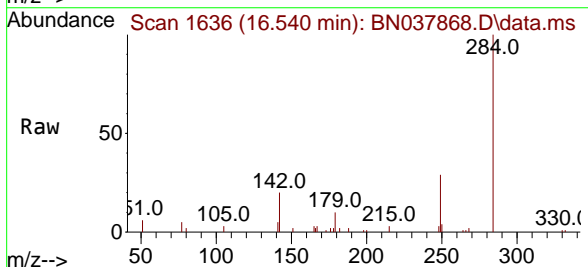
Ion	Ratio	Lower	Upper
248	100		
250	94.6	77.6	116.4
141	79.1	48.8	73.2#

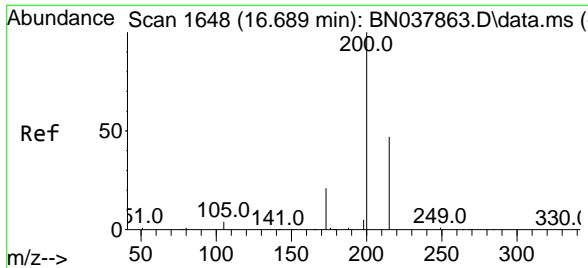


#22
 Hexachlorobenzene
 Concen: 0.424 ng
 RT: 16.540 min Scan# 1636
 Delta R.T. -0.000 min
 Lab File: BN037868.D
 Acq: 23 Sep 2025 16:28

Tgt Ion:284 Resp: 5455

Ion	Ratio	Lower	Upper
284	100		
142	38.9	30.9	46.3
249	30.0	23.9	35.9

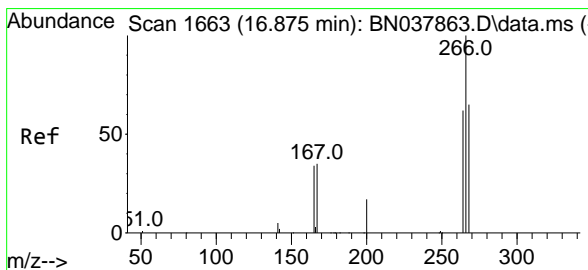
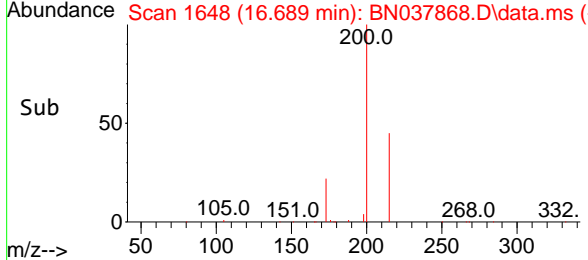
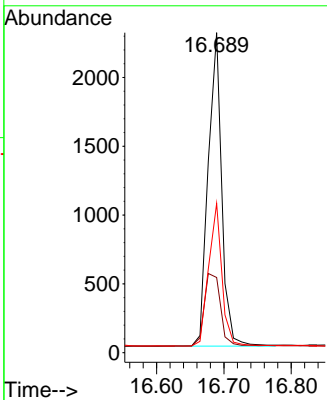
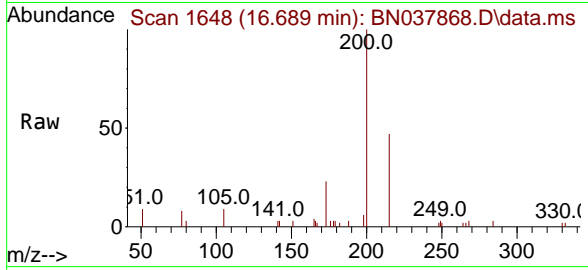




#23
 Atrazine
 Concen: 0.396 ng
 RT: 16.689 min Scan# 1648
 Delta R.T. -0.000 min
 Lab File: BN037868.D
 Acq: 23 Sep 2025 16:28

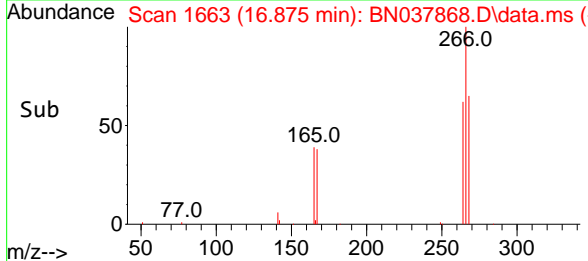
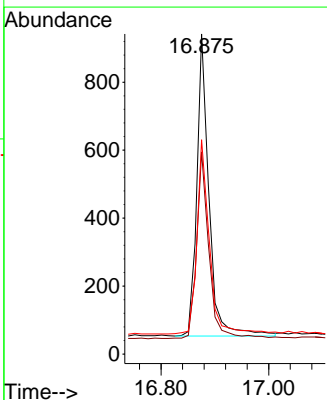
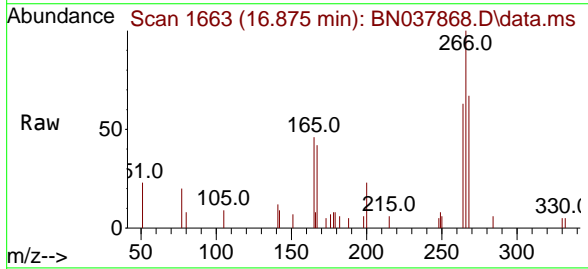
Instrument : BNA_N
 ClientSampleId : ICVBN092325

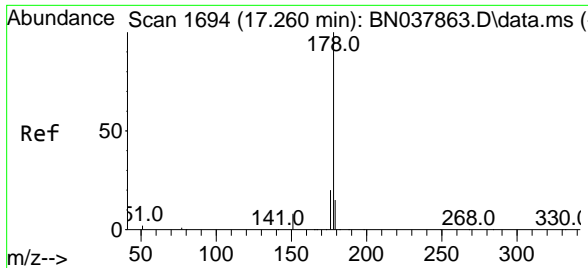
Tgt Ion	Resp	Ion Ratio	Lower	Upper
200	3196	100		
173	23.5	18.3	18.3	27.5
215	46.6	38.6	38.6	58.0



#24
 Pentachlorophenol
 Concen: 0.316 ng
 RT: 16.875 min Scan# 1663
 Delta R.T. 0.000 min
 Lab File: BN037868.D
 Acq: 23 Sep 2025 16:28

Tgt Ion	Resp	Ion Ratio	Lower	Upper
266	1396	100		
264	63.8	50.9	50.9	76.3
268	66.0	54.3	54.3	81.5

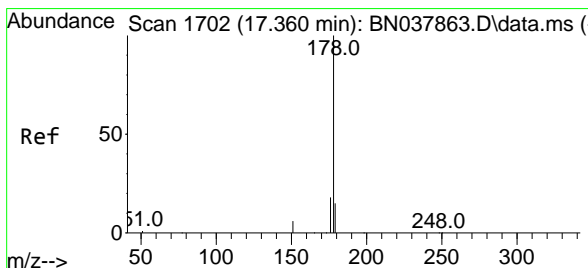
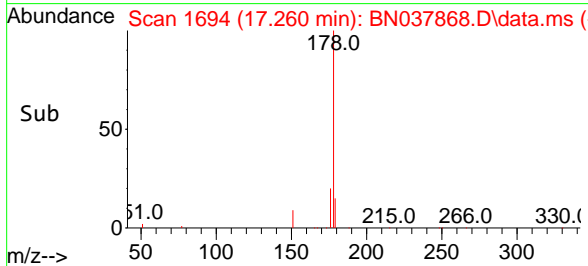
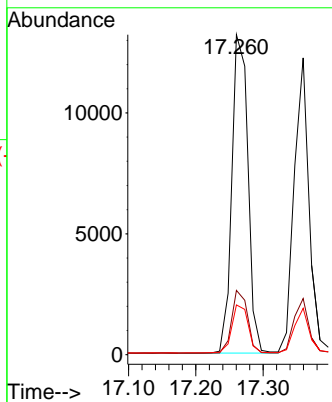
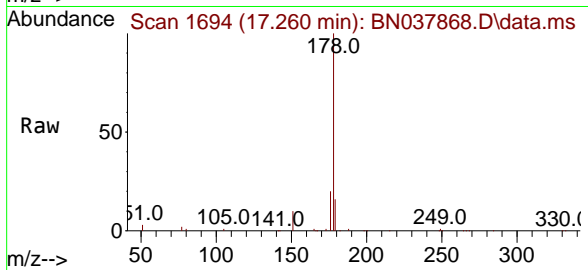




#25
 Phenanthrene
 Concen: 0.411 ng
 RT: 17.260 min Scan# 110
 Delta R.T. -0.000 min
 Lab File: BN037868.D
 Acq: 23 Sep 2025 16:28

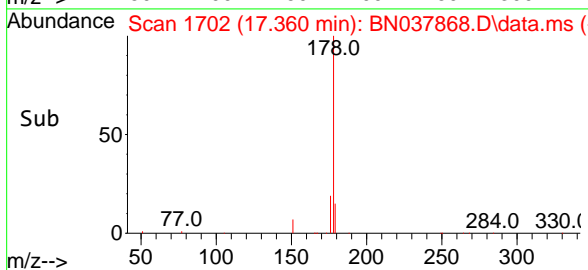
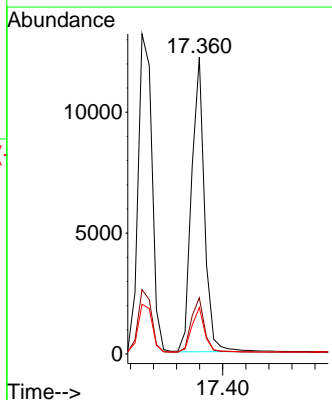
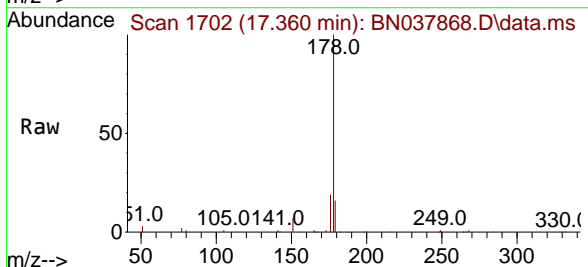
Instrument : BNA_N
 Client Sample Id : ICVBN092325

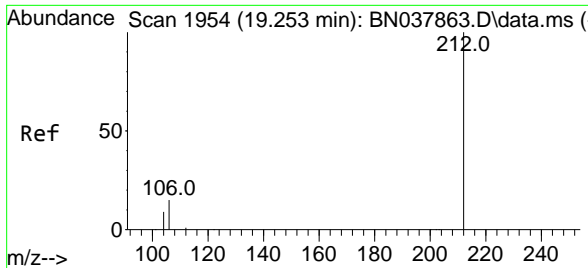
Tgt Ion	Resp	Lower	Upper
178	22020		
176	19.3	15.7	23.5
179	15.4	12.3	18.5



#26
 Anthracene
 Concen: 0.408 ng
 RT: 17.360 min Scan# 1702
 Delta R.T. -0.000 min
 Lab File: BN037868.D
 Acq: 23 Sep 2025 16:28

Tgt Ion	Resp	Lower	Upper
178	18967		
176	18.9	15.0	22.4
179	15.0	12.3	18.5



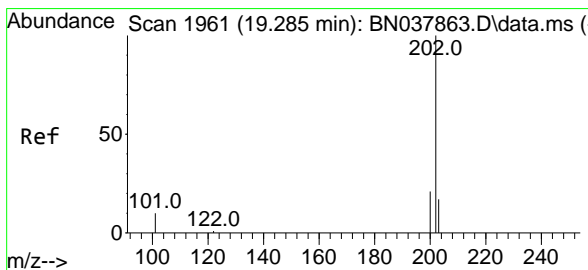
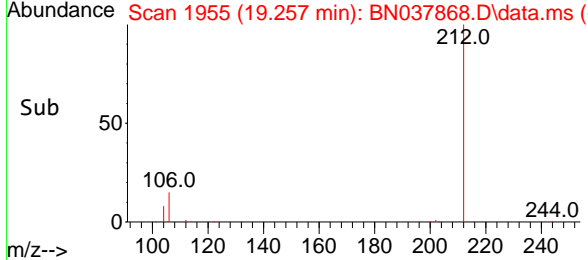
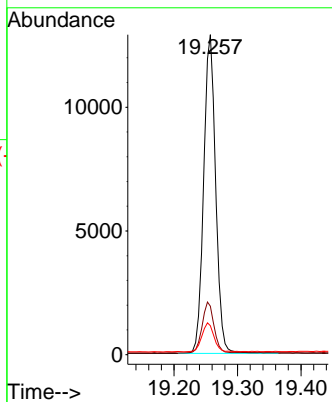
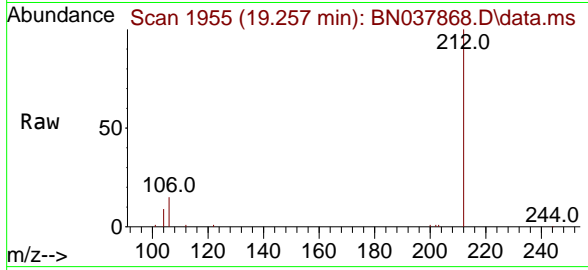


#27
 Fluoranthene-d10
 Concen: 0.413 ng
 RT: 19.257 min Scan# 1955
 Delta R.T. 0.005 min
 Lab File: BN037868.D
 Acq: 23 Sep 2025 16:28

Instrument : BNA_N
 ClientSampleId : ICVBN092325

Tgt Ion:212 Resp: 16910

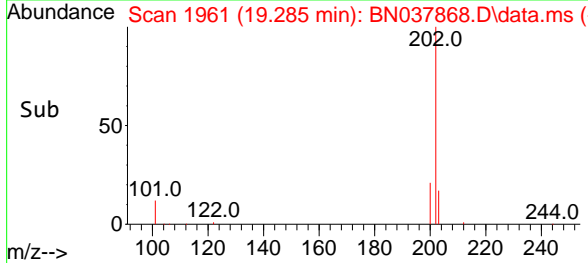
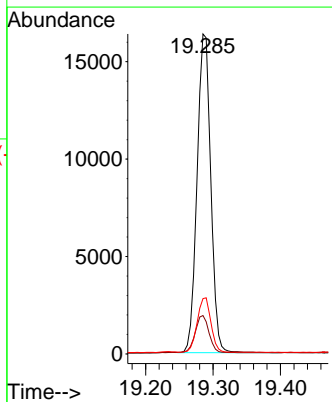
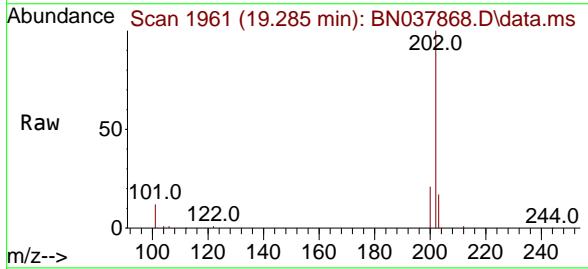
Ion	Ratio	Lower	Upper
212	100		
106	15.8	12.6	19.0
104	9.1	7.4	11.0

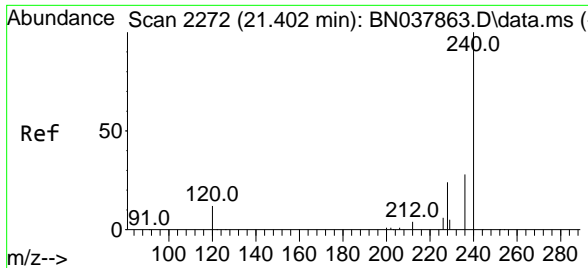


#28
 Fluoranthene
 Concen: 0.391 ng
 RT: 19.285 min Scan# 1961
 Delta R.T. -0.000 min
 Lab File: BN037868.D
 Acq: 23 Sep 2025 16:28

Tgt Ion:202 Resp: 23044

Ion	Ratio	Lower	Upper
202	100		
101	12.0	9.3	13.9
203	17.0	13.6	20.4



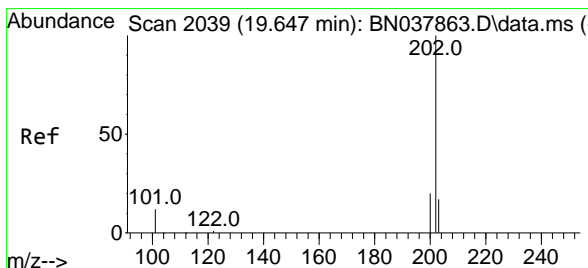

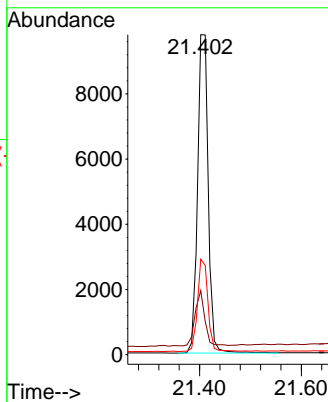
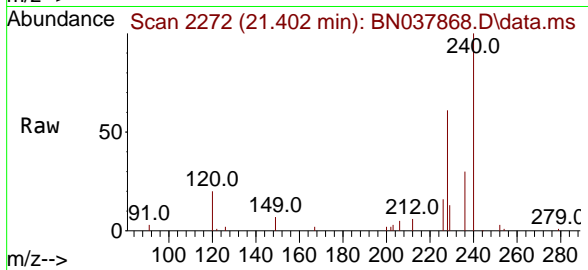


#29
 Chrysene-d12
 Concen: 0.400 ng
 RT: 21.402 min Scan# 21
 Delta R.T. -0.000 min
 Lab File: BN037868.D
 Acq: 23 Sep 2025 16:28

Instrument :
 BNA_N
 ClientSampleId :
 ICVBN092325

Tgt Ion:240 Resp: 14204

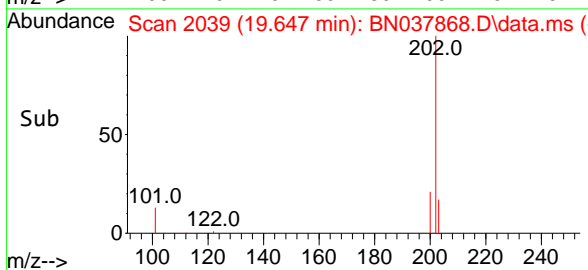
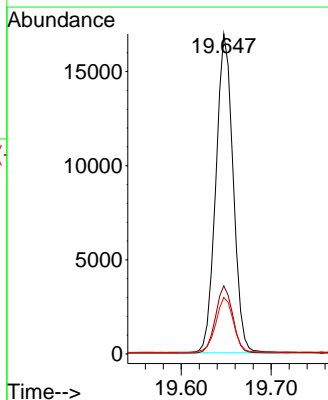
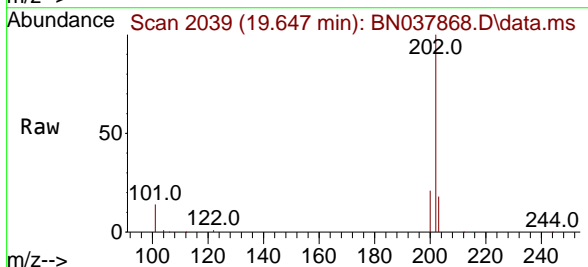
Ion	Ratio	Lower	Upper
240	100		
120	20.0	11.4	17.2#
236	29.8	23.0	34.6

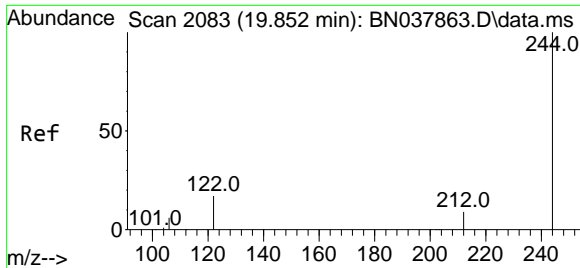


#30
 Pyrene
 Concen: 0.402 ng
 RT: 19.647 min Scan# 2039
 Delta R.T. -0.000 min
 Lab File: BN037868.D
 Acq: 23 Sep 2025 16:28

Tgt Ion:202 Resp: 22563

Ion	Ratio	Lower	Upper
202	100		
200	21.0	16.7	25.1
203	17.7	14.2	21.4





#31
 Terphenyl-d14
 Concen: 0.482 ng
 RT: 19.856 min Scan# 2084
 Delta R.T. 0.005 min
 Lab File: BN037868.D
 Acq: 23 Sep 2025 16:28

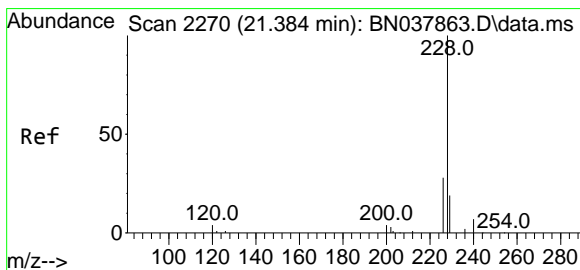
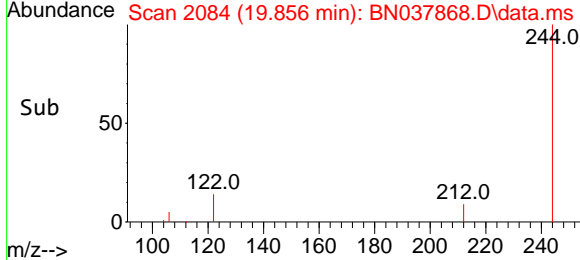
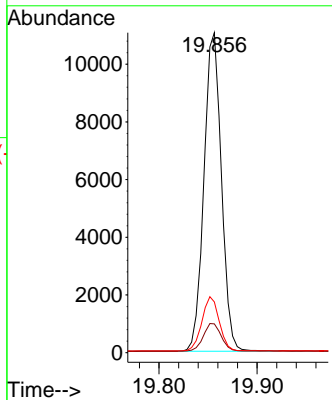
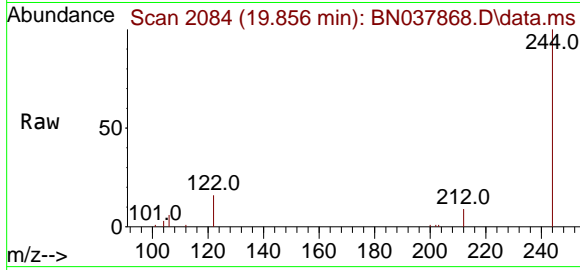
Instrument :

BNA_N

ClientSampleId :


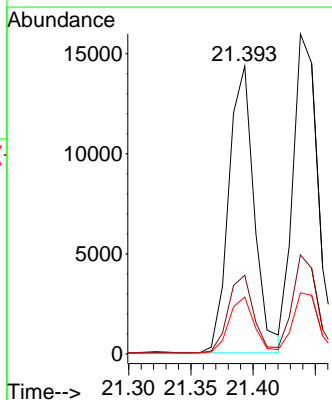
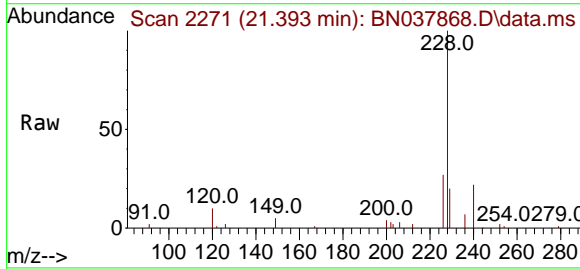
ICVBN092325

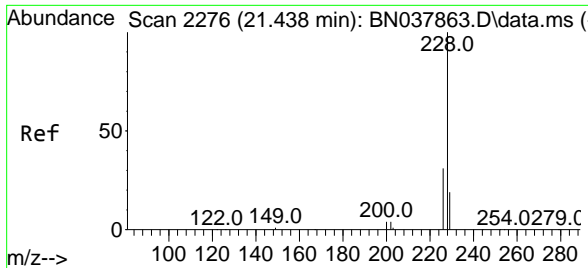
Tgt Ion	Resp	Lower	Upper
244	13646		
212	9.0	7.6	11.4
122	15.9	13.9	20.9



#32
 Benzo(a)anthracene
 Concen: 0.411 ng
 RT: 21.393 min Scan# 2271
 Delta R.T. 0.009 min
 Lab File: BN037868.D
 Acq: 23 Sep 2025 16:28

Tgt Ion	Resp	Lower	Upper
228	20398		
226	27.3	22.6	33.8
229	19.8	15.6	23.4

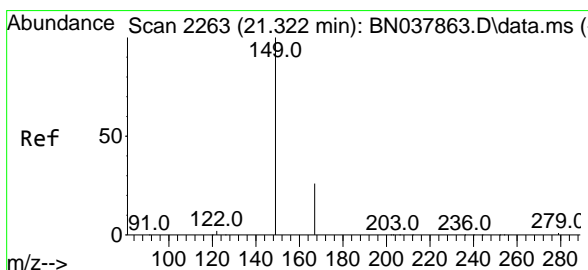

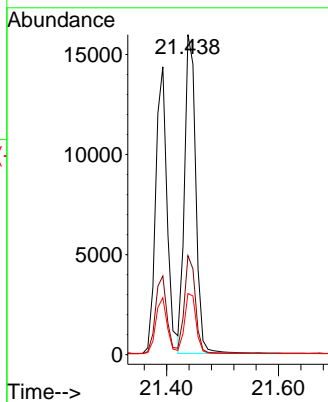





#33
 Chrysene
 Concen: 0.414 ng
 RT: 21.438 min Scan# 21
 Delta R.T. -0.000 min
 Lab File: BN037868.D
 Acq: 23 Sep 2025 16:28

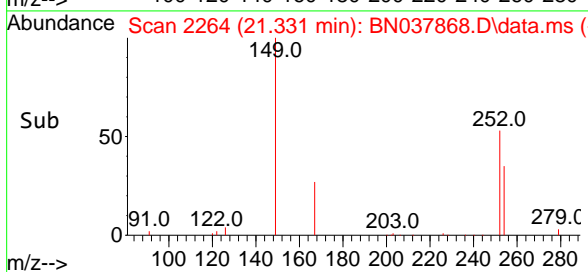
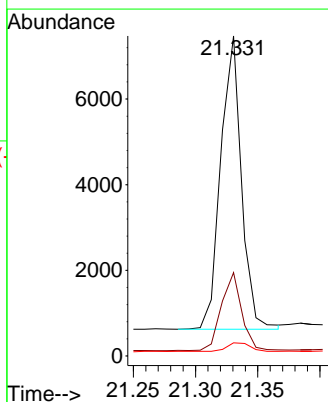
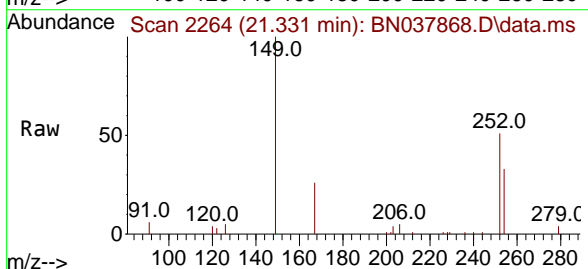
Instrument :
 BNA_N
 ClientSampleId :
 ICVBN092325

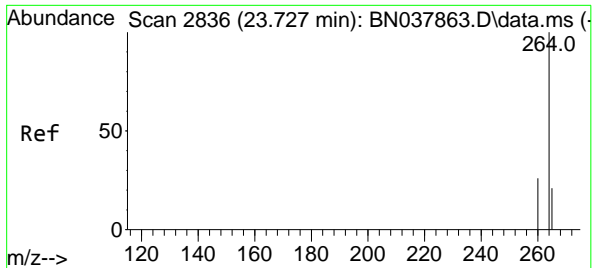
Tgt Ion	Resp	Lower	Upper
228	100		
226	31.0	24.6	37.0
229	19.1	15.6	23.4



#34
 Bis(2-ethylhexyl)phthalate
 Concen: 0.404 ng
 RT: 21.331 min Scan# 2264
 Delta R.T. 0.009 min
 Lab File: BN037868.D
 Acq: 23 Sep 2025 16:28

Tgt Ion	Resp	Lower	Upper
149	100		
167	26.4	20.4	30.6
279	3.2	2.4	3.6

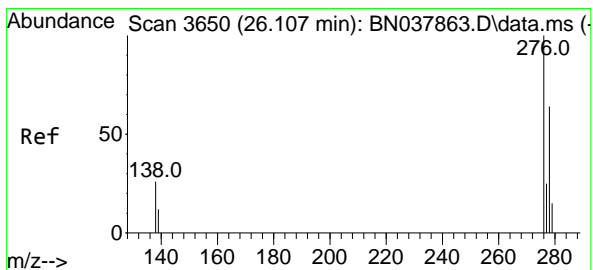
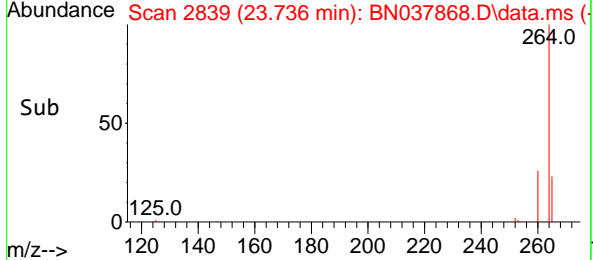
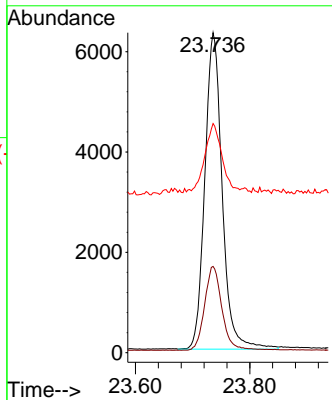
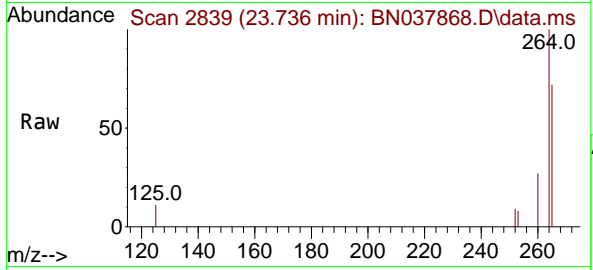




#35
 Perylene-d12
 Concen: 0.400 ng
 RT: 23.736 min Scan# 21
 Delta R.T. 0.009 min
 Lab File: BN037868.D
 Acq: 23 Sep 2025 16:28

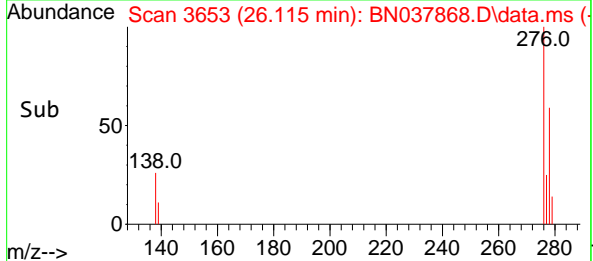
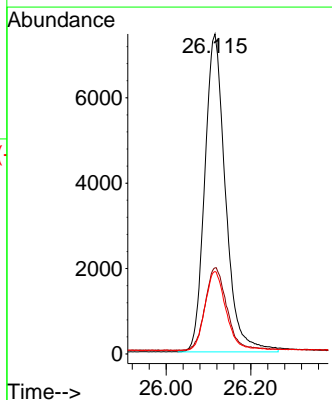
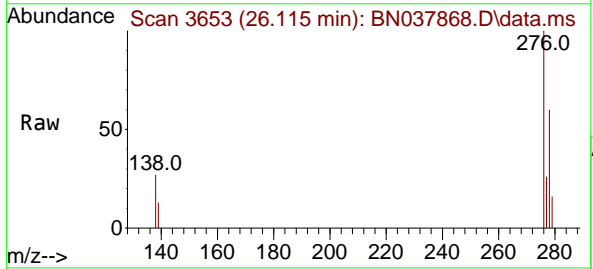
Instrument : BNA_N
 ClientSampleId : ICVBN092325

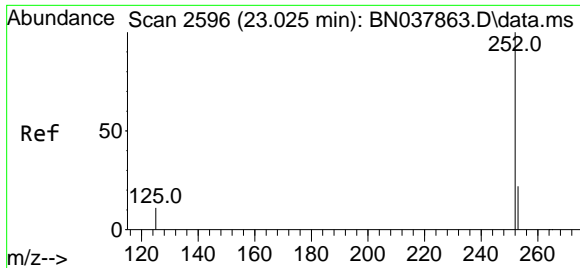
Tgt Ion	Resp	Lower	Upper
264	100		
260	26.9	21.5	32.3
265	71.6	53.8	80.6



#36
 Indeno(1,2,3-cd)pyrene
 Concen: 0.418 ng
 RT: 26.115 min Scan# 3653
 Delta R.T. 0.009 min
 Lab File: BN037868.D
 Acq: 23 Sep 2025 16:28

Tgt Ion	Resp	Lower	Upper
276	100		
138	27.5	21.4	32.0
277	25.0	20.3	30.5



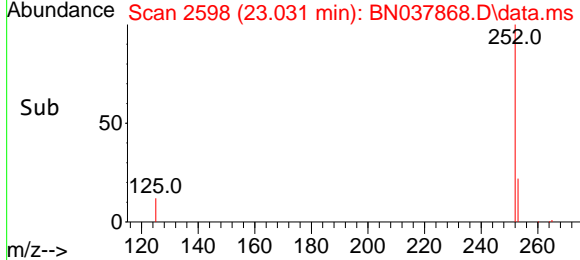
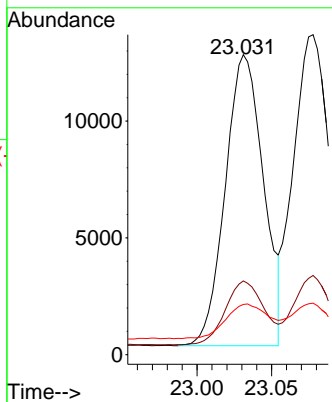
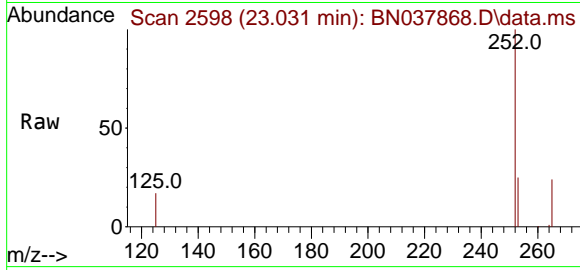


#37
 Benzo(b)fluoranthene
 Concen: 0.388 ng
 RT: 23.031 min Scan# 21
 Delta R.T. 0.006 min
 Lab File: BN037868.D
 Acq: 23 Sep 2025 16:28

Instrument : BNA_N
 ClientSampleId : ICVBN092325

Tgt Ion:252 Resp: 22193

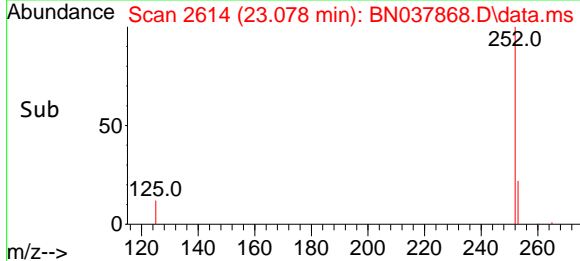
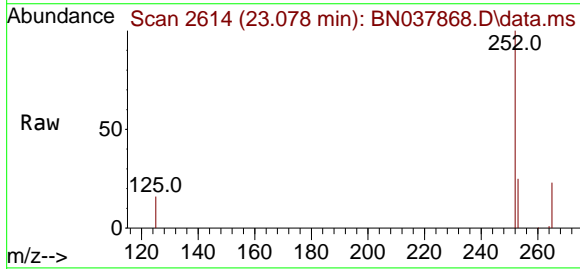
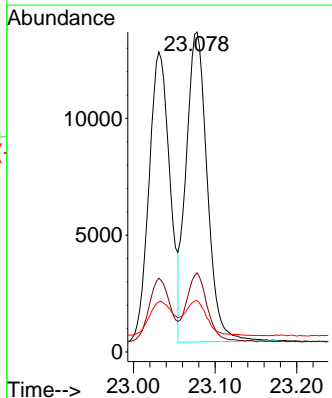
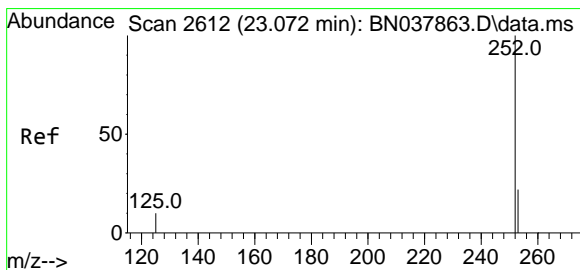
Ion	Ratio	Lower	Upper
252	100		
253	24.6	19.4	29.0
125	16.8	13.0	19.4

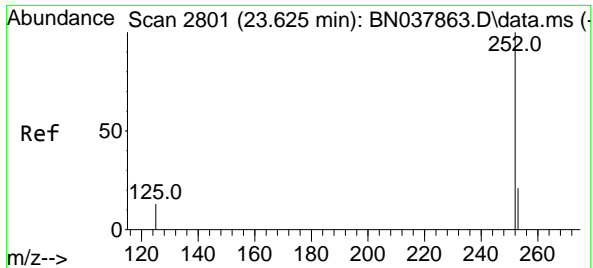


#38
 Benzo(k)fluoranthene
 Concen: 0.415 ng
 RT: 23.078 min Scan# 2614
 Delta R.T. 0.006 min
 Lab File: BN037868.D
 Acq: 23 Sep 2025 16:28

Tgt Ion:252 Resp: 23886

Ion	Ratio	Lower	Upper
252	100		
253	24.7	19.5	29.3
125	16.1	13.0	19.4



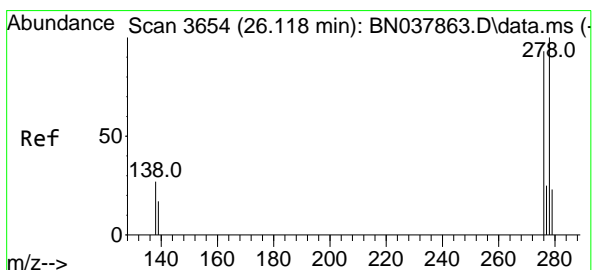
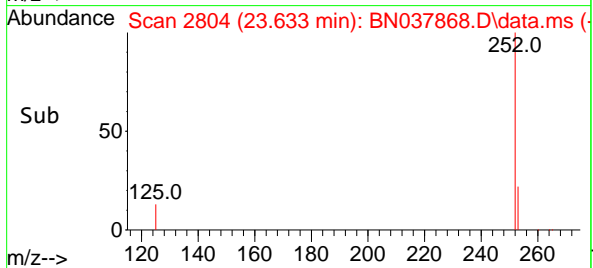
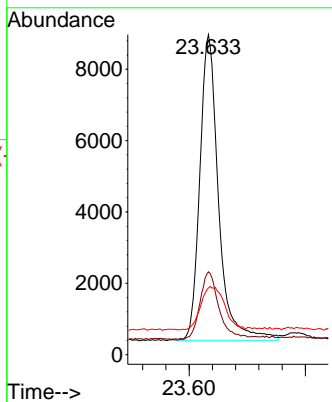
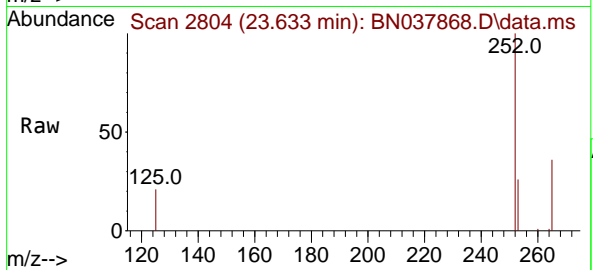


#39
 Benzo(a)pyrene
 Concen: 0.422 ng
 RT: 23.633 min Scan# 21
 Delta R.T. 0.009 min
 Lab File: BN037868.D
 Acq: 23 Sep 2025 16:28

Instrument :
 BNA_N
 ClientSampleId :
 ICVBN092325

Tgt Ion:252 Resp: 19091

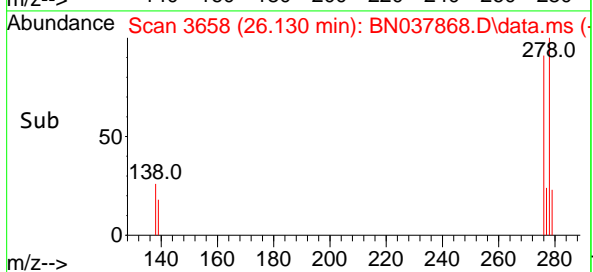
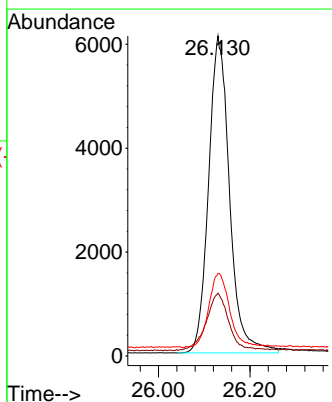
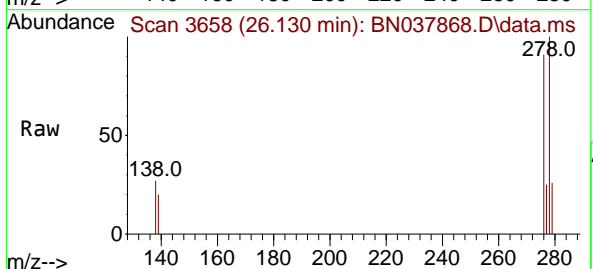
Ion	Ratio	Lower	Upper
252	100		
253	25.9	20.6	30.8
125	20.9	16.7	25.1

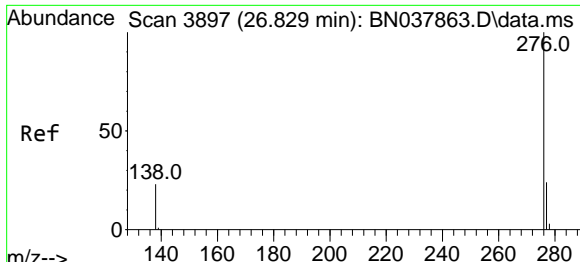


#40
 Dibenzo(a,h)anthracene
 Concen: 0.411 ng
 RT: 26.130 min Scan# 3658
 Delta R.T. 0.012 min
 Lab File: BN037868.D
 Acq: 23 Sep 2025 16:28

Tgt Ion:278 Resp: 19441

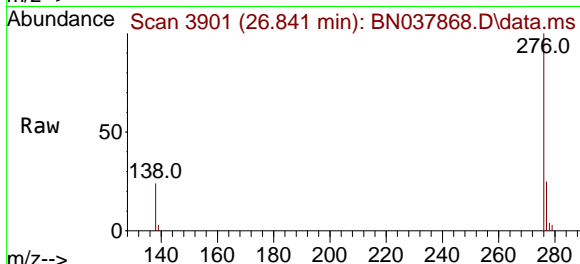
Ion	Ratio	Lower	Upper
278	100		
139	19.6	15.4	23.2
279	25.8	20.8	31.2



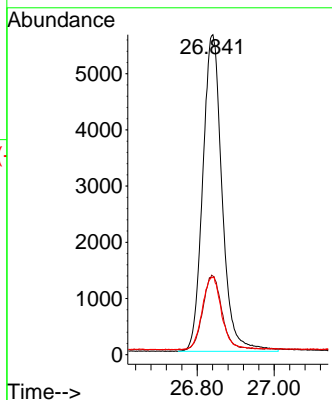
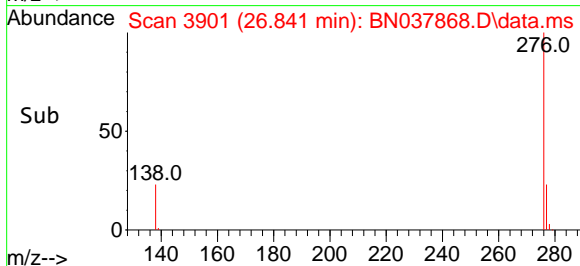


#41
Benzo(g,h,i)perylene
Concen: 0.394 ng
RT: 26.841 min Scan# 3901
Delta R.T. 0.012 min
Lab File: BN037868.D
Acq: 23 Sep 2025 16:28

Instrument : BNA_N
ClientSampleId : ICVBN092325



Tgt Ion	Resp	Ion Ratio	Lower	Upper
276	19570	100		
277		24.5	20.2	30.4
138		24.1	19.8	29.8



Data Path : Z:\svoasrv\HPCHEM1\BNA_N\Data\BN092325\
 Data File : BN037868.D
 Acq On : 23 Sep 2025 16:28
 Operator : RC/JU
 Sample : SSTDICV0.4
 Misc :
 ALS Vial : 9 Sample Multiplier: 1

Instrument :
 BNA_N
 ClientSampleId :
 ICVBN092325

Quant Time: Sep 24 11:02:35 2025
 Quant Method : Z:\svoasrv\HPCHEM1\BNA_N\Methods\8270-SIM-BN092325.M
 Quant Title : ASP BNA STANDARDS FOR 5 POINT CALIBRATION
 QLast Update : Wed Sep 24 11:00:01 2025
 Response via : Initial Calibration

Min. RRF : 0.000 Min. Rel. Area : 50% Max. R.T. Dev 0.50min
 Max. RRF Dev : 25% Max. Rel. Area : 150%

	Compound	AvgRF	CCRF	%Dev	Area%	Dev(min)
1 I	1,4-Dichlorobenzene-d4	1.000	1.000	0.0	100	0.00
2	1,4-Dioxane	0.406	0.484	-19.2	118	0.00
3	n-Nitrosodimethylamine	0.540	0.551	-2.0	106	0.00
4 S	2-Fluorophenol	0.913	0.898	1.6	105	0.00
5 S	Phenol-d6	1.199	1.144	4.6	102	0.00
6	bis(2-Chloroethyl)ether	1.113	1.225	-10.1	113	0.00
7 I	Naphthalene-d8	1.000	1.000	0.0	102	0.00
8 S	Nitrobenzene-d5	0.305	0.337	-10.5	119	0.00
9	Naphthalene	1.102	1.138	-3.3	111	0.01
10	Hexachlorobutadiene	0.188	0.201	-6.9	113	0.00
11 SURR	2-Methylnaphthalene-d10	0.556	0.587	-5.6	121	0.00
12	2-Methylnaphthalene	0.720	0.675	6.2	103	0.00
13 I	Acenaphthene-d10	1.000	1.000	0.0	102	0.00
14 S	2,4,6-Tribromophenol	0.152	0.131	13.8	99	0.00
15 S	2-Fluorobiphenyl	1.638	1.984	-21.1	130	0.01
16	Acenaphthylene	1.816	1.984	-9.3	122	0.00
17	Acenaphthene	1.294	1.312	-1.4	112	0.00
18	Fluorene	1.565	1.581	-1.0	111	0.00
19 I	Phenanthrene-d10	1.000	1.000	0.0	102	0.00
20	4,6-Dinitro-2-methylphenol	0.057	0.045	21.1	106	0.00
21	4-Bromophenyl-phenylether	0.261	0.255	2.3	107	0.00
22	Hexachlorobenzene	0.316	0.335	-6.0	112	0.00
23	Atrazine	0.199	0.196	1.5	117	0.00
24	Pentachlorophenol	0.108	0.086	20.4	95	0.00
25	Phenanthrene	1.316	1.353	-2.8	112	0.00
26	Anthracene	1.142	1.165	-2.0	116	0.00
27 SURR	Fluoranthene-d10	1.006	1.039	-3.3	120	0.00
28	Fluoranthene	1.450	1.416	2.3	110	0.00
29 I	Chrysene-d12	1.000	1.000	0.0	105	0.00
30	Pyrene	1.579	1.588	-0.6	109	0.00
31 S	Terphenyl-d14	0.797	0.961	-20.6	133	0.00
32	Benzo(a)anthracene	1.398	1.436	-2.7	116	0.00
33	Chrysene	1.512	1.563	-3.4	112	0.00
34	Bis(2-ethylhexyl)phthalate	0.553	0.559	-1.1	120	0.00
35 I	Perylene-d12	1.000	1.000	0.0	105	0.00
36	Indeno(1,2,3-cd)pyrene	1.828	1.910	-4.5	121	0.00
37	Benzo(b)fluoranthene	1.725	1.673	3.0	108	0.00
38	Benzo(k)fluoranthene	1.736	1.801	-3.7	119	0.00
39 C	Benzo(a)pyrene	1.364	1.439	-5.5	123	0.00
40	Dibenzo(a,h)anthracene	1.427	1.466	-2.7	119	0.01
41	Benzo(g,h,i)perylene	1.499	1.475	1.6	111	0.01

(#) = Out of Range

SPCC's out = 0 CCC's out = 0

Data Path : Z:\svoasrv\HPCHEM1\BNA_N\Data\BN092325\
 Data File : BN037868.D
 Acq On : 23 Sep 2025 16:28
 Operator : RC/JU
 Sample : SSTDICV0.4
 Misc :
 ALS Vial : 9 Sample Multiplier: 1

Instrument :
 BNA_N
 ClientSampleId :
 ICVBN092325

Quant Time: Sep 24 11:02:35 2025
 Quant Method : Z:\svoasrv\HPCHEM1\BNA_N\Methods\8270-SIM-BN092325.M
 Quant Title : ASP BNA STANDARDS FOR 5 POINT CALIBRATION
 QLast Update : Wed Sep 24 11:00:01 2025
 Response via : Initial Calibration

Min. RRF : 0.000 Min. Rel. Area : 50% Max. R.T. Dev 0.50min
 Max. RRF Dev : 25% Max. Rel. Area : 150%

	Compound	Amount	Calc.	%Dev	Area%	Dev(min)
1 I	1,4-Dichlorobenzene-d4	0.400	0.400	0.0	100	0.00
2	1,4-Dioxane	0.400	0.477	-19.2	118	0.00
3	n-Nitrosodimethylamine	0.400	0.408	-2.0	106	0.00
4 S	2-Fluorophenol	0.400	0.394	1.5	105	0.00
5 S	Phenol-d6	0.400	0.382	4.5	102	0.00
6	bis(2-Chloroethyl)ether	0.400	0.440	-10.0	113	0.00
7 I	Naphthalene-d8	0.400	0.400	0.0	102	0.00
8 S	Nitrobenzene-d5	0.400	0.442	-10.5	119	0.00
9	Naphthalene	0.400	0.413	-3.2	111	0.01
10	Hexachlorobutadiene	0.400	0.428	-7.0	113	0.00
11 SURR	2-Methylnaphthalene-d10	0.400	0.423	-5.7	121	0.00
12	2-Methylnaphthalene	0.400	0.375	6.3	103	0.00
13 I	Acenaphthene-d10	0.400	0.400	0.0	102	0.00
14 S	2,4,6-Tribromophenol	0.400	0.346	13.5	99	0.00
15 S	2-Fluorobiphenyl	0.400	0.485	-21.2	130	0.01
16	Acenaphthylene	0.400	0.437	-9.2	122	0.00
17	Acenaphthene	0.400	0.406	-1.5	112	0.00
18	Fluorene	0.400	0.404	-1.0	111	0.00
19 I	Phenanthrene-d10	0.400	0.400	0.0	102	0.00
20	4,6-Dinitro-2-methylphenol	0.400	0.418	-4.5	106	0.00
21	4-Bromophenyl-phenylether	0.400	0.392	2.0	107	0.00
22	Hexachlorobenzene	0.400	0.424	-6.0	112	0.00
23	Atrazine	0.400	0.396	1.0	117	0.00
24	Pentachlorophenol	0.400	0.316	21.0	95	0.00
25	Phenanthrene	0.400	0.411	-2.7	112	0.00
26	Anthracene	0.400	0.408	-2.0	116	0.00
27 SURR	Fluoranthene-d10	0.400	0.413	-3.2	120	0.00
28	Fluoranthene	0.400	0.391	2.3	110	0.00
29 I	Chrysene-d12	0.400	0.400	0.0	105	0.00
30	Pyrene	0.400	0.402	-0.5	109	0.00
31 S	Terphenyl-d14	0.400	0.482	-20.5	133	0.00
32	Benzo(a)anthracene	0.400	0.411	-2.7	116	0.00
33	Chrysene	0.400	0.414	-3.5	112	0.00
34	Bis(2-ethylhexyl)phthalate	0.400	0.404	-1.0	120	0.00
35 I	Perylene-d12	0.400	0.400	0.0	105	0.00
36	Indeno(1,2,3-cd)pyrene	0.400	0.418	-4.5	121	0.00
37	Benzo(b)fluoranthene	0.400	0.388	3.0	108	0.00
38	Benzo(k)fluoranthene	0.400	0.415	-3.7	119	0.00
39 C	Benzo(a)pyrene	0.400	0.422	-5.5	123	0.00
40	Dibenzo(a,h)anthracene	0.400	0.411	-2.7	119	0.01
41	Benzo(g,h,i)perylene	0.400	0.394	1.5	111	0.01

(#) = Out of Range

SPCC's out = 0 CCC's out = 0



284 Sheffield Street, Mountainside, New Jersey 07092, Phone : 908 789 8900,
Fax : 908 789 8922

7C

SEMIVOLATILE CONTINUING CALIBRATION CHECK

Lab Name: Alliance Contract: TETRO6
 Lab Code: ACE SDG No.: Q3298
 Instrument ID: BNA_N Calibration Date/Time: 10/13/2025 13:47
 Lab File ID: BN038066.D Init. Calib. Date(s): 09/23/2025 09/23/2025
 EPA Sample No.: SSTDCCC0.4 Init. Calib. Time(s): 12:13 15:51
 GC Column: ZB-GR ID: 0.25 (mm)

COMPOUND	RRF	RRF0.4	MIN RRF	%D	MAX%D
2-Methylnaphthalene-d10	0.556	0.571		2.7	20.0
Fluoranthene-d10	1.006	1.065		5.9	20.0
2-Fluorophenol	0.913	0.893		-2.2	20.0
Phenol-d6	1.199	0.939		-21.7	20.0
Nitrobenzene-d5	0.305	0.238		-22.0	20.0
2-Fluorobiphenyl	1.638	1.428		-12.8	20.0
2,4,6-Tribromophenol	0.152	0.137		-9.9	20.0
Terphenyl-d14	0.797	0.724		-9.2	20.0
1,4-Dioxane	0.406	0.465		14.5	20.0

All other compounds must meet a minimum RRF of 0.010.

Data Path : Z:\svoasrv\HPCHEM1\BNA_N\Data\BN101325\
 Data File : BN038066.D
 Acq On : 13 Oct 2025 13:47
 Operator : RC/JU
 Sample : SSTDCCC0.4
 Misc :
 ALS Vial : 2 Sample Multiplier: 1

Instrument :

BNA_N

ClientSampleId :

SSTDCCC0.4

Manual Integrations**APPROVED**

Reviewed By :Jagrut Upadhyay 10/14/2025
 Supervised By :mohammad ahmed 10/15/2025

Quant Time: Oct 13 14:16:09 2025
 Quant Method : Z:\svoasrv\HPCHEM1\BNA_N\Methods\8270-SIM-BN092325.M
 Quant Title : ASP BNA STANDARDS FOR 5 POINT CALIBRATION
 QLast Update : Wed Sep 24 11:00:01 2025
 Response via : Initial Calibration

Compound	R.T.	QIon	Response	Conc Units	Dev(Min)	
Internal Standards						
1) 1,4-Dichlorobenzene-d4	7.797	152	7166	0.400 ng	-0.03	
7) Naphthalene-d8	10.594	136	18651	0.400 ng	#-0.03	
13) Acenaphthene-d10	14.452	164	10244	0.400 ng	-0.02	
19) Phenanthrene-d10	17.198	188	18901	0.400 ng	#-0.02	
29) Chrysene-d12	21.393	240	16827	0.400 ng	0.00	
35) Perylene-d12	23.712	264	17326	0.400 ng	-0.01	
System Monitoring Compounds						
4) 2-Fluorophenol	5.370	112	6402	0.391 ng	-0.01	
5) Phenol-d6	6.959	99	6728	0.313 ng	-0.01	
8) Nitrobenzene-d5	8.950	82	4437	0.312 ng	-0.02	
11) 2-Methylnaphthalene-d10	12.192	152	10642	0.411 ng	-0.03	
14) 2,4,6-Tribromophenol	15.945	330	1404	0.361 ng	-0.02	
15) 2-Fluorobiphenyl	13.073	172	14631	0.349 ng	-0.02	
27) Fluoranthene-d10	19.239	212	20125	0.423 ng	-0.01	
31) Terphenyl-d14	19.838	244	12185	0.364 ng	-0.01	
Target Compounds						
2) 1,4-Dioxane	3.283	88	3335	0.458 ng		Qvalue 94
3) n-Nitrosodimethylamine	3.586	42	3720	0.384 ng	#	92
6) bis(2-Chloroethyl)ether	7.219	93	7145	0.358 ng		97
9) Naphthalene	10.648	128	19331	0.376 ng		100
10) Hexachlorobutadiene	10.947	225	3527	0.402 ng	#	100
12) 2-Methylnaphthalene	12.268	142	12367	0.368 ng		99
16) Acenaphthylene	14.174	152	16983	0.365 ng		100
17) Acenaphthene	14.516	154	11898	0.359 ng		98
18) Fluorene	15.499	166	12971	0.324 ng		99
20) 4,6-Dinitro-2-methylph...	15.572	198	741	0.373 ng	#	10
21) 4-Bromophenyl-phenylether	16.404	248	4416	0.359 ng	#	82
22) Hexachlorobenzene	16.515	284	5456	0.365 ng		99
23) Atrazine	16.664	200	3115	0.332 ng	#	92
24) Pentachlorophenol	16.851	266	2441	0.476 ng		95
25) Phenanthrene	17.248	178	21937	0.353 ng		100
26) Anthracene	17.335	178	18915	0.351 ng		100
28) Fluoranthene	19.266	202	24986	0.365 ng		100
30) Pyrene	19.629	202	25549	0.385 ng		100
32) Benzo(a)anthracene	21.375	228	21568	0.367 ng		99
33) Chrysene	21.429	228	24503	0.385 ng		99
34) Bis(2-ethylhexyl)phtha...	21.313	149	15324	0.659 ng		97
36) Indeno(1,2,3-cd)pyrene	26.080	276	30553	0.386 ng		98
37) Benzo(b)fluoranthene	23.013	252	25246m	0.338 ng		
38) Benzo(k)fluoranthene	23.057	252	25627m	0.341 ng		
39) Benzo(a)pyrene	23.613	252	21668	0.367 ng	#	89
40) Dibenzo(a,h)anthracene	26.098	278	22721	0.368 ng		98
41) Benzo(g,h,i)perylene	26.800	276	27477	0.423 ng		99

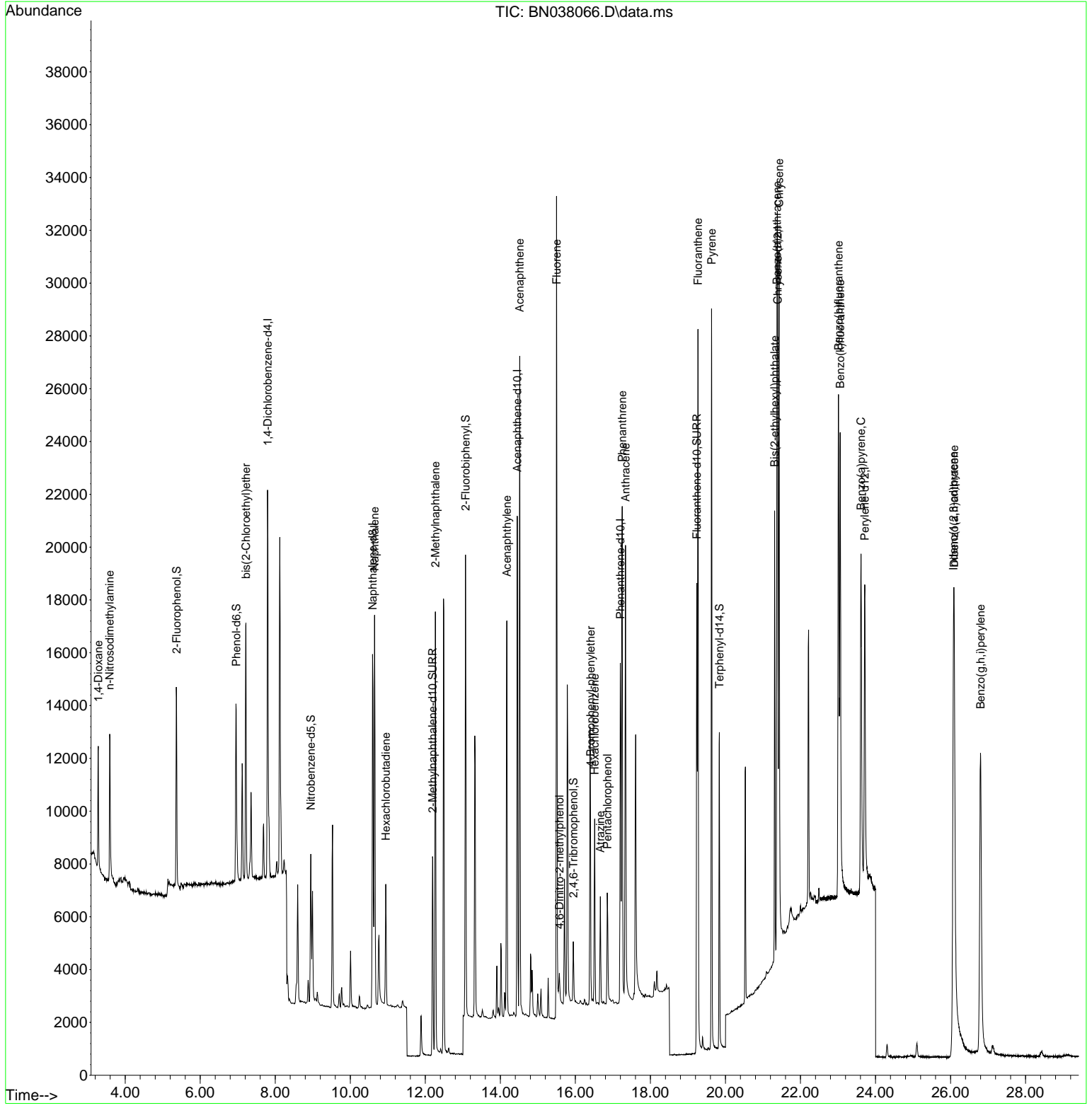
(#) = qualifier out of range (m) = manual integration (+) = signals summed

Data Path : Z:\svoasrv\HPCHEM1\BNA_N\Data\BN101325\
 Data File : BN038066.D
 Acq On : 13 Oct 2025 13:47
 Operator : RC/JU
 Sample : SSTDCCC0.4
 Misc :
 ALS Vial : 2 Sample Multiplier: 1

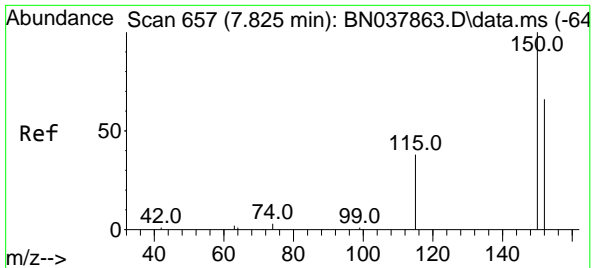
Instrument :
 BNA_N
ClientSampleId :
 SSTDCCC0.4

Quant Time: Oct 13 14:16:09 2025
 Quant Method : Z:\svoasrv\HPCHEM1\BNA_N\Methods\8270-SIM-BN092325.M
 Quant Title : ASP BNA STANDARDS FOR 5 POINT CALIBRATION
 QLast Update : Wed Sep 24 11:00:01 2025
 Response via : Initial Calibration

Manual Integrations
APPROVED
 Reviewed By :Jagrut Upadhyay 10/14/2025
 Supervised By :mohammad ahmed 10/15/2025

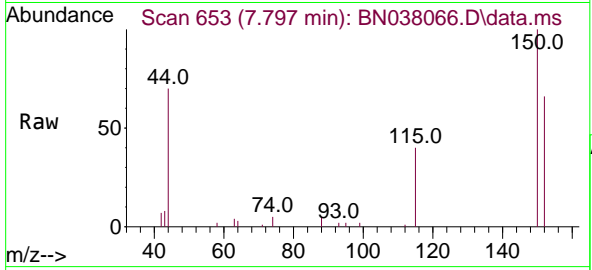


- 1
- 2
- 3
- 4
- 5
- 6
- 7
- 8
- 9
- 10
- 11
- 12
- 13
- 14
- 15
- 16
- 17
- 18



#1
 1,4-Dichlorobenzene-d4
 Concen: 0.400 ng
 RT: 7.797 min Scan# 61
 Delta R.T. -0.028 min
 Lab File: BN038066.D
 Acq: 13 Oct 2025 13:47

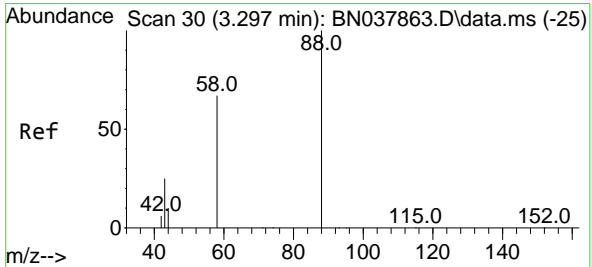
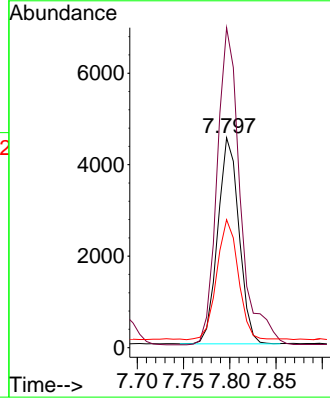
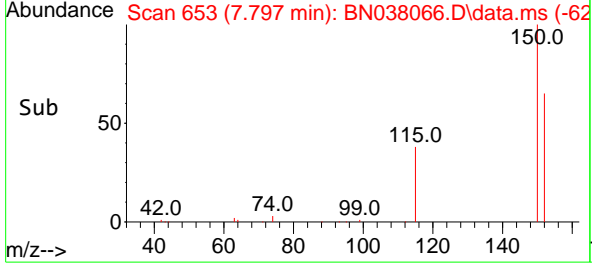
Instrument :
 BNA_N
 ClientSampleId :
 SSTDCCC0.4



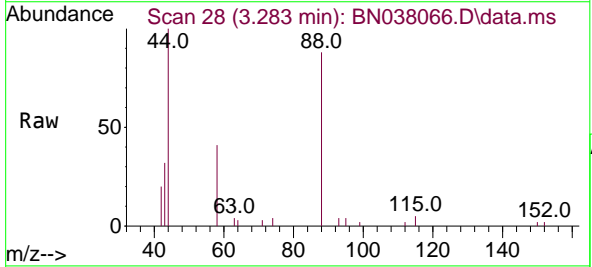
Tgt Ion: 152 Resp: 7166
 Ion Ratio Lower Upper
 152 100
 150 152.5 121.0 181.4
 115 61.0 47.4 71.0

Manual Integrations
APPROVED

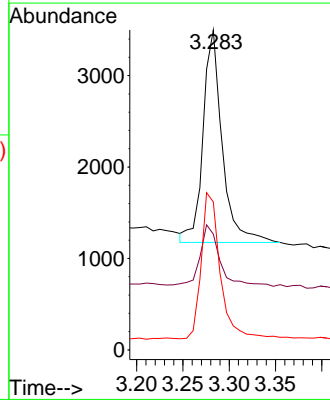
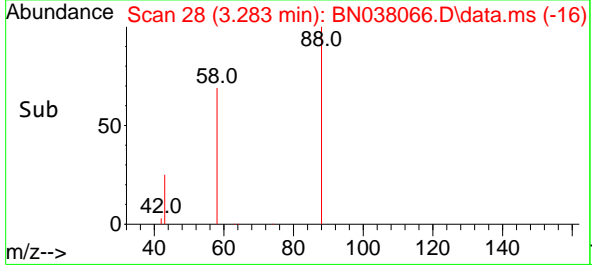
Reviewed By :Jagrut Upadhyay 10/14/2025
 Supervised By :mohammad ahmed 10/15/2025

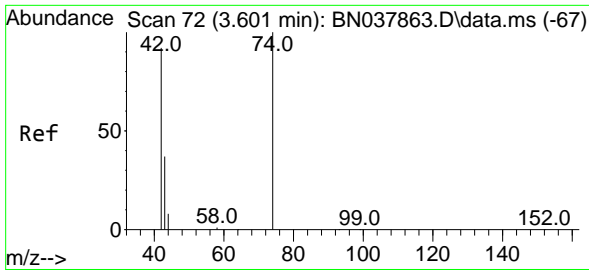


#2
 1,4-Dioxane
 Concen: 0.458 ng
 RT: 3.283 min Scan# 28
 Delta R.T. -0.014 min
 Lab File: BN038066.D
 Acq: 13 Oct 2025 13:47



Tgt Ion: 88 Resp: 3335
 Ion Ratio Lower Upper
 88 100
 43 30.0 26.6 39.8
 58 68.4 58.9 88.3





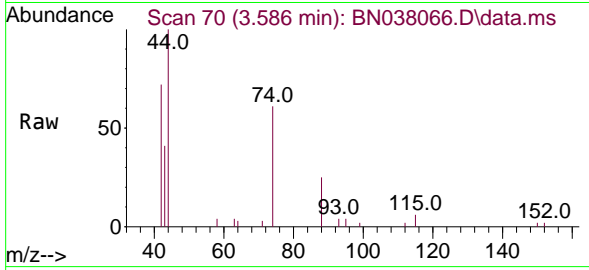
#3
 n-Nitrosodimethylamine
 Concen: 0.384 ng
 RT: 3.586 min Scan# 70
 Delta R.T. -0.014 min
 Lab File: BN038066.D
 Acq: 13 Oct 2025 13:47

Instrument :

BNA_N

ClientSampleId :

SSTDCCC0.4

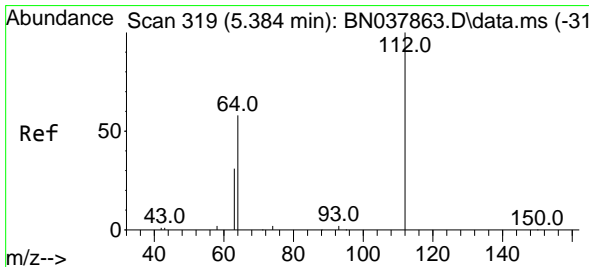
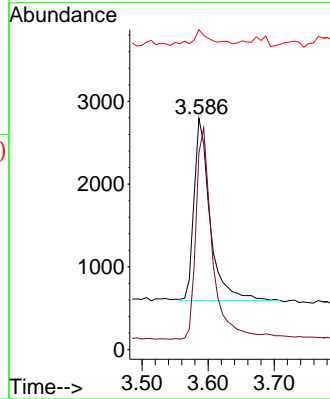
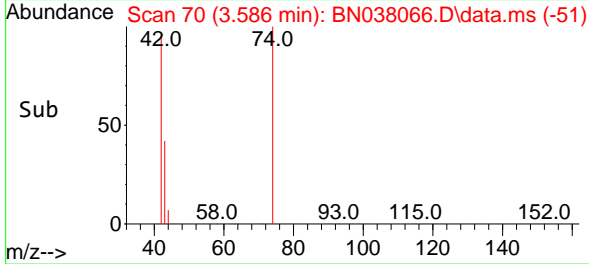


Tgt Ion: 42 Resp: 3720
 Ion Ratio Lower Upper
 42 100
 74 119.3 93.4 140.0
 44 11.7 22.2 33.4

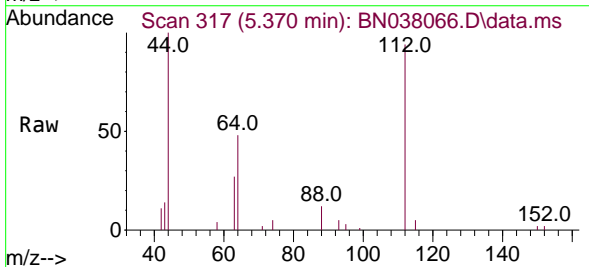
Manual Integrations

APPROVED

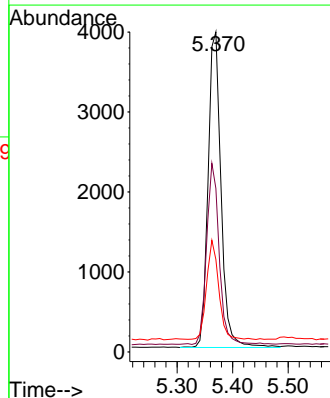
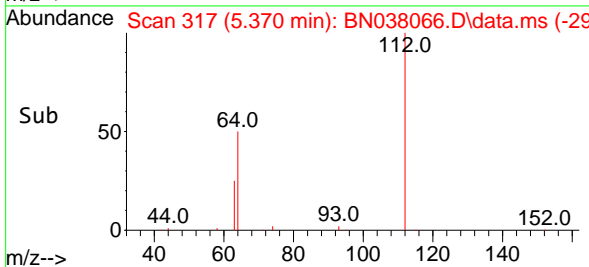
Reviewed By :Jagrut Upadhyay 10/14/2025
 Supervised By :mohammad ahmed 10/15/2025

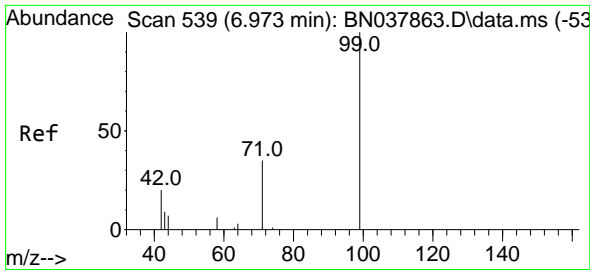


#4
 2-Fluorophenol
 Concen: 0.391 ng
 RT: 5.370 min Scan# 317
 Delta R.T. -0.014 min
 Lab File: BN038066.D
 Acq: 13 Oct 2025 13:47



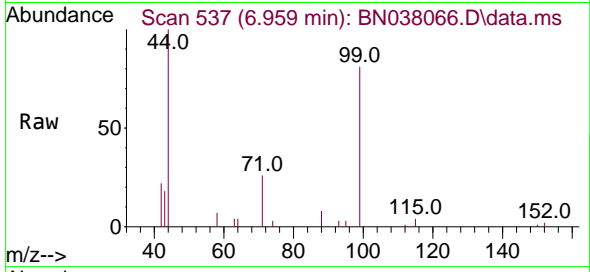
Tgt Ion:112 Resp: 6402
 Ion Ratio Lower Upper
 112 100
 64 55.7 44.6 66.8
 63 29.4 24.9 37.3





#5
 Phenol-d6
 Concen: 0.313 ng
 RT: 6.959 min Scan# 537
 Delta R.T. -0.014 min
 Lab File: BN038066.D
 Acq: 13 Oct 2025 13:47

Instrument :
 BNA_N
 ClientSampleId :
 SSTDCCC0.4

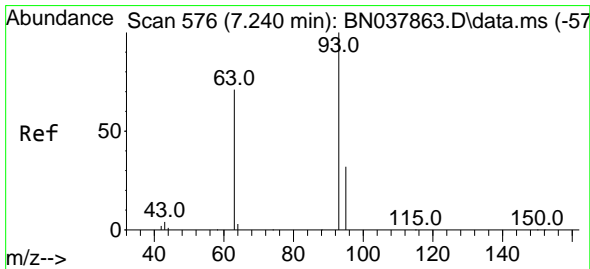
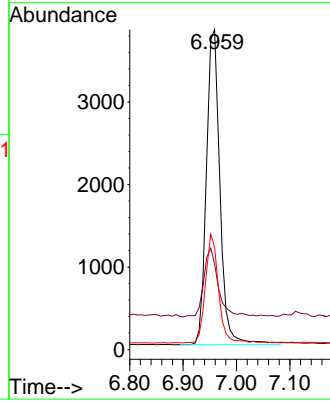
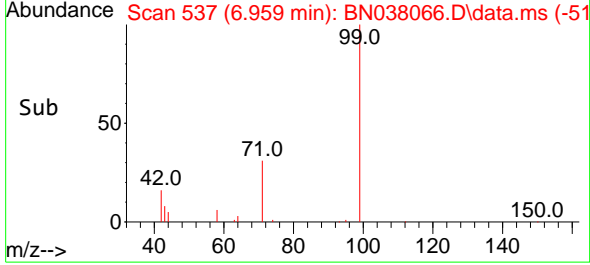


Tgt Ion: 99 Resp: 6728

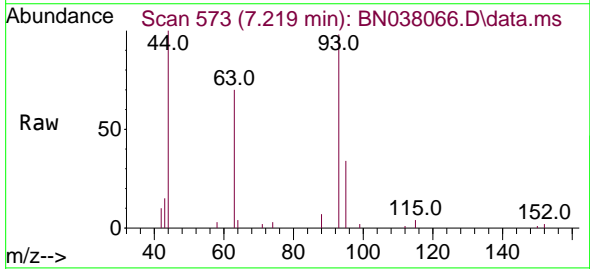
Ion	Ratio	Lower	Upper
99	100		
42	23.3	17.2	25.8
71	33.2	27.3	40.9

Manual Integrations
APPROVED

Reviewed By :Jagrut Upadhyay 10/14/2025
 Supervised By :mohammad ahmed 10/15/2025

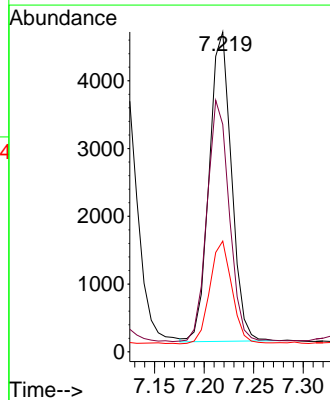
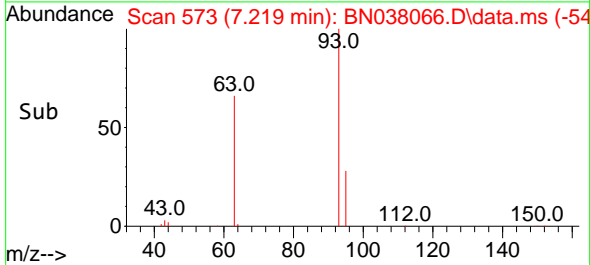


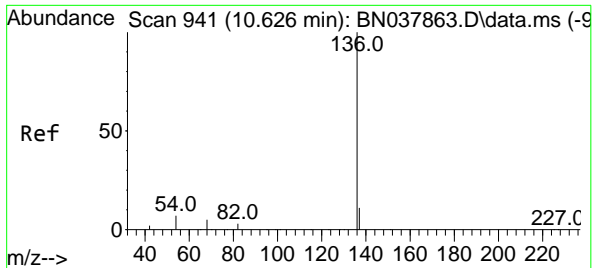
#6
 bis(2-Chloroethyl)ether
 Concen: 0.358 ng
 RT: 7.219 min Scan# 573
 Delta R.T. -0.022 min
 Lab File: BN038066.D
 Acq: 13 Oct 2025 13:47



Tgt Ion: 93 Resp: 7145

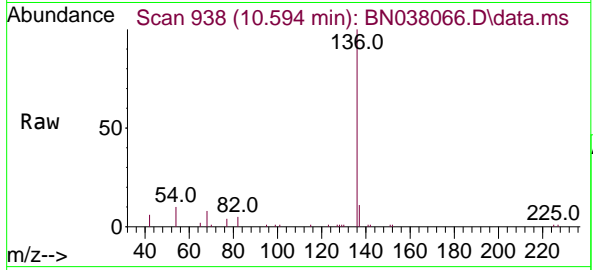
Ion	Ratio	Lower	Upper
93	100		
63	78.0	60.1	90.1
95	33.0	25.4	38.2





#7
Naphthalene-d8
 Concen: 0.400 ng
 RT: 10.594 min Scan# 938
 Delta R.T. -0.032 min
 Lab File: BN038066.D
 Acq: 13 Oct 2025 13:47

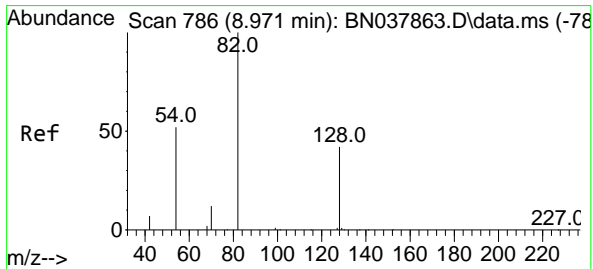
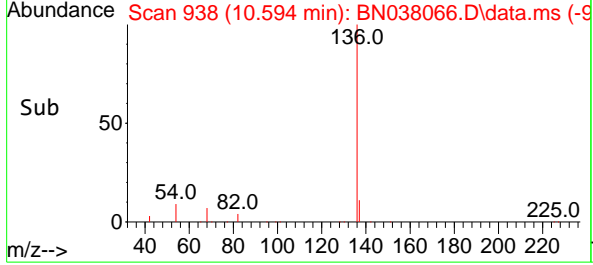
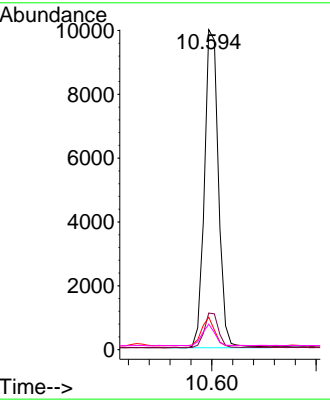
Instrument :
 BNA_N
ClientSampleId :
 SSTDCCC0.4



Tgt Ion: 136 Resp: 1865

Ion	Ratio	Lower	Upper
136	100		
137	11.4	9.0	13.4
54	10.1	5.8	8.8
68	7.9	4.3	6.5

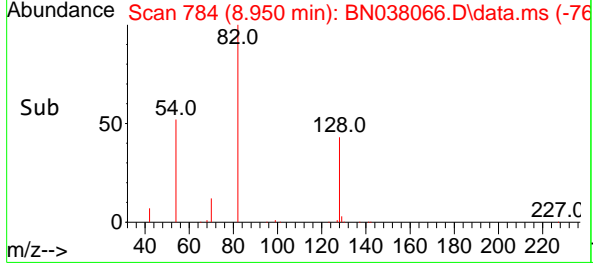
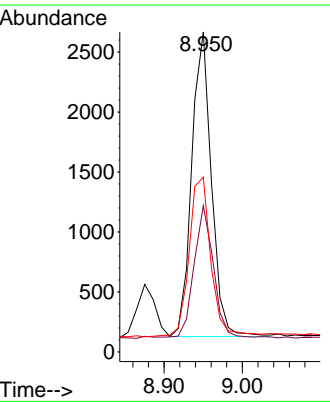
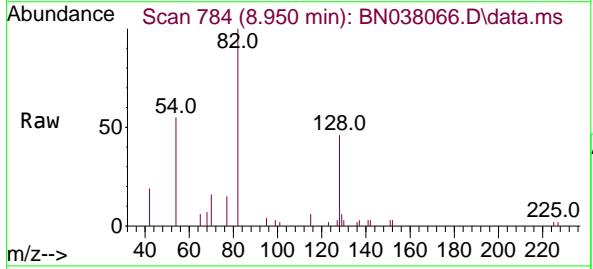
Manual Integrations
APPROVED
 Reviewed By :Jagrut Upadhyay 10/14/2025
 Supervised By :mohammad ahmed 10/15/2025

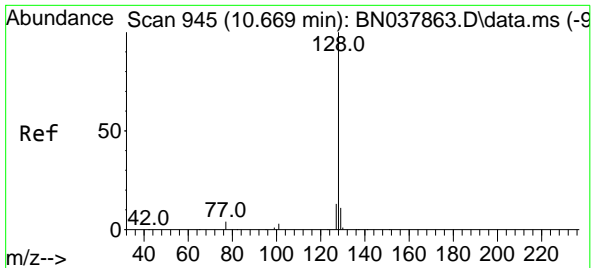


#8
Nitrobenzene-d5
 Concen: 0.312 ng
 RT: 8.950 min Scan# 784
 Delta R.T. -0.021 min
 Lab File: BN038066.D
 Acq: 13 Oct 2025 13:47

Tgt Ion: 82 Resp: 4437

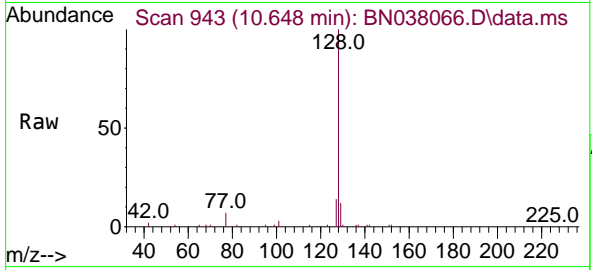
Ion	Ratio	Lower	Upper
82	100		
128	45.7	34.8	52.2
54	54.6	42.2	63.2





#9
Naphthalene
 Concen: 0.376 ng
 RT: 10.648 min Scan# 943
 Delta R.T. -0.021 min
 Lab File: BN038066.D
 Acq: 13 Oct 2025 13:47

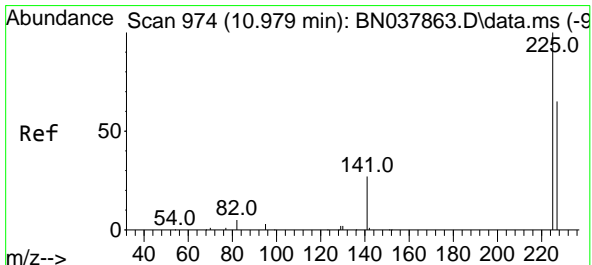
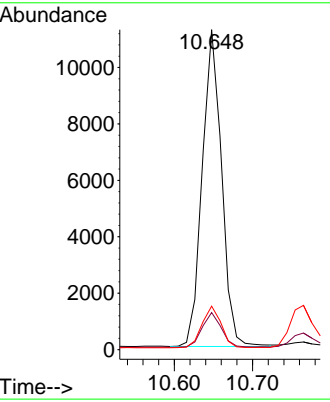
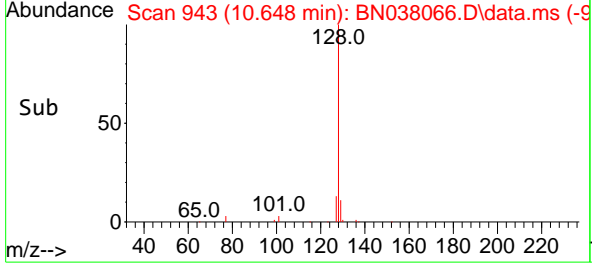
Instrument :
 BNA_N
ClientSampleId :
 SSTDCCC0.4



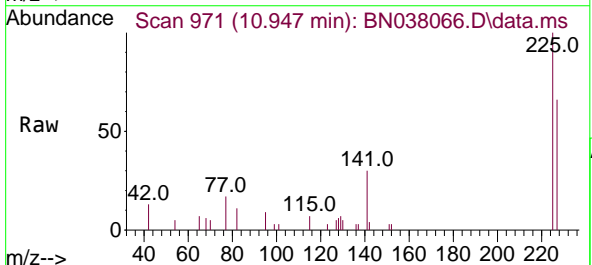
Tgt Ion:128 Resp: 1933

Ion	Ratio	Lower	Upper
128	100		
129	11.6	9.2	13.8
127	13.6	11.0	16.6

Manual Integrations
APPROVED
 Reviewed By :Jagrut Upadhyay 10/14/2025
 Supervised By :mohammad ahmed 10/15/2025

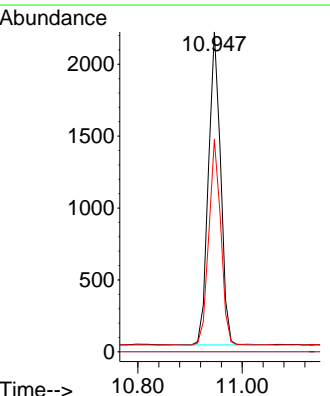
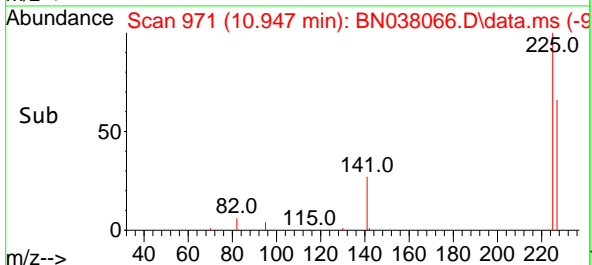


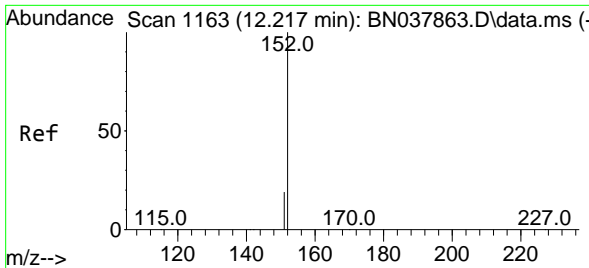
#10
Hexachlorobutadiene
 Concen: 0.402 ng
 RT: 10.947 min Scan# 971
 Delta R.T. -0.032 min
 Lab File: BN038066.D
 Acq: 13 Oct 2025 13:47



Tgt Ion:225 Resp: 3527

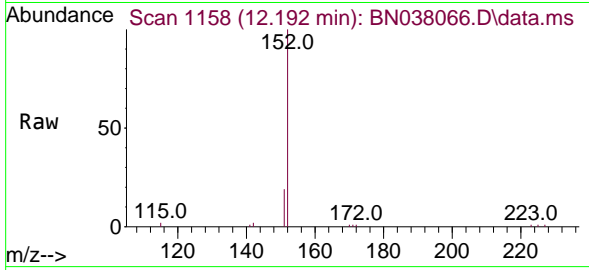
Ion	Ratio	Lower	Upper
225	100		
223	0.0	0.0	0.0
227	64.5	51.4	77.2





#11
 2-Methylnaphthalene-d10
 Concen: 0.411 ng
 RT: 12.192 min Scan# 1163
 Delta R.T. -0.025 min
 Lab File: BN038066.D
 Acq: 13 Oct 2025 13:47

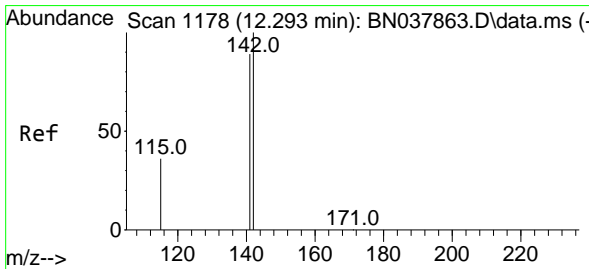
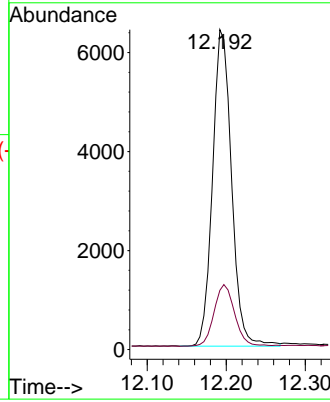
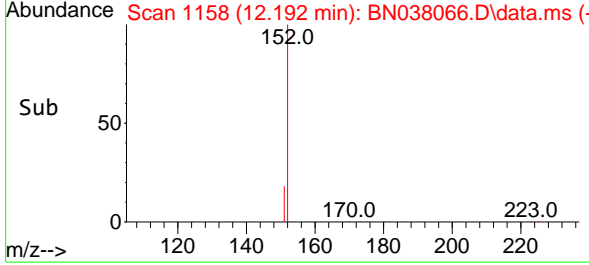
Instrument : BNA_N
 ClientSampleId : SSTDCCC0.4



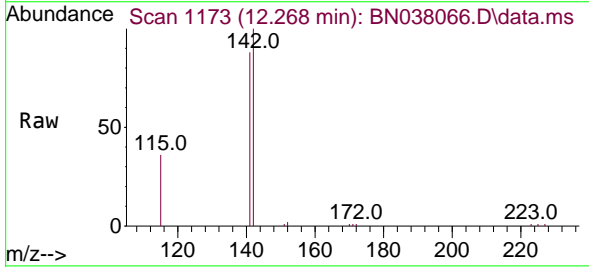
Tgt Ion:152 Resp: 1064
 Ion Ratio Lower Upper
 152 100
 151 21.2 17.4 26.2

Manual Integrations
APPROVED

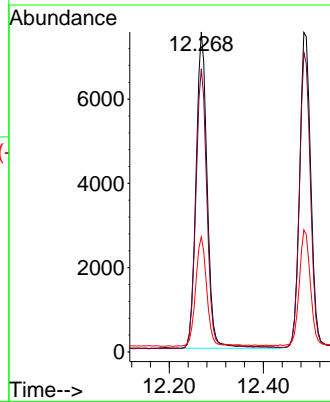
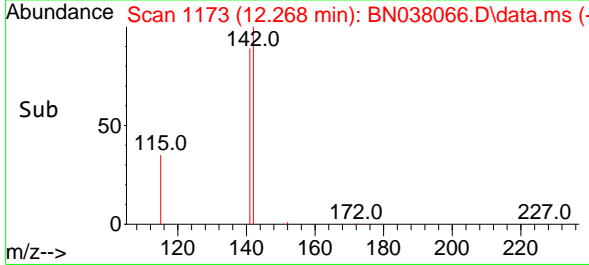
Reviewed By :Jagrut Upadhyay 10/14/2025
 Supervised By :mohammad ahmed 10/15/2025

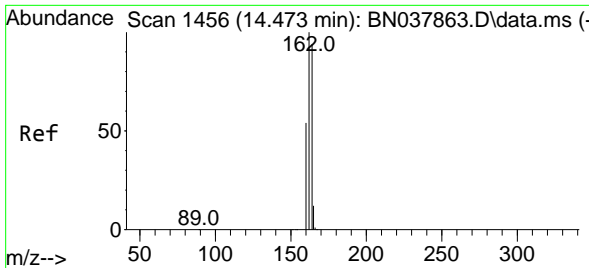


#12
 2-Methylnaphthalene
 Concen: 0.368 ng
 RT: 12.268 min Scan# 1173
 Delta R.T. -0.025 min
 Lab File: BN038066.D
 Acq: 13 Oct 2025 13:47



Tgt Ion:142 Resp: 12367
 Ion Ratio Lower Upper
 142 100
 141 88.5 71.2 106.8
 115 35.9 29.7 44.5





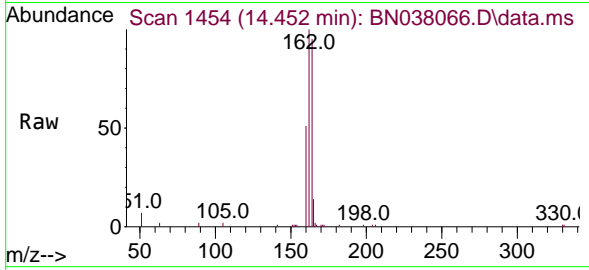
#13
 Acenaphthene-d10
 Concen: 0.400 ng
 RT: 14.452 min Scan# 1454
 Delta R.T. -0.021 min
 Lab File: BN038066.D
 Acq: 13 Oct 2025 13:47

Instrument :

BNA_N

ClientSampleId :

SSTDCCC0.4

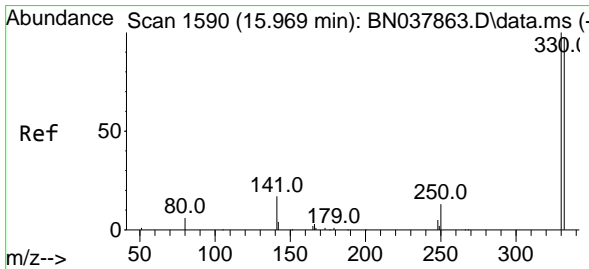
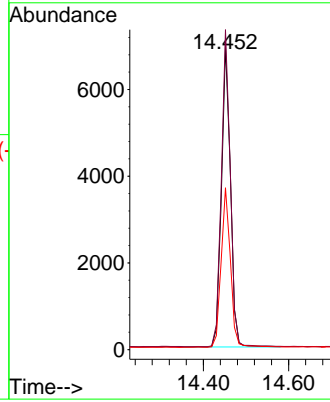
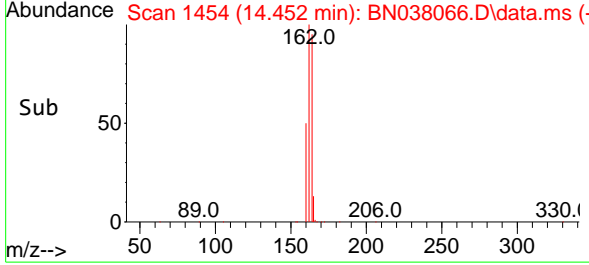


Tgt Ion:164 Resp: 10244
 Ion Ratio Lower Upper
 164 100
 162 105.5 84.8 127.2
 160 53.4 46.1 69.1

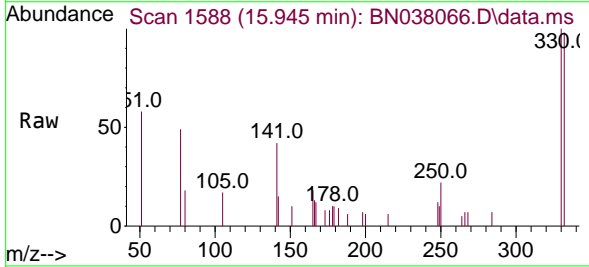
Manual Integrations

APPROVED

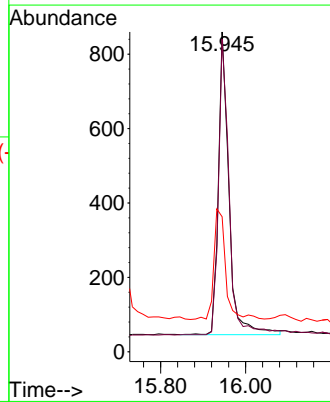
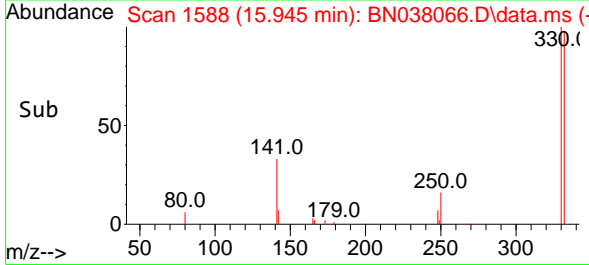
Reviewed By :Jagrut Upadhyay 10/14/2025
 Supervised By :mohammad ahmed 10/15/2025

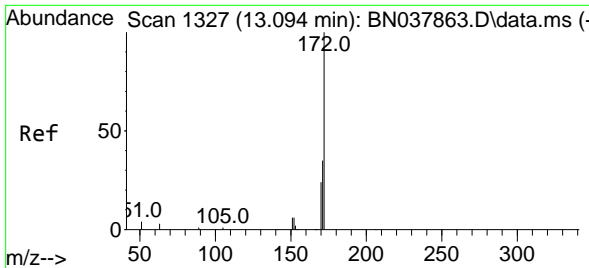


#14
 2,4,6-Tribromophenol
 Concen: 0.361 ng
 RT: 15.945 min Scan# 1588
 Delta R.T. -0.024 min
 Lab File: BN038066.D
 Acq: 13 Oct 2025 13:47



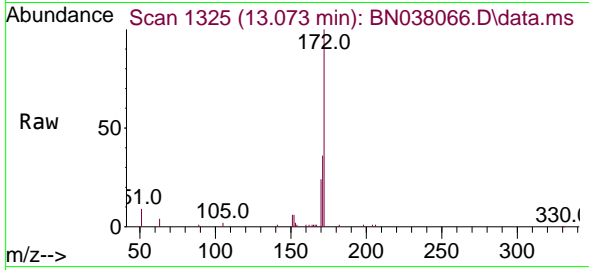
Tgt Ion:330 Resp: 1404
 Ion Ratio Lower Upper
 330 100
 332 98.0 77.2 115.8
 141 40.4 37.2 55.8





#15
 2-Fluorobiphenyl
 Concen: 0.349 ng
 RT: 13.073 min Scan# 1325
 Delta R.T. -0.021 min
 Lab File: BN038066.D
 Acq: 13 Oct 2025 13:47

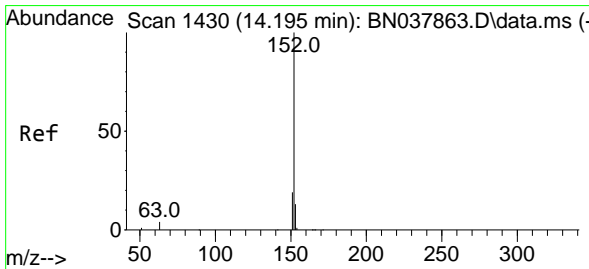
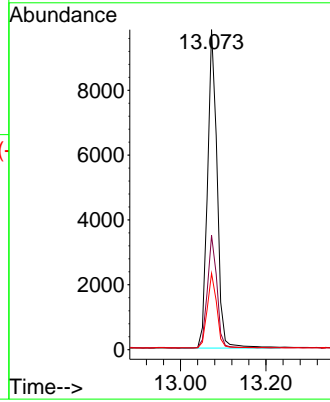
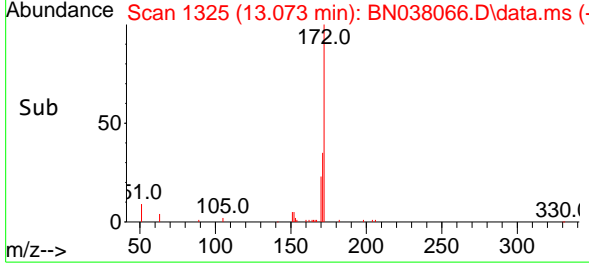
Instrument :
 BNA_N
 ClientSampleId :
 SSTDCCC0.4



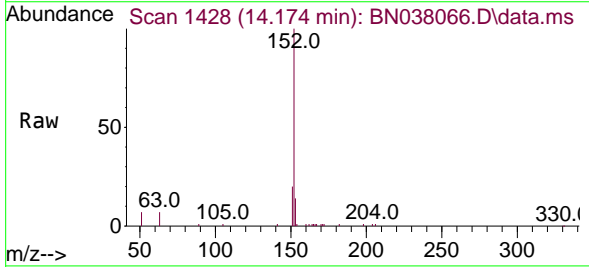
Tgt Ion:172 Resp: 1463

Ion	Ratio	Lower	Upper
172	100		
171	35.7	28.6	43.0
170	23.8	19.7	29.5

Manual Integrations
APPROVED
 Reviewed By :Jagrut Upadhyay 10/14/2025
 Supervised By :mohammad ahmed 10/15/2025

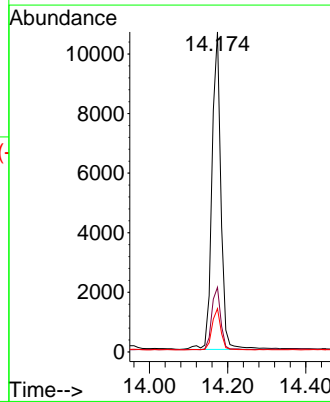
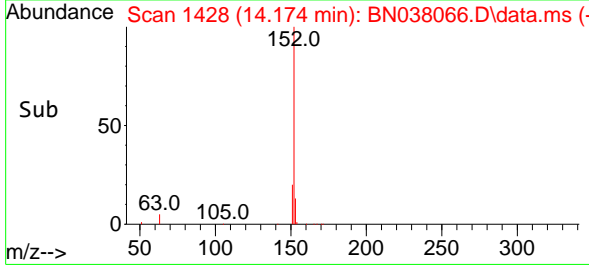


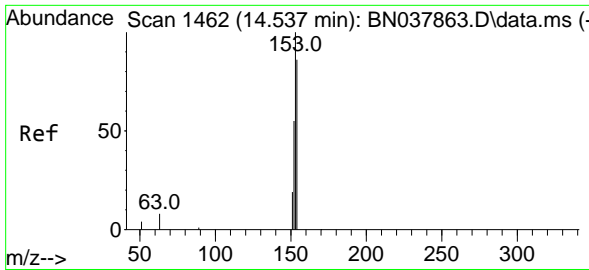
#16
 Acenaphthylene
 Concen: 0.365 ng
 RT: 14.174 min Scan# 1428
 Delta R.T. -0.021 min
 Lab File: BN038066.D
 Acq: 13 Oct 2025 13:47



Tgt Ion:152 Resp: 16983

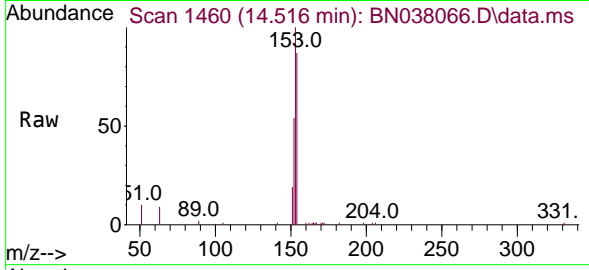
Ion	Ratio	Lower	Upper
152	100		
151	19.7	15.8	23.8
153	12.8	10.5	15.7





#17
 Acenaphthene
 Concen: 0.359 ng
 RT: 14.516 min Scan# 1460
 Delta R.T. -0.021 min
 Lab File: BN038066.D
 Acq: 13 Oct 2025 13:47

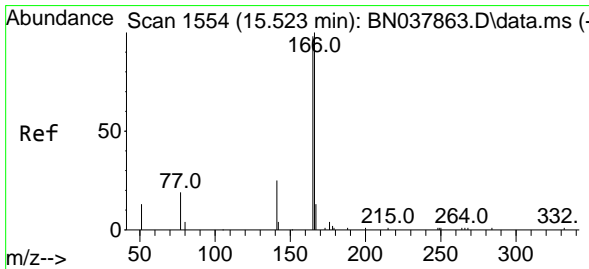
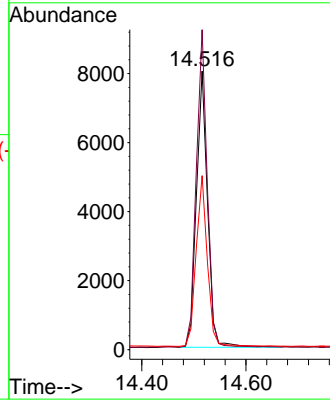
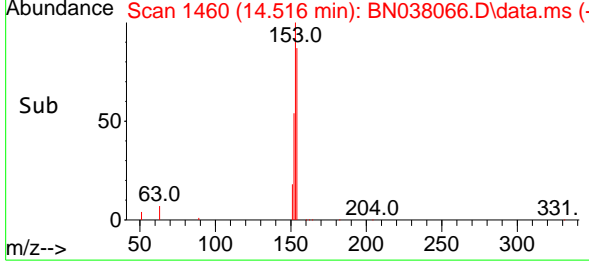
Instrument :
 BNA_N
 ClientSampleId :
 SSTDCCC0.4



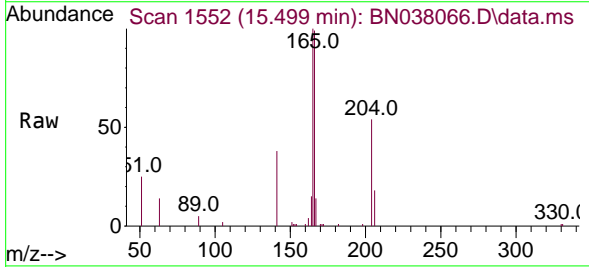
Tgt Ion:154 Resp: 11898
 Ion Ratio Lower Upper
 154 100
 153 112.0 90.5 135.7
 152 61.7 51.8 77.8

Manual Integrations
APPROVED

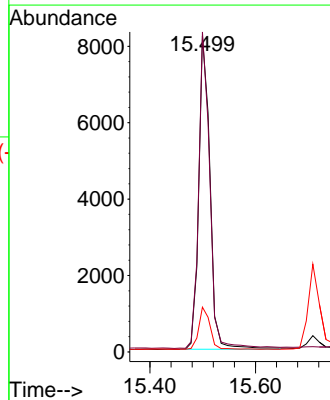
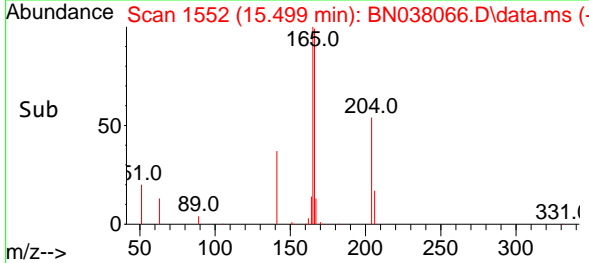
Reviewed By :Jagrut Upadhyay 10/14/2025
 Supervised By :mohammad ahmed 10/15/2025

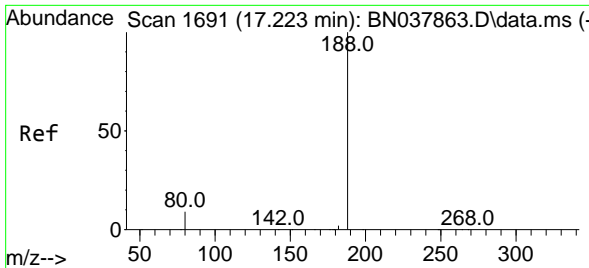


#18
 Fluorene
 Concen: 0.324 ng
 RT: 15.499 min Scan# 1552
 Delta R.T. -0.023 min
 Lab File: BN038066.D
 Acq: 13 Oct 2025 13:47



Tgt Ion:166 Resp: 12971
 Ion Ratio Lower Upper
 166 100
 165 99.3 79.0 118.4
 167 13.3 10.6 16.0





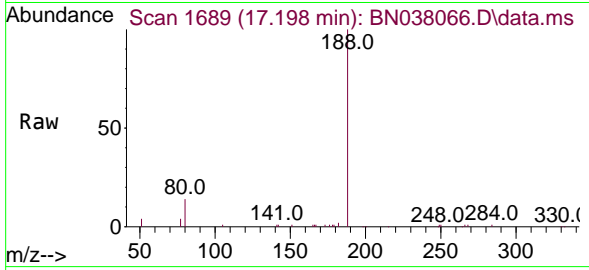
#19
 Phenanthrene-d10
 Concen: 0.400 ng
 RT: 17.198 min Scan# 1689
 Delta R.T. -0.025 min
 Lab File: BN038066.D
 Acq: 13 Oct 2025 13:47

Instrument :

BNA_N

ClientSampleId :

SSTDCCC0.4

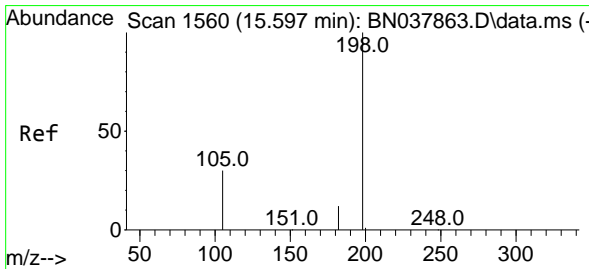
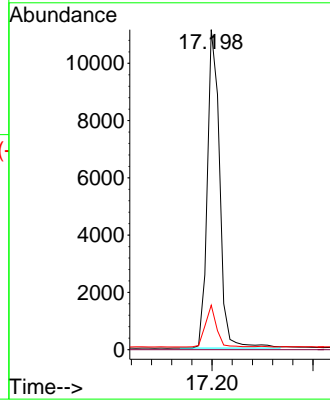
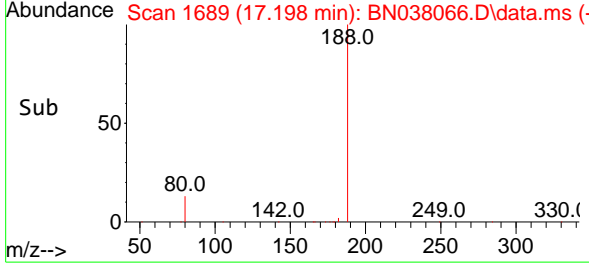


Tgt Ion:188 Resp: 1890
 Ion Ratio Lower Upper
 188 100
 94 0.0 0.0 0.0
 80 13.9 7.6 11.4

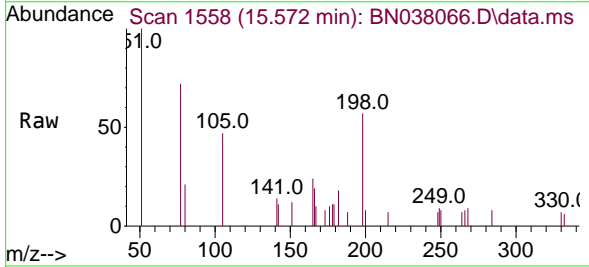
Manual Integrations

APPROVED

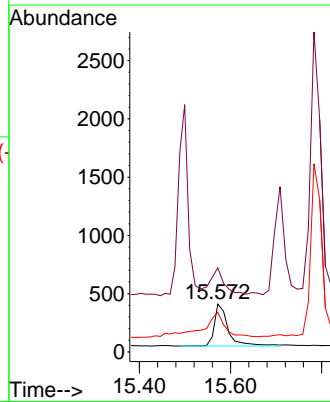
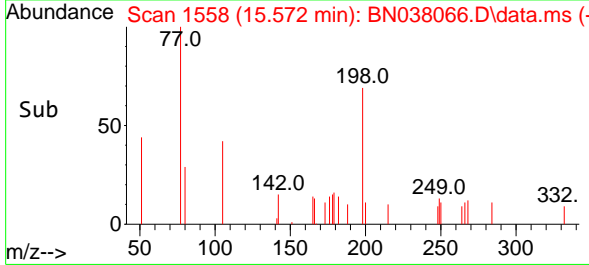
Reviewed By :Jagrut Upadhyay 10/14/2025
 Supervised By :mohammad ahmed 10/15/2025

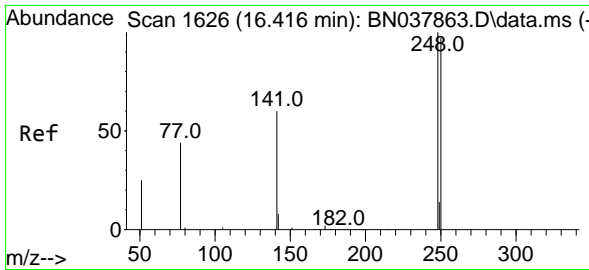


#20
 4,6-Dinitro-2-methylphenol
 Concen: 0.373 ng
 RT: 15.572 min Scan# 1558
 Delta R.T. -0.025 min
 Lab File: BN038066.D
 Acq: 13 Oct 2025 13:47



Tgt Ion:198 Resp: 741
 Ion Ratio Lower Upper
 198 100
 51 176.1 59.1 88.7#
 105 83.2 41.3 61.9#





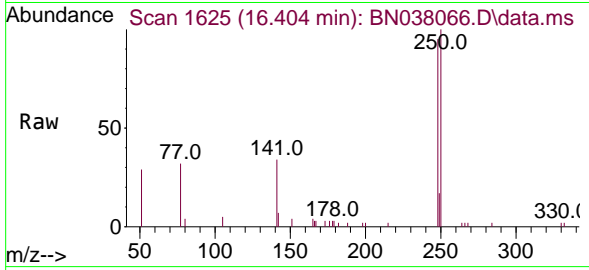
#21
 4-Bromophenyl-phenylether
 Concen: 0.359 ng
 RT: 16.404 min Scan# 1625
 Delta R.T. -0.012 min
 Lab File: BN038066.D
 Acq: 13 Oct 2025 13:47

Instrument :

BNA_N

ClientSampleId :

SSTDCCC0.4



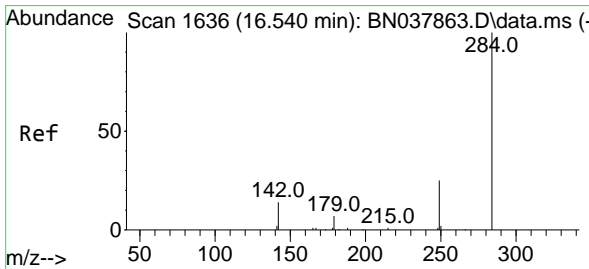
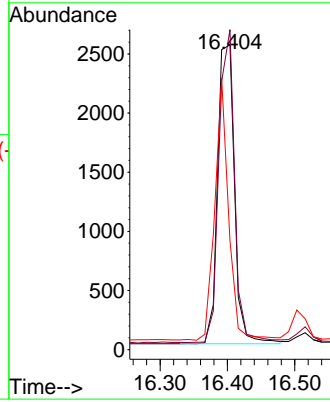
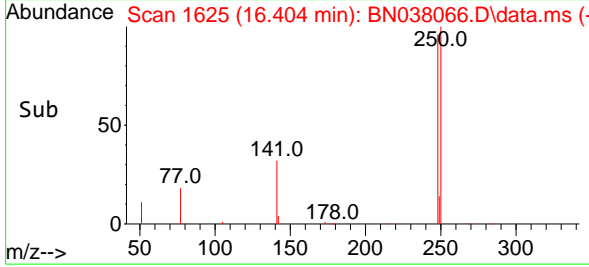
Tgt Ion:248 Resp: 4416
 Ion Ratio Lower Upper
 248 100
 250 105.0 77.6 116.4
 141 35.8 48.8 73.2

Manual Integrations

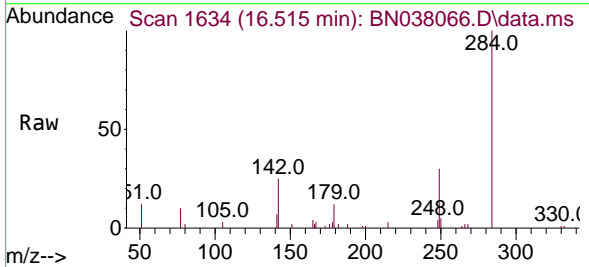
APPROVED

Reviewed By :Jagrut Upadhyay 10/14/2025

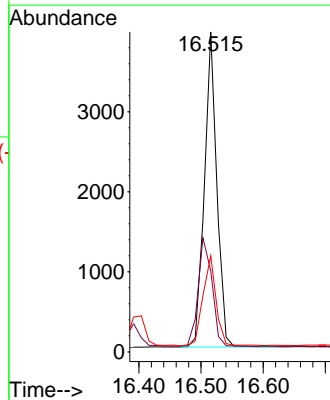
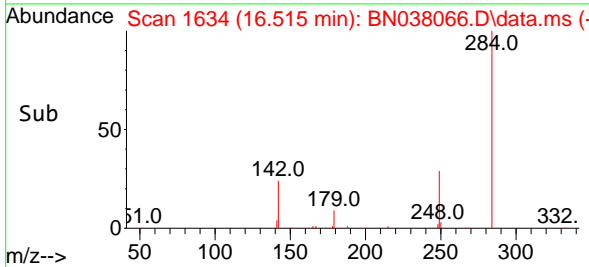
Supervised By :mohammad ahmed 10/15/2025

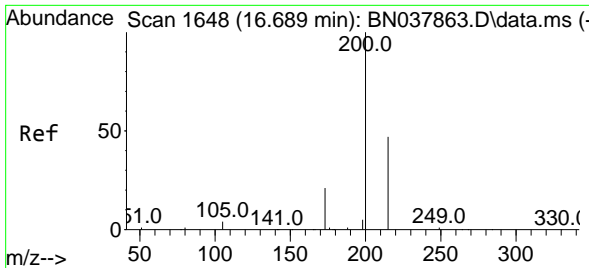


#22
 Hexachlorobenzene
 Concen: 0.365 ng
 RT: 16.515 min Scan# 1634
 Delta R.T. -0.025 min
 Lab File: BN038066.D
 Acq: 13 Oct 2025 13:47



Tgt Ion:284 Resp: 5456
 Ion Ratio Lower Upper
 284 100
 142 38.2 30.9 46.3
 249 30.1 23.9 35.9





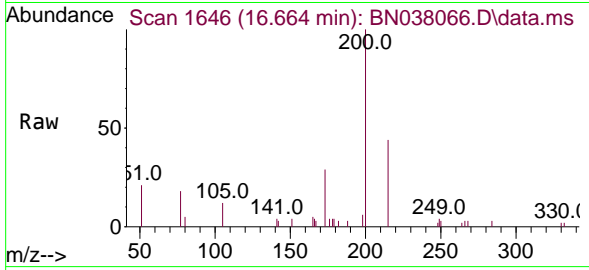
#23
Atrazine
 Concen: 0.332 ng
 RT: 16.664 min Scan# 1646
 Delta R.T. -0.025 min
 Lab File: BN038066.D
 Acq: 13 Oct 2025 13:47

Instrument :

BNA_N

ClientSampleId :

SSTDCCC0.4

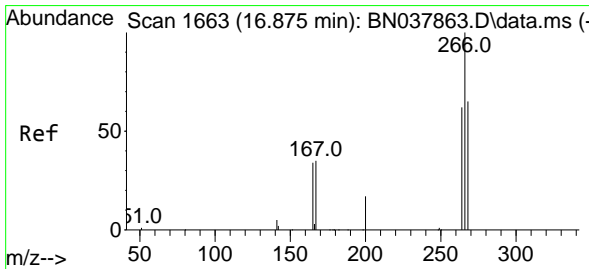
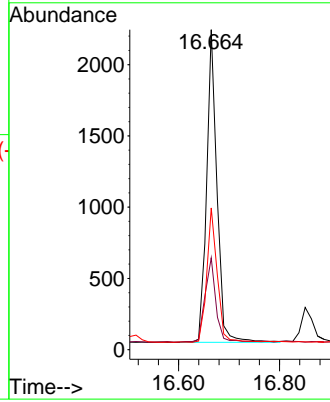
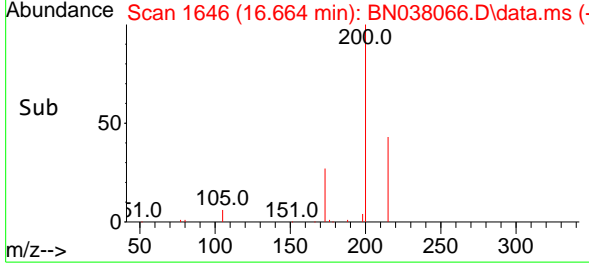


Tgt Ion: 200 Resp: 3115
 Ion Ratio Lower Upper
 200 100
 173 28.7 18.3 27.5
 215 44.3 38.6 58.0

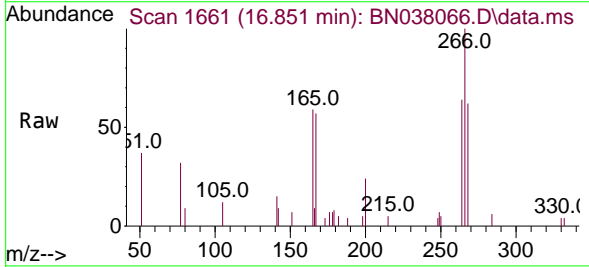
Manual Integrations

APPROVED

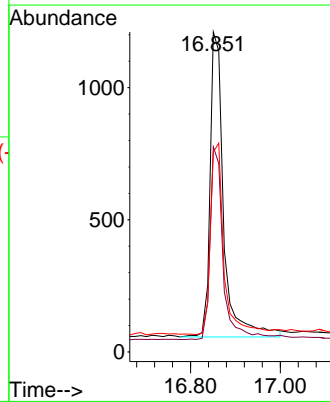
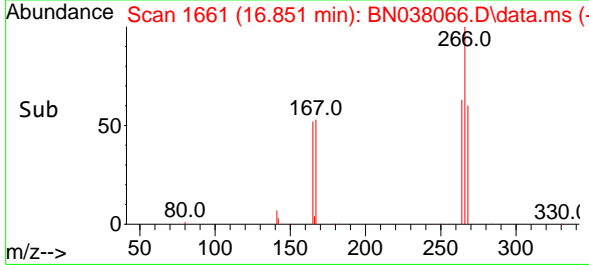
Reviewed By :Jagrut Upadhyay 10/14/2025
 Supervised By :mohammad ahmed 10/15/2025

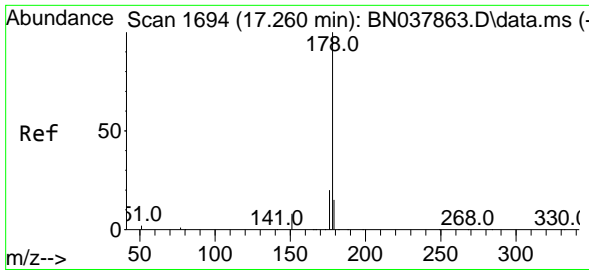


#24
Pentachlorophenol
 Concen: 0.476 ng
 RT: 16.851 min Scan# 1661
 Delta R.T. -0.024 min
 Lab File: BN038066.D
 Acq: 13 Oct 2025 13:47



Tgt Ion: 266 Resp: 2441
 Ion Ratio Lower Upper
 266 100
 264 60.9 50.9 76.3
 268 62.2 54.3 81.5





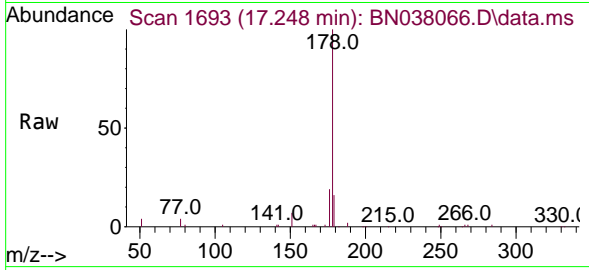
#25
 Phenanthrene
 Concen: 0.353 ng
 RT: 17.248 min Scan# 1693
 Delta R.T. -0.012 min
 Lab File: BN038066.D
 Acq: 13 Oct 2025 13:47

Instrument :

BNA_N

ClientSampleId :

SSTDCCC0.4

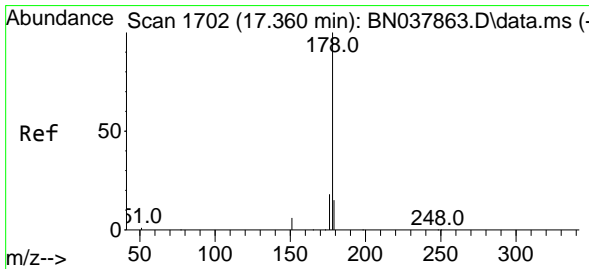
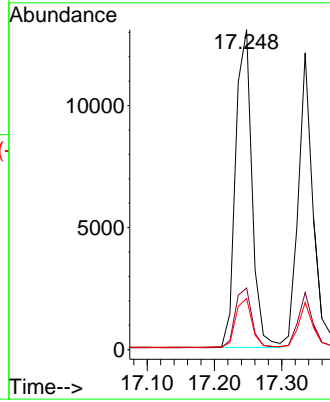
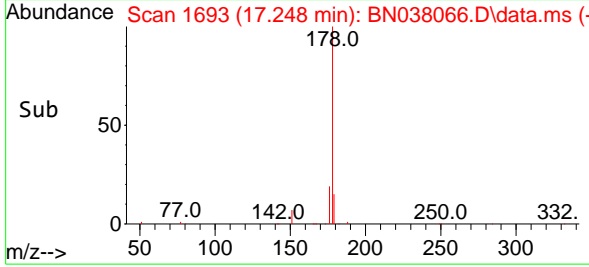


Tgt Ion:178 Resp: 2193
 Ion Ratio Lower Upper
 178 100
 176 19.5 15.7 23.5
 179 15.6 12.3 18.5

Manual Integrations

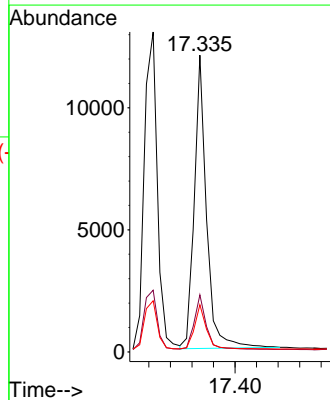
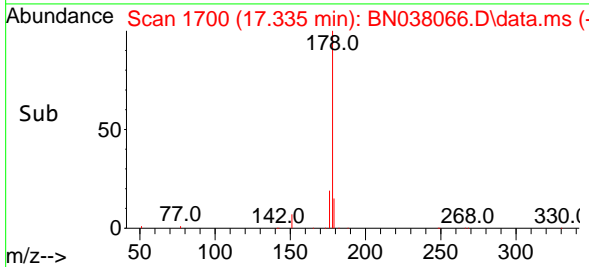
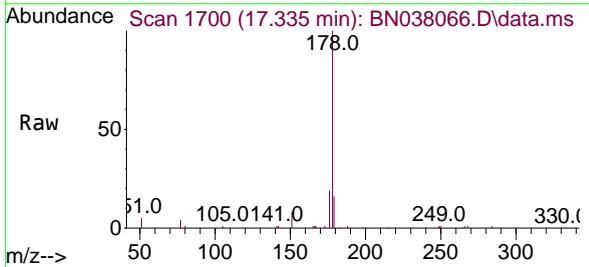
APPROVED

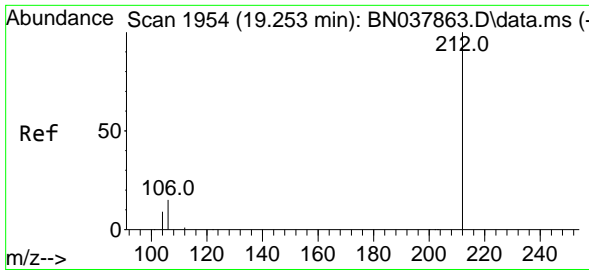
Reviewed By :Jagrut Upadhyay 10/14/2025
 Supervised By :mohammad ahmed 10/15/2025



#26
 Anthracene
 Concen: 0.351 ng
 RT: 17.335 min Scan# 1700
 Delta R.T. -0.025 min
 Lab File: BN038066.D
 Acq: 13 Oct 2025 13:47

Tgt Ion:178 Resp: 18915
 Ion Ratio Lower Upper
 178 100
 176 18.6 15.0 22.4
 179 15.2 12.3 18.5





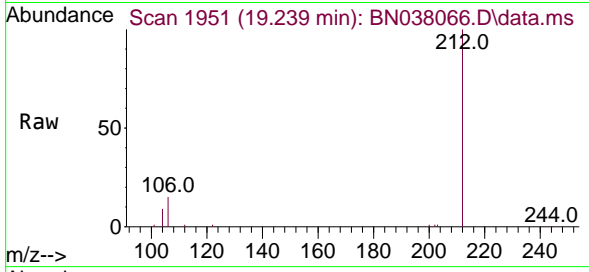
#27
 Fluoranthene-d10
 Concen: 0.423 ng
 RT: 19.239 min Scan# 1951
 Delta R.T. -0.014 min
 Lab File: BN038066.D
 Acq: 13 Oct 2025 13:47

Instrument :

BNA_N

ClientSampleId :

SSTDCCC0.4

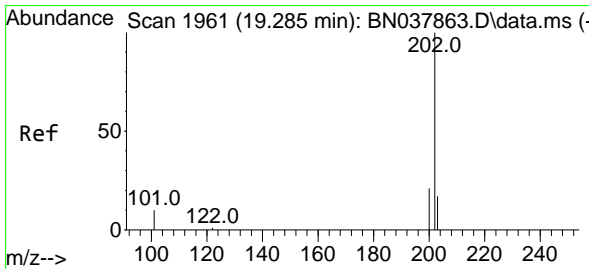
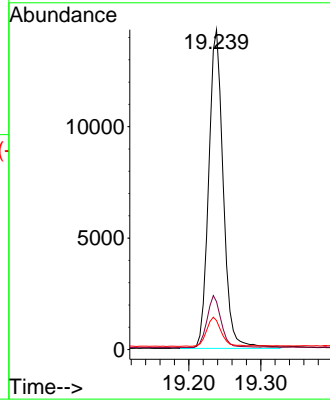
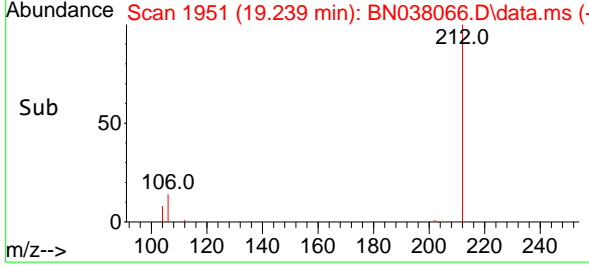


Tgt Ion:212 Resp: 20125
 Ion Ratio Lower Upper
 212 100
 106 15.7 12.6 19.0
 104 9.1 7.4 11.0

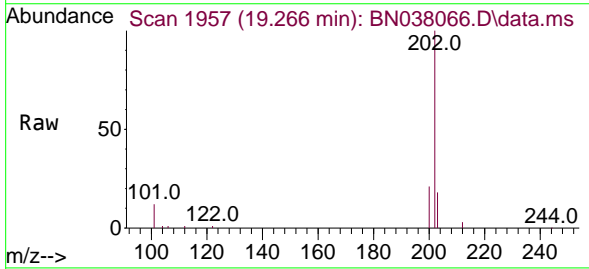
Manual Integrations

APPROVED

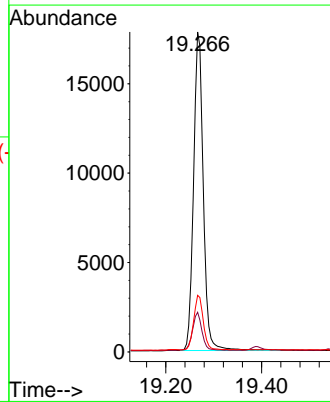
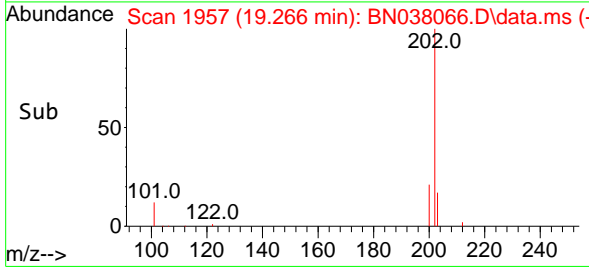
Reviewed By :Jagrut Upadhyay 10/14/2025
 Supervised By :mohammad ahmed 10/15/2025

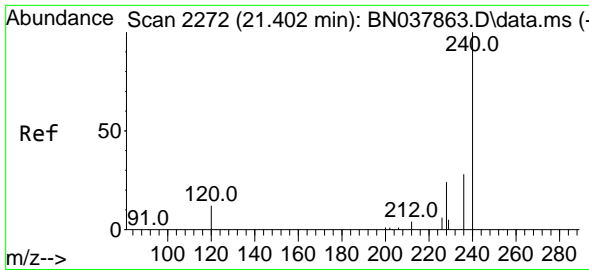


#28
 Fluoranthene
 Concen: 0.365 ng
 RT: 19.266 min Scan# 1957
 Delta R.T. -0.019 min
 Lab File: BN038066.D
 Acq: 13 Oct 2025 13:47



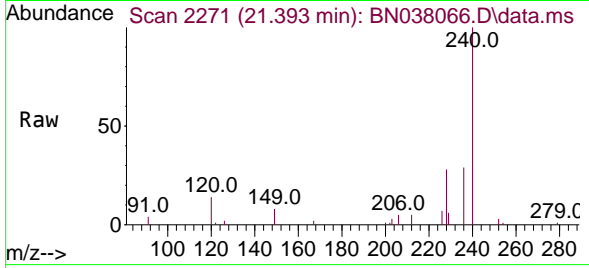
Tgt Ion:202 Resp: 24986
 Ion Ratio Lower Upper
 202 100
 101 11.3 9.3 13.9
 203 16.9 13.6 20.4





#29
 Chrysene-d12
 Concen: 0.400 ng
 RT: 21.393 min Scan# 21
 Delta R.T. -0.009 min
 Lab File: BN038066.D
 Acq: 13 Oct 2025 13:47

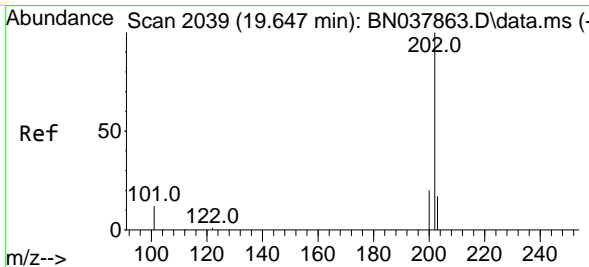
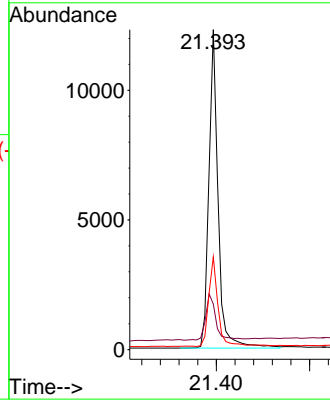

Instrument :
 BNA_N
 ClientSampleId :
 SSTDCCC0.4



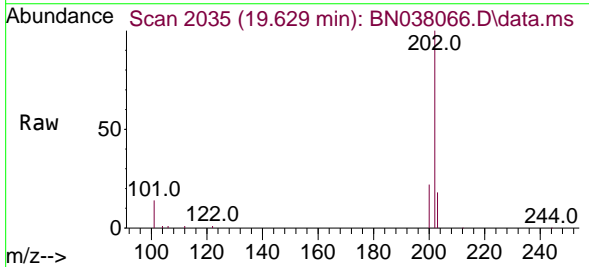
Tgt Ion:240 Resp: 1682
 Ion Ratio Lower Upper
 240 100
 120 14.2 11.4 17.2
 236 29.0 23.0 34.6

Manual Integrations
APPROVED

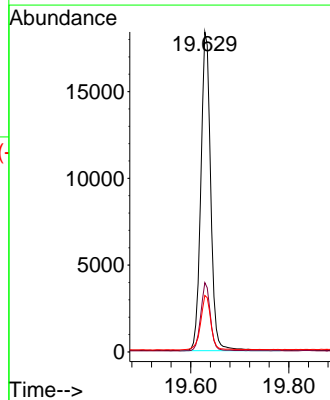
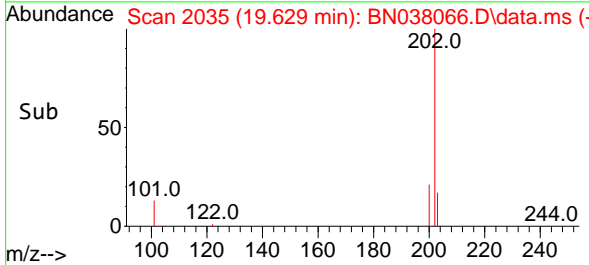
Reviewed By :Jagrut Upadhyay 10/14/2025
 Supervised By :mohammad ahmed 10/15/2025

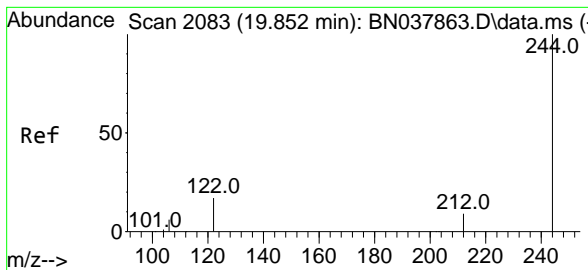


#30
 Pyrene
 Concen: 0.385 ng
 RT: 19.629 min Scan# 2035
 Delta R.T. -0.019 min
 Lab File: BN038066.D
 Acq: 13 Oct 2025 13:47



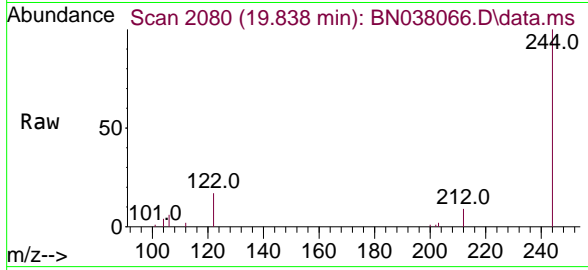
Tgt Ion:202 Resp: 25549
 Ion Ratio Lower Upper
 202 100
 200 21.0 16.7 25.1
 203 17.6 14.2 21.4





#31
 Terphenyl-d14
 Concen: 0.364 ng
 RT: 19.838 min Scan# 2083
 Delta R.T. -0.014 min
 Lab File: BN038066.D
 Acq: 13 Oct 2025 13:47

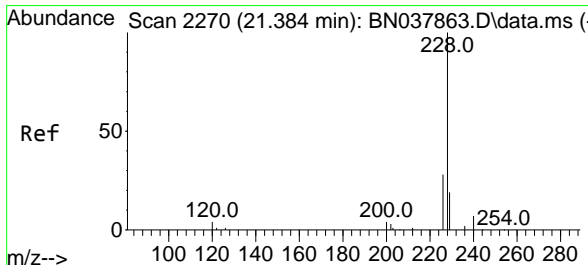
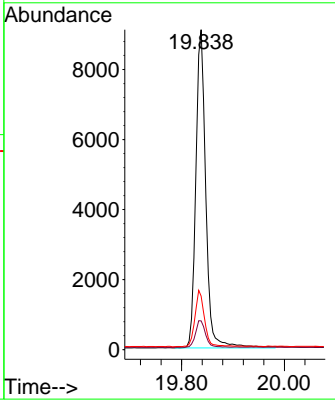
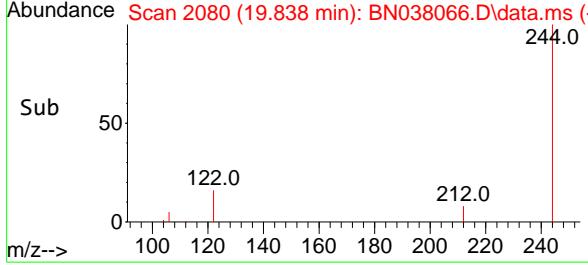
Instrument :
 BNA_N
ClientSampleId :
 SSTDCCC0.4



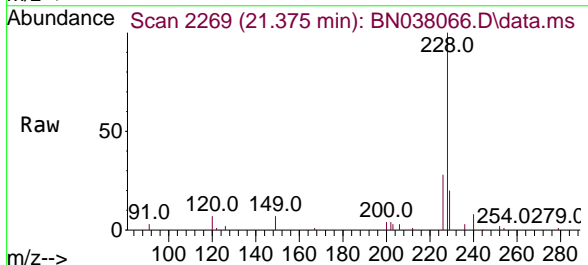
Tgt Ion: 244 Resp: 12185

Ion	Ratio	Lower	Upper
244	100		
212	9.0	7.6	11.4
122	16.7	13.9	20.9

Manual Integrations
APPROVED
 Reviewed By :Jagrut Upadhyay 10/14/2025
 Supervised By :mohammad ahmed 10/15/2025

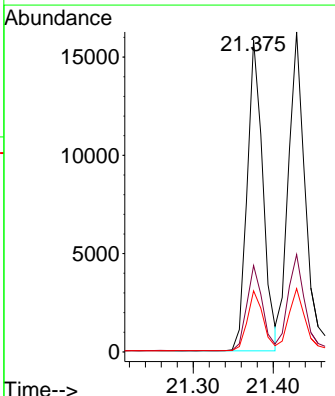



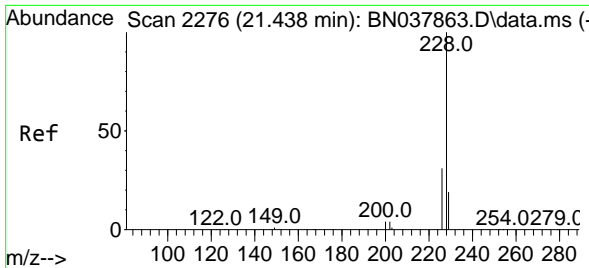
#32
 Benzo(a)anthracene
 Concen: 0.367 ng
 RT: 21.375 min Scan# 2269
 Delta R.T. -0.009 min
 Lab File: BN038066.D
 Acq: 13 Oct 2025 13:47



Tgt Ion: 228 Resp: 21568

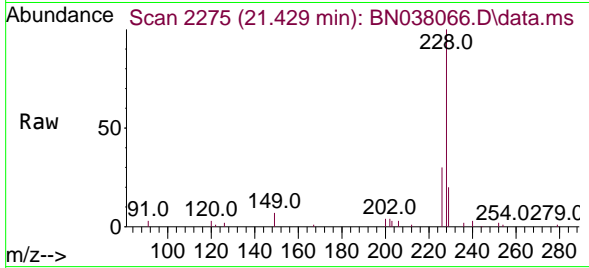
Ion	Ratio	Lower	Upper
228	100		
226	27.7	22.6	33.8
229	19.6	15.6	23.4





#33
 Chrysene
 Concen: 0.385 ng
 RT: 21.429 min Scan# 21
 Delta R.T. -0.009 min
 Lab File: BN038066.D
 Acq: 13 Oct 2025 13:47

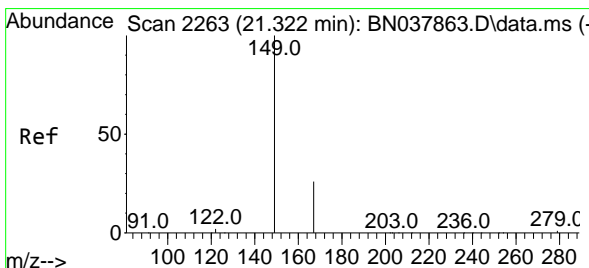
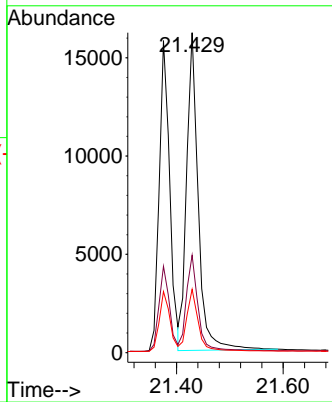
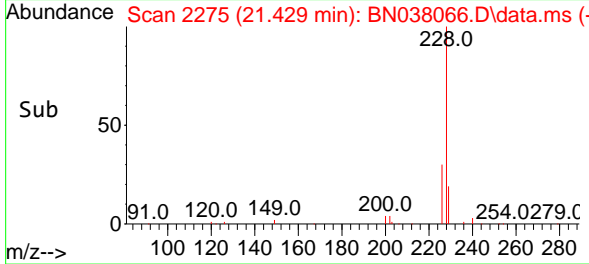
Instrument :
 BNA_N
 ClientSampleId :
 SSTDCCC0.4



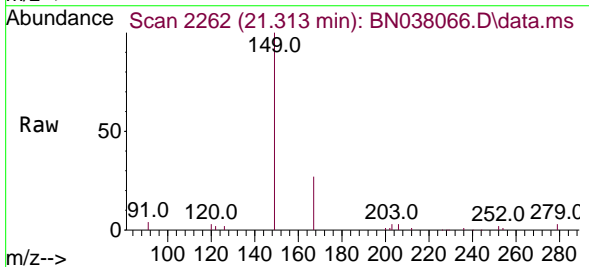
Tgt Ion:228 Resp: 24503
 Ion Ratio Lower Upper
 228 100
 226 30.4 24.6 37.0
 229 19.8 15.6 23.4

Manual Integrations
APPROVED

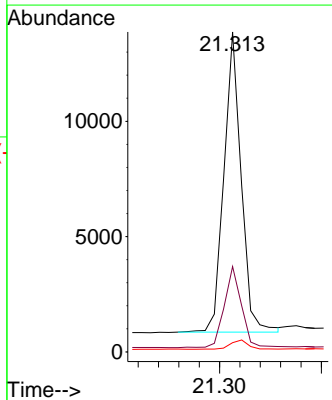
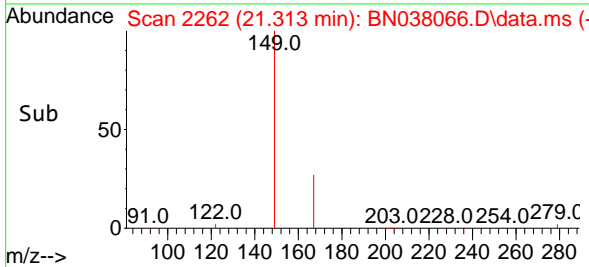
Reviewed By :Jagrut Upadhyay 10/14/2025
 Supervised By :mohammad ahmed 10/15/2025

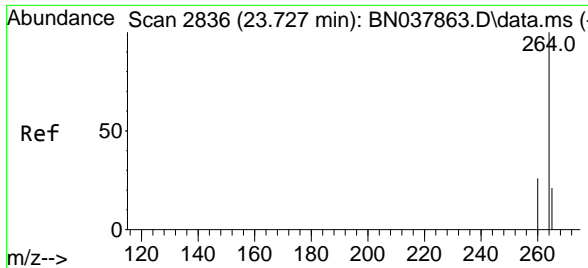


#34
 Bis(2-ethylhexyl)phthalate
 Concen: 0.659 ng
 RT: 21.313 min Scan# 2262
 Delta R.T. -0.009 min
 Lab File: BN038066.D
 Acq: 13 Oct 2025 13:47



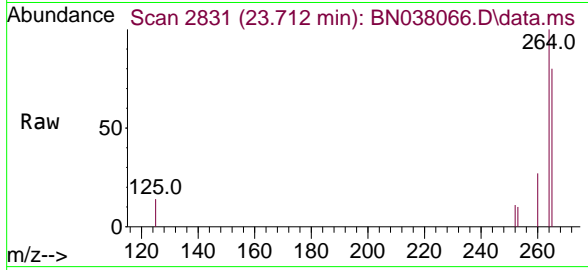
Tgt Ion:149 Resp: 15324
 Ion Ratio Lower Upper
 149 100
 167 27.0 20.4 30.6
 279 3.3 2.4 3.6





#35
Perylene-d12
 Concen: 0.400 ng
 RT: 23.712 min Scan# 2831
 Delta R.T. -0.015 min
 Lab File: BN038066.D
 Acq: 13 Oct 2025 13:47

Instrument :
 BNA_N
ClientSampleId :
 SSTDCCC0.4

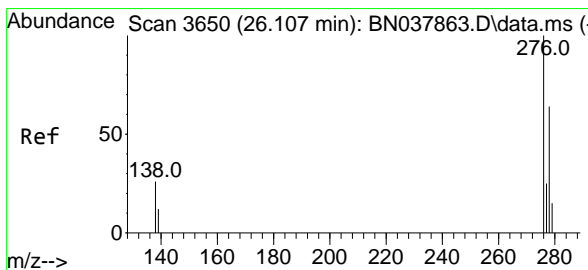
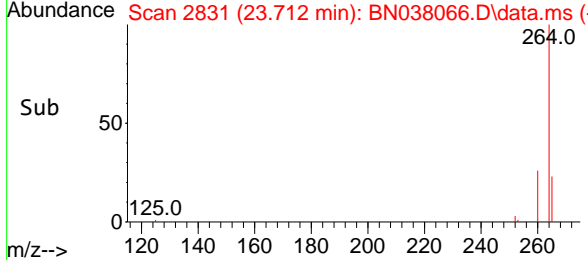
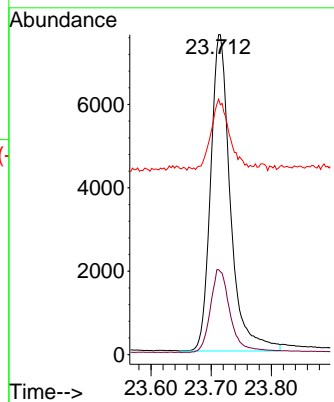


Tgt Ion: 264 Resp: 17326

Ion	Ratio	Lower	Upper
264	100		
260	26.6	21.5	32.3
265	79.8	53.8	80.6

Manual Integrations
APPROVED

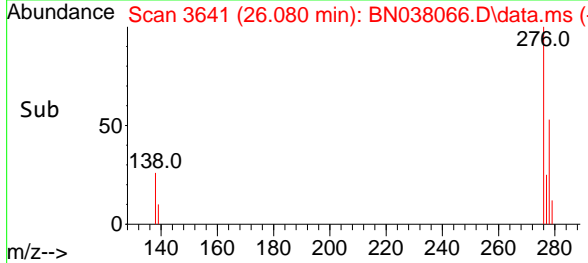
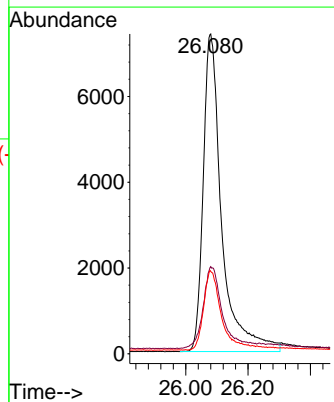
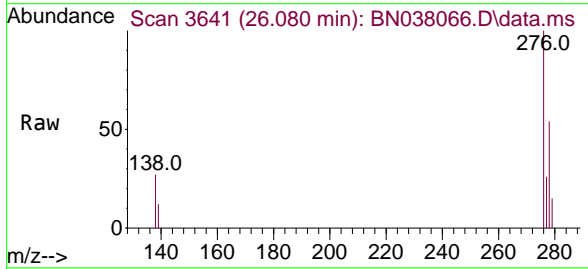
Reviewed By :Jagrut Upadhyay 10/14/2025
 Supervised By :mohammad ahmed 10/15/2025

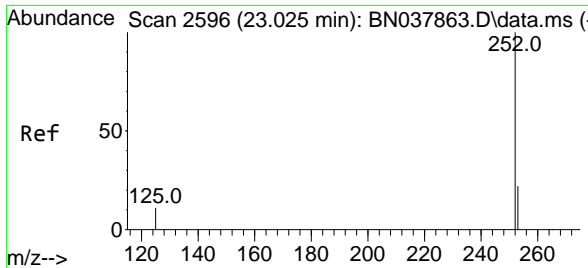


#36
Indeno(1,2,3-cd)pyrene
 Concen: 0.386 ng
 RT: 26.080 min Scan# 3641
 Delta R.T. -0.026 min
 Lab File: BN038066.D
 Acq: 13 Oct 2025 13:47

Tgt Ion: 276 Resp: 30553

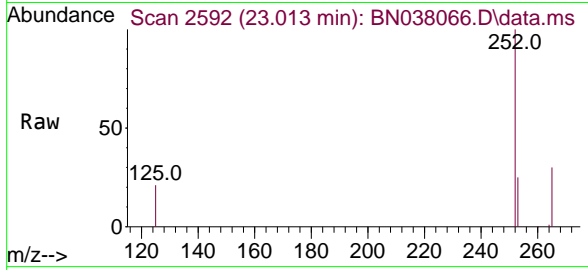
Ion	Ratio	Lower	Upper
276	100		
138	26.3	21.4	32.0
277	23.7	20.3	30.5





#37
 Benzo(b)fluoranthene
 Concen: 0.338 ng m
 RT: 23.013 min Scan# 21
 Delta R.T. -0.012 min
 Lab File: BN038066.D
 Acq: 13 Oct 2025 13:47

Instrument :
 BNA_N
 ClientSampleId :
 SSTDCCC0.4

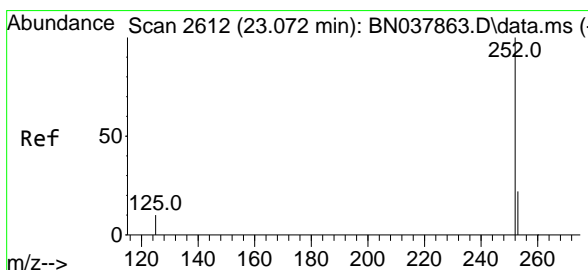
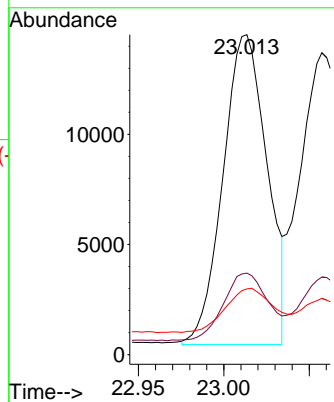
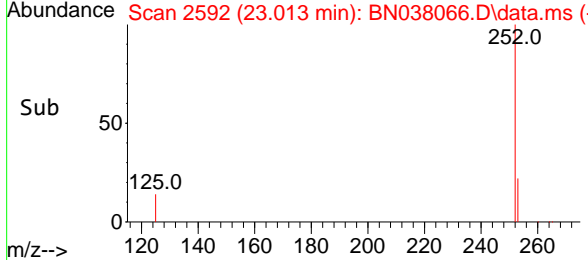


Tgt Ion: 252 Resp: 25246

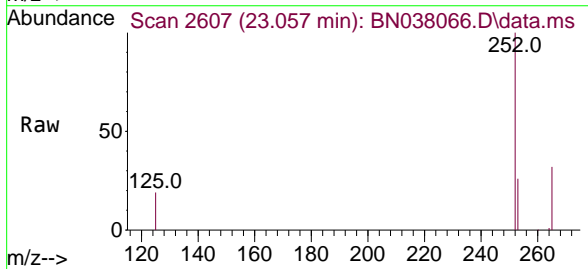
Ion	Ratio	Lower	Upper
252	100		
253	25.5	19.4	29.0
125	20.5	13.0	19.4

Manual Integrations
APPROVED

Reviewed By :Jagrut Upadhyay 10/14/2025
 Supervised By :mohammad ahmed 10/15/2025

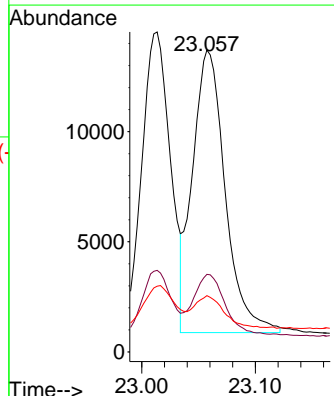
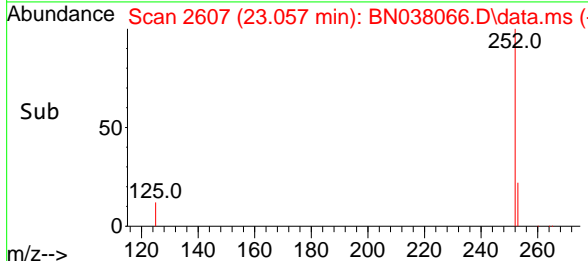


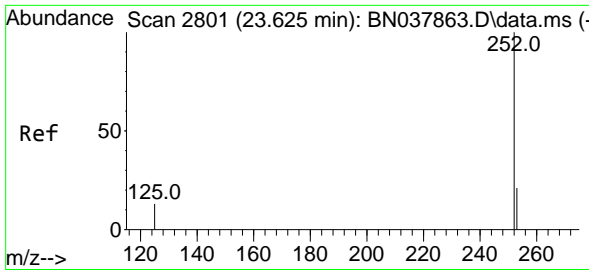
#38
 Benzo(k)fluoranthene
 Concen: 0.341 ng m
 RT: 23.057 min Scan# 2607
 Delta R.T. -0.015 min
 Lab File: BN038066.D
 Acq: 13 Oct 2025 13:47



Tgt Ion: 252 Resp: 25627

Ion	Ratio	Lower	Upper
252	100		
253	25.7	19.5	29.3
125	18.7	13.0	19.4





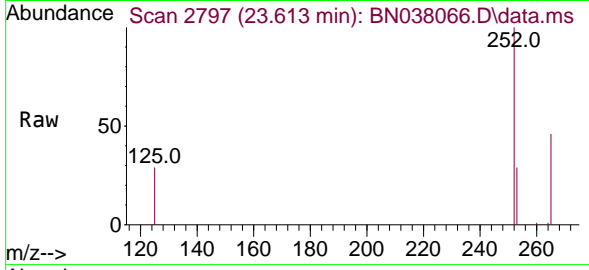
#39
 Benzo(a)pyrene
 Concen: 0.367 ng
 RT: 23.613 min Scan# 21
 Delta R.T. -0.012 min
 Lab File: BN038066.D
 Acq: 13 Oct 2025 13:47

Instrument :

BNA_N

ClientSampleId :

SSTDCCC0.4

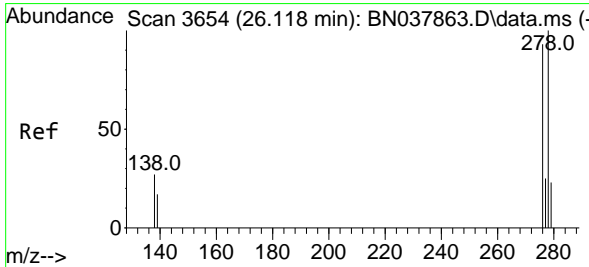
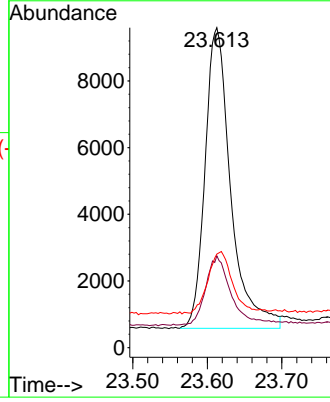
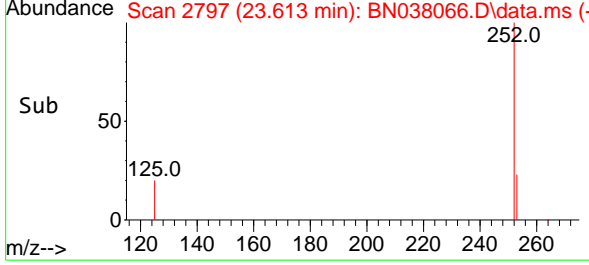


Tgt Ion:252 Resp: 21668
 Ion Ratio Lower Upper
 252 100
 253 28.7 20.6 30.8
 125 29.2 16.7 25.1

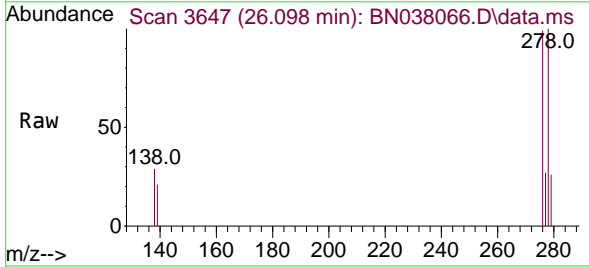
Manual Integrations

APPROVED

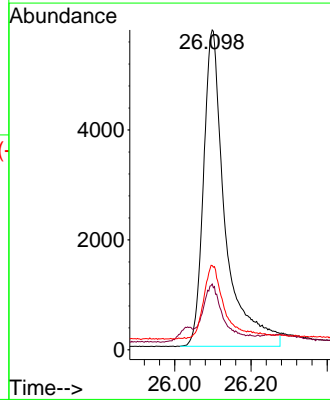
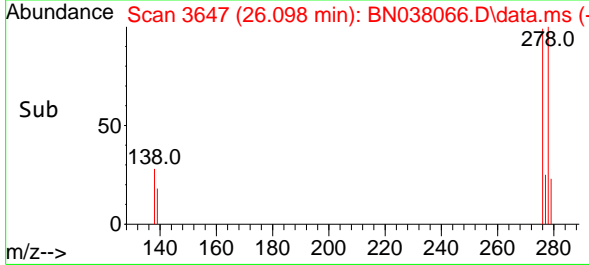
Reviewed By :Jagrut Upadhyay 10/14/2025
 Supervised By :mohammad ahmed 10/15/2025

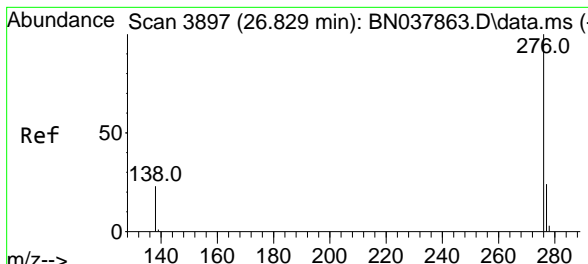


#40
 Dibenzo(a,h)anthracene
 Concen: 0.368 ng
 RT: 26.098 min Scan# 3647
 Delta R.T. -0.020 min
 Lab File: BN038066.D
 Acq: 13 Oct 2025 13:47



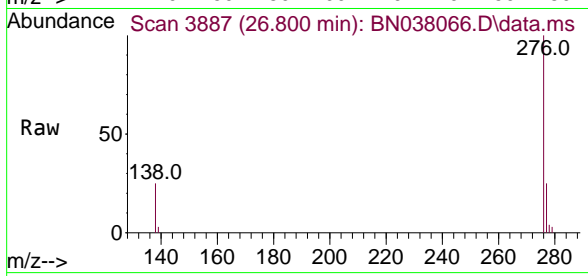
Tgt Ion:278 Resp: 22721
 Ion Ratio Lower Upper
 278 100
 139 20.6 15.4 23.2
 279 26.4 20.8 31.2





#41
 Benzo(g,h,i)perylene
 Concen: 0.423 ng
 RT: 26.800 min Scan# 38
 Delta R.T. -0.029 min
 Lab File: BN038066.D
 Acq: 13 Oct 2025 13:47

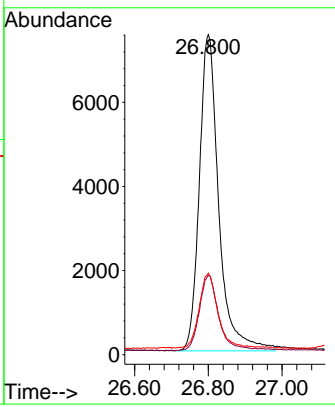
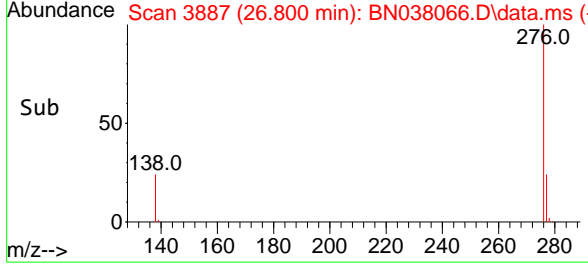
Instrument :
 BNA_N
 ClientSampleId :
 SSTDCCC0.4



Tgt Ion: 276 Resp: 2747

Ion	Ratio	Lower	Upper
276	100		
277	24.8	20.2	30.4
138	25.5	19.8	29.8

Manual Integrations
APPROVED
 Reviewed By :Jagrut Upadhyay 10/14/2025
 Supervised By :mohammad ahmed 10/15/2025



- 1
- 2
- 3
- 4
- 5
- 6
- 7
- 8
- 9
- 10
- 11
- 12
- 13
- 14
- 15
- 16
- 17
- 18

Data Path : Z:\svoasrv\HPCHEM1\BNA_N\Data\BN101325\
 Data File : BN038066.D
 Acq On : 13 Oct 2025 13:47
 Operator : RC/JU
 Sample : SSTDCCC0.4
 Misc :
 ALS Vial : 2 Sample Multiplier: 1

Instrument :
 BNA_N
 LabSampleId :
 SSTDCCC0.4

Quant Time: Oct 13 14:16:09 2025
 Quant Method : Z:\svoasrv\HPCHEM1\BNA_N\Methods\8270-SIM-BN092325.M
 Quant Title : ASP BNA STANDARDS FOR 5 POINT CALIBRATION
 QLast Update : Wed Sep 24 11:00:01 2025
 Response via : Initial Calibration

Min. RRF : 0.000 Min. Rel. Area : 50% Max. R.T. Dev 0.50min
 Max. RRF Dev : 25% Max. Rel. Area : 150%

	Compound	AvgRF	CCRF	%Dev	Area%	Dev(min)
1 I	1,4-Dichlorobenzene-d4	1.000	1.000	0.0	128	-0.03
2	1,4-Dioxane	0.406	0.465	-14.5	146	-0.01
3	n-Nitrosodimethylamine	0.540	0.519	3.9	129	-0.01
4 S	2-Fluorophenol	0.913	0.893	2.2	134	-0.01
5 S	Phenol-d6	1.199	0.939	21.7	108	-0.01
6	bis(2-Chloroethyl)ether	1.113	0.997	10.4	118	-0.02
7 I	Naphthalene-d8	1.000	1.000	0.0	118	-0.03
8 S	Nitrobenzene-d5	0.305	0.238	22.0	97	-0.02
9	Naphthalene	1.102	1.036	6.0	117	-0.02
10	Hexachlorobutadiene	0.188	0.189	-0.5	123	-0.03
11 SURR	2-Methylnaphthalene-d10	0.556	0.571	-2.7	135	-0.03
12	2-Methylnaphthalene	0.720	0.663	7.9	117	-0.03
13 I	Acenaphthene-d10	1.000	1.000	0.0	124	-0.02
14 S	2,4,6-Tribromophenol	0.152	0.137	9.9	126	-0.02
15 S	2-Fluorobiphenyl	1.638	1.428	12.8	114	-0.02
16	Acenaphthylene	1.816	1.658	8.7	124	-0.02
17	Acenaphthene	1.294	1.161	10.3	120	-0.02
18	Fluorene	1.565	1.266	19.1	108	-0.02
19 I	Phenanthrene-d10	1.000	1.000	0.0	119	-0.02
20	4,6-Dinitro-2-methylphenol	0.057	0.039	31.6#	106	-0.02
21	4-Bromophenyl-phenylether	0.261	0.234	10.3	113	-0.01
22	Hexachlorobenzene	0.316	0.289	8.5	112	-0.02
23	Atrazine	0.199	0.165	17.1	114	-0.02
24	Pentachlorophenol	0.108	0.129	-19.4	167#	-0.02
25	Phenanthrene	1.316	1.161	11.8	112	-0.01
26	Anthracene	1.142	1.001	12.3	116	-0.02
27 SURR	Fluoranthene-d10	1.006	1.065	-5.9	142	-0.01
28	Fluoranthene	1.450	1.322	8.8	120	-0.02
29 I	Chrysene-d12	1.000	1.000	0.0	124	0.00
30	Pyrene	1.579	1.518	3.9	124	-0.02
31 S	Terphenyl-d14	0.797	0.724	9.2	119	-0.01
32	Benzo(a)anthracene	1.398	1.282	8.3	123	0.00
33	Chrysene	1.512	1.456	3.7	123	0.00
34	Bis(2-ethylhexyl)phthalate	0.553	0.911	-64.7#	232#	0.00
35 I	Perylene-d12	1.000	1.000	0.0	138	-0.01
36	Indeno(1,2,3-cd)pyrene	1.828	1.763	3.6	146	-0.03
37	Benzo(b)fluoranthene	1.725	1.457	15.5	122	-0.01
38	Benzo(k)fluoranthene	1.736	1.479	14.8	128	-0.01
39 C	Benzo(a)pyrene	1.364	1.251	8.3	140	-0.01
40	Dibenzo(a,h)anthracene	1.427	1.311	8.1	139	-0.02
41	Benzo(g,h,i)perylene	1.499	1.586	-5.8	156#	-0.03

(#) = Out of Range

SPCC's out = 0 CCC's out = 0

Data Path : Z:\svoasrv\HPCHEM1\BNA_N\Data\BN101325\
 Data File : BN038066.D
 Acq On : 13 Oct 2025 13:47
 Operator : RC/JU
 Sample : SSTDCCC0.4
 Misc :
 ALS Vial : 2 Sample Multiplier: 1

Instrument :
 BNA_N
 LabSampleId :
 SSTDCCC0.4

Quant Time: Oct 13 14:16:09 2025
 Quant Method : Z:\svoasrv\HPCHEM1\BNA_N\Methods\8270-SIM-BN092325.M
 Quant Title : ASP BNA STANDARDS FOR 5 POINT CALIBRATION
 QLast Update : Wed Sep 24 11:00:01 2025
 Response via : Initial Calibration

Min. RRF : 0.000 Min. Rel. Area : 50% Max. R.T. Dev 0.50min
 Max. RRF Dev : 25% Max. Rel. Area : 150%

	Compound	Amount	Calc.	%Dev	Area%	Dev(min)
1 I	1,4-Dichlorobenzene-d4	0.400	0.400	0.0	128	-0.03
2	1,4-Dioxane	0.400	0.458	-14.5	146	-0.01
3	n-Nitrosodimethylamine	0.400	0.384	4.0	129	-0.01
4 S	2-Fluorophenol	0.400	0.391	2.3	134	-0.01
5 S	Phenol-d6	0.400	0.313	21.8	108	-0.01
6	bis(2-Chloroethyl)ether	0.400	0.358	10.5	118	-0.02
7 I	Naphthalene-d8	0.400	0.400	0.0	118	-0.03
8 S	Nitrobenzene-d5	0.400	0.312	22.0	97	-0.02
9	Naphthalene	0.400	0.376	6.0	117	-0.02
10	Hexachlorobutadiene	0.400	0.402	-0.5	123	-0.03
11 SURR	2-Methylnaphthalene-d10	0.400	0.411	-2.7	135	-0.03
12	2-Methylnaphthalene	0.400	0.368	8.0	117	-0.03
13 I	Acenaphthene-d10	0.400	0.400	0.0	124	-0.02
14 S	2,4,6-Tribromophenol	0.400	0.361	9.8	126	-0.02
15 S	2-Fluorobiphenyl	0.400	0.349	12.8	114	-0.02
16	Acenaphthylene	0.400	0.365	8.8	124	-0.02
17	Acenaphthene	0.400	0.359	10.3	120	-0.02
18	Fluorene	0.400	0.324	19.0	108	-0.02
19 I	Phenanthrene-d10	0.400	0.400	0.0	119	-0.02
20	4,6-Dinitro-2-methylphenol	0.400	0.373	6.8	106	-0.02
21	4-Bromophenyl-phenylether	0.400	0.359	10.3	113	-0.01
22	Hexachlorobenzene	0.400	0.365	8.8	112	-0.02
23	Atrazine	0.400	0.332	17.0	114	-0.02
24	Pentachlorophenol	0.400	0.476	-19.0	167	-0.02
25	Phenanthrene	0.400	0.353	11.8	112	-0.01
26	Anthracene	0.400	0.351	12.3	116	-0.02
27 SURR	Fluoranthene-d10	0.400	0.423	-5.7	142	-0.01
28	Fluoranthene	0.400	0.365	8.8	120	-0.02
29 I	Chrysene-d12	0.400	0.400	0.0	124	0.00
30	Pyrene	0.400	0.385	3.8	124	-0.02
31 S	Terphenyl-d14	0.400	0.364	9.0	119	-0.01
32	Benzo(a)anthracene	0.400	0.367	8.3	123	0.00
33	Chrysene	0.400	0.385	3.8	123	0.00
34	Bis(2-ethylhexyl)phthalate	0.400	0.659	-64.8#	232	0.00
35 I	Perylene-d12	0.400	0.400	0.0	138	-0.01
36	Indeno(1,2,3-cd)pyrene	0.400	0.386	3.5	146	-0.03
37	Benzo(b)fluoranthene	0.400	0.338	15.5	122	-0.01
38	Benzo(k)fluoranthene	0.400	0.341	14.8	128	-0.01
39 C	Benzo(a)pyrene	0.400	0.367	8.3	140	-0.01
40	Dibenzo(a,h)anthracene	0.400	0.368	8.0	139	-0.02
41	Benzo(g,h,i)perylene	0.400	0.423	-5.7	156	-0.03

(#) = Out of Range

SPCC's out = 0 CCC's out = 0



284 Sheffield Street, Mountainside, New Jersey 07092, Phone : 908 789 8900,
Fax : 908 789 8922

7C

SEMIVOLATILE CONTINUING CALIBRATION CHECK

Lab Name: Alliance Contract: TETRO6
 Lab Code: ACE SDG No.: Q3298
 Instrument ID: BNA_N Calibration Date/Time: 10/13/2025 23:24
 Lab File ID: BN038081.D Init. Calib. Date(s): 09/23/2025 09/23/2025
 EPA Sample No.: SSTDCCC0.4EC Init. Calib. Time(s): 12:13 15:51
 GC Column: ZB-GR ID: 0.25 (mm)

COMPOUND	RRF	RRF0.4	MIN RRF	%D	MAX%D
2-Methylnaphthalene-d10	0.556	0.494		-11.2	50.0
Fluoranthene-d10	1.006	0.861		-14.4	50.0
2-Fluorophenol	0.913	0.864		-5.4	50.0
Phenol-d6	1.199	0.927		-22.7	50.0
Nitrobenzene-d5	0.305	0.270		-11.5	50.0
2-Fluorobiphenyl	1.638	1.596		-2.6	50.0
2,4,6-Tribromophenol	0.152	0.107		-29.6	50.0
Terphenyl-d14	0.797	0.757		-5.0	50.0
1,4-Dioxane	0.406	0.485		19.5	50.0

All other compounds must meet a minimum RRF of 0.010.

Data Path : Z:\svoasrv\HPCHEM1\BNA_N\Data\BN101325\
 Data File : BN038081.D
 Acq On : 13 Oct 2025 23:24
 Operator : RC/JU
 Sample : SSTDCCC0.4
 Misc :
 ALS Vial : 17 Sample Multiplier: 1

Instrument :
 BNA_N
 ClientSampleId :
 SSTDCCC0.4EC

Quant Time: Oct 14 02:41:04 2025
 Quant Method : Z:\svoasrv\HPCHEM1\BNA_N\Methods\8270-SIM-BN092325.M
 Quant Title : ASP BNA STANDARDS FOR 5 POINT CALIBRATION
 QLast Update : Wed Sep 24 11:00:01 2025
 Response via : Initial Calibration

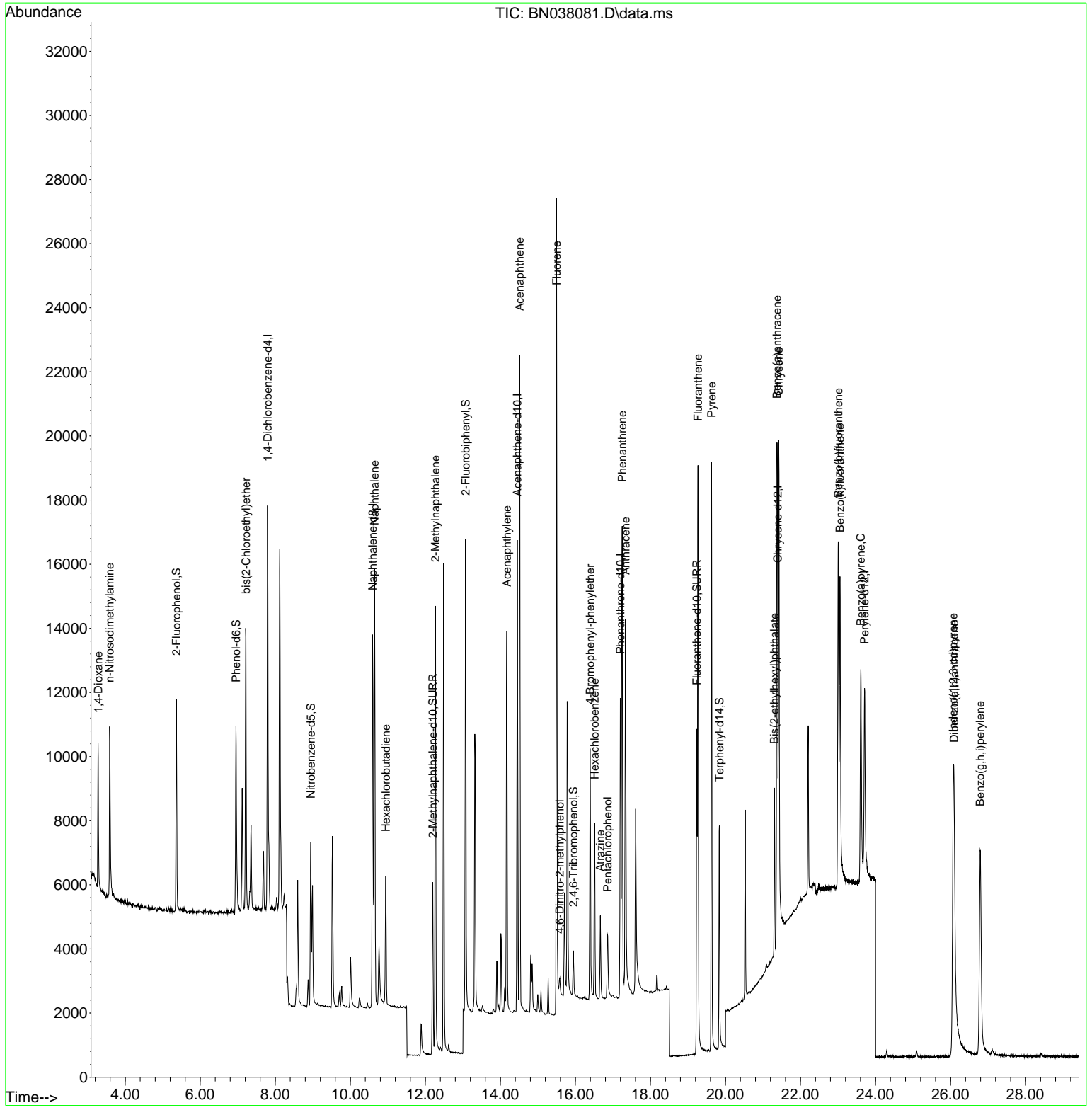
Compound	R.T.	QIon	Response	Conc Units	Dev(Min)	
Internal Standards						
1) 1,4-Dichlorobenzene-d4	7.796	152	6102	0.400 ng	-0.03	
7) Naphthalene-d8	10.594	136	16304	0.400 ng	#-0.03	
13) Acenaphthene-d10	14.452	164	8122	0.400 ng	-0.02	
19) Phenanthrene-d10	17.198	188	14166	0.400 ng	#-0.02	
29) Chrysene-d12	21.393	240	10220	0.400 ng	0.00	
35) Perylene-d12	23.709	264	9438	0.400 ng	#-0.02	
System Monitoring Compounds						
4) 2-Fluorophenol	5.363	112	5272	0.379 ng	-0.02	
5) Phenol-d6	6.951	99	5654	0.309 ng	-0.02	
8) Nitrobenzene-d5	8.950	82	4404	0.354 ng	-0.02	
11) 2-Methylnaphthalene-d10	12.197	152	8062	0.356 ng	-0.02	
14) 2,4,6-Tribromophenol	15.944	330	869	0.282 ng	-0.02	
15) 2-Fluorobiphenyl	13.072	172	12964	0.390 ng	-0.02	
27) Fluoranthene-d10	19.238	212	12203	0.342 ng	-0.01	
31) Terphenyl-d14	19.838	244	7736	0.380 ng	-0.01	
Target Compounds						
2) 1,4-Dioxane	3.283	88	2958	0.478 ng		99
3) n-Nitrosodimethylamine	3.586	42	3747	0.455 ng	#	87
6) bis(2-Chloroethyl)ether	7.219	93	6694	0.394 ng		99
9) Naphthalene	10.648	128	17982	0.400 ng		99
10) Hexachlorobutadiene	10.946	225	3142	0.410 ng	#	99
12) 2-Methylnaphthalene	12.268	142	10665	0.363 ng		100
16) Acenaphthylene	14.174	152	14258	0.387 ng		100
17) Acenaphthene	14.516	154	9994	0.380 ng		99
18) Fluorene	15.499	166	10564	0.332 ng		96
20) 4,6-Dinitro-2-methylph...	15.584	198	515	0.352 ng	#	1
21) 4-Bromophenyl-phenylether	16.391	248	3312	0.359 ng	#	81
22) Hexachlorobenzene	16.515	284	4363	0.390 ng		97
23) Atrazine	16.664	200	2133	0.303 ng	#	93
24) Pentachlorophenol	16.863	266	1349	0.351 ng		98
25) Phenanthrene	17.248	178	17038	0.365 ng		100
26) Anthracene	17.335	178	14291	0.353 ng		100
28) Fluoranthene	19.266	202	17495	0.341 ng		99
30) Pyrene	19.629	202	17496	0.434 ng		100
32) Benzo(a)anthracene	21.375	228	12446	0.348 ng		98
33) Chrysene	21.420	228	16053	0.416 ng		99
34) Bis(2-ethylhexyl)phtha...	21.304	149	5282	0.374 ng		99
36) Indeno(1,2,3-cd)pyrene	26.074	276	16710	0.387 ng		98
37) Benzo(b)fluoranthene	23.008	252	14457	0.355 ng	#	90
38) Benzo(k)fluoranthene	23.051	252	15321	0.374 ng	#	90
39) Benzo(a)pyrene	23.607	252	12298	0.382 ng	#	83
40) Dibenzo(a,h)anthracene	26.095	278	12118	0.360 ng	#	90
41) Benzo(g,h,i)perylene	26.791	276	15568	0.440 ng		98

(#) = qualifier out of range (m) = manual integration (+) = signals summed

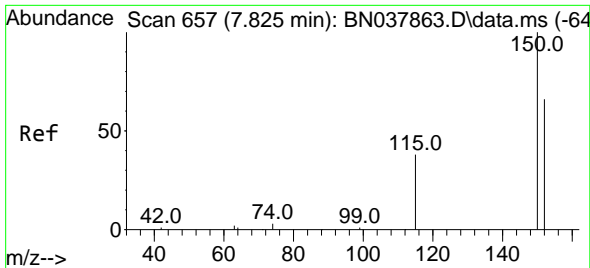
Data Path : Z:\svoasrv\HPCHEM1\BNA_N\Data\BN101325\
 Data File : BN038081.D
 Acq On : 13 Oct 2025 23:24
 Operator : RC/JU
 Sample : SSTDCCC0.4
 Misc :
 ALS Vial : 17 Sample Multiplier: 1

Instrument :
 BNA_N
ClientSampleId :
 SSTDCCC0.4EC

Quant Time: Oct 14 02:41:04 2025
 Quant Method : Z:\svoasrv\HPCHEM1\BNA_N\Methods\8270-SIM-BN092325.M
 Quant Title : ASP BNA STANDARDS FOR 5 POINT CALIBRATION
 QLast Update : Wed Sep 24 11:00:01 2025
 Response via : Initial Calibration

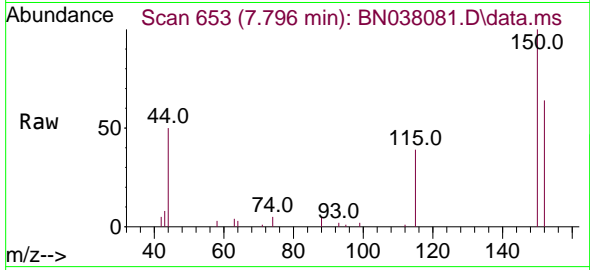


- 1
- 2
- 3
- 4
- 5
- 6
- 7
- 8
- 9
- 10
- 11
- 12
- 13
- 14
- 15
- 16
- 17
- 18

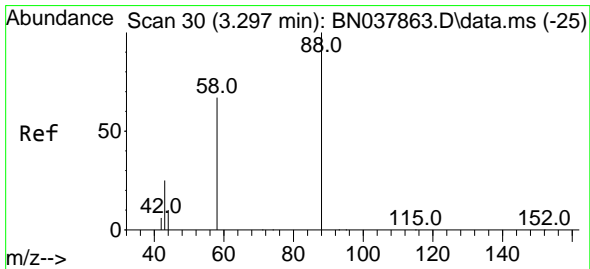
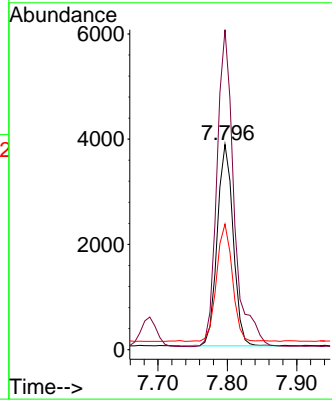
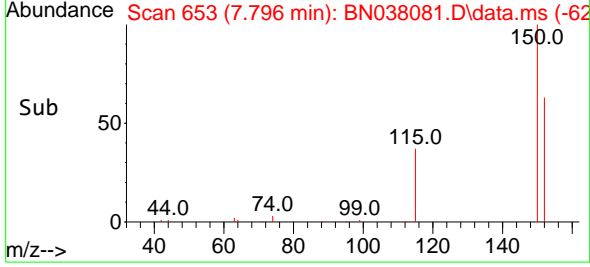


#1
 1,4-Dichlorobenzene-d4
 Concen: 0.400 ng
 RT: 7.796 min Scan# 61
 Delta R.T. -0.029 min
 Lab File: BN038081.D
 Acq: 13 Oct 2025 23:24

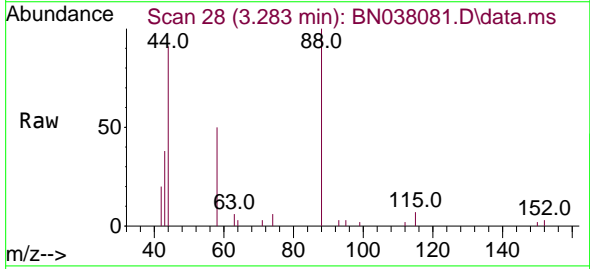
Instrument :
 BNA_N
 ClientSampleId :
 SSTDCCC0.4EC



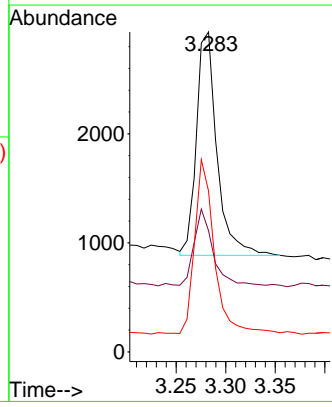
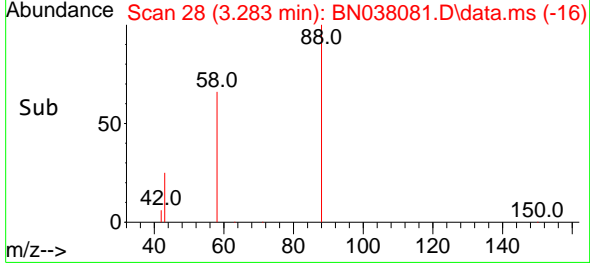
Tgt Ion:152 Resp: 6102
 Ion Ratio Lower Upper
 152 100
 150 156.0 121.0 181.4
 115 61.2 47.4 71.0

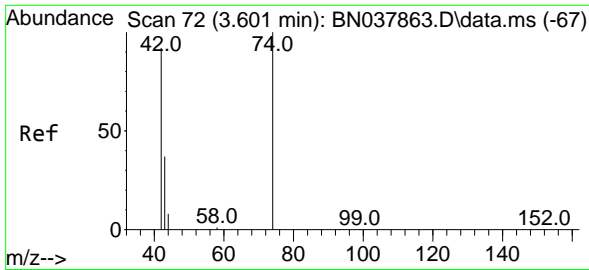


#2
 1,4-Dioxane
 Concen: 0.478 ng
 RT: 3.283 min Scan# 28
 Delta R.T. -0.015 min
 Lab File: BN038081.D
 Acq: 13 Oct 2025 23:24



Tgt Ion: 88 Resp: 2958
 Ion Ratio Lower Upper
 88 100
 43 32.3 26.6 39.8
 58 73.2 58.9 88.3

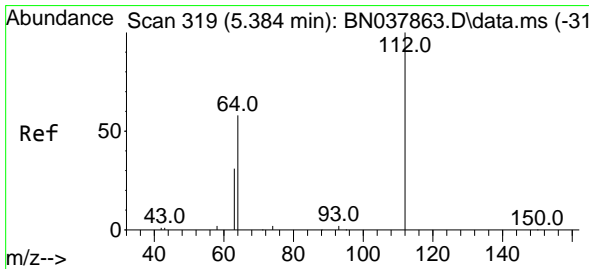
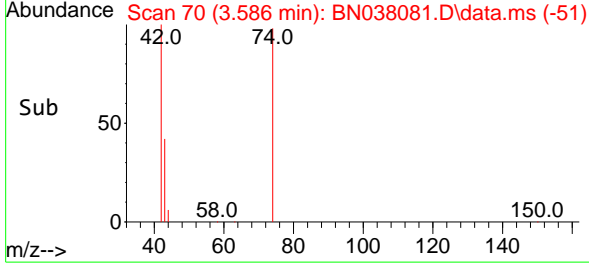
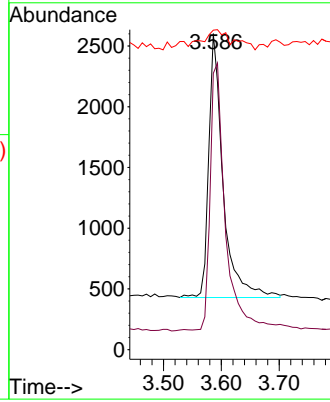
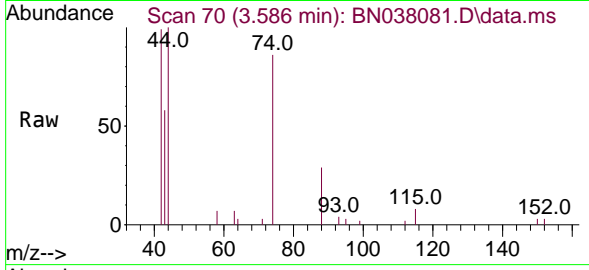




#3
 n-Nitrosodimethylamine
 Concen: 0.455 ng
 RT: 3.586 min Scan# 70
 Delta R.T. -0.015 min
 Lab File: BN038081.D
 Acq: 13 Oct 2025 23:24

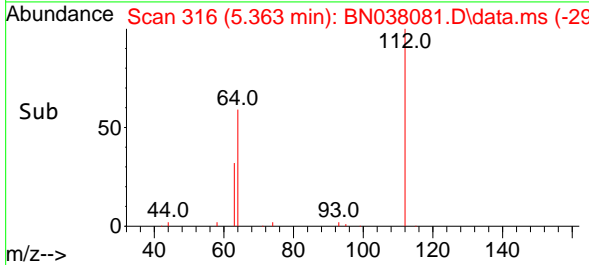
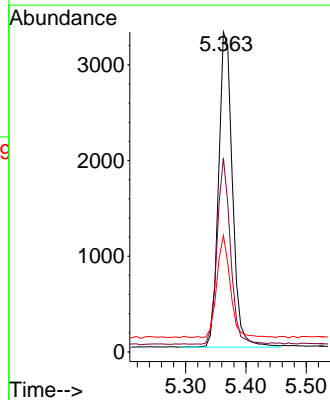
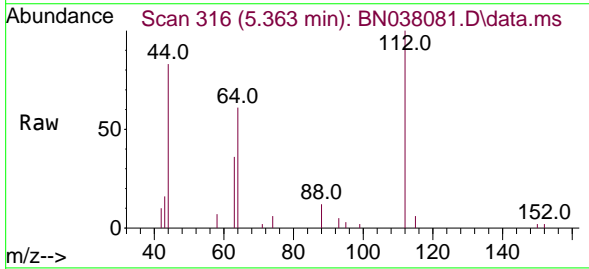
Instrument :
 BNA_N
 ClientSampleId :
 SSTDCCC0.4EC

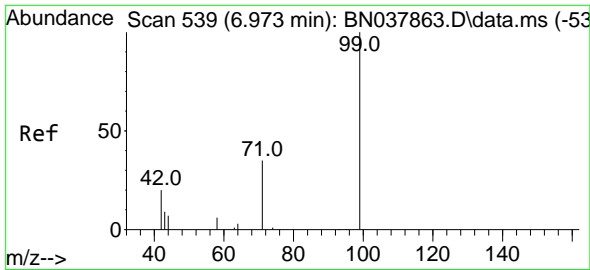
Tgt Ion	Resp	Lower	Upper
42	3747		
42	100		
74	106.9	93.4	140.0
44	11.2	22.2	33.4



#4
 2-Fluorophenol
 Concen: 0.379 ng
 RT: 5.363 min Scan# 316
 Delta R.T. -0.022 min
 Lab File: BN038081.D
 Acq: 13 Oct 2025 23:24

Tgt Ion	Resp	Lower	Upper
112	5272		
112	100		
64	56.4	44.6	66.8
63	31.5	24.9	37.3

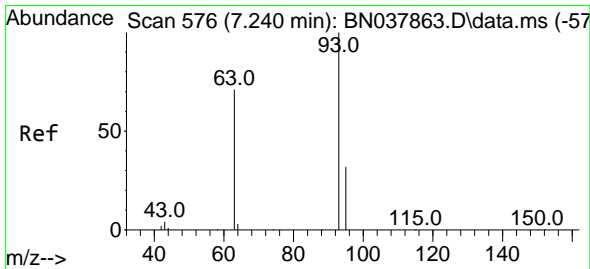
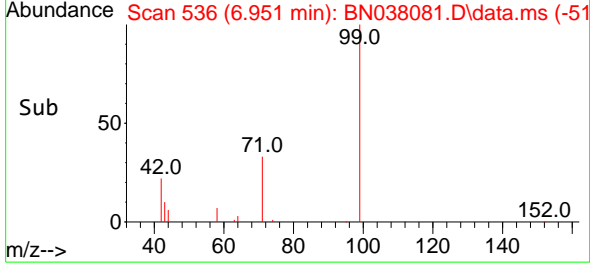
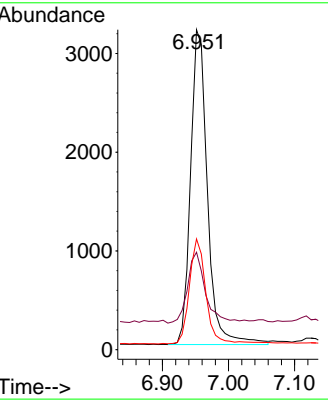
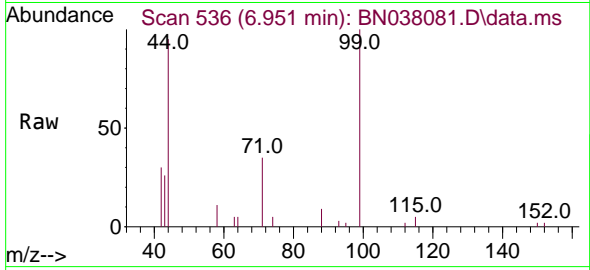




#5
 Phenol-d6
 Concen: 0.309 ng
 RT: 6.951 min Scan# 51
 Delta R.T. -0.022 min
 Lab File: BN038081.D
 Acq: 13 Oct 2025 23:24

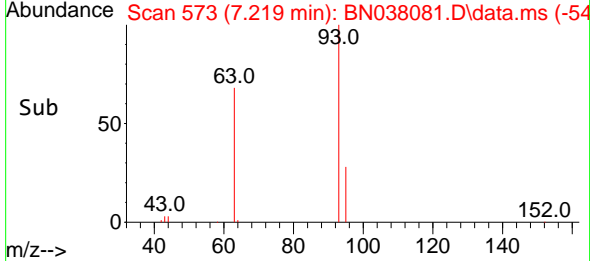
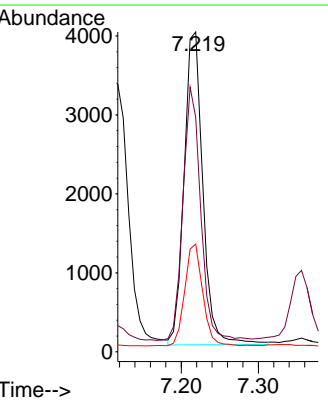
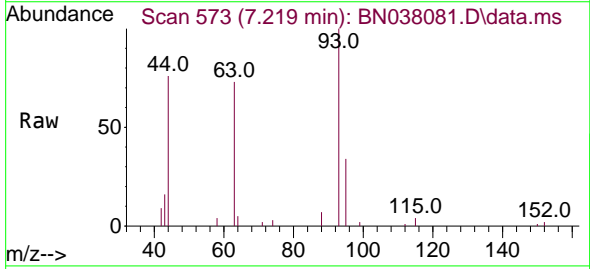
Instrument :
 BNA_N
 ClientSampleId :
 SSTDCCC0.4EC

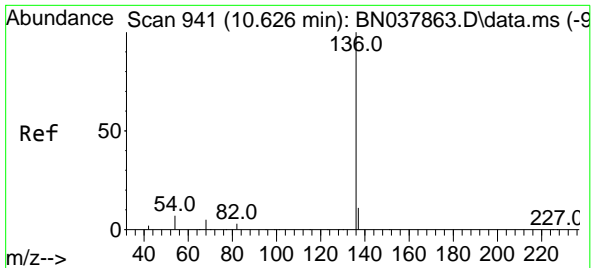
Tgt Ion	Resp	Lower	Upper
99	5654		
99	100		
42	24.1	17.2	25.8
71	33.5	27.3	40.9



#6
 bis(2-Chloroethyl)ether
 Concen: 0.394 ng
 RT: 7.219 min Scan# 573
 Delta R.T. -0.022 min
 Lab File: BN038081.D
 Acq: 13 Oct 2025 23:24

Tgt Ion	Resp	Lower	Upper
93	6694		
93	100		
63	76.5	60.1	90.1
95	31.2	25.4	38.2

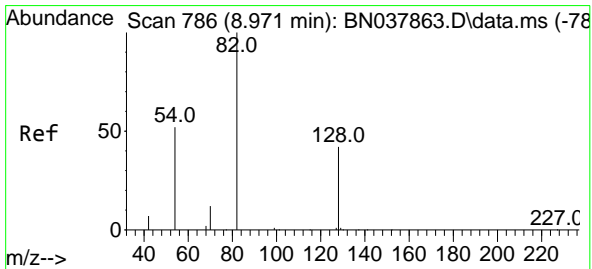
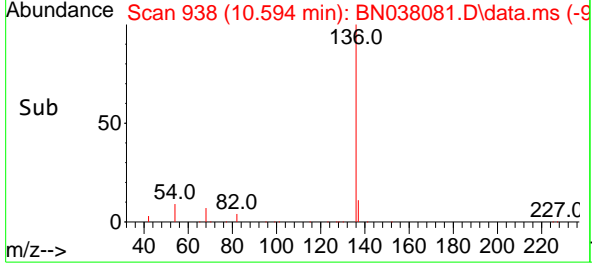
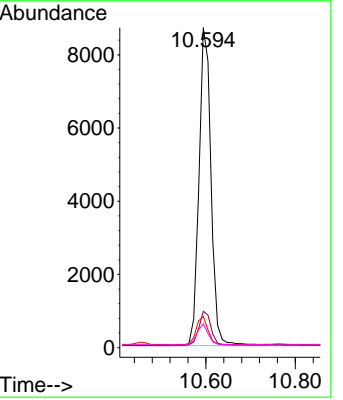
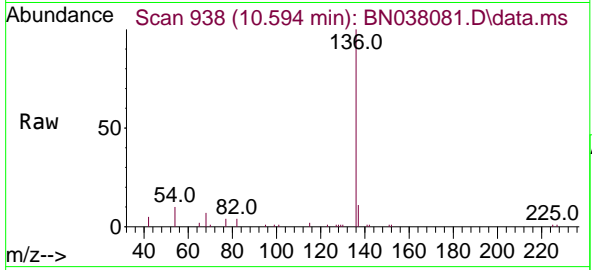




#7
Naphthalene-d8
 Concen: 0.400 ng
 RT: 10.594 min Scan# 911
 Delta R.T. -0.032 min
 Lab File: BN038081.D
 Acq: 13 Oct 2025 23:24

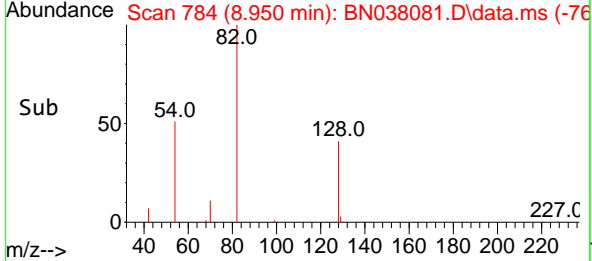
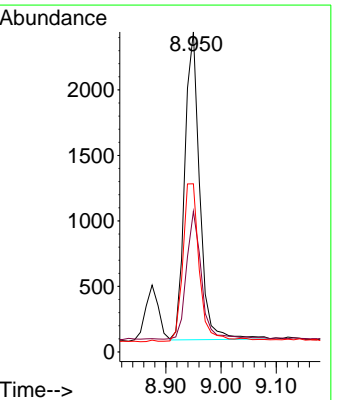
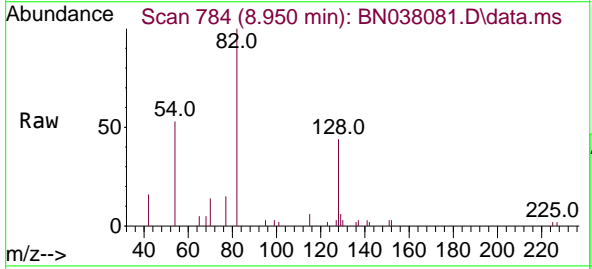
Instrument :
 BNA_N
ClientSampleId :
 SSTDCCC0.4EC

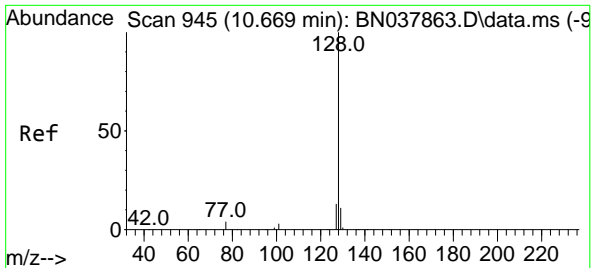
Tgt Ion	Resp	Lower	Upper
136	16304		
136	100		
137	11.3	9.0	13.4
54	9.7	5.8	8.8#
68	7.4	4.3	6.5#



#8
Nitrobenzene-d5
 Concen: 0.354 ng
 RT: 8.950 min Scan# 784
 Delta R.T. -0.021 min
 Lab File: BN038081.D
 Acq: 13 Oct 2025 23:24

Tgt Ion	Resp	Lower	Upper
82	4404		
82	100		
128	43.9	34.8	52.2
54	52.5	42.2	63.2



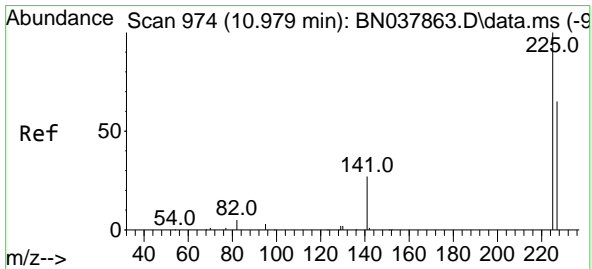
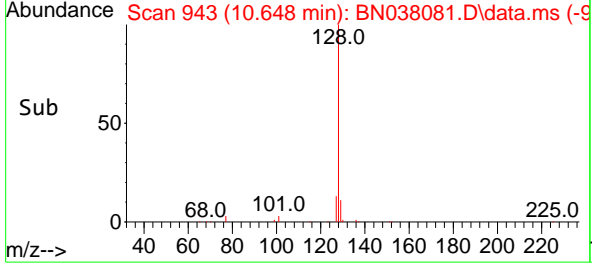
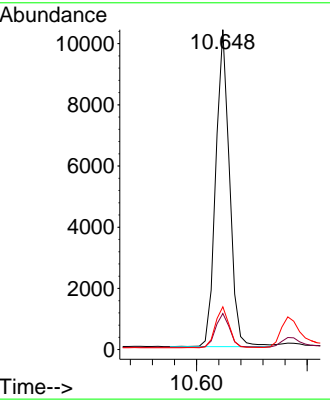
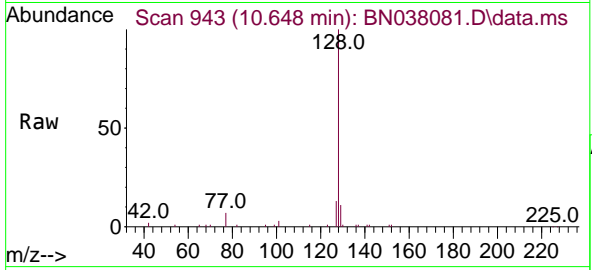


#9
Naphthalene
 Concen: 0.400 ng
 RT: 10.648 min Scan# 94
 Delta R.T. -0.021 min
 Lab File: BN038081.D
 Acq: 13 Oct 2025 23:24

Instrument :
 BNA_N
ClientSampleId :
 SSTDCCC0.4EC

Tgt Ion:128 Resp: 17982

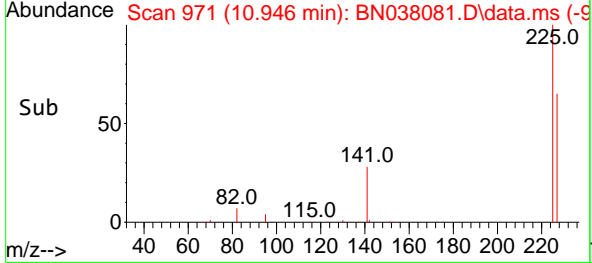
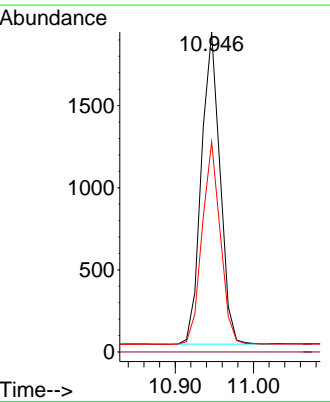
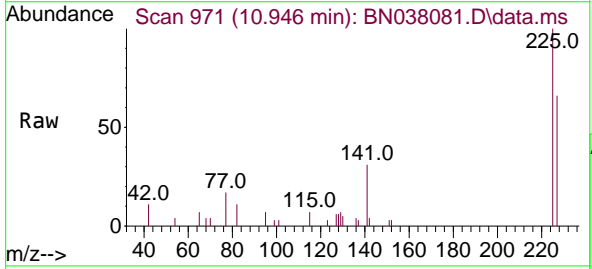
Ion	Ratio	Lower	Upper
128	100		
129	11.3	9.2	13.8
127	13.4	11.0	16.6

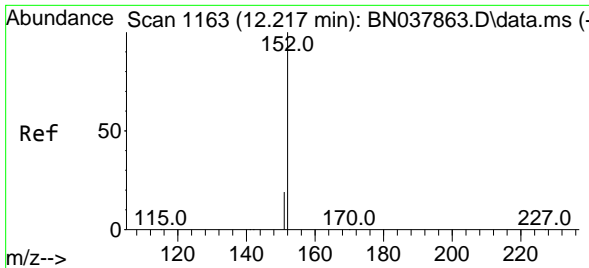


#10
Hexachlorobutadiene
 Concen: 0.410 ng
 RT: 10.946 min Scan# 971
 Delta R.T. -0.032 min
 Lab File: BN038081.D
 Acq: 13 Oct 2025 23:24

Tgt Ion:225 Resp: 3142

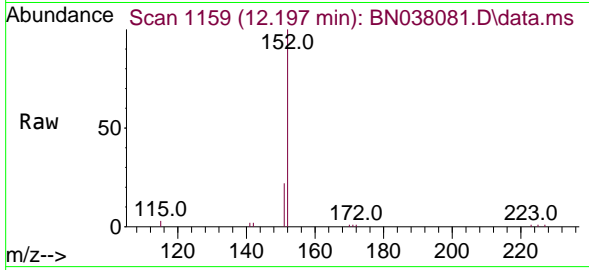
Ion	Ratio	Lower	Upper
225	100		
223	0.0	0.0	0.0
227	63.7	51.4	77.2



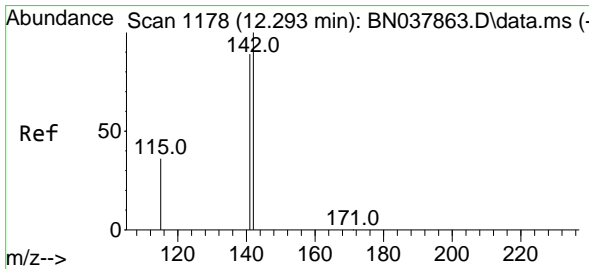
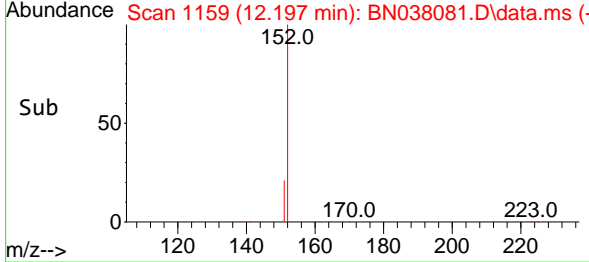
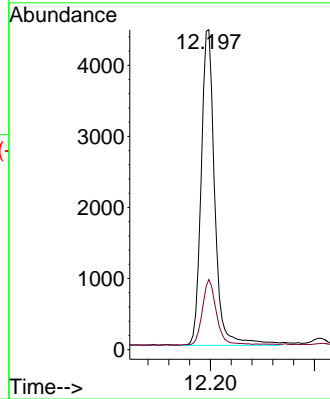


#11
 2-Methylnaphthalene-d10
 Concen: 0.356 ng
 RT: 12.197 min Scan# 1163
 Delta R.T. -0.020 min
 Lab File: BN038081.D
 Acq: 13 Oct 2025 23:24

Instrument : BNA_N
 ClientSampleId : SSTDCCC0.4EC

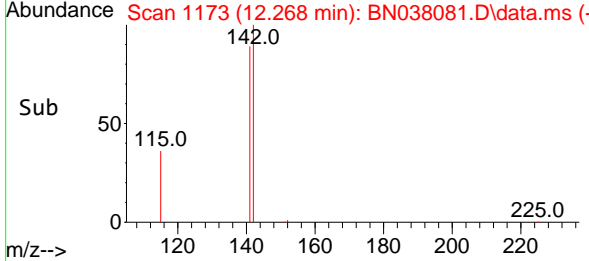
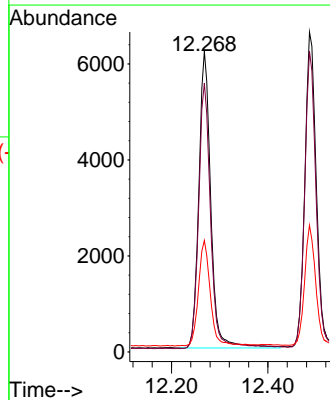
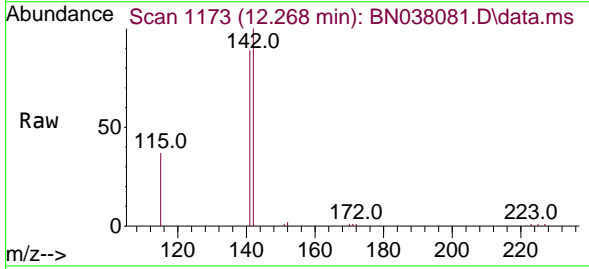


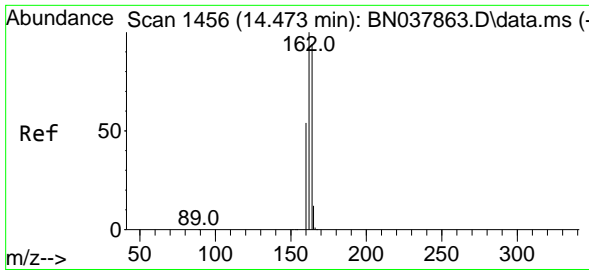
Tgt Ion:152 Resp: 8062
 Ion Ratio Lower Upper
 152 100
 151 21.3 17.4 26.2



#12
 2-Methylnaphthalene
 Concen: 0.363 ng
 RT: 12.268 min Scan# 1173
 Delta R.T. -0.025 min
 Lab File: BN038081.D
 Acq: 13 Oct 2025 23:24

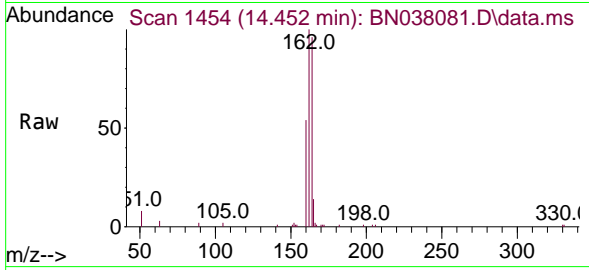
Tgt Ion:142 Resp: 10665
 Ion Ratio Lower Upper
 142 100
 141 89.4 71.2 106.8
 115 37.1 29.7 44.5





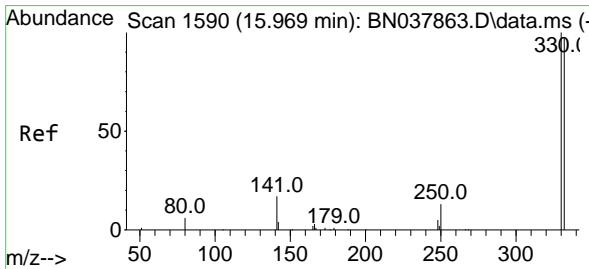
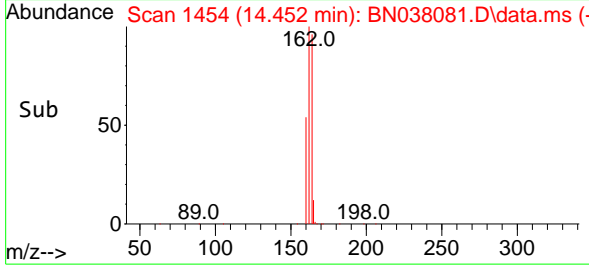
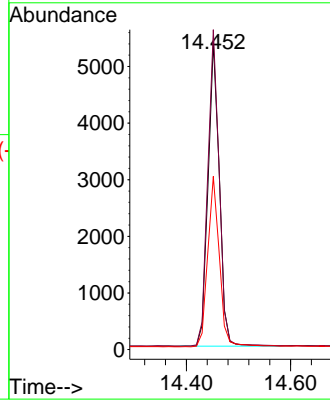
#13
 Acenaphthene-d10
 Concen: 0.400 ng
 RT: 14.452 min Scan# 14
 Delta R.T. -0.022 min
 Lab File: BN038081.D
 Acq: 13 Oct 2025 23:24

Instrument :
 BNA_N
 ClientSampleId :
 SSTDCCC0.4EC



Tgt Ion:164 Resp: 8122

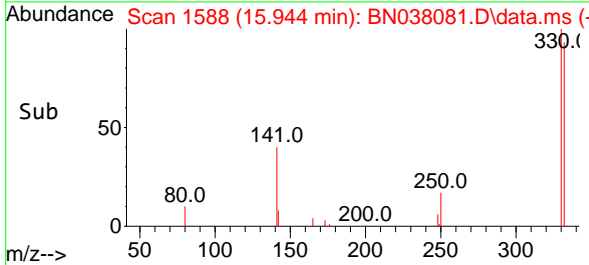
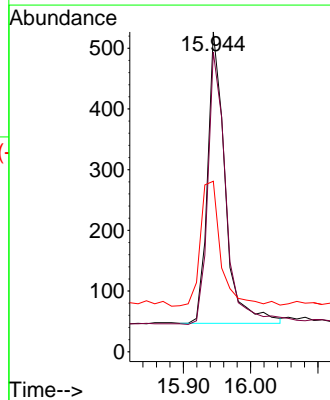
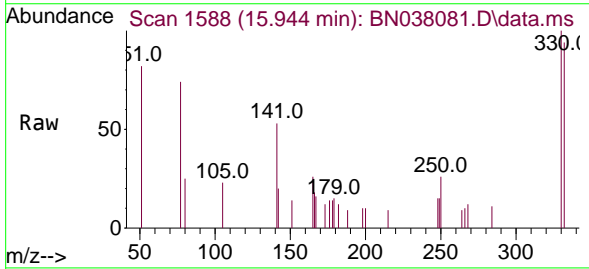
Ion	Ratio	Lower	Upper
164	100		
162	104.2	84.8	127.2
160	56.4	46.1	69.1

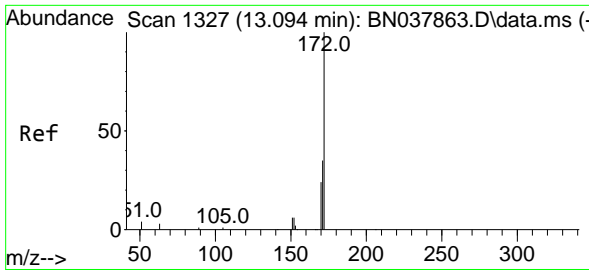


#14
 2,4,6-Tribromophenol
 Concen: 0.282 ng
 RT: 15.944 min Scan# 1588
 Delta R.T. -0.025 min
 Lab File: BN038081.D
 Acq: 13 Oct 2025 23:24

Tgt Ion:330 Resp: 869

Ion	Ratio	Lower	Upper
330	100		
332	97.7	77.2	115.8
141	50.3	37.2	55.8

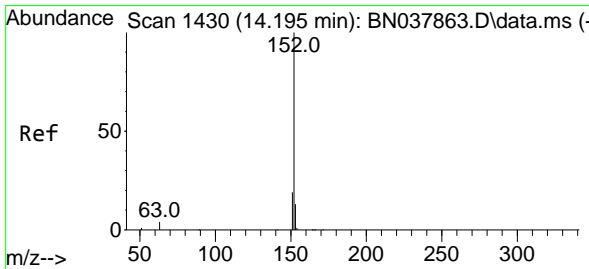
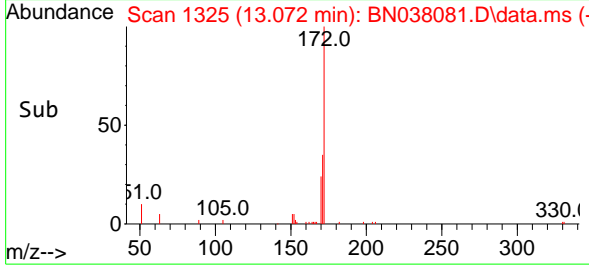
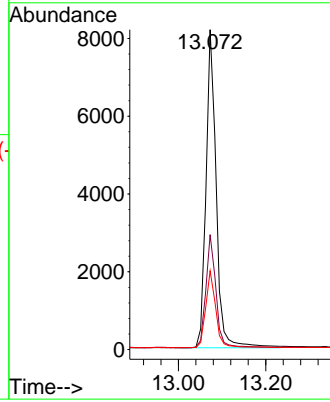
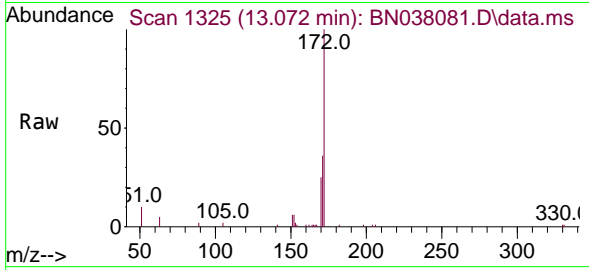




#15
 2-Fluorobiphenyl
 Concen: 0.390 ng
 RT: 13.072 min Scan# 1325
 Delta R.T. -0.022 min
 Lab File: BN038081.D
 Acq: 13 Oct 2025 23:24

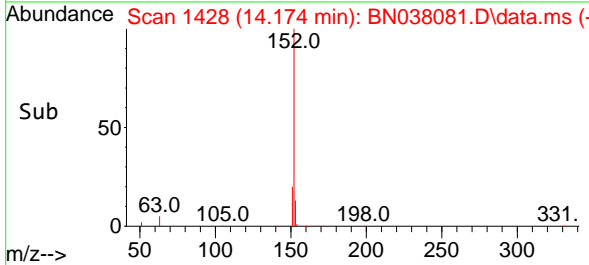
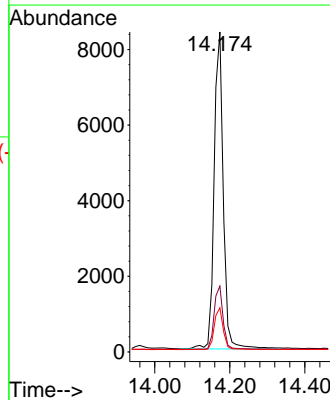
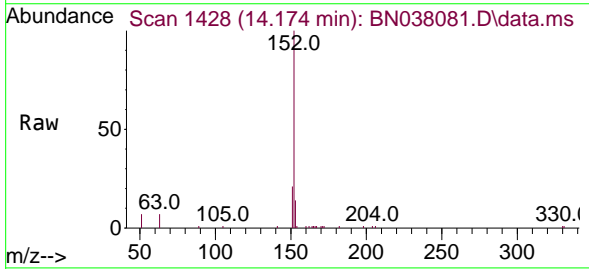
Instrument :
 BNA_N
 ClientSampleId :
 SSTDCCC0.4EC

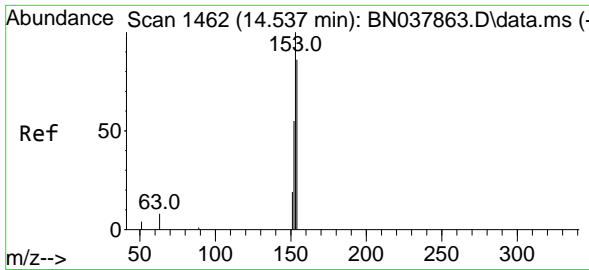
Tgt Ion	Resp	Lower	Upper
172	12964		
171	35.9	28.6	43.0
170	24.6	19.7	29.5



#16
 Acenaphthylene
 Concen: 0.387 ng
 RT: 14.174 min Scan# 1428
 Delta R.T. -0.022 min
 Lab File: BN038081.D
 Acq: 13 Oct 2025 23:24

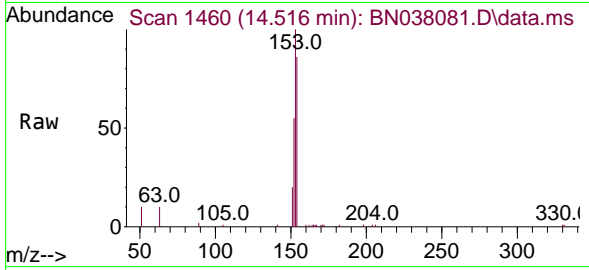
Tgt Ion	Resp	Lower	Upper
152	14258		
151	19.6	15.8	23.8
153	13.0	10.5	15.7





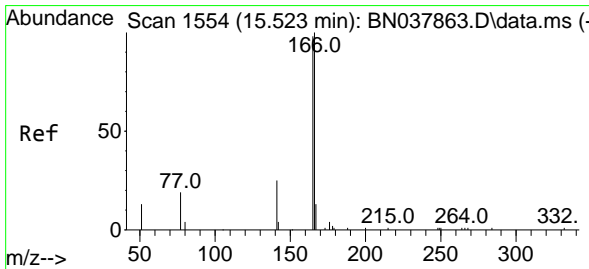
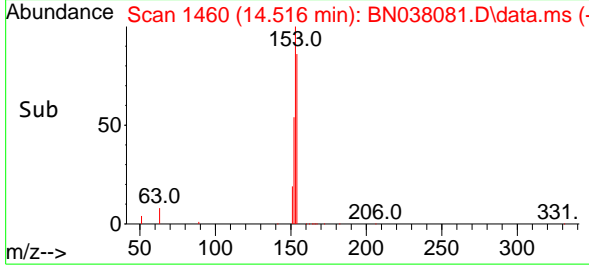
#17
 Acenaphthene
 Concen: 0.380 ng
 RT: 14.516 min Scan# 14
 Delta R.T. -0.022 min
 Lab File: BN038081.D
 Acq: 13 Oct 2025 23:24

Instrument :
 BNA_N
 ClientSampleId :
 SSTDCCC0.4EC

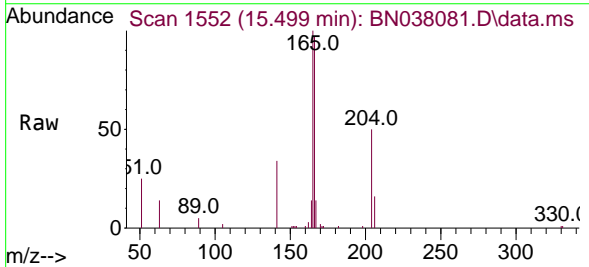


Tgt Ion:154 Resp: 9994

Ion	Ratio	Lower	Upper
154	100		
153	114.8	90.5	135.7
152	64.2	51.8	77.8

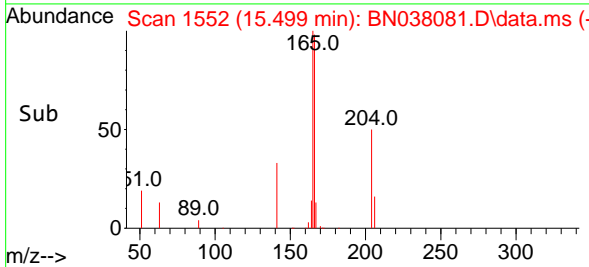
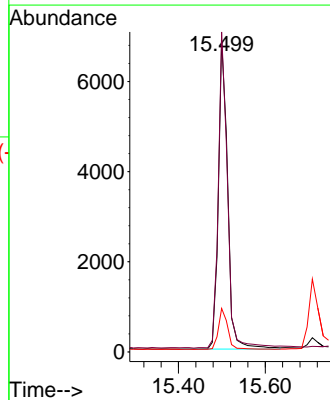


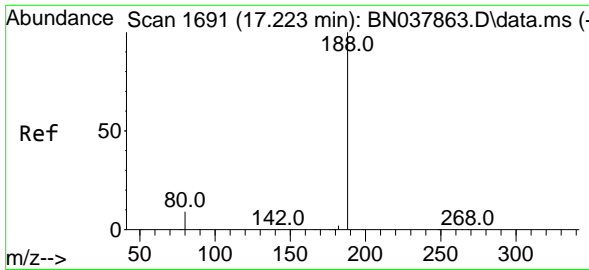
#18
 Fluorene
 Concen: 0.332 ng
 RT: 15.499 min Scan# 1552
 Delta R.T. -0.023 min
 Lab File: BN038081.D
 Acq: 13 Oct 2025 23:24



Tgt Ion:166 Resp: 10564

Ion	Ratio	Lower	Upper
166	100		
165	103.3	79.0	118.4
167	13.6	10.6	16.0

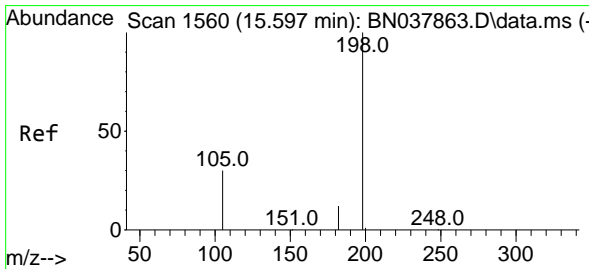
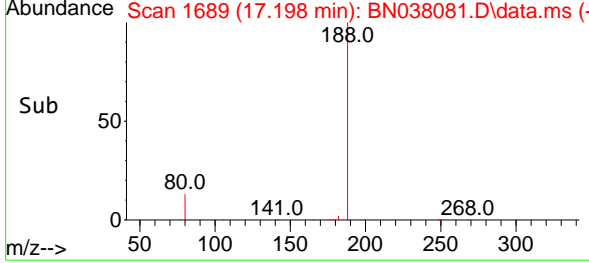
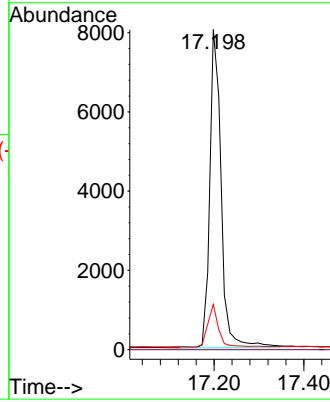
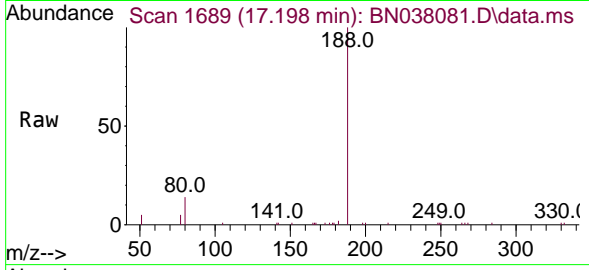




#19
 Phenanthrene-d10
 Concen: 0.400 ng
 RT: 17.198 min Scan# 10
 Delta R.T. -0.025 min
 Lab File: BN038081.D
 Acq: 13 Oct 2025 23:24

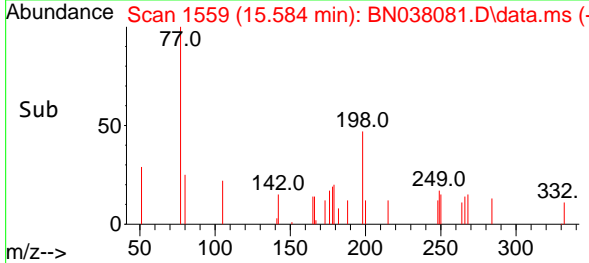
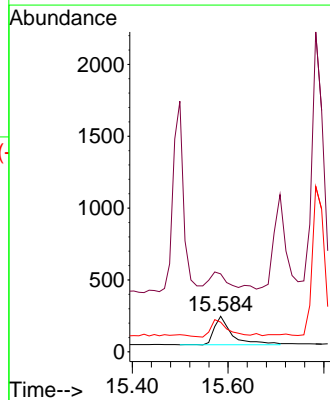
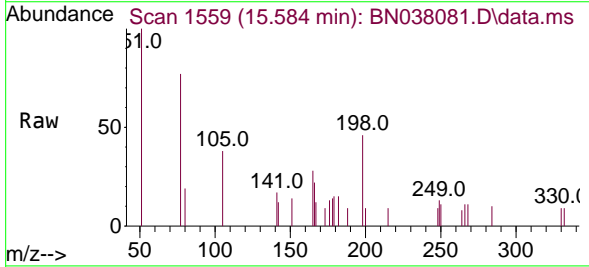
Instrument :
 BNA_N
 ClientSampleId :
 SSTDCCC0.4EC

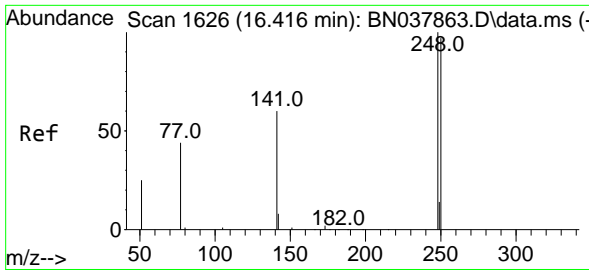
Tgt Ion	Resp	Lower	Upper
188	14166		
94	0.0	0.0	0.0
80	14.1	7.6	11.4#



#20
 4,6-Dinitro-2-methylphenol
 Concen: 0.352 ng
 RT: 15.584 min Scan# 1559
 Delta R.T. -0.013 min
 Lab File: BN038081.D
 Acq: 13 Oct 2025 23:24

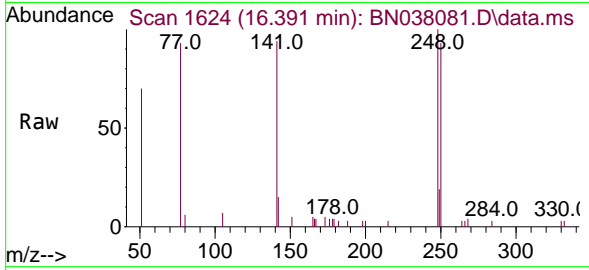
Tgt Ion	Resp	Lower	Upper
198	515		
51	219.4	59.1	88.7#
105	83.4	41.3	61.9#





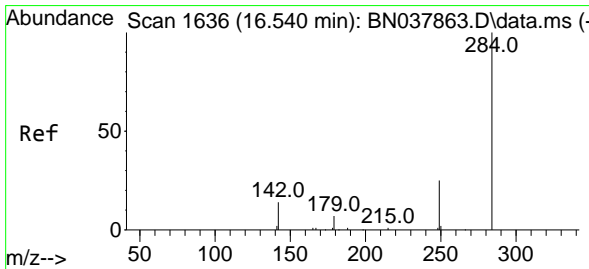
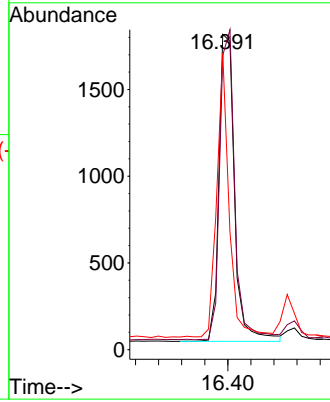
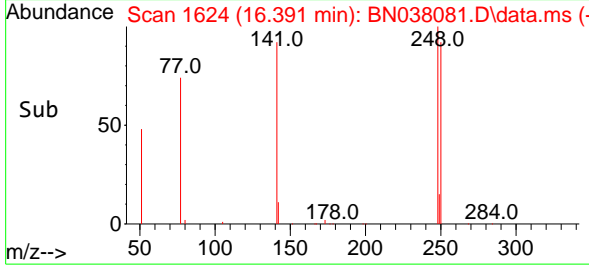
#21
 4-Bromophenyl-phenylether
 Concen: 0.359 ng
 RT: 16.391 min Scan# 1624
 Delta R.T. -0.025 min
 Lab File: BN038081.D
 Acq: 13 Oct 2025 23:24

Instrument :
 BNA_N
 ClientSampleId :
 SSTDCCC0.4EC

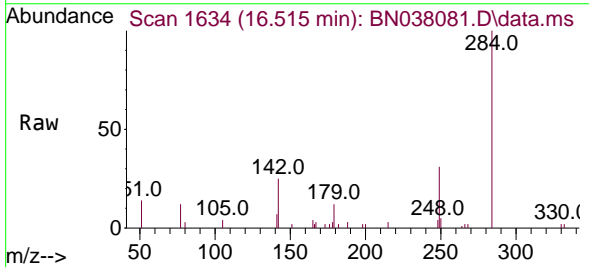


Tgt Ion: 248 Resp: 3312

Ion	Ratio	Lower	Upper
248	100		
250	93.3	77.6	116.4
141	94.0	48.8	73.2

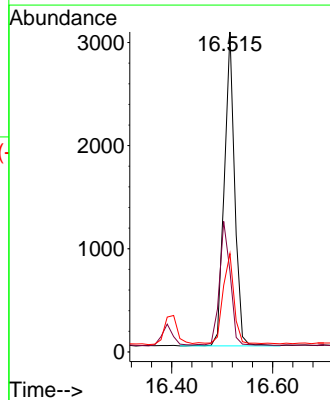
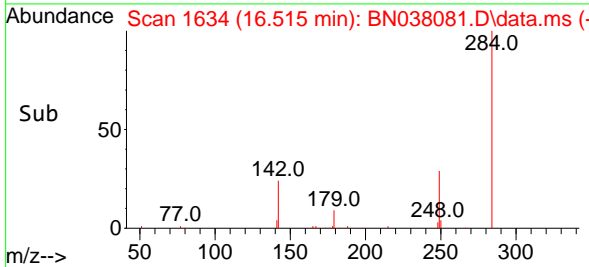


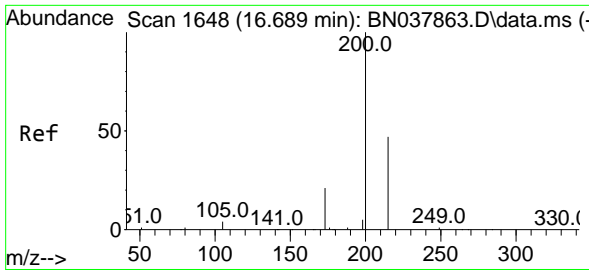
#22
 Hexachlorobenzene
 Concen: 0.390 ng
 RT: 16.515 min Scan# 1634
 Delta R.T. -0.025 min
 Lab File: BN038081.D
 Acq: 13 Oct 2025 23:24



Tgt Ion: 284 Resp: 4363

Ion	Ratio	Lower	Upper
284	100		
142	41.4	30.9	46.3
249	30.8	23.9	35.9

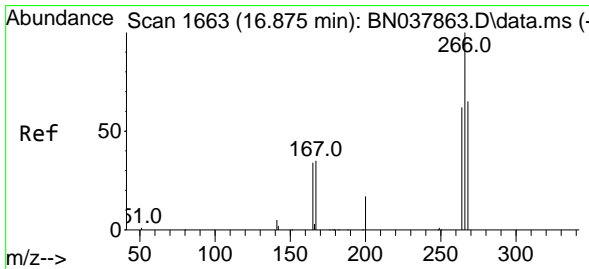
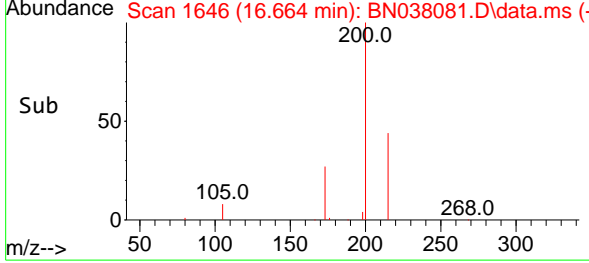
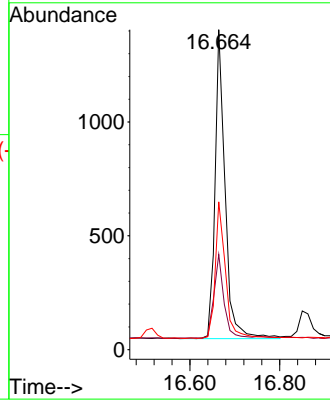
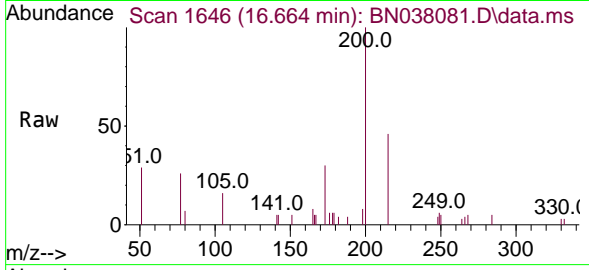




#23
Atrazine
 Concen: 0.303 ng
 RT: 16.664 min Scan# 1646
 Delta R.T. -0.025 min
 Lab File: BN038081.D
 Acq: 13 Oct 2025 23:24

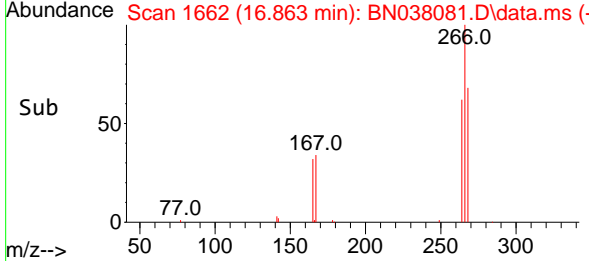
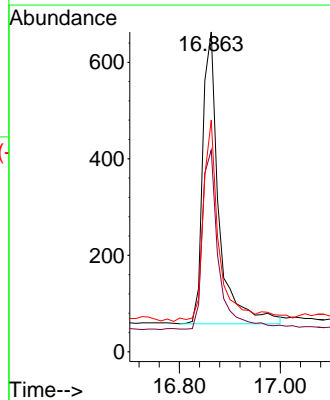
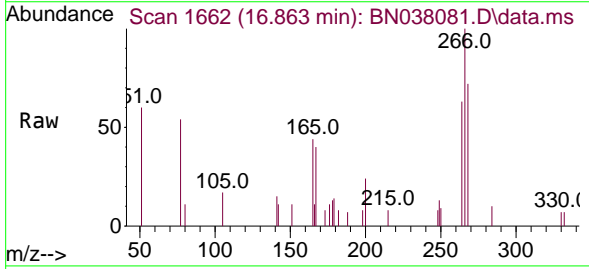
Instrument :
 BNA_N
ClientSampleId :
 SSTDCCC0.4EC

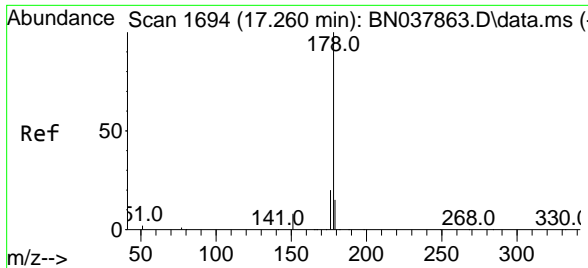
Tgt Ion	Resp	Lower	Upper
200	2133		
173	29.7	18.3	27.5#
215	46.2	38.6	58.0



#24
Pentachlorophenol
 Concen: 0.351 ng
 RT: 16.863 min Scan# 1662
 Delta R.T. -0.012 min
 Lab File: BN038081.D
 Acq: 13 Oct 2025 23:24

Tgt Ion	Resp	Lower	Upper
266	1349		
264	60.8	50.9	76.3
268	68.8	54.3	81.5

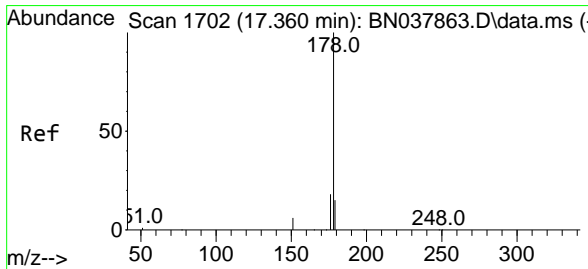
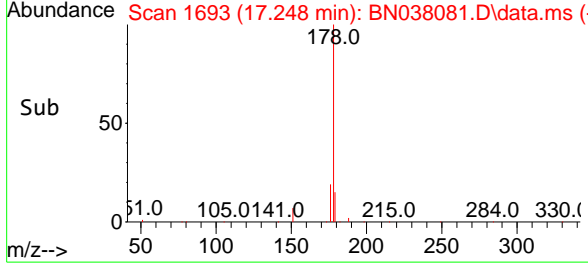
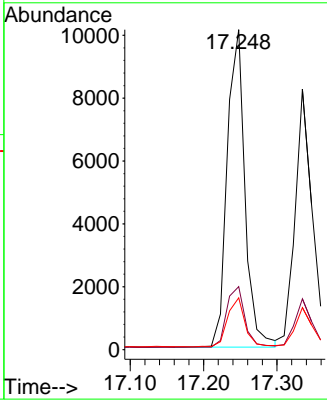
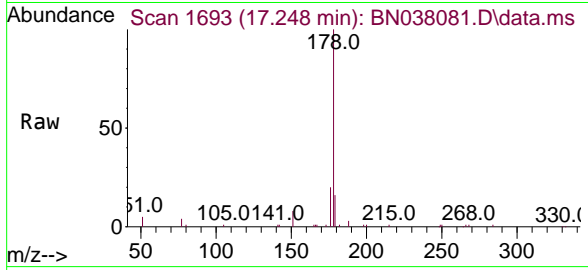




#25
 Phenanthrene
 Concen: 0.365 ng
 RT: 17.248 min Scan# 1694
 Delta R.T. -0.013 min
 Lab File: BN038081.D
 Acq: 13 Oct 2025 23:24

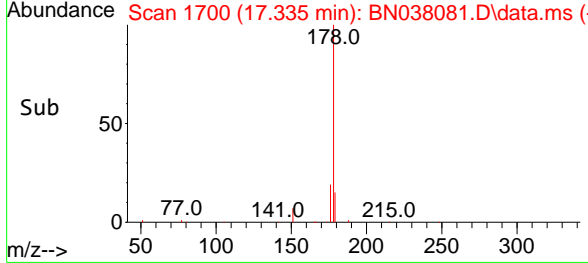
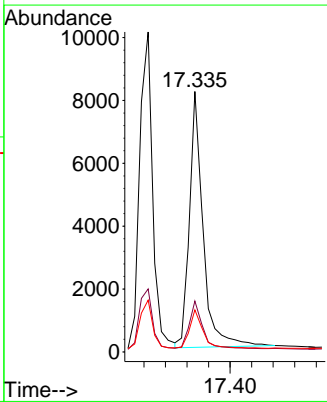
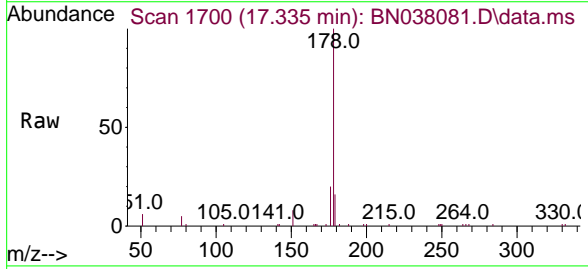
Instrument : BNA_N
 Client Sample Id : SSTDC00.4EC

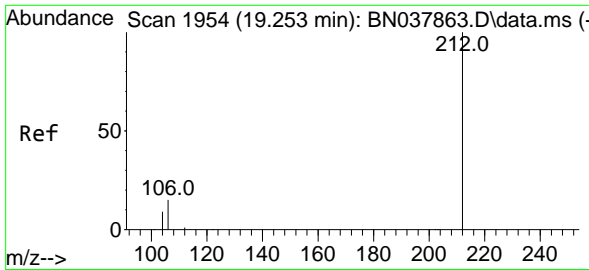
Tgt Ion	Resp	Lower	Upper
178	17038		
176	19.8	15.7	23.5
179	15.2	12.3	18.5



#26
 Anthracene
 Concen: 0.353 ng
 RT: 17.335 min Scan# 1700
 Delta R.T. -0.025 min
 Lab File: BN038081.D
 Acq: 13 Oct 2025 23:24

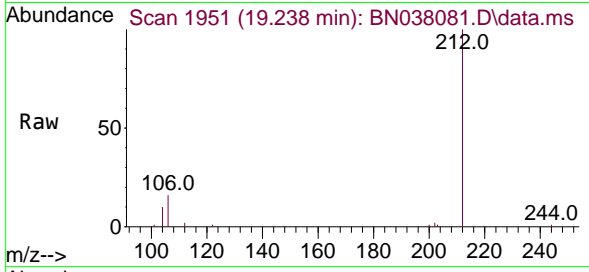
Tgt Ion	Resp	Lower	Upper
178	14291		
176	18.6	15.0	22.4
179	15.2	12.3	18.5



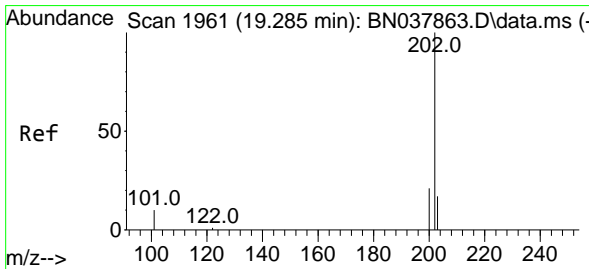
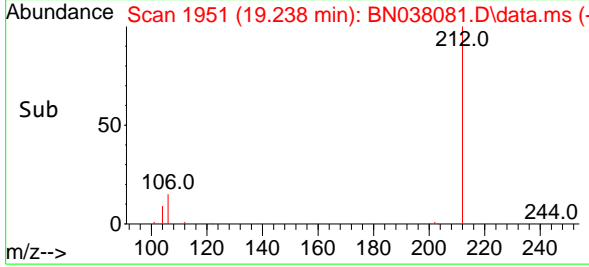
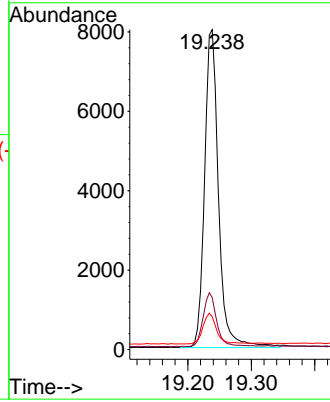


#27
 Fluoranthene-d10
 Concen: 0.342 ng
 RT: 19.238 min Scan# 1951
 Delta R.T. -0.014 min
 Lab File: BN038081.D
 Acq: 13 Oct 2025 23:24

Instrument :
 BNA_N
 ClientSampleId :
 SSTDCCC0.4EC

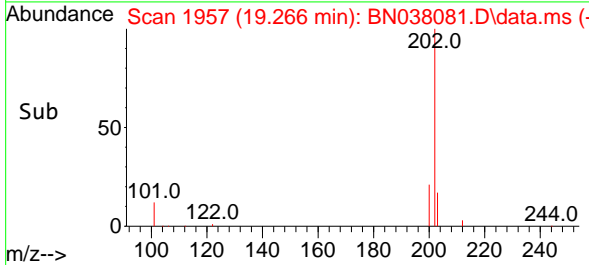
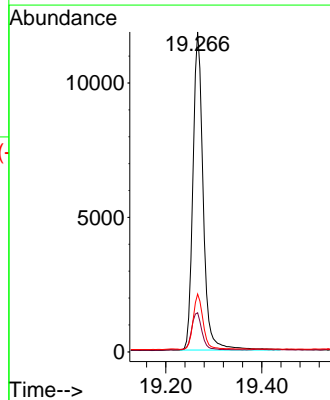
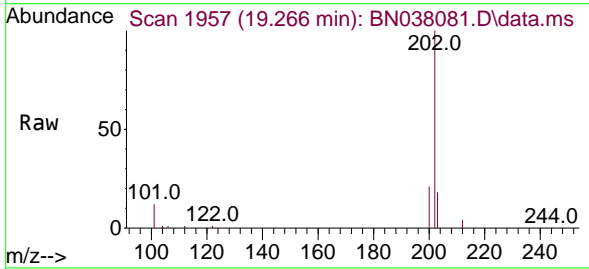


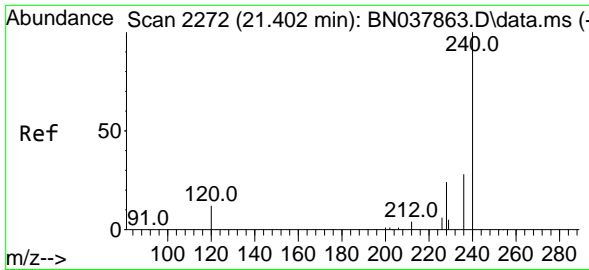
Tgt Ion:212 Resp: 12203
 Ion Ratio Lower Upper
 212 100
 106 16.5 12.6 19.0
 104 9.4 7.4 11.0



#28
 Fluoranthene
 Concen: 0.341 ng
 RT: 19.266 min Scan# 1957
 Delta R.T. -0.019 min
 Lab File: BN038081.D
 Acq: 13 Oct 2025 23:24

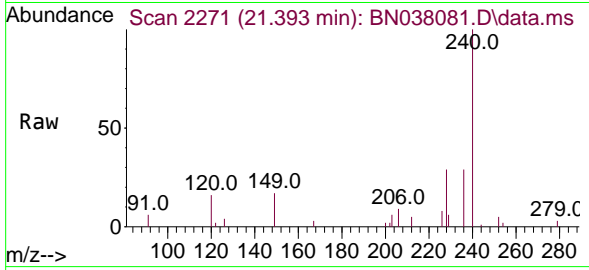
Tgt Ion:202 Resp: 17495
 Ion Ratio Lower Upper
 202 100
 101 12.4 9.3 13.9
 203 17.0 13.6 20.4





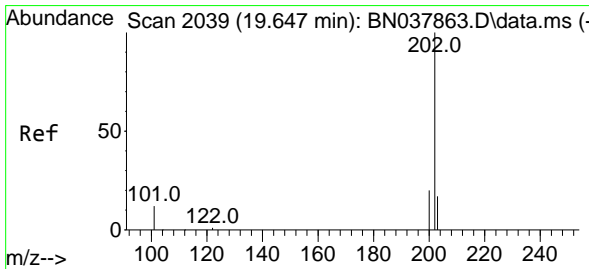

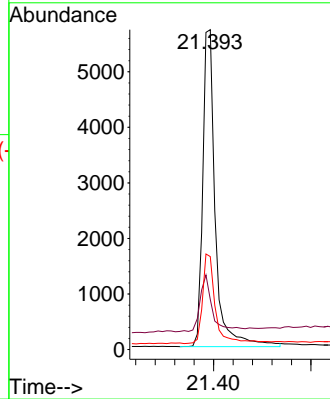
#29
 Chrysene-d12
 Concen: 0.400 ng
 RT: 21.393 min Scan# 21
 Delta R.T. -0.009 min
 Lab File: BN038081.D
 Acq: 13 Oct 2025 23:24

Instrument :
 BNA_N
 ClientSampleId :
 SSTDCCC0.4EC



Tgt Ion: 240 Resp: 10220

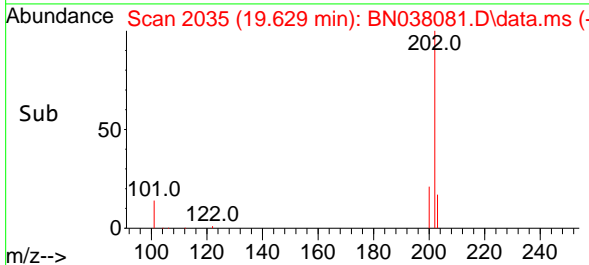
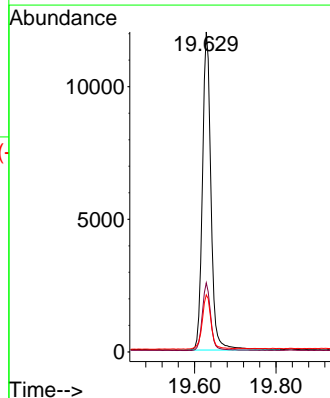
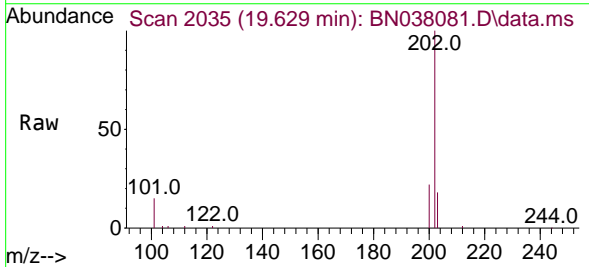
Ion	Ratio	Lower	Upper
240	100		
120	15.7	11.4	17.2
236	29.1	23.0	34.6

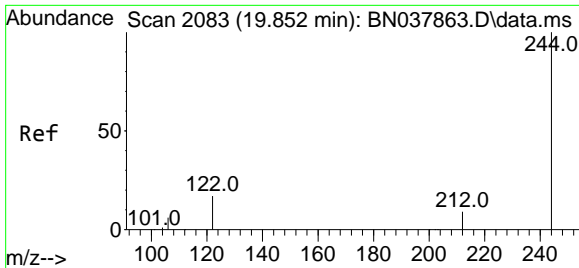


#30
 Pyrene
 Concen: 0.434 ng
 RT: 19.629 min Scan# 2035
 Delta R.T. -0.019 min
 Lab File: BN038081.D
 Acq: 13 Oct 2025 23:24

Tgt Ion: 202 Resp: 17496

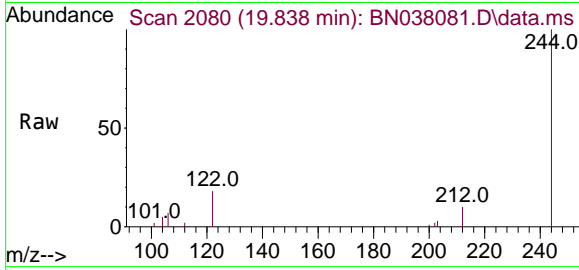
Ion	Ratio	Lower	Upper
202	100		
200	20.8	16.7	25.1
203	17.8	14.2	21.4





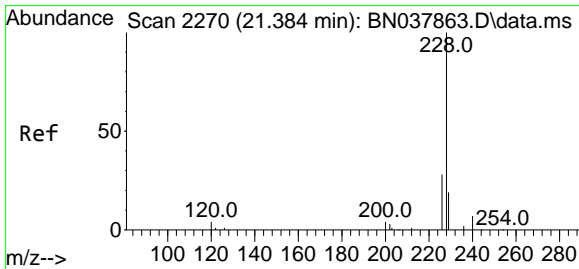
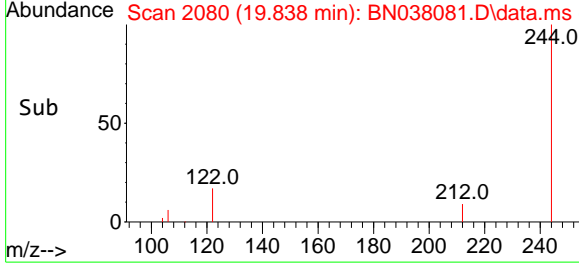
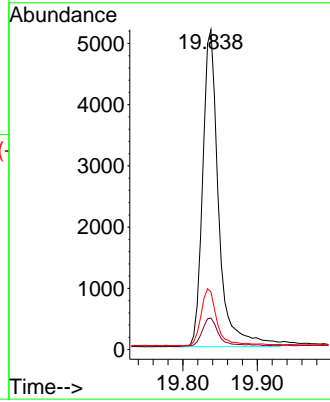
#31
 Terphenyl-d14
 Concen: 0.380 ng
 RT: 19.838 min Scan# 2080
 Delta R.T. -0.014 min
 Lab File: BN038081.D
 Acq: 13 Oct 2025 23:24

Instrument :
 BNA_N
 ClientSampleId :
 SSTDCCC0.4EC



Tgt Ion:244 Resp: 7736

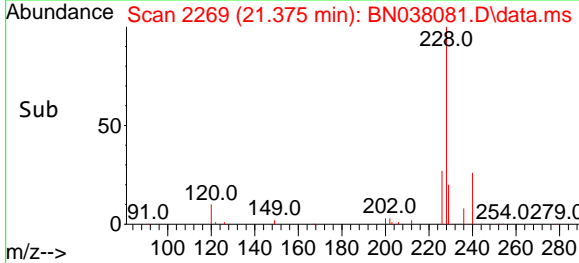
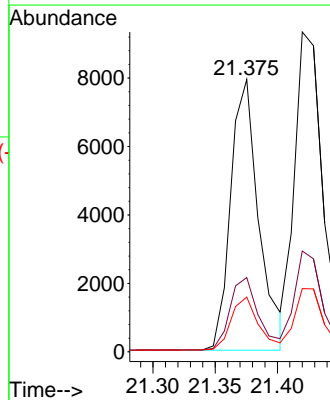
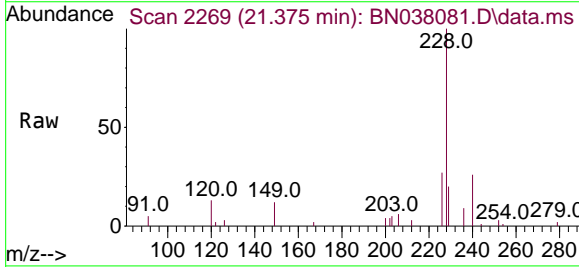
Ion	Ratio	Lower	Upper
244	100		
212	9.9	7.6	11.4
122	18.0	13.9	20.9

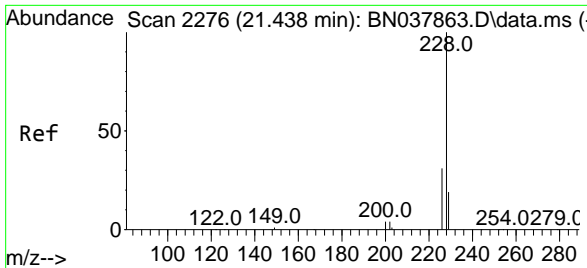


#32
 Benzo(a)anthracene
 Concen: 0.348 ng
 RT: 21.375 min Scan# 2269
 Delta R.T. -0.009 min
 Lab File: BN038081.D
 Acq: 13 Oct 2025 23:24

Tgt Ion:228 Resp: 12446

Ion	Ratio	Lower	Upper
228	100		
226	27.3	22.6	33.8
229	20.1	15.6	23.4

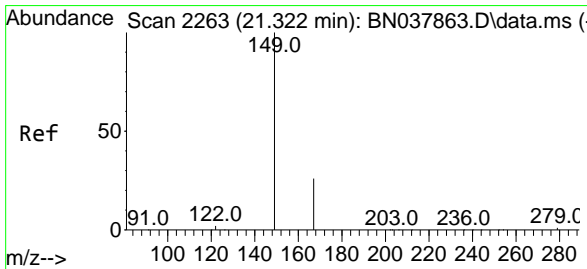

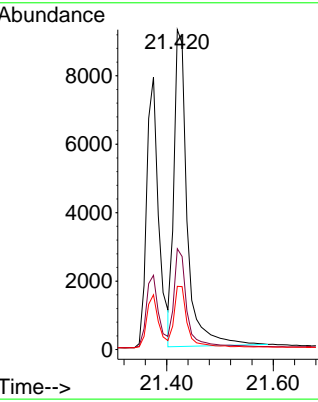
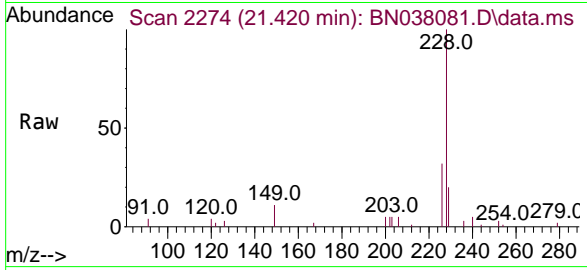




#33
 Chrysene
 Concen: 0.416 ng
 RT: 21.420 min Scan# 21
 Delta R.T. -0.018 min
 Lab File: BN038081.D
 Acq: 13 Oct 2025 23:24

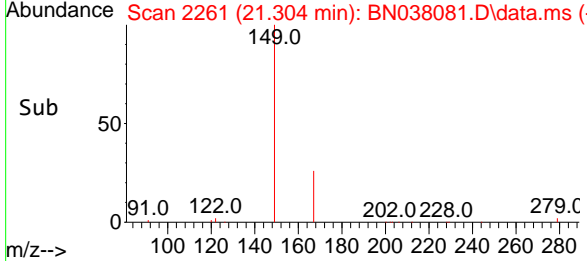
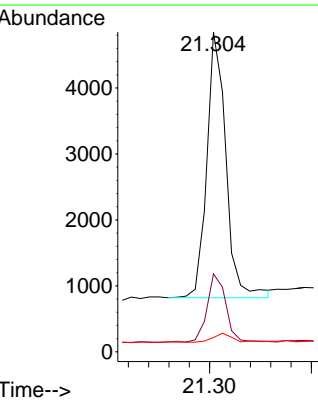
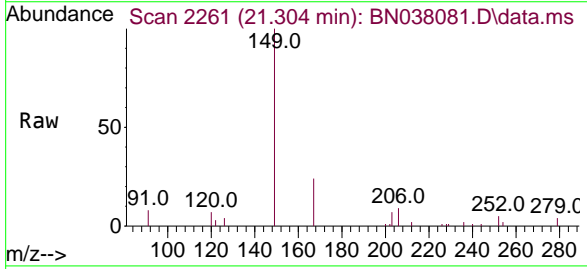
Instrument :
 BNA_N
 ClientSampleId :
 SSTDCCC0.4EC

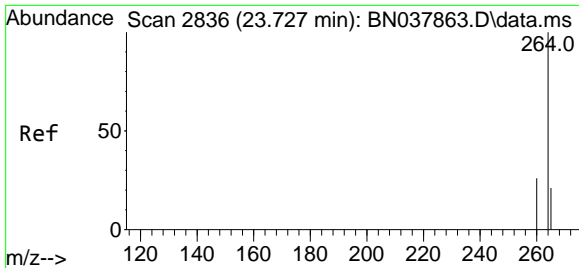
Tgt Ion	Resp	Lower	Upper
228	16053		
226	31.5	24.6	37.0
229	19.8	15.6	23.4



#34
 Bis(2-ethylhexyl)phthalate
 Concen: 0.374 ng
 RT: 21.304 min Scan# 2261
 Delta R.T. -0.018 min
 Lab File: BN038081.D
 Acq: 13 Oct 2025 23:24

Tgt Ion	Resp	Lower	Upper
149	5282		
167	24.9	20.4	30.6
279	3.5	2.4	3.6

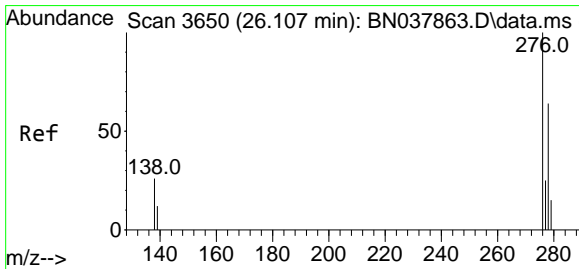
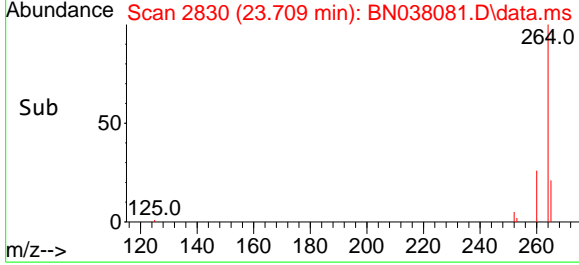
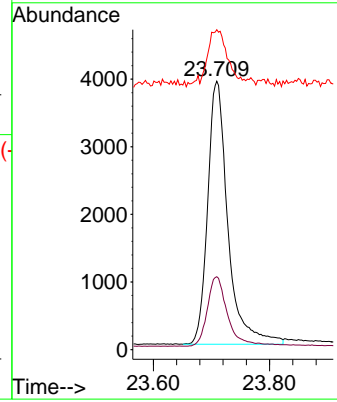
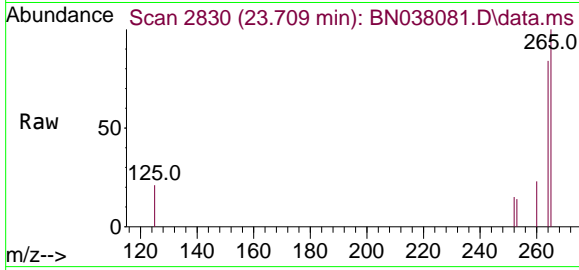




#35
Perylene-d12
 Concen: 0.400 ng
 RT: 23.709 min Scan# 2830
 Delta R.T. -0.018 min
 Lab File: BN038081.D
 Acq: 13 Oct 2025 23:24

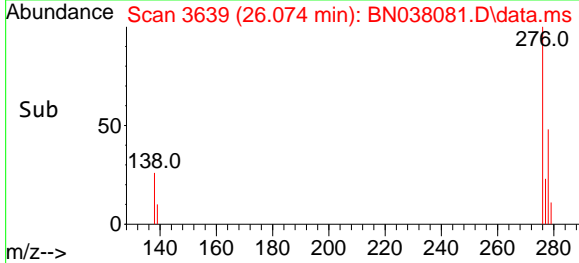
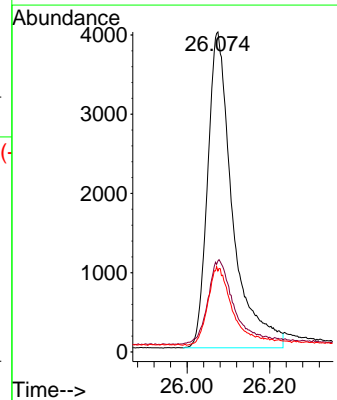
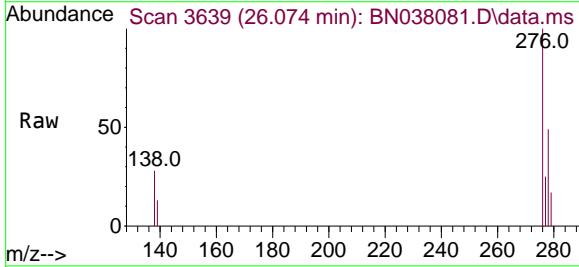
Instrument :
 BNA_N
ClientSampleId :
 SSTDCCC0.4EC

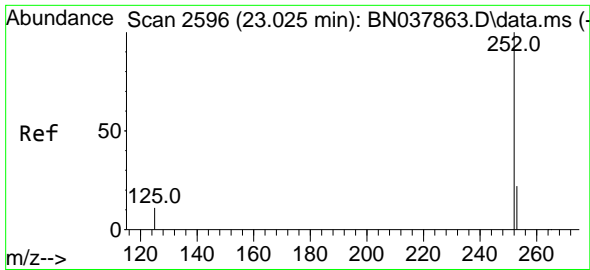
Tgt Ion	Resp	Lower	Upper
264	100		
260	27.1	21.5	32.3
265	119.2	53.8	80.6



#36
Indeno(1,2,3-cd)pyrene
 Concen: 0.387 ng
 RT: 26.074 min Scan# 3639
 Delta R.T. -0.032 min
 Lab File: BN038081.D
 Acq: 13 Oct 2025 23:24

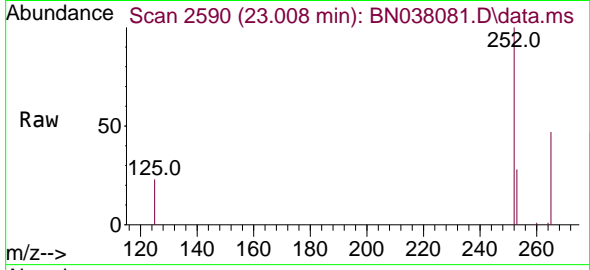
Tgt Ion	Resp	Lower	Upper
276	100		
138	27.4	21.4	32.0
277	23.6	20.3	30.5



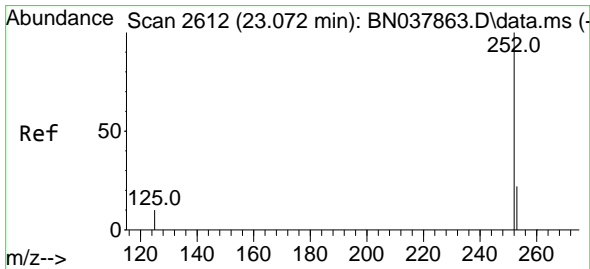
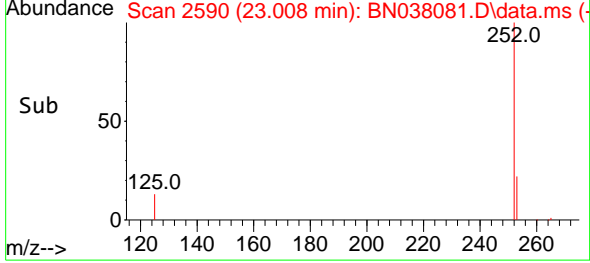
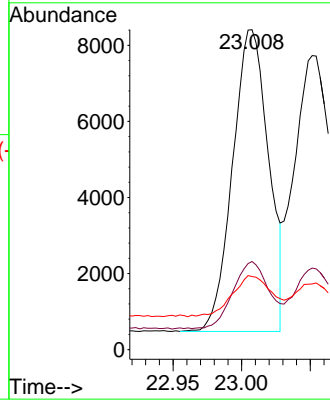


#37
 Benzo(b)fluoranthene
 Concen: 0.355 ng
 RT: 23.008 min Scan# 21
 Delta R.T. -0.018 min
 Lab File: BN038081.D
 Acq: 13 Oct 2025 23:24

Instrument :
 BNA_N
 ClientSampleId :
 SSTDCCC0.4EC

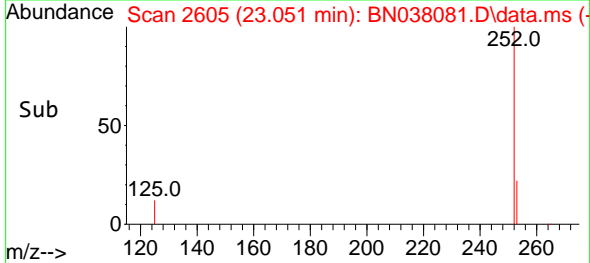
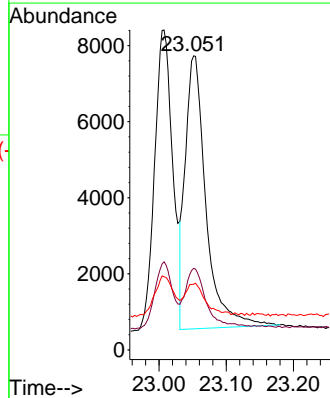
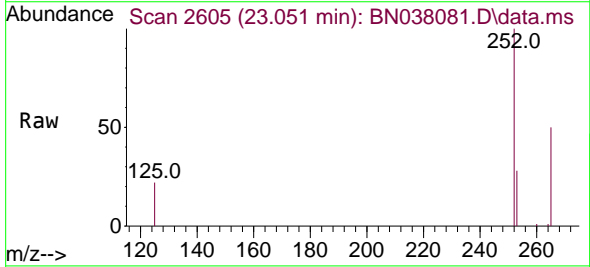


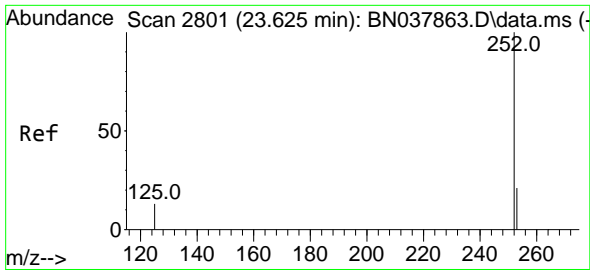
Tgt Ion:252 Resp: 14457
 Ion Ratio Lower Upper
 252 100
 253 27.5 19.4 29.0
 125 22.8 13.0 19.4#



#38
 Benzo(k)fluoranthene
 Concen: 0.374 ng
 RT: 23.051 min Scan# 2605
 Delta R.T. -0.021 min
 Lab File: BN038081.D
 Acq: 13 Oct 2025 23:24

Tgt Ion:252 Resp: 15321
 Ion Ratio Lower Upper
 252 100
 253 27.7 19.5 29.3
 125 22.4 13.0 19.4#



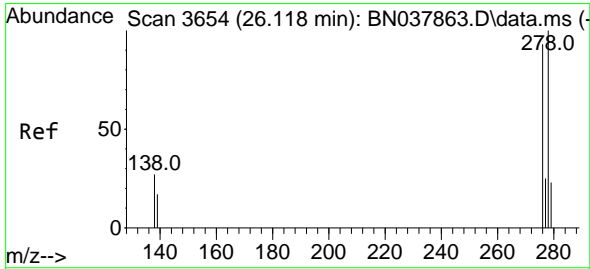
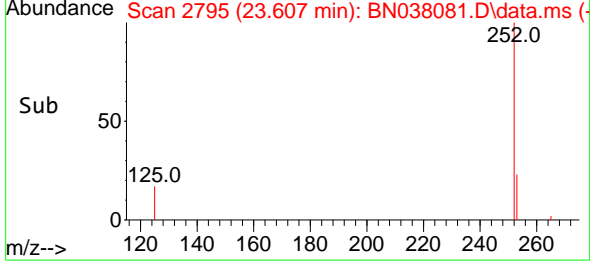
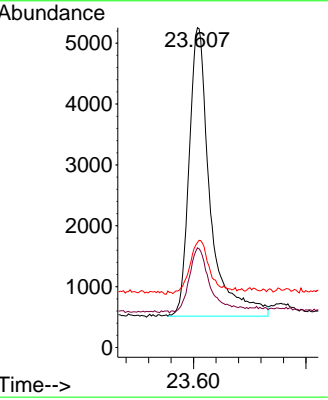
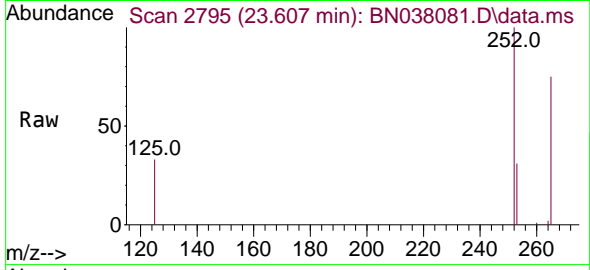


#39
 Benzo(a)pyrene
 Concen: 0.382 ng
 RT: 23.607 min Scan# 21
 Delta R.T. -0.018 min
 Lab File: BN038081.D
 Acq: 13 Oct 2025 23:24

Instrument :
 BNA_N
 ClientSampleId :
 SSTDCCC0.4EC

Tgt Ion:252 Resp: 12298

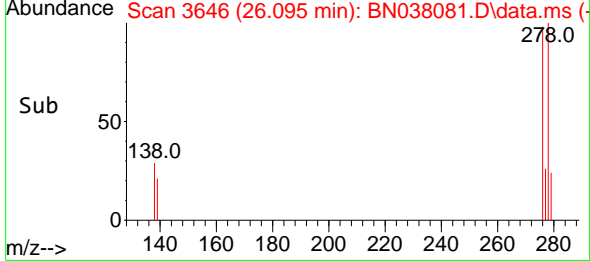
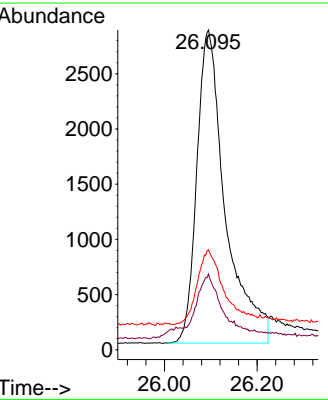
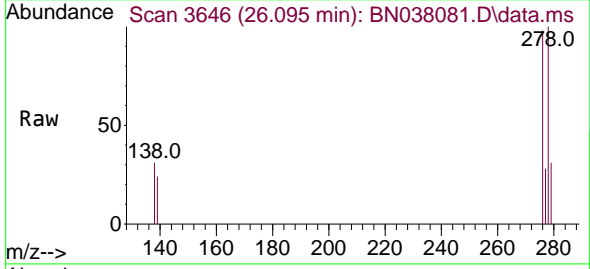
Ion	Ratio	Lower	Upper
252	100		
253	31.2	20.6	30.8#
125	32.8	16.7	25.1#

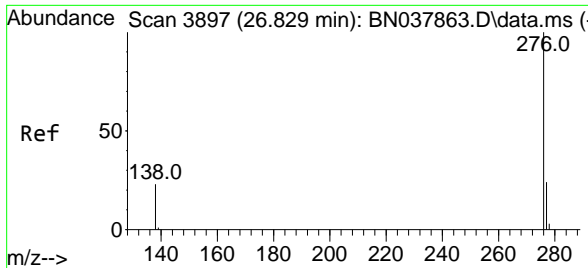


#40
 Dibenzo(a,h)anthracene
 Concen: 0.360 ng
 RT: 26.095 min Scan# 3646
 Delta R.T. -0.024 min
 Lab File: BN038081.D
 Acq: 13 Oct 2025 23:24

Tgt Ion:278 Resp: 12118

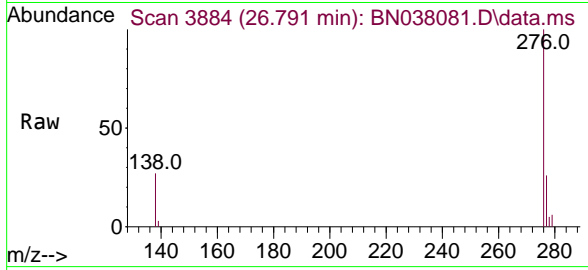
Ion	Ratio	Lower	Upper
278	100		
139	23.7	15.4	23.2#
279	31.3	20.8	31.2#





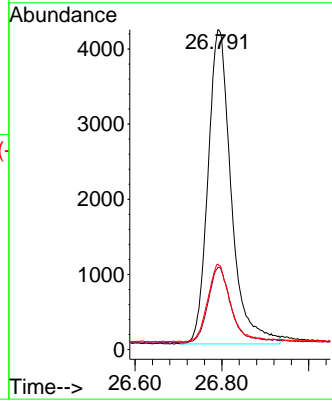
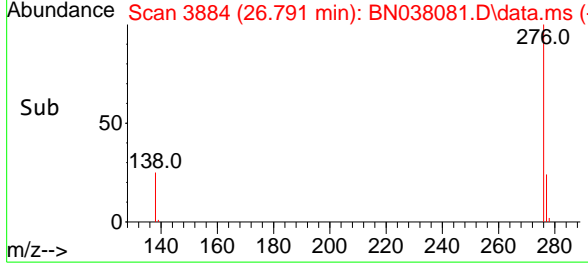
#41
 Benzo(g,h,i)perylene
 Concen: 0.440 ng
 RT: 26.791 min Scan# 38
 Delta R.T. -0.038 min
 Lab File: BN038081.D
 Acq: 13 Oct 2025 23:24

Instrument :
 BNA_N
 ClientSampleId :
 SSTDCCC0.4EC



Tgt Ion:276 Resp: 15568

Ion	Ratio	Lower	Upper
276	100		
277	25.7	20.2	30.4
138	26.7	19.8	29.8



- 1
- 2
- 3
- 4
- 5
- 6
- 7
- 8
- 9
- 10
- 11
- 12
- 13
- 14
- 15
- 16
- 17
- 18

Data Path : Z:\svoasrv\HPCHEM1\BNA_N\Data\BN101325\
 Data File : BN038081.D
 Acq On : 13 Oct 2025 23:24
 Operator : RC/JU
 Sample : SSTDCCC0.4
 Misc :
 ALS Vial : 17 Sample Multiplier: 1

Instrument :
 BNA_N
 LabSampleId :
 SSTDCCC0.4

Quant Time: Oct 14 02:41:04 2025
 Quant Method : Z:\svoasrv\HPCHEM1\BNA_N\Methods\8270-SIM-BN092325.M
 Quant Title : ASP BNA STANDARDS FOR 5 POINT CALIBRATION
 QLast Update : Wed Sep 24 11:00:01 2025
 Response via : Initial Calibration

Min. RRF : 0.000 Min. Rel. Area : 50% Max. R.T. Dev 0.50min
 Max. RRF Dev : 25% Max. Rel. Area : 150%

	Compound	AvgRF	CCRF	%Dev	Area%	Dev(min)
1 I	1,4-Dichlorobenzene-d4	1.000	1.000	0.0	109	-0.03
2	1,4-Dioxane	0.406	0.485	-19.5	129	-0.01
3	n-Nitrosodimethylamine	0.540	0.614	-13.7	130	-0.01
4 S	2-Fluorophenol	0.913	0.864	5.4	110	-0.02
5 S	Phenol-d6	1.199	0.927	22.7	91	-0.02
6	bis(2-Chloroethyl)ether	1.113	1.097	1.4	111	-0.02
7 I	Naphthalene-d8	1.000	1.000	0.0	103	-0.03
8 S	Nitrobenzene-d5	0.305	0.270	11.5	96	-0.02
9	Naphthalene	1.102	1.103	-0.1	109	-0.02
10	Hexachlorobutadiene	0.188	0.193	-2.7	109	-0.03
11 SURR	2-Methylnaphthalene-d10	0.556	0.494	11.2	102	-0.02
12	2-Methylnaphthalene	0.720	0.654	9.2	101	-0.03
13 I	Acenaphthene-d10	1.000	1.000	0.0	98	-0.02
14 S	2,4,6-Tribromophenol	0.152	0.107	29.6#	78	-0.02
15 S	2-Fluorobiphenyl	1.638	1.596	2.6	101	-0.02
16	Acenaphthylene	1.816	1.755	3.4	104	-0.02
17	Acenaphthene	1.294	1.230	4.9	101	-0.02
18	Fluorene	1.565	1.301	16.9	88	-0.02
19 I	Phenanthrene-d10	1.000	1.000	0.0	89	-0.02
20	4,6-Dinitro-2-methylphenol	0.057	0.036	36.8#	74	-0.01
21	4-Bromophenyl-phenylether	0.261	0.234	10.3	85	-0.02
22	Hexachlorobenzene	0.316	0.308	2.5	90	-0.02
23	Atrazine	0.199	0.151	24.1	78	-0.02
24	Pentachlorophenol	0.108	0.095	12.0	92	-0.01
25	Phenanthrene	1.316	1.203	8.6	87	-0.01
26	Anthracene	1.142	1.009	11.6	88	-0.02
27 SURR	Fluoranthene-d10	1.006	0.861	14.4	86	-0.01
28	Fluoranthene	1.450	1.235	14.8	84	-0.02
29 I	Chrysene-d12	1.000	1.000	0.0	75	0.00
30	Pyrene	1.579	1.712	-8.4	85	-0.02
31 S	Terphenyl-d14	0.797	0.757	5.0	76	-0.01
32	Benzo(a)anthracene	1.398	1.218	12.9	71	0.00
33	Chrysene	1.512	1.571	-3.9	81	-0.02
34	Bis(2-ethylhexyl)phthalate	0.553	0.517	6.5	80	-0.02
35 I	Perylene-d12	1.000	1.000	0.0	75	-0.02
36	Indeno(1,2,3-cd)pyrene	1.828	1.771	3.1	80	-0.03
37	Benzo(b)fluoranthene	1.725	1.532	11.2	70	-0.02
38	Benzo(k)fluoranthene	1.736	1.623	6.5	76	-0.02
39 C	Benzo(a)pyrene	1.364	1.303	4.5	79	-0.02
40	Dibenzo(a,h)anthracene	1.427	1.284	10.0	74	-0.02
41	Benzo(g,h,i)perylene	1.499	1.650	-10.1	88	-0.04

(#) = Out of Range

SPCC's out = 0 CCC's out = 0

Data Path : Z:\svoasrv\HPCHEM1\BNA_N\Data\BN101325\
 Data File : BN038081.D
 Acq On : 13 Oct 2025 23:24
 Operator : RC/JU
 Sample : SSTDCCC0.4
 Misc :
 ALS Vial : 17 Sample Multiplier: 1

Instrument :
 BNA_N
 LabSampleId :
 SSTDCCC0.4

Quant Time: Oct 14 02:41:04 2025
 Quant Method : Z:\svoasrv\HPCHEM1\BNA_N\Methods\8270-SIM-BN092325.M
 Quant Title : ASP BNA STANDARDS FOR 5 POINT CALIBRATION
 QLast Update : Wed Sep 24 11:00:01 2025
 Response via : Initial Calibration

Min. RRF : 0.000 Min. Rel. Area : 50% Max. R.T. Dev 0.50min
 Max. RRF Dev : 25% Max. Rel. Area : 150%

	Compound	Amount	Calc.	%Dev	Area%	Dev(min)
1 I	1,4-Dichlorobenzene-d4	0.400	0.400	0.0	109	-0.03
2	1,4-Dioxane	0.400	0.478	-19.5	129	-0.01
3	n-Nitrosodimethylamine	0.400	0.455	-13.7	130	-0.01
4 S	2-Fluorophenol	0.400	0.379	5.3	110	-0.02
5 S	Phenol-d6	0.400	0.309	22.8	91	-0.02
6	bis(2-Chloroethyl)ether	0.400	0.394	1.5	111	-0.02
7 I	Naphthalene-d8	0.400	0.400	0.0	103	-0.03
8 S	Nitrobenzene-d5	0.400	0.354	11.5	96	-0.02
9	Naphthalene	0.400	0.400	0.0	109	-0.02
10	Hexachlorobutadiene	0.400	0.410	-2.5	109	-0.03
11 SURR	2-Methylnaphthalene-d10	0.400	0.356	11.0	102	-0.02
12	2-Methylnaphthalene	0.400	0.363	9.3	101	-0.03
13 I	Acenaphthene-d10	0.400	0.400	0.0	98	-0.02
14 S	2,4,6-Tribromophenol	0.400	0.282	29.5#	78	-0.02
15 S	2-Fluorobiphenyl	0.400	0.390	2.5	101	-0.02
16	Acenaphthylene	0.400	0.387	3.3	104	-0.02
17	Acenaphthene	0.400	0.380	5.0	101	-0.02
18	Fluorene	0.400	0.332	17.0	88	-0.02
19 I	Phenanthrene-d10	0.400	0.400	0.0	89	-0.02
20	4,6-Dinitro-2-methylphenol	0.400	0.352	12.0	74	-0.01
21	4-Bromophenyl-phenylether	0.400	0.359	10.3	85	-0.02
22	Hexachlorobenzene	0.400	0.390	2.5	90	-0.02
23	Atrazine	0.400	0.303	24.3	78	-0.02
24	Pentachlorophenol	0.400	0.351	12.3	92	-0.01
25	Phenanthrene	0.400	0.365	8.8	87	-0.01
26	Anthracene	0.400	0.353	11.8	88	-0.02
27 SURR	Fluoranthene-d10	0.400	0.342	14.5	86	-0.01
28	Fluoranthene	0.400	0.341	14.8	84	-0.02
29 I	Chrysene-d12	0.400	0.400	0.0	75	0.00
30	Pyrene	0.400	0.434	-8.5	85	-0.02
31 S	Terphenyl-d14	0.400	0.380	5.0	76	-0.01
32	Benzo(a)anthracene	0.400	0.348	13.0	71	0.00
33	Chrysene	0.400	0.416	-4.0	81	-0.02
34	Bis(2-ethylhexyl)phthalate	0.400	0.374	6.5	80	-0.02
35 I	Perylene-d12	0.400	0.400	0.0	75	-0.02
36	Indeno(1,2,3-cd)pyrene	0.400	0.387	3.3	80	-0.03
37	Benzo(b)fluoranthene	0.400	0.355	11.3	70	-0.02
38	Benzo(k)fluoranthene	0.400	0.374	6.5	76	-0.02
39 C	Benzo(a)pyrene	0.400	0.382	4.5	79	-0.02
40	Dibenzo(a,h)anthracene	0.400	0.360	10.0	74	-0.02
41	Benzo(g,h,i)perylene	0.400	0.440	-10.0	88	-0.04

(#) = Out of Range

SPCC's out = 0 CCC's out = 0



284 Sheffield Street, Mountainside, New Jersey 07092, Phone : 908 789 8900,
Fax : 908 789 8922

7C

SEMIVOLATILE CONTINUING CALIBRATION CHECK

Lab Name: Alliance Contract: TETRO6
 Lab Code: ACE SDG No.: Q3298
 Instrument ID: BNA_N Calibration Date/Time: 10/14/2025 01:19
 Lab File ID: BN038083.D Init. Calib. Date(s): 09/23/2025 09/23/2025
 EPA Sample No.: SSTDCCC0.4 Init. Calib. Time(s): 12:13 15:51
 GC Column: ZB-GR ID: 0.25 (mm)

COMPOUND	RRF	RRF0.4	MIN RRF	%D	MAX%D
2-Methylnaphthalene-d10	0.556	0.546		-1.8	20.0
Fluoranthene-d10	1.006	1.016		1.0	20.0
2-Fluorophenol	0.913	0.823		-9.9	20.0
Phenol-d6	1.199	0.940		-21.6	20.0
Nitrobenzene-d5	0.305	0.248		-18.7	20.0
2-Fluorobiphenyl	1.638	1.500		-8.4	20.0
2,4,6-Tribromophenol	0.152	0.116		-23.7	20.0
Terphenyl-d14	0.797	0.709		-11.0	20.0
1,4-Dioxane	0.406	0.473		16.5	20.0

All other compounds must meet a minimum RRF of 0.010.

Data Path : Z:\svoasrv\HPCHEM1\BNA_N\Data\BN101325\
 Data File : BN038083.D
 Acq On : 14 Oct 2025 01:19
 Operator : RC/JU
 Sample : SSTDCCC0.4
 Misc :
 ALS Vial : 18 Sample Multiplier: 1

Instrument :

BNA_N

ClientSampleId :

SSTDCCC0.4

Manual Integrations**APPROVED**

Reviewed By :Jagrut Upadhyay 10/14/2025
 Supervised By :mohammad ahmed 10/15/2025

Quant Time: Oct 14 03:52:02 2025
 Quant Method : Z:\svoasrv\HPCHEM1\BNA_N\Methods\8270-SIM-BN092325.M
 Quant Title : ASP BNA STANDARDS FOR 5 POINT CALIBRATION
 QLast Update : Wed Sep 24 11:00:01 2025
 Response via : Initial Calibration

Compound	R.T.	QIon	Response	Conc Units	Dev(Min)	
Internal Standards						
1) 1,4-Dichlorobenzene-d4	7.797	152	7061	0.400 ng	-0.03	
7) Naphthalene-d8	10.594	136	18151	0.400 ng	#-0.03	
13) Acenaphthene-d10	14.452	164	9016	0.400 ng	-0.02	
19) Phenanthrene-d10	17.198	188	16225	0.400 ng	#-0.02	
29) Chrysene-d12	21.384	240	13579	0.400 ng	#-0.02	
35) Perylene-d12	23.709	264	13727	0.400 ng	#-0.02	
System Monitoring Compounds						
4) 2-Fluorophenol	5.363	112	5814	0.361 ng	-0.02	
5) Phenol-d6	6.952	99	6635	0.313 ng	-0.02	
8) Nitrobenzene-d5	8.950	82	4510	0.326 ng	-0.02	
11) 2-Methylnaphthalene-d10	12.192	152	9902	0.393 ng	-0.03	
14) 2,4,6-Tribromophenol	15.944	330	1046	0.306 ng	-0.02	
15) 2-Fluorobiphenyl	13.073	172	13525	0.366 ng	-0.02	
27) Fluoranthene-d10	19.234	212	16484	0.404 ng	-0.02	
31) Terphenyl-d14	19.838	244	9629	0.356 ng	-0.01	
Target Compounds						
2) 1,4-Dioxane	3.283	88	3339	0.466 ng		Qvalue 94
3) n-Nitrosodimethylamine	3.586	42	3735	0.392 ng	#	91
6) bis(2-Chloroethyl)ether	7.212	93	7427	0.378 ng		99
9) Naphthalene	10.648	128	19092	0.382 ng		99
10) Hexachlorobutadiene	10.947	225	3405	0.399 ng	#	99
12) 2-Methylnaphthalene	12.268	142	11497	0.352 ng		99
16) Acenaphthylene	14.174	152	15325	0.374 ng		100
17) Acenaphthene	14.516	154	10578	0.363 ng		99
18) Fluorene	15.499	166	11554	0.327 ng		98
20) 4,6-Dinitro-2-methylph...	15.585	198	580	0.347 ng	#	10
21) 4-Bromophenyl-phenylether	16.391	248	3637	0.344 ng	#	85
22) Hexachlorobenzene	16.515	284	4887	0.381 ng		99
23) Atrazine	16.664	200	2436	0.303 ng	#	93
24) Pentachlorophenol	16.863	266	1846	0.420 ng		95
25) Phenanthrene	17.248	178	19133	0.358 ng		99
26) Anthracene	17.335	178	15982	0.345 ng		100
28) Fluoranthene	19.266	202	20674	0.352 ng		99
30) Pyrene	19.629	202	20709	0.386 ng		100
32) Benzo(a)anthracene	21.375	228	17445	0.368 ng		99
33) Chrysene	21.420	228	20081	0.391 ng		100
34) Bis(2-ethylhexyl)phtha...	21.304	149	8392	0.447 ng		98
36) Indeno(1,2,3-cd)pyrene	26.072	276	26580	0.424 ng		97
37) Benzo(b)fluoranthene	23.005	252	21481m	0.363 ng		
38) Benzo(k)fluoranthene	23.049	252	22684	0.381 ng		96
39) Benzo(a)pyrene	23.607	252	18395	0.393 ng	#	83
40) Dibenzo(a,h)anthracene	26.092	278	19499	0.398 ng		98
41) Benzo(g,h,i)perylene	26.788	276	22628	0.440 ng		98

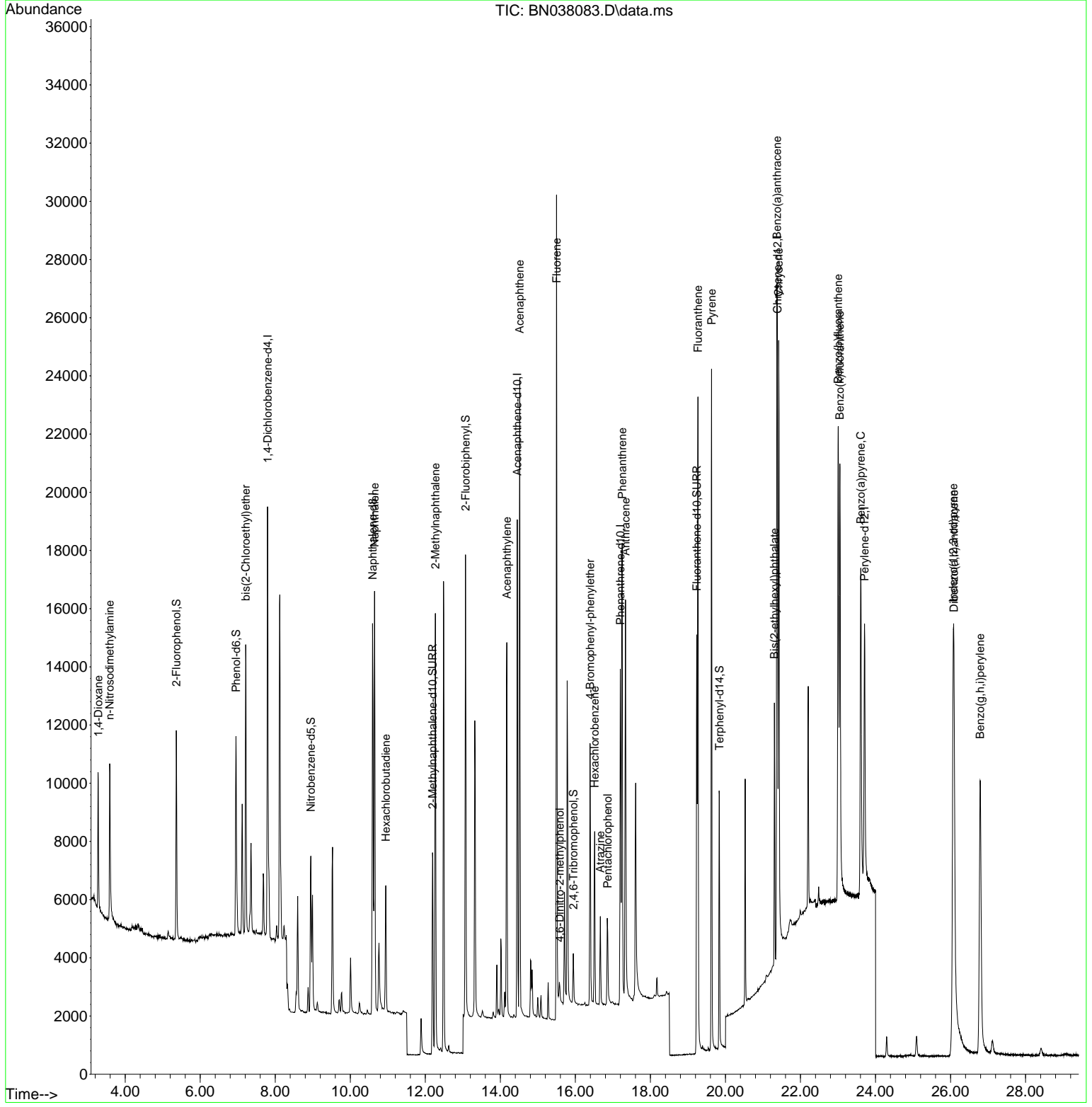
(#) = qualifier out of range (m) = manual integration (+) = signals summed

Data Path : Z:\svoasrv\HPCHEM1\BNA_N\Data\BN101325\
 Data File : BN038083.D
 Acq On : 14 Oct 2025 01:19
 Operator : RC/JU
 Sample : SSTDCCC0.4
 Misc :
 ALS Vial : 18 Sample Multiplier: 1

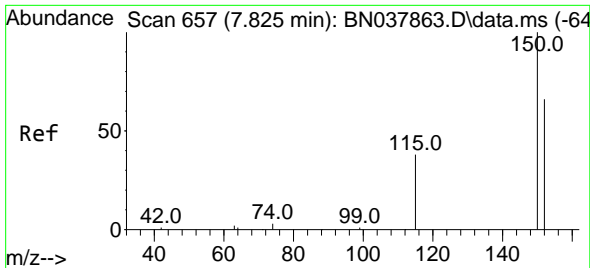
Instrument :
 BNA_N
ClientSampleId :
 SSTDCCC0.4

Quant Time: Oct 14 03:52:02 2025
 Quant Method : Z:\svoasrv\HPCHEM1\BNA_N\Methods\8270-SIM-BN092325.M
 Quant Title : ASP BNA STANDARDS FOR 5 POINT CALIBRATION
 QLast Update : Wed Sep 24 11:00:01 2025
 Response via : Initial Calibration

Manual Integrations
APPROVED
 Reviewed By :Jagrut Upadhyay 10/14/2025
 Supervised By :mohammad ahmed 10/15/2025

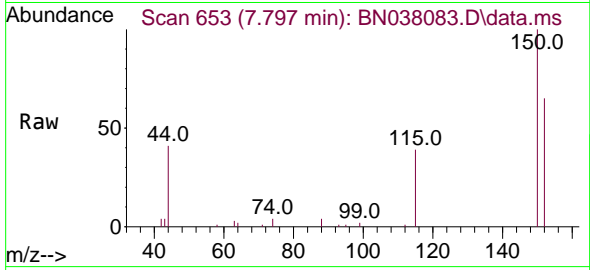


- 1
- 2
- 3
- 4
- 5
- 6
- 7
- 8
- 9
- 10
- 11
- 12
- 13
- 14
- 15
- 16
- 17
- 18



#1
 1,4-Dichlorobenzene-d4
 Concen: 0.400 ng
 RT: 7.797 min Scan# 61
 Delta R.T. -0.028 min
 Lab File: BN038083.D
 Acq: 14 Oct 2025 01:19

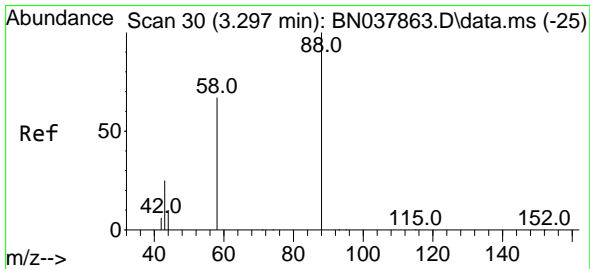
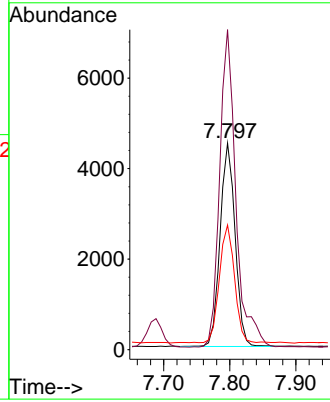
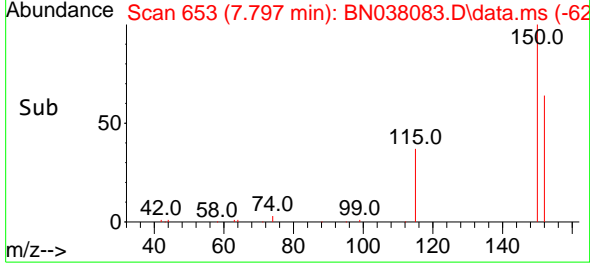
Instrument :
 BNA_N
 ClientSampleId :
 SSTDCCC0.4



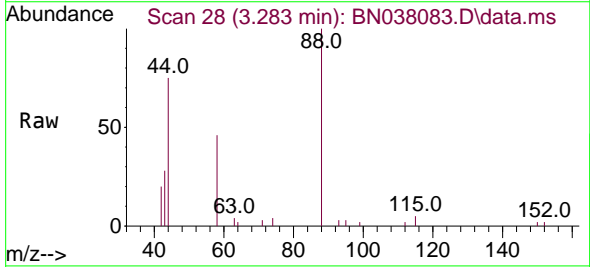
Tgt Ion: 152 Resp: 706
 Ion Ratio Lower Upper
 152 100
 150 155.0 121.0 181.4
 115 60.3 47.4 71.0

Manual Integrations
APPROVED

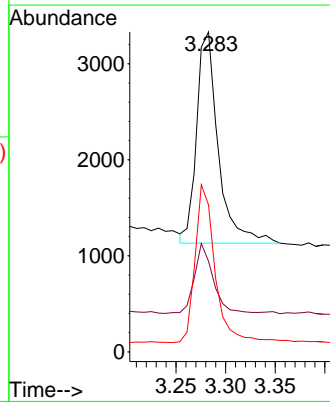
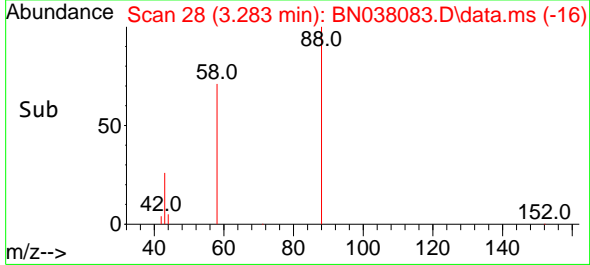
Reviewed By :Jagrut Upadhyay 10/14/2025
 Supervised By :mohammad ahmed 10/15/2025

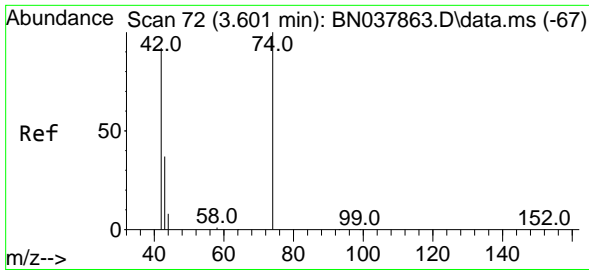


#2
 1,4-Dioxane
 Concen: 0.466 ng
 RT: 3.283 min Scan# 28
 Delta R.T. -0.015 min
 Lab File: BN038083.D
 Acq: 14 Oct 2025 01:19



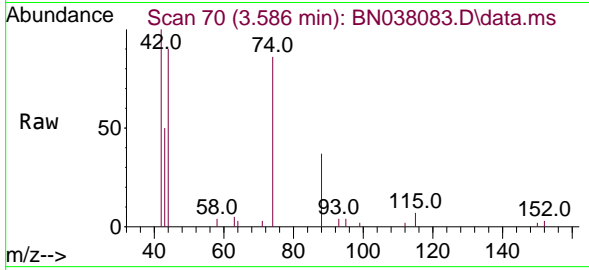
Tgt Ion: 88 Resp: 3339
 Ion Ratio Lower Upper
 88 100
 43 28.6 26.6 39.8
 58 68.9 58.9 88.3





#3
 n-Nitrosodimethylamine
 Concen: 0.392 ng
 RT: 3.586 min Scan# 70
 Delta R.T. -0.015 min
 Lab File: BN038083.D
 Acq: 14 Oct 2025 01:19

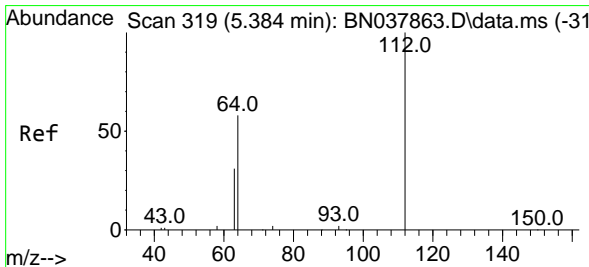
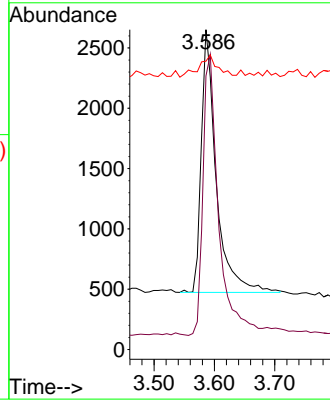
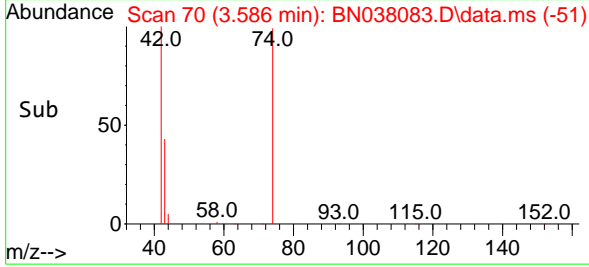
Instrument :
 BNA_N
 ClientSampleId :
 SSTDCCC0.4



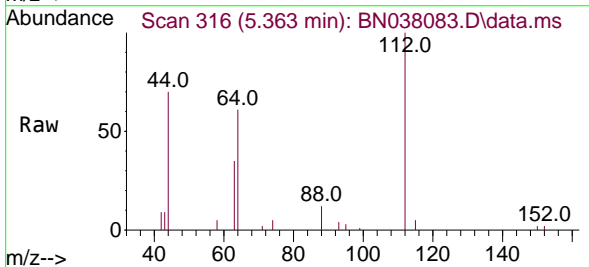
Tgt Ion: 42 Resp: 373
 Ion Ratio Lower Upper
 42 100
 74 112.6 93.4 140.0
 44 10.4 22.2 33.4

Manual Integrations
APPROVED

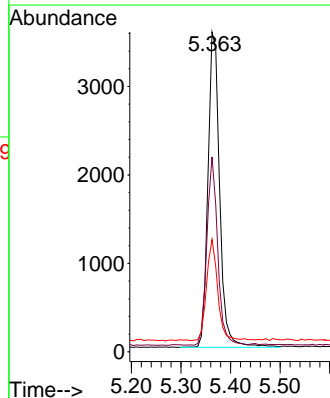
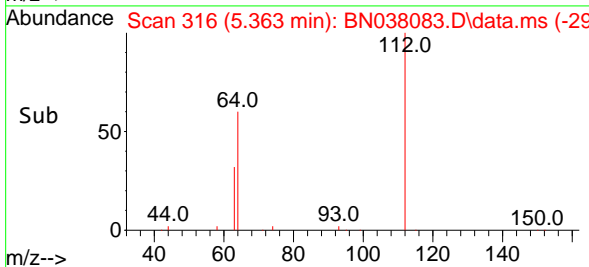
Reviewed By :Jagrut Upadhyay 10/14/2025
 Supervised By :mohammad ahmed 10/15/2025

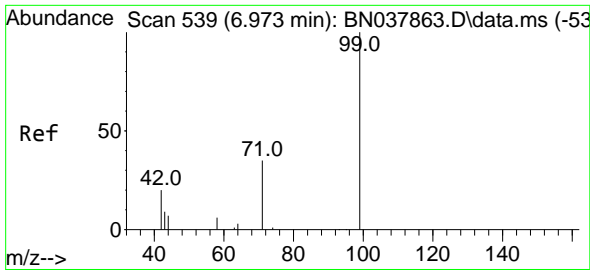


#4
 2-Fluorophenol
 Concen: 0.361 ng
 RT: 5.363 min Scan# 316
 Delta R.T. -0.022 min
 Lab File: BN038083.D
 Acq: 14 Oct 2025 01:19



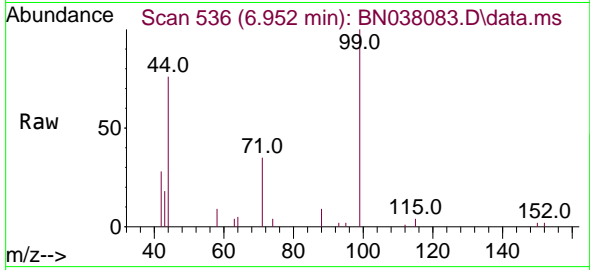
Tgt Ion:112 Resp: 5814
 Ion Ratio Lower Upper
 112 100
 64 55.5 44.6 66.8
 63 30.8 24.9 37.3





#5
 Phenol-d6
 Concen: 0.313 ng
 RT: 6.952 min Scan# 531
 Delta R.T. -0.022 min
 Lab File: BN038083.D
 Acq: 14 Oct 2025 01:19

Instrument :
 BNA_N
 ClientSampleId :
 SSTDCCC0.4

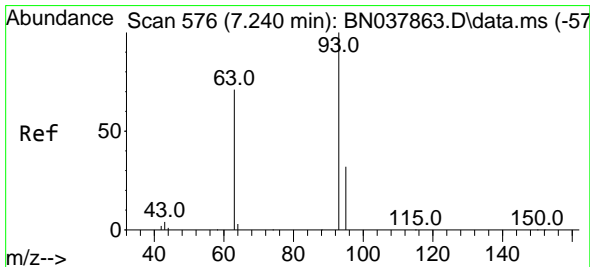
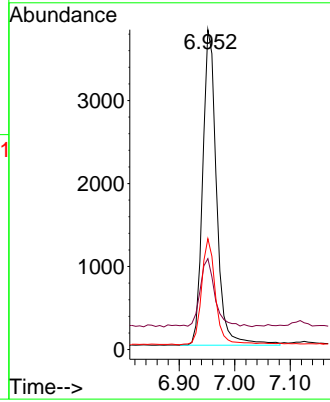
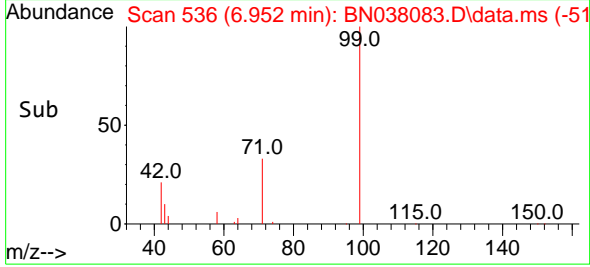


Tgt Ion: 99 Resp: 663

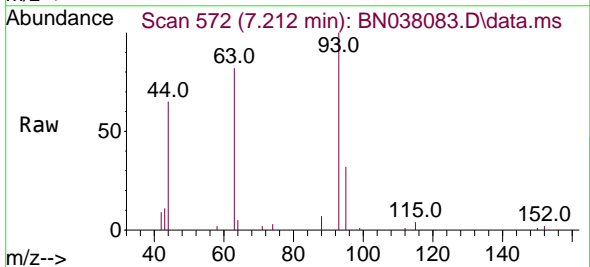
Ion	Ratio	Lower	Upper
99	100		
42	22.9	17.2	25.8
71	33.4	27.3	40.9

Manual Integrations
APPROVED

Reviewed By :Jagrut Upadhyay 10/14/2025
 Supervised By :mohammad ahmed 10/15/2025

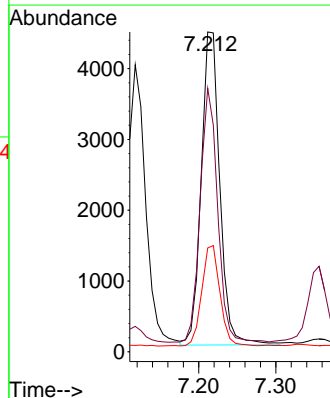
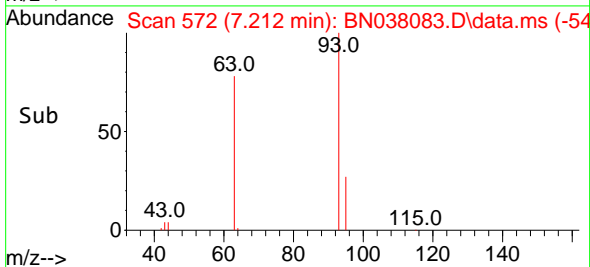


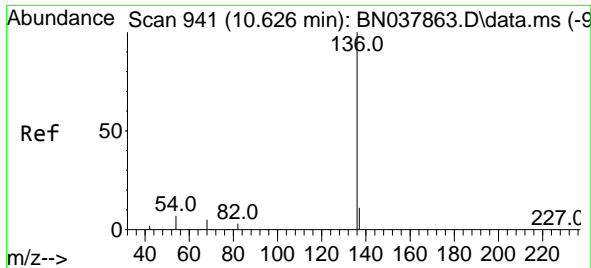
#6
 bis(2-Chloroethyl)ether
 Concen: 0.378 ng
 RT: 7.212 min Scan# 572
 Delta R.T. -0.029 min
 Lab File: BN038083.D
 Acq: 14 Oct 2025 01:19



Tgt Ion: 93 Resp: 7427

Ion	Ratio	Lower	Upper
93	100		
63	76.0	60.1	90.1
95	31.2	25.4	38.2





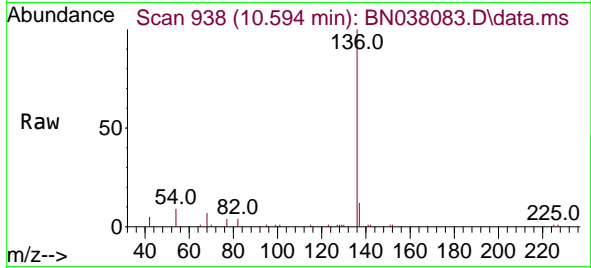
#7
Naphthalene-d8
 Concen: 0.400 ng
 RT: 10.594 min Scan# 911
 Delta R.T. -0.032 min
 Lab File: BN038083.D
 Acq: 14 Oct 2025 01:19

Instrument :

BNA_N

ClientSampleId :

SSTDCCC0.4



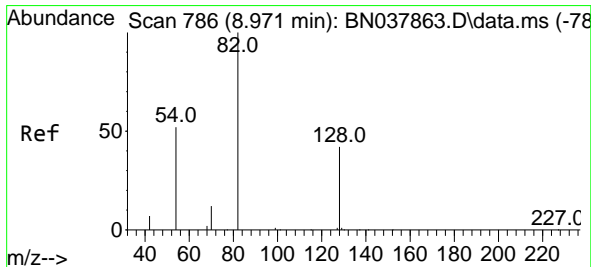
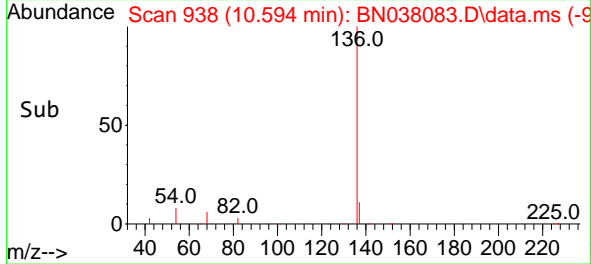
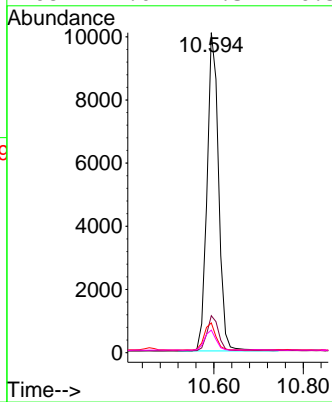
Tgt Ion: 136 Resp: 1815

Ion	Ratio	Lower	Upper
136	100		
137	11.5	9.0	13.4
54	9.3	5.8	8.8
68	7.0	4.3	6.5

Manual Integrations

APPROVED

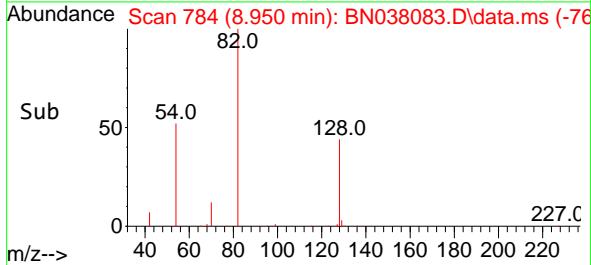
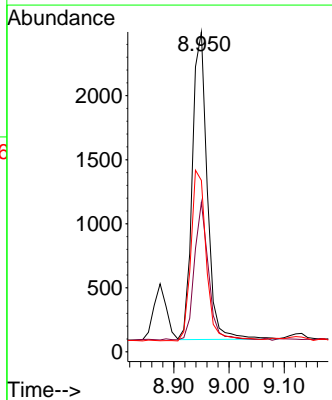
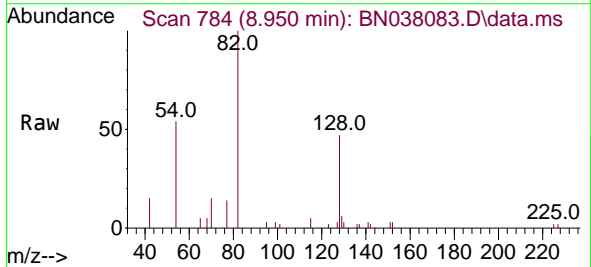
Reviewed By :Jagrut Upadhyay 10/14/2025
 Supervised By :mohammad ahmed 10/15/2025

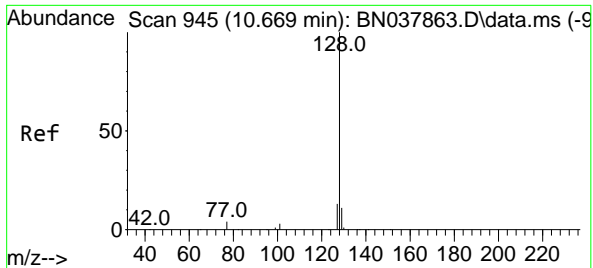


#8
Nitrobenzene-d5
 Concen: 0.326 ng
 RT: 8.950 min Scan# 784
 Delta R.T. -0.021 min
 Lab File: BN038083.D
 Acq: 14 Oct 2025 01:19

Tgt Ion: 82 Resp: 4510

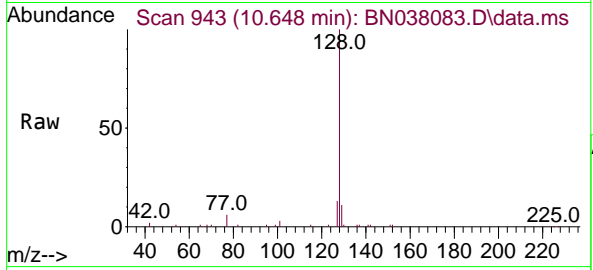
Ion	Ratio	Lower	Upper
82	100		
128	46.8	34.8	52.2
54	53.6	42.2	63.2





#9
Naphthalene
 Concen: 0.382 ng
 RT: 10.648 min Scan# 943
 Delta R.T. -0.021 min
 Lab File: BN038083.D
 Acq: 14 Oct 2025 01:19

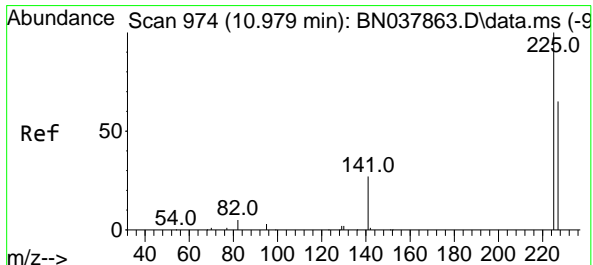
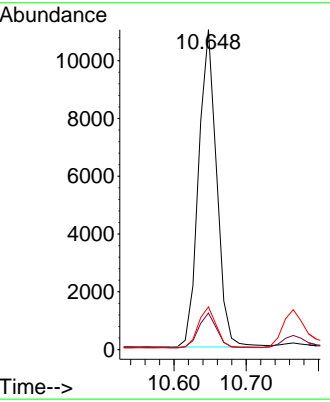
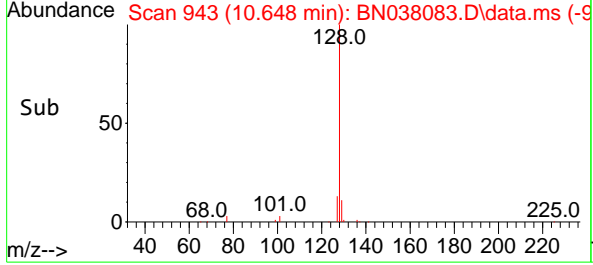
Instrument :
 BNA_N
ClientSampleId :
 SSTDCCC0.4



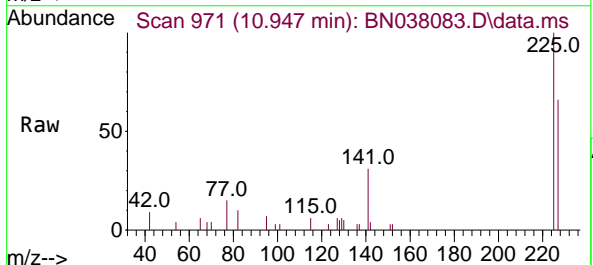
Tgt Ion:128 Resp: 19092

Ion	Ratio	Lower	Upper
128	100		
129	11.4	9.2	13.8
127	13.4	11.0	16.6

Manual Integrations
APPROVED
 Reviewed By :Jagrut Upadhyay 10/14/2025
 Supervised By :mohammad ahmed 10/15/2025

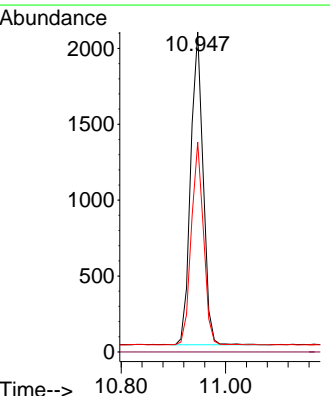
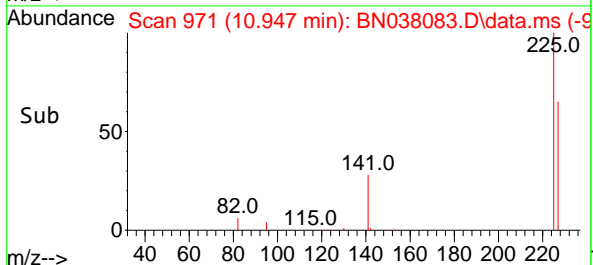


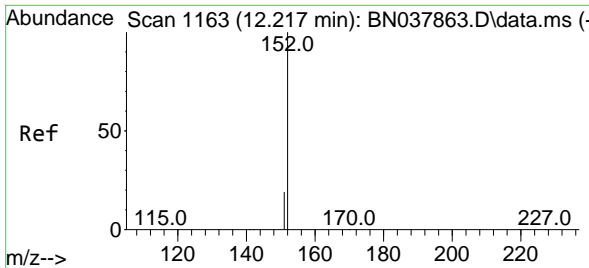
#10
Hexachlorobutadiene
 Concen: 0.399 ng
 RT: 10.947 min Scan# 971
 Delta R.T. -0.032 min
 Lab File: BN038083.D
 Acq: 14 Oct 2025 01:19



Tgt Ion:225 Resp: 3405

Ion	Ratio	Lower	Upper
225	100		
223	0.0	0.0	0.0
227	63.3	51.4	77.2





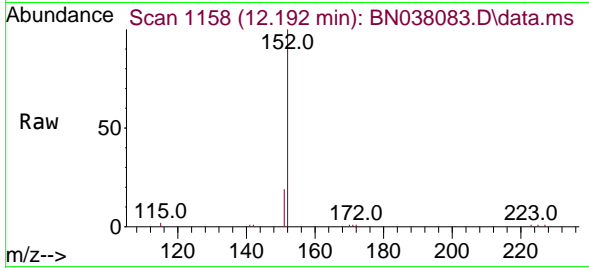
#11
 2-Methylnaphthalene-d10
 Concen: 0.393 ng
 RT: 12.192 min Scan# 1163
 Delta R.T. -0.025 min
 Lab File: BN038083.D
 Acq: 14 Oct 2025 01:19

Instrument :

BNA_N

ClientSampleId :

SSTDCCC0.4

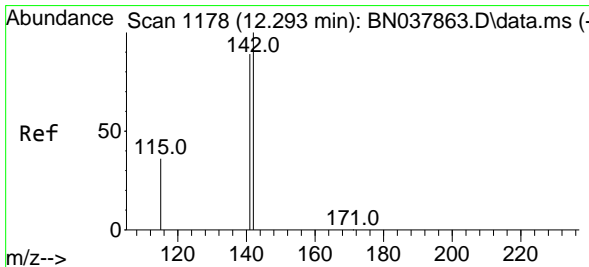
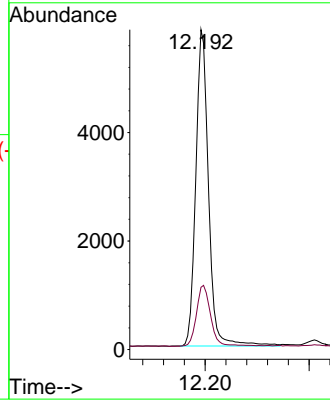
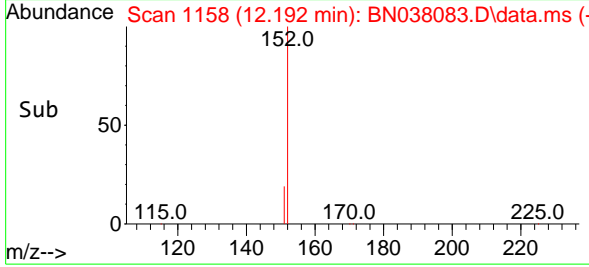


Tgt Ion:152 Resp: 9902
 Ion Ratio Lower Upper
 152 100
 151 21.8 17.4 26.2

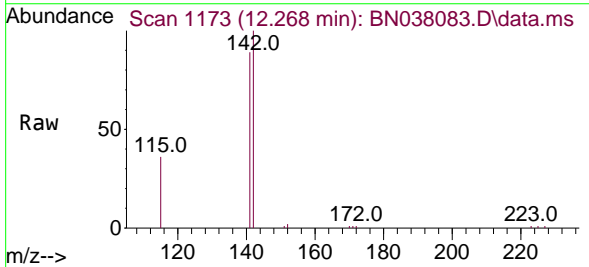
Manual Integrations

APPROVED

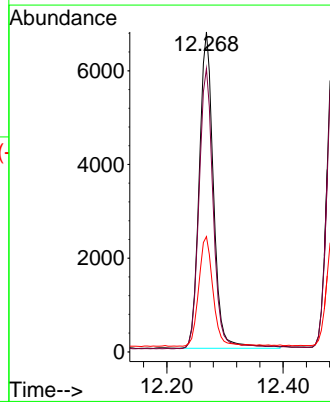
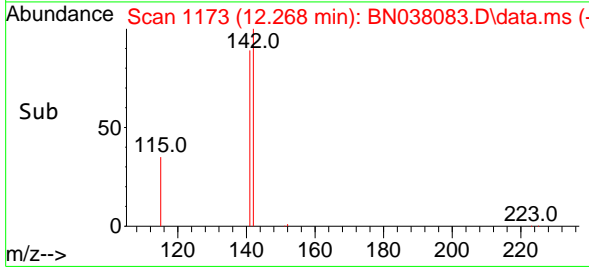
Reviewed By :Jagrut Upadhyay 10/14/2025
 Supervised By :mohammad ahmed 10/15/2025

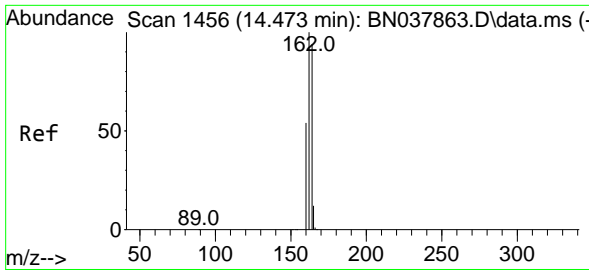


#12
 2-Methylnaphthalene
 Concen: 0.352 ng
 RT: 12.268 min Scan# 1173
 Delta R.T. -0.025 min
 Lab File: BN038083.D
 Acq: 14 Oct 2025 01:19



Tgt Ion:142 Resp: 11497
 Ion Ratio Lower Upper
 142 100
 141 88.6 71.2 106.8
 115 36.0 29.7 44.5





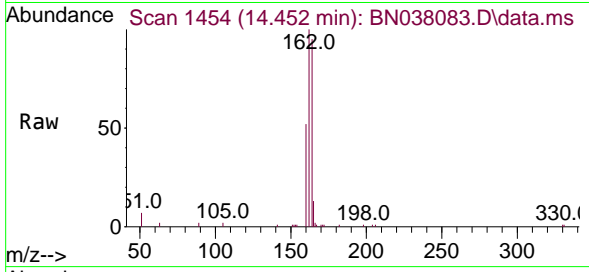
#13
 Acenaphthene-d10
 Concen: 0.400 ng
 RT: 14.452 min Scan# 1454
 Delta R.T. -0.021 min
 Lab File: BN038083.D
 Acq: 14 Oct 2025 01:19

Instrument :

BNA_N

ClientSampleId :

SSTDCCC0.4

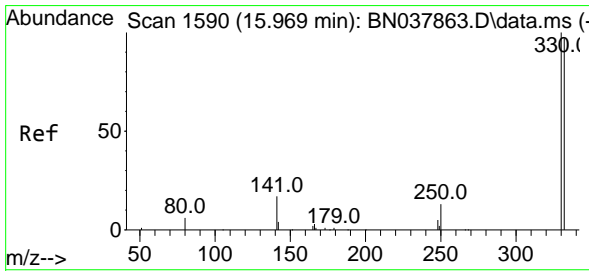
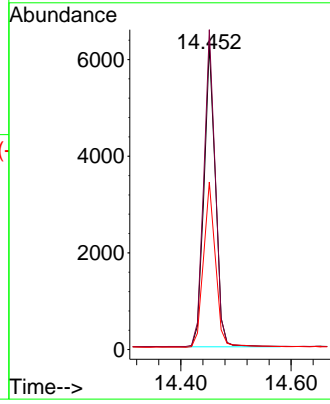
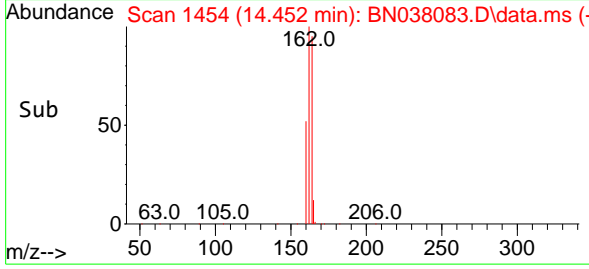


Tgt Ion:164 Resp: 9016
 Ion Ratio Lower Upper
 164 100
 162 105.1 84.8 127.2
 160 55.0 46.1 69.1

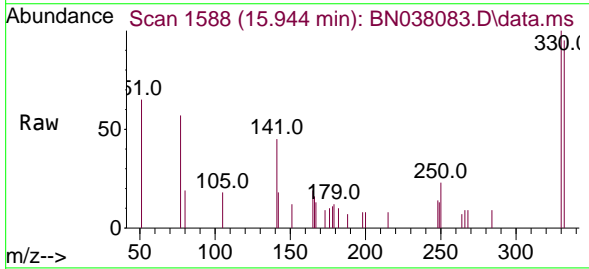
Manual Integrations

APPROVED

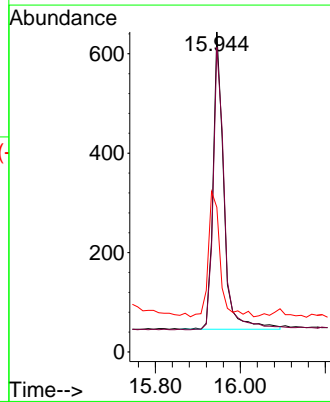
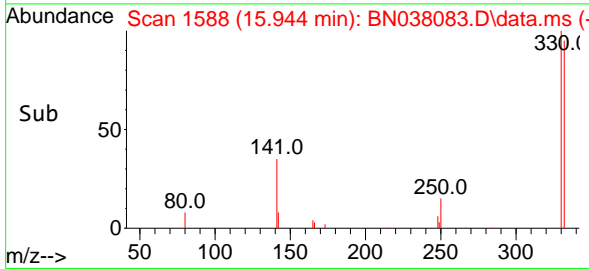
Reviewed By :Jagrut Upadhyay 10/14/2025
 Supervised By :mohammad ahmed 10/15/2025

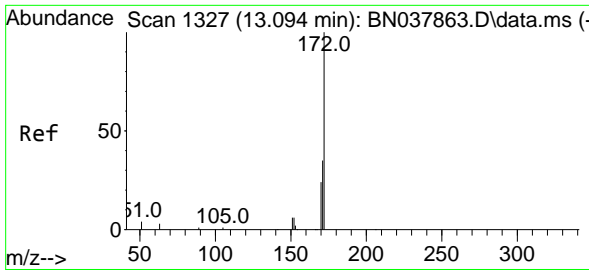


#14
 2,4,6-Tribromophenol
 Concen: 0.306 ng
 RT: 15.944 min Scan# 1588
 Delta R.T. -0.025 min
 Lab File: BN038083.D
 Acq: 14 Oct 2025 01:19



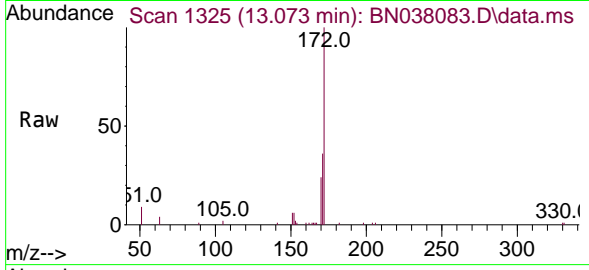
Tgt Ion:330 Resp: 1046
 Ion Ratio Lower Upper
 330 100
 332 98.3 77.2 115.8
 141 46.3 37.2 55.8





#15
 2-Fluorobiphenyl
 Concen: 0.366 ng
 RT: 13.073 min Scan# 1325
 Delta R.T. -0.021 min
 Lab File: BN038083.D
 Acq: 14 Oct 2025 01:19

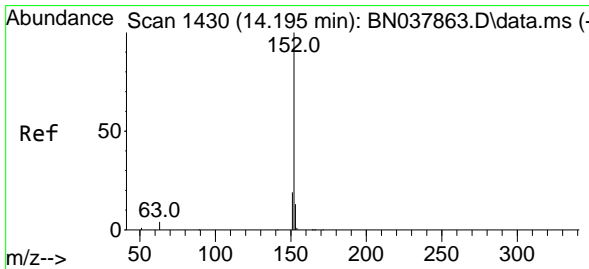
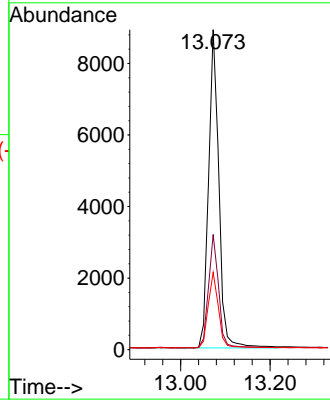
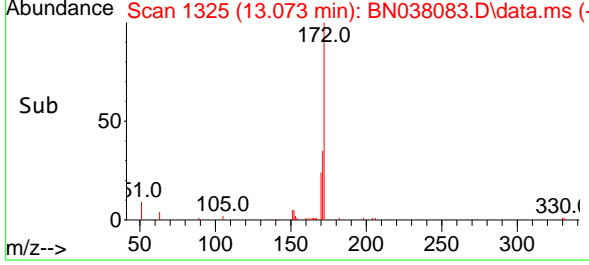
Instrument : BNA_N
 Client Sample Id : SSTDCCC0.4



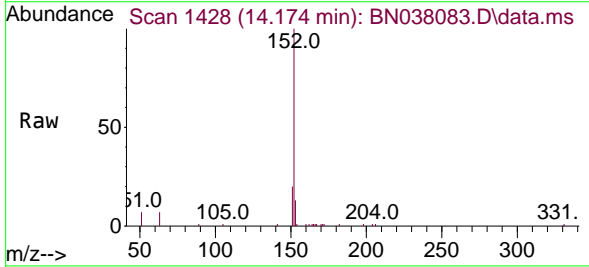
Tgt Ion: 172 Resp: 13525

Ion	Ratio	Lower	Upper
172	100		
171	36.0	28.6	43.0
170	24.1	19.7	29.5

Manual Integrations
APPROVED
 Reviewed By : Jagrut Upadhyay 10/14/2025
 Supervised By : mohammad ahmed 10/15/2025

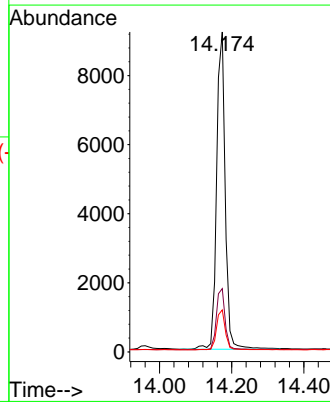
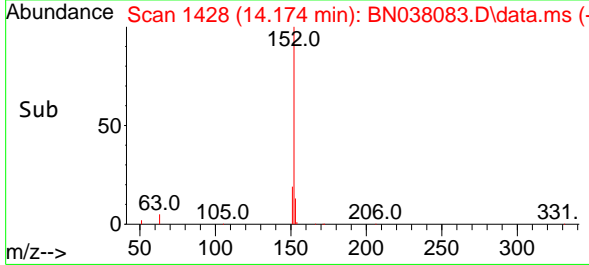


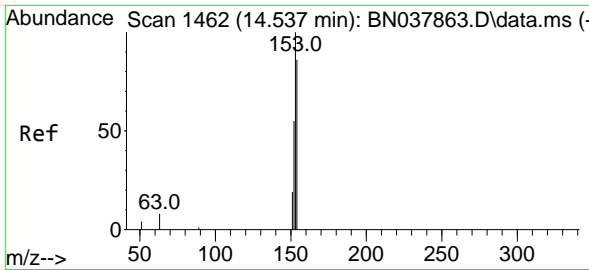
#16
 Acenaphthylene
 Concen: 0.374 ng
 RT: 14.174 min Scan# 1428
 Delta R.T. -0.021 min
 Lab File: BN038083.D
 Acq: 14 Oct 2025 01:19



Tgt Ion: 152 Resp: 15325

Ion	Ratio	Lower	Upper
152	100		
151	19.6	15.8	23.8
153	13.1	10.5	15.7





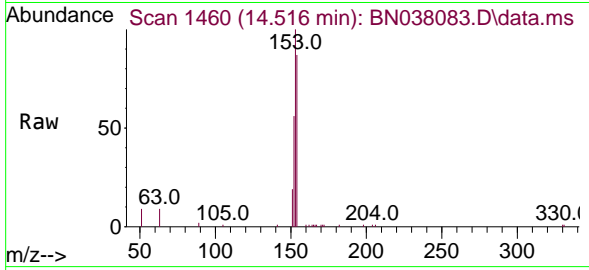
#17
 Acenaphthene
 Concen: 0.363 ng
 RT: 14.516 min Scan# 1458
 Delta R.T. -0.021 min
 Lab File: BN038083.D
 Acq: 14 Oct 2025 01:19

Instrument :

BNA_N

ClientSampleId :

SSTDCCC0.4



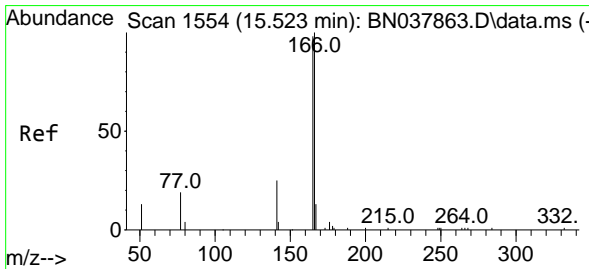
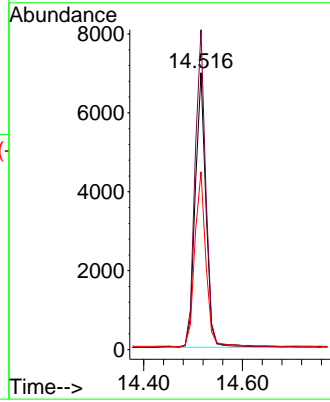
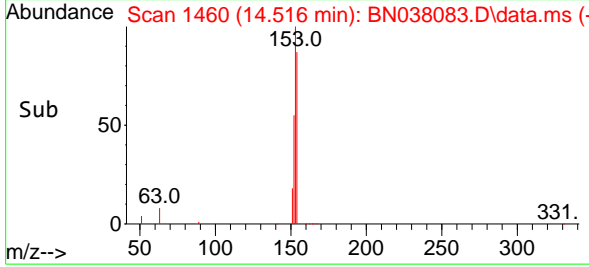
Tgt Ion:154 Resp: 10578
 Ion Ratio Lower Upper
 154 100
 153 114.3 90.5 135.7
 152 65.5 51.8 77.8

Manual Integrations

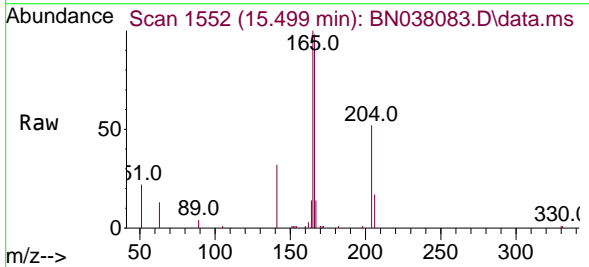
APPROVED

Reviewed By :Jagrut Upadhyay 10/14/2025

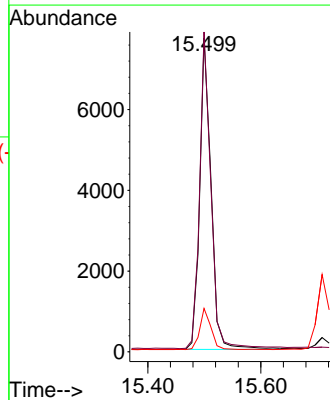
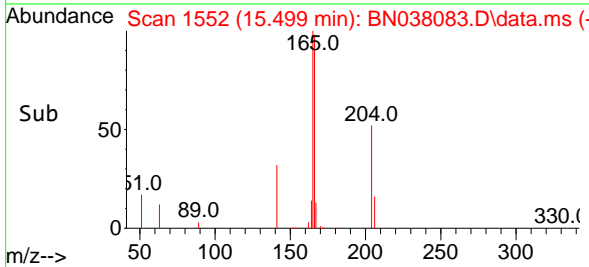
Supervised By :mohammad ahmed 10/15/2025

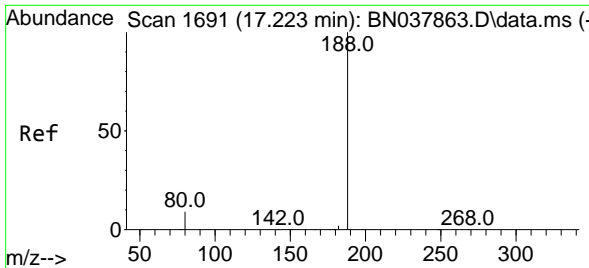


#18
 Fluorene
 Concen: 0.327 ng
 RT: 15.499 min Scan# 1552
 Delta R.T. -0.023 min
 Lab File: BN038083.D
 Acq: 14 Oct 2025 01:19



Tgt Ion:166 Resp: 11554
 Ion Ratio Lower Upper
 166 100
 165 101.2 79.0 118.4
 167 12.9 10.6 16.0





#19
 Phenanthrene-d10
 Concen: 0.400 ng
 RT: 17.198 min Scan# 1622
 Delta R.T. -0.025 min
 Lab File: BN038083.D
 Acq: 14 Oct 2025 01:19

Instrument :

BNA_N

ClientSampleId :

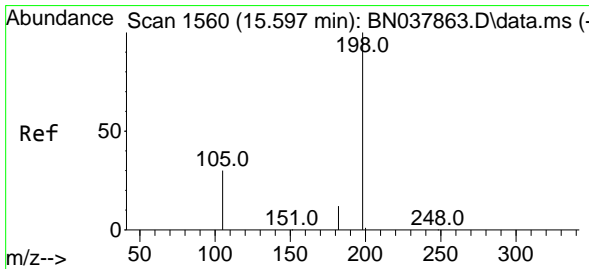
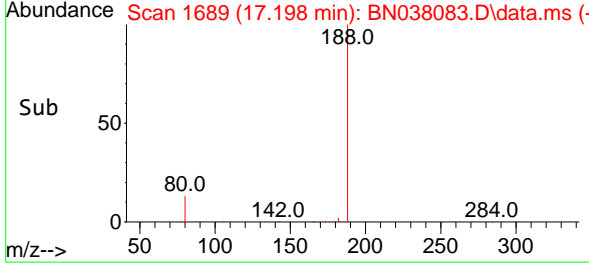
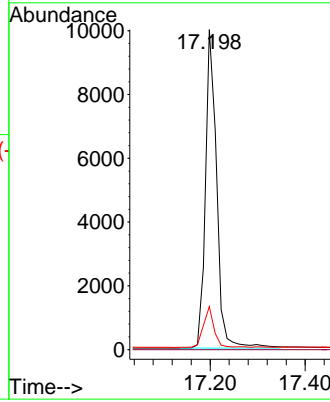
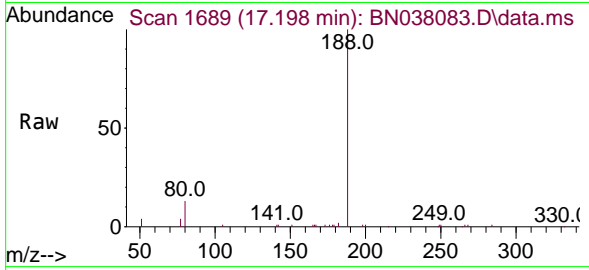
SSTDCCC0.4

Tgt Ion:188 Resp: 1622
 Ion Ratio Lower Upper
 188 100
 94 0.0 0.0 0.0
 80 13.4 7.6 11.4

Manual Integrations

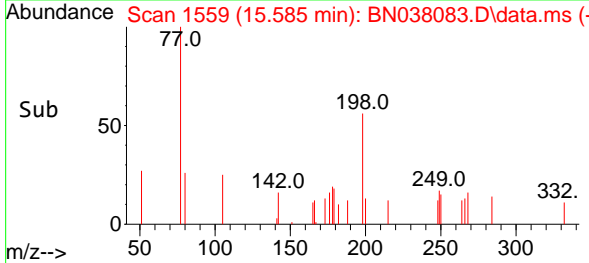
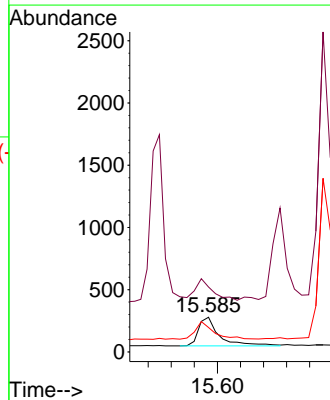
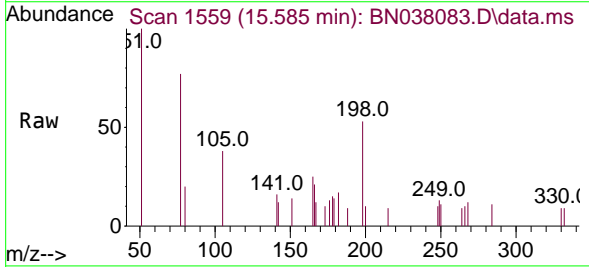
APPROVED

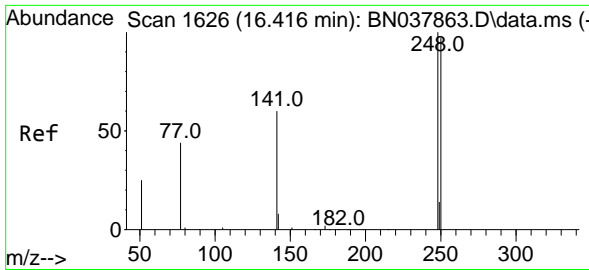
Reviewed By :Jagrut Upadhyay 10/14/2025
 Supervised By :mohammad ahmed 10/15/2025



#20
 4,6-Dinitro-2-methylphenol
 Concen: 0.347 ng
 RT: 15.585 min Scan# 1559
 Delta R.T. -0.012 min
 Lab File: BN038083.D
 Acq: 14 Oct 2025 01:19

Tgt Ion:198 Resp: 580
 Ion Ratio Lower Upper
 198 100
 51 187.8 59.1 88.7#
 105 70.5 41.3 61.9#





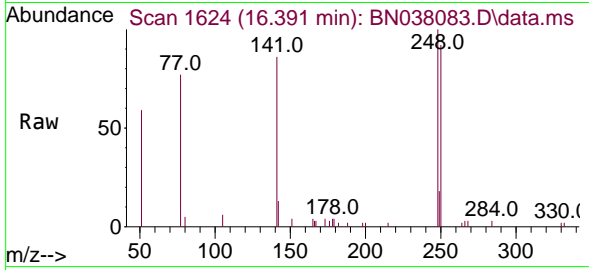
#21
 4-Bromophenyl-phenylether
 Concen: 0.344 ng
 RT: 16.391 min Scan# 1624
 Delta R.T. -0.025 min
 Lab File: BN038083.D
 Acq: 14 Oct 2025 01:19

Instrument :

BNA_N

ClientSampleId :

SSTDCCC0.4



Tgt Ion: 248 Resp: 363

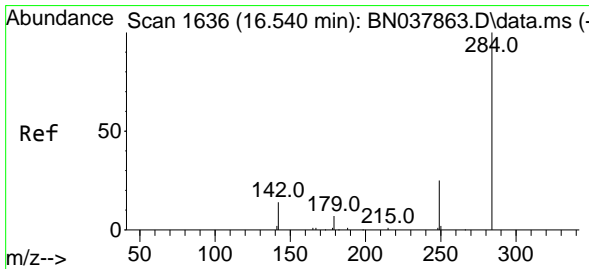
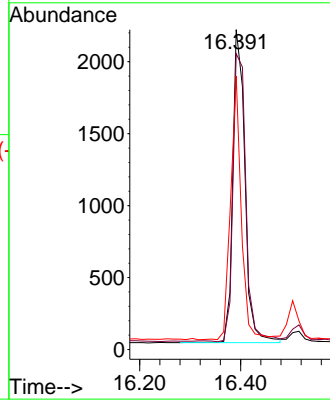
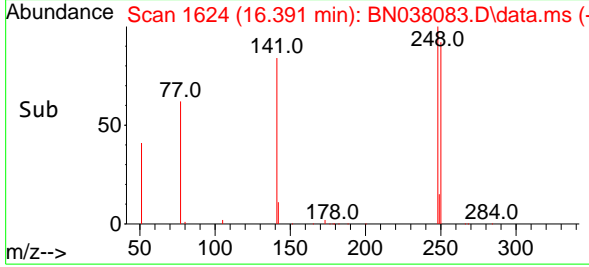
Ion	Ratio	Lower	Upper
248	100		
250	92.5	77.6	116.4
141	85.5	48.8	73.2

Manual Integrations

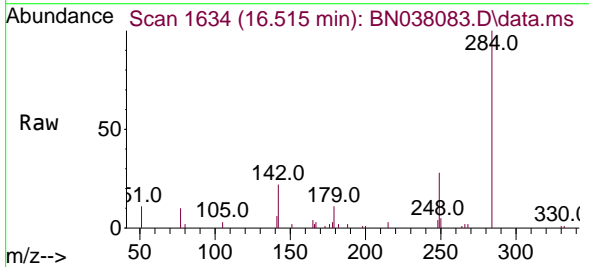
APPROVED

Reviewed By :Jagrut Upadhyay 10/14/2025

Supervised By :mohammad ahmed 10/15/2025

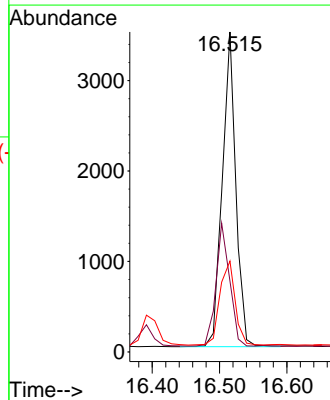
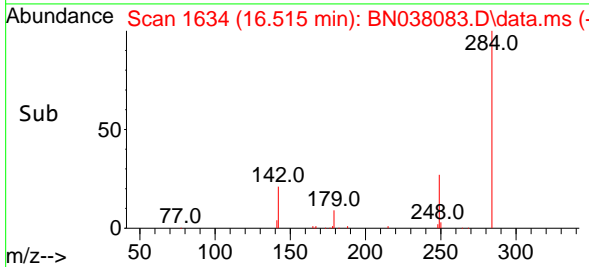


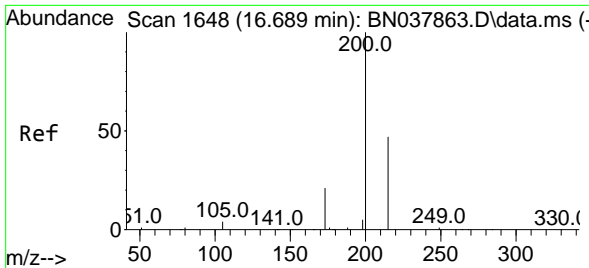
#22
 Hexachlorobenzene
 Concen: 0.381 ng
 RT: 16.515 min Scan# 1634
 Delta R.T. -0.025 min
 Lab File: BN038083.D
 Acq: 14 Oct 2025 01:19



Tgt Ion: 284 Resp: 4887

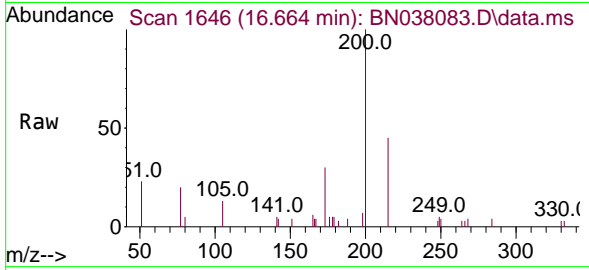
Ion	Ratio	Lower	Upper
284	100		
142	39.1	30.9	46.3
249	30.2	23.9	35.9





#23
Atrazine
 Concen: 0.303 ng
 RT: 16.664 min Scan# 1646
 Delta R.T. -0.025 min
 Lab File: BN038083.D
 Acq: 14 Oct 2025 01:19

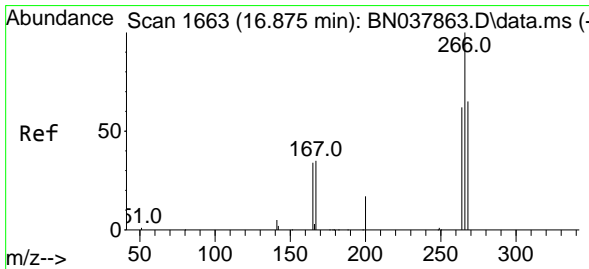
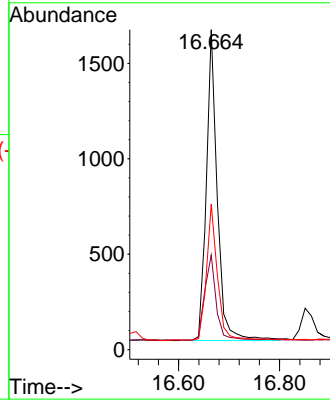
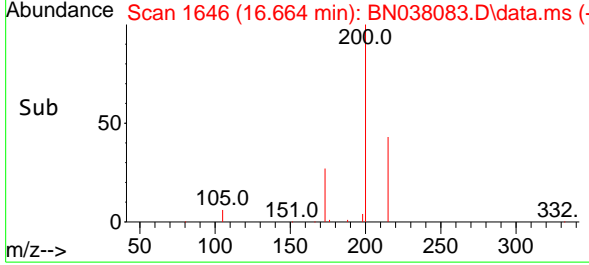
Instrument :
 BNA_N
ClientSampleId :
 SSTDCCC0.4



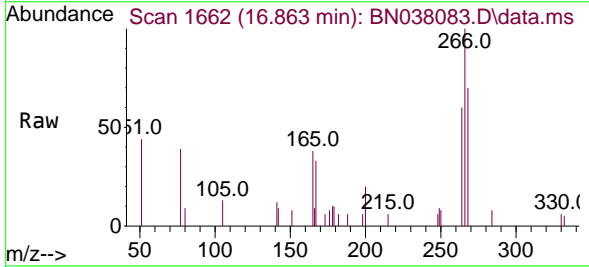
Tgt Ion: 200 Resp: 2436
 Ion Ratio Lower Upper
 200 100
 173 29.6 18.3 27.5
 215 45.4 38.6 58.0

Manual Integrations
APPROVED

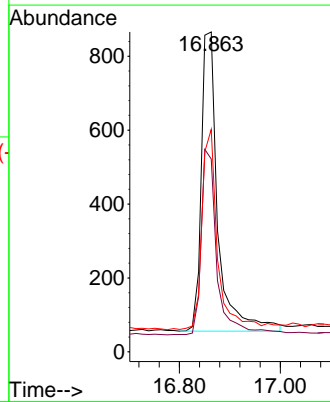
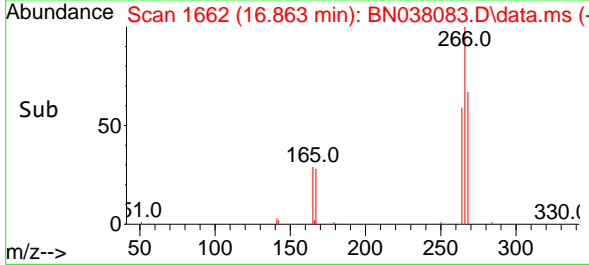
Reviewed By :Jagrut Upadhyay 10/14/2025
 Supervised By :mohammad ahmed 10/15/2025

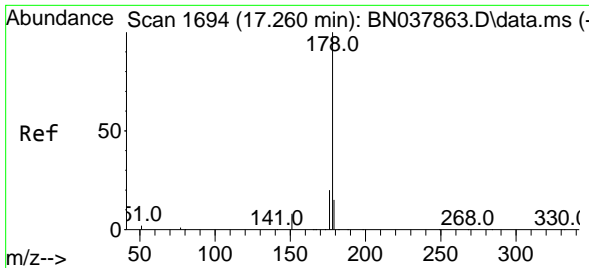


#24
Pentachlorophenol
 Concen: 0.420 ng
 RT: 16.863 min Scan# 1662
 Delta R.T. -0.012 min
 Lab File: BN038083.D
 Acq: 14 Oct 2025 01:19



Tgt Ion: 266 Resp: 1846
 Ion Ratio Lower Upper
 266 100
 264 59.0 50.9 76.3
 268 64.0 54.3 81.5





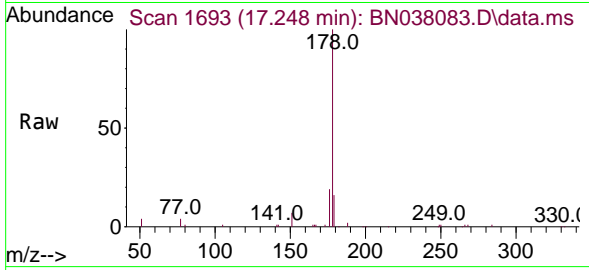
#25
 Phenanthrene
 Concen: 0.358 ng
 RT: 17.248 min Scan# 1693
 Delta R.T. -0.012 min
 Lab File: BN038083.D
 Acq: 14 Oct 2025 01:19

Instrument :

BNA_N

ClientSampleId :

SSTDCCC0.4

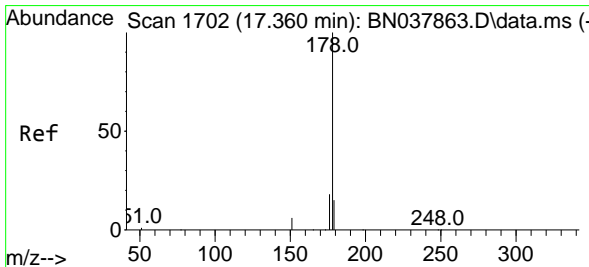
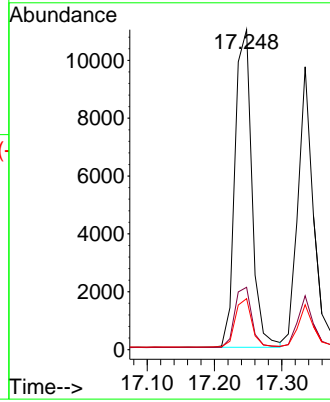
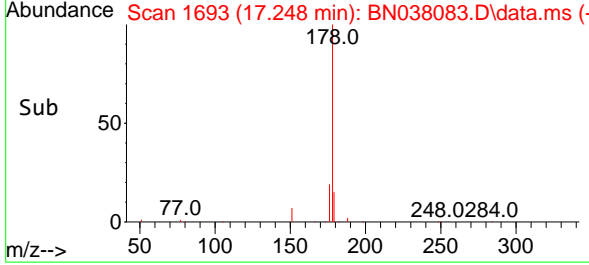


Tgt Ion:178 Resp: 19133
 Ion Ratio Lower Upper
 178 100
 176 19.3 15.7 23.5
 179 15.1 12.3 18.5

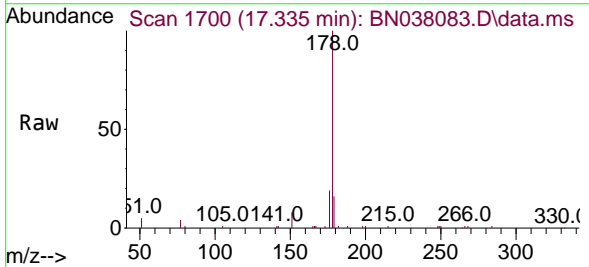
Manual Integrations

APPROVED

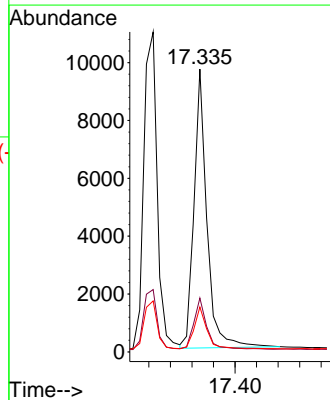
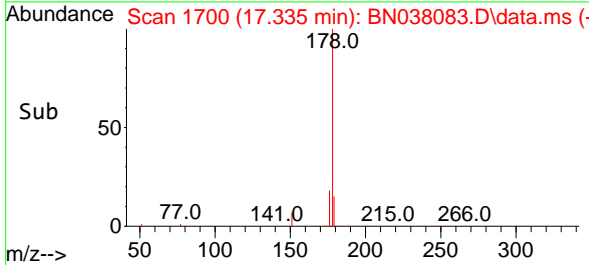
Reviewed By :Jagrut Upadhyay 10/14/2025
 Supervised By :mohammad ahmed 10/15/2025

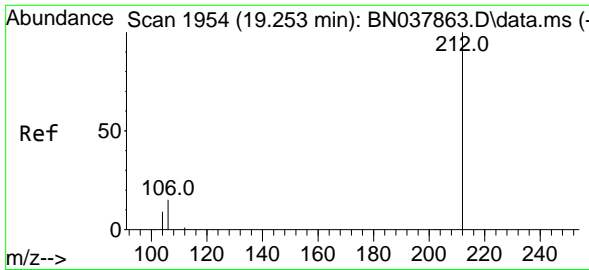


#26
 Anthracene
 Concen: 0.345 ng
 RT: 17.335 min Scan# 1700
 Delta R.T. -0.025 min
 Lab File: BN038083.D
 Acq: 14 Oct 2025 01:19



Tgt Ion:178 Resp: 15982
 Ion Ratio Lower Upper
 178 100
 176 18.6 15.0 22.4
 179 15.1 12.3 18.5





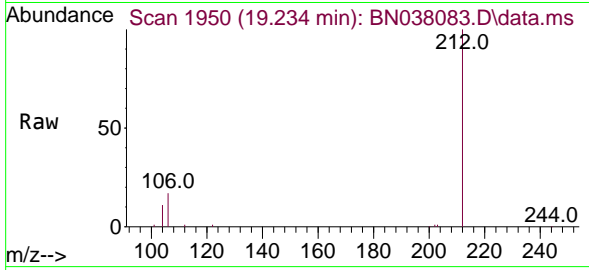
#27
 Fluoranthene-d10
 Concen: 0.404 ng
 RT: 19.234 min Scan# 1950
 Delta R.T. -0.019 min
 Lab File: BN038083.D
 Acq: 14 Oct 2025 01:19

Instrument :

BNA_N

ClientSampleId :

SSTDCCC0.4

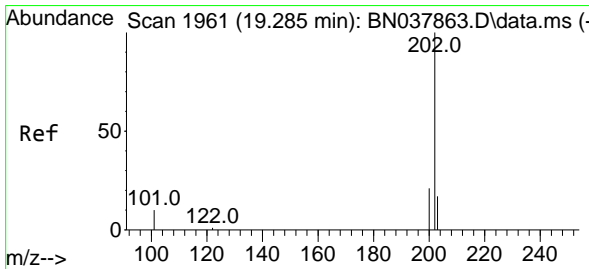
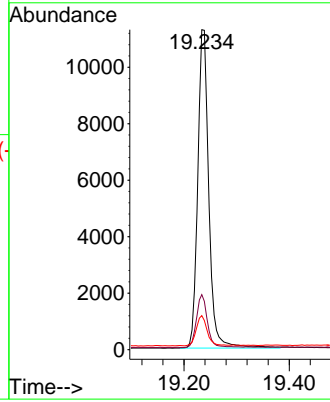
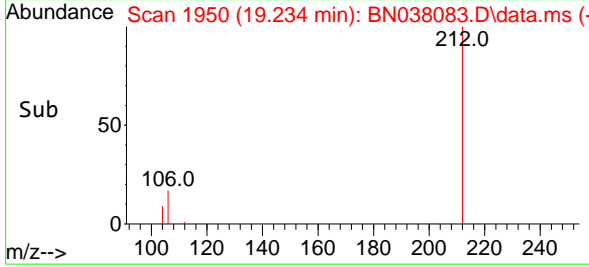


Tgt Ion:212 Resp: 16484
 Ion Ratio Lower Upper
 212 100
 106 16.2 12.6 19.0
 104 9.4 7.4 11.0

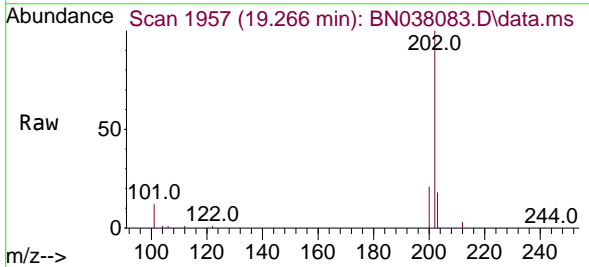
Manual Integrations

APPROVED

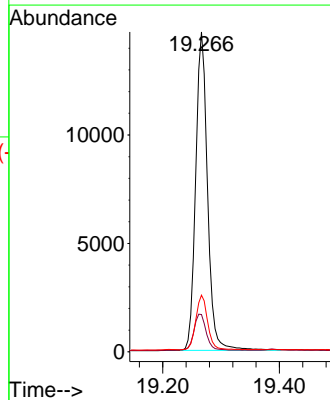
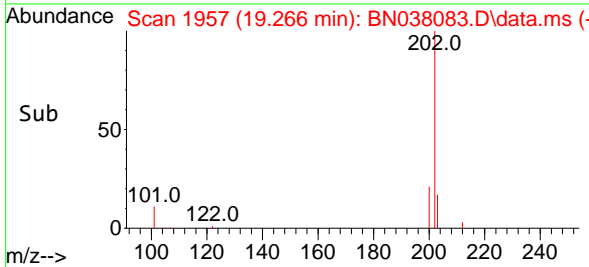
Reviewed By :Jagrut Upadhyay 10/14/2025
 Supervised By :mohammad ahmed 10/15/2025

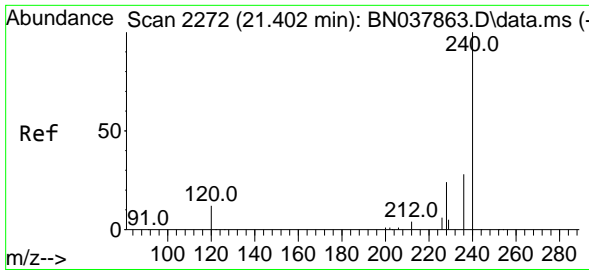


#28
 Fluoranthene
 Concen: 0.352 ng
 RT: 19.266 min Scan# 1957
 Delta R.T. -0.019 min
 Lab File: BN038083.D
 Acq: 14 Oct 2025 01:19



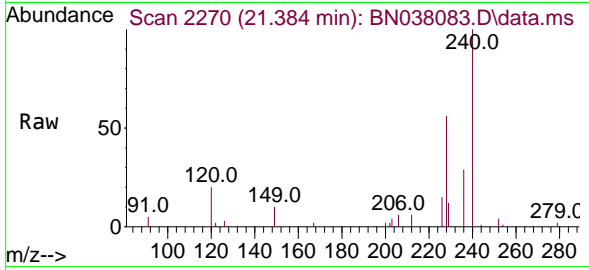
Tgt Ion:202 Resp: 20674
 Ion Ratio Lower Upper
 202 100
 101 12.1 9.3 13.9
 203 17.2 13.6 20.4





#29
 Chrysene-d12
 Concen: 0.400 ng
 RT: 21.384 min Scan# 21384
 Delta R.T. -0.018 min
 Lab File: BN038083.D
 Acq: 14 Oct 2025 01:19

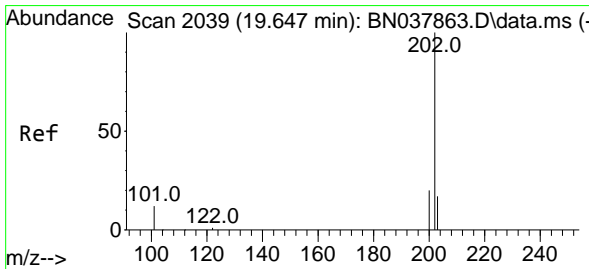
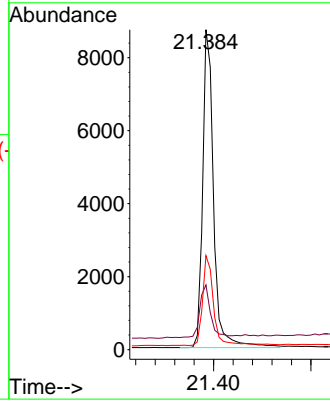
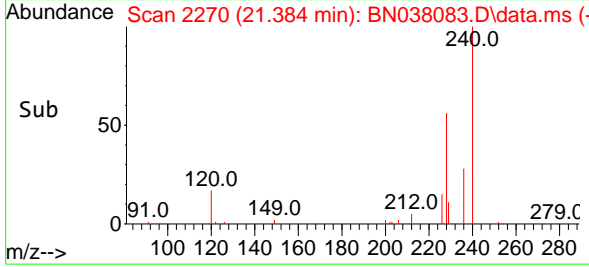
Instrument : BNA_N
 ClientSampleId : SSTDCCC0.4



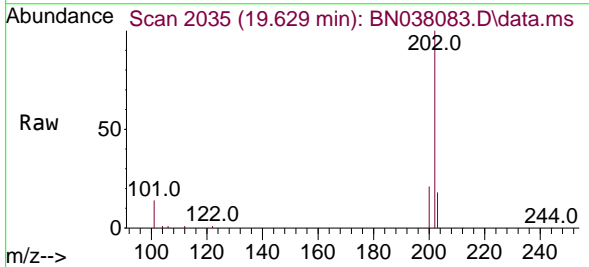
Tgt Ion: 240 Resp: 13579
 Ion Ratio Lower Upper
 240 100
 120 20.2 11.4 17.2
 236 29.4 23.0 34.6

Manual Integrations
APPROVED

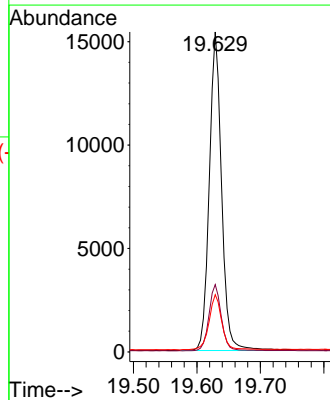
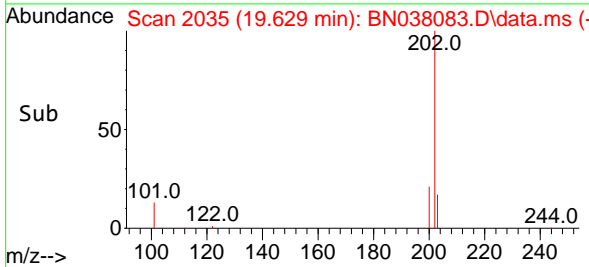
Reviewed By :Jagrut Upadhyay 10/14/2025
 Supervised By :mohammad ahmed 10/15/2025

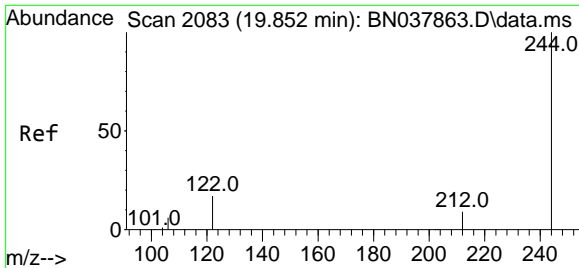


#30
 Pyrene
 Concen: 0.386 ng
 RT: 19.629 min Scan# 2035
 Delta R.T. -0.019 min
 Lab File: BN038083.D
 Acq: 14 Oct 2025 01:19



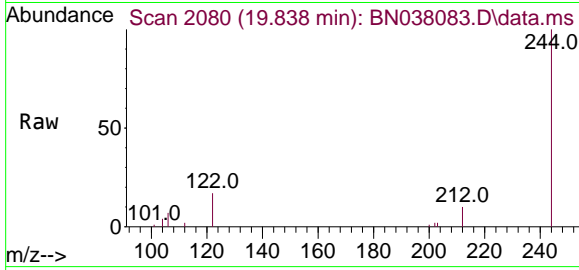
Tgt Ion: 202 Resp: 20709
 Ion Ratio Lower Upper
 202 100
 200 21.0 16.7 25.1
 203 18.1 14.2 21.4





#31
 Terphenyl-d14
 Concen: 0.356 ng
 RT: 19.838 min Scan# 2080
 Delta R.T. -0.014 min
 Lab File: BN038083.D
 Acq: 14 Oct 2025 01:19

Instrument :
 BNA_N
 Client Sample Id :
 SSTDCCC0.4

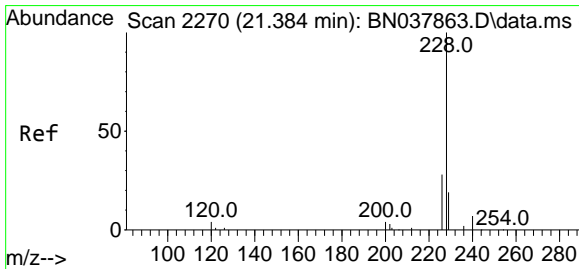
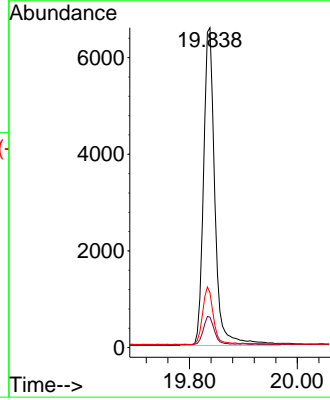
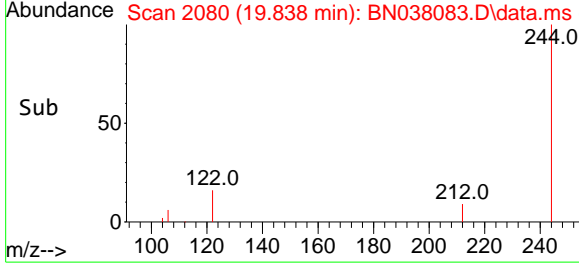


Tgt Ion: 244 Resp: 9629

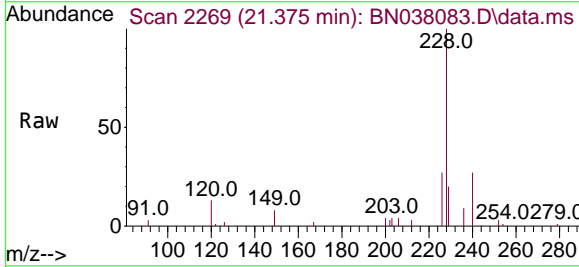
Ion	Ratio	Lower	Upper
244	100		
212	9.5	7.6	11.4
122	17.2	13.9	20.9

Manual Integrations
APPROVED

Reviewed By :Jagrut Upadhyay 10/14/2025
 Supervised By :mohammad ahmed 10/15/2025

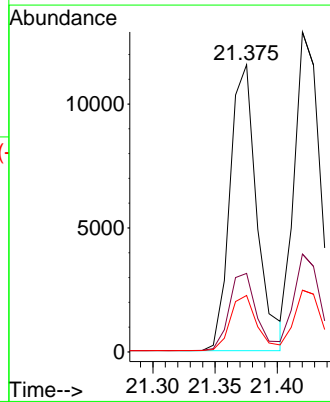



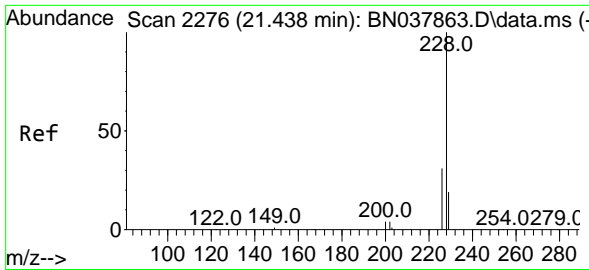
#32
 Benzo(a)anthracene
 Concen: 0.368 ng
 RT: 21.375 min Scan# 2269
 Delta R.T. -0.009 min
 Lab File: BN038083.D
 Acq: 14 Oct 2025 01:19



Tgt Ion: 228 Resp: 17445

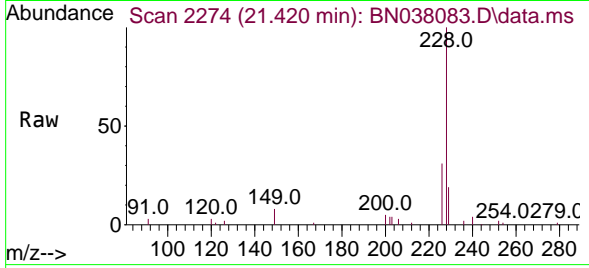
Ion	Ratio	Lower	Upper
228	100		
226	27.3	22.6	33.8
229	19.6	15.6	23.4





#33
 Chrysene
 Concen: 0.391 ng
 RT: 21.420 min Scan# 21
 Delta R.T. -0.018 min
 Lab File: BN038083.D
 Acq: 14 Oct 2025 01:19

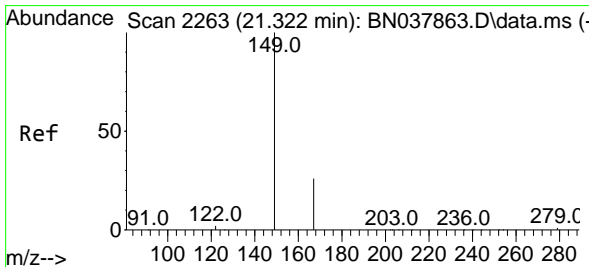
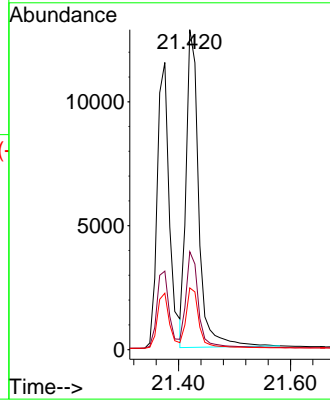

Instrument :
 BNA_N
 ClientSampleId :
 SSTDCCC0.4



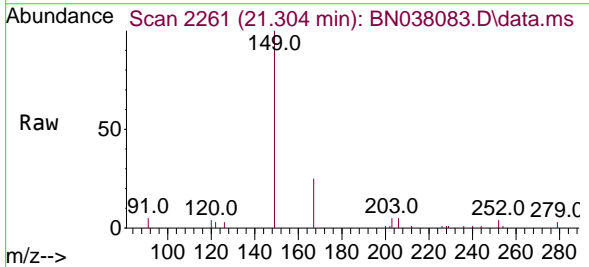
Tgt Ion:228 Resp: 2008
 Ion Ratio Lower Upper
 228 100
 226 30.6 24.6 37.0
 229 19.3 15.6 23.4

Manual Integrations
APPROVED

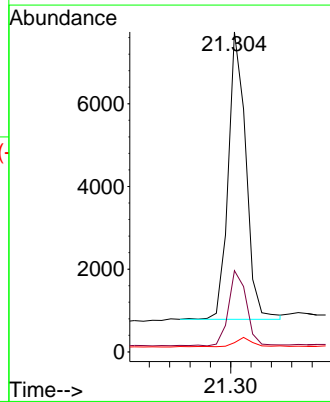
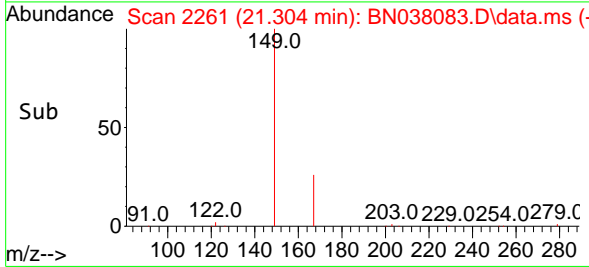
Reviewed By :Jagrut Upadhyay 10/14/2025
 Supervised By :mohammad ahmed 10/15/2025

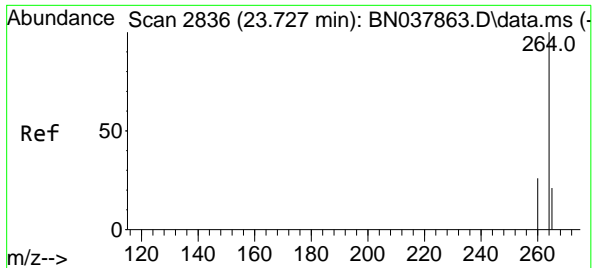


#34
 Bis(2-ethylhexyl)phthalate
 Concen: 0.447 ng
 RT: 21.304 min Scan# 2261
 Delta R.T. -0.018 min
 Lab File: BN038083.D
 Acq: 14 Oct 2025 01:19



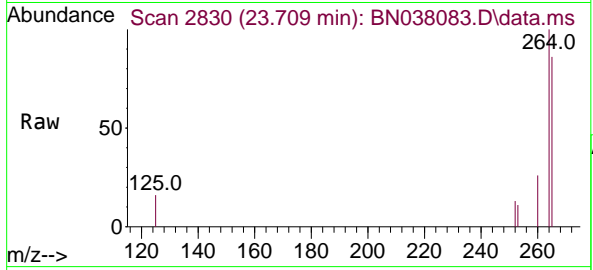
Tgt Ion:149 Resp: 8392
 Ion Ratio Lower Upper
 149 100
 167 26.4 20.4 30.6
 279 3.2 2.4 3.6





#35
Perylene-d12
 Concen: 0.400 ng
 RT: 23.709 min Scan# 2830
 Delta R.T. -0.018 min
 Lab File: BN038083.D
 Acq: 14 Oct 2025 01:19

Instrument :
 BNA_N
ClientSampleId :
 SSTDCCC0.4

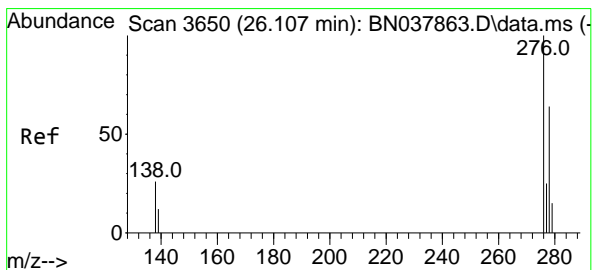
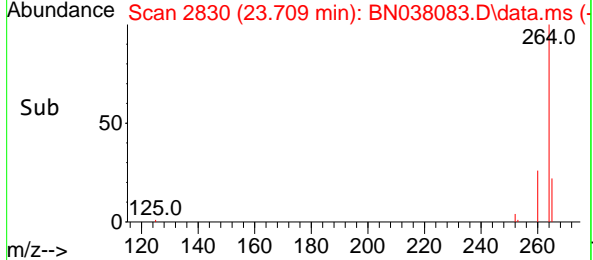
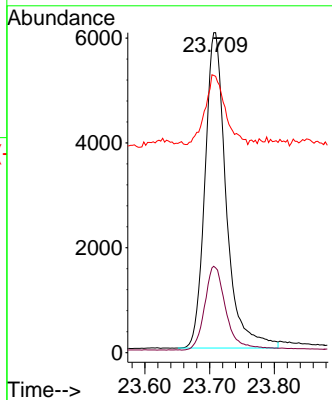


Tgt Ion: 264 Resp: 1372

Ion	Ratio	Lower	Upper
264	100		
260	26.5	21.5	32.3
265	86.3	53.8	80.6

Manual Integrations
APPROVED

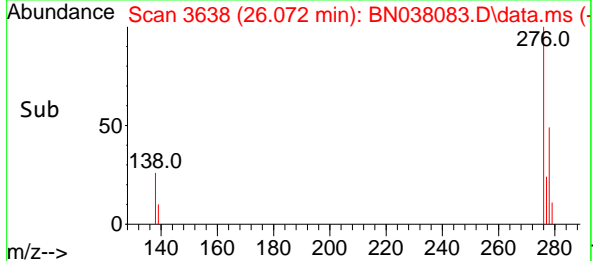
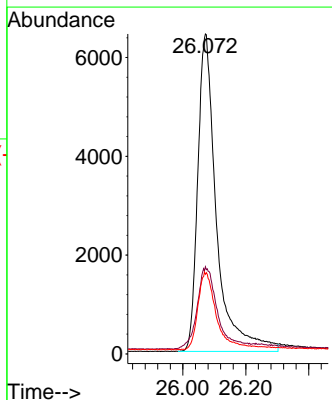
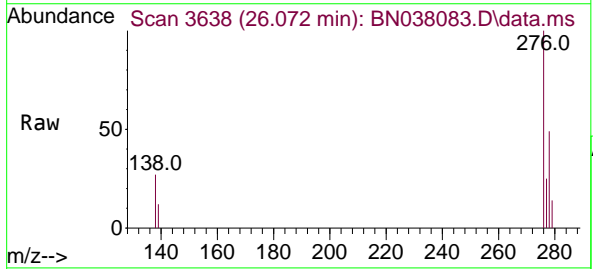
Reviewed By :Jagrut Upadhyay 10/14/2025
 Supervised By :mohammad ahmed 10/15/2025

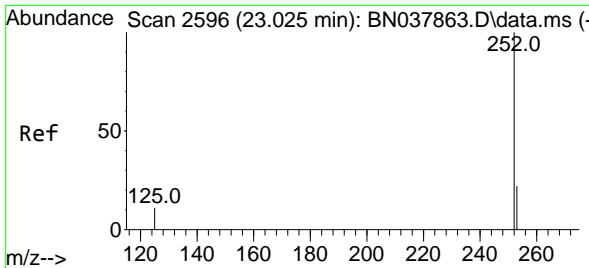


#36
Indeno(1,2,3-cd)pyrene
 Concen: 0.424 ng
 RT: 26.072 min Scan# 3638
 Delta R.T. -0.035 min
 Lab File: BN038083.D
 Acq: 14 Oct 2025 01:19

Tgt Ion: 276 Resp: 26580

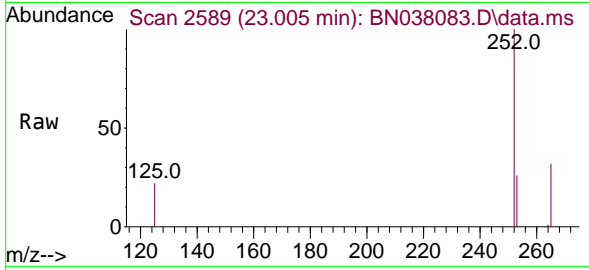
Ion	Ratio	Lower	Upper
276	100		
138	28.5	21.4	32.0
277	23.8	20.3	30.5





#37
Benzo(b)fluoranthene
 Concen: 0.363 ng m
 RT: 23.005 min Scan# 2148
 Delta R.T. -0.021 min
 Lab File: BN038083.D
 Acq: 14 Oct 2025 01:19

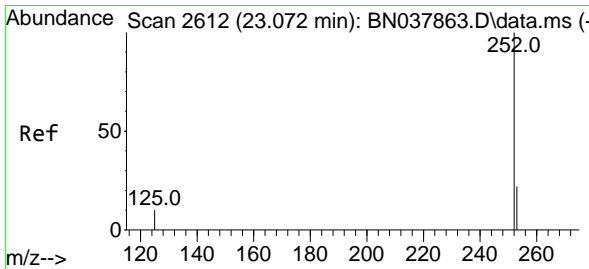
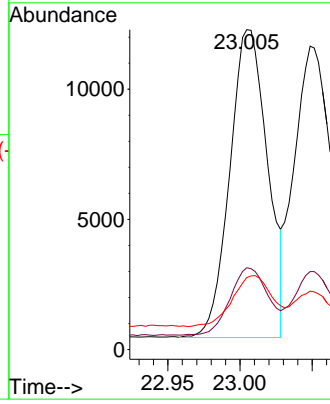
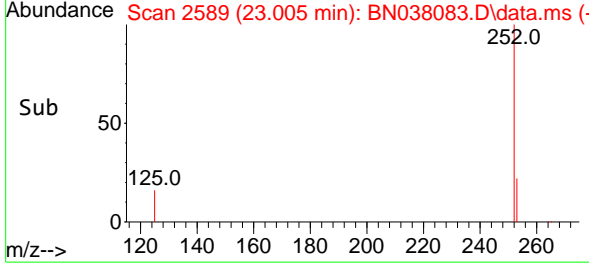
Instrument :
 BNA_N
ClientSampleId :
 SSTDCCC0.4



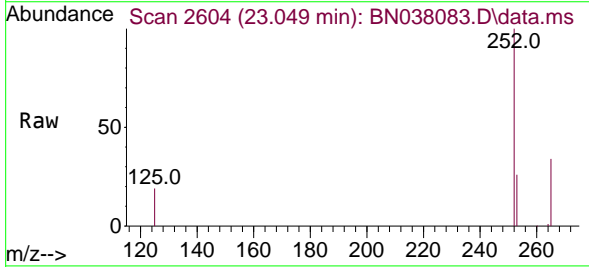
Tgt Ion:252 Resp: 2148
 Ion Ratio Lower Upper
 252 100
 253 25.6 19.4 29.0
 125 22.5 13.0 19.4

Manual Integrations
APPROVED

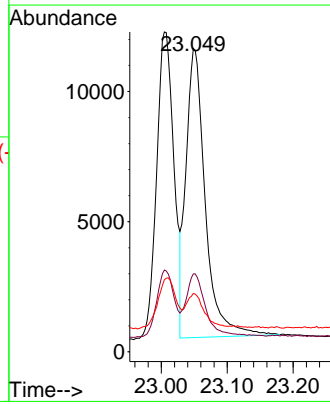
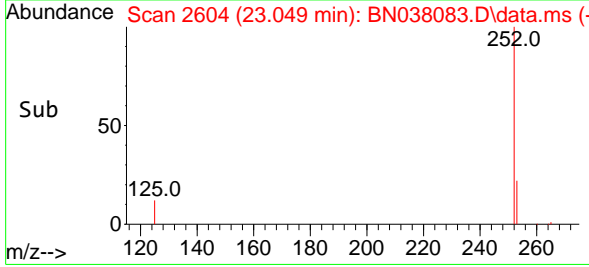
Reviewed By :Jagrut Upadhyay 10/14/2025
 Supervised By :mohammad ahmed 10/15/2025

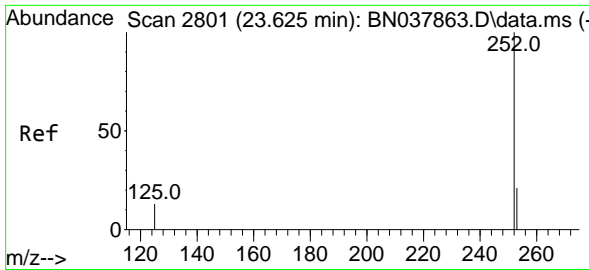


#38
Benzo(k)fluoranthene
 Concen: 0.381 ng
 RT: 23.049 min Scan# 2604
 Delta R.T. -0.023 min
 Lab File: BN038083.D
 Acq: 14 Oct 2025 01:19



Tgt Ion:252 Resp: 22684
 Ion Ratio Lower Upper
 252 100
 253 25.7 19.5 29.3
 125 19.3 13.0 19.4





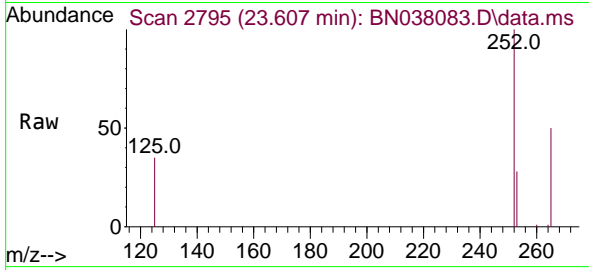
#39
 Benzo(a)pyrene
 Concen: 0.393 ng
 RT: 23.607 min Scan# 2795
 Delta R.T. -0.018 min
 Lab File: BN038083.D
 Acq: 14 Oct 2025 01:19

Instrument :

BNA_N

ClientSampleId :

SSTDCCC0.4

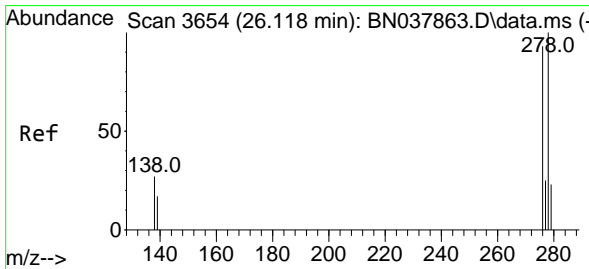
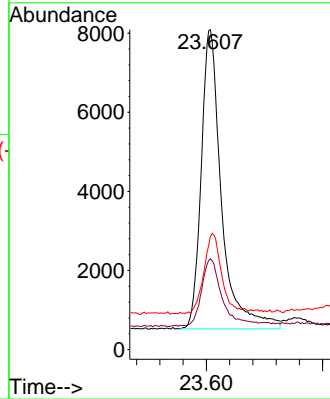
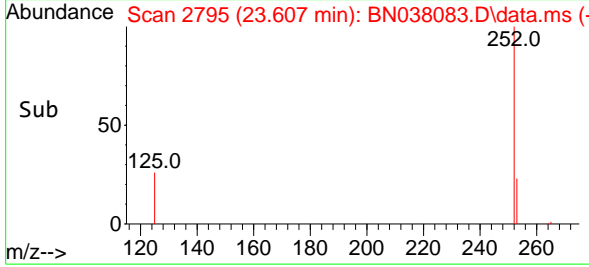


Tgt Ion:252 Resp: 18395
 Ion Ratio Lower Upper
 252 100
 253 28.4 20.6 30.8
 125 35.4 16.7 25.1

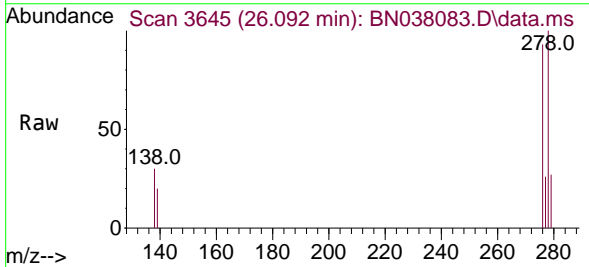
Manual Integrations

APPROVED

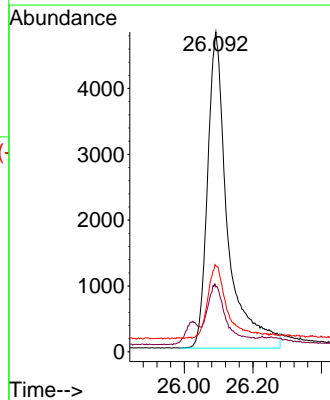
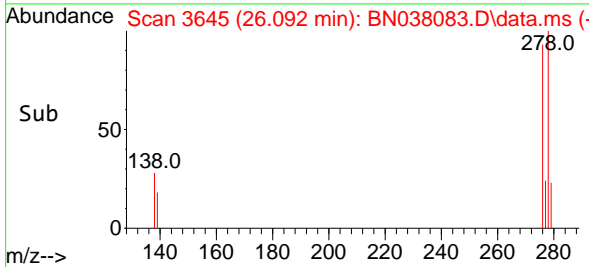
Reviewed By :Jagrut Upadhyay 10/14/2025
 Supervised By :mohammad ahmed 10/15/2025

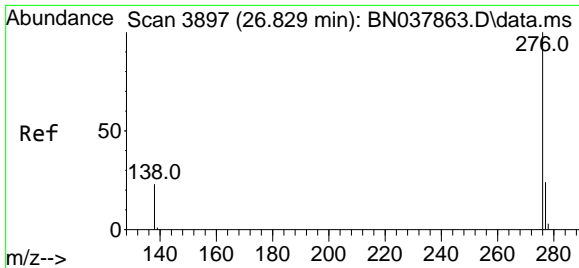


#40
 Dibenzo(a,h)anthracene
 Concen: 0.398 ng
 RT: 26.092 min Scan# 3645
 Delta R.T. -0.026 min
 Lab File: BN038083.D
 Acq: 14 Oct 2025 01:19



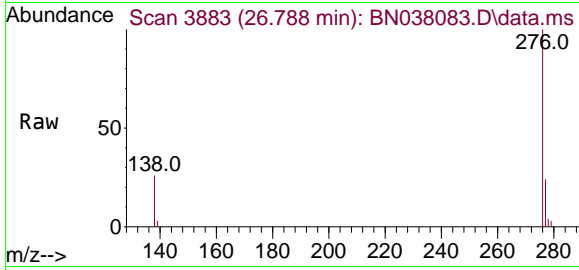
Tgt Ion:278 Resp: 19499
 Ion Ratio Lower Upper
 278 100
 139 20.3 15.4 23.2
 279 26.9 20.8 31.2





#41
 Benzo(g,h,i)perylene
 Concen: 0.440 ng
 RT: 26.788 min Scan# 3897
 Delta R.T. -0.041 min
 Lab File: BN038083.D
 Acq: 14 Oct 2025 01:19

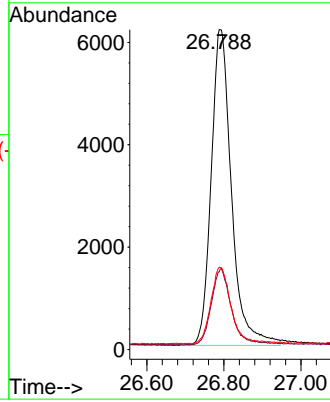
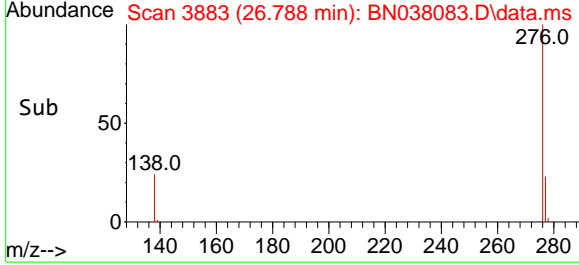
Instrument :
 BNA_N
 ClientSampleId :
 SSTDCCC0.4



Tgt Ion: 276 Resp: 22628

Ion	Ratio	Lower	Upper
276	100		
277	24.3	20.2	30.4
138	25.7	19.8	29.8

Manual Integrations
APPROVED
 Reviewed By :Jagrut Upadhyay 10/14/2025
 Supervised By :mohammad ahmed 10/15/2025



Data Path : Z:\svoasrv\HPCHEM1\BNA_N\Data\BN101325\
 Data File : BN038083.D
 Acq On : 14 Oct 2025 01:19
 Operator : RC/JU
 Sample : SSTDCCC0.4
 Misc :
 ALS Vial : 18 Sample Multiplier: 1

Instrument :
 BNA_N
 LabSampleId :
 SSTDCCC0.4

Quant Time: Oct 14 03:52:02 2025
 Quant Method : Z:\svoasrv\HPCHEM1\BNA_N\Methods\8270-SIM-BN092325.M
 Quant Title : ASP BNA STANDARDS FOR 5 POINT CALIBRATION
 QLast Update : Wed Sep 24 11:00:01 2025
 Response via : Initial Calibration

Min. RRF : 0.000 Min. Rel. Area : 50% Max. R.T. Dev 0.50min
 Max. RRF Dev : 25% Max. Rel. Area : 150%

	Compound	AvgRF	CCRF	%Dev	Area%	Dev(min)
1 I	1,4-Dichlorobenzene-d4	1.000	1.000	0.0	126	-0.03
2	1,4-Dioxane	0.406	0.473	-16.5	146	-0.01
3	n-Nitrosodimethylamine	0.540	0.529	2.0	129	-0.01
4 S	2-Fluorophenol	0.913	0.823	9.9	122	-0.02
5 S	Phenol-d6	1.199	0.940	21.6	106	-0.02
6	bis(2-Chloroethyl)ether	1.113	1.052	5.5	123	-0.03
7 I	Naphthalene-d8	1.000	1.000	0.0	115	-0.03
8 S	Nitrobenzene-d5	0.305	0.248	18.7	99	-0.02
9	Naphthalene	1.102	1.052	4.5	115	-0.02
10	Hexachlorobutadiene	0.188	0.188	0.0	118	-0.03
11 SURR	2-Methylnaphthalene-d10	0.556	0.546	1.8	126	-0.03
12	2-Methylnaphthalene	0.720	0.633	12.1	109	-0.03
13 I	Acenaphthene-d10	1.000	1.000	0.0	109	-0.02
14 S	2,4,6-Tribromophenol	0.152	0.116	23.7	94	-0.02
15 S	2-Fluorobiphenyl	1.638	1.500	8.4	105	-0.02
16	Acenaphthylene	1.816	1.700	6.4	112	-0.02
17	Acenaphthene	1.294	1.173	9.4	107	-0.02
18	Fluorene	1.565	1.281	18.1	96	-0.02
19 I	Phenanthrene-d10	1.000	1.000	0.0	102	-0.02
20	4,6-Dinitro-2-methylphenol	0.057	0.036	36.8#	83	-0.01
21	4-Bromophenyl-phenylether	0.261	0.224	14.2	93	-0.02
22	Hexachlorobenzene	0.316	0.301	4.7	101	-0.02
23	Atrazine	0.199	0.150	24.6	89	-0.02
24	Pentachlorophenol	0.108	0.114	-5.6	126	-0.01
25	Phenanthrene	1.316	1.179	10.4	98	-0.01
26	Anthracene	1.142	0.985	13.7	98	-0.02
27 SURR	Fluoranthene-d10	1.006	1.016	-1.0	117	-0.02
28	Fluoranthene	1.450	1.274	12.1	99	-0.02
29 I	Chrysene-d12	1.000	1.000	0.0	100	-0.02
30	Pyrene	1.579	1.525	3.4	100	-0.02
31 S	Terphenyl-d14	0.797	0.709	11.0	94	-0.01
32	Benzo(a)anthracene	1.398	1.285	8.1	99	0.00
33	Chrysene	1.512	1.479	2.2	101	-0.02
34	Bis(2-ethylhexyl)phthalate	0.553	0.618	-11.8	127	-0.02
35 I	Perylene-d12	1.000	1.000	0.0	109	-0.02
36	Indeno(1,2,3-cd)pyrene	1.828	1.936	-5.9	127	-0.04
37	Benzo(b)fluoranthene	1.725	1.565	9.3	104	-0.02
38	Benzo(k)fluoranthene	1.736	1.653	4.8	113	-0.02
39 C	Benzo(a)pyrene	1.364	1.340	1.8	119	-0.02
40	Dibenzo(a,h)anthracene	1.427	1.420	0.5	119	-0.03
41	Benzo(g,h,i)perylene	1.499	1.648	-9.9	128	-0.04

(#) = Out of Range

SPCC's out = 0 CCC's out = 0

Data Path : Z:\svoasrv\HPCHEM1\BNA_N\Data\BN101325\
 Data File : BN038083.D
 Acq On : 14 Oct 2025 01:19
 Operator : RC/JU
 Sample : SSTDCCC0.4
 Misc :
 ALS Vial : 18 Sample Multiplier: 1

Instrument :
 BNA_N
 LabSampleId :
 SSTDCCC0.4

Quant Time: Oct 14 03:52:02 2025
 Quant Method : Z:\svoasrv\HPCHEM1\BNA_N\Methods\8270-SIM-BN092325.M
 Quant Title : ASP BNA STANDARDS FOR 5 POINT CALIBRATION
 QLast Update : Wed Sep 24 11:00:01 2025
 Response via : Initial Calibration

Min. RRF : 0.000 Min. Rel. Area : 50% Max. R.T. Dev 0.50min
 Max. RRF Dev : 25% Max. Rel. Area : 150%

	Compound	Amount	Calc.	%Dev	Area%	Dev(min)
1 I	1,4-Dichlorobenzene-d4	0.400	0.400	0.0	126	-0.03
2	1,4-Dioxane	0.400	0.466	-16.5	146	-0.01
3	n-Nitrosodimethylamine	0.400	0.392	2.0	129	-0.01
4 S	2-Fluorophenol	0.400	0.361	9.8	122	-0.02
5 S	Phenol-d6	0.400	0.313	21.8	106	-0.02
6	bis(2-Chloroethyl)ether	0.400	0.378	5.5	123	-0.03
7 I	Naphthalene-d8	0.400	0.400	0.0	115	-0.03
8 S	Nitrobenzene-d5	0.400	0.326	18.5	99	-0.02
9	Naphthalene	0.400	0.382	4.5	115	-0.02
10	Hexachlorobutadiene	0.400	0.399	0.3	118	-0.03
11 SURR	2-Methylnaphthalene-d10	0.400	0.393	1.8	126	-0.03
12	2-Methylnaphthalene	0.400	0.352	12.0	109	-0.03
13 I	Acenaphthene-d10	0.400	0.400	0.0	109	-0.02
14 S	2,4,6-Tribromophenol	0.400	0.306	23.5	94	-0.02
15 S	2-Fluorobiphenyl	0.400	0.366	8.5	105	-0.02
16	Acenaphthylene	0.400	0.374	6.5	112	-0.02
17	Acenaphthene	0.400	0.363	9.3	107	-0.02
18	Fluorene	0.400	0.327	18.3	96	-0.02
19 I	Phenanthrene-d10	0.400	0.400	0.0	102	-0.02
20	4,6-Dinitro-2-methylphenol	0.400	0.347	13.3	83	-0.01
21	4-Bromophenyl-phenylether	0.400	0.344	14.0	93	-0.02
22	Hexachlorobenzene	0.400	0.381	4.8	101	-0.02
23	Atrazine	0.400	0.303	24.3	89	-0.02
24	Pentachlorophenol	0.400	0.420	-5.0	126	-0.01
25	Phenanthrene	0.400	0.358	10.5	98	-0.01
26	Anthracene	0.400	0.345	13.8	98	-0.02
27 SURR	Fluoranthene-d10	0.400	0.404	-1.0	117	-0.02
28	Fluoranthene	0.400	0.352	12.0	99	-0.02
29 I	Chrysene-d12	0.400	0.400	0.0	100	-0.02
30	Pyrene	0.400	0.386	3.5	100	-0.02
31 S	Terphenyl-d14	0.400	0.356	11.0	94	-0.01
32	Benzo(a)anthracene	0.400	0.368	8.0	99	0.00
33	Chrysene	0.400	0.391	2.3	101	-0.02
34	Bis(2-ethylhexyl)phthalate	0.400	0.447	-11.7	127	-0.02
35 I	Perylene-d12	0.400	0.400	0.0	109	-0.02
36	Indeno(1,2,3-cd)pyrene	0.400	0.424	-6.0	127	-0.04
37	Benzo(b)fluoranthene	0.400	0.363	9.3	104	-0.02
38	Benzo(k)fluoranthene	0.400	0.381	4.8	113	-0.02
39 C	Benzo(a)pyrene	0.400	0.393	1.8	119	-0.02
40	Dibenzo(a,h)anthracene	0.400	0.398	0.5	119	-0.03
41	Benzo(g,h,i)perylene	0.400	0.440	-10.0	128	-0.04

(#) = Out of Range

SPCC's out = 0 CCC's out = 0



284 Sheffield Street, Mountainside, New Jersey 07092, Phone : 908 789 8900,
Fax : 908 789 8922

7C

SEMIVOLATILE CONTINUING CALIBRATION CHECK

Lab Name: Alliance Contract: TETRO6
 Lab Code: ACE SDG No.: Q3298
 Instrument ID: BNA_N Calibration Date/Time: 10/14/2025 04:56
 Lab File ID: BN038088.D Init. Calib. Date(s): 09/23/2025 09/23/2025
 EPA Sample No.: SSTDCCC0.4EC Init. Calib. Time(s): 12:13 15:51
 GC Column: ZB-GR ID: 0.25 (mm)

COMPOUND	RRF	RRF0.4	MIN RRF	%D	MAX%D
2-Methylnaphthalene-d10	0.556	0.537		-3.4	50.0
Fluoranthene-d10	1.006	0.979		-2.7	50.0
2-Fluorophenol	0.913	0.880		-3.6	50.0
Phenol-d6	1.199	0.975		-18.7	50.0
Nitrobenzene-d5	0.305	0.255		-16.4	50.0
2-Fluorobiphenyl	1.638	1.577		-3.7	50.0
2,4,6-Tribromophenol	0.152	0.119		-21.7	50.0
Terphenyl-d14	0.797	0.748		-6.1	50.0
1,4-Dioxane	0.406	0.494		21.7	50.0

All other compounds must meet a minimum RRF of 0.010.

Data Path : Z:\svoasrv\HPCHEM1\BNA_N\Data\BN101325\
 Data File : BN038088.D
 Acq On : 14 Oct 2025 04:56
 Operator : RC/JU
 Sample : SSTDCCC0.4
 Misc :
 ALS Vial : 23 Sample Multiplier: 1

Instrument :
 BNA_N
 ClientSampleId :
 SSTDCCC0.4EC

Manual Integrations
APPROVED

Reviewed By :Jagrut Upadhyay 10/14/2025
 Supervised By :mohammad ahmed 10/15/2025

Quant Time: Oct 14 05:20:56 2025
 Quant Method : Z:\svoasrv\HPCHEM1\BNA_N\Methods\8270-SIM-BN092325.M
 Quant Title : ASP BNA STANDARDS FOR 5 POINT CALIBRATION
 QLast Update : Wed Sep 24 11:00:01 2025
 Response via : Initial Calibration

Compound	R.T.	QIon	Response	Conc Units	Dev(Min)	
Internal Standards						
1) 1,4-Dichlorobenzene-d4	7.797	152	6905	0.400 ng	-0.03	
7) Naphthalene-d8	10.594	136	18816	0.400 ng	#-0.03	
13) Acenaphthene-d10	14.452	164	9558	0.400 ng	-0.02	
19) Phenanthrene-d10	17.198	188	17543	0.400 ng	#-0.02	
29) Chrysene-d12	21.384	240	14165	0.400 ng	#-0.02	
35) Perylene-d12	23.706	264	13844	0.400 ng	#-0.02	
System Monitoring Compounds						
4) 2-Fluorophenol	5.363	112	6075	0.386 ng	-0.02	
5) Phenol-d6	6.952	99	6734	0.325 ng	-0.02	
8) Nitrobenzene-d5	8.950	82	4804	0.335 ng	-0.02	
11) 2-Methylnaphthalene-d10	12.192	152	10106	0.387 ng	-0.03	
14) 2,4,6-Tribromophenol	15.945	330	1142	0.315 ng	-0.02	
15) 2-Fluorobiphenyl	13.073	172	15070	0.385 ng	-0.02	
27) Fluoranthene-d10	19.239	212	17173	0.389 ng	-0.01	
31) Terphenyl-d14	19.833	244	10595	0.376 ng	-0.02	
Target Compounds						
2) 1,4-Dioxane	3.283	88	3409	0.486 ng		Qvalue 94
3) n-Nitrosodimethylamine	3.586	42	3947	0.423 ng	#	88
6) bis(2-Chloroethyl)ether	7.219	93	7442	0.387 ng		99
9) Naphthalene	10.648	128	20288	0.391 ng		99
10) Hexachlorobutadiene	10.947	225	3539	0.400 ng	#	97
12) 2-Methylnaphthalene	12.268	142	12369	0.365 ng		99
16) Acenaphthylene	14.174	152	16454	0.379 ng		100
17) Acenaphthene	14.516	154	11586	0.375 ng		99
18) Fluorene	15.499	166	13064	0.349 ng		100
20) 4,6-Dinitro-2-methylph...	15.585	198	690	0.374 ng	#	26
21) 4-Bromophenyl-phenylether	16.391	248	3981	0.348 ng	#	83
22) Hexachlorobenzene	16.515	284	5224	0.377 ng		100
23) Atrazine	16.664	200	2825	0.324 ng	#	90
24) Pentachlorophenol	16.863	266	1613	0.339 ng		97
25) Phenanthrene	17.248	178	20782	0.360 ng		100
26) Anthracene	17.335	178	17015	0.340 ng		100
28) Fluoranthene	19.266	202	22691	0.357 ng		99
30) Pyrene	19.629	202	23294	0.417 ng		100
32) Benzo(a)anthracene	21.375	228	18122	0.366 ng		98
33) Chrysene	21.420	228	21548	0.403 ng		99
34) Bis(2-ethylhexyl)phtha...	21.304	149	7685	0.392 ng	#	99
36) Indeno(1,2,3-cd)pyrene	26.072	276	25477	0.403 ng		98
37) Benzo(b)fluoranthene	23.005	252	22201m	0.372 ng		
38) Benzo(k)fluoranthene	23.049	252	22592	0.376 ng		95
39) Benzo(a)pyrene	23.607	252	18632	0.395 ng	#	87
40) Dibenzo(a,h)anthracene	26.089	278	18798	0.381 ng		97
41) Benzo(g,h,i)perylene	26.788	276	22396	0.432 ng		98

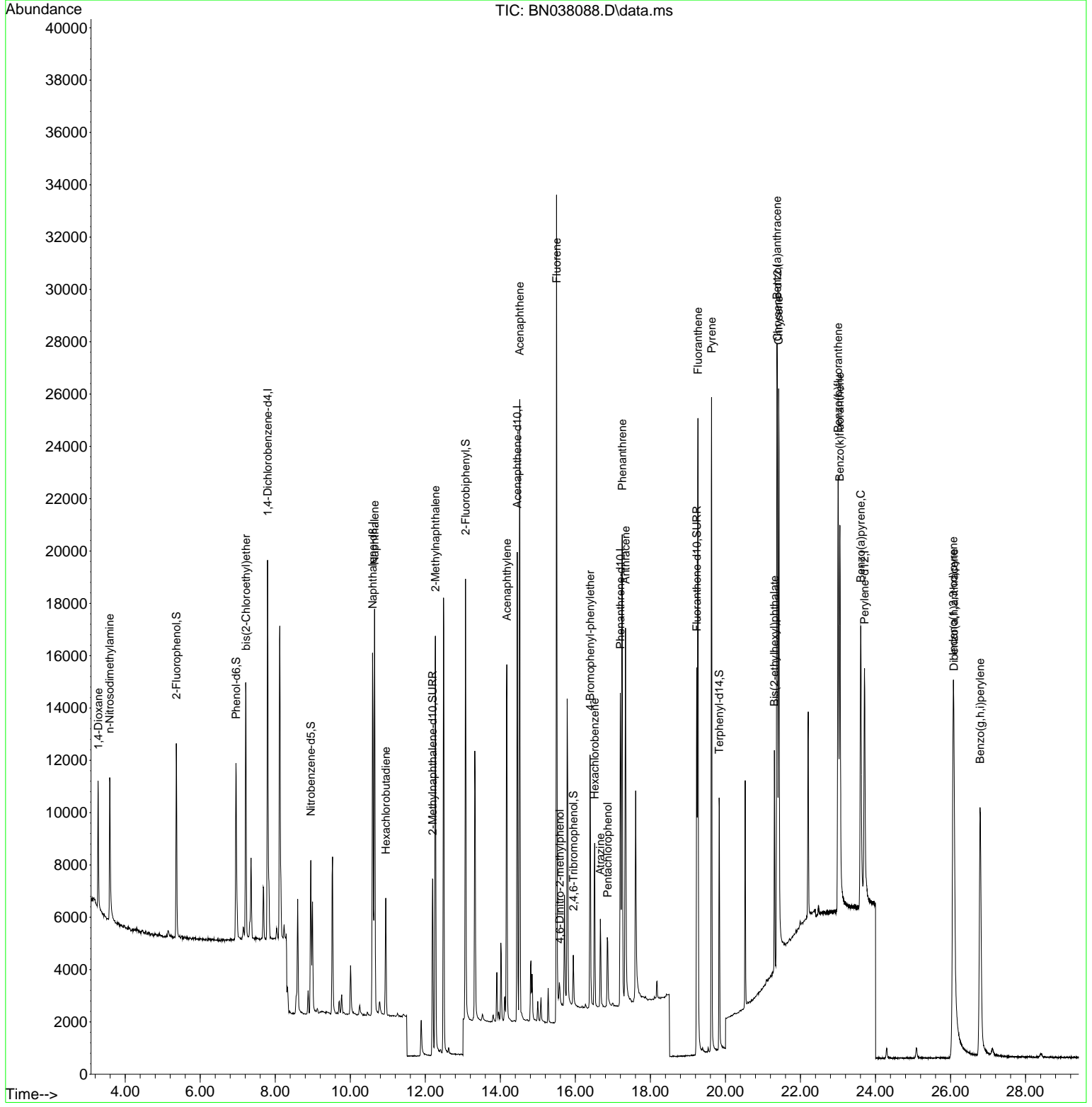
(#) = qualifier out of range (m) = manual integration (+) = signals summed

Data Path : Z:\svoasrv\HPCHEM1\BNA_N\Data\BN101325\
 Data File : BN038088.D
 Acq On : 14 Oct 2025 04:56
 Operator : RC/JU
 Sample : SSTDCCC0.4
 Misc :
 ALS Vial : 23 Sample Multiplier: 1

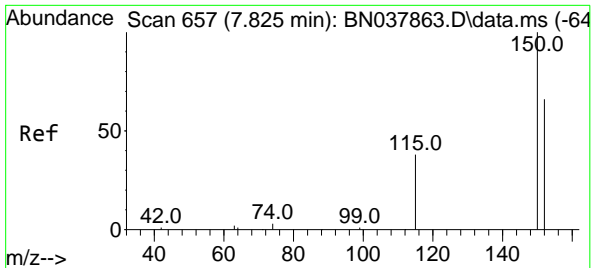
Instrument :
 BNA_N
ClientSampleId :
 SSTDCCC0.4EC

Quant Time: Oct 14 05:20:56 2025
 Quant Method : Z:\svoasrv\HPCHEM1\BNA_N\Methods\8270-SIM-BN092325.M
 Quant Title : ASP BNA STANDARDS FOR 5 POINT CALIBRATION
 QLast Update : Wed Sep 24 11:00:01 2025
 Response via : Initial Calibration

Manual Integrations
APPROVED
 Reviewed By :Jagruz Upadhyay 10/14/2025
 Supervised By :mohammad ahmed 10/15/2025

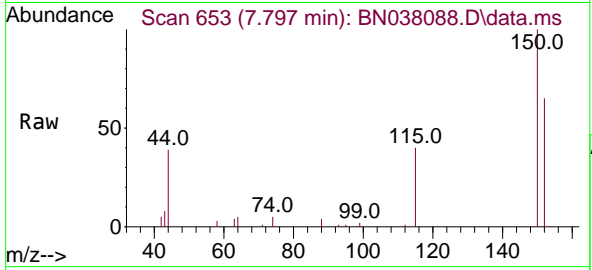


- 1
- 2
- 3
- 4
- 5
- 6
- 7
- 8
- 9
- 10
- 11
- 12
- 13
- 14
- 15
- 16
- 17
- 18



#1
 1,4-Dichlorobenzene-d4
 Concen: 0.400 ng
 RT: 7.797 min Scan# 61
 Delta R.T. -0.028 min
 Lab File: BN038088.D
 Acq: 14 Oct 2025 04:56

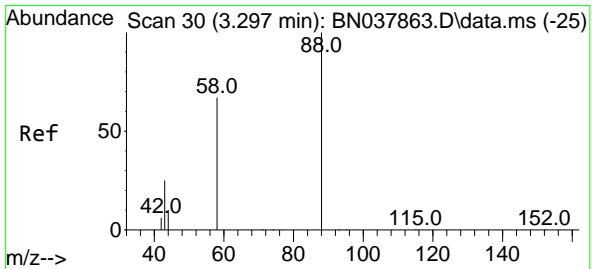
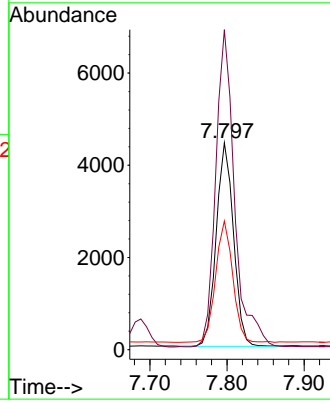
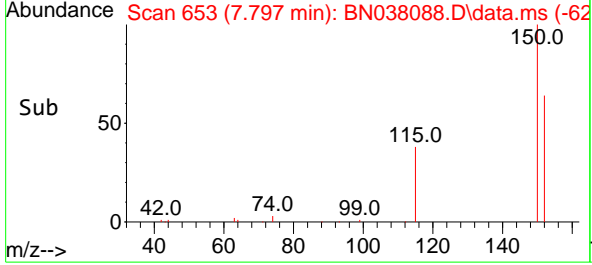
Instrument :
 BNA_N
 ClientSampleId :
 SSTDCCC0.4EC



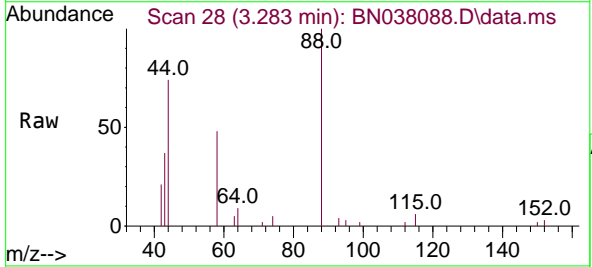
Tgt Ion:152 Resp: 6905
 Ion Ratio Lower Upper
 152 100
 150 154.8 121.0 181.4
 115 62.2 47.4 71.0

Manual Integrations
APPROVED

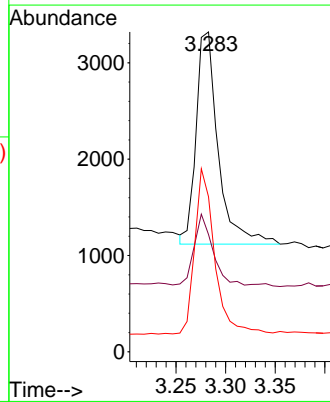
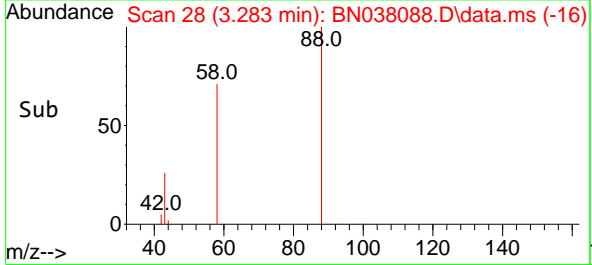
Reviewed By :Jagrut Upadhyay 10/14/2025
 Supervised By :mohammad ahmed 10/15/2025

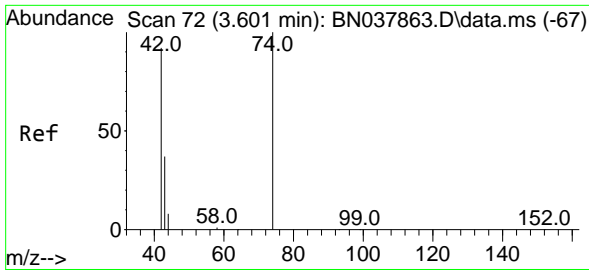


#2
 1,4-Dioxane
 Concen: 0.486 ng
 RT: 3.283 min Scan# 28
 Delta R.T. -0.014 min
 Lab File: BN038088.D
 Acq: 14 Oct 2025 04:56



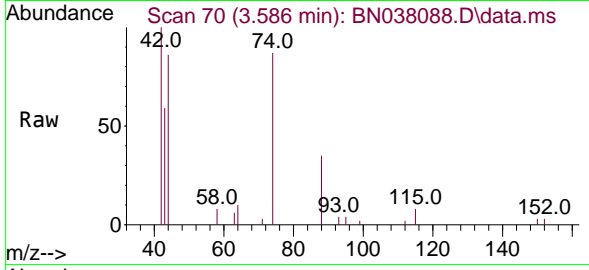
Tgt Ion: 88 Resp: 3409
 Ion Ratio Lower Upper
 88 100
 43 27.4 26.6 39.8
 58 70.3 58.9 88.3





#3
 n-Nitrosodimethylamine
 Concen: 0.423 ng
 RT: 3.586 min Scan# 70
 Delta R.T. -0.014 min
 Lab File: BN038088.D
 Acq: 14 Oct 2025 04:56

Instrument :
 BNA_N
 ClientSampleId :
 SSTDCCC0.4EC

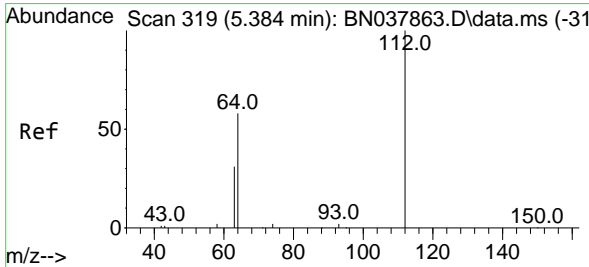
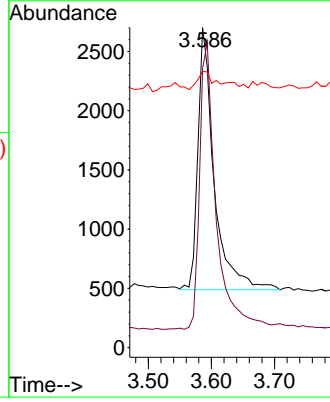
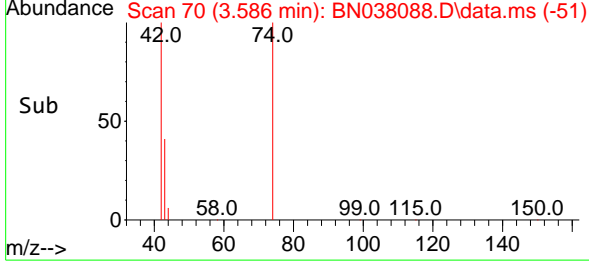


Tgt Ion: 42 Resp: 394

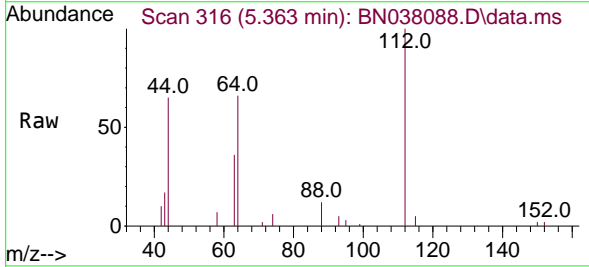
Ion	Ratio	Lower	Upper
42	100		
74	111.5	93.4	140.0
44	6.5	22.2	33.4

Manual Integrations
APPROVED

Reviewed By :Jagrut Upadhyay 10/14/2025
 Supervised By :mohammad ahmed 10/15/2025

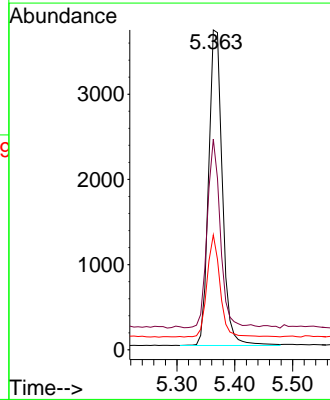
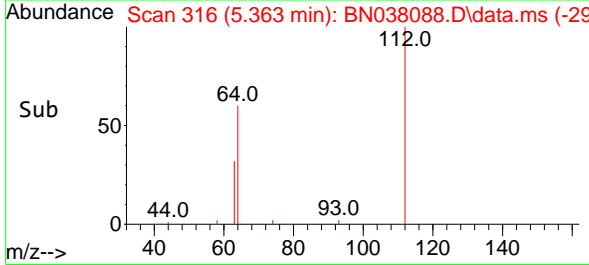


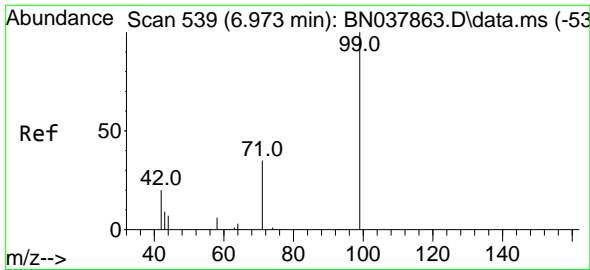
#4
 2-Fluorophenol
 Concen: 0.386 ng
 RT: 5.363 min Scan# 316
 Delta R.T. -0.022 min
 Lab File: BN038088.D
 Acq: 14 Oct 2025 04:56



Tgt Ion:112 Resp: 6075

Ion	Ratio	Lower	Upper
112	100		
64	57.2	44.6	66.8
63	30.8	24.9	37.3





#5
 Phenol-d6
 Concen: 0.325 ng
 RT: 6.952 min Scan# 531
 Delta R.T. -0.022 min
 Lab File: BN038088.D
 Acq: 14 Oct 2025 04:56

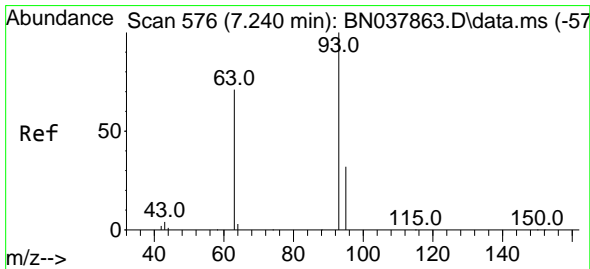
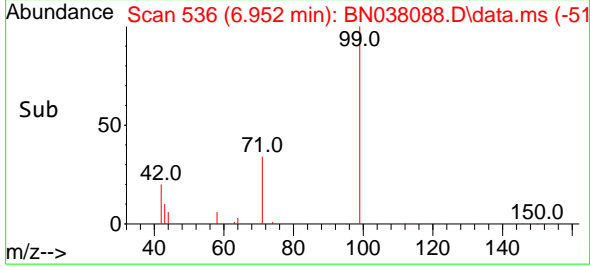
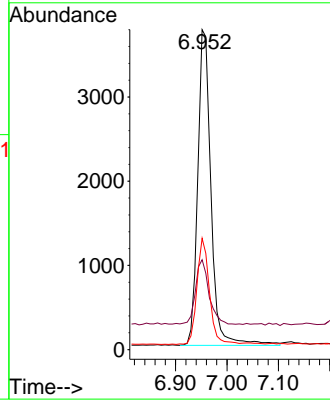
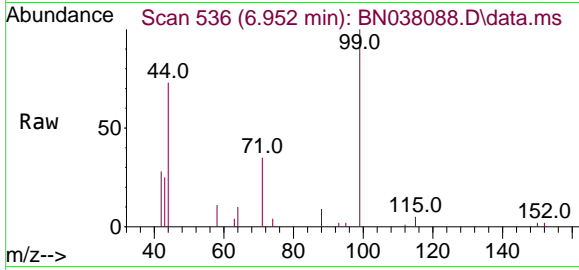
Instrument :
 BNA_N
 ClientSampleId :
 SSTDCCC0.4EC

Tgt Ion: 99 Resp: 6734

Ion	Ratio	Lower	Upper
99	100		
42	20.6	17.2	25.8
71	31.6	27.3	40.9

Manual Integrations
APPROVED

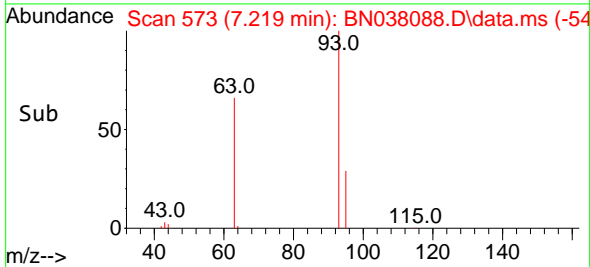
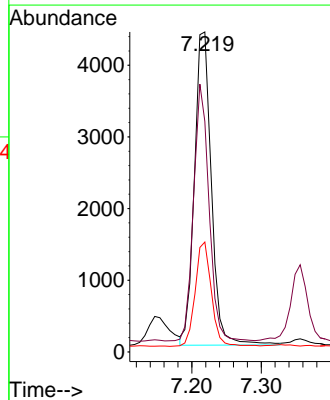
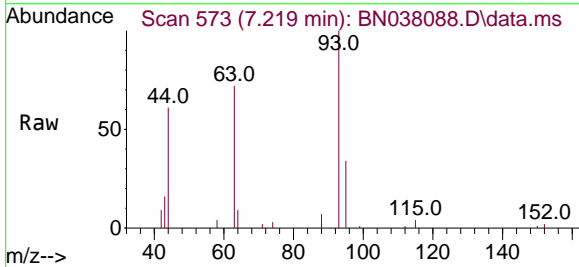
Reviewed By :Jagrut Upadhyay 10/14/2025
 Supervised By :mohammad ahmed 10/15/2025

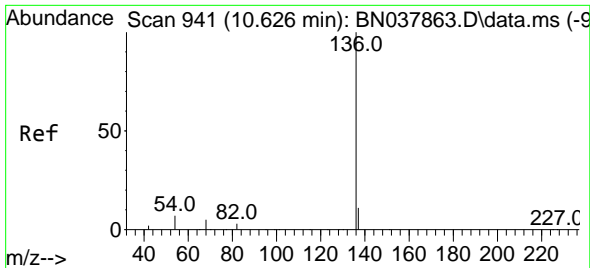


#6
 bis(2-Chloroethyl)ether
 Concen: 0.387 ng
 RT: 7.219 min Scan# 573
 Delta R.T. -0.022 min
 Lab File: BN038088.D
 Acq: 14 Oct 2025 04:56

Tgt Ion: 93 Resp: 7442

Ion	Ratio	Lower	Upper
93	100		
63	74.5	60.1	90.1
95	31.9	25.4	38.2





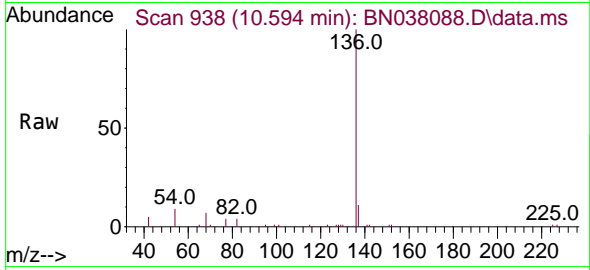
#7
Naphthalene-d8
 Concen: 0.400 ng
 RT: 10.594 min Scan# 938
 Delta R.T. -0.032 min
 Lab File: BN038088.D
 Acq: 14 Oct 2025 04:56

Instrument :

BNA_N

ClientSampleId :

SSTDCCC0.4EC



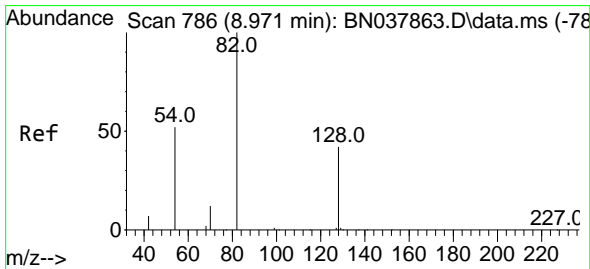
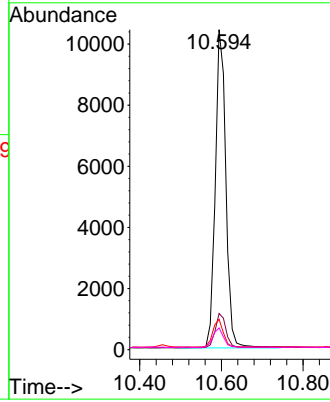
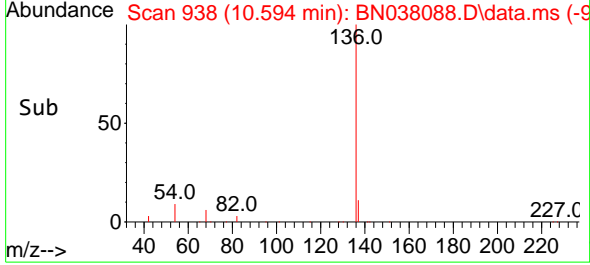
Tgt Ion: 136 Resp: 18816

Ion	Ratio	Lower	Upper
136	100		
137	11.3	9.0	13.4
54	9.5	5.8	8.8
68	6.8	4.3	6.5

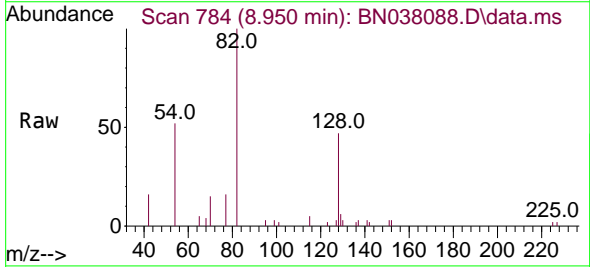
Manual Integrations

APPROVED

Reviewed By :Jagrut Upadhyay 10/14/2025
 Supervised By :mohammad ahmed 10/15/2025

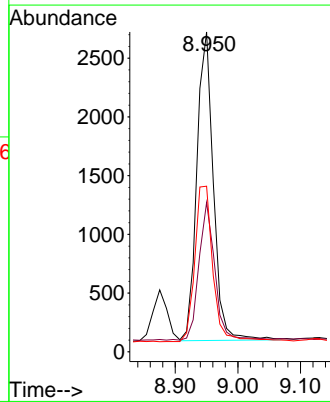
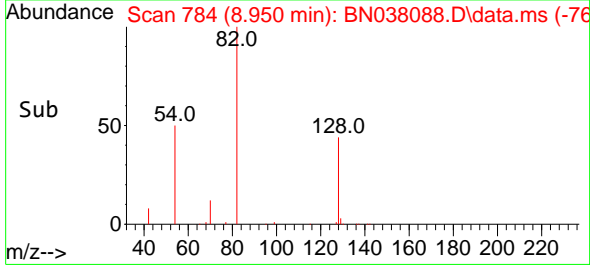


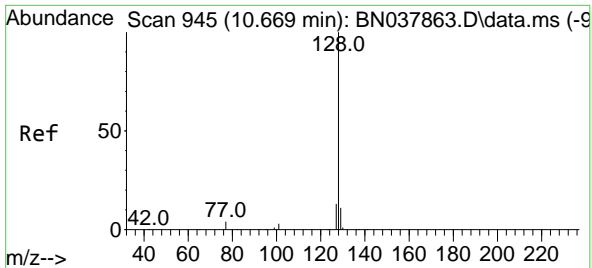
#8
Nitrobenzene-d5
 Concen: 0.335 ng
 RT: 8.950 min Scan# 784
 Delta R.T. -0.021 min
 Lab File: BN038088.D
 Acq: 14 Oct 2025 04:56



Tgt Ion: 82 Resp: 4804

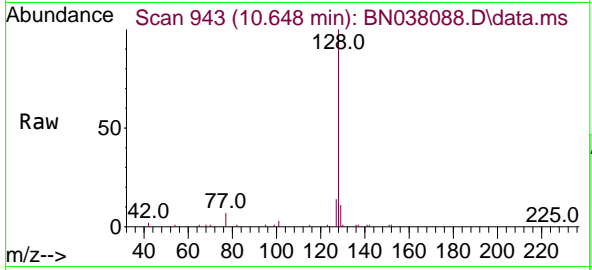
Ion	Ratio	Lower	Upper
82	100		
128	46.7	34.8	52.2
54	51.8	42.2	63.2





#9
Naphthalene
 Concen: 0.391 ng
 RT: 10.648 min Scan# 943
 Delta R.T. -0.021 min
 Lab File: BN038088.D
 Acq: 14 Oct 2025 04:56

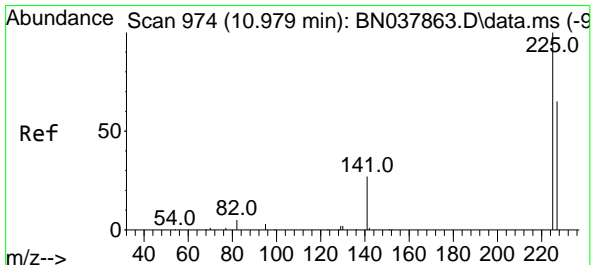
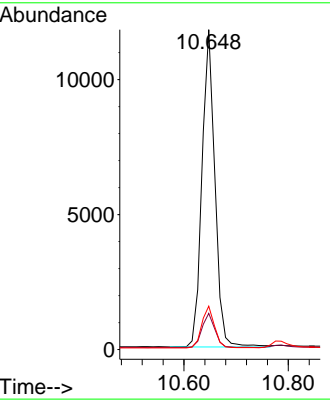
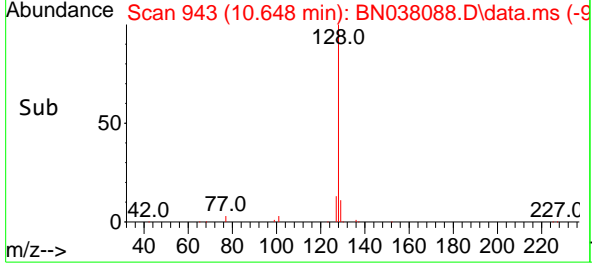
Instrument :
 BNA_N
ClientSampleId :
 SSTDCCC0.4EC



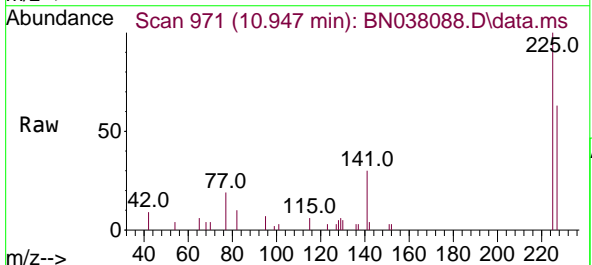
Tgt Ion:128 Resp: 20288

Ion	Ratio	Lower	Upper
128	100		
129	11.3	9.2	13.8
127	13.6	11.0	16.6

Manual Integrations
APPROVED
 Reviewed By :Jagrut Upadhyay 10/14/2025
 Supervised By :mohammad ahmed 10/15/2025

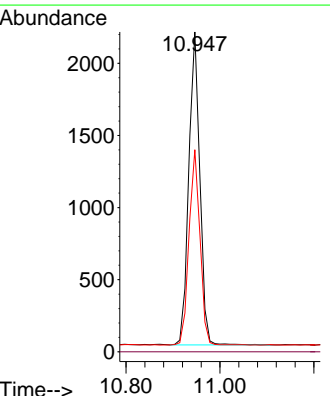
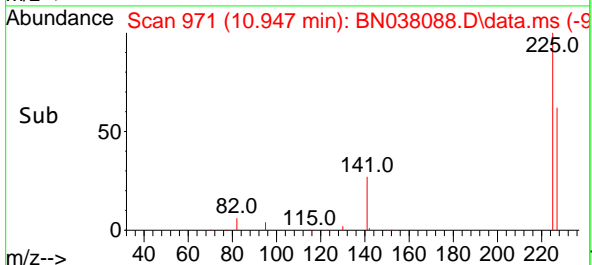


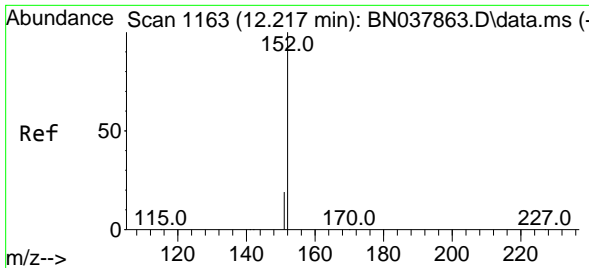
#10
Hexachlorobutadiene
 Concen: 0.400 ng
 RT: 10.947 min Scan# 971
 Delta R.T. -0.032 min
 Lab File: BN038088.D
 Acq: 14 Oct 2025 04:56



Tgt Ion:225 Resp: 3539

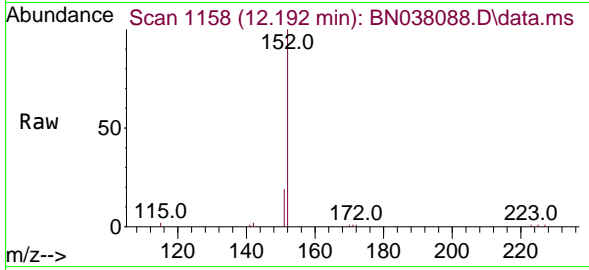
Ion	Ratio	Lower	Upper
225	100		
223	0.0	0.0	0.0
227	62.1	51.4	77.2





#11
 2-Methylnaphthalene-d10
 Concen: 0.387 ng
 RT: 12.192 min Scan# 1158
 Delta R.T. -0.025 min
 Lab File: BN038088.D
 Acq: 14 Oct 2025 04:56

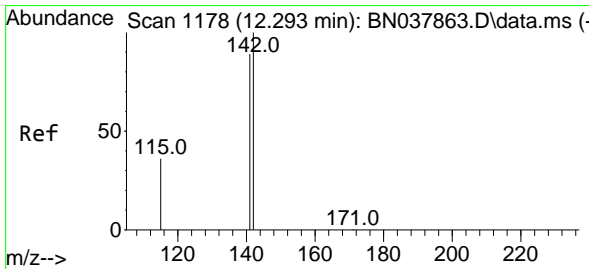
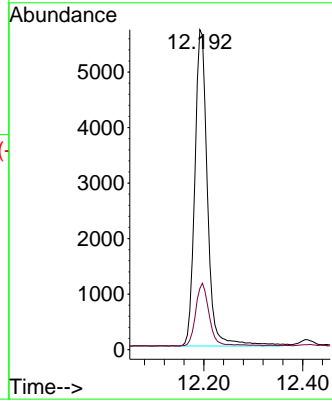
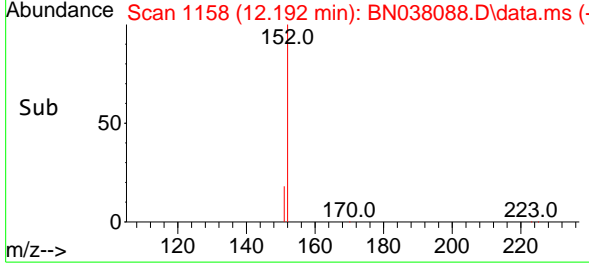
Instrument : BNA_N
 ClientSampleId : SSTDCCC0.4EC



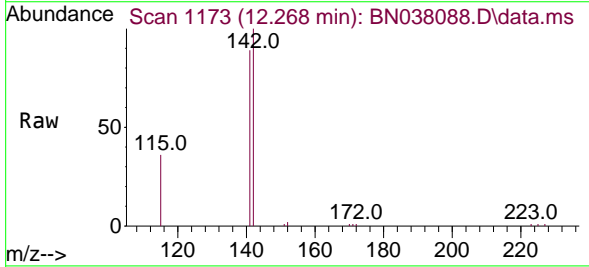
Tgt Ion:152 Resp: 10100
 Ion Ratio Lower Upper
 152 100
 151 20.9 17.4 26.2

Manual Integrations
APPROVED

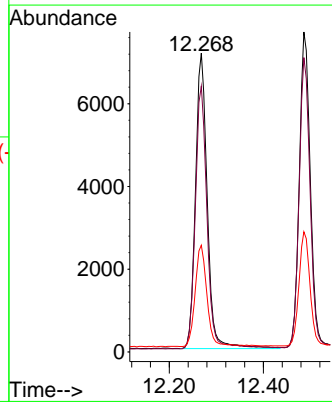
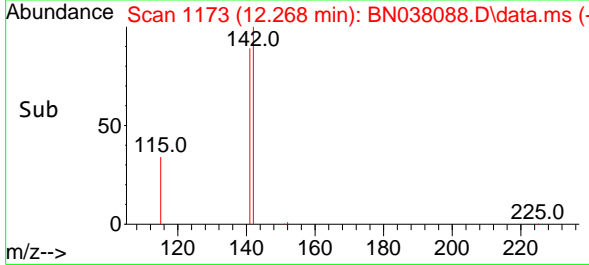
Reviewed By :Jagrut Upadhyay 10/14/2025
 Supervised By :mohammad ahmed 10/15/2025

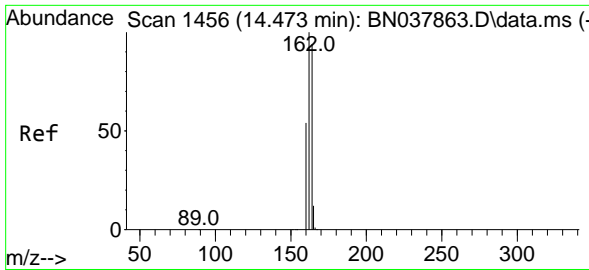


#12
 2-Methylnaphthalene
 Concen: 0.365 ng
 RT: 12.268 min Scan# 1173
 Delta R.T. -0.025 min
 Lab File: BN038088.D
 Acq: 14 Oct 2025 04:56



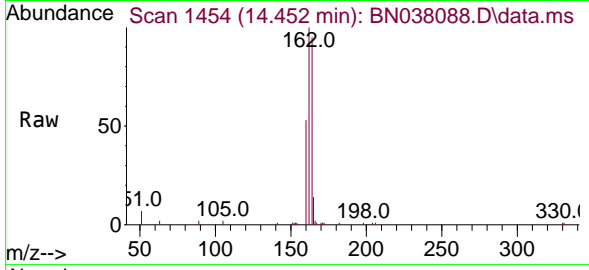
Tgt Ion:142 Resp: 12369
 Ion Ratio Lower Upper
 142 100
 141 88.9 71.2 106.8
 115 35.7 29.7 44.5





#13
 Acenaphthene-d10
 Concen: 0.400 ng
 RT: 14.452 min Scan# 1454
 Delta R.T. -0.021 min
 Lab File: BN038088.D
 Acq: 14 Oct 2025 04:56

Instrument :
 BNA_N
 ClientSampleId :
 SSTDCCC0.4EC

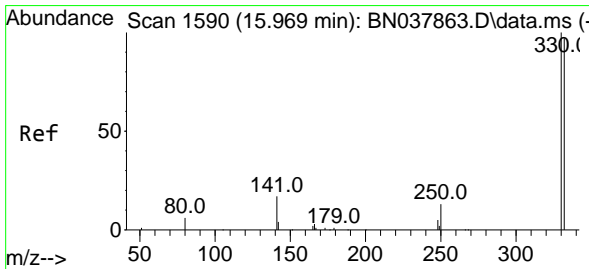
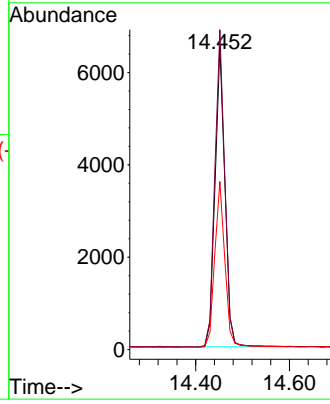
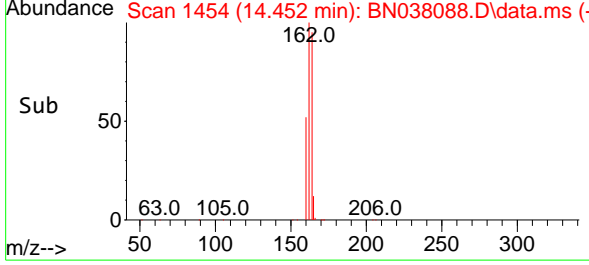


Tgt Ion:164 Resp: 9558

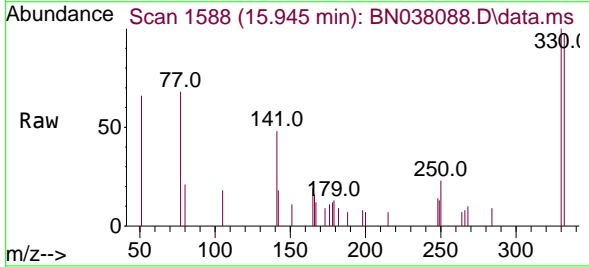
Ion	Ratio	Lower	Upper
164	100		
162	105.4	84.8	127.2
160	55.4	46.1	69.1

Manual Integrations
APPROVED

Reviewed By :Jagrut Upadhyay 10/14/2025
 Supervised By :mohammad ahmed 10/15/2025

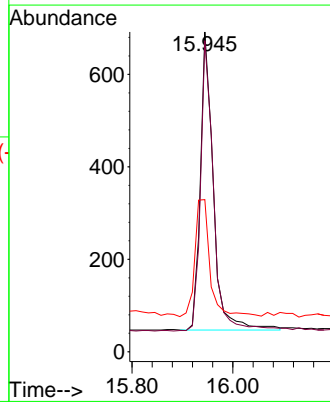
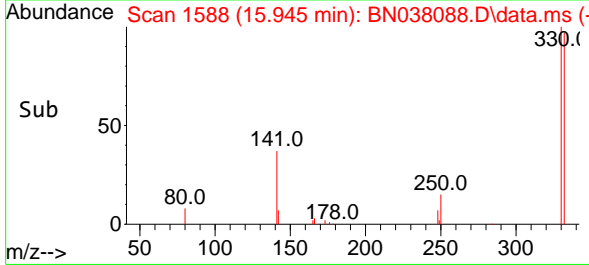


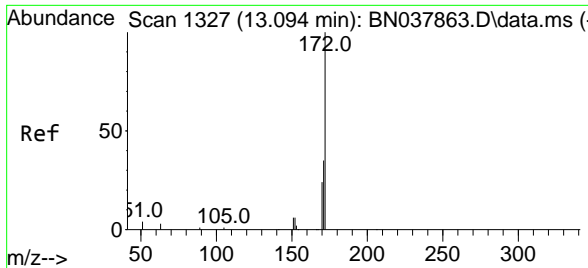
#14
 2,4,6-Tribromophenol
 Concen: 0.315 ng
 RT: 15.945 min Scan# 1588
 Delta R.T. -0.024 min
 Lab File: BN038088.D
 Acq: 14 Oct 2025 04:56



Tgt Ion:330 Resp: 1142

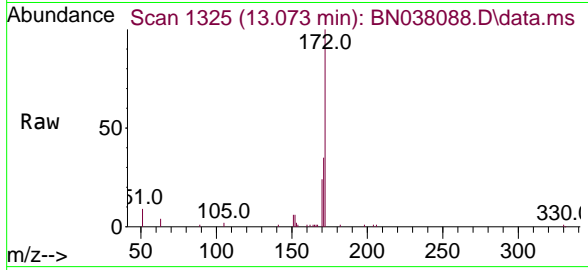
Ion	Ratio	Lower	Upper
330	100		
332	97.7	77.2	115.8
141	45.8	37.2	55.8





#15
 2-Fluorobiphenyl
 Concen: 0.385 ng
 RT: 13.073 min Scan# 1325
 Delta R.T. -0.021 min
 Lab File: BN038088.D
 Acq: 14 Oct 2025 04:56

Instrument :
 BNA_N
 ClientSampleId :
 SSTDCCC0.4EC

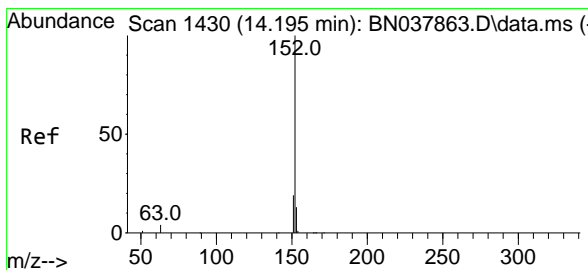
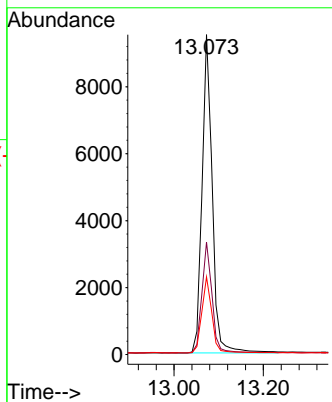
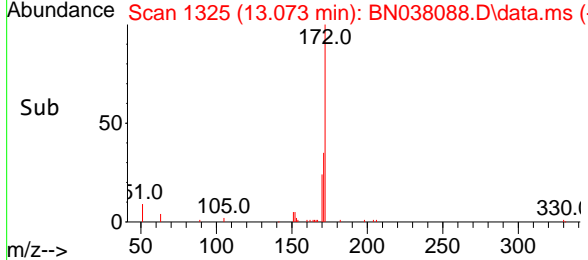


Tgt Ion:172 Resp: 15076

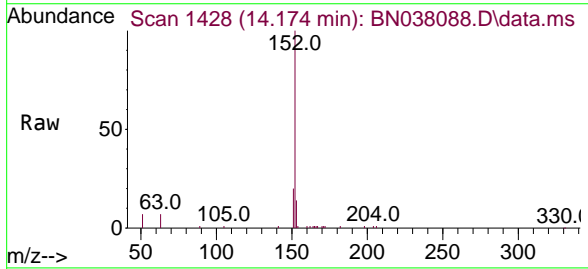
Ion	Ratio	Lower	Upper
172	100		
171	35.2	28.6	43.0
170	24.3	19.7	29.5

Manual Integrations
APPROVED

Reviewed By :Jagrut Upadhyay 10/14/2025
 Supervised By :mohammad ahmed 10/15/2025

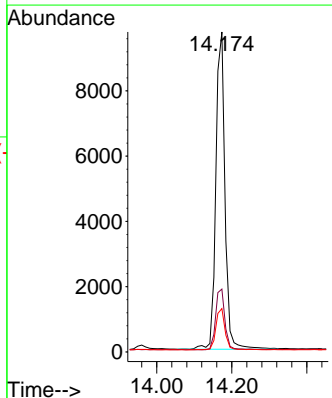
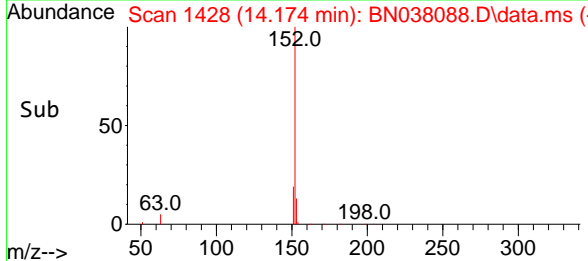


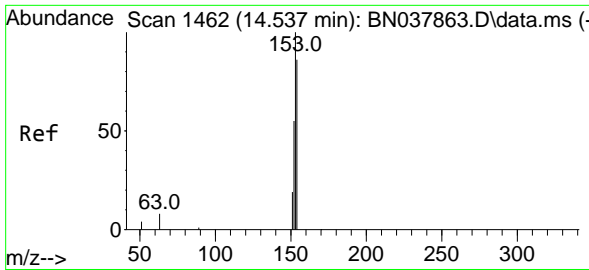
#16
 Acenaphthylene
 Concen: 0.379 ng
 RT: 14.174 min Scan# 1428
 Delta R.T. -0.021 min
 Lab File: BN038088.D
 Acq: 14 Oct 2025 04:56



Tgt Ion:152 Resp: 16454

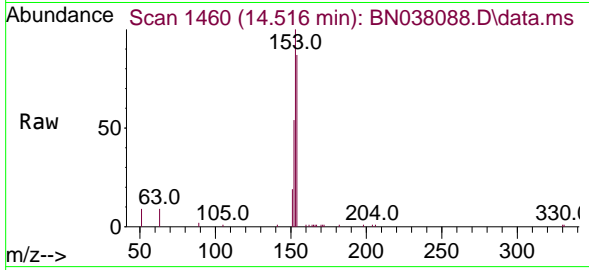
Ion	Ratio	Lower	Upper
152	100		
151	19.5	15.8	23.8
153	13.1	10.5	15.7





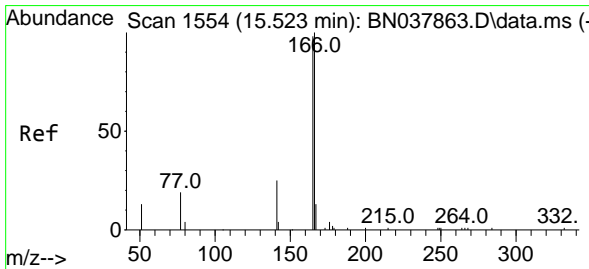
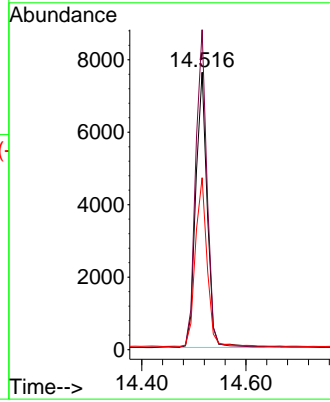
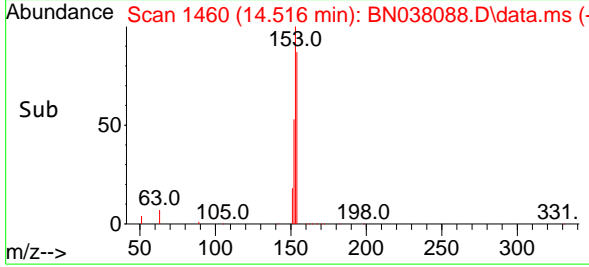
#17
 Acenaphthene
 Concen: 0.375 ng
 RT: 14.516 min Scan# 1460
 Delta R.T. -0.021 min
 Lab File: BN038088.D
 Acq: 14 Oct 2025 04:56

Instrument :
 BNA_N
 ClientSampleId :
 SSTDCCC0.4EC

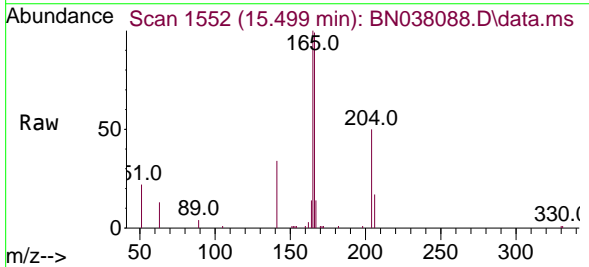


Tgt Ion:154 Resp: 11586
 Ion Ratio Lower Upper
 154 100
 153 113.4 90.5 135.7
 152 63.0 51.8 77.8

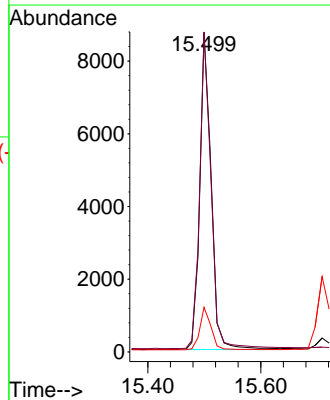
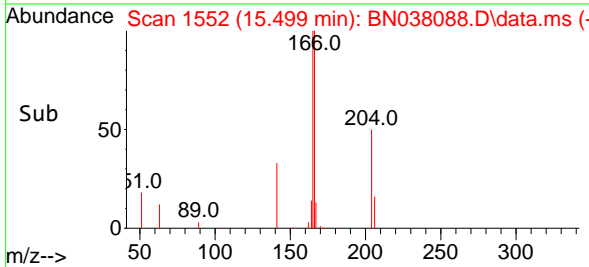
Manual Integrations
APPROVED
 Reviewed By :Jagrut Upadhyay 10/14/2025
 Supervised By :mohammad ahmed 10/15/2025

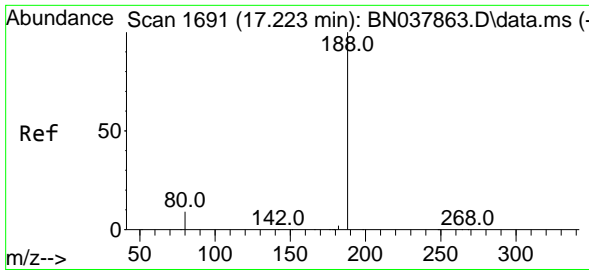


#18
 Fluorene
 Concen: 0.349 ng
 RT: 15.499 min Scan# 1552
 Delta R.T. -0.023 min
 Lab File: BN038088.D
 Acq: 14 Oct 2025 04:56



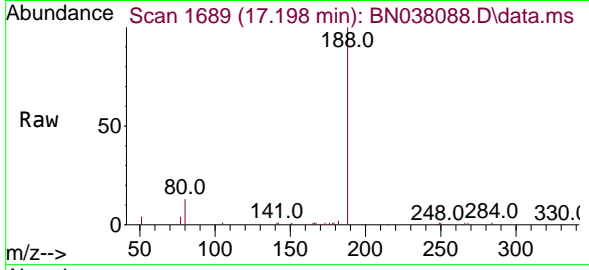
Tgt Ion:166 Resp: 13064
 Ion Ratio Lower Upper
 166 100
 165 98.7 79.0 118.4
 167 13.2 10.6 16.0





#19
 Phenanthrene-d10
 Concen: 0.400 ng
 RT: 17.198 min Scan# 1689
 Delta R.T. -0.025 min
 Lab File: BN038088.D
 Acq: 14 Oct 2025 04:56

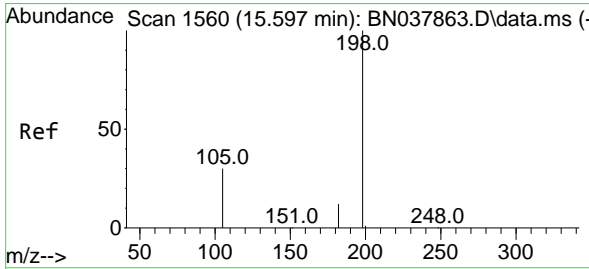
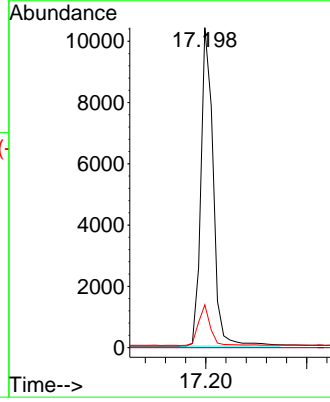
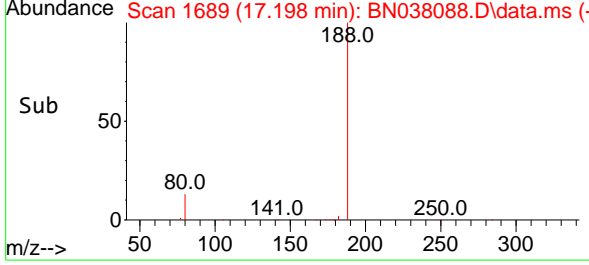
Instrument :
 BNA_N
 Client Sample Id :
 SSTDCCC0.4EC



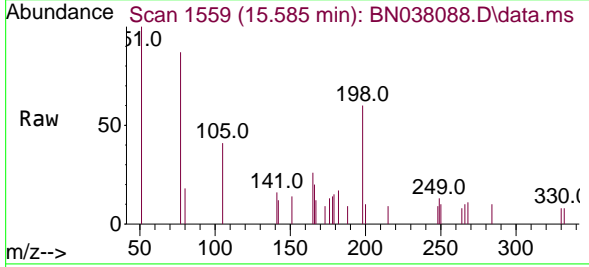
Tgt Ion:188 Resp: 1754
 Ion Ratio Lower Upper
 188 100
 94 0.0 0.0 0.0
 80 13.4 7.6 11.4

Manual Integrations
APPROVED

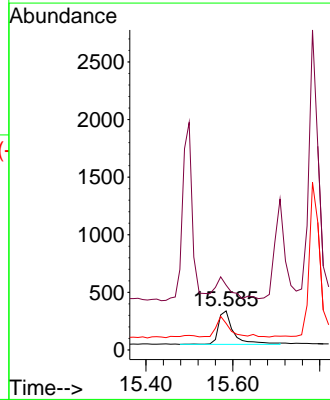
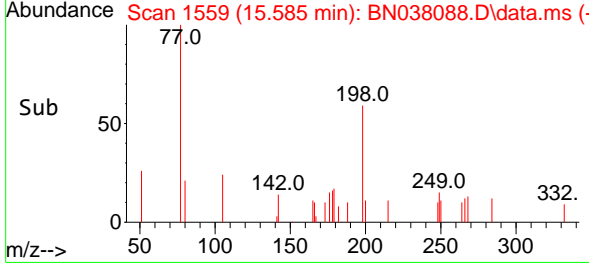
Reviewed By :Jagrut Upadhyay 10/14/2025
 Supervised By :mohammad ahmed 10/15/2025

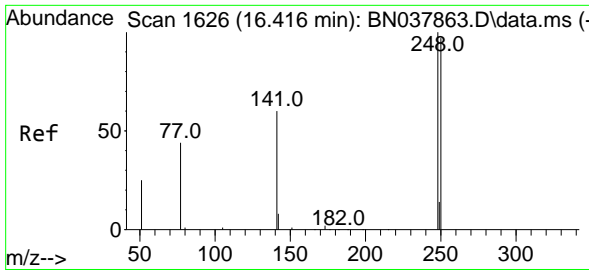


#20
 4,6-Dinitro-2-methylphenol
 Concen: 0.374 ng
 RT: 15.585 min Scan# 1559
 Delta R.T. -0.012 min
 Lab File: BN038088.D
 Acq: 14 Oct 2025 04:56



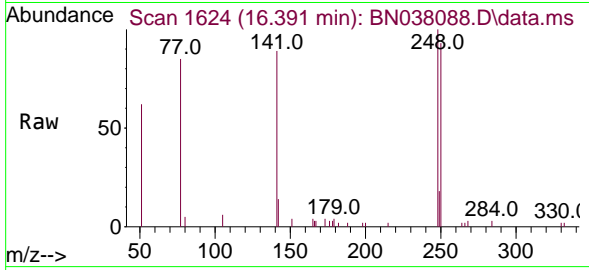
Tgt Ion:198 Resp: 690
 Ion Ratio Lower Upper
 198 100
 51 165.8 59.1 88.7#
 105 67.8 41.3 61.9#





#21
 4-Bromophenyl-phenylether
 Concen: 0.348 ng
 RT: 16.391 min Scan# 1624
 Delta R.T. -0.025 min
 Lab File: BN038088.D
 Acq: 14 Oct 2025 04:56

Instrument :
 BNA_N
 ClientSampleId :
 SSTDCCC0.4EC

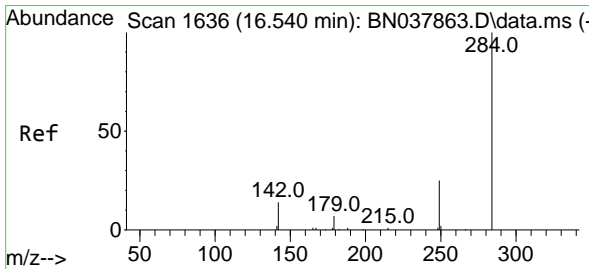
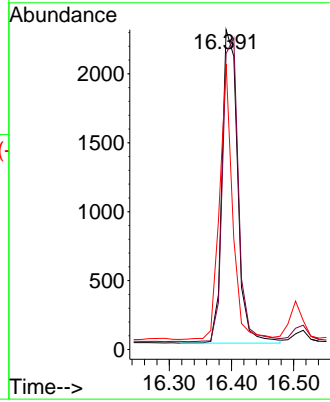
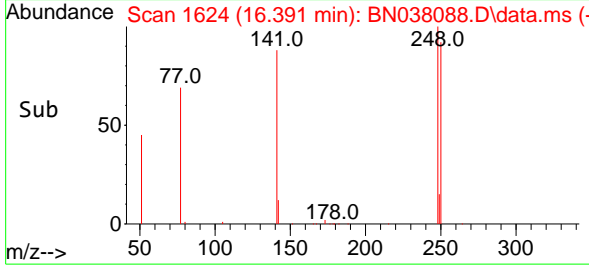


Tgt Ion: 248 Resp: 398

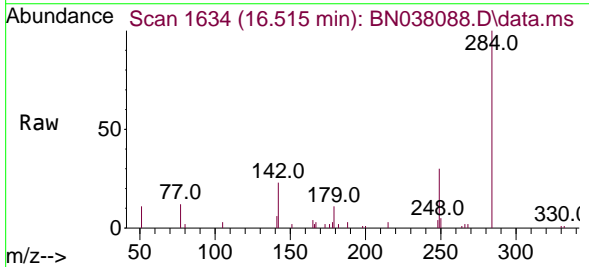
Ion	Ratio	Lower	Upper
248	100		
250	92.5	77.6	116.4
141	89.3	48.8	73.2

Manual Integrations
APPROVED

Reviewed By :Jagrut Upadhyay 10/14/2025
 Supervised By :mohammad ahmed 10/15/2025

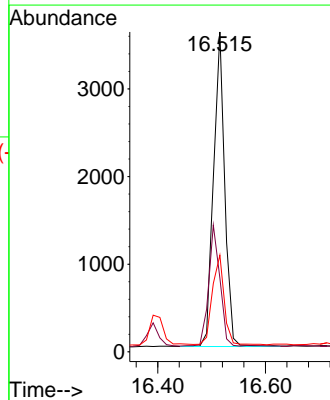
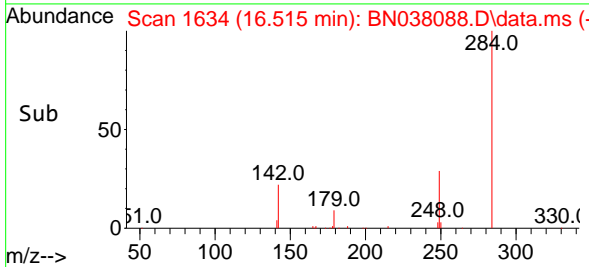


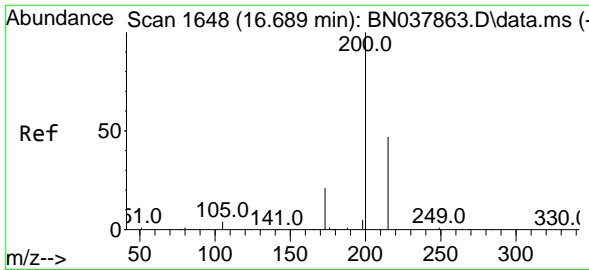
#22
 Hexachlorobenzene
 Concen: 0.377 ng
 RT: 16.515 min Scan# 1634
 Delta R.T. -0.025 min
 Lab File: BN038088.D
 Acq: 14 Oct 2025 04:56



Tgt Ion: 284 Resp: 5224

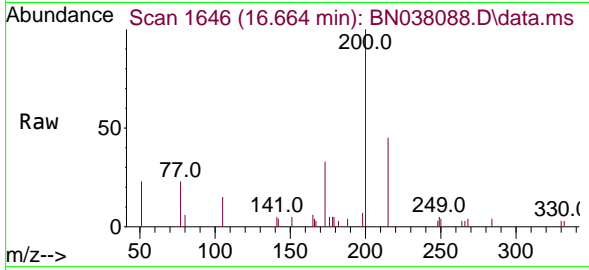
Ion	Ratio	Lower	Upper
284	100		
142	38.4	30.9	46.3
249	30.2	23.9	35.9





#23
Atrazine
 Concen: 0.324 ng
 RT: 16.664 min Scan# 1646
 Delta R.T. -0.025 min
 Lab File: BN038088.D
 Acq: 14 Oct 2025 04:56

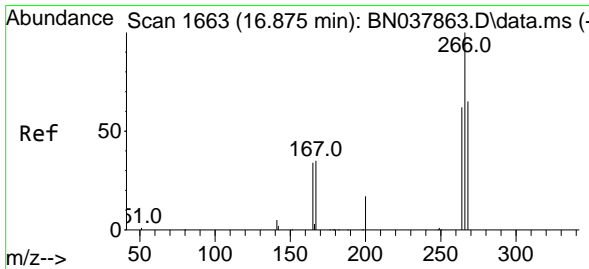
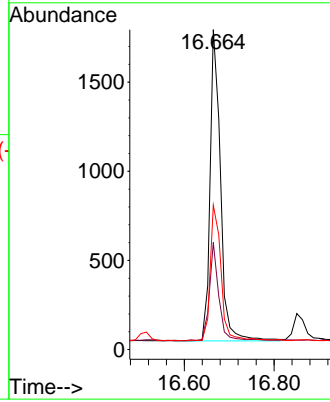
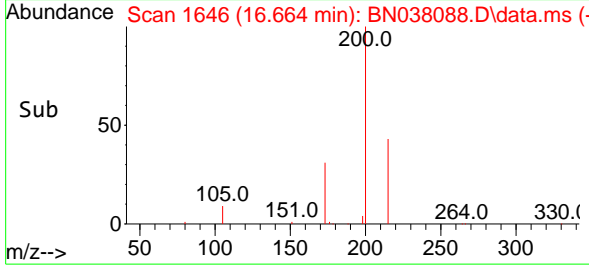
Instrument :
 BNA_N
ClientSampleId :
 SSTDCCC0.4EC



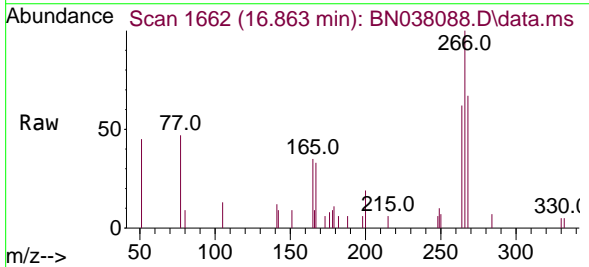
Tgt Ion: 200 Resp: 2825
 Ion Ratio Lower Upper
 200 100
 173 33.5 18.3 27.5
 215 45.1 38.6 58.0

Manual Integrations
APPROVED

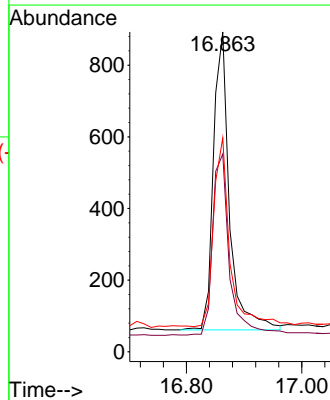
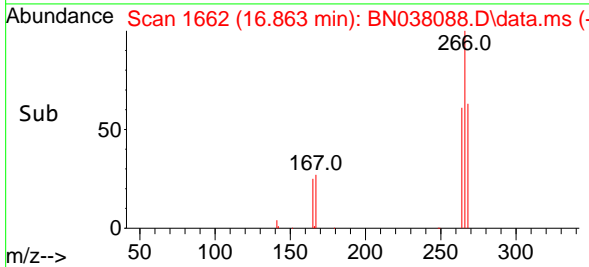
Reviewed By :Jagrut Upadhyay 10/14/2025
 Supervised By :mohammad ahmed 10/15/2025

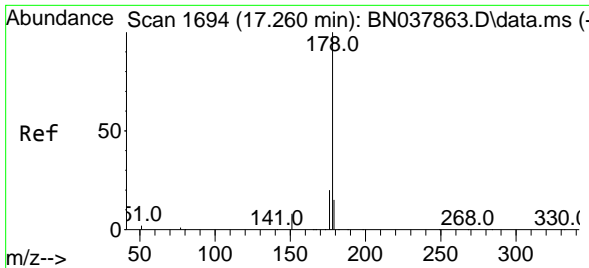


#24
Pentachlorophenol
 Concen: 0.339 ng
 RT: 16.863 min Scan# 1662
 Delta R.T. -0.012 min
 Lab File: BN038088.D
 Acq: 14 Oct 2025 04:56



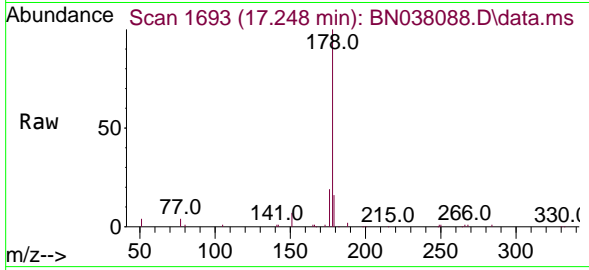
Tgt Ion: 266 Resp: 1613
 Ion Ratio Lower Upper
 266 100
 264 64.8 50.9 76.3
 268 64.7 54.3 81.5





#25
 Phenanthrene
 Concen: 0.360 ng
 RT: 17.248 min Scan# 1693
 Delta R.T. -0.012 min
 Lab File: BN038088.D
 Acq: 14 Oct 2025 04:56

Instrument : BNA_N
 Client Sample Id : SSTDCCC0.4EC

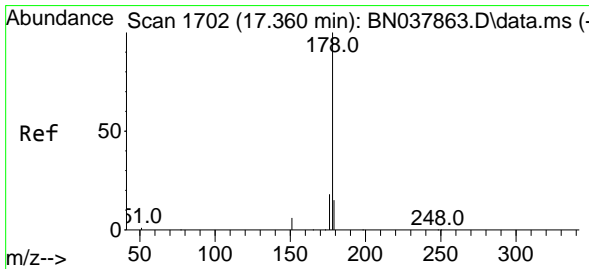
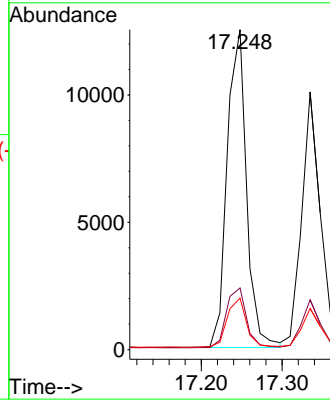
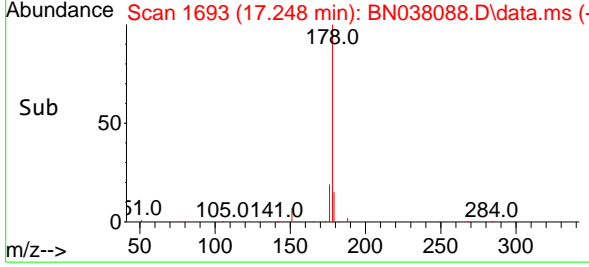


Tgt Ion: 178 Resp: 2078

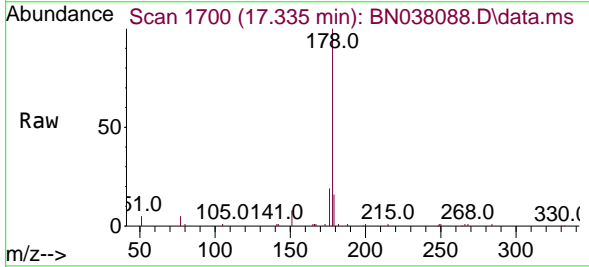
Ion	Ratio	Lower	Upper
178	100		
176	19.4	15.7	23.5
179	15.5	12.3	18.5

Manual Integrations
APPROVED

Reviewed By :Jagrut Upadhyay 10/14/2025
 Supervised By :mohammad ahmed 10/15/2025

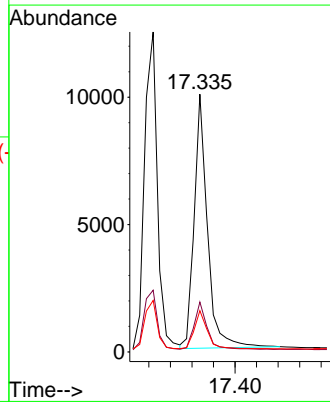
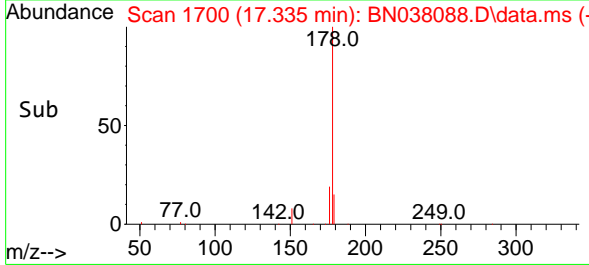


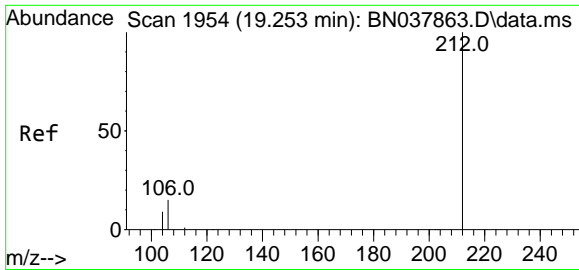
#26
 Anthracene
 Concen: 0.340 ng
 RT: 17.335 min Scan# 1700
 Delta R.T. -0.025 min
 Lab File: BN038088.D
 Acq: 14 Oct 2025 04:56



Tgt Ion: 178 Resp: 17015

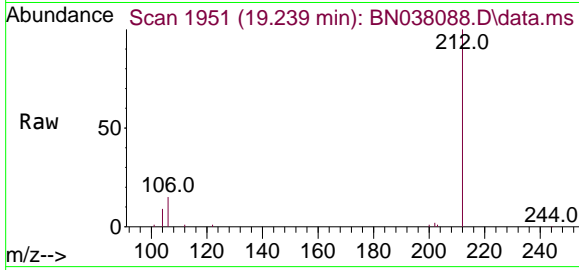
Ion	Ratio	Lower	Upper
178	100		
176	18.6	15.0	22.4
179	15.2	12.3	18.5





#27
 Fluoranthene-d10
 Concen: 0.389 ng
 RT: 19.239 min Scan# 1951
 Delta R.T. -0.014 min
 Lab File: BN038088.D
 Acq: 14 Oct 2025 04:56

Instrument :
 BNA_N
 ClientSampleId :
 SSTDCCC0.4EC

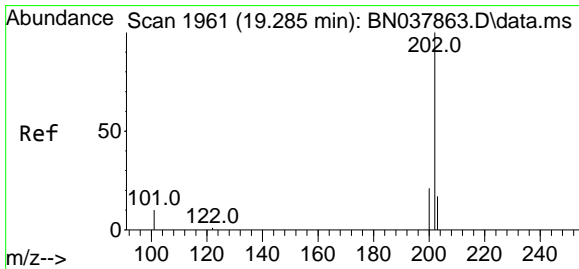
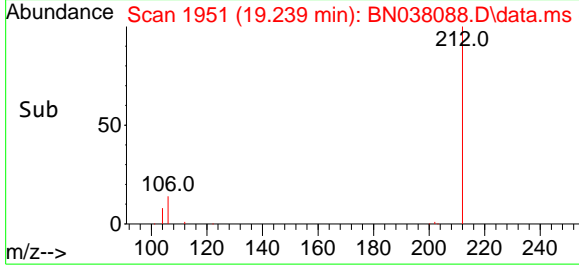
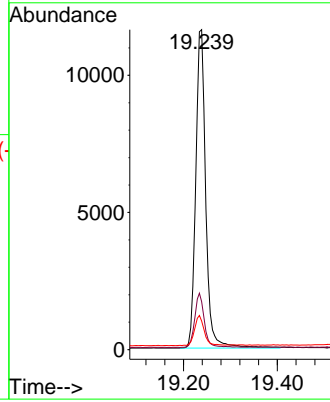


Tgt Ion: 212 Resp: 17173

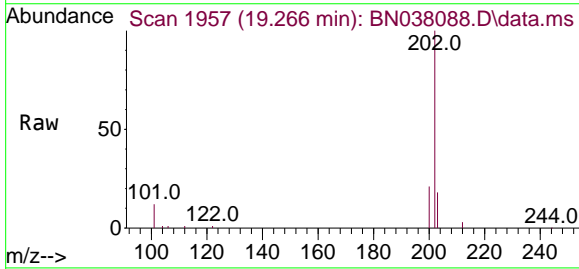
Ion	Ratio	Lower	Upper
212	100		
106	16.4	12.6	19.0
104	9.2	7.4	11.0

Manual Integrations
APPROVED

Reviewed By :Jagrut Upadhyay 10/14/2025
 Supervised By :mohammad ahmed 10/15/2025

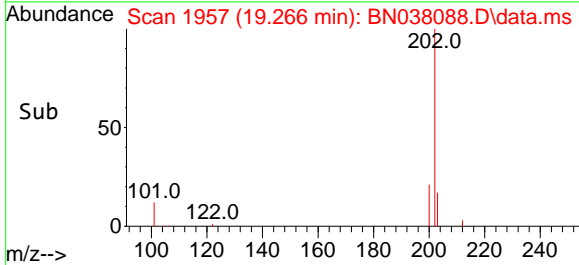
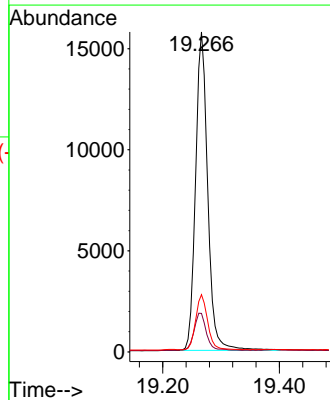


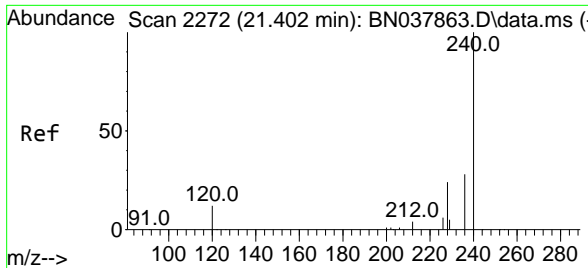
#28
 Fluoranthene
 Concen: 0.357 ng
 RT: 19.266 min Scan# 1957
 Delta R.T. -0.019 min
 Lab File: BN038088.D
 Acq: 14 Oct 2025 04:56



Tgt Ion: 202 Resp: 22691

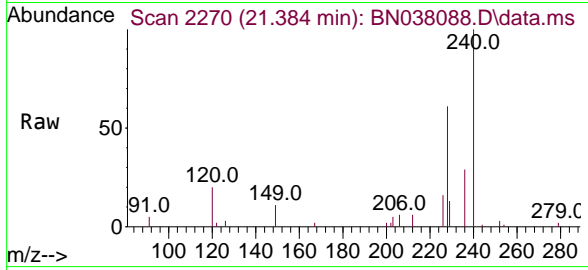
Ion	Ratio	Lower	Upper
202	100		
101	12.2	9.3	13.9
203	17.2	13.6	20.4





#29
 Chrysene-d12
 Concen: 0.400 ng
 RT: 21.384 min Scan# 21384
 Delta R.T. -0.018 min
 Lab File: BN038088.D
 Acq: 14 Oct 2025 04:56

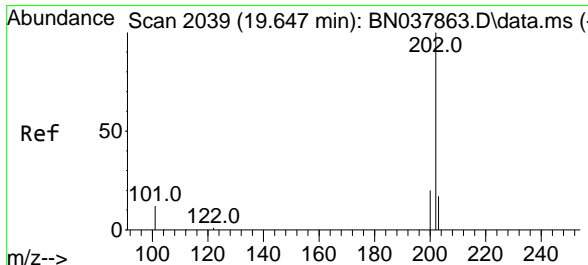

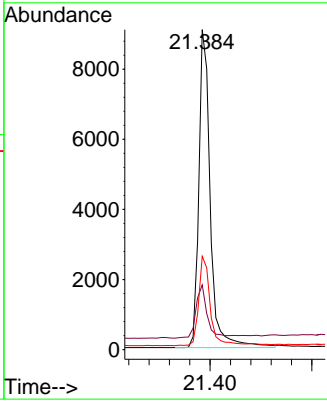
Instrument : BNA_N
 Client Sample Id : SSTDCCC0.4EC



Tgt Ion: 240 Resp: 14165

Ion	Ratio	Lower	Upper
240	100		
120	20.2	11.4	17.2
236	29.2	23.0	34.6

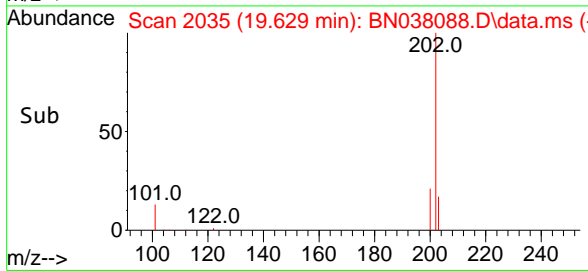
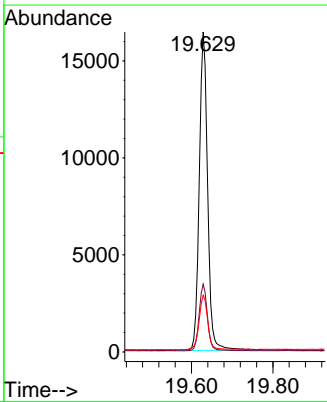
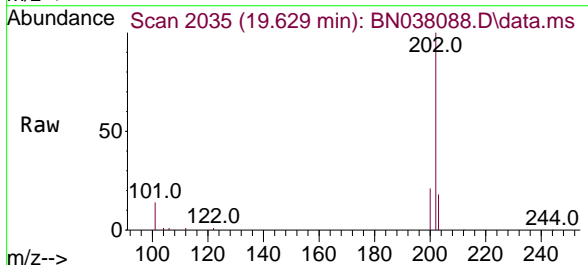
Manual Integrations
APPROVED
 Reviewed By :Jagrut Upadhyay 10/14/2025
 Supervised By :mohammad ahmed 10/15/2025

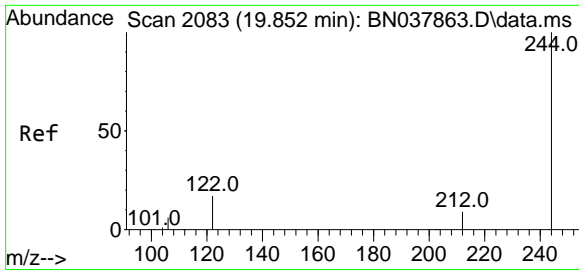


#30
 Pyrene
 Concen: 0.417 ng
 RT: 19.629 min Scan# 2035
 Delta R.T. -0.019 min
 Lab File: BN038088.D
 Acq: 14 Oct 2025 04:56

Tgt Ion: 202 Resp: 23294

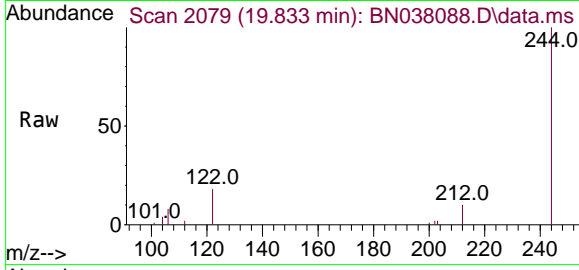
Ion	Ratio	Lower	Upper
202	100		
200	21.0	16.7	25.1
203	17.6	14.2	21.4





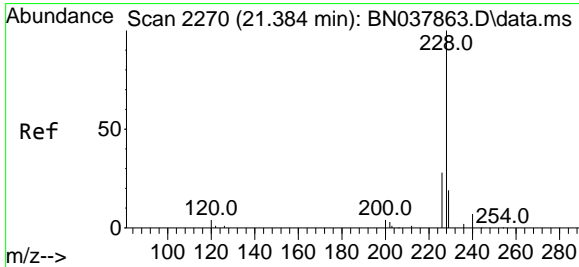
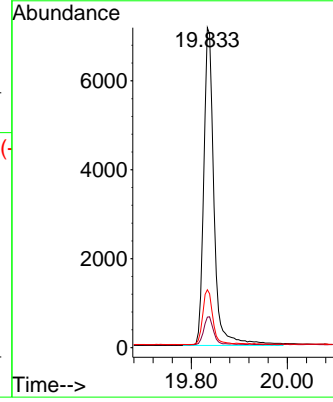
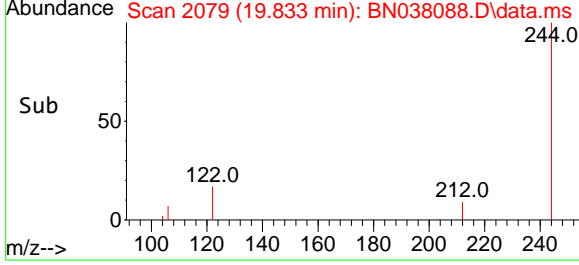
#31
 Terphenyl-d14
 Concen: 0.376 ng
 RT: 19.833 min Scan# 2083
 Delta R.T. -0.019 min
 Lab File: BN038088.D
 Acq: 14 Oct 2025 04:56

Instrument :
 BNA_N
 Client Sample Id :
 SSTDCCC0.4EC

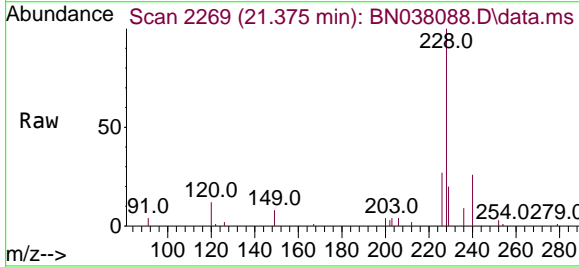


Tgt Ion: 244 Resp: 1059
 Ion Ratio Lower Upper
 244 100
 212 9.5 7.6 11.4
 122 18.1 13.9 20.9

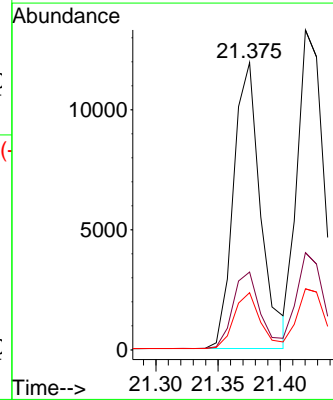

Manual Integrations
APPROVED
 Reviewed By :Jagrut Upadhyay 10/14/2025
 Supervised By :mohammad ahmed 10/15/2025

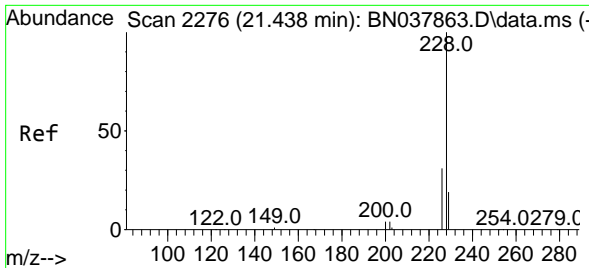


#32
 Benzo(a)anthracene
 Concen: 0.366 ng
 RT: 21.375 min Scan# 2269
 Delta R.T. -0.009 min
 Lab File: BN038088.D
 Acq: 14 Oct 2025 04:56



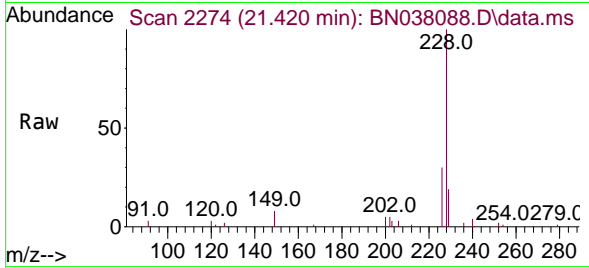
Tgt Ion: 228 Resp: 18122
 Ion Ratio Lower Upper
 228 100
 226 27.1 22.6 33.8
 229 19.9 15.6 23.4





#33
 Chrysene
 Concen: 0.403 ng
 RT: 21.420 min Scan# 21
 Delta R.T. -0.018 min
 Lab File: BN038088.D
 Acq: 14 Oct 2025 04:56

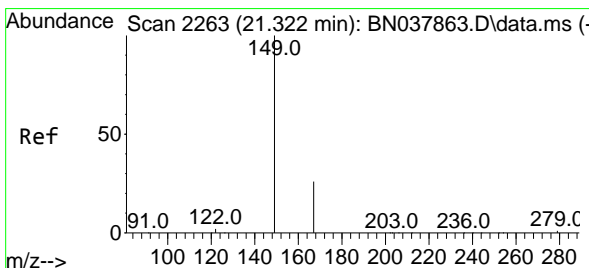
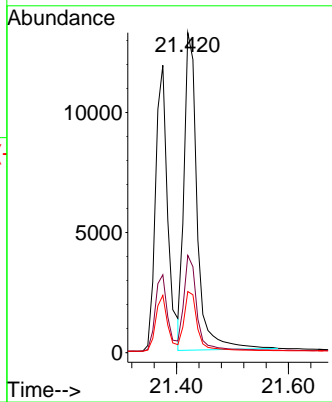
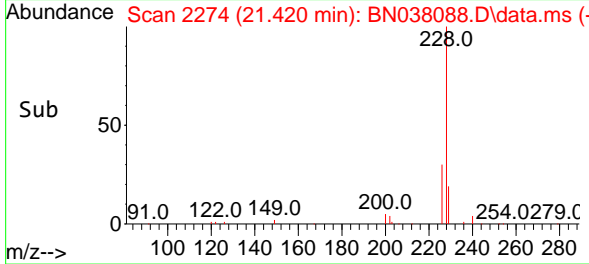
Instrument :
 BNA_N
 ClientSampleId :
 SSTDCCC0.4EC



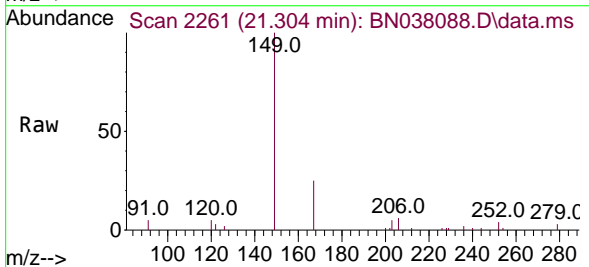
Tgt Ion: 228 Resp: 21548
 Ion Ratio Lower Upper
 228 100
 226 30.4 24.6 37.0
 229 19.1 15.6 23.4

Manual Integrations
APPROVED

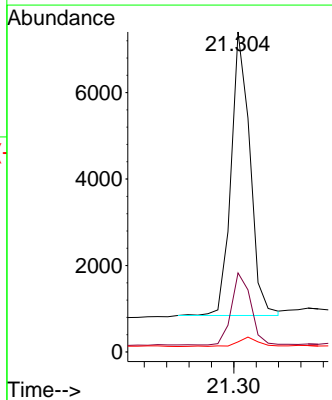
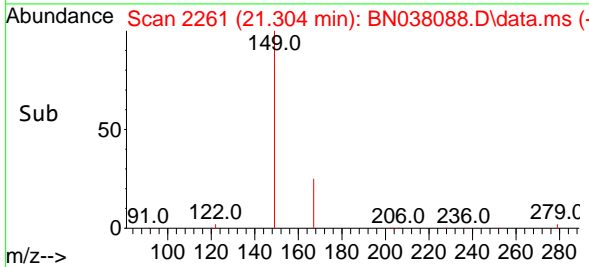
Reviewed By :Jagrut Upadhyay 10/14/2025
 Supervised By :mohammad ahmed 10/15/2025

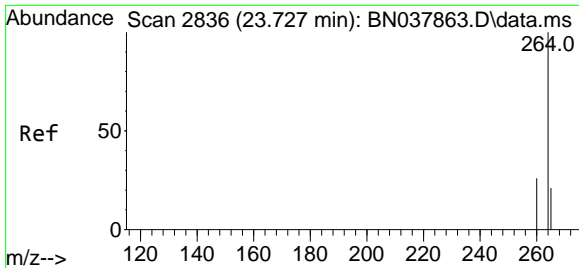


#34
 Bis(2-ethylhexyl)phthalate
 Concen: 0.392 ng
 RT: 21.304 min Scan# 2261
 Delta R.T. -0.018 min
 Lab File: BN038088.D
 Acq: 14 Oct 2025 04:56



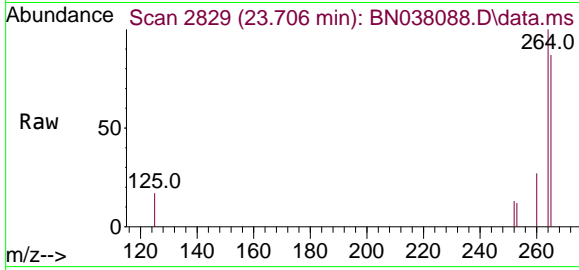
Tgt Ion: 149 Resp: 7685
 Ion Ratio Lower Upper
 149 100
 167 26.2 20.4 30.6
 279 3.6 2.4 3.6#





#35
Perylene-d12
 Concen: 0.400 ng
 RT: 23.706 min Scan# 2836
 Delta R.T. -0.020 min
 Lab File: BN038088.D
 Acq: 14 Oct 2025 04:56

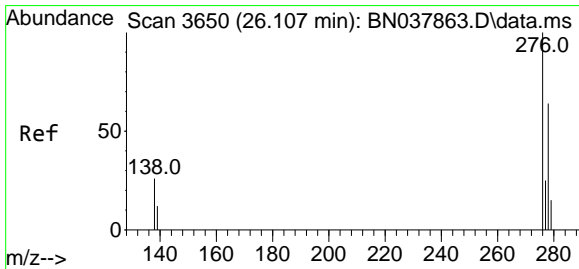
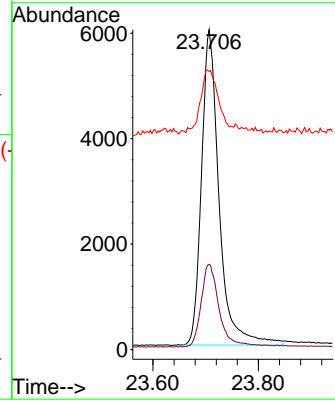
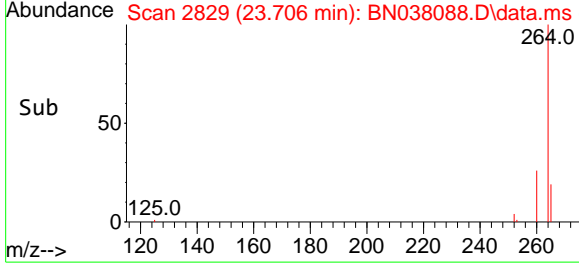
Instrument :
 BNA_N
ClientSampleId :
 SSTDCCC0.4EC



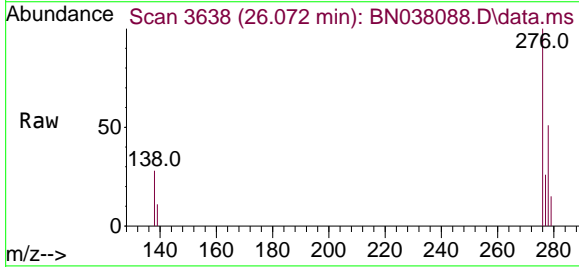
Tgt Ion:264 Resp: 13844
 Ion Ratio Lower Upper
 264 100
 260 26.7 21.5 32.3
 265 86.9 53.8 80.6

Manual Integrations
APPROVED

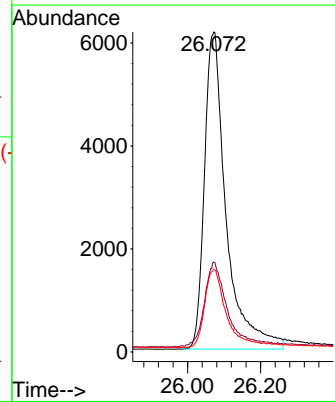
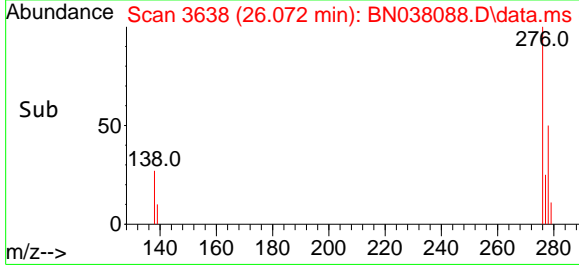
Reviewed By :Jagrut Upadhyay 10/14/2025
 Supervised By :mohammad ahmed 10/15/2025

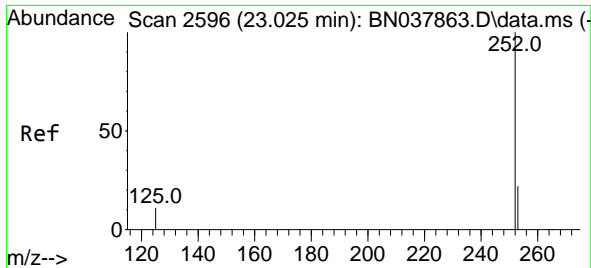


#36
Indeno(1,2,3-cd)pyrene
 Concen: 0.403 ng
 RT: 26.072 min Scan# 3638
 Delta R.T. -0.035 min
 Lab File: BN038088.D
 Acq: 14 Oct 2025 04:56



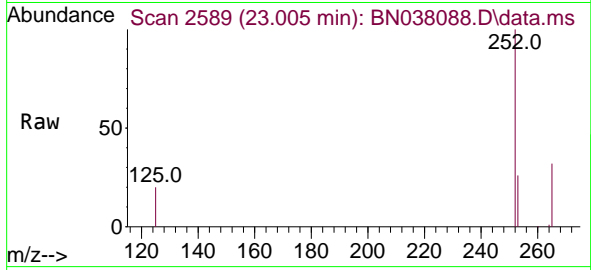
Tgt Ion:276 Resp: 25477
 Ion Ratio Lower Upper
 276 100
 138 27.1 21.4 32.0
 277 24.1 20.3 30.5





#37
 Benzo(b)fluoranthene
 Concen: 0.372 ng m
 RT: 23.005 min Scan# 21
 Delta R.T. -0.021 min
 Lab File: BN038088.D
 Acq: 14 Oct 2025 04:56

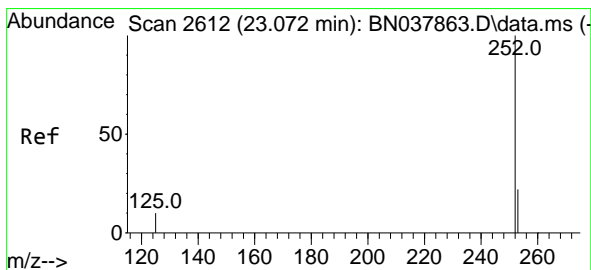
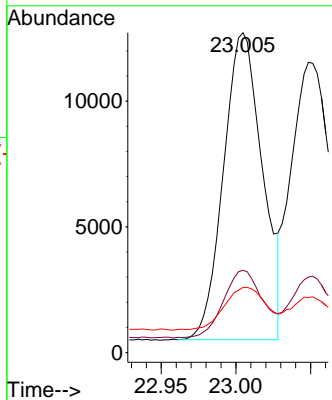
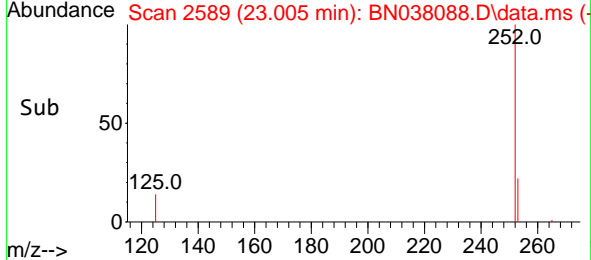
Instrument :
 BNA_N
 ClientSampleId :
 SSTDCCC0.4EC



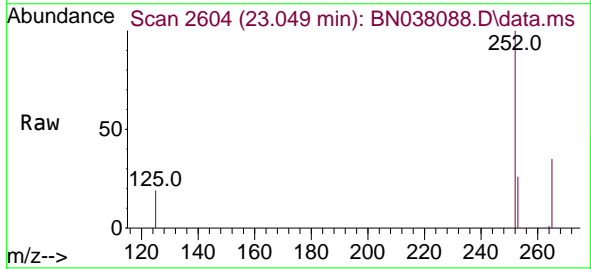
Tgt Ion:252 Resp: 2220
 Ion Ratio Lower Upper
 252 100
 253 25.7 19.4 29.0
 125 20.4 13.0 19.4

Manual Integrations
APPROVED

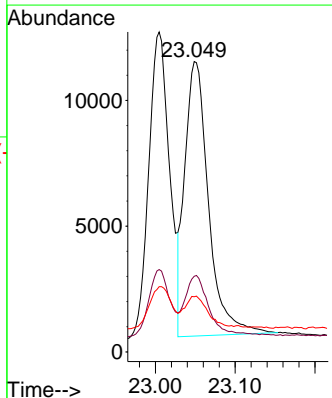
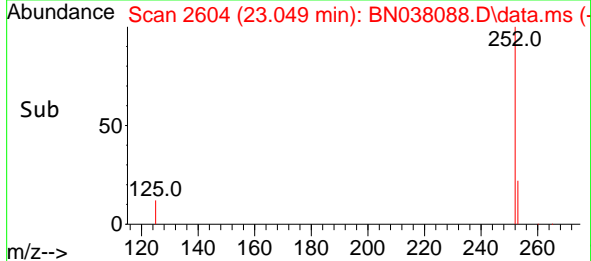
Reviewed By :Jagrut Upadhyay 10/14/2025
 Supervised By :mohammad ahmed 10/15/2025

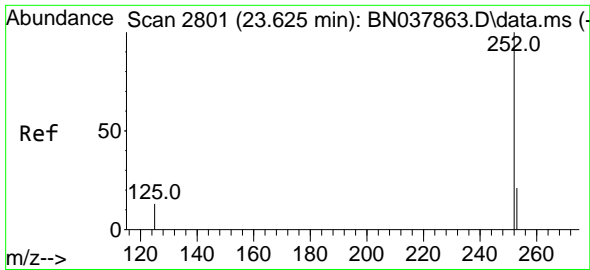


#38
 Benzo(k)fluoranthene
 Concen: 0.376 ng
 RT: 23.049 min Scan# 2604
 Delta R.T. -0.023 min
 Lab File: BN038088.D
 Acq: 14 Oct 2025 04:56



Tgt Ion:252 Resp: 22592
 Ion Ratio Lower Upper
 252 100
 253 26.0 19.5 29.3
 125 19.0 13.0 19.4





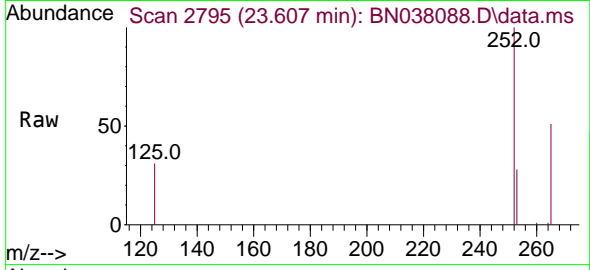
#39
 Benzo(a)pyrene
 Concen: 0.395 ng
 RT: 23.607 min Scan# 2795
 Delta R.T. -0.018 min
 Lab File: BN038088.D
 Acq: 14 Oct 2025 04:56

Instrument :

BNA_N

ClientSampleId :

SSTDCCC0.4EC

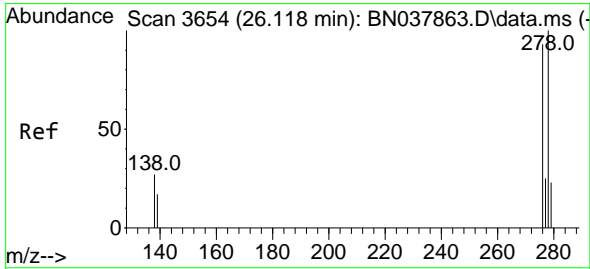
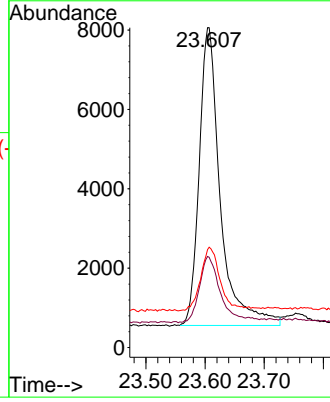
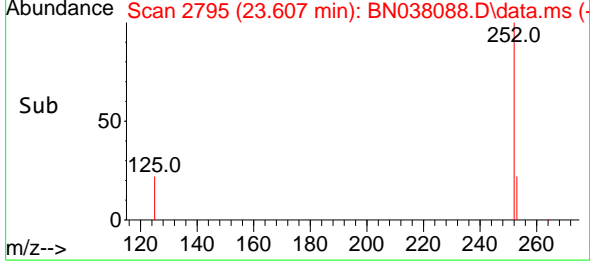


Tgt Ion:252 Resp: 18632
 Ion Ratio Lower Upper
 252 100
 253 28.2 20.6 30.8
 125 31.4 16.7 25.1

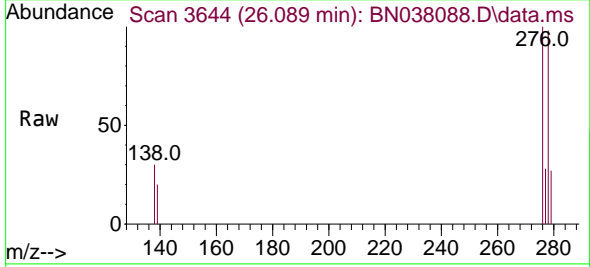
Manual Integrations

APPROVED

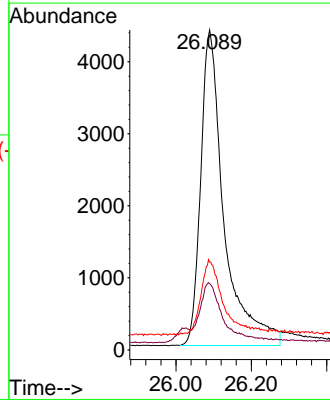
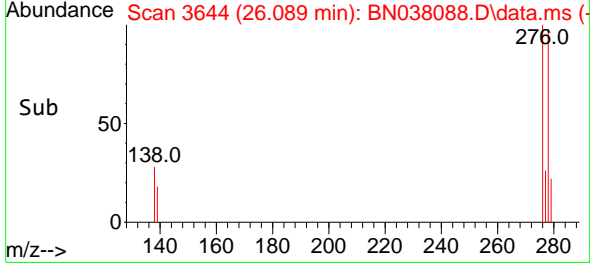
Reviewed By :Jagrut Upadhyay 10/14/2025
 Supervised By :mohammad ahmed 10/15/2025

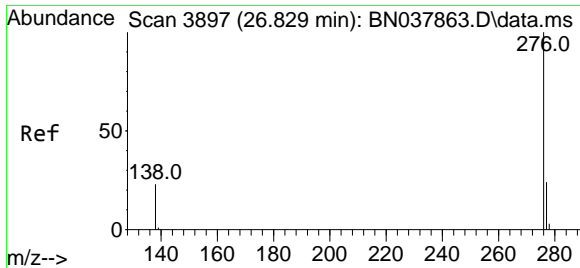


#40
 Dibenzo(a,h)anthracene
 Concen: 0.381 ng
 RT: 26.089 min Scan# 3644
 Delta R.T. -0.029 min
 Lab File: BN038088.D
 Acq: 14 Oct 2025 04:56



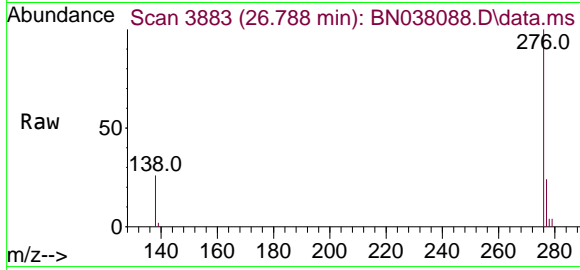
Tgt Ion:278 Resp: 18798
 Ion Ratio Lower Upper
 278 100
 139 20.7 15.4 23.2
 279 27.4 20.8 31.2





#41
 Benzo(g,h,i)perylene
 Concen: 0.432 ng
 RT: 26.788 min Scan# 38
 Delta R.T. -0.041 min
 Lab File: BN038088.D
 Acq: 14 Oct 2025 04:56

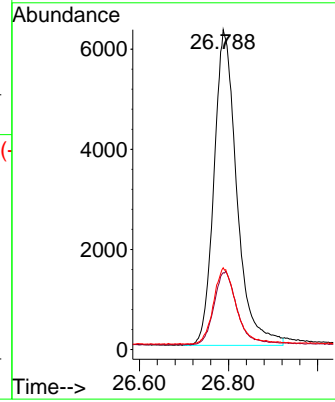
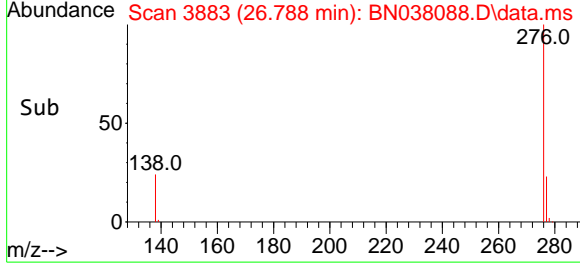
Instrument :
 BNA_N
 ClientSampleId :
 SSTDCCC0.4EC



Tgt Ion: 276 Resp: 22396

Ion	Ratio	Lower	Upper
276	100		
277	24.0	20.2	30.4
138	25.6	19.8	29.8

Manual Integrations
APPROVED
 Reviewed By :Jagrut Upadhyay 10/14/2025
 Supervised By :mohammad ahmed 10/15/2025



Data Path : Z:\svoasrv\HPCHEM1\BNA_N\Data\BN101325\
 Data File : BN038088.D
 Acq On : 14 Oct 2025 04:56
 Operator : RC/JU
 Sample : SSTDCCC0.4
 Misc :
 ALS Vial : 23 Sample Multiplier: 1

Instrument :
 BNA_N
 LabSampleId :
 SSTDCCC0.4

Quant Time: Oct 14 05:20:56 2025
 Quant Method : Z:\svoasrv\HPCHEM1\BNA_N\Methods\8270-SIM-BN092325.M
 Quant Title : ASP BNA STANDARDS FOR 5 POINT CALIBRATION
 QLast Update : Wed Sep 24 11:00:01 2025
 Response via : Initial Calibration

Min. RRF : 0.000 Min. Rel. Area : 50% Max. R.T. Dev 0.50min
 Max. RRF Dev : 25% Max. Rel. Area : 150%

	Compound	AvgRF	CCRF	%Dev	Area%	Dev(min)
1 I	1,4-Dichlorobenzene-d4	1.000	1.000	0.0	124	-0.03
2	1,4-Dioxane	0.406	0.494	-21.7	149	-0.01
3	n-Nitrosodimethylamine	0.540	0.572	-5.9	137	-0.01
4 S	2-Fluorophenol	0.913	0.880	3.6	127	-0.02
5 S	Phenol-d6	1.199	0.975	18.7	108	-0.02
6	bis(2-Chloroethyl)ether	1.113	1.078	3.1	123	-0.02
7 I	Naphthalene-d8	1.000	1.000	0.0	119	-0.03
8 S	Nitrobenzene-d5	0.305	0.255	16.4	105	-0.02
9	Naphthalene	1.102	1.078	2.2	123	-0.02
10	Hexachlorobutadiene	0.188	0.188	0.0	123	-0.03
11 SURR	2-Methylnaphthalene-d10	0.556	0.537	3.4	128	-0.03
12	2-Methylnaphthalene	0.720	0.657	8.7	117	-0.03
13 I	Acenaphthene-d10	1.000	1.000	0.0	116	-0.02
14 S	2,4,6-Tribromophenol	0.152	0.119	21.7	102	-0.02
15 S	2-Fluorobiphenyl	1.638	1.577	3.7	117	-0.02
16	Acenaphthylene	1.816	1.721	5.2	120	-0.02
17	Acenaphthene	1.294	1.212	6.3	117	-0.02
18	Fluorene	1.565	1.367	12.7	109	-0.02
19 I	Phenanthrene-d10	1.000	1.000	0.0	110	-0.02
20	4,6-Dinitro-2-methylphenol	0.057	0.039	31.6#	99	-0.01
21	4-Bromophenyl-phenylether	0.261	0.227	13.0	102	-0.02
22	Hexachlorobenzene	0.316	0.298	5.7	108	-0.02
23	Atrazine	0.199	0.161	19.1	103	-0.02
24	Pentachlorophenol	0.108	0.092	14.8	110	-0.01
25	Phenanthrene	1.316	1.185	10.0	106	-0.01
26	Anthracene	1.142	0.970	15.1	104	-0.02
27 SURR	Fluoranthene-d10	1.006	0.979	2.7	122	-0.01
28	Fluoranthene	1.450	1.293	10.8	109	-0.02
29 I	Chrysene-d12	1.000	1.000	0.0	104	-0.02
30	Pyrene	1.579	1.644	-4.1	113	-0.02
31 S	Terphenyl-d14	0.797	0.748	6.1	104	-0.02
32	Benzo(a)anthracene	1.398	1.279	8.5	103	0.00
33	Chrysene	1.512	1.521	-0.6	109	-0.02
34	Bis(2-ethylhexyl)phthalate	0.553	0.543	1.8	116	-0.02
35 I	Perylene-d12	1.000	1.000	0.0	110	-0.02
36	Indeno(1,2,3-cd)pyrene	1.828	1.840	-0.7	122	-0.04
37	Benzo(b)fluoranthene	1.725	1.604	7.0	108	-0.02
38	Benzo(k)fluoranthene	1.736	1.632	6.0	112	-0.02
39 C	Benzo(a)pyrene	1.364	1.346	1.3	120	-0.02
40	Dibenzo(a,h)anthracene	1.427	1.358	4.8	115	-0.03
41	Benzo(g,h,i)perylene	1.499	1.618	-7.9	127	-0.04

(#) = Out of Range

SPCC's out = 0 CCC's out = 0

Data Path : Z:\svoasrv\HPCHEM1\BNA_N\Data\BN101325\
 Data File : BN038088.D
 Acq On : 14 Oct 2025 04:56
 Operator : RC/JU
 Sample : SSTDCCC0.4
 Misc :
 ALS Vial : 23 Sample Multiplier: 1

Instrument :
 BNA_N
 LabSampleId :
 SSTDCCC0.4

Quant Time: Oct 14 05:20:56 2025
 Quant Method : Z:\svoasrv\HPCHEM1\BNA_N\Methods\8270-SIM-BN092325.M
 Quant Title : ASP BNA STANDARDS FOR 5 POINT CALIBRATION
 QLast Update : Wed Sep 24 11:00:01 2025
 Response via : Initial Calibration

Min. RRF : 0.000 Min. Rel. Area : 50% Max. R.T. Dev 0.50min
 Max. RRF Dev : 25% Max. Rel. Area : 150%

	Compound	Amount	Calc.	%Dev	Area%	Dev(min)
1 I	1,4-Dichlorobenzene-d4	0.400	0.400	0.0	124	-0.03
2	1,4-Dioxane	0.400	0.486	-21.5	149	-0.01
3	n-Nitrosodimethylamine	0.400	0.423	-5.7	137	-0.01
4 S	2-Fluorophenol	0.400	0.386	3.5	127	-0.02
5 S	Phenol-d6	0.400	0.325	18.8	108	-0.02
6	bis(2-Chloroethyl)ether	0.400	0.387	3.3	123	-0.02
7 I	Naphthalene-d8	0.400	0.400	0.0	119	-0.03
8 S	Nitrobenzene-d5	0.400	0.335	16.3	105	-0.02
9	Naphthalene	0.400	0.391	2.3	123	-0.02
10	Hexachlorobutadiene	0.400	0.400	0.0	123	-0.03
11 SURR	2-Methylnaphthalene-d10	0.400	0.387	3.3	128	-0.03
12	2-Methylnaphthalene	0.400	0.365	8.8	117	-0.03
13 I	Acenaphthene-d10	0.400	0.400	0.0	116	-0.02
14 S	2,4,6-Tribromophenol	0.400	0.315	21.3	102	-0.02
15 S	2-Fluorobiphenyl	0.400	0.385	3.8	117	-0.02
16	Acenaphthylene	0.400	0.379	5.3	120	-0.02
17	Acenaphthene	0.400	0.375	6.3	117	-0.02
18	Fluorene	0.400	0.349	12.8	109	-0.02
19 I	Phenanthrene-d10	0.400	0.400	0.0	110	-0.02
20	4,6-Dinitro-2-methylphenol	0.400	0.374	6.5	99	-0.01
21	4-Bromophenyl-phenylether	0.400	0.348	13.0	102	-0.02
22	Hexachlorobenzene	0.400	0.377	5.8	108	-0.02
23	Atrazine	0.400	0.324	19.0	103	-0.02
24	Pentachlorophenol	0.400	0.339	15.3	110	-0.01
25	Phenanthrene	0.400	0.360	10.0	106	-0.01
26	Anthracene	0.400	0.340	15.0	104	-0.02
27 SURR	Fluoranthene-d10	0.400	0.389	2.8	122	-0.01
28	Fluoranthene	0.400	0.357	10.8	109	-0.02
29 I	Chrysene-d12	0.400	0.400	0.0	104	-0.02
30	Pyrene	0.400	0.417	-4.2	113	-0.02
31 S	Terphenyl-d14	0.400	0.376	6.0	104	-0.02
32	Benzo(a)anthracene	0.400	0.366	8.5	103	0.00
33	Chrysene	0.400	0.403	-0.8	109	-0.02
34	Bis(2-ethylhexyl)phthalate	0.400	0.392	2.0	116	-0.02
35 I	Perylene-d12	0.400	0.400	0.0	110	-0.02
36	Indeno(1,2,3-cd)pyrene	0.400	0.403	-0.8	122	-0.04
37	Benzo(b)fluoranthene	0.400	0.372	7.0	108	-0.02
38	Benzo(k)fluoranthene	0.400	0.376	6.0	112	-0.02
39 C	Benzo(a)pyrene	0.400	0.395	1.3	120	-0.02
40	Dibenzo(a,h)anthracene	0.400	0.381	4.8	115	-0.03
41	Benzo(g,h,i)perylene	0.400	0.432	-8.0	127	-0.04

(#) = Out of Range

SPCC's out = 0 CCC's out = 0



QC SAMPLE DATA

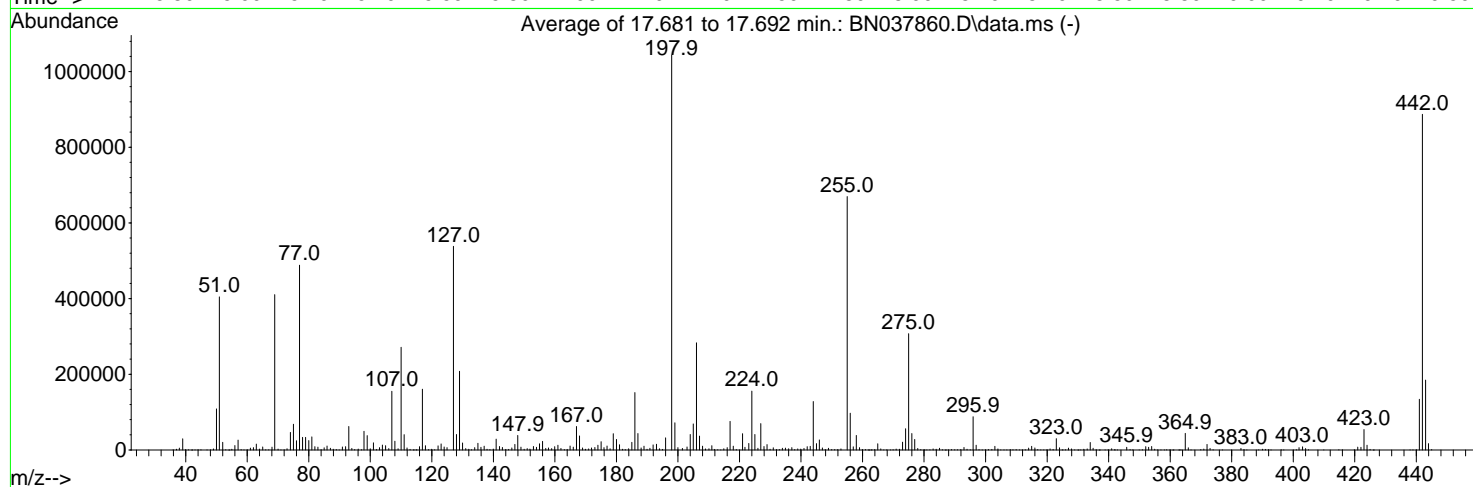
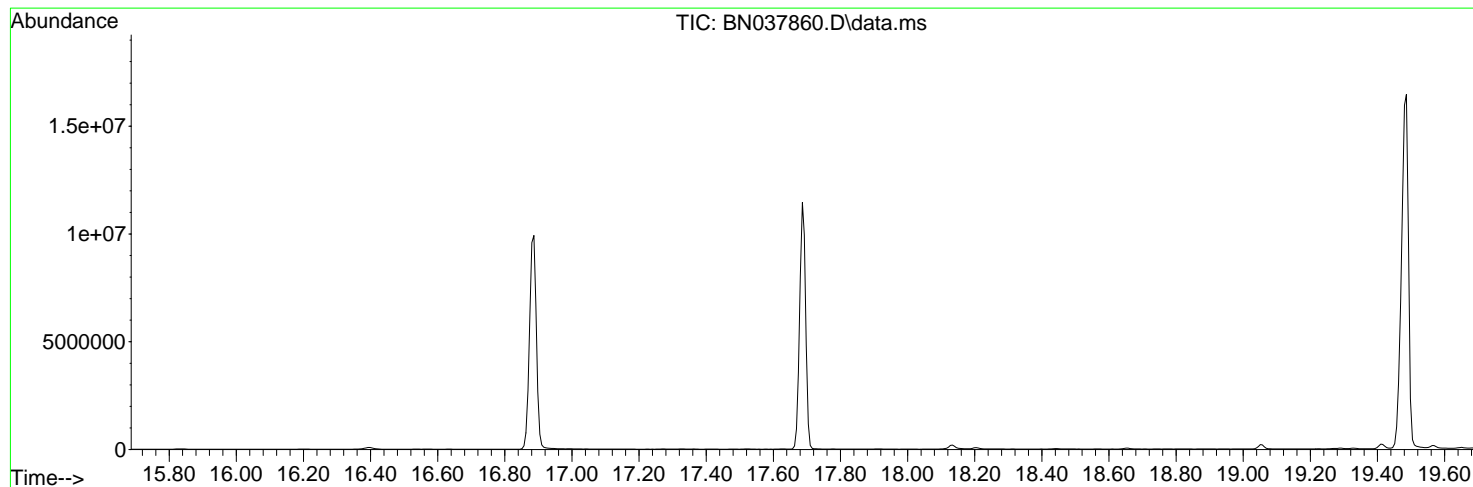
- 1
- 2
- 3
- 4
- 5
- 6
- 7
- 8
- 9
- 10
- 11
- 12
- 13
- 14
- 15
- 16
- 17
- 18

Data Path : Z:\svoasrv\HPCHEM1\BNA_N\Data\BN092325\
 Data File : BN037860.D
 Acq On : 23 Sep 2025 11:33
 Operator : RC/JU
 Sample : DFTPP
 Misc :
 ALS Vial : 1 Sample Multiplier: 1

Instrument :
 BNA_N
 ClientSampleId :
 DFTPP

Integration File: rteint.p

Method : Z:\svoasrv\HPCHEM1\BNA_N\Methods\8270-SIM-BN092325.M
 Title : ASP BNA STANDARDS FOR 5 POINT CALIBRATION
 Last Update : Tue Sep 23 17:30:29 2025



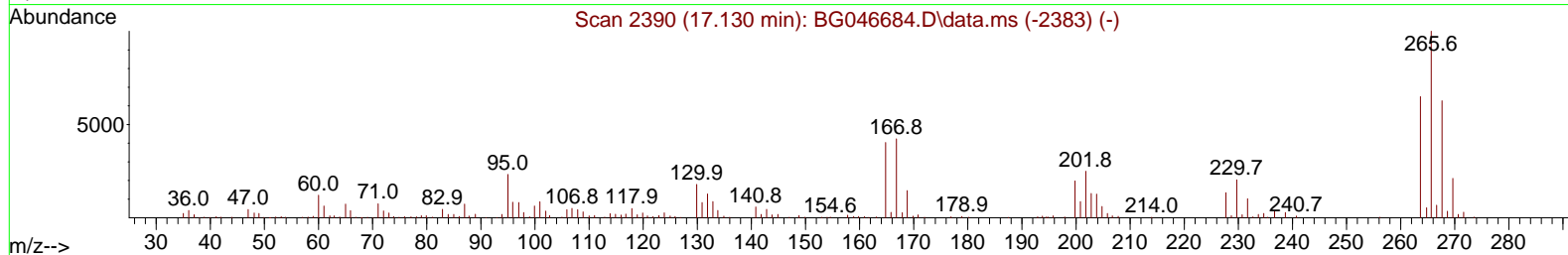
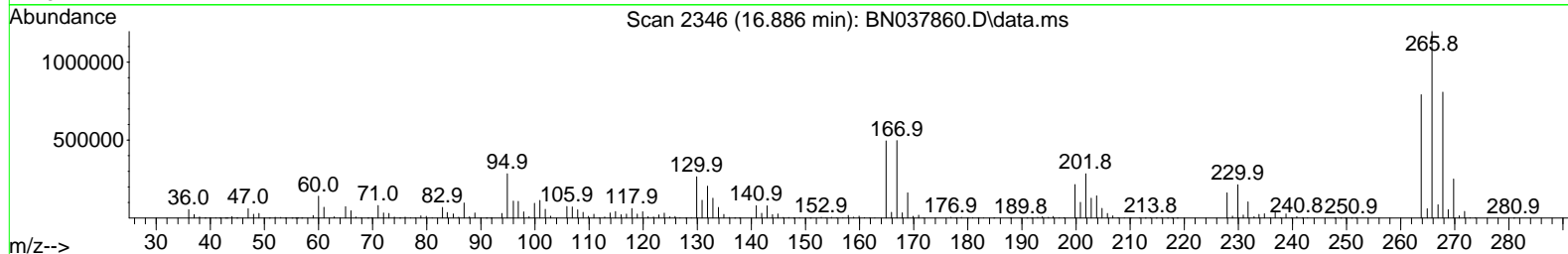
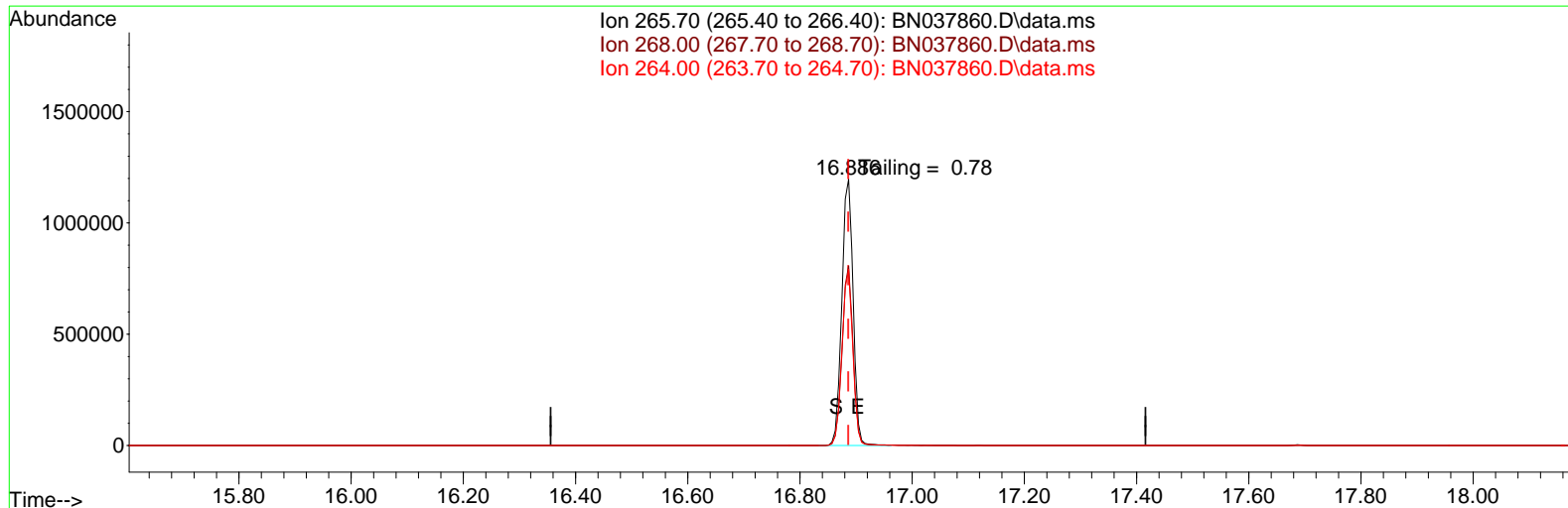
AutoFind: Scans 2481, 2482, 2483; Background Corrected with Scan 2474

Target Mass	Rel. to Mass	Lower Limit%	Upper Limit%	Rel. Abn%	Raw Abn	Result Pass/Fail
68	69	0.00	2	1.8	7592	PASS
69	69	100	100	100.0	410472	PASS
70	69	0.00	2	0.6	2535	PASS
197	198	0.00	2	0.0	0	PASS
198	198	100	100	100.0	1043541	PASS
199	198	5	9	6.9	71928	PASS
365	198	1	100	4.2	43627	PASS
441	443	0.01	150	72.6	133917	PASS
442	442	100	100	100.0	886933	PASS
443	442	15	24	20.8	184525	PASS

Data Path : Z:\svoasrv\HPCHEM1\BNA_N\Data\BN092325\
 Data File : BN037860.D
 Acq On : 23 Sep 2025 11:33
 Operator : RC/JU
 Sample : DFTPP
 Misc :
 ALS Vial : 1 Sample Multiplier: 1

Instrument :
 BNA_N
ClientSampleId :
 DFTPP

Quant Time: Sep 23 19:20:36 2025
 Quant Method : Z:\svoasrv\HPCHEM1\BNA_N\Methods\8270E-Tune.M
 Quant Title : ASP BNA STANDARDS FOR 5 POINT CALIBRATION
 QLast Update : Sat Sep 20 01:53:13 2025
 Response via : Initial Calibration



TIC: BN037860.D\data.ms

(70) Pentachlorophenol (C)

16.886min (+ 0.001) 30744.23 ng

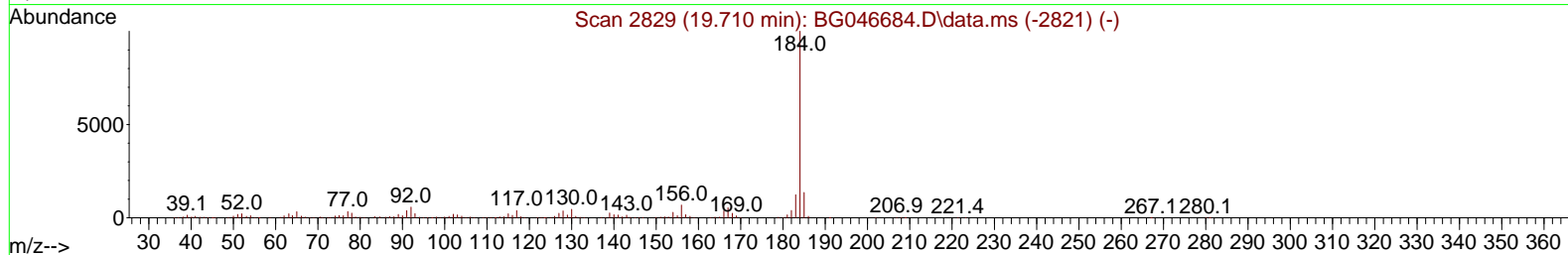
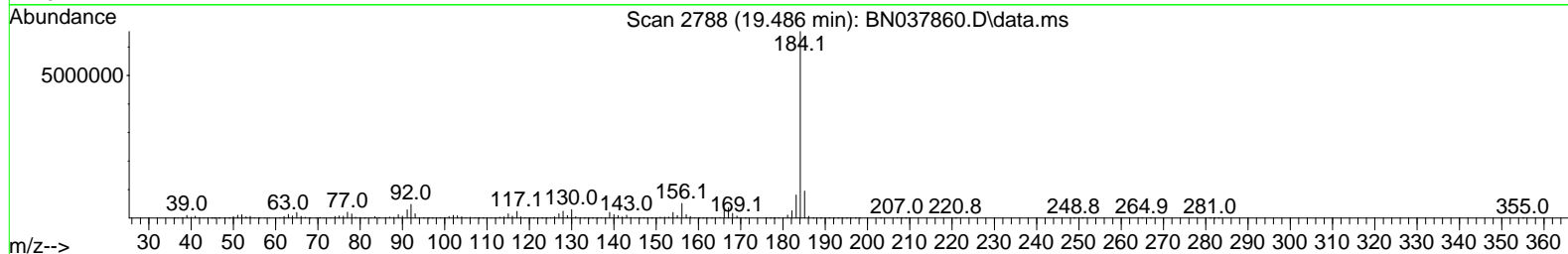
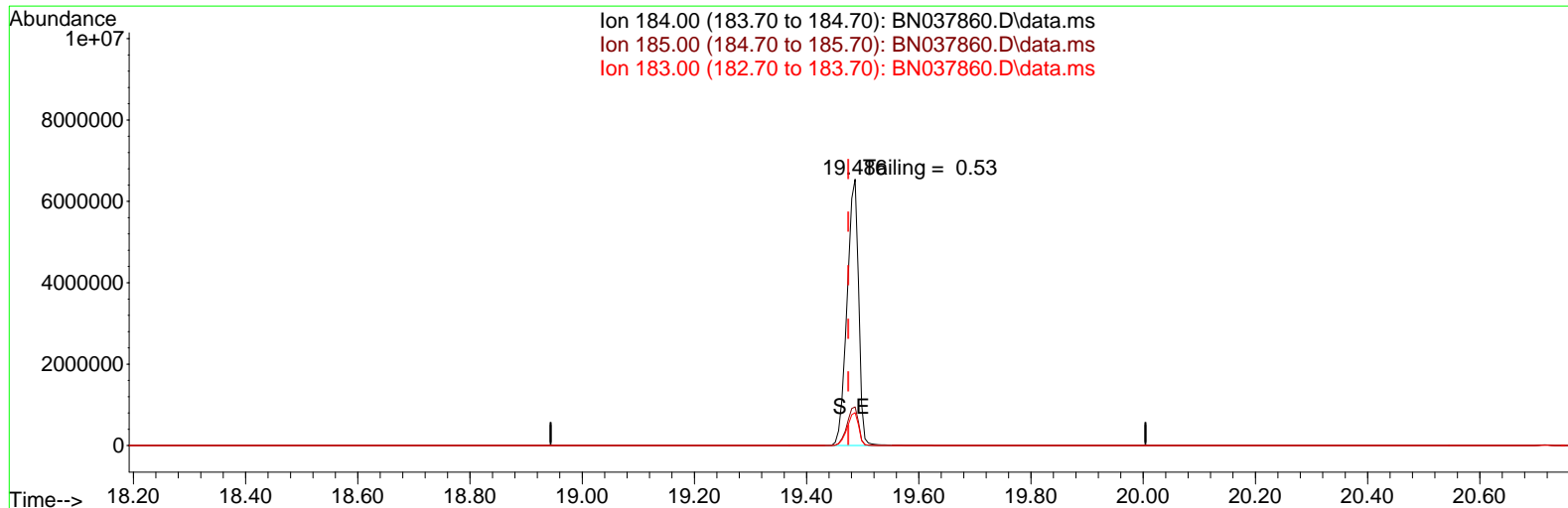
response 1679260

Ion	Exp%	Act%
265.70	100.00	100.00
268.00	62.20	67.46
264.00	61.60	66.17
0.00	0.00	0.00

Data Path : Z:\svoasrv\HPCHEM1\BNA_N\Data\BN092325\
 Data File : BN037860.D
 Acq On : 23 Sep 2025 11:33
 Operator : RC/JU
 Sample : DFTPP
 Misc :
 ALS Vial : 1 Sample Multiplier: 1

Instrument :
 BNA_N
ClientSampleId :
 DFTPP

Quant Time: Sep 23 19:20:36 2025
 Quant Method : Z:\svoasrv\HPCHEM1\BNA_N\Methods\8270E-Tune.M
 Quant Title : ASP BNA STANDARDS FOR 5 POINT CALIBRATION
 QLast Update : Sat Sep 20 01:53:13 2025
 Response via : Initial Calibration



TIC: BN037860.D\data.ms

(77) Benzidine

19.486min (+ 0.012) 0.00 ng

response 9413593

Ion	Exp%	Act%
184.00	100.00	100.00
185.00	15.50	14.50
183.00	13.20	12.37
0.00	0.00	0.00

Instrument :
BNA_N
ClientSampleId :
DFTPP

DDT Breakdown

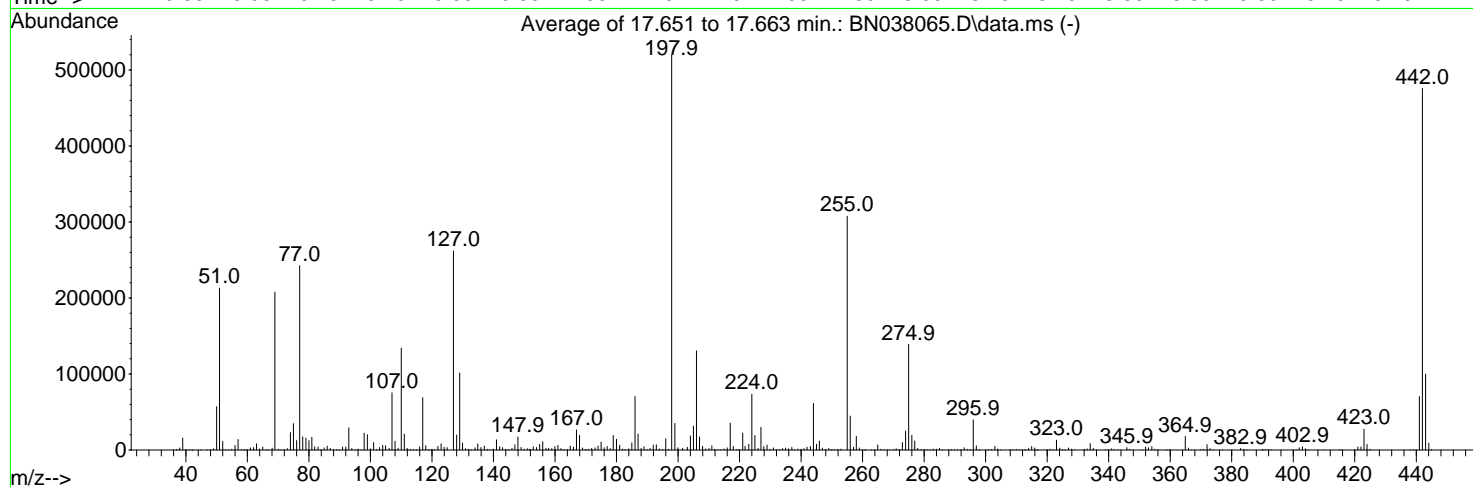
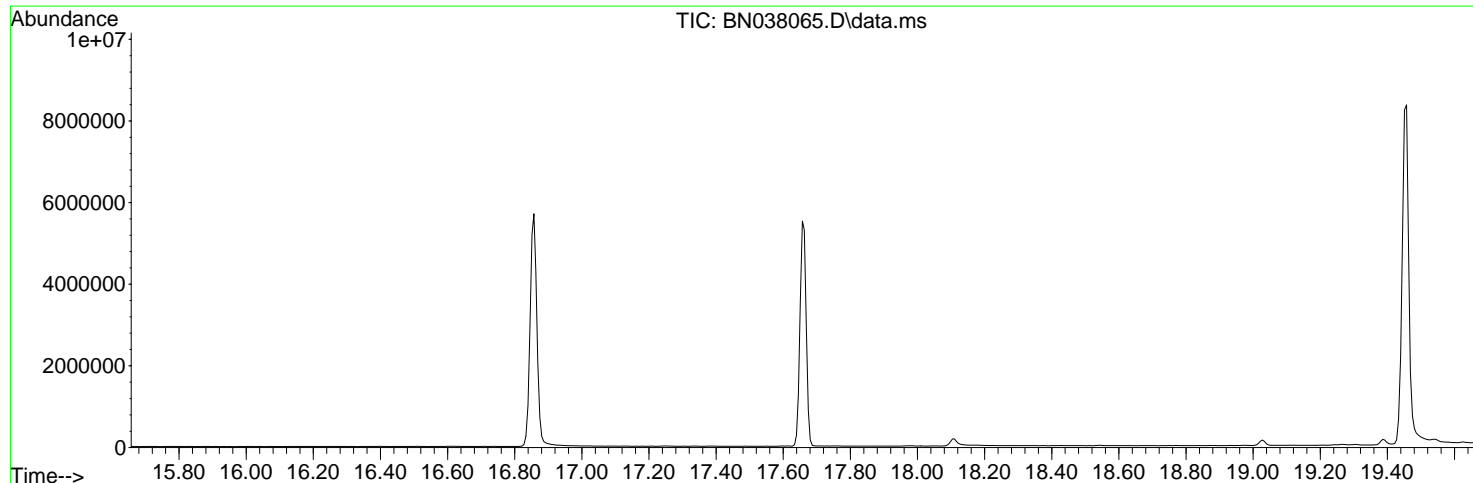
Date	Instrument Name	DFTPP Data File
9/23/2025	BNA_N	<u>BN037860.D</u>
Compound Name	Response	Retention Time
DDT	4305996	20.716
DDD	11703	20.327
DDE	258	19.769
SUM(DDD+DDE)	SUM(DDT+DDD+DDE)	% Breakdown Of DDT
11961	4317957	0.28

Data Path : Z:\svoasrv\HPCHEM1\BNA_N\Data\BN101325\
 Data File : BN038065.D
 Acq On : 13 Oct 2025 13:08
 Operator : RC/JU
 Sample : DFTPP
 Misc :
 ALS Vial : 1 Sample Multiplier: 1

Instrument :
 BNA_N
 ClientSampleId :
 DFTPP

Integration File: rteint.p

Method : Z:\svoasrv\HPCHEM1\BNA_N\Methods\8270-SIM-BN092325.M
 Title : ASP BNA STANDARDS FOR 5 POINT CALIBRATION
 Last Update : Wed Sep 24 11:00:01 2025



AutoFind: Scans 2476, 2477, 2478; Background Corrected with Scan 2469

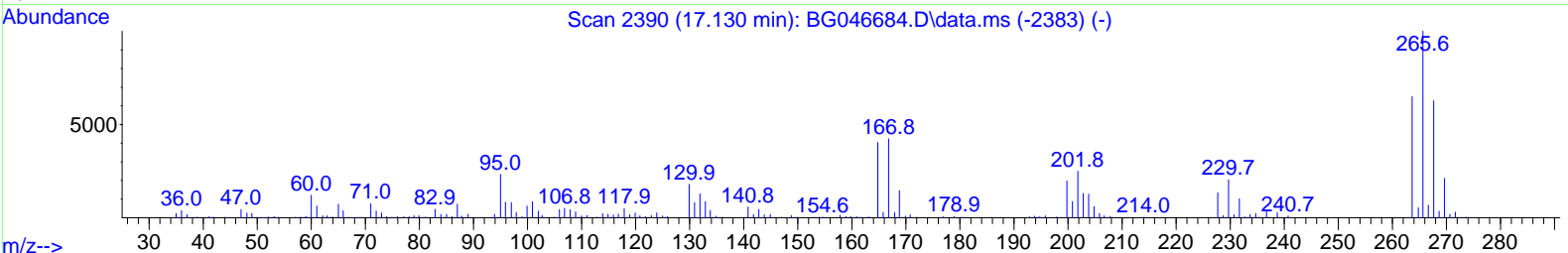
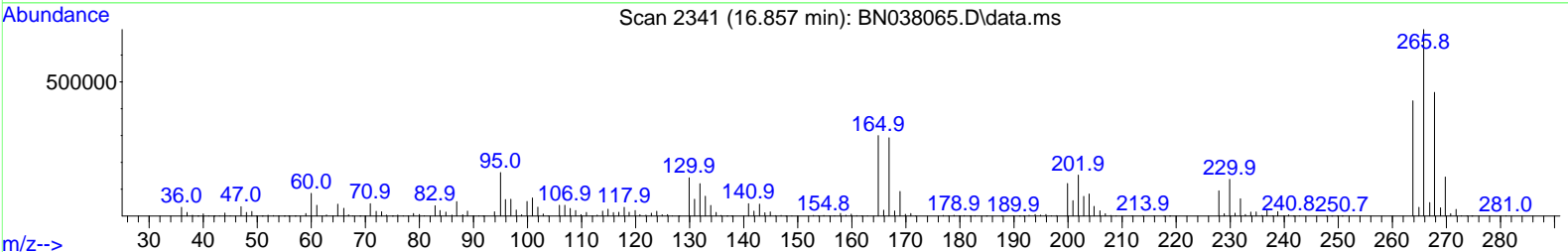
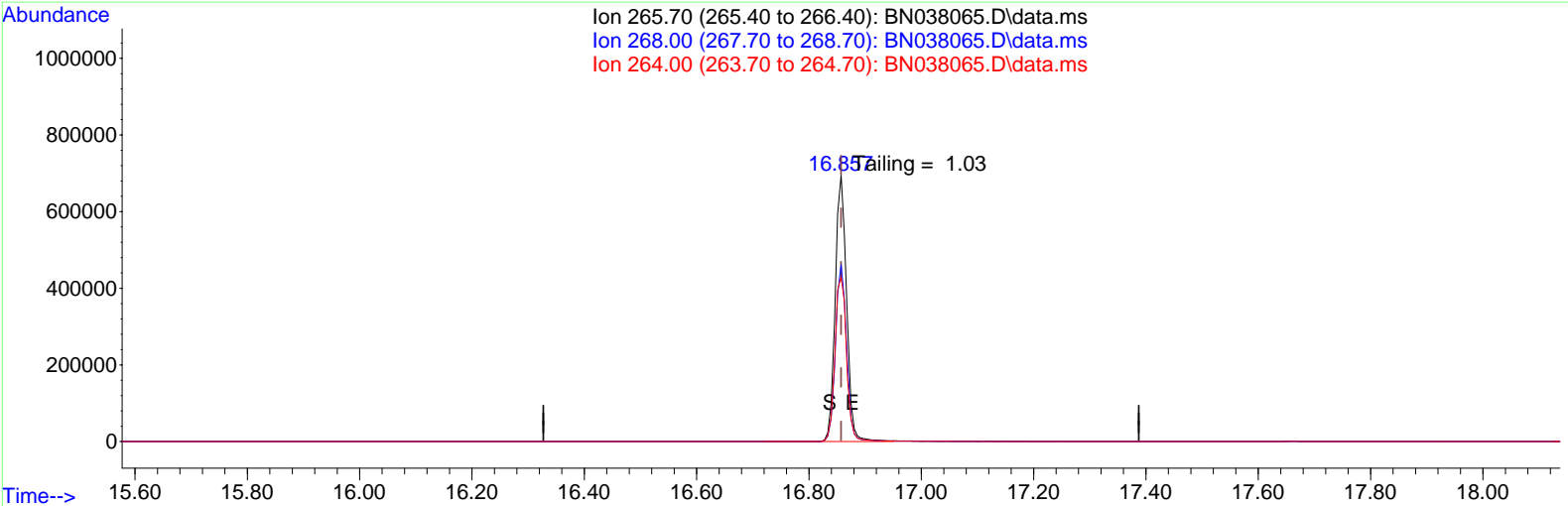
Target Mass	Rel. to Mass	Lower Limit%	Upper Limit%	Rel. Abn%	Raw Abn	Result Pass/Fail
68	69	0.00	2	1.2	2414	PASS
69	69	100	100	100.0	207810	PASS
70	69	0.00	2	0.5	1031	PASS
197	198	0.00	2	0.2	1009	PASS
198	198	100	100	100.0	519680	PASS
199	198	5	9	6.7	34837	PASS
365	198	1	100	3.4	17780	PASS
441	443	0.01	150	70.3	70149	PASS
442	442	100	100	100.0	475904	PASS
443	442	15	24	21.0	99800	PASS

Data Path : Z:\svoasrv\HPCHEM1\BNA_N\Data\BN101325\
 Data File : BN038065.D
 Acq On : 13 Oct 2025 13:08
 Operator : RC/JU
 Sample : DFTPP
 Misc :
 ALS Vial : 1 Sample Multiplier: 1

Instrument :
 BNA_N
ClientSampleId :
 DFTPP

Quant Time: Oct 13 13:56:12 2025
 Quant Method : Z:\svoasrv\HPCHEM1\BNA_N\Methods\8270E-Tune.M
 Quant Title : ASP BNA STANDARDS FOR 5 POINT CALIBRATION
 QLast Update : Mon Oct 13 13:56:00 2025
 Response via : Initial Calibration

- 1
- 2
- 3
- 4
- 5
- 6
- 7
- 8
- 9
- 10
- 11
- 12
- 13
- 14
- 15
- 16
- 17
- 18



TIC: BN038065.D\data.ms

(70) Pentachlorophenol (C)

16.857min (0.000) 0.00 ng

response 981737

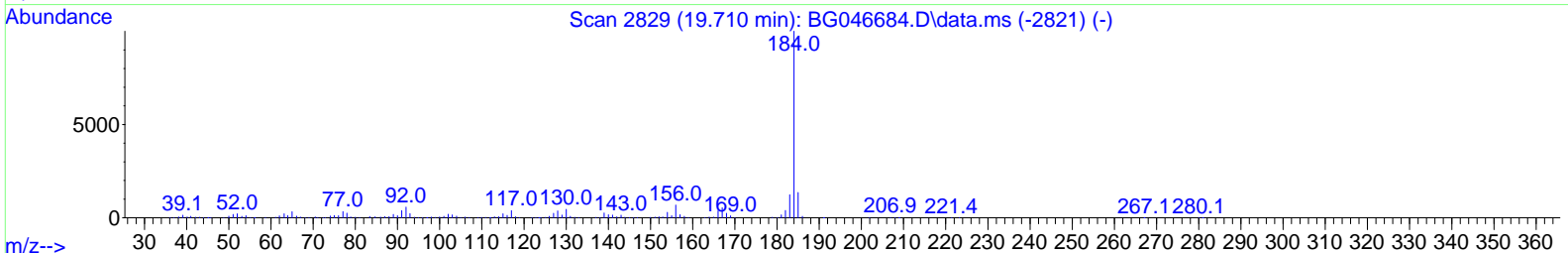
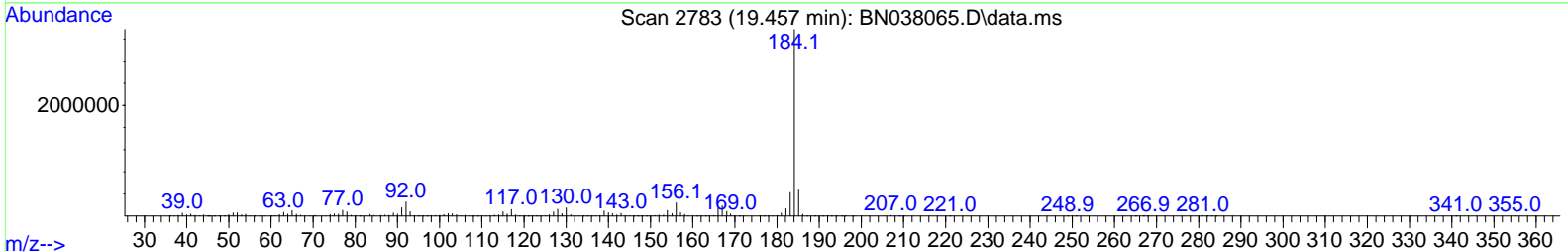
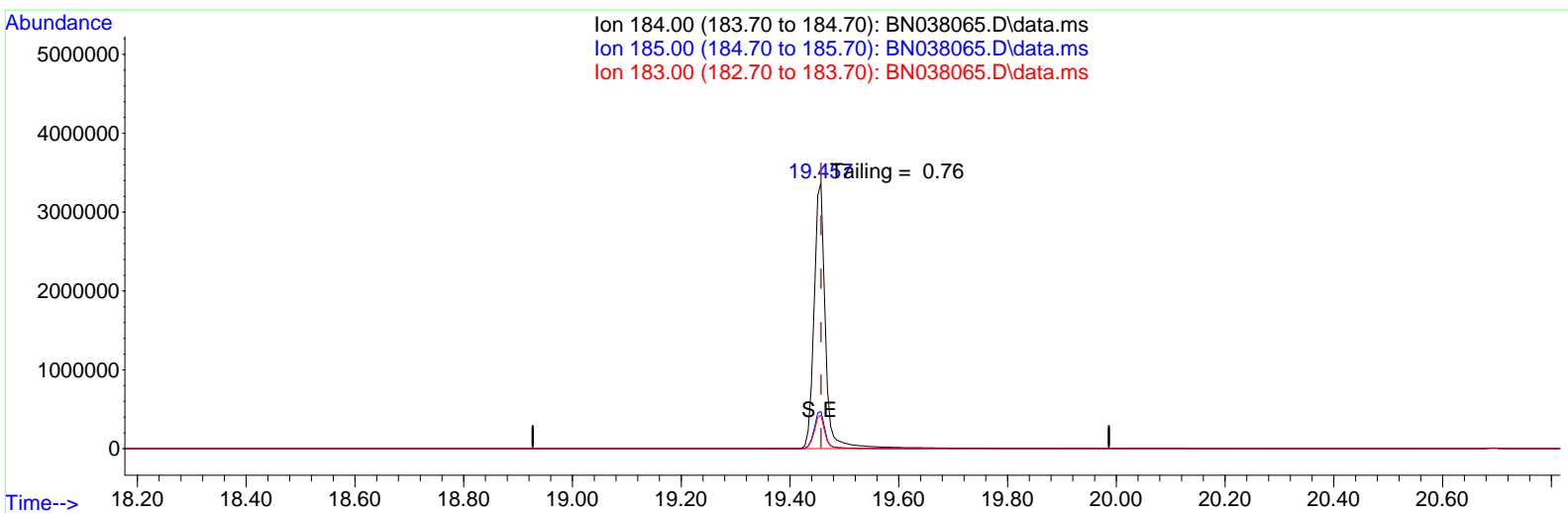
Ion	Exp%	Act%
265.70	100.00	100.00
268.00	62.20	66.35
264.00	61.60	61.83
0.00	0.00	0.00

Data Path : Z:\svoasrv\HPCHEM1\BNA_N\Data\BN101325\
 Data File : BN038065.D
 Acq On : 13 Oct 2025 13:08
 Operator : RC/JU
 Sample : DFTPP
 Misc :
 ALS Vial : 1 Sample Multiplier: 1

Instrument :
 BNA_N
ClientSampleId :
 DFTPP

Quant Time: Oct 13 13:56:12 2025
 Quant Method : Z:\svoasrv\HPCHEM1\BNA_N\Methods\8270E-Tune.M
 Quant Title : ASP BNA STANDARDS FOR 5 POINT CALIBRATION
 QLast Update : Mon Oct 13 13:56:00 2025
 Response via : Initial Calibration

- 1
- 2
- 3
- 4
- 5
- 6
- 7
- 8
- 9
- 10
- 11
- 12
- 13
- 14
- 15
- 16
- 17
- 18



TIC: BN038065.D\data.ms

(77) Benzidine

19.457min (0.000) 0.00 ng

response 4930116

Ion	Exp%	Act%
184.00	100.00	100.00
185.00	15.50	13.95
183.00	13.20	12.60
0.00	0.00	0.00

Instrument :
BNA_N
ClientSampleId :
DFTPP

DDT Breakdown

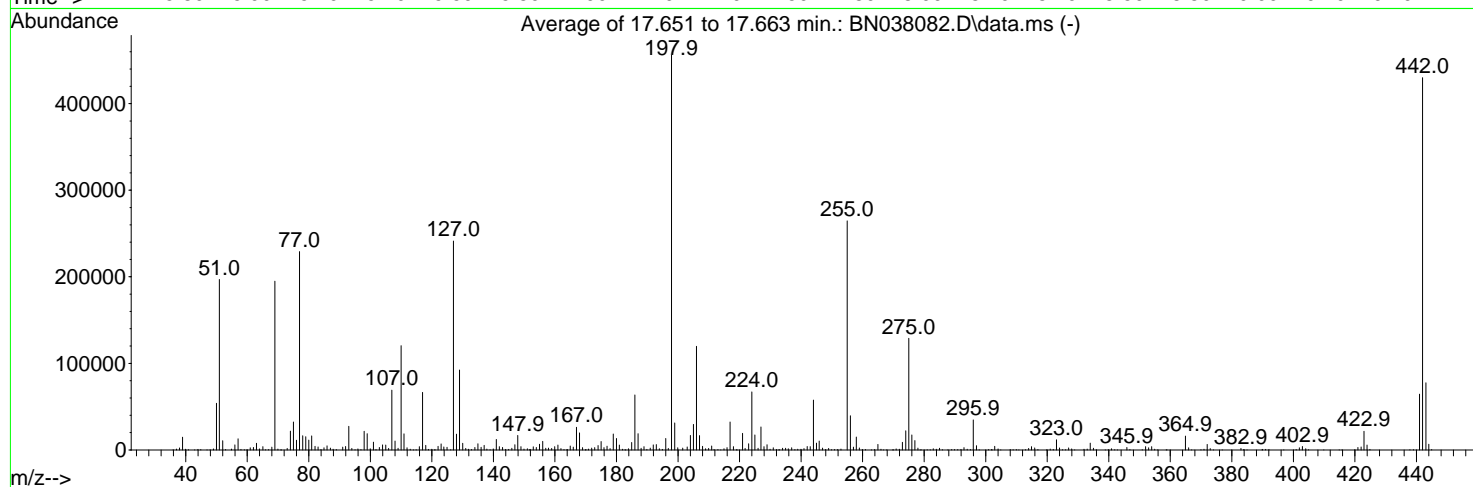
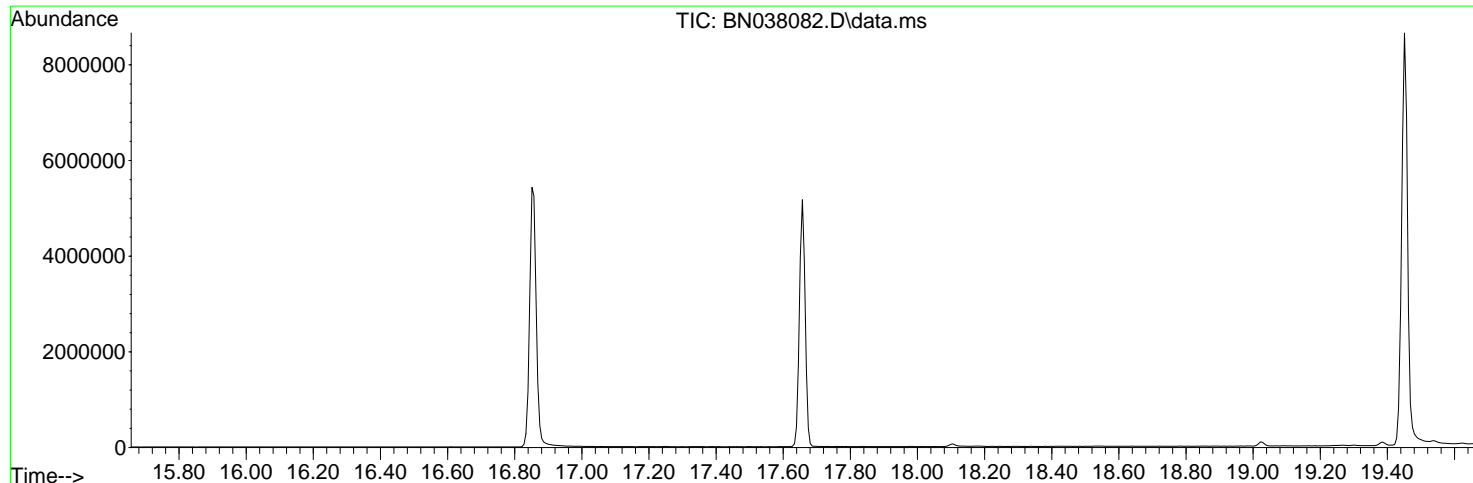
Date	Instrument Name	DFTPP Data File
10/13/2025	BNA_N	<u>BN038065.D</u>
Compound Name	Response	Retention Time
DDT	1986801	20.692
DDD	17211	20.251
DDE	771	19.745
SUM(DDD+DDE)	SUM(DDT+DDD+DDE)	% Breakdown Of DDT
17982	2004783	0.90

Data Path : Z:\svoasrv\HPCHEM1\BNA_N\Data\BN101325\
 Data File : BN038082.D
 Acq On : 14 Oct 2025 00:40
 Operator : RC/JU
 Sample : DFTPP
 Misc :
 ALS Vial : 1 Sample Multiplier: 1

Instrument :
 BNA_N
 ClientSampleId :
 DFTPP

Integration File: rteint.p

Method : Z:\svoasrv\HPCHEM1\BNA_N\Methods\8270-SIM-BN092325.M
 Title : ASP BNA STANDARDS FOR 5 POINT CALIBRATION
 Last Update : Wed Sep 24 11:00:01 2025



AutoFind: Scans 2476, 2477, 2478; Background Corrected with Scan 2469

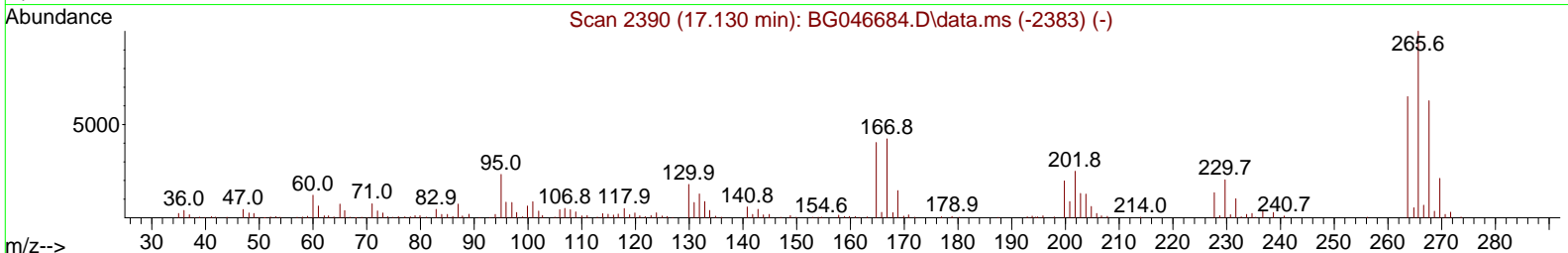
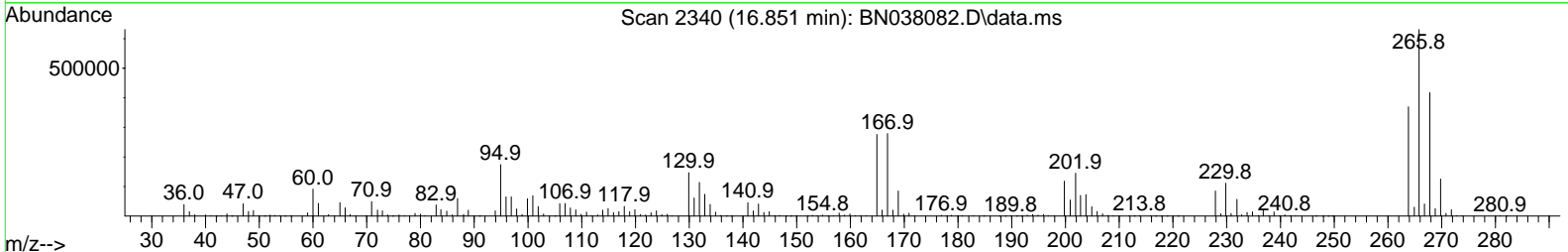
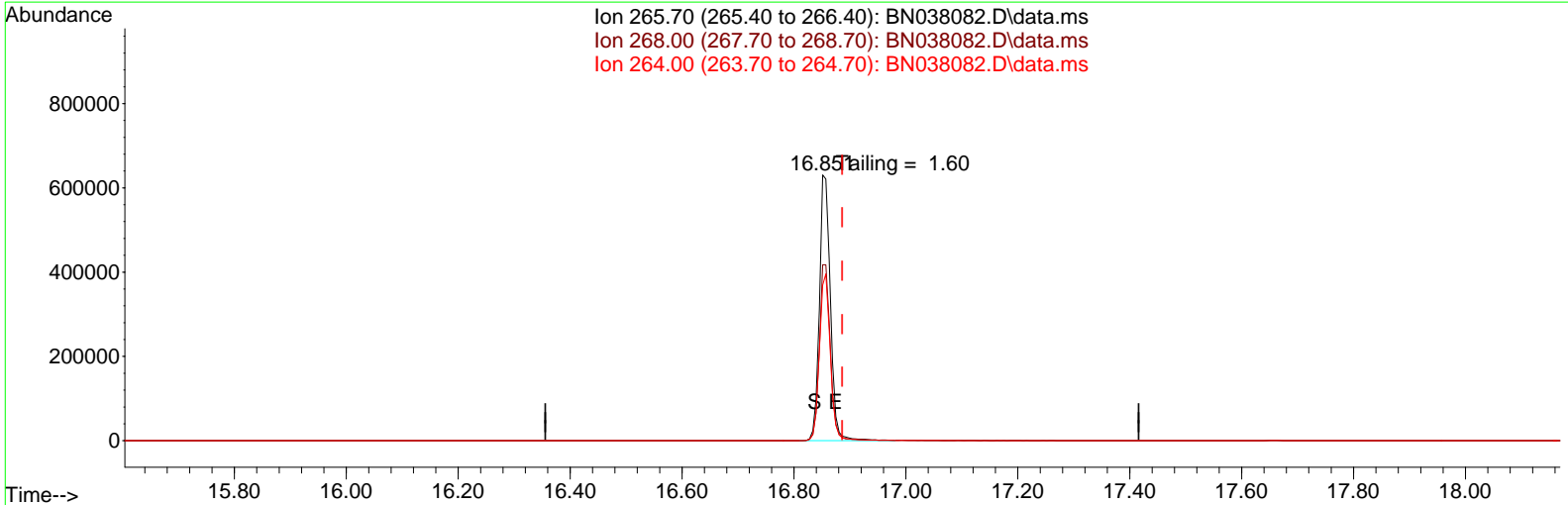
Target Mass	Rel. to Mass	Lower Limit%	Upper Limit%	Rel. Abn%	Raw Abn	Result Pass/Fail
68	69	0.00	2	1.7	3299	PASS
69	69	100	100	100.0	194987	PASS
70	69	0.00	2	0.5	982	PASS
197	198	0.00	2	0.4	1825	PASS
198	198	100	100	100.0	456107	PASS
199	198	5	9	6.8	31077	PASS
365	198	1	100	3.5	16041	PASS
441	443	0.01	150	83.1	64464	PASS
442	442	100	100	100.0	430080	PASS
443	442	15	24	18.0	77528	PASS

Data Path : Z:\svoasrv\HPCHEM1\BNA_N\Data\BN101325\
 Data File : BN038082.D
 Acq On : 14 Oct 2025 00:40
 Operator : RC/JU
 Sample : DFTPP
 Misc :
 ALS Vial : 1 Sample Multiplier: 1

Instrument :
 BNA_N
ClientSampleId :
 DFTPP

Quant Time: Oct 14 04:05:57 2025
 Quant Method : Z:\svoasrv\HPCHEM1\BNA_N\Methods\8270E-Tune.M
 Quant Title : ASP BNA STANDARDS FOR 5 POINT CALIBRATION
 QLast Update : Mon Oct 13 13:56:00 2025
 Response via : Initial Calibration

- 1
- 2
- 3
- 4
- 5
- 6
- 7
- 8
- 9
- 10
- 11
- 12
- 13
- 14
- 15
- 16
- 17
- 18



TIC: BN038082.D\data.ms

(70) Pentachlorophenol (C)

16.851min (-0.035) 0.00 ng

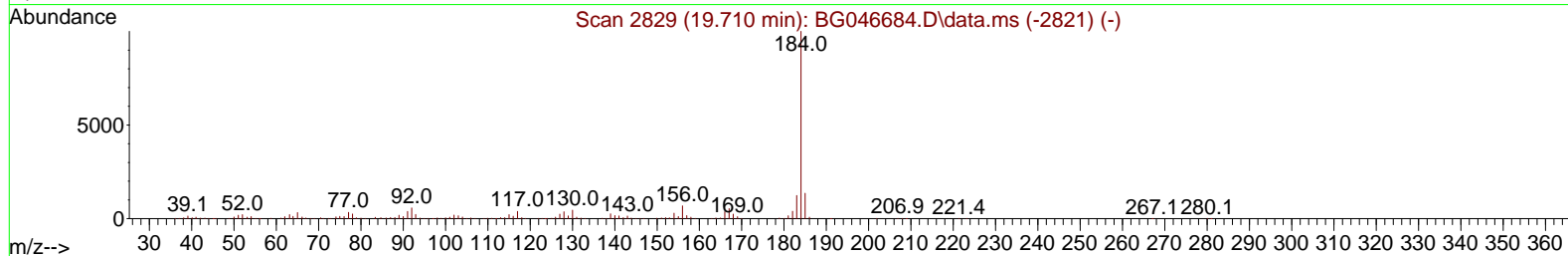
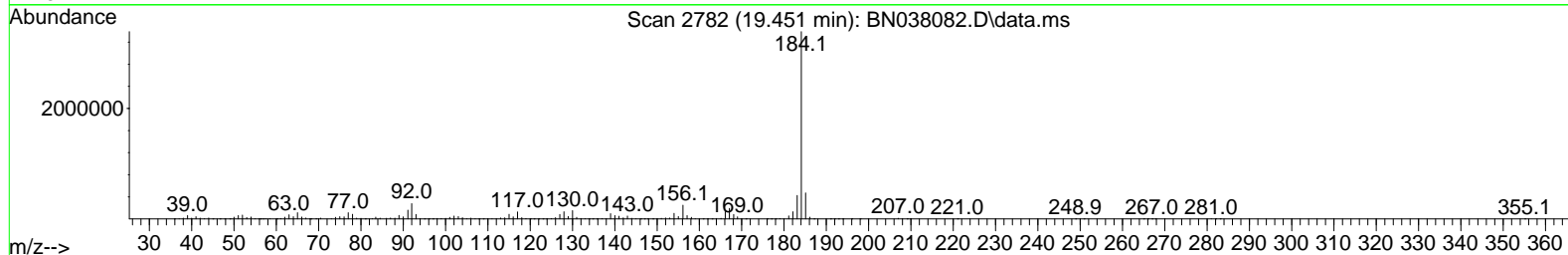
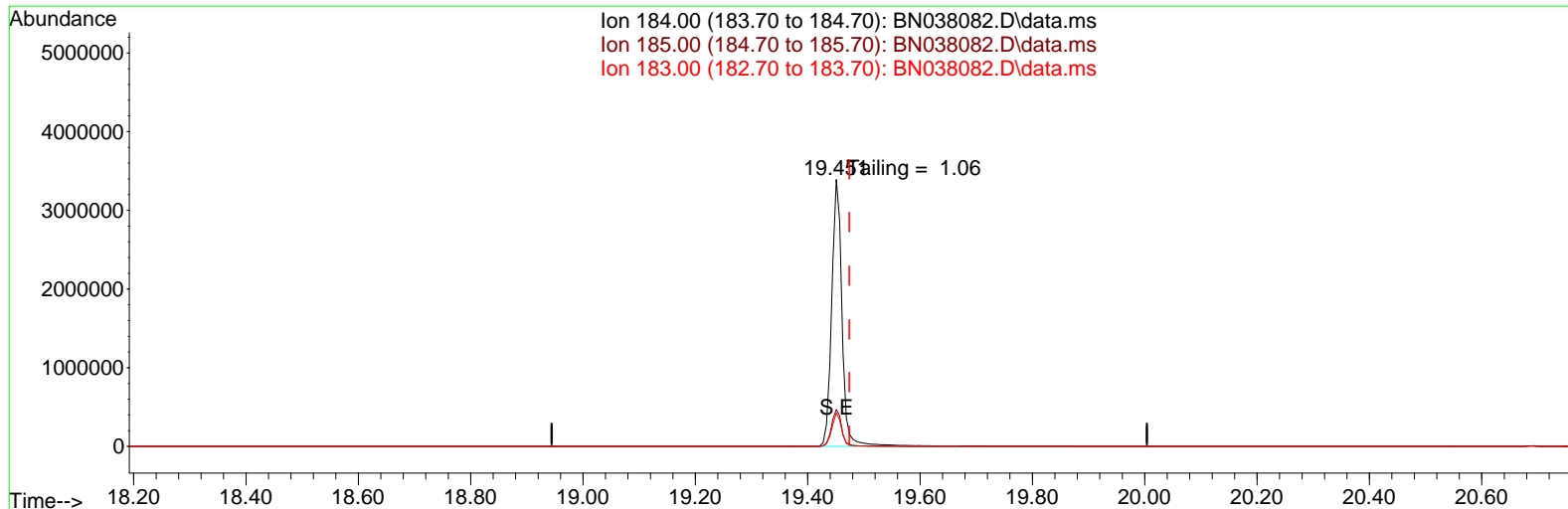
response 862228

Ion	Exp%	Act%
265.70	100.00	100.00
268.00	62.20	66.16
264.00	61.60	58.53
0.00	0.00	0.00

Data Path : Z:\svoasrv\HPCHEM1\BNA_N\Data\BN101325\
 Data File : BN038082.D
 Acq On : 14 Oct 2025 00:40
 Operator : RC/JU
 Sample : DFTPP
 Misc :
 ALS Vial : 1 Sample Multiplier: 1

Instrument :
 BNA_N
ClientSampleId :
 DFTPP

Quant Time: Oct 14 04:05:57 2025
 Quant Method : Z:\svoasrv\HPCHEM1\BNA_N\Methods\8270E-Tune.M
 Quant Title : ASP BNA STANDARDS FOR 5 POINT CALIBRATION
 QLast Update : Mon Oct 13 13:56:00 2025
 Response via : Initial Calibration



TIC: BN038082.D\data.ms

(77) Benzidine

19.451min (-0.023) 0.00 ng

response 4359890

Ion	Exp%	Act%
184.00	100.00	100.00
185.00	15.50	13.86
183.00	13.20	12.55
0.00	0.00	0.00

Instrument :
BNA_N
ClientSampleId :
DFTPP

DDT Breakdown

Date	Instrument Name	DFTPP Data File
10/13/2025	BNA_N	<u>BN038082.D</u>
Compound Name	Response	Retention Time
DDT	1777716	20.692
DDD	13147	20.245
DDE	608	19.745
SUM(DDD+DDE)	SUM(DDT+DDD+DDE)	% Breakdown Of DDT
13755	1791471	0.77

Report of Analysis

Client:	Tetra Tech NUS, Inc.	Date Collected:	
Project:	NWIRP Bethpage 112G08005-WE13	Date Received:	
Client Sample ID:	PB170022BL	SDG No.:	Q3298
Lab Sample ID:	PB170022BL	Matrix:	Water
Analytical Method:	SW8270ESIM	Level:	LOW
Sample Wt/Vol:	1000 mL	Final Vol:	1000 uL
Prep Method:		Prep Date:	10/08/25
		Test:	SVOC-SIMGroup1

CAS Number	Parameter	Conc.	Qua.	DF	MDL	LOD	LOQ / CRQL	Units	Date Ana.	Prep BatchID
TARGETS										
123-91-1	1,4-Dioxane	0.20	U	1	0.070	0.20	0.20	ug/L	10/13/25 16:12	PB170022
SURROGATES										
7297-45-2	2-Methylnaphthalene-d10	0.32			30 - 150		80%	SPK: 0.4		
93951-69-0	Fluoranthene-d10	0.35			30 - 150		88%	SPK: 0.4		
4165-60-0	Nitrobenzene-d5	0.37			55 - 111		92%	SPK: 0.4		
321-60-8	2-Fluorobiphenyl	0.38			53 - 106		95%	SPK: 0.4		
1718-51-0	Terphenyl-d14	0.49			58 - 132		123%	SPK: 0.4		
INTERNAL STANDARDS										
		Area								
3855-82-1	1,4-Dichlorobenzene-d4	6810								
1146-65-2	Naphthalene-d8	16600								
15067-26-2	Acenaphthene-d10	7880								
1517-22-2	Phenanthrene-d10	12300								
1719-03-5	Chrysene-d12	8410								
1520-96-3	Perylene-d12	7510								

U = Not Detected

LOQ = Limit of Quantitation

MDL = Method Detection Limit

LOD = Limit of Detection

E = Value Exceeds Calibration Range

Q = indicates LCS control criteria did not meet requirements

M = MS/MSD acceptance criteria did not meet requirements

J = Estimated Value

B = Analyte Found in Associated Method Blank

N = Presumptive Evidence of a Compound

* = Values outside of QC limits

D = Dilution

() = Laboratory InHouse Limit

A = Aldol-Condensation Reaction Products

Data Path : Z:\svoasrv\HPCHEM1\BNA_N\Data\BN101325\
 Data File : BN038070.D
 Acq On : 13 Oct 2025 16:12
 Operator : RC/JU
 Sample : PB170022BL
 Misc :
 ALS Vial : 6 Sample Multiplier: 1

Instrument :
 BNA_N
 ClientSampleId :
 PB170022BL

Quant Time: Oct 13 17:24:28 2025
 Quant Method : Z:\svoasrv\HPCHEM1\BNA_N\Methods\8270-SIM-BN092325.M
 Quant Title : ASP BNA STANDARDS FOR 5 POINT CALIBRATION
 QLast Update : Wed Sep 24 11:00:01 2025
 Response via : Initial Calibration

Compound	R.T.	QIon	Response	Conc Units	Dev(Min)
Internal Standards					
1) 1,4-Dichlorobenzene-d4	7.797	152	6807	0.400 ng	-0.03
7) Naphthalene-d8	10.605	136	16619	0.400 ng	-0.02
13) Acenaphthene-d10	14.452	164	7880	0.400 ng	-0.02
19) Phenanthrene-d10	17.211	188	12265	0.400 ng	-0.01
29) Chrysene-d12	21.393	240	8413	0.400 ng	# 0.00
35) Perylene-d12	23.715	264	7507	0.400 ng	#-0.01
System Monitoring Compounds					
4) 2-Fluorophenol	5.370	112	5160	0.332 ng	-0.01
5) Phenol-d6	6.959	99	5208	0.255 ng	-0.01
8) Nitrobenzene-d5	8.950	82	4655	0.367 ng	-0.02
11) 2-Methylnaphthalene-d10	12.197	152	7410	0.321 ng	-0.02
14) 2,4,6-Tribromophenol	15.957	330	518	0.173 ng	-0.01
15) 2-Fluorobiphenyl	13.073	172	12302	0.381 ng	-0.02
27) Fluoranthene-d10	19.239	212	10813	0.350 ng	-0.01
31) Terphenyl-d14	19.838	244	8262	0.493 ng	-0.01

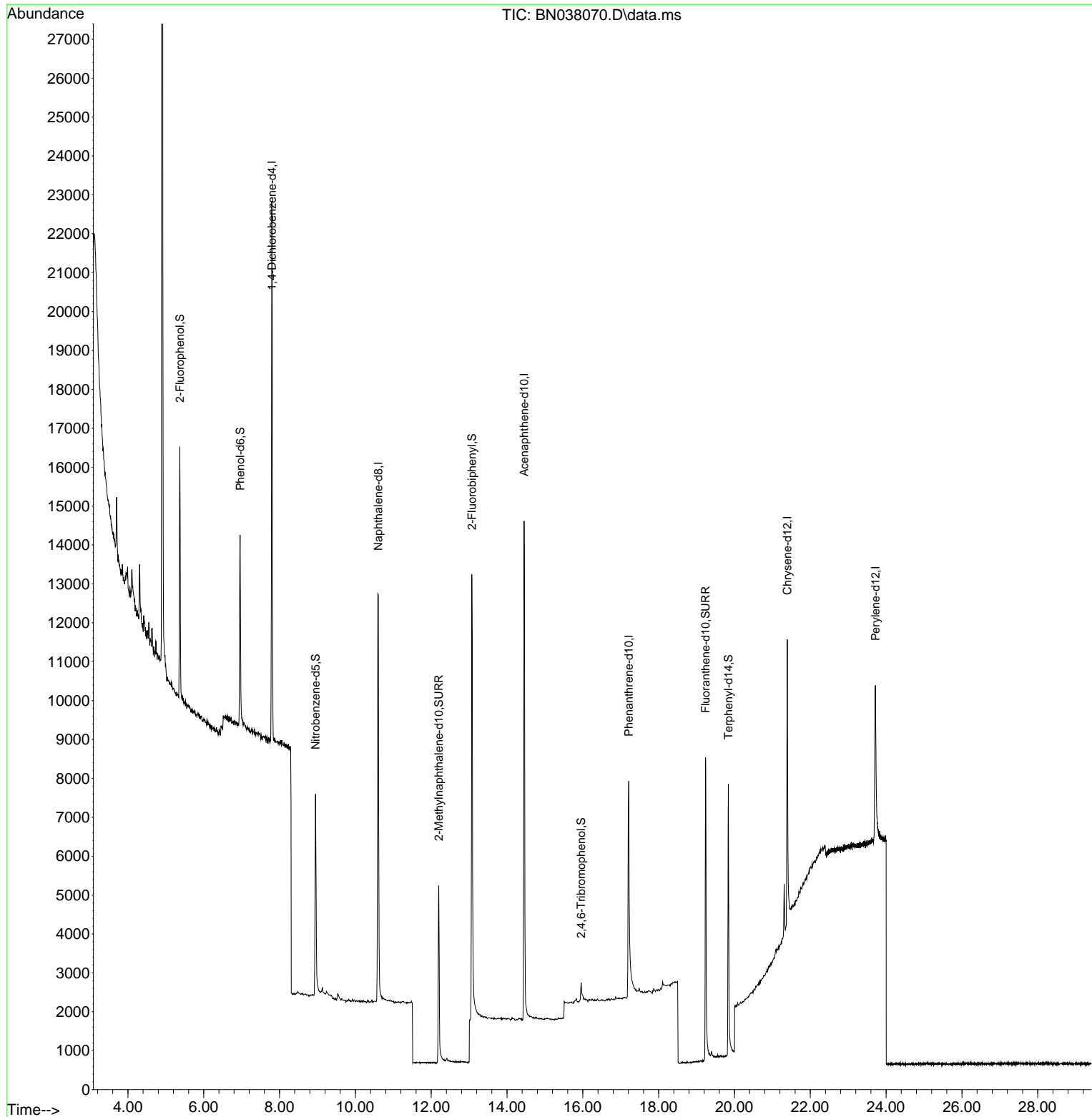
Target Compounds Qvalue

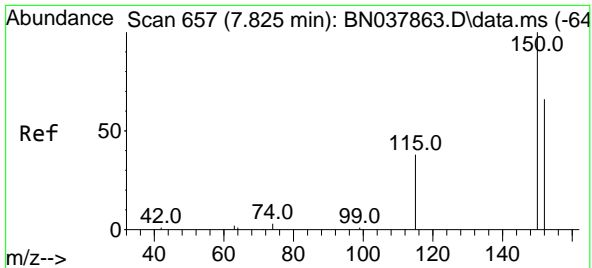
(#) = qualifier out of range (m) = manual integration (+) = signals summed

Data Path : Z:\svoasrv\HPCHEM1\BNA_N\Data\BN101325\
Data File : BN038070.D
Acq On : 13 Oct 2025 16:12
Operator : RC/JU
Sample : PB170022BL
Misc :
ALS Vial : 6 Sample Multiplier: 1

Instrument :
BNA_N
ClientSampleId :
PB170022BL

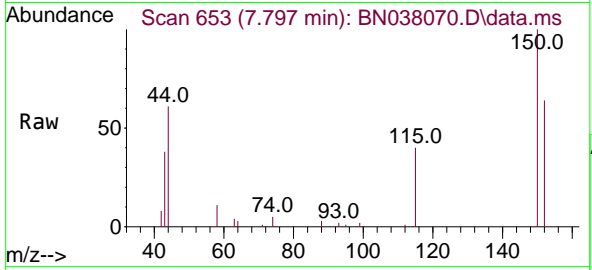
Quant Time: Oct 13 17:24:28 2025
Quant Method : Z:\svoasrv\HPCHEM1\BNA_N\Methods\8270-SIM-BN092325.M
Quant Title : ASP BNA STANDARDS FOR 5 POINT CALIBRATION
QLast Update : Wed Sep 24 11:00:01 2025
Response via : Initial Calibration



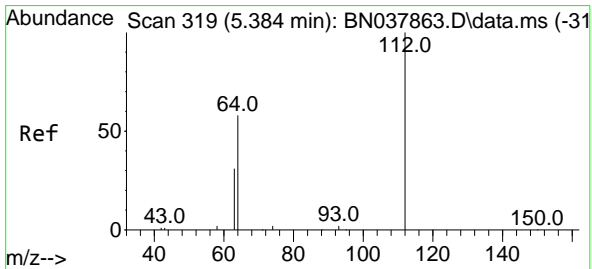
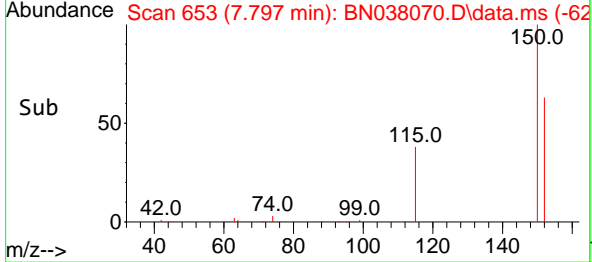
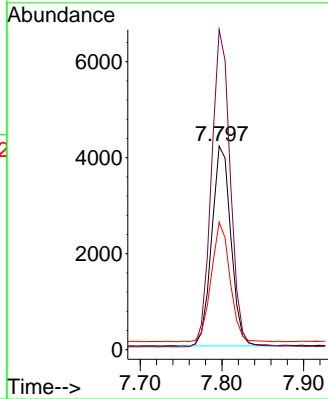


#1
 1,4-Dichlorobenzene-d4
 Concen: 0.400 ng
 RT: 7.797 min Scan# 61
 Delta R.T. -0.028 min
 Lab File: BN038070.D
 Acq: 13 Oct 2025 16:12

Instrument :
 BNA_N
 ClientSampleId :
 PB170022BL

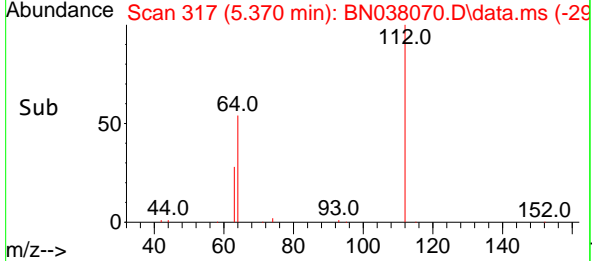
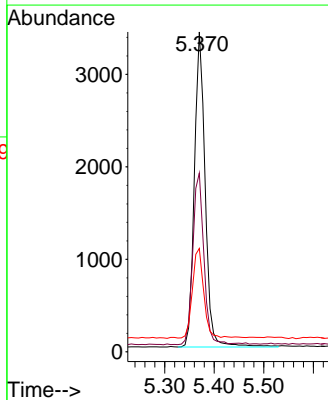
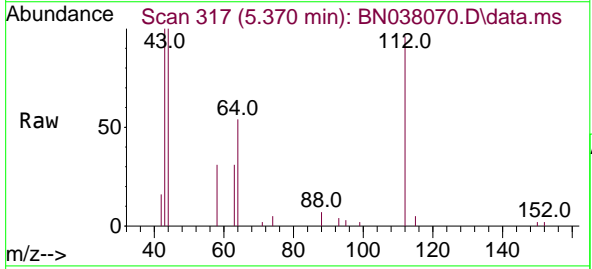


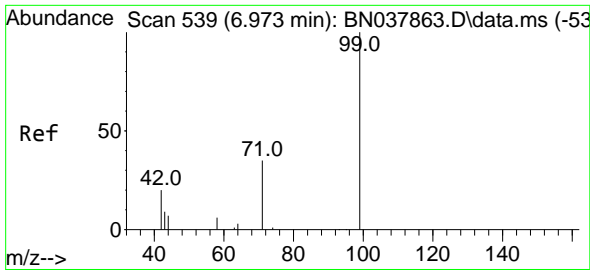
Tgt Ion:152 Resp: 6807
 Ion Ratio Lower Upper
 152 100
 150 157.2 121.0 181.4
 115 62.6 47.4 71.0



#4
 2-Fluorophenol
 Concen: 0.332 ng
 RT: 5.370 min Scan# 317
 Delta R.T. -0.015 min
 Lab File: BN038070.D
 Acq: 13 Oct 2025 16:12

Tgt Ion:112 Resp: 5160
 Ion Ratio Lower Upper
 112 100
 64 55.8 44.6 66.8
 63 30.0 24.9 37.3

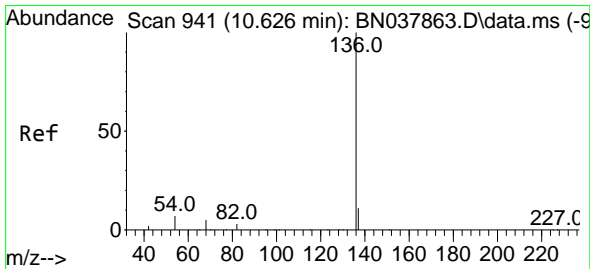
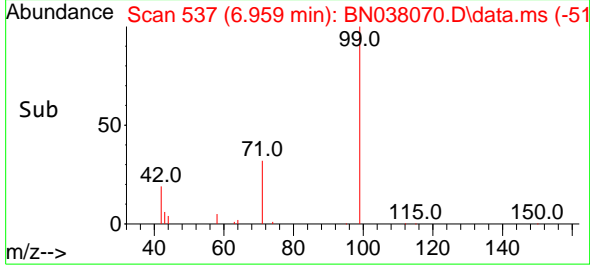
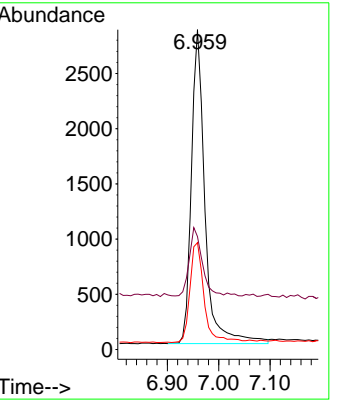
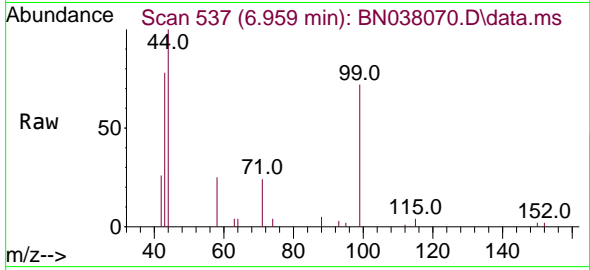




#5
 Phenol-d6
 Concen: 0.255 ng
 RT: 6.959 min Scan# 51
 Delta R.T. -0.015 min
 Lab File: BN038070.D
 Acq: 13 Oct 2025 16:12

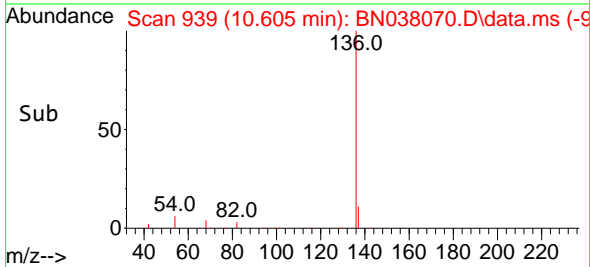
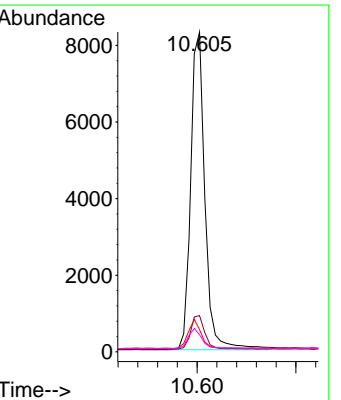
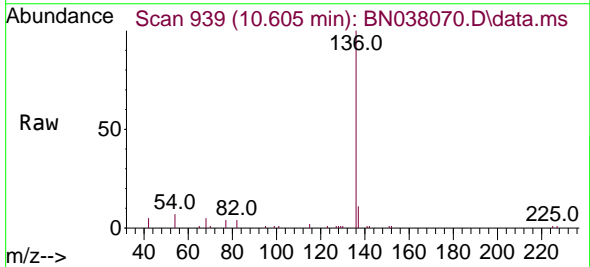
Instrument :
 BNA_N
 ClientSampleId :
 PB170022BL

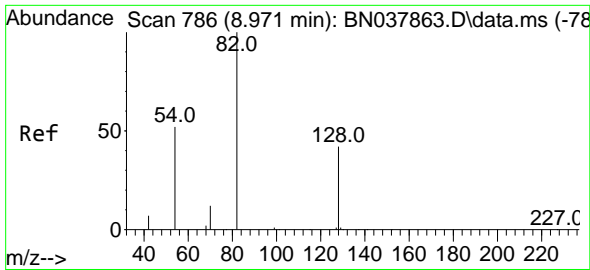
Tgt Ion	Resp	Lower	Upper
99	5208		
99	100		
42	20.5	17.2	25.8
71	33.0	27.3	40.9



#7
 Naphthalene-d8
 Concen: 0.400 ng
 RT: 10.605 min Scan# 939
 Delta R.T. -0.021 min
 Lab File: BN038070.D
 Acq: 13 Oct 2025 16:12

Tgt Ion	Resp	Lower	Upper
136	16619		
136	100		
137	11.3	9.0	13.4
54	6.9	5.8	8.8
68	5.3	4.3	6.5

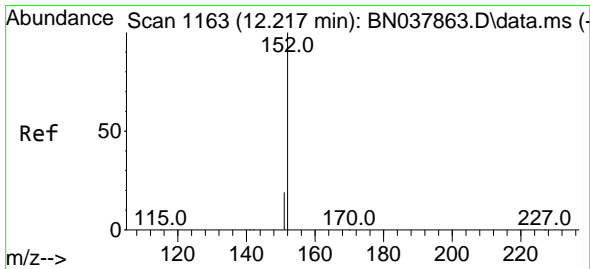
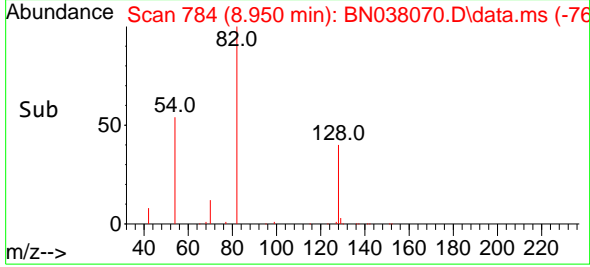
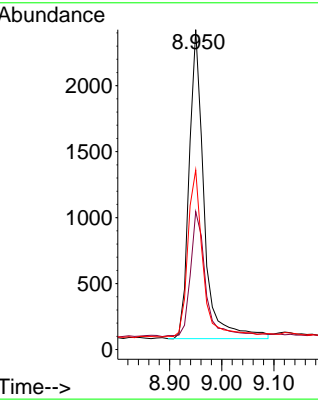
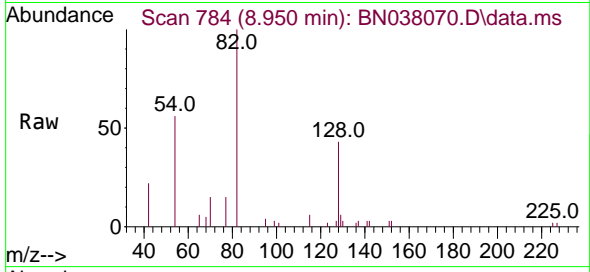




#8
 Nitrobenzene-d5
 Concen: 0.367 ng
 RT: 8.950 min Scan# 784
 Delta R.T. -0.021 min
 Lab File: BN038070.D
 Acq: 13 Oct 2025 16:12

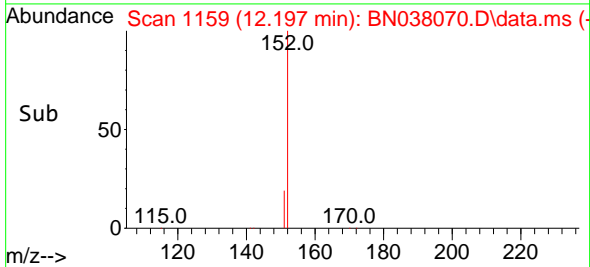
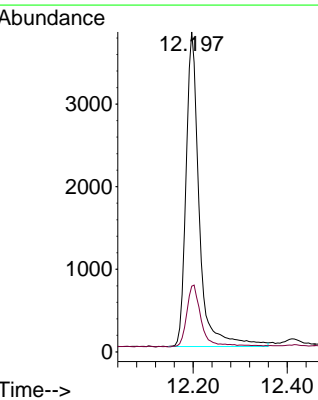
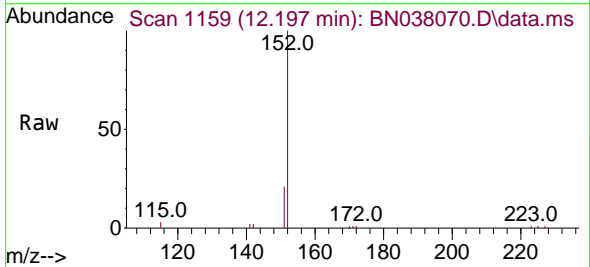
Instrument :
 BNA_N
 ClientSampleId :
 PB170022BL

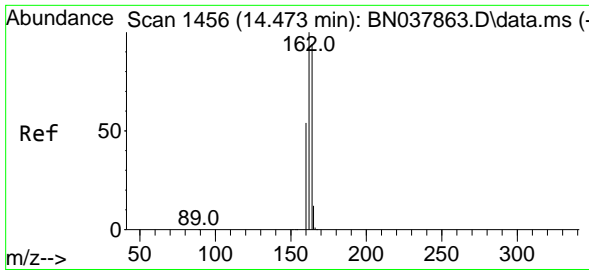
Tgt Ion	Resp	Lower	Upper
82	4655		
128	43.1	34.8	52.2
54	56.1	42.2	63.2



#11
 2-Methylnaphthalene-d10
 Concen: 0.321 ng
 RT: 12.197 min Scan# 1159
 Delta R.T. -0.020 min
 Lab File: BN038070.D
 Acq: 13 Oct 2025 16:12

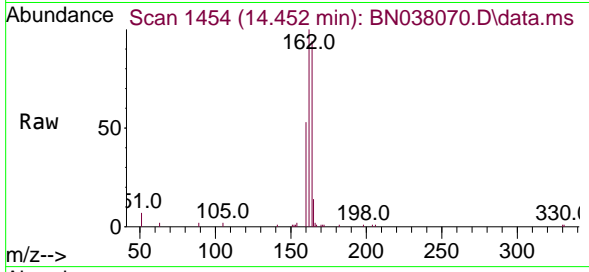
Tgt Ion	Resp	Lower	Upper
152	7410		
151	21.3	17.4	26.2





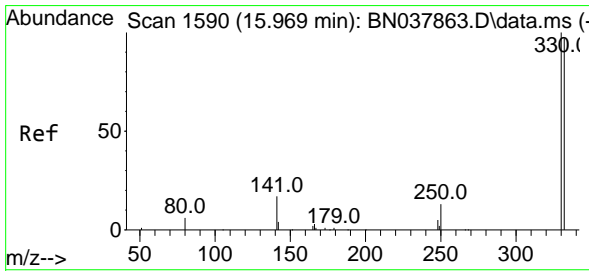
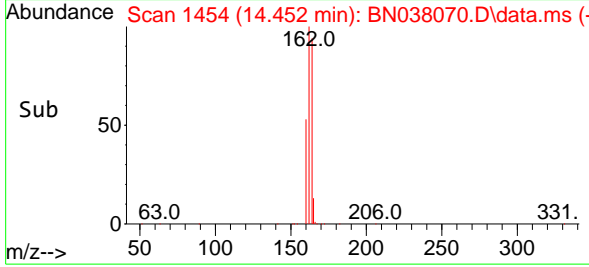
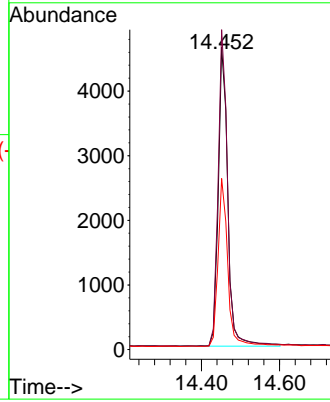
#13
 Acenaphthene-d10
 Concen: 0.400 ng
 RT: 14.452 min Scan# 14
 Delta R.T. -0.021 min
 Lab File: BN038070.D
 Acq: 13 Oct 2025 16:12

Instrument :
 BNA_N
 ClientSampleId :
 PB170022BL

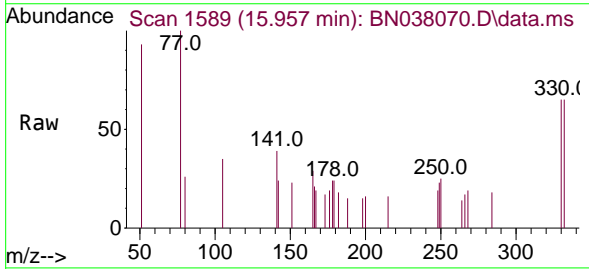


Tgt Ion:164 Resp: 7880

Ion	Ratio	Lower	Upper
164	100		
162	105.9	84.8	127.2
160	56.6	46.1	69.1

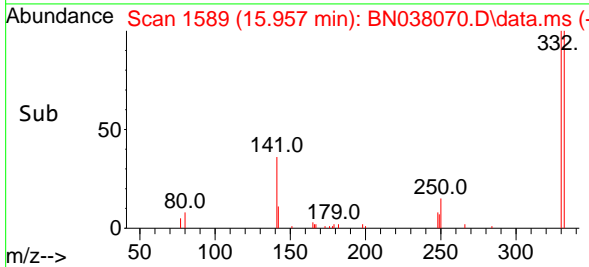
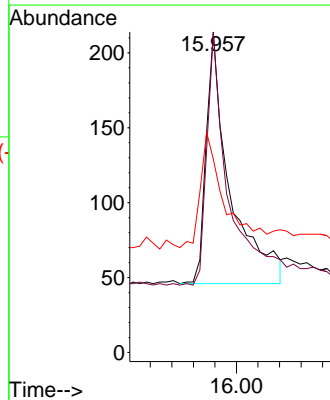


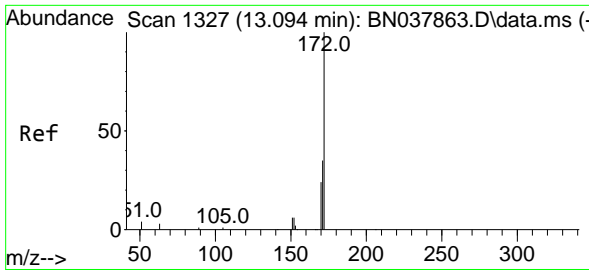
#14
 2,4,6-Tribromophenol
 Concen: 0.173 ng
 RT: 15.957 min Scan# 1589
 Delta R.T. -0.012 min
 Lab File: BN038070.D
 Acq: 13 Oct 2025 16:12



Tgt Ion:330 Resp: 518

Ion	Ratio	Lower	Upper
330	100		
332	95.0	77.2	115.8
141	47.1	37.2	55.8

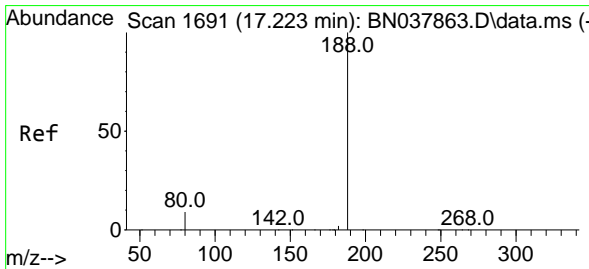
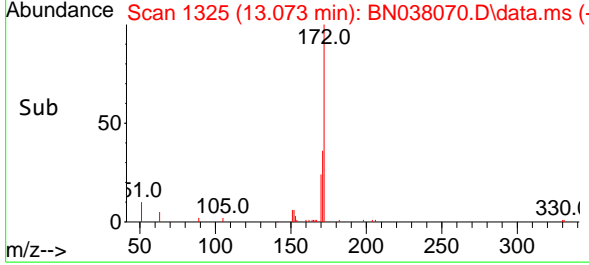
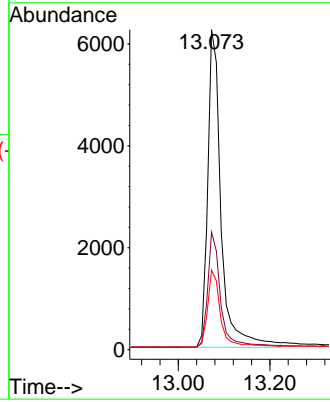
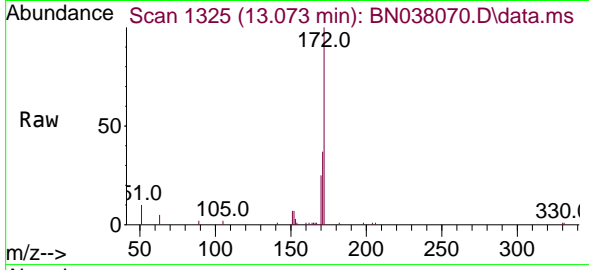




#15
 2-Fluorobiphenyl
 Concen: 0.381 ng
 RT: 13.073 min Scan# 1325
 Delta R.T. -0.021 min
 Lab File: BN038070.D
 Acq: 13 Oct 2025 16:12

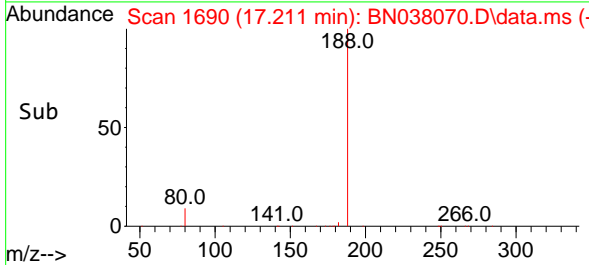
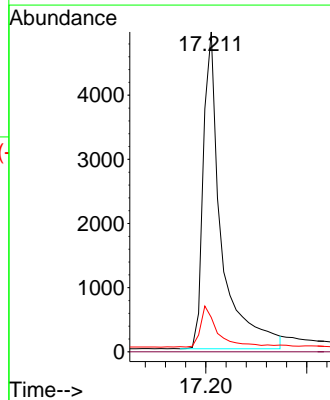
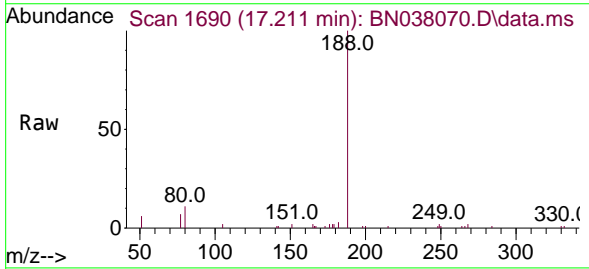
Instrument :
 BNA_N
 ClientSampleId :
 PB170022BL

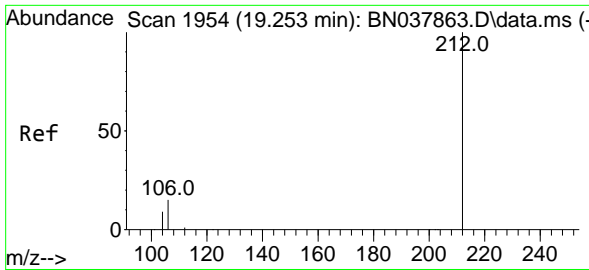
Tgt Ion	Resp	Lower	Upper
172	12302		
171	36.7	28.6	43.0
170	24.9	19.7	29.5



#19
 Phenanthrene-d10
 Concen: 0.400 ng
 RT: 17.211 min Scan# 1690
 Delta R.T. -0.013 min
 Lab File: BN038070.D
 Acq: 13 Oct 2025 16:12

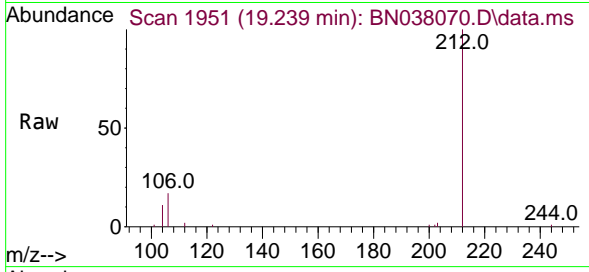
Tgt Ion	Resp	Lower	Upper
188	12265		
94	0.0	0.0	0.0
80	10.7	7.6	11.4





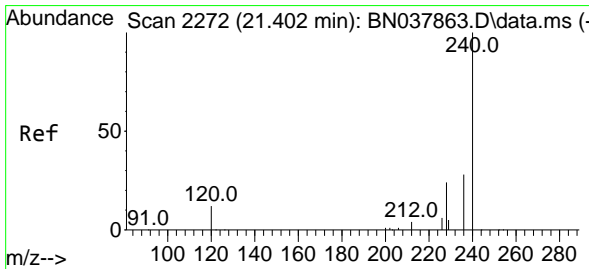
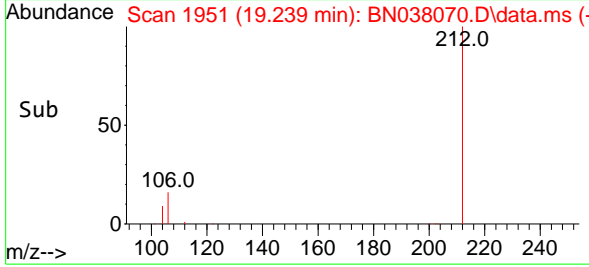
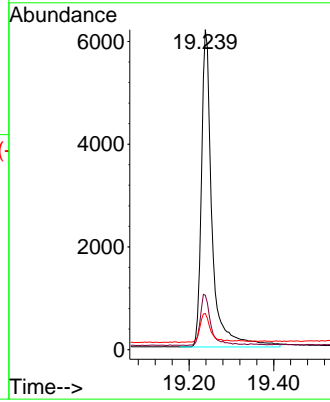
#27
 Fluoranthene-d10
 Concen: 0.350 ng
 RT: 19.239 min Scan# 1951
 Delta R.T. -0.014 min
 Lab File: BN038070.D
 Acq: 13 Oct 2025 16:12

Instrument :
 BNA_N
 ClientSampleId :
 PB170022BL



Tgt Ion: 212 Resp: 10813


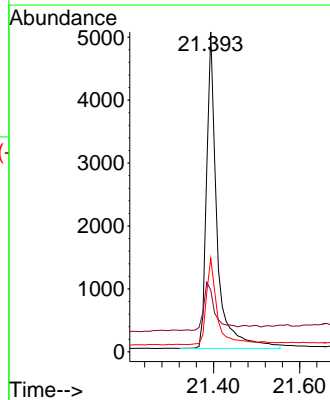
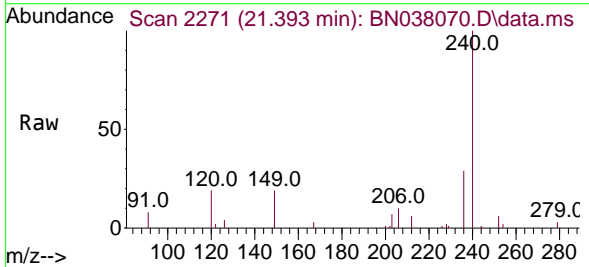
Ion	Ratio	Lower	Upper
212	100		
106	15.8	12.6	19.0
104	9.1	7.4	11.0

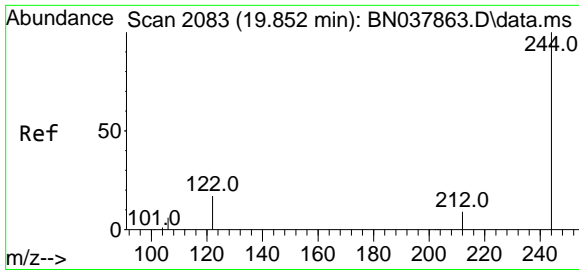


#29
 Chrysene-d12
 Concen: 0.400 ng
 RT: 21.393 min Scan# 2271
 Delta R.T. -0.009 min
 Lab File: BN038070.D
 Acq: 13 Oct 2025 16:12

Tgt Ion: 240 Resp: 8413

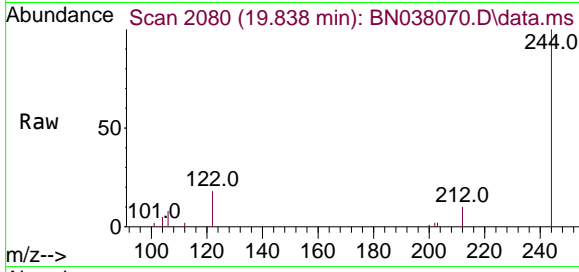
Ion	Ratio	Lower	Upper
240	100		
120	19.3	11.4	17.2#
236	29.2	23.0	34.6



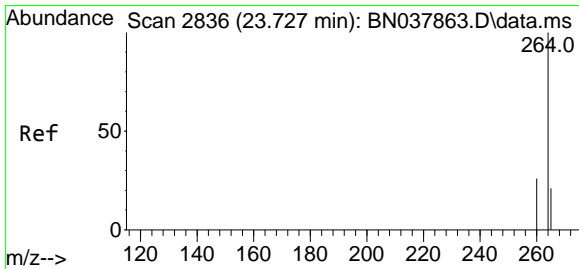
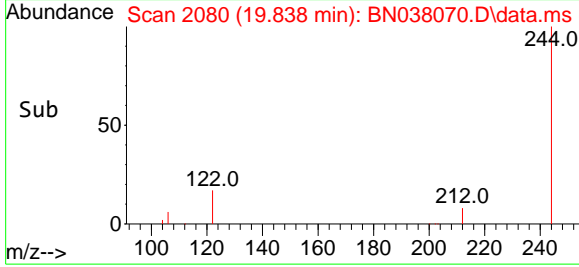
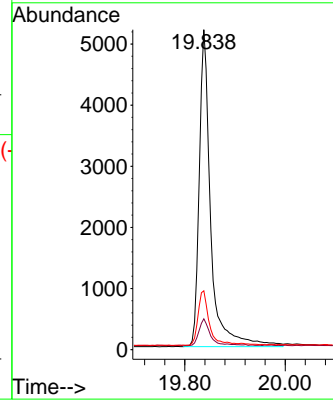


#31
 Terphenyl-d14
 Concen: 0.493 ng
 RT: 19.838 min Scan# 2080
 Delta R.T. -0.014 min
 Lab File: BN038070.D
 Acq: 13 Oct 2025 16:12

Instrument :
 BNA_N
 ClientSampleId :
 PB170022BL

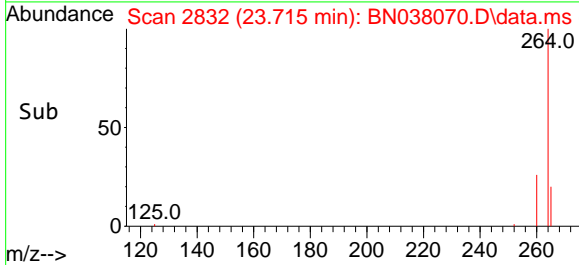
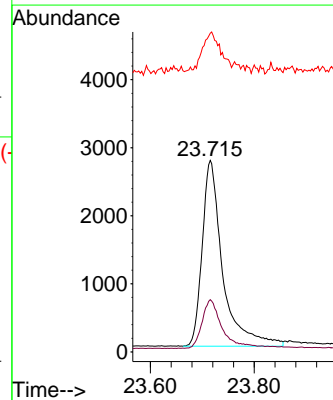
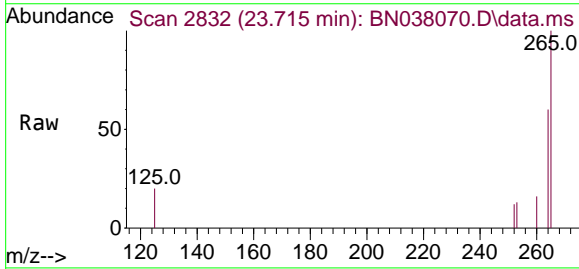


Tgt Ion:244 Resp: 8262
 Ion Ratio Lower Upper
 244 100
 212 9.6 7.6 11.4
 122 18.4 13.9 20.9



#35
 Perylene-d12
 Concen: 0.400 ng
 RT: 23.715 min Scan# 2832
 Delta R.T. -0.012 min
 Lab File: BN038070.D
 Acq: 13 Oct 2025 16:12

Tgt Ion:264 Resp: 7507
 Ion Ratio Lower Upper
 264 100
 260 27.3 21.5 32.3
 265 166.5 53.8 80.6#



Report of Analysis

Client:	Tetra Tech NUS, Inc.	Date Collected:	
Project:	NWIRP Bethpage 112G08005-WE13	Date Received:	
Client Sample ID:	PB170022BS	SDG No.:	Q3298
Lab Sample ID:	PB170022BS	Matrix:	Water
Analytical Method:	SW8270ESIM	Level:	LOW
Sample Wt/Vol:	1000 mL	Final Vol:	1000 uL
Prep Method:		Prep Date:	10/08/25
		Test:	SVOC-SIMGroup1

CAS Number	Parameter	Conc.	Qua.	DF	MDL	LOD	LOQ / CRQL	Units	Date Ana.	Prep BatchID
TARGETS										
123-91-1	1,4-Dioxane	0.35		1	0.070	0.20	0.20	ug/L	10/13/25 16:48	PB170022
SURROGATES										
7297-45-2	2-Methylnaphthalene-d10	0.36			30 - 150		89%	SPK: 0.4		
93951-69-0	Fluoranthene-d10	0.32			30 - 150		80%	SPK: 0.4		
4165-60-0	Nitrobenzene-d5	0.37			55 - 111		92%	SPK: 0.4		
321-60-8	2-Fluorobiphenyl	0.41			53 - 106		103%	SPK: 0.4		
1718-51-0	Terphenyl-d14	0.49			58 - 132		122%	SPK: 0.4		
INTERNAL STANDARDS										
		Area								
3855-82-1	1,4-Dichlorobenzene-d4	6430								
1146-65-2	Naphthalene-d8	16600								
15067-26-2	Acenaphthene-d10	7630								
1517-22-2	Phenanthrene-d10	12700								
1719-03-5	Chrysene-d12	8200								
1520-96-3	Perylene-d12	7300								

U = Not Detected

LOQ = Limit of Quantitation

MDL = Method Detection Limit

LOD = Limit of Detection

E = Value Exceeds Calibration Range

Q = indicates LCS control criteria did not meet requirements

M = MS/MSD acceptance criteria did not meet requirements

J = Estimated Value

B = Analyte Found in Associated Method Blank

N = Presumptive Evidence of a Compound

* = Values outside of QC limits

D = Dilution

() = Laboratory InHouse Limit

A = Aldol-Condensation Reaction Products

Data Path : Z:\svoasrv\HPCHEM1\BNA_N\Data\BN101325\
 Data File : BN038071.D
 Acq On : 13 Oct 2025 16:48
 Operator : RC/JU
 Sample : PB170022BS
 Misc :
 ALS Vial : 7 Sample Multiplier: 1

Instrument :
 BNA_N
 ClientSampleId :
 PB170022BS

Quant Time: Oct 13 17:24:42 2025
 Quant Method : Z:\svoasrv\HPCHEM1\BNA_N\Methods\8270-SIM-BN092325.M
 Quant Title : ASP BNA STANDARDS FOR 5 POINT CALIBRATION
 QLast Update : Wed Sep 24 11:00:01 2025
 Response via : Initial Calibration

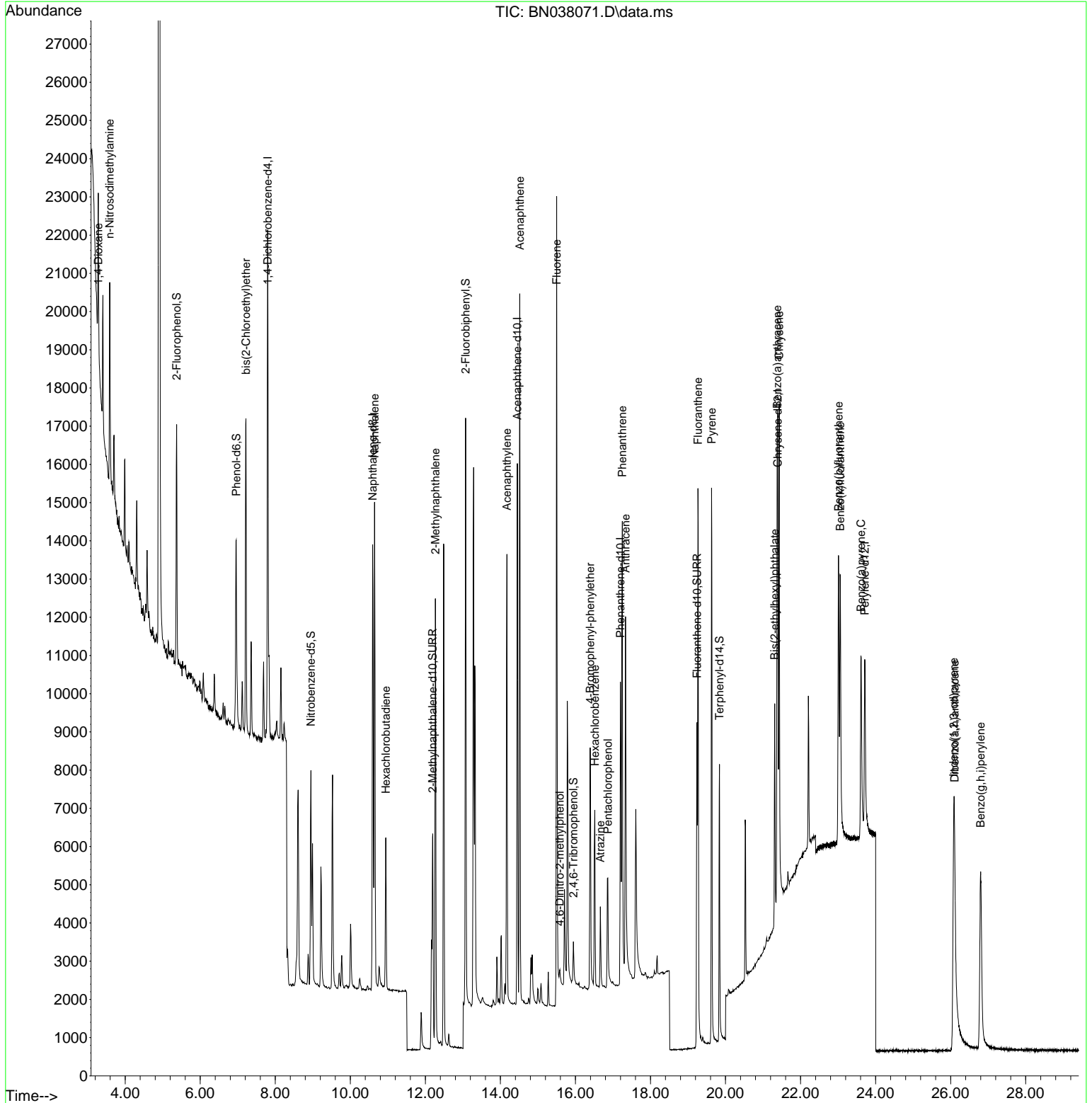
Compound	R.T.	QIon	Response	Conc Units	Dev(Min)	
Internal Standards						
1) 1,4-Dichlorobenzene-d4	7.797	152	6425	0.400 ng	-0.03	
7) Naphthalene-d8	10.594	136	16580	0.400 ng	#-0.03	
13) Acenaphthene-d10	14.452	164	7629	0.400 ng	-0.02	
19) Phenanthrene-d10	17.198	188	12726	0.400 ng	#-0.02	
29) Chrysene-d12	21.393	240	8201	0.400 ng	# 0.00	
35) Perylene-d12	23.712	264	7302	0.400 ng	#-0.01	
System Monitoring Compounds						
4) 2-Fluorophenol	5.370	112	5044	0.344 ng	-0.01	
5) Phenol-d6	6.959	99	5224	0.271 ng	-0.01	
8) Nitrobenzene-d5	8.950	82	4635	0.367 ng	-0.02	
11) 2-Methylnaphthalene-d10	12.192	152	8170	0.355 ng	-0.03	
14) 2,4,6-Tribromophenol	15.944	330	763	0.264 ng	-0.02	
15) 2-Fluorobiphenyl	13.073	172	12858	0.412 ng	-0.02	
27) Fluoranthene-d10	19.239	212	10197	0.319 ng	-0.01	
31) Terphenyl-d14	19.838	244	7936	0.486 ng	-0.01	
Target Compounds						
2) 1,4-Dioxane	3.283	88	2277	0.349 ng	#	43
3) n-Nitrosodimethylamine	3.586	42	3145	0.362 ng	#	92
6) bis(2-Chloroethyl)ether	7.219	93	6235	0.349 ng		99
9) Naphthalene	10.648	128	16453	0.360 ng		99
10) Hexachlorobutadiene	10.947	225	3069	0.394 ng	#	98
12) 2-Methylnaphthalene	12.268	142	8956	0.300 ng		99
16) Acenaphthylene	14.174	152	13502	0.390 ng		100
17) Acenaphthene	14.516	154	8445	0.342 ng		98
18) Fluorene	15.499	166	9320	0.312 ng		99
20) 4,6-Dinitro-2-methylph...	15.585	198	362	0.292 ng	#	1
21) 4-Bromophenyl-phenylether	16.391	248	2791	0.337 ng	#	80
22) Hexachlorobenzene	16.515	284	3789	0.377 ng		98
23) Atrazine	16.664	200	1769	0.280 ng	#	93
24) Pentachlorophenol	16.863	266	2006	0.581 ng		97
25) Phenanthrene	17.248	178	14128	0.337 ng		100
26) Anthracene	17.335	178	12363	0.340 ng		99
28) Fluoranthene	19.266	202	13814	0.300 ng		100
30) Pyrene	19.629	202	14038	0.434 ng		100
32) Benzo(a)anthracene	21.375	228	9985	0.348 ng		99
33) Chrysene	21.429	228	12239	0.395 ng		100
34) Bis(2-ethylhexyl)phtha...	21.313	149	4879	0.430 ng		98
36) Indeno(1,2,3-cd)pyrene	26.080	276	12743	0.382 ng		98
37) Benzo(b)fluoranthene	23.011	252	10405	0.330 ng	#	84
38) Benzo(k)fluoranthene	23.057	252	11365	0.359 ng	#	83
39) Benzo(a)pyrene	23.610	252	9245	0.371 ng	#	79
40) Dibenzo(a,h)anthracene	26.104	278	9200	0.353 ng	#	87
41) Benzo(g,h,i)perylene	26.797	276	11736	0.429 ng		97

(#) = qualifier out of range (m) = manual integration (+) = signals summed

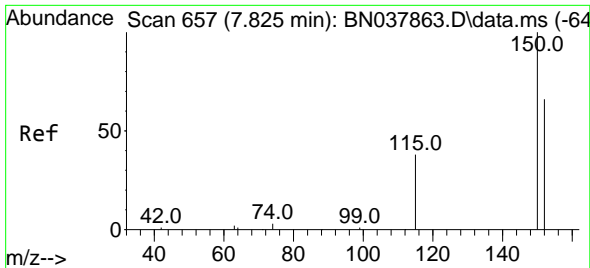
Data Path : Z:\svoasrv\HPCHEM1\BNA_N\Data\BN101325\
 Data File : BN038071.D
 Acq On : 13 Oct 2025 16:48
 Operator : RC/JU
 Sample : PB170022BS
 Misc :
 ALS Vial : 7 Sample Multiplier: 1

Instrument :
 BNA_N
ClientSampleId :
 PB170022BS

Quant Time: Oct 13 17:24:42 2025
 Quant Method : Z:\svoasrv\HPCHEM1\BNA_N\Methods\8270-SIM-BN092325.M
 Quant Title : ASP BNA STANDARDS FOR 5 POINT CALIBRATION
 QLast Update : Wed Sep 24 11:00:01 2025
 Response via : Initial Calibration



- 1
- 2
- 3
- 4
- 5
- 6
- 7
- 8
- 9
- 10
- 11
- 12
- 13
- 14
- 15
- 16
- 17
- 18

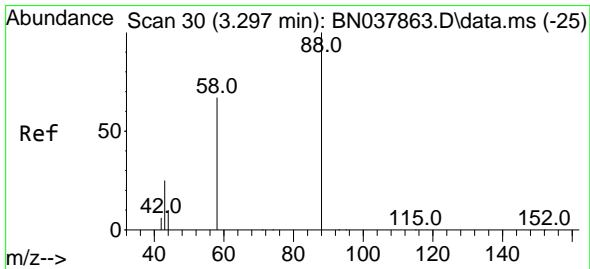
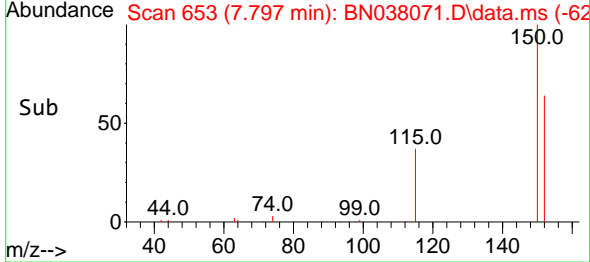
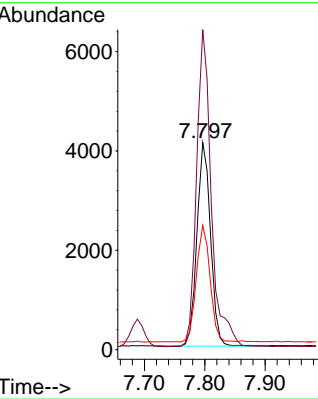
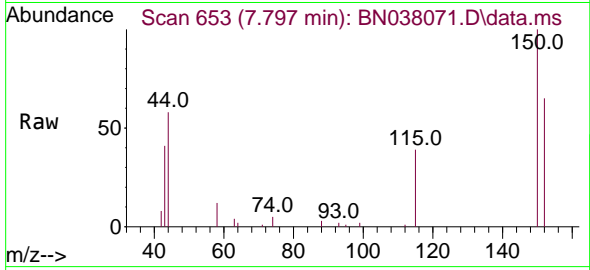


#1
 1,4-Dichlorobenzene-d4
 Concen: 0.400 ng
 RT: 7.797 min Scan# 61
 Delta R.T. -0.028 min
 Lab File: BN038071.D
 Acq: 13 Oct 2025 16:48

Instrument :
 BNA_N
 ClientSampleId :
 PB170022BS

Tgt Ion:152 Resp: 6425

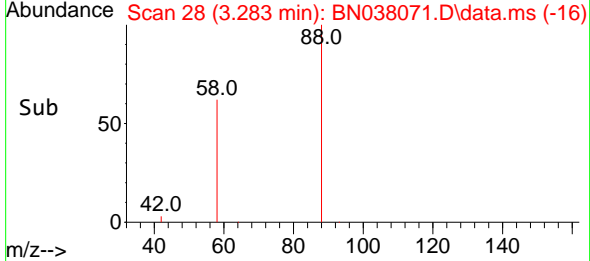
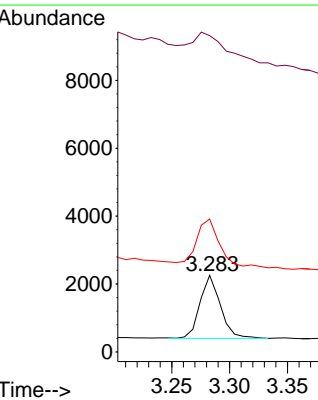
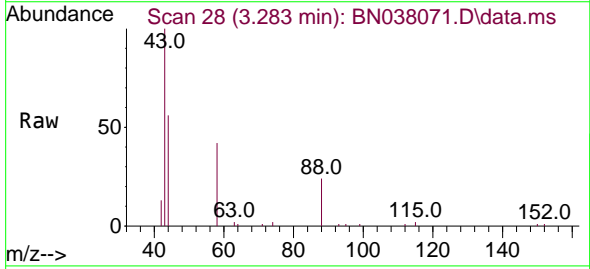
Ion	Ratio	Lower	Upper
152	100		
150	154.6	121.0	181.4
115	60.0	47.4	71.0

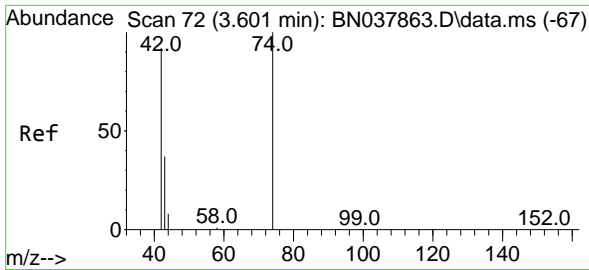


#2
 1,4-Dioxane
 Concen: 0.349 ng
 RT: 3.283 min Scan# 28
 Delta R.T. -0.015 min
 Lab File: BN038071.D
 Acq: 13 Oct 2025 16:48

Tgt Ion: 88 Resp: 2277

Ion	Ratio	Lower	Upper
88	100		
43	95.4	26.6	39.8#
58	101.0	58.9	88.3#



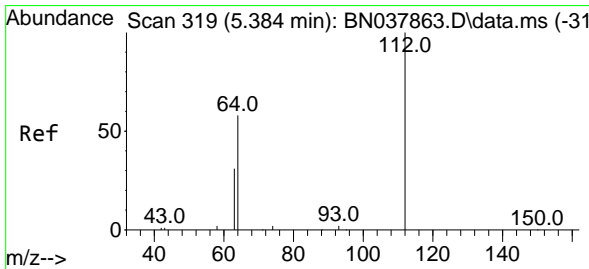
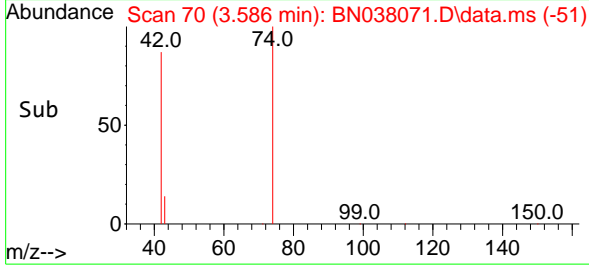
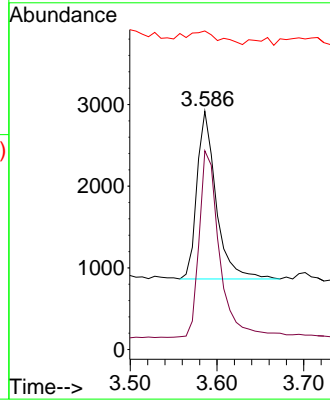
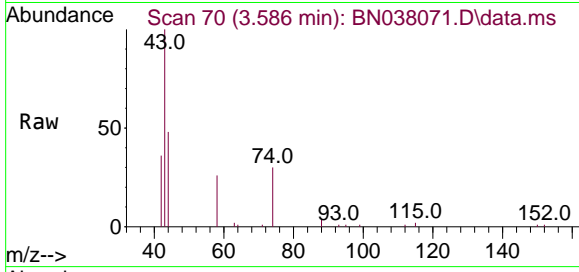


#3
 n-Nitrosodimethylamine
 Concen: 0.362 ng
 RT: 3.586 min Scan# 70
 Delta R.T. -0.015 min
 Lab File: BN038071.D
 Acq: 13 Oct 2025 16:48

Instrument :
 BNA_N
 ClientSampleId :
 PB170022BS

Tgt Ion: 42 Resp: 3145

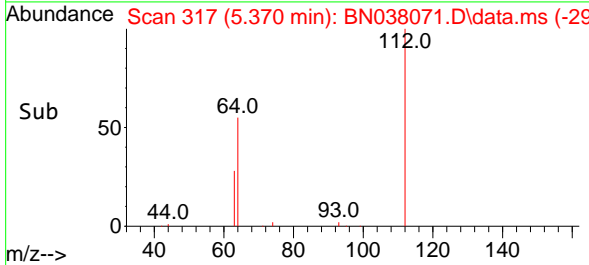
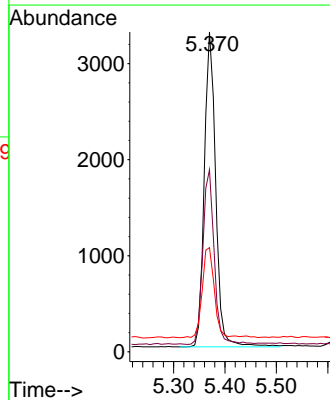
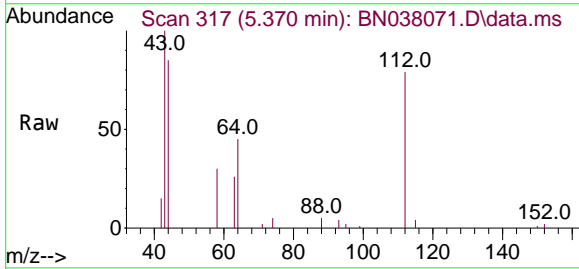
Ion	Ratio	Lower	Upper
42	100		
74	120.6	93.4	140.0
44	14.1	22.2	33.4

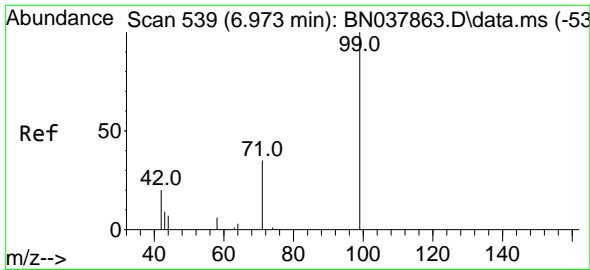


#4
 2-Fluorophenol
 Concen: 0.344 ng
 RT: 5.370 min Scan# 317
 Delta R.T. -0.015 min
 Lab File: BN038071.D
 Acq: 13 Oct 2025 16:48

Tgt Ion: 112 Resp: 5044

Ion	Ratio	Lower	Upper
112	100		
64	55.6	44.6	66.8
63	29.9	24.9	37.3

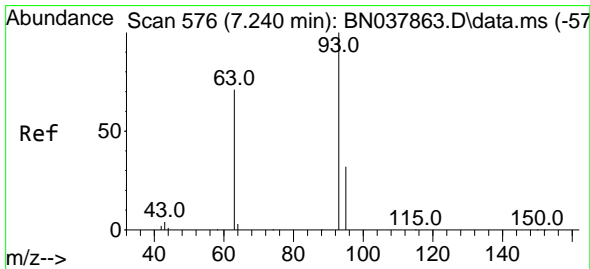
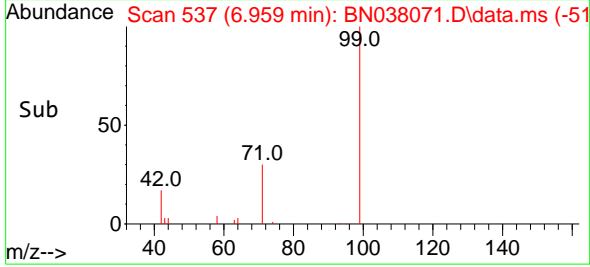
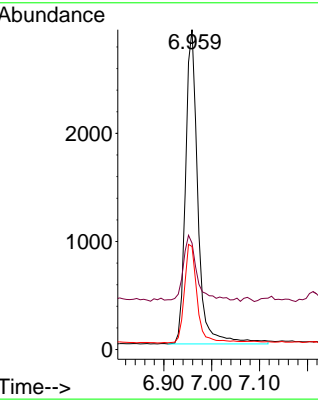
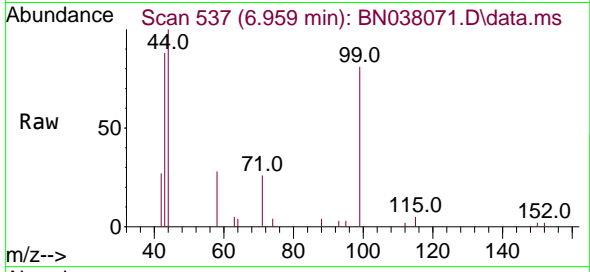




#5
 Phenol-d6
 Concen: 0.271 ng
 RT: 6.959 min Scan# 51
 Delta R.T. -0.015 min
 Lab File: BN038071.D
 Acq: 13 Oct 2025 16:48

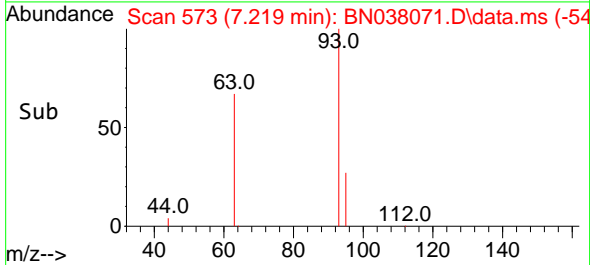
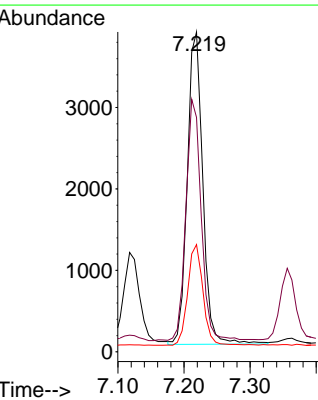
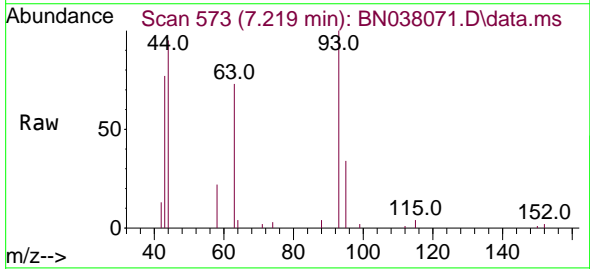
Instrument :
 BNA_N
 ClientSampleId :
 PB170022BS

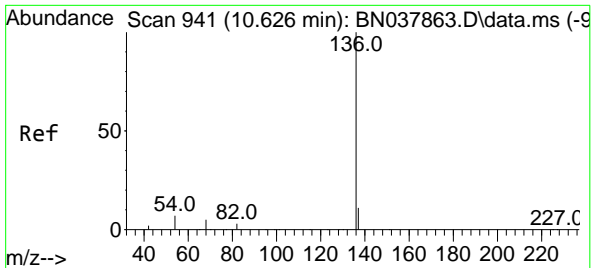
Tgt Ion	Resp	Lower	Upper
99	5224		
99	100		
42	23.5	17.2	25.8
71	32.1	27.3	40.9



#6
 bis(2-Chloroethyl)ether
 Concen: 0.349 ng
 RT: 7.219 min Scan# 573
 Delta R.T. -0.022 min
 Lab File: BN038071.D
 Acq: 13 Oct 2025 16:48

Tgt Ion	Resp	Lower	Upper
93	6235		
93	100		
63	76.5	60.1	90.1
95	31.8	25.4	38.2

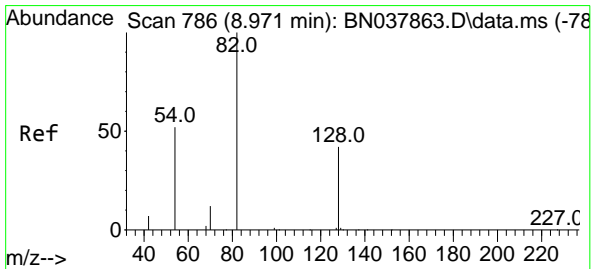
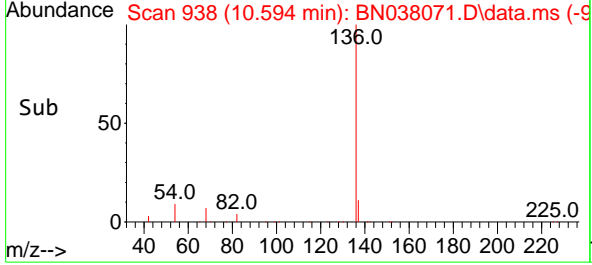
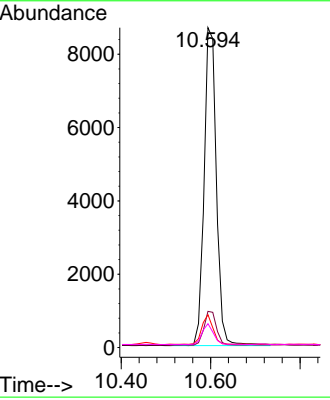
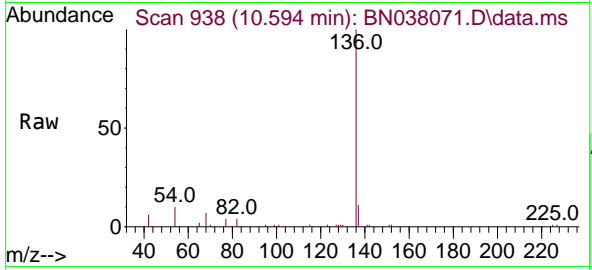




#7
Naphthalene-d8
 Concen: 0.400 ng
 RT: 10.594 min Scan# 91
 Delta R.T. -0.032 min
 Lab File: BN038071.D
 Acq: 13 Oct 2025 16:48

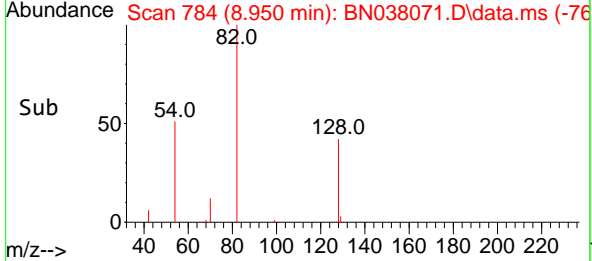
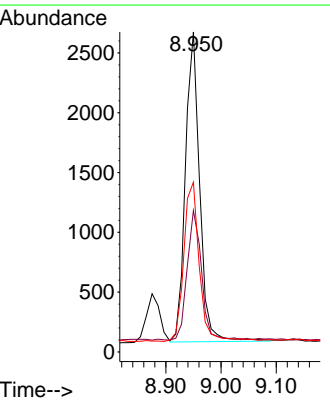
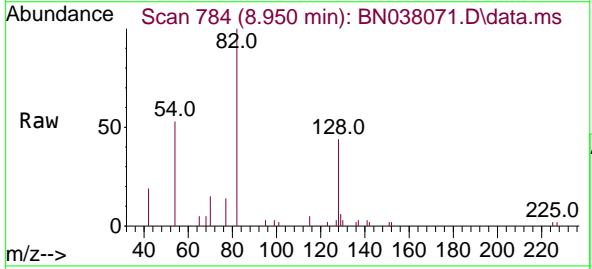
Instrument :
 BNA_N
ClientSampleId :
 PB170022BS

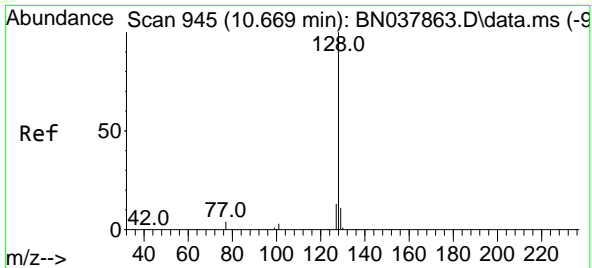
Tgt Ion	Resp	Lower	Upper
136	16580		
137	11.3	9.0	13.4
54	10.3	5.8	8.8#
68	7.5	4.3	6.5#



#8
Nitrobenzene-d5
 Concen: 0.367 ng
 RT: 8.950 min Scan# 784
 Delta R.T. -0.021 min
 Lab File: BN038071.D
 Acq: 13 Oct 2025 16:48

Tgt Ion	Resp	Lower	Upper
82	4635		
128	44.2	34.8	52.2
54	53.0	42.2	63.2



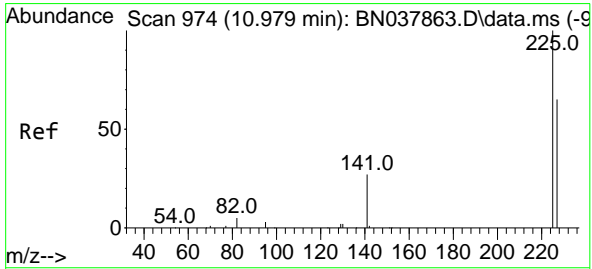
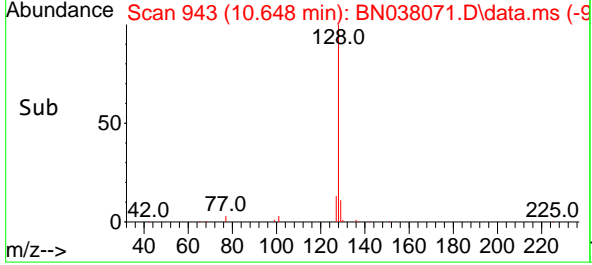
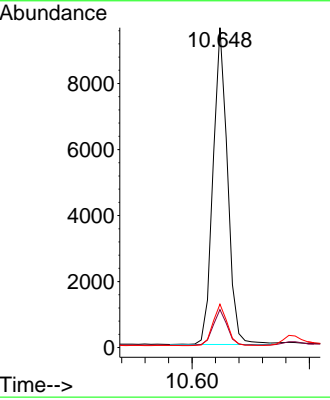
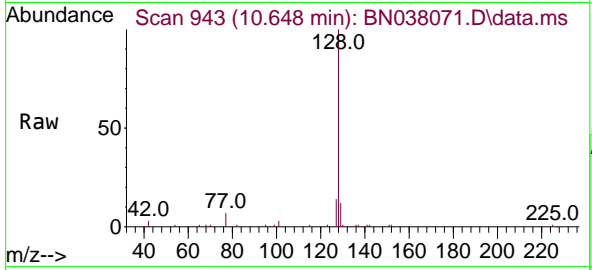


#9
Naphthalene
 Concen: 0.360 ng
 RT: 10.648 min Scan# 94
 Delta R.T. -0.021 min
 Lab File: BN038071.D
 Acq: 13 Oct 2025 16:48

Instrument :
 BNA_N
ClientSampleId :
 PB170022BS

Tgt Ion:128 Resp: 16453

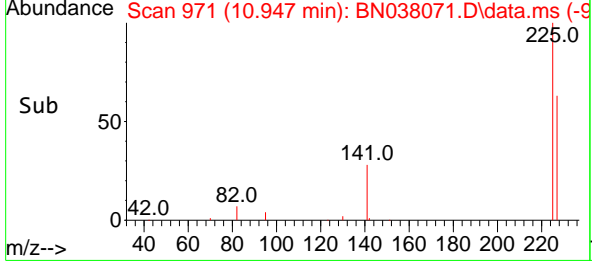
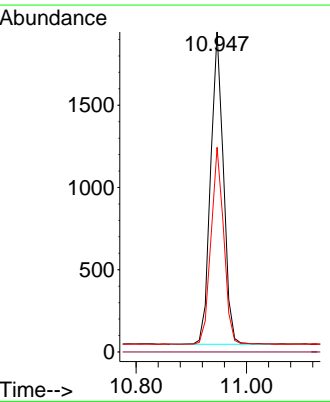
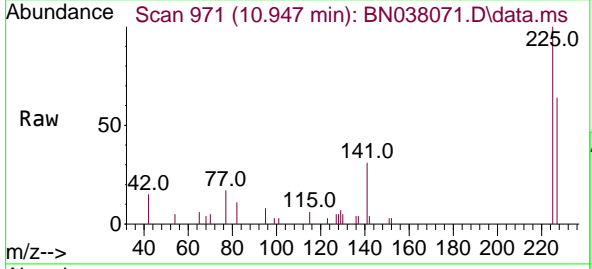
Ion	Ratio	Lower	Upper
128	100		
129	11.9	9.2	13.8
127	13.6	11.0	16.6

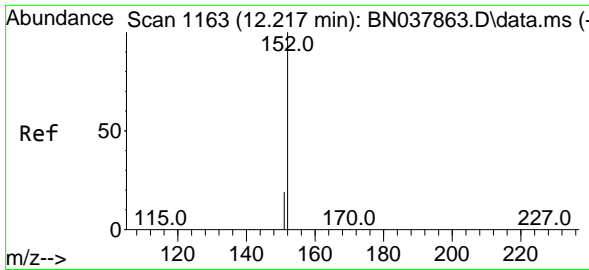


#10
Hexachlorobutadiene
 Concen: 0.394 ng
 RT: 10.947 min Scan# 971
 Delta R.T. -0.032 min
 Lab File: BN038071.D
 Acq: 13 Oct 2025 16:48

Tgt Ion:225 Resp: 3069

Ion	Ratio	Lower	Upper
225	100		
223	0.0	0.0	0.0
227	62.7	51.4	77.2

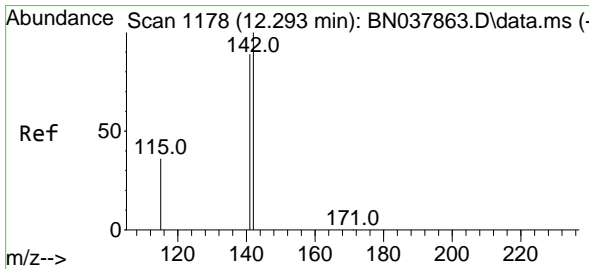
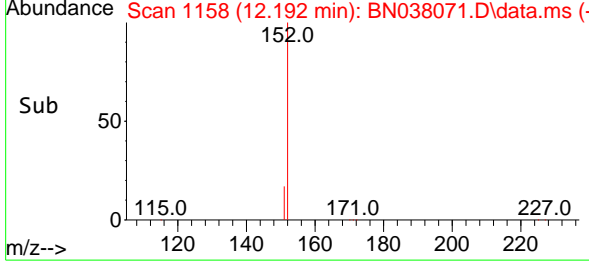
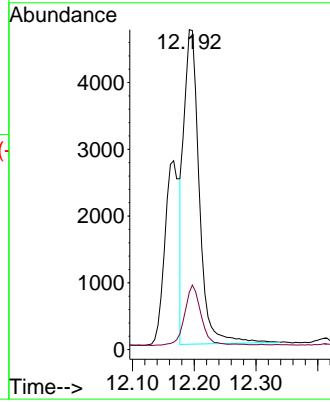
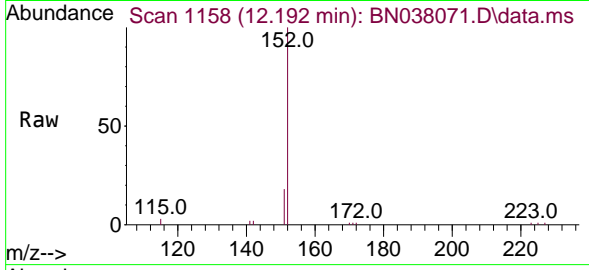




#11
 2-Methylnaphthalene-d10
 Concen: 0.355 ng
 RT: 12.192 min Scan# 1163
 Delta R.T. -0.025 min
 Lab File: BN038071.D
 Acq: 13 Oct 2025 16:48

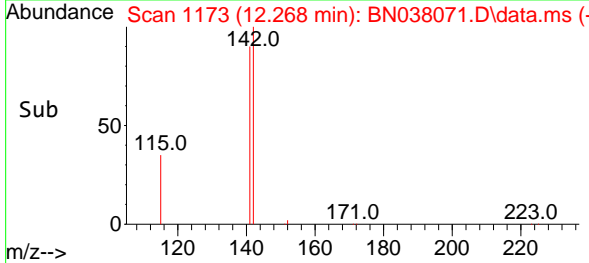
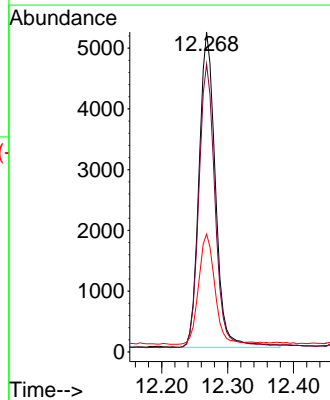
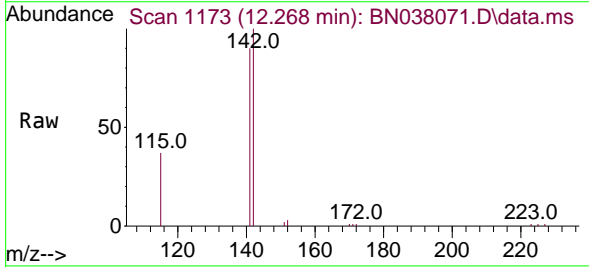
Instrument : BNA_N
 ClientSampleId : PB170022BS

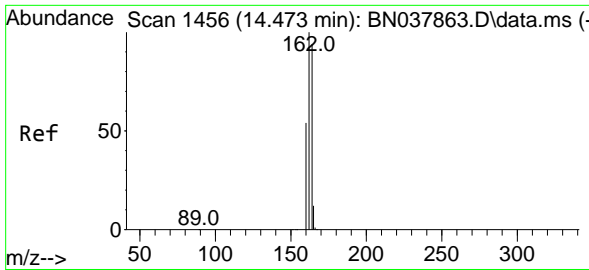
Tgt Ion:152 Resp: 8170
 Ion Ratio Lower Upper
 152 100
 151 20.7 17.4 26.2



#12
 2-Methylnaphthalene
 Concen: 0.300 ng
 RT: 12.268 min Scan# 1173
 Delta R.T. -0.025 min
 Lab File: BN038071.D
 Acq: 13 Oct 2025 16:48

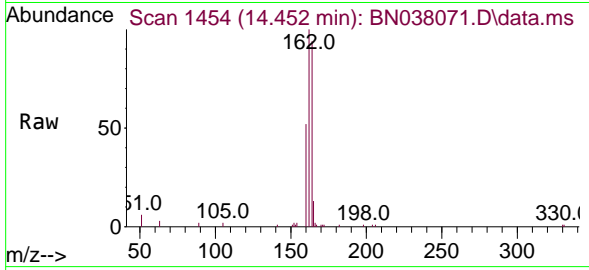
Tgt Ion:142 Resp: 8956
 Ion Ratio Lower Upper
 142 100
 141 90.0 71.2 106.8
 115 36.8 29.7 44.5





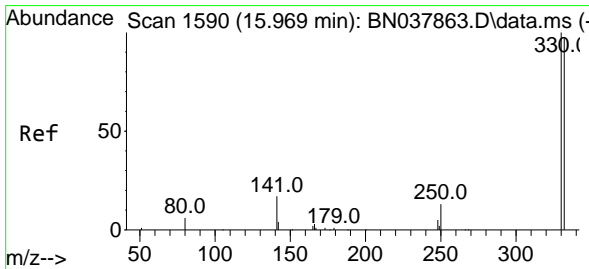
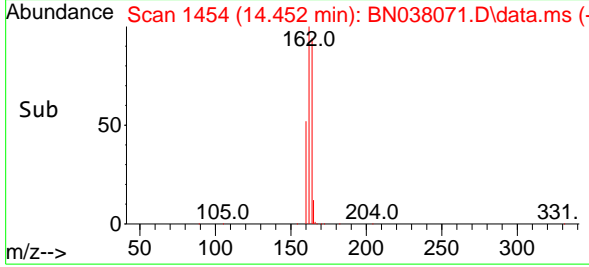
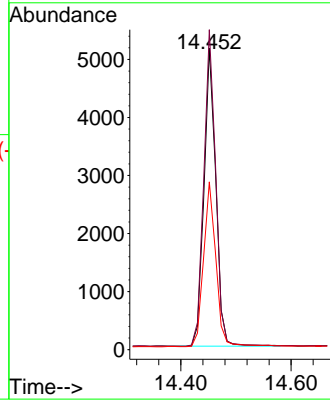
#13
 Acenaphthene-d10
 Concen: 0.400 ng
 RT: 14.452 min Scan# 14
 Delta R.T. -0.021 min
 Lab File: BN038071.D
 Acq: 13 Oct 2025 16:48

Instrument :
 BNA_N
 ClientSampleId :
 PB170022BS

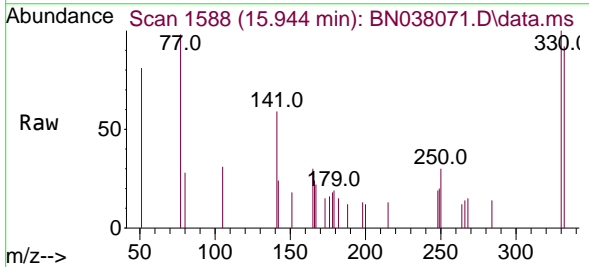


Tgt Ion:164 Resp: 7629

Ion	Ratio	Lower	Upper
164	100		
162	106.2	84.8	127.2
160	55.7	46.1	69.1

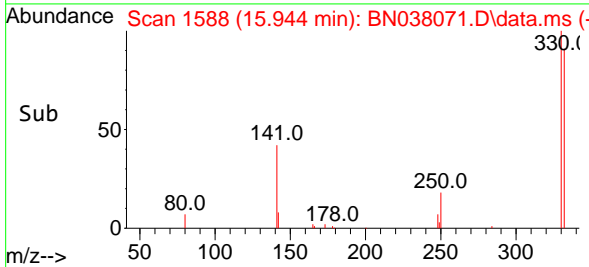
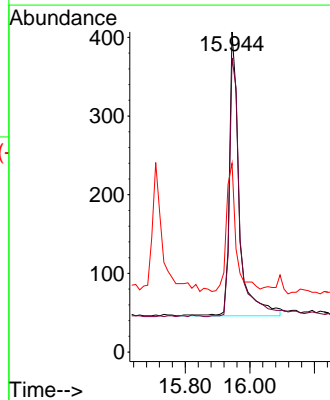


#14
 2,4,6-Tribromophenol
 Concen: 0.264 ng
 RT: 15.944 min Scan# 1588
 Delta R.T. -0.025 min
 Lab File: BN038071.D
 Acq: 13 Oct 2025 16:48



Tgt Ion:330 Resp: 763

Ion	Ratio	Lower	Upper
330	100		
332	95.4	77.2	115.8
141	44.4	37.2	55.8

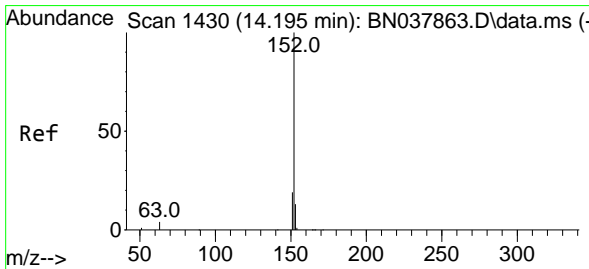
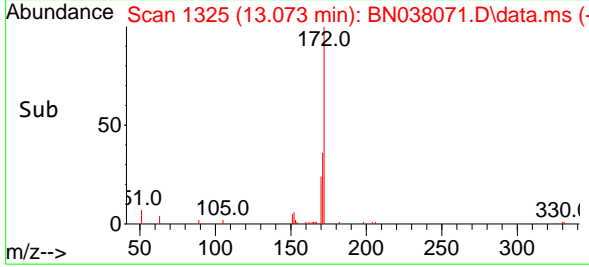
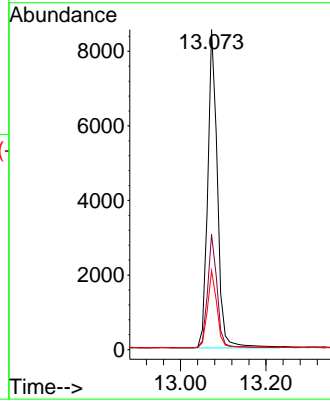
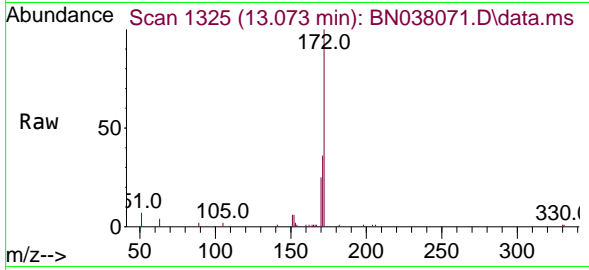




#15
 2-Fluorobiphenyl
 Concen: 0.412 ng
 RT: 13.073 min Scan# 1325
 Delta R.T. -0.021 min
 Lab File: BN038071.D
 Acq: 13 Oct 2025 16:48

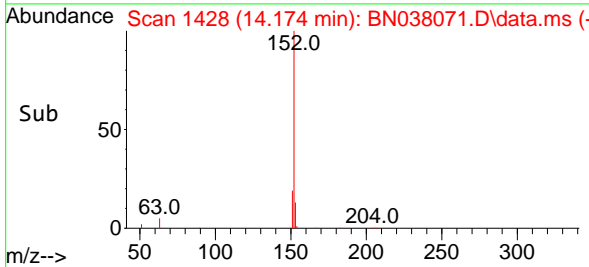
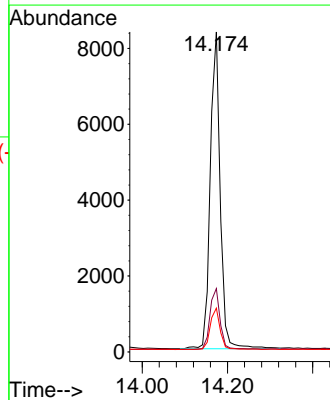
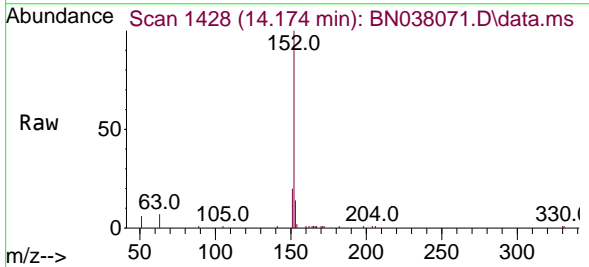
Instrument : BNA_N
 ClientSampleId : PB170022BS

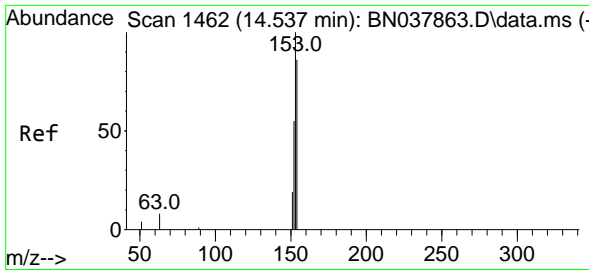
Tgt Ion	Resp	Lower	Upper
172	12858		
171	36.0	28.6	43.0
170	24.7	19.7	29.5



#16
 Acenaphthylene
 Concen: 0.390 ng
 RT: 14.174 min Scan# 1428
 Delta R.T. -0.021 min
 Lab File: BN038071.D
 Acq: 13 Oct 2025 16:48

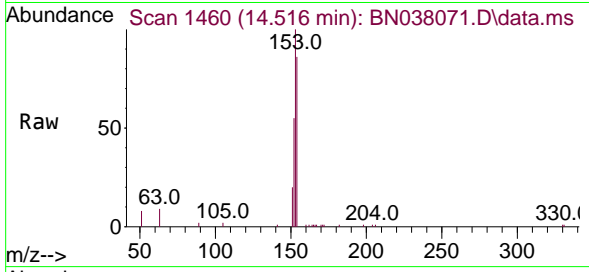
Tgt Ion	Resp	Lower	Upper
152	13502		
151	19.7	15.8	23.8
153	13.2	10.5	15.7





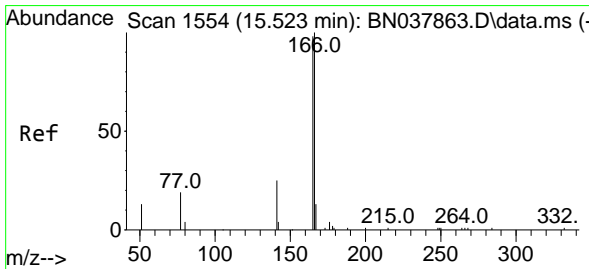
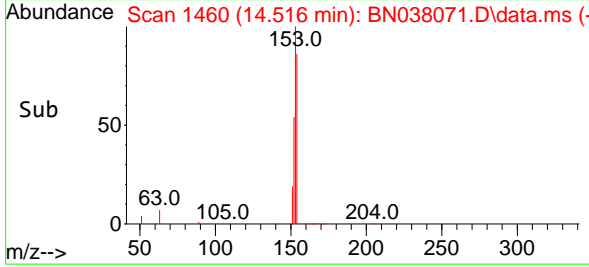
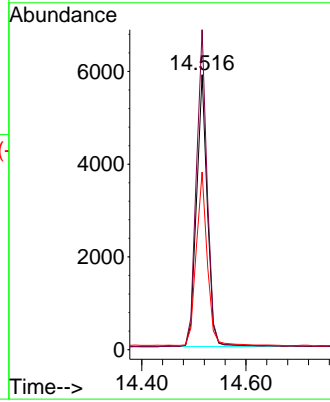
#17
Acenaphthene
 Concen: 0.342 ng
 RT: 14.516 min Scan# 14
 Delta R.T. -0.021 min
 Lab File: BN038071.D
 Acq: 13 Oct 2025 16:48

Instrument :
 BNA_N
ClientSampleId :
 PB170022BS



Tgt Ion:154 Resp: 8445

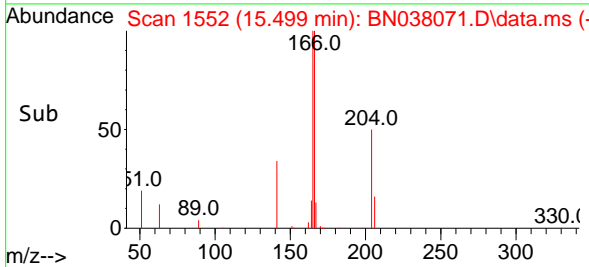
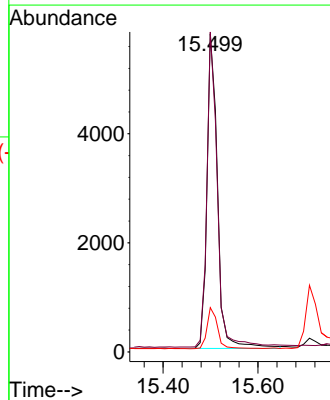
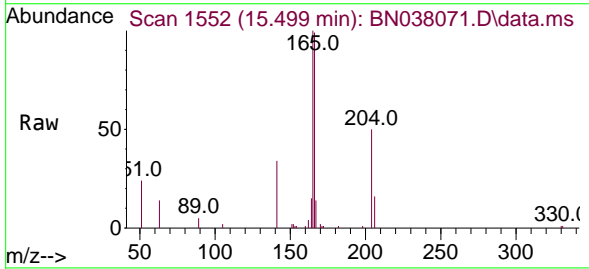
Ion	Ratio	Lower	Upper
154	100		
153	116.2	90.5	135.7
152	65.6	51.8	77.8

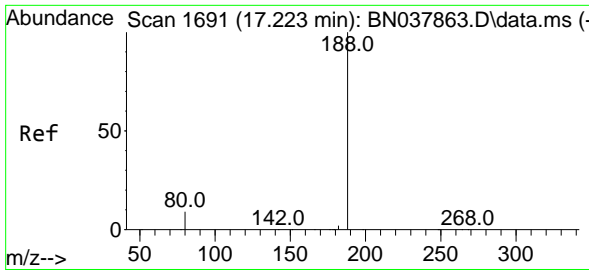


#18
Fluorene
 Concen: 0.312 ng
 RT: 15.499 min Scan# 1552
 Delta R.T. -0.023 min
 Lab File: BN038071.D
 Acq: 13 Oct 2025 16:48

Tgt Ion:166 Resp: 9320

Ion	Ratio	Lower	Upper
166	100		
165	99.5	79.0	118.4
167	13.2	10.6	16.0

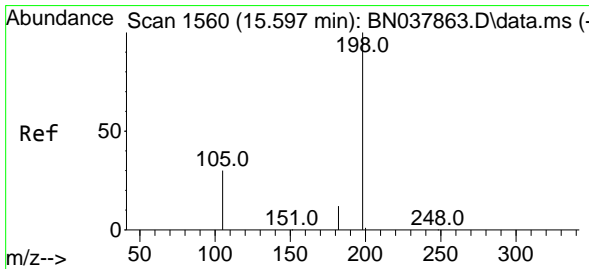
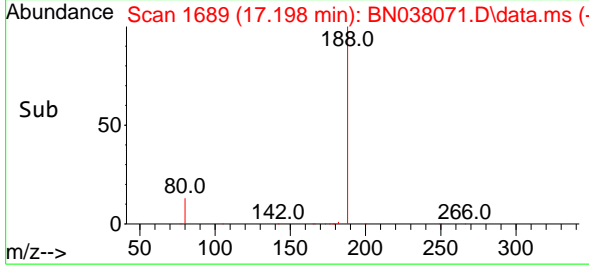
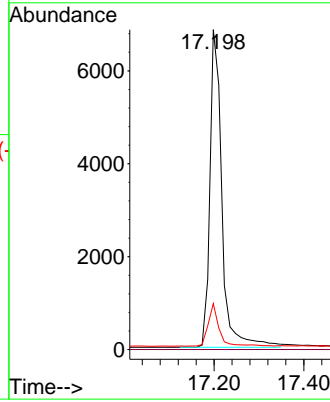
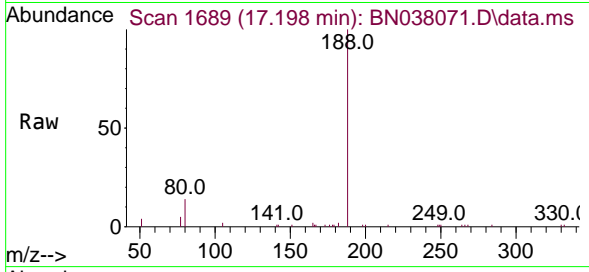




#19
 Phenanthrene-d10
 Concen: 0.400 ng
 RT: 17.198 min Scan# 10
 Delta R.T. -0.025 min
 Lab File: BN038071.D
 Acq: 13 Oct 2025 16:48

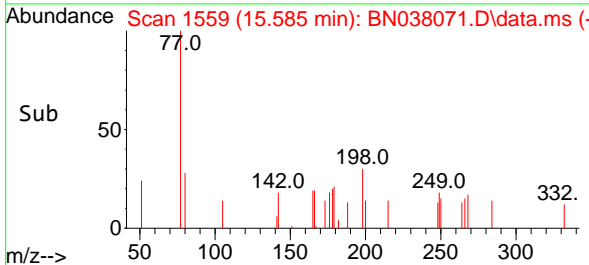
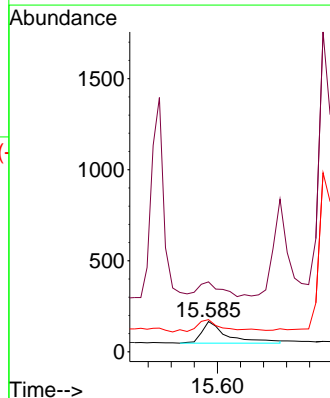
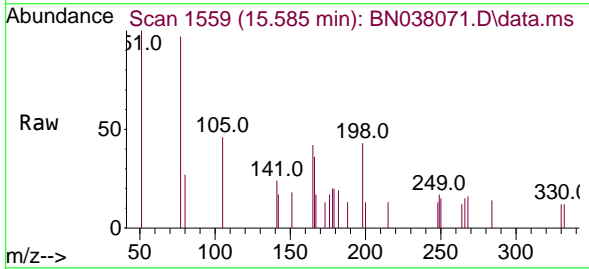
Instrument :
 BNA_N
 ClientSampleId :
 PB170022BS

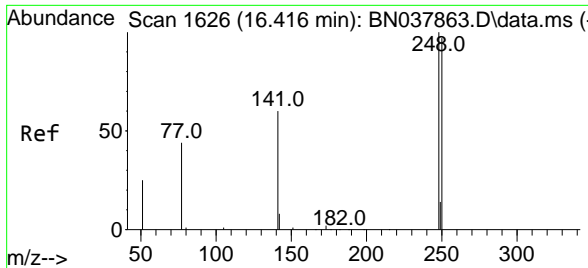
Tgt Ion	Resp	Lower	Upper
188	12726		
94	0.0	0.0	0.0
80	14.4	7.6	11.4#



#20
 4,6-Dinitro-2-methylphenol
 Concen: 0.292 ng
 RT: 15.585 min Scan# 1559
 Delta R.T. -0.012 min
 Lab File: BN038071.D
 Acq: 13 Oct 2025 16:48

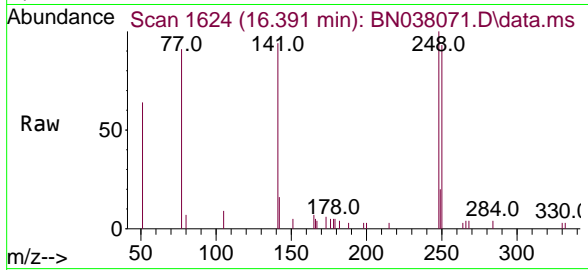
Tgt Ion	Resp	Lower	Upper
198	362		
51	231.3	59.1	88.7#
105	106.6	41.3	61.9#





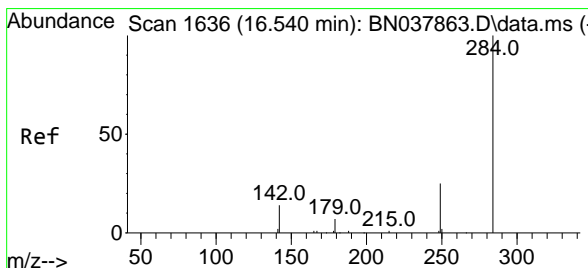
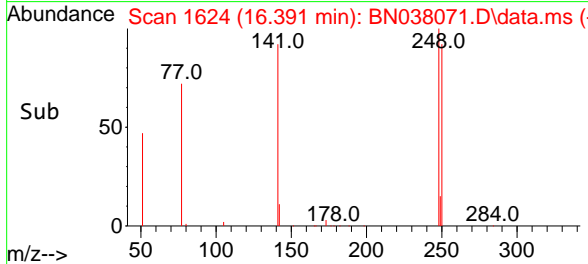
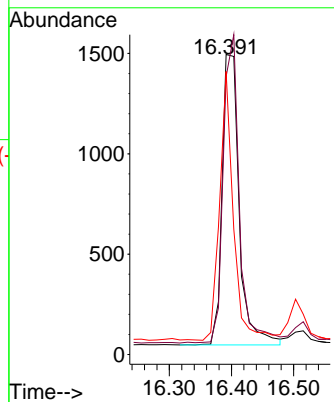
#21
 4-Bromophenyl-phenylether
 Concen: 0.337 ng
 RT: 16.391 min Scan# 1624
 Delta R.T. -0.025 min
 Lab File: BN038071.D
 Acq: 13 Oct 2025 16:48

Instrument :
 BNA_N
 ClientSampleId :
 PB170022BS



Tgt Ion: 248 Resp: 2791

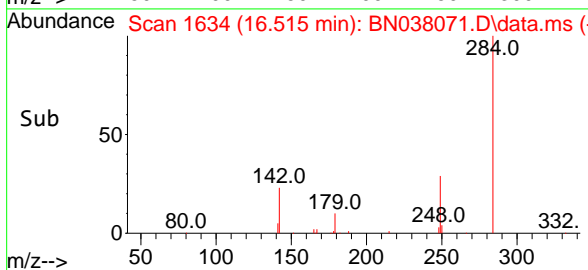
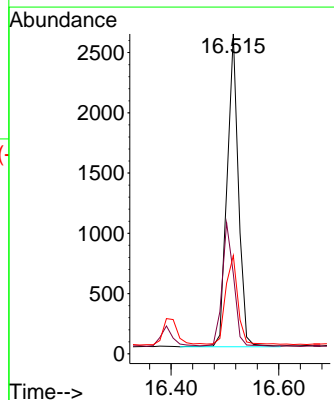
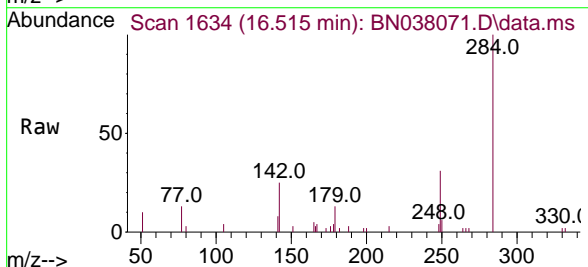
Ion	Ratio	Lower	Upper
248	100		
250	92.6	77.6	116.4
141	94.3	48.8	73.2#

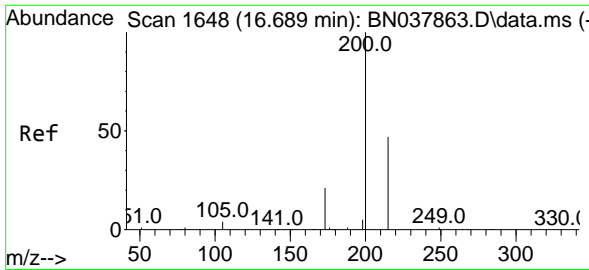


#22
 Hexachlorobenzene
 Concen: 0.377 ng
 RT: 16.515 min Scan# 1634
 Delta R.T. -0.025 min
 Lab File: BN038071.D
 Acq: 13 Oct 2025 16:48

Tgt Ion: 284 Resp: 3789

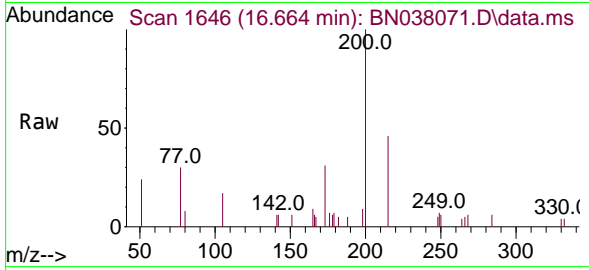
Ion	Ratio	Lower	Upper
284	100		
142	40.1	30.9	46.3
249	31.0	23.9	35.9





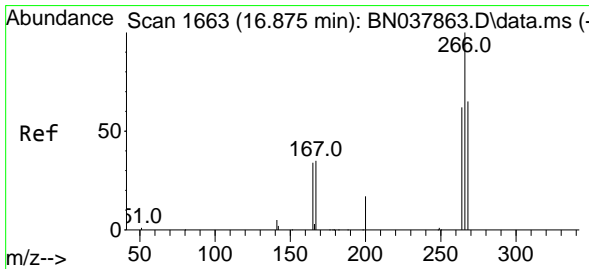
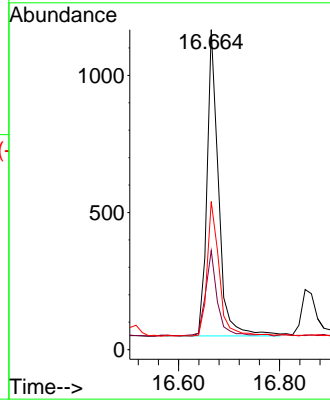
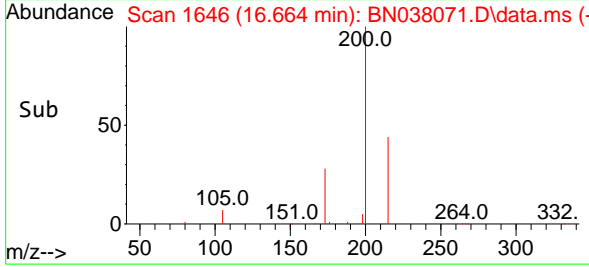
#23
 Atrazine
 Concen: 0.280 ng
 RT: 16.664 min Scan# 1646
 Delta R.T. -0.025 min
 Lab File: BN038071.D
 Acq: 13 Oct 2025 16:48

Instrument :
 BNA_N
 ClientSampleId :
 PB170022BS

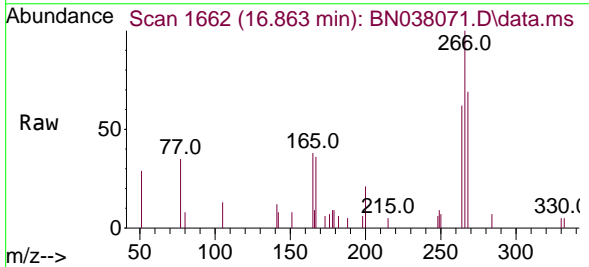


Tgt Ion:200 Resp: 1769

Ion	Ratio	Lower	Upper
200	100		
173	30.9	18.3	27.5#
215	46.3	38.6	58.0

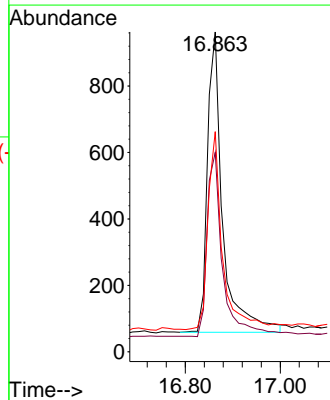
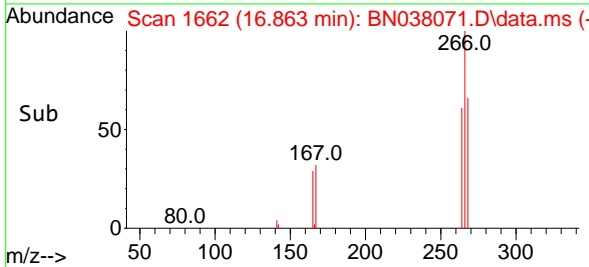


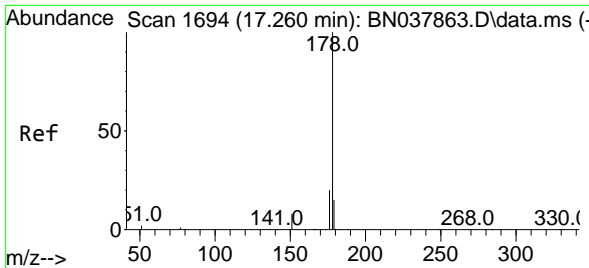
#24
 Pentachlorophenol
 Concen: 0.581 ng
 RT: 16.863 min Scan# 1662
 Delta R.T. -0.012 min
 Lab File: BN038071.D
 Acq: 13 Oct 2025 16:48



Tgt Ion:266 Resp: 2006

Ion	Ratio	Lower	Upper
266	100		
264	62.3	50.9	76.3
268	64.0	54.3	81.5

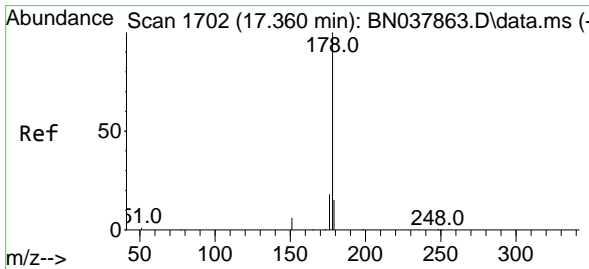
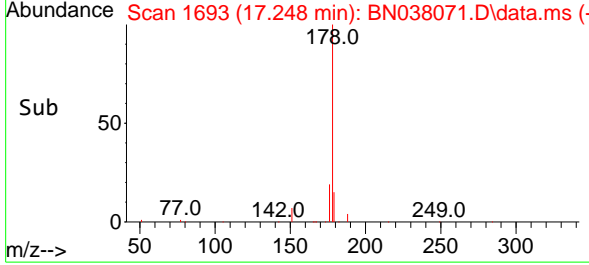
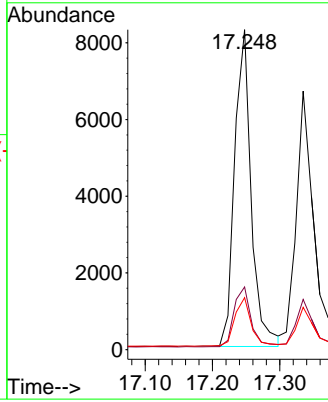
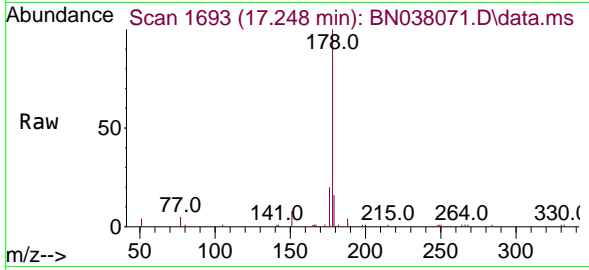




#25
 Phenanthrene
 Concen: 0.337 ng
 RT: 17.248 min Scan# 1693
 Delta R.T. -0.012 min
 Lab File: BN038071.D
 Acq: 13 Oct 2025 16:48

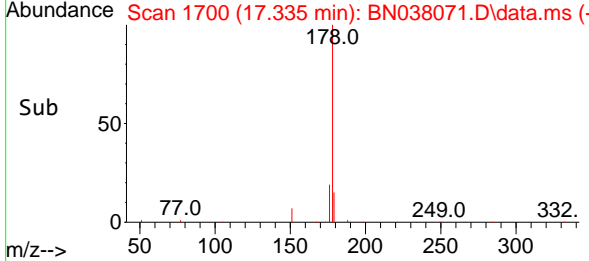
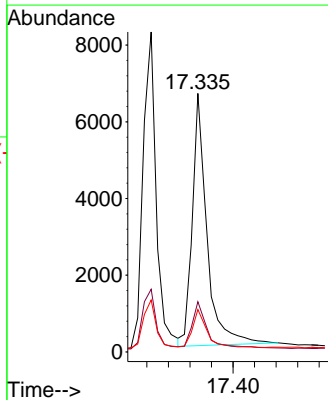
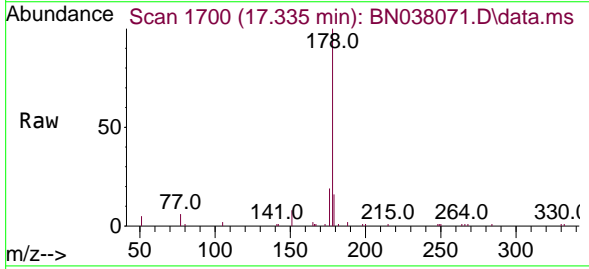
Instrument : BNA_N
 ClientSampleId : PB170022BS

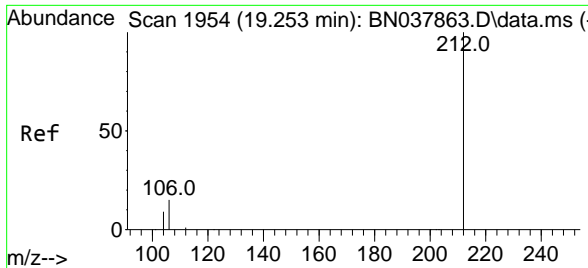
Tgt Ion	Resp	Lower	Upper
178	14128		
176	19.8	15.7	23.5
179	15.3	12.3	18.5



#26
 Anthracene
 Concen: 0.340 ng
 RT: 17.335 min Scan# 1700
 Delta R.T. -0.025 min
 Lab File: BN038071.D
 Acq: 13 Oct 2025 16:48

Tgt Ion	Resp	Lower	Upper
178	12363		
176	19.1	15.0	22.4
179	15.5	12.3	18.5



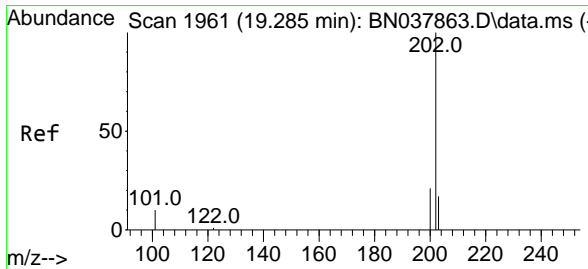
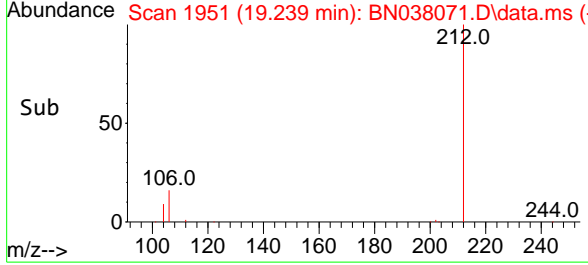
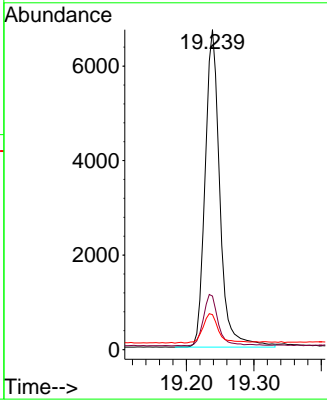
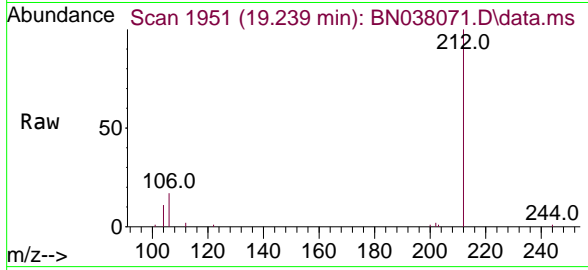


#27
 Fluoranthene-d10
 Concen: 0.319 ng
 RT: 19.239 min Scan# 1951
 Delta R.T. -0.014 min
 Lab File: BN038071.D
 Acq: 13 Oct 2025 16:48

Instrument :
 BNA_N
 ClientSampleId :
 PB170022BS

Tgt Ion:212 Resp: 10197

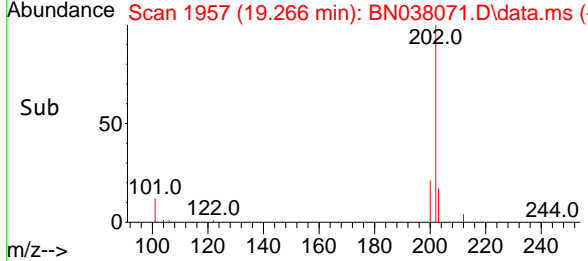
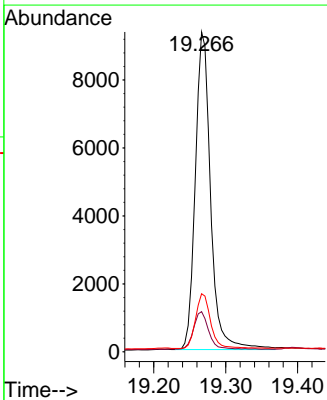
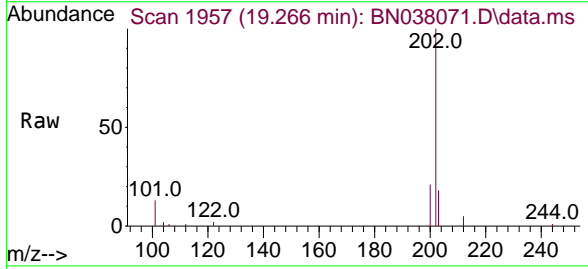
Ion	Ratio	Lower	Upper
212	100		
106	16.0	12.6	19.0
104	9.6	7.4	11.0

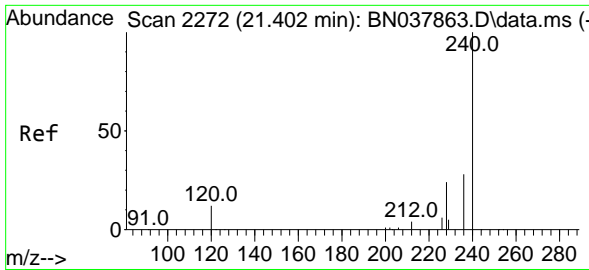


#28
 Fluoranthene
 Concen: 0.300 ng
 RT: 19.266 min Scan# 1957
 Delta R.T. -0.019 min
 Lab File: BN038071.D
 Acq: 13 Oct 2025 16:48

Tgt Ion:202 Resp: 13814

Ion	Ratio	Lower	Upper
202	100		
101	11.9	9.3	13.9
203	17.1	13.6	20.4

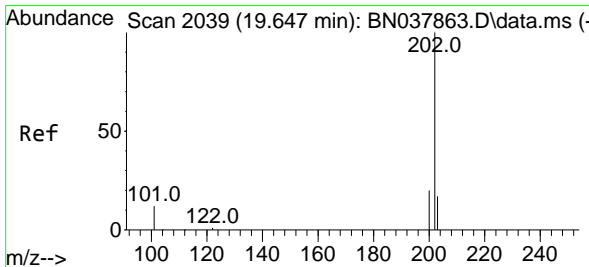

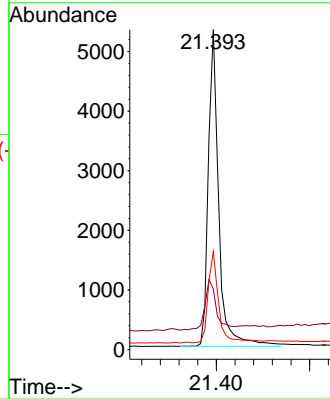
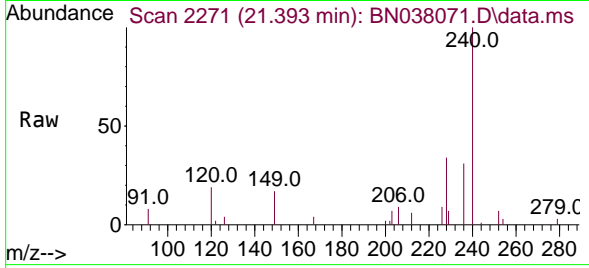




#29
 Chrysene-d12
 Concen: 0.400 ng
 RT: 21.393 min Scan# 21
 Delta R.T. -0.009 min
 Lab File: BN038071.D
 Acq: 13 Oct 2025 16:48

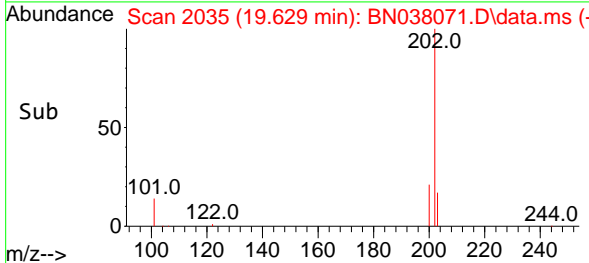
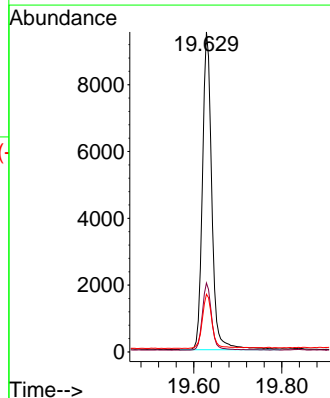
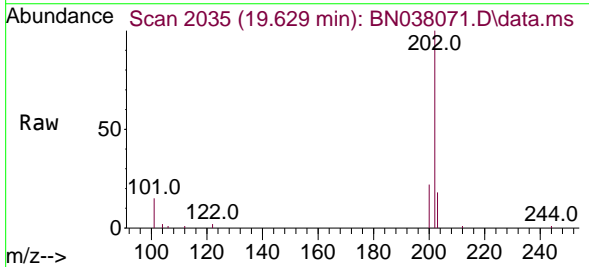
Instrument :
 BNA_N
 ClientSampleId :
 PB170022BS

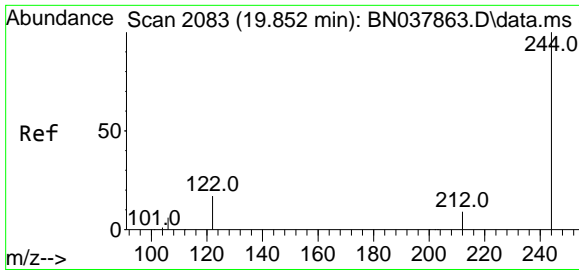
Tgt Ion	Resp	Lower	Upper
240	100		
120	19.0	11.4	17.2#
236	30.6	23.0	34.6



#30
 Pyrene
 Concen: 0.434 ng
 RT: 19.629 min Scan# 2035
 Delta R.T. -0.019 min
 Lab File: BN038071.D
 Acq: 13 Oct 2025 16:48

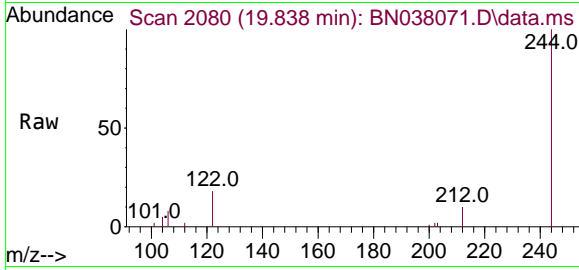
Tgt Ion	Resp	Lower	Upper
202	100		
200	20.8	16.7	25.1
203	17.7	14.2	21.4





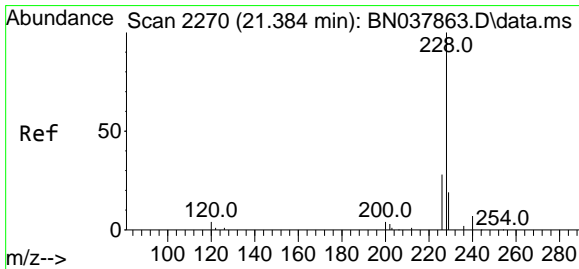
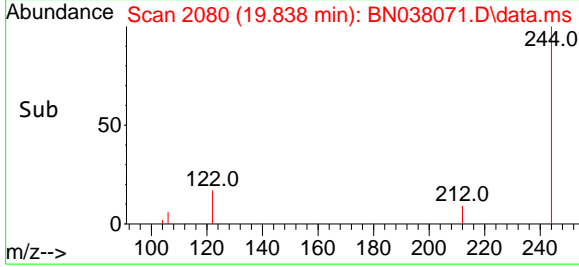
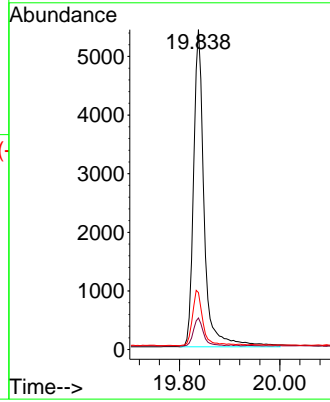
#31
 Terphenyl-d14
 Concen: 0.486 ng
 RT: 19.838 min Scan# 2080
 Delta R.T. -0.014 min
 Lab File: BN038071.D
 Acq: 13 Oct 2025 16:48

Instrument :
 BNA_N
 ClientSampleId :
 PB170022BS



Tgt Ion: 244 Resp: 7936


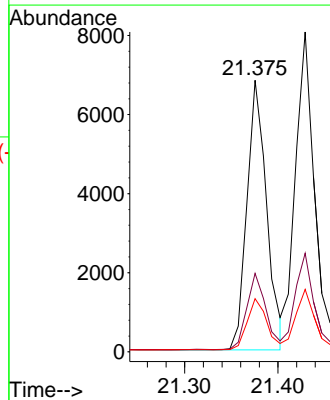
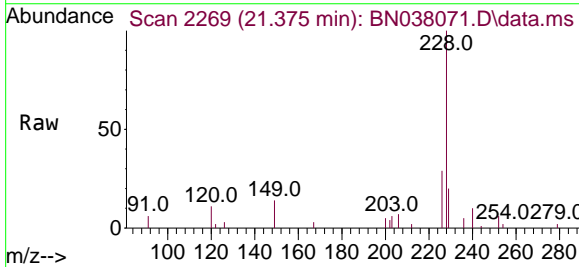
Ion	Ratio	Lower	Upper
244	100		
212	9.9	7.6	11.4
122	17.8	13.9	20.9

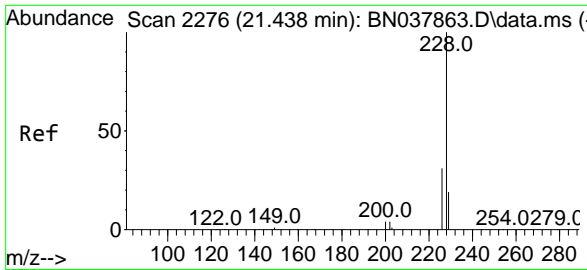


#32
 Benzo(a)anthracene
 Concen: 0.348 ng
 RT: 21.375 min Scan# 2269
 Delta R.T. -0.009 min
 Lab File: BN038071.D
 Acq: 13 Oct 2025 16:48

Tgt Ion: 228 Resp: 9985

Ion	Ratio	Lower	Upper
228	100		
226	28.9	22.6	33.8
229	19.6	15.6	23.4

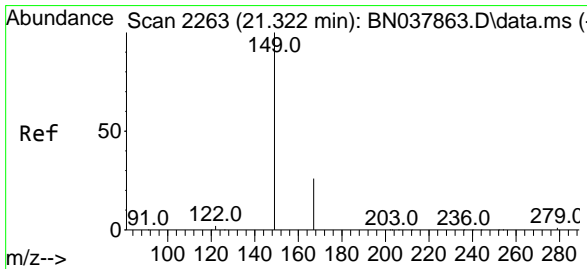

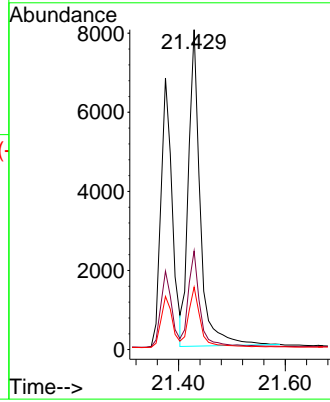
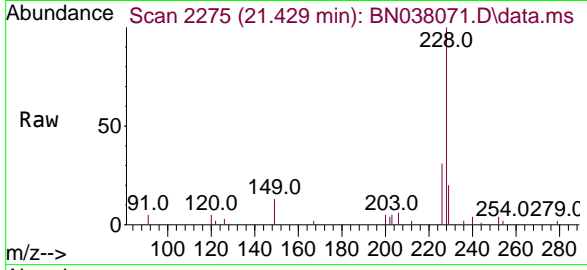




#33
 Chrysene
 Concen: 0.395 ng
 RT: 21.429 min Scan# 21
 Delta R.T. -0.009 min
 Lab File: BN038071.D
 Acq: 13 Oct 2025 16:48

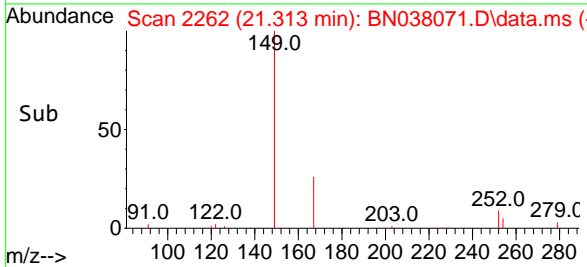
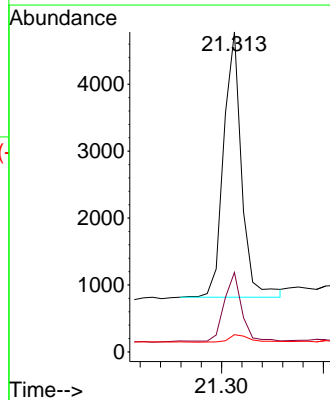
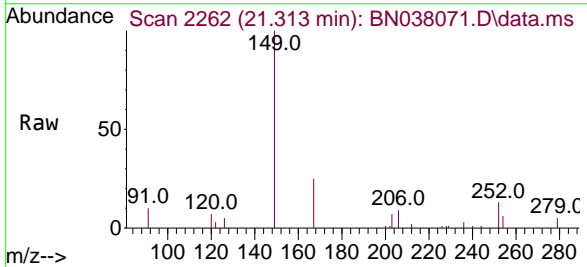
Instrument :
 BNA_N
 ClientSampleId :
 PB170022BS

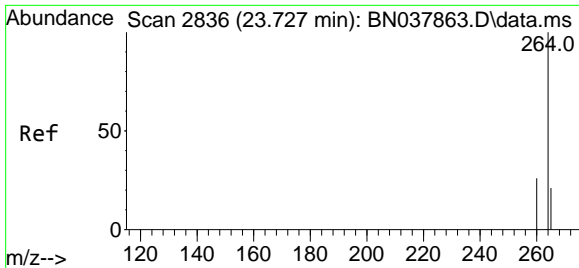
Tgt Ion	Resp	Lower	Upper
228	100		
226	30.8	24.6	37.0
229	19.5	15.6	23.4



#34
 Bis(2-ethylhexyl)phthalate
 Concen: 0.430 ng
 RT: 21.313 min Scan# 2262
 Delta R.T. -0.009 min
 Lab File: BN038071.D
 Acq: 13 Oct 2025 16:48

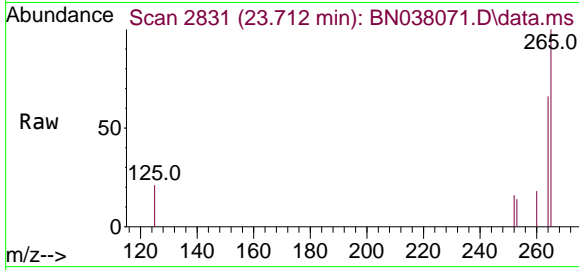
Tgt Ion	Resp	Lower	Upper
149	100		
167	24.7	20.4	30.6
279	3.4	2.4	3.6





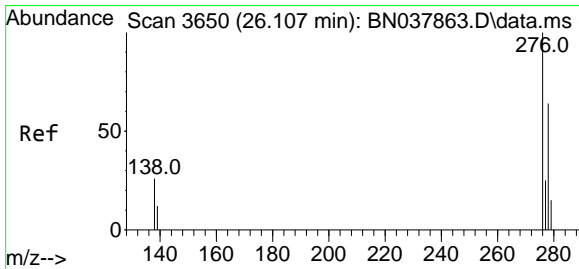
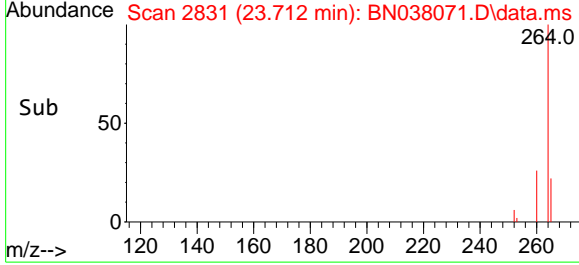
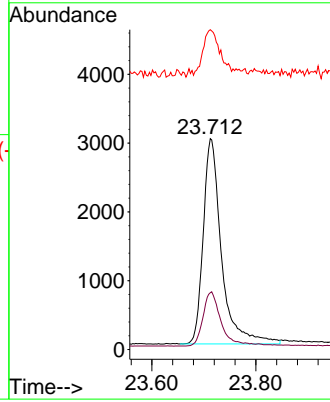
#35
Perylene-d12
 Concen: 0.400 ng
 RT: 23.712 min Scan# 2831
 Delta R.T. -0.015 min
 Lab File: BN038071.D
 Acq: 13 Oct 2025 16:48

Instrument :
 BNA_N
ClientSampleId :
 PB170022BS



Tgt Ion:264 Resp: 7302

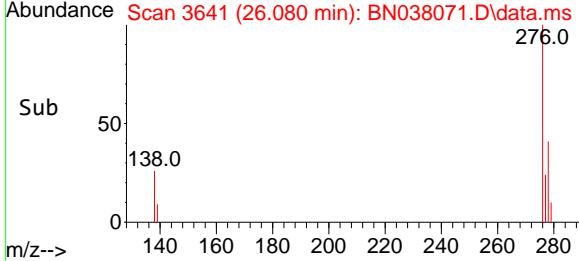
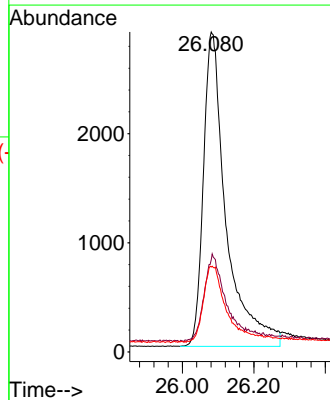
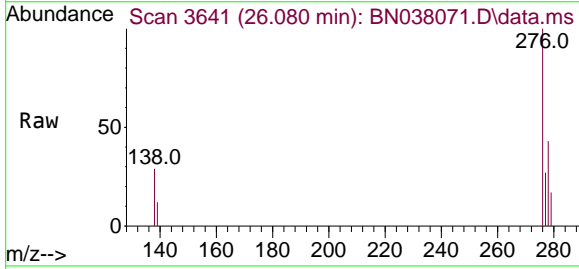
Ion	Ratio	Lower	Upper
264	100		
260	26.9	21.5	32.3
265	151.7	53.8	80.6

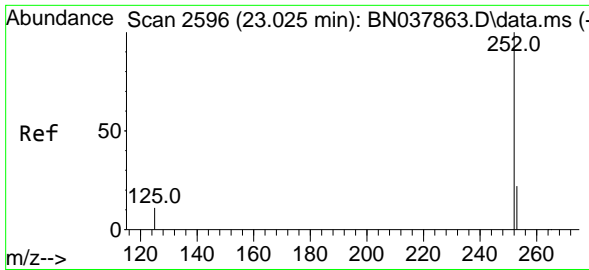


#36
Indeno(1,2,3-cd)pyrene
 Concen: 0.382 ng
 RT: 26.080 min Scan# 3641
 Delta R.T. -0.026 min
 Lab File: BN038071.D
 Acq: 13 Oct 2025 16:48

Tgt Ion:276 Resp: 12743

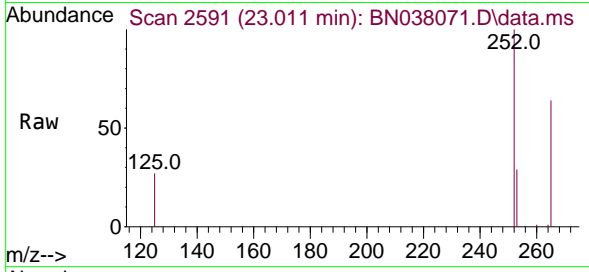
Ion	Ratio	Lower	Upper
276	100		
138	25.7	21.4	32.0
277	24.3	20.3	30.5



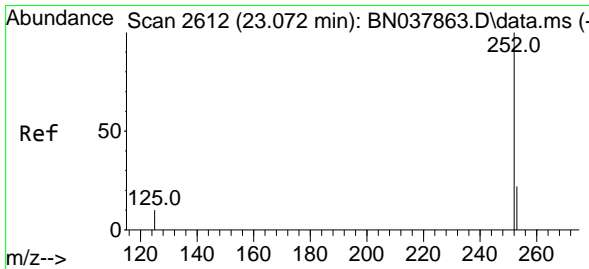
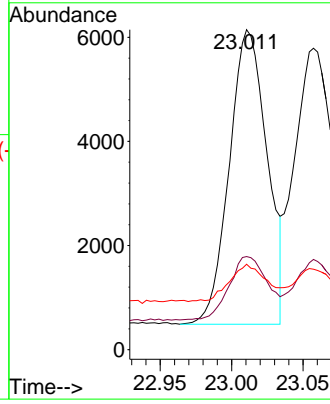
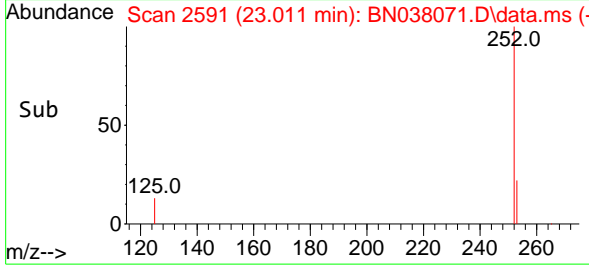


#37
 Benzo(b)fluoranthene
 Concen: 0.330 ng
 RT: 23.011 min Scan# 21
 Delta R.T. -0.015 min
 Lab File: BN038071.D
 Acq: 13 Oct 2025 16:48

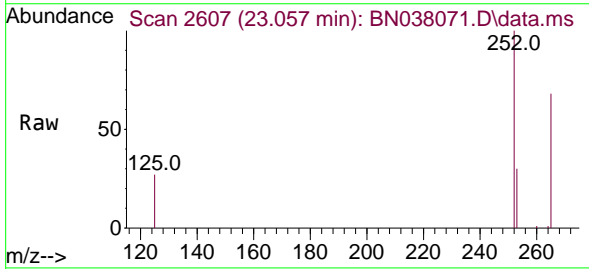
Instrument :
 BNA_N
 ClientSampleId :
 PB170022BS



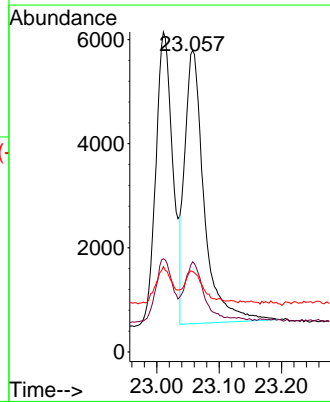
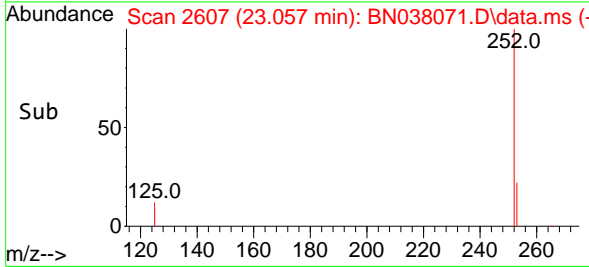
Tgt Ion:252 Resp: 10405
 Ion Ratio Lower Upper
 252 100
 253 29.1 19.4 29.0#
 125 26.7 13.0 19.4#

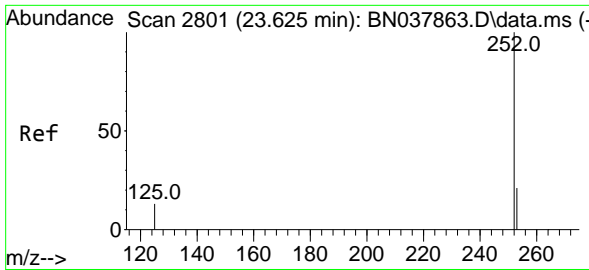


#38
 Benzo(k)fluoranthene
 Concen: 0.359 ng
 RT: 23.057 min Scan# 2607
 Delta R.T. -0.015 min
 Lab File: BN038071.D
 Acq: 13 Oct 2025 16:48



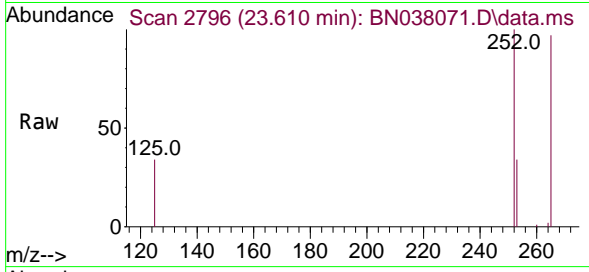
Tgt Ion:252 Resp: 11365
 Ion Ratio Lower Upper
 252 100
 253 29.9 19.5 29.3#
 125 26.7 13.0 19.4#



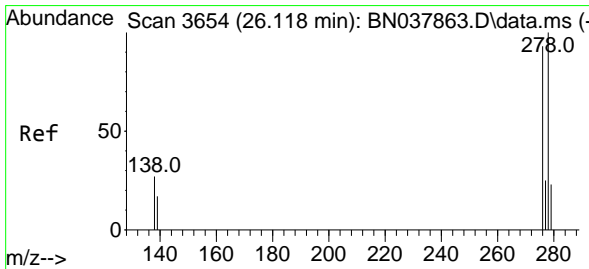
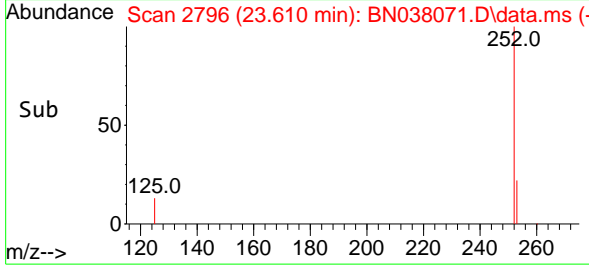
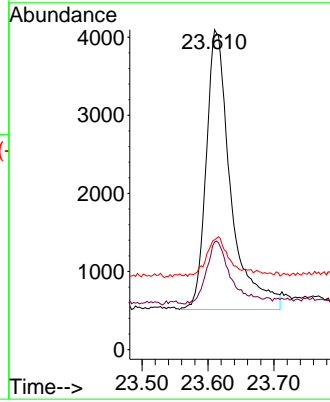


#39
 Benzo(a)pyrene
 Concen: 0.371 ng
 RT: 23.610 min Scan# 21
 Delta R.T. -0.015 min
 Lab File: BN038071.D
 Acq: 13 Oct 2025 16:48

Instrument :
 BNA_N
 ClientSampleId :
 PB170022BS

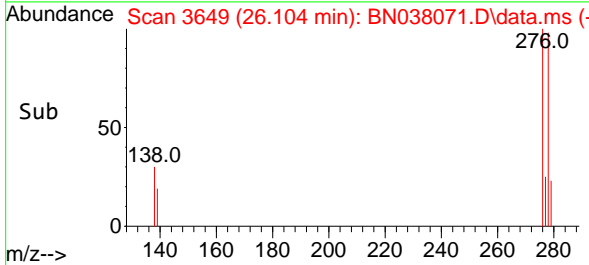
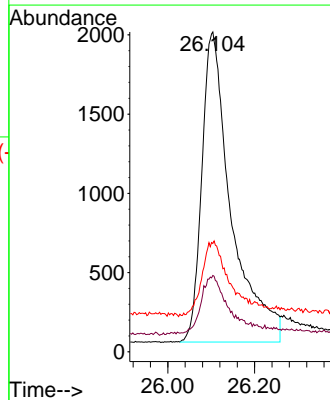
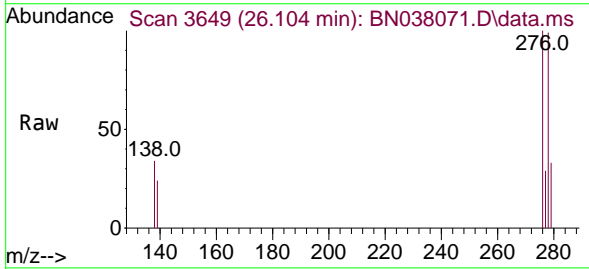


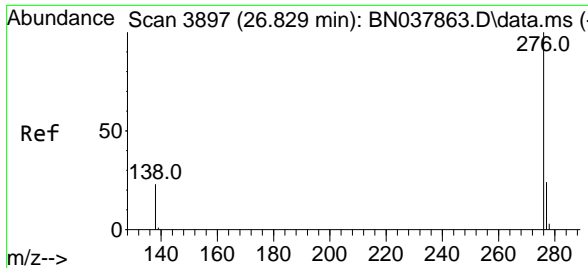
Tgt Ion:252 Resp: 9245
 Ion Ratio Lower Upper
 252 100
 253 33.6 20.6 30.8#
 125 34.3 16.7 25.1#



#40
 Dibenzo(a,h)anthracene
 Concen: 0.353 ng
 RT: 26.104 min Scan# 3649
 Delta R.T. -0.015 min
 Lab File: BN038071.D
 Acq: 13 Oct 2025 16:48

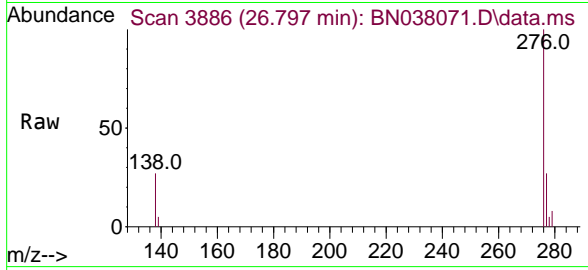
Tgt Ion:278 Resp: 9200
 Ion Ratio Lower Upper
 278 100
 139 23.9 15.4 23.2#
 279 33.9 20.8 31.2#





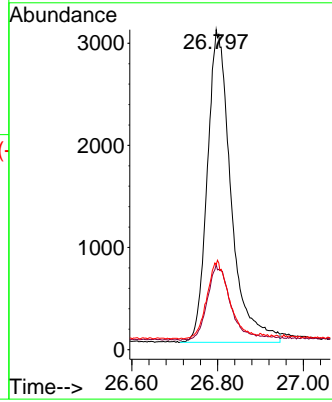
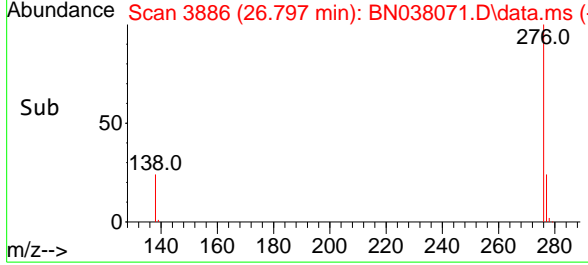
#41
 Benzo(g,h,i)perylene
 Concen: 0.429 ng
 RT: 26.797 min Scan# 38
 Delta R.T. -0.032 min
 Lab File: BN038071.D
 Acq: 13 Oct 2025 16:48

Instrument :
 BNA_N
 ClientSampleId :
 PB170022BS



Tgt Ion: 276 Resp: 11736

Ion	Ratio	Lower	Upper
276	100		
277	26.6	20.2	30.4
138	26.5	19.8	29.8



- 1
- 2
- 3
- 4
- 5
- 6
- 7
- 8
- 9
- 10
- 11
- 12
- 13
- 14
- 15
- 16
- 17
- 18



284 Sheffield Street, Mountainside, New Jersey 07092, Phone : 908 789 8900,
Fax : 908 789 8922

Report of Analysis

Client:	Tetra Tech NUS, Inc.	Date Collected:	10/06/25
Project:	NWIRP Bethpage 112G08005-WE13	Date Received:	10/06/25
Client Sample ID:	BP-VPB-184-GW-740-742MS	SDG No.:	Q3298
Lab Sample ID:	Q3298-06MS	Matrix:	Water
Analytical Method:	SW8270ESIM Level : LOW	% Solid:	0
Sample Wt/Vol:	420 mL Final Vol: 1000 uL	Test:	SVOC-SIMGroup1
Prep Method :	Prep Date: 10/08/25		

CAS Number	Parameter	Conc.	Qua.	DF	MDL	LOD	LOQ / CRQL	Units	Date Ana.	Prep BatchID
TARGETS										
123-91-1	1,4-Dioxane	1.60		1	0.16	0.48	0.48	ug/L	10/14/25 03:43	PB170022
SURROGATES										
7297-45-2	2-Methylnaphthalene-d10	0.26			30 - 150		64%	SPK: 0.4		
93951-69-0	Fluoranthene-d10	0.19			30 - 150		48%	SPK: 0.4		
4165-60-0	Nitrobenzene-d5	0.29			55 - 111		72%	SPK: 0.4		
321-60-8	2-Fluorobiphenyl	0.73	*		53 - 106		183%	SPK: 0.4		
1718-51-0	Terphenyl-d14	1.08	*		58 - 132		269%	SPK: 0.4		
INTERNAL STANDARDS										
		Area								
3855-82-1	1,4-Dichlorobenzene-d4	5770								
1146-65-2	Naphthalene-d8	15000								
15067-26-2	Acenaphthene-d10	3440								
1517-22-2	Phenanthrene-d10	10300								
1719-03-5	Chrysene-d12	3300								
1520-96-3	Perylene-d12	80.0								

U = Not Detected

LOQ = Limit of Quantitation

MDL = Method Detection Limit

LOD = Limit of Detection

E = Value Exceeds Calibration Range

Q = indicates LCS control criteria did not meet requirements

M = MS/MSD acceptance criteria did not meet requirements

J = Estimated Value

B = Analyte Found in Associated Method Blank

N = Presumptive Evidence of a Compound

* = Values outside of QC limits

D = Dilution

() = Laboratory InHouse Limit

A = Aldol-Condensation Reaction Products

Data Path : Z:\svoasrv\HPCHEM1\BNA_N\Data\BN101325\
 Data File : BN038086.D
 Acq On : 14 Oct 2025 03:43
 Operator : RC/JU
 Sample : Q3298-06MS
 Misc :
 ALS Vial : 21 Sample Multiplier: 1

Instrument :
 BNA_N
 ClientSampleId :
 BP-VPB-184-GW-740-742MS

Quant Time: Oct 14 04:13:18 2025
 Quant Method : Z:\svoasrv\HPCHEM1\BNA_N\Methods\8270-SIM-BN092325.M
 Quant Title : ASP BNA STANDARDS FOR 5 POINT CALIBRATION
 QLast Update : Wed Sep 24 11:00:01 2025
 Response via : Initial Calibration

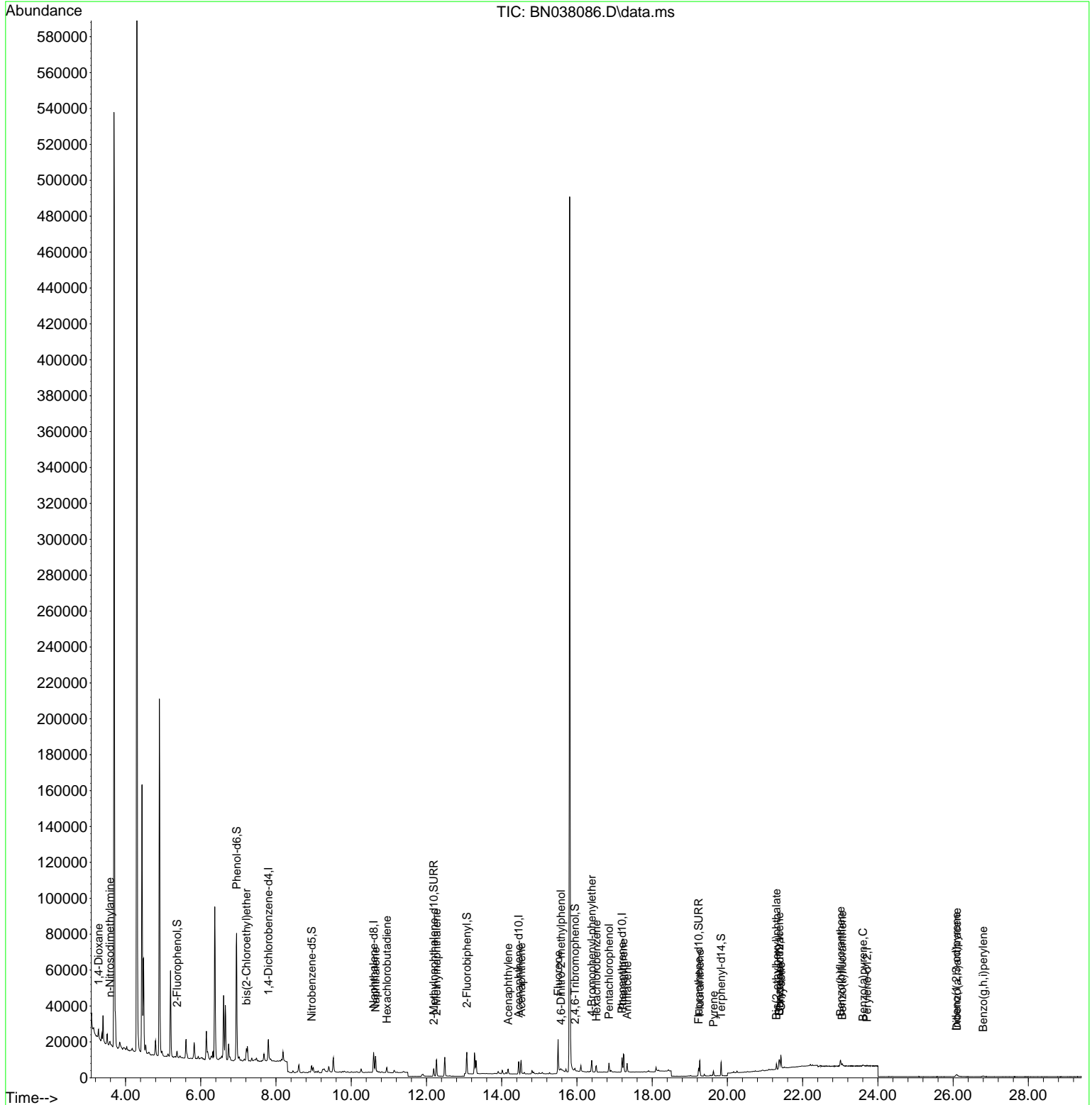
Compound	R.T.	QIon	Response	Conc Units	Dev(Min)	
Internal Standards						
1) 1,4-Dichlorobenzene-d4	7.797	152	5765	0.400 ng	-0.03	
7) Naphthalene-d8	10.594	136	14968	0.400 ng	#-0.03	
13) Acenaphthene-d10	14.452	164	3442	0.400 ng	-0.02	
19) Phenanthrene-d10	17.198	188	10343	0.400 ng	#-0.02	
29) Chrysene-d12	21.384	240	3302	0.400 ng	#-0.02	
35) Perylene-d12	23.706	264	80	0.400 ng	#-0.02	
System Monitoring Compounds						
4) 2-Fluorophenol	5.370	112	2575	0.196 ng	-0.01	
5) Phenol-d6	6.952	99	2419	0.140 ng	-0.02	
8) Nitrobenzene-d5	8.950	82	3312	0.290 ng	-0.02	
11) 2-Methylnaphthalene-d10	12.192	152	5360	0.258 ng	-0.03	
14) 2,4,6-Tribromophenol	15.945	330	742	0.569 ng	-0.02	
15) 2-Fluorobiphenyl	13.073	172	10321	0.732 ng	-0.02	
27) Fluoranthene-d10	19.234	212	4978	0.191 ng	-0.02	
31) Terphenyl-d14	19.833	244	7090	1.078 ng	-0.02	
Target Compounds						
2) 1,4-Dioxane	3.283	88	3930	0.672 ng	#	60
3) n-Nitrosodimethylamine	3.586	42	948	0.122 ng	#	69
6) bis(2-Chloroethyl)ether	7.212	93	4808	0.300 ng	#	88
9) Naphthalene	10.648	128	12172	0.295 ng		100
10) Hexachlorobutadiene	10.947	225	2034	0.289 ng	#	99
12) 2-Methylnaphthalene	12.268	142	6809	0.253 ng		98
16) Acenaphthylene	14.174	152	3188	0.204 ng		99
17) Acenaphthene	14.516	154	3893	0.350 ng		98
18) Fluorene	15.499	166	9372	0.696 ng	#	79
20) 4,6-Dinitro-2-methylph...	15.572	198	496	0.438 ng	#	1
21) 4-Bromophenyl-phenylether	16.391	248	2435	0.361 ng	#	89
22) Hexachlorobenzene	16.515	284	3120	0.382 ng		97
24) Pentachlorophenol	16.851	266	2618	0.934 ng		91
25) Phenanthrene	17.235	178	12213	0.359 ng		100
26) Anthracene	17.335	178	5577	0.189 ng		100
28) Fluoranthene	19.266	202	8095	0.216 ng		98
30) Pyrene	19.629	202	2468	0.189 ng		98
32) Benzo(a)anthracene	21.375	228	3656	0.317 ng		97
33) Chrysene	21.420	228	6744	0.540 ng		97
34) Bis(2-ethylhexyl)phtha...	21.304	149	3033	0.664 ng		99
36) Indeno(1,2,3-cd)pyrene	26.083	276	1016	2.779 ng	#	76
37) Benzo(b)fluoranthene	23.005	252	4538	13.154 ng	#	50
38) Benzo(k)fluoranthene	23.051	252	1889	5.442 ng	#	1
39) Benzo(a)pyrene	23.607	252	604	2.214 ng	#	1
40) Dibenzo(a,h)anthracene	26.098	278	2154	7.546 ng	#	49
41) Benzo(g,h,i)perylene	26.797	276	809	2.698 ng	#	34

(#) = qualifier out of range (m) = manual integration (+) = signals summed

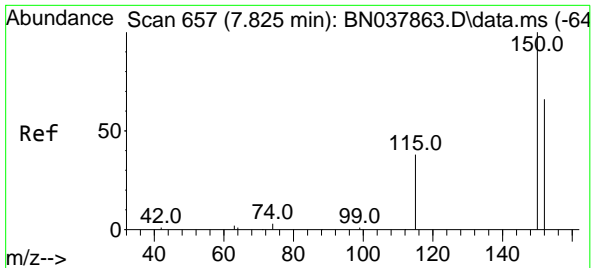
Data Path : Z:\svoasrv\HPCHEM1\BNA_N\Data\BN101325\
 Data File : BN038086.D
 Acq On : 14 Oct 2025 03:43
 Operator : RC/JU
 Sample : Q3298-06MS
 Misc :
 ALS Vial : 21 Sample Multiplier: 1

Instrument :
 BNA_N
ClientSampleId :
 BP-VPB-184-GW-740-742MS

Quant Time: Oct 14 04:13:18 2025
 Quant Method : Z:\svoasrv\HPCHEM1\BNA_N\Methods\8270-SIM-BN092325.M
 Quant Title : ASP BNA STANDARDS FOR 5 POINT CALIBRATION
 QLast Update : Wed Sep 24 11:00:01 2025
 Response via : Initial Calibration



- 1
- 2
- 3
- 4
- 5
- 6
- 7
- 8
- 9
- 10
- 11
- 12
- 13
- 14
- 15
- 16
- 17
- 18

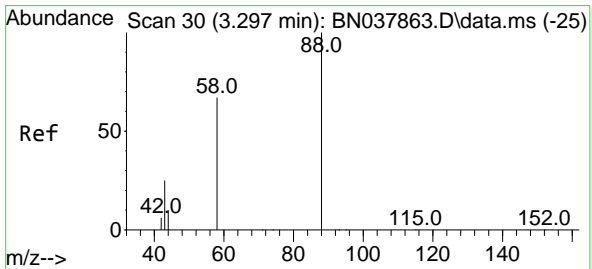
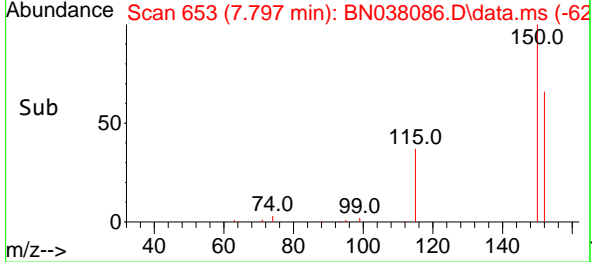
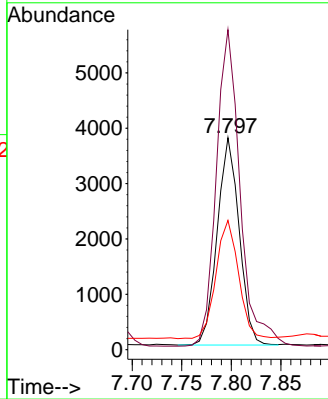
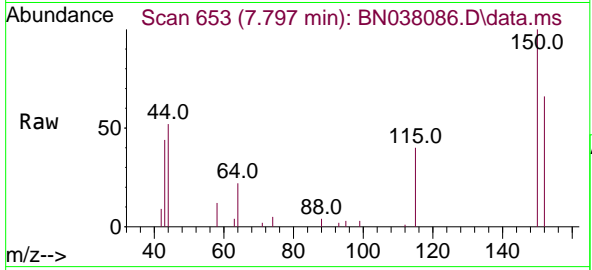


#1
 1,4-Dichlorobenzene-d4
 Concen: 0.400 ng
 RT: 7.797 min Scan# 61
 Delta R.T. -0.028 min
 Lab File: BN038086.D
 Acq: 14 Oct 2025 03:43

Instrument : BNA_N
 ClientSampleId : BP-VPB-184-GW-740-742MS

Tgt Ion: 152 Resp: 5765

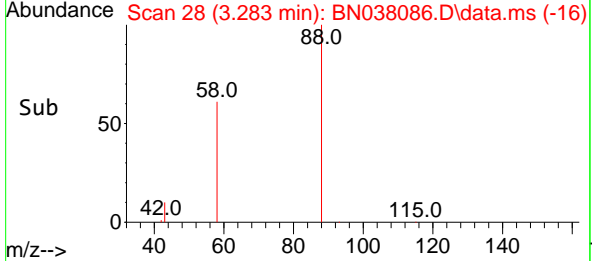
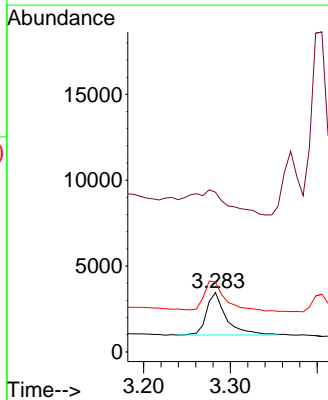
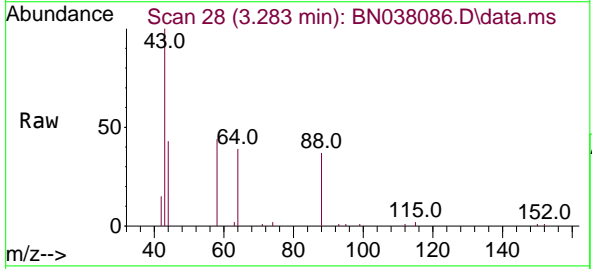
Ion	Ratio	Lower	Upper
152	100		
150	151.0	121.0	181.4
115	61.0	47.4	71.0

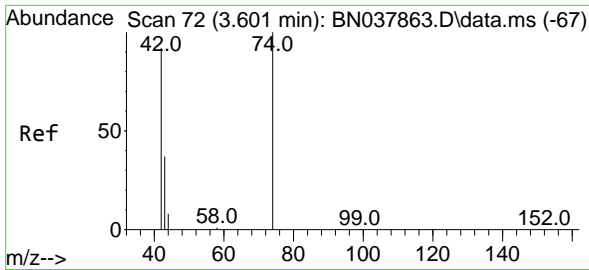


#2
 1,4-Dioxane
 Concen: 0.672 ng
 RT: 3.283 min Scan# 28
 Delta R.T. -0.014 min
 Lab File: BN038086.D
 Acq: 14 Oct 2025 03:43

Tgt Ion: 88 Resp: 3930

Ion	Ratio	Lower	Upper
88	100		
43	101.2	26.6	39.8#
58	76.4	58.9	88.3



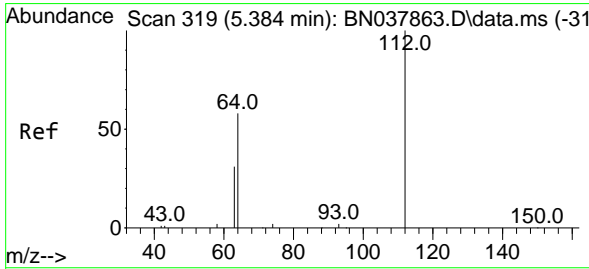
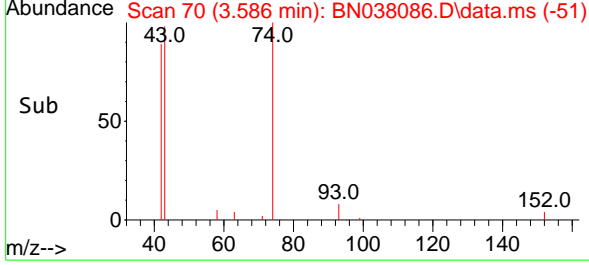
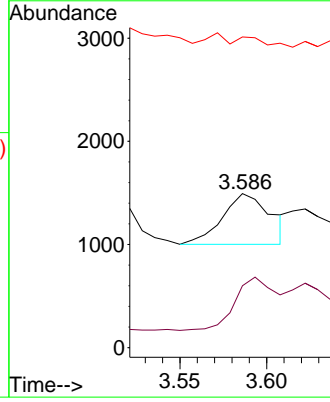
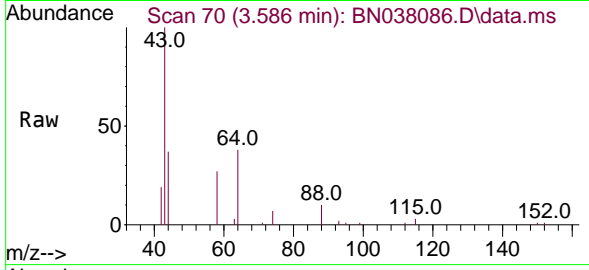


#3
 n-Nitrosodimethylamine
 Concen: 0.122 ng
 RT: 3.586 min Scan# 70
 Delta R.T. -0.014 min
 Lab File: BN038086.D
 Acq: 14 Oct 2025 03:43

Instrument :
 BNA_N
 ClientSampleId :
 BP-VPB-184-GW-740-742MS

Tgt Ion: 42 Resp: 948

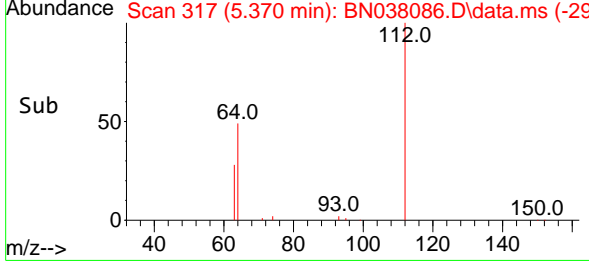
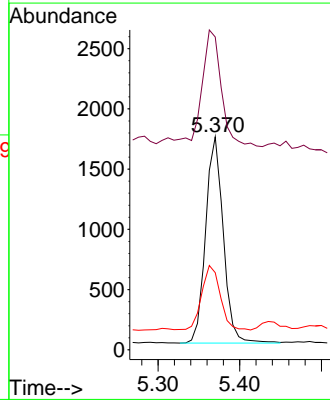
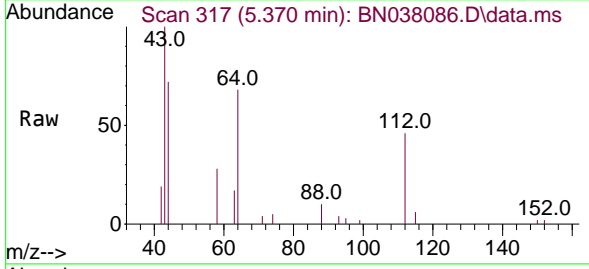
Ion	Ratio	Lower	Upper
42	100		
74	88.6	93.4	140.0#
44	0.0	22.2	33.4#

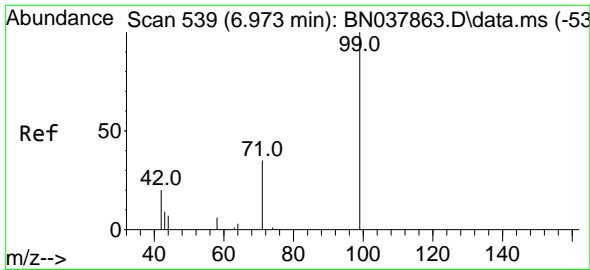


#4
 2-Fluorophenol
 Concen: 0.196 ng
 RT: 5.370 min Scan# 317
 Delta R.T. -0.014 min
 Lab File: BN038086.D
 Acq: 14 Oct 2025 03:43

Tgt Ion: 112 Resp: 2575

Ion	Ratio	Lower	Upper
112	100		
64	61.5	44.6	66.8
63	32.6	24.9	37.3

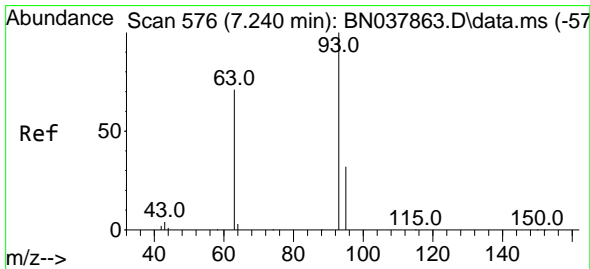
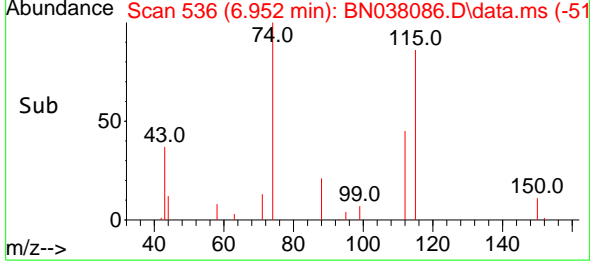
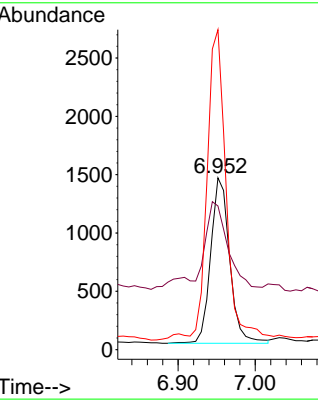
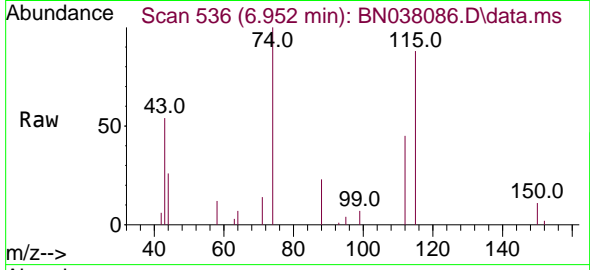




#5
 Phenol-d6
 Concen: 0.140 ng
 RT: 6.952 min Scan# 531
 Delta R.T. -0.022 min
 Lab File: BN038086.D
 Acq: 14 Oct 2025 03:43

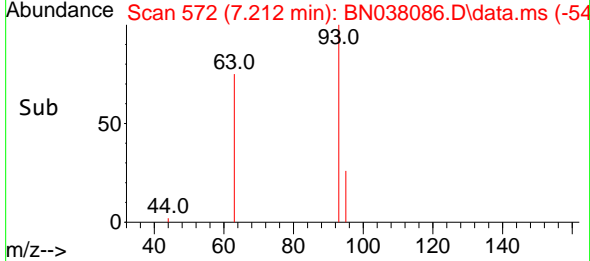
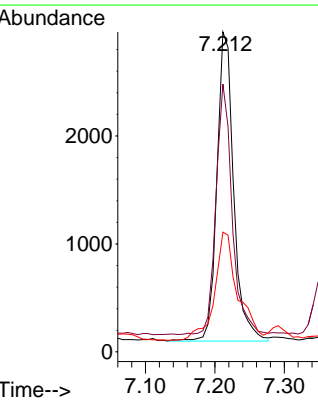
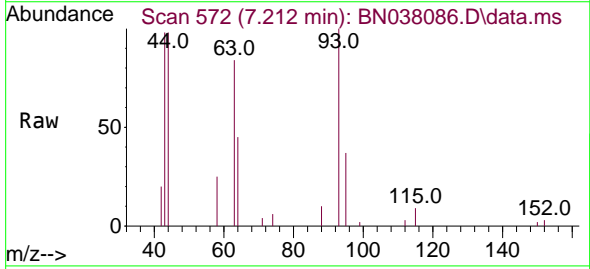
Instrument :
 BNA_N
ClientSampleId :
 BP-VPB-184-GW-740-742MS

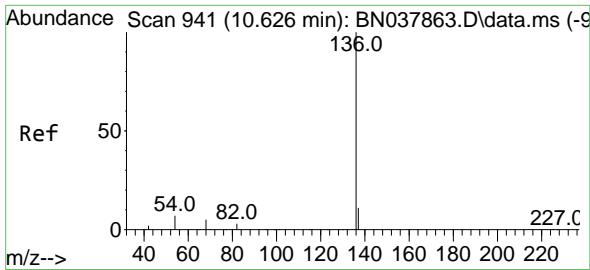
Tgt Ion	Resp	Ion Ratio	Lower	Upper
99	2419	100		
42		66.6	17.2	25.8#
71		183.7	27.3	40.9#



#6
 bis(2-Chloroethyl)ether
 Concen: 0.300 ng
 RT: 7.212 min Scan# 572
 Delta R.T. -0.029 min
 Lab File: BN038086.D
 Acq: 14 Oct 2025 03:43

Tgt Ion	Resp	Ion Ratio	Lower	Upper
93	4808	100		
63		79.2	60.1	90.1
95		48.3	25.4	38.2#

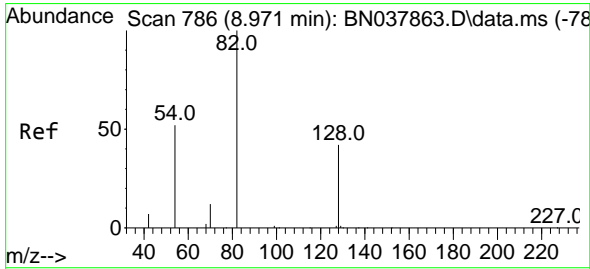
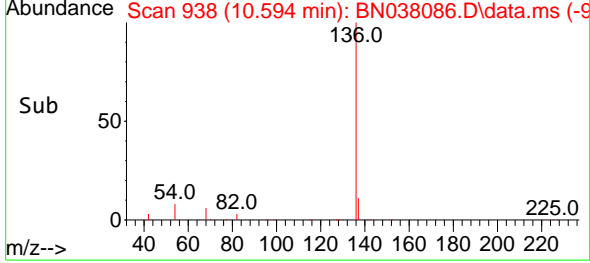
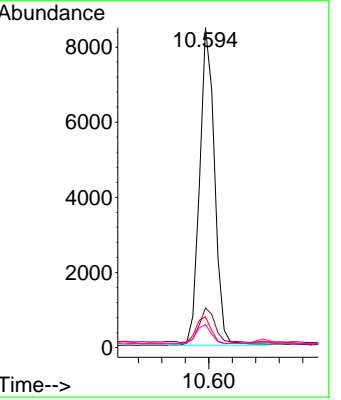
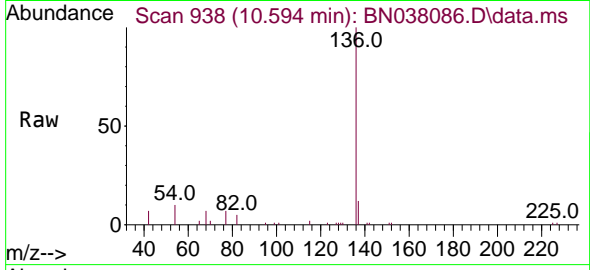




#7
 Naphthalene-d8
 Concen: 0.400 ng
 RT: 10.594 min Scan# 911
 Delta R.T. -0.032 min
 Lab File: BN038086.D
 Acq: 14 Oct 2025 03:43

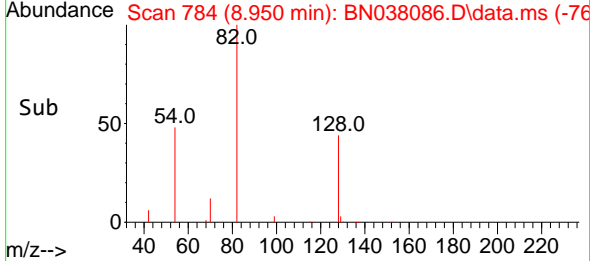
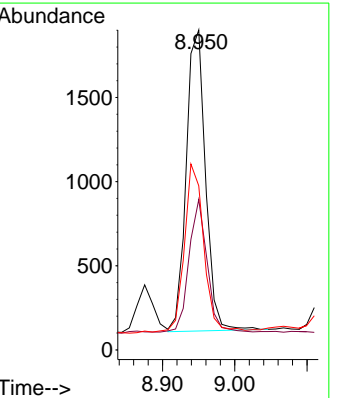
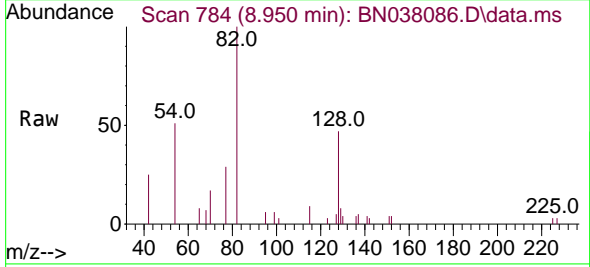
Instrument : BNA_N
 ClientSampleId : BP-VPB-184-GW-740-742MS

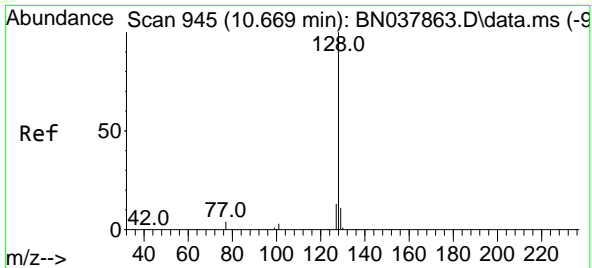
Tgt Ion	Resp	Lower	Upper
136	14968		
136	100		
137	12.4	9.0	13.4
54	9.6	5.8	8.8#
68	7.2	4.3	6.5#



#8
 Nitrobenzene-d5
 Concen: 0.290 ng
 RT: 8.950 min Scan# 784
 Delta R.T. -0.021 min
 Lab File: BN038086.D
 Acq: 14 Oct 2025 03:43

Tgt Ion	Resp	Lower	Upper
82	3312		
82	100		
128	47.0	34.8	52.2
54	51.3	42.2	63.2



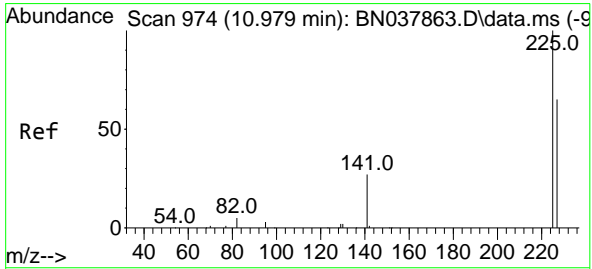
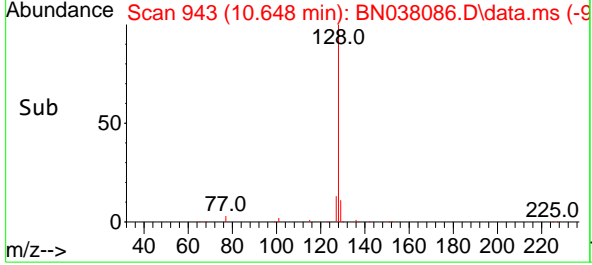
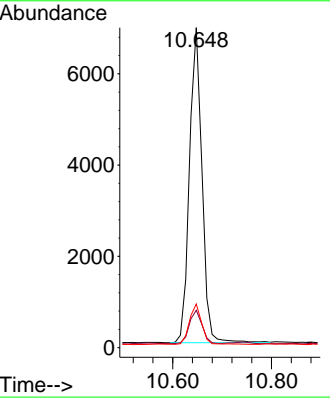
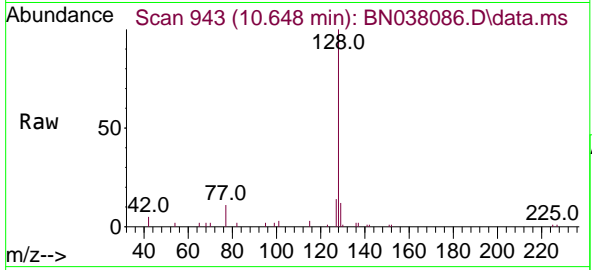


#9
Naphthalene
 Concen: 0.295 ng
 RT: 10.648 min Scan# 94
 Delta R.T. -0.021 min
 Lab File: BN038086.D
 Acq: 14 Oct 2025 03:43

Instrument :
 BNA_N
ClientSampleId :
 BP-VPB-184-GW-740-742MS

Tgt Ion:128 Resp: 12172

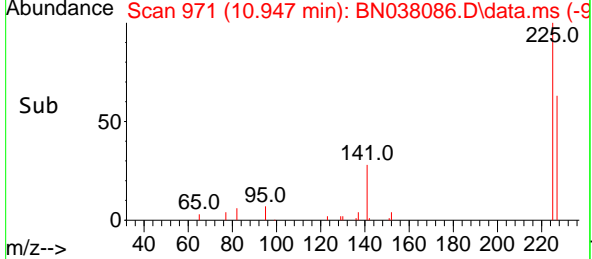
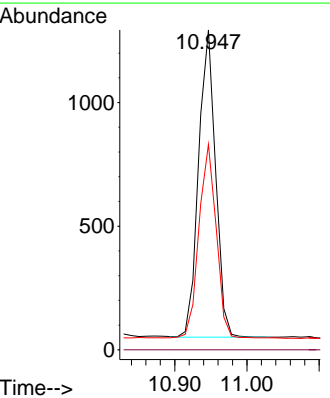
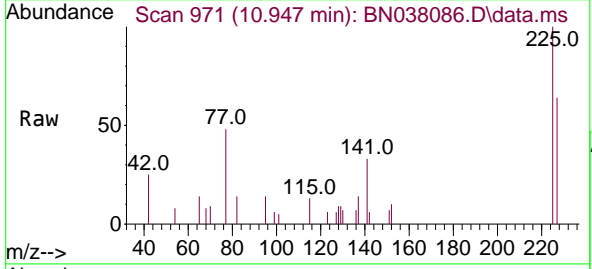
Ion	Ratio	Lower	Upper
128	100		
129	11.7	9.2	13.8
127	13.6	11.0	16.6

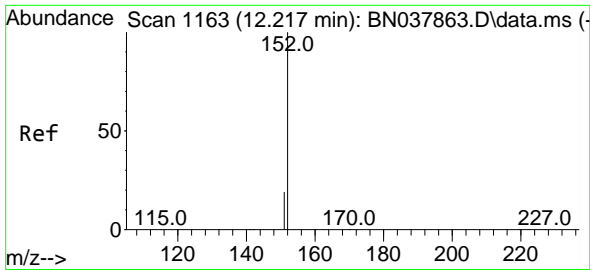


#10
Hexachlorobutadiene
 Concen: 0.289 ng
 RT: 10.947 min Scan# 971
 Delta R.T. -0.032 min
 Lab File: BN038086.D
 Acq: 14 Oct 2025 03:43

Tgt Ion:225 Resp: 2034

Ion	Ratio	Lower	Upper
225	100		
223	0.0	0.0	0.0
227	64.9	51.4	77.2

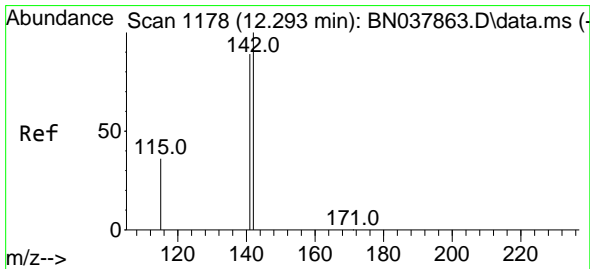
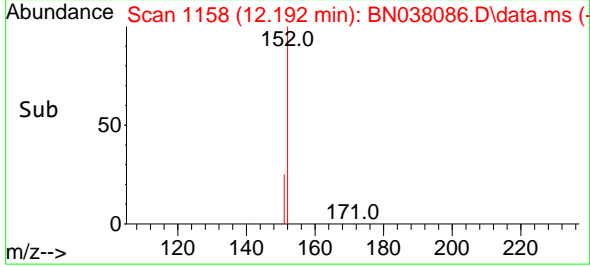
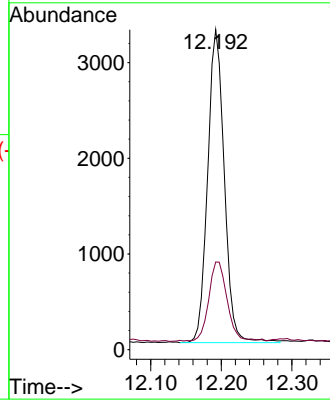
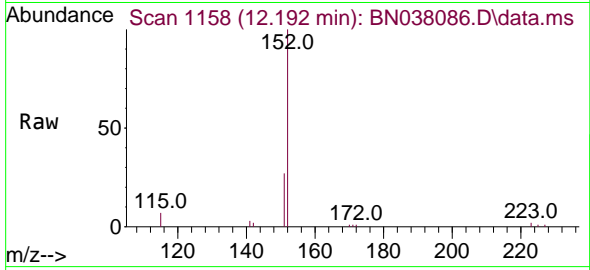




#11
 2-Methylnaphthalene-d10
 Concen: 0.258 ng
 RT: 12.192 min Scan# 1118
 Delta R.T. -0.025 min
 Lab File: BN038086.D
 Acq: 14 Oct 2025 03:43

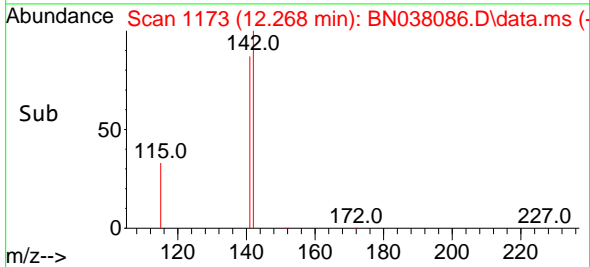
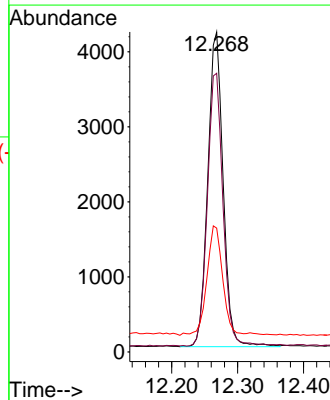
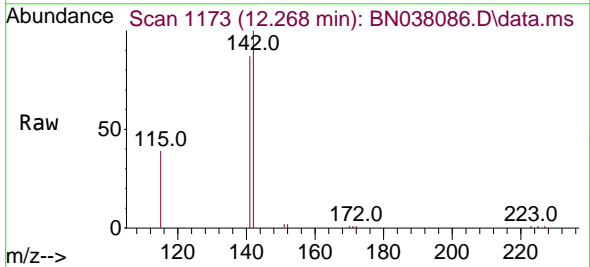
Instrument :
 BNA_N
 ClientSampleId :
 BP-VPB-184-GW-740-742MS

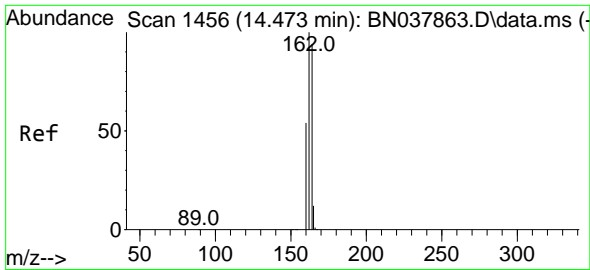
Tgt Ion:152 Resp: 5360
 Ion Ratio Lower Upper
 152 100
 151 27.8 17.4 26.2#



#12
 2-Methylnaphthalene
 Concen: 0.253 ng
 RT: 12.268 min Scan# 1173
 Delta R.T. -0.025 min
 Lab File: BN038086.D
 Acq: 14 Oct 2025 03:43

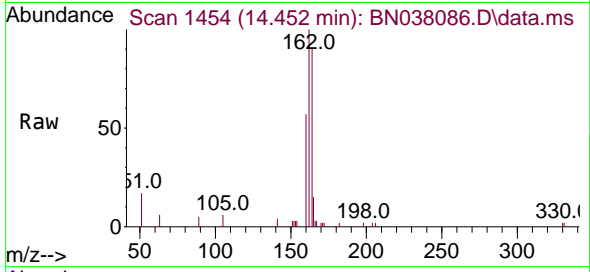
Tgt Ion:142 Resp: 6809
 Ion Ratio Lower Upper
 142 100
 141 87.1 71.2 106.8
 115 38.7 29.7 44.5





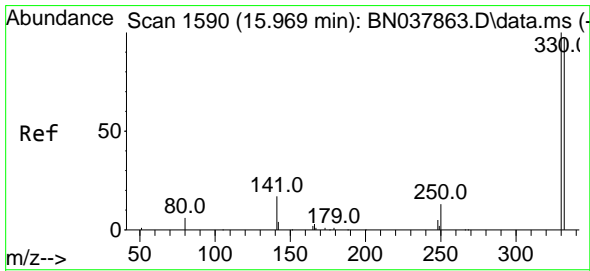
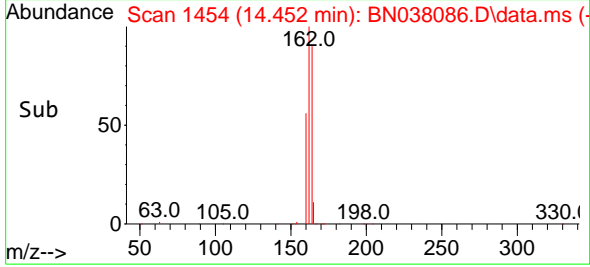
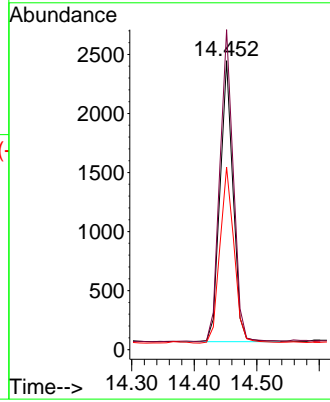
#13
 Acenaphthene-d10
 Concen: 0.400 ng
 RT: 14.452 min Scan# 14
 Delta R.T. -0.021 min
 Lab File: BN038086.D
 Acq: 14 Oct 2025 03:43

Instrument :
 BNA_N
 ClientSampleId :
 BP-VPB-184-GW-740-742MS



Tgt Ion:164 Resp: 3442

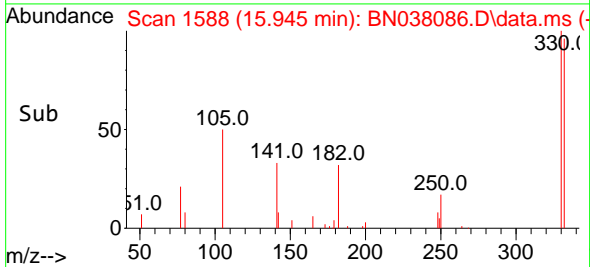
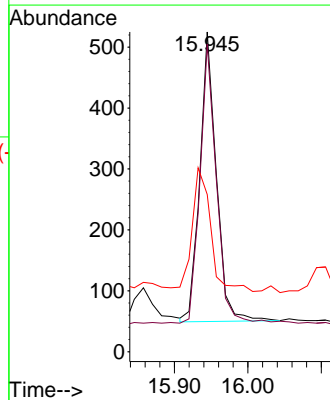
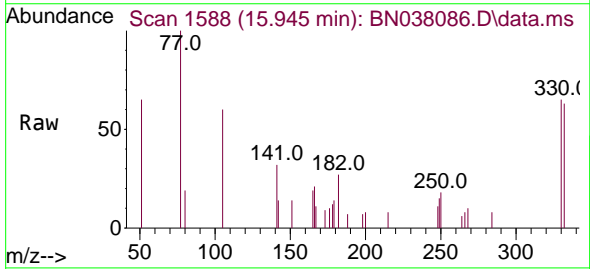
Ion	Ratio	Lower	Upper
164	100		
162	110.8	84.8	127.2
160	63.2	46.1	69.1



#14
 2,4,6-Tribromophenol
 Concen: 0.569 ng
 RT: 15.945 min Scan# 1588
 Delta R.T. -0.024 min
 Lab File: BN038086.D
 Acq: 14 Oct 2025 03:43

Tgt Ion:330 Resp: 742

Ion	Ratio	Lower	Upper
330	100		
332	96.1	77.2	115.8
141	49.3	37.2	55.8

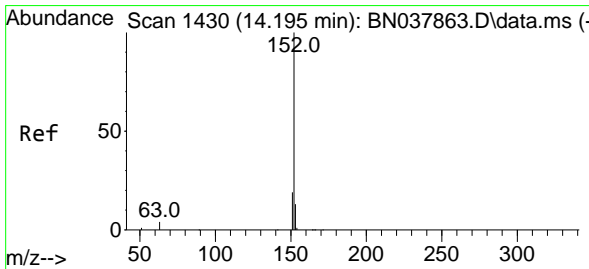
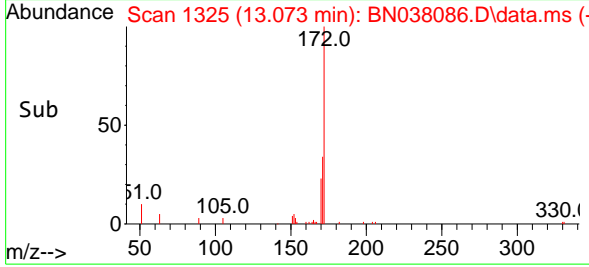
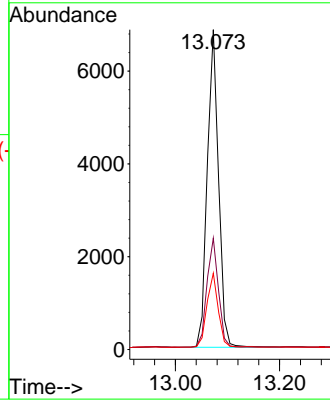
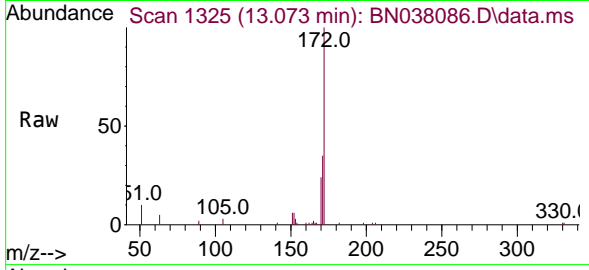




#15
 2-Fluorobiphenyl
 Concen: 0.732 ng
 RT: 13.073 min Scan# 11
 Delta R.T. -0.021 min
 Lab File: BN038086.D
 Acq: 14 Oct 2025 03:43

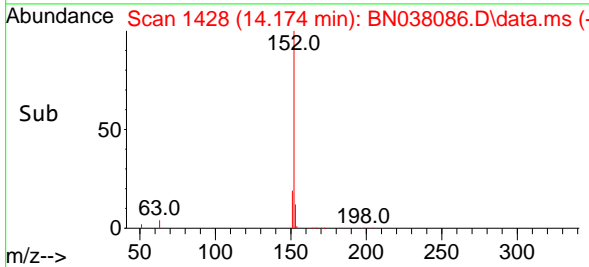
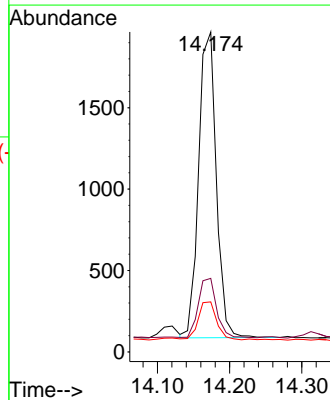
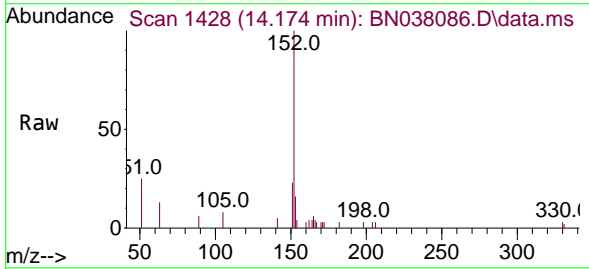
Instrument :
 BNA_N
 ClientSampleId :
 BP-VPB-184-GW-740-742MS

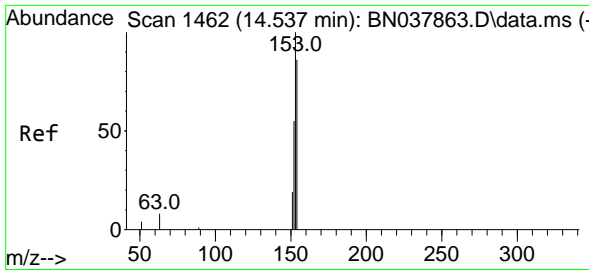
Tgt Ion	Resp	Lower	Upper
172	10321		
171	34.8	28.6	43.0
170	23.9	19.7	29.5



#16
 Acenaphthylene
 Concen: 0.204 ng
 RT: 14.174 min Scan# 1428
 Delta R.T. -0.021 min
 Lab File: BN038086.D
 Acq: 14 Oct 2025 03:43

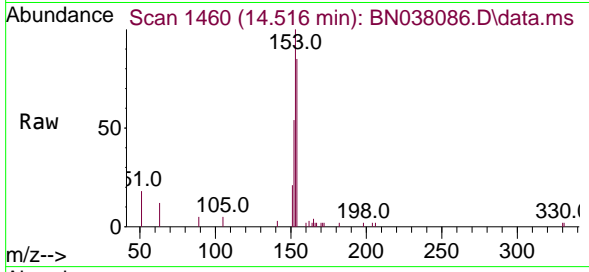
Tgt Ion	Resp	Lower	Upper
152	3188		
151	20.0	15.8	23.8
153	13.8	10.5	15.7



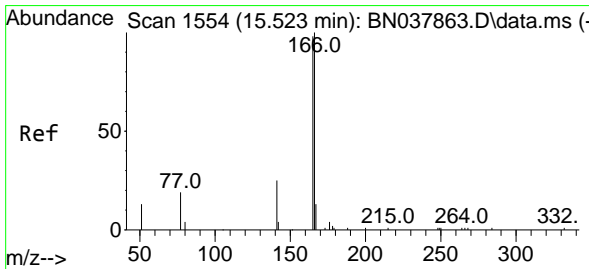
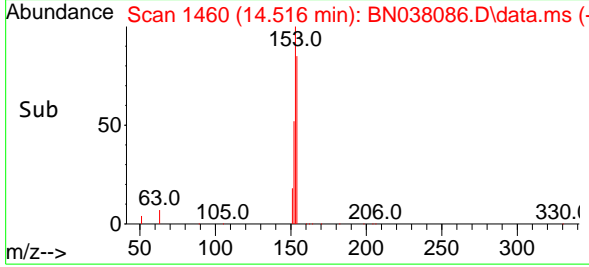
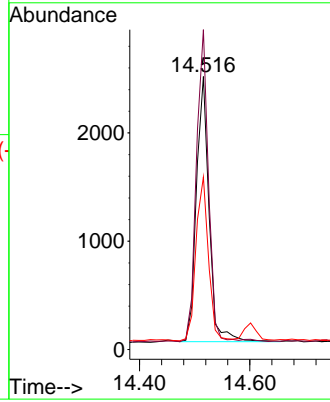


#17
 Acenaphthene
 Concen: 0.350 ng
 RT: 14.516 min Scan# 1460
 Delta R.T. -0.021 min
 Lab File: BN038086.D
 Acq: 14 Oct 2025 03:43

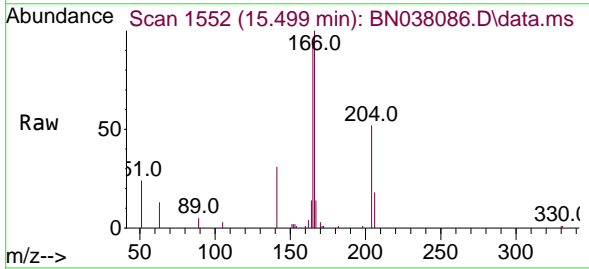
Instrument :
 BNA_N
 ClientSampleId :
 BP-VPB-184-GW-740-742MS



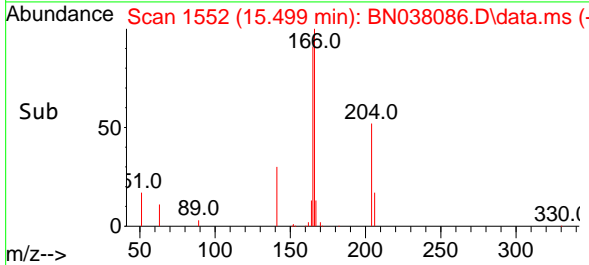
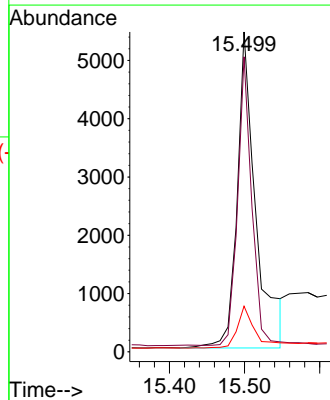
Tgt Ion:154 Resp: 3893
 Ion Ratio Lower Upper
 154 100
 153 112.7 90.5 135.7
 152 60.8 51.8 77.8

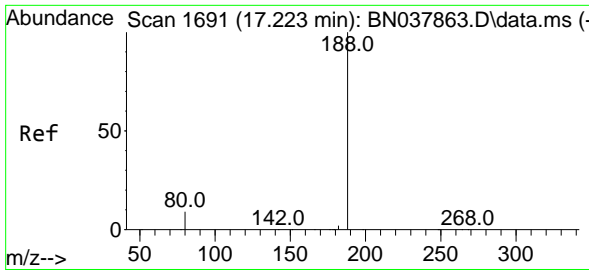


#18
 Fluorene
 Concen: 0.696 ng
 RT: 15.499 min Scan# 1552
 Delta R.T. -0.023 min
 Lab File: BN038086.D
 Acq: 14 Oct 2025 03:43



Tgt Ion:166 Resp: 9372
 Ion Ratio Lower Upper
 166 100
 165 75.2 79.0 118.4#
 167 14.1 10.6 16.0



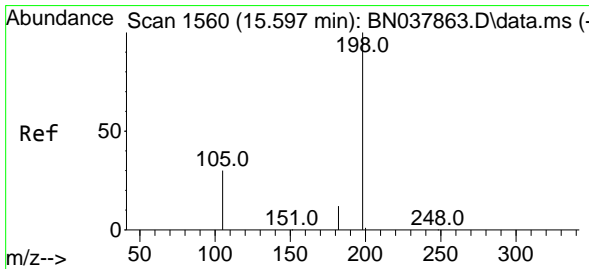
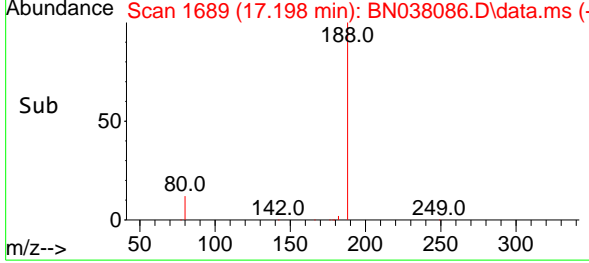
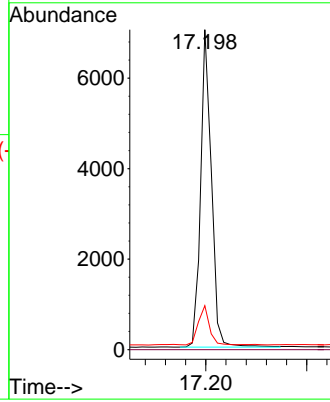
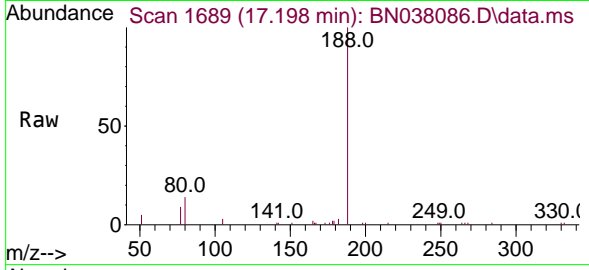


#19
 Phenanthrene-d10
 Concen: 0.400 ng
 RT: 17.198 min Scan# 1689
 Delta R.T. -0.025 min
 Lab File: BN038086.D
 Acq: 14 Oct 2025 03:43

Instrument :
 BNA_N
 ClientSampleId :
 BP-VPB-184-GW-740-742MS

Tgt Ion:188 Resp: 10343

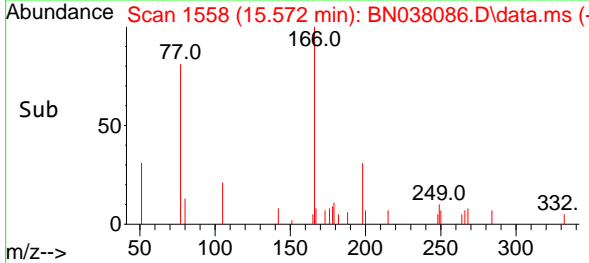
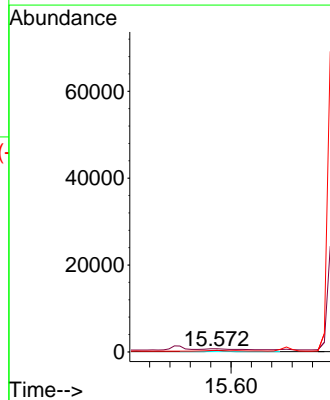
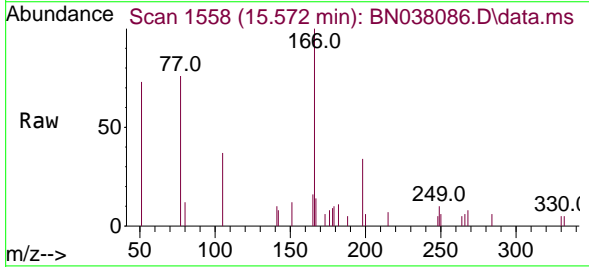
Ion	Ratio	Lower	Upper
188	100		
94	0.0	0.0	0.0
80	13.7	7.6	11.4#

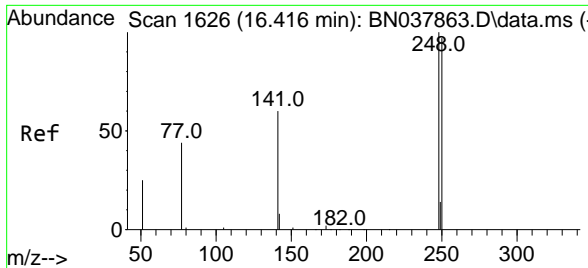


#20
 4,6-Dinitro-2-methylphenol
 Concen: 0.438 ng
 RT: 15.572 min Scan# 1558
 Delta R.T. -0.025 min
 Lab File: BN038086.D
 Acq: 14 Oct 2025 03:43

Tgt Ion:198 Resp: 496

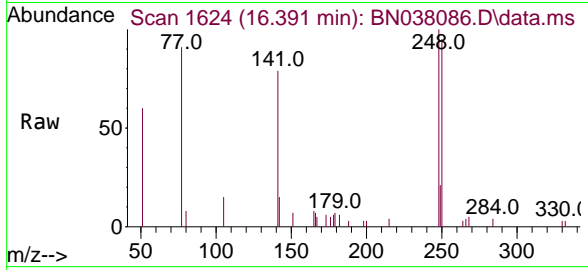
Ion	Ratio	Lower	Upper
198	100		
51	213.1	59.1	88.7#
105	107.3	41.3	61.9#





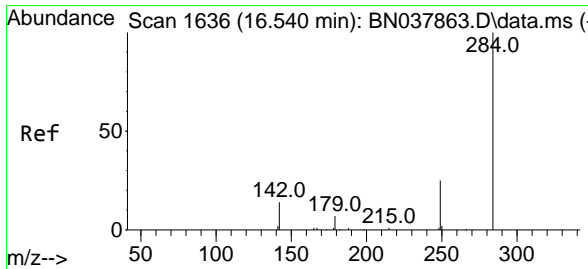
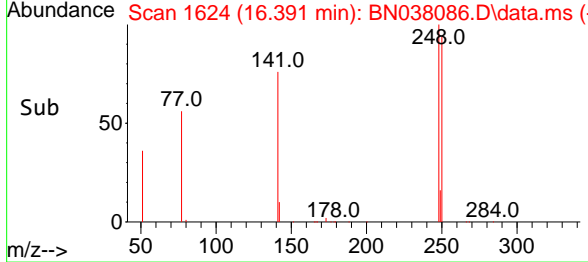
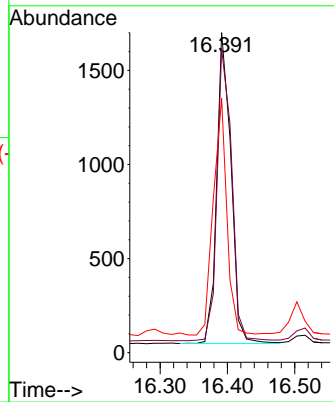
#21
 4-Bromophenyl-phenylether
 Concen: 0.361 ng
 RT: 16.391 min Scan# 1624
 Delta R.T. -0.025 min
 Lab File: BN038086.D
 Acq: 14 Oct 2025 03:43

Instrument :
 BNA_N
 ClientSampleId :
 BP-VPB-184-GW-740-742MS



Tgt Ion: 248 Resp: 2435

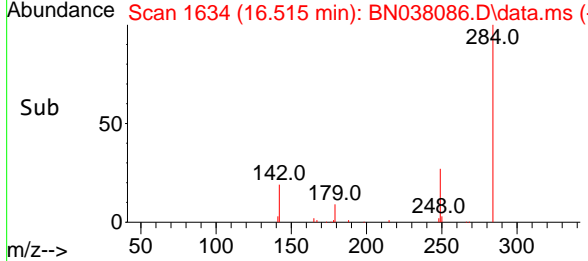
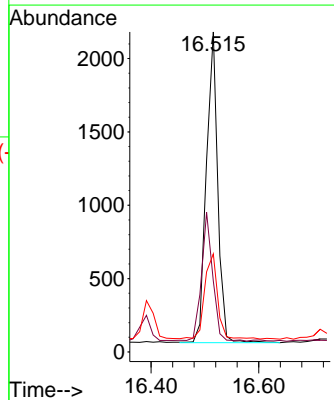
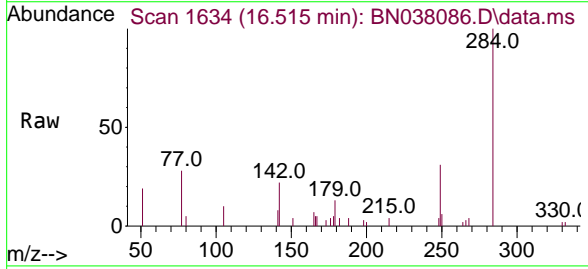
Ion	Ratio	Lower	Upper
248	100		
250	95.0	77.6	116.4
141	79.4	48.8	73.2#

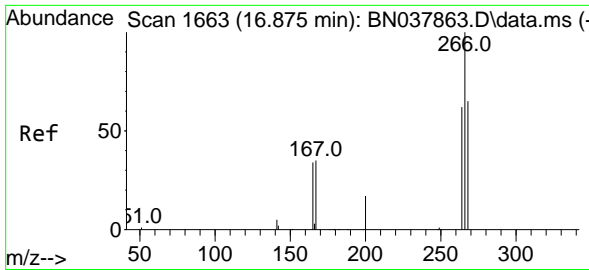


#22
 Hexachlorobenzene
 Concen: 0.382 ng
 RT: 16.515 min Scan# 1634
 Delta R.T. -0.025 min
 Lab File: BN038086.D
 Acq: 14 Oct 2025 03:43

Tgt Ion: 284 Resp: 3120

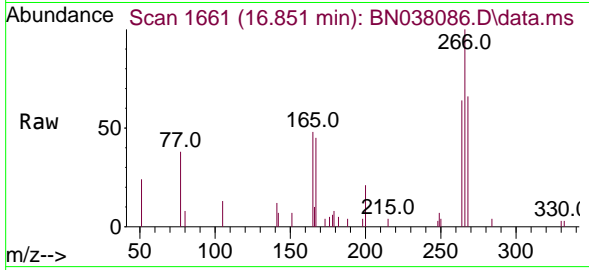
Ion	Ratio	Lower	Upper
284	100		
142	40.7	30.9	46.3
249	30.6	23.9	35.9





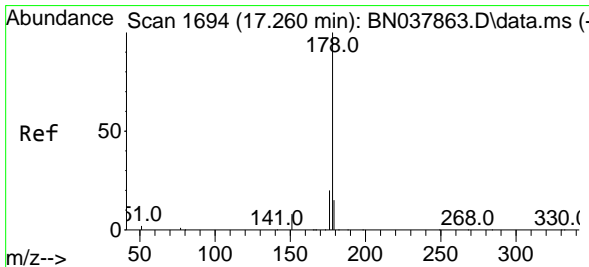
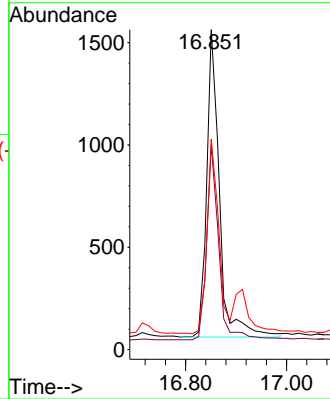
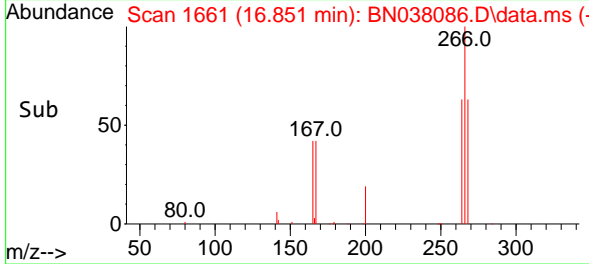
#24
 Pentachlorophenol
 Concen: 0.934 ng
 RT: 16.851 min Scan# 1661
 Delta R.T. -0.024 min
 Lab File: BN038086.D
 Acq: 14 Oct 2025 03:43

Instrument :
 BNA_N
 ClientSampleId :
 BP-VPB-184-GW-740-742MS

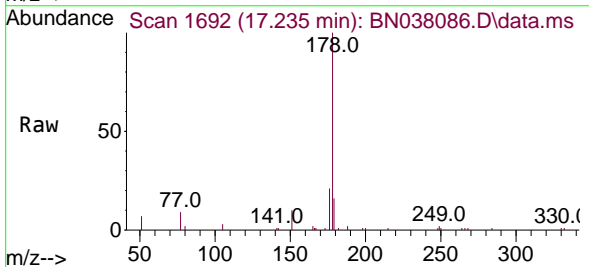


Tgt Ion: 266 Resp: 2618

Ion	Ratio	Lower	Upper
266	100		
264	59.7	50.9	76.3
268	58.0	54.3	81.5

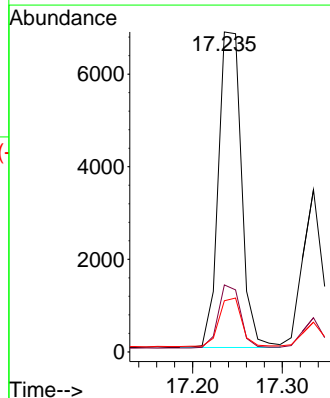
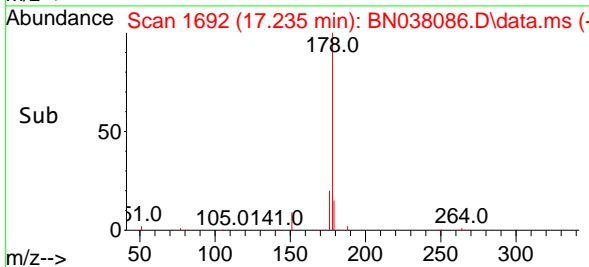


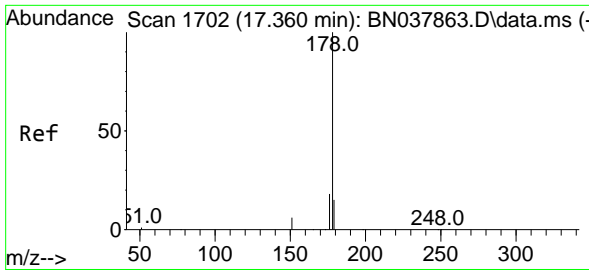
#25
 Phenanthrene
 Concen: 0.359 ng
 RT: 17.235 min Scan# 1692
 Delta R.T. -0.025 min
 Lab File: BN038086.D
 Acq: 14 Oct 2025 03:43



Tgt Ion: 178 Resp: 12213

Ion	Ratio	Lower	Upper
178	100		
176	19.4	15.7	23.5
179	15.6	12.3	18.5

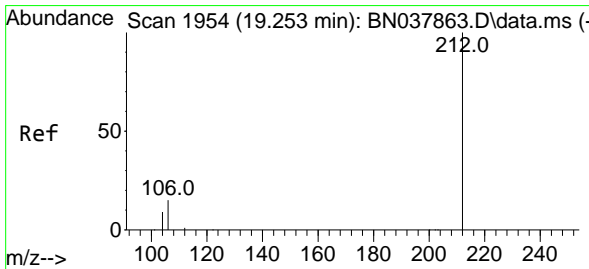
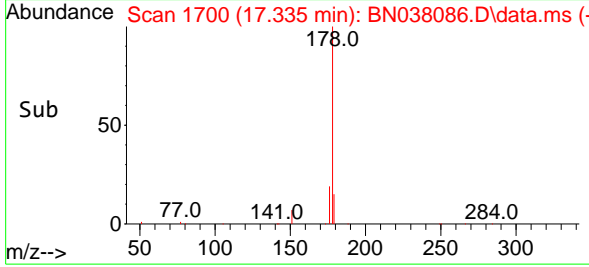
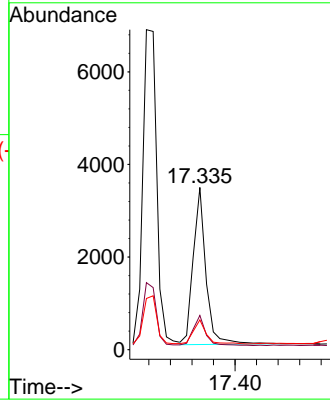
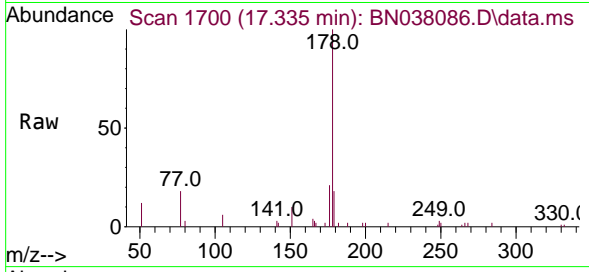




#26
 Anthracene
 Concen: 0.189 ng
 RT: 17.335 min Scan# 11
 Delta R.T. -0.025 min
 Lab File: BN038086.D
 Acq: 14 Oct 2025 03:43

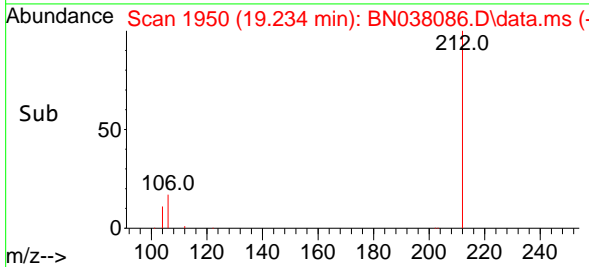
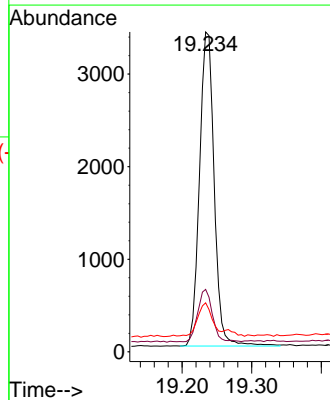
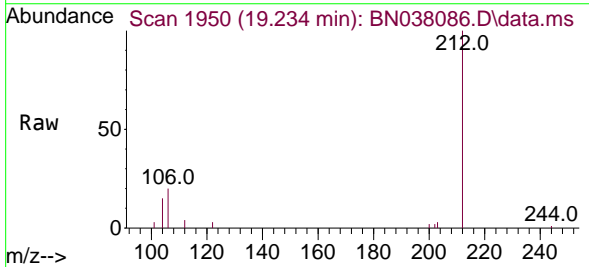
Instrument :
 BNA_N
 ClientSampleId :
 BP-VPB-184-GW-740-742MS

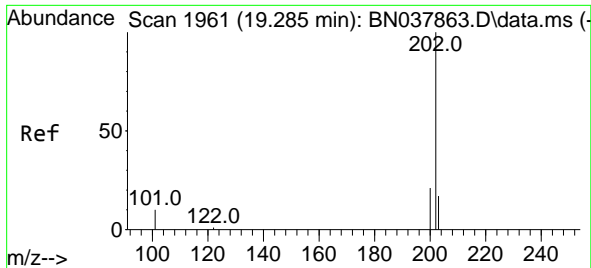
Tgt Ion	Resp	Lower	Upper
178	100		
176	18.6	15.0	22.4
179	15.2	12.3	18.5



#27
 Fluoranthene-d10
 Concen: 0.191 ng
 RT: 19.234 min Scan# 1950
 Delta R.T. -0.019 min
 Lab File: BN038086.D
 Acq: 14 Oct 2025 03:43

Tgt Ion	Resp	Lower	Upper
212	100		
106	16.4	12.6	19.0
104	10.1	7.4	11.0

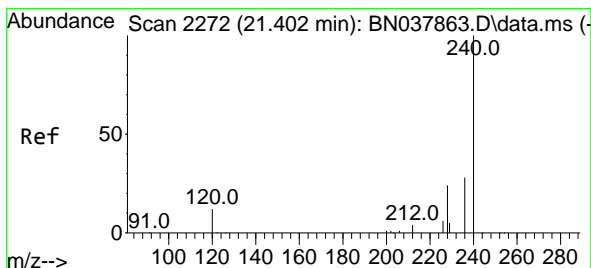
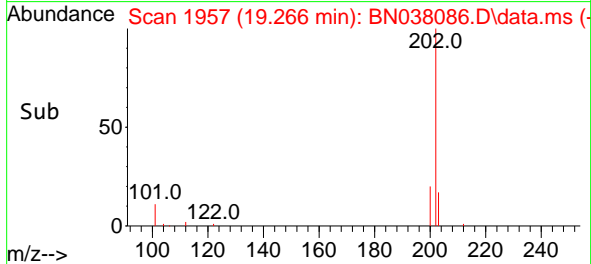
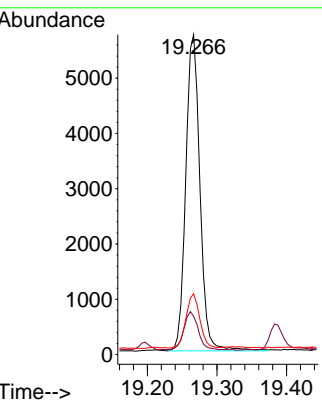
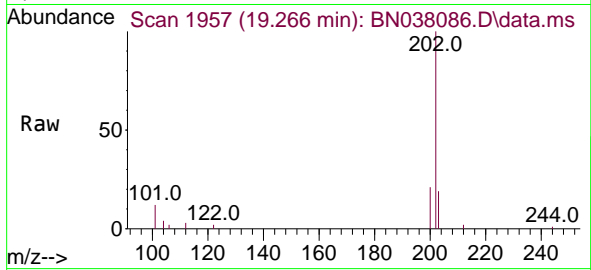




#28
 Fluoranthene
 Concen: 0.216 ng
 RT: 19.266 min Scan# 19
 Delta R.T. -0.019 min
 Lab File: BN038086.D
 Acq: 14 Oct 2025 03:43


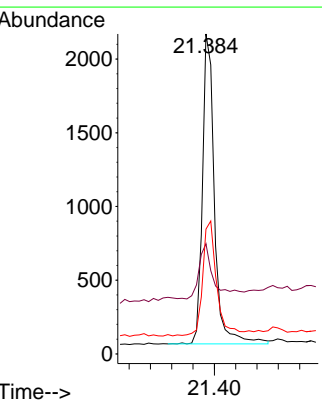
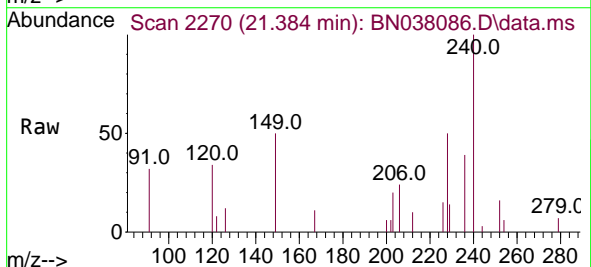
Instrument :
 BNA_N
 ClientSampleId :
 BP-VPB-184-GW-740-742MS

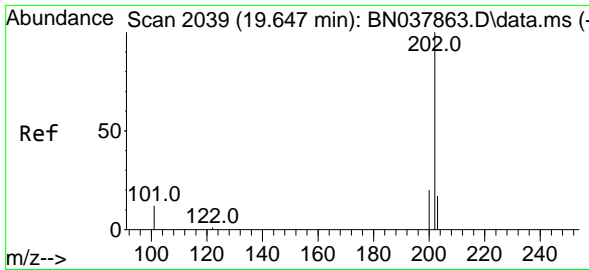
Tgt Ion	Resp	Lower	Upper
202	100		
101	12.8	9.3	13.9
203	16.7	13.6	20.4



#29
 Chrysene-d12
 Concen: 0.400 ng
 RT: 21.384 min Scan# 2270
 Delta R.T. -0.018 min
 Lab File: BN038086.D
 Acq: 14 Oct 2025 03:43

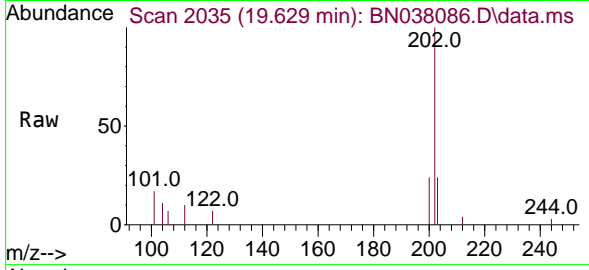
Tgt Ion	Resp	Lower	Upper
240	100		
120	34.5	11.4	17.2#
236	39.0	23.0	34.6#





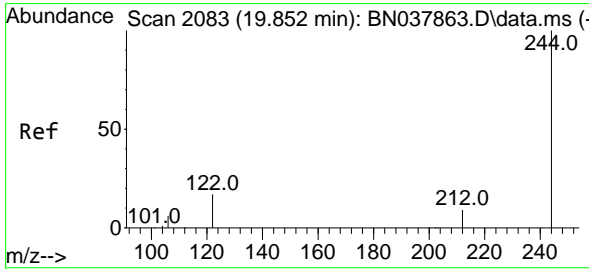
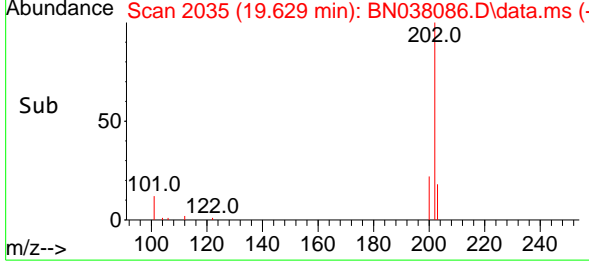
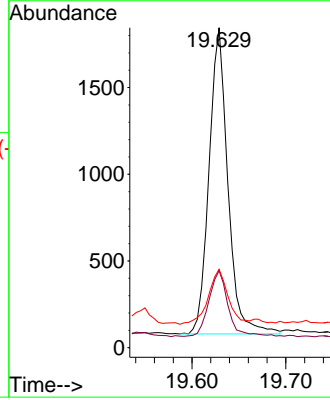
#30
 Pyrene
 Concen: 0.189 ng
 RT: 19.629 min Scan# 2079
 Delta R.T. -0.019 min
 Lab File: BN038086.D
 Acq: 14 Oct 2025 03:43

Instrument :
 BNA_N
 ClientSampleId :
 BP-VPB-184-GW-740-742MS



Tgt Ion: 202 Resp: 2468

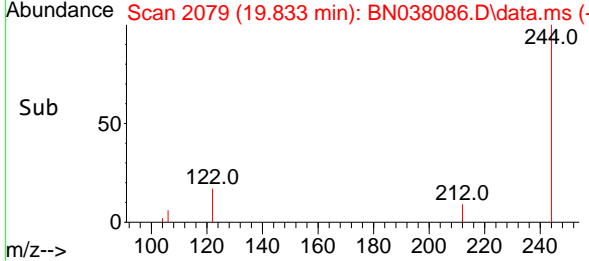
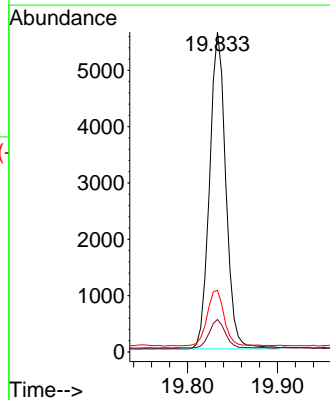
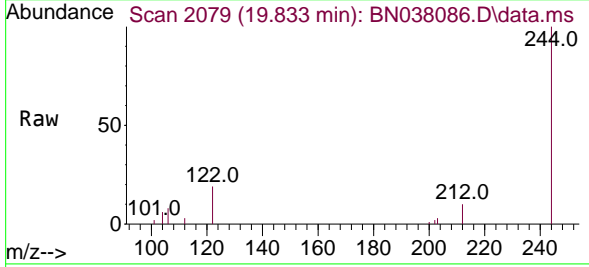
Ion	Ratio	Lower	Upper
202	100		
200	21.8	16.7	25.1
203	18.9	14.2	21.4




#31
 Terphenyl-d14
 Concen: 1.078 ng
 RT: 19.833 min Scan# 2079
 Delta R.T. -0.019 min
 Lab File: BN038086.D
 Acq: 14 Oct 2025 03:43

Tgt Ion: 244 Resp: 7090

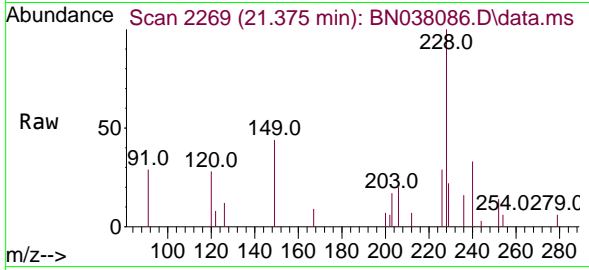
Ion	Ratio	Lower	Upper
244	100		
212	10.2	7.6	11.4
122	19.2	13.9	20.9





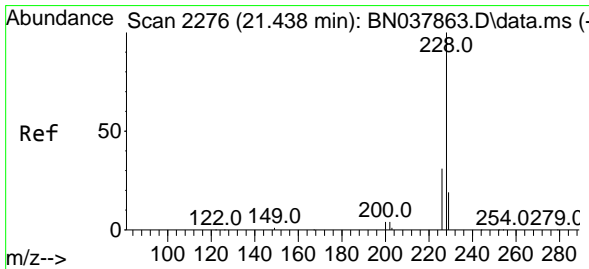
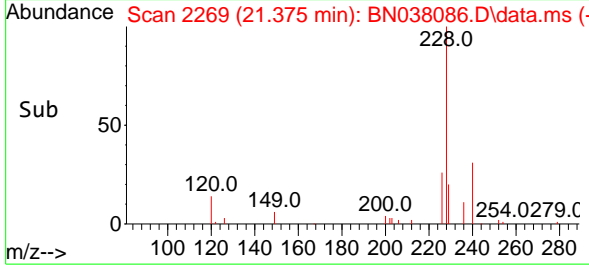
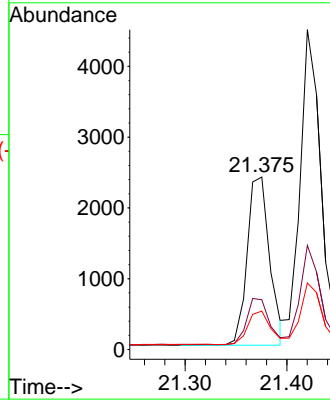
#32
 Benzo(a)anthracene
 Concen: 0.317 ng
 RT: 21.375 min Scan# 21
 Delta R.T. -0.009 min
 Lab File: BN038086.D
 Acq: 14 Oct 2025 03:43

Instrument :
 BNA_N
 ClientSampleId :
 BP-VPB-184-GW-740-742MS



Tgt Ion: 228 Resp: 3656


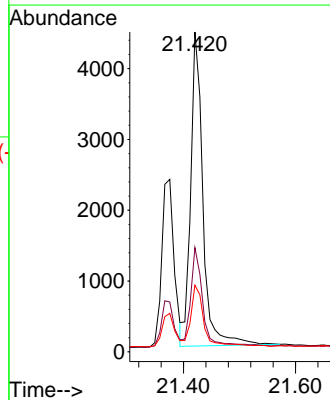
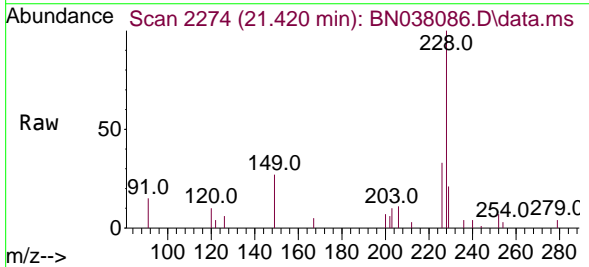
Ion	Ratio	Lower	Upper
228	100		
226	28.9	22.6	33.8
229	22.2	15.6	23.4

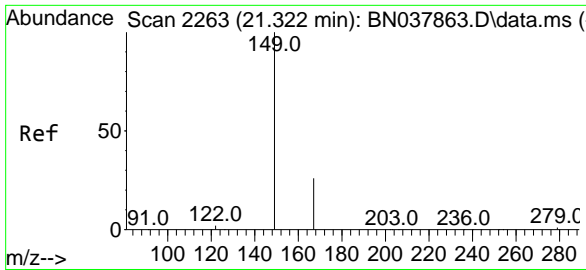


#33
 Chrysene
 Concen: 0.540 ng
 RT: 21.420 min Scan# 2274
 Delta R.T. -0.018 min
 Lab File: BN038086.D
 Acq: 14 Oct 2025 03:43

Tgt Ion: 228 Resp: 6744

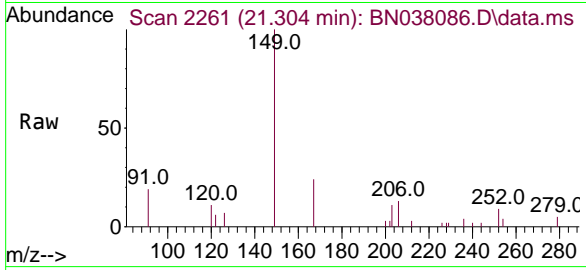
Ion	Ratio	Lower	Upper
228	100		
226	32.6	24.6	37.0
229	20.8	15.6	23.4





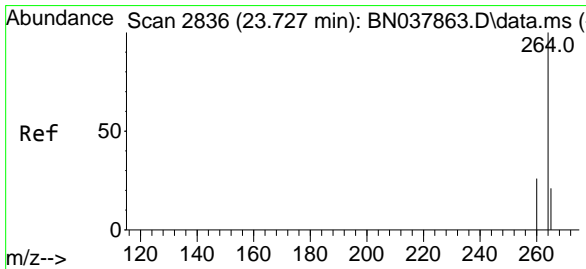
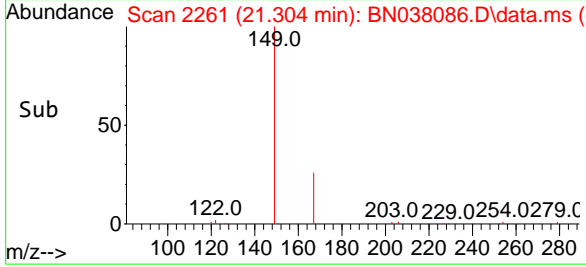
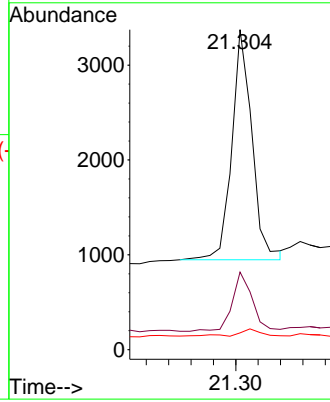
#34
 Bis(2-ethylhexyl)phthalate
 Concen: 0.664 ng
 RT: 21.304 min Scan# 21
 Delta R.T. -0.018 min
 Lab File: BN038086.D
 Acq: 14 Oct 2025 03:43

Instrument :
 BNA_N
 ClientSampleId :
 BP-VPB-184-GW-740-742MS



Tgt Ion:149 Resp: 3033

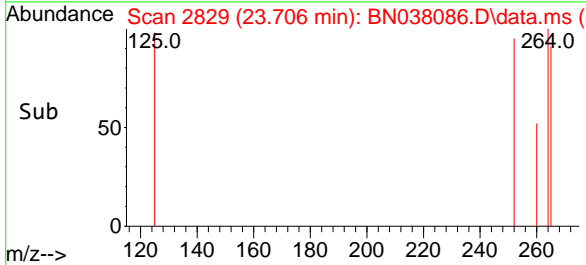
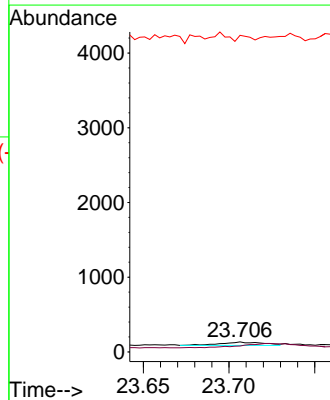
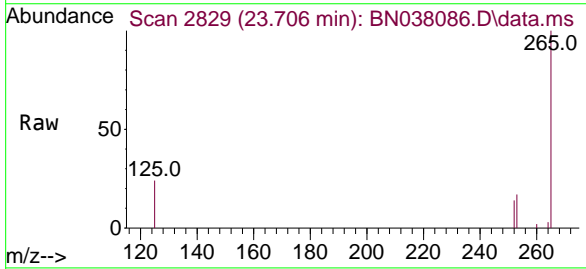
Ion	Ratio	Lower	Upper
149	100		
167	25.8	20.4	30.6
279	3.4	2.4	3.6

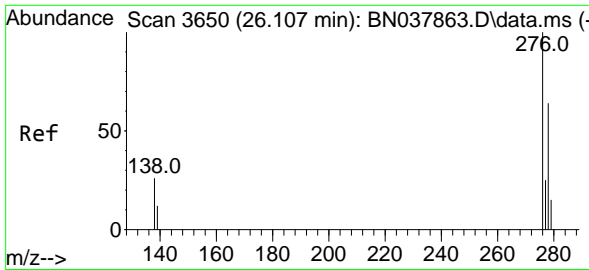


#35
 Perylene-d12
 Concen: 0.400 ng
 RT: 23.706 min Scan# 2829
 Delta R.T. -0.020 min
 Lab File: BN038086.D
 Acq: 14 Oct 2025 03:43

Tgt Ion:264 Resp: 80

Ion	Ratio	Lower	Upper
264	100		
260	58.2	21.5	32.3#
265	3161.9	53.8	80.6#

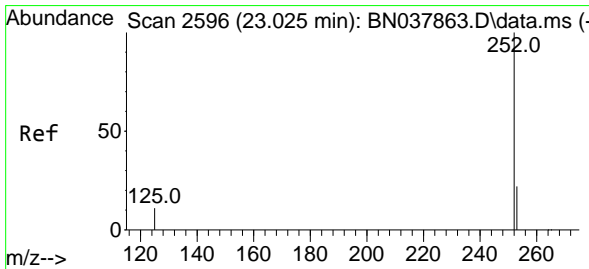
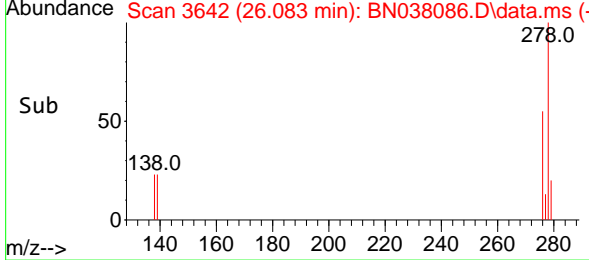
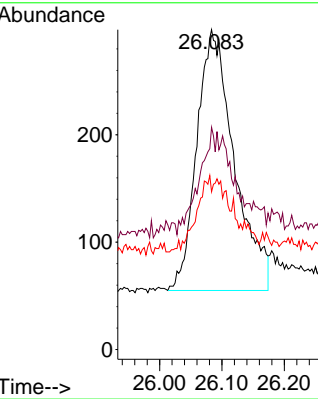
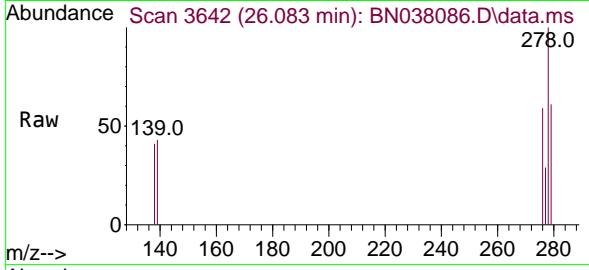




#36
 Indeno(1,2,3-cd)pyrene
 Concen: 2.779 ng
 RT: 26.083 min Scan# 3642
 Delta R.T. -0.023 min
 Lab File: BN038086.D
 Acq: 14 Oct 2025 03:43

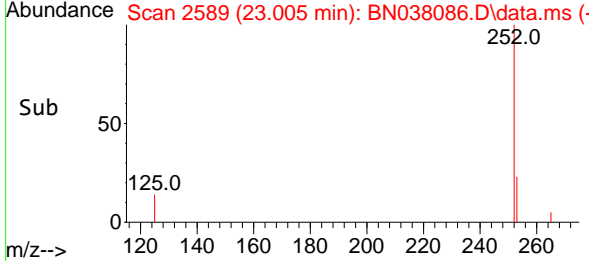
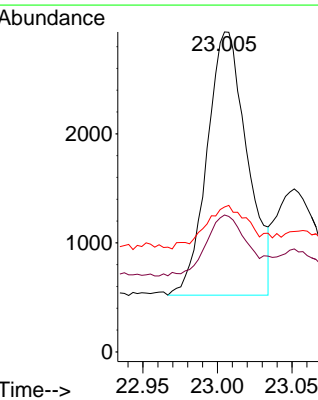
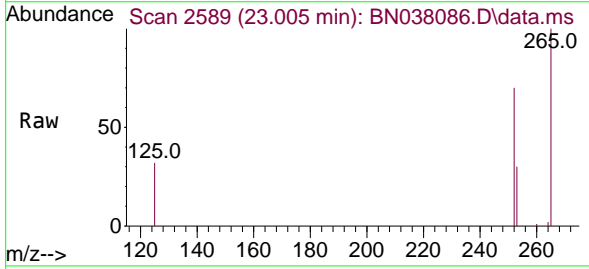
Instrument :
 BNA_N
 ClientSampleId :
 BP-VPB-184-GW-740-742MS

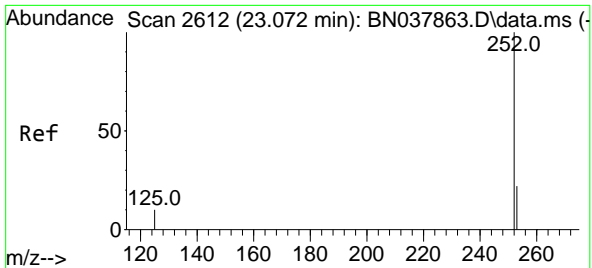
Tgt Ion	Resp	Lower	Upper
276	1016		
138	17.3	21.4	32.0#
277	10.6	20.3	30.5#



#37
 Benzo(b)fluoranthene
 Concen: 13.154 ng
 RT: 23.005 min Scan# 2589
 Delta R.T. -0.020 min
 Lab File: BN038086.D
 Acq: 14 Oct 2025 03:43

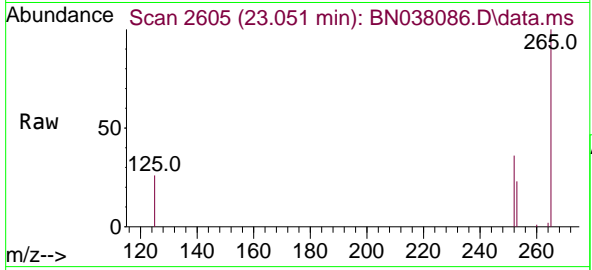
Tgt Ion	Resp	Lower	Upper
252	4538		
253	42.8	19.4	29.0#
125	45.3	13.0	19.4#





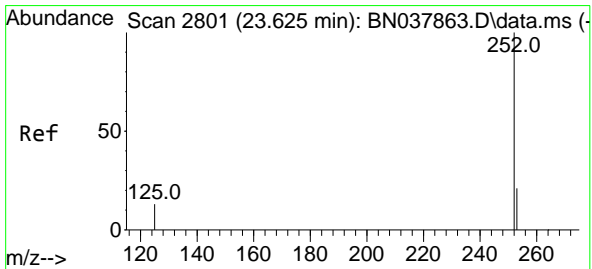
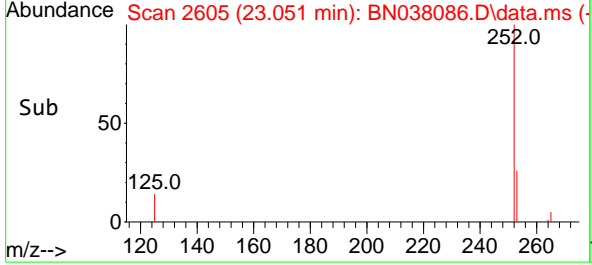
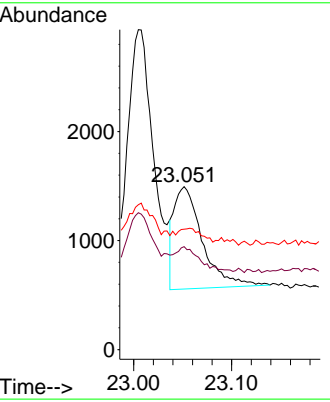
#38
 Benzo(k)fluoranthene
 Concen: 5.442 ng
 RT: 23.051 min Scan# 20
 Delta R.T. -0.021 min
 Lab File: BN038086.D
 Acq: 14 Oct 2025 03:43

Instrument :
 BNA_N
ClientSampleId :
 BP-VPB-184-GW-740-742MS



Tgt Ion:252 Resp: 1889

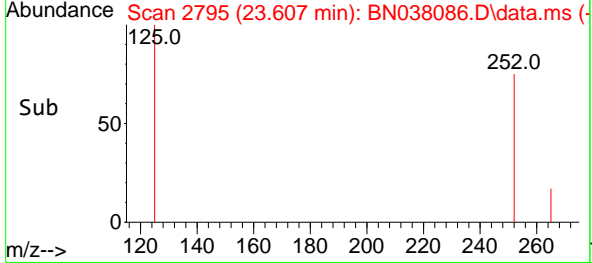
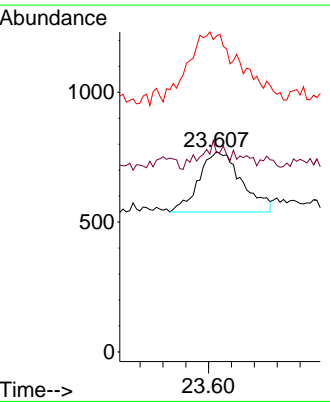
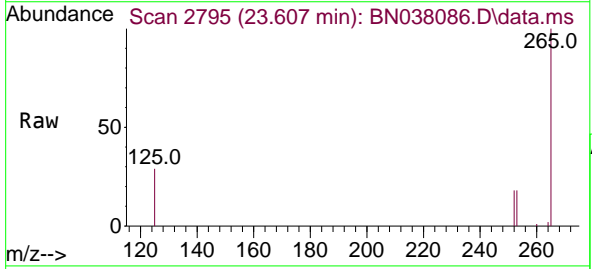
Ion	Ratio	Lower	Upper
252	100		
253	63.3	19.5	29.3#
125	73.9	13.0	19.4#

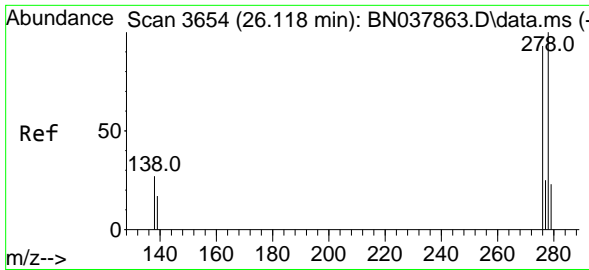


#39
 Benzo(a)pyrene
 Concen: 2.214 ng
 RT: 23.607 min Scan# 2795
 Delta R.T. -0.018 min
 Lab File: BN038086.D
 Acq: 14 Oct 2025 03:43

Tgt Ion:252 Resp: 604

Ion	Ratio	Lower	Upper
252	100		
253	99.4	20.6	30.8#
125	157.6	16.7	25.1#



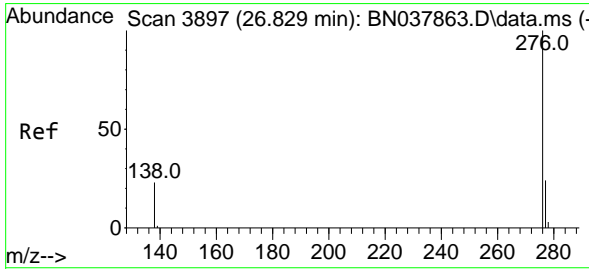
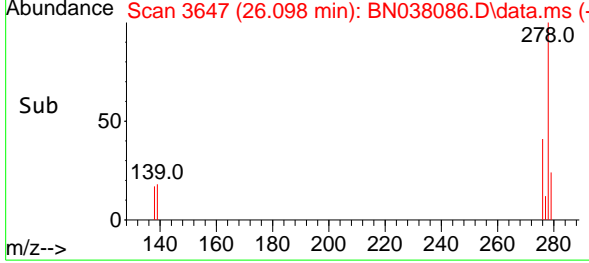
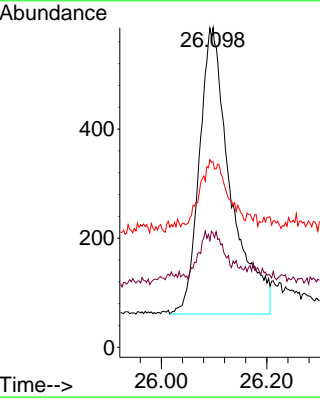
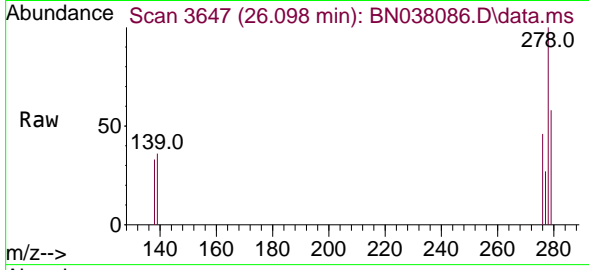


#40
Dibenzo(a,h)anthracene
 Concen: 7.546 ng
 RT: 26.098 min Scan# 30
 Delta R.T. -0.020 min
 Lab File: BN038086.D
 Acq: 14 Oct 2025 03:43

Instrument :
 BNA_N
ClientSampleId :
 BP-VPB-184-GW-740-742MS

Tgt Ion:278 Resp: 2154

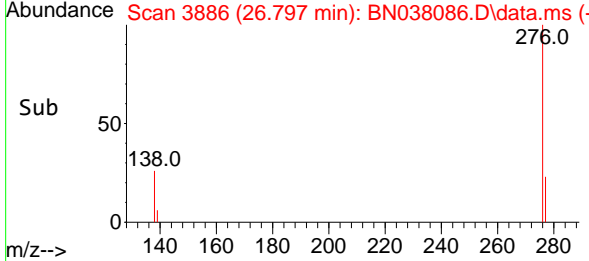
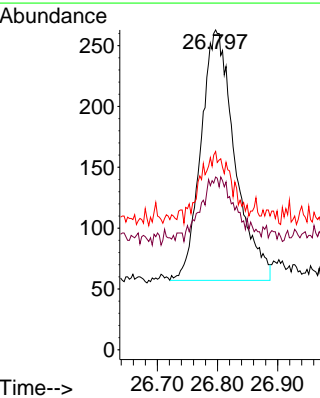
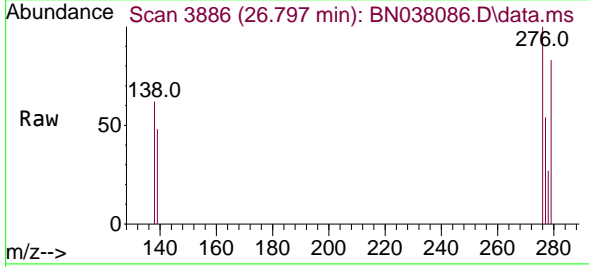
Ion	Ratio	Lower	Upper
278	100		
139	35.7	15.4	23.2#
279	58.0	20.8	31.2#



#41
Benzo(g,h,i)perylene
 Concen: 2.698 ng
 RT: 26.797 min Scan# 3886
 Delta R.T. -0.032 min
 Lab File: BN038086.D
 Acq: 14 Oct 2025 03:43

Tgt Ion:276 Resp: 809

Ion	Ratio	Lower	Upper
276	100		
277	54.0	20.2	30.4#
138	62.0	19.8	29.8#



Report of Analysis

Client: Tetra Tech NUS, Inc.	Date Collected: 10/06/25
Project: NWIRP Bethpage 112G08005-WE13	Date Received: 10/06/25
Client Sample ID: BP-VPB-184-GW-740-742MSD	SDG No.: Q3298
Lab Sample ID: Q3298-07MSD	Matrix: Water
Analytical Method: SW8270ESIM Level: LOW	% Solid: 0
Sample Wt/Vol: 360 mL Final Vol: 1000 uL	Test: SVOC-SIMGroup1
Prep Method:	Prep Date: 10/08/25

CAS Number	Parameter	Conc.	Qua.	DF	MDL	LOD	LOQ / CRQL	Units	Date Ana.	Prep BatchID
TARGETS										
123-91-1	1,4-Dioxane	1.90		1	0.18	0.56	0.56	ug/L	10/14/25 04:19	PB170022
SURROGATES										
7297-45-2	2-Methylnaphthalene-d10	0.26			30 - 150		65%	SPK: 0.4		
93951-69-0	Fluoranthene-d10	0.14			30 - 150		36%	SPK: 0.4		
4165-60-0	Nitrobenzene-d5	0.32			55 - 111		79%	SPK: 0.4		
321-60-8	2-Fluorobiphenyl	0.87	*		53 - 106		218%	SPK: 0.4		
1718-51-0	Terphenyl-d14	2.21	*		58 - 132		553%	SPK: 0.4		
INTERNAL STANDARDS										
		Area								
3855-82-1	1,4-Dichlorobenzene-d4	6050								
1146-65-2	Naphthalene-d8	15900								
15067-26-2	Acenaphthene-d10	3280								
1517-22-2	Phenanthrene-d10	9260								
1719-03-5	Chrysene-d12	1400								
1520-96-3	Perylene-d12	59.0								

U = Not Detected

LOQ = Limit of Quantitation

MDL = Method Detection Limit

LOD = Limit of Detection

E = Value Exceeds Calibration Range

Q = indicates LCS control criteria did not meet requirements

M = MS/MSD acceptance criteria did not meet requirements

J = Estimated Value

B = Analyte Found in Associated Method Blank

N = Presumptive Evidence of a Compound

* = Values outside of QC limits

D = Dilution

() = Laboratory InHouse Limit

A = Aldol-Condensation Reaction Products

Data Path : Z:\svoasrv\HPCHEM1\BNA_N\Data\BN101325\
 Data File : BN038087.D
 Acq On : 14 Oct 2025 04:19
 Operator : RC/JU
 Sample : Q3298-07MSD
 Misc :
 ALS Vial : 22 Sample Multiplier: 1

Instrument :
 BNA_N
 ClientSampleId :
 BP-VPB-184-GW-740-742MSD

Quant Time: Oct 14 04:44:06 2025
 Quant Method : Z:\svoasrv\HPCHEM1\BNA_N\Methods\8270-SIM-BN092325.M
 Quant Title : ASP BNA STANDARDS FOR 5 POINT CALIBRATION
 QLast Update : Wed Sep 24 11:00:01 2025
 Response via : Initial Calibration

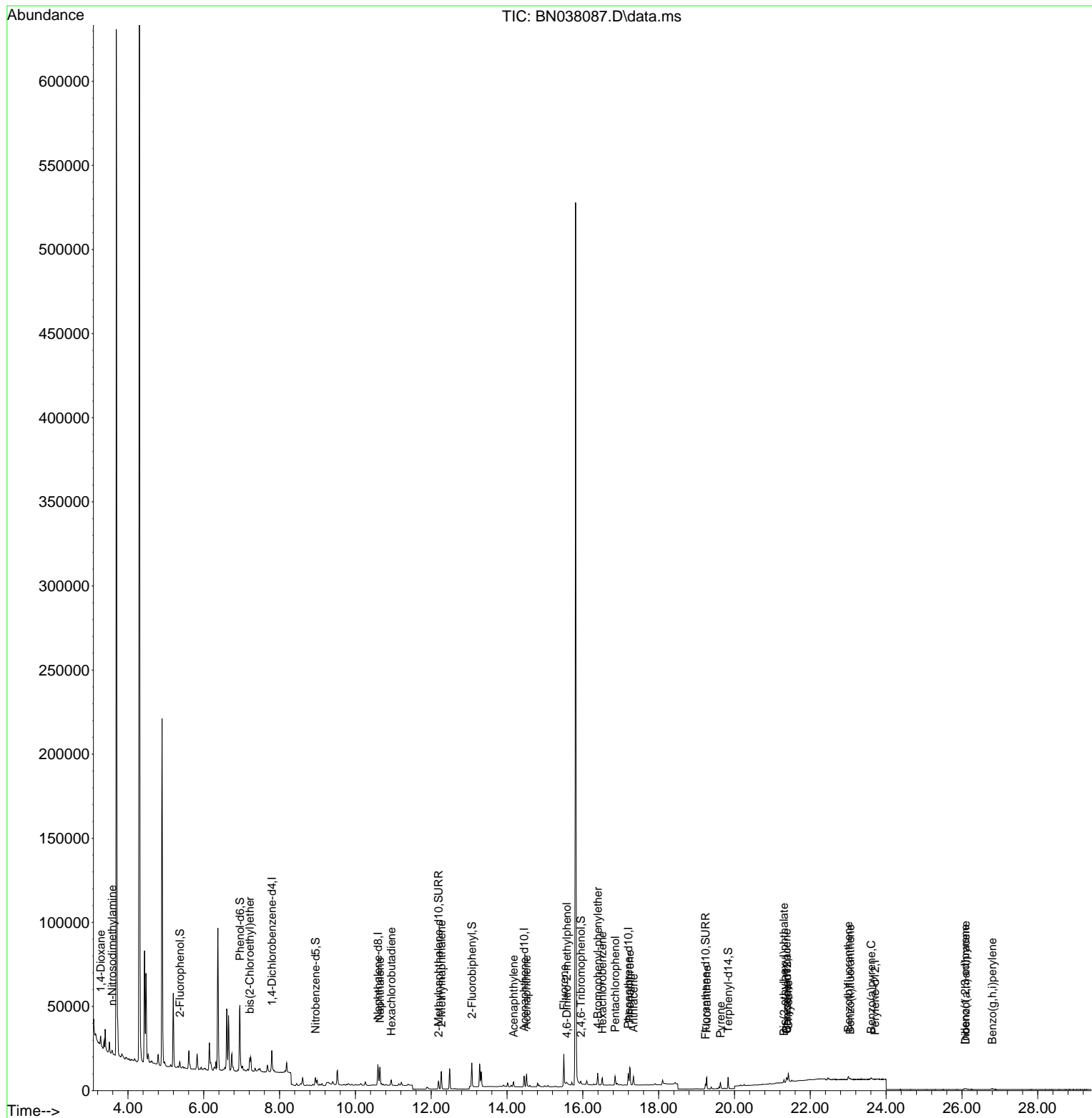
Compound	R.T.	QIon	Response	Conc Units	Dev(Min)	
Internal Standards						
1) 1,4-Dichlorobenzene-d4	7.796	152	6052	0.400 ng	-0.03	
7) Naphthalene-d8	10.594	136	15943	0.400 ng	#-0.03	
13) Acenaphthene-d10	14.452	164	3279	0.400 ng	-0.02	
19) Phenanthrene-d10	17.198	188	9259	0.400 ng	#-0.02	
29) Chrysene-d12	21.384	240	1395	0.400 ng	#-0.02	
35) Perylene-d12	23.706	264	59	0.400 ng	#-0.02	
System Monitoring Compounds						
4) 2-Fluorophenol	5.370	112	2791	0.202 ng	-0.01	
5) Phenol-d6	6.951	99	1922	0.106 ng	-0.02	
8) Nitrobenzene-d5	8.950	82	3825	0.315 ng	-0.02	
11) 2-Methylnaphthalene-d10	12.192	152	5786	0.261 ng	-0.03	
14) 2,4,6-Tribromophenol	15.944	330	792	0.637 ng	-0.02	
15) 2-Fluorobiphenyl	13.072	172	11734	0.874 ng	-0.02	
27) Fluoranthene-d10	19.238	212	3375	0.145 ng	-0.01	
31) Terphenyl-d14	19.833	244	6153	2.214 ng	-0.02	
Target Compounds						Qvalue
2) 1,4-Dioxane	3.283	88	4280	0.697 ng	#	76
3) n-Nitrosodimethylamine	3.586	42	1205	0.147 ng	#	74
6) bis(2-Chloroethyl)ether	7.211	93	5399	0.321 ng	#	87
9) Naphthalene	10.648	128	13896	0.316 ng		99
10) Hexachlorobutadiene	10.946	225	2302	0.307 ng	#	100
12) 2-Methylnaphthalene	12.268	142	7718	0.269 ng		99
16) Acenaphthylene	14.174	152	3670	0.247 ng		100
17) Acenaphthene	14.516	154	4085	0.385 ng		93
18) Fluorene	15.499	166	12500	0.974 ng	#	62
20) 4,6-Dinitro-2-methylph...	15.572	198	558	0.527 ng	#	1
21) 4-Bromophenyl-phenylether	16.391	248	2615	0.433 ng	#	87
22) Hexachlorobenzene	16.515	284	3494	0.478 ng		98
24) Pentachlorophenol	16.851	266	2534	1.009 ng		93
25) Phenanthrene	17.235	178	12812	0.420 ng		99
26) Anthracene	17.335	178	5302	0.201 ng		98
28) Fluoranthene	19.266	202	6037	0.180 ng		99
30) Pyrene	19.629	202	3813	0.692 ng		98
32) Benzo(a)anthracene	21.375	228	2019	0.414 ng		94
33) Chrysene	21.420	228	4643	0.881 ng		97
34) Bis(2-ethylhexyl)phtha...	21.304	149	1679	0.871 ng	#	97
36) Indeno(1,2,3-cd)pyrene	26.086	276	656	2.433 ng	#	64
37) Benzo(b)fluoranthene	23.005	252	2316	9.102 ng	#	8
38) Benzo(k)fluoranthene	23.051	252	809	3.160 ng	#	1
39) Benzo(a)pyrene	23.607	252	800	3.976 ng	#	1
40) Dibenzo(a,h)anthracene	26.098	278	978	4.646 ng	#	1
41) Benzo(g,h,i)perylene	26.799	276	1194	5.399 ng	#	57

(#) = qualifier out of range (m) = manual integration (+) = signals summed

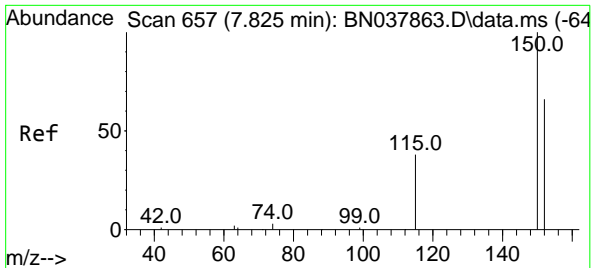
Data Path : Z:\svoasrv\HPCHEM1\BNA_N\Data\BN101325\
 Data File : BN038087.D
 Acq On : 14 Oct 2025 04:19
 Operator : RC/JU
 Sample : Q3298-07MSD
 Misc :
 ALS Vial : 22 Sample Multiplier: 1

Instrument :
 BNA_N
ClientSampleId :
 BP-VPB-184-GW-740-742MSD

Quant Time: Oct 14 04:44:06 2025
 Quant Method : Z:\svoasrv\HPCHEM1\BNA_N\Methods\8270-SIM-BN092325.M
 Quant Title : ASP BNA STANDARDS FOR 5 POINT CALIBRATION
 QLast Update : Wed Sep 24 11:00:01 2025
 Response via : Initial Calibration



- 1
- 2
- 3
- 4
- 5
- 6
- 7
- 8
- 9
- 10
- 11
- 12
- 13
- 14
- 15
- 16
- 17
- 18

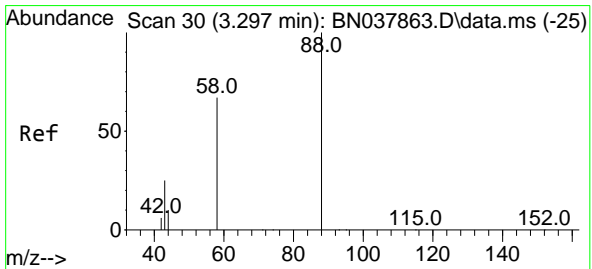
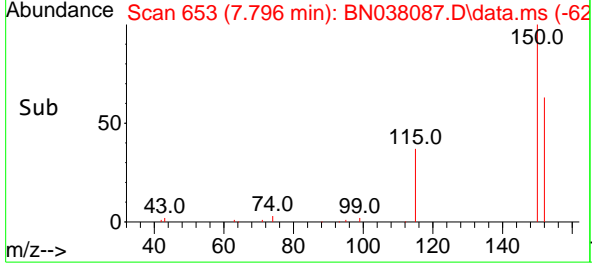
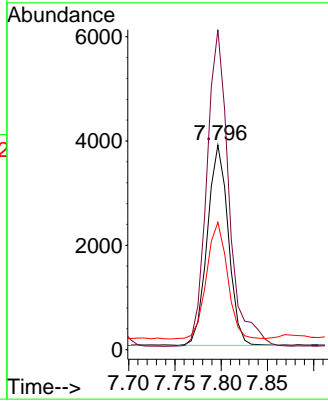
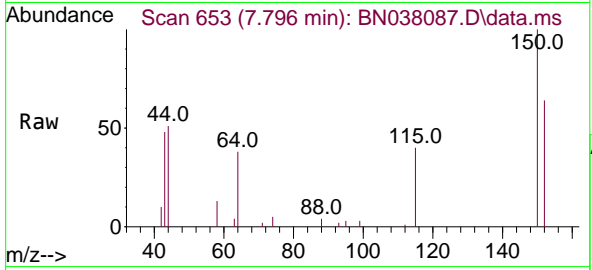


#1
 1,4-Dichlorobenzene-d4
 Concen: 0.400 ng
 RT: 7.796 min Scan# 61
 Delta R.T. -0.029 min
 Lab File: BN038087.D
 Acq: 14 Oct 2025 04:19

Instrument :
 BNA_N
 ClientSampleId :
 BP-VPB-184-GW-740-742MSD

Tgt Ion:152 Resp: 6052

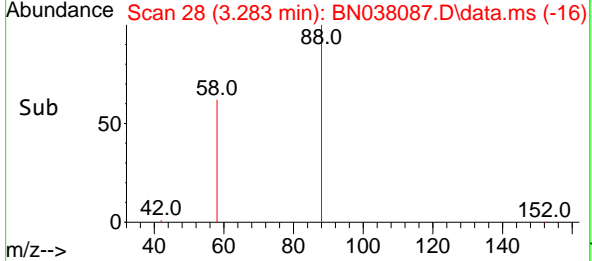
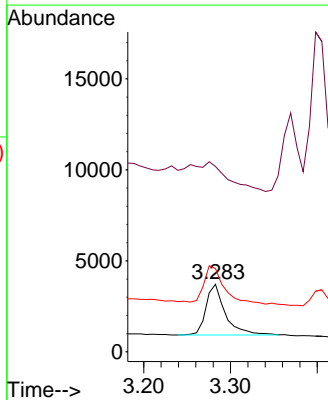
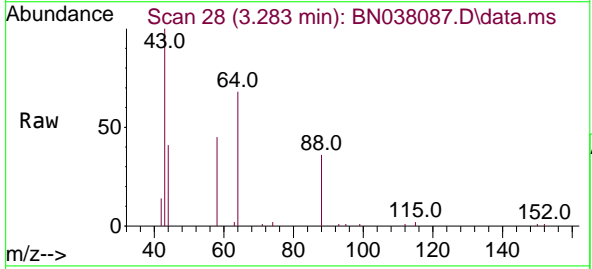
Ion	Ratio	Lower	Upper
152	100		
150	156.4	121.0	181.4
115	62.2	47.4	71.0

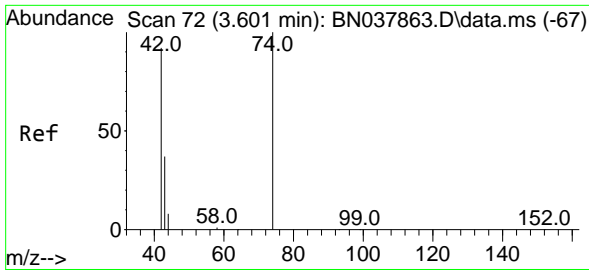


#2
 1,4-Dioxane
 Concen: 0.697 ng
 RT: 3.283 min Scan# 28
 Delta R.T. -0.015 min
 Lab File: BN038087.D
 Acq: 14 Oct 2025 04:19

Tgt Ion: 88 Resp: 4280

Ion	Ratio	Lower	Upper
88	100		
43	0.0	26.6	39.8#
58	80.7	58.9	88.3



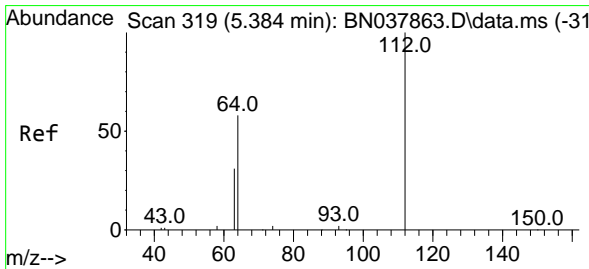
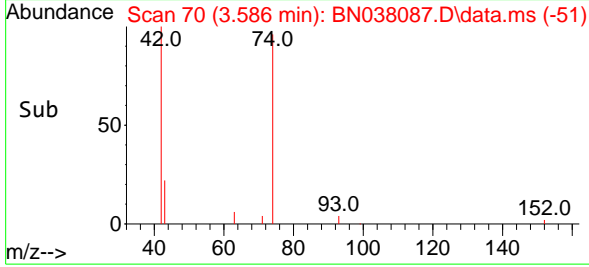
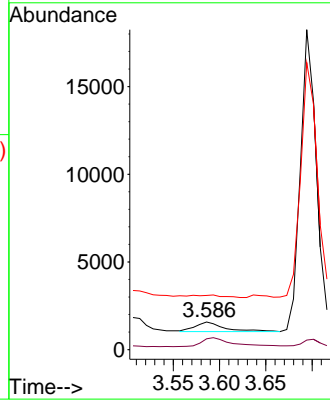
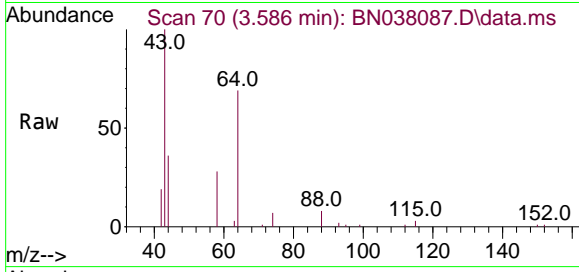


#3
 n-Nitrosodimethylamine
 Concen: 0.147 ng
 RT: 3.586 min Scan# 70
 Delta R.T. -0.015 min
 Lab File: BN038087.D
 Acq: 14 Oct 2025 04:19

Instrument :
 BNA_N
 ClientSampleId :
 BP-VPB-184-GW-740-742MSD

Tgt Ion: 42 Resp: 1205

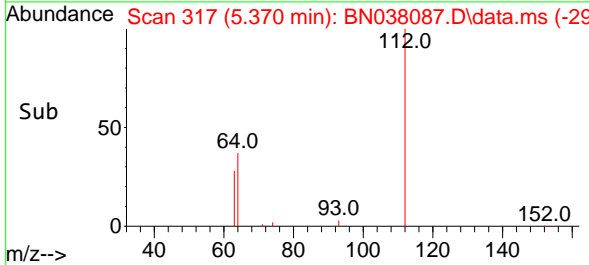
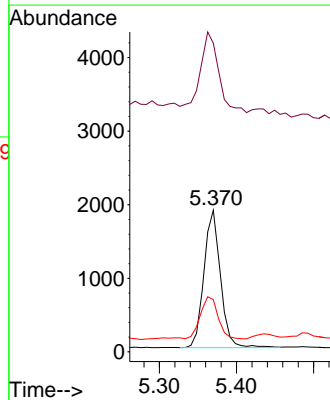
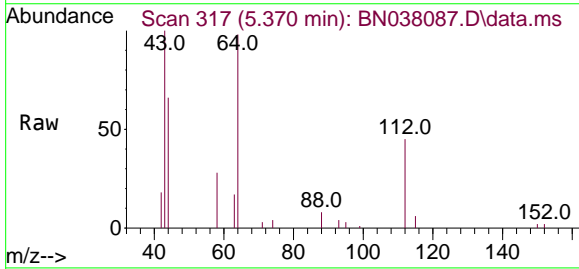
Ion	Ratio	Lower	Upper
42	100		
74	95.4	93.4	140.0
44	0.0	22.2	33.4

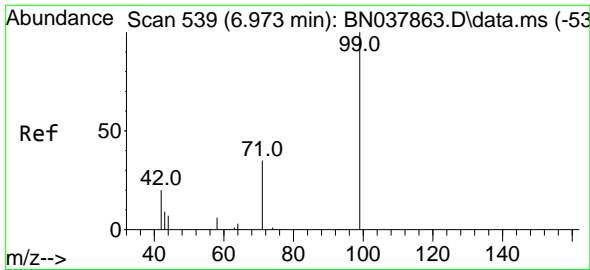


#4
 2-Fluorophenol
 Concen: 0.202 ng
 RT: 5.370 min Scan# 317
 Delta R.T. -0.015 min
 Lab File: BN038087.D
 Acq: 14 Oct 2025 04:19

Tgt Ion: 112 Resp: 2791

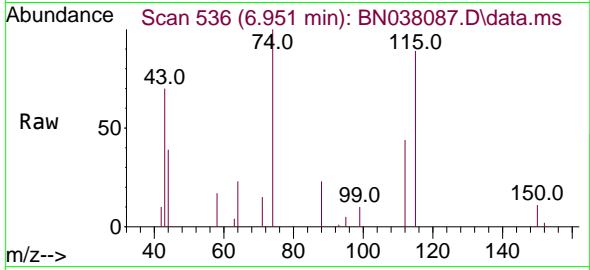
Ion	Ratio	Lower	Upper
112	100		
64	65.6	44.6	66.8
63	35.7	24.9	37.3





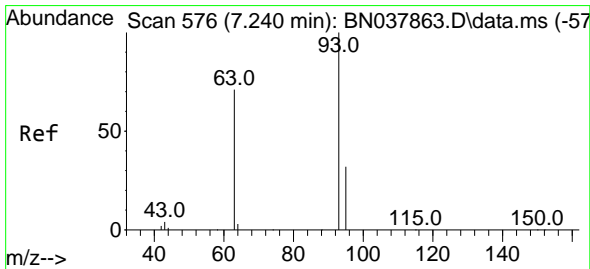
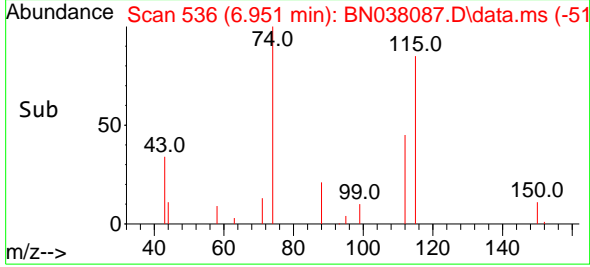
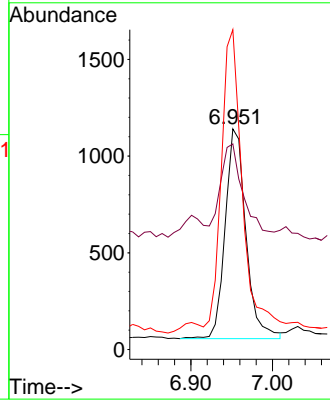
#5
 Phenol-d6
 Concen: 0.106 ng
 RT: 6.951 min Scan# 531
 Delta R.T. -0.022 min
 Lab File: BN038087.D
 Acq: 14 Oct 2025 04:19

Instrument :
 BNA_N
 ClientSampleId :
 BP-VPB-184-GW-740-742MSD



Tgt Ion: 99 Resp: 1922

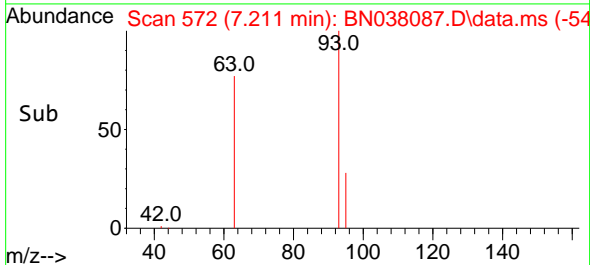
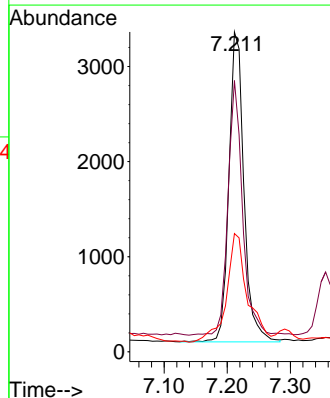
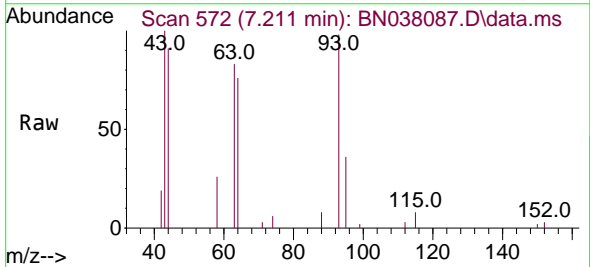
Ion	Ratio	Lower	Upper
99	100		
42	43.3	17.2	25.8#
71	146.6	27.3	40.9#

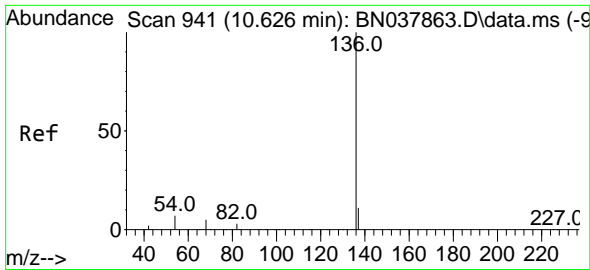


#6
 bis(2-Chloroethyl)ether
 Concen: 0.321 ng
 RT: 7.211 min Scan# 572
 Delta R.T. -0.029 min
 Lab File: BN038087.D
 Acq: 14 Oct 2025 04:19

Tgt Ion: 93 Resp: 5399

Ion	Ratio	Lower	Upper
93	100		
63	80.0	60.1	90.1
95	49.1	25.4	38.2#

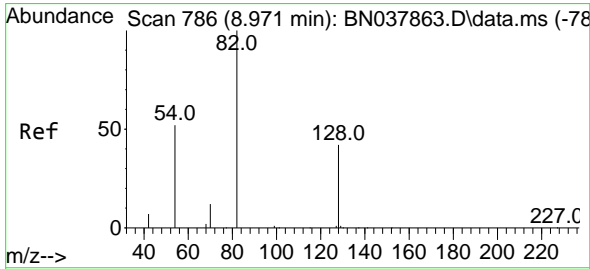
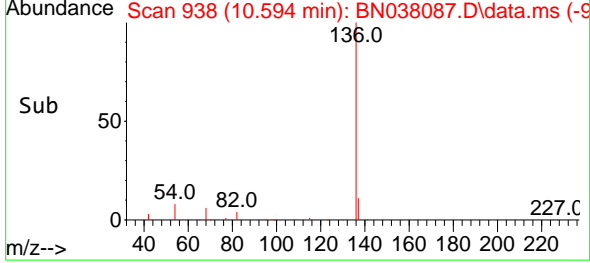
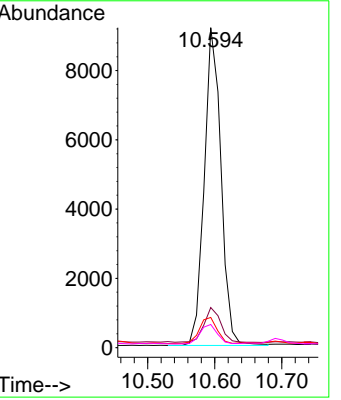
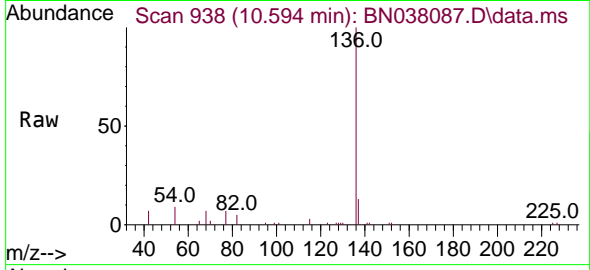




#7
 Naphthalene-d8
 Concen: 0.400 ng
 RT: 10.594 min Scan# 911
 Delta R.T. -0.032 min
 Lab File: BN038087.D
 Acq: 14 Oct 2025 04:19

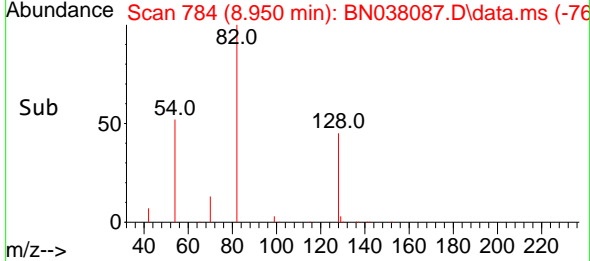
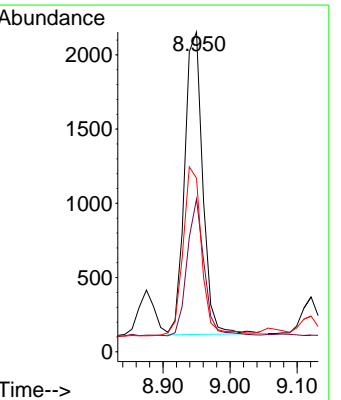
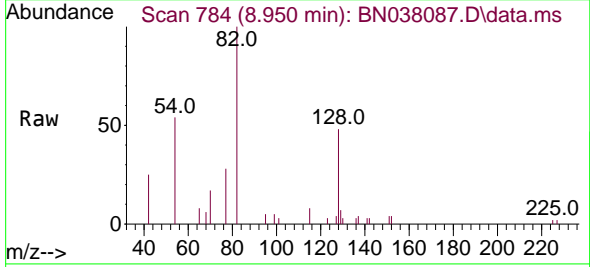
Instrument : BNA_N
 ClientSampleId : BP-VPB-184-GW-740-742MSD

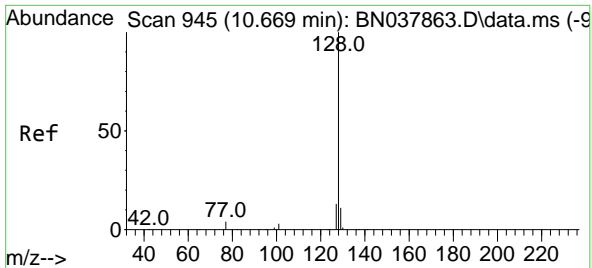
Tgt Ion	Resp	Lower	Upper
136	15943		
136	100		
137	12.5	9.0	13.4
54	9.4	5.8	8.8#
68	7.2	4.3	6.5#



#8
 Nitrobenzene-d5
 Concen: 0.315 ng
 RT: 8.950 min Scan# 784
 Delta R.T. -0.021 min
 Lab File: BN038087.D
 Acq: 14 Oct 2025 04:19

Tgt Ion	Resp	Lower	Upper
82	3825		
82	100		
128	47.7	34.8	52.2
54	54.2	42.2	63.2

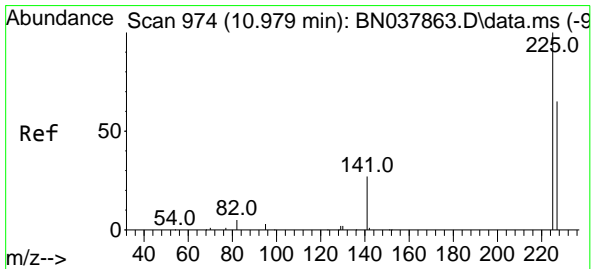
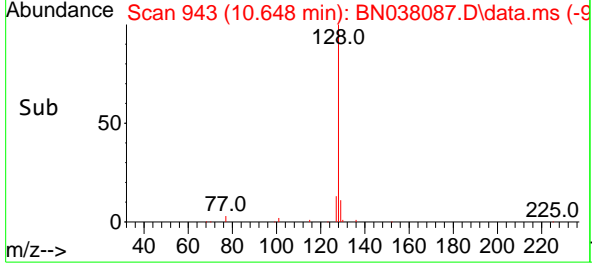
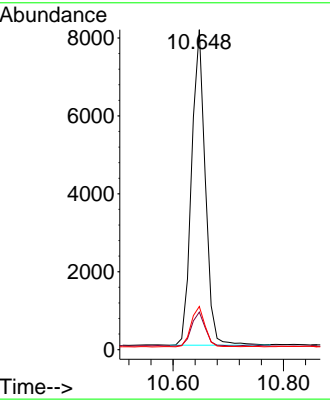
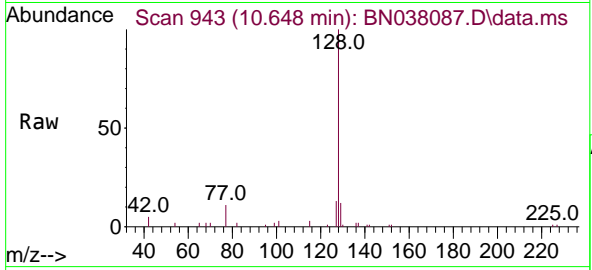




#9
Naphthalene
 Concen: 0.316 ng
 RT: 10.648 min Scan# 943
 Delta R.T. -0.021 min
 Lab File: BN038087.D
 Acq: 14 Oct 2025 04:19

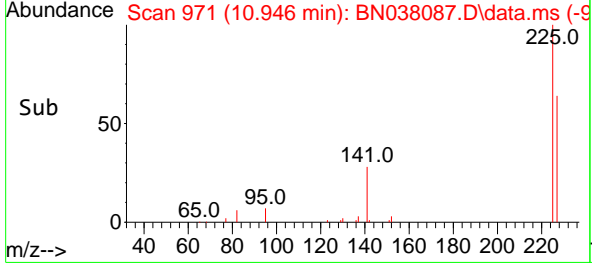
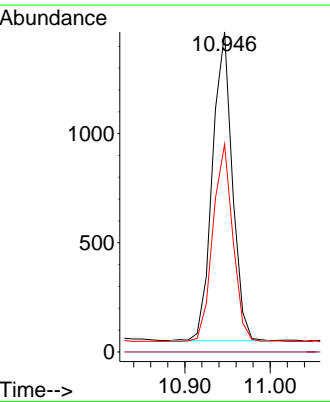
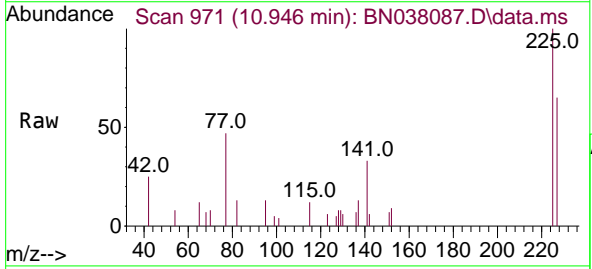
Instrument :
 BNA_N
ClientSampleId :
 BP-VPB-184-GW-740-742MSD

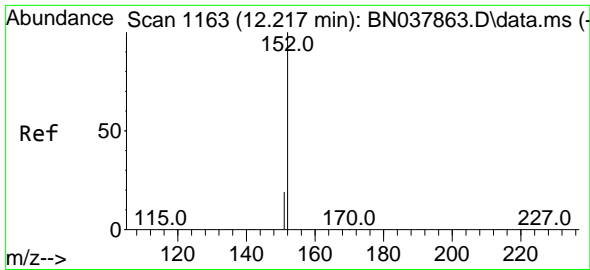
Tgt Ion	Resp	Lower	Upper
128	13896		
129	11.7	9.2	13.8
127	13.5	11.0	16.6



#10
Hexachlorobutadiene
 Concen: 0.307 ng
 RT: 10.946 min Scan# 971
 Delta R.T. -0.032 min
 Lab File: BN038087.D
 Acq: 14 Oct 2025 04:19

Tgt Ion	Resp	Lower	Upper
225	2302		
223	0.0	0.0	0.0
227	64.3	51.4	77.2

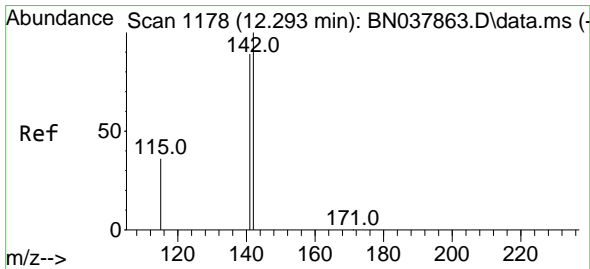
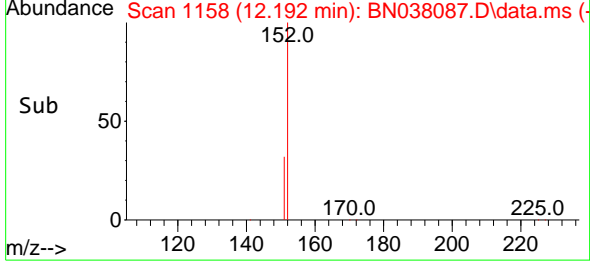
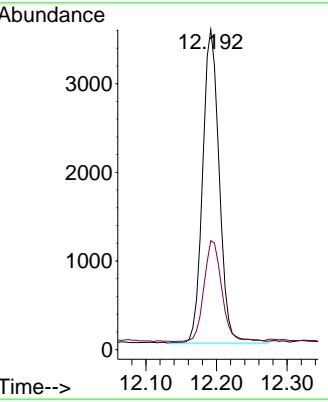
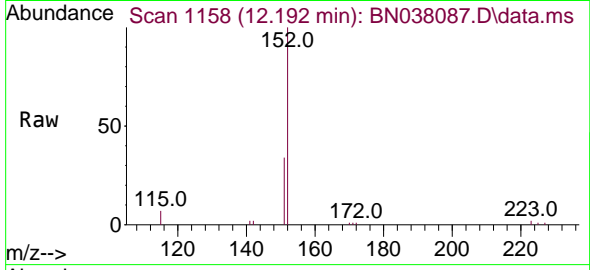




#11
 2-Methylnaphthalene-d10
 Concen: 0.261 ng
 RT: 12.192 min Scan# 1163
 Delta R.T. -0.026 min
 Lab File: BN038087.D
 Acq: 14 Oct 2025 04:19

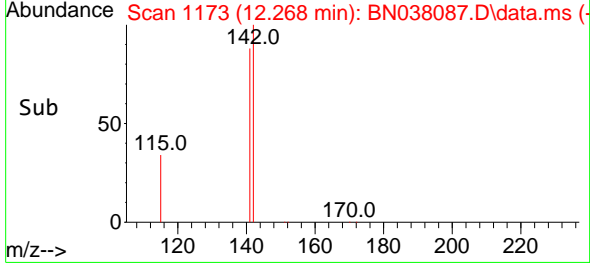
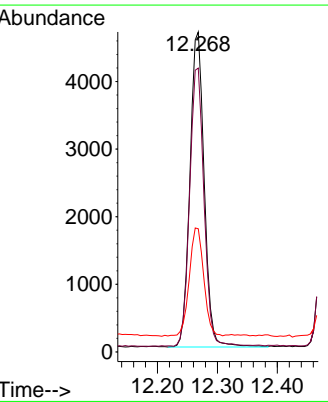
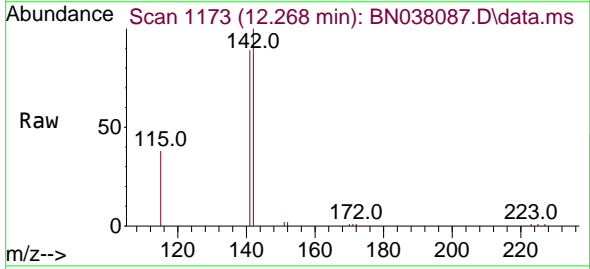
Instrument : BNA_N
 ClientSampleId : BP-VPB-184-GW-740-742MSD

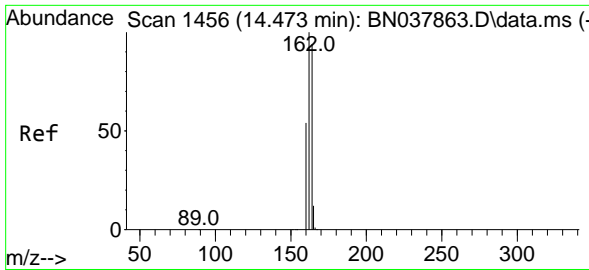
Tgt Ion:152 Resp: 5786
 Ion Ratio Lower Upper
 152 100
 151 34.5 17.4 26.2#



#12
 2-Methylnaphthalene
 Concen: 0.269 ng
 RT: 12.268 min Scan# 1173
 Delta R.T. -0.025 min
 Lab File: BN038087.D
 Acq: 14 Oct 2025 04:19

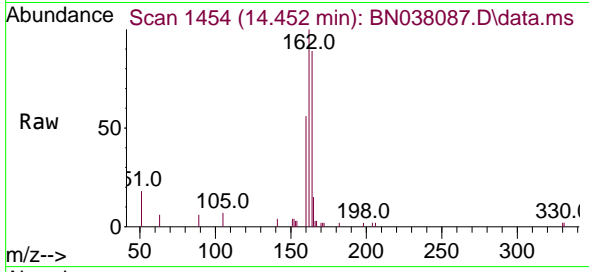
Tgt Ion:142 Resp: 7718
 Ion Ratio Lower Upper
 142 100
 141 88.7 71.2 106.8
 115 38.5 29.7 44.5





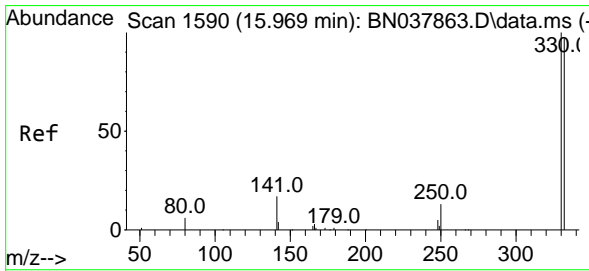
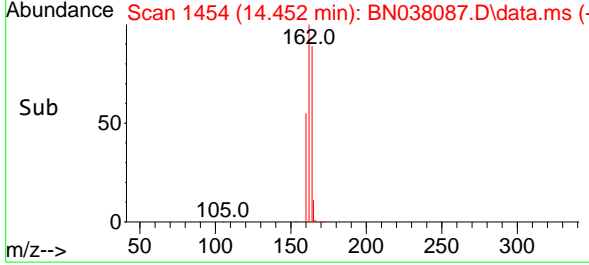
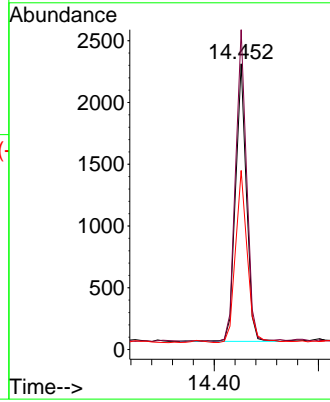
#13
 Acenaphthene-d10
 Concen: 0.400 ng
 RT: 14.452 min Scan# 14
 Delta R.T. -0.022 min
 Lab File: BN038087.D
 Acq: 14 Oct 2025 04:19

Instrument :
 BNA_N
 ClientSampleId :
 BP-VPB-184-GW-740-742MSD



Tgt Ion:164 Resp: 3279

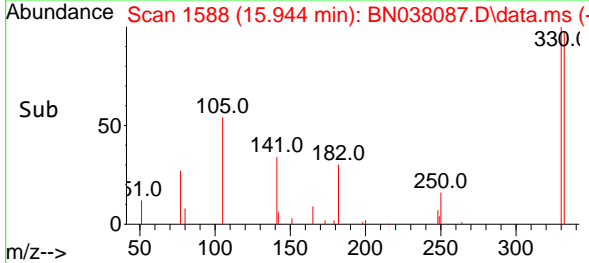
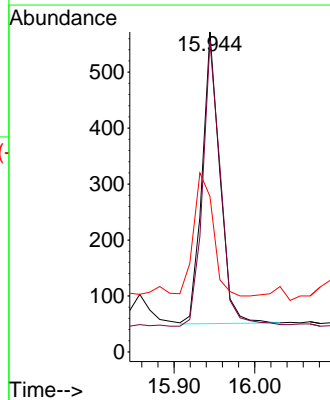
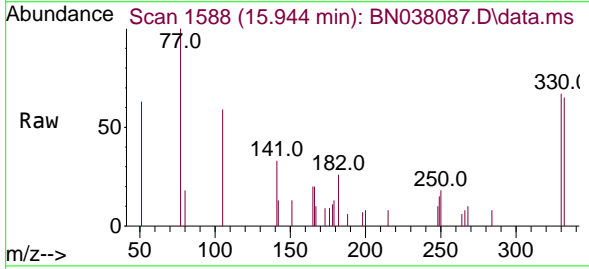
Ion	Ratio	Lower	Upper
164	100		
162	111.9	84.8	127.2
160	62.7	46.1	69.1

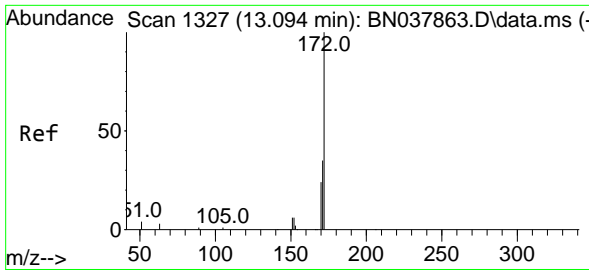


#14
 2,4,6-Tribromophenol
 Concen: 0.637 ng
 RT: 15.944 min Scan# 1588
 Delta R.T. -0.025 min
 Lab File: BN038087.D
 Acq: 14 Oct 2025 04:19

Tgt Ion:330 Resp: 792

Ion	Ratio	Lower	Upper
330	100		
332	99.4	77.2	115.8
141	54.7	37.2	55.8

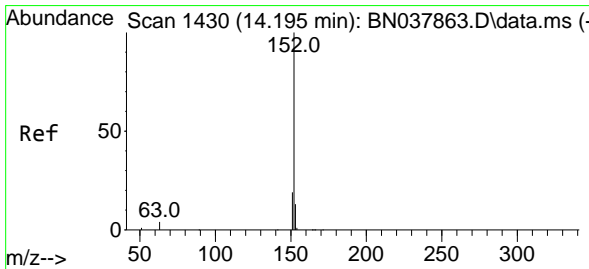
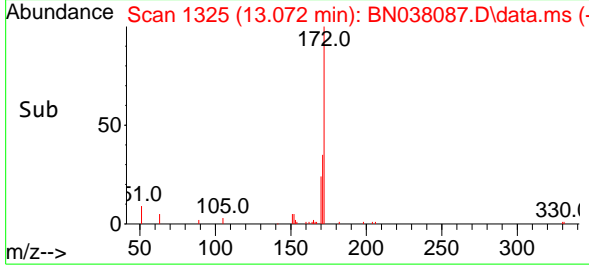
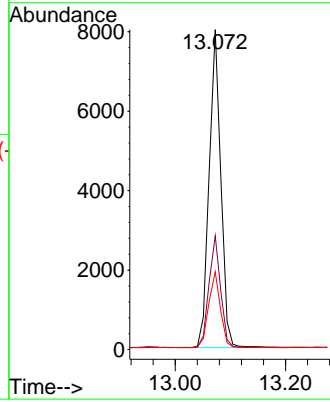
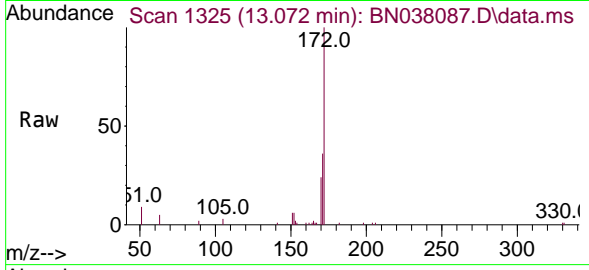




#15
 2-Fluorobiphenyl
 Concen: 0.874 ng
 RT: 13.072 min Scan# 1325
 Delta R.T. -0.022 min
 Lab File: BN038087.D
 Acq: 14 Oct 2025 04:19

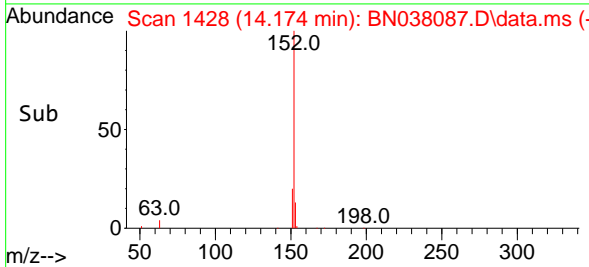
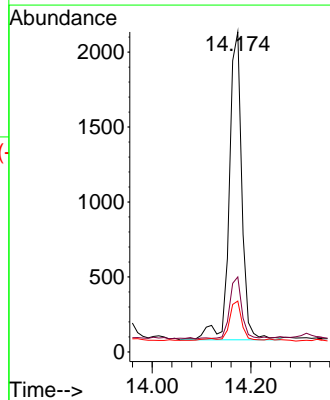
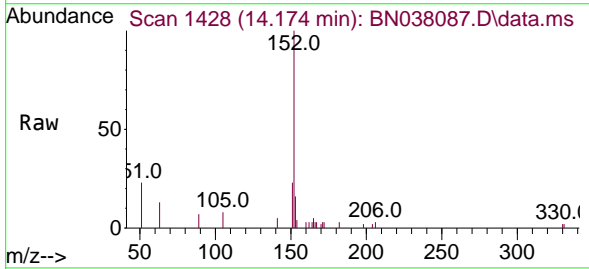
Instrument : BNA_N
 ClientSampleId : BP-VPB-184-GW-740-742MSD

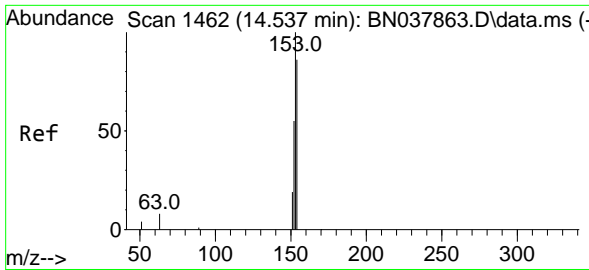
Tgt Ion	Resp	Lower	Upper
172	11734		
171	35.6	28.6	43.0
170	24.3	19.7	29.5



#16
 Acenaphthylene
 Concen: 0.247 ng
 RT: 14.174 min Scan# 1428
 Delta R.T. -0.022 min
 Lab File: BN038087.D
 Acq: 14 Oct 2025 04:19

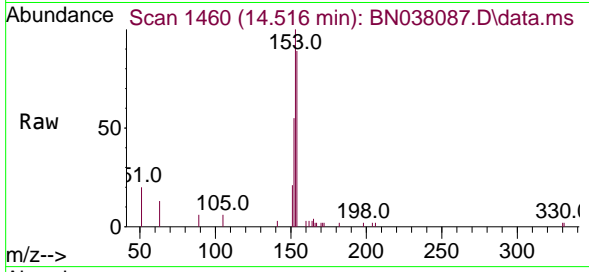
Tgt Ion	Resp	Lower	Upper
152	3670		
151	19.7	15.8	23.8
153	12.8	10.5	15.7





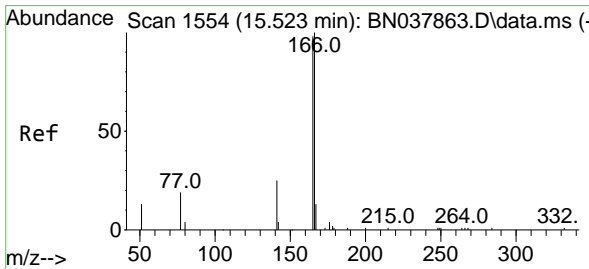
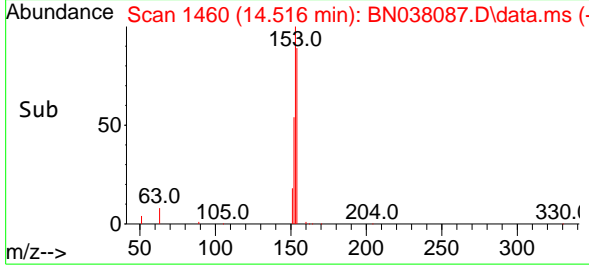
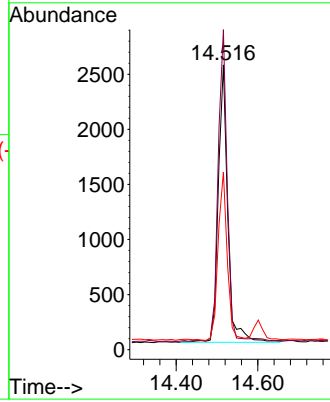
#17
 Acenaphthene
 Concen: 0.385 ng
 RT: 14.516 min Scan# 14
 Delta R.T. -0.022 min
 Lab File: BN038087.D
 Acq: 14 Oct 2025 04:19

Instrument :
 BNA_N
 ClientSampleId :
 BP-VPB-184-GW-740-742MSD



Tgt Ion:154 Resp: 4085

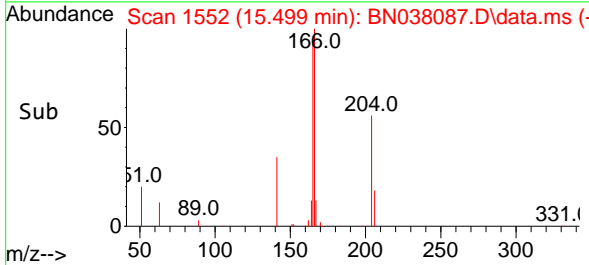
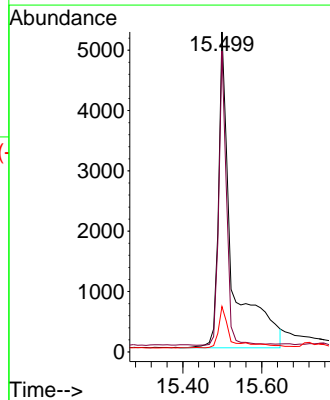
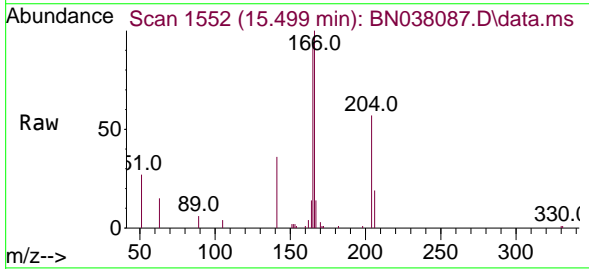
Ion	Ratio	Lower	Upper
154	100		
153	106.6	90.5	135.7
152	58.1	51.8	77.8

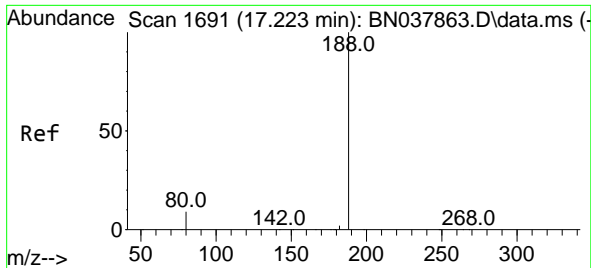


#18
 Fluorene
 Concen: 0.974 ng
 RT: 15.499 min Scan# 1552
 Delta R.T. -0.023 min
 Lab File: BN038087.D
 Acq: 14 Oct 2025 04:19

Tgt Ion:166 Resp: 12500

Ion	Ratio	Lower	Upper
166	100		
165	56.0	79.0	118.4#
167	11.5	10.6	16.0

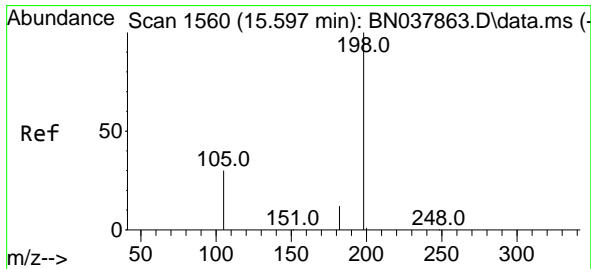
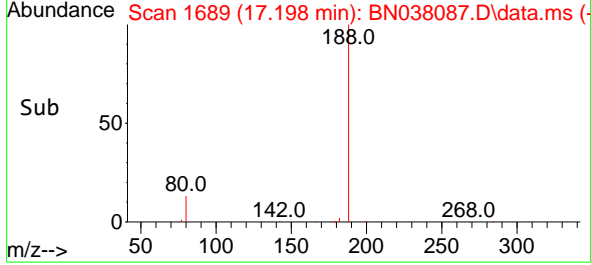
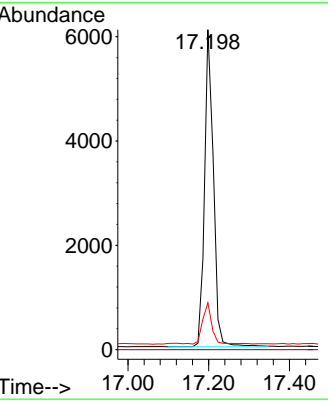
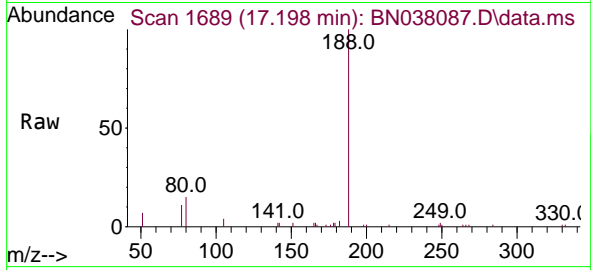




#19
 Phenanthrene-d10
 Concen: 0.400 ng
 RT: 17.198 min Scan# 1689
 Delta R.T. -0.025 min
 Lab File: BN038087.D
 Acq: 14 Oct 2025 04:19

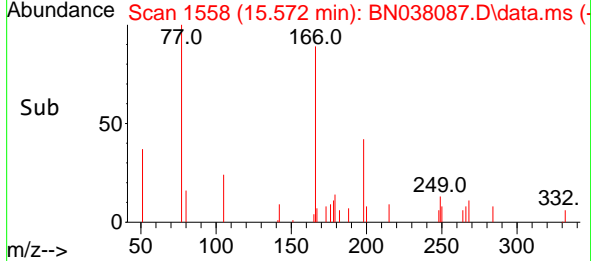
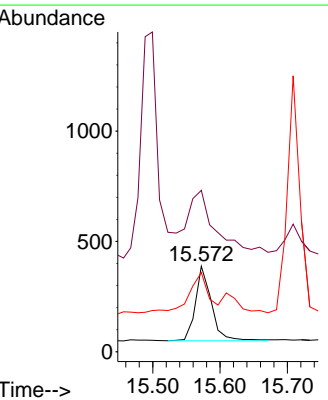
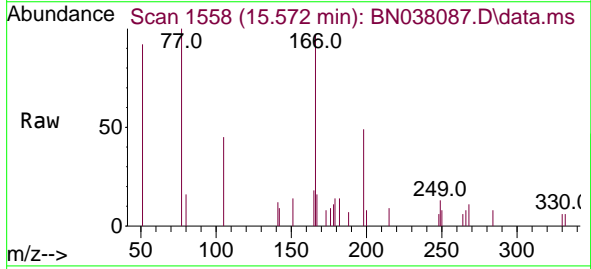
Instrument :
 BNA_N
ClientSampleId :
 BP-VPB-184-GW-740-742MSD

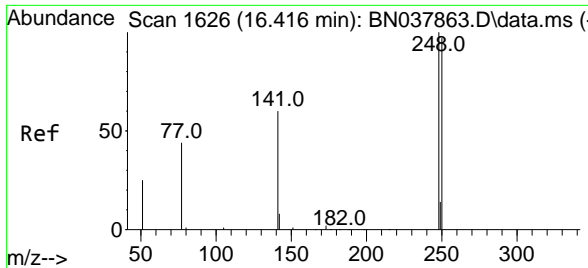
Tgt Ion	Resp	Lower	Upper
188	9259		
188	100		
94	0.0	0.0	0.0
80	14.6	7.6	11.4#



#20
 4,6-Dinitro-2-methylphenol
 Concen: 0.527 ng
 RT: 15.572 min Scan# 1558
 Delta R.T. -0.025 min
 Lab File: BN038087.D
 Acq: 14 Oct 2025 04:19

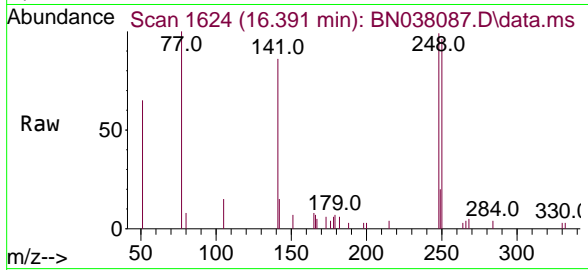
Tgt Ion	Resp	Lower	Upper
198	558		
198	100		
51	188.7	59.1	88.7#
105	92.5	41.3	61.9#



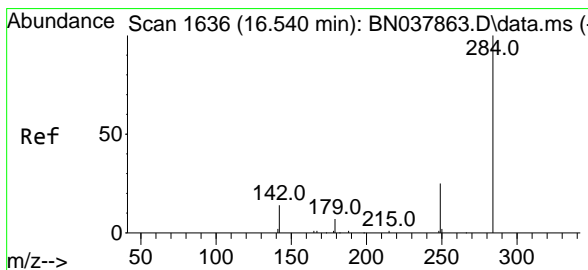
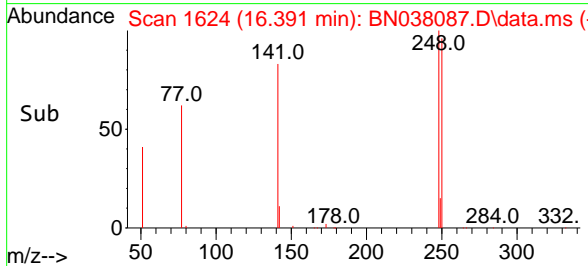
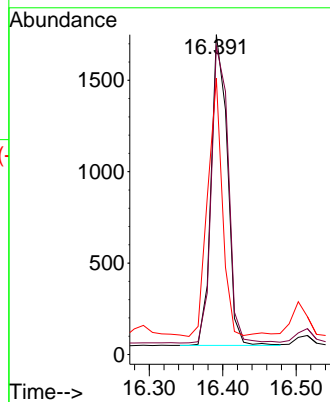


#21
 4-Bromophenyl-phenylether
 Concen: 0.433 ng
 RT: 16.391 min Scan# 1624
 Delta R.T. -0.025 min
 Lab File: BN038087.D
 Acq: 14 Oct 2025 04:19

Instrument :
 BNA_N
 ClientSampleId :
 BP-VPB-184-GW-740-742MSD

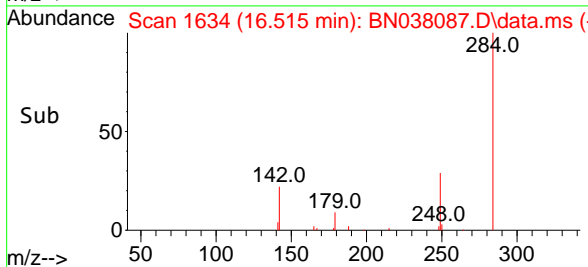
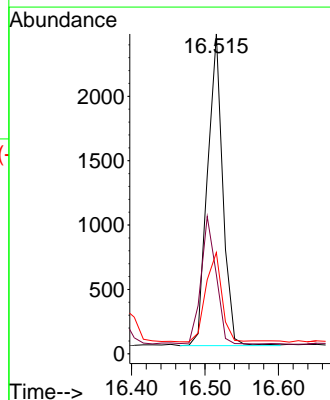
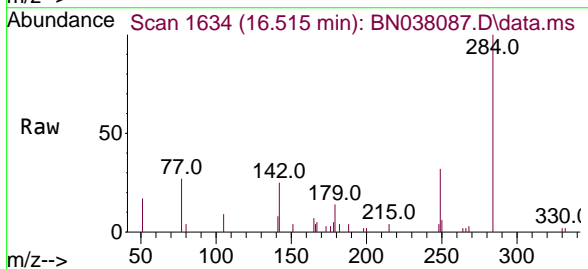


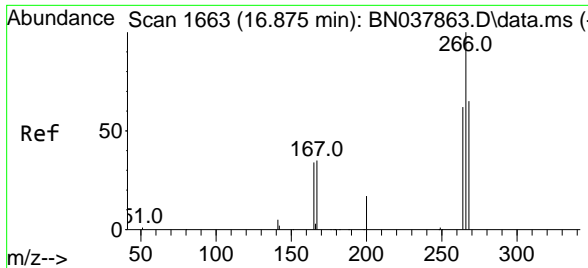
Tgt Ion:248 Resp: 2615
 Ion Ratio Lower Upper
 248 100
 250 96.5 77.6 116.4
 141 86.3 48.8 73.2#



#22
 Hexachlorobenzene
 Concen: 0.478 ng
 RT: 16.515 min Scan# 1634
 Delta R.T. -0.025 min
 Lab File: BN038087.D
 Acq: 14 Oct 2025 04:19

Tgt Ion:284 Resp: 3494
 Ion Ratio Lower Upper
 284 100
 142 40.5 30.9 46.3
 249 30.0 23.9 35.9

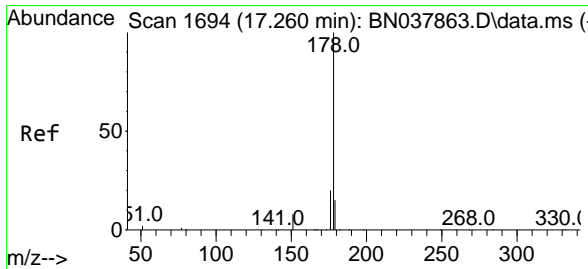
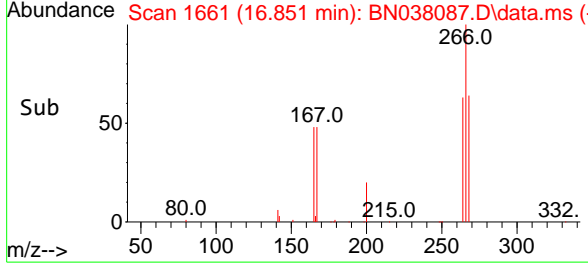
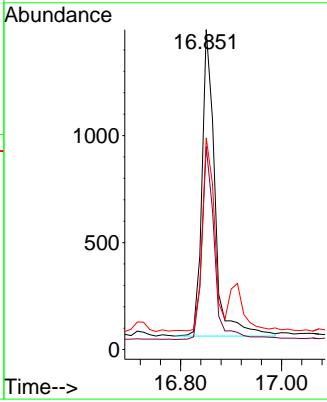
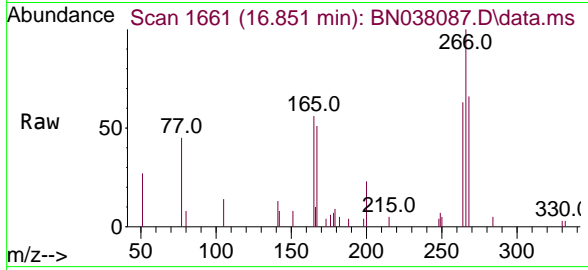




#24
 Pentachlorophenol
 Concen: 1.009 ng
 RT: 16.851 min Scan# 1661
 Delta R.T. -0.024 min
 Lab File: BN038087.D
 Acq: 14 Oct 2025 04:19

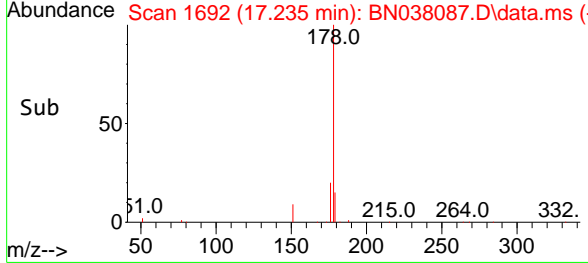
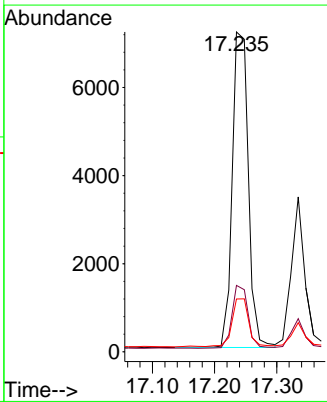
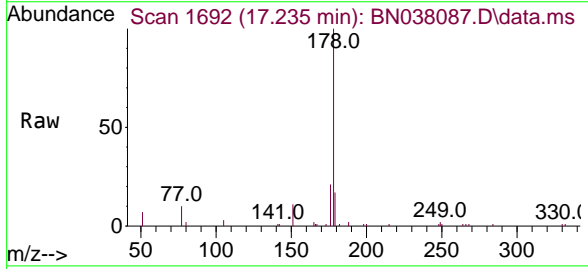
Instrument : BNA_N
 ClientSampleId : BP-VPB-184-GW-740-742MSD

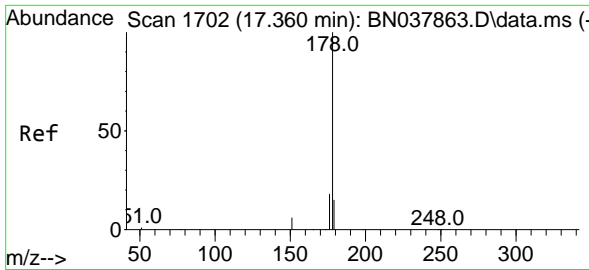
Tgt Ion	Resp	Lower	Upper
266	100		
264	60.8	50.9	76.3
268	59.0	54.3	81.5



#25
 Phenanthrene
 Concen: 0.420 ng
 RT: 17.235 min Scan# 1692
 Delta R.T. -0.025 min
 Lab File: BN038087.D
 Acq: 14 Oct 2025 04:19

Tgt Ion	Resp	Lower	Upper
178	100		
176	19.8	15.7	23.5
179	15.7	12.3	18.5

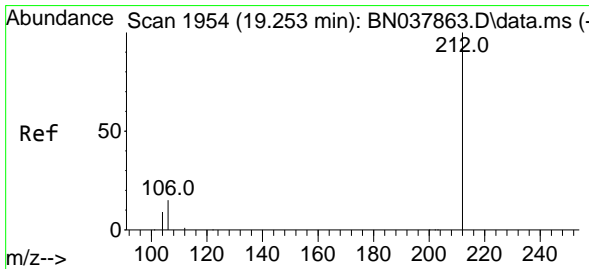
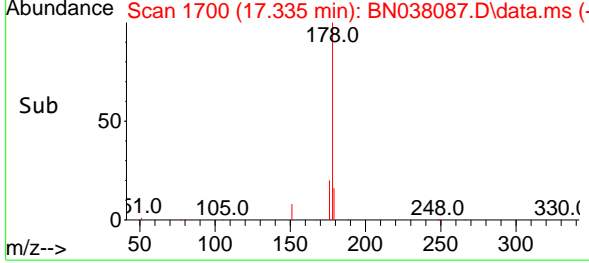
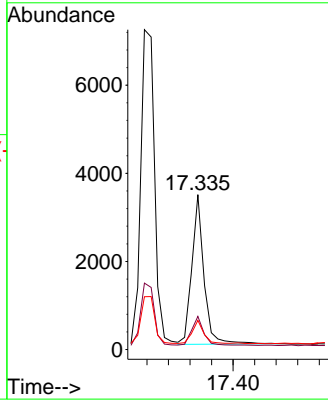
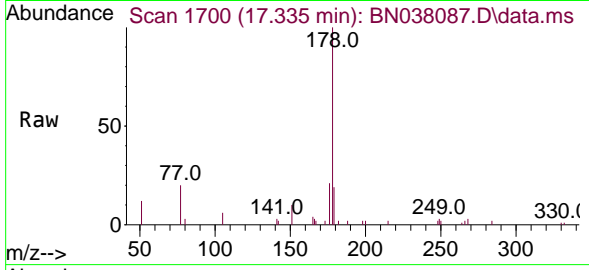




#26
 Anthracene
 Concen: 0.201 ng
 RT: 17.335 min Scan# 11
 Delta R.T. -0.025 min
 Lab File: BN038087.D
 Acq: 14 Oct 2025 04:19

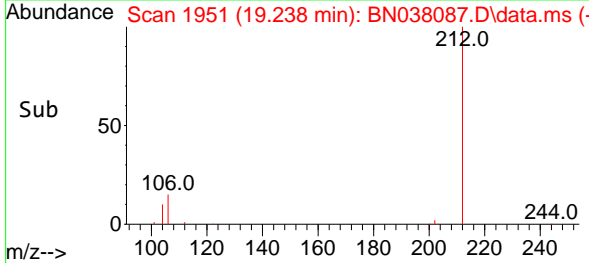
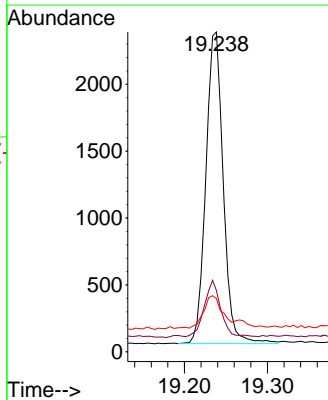
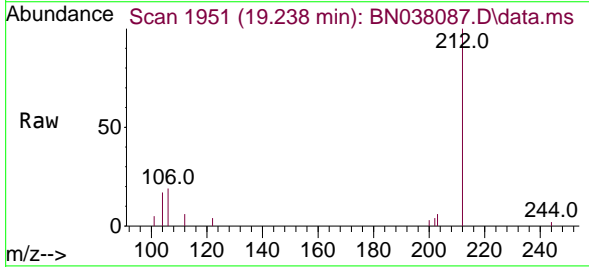
Instrument :
 BNA_N
ClientSampleId :
 BP-VPB-184-GW-740-742MSD

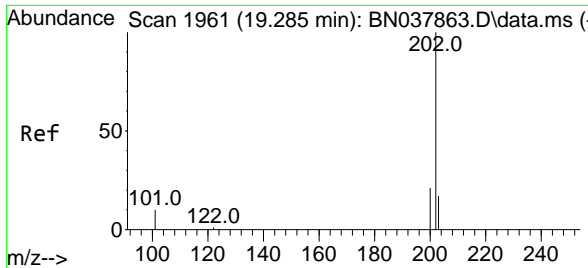
Tgt Ion	Resp	Lower	Upper
178	100		
176	20.2	15.0	22.4
179	16.0	12.3	18.5



#27
 Fluoranthene-d10
 Concen: 0.145 ng
 RT: 19.238 min Scan# 1951
 Delta R.T. -0.014 min
 Lab File: BN038087.D
 Acq: 14 Oct 2025 04:19

Tgt Ion	Resp	Lower	Upper
212	100		
106	17.3	12.6	19.0
104	10.6	7.4	11.0

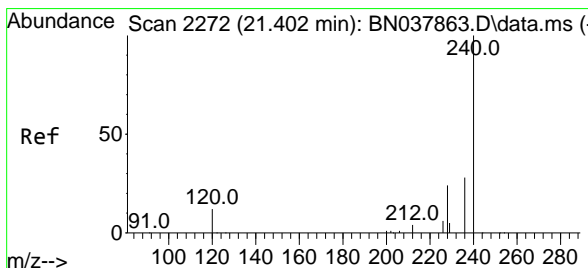
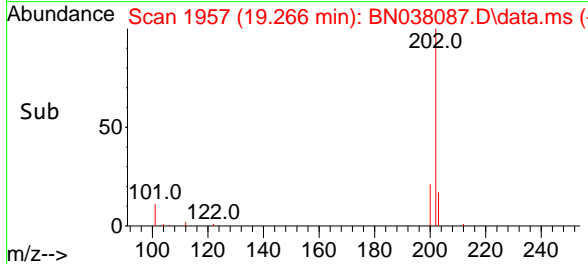
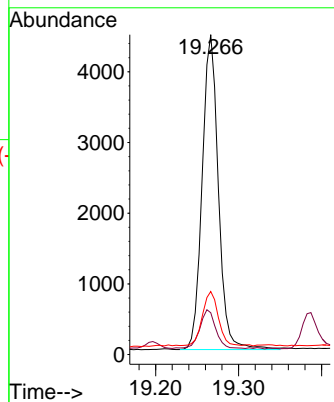
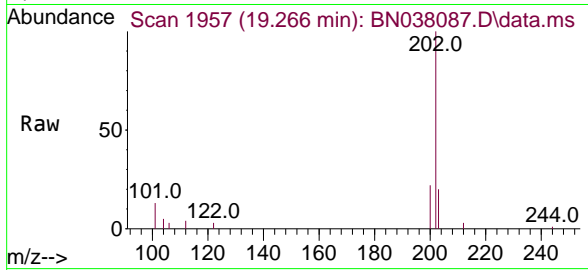




#28
 Fluoranthene
 Concen: 0.180 ng
 RT: 19.266 min Scan# 19
 Delta R.T. -0.019 min
 Lab File: BN038087.D
 Acq: 14 Oct 2025 04:19

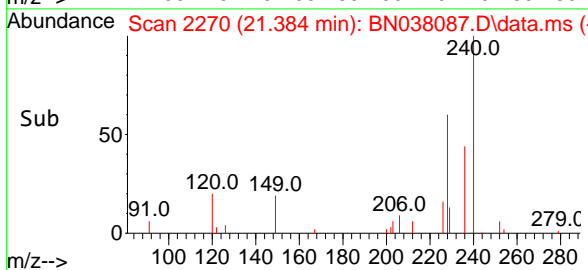
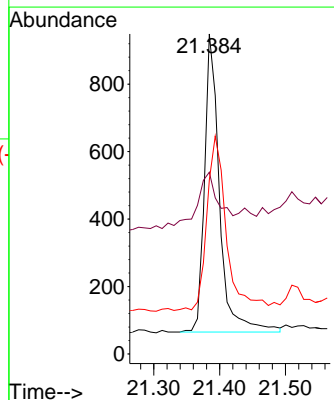
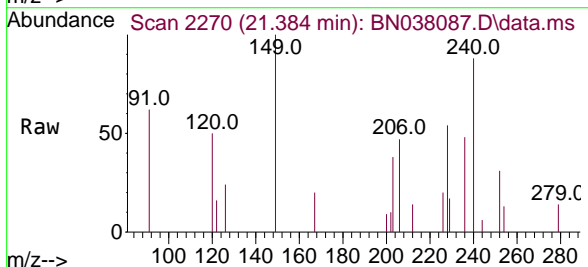
Instrument :
 BNA_N
 ClientSampleId :
 BP-VPB-184-GW-740-742MSD

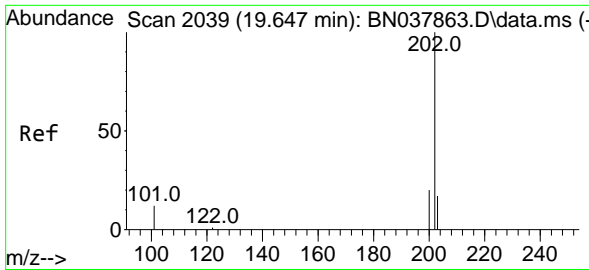
Tgt Ion	Resp	Lower	Upper
202	100		
101	12.0	9.3	13.9
203	16.7	13.6	20.4



#29
 Chrysene-d12
 Concen: 0.400 ng
 RT: 21.384 min Scan# 2270
 Delta R.T. -0.018 min
 Lab File: BN038087.D
 Acq: 14 Oct 2025 04:19

Tgt Ion	Resp	Lower	Upper
240	100		
120	56.8	11.4	17.2#
236	54.4	23.0	34.6#

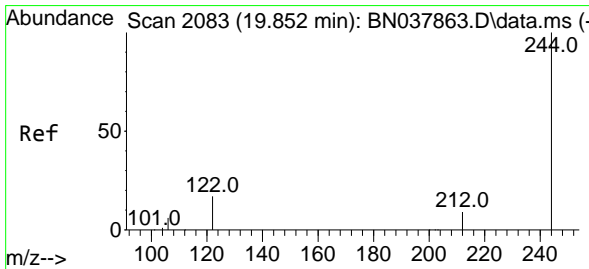
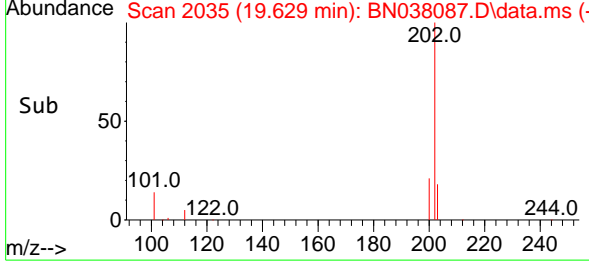
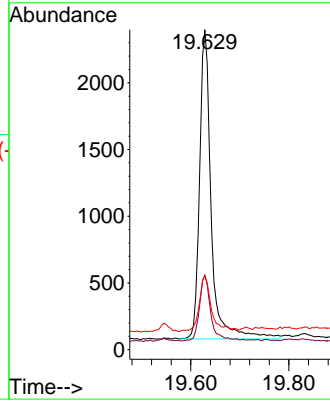
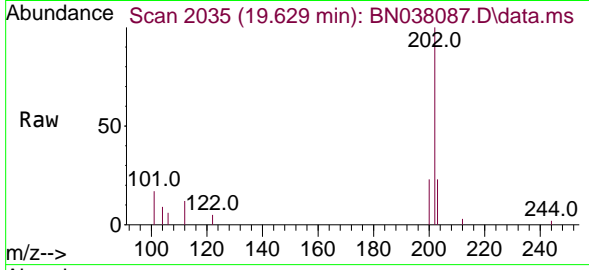




#30
 Pyrene
 Concen: 0.692 ng
 RT: 19.629 min Scan# 2079
 Delta R.T. -0.019 min
 Lab File: BN038087.D
 Acq: 14 Oct 2025 04:19

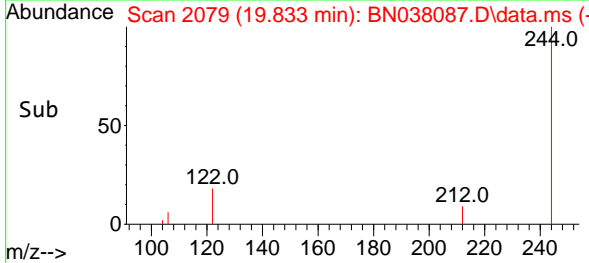
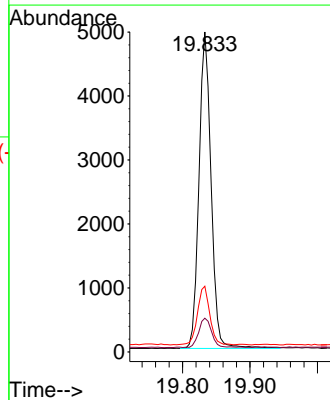
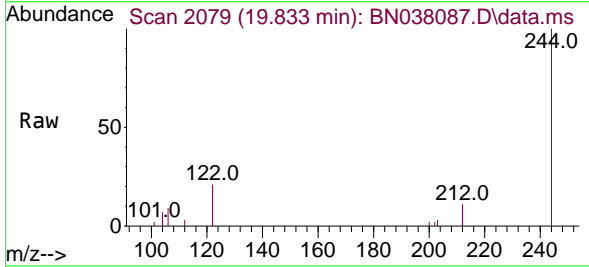
Instrument :
 BNA_N
ClientSampleId :
 BP-VPB-184-GW-740-742MSD


Tgt Ion	Resp	Lower	Upper
202	3813		
200	20.6	16.7	25.1
203	18.9	14.2	21.4



#31
 Terphenyl-d14
 Concen: 2.214 ng
 RT: 19.833 min Scan# 2079
 Delta R.T. -0.019 min
 Lab File: BN038087.D
 Acq: 14 Oct 2025 04:19

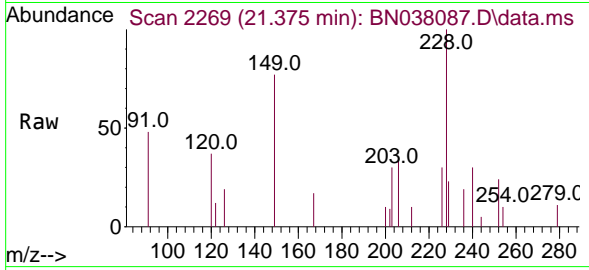
Tgt Ion	Resp	Lower	Upper
244	6153		
212	10.5	7.6	11.4
122	20.5	13.9	20.9





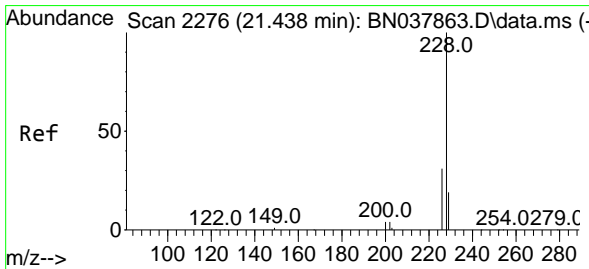
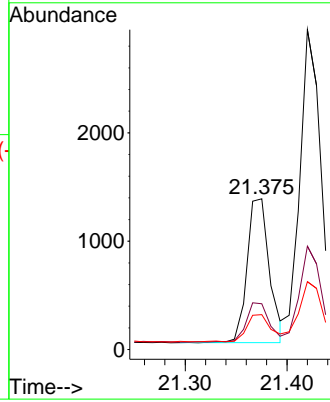
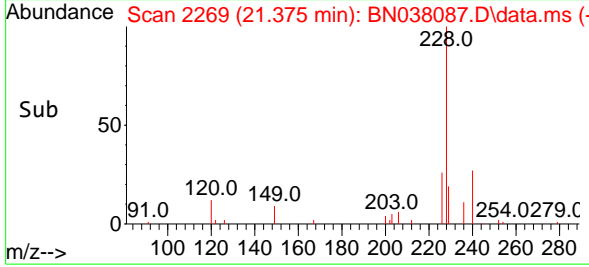
#32
 Benzo(a)anthracene
 Concen: 0.414 ng
 RT: 21.375 min Scan# 21
 Delta R.T. -0.009 min
 Lab File: BN038087.D
 Acq: 14 Oct 2025 04:19

Instrument :
 BNA_N
 ClientSampleId :
 BP-VPB-184-GW-740-742MSD

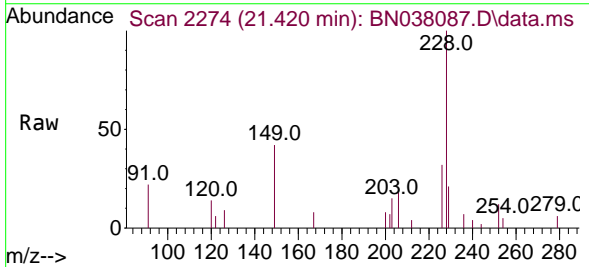


Tgt Ion:228 Resp: 2019

Ion	Ratio	Lower	Upper
228	100		
226	30.3	22.6	33.8
229	23.2	15.6	23.4

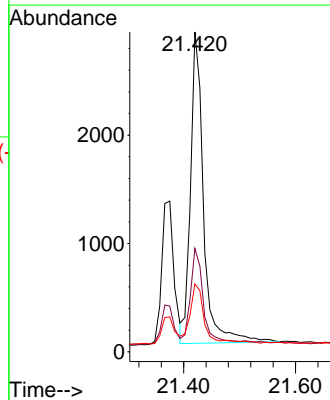



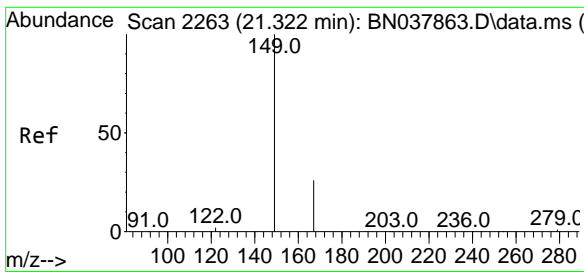
#33
 Chrysene
 Concen: 0.881 ng
 RT: 21.420 min Scan# 2274
 Delta R.T. -0.018 min
 Lab File: BN038087.D
 Acq: 14 Oct 2025 04:19



Tgt Ion:228 Resp: 4643

Ion	Ratio	Lower	Upper
228	100		
226	32.3	24.6	37.0
229	21.2	15.6	23.4

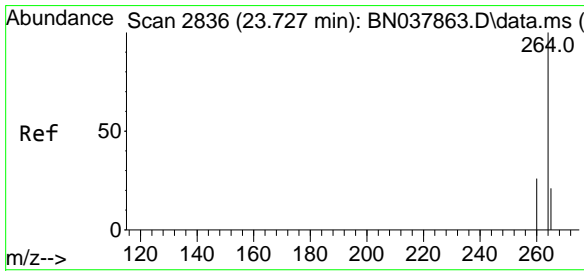
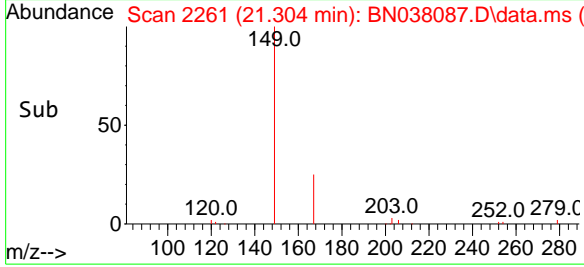
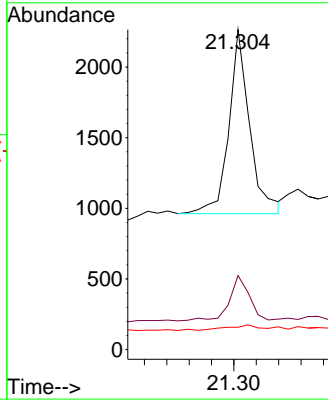
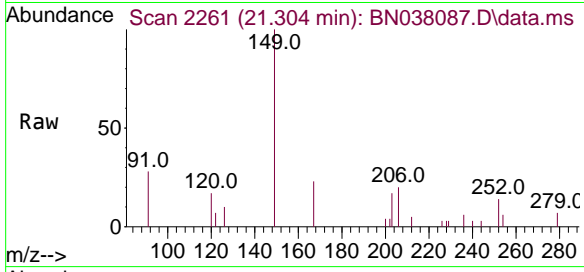




#34
 Bis(2-ethylhexyl)phthalate
 Concen: 0.871 ng
 RT: 21.304 min Scan# 21
 Delta R.T. -0.018 min
 Lab File: BN038087.D
 Acq: 14 Oct 2025 04:19

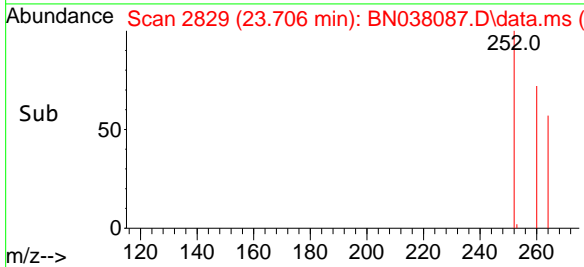
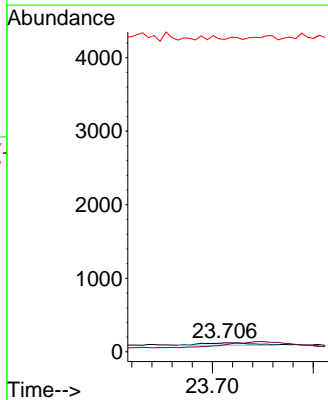
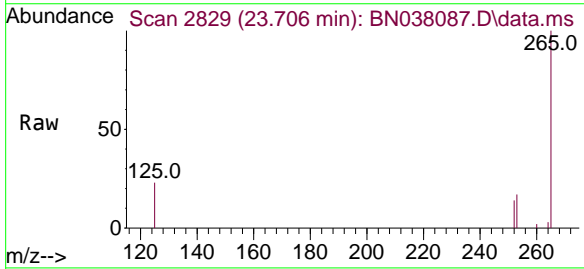
Instrument :
 BNA_N
 ClientSampleId :
 BP-VPB-184-GW-740-742MSD

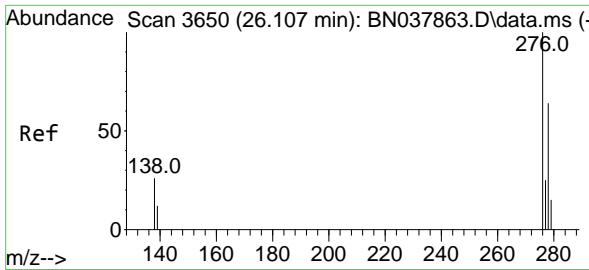
Tgt Ion	Resp	Lower	Upper
149	100		
167	24.1	20.4	30.6
279	4.9	2.4	3.6



#35
 Perylene-d12
 Concen: 0.400 ng
 RT: 23.706 min Scan# 2829
 Delta R.T. -0.021 min
 Lab File: BN038087.D
 Acq: 14 Oct 2025 04:19

Tgt Ion	Resp	Lower	Upper
264	100		
260	79.5	21.5	32.3
265	3483.6	53.8	80.6



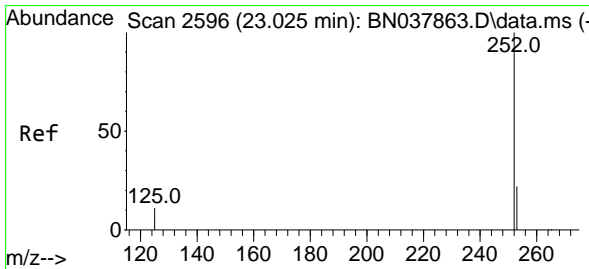
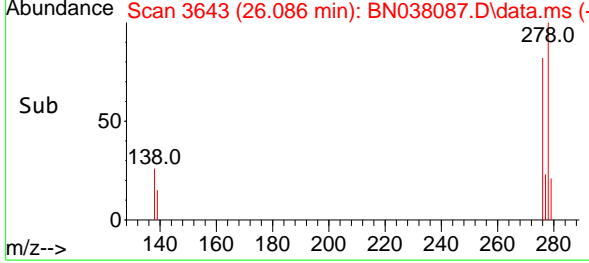
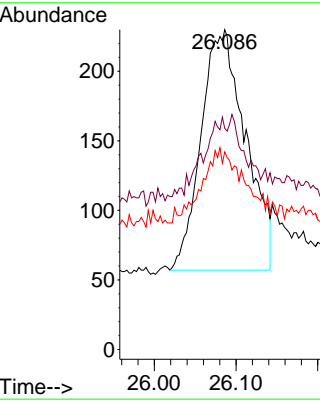
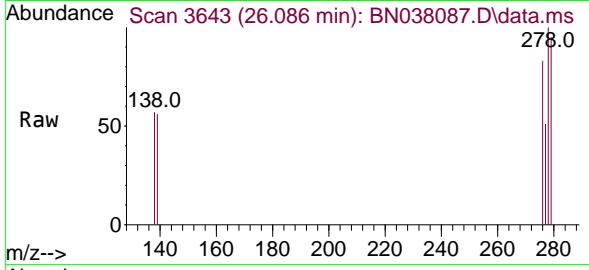


#36
 Indeno(1,2,3-cd)pyrene
 Concen: 2.433 ng
 RT: 26.086 min Scan# 3643
 Delta R.T. -0.021 min
 Lab File: BN038087.D
 Acq: 14 Oct 2025 04:19

Instrument :
 BNA_N
ClientSampleId :
 BP-VPB-184-GW-740-742MSD

Tgt Ion: 276 Resp: 656

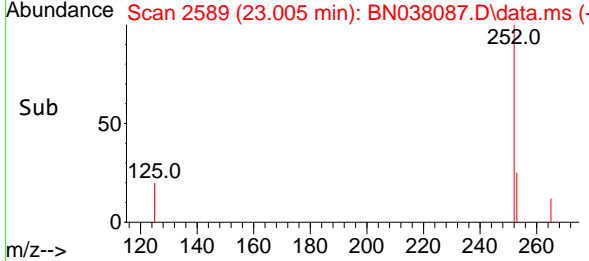
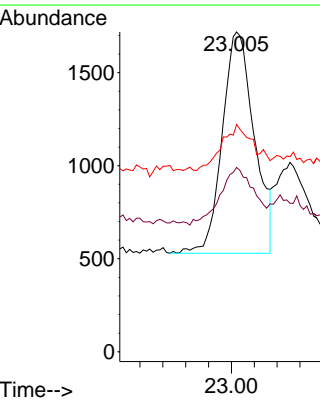
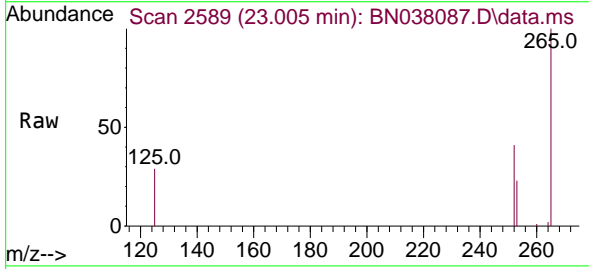
Ion	Ratio	Lower	Upper
276	100		
138	3.7	21.4	32.0#
277	11.4	20.3	30.5#

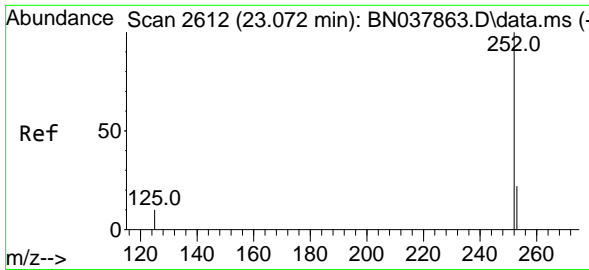


#37
 Benzo(b)fluoranthene
 Concen: 9.102 ng
 RT: 23.005 min Scan# 2589
 Delta R.T. -0.021 min
 Lab File: BN038087.D
 Acq: 14 Oct 2025 04:19

Tgt Ion: 252 Resp: 2316

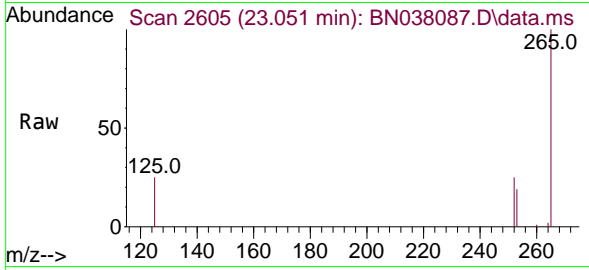
Ion	Ratio	Lower	Upper
252	100		
253	57.6	19.4	29.0#
125	71.0	13.0	19.4#



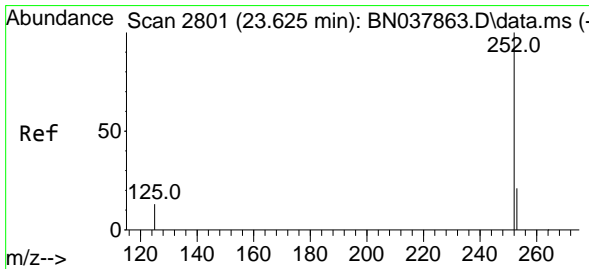
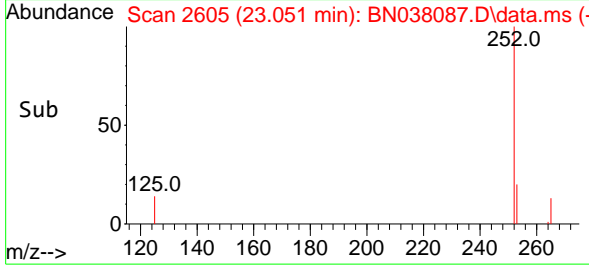
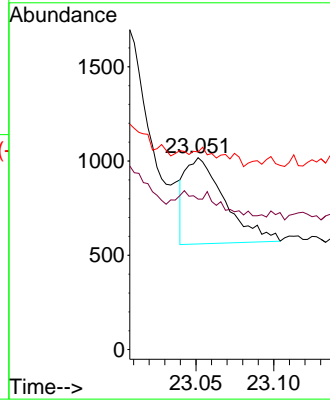


#38
 Benzo(k)fluoranthene
 Concen: 3.160 ng
 RT: 23.051 min Scan# 20
 Delta R.T. -0.021 min
 Lab File: BN038087.D
 Acq: 14 Oct 2025 04:19

Instrument :
 BNA_N
 ClientSampleId :
 BP-VPB-184-GW-740-742MSD

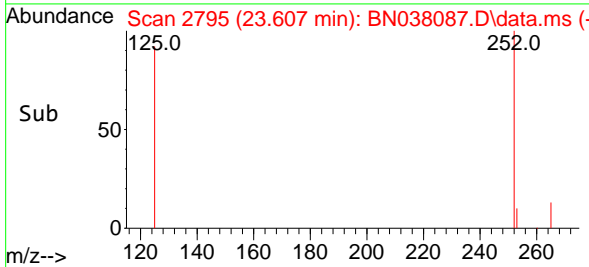
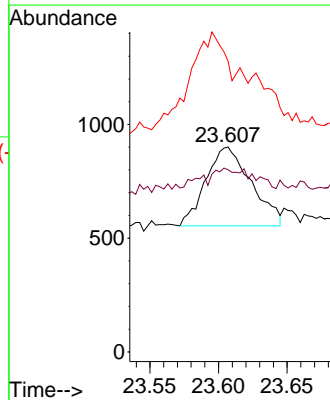
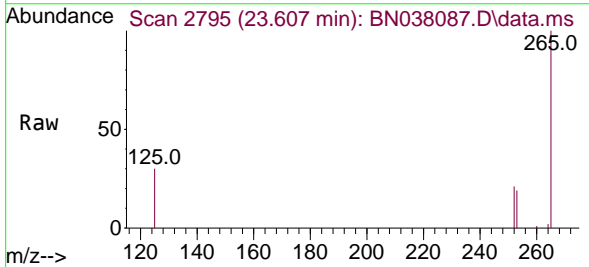


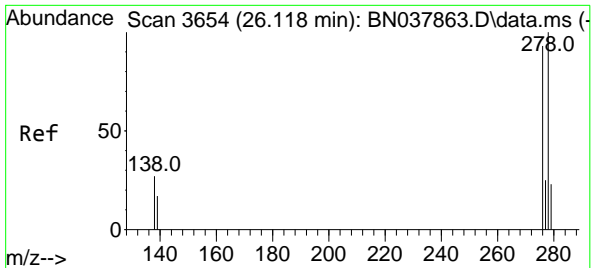
Tgt Ion:252 Resp: 809
 Ion Ratio Lower Upper
 252 100
 253 78.4 19.5 29.3#
 125 102.9 13.0 19.4#



#39
 Benzo(a)pyrene
 Concen: 3.976 ng
 RT: 23.607 min Scan# 2795
 Delta R.T. -0.018 min
 Lab File: BN038087.D
 Acq: 14 Oct 2025 04:19

Tgt Ion:252 Resp: 800
 Ion Ratio Lower Upper
 252 100
 253 88.9 20.6 30.8#
 125 142.0 16.7 25.1#



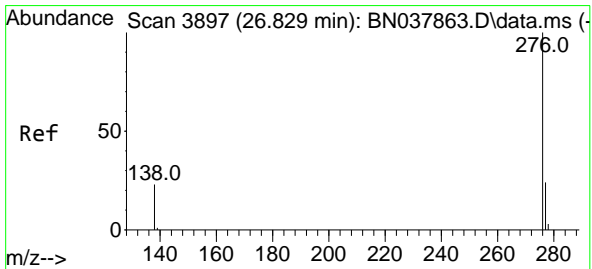
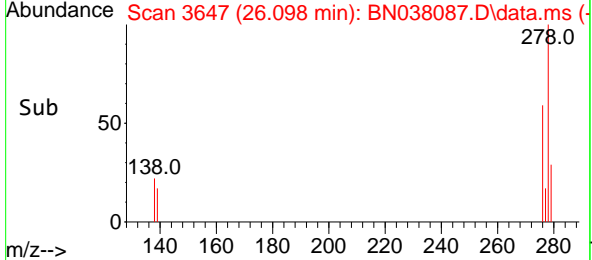
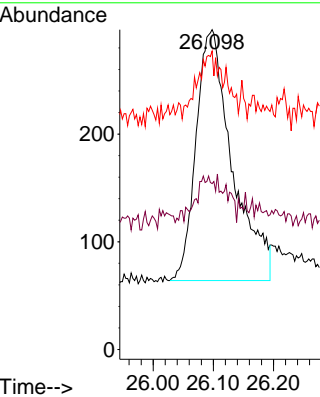
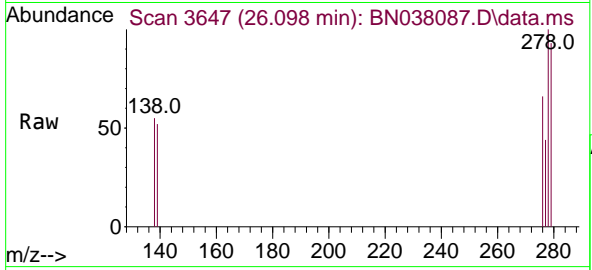


#40
Dibenzo(a,h)anthracene
 Concen: 4.646 ng
 RT: 26.098 min Scan# 3647
 Delta R.T. -0.021 min
 Lab File: BN038087.D
 Acq: 14 Oct 2025 04:19

Instrument :
 BNA_N
ClientSampleId :
 BP-VPB-184-GW-740-742MSD

Tgt Ion:278 Resp: 978

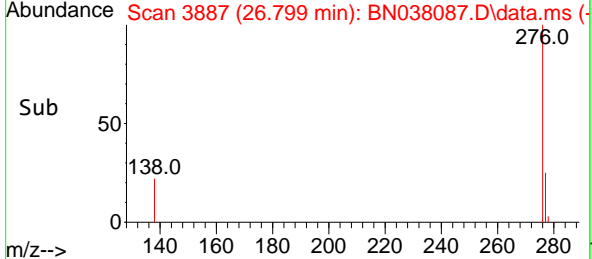
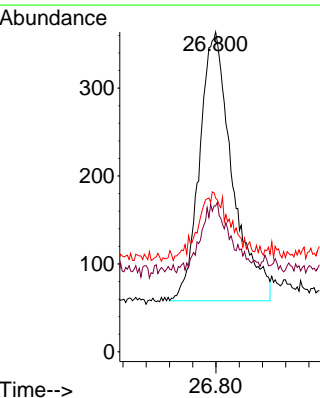
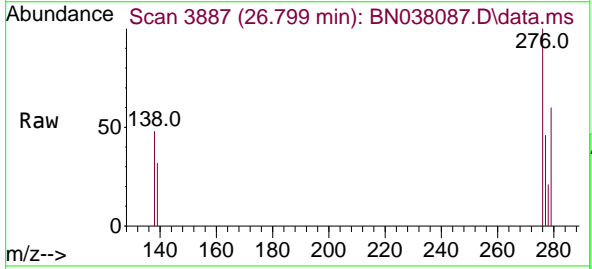
Ion	Ratio	Lower	Upper
278	100		
139	51.9	15.4	23.2#
279	93.3	20.8	31.2#



#41
Benzo(g,h,i)perylene
 Concen: 5.399 ng
 RT: 26.799 min Scan# 3887
 Delta R.T. -0.029 min
 Lab File: BN038087.D
 Acq: 14 Oct 2025 04:19

Tgt Ion:276 Resp: 1194

Ion	Ratio	Lower	Upper
276	100		
277	45.6	20.2	30.4#
138	48.1	19.8	29.8#



Manual Integration Report

Sequence:	BN092325	Instrument	BNA_n
-----------	----------	------------	-------

Sample ID	File ID	Parameter	Review By	Review On	Supervised By	Supervised On	Reason
-----------	---------	-----------	-----------	-----------	---------------	---------------	--------

- 1
- 2
- 3
- 4
- 5
- 6
- 7
- 8
- 9
- 10
- 11
- 12
- 13
- 14
- 15
- 16
- 17
- 18

Manual Integration Report

Sequence:	BN101325	Instrument	BNA_n
-----------	----------	------------	-------

Sample ID	File ID	Parameter	Review By	Review On	Supervised By	Supervised On	Reason
SSTDCCC0.4	BN038066.D	Benzo(b)fluoranthene	Jagrut	10/14/2025 2:48:09 PM	mohammad	10/15/2025 4:43:39 AM	Peak Integrated by Software
SSTDCCC0.4	BN038066.D	Benzo(k)fluoranthene	Jagrut	10/14/2025 2:48:09 PM	mohammad	10/15/2025 4:43:39 AM	Peak Integrated by Software
SSTDCCC0.4	BN038083.D	Benzo(b)fluoranthene	Jagrut	10/14/2025 2:48:14 PM	mohammad	10/15/2025 4:43:39 AM	Peak Integrated by Software
SSTDCCC0.4	BN038088.D	Benzo(b)fluoranthene	Jagrut	10/14/2025 2:48:16 PM	mohammad	10/15/2025 4:43:39 AM	Peak Integrated by Software

Instrument ID: BNA_N

Daily Analysis Runlog For Sequence/QC Batch ID # BN092325

Review By	Rahul	Review On	9/24/2025 8:51:58 AM		
Supervise By	Jagrut	Supervise On	9/24/2025 9:44:29 AM		
SubDirectory	BN092325	HP Acquire Method	BNA_N	HP Processing Method	bn092325
STD. NAME	STD REF.#				
Tune/Reschk	SP6757				
Initial Calibration Stds	SP6842,SP6843,SP6844,SP6845,SP6846,SP6847,SP6848				
CCC	SP6846				
Internal Standard/PEM	SP6830,1ul/100ul sample				
ICV/I.BLK	SP6854				
Surrogate Standard					
MS/MSD Standard					
LCS Standard					

Sr#	SampleId	Data File Name	Date-Time	Operator	Status
1	DFTPP	BN037860.D	23 Sep 2025 11:33	RC/JU	Ok
2	SSTDICC0.1	BN037861.D	23 Sep 2025 12:13	RC/JU	Ok
3	SSTDICC0.2	BN037862.D	23 Sep 2025 12:49	RC/JU	Ok
4	SSTDICCC0.4	BN037863.D	23 Sep 2025 13:25	RC/JU	Ok
5	SSTDICC0.8	BN037864.D	23 Sep 2025 14:02	RC/JU	Ok
6	SSTDICC1.6	BN037865.D	23 Sep 2025 14:38	RC/JU	Ok
7	SSTDICC3.2	BN037866.D	23 Sep 2025 15:15	RC/JU	Ok
8	SSTDICC5.0	BN037867.D	23 Sep 2025 15:51	RC/JU	Ok
9	SSTDICV0.4	BN037868.D	23 Sep 2025 16:28	RC/JU	Ok
10	PB169743BL	BN037869.D	23 Sep 2025 17:42	RC/JU	Not Ok

M : Manual Integration

Instrument ID: BNA_N

Daily Analysis Runlog For Sequence/QC Batch ID # BN101325

Review By	Jagrut	Review On	10/14/2025 2:55:47 PM
Supervise By	mohammad	Supervise On	10/15/2025 4:43:39 AM
SubDirectory	BN101325	HP Acquire Method	BNA_N, 8270_SiM HP Processing Method BN092325
STD. NAME	STD REF.#		
Tune/Reschk	SP6875		
Initial Calibration Stds	SP6842,SP6843,SP6844,SP6845,SP6846,SP6847,SP6848		
CCC	SP6846		
Internal Standard/PEM	SP6830,10ul/1000ul sample		
ICV/I.BLK	SP6854		
Surrogate Standard			
MS/MSD Standard			
LCS Standard			

Sr#	SampleId	Data File Name	Date-Time	Operator	Status
1	DFTPP	BN038065.D	13 Oct 2025 13:08	RC/JU	Ok
2	SSTDCCC0.4	BN038066.D	13 Oct 2025 13:47	RC/JU	Ok,M
3	PB169992BL	BN038067.D	13 Oct 2025 14:23	RC/JU	Ok
4	PB169992BS	BN038068.D	13 Oct 2025 14:59	RC/JU	Ok
5	PB169992BSD	BN038069.D	13 Oct 2025 15:35	RC/JU	Ok
6	PB170022BL	BN038070.D	13 Oct 2025 16:12	RC/JU	Ok
7	PB170022BS	BN038071.D	13 Oct 2025 16:48	RC/JU	Ok
8	Q3292-01	BN038072.D	13 Oct 2025 17:24	RC/JU	Ok
9	Q3292-02	BN038073.D	13 Oct 2025 18:00	RC/JU	Ok
10	Q3298-02	BN038074.D	13 Oct 2025 18:36	RC/JU	Ok
11	Q3298-03	BN038075.D	13 Oct 2025 19:12	RC/JU	Ok
12	Q3324-03	BN038076.D	13 Oct 2025 19:48	RC/JU	Ok
13	Q3324-05	BN038077.D	13 Oct 2025 20:24	RC/JU	Ok
14	Q3324-06	BN038078.D	13 Oct 2025 21:00	RC/JU	Ok
15	PB170061BS	BN038079.D	13 Oct 2025 21:36	RC/JU	Ok
16	PB170061BSD	BN038080.D	13 Oct 2025 22:12	RC/JU	Ok,M
17	SSTDCCC0.4	BN038081.D	13 Oct 2025 23:24	RC/JU	Ok
18	DFTPP	BN038082.D	14 Oct 2025 00:40	RC/JU	Ok
19	SSTDCCC0.4	BN038083.D	14 Oct 2025 01:19	RC/JU	Ok,M
20	PB170061BL	BN038084.D	14 Oct 2025 02:31	RC/JU	Ok
21	Q3298-05	BN038085.D	14 Oct 2025 03:07	RC/JU	Ok

Instrument ID: BNA_N

Daily Analysis Runlog For Sequence/QC Batch ID # BN101325

Review By	Jagrut	Review On	10/14/2025 2:55:47 PM		
Supervise By	mohammad	Supervise On	10/15/2025 4:43:39 AM		
SubDirectory	BN101325	HP Acquire Method	BNA_N, 8270_SiM	HP Processing Method	BN092325
STD. NAME	STD REF.#				
Tune/Reschk	SP6875				
Initial Calibration Stds	SP6842,SP6843,SP6844,SP6845,SP6846,SP6847,SP6848				
CCC	SP6846				
Internal Standard/PEM	SP6830,10ul/1000ul sample				
ICV/I.BLK	SP6854				
Surrogate Standard					
MS/MSD Standard					
LCS Standard					

22	Q3298-06MS	BN038086.D	14 Oct 2025 03:43	RC/JU	Ok
23	Q3298-07MSD	BN038087.D	14 Oct 2025 04:19	RC/JU	Ok
24	SSTDCCC0.4	BN038088.D	14 Oct 2025 04:56	RC/JU	Ok,M

M : Manual Integration

Instrument ID: BNA_N

Daily Analysis Runlog For Sequence/QC Batch ID # BN092325

Review By	Rahul	Review On	9/24/2025 8:51:58 AM		
Supervise By	Jagrut	Supervise On	9/24/2025 9:44:29 AM		
SubDirectory	BN092325	HP Acquire Method	BNA_N	HP Processing Method	bn092325

STD. NAME	STD REF.#
Tune/Reschk	SP6757
Initial Calibration Stds	SP6842,SP6843,SP6844,SP6845,SP6846,SP6847,SP6848
CCC	SP6846
Internal Standard/PEM	SP6830,1ul/100ul sample
ICV/I.BLK	SP6854
Surrogate Standard	
MS/MSD Standard	
LCS Standard	

Sr#	SampleID	ClientID	Data File Name	Date-Time	Comment	Operator	Status
1	DFTPP	DFTPP	BN037860.D	23 Sep 2025 11:33		RC/JU	Ok
2	SSTDICC0.1	SSTDICC0.1	BN037861.D	23 Sep 2025 12:13		RC/JU	Ok
3	SSTDICC0.2	SSTDICC0.2	BN037862.D	23 Sep 2025 12:49		RC/JU	Ok
4	SSTDICCC0.4	SSTDICCC0.4	BN037863.D	23 Sep 2025 13:25	Compound #20 kept on QR	RC/JU	Ok
5	SSTDICC0.8	SSTDICC0.8	BN037864.D	23 Sep 2025 14:02		RC/JU	Ok
6	SSTDICC1.6	SSTDICC1.6	BN037865.D	23 Sep 2025 14:38		RC/JU	Ok
7	SSTDICC3.2	SSTDICC3.2	BN037866.D	23 Sep 2025 15:15		RC/JU	Ok
8	SSTDICC5.0	SSTDICC5.0	BN037867.D	23 Sep 2025 15:51	Compound#14,24 removed from 5.0 ppm	RC/JU	Ok
9	SSTDICV0.4	ICVBN092325	BN037868.D	23 Sep 2025 16:28		RC/JU	Ok
10	PB169743BL	PB169743BL	BN037869.D	23 Sep 2025 17:42	END CCC missing, Analyzed for Contamination check.	RC/JU	Not Ok

M : Manual Integration

Instrument ID: BNA_N

Daily Analysis Runlog For Sequence/QC Batch ID # BN101325

Review By	Jagrut	Review On	10/14/2025 2:55:47 PM
Supervise By	mohammad	Supervise On	10/15/2025 4:43:39 AM
SubDirectory	BN101325	HP Acquire Method	BNA_N, 8270_HP Processing Method BN092325

STD. NAME	STD REF.#
Tune/Reschk	SP6875
Initial Calibration Stds	SP6842,SP6843,SP6844,SP6845,SP6846,SP6847,SP6848
CCC	SP6846
Internal Standard/PEM	SP6830,10ul/1000ul sample
ICV/I.BLK	SP6854
Surrogate Standard	
MS/MSD Standard	
LCS Standard	

Sr#	SampleID	ClientID	Data File Name	Date-Time	Comment	Operator	Status
1	DFTPP	DFTPP	BN038065.D	13 Oct 2025 13:08		RC/JU	Ok
2	SSTDCCC0.4	SSTDCCC0.4	BN038066.D	13 Oct 2025 13:47		RC/JU	Ok,M
3	PB169992BL	PB169992BL	BN038067.D	13 Oct 2025 14:23		RC/JU	Ok
4	PB169992BS	PB169992BS	BN038068.D	13 Oct 2025 14:59		RC/JU	Ok
5	PB169992BSD	PB169992BSD	BN038069.D	13 Oct 2025 15:35		RC/JU	Ok
6	PB170022BL	PB170022BL	BN038070.D	13 Oct 2025 16:12		RC/JU	Ok
7	PB170022BS	PB170022BS	BN038071.D	13 Oct 2025 16:48		RC/JU	Ok
8	Q3292-01	RW8-SP100-20251003	BN038072.D	13 Oct 2025 17:24		RC/JU	Ok
9	Q3292-02	RW8-SP303-20251003	BN038073.D	13 Oct 2025 18:00		RC/JU	Ok
10	Q3298-02	BP-VPB-184-EB-20251	BN038074.D	13 Oct 2025 18:36		RC/JU	Ok
11	Q3298-03	VPB184-HYD-2025100	BN038075.D	13 Oct 2025 19:12	Surrogate Fail	RC/JU	Ok
12	Q3324-03	BP-VPB-184-GW-EB-2	BN038076.D	13 Oct 2025 19:48		RC/JU	Ok
13	Q3324-05	BP-VPB-184-GW-780-7	BN038077.D	13 Oct 2025 20:24		RC/JU	Ok
14	Q3324-06	BP-VPB-184-GW-840-8	BN038078.D	13 Oct 2025 21:00		RC/JU	Ok
15	PB170061BS	PB170061BS	BN038079.D	13 Oct 2025 21:36		RC/JU	Ok
16	PB170061BSD	PB170061BSD	BN038080.D	13 Oct 2025 22:12		RC/JU	Ok,M
17	SSTDCCC0.4	SSTDCCC0.4EC	BN038081.D	13 Oct 2025 23:24		RC/JU	Ok
18	DFTPP	DFTPP	BN038082.D	14 Oct 2025 00:40		RC/JU	Ok

Instrument ID: BNA_N

Daily Analysis Runlog For Sequence/QC Batch ID # BN101325

Review By	Jagrut	Review On	10/14/2025 2:55:47 PM
Supervise By	mohammad	Supervise On	10/15/2025 4:43:39 AM
SubDirectory	BN101325	HP Acquire Method	BNA_N, 8270_HP Processing Method BN092325

STD. NAME	STD REF.#
Tune/Reschk	SP6875
Initial Calibration Stds	SP6842,SP6843,SP6844,SP6845,SP6846,SP6847,SP6848
CCC	SP6846
Internal Standard/PEM	SP6830,10ul/1000ul sample
ICV/I.BLK	SP6854
Surrogate Standard	
MS/MSD Standard	
LCS Standard	

Run #	Sample Name	Reference	Batch ID	Time	Operator	Status
19	SSTDCCC0.4	SSTDCCC0.4	BN038083.D	14 Oct 2025 01:19	RC/JU	Ok,M
20	PB170061BL	PB170061BL	BN038084.D	14 Oct 2025 02:31	RC/JU	Ok
21	Q3298-05	BP-VPB-184-GW-740-7	BN038085.D	14 Oct 2025 03:07	RC/JU	Ok
22	Q3298-06MS	BP-VPB-184-GW-740-7	BN038086.D	14 Oct 2025 03:43	RC/JU	Ok
23	Q3298-07MSD	BP-VPB-184-GW-740-7	BN038087.D	14 Oct 2025 04:19	RC/JU	Ok
24	SSTDCCC0.4	SSTDCCC0.4EC	BN038088.D	14 Oct 2025 04:56	RC/JU	Ok,M

M : Manual Integration

SOP ID: M3510C,3580A-Extraction SVOC-21

Clean Up SOP #: N/A **Extraction Start Date:** 10/08/2025

Matrix: Water **Extraction Start Time:** 08:50

Weigh By: N/A **Extraction By:** RJ **Extraction End Date:** 10/08/2025

Balance check: N/A **Filter By:** RJ **Extraction End Time:** 14:05

Balance ID: N/A **pH Meter ID:** N/A **Concentration By:** EH

pH Strip Lot#: E3953 **Hood ID:** 4,5,6,7 **Supervisor By:** ritesh

Extraction Method: Separatory Funnel Continuous Liquid/Liquid Sonication Waste Dilution Soxhlet

Standard Name	MLS USED	Concentration ug/mL	STD REF. # FROM LOG
Spike Sol 1	1.0ML	0.4 PPM	SP6876
Surrogate	1.0ML	0.4 PPM	SP6873
N/A	N/A	N/A	N/A
N/A	N/A	N/A	N/A
N/A	N/A	N/A	N/A

Chemical Used	ML/SAMPLE USED	Lot Number
Methylene Chloride	N/A	E3973
Baked Na2SO4	N/A	EP2646
H2SO4 1:1	N/A	EP2610
10N NaOH	N/A	EP2609
N/A	N/A	N/A
N/A	N/A	N/A
N/A	N/A	N/A
N/A	N/A	N/A
N/A	N/A	N/A
N/A	N/A	N/A
N/A	N/A	N/A
N/A	N/A	N/A
N/A	N/A	N/A
N/A	N/A	N/A

Extraction Conformance/Non-Conformance Comments:

PH Adjusted TO <2 with 1:1 H2SO4 & >11with 10N NAOH ,1.5ML Vial Lot #2210443.

KD Bath ID: WATER BATH-1,2 **Envap ID:** NEVAP-02

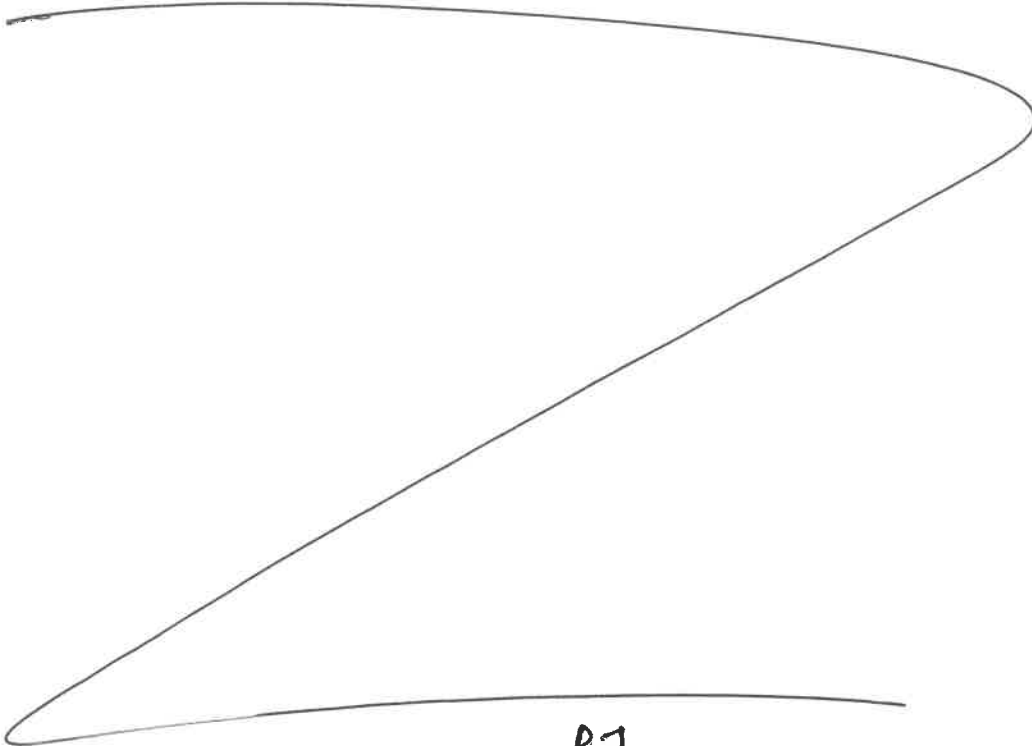
KD Bath Temperature: 60 °C **Envap Temperature:** 40 °C

Date / Time	Prepped Sample Relinquished By/Location	Received By/Location
10/08/25 14:10	RJ (EXT-1066) Preparation Group	R/SVOC Analysis Group

Analytical Method: M3510C,3580A-Extraction SVOC-21

Concentration Date: 10/08/2025

Sample ID	Client Sample ID	Test	g / mL	PH	Surr/Spike By:		Final Vol. (mL)	JarID	Comments	Prep Pos
					AddedBy	VerifiedBy				
PB170022BL	SBLK022	SVOC-SIMGrou p1	1000	6	ritesh	Evelyn	1			SEP-1
PB170022BS	SLCS022	SVOC-SIMGrou p1	1000	6	ritesh	Evelyn	1			2
Q3292-01	RW8-SP100-20251003	SVOC-SIMGrou p1	1000	6	ritesh	Evelyn	1	D		3
Q3292-02	RW8-SP303-251003	SVOC-SIMGrou p1	1000	6	ritesh	Evelyn	1	D		4
Q3298-02	BP-VPB-EB-20251003	SVOC-SIMGrou p1	750	6	ritesh	Evelyn	1	C		5
Q3298-03	VPB184-HYD-20251003	SVOC-SIMGrou p1	1000	6	ritesh	Evelyn	1	C		6
Q3298-05	BP-VPB-GW-740-742	SVOC-SIMGrou p1	400	6	ritesh	Evelyn	1	C	Muddy	7
Q3298-06	Q3298-05MS	SVOC-SIMGrou p1	420	6	ritesh	Evelyn	1		Muddy	8
Q3298-07	Q3298-05MSD	SVOC-SIMGrou p1	360	6	ritesh	Evelyn	1		Muddy	9



RJ
10/08

* Extracts relinquished on the same date as received.

WORKLIST(Hardcopy Internal Chain)

WorkList Name : Q3292 WorkList ID : 192345 Department : Extraction Date : 10-08-2025 08:45:50

Sample	Customer Sample	Matrix	Test	Preservative	Customer	Raw Sample Storage Location	Collect Date	Method
Q3292-01	RW8-SP100-20251003	Water	SVOC-SIMGroup1	Cool 4 deg C	TETR06	D31	10/03/2025	8270-Modified
Q3292-02	RW8-SP303-251003	Water	SVOC-SIMGroup1	Cool 4 deg C	TETR06	D31	10/03/2025	8270-Modified
Q3298-02	BP-VPB-EB-20251003	Water	SVOC-SIMGroup1	Cool 4 deg C	TETR06	D31	10/03/2025	8270-Modified
Q3298-03	VPB184-HYD-20251003	Water	SVOC-SIMGroup1	Cool 4 deg C	TETR06	D31	10/03/2025	8270-Modified
Q3298-05	BP-VPB-GW-740-742	Water	SVOC-SIMGroup1	Cool 4 deg C	TETR06	D31	10/06/2025	8270-Modified
Q3298-06	Q3298-05MS	Water	SVOC-SIMGroup1	Cool 4 deg C	TETR06	D31	10/06/2025	8270-Modified
Q3298-07	Q3298-05MSD	Water	SVOC-SIMGroup1	Cool 4 deg C	TETR06	D31	10/06/2025	8270-Modified

Date/Time 10/08/25 8:45
 Raw Sample Received by: RS (EFA-1206)
 Raw Sample Relinquished by: CP SM

Date/Time 10/08/25 9:15
 Raw Sample Received by: CP SM
 Raw Sample Relinquished by: RS (EFA-1206)



Prep Standard - Chemical Standard Summary

Order ID : Q3298
Test : SVOC-SIMGroup1
Prepbatch ID : PB170022,
Sequence ID/Qc Batch ID: BN101325,

Standard ID :
EP2609,EP2610,EP2646,SP6830,SP6841,SP6842,SP6843,SP6844,SP6845,SP6846,SP6847,SP6848,SP6853,SP6854,SP6873,SP6875,SP6876,

Chemical ID :
10ul/1000ul
sample,E3657,E3875,E3942,E3943,E3972,E3973,M6157,S10105,S11073,S11496,S11652,S11828,S12115,S12197,S12201,S12220,S12273,S12499,S12552,S12560,S12577,S12670,S12905,S12986,S13058,S13097,S13120,S13245,W3112,

- 1
- 2
- 3
- 4
- 5
- 6
- 7
- 8
- 9
- 10
- 11
- 12
- 13
- 14
- 15
- 16
- 17
- 18

Extractions STANDARD PREPARATION LOG

<u>Recipe ID</u>	<u>NAME</u>	<u>NO.</u>	<u>Prep Date</u>	<u>Expiration Date</u>	<u>Prepared By</u>	<u>ScaleID</u>	<u>PipetteID</u>	<u>Supervised By</u>
1874	10 N SODIUM HYDROXIDE SOLN	EP2609	05/07/2025	11/07/2025	RUPESHKUMAR SHAH	Extraction_SC ALE_2 (EX-SC-2)	None	Riteshkumar Patel 05/07/2025

FROM 1000.00000ml of W3112 + 400.00000gram of E3657 = Final Quantity: 1000.000 ml

<u>Recipe ID</u>	<u>NAME</u>	<u>NO.</u>	<u>Prep Date</u>	<u>Expiration Date</u>	<u>Prepared By</u>	<u>ScaleID</u>	<u>PipetteID</u>	<u>Supervised By</u>
314	1.1 H2SO4 SOLN	EP2610	05/07/2025	11/07/2025	RUPESHKUMAR SHAH	Extraction_SC ALE_2 (EX-SC-2)	None	Riteshkumar Patel 05/07/2025

FROM 1000.00000ml of M6157 + 1000.00000ml of W3112 = Final Quantity: 2000.000 ml

Extractions STANDARD PREPARATION LOG

<u>Recipe ID</u>	<u>NAME</u>	<u>NO.</u>	<u>Prep Date</u>	<u>Expiration Date</u>	<u>Prepared By</u>	<u>ScaleID</u>	<u>PipetteID</u>	<u>Supervised By</u>
3923	Baked Sodium Sulfate	EP2646	09/26/2025	01/28/2026	Evelyn Huang	Extraction_SC ALE_2 (EX-SC-2)	None	Riteshkumar Patel 09/26/2025

FROM 4000.00000gram of E3875 = Final Quantity: 4000.000 gram

<u>Recipe ID</u>	<u>NAME</u>	<u>NO.</u>	<u>Prep Date</u>	<u>Expiration Date</u>	<u>Prepared By</u>	<u>ScaleID</u>	<u>PipetteID</u>	<u>Supervised By</u>
3493	Internal Standard 0.4 PPM	SP6830	06/17/2025	12/13/2025	Jagrut Upadhyay	None	None	Rahul Chavli 06/19/2025

FROM 0.10000ml of S12670 + 4.90000ml of E3942 = Final Quantity: 5.000 ml

- 1
- 2
- 3
- 4
- 5
- 6
- 7
- 8
- 9
- 10
- 11
- 12
- 13
- 14
- 15
- 16
- 17
- 18

SVOC STANDARD PREPARATION LOG

<u>Recipe ID</u>	<u>NAME</u>	<u>NO.</u>	<u>Prep Date</u>	<u>Expiration Date</u>	<u>Prepared By</u>	<u>ScaleID</u>	<u>PipetteID</u>	<u>Supervised By</u>
3339	8270 sim calibration stock 10ppm (CPI)	SP6841	06/25/2025	10/28/2025	Jagrut Upadhyay	None	None	Rahul Chavli 06/25/2025

FROM 0.03350ml of S10105 + 0.05000ml of S11496 + 0.12500ml of S11828 + 0.12500ml of S12115 + 0.25000ml of S12273 + 0.25000ml of S13058 + 24.16650ml of E3943 = Final Quantity: 25.000 ml

<u>Recipe ID</u>	<u>NAME</u>	<u>NO.</u>	<u>Prep Date</u>	<u>Expiration Date</u>	<u>Prepared By</u>	<u>ScaleID</u>	<u>PipetteID</u>	<u>Supervised By</u>
3361	8270-SIM MDL-5PPM CALIBRATION SOLUTION	SP6842	06/25/2025	10/28/2025	Jagrut Upadhyay	None	None	Rahul Chavli 06/25/2025

FROM 0.50000ml of E3943 + 0.01000ml of SP6830 + 0.50000ml of SP6841 = Final Quantity: 1.010 ml

SVOC STANDARD PREPARATION LOG

<u>Recipe ID</u>	<u>NAME</u>	<u>NO.</u>	<u>Prep Date</u>	<u>Expiration Date</u>	<u>Prepared By</u>	<u>ScaleID</u>	<u>PipetteID</u>	<u>Supervised By</u>
3341	8270-SIM MDL-3.2PPM CALIBRATION SOLUTION	SP6843	06/25/2025	10/28/2025	Jagrut Upadhyay	None	None	Rahul Chavli 06/25/2025

FROM 0.68000ml of E3943 + 0.01000ml of SP6830 + 0.32000ml of SP6841 = Final Quantity: 1.010 ml

<u>Recipe ID</u>	<u>NAME</u>	<u>NO.</u>	<u>Prep Date</u>	<u>Expiration Date</u>	<u>Prepared By</u>	<u>ScaleID</u>	<u>PipetteID</u>	<u>Supervised By</u>
3344	8270-SIM MDL-1.6PPM CALIBRATION SOLUTION	SP6844	06/25/2025	10/28/2025	Jagrut Upadhyay	None	None	Rahul Chavli 06/25/2025

FROM 0.84000ml of E3943 + 0.01000ml of SP6830 + 0.16000ml of SP6841 = Final Quantity: 1.010 ml

SVOC STANDARD PREPARATION LOG

<u>Recipe ID</u>	<u>NAME</u>	<u>NO.</u>	<u>Prep Date</u>	<u>Expiration Date</u>	<u>Prepared By</u>	<u>ScaleID</u>	<u>PipetteID</u>	<u>Supervised By</u>
3342	8270-SIM MDL-0.8PPM CALIBRATION SOLUTION	SP6845	06/25/2025	10/28/2025	Jagrut Upadhyay	None	None	Rahul Chavli 06/25/2025

FROM 0.92000ml of E3943 + 0.01000ml of SP6830 + 0.08000ml of SP6841 = Final Quantity: 1.010 ml

<u>Recipe ID</u>	<u>NAME</u>	<u>NO.</u>	<u>Prep Date</u>	<u>Expiration Date</u>	<u>Prepared By</u>	<u>ScaleID</u>	<u>PipetteID</u>	<u>Supervised By</u>
3343	8270-SIM MDL-0.4PPM CALIBRATION SOLUTION	SP6846	06/25/2025	10/28/2025	Jagrut Upadhyay	None	None	Rahul Chavli 06/25/2025

FROM 0.96000ml of E3943 + 0.01000ml of SP6830 + 0.04000ml of SP6841 = Final Quantity: 1.010 ml

SVOC STANDARD PREPARATION LOG

<u>Recipe ID</u>	<u>NAME</u>	<u>NO.</u>	<u>Prep Date</u>	<u>Expiration Date</u>	<u>Prepared By</u>	<u>ScaleID</u>	<u>PipetteID</u>	<u>Supervised By</u>
3345	8270-SIM MDL-0.2PPM CALIBRATION SOLUTION	SP6847	06/25/2025	10/28/2025	Jagrut Upadhyay	None	None	Rahul Chavli 06/25/2025

FROM 0.50000ml of E3943 + 0.01000ml of SP6830 + 0.50000ml of SP6846 = Final Quantity: 1.010 ml

<u>Recipe ID</u>	<u>NAME</u>	<u>NO.</u>	<u>Prep Date</u>	<u>Expiration Date</u>	<u>Prepared By</u>	<u>ScaleID</u>	<u>PipetteID</u>	<u>Supervised By</u>
3346	8270-SIM MDL-0.1PPM CALIBRATION SOLUTION	SP6848	06/25/2025	10/28/2025	Jagrut Upadhyay	None	None	Rahul Chavli 06/25/2025

FROM 0.75000ml of E3943 + 0.01000ml of SP6830 + 0.25000ml of SP6846 = Final Quantity: 1.010 ml

SVOC STANDARD PREPARATION LOG

<u>Recipe ID</u>	<u>NAME</u>	<u>NO.</u>	<u>Prep Date</u>	<u>Expiration Date</u>	<u>Prepared By</u>	<u>ScaleID</u>	<u>PipetteID</u>	<u>Supervised By</u>
3355	8270-SIM MDL-3.2PPM CALIBRATION STOCK SOL- 2ND	SP6853	07/02/2025	09/30/2025	Jagrut Upadhyay	None	None	Rahul Chavli 07/08/2025
SOURCE FROM 0.00630ml of S12197 + 0.01280ml of S12220 + 0.03200ml of S11073 + 0.03200ml of S11828 + 0.06400ml of S12499 + 0.06400ml of S12552 + 0.06400ml of S12986 + 19.72490ml of E3943 = Final Quantity: 20.000 ml								

<u>Recipe ID</u>	<u>NAME</u>	<u>NO.</u>	<u>Prep Date</u>	<u>Expiration Date</u>	<u>Prepared By</u>	<u>ScaleID</u>	<u>PipetteID</u>	<u>Supervised By</u>
3356	8270-SIM MDL-0.4PPM CALIBRATION SOL ICV-2ND	SP6854	07/02/2025	09/30/2025	Jagrut Upadhyay	None	None	Rahul Chavli 07/16/2025
SOURCE FROM 0.87500ml of E3943 + 0.01000ml of SP6830 + 0.12500ml of SP6853 = Final Quantity: 1.010 ml								

SVOC STANDARD PREPARATION LOG

<u>Recipe ID</u>	<u>NAME</u>	<u>NO.</u>	<u>Prep Date</u>	<u>Expiration Date</u>	<u>Prepared By</u>	<u>ScaleID</u>	<u>PipetteID</u>	<u>Supervised By</u>
3491	8270-SIM-Surrogate 0.4 PPM	SP6873	09/30/2025	12/09/2025	Jagrut Upadhyay	None	None	Rahul Chavli 09/30/2025

FROM 0.00400ml of S12201 + 0.00800ml of S12905 + 0.02000ml of S11828 + 99.96800ml of E3972 = Final Quantity: 100.000 ml

<u>Recipe ID</u>	<u>NAME</u>	<u>NO.</u>	<u>Prep Date</u>	<u>Expiration Date</u>	<u>Prepared By</u>	<u>ScaleID</u>	<u>PipetteID</u>	<u>Supervised By</u>
3895	50 ug/ml DFTPP 8270E	SP6875	09/30/2025	03/30/2026	Rahul Chavli	None	None	Jagrut Upadhyay 09/30/2025

FROM 1.00000ml of S12577 + 19.00000ml of E3973 = Final Quantity: 20.000 ml

SVOC STANDARD PREPARATION LOG

<u>Recipe ID</u>	<u>NAME</u>	<u>NO.</u>	<u>Prep Date</u>	<u>Expiration Date</u>	<u>Prepared By</u>	<u>ScaleID</u>	<u>PipetteID</u>	<u>Supervised By</u>
3492	8270-SIM-Spike 0.4 PPM	SP6876	09/30/2025	11/30/2025	Jagrut Upadhyay	None	None	Rahul Chavli 09/30/2025
FROM	0.00080ml of S11652 + 0.01000ml of S13120 + 0.02000ml of S12560 + 0.02000ml of S13097 + 0.02000ml of S13245 + 49.92920ml of E3972 = Final Quantity: 50.000 ml							

- 1
- 2
- 3
- 4
- 5
- 6
- 7
- 8
- 9
- 10
- 11
- 12
- 13
- 14
- 15
- 16
- 17
- 18

CHEMICAL RECEIPT LOG BOOK

Supplier	ItemCode / ItemName	Lot #	Expiration Date	Date Opened / Opened By	Received Date / Received By	Chemtech Lot #
PCI Scientific Supply, Inc.	PC19510-5 / Sodium Hydroxide Pellets 2.5 Kg, Pk of 4	23B1556310	12/31/2025	12/04/2023 / Rajesh	12/01/2023 / Rajesh	E3657

Supplier	ItemCode / ItemName	Lot #	Expiration Date	Date Opened / Opened By	Received Date / Received By	Chemtech Lot #
PCI Scientific Supply, Inc.	PC19631-100 / SODIUM SULFATE, ANHYDROUS, PEST GRADE, 1	417203	01/28/2026	07/28/2025 / RUPESH	01/29/2025 / Rajesh	E3875

Supplier	ItemCode / ItemName	Lot #	Expiration Date	Date Opened / Opened By	Received Date / Received By	Chemtech Lot #
Seidler Chemical	BA-9644-A4 / Methylene Chloride,U-Resi, Cycle-Tainer (215L)	25A2862010	12/13/2025	06/13/2025 / Rajesh	02/28/2025 / Rajesh	E3942

Supplier	ItemCode / ItemName	Lot #	Expiration Date	Date Opened / Opened By	Received Date / Received By	Chemtech Lot #
Seidler Chemical	BA-9644-A4 / Methylene Chloride,U-Resi, Cycle-Tainer (215L)	25A2862010	12/13/2025	06/13/2025 / Rajesh	02/28/2025 / Rajesh	E3943

Supplier	ItemCode / ItemName	Lot #	Expiration Date	Date Opened / Opened By	Received Date / Received By	Chemtech Lot #
Seidler Chemical	BA-9254-03 / Acetone, Ultra Resi (cs/4x4L)	24H1462005	05/24/2027	09/16/2025 / Evelyn	09/04/2025 / Riteshkumar	E3972

Supplier	ItemCode / ItemName	Lot #	Expiration Date	Date Opened / Opened By	Received Date / Received By	Chemtech Lot #
Seidler Chemical	BA-9644-A4 / Methylene Chloride,U-Resi, Cycle-Tainer (215L)	25C1262005	04/16/2026	09/15/2025 / Riteshkumar	09/15/2025 / Riteshkumar	E3973

CHEMICAL RECEIPT LOG BOOK

Supplier	ItemCode / ItemName	Lot #	Expiration Date	Date Opened / Opened By	Received Date / Received By	Chemtech Lot #
Seidler Chemical	BA-9673-33 / Sulfuric Acid, Instra-Analyzed (cs/6c2.5L)	24i1262013	11/07/2025	05/07/2025 / RUPESH	02/18/2025 / Mohan	M6157

Supplier	ItemCode / ItemName	Lot #	Expiration Date	Date Opened / Opened By	Received Date / Received By	Chemtech Lot #
CPI International	Z-112090-04 / CLP Acid Surrogate Solution, 7500 mg/L, 1ml	440246	12/19/2025	06/19/2025 / Jagrut	12/09/2021 / Christian	S10105

Supplier	ItemCode / ItemName	Lot #	Expiration Date	Date Opened / Opened By	Received Date / Received By	Chemtech Lot #
Restek	31853 / 1,4-Dioxane, 2000 ug/ml , Solvent: Methylene Chloride	A0187043	11/16/2025	05/16/2025 / Jagrut	02/06/2023 / Christian	S11073

Supplier	ItemCode / ItemName	Lot #	Expiration Date	Date Opened / Opened By	Received Date / Received By	Chemtech Lot #
CPI International	Z-110094-02 / CLP Base/Neutral Surrogate Solution, 5000 mg/L, 1ml	506889	10/28/2025	04/28/2025 / Jagrut	08/11/2023 / Yogesh	S11496

Supplier	ItemCode / ItemName	Lot #	Expiration Date	Date Opened / Opened By	Received Date / Received By	Chemtech Lot #
Restek	555872 / Custom Standard, pentachlorophenol Std [CS 5328-5]	A0201728	01/30/2026	07/30/2025 / Rahul	11/09/2023 / Yogesh	S11652

Supplier	ItemCode / ItemName	Lot #	Expiration Date	Date Opened / Opened By	Received Date / Received By	Chemtech Lot #
Restek	33913 / SOM01.0 SIM Analysis Standard (Surrogate), 2000 PPM	A0201976	12/09/2025	06/09/2025 / Jagrut	11/21/2023 / rahul	S11828

CHEMICAL RECEIPT LOG BOOK

Supplier	ItemCode / ItemName	Lot #	Expiration Date	Date Opened / Opened By	Received Date / Received By	Chemtech Lot #
CPI International	z-010223-01 / 1,4-Dioxane Solution, 2,000mg/L, 1ml	454157	10/28/2025	04/28/2025 / Jagrut	03/08/2024 / Rahul	S12115

Supplier	ItemCode / ItemName	Lot #	Expiration Date	Date Opened / Opened By	Received Date / Received By	Chemtech Lot #
Restek	31087 / Acid Surrogate 10,000ug/ml,methanol,5ml/ampul	A0206206	01/02/2026	07/02/2025 / Jagrut	03/15/2024 / Rahul	S12197

Supplier	ItemCode / ItemName	Lot #	Expiration Date	Date Opened / Opened By	Received Date / Received By	Chemtech Lot #
Restek	31087 / Acid Surrogate 10,000ug/ml,methanol,5ml/ampul	A0206206	03/22/2026	09/22/2025 / Jagrut	03/15/2024 / Rahul	S12201

Supplier	ItemCode / ItemName	Lot #	Expiration Date	Date Opened / Opened By	Received Date / Received By	Chemtech Lot #
Restek	31086 / Base Neutral Surrogate 5000ug/ml,CH2Cl2,5ml	A0206381	01/02/2026	07/02/2025 / Jagrut	03/15/2024 / Rahul	S12220

Supplier	ItemCode / ItemName	Lot #	Expiration Date	Date Opened / Opened By	Received Date / Received By	Chemtech Lot #
CPI International	z-110381-01 / 8270 Calibration Solution, 76-1, 500 & 1,000 mg/L, 1ml	520963	12/25/2025	06/25/2025 / Jagrut	05/24/2024 / Rahul	S12273

Supplier	ItemCode / ItemName	Lot #	Expiration Date	Date Opened / Opened By	Received Date / Received By	Chemtech Lot #
Restek	555223 / Custom 8270 Plus Std #1 [2nd lot at \$100 per ampul if requested - contact ARM with Request]	A0214021	01/01/2026	07/01/2025 / Rahul	07/23/2024 / RAHUL	S12499

[CS 4978-1]

CHEMICAL RECEIPT LOG BOOK

Supplier	ItemCode / ItemName	Lot #	Expiration Date	Date Opened / Opened By	Received Date / Received By	Chemtech Lot #
Restek	555224 / Custom 8270 Plus Std #2 [2nd lot at \$85 per ampul if requested - contact ARM with Request]	A0214017	01/01/2026	07/01/2025 / Rahul	07/23/2024 / RAHUL	S12552

[CS 4978-2]

Supplier	ItemCode / ItemName	Lot #	Expiration Date	Date Opened / Opened By	Received Date / Received By	Chemtech Lot #
Restek	555224 / Custom 8270 Plus Std #2 [2nd lot at \$85 per ampul if requested - contact ARM with Request]	A0214017	03/22/2026	09/22/2025 / Jagrut	07/23/2024 / RAHUL	S12560

[CS 4978-2]

Supplier	ItemCode / ItemName	Lot #	Expiration Date	Date Opened / Opened By	Received Date / Received By	Chemtech Lot #
Restek	31615 / SV Mixture, GC/MS Tuning Mixture, CH2Cl2, 1mL,	A0212955	06/30/2027	03/31/2025 / Rahul	08/01/2024 / Rahul	S12577

Supplier	ItemCode / ItemName	Lot #	Expiration Date	Date Opened / Opened By	Received Date / Received By	Chemtech Lot #
Restek	31206 / SV Mix, CLP method, Internal Std, 2000ug/mL, CH2Cl2, 1mL	A0212266	12/16/2025	06/16/2025 / anahy	09/20/2024 / anahy	S12670

Supplier	ItemCode / ItemName	Lot #	Expiration Date	Date Opened / Opened By	Received Date / Received By	Chemtech Lot #
Restek	31086 / Base Neutral Surrogate 5000ug/ml,CH2Cl2,5ml	A0216785	03/22/2026	09/22/2025 / Jagrut	12/09/2024 / anahy	S12905

Supplier	ItemCode / ItemName	Lot #	Expiration Date	Date Opened / Opened By	Received Date / Received By	Chemtech Lot #
Restek	31850 / 8270 SV Mix, 8270 Mega Mix 1mL, 1000ug/mL, CH2Cl2 [New Solvent 100% CH2Cl2]	A0219438	09/30/2025	06/04/2025 / Jagrut	12/11/2024 / anahy	S12986

CHEMICAL RECEIPT LOG BOOK

Supplier	ItemCode / ItemName	Lot #	Expiration Date	Date Opened / Opened By	Received Date / Received By	Chemtech Lot #
CPI International	Z-110816-01 / Custom 8270 Mix, 4-79, 1000 mg/L, 1 mL, (Maximum Expiration: 180 Days)	531243	12/25/2025	06/25/2025 / Jagrut	01/16/2025 / anahy	S13058

Supplier	ItemCode / ItemName	Lot #	Expiration Date	Date Opened / Opened By	Received Date / Received By	Chemtech Lot #
Restek	31850 / 8270 SV Mix, 8270 Mega Mix 1mL, 1000ug/mL, CH2Cl2 [New Solvent 100% CH2Cl2]	A0221014	11/30/2025	09/03/2025 / Jagrut	05/20/2025 / Rahul	S13097

Supplier	ItemCode / ItemName	Lot #	Expiration Date	Date Opened / Opened By	Received Date / Received By	Chemtech Lot #
Restek	31853 / 1,4-Dioxane, 2000 ug/ml , Solvent: Methylene Chloride	A0218894	02/25/2026	08/25/2025 / Jagrut	05/20/2025 / Rahul	S13120

Supplier	ItemCode / ItemName	Lot #	Expiration Date	Date Opened / Opened By	Received Date / Received By	Chemtech Lot #
Restek	555223 / Custom 8270 Plus Std #1 [2nd lot at \$100 per ampul if requested - contact ARM with Request]	A0228451	03/23/2026	09/22/2025 / Jagrut	08/06/2025 / Rahul	S13245

[CS 4978-1]

Supplier	ItemCode / ItemName	Lot #	Expiration Date	Date Opened / Opened By	Received Date / Received By	Chemtech Lot #
Seidler Chemical	DIW / DI Water	Daily Lab-Certified	07/03/2029	07/03/2024 / Iwona	07/03/2024 / Iwona	W3112



5580 Skylane Blvd
Santa Rosa, CA 95403

Manufacturer's Quality System
Audited & Registered
by TUV USA to ISO 9001:2015

(707)525-5788
(800)878-7654 Toll Free
(707)545-7901 Fax

Date Received: _____

Certificate of Analysis

Rev 0

Page 1 of 1

Catalog No.: Z-112090	Lot No.: 440246	Storage: ≤ -10 °C	Solvent: Methylene Chloride	Exp. Date: 2/16/2026	Description: CLP Acid Surrogate Solution, 7,500 mg/L, 1 mL
-04					

<u>Compound</u>	<u>CAS No.</u>	<u>Purity (%)</u>	<u>Compound Lot No.</u>	<u>Concentration, mg/L</u>
2-chlorophenol-d ₄	93951-73-6	99.3	248.12.7P	7487 ± 17.2
2-fluorophenol	367-12-4	99.8	10.7.3.3P	7513 ± 17.26
phenol-d ₆	13127-88-3	99.9	949.120.8P	7481 ± 17.19
2,4,6-tribromophenol	118-79-6	99.8	12.1.6P	7469 ± 17.17

Received on

02/25/21

by
CG

S9236
to

S9240

*Not a certified value

Manufactured by o2si smart solutions, Accredited to ISO 9001:2008 by NSF and ISO/IEC 17025:2005 (Certification No. 3031.01) and ISO Guide 34:2009 (Certification No. 3031.02) by A2LA

Certified By:

Erica Castiglione
Chemist

All weights are traceable through N. I. S. T. Test No. 822/264157-00.
Concentration (correct for purity) and uncertainty (95% confidence) values listed are determined gravimetrically.



CERTIFIED REFERENCE MATERIAL

110 Benner Circle
Bellefonte, PA 16823-8812
Tel: (800)356-1688
Fax: (814)353-1309

www.restek.com

Certificate of Analysis



FOR LABORATORY USE ONLY-READ SDS PRIOR TO USE.

This Reference Material is intended for Laboratory Use Only as a standard for the qualitative and/or quantitative determination of the analyte(s) listed.

Received on
02/08/23

b1

CG

S 11071

to

S 11075

Catalog No. : 31853 **Lot No.:** A0187043

Description : 1,4-dioxane
1,4-Dioxane 2,000µg/mL, Methylene Chloride, 1mL/ampul

Container Size : 2 mL **Pkg Amt:** > 1 mL

Expiration Date : July 31, 2027 **Storage:** 0°C or colder
Ship: Ambient

CERTIFIED VALUES

Elution Order	Compound	Grav. Conc. (weight/volume)	Expanded Uncertainty (95% C.L.; K=2)			
1	1,4-Dioxane CAS # 123-91-1 Purity 99% (Lot SHBN5929)	2,019.0 µg/mL	+/-	11.8486	µg/mL	Gravimetric
			+/-	43.2570	µg/mL	Unstressed
			+/-	44.5129	µg/mL	Stressed

Solvent: Methylene chloride
CAS # 75-09-2
Purity 99%

Column:
105m x 0.53mm x 3.0µm
Rtx-502.2 (cat.#10910)

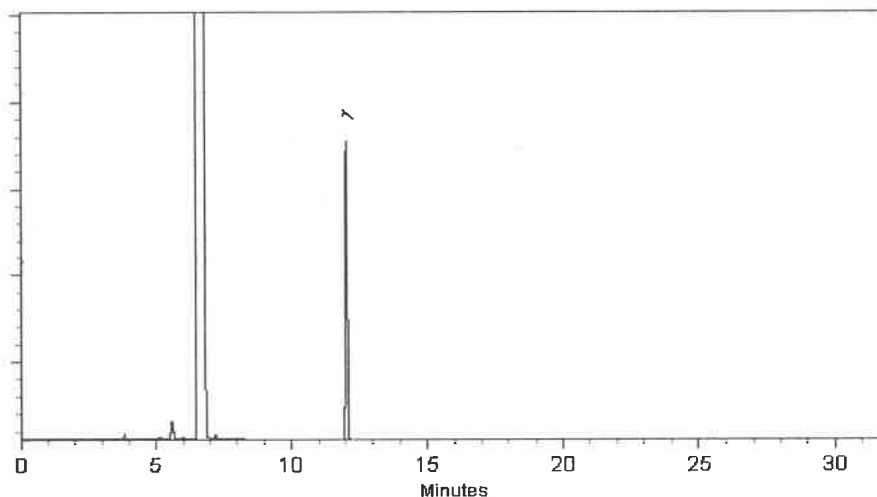
Carrier Gas:
hydrogen-constant pressure 11.0 psi.

Temp. Program:
40°C (hold 2 min.) to 240°C
@ 8°C/min. (hold 5 min.)

Inj. Temp:
200°C

Det. Temp:
250°C

Det. Type:
FID



This chromatogram represents a general set of testing conditions chosen for product acceptance. For optimal results in your lab, conditions should be adjusted for your specific instrument, method, and application.


Brittany Federinko - Operations Tech I

Date Mixed: 07-Jul-2022 **Balance:** 1128360905


Martina Cowan - Operations Tech II ARM QC

Date Passed: 12-Jul-2022

Manufactured under Restek's ISO 9001:2015
Registered Quality System
Certificate #FM 80397

- 1
- 2
- 3
- 4
- 5
- 6
- 7
- 8
- 9
- 10
- 11
- 12
- 13
- 14
- 15
- 16
- 17
- 18



Certificate of Analysis

Sodium Hydroxide (Pellets)

Material: 0583
Grade: ACS GRADE
Batch Number: 23B1556310

Chemical Formula: NaOH
 Molecular Weight: 40
 CAS #: 1310-73-2
 Appearance:

Manufacture Date: 12/14/2022
 Expiration Date: 12/31/2025

Storage: Room Temperature

Pellets

TEST	SPECIFICATION	ANALYSIS	DISPOSITION
Calcium	<= 0.005 %	<0.005 %	PASS
Chloride	<= 0.005 %	0.002 %	PASS
Heavy Metals	<= 0.002 %	<0.002 %	PASS
Iron	<= 0.001 %	<0.001 %	PASS
Magnesium	<= 0.002 %	<0.002 %	PASS
Mercury	<= 0.1 ppm	<0.1 ppm	PASS
Nickel	<= 0.001 %	<0.001 %	PASS
Nitrogen Compounds	<= 0.001 %	<0.001 %	PASS
Phosphate	<= 0.001 %	<0.001 %	PASS
Potassium	<= 0.02 %	<0.02 %	PASS
Purity	>= 97.0 %	99.2 %	PASS
Sodium Carbonate	<= 1.0 %	0.5 %	PASS
Sulfate	<= 0.003 %	<0.003 %	PASS

Internal ID #: 710

Signature

We certify that this batch conforms to the specifications listed.

This document has been electronically produced and is valid without a signature.

Leona Edwardson, Quality Control Sr. Manager - Solon
 VWR Chemicals, LLC.
 28600 Fountain Parkway, Solon OH 44139 USA

Additional Information

Analysis may have been rounded to significant digits in specification limits.

Product meets analytical specifications of the grades listed.

E 3657	E 3659
E 3654	E 3660



CERTIFICATE OF ANALYSIS

PRODUCT :	SODIUM SULFATE CRYSTALS ANHYDROUS		
QUALITY :	ACS (CODE RMB3375)	FORMULA :	Na ₂ SO ₄
SPECIFICATION NUMBER:	6399	RELEASE DATE:	MAY/23/2024
LOT NUMBER :	417203		

TEST	SPECIFICATIONS	LOT VALUES
Assay (Na ₂ SO ₄)	Min. 99.0%	99.8 %
pH of a 5% solution at 25°C	5.2 - 9.2	6.2
Insoluble matter	Max. 0.01%	0.001 %
Loss on ignition	Max. 0.5%	0.1 %
Chloride (Cl)	Max. 0.001%	<0.001 %
Nitrogen compounds (as N)	Max. 5 ppm	<5 ppm
Phosphate (PO ₄)	Max. 0.001%	<0.001 %
Heavy metals (as Pb)	Max. 5 ppm	<5 ppm
Iron (Fe)	Max. 0.001%	<0.001 %
Calcium (Ca)	Max. 0.01%	0.001 %
Magnesium (Mg)	Max. 0.005%	0.001 %
Potassium (K)	Max. 0.008%	0.001 %
Extraction-concentration suitability	Passes test	Passes test
Appearance	Passes test	Passes test
Identification	Passes test	Passes test
Solubility and foreign matter	Passes test	Passes test
Retained on US Standard No. 10 sieve	Max. 1%	0.2 %
Retained on US Standard No. 60 sieve	Min. 94%	96.2 %
Through US Standard No. 60 sieve	Max. 5%	3.5 %
Through US Standard No. 100 sieve	Max. 10%	0.1 %

COMMENTS

QC: PhC Irma Belmares

If you need further details, please call our factory or contact our local distributor.

RE-02-01, Ed. 3

E 3875

Methylene Chloride
ULTRA RESI-ANALYZED
For Organic Residue Analysis
(dichloromethane)

avantors™



Material No.: 9266-A4
Batch No.: 25A2862010
Manufactured Date: 2024-12-18
Expiration Date: 2026-03-19
Revision No.: 0

Certificate of Analysis

Test	Specification	Result
FID-Sensitive Impurities (as 2-Octanol) Single Impurity Peak (ng/mL)	≤ 5	<1
ECD Sensitive Impurities (as HeptachlorEpoxide) Single Peak (pg/mL)	≤ 10	2
Assay (CH ₂ Cl ₂) (by GC, exclusive of preservative, corrected for water)	$\geq 99.8\%$	99.9%
Color (APHA)	≤ 10	5
Residue after Evaporation	≤ 1.0 ppm	0.3 ppm
Titration Acid (μ eq/g)	≤ 0.3	<0.1
Chloride (Cl)	≤ 10 ppm	<5 ppm
Water (by KF, coulometric)	$\leq 0.02\%$	<0.01%

For Laboratory, Research, or Manufacturing Use
MEETS SPECIFICATIONS WITHIN THE EXPIRATION PERIOD

Country of Origin: United States
Packaging Site: Phillipsburg Mfg Ctr & DC

E3942

Jamie Croak
Director Quality Operations, Bioscience Production

For questions on this Certificate of Analysis please contact Technical Services at 855.282.6867 or +1.610.386.1700

Methylene Chloride
ULTRA RESI-ANALYZED
For Organic Residue Analysis
(dichloromethane)

avantors™



Material No.: 9266-A4
Batch No.: 25A2862010
Manufactured Date: 2024-12-18
Expiration Date: 2026-03-19
Revision No.: 0

Certificate of Analysis

Test	Specification	Result
FID-Sensitive Impurities (as 2-Octanol) Single Impurity Peak (ng/mL)	≤ 5	<1
ECD Sensitive Impurities (as HeptachlorEpoxide) Single Peak (pg/mL)	≤ 10	2
Assay (CH ₂ Cl ₂) (by GC, exclusive of preservative, corrected for water)	$\geq 99.8\%$	99.9%
Color (APHA)	≤ 10	5
Residue after Evaporation	≤ 1.0 ppm	0.3 ppm
Titration Acid (μ eq/g)	≤ 0.3	<0.1
Chloride (Cl)	≤ 10 ppm	<5 ppm
Water (by KF, coulometric)	$\leq 0.02\%$	<0.01%

For Laboratory, Research, or Manufacturing Use
MEETS SPECIFICATIONS WITHIN THE EXPIRATION PERIOD

Country of Origin: United States
Packaging Site: Phillipsburg Mfg Ctr & DC

E3942

Jamie Croak
Director Quality Operations, Bioscience Production

For questions on this Certificate of Analysis please contact Technical Services at 855.282.6867 or +1.610.386.1700

Acetone
BAKER RESI-ANALYZED® Reagent
For Organic Residue Analysis



Material No.: 9254-03
Batch No.: 24H1462005
Manufactured Date: 2024-05-24
Expiration Date: 2027-05-24
Revision No.: 0

Certificate of Analysis

Test	Specification	Result
Assay ((CH ₃) ₂ CO) (by GC, corrected for water)	>= 99.4 %	99.8 %
Color (APHA)	<= 10	5
Residue after Evaporation	<= 1.0 ppm	0.2 ppm
Substances Reducing Permanganate	Passes Test	Passes Test
Titration Acid (µeq/g)	<= 0.3	0.2
Titration Base (µeq/g)	<= 0.6	<0.1
Water (H ₂ O)	<= 0.5 %	0.2 %
FID-Sensitive Impurities (as 2-Octanol) Single Impurity Peak (ng/mL)	<= 5	<1
ECD Sensitive Impurities (as Heptachlor Epoxide) Single Peak (pg/mL)	<= 10	1

For Laboratory, Research, or Manufacturing Use
MEETS SPECIFICATIONS WITHIN THE EXPIRATION PERIOD

Country of Origin: United States
Packaging Site: Phillipsburg Mfg Ctr & DC

E3972

Jamie Croak
Director Quality Operations, Bioscience Production

For questions on this Certificate of Analysis please contact Technical Services at 855.282.6867 or +1.610.386.1700

Sulfuric Acid
 BAKER INSTRA-ANALYZED® Reagent
 For Trace Metal Analysis
 Low Selenium



*M6157
 MS*

Material No.: 9673-33
 Batch No.: 24I1262013
 Manufactured Date: 2024-08-07
 Retest Date: 2029-08-06
 Revision No.: 0

Certificate of Analysis

Test	Specification	Result
ACS - Assay (H ₂ SO ₄)	95.0 - 98.0 %	96.2 %
Appearance	Passes Test	Passes Test
ACS - Color (APHA)	<= 10	5
ACS - Residue after Ignition	<= 3 ppm	<1 ppm
ACS - Substances Reducing Permanganate(as SO ₂)	<= 2 ppm	<2 ppm
Ammonium (NH ₄)	<= 1 ppm	<1 ppm
Chloride (Cl)	<= 0.1 ppm	<0.1 ppm
Nitrate (NO ₃)	<= 0.2 ppm	0.1 ppm
Phosphate (PO ₄)	<= 0.5 ppm	<0.1 ppm
Trace Impurities - Aluminum (Al)	<= 30.0 ppb	<5.0 ppb
Arsenic & Antimony (as As)	<= 4.0 ppb	<2.0 ppb
Trace Impurities - Boron (B)	<= 10.0 ppb	<5.0 ppb
Trace Impurities - Cadmium (Cd)	<= 2.0 ppb	<1.0 ppb
Trace Impurities - Chromium (Cr)	<= 6.0 ppb	<1.0 ppb
Trace Impurities - Cobalt (Co)	<= 0.5 ppb	<0.3 ppb
Trace Impurities - Copper (Cu)	<= 1.0 ppb	<1.0 ppb
Trace Impurities - Gold (Au)	<= 10.0 ppb	<5.0 ppb
Heavy Metals (as Pb)	<= 500.0 ppb	<100.0 ppb
Trace Impurities - Iron (Fe)	<= 50.0 ppb	<1.0 ppb
Trace Impurities - Lead (Pb)	<= 0.5 ppb	<0.5 ppb
Trace Impurities - Magnesium (Mg)	<= 7.0 ppb	<1.0 ppb
Trace Impurities - Manganese (Mn)	<= 1.0 ppb	<1.0 ppb
Trace Impurities - Mercury (Hg)	<= 0.5 ppb	<0.1 ppb
Trace Impurities - Nickel (Ni)	<= 2.0 ppb	<0.3 ppb
Trace Impurities - Potassium (K)	<= 500.0 ppb	<10.0 ppb
Trace Impurities - Selenium (Se)	<= 50.0 ppb	7.2 ppb
Trace Impurities - Silicon (Si)	<= 100.0 ppb	12.8 ppb
Trace Impurities - Silver (Ag)	<= 1.0 ppb	<1.0 ppb

Sulfuric Acid
BAKER INSTRA-ANALYZED® Reagent
For Trace Metal Analysis
Low Selenium



Material No.: 9673-33
Batch No.: 2411262013

Test	Specification	Result
Trace Impurities - Sodium (Na)	≤ 500.0 ppb	< 5.0 ppb
Trace Impurities - Strontium (Sr)	≤ 5.0 ppb	< 1.0 ppb
Trace Impurities - Tin (Sn)	≤ 5.0 ppb	1.1 ppb
Trace Impurities - Zinc (Zn)	≤ 5.0 ppb	< 1.0 ppb

For Laboratory, Research, or Manufacturing Use

Country of Origin: United States
Packaging Site: Phillipsburg Mfg Ctr & DC

Jamie Croak
Director Quality Operations, Bioscience Production



5580 Skylane Blvd
Santa Rosa, CA 95403

Manufacturer's Quality System
Audited & Registered
by TUV USA to ISO 9001:2015

(707)525-5788
(800)878-7654 Toll Free
(707)545-7901 Fax

Date Received: _____

Certificate of Analysis

Rev 0


Page 1 of 1

Catalog No.:	Lot No.:	Storage:	Solvent:	Exp. Date:	Description:
Z-110094-02	506889	≤ -10 °C	Methylene Chloride	7/25/2028	CLP Base/Neutral Surrogate Solution, 5,000 mg/L, 1 ml

Compound	CAS No.	Purity (%)	Compound Lot No.	Concentration, mg/L
1,2-dichlorobenzene-d ₄	2199-69-1	99.7	247.29.3P	5035 ± 28.02
2-fluorobiphenyl	321-60-8	99.69	8.286.1.1P	4999 ± 103.66
nitrobenzene-d ₅	4165-60-0	99.67	7.9.3P	4988 ± 27.32
p-terphenyl-d ₁₄	1718-51-0	99.3	9.120.8P	5005 ± 27.85

511494 } Y.P.
 ↓
 511498 } 08/11/2023

*Not a certified value

Certified By: 
 Clint Tipton
 Chemist

All weights are traceable through N. I. S. T. Test No. 822/264157-00.
Concentration (correct for purity) and uncertainty (95% confidence) values listed are determined gravimetrically.



110 Benner Circle
 Bellefonte, PA 16823-8812
 Tel: 1-814-353-1300
 Fax: 1-814-353-1309

www.restek.com

CERTIFIED REFERENCE MATERIAL

Certificate of Analysis
gravimetric



FOR LABORATORY USE ONLY-READ SDS PRIOR TO USE.

This Reference Material is intended for Laboratory Use Only as a standard for the qualitative and/or quantitative determination of the analyte(s) listed.

Catalog No. : 555872 **Lot No.:** A0201728
Description : Custom Pentachlorophenol Standard
Custom Pentachlorophenol Standard 25,000µg/mL, Methanol,
1mL/ampul
Container Size : 2 mL **Pkg Amt:** > 1 mL
Expiration Date : September 30, 2026 **Storage:** 10°C or colder
Ship: Ambient

S11649 } Y.P.
 ↓ }
 S11658 } 11/13/23

CERTIFIED VALUES

Component #	Compound	CAS #	Lot #	Purity	Grav. Conc. (weight/volume)	Expanded Uncertainty* (95% C.L.; K=2)
1	Pentachlorophenol	87-86-5	RP230530RSR	99%	25,000.0 µg/mL	+/- 777.0837

Solvent: Methanol
CAS # 67-56-1
Purity 99%

Josh McCloskey - Operations Technician I

Date Mixed: 05-Sep-2023 **Balance:** B251644995

Manufactured under Restek's ISO 9001:2015
 Registered Quality System
 Certificate #FM 80397

General Certified Reference Material Notes

Expiration Notes:

- Expiration date valid for unopened ampul stored in compliance with the recommended conditions.
- Uncertainty, concentration, and expiration of the CRM are based on the unopened product being stored according to the recommended condition found in the storage field.

Purity Notes:

- Purity and/or chemical identity are determined by one or more of the following techniques: GC/FID, HPLC, GC/ μ ECD, GC/MS, LC/MS, RI, and/or melting point.
- Compounds with a listed purity of less than 99% have been weight corrected to compensate for impurities and/or salts. A correction factor is used to calculate the amount of compound necessary to achieve the desired concentration of the parent compound in solution.
- Purity of isomeric compounds is reported as the sum of the isomers.
- Purity values are rounded to the nearest whole number.

Certified Uncertainty Value Notes:

- The uncertainties are determined in accordance with ISO 17034 and Guide 35. The certified expanded uncertainty value includes gravimetric uncertainty, homogeneity between-ampul uncertainty, storage stability uncertainty and shipping stability uncertainty and were combined using the following formula:

$$U_{combined\ uncertainty} = k \sqrt{u_{gravimetric}^2 + u_{homogeneity}^2 + u_{storage\ stability}^2 + u_{shipping\ stability}^2}$$

k is a coverage factor of 2, which gives a level of confidence of approximately 95%.

- The packaged amount is the minimum sample size for which uncertainty is valid. The ampuls are over-filled to ensure that the minimum packaged amount can be sufficiently transferred.

Manufacturing Notes:

- Concentration is based upon gravimetric preparation using either a balance whose calibration has been verified daily using NIST traceable weights, and/or dilutions with Class A glassware.

Handling Notes:

- Stability of the unopened product, when stored in compliance with the recommended conditions, is guaranteed through the expiration displayed on the product label and certificate. Contact Restek for additional opened product stability information, with the knowledge/understanding that open product stability is subject to the specific handling and environmental conditions to which the product is exposed. For your convenience Restek supplies deactivated vials with most standards packed in 2mL ampuls. Larger volume deactivated vials are available through Restek as a custom ordered item. Additionally, Restek sells DMDCS for the purpose of glassware deactivation as catalog number 31861, which includes complete instructions.
- If any undissolved material is visible inside the ampul, sonicate the unopened ampul until the material is completely dissolved.



110 Benner Circle
 Bellefonte, PA 16823-8812
 Tel: 1-814-353-1300
 Fax: 1-814-353-1309

www.restek.com

CERTIFIED REFERENCE MATERIAL

Certificate of Analysis
chromatographic plus



FOR LABORATORY USE ONLY-READ SDS PRIOR TO USE.

This Reference Material is intended for Laboratory Use Only as a standard for the qualitative and/or quantitative determination of the analyte(s) listed.

Catalog No. : 33913 **Lot No.:** A0201976
Description : SOM01.0 SIM Analysis Standard
SOM01.0 SIM Analysis Standard 2000µg/mL, Methylene chloride, 1mL /ampul
Container Size : 2 mL **Pkg Amt:** > 1 mL
Expiration Date : August 31, 2029 **Storage:** 10°C or colder
Handling: Sonication required. Mix is photosensitive. **Ship:** Ambient

S11828
 ↓
 S11832 } RC/
 11/30/23

CERTIFIED VALUES

Elution Order	Compound	CAS #	Lot #	Purity	Grav. Conc. (weight/volume)	Expanded Uncertainty* (95% C.L.; K=2)
1	2-Methylnaphthalene-d10	7297-45-2	EF-135	98%	2,015.9 µg/mL	+/- 90.8098
2	Fluoranthene-d10	93951-69-0	PR-32557	99%	2,020.0 µg/mL	+/- 90.9963

* Expanded Uncertainty displayed in same units as Grav. Conc.

Solvent: Methylene chloride
CAS # 75-09-2
Purity 99%

Quality Confirmation Test

Column:

30m x 0.25mm x 0.25µm
Rtx-5 (cat.#10223)

Carrier Gas:

hydrogen-constant pressure 10 psi.

Temp. Program:

75°C (hold 1 min.) to 330°C
@ 20°C/min. (hold 10 min.)

Inj. Temp:

250°C

Det. Temp:

330°C

Det. Type:

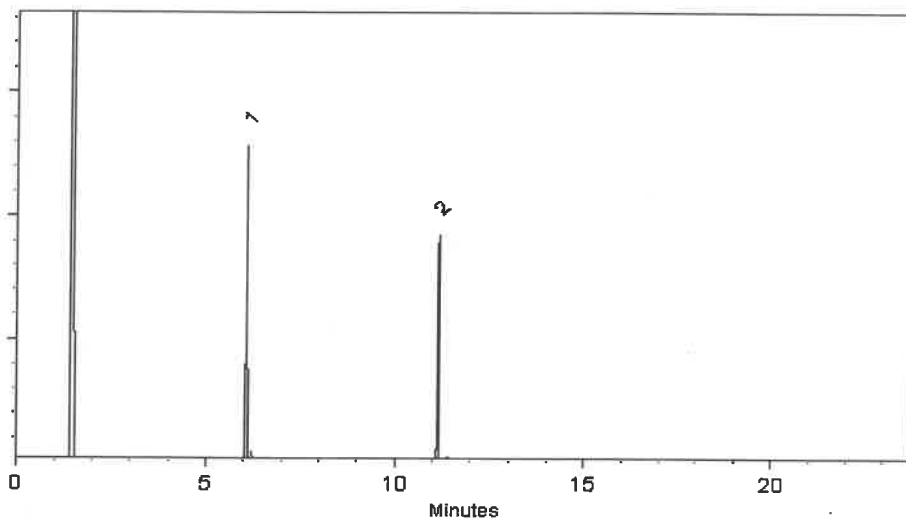
FID

Split Vent:

10 ml/min.

Inj. Vol

1µl



This chromatogram represents a general set of testing conditions chosen for product acceptance. For optimal results in your lab, conditions should be adjusted for your specific instrument, method, and application.


Dakota Parson - Operations Technician I

Date Mixed: 13-Sep-2023

Balance Serial # B442140311


Jennifer Pollino - Operations Tech III - ARM QC

Date Passed: 28-Sep-2023

Manufactured under Restek's ISO 9001:2015
Registered Quality System
Certificate #FM 80397

General Certified Reference Material Notes

Expiration Notes:

- Expiration date valid for unopened ampul stored in compliance with the recommended conditions.
- Uncertainty, concentration, and expiration of the CRM are based on the unopened product being stored according to the recommended condition found in the storage field.

Purity Notes:

- Purity and/or chemical identity are determined by one or more of the following techniques: GC/FID, HPLC, GC/μECD, GC/MS, LC/MS, RI, and/or melting point.
- Compounds with a listed purity of less than 99% have been weight corrected to compensate for impurities and/or salts. A correction factor is used to calculate the amount of compound necessary to achieve the desired concentration of the parent compound in solution.
- Purity of isomeric compounds is reported as the sum of the isomers.
- Purity values are rounded to the nearest whole number.

Certified Uncertainty Value Notes:

- The uncertainties are determined in accordance with ISO 17034 and Guide 35. The certified expanded uncertainty value includes gravimetric uncertainty, homogeneity between-ampul uncertainty, storage stability uncertainty and shipping stability uncertainty and were combined using the following formula:

$$U_{\text{combined uncertainty}} = k \sqrt{u_{\text{gravimetric}}^2 + u_{\text{homogeneity}}^2 + u_{\text{storage stability}}^2 + u_{\text{shipping stability}}^2}$$

k is a coverage factor of 2, which gives a level of confidence of approximately 95%.

- The packaged amount is the minimum sample size for which uncertainty is valid. The ampuls are over-filled to ensure that the minimum packaged amount can be sufficiently transferred.

Manufacturing Notes:

- Concentration is based upon gravimetric preparation using either a balance whose calibration has been verified daily using NIST traceable weights, and/or dilutions with Class A glassware.

Handling Notes:

- Stability of the unopened product, when stored in compliance with the recommended conditions, is guaranteed through the expiration displayed on the product label and certificate. Contact Restek for additional opened product stability information, with the knowledge/understanding that open product stability is subject to the specific handling and environmental conditions to which the product is exposed. For your convenience Restek supplies deactivated vials with most standards packed in 2mL ampuls. Larger volume deactivated vials are available through Restek as a custom ordered item. Additionally, Restek sells DMDCS for the purpose of glassware deactivation as catalog number 31861, which includes complete instructions.
- If any undissolved material is visible inside the ampul, sonicate the unopened ampul until the material is completely dissolved.



5580 Skylane Blvd
Santa Rosa, CA 95403

(707)525-5788
(800)878-7654 Toll Free
(707)545-7901 Fax

Manufacturer's Quality System
Audited & Registered
by TUV USA to ISO 9001:2015

Date Received: _____

Certificate of Analysis

Rev 0

Page 1 of 1

Catalog No.:	Lot No.:	Storage:	Solvent:	Exp. Date:	Description:
Z-020223-01	454157	≤ -10 °C	P/T Methanol	6/10/2026	1,4-Dioxane Solution, 2000 mg/L, 1 mL

Compound	CAS No.	Purity (%)	Compound Lot No.	Concentration, mg/L
1,4-dioxane	123-91-1	100	223.1.3P	1997 ± 57.08

512112 } RC/
 ↓
 912116 } 03/08/24

*Not a certified value

Certified By: Melissa Workoff
 Melissa Workoff
 Chemist

All weights are traceable through N. I. S. T. Test No. 822/264157-00. Concentration (correct for purity) and uncertainty (95% confidence) values listed are determined gravimetrically.



110 Benner Circle
 Bellefonte, PA 16823-8812
 Tel: 1-814-353-1300
 Fax: 1-814-353-1309

www.restek.com

CERTIFIED REFERENCE MATERIAL

Certificate of Analysis
chromatographic plus



FOR LABORATORY USE ONLY-READ SDS PRIOR TO USE.

This Reference Material is intended for Laboratory Use Only as a standard for the qualitative and/or quantitative determination of the analyte(s) listed.

Catalog No. : 31087 **Lot No.:** A0206206
Description : Acid Surrogate Mix (4/89 SOW)
Acid Surrogate 10, 000µg/mL, Methanol, 5mL/ampul
Container Size : 5 mL **Pkg Amt:** > 5 mL
Expiration Date : January 31, 2032 **Storage:** 10°C or colder
Ship: Ambient

S12187 } RC/
 ↓ }
 S12206 } 03/18/24

CERTIFIED VALUES

Elution Order	Compound	CAS #	Lot #	Purity	Grav. Conc. (weight/volume)	Expanded Uncertainty* (95% C.L.; K=2)
1	2-Fluorophenol	367-12-4	STBK1705	99%	10,005.3 µg/mL	+/- 302.5390
2	Phenol-d6	13127-88-3	PR-33287A	99%	10,005.5 µg/mL	+/- 302.5475
3	2,4,6-Tribromophenol	118-79-6	RP230831RSR	99%	10,006.6 µg/mL	+/- 302.5783

* Expanded Uncertainty displayed in same units as Grav. Conc.

Solvent: Methanol
CAS # 67-56-1
Purity 99%

Quality Confirmation Test

Column:

30m x 0.25mm x 0.25µm
Rtx-5 (cat.#10223)

Carrier Gas:

hydrogen-constant pressure 10 psi.

Temp. Program:

40°C (hold 2 min.) to 330°C
@ 10°C/min. (hold 10 min.)

Inj. Temp:

250°C

Det. Temp:

330°C

Det. Type:

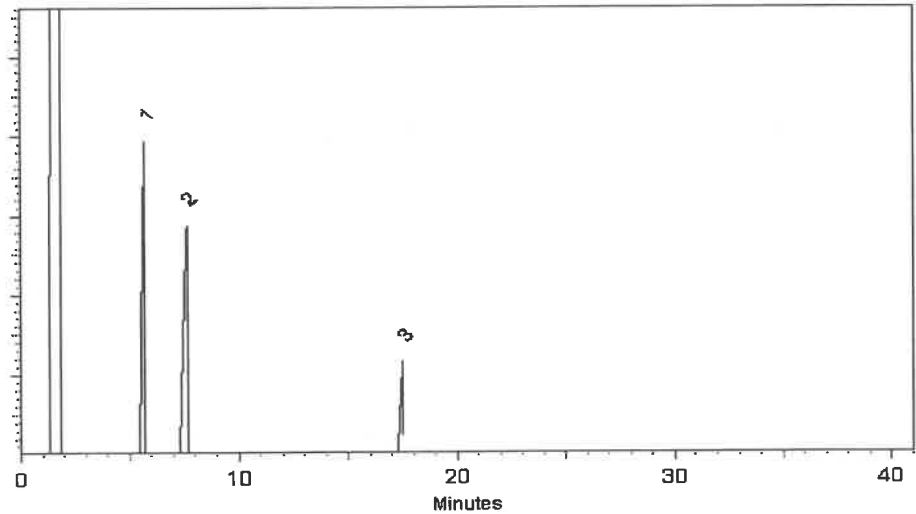
FID

Split Vent:

2 ml/min.

Inj. Vol

1µl



This chromatogram represents a general set of testing conditions chosen for product acceptance. For optimal results in your lab, conditions should be adjusted for your specific instrument, method, and application.

Penelope A. Riglin

Penelope Riglin - Operations Tech I

Date Mixed: 04-Jan-2024

Balance Serial # 1128360905

Christie Mills

Christie Mills - Operations Lead Tech - ARM QC

Date Passed: 08-Jan-2024

Manufactured under Restek's ISO 9001:2015
Registered Quality System
Certificate #FM 80397



110 Benner Circle
 Bellefonte, PA 16823-8812
 Tel: 1-814-353-1300
 Fax: 1-814-353-1309

www.restek.com

CERTIFIED REFERENCE MATERIAL

Certificate of Analysis
chromatographic plus



FOR LABORATORY USE ONLY-READ SDS PRIOR TO USE.

This Reference Material is intended for Laboratory Use Only as a standard for the qualitative and/or quantitative determination of the analyte(s) listed.

Catalog No. : 31086 **Lot No.:** A0206381
Description : B/N Surrogate Mix (4/89 SOW)
Base Neutral Surrogate 5000µg/mL, Methylene Chloride, 5mL/ampul
Container Size : 5 mL **Pkg Amt:** > 5 mL
Expiration Date : December 31, 2029 **Storage:** 10°C or colder
Handling: Sonicate prior to use. **Ship:** Ambient

S12207 } RC/
 ↓
 S12221 } 03/18/24

CERTIFIED VALUES

Elution Order	Compound	CAS #	Lot #	Purity	Grav. Conc. (weight/volume)	Expanded Uncertainty* (95% C.L.; K=2)
1	Nitrobenzene-d5	4165-60-0	I-25158	99%	5,029.3 µg/mL	+/- 226.5204
2	2-Fluorobiphenyl	321-60-8	00021384	99%	5,030.9 µg/mL	+/- 226.5936
3	p-Terphenyl-d14	1718-51-0	PR-32599	99%	5,026.4 µg/mL	+/- 226.3909

* Expanded Uncertainty displayed in same units as Grav. Conc.

Solvent: Methylene chloride
CAS # 75-09-2
Purity 99%

Tech Tips:

Due to the limited solubility of p-terphenyl-d14 in methanol, we do not recommend that this mixture be diluted in methanol.

Quality Confirmation Test

Column:
30m x 0.25mm x 0.25µm
Rtx-S (cat.#10223)

Carrier Gas:
hydrogen-constant pressure 10 psi.

Temp. Program:
40°C (hold 2 min.) to 330°C
@ 10°C/min. (hold 10 min.)

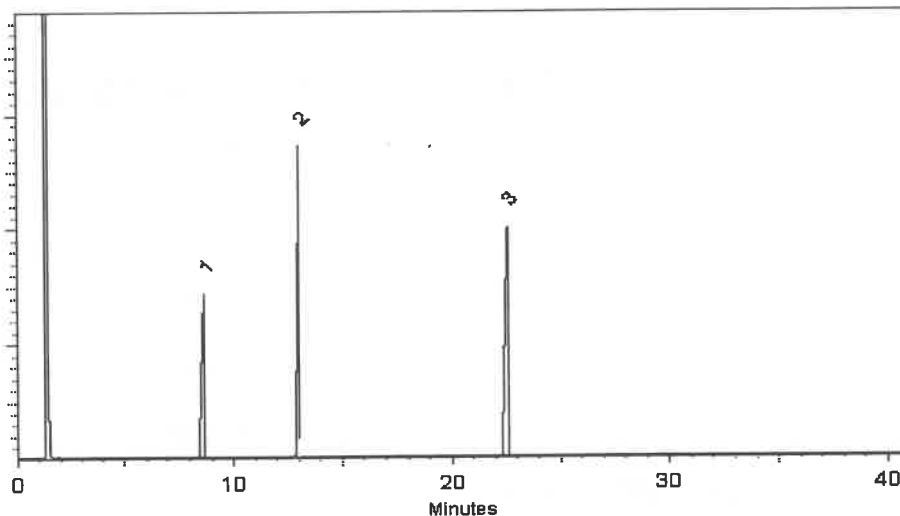
Inj. Temp:
250°C

Det. Temp:
330°C

Det. Type:
FID

Split Vent:
2 ml/min.

Inj. Vol
1µl



This chromatogram represents a general set of testing conditions chosen for product acceptance. For optimal results in your lab, conditions should be adjusted for your specific instrument, method, and application.

Jess Hoy - Operations Tech I

Date Mixed: 09-Jan-2024 Balance Serial # 1128360905

Jennifer Pollino - Operations Tech III - ARM QC

Date Passed: 11-Jan-2024

Manufactured under Restek's ISO 9001:2015
Registered Quality System
Certificate #FM 80397



5580 Skylane Blvd
Santa Rosa, CA 95403

(707)525-5788
(800)878-7654 Toll Free
(707)545-7901 Fax

Manufacturer's Quality System
Audited & Registered
by TUV USA to ISO 9001:2015

Date Received: _____

Certificate of Analysis

Rev 0

Page 1 of 4

Catalog No.: Z-110381-01	Lot No.: 520963	Storage: ≤ -10 °C	Solvent: Methylene Chloride	Exp. Date: 10/10/2028	Description: Method 8270 Calibration Solution, 76-1, 500 & 1,000 mg/L, 1 mL
---------------------------------	------------------------	--------------------------	------------------------------------	------------------------------	--

Compound	CAS No.	Purity (%)	Compound Lot No.	Concentration, mg/L
acenaphthene	83-32-9	99.9	13.1.5P	1010 ± 9.89
acenaphthylene	208-96-8	97.6	14.290.1P	1014 ± 9.93
aniline	62-53-3	99.97	64.1.4P	1001 ± 9.8
anthracene	120-12-7	99.5	15.7.1P	999.6 ± 9.79
azobenzene	103-33-3	98.1	252.7.2P	999.1 ± 9.8
benzo[a]anthracene	56-55-3	100	16.7.3P	1007 ± 9.86
benzo[b]fluoranthene	205-99-2	99.8	17.421.3P	1011 ± 14.11
benzo[k]fluoranthene	207-08-9	98.9	18.421.4P	1001 ± 10.96
benzo[ghi]perylene	191-24-2	93	19.286.4P	999.6 ± 13.95
benzo[a]pyrene	50-32-8	97	20.286.2P	999.9 ± 22.24
benzyl alcohol	100-51-6	99.9	65.18.1P	1001 ± 9.82
bis(2-chloroethoxy)methane	111-91-1	99.1	31.3.15P	1000 ± 14.69
bis(2-chloroethyl)ether	111-44-4	99.8	32.7.1P	1003 ± 13.89
bis(2-chloro-1-methylethyl) ether	108-60-1	99.5	34.3.15P	999.4 ± 14.68
bis(2-ethylhexyl)adipate	103-23-1	99.5	874.7.1P	999.5 ± 9.8
bis(2-ethylhexyl)phthalate	117-81-7	99.4	33.29.1P	998.8 ± 17.03
4-bromophenyl phenyl ether	101-55-3	99.4	35.7.1.1P	1000 ± 13.85
butyl benzyl phthalate	85-68-7	98.4	36.1.6P	984.7 ± 16.79
carbazole	86-74-8	99.4	239.7.2P	1000 ± 9.8

S12270 } RC/
↓
S12274 } 05/24/24

*Not a certified value

Kerry Kane

Certified By: _____

Kerry Kane
Chemist

All weights are traceable through N. I. S. T. Test No. 822/264157-00.
Concentration (correct for purity) and uncertainty (95% confidence) values listed are determined gravimetrically.

Certificate of Analysis

Catalog No.: Z-110381-01

Lot No.: 520963

Expiration Date: 10/10/2028

Compound	CAS No.	Purity (%)	Compound Lot No.	Concentration, mg/L
4-chloroaniline	106-47-8	100	66.7.1P	1000 ± 9.79
4-chlorophenylphenyl ether	7005-72-3	98	37.158.2P	1001 ± 17.07
4-chloro-3-methylphenol	59-50-7	99	102.1.2P	1006 ± 17.16
2-chloronaphthalene	91-58-7	99.9	42.7.6P	1000 ± 9.79
2-chlorophenol	95-57-8	99.8	103.7.1P	1007 ± 13.96
chrysene	218-01-9	96	21.286.2P	998.4 ± 12.85
dibenz[a,h]anthracene	53-70-3	99.44	22.286.3P	1000 ± 9.74
dibenzofuran	132-64-9	100	67.7.2.1P	1002 ± 9.77
di-n-butyl phthalate	84-74-2	99.84	40.286.1P	1007 ± 24.48
1,2-dichlorobenzene	95-50-1	99.8	43.7.1P	1000 ± 9.79
1,3-dichlorobenzene	541-73-1	99.5	44.1.3P	999.4 ± 9.79
1,4-dichlorobenzene	106-46-7	99.9	45.29.2P	1000 ± 9.79
2,4-dichlorophenol	120-83-2	99.6	104.7.1.1P	1005 ± 13.93
diethyl phthalate	84-66-2	99.8	38.7.1P	1011 ± 14
2,4-dimethylphenol	105-67-9	99.6	105.7.1.1P	1009 ± 13.98
dimethyl phthalate	131-11-3	99.9	39.9.2P	996.5 ± 13.8
1,2-dinitrobenzene	528-29-0	99.86	86.7.3.1P	999.5 ± 9.75
1,3-dinitrobenzene	99-65-0	100	313.7.2P	998 ± 9.79
1,4-dinitrobenzene	100-25-4	100	907.7.1P	999.5 ± 9.8
2,4-dinitrophenol	51-28-5	99.9	106.1.6DP	1002 ± 13.89
2,4-dinitrotoluene	121-14-2	100	87.7.3P	999.8 ± 13.85
2,6-dinitrotoluene	606-20-2	99.4	88.7.2.1P	999.6 ± 13.85
di-n-octyl phthalate	117-84-0	99.1	41.7.5P	991.6 ± 13.74
diphenylamine	122-39-4	100	78.1.6P	998 ± 13.79
2,3,5,6-tetrachlorophenol	935-95-5	97	1112.286.1P	1004 ± 14.02
fluoranthene	206-44-0	98.6	23.7.4P	999.6 ± 9.79
fluorene	86-73-7	98.4	24.7.1P	999.7 ± 9.79

*Not a certified value

Kerry E Kane

Certified By: _____
Kerry Kane
Chemist

All weights are traceable through N. I. S. T. Test No. 822/264157-00.
 Concentration (correct for purity) and uncertainty (95% confidence) values listed are determined gravimetrically.

Certificate of Analysis

Catalog No.: Z-110381-01

Lot No.: 520963

Expiration Date: 10/10/2028

Compound	CAS No.	Purity (%)	Compound Lot No.	Concentration, mg/L
hexachlorobenzene	118-74-1	99	46.158.4P	999.9 ± 13.96
hexachlorobutadiene	87-68-3	97.4	47.1.4P	1000 ± 9.79
hexachlorocyclopentadiene	77-47-4	99.2	48.2.2P	1001 ± 9.8
hexachloroethane	67-72-1	99.9	49.1.4P	1003 ± 9.82
indeno[1,2,3-cd]pyrene	193-39-5	98	25.286.4P	999.4 ± 22.23
isophorone	78-59-1	98.9	90.1.4P	999.9 ± 13.85
2-methyl-4,6-dinitrophenol	534-52-1	99.6	107.421.2DP	991 ± 24.09
1-methylnaphthalene	90-12-0	97.1	249.7.5P	999.2 ± 13.95
2-methylnaphthalene	91-57-6	97.4	68.7.2P	1006 ± 22.38
2-methylphenol	95-48-7	99.6	114.7.3P	1001 ± 13.87
3-methylphenol	108-39-4	99.1	115.7.4P	499.7 ± 6.92
4-methylphenol	106-44-5	99.5	116.7.1P	501.2 ± 6.94
naphthalene	91-20-3	99.8	26.9.1P	1018 ± 9.97
2-nitroaniline	88-74-4	99.7	69.29.1P	999.6 ± 9.79
3-nitroaniline	99-09-2	100	70.7.3P	1000 ± 9.74
4-nitroaniline	100-01-6	99.7	71.29.1P	1001 ± 9.8
nitrobenzene	98-95-3	100	94.7.1P	1000 ± 13.85
2-nitrophenol	88-75-5	99.1	108.29.1P	996.5 ± 13.81
4-nitrophenol	100-02-7	100	109.7.1P	1000 ± 13.82
N-nitrosodimethylamine	62-75-9	99.5	57.3.19P	998.5 ± 14.67
N-nitrosodi-n-propylamine	621-64-7	99.8	59.286.1P	996.8 ± 17
pentachlorophenol	87-86-5	99	110.1.7P	1004 ± 13.92
phenanthrene	85-01-8	99.7	27.1.5P	999 ± 12.87
phenol	108-95-2	100	112.7.1P	998.5 ± 13.8
pyrene	129-00-0	99.2	28.9.2P	998.9 ± 9.78
pyridine	110-86-1	100	101.24.1P	999 ± 9.73
2,3,4,6-Tetrachlorophenol	58-90-2	91.8	120.421.1P	996.5 ± 13.92

*Not a certified value

Kerry E Kane

Certified By: _____

Kerry Kane
Chemist

All weights are traceable through N. I. S. T. Test No. 822/264157-00. Concentration (correct for purity) and uncertainty (95% confidence) values listed are determined gravimetrically.

Certificate of Analysis

Catalog No.: Z-110381-01

Lot No.: 520963

Expiration Date: 10/10/2028

<u>Compound</u>	<u>CAS No.</u>	<u>Purity (%)</u>	<u>Compound Lot No.</u>	<u>Concentration, mg/L</u>
1,2,4-trichlorobenzene	120-82-1	99.6	54.29.1P	999.6 ± 9.79
2,4,5-trichlorophenol	95-95-4	96.5	121.7.1.1P	999.5 ± 13.85
2,4,6-trichlorophenol	88-06-2	99.6	113.7.1P	996 ± 13.8

- 1
- 2
- 3
- 4
- 5
- 6
- 7
- 8
- 9
- 10
- 11
- 12
- 13
- 14
- 15
- 16
- 17
- 18

*Not a certified value



Certified By: _____

Kerry Kane
Chemist

All weights are traceable through N. I. S. T. Test No. 822/264157-00.
Concentration (correct for purity) and uncertainty (95% confidence) values listed are determined gravimetrically.



110 Benner Circle
 Bellefonte, PA 16823-8812
 Tel: 1-814-353-1300
 Fax: 1-814-353-1309

www.restek.com

CERTIFIED REFERENCE MATERIAL

Certificate of Analysis
gravimetric



FOR LABORATORY USE ONLY-READ SDS PRIOR TO USE.

This Reference Material is intended for Laboratory Use Only as a standard for the qualitative and/or quantitative determination of the analyte(s) listed.

Catalog No. : 555223 **Lot No.:** A0214021
Description : Custom 8270 Plus Standard #1
Custom 8270 Plus Standard #1 1,000µg/mL, Methylene Chloride, 1mL/ampul
Container Size : 2 mL **Pkg Amt:** > 1 mL
Expiration Date : July 31, 2026 **Storage:** 10°C or colder
Handling: This product is photosensitive. **Ship:** Ambient

CERTIFIED VALUES

Component #	Compound	CAS #	Lot #	Purity	Grav. Conc. (weight/volume)	Expanded Uncertainty * (95% C.L.; K=2)
1	3,3'-Dichlorobenzidine	91-94-1	S240326RSR	99%	1,004.0 µg/mL	+/- 23.0487
2	Atrazine	1912-24-9	5FYWL	99%	1,005.0 µg/mL	+/- 23.0717
3	Benzidine	92-87-5	S240430RSR	99%	1,006.0 µg/mL	+/- 23.0947
4	epsilon-Caprolactam	105-60-2	Y16H012	99%	1,000.0 µg/mL	+/- 22.9569

Solvent: Methylene chloride
CAS # 75-09-2
Purity 99%

S12449 } RC/
 ↓
 S12508 } 7/24/24

Rebecca Gingerich - Operations Tech II

Date Mixed: 18-Jul-2024 **Balance:** 1128353505

Manufactured under Restek's ISO 9001:2015
 Registered Quality System
 Certificate #FM 80397

General Certified Reference Material Notes

Expiration Notes:

- Expiration date valid for unopened ampul stored in compliance with the recommended conditions.
- Uncertainty, concentration, and expiration of the CRM are based on the unopened product being stored according to the recommended condition found in the storage field.

Purity Notes:

- Purity and/or chemical identity are determined by one or more of the following techniques: GC/FID, HPLC, GC/ μ ECD, GC/MS, LC/MS, RI, and/or melting point.
- Compounds with a listed purity of less than 99% have been weight corrected to compensate for impurities and/or salts. A correction factor is used to calculate the amount of compound necessary to achieve the desired concentration of the parent compound in solution.
- Purity of isomeric compounds is reported as the sum of the isomers.
- Purity values are rounded to the nearest whole number.

Certified Uncertainty Value Notes:

- The uncertainties are determined in accordance with ISO 17034 and Guide 35. The certified expanded uncertainty value includes gravimetric uncertainty, homogeneity between-ampul uncertainty, storage stability uncertainty and shipping stability uncertainty and were combined using the following formula:

$$U_{combined\ uncertainty} = k \sqrt{u_{gravimetric}^2 + u_{homogeneity}^2 + u_{storage\ stability}^2 + u_{shipping\ stability}^2}$$

k is a coverage factor of 2, which gives a level of confidence of approximately 95%.

- The packaged amount is the minimum sample size for which uncertainty is valid. The ampuls are over-filled to ensure that the minimum packaged amount can be sufficiently transferred.

Manufacturing Notes:

- Concentration is based upon gravimetric preparation using either a balance whose calibration has been verified daily using NIST traceable weights, and/or dilutions with Class A glassware.

Handling Notes:

- Stability of the unopened product, when stored in compliance with the recommended conditions, is guaranteed through the expiration displayed on the product label and certificate. Contact Restek for additional opened product stability information, with the knowledge/understanding that open product stability is subject to the specific handling and environmental conditions to which the product is exposed. For your convenience Restek supplies deactivated vials with most standards packed in 2mL ampuls. Larger volume deactivated vials are available through Restek as a custom ordered item. Additionally, Restek sells DMDCS for the purpose of glassware deactivation as catalog number 31861, which includes complete instructions.
- If any undissolved material is visible inside the ampul, sonicate the unopened ampul until the material is completely dissolved.



110 Benner Circle
 Bellefonte, PA 16823-8812
 Tel: 1-814-353-1300
 Fax: 1-814-353-1309

www.restek.com

CERTIFIED REFERENCE MATERIAL

Certificate of Analysis
 gravimetric



FOR LABORATORY USE ONLY-READ SDS PRIOR TO USE.

This Reference Material is intended for Laboratory Use Only as a standard for the qualitative and/or quantitative determination of the analyte(s) listed.

Catalog No. : 555224 Lot No.: A0214017
 Description : Custom 8270 Plus Standard #2
Custom 8270 Plus Standard #2 1,000µg/mL, Methylene Chloride, 1mL/ampul
 Container Size : 2 mL Pkg Amt: > 1 mL
 Expiration Date : July 31, 2026 Storage: 10°C or colder
 Ship: Ambient

CERTIFIED VALUES

Component #	Compound	CAS #	Lot #	Purity	Grav. Conc. (weight/volume)	Expanded Uncertainty * (95% C.L.; K=2)
1	1,2,4,5-Tetrachlorobenzene	95-94-3	MKCT9480	99%	1,005.0 µg/mL	+/- 29.541899
2	Acetophenone	98-86-2	STBH8205	99%	1,005.0 µg/mL	+/- 29.541899
3	Benzaldehyde	100-52-7	RD231129RSRA	99%	1,008.0 µg/mL	+/- 29.630084
4	Benzoic acid	65-85-0	MKCR2694	99%	1,010.0 µg/mL	+/- 29.688874
5	Biphenyl	92-52-4	MKCS5928	99%	1,008.0 µg/mL	+/- 29.630084

Solvent: Methylene chloride
 CAS # 75-09-2
 Purity 99%

S12509 } RC/
 ↓
 S12568 } 7/24/24


 Jess Hoy - Operations Tech I Date Mixed: 18-Jul-2024 Balance: 1128360905

Manufactured under Restek's ISO 9001:2015
 Registered Quality System
 Certificate #FM 80397

General Certified Reference Material Notes

Expiration Notes:

- Expiration date valid for unopened ampul stored in compliance with the recommended conditions.
- Uncertainty, concentration, and expiration of the CRM are based on the unopened product being stored according to the recommended condition found in the storage field.

Purity Notes:

- Purity and/or chemical identity are determined by one or more of the following techniques: GC/FID, HPLC, GC/ μ ECD, GC/MS, LC/MS, RI, and/or melting point.
- Compounds with a listed purity of less than 99% have been weight corrected to compensate for impurities and/or salts. A correction factor is used to calculate the amount of compound necessary to achieve the desired concentration of the parent compound in solution.
- Purity of isomeric compounds is reported as the sum of the isomers.
- Purity values are rounded to the nearest whole number.

Certified Uncertainty Value Notes:

- The uncertainties are determined in accordance with ISO 17034 and Guide 35. The certified expanded uncertainty value includes gravimetric uncertainty, homogeneity between-ampul uncertainty, storage stability uncertainty and shipping stability uncertainty and were combined using the following formula:

$$U_{combined\ uncertainty} = k \sqrt{u_{gravimetric}^2 + u_{homogeneity}^2 + u_{storage\ stability}^2 + u_{shipping\ stability}^2}$$

k is a coverage factor of 2, which gives a level of confidence of approximately 95%.

- The packaged amount is the minimum sample size for which uncertainty is valid. The ampuls are over-filled to ensure that the minimum packaged amount can be sufficiently transferred.

Manufacturing Notes:

- Concentration is based upon gravimetric preparation using either a balance whose calibration has been verified daily using NIST traceable weights, and/or dilutions with Class A glassware.

Handling Notes:

- Stability of the unopened product, when stored in compliance with the recommended conditions, is guaranteed through the expiration displayed on the product label and certificate. Contact Restek for additional opened product stability information, with the knowledge/understanding that open product stability is subject to the specific handling and environmental conditions to which the product is exposed. For your convenience Restek supplies deactivated vials with most standards packed in 2mL ampuls. Larger volume deactivated vials are available through Restek as a custom ordered item. Additionally, Restek sells DMDCS for the purpose of glassware deactivation as catalog number 31861, which includes complete instructions.
- If any undissolved material is visible inside the ampul, sonicate the unopened ampul until the material is completely dissolved.



110 Benner Circle
 Bellefonte, PA 16823-8812
 Tel: 1-814-353-1300
 Fax: 1-814-353-1309

www.restek.com

CERTIFIED REFERENCE MATERIAL

Certificate of Analysis
chromatographic plus



FOR LABORATORY USE ONLY-READ SDS PRIOR TO USE.

This Reference Material is intended for Laboratory Use Only as a standard for the qualitative and/or quantitative determination of the analyte(s) listed.

Catalog No. : 31615 **Lot No.:** A0212955
Description : GC/MS Tuning Mixture
GC/MS Tuning Mixture 1,000µg/mL, Methylene Chloride, 1mL/ampul
Container Size : 2 mL **Pkg Amt:** > 1 mL
Expiration Date : June 30, 2027 **Storage:** 10°C or colder
Handling: Contains carcinogen/reproductive toxin. **Ship:** Ambient

CERTIFIED VALUES

Elution Order	Compound	CAS #	Lot #	Purity	Grav. Conc. (weight/volume)	Expanded Uncertainty * (95% C.L.; K=2)
1	Pentachlorophenol	87-86-5	RP240517RSR	99%	1,004.5 µg/mL	+/- 44.8902
2	DFTPP (Decafluorotriphenylphosphine)	5074-71-5	Q117-147	99%	1,004.5 µg/mL	+/- 44.8902
3	Benzidine	92-87-5	S240430RSR	99%	1,006.0 µg/mL	+/- 44.9572
4	4,4'-DDT	50-29-3	S240530RSR	97%	1,000.1 µg/mL	+/- 44.6922

* Expanded Uncertainty displayed in same units as Grav. Conc.

Solvent: Methylene chloride
CAS # 75-09-2
Purity 99%

S12577 } RC
 ↓
 S12579 } 8/2/24

Quality Confirmation Test

Column:
30m x 0.25mm x 0.25µm
Rtx-5 (cat.#10223)

Carrier Gas:
hydrogen-constant pressure 10 psi.

Temp. Program:
75°C (hold 1 min.) to 330°C
@ 20°C/min. (hold 10 min.)

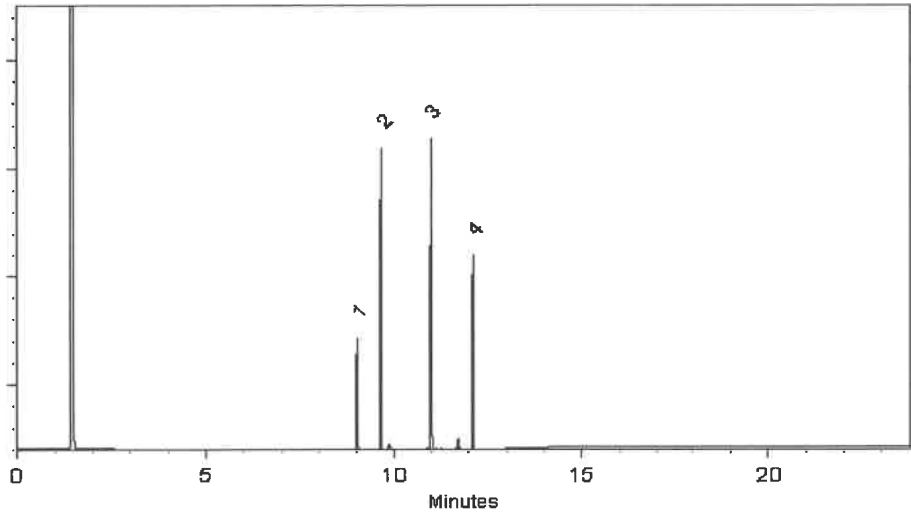
Inj. Temp:
250°C

Det. Temp:
330°C

Det. Type:
FID

Split Vent:
10 ml/min.


Inj. Vol
1µl



This chromatogram represents a general set of testing conditions chosen for product acceptance. For optimal results in your lab, conditions should be adjusted for your specific instrument, method, and application.


Ethan Winiarski - Operations Tech I

Date Mixed: 19-Jun-2024 Balance Serial # 1128353505


Jennifer Pollino - Operations Tech III - ARM QC

Date Passed: 26-Jun-2024

Manufactured under Restek's ISO 9001:2015
Registered Quality System
Certificate #FM 80397



110 Benner Circle
 Bellefonte, PA 16823-8812
 Tel: 1-814-353-1300
 Fax: 1-814-353-1309

www.restek.com

CERTIFIED REFERENCE MATERIAL

Certificate of Analysis
chromatographic plus



FOR LABORATORY USE ONLY-READ SDS PRIOR TO USE.

This Reference Material is intended for Laboratory Use Only as a standard for the qualitative and/or quantitative determination of the analyte(s) listed.

Catalog No. : 31206 **Lot No.:** A0212266
Description : SV Internal Standard Mix 2mg/ml
SV Internal Standard Mix 2mg/ml 2000 µg/ml, Methylene Chloride, 1mL/ampul
Container Size : 2 mL **Pkg Amt:** > 1 mL
Expiration Date : April 30, 2030 **Storage:** 10°C or colder
Handling: Sonication required. Mix is photosensitive. **Ship:** Ambient

CERTIFIED VALUES

Elution Order	Compound	CAS #	Lot #	Purity	Grav. Conc. (weight/volume)	Expanded Uncertainty * (95% C.L.; K=2)
1	1,4-Dichlorobenzene-d4	3855-82-1	PR-30447	99%	2,000.6 µg/mL	+/- 90.1075
2	Naphthalene-d8	1146-65-2	M-2180	99%	2,000.3 µg/mL	+/- 90.0925
3	Acenaphthene-d10	15067-26-2	PR-33507	99%	2,000.4 µg/mL	+/- 90.1000
4	Phenanthrene-d10	1517-22-2	PR-34099	99%	2,000.5 µg/mL	+/- 90.1037
5	Chrysene-d12	1719-03-5	PR-33506	99%	2,000.7 µg/mL	+/- 90.1112
6	Perylene-d12	1520-96-3	PR-33205	99%	2,000.6 µg/mL	+/- 90.1075

* Expanded Uncertainty displayed in same units as Grav. Conc.

Solvent: Methylene chloride
CAS # 75-09-2
Purity 99%

S12645 } AC
 ↓
 S12674 } 10/1/24



110 Benner Circle
 Bellefonte, PA 16823-8812
 Tel: 1-814-353-1300
 Fax: 1-814-353-1309

www.restek.com

CERTIFIED REFERENCE MATERIAL

Certificate of Analysis
chromatographic plus



FOR LABORATORY USE ONLY-READ SDS PRIOR TO USE.

This Reference Material is intended for Laboratory Use Only as a standard for the qualitative and/or quantitative determination of the analyte(s) listed.

Catalog No. : 31850 **Lot No.:** A0219438
Description : 8270 MegaMix®
8270 MegaMix® 500-1000 µg/mL, Methylene Chloride, 1mL/ampul
Container Size : 2 mL **Pkg Amt:** > 1 mL
Expiration Date : September 30, 2025 **Storage:** 0°C or colder
Handling: Sonication required. Mix is photosensitive. **Ship:** Ambient

S12963 } AC
 ↓
 S12992 } 12/17/20

CERTIFIED VALUES

Elution Order	Compound	CAS #	Lot #	Purity	Grav. Conc. (weight/volume)	Expanded Uncertainty * (95% C.L.; K=2)
1	Pyridine	110-86-1	SHBP6240	99%	1,008.3 µg/mL	+/- 36.6849
2	N-Nitrosodimethylamine	62-75-9	S240313RSR	99%	1,008.6 µg/mL	+/- 36.6985
3	Phenol	108-95-2	MKCK1120	99%	1,003.5 µg/mL	+/- 36.5120
4	Aniline	62-53-3	X22F726	99%	1,002.9 µg/mL	+/- 36.4893
5	Bis(2-chloroethyl)ether	111-44-4	002891T24M	99%	1,003.0 µg/mL	+/- 36.4938
6	2-Chlorophenol	95-57-8	STBJ3909	99%	1,005.6 µg/mL	+/- 36.5894
7	1,3-Dichlorobenzene	541-73-1	BCCD5315	99%	1,004.1 µg/mL	+/- 36.5348
8	1,4-Dichlorobenzene	106-46-7	MKBS7929V	99%	1,002.1 µg/mL	+/- 36.4620
9	Benzyl alcohol	100-51-6	SHBK5469	99%	1,003.5 µg/mL	+/- 36.5120
10	1,2-Dichlorobenzene	95-50-1	SHBL6287	99%	1,005.3 µg/mL	+/- 36.5757
11	2-Methylphenol (o-cresol)	95-48-7	SHBN7598	99%	1,008.4 µg/mL	+/- 36.6894
12	2,2'-oxybis(1-chloropropane)	108-60-1	29-MAR-45-5	99%	1,004.6 µg/mL	+/- 36.5530
13	3-Methylphenol (m-cresol)	108-39-4	STBJ0710	99%	502.1 µg/mL	+/- 18.2697
14	4-Methylphenol (p-cresol)	106-44-5	SHBN3411	99%	503.8 µg/mL	+/- 18.3288
15	N-Nitroso-di-n-propylamine	621-64-7	N63MG	99%	1,006.5 µg/mL	+/- 36.6212
16	Hexachloroethane	67-72-1	DAXRI	99%	1,004.5 µg/mL	+/- 36.5484
17	Nitrobenzene	98-95-3	10224044	99%	1,002.5 µg/mL	+/- 36.4757

18	Isophorone	78-59-1	MKCR3249	99%	1,003.4	µg/mL	+/-	36.5075
19	2-Nitrophenol	88-75-5	RP230710	99%	1,002.5	µg/mL	+/-	36.4757
20	2,4-Dimethylphenol	105-67-9	XW5GK	99%	1,006.5	µg/mL	+/-	36.6212
21	Bis(2-chloroethoxy)methane	111-91-1	15705100	99%	1,006.6	µg/mL	+/-	36.6257
22	2,4-Dichlorophenol	120-83-2	BCCK6969	99%	1,001.5	µg/mL	+/-	36.4393
23	1,2,4-Trichlorobenzene	120-82-1	SHBP5900	99%	1,006.4	µg/mL	+/-	36.6166
24	Naphthalene	91-20-3	STBL1057	99%	1,002.1	µg/mL	+/-	36.4620
25	4-Chloroaniline	106-47-8	BCCJ3217	99%	1,004.4	µg/mL	+/-	36.5439
26	Hexachlorobutadiene	87-68-3	X05J	98%	1,002.5	µg/mL	+/-	36.4771
27	4-Chloro-3-methylphenol	59-50-7	BCCD4461	99%	1,004.5	µg/mL	+/-	36.5484
28	2-Methylnaphthalene	91-57-6	STBL3028	99%	1,000.0	µg/mL	+/-	36.3847
29	1-Methylnaphthalene	90-12-0	5234.00-8	98%	990.2	µg/mL	+/-	36.0269
30	Hexachlorocyclopentadiene	77-47-4	099063I14L	98%	1,001.3	µg/mL	+/-	36.4325
31	2,4,6-Trichlorophenol	88-06-2	STBK8870	99%	1,006.4	µg/mL	+/-	36.6166
32	2,4,5-Trichlorophenol	95-95-4	3YFRE	97%	1,004.6	µg/mL	+/-	36.5505
33	2-Chloronaphthalene	91-58-7	RPN7O	99%	1,004.3	µg/mL	+/-	36.5393
34	2-Nitroaniline	88-74-4	RP240715RSR	99%	1,004.4	µg/mL	+/-	36.5439
35	1,4-Dinitrobenzene	100-25-4	RP240703RSR	99%	1,002.8	µg/mL	+/-	36.4847
36	Acenaphthylene	208-96-8	RP241029RSR	98%	1,000.0	µg/mL	+/-	36.3835
37	1,3-Dinitrobenzene	99-65-0	TRC3-1075941-2-1	99%	1,006.3	µg/mL	+/-	36.6121
38	Dimethylphthalate	131-11-3	358221L17K	99%	1,008.9	µg/mL	+/-	36.7076
39	2,6-Dinitrotoluene	606-20-2	BCCG1833	99%	1,006.6	µg/mL	+/-	36.6257
40	1,2-Dinitrobenzene	528-29-0	RP240701RSR	99%	1,002.5	µg/mL	+/-	36.4757
41	Acenaphthene	83-32-9	MKCR7169	99%	1,000.0	µg/mL	+/-	36.3847
42	3-Nitroaniline	99-09-2	RP240708RSR	99%	1,004.6	µg/mL	+/-	36.5530
43	2,4-Dinitrophenol	51-28-5	D240927RSR	----%	1,005.6	µg/mL	+/-	36.5894
44	Dibenzofuran	132-64-9	MKCN1772	99%	1,003.5	µg/mL	+/-	36.5120
45	2,4-Dinitrotoluene	121-14-2	102869V26E	99%	1,008.3	µg/mL	+/-	36.6849
46	4-Nitrophenol	100-02-7	20241029-2-AN	99%	1,004.8	µg/mL	+/-	36.5575
47	2,3,4,6-Tetrachlorophenol	58-90-2	PR-34476	99%	1,005.8	µg/mL	+/-	36.5939
48	2,3,5,6-Tetrachlorophenol	935-95-5	RP231219RSR	99%	1,006.4	µg/mL	+/-	36.6166
49	Fluorene	86-73-7	10246250	98%	1,000.7	µg/mL	+/-	36.4102
50	4-Chlorophenyl phenyl ether	7005-72-3	MKCT7248	99%	1,004.9	µg/mL	+/-	36.5621
51	Diethylphthalate	84-66-2	BCCJ6241	99%	1,003.9	µg/mL	+/-	36.5257
52	4-Nitroaniline	100-01-6	RP230111	99%	1,006.6	µg/mL	+/-	36.6257
53	4,6-Dinitro-2-methylphenol (Dinitro-o-cresol)	534-52-1	S241008RSR	99%	1,001.3	µg/mL	+/-	36.4302

54	Diphenylamine	122-39-4	MKCT1512	99%	1,003.0	µg/mL	+/- 36.4938
55	Azobenzene	103-33-3	BCKK0887	99%	1,002.4	µg/mL	+/- 36.4711
56	4-Bromophenyl phenyl ether	101-55-3	STBH6361	99%	1,008.8	µg/mL	+/- 36.7031
57	Hexachlorobenzene	118-74-1	15458400	99%	1,005.1	µg/mL	+/- 36.5712
58	Pentachlorophenol	87-86-5	RP240517RSR	99%	1,005.9	µg/mL	+/- 36.5984
59	Phenanthrene	85-01-8	MKCT3391	99%	1,004.9	µg/mL	+/- 36.5621
60	Anthracene	120-12-7	101492T18R	99%	1,005.1	µg/mL	+/- 36.5712
61	Carbazole	86-74-8	15276700	99%	1,005.4	µg/mL	+/- 36.5803
62	Di-n-butylphthalate	84-74-2	MKCN4337	99%	1,006.3	µg/mL	+/- 36.6121
63	Fluoranthene	206-44-0	MKCQ4728	99%	1,003.5	µg/mL	+/- 36.5120
64	Pyrene	129-00-0	BCKK2592	99%	1,002.0	µg/mL	+/- 36.4575
65	Benzyl butyl phthalate	85-68-7	X12I018	99%	1,007.5	µg/mL	+/- 36.6576
66	Bis(2-ethylhexyl)adipate	103-23-1	MKCM1988	99%	1,005.9	µg/mL	+/- 36.5984
67	Benz(a)anthracene	56-55-3	I70012022BAA	99%	1,005.5	µg/mL	+/- 36.5848
68	Chrysene	218-01-9	RP241007RSR	99%	1,005.3	µg/mL	+/- 36.5757
69	Bis(2-ethylhexyl)phthalate	117-81-7	MKCS8065	99%	1,007.5	µg/mL	+/- 36.6576
70	Di-n-octyl phthalate	117-84-0	15566400	99%	1,002.3	µg/mL	+/- 36.4666
71	Benzo(b)fluoranthene	205-99-2	052013B	99%	1,004.1	µg/mL	+/- 36.5348
72	Benzo(k)fluoranthene	207-08-9	012022K	99%	1,002.8	µg/mL	+/- 36.4847
73	Benzo(a)pyrene	50-32-8	NQLXA	98%	1,006.2	µg/mL	+/- 36.6108
74	Indeno(1,2,3-cd)pyrene	193-39-5	12-JKL-118-9	97%	1,001.8	µg/mL	+/- 36.4490
75	Dibenz(a,h)anthracene	53-70-3	2-ASA-59-1	99%	1,003.3	µg/mL	+/- 36.5029
76	Benzo(g,h,i)perylene	191-24-2	RP241014RSR	98%	1,003.8	µg/mL	+/- 36.5217

* Expanded Uncertainty displayed in same units as Grav. Conc.

Solvent: Methylene chloride
CAS # 75-09-2
Purity 99%

Tech Tips:

N-Nitrosodiphenylamine (86-30-6) is prone to breakdown in the injection port and will be converted to Diphenylamine (122-39-4). When comparing the response of Diphenylamine to mixtures manufactured using N-Nitrosodiphenylamine, a difference in response will be observed. The ratio of the MW can be used to calculate the theoretical concentration of the N-Nitrosodiphenylamine.



5580 Skylane Blvd
Santa Rosa, CA 95403

(707)525-5788
(800)878-7654 Toll Free
(707)545-7901 Fax

Manufacturer's Quality System
Audited & Registered
by TUV USA to ISO 9001:2015

Date Received: _____

Certificate of Analysis

Rev 0

Page 1 of 1

Catalog No.:	Lot No.:	Storage:	Solvent:	Exp. Date:	Description:
Z-110816-01	531243	≤ -10 °C	Methylene Chloride	1/2/2030	Custom 8270 Mix, 4-79, 1000 mg/L, 1 mL

Compound	CAS No.	Purity (%)	Compound Lot No.	Concentration, mg/L
atrazine	1912-24-9	99.5	337.7.4P	997 ± 5.81
benzidine	92-87-5	99.9	124.18.6.2P	993.8 ± 5.78
caprolactam	105-60-2	99.9	271.1.6P	999 ± 5.82

S13057 } AC
↓
S13061 } 1/16/25

*Not a certified value

Manufactured by o2si smart solutions, Accredited to ISO 9001:2008 by NSF and ISO/IEC 17025:2005 (Certification No. 3031.01) and ISO Guide 34:2009 (Certification No. 3031.02) by A2LA

All weights are traceable through N. I. S. T. Test No. 822/264157-00.
Concentration (correct for purity) and uncertainty (95% confidence) values listed are determined gravimetrically.

Certified By: Melissa Workoff
Melissa Workoff
Chemist



110 Benner Circle
 Bellefonte, PA 16823-8812
 Tel: 1-814-353-1300
 Fax: 1-814-353-1309

www.restek.com

CERTIFIED REFERENCE MATERIAL

Certificate of Analysis
chromatographic plus



FOR LABORATORY USE ONLY-READ SDS PRIOR TO USE.

This Reference Material is intended for Laboratory Use Only as a standard for the qualitative and/or quantitative determination of the analyte(s) listed.

Catalog No. : 31850 **Lot No.:** A0221014

Description : 8270 MegaMix®
8270 MegaMix® 500-1000 µg/mL, Methylene Chloride, 1mL/ampul

Container Size : 2 mL **Pkg Amt:** > 1 mL

Expiration Date : November 30, 2025 **Storage:** 0°C or colder

Handling: Sonication required. Mix is photosensitive. **Ship:** Ambient

S13088 }
 ↓ } RC/
 S13117 } 5/20/25.

CERTIFIED VALUES

Elution Order	Compound	CAS #	Lot #	Purity	Grav. Conc. (weight/volume)	Expanded Uncertainty * (95% C.L.; K=2)
1	Pyridine	110-86-1	SHBR4811	99%	1,005.2 µg/mL	+/- 36.5730
2	N-Nitrosodimethylamine	62-75-9	S241226RSR	99%	1,005.5 µg/mL	+/- 36.5848
3	Phenol	108-95-2	MKCK1120	99%	1,005.3 µg/mL	+/- 36.5780
4	Aniline	62-53-3	X22F726	99%	1,005.4 µg/mL	+/- 36.5816
5	Bis(2-chloroethyl)ether	111-44-4	002891T24M	99%	1,004.7 µg/mL	+/- 36.5562
6	2-Chlorophenol	95-57-8	STBJ3909	99%	1,005.3 µg/mL	+/- 36.5766
7	1,3-Dichlorobenzene	541-73-1	BCCD5315	99%	1,004.6 µg/mL	+/- 36.5530
8	1,4-Dichlorobenzene	106-46-7	MKBS7929V	99%	1,006.3 µg/mL	+/- 36.6125
9	Benzyl alcohol	100-51-6	SHBK5469	99%	1,005.5 µg/mL	+/- 36.5853
10	1,2-Dichlorobenzene	95-50-1	SHBL6287	99%	1,004.6 µg/mL	+/- 36.5507
11	2-Methylphenol (o-cresol)	95-48-7	SHBN7598	99%	1,004.8 µg/mL	+/- 36.5575
12	2,2'-oxybis(1-chloropropane)	108-60-1	29-MAR-45-5	99%	1,005.4 µg/mL	+/- 36.5803
13	3-Methylphenol (m-cresol)	108-39-4	STBL3873	99%	502.7 µg/mL	+/- 18.2888
14	4-Methylphenol (p-cresol)	106-44-5	SHBN3411	99%	502.6 µg/mL	+/- 18.2869
15	N-Nitroso-di-n-propylamine	621-64-7	N63MG	99%	1,004.6 µg/mL	+/- 36.5502
16	Hexachloroethane	67-72-1	DAXRI	99%	1,004.6 µg/mL	+/- 36.5530
17	Nitrobenzene	98-95-3	10224044	99%	1,005.3 µg/mL	+/- 36.5780

18	Isophorone	78-59-1	MKCR3249	99%	1,004.6	µg/mL	+/- 36.5511	
19	2-Nitrophenol	88-75-5	RP230710	99%	1,005.7	µg/mL	+/- 36.5916	
20	2,4-Dimethylphenol	105-67-9	DIRAF	99%	1,004.9	µg/mL	+/- 36.5612	
21	Bis(2-chloroethoxy)methane	111-91-1	15705100	99%	1,004.3	µg/mL	+/- 36.5402	1
22	2,4-Dichlorophenol	120-83-2	BCCK6969	99%	1,004.7	µg/mL	+/- 36.5571	2
23	1,2,4-Trichlorobenzene	120-82-1	SHBP5900	99%	1,004.6	µg/mL	+/- 36.5516	3
24	Naphthalene	91-20-3	STBL1057	99%	1,006.8	µg/mL	+/- 36.6335	4
25	4-Chloroaniline	106-47-8	BCCJ3217	99%	1,005.9	µg/mL	+/- 36.5980	5
26	Hexachlorobutadiene	87-68-3	X05J	98%	1,004.1	µg/mL	+/- 36.5328	6
27	4-Chloro-3-methylphenol	59-50-7	BCCD4461	99%	1,005.4	µg/mL	+/- 36.5793	7
28	2-Methylnaphthalene	91-57-6	STBL3028	99%	1,006.3	µg/mL	+/- 36.6144	8
29	1-Methylnaphthalene	90-12-0	5234.00-8	98%	990.2	µg/mL	+/- 36.0269	9
30	Hexachlorocyclopentadiene	77-47-4	099063P13G	99%	1,005.9	µg/mL	+/- 36.5975	10
31	2,4,6-Trichlorophenol	88-06-2	STBK8870	99%	1,004.7	µg/mL	+/- 36.5566	11
32	2,4,5-Trichlorophenol	95-95-4	3YFRE	97%	1,004.7	µg/mL	+/- 36.5571	12
33	2-Chloronaphthalene	91-58-7	RPN70	99%	1,005.3	µg/mL	+/- 36.5757	13
34	2-Nitroaniline	88-74-4	RP240715RSR	99%	1,004.8	µg/mL	+/- 36.5584	14
35	1,4-Dinitrobenzene	100-25-4	RP240703RSR	99%	1,004.5	µg/mL	+/- 36.5475	15
36	Acenaphthylene	208-96-8	214935V18H	95%	1,000.1	µg/mL	+/- 36.3888	16
37	1,3-Dinitrobenzene	99-65-0	TRC3-1075941-2-1	99%	1,004.9	µg/mL	+/- 36.5616	17
38	Dimethylphthalate	131-11-3	358221L17K	99%	1,004.5	µg/mL	+/- 36.5489	18
39	2,6-Dinitrotoluene	606-20-2	BCCG1833	99%	1,005.2	µg/mL	+/- 36.5734	
40	1,2-Dinitrobenzene	528-29-0	RP240701RSR	99%	1,005.9	µg/mL	+/- 36.6003	
41	Acenaphthene	83-32-9	MKCR7169	99%	1,000.0	µg/mL	+/- 36.3847	
42	3-Nitroaniline	99-09-2	RP240708RSR	99%	1,004.6	µg/mL	+/- 36.5525	
43	2,4-Dinitrophenol	51-28-5	D240927RSR	99%	1,005.0	µg/mL	+/- 36.5657	
44	Dibenzofuran	132-64-9	MKCN1772	99%	1,005.4	µg/mL	+/- 36.5803	
45	2,4-Dinitrotoluene	121-14-2	102869V26E	99%	1,005.4	µg/mL	+/- 36.5803	
46	4-Nitrophenol	100-02-7	20241120-1-AN	99%	1,005.7	µg/mL	+/- 36.5930	
47	2,3,4,6-Tetrachlorophenol	58-90-2	PR-34476	99%	1,004.9	µg/mL	+/- 36.5616	
48	2,3,5,6-Tetrachlorophenol	935-95-5	RP240523RSR	99%	1,005.2	µg/mL	+/- 36.5739	
49	Fluorene	86-73-7	10246250	98%	1,005.8	µg/mL	+/- 36.5948	
50	4-Chlorophenyl phenyl ether	7005-72-3	002531K02D	99%	1,004.8	µg/mL	+/- 36.5584	
51	Diethylphthalate	84-66-2	STBL3611	99%	1,005.3	µg/mL	+/- 36.5762	
52	4-Nitroaniline	100-01-6	RP240830RSR	99%	1,005.5	µg/mL	+/- 36.5844	
53	4,6-Dinitro-2-methylphenol (Dinitro-o-cresol)	534-52-1	S241008RSR	99%	1,004.8	µg/mL	+/- 36.5589	

54	Diphenylamine	122-39-4	MKCT1512	99%	1,005.2	µg/mL	+/- 36.5725
55	Azobenzene	103-33-3	BCCL3292	99%	1,004.7	µg/mL	+/- 36.5566
56	4-Bromophenyl phenyl ether	101-55-3	STBH6361	99%	1,005.6	µg/mL	+/- 36.5875
57	Hexachlorobenzene	118-74-1	15828800	99%	1,005.3	µg/mL	+/- 36.5789
58	Pentachlorophenol	87-86-5	RP240517RSR	99%	1,005.4	µg/mL	+/- 36.5825
59	Phenanthrene	85-01-8	MKCT3391	99%	1,004.8	µg/mL	+/- 36.5584
60	Anthracene	120-12-7	MKCW9141	99%	1,005.5	µg/mL	+/- 36.5834
61	Carbazole	86-74-8	15630800	99%	1,005.3	µg/mL	+/- 36.5789
62	Di-n-butylphthalate	84-74-2	MKCN4337	99%	1,005.5	µg/mL	+/- 36.5848
63	Fluoranthene	206-44-0	A0458721	99%	1,005.4	µg/mL	+/- <0.0001
64	Pyrene	129-00-0	BCCL8032	99%	1,005.2	µg/mL	+/- 36.5734
65	Benzyl butyl phthalate	85-68-7	X12I018	99%	1,004.8	µg/mL	+/- 36.5584
66	Bis(2-ethylhexyl)adipate	103-23-1	MKCR8567	99%	1,004.5	µg/mL	+/- 36.5480
67	Benz(a)anthracene	56-55-3	I60012022BAA	99%	1,005.5	µg/mL	+/- 36.5844
68	Chrysene	218-01-9	RP241212RSR	99%	1,005.5	µg/mL	+/- 36.5848
69	Bis(2-ethylhexyl)phthalate	117-81-7	MKCS8065	99%	1,004.7	µg/mL	+/- 36.5548
70	Di-n-octyl phthalate	117-84-0	15817300	99%	1,004.8	µg/mL	+/- 36.5607
71	Benzo(b)fluoranthene	205-99-2	022013B	99%	1,005.1	µg/mL	+/- 36.5716
72	Benzo(k)fluoranthene	207-08-9	012022K	98%	1,004.6	µg/mL	+/- 36.5511
73	Benzo(a)pyrene	50-32-8	NQLXA	98%	1,004.2	µg/mL	+/- 36.5377
74	Indeno(1,2,3-cd)pyrene	193-39-5	12-JKL-118-9	97%	1,004.1	µg/mL	+/- 36.5337
75	Dibenz(a,h)anthracene	53-70-3	712061504-1-1	99%	1,005.7	µg/mL	+/- 36.5930
76	Benzo(g,h,i)perylene	191-24-2	RP241014RSR	98%	1,005.4	µg/mL	+/- 36.5814

* Expanded Uncertainty displayed in same units as Grav. Conc.

Solvent: Methylene chloride
CAS # 75-09-2
Purity 99%

Tech Tips:

N-Nitrosodiphenylamine (86-30-6) is prone to breakdown in the injection port and will be converted to Diphenylamine (122-39-4). When comparing the response of Diphenylamine to mixtures manufactured using N-Nitrosodiphenylamine, a difference in response will be observed. The ratio of the MW can be used to calculate the theoretical concentration of the N-Nitrosodiphenylamine.

Quality Confirmation Test

Column:

30m x 0.25mm x 0.25µm
Rtx-5 (cat.#10223)

Carrier Gas:

hydrogen-constant flow 1.8 mL/min.

Temp. Program:

80°C (hold 0.1 min.) to 330°C
@ 9.6°C/min. (hold 2.86 min.)

Inj. Temp:

250°C

Det. Temp:

340°C

Det. Type:

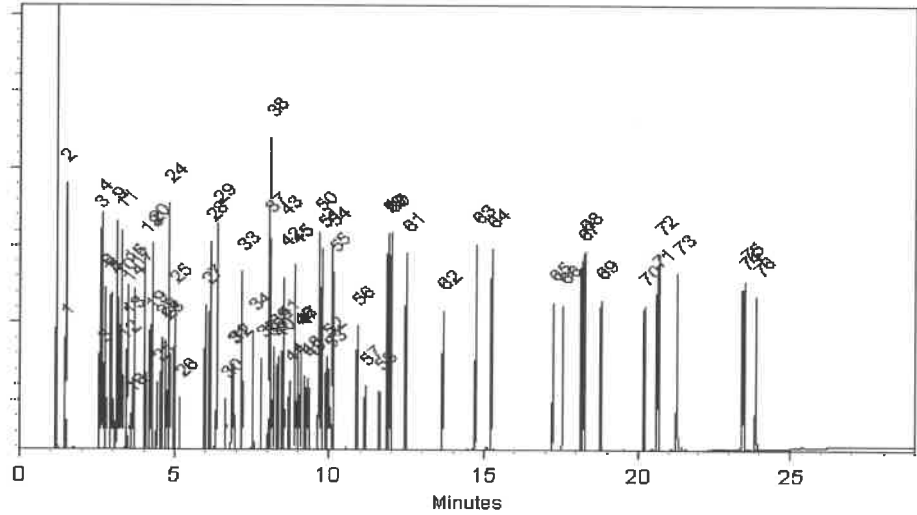
FID

Split Vent:

100 ml/min.

Inj. Vol

1µl



This chromatogram represents a general set of testing conditions chosen for product acceptance. For optimal results in your lab, conditions should be adjusted for your specific instrument, method, and application.

Penelope Riglin - Operations Tech I

Date Mixed: 12-Jan-2025

Balance Serial # 1128360905

Dillan Murphy - Operations Technician I

Date Passed: 21-Jan-2025

Manufactured under Restek's ISO 9001:2015
Registered Quality System
Certificate #FM 80397



110 Benner Circle
 Bellefonte, PA 16823-8812
 Tel: 1-814-353-1300
 Fax: 1-814-353-1309

www.restek.com

CERTIFIED REFERENCE MATERIAL

Certificate of Analysis
chromatographic plus



FOR LABORATORY USE ONLY-READ SDS PRIOR TO USE.

This Reference Material is intended for Laboratory Use Only as a standard for the qualitative and/or quantitative determination of the analyte(s) listed.

Catalog No. : 31853 **Lot No.:** A0218894
Description : 1,4-dioxane
1,4-Dioxane 2,000µg/mL, Methylene Chloride, 1mL/ampul
Container Size : 2 mL **Pkg Amt:** > 1 mL
Expiration Date : November 30, 2029 **Storage:** 0°C or colder
Ship: Ambient

513118 } RC/
 ↓
 513147 } 5/20/25.

CERTIFIED VALUES

Elution Order	Compound	CAS #	Lot #	Purity	Grav. Conc. (weight/volume)	Expanded Uncertainty * (95% C.L.; K=2)
1	1,4-Dioxane	123-91-1	SHBQ1693	99%	2,002.4 µg/mL	+/- 24.9202

* Expanded Uncertainty displayed in same units as Grav. Conc.

Solvent: Methylene chloride
CAS # 75-09-2
Purity 99%



Quality Confirmation Test

Column:

30m x 0.25mm x 0.25µm
Rtx-5 (cat.#10223)

Carrier Gas:

hydrogen-constant flow 1.8 mL/min.

Temp. Program:

80°C (hold 0.1 min.) to 330°C
@ 9.6°C/min. (hold 2.86 min.)

Inj. Temp:

250°C

Det. Temp:

340°C

Det. Type:

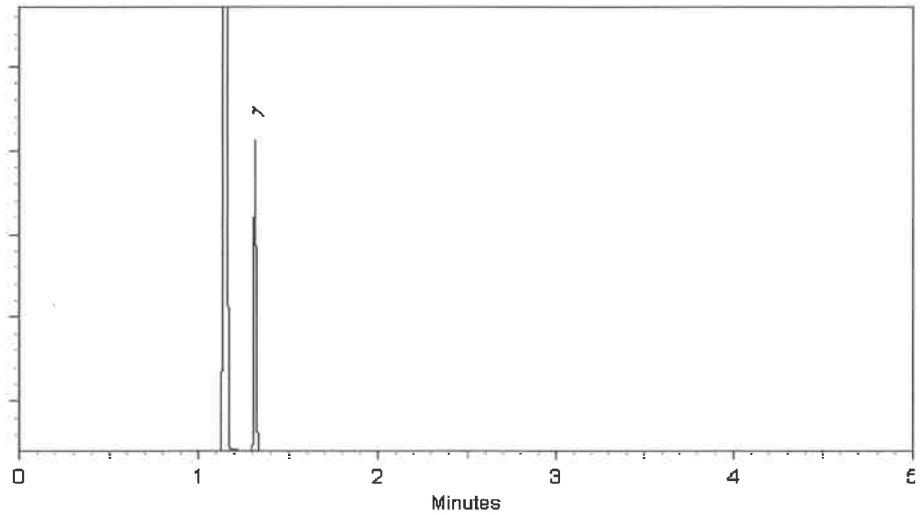
FID

Split Vent:

100 ml/min.

Inj. Vol

1µl



This chromatogram represents a general set of testing conditions chosen for product acceptance. For optimal results in your lab, conditions should be adjusted for your specific instrument, method, and application.

Penelope Riglin - Operations Tech I

Date Mixed: 07-Nov-2024 Balance Serial # 1128360905

Dillan Murphy - Operations Technician I

Date Passed: 11-Nov-2024

Manufactured under Restek's ISO 9001:2015
Registered Quality System
Certificate #FM 80397



110 Benner Circle
 Bellefonte, PA 16823-8812
 Tel: 1-814-353-1300
 Fax: 1-814-353-1309

www.restek.com

CERTIFIED REFERENCE MATERIAL

Certificate of Analysis

gravimetric



FOR LABORATORY USE ONLY-READ SDS PRIOR TO USE.

This Reference Material is intended for Laboratory Use Only as a standard for the qualitative and/or quantitative determination of the analyte(s) listed.

Catalog No. : 555223 **Lot No.:** A0228451

Description : Custom 8270 Plus Standard #1
Custom 8270 Plus Standard #1 1,000µg/mL, Methylene Chloride, 1mL/ampul

Container Size : 2 mL **Pkg Amt:** > 1 mL

Expiration Date : August 31, 2027 **Storage:** 10°C or colder

Handling: This product is photosensitive. **Ship:** Ambient

S13239 } RC/
 ↓
 S13268 } 08/06/25

CERTIFIED VALUES

Component #	Compound	CAS #	Lot #	Purity	Grav. Conc. (weight/volume)	Expanded Uncertainty * (95% C.L.; K=2)
1	3,3'-Dichlorobenzidine	91-94-1	S250226RSR	99%	1,006.0 µg/mL	+/- 23.0947
2	Atrazine	1912-24-9	5FYWL	99%	1,007.0 µg/mL	+/- 23.1176
3	Benzidine	92-87-5	S250227ECS	99%	1,003.0 µg/mL	+/- 23.0258
4	epsilon-Caprolactam	105-60-2	Y16H012	99%	1,003.0 µg/mL	+/- 23.0258

Solvent: Methylene chloride
CAS # 75-09-2
Purity 99%

Tom Sucka - Mix Technician

Date Mixed: 01-Aug-2025 **Balance:** 1128360905

Manufactured under Restek's ISO 9001:2015
 Registered Quality System
 Certificate #FM 80397



SHIPPING DOCUMENTS

- 1
- 2
- 3
- 4
- 5
- 6
- 7
- 8
- 9
- 10
- 11
- 12
- 13
- 14
- 15
- 16
- 17
- 18

CHEMTECH

CHAIN OF CUSTODY RECORD

284 Sheffield Street, Mountainside, NJ 07092
 (908) 789-8900 Fax: (908) 78-8922
 www.chemtech.net

Chemtech Project Number: 03298/99
 COC Number: _____

CLIENT INFORMATION

COMPANY: Tetra Tech
 ADDRESS: 4433 Corporation Lane Suite 300
 CITY: Virginia Beach STATE: VA ZIP: 23462
 ATTENTION: Ernie Wu FAX: 757-461-4148
 PHONE: 757-466-4901

PROJECT INFORMATION

PROJECT NAME: NW/RP Bethpage
 PROJECT #: 112G08005-WE13 LOCATION: VPB-184
 PROJECT MANAGER: Ernie Wu
 E-MAIL: ernie.wu@tetratech.com
 PHONE: 757-466-4901 FAX: 757-461-4148

BILLING INFORMATION

BILL TO: SEE CONTRACT PO# _____
 ADDRESS: _____ CITY: _____ STATE: _____ ZIP: _____
 ATTENTION: _____ PHONE: _____

DATA TURNAROUND INFORMATION

FAX: 2 & 10 DAYS*
 HARD COPY: 2 & 10 DAYS*
 EDD 2 & 10 DAYS*
 * TO BE APPROVED BY CHEMTECH
 STANDARD TURNAROUND TIME IS 10 BUSINESS DAYS

DATA DELIVERABLE INFORMATION

RESULTS ONLY USEPA CLP
 RESULTS + QC New York State ASP "B"
 New Jersey REDUCED New York State ASP "A"
 New Jersey CLP Other _____
 EDD Format _____

ANALYSIS	PRESERVATIVES									COMMENTS
	1	2	3	4	5	6	7	8	9	
VOC(SW846-8260B)										
1,4 Dioxane (8270 SIM)										
522_PREC										

CHEMTECH SAMPLE ID	PROJECT SAMPLE IDENTIFICATION	SAMPLE MATRIX	SAMPLE TYPE	SAMPLE COLLECTION		# of Bottles	PRESERVATIVES									COMMENTS	
				DATE	TIME		1	2	3	4	5	6	7	8	9		
1.	BP-VPB-184-TB-20251003	QA	X	10/3/25	9:00	2											Trip Blank
2.	BP-VPB-184-EB-20251003	QA	X	10/3/25	8:20	3											
3.	VPB184-HYD-20251003	AA	X	10/3/25	12:00	5											
4.	BP-VPB-184-GW-720-722	AA	X	10/6/25	10:40	2											
5.	BP-VPB-184-GW-740-742	AA	X	10/6/25	12:56	5											8270 MS/MSD
6.																	
7.																	
8.																	
9.																	
10.																	

SAMPLE CUSTODY MUST BE DOCUMENTED BELOW EACH TIME SAMPLES CHANGE POSSESSION INCLUDING COURIER DELIVERY

RELINQUISHED BY	DATE/TIME	RECEIVED BY	DATE/TIME	RECEIVED FOR LAB BY	DATE/TIME	SHIPPED VIA:	CLIENT:	SHIPMENT COMPLETE
1. <i>[Signature]</i>	10/6/25 1530	1530	10/6/25	10/6/25	3.	<input type="checkbox"/> Hand Delivered <input type="checkbox"/> Overnight	<input type="checkbox"/> Picked Up <input type="checkbox"/> Overnight	<input type="checkbox"/> YES <input type="checkbox"/> NO
2.						<input type="checkbox"/> Hand Delivered <input type="checkbox"/> Overnight	<input type="checkbox"/> Picked Up <input type="checkbox"/> Overnight	<input type="checkbox"/> YES <input type="checkbox"/> NO

WHITE - CHEMTECH COPY FOR RETURN TO CLIENT
 YELLOW - CHEMTECH COPY
 PINK - SAMPLER COPY

Laboratory Certification

Certified By	License No.
Connecticut	PH-0830
DOD ELAP (ANAB)	L2219
Maine	2024021
Maryland	296
New Hampshire	255425
New Jersey	20012
New York	11376
Pennsylvania	68-00548
Soil Permit	525-24-234-08441
Texas	TX-C25-00189
Virginia	460312

- 1
- 2
- 3
- 4
- 5
- 6
- 7
- 8
- 9
- 10
- 11
- 12
- 13
- 14
- 15
- 16
- 17
- 18



284 Sheffield Street, Mountainside, New Jersey 07092, Phone : 908 789 8900,
Fax : 908 789 8922


LOGIN REPORT/SAMPLE TRANSFER


Order ID : Q3298 TETR06
Client Name : Tetra Tech NUS, Inc.
Client Contact : Ernie Wu
Invoice Name : Tetra Tech NUS, Inc.
Invoice Contact : Ernie Wu

Order Date : 10/6/2025 4:00:00 PM
Project Name : NWIRP Bethpage 112G080
Receive DateTime : 10/6/2025 ~~12:00:00 AM~~
Purchase Order : 18:20

Project Mgr :
Report Type : Level 4
EDD Type : ADAPT
Hard Copy Date :
Date Signoff :

LAB ID	CLIENT ID	MATRIX	SAMPLE DATE	SAMPLE TIME	TEST	TEST GROUP	METHOD	FAX DATE	DUE DATES
Q3298-01	BP-VPB-TB-20251003 ^ 184	Water	10/03/2025	09:00	VOC-TCLVOA-10		8260-Low		5 Bus. Days
Q3298-02	BP-VPB-EB-20251003 ^ 184	Water	10/03/2025	08:20	VOC-TCLVOA-10		8260-Low		5 Bus. Days
Q3298-03	VPB184-HYD-20251003	Water	10/03/2025	12:00	VOC-TCLVOA-10		8260-Low		5 Bus. Days
Q3298-04	BP-VPB-GW-720-722 ^ 184	Water	10/06/2025	10:40	VOC-TCLVOA-10		8260-Low		5 Bus. Days
Q3298-05	BP-VPB-GW-740-742 ^ 184	Water	10/06/2025	12:56	VOC-TCLVOA-10		8260-Low		5 Bus. Days

Relinquished By : 
Date / Time : 10/7/25 10:30

Received By : 
Date / Time : 10/7/25 10:30 Reg 4

Storage Area : VOA Refridgerator Room

Data Path : Z:\svoasrv\HPCHEM1\BNA_N\Data\BN101325\
 Data File : BN038066.D
 Acq On : 13 Oct 2025 13:47
 Operator : RC/JU
 Sample : SSTDCCC0.4
 Misc :
 ALS Vial : 2 Sample Multiplier: 1

Instrument :
 BNA_N
 ClientSampleId :
 SSTDCCC0.4

Quant Time: Oct 13 14:16:09 2025
 Quant Method : Z:\svoasrv\HPCHEM1\BNA_N\Methods\8270-SIM-BN092325.M
 Quant Title : ASP BNA STANDARDS FOR 5 POINT CALIBRATION
 QLast Update : Wed Sep 24 11:00:01 2025
 Response via : Initial Calibration

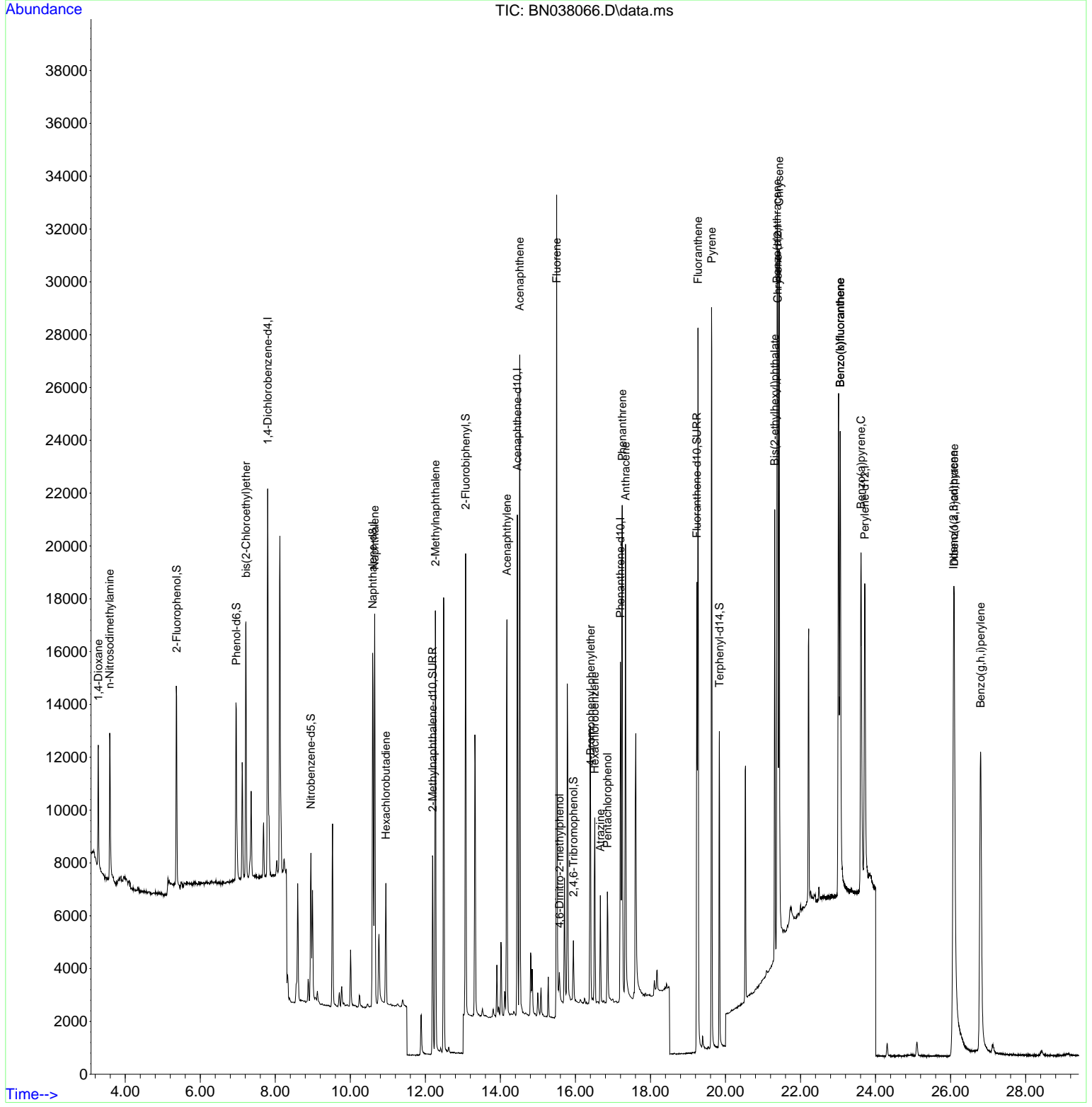
Compound	R.T.	QIon	Response	Conc Units	Dev(Min)	
Internal Standards						
1) 1,4-Dichlorobenzene-d4	7.797	152	7166	0.400 ng	-0.03	
7) Naphthalene-d8	10.594	136	18651	0.400 ng	#-0.03	
13) Acenaphthene-d10	14.452	164	10244	0.400 ng	-0.02	
19) Phenanthrene-d10	17.198	188	18901	0.400 ng	#-0.02	
29) Chrysene-d12	21.393	240	16827	0.400 ng	0.00	
35) Perylene-d12	23.712	264	17326	0.400 ng	-0.01	
System Monitoring Compounds						
4) 2-Fluorophenol	5.370	112	6402	0.391 ng	-0.01	
5) Phenol-d6	6.959	99	6728	0.313 ng	-0.01	
8) Nitrobenzene-d5	8.950	82	4437	0.312 ng	-0.02	
11) 2-Methylnaphthalene-d10	12.192	152	10642	0.411 ng	-0.03	
14) 2,4,6-Tribromophenol	15.945	330	1404	0.361 ng	-0.02	
15) 2-Fluorobiphenyl	13.073	172	14631	0.349 ng	-0.02	
27) Fluoranthene-d10	19.239	212	20125	0.423 ng	-0.01	
31) Terphenyl-d14	19.838	244	12185	0.364 ng	-0.01	
Target Compounds						
2) 1,4-Dioxane	3.283	88	3335	0.458 ng		Qvalue 94
3) n-Nitrosodimethylamine	3.586	42	3720	0.384 ng	#	92
6) bis(2-Chloroethyl)ether	7.219	93	7145	0.358 ng		97
9) Naphthalene	10.648	128	19331	0.376 ng		100
10) Hexachlorobutadiene	10.947	225	3527	0.402 ng	#	100
12) 2-Methylnaphthalene	12.268	142	12367	0.368 ng		99
16) Acenaphthylene	14.174	152	16983	0.365 ng		100
17) Acenaphthene	14.516	154	11898	0.359 ng		98
18) Fluorene	15.499	166	12971	0.324 ng		99
20) 4,6-Dinitro-2-methylph...	15.572	198	741	0.373 ng	#	10
21) 4-Bromophenyl-phenylether	16.404	248	4416	0.359 ng	#	82
22) Hexachlorobenzene	16.515	284	5456	0.365 ng		99
23) Atrazine	16.664	200	3115	0.332 ng	#	92
24) Pentachlorophenol	16.851	266	2441	0.476 ng		95
25) Phenanthrene	17.248	178	21937	0.353 ng		100
26) Anthracene	17.335	178	18915	0.351 ng		100
28) Fluoranthene	19.266	202	24986	0.365 ng		100
30) Pyrene	19.629	202	25549	0.385 ng		100
32) Benzo(a)anthracene	21.375	228	21568	0.367 ng		99
33) Chrysene	21.429	228	24503	0.385 ng		99
34) Bis(2-ethylhexyl)phtha...	21.313	149	15324	0.659 ng		97
36) Indeno(1,2,3-cd)pyrene	26.080	276	30553	0.386 ng		98
37) Benzo(b)fluoranthene	23.057	252	26813	0.359 ng		96
38) Benzo(k)fluoranthene	23.057	252	26813	0.357 ng		96
39) Benzo(a)pyrene	23.613	252	21668	0.367 ng	#	89
40) Dibenzo(a,h)anthracene	26.098	278	22721	0.368 ng		98
41) Benzo(g,h,i)perylene	26.800	276	27477	0.423 ng		99

(#) = qualifier out of range (m) = manual integration (+) = signals summed

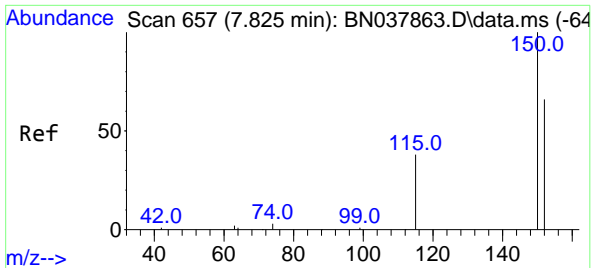
Data Path : Z:\svoasrv\HPCHEM1\BNA_N\Data\BN101325\
 Data File : BN038066.D
 Acq On : 13 Oct 2025 13:47
 Operator : RC/JU
 Sample : SSTDCCC0.4
 Misc :
 ALS Vial : 2 Sample Multiplier: 1

Instrument :
 BNA_N
 ClientSampleId :
 SSTDCCC0.4

Quant Time: Oct 13 14:16:09 2025
 Quant Method : Z:\svoasrv\HPCHEM1\BNA_N\Methods\8270-SIM-BN092325.M
 Quant Title : ASP BNA STANDARDS FOR 5 POINT CALIBRATION
 QLast Update : Wed Sep 24 11:00:01 2025
 Response via : Initial Calibration

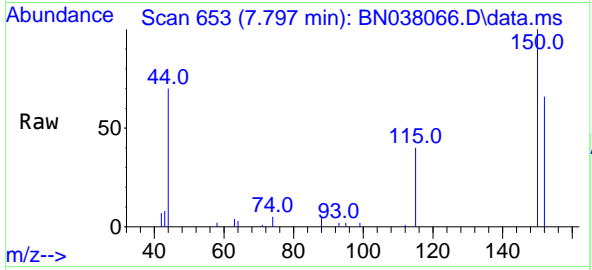


- 1
- 2
- 3
- 4
- 5
- 6
- 7
- 8
- 9
- 10
- 11
- 12
- 13
- 14
- 15
- 16
- 17
- 18

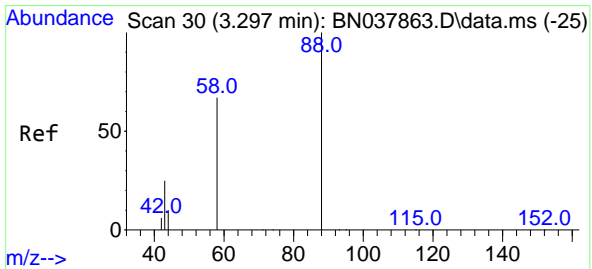
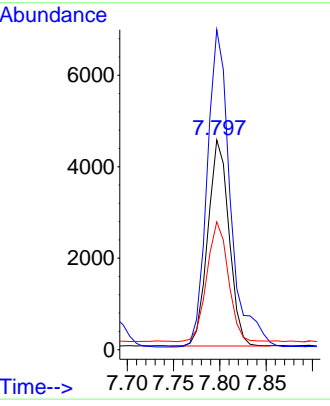
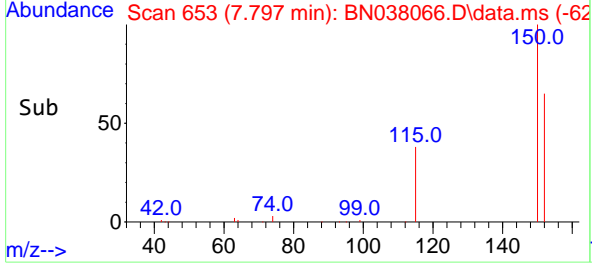


#1
 1,4-Dichlorobenzene-d4
 Concen: 0.400 ng
 RT: 7.797 min Scan# 61
 Delta R.T. -0.028 min
 Lab File: BN038066.D
 Acq: 13 Oct 2025 13:47

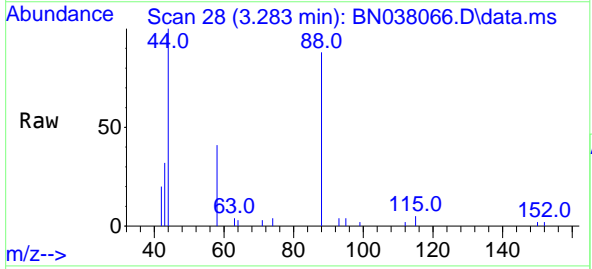
Instrument : BNA_N
 Client Sample Id : SSTDCCC0.4



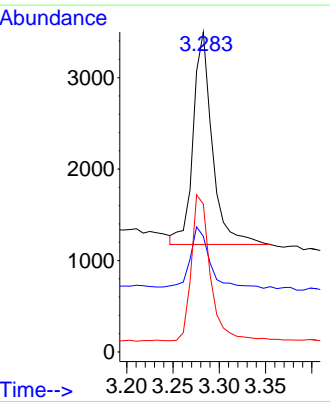
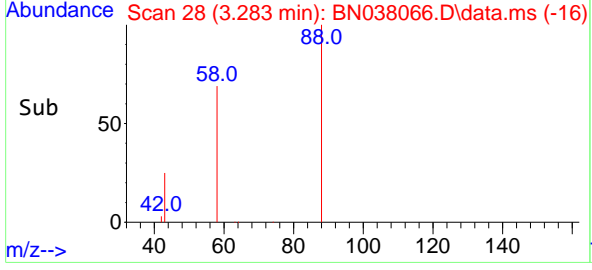
Tgt Ion: 152 Resp: 7166
 Ion Ratio Lower Upper
 152 100
 150 152.5 121.0 181.4
 115 61.0 47.4 71.0

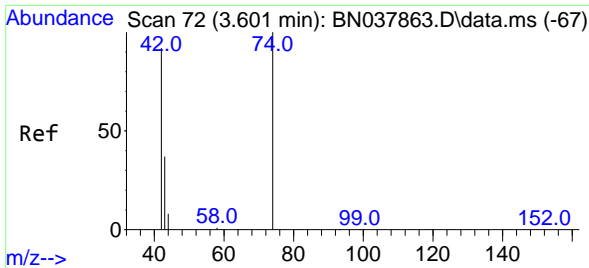


#2
 1,4-Dioxane
 Concen: 0.458 ng
 RT: 3.283 min Scan# 28
 Delta R.T. -0.014 min
 Lab File: BN038066.D
 Acq: 13 Oct 2025 13:47



Tgt Ion: 88 Resp: 3335
 Ion Ratio Lower Upper
 88 100
 43 30.0 26.6 39.8
 58 68.4 58.9 88.3



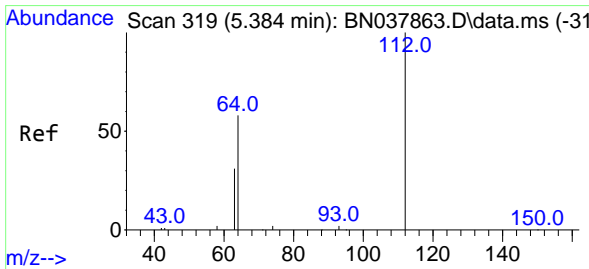
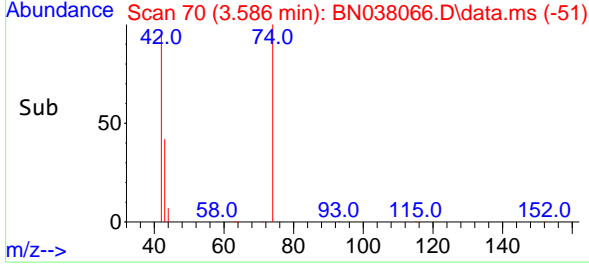
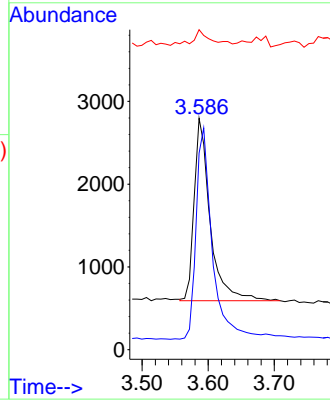
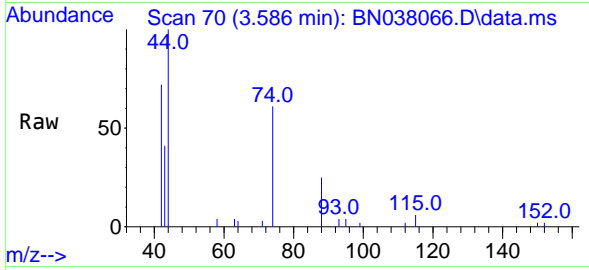


#3
 n-Nitrosodimethylamine
 Concen: 0.384 ng
 RT: 3.586 min Scan# 70
 Delta R.T. -0.014 min
 Lab File: BN038066.D
 Acq: 13 Oct 2025 13:47

Instrument : BNA_N
 ClientSampleId : SSTDCCC0.4

Tgt Ion: 42 Resp: 3720

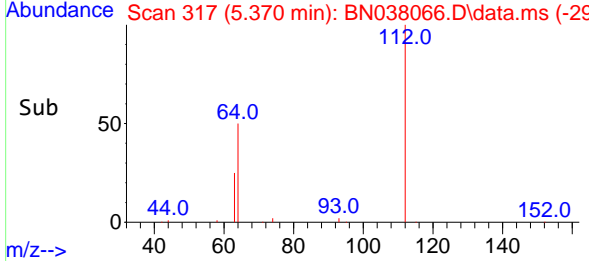
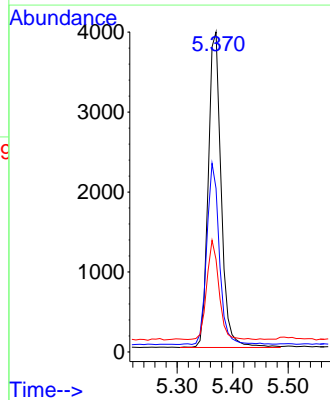
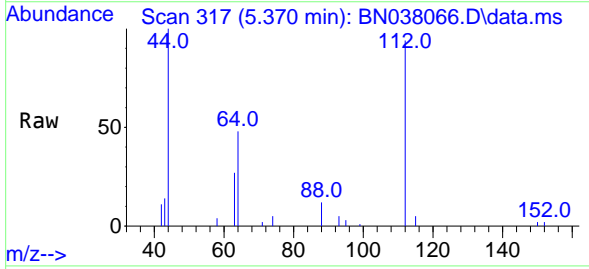
Ion	Ratio	Lower	Upper
42	100		
74	119.3	93.4	140.0
44	11.7	22.2	33.4#

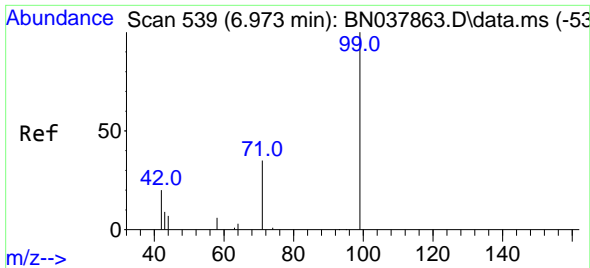


#4
 2-Fluorophenol
 Concen: 0.391 ng
 RT: 5.370 min Scan# 317
 Delta R.T. -0.014 min
 Lab File: BN038066.D
 Acq: 13 Oct 2025 13:47

Tgt Ion: 112 Resp: 6402

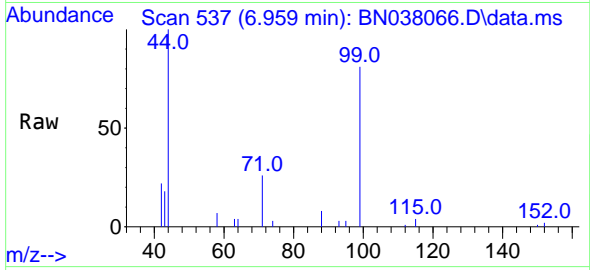
Ion	Ratio	Lower	Upper
112	100		
64	55.7	44.6	66.8
63	29.4	24.9	37.3





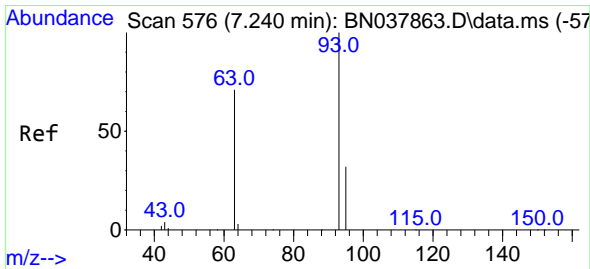
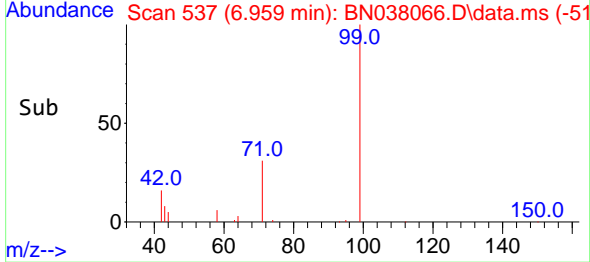
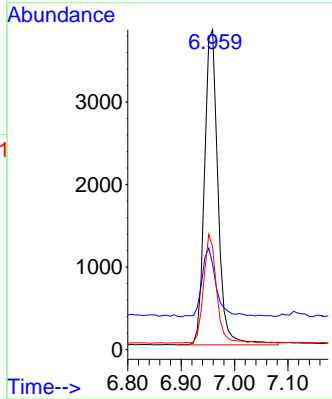
#5
 Phenol-d6
 Concen: 0.313 ng
 RT: 6.959 min Scan# 51
 Delta R.T. -0.014 min
 Lab File: BN038066.D
 Acq: 13 Oct 2025 13:47

Instrument : BNA_N
 ClientSampleId : SSTDCCC0.4



Tgt Ion: 99 Resp: 6728

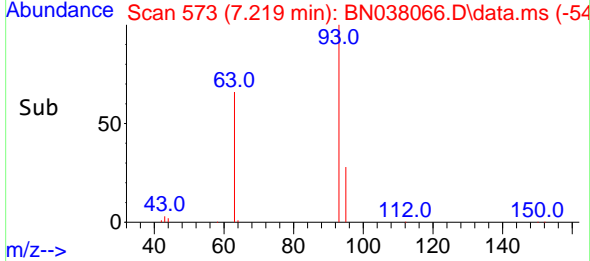
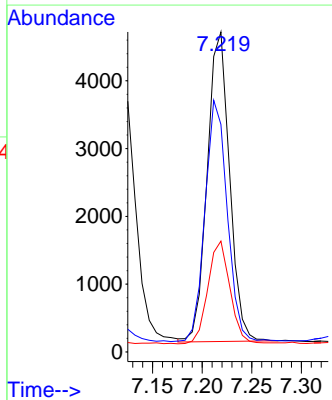
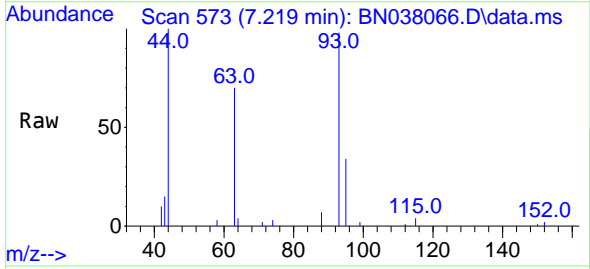
Ion	Ratio	Lower	Upper
99	100		
42	23.3	17.2	25.8
71	33.2	27.3	40.9

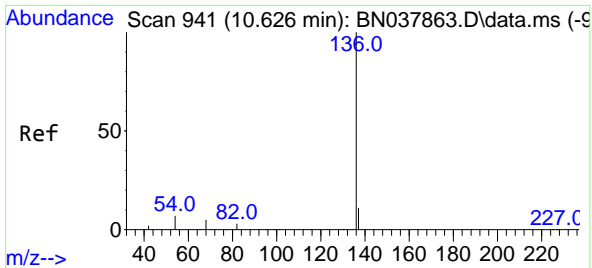


#6
 bis(2-Chloroethyl)ether
 Concen: 0.358 ng
 RT: 7.219 min Scan# 573
 Delta R.T. -0.022 min
 Lab File: BN038066.D
 Acq: 13 Oct 2025 13:47

Tgt Ion: 93 Resp: 7145

Ion	Ratio	Lower	Upper
93	100		
63	78.0	60.1	90.1
95	33.0	25.4	38.2



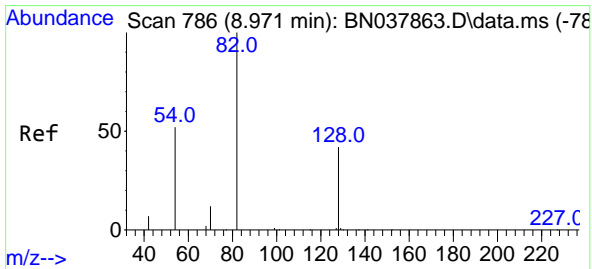
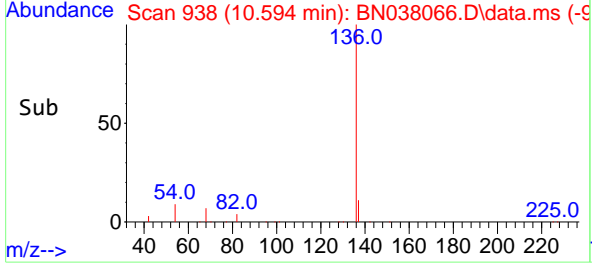
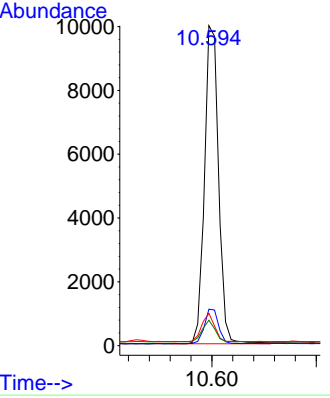
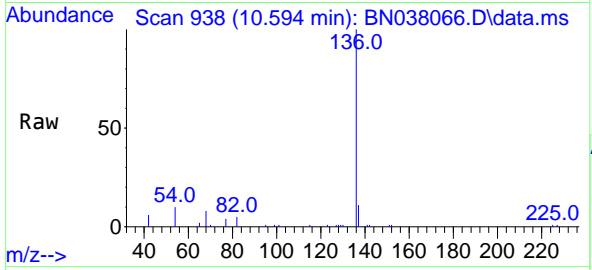


#7
 Naphthalene-d8
 Concen: 0.400 ng
 RT: 10.594 min Scan# 91
 Delta R.T. -0.032 min
 Lab File: BN038066.D
 Acq: 13 Oct 2025 13:47

Instrument : BNA_N
 ClientSampleId : SSTDCCC0.4

Tgt Ion:136 Resp: 18651

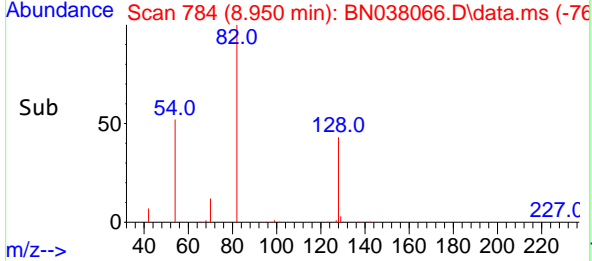
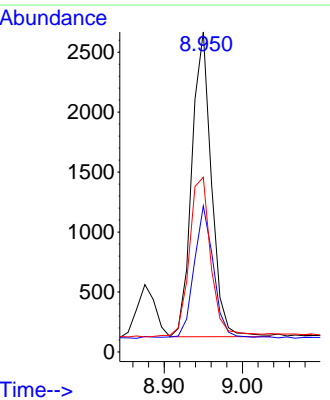
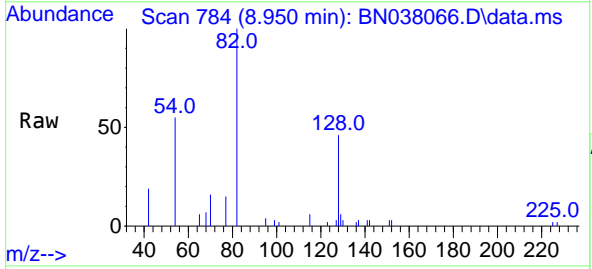
Ion	Ratio	Lower	Upper
136	100		
137	11.4	9.0	13.4
54	10.1	5.8	8.8#
68	7.9	4.3	6.5#

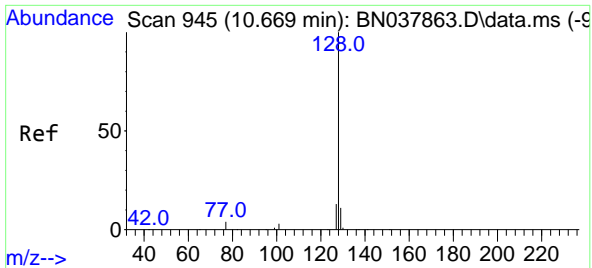


#8
 Nitrobenzene-d5
 Concen: 0.312 ng
 RT: 8.950 min Scan# 784
 Delta R.T. -0.021 min
 Lab File: BN038066.D
 Acq: 13 Oct 2025 13:47

Tgt Ion: 82 Resp: 4437

Ion	Ratio	Lower	Upper
82	100		
128	45.7	34.8	52.2
54	54.6	42.2	63.2



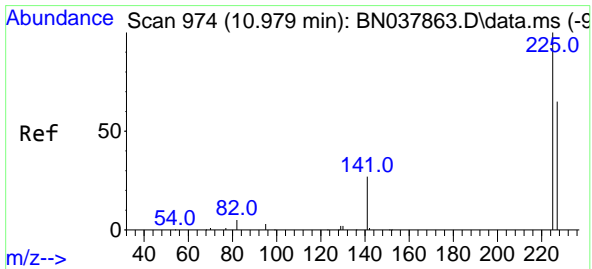
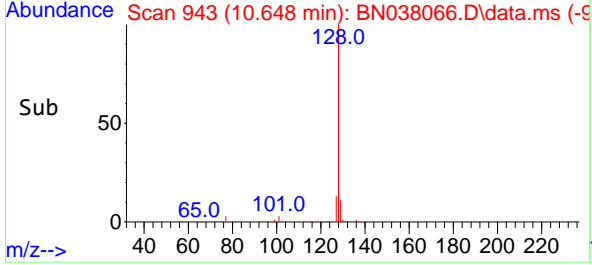
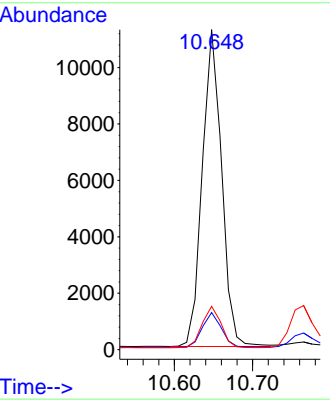
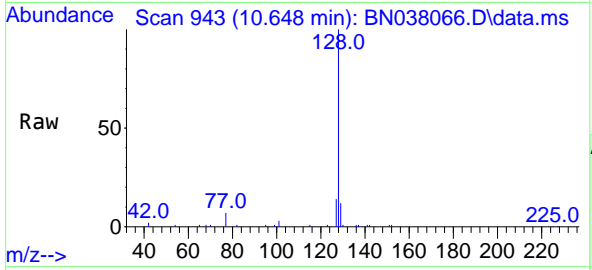


#9
 Naphthalene
 Concen: 0.376 ng
 RT: 10.648 min Scan# 94
 Delta R.T. -0.021 min
 Lab File: BN038066.D
 Acq: 13 Oct 2025 13:47

Instrument :
 BNA_N
 ClientSampleId :
 SSTDCCC0.4

Tgt Ion:128 Resp: 19331

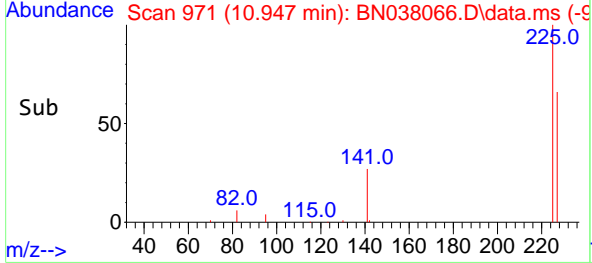
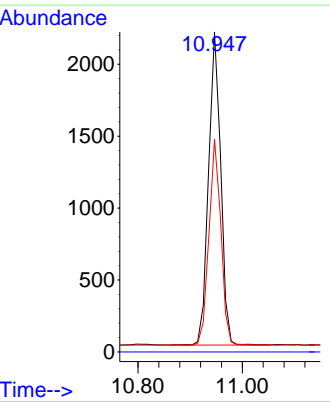
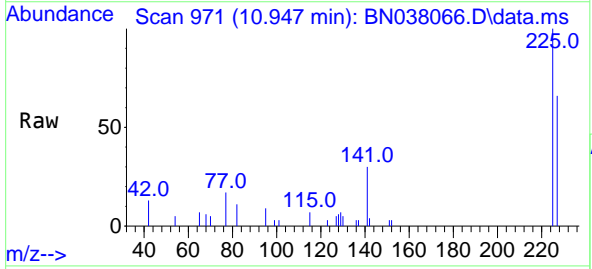
Ion	Ratio	Lower	Upper
128	100		
129	11.6	9.2	13.8
127	13.6	11.0	16.6

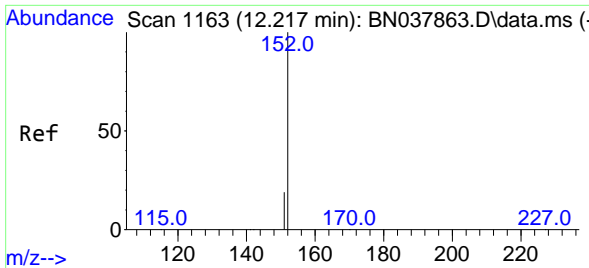


#10
 Hexachlorobutadiene
 Concen: 0.402 ng
 RT: 10.947 min Scan# 971
 Delta R.T. -0.032 min
 Lab File: BN038066.D
 Acq: 13 Oct 2025 13:47

Tgt Ion:225 Resp: 3527

Ion	Ratio	Lower	Upper
225	100		
223	0.0	0.0	0.0
227	64.5	51.4	77.2

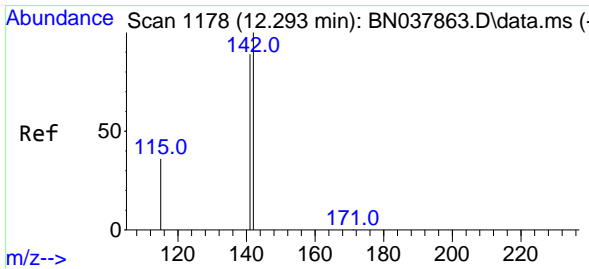
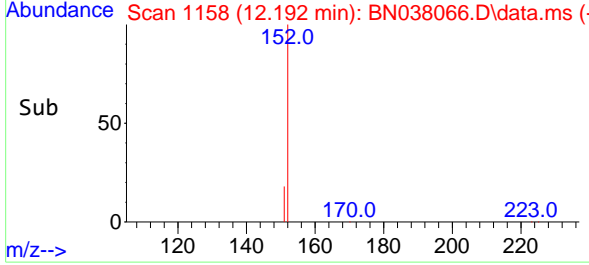
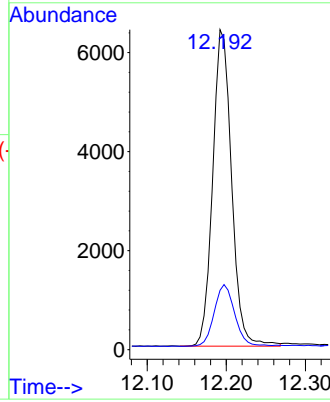
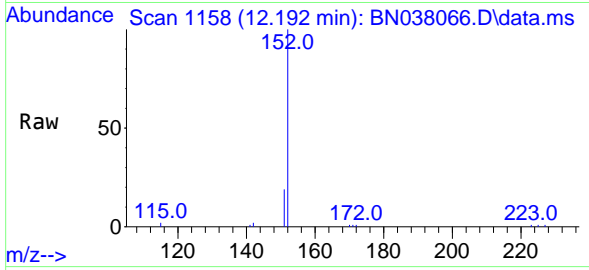




#11
 2-Methylnaphthalene-d10
 Concen: 0.411 ng
 RT: 12.192 min Scan# 1117
 Delta R.T. -0.025 min
 Lab File: BN038066.D
 Acq: 13 Oct 2025 13:47

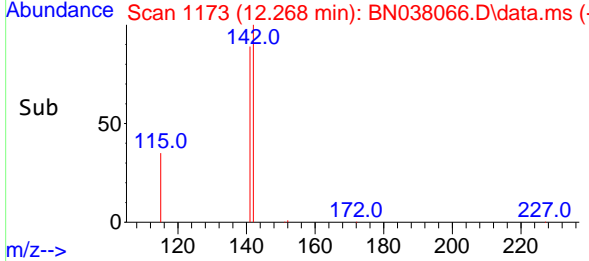
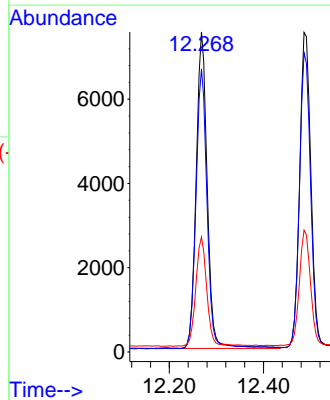
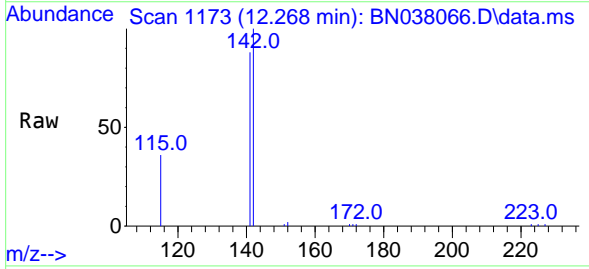
Instrument :
 BNA_N
 ClientSampleId :
 SSTDCCC0.4

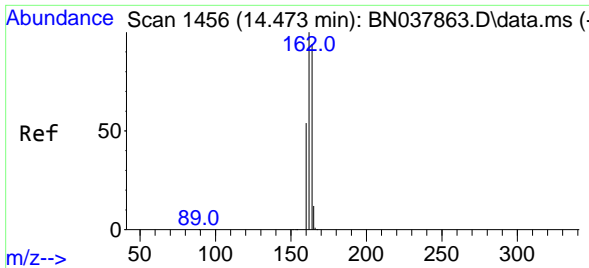
Tgt Ion:152 Resp: 10642
 Ion Ratio Lower Upper
 152 100
 151 21.2 17.4 26.2



#12
 2-Methylnaphthalene
 Concen: 0.368 ng
 RT: 12.268 min Scan# 1173
 Delta R.T. -0.025 min
 Lab File: BN038066.D
 Acq: 13 Oct 2025 13:47

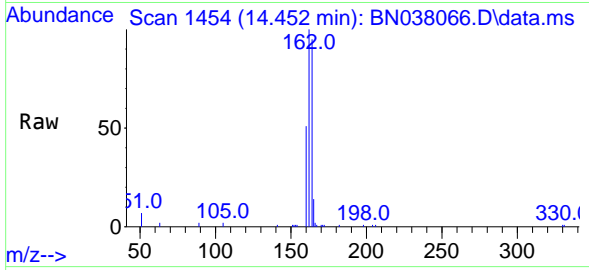
Tgt Ion:142 Resp: 12367
 Ion Ratio Lower Upper
 142 100
 141 88.5 71.2 106.8
 115 35.9 29.7 44.5



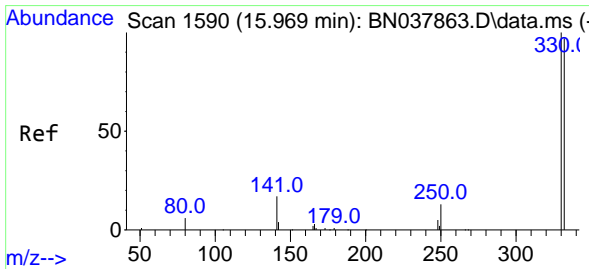
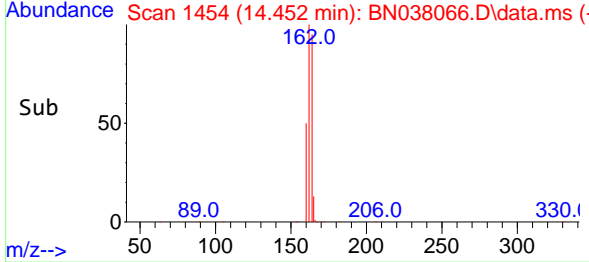
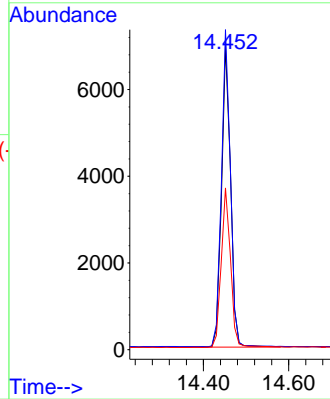


#13
 Acenaphthene-d10
 Concen: 0.400 ng
 RT: 14.452 min Scan# 14
 Delta R.T. -0.021 min
 Lab File: BN038066.D
 Acq: 13 Oct 2025 13:47

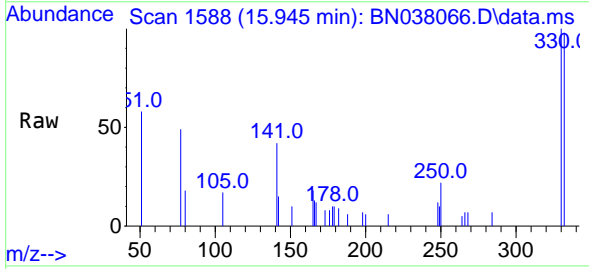
Instrument :
 BNA_N
 ClientSampleId :
 SSTDCCC0.4



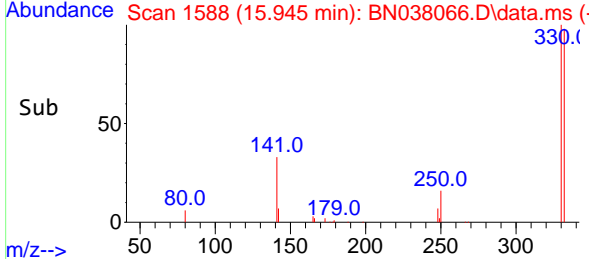
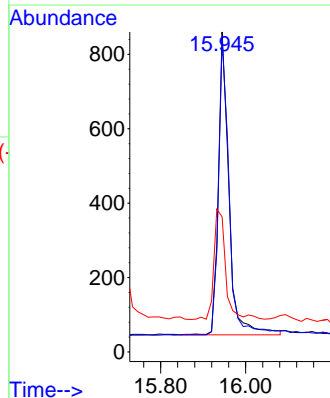
Tgt Ion:164 Resp: 10244
 Ion Ratio Lower Upper
 164 100
 162 105.5 84.8 127.2
 160 53.4 46.1 69.1

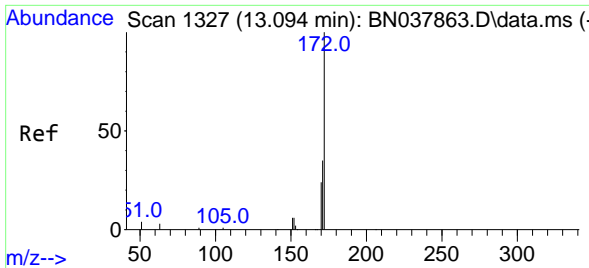


#14
 2,4,6-Tribromophenol
 Concen: 0.361 ng
 RT: 15.945 min Scan# 1588
 Delta R.T. -0.024 min
 Lab File: BN038066.D
 Acq: 13 Oct 2025 13:47



Tgt Ion:330 Resp: 1404
 Ion Ratio Lower Upper
 330 100
 332 98.0 77.2 115.8
 141 40.4 37.2 55.8



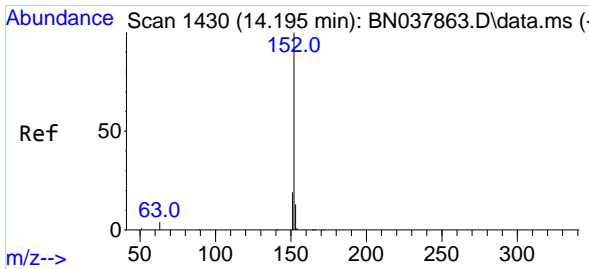
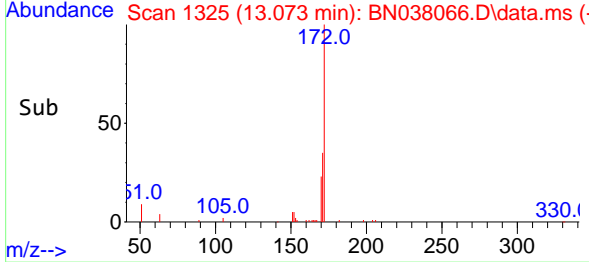
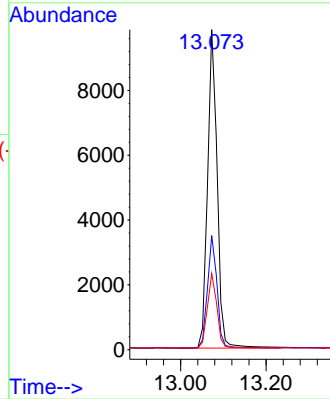
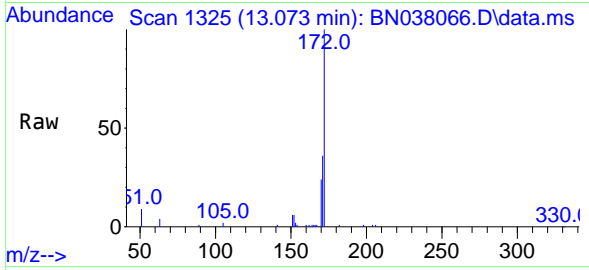


#15
 2-Fluorobiphenyl
 Concen: 0.349 ng
 RT: 13.073 min Scan# 11
 Delta R.T. -0.021 min
 Lab File: BN038066.D
 Acq: 13 Oct 2025 13:47

Instrument :
 BNA_N
 ClientSampleId :
 SSTDCCC0.4

Tgt Ion:172 Resp: 14631

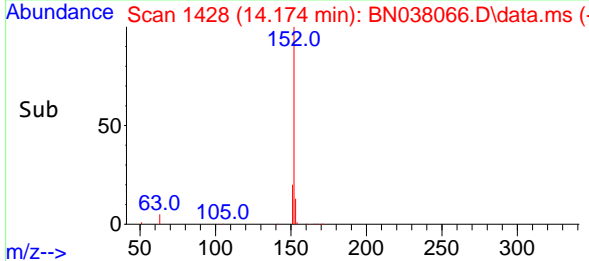
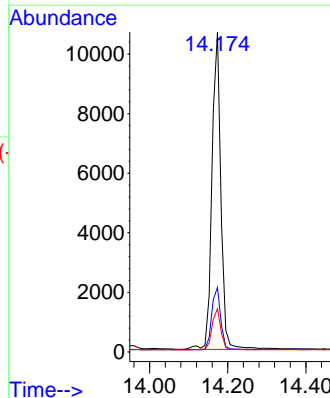
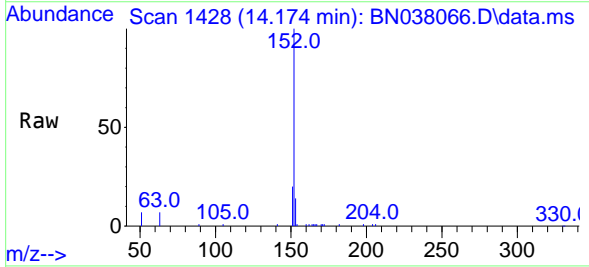
Ion	Ratio	Lower	Upper
172	100		
171	35.7	28.6	43.0
170	23.8	19.7	29.5

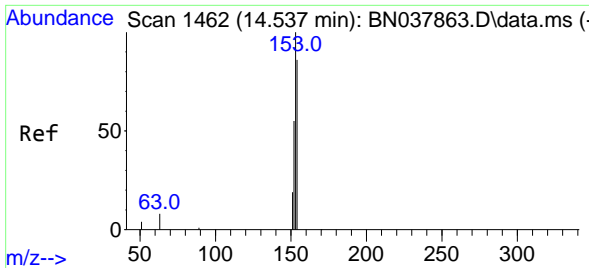


#16
 Acenaphthylene
 Concen: 0.365 ng
 RT: 14.174 min Scan# 1428
 Delta R.T. -0.021 min
 Lab File: BN038066.D
 Acq: 13 Oct 2025 13:47

Tgt Ion:152 Resp: 16983

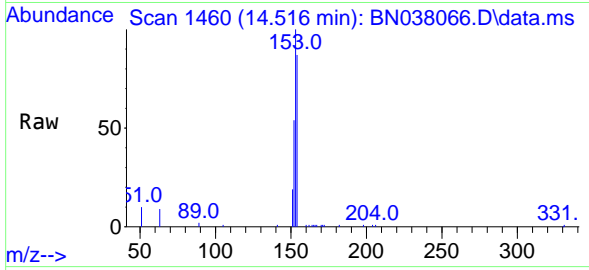
Ion	Ratio	Lower	Upper
152	100		
151	19.7	15.8	23.8
153	12.8	10.5	15.7





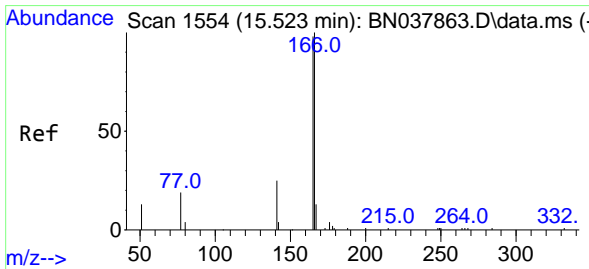
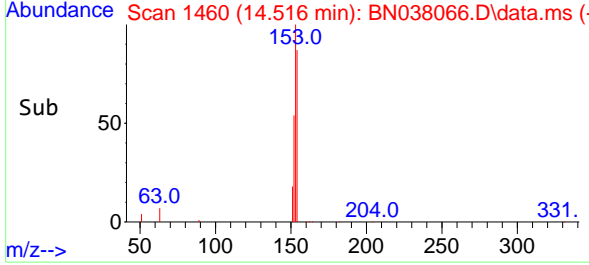
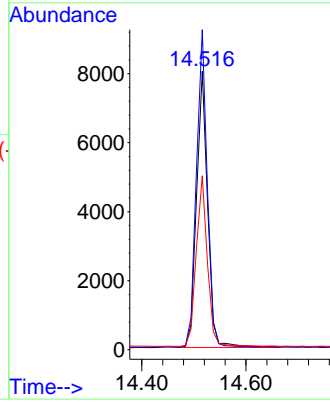
#17
 Acenaphthene
 Concen: 0.359 ng
 RT: 14.516 min Scan# 14
 Delta R.T. -0.021 min
 Lab File: BN038066.D
 Acq: 13 Oct 2025 13:47

Instrument :
 BNA_N
 ClientSampleId :
 SSTDCCC0.4

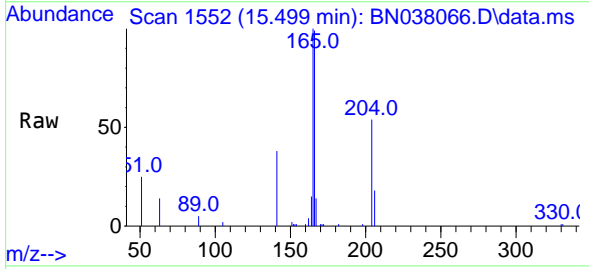


Tgt Ion:154 Resp: 11898

Ion	Ratio	Lower	Upper
154	100		
153	112.0	90.5	135.7
152	61.7	51.8	77.8

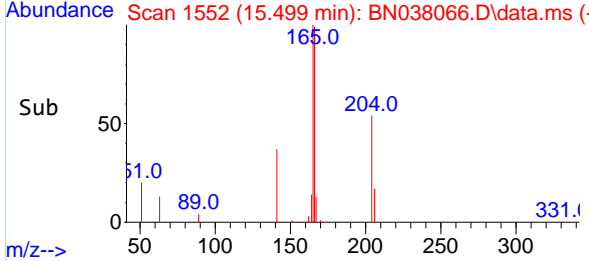
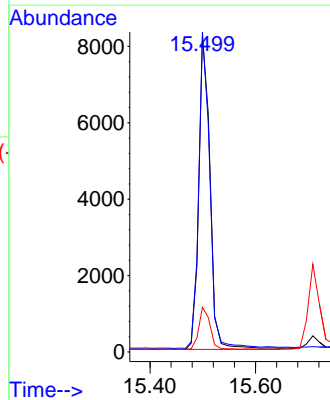


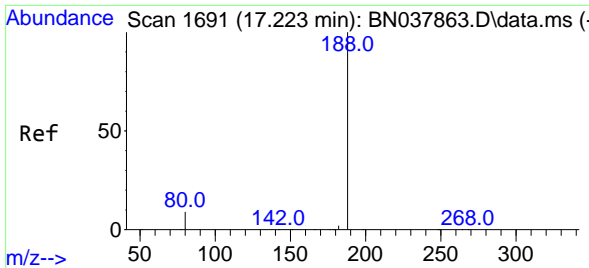
#18
 Fluorene
 Concen: 0.324 ng
 RT: 15.499 min Scan# 1552
 Delta R.T. -0.023 min
 Lab File: BN038066.D
 Acq: 13 Oct 2025 13:47



Tgt Ion:166 Resp: 12971

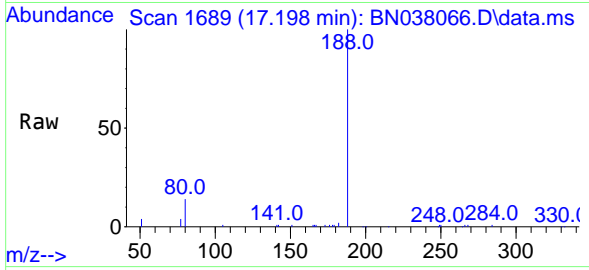
Ion	Ratio	Lower	Upper
166	100		
165	99.3	79.0	118.4
167	13.3	10.6	16.0



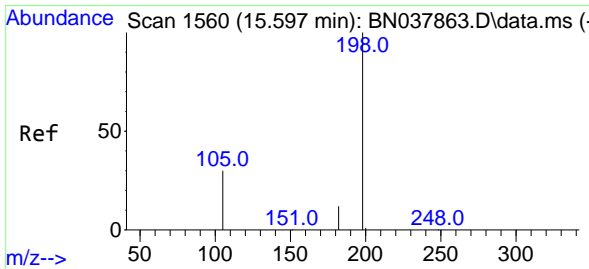
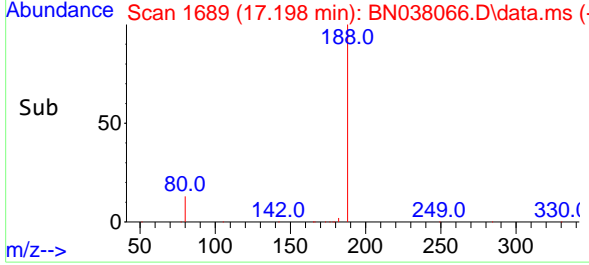
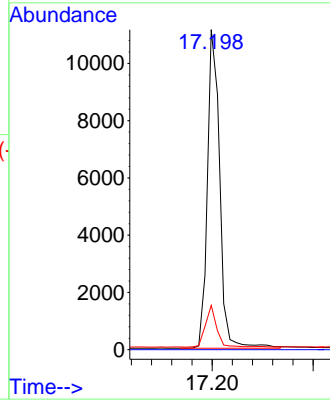


#19
 Phenanthrene-d10
 Concen: 0.400 ng
 RT: 17.198 min Scan# 11
 Delta R.T. -0.025 min
 Lab File: BN038066.D
 Acq: 13 Oct 2025 13:47

Instrument :
 BNA_N
 ClientSampleId :
 SSTDCCC0.4

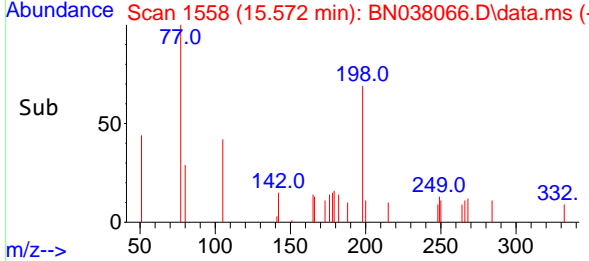
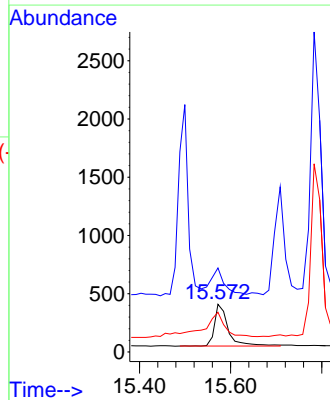
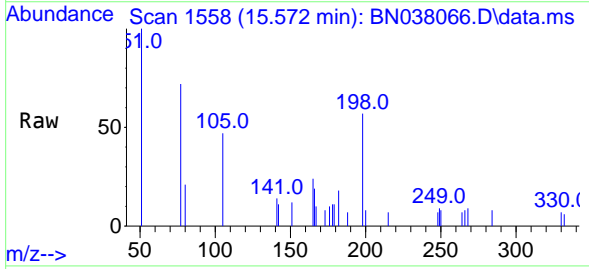


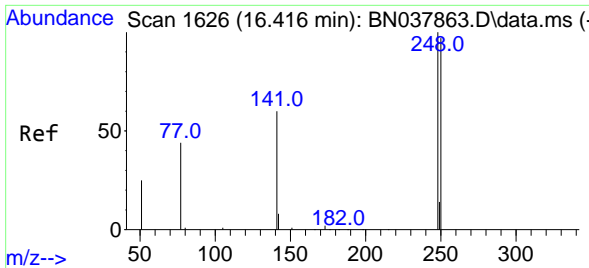
Tgt Ion:188 Resp: 18901
 Ion Ratio Lower Upper
 188 100
 94 0.0 0.0 0.0
 80 13.9 7.6 11.4#



#20
 4,6-Dinitro-2-methylphenol
 Concen: 0.373 ng
 RT: 15.572 min Scan# 1558
 Delta R.T. -0.025 min
 Lab File: BN038066.D
 Acq: 13 Oct 2025 13:47

Tgt Ion:198 Resp: 741
 Ion Ratio Lower Upper
 198 100
 51 176.1 59.1 88.7#
 105 83.2 41.3 61.9#

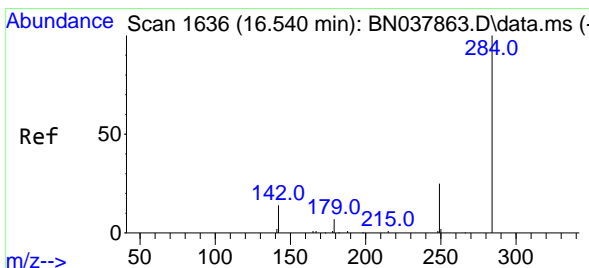
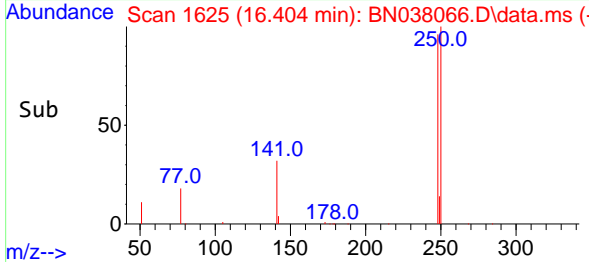
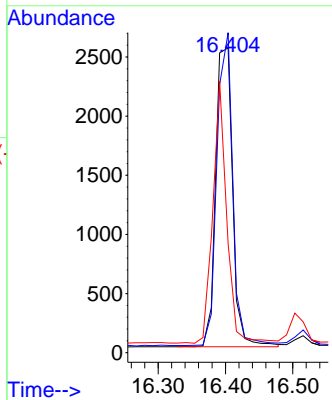
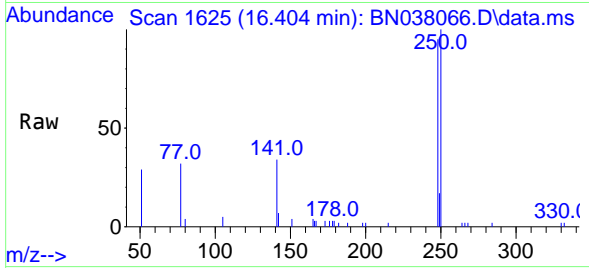




#21
 4-Bromophenyl-phenylether
 Concen: 0.359 ng
 RT: 16.404 min Scan# 1634
 Delta R.T. -0.012 min
 Lab File: BN038066.D
 Acq: 13 Oct 2025 13:47

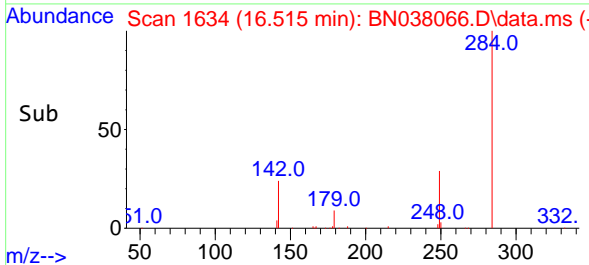
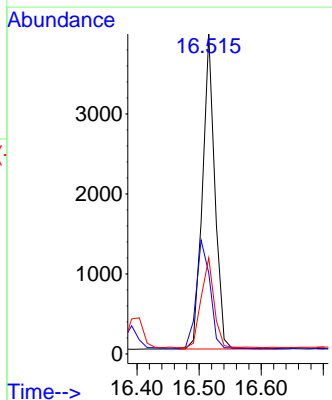
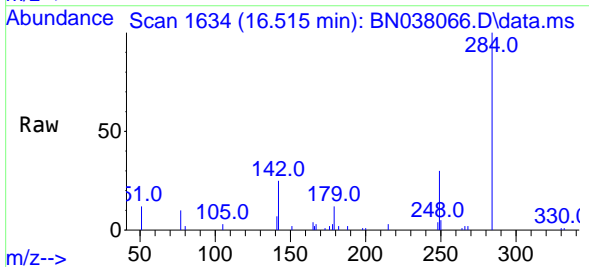
Instrument : BNA_N
 ClientSampleId : SSTDCCC0.4

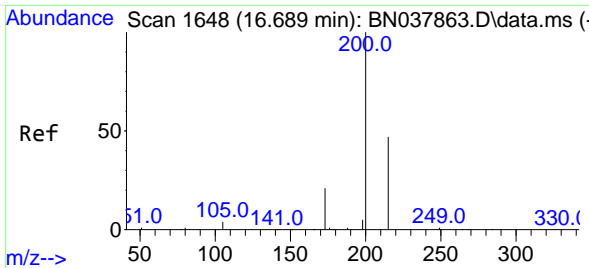
Tgt Ion	Resp	Lower	Upper
248	100		
250	105.0	77.6	116.4
141	35.8	48.8	73.2#



#22
 Hexachlorobenzene
 Concen: 0.365 ng
 RT: 16.515 min Scan# 1634
 Delta R.T. -0.025 min
 Lab File: BN038066.D
 Acq: 13 Oct 2025 13:47

Tgt Ion	Resp	Lower	Upper
284	100		
142	38.2	30.9	46.3
249	30.1	23.9	35.9



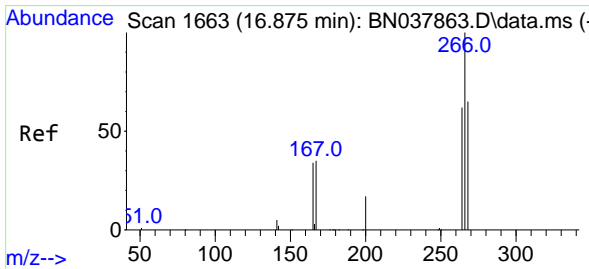
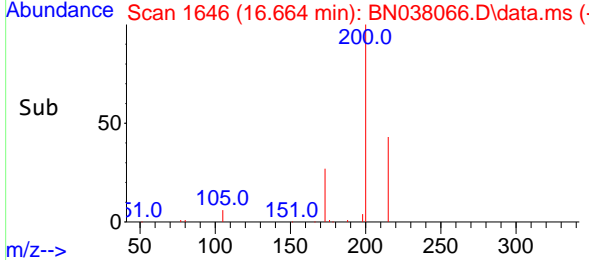
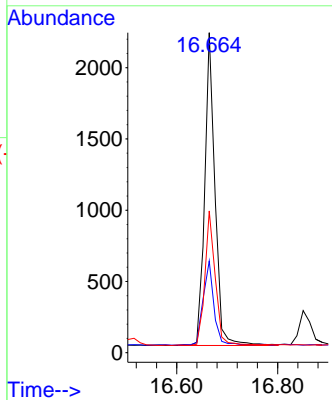
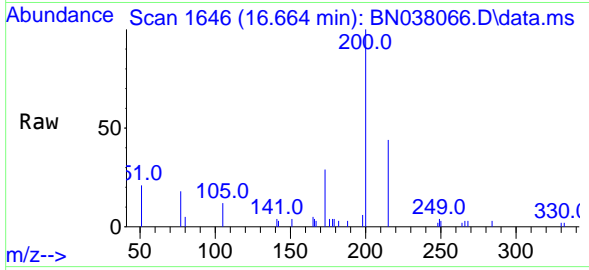


#23
 Atrazine
 Concen: 0.332 ng
 RT: 16.664 min Scan# 1646
 Delta R.T. -0.025 min
 Lab File: BN038066.D
 Acq: 13 Oct 2025 13:47

Instrument : BNA_N
 ClientSampleId : SSTDCCC0.4

Tgt Ion:200 Resp: 3115

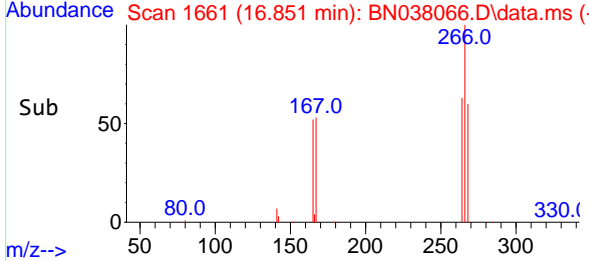
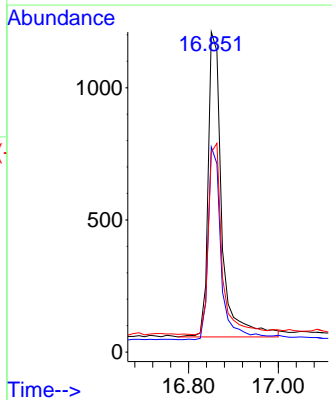
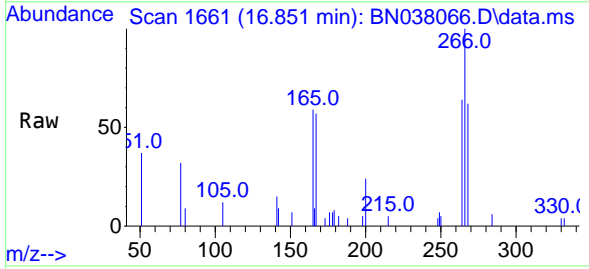
Ion	Ratio	Lower	Upper
200	100		
173	28.7	18.3	27.5#
215	44.3	38.6	58.0

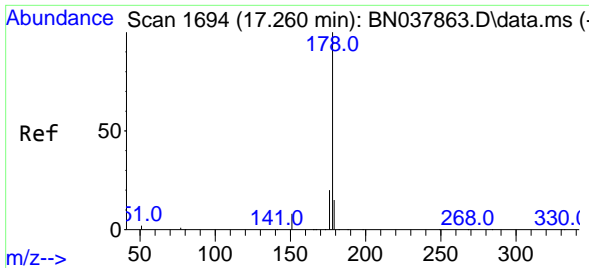


#24
 Pentachlorophenol
 Concen: 0.476 ng
 RT: 16.851 min Scan# 1661
 Delta R.T. -0.024 min
 Lab File: BN038066.D
 Acq: 13 Oct 2025 13:47

Tgt Ion:266 Resp: 2441

Ion	Ratio	Lower	Upper
266	100		
264	60.9	50.9	76.3
268	62.2	54.3	81.5



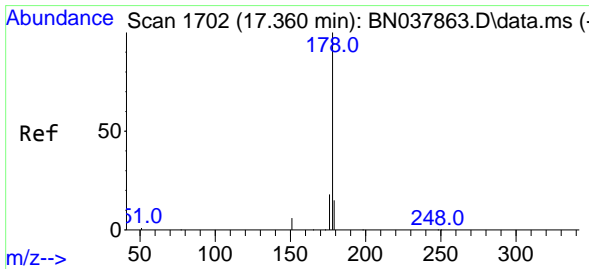
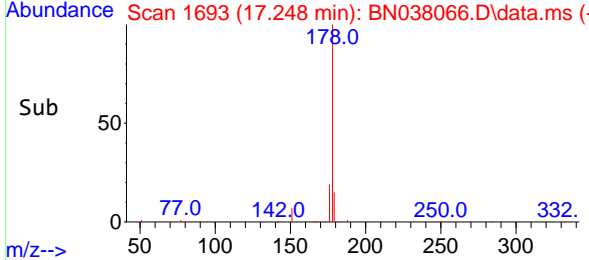
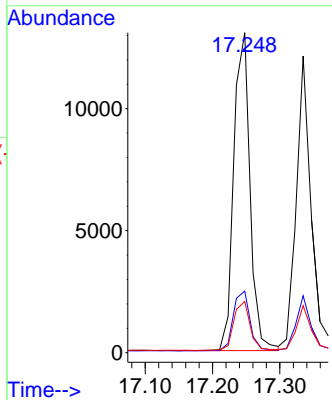
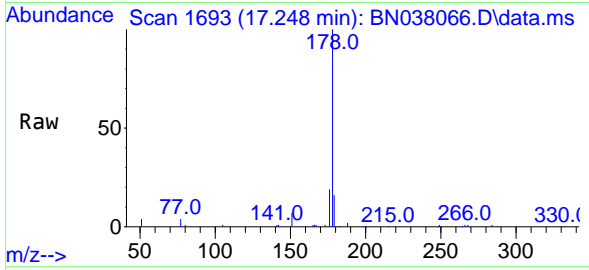


#25
 Phenanthrene
 Concen: 0.353 ng
 RT: 17.248 min Scan# 1700
 Delta R.T. -0.012 min
 Lab File: BN038066.D
 Acq: 13 Oct 2025 13:47

Instrument : BNA_N
 ClientSampleId : SSTDCCC0.4

Tgt Ion:178 Resp: 21937

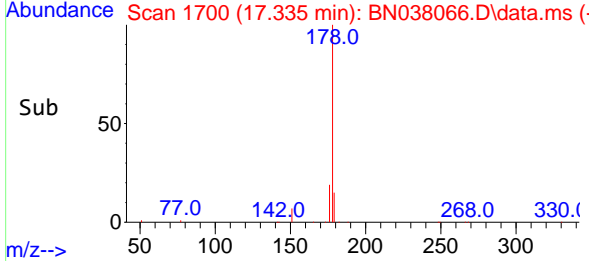
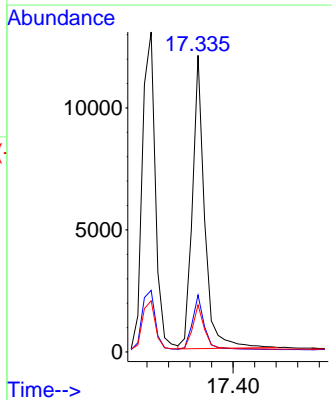
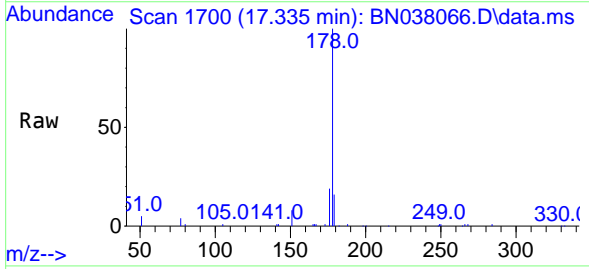
Ion	Ratio	Lower	Upper
178	100		
176	19.5	15.7	23.5
179	15.6	12.3	18.5

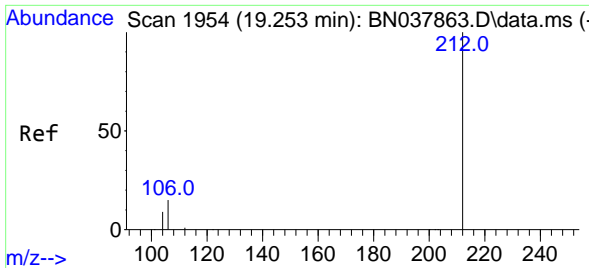


#26
 Anthracene
 Concen: 0.351 ng
 RT: 17.335 min Scan# 1700
 Delta R.T. -0.025 min
 Lab File: BN038066.D
 Acq: 13 Oct 2025 13:47

Tgt Ion:178 Resp: 18915

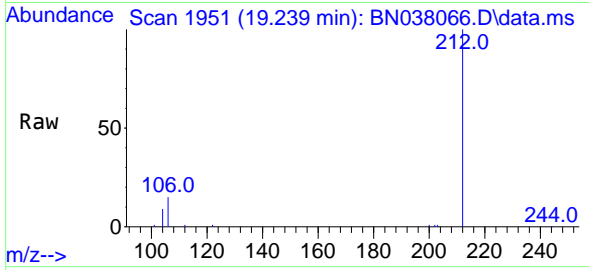
Ion	Ratio	Lower	Upper
178	100		
176	18.6	15.0	22.4
179	15.2	12.3	18.5





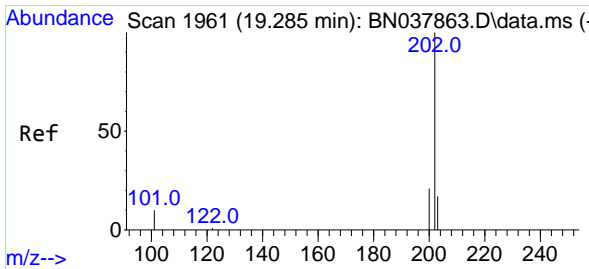
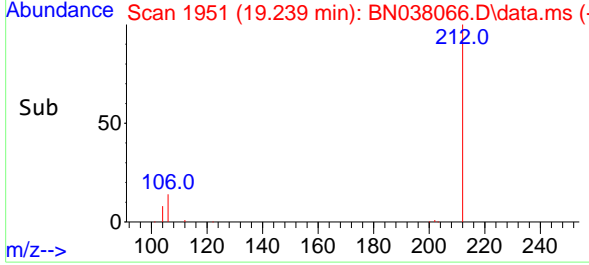
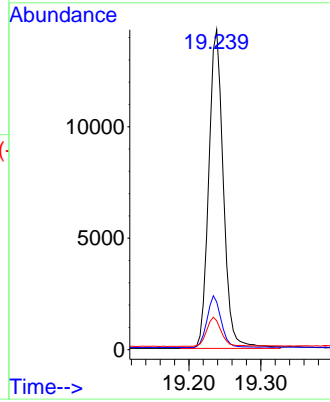
#27
 Fluoranthene-d10
 Concen: 0.423 ng
 RT: 19.239 min Scan# 1951
 Delta R.T. -0.014 min
 Lab File: BN038066.D
 Acq: 13 Oct 2025 13:47

Instrument :
 BNA_N
 ClientSampleId :
 SSTDCCC0.4

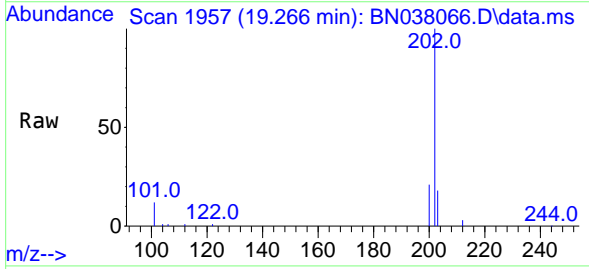


Tgt Ion: 212 Resp: 20125

Ion	Ratio	Lower	Upper
212	100		
106	15.7	12.6	19.0
104	9.1	7.4	11.0

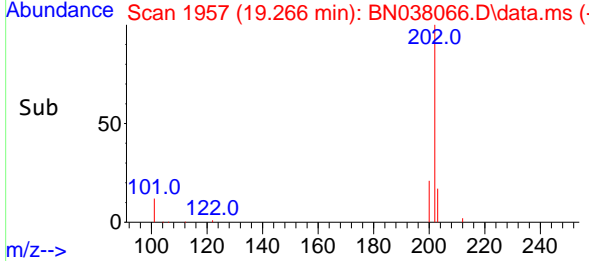
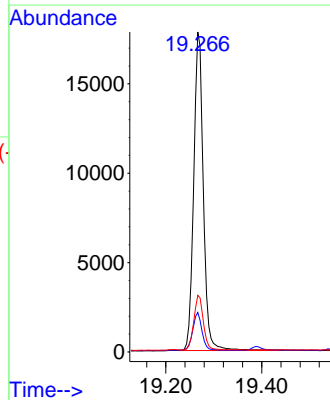


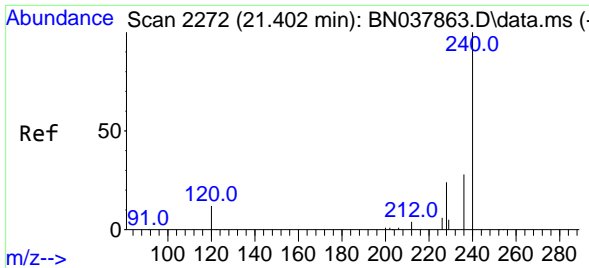
#28
 Fluoranthene
 Concen: 0.365 ng
 RT: 19.266 min Scan# 1957
 Delta R.T. -0.019 min
 Lab File: BN038066.D
 Acq: 13 Oct 2025 13:47



Tgt Ion: 202 Resp: 24986

Ion	Ratio	Lower	Upper
202	100		
101	11.3	9.3	13.9
203	16.9	13.6	20.4



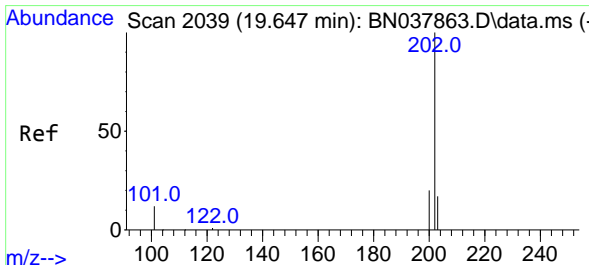
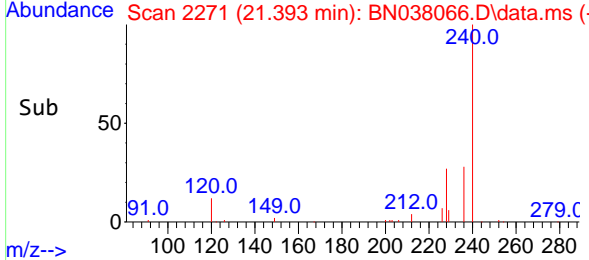
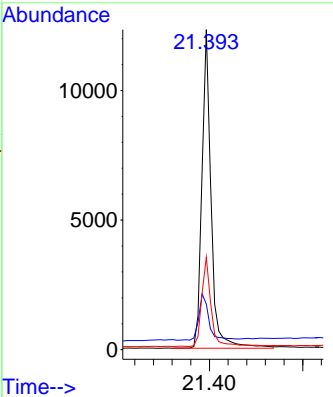
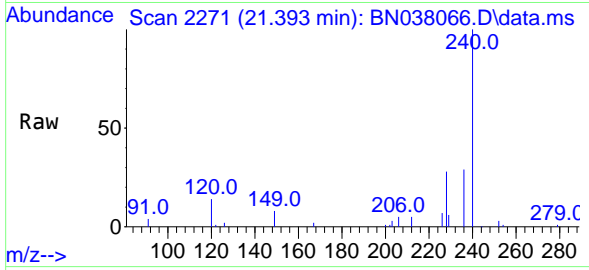


#29
 Chrysene-d12
 Concen: 0.400 ng
 RT: 21.393 min Scan# 21
 Delta R.T. -0.009 min
 Lab File: BN038066.D
 Acq: 13 Oct 2025 13:47

Instrument :
 BNA_N
 ClientSampleId :
 SSTDCCC0.4

Tgt Ion:240 Resp: 16827

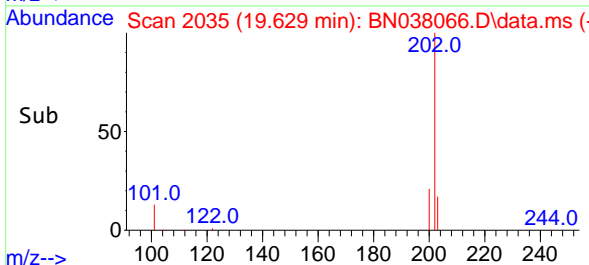
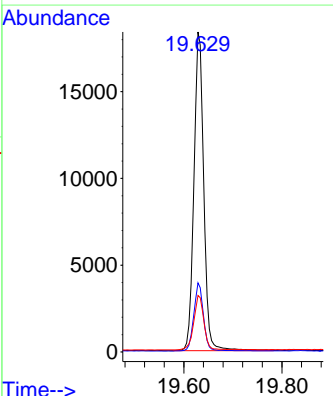
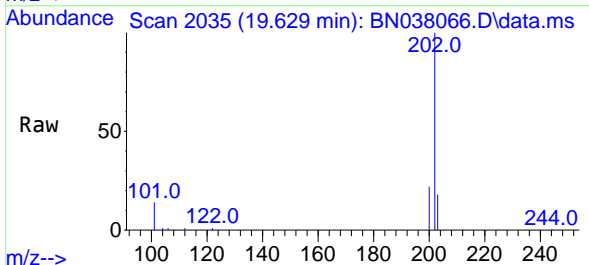
Ion	Ratio	Lower	Upper
240	100		
120	14.2	11.4	17.2
236	29.0	23.0	34.6

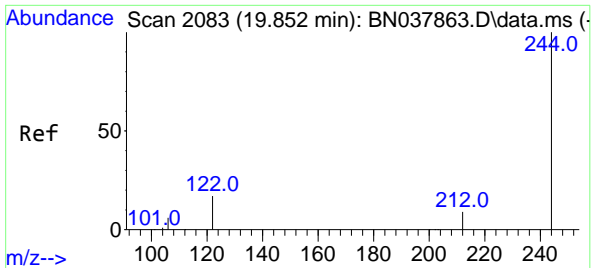


#30
 Pyrene
 Concen: 0.385 ng
 RT: 19.629 min Scan# 2035
 Delta R.T. -0.019 min
 Lab File: BN038066.D
 Acq: 13 Oct 2025 13:47

Tgt Ion:202 Resp: 25549

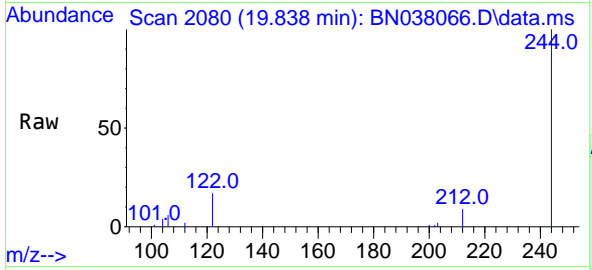
Ion	Ratio	Lower	Upper
202	100		
200	21.0	16.7	25.1
203	17.6	14.2	21.4





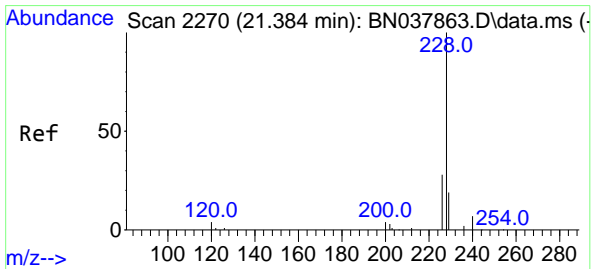
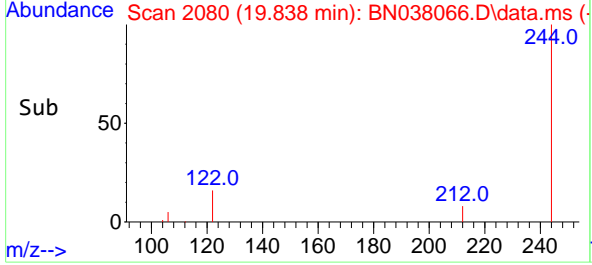
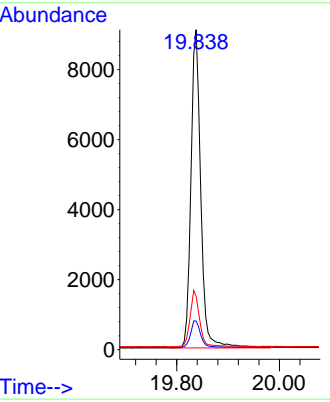
#31
 Terphenyl-d14
 Concen: 0.364 ng
 RT: 19.838 min Scan# 2080
 Delta R.T. -0.014 min
 Lab File: BN038066.D
 Acq: 13 Oct 2025 13:47

Instrument : BNA_N
 ClientSampleId : SSTDCCC0.4



Tgt Ion: 244 Resp: 12185

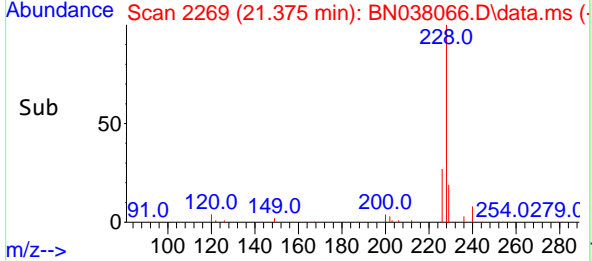
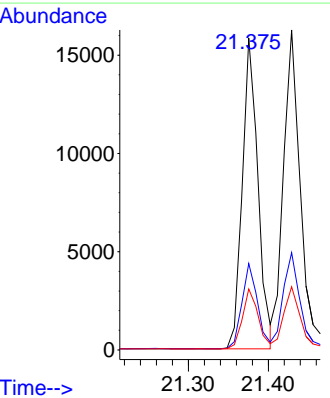
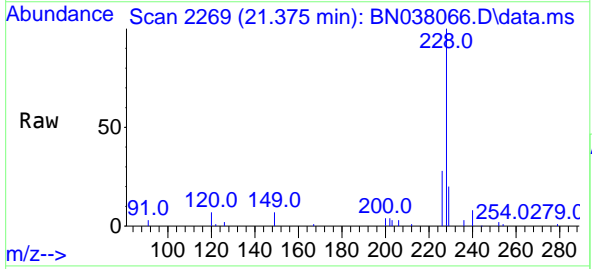
Ion	Ratio	Lower	Upper
244	100		
212	9.0	7.6	11.4
122	16.7	13.9	20.9

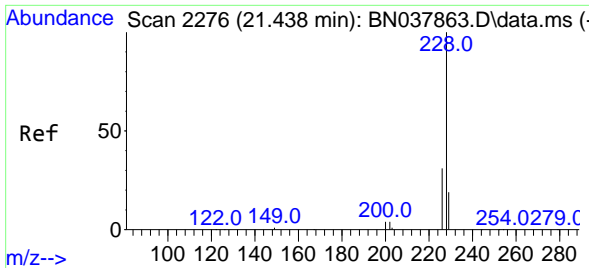


#32
 Benzo(a)anthracene
 Concen: 0.367 ng
 RT: 21.375 min Scan# 2269
 Delta R.T. -0.009 min
 Lab File: BN038066.D
 Acq: 13 Oct 2025 13:47

Tgt Ion: 228 Resp: 21568

Ion	Ratio	Lower	Upper
228	100		
226	27.7	22.6	33.8
229	19.6	15.6	23.4



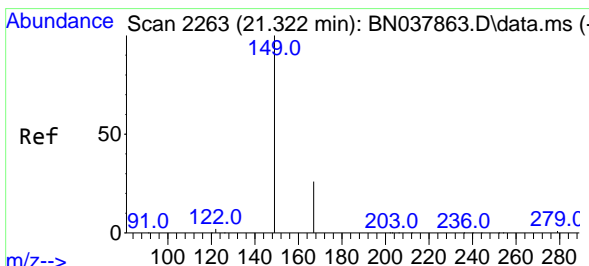
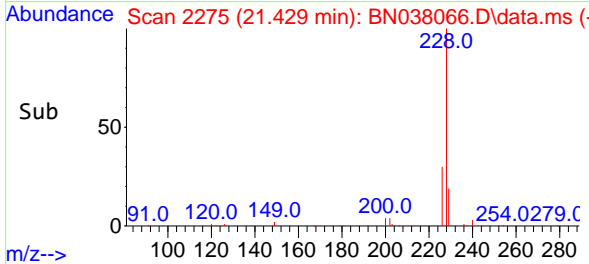
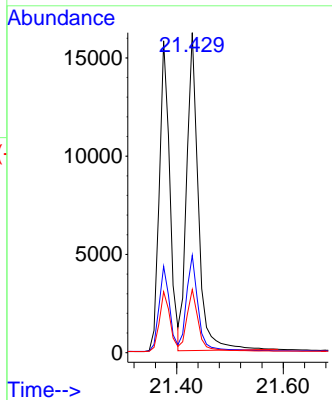
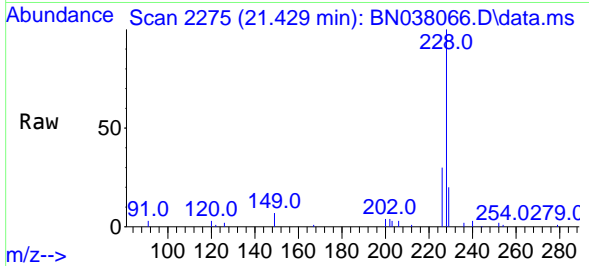


#33
 Chrysene
 Concen: 0.385 ng
 RT: 21.429 min Scan# 21
 Delta R.T. -0.009 min
 Lab File: BN038066.D
 Acq: 13 Oct 2025 13:47

Instrument : BNA_N
 ClientSampleId : SSTDCCC0.4

Tgt Ion:228 Resp: 24503

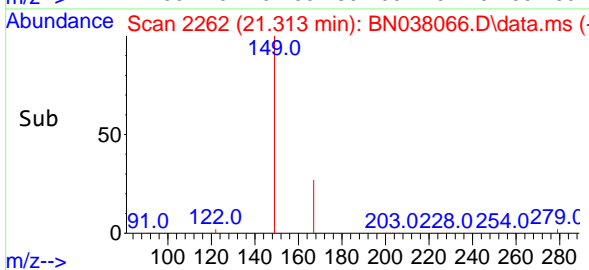
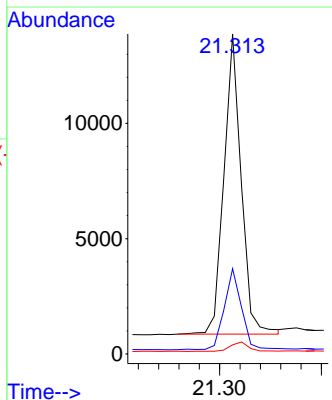
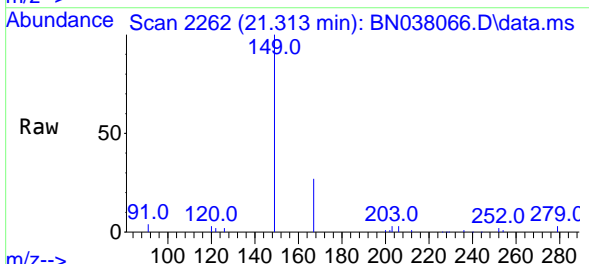
Ion	Ratio	Lower	Upper
228	100		
226	30.4	24.6	37.0
229	19.8	15.6	23.4

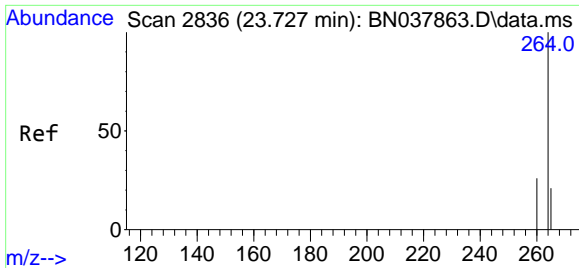


#34
 Bis(2-ethylhexyl)phthalate
 Concen: 0.659 ng
 RT: 21.313 min Scan# 2262
 Delta R.T. -0.009 min
 Lab File: BN038066.D
 Acq: 13 Oct 2025 13:47

Tgt Ion:149 Resp: 15324

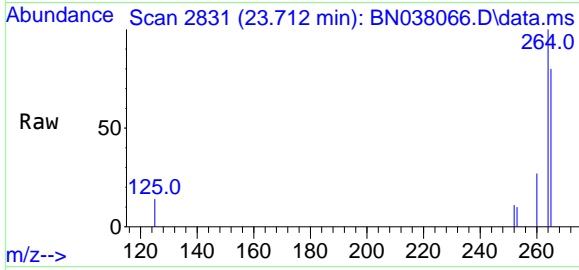
Ion	Ratio	Lower	Upper
149	100		
167	27.0	20.4	30.6
279	3.3	2.4	3.6





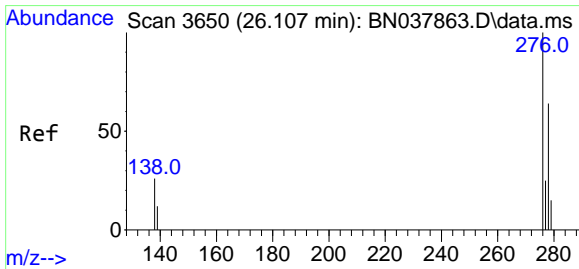
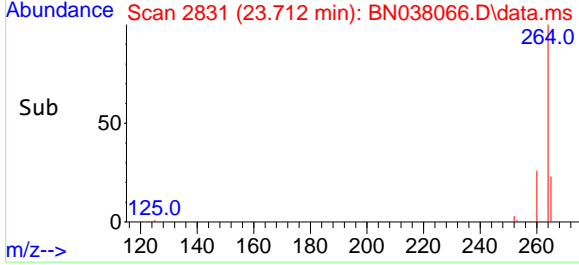
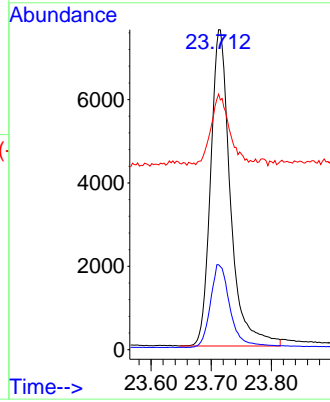
#35
 Perylene-d12
 Concen: 0.400 ng
 RT: 23.712 min Scan# 21
 Delta R.T. -0.015 min
 Lab File: BN038066.D
 Acq: 13 Oct 2025 13:47

Instrument : BNA_N
 ClientSampleId : SSTDCCC0.4

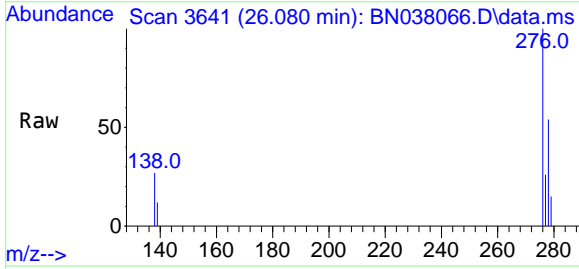


Tgt Ion: 264 Resp: 17326

Ion	Ratio	Lower	Upper
264	100		
260	26.6	21.5	32.3
265	79.8	53.8	80.6

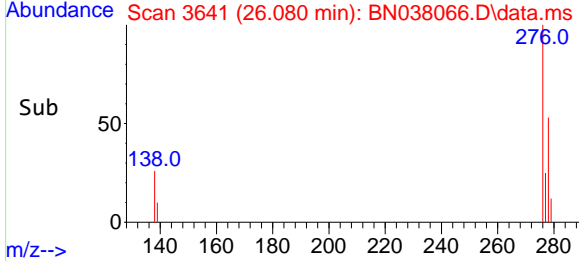
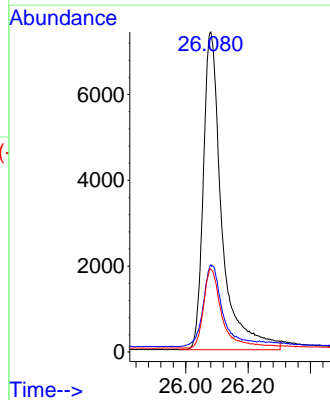


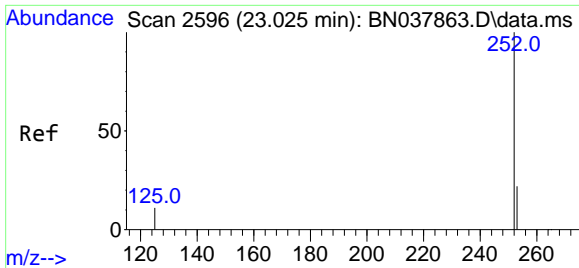
#36
 Indeno(1,2,3-cd)pyrene
 Concen: 0.386 ng
 RT: 26.080 min Scan# 3641
 Delta R.T. -0.026 min
 Lab File: BN038066.D
 Acq: 13 Oct 2025 13:47



Tgt Ion: 276 Resp: 30553

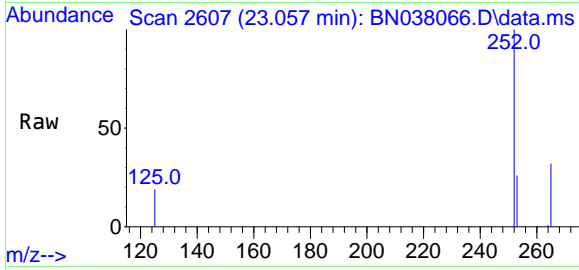
Ion	Ratio	Lower	Upper
276	100		
138	26.3	21.4	32.0
277	23.7	20.3	30.5



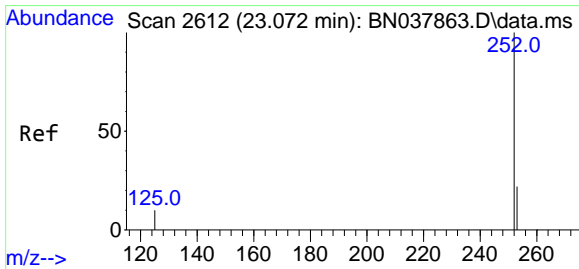
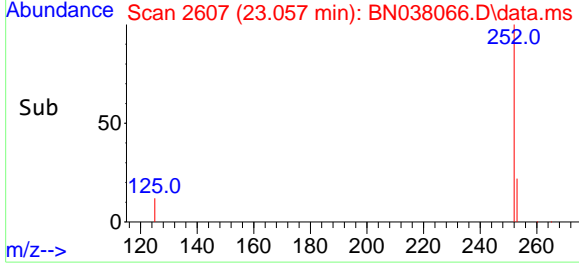
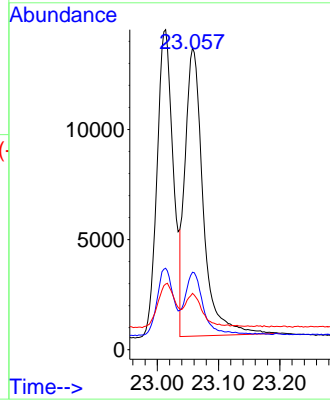


#37
 Benzo(b)fluoranthene
 Concen: 0.359 ng
 RT: 23.057 min Scan# 2607
 Delta R.T. 0.032 min
 Lab File: BN038066.D
 Acq: 13 Oct 2025 13:47

Instrument : BNA_N
 ClientSampleId : SSTDCCC0.4

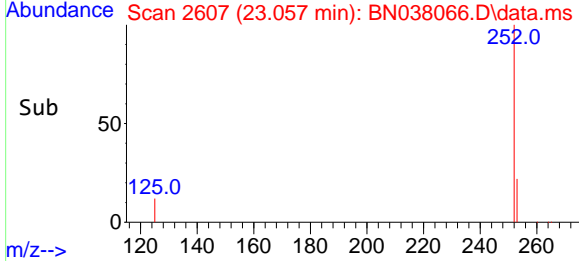
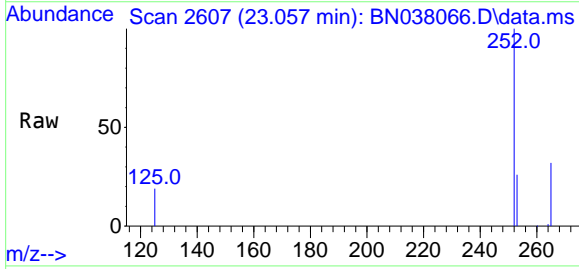
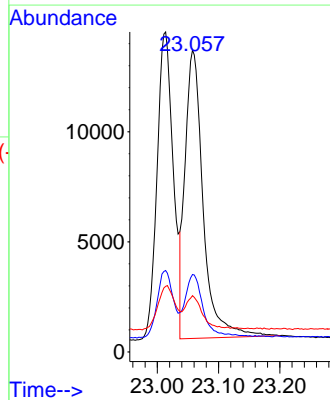


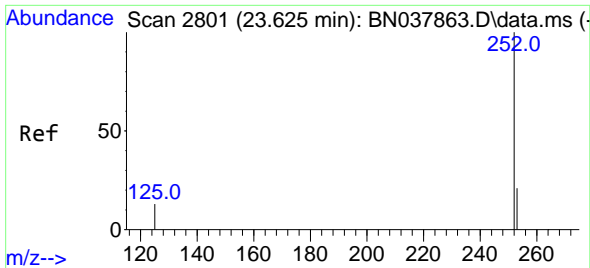
Tgt Ion:252 Resp: 26813
 Ion Ratio Lower Upper
 252 100
 253 25.7 19.4 29.0
 125 18.7 13.0 19.4



#38
 Benzo(k)fluoranthene
 Concen: 0.357 ng
 RT: 23.057 min Scan# 2607
 Delta R.T. -0.015 min
 Lab File: BN038066.D
 Acq: 13 Oct 2025 13:47

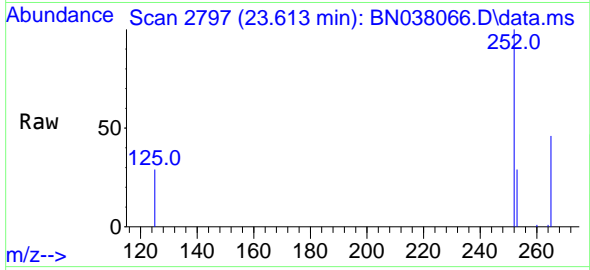
Tgt Ion:252 Resp: 26813
 Ion Ratio Lower Upper
 252 100
 253 25.7 19.5 29.3
 125 18.7 13.0 19.4



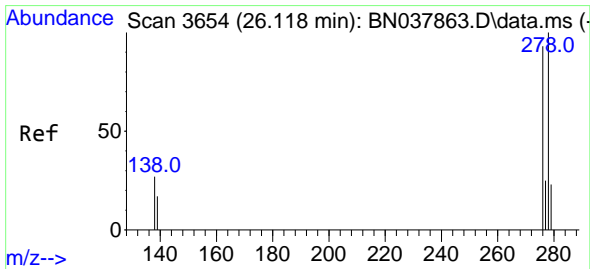
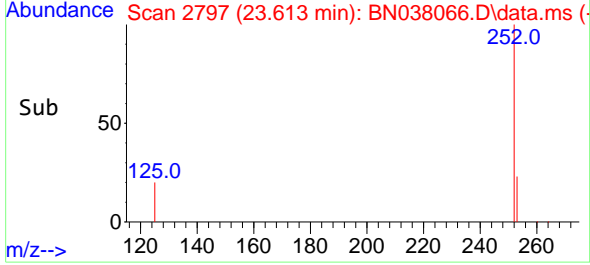
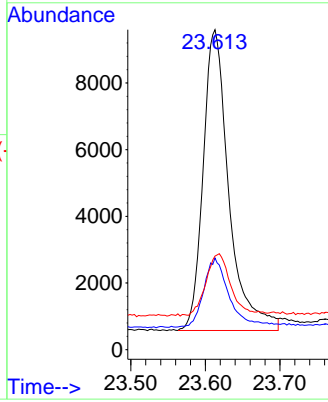


#39
 Benzo(a)pyrene
 Concen: 0.367 ng
 RT: 23.613 min Scan# 21
 Delta R.T. -0.012 min
 Lab File: BN038066.D
 Acq: 13 Oct 2025 13:47

Instrument :
 BNA_N
 ClientSampleId :
 SSTDCCC0.4

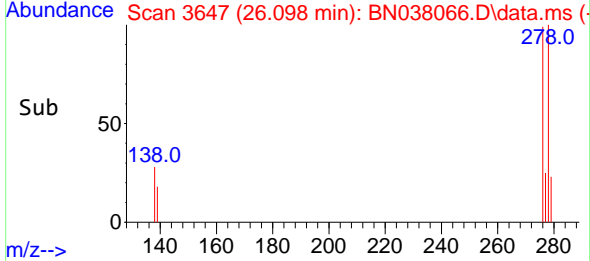
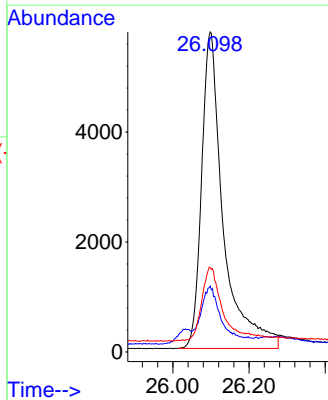
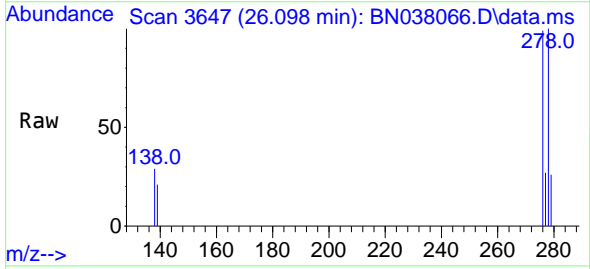


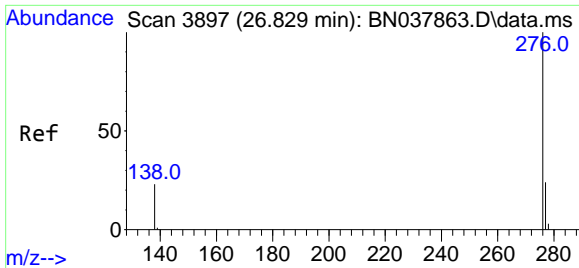
Tgt Ion:252 Resp: 21668
 Ion Ratio Lower Upper
 252 100
 253 28.7 20.6 30.8
 125 29.2 16.7 25.1#



#40
 Dibenzo(a,h)anthracene
 Concen: 0.368 ng
 RT: 26.098 min Scan# 3647
 Delta R.T. -0.020 min
 Lab File: BN038066.D
 Acq: 13 Oct 2025 13:47

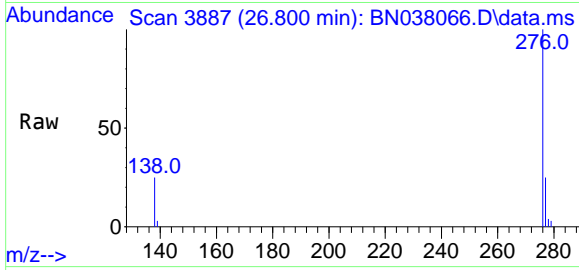
Tgt Ion:278 Resp: 22721
 Ion Ratio Lower Upper
 278 100
 139 20.6 15.4 23.2
 279 26.4 20.8 31.2





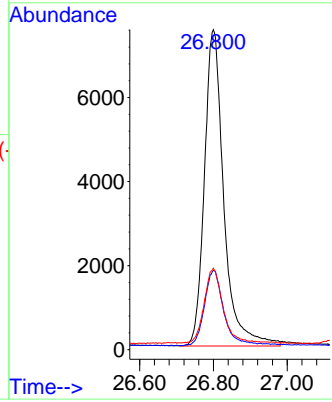
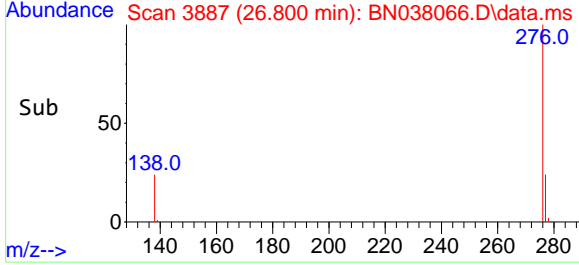
#41
 Benzo(g,h,i)perylene
 Concen: 0.423 ng
 RT: 26.800 min Scan# 31
 Delta R.T. -0.029 min
 Lab File: BN038066.D
 Acq: 13 Oct 2025 13:47

Instrument :
 BNA_N
 ClientSampleId :
 SSTDCCC0.4



Tgt Ion: 276 Resp: 27477

Ion	Ratio	Lower	Upper
276	100		
277	24.8	20.2	30.4
138	25.5	19.8	29.8



- 1
- 2
- 3
- 4
- 5
- 6
- 7
- 8
- 9
- 10
- 11
- 12
- 13
- 14
- 15
- 16
- 17
- 18

Data Path : Z:\svoasrv\HPCHEM1\BNA_N\Data\BN101325\
 Data File : BN038083.D
 Acq On : 14 Oct 2025 01:19
 Operator : RC/JU
 Sample : SSTDCCC0.4
 Misc :
 ALS Vial : 18 Sample Multiplier: 1

Instrument :
 BNA_N
 ClientSampleId :
 SSTDCCC0.4

Quant Time: Oct 14 03:52:02 2025
 Quant Method : Z:\svoasrv\HPCHEM1\BNA_N\Methods\8270-SIM-BN092325.M
 Quant Title : ASP BNA STANDARDS FOR 5 POINT CALIBRATION
 QLast Update : Wed Sep 24 11:00:01 2025
 Response via : Initial Calibration

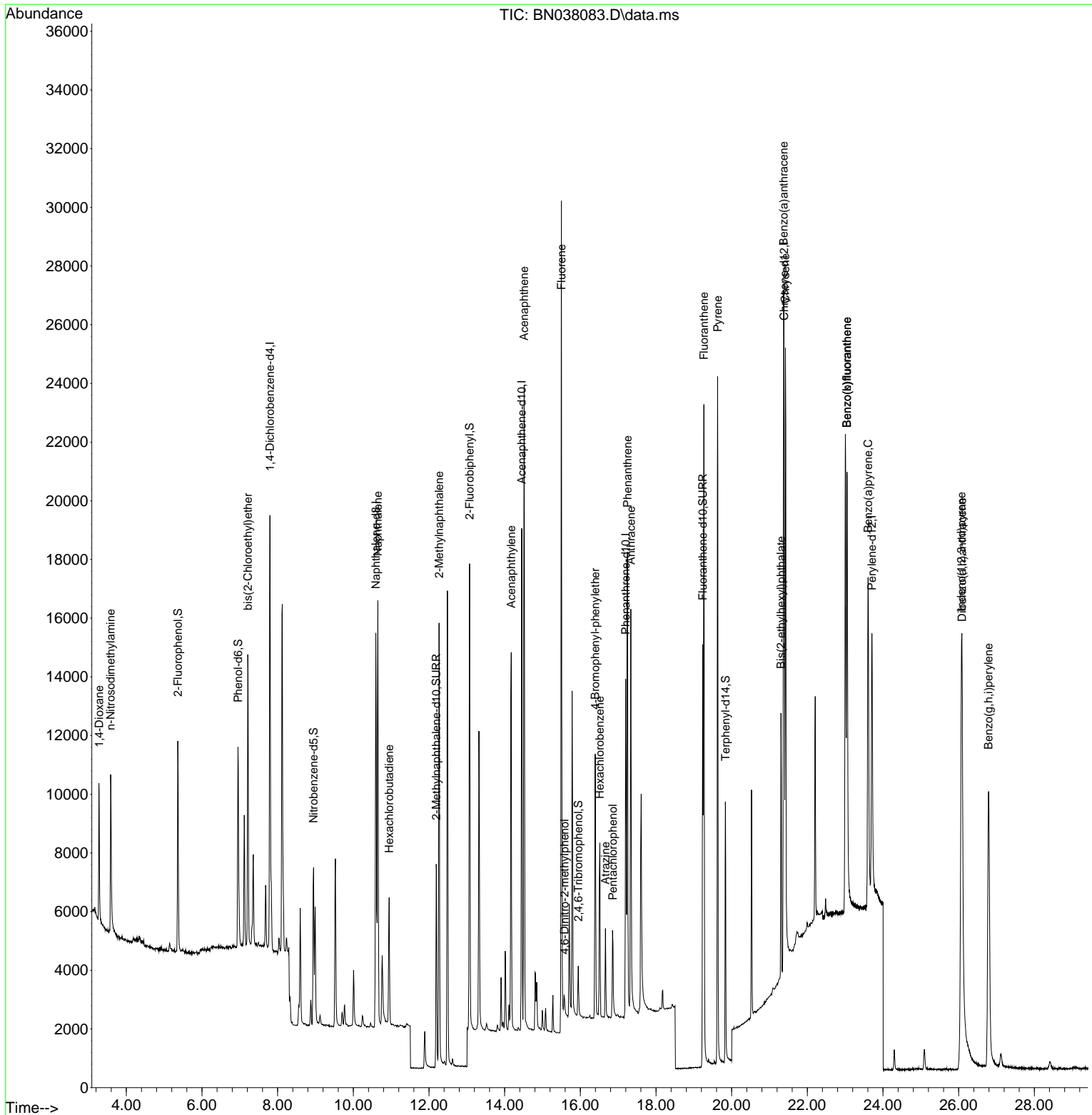
Compound	R.T.	QIon	Response	Conc	Units	Dev(Min)	Qvalue
Internal Standards							
1) 1,4-Dichlorobenzene-d4	7.797	152	7061	0.400	ng	-0.03	
7) Naphthalene-d8	10.594	136	18151	0.400	ng	#-0.03	
13) Acenaphthene-d10	14.452	164	9016	0.400	ng	-0.02	
19) Phenanthrene-d10	17.198	188	16225	0.400	ng	#-0.02	
29) Chrysene-d12	21.384	240	13579	0.400	ng	#-0.02	
35) Perylene-d12	23.709	264	13727	0.400	ng	#-0.02	
System Monitoring Compounds							
4) 2-Fluorophenol	5.363	112	5814	0.361	ng	-0.02	
5) Phenol-d6	6.952	99	6635	0.313	ng	-0.02	
8) Nitrobenzene-d5	8.950	82	4510	0.326	ng	-0.02	
11) 2-Methylnaphthalene-d10	12.192	152	9902	0.393	ng	-0.03	
14) 2,4,6-Tribromophenol	15.944	330	1046	0.306	ng	-0.02	
15) 2-Fluorobiphenyl	13.073	172	13525	0.366	ng	-0.02	
27) Fluoranthene-d10	19.234	212	16484	0.404	ng	-0.02	
31) Terphenyl-d14	19.838	244	9629	0.356	ng	-0.01	
Target Compounds							
2) 1,4-Dioxane	3.283	88	3339	0.466	ng		94
3) n-Nitrosodimethylamine	3.586	42	3735	0.392	ng	#	91
6) bis(2-Chloroethyl)ether	7.212	93	7427	0.378	ng		99
9) Naphthalene	10.648	128	19092	0.382	ng		99
10) Hexachlorobutadiene	10.947	225	3405	0.399	ng	#	99
12) 2-Methylnaphthalene	12.268	142	11497	0.352	ng		99
16) Acenaphthylene	14.174	152	15325	0.374	ng		100
17) Acenaphthene	14.516	154	10578	0.363	ng		99
18) Fluorene	15.499	166	11554	0.327	ng		98
20) 4,6-Dinitro-2-methylph...	15.585	198	580	0.347	ng	#	10
21) 4-Bromophenyl-phenylether	16.391	248	3637	0.344	ng	#	85
22) Hexachlorobenzene	16.515	284	4887	0.381	ng		99
23) Atrazine	16.664	200	2436	0.303	ng	#	93
24) Pentachlorophenol	16.863	266	1846	0.420	ng		95
25) Phenanthrene	17.248	178	19133	0.358	ng		99
26) Anthracene	17.335	178	15982	0.345	ng		100
28) Fluoranthene	19.266	202	20674	0.352	ng		99
30) Pyrene	19.629	202	20709	0.386	ng		100
32) Benzo(a)anthracene	21.375	228	17445	0.368	ng		99
33) Chrysene	21.420	228	20081	0.391	ng		100
34) Bis(2-ethylhexyl)phtha...	21.304	149	8392	0.447	ng		98
36) Indeno(1,2,3-cd)pyrene	26.072	276	26580	0.424	ng		97
37) Benzo(b)fluoranthene	23.049	252	22684	0.383	ng		95
38) Benzo(k)fluoranthene	23.049	252	22684	0.381	ng		96
39) Benzo(a)pyrene	23.607	252	18395	0.393	ng	#	83
40) Dibenzo(a,h)anthracene	26.092	278	19499	0.398	ng		98
41) Benzo(g,h,i)perylene	26.788	276	22628	0.440	ng		98

(#) = qualifier out of range (m) = manual integration (+) = signals summed

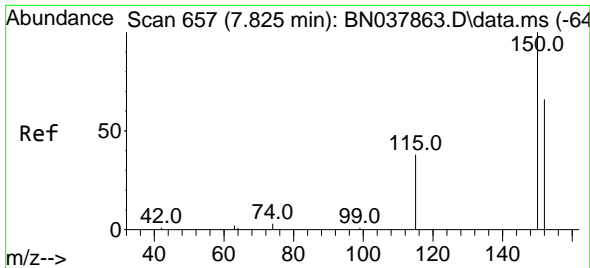
Data Path : Z:\svoasrv\HPCHEM1\BNA_N\Data\BN101325\
 Data File : BN038083.D
 Acq On : 14 Oct 2025 01:19
 Operator : RC/JU
 Sample : SSTDCCC0.4
 Misc :
 ALS Vial : 18 Sample Multiplier: 1

Instrument :
 BNA_N
 ClientSampleId :
 SSTDCCC0.4

Quant Time: Oct 14 03:52:02 2025
 Quant Method : Z:\svoasrv\HPCHEM1\BNA_N\Methods\8270-SIM-BN092325.M
 Quant Title : ASP BNA STANDARDS FOR 5 POINT CALIBRATION
 QLast Update : Wed Sep 24 11:00:01 2025
 Response via : Initial Calibration



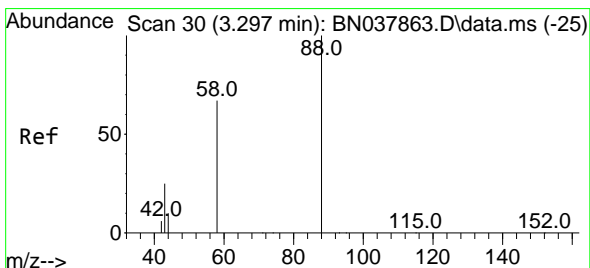
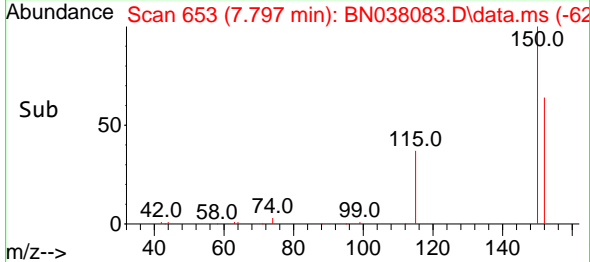
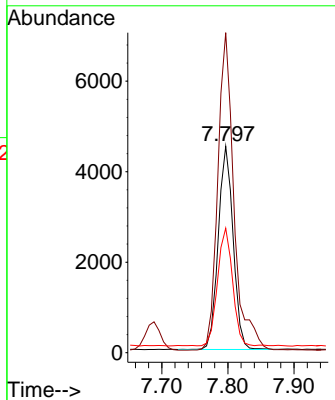
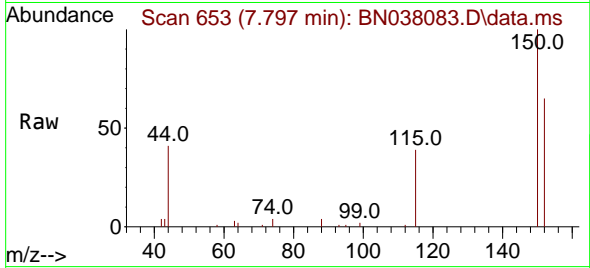
- 1
- 2
- 3
- 4
- 5
- 6
- 7
- 8
- 9
- 10
- 11
- 12
- 13
- 14
- 15
- 16
- 17
- 18



#1
 1,4-Dichlorobenzene-d4
 Concen: 0.400 ng
 RT: 7.797 min Scan# 61
 Delta R.T. -0.028 min
 Lab File: BN038083.D
 Acq: 14 Oct 2025 01:19

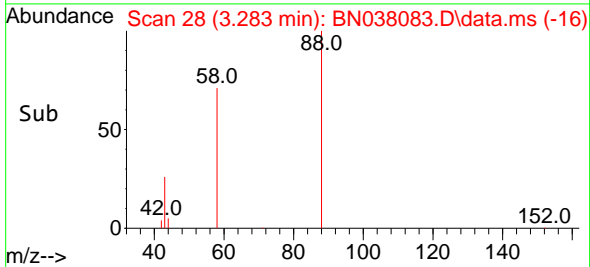
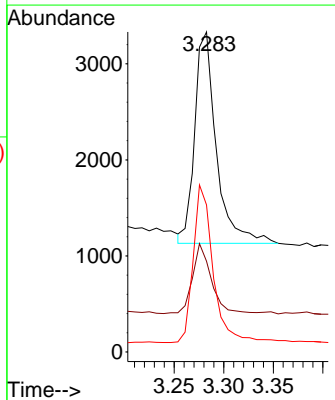
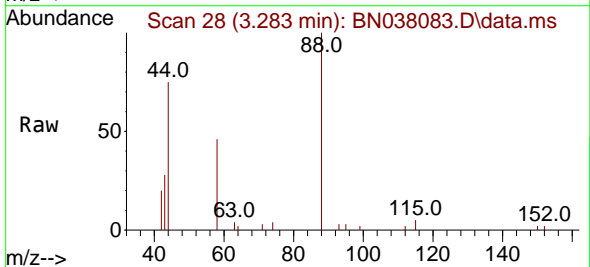
Instrument :
 BNA_N
 ClientSampleId :
 SSTDCCC0.4

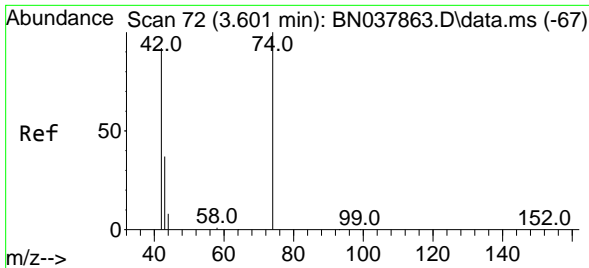
Tgt Ion:152 Resp: 7061
 Ion Ratio Lower Upper
 152 100
 150 155.0 121.0 181.4
 115 60.3 47.4 71.0



#2
 1,4-Dioxane
 Concen: 0.466 ng
 RT: 3.283 min Scan# 28
 Delta R.T. -0.015 min
 Lab File: BN038083.D
 Acq: 14 Oct 2025 01:19

Tgt Ion: 88 Resp: 3339
 Ion Ratio Lower Upper
 88 100
 43 28.6 26.6 39.8
 58 68.9 58.9 88.3



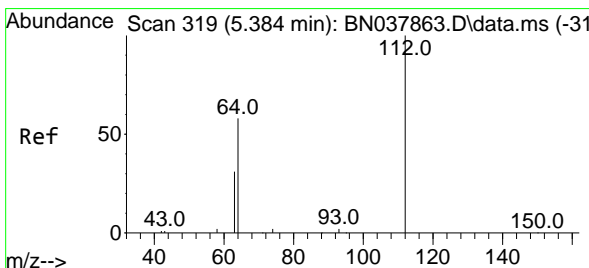
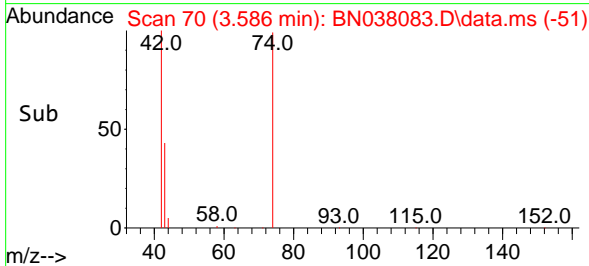
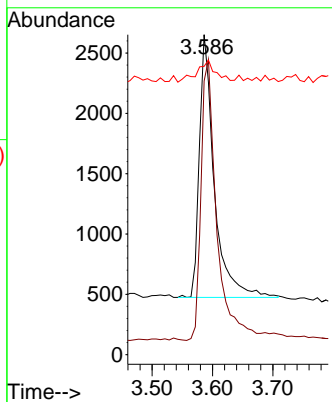
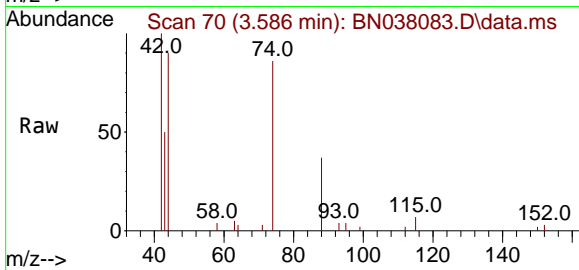


#3
 n-Nitrosodimethylamine
 Concen: 0.392 ng
 RT: 3.586 min Scan# 70
 Delta R.T. -0.015 min
 Lab File: BN038083.D
 Acq: 14 Oct 2025 01:19

Instrument :
 BNA_N
 ClientSampleId :
 SSTDCCC0.4

Tgt Ion: 42 Resp: 3735

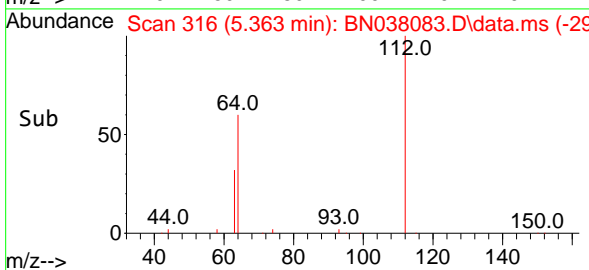
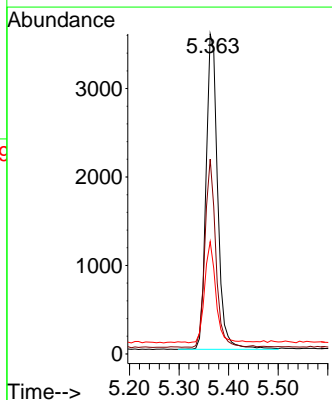
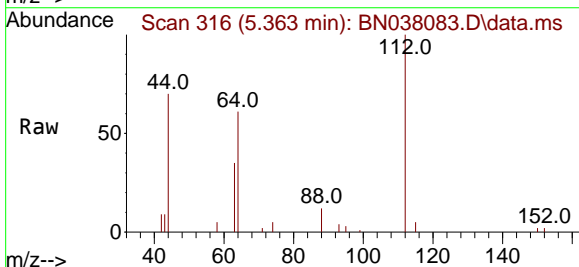
Ion	Ratio	Lower	Upper
42	100		
74	112.6	93.4	140.0
44	10.4	22.2	33.4

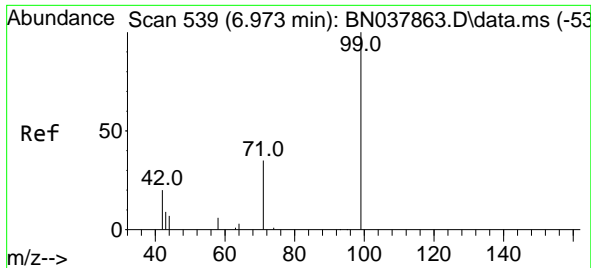


#4
 2-Fluorophenol
 Concen: 0.361 ng
 RT: 5.363 min Scan# 316
 Delta R.T. -0.022 min
 Lab File: BN038083.D
 Acq: 14 Oct 2025 01:19

Tgt Ion: 112 Resp: 5814

Ion	Ratio	Lower	Upper
112	100		
64	55.5	44.6	66.8
63	30.8	24.9	37.3

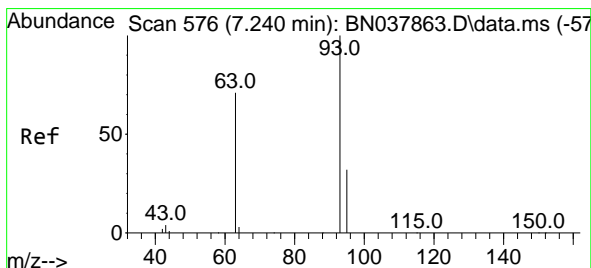
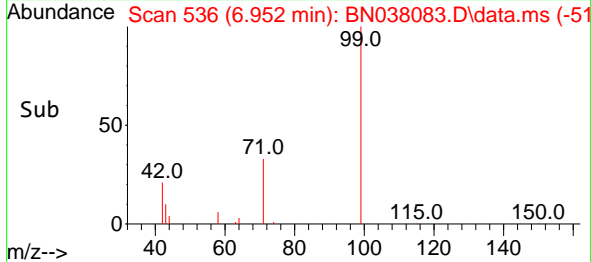
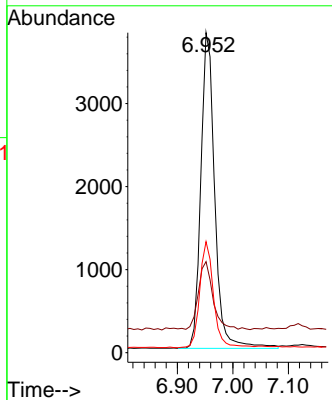
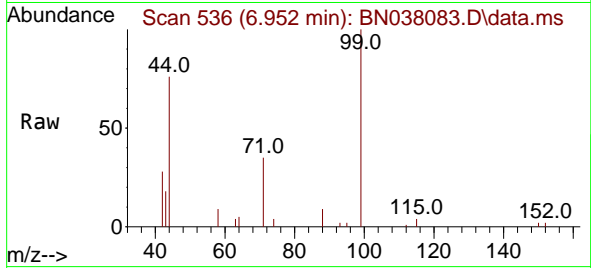




#5
 Phenol-d6
 Concen: 0.313 ng
 RT: 6.952 min Scan# 51
 Delta R.T. -0.022 min
 Lab File: BN038083.D
 Acq: 14 Oct 2025 01:19

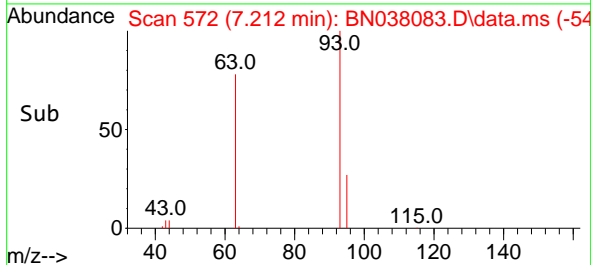
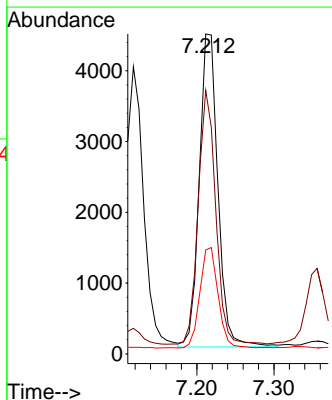
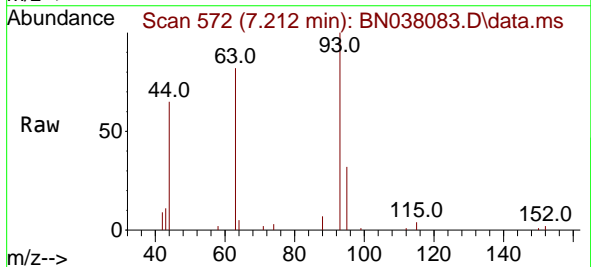
Instrument :
 BNA_N
 ClientSampleId :
 SSTDCCC0.4

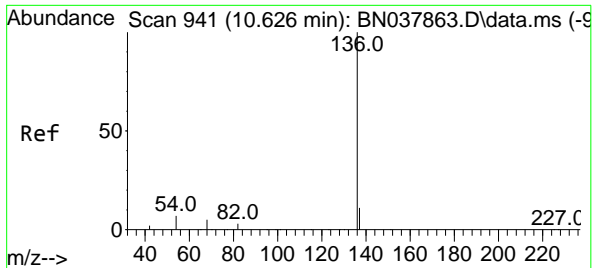
Tgt Ion	Resp	Lower	Upper
99	6635		
99	100		
42	22.9	17.2	25.8
71	33.4	27.3	40.9



#6
 bis(2-Chloroethyl)ether
 Concen: 0.378 ng
 RT: 7.212 min Scan# 572
 Delta R.T. -0.029 min
 Lab File: BN038083.D
 Acq: 14 Oct 2025 01:19

Tgt Ion	Resp	Lower	Upper
93	7427		
93	100		
63	76.0	60.1	90.1
95	31.2	25.4	38.2



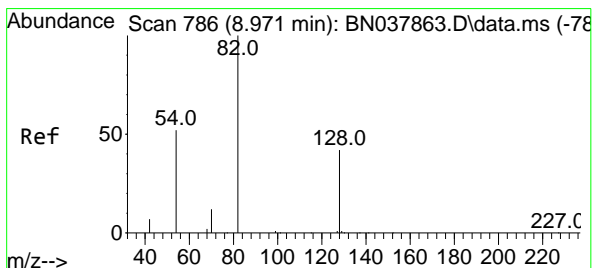
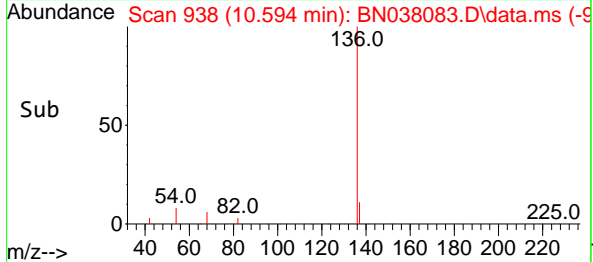
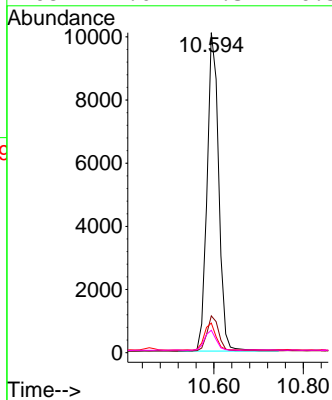
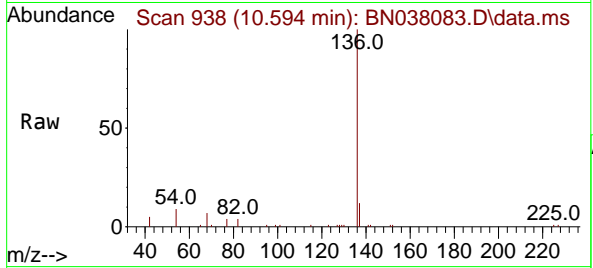


#7
 Naphthalene-d8
 Concen: 0.400 ng
 RT: 10.594 min Scan# 91
 Delta R.T. -0.032 min
 Lab File: BN038083.D
 Acq: 14 Oct 2025 01:19

Instrument :
 BNA_N
 ClientSampleId :
 SSTDCCC0.4

Tgt Ion: 136 Resp: 18151

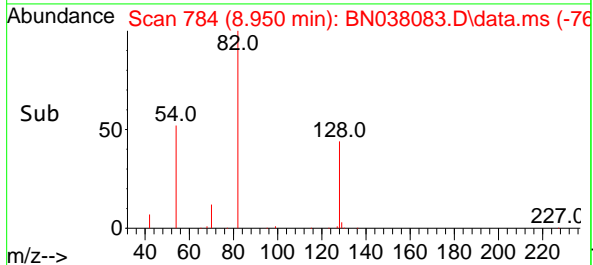
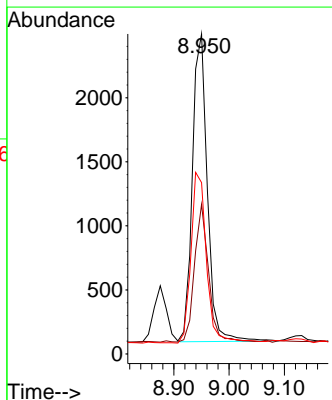
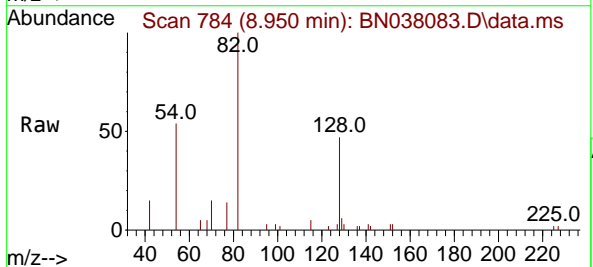
Ion	Ratio	Lower	Upper
136	100		
137	11.5	9.0	13.4
54	9.3	5.8	8.8#
68	7.0	4.3	6.5#

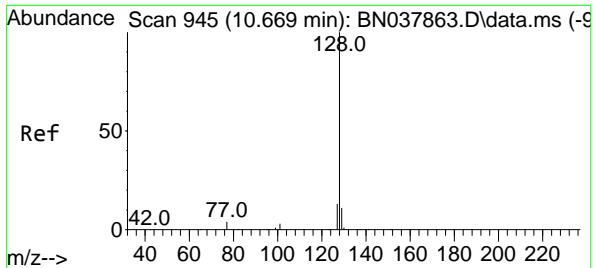


#8
 Nitrobenzene-d5
 Concen: 0.326 ng
 RT: 8.950 min Scan# 784
 Delta R.T. -0.021 min
 Lab File: BN038083.D
 Acq: 14 Oct 2025 01:19

Tgt Ion: 82 Resp: 4510

Ion	Ratio	Lower	Upper
82	100		
128	46.8	34.8	52.2
54	53.6	42.2	63.2



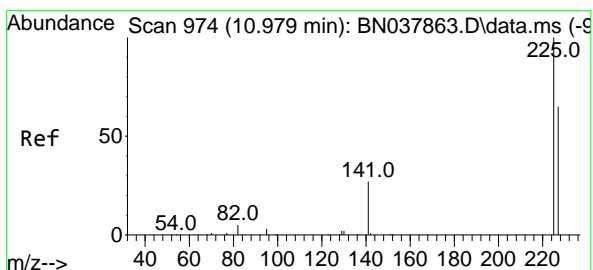
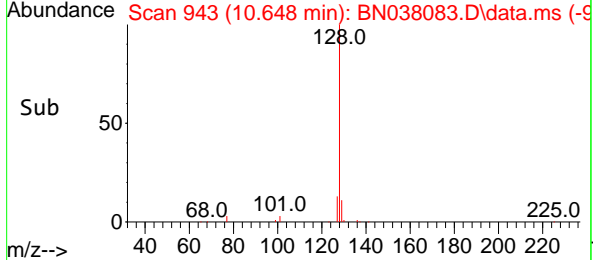
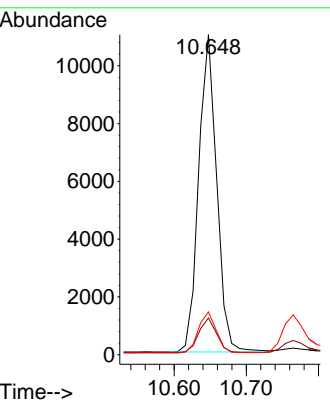
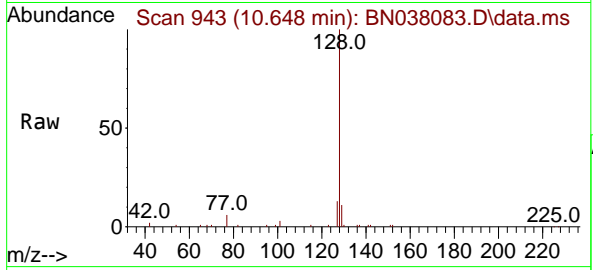


#9
 Naphthalene
 Concen: 0.382 ng
 RT: 10.648 min Scan# 94
 Delta R.T. -0.021 min
 Lab File: BN038083.D
 Acq: 14 Oct 2025 01:19

Instrument :
 BNA_N
 ClientSampleId :
 SSTDCCC0.4

Tgt Ion:128 Resp: 19092

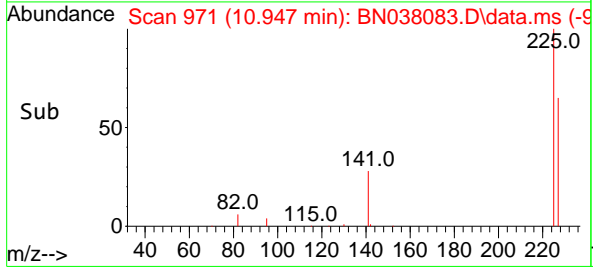
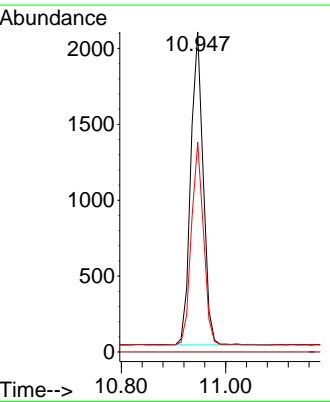
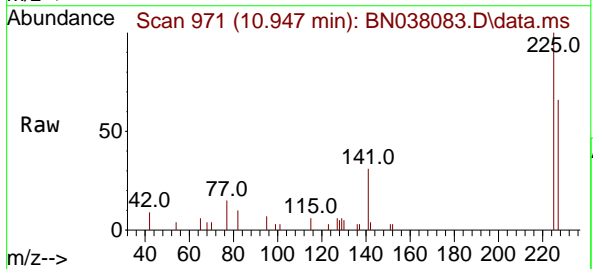
Ion	Ratio	Lower	Upper
128	100		
129	11.4	9.2	13.8
127	13.4	11.0	16.6

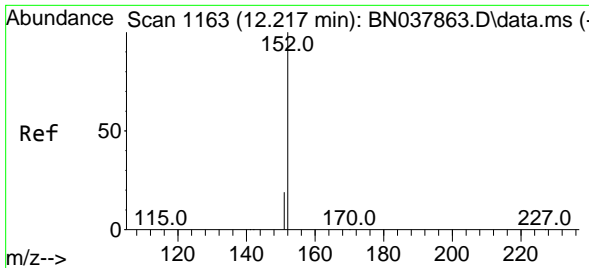


#10
 Hexachlorobutadiene
 Concen: 0.399 ng
 RT: 10.947 min Scan# 971
 Delta R.T. -0.032 min
 Lab File: BN038083.D
 Acq: 14 Oct 2025 01:19

Tgt Ion:225 Resp: 3405

Ion	Ratio	Lower	Upper
225	100		
223	0.0	0.0	0.0
227	63.3	51.4	77.2

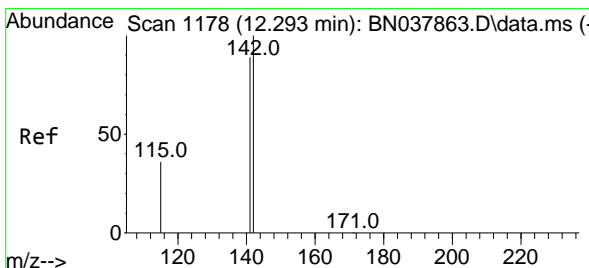
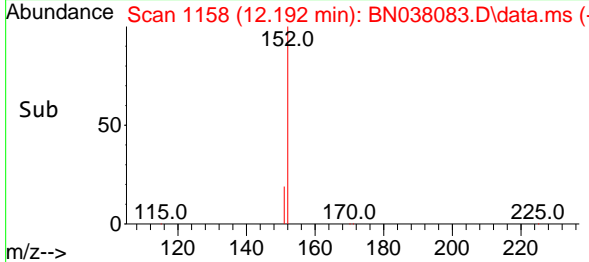
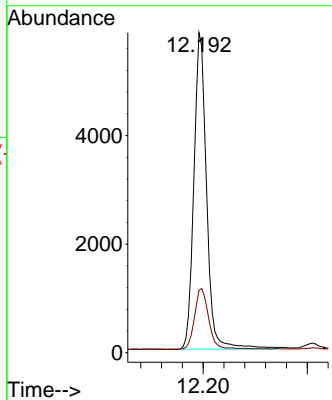
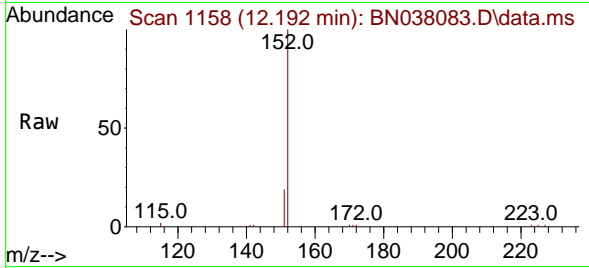




#11
 2-Methylnaphthalene-d10
 Concen: 0.393 ng
 RT: 12.192 min Scan# 1158
 Delta R.T. -0.025 min
 Lab File: BN038083.D
 Acq: 14 Oct 2025 01:19

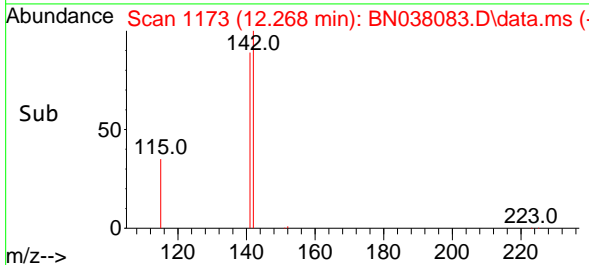
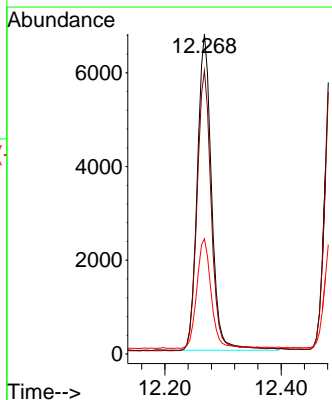
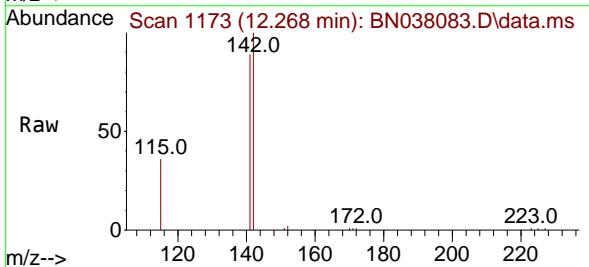
Instrument : BNA_N
 ClientSampleId : SSTDCCC0.4

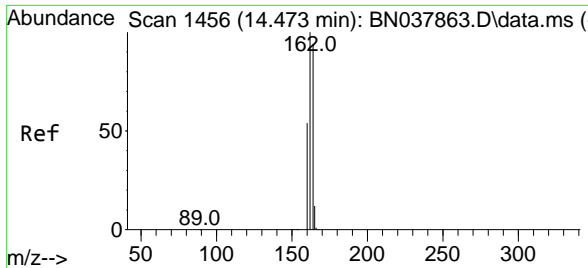
Tgt Ion:152 Resp: 9902
 Ion Ratio Lower Upper
 152 100
 151 21.8 17.4 26.2



#12
 2-Methylnaphthalene
 Concen: 0.352 ng
 RT: 12.268 min Scan# 1173
 Delta R.T. -0.025 min
 Lab File: BN038083.D
 Acq: 14 Oct 2025 01:19

Tgt Ion:142 Resp: 11497
 Ion Ratio Lower Upper
 142 100
 141 88.6 71.2 106.8
 115 36.0 29.7 44.5



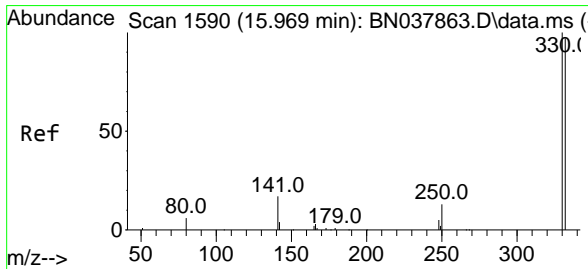
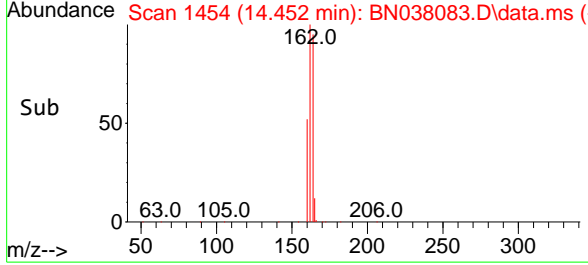
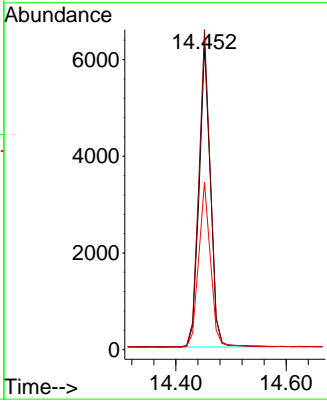
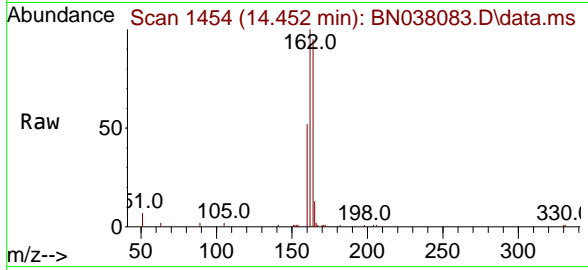


#13
 Acenaphthene-d10
 Concen: 0.400 ng
 RT: 14.452 min Scan# 14
 Delta R.T. -0.021 min
 Lab File: BN038083.D
 Acq: 14 Oct 2025 01:19

Instrument : BNA_N
 ClientSampleId : SSTDCCC0.4

Tgt Ion:164 Resp: 9016

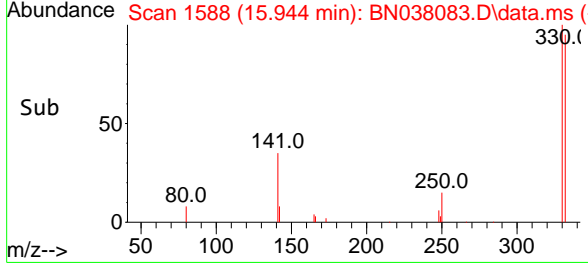
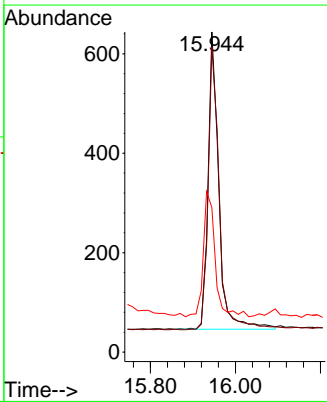
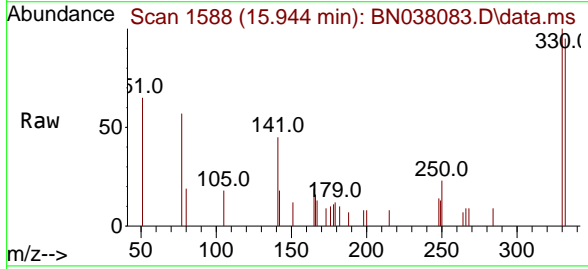
Ion	Ratio	Lower	Upper
164	100		
162	105.1	84.8	127.2
160	55.0	46.1	69.1

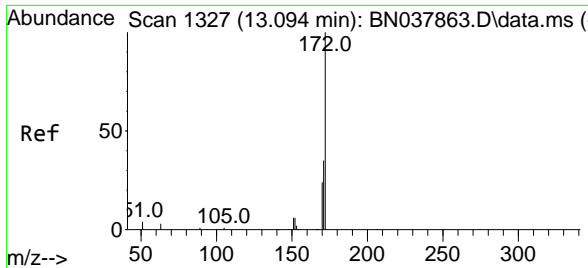


#14
 2,4,6-Tribromophenol
 Concen: 0.306 ng
 RT: 15.944 min Scan# 1588
 Delta R.T. -0.025 min
 Lab File: BN038083.D
 Acq: 14 Oct 2025 01:19

Tgt Ion:330 Resp: 1046

Ion	Ratio	Lower	Upper
330	100		
332	98.3	77.2	115.8
141	46.3	37.2	55.8



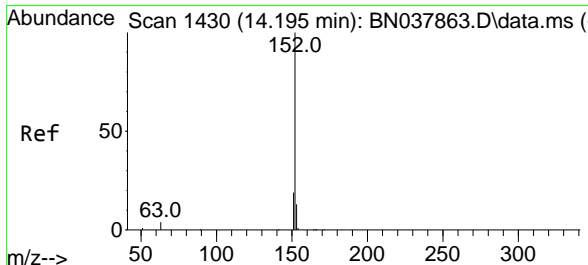
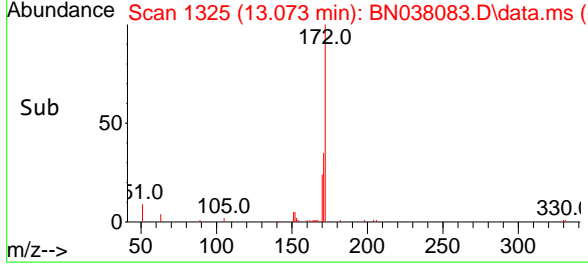
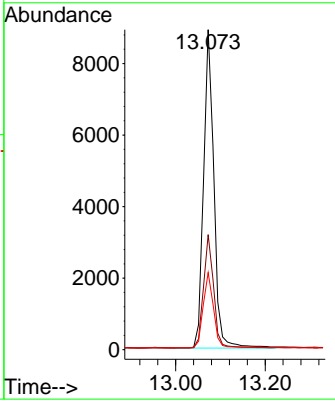
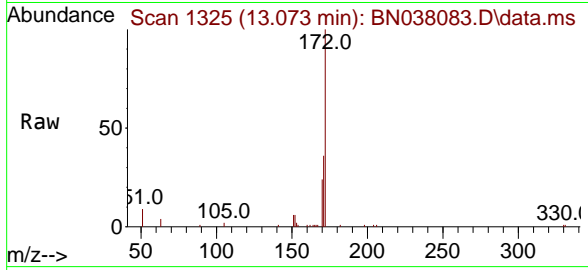


#15
 2-Fluorobiphenyl
 Concen: 0.366 ng
 RT: 13.073 min Scan# 11
 Delta R.T. -0.021 min
 Lab File: BN038083.D
 Acq: 14 Oct 2025 01:19

Instrument : BNA_N
 ClientSampleId : SSTDCCC0.4

Tgt Ion:172 Resp: 13525

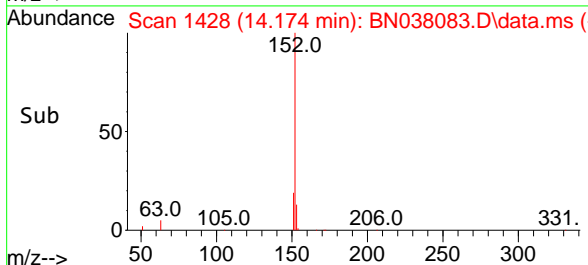
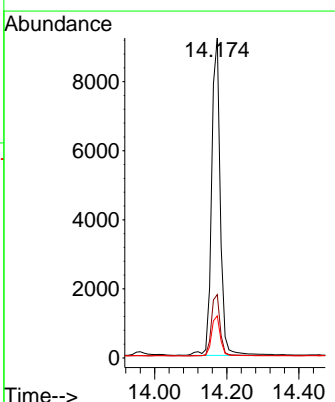
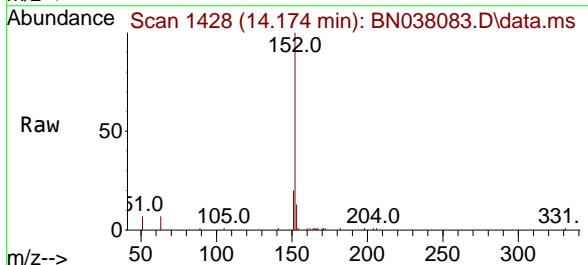
Ion	Ratio	Lower	Upper
172	100		
171	36.0	28.6	43.0
170	24.1	19.7	29.5

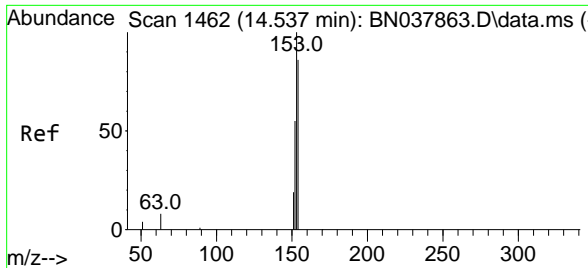


#16
 Acenaphthylene
 Concen: 0.374 ng
 RT: 14.174 min Scan# 1428
 Delta R.T. -0.021 min
 Lab File: BN038083.D
 Acq: 14 Oct 2025 01:19

Tgt Ion:152 Resp: 15325

Ion	Ratio	Lower	Upper
152	100		
151	19.6	15.8	23.8
153	13.1	10.5	15.7



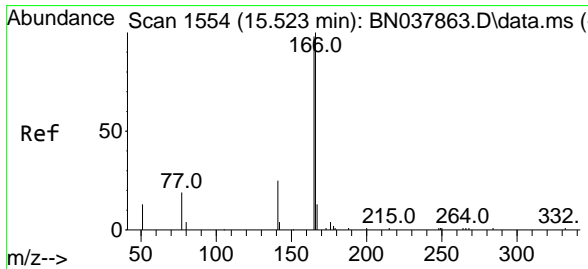
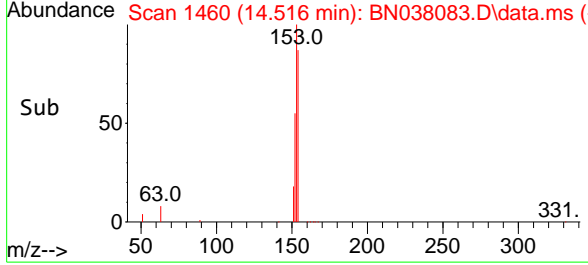
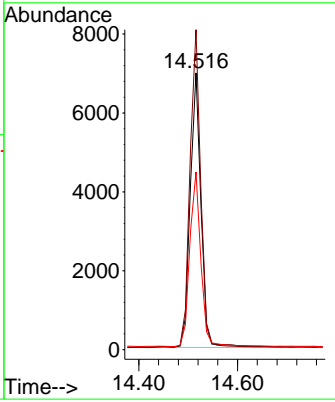
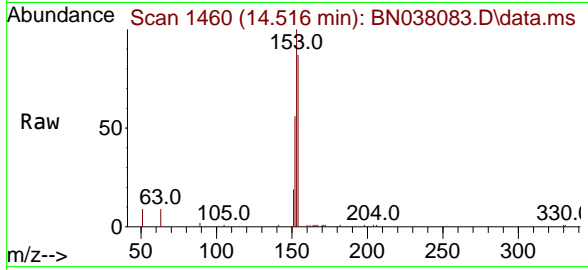


#17
 Acenaphthene
 Concen: 0.363 ng
 RT: 14.516 min Scan# 14
 Delta R.T. -0.021 min
 Lab File: BN038083.D
 Acq: 14 Oct 2025 01:19

Instrument : BNA_N
 ClientSampleId : SSTDCCC0.4

Tgt Ion:154 Resp: 10578

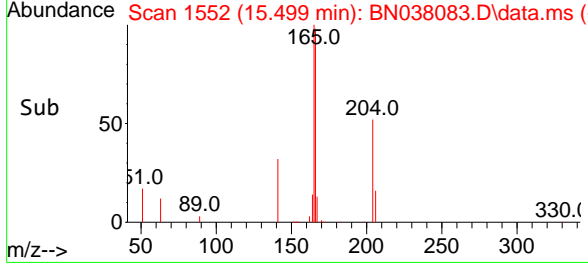
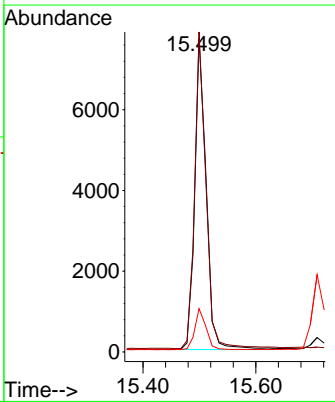
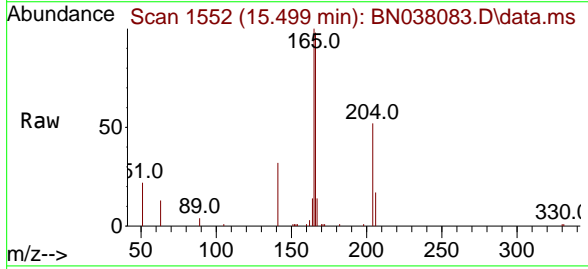
Ion	Ratio	Lower	Upper
154	100		
153	114.3	90.5	135.7
152	65.5	51.8	77.8

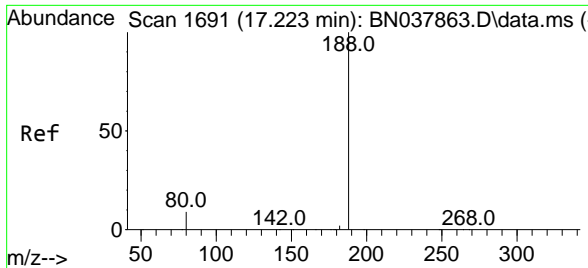


#18
 Fluorene
 Concen: 0.327 ng
 RT: 15.499 min Scan# 1552
 Delta R.T. -0.023 min
 Lab File: BN038083.D
 Acq: 14 Oct 2025 01:19

Tgt Ion:166 Resp: 11554

Ion	Ratio	Lower	Upper
166	100		
165	101.2	79.0	118.4
167	12.9	10.6	16.0

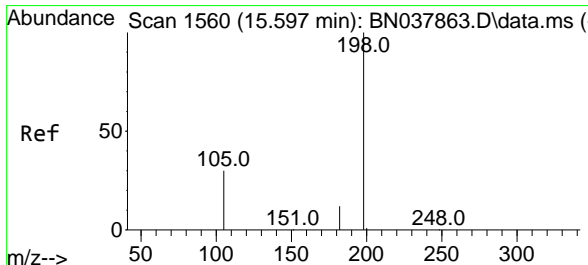
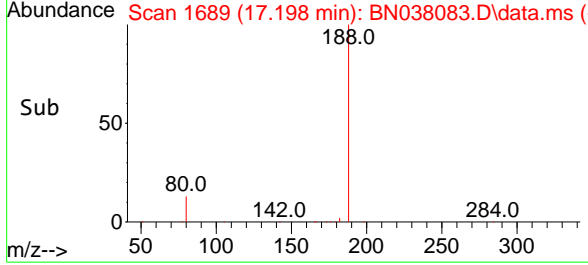
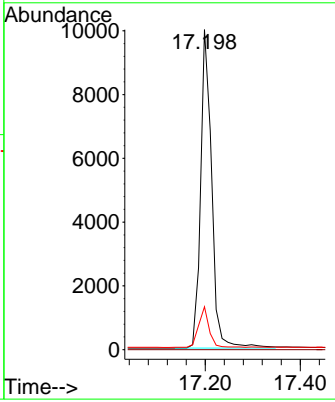
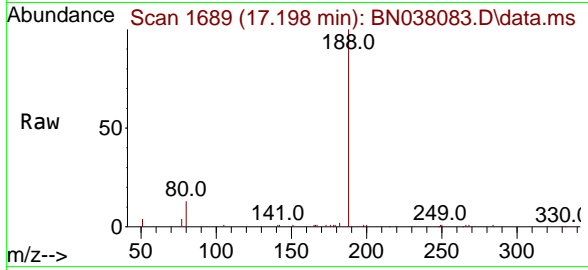




#19
 Phenanthrene-d10
 Concen: 0.400 ng
 RT: 17.198 min Scan# 1689
 Delta R.T. -0.025 min
 Lab File: BN038083.D
 Acq: 14 Oct 2025 01:19

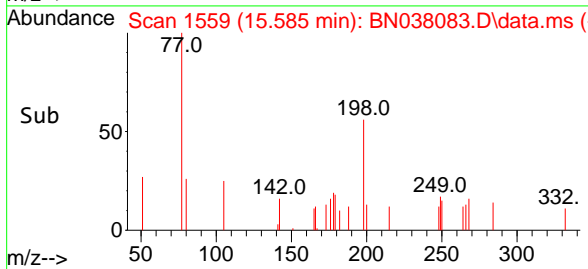
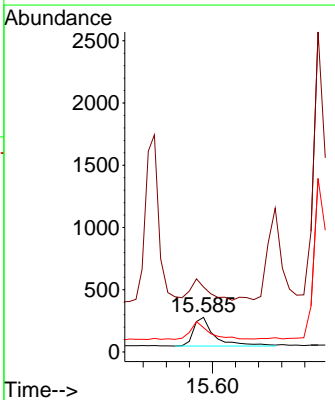
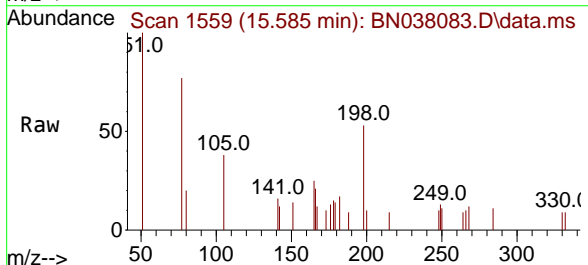
Instrument : BNA_N
 Client Sample Id : SSTDCCC0.4

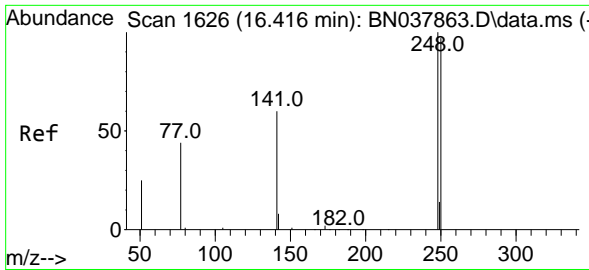
Tgt Ion	Resp	Lower	Upper
188	16225		
94	0.0	0.0	0.0
80	13.4	7.6	11.4



#20
 4,6-Dinitro-2-methylphenol
 Concen: 0.347 ng
 RT: 15.585 min Scan# 1559
 Delta R.T. -0.012 min
 Lab File: BN038083.D
 Acq: 14 Oct 2025 01:19

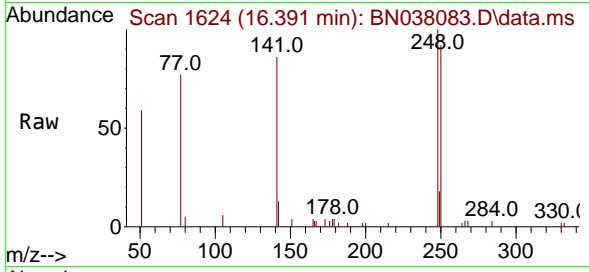
Tgt Ion	Resp	Lower	Upper
198	580		
51	187.8	59.1	88.7
105	70.5	41.3	61.9



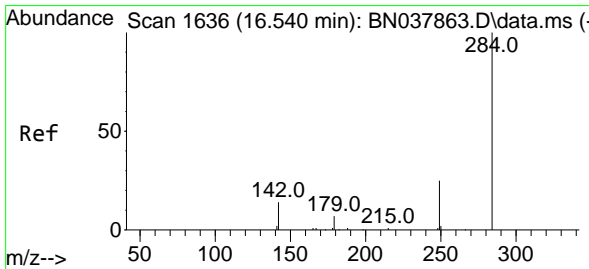
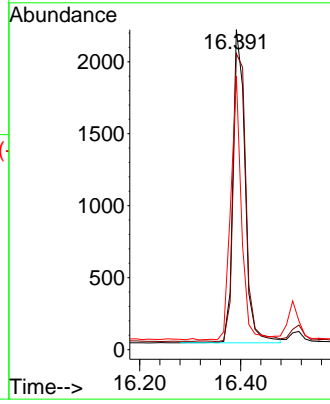
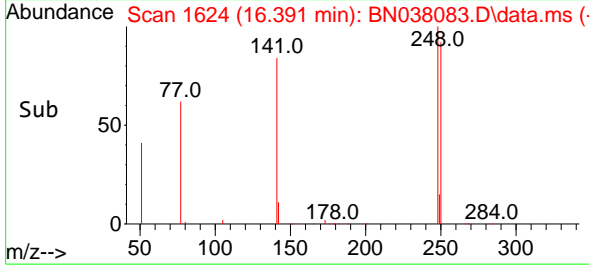


#21
 4-Bromophenyl-phenylether
 Concen: 0.344 ng
 RT: 16.391 min Scan# 1624
 Delta R.T. -0.025 min
 Lab File: BN038083.D
 Acq: 14 Oct 2025 01:19

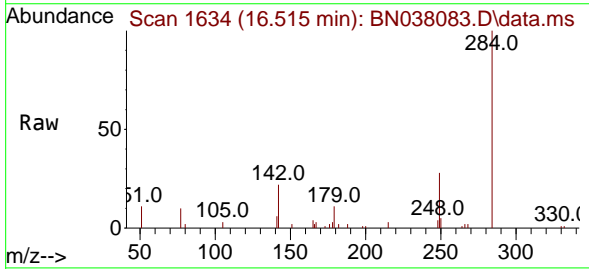
Instrument :
 BNA_N
 ClientSampleId :
 SSTDCCC0.4



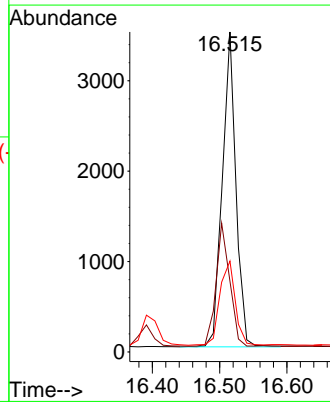
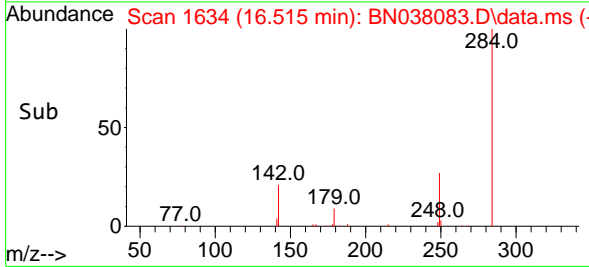
Tgt Ion:248 Resp: 3637
 Ion Ratio Lower Upper
 248 100
 250 92.5 77.6 116.4
 141 85.5 48.8 73.2#

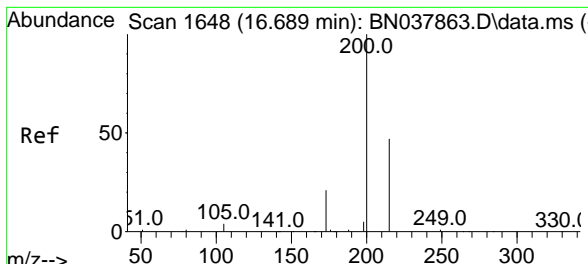


#22
 Hexachlorobenzene
 Concen: 0.381 ng
 RT: 16.515 min Scan# 1634
 Delta R.T. -0.025 min
 Lab File: BN038083.D
 Acq: 14 Oct 2025 01:19



Tgt Ion:284 Resp: 4887
 Ion Ratio Lower Upper
 284 100
 142 39.1 30.9 46.3
 249 30.2 23.9 35.9



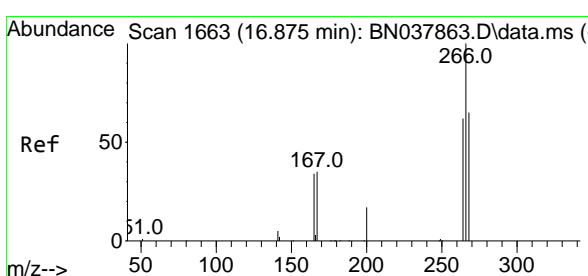
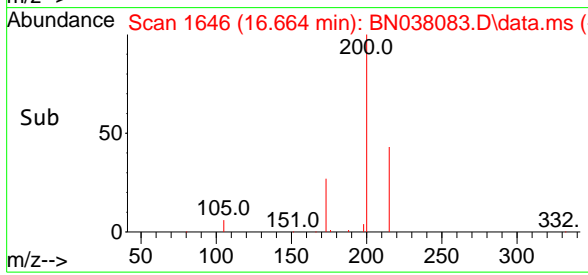
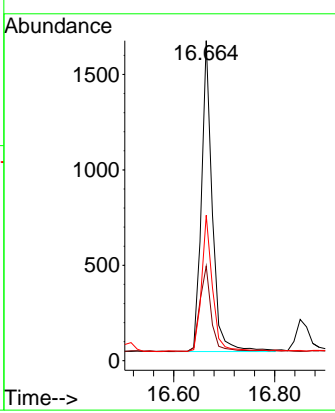
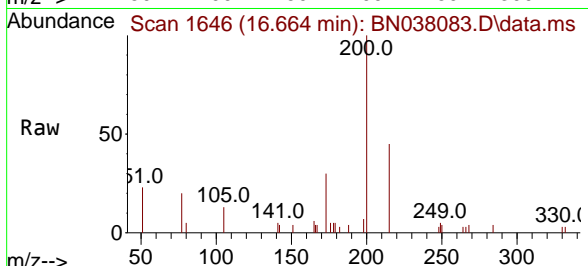


#23
 Atrazine
 Concen: 0.303 ng
 RT: 16.664 min Scan# 1646
 Delta R.T. -0.025 min
 Lab File: BN038083.D
 Acq: 14 Oct 2025 01:19

Instrument : BNA_N
 ClientSampleId : SSTDCCC0.4

Tgt Ion:200 Resp: 2436

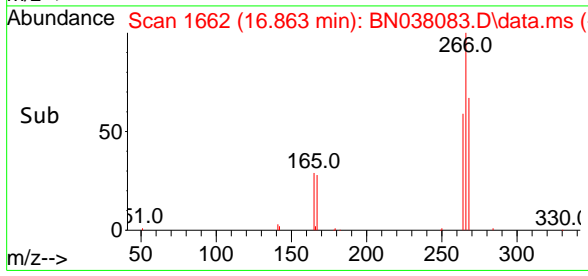
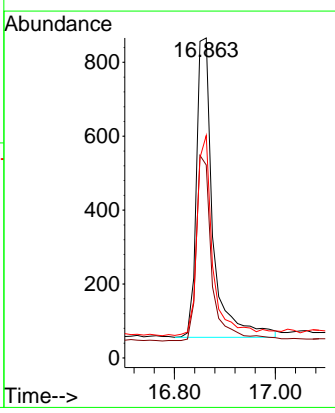
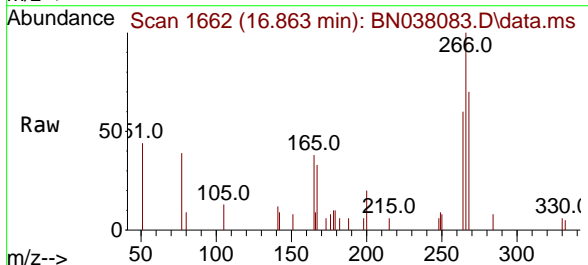
Ion	Ratio	Lower	Upper
200	100		
173	29.6	18.3	27.5#
215	45.4	38.6	58.0

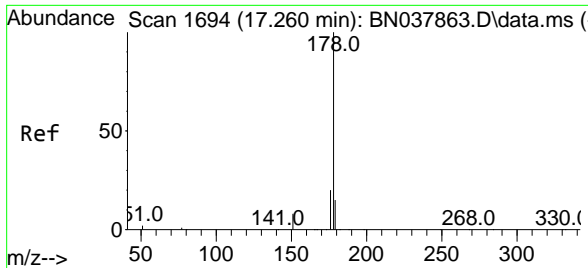


#24
 Pentachlorophenol
 Concen: 0.420 ng
 RT: 16.863 min Scan# 1662
 Delta R.T. -0.012 min
 Lab File: BN038083.D
 Acq: 14 Oct 2025 01:19

Tgt Ion:266 Resp: 1846

Ion	Ratio	Lower	Upper
266	100		
264	59.0	50.9	76.3
268	64.0	54.3	81.5



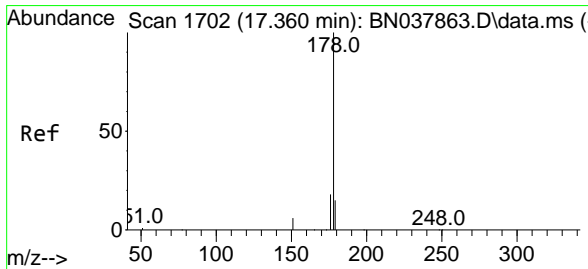
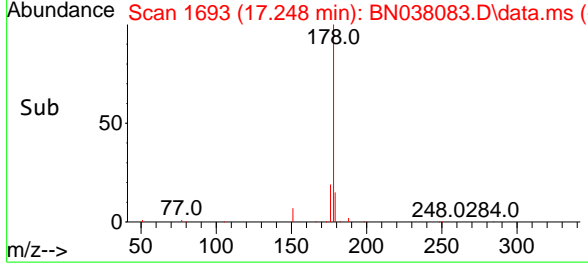
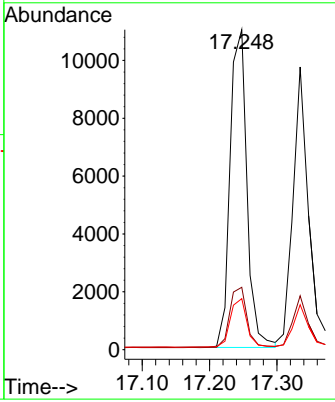
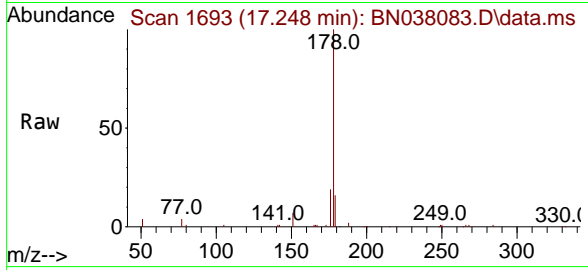


#25
 Phenanthrene
 Concen: 0.358 ng
 RT: 17.248 min Scan# 1700
 Delta R.T. -0.012 min
 Lab File: BN038083.D
 Acq: 14 Oct 2025 01:19

Instrument : BNA_N
 ClientSampleId : SSTDCCC0.4

Tgt Ion:178 Resp: 19133

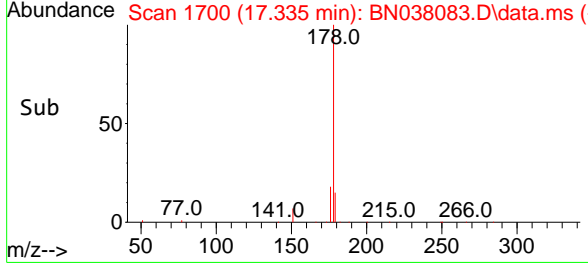
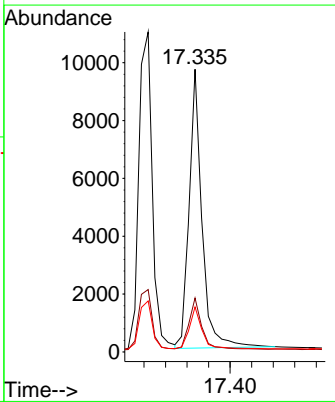
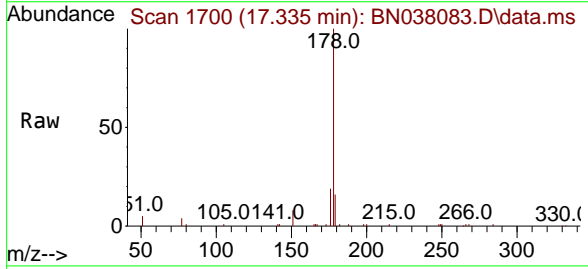
Ion	Ratio	Lower	Upper
178	100		
176	19.3	15.7	23.5
179	15.1	12.3	18.5

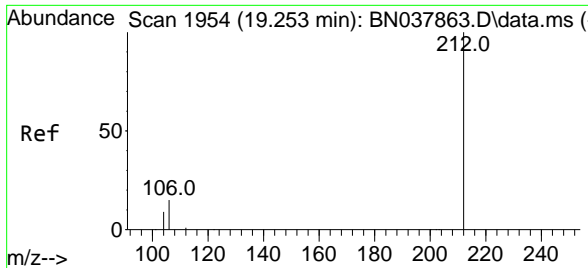


#26
 Anthracene
 Concen: 0.345 ng
 RT: 17.335 min Scan# 1700
 Delta R.T. -0.025 min
 Lab File: BN038083.D
 Acq: 14 Oct 2025 01:19

Tgt Ion:178 Resp: 15982

Ion	Ratio	Lower	Upper
178	100		
176	18.6	15.0	22.4
179	15.1	12.3	18.5



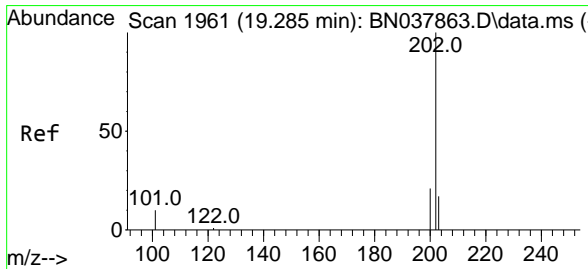
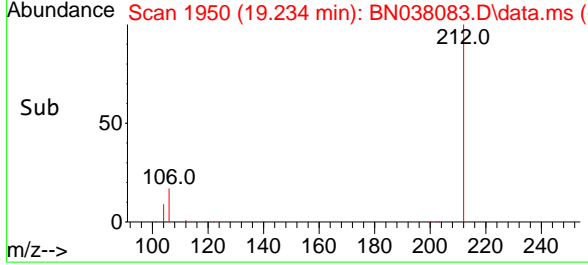
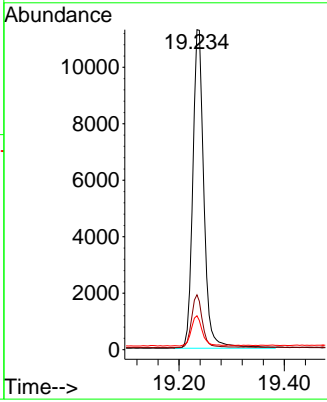
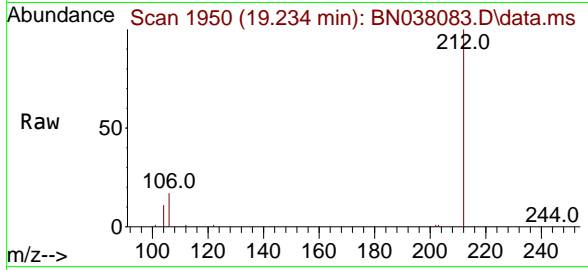


#27
 Fluoranthene-d10
 Concen: 0.404 ng
 RT: 19.234 min Scan# 1957
 Delta R.T. -0.019 min
 Lab File: BN038083.D
 Acq: 14 Oct 2025 01:19

Instrument : BNA_N
 ClientSampleId : SSTDCCC0.4

Tgt Ion: 212 Resp: 16484

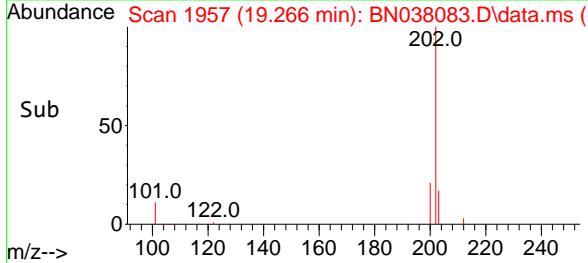
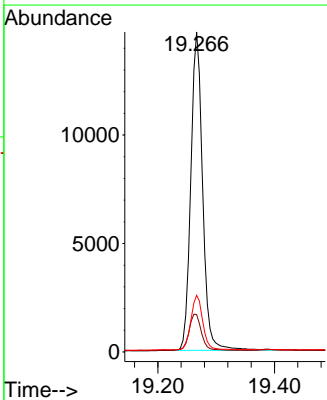
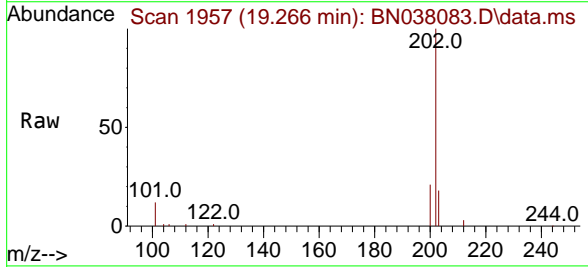
Ion	Ratio	Lower	Upper
212	100		
106	16.2	12.6	19.0
104	9.4	7.4	11.0

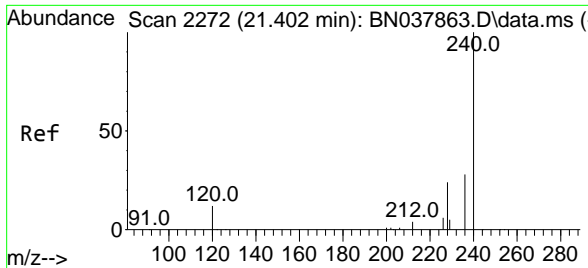


#28
 Fluoranthene
 Concen: 0.352 ng
 RT: 19.266 min Scan# 1957
 Delta R.T. -0.019 min
 Lab File: BN038083.D
 Acq: 14 Oct 2025 01:19

Tgt Ion: 202 Resp: 20674

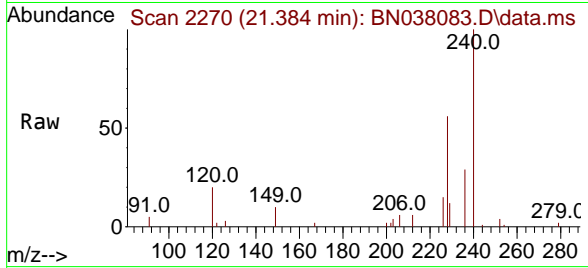
Ion	Ratio	Lower	Upper
202	100		
101	12.1	9.3	13.9
203	17.2	13.6	20.4



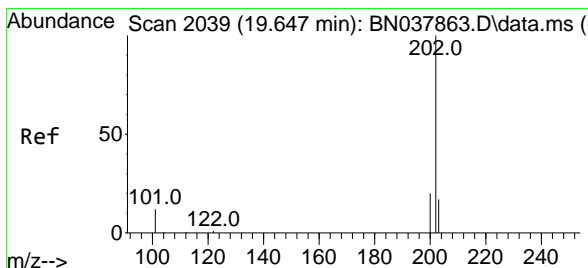
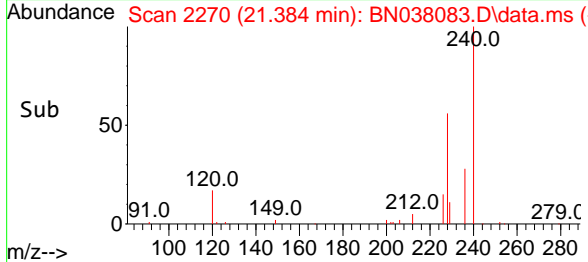
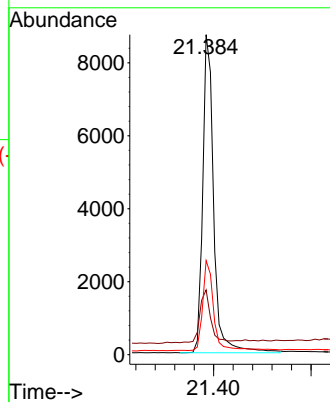


#29
 Chrysene-d12
 Concen: 0.400 ng
 RT: 21.384 min Scan# 21
 Delta R.T. -0.018 min
 Lab File: BN038083.D
 Acq: 14 Oct 2025 01:19

Instrument :
 BNA_N
 ClientSampleId :
 SSTDCCC0.4

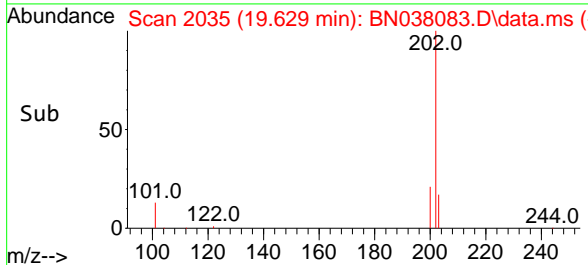
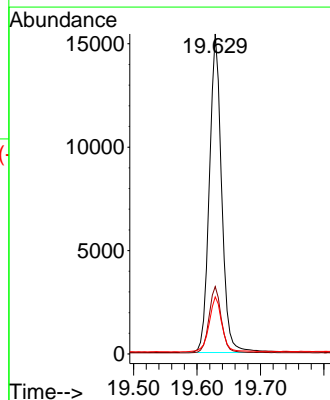
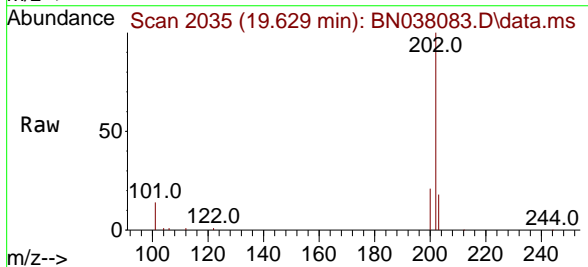


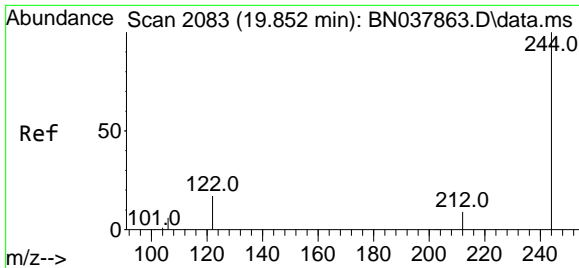
Tgt Ion:240 Resp: 13579
 Ion Ratio Lower Upper
 240 100
 120 20.2 11.4 17.2#
 236 29.4 23.0 34.6



#30
 Pyrene
 Concen: 0.386 ng
 RT: 19.629 min Scan# 2035
 Delta R.T. -0.019 min
 Lab File: BN038083.D
 Acq: 14 Oct 2025 01:19

Tgt Ion:202 Resp: 20709
 Ion Ratio Lower Upper
 202 100
 200 21.0 16.7 25.1
 203 18.1 14.2 21.4

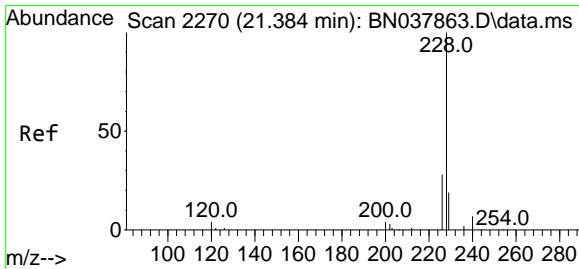
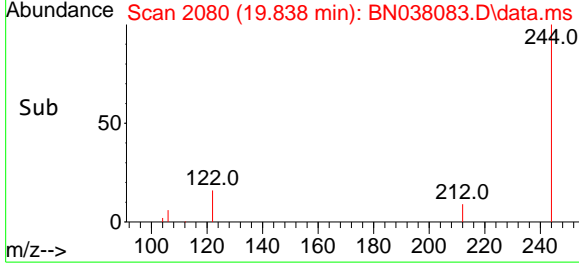
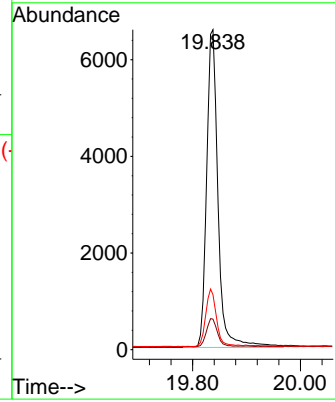
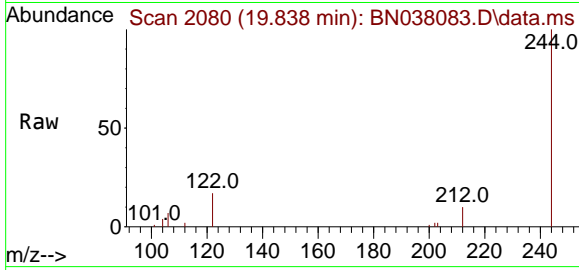




#31
 Terphenyl-d14
 Concen: 0.356 ng
 RT: 19.838 min Scan# 2080
 Delta R.T. -0.014 min
 Lab File: BN038083.D
 Acq: 14 Oct 2025 01:19

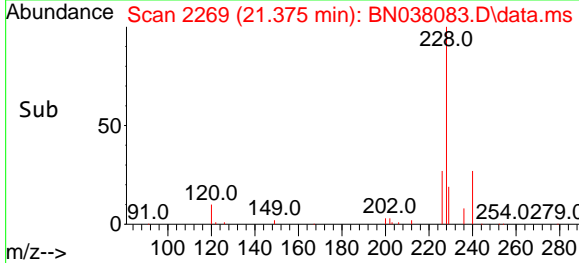
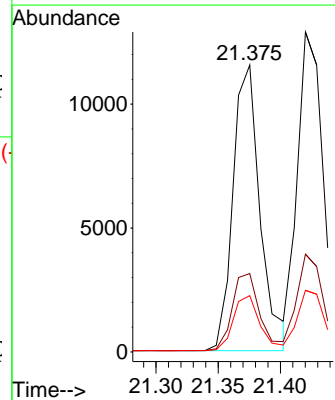
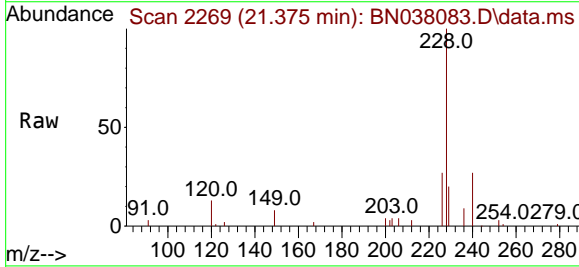
Instrument : BNA_N
 ClientSampleId : SSTDCCC0.4

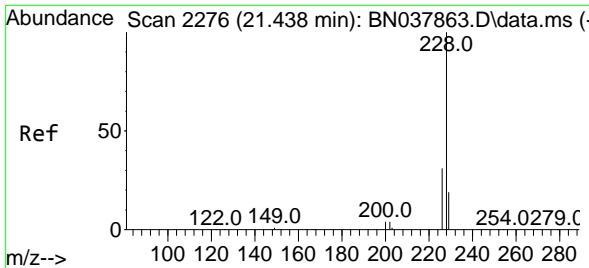
Tgt Ion	Resp	Ion Ratio	Lower	Upper
244	9629	100		
212		9.5	7.6	11.4
122		17.2	13.9	20.9



#32
 Benzo(a)anthracene
 Concen: 0.368 ng
 RT: 21.375 min Scan# 2269
 Delta R.T. -0.009 min
 Lab File: BN038083.D
 Acq: 14 Oct 2025 01:19

Tgt Ion	Resp	Ion Ratio	Lower	Upper
228	17445	100		
226		27.3	22.6	33.8
229		19.6	15.6	23.4

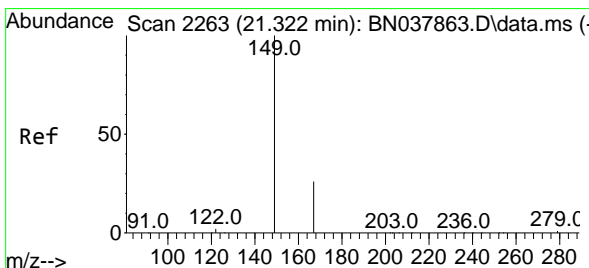
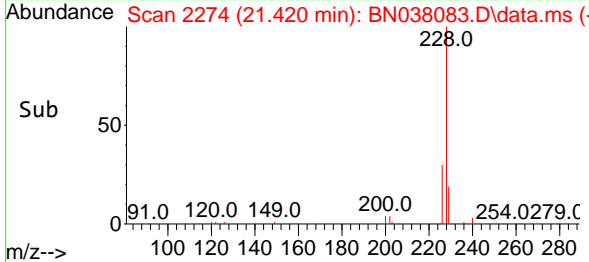
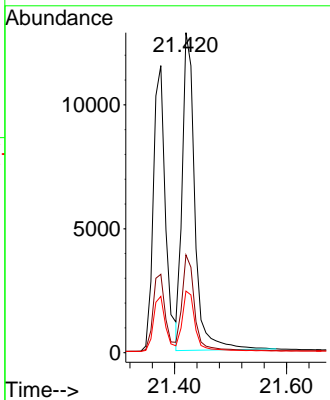
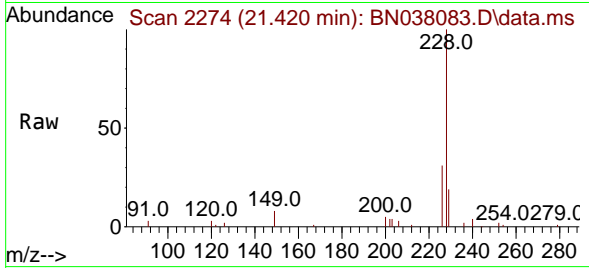




#33
 Chrysene
 Concen: 0.391 ng
 RT: 21.420 min Scan# 21
 Delta R.T. -0.018 min
 Lab File: BN038083.D
 Acq: 14 Oct 2025 01:19

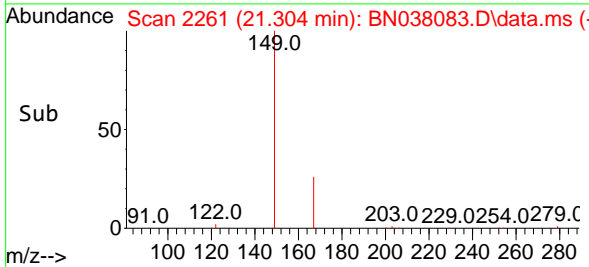
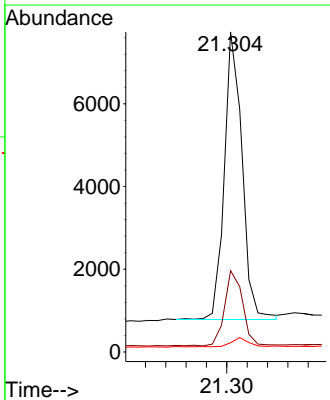
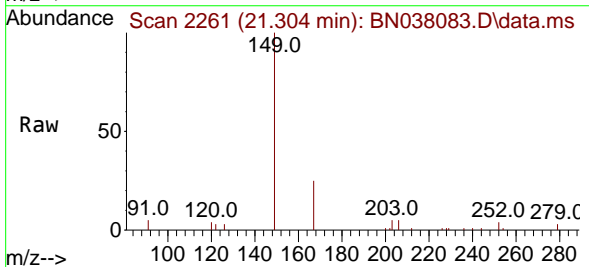
Instrument :
 BNA_N
 ClientSampleId :
 SSTDCCC0.4

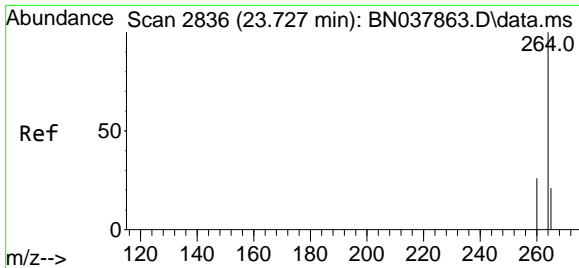
Tgt Ion	Resp	Lower	Upper
228	100		
226	30.6	24.6	37.0
229	19.3	15.6	23.4



#34
 Bis(2-ethylhexyl)phthalate
 Concen: 0.447 ng
 RT: 21.304 min Scan# 2261
 Delta R.T. -0.018 min
 Lab File: BN038083.D
 Acq: 14 Oct 2025 01:19

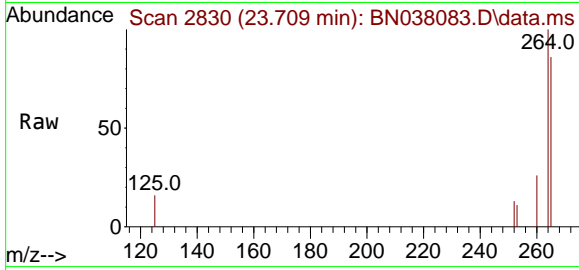
Tgt Ion	Resp	Lower	Upper
149	100		
167	26.4	20.4	30.6
279	3.2	2.4	3.6



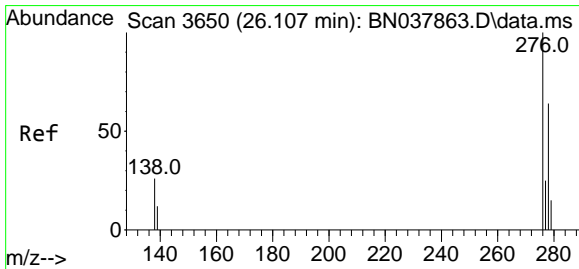
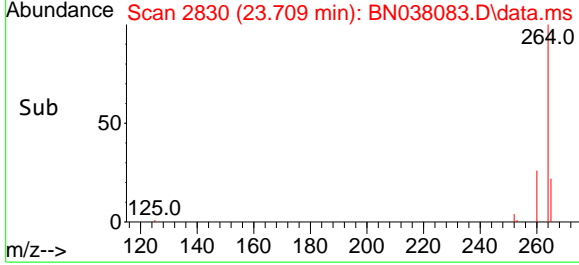
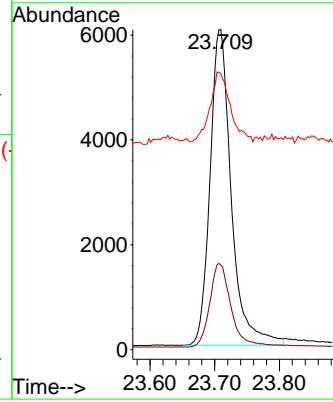


#35
 Perylene-d12
 Concen: 0.400 ng
 RT: 23.709 min Scan# 21
 Delta R.T. -0.018 min
 Lab File: BN038083.D
 Acq: 14 Oct 2025 01:19

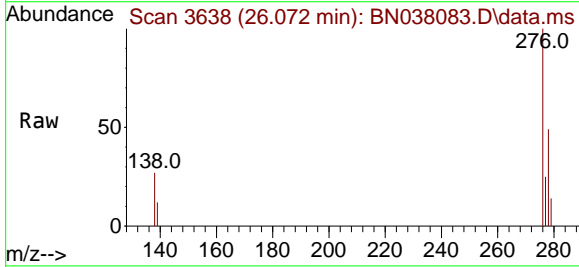
Instrument :
 BNA_N
 ClientSampleId :
 SSTDCCC0.4



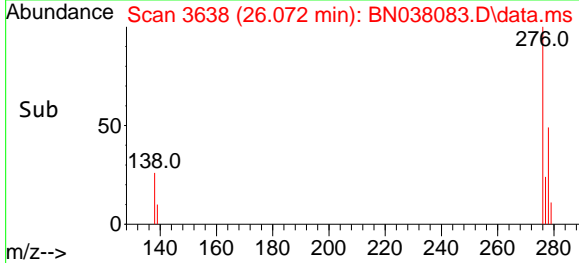
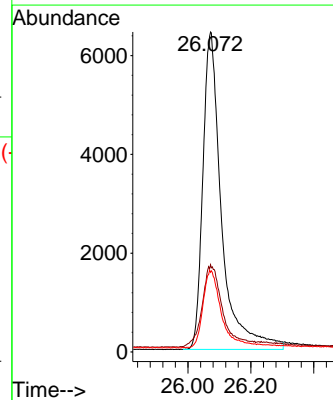
Tgt Ion:264 Resp: 13727
 Ion Ratio Lower Upper
 264 100
 260 26.5 21.5 32.3
 265 86.3 53.8 80.6#

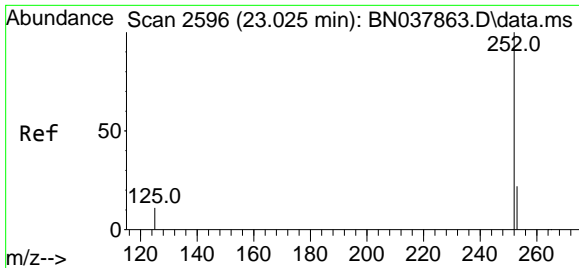


#36
 Indeno(1,2,3-cd)pyrene
 Concen: 0.424 ng
 RT: 26.072 min Scan# 3638
 Delta R.T. -0.035 min
 Lab File: BN038083.D
 Acq: 14 Oct 2025 01:19



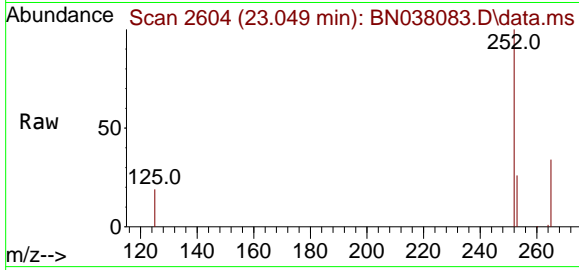
Tgt Ion:276 Resp: 26580
 Ion Ratio Lower Upper
 276 100
 138 28.5 21.4 32.0
 277 23.8 20.3 30.5



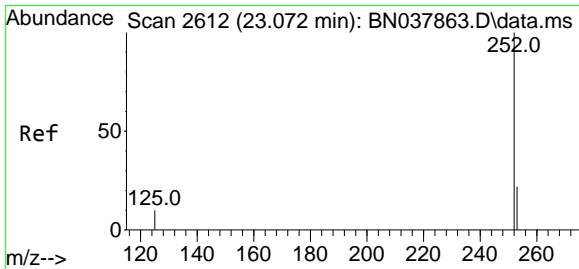
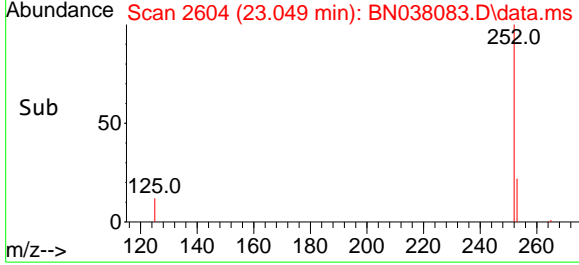
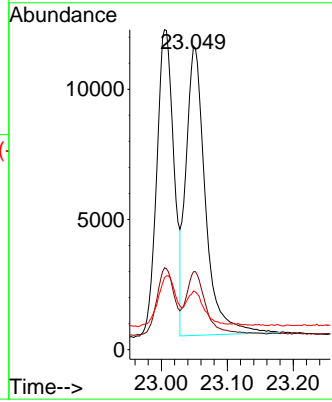


#37
 Benzo(b)fluoranthene
 Concen: 0.383 ng
 RT: 23.049 min Scan# 2604
 Delta R.T. 0.023 min
 Lab File: BN038083.D
 Acq: 14 Oct 2025 01:19

Instrument : BNA_N
 ClientSampleId : SSTDCCC0.4

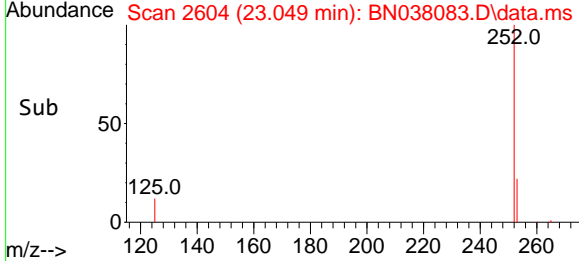
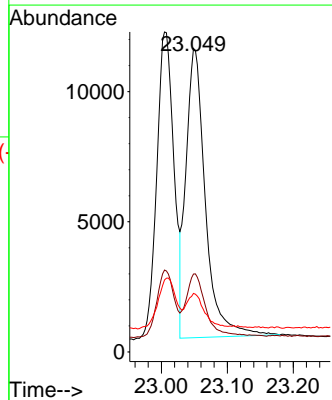
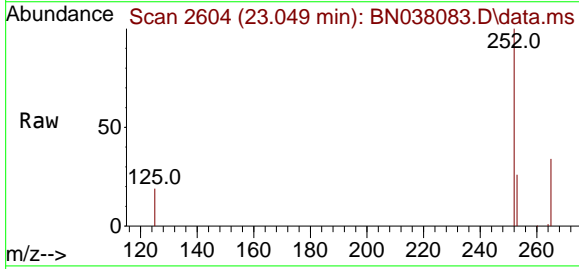


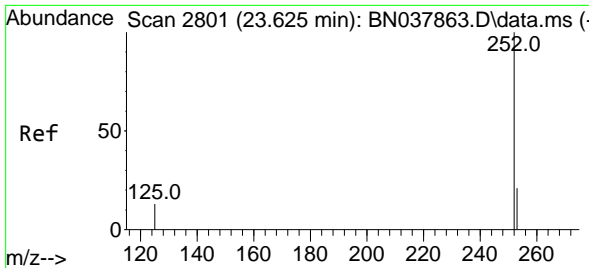
Tgt Ion:252 Resp: 22684
 Ion Ratio Lower Upper
 252 100
 253 25.7 19.4 29.0
 125 19.3 13.0 19.4



#38
 Benzo(k)fluoranthene
 Concen: 0.381 ng
 RT: 23.049 min Scan# 2604
 Delta R.T. -0.023 min
 Lab File: BN038083.D
 Acq: 14 Oct 2025 01:19

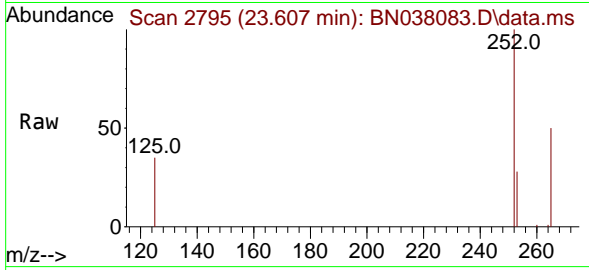
Tgt Ion:252 Resp: 22684
 Ion Ratio Lower Upper
 252 100
 253 25.7 19.5 29.3
 125 19.3 13.0 19.4





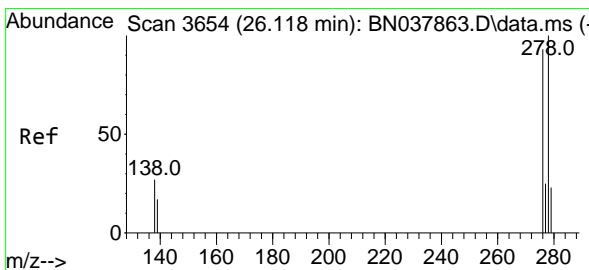
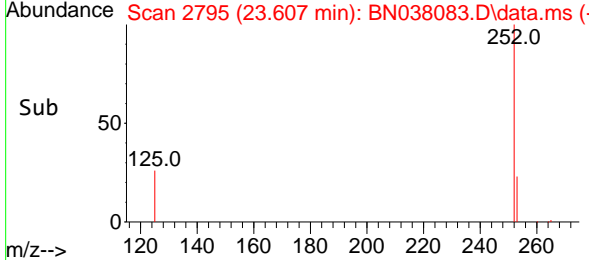
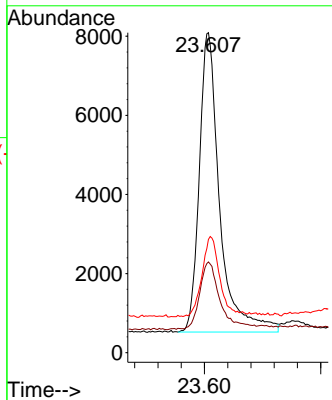
#39
 Benzo(a)pyrene
 Concen: 0.393 ng
 RT: 23.607 min Scan# 21
 Delta R.T. -0.018 min
 Lab File: BN038083.D
 Acq: 14 Oct 2025 01:19

Instrument : BNA_N
 ClientSampleId : SSTDCCC0.4

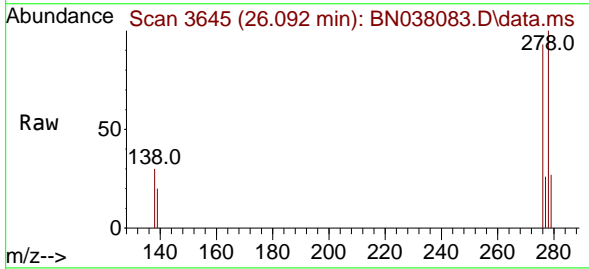


Tgt Ion: 252 Resp: 18395

Ion	Ratio	Lower	Upper
252	100		
253	28.4	20.6	30.8
125	35.4	16.7	25.1

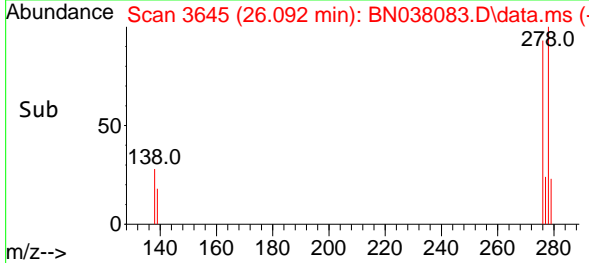
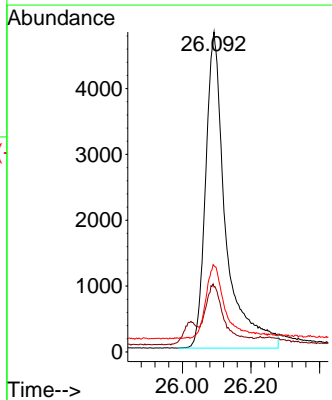


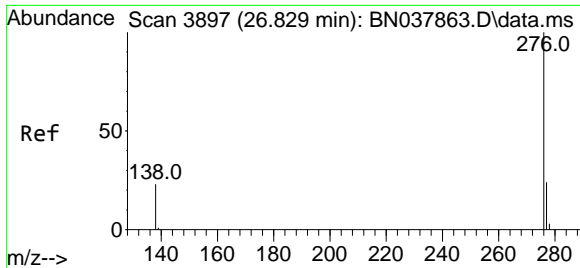
#40
 Dibenzo(a,h)anthracene
 Concen: 0.398 ng
 RT: 26.092 min Scan# 3645
 Delta R.T. -0.026 min
 Lab File: BN038083.D
 Acq: 14 Oct 2025 01:19



Tgt Ion: 278 Resp: 19499

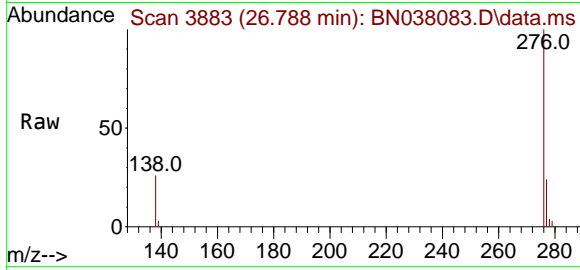
Ion	Ratio	Lower	Upper
278	100		
139	20.3	15.4	23.2
279	26.9	20.8	31.2





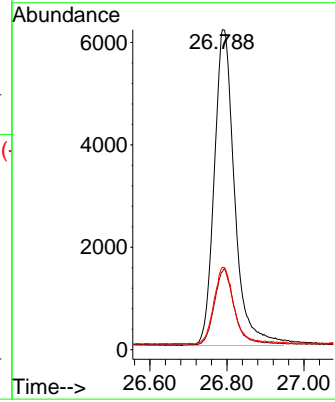
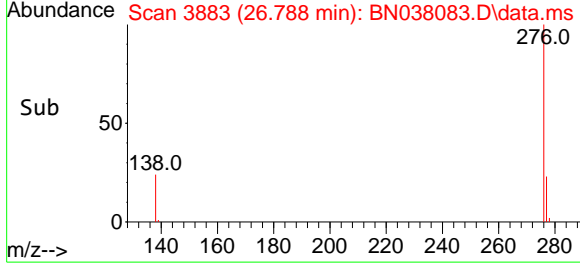
#41
 Benzo(g,h,i)perylene
 Concen: 0.440 ng
 RT: 26.788 min Scan# 3883
 Delta R.T. -0.041 min
 Lab File: BN038083.D
 Acq: 14 Oct 2025 01:19

Instrument :
 BNA_N
 ClientSampleId :
 SSTDCCC0.4



Tgt Ion: 276 Resp: 22628

Ion	Ratio	Lower	Upper
276	100		
277	24.3	20.2	30.4
138	25.7	19.8	29.8



- 1
- 2
- 3
- 4
- 5
- 6
- 7
- 8
- 9
- 10
- 11
- 12
- 13
- 14
- 15
- 16
- 17
- 18

Data Path : Z:\svoasrv\HPCHEM1\BNA_N\Data\BN101325\
 Data File : BN038088.D
 Acq On : 14 Oct 2025 04:56
 Operator : RC/JU
 Sample : SSTDCCC0.4
 Misc :
 ALS Vial : 23 Sample Multiplier: 1

Instrument :
 BNA_N
 ClientSampleId :
 SSTDCCC0.4EC

Quant Time: Oct 14 05:20:56 2025
 Quant Method : Z:\svoasrv\HPCHEM1\BNA_N\Methods\8270-SIM-BN092325.M
 Quant Title : ASP BNA STANDARDS FOR 5 POINT CALIBRATION
 QLast Update : Wed Sep 24 11:00:01 2025
 Response via : Initial Calibration

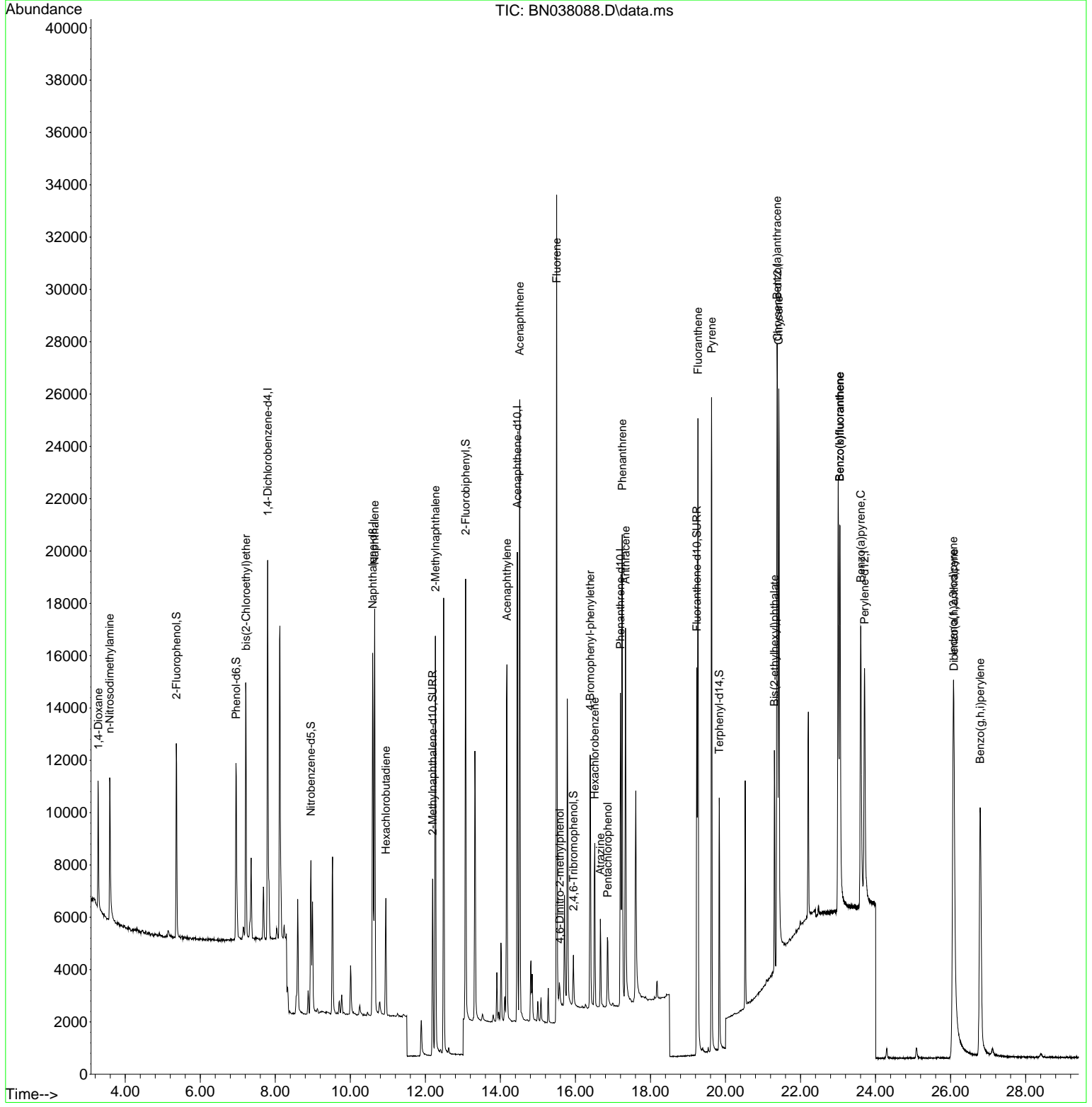
Compound	R.T.	QIon	Response	Conc Units	Dev(Min)	
Internal Standards						
1) 1,4-Dichlorobenzene-d4	7.797	152	6905	0.400 ng	-0.03	
7) Naphthalene-d8	10.594	136	18816	0.400 ng	#-0.03	
13) Acenaphthene-d10	14.452	164	9558	0.400 ng	-0.02	
19) Phenanthrene-d10	17.198	188	17543	0.400 ng	#-0.02	
29) Chrysene-d12	21.384	240	14165	0.400 ng	#-0.02	
35) Perylene-d12	23.706	264	13844	0.400 ng	#-0.02	
System Monitoring Compounds						
4) 2-Fluorophenol	5.363	112	6075	0.386 ng	-0.02	
5) Phenol-d6	6.952	99	6734	0.325 ng	-0.02	
8) Nitrobenzene-d5	8.950	82	4804	0.335 ng	-0.02	
11) 2-Methylnaphthalene-d10	12.192	152	10106	0.387 ng	-0.03	
14) 2,4,6-Tribromophenol	15.945	330	1142	0.315 ng	-0.02	
15) 2-Fluorobiphenyl	13.073	172	15070	0.385 ng	-0.02	
27) Fluoranthene-d10	19.239	212	17173	0.389 ng	-0.01	
31) Terphenyl-d14	19.833	244	10595	0.376 ng	-0.02	
Target Compounds						
2) 1,4-Dioxane	3.283	88	3409	0.486 ng		94
3) n-Nitrosodimethylamine	3.586	42	3947	0.423 ng	#	88
6) bis(2-Chloroethyl)ether	7.219	93	7442	0.387 ng		99
9) Naphthalene	10.648	128	20288	0.391 ng		99
10) Hexachlorobutadiene	10.947	225	3539	0.400 ng	#	97
12) 2-Methylnaphthalene	12.268	142	12369	0.365 ng		99
16) Acenaphthylene	14.174	152	16454	0.379 ng		100
17) Acenaphthene	14.516	154	11586	0.375 ng		99
18) Fluorene	15.499	166	13064	0.349 ng		100
20) 4,6-Dinitro-2-methylph...	15.585	198	690	0.374 ng	#	26
21) 4-Bromophenyl-phenylether	16.391	248	3981	0.348 ng	#	83
22) Hexachlorobenzene	16.515	284	5224	0.377 ng		100
23) Atrazine	16.664	200	2825	0.324 ng	#	90
24) Pentachlorophenol	16.863	266	1613	0.339 ng		97
25) Phenanthrene	17.248	178	20782	0.360 ng		100
26) Anthracene	17.335	178	17015	0.340 ng		100
28) Fluoranthene	19.266	202	22691	0.357 ng		99
30) Pyrene	19.629	202	23294	0.417 ng		100
32) Benzo(a)anthracene	21.375	228	18122	0.366 ng		98
33) Chrysene	21.420	228	21548	0.403 ng		99
34) Bis(2-ethylhexyl)phtha...	21.304	149	7685	0.392 ng	#	99
36) Indeno(1,2,3-cd)pyrene	26.072	276	25477	0.403 ng		98
37) Benzo(b)fluoranthene	23.049	252	22592	0.378 ng		95
38) Benzo(k)fluoranthene	23.049	252	22592	0.376 ng		95
39) Benzo(a)pyrene	23.607	252	18632	0.395 ng	#	87
40) Dibenzo(a,h)anthracene	26.089	278	18798	0.381 ng		97
41) Benzo(g,h,i)perylene	26.788	276	22396	0.432 ng		98

(#) = qualifier out of range (m) = manual integration (+) = signals summed

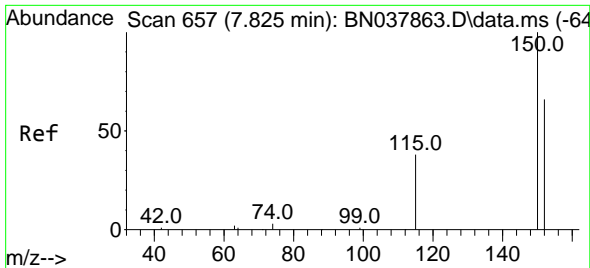
Data Path : Z:\svoasrv\HPCHEM1\BNA_N\Data\BN101325\
 Data File : BN038088.D
 Acq On : 14 Oct 2025 04:56
 Operator : RC/JU
 Sample : SSTDCCC0.4
 Misc :
 ALS Vial : 23 Sample Multiplier: 1

Instrument :
 BNA_N
 ClientSampleId :
 SSTDCCC0.4EC

Quant Time: Oct 14 05:20:56 2025
 Quant Method : Z:\svoasrv\HPCHEM1\BNA_N\Methods\8270-SIM-BN092325.M
 Quant Title : ASP BNA STANDARDS FOR 5 POINT CALIBRATION
 QLast Update : Wed Sep 24 11:00:01 2025
 Response via : Initial Calibration

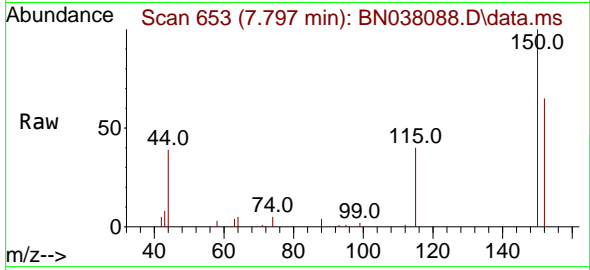


- 1
- 2
- 3
- 4
- 5
- 6
- 7
- 8
- 9
- 10
- 11
- 12
- 13
- 14
- 15
- 16
- 17
- 18

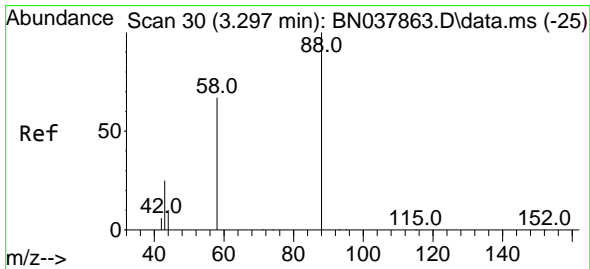
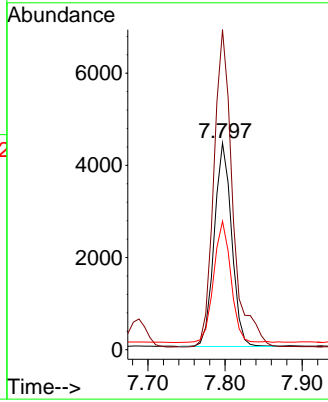
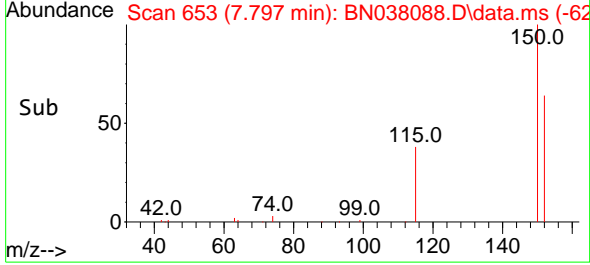


#1
 1,4-Dichlorobenzene-d4
 Concen: 0.400 ng
 RT: 7.797 min Scan# 61
 Delta R.T. -0.028 min
 Lab File: BN038088.D
 Acq: 14 Oct 2025 04:56

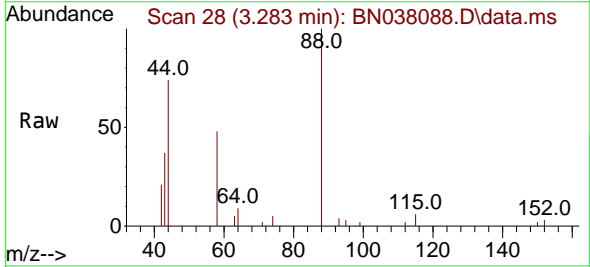
Instrument :
 BNA_N
 ClientSampleId :
 SSTDCCC0.4EC



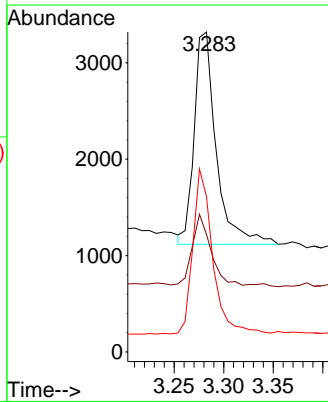
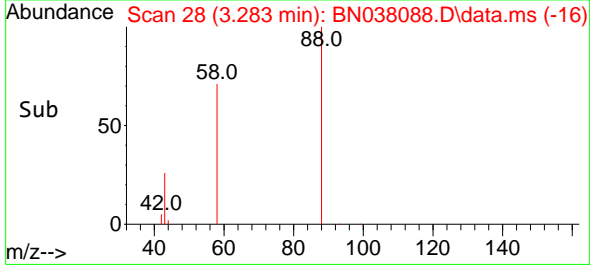
Tgt Ion:152 Resp: 6905
 Ion Ratio Lower Upper
 152 100
 150 154.8 121.0 181.4
 115 62.2 47.4 71.0

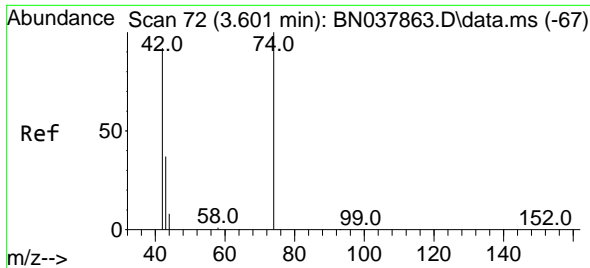


#2
 1,4-Dioxane
 Concen: 0.486 ng
 RT: 3.283 min Scan# 28
 Delta R.T. -0.014 min
 Lab File: BN038088.D
 Acq: 14 Oct 2025 04:56



Tgt Ion: 88 Resp: 3409
 Ion Ratio Lower Upper
 88 100
 43 27.4 26.6 39.8
 58 70.3 58.9 88.3



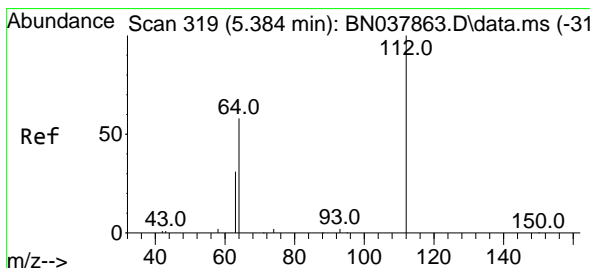
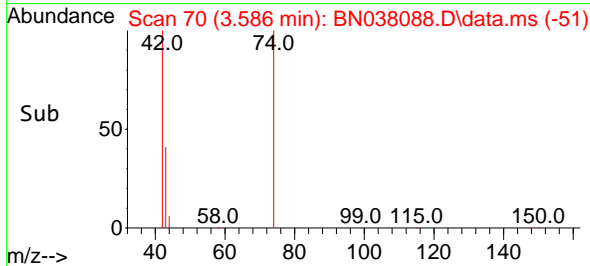
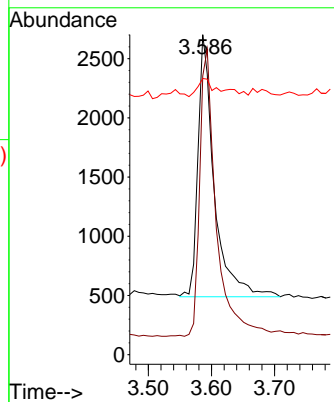
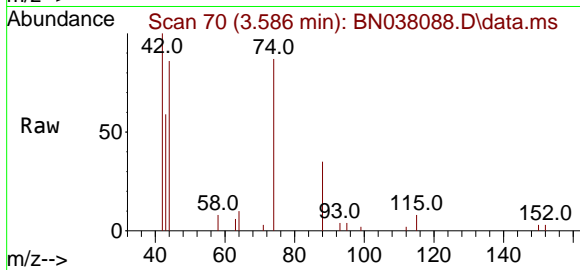


#3
 n-Nitrosodimethylamine
 Concen: 0.423 ng
 RT: 3.586 min Scan# 70
 Delta R.T. -0.014 min
 Lab File: BN038088.D
 Acq: 14 Oct 2025 04:56

Instrument :
 BNA_N
 ClientSampleId :
 SSTDCCC0.4EC

Tgt Ion: 42 Resp: 3947

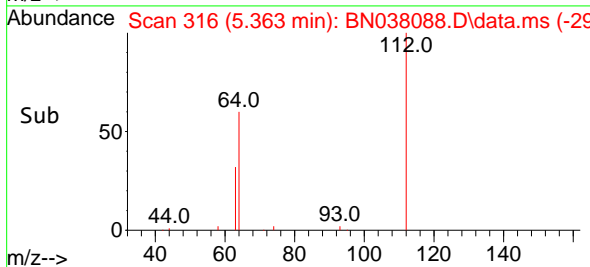
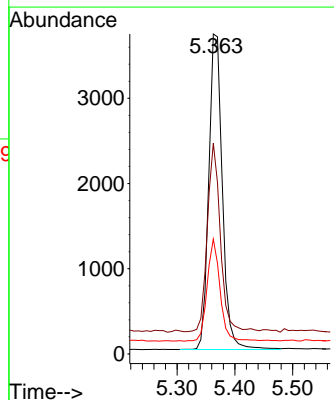
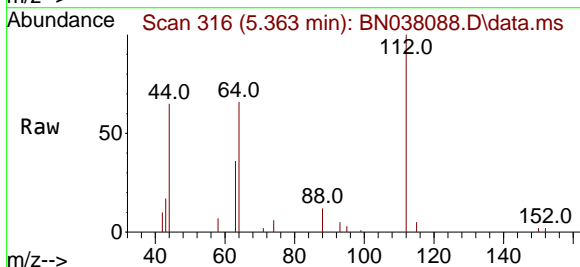
Ion	Ratio	Lower	Upper
42	100		
74	111.5	93.4	140.0
44	6.5	22.2	33.4

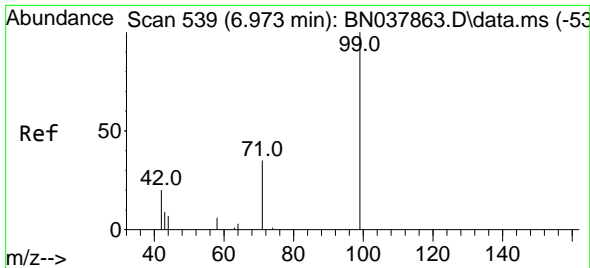


#4
 2-Fluorophenol
 Concen: 0.386 ng
 RT: 5.363 min Scan# 316
 Delta R.T. -0.022 min
 Lab File: BN038088.D
 Acq: 14 Oct 2025 04:56

Tgt Ion: 112 Resp: 6075

Ion	Ratio	Lower	Upper
112	100		
64	57.2	44.6	66.8
63	30.8	24.9	37.3

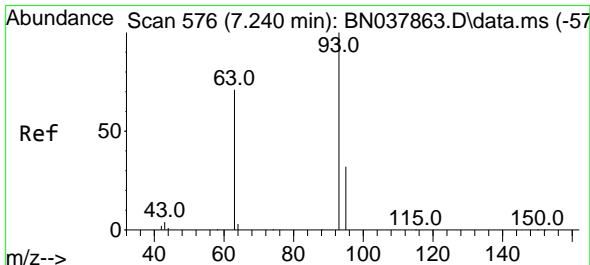
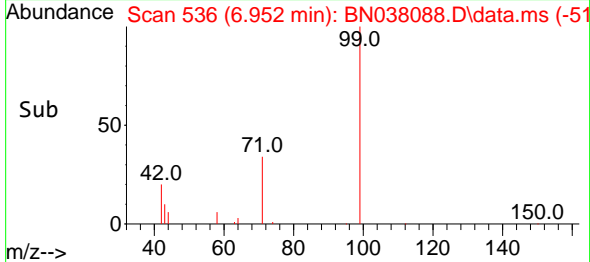
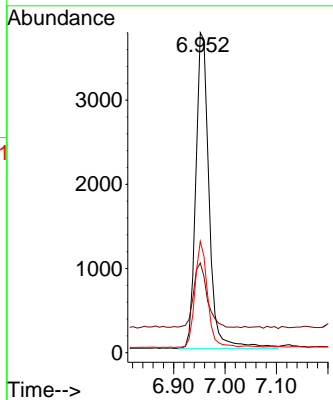
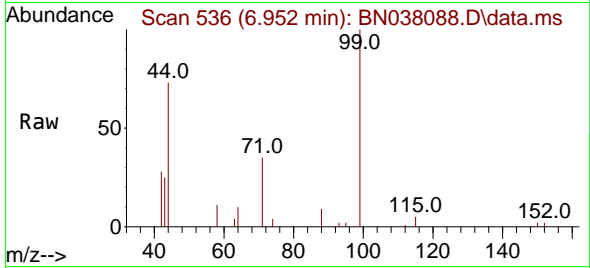




#5
 Phenol-d6
 Concen: 0.325 ng
 RT: 6.952 min Scan# 51
 Delta R.T. -0.022 min
 Lab File: BN038088.D
 Acq: 14 Oct 2025 04:56

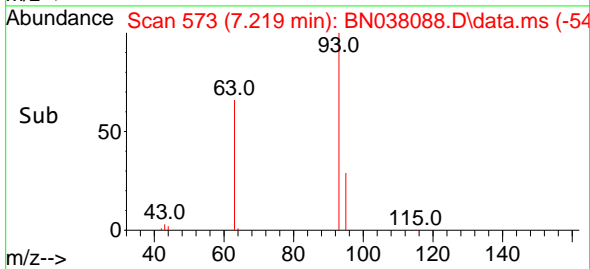
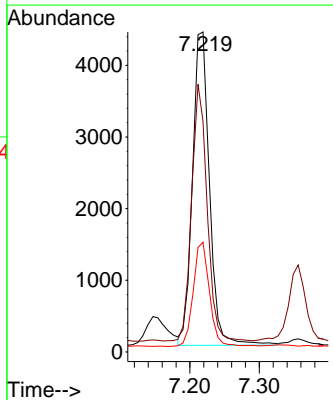
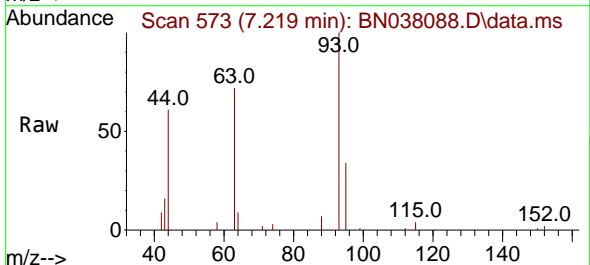
Instrument :
 BNA_N
 ClientSampleId :
 SSTDCCC0.4EC

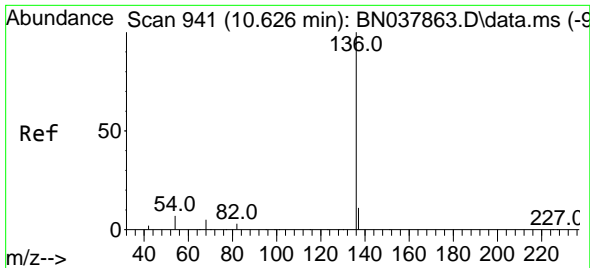
Tgt Ion	Resp	Lower	Upper
99	6734		
99	100		
42	20.6	17.2	25.8
71	31.6	27.3	40.9



#6
 bis(2-Chloroethyl)ether
 Concen: 0.387 ng
 RT: 7.219 min Scan# 573
 Delta R.T. -0.022 min
 Lab File: BN038088.D
 Acq: 14 Oct 2025 04:56

Tgt Ion	Resp	Lower	Upper
93	7442		
93	100		
63	74.5	60.1	90.1
95	31.9	25.4	38.2



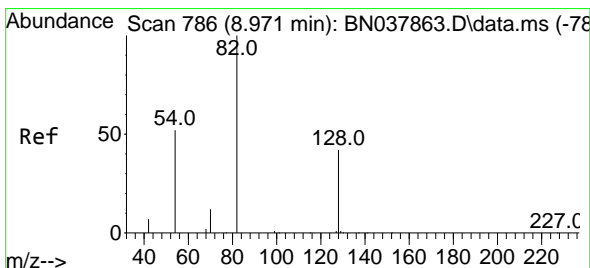
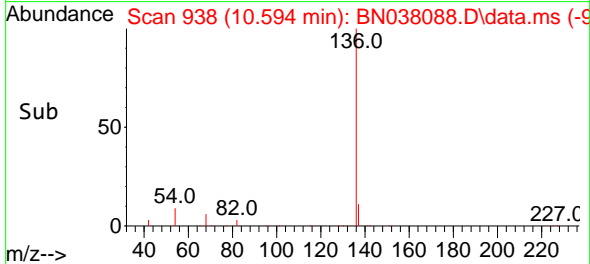
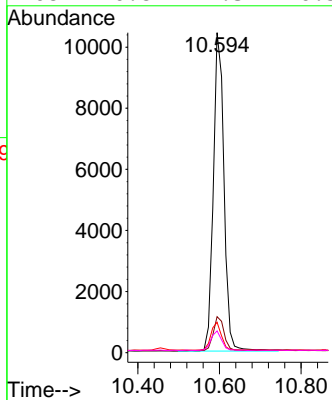
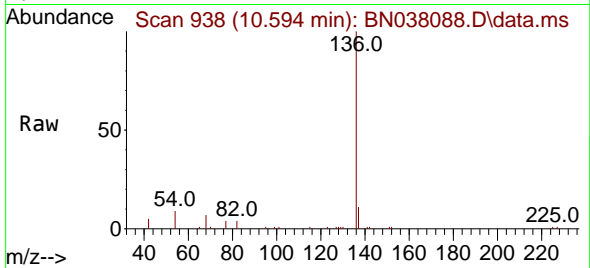


#7
 Naphthalene-d8
 Concen: 0.400 ng
 RT: 10.594 min Scan# 91
 Delta R.T. -0.032 min
 Lab File: BN038088.D
 Acq: 14 Oct 2025 04:56

Instrument :
 BNA_N
 ClientSampleId :
 SSTDCCC0.4EC

Tgt Ion: 136 Resp: 18816

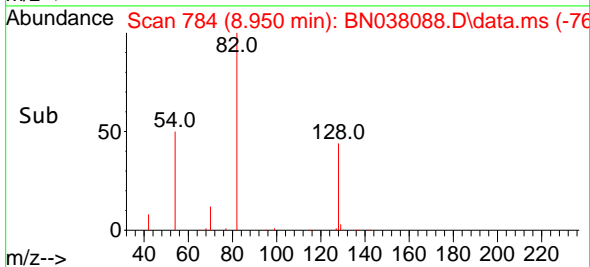
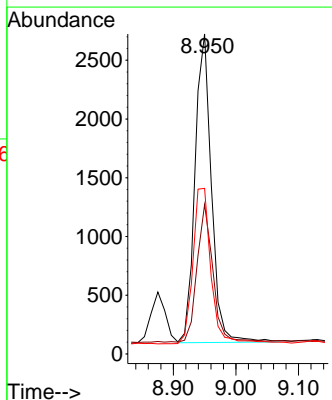
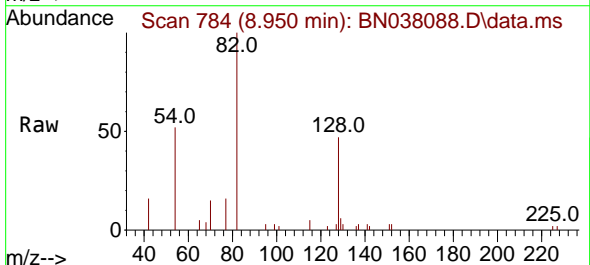
Ion	Ratio	Lower	Upper
136	100		
137	11.3	9.0	13.4
54	9.5	5.8	8.8#
68	6.8	4.3	6.5#

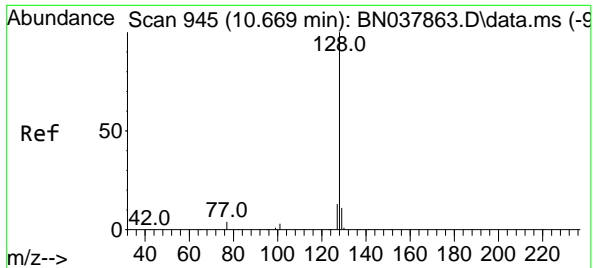


#8
 Nitrobenzene-d5
 Concen: 0.335 ng
 RT: 8.950 min Scan# 784
 Delta R.T. -0.021 min
 Lab File: BN038088.D
 Acq: 14 Oct 2025 04:56

Tgt Ion: 82 Resp: 4804

Ion	Ratio	Lower	Upper
82	100		
128	46.7	34.8	52.2
54	51.8	42.2	63.2



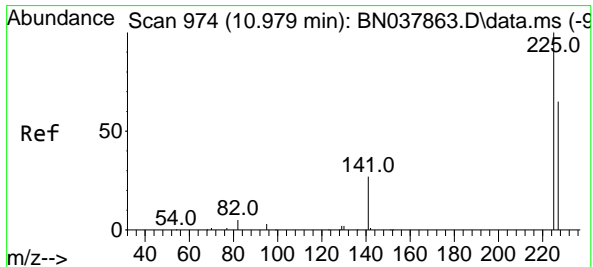
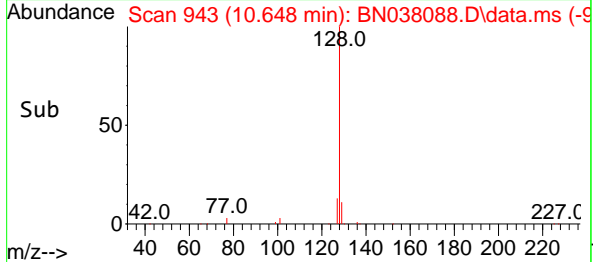
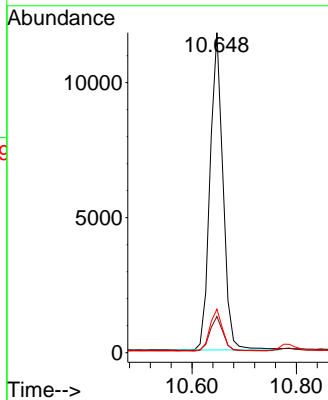
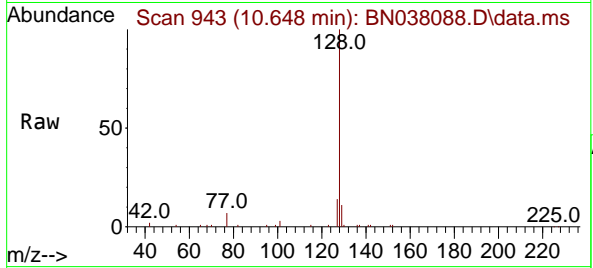


#9
 Naphthalene
 Concen: 0.391 ng
 RT: 10.648 min Scan# 941
 Delta R.T. -0.021 min
 Lab File: BN038088.D
 Acq: 14 Oct 2025 04:56

Instrument :
 BNA_N
 ClientSampleId :
 SSTDCCC0.4EC

Tgt Ion:128 Resp: 20288

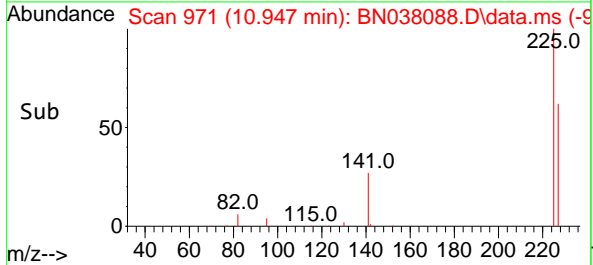
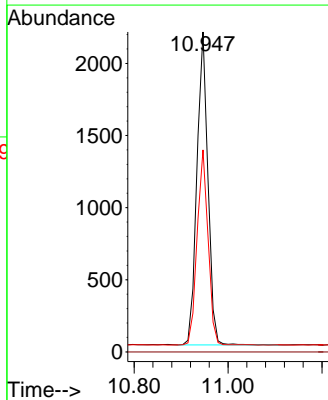
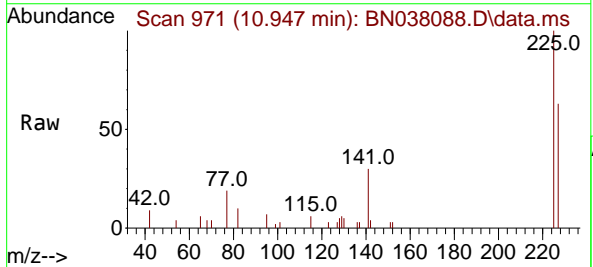
Ion	Ratio	Lower	Upper
128	100		
129	11.3	9.2	13.8
127	13.6	11.0	16.6

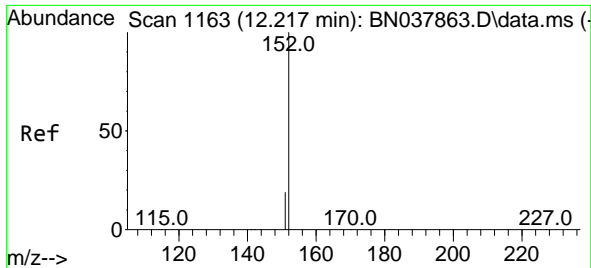


#10
 Hexachlorobutadiene
 Concen: 0.400 ng
 RT: 10.947 min Scan# 971
 Delta R.T. -0.032 min
 Lab File: BN038088.D
 Acq: 14 Oct 2025 04:56

Tgt Ion:225 Resp: 3539

Ion	Ratio	Lower	Upper
225	100		
223	0.0	0.0	0.0
227	62.1	51.4	77.2

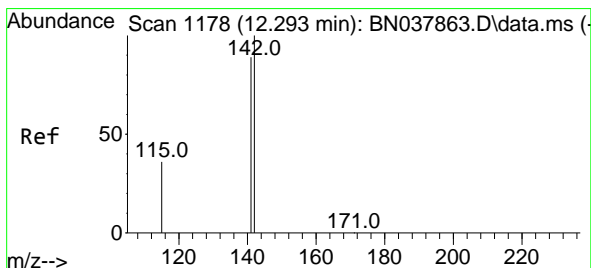
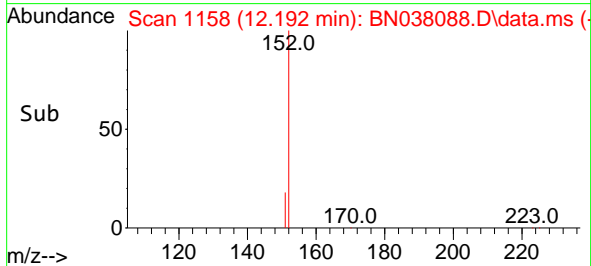
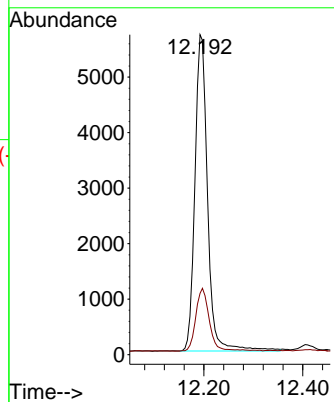
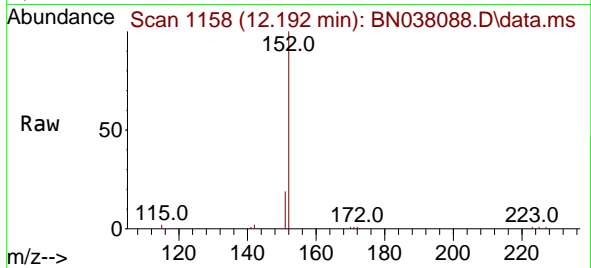




#11
 2-Methylnaphthalene-d10
 Concen: 0.387 ng
 RT: 12.192 min Scan# 1158
 Delta R.T. -0.025 min
 Lab File: BN038088.D
 Acq: 14 Oct 2025 04:56

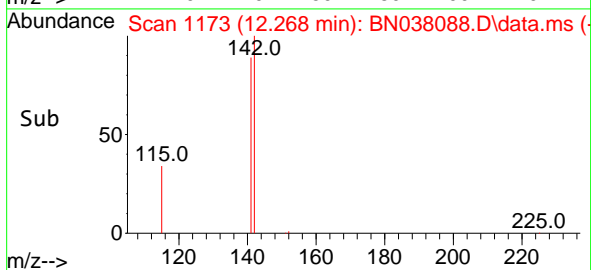
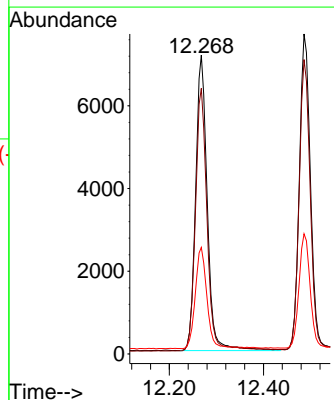
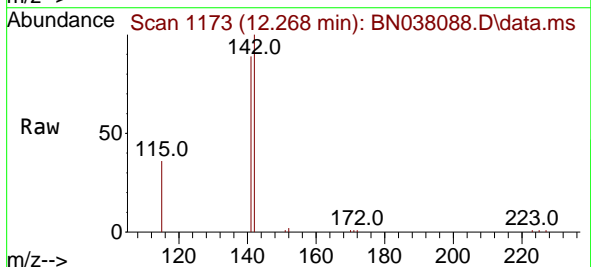
Instrument : BNA_N
 ClientSampleId : SSTDCCC0.4EC

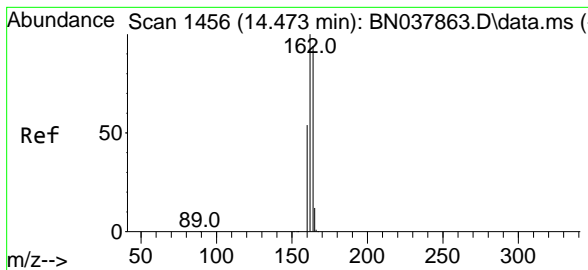
Tgt Ion:152 Resp: 10106
 Ion Ratio Lower Upper
 152 100
 151 20.9 17.4 26.2



#12
 2-Methylnaphthalene
 Concen: 0.365 ng
 RT: 12.268 min Scan# 1173
 Delta R.T. -0.025 min
 Lab File: BN038088.D
 Acq: 14 Oct 2025 04:56

Tgt Ion:142 Resp: 12369
 Ion Ratio Lower Upper
 142 100
 141 88.9 71.2 106.8
 115 35.7 29.7 44.5



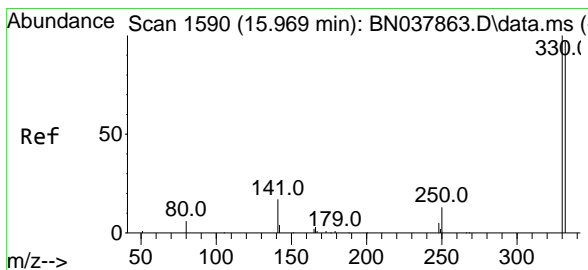
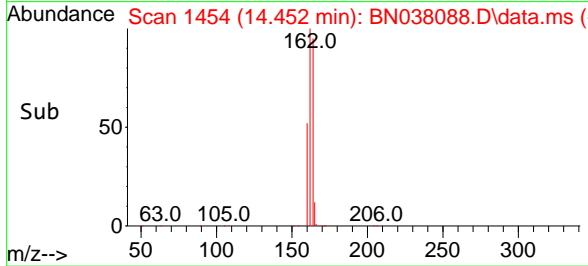
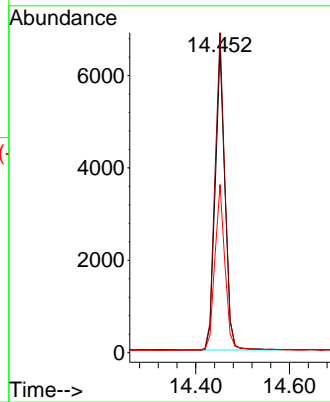
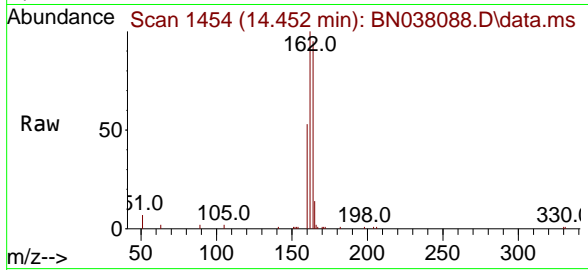


#13
 Acenaphthene-d10
 Concen: 0.400 ng
 RT: 14.452 min Scan# 14
 Delta R.T. -0.021 min
 Lab File: BN038088.D
 Acq: 14 Oct 2025 04:56

Instrument : BNA_N
 ClientSampleId : SSTDCCC0.4EC

Tgt Ion:164 Resp: 9558

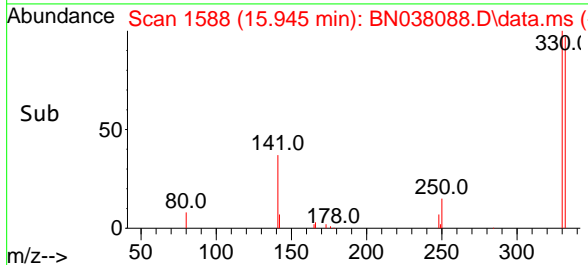
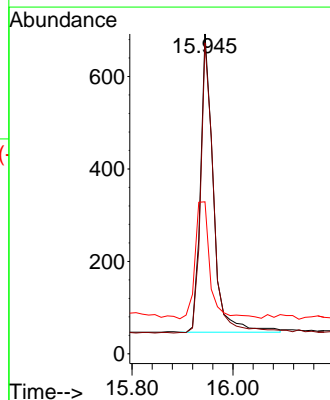
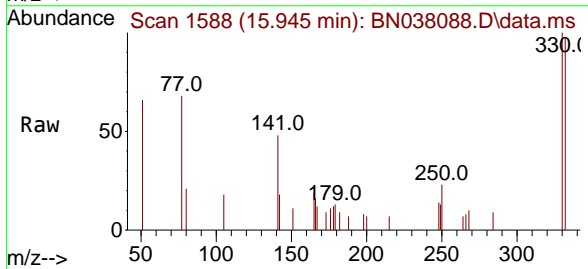
Ion	Ratio	Lower	Upper
164	100		
162	105.4	84.8	127.2
160	55.4	46.1	69.1

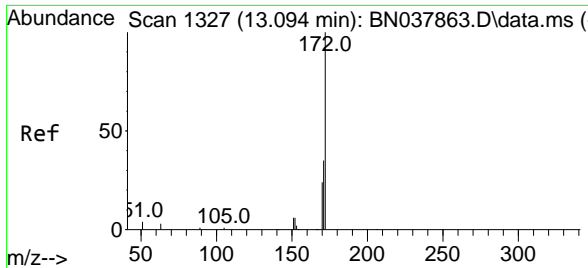


#14
 2,4,6-Tribromophenol
 Concen: 0.315 ng
 RT: 15.945 min Scan# 1588
 Delta R.T. -0.024 min
 Lab File: BN038088.D
 Acq: 14 Oct 2025 04:56

Tgt Ion:330 Resp: 1142

Ion	Ratio	Lower	Upper
330	100		
332	97.7	77.2	115.8
141	45.8	37.2	55.8



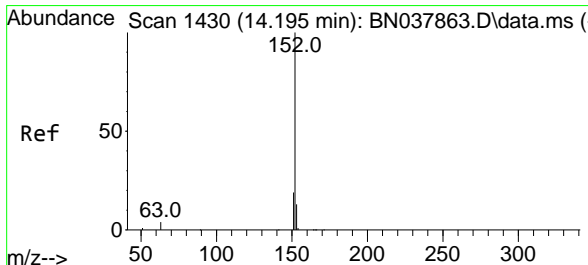
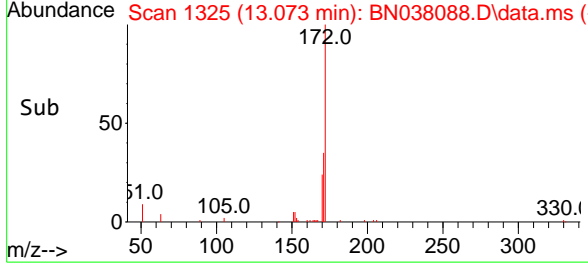
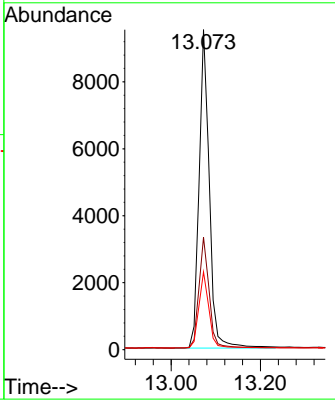
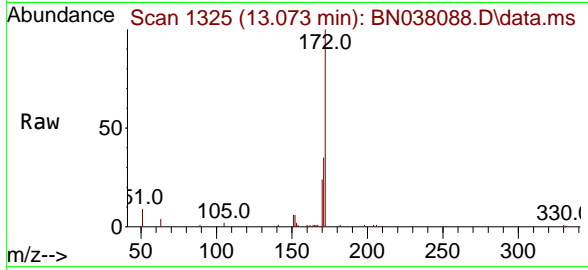


#15
 2-Fluorobiphenyl
 Concen: 0.385 ng
 RT: 13.073 min Scan# 11
 Delta R.T. -0.021 min
 Lab File: BN038088.D
 Acq: 14 Oct 2025 04:56

Instrument : BNA_N
 ClientSampleId : SSTDCCC0.4EC

Tgt Ion:172 Resp: 15070

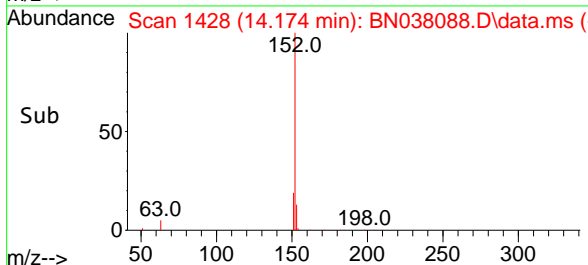
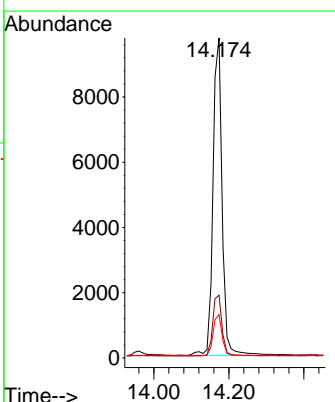
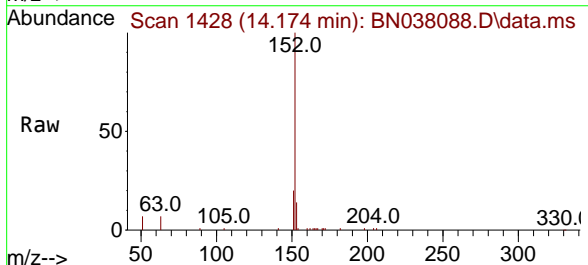
Ion	Ratio	Lower	Upper
172	100		
171	35.2	28.6	43.0
170	24.3	19.7	29.5

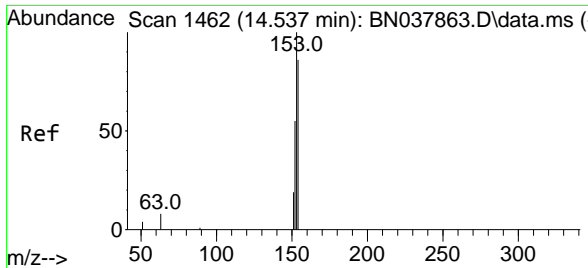


#16
 Acenaphthylene
 Concen: 0.379 ng
 RT: 14.174 min Scan# 1428
 Delta R.T. -0.021 min
 Lab File: BN038088.D
 Acq: 14 Oct 2025 04:56

Tgt Ion:152 Resp: 16454

Ion	Ratio	Lower	Upper
152	100		
151	19.5	15.8	23.8
153	13.1	10.5	15.7



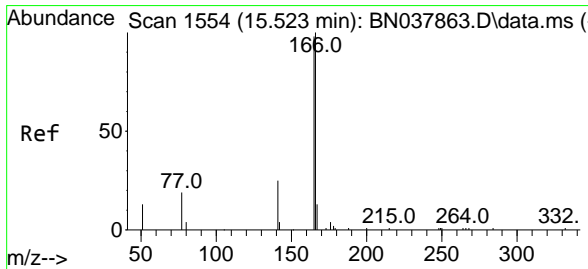
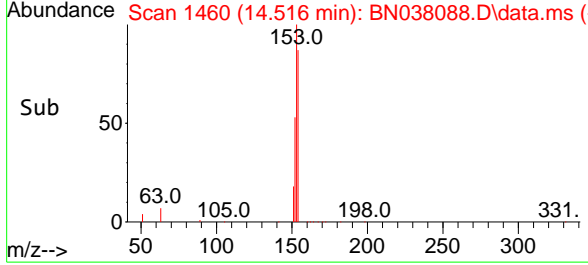
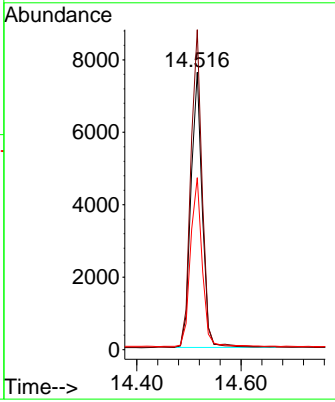
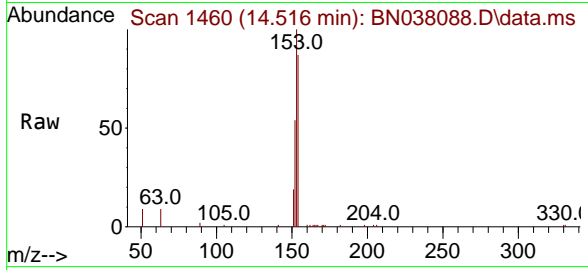


#17
 Acenaphthene
 Concen: 0.375 ng
 RT: 14.516 min Scan# 14
 Delta R.T. -0.021 min
 Lab File: BN038088.D
 Acq: 14 Oct 2025 04:56

Instrument : BNA_N
 ClientSampleId : SSTDCCC0.4EC

Tgt Ion:154 Resp: 11586

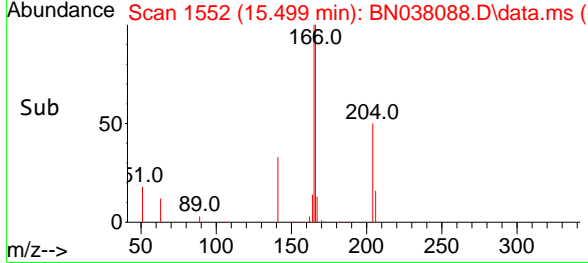
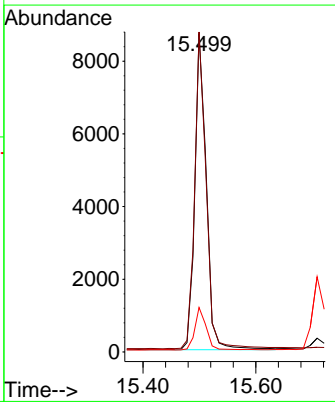
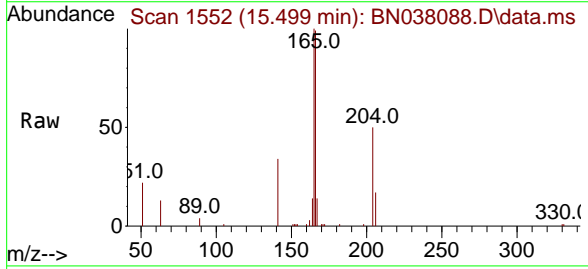
Ion	Ratio	Lower	Upper
154	100		
153	113.4	90.5	135.7
152	63.0	51.8	77.8

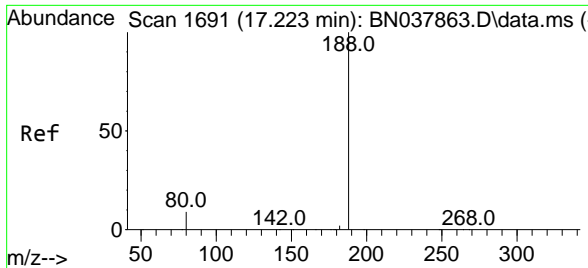


#18
 Fluorene
 Concen: 0.349 ng
 RT: 15.499 min Scan# 1552
 Delta R.T. -0.023 min
 Lab File: BN038088.D
 Acq: 14 Oct 2025 04:56

Tgt Ion:166 Resp: 13064

Ion	Ratio	Lower	Upper
166	100		
165	98.7	79.0	118.4
167	13.2	10.6	16.0

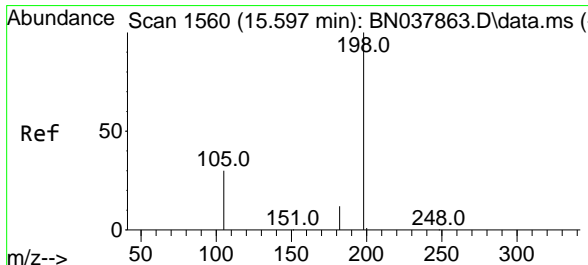
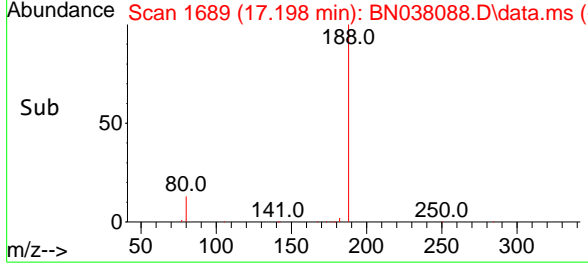
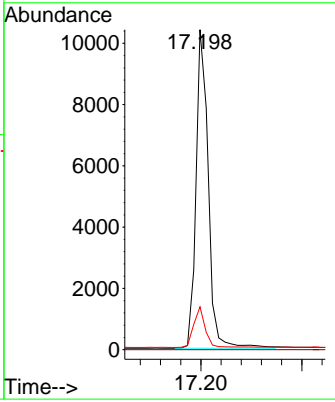
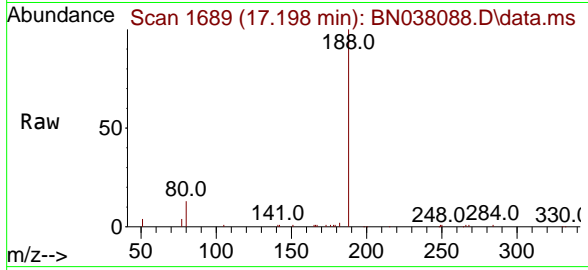




#19
 Phenanthrene-d10
 Concen: 0.400 ng
 RT: 17.198 min Scan# 11
 Delta R.T. -0.025 min
 Lab File: BN038088.D
 Acq: 14 Oct 2025 04:56

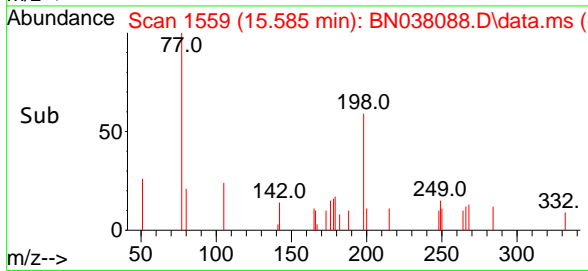
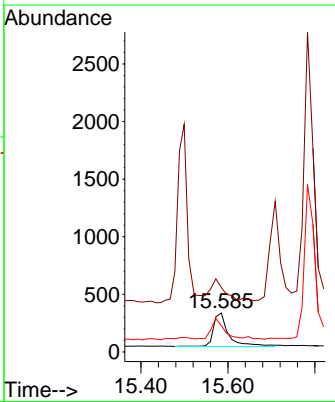
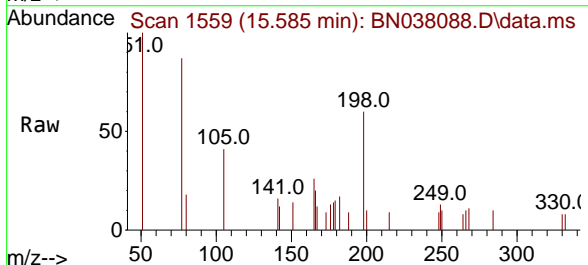
Instrument : BNA_N
 ClientSampleId : SSTDCCC0.4EC

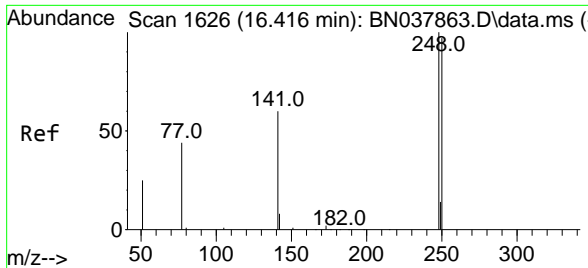
Tgt Ion	Resp	Lower	Upper
188	17543		
94	0.0	0.0	0.0
80	13.4	7.6	11.4



#20
 4,6-Dinitro-2-methylphenol
 Concen: 0.374 ng
 RT: 15.585 min Scan# 1559
 Delta R.T. -0.012 min
 Lab File: BN038088.D
 Acq: 14 Oct 2025 04:56

Tgt Ion	Resp	Lower	Upper
198	690		
51	165.8	59.1	88.7
105	67.8	41.3	61.9



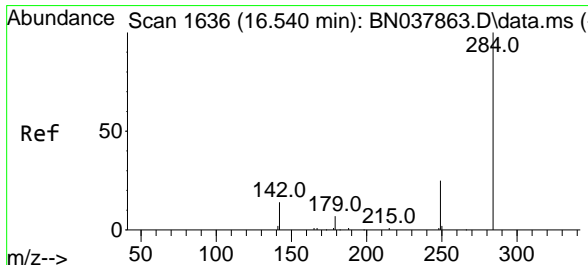
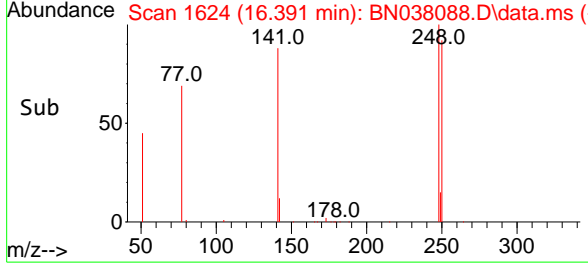
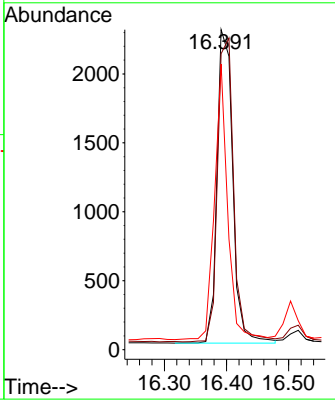
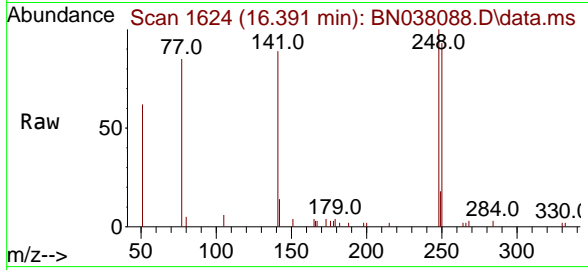


#21
 4-Bromophenyl-phenylether
 Concen: 0.348 ng
 RT: 16.391 min Scan# 1624
 Delta R.T. -0.025 min
 Lab File: BN038088.D
 Acq: 14 Oct 2025 04:56

Instrument :
 BNA_N
 ClientSampleId :
 SSTDCCC0.4EC

Tgt Ion: 248 Resp: 3981

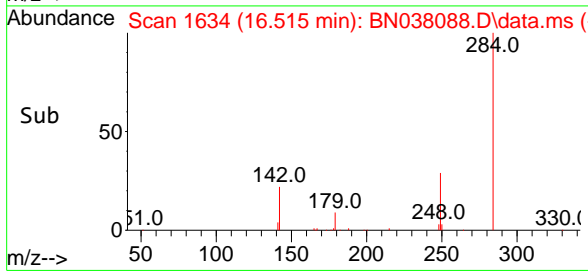
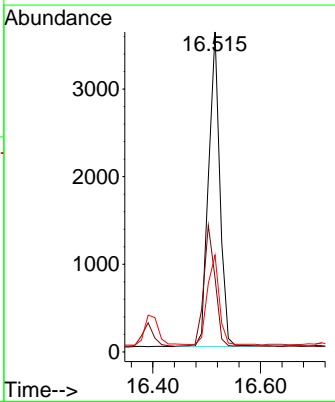
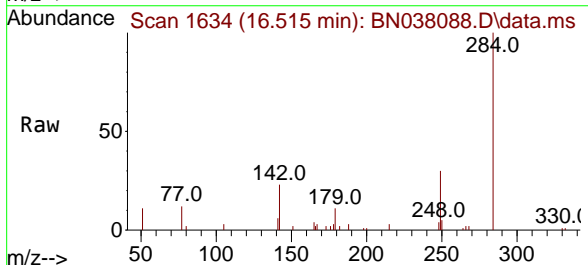
Ion	Ratio	Lower	Upper
248	100		
250	92.5	77.6	116.4
141	89.3	48.8	73.2#

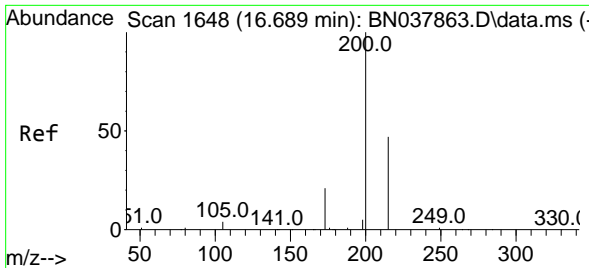


#22
 Hexachlorobenzene
 Concen: 0.377 ng
 RT: 16.515 min Scan# 1634
 Delta R.T. -0.025 min
 Lab File: BN038088.D
 Acq: 14 Oct 2025 04:56

Tgt Ion: 284 Resp: 5224

Ion	Ratio	Lower	Upper
284	100		
142	38.4	30.9	46.3
249	30.2	23.9	35.9

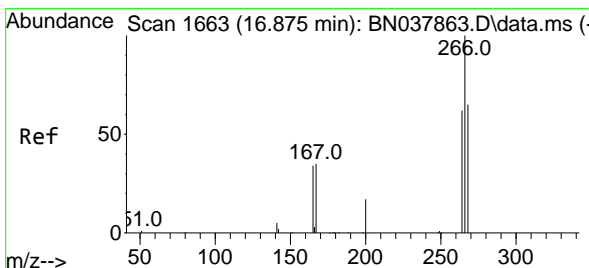
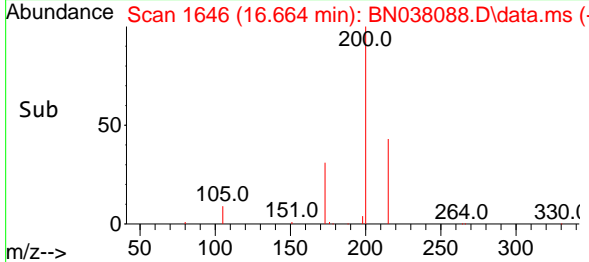
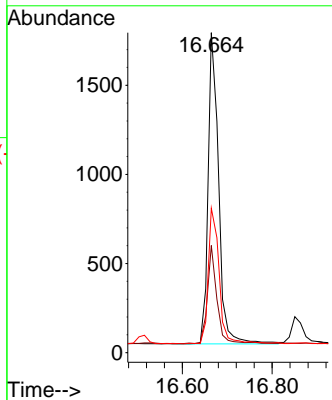
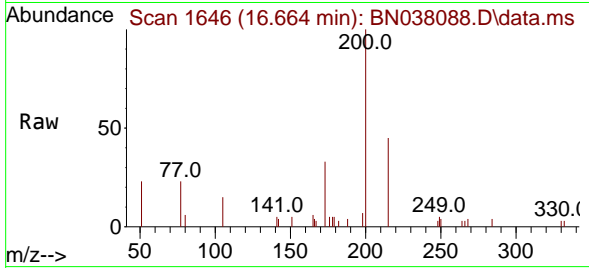




#23
 Atrazine
 Concen: 0.324 ng
 RT: 16.664 min Scan# 1646
 Delta R.T. -0.025 min
 Lab File: BN038088.D
 Acq: 14 Oct 2025 04:56

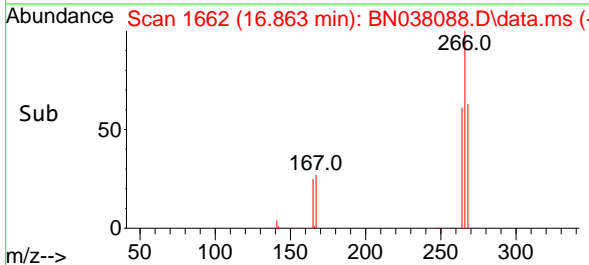
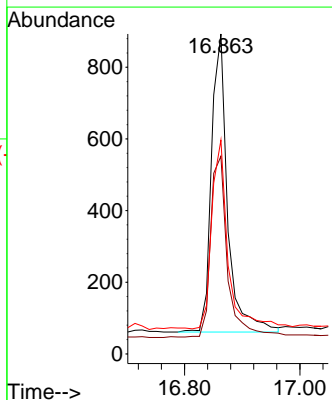
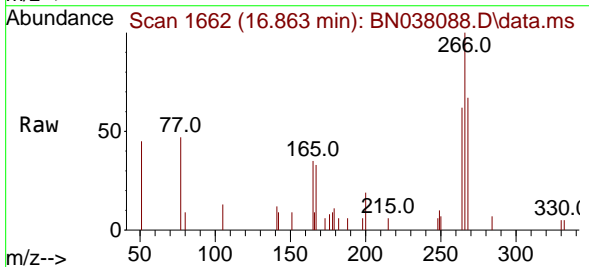
Instrument : BNA_N
 ClientSampleId : SSTDCCC0.4EC

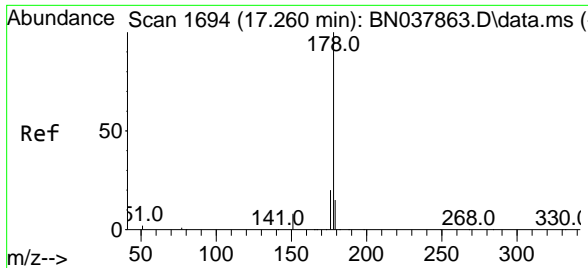
Tgt Ion	Resp	Ion Ratio	Lower	Upper
200	2825	100		
173		33.5	18.3	27.5
215		45.1	38.6	58.0



#24
 Pentachlorophenol
 Concen: 0.339 ng
 RT: 16.863 min Scan# 1662
 Delta R.T. -0.012 min
 Lab File: BN038088.D
 Acq: 14 Oct 2025 04:56

Tgt Ion	Resp	Ion Ratio	Lower	Upper
266	1613	100		
264		64.8	50.9	76.3
268		64.7	54.3	81.5



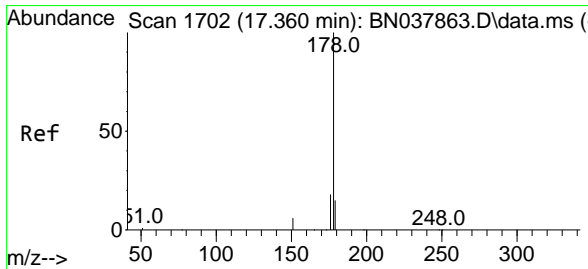
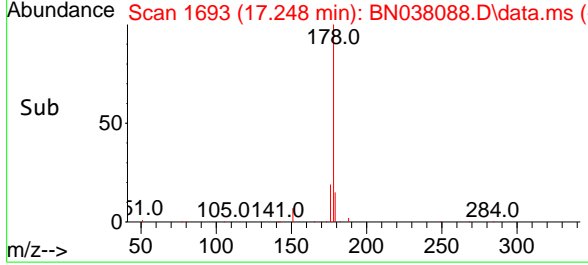
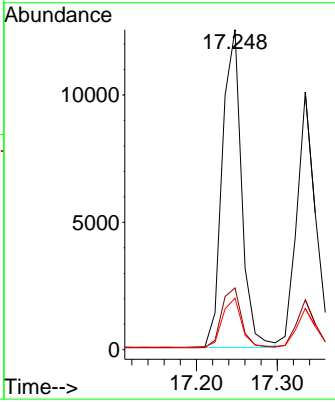
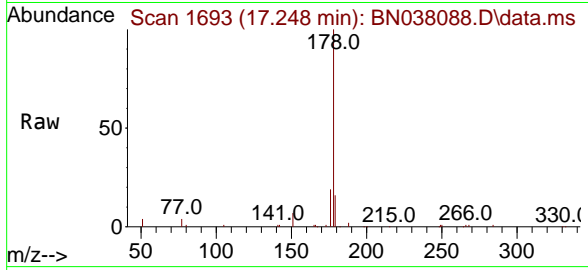


#25
 Phenanthrene
 Concen: 0.360 ng
 RT: 17.248 min Scan# 11
 Delta R.T. -0.012 min
 Lab File: BN038088.D
 Acq: 14 Oct 2025 04:56

Instrument : BNA_N
 ClientSampleId : SSTDCCC0.4EC

Tgt Ion:178 Resp: 20782

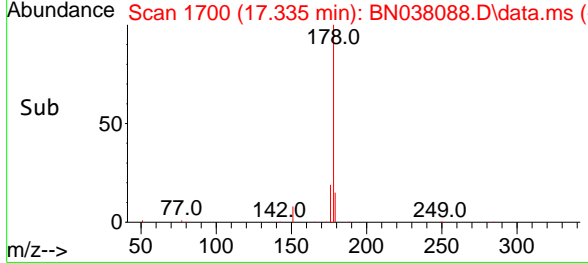
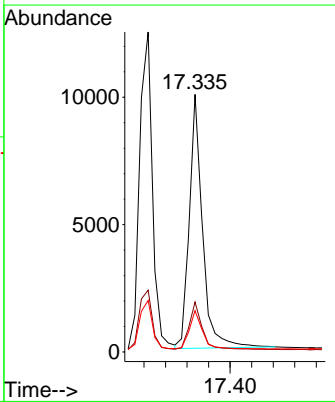
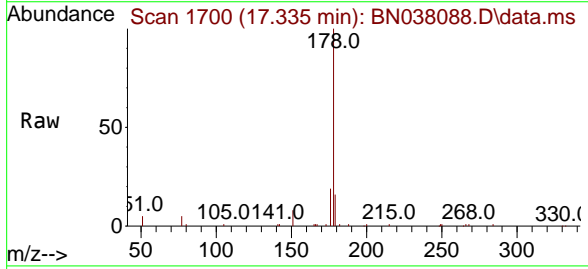
Ion	Ratio	Lower	Upper
178	100		
176	19.4	15.7	23.5
179	15.5	12.3	18.5

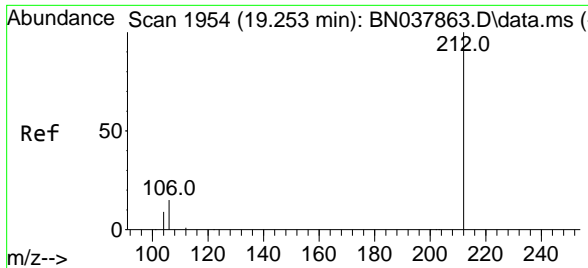


#26
 Anthracene
 Concen: 0.340 ng
 RT: 17.335 min Scan# 1700
 Delta R.T. -0.025 min
 Lab File: BN038088.D
 Acq: 14 Oct 2025 04:56

Tgt Ion:178 Resp: 17015

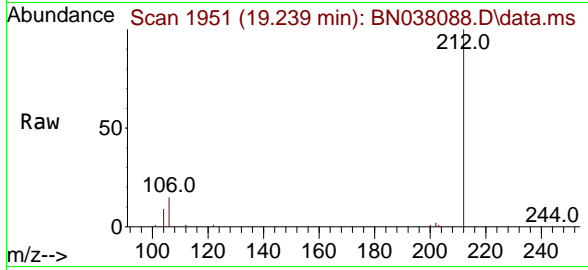
Ion	Ratio	Lower	Upper
178	100		
176	18.6	15.0	22.4
179	15.2	12.3	18.5



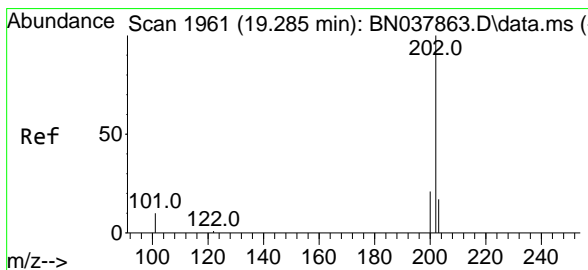
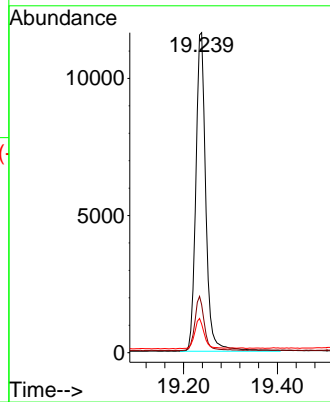
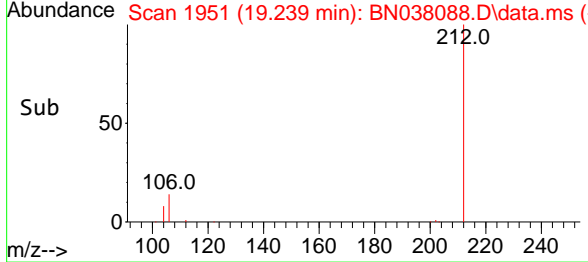


#27
 Fluoranthene-d10
 Concen: 0.389 ng
 RT: 19.239 min Scan# 1951
 Delta R.T. -0.014 min
 Lab File: BN038088.D
 Acq: 14 Oct 2025 04:56

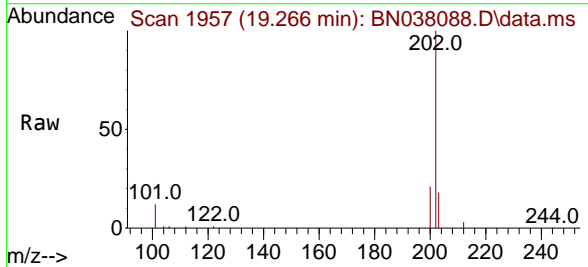
Instrument :
 BNA_N
 ClientSampleId :
 SSTDCCC0.4EC



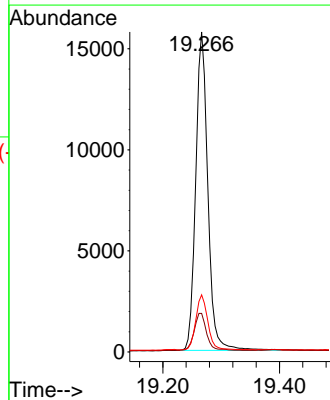
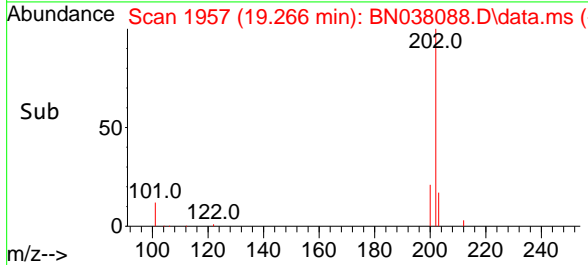
Tgt Ion:212 Resp: 17173
 Ion Ratio Lower Upper
 212 100
 106 16.4 12.6 19.0
 104 9.2 7.4 11.0

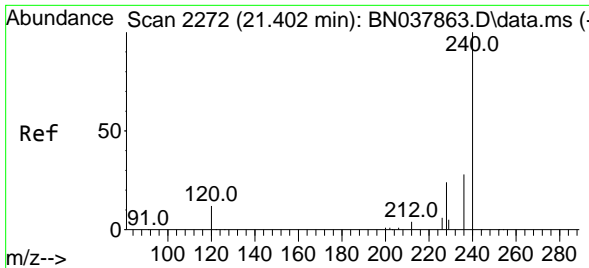


#28
 Fluoranthene
 Concen: 0.357 ng
 RT: 19.266 min Scan# 1957
 Delta R.T. -0.019 min
 Lab File: BN038088.D
 Acq: 14 Oct 2025 04:56



Tgt Ion:202 Resp: 22691
 Ion Ratio Lower Upper
 202 100
 101 12.2 9.3 13.9
 203 17.2 13.6 20.4



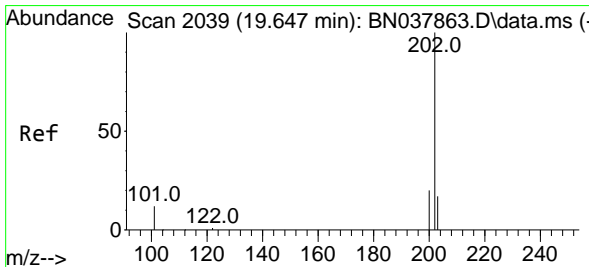
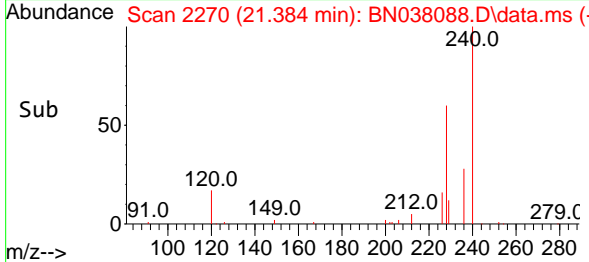
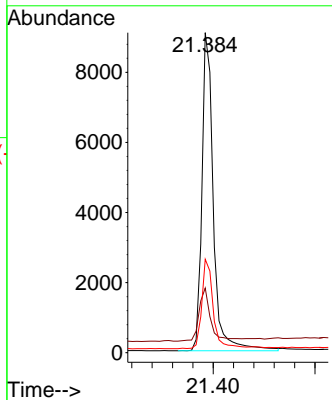
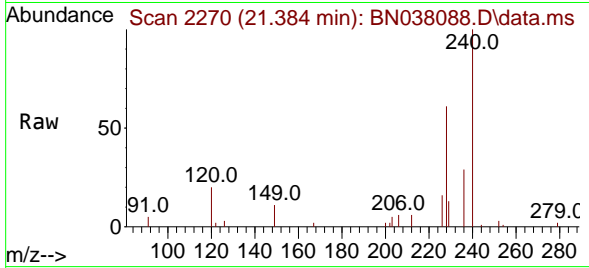


#29
 Chrysene-d12
 Concen: 0.400 ng
 RT: 21.384 min Scan# 21
 Delta R.T. -0.018 min
 Lab File: BN038088.D
 Acq: 14 Oct 2025 04:56

Instrument :
 BNA_N
 ClientSampleId :
 SSTDCCC0.4EC

Tgt Ion:240 Resp: 14165

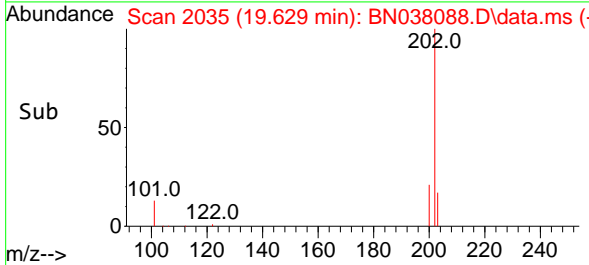
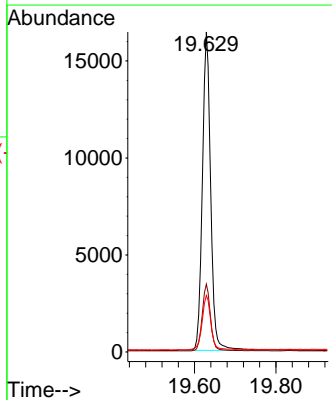
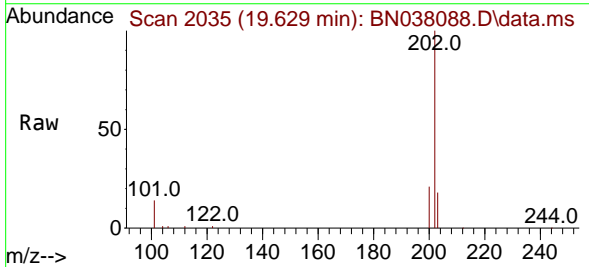
Ion	Ratio	Lower	Upper
240	100		
120	20.2	11.4	17.2#
236	29.2	23.0	34.6

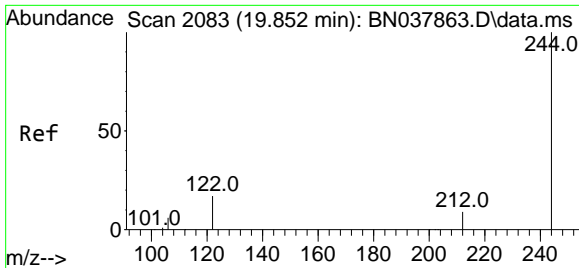


#30
 Pyrene
 Concen: 0.417 ng
 RT: 19.629 min Scan# 2035
 Delta R.T. -0.019 min
 Lab File: BN038088.D
 Acq: 14 Oct 2025 04:56

Tgt Ion:202 Resp: 23294

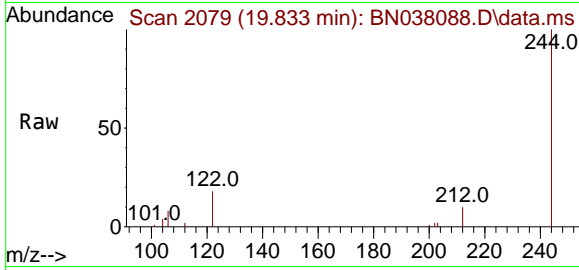
Ion	Ratio	Lower	Upper
202	100		
200	21.0	16.7	25.1
203	17.6	14.2	21.4





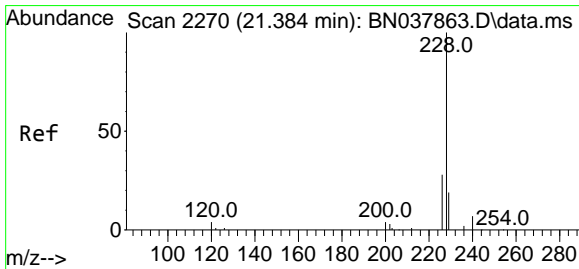
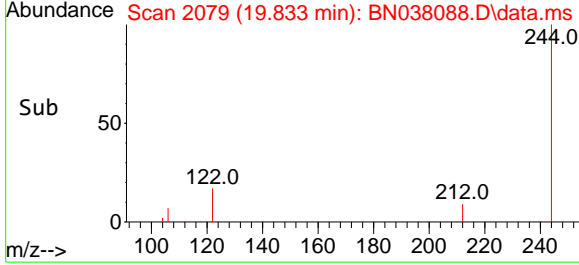
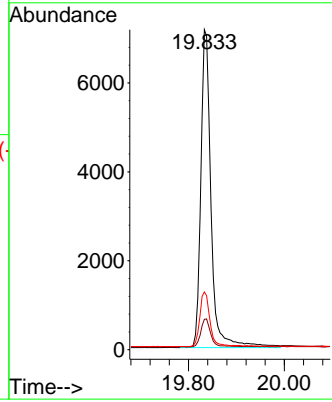
#31
 Terphenyl-d14
 Concen: 0.376 ng
 RT: 19.833 min Scan# 2079
 Delta R.T. -0.019 min
 Lab File: BN038088.D
 Acq: 14 Oct 2025 04:56

Instrument : BNA_N
 ClientSampleId : SSTDCCC0.4EC

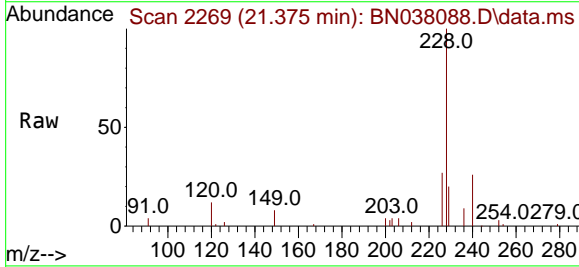


Tgt Ion: 244 Resp: 10595

Ion	Ratio	Lower	Upper
244	100		
212	9.5	7.6	11.4
122	18.1	13.9	20.9

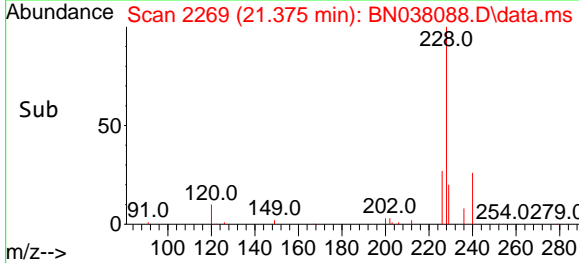
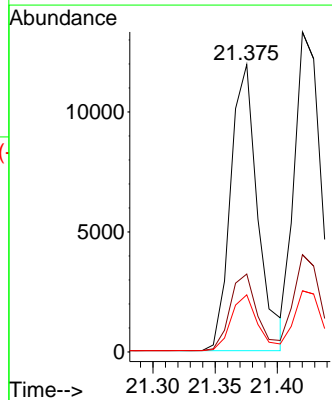


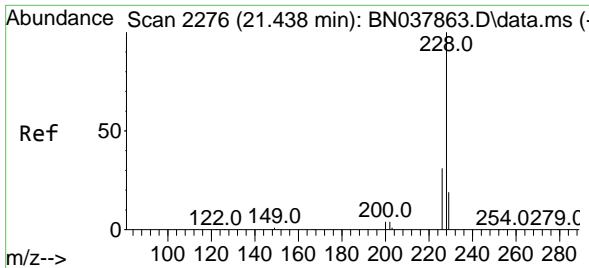
#32
 Benzo(a)anthracene
 Concen: 0.366 ng
 RT: 21.375 min Scan# 2269
 Delta R.T. -0.009 min
 Lab File: BN038088.D
 Acq: 14 Oct 2025 04:56



Tgt Ion: 228 Resp: 18122

Ion	Ratio	Lower	Upper
228	100		
226	27.1	22.6	33.8
229	19.9	15.6	23.4

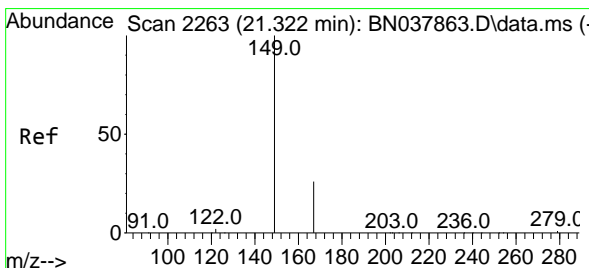
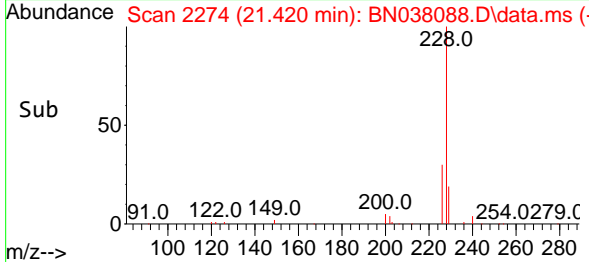
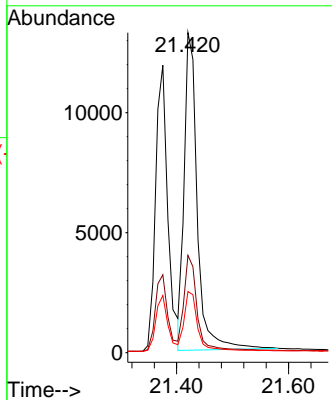
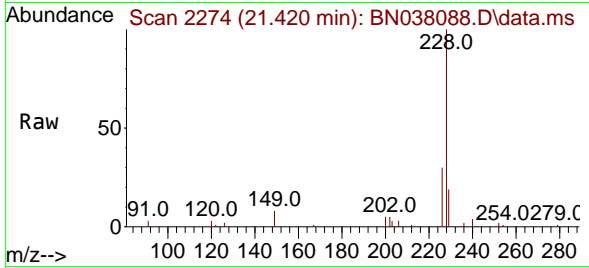




#33
 Chrysene
 Concen: 0.403 ng
 RT: 21.420 min Scan# 2140
 Delta R.T. -0.018 min
 Lab File: BN038088.D
 Acq: 14 Oct 2025 04:56

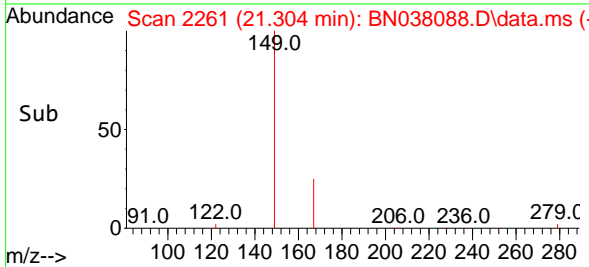
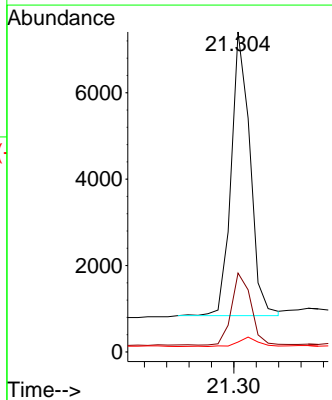
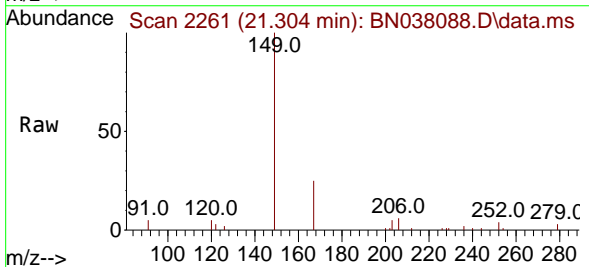
Instrument : BNA_N
 ClientSampleId : SSTDCCC0.4EC

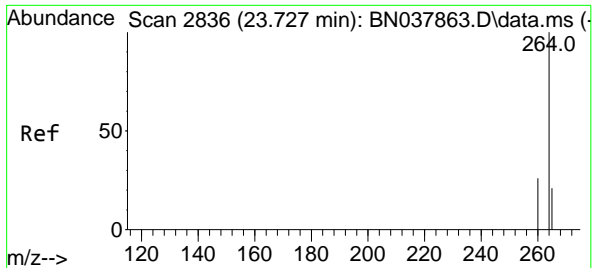
Tgt Ion	Resp	Lower	Upper
228	100		
226	30.4	24.6	37.0
229	19.1	15.6	23.4



#34
 Bis(2-ethylhexyl)phthalate
 Concen: 0.392 ng
 RT: 21.304 min Scan# 2261
 Delta R.T. -0.018 min
 Lab File: BN038088.D
 Acq: 14 Oct 2025 04:56

Tgt Ion	Resp	Lower	Upper
149	100		
167	26.2	20.4	30.6
279	3.6	2.4	3.6#



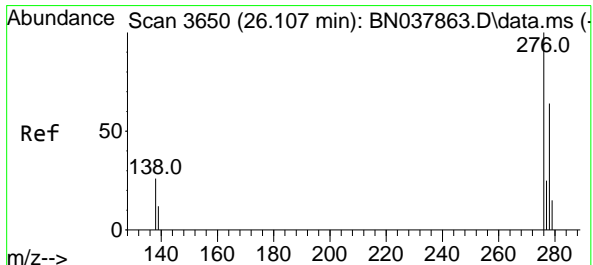
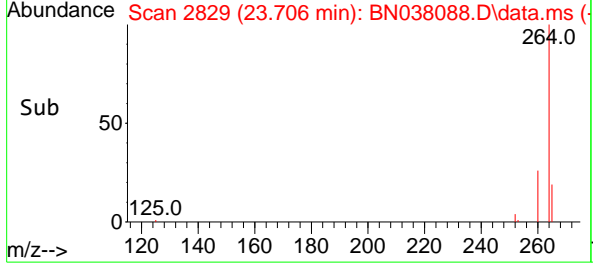
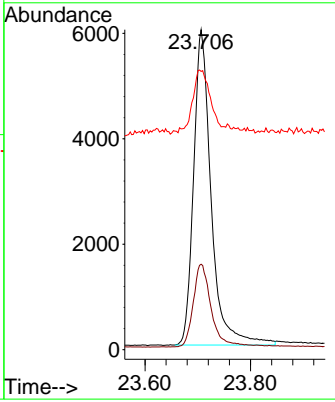
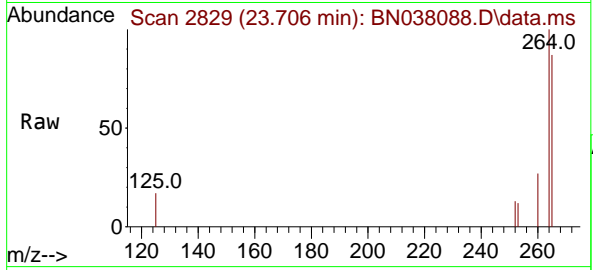


#35
 Perylene-d12
 Concen: 0.400 ng
 RT: 23.706 min Scan# 21
 Delta R.T. -0.020 min
 Lab File: BN038088.D
 Acq: 14 Oct 2025 04:56

Instrument : BNA_N
 ClientSampleId : SSTDCCC0.4EC

Tgt Ion:264 Resp: 13844

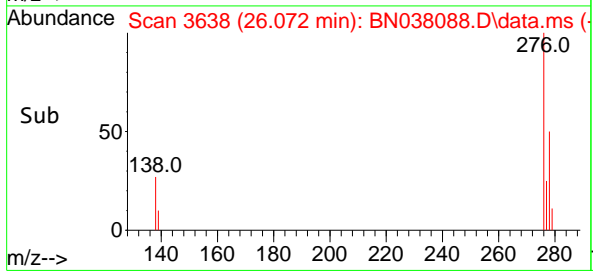
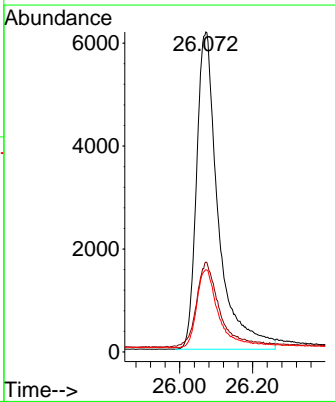
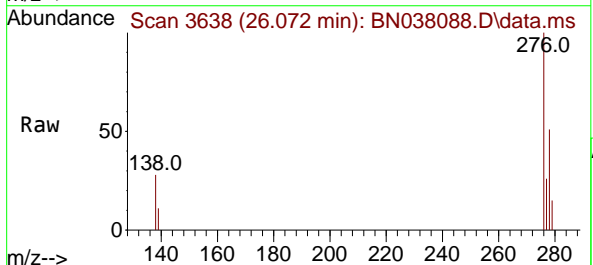
Ion	Ratio	Lower	Upper
264	100		
260	26.7	21.5	32.3
265	86.9	53.8	80.6

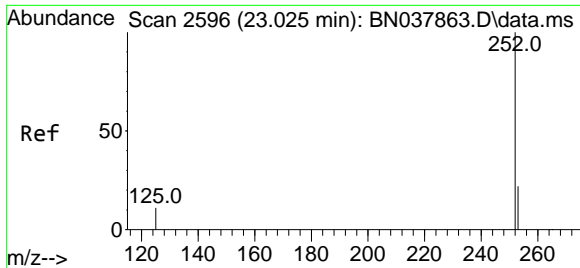


#36
 Indeno(1,2,3-cd)pyrene
 Concen: 0.403 ng
 RT: 26.072 min Scan# 3638
 Delta R.T. -0.035 min
 Lab File: BN038088.D
 Acq: 14 Oct 2025 04:56

Tgt Ion:276 Resp: 25477

Ion	Ratio	Lower	Upper
276	100		
138	27.1	21.4	32.0
277	24.1	20.3	30.5



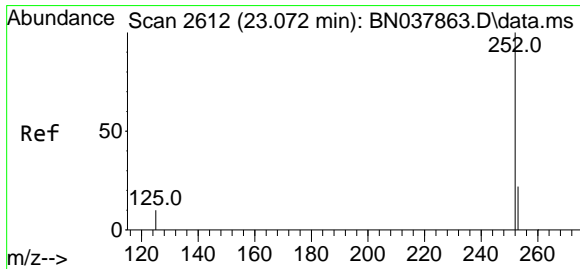
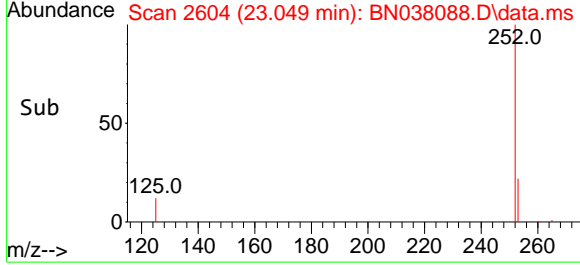
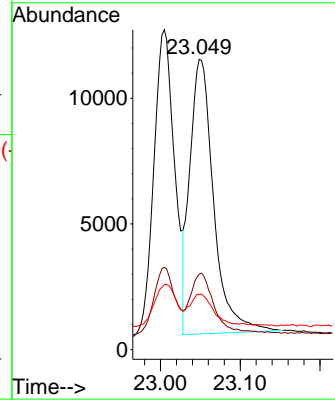
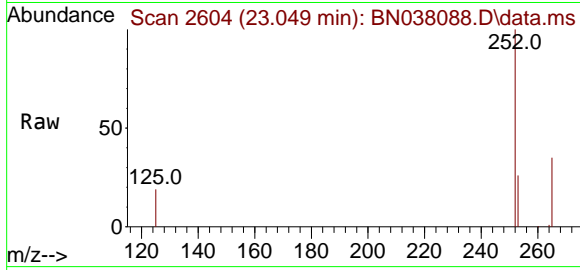


#37
 Benzo(b)fluoranthene
 Concen: 0.378 ng
 RT: 23.049 min Scan# 2604
 Delta R.T. 0.023 min
 Lab File: BN038088.D
 Acq: 14 Oct 2025 04:56

Instrument : BNA_N
 ClientSampleId : SSTDCCC0.4EC

Tgt Ion:252 Resp: 22592

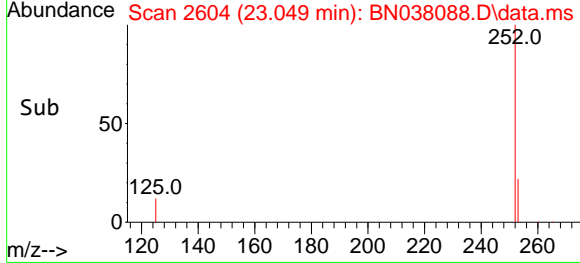
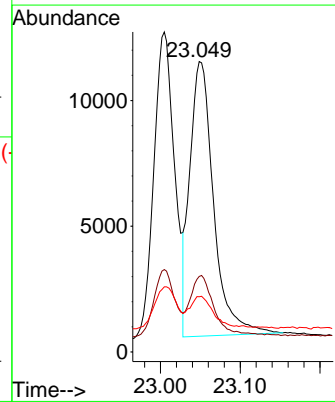
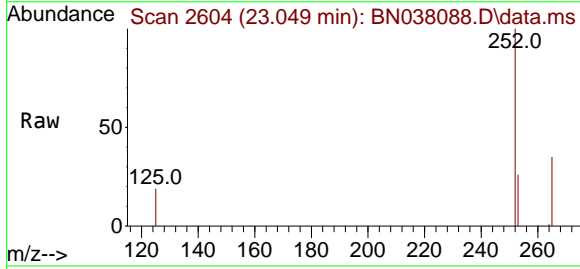
Ion	Ratio	Lower	Upper
252	100		
253	26.0	19.4	29.0
125	19.0	13.0	19.4

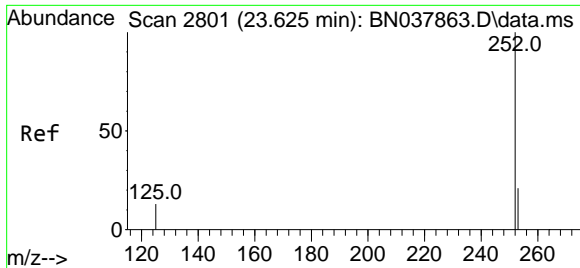


#38
 Benzo(k)fluoranthene
 Concen: 0.376 ng
 RT: 23.049 min Scan# 2604
 Delta R.T. -0.023 min
 Lab File: BN038088.D
 Acq: 14 Oct 2025 04:56

Tgt Ion:252 Resp: 22592

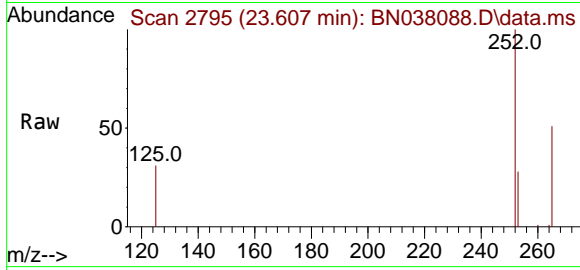
Ion	Ratio	Lower	Upper
252	100		
253	26.0	19.5	29.3
125	19.0	13.0	19.4



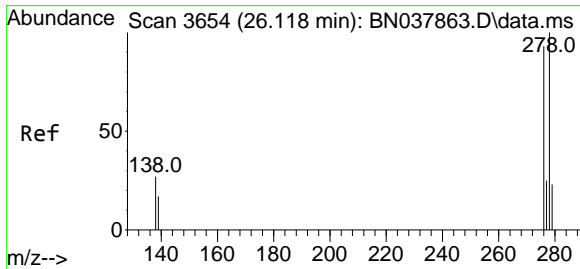
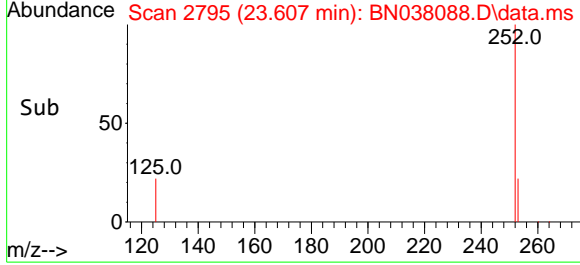
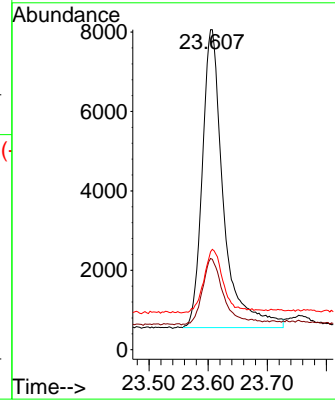


#39
 Benzo(a)pyrene
 Concen: 0.395 ng
 RT: 23.607 min Scan# 21
 Delta R.T. -0.018 min
 Lab File: BN038088.D
 Acq: 14 Oct 2025 04:56

Instrument : BNA_N
 ClientSampleId : SSTDCCC0.4EC

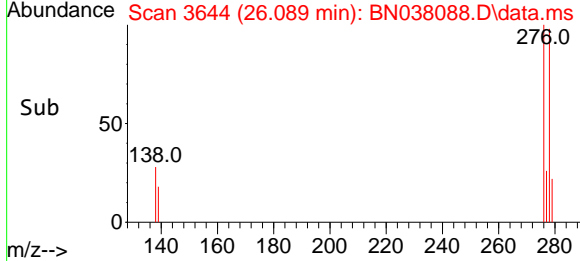
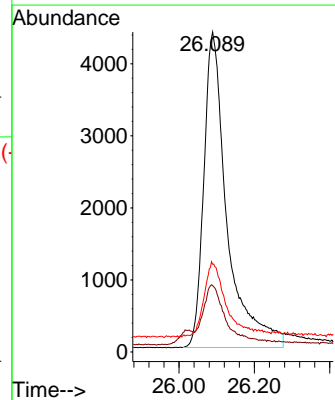
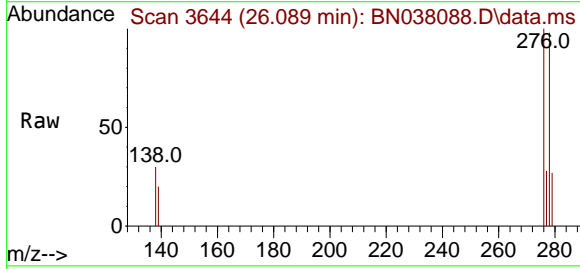


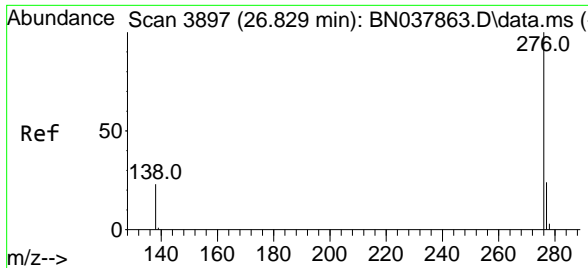
Tgt Ion:252 Resp: 18632
 Ion Ratio Lower Upper
 252 100
 253 28.2 20.6 30.8
 125 31.4 16.7 25.1#



#40
 Dibenzo(a,h)anthracene
 Concen: 0.381 ng
 RT: 26.089 min Scan# 3644
 Delta R.T. -0.029 min
 Lab File: BN038088.D
 Acq: 14 Oct 2025 04:56

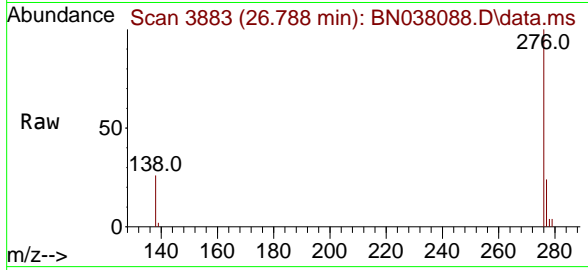
Tgt Ion:278 Resp: 18798
 Ion Ratio Lower Upper
 278 100
 139 20.7 15.4 23.2
 279 27.4 20.8 31.2





#41
 Benzo(g,h,i)perylene
 Concen: 0.432 ng
 RT: 26.788 min Scan# 31
 Delta R.T. -0.041 min
 Lab File: BN038088.D
 Acq: 14 Oct 2025 04:56

Instrument :
 BNA_N
 ClientSampleId :
 SSTDCCC0.4EC



Tgt Ion: 276 Resp: 22396

Ion	Ratio	Lower	Upper
276	100		
277	24.0	20.2	30.4
138	25.6	19.8	29.8

