284 Sheffield Street, Mountainside, New Jersey 07092, Phone : 908 789 8900,
Fax : 908 789 8922

DATA PACKAGE

GENERAL CHEMISTRY
METALS
GC SEMI-VOLATILES
SEMI-VOLATILE ORGANICS
VOLATILE ORGANICS

PROJECT NAME : SADDLER PROPERTY

REMINGTON & VERNICK

9 Allen St.

Toms River, NJ - 08753-

Phone No: 732-286-9220

ORDER ID : Q3743

ATTENTION : Justin Zarzecki

Laboratory Certification ID # 20012

Table Of Contents for Q3743

284 Sheffield Street, Mountainside, New Jersey 07092, Phone : 908 789 8900,
Fax : 908 789 8922

Cover Page

Order ID : Q3743

Project ID : Saddler Property

Client : Remington & Vernick

Lab Sample Number	Client Sample Number
Q3743-01	TW-1125-1
Q3743-02	TW-1125-2
Q3743-03	TB
Q3743-04	TB
Q3743-05	TB

I certify that the data package is in compliance with the terms and conditions of the contract,both technically and for completeness, for other than the conditions detailed above. Release of the data contained in this hard copy data package has been authorized by the laboratory manager or his designee, as verified by the following signature.

Signature : _____

Date: 12/10/2025

NYDOH CERTIFICATION NO - 11376

NJDEP CERTIFICATION NO - 20012

284 Sheffield Street, Mountainside, NJ 7092, Phone: 908 789 8900, Fax: 908 789 8922

CASE NARRATIVE

Remington & Vernick
Project Name: Saddler Property
Project # N/A
Order ID # Q3743
Test Name: VOC-SIM,VOC-TCLVOA-10,SVOC-TCL BNA -20,Pesticide-TCL,Mercury,Metals ICP-TAL,Cyanide

A. Number of Samples and Date of Receipt:
5 Water samples were received on 11/26/2025.

B. Parameters
According to the Chain of Custody document, the following analyses were requested: VOC-SIM,VOC-TCLVOA-10,SVOC-TCL BNA -20,Pesticide-TCL,Mercury,Metals ICP-TAL,Cyanide. This data package contains results for VOC-SIM(SFAM_VOCSIM),VOC-TCLVOA-10(8260D),SVOC-TCL BNA -20(8270E),Pesticide-TCL(608.3,8081B),Mercury(7470A),Metals ICP-TAL(6020B),Cyanide(9012B).

C. Analytical Techniques:
VOC-TCLVOA-10 : The analysis performed on instrument MSVOA_N were done using GC column Rxi-624SIL MS 30m, 0.25mm, 1.4 um, Cat. #13868.The analysis of VOC-TCLVOA-10 was based on method 8260-Low.

VOC-SIM : The analysis performed on instrument MSVOA_N were done using GC column Rxi-624SIL MS 30m, 0.25mm, 1.4 um, Cat. #13868.The analysis performed on instrument MSVOA_V were done using GC column DB-624UI 20m 0.18mm 1.0 um. Cat#121-1324UI. The analysis of VOC-SIM was based on method SFAM_VOCSIM.

SVOC-TCL BNA -20 : The samples were analyzed on instrument BNA_P using GC Column ZB-SemiVolatiles Guardian which is 30 meters, 0.25 mm ID, 0.5 um df, Catalog # 7HG-G027-17-GGA. The analysis of SVOC-TCL BNA -20 was based on method 8270E and extraction was done based on method 3510.

Pesticide-TCL : The analysis was performed on instrument ECD_L. The front column is ZB-MR1 which is 30 meters, 0.32 mm ID, 0. 5 um df,: Catalog # 7HM-G016-17. The rear column is ZB-MR2 which is 30 meters, 0.32 mm ID, 0.25 um df, Catalog #: 7HMG017- 11.The analysis of Pesticide-TCLs was based on method 608.3,8081B and extraction was done based on method 3510.

PCB : The analyses were performed on instrument GCECD_O. The front column is ZB-MR1 which is 30 meters, 0.32 mm ID, 0.5 um df, Catalogue # 7HM-G016-17. The rear

284 Sheffield Street, Mountainside, NJ 7092, Phone: 908 789 8900, Fax: 908 789 8922

column is ZB-MR2 which is 30 meters, 0.32 mm ID, 0.25 µm; Catalogue # 7HM-G017-11.The analysis of PCBs was based on method 608.3 and extraction was done based on method 3510.

Mercury,Metals ICP-TAL : The analysis of Metals ICP-TAL was based on method 6020B, digestion based on method 3010 (waters). The analysis and digestion of Mercury was based on method 7470A.

Wetchem : The analysis of Cyanide was based on method 9012B and extraction was done based on method 8015B.

D. QA/ QC Samples:
The Holding Times were met for all analysis.
The Surrogate recoveries were met for all analysis except following
Pesticide-TCL : TW-1125-2 [Decachlorobiphenyl(2)179%]AS per method one surrogate allowed to fail to meet the criteria per column. No further corrective action was taken.

PCB : TW-1125-2 [Decachlorobiphenyl(2)49%]AS per method one surrogate allowed to fail to meet the criteria per column. No further corrective action was taken.

The Internal Standards Areas met the acceptable requirements.
The Retention Times were acceptable for all samples.
The MS recoveries met the requirements for all compounds except following
Mercury,Metals ICP-TAL : The Matrix Spike (TW-1125-1MS) analysis met criteria for all compounds except for Mercury due to Sample Matrix interference. The Matrix Spike (TW-1125-2MS) analysis met criteria for all compounds except for Calcium and Silver due to Chemical Interference during Digestion Process.

Wetchem : The Matrix Spike (TW-1125-2MS) analysis met criteria for all compounds except for Cyanide due to Sample matrix interference.

The MSD recoveries met the requirements for all compounds except following
Mercury,Metals ICP-TAL : The Matrix Spike Duplicate (TW-1125-1MSD) analysis met criteria for all compounds except for Mercury due to Sample matrix interference. The Matrix Spike Duplicate (TW-1125-2MSD) analysis met criteria for all compounds except for Silver due to Chemical Interference during Digestion Process.

Wetchem : The Matrix Spike Duplicate (TW-1125-2MSD) analysis met criteria for all compounds except for Cyanide due to Sample matrix interference.

The RPD were met for all analysis except following

284 Sheffield Street, Mountainside, NJ 7092, Phone: 908 789 8900, Fax: 908 789 8922

Pesticide-TCL : The RPD for {PB170784BSD} with File ID: PL097765.D met criteria except for [Endosulfan II(1)-26%], [gamma-BHC (Lindane)(1)-22%] ,[Heptachlor epoxide(2)-22%] due to difference in results of BS-BSD.

The Blank Spike met requirements for all compounds. The Blank Spike Duplicate met requirements for all compounds.
The Blank analysis did not indicate the presence of lab contamination.
The Initial Calibration met the requirements except following

Pesticide-TCL : The % RSD is greater than 20% in the Initial Calibration method (PL112525.M) for Endrin aldehyde this compound is passing on Linear Regression.

The Continuous Calibration met the requirements except following
VOC-TCLVOA-10 : The Continuous Calibration File ID VN088370.D met the requirements except for Acetone is failing marginally low and Bromoform is failing high but no positive hit in associate sample therefore no corrective action taken.

PCB : The Continuous Calibration File ID PO115536.D met the requirements except for Aroclor-1016(Peak-04) is failing in 2nd column however it is passing in 1st column therefore no corrective action taken.
The Continuous Calibration File ID PO115565.D met the requirements except for Aroclor-1260(Peak-03),Aroclor-1260(Peak-04),Aroclor-1260(Peak-05) is failing in 2nd column however it is passing in 1st column therefore no corrective action taken.

The Tuning criteria met requirements.

Mercury,Metals ICP-TAL : Sample TW-1125-1 was diluted due to high concentrations for Mercury.

The Duplicate analysis met criteria for all samples.
The Serial Dilution met criteria for all compounds except following
Mercury,Metals ICP-TAL : The Serial Dilution (TW-1125-1L) met criteria for all compounds except for Mercury due to sample matrix Interference.

E. Additional Comments:

SEMI-VOA : The Form 6 is not included in the data package because the Initial Calibration was performed using 7 points.

Mercury,Metals ICP-TAL : The Post Digest Spike (TW-1125-1A) analysis met criteria for all compounds except for Mercury due to unknown chemical interference of matrix with the addition of spike amount after digestion and before analysis; matrix has suppression effect during addition of spike.

284 Sheffield Street, Mountainside, NJ 7092, Phone: 908 789 8900, Fax: 908 789 8922

The Post Digest Spike (TW-1125-2A) analysis met criteria for all compounds except for Silver due to unknown chemical interference of matrix with the addition of spike amount after digestion and before analysis; matrix has suppression effect during addition of spike.

Collision cell is being used to remove potential interferences. The analytes Na, Mg, Al, K, V, Cr, Mn, Fe, Co, Ni, Cu, Zn, As are being analyzed with collision cell and analytes Be, B, Ca, Ti, Se, Sr, Zr, Mo, Ag, Cd, Sn, Sb, Ba, Tl, Pb, U are being analyzed with Non-Collision Cell. Helium gas is used for the Collision Cell analysis.

In analytical Sequence LB138105, The Concentration outside limit for CCB03 of Selenium but, no any sample associated under this CCB.

PCB : As per method, MS/MSD is required to be performed with the sample analysis. However, Lab did not receive sufficient volume to perform the MS/MSD therefore MS/MSD were not performed for this project. However, Lab has performed LCS/LCSD instead.

Pesticide-TCL : As per method, MS/MSD is required to be performed with the sample analysis. However, Lab did not receive sufficient volume to perform the MS/MSD therefore MS/MSD were not performed for this project. However, Lab has performed LCS/LCSD instead

SVOC-TCL BNA -20 : Sample #TW-1125-1 was received with limited volume.

VOC-TCLVOA-10 : Samples for MS/MSD for VOC analysis were not provided with this set of samples. The Blank Spike Duplicate is reported with the data.

F. Manual Integration Comments:
Please refer to the Manual integration Report included with the Run Logs for information on the manual integrations performed.

I certify that the data package is in compliance with the terms and conditions of the contract, both technically and for completeness, for other than the conditions detailed above. The laboratory manager or his designee, as verified by the following signature has authorized release of the data contained in this hard copy data package.

Signature_____

284 Sheffield Street, Mountainside NJ 07092
Tel. 908-789-8900 Fax: 908-789-8922

DATA REPORTING QUALIFIERS- INORGANIC

For reporting results, the following " Results Qualifiers" are used:

J Indicates the reported value was obtained from a reading that was less than the Contract Required Detection Limit (CRDL), but greater than or equal to the Instrument Detection Limit (IDL).

U Indicates the analyte was analyzed for, but not detected.

ND Indicates the analyte was analyzed for, but not detected

E Indicates the reported value is estimated because of the presence of interference

M Indicates Duplicate injection precision not met.

N Indicates the spiked sample recovery is not within control limits.

S Indicates the reported value was determined by the Method of Standard Addition (MSA).

***** Indicates that the duplicate analysis is not within control limits.

+ Indicates the correlation coefficient for the MSA is less than 0.995.

D Indicates the reported value is from a secondary analysis with a dilution factor. The original analysis exceeded the calibration range.

M Method qualifiers
"P" for ICP instrument
"PM" for ICP when Microwave Digestion is used
"CV" for Manual Cold Vapor AA
"AV" for automated Cold Vapor AA
"CA" for MIDI-Distillation Spectrophotometric
"AS" for Semi –Automated Spectrophotometric
"C" for Manual Spectrophotometric
"T" for Titrimetric
"NR" for analyte not required to be analyzed

OR Indicates the analyte's concentration exceeds the calibrated range of the instrument for that specific analysis.

Q Indicates the LCS did not meet the control limits requirements

H Sample Analysis Out Of Hold Time

Alliance TECHNICAL GROUP

284 Sheffield Street, Mountainside NJ 07092 Tel. 908-789-8900 Fax: 908-789-8922

DATA REPORTING QUALIFIERS- ORGANIC

For reporting results, the following " Results Qualifiers" are used:

Value	If the result is a value greater than or equal to the detection limit, report the value
U	Indicates the compound was analyzed for but was not detected. Report the minimum detection limit for the sample with the U, i.e. "10 U". This is not necessarily the instrument detection limit attainable for this particular sample based on any concentration or dilution that may have been required.
ND	Indicates the analyte was analyzed for, but not detected
J	Indicates an estimated value**.** This flag is used: (1) When estimating a concentration for a tentatively identified compound (library search hits, where a 1:1 response is assumed.) (2) When the mass spectral data indicated the identification, however the result was less than the specified detection limit greater than zero. If the detection limit was 10ug/L and a concentration of 3 ug/L was calculated report as 3 J. This is flag is used when similar situation arise on any organic parameter i.e. Pest, PCB and others.
B	Indicates the analyte was found in the blank as well as the sample report as "12 B".
E	Indicates the analyte 's concentration exceeds the calibrated range of the instrument for that specific analysis.
D	This flag identifies all compounds identified in an analysis at a secondary dilution factor.
P	This flag is used for Pesticide/PCB target analyte when there is >25% difference for detected concentrations between the two GC columns. The lower of the two values is reported on Form 1 and flagged with a "P".
N	This flag indicates presumptive evidence of a compound. This is only used for tentatively identified compounds (TICs), where the identification is based on a mass spectral library search. It applies to all TIC results. For generic characterization of a TIC, such as chlorinated hydrocarbon, the flag is not used.
A	This flag indicates that a Tentatively Identified Compound is a suspected aldol-condensation product.
Q	Indicates the LCS did not meet the control limits requirements

QA Control # A3040960

284 Sheffield Street, Mountainside, New Jersey 07092, Phone : 908 789 8900,
Fax : 908 789 8922

APPENDIX A

QA REVIEW GENERAL DOCUMENTATION

Project #: **Q3743**

	Completed
For thorough review, the report must have the following:	
GENERAL:	
Are all original paperwork present (chain of custody, record of communication,airbill, sample management lab chronicle, login page)	✓
Check chain-of-custody for proper relinquish/return of samples	✓
Is the chain of custody signed and complete	✓
Check internal chain-of-custody for proper relinquish/return of samples /sample extracts	✓
Collect information for each project id from server. Were all requirements followed	✓
COVER PAGE:	
Do numbers of samples correspond to the number of samples in the Chain of Custody on login page	✓
Do lab numbers and client Ids on cover page agree with the Chain of Custody	✓
CHAIN OF CUSTODY:	
Do requested analyses on Chain of Custody agree with form I results	✓
Do requested analyses on Chain of Custody agree with the log-in page	✓
Were the correct method log-in for analysis according to the Analytical Request and Chain of Castody	✓
Were the samples received within hold time	✓
Were any problems found with the samples at arrival recorded in the Sample Management Laboratory Chronicle	✓
ANALYTICAL:	
Was method requirement followed?	✓
Was client requirement followed?	✓
Does the case narrative summarize all QC failure?	✓
All runlogs and manual integration are reviewed for requirements	✓
All manual calculations and /or hand notations verified	✓

QA Review Signature: **SOHIL JODHANI** **Date:** **12/10/2025**

284 Sheffield Street, Mountainside, New Jersey 07092, Phone : 908 789 8900,
Fax : 908 789 8922

Hit Summary Sheet
SW-846

SDG No.: Q3743

Client: Remington & Vernick

Sample ID	Client ID	Matrix	Parameter	Concentration	C	MDL	RDL	Units
Client ID:	**TW-1125-1**							
Q3743-01	TW-1125-1	Water	Acetone	21.6		1.50	5.00	ug/L
			Total Voc :	21.6				
			Total Concentration:	21.6				
Client ID:	**TW-1125-2**							
Q3743-02	TW-1125-2	Water	Acetone	19.0		1.50	5.00	ug/L
			Total Voc :	19.0				
			Total Concentration:	19.0				

SAMPLE DATA

Alliance TECHNICAL GROUP
284 Sheffield Street, Mountainside, New Jersey 07092, Phone : 908 789 8900,
Fax : 908 789 8922

Report of Analysis

Client:	Remington & Vernick		Date Collected:	11/26/25
Project:	Saddler Property		Date Received:	11/26/25
Client Sample ID:	TW-1125-1		SDG No.:	Q3743
Lab Sample ID:	Q3743-01		Matrix:	Water
Analytical Method:	8260D	Level: LOW	% Solid:	0
Sample Wt/Vol:	5 mL	Final Vol: 5000 uL	Test:	VOC-TCLVOA-10

CAS Number	Parameter	Conc.	Qua.	DF	MDL	LOQ / CRQL	Units	Date Ana.	BatchID
TARGETS									
75-71-8	Dichlorodifluoromethane	0.22	U	1	0.22	1.00	ug/L	12/01/25 18:20	VN120125
74-87-3	Chloromethane	0.32	U	1	0.32	1.00	ug/L	12/01/25 18:20	VN120125
75-01-4	Vinyl Chloride	0.26	U	1	0.26	1.00	ug/L	12/01/25 18:20	VN120125
74-83-9	Bromomethane	1.40	U	1	1.40	5.00	ug/L	12/01/25 18:20	VN120125
75-00-3	Chloroethane	0.47	U	1	0.47	1.00	ug/L	12/01/25 18:20	VN120125
75-69-4	Trichlorofluoromethane	0.33	U	1	0.33	1.00	ug/L	12/01/25 18:20	VN120125
76-13-1	1,1,2-Trichlorotrifluoroethane	0.25	U	1	0.25	1.00	ug/L	12/01/25 18:20	VN120125
75-35-4	1,1-Dichloroethene	0.23	U	1	0.23	1.00	ug/L	12/01/25 18:20	VN120125
67-64-1	Acetone	21.6		1	1.50	5.00	ug/L	12/01/25 18:20	VN120125
75-15-0	Carbon Disulfide	0.21	U	1	0.21	1.00	ug/L	12/01/25 18:20	VN120125
1634-04-4	Methyl tert-butyl Ether	0.16	U	1	0.16	1.00	ug/L	12/01/25 18:20	VN120125
79-20-9	Methyl Acetate	0.27	U	1	0.27	1.00	ug/L	12/01/25 18:20	VN120125
75-09-2	Methylene Chloride	0.28	U	1	0.28	1.00	ug/L	12/01/25 18:20	VN120125
156-60-5	trans-1,2-Dichloroethene	0.23	U	1	0.23	1.00	ug/L	12/01/25 18:20	VN120125
75-34-3	1,1-Dichloroethane	0.23	U	1	0.23	1.00	ug/L	12/01/25 18:20	VN120125
110-82-7	Cyclohexane	1.50	U	1	1.50	5.00	ug/L	12/01/25 18:20	VN120125
78-93-3	2-Butanone	0.98	U	1	0.98	5.00	ug/L	12/01/25 18:20	VN120125
56-23-5	Carbon Tetrachloride	0.25	U	1	0.25	1.00	ug/L	12/01/25 18:20	VN120125
156-59-2	cis-1,2-Dichloroethene	0.19	U	1	0.19	1.00	ug/L	12/01/25 18:20	VN120125
74-97-5	Bromochloromethane	0.22	U	1	0.22	1.00	ug/L	12/01/25 18:20	VN120125
67-66-3	Chloroform	0.25	U	1	0.25	1.00	ug/L	12/01/25 18:20	VN120125
71-55-6	1,1,1-Trichloroethane	0.20	U	1	0.20	1.00	ug/L	12/01/25 18:20	VN120125
108-87-2	Methylcyclohexane	0.16	U	1	0.16	1.00	ug/L	12/01/25 18:20	VN120125
71-43-2	Benzene	0.15	U	1	0.15	1.00	ug/L	12/01/25 18:20	VN120125
107-06-2	1,2-Dichloroethane	0.22	U	1	0.22	1.00	ug/L	12/01/25 18:20	VN120125
79-01-6	Trichloroethene	0.090	U	1	0.090	1.00	ug/L	12/01/25 18:20	VN120125
78-87-5	1,2-Dichloropropane	0.20	U	1	0.20	1.00	ug/L	12/01/25 18:20	VN120125
75-27-4	Bromodichloromethane	0.22	U	1	0.22	1.00	ug/L	12/01/25 18:20	VN120125
108-10-1	4-Methyl-2-Pentanone	0.68	U	1	0.68	5.00	ug/L	12/01/25 18:20	VN120125
108-88-3	Toluene	0.14	U	1	0.14	1.00	ug/L	12/01/25 18:20	VN120125
10061-02-6	t-1,3-Dichloropropene	0.17	U	1	0.17	1.00	ug/L	12/01/25 18:20	VN120125
10061-01-5	cis-1,3-Dichloropropene	0.16	U	1	0.16	1.00	ug/L	12/01/25 18:20	VN120125
79-00-5	1,1,2-Trichloroethane	0.21	U	1	0.21	1.00	ug/L	12/01/25 18:20	VN120125
591-78-6	2-Hexanone	0.89	U	1	0.89	5.00	ug/L	12/01/25 18:20	VN120125
124-48-1	Dibromochloromethane	0.18	U	1	0.18	1.00	ug/L	12/01/25 18:20	VN120125
106-93-4	1,2-Dibromoethane	0.15	U	1	0.15	1.00	ug/L	12/01/25 18:20	VN120125
127-18-4	Tetrachloroethene	0.23	U	1	0.23	1.00	ug/L	12/01/25 18:20	VN120125
108-90-7	Chlorobenzene	0.12	U	1	0.12	1.00	ug/L	12/01/25 18:20	VN120125
100-41-4	Ethyl Benzene	0.13	U	1	0.13	1.00	ug/L	12/01/25 18:20	VN120125
179601-23-1	m/p-Xylenes	0.24	U	1	0.24	2.00	ug/L	12/01/25 18:20	VN120125
95-47-6	o-Xylene	0.12	U	1	0.12	1.00	ug/L	12/01/25 18:20	VN120125
100-42-5	Styrene	0.15	U	1	0.15	1.00	ug/L	12/01/25 18:20	VN120125
75-25-2	Bromoform	0.19	U	1	0.19	1.00	ug/L	12/01/25 18:20	VN120125

Alliance TECHNICAL GROUP
284 Sheffield Street, Mountainside, New Jersey 07092, Phone : 908 789 8900,
Fax : 908 789 8922

Report of Analysis

Client:	Remington & Vernick		Date Collected:	11/26/25
Project:	Saddler Property		Date Received:	11/26/25
Client Sample ID:	TW-1125-1		SDG No.:	Q3743
Lab Sample ID:	Q3743-01		Matrix:	Water
Analytical Method:	8260D	Level: LOW	% Solid:	0
Sample Wt/Vol:	5 mL	Final Vol: 5000 uL	Test:	VOC-TCLVOA-10

CAS Number	Parameter	Conc.	Qua.	DF	MDL	LOQ / CRQL	Units	Date Ana.	BatchID
98-82-8	Isopropylbenzene	0.12	U	1	0.12	1.00	ug/L	12/01/25 18:20	VN120125
79-34-5	1,1,2,2-Tetrachloroethane	0.26	U	1	0.26	1.00	ug/L	12/01/25 18:20	VN120125
541-73-1	1,3-Dichlorobenzene	0.16	U	1	0.16	1.00	ug/L	12/01/25 18:20	VN120125
106-46-7	1,4-Dichlorobenzene	0.19	U	1	0.19	1.00	ug/L	12/01/25 18:20	VN120125
95-50-1	1,2-Dichlorobenzene	0.16	U	1	0.16	1.00	ug/L	12/01/25 18:20	VN120125
96-12-8	1,2-Dibromo-3-Chloropropane	0.53	U	1	0.53	1.00	ug/L	12/01/25 18:20	VN120125
120-82-1	1,2,4-Trichlorobenzene	0.20	U	1	0.20	1.00	ug/L	12/01/25 18:20	VN120125
87-61-6	1,2,3-Trichlorobenzene	0.20	U	1	0.20	1.00	ug/L	12/01/25 18:20	VN120125
SURROGATES									
17060-07-0	1,2-Dichloroethane-d4	61.7			74 - 125	123%	SPK: 50		
1868-53-7	Dibromofluoromethane	53.8			75 - 124	108%	SPK: 50		
2037-26-5	Toluene-d8	50.2			86 - 113	100%	SPK: 50		
460-00-4	4-Bromofluorobenzene	53.4			77 - 121	107%	SPK: 50		

INTERNAL STANDARDS		Area Count
363-72-4	Pentafluorobenzene	151000
540-36-3	1,4-Difluorobenzene	354000
3114-55-4	Chlorobenzene-d5	347000
3855-82-1	1,4-Dichlorobenzene-d4	164000

U = Not Detected
LOQ = Limit of Quantitation
MDL = Method Detection Limit
LOD = Limit of Detection
E = Value Exceeds Calibration Range
Q = indicates LCS control criteria did not meet requirements
M = MS/MSD acceptance criteria did not meet requirements

J = Estimated Value
B = Analyte Found in Associated Method Blank
N = Presumptive Evidence of a Compound
* = Values outside of QC limits
D = Dilution
() = Laboratory InHouse Limit
A = Aldol-Condensation Reaction Products

Alliance TECHNICAL GROUP
284 Sheffield Street, Mountainside, New Jersey 07092, Phone : 908 789 8900,
Fax : 908 789 8922

Report of Analysis

Client:	Remington & Vernick		Date Collected:	11/26/25
Project:	Saddler Property		Date Received:	11/26/25
Client Sample ID:	TW-1125-2		SDG No.:	Q3743
Lab Sample ID:	Q3743-02		Matrix:	Water
Analytical Method:	8260D	Level: LOW	% Solid:	0
Sample Wt/Vol:	5 mL	Final Vol: 5000 uL	Test:	VOC-TCLVOA-10

CAS Number	Parameter	Conc.	Qua.	DF	MDL	LOQ / CRQL	Units	Date Ana.	BatchID
TARGETS									
75-71-8	Dichlorodifluoromethane	0.22	U	1	0.22	1.00	ug/L	12/01/25 18:41	VN120125
74-87-3	Chloromethane	0.32	U	1	0.32	1.00	ug/L	12/01/25 18:41	VN120125
75-01-4	Vinyl Chloride	0.26	U	1	0.26	1.00	ug/L	12/01/25 18:41	VN120125
74-83-9	Bromomethane	1.40	U	1	1.40	5.00	ug/L	12/01/25 18:41	VN120125
75-00-3	Chloroethane	0.47	U	1	0.47	1.00	ug/L	12/01/25 18:41	VN120125
75-69-4	Trichlorofluoromethane	0.33	U	1	0.33	1.00	ug/L	12/01/25 18:41	VN120125
76-13-1	1,1,2-Trichlorotrifluoroethane	0.25	U	1	0.25	1.00	ug/L	12/01/25 18:41	VN120125
75-35-4	1,1-Dichloroethene	0.23	U	1	0.23	1.00	ug/L	12/01/25 18:41	VN120125
67-64-1	Acetone	19.0		1	1.50	5.00	ug/L	12/01/25 18:41	VN120125
75-15-0	Carbon Disulfide	0.21	U	1	0.21	1.00	ug/L	12/01/25 18:41	VN120125
1634-04-4	Methyl tert-butyl Ether	0.16	U	1	0.16	1.00	ug/L	12/01/25 18:41	VN120125
79-20-9	Methyl Acetate	0.27	U	1	0.27	1.00	ug/L	12/01/25 18:41	VN120125
75-09-2	Methylene Chloride	0.28	U	1	0.28	1.00	ug/L	12/01/25 18:41	VN120125
156-60-5	trans-1,2-Dichloroethene	0.23	U	1	0.23	1.00	ug/L	12/01/25 18:41	VN120125
75-34-3	1,1-Dichloroethane	0.23	U	1	0.23	1.00	ug/L	12/01/25 18:41	VN120125
110-82-7	Cyclohexane	1.50	U	1	1.50	5.00	ug/L	12/01/25 18:41	VN120125
78-93-3	2-Butanone	0.98	U	1	0.98	5.00	ug/L	12/01/25 18:41	VN120125
56-23-5	Carbon Tetrachloride	0.25	U	1	0.25	1.00	ug/L	12/01/25 18:41	VN120125
156-59-2	cis-1,2-Dichloroethene	0.19	U	1	0.19	1.00	ug/L	12/01/25 18:41	VN120125
74-97-5	Bromochloromethane	0.22	U	1	0.22	1.00	ug/L	12/01/25 18:41	VN120125
67-66-3	Chloroform	0.25	U	1	0.25	1.00	ug/L	12/01/25 18:41	VN120125
71-55-6	1,1,1-Trichloroethane	0.20	U	1	0.20	1.00	ug/L	12/01/25 18:41	VN120125
108-87-2	Methylcyclohexane	0.16	U	1	0.16	1.00	ug/L	12/01/25 18:41	VN120125
71-43-2	Benzene	0.15	U	1	0.15	1.00	ug/L	12/01/25 18:41	VN120125
107-06-2	1,2-Dichloroethane	0.22	U	1	0.22	1.00	ug/L	12/01/25 18:41	VN120125
79-01-6	Trichloroethene	0.090	U	1	0.090	1.00	ug/L	12/01/25 18:41	VN120125
78-87-5	1,2-Dichloropropane	0.20	U	1	0.20	1.00	ug/L	12/01/25 18:41	VN120125
75-27-4	Bromodichloromethane	0.22	U	1	0.22	1.00	ug/L	12/01/25 18:41	VN120125
108-10-1	4-Methyl-2-Pentanone	0.68	U	1	0.68	5.00	ug/L	12/01/25 18:41	VN120125
108-88-3	Toluene	0.14	U	1	0.14	1.00	ug/L	12/01/25 18:41	VN120125
10061-02-6	t-1,3-Dichloropropene	0.17	U	1	0.17	1.00	ug/L	12/01/25 18:41	VN120125
10061-01-5	cis-1,3-Dichloropropene	0.16	U	1	0.16	1.00	ug/L	12/01/25 18:41	VN120125
79-00-5	1,1,2-Trichloroethane	0.21	U	1	0.21	1.00	ug/L	12/01/25 18:41	VN120125
591-78-6	2-Hexanone	0.89	U	1	0.89	5.00	ug/L	12/01/25 18:41	VN120125
124-48-1	Dibromochloromethane	0.18	U	1	0.18	1.00	ug/L	12/01/25 18:41	VN120125
106-93-4	1,2-Dibromoethane	0.15	U	1	0.15	1.00	ug/L	12/01/25 18:41	VN120125
127-18-4	Tetrachloroethene	0.23	U	1	0.23	1.00	ug/L	12/01/25 18:41	VN120125
108-90-7	Chlorobenzene	0.12	U	1	0.12	1.00	ug/L	12/01/25 18:41	VN120125
100-41-4	Ethyl Benzene	0.13	U	1	0.13	1.00	ug/L	12/01/25 18:41	VN120125
179601-23-1	m/p-Xylenes	0.24	U	1	0.24	2.00	ug/L	12/01/25 18:41	VN120125
95-47-6	o-Xylene	0.12	U	1	0.12	1.00	ug/L	12/01/25 18:41	VN120125
100-42-5	Styrene	0.15	U	1	0.15	1.00	ug/L	12/01/25 18:41	VN120125
75-25-2	Bromoform	0.19	U	1	0.19	1.00	ug/L	12/01/25 18:41	VN120125

Alliance TECHNICAL GROUP
284 Sheffield Street, Mountainside, New Jersey 07092, Phone : 908 789 8900,
Fax : 908 789 8922

Report of Analysis

Client:	Remington & Vernick		Date Collected:	11/26/25
Project:	Saddler Property		Date Received:	11/26/25
Client Sample ID:	TW-1125-2		SDG No.:	Q3743
Lab Sample ID:	Q3743-02		Matrix:	Water
Analytical Method:	8260D	Level: LOW	% Solid:	0
Sample Wt/Vol:	5 mL	Final Vol: 5000 uL	Test:	VOC-TCLVOA-10

CAS Number	Parameter	Conc.	Qua.	DF	MDL	LOQ / CRQL	Units	Date Ana.	BatchID
98-82-8	Isopropylbenzene	0.12	U	1	0.12	1.00	ug/L	12/01/25 18:41	VN120125
79-34-5	1,1,2,2-Tetrachloroethane	0.26	U	1	0.26	1.00	ug/L	12/01/25 18:41	VN120125
541-73-1	1,3-Dichlorobenzene	0.16	U	1	0.16	1.00	ug/L	12/01/25 18:41	VN120125
106-46-7	1,4-Dichlorobenzene	0.19	U	1	0.19	1.00	ug/L	12/01/25 18:41	VN120125
95-50-1	1,2-Dichlorobenzene	0.16	U	1	0.16	1.00	ug/L	12/01/25 18:41	VN120125
96-12-8	1,2-Dibromo-3-Chloropropane	0.53	U	1	0.53	1.00	ug/L	12/01/25 18:41	VN120125
120-82-1	1,2,4-Trichlorobenzene	0.20	U	1	0.20	1.00	ug/L	12/01/25 18:41	VN120125
87-61-6	1,2,3-Trichlorobenzene	0.20	U	1	0.20	1.00	ug/L	12/01/25 18:41	VN120125
SURROGATES									
17060-07-0	1,2-Dichloroethane-d4	61.2			74 - 125	122%	SPK: 50		
1868-53-7	Dibromofluoromethane	53.0			75 - 124	106%	SPK: 50		
2037-26-5	Toluene-d8	50.1			86 - 113	100%	SPK: 50		
460-00-4	4-Bromofluorobenzene	53.5			77 - 121	107%	SPK: 50		

INTERNAL STANDARDS		Area Count
363-72-4	Pentafluorobenzene	204000
540-36-3	1,4-Difluorobenzene	472000
3114-55-4	Chlorobenzene-d5	461000
3855-82-1	1,4-Dichlorobenzene-d4	216000

U = Not Detected
LOQ = Limit of Quantitation
MDL = Method Detection Limit
LOD = Limit of Detection
E = Value Exceeds Calibration Range
Q = indicates LCS control criteria did not meet requirements
M = MS/MSD acceptance criteria did not meet requirements

J = Estimated Value
B = Analyte Found in Associated Method Blank
N = Presumptive Evidence of a Compound
* = Values outside of QC limits
D = Dilution
() = Laboratory InHouse Limit
A = Aldol-Condensation Reaction Products

Alliance TECHNICAL GROUP
284 Sheffield Street, Mountainside, New Jersey 07092, Phone : 908 789 8900,
Fax : 908 789 8922

Report of Analysis

Client:	Remington & Vernick		Date Collected:	11/26/25
Project:	Saddler Property		Date Received:	11/26/25
Client Sample ID:	TB		SDG No.:	Q3743
Lab Sample ID:	Q3743-03		Matrix:	Water
Analytical Method:	8260D	Level: LOW	% Solid:	0
Sample Wt/Vol:	5 mL	Final Vol: 5000 uL	Test:	VOC-TCLVOA-10

CAS Number	Parameter	Conc.	Qua.	DF	MDL	LOQ / CRQL	Units	Date Ana.	BatchID
TARGETS									
75-71-8	Dichlorodifluoromethane	0.22	U	1	0.22	1.00	ug/L	12/01/25 17:18	VN120125
74-87-3	Chloromethane	0.32	U	1	0.32	1.00	ug/L	12/01/25 17:18	VN120125
75-01-4	Vinyl Chloride	0.26	U	1	0.26	1.00	ug/L	12/01/25 17:18	VN120125
74-83-9	Bromomethane	1.40	U	1	1.40	5.00	ug/L	12/01/25 17:18	VN120125
75-00-3	Chloroethane	0.47	U	1	0.47	1.00	ug/L	12/01/25 17:18	VN120125
75-69-4	Trichlorofluoromethane	0.33	U	1	0.33	1.00	ug/L	12/01/25 17:18	VN120125
76-13-1	1,1,2-Trichlorotrifluoroethane	0.25	U	1	0.25	1.00	ug/L	12/01/25 17:18	VN120125
75-35-4	1,1-Dichloroethene	0.23	U	1	0.23	1.00	ug/L	12/01/25 17:18	VN120125
67-64-1	Acetone	1.50	U	1	1.50	5.00	ug/L	12/01/25 17:18	VN120125
75-15-0	Carbon Disulfide	0.21	U	1	0.21	1.00	ug/L	12/01/25 17:18	VN120125
1634-04-4	Methyl tert-butyl Ether	0.16	U	1	0.16	1.00	ug/L	12/01/25 17:18	VN120125
79-20-9	Methyl Acetate	0.27	U	1	0.27	1.00	ug/L	12/01/25 17:18	VN120125
75-09-2	Methylene Chloride	0.28	U	1	0.28	1.00	ug/L	12/01/25 17:18	VN120125
156-60-5	trans-1,2-Dichloroethene	0.23	U	1	0.23	1.00	ug/L	12/01/25 17:18	VN120125
75-34-3	1,1-Dichloroethane	0.23	U	1	0.23	1.00	ug/L	12/01/25 17:18	VN120125
110-82-7	Cyclohexane	1.50	U	1	1.50	5.00	ug/L	12/01/25 17:18	VN120125
78-93-3	2-Butanone	0.98	U	1	0.98	5.00	ug/L	12/01/25 17:18	VN120125
56-23-5	Carbon Tetrachloride	0.25	U	1	0.25	1.00	ug/L	12/01/25 17:18	VN120125
156-59-2	cis-1,2-Dichloroethene	0.19	U	1	0.19	1.00	ug/L	12/01/25 17:18	VN120125
74-97-5	Bromochloromethane	0.22	U	1	0.22	1.00	ug/L	12/01/25 17:18	VN120125
67-66-3	Chloroform	0.25	U	1	0.25	1.00	ug/L	12/01/25 17:18	VN120125
71-55-6	1,1,1-Trichloroethane	0.20	U	1	0.20	1.00	ug/L	12/01/25 17:18	VN120125
108-87-2	Methylcyclohexane	0.16	U	1	0.16	1.00	ug/L	12/01/25 17:18	VN120125
71-43-2	Benzene	0.15	U	1	0.15	1.00	ug/L	12/01/25 17:18	VN120125
107-06-2	1,2-Dichloroethane	0.22	U	1	0.22	1.00	ug/L	12/01/25 17:18	VN120125
79-01-6	Trichloroethene	0.090	U	1	0.090	1.00	ug/L	12/01/25 17:18	VN120125
78-87-5	1,2-Dichloropropane	0.20	U	1	0.20	1.00	ug/L	12/01/25 17:18	VN120125
75-27-4	Bromodichloromethane	0.22	U	1	0.22	1.00	ug/L	12/01/25 17:18	VN120125
108-10-1	4-Methyl-2-Pentanone	0.68	U	1	0.68	5.00	ug/L	12/01/25 17:18	VN120125
108-88-3	Toluene	0.14	U	1	0.14	1.00	ug/L	12/01/25 17:18	VN120125
10061-02-6	t-1,3-Dichloropropene	0.17	U	1	0.17	1.00	ug/L	12/01/25 17:18	VN120125
10061-01-5	cis-1,3-Dichloropropene	0.16	U	1	0.16	1.00	ug/L	12/01/25 17:18	VN120125
79-00-5	1,1,2-Trichloroethane	0.21	U	1	0.21	1.00	ug/L	12/01/25 17:18	VN120125
591-78-6	2-Hexanone	0.89	U	1	0.89	5.00	ug/L	12/01/25 17:18	VN120125
124-48-1	Dibromochloromethane	0.18	U	1	0.18	1.00	ug/L	12/01/25 17:18	VN120125
106-93-4	1,2-Dibromoethane	0.15	U	1	0.15	1.00	ug/L	12/01/25 17:18	VN120125
127-18-4	Tetrachloroethene	0.23	U	1	0.23	1.00	ug/L	12/01/25 17:18	VN120125
108-90-7	Chlorobenzene	0.12	U	1	0.12	1.00	ug/L	12/01/25 17:18	VN120125
100-41-4	Ethyl Benzene	0.13	U	1	0.13	1.00	ug/L	12/01/25 17:18	VN120125
179601-23-1	m/p-Xylenes	0.24	U	1	0.24	2.00	ug/L	12/01/25 17:18	VN120125
95-47-6	o-Xylene	0.12	U	1	0.12	1.00	ug/L	12/01/25 17:18	VN120125
100-42-5	Styrene	0.15	U	1	0.15	1.00	ug/L	12/01/25 17:18	VN120125
75-25-2	Bromoform	0.19	U	1	0.19	1.00	ug/L	12/01/25 17:18	VN120125

Alliance TECHNICAL GROUP
284 Sheffield Street, Mountainside, New Jersey 07092, Phone : 908 789 8900,
Fax : 908 789 8922

Report of Analysis

Client:	Remington & Vernick		Date Collected:	11/26/25
Project:	Saddler Property		Date Received:	11/26/25
Client Sample ID:	TB		SDG No.:	Q3743
Lab Sample ID:	Q3743-03		Matrix:	Water
Analytical Method:	8260D	Level: LOW	% Solid:	0
Sample Wt/Vol:	5 mL	Final Vol: 5000 uL	Test:	VOC-TCLVOA-10

CAS Number	Parameter	Conc.	Qua.	DF	MDL	LOQ / CRQL	Units	Date Ana.	BatchID
98-82-8	Isopropylbenzene	0.12	U	1	0.12	1.00	ug/L	12/01/25 17:18	VN120125
79-34-5	1,1,2,2-Tetrachloroethane	0.26	U	1	0.26	1.00	ug/L	12/01/25 17:18	VN120125
541-73-1	1,3-Dichlorobenzene	0.16	U	1	0.16	1.00	ug/L	12/01/25 17:18	VN120125
106-46-7	1,4-Dichlorobenzene	0.19	U	1	0.19	1.00	ug/L	12/01/25 17:18	VN120125
95-50-1	1,2-Dichlorobenzene	0.16	U	1	0.16	1.00	ug/L	12/01/25 17:18	VN120125
96-12-8	1,2-Dibromo-3-Chloropropane	0.53	U	1	0.53	1.00	ug/L	12/01/25 17:18	VN120125
120-82-1	1,2,4-Trichlorobenzene	0.20	U	1	0.20	1.00	ug/L	12/01/25 17:18	VN120125
87-61-6	1,2,3-Trichlorobenzene	0.20	U	1	0.20	1.00	ug/L	12/01/25 17:18	VN120125
SURROGATES									
17060-07-0	1,2-Dichloroethane-d4	60.1			74 - 125	120%	SPK: 50		
1868-53-7	Dibromofluoromethane	52.4			75 - 124	105%	SPK: 50		
2037-26-5	Toluene-d8	50.2			86 - 113	100%	SPK: 50		
460-00-4	4-Bromofluorobenzene	53.5			77 - 121	107%	SPK: 50		

INTERNAL STANDARDS		Area Count
363-72-4	Pentafluorobenzene	178000
540-36-3	1,4-Difluorobenzene	408000
3114-55-4	Chlorobenzene-d5	395000
3855-82-1	1,4-Dichlorobenzene-d4	183000

U = Not Detected
LOQ = Limit of Quantitation
MDL = Method Detection Limit
LOD = Limit of Detection
E = Value Exceeds Calibration Range
Q = indicates LCS control criteria did not meet requirements
M = MS/MSD acceptance criteria did not meet requirements

J = Estimated Value
B = Analyte Found in Associated Method Blank
N = Presumptive Evidence of a Compound
* = Values outside of QC limits
D = Dilution
() = Laboratory InHouse Limit
A = Aldol-Condensation Reaction Products

284 Sheffield Street, Mountainside, New Jersey 07092, Phone : 908 789 8900,
Fax : 908 789 8922

Report of Analysis

Client:	Remington & Vernick		Date Collected:	11/26/25
Project:	Saddler Property		Date Received:	11/26/25
Client Sample ID:	TB		SDG No.:	Q3743
Lab Sample ID:	Q3743-04		Matrix:	Water
Analytical Method:	8260D	Level: LOW	% Solid:	0
Sample Wt/Vol:	5 mL	Final Vol: 5000 uL	Test:	VOC-TCLVOA-10

CAS Number	Parameter	Conc.	Qua.	DF	MDL	LOQ / CRQL	Units	Date Ana.	BatchID
TARGETS									
75-71-8	Dichlorodifluoromethane	0.22	U	1	0.22	1.00	ug/L	12/01/25 17:39	VN120125
74-87-3	Chloromethane	0.32	U	1	0.32	1.00	ug/L	12/01/25 17:39	VN120125
75-01-4	Vinyl Chloride	0.26	U	1	0.26	1.00	ug/L	12/01/25 17:39	VN120125
74-83-9	Bromomethane	1.40	U	1	1.40	5.00	ug/L	12/01/25 17:39	VN120125
75-00-3	Chloroethane	0.47	U	1	0.47	1.00	ug/L	12/01/25 17:39	VN120125
75-69-4	Trichlorofluoromethane	0.33	U	1	0.33	1.00	ug/L	12/01/25 17:39	VN120125
76-13-1	1,1,2-Trichlorotrifluoroethane	0.25	U	1	0.25	1.00	ug/L	12/01/25 17:39	VN120125
75-35-4	1,1-Dichloroethene	0.23	U	1	0.23	1.00	ug/L	12/01/25 17:39	VN120125
67-64-1	Acetone	1.50	U	1	1.50	5.00	ug/L	12/01/25 17:39	VN120125
75-15-0	Carbon Disulfide	0.21	U	1	0.21	1.00	ug/L	12/01/25 17:39	VN120125
1634-04-4	Methyl tert-butyl Ether	0.16	U	1	0.16	1.00	ug/L	12/01/25 17:39	VN120125
79-20-9	Methyl Acetate	0.27	U	1	0.27	1.00	ug/L	12/01/25 17:39	VN120125
75-09-2	Methylene Chloride	0.28	U	1	0.28	1.00	ug/L	12/01/25 17:39	VN120125
156-60-5	trans-1,2-Dichloroethene	0.23	U	1	0.23	1.00	ug/L	12/01/25 17:39	VN120125
75-34-3	1,1-Dichloroethane	0.23	U	1	0.23	1.00	ug/L	12/01/25 17:39	VN120125
110-82-7	Cyclohexane	1.50	U	1	1.50	5.00	ug/L	12/01/25 17:39	VN120125
78-93-3	2-Butanone	0.98	U	1	0.98	5.00	ug/L	12/01/25 17:39	VN120125
56-23-5	Carbon Tetrachloride	0.25	U	1	0.25	1.00	ug/L	12/01/25 17:39	VN120125
156-59-2	cis-1,2-Dichloroethene	0.19	U	1	0.19	1.00	ug/L	12/01/25 17:39	VN120125
74-97-5	Bromochloromethane	0.22	U	1	0.22	1.00	ug/L	12/01/25 17:39	VN120125
67-66-3	Chloroform	0.25	U	1	0.25	1.00	ug/L	12/01/25 17:39	VN120125
71-55-6	1,1,1-Trichloroethane	0.20	U	1	0.20	1.00	ug/L	12/01/25 17:39	VN120125
108-87-2	Methylcyclohexane	0.16	U	1	0.16	1.00	ug/L	12/01/25 17:39	VN120125
71-43-2	Benzene	0.15	U	1	0.15	1.00	ug/L	12/01/25 17:39	VN120125
107-06-2	1,2-Dichloroethane	0.22	U	1	0.22	1.00	ug/L	12/01/25 17:39	VN120125
79-01-6	Trichloroethene	0.090	U	1	0.090	1.00	ug/L	12/01/25 17:39	VN120125
78-87-5	1,2-Dichloropropane	0.20	U	1	0.20	1.00	ug/L	12/01/25 17:39	VN120125
75-27-4	Bromodichloromethane	0.22	U	1	0.22	1.00	ug/L	12/01/25 17:39	VN120125
108-10-1	4-Methyl-2-Pentanone	0.68	U	1	0.68	5.00	ug/L	12/01/25 17:39	VN120125
108-88-3	Toluene	0.14	U	1	0.14	1.00	ug/L	12/01/25 17:39	VN120125
10061-02-6	t-1,3-Dichloropropene	0.17	U	1	0.17	1.00	ug/L	12/01/25 17:39	VN120125
10061-01-5	cis-1,3-Dichloropropene	0.16	U	1	0.16	1.00	ug/L	12/01/25 17:39	VN120125
79-00-5	1,1,2-Trichloroethane	0.21	U	1	0.21	1.00	ug/L	12/01/25 17:39	VN120125
591-78-6	2-Hexanone	0.89	U	1	0.89	5.00	ug/L	12/01/25 17:39	VN120125
124-48-1	Dibromochloromethane	0.18	U	1	0.18	1.00	ug/L	12/01/25 17:39	VN120125
106-93-4	1,2-Dibromoethane	0.15	U	1	0.15	1.00	ug/L	12/01/25 17:39	VN120125
127-18-4	Tetrachloroethene	0.23	U	1	0.23	1.00	ug/L	12/01/25 17:39	VN120125
108-90-7	Chlorobenzene	0.12	U	1	0.12	1.00	ug/L	12/01/25 17:39	VN120125
100-41-4	Ethyl Benzene	0.13	U	1	0.13	1.00	ug/L	12/01/25 17:39	VN120125
179601-23-1	m/p-Xylenes	0.24	U	1	0.24	2.00	ug/L	12/01/25 17:39	VN120125
95-47-6	o-Xylene	0.12	U	1	0.12	1.00	ug/L	12/01/25 17:39	VN120125
100-42-5	Styrene	0.15	U	1	0.15	1.00	ug/L	12/01/25 17:39	VN120125
75-25-2	Bromoform	0.19	U	1	0.19	1.00	ug/L	12/01/25 17:39	VN120125

284 Sheffield Street, Mountainside, New Jersey 07092, Phone : 908 789 8900,
Fax : 908 789 8922

Report of Analysis

Client:	Remington & Vernick		Date Collected:	11/26/25
Project:	Saddler Property		Date Received:	11/26/25
Client Sample ID:	TB		SDG No.:	Q3743
Lab Sample ID:	Q3743-04		Matrix:	Water
Analytical Method:	8260D	Level: LOW	% Solid:	0
Sample Wt/Vol:	5 mL	Final Vol: 5000 uL	Test:	VOC-TCLVOA-10

CAS Number	Parameter	Conc.	Qua.	DF	MDL	LOQ / CRQL	Units	Date Ana.	BatchID
98-82-8	Isopropylbenzene	0.12	U	1	0.12	1.00	ug/L	12/01/25 17:39	VN120125
79-34-5	1,1,2,2-Tetrachloroethane	0.26	U	1	0.26	1.00	ug/L	12/01/25 17:39	VN120125
541-73-1	1,3-Dichlorobenzene	0.16	U	1	0.16	1.00	ug/L	12/01/25 17:39	VN120125
106-46-7	1,4-Dichlorobenzene	0.19	U	1	0.19	1.00	ug/L	12/01/25 17:39	VN120125
95-50-1	1,2-Dichlorobenzene	0.16	U	1	0.16	1.00	ug/L	12/01/25 17:39	VN120125
96-12-8	1,2-Dibromo-3-Chloropropane	0.53	U	1	0.53	1.00	ug/L	12/01/25 17:39	VN120125
120-82-1	1,2,4-Trichlorobenzene	0.20	U	1	0.20	1.00	ug/L	12/01/25 17:39	VN120125
87-61-6	1,2,3-Trichlorobenzene	0.20	U	1	0.20	1.00	ug/L	12/01/25 17:39	VN120125
SURROGATES									
17060-07-0	1,2-Dichloroethane-d4	60.9			74 - 125	122%	SPK: 50		
1868-53-7	Dibromofluoromethane	53.0			75 - 124	106%	SPK: 50		
2037-26-5	Toluene-d8	49.8			86 - 113	100%	SPK: 50		
460-00-4	4-Bromofluorobenzene	53.2			77 - 121	106%	SPK: 50		

INTERNAL STANDARDS		Area Count
363-72-4	Pentafluorobenzene	168000
540-36-3	1,4-Difluorobenzene	387000
3114-55-4	Chlorobenzene-d5	373000
3855-82-1	1,4-Dichlorobenzene-d4	176000

U = Not Detected
LOQ = Limit of Quantitation
MDL = Method Detection Limit
LOD = Limit of Detection
E = Value Exceeds Calibration Range
Q = indicates LCS control criteria did not meet requirements
M = MS/MSD acceptance criteria did not meet requirements

J = Estimated Value
B = Analyte Found in Associated Method Blank
N = Presumptive Evidence of a Compound
* = Values outside of QC limits
D = Dilution
() = Laboratory InHouse Limit
A = Aldol-Condensation Reaction Products

QC SUMMARY

284 Sheffield Street, Mountainside, New Jersey 07092, Phone : 908 789 8900,
Fax : 908 789 8922

Surrogate Summary

SDG No.: Q3743

Client: Remington & Vernick

Analytical Method: SW8260-Low

Lab Sample ID	Client ID	Parameter	Spike	Result	Recovery (%)	Qual	Limits (%) Low	Limits (%) High
Q3743-01	TW-1125-1	1,2-Dichloroethane-d4	50	61.7	123		74	125
		Dibromofluoromethane	50	53.8	108		75	124
		Toluene-d8	50	50.2	100		86	113
		4-Bromofluorobenzene	50	53.4	107		77	121
Q3743-02	TW-1125-2	1,2-Dichloroethane-d4	50	61.2	122		74	125
		Dibromofluoromethane	50	53.0	106		75	124
		Toluene-d8	50	50.1	100		86	113
		4-Bromofluorobenzene	50	53.5	107		77	121
Q3743-03	TB	1,2-Dichloroethane-d4	50	60.1	120		74	125
		Dibromofluoromethane	50	52.4	105		75	124
		Toluene-d8	50	50.1	100		86	113
		4-Bromofluorobenzene	50	53.5	107		77	121
Q3743-04	TB	1,2-Dichloroethane-d4	50	60.9	122		74	125
		Dibromofluoromethane	50	53.0	106		75	124
		Toluene-d8	50	49.8	100		86	113
		4-Bromofluorobenzene	50	53.2	106		77	121
VN1201WBL01	VN1201WBL01	1,2-Dichloroethane-d4	50	57.8	116		74	125
		Dibromofluoromethane	50	52.2	104		75	124
		Toluene-d8	50	50.0	100		86	113
		4-Bromofluorobenzene	50	52.4	105		77	121
VN1201WBS01	VN1201WBS01	1,2-Dichloroethane-d4	50	56.0	112		74	125
		Dibromofluoromethane	50	55.1	110		75	124
		Toluene-d8	50	54.9	110		86	113
		4-Bromofluorobenzene	50	53.3	107		77	121
VN1201WBSD0	VN1201WBSD01	1,2-Dichloroethane-d4	50	52.2	104		74	125
		Dibromofluoromethane	50	52.3	105		75	124
		Toluene-d8	50	53.2	106		86	113
		4-Bromofluorobenzene	50	51.1	102		77	121

284 Sheffield Street, Mountainside, New Jersey 07092, Phone : 908 789 8900,
Fax : 908 789 8922

Laboratory Control Sample/Laboratory Control Sample Duplicate Summary

SW-846

SDG No.: Q3743 **Analytical Method:** SW8260-Low

Client: Remington & Vernick **Datafile :** VN088373.D

Lab Sample ID	Parameter	Spike	Result	Unit	Rec	RPD	Qual	Limits Low	Limits High	RPD
VN1201WBS01	Dichlorodifluoromethane	20	18.2	ug/L	91			69	116	
	Chloromethane	20	19.4	ug/L	97			65	116	
	Vinyl chloride	20	18.9	ug/L	95			65	117	
	Bromomethane	20	19.7	ug/L	99			58	125	
	Chloroethane	20	19.5	ug/L	98			56	128	
	Trichlorofluoromethane	20	18.6	ug/L	93			73	115	
	1,1,2-Trichlorotrifluoroethane	20	18.6	ug/L	93			80	112	
	1,1-Dichloroethene	20	19.0	ug/L	95			74	110	
	Acetone	100	87.9	ug/L	88			60	125	
	Carbon disulfide	20	19.4	ug/L	97			64	112	
	Methyl tert-butyl Ether	20	19.9	ug/L	100			78	114	
	Methyl Acetate	20	19.1	ug/L	96			57	150	
	Methylene Chloride	20	20.0	ug/L	100			72	114	
	trans-1,2-Dichloroethene	20	19.6	ug/L	98			75	108	
	1,1-Dichloroethane	20	19.8	ug/L	99			78	112	
	Cyclohexane	20	17.9	ug/L	90			75	110	
	2-Butanone	100	96.0	ug/L	96			65	122	
	Carbon Tetrachloride	20	18.3	ug/L	92			77	113	
	cis-1,2-Dichloroethene	20	20.1	ug/L	101			77	110	
	Bromochloromethane	20	19.3	ug/L	97			70	124	
	Chloroform	20	20.3	ug/L	102			79	113	
	1,1,1-Trichloroethane	20	18.8	ug/L	94			80	108	
	Methylcyclohexane	20	17.1	ug/L	86			72	115	
	Benzene	20	19.4	ug/L	97			82	109	
	1,2-Dichloroethane	20	19.6	ug/L	98			80	115	
	Trichloroethene	20	18.8	ug/L	94			77	113	
	1,2-Dichloropropane	20	19.8	ug/L	99			83	111	
	Bromodichloromethane	20	19.5	ug/L	98			83	110	
	4-Methyl-2-Pentanone	100	98.3	ug/L	98			74	118	
	Toluene	20	19.5	ug/L	98			82	110	
	t-1,3-Dichloropropene	20	19.9	ug/L	100			79	110	
	cis-1,3-Dichloropropene	20	20.1	ug/L	101			82	110	
	1,1,2-Trichloroethane	20	20.2	ug/L	101			83	112	
	2-Hexanone	100	93.5	ug/L	94			73	117	
	Dibromochloromethane	20	20.1	ug/L	101			82	110	
	1,2-Dibromoethane	20	20.6	ug/L	103			81	110	
	Tetrachloroethene	20	17.9	ug/L	90			67	123	
	Chlorobenzene	20	19.5	ug/L	98			82	109	
	Ethyl Benzene	20	18.6	ug/L	93			83	109	
	m/p-Xylenes	40	37.0	ug/L	93			82	110	
	o-Xylene	20	18.3	ug/L	92			83	109	
	Styrene	20	19.6	ug/L	98			80	111	
	Bromoform	20	20.0	ug/L	100			79	109	
	Isopropylbenzene	20	18.6	ug/L	93			83	112	
	1,1,2,2-Tetrachloroethane	20	20.1	ug/L	101			76	118	
	1,3-Dichlorobenzene	20	19.0	ug/L	95			82	108	
	1,4-Dichlorobenzene	20	18.5	ug/L	93			82	107	
	1,2-Dichlorobenzene	20	19.4	ug/L	97			82	109	

284 Sheffield Street, Mountainside, New Jersey 07092, Phone : 908 789 8900,
Fax : 908 789 8922

Laboratory Control Sample/Laboratory Control Sample Duplicate Summary

SW-846

SDG No.:	**Q3743**	**Analytical Method:**	**SW8260-Low**
Client:	**Remington & Vernick**	**Datafile :**	VN088373.D

Lab Sample ID	Parameter	Spike	Result	Unit	Rec	RPD	Qual	Limits Low	Limits High	RPD
VN1201WBS01	1,2-Dibromo-3-Chloropropane	20	18.2	ug/L	91			68	112	
	1,2,4-Trichlorobenzene	20	18.5	ug/L	93			75	113	
	1,2,3-Trichlorobenzene	20	18.3	ug/L	92			76	114	

284 Sheffield Street, Mountainside, New Jersey 07092, Phone : 908 789 8900,
Fax : 908 789 8922

Laboratory Control Sample/Laboratory Control Sample Duplicate Summary

SW-846

SDG No.: Q3743 **Analytical Method:** SW8260-Low

Client: Remington & Vernick **Datafile :** VN088374.D

Lab Sample ID	Parameter	Spike	Result	Unit	Rec	RPD	Qual	Limits Low	Limits High	RPD
VN1201WBSD01	Dichlorodifluoromethane	20	18.9	ug/L	95	4		69	116	19
	Chloromethane	20	19.4	ug/L	97	0		65	116	21
	Vinyl chloride	20	18.7	ug/L	94	1		65	117	19
	Bromomethane	20	20.2	ug/L	101	2		58	125	30
	Chloroethane	20	19.3	ug/L	97	1		56	128	20
	Trichlorofluoromethane	20	18.7	ug/L	94	1		73	115	16
	1,1,2-Trichlorotrifluoroethane	20	18.5	ug/L	93	0		80	112	20
	1,1-Dichloroethene	20	18.8	ug/L	94	1		74	110	20
	Acetone	100	87.0	ug/L	87	1		60	125	27
	Carbon disulfide	20	18.8	ug/L	94	3		64	112	17
	Methyl tert-butyl Ether	20	19.4	ug/L	97	3		78	114	20
	Methyl Acetate	20	19.0	ug/L	95	1		57	150	20
	Methylene Chloride	20	20.2	ug/L	101	1		72	114	20
	trans-1,2-Dichloroethene	20	19.6	ug/L	98	0		75	108	16
	1,1-Dichloroethane	20	19.1	ug/L	96	3		78	112	20
	Cyclohexane	20	18.5	ug/L	93	3		75	110	20
	2-Butanone	100	96.2	ug/L	96	0		65	122	26
	Carbon Tetrachloride	20	18.8	ug/L	94	2		77	113	15
	cis-1,2-Dichloroethene	20	19.4	ug/L	97	4		77	110	20
	Bromochloromethane	20	18.5	ug/L	93	4		70	124	20
	Chloroform	20	19.6	ug/L	98	4		79	113	20
	1,1,1-Trichloroethane	20	19.0	ug/L	95	1		80	108	20
	Methylcyclohexane	20	18.5	ug/L	93	8		72	115	20
	Benzene	20	19.1	ug/L	96	1		82	109	15
	1,2-Dichloroethane	20	19.4	ug/L	97	1		80	115	20
	Trichloroethene	20	19.1	ug/L	96	2		77	113	15
	1,2-Dichloropropane	20	19.2	ug/L	96	3		83	111	21
	Bromodichloromethane	20	19.3	ug/L	97	1		83	110	21
	4-Methyl-2-Pentanone	100	98.5	ug/L	99	1		74	118	25
	Toluene	20	19.8	ug/L	99	1		82	110	16
	t-1,3-Dichloropropene	20	19.1	ug/L	96	4		79	110	20
	cis-1,3-Dichloropropene	20	19.5	ug/L	98	3		82	110	16
	1,1,2-Trichloroethane	20	20.0	ug/L	100	1		83	112	20
	2-Hexanone	100	94.4	ug/L	94	0		73	117	25
	Dibromochloromethane	20	20.3	ug/L	102	1		82	110	20
	1,2-Dibromoethane	20	19.9	ug/L	100	3		81	110	20
	Tetrachloroethene	20	19.0	ug/L	95	5		67	123	15
	Chlorobenzene	20	19.8	ug/L	99	1		82	109	15
	Ethyl Benzene	20	18.9	ug/L	95	2		83	109	16
	m/p-Xylenes	40	37.8	ug/L	95	2		82	110	20
	o-Xylene	20	19.2	ug/L	96	4		83	109	20
	Styrene	20	19.4	ug/L	97	1		80	111	17
	Bromoform	20	20.1	ug/L	101	1		79	109	20
	Isopropylbenzene	20	19.3	ug/L	97	4		83	112	22
	1,1,2,2-Tetrachloroethane	20	19.5	ug/L	98	3		76	118	20
	1,3-Dichlorobenzene	20	19.5	ug/L	98	3		82	108	20
	1,4-Dichlorobenzene	20	19.0	ug/L	95	2		82	107	20
	1,2-Dichlorobenzene	20	19.0	ug/L	95	2		82	109	20

284 Sheffield Street, Mountainside, New Jersey 07092, Phone : 908 789 8900,
Fax : 908 789 8922

Laboratory Control Sample/Laboratory Control Sample Duplicate Summary

SW-846

SDG No.:	**Q3743**	**Analytical Method:**	**SW8260-Low**
Client:	**Remington & Vernick**	**Datafile :**	VN088374.D

Lab Sample ID	Parameter	Spike	Result	Unit	Rec	RPD	Qual	Limits Low	Limits High	RPD
VN1201WBSD01	1,2-Dibromo-3-Chloropropane	20	18.5	ug/L	93	2		68	112	26
	1,2,4-Trichlorobenzene	20	18.0	ug/L	90	3		75	113	21
	1,2,3-Trichlorobenzene	20	19.1	ug/L	96	4		76	114	22

284 Sheffield Street, Mountainside, New Jersey 07092, Phone : 908 789 8900,
Fax : 908 789 8922

VOLATILE METHOD BLANK SUMMARY

Client ID: VN1201WBL01

Lab Name: Alliance
Contract: REMI01
Lab Code: ACE
SDG NO.: Q3743
Lab File ID: VN088372.D
Lab Sample ID: VN1201WBL01
Date Analyzed: 12/01/2025
Time Analyzed: 10:53
GC Column: RXI-624 ID: 0.25 (mm)
Heated Purge: (Y/N) N
Instrument ID: MSVOA_N

THIS METHOD BLANK APPLIES TO THE FOLLOWING SAMPLES, MS AND MSD:

EPA SAMPLE NO.	LAB SAMPLE ID	LAB FILE ID	DATE ANALYZED
VN1201WBS01	VN1201WBS01	VN088373.D	12/01/2025
VN1201WBSD01	VN1201WBSD01	VN088374.D	12/01/2025
TB	Q3743-03	VN088389.D	12/01/2025
TB	Q3743-04	VN088390.D	12/01/2025
TW-1125-1	Q3743-01	VN088392.D	12/01/2025
TW-1125-2	Q3743-02	VN088393.D	12/01/2025

COMMENTS:

284 Sheffield Street, Mountainside, New Jersey 07092, Phone : 908 789 8900,
Fax : 908 789 8922

VOLATILE ORGANIC INSTRUMENT PERFORMANCE CHECK
BROMOFLUOROBENZENE (BFB)

Lab Name: Alliance
Contract: REMI01
Lab Code: ACE
SDG NO.: Q3743
Lab File ID: VN088343.D
BFB Injection Date: 11/24/2025
Instrument ID: MSVOA_N
BFB Injection Time: 08:17
GC Column: RXI-624 ID: 0.25 (mm)
Heated Purge: Y/N N

m/e	ION ABUNDANCE CRITERIA	% RELATIVE ABUNDANCE
50	15.0 - 40.0% of mass 95	23.6
75	30.0 - 60.0% of mass 95	56.6
95	Base Peak, 100% relative abundance	100
96	5.0 - 9.0% of mass 95	6.9
173	Less than 2.0% of mass 174	1 (1.4) 1
174	50.0 - 100.0% of mass 95	70.8
175	5.0 - 9.0% of mass 174	6 (8.4) 1
176	95.0 - 101.0% of mass 174	68.3 (96.4) 1
177	5.0 - 9.0% of mass 176	4.3 (6.4) 2

1-Value is % mass 174
2-Value is % mass 176

THIS CHECK APPLIES TO THE FOLLOWING SAMPLES, MS, MSD, BLANKS, AND STANDARDS:

CLIENT ID	LAB SAMPLE ID	LAB FILE ID	DATE ANALYZED	TIME ANALYZED
VSTDICC001	VSTDICC001	VN088344.D	11/24/2025	12:38
VSTDICC005	VSTDICC005	VN088345.D	11/24/2025	13:11
VSTDICC020	VSTDICC020	VN088346.D	11/24/2025	13:32
VSTDICCC050	VSTDICCC050	VN088347.D	11/24/2025	13:53
VSTDICC100	VSTDICC100	VN088348.D	11/24/2025	14:14
VSTDICC150	VSTDICC150	VN088349.D	11/24/2025	14:35

284 Sheffield Street, Mountainside, New Jersey 07092, Phone : 908 789 8900,
Fax : 908 789 8922

VOLATILE ORGANIC INSTRUMENT PERFORMANCE CHECK
BROMOFLUOROBENZENE (BFB)

Lab Name: Alliance
Contract: REMI01
Lab Code: ACE
SDG NO.: Q3743
Lab File ID: VN088369.D
BFB Injection Date: 12/01/2025
Instrument ID: MSVOA_N
BFB Injection Time: 08:49
GC Column: RXI-624 ID: 0.25 (mm)
Heated Purge: Y/N N

m/e	ION ABUNDANCE CRITERIA	% RELATIVE ABUNDANCE
50	15.0 - 40.0% of mass 95	22.9
75	30.0 - 60.0% of mass 95	59.1
95	Base Peak, 100% relative abundance	100
96	5.0 - 9.0% of mass 95	6.7
173	Less than 2.0% of mass 174	0.9 (1.2) 1
174	50.0 - 100.0% of mass 95	71
175	5.0 - 9.0% of mass 174	5.7 (8) 1
176	95.0 - 101.0% of mass 174	68.9 (97.1) 1
177	5.0 - 9.0% of mass 176	5.2 (7.5) 2

1-Value is % mass 174
2-Value is % mass 176

THIS CHECK APPLIES TO THE FOLLOWING SAMPLES, MS, MSD, BLANKS, AND STANDARDS:

CLIENT ID	LAB SAMPLE ID	LAB FILE ID	DATE ANALYZED	TIME ANALYZED
VSTDCCC050	VSTDCCC050	VN088370.D	12/01/2025	09:58
VN1201WBL01	VN1201WBL01	VN088372.D	12/01/2025	10:53
VN1201WBS01	VN1201WBS01	VN088373.D	12/01/2025	11:27
VN1201WBSD01	VN1201WBSD01	VN088374.D	12/01/2025	12:10
TB	Q3743-03	VN088389.D	12/01/2025	17:18
TB	Q3743-04	VN088390.D	12/01/2025	17:39
TW-1125-1	Q3743-01	VN088392.D	12/01/2025	18:20
TW-1125-2	Q3743-02	VN088393.D	12/01/2025	18:41

284 Sheffield Street, Mountainside, New Jersey 07092, Phone : 908 789 8900,
Fax : 908 789 8922

VOLATILE INTERNAL STANDARD AREA AND RT SUMMARY

Lab Name: Alliance
Contract: REMI01
Lab Code: ACE
SDG NO.: Q3743
Lab File ID: VN088370.D
Date Analyzed: 12/01/2025
Instrument ID: MSVOA_N
Time Analyzed: 09:58
GC Column: RXI-624 ID: 0.25 (mm)
Heated Purge: (Y/N) N

	IS1 AREA #	RT #	IS2 AREA #	RT #	IS3 AREA #	RT #
12 HOUR STD	262500	8.20	457607	9.08	408098	11.84
UPPER LIMIT	525000	8.7	915214	9.582	816196	12.341
LOWER LIMIT	131250	7.7	228804	8.582	204049	11.341
EPA SAMPLE NO.						
TW-1125-1	150985	8.21	353552	9.08	347429	11.84
TW-1125-2	203666	8.21	472280	9.08	460828	11.84
TB	177560	8.21	408212	9.08	395290	11.84
TB	168109	8.21	386817	9.08	372510	11.84
VN1201WBL01	188076	8.20	435319	9.08	418422	11.84
VN1201WBS01	256678	8.21	487472	9.08	435019	11.84
VN1201WBSD01	257123	8.21	472668	9.08	413438	11.84

IS1 = Pentafluorobenzene
IS2 = 1,4-Difluorobenzene
IS3 = Chlorobenzene-d5

AREA UPPER LIMIT = +100% of internal standard area
AREA LOWER LIMIT = -50% of internal standard area
RT UPPER LIMIT = +0.50 minutes of internal standard RT
RT LOWER LIMIT = -0.50 minutes of internal standard RT

Column used to flag values outside QC limits with an asterisk.
* Values outside of QC limits.

284 Sheffield Street, Mountainside, New Jersey 07092, Phone : 908 789 8900,
Fax : 908 789 8922

VOLATILE INTERNAL STANDARD AREA AND RT SUMMARY

Lab Name: Alliance
Contract: REMI01
Lab Code: ACE
SDG NO.: Q3743
Lab File ID: VN088370.D
Date Analyzed: 12/01/2025
Instrument ID: MSVOA_N
Time Analyzed: 09:58
GC Column: RXI-624 ID: 0.25 (mm)
Heated Purge: (Y/N) N

	IS4 AREA #	RT #				
12 HOUR STD	197460	13.765				
UPPER LIMIT	394920	14.265				
LOWER LIMIT	98730	13.265				
EPA SAMPLE NO.						
TW-1125-1	164080	13.77				
TW-1125-2	215787	13.77				
TB	183327	13.77				
TB	175948	13.77				
VN1201WBL01	198799	13.77				
VN1201WBS01	207303	13.77				
VN1201WBSD01	196888	13.77				

IS4 = 1,4-Dichlorobenzene-d4

AREA UPPER LIMIT = +100% of internal standard area
AREA LOWER LIMIT = -50% of internal standard area
RT UPPER LIMIT = +0.50 minutes of internal standard RT
RT LOWER LIMIT = -0.50 minutes of internal standard RT

Column used to flag values outside QC limits with an asterisk.
* Values outside of QC limits.

QC SAMPLE DATA

Alliance TECHNICAL GROUP
284 Sheffield Street, Mountainside, New Jersey 07092, Phone : 908 789 8900,
Fax : 908 789 8922

Report of Analysis

Client:	Remington & Vernick		Date Collected:	
Project:	Saddler Property		Date Received:	
Client Sample ID:	VN1201WBL01		SDG No.:	Q3743
Lab Sample ID:	VN1201WBL01		Matrix:	Water
Analytical Method:	8260D	Level: LOW	% Solid:	0
Sample Wt/Vol:	5 mL	Final Vol: 5000 uL	Test:	VOC-TCLVOA-10

CAS Number	Parameter	Conc.	Qua.	DF	MDL	LOQ / CRQL	Units	Date Ana.	BatchID
TARGETS									
75-71-8	Dichlorodifluoromethane	0.22	U	1	0.22	1.00	ug/L	12/01/25 10:53	VN120125
74-87-3	Chloromethane	0.32	U	1	0.32	1.00	ug/L	12/01/25 10:53	VN120125
75-01-4	Vinyl Chloride	0.26	U	1	0.26	1.00	ug/L	12/01/25 10:53	VN120125
74-83-9	Bromomethane	1.40	U	1	1.40	5.00	ug/L	12/01/25 10:53	VN120125
75-00-3	Chloroethane	0.47	U	1	0.47	1.00	ug/L	12/01/25 10:53	VN120125
75-69-4	Trichlorofluoromethane	0.33	U	1	0.33	1.00	ug/L	12/01/25 10:53	VN120125
76-13-1	1,1,2-Trichlorotrifluoroethane	0.25	U	1	0.25	1.00	ug/L	12/01/25 10:53	VN120125
75-35-4	1,1-Dichloroethene	0.23	U	1	0.23	1.00	ug/L	12/01/25 10:53	VN120125
67-64-1	Acetone	1.50	U	1	1.50	5.00	ug/L	12/01/25 10:53	VN120125
75-15-0	Carbon Disulfide	0.21	U	1	0.21	1.00	ug/L	12/01/25 10:53	VN120125
1634-04-4	Methyl tert-butyl Ether	0.16	U	1	0.16	1.00	ug/L	12/01/25 10:53	VN120125
79-20-9	Methyl Acetate	0.27	U	1	0.27	1.00	ug/L	12/01/25 10:53	VN120125
75-09-2	Methylene Chloride	0.28	U	1	0.28	1.00	ug/L	12/01/25 10:53	VN120125
156-60-5	trans-1,2-Dichloroethene	0.23	U	1	0.23	1.00	ug/L	12/01/25 10:53	VN120125
75-34-3	1,1-Dichloroethane	0.23	U	1	0.23	1.00	ug/L	12/01/25 10:53	VN120125
110-82-7	Cyclohexane	1.50	U	1	1.50	5.00	ug/L	12/01/25 10:53	VN120125
78-93-3	2-Butanone	0.98	U	1	0.98	5.00	ug/L	12/01/25 10:53	VN120125
56-23-5	Carbon Tetrachloride	0.25	U	1	0.25	1.00	ug/L	12/01/25 10:53	VN120125
156-59-2	cis-1,2-Dichloroethene	0.19	U	1	0.19	1.00	ug/L	12/01/25 10:53	VN120125
74-97-5	Bromochloromethane	0.22	U	1	0.22	1.00	ug/L	12/01/25 10:53	VN120125
67-66-3	Chloroform	0.25	U	1	0.25	1.00	ug/L	12/01/25 10:53	VN120125
71-55-6	1,1,1-Trichloroethane	0.20	U	1	0.20	1.00	ug/L	12/01/25 10:53	VN120125
108-87-2	Methylcyclohexane	0.16	U	1	0.16	1.00	ug/L	12/01/25 10:53	VN120125
71-43-2	Benzene	0.15	U	1	0.15	1.00	ug/L	12/01/25 10:53	VN120125
107-06-2	1,2-Dichloroethane	0.22	U	1	0.22	1.00	ug/L	12/01/25 10:53	VN120125
79-01-6	Trichloroethene	0.090	U	1	0.090	1.00	ug/L	12/01/25 10:53	VN120125
78-87-5	1,2-Dichloropropane	0.20	U	1	0.20	1.00	ug/L	12/01/25 10:53	VN120125
75-27-4	Bromodichloromethane	0.22	U	1	0.22	1.00	ug/L	12/01/25 10:53	VN120125
108-10-1	4-Methyl-2-Pentanone	0.68	U	1	0.68	5.00	ug/L	12/01/25 10:53	VN120125
108-88-3	Toluene	0.14	U	1	0.14	1.00	ug/L	12/01/25 10:53	VN120125
10061-02-6	t-1,3-Dichloropropene	0.17	U	1	0.17	1.00	ug/L	12/01/25 10:53	VN120125
10061-01-5	cis-1,3-Dichloropropene	0.16	U	1	0.16	1.00	ug/L	12/01/25 10:53	VN120125
79-00-5	1,1,2-Trichloroethane	0.21	U	1	0.21	1.00	ug/L	12/01/25 10:53	VN120125
591-78-6	2-Hexanone	0.89	U	1	0.89	5.00	ug/L	12/01/25 10:53	VN120125
124-48-1	Dibromochloromethane	0.18	U	1	0.18	1.00	ug/L	12/01/25 10:53	VN120125
106-93-4	1,2-Dibromoethane	0.15	U	1	0.15	1.00	ug/L	12/01/25 10:53	VN120125
127-18-4	Tetrachloroethene	0.23	U	1	0.23	1.00	ug/L	12/01/25 10:53	VN120125
108-90-7	Chlorobenzene	0.12	U	1	0.12	1.00	ug/L	12/01/25 10:53	VN120125
100-41-4	Ethyl Benzene	0.13	U	1	0.13	1.00	ug/L	12/01/25 10:53	VN120125
179601-23-1	m/p-Xylenes	0.24	U	1	0.24	2.00	ug/L	12/01/25 10:53	VN120125
95-47-6	o-Xylene	0.12	U	1	0.12	1.00	ug/L	12/01/25 10:53	VN120125
100-42-5	Styrene	0.15	U	1	0.15	1.00	ug/L	12/01/25 10:53	VN120125
75-25-2	Bromoform	0.19	U	1	0.19	1.00	ug/L	12/01/25 10:53	VN120125

Alliance TECHNICAL GROUP
284 Sheffield Street, Mountainside, New Jersey 07092, Phone : 908 789 8900,
Fax : 908 789 8922

Report of Analysis

Client:	Remington & Vernick		Date Collected:	
Project:	Saddler Property		Date Received:	
Client Sample ID:	VN1201WBL01		SDG No.:	Q3743
Lab Sample ID:	VN1201WBL01		Matrix:	Water
Analytical Method:	8260D	Level: LOW	% Solid:	0
Sample Wt/Vol:	5 mL	Final Vol: 5000 uL	Test:	VOC-TCLVOA-10

CAS Number	Parameter	Conc.	Qua.	DF	MDL	LOQ / CRQL	Units	Date Ana.	BatchID
98-82-8	Isopropylbenzene	0.12	U	1	0.12	1.00	ug/L	12/01/25 10:53	VN120125
79-34-5	1,1,2,2-Tetrachloroethane	0.26	U	1	0.26	1.00	ug/L	12/01/25 10:53	VN120125
541-73-1	1,3-Dichlorobenzene	0.16	U	1	0.16	1.00	ug/L	12/01/25 10:53	VN120125
106-46-7	1,4-Dichlorobenzene	0.19	U	1	0.19	1.00	ug/L	12/01/25 10:53	VN120125
95-50-1	1,2-Dichlorobenzene	0.16	U	1	0.16	1.00	ug/L	12/01/25 10:53	VN120125
96-12-8	1,2-Dibromo-3-Chloropropane	0.53	U	1	0.53	1.00	ug/L	12/01/25 10:53	VN120125
120-82-1	1,2,4-Trichlorobenzene	0.20	U	1	0.20	1.00	ug/L	12/01/25 10:53	VN120125
87-61-6	1,2,3-Trichlorobenzene	0.20	U	1	0.20	1.00	ug/L	12/01/25 10:53	VN120125
SURROGATES									
17060-07-0	1,2-Dichloroethane-d4	57.8			74 - 125	116%	SPK: 50		
1868-53-7	Dibromofluoromethane	52.2			75 - 124	104%	SPK: 50		
2037-26-5	Toluene-d8	50.0			86 - 113	100%	SPK: 50		
460-00-4	4-Bromofluorobenzene	52.4			77 - 121	105%	SPK: 50		

INTERNAL STANDARDS		Area Count
363-72-4	Pentafluorobenzene	188000
540-36-3	1,4-Difluorobenzene	435000
3114-55-4	Chlorobenzene-d5	418000
3855-82-1	1,4-Dichlorobenzene-d4	199000

U = Not Detected
LOQ = Limit of Quantitation
MDL = Method Detection Limit
LOD = Limit of Detection
E = Value Exceeds Calibration Range
Q = indicates LCS control criteria did not meet requirements
M = MS/MSD acceptance criteria did not meet requirements

J = Estimated Value
B = Analyte Found in Associated Method Blank
N = Presumptive Evidence of a Compound
* = Values outside of QC limits
D = Dilution
() = Laboratory InHouse Limit
A = Aldol-Condensation Reaction Products

Alliance TECHNICAL GROUP
284 Sheffield Street, Mountainside, New Jersey 07092, Phone : 908 789 8900,
Fax : 908 789 8922

Report of Analysis

Client:	Remington & Vernick		Date Collected:	
Project:	Saddler Property		Date Received:	
Client Sample ID:	VN1201WBS01		SDG No.:	Q3743
Lab Sample ID:	VN1201WBS01		Matrix:	Water
Analytical Method:	8260D	Level: LOW	% Solid:	0
Sample Wt/Vol:	5 mL	Final Vol: 5000 uL	Test:	VOC-TCLVOA-10

CAS Number	Parameter	Conc.	Qua.	DF	MDL	LOQ / CRQL	Units	Date Ana.	BatchID
TARGETS									
75-71-8	Dichlorodifluoromethane	18.2		1	0.22	1.00	ug/L	12/01/25 11:27	VN120125
74-87-3	Chloromethane	19.4		1	0.32	1.00	ug/L	12/01/25 11:27	VN120125
75-01-4	Vinyl Chloride	18.9		1	0.26	1.00	ug/L	12/01/25 11:27	VN120125
74-83-9	Bromomethane	19.7		1	1.40	5.00	ug/L	12/01/25 11:27	VN120125
75-00-3	Chloroethane	19.5		1	0.47	1.00	ug/L	12/01/25 11:27	VN120125
75-69-4	Trichlorofluoromethane	18.6		1	0.33	1.00	ug/L	12/01/25 11:27	VN120125
76-13-1	1,1,2-Trichlorotrifluoroethane	18.6		1	0.25	1.00	ug/L	12/01/25 11:27	VN120125
75-35-4	1,1-Dichloroethene	19.0		1	0.23	1.00	ug/L	12/01/25 11:27	VN120125
67-64-1	Acetone	87.9		1	1.50	5.00	ug/L	12/01/25 11:27	VN120125
75-15-0	Carbon Disulfide	19.4		1	0.21	1.00	ug/L	12/01/25 11:27	VN120125
1634-04-4	Methyl tert-butyl Ether	19.9		1	0.16	1.00	ug/L	12/01/25 11:27	VN120125
79-20-9	Methyl Acetate	19.1		1	0.27	1.00	ug/L	12/01/25 11:27	VN120125
75-09-2	Methylene Chloride	20.0		1	0.28	1.00	ug/L	12/01/25 11:27	VN120125
156-60-5	trans-1,2-Dichloroethene	19.6		1	0.23	1.00	ug/L	12/01/25 11:27	VN120125
75-34-3	1,1-Dichloroethane	19.8		1	0.23	1.00	ug/L	12/01/25 11:27	VN120125
110-82-7	Cyclohexane	17.9		1	1.50	5.00	ug/L	12/01/25 11:27	VN120125
78-93-3	2-Butanone	96.0		1	0.98	5.00	ug/L	12/01/25 11:27	VN120125
56-23-5	Carbon Tetrachloride	18.3		1	0.25	1.00	ug/L	12/01/25 11:27	VN120125
156-59-2	cis-1,2-Dichloroethene	20.1		1	0.19	1.00	ug/L	12/01/25 11:27	VN120125
74-97-5	Bromochloromethane	19.3		1	0.22	1.00	ug/L	12/01/25 11:27	VN120125
67-66-3	Chloroform	20.3		1	0.25	1.00	ug/L	12/01/25 11:27	VN120125
71-55-6	1,1,1-Trichloroethane	18.8		1	0.20	1.00	ug/L	12/01/25 11:27	VN120125
108-87-2	Methylcyclohexane	17.1		1	0.16	1.00	ug/L	12/01/25 11:27	VN120125
71-43-2	Benzene	19.4		1	0.15	1.00	ug/L	12/01/25 11:27	VN120125
107-06-2	1,2-Dichloroethane	19.6		1	0.22	1.00	ug/L	12/01/25 11:27	VN120125
79-01-6	Trichloroethene	18.8		1	0.090	1.00	ug/L	12/01/25 11:27	VN120125
78-87-5	1,2-Dichloropropane	19.8		1	0.20	1.00	ug/L	12/01/25 11:27	VN120125
75-27-4	Bromodichloromethane	19.5		1	0.22	1.00	ug/L	12/01/25 11:27	VN120125
108-10-1	4-Methyl-2-Pentanone	98.3		1	0.68	5.00	ug/L	12/01/25 11:27	VN120125
108-88-3	Toluene	19.5		1	0.14	1.00	ug/L	12/01/25 11:27	VN120125
10061-02-6	t-1,3-Dichloropropene	19.9		1	0.17	1.00	ug/L	12/01/25 11:27	VN120125
10061-01-5	cis-1,3-Dichloropropene	20.1		1	0.16	1.00	ug/L	12/01/25 11:27	VN120125
79-00-5	1,1,2-Trichloroethane	20.2		1	0.21	1.00	ug/L	12/01/25 11:27	VN120125
591-78-6	2-Hexanone	93.5		1	0.89	5.00	ug/L	12/01/25 11:27	VN120125
124-48-1	Dibromochloromethane	20.1		1	0.18	1.00	ug/L	12/01/25 11:27	VN120125
106-93-4	1,2-Dibromoethane	20.6		1	0.15	1.00	ug/L	12/01/25 11:27	VN120125
127-18-4	Tetrachloroethene	17.9		1	0.23	1.00	ug/L	12/01/25 11:27	VN120125
108-90-7	Chlorobenzene	19.5		1	0.12	1.00	ug/L	12/01/25 11:27	VN120125
100-41-4	Ethyl Benzene	18.6		1	0.13	1.00	ug/L	12/01/25 11:27	VN120125
179601-23-1	m/p-Xylenes	37.0		1	0.24	2.00	ug/L	12/01/25 11:27	VN120125
95-47-6	o-Xylene	18.3		1	0.12	1.00	ug/L	12/01/25 11:27	VN120125
100-42-5	Styrene	19.6		1	0.15	1.00	ug/L	12/01/25 11:27	VN120125
75-25-2	Bromoform	20.0		1	0.19	1.00	ug/L	12/01/25 11:27	VN120125

Alliance TECHNICAL GROUP
284 Sheffield Street, Mountainside, New Jersey 07092, Phone : 908 789 8900,
Fax : 908 789 8922

Report of Analysis

Client:	Remington & Vernick		Date Collected:	
Project:	Saddler Property		Date Received:	
Client Sample ID:	VN1201WBS01		SDG No.:	Q3743
Lab Sample ID:	VN1201WBS01		Matrix:	Water
Analytical Method:	8260D	Level: LOW	% Solid:	0
Sample Wt/Vol:	5 mL	Final Vol: 5000 uL	Test:	VOC-TCLVOA-10

CAS Number	Parameter	Conc.	Qua.	DF	MDL	LOQ / CRQL	Units	Date Ana.	BatchID
98-82-8	Isopropylbenzene	18.6		1	0.12	1.00	ug/L	12/01/25 11:27	VN120125
79-34-5	1,1,2,2-Tetrachloroethane	20.1		1	0.26	1.00	ug/L	12/01/25 11:27	VN120125
541-73-1	1,3-Dichlorobenzene	19.0		1	0.16	1.00	ug/L	12/01/25 11:27	VN120125
106-46-7	1,4-Dichlorobenzene	18.5		1	0.19	1.00	ug/L	12/01/25 11:27	VN120125
95-50-1	1,2-Dichlorobenzene	19.4		1	0.16	1.00	ug/L	12/01/25 11:27	VN120125
96-12-8	1,2-Dibromo-3-Chloropropane	18.2		1	0.53	1.00	ug/L	12/01/25 11:27	VN120125
120-82-1	1,2,4-Trichlorobenzene	18.5		1	0.20	1.00	ug/L	12/01/25 11:27	VN120125
87-61-6	1,2,3-Trichlorobenzene	18.3		1	0.20	1.00	ug/L	12/01/25 11:27	VN120125
SURROGATES									
17060-07-0	1,2-Dichloroethane-d4	56.0			74 - 125	112%	SPK: 50		
1868-53-7	Dibromofluoromethane	55.1			75 - 124	110%	SPK: 50		
2037-26-5	Toluene-d8	54.9			86 - 113	110%	SPK: 50		
460-00-4	4-Bromofluorobenzene	53.3			77 - 121	107%	SPK: 50		

INTERNAL STANDARDS		Area Count
363-72-4	Pentafluorobenzene	257000
540-36-3	1,4-Difluorobenzene	487000
3114-55-4	Chlorobenzene-d5	435000
3855-82-1	1,4-Dichlorobenzene-d4	207000

U = Not Detected
LOQ = Limit of Quantitation
MDL = Method Detection Limit
LOD = Limit of Detection
E = Value Exceeds Calibration Range
Q = indicates LCS control criteria did not meet requirements
M = MS/MSD acceptance criteria did not meet requirements

J = Estimated Value
B = Analyte Found in Associated Method Blank
N = Presumptive Evidence of a Compound
* = Values outside of QC limits
D = Dilution
() = Laboratory InHouse Limit
A = Aldol-Condensation Reaction Products

Alliance TECHNICAL GROUP
284 Sheffield Street, Mountainside, New Jersey 07092, Phone : 908 789 8900,
Fax : 908 789 8922

Report of Analysis

Client:	Remington & Vernick		Date Collected:	
Project:	Saddler Property		Date Received:	
Client Sample ID:	VN1201WBSD01		SDG No.:	Q3743
Lab Sample ID:	VN1201WBSD01		Matrix:	Water
Analytical Method:	8260D	Level: LOW	% Solid:	0
Sample Wt/Vol:	5 mL	Final Vol: 5000 uL	Test:	VOC-TCLVOA-10

CAS Number	Parameter	Conc.	Qua.	DF	MDL	LOQ / CRQL	Units	Date Ana.	BatchID
TARGETS									
75-71-8	Dichlorodifluoromethane	18.9		1	0.22	1.00	ug/L	12/01/25 12:10	VN120125
74-87-3	Chloromethane	19.4		1	0.32	1.00	ug/L	12/01/25 12:10	VN120125
75-01-4	Vinyl Chloride	18.7		1	0.26	1.00	ug/L	12/01/25 12:10	VN120125
74-83-9	Bromomethane	20.2		1	1.40	5.00	ug/L	12/01/25 12:10	VN120125
75-00-3	Chloroethane	19.3		1	0.47	1.00	ug/L	12/01/25 12:10	VN120125
75-69-4	Trichlorofluoromethane	18.7		1	0.33	1.00	ug/L	12/01/25 12:10	VN120125
76-13-1	1,1,2-Trichlorotrifluoroethane	18.5		1	0.25	1.00	ug/L	12/01/25 12:10	VN120125
75-35-4	1,1-Dichloroethene	18.8		1	0.23	1.00	ug/L	12/01/25 12:10	VN120125
67-64-1	Acetone	87.0		1	1.50	5.00	ug/L	12/01/25 12:10	VN120125
75-15-0	Carbon Disulfide	18.8		1	0.21	1.00	ug/L	12/01/25 12:10	VN120125
1634-04-4	Methyl tert-butyl Ether	19.4		1	0.16	1.00	ug/L	12/01/25 12:10	VN120125
79-20-9	Methyl Acetate	19.0		1	0.27	1.00	ug/L	12/01/25 12:10	VN120125
75-09-2	Methylene Chloride	20.2		1	0.28	1.00	ug/L	12/01/25 12:10	VN120125
156-60-5	trans-1,2-Dichloroethene	19.6		1	0.23	1.00	ug/L	12/01/25 12:10	VN120125
75-34-3	1,1-Dichloroethane	19.1		1	0.23	1.00	ug/L	12/01/25 12:10	VN120125
110-82-7	Cyclohexane	18.5		1	1.50	5.00	ug/L	12/01/25 12:10	VN120125
78-93-3	2-Butanone	96.2		1	0.98	5.00	ug/L	12/01/25 12:10	VN120125
56-23-5	Carbon Tetrachloride	18.8		1	0.25	1.00	ug/L	12/01/25 12:10	VN120125
156-59-2	cis-1,2-Dichloroethene	19.4		1	0.19	1.00	ug/L	12/01/25 12:10	VN120125
74-97-5	Bromochloromethane	18.5		1	0.22	1.00	ug/L	12/01/25 12:10	VN120125
67-66-3	Chloroform	19.6		1	0.25	1.00	ug/L	12/01/25 12:10	VN120125
71-55-6	1,1,1-Trichloroethane	19.0		1	0.20	1.00	ug/L	12/01/25 12:10	VN120125
108-87-2	Methylcyclohexane	18.5		1	0.16	1.00	ug/L	12/01/25 12:10	VN120125
71-43-2	Benzene	19.1		1	0.15	1.00	ug/L	12/01/25 12:10	VN120125
107-06-2	1,2-Dichloroethane	19.4		1	0.22	1.00	ug/L	12/01/25 12:10	VN120125
79-01-6	Trichloroethene	19.1		1	0.090	1.00	ug/L	12/01/25 12:10	VN120125
78-87-5	1,2-Dichloropropane	19.2		1	0.20	1.00	ug/L	12/01/25 12:10	VN120125
75-27-4	Bromodichloromethane	19.3		1	0.22	1.00	ug/L	12/01/25 12:10	VN120125
108-10-1	4-Methyl-2-Pentanone	98.5		1	0.68	5.00	ug/L	12/01/25 12:10	VN120125
108-88-3	Toluene	19.8		1	0.14	1.00	ug/L	12/01/25 12:10	VN120125
10061-02-6	t-1,3-Dichloropropene	19.1		1	0.17	1.00	ug/L	12/01/25 12:10	VN120125
10061-01-5	cis-1,3-Dichloropropene	19.5		1	0.16	1.00	ug/L	12/01/25 12:10	VN120125
79-00-5	1,1,2-Trichloroethane	20.0		1	0.21	1.00	ug/L	12/01/25 12:10	VN120125
591-78-6	2-Hexanone	94.4		1	0.89	5.00	ug/L	12/01/25 12:10	VN120125
124-48-1	Dibromochloromethane	20.3		1	0.18	1.00	ug/L	12/01/25 12:10	VN120125
106-93-4	1,2-Dibromoethane	19.9		1	0.15	1.00	ug/L	12/01/25 12:10	VN120125
127-18-4	Tetrachloroethene	19.0		1	0.23	1.00	ug/L	12/01/25 12:10	VN120125
108-90-7	Chlorobenzene	19.8		1	0.12	1.00	ug/L	12/01/25 12:10	VN120125
100-41-4	Ethyl Benzene	18.9		1	0.13	1.00	ug/L	12/01/25 12:10	VN120125
179601-23-1	m/p-Xylenes	37.8		1	0.24	2.00	ug/L	12/01/25 12:10	VN120125
95-47-6	o-Xylene	19.2		1	0.12	1.00	ug/L	12/01/25 12:10	VN120125
100-42-5	Styrene	19.4		1	0.15	1.00	ug/L	12/01/25 12:10	VN120125
75-25-2	Bromoform	20.1		1	0.19	1.00	ug/L	12/01/25 12:10	VN120125

Alliance TECHNICAL GROUP
284 Sheffield Street, Mountainside, New Jersey 07092, Phone : 908 789 8900,
Fax : 908 789 8922

Report of Analysis

Client:	Remington & Vernick		Date Collected:	
Project:	Saddler Property		Date Received:	
Client Sample ID:	VN1201WBSD01		SDG No.:	Q3743
Lab Sample ID:	VN1201WBSD01		Matrix:	Water
Analytical Method:	8260D	Level: LOW	% Solid:	0
Sample Wt/Vol:	5 mL	Final Vol: 5000 uL	Test:	VOC-TCLVOA-10

CAS Number	Parameter	Conc.	Qua.	DF	MDL	LOQ / CRQL	Units	Date Ana.	BatchID
98-82-8	Isopropylbenzene	19.3		1	0.12	1.00	ug/L	12/01/25 12:10	VN120125
79-34-5	1,1,2,2-Tetrachloroethane	19.5		1	0.26	1.00	ug/L	12/01/25 12:10	VN120125
541-73-1	1,3-Dichlorobenzene	19.5		1	0.16	1.00	ug/L	12/01/25 12:10	VN120125
106-46-7	1,4-Dichlorobenzene	19.0		1	0.19	1.00	ug/L	12/01/25 12:10	VN120125
95-50-1	1,2-Dichlorobenzene	19.0		1	0.16	1.00	ug/L	12/01/25 12:10	VN120125
96-12-8	1,2-Dibromo-3-Chloropropane	18.5		1	0.53	1.00	ug/L	12/01/25 12:10	VN120125
120-82-1	1,2,4-Trichlorobenzene	18.0		1	0.20	1.00	ug/L	12/01/25 12:10	VN120125
87-61-6	1,2,3-Trichlorobenzene	19.1		1	0.20	1.00	ug/L	12/01/25 12:10	VN120125
SURROGATES									
17060-07-0	1,2-Dichloroethane-d4	52.2			74 - 125	104%	SPK: 50		
1868-53-7	Dibromofluoromethane	52.3			75 - 124	105%	SPK: 50		
2037-26-5	Toluene-d8	53.2			86 - 113	106%	SPK: 50		
460-00-4	4-Bromofluorobenzene	51.1			77 - 121	102%	SPK: 50		

INTERNAL STANDARDS		Area Count
363-72-4	Pentafluorobenzene	257000
540-36-3	1,4-Difluorobenzene	473000
3114-55-4	Chlorobenzene-d5	413000
3855-82-1	1,4-Dichlorobenzene-d4	197000

U = Not Detected
LOQ = Limit of Quantitation
MDL = Method Detection Limit
LOD = Limit of Detection
E = Value Exceeds Calibration Range
Q = indicates LCS control criteria did not meet requirements
M = MS/MSD acceptance criteria did not meet requirements

J = Estimated Value
B = Analyte Found in Associated Method Blank
N = Presumptive Evidence of a Compound
* = Values outside of QC limits
D = Dilution
() = Laboratory InHouse Limit
A = Aldol-Condensation Reaction Products

CALIBRATION SUMMARY

Alliance TECHNICAL GROUP
284 Sheffield Street, Mountainside, New Jersey 07092, Phone : 908 789 8900,
Fax : 908 789 8922

VOLATILE ORGANICS INITIAL CALIBRATION DATA

Lab Name: Alliance
Contract: REMI01
Lab Code: ACE
SDG No.: Q3743
Instrument ID: MSVOA_N
Calibration Date(s): 11/24/2025 11/24/2025
Heated Purge: (Y/N) N
Calibration Time(s): 12:38 14:35
GC Column: RXI-624 ID: 0.25 (mm)

LAB FILE ID: RRF001 = VN088344.D RRF005 = VN088345.D RRF020 = VN088346.D
RRF050 = VN088347.D RRF100 = VN088348.D RRF150 = VN088349.D

COMPOUND	RRF001	RRF005	RRF020	RRF050	RRF100	RRF150	$\overline{RRF}$	% RSD
Dichlorodifluoromethane	0.719	0.676	0.796	0.741	0.838	0.736	0.751	7.7
Chloromethane	0.911	0.800	0.805	0.801	0.759	0.764	0.807	6.8
Vinyl Chloride	0.804	0.844	0.856	0.812	0.837	0.772	0.821	3.8
Bromomethane		0.407	0.392	0.396	0.387	0.392	0.395	1.9
Chloroethane	0.555	0.503	0.496	0.505	0.502	0.485	0.508	4.8
Trichlorofluoromethane	1.234	1.170	1.168	1.092	1.201	1.055	1.153	5.8
1,1,2-Trichlorotrifluoroethane	0.660	0.635	0.639	0.564	0.633	0.553	0.614	7.2
1,1-Dichloroethene	0.722	0.620	0.601	0.568	0.595	0.554	0.610	9.8
Acetone	0.412	0.355	0.322	0.335	0.305	0.314	0.341	11.5
Carbon Disulfide	2.061	2.043	2.043	1.983	1.996	1.833	1.993	4.2
Methyl tert-butyl Ether	2.126	2.239	2.245	2.504	2.265	2.333	2.285	5.5
Methyl Acetate	1.072	1.048	0.957	1.049	0.972	0.985	1.014	4.7
Methylene Chloride	0.797	0.752	0.704	0.756	0.686	0.678	0.729	6.4
trans-1,2-Dichloroethene	0.752	0.668	0.676	0.686	0.647	0.626	0.676	6.4
1,1-Dichloroethane	1.389	1.431	1.348	1.427	1.321	1.286	1.367	4.3
Cyclohexane		1.450	1.264	1.133	1.237	1.109	1.239	10.9
2-Butanone	0.509	0.538	0.548	0.596	0.540	0.556	0.548	5.2
Carbon Tetrachloride	0.565	0.504	0.548	0.499	0.570	0.509	0.532	6
cis-1,2-Dichloroethene	0.797	0.801	0.794	0.829	0.747	0.744	0.785	4.2
Bromochloromethane	0.724	0.722	0.684	0.735	0.624	0.597	0.681	8.5
Chloroform	1.377	1.362	1.351	1.392	1.291	1.285	1.343	3.3
1,1,1-Trichloroethane	1.247	1.219	1.192	1.158	1.166	1.104	1.181	4.3
Methylcyclohexane	0.534	0.542	0.606	0.527	0.662	0.561	0.572	9.1
Benzene	1.658	1.555	1.609	1.559	1.559	1.477	1.570	3.9
1,2-Dichloroethane	0.583	0.614	0.596	0.615	0.597	0.587	0.599	2.3
Trichloroethene	0.382	0.385	0.383	0.357	0.371	0.348	0.371	4.1
1,2-Dichloropropane	0.426	0.402	0.402	0.406	0.396	0.381	0.402	3.6
Bromodichloromethane	0.602	0.586	0.586	0.589	0.583	0.566	0.586	2
4-Methyl-2-Pentanone	0.540	0.616	0.661	0.673	0.658	0.651	0.633	7.8
Toluene	0.829	0.885	0.940	0.913	0.960	0.911	0.906	5.1

* Compounds with required minimum RRF and maximum %RSD values.
All other compounds must meet a minimum RRF of 0.010.
RRF of 1,4-Dioxane = Value should be divide by 1000.

284 Sheffield Street, Mountainside, New Jersey 07092, Phone : 908 789 8900,
Fax : 908 789 8922

VOLATILE ORGANICS INITIAL CALIBRATION DATA

Lab Name: Alliance
Contract: REMI01
Lab Code: ACE
SDG No.: Q3743
Instrument ID: MSVOA_N
Calibration Date(s): 11/24/2025 11/24/2025
Heated Purge: (Y/N) N
Calibration Time(s): 12:38 14:35
GC Column: RXI-624 ID: 0.25 (mm)

LAB FILE ID: RRF001 = VN088344.D RRF005 = VN088345.D RRF020 = VN088346.D
RRF050 = VN088347.D RRF100 = VN088348.D RRF150 = VN088349.D

COMPOUND	RRF001	RRF005	RRF020	RRF050	RRF100	RRF150	$\overline{RRF}$	% RSD
t-1,3-Dichloropropene	0.567	0.553	0.598	0.631	0.631	0.625	0.601	5.7
cis-1,3-Dichloropropene	0.590	0.618	0.628	0.662	0.654	0.640	0.632	4.2
1,1,2-Trichloroethane	0.350	0.359	0.364	0.353	0.341	0.336	0.351	3
2-Hexanone	0.359	0.301	0.406	0.436	0.442	0.450	0.399	14.7
Dibromochloromethane	0.384	0.386	0.406	0.409	0.410	0.404	0.400	2.9
1,2-Dibromoethane	0.304	0.367	0.364	0.369	0.367	0.359	0.355	7.2
Tetrachloroethene	0.426	0.388	0.413	0.377	0.407	0.367	0.396	5.7
Chlorobenzene	1.114	1.142	1.161	1.106	1.145	1.070	1.123	3
Ethyl Benzene	1.881	1.860	2.014	1.938	2.133	1.952	1.963	5.1
m/p-Xylenes	0.658	0.690	0.769	0.733	0.788	0.728	0.728	6.6
o-Xylene	0.670	0.619	0.722	0.696	0.749	0.708	0.694	6.5
Styrene	0.884	1.025	1.163	1.193	1.284	1.210	1.127	12.9
Bromoform	0.224	0.273	0.285	0.285	0.302	0.295	0.277	10.1
Isopropylbenzene	3.339	3.528	3.944	3.624	4.040	3.706	3.697	7.1
1,1,2,2-Tetrachloroethane	1.377	1.218	1.231	1.127	1.135	1.082	1.195	8.9
1,3-Dichlorobenzene	1.730	1.573	1.720	1.606	1.676	1.574	1.647	4.3
1,4-Dichlorobenzene	1.747	1.825	1.786	1.681	1.702	1.608	1.725	4.5
1,2-Dichlorobenzene	1.518	1.574	1.583	1.521	1.595	1.505	1.550	2.5
1,2-Dibromo-3-Chloropropane	0.284	0.284	0.284	0.288	0.300	0.300	0.290	2.8
1,2,4-Trichlorobenzene	0.998	0.864	0.901	0.889	0.955	0.917	0.921	5.3
1,2,3-Trichlorobenzene	0.942	0.850	0.888	0.875	0.930	0.891	0.896	3.8
1,2-Dichloroethane-d4		0.954	0.916	0.999	0.882	0.960	0.942	4.7
Dibromofluoromethane		0.361	0.350	0.350	0.334	0.337	0.346	3.2
Toluene-d8		1.249	1.292	1.285	1.308	1.313	1.289	2
4-Bromofluorobenzene		0.402	0.413	0.448	0.466	0.482	0.442	7.7

* Compounds with required minimum RRF and maximum %RSD values.
All other compounds must meet a minimum RRF of 0.010.
RRF of 1,4-Dioxane = Value should be divide by 1000.

284 Sheffield Street, Mountainside, New Jersey 07092, Phone : 908 789 8900,
Fax : 908 789 8922

VOLATILE CONTINUING CALIBRATION CHECK

Lab Name: Alliance
Contract: REMI01
Lab Code: ACE
SDG No.: Q3743
Instrument ID: MSVOA_N
Calibration Date/Time: 12/01/2025 09:58
Lab File ID: VN088370.D
Init. Calib. Date(s): 11/24/2025 11/24/2025
Heated Purge: (Y/N) N
Init. Calib. Time(s): 12:38 14:35
GC Column: RXI-624 ID: 0.25 (mm)

COMPOUND	RRF	RRF050	MIN RRF	%D	MAX%D
Dichlorodifluoromethane	0.751	0.815		8.52	20
Chloromethane	0.807	0.858	0.1	6.32	20
Vinyl Chloride	0.821	0.851		3.65	20
Bromomethane	0.395	0.408		3.29	20
Chloroethane	0.508	0.525		3.35	20
Trichlorofluoromethane	1.153	1.195		3.64	20
1,1,2-Trichlorotrifluoroethane	0.614	0.636		3.58	20
1,1-Dichloroethene	0.610	0.607		-0.49	20
Acetone	0.341	0.269		-21.11	20
Carbon Disulfide	1.993	2.083		4.52	20
Methyl tert-butyl Ether	2.285	2.626		14.92	20
Methyl Acetate	1.014	1.108		9.27	20
Methylene Chloride	0.729	0.791		8.51	20
trans-1,2-Dichloroethene	0.676	0.724		7.1	20
1,1-Dichloroethane	1.367	1.456	0.1	6.51	20
Cyclohexane	1.239	1.285		3.71	20
2-Butanone	0.548	0.541		-1.28	20
Carbon Tetrachloride	0.532	0.584		9.77	20
cis-1,2-Dichloroethene	0.785	0.861		9.68	20
Bromochloromethane	0.681	0.672		-1.32	20
Chloroform	1.343	1.443		7.45	20
1,1,1-Trichloroethane	1.181	1.220		3.3	20
Methylcyclohexane	0.572	0.664		16.08	20
Benzene	1.570	1.738		10.7	20
1,2-Dichloroethane	0.599	0.676		12.85	20
Trichloroethene	0.371	0.415		11.86	20
1,2-Dichloropropane	0.402	0.453		12.69	20
Bromodichloromethane	0.586	0.670		14.33	20
4-Methyl-2-Pentanone	0.633	0.747		18.01	20
Toluene	0.906	1.034		14.13	20
t-1,3-Dichloropropene	0.601	0.701		16.64	20
cis-1,3-Dichloropropene	0.632	0.748		18.35	20
1,1,2-Trichloroethane	0.351	0.400		13.96	20
2-Hexanone	0.399	0.458		14.79	20
Dibromochloromethane	0.400	0.464		16	20
1,2-Dibromoethane	0.355	0.413		16.34	20
Tetrachloroethene	0.396	0.425		7.32	20
Chlorobenzene	1.123	1.242	0.3	10.6	20

All other compounds must meet a minimum RRF of 0.010.
RRF of 1,4-Dioxane = Value should be divide by 1000.

284 Sheffield Street, Mountainside, New Jersey 07092, Phone : 908 789 8900,
Fax : 908 789 8922

VOLATILE CONTINUING CALIBRATION CHECK

Lab Name: Alliance
Contract: REMI01
Lab Code: ACE
SDG No.: Q3743
Instrument ID: MSVOA_N
Calibration Date/Time: 12/01/2025 09:58
Lab File ID: VN088370.D
Init. Calib. Date(s): 11/24/2025 11/24/2025
Heated Purge: (Y/N) N
Init. Calib. Time(s): 12:38 14:35
GC Column: RXI-624 ID: 0.25 (mm)

COMPOUND	RRF	RRF050	MIN RRF	%D	MAX%D
Ethyl Benzene	1.963	2.187		11.41	20
m/p-Xylenes	0.728	0.816		12.09	20
o-Xylene	0.694	0.778		12.1	20
Styrene	1.127	1.336		18.55	20
Bromoform	0.277	0.337	0.1	21.66	20
Isopropylbenzene	3.697	4.179		13.04	20
1,1,2,2-Tetrachloroethane	1.195	1.313	0.3	9.87	20
1,3-Dichlorobenzene	1.647	1.852		12.45	20
1,4-Dichlorobenzene	1.725	1.901		10.2	20
1,2-Dichlorobenzene	1.550	1.757		13.35	20
1,2-Dibromo-3-Chloropropane	0.290	0.317		9.31	20
1,2,4-Trichlorobenzene	0.921	1.042		13.14	20
1,2,3-Trichlorobenzene	0.896	0.989		10.38	20
1,2-Dichloroethane-d4	0.942	0.958		1.7	20
Dibromofluoromethane	0.346	0.377		8.96	20
Toluene-d8	1.289	1.356		5.2	20
4-Bromofluorobenzene	0.442	0.472		6.79	20

All other compounds must meet a minimum RRF of 0.010.
RRF of 1,4-Dioxane = Value should be divide by 1000.

SAMPLE RAW DATA

5

Instrument :
MSVOA_N
ClientSampleId :
TW-1125-1

Data Path : Z:\voasrv\HPCHEM1\MSVOA_N\Data\VN120125\
Data File : VN088392.D
Acq On : 01 Dec 2025 18:20
Operator : JC\MD
Sample : Q3743-01
Misc : 5.0mL/MSVOA_N/WATER
ALS Vial : 25 Sample Multiplier: 1

Quant Time: Dec 02 00:18:44 2025
Quant Method : Z:\voasrv\HPCHEM1\MSVOA_N\methods\82N112425W.M
Quant Title : SW846 8260
QLast Update : Tue Nov 25 01:34:52 2025
Response via : Initial Calibration

Compound	R.T.	QIon	Response	Conc	Units	Dev(Min)
Internal Standards						
1) Pentafluorobenzene	8.206	168	150985	50.000	ug/l	0.00
34) 1,4-Difluorobenzene	9.082	114	353552	50.000	ug/l	0.00
63) Chlorobenzene-d5	11.841	117	347429	50.000	ug/l	0.00
72) 1,4-Dichlorobenzene-d4	13.770	152	164080	50.000	ug/l	0.00
System Monitoring Compounds						
33) 1,2-Dichloroethane-d4	8.559	65	175368	61.657	ug/l	0.00
Spiked Amount 50.000	Range 74 - 125		Recovery = 123.320%			
35) Dibromofluoromethane	8.153	113	131731	53.766	ug/l	0.00
Spiked Amount 50.000	Range 75 - 124		Recovery = 107.540%			
50) Toluene-d8	10.547	98	458002	50.240	ug/l	0.00
Spiked Amount 50.000	Range 86 - 113		Recovery = 100.480%			
62) 4-Bromofluorobenzene	12.829	95	166885	53.353	ug/l	0.00
Spiked Amount 50.000	Range 77 - 121		Recovery = 106.700%			
Target Compounds						Qvalue
16) Acetone	4.424	43	22262	21.642	ug/l	97

(#) = qualifier out of range (m) = manual integration (+) = signals summed

Sample Results: **VN088392.D**

Data Path : Z:\voasrv\HPCHEM1\MSVOA_N\Data\VN120125\
Data File : VN088392.D
Acq On : 01 Dec 2025 18:20
Operator : JC\MD
Sample : Q3743-01
Misc : 5.0mL/MSVOA_N/WATER
ALS Vial : 25 Sample Multiplier: 1

Instrument :
MSVOA_N
ClientSampleId :
TW-1125-1

Quant Time: Dec 02 00:18:44 2025
Quant Method : Z:\voasrv\HPCHEM1\MSVOA_N\methods\82N112425W.M
Quant Title : SW846 8260
QLast Update : Tue Nov 25 01:34:52 2025
Response via : Initial Calibration

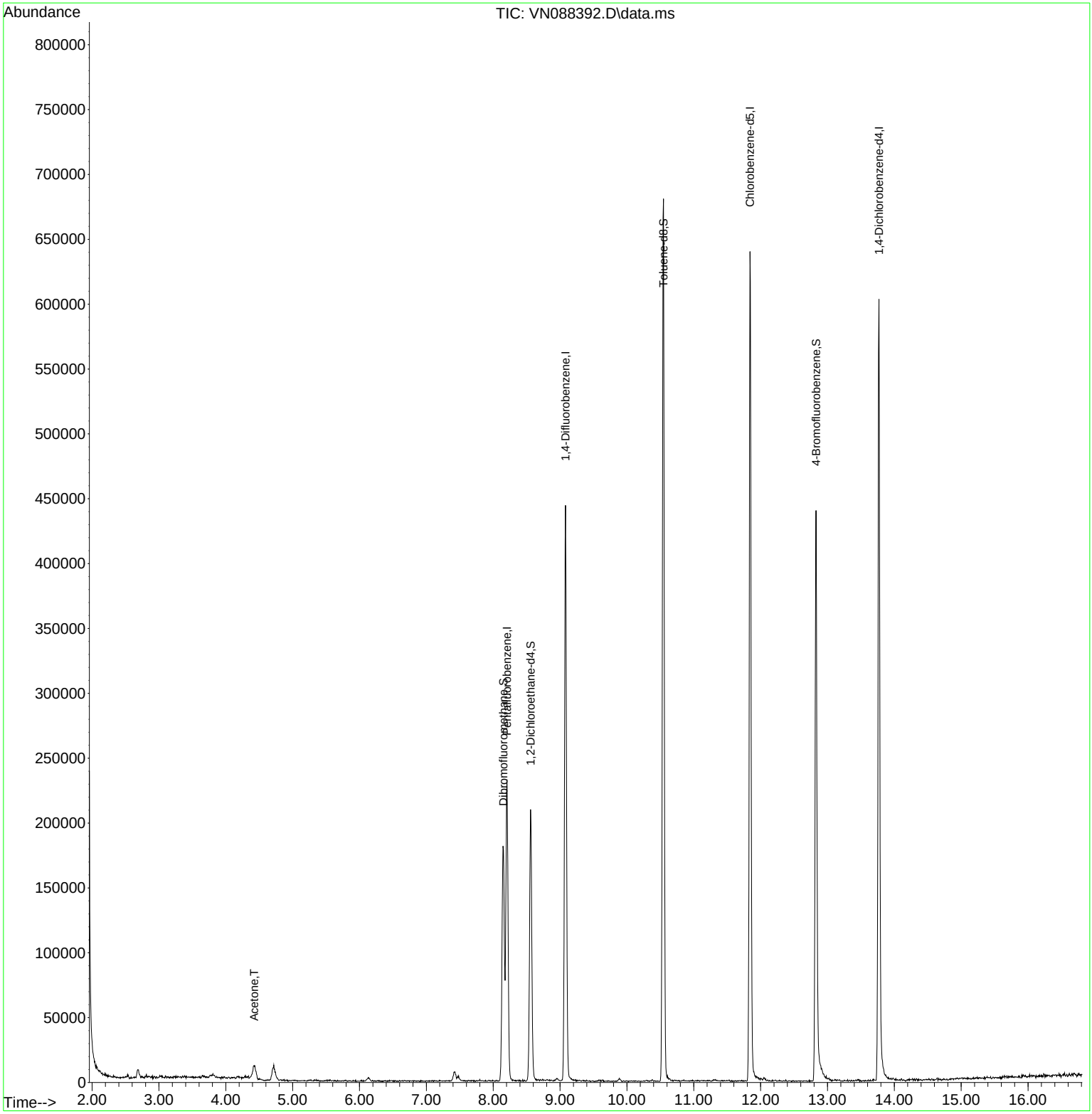

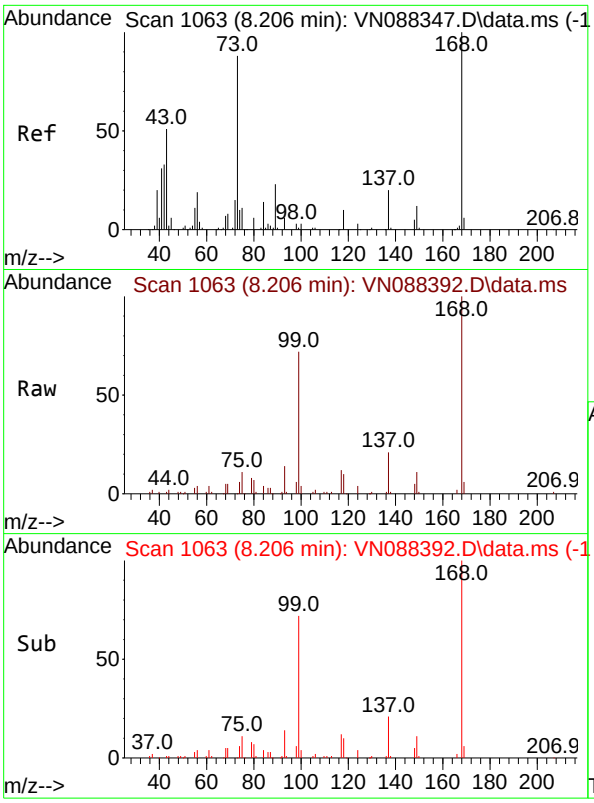

#1
Pentafluorobenzene
Concen: 50.000 ug/l
RT: 8.206 min Scan# 1(
Delta R.T. 0.000 min
Lab File: VN088392.D
Acq: 01 Dec 2025 18:20

Instrument :
MSVOA_N
ClientSampleId :
TW-1125-1

Tgt Ion:168 Resp: 150985

Ion	Ratio	Lower	Upper
168	100		
99	72.2	57.1	85.7

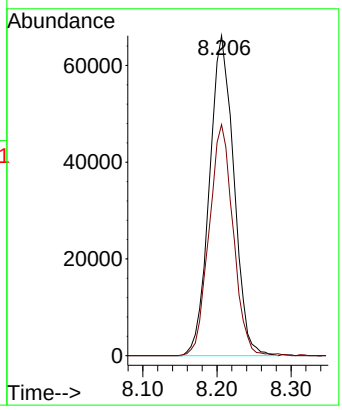

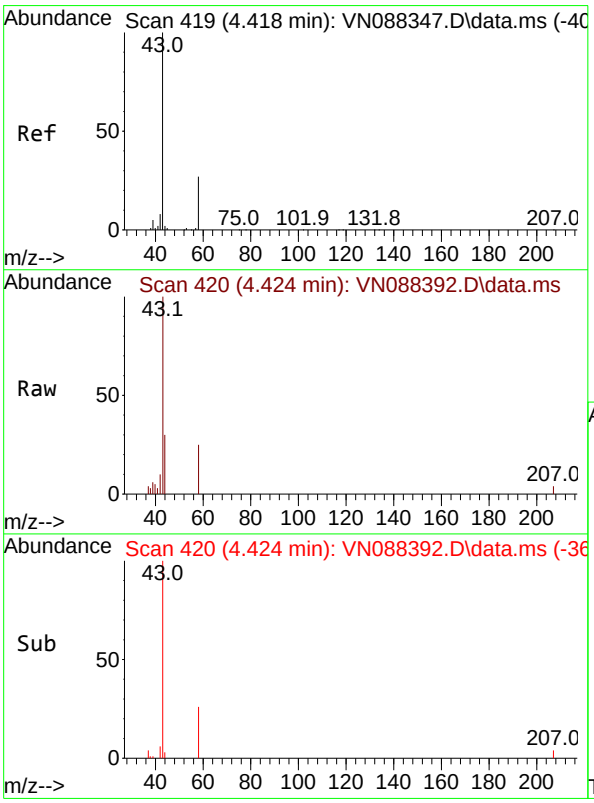

#16
Acetone
Concen: 21.642 ug/l
RT: 4.424 min Scan# 420
Delta R.T. 0.006 min
Lab File: VN088392.D
Acq: 01 Dec 2025 18:20

Tgt Ion: 43 Resp: 22262

Ion	Ratio	Lower	Upper
43	100		
58	25.6	21.7	32.5

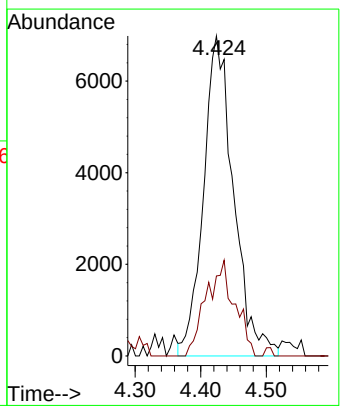

Instrument :
MSVOA_N
ClientSampleId :
TW-1125-1

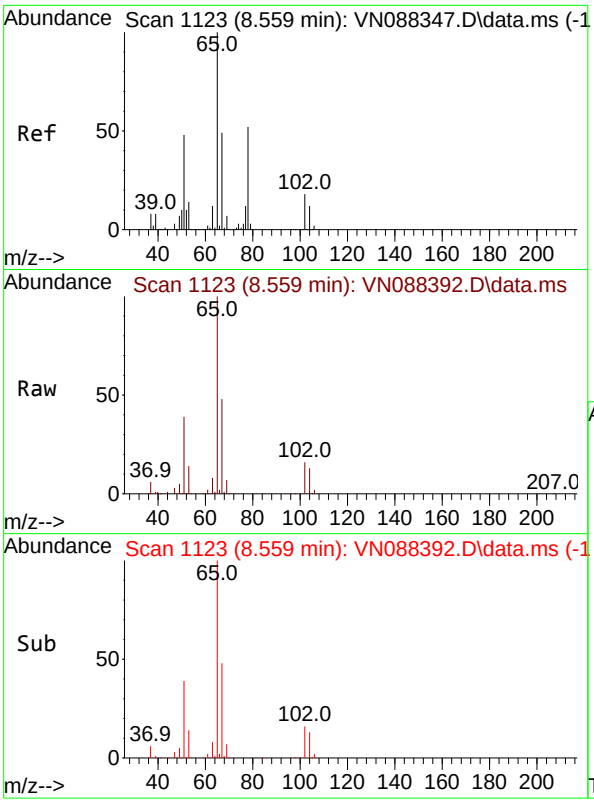

#33
1,2-Dichloroethane-d4
Concen: 61.657 ug/l
RT: 8.559 min Scan# 1
Delta R.T. 0.000 min
Lab File: VN088392.D
Acq: 01 Dec 2025 18:20

Tgt Ion: 65 Resp: 175368

Ion	Ratio	Lower	Upper
65	100		
67	51.1	0.0	100.8

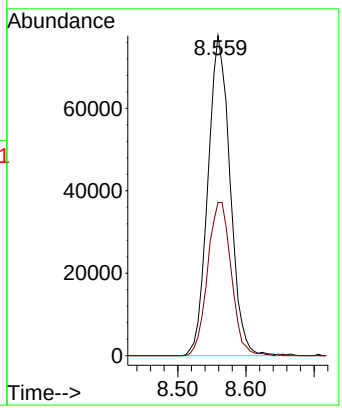

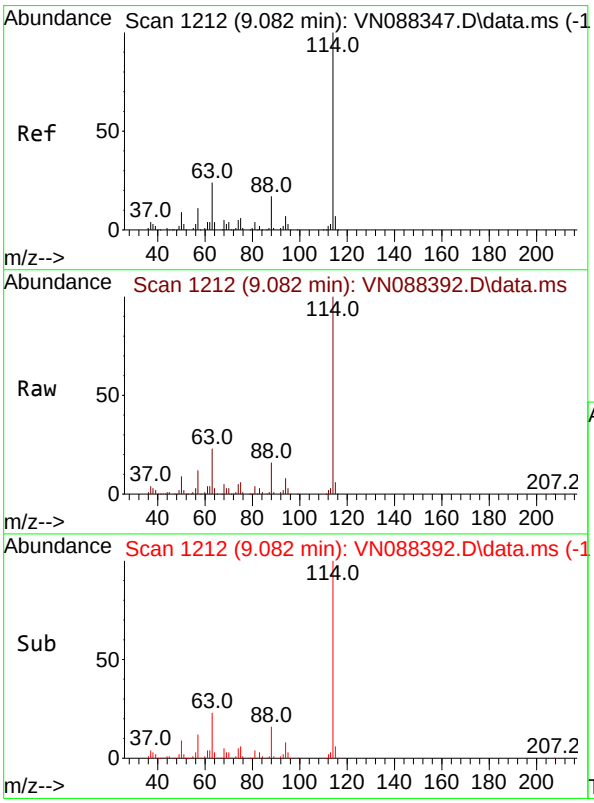

#34
1,4-Difluorobenzene
Concen: 50.000 ug/l
RT: 9.082 min Scan# 1212
Delta R.T. 0.000 min
Lab File: VN088392.D
Acq: 01 Dec 2025 18:20

Tgt Ion:114 Resp: 353552

Ion	Ratio	Lower	Upper
114	100		
63	22.8	0.0	49.0
88	16.4	0.0	34.0

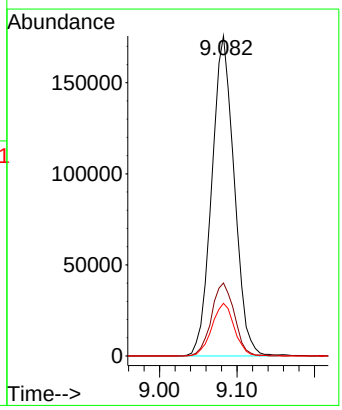

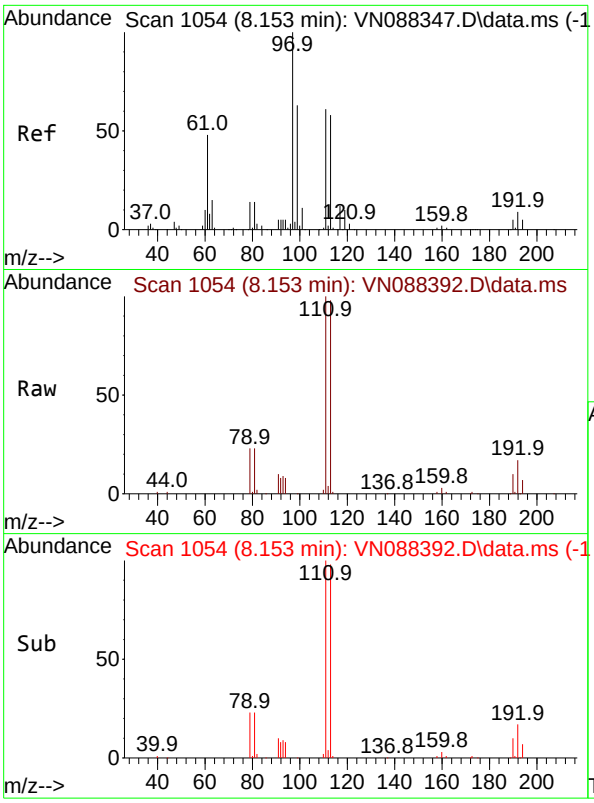

#35
Dibromofluoromethane
Concen: 53.766 ug/l
RT: 8.153 min Scan# 1(
Delta R.T. 0.000 min
Lab File: VN088392.D
Acq: 01 Dec 2025 18:20

Instrument :
MSVOA_N
ClientSampleId :
TW-1125-1

Tgt Ion:113 Resp: 131731

Ion	Ratio	Lower	Upper
113	100		
111	102.9	82.5	123.7
192	16.7	12.8	19.2

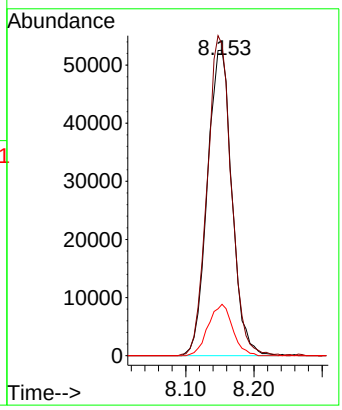

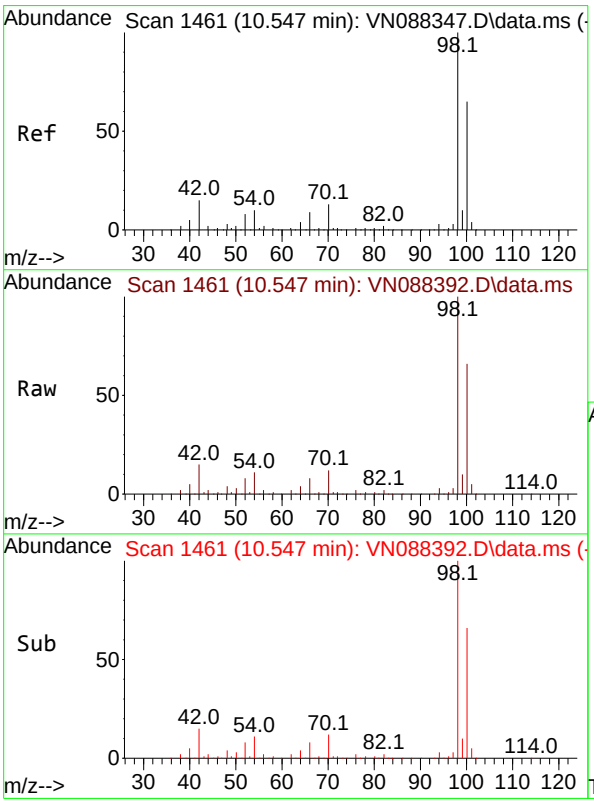

#50
Toluene-d8
Concen: 50.240 ug/l
RT: 10.547 min Scan# 1461
Delta R.T. 0.000 min
Lab File: VN088392.D
Acq: 01 Dec 2025 18:20

Tgt Ion: 98 Resp: 458002

Ion	Ratio	Lower	Upper
98	100		
100	64.8	52.2	78.2

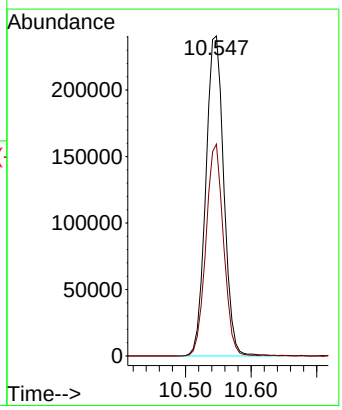

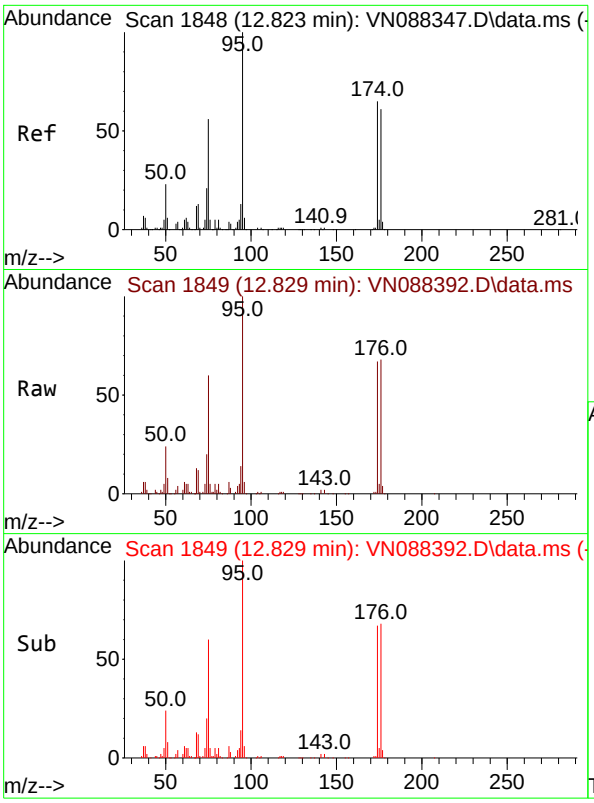

#62
4-Bromofluorobenzene
Concen: 53.353 ug/l
RT: 12.829 min Scan# 1
Delta R.T. 0.006 min
Lab File: VN088392.D
Acq: 01 Dec 2025 18:20

Instrument :
MSVOA_N
ClientSampleId :
TW-1125-1

Tgt Ion: 95 Resp: 166885

Ion	Ratio	Lower	Upper
95	100		
174	67.7	0.0	139.0
176	66.4	0.0	132.4

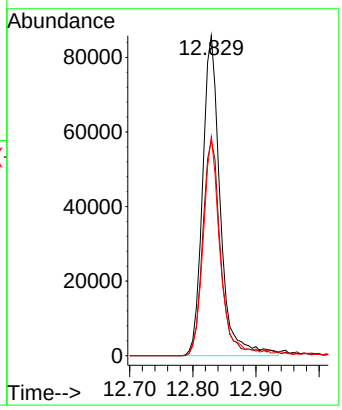

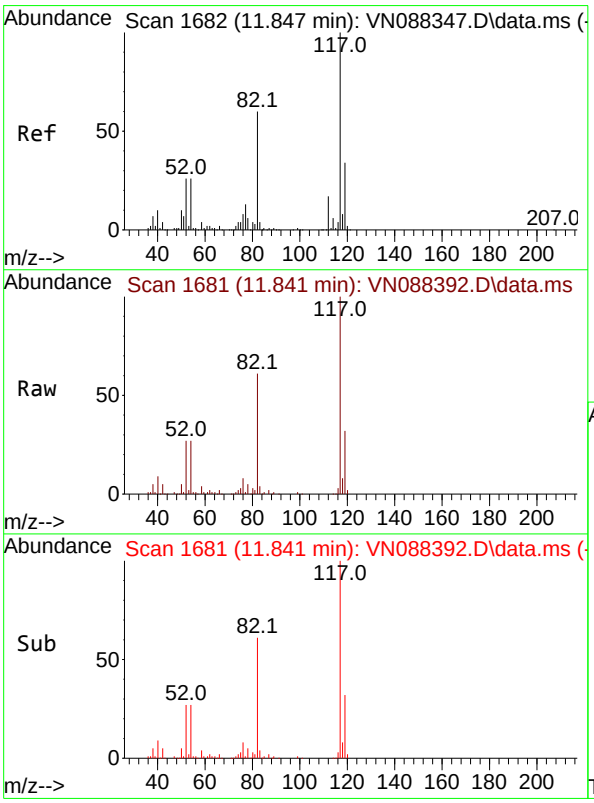

#63
Chlorobenzene-d5
Concen: 50.000 ug/l
RT: 11.841 min Scan# 1681
Delta R.T. -0.006 min
Lab File: VN088392.D
Acq: 01 Dec 2025 18:20

Tgt Ion:117 Resp: 347429

Ion	Ratio	Lower	Upper
117	100		
82	61.2	47.8	71.8
119	32.4	26.9	40.3

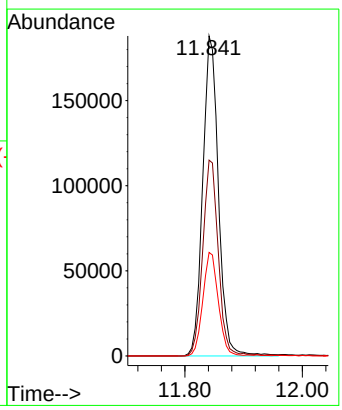

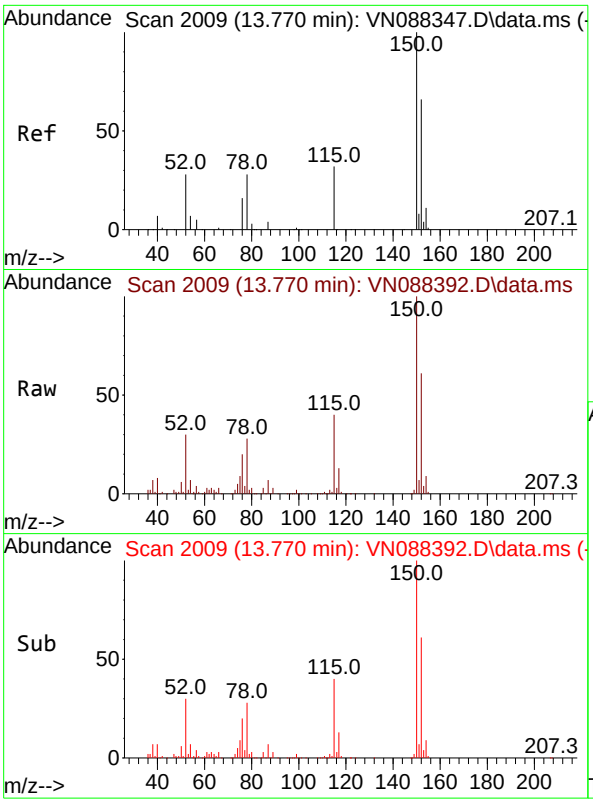

#72
1,4-Dichlorobenzene-d4
Concen: 50.000 ug/l
RT: 13.770 min Scan# 2(
Delta R.T. 0.000 min
Lab File: VN088392.D
Acq: 01 Dec 2025 18:20

Instrument :
MSVOA_N
ClientSampleId :
TW-1125-1

Tgt Ion:152 Resp: 164080

Ion	Ratio	Lower	Upper
152	100		
115	63.8	33.0	98.9
150	158.0	0.0	349.0

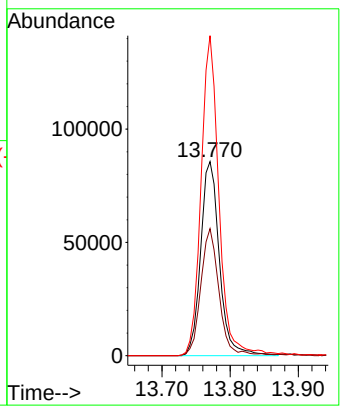

Instrument :
MSVOA_N
ClientSampleId :
TW-1125-1

Data Path : Z:\voasrv\HPCHEM1\MSVOA_N\Data\VN120125\
Data File : VN088392.D
Acq On : 01 Dec 2025 18:20
Operator : JC\MD
Sample : Q3743-01
Misc : 5.0mL/MSVOA_N/WATER
ALS Vial : 25 Sample Multiplier: 1

Integration Parameters: RTEINT.P
Integrator: RTE
Smoothing : ON Filtering: 5
Sampling : 1 Min Area: 3 % of largest Peak
Start Thrs: 0.2 Max Peaks: 100
Stop Thrs : 0 Peak Location: TOP

If leading or trailing edge < 100 prefer < Baseline drop else tangent >
Peak separation: 5

Method : Z:\voasrv\HPCHEM1\MSVOA_N\methods\82N112425W.M
Title : SW846 8260

Signal : TIC: VN088392.D\data.ms

peak #	R.T. min	first scan	max scan	last scan	PK TY	peak height	corr. area	corr. % max.	% of total
1	2.683	120	124	132	rVB4	6295	14703	1.14%	0.213%
2	4.424	407	420	430	rVB3	10964	41128	3.20%	0.595%
3	4.718	460	470	483	rVB	11836	37976	2.96%	0.549%
4	7.424	921	930	935	rBV4	7022	18649	1.45%	0.270%
5	8.147	1042	1053	1058	rBV2	181041	453358	35.28%	6.556%
6	8.206	1058	1063	1077	rVB	232302	524149	40.79%	7.579%
7	8.559	1111	1123	1136	rBV2	209530	485377	37.78%	7.019%
8	9.082	1203	1212	1222	rBV	443172	905804	70.50%	13.098%
9	10.547	1452	1461	1470	rBV	680195	1284877	100.00%	18.580%
10	11.841	1673	1681	1694	rBV	639512	1180712	91.89%	17.073%
11	12.829	1841	1849	1862	rBV	439887	847908	65.99%	12.261%
12	13.770	2001	2009	2025	rBV	602142	1120846	87.23%	16.208%

Sum of corrected areas: 6915487

Sample Results: **VN088392.D**

Data Path : Z:\voasrv\HPCHEM1\MSVOA_N\Data\VN120125\
Data File : VN088392.D
Acq On : 01 Dec 2025 18:20
Operator : JC\MD
Sample : Q3743-01
Misc : 5.0mL/MSVOA_N/WATER
ALS Vial : 25 Sample Multiplier: 1

Instrument :
MSVOA_N
ClientSampleId :
TW-1125-1

Quant Method : Z:\voasrv\HPCHEM1\MSVOA_N\methods\82N112425W.M
Quant Title : SW846 8260

TIC Library : C:\Database\NIST20.L
TIC Integration Parameters: LSCINT.P

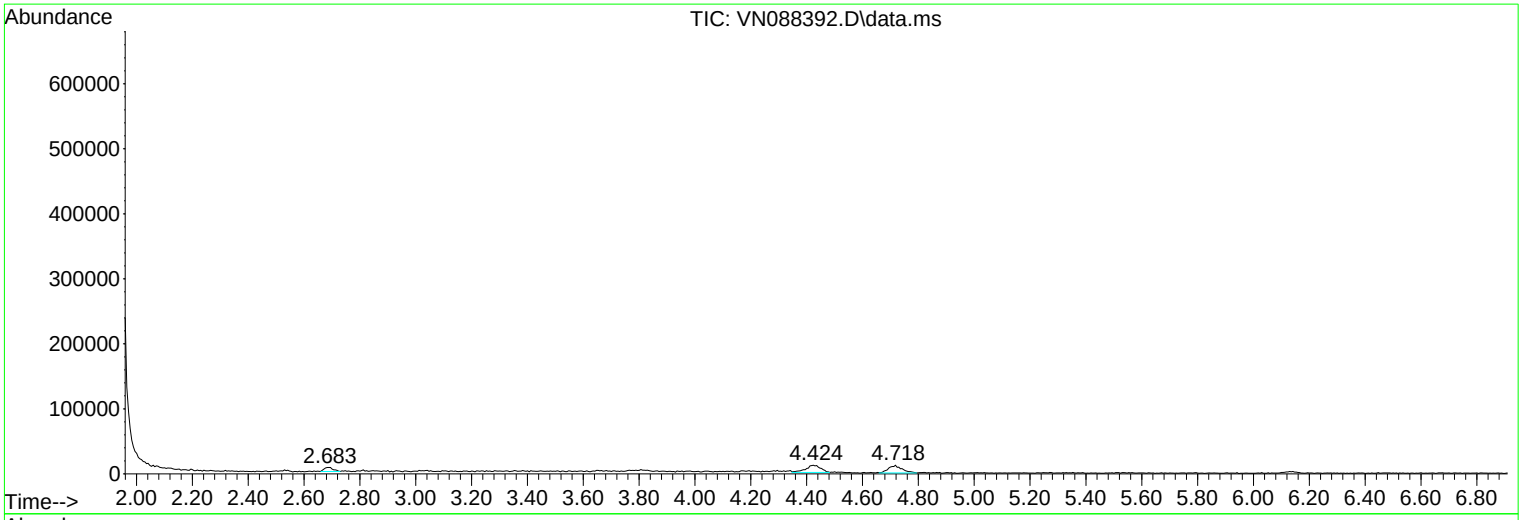

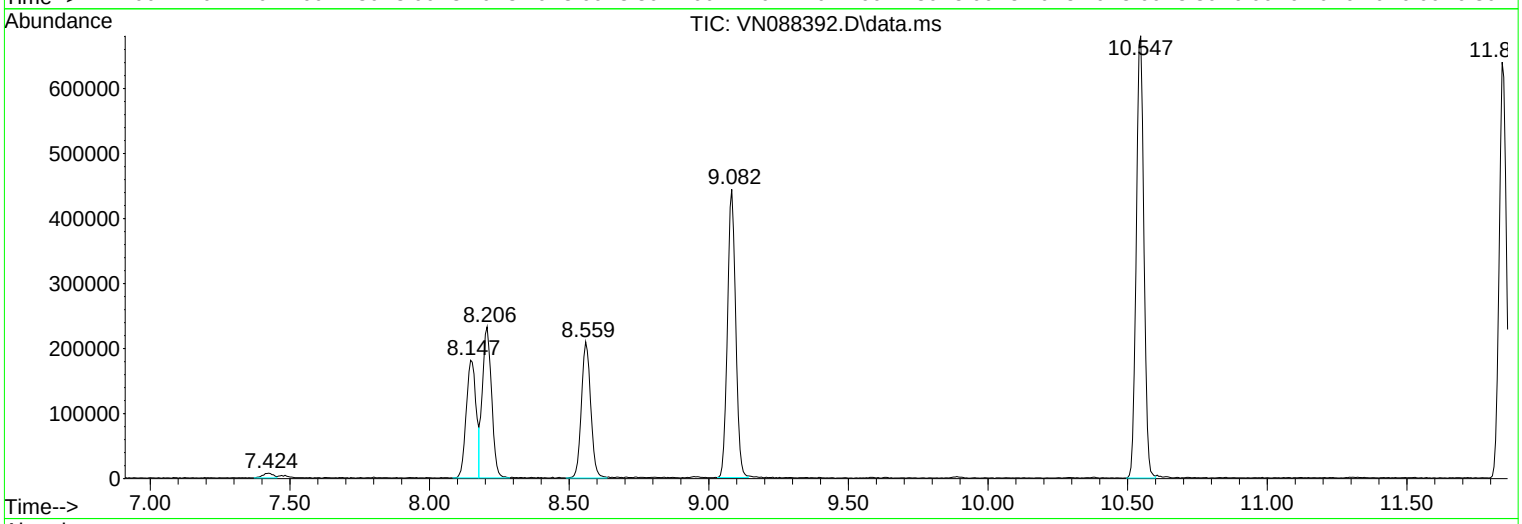

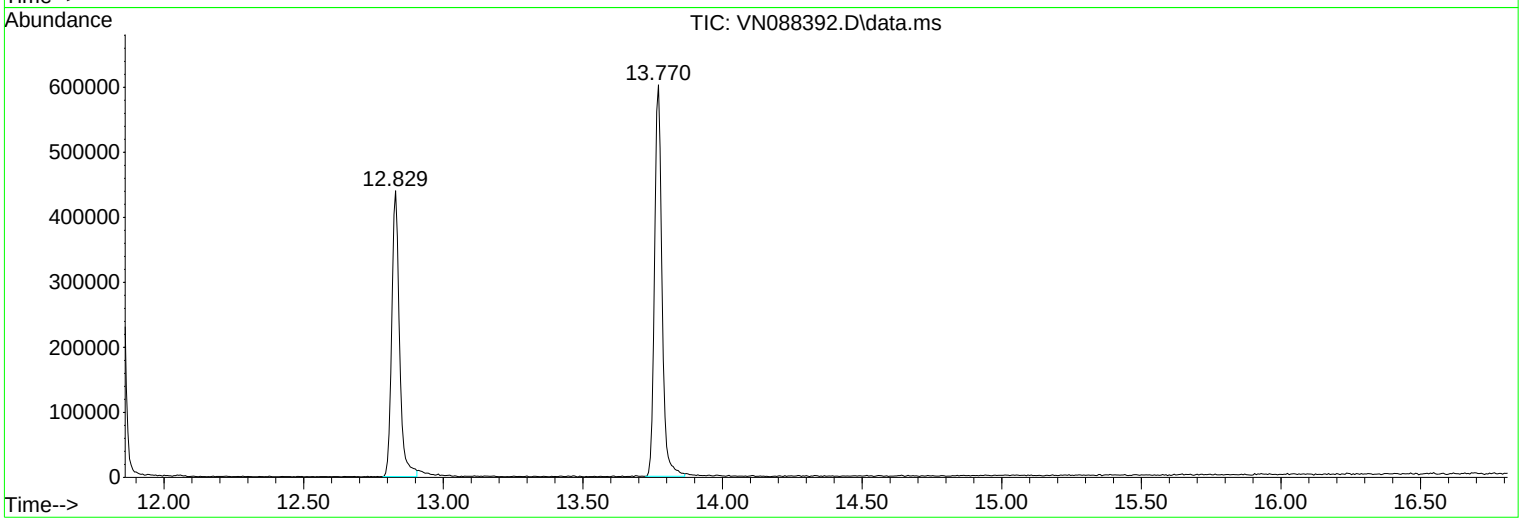

Data Path : Z:\voasrv\HPCHEM1\MSVOA_N\Data\VN120125\
Data File : VN088392.D
Acq On : 01 Dec 2025 18:20
Operator : JC\MD
Sample : Q3743-01
Misc : 5.0mL/MSVOA_N/WATER
ALS Vial : 25 Sample Multiplier: 1

Instrument :
MSVOA_N
ClientSampleId :
TW-1125-1

Quant Method : Z:\voasrv\HPCHEM1\MSVOA_N\methods\82N112425W.M
Quant Title : SW846 8260

TIC Library : C:\Database\NIST20.L
TIC Integration Parameters: LSCINT.P

No Library Search Compounds Detected
****

Instrument :
MSVOA_N
ClientSampleId :
TW-1125-1

Data Path : Z:\voasrv\HPCHEM1\MSVOA_N\Data\VN120125\
Data File : VN088392.D
Acq On : 01 Dec 2025 18:20
Operator : JC\MD
Sample : Q3743-01
Misc : 5.0mL/MSVOA_N/WATER
ALS Vial : 25 Sample Multiplier: 1

Quant Method : Z:\voasrv\HPCHEM1\MSVOA_N\methods\82N112425W.M
Quant Title : SW846 8260

TIC Library : C:\Database\NIST20.L
TIC Integration Parameters: LSCINT.P

					--Internal Standard---			
TIC Top Hit name	RT	EstConc	Units	Response	#	RT	Resp	Conc

5

Instrument :
MSVOA_N
ClientSampleId :
TW-1125-2

Data Path : Z:\voasrv\HPCHEM1\MSVOA_N\Data\VN120125\
Data File : VN088393.D
Acq On : 01 Dec 2025 18:41
Operator : JC\MD
Sample : Q3743-02
Misc : 5.0mL/MSVOA_N/WATER
ALS Vial : 26 Sample Multiplier: 1

Quant Time: Dec 02 00:19:06 2025
Quant Method : Z:\voasrv\HPCHEM1\MSVOA_N\methods\82N112425W.M
Quant Title : SW846 8260
QLast Update : Tue Nov 25 01:34:52 2025
Response via : Initial Calibration

Compound	R.T.	QIon	Response	Conc	Units	Dev(Min)
Internal Standards						
1) Pentafluorobenzene	8.206	168	203666	50.000	ug/l	0.00
34) 1,4-Difluorobenzene	9.083	114	472280	50.000	ug/l	0.00
63) Chlorobenzene-d5	11.841	117	460828	50.000	ug/l	0.00
72) 1,4-Dichlorobenzene-d4	13.771	152	215787	50.000	ug/l	0.00
System Monitoring Compounds						
33) 1,2-Dichloroethane-d4	8.559	65	234894	61.224	ug/l	0.00
Spiked Amount 50.000	Range 74 - 125		Recovery = 122.440%			
35) Dibromofluoromethane	8.147	113	173373	52.973	ug/l	0.00
Spiked Amount 50.000	Range 75 - 124		Recovery = 105.940%			
50) Toluene-d8	10.547	98	610228	50.110	ug/l	0.00
Spiked Amount 50.000	Range 86 - 113		Recovery = 100.220%			
62) 4-Bromofluorobenzene	12.829	95	223615	53.517	ug/l	0.00
Spiked Amount 50.000	Range 77 - 121		Recovery = 107.040%			
Target Compounds						Qvalue
16) Acetone	4.424	43	26336	18.980	ug/l	96

(#) = qualifier out of range (m) = manual integration (+) = signals summed

Sample Results: **VN088393.D**

Data Path : Z:\voasrv\HPCHEM1\MSVOA_N\Data\VN120125\
Data File : VN088393.D
Acq On : 01 Dec 2025 18:41
Operator : JC\MD
Sample : Q3743-02
Misc : 5.0mL/MSVOA_N/WATER
ALS Vial : 26 Sample Multiplier: 1

Instrument :
MSVOA_N
ClientSampleId :
TW-1125-2

Quant Time: Dec 02 00:19:06 2025
Quant Method : Z:\voasrv\HPCHEM1\MSVOA_N\methods\82N112425W.M
Quant Title : SW846 8260
QLast Update : Tue Nov 25 01:34:52 2025
Response via : Initial Calibration

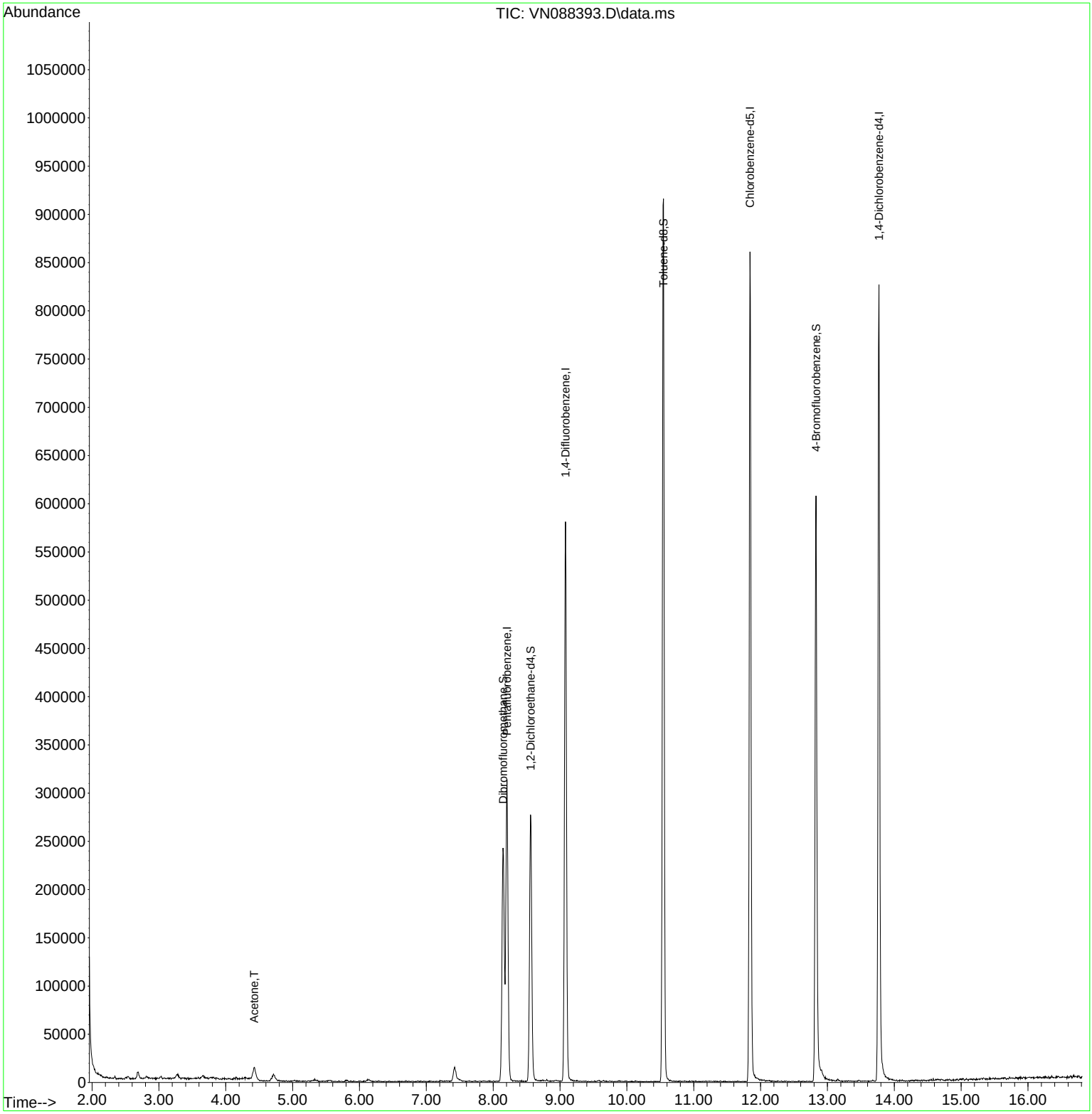

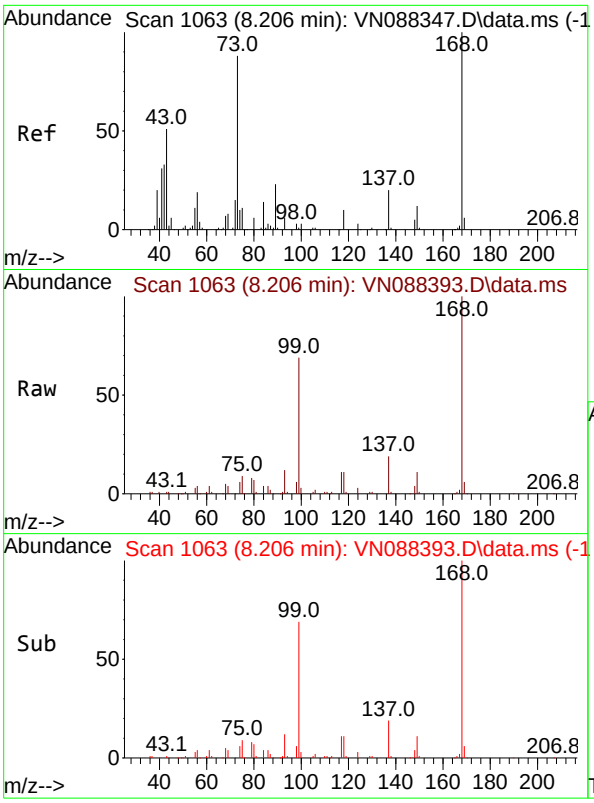

#1
Pentafluorobenzene
Concen: 50.000 ug/l
RT: 8.206 min Scan# 1(
Delta R.T. 0.000 min
Lab File: VN088393.D
Acq: 01 Dec 2025 18:41

Instrument :
MSVOA_N
ClientSampleId :
TW-1125-2

Tgt Ion:168 Resp: 203666

Ion	Ratio	Lower	Upper
168	100		
99	69.4	57.1	85.7

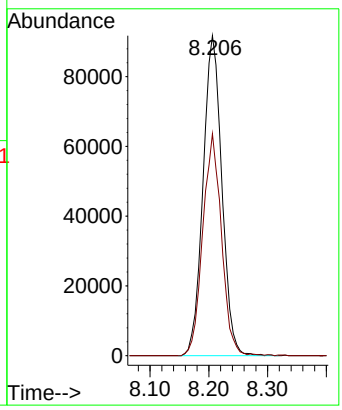

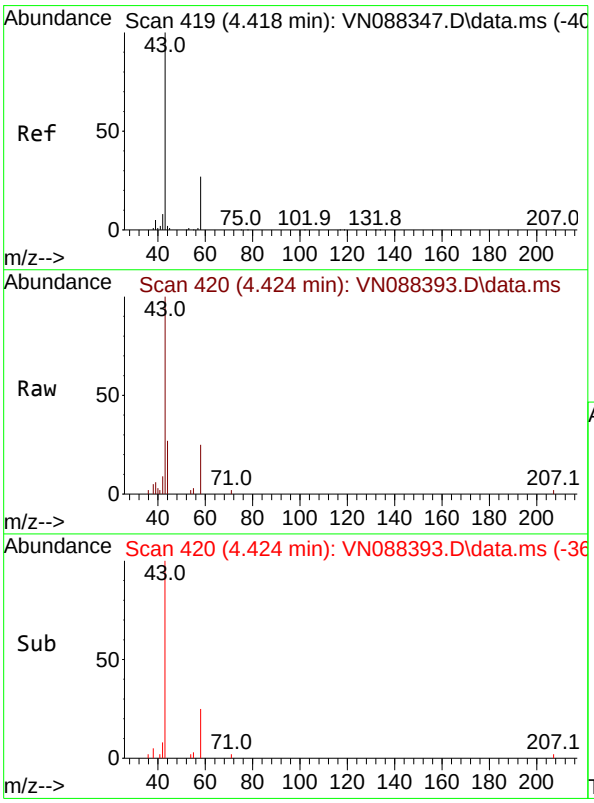

#16
Acetone
Concen: 18.980 ug/l
RT: 4.424 min Scan# 420
Delta R.T. 0.006 min
Lab File: VN088393.D
Acq: 01 Dec 2025 18:41

Tgt Ion: 43 Resp: 26336

Ion	Ratio	Lower	Upper
43	100		
58	24.9	21.7	32.5

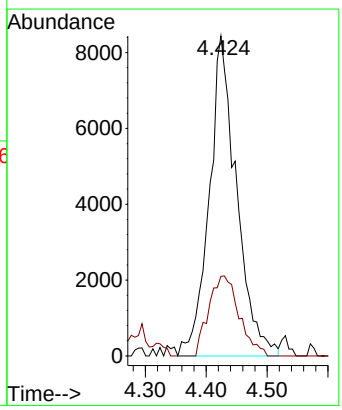

Instrument :
MSVOA_N
ClientSampleId :
TW-1125-2

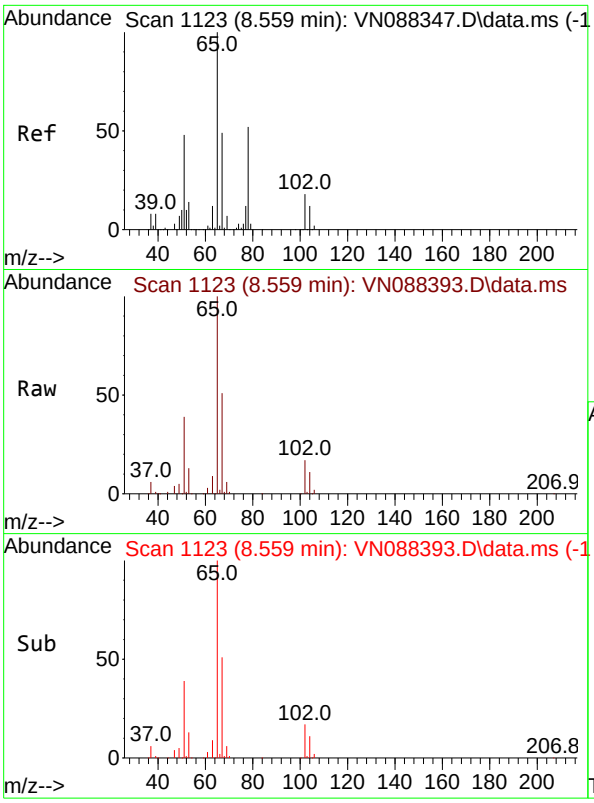

#33
1,2-Dichloroethane-d4
Concen: 61.224 ug/l
RT: 8.559 min Scan# 1
Delta R.T. 0.000 min
Lab File: VN088393.D
Acq: 01 Dec 2025 18:41

Tgt Ion: 65 Resp: 234894

Ion	Ratio	Lower	Upper
65	100		
67	50.6	0.0	100.8

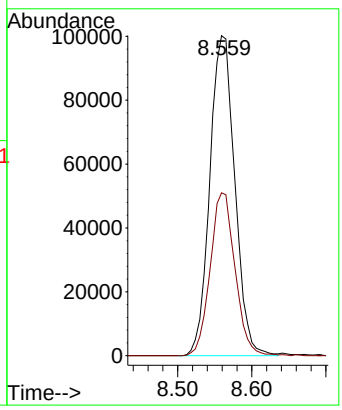

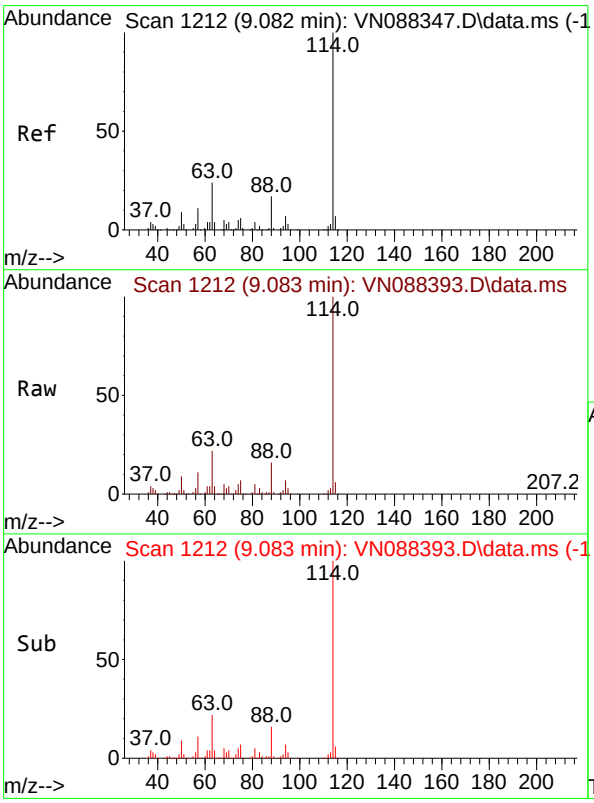

#34
1,4-Difluorobenzene
Concen: 50.000 ug/l
RT: 9.083 min Scan# 1212
Delta R.T. 0.000 min
Lab File: VN088393.D
Acq: 01 Dec 2025 18:41

Tgt Ion:114 Resp: 472280

Ion	Ratio	Lower	Upper
114	100		
63	22.0	0.0	49.0
88	16.4	0.0	34.0

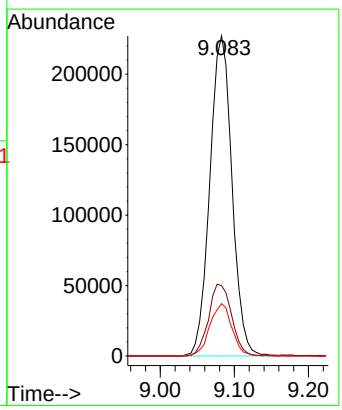

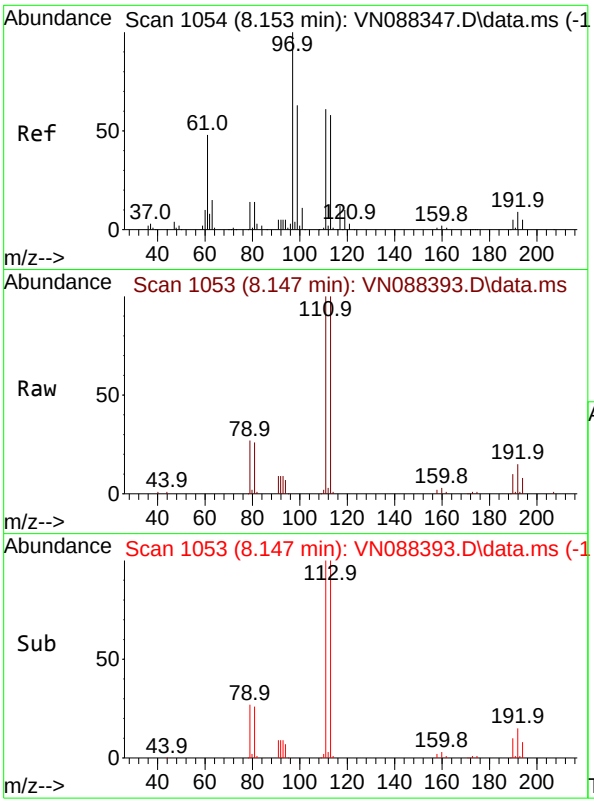

#35
Dibromofluoromethane
Concen: 52.973 ug/l
RT: 8.147 min Scan# 1(
Delta R.T. -0.006 min
Lab File: VN088393.D
Acq: 01 Dec 2025 18:41

Instrument :
MSVOA_N
ClientSampleId :
TW-1125-2

Tgt Ion:113 Resp: 173373

Ion	Ratio	Lower	Upper
113	100		
111	103.3	82.5	123.7
192	15.9	12.8	19.2

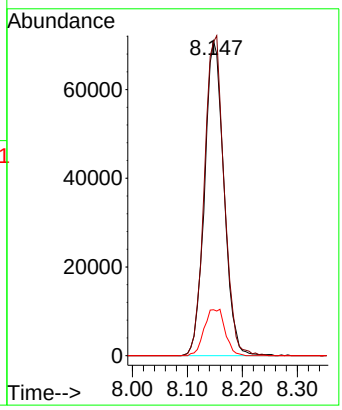

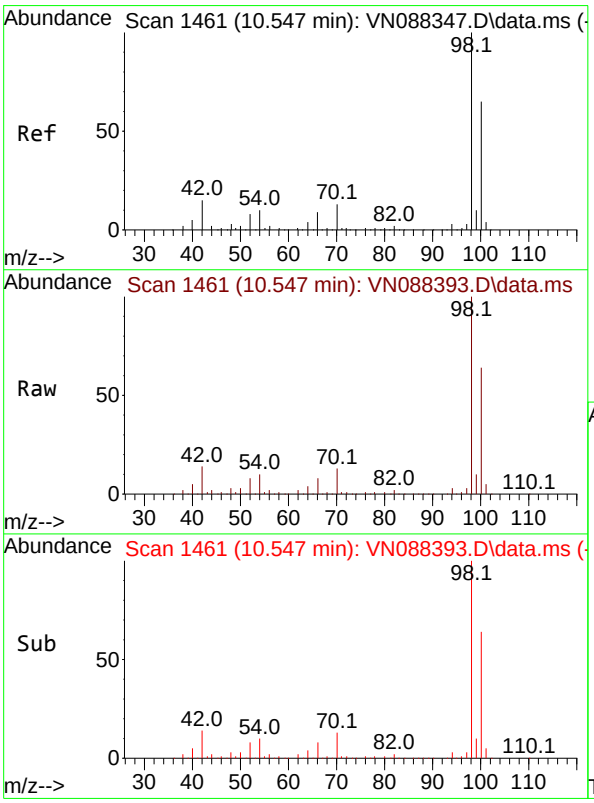

#50
Toluene-d8
Concen: 50.110 ug/l
RT: 10.547 min Scan# 1461
Delta R.T. 0.000 min
Lab File: VN088393.D
Acq: 01 Dec 2025 18:41

Tgt Ion: 98 Resp: 610228

Ion	Ratio	Lower	Upper
98	100		
100	64.3	52.2	78.2

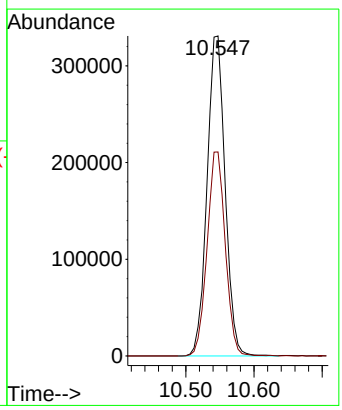

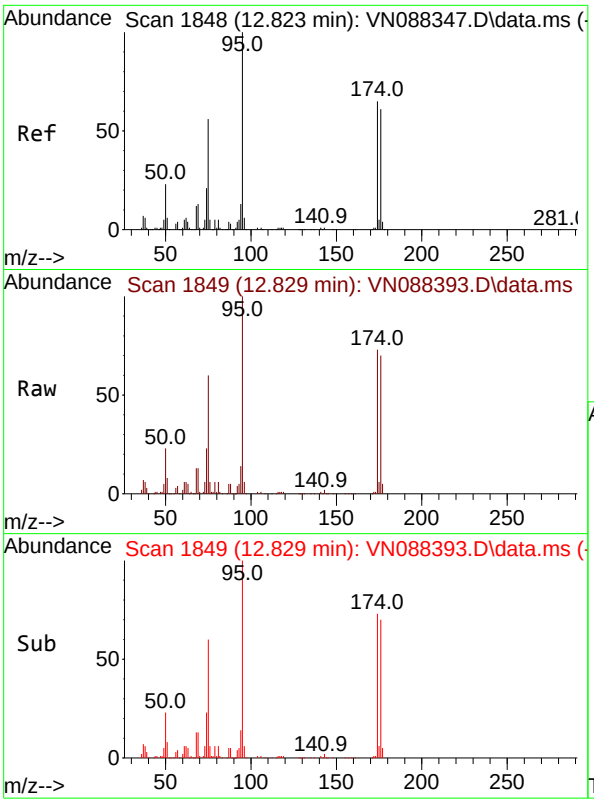

#62
4-Bromofluorobenzene
Concen: 53.517 ug/l
RT: 12.829 min Scan# 1
Delta R.T. 0.006 min
Lab File: VN088393.D
Acq: 01 Dec 2025 18:41

Instrument :
MSVOA_N
ClientSampleId :
TW-1125-2

Tgt Ion: 95 Resp: 223615

Ion	Ratio	Lower	Upper
95	100		
174	69.2	0.0	139.0
176	66.0	0.0	132.4

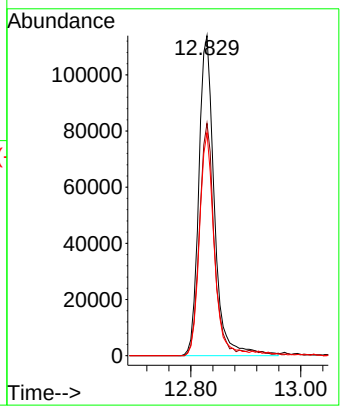

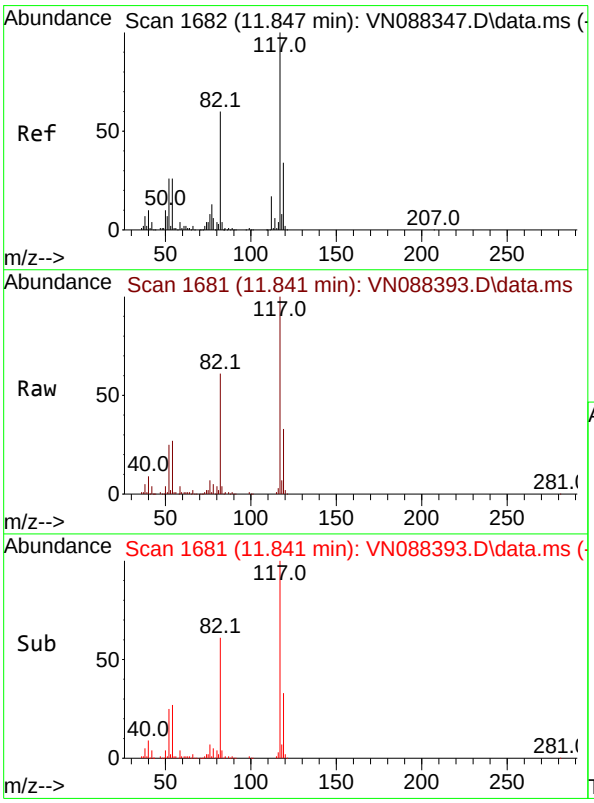

#63
Chlorobenzene-d5
Concen: 50.000 ug/l
RT: 11.841 min Scan# 1681
Delta R.T. -0.006 min
Lab File: VN088393.D
Acq: 01 Dec 2025 18:41

Tgt Ion:117 Resp: 460828

Ion	Ratio	Lower	Upper
117	100		
82	61.0	47.8	71.8
119	33.2	26.9	40.3

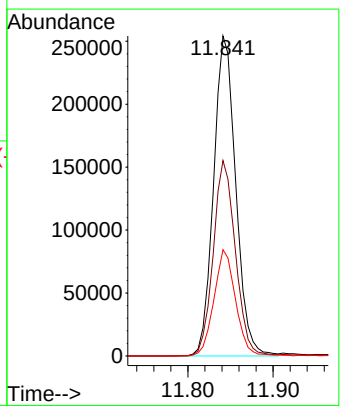

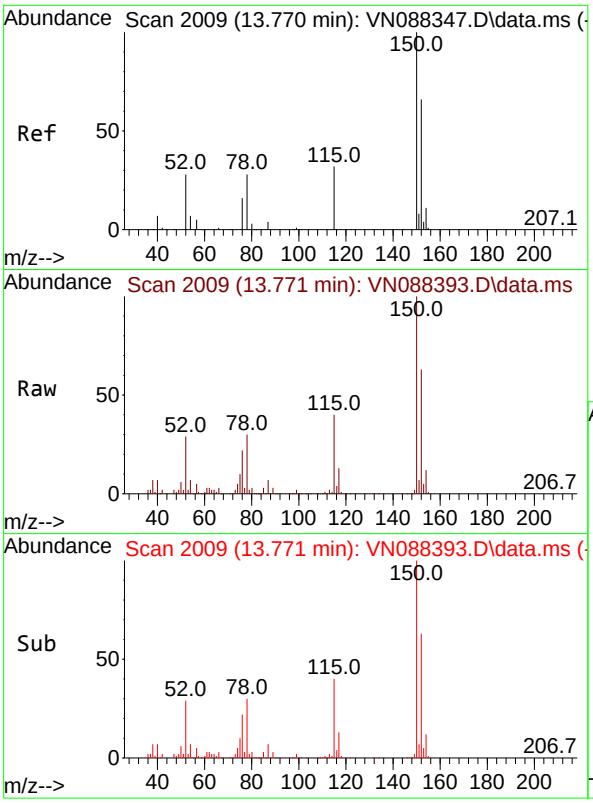

#72
1,4-Dichlorobenzene-d4
Concen: 50.000 ug/l
RT: 13.771 min Scan# 2(
Delta R.T. 0.000 min
Lab File: VN088393.D
Acq: 01 Dec 2025 18:41

Instrument :
MSVOA_N
ClientSampleId :
TW-1125-2

Tgt Ion:152 Resp: 215787

Ion	Ratio	Lower	Upper
152	100		
115	63.2	33.0	98.9
150	158.4	0.0	349.0

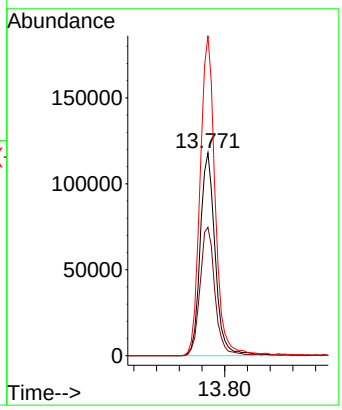

Instrument :
MSVOA_N
ClientSampleId :
TW-1125-2


```
Data Path : Z:\voasrv\HPCHEM1\MSVOA_N\Data\VN120125\
Data File : VN088393.D
Acq On    : 01 Dec 2025  18:41
Operator  : JC\MD
Sample    : Q3743-02
Misc      : 5.0mL/MSVOA_N/WATER
ALS Vial  : 26   Sample Multiplier: 1

Integration Parameters: RTEINT.P
Integrator: RTE
Smoothing : ON                            Filtering: 5
Sampling  : 1                              Min Area: 3 % of largest Peak
Start Thrs: 0.2                           Max Peaks: 100
Stop Thrs : 0                        Peak Location: TOP

If leading or trailing edge < 100 prefer < Baseline drop else tangent >
Peak separation: 5

Method    : Z:\voasrv\HPCHEM1\MSVOA_N\methods\82N112425W.M
Title     : SW846 8260

Signal     : TIC: VN088393.D\data.ms
```

peak #	R.T. min	first scan	max scan	last scan	PK TY	peak height	corr. area	corr. % max.	% of total
1	4.424	412	420	429	rVB2	12381	36002	2.10%	0.394%
2	7.424	921	930	942	rBV	14473	43216	2.53%	0.473%
3	8.147	1043	1053	1058	rBV2	241953	595850	34.82%	6.522%
4	8.206	1058	1063	1075	rVB	312188	686641	40.12%	7.515%
5	8.559	1112	1123	1135	rBV2	276489	640974	37.45%	7.016%
6	9.083	1203	1212	1225	rBV	579905	1212927	70.88%	13.276%
7	10.547	1452	1461	1472	rBV	915592	1711321	100.00%	18.731%
8	11.841	1673	1681	1695	rBV	860279	1575906	92.09%	17.249%
9	12.829	1839	1849	1861	rBV	607453	1144635	66.89%	12.528%
10	13.771	2001	2009	2023	rBV	825295	1488997	87.01%	16.297%

Sum of corrected areas: 9136469

Sample Results: **VN088393.D**

Data Path : Z:\voasrv\HPCHEM1\MSVOA_N\Data\VN120125\
Data File : VN088393.D
Acq On : 01 Dec 2025 18:41
Operator : JC\MD
Sample : Q3743-02
Misc : 5.0mL/MSVOA_N/WATER
ALS Vial : 26 Sample Multiplier: 1

Instrument :
MSVOA_N
ClientSampleId :
TW-1125-2

Quant Method : Z:\voasrv\HPCHEM1\MSVOA_N\methods\82N112425W.M
Quant Title : SW846 8260

TIC Library : C:\Database\NIST20.L
TIC Integration Parameters: LSCINT.P

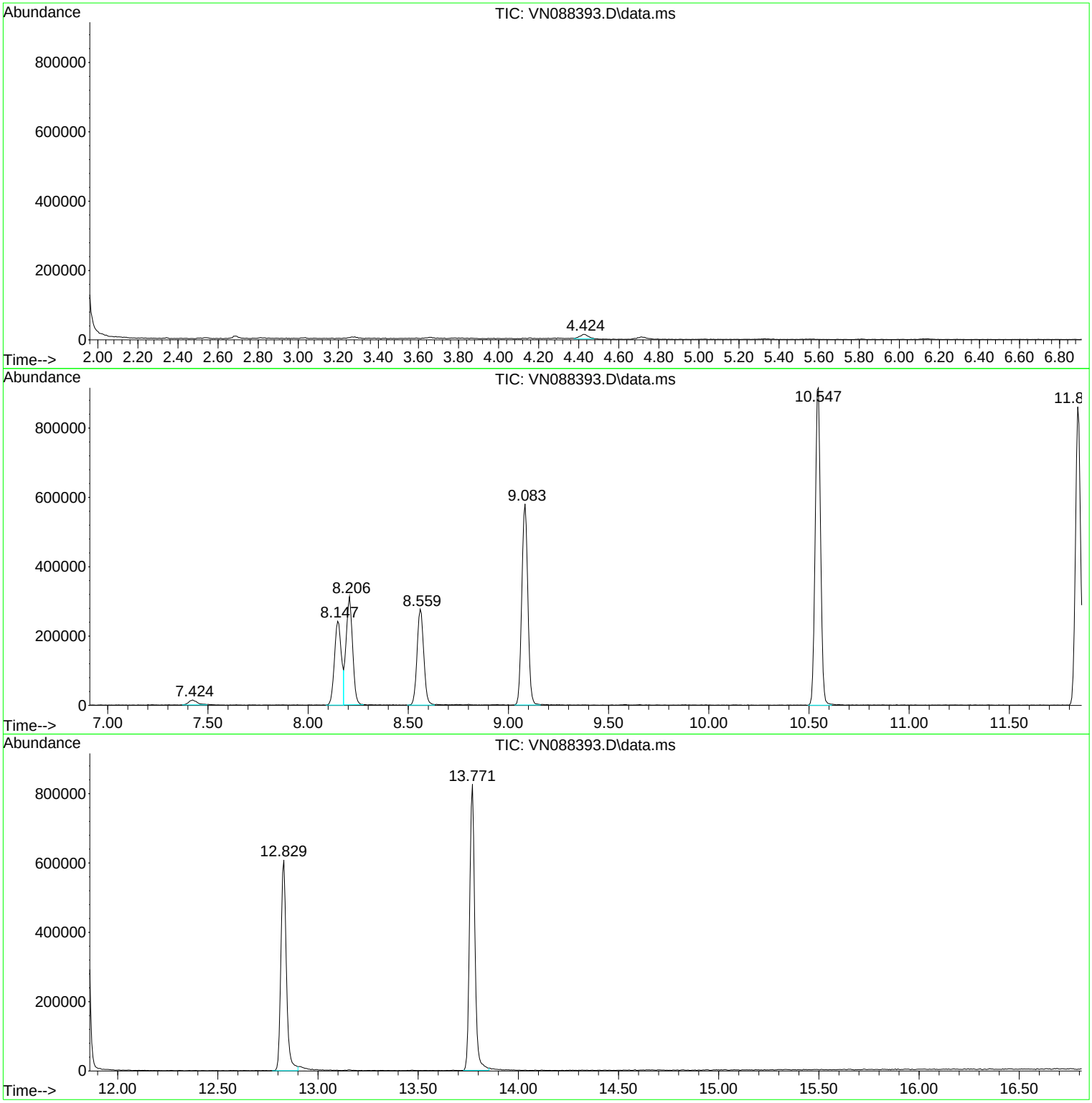

5

Instrument :
MSVOA_N
ClientSampleId :
TW-1125-2

A B C D E F G H I J

```
Data Path : Z:\voasrv\HPCHEM1\MSVOA_N\Data\VN120125\
Data File : VN088393.D
Acq On    : 01 Dec 2025  18:41
Operator  : JC\MD
Sample    : Q3743-02
Misc      : 5.0mL/MSVOA_N/WATER
ALS Vial  : 26   Sample Multiplier: 1

Quant Method : Z:\voasrv\HPCHEM1\MSVOA_N\methods\82N112425W.M
Quant Title  : SW846 8260

TIC Library    : C:\Database\NIST20.L
TIC Integration Parameters: LSCINT.P
```

No Library Search Compounds Detected
****

Instrument :
MSVOA_N
ClientSampleId :
TW-1125-2

Data Path : Z:\voasrv\HPCHEM1\MSVOA_N\Data\VN120125\
Data File : VN088393.D
Acq On : 01 Dec 2025 18:41
Operator : JC\MD
Sample : Q3743-02
Misc : 5.0mL/MSVOA_N/WATER
ALS Vial : 26 Sample Multiplier: 1

Quant Method : Z:\voasrv\HPCHEM1\MSVOA_N\methods\82N112425W.M
Quant Title : SW846 8260

TIC Library : C:\Database\NIST20.L
TIC Integration Parameters: LSCINT.P

TIC Top Hit name	RT	EstConc	Units	Response	Internal Standard #	RT	Resp	Conc

5

Instrument :
MSVOA_N
ClientSampleId :
TB

A B C D E F G H I J

Data Path : Z:\voasrv\HPCHEM1\MSVOA_N\Data\VN120125\
Data File : VN088389.D
Acq On : 01 Dec 2025 17:18
Operator : JC\MD
Sample : Q3743-03
Misc : 5.0mL/MSVOA_N/WATER
ALS Vial : 22 Sample Multiplier: 1

Quant Time: Dec 02 00:17:47 2025
Quant Method : Z:\voasrv\HPCHEM1\MSVOA_N\methods\82N112425W.M
Quant Title : SW846 8260
QLast Update : Tue Nov 25 01:34:52 2025
Response via : Initial Calibration

Compound	R.T.	QIon	Response	Conc	Units	Dev(Min)
Internal Standards						
1) Pentafluorobenzene	8.206	168	177560	50.000	ug/l	0.00
34) 1,4-Difluorobenzene	9.083	114	408212	50.000	ug/l	0.00
63) Chlorobenzene-d5	11.841	117	395290	50.000	ug/l	0.00
72) 1,4-Dichlorobenzene-d4	13.771	152	183327	50.000	ug/l	0.00
System Monitoring Compounds						
33) 1,2-Dichloroethane-d4	8.559	65	200978	60.085	ug/l	0.00
Spiked Amount 50.000	Range 74 - 125		Recovery = 120.180%			
35) Dibromofluoromethane	8.147	113	148235	52.400	ug/l	0.00
Spiked Amount 50.000	Range 75 - 124		Recovery = 104.800%			
50) Toluene-d8	10.541	98	527906	50.154	ug/l	0.00
Spiked Amount 50.000	Range 86 - 113		Recovery = 100.300%			
62) 4-Bromofluorobenzene	12.829	95	193240	53.506	ug/l	0.00
Spiked Amount 50.000	Range 77 - 121		Recovery = 107.020%			

Target Compounds Qvalue

(#) = qualifier out of range (m) = manual integration (+) = signals summed

Sample Results: **VN088389.D**

Data Path : Z:\voasrv\HPCHEM1\MSVOA_N\Data\VN120125\
Data File : VN088389.D
Acq On : 01 Dec 2025 17:18
Operator : JC\MD
Sample : Q3743-03
Misc : 5.0mL/MSVOA_N/WATER
ALS Vial : 22 Sample Multiplier: 1

Instrument :
MSVOA_N
ClientSampleId :
TB

Quant Time: Dec 02 00:17:47 2025
Quant Method : Z:\voasrv\HPCHEM1\MSVOA_N\methods\82N112425W.M
Quant Title : SW846 8260
QLast Update : Tue Nov 25 01:34:52 2025
Response via : Initial Calibration

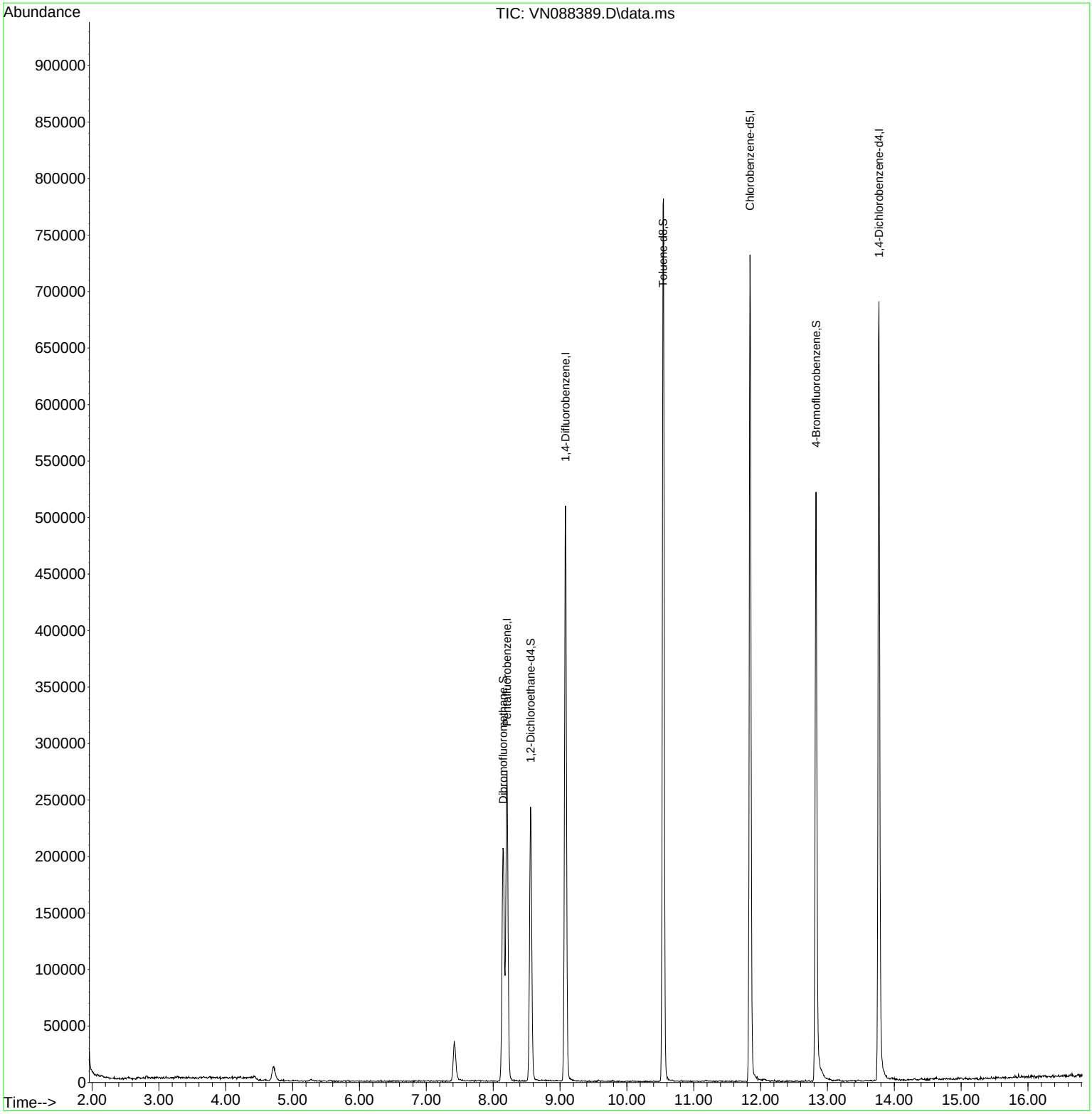

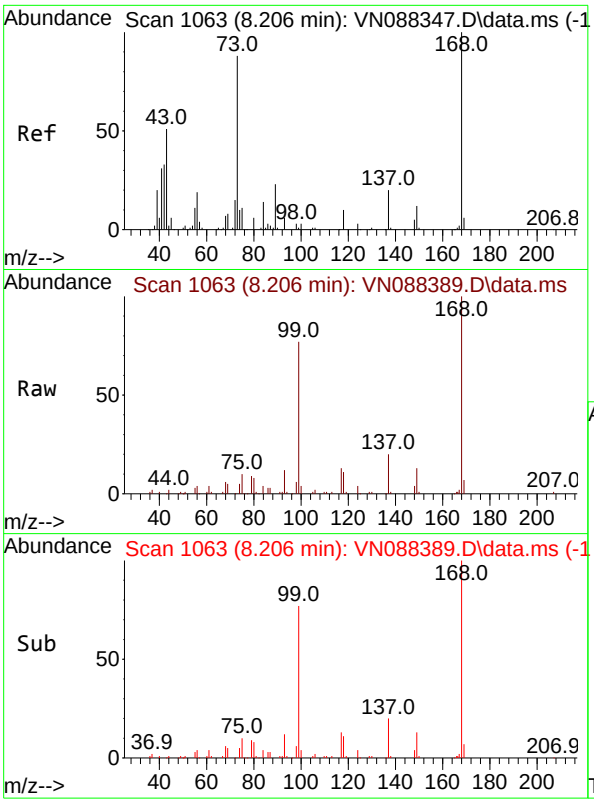

#1
Pentafluorobenzene
Concen: 50.000 ug/l
RT: 8.206 min Scan# 1(
Delta R.T. 0.000 min
Lab File: VN088389.D
Acq: 01 Dec 2025 17:18

Instrument :
MSVOA_N
ClientSampleId :
TB

Tgt Ion:168 Resp: 177560

Ion	Ratio	Lower	Upper
168	100		
99	77.3	57.1	85.7

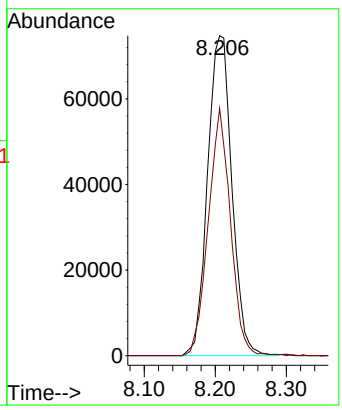

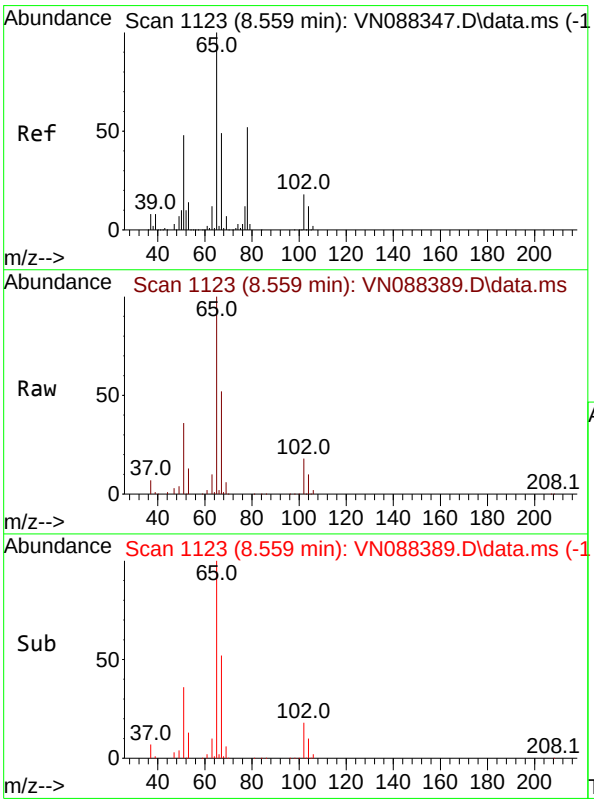

#33
1,2-Dichloroethane-d4
Concen: 60.085 ug/l
RT: 8.559 min Scan# 1123
Delta R.T. 0.000 min
Lab File: VN088389.D
Acq: 01 Dec 2025 17:18

Tgt Ion: 65 Resp: 200978

Ion	Ratio	Lower	Upper
65	100		
67	50.9	0.0	100.8

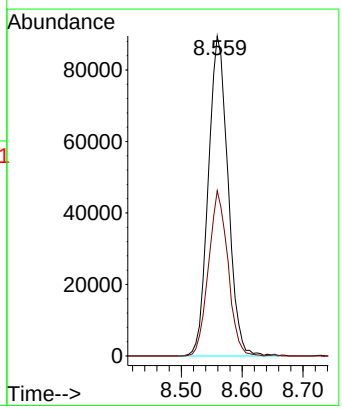

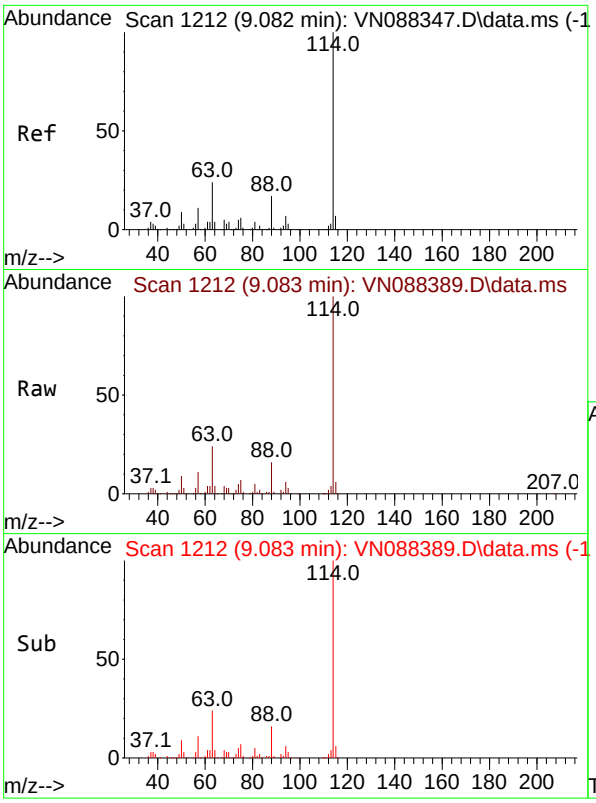

#34
1,4-Difluorobenzene
Concen: 50.000 ug/l
RT: 9.083 min Scan# 1
Delta R.T. 0.000 min
Lab File: VN088389.D
Acq: 01 Dec 2025 17:18

Instrument :
MSVOA_N
ClientSampleId :
TB

Tgt Ion:114 Resp: 408212

Ion	Ratio	Lower	Upper
114	100		
63	23.6	0.0	49.0
88	16.0	0.0	34.0

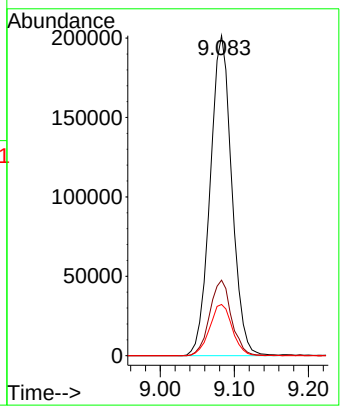

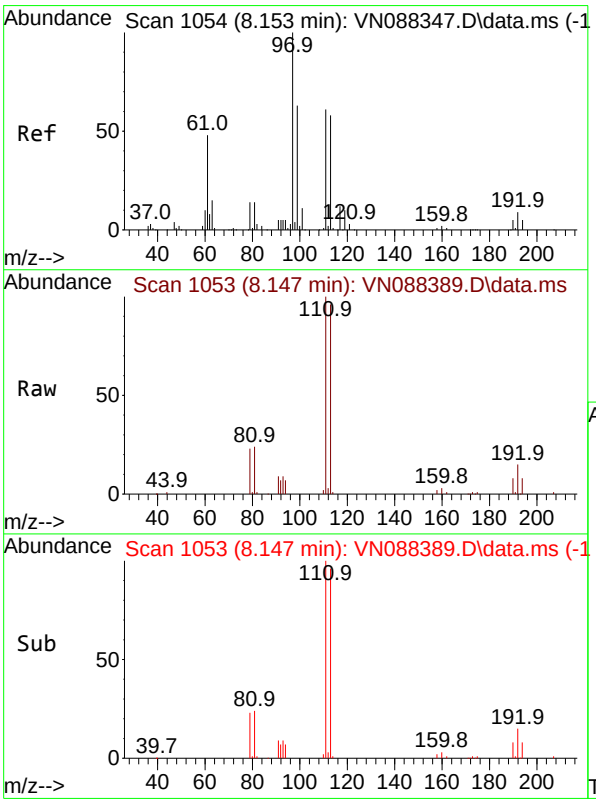

#35
Dibromofluoromethane
Concen: 52.400 ug/l
RT: 8.147 min Scan# 1053
Delta R.T. -0.006 min
Lab File: VN088389.D
Acq: 01 Dec 2025 17:18

Tgt Ion:113 Resp: 148235

Ion	Ratio	Lower	Upper
113	100		
111	103.3	82.5	123.7
192	16.6	12.8	19.2

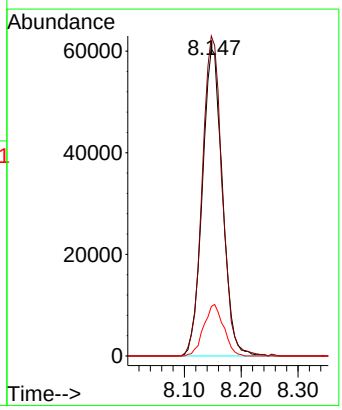

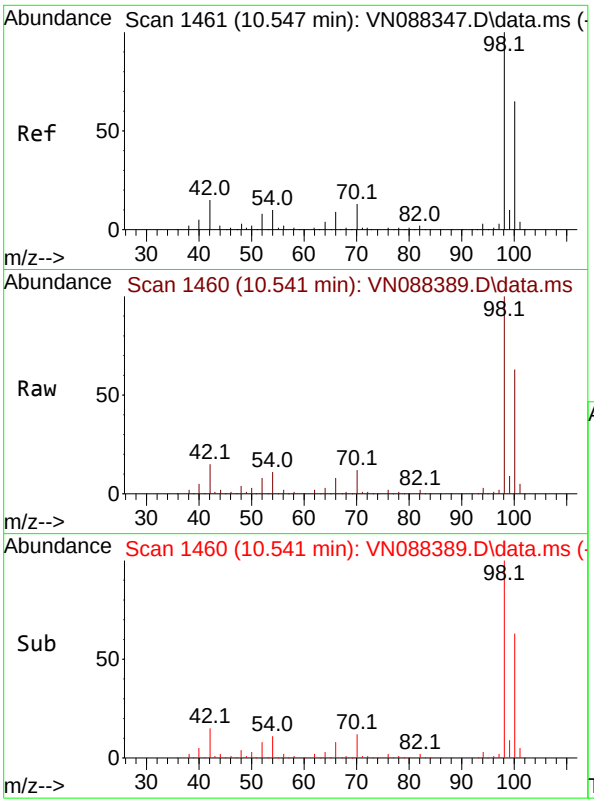

#50
Toluene-d8
Concen: 50.154 ug/l
RT: 10.541 min Scan# 1
Delta R.T. -0.006 min
Lab File: VN088389.D
Acq: 01 Dec 2025 17:18

Instrument :
MSVOA_N
ClientSampleId :
TB

Tgt Ion: 98 Resp: 527906

Ion	Ratio	Lower	Upper
98	100		
100	63.3	52.2	78.2

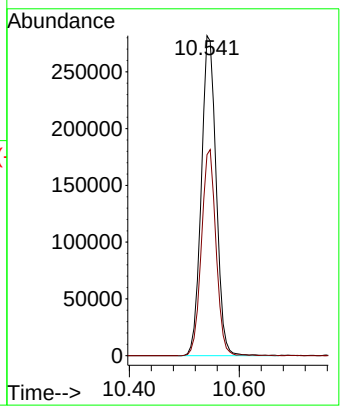

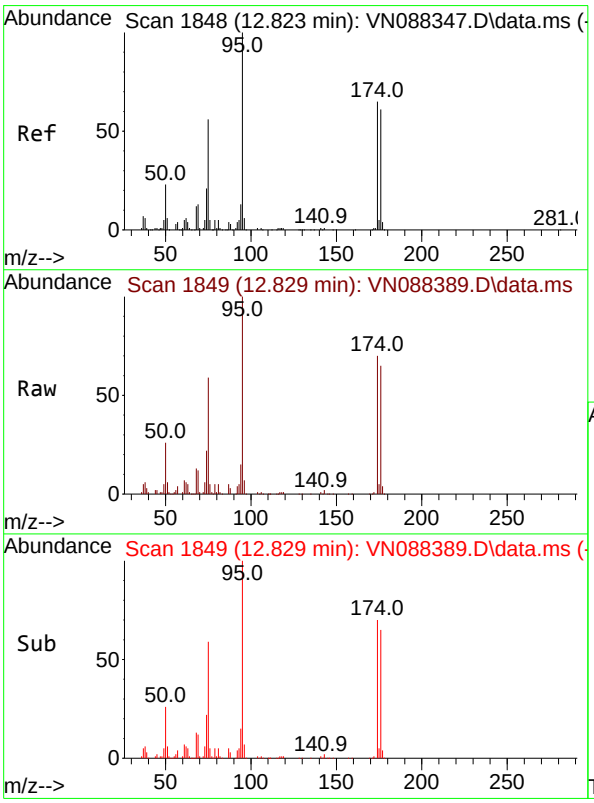

#62
4-Bromofluorobenzene
Concen: 53.506 ug/l
RT: 12.829 min Scan# 1849
Delta R.T. 0.006 min
Lab File: VN088389.D
Acq: 01 Dec 2025 17:18

Tgt Ion: 95 Resp: 193240

Ion	Ratio	Lower	Upper
95	100		
174	69.6	0.0	139.0
176	64.8	0.0	132.4

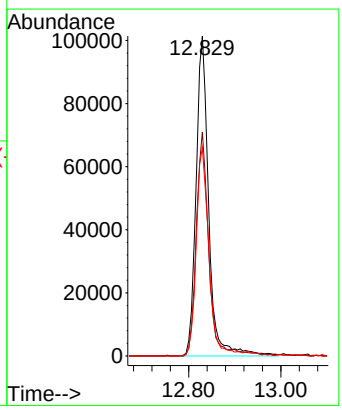

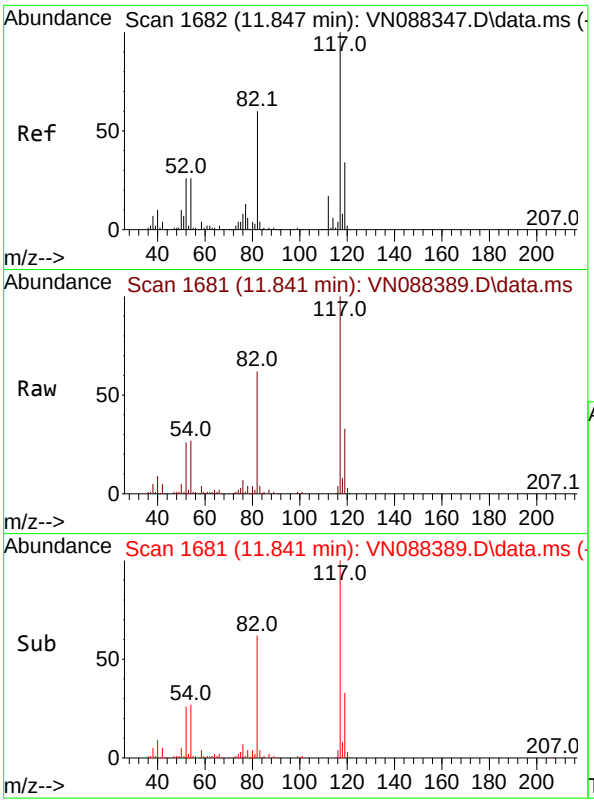

#63
Chlorobenzene-d5
Concen: 50.000 ug/l
RT: 11.841 min Scan# 1
Delta R.T. -0.006 min
Lab File: VN088389.D
Acq: 01 Dec 2025 17:18

Instrument :
MSVOA_N
ClientSampleId :
TB

Tgt Ion:117 Resp: 395290

Ion	Ratio	Lower	Upper
117	100		
82	61.9	47.8	71.8
119	33.4	26.9	40.3

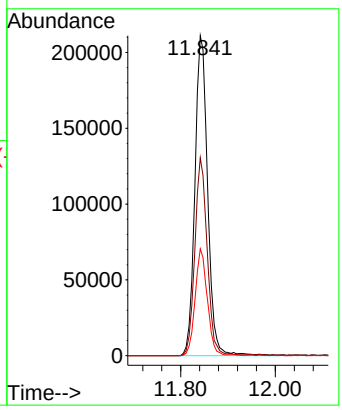

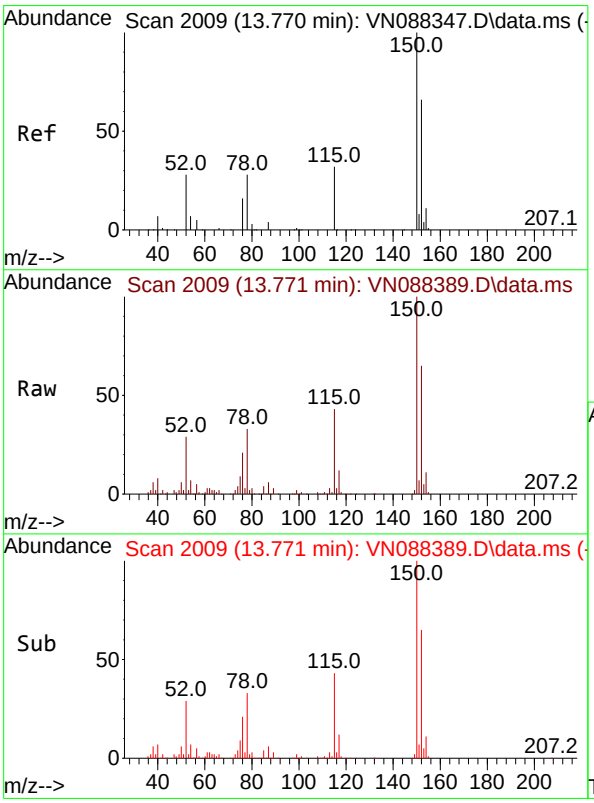

#72
1,4-Dichlorobenzene-d4
Concen: 50.000 ug/l
RT: 13.771 min Scan# 2009
Delta R.T. 0.000 min
Lab File: VN088389.D
Acq: 01 Dec 2025 17:18

Tgt Ion:152 Resp: 183327

Ion	Ratio	Lower	Upper
152	100		
115	65.9	33.0	98.9
150	159.1	0.0	349.0

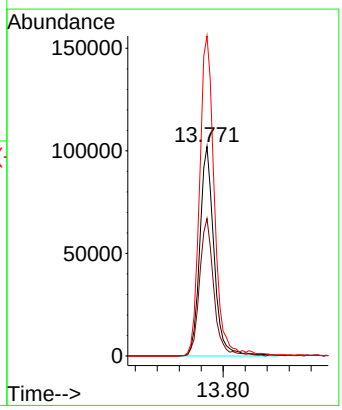

Instrument :
MSVOA_N
ClientSampleId :
TB

Data Path : Z:\voasrv\HPCHEM1\MSVOA_N\Data\VN120125\
Data File : VN088389.D
Acq On : 01 Dec 2025 17:18
Operator : JC\MD
Sample : Q3743-03
Misc : 5.0mL/MSVOA_N/WATER
ALS Vial : 22 Sample Multiplier: 1

Integration Parameters: RTEINT.P
Integrator: RTE
Smoothing : ON Filtering: 5
Sampling : 1 Min Area: 3 % of largest Peak
Start Thrs: 0.2 Max Peaks: 100
Stop Thrs : 0 Peak Location: TOP

If leading or trailing edge < 100 prefer < Baseline drop else tangent >
Peak separation: 5

Method : Z:\voasrv\HPCHEM1\MSVOA_N\methods\82N112425W.M
Title : SW846 8260

Signal : TIC: VN088389.D\data.ms

peak #	R.T. min	first scan	max scan	last scan	PK TY	peak height	corr. area	corr. % max.	% of total
1	4.718	458	470	479	rBV	12890	45484	3.09%	0.571%
2	7.418	920	929	941	rBV2	35362	97376	6.61%	1.222%
3	8.147	1043	1053	1058	rBV2	206507	512012	34.77%	6.426%
4	8.206	1058	1063	1075	rVB	274076	612264	41.57%	7.684%
5	8.559	1112	1123	1136	rBV	242657	552351	37.51%	6.932%
6	9.083	1203	1212	1224	rBV	508503	1054940	71.63%	13.240%
7	10.547	1452	1461	1470	rBV	781085	1472728	100.00%	18.483%
8	11.841	1673	1681	1698	rBV	731892	1349431	91.63%	16.936%
9	12.829	1840	1849	1868	rBV	521868	998953	67.83%	12.537%
10	13.771	2001	2009	2027	rBV	689035	1272385	86.40%	15.969%

Sum of corrected areas: 7967924

Sample Results: **VN088389.D**

Data Path : Z:\voasrv\HPCHEM1\MSVOA_N\Data\VN120125\
Data File : VN088389.D
Acq On : 01 Dec 2025 17:18
Operator : JC\MD
Sample : Q3743-03
Misc : 5.0mL/MSVOA_N/WATER
ALS Vial : 22 Sample Multiplier: 1

Instrument :
MSVOA_N
ClientSampleId :
TB

Quant Method : Z:\voasrv\HPCHEM1\MSVOA_N\methods\82N112425W.M
Quant Title : SW846 8260

TIC Library : C:\Database\NIST20.L
TIC Integration Parameters: LSCINT.P

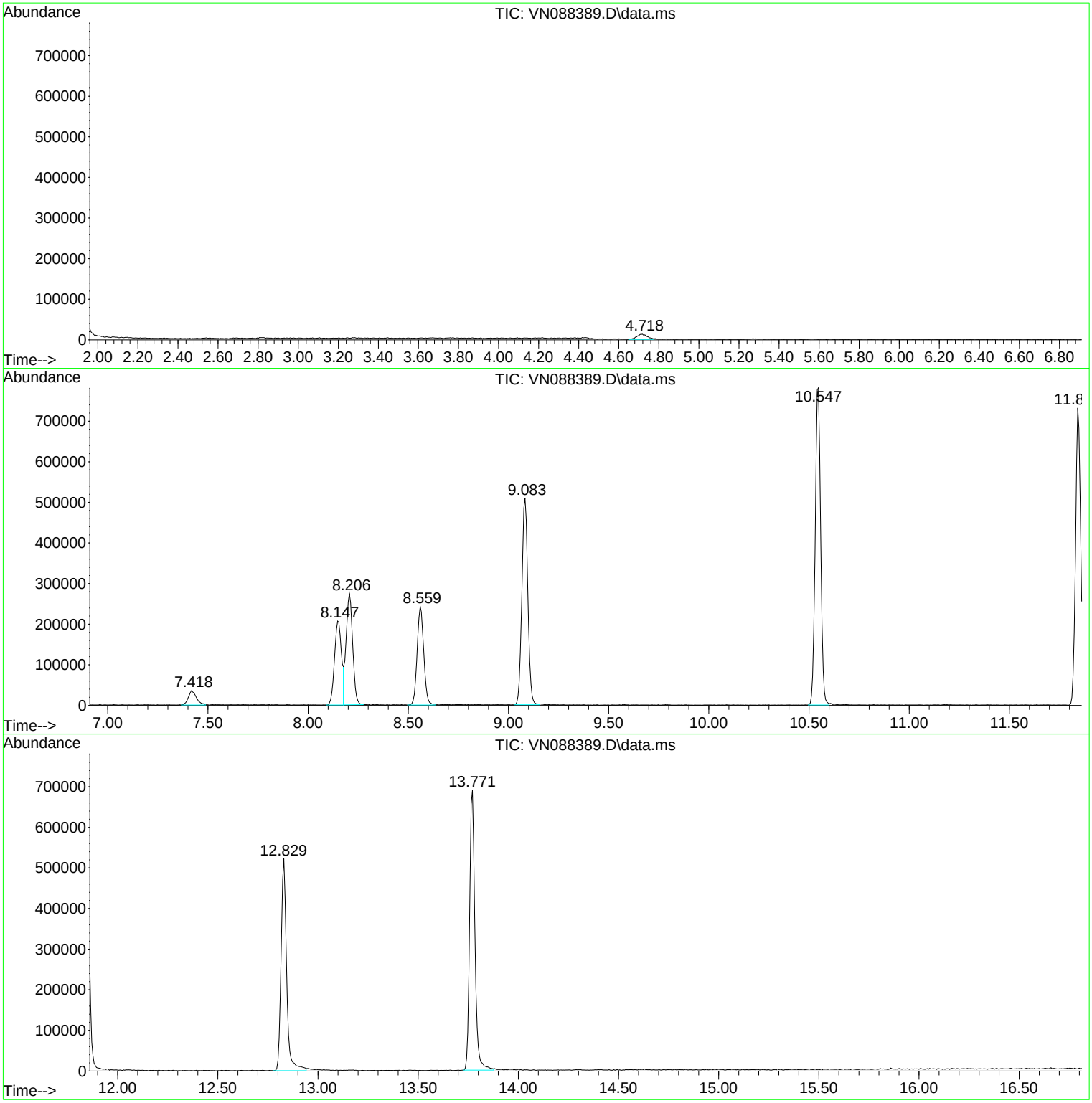

5

Instrument :
MSVOA_N
ClientSampleId :
TB

A B C D E F G H I J

```
Data Path : Z:\voasrv\HPCHEM1\MSVOA_N\Data\VN120125\
Data File : VN088389.D
Acq On    : 01 Dec 2025  17:18
Operator  : JC\MD
Sample    : Q3743-03
Misc      : 5.0mL/MSVOA_N/WATER
ALS Vial  : 22   Sample Multiplier: 1

Quant Method : Z:\voasrv\HPCHEM1\MSVOA_N\methods\82N112425W.M
Quant Title  : SW846 8260

TIC Library    : C:\Database\NIST20.L
TIC Integration Parameters: LSCINT.P
```

No Library Search Compounds Detected
****

Instrument :
MSVOA_N
ClientSampleId :
TB

Data Path : Z:\voasrv\HPCHEM1\MSVOA_N\Data\VN120125\
Data File : VN088389.D
Acq On : 01 Dec 2025 17:18
Operator : JC\MD
Sample : Q3743-03
Misc : 5.0mL/MSVOA_N/WATER
ALS Vial : 22 Sample Multiplier: 1

Quant Method : Z:\voasrv\HPCHEM1\MSVOA_N\methods\82N112425W.M
Quant Title : SW846 8260

TIC Library : C:\Database\NIST20.L
TIC Integration Parameters: LSCINT.P

					|--Internal Standard---|		
TIC Top Hit name	RT	EstConc	Units	Response	#	RT	Resp	Conc

5

Instrument :
MSVOA_N
ClientSampleId :
TB

A B C D E F G H I J

Data Path : Z:\voasrv\HPCHEM1\MSVOA_N\Data\VN120125\
Data File : VN088390.D
Acq On : 01 Dec 2025 17:39
Operator : JC\MD
Sample : Q3743-04
Misc : 5.0mL/MSVOA_N/WATER
ALS Vial : 23 Sample Multiplier: 1

Quant Time: Dec 02 00:18:07 2025
Quant Method : Z:\voasrv\HPCHEM1\MSVOA_N\methods\82N112425W.M
Quant Title : SW846 8260
QLast Update : Tue Nov 25 01:34:52 2025
Response via : Initial Calibration

Compound	R.T.	QIon	Response	Conc	Units	Dev(Min)
Internal Standards						
1) Pentafluorobenzene	8.206	168	168109	50.000	ug/l	0.00
34) 1,4-Difluorobenzene	9.083	114	386817	50.000	ug/l	0.00
63) Chlorobenzene-d5	11.841	117	372510	50.000	ug/l	0.00
72) 1,4-Dichlorobenzene-d4	13.770	152	175948	50.000	ug/l	0.00
System Monitoring Compounds						
33) 1,2-Dichloroethane-d4	8.559	65	192789	60.877	ug/l	0.00
Spiked Amount 50.000	Range 74 - 125		Recovery = 121.760%			
35) Dibromofluoromethane	8.147	113	142167	53.035	ug/l	0.00
Spiked Amount 50.000	Range 75 - 124		Recovery = 106.080%			
50) Toluene-d8	10.547	98	497084	49.838	ug/l	0.00
Spiked Amount 50.000	Range 86 - 113		Recovery = 99.680%			
62) 4-Bromofluorobenzene	12.829	95	182162	53.228	ug/l	0.00
Spiked Amount 50.000	Range 77 - 121		Recovery = 106.460%			

Target Compounds Qvalue

(#) = qualifier out of range (m) = manual integration (+) = signals summed

Sample Results: **VN088390.D**

Data Path : Z:\voasrv\HPCHEM1\MSVOA_N\Data\VN120125\
Data File : VN088390.D
Acq On : 01 Dec 2025 17:39
Operator : JC\MD
Sample : Q3743-04
Misc : 5.0mL/MSVOA_N/WATER
ALS Vial : 23 Sample Multiplier: 1

Instrument :
MSVOA_N
ClientSampleId :
TB

Quant Time: Dec 02 00:18:07 2025
Quant Method : Z:\voasrv\HPCHEM1\MSVOA_N\methods\82N112425W.M
Quant Title : SW846 8260
QLast Update : Tue Nov 25 01:34:52 2025
Response via : Initial Calibration

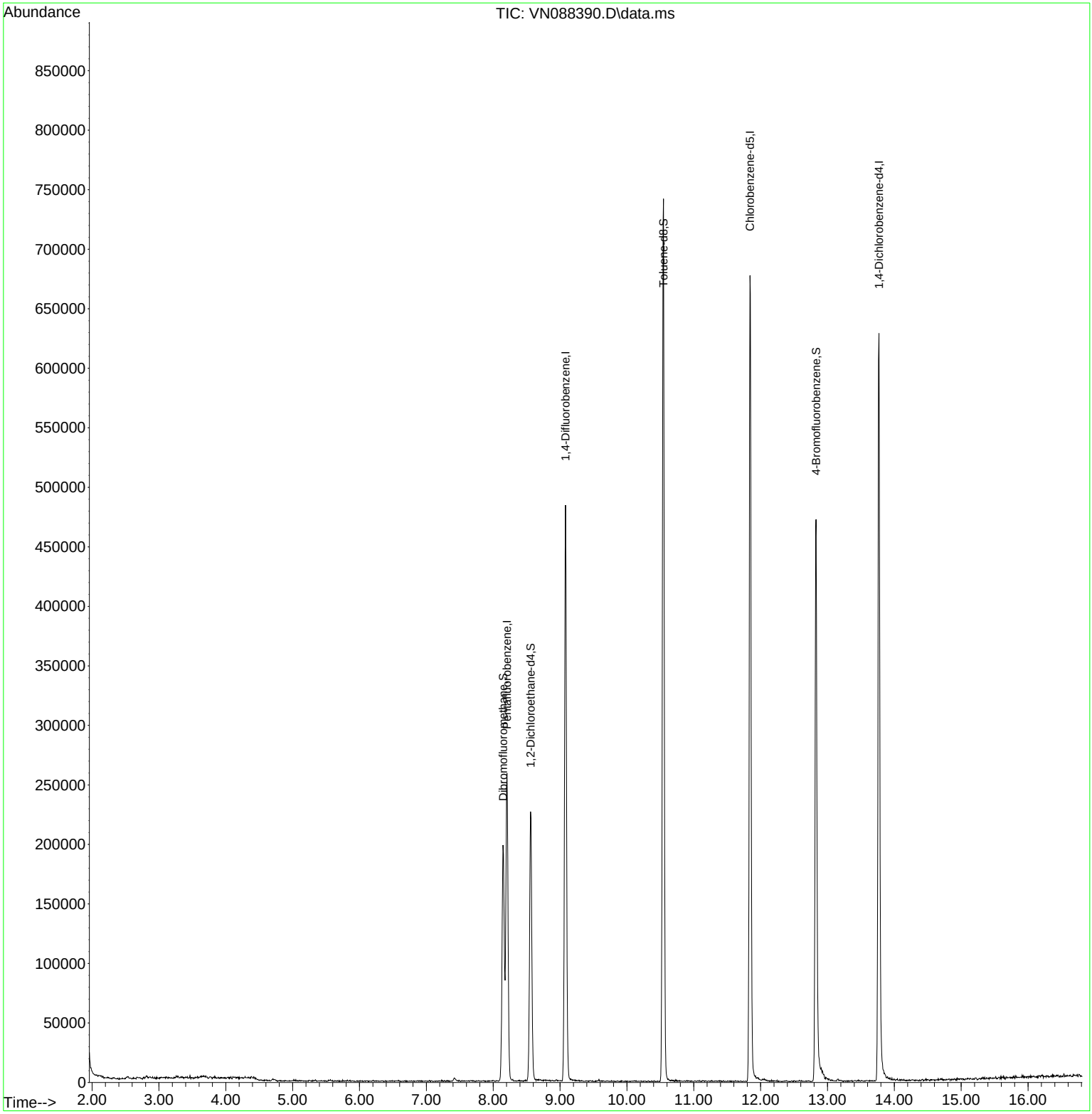

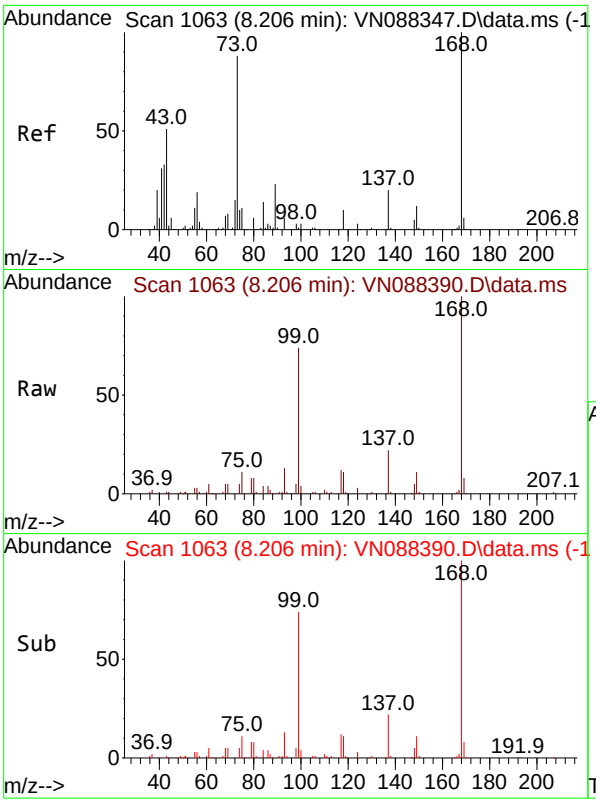

#1
Pentafluorobenzene
Concen: 50.000 ug/l
RT: 8.206 min Scan# 1(
Delta R.T. 0.000 min
Lab File: VN088390.D
Acq: 01 Dec 2025 17:39

Instrument :
MSVOA_N
ClientSampleId :
TB

Tgt Ion:168 Resp: 168109

Ion	Ratio	Lower	Upper
168	100		
99	74.5	57.1	85.7

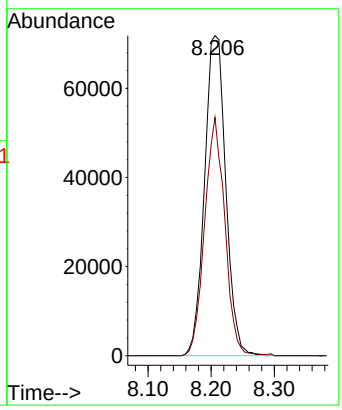

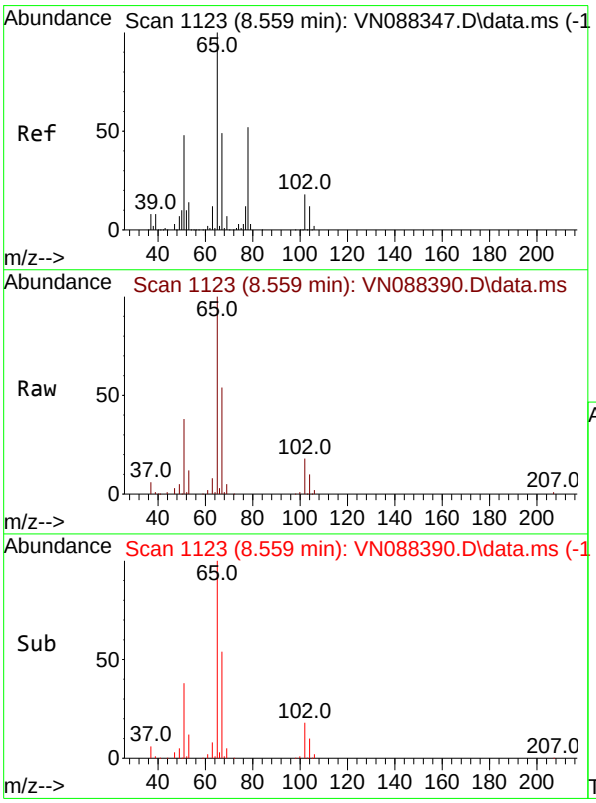

#33
1,2-Dichloroethane-d4
Concen: 60.877 ug/l
RT: 8.559 min Scan# 1123
Delta R.T. 0.000 min
Lab File: VN088390.D
Acq: 01 Dec 2025 17:39

Tgt Ion: 65 Resp: 192789

Ion	Ratio	Lower	Upper
65	100		
67	50.7	0.0	100.8

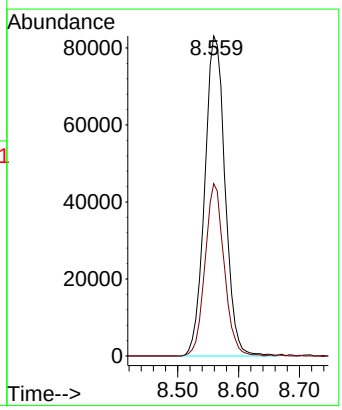

Instrument :
MSVOA_N
ClientSampleId :
TB

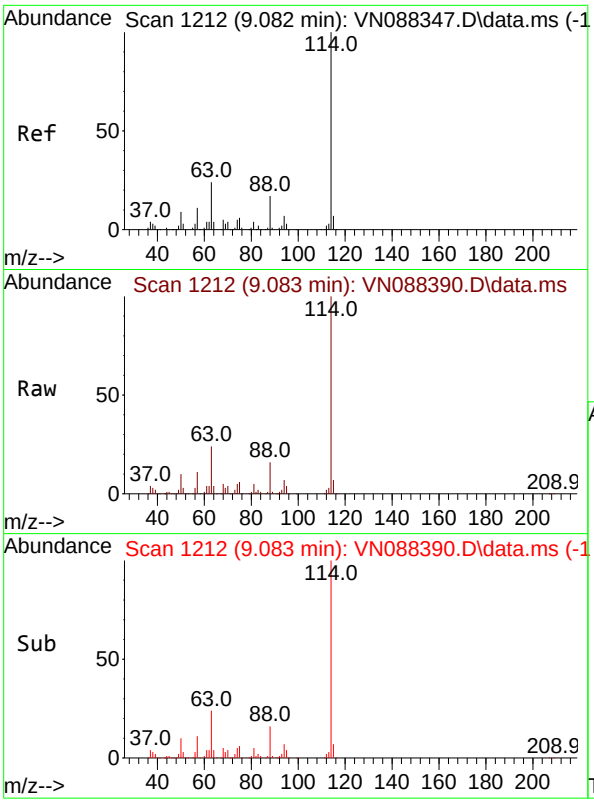

#34
1,4-Difluorobenzene
Concen: 50.000 ug/l
RT: 9.083 min Scan# 1
Delta R.T. 0.000 min
Lab File: VN088390.D
Acq: 01 Dec 2025 17:39

Tgt Ion:114 Resp: 386817

Ion	Ratio	Lower	Upper
114	100		
63	24.4	0.0	49.0
88	16.4	0.0	34.0

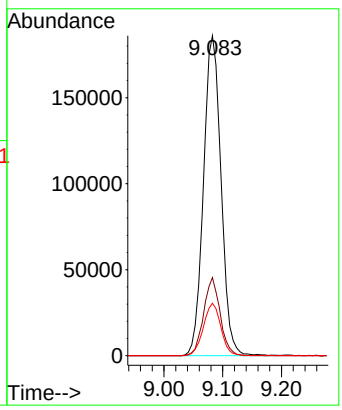

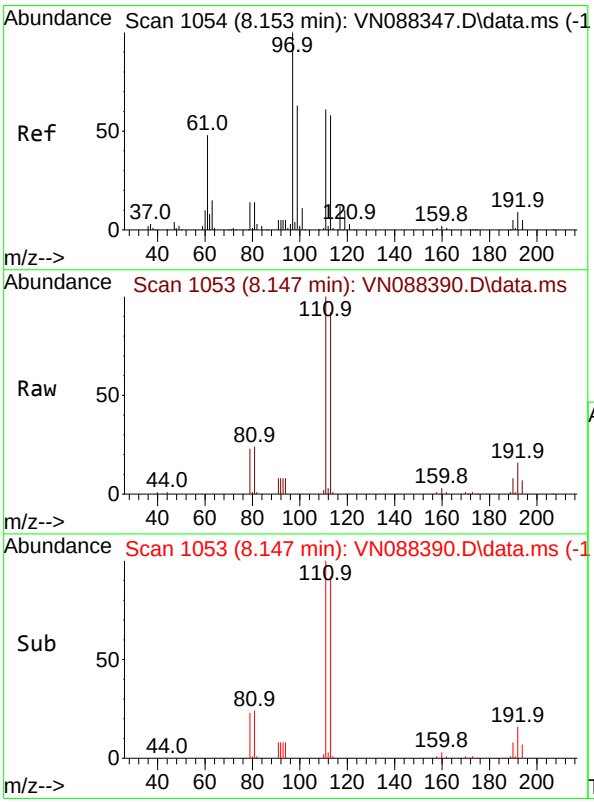

#35
Dibromofluoromethane
Concen: 53.035 ug/l
RT: 8.147 min Scan# 1053
Delta R.T. -0.006 min
Lab File: VN088390.D
Acq: 01 Dec 2025 17:39

Tgt Ion:113 Resp: 142167

Ion	Ratio	Lower	Upper
113	100		
111	100.6	82.5	123.7
192	16.0	12.8	19.2

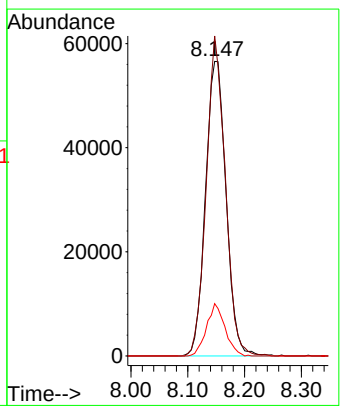

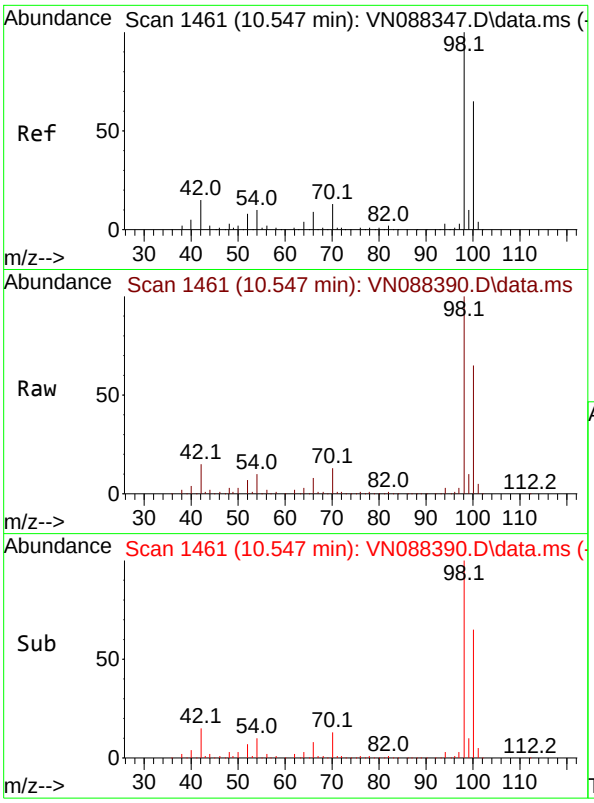

#50
Toluene-d8
Concen: 49.838 ug/l
RT: 10.547 min Scan# 1
Delta R.T. 0.000 min
Lab File: VN088390.D
Acq: 01 Dec 2025 17:39

Instrument :
MSVOA_N
ClientSampleId :
TB

Tgt Ion: 98 Resp: 497084

Ion	Ratio	Lower	Upper
98	100		
100	64.3	52.2	78.2

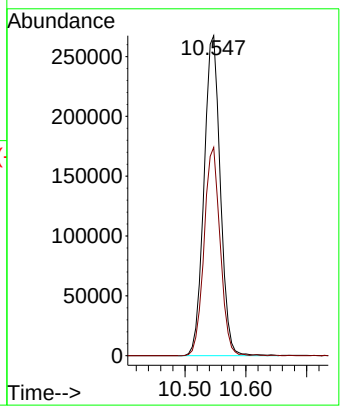

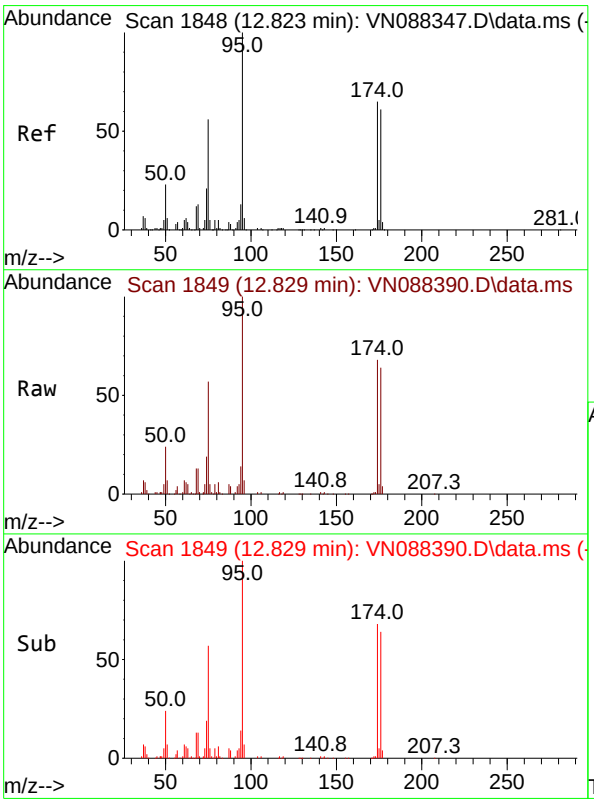

#62
4-Bromofluorobenzene
Concen: 53.228 ug/l
RT: 12.829 min Scan# 1849
Delta R.T. 0.006 min
Lab File: VN088390.D
Acq: 01 Dec 2025 17:39

Tgt Ion: 95 Resp: 182162

Ion	Ratio	Lower	Upper
95	100		
174	67.6	0.0	139.0
176	64.8	0.0	132.4

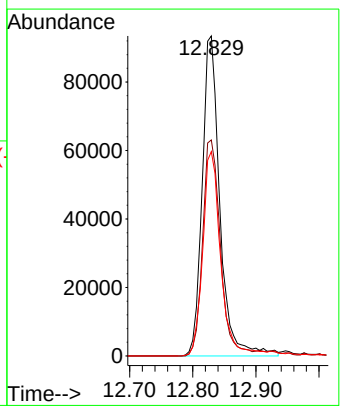

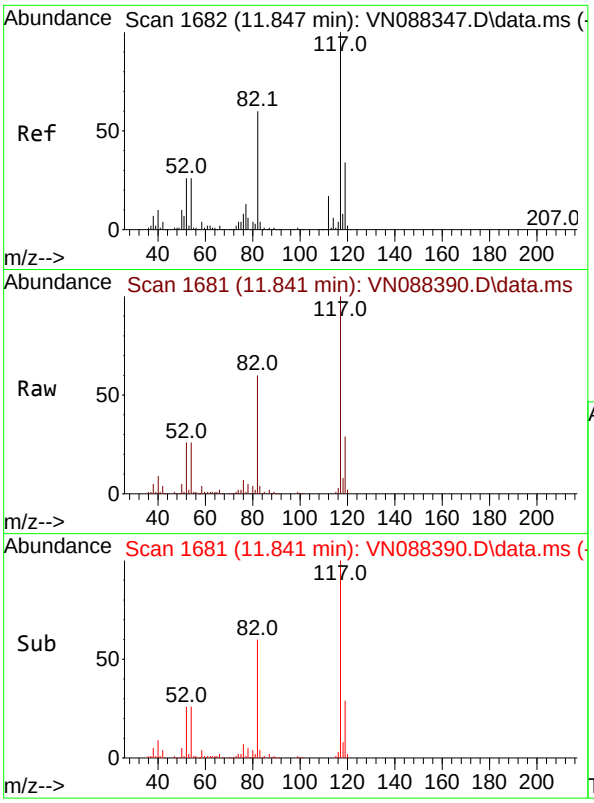

#63
Chlorobenzene-d5
Concen: 50.000 ug/l
RT: 11.841 min Scan# 1
Delta R.T. -0.006 min
Lab File: VN088390.D
Acq: 01 Dec 2025 17:39

Instrument :
MSVOA_N
ClientSampleId :
TB

Tgt Ion:117 Resp: 372510

Ion	Ratio	Lower	Upper
117	100		
82	60.1	47.8	71.8
119	29.2	26.9	40.3

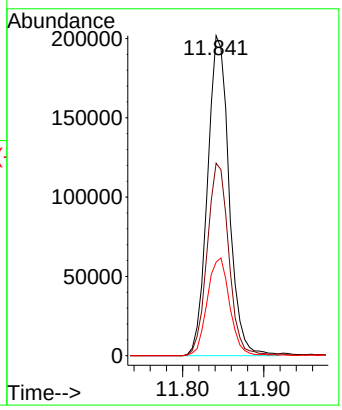

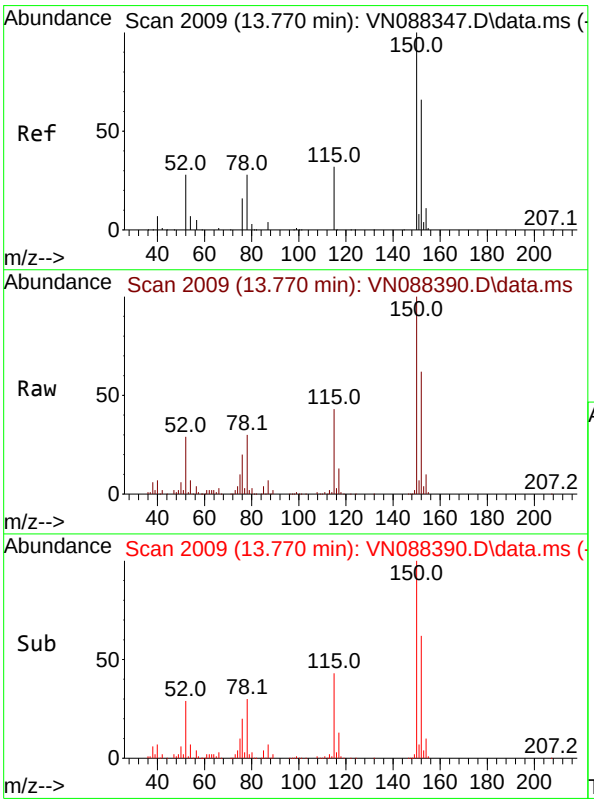

#72
1,4-Dichlorobenzene-d4
Concen: 50.000 ug/l
RT: 13.770 min Scan# 2009
Delta R.T. 0.000 min
Lab File: VN088390.D
Acq: 01 Dec 2025 17:39

Tgt Ion:152 Resp: 175948

Ion	Ratio	Lower	Upper
152	100		
115	63.9	33.0	98.9
150	158.2	0.0	349.0

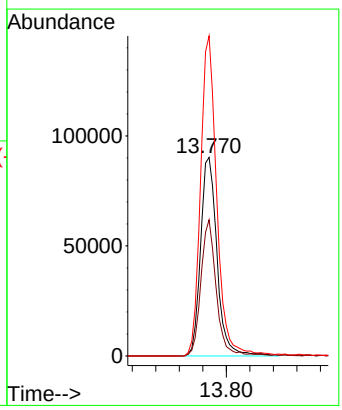

Instrument :
MSVOA_N
ClientSampleId :
TB

Data Path : Z:\voasrv\HPCHEM1\MSVOA_N\Data\VN120125\
Data File : VN088390.D
Acq On : 01 Dec 2025 17:39
Operator : JC\MD
Sample : Q3743-04
Misc : 5.0mL/MSVOA_N/WATER
ALS Vial : 23 Sample Multiplier: 1

Integration Parameters: RTEINT.P
Integrator: RTE
Smoothing : ON Filtering: 5
Sampling : 1 Min Area: 3 % of largest Peak
Start Thrs: 0.2 Max Peaks: 100
Stop Thrs : 0 Peak Location: TOP

If leading or trailing edge < 100 prefer < Baseline drop else tangent >
Peak separation: 5

Method : Z:\voasrv\HPCHEM1\MSVOA_N\methods\82N112425W.M
Title : SW846 8260

Signal : TIC: VN088390.D\data.ms

peak #	R.T. min	first scan	max scan	last scan	PK TY	peak height	corr. area	corr. % max.	% of total
1	8.147	1041	1053	1058	rBV	198377	478562	34.38%	6.522%
2	8.206	1058	1063	1075	rVB	257933	574139	41.25%	7.824%
3	8.559	1114	1123	1135	rBV	226331	521824	37.49%	7.111%
4	9.083	1203	1212	1224	rBV	483945	990791	71.18%	13.503%
5	10.547	1452	1461	1472	rBV	741514	1391998	100.00%	18.970%
6	11.841	1673	1681	1694	rBV	677076	1270448	91.27%	17.314%
7	12.829	1836	1849	1861	rBV	472178	913206	65.60%	12.445%
8	13.770	1999	2009	2022	rBV	628243	1196831	85.98%	16.310%

Sum of corrected areas: 7337799

Sample Results: **VN088390.D**

Data Path : Z:\voasrv\HPCHEM1\MSVOA_N\Data\VN120125\
Data File : VN088390.D
Acq On : 01 Dec 2025 17:39
Operator : JC\MD
Sample : Q3743-04
Misc : 5.0mL/MSVOA_N/WATER
ALS Vial : 23 Sample Multiplier: 1

Instrument :
MSVOA_N
ClientSampleId :
TB

Quant Method : Z:\voasrv\HPCHEM1\MSVOA_N\methods\82N112425W.M
Quant Title : SW846 8260

TIC Library : C:\Database\NIST20.L
TIC Integration Parameters: LSCINT.P

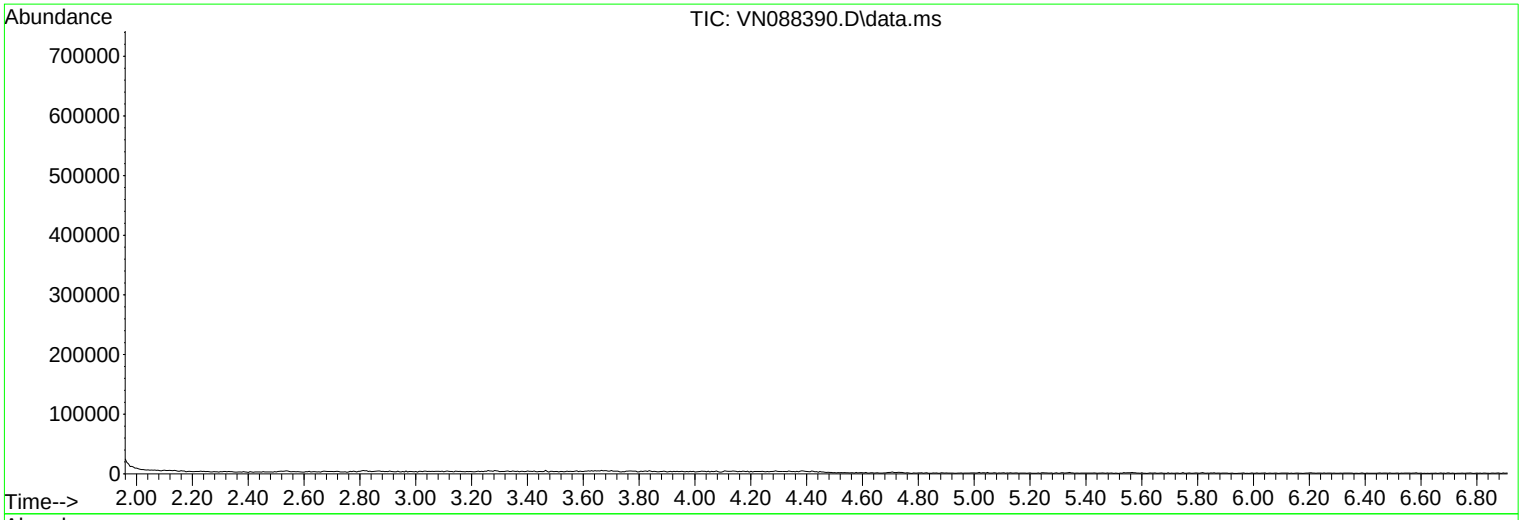

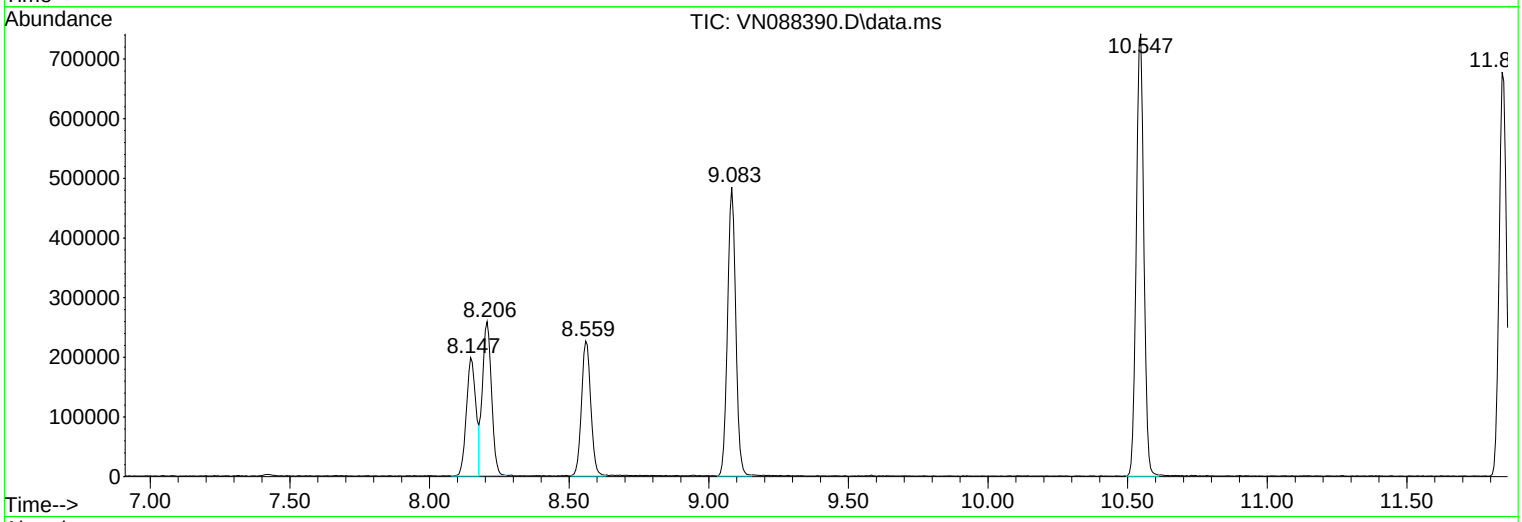

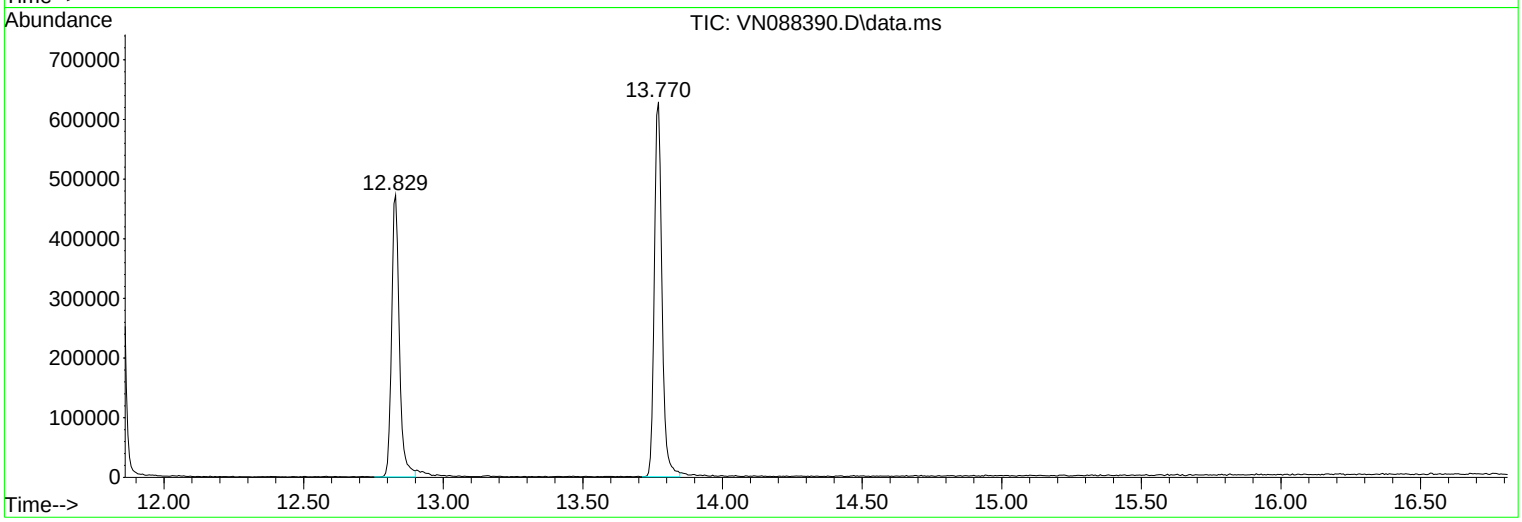

5

Instrument :
MSVOA_N
ClientSampleId :
TB

A B C D E F G H I J

```
Data Path : Z:\voasrv\HPCHEM1\MSVOA_N\Data\VN120125\
Data File : VN088390.D
Acq On    : 01 Dec 2025  17:39
Operator  : JC\MD
Sample    : Q3743-04
Misc      : 5.0mL/MSVOA_N/WATER
ALS Vial  : 23   Sample Multiplier: 1

Quant Method : Z:\voasrv\HPCHEM1\MSVOA_N\methods\82N112425W.M
Quant Title  : SW846 8260

TIC Library    : C:\Database\NIST20.L
TIC Integration Parameters: LSCINT.P
```

No Library Search Compounds Detected
****

Instrument :
MSVOA_N
ClientSampleId :
TB

Data Path : Z:\voasrv\HPCHEM1\MSVOA_N\Data\VN120125\
Data File : VN088390.D
Acq On : 01 Dec 2025 17:39
Operator : JC\MD
Sample : Q3743-04
Misc : 5.0mL/MSVOA_N/WATER
ALS Vial : 23 Sample Multiplier: 1

Quant Method : Z:\voasrv\HPCHEM1\MSVOA_N\methods\82N112425W.M
Quant Title : SW846 8260

TIC Library : C:\Database\NIST20.L
TIC Integration Parameters: LSCINT.P

TIC Top Hit name	RT	EstConc	Units	Response	Internal Standard #	RT	Resp	Conc

5

Instrument :
MSVOA_N
ClientSampleId :
VN1201WBL01

A B C D E F G H I J

Data Path : Z:\voasrv\HPCHEM1\MSVOA_N\Data\VN120125\
Data File : VN088372.D
Acq On : 01 Dec 2025 10:53
Operator : JC\MD
Sample : VN1201WBL01
Misc : 5.0mL/MSVOA_N/WATER
ALS Vial : 5 Sample Multiplier: 1

Quant Time: Dec 02 00:09:38 2025
Quant Method : Z:\voasrv\HPCHEM1\MSVOA_N\methods\82N112425W.M
Quant Title : SW846 8260
QLast Update : Tue Nov 25 01:34:52 2025
Response via : Initial Calibration

Compound	R.T.	QIon	Response	Conc	Units	Dev(Min)
Internal Standards						
1) Pentafluorobenzene	8.200	168	188076	50.000	ug/l	0.00
34) 1,4-Difluorobenzene	9.082	114	435319	50.000	ug/l	0.00
63) Chlorobenzene-d5	11.841	117	418422	50.000	ug/l	0.00
72) 1,4-Dichlorobenzene-d4	13.770	152	198799	50.000	ug/l	0.00
System Monitoring Compounds						
33) 1,2-Dichloroethane-d4	8.559	65	204928	57.841	ug/l	0.00
Spiked Amount 50.000	Range 74 - 125		Recovery = 115.680%			
35) Dibromofluoromethane	8.147	113	157356	52.161	ug/l	0.00
Spiked Amount 50.000	Range 75 - 124		Recovery = 104.320%			
50) Toluene-d8	10.541	98	561082	49.987	ug/l	0.00
Spiked Amount 50.000	Range 86 - 113		Recovery = 99.980%			
62) 4-Bromofluorobenzene	12.829	95	201912	52.426	ug/l	0.00
Spiked Amount 50.000	Range 77 - 121		Recovery = 104.860%			

Target Compounds Qvalue

(#) = qualifier out of range (m) = manual integration (+) = signals summed

Sample Results: **VN088372.D**

Data Path : Z:\voasrv\HPCHEM1\MSVOA_N\Data\VN120125\
Data File : VN088372.D
Acq On : 01 Dec 2025 10:53
Operator : JC\MD
Sample : VN1201WBL01
Misc : 5.0mL/MSVOA_N/WATER
ALS Vial : 5 Sample Multiplier: 1

Instrument :
MSVOA_N
ClientSampleId :
VN1201WBL01

Quant Time: Dec 02 00:09:38 2025
Quant Method : Z:\voasrv\HPCHEM1\MSVOA_N\methods\82N112425W.M
Quant Title : SW846 8260
QLast Update : Tue Nov 25 01:34:52 2025
Response via : Initial Calibration

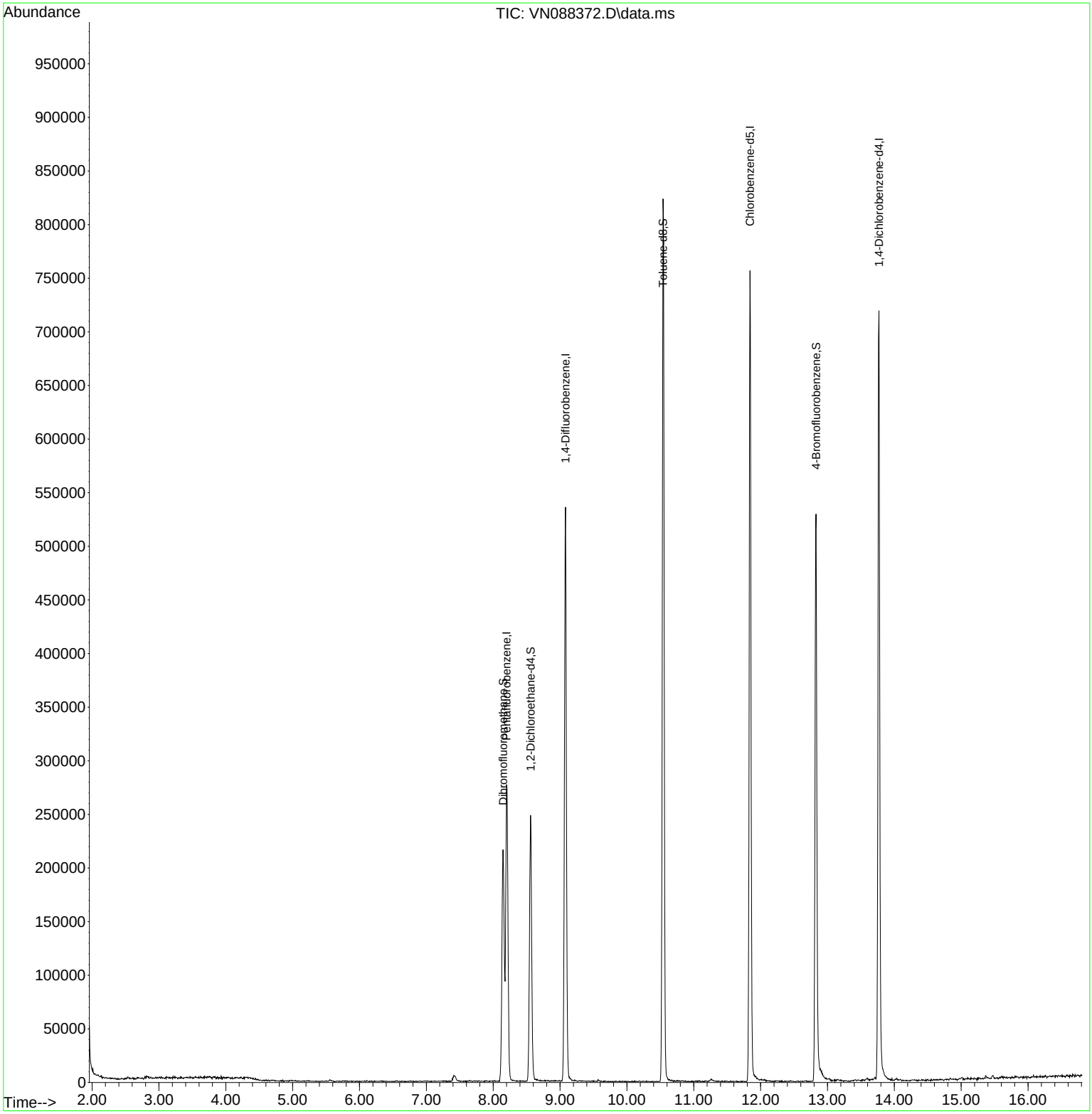

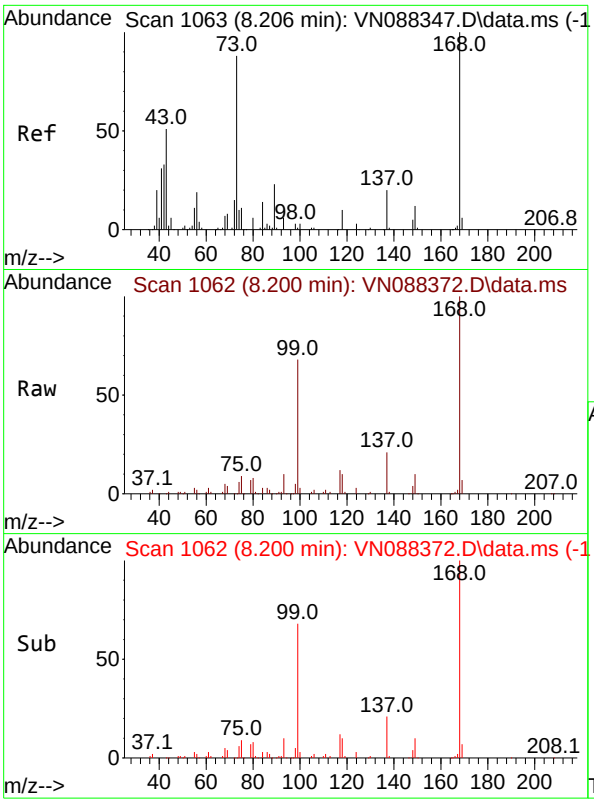

#1
Pentafluorobenzene
Concen: 50.000 ug/l
RT: 8.200 min Scan# 1(
Delta R.T. -0.006 min
Lab File: VN088372.D
Acq: 01 Dec 2025 10:53

Instrument :
MSVOA_N
ClientSampleId :
VN1201WBL01

Tgt Ion:168 Resp: 188076

Ion	Ratio	Lower	Upper
168	100		
99	68.5	57.1	85.7

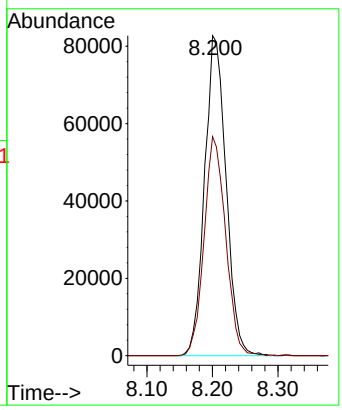

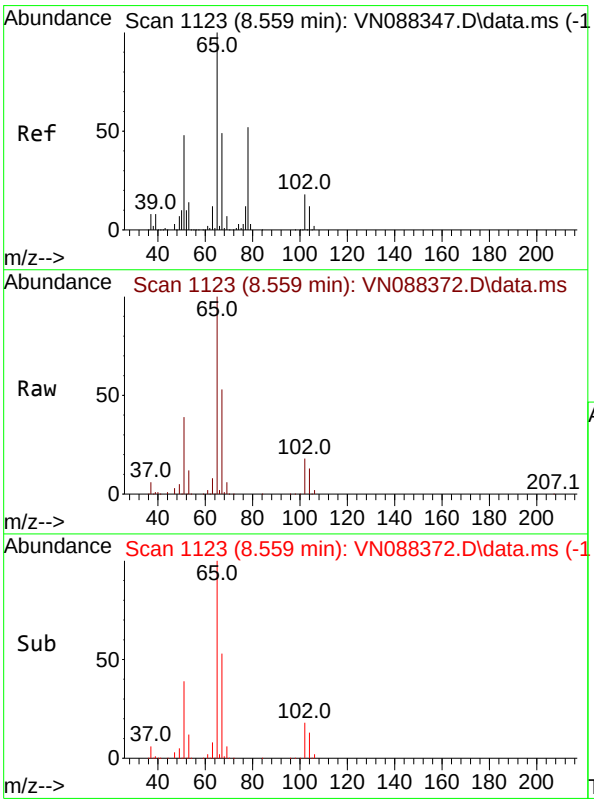

#33
1,2-Dichloroethane-d4
Concen: 57.841 ug/l
RT: 8.559 min Scan# 1123
Delta R.T. 0.000 min
Lab File: VN088372.D
Acq: 01 Dec 2025 10:53

Tgt Ion: 65 Resp: 204928

Ion	Ratio	Lower	Upper
65	100		
67	50.8	0.0	100.8

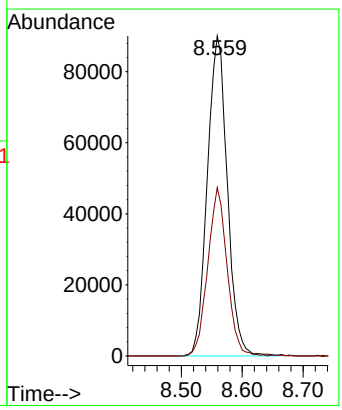

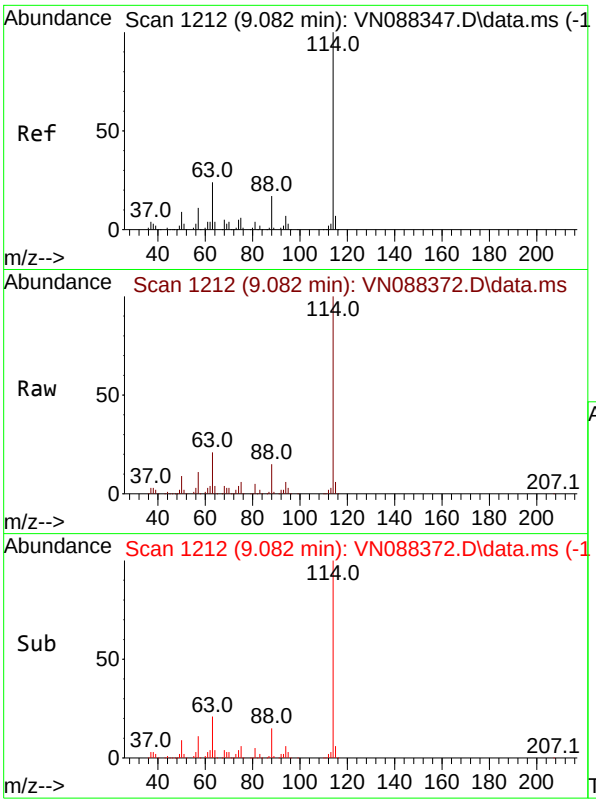

#34
1,4-Difluorobenzene
Concen: 50.000 ug/l
RT: 9.082 min Scan# 1
Delta R.T. 0.000 min
Lab File: VN088372.D
Acq: 01 Dec 2025 10:53

Instrument :
MSVOA_N
ClientSampleId :
VN1201WBL01

Tgt Ion:114 Resp: 435319

Ion	Ratio	Lower	Upper
114	100		
63	21.3	0.0	49.0
88	15.3	0.0	34.0

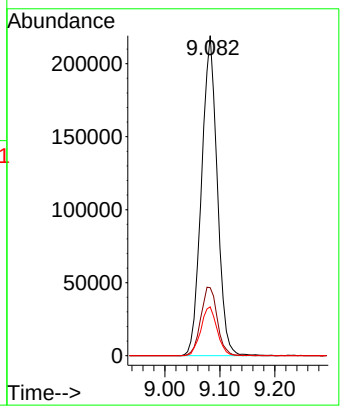

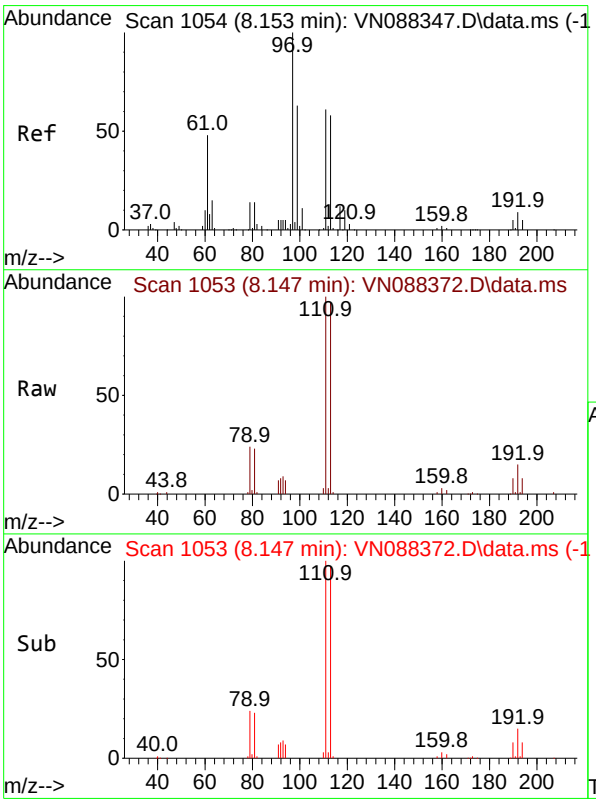

#35
Dibromofluoromethane
Concen: 52.161 ug/l
RT: 8.147 min Scan# 1053
Delta R.T. -0.006 min
Lab File: VN088372.D
Acq: 01 Dec 2025 10:53

Tgt Ion:113 Resp: 157356

Ion	Ratio	Lower	Upper
113	100		
111	101.1	82.5	123.7
192	16.3	12.8	19.2

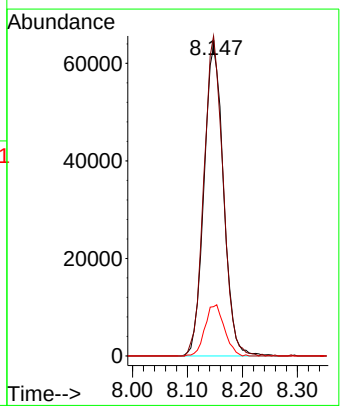

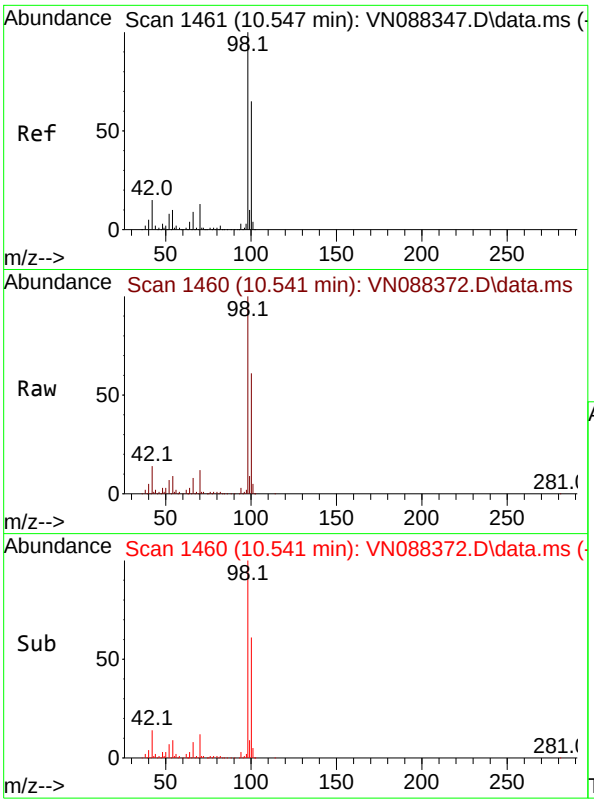

#50
Toluene-d8
Concen: 49.987 ug/l
RT: 10.541 min Scan# 14
Delta R.T. -0.006 min
Lab File: VN088372.D
Acq: 01 Dec 2025 10:53

Instrument :
MSVOA_N
ClientSampleId :
VN1201WBL01

Tgt Ion: 98 Resp: 561082

Ion	Ratio	Lower	Upper
98	100		
100	64.0	52.2	78.2

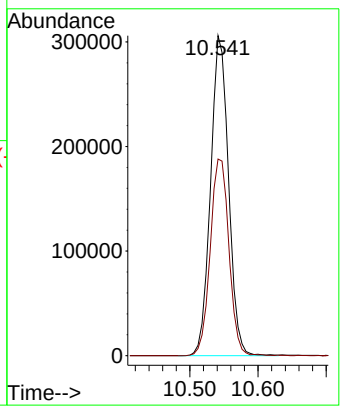

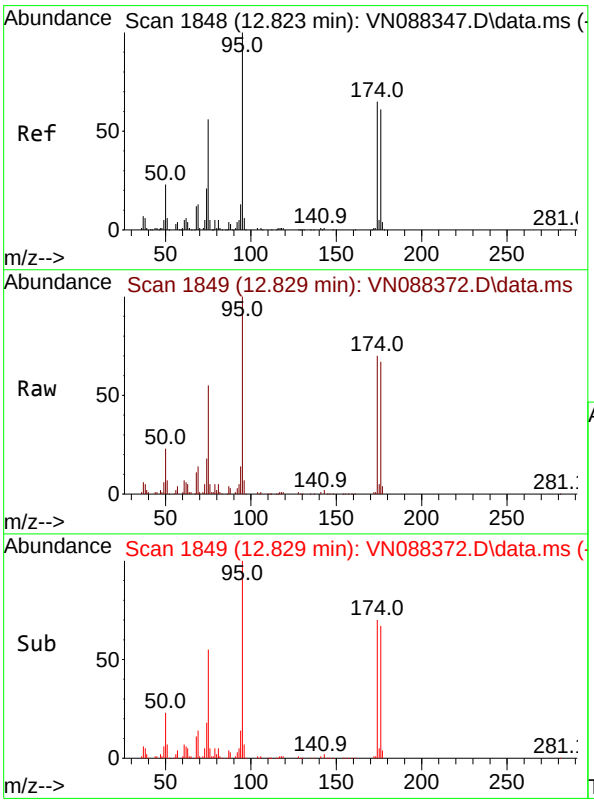

#62
4-Bromofluorobenzene
Concen: 52.426 ug/l
RT: 12.829 min Scan# 1849
Delta R.T. 0.006 min
Lab File: VN088372.D
Acq: 01 Dec 2025 10:53

Tgt Ion: 95 Resp: 201912

Ion	Ratio	Lower	Upper
95	100		
174	69.2	0.0	139.0
176	67.0	0.0	132.4

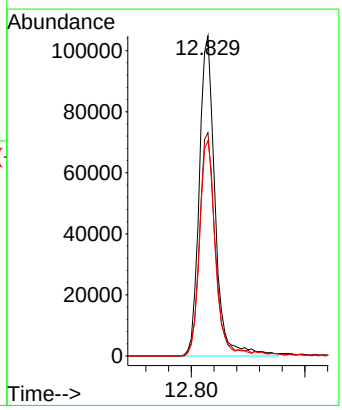

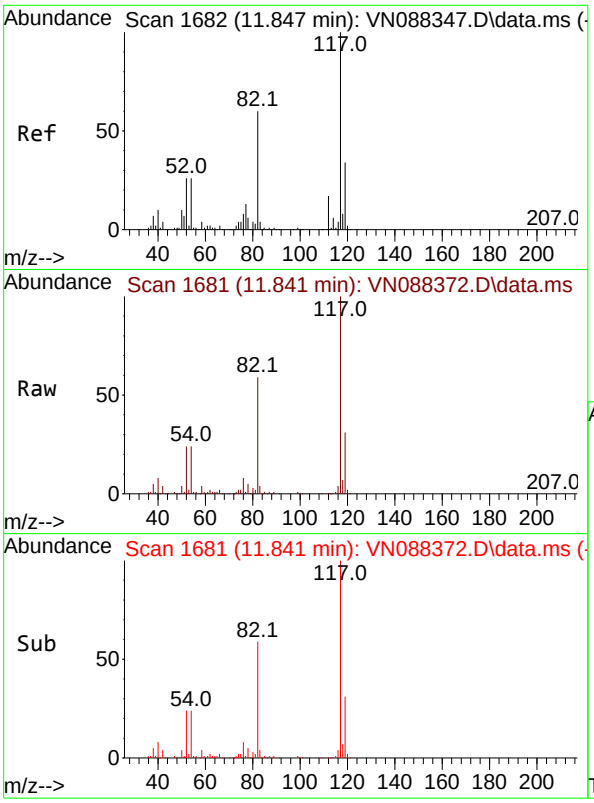

#63
Chlorobenzene-d5
Concen: 50.000 ug/l
RT: 11.841 min Scan# 1
Delta R.T. -0.006 min
Lab File: VN088372.D
Acq: 01 Dec 2025 10:53

Instrument :
MSVOA_N
ClientSampleId :
VN1201WBL01

Tgt Ion:117 Resp: 418422

Ion	Ratio	Lower	Upper
117	100		
82	58.7	47.8	71.8
119	31.3	26.9	40.3

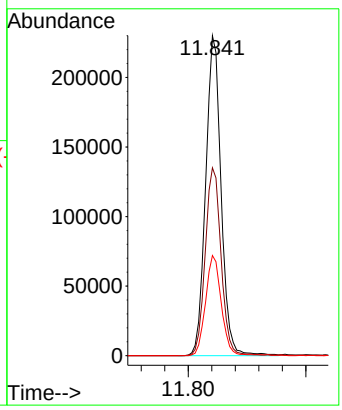

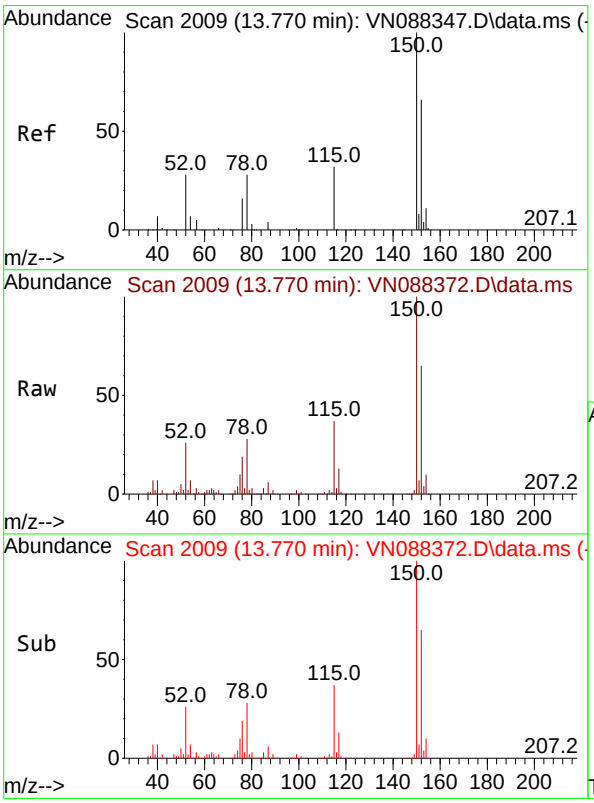

#72
1,4-Dichlorobenzene-d4
Concen: 50.000 ug/l
RT: 13.770 min Scan# 2009
Delta R.T. 0.000 min
Lab File: VN088372.D
Acq: 01 Dec 2025 10:53

Tgt Ion:152 Resp: 198799

Ion	Ratio	Lower	Upper
152	100		
115	62.5	33.0	98.9
150	156.8	0.0	349.0

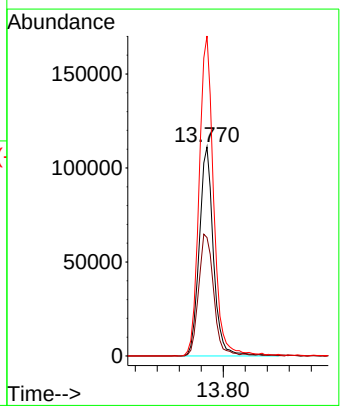

Instrument :
MSVOA_N
ClientSampleId :
VN1201WBL01


```
Data Path : Z:\voasrv\HPCHEM1\MSVOA_N\Data\VN120125\
Data File : VN088372.D
Acq On    : 01 Dec 2025  10:53
Operator  : JC\MD
Sample    : VN1201WBL01
Misc      : 5.0mL/MSVOA_N/WATER
ALS Vial  : 5   Sample Multiplier: 1

Integration Parameters: RTEINT.P
Integrator: RTE
Smoothing : ON                              Filtering: 5
Sampling  : 1                                Min Area: 3 % of largest Peak
Start Thrs: 0.2                             Max Peaks: 100
Stop Thrs : 0                          Peak Location: TOP

If leading or trailing edge < 100 prefer < Baseline drop else tangent >
Peak separation: 5

Method    : Z:\voasrv\HPCHEM1\MSVOA_N\methods\82N112425W.M
Title     : SW846 8260

Signal     : TIC: VN088372.D\data.ms
```

peak #	R.T. min	first scan	max scan	last scan	PK TY	peak height	corr. area	corr. % max.	% of total
1	7.412	921	928	937	rBV3	5682	16399	1.06%	0.202%
2	8.147	1042	1053	1058	rBV2	216362	540527	34.79%	6.646%
3	8.200	1058	1062	1077	rVB	276320	627960	40.42%	7.721%
4	8.559	1114	1123	1133	rBV	247884	561166	36.12%	6.900%
5	9.082	1203	1212	1228	rBV	535181	1099272	70.76%	13.516%
6	10.541	1452	1460	1475	rBV	822937	1553554	100.00%	19.101%
7	11.841	1672	1681	1694	rBV	756205	1399467	90.08%	17.207%
8	12.829	1841	1849	1859	rBV	529059	1004686	64.67%	12.353%
9	13.770	2001	2009	2027	rBV	716850	1330258	85.63%	16.356%

Sum of corrected areas: 8133289

Sample Results: **VN088372.D**

Data Path : Z:\voasrv\HPCHEM1\MSVOA_N\Data\VN120125\
Data File : VN088372.D
Acq On : 01 Dec 2025 10:53
Operator : JC\MD
Sample : VN1201WBL01
Misc : 5.0mL/MSVOA_N/WATER
ALS Vial : 5 Sample Multiplier: 1

Instrument :
MSVOA_N
ClientSampleId :
VN1201WBL01

Quant Method : Z:\voasrv\HPCHEM1\MSVOA_N\methods\82N112425W.M
Quant Title : SW846 8260

TIC Library : C:\Database\NIST20.L
TIC Integration Parameters: LSCINT.P

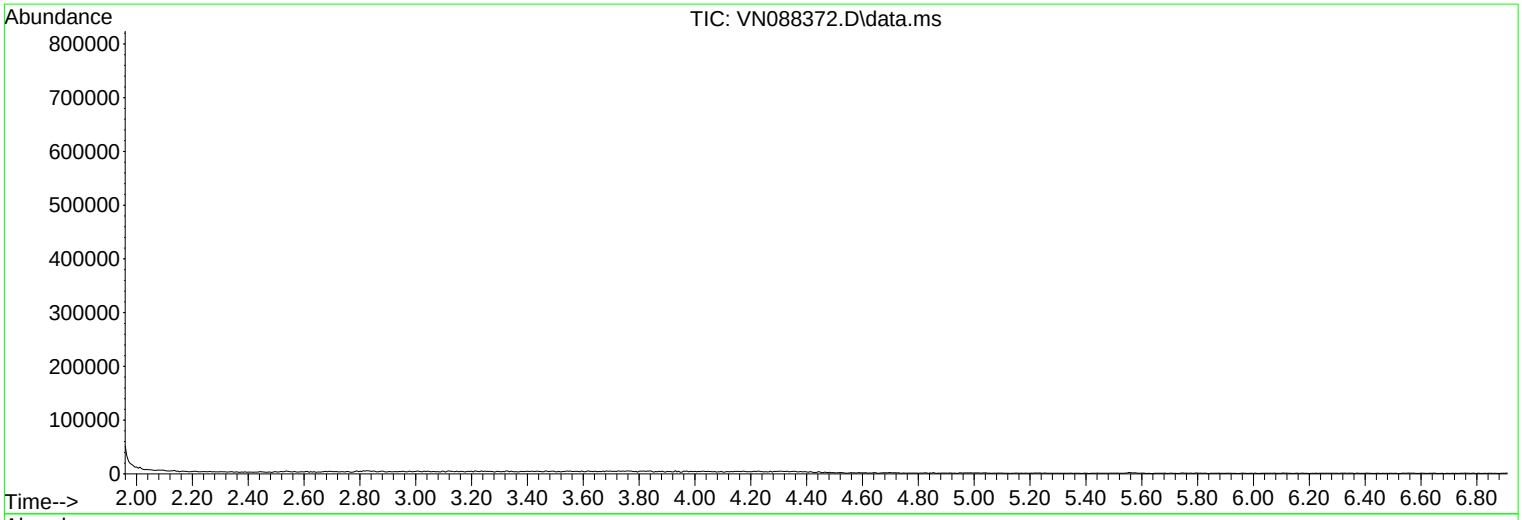

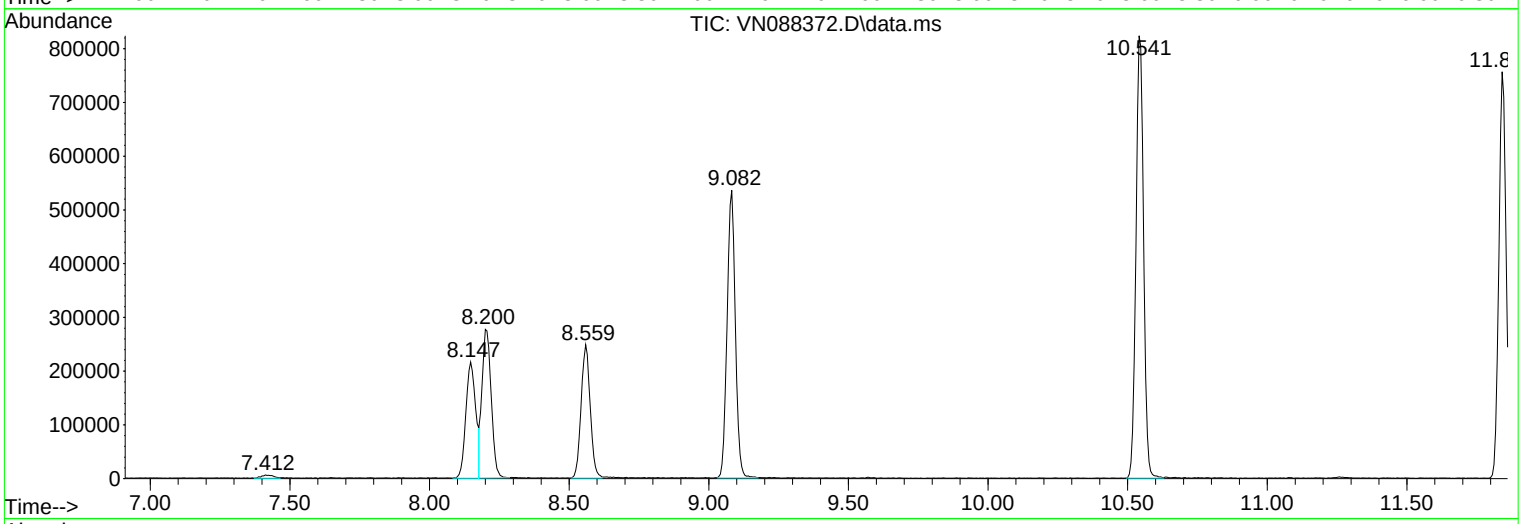

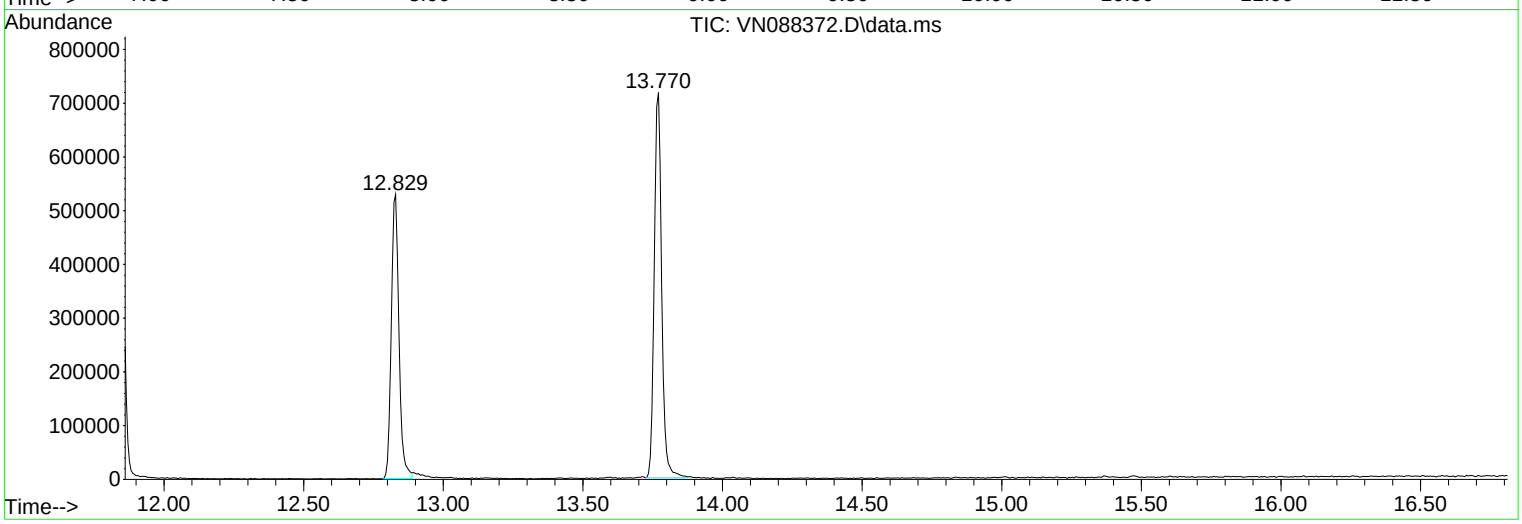

Data Path : Z:\voasrv\HPCHEM1\MSVOA_N\Data\VN120125\
Data File : VN088372.D
Acq On : 01 Dec 2025 10:53
Operator : JC\MD
Sample : VN1201WBL01
Misc : 5.0mL/MSVOA_N/WATER
ALS Vial : 5 Sample Multiplier: 1

Instrument :
MSVOA_N
ClientSampleId :
VN1201WBL01

Quant Method : Z:\voasrv\HPCHEM1\MSVOA_N\methods\82N112425W.M
Quant Title : SW846 8260

TIC Library : C:\Database\NIST20.L
TIC Integration Parameters: LSCINT.P

No Library Search Compounds Detected
****

Instrument :
MSVOA_N
ClientSampleId :
VN1201WBL01

Data Path : Z:\voasrv\HPCHEM1\MSVOA_N\Data\VN120125\
Data File : VN088372.D
Acq On : 01 Dec 2025 10:53
Operator : JC\MD
Sample : VN1201WBL01
Misc : 5.0mL/MSVOA_N/WATER
ALS Vial : 5 Sample Multiplier: 1

Quant Method : Z:\voasrv\HPCHEM1\MSVOA_N\methods\82N112425W.M
Quant Title : SW846 8260

TIC Library : C:\Database\NIST20.L
TIC Integration Parameters: LSCINT.P

TIC Top Hit name	RT	EstConc	Units	Response	Internal Standard #	RT	Resp	Conc

Data Path : Z:\voasrv\HPCHEM1\MSVOA_N\Data\VN120125\
Data File : VN088373.D
Acq On : 01 Dec 2025 11:27
Operator : JC\MD
Sample : VN1201WBS01
Misc : 5.0mL/MSVOA_N/WATER
ALS Vial : 6 Sample Multiplier: 1

Quant Time: Dec 02 00:10:02 2025
Quant Method : Z:\voasrv\HPCHEM1\MSVOA_N\methods\82N112425W.M
Quant Title : SW846 8260
QLast Update : Tue Nov 25 01:34:52 2025
Response via : Initial Calibration

Instrument :
MSVOA_N
ClientSampleId :
VN1201WBS01

Manual Integrations APPROVED
Reviewed By :John Carlone 12/02/2025
Supervised By :Mahesh Dadoda 12/02/2025

Compound	R.T.	QIon	Response	Conc Units	Dev(Min)
Internal Standards					
1) Pentafluorobenzene	8.206	168	256678	50.000 ug/l	0.00
34) 1,4-Difluorobenzene	9.083	114	487472	50.000 ug/l	0.00
63) Chlorobenzene-d5	11.841	117	435019	50.000 ug/l	0.00
72) 1,4-Dichlorobenzene-d4	13.770	152	207303	50.000 ug/l	0.00
System Monitoring Compounds					
33) 1,2-Dichloroethane-d4	8.559	65	271013	56.049 ug/l	0.00
Spiked Amount 50.000	Range 74 - 125		Recovery = 112.100%		
35) Dibromofluoromethane	8.147	113	186190	55.116 ug/l	0.00
Spiked Amount 50.000	Range 75 - 124		Recovery = 110.240%		
50) Toluene-d8	10.541	98	690335	54.922 ug/l	0.00
Spiked Amount 50.000	Range 86 - 113		Recovery = 109.840%		
62) 4-Bromofluorobenzene	12.829	95	230018	53.334 ug/l	0.00
Spiked Amount 50.000	Range 77 - 121		Recovery = 106.660%		
Target Compounds					Qvalue
2) Dichlorodifluoromethane	2.142	85	70210	18.211 ug/l	99
3) Chloromethane	2.383	50	80214	19.372 ug/l	94
4) Vinyl Chloride	2.536	62	79487	18.870 ug/l	99
5) Bromomethane	2.989	94	39940	19.700 ug/l	96
6) Chloroethane	3.142	64	50911	19.530 ug/l	99
7) Trichlorofluoromethane	3.512	101	109953	18.572 ug/l	94
8) Diethyl Ether	3.965	74	43004	19.352 ug/l	94
9) 1,1,2-Trichlorotrifluo...	4.371	101	58508	18.563 ug/l	97
10) Methyl Iodide	4.583	142	59901	19.198 ug/l	98
11) Tert butyl alcohol	5.512	59	67525	87.469 ug/l	97
12) 1,1-Dichloroethene	4.336	96	59547	19.015 ug/l	87
13) Acrolein	4.177	56	88765	120.102 ug/l	97
14) Allyl chloride	5.018	41	108153	18.633 ug/l	98
15) Acrylonitrile	5.706	53	218028	97.888 ug/l	98
16) Acetone	4.418	43	153779	87.939 ug/l	94
17) Carbon Disulfide	4.706	76	198994	19.446 ug/l	100
18) Methyl Acetate	5.018	43	99423	19.100 ug/l	98
19) Methyl tert-butyl Ether	5.783	73	233707	19.919 ug/l	100
20) Methylene Chloride	5.271	84	74861	20.009 ug/l	83
21) trans-1,2-Dichloroethene	5.771	96	68123	19.638 ug/l	89
22) Diisopropyl ether	6.653	45	255505	20.619 ug/l	93
23) Vinyl Acetate	6.589	43	1003026m	100.465 ug/l	
24) 1,1-Dichloroethane	6.547	63	139057	19.816 ug/l	100
25) 2-Butanone	7.465	43	269940	96.022 ug/l	97
26) 2,2-Dichloropropane	7.471	77	115800	19.118 ug/l	98
27) cis-1,2-Dichloroethene	7.465	96	80954	20.080 ug/l	98
28) Bromochloromethane	7.789	49	67630	19.346 ug/l #	98
29) Tetrahydrofuran	7.818	42	200576	99.471 ug/l	99
30) Chloroform	7.941	83	140173	20.329 ug/l	100
31) Cyclohexane	8.241	56	114116	17.945 ug/l	98
32) 1,1,1-Trichloroethane	8.147	97	114251	18.845 ug/l	96
36) 1,1-Dichloropropene	8.353	75	93124	17.862 ug/l	99
37) Ethyl Acetate	7.547	43	129007	18.819 ug/l	100
38) Carbon Tetrachloride	8.341	117	94912	18.287 ug/l	96
39) Methylcyclohexane	9.583	83	95473	17.120 ug/l	97
40) Benzene	8.588	78	296136	19.353 ug/l	99

Data Path : Z:\voasrv\HPCHEM1\MSVOA_N\Data\VN120125\
Data File : VN088373.D
Acq On : 01 Dec 2025 11:27
Operator : JC\MD
Sample : VN1201WBS01
Misc : 5.0mL/MSVOA_N/WATER
ALS Vial : 6 Sample Multiplier: 1

Quant Time: Dec 02 00:10:02 2025
Quant Method : Z:\voasrv\HPCHEM1\MSVOA_N\methods\82N112425W.M
Quant Title : SW846 8260
QLast Update : Tue Nov 25 01:34:52 2025
Response via : Initial Calibration

Instrument :
MSVOA_N
ClientSampleId :
VN1201WBS01

Manual Integrations APPROVED

Reviewed By :John Carlone 12/02/2025
Supervised By :Mahesh Dadoda 12/02/2025

Compound	R.T.	QIon	Response	Conc Units	Dev(Min)
41) Methacrylonitrile	7.765	41	63234	18.624 ug/l	98
42) 1,2-Dichloroethane	8.653	62	114468	19.607 ug/l	98
43) Isopropyl Acetate	8.671	43	195071	18.624 ug/l	98
44) Trichloroethene	9.330	130	67826	18.759 ug/l	95
45) 1,2-Dichloropropane	9.600	63	77770	19.837 ug/l	93
46) Dibromomethane	9.688	93	55251	19.747 ug/l	98
47) Bromodichloromethane	9.871	83	111551	19.540 ug/l	92
48) Methyl methacrylate	9.659	41	87729	18.357 ug/l	97
49) 1,4-Dioxane	9.683	88	21595	355.324 ug/l #	99
51) 4-Methyl-2-Pentanone	10.424	43	606997	98.320 ug/l	100
52) Toluene	10.606	92	172323	19.503 ug/l	99
53) t-1,3-Dichloropropene	10.812	75	116655	19.908 ug/l	98
54) cis-1,3-Dichloropropene	10.294	75	123675	20.070 ug/l	99
55) 1,1,2-Trichloroethane	10.994	97	68939	20.166 ug/l	96
56) Ethyl methacrylate	10.859	69	106640	19.749 ug/l	96
57) 1,3-Dichloropropane	11.141	76	122169	19.810 ug/l	98
58) 2-Chloroethyl Vinyl ether	10.135	63	278967	89.610 ug/l	97
59) 2-Hexanone	11.177	43	363554	93.479 ug/l	98
60) Dibromochloromethane	11.335	129	78151	20.054 ug/l	97
61) 1,2-Dibromoethane	11.447	107	71254	20.583 ug/l	98
64) Tetrachloroethene	11.082	164	61757	17.907 ug/l	96
65) Chlorobenzene	11.871	112	190129	19.458 ug/l	97
66) 1,1,1,2-Tetrachloroethane	11.935	131	65977	20.020 ug/l	98
67) Ethyl Benzene	11.941	91	316848	18.553 ug/l	99
68) m/p-Xylenes	12.047	106	234320	37.005 ug/l	97
69) o-Xylene	12.376	106	110515	18.307 ug/l	100
70) Styrene	12.388	104	191890	19.577 ug/l	99
71) Bromoform	12.559	173	48189	19.963 ug/l #	99
73) Isopropylbenzene	12.676	105	285585	18.632 ug/l	99
74) N-amyl acetate	12.682	43	103450m	19.818 ug/l	
75) 1,1,2,2-Tetrachloroethane	12.912	83	99427	20.065 ug/l	97
76) 1,2,3-Trichloropropane	12.971	75	95762m	19.723 ug/l	
77) Bromobenzene	12.959	156	70858	20.205 ug/l	97
78) n-propylbenzene	13.012	91	349255	18.625 ug/l	100
79) 2-Chlorotoluene	13.100	91	213346	18.631 ug/l	98
80) 1,3,5-Trimethylbenzene	13.147	105	239698	18.872 ug/l	98
81) trans-1,4-Dichloro-2-b...	12.718	75	31603	18.465 ug/l #	98
82) 4-Chlorotoluene	13.200	91	222136	19.531 ug/l	99
83) tert-Butylbenzene	13.412	119	195850	18.139 ug/l	99
84) 1,2,4-Trimethylbenzene	13.459	105	244186	19.342 ug/l	99
85) sec-Butylbenzene	13.594	105	282563	18.217 ug/l	100
86) p-Isopropyltoluene	13.706	119	237355	18.661 ug/l	99
87) 1,3-Dichlorobenzene	13.712	146	129958	19.036 ug/l	99
88) 1,4-Dichlorobenzene	13.788	146	131944	18.451 ug/l	97
89) n-Butylbenzene	14.029	91	220480	17.853 ug/l	100
90) Hexachloroethane	14.306	117	42679	18.368 ug/l	95
91) 1,2-Dichlorobenzene	14.082	146	124887	19.439 ug/l	98
92) 1,2-Dibromo-3-Chloropr...	14.694	75	21886	18.204 ug/l	99
93) 1,2,4-Trichlorobenzene	15.365	180	70611	18.498 ug/l	98
94) Hexachlorobutadiene	15.470	225	24611	17.942 ug/l	99
95) Naphthalene	15.612	128	234599	17.736 ug/l	99
96) 1,2,3-Trichlorobenzene	15.812	180	68004	18.306 ug/l	99

5

Data Path : Z:\voasrv\HPCHEM1\MSVOA_N\Data\VN120125\
Data File : VN088373.D
Acq On : 01 Dec 2025 11:27
Operator : JC\MD
Sample : VN1201WBS01
Misc : 5.0mL/MSVOA_N/WATER
ALS Vial : 6 Sample Multiplier: 1

Instrument :
MSVOA_N
ClientSampleId :
VN1201WBS01

Manual Integrations APPROVED

Reviewed By :John Carlone 12/02/2025
Supervised By :Mahesh Dadoda 12/02/2025

Quant Time: Dec 02 00:10:02 2025
Quant Method : Z:\voasrv\HPCHEM1\MSVOA_N\methods\82N112425W.M
Quant Title : SW846 8260
QLast Update : Tue Nov 25 01:34:52 2025
Response via : Initial Calibration

Compound	R.T.	QIon	Response	Conc	Units	Dev(Min)

(#) = qualifier out of range (m) = manual integration (+) = signals summed

Sample Results: **VN088373.D**

Data Path : Z:\voasrv\HPCHEM1\MSVOA_N\Data\VN120125\
Data File : VN088373.D
Acq On : 01 Dec 2025 11:27
Operator : JC\MD
Sample : VN1201WBS01
Misc : 5.0mL/MSVOA_N/WATER
ALS Vial : 6 Sample Multiplier: 1

Quant Time: Dec 02 00:10:02 2025
Quant Method : Z:\voasrv\HPCHEM1\MSVOA_N\methods\82N112425W.M
Quant Title : SW846 8260
QLast Update : Tue Nov 25 01:34:52 2025
Response via : Initial Calibration

Instrument :
MSVOA_N
ClientSampleId :
VN1201WBS01

Manual Integrations APPROVED
Reviewed By :John Carlone 12/02/2025
Supervised By :Mahesh Dadoda 12/02/2025

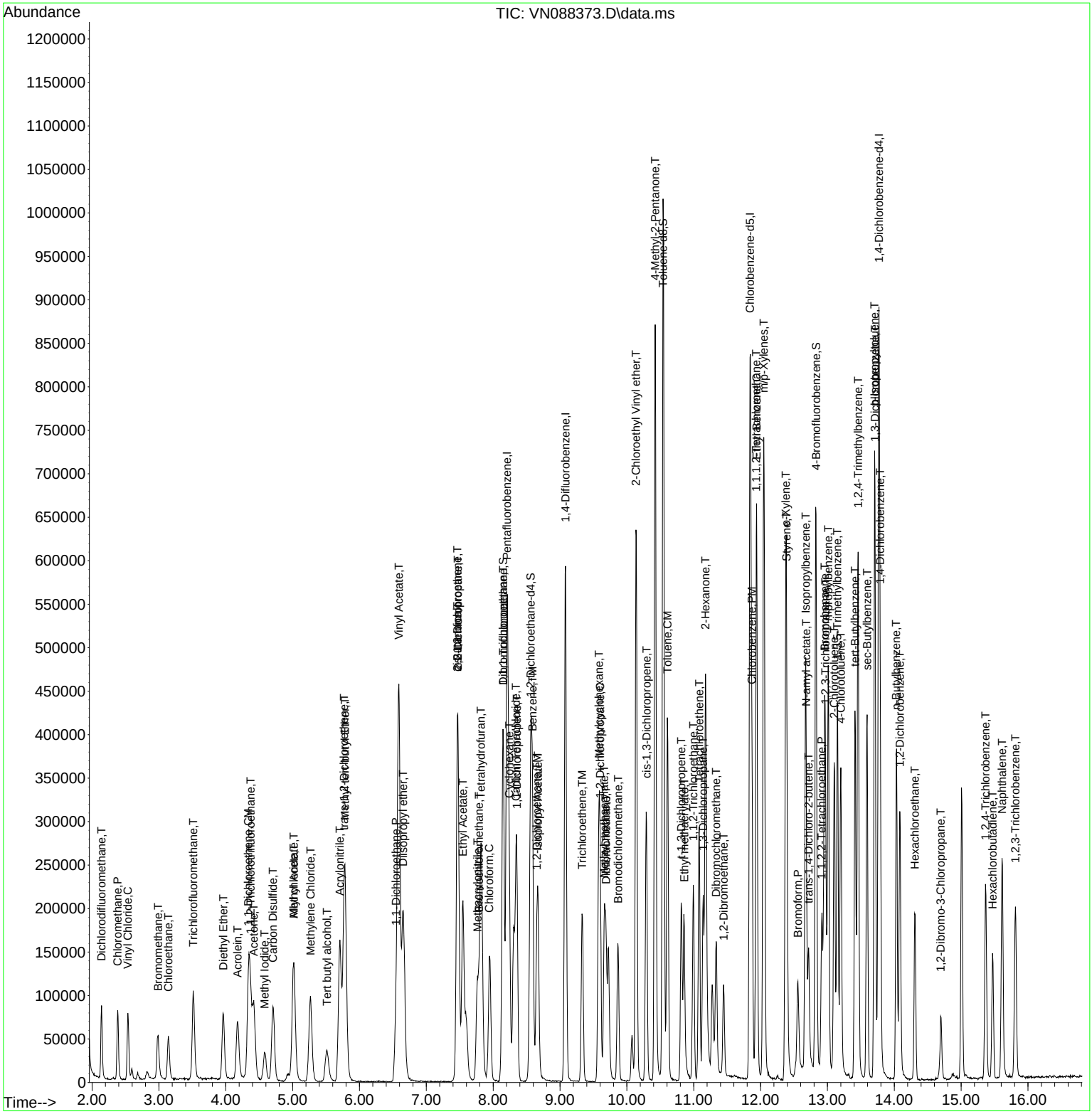

Data Path : Z:\voasrv\HPCHEM1\MSVOA_N\Data\VN120125\
Data File : VN088374.D
Acq On : 01 Dec 2025 12:10
Operator : JC\MD
Sample : VN1201WBSD01
Misc : 5.0mL/MSVOA_N/WATER
ALS Vial : 7 Sample Multiplier: 1

Quant Time: Dec 02 00:11:04 2025
Quant Method : Z:\voasrv\HPCHEM1\MSVOA_N\methods\82N112425W.M
Quant Title : SW846 8260
QLast Update : Tue Nov 25 01:34:52 2025
Response via : Initial Calibration

Instrument :
MSVOA_N
ClientSampleId :
VN1201WBSD01

Manual Integrations APPROVED
Reviewed By :John Carlone 12/02/2025
Supervised By :Mahesh Dadoda 12/02/2025

Compound	R.T.	QIon	Response	Conc Units	Dev(Min)
Internal Standards					
1) Pentafluorobenzene	8.206	168	257123	50.000 ug/l	0.00
34) 1,4-Difluorobenzene	9.082	114	472668	50.000 ug/l	0.00
63) Chlorobenzene-d5	11.841	117	413438	50.000 ug/l	0.00
72) 1,4-Dichlorobenzene-d4	13.770	152	196888	50.000 ug/l	0.00
System Monitoring Compounds					
33) 1,2-Dichloroethane-d4	8.559	65	252803	52.192 ug/l	0.00
Spiked Amount 50.000	Range 74 - 125		Recovery = 104.380%		
35) Dibromofluoromethane	8.147	113	171251	52.281 ug/l	0.00
Spiked Amount 50.000	Range 75 - 124		Recovery = 104.560%		
50) Toluene-d8	10.541	98	648629	53.220 ug/l	0.00
Spiked Amount 50.000	Range 86 - 113		Recovery = 106.440%		
62) 4-Bromofluorobenzene	12.829	95	213607	51.080 ug/l	0.00
Spiked Amount 50.000	Range 77 - 121		Recovery = 102.160%		
Target Compounds					Qvalue
2) Dichlorodifluoromethane	2.142	85	72877	18.870 ug/l	98
3) Chloromethane	2.383	50	80587	19.429 ug/l	94
4) Vinyl Chloride	2.536	62	79060	18.736 ug/l	99
5) Bromomethane	2.989	94	40980	20.178 ug/l	99
6) Chloroethane	3.148	64	50269	19.250 ug/l	90
7) Trichlorofluoromethane	3.512	101	110683	18.663 ug/l	99
8) Diethyl Ether	3.965	74	42809	19.231 ug/l	98
9) 1,1,2-Trichlorotrifluo...	4.377	101	58334	18.476 ug/l	98
10) Methyl Iodide	4.583	142	60569	19.379 ug/l	96
11) Tert butyl alcohol	5.512	59	68039	87.983 ug/l #	81
12) 1,1-Dichloroethene	4.347	96	58831	18.754 ug/l	84
13) Acrolein	4.177	56	87619	118.346 ug/l	97
14) Allyl chloride	5.012	41	104505	17.974 ug/l	98
15) Acrylonitrile	5.706	53	213646	95.755 ug/l	98
16) Acetone	4.418	43	152332	86.961 ug/l	98
17) Carbon Disulfide	4.706	76	192813	18.810 ug/l	100
18) Methyl Acetate	5.018	43	99171	19.019 ug/l	99
19) Methyl tert-butyl Ether	5.783	73	228498	19.442 ug/l	95
20) Methylene Chloride	5.259	84	75693	20.196 ug/l	83
21) trans-1,2-Dichloroethene	5.771	96	68139	19.608 ug/l	92
22) Diisopropyl ether	6.653	45	244953	19.733 ug/l	96
23) Vinyl Acetate	6.588	43	972820m	97.271 ug/l	
24) 1,1-Dichloroethane	6.553	63	134006	19.063 ug/l	95
25) 2-Butanone	7.465	43	270811	96.165 ug/l	97
26) 2,2-Dichloropropane	7.477	77	112288	18.506 ug/l	95
27) cis-1,2-Dichloroethene	7.465	96	78314	19.392 ug/l	96
28) Bromochloromethane	7.794	49	64631	18.456 ug/l	99
29) Tetrahydrofuran	7.824	42	193749	95.919 ug/l	99
30) Chloroform	7.947	83	135282	19.585 ug/l	96
31) Cyclohexane	8.235	56	117687	18.475 ug/l	98
32) 1,1,1-Trichloroethane	8.147	97	115347	18.992 ug/l	95
36) 1,1-Dichloropropene	8.353	75	89956	17.794 ug/l	98
37) Ethyl Acetate	7.547	43	123427	18.569 ug/l	98
38) Carbon Tetrachloride	8.347	117	94617	18.801 ug/l	96
39) Methylcyclohexane	9.576	83	99985	18.491 ug/l	93
40) Benzene	8.588	78	284116	19.149 ug/l	98

Data Path : Z:\voasrv\HPCHEM1\MSVOA_N\Data\VN120125\
Data File : VN088374.D
Acq On : 01 Dec 2025 12:10
Operator : JC\MD
Sample : VN1201WBSD01
Misc : 5.0mL/MSVOA_N/WATER
ALS Vial : 7 Sample Multiplier: 1

Quant Time: Dec 02 00:11:04 2025
Quant Method : Z:\voasrv\HPCHEM1\MSVOA_N\methods\82N112425W.M
Quant Title : SW846 8260
QLast Update : Tue Nov 25 01:34:52 2025
Response via : Initial Calibration

Instrument :
MSVOA_N
ClientSampleId :
VN1201WBSD01

Manual Integrations APPROVED

Reviewed By :John Carlone 12/02/2025
Supervised By :Mahesh Dadoda 12/02/2025

Compound	R.T.	QIon	Response	Conc Units	Dev(Min)
41) Methacrylonitrile	7.765	41	63105	19.168 ug/l	98
42) 1,2-Dichloroethane	8.647	62	109703	19.380 ug/l	98
43) Isopropyl Acetate	8.671	43	192472	18.952 ug/l	99
44) Trichloroethene	9.329	130	66801	19.054 ug/l	90
45) 1,2-Dichloropropane	9.600	63	72843	19.162 ug/l	100
46) Dibromomethane	9.688	93	54401	20.053 ug/l	98
47) Bromodichloromethane	9.865	83	106876	19.308 ug/l #	93
48) Methyl methacrylate	9.659	41	84615	18.260 ug/l	99
49) 1,4-Dioxane	9.676	88	22017	373.614 ug/l #	99
51) 4-Methyl-2-Pentanone	10.424	43	589357	98.453 ug/l	99
52) Toluene	10.606	92	170024	19.846 ug/l	98
53) t-1,3-Dichloropropene	10.818	75	108520	19.099 ug/l	99
54) cis-1,3-Dichloropropene	10.288	75	116758	19.541 ug/l	97
55) 1,1,2-Trichloroethane	10.994	97	66233	19.982 ug/l	95
56) Ethyl methacrylate	10.853	69	104863	20.028 ug/l	97
57) 1,3-Dichloropropane	11.141	76	120668	20.179 ug/l	99
58) 2-Chloroethyl Vinyl ether	10.141	63	276569	91.622 ug/l	99
59) 2-Hexanone	11.176	43	355826	94.358 ug/l	98
60) Dibromochloromethane	11.335	129	76699	20.298 ug/l	98
61) 1,2-Dibromoethane	11.447	107	66826	19.909 ug/l	97
64) Tetrachloroethene	11.076	164	62208	18.980 ug/l	95
65) Chlorobenzene	11.870	112	183680	19.779 ug/l	96
66) 1,1,1,2-Tetrachloroethane	11.941	131	61851	19.747 ug/l	99
67) Ethyl Benzene	11.941	91	306102	18.859 ug/l	97
68) m/p-Xylenes	12.053	106	227659	37.830 ug/l	99
69) o-Xylene	12.376	106	109896	19.155 ug/l	95
70) Styrene	12.388	104	181083	19.438 ug/l	99
71) Bromoform	12.559	173	46125	20.106 ug/l #	99
73) Isopropylbenzene	12.670	105	280946	19.299 ug/l	100
74) N-amyl acetate	12.682	43	97186m	19.603 ug/l	
75) 1,1,2,2-Tetrachloroethane	12.917	83	91931	19.534 ug/l	97
76) 1,2,3-Trichloropropane	12.970	75	93113m	20.192 ug/l	
77) Bromobenzene	12.959	156	65049	19.529 ug/l	96
78) n-propylbenzene	13.012	91	348515	19.569 ug/l	100
79) 2-Chlorotoluene	13.100	91	204279	18.783 ug/l	99
80) 1,3,5-Trimethylbenzene	13.153	105	234071	19.404 ug/l	99
81) trans-1,4-Dichloro-2-b...	12.717	75	28199	17.348 ug/l #	96
82) 4-Chlorotoluene	13.200	91	211139	19.546 ug/l	97
83) tert-Butylbenzene	13.412	119	192736	18.795 ug/l	99
84) 1,2,4-Trimethylbenzene	13.459	105	235984	19.682 ug/l	100
85) sec-Butylbenzene	13.594	105	283289	19.230 ug/l	100
86) p-Isopropyltoluene	13.706	119	228290	18.898 ug/l	98
87) 1,3-Dichlorobenzene	13.712	146	126657	19.534 ug/l	98
88) 1,4-Dichlorobenzene	13.788	146	129333	19.042 ug/l	98
89) n-Butylbenzene	14.029	91	219415	18.707 ug/l	99
90) Hexachloroethane	14.306	117	41810	18.946 ug/l	96
91) 1,2-Dichlorobenzene	14.082	146	115702	18.962 ug/l	99
92) 1,2-Dibromo-3-Chloropr...	14.700	75	21103	18.481 ug/l	98
93) 1,2,4-Trichlorobenzene	15.370	180	65316	18.016 ug/l	95
94) Hexachlorobutadiene	15.470	225	24556	18.849 ug/l	94
95) Naphthalene	15.611	128	231154	18.400 ug/l	99
96) 1,2,3-Trichlorobenzene	15.811	180	67438	19.114 ug/l	98

5

Data Path : Z:\voasrv\HPCHEM1\MSVOA_N\Data\VN120125\
Data File : VN088374.D
Acq On : 01 Dec 2025 12:10
Operator : JC\MD
Sample : VN1201WBSD01
Misc : 5.0mL/MSVOA_N/WATER
ALS Vial : 7 Sample Multiplier: 1

Instrument :
MSVOA_N
ClientSampleId :
VN1201WBSD01

Manual Integrations
APPROVED

Reviewed By :John Carlone 12/02/2025
Supervised By :Mahesh Dadoda 12/02/2025

Quant Time: Dec 02 00:11:04 2025
Quant Method : Z:\voasrv\HPCHEM1\MSVOA_N\methods\82N112425W.M
Quant Title : SW846 8260
QLast Update : Tue Nov 25 01:34:52 2025
Response via : Initial Calibration

Compound	R.T.	QIon	Response	Conc	Units	Dev(Min)

(#) = qualifier out of range (m) = manual integration (+) = signals summed

Sample Results: **VN088374.D**

Data Path : Z:\voasrv\HPCHEM1\MSVOA_N\Data\VN120125\
Data File : VN088374.D
Acq On : 01 Dec 2025 12:10
Operator : JC\MD
Sample : VN1201WBSD01
Misc : 5.0mL/MSVOA_N/WATER
ALS Vial : 7 Sample Multiplier: 1

Quant Time: Dec 02 00:11:04 2025
Quant Method : Z:\voasrv\HPCHEM1\MSVOA_N\methods\82N112425W.M
Quant Title : SW846 8260
QLast Update : Tue Nov 25 01:34:52 2025
Response via : Initial Calibration

Instrument :
MSVOA_N
ClientSampleId :
VN1201WBSD01

Manual Integrations APPROVED
Reviewed By :John Carlone 12/02/2025
Supervised By :Mahesh Dadoda 12/02/2025

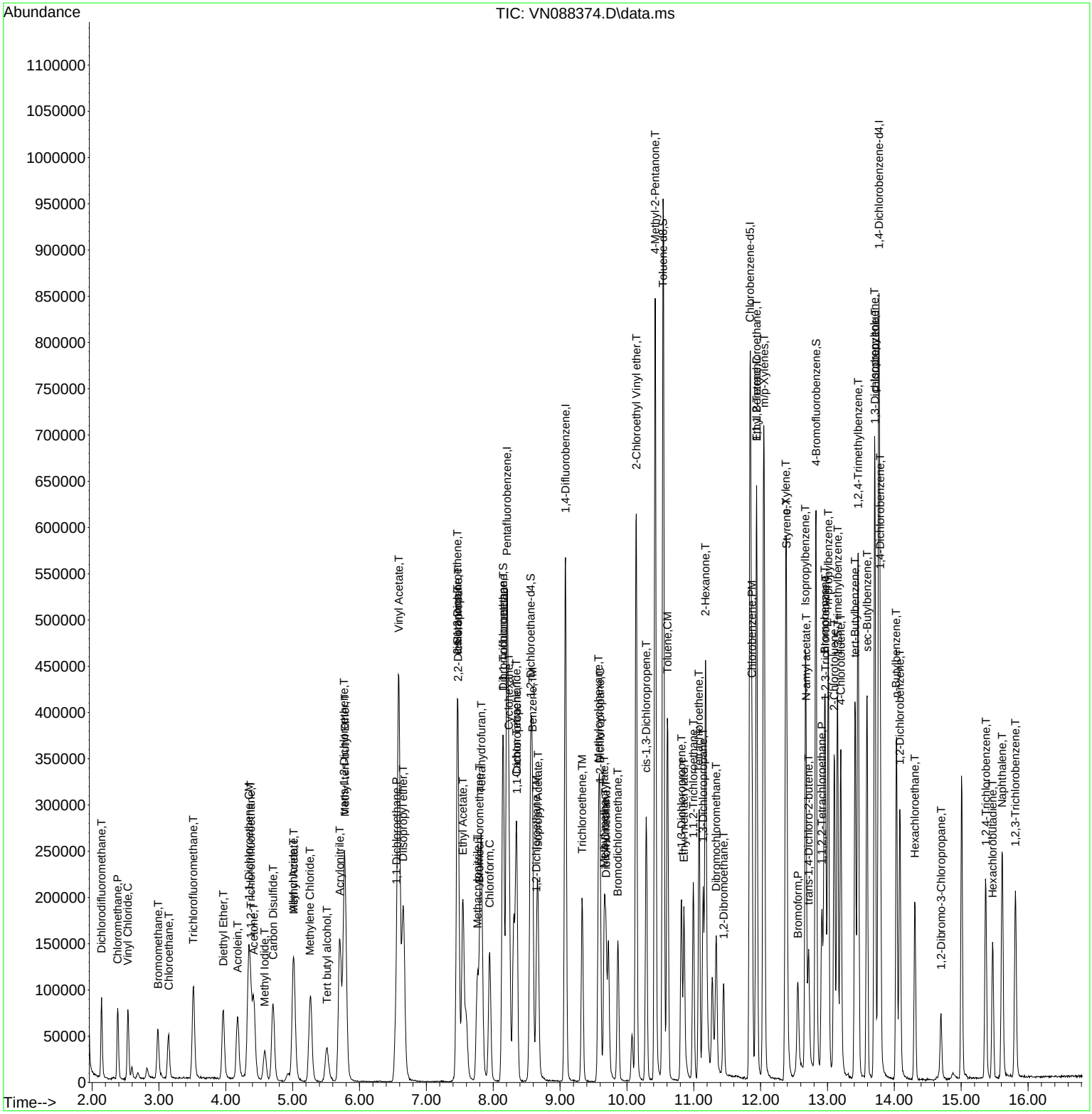

284 Sheffield Street, Mountainside, New Jersey 07092, Phone : 908 789 8900, Fax : 908 789 8922

Manual Integration Report

Sequence:	VN112425	Instrument	MSVOA_n

Sample ID	File ID	Parameter	Review By	Review On	Supervised By	Supervised On	Reason
VSTDICC001	VN088344.D	1,1-Dichloroethene	JOHN	11/25/2025 9:35:55 AM	MMDadoda	11/26/2025 1:51:48 PM	Peak Integrated by Software
VSTDICC001	VN088344.D	1,2,3-Trichloropropane	JOHN	11/25/2025 9:35:55 AM	MMDadoda	11/26/2025 1:51:48 PM	Peak Integrated by Software
VSTDICC001	VN088344.D	1,4-Dichlorobenzene	JOHN	11/25/2025 9:35:55 AM	MMDadoda	11/26/2025 1:51:48 PM	Peak Integrated by Software
VSTDICC001	VN088344.D	2-Hexanone	JOHN	11/25/2025 9:35:55 AM	MMDadoda	11/26/2025 1:51:48 PM	Peak Integrated by Software
VSTDICC001	VN088344.D	cis-1,2-Dichloroethene	JOHN	11/25/2025 9:35:55 AM	MMDadoda	11/26/2025 1:51:48 PM	Peak Integrated by Software
VSTDICC001	VN088344.D	Diisopropyl ether	JOHN	11/25/2025 9:35:55 AM	MMDadoda	11/26/2025 1:51:48 PM	Peak Integrated by Software
VSTDICC005	VN088345.D	1,2,3-Trichloropropane	JOHN	11/25/2025 9:36:00 AM	MMDadoda	11/26/2025 1:51:51 PM	Peak Integrated by Software
VSTDICC005	VN088345.D	Vinyl Acetate	JOHN	11/25/2025 9:36:00 AM	MMDadoda	11/26/2025 1:51:51 PM	Peak Integrated by Software
VSTDICC020	VN088346.D	1,2,3-Trichloropropane	JOHN	11/25/2025 9:36:04 AM	MMDadoda	11/26/2025 1:51:55 PM	Peak Integrated by Software
VSTDICC020	VN088346.D	N-amyl acetate	JOHN	11/25/2025 9:36:04 AM	MMDadoda	11/26/2025 1:51:55 PM	Peak Integrated by Software
VSTDICC020	VN088346.D	Vinyl Acetate	JOHN	11/25/2025 9:36:04 AM	MMDadoda	11/26/2025 1:51:55 PM	Peak Integrated by Software
VSTDICCC050	VN088347.D	1,2,3-Trichloropropane	JOHN	11/25/2025 9:36:10 AM	MMDadoda	11/26/2025 1:51:58 PM	Peak Integrated by Software
VSTDICCC050	VN088347.D	Vinyl Acetate	JOHN	11/25/2025 9:36:10 AM	MMDadoda	11/26/2025 1:51:58 PM	Peak Integrated by Software

284 Sheffield Street, Mountainside, New Jersey 07092, Phone : 908 789 8900, Fax : 908 789 8922

Manual Integration Report

Sequence:	VN112425	Instrument	MSVOA_n

Sample ID	File ID	Parameter	Review By	Review On	Supervised By	Supervised On	Reason
VSTDICC100	VN088348.D	1,2,3-Trichloropropane	JOHN	11/25/2025 9:36:15 AM	MMDadoda	11/26/2025 1:52:01 PM	Peak Integrated by Software
VSTDICC100	VN088348.D	Allyl chloride	JOHN	11/25/2025 9:36:15 AM	MMDadoda	11/26/2025 1:52:01 PM	Peak Integrated by Software
VSTDICC100	VN088348.D	Vinyl Acetate	JOHN	11/25/2025 9:36:15 AM	MMDadoda	11/26/2025 1:52:01 PM	Peak Integrated by Software
VSTDICC150	VN088349.D	1,2,3-Trichloropropane	JOHN	11/25/2025 9:36:20 AM	MMDadoda	11/26/2025 1:52:04 PM	Peak Integrated by Software
VSTDICC150	VN088349.D	Allyl chloride	JOHN	11/25/2025 9:36:20 AM	MMDadoda	11/26/2025 1:52:04 PM	Peak Integrated by Software
VSTDICC150	VN088349.D	Vinyl Acetate	JOHN	11/25/2025 9:36:20 AM	MMDadoda	11/26/2025 1:52:04 PM	Peak Integrated by Software
VSTDICV050	VN088351.D	1,2,3-Trichloropropane	JOHN	11/25/2025 9:36:25 AM	MMDadoda	11/26/2025 1:52:07 PM	Peak Integrated by Software
VSTDICV050	VN088351.D	N-amyl acetate	JOHN	11/25/2025 9:36:25 AM	MMDadoda	11/26/2025 1:52:07 PM	Peak Integrated by Software
VSTDICV050	VN088351.D	Vinyl Acetate	JOHN	11/25/2025 9:36:25 AM	MMDadoda	11/26/2025 1:52:07 PM	Peak Integrated by Software

284 Sheffield Street, Mountainside, New Jersey 07092, Phone : 908 789 8900, Fax : 908 789 8922

Manual Integration Report

Sequence:	VN120125	Instrument	MSVOA_n

Sample ID	File ID	Parameter	Review By	Review On	Supervised By	Supervised On	Reason
VSTDCCC050	VN088370.D	1,2,3-Trichloropropane	JOHN	12/2/2025 7:49:00 AM	MMDadoda	12/2/2025 1:11:28 PM	Peak Integrated by Software
VSTDCCC050	VN088370.D	Methacrylonitrile	JOHN	12/2/2025 7:49:00 AM	MMDadoda	12/2/2025 1:11:28 PM	Peak Integrated by Software
VSTDCCC050	VN088370.D	N-amyl acetate	JOHN	12/2/2025 7:49:00 AM	MMDadoda	12/2/2025 1:11:28 PM	Peak Integrated by Software
VSTDCCC050	VN088370.D	Vinyl Acetate	JOHN	12/2/2025 7:49:00 AM	MMDadoda	12/2/2025 1:11:28 PM	Peak Integrated by Software
VN1201WBS01	VN088373.D	1,2,3-Trichloropropane	JOHN	12/2/2025 7:49:05 AM	MMDadoda	12/2/2025 1:11:32 PM	Peak Integrated by Software
VN1201WBS01	VN088373.D	N-amyl acetate	JOHN	12/2/2025 7:49:05 AM	MMDadoda	12/2/2025 1:11:32 PM	Peak Integrated by Software
VN1201WBS01	VN088373.D	Vinyl Acetate	JOHN	12/2/2025 7:49:05 AM	MMDadoda	12/2/2025 1:11:32 PM	Peak Integrated by Software
VN1201WBSD01	VN088374.D	1,2,3-Trichloropropane	JOHN	12/2/2025 7:49:10 AM	MMDadoda	12/2/2025 1:11:38 PM	Peak Integrated by Software
VN1201WBSD01	VN088374.D	N-amyl acetate	JOHN	12/2/2025 7:49:10 AM	MMDadoda	12/2/2025 1:11:38 PM	Peak Integrated by Software
VN1201WBSD01	VN088374.D	Vinyl Acetate	JOHN	12/2/2025 7:49:10 AM	MMDadoda	12/2/2025 1:11:38 PM	Peak Integrated by Software
VSTDCCC050	VN088394.D	1,2,3-Trichloropropane	JOHN	12/2/2025 7:49:42 AM	MMDadoda	12/2/2025 1:12:07 PM	Peak Integrated by Software
VSTDCCC050	VN088394.D	N-amyl acetate	JOHN	12/2/2025 7:49:42 AM	MMDadoda	12/2/2025 1:12:07 PM	Peak Integrated by Software
VSTDCCC050	VN088394.D	Vinyl Acetate	JOHN	12/2/2025 7:49:42 AM	MMDadoda	12/2/2025 1:12:07 PM	Peak Integrated by Software

284 Sheffield Street, Mountainside, New Jersey 07092, Phone : 908 789 8900, Fax : 908 789 8922

Manual Integration Report

Sequence:	VN120125	Instrument	MSVOA_n

Sample ID	File ID	Parameter	Review By	Review On	Supervised By	Supervised On	Reason

284 Sheffield Street, Mountainside, New Jersey 07092, Phone : 908 789 8900,
Fax : 908 789 8922

Instrument ID: MSVOA_N

Daily Analysis Runlog For Sequence/QCBatch ID # VN112425

Review By	John Carlone	Review On	11/25/2025 9:36:43 AM		
Supervise By	Mahesh Dadoda	Supervise On	11/26/2025 1:52:19 PM		
SubDirectory	VN112425	HP Acquire Method	MSVOA_N	HP Processing Method	82N112425W.M

STD. NAME	STD REF.#
Tune/Reschk	VP136378
Initial Calibration Stds	VP136444,VP136445,VP136446,VP136447,VP136448,VP136449
CCC	
Internal Standard/PEM	
ICV/I.BLK	VP136450
Surrogate Standard	
MS/MSD Standard	
LCS Standard	

Sr#	SampleId	Data File Name	Date-Time	Operator	Status
1	BFB	VN088343.D	24 Nov 2025 08:17	JC\MD	Ok
2	VSTDICC001	VN088344.D	24 Nov 2025 12:38	JC\MD	Ok,M
3	VSTDICC005	VN088345.D	24 Nov 2025 13:11	JC\MD	Ok,M
4	VSTDICC020	VN088346.D	24 Nov 2025 13:32	JC\MD	Ok,M
5	VSTDICCC050	VN088347.D	24 Nov 2025 13:53	JC\MD	Ok,M
6	VSTDICC100	VN088348.D	24 Nov 2025 14:14	JC\MD	Ok,M
7	VSTDICC150	VN088349.D	24 Nov 2025 14:35	JC\MD	Ok,M
8	IBLK	VN088350.D	24 Nov 2025 14:56	JC\MD	Ok
9	VSTDICV050	VN088351.D	24 Nov 2025 15:18	JC\MD	Ok,M

M : Manual Integration

284 Sheffield Street, Mountainside, New Jersey 07092, Phone : 908 789 8900,
Fax : 908 789 8922

Instrument ID: MSVOA_N

Daily Analysis Runlog For Sequence/QCBatch ID # VN120125

Review By	Semsettin Yesilyurt	Review On	12/4/2025 10:27:11 AM		
Supervise By	John Carlone	Supervise On	12/4/2025 10:36:07 AM		
SubDirectory	VN120125	HP Acquire Method	MSVOA_N	HP Processing Method	82N112425W.M

STD. NAME	STD REF.#
Tune/Reschk	VP136451
Initial Calibration Stds	
CCC	VP136452,VP136453
Internal Standard/PEM	
ICV/I.BLK	
Surrogate Standard	
MS/MSD Standard	
LCS Standard	

Sr#	SampleId	Data File Name	Date-Time	Operator	Status
1	BFB	VN088369.D	01 Dec 2025 08:49	JC\MD	Ok
2	VSTDCCC050	VN088370.D	01 Dec 2025 09:58	JC\MD	Ok,M
3	VN1201MBL01	VN088371.D	01 Dec 2025 10:33	JC\MD	Ok
4	VN1201WBL01	VN088372.D	01 Dec 2025 10:53	JC\MD	Ok
5	VN1201WBS01	VN088373.D	01 Dec 2025 11:27	JC\MD	Ok,M
6	VN1201WBSD01	VN088374.D	01 Dec 2025 12:10	JC\MD	Ok,M
7	Q3715-02	VN088375.D	01 Dec 2025 12:30	JC\MD	Ok,M
8	Q3741-07	VN088376.D	01 Dec 2025 12:51	JC\MD	Ok
9	Q3716-01	VN088377.D	01 Dec 2025 13:11	JC\MD	Dilution
10	Q3716-03	VN088378.D	01 Dec 2025 13:32	JC\MD	Not Ok
11	Q3716-04	VN088379.D	01 Dec 2025 13:52	JC\MD	Dilution
12	Q3715-01	VN088380.D	01 Dec 2025 14:13	JC\MD	ReRun
13	Q3716-02	VN088381.D	01 Dec 2025 14:33	JC\MD	Ok
14	Q3738-01	VN088382.D	01 Dec 2025 14:54	JC\MD	Not Ok
15	Q3738-03	VN088383.D	01 Dec 2025 15:15	JC\MD	Ok
16	Q3738-02	VN088384.D	01 Dec 2025 15:35	JC\MD	Ok,M
17	Q3745-01	VN088385.D	01 Dec 2025 15:56	JC\MD	ReRun
18	Q3745-02	VN088386.D	01 Dec 2025 16:16	JC\MD	Ok
19	Q3745-03	VN088387.D	01 Dec 2025 16:37	JC\MD	Ok
20	Q3745-04	VN088388.D	01 Dec 2025 16:58	JC\MD	Ok
21	Q3743-03	VN088389.D	01 Dec 2025 17:18	JC\MD	Ok

284 Sheffield Street, Mountainside, New Jersey 07092, Phone : 908 789 8900,
Fax : 908 789 8922

Instrument ID: MSVOA_N

Daily Analysis Runlog For Sequence/QCBatch ID # VN120125

Review By	Semsettin Yesilyurt	Review On	12/4/2025 10:27:11 AM		
Supervise By	John Carlone	Supervise On	12/4/2025 10:36:07 AM		
SubDirectory	VN120125	HP Acquire Method	MSVOA_N	HP Processing Method	82N112425W.M

STD. NAME	STD REF.#
Tune/Reschk	VP136451
Initial Calibration Stds	
CCC	VP136452,VP136453
Internal Standard/PEM	
ICV/I.BLK	
Surrogate Standard	
MS/MSD Standard	
LCS Standard	

22	Q3743-04	VN088390.D	01 Dec 2025 17:39	JC\MD	Ok
23	Q3743-05	VN088391.D	01 Dec 2025 18:00	JC\MD	Not Ok
24	Q3743-01	VN088392.D	01 Dec 2025 18:20	JC\MD	Ok
25	Q3743-02	VN088393.D	01 Dec 2025 18:41	JC\MD	Ok
26	VSTDCCC050	VN088394.D	01 Dec 2025 19:01	JC\MD	Ok,M

M : Manual Integration

284 Sheffield Street, Mountainside, New Jersey 07092, Phone : 908 789 8900,
Fax : 908 789 8922

Instrument ID: MSVOA_N

Daily Analysis Runlog For Sequence/QCBatch ID # VN112425

Review By	John Carlone	Review On	11/25/2025 9:36:43 AM		
Supervise By	Mahesh Dadoda	Supervise On	11/26/2025 1:52:19 PM		
SubDirectory	VN112425	HP Acquire Method	MSVOA_N	HP Processing Method	82N112425W.M

STD. NAME	STD REF.#
Tune/Reschk	VP136378
Initial Calibration Stds	VP136444,VP136445,VP136446,VP136447,VP136448,VP136449
CCC	
Internal Standard/PEM	
ICV/I.BLK	VP136450
Surrogate Standard	
MS/MSD Standard	
LCS Standard	

Sr#	SampleId	ClientID	Data File Name	Date-Time	Comment	Operator	Status
1	BFB	BFB	VN088343.D	24 Nov 2025 08:17		JC\MD	Ok
2	VSTDICC001	VSTDICC001	VN088344.D	24 Nov 2025 12:38		JC\MD	Ok,M
3	VSTDICC005	VSTDICC005	VN088345.D	24 Nov 2025 13:11	COM.#74 Peak not detected in 1 and 5 PPB	JC\MD	Ok,M
4	VSTDICC020	VSTDICC020	VN088346.D	24 Nov 2025 13:32		JC\MD	Ok,M
5	VSTDICCC050	VSTDICCC050	VN088347.D	24 Nov 2025 13:53	Method failed for Comp. #74	JC\MD	Ok,M
6	VSTDICC100	VSTDICC100	VN088348.D	24 Nov 2025 14:14		JC\MD	Ok,M
7	VSTDICC150	VSTDICC150	VN088349.D	24 Nov 2025 14:35		JC\MD	Ok,M
8	IBLK	IBLK	VN088350.D	24 Nov 2025 14:56		JC\MD	Ok
9	VSTDICV050	ICVVN112425	VN088351.D	24 Nov 2025 15:18		JC\MD	Ok,M

M : Manual Integration

284 Sheffield Street, Mountainside, New Jersey 07092, Phone : 908 789 8900,
Fax : 908 789 8922

Instrument ID: MSVOA_N

Daily Analysis Runlog For Sequence/QCBatch ID # VN120125

Review By	Semsettin Yesilyurt	Review On	12/4/2025 10:27:11 AM		
Supervise By	John Carlone	Supervise On	12/4/2025 10:36:07 AM		
SubDirectory	VN120125	HP Acquire Method	MSVOA_N	HP Processing Method	82N112425W.M

STD. NAME	STD REF.#
Tune/Reschk	VP136451
Initial Calibration Stds	
CCC	VP136452,VP136453
Internal Standard/PEM	
ICV/I.BLK	
Surrogate Standard	
MS/MSD Standard	
LCS Standard	

Sr#	SampleId	ClientID	Data File Name	Date-Time	Comment	Operator	Status
1	BFB	BFB	VN088369.D	01 Dec 2025 08:49		JC\MD	Ok
2	VSTDCCC050	VSTDCCC050	VN088370.D	01 Dec 2025 09:58	pH#Lot#V12668	JC\MD	Ok,M
3	VN1201MBL01	VN1201MBL01	VN088371.D	01 Dec 2025 10:33		JC\MD	Ok
4	VN1201WBL01	VN1201WBL01	VN088372.D	01 Dec 2025 10:53		JC\MD	Ok
5	VN1201WBS01	VN1201WBS01	VN088373.D	01 Dec 2025 11:27		JC\MD	Ok,M
6	VN1201WBSD01	VN1201WBSD01	VN088374.D	01 Dec 2025 12:10		JC\MD	Ok,M
7	Q3715-02	MW6	VN088375.D	01 Dec 2025 12:30	vial A pH<2	JC\MD	Ok,M
8	Q3741-07	TB-1	VN088376.D	01 Dec 2025 12:51	vial A pH<2 TB	JC\MD	Ok
9	Q3716-01	MW5	VN088377.D	01 Dec 2025 13:11	vial A pH<2 Need 20X	JC\MD	Dilution
10	Q3716-03	MW4	VN088378.D	01 Dec 2025 13:32	Need Straight Run	JC\MD	Not Ok
11	Q3716-04	MW7	VN088379.D	01 Dec 2025 13:52	Need 200X	JC\MD	Dilution
12	Q3715-01	MW2	VN088380.D	01 Dec 2025 14:13	E flag of previous sample	JC\MD	ReRun
13	Q3716-02	MW3	VN088381.D	01 Dec 2025 14:33	vial A pH<2	JC\MD	Ok
14	Q3738-01	MW4	VN088382.D	01 Dec 2025 14:54	Run @ Lower Dilution	JC\MD	Not Ok
15	Q3738-03	Field	VN088383.D	01 Dec 2025 15:15	vial A pH<2 FB	JC\MD	Ok
16	Q3738-02	MW5	VN088384.D	01 Dec 2025 15:35	vial A pH<2	JC\MD	Ok,M
17	Q3745-01	STORAGE-BLANK-SO	VN088385.D	01 Dec 2025 15:56	vial A pH<2 Tics Contamination	JC\MD	ReRun
18	Q3745-02	STORAGE-BLANK-WA	VN088386.D	01 Dec 2025 16:16	vial A pH<2	JC\MD	Ok

284 Sheffield Street, Mountainside, New Jersey 07092, Phone : 908 789 8900,
Fax : 908 789 8922

Instrument ID: MSVOA_N

Daily Analysis Runlog For Sequence/QCBatch ID # VN120125

Review By	Semsettin Yesilyurt	Review On	12/4/2025 10:27:11 AM		
Supervise By	John Carlone	Supervise On	12/4/2025 10:36:07 AM		
SubDirectory	VN120125	HP Acquire Method	MSVOA_N	HP Processing Method	82N112425W.M

STD. NAME	STD REF.#
Tune/Reschk	VP136451
Initial Calibration Stds	
CCC	VP136452,VP136453
Internal Standard/PEM	
ICV/I.BLK	
Surrogate Standard	
MS/MSD Standard	
LCS Standard	

19	Q3745-03	STORAGE-BLANK-WA	VN088387.D	01 Dec 2025 16:37	vial A pH<2	JC\MD	Ok
20	Q3745-04	STORAGE-BLANK-SAI	VN088388.D	01 Dec 2025 16:58	vial A pH<2	JC\MD	Ok
21	Q3743-03	TB	VN088389.D	01 Dec 2025 17:18	vial A pH<2 TB	JC\MD	Ok
22	Q3743-04	TB	VN088390.D	01 Dec 2025 17:39	vial A pH<2 TB	JC\MD	Ok
23	Q3743-05	TB	VN088391.D	01 Dec 2025 18:00	SIM Method on login	JC\MD	Not Ok
24	Q3743-01	TW-1125-1	VN088392.D	01 Dec 2025 18:20	vial A pH<2	JC\MD	Ok
25	Q3743-02	TW-1125-2	VN088393.D	01 Dec 2025 18:41	vial A pH<2	JC\MD	Ok
26	VSTDCCC050	VSTDCCC050EC	VN088394.D	01 Dec 2025 19:01		JC\MD	Ok,M

M : Manual Integration

284 Sheffield Street, Mountainside, New Jersey 07092, Phone : 908 789 8900, Fax : 908 789 8922

LAB CHRONICLE

OrderID:	Q3743	**OrderDate:**	12/1/2025 9:45:00 AM
Client:	Remington & Vernick	**Project:**	Saddler Property
Contact:	Justin Zarzecki	**Location:**	A12,VOA Lab

LabID	ClientID	Matrix	Test	Method	Sample Date	Prep Date	Anal Date	Received
Q3743-01	**TW-1125-1**	**Water**			**11/26/25**			**11/26/25**
			VOC-SIM	SFAM_VOCSIM			12/03/25	
			VOC-TCLVOA-10	8260-Low			12/01/25	
Q3743-02	**TW-1125-2**	**Water**			**11/26/25**			**11/26/25**
			VOC-SIM	SFAM_VOCSIM			12/03/25	
			VOC-TCLVOA-10	8260-Low			12/01/25	
Q3743-03	**TB**	**Water**			**11/26/25**			**11/26/25**
			VOC-TCLVOA-10	8260-Low			12/01/25	
Q3743-04	**TB**	**Water**			**11/26/25**			**11/26/25**
			VOC-TCLVOA-10	8260-Low			12/01/25	
Q3743-05	**TB**	**Water**			**11/26/25**			**11/26/25**
			VOC-SIM	SFAM_VOCSIM			12/03/25	

284 Sheffield Street, Mountainside, New Jersey 07092, Phone : 908 789 8900,
Fax : 908 789 8922

Hit Summary Sheet
SW-846

SDG No.: Q3743

Client: Remington & Vernick

Sample ID	Client ID	Matrix	Parameter	Concentration	C	MDL	RDL	Units
Client ID:								
				0				
			Total Voc :					
			Total Concentration:					

SAMPLE DATA

Alliance TECHNICAL GROUP
284 Sheffield Street, Mountainside, New Jersey 07092, Phone : 908 789 8900,
Fax : 908 789 8922

Report of Analysis

Client:	Remington & Vernick			Date Collected:	11/26/25
Project:	Saddler Property			Date Received:	11/26/25
Client Sample ID:	TW-1125-1			SDG No.:	Q3743
Lab Sample ID:	Q3743-01			Matrix:	Water
Analytical Method:		Level:		% Solid:	0
Sample Wt/Vol:	25 mL	Final Vol:	25000 uL	Test:	VOC-SIM

CAS Number	Parameter	Conc.	Qua.	DF	MDL	LOQ / CRQL	Units	Date Ana.	BatchID
TARGETS									
75-01-4	Vinyl chloride	0.020	U	1	0.020	0.020	ug/L	12/03/25 15:03	VV120325
79-01-6	Trichloroethene	0.012	U	1	0.012	0.050	ug/L	12/03/25 15:03	VV120325
106-93-4	1,2-Dibromoethane	0.017	U	1	0.017	0.020	ug/L	12/03/25 15:03	VV120325
96-18-4	1,2,3-Trichloropropane	0.017	U	1	0.017	0.050	ug/L	12/03/25 15:03	VV120325
79-34-5	1,1,2,2-Tetrachloroethane	0.020	U	1	0.020	0.020	ug/L	12/03/25 15:03	VV120325
96-12-8	1,2-Dibromo-3-chloropropane	0.018	U	1	0.018	0.020	ug/L	12/03/25 15:03	VV120325
SURROGATES									
6745-35-3	Vinyl Chloride-d3	0.57			40 - 130	114.4%	SPK: 0.5		
17060-07-0	1,2-Dichloroethane-d4	0.45			70 - 130	89.8%	SPK: 0.5		
93952-08-0	1,2-Dichloropropane-d6	0.42			60 - 140	84.6%	SPK: 0.5		
2037-26-5	Toluene-d8	0.48			70 - 130	95.8%	SPK: 0.5		
33685-54-0	1,1,2,2-Tetrachloroethane-d2	0.54			65 - 120	108%	SPK: 0.5		
INTERNAL STANDARDS		**Area Count**							
3114-55-4	Chlorobenzene-d5	6680							
540-36-3	1,4-Difluorobenzene	6750							
3855-82-1	1,4-Dichlorobenzene-d4	3640							

U = Not Detected
LOQ = Limit of Quantitation
MDL = Method Detection Limit
LOD = Limit of Detection
E = Value Exceeds Calibration Range
Q = indicates LCS control criteria did not meet requirements
M = MS/MSD acceptance criteria did not meet requirements

J = Estimated Value
B = Analyte Found in Associated Method Blank
N = Presumptive Evidence of a Compound
* = Values outside of QC limits
D = Dilution
() = Laboratory InHouse Limit
A = Aldol-Condensation Reaction Products

Alliance TECHNICAL GROUP
284 Sheffield Street, Mountainside, New Jersey 07092, Phone : 908 789 8900,
Fax : 908 789 8922

Report of Analysis

Client:	Remington & Vernick			Date Collected:	11/26/25
Project:	Saddler Property			Date Received:	11/26/25
Client Sample ID:	TW-1125-2			SDG No.:	Q3743
Lab Sample ID:	Q3743-02			Matrix:	Water
Analytical Method:		Level:		% Solid:	0
Sample Wt/Vol:	25 mL	Final Vol:	25000 uL	Test:	VOC-SIM

CAS Number	Parameter	Conc.	Qua.	DF	MDL	LOQ / CRQL	Units	Date Ana.	BatchID
TARGETS									
75-01-4	Vinyl chloride	0.020	U	1	0.020	0.020	ug/L	12/03/25 15:24	VV120325
79-01-6	Trichloroethene	0.012	U	1	0.012	0.050	ug/L	12/03/25 15:24	VV120325
106-93-4	1,2-Dibromoethane	0.017	U	1	0.017	0.020	ug/L	12/03/25 15:24	VV120325
96-18-4	1,2,3-Trichloropropane	0.017	U	1	0.017	0.050	ug/L	12/03/25 15:24	VV120325
79-34-5	1,1,2,2-Tetrachloroethane	0.020	U	1	0.020	0.020	ug/L	12/03/25 15:24	VV120325
96-12-8	1,2-Dibromo-3-chloropropane	0.018	U	1	0.018	0.020	ug/L	12/03/25 15:24	VV120325
SURROGATES									
6745-35-3	Vinyl Chloride-d3	0.50			40 - 130	100.2%	SPK: 0.5		
17060-07-0	1,2-Dichloroethane-d4	0.43			70 - 130	85.2%	SPK: 0.5		
93952-08-0	1,2-Dichloropropane-d6	0.41			60 - 140	82.4%	SPK: 0.5		
2037-26-5	Toluene-d8	0.44			70 - 130	87.4%	SPK: 0.5		
33685-54-0	1,1,2,2-Tetrachloroethane-d2	0.52			65 - 120	103.4%	SPK: 0.5		
INTERNAL STANDARDS		**Area Count**							
3114-55-4	Chlorobenzene-d5	7040							
540-36-3	1,4-Difluorobenzene	7080							
3855-82-1	1,4-Dichlorobenzene-d4	3830							

U = Not Detected
LOQ = Limit of Quantitation
MDL = Method Detection Limit
LOD = Limit of Detection
E = Value Exceeds Calibration Range
Q = indicates LCS control criteria did not meet requirements
M = MS/MSD acceptance criteria did not meet requirements

J = Estimated Value
B = Analyte Found in Associated Method Blank
N = Presumptive Evidence of a Compound
* = Values outside of QC limits
D = Dilution
() = Laboratory InHouse Limit
A = Aldol-Condensation Reaction Products

Alliance TECHNICAL GROUP
284 Sheffield Street, Mountainside, New Jersey 07092, Phone : 908 789 8900,
Fax : 908 789 8922

Report of Analysis

Client:	Remington & Vernick			Date Collected:	11/26/25
Project:	Saddler Property			Date Received:	11/26/25
Client Sample ID:	TB			SDG No.:	Q3743
Lab Sample ID:	Q3743-05			Matrix:	Water
Analytical Method:		Level:		% Solid:	0
Sample Wt/Vol:	25 mL	Final Vol:	25000 uL	Test:	VOC-SIM

CAS Number	Parameter	Conc.	Qua.	DF	MDL	LOQ / CRQL	Units	Date Ana.	BatchID
TARGETS									
75-01-4	Vinyl chloride	0.020	U	1	0.020	0.020	ug/L	12/03/25 14:42	VV120325
79-01-6	Trichloroethene	0.012	U	1	0.012	0.050	ug/L	12/03/25 14:42	VV120325
106-93-4	1,2-Dibromoethane	0.017	U	1	0.017	0.020	ug/L	12/03/25 14:42	VV120325
96-18-4	1,2,3-Trichloropropane	0.017	U	1	0.017	0.050	ug/L	12/03/25 14:42	VV120325
79-34-5	1,1,2,2-Tetrachloroethane	0.020	U	1	0.020	0.020	ug/L	12/03/25 14:42	VV120325
96-12-8	1,2-Dibromo-3-chloropropane	0.018	U	1	0.018	0.020	ug/L	12/03/25 14:42	VV120325
SURROGATES									
6745-35-3	Vinyl Chloride-d3	0.53			40 - 130	105.2%	SPK: 0.5		
17060-07-0	1,2-Dichloroethane-d4	0.44			70 - 130	88.2%	SPK: 0.5		
93952-08-0	1,2-Dichloropropane-d6	0.42			60 - 140	84.8%	SPK: 0.5		
2037-26-5	Toluene-d8	0.48			70 - 130	95.6%	SPK: 0.5		
33685-54-0	1,1,2,2-Tetrachloroethane-d2	0.53			65 - 120	106.2%	SPK: 0.5		
INTERNAL STANDARDS		**Area Count**							
3114-55-4	Chlorobenzene-d5	6700							
540-36-3	1,4-Difluorobenzene	7290							
3855-82-1	1,4-Dichlorobenzene-d4	3490							

U = Not Detected
LOQ = Limit of Quantitation
MDL = Method Detection Limit
LOD = Limit of Detection
E = Value Exceeds Calibration Range
Q = indicates LCS control criteria did not meet requirements
M = MS/MSD acceptance criteria did not meet requirements

J = Estimated Value
B = Analyte Found in Associated Method Blank
N = Presumptive Evidence of a Compound
* = Values outside of QC limits
D = Dilution
() = Laboratory InHouse Limit
A = Aldol-Condensation Reaction Products

QC SUMMARY

284 Sheffield Street, Mountainside, New Jersey 07092, Phone : 908 789 8900,
Fax : 908 789 8922

Surrogate Summary

SDG No.: Q3743

Client: Remington & Vernick

Analytical Method: SWSFAM_VOCSIM

Lab Sample ID	Client ID	Parameter	Spike	Result	Recovery (%)	Qual	Limits (%) Low	Limits (%) High
Q3743-01	TW-1125-1	Vinyl chloride-d3	0.5	0.57	114		40	130
		1,2-Dichloroethane-d4	0.5	0.45	90		70	130
		1,2-Dichloropropane-d6	0.5	0.42	85		60	140
		Toluene-d8	0.5	0.48	96		70	130
		1,1,2,2-Tetrachloroethane-d2	0.5	0.54	108		65	120
Q3743-02	TW-1125-2	Vinyl chloride-d3	0.5	0.50	100		40	130
		1,2-Dichloroethane-d4	0.5	0.43	85		70	130
		1,2-Dichloropropane-d6	0.5	0.41	82		60	140
		Toluene-d8	0.5	0.44	87		70	130
		1,1,2,2-Tetrachloroethane-d2	0.5	0.52	103		65	120
Q3743-05	TB	Vinyl chloride-d3	0.5	0.53	105		40	130
		1,2-Dichloroethane-d4	0.5	0.44	88		70	130
		1,2-Dichloropropane-d6	0.5	0.42	85		60	140
		Toluene-d8	0.5	0.48	96		70	130
		1,1,2,2-Tetrachloroethane-d2	0.5	0.53	106		65	120
VV1203WBL01	VBLK234	Vinyl chloride-d3	0.5	0.54	109		40	130
		1,2-Dichloroethane-d4	0.5	0.45	91		70	130
		1,2-Dichloropropane-d6	0.5	0.41	82		60	140
		Toluene-d8	0.5	0.47	93		70	130
		1,1,2,2-Tetrachloroethane-d2	0.5	0.53	106		65	120

284 Sheffield Street, Mountainside, New Jersey 07092, Phone : 908 789 8900,
Fax : 908 789 8922

VOLATILE METHOD BLANK SUMMARY

Client ID: VBLK234

Lab Name: Alliance
Contract: REMI01
Lab Code: ACE
SDG NO.: Q3743
Lab File ID: VV039452.D
Lab Sample ID: VV1203WBL01
Date Analyzed: 12/03/2025
Time Analyzed: 13:50
GC Column: DB-624UI ID: 0.18 (mm)
Heated Purge: (Y/N) N
Instrument ID: MSVOA_V

THIS METHOD BLANK APPLIES TO THE FOLLOWING SAMPLES, MS AND MSD:

EPA SAMPLE NO.	LAB SAMPLE ID	LAB FILE ID	DATE ANALYZED
TB	Q3743-05	VV039453.D	12/03/2025
TW-1125-1	Q3743-01	VV039454.D	12/03/2025
TW-1125-2	Q3743-02	VV039455.D	12/03/2025

COMMENTS:

284 Sheffield Street, Mountainside, New Jersey 07092, Phone : 908 789 8900,
Fax : 908 789 8922

VOLATILE ORGANIC INSTRUMENT PERFORMANCE CHECK
BROMOFLUOROBENZENE (BFB)

Lab Name: Alliance
Contract: REMI01
Lab Code: ACE
SDG NO.: Q3743
Lab File ID: VV039444.D
BFB Injection Date: 12/03/2025
Instrument ID: MSVOA_V
BFB Injection Time: 09:23
GC Column: DB-624UI ID: 0.18 (mm)
Heated Purge: Y/N N

m/e	ION ABUNDANCE CRITERIA	% RELATIVE ABUNDANCE
50	15.0 - 40.0% of mass 95	18.4
75	30.0 - 60.0% of mass 95	48.8
95	Base Peak, 100% relative abundance	100
96	5.0 - 9.0% of mass 95	6.9
173	Less than 2.0% of mass 174	1.7 (1.8) 1
174	50.0 - 100.0% of mass 95	94.2
175	5.0 - 9.0% of mass 174	6.9 (7.3) 1
176	95.0 - 101.0% of mass 174	91.7 (97.4) 1
177	5.0 - 9.0% of mass 176	6 (6.5) 2

1-Value is % mass 174
2-Value is % mass 176

THIS CHECK APPLIES TO THE FOLLOWING SAMPLES, MS, MSD, BLANKS, AND STANDARDS:

CLIENT ID	LAB SAMPLE ID	LAB FILE ID	DATE ANALYZED	TIME ANALYZED
VSTD0.02269	VSTD0.0269	VV039452.D	12/03/2025	13:50
VSTD0.05270	VSTD0.0570	VV039453.D	12/03/2025	14:42
VSTD0.1271	VSTD0.171	VV039454.D	12/03/2025	15:03
VSTD0.5272	VSTD0.572	VV039455.D	12/03/2025	15:24
VSTD001273	VSTD00173	VV039453.D	12/03/2025	14:42
VSTD002274	VSTD00274	VV039454.D	12/03/2025	15:03
VICV275	VSTDICV0.5	VV039455.D	12/03/2025	15:24
VBLK234	VV1203WBL01	VV039452.D	12/03/2025	13:50
TB	Q3743-05	VV039453.D	12/03/2025	14:42
TW-1125-1	Q3743-01	VV039454.D	12/03/2025	15:03
TW-1125-2	Q3743-02	VV039455.D	12/03/2025	15:24
VSTD0.5332	VSTDCCC0.5EC	VV039456.D	12/03/2025	15:59

284 Sheffield Street, Mountainside, New Jersey 07092, Phone : 908 789 8900,
Fax : 908 789 8922

VOLATILE INTERNAL STANDARD AREA AND RT SUMMARY

Lab Name: Alliance
Contract: REMI01
Lab Code: ACE
SDG NO.: Q3743
Lab File ID: VV039447.D
Date Analyzed: 12/03/2025
Instrument ID: MSVOA_V
Time Analyzed: 10:58
GC Column: DB-624UI ID: 0.18 (mm)
Heated Purge: (Y/N) N

	IS1 (DFB) AREA #	RT #	IS2 (CBZ) AREA #	RT #	IS3 (DCB) AREA #	RT #
12 HOUR STD	6616	5.57	6547	8.79	3467	11.18
UPPER LIMIT	13232	5.736	13094	8.955	6934	11.345
LOWER LIMIT	3308	5.396	3273.5	8.615	1733.5	11.005
EPA SAMPLE NO.						
TW-1125-1	6747	5.57	6678	8.80	3644	11.18
TW-1125-2	7081	5.57	7043	8.80	3831	11.18
TB	7286	5.57	6696	8.79	3485	11.20
VBLK234	6543	5.57	6518	8.80	3268	11.20

IS1 (DFB) = 1,4-Difluorobenzene
IS2 (CBZ) = Chlorobenzene-d5
IS3 (DCB) = 1,4-Dichlorobenzene-d4

AREA UPPER LIMIT = +100% of internal standard area
AREA LOWER LIMIT = -50% of internal standard area
RT UPPER LIMIT = +0.50 minutes of internal standard RT
RT LOWER LIMIT = -0.50 minutes of internal standard RT

Column used to flag values outside QC limits with an asterisk.
* Values outside of QC limits.

QC SAMPLE DATA

Alliance TECHNICAL GROUP
284 Sheffield Street, Mountainside, New Jersey 07092, Phone : 908 789 8900,
Fax : 908 789 8922

Report of Analysis

Client:	Remington & Vernick			Date Collected:	
Project:	Saddler Property			Date Received:	
Client Sample ID:	VBLK234			SDG No.:	Q3743
Lab Sample ID:	VV1203WBL01			Matrix:	Water
Analytical Method:		Level:		% Solid:	0
Sample Wt/Vol:	25 mL	Final Vol:	25000 uL	Test:	VOC-SIM

CAS Number	Parameter	Conc.	Qua.	DF	MDL	LOQ / CRQL	Units	Date Ana.	BatchID
TARGETS									
75-01-4	Vinyl chloride	0.020	U	1	0.020	0.020	ug/L	12/03/25 13:50	VV120325
79-01-6	Trichloroethene	0.012	U	1	0.012	0.050	ug/L	12/03/25 13:50	VV120325
106-93-4	1,2-Dibromoethane	0.017	U	1	0.017	0.020	ug/L	12/03/25 13:50	VV120325
96-18-4	1,2,3-Trichloropropane	0.017	U	1	0.017	0.050	ug/L	12/03/25 13:50	VV120325
79-34-5	1,1,2,2-Tetrachloroethane	0.020	U	1	0.020	0.020	ug/L	12/03/25 13:50	VV120325
96-12-8	1,2-Dibromo-3-chloropropane	0.018	U	1	0.018	0.020	ug/L	12/03/25 13:50	VV120325
SURROGATES									
6745-35-3	Vinyl Chloride-d3	0.54			40 - 130	108.8%	SPK: 0.5		
17060-07-0	1,2-Dichloroethane-d4	0.45			70 - 130	90.6%	SPK: 0.5		
93952-08-0	1,2-Dichloropropane-d6	0.41			60 - 140	82.4%	SPK: 0.5		
2037-26-5	Toluene-d8	0.47			70 - 130	93.2%	SPK: 0.5		
33685-54-0	1,1,2,2-Tetrachloroethane-d2	0.53			65 - 120	106.2%	SPK: 0.5		
INTERNAL STANDARDS		**Area Count**							
3114-55-4	Chlorobenzene-d5	6520							
540-36-3	1,4-Difluorobenzene	6540							
3855-82-1	1,4-Dichlorobenzene-d4	3270							

U = Not Detected
LOQ = Limit of Quantitation
MDL = Method Detection Limit
LOD = Limit of Detection
E = Value Exceeds Calibration Range
Q = indicates LCS control criteria did not meet requirements
M = MS/MSD acceptance criteria did not meet requirements

J = Estimated Value
B = Analyte Found in Associated Method Blank
N = Presumptive Evidence of a Compound
* = Values outside of QC limits
D = Dilution
() = Laboratory InHouse Limit
A = Aldol-Condensation Reaction Products

CALIBRATION SUMMARY

284 Sheffield Street, Mountainside, New Jersey 07092, Phone : 908 789 8900,
Fax : 908 789 8922

VOLATILE ORGANICS INITIAL CALIBRATION DATA

Lab Name: Alliance
Contract: REMI01
Lab Code: ACE
SDG No.: Q3743
Instrument ID: MSVOA_V
Calibration Date(s): 12/03/2025 12/03/2025
Heated Purge: (Y/N) N
Calibration Time(s): 09:55 12:18
GC Column: DB-624UI ID: 0.18 (mm)

LAB FILE ID: RRFAL1 = VV039445.D RRFAL2 = VV039446.D RRFAL3 = VV039447.D
RRFAL4 = VV039448.D RRFAL5 = VV039449.D RRFAL6 = VV039450.D

COMPOUND	RRFAL1	RRFAL2	RRFAL3	RRFAL4	RRFAL5	RRFAL6	$\overline{RRF}$	% RSD
Vinyl chloride	1.464	0.963	1.023	1.100	0.991	0.950	1.082	18
Trichloroethene		0.606	0.585	0.638	0.607	0.595	0.606	3.3
1,2-Dibromoethane	0.534	0.377	0.363	0.412	0.383	0.387	0.409	15.4
1,2,3-Trichloropropane		0.559	0.487	0.524	0.507	0.481	0.511	6.1
1,1,2,2-Tetrachloroethane	0.587	0.437	0.458	0.547	0.493	0.486	0.502	11.2
1,2-Dibromo-3-chloropropane	0.118	0.128	0.108	0.105	0.093	0.086	0.107	14.6
Vinyl Chloride-d3		0.473	0.499	0.533	0.491	0.458	0.491	5.8
1,2-Dichloroethane-d4		0.383	0.341	0.334	0.318	0.288	0.333	10.3
1,2-Dichloropropane-d6		0.397	0.402	0.463	0.425	0.422	0.422	6.2
Toluene-d8		0.674	0.616	0.726	0.738	0.805	0.712	10
1,1,2,2-Tetrachloroethane-d2		0.215	0.249	0.262	0.243	0.220	0.238	8.4

* Compounds with required minimum RRF and maximum %RSD values.
All other compounds must meet a minimum RRF of 0.010.
RRF of 1,4-Dioxane = Value should be divide by 1000.

284 Sheffield Street, Mountainside, New Jersey 07092, Phone : 908 789 8900,
Fax : 908 789 8922

VOLATILE CONTINUING CALIBRATION CHECK

Lab Name: Alliance
Contract: REMI01
Lab Code: ACE
SDG No.: Q3743
Instrument ID: MSVOA_V
Calibration Date/Time: 12/03/2025 10:58
Lab File ID: VV039447.D
Init. Calib. Date(s): 12/03/2025 12/03/2025
Heated Purge: (Y/N) N
Init. Calib. Time(s): 09:55 12:18
GC Column: DB-624UI ID: 0.18 (mm)

COMPOUND	RRF	RRFAL3	MIN RRF	%D	MAX%D
Vinyl chloride	1.082	1.023	0.1	-5.4	30
Trichloroethene	0.606	0.585	0.3	-3.5	30
1,2-Dibromoethane	0.409	0.363	0.01	-11.4	20
1,2,3-Trichloropropane	0.511	0.487	0.01	-4.7	30
1,1,2,2-Tetrachloroethane	0.502	0.458	0.1	-8.6	20
1,2-Dibromo-3-chloropropane	0.107	0.108	0.01	1.5	40
Vinyl Chloride-d3	0.491	0.499	0.01	1.6	40
1,2-Dichloroethane-d4	0.333	0.341	0.01	2.4	20
1,2-Dichloropropane-d6	0.422	0.402	0.01	-4.6	20
Toluene-d8	0.712	0.616	0.01	-13.4	20
1,1,2,2-Tetrachloroethane-d2	0.238	0.249	0.01	4.7	20

All other compounds must meet a minimum RRF of 0.010.
RRF of 1,4-Dioxane = Value should be divide by 1000.

SAMPLE RAW DATA

Data Path : Z:\voasrv\HPCHEM1\MSVOA_V\DATA\VV120325\
Data File : VV039454.D
Acq On : 03 Dec 2025 15:03
Operator : SY/MD
Sample : Q3743-01
Misc : 25.0 mL/MSVOA_V/WATER
ALS Vial : 12 Sample Multiplier: 1

Instrument :
MSVOA_V
ClientSampleId :
TW-1125-1

Quant Time: Dec 04 01:10:07 2025
Quant Method : Z:\voasrv\HPCHEM1\MSVOA_V\Method\SFAMVSIM120325MA.M
Quant Title : TRACE VOA SOM01.0
QLast Update : Thu Dec 04 00:58:46 2025
Response via : Initial Calibration

Compound	R.T.	QIon	Response	Conc Units	Dev(Min)
Internal Standards					
1) 1,4-Difluorobenzene	5.566	114	6747	0.500 ug/L	0.00
5) Chlorobenzene-d5	8.801	117	6678	0.500 ug/L	0.02
12) 1,4-Dichlorobenzene-d4	11.175	152	3644	0.500 ug/L	0.00
System Monitoring Compounds					
2) Vinyl Chloride-d3	1.295	65	3881	0.572 ug/L	0.00
Spiked Amount 0.500	Range 40 - 130		Recovery = 114.000%		
4) 1,2-Dichloroethane-d4	4.970	65	2019	0.449 ug/L	0.00
Spiked Amount 0.500	Range 70 - 130		Recovery = 90.000%		
7) 1,2-Dichloropropane-d6	5.996	67	2381	0.423 ug/L	-0.02
Spiked Amount 0.500	Range 60 - 140		Recovery = 84.000%		
8) Toluene-d8	7.254	98	4550	0.479 ug/L	0.02
Spiked Amount 0.500	Range 70 - 130		Recovery = 96.000%		
10) 1,1,2,2-Tetrachloroeth...	10.133	84	1714	0.540 ug/L	0.00
Spiked Amount 0.500	Range 65 - 120		Recovery = 108.000%		

Target Compounds Qvalue

(#) = qualifier out of range (m) = manual integration (+) = signals summed

Sample Results: **VV039454.D**

Data Path : Z:\voasrv\HPCHEM1\MSVOA_V\DATA\VV120325\
Data File : VV039454.D
Acq On : 03 Dec 2025 15:03
Operator : SY/MD
Sample : Q3743-01
Misc : 25.0 mL/MSVOA_V/WATER
ALS Vial : 12 Sample Multiplier: 1

Instrument :
MSVOA_V
ClientSampleId :
TW-1125-1

Quant Time: Dec 04 01:10:07 2025
Quant Method : Z:\voasrv\HPCHEM1\MSVOA_V\Method\SFAMVSIM120325MA.M
Quant Title : TRACE VOA SOM01.0
QLast Update : Thu Dec 04 00:58:46 2025
Response via : Initial Calibration

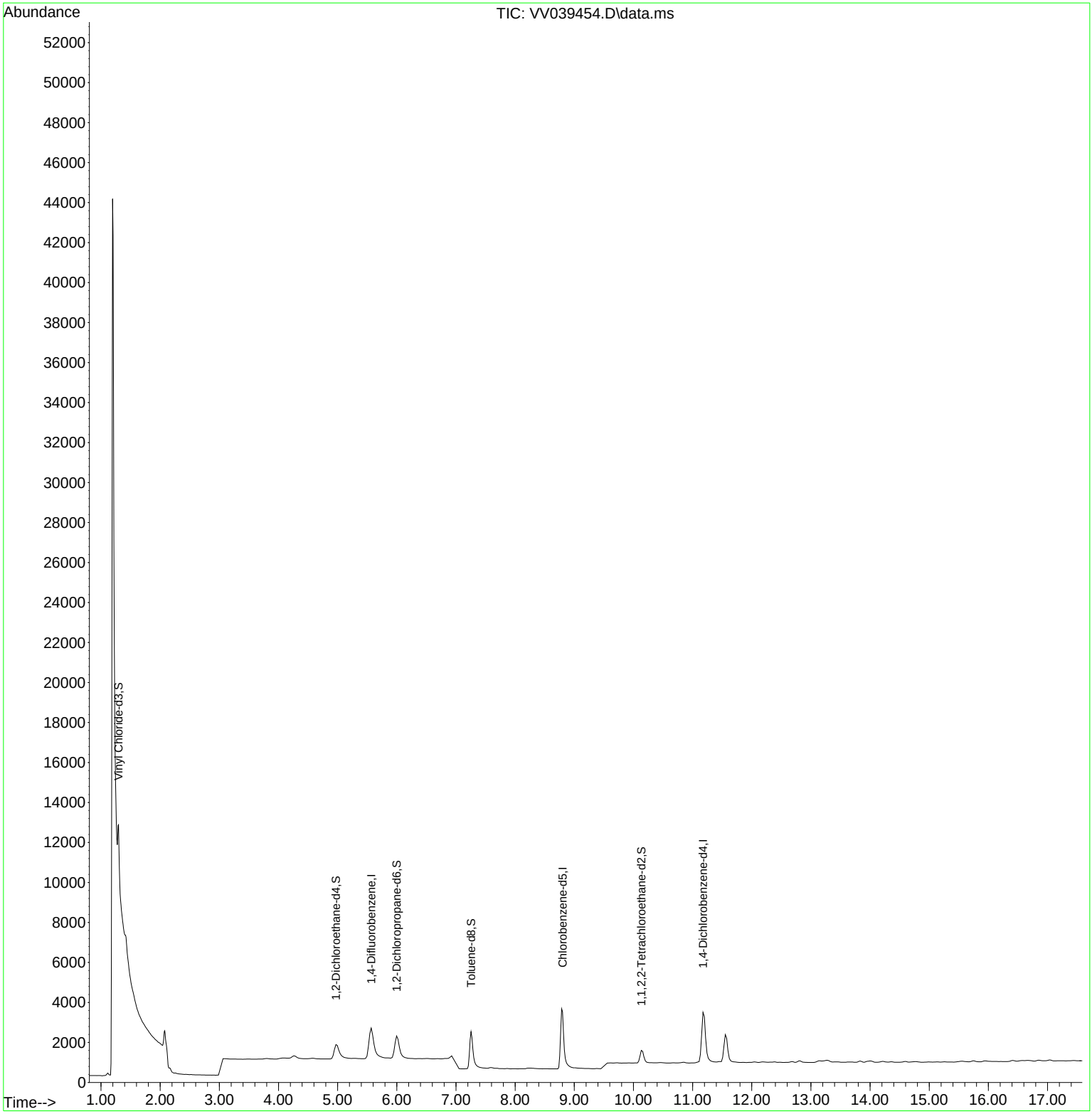

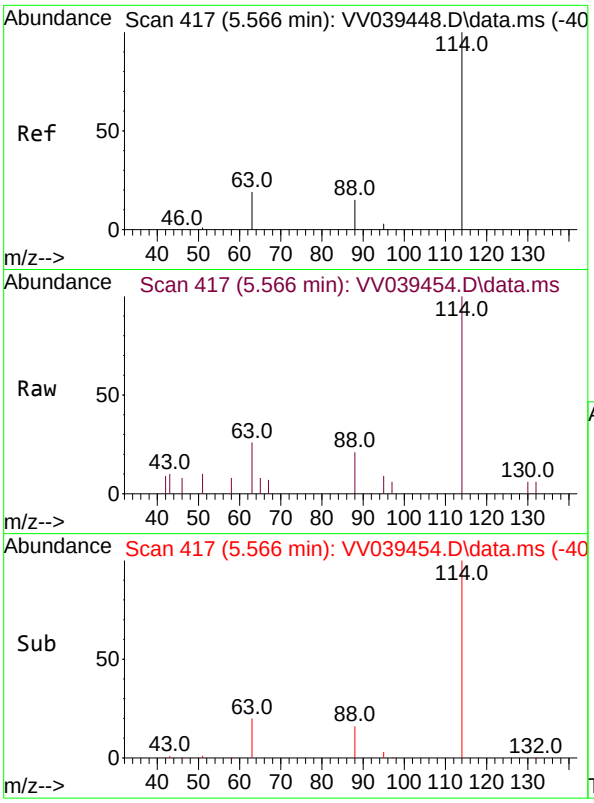

#1
1,4-Difluorobenzene
Concen: 0.500 ug/L
RT: 5.566 min Scan# 4
Delta R.T. 0.000 min
Lab File: VV039454.D
Acq: 03 Dec 2025 15:03

Instrument :
MSVOA_V
ClientSampleId :
TW-1125-1

Tgt Ion:114 Resp: 6747

Ion	Ratio	Lower	Upper
114	100		
63	20.2	15.0	22.4
88	16.2	12.0	18.0

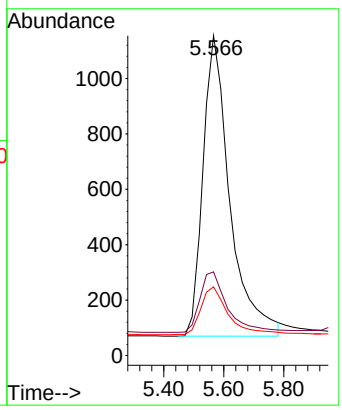

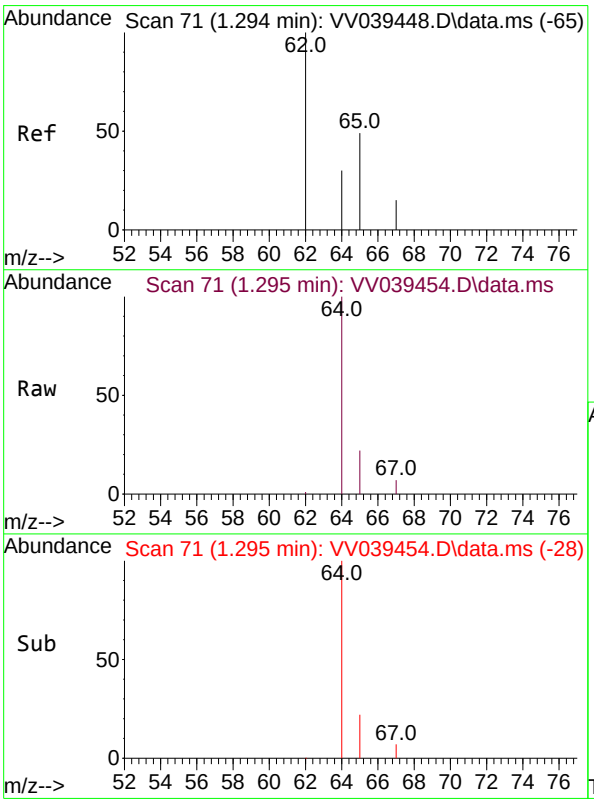

#2
Vinyl Chloride-d3
Concen: 0.572 ug/L
RT: 1.295 min Scan# 71
Delta R.T. 0.001 min
Lab File: VV039454.D
Acq: 03 Dec 2025 15:03

Tgt Ion: 65 Resp: 3881

Ion	Ratio	Lower	Upper
65	100		
67	29.6	22.3	41.5

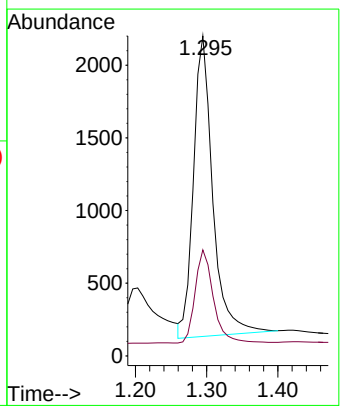

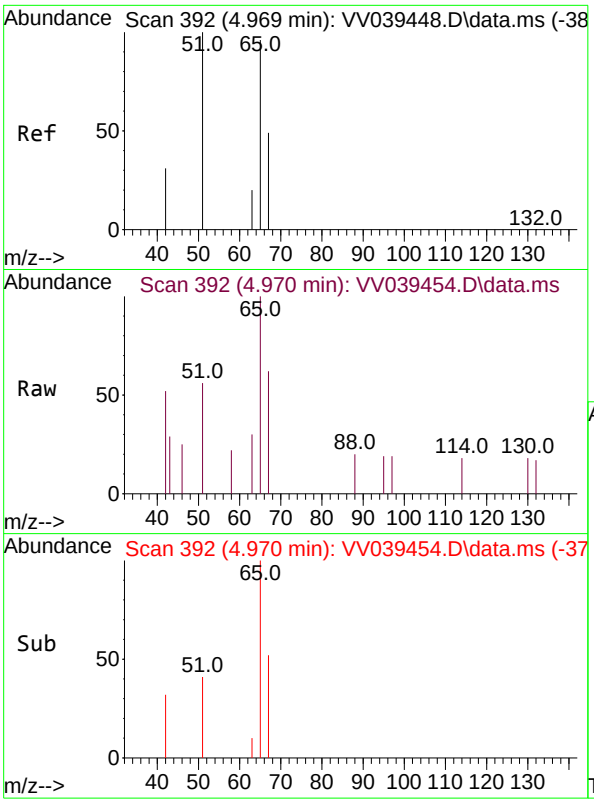

#4
1,2-Dichloroethane-d4
Concen: 0.449 ug/L
RT: 4.970 min Scan# 39
Delta R.T. 0.001 min
Lab File: VV039454.D
Acq: 03 Dec 2025 15:03

Instrument :
MSVOA_V
ClientSampleId :
TW-1125-1

Tgt Ion: 65 Resp: 2019

Ion	Ratio	Lower	Upper
65	100		
67	52.0	32.5	60.3
51	42.7	121.4	225.6#

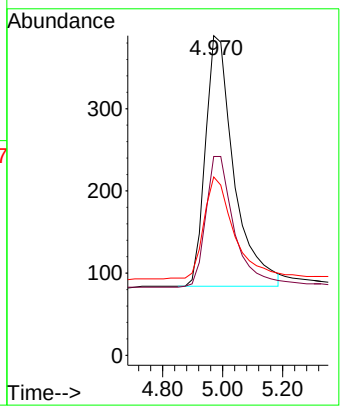

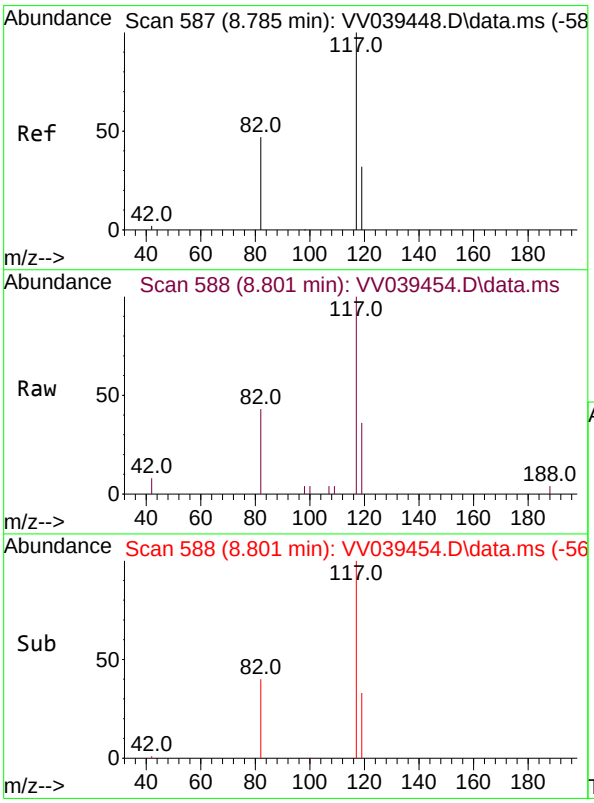

#5
Chlorobenzene-d5
Concen: 0.500 ug/L
RT: 8.801 min Scan# 588
Delta R.T. 0.016 min
Lab File: VV039454.D
Acq: 03 Dec 2025 15:03

Tgt Ion:117 Resp: 6678

Ion	Ratio	Lower	Upper
117	100		
82	47.8	39.4	59.2
119	32.8	26.2	39.2

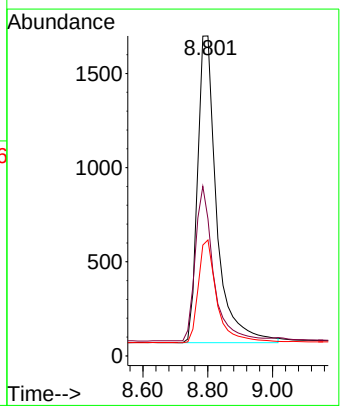

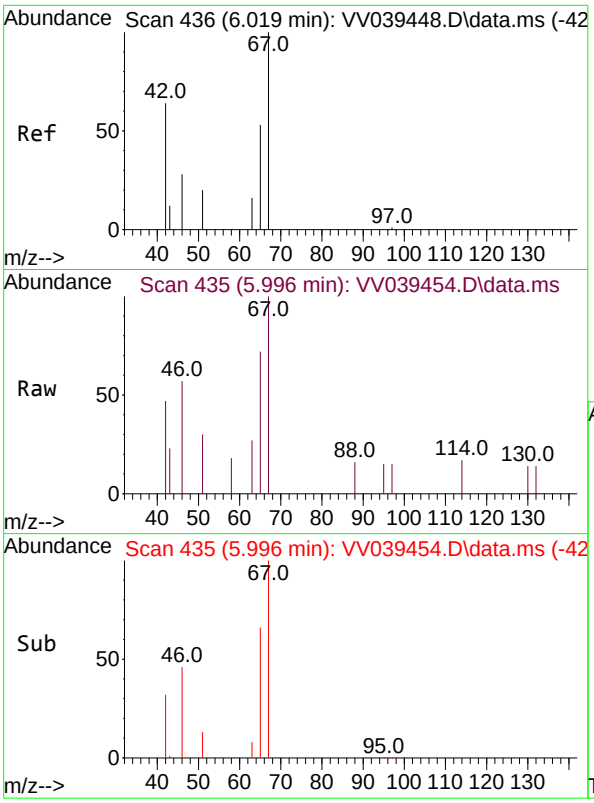

#7
1,2-Dichloropropane-d6
Concen: 0.423 ug/L
RT: 5.996 min Scan# 4
Delta R.T. -0.023 min
Lab File: VV039454.D
Acq: 03 Dec 2025 15:03

Instrument :
MSVOA_V
ClientSampleId :
TW-1125-1

Tgt Ion: 67 Resp: 2381

Ion	Ratio	Lower	Upper
67	100		
65	64.5	37.9	56.9#
46	46.0	27.4	41.0#
42	32.6	51.2	76.8#

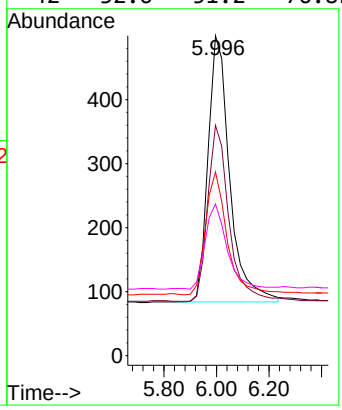

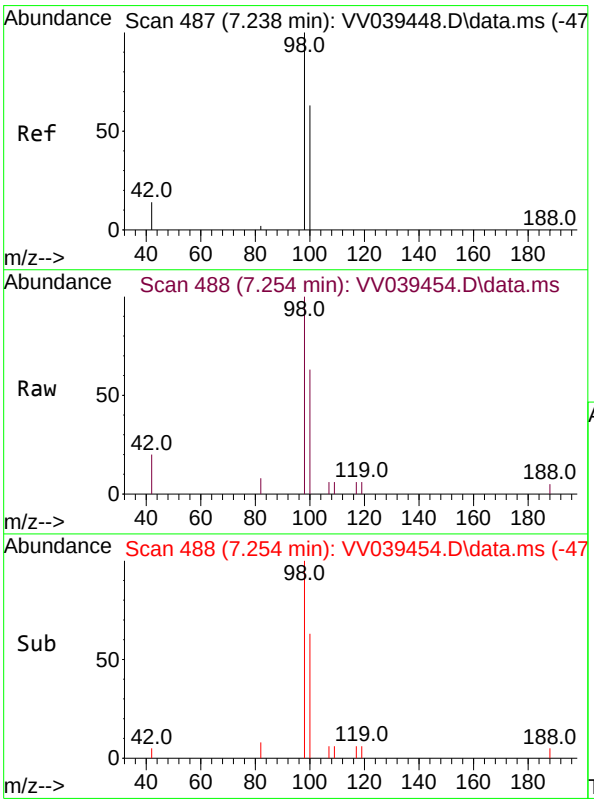

#8
Toluene-d8
Concen: 0.479 ug/L
RT: 7.254 min Scan# 488
Delta R.T. 0.016 min
Lab File: VV039454.D
Acq: 03 Dec 2025 15:03

Tgt Ion: 98 Resp: 4550

Ion	Ratio	Lower	Upper
98	100		
100	61.3	44.5	82.7
42	11.4	10.1	18.7

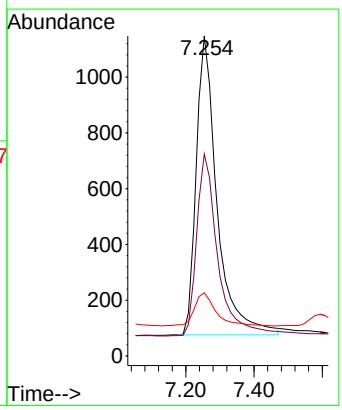

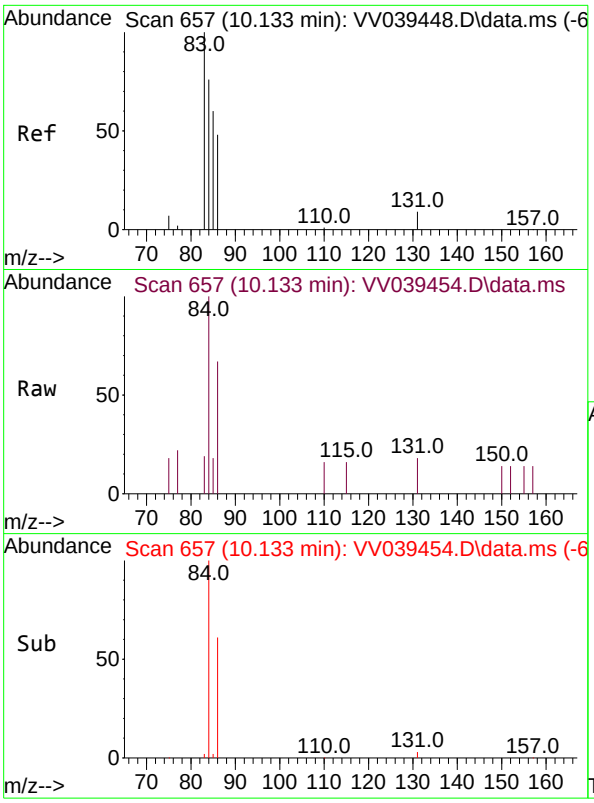

#10
1,1,2,2-Tetrachloroethane-d2
Concen: 0.540 ug/L
RT: 10.133 min Scan# 6
Delta R.T. 0.000 min
Lab File: VV039454.D
Acq: 03 Dec 2025 15:03

Instrument :
MSVOA_V
ClientSampleId :
TW-1125-1

Tgt Ion: 84 Resp: 1714

Ion	Ratio	Lower	Upper
84	100		
86	65.3	44.4	82.5

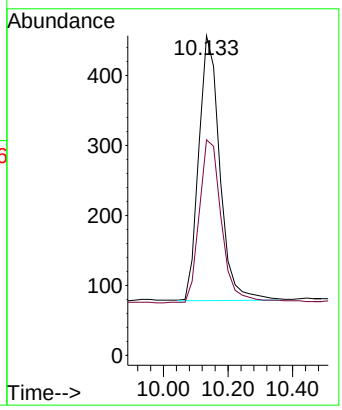

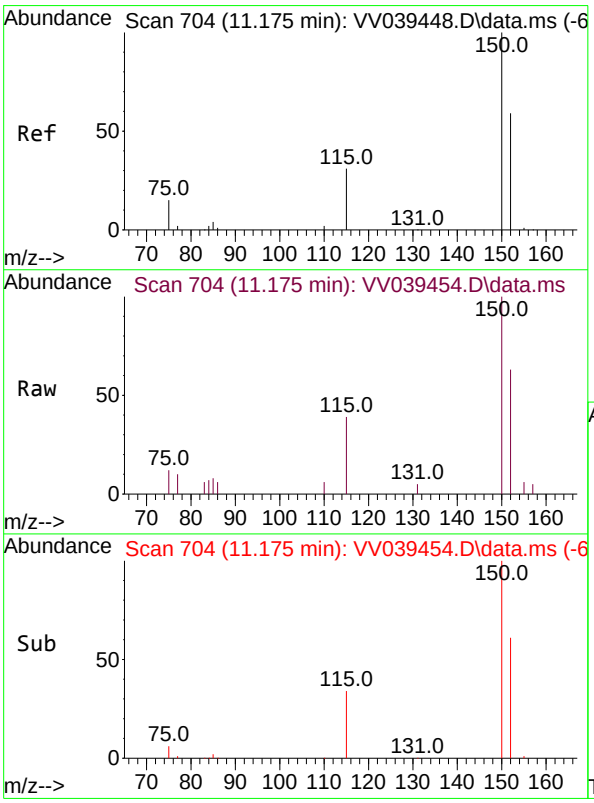

#12
1,4-Dichlorobenzene-d4
Concen: 0.500 ug/L
RT: 11.175 min Scan# 704
Delta R.T. 0.000 min
Lab File: VV039454.D
Acq: 03 Dec 2025 15:03

Tgt Ion:152 Resp: 3644

Ion	Ratio	Lower	Upper
152	100		
115	54.2	0.0	101.6
150	159.4	0.0	396.2

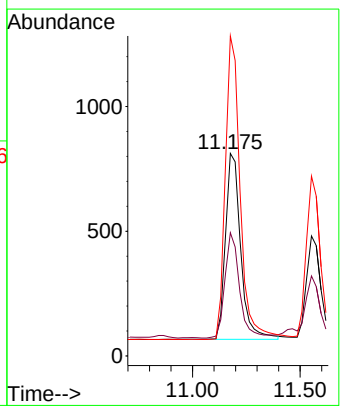

Data Path : Z:\voasrv\HPCHEM1\MSVOA_V\DATA\VV120325\
Data File : VV039455.D
Acq On : 03 Dec 2025 15:24
Operator : SY/MD
Sample : Q3743-02
Misc : 25.0 mL/MSVOA_V/WATER
ALS Vial : 13 Sample Multiplier: 1

Instrument :
MSVOA_V
ClientSampleId :
TW-1125-2

Quant Time: Dec 04 01:10:17 2025
Quant Method : Z:\voasrv\HPCHEM1\MSVOA_V\Method\SFAMVSIM120325MA.M
Quant Title : TRACE VOA SOM01.0
QLast Update : Thu Dec 04 00:58:46 2025
Response via : Initial Calibration

Compound	R.T.	QIon	Response	Conc Units	Dev(Min)
Internal Standards					
1) 1,4-Difluorobenzene	5.566	114	7081	0.500 ug/L	0.00
5) Chlorobenzene-d5	8.800	117	7043	0.500 ug/L	0.02
12) 1,4-Dichlorobenzene-d4	11.175	152	3831	0.500 ug/L	0.00
System Monitoring Compounds					
2) Vinyl Chloride-d3	1.294	65	3564	0.501 ug/L	0.00
Spiked Amount 0.500	Range 40 - 130		Recovery = 100.000%		
4) 1,2-Dichloroethane-d4	4.969	65	2010	0.426 ug/L	0.00
Spiked Amount 0.500	Range 70 - 130		Recovery = 86.000%		
7) 1,2-Dichloropropane-d6	5.995	67	2447	0.412 ug/L	-0.02
Spiked Amount 0.500	Range 60 - 140		Recovery = 82.000%		
8) Toluene-d8	7.253	98	4385	0.437 ug/L	0.02
Spiked Amount 0.500	Range 70 - 130		Recovery = 88.000%		
10) 1,1,2,2-Tetrachloroeth...	10.133	84	1731	0.517 ug/L	0.00
Spiked Amount 0.500	Range 65 - 120		Recovery = 104.000%		

Target Compounds Qvalue

(#) = qualifier out of range (m) = manual integration (+) = signals summed

Sample Results: **VV039455.D**

Data Path : Z:\voasrv\HPCHEM1\MSVOA_V\DATA\VV120325\
Data File : VV039455.D
Acq On : 03 Dec 2025 15:24
Operator : SY/MD
Sample : Q3743-02
Misc : 25.0 mL/MSVOA_V/WATER
ALS Vial : 13 Sample Multiplier: 1

Instrument :
MSVOA_V
ClientSampleId :
TW-1125-2

Quant Time: Dec 04 01:10:17 2025
Quant Method : Z:\voasrv\HPCHEM1\MSVOA_V\Method\SFAMVSIM120325MA.M
Quant Title : TRACE VOA SOM01.0
QLast Update : Thu Dec 04 00:58:46 2025
Response via : Initial Calibration

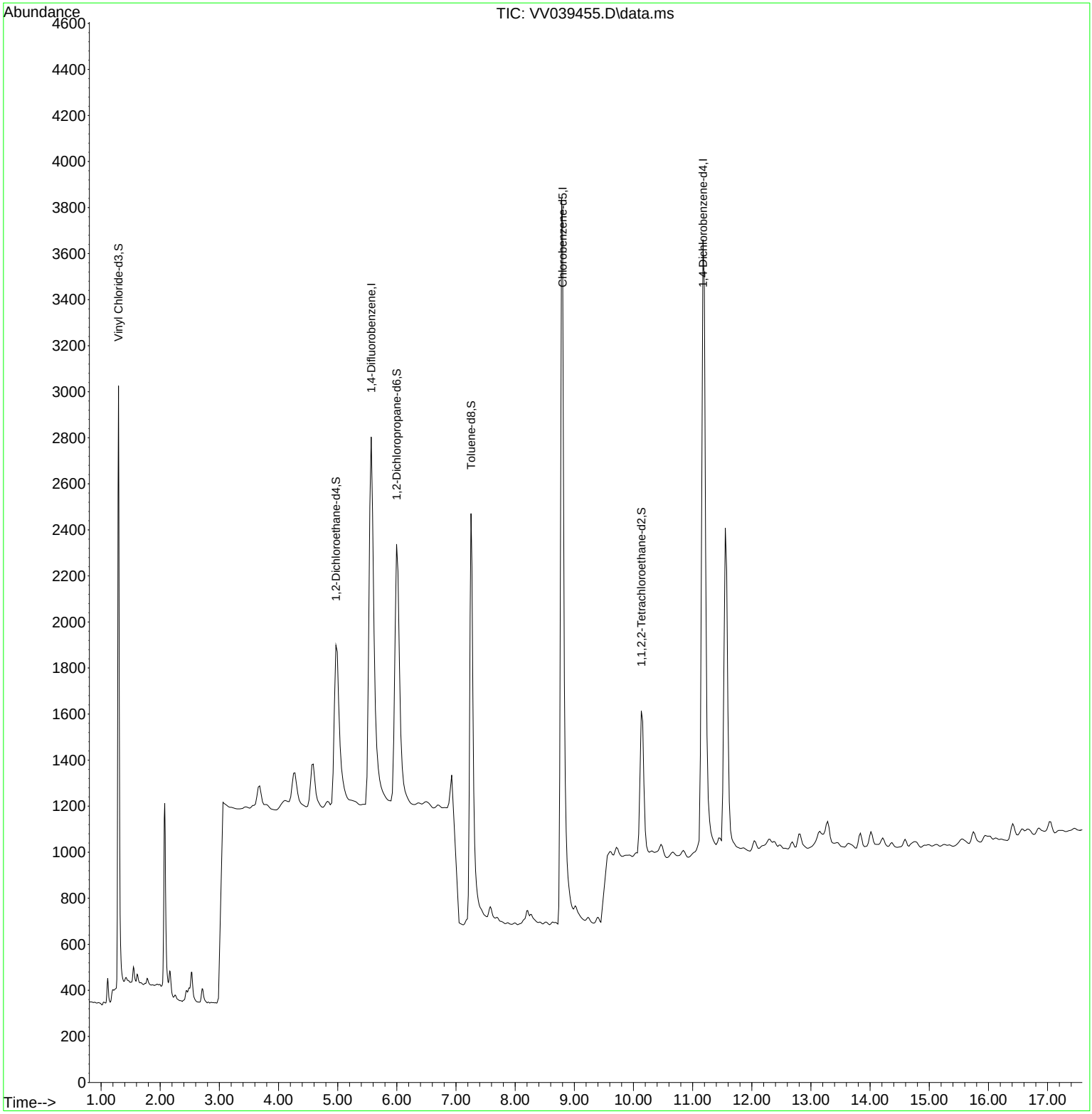

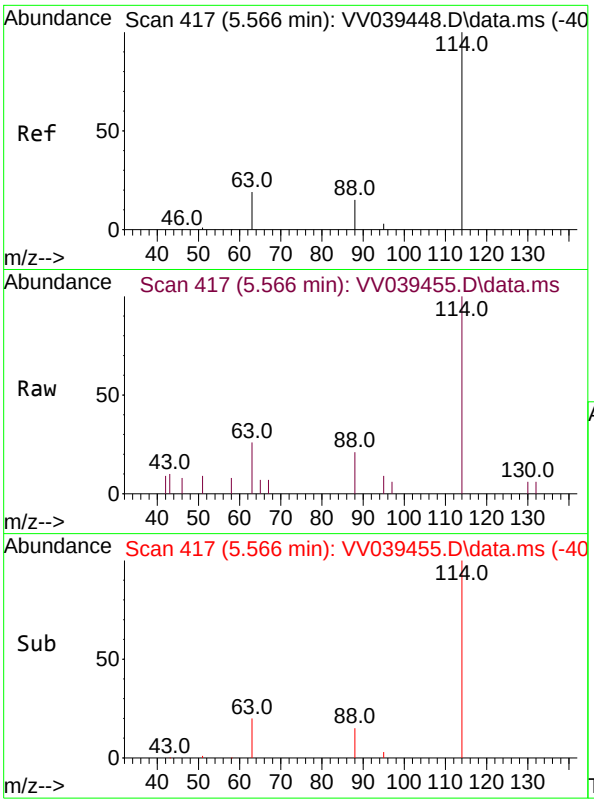

#1
1,4-Difluorobenzene
Concen: 0.500 ug/L
RT: 5.566 min Scan# 4
Delta R.T. -0.000 min
Lab File: VV039455.D
Acq: 03 Dec 2025 15:24

Instrument :
MSVOA_V
ClientSampleId :
TW-1125-2

Tgt Ion:114 Resp: 7081

Ion	Ratio	Lower	Upper
114	100		
63	19.7	15.0	22.4
88	15.4	12.0	18.0

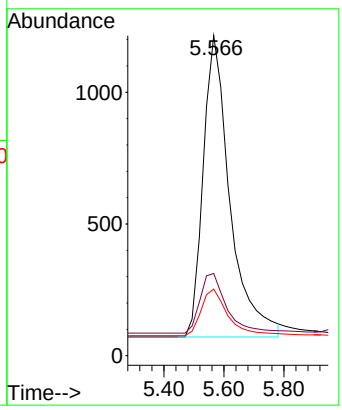

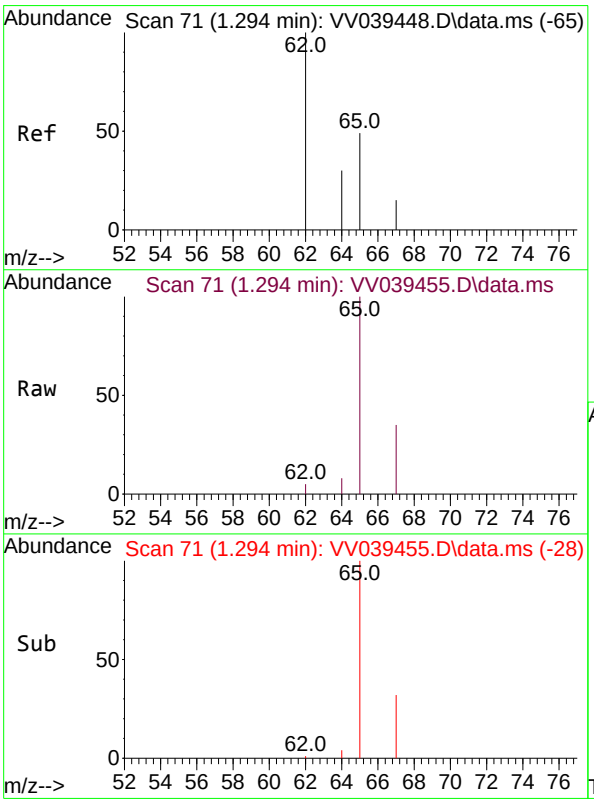

#2
Vinyl Chloride-d3
Concen: 0.501 ug/L
RT: 1.294 min Scan# 71
Delta R.T. 0.000 min
Lab File: VV039455.D
Acq: 03 Dec 2025 15:24

Tgt Ion: 65 Resp: 3564

Ion	Ratio	Lower	Upper
65	100		
67	32.7	22.3	41.5

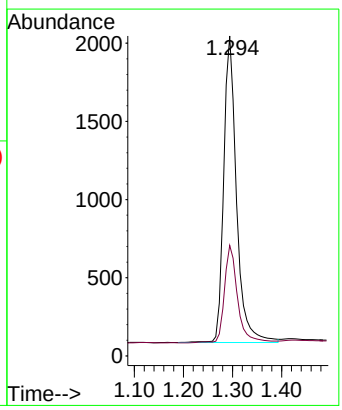

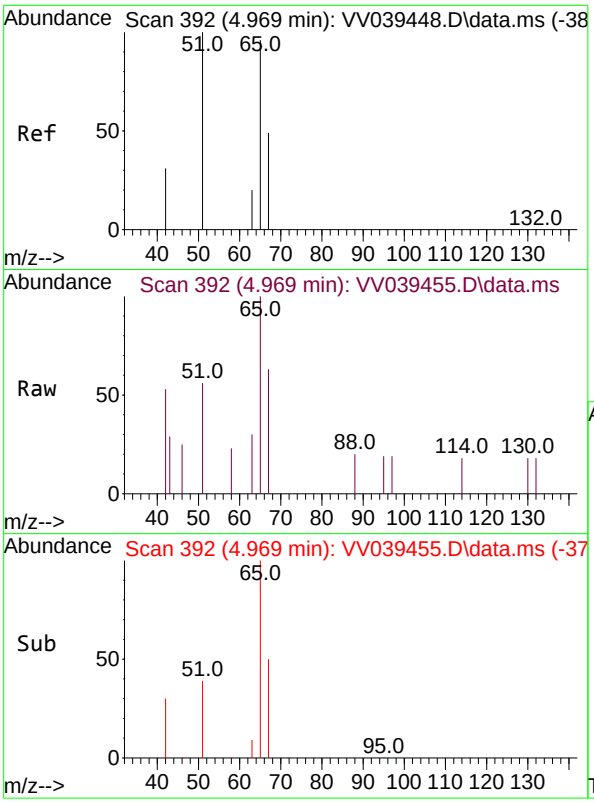

#4
1,2-Dichloroethane-d4
Concen: 0.426 ug/L
RT: 4.969 min Scan# 39
Delta R.T. 0.000 min
Lab File: VV039455.D
Acq: 03 Dec 2025 15:24

Instrument :
MSVOA_V
ClientSampleId :
TW-1125-2

Tgt Ion: 65 Resp: 2010

Ion	Ratio	Lower	Upper
65	100		
67	54.3	32.5	60.3
51	42.2	121.4	225.6#

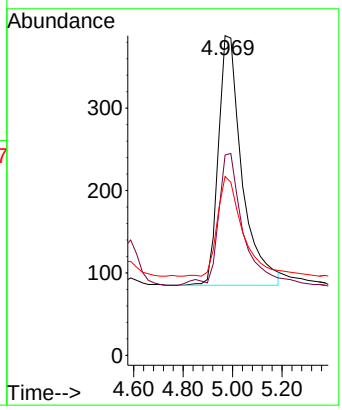

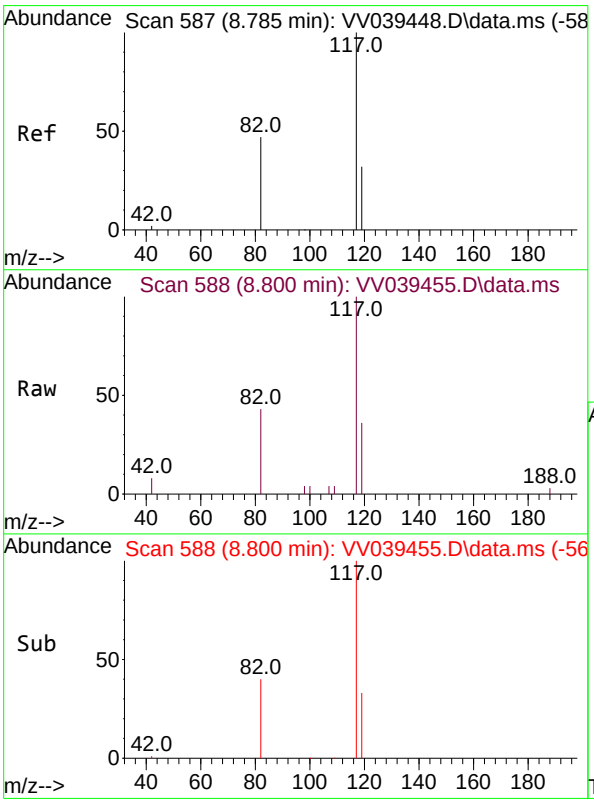

#5
Chlorobenzene-d5
Concen: 0.500 ug/L
RT: 8.800 min Scan# 588
Delta R.T. 0.015 min
Lab File: VV039455.D
Acq: 03 Dec 2025 15:24

Tgt Ion:117 Resp: 7043

Ion	Ratio	Lower	Upper
117	100		
82	49.9	39.4	59.2
119	32.8	26.2	39.2

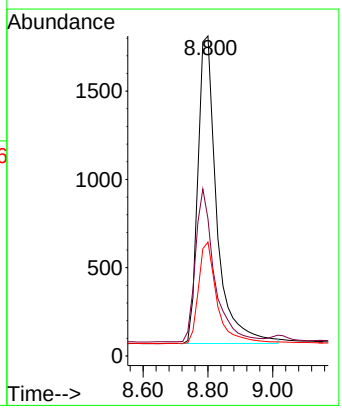

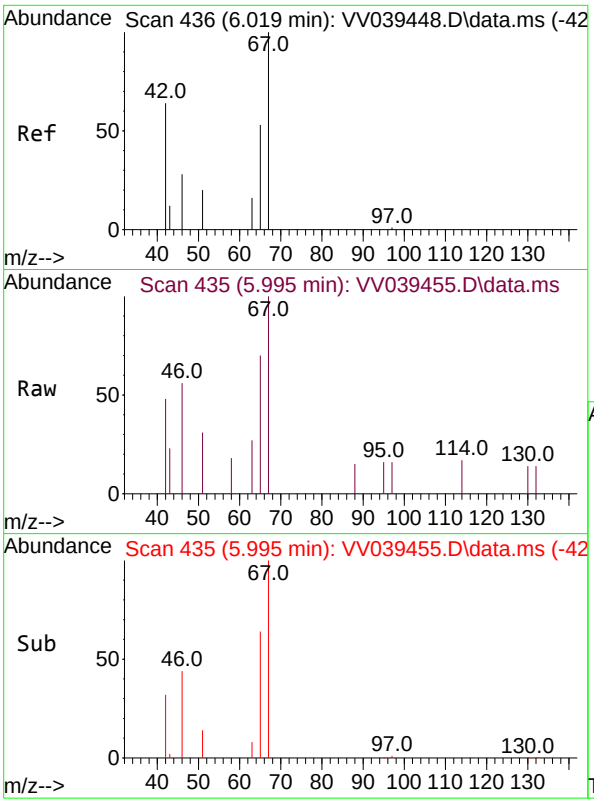

#7
1,2-Dichloropropane-d6
Concen: 0.412 ug/L
RT: 5.995 min Scan# 4
Delta R.T. -0.024 min
Lab File: VV039455.D
Acq: 03 Dec 2025 15:24

Instrument :
MSVOA_V
ClientSampleId :
TW-1125-2

Tgt Ion: 67 Resp: 2447

Ion	Ratio	Lower	Upper
67	100		
65	63.1	37.9	56.9#
46	43.6	27.4	41.0#
42	34.2	51.2	76.8#

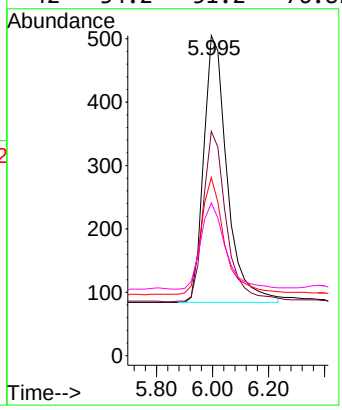

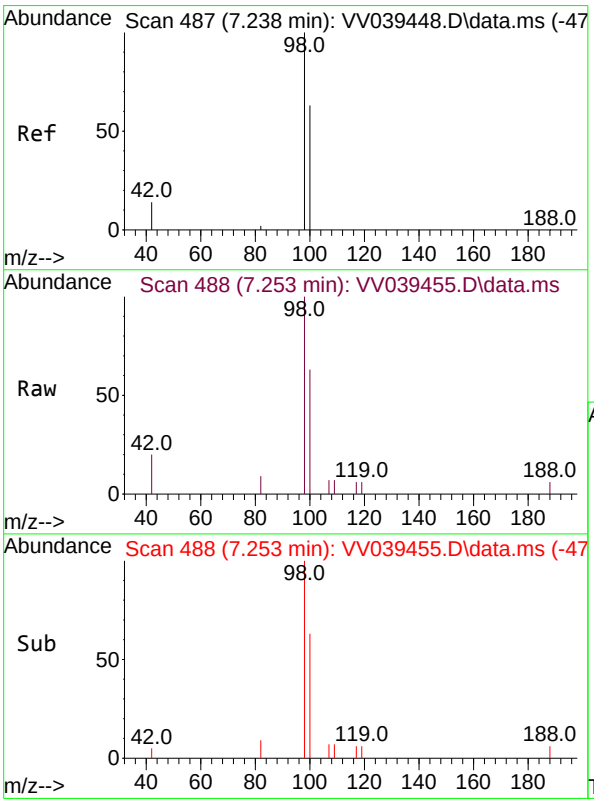

#8
Toluene-d8
Concen: 0.437 ug/L
RT: 7.253 min Scan# 488
Delta R.T. 0.015 min
Lab File: VV039455.D
Acq: 03 Dec 2025 15:24

Tgt Ion: 98 Resp: 4385

Ion	Ratio	Lower	Upper
98	100		
100	62.0	44.5	82.7
42	11.7	10.1	18.7

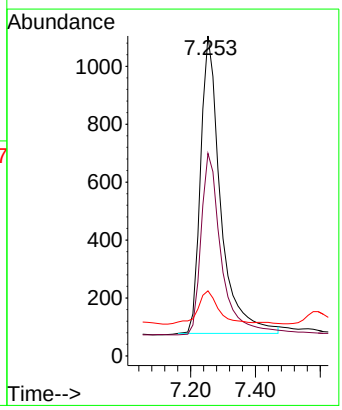

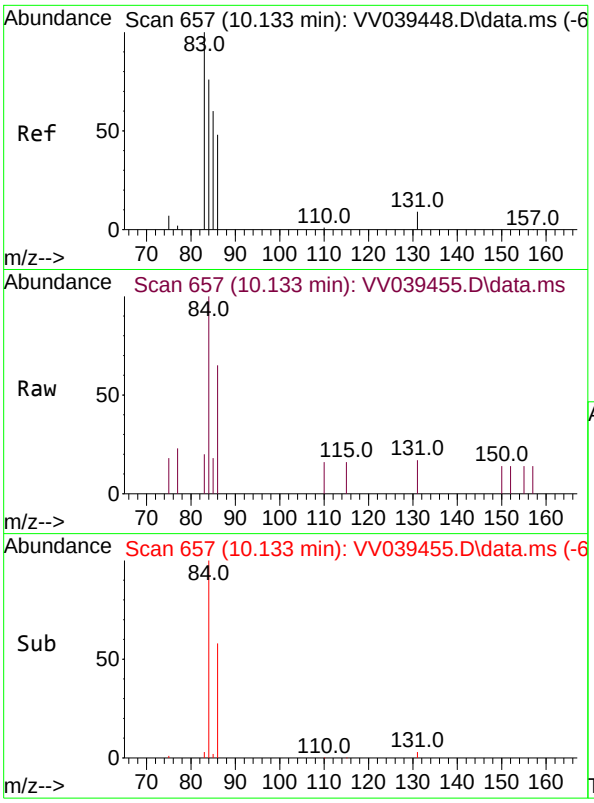

#10
1,1,2,2-Tetrachloroethane-d2
Concen: 0.517 ug/L
RT: 10.133 min Scan# 6
Delta R.T. -0.000 min
Lab File: VV039455.D
Acq: 03 Dec 2025 15:24

Instrument :
MSVOA_V
ClientSampleId :
TW-1125-2

Tgt Ion: 84 Resp: 1731

Ion	Ratio	Lower	Upper
84	100		
86	60.9	44.4	82.5

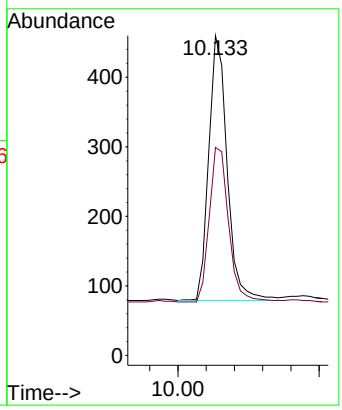

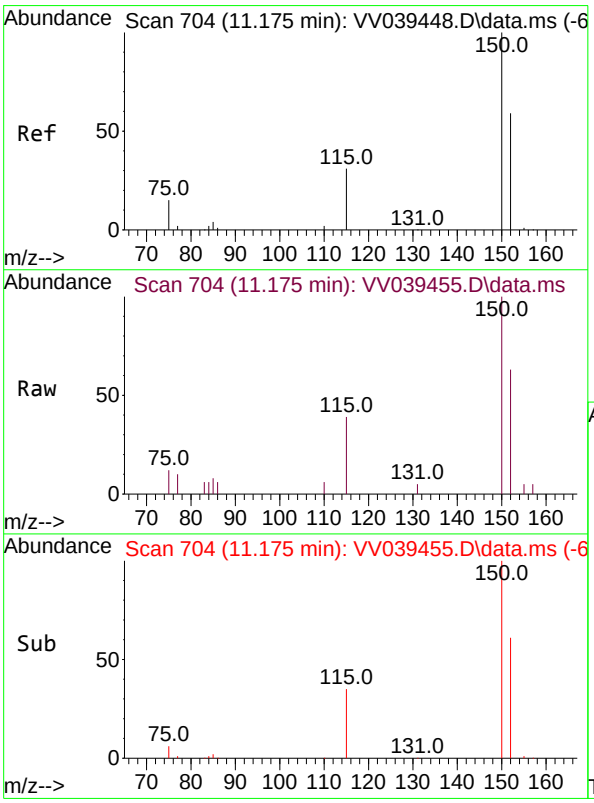

#12
1,4-Dichlorobenzene-d4
Concen: 0.500 ug/L
RT: 11.175 min Scan# 704
Delta R.T. -0.000 min
Lab File: VV039455.D
Acq: 03 Dec 2025 15:24

Tgt Ion:152 Resp: 3831

Ion	Ratio	Lower	Upper
152	100		
115	54.6	0.0	101.6
150	159.9	0.0	396.2

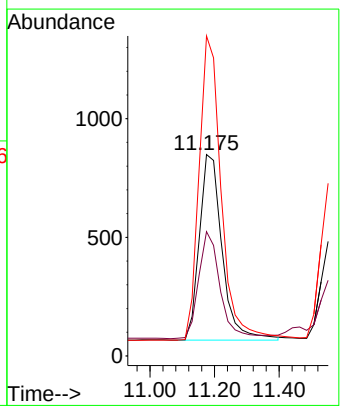

Data Path : Z:\voasrv\HPCHEM1\MSVOA_V\DATA\VV120325\
Data File : VV039453.D
Acq On : 03 Dec 2025 14:42
Operator : SY/MD
Sample : Q3743-05
Misc : 25.0 mL/MSVOA_V/WATER
ALS Vial : 11 Sample Multiplier: 1

Instrument :
MSVOA_V
ClientSampleId :
TB

Quant Time: Dec 04 01:09:57 2025
Quant Method : Z:\voasrv\HPCHEM1\MSVOA_V\Method\SFAMVSIM120325MA.M
Quant Title : TRACE VOA SOM01.0
QLast Update : Thu Dec 04 00:58:46 2025
Response via : Initial Calibration

Compound	R.T.	QIon	Response	Conc	Units	Dev(Min)
Internal Standards						
1) 1,4-Difluorobenzene	5.566	114	7286	0.500	ug/L	0.00
5) Chlorobenzene-d5	8.785	117	6696	0.500	ug/L	0.00
12) 1,4-Dichlorobenzene-d4	11.198	152	3485	0.500	ug/L	0.02
System Monitoring Compounds						
2) Vinyl Chloride-d3	1.295	65	3855	0.526	ug/L	0.00
Spiked Amount 0.500	Range 40 - 130		Recovery = 106.000%			
4) 1,2-Dichloroethane-d4	4.970	65	2139	0.441	ug/L	0.00
Spiked Amount 0.500	Range 70 - 130		Recovery = 88.000%			
7) 1,2-Dichloropropane-d6	5.996	67	2398	0.424	ug/L	-0.02
Spiked Amount 0.500	Range 60 - 140		Recovery = 84.000%			
8) Toluene-d8	7.254	98	4556	0.478	ug/L	0.02
Spiked Amount 0.500	Range 70 - 130		Recovery = 96.000%			
10) 1,1,2,2-Tetrachloroeth...	10.133	84	1691	0.531	ug/L	0.00
Spiked Amount 0.500	Range 65 - 120		Recovery = 106.000%			

Target Compounds Qvalue

(#) = qualifier out of range (m) = manual integration (+) = signals summed

Sample Results: **VV039453.D**

Data Path : Z:\voasrv\HPCHEM1\MSVOA_V\DATA\VV120325\
Data File : VV039453.D
Acq On : 03 Dec 2025 14:42
Operator : SY/MD
Sample : Q3743-05
Misc : 25.0 mL/MSVOA_V/WATER
ALS Vial : 11 Sample Multiplier: 1

Instrument :
MSVOA_V
ClientSampleId :
TB

Quant Time: Dec 04 01:09:57 2025
Quant Method : Z:\voasrv\HPCHEM1\MSVOA_V\Method\SFAMVSIM120325MA.M
Quant Title : TRACE VOA SOM01.0
QLast Update : Thu Dec 04 00:58:46 2025
Response via : Initial Calibration

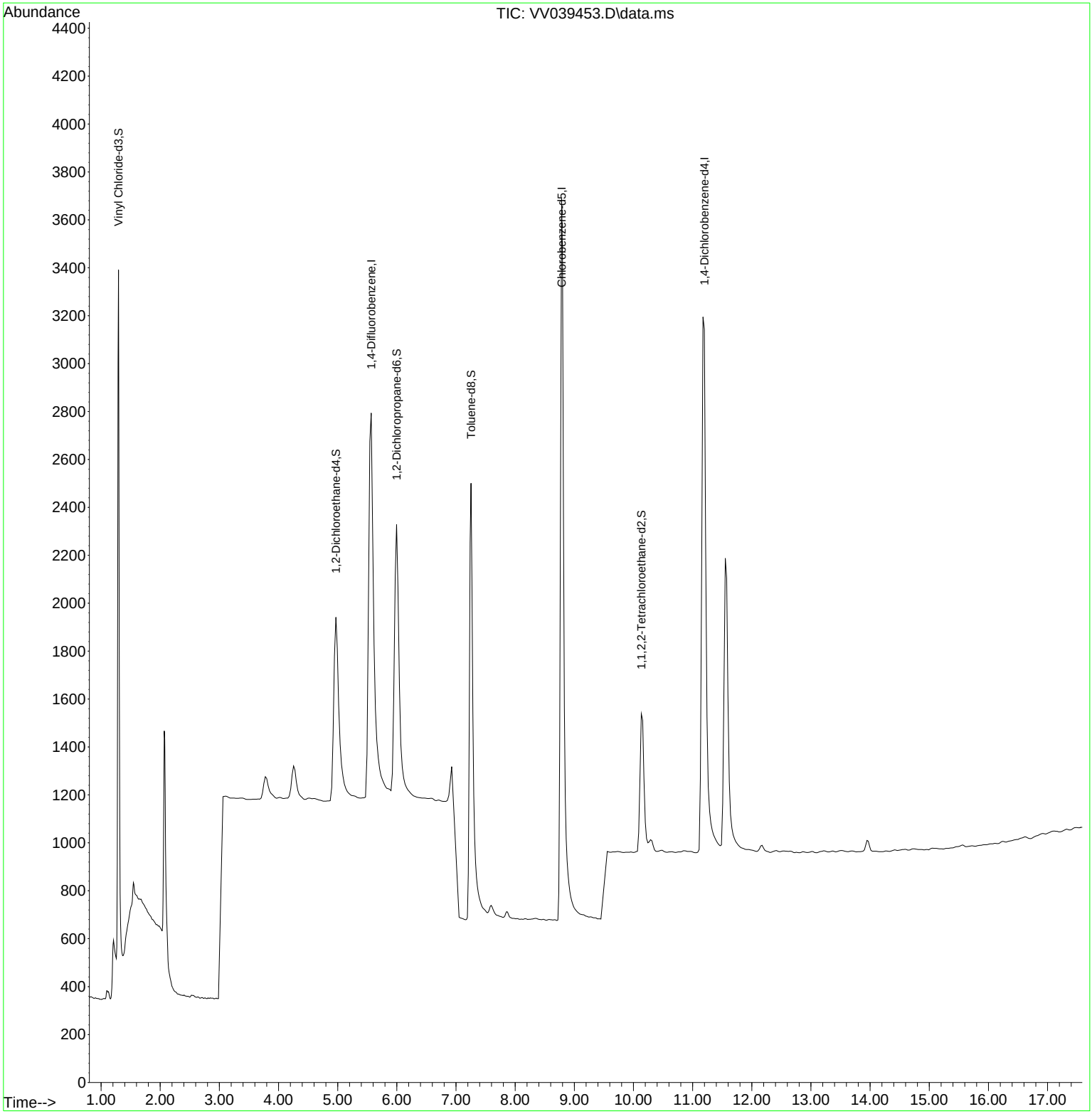

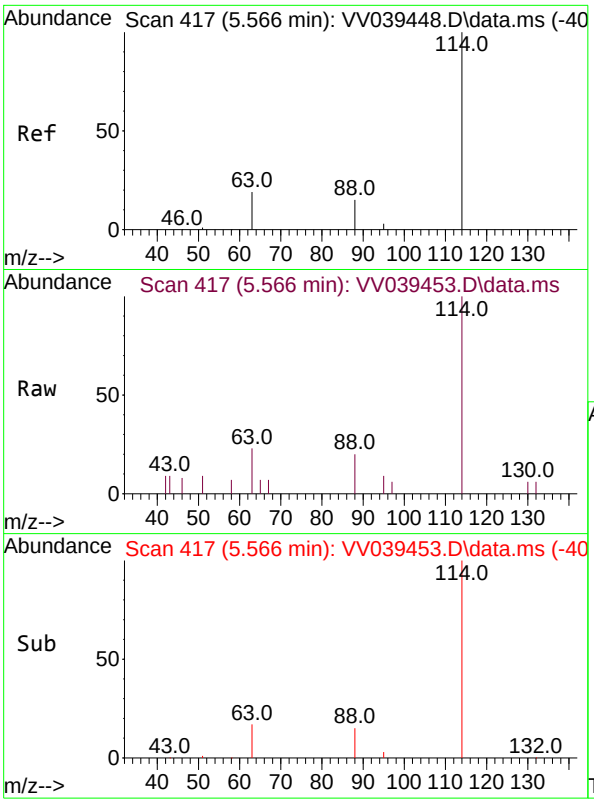

#1
1,4-Difluorobenzene
Concen: 0.500 ug/L
RT: 5.566 min Scan# 4
Delta R.T. 0.000 min
Lab File: VV039453.D
Acq: 03 Dec 2025 14:42

Instrument :
MSVOA_V
ClientSampleId :
TB

Tgt Ion:114 Resp: 7286

Ion	Ratio	Lower	Upper
114	100		
63	18.1	15.0	22.4
88	14.9	12.0	18.0

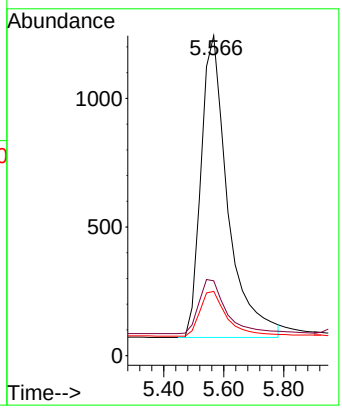

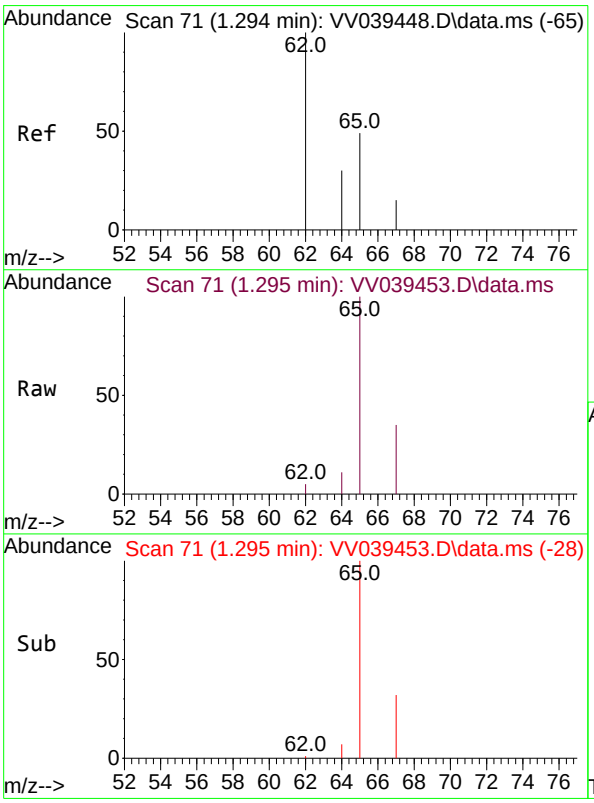

#2
Vinyl Chloride-d3
Concen: 0.526 ug/L
RT: 1.295 min Scan# 71
Delta R.T. 0.001 min
Lab File: VV039453.D
Acq: 03 Dec 2025 14:42

Tgt Ion: 65 Resp: 3855

Ion	Ratio	Lower	Upper
65	100		
67	33.1	22.3	41.5

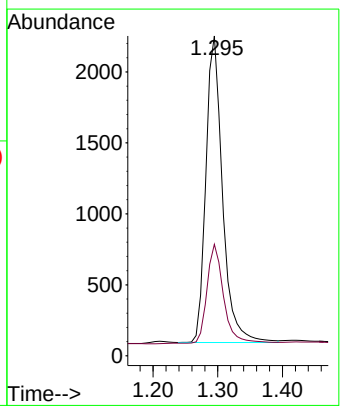

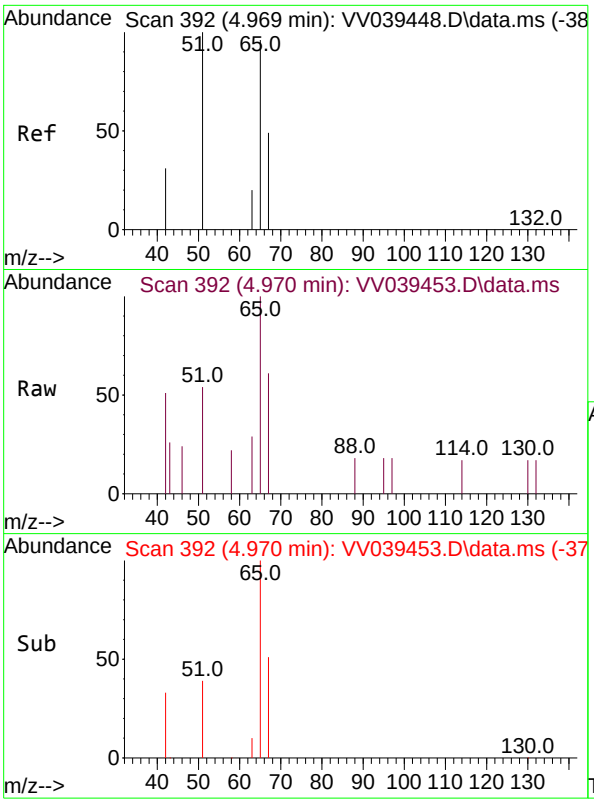

#4
1,2-Dichloroethane-d4
Concen: 0.441 ug/L
RT: 4.970 min Scan# 39
Delta R.T. 0.001 min
Lab File: VV039453.D
Acq: 03 Dec 2025 14:42

Instrument :
MSVOA_V
ClientSampleId :
TB

Tgt Ion: 65 Resp: 2139

Ion	Ratio	Lower	Upper
65	100		
67	50.9	32.5	60.3
51	39.3	121.4	225.6#

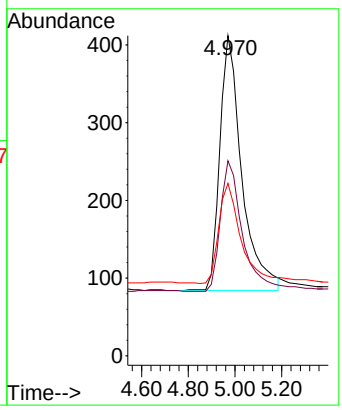

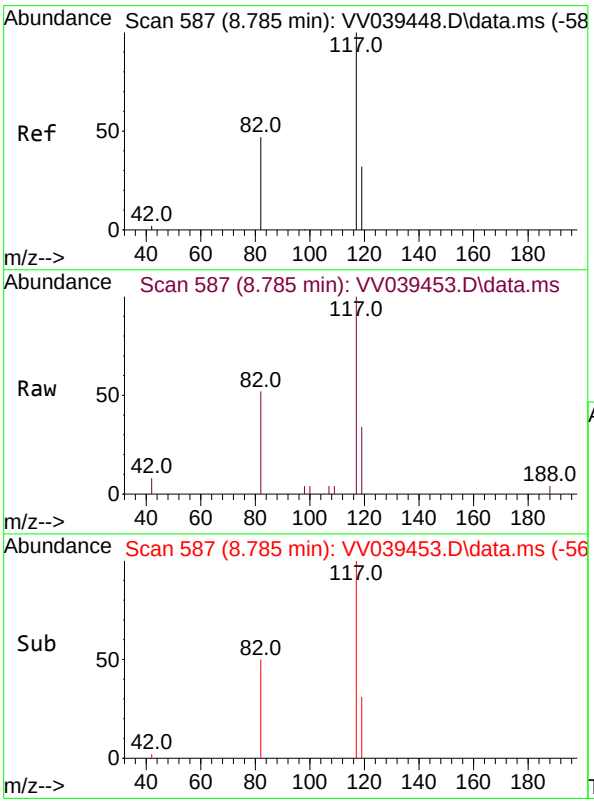

#5
Chlorobenzene-d5
Concen: 0.500 ug/L
RT: 8.785 min Scan# 587
Delta R.T. 0.000 min
Lab File: VV039453.D
Acq: 03 Dec 2025 14:42

Tgt Ion:117 Resp: 6696

Ion	Ratio	Lower	Upper
117	100		
82	49.0	39.4	59.2
119	32.2	26.2	39.2

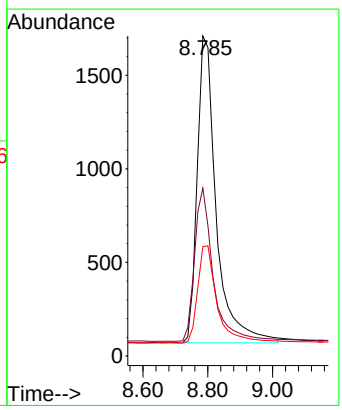

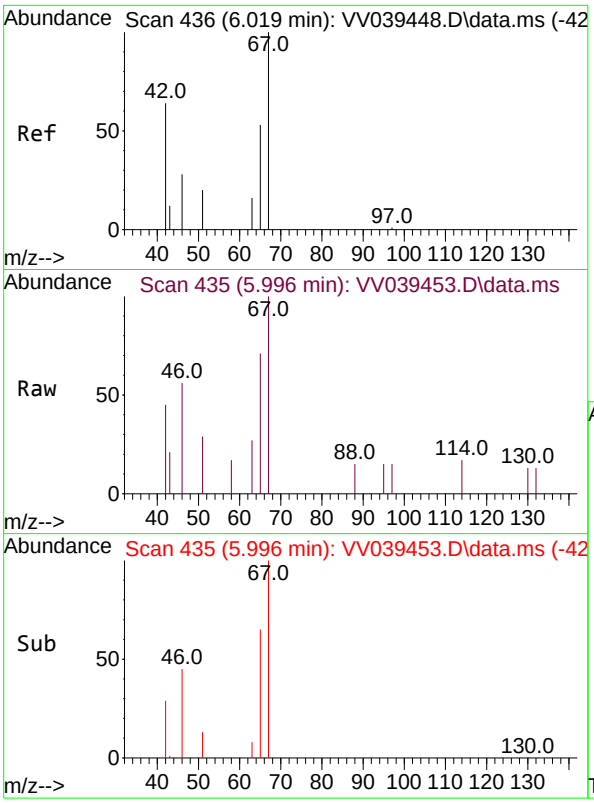

#7
1,2-Dichloropropane-d6
Concen: 0.424 ug/L
RT: 5.996 min Scan# 4
Delta R.T. -0.023 min
Lab File: VV039453.D
Acq: 03 Dec 2025 14:42

Instrument :
MSVOA_V
ClientSampleId :
TB

Tgt Ion: 67 Resp: 2398

Ion	Ratio	Lower	Upper
67	100		
65	66.1	37.9	56.9#
46	46.0	27.4	41.0#
42	31.0	51.2	76.8#

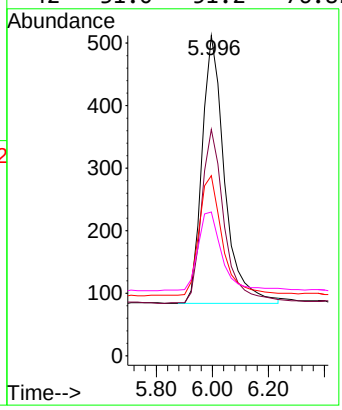

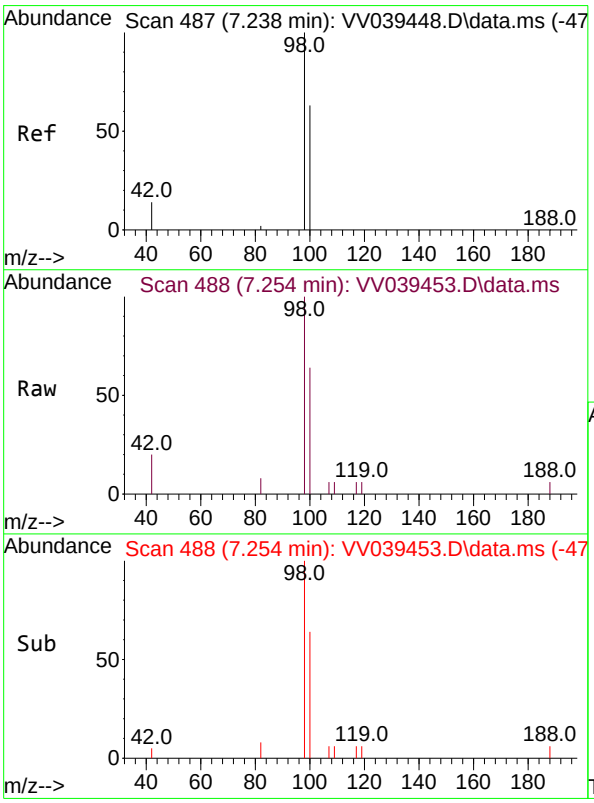

#8
Toluene-d8
Concen: 0.478 ug/L
RT: 7.254 min Scan# 488
Delta R.T. 0.016 min
Lab File: VV039453.D
Acq: 03 Dec 2025 14:42

Tgt Ion: 98 Resp: 4556

Ion	Ratio	Lower	Upper
98	100		
100	61.7	44.5	82.7
42	11.1	10.1	18.7

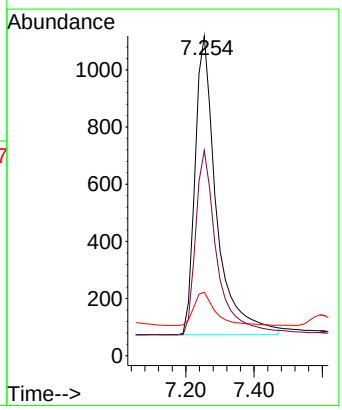

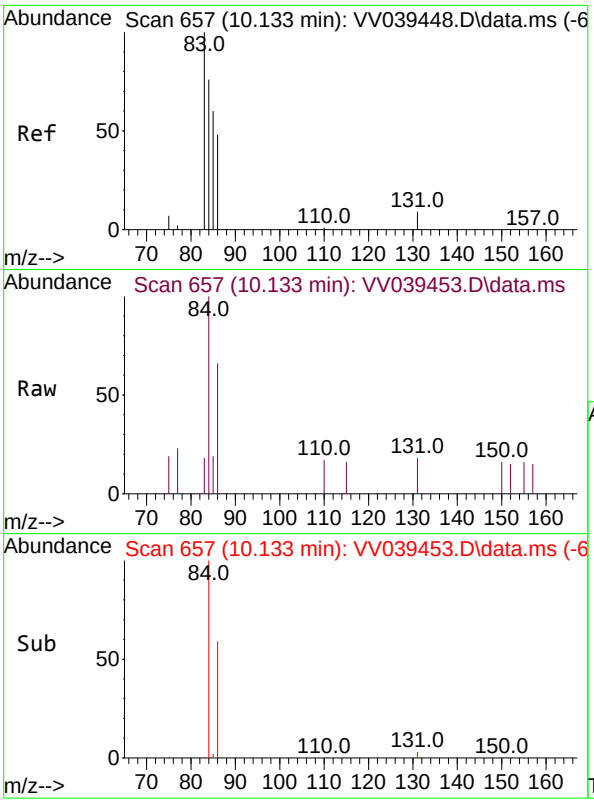

#10
1,1,2,2-Tetrachloroethane-d2
Concen: 0.531 ug/L
RT: 10.133 min Scan# 6
Delta R.T. -0.000 min
Lab File: VV039453.D
Acq: 03 Dec 2025 14:42

Instrument :
MSVOA_V
ClientSampleId :
TB

Tgt Ion: 84 Resp: 1691

Ion	Ratio	Lower	Upper
84	100		
86	63.3	44.4	82.5

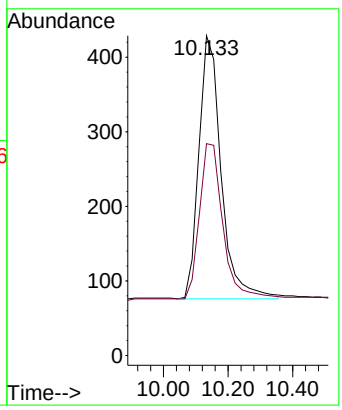

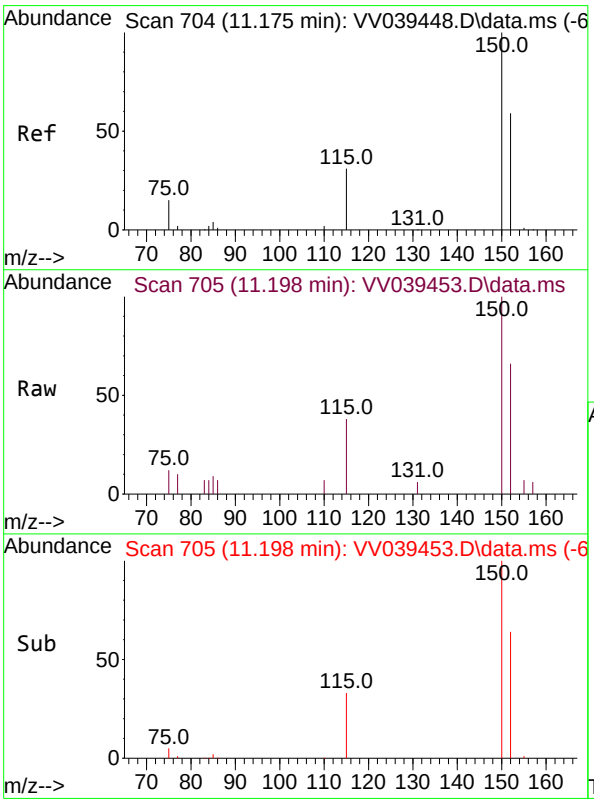

#12
1,4-Dichlorobenzene-d4
Concen: 0.500 ug/L
RT: 11.198 min Scan# 705
Delta R.T. 0.023 min
Lab File: VV039453.D
Acq: 03 Dec 2025 14:42

Tgt Ion:152 Resp: 3485

Ion	Ratio	Lower	Upper
152	100		
115	54.0	0.0	101.6
150	159.1	0.0	396.2

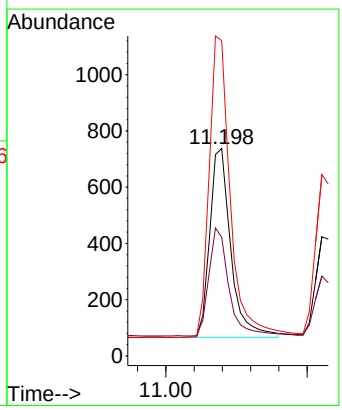

Data Path : Z:\voasrv\HPCHEM1\MSVOA_V\DATA\VV120325\
Data File : VV039452.D
Acq On : 03 Dec 2025 13:50
Operator : SY/MD
Sample : VV1203WBL01
Misc : 25.0 mL/MSVOA_V/WATER
ALS Vial : 10 Sample Multiplier: 1

Instrument :
MSVOA_V
ClientSampleId :
VBLK234

Quant Time: Dec 04 01:09:45 2025
Quant Method : Z:\voasrv\HPCHEM1\MSVOA_V\Method\SFAMVSIM120325MA.M
Quant Title : TRACE VOA SOM01.0
QLast Update : Thu Dec 04 00:58:46 2025
Response via : Initial Calibration

Compound	R.T.	QIon	Response	Conc	Units	Dev(Min)
Internal Standards						
1) 1,4-Difluorobenzene	5.566	114	6543	0.500	ug/L	0.00
5) Chlorobenzene-d5	8.800	117	6518	0.500	ug/L	0.02
12) 1,4-Dichlorobenzene-d4	11.197	152	3268	0.500	ug/L	0.02
System Monitoring Compounds						
2) Vinyl Chloride-d3	1.294	65	3580	0.544	ug/L	0.00
Spiked Amount 0.500	Range 40 - 130		Recovery = 108.000%			
4) 1,2-Dichloroethane-d4	4.993	65	1973	0.453	ug/L	0.02
Spiked Amount 0.500	Range 70 - 130		Recovery = 90.000%			
7) 1,2-Dichloropropane-d6	5.995	67	2268	0.412	ug/L	-0.02
Spiked Amount 0.500	Range 60 - 140		Recovery = 82.000%			
8) Toluene-d8	7.253	98	4320	0.466	ug/L	0.02
Spiked Amount 0.500	Range 70 - 130		Recovery = 94.000%			
10) 1,1,2,2-Tetrachloroeth...	10.133	84	1646	0.531	ug/L	0.00
Spiked Amount 0.500	Range 65 - 120		Recovery = 106.000%			

Target Compounds Qvalue

(#) = qualifier out of range (m) = manual integration (+) = signals summed

Sample Results: **VV039452.D**

Data Path : Z:\voasrv\HPCHEM1\MSVOA_V\DATA\VV120325\
Data File : VV039452.D
Acq On : 03 Dec 2025 13:50
Operator : SY/MD
Sample : VV1203WBL01
Misc : 25.0 mL/MSVOA_V/WATER
ALS Vial : 10 Sample Multiplier: 1

Instrument :
MSVOA_V
ClientSampleId :
VBLK234

Quant Time: Dec 04 01:09:45 2025
Quant Method : Z:\voasrv\HPCHEM1\MSVOA_V\Method\SFAMVSIM120325MA.M
Quant Title : TRACE VOA SOM01.0
QLast Update : Thu Dec 04 00:58:46 2025
Response via : Initial Calibration

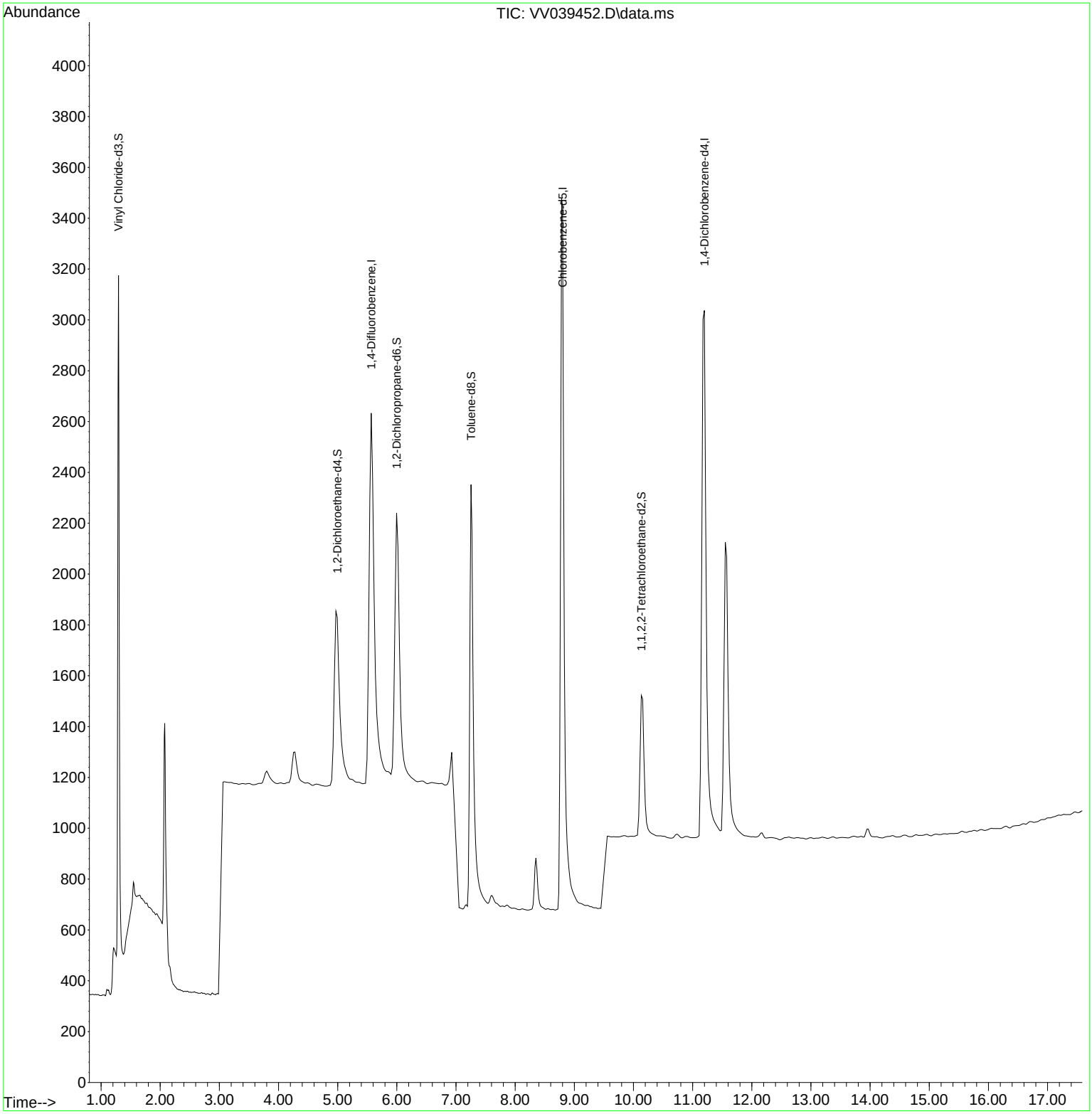

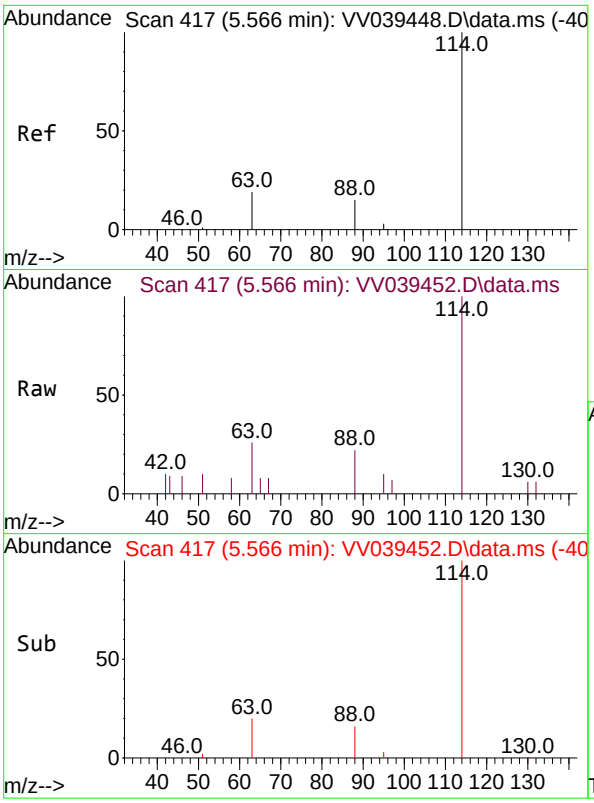

#1
1,4-Difluorobenzene
Concen: 0.500 ug/L
RT: 5.566 min Scan# 4
Delta R.T. -0.000 min
Lab File: VV039452.D
Acq: 03 Dec 2025 13:50

Instrument :
MSVOA_V
ClientSampleId :
VBLK234

Tgt Ion:114 Resp: 6543

Ion	Ratio	Lower	Upper
114	100		
63	20.1	15.0	22.4
88	15.7	12.0	18.0

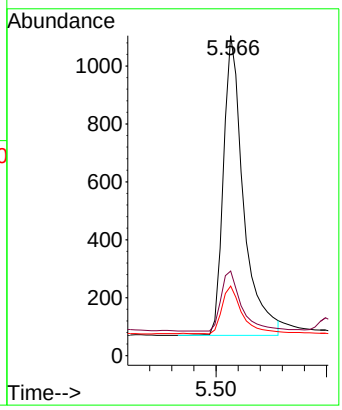

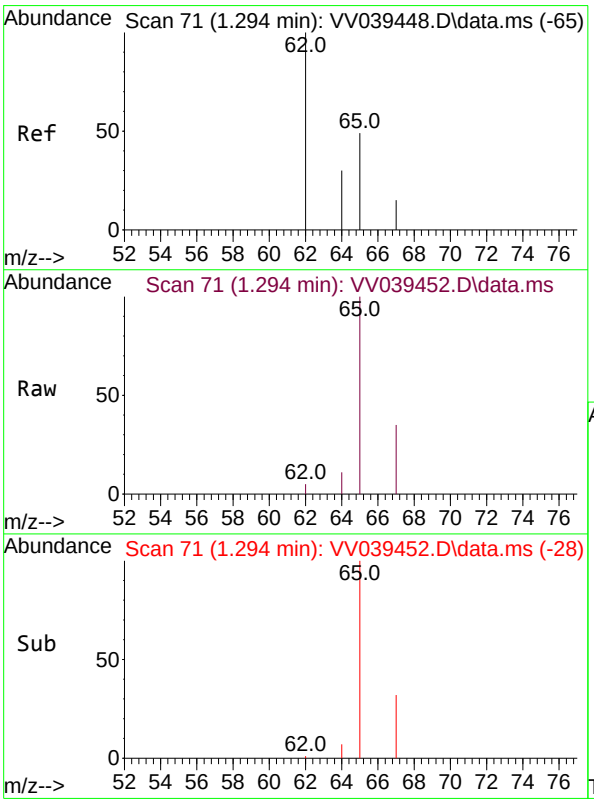

#2
Vinyl Chloride-d3
Concen: 0.544 ug/L
RT: 1.294 min Scan# 71
Delta R.T. 0.000 min
Lab File: VV039452.D
Acq: 03 Dec 2025 13:50

Tgt Ion: 65 Resp: 3580

Ion	Ratio	Lower	Upper
65	100		
67	33.9	22.3	41.5

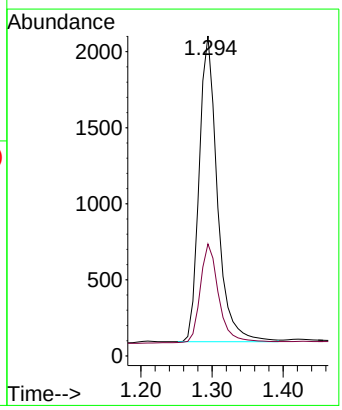

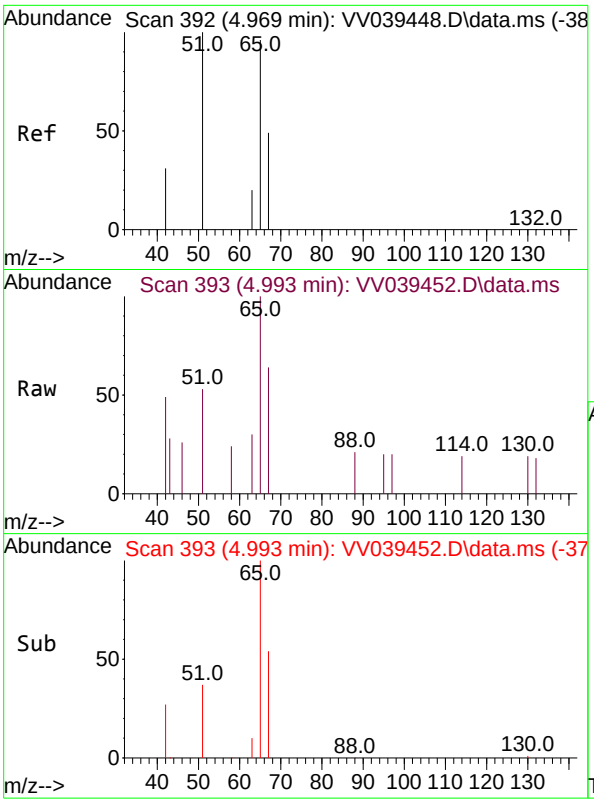

#4
1,2-Dichloroethane-d4
Concen: 0.453 ug/L
RT: 4.993 min Scan# 39
Delta R.T. 0.024 min
Lab File: VV039452.D
Acq: 03 Dec 2025 13:50

Instrument :
MSVOA_V
ClientSampleId :
VBLK234

Tgt Ion: 65 Resp: 1973

Ion	Ratio	Lower	Upper
65	100		
67	53.3	32.5	60.3
51	40.6	121.4	225.6#

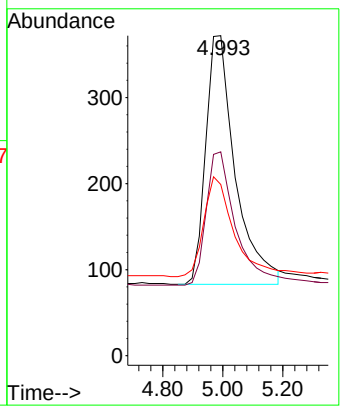

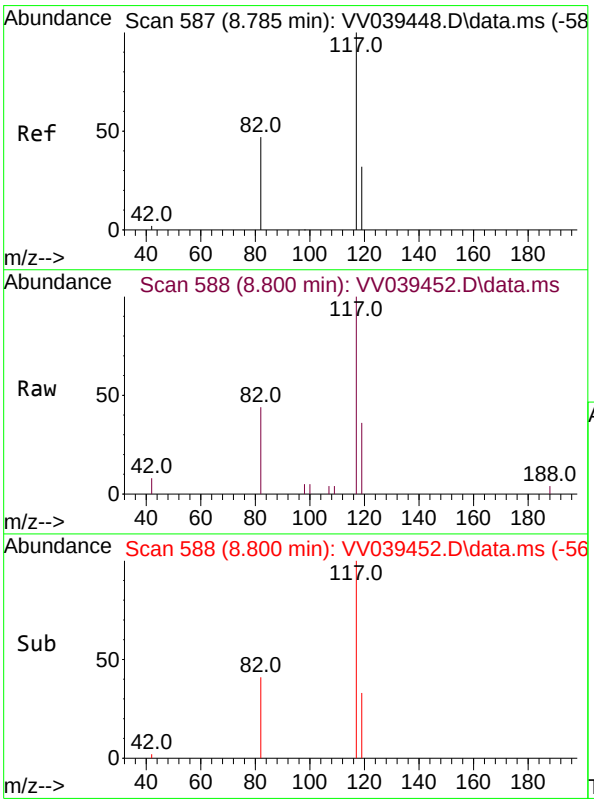

#5
Chlorobenzene-d5
Concen: 0.500 ug/L
RT: 8.800 min Scan# 588
Delta R.T. 0.015 min
Lab File: VV039452.D
Acq: 03 Dec 2025 13:50

Tgt Ion:117 Resp: 6518

Ion	Ratio	Lower	Upper
117	100		
82	48.3	39.4	59.2
119	32.1	26.2	39.2

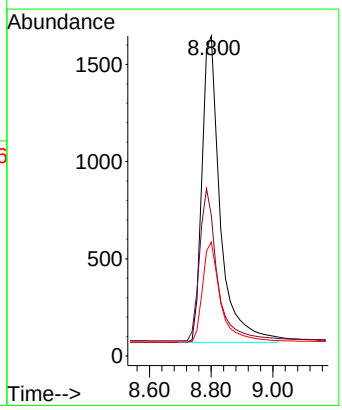

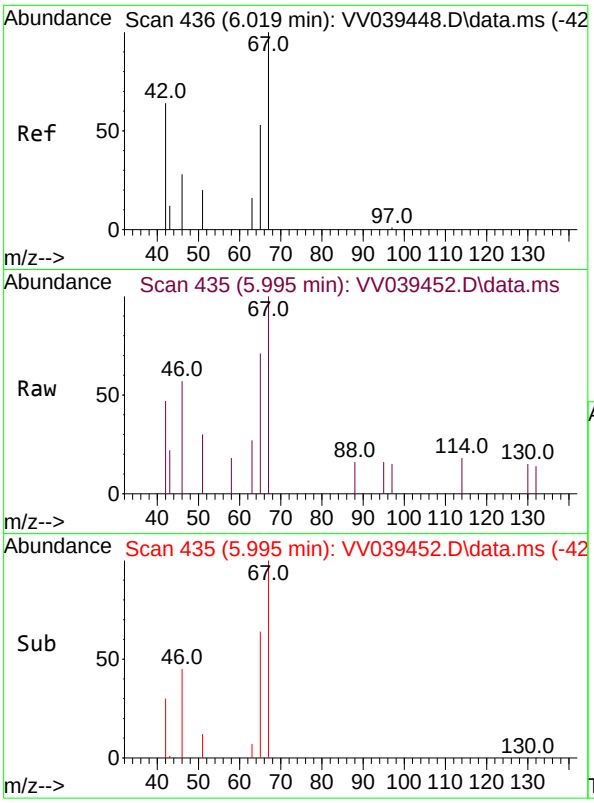

#7
1,2-Dichloropropane-d6
Concen: 0.412 ug/L
RT: 5.995 min Scan# 4
Delta R.T. -0.024 min
Lab File: VV039452.D
Acq: 03 Dec 2025 13:50

Instrument :
MSVOA_V
ClientSampleId :
VBLK234

Tgt Ion: 67 Resp: 2268

Ion	Ratio	Lower	Upper
67	100		
65	64.5	37.9	56.9#
46	44.2	27.4	41.0#
42	31.2	51.2	76.8#

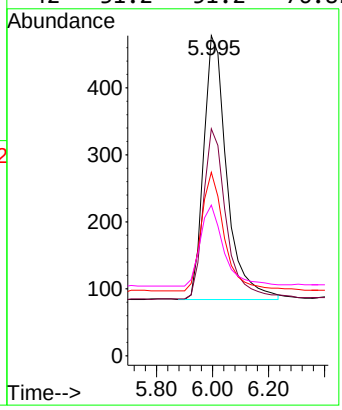

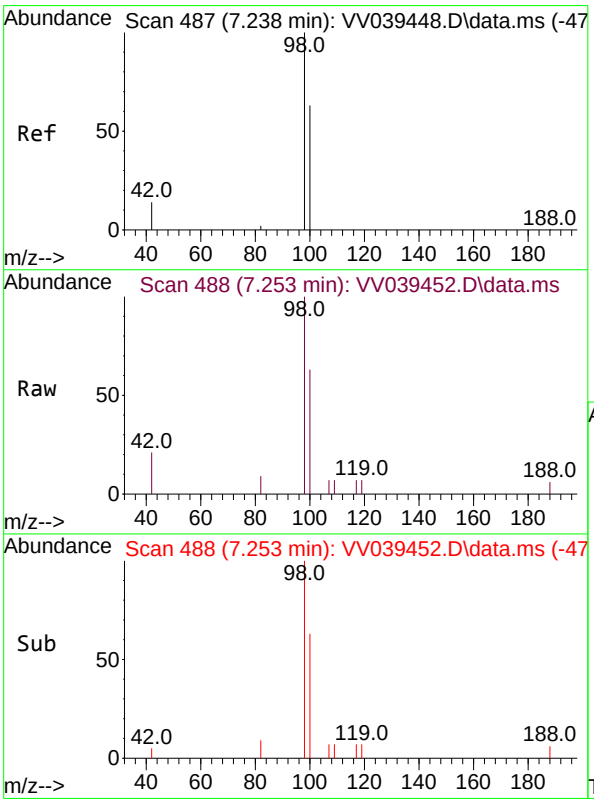

#8
Toluene-d8
Concen: 0.466 ug/L
RT: 7.253 min Scan# 488
Delta R.T. 0.015 min
Lab File: VV039452.D
Acq: 03 Dec 2025 13:50

Tgt Ion: 98 Resp: 4320

Ion	Ratio	Lower	Upper
98	100		
100	60.7	44.5	82.7
42	10.3	10.1	18.7

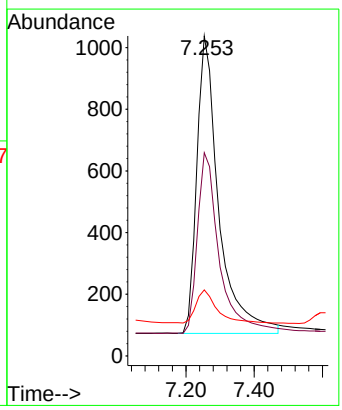

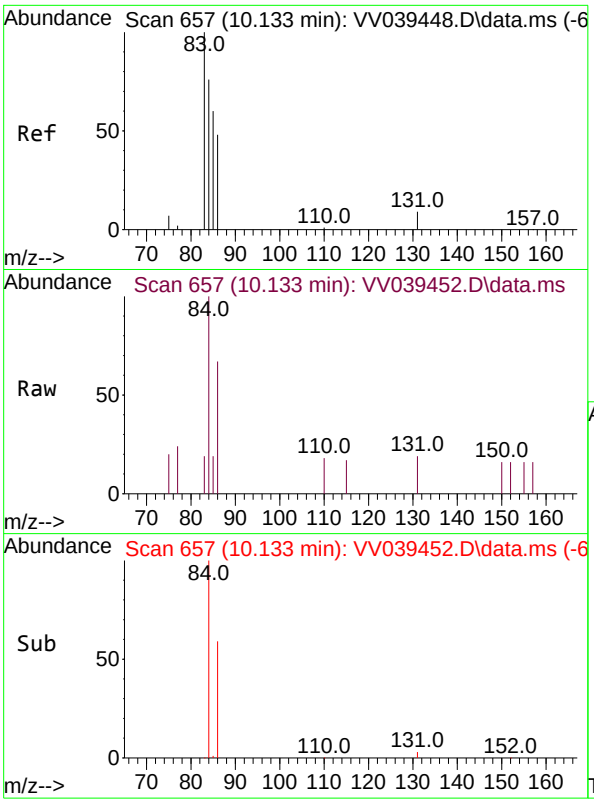

#10
1,1,2,2-Tetrachloroethane-d2
Concen: 0.531 ug/L
RT: 10.133 min Scan# 6
Delta R.T. -0.000 min
Lab File: VV039452.D
Acq: 03 Dec 2025 13:50

Instrument :
MSVOA_V
ClientSampleId :
VBLK234

Tgt Ion: 84 Resp: 1646

Ion	Ratio	Lower	Upper
84	100		
86	62.6	44.4	82.5

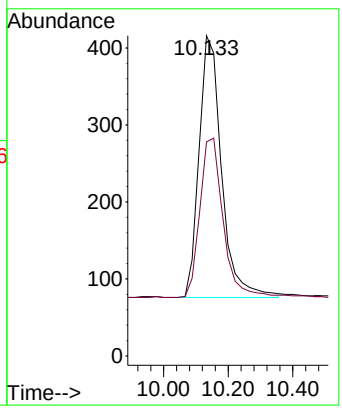

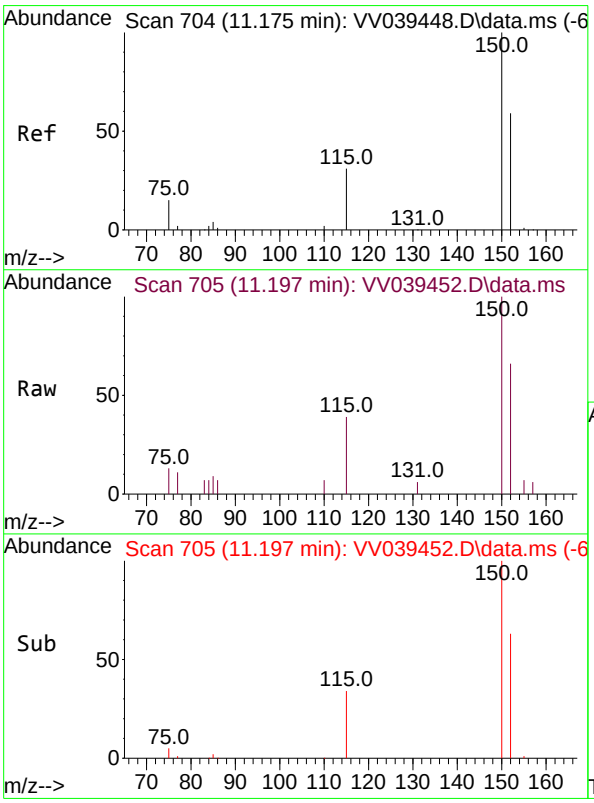

#12
1,4-Dichlorobenzene-d4
Concen: 0.500 ug/L
RT: 11.197 min Scan# 705
Delta R.T. 0.022 min
Lab File: VV039452.D
Acq: 03 Dec 2025 13:50

Tgt Ion:152 Resp: 3268

Ion	Ratio	Lower	Upper
152	100		
115	55.8	0.0	101.6
150	160.3	0.0	396.2

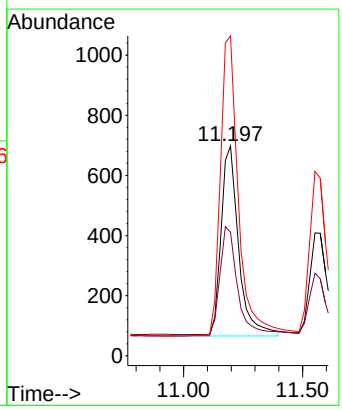

284 Sheffield Street, Mountainside, New Jersey 07092, Phone : 908 789 8900, Fax : 908 789 8922

Manual Integration Report

Sequence:	VV120325	Instrument	MSVOA_v

Sample ID	File ID	Parameter	Review By	Review On	Supervised By	Supervised On	Reason

284 Sheffield Street, Mountainside, New Jersey 07092, Phone : 908 789 8900,
Fax : 908 789 8922

Instrument ID: MSVOA_V

Daily Analysis Runlog For Sequence/QCBatch ID # VV120325

Review By	John Carlone	Review On	12/4/2025 8:40:56 AM		
Supervise By	Semsettin Yesilyurt	Supervise On	12/5/2025 2:13:50 PM		
SubDirectory	VV120325	HP Acquire Method	MSVOA_V	HP Processing Method	SFAMVSIM120325MA.M

STD. NAME	STD REF.#
Tune/Reschk	VP136558
Initial Calibration Stds	VP136546,VP136547,VP136548,VP136549,VP136550,VP136551,
CCC	VP136553
Internal Standard/PEM	VP135611
ICV/I.BLK	VP136552
Surrogate Standard	
MS/MSD Standard	
LCS Standard	

Sr#	SampleId	Data File Name	Date-Time	Operator	Status
1	BFB244	VV039444.D	03 Dec 2025 09:23	SY/MD	Ok
2	VSTD0.0269	VV039445.D	03 Dec 2025 09:55	SY/MD	Ok
3	VSTD0.0570	VV039446.D	03 Dec 2025 10:32	SY/MD	Ok
4	VSTD0.171	VV039447.D	03 Dec 2025 10:58	SY/MD	Ok
5	VSTD0.572	VV039448.D	03 Dec 2025 11:25	SY/MD	Ok
6	VSTD00173	VV039449.D	03 Dec 2025 11:52	SY/MD	Ok
7	VSTD00274	VV039450.D	03 Dec 2025 12:18	SY/MD	Ok
8	VSTDICV0.5	VV039451.D	03 Dec 2025 12:56	SY/MD	Ok
9	VV1203WBL01	VV039452.D	03 Dec 2025 13:50	SY/MD	Ok
10	Q3743-05	VV039453.D	03 Dec 2025 14:42	SY/MD	Ok
11	Q3743-01	VV039454.D	03 Dec 2025 15:03	SY/MD	Ok
12	Q3743-02	VV039455.D	03 Dec 2025 15:24	SY/MD	Ok
13	VSTDCCC0.5EC	VV039456.D	03 Dec 2025 15:59	SY/MD	Ok

M : Manual Integration

284 Sheffield Street, Mountainside, New Jersey 07092, Phone : 908 789 8900,
Fax : 908 789 8922

Instrument ID: MSVOA_V

Daily Analysis Runlog For Sequence/QCBatch ID # VV120325

Review By	John Carlone	Review On	12/4/2025 8:40:56 AM		
Supervise By	Semsettin Yesilyurt	Supervise On	12/5/2025 2:13:50 PM		
SubDirectory	VV120325	HP Acquire Method	MSVOA_V	HP Processing Method	SFAMVSIM120325MA.M

STD. NAME	STD REF.#
Tune/Reschk	VP136558
Initial Calibration Stds	VP136546,VP136547,VP136548,VP136549,VP136550,VP136551,
CCC	VP136553
Internal Standard/PEM	VP135611
ICV/I.BLK	VP136552
Surrogate Standard	
MS/MSD Standard	
LCS Standard	

Sr#	SampleId	ClientID	Data File Name	Date-Time	Comment	Operator	Status
1	BFB244	BFB244	VV039444.D	03 Dec 2025 09:23		SY/MD	Ok
2	VSTD0.0269	VSTD0.02269	VV039445.D	03 Dec 2025 09:55	added NEW-low level	SY/MD	Ok
3	VSTD0.0570	VSTD0.05270	VV039446.D	03 Dec 2025 10:32		SY/MD	Ok
4	VSTD0.171	VSTD0.1271	VV039447.D	03 Dec 2025 10:58	SFAM -sim-method	SY/MD	Ok
5	VSTD0.572	VSTD0.5272	VV039448.D	03 Dec 2025 11:25	Modified for analyte-1122-tetrachloroethane	SY/MD	Ok
6	VSTD00173	VSTD001273	VV039449.D	03 Dec 2025 11:52	pH#lot#v14222	SY/MD	Ok
7	VSTD00274	VSTD002274	VV039450.D	03 Dec 2025 12:18		SY/MD	Ok
8	VSTDICV0.5	VICV275	VV039451.D	03 Dec 2025 12:56		SY/MD	Ok
9	VV1203WBL01	VBLK234	VV039452.D	03 Dec 2025 13:50		SY/MD	Ok
10	Q3743-05	TB	VV039453.D	03 Dec 2025 14:42	pH#1.0 B,TB	SY/MD	Ok
11	Q3743-01	TW-1125-1	VV039454.D	03 Dec 2025 15:03	pH#1.0 C	SY/MD	Ok
12	Q3743-02	TW-1125-2	VV039455.D	03 Dec 2025 15:24	pH#1.0 C	SY/MD	Ok
13	VSTDCCC0.5EC	VSTD0.5332	VV039456.D	03 Dec 2025 15:59		SY/MD	Ok

M : Manual Integration

Alliance TECHNICAL GROUP
284 Sheffield Street, Mountainside, New Jersey 07092, Phone : 908 789 8900, Fax : 908 789 8922

LAB CHRONICLE

OrderID:	Q3743	**OrderDate:**	12/1/2025 9:45:00 AM
Client:	Remington & Vernick	**Project:**	Saddler Property
Contact:	Justin Zarzecki	**Location:**	A12,VOA Lab

LabID	ClientID	Matrix	Test	Method	Sample Date	Prep Date	Anal Date	Received
Q3743-01	**TW-1125-1**	**Water**			**11/26/25**			**11/26/25**
			VOC-SIM	SFAM_VOCSIM			12/03/25	
			VOC-TCLVOA-10	8260-Low			12/01/25	
Q3743-02	**TW-1125-2**	**Water**			**11/26/25**			**11/26/25**
			VOC-SIM	SFAM_VOCSIM			12/03/25	
			VOC-TCLVOA-10	8260-Low			12/01/25	
Q3743-03	**TB**	**Water**			**11/26/25**			**11/26/25**
			VOC-TCLVOA-10	8260-Low			12/01/25	
Q3743-04	**TB**	**Water**			**11/26/25**			**11/26/25**
			VOC-TCLVOA-10	8260-Low			12/01/25	
Q3743-05	**TB**	**Water**			**11/26/25**			**11/26/25**
			VOC-SIM	SFAM_VOCSIM			12/03/25	

284 Sheffield Street, Mountainside, New Jersey 07092, Phone : 908 789 8900,
Fax : 908 789 8922

Hit Summary Sheet
SW-846

SDG No.: Q3743

Client: Remington & Vernick

Sample ID	Client ID		Parameter		Concentration	C	MDL	RDL	Units
Client ID : TW-1125-1									
Q3743-01	TW-1125-1	WATER	Caprolactam		28.000	J	3.8	33.3	ug/L
			Total Svoc :		**28.00**				
Q3743-01	TW-1125-1	WATER	n-Hexadecanoic acid	*	18.800	J	0	0	ug/L
Q3743-01	TW-1125-1	WATER	1-Heptacosanol	*	11.400	J	0	0	ug/L
Q3743-01	TW-1125-1	WATER	Benzophenone	*	19.600	J	0	0	ug/L
			Total Tics :		**49.80**				
			Total Concentration:		**77.80**				
Client ID : TW-1125-2									
Q3743-02	TW-1125-2	WATER	Benzophenone	*	2.700	J	0	0	ug/L
Q3743-02	TW-1125-2	WATER	Butanedioic acid, diethyl ester	*	3.600	J	0	0	ug/L
Q3743-02	TW-1125-2	WATER	n-Hexadecanoic acid	*	5.200	J	0	0	ug/L
			Total Tics :		**11.50**				
			Total Concentration:		**11.50**				

SAMPLE DATA

Alliance TECHNICAL GROUP
284 Sheffield Street, Mountainside, New Jersey 07092, Phone : 908 789 8900,
Fax : 908 789 8922

Report of Analysis

Client:	Remington & Vernick	Date Collected:	11/26/25
Project:	Sadler Property	Date Received:	11/26/25
Client Sample ID:	TW-1125-1	SDG No.:	Q3743
Lab Sample ID:	Q3743-01	Matrix:	Water
Analytical Method:	8270E Level: LOW	% Solid:	0
Sample Wt/Vol:	300 mL Final Vol: 1000 uL	Test:	SVOC-TCL BNA -20
Prep Method :	3510C Prep Date: 12/02/25		

CAS Number	Parameter	Conc.	Qua.	DF	MDL	LOQ / CRQL	Units	Date Ana.	Prep BatchID
TARGETS									
100-52-7	Benzaldehyde	13.0	U	1	13.0	33.3	ug/L	12/02/25 18:37	PB170782
108-95-2	Phenol	3.00	U	1	3.00	16.7	ug/L	12/02/25 18:37	PB170782
111-44-4	bis(2-Chloroethyl)ether	2.70	U	1	2.70	16.7	ug/L	12/02/25 18:37	PB170782
95-57-8	2-Chlorophenol	1.90	U	1	1.90	16.7	ug/L	12/02/25 18:37	PB170782
95-48-7	2-Methylphenol	3.70	U	1	3.70	16.7	ug/L	12/02/25 18:37	PB170782
108-60-1	2,2-oxybis(1-Chloropropane)	4.30	U	1	4.30	16.7	ug/L	12/02/25 18:37	PB170782
98-86-2	Acetophenone	2.50	U	1	2.50	16.7	ug/L	12/02/25 18:37	PB170782
65794-96-9	3+4-Methylphenols	3.70	U	1	3.70	33.3	ug/L	12/02/25 18:37	PB170782
621-64-7	n-Nitroso-di-n-propylamine	4.70	U	1	4.70	8.30	ug/L	12/02/25 18:37	PB170782
67-72-1	Hexachloroethane	2.20	U	1	2.20	16.7	ug/L	12/02/25 18:37	PB170782
98-95-3	Nitrobenzene	2.50	U	1	2.50	16.7	ug/L	12/02/25 18:37	PB170782
78-59-1	Isophorone	2.50	U	1	2.50	16.7	ug/L	12/02/25 18:37	PB170782
88-75-5	2-Nitrophenol	5.90	U	1	5.90	16.7	ug/L	12/02/25 18:37	PB170782
105-67-9	2,4-Dimethylphenol	6.20	U	1	6.20	16.7	ug/L	12/02/25 18:37	PB170782
111-91-1	bis(2-Chloroethoxy)methane	2.30	U	1	2.30	16.7	ug/L	12/02/25 18:37	PB170782
120-83-2	2,4-Dichlorophenol	1.70	U	1	1.70	16.7	ug/L	12/02/25 18:37	PB170782
91-20-3	Naphthalene	1.70	U	1	1.70	16.7	ug/L	12/02/25 18:37	PB170782
106-47-8	4-Chloroaniline	2.80	U	1	2.80	16.7	ug/L	12/02/25 18:37	PB170782
87-68-3	Hexachlorobutadiene	1.80	U	1	1.80	16.7	ug/L	12/02/25 18:37	PB170782
105-60-2	Caprolactam	28.0	J	1	3.80	33.3	ug/L	12/02/25 18:37	PB170782
59-50-7	4-Chloro-3-methylphenol	2.00	U	1	2.00	16.7	ug/L	12/02/25 18:37	PB170782
91-57-6	2-Methylnaphthalene	1.90	U	1	1.90	16.7	ug/L	12/02/25 18:37	PB170782
77-47-4	Hexachlorocyclopentadiene	12.1	U	1	12.1	33.3	ug/L	12/02/25 18:37	PB170782
88-06-2	2,4,6-Trichlorophenol	1.70	U	1	1.70	16.7	ug/L	12/02/25 18:37	PB170782
95-95-4	2,4,5-Trichlorophenol	2.10	U	1	2.10	16.7	ug/L	12/02/25 18:37	PB170782
92-52-4	1,1-Biphenyl	1.80	U	1	1.80	16.7	ug/L	12/02/25 18:37	PB170782
91-58-7	2-Chloronaphthalene	2.00	U	1	2.00	16.7	ug/L	12/02/25 18:37	PB170782
88-74-4	2-Nitroaniline	4.20	U	1	4.20	16.7	ug/L	12/02/25 18:37	PB170782
131-11-3	Dimethylphthalate	2.00	U	1	2.00	16.7	ug/L	12/02/25 18:37	PB170782
208-96-8	Acenaphthylene	2.50	U	1	2.50	16.7	ug/L	12/02/25 18:37	PB170782
606-20-2	2,6-Dinitrotoluene	3.10	U	1	3.10	16.7	ug/L	12/02/25 18:37	PB170782
99-09-2	3-Nitroaniline	3.50	U	1	3.50	16.7	ug/L	12/02/25 18:37	PB170782
83-32-9	Acenaphthene	1.80	U	1	1.80	16.7	ug/L	12/02/25 18:37	PB170782
51-28-5	2,4-Dinitrophenol	19.9	U	1	19.9	33.3	ug/L	12/02/25 18:37	PB170782
100-02-7	4-Nitrophenol	7.90	U	1	7.90	33.3	ug/L	12/02/25 18:37	PB170782
132-64-9	Dibenzofuran	2.00	U	1	2.00	16.7	ug/L	12/02/25 18:37	PB170782
121-14-2	2,4-Dinitrotoluene	4.10	U	1	4.10	16.7	ug/L	12/02/25 18:37	PB170782
84-66-2	Diethylphthalate	2.30	U	1	2.30	16.7	ug/L	12/02/25 18:37	PB170782
7005-72-3	4-Chlorophenyl-phenylether	2.30	U	1	2.30	16.7	ug/L	12/02/25 18:37	PB170782
86-73-7	Fluorene	2.10	U	1	2.10	16.7	ug/L	12/02/25 18:37	PB170782
100-01-6	4-Nitroaniline	5.00	U	1	5.00	16.7	ug/L	12/02/25 18:37	PB170782
534-52-1	4,6-Dinitro-2-methylphenol	9.60	U	1	9.60	33.3	ug/L	12/02/25 18:37	PB170782

Alliance TECHNICAL GROUP
284 Sheffield Street, Mountainside, New Jersey 07092, Phone : 908 789 8900,
Fax : 908 789 8922

Report of Analysis

Client:	Remington & Vernick	Date Collected:	11/26/25
Project:	Sadler Property	Date Received:	11/26/25
Client Sample ID:	TW-1125-1	SDG No.:	Q3743
Lab Sample ID:	Q3743-01	Matrix:	Water
Analytical Method:	8270E Level: LOW	% Solid:	0
Sample Wt/Vol:	300 mL Final Vol: 1000 uL	Test:	SVOC-TCL BNA -20
Prep Method :	3510C Prep Date: 12/02/25		

CAS Number	Parameter	Conc.	Qua.	DF	MDL	LOQ / CRQL	Units	Date Ana.	Prep BatchID
86-30-6	n-Nitrosodiphenylamine	1.90	U	1	1.90	16.7	ug/L	12/02/25 18:37	PB170782
101-55-3	4-Bromophenyl-phenylether	1.30	U	1	1.30	16.7	ug/L	12/02/25 18:37	PB170782
118-74-1	Hexachlorobenzene	1.70	U	1	1.70	16.7	ug/L	12/02/25 18:37	PB170782
1912-24-9	Atrazine	3.40	U	1	3.40	16.7	ug/L	12/02/25 18:37	PB170782
87-86-5	Pentachlorophenol	5.30	U	1	5.30	33.3	ug/L	12/02/25 18:37	PB170782
85-01-8	Phenanthrene	1.70	U	1	1.70	16.7	ug/L	12/02/25 18:37	PB170782
120-12-7	Anthracene	2.00	U	1	2.00	16.7	ug/L	12/02/25 18:37	PB170782
86-74-8	Carbazole	2.40	U	1	2.40	16.7	ug/L	12/02/25 18:37	PB170782
84-74-2	Di-n-butylphthalate	4.10	U	1	4.10	16.7	ug/L	12/02/25 18:37	PB170782
206-44-0	Fluoranthene	2.70	U	1	2.70	16.7	ug/L	12/02/25 18:37	PB170782
129-00-0	Pyrene	1.70	U	1	1.70	16.7	ug/L	12/02/25 18:37	PB170782
85-68-7	Butylbenzylphthalate	6.40	U	1	6.40	16.7	ug/L	12/02/25 18:37	PB170782
91-94-1	3,3-Dichlorobenzidine	3.10	U	1	3.10	33.3	ug/L	12/02/25 18:37	PB170782
56-55-3	Benzo(a)anthracene	1.50	U	1	1.50	16.7	ug/L	12/02/25 18:37	PB170782
218-01-9	Chrysene	1.50	U	1	1.50	16.7	ug/L	12/02/25 18:37	PB170782
117-81-7	Bis(2-ethylhexyl)phthalate	5.30	U	1	5.30	16.7	ug/L	12/02/25 18:37	PB170782
117-84-0	Di-n-octyl phthalate	7.80	U	1	7.80	33.3	ug/L	12/02/25 18:37	PB170782
205-99-2	Benzo(b)fluoranthene	1.60	U	1	1.60	16.7	ug/L	12/02/25 18:37	PB170782
207-08-9	Benzo(k)fluoranthene	1.60	U	1	1.60	16.7	ug/L	12/02/25 18:37	PB170782
50-32-8	Benzo(a)pyrene	1.80	U	1	1.80	16.7	ug/L	12/02/25 18:37	PB170782
193-39-5	Indeno(1,2,3-cd)pyrene	2.00	U	1	2.00	16.7	ug/L	12/02/25 18:37	PB170782
53-70-3	Dibenzo(a,h)anthracene	2.20	U	1	2.20	16.7	ug/L	12/02/25 18:37	PB170782
191-24-2	Benzo(g,h,i)perylene	2.30	U	1	2.30	16.7	ug/L	12/02/25 18:37	PB170782
95-94-3	1,2,4,5-Tetrachlorobenzene	1.70	U	1	1.70	16.7	ug/L	12/02/25 18:37	PB170782
123-91-1	1,4-Dioxane	3.30	U	1	3.30	16.7	ug/L	12/02/25 18:37	PB170782
58-90-2	2,3,4,6-Tetrachlorophenol	2.40	U	1	2.40	16.7	ug/L	12/02/25 18:37	PB170782
SURROGATES									
367-12-4	2-Fluorophenol	80.3			10 - 134	54%	SPK: 150		
13127-88-3	Phenol-d6	64.4			10 - 135	43%	SPK: 150		
4165-60-0	Nitrobenzene-d5	63.0			39 - 138	63%	SPK: 100		
321-60-8	2-Fluorobiphenyl	65.4			52 - 132	65%	SPK: 100		
118-79-6	2,4,6-Tribromophenol	99.8			44 - 137	67%	SPK: 150		
1718-51-0	Terphenyl-d14	61.8			42 - 152	62%	SPK: 100		
INTERNAL STANDARDS		**Area Count**							
3855-82-1	1,4-Dichlorobenzene-d4	265000							
1146-65-2	Naphthalene-d8	1060000							
15067-26-2	Acenaphthene-d10	674000							
1517-22-2	Phenanthrene-d10	1380000							
1719-03-5	Chrysene-d12	1460000							
1520-96-3	Perylene-d12	1590000							
TENTATIVE IDENTIFIED COMPOUNDS									
000119-61-9	Benzophenone	19.6	J			15.7	ug/L		
000057-10-3	n-Hexadecanoic acid	18.8	J			18.1	ug/L		

Alliance TECHNICAL GROUP
284 Sheffield Street, Mountainside, New Jersey 07092, Phone : 908 789 8900,
Fax : 908 789 8922

Report of Analysis

Client:	Remington & Vernick			Date Collected:	11/26/25
Project:	Sadler Property			Date Received:	11/26/25
Client Sample ID:	TW-1125-1			SDG No.:	Q3743
Lab Sample ID:	Q3743-01			Matrix:	Water
Analytical Method:	8270E	Level:	LOW	% Solid:	0
Sample Wt/Vol:	300 mL	Final Vol:	1000 uL	Test:	SVOC-TCL BNA -20
Prep Method :	3510C	Prep Date:	12/02/25		

CAS Number	Parameter	Conc.	Qua.	DF	MDL	LOQ / CRQL	Units	Date Ana.	Prep BatchID
002004-39-9	1-Heptacosanol	11.4	J			21.2	ug/L		

U = Not Detected
LOQ = Limit of Quantitation
MDL = Method Detection Limit
LOD = Limit of Detection
E = Value Exceeds Calibration Range
Q = indicates LCS control criteria did not meet requirements
M = MS/MSD acceptance criteria did not meet requirements

J = Estimated Value
B = Analyte Found in Associated Method Blank
N = Presumptive Evidence of a Compound
* = Values outside of QC limits
D = Dilution
() = Laboratory InHouse Limit
A = Aldol-Condensation Reaction Products

Alliance TECHNICAL GROUP
284 Sheffield Street, Mountainside, New Jersey 07092, Phone : 908 789 8900,
Fax : 908 789 8922

Report of Analysis

Client:	Remington & Vernick	Date Collected:	11/26/25
Project:	Sadler Property	Date Received:	11/26/25
Client Sample ID:	TW-1125-2	SDG No.:	Q3743
Lab Sample ID:	Q3743-02	Matrix:	Water
Analytical Method:	8270E Level: LOW	% Solid:	0
Sample Wt/Vol:	1000 mL Final Vol: 1000 uL	Test:	SVOC-TCL BNA -20
Prep Method :	3510C Prep Date: 12/02/25		

CAS Number	Parameter	Conc.	Qua.	DF	MDL	LOQ / CRQL	Units	Date Ana.	Prep BatchID
TARGETS									
100-52-7	Benzaldehyde	3.90	U	1	3.90	10.0	ug/L	12/02/25 19:18	PB170782
108-95-2	Phenol	0.91	U	1	0.91	5.00	ug/L	12/02/25 19:18	PB170782
111-44-4	bis(2-Chloroethyl)ether	0.81	U	1	0.81	5.00	ug/L	12/02/25 19:18	PB170782
95-57-8	2-Chlorophenol	0.58	U	1	0.58	5.00	ug/L	12/02/25 19:18	PB170782
95-48-7	2-Methylphenol	1.10	U	1	1.10	5.00	ug/L	12/02/25 19:18	PB170782
108-60-1	2,2-oxybis(1-Chloropropane)	1.30	U	1	1.30	5.00	ug/L	12/02/25 19:18	PB170782
98-86-2	Acetophenone	0.74	U	1	0.74	5.00	ug/L	12/02/25 19:18	PB170782
65794-96-9	3+4-Methylphenols	1.10	U	1	1.10	10.0	ug/L	12/02/25 19:18	PB170782
621-64-7	n-Nitroso-di-n-propylamine	1.40	U	1	1.40	2.50	ug/L	12/02/25 19:18	PB170782
67-72-1	Hexachloroethane	0.65	U	1	0.65	5.00	ug/L	12/02/25 19:18	PB170782
98-95-3	Nitrobenzene	0.76	U	1	0.76	5.00	ug/L	12/02/25 19:18	PB170782
78-59-1	Isophorone	0.75	U	1	0.75	5.00	ug/L	12/02/25 19:18	PB170782
88-75-5	2-Nitrophenol	1.80	U	1	1.80	5.00	ug/L	12/02/25 19:18	PB170782
105-67-9	2,4-Dimethylphenol	1.90	U	1	1.90	5.00	ug/L	12/02/25 19:18	PB170782
111-91-1	bis(2-Chloroethoxy)methane	0.68	U	1	0.68	5.00	ug/L	12/02/25 19:18	PB170782
120-83-2	2,4-Dichlorophenol	0.52	U	1	0.52	5.00	ug/L	12/02/25 19:18	PB170782
91-20-3	Naphthalene	0.50	U	1	0.50	5.00	ug/L	12/02/25 19:18	PB170782
106-47-8	4-Chloroaniline	0.84	U	1	0.84	5.00	ug/L	12/02/25 19:18	PB170782
87-68-3	Hexachlorobutadiene	0.54	U	1	0.54	5.00	ug/L	12/02/25 19:18	PB170782
105-60-2	Caprolactam	1.10	U	1	1.10	10.0	ug/L	12/02/25 19:18	PB170782
59-50-7	4-Chloro-3-methylphenol	0.59	U	1	0.59	5.00	ug/L	12/02/25 19:18	PB170782
91-57-6	2-Methylnaphthalene	0.56	U	1	0.56	5.00	ug/L	12/02/25 19:18	PB170782
77-47-4	Hexachlorocyclopentadiene	3.60	U	1	3.60	10.0	ug/L	12/02/25 19:18	PB170782
88-06-2	2,4,6-Trichlorophenol	0.51	U	1	0.51	5.00	ug/L	12/02/25 19:18	PB170782
95-95-4	2,4,5-Trichlorophenol	0.62	U	1	0.62	5.00	ug/L	12/02/25 19:18	PB170782
92-52-4	1,1-Biphenyl	0.53	U	1	0.53	5.00	ug/L	12/02/25 19:18	PB170782
91-58-7	2-Chloronaphthalene	0.61	U	1	0.61	5.00	ug/L	12/02/25 19:18	PB170782
88-74-4	2-Nitroaniline	1.30	U	1	1.30	5.00	ug/L	12/02/25 19:18	PB170782
131-11-3	Dimethylphthalate	0.61	U	1	0.61	5.00	ug/L	12/02/25 19:18	PB170782
208-96-8	Acenaphthylene	0.75	U	1	0.75	5.00	ug/L	12/02/25 19:18	PB170782
606-20-2	2,6-Dinitrotoluene	0.92	U	1	0.92	5.00	ug/L	12/02/25 19:18	PB170782
99-09-2	3-Nitroaniline	1.10	U	1	1.10	5.00	ug/L	12/02/25 19:18	PB170782
83-32-9	Acenaphthene	0.55	U	1	0.55	5.00	ug/L	12/02/25 19:18	PB170782
51-28-5	2,4-Dinitrophenol	6.00	U	1	6.00	10.0	ug/L	12/02/25 19:18	PB170782
100-02-7	4-Nitrophenol	2.40	U	1	2.40	10.0	ug/L	12/02/25 19:18	PB170782
132-64-9	Dibenzofuran	0.61	U	1	0.61	5.00	ug/L	12/02/25 19:18	PB170782
121-14-2	2,4-Dinitrotoluene	1.20	U	1	1.20	5.00	ug/L	12/02/25 19:18	PB170782
84-66-2	Diethylphthalate	0.69	U	1	0.69	5.00	ug/L	12/02/25 19:18	PB170782
7005-72-3	4-Chlorophenyl-phenylether	0.68	U	1	0.68	5.00	ug/L	12/02/25 19:18	PB170782
86-73-7	Fluorene	0.63	U	1	0.63	5.00	ug/L	12/02/25 19:18	PB170782
100-01-6	4-Nitroaniline	1.50	U	1	1.50	5.00	ug/L	12/02/25 19:18	PB170782
534-52-1	4,6-Dinitro-2-methylphenol	2.90	U	1	2.90	10.0	ug/L	12/02/25 19:18	PB170782

Alliance TECHNICAL GROUP
284 Sheffield Street, Mountainside, New Jersey 07092, Phone : 908 789 8900,
Fax : 908 789 8922

Report of Analysis

Client:	Remington & Vernick	Date Collected:	11/26/25
Project:	Sadler Property	Date Received:	11/26/25
Client Sample ID:	TW-1125-2	SDG No.:	Q3743
Lab Sample ID:	Q3743-02	Matrix:	Water
Analytical Method:	8270E Level: LOW	% Solid:	0
Sample Wt/Vol:	1000 mL Final Vol: 1000 uL	Test:	SVOC-TCL BNA -20
Prep Method :	3510C Prep Date: 12/02/25		

CAS Number	Parameter	Conc.	Qua.	DF	MDL	LOQ / CRQL	Units	Date Ana.	Prep BatchID
86-30-6	n-Nitrosodiphenylamine	0.58	U	1	0.58	5.00	ug/L	12/02/25 19:18	PB170782
101-55-3	4-Bromophenyl-phenylether	0.40	U	1	0.40	5.00	ug/L	12/02/25 19:18	PB170782
118-74-1	Hexachlorobenzene	0.52	U	1	0.52	5.00	ug/L	12/02/25 19:18	PB170782
1912-24-9	Atrazine	1.00	U	1	1.00	5.00	ug/L	12/02/25 19:18	PB170782
87-86-5	Pentachlorophenol	1.60	U	1	1.60	10.0	ug/L	12/02/25 19:18	PB170782
85-01-8	Phenanthrene	0.50	U	1	0.50	5.00	ug/L	12/02/25 19:18	PB170782
120-12-7	Anthracene	0.61	U	1	0.61	5.00	ug/L	12/02/25 19:18	PB170782
86-74-8	Carbazole	0.72	U	1	0.72	5.00	ug/L	12/02/25 19:18	PB170782
84-74-2	Di-n-butylphthalate	1.20	U	1	1.20	5.00	ug/L	12/02/25 19:18	PB170782
206-44-0	Fluoranthene	0.82	U	1	0.82	5.00	ug/L	12/02/25 19:18	PB170782
129-00-0	Pyrene	0.50	U	1	0.50	5.00	ug/L	12/02/25 19:18	PB170782
85-68-7	Butylbenzylphthalate	1.90	U	1	1.90	5.00	ug/L	12/02/25 19:18	PB170782
91-94-1	3,3-Dichlorobenzidine	0.93	U	1	0.93	10.0	ug/L	12/02/25 19:18	PB170782
56-55-3	Benzo(a)anthracene	0.45	U	1	0.45	5.00	ug/L	12/02/25 19:18	PB170782
218-01-9	Chrysene	0.44	U	1	0.44	5.00	ug/L	12/02/25 19:18	PB170782
117-81-7	Bis(2-ethylhexyl)phthalate	1.60	U	1	1.60	5.00	ug/L	12/02/25 19:18	PB170782
117-84-0	Di-n-octyl phthalate	2.30	U	1	2.30	10.0	ug/L	12/02/25 19:18	PB170782
205-99-2	Benzo(b)fluoranthene	0.49	U	1	0.49	5.00	ug/L	12/02/25 19:18	PB170782
207-08-9	Benzo(k)fluoranthene	0.48	U	1	0.48	5.00	ug/L	12/02/25 19:18	PB170782
50-32-8	Benzo(a)pyrene	0.55	U	1	0.55	5.00	ug/L	12/02/25 19:18	PB170782
193-39-5	Indeno(1,2,3-cd)pyrene	0.59	U	1	0.59	5.00	ug/L	12/02/25 19:18	PB170782
53-70-3	Dibenzo(a,h)anthracene	0.67	U	1	0.67	5.00	ug/L	12/02/25 19:18	PB170782
191-24-2	Benzo(g,h,i)perylene	0.69	U	1	0.69	5.00	ug/L	12/02/25 19:18	PB170782
95-94-3	1,2,4,5-Tetrachlorobenzene	0.52	U	1	0.52	5.00	ug/L	12/02/25 19:18	PB170782
123-91-1	1,4-Dioxane	1.00	U	1	1.00	5.00	ug/L	12/02/25 19:18	PB170782
58-90-2	2,3,4,6-Tetrachlorophenol	0.72	U	1	0.72	5.00	ug/L	12/02/25 19:18	PB170782
SURROGATES									
367-12-4	2-Fluorophenol	52.1			10 - 134	35%	SPK: 150		
13127-88-3	Phenol-d6	29.5			10 - 135	20%	SPK: 150		
4165-60-0	Nitrobenzene-d5	74.5			39 - 138	74%	SPK: 100		
321-60-8	2-Fluorobiphenyl	77.8			52 - 132	78%	SPK: 100		
118-79-6	2,4,6-Tribromophenol	115			44 - 137	77%	SPK: 150		
1718-51-0	Terphenyl-d14	71.5			42 - 152	71%	SPK: 100		
INTERNAL STANDARDS		**Area Count**							
3855-82-1	1,4-Dichlorobenzene-d4	240000							
1146-65-2	Naphthalene-d8	927000							
15067-26-2	Acenaphthene-d10	562000							
1517-22-2	Phenanthrene-d10	1120000							
1719-03-5	Chrysene-d12	1370000							
1520-96-3	Perylene-d12	1560000							
TENTATIVE IDENTIFIED COMPOUNDS									
000123-25-1	Butanedioic acid, diethyl ester	3.60	J			10.0	ug/L		
000119-61-9	Benzophenone	2.70	J			15.7	ug/L		

Alliance TECHNICAL GROUP
284 Sheffield Street, Mountainside, New Jersey 07092, Phone : 908 789 8900,
Fax : 908 789 8922

Report of Analysis

Client:	Remington & Vernick			Date Collected:	11/26/25
Project:	Sadler Property			Date Received:	11/26/25
Client Sample ID:	TW-1125-2			SDG No.:	Q3743
Lab Sample ID:	Q3743-02			Matrix:	Water
Analytical Method:	8270E	Level:	LOW	% Solid:	0
Sample Wt/Vol:	1000 mL	Final Vol:	1000 uL	Test:	SVOC-TCL BNA -20
Prep Method :	3510C	Prep Date:	12/02/25		

CAS Number	Parameter	Conc.	Qua.	DF	MDL	LOQ / CRQL	Units	Date Ana.	Prep BatchID
000057-10-3	n-Hexadecanoic acid	5.20	J			18.1	ug/L		

U = Not Detected
LOQ = Limit of Quantitation
MDL = Method Detection Limit
LOD = Limit of Detection
E = Value Exceeds Calibration Range
Q = indicates LCS control criteria did not meet requirements
M = MS/MSD acceptance criteria did not meet requirements

J = Estimated Value
B = Analyte Found in Associated Method Blank
N = Presumptive Evidence of a Compound
* = Values outside of QC limits
D = Dilution
() = Laboratory InHouse Limit
A = Aldol-Condensation Reaction Products

QC SUMMARY

284 Sheffield Street, Mountainside, New Jersey 07092, Phone : 908 789 8900,
Fax : 908 789 8922

Surrogate Summary

SW-846

SDG No.: Q3743

Client: Remington & Vernick

Analytical Method: 8270E

Lab Sample ID	Client ID	Parameter	Spike (PPM)	Result (PPM)	Recovery (%)	Qual	Limits (%) Low	Limits (%) High
PB170782BL	PB170782BL	2-Fluorophenol	150	132	88		10	134
		Phenol-d6	150	124	82		10	135
		Nitrobenzene-d5	100	86.1	86		39	138
		2-Fluorobiphenyl	100	90.9	91		52	132
		2,4,6-Tribromophenol	150	136	91		44	137
		Terphenyl-d14	100	98.0	98		42	152
PB170782BS	PB170782BS	2-Fluorophenol	150	117	78		10	134
		Phenol-d6	150	110	73		10	135
		Nitrobenzene-d5	100	79.5	79		39	138
		2-Fluorobiphenyl	100	82.7	83		52	132
		2,4,6-Tribromophenol	150	131	87		44	137
		Terphenyl-d14	100	85.7	86		42	152
PB170782BSD	PB170782BSD	2-Fluorophenol	150	121	81		10	134
		Phenol-d6	150	114	76		10	135
		Nitrobenzene-d5	100	80.4	80		39	138
		2-Fluorobiphenyl	100	86.9	87		52	132
		2,4,6-Tribromophenol	150	123	82		44	137
		Terphenyl-d14	100	87.7	88		42	152
Q3743-01	TW-1125-1	2-Fluorophenol	150	80.3	54		10	134
		Phenol-d6	150	64.4	43		10	135
		Nitrobenzene-d5	100	63.0	63		39	138
		2-Fluorobiphenyl	100	65.4	65		52	132
		2,4,6-Tribromophenol	150	99.8	67		44	137
		Terphenyl-d14	100	61.8	62		42	152
Q3743-02	TW-1125-2	2-Fluorophenol	150	52.1	35		10	134
		Phenol-d6	150	29.5	20		10	135
		Nitrobenzene-d5	100	74.5	74		39	138
		2-Fluorobiphenyl	100	77.8	78		52	132
		2,4,6-Tribromophenol	150	115	77		44	137
		Terphenyl-d14	100	71.5	71		42	152

284 Sheffield Street, Mountainside, New Jersey 07092, Phone : 908 789 8900,
Fax : 908 789 8922

Laboratory Control Sample/Laboratory Control Sample Duplicate Summary

SW-846

SDG No.: Q3743 **Analytical Method:** 8270E

Client: Remington & Vernick **DataFile:** BP026209.D

Lab Sample ID	Parameter	Spike	Result	Unit	Rec	RPD	Qual	RPD Qual	Limits Low	Limits High	RPD
PB170782BS	Benzaldehyde	50	28.0	ug/L	56				10	107	
	Phenol	50	38.3	ug/L	77				66	118	
	bis(2-Chloroethyl)ether	50	38.1	ug/L	76				47	118	
	2-Chlorophenol	50	40.2	ug/L	80				70	117	
	2-Methylphenol	50	38.2	ug/L	76				69	109	
	2,2-oxybis(1-Chloropropane)	50	38.2	ug/L	76				65	100	
	Acetophenone	50	41.1	ug/L	82				60	104	
	3+4-Methylphenols	50	36.5	ug/L	73				67	106	
	N-Nitroso-di-n-propylamine	50	35.9	ug/L	72				57	107	
	Hexachloroethane	50	41.5	ug/L	83				76	118	
	Nitrobenzene	50	41.0	ug/L	82				58	106	
	Isophorone	50	38.6	ug/L	77				61	102	
	2-Nitrophenol	50	41.4	ug/L	83				70	115	
	2,4-Dimethylphenol	50	39.7	ug/L	79				67	123	
	bis(2-Chloroethoxy)methane	50	39.4	ug/L	79				58	109	
	2,4-Dichlorophenol	50	41.4	ug/L	83				66	115	
	Naphthalene	50	40.8	ug/L	82				64	107	
	4-Chloroaniline	50	18.9	ug/L	38				16	100	
	Hexachlorobutadiene	50	44.4	ug/L	89				69	101	
	Caprolactam	50	36.9	ug/L	74				58	128	
	4-Chloro-3-methylphenol	50	39.8	ug/L	80				65	114	
	2-Methylnaphthalene	50	36.5	ug/L	73				64	107	
	Hexachlorocyclopentadiene	100	89.7	ug/L	90				47	161	
	2,4,6-Trichlorophenol	50	43.4	ug/L	87				61	110	
	2,4,5-Trichlorophenol	50	42.9	ug/L	86				70	106	
	1,1-Biphenyl	50	43.1	ug/L	86				72	98	
	2-Chloronaphthalene	50	42.4	ug/L	85				59	106	
	2-Nitroaniline	50	42.1	ug/L	84				73	114	
	Dimethylphthalate	50	42.2	ug/L	84				64	103	
	Acenaphthylene	50	42.8	ug/L	86				79	103	
	2,6-Dinitrotoluene	50	46.2	ug/L	92				64	110	
	3-Nitroaniline	50	26.1	ug/L	52				44	100	
	Acenaphthene	50	40.5	ug/L	81				59	113	
	2,4-Dinitrophenol	100	93.5	ug/L	94				49	139	
	4-Nitrophenol	100	82.7	ug/L	83				57	132	
	Dibenzofuran	50	42.4	ug/L	85				65	106	
	2,4-Dinitrotoluene	50	45.5	ug/L	91				60	115	
	Diethylphthalate	50	42.9	ug/L	86				63	105	
	4-Chlorophenyl-phenylether	50	42.7	ug/L	85				61	104	
	Fluorene	50	43.1	ug/L	86				64	107	
	4-Nitroaniline	50	38.5	ug/L	77				67	118	
	4,6-Dinitro-2-methylphenol	50	44.0	ug/L	88				62	132	
	N-Nitrosodiphenylamine	50	43.4	ug/L	87				61	109	
	4-Bromophenyl-phenylether	50	43.5	ug/L	87				73	103	

284 Sheffield Street, Mountainside, New Jersey 07092, Phone : 908 789 8900,
Fax : 908 789 8922

Laboratory Control Sample/Laboratory Control Sample Duplicate Summary

SW-846

SDG No.: Q3743 **Analytical Method:** 8270E

Client: Remington & Vernick **DataFile:** BP026209.D

Lab Sample ID	Parameter	Spike	Result	Unit	Rec	RPD	Qual	RPD Qual	Limits Low	Limits High	RPD
PB170782BS	Hexachlorobenzene	50	44.4	ug/L	89				73	106	
	Atrazine	50	45.4	ug/L	91				76	120	
	Pentachlorophenol	100	90.0	ug/L	90				59	131	
	Phenanthrene	50	43.6	ug/L	87				62	109	
	Anthracene	50	44.3	ug/L	89				65	110	
	Carbazole	50	43.8	ug/L	88				62	106	
	Di-n-butylphthalate	50	45.0	ug/L	90				64	106	
	Fluoranthene	50	44.3	ug/L	89				64	110	
	Pyrene	50	42.9	ug/L	86				71	103	
	Butylbenzylphthalate	50	43.0	ug/L	86				64	131	
	3,3-Dichlorobenzidine	50	28.3	ug/L	57				43	108	
	Benzo(a)anthracene	50	42.5	ug/L	85				62	107	
	Chrysene	50	43.3	ug/L	87				61	108	
	bis(2-Ethylhexyl)phthalate	50	42.9	ug/L	86				59	110	
	Di-n-octyl phthalate	50	41.5	ug/L	83				52	139	
	Benzo(b)fluoranthene	50	44.0	ug/L	88				77	113	
	Benzo(k)fluoranthene	50	44.9	ug/L	90				77	105	
	Benzo(a)pyrene	50	45.0	ug/L	90				72	131	
	Indeno(1,2,3-cd)pyrene	50	45.6	ug/L	91				72	105	
	Dibenz(a,h)anthracene	50	45.7	ug/L	91				78	115	
	Benzo(g,h,i)perylene	50	45.8	ug/L	92				75	118	
	1,2,4,5-Tetrachlorobenzene	50	45.1	ug/L	90				72	101	
	1,4-Dioxane	50	36.0	ug/L	72				38	125	
	2,3,4,6-Tetrachlorophenol	50	45.9	ug/L	92				63	116	

284 Sheffield Street, Mountainside, New Jersey 07092, Phone : 908 789 8900,
Fax : 908 789 8922

Laboratory Control Sample/Laboratory Control Sample Duplicate Summary

SW-846

SDG No.: Q3743 **Analytical Method:** 8270E

Client: Remington & Vernick **DataFile:** BP026210.D

Lab Sample ID	Parameter	Spike	Result	Unit	Rec	RPD	Qual	RPD Qual	Limits Low	Limits High	RPD
PB170782BSD	Benzaldehyde	50	29.3	ug/L	59	5			10	107	20
	Phenol	50	40.2	ug/L	80	5			66	118	20
	bis(2-Chloroethyl)ether	50	39.8	ug/L	80	4			47	118	20
	2-Chlorophenol	50	42.1	ug/L	84	5			70	117	20
	2-Methylphenol	50	39.9	ug/L	80	4			69	109	20
	2,2-oxybis(1-Chloropropane)	50	40.3	ug/L	81	5			65	100	20
	Acetophenone	50	41.8	ug/L	84	2			60	104	20
	3+4-Methylphenols	50	38.5	ug/L	77	5			67	106	20
	N-Nitroso-di-n-propylamine	50	38.0	ug/L	76	6			57	107	20
	Hexachloroethane	50	43.0	ug/L	86	4			76	118	20
	Nitrobenzene	50	41.9	ug/L	84	2			58	106	20
	Isophorone	50	39.1	ug/L	78	1			61	102	20
	2-Nitrophenol	50	42.6	ug/L	85	3			70	115	20
	2,4-Dimethylphenol	50	41.4	ug/L	83	4			67	123	20
	bis(2-Chloroethoxy)methane	50	40.6	ug/L	81	3			58	109	20
	2,4-Dichlorophenol	50	42.7	ug/L	85	3			66	115	20
	Naphthalene	50	41.7	ug/L	83	2			64	107	20
	4-Chloroaniline	50	16.0	ug/L	32	17			16	100	20
	Hexachlorobutadiene	50	45.6	ug/L	91	3			69	101	20
	Caprolactam	50	34.3	ug/L	69	7			58	128	20
	4-Chloro-3-methylphenol	50	38.9	ug/L	78	2			65	114	20
	2-Methylnaphthalene	50	37.0	ug/L	74	1			64	107	20
	Hexachlorocyclopentadiene	100	98.8	ug/L	99	10			47	161	20
	2,4,6-Trichlorophenol	50	44.8	ug/L	90	3			61	110	20
	2,4,5-Trichlorophenol	50	44.0	ug/L	88	3			70	106	20
	1,1-Biphenyl	50	45.1	ug/L	90	5			72	98	20
	2-Chloronaphthalene	50	44.6	ug/L	89	5			59	106	20
	2-Nitroaniline	50	41.6	ug/L	83	1			73	114	20
	Dimethylphthalate	50	42.0	ug/L	84	0			64	103	20
	Acenaphthylene	50	43.6	ug/L	87	2			79	103	20
	2,6-Dinitrotoluene	50	46.6	ug/L	93	1			64	110	20
	3-Nitroaniline	50	24.4	ug/L	49	7			44	100	20
	Acenaphthene	50	42.5	ug/L	85	5			59	113	20
	2,4-Dinitrophenol	100	86.7	ug/L	87	8			49	139	20
	4-Nitrophenol	100	74.9	ug/L	75	10			57	132	20
	Dibenzofuran	50	43.2	ug/L	86	2			65	106	20
	2,4-Dinitrotoluene	50	42.8	ug/L	86	6			60	115	20
	Diethylphthalate	50	42.1	ug/L	84	2			63	105	20
	4-Chlorophenyl-phenylether	50	43.4	ug/L	87	2			61	104	20
	Fluorene	50	42.2	ug/L	84	2			64	107	20
	4-Nitroaniline	50	33.3	ug/L	67	14			67	118	20
	4,6-Dinitro-2-methylphenol	50	44.8	ug/L	90	2			62	132	20
	N-Nitrosodiphenylamine	50	46.5	ug/L	93	7			61	109	20
	4-Bromophenyl-phenylether	50	46.7	ug/L	93	7			73	103	20

284 Sheffield Street, Mountainside, New Jersey 07092, Phone : 908 789 8900,
Fax : 908 789 8922

Laboratory Control Sample/Laboratory Control Sample Duplicate Summary

SW-846

SDG No.: Q3743 **Analytical Method:** 8270E

Client: Remington & Vernick **DataFile:** BP026210.D

Lab Sample ID	Parameter	Spike	Result	Unit	Rec	RPD	Qual	RPD Qual	Limits Low	Limits High	RPD
PB170782BSD	Hexachlorobenzene	50	47.1	ug/L	94	6			73	106	20
	Atrazine	50	45.1	ug/L	90	1			76	120	20
	Pentachlorophenol	100	88.4	ug/L	88	2			59	131	20
	Phenanthrene	50	44.5	ug/L	89	2			62	109	20
	Anthracene	50	44.1	ug/L	88	0			65	110	20
	Carbazole	50	42.1	ug/L	84	4			62	106	20
	Di-n-butylphthalate	50	44.5	ug/L	89	1			64	106	20
	Fluoranthene	50	41.0	ug/L	82	8			64	110	20
	Pyrene	50	45.4	ug/L	91	6			71	103	20
	Butylbenzylphthalate	50	42.4	ug/L	85	1			64	131	20
	3,3-Dichlorobenzidine	50	29.0	ug/L	58	2			43	108	20
	Benzo(a)anthracene	50	43.6	ug/L	87	3			62	107	20
	Chrysene	50	44.2	ug/L	88	2			61	108	20
	bis(2-Ethylhexyl)phthalate	50	42.4	ug/L	85	1			59	110	20
	Di-n-octyl phthalate	50	41.3	ug/L	83	0			52	139	20
	Benzo(b)fluoranthene	50	44.1	ug/L	88	0			77	113	20
	Benzo(k)fluoranthene	50	45.1	ug/L	90	0			77	105	20
	Benzo(a)pyrene	50	45.8	ug/L	92	2			72	131	20
	Indeno(1,2,3-cd)pyrene	50	49.0	ug/L	98	7			72	105	20
	Dibenz(a,h)anthracene	50	48.8	ug/L	98	7			78	115	20
	Benzo(g,h,i)perylene	50	49.3	ug/L	99	7			75	118	20
	1,2,4,5-Tetrachlorobenzene	50	47.4	ug/L	95	5			72	101	20
	1,4-Dioxane	50	33.7	ug/L	67	7			38	125	20
	2,3,4,6-Tetrachlorophenol	50	44.8	ug/L	90	2			63	116	20

284 Sheffield Street, Mountainside, New Jersey 07092, Phone : 908 789 8900,
Fax : 908 789 8922

4B

SEMIVOLATILE METHOD BLANK SUMMARY

Client ID

PB170782BL

Lab Name: Alliance

Contract: REMI01

Lab Code: ACE

SDG NO.: Q3743

Lab File ID: BP026211.D

Lab Sample ID: PB170782BL

Instrument ID: BNA_P

Date Extracted: 12/02/2025

Matrix: (soil/water) Water

Date Analyzed: 12/02/2025

Level: (low/med) LOW

Time Analyzed: 17:15

THIS METHOD BLANK APPLIES TO THE FOLLOWING SAMPLES, MS AND MSD:

EPA SAMPLE NO.	LAB SAMPLE ID	LAB FILE ID	DATE ANALYZED
PB170782BS	PB170782BS	BP026209.D	12/02/2025
PB170782BSD	PB170782BSD	BP026210.D	12/02/2025
TW-1125-1	Q3743-01	BP026213.D	12/02/2025
TW-1125-2	Q3743-02	BP026214.D	12/02/2025

COMMENTS:

Form IV SV

284 Sheffield Street, Mountainside, New Jersey 07092, Phone : 908 789 8900,
Fax : 908 789 8922

5B
SEMIVOLATILE ORGANIC INSTRUMENT PERFORMANCE CHECK
DECAFLUOROTRIPHENYLPHOSPHINE (DFTPP)

Lab Name: Alliance
Contract: REMI01
Lab Code: ACE
SDG NO.: Q3743
Lab File ID: BP026142.D
DFTPP Injection Date: 11/18/2025
Instrument ID: BNA_P
DFTPP Injection Time: 13:45

m/e	ION ABUNDANCE CRITERIA	% RELATIVE ABUNDANCE
68	Less than 2.0% of mass 69	0.5 (1.6) 1
69	Mass 69 relative abundance	30.9
70	Less than 2.0% of mass 69	0.1 (0.4) 1
197	Less than 2.0% of mass 198	0.1
198	Base Peak, 100% relative abundance	100
199	5.0 to 9.0% of mass 198	6.8
365	Greater than 1% of mass 198	3.6
441	Present, but less than mass 443	13.6
442	Greater than 50% of mass 198	88.7
443	15.0 - 24.0% of mass 442	17.3 (19.5) 2

1-Value is % mass 69
2-Value is % mass 442

THIS CHECK APPLIES TO THE FOLLOWING SAMPLES, MS, MSD, BLANKS, AND STANDARDS:

EPA SAMPLE NO.	LAB SAMPLE ID	LAB FILE ID	DATE ANALYZED	TIME ANALYZED
SSTDICC2.5	SSTDICC2.5	BP026143.D	11/18/2025	14:31
SSTDICC005	SSTDICC005	BP026144.D	11/18/2025	15:12
SSTDICC010	SSTDICC010	BP026145.D	11/18/2025	15:54
SSTDICC020	SSTDICC020	BP026146.D	11/18/2025	16:35
SSTDICCC040	SSTDICCC040	BP026147.D	11/18/2025	17:57
SSTDICC050	SSTDICC050	BP026148.D	11/18/2025	18:38
SSTDICC060	SSTDICC060	BP026149.D	11/18/2025	20:00
SSTDICC080	SSTDICC080	BP026150.D	11/18/2025	21:22

284 Sheffield Street, Mountainside, New Jersey 07092, Phone : 908 789 8900,
Fax : 908 789 8922

5B

SEMIVOLATILE ORGANIC INSTRUMENT PERFORMANCE CHECK

DECAFLUOROTRIPHENYLPHOSPHINE (DFTPP)

Lab Name: Alliance Contract: REMI01

Lab Code: ACE SDG NO.: Q3743

Lab File ID: BP026206.D DFTPP Injection Date: 12/02/2025

Instrument ID: BNA_P DFTPP Injection Time: 13:50

m/e	ION ABUNDANCE CRITERIA	% RELATIVE ABUNDANCE
68	Less than 2.0% of mass 69	0.5 (1.7) 1
69	Mass 69 relative abundance	30.5
70	Less than 2.0% of mass 69	0.1 (0.4) 1
197	Less than 2.0% of mass 198	0.2
198	Base Peak, 100% relative abundance	100
199	5.0 to 9.0% of mass 198	6.8
365	Greater than 1% of mass 198	4
441	Present, but less than mass 443	14
442	Greater than 50% of mass 198	92.1
443	15.0 - 24.0% of mass 442	17.9 (19.4) 2

1-Value is % mass 69 2-Value is % mass 442

THIS CHECK APPLIES TO THE FOLLOWING SAMPLES, MS, MSD, BLANKS, AND STANDARDS:

EPA SAMPLE NO.	LAB SAMPLE ID	LAB FILE ID	DATE ANALYZED	TIME ANALYZED
SSTDCCC040	SSTDCCC040	BP026207.D	12/02/2025	14:31
PB170782BS	PB170782BS	BP026209.D	12/02/2025	15:53
PB170782BSD	PB170782BSD	BP026210.D	12/02/2025	16:34
PB170782BL	PB170782BL	BP026211.D	12/02/2025	17:15
TW-1125-1	Q3743-01	BP026213.D	12/02/2025	18:37
TW-1125-2	Q3743-02	BP026214.D	12/02/2025	19:18

284 Sheffield Street, Mountainside, New Jersey 07092, Phone : 908 789 8900,
Fax : 908 789 8922

8B

SEMIVOLATILE INTERNAL STANDARD AREA AND RT SUMMARY

Lab Name: Alliance

Lab Code: ACE SDG NO.: Q3743

Client ID : SSTDCCC040 Date Analyzed: 12/02/2025

Lab File ID: BP026207.D Time Analyzed: 14:31

Instrument ID: BNA_P GC Column: ZB-GR ID: 0.25 (mm)

		IS1 (DCB) AREA #	RT #	IS2 (NPT) AREA #	RT #	IS3 (ANT) AREA #	RT #
	12 HOUR STD	254761	7.661	1037370	10.43	667152	14.29
	UPPER LIMIT	509522	8.161	2074740	10.925	1334300	14.79
	LOWER LIMIT	127381	7.161	518685	9.925	333576	13.79
	EPA SAMPLE NO.						
01	PB170782BS	268982	7.66	1004810	10.43	601680	14.28
02	PB170782BL	237146	7.66	907628	10.43	561103	14.29
03	PB170782BSD	285694	7.65	1094540	10.43	632103	14.30
04	TW-1125-1	264989	7.66	1060260	10.42	674397	14.30
05	TW-1125-2	240448	7.66	926919	10.42	562327	14.29

IS1 (DCB) = 1,4-Dichlorobenzene-d4
IS2 (NPT) = Naphthalene-d8
IS3 (ANT) = Acenaphthene-d10

AREA UPPER LIMIT = +100% of internal standard area
AREA LOWER LIMIT = -50% of internal standard area
RT UPPER LIMIT = +0.50 minutes of internal standard RT
RT UPPER LIMIT = -0.50 minutes of internal standard RT

Column used to flag values outside QC limits with an asterisk.
* Values outside of QC limits.

284 Sheffield Street, Mountainside, New Jersey 07092, Phone : 908 789 8900,
Fax : 908 789 8922

8C

SEMIVOLATILE INTERNAL STANDARD AREA AND RT SUMMARY

Lab Name: Alliance

Lab Code: ACE SDG NO.: Q3743

Client ID: SSTDCCC040 Date Analyzed: 12/02/2025

Lab File ID: BP026207.D Time Analyzed: 14:31

Instrument ID: BNA_P GC Column: ZB-GR ID: 0.25 (mm)

		IS4 (PHN) AREA #	RT #	IS5 (CRY) AREA #	RT #	IS6 (PRY) AREA #	RT #
	12 HOUR STD	1386120	17.095	1504000	21.542	1384240	24.848
	UPPER LIMIT	2772240	17.595	3008000	22.042	2768480	25.348
	LOWER LIMIT	693060	16.595	752000	21.042	692120	24.348
	EPA SAMPLE NO.						
01	PB170782BS	1226740	17.10	1408630	21.55	1584740	24.85
02	PB170782BL	1126560	17.10	1169310	21.55	1304010	24.87
03	PB170782BSD	1166580	17.11	1153310	21.54	1441010	24.85
04	TW-1125-1	1382090	17.10	1464580	21.55	1588320	24.85
05	TW-1125-2	1121690	17.09	1373390	21.54	1562140	24.84

IS4 (PHN) = Phenanthrene-d10
IS5 (CRY) = Chrysene-d12
IS6 (PRY) = Perylene-d12

AREA UPPER LIMIT = +100% of internal standard area
AREA LOWER LIMIT = -50% of internal standard area
RT UPPER LIMIT = +0.50 minutes of internal standard RT
RT UPPER LIMIT = -0.50 minutes of internal standard RT

Column used to flag values outside QC limits with an asterisk.
* Values outside of QC limits.

QC SAMPLE DATA

Alliance TECHNICAL GROUP
284 Sheffield Street, Mountainside, New Jersey 07092, Phone : 908 789 8900,
Fax : 908 789 8922

Report of Analysis

Client:	Remington & Vernick			Date Collected:	
Project:	Sadler Property			Date Received:	
Client Sample ID:	PB170782BL			SDG No.:	Q3743
Lab Sample ID:	PB170782BL			Matrix:	Water
Analytical Method:	8270E	Level: LOW		% Solid:	0
Sample Wt/Vol:	1000 mL	Final Vol:	1000 uL	Test:	SVOC-TCL BNA -20
Prep Method :	3510C	Prep Date:	12/02/25		

CAS Number	Parameter	Conc.	Qua.	DF	MDL	LOQ / CRQL	Units	Date Ana.	Prep BatchID
TARGETS									
100-52-7	Benzaldehyde	3.90	U	1	3.90	10.0	ug/L	12/02/25 17:15	PB170782
108-95-2	Phenol	0.91	U	1	0.91	5.00	ug/L	12/02/25 17:15	PB170782
111-44-4	bis(2-Chloroethyl)ether	0.81	U	1	0.81	5.00	ug/L	12/02/25 17:15	PB170782
95-57-8	2-Chlorophenol	0.58	U	1	0.58	5.00	ug/L	12/02/25 17:15	PB170782
95-48-7	2-Methylphenol	1.10	U	1	1.10	5.00	ug/L	12/02/25 17:15	PB170782
108-60-1	2,2-oxybis(1-Chloropropane)	1.30	U	1	1.30	5.00	ug/L	12/02/25 17:15	PB170782
98-86-2	Acetophenone	0.74	U	1	0.74	5.00	ug/L	12/02/25 17:15	PB170782
65794-96-9	3+4-Methylphenols	1.10	U	1	1.10	10.0	ug/L	12/02/25 17:15	PB170782
621-64-7	n-Nitroso-di-n-propylamine	1.40	U	1	1.40	2.50	ug/L	12/02/25 17:15	PB170782
67-72-1	Hexachloroethane	0.65	U	1	0.65	5.00	ug/L	12/02/25 17:15	PB170782
98-95-3	Nitrobenzene	0.76	U	1	0.76	5.00	ug/L	12/02/25 17:15	PB170782
78-59-1	Isophorone	0.75	U	1	0.75	5.00	ug/L	12/02/25 17:15	PB170782
88-75-5	2-Nitrophenol	1.80	U	1	1.80	5.00	ug/L	12/02/25 17:15	PB170782
105-67-9	2,4-Dimethylphenol	1.90	U	1	1.90	5.00	ug/L	12/02/25 17:15	PB170782
111-91-1	bis(2-Chloroethoxy)methane	0.68	U	1	0.68	5.00	ug/L	12/02/25 17:15	PB170782
120-83-2	2,4-Dichlorophenol	0.52	U	1	0.52	5.00	ug/L	12/02/25 17:15	PB170782
91-20-3	Naphthalene	0.50	U	1	0.50	5.00	ug/L	12/02/25 17:15	PB170782
106-47-8	4-Chloroaniline	0.84	U	1	0.84	5.00	ug/L	12/02/25 17:15	PB170782
87-68-3	Hexachlorobutadiene	0.54	U	1	0.54	5.00	ug/L	12/02/25 17:15	PB170782
105-60-2	Caprolactam	1.10	U	1	1.10	10.0	ug/L	12/02/25 17:15	PB170782
59-50-7	4-Chloro-3-methylphenol	0.59	U	1	0.59	5.00	ug/L	12/02/25 17:15	PB170782
91-57-6	2-Methylnaphthalene	0.56	U	1	0.56	5.00	ug/L	12/02/25 17:15	PB170782
77-47-4	Hexachlorocyclopentadiene	3.60	U	1	3.60	10.0	ug/L	12/02/25 17:15	PB170782
88-06-2	2,4,6-Trichlorophenol	0.51	U	1	0.51	5.00	ug/L	12/02/25 17:15	PB170782
95-95-4	2,4,5-Trichlorophenol	0.62	U	1	0.62	5.00	ug/L	12/02/25 17:15	PB170782
92-52-4	1,1-Biphenyl	0.53	U	1	0.53	5.00	ug/L	12/02/25 17:15	PB170782
91-58-7	2-Chloronaphthalene	0.61	U	1	0.61	5.00	ug/L	12/02/25 17:15	PB170782
88-74-4	2-Nitroaniline	1.30	U	1	1.30	5.00	ug/L	12/02/25 17:15	PB170782
131-11-3	Dimethylphthalate	0.61	U	1	0.61	5.00	ug/L	12/02/25 17:15	PB170782
208-96-8	Acenaphthylene	0.75	U	1	0.75	5.00	ug/L	12/02/25 17:15	PB170782
606-20-2	2,6-Dinitrotoluene	0.92	U	1	0.92	5.00	ug/L	12/02/25 17:15	PB170782
99-09-2	3-Nitroaniline	1.10	U	1	1.10	5.00	ug/L	12/02/25 17:15	PB170782
83-32-9	Acenaphthene	0.55	U	1	0.55	5.00	ug/L	12/02/25 17:15	PB170782
51-28-5	2,4-Dinitrophenol	6.00	U	1	6.00	10.0	ug/L	12/02/25 17:15	PB170782
100-02-7	4-Nitrophenol	2.40	U	1	2.40	10.0	ug/L	12/02/25 17:15	PB170782
132-64-9	Dibenzofuran	0.61	U	1	0.61	5.00	ug/L	12/02/25 17:15	PB170782
121-14-2	2,4-Dinitrotoluene	1.20	U	1	1.20	5.00	ug/L	12/02/25 17:15	PB170782
84-66-2	Diethylphthalate	0.69	U	1	0.69	5.00	ug/L	12/02/25 17:15	PB170782
7005-72-3	4-Chlorophenyl-phenylether	0.68	U	1	0.68	5.00	ug/L	12/02/25 17:15	PB170782
86-73-7	Fluorene	0.63	U	1	0.63	5.00	ug/L	12/02/25 17:15	PB170782
100-01-6	4-Nitroaniline	1.50	U	1	1.50	5.00	ug/L	12/02/25 17:15	PB170782
534-52-1	4,6-Dinitro-2-methylphenol	2.90	U	1	2.90	10.0	ug/L	12/02/25 17:15	PB170782

Alliance TECHNICAL GROUP
284 Sheffield Street, Mountainside, New Jersey 07092, Phone : 908 789 8900,
Fax : 908 789 8922

Report of Analysis

Client:	Remington & Vernick			Date Collected:	
Project:	Sadler Property			Date Received:	
Client Sample ID:	PB170782BL			SDG No.:	Q3743
Lab Sample ID:	PB170782BL			Matrix:	Water
Analytical Method:	8270E	Level: LOW		% Solid:	0
Sample Wt/Vol:	1000 mL	Final Vol:	1000 uL	Test:	SVOC-TCL BNA -20
Prep Method :	3510C	Prep Date:	12/02/25		

CAS Number	Parameter	Conc.	Qua.	DF	MDL	LOQ / CRQL	Units	Date Ana.	Prep BatchID
86-30-6	n-Nitrosodiphenylamine	0.58	U	1	0.58	5.00	ug/L	12/02/25 17:15	PB170782
101-55-3	4-Bromophenyl-phenylether	0.40	U	1	0.40	5.00	ug/L	12/02/25 17:15	PB170782
118-74-1	Hexachlorobenzene	0.52	U	1	0.52	5.00	ug/L	12/02/25 17:15	PB170782
1912-24-9	Atrazine	1.00	U	1	1.00	5.00	ug/L	12/02/25 17:15	PB170782
87-86-5	Pentachlorophenol	1.60	U	1	1.60	10.0	ug/L	12/02/25 17:15	PB170782
85-01-8	Phenanthrene	0.50	U	1	0.50	5.00	ug/L	12/02/25 17:15	PB170782
120-12-7	Anthracene	0.61	U	1	0.61	5.00	ug/L	12/02/25 17:15	PB170782
86-74-8	Carbazole	0.72	U	1	0.72	5.00	ug/L	12/02/25 17:15	PB170782
84-74-2	Di-n-butylphthalate	1.20	U	1	1.20	5.00	ug/L	12/02/25 17:15	PB170782
206-44-0	Fluoranthene	0.82	U	1	0.82	5.00	ug/L	12/02/25 17:15	PB170782
129-00-0	Pyrene	0.50	U	1	0.50	5.00	ug/L	12/02/25 17:15	PB170782
85-68-7	Butylbenzylphthalate	1.90	U	1	1.90	5.00	ug/L	12/02/25 17:15	PB170782
91-94-1	3,3-Dichlorobenzidine	0.93	U	1	0.93	10.0	ug/L	12/02/25 17:15	PB170782
56-55-3	Benzo(a)anthracene	0.45	U	1	0.45	5.00	ug/L	12/02/25 17:15	PB170782
218-01-9	Chrysene	0.44	U	1	0.44	5.00	ug/L	12/02/25 17:15	PB170782
117-81-7	Bis(2-ethylhexyl)phthalate	1.60	U	1	1.60	5.00	ug/L	12/02/25 17:15	PB170782
117-84-0	Di-n-octyl phthalate	2.30	U	1	2.30	10.0	ug/L	12/02/25 17:15	PB170782
205-99-2	Benzo(b)fluoranthene	0.49	U	1	0.49	5.00	ug/L	12/02/25 17:15	PB170782
207-08-9	Benzo(k)fluoranthene	0.48	U	1	0.48	5.00	ug/L	12/02/25 17:15	PB170782
50-32-8	Benzo(a)pyrene	0.55	U	1	0.55	5.00	ug/L	12/02/25 17:15	PB170782
193-39-5	Indeno(1,2,3-cd)pyrene	0.59	U	1	0.59	5.00	ug/L	12/02/25 17:15	PB170782
53-70-3	Dibenzo(a,h)anthracene	0.67	U	1	0.67	5.00	ug/L	12/02/25 17:15	PB170782
191-24-2	Benzo(g,h,i)perylene	0.69	U	1	0.69	5.00	ug/L	12/02/25 17:15	PB170782
95-94-3	1,2,4,5-Tetrachlorobenzene	0.52	U	1	0.52	5.00	ug/L	12/02/25 17:15	PB170782
123-91-1	1,4-Dioxane	1.00	U	1	1.00	5.00	ug/L	12/02/25 17:15	PB170782
58-90-2	2,3,4,6-Tetrachlorophenol	0.72	U	1	0.72	5.00	ug/L	12/02/25 17:15	PB170782
SURROGATES									
367-12-4	2-Fluorophenol	132			10 - 134	88%	SPK: 150		
13127-88-3	Phenol-d6	124			10 - 135	82%	SPK: 150		
4165-60-0	Nitrobenzene-d5	86.1			39 - 138	86%	SPK: 100		
321-60-8	2-Fluorobiphenyl	90.9			52 - 132	91%	SPK: 100		
118-79-6	2,4,6-Tribromophenol	136			44 - 137	91%	SPK: 150		
1718-51-0	Terphenyl-d14	98.0			42 - 152	98%	SPK: 100		
INTERNAL STANDARDS		**Area Count**							
3855-82-1	1,4-Dichlorobenzene-d4	237000							
1146-65-2	Naphthalene-d8	908000							
15067-26-2	Acenaphthene-d10	561000							
1517-22-2	Phenanthrene-d10	1130000							
1719-03-5	Chrysene-d12	1170000							
1520-96-3	Perylene-d12	1300000							

Alliance TECHNICAL GROUP
284 Sheffield Street, Mountainside, New Jersey 07092, Phone : 908 789 8900,
Fax : 908 789 8922

Report of Analysis

Client:	Remington & Vernick			Date Collected:	
Project:	Sadler Property			Date Received:	
Client Sample ID:	PB170782BL			SDG No.:	Q3743
Lab Sample ID:	PB170782BL			Matrix:	Water
Analytical Method:	8270E	Level:	LOW	% Solid:	0
Sample Wt/Vol:	1000 mL	Final Vol:	1000 uL	Test:	SVOC-TCL BNA -20
Prep Method :	3510C	Prep Date:	12/02/25		

CAS Number	Parameter	Conc.	Qua.	DF	MDL	LOQ / CRQL	Units	Date Ana.	Prep BatchID

U = Not Detected
LOQ = Limit of Quantitation
MDL = Method Detection Limit
LOD = Limit of Detection
E = Value Exceeds Calibration Range
Q = indicates LCS control criteria did not meet requirements
M = MS/MSD acceptance criteria did not meet requirements

J = Estimated Value
B = Analyte Found in Associated Method Blank
N = Presumptive Evidence of a Compound
* = Values outside of QC limits
D = Dilution
() = Laboratory InHouse Limit
A = Aldol-Condensation Reaction Products

Alliance TECHNICAL GROUP
284 Sheffield Street, Mountainside, New Jersey 07092, Phone : 908 789 8900,
Fax : 908 789 8922

Report of Analysis

Client:	Remington & Vernick			Date Collected:	
Project:	Sadler Property			Date Received:	
Client Sample ID:	PB170782BS			SDG No.:	Q3743
Lab Sample ID:	PB170782BS			Matrix:	Water
Analytical Method:	8270E	Level:	LOW	% Solid:	0
Sample Wt/Vol:	1000 mL	Final Vol:	1000 uL	Test:	SVOC-TCL BNA -20
Prep Method :	3510C	Prep Date:	12/02/25		

CAS Number	Parameter	Conc.	Qua.	DF	MDL	LOQ / CRQL	Units	Date Ana.	Prep BatchID
TARGETS									
100-52-7	Benzaldehyde	28.0		1	3.90	10.0	ug/L	12/02/25 15:53	PB170782
108-95-2	Phenol	38.3		1	0.91	5.00	ug/L	12/02/25 15:53	PB170782
111-44-4	bis(2-Chloroethyl)ether	38.1		1	0.81	5.00	ug/L	12/02/25 15:53	PB170782
95-57-8	2-Chlorophenol	40.2		1	0.58	5.00	ug/L	12/02/25 15:53	PB170782
95-48-7	2-Methylphenol	38.2		1	1.10	5.00	ug/L	12/02/25 15:53	PB170782
108-60-1	2,2-oxybis(1-Chloropropane)	38.2		1	1.30	5.00	ug/L	12/02/25 15:53	PB170782
98-86-2	Acetophenone	41.1		1	0.74	5.00	ug/L	12/02/25 15:53	PB170782
65794-96-9	3+4-Methylphenols	36.5		1	1.10	10.0	ug/L	12/02/25 15:53	PB170782
621-64-7	n-Nitroso-di-n-propylamine	35.9		1	1.40	2.50	ug/L	12/02/25 15:53	PB170782
67-72-1	Hexachloroethane	41.5		1	0.65	5.00	ug/L	12/02/25 15:53	PB170782
98-95-3	Nitrobenzene	41.0		1	0.76	5.00	ug/L	12/02/25 15:53	PB170782
78-59-1	Isophorone	38.6		1	0.75	5.00	ug/L	12/02/25 15:53	PB170782
88-75-5	2-Nitrophenol	41.4		1	1.80	5.00	ug/L	12/02/25 15:53	PB170782
105-67-9	2,4-Dimethylphenol	39.7		1	1.90	5.00	ug/L	12/02/25 15:53	PB170782
111-91-1	bis(2-Chloroethoxy)methane	39.4		1	0.68	5.00	ug/L	12/02/25 15:53	PB170782
120-83-2	2,4-Dichlorophenol	41.4		1	0.52	5.00	ug/L	12/02/25 15:53	PB170782
91-20-3	Naphthalene	40.8		1	0.50	5.00	ug/L	12/02/25 15:53	PB170782
106-47-8	4-Chloroaniline	18.9		1	0.84	5.00	ug/L	12/02/25 15:53	PB170782
87-68-3	Hexachlorobutadiene	44.4		1	0.54	5.00	ug/L	12/02/25 15:53	PB170782
105-60-2	Caprolactam	36.9		1	1.10	10.0	ug/L	12/02/25 15:53	PB170782
59-50-7	4-Chloro-3-methylphenol	39.8		1	0.59	5.00	ug/L	12/02/25 15:53	PB170782
91-57-6	2-Methylnaphthalene	36.5		1	0.56	5.00	ug/L	12/02/25 15:53	PB170782
77-47-4	Hexachlorocyclopentadiene	89.7	E	1	3.60	10.0	ug/L	12/02/25 15:53	PB170782
88-06-2	2,4,6-Trichlorophenol	43.4		1	0.51	5.00	ug/L	12/02/25 15:53	PB170782
95-95-4	2,4,5-Trichlorophenol	42.9		1	0.62	5.00	ug/L	12/02/25 15:53	PB170782
92-52-4	1,1-Biphenyl	43.1		1	0.53	5.00	ug/L	12/02/25 15:53	PB170782
91-58-7	2-Chloronaphthalene	42.4		1	0.61	5.00	ug/L	12/02/25 15:53	PB170782
88-74-4	2-Nitroaniline	42.1		1	1.30	5.00	ug/L	12/02/25 15:53	PB170782
131-11-3	Dimethylphthalate	42.2		1	0.61	5.00	ug/L	12/02/25 15:53	PB170782
208-96-8	Acenaphthylene	42.8		1	0.75	5.00	ug/L	12/02/25 15:53	PB170782
606-20-2	2,6-Dinitrotoluene	46.2		1	0.92	5.00	ug/L	12/02/25 15:53	PB170782
99-09-2	3-Nitroaniline	26.1		1	1.10	5.00	ug/L	12/02/25 15:53	PB170782
83-32-9	Acenaphthene	40.5		1	0.55	5.00	ug/L	12/02/25 15:53	PB170782
51-28-5	2,4-Dinitrophenol	93.5	E	1	6.00	10.0	ug/L	12/02/25 15:53	PB170782
100-02-7	4-Nitrophenol	82.7	E	1	2.40	10.0	ug/L	12/02/25 15:53	PB170782
132-64-9	Dibenzofuran	42.4		1	0.61	5.00	ug/L	12/02/25 15:53	PB170782
121-14-2	2,4-Dinitrotoluene	45.5		1	1.20	5.00	ug/L	12/02/25 15:53	PB170782
84-66-2	Diethylphthalate	42.9		1	0.69	5.00	ug/L	12/02/25 15:53	PB170782
7005-72-3	4-Chlorophenyl-phenylether	42.7		1	0.68	5.00	ug/L	12/02/25 15:53	PB170782
86-73-7	Fluorene	43.1		1	0.63	5.00	ug/L	12/02/25 15:53	PB170782
100-01-6	4-Nitroaniline	38.5		1	1.50	5.00	ug/L	12/02/25 15:53	PB170782
534-52-1	4,6-Dinitro-2-methylphenol	44.0		1	2.90	10.0	ug/L	12/02/25 15:53	PB170782

Alliance TECHNICAL GROUP
284 Sheffield Street, Mountainside, New Jersey 07092, Phone : 908 789 8900,
Fax : 908 789 8922

Report of Analysis

Client:	Remington & Vernick	Date Collected:	
Project:	Sadler Property	Date Received:	
Client Sample ID:	PB170782BS	SDG No.:	Q3743
Lab Sample ID:	PB170782BS	Matrix:	Water
Analytical Method:	8270E Level: LOW	% Solid:	0
Sample Wt/Vol:	1000 mL Final Vol: 1000 uL	Test:	SVOC-TCL BNA -20
Prep Method :	3510C Prep Date: 12/02/25		

CAS Number	Parameter	Conc.	Qua.	DF	MDL	LOQ / CRQL	Units	Date Ana.	Prep BatchID
86-30-6	n-Nitrosodiphenylamine	43.4		1	0.58	5.00	ug/L	12/02/25 15:53	PB170782
101-55-3	4-Bromophenyl-phenylether	43.5		1	0.40	5.00	ug/L	12/02/25 15:53	PB170782
118-74-1	Hexachlorobenzene	44.4		1	0.52	5.00	ug/L	12/02/25 15:53	PB170782
1912-24-9	Atrazine	45.4		1	1.00	5.00	ug/L	12/02/25 15:53	PB170782
87-86-5	Pentachlorophenol	90.0	E	1	1.60	10.0	ug/L	12/02/25 15:53	PB170782
85-01-8	Phenanthrene	43.6		1	0.50	5.00	ug/L	12/02/25 15:53	PB170782
120-12-7	Anthracene	44.3		1	0.61	5.00	ug/L	12/02/25 15:53	PB170782
86-74-8	Carbazole	43.8		1	0.72	5.00	ug/L	12/02/25 15:53	PB170782
84-74-2	Di-n-butylphthalate	45.0		1	1.20	5.00	ug/L	12/02/25 15:53	PB170782
206-44-0	Fluoranthene	44.3		1	0.82	5.00	ug/L	12/02/25 15:53	PB170782
129-00-0	Pyrene	42.9		1	0.50	5.00	ug/L	12/02/25 15:53	PB170782
85-68-7	Butylbenzylphthalate	43.0		1	1.90	5.00	ug/L	12/02/25 15:53	PB170782
91-94-1	3,3-Dichlorobenzidine	28.3		1	0.93	10.0	ug/L	12/02/25 15:53	PB170782
56-55-3	Benzo(a)anthracene	42.5		1	0.45	5.00	ug/L	12/02/25 15:53	PB170782
218-01-9	Chrysene	43.3		1	0.44	5.00	ug/L	12/02/25 15:53	PB170782
117-81-7	Bis(2-ethylhexyl)phthalate	42.9		1	1.60	5.00	ug/L	12/02/25 15:53	PB170782
117-84-0	Di-n-octyl phthalate	41.5		1	2.30	10.0	ug/L	12/02/25 15:53	PB170782
205-99-2	Benzo(b)fluoranthene	44.0		1	0.49	5.00	ug/L	12/02/25 15:53	PB170782
207-08-9	Benzo(k)fluoranthene	44.9		1	0.48	5.00	ug/L	12/02/25 15:53	PB170782
50-32-8	Benzo(a)pyrene	45.0		1	0.55	5.00	ug/L	12/02/25 15:53	PB170782
193-39-5	Indeno(1,2,3-cd)pyrene	45.6		1	0.59	5.00	ug/L	12/02/25 15:53	PB170782
53-70-3	Dibenzo(a,h)anthracene	45.7		1	0.67	5.00	ug/L	12/02/25 15:53	PB170782
191-24-2	Benzo(g,h,i)perylene	45.8		1	0.69	5.00	ug/L	12/02/25 15:53	PB170782
95-94-3	1,2,4,5-Tetrachlorobenzene	45.1		1	0.52	5.00	ug/L	12/02/25 15:53	PB170782
123-91-1	1,4-Dioxane	36.0		1	1.00	5.00	ug/L	12/02/25 15:53	PB170782
58-90-2	2,3,4,6-Tetrachlorophenol	45.9		1	0.72	5.00	ug/L	12/02/25 15:53	PB170782
SURROGATES									
367-12-4	2-Fluorophenol	117			10 - 134	78%	SPK: 150		
13127-88-3	Phenol-d6	110			10 - 135	73%	SPK: 150		
4165-60-0	Nitrobenzene-d5	79.5			39 - 138	79%	SPK: 100		
321-60-8	2-Fluorobiphenyl	82.7			52 - 132	83%	SPK: 100		
118-79-6	2,4,6-Tribromophenol	131			44 - 137	87%	SPK: 150		
1718-51-0	Terphenyl-d14	85.7			42 - 152	86%	SPK: 100		
INTERNAL STANDARDS		**Area Count**							
3855-82-1	1,4-Dichlorobenzene-d4	269000							
1146-65-2	Naphthalene-d8	1000000							
15067-26-2	Acenaphthene-d10	602000							
1517-22-2	Phenanthrene-d10	1230000							
1719-03-5	Chrysene-d12	1410000							
1520-96-3	Perylene-d12	1580000							

Alliance TECHNICAL GROUP
284 Sheffield Street, Mountainside, New Jersey 07092, Phone : 908 789 8900,
Fax : 908 789 8922

Report of Analysis

Client:	Remington & Vernick			Date Collected:	
Project:	Sadler Property			Date Received:	
Client Sample ID:	PB170782BS			SDG No.:	Q3743
Lab Sample ID:	PB170782BS			Matrix:	Water
Analytical Method:	8270E	Level:	LOW	% Solid:	0
Sample Wt/Vol:	1000 mL	Final Vol:	1000 uL	Test:	SVOC-TCL BNA -20
Prep Method :	3510C	Prep Date:	12/02/25		

CAS Number	Parameter	Conc.	Qua.	DF	MDL	LOQ / CRQL	Units	Date Ana.	Prep BatchID

U = Not Detected
LOQ = Limit of Quantitation
MDL = Method Detection Limit
LOD = Limit of Detection
E = Value Exceeds Calibration Range
Q = indicates LCS control criteria did not meet requirements
M = MS/MSD acceptance criteria did not meet requirements

J = Estimated Value
B = Analyte Found in Associated Method Blank
N = Presumptive Evidence of a Compound
* = Values outside of QC limits
D = Dilution
() = Laboratory InHouse Limit
A = Aldol-Condensation Reaction Products

Alliance TECHNICAL GROUP
284 Sheffield Street, Mountainside, New Jersey 07092, Phone : 908 789 8900,
Fax : 908 789 8922

Report of Analysis

Client:	Remington & Vernick			Date Collected:	
Project:	Sadler Property			Date Received:	
Client Sample ID:	PB170782BSD			SDG No.:	Q3743
Lab Sample ID:	PB170782BSD			Matrix:	Water
Analytical Method:	8270E	Level: LOW		% Solid:	0
Sample Wt/Vol:	1000 mL	Final Vol:	1000 uL	Test:	SVOC-TCL BNA -20
Prep Method :	3510C	Prep Date:	12/02/25		

CAS Number	Parameter	Conc.	Qua.	DF	MDL	LOQ / CRQL	Units	Date Ana.	Prep BatchID
TARGETS									
100-52-7	Benzaldehyde	29.3		1	3.90	10.0	ug/L	12/02/25 16:34	PB170782
108-95-2	Phenol	40.2		1	0.91	5.00	ug/L	12/02/25 16:34	PB170782
111-44-4	bis(2-Chloroethyl)ether	39.8		1	0.81	5.00	ug/L	12/02/25 16:34	PB170782
95-57-8	2-Chlorophenol	42.1		1	0.58	5.00	ug/L	12/02/25 16:34	PB170782
95-48-7	2-Methylphenol	39.9		1	1.10	5.00	ug/L	12/02/25 16:34	PB170782
108-60-1	2,2-oxybis(1-Chloropropane)	40.3		1	1.30	5.00	ug/L	12/02/25 16:34	PB170782
98-86-2	Acetophenone	41.8		1	0.74	5.00	ug/L	12/02/25 16:34	PB170782
65794-96-9	3+4-Methylphenols	38.5		1	1.10	10.0	ug/L	12/02/25 16:34	PB170782
621-64-7	n-Nitroso-di-n-propylamine	38.0		1	1.40	2.50	ug/L	12/02/25 16:34	PB170782
67-72-1	Hexachloroethane	43.0		1	0.65	5.00	ug/L	12/02/25 16:34	PB170782
98-95-3	Nitrobenzene	41.9		1	0.76	5.00	ug/L	12/02/25 16:34	PB170782
78-59-1	Isophorone	39.1		1	0.75	5.00	ug/L	12/02/25 16:34	PB170782
88-75-5	2-Nitrophenol	42.6		1	1.80	5.00	ug/L	12/02/25 16:34	PB170782
105-67-9	2,4-Dimethylphenol	41.4		1	1.90	5.00	ug/L	12/02/25 16:34	PB170782
111-91-1	bis(2-Chloroethoxy)methane	40.6		1	0.68	5.00	ug/L	12/02/25 16:34	PB170782
120-83-2	2,4-Dichlorophenol	42.7		1	0.52	5.00	ug/L	12/02/25 16:34	PB170782
91-20-3	Naphthalene	41.7		1	0.50	5.00	ug/L	12/02/25 16:34	PB170782
106-47-8	4-Chloroaniline	16.0		1	0.84	5.00	ug/L	12/02/25 16:34	PB170782
87-68-3	Hexachlorobutadiene	45.6		1	0.54	5.00	ug/L	12/02/25 16:34	PB170782
105-60-2	Caprolactam	34.3		1	1.10	10.0	ug/L	12/02/25 16:34	PB170782
59-50-7	4-Chloro-3-methylphenol	38.9		1	0.59	5.00	ug/L	12/02/25 16:34	PB170782
91-57-6	2-Methylnaphthalene	37.0		1	0.56	5.00	ug/L	12/02/25 16:34	PB170782
77-47-4	Hexachlorocyclopentadiene	98.8	E	1	3.60	10.0	ug/L	12/02/25 16:34	PB170782
88-06-2	2,4,6-Trichlorophenol	44.8		1	0.51	5.00	ug/L	12/02/25 16:34	PB170782
95-95-4	2,4,5-Trichlorophenol	44.0		1	0.62	5.00	ug/L	12/02/25 16:34	PB170782
92-52-4	1,1-Biphenyl	45.1		1	0.53	5.00	ug/L	12/02/25 16:34	PB170782
91-58-7	2-Chloronaphthalene	44.6		1	0.61	5.00	ug/L	12/02/25 16:34	PB170782
88-74-4	2-Nitroaniline	41.6		1	1.30	5.00	ug/L	12/02/25 16:34	PB170782
131-11-3	Dimethylphthalate	42.0		1	0.61	5.00	ug/L	12/02/25 16:34	PB170782
208-96-8	Acenaphthylene	43.6		1	0.75	5.00	ug/L	12/02/25 16:34	PB170782
606-20-2	2,6-Dinitrotoluene	46.6		1	0.92	5.00	ug/L	12/02/25 16:34	PB170782
99-09-2	3-Nitroaniline	24.4		1	1.10	5.00	ug/L	12/02/25 16:34	PB170782
83-32-9	Acenaphthene	42.5		1	0.55	5.00	ug/L	12/02/25 16:34	PB170782
51-28-5	2,4-Dinitrophenol	86.7	E	1	6.00	10.0	ug/L	12/02/25 16:34	PB170782
100-02-7	4-Nitrophenol	74.9		1	2.40	10.0	ug/L	12/02/25 16:34	PB170782
132-64-9	Dibenzofuran	43.2		1	0.61	5.00	ug/L	12/02/25 16:34	PB170782
121-14-2	2,4-Dinitrotoluene	42.8		1	1.20	5.00	ug/L	12/02/25 16:34	PB170782
84-66-2	Diethylphthalate	42.1		1	0.69	5.00	ug/L	12/02/25 16:34	PB170782
7005-72-3	4-Chlorophenyl-phenylether	43.4		1	0.68	5.00	ug/L	12/02/25 16:34	PB170782
86-73-7	Fluorene	42.2		1	0.63	5.00	ug/L	12/02/25 16:34	PB170782
100-01-6	4-Nitroaniline	33.3		1	1.50	5.00	ug/L	12/02/25 16:34	PB170782
534-52-1	4,6-Dinitro-2-methylphenol	44.8		1	2.90	10.0	ug/L	12/02/25 16:34	PB170782

Alliance TECHNICAL GROUP
284 Sheffield Street, Mountainside, New Jersey 07092, Phone : 908 789 8900,
Fax : 908 789 8922

Report of Analysis

Client:	Remington & Vernick	Date Collected:	
Project:	Sadler Property	Date Received:	
Client Sample ID:	PB170782BSD	SDG No.:	Q3743
Lab Sample ID:	PB170782BSD	Matrix:	Water
Analytical Method:	8270E Level: LOW	% Solid:	0
Sample Wt/Vol:	1000 mL Final Vol: 1000 uL	Test:	SVOC-TCL BNA -20
Prep Method :	3510C Prep Date: 12/02/25		

CAS Number	Parameter	Conc.	Qua.	DF	MDL	LOQ / CRQL	Units	Date Ana.	Prep BatchID
86-30-6	n-Nitrosodiphenylamine	46.5		1	0.58	5.00	ug/L	12/02/25 16:34	PB170782
101-55-3	4-Bromophenyl-phenylether	46.7		1	0.40	5.00	ug/L	12/02/25 16:34	PB170782
118-74-1	Hexachlorobenzene	47.1		1	0.52	5.00	ug/L	12/02/25 16:34	PB170782
1912-24-9	Atrazine	45.1		1	1.00	5.00	ug/L	12/02/25 16:34	PB170782
87-86-5	Pentachlorophenol	88.4	E	1	1.60	10.0	ug/L	12/02/25 16:34	PB170782
85-01-8	Phenanthrene	44.5		1	0.50	5.00	ug/L	12/02/25 16:34	PB170782
120-12-7	Anthracene	44.1		1	0.61	5.00	ug/L	12/02/25 16:34	PB170782
86-74-8	Carbazole	42.1		1	0.72	5.00	ug/L	12/02/25 16:34	PB170782
84-74-2	Di-n-butylphthalate	44.5		1	1.20	5.00	ug/L	12/02/25 16:34	PB170782
206-44-0	Fluoranthene	41.0		1	0.82	5.00	ug/L	12/02/25 16:34	PB170782
129-00-0	Pyrene	45.4		1	0.50	5.00	ug/L	12/02/25 16:34	PB170782
85-68-7	Butylbenzylphthalate	42.4		1	1.90	5.00	ug/L	12/02/25 16:34	PB170782
91-94-1	3,3-Dichlorobenzidine	29.0		1	0.93	10.0	ug/L	12/02/25 16:34	PB170782
56-55-3	Benzo(a)anthracene	43.6		1	0.45	5.00	ug/L	12/02/25 16:34	PB170782
218-01-9	Chrysene	44.2		1	0.44	5.00	ug/L	12/02/25 16:34	PB170782
117-81-7	Bis(2-ethylhexyl)phthalate	42.4		1	1.60	5.00	ug/L	12/02/25 16:34	PB170782
117-84-0	Di-n-octyl phthalate	41.3		1	2.30	10.0	ug/L	12/02/25 16:34	PB170782
205-99-2	Benzo(b)fluoranthene	44.1		1	0.49	5.00	ug/L	12/02/25 16:34	PB170782
207-08-9	Benzo(k)fluoranthene	45.1		1	0.48	5.00	ug/L	12/02/25 16:34	PB170782
50-32-8	Benzo(a)pyrene	45.8		1	0.55	5.00	ug/L	12/02/25 16:34	PB170782
193-39-5	Indeno(1,2,3-cd)pyrene	49.0		1	0.59	5.00	ug/L	12/02/25 16:34	PB170782
53-70-3	Dibenzo(a,h)anthracene	48.8		1	0.67	5.00	ug/L	12/02/25 16:34	PB170782
191-24-2	Benzo(g,h,i)perylene	49.3		1	0.69	5.00	ug/L	12/02/25 16:34	PB170782
95-94-3	1,2,4,5-Tetrachlorobenzene	47.4		1	0.52	5.00	ug/L	12/02/25 16:34	PB170782
123-91-1	1,4-Dioxane	33.7		1	1.00	5.00	ug/L	12/02/25 16:34	PB170782
58-90-2	2,3,4,6-Tetrachlorophenol	44.8		1	0.72	5.00	ug/L	12/02/25 16:34	PB170782
SURROGATES									
367-12-4	2-Fluorophenol	121			10 - 134	81%	SPK: 150		
13127-88-3	Phenol-d6	114			10 - 135	76%	SPK: 150		
4165-60-0	Nitrobenzene-d5	80.4			39 - 138	80%	SPK: 100		
321-60-8	2-Fluorobiphenyl	86.9			52 - 132	87%	SPK: 100		
118-79-6	2,4,6-Tribromophenol	123			44 - 137	82%	SPK: 150		
1718-51-0	Terphenyl-d14	87.7			42 - 152	88%	SPK: 100		
INTERNAL STANDARDS		**Area Count**							
3855-82-1	1,4-Dichlorobenzene-d4	286000							
1146-65-2	Naphthalene-d8	1090000							
15067-26-2	Acenaphthene-d10	632000							
1517-22-2	Phenanthrene-d10	1170000							
1719-03-5	Chrysene-d12	1150000							
1520-96-3	Perylene-d12	1440000							

Alliance TECHNICAL GROUP
284 Sheffield Street, Mountainside, New Jersey 07092, Phone : 908 789 8900,
Fax : 908 789 8922

Report of Analysis

Client:	Remington & Vernick			Date Collected:	
Project:	Sadler Property			Date Received:	
Client Sample ID:	PB170782BSD			SDG No.:	Q3743
Lab Sample ID:	PB170782BSD			Matrix:	Water
Analytical Method:	8270E	Level:	LOW	% Solid:	0
Sample Wt/Vol:	1000 mL	Final Vol:	1000 uL	Test:	SVOC-TCL BNA -20
Prep Method :	3510C	Prep Date:	12/02/25		

CAS Number	Parameter	Conc.	Qua.	DF	MDL	LOQ / CRQL	Units	Date Ana.	Prep BatchID

U = Not Detected
LOQ = Limit of Quantitation
MDL = Method Detection Limit
LOD = Limit of Detection
E = Value Exceeds Calibration Range
Q = indicates LCS control criteria did not meet requirements
M = MS/MSD acceptance criteria did not meet requirements

J = Estimated Value
B = Analyte Found in Associated Method Blank
N = Presumptive Evidence of a Compound
* = Values outside of QC limits
D = Dilution
() = Laboratory InHouse Limit
A = Aldol-Condensation Reaction Products

CALIBRATION SUMMARY

Response Factor Report MSBNA_P

Method Path : Z:\svoasrv\HPCHEM1\BNA_P\Methods\
Method File : 8270E-BP111825.M
Title : ASP BNA STANDARDS FOR 5 POINT CALIBRATION
Last Update : Wed Nov 19 01:25:31 2025
Response Via : Initial Calibration

Calibration Files
2.5 =BP026143.D 5 =BP026144.D 10 =BP026145.D 20 =BP026146.D 40 =BP026147.D 50 =BP026148.D 60 =BP026149.D 80 =BP0261
50.D

		Compound	2.5	5	10	20	40	50	60	80	Avg	%RSD
1)	I	1,4-Dichlorobenzen...	----------ISTD----------									
2)		1,4-Dioxane	0.507	0.520	0.524	0.487	0.502	0.505	0.494	0.505		2.61
3)		Pyridine	1.401	1.459	1.510	1.445	1.485	1.466	1.458	1.461		2.32
4)		n-Nitrosodimet...		0.535	0.560	0.540	0.552	0.549	0.540	0.546		1.75
5)	S	2-Fluorophenol	1.193	1.249	1.277	1.245	1.255	1.258	1.245	1.246		2.08
6)		Aniline	1.953	2.050	2.154	2.122	2.138	2.127	2.117	2.094		3.36
7)	S	Phenol-d6	1.465	1.564	1.623	1.617	1.632	1.606	1.596	1.586		3.64
8)		2-Chlorophenol	1.318	1.398	1.438	1.431	1.452	1.439	1.453	1.418		3.37
9)		Benzaldehyde		0.963	0.899	0.922	0.719	0.812	0.673	0.831		14.04
10)	C	Phenol	1.570	1.658	1.757	1.746	1.759	1.742	1.729	1.709		4.12
11)		bis(2-Chloroet...	1.252	1.334	1.368	1.361	1.363	1.338	1.350	1.338		3.00
12)		1,3-Dichlorobe...	1.511	1.526	1.570	1.525	1.528	1.518	1.518	1.528		1.28
13)	C	1,4-Dichlorobe...	1.495	1.547	1.589	1.540	1.546	1.532	1.530	1.540		1.81
14)		1,2-Dichlorobe...	1.453	1.482	1.521	1.479	1.480	1.470	1.464	1.479		1.46
15)		Benzyl Alcohol		1.074	1.181	1.187	1.194	1.164	1.173	1.162		3.82
16)		2,2'-oxybis(1-...	1.769	1.841	1.961	1.914	1.924	1.852	1.892	1.879		3.40
17)		2-Methylphenol	1.067	1.126	1.191	1.195	1.202	1.180	1.182	1.163		4.25
18)		Hexachloroethane	0.527	0.559	0.569	0.565	0.565	0.557	0.581	0.560		2.99
19)	P	n-Nitroso-di-n...	0.937	0.899	0.960	1.063	1.024	1.039	0.975	0.986	0.985	5.53
20)		3+4-Methylphenols		1.530	1.656	1.624	1.648	1.601	1.613	1.612		2.82
21)	I	Naphthalene-d8	----------ISTD----------									
22)		Acetophenone	0.497	0.521	0.530	0.507	0.504	0.507	0.493	0.508		2.58
23)	S	Nitrobenzene-d5	0.335	0.357	0.362	0.355	0.351	0.355	0.349	0.352		2.39
24)		Nitrobenzene	0.339	0.356	0.368	0.359	0.357	0.360	0.354	0.356		2.50
25)		Isophorone	0.655	0.693	0.736	0.710	0.710	0.686	0.697	0.698		3.57
26)	C	2-Nitrophenol	0.152	0.164	0.182	0.189	0.189	0.192	0.193	0.180		8.87
27)		2,4-Dimethylph...	0.305	0.327	0.337	0.328	0.328	0.327	0.323	0.325		3.06
28)		bis(2-Chloroet...	0.425	0.439	0.454	0.439	0.442	0.426	0.436	0.437		2.28
29)	C	2,4-Dichloroph...	0.298	0.322	0.335	0.331	0.330	0.330	0.328	0.325		3.81
30)		1,2,4-Trichlor...	0.331	0.337	0.337	0.330	0.325	0.328	0.328	0.331		1.36
31)		Naphthalene	1.080	1.114	1.115	1.073	1.073	1.059	1.052	1.081		2.30
32)		Benzoic acid		0.209	0.268	0.276	0.276	0.329	0.285	0.274		14.03
33)		4-Chloroaniline	0.429	0.461	0.479	0.472	0.463	0.458	0.457	0.460		3.45
34)	C	Hexachlorobuta...	0.213	0.218	0.219	0.215	0.211	0.212	0.219	0.215		1.65
35)		Caprolactam		0.113	0.123	0.117	0.118	0.114	0.113	0.116		3.36
36)	C	4-Chloro-3-met...	0.314	0.342	0.366	0.354	0.356	0.344	0.342	0.345		4.75
37)		2-Methylnaphth...	0.732	0.791	0.804	0.773	0.773	0.746	0.744	0.766		3.47
38)		1-Methylnaphth...	0.735	0.767	0.785	0.763	0.746	0.729	0.719	0.749		3.17

Method Path : Z:\svoasrv\HPCHEM1\BNA_P\Methods\
Method File : 8270E-BP111825.M

39)	I	Acenaphthene-d10	----------ISTD----------								
40)		1,2,4,5-Tetrac...	0.607	0.610	0.613	0.597	0.594	0.610	0.603	0.605	1.19
41)	P	Hexachlorocycl...		0.347	0.382	0.396	0.396	0.418	0.436	0.396	7.76
42)	S	2,4,6-Tribromo...	0.241	0.253	0.273	0.264	0.262	0.260	0.262	0.259	3.87
43)	C	2,4,6-Trichlor...	0.380	0.404	0.431	0.420	0.420	0.426	0.420	0.415	4.21
44)		2,4,5-Trichlor...	0.428	0.454	0.482	0.467	0.469	0.473	0.468	0.463	3.72
45)	S	2-Fluorobiphenyl	1.430	1.442	1.453	1.337	1.317	1.325	1.249	1.365	5.68
46)		1,1'-Biphenyl	1.499	1.540	1.580	1.489	1.469	1.504	1.460	1.506	2.78
47)		2-Chloronaphth...	1.167	1.215	1.217	1.169	1.164	1.195	1.162	1.184	2.04
48)		2-Nitroaniline	0.289	0.310	0.345	0.338	0.336	0.349	0.339	0.329	6.58
49)		Acenaphthylene	1.890	1.987	2.051	1.947	1.943	1.951	1.906	1.953	2.74
50)		Dimethylphthalate	1.470	1.517	1.573	1.494	1.470	1.470	1.462	1.494	2.66
51)		2,6-Dinitrotol...	0.235	0.267	0.310	0.315	0.312	0.313	0.319	0.296	10.85
52)	C	Acenaphthene	1.139	1.182	1.180	1.138	1.141	1.153	1.081	1.145	2.95
53)		3-Nitroaniline	0.286	0.330	0.368	0.362	0.364	0.368	0.362	0.349	8.74
54)	P	2,4-Dinitrophenol		0.124	0.174	0.186	0.187	0.194	0.208	0.179	16.32
55)		Dibenzofuran	1.779	1.832	1.880	1.765	1.763	1.738	1.654	1.773	4.02
56)	P	4-Nitrophenol		0.290	0.331	0.316	0.314	0.324	0.317	0.315	4.47
57)		2,4-Dinitrotol...	0.362	0.407	0.469	0.467	0.464	0.465	0.459	0.442	9.40
58)		Fluorene	1.447	1.490	1.500	1.380	1.374	1.351	1.267	1.401	5.94
59)		2,3,4,6-Tetrac...	0.361	0.391	0.409	0.400	0.397	0.396	0.394	0.393	3.80
60)		Diethylphthalate	1.493	1.507	1.592	1.522	1.493	1.462	1.465	1.505	2.92
61)		4-Chlorophenyl...	0.718	0.717	0.741	0.693	0.691	0.673	0.648	0.697	4.47
62)		4-Nitroaniline	0.313	0.359	0.394	0.365	0.368	0.376	0.358	0.362	6.90
63)		Azobenzene	1.200	1.276	1.346	1.290	1.279	1.252	1.240	1.269	3.58
64)	I	Phenanthrene-d10	----------ISTD----------								
65)		4,6-Dinitro-2-...		0.099	0.123	0.134	0.132	0.134	0.141	0.127	11.84
66)	c	n-Nitrosodiphe...	0.598	0.640	0.641	0.624	0.610	0.609	0.610	0.619	2.70
67)		4-Bromophenyl-...	0.208	0.219	0.223	0.229	0.221	0.221	0.229	0.221	3.29
68)		Hexachlorobenzene	0.243	0.260	0.260	0.265	0.255	0.254	0.263	0.257	2.91
69)		Atrazine	0.217	0.232	0.247	0.238	0.233	0.229	0.237	0.233	3.94
70)	C	Pentachlorophenol		0.170	0.179	0.183	0.179	0.180	0.187	0.180	3.30
71)		Phenanthrene	1.128	1.179	1.179	1.122	1.102	1.089	1.087	1.127	3.43
72)		Anthracene	1.122	1.194	1.198	1.171	1.122	1.134	1.102	1.149	3.33
73)		Carbazole	1.083	1.178	1.151	1.105	1.045	1.050	1.030	1.091	5.15
74)		Di-n-butylphth...	1.219	1.290	1.372	1.358	1.304	1.223	1.290	1.294	4.57
75)	C	Fluoranthene	1.383	1.464	1.452	1.369	1.308	1.319	1.287	1.369	5.09
76)	I	Chrysene-d12	----------ISTD----------								
77)		Benzidine		0.727	0.733	0.616	0.631	0.594	0.508	0.635	13.43
78)		Pyrene	1.266	1.318	1.375	1.331	1.309	1.302	1.277	1.311	2.75
79)	S	Terphenyl-d14	1.024	1.037	1.061	0.990	0.971	0.918	0.866	0.981	7.08
80)		Butylbenzylpht...	0.546	0.552	0.612	0.603	0.588	0.555	0.587	0.578	4.60
81)		Benzo(a)anthra...	1.373	1.401	1.437	1.376	1.349	1.350	1.328	1.374	2.65
82)		3,3'-Dichlorob...		0.513	0.526	0.500	0.492	0.491	0.475	0.500	3.61
83)		Chrysene	1.298	1.336	1.341	1.284	1.266	1.279	1.257	1.295	2.54
84)		Bis(2-ethylhex...	0.842	0.825	0.918	0.933	0.876	0.814	0.911	0.874	5.48
85)	c	Di-n-octyl pht...		1.414	1.572	1.581	1.553	1.467	1.584	1.529	4.64

Method Path : Z:\svoasrv\HPCHEM1\BNA_P\Methods\
Method File : 8270E-BP111825.M

86) I	Perylene-d12	----------ISTD----------								
87)	Indeno(1,2,3-c...	1.442	1.484	1.538	1.511	1.483	1.531	1.511	1.500	2.21
88)	Benzo(b)fluora...	1.190	1.226	1.271	1.237	1.222	1.200	1.180	1.218	2.57
89)	Benzo(k)fluora...	1.206	1.228	1.275	1.213	1.213	1.192	1.189	1.217	2.38
90) C	Benzo(a)pyrene	1.121	1.153	1.198	1.168	1.147	1.146	1.142	1.154	2.10
91)	Dibenzo(a,h)an...	1.177	1.220	1.274	1.237	1.209	1.245	1.232	1.228	2.48
92)	Benzo(g,h,i)pe...	1.175	1.230	1.253	1.223	1.185	1.244	1.234	1.220	2.41

(#) = Out of Range

284 Sheffield Street, Mountainside, New Jersey 07092, Phone : 908 789 8900,
Fax : 908 789 8922

7C

SEMIVOLATILE CONTINUING CALIBRATION CHECK

Lab Name: Alliance | Contract: REMI01

Lab Code: ACE | SDG No.: Q3743

Instrument ID: BNA_P | Calibration Date/Time: 12/02/2025 14:31

Lab File ID: BP026207.D | Init. Calib. Date(s): 11/18/2025 11/18/2025

EPA Sample No.: SSTDCCC040 | Init. Calib. Time(s): 14:31 21:22

GC Column: ZB-GR ID: 0.25 (mm)

COMPOUND	$\overline{RRF}$	RRF040	MIN RRF	%D	MAX%D
2-Fluorophenol	1.246	1.209		-3.0	
Benzaldehyde	0.831	0.863		3.9	
Phenol-d6	1.586	1.519		-4.2	
Phenol	1.709	1.629		-4.7	20.0
bis(2-Chloroethyl)ether	1.338	1.301		-2.8	
2-Chlorophenol	1.418	1.403		-1.1	
2-Methylphenol	1.163	1.121		-3.6	
2,2-oxybis(1-Chloropropane)	1.879	1.853		-1.4	
Acetophenone	0.508	0.496		-2.4	
3+4-Methylphenols	1.612	1.512		-6.2	
n-Nitroso-di-n-propylamine	0.985	0.939	0.050	-4.7	
Nitrobenzene-d5	0.352	0.347		-1.4	
Hexachloroethane	0.560	0.575		2.7	
Nitrobenzene	0.356	0.349		-2.0	
Isophorone	0.698	0.664		-4.9	
2-Nitrophenol	0.180	0.181		0.6	20.0
2,4-Dimethylphenol	0.325	0.287		-11.7	
bis(2-Chloroethoxy)methane	0.437	0.420		-3.9	
2,4-Dichlorophenol	0.325	0.323		-0.6	20.0
Naphthalene	1.081	1.075		-0.6	
4-Chloroaniline	0.460	0.436		-5.2	
Hexachlorobutadiene	0.215	0.228		6.0	20.0
Caprolactam	0.116	0.105		-9.5	
4-Chloro-3-methylphenol	0.345	0.335		-2.9	20.0
2-Methylnaphthalene	0.766	0.760		-0.8	
Hexachlorocyclopentadiene	0.396	0.321	0.050	-18.9	
2,4,6-Trichlorophenol	0.415	0.416		0.2	20.0
2-Fluorobiphenyl	1.365	1.384		1.4	
2,4,5-Trichlorophenol	0.463	0.461		-0.4	
1,1-Biphenyl	1.506	1.471		-2.3	
2-Chloronaphthalene	1.184	1.167		-1.4	
2-Nitroaniline	0.329	0.314		-4.6	
Dimethylphthalate	1.494	1.478		-1.1	
Acenaphthylene	1.953	1.939		-0.7	
2,6-Dinitrotoluene	0.296	0.306		3.4	
3-Nitroaniline	0.349	0.329		-5.7	
Acenaphthene	1.145	1.122		-2.0	20.0
2,4-Dinitrophenol	0.179	0.163	0.050	-8.9	
4-Nitrophenol	0.315	0.280	0.050	-11.1	

Form VII SV-1

284 Sheffield Street, Mountainside, New Jersey 07092, Phone : 908 789 8900,
Fax : 908 789 8922

7C

SEMIVOLATILE CONTINUING CALIBRATION CHECK

Lab Name: Alliance | Contract: REMI01

Lab Code: ACE | SDG No.: Q3743

Instrument ID: BNA_P | Calibration Date/Time: 12/02/2025 14:31

Lab File ID: BP026207.D | Init. Calib. Date(s): 11/18/2025 11/18/2025

EPA Sample No.: SSTDCCC040 | Init. Calib. Time(s): 14:31 21:22

GC Column: ZB-GR ID: 0.25 (mm)

COMPOUND	RRF	RRF040	MIN RRF	%D	MAX%D
Dibenzofuran	1.773	1.783		0.6	
2,4-Dinitrotoluene	0.442	0.451		2.0	
Diethylphthalate	1.505	1.523		1.2	
4-Chlorophenyl-phenylether	0.697	0.712		2.2	
Fluorene	1.401	1.402		0.1	
4-Nitroaniline	0.362	0.340		-6.1	
4,6-Dinitro-2-methylphenol	0.127	0.122		-3.9	
n-Nitrosodiphenylamine	0.619	0.607		-1.9	20.0
2,4,6-Tribromophenol	0.259	0.276		6.6	
4-Bromophenyl-phenylether	0.221	0.225		1.8	
Hexachlorobenzene	0.257	0.264		2.7	
Atrazine	0.233	0.236		1.3	
Pentachlorophenol	0.180	0.179		-0.6	20.0
Phenanthrene	1.127	1.119		-0.7	
Anthracene	1.149	1.167		1.6	
Carbazole	1.091	1.083		-0.7	
Di-n-butylphthalate	1.294	1.331		2.9	
Fluoranthene	1.369	1.418		3.6	20.0
Pyrene	1.311	1.345		2.6	
Terphenyl-d14	0.981	1.065		8.6	
Butylbenzylphthalate	0.578	0.610		5.5	
3,3-Dichlorobenzidine	0.500	0.463		-7.4	
Benzo(a)anthracene	1.374	1.363		-0.8	
Chrysene	1.295	1.302		0.5	
Bis(2-ethylhexyl)phthalate	0.874	0.949		8.6	
Di-n-octyl phthalate	1.529	1.538		0.6	20.0
Benzo(b)fluoranthene	1.218	1.297		6.5	
Benzo(k)fluoranthene	1.217	1.350		10.9	
Benzo(a)pyrene	1.154	1.179		2.2	20.0
Indeno(1,2,3-cd)pyrene	1.500	1.386		-7.6	
Dibenzo(a,h)anthracene	1.228	1.138		-7.3	
Benzo(g,h,i)perylene	1.220	1.135		-7.0	
1,2,4,5-Tetrachlorobenzene	0.605	0.623		3.0	
1,4-Dioxane	0.505	0.489		-3.2	20.0
2,3,4,6-Tetrachlorophenol	0.393	0.399		1.5	

All other compounds must meet a minimum RRF of 0.010.

Form VII SV-1

SAMPLE RAW DATA

Data Path : Z:\svoasrv\HPCHEM1\BNA_P\Data\BP120225\
Data File : BP026213.D
Acq On : 02 Dec 2025 18:37
Operator : RC/JU
Sample : Q3743-01
Misc :
ALS Vial : 7 Sample Multiplier: 1

Instrument :
BNA_P
ClientSampleId :
TW-1125-1

Quant Time: Dec 03 00:21:22 2025
Quant Method : Z:\svoasrv\HPCHEM1\BNA_P\Methods\8270E-BP111825.M
Quant Title : ASP BNA STANDARDS FOR 5 POINT CALIBRATION
QLast Update : Wed Nov 19 01:25:31 2025
Response via : Initial Calibration

Compound	R.T.	QIon	Response	Conc	Units	Dev(Min)
Internal Standards						
1) 1,4-Dichlorobenzene-d4	7.660	152	264989	20.000	ng	-0.01
21) Naphthalene-d8	10.419	136	1060256	20.000	ng	-0.03
39) Acenaphthene-d10	14.295	164	674397	20.000	ng	-0.03
64) Phenanthrene-d10	17.095	188	1382093	20.000	ng	-0.04
76) Chrysene-d12	21.548	240	1464575	20.000	ng	-0.02
86) Perylene-d12	24.854	264	1588322	20.000	ng	-0.05
System Monitoring Compounds						
5) 2-Fluorophenol	5.284	112	1325472	80.286	ng	0.00
7) Phenol-d6	6.843	99	1354062	64.425	ng	-0.01
23) Nitrobenzene-d5	8.790	82	1176607	63.036	ng	-0.02
42) 2,4,6-Tribromophenol	15.807	330	873051	99.794	ng	-0.03
45) 2-Fluorobiphenyl	12.901	172	3008859	65.388	ng	-0.03
79) Terphenyl-d14	19.842	244	4438299	61.792	ng	-0.03
Target Compounds						Qvalue
35) Caprolactam	11.337	113	51808	8.403	ng	95

(#) = qualifier out of range (m) = manual integration (+) = signals summed

Sample Results: **BP026213.D**

Data Path : Z:\svoasrv\HPCHEM1\BNA_P\Data\BP120225\
Data File : BP026213.D
Acq On : 02 Dec 2025 18:37
Operator : RC/JU
Sample : Q3743-01
Misc :
ALS Vial : 7 Sample Multiplier: 1

Instrument :
BNA_P
ClientSampleId :
TW-1125-1

Quant Time: Dec 03 00:21:22 2025
Quant Method : Z:\svoasrv\HPCHEM1\BNA_P\Methods\8270E-BP111825.M
Quant Title : ASP BNA STANDARDS FOR 5 POINT CALIBRATION
QLast Update : Wed Nov 19 01:25:31 2025
Response via : Initial Calibration

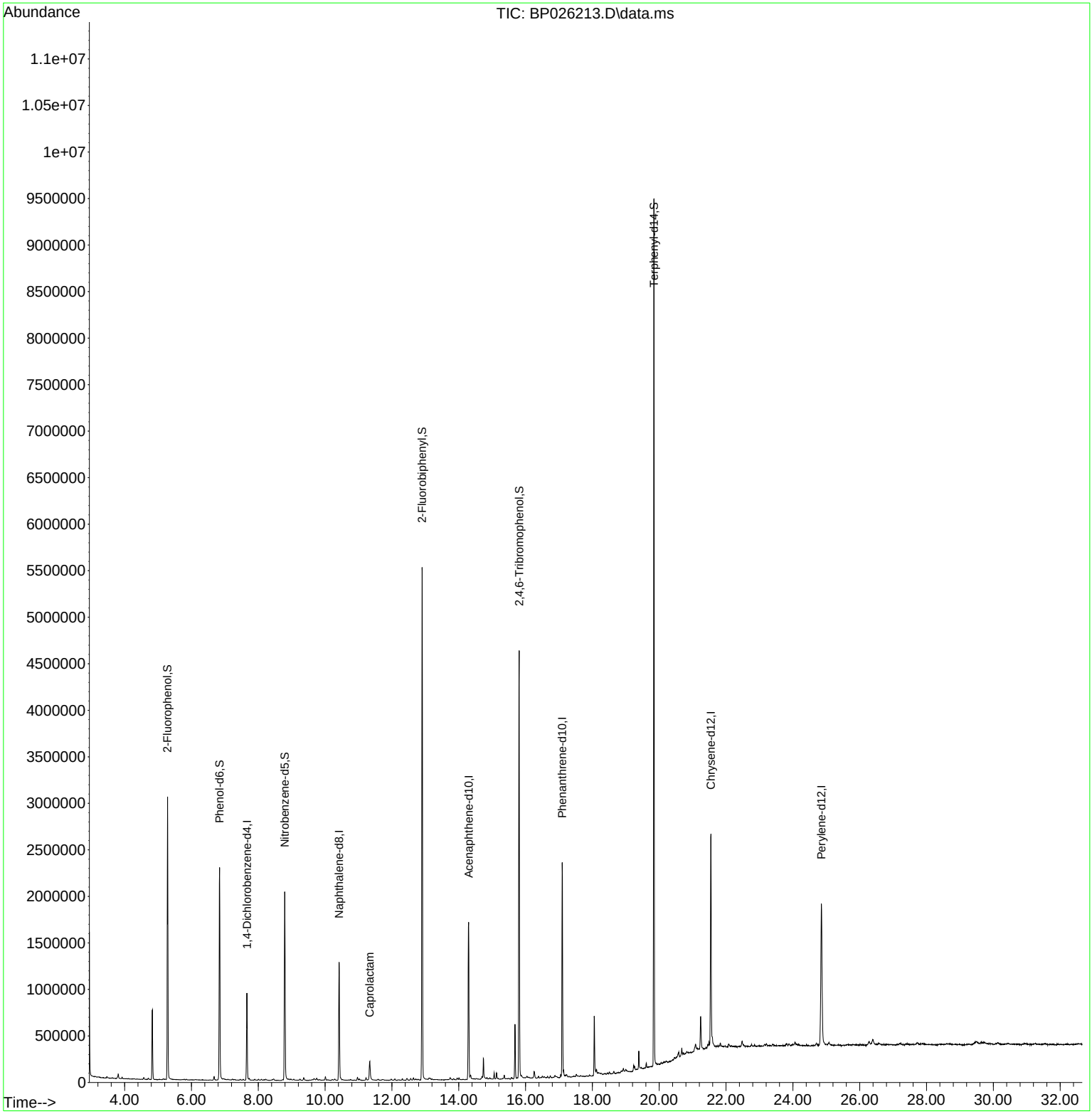

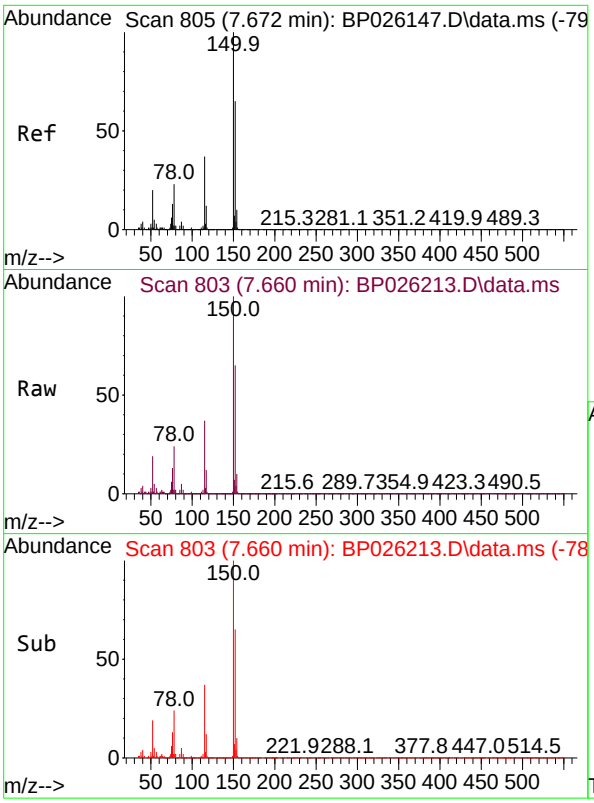

#1
1,4-Dichlorobenzene-d4
Concen: 20.000 ng
RT: 7.660 min Scan# 8
Delta R.T. -0.011 min
Lab File: BP026213.D
Acq: 02 Dec 2025 18:37

Instrument :
BNA_P
ClientSampleId :
TW-1125-1

Tgt Ion:152 Resp: 264989

Ion	Ratio	Lower	Upper
152	100		
150	153.6	123.0	184.6
115	56.5	46.3	69.5

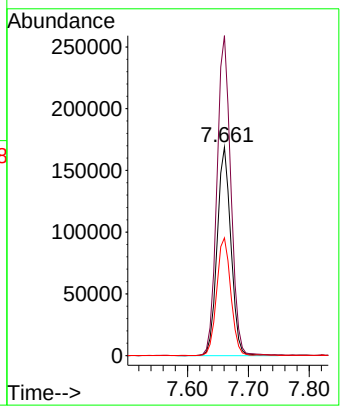



#5
2-Fluorophenol
Concen: 80.286 ng
RT: 5.284 min Scan# 399
Delta R.T. -0.006 min
Lab File: BP026213.D
Acq: 02 Dec 2025 18:37

Tgt Ion:112 Resp: 1325472

Ion	Ratio	Lower	Upper
112	100		
64	56.2	45.8	68.6
63	29.6	23.5	35.3

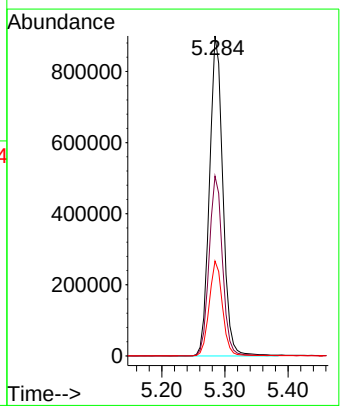

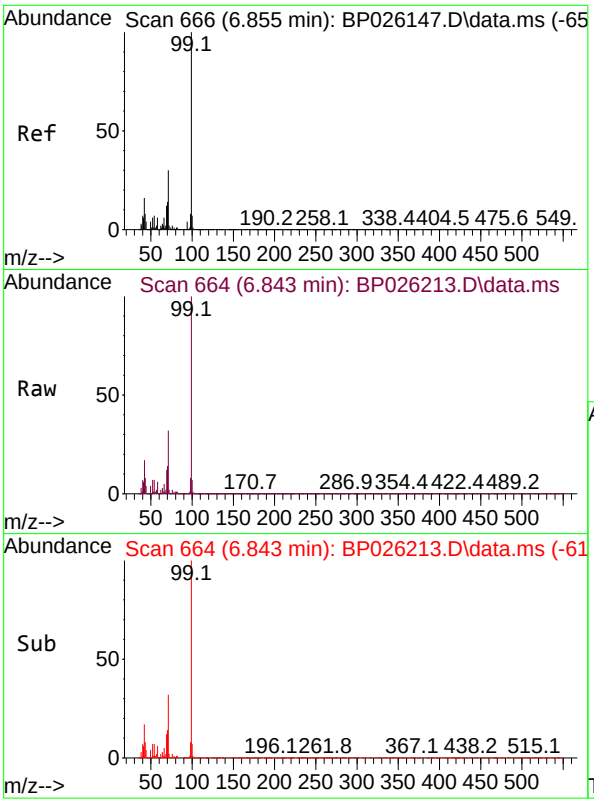

#7
Phenol-d6
Concen: 64.425 ng
RT: 6.843 min Scan# 6
Delta R.T. -0.012 min
Lab File: BP026213.D
Acq: 02 Dec 2025 18:37

Instrument :
BNA_P
ClientSampleId :
TW-1125-1

Tgt Ion: 99 Resp: 1354062

Ion	Ratio	Lower	Upper
99	100		
42	16.6	12.9	19.3
71	32.0	24.8	37.2

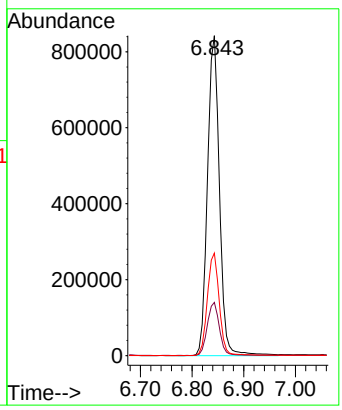



#21
Naphthalene-d8
Concen: 20.000 ng
RT: 10.419 min Scan# 1272
Delta R.T. -0.029 min
Lab File: BP026213.D
Acq: 02 Dec 2025 18:37

Tgt Ion:136 Resp: 1060256

Ion	Ratio	Lower	Upper
136	100		
137	11.1	8.7	13.1
54	7.8	6.4	9.6
68	5.7	4.9	7.3

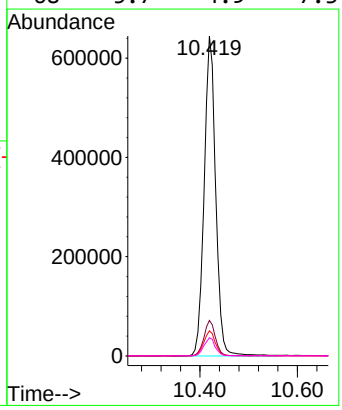

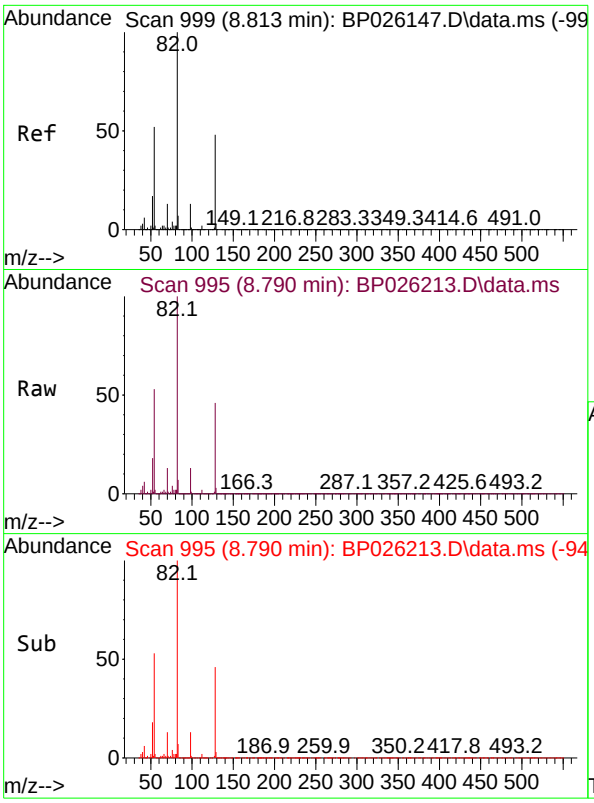

#23
Nitrobenzene-d5
Concen: 63.036 ng
RT: 8.790 min Scan# 99
Delta R.T. -0.023 min
Lab File: BP026213.D
Acq: 02 Dec 2025 18:37

Instrument :
BNA_P
ClientSampleId :
TW-1125-1

Tgt Ion: 82 Resp: 1176607

Ion	Ratio	Lower	Upper
82	100		
128	46.0	37.4	56.0
54	52.6	41.6	62.4

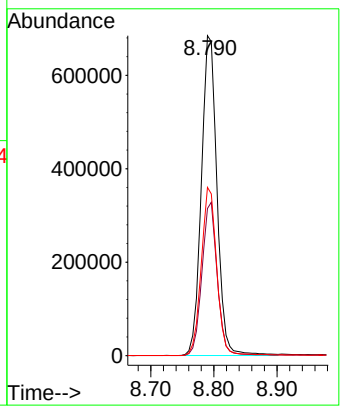

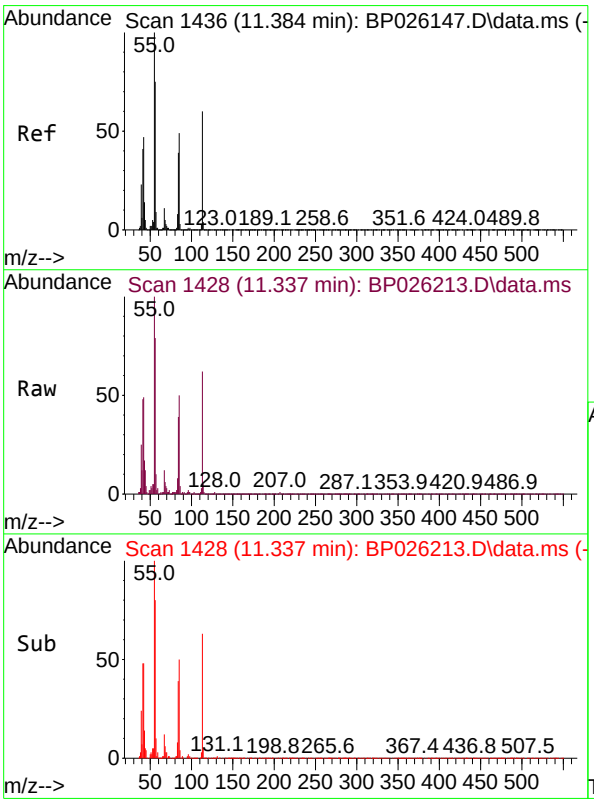

#35
Caprolactam
Concen: 8.403 ng
RT: 11.337 min Scan# 1428
Delta R.T. -0.041 min
Lab File: BP026213.D
Acq: 02 Dec 2025 18:37

Tgt Ion:113 Resp: 51808

Ion	Ratio	Lower	Upper
113	100		
55	160.8	153.0	193.0
56	127.4	106.4	146.4

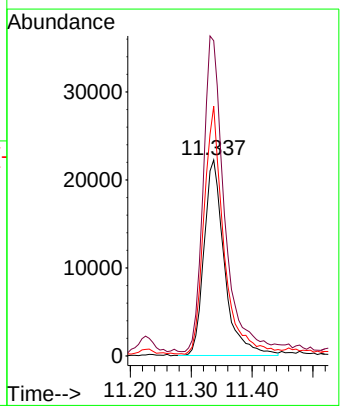

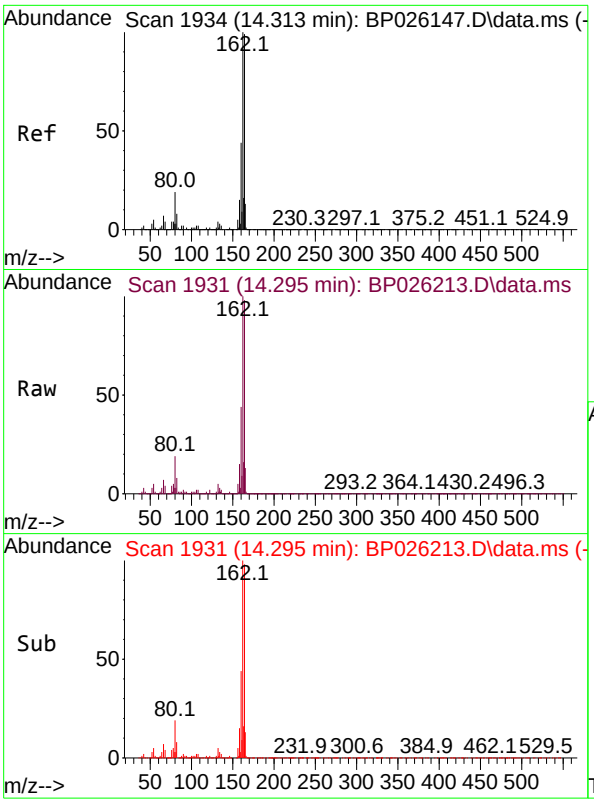

#39
Acenaphthene-d10
Concen: 20.000 ng
RT: 14.295 min Scan# 19
Delta R.T. -0.029 min
Lab File: BP026213.D
Acq: 02 Dec 2025 18:37

Instrument :
BNA_P
ClientSampleId :
TW-1125-1

Tgt Ion:164 Resp: 674397

Ion	Ratio	Lower	Upper
164	100		
162	101.8	80.3	120.5
160	44.6	35.2	52.8

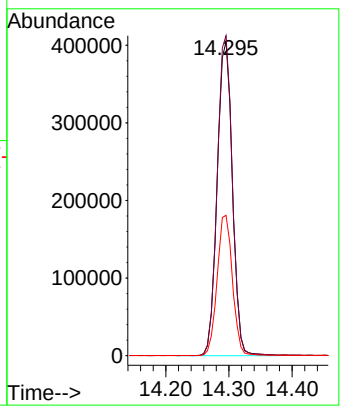

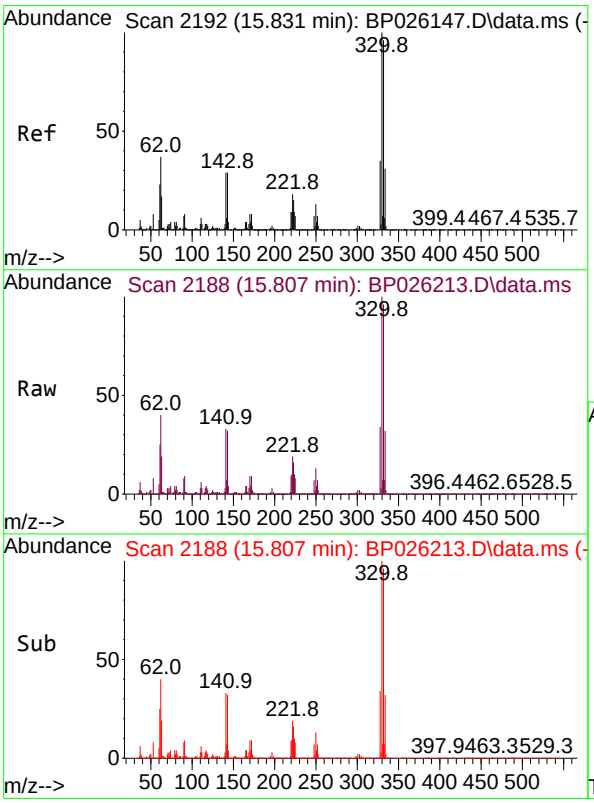

#42
2,4,6-Tribromophenol
Concen: 99.794 ng
RT: 15.807 min Scan# 2188
Delta R.T. -0.029 min
Lab File: BP026213.D
Acq: 02 Dec 2025 18:37

Tgt Ion:330 Resp: 873051

Ion	Ratio	Lower	Upper
330	100		
332	96.8	78.0	117.0
141	34.0	26.8	40.2

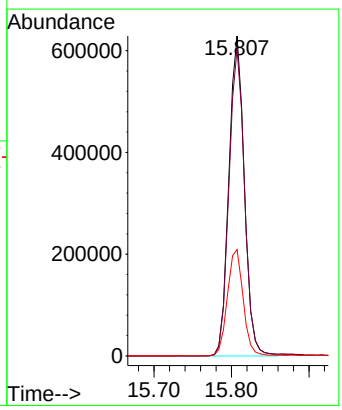



#45
2-Fluorobiphenyl
Concen: 65.388 ng
RT: 12.901 min Scan# 1
Delta R.T. -0.029 min
Lab File: BP026213.D
Acq: 02 Dec 2025 18:37

Instrument :
BNA_P
ClientSampleId :
TW-1125-1

Tgt Ion:172 Resp: 3008859

Ion	Ratio	Lower	Upper
172	100		
171	35.3	28.2	42.4
170	23.5	18.7	28.1

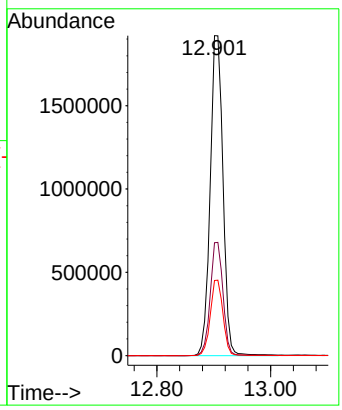



#64
Phenanthrene-d10
Concen: 20.000 ng
RT: 17.095 min Scan# 2407
Delta R.T. -0.035 min
Lab File: BP026213.D
Acq: 02 Dec 2025 18:37

Tgt Ion:188 Resp: 1382093

Ion	Ratio	Lower	Upper
188	100		
94	8.8	7.8	11.6
80	9.7	8.2	12.2

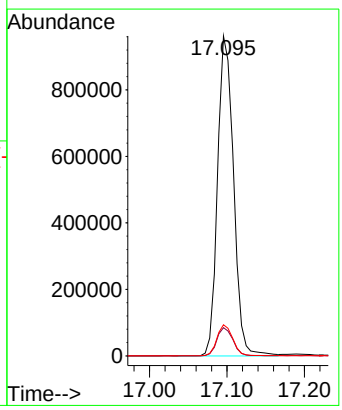

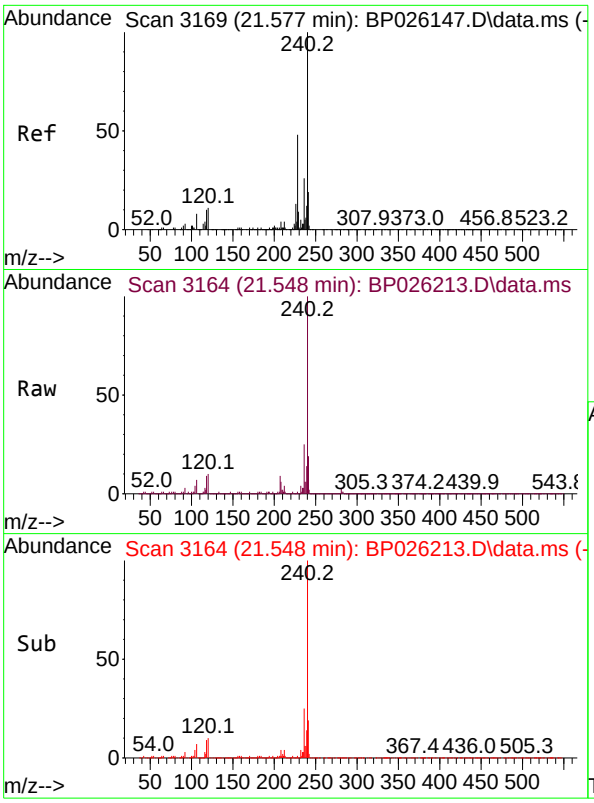

#76
Chrysene-d12
Concen: 20.000 ng
RT: 21.548 min Scan# 3
Delta R.T. -0.023 min
Lab File: BP026213.D
Acq: 02 Dec 2025 18:37

Instrument :
BNA_P
ClientSampleId :
TW-1125-1

Tgt Ion:240 Resp: 1464575

Ion	Ratio	Lower	Upper
240	100		
120	10.4	9.0	13.4
236	25.3	20.4	30.6

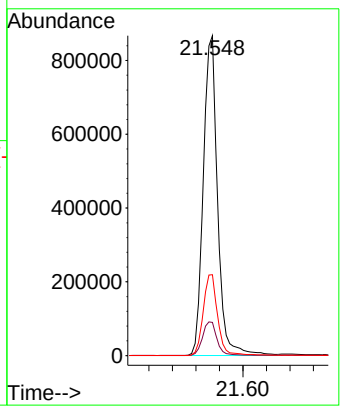

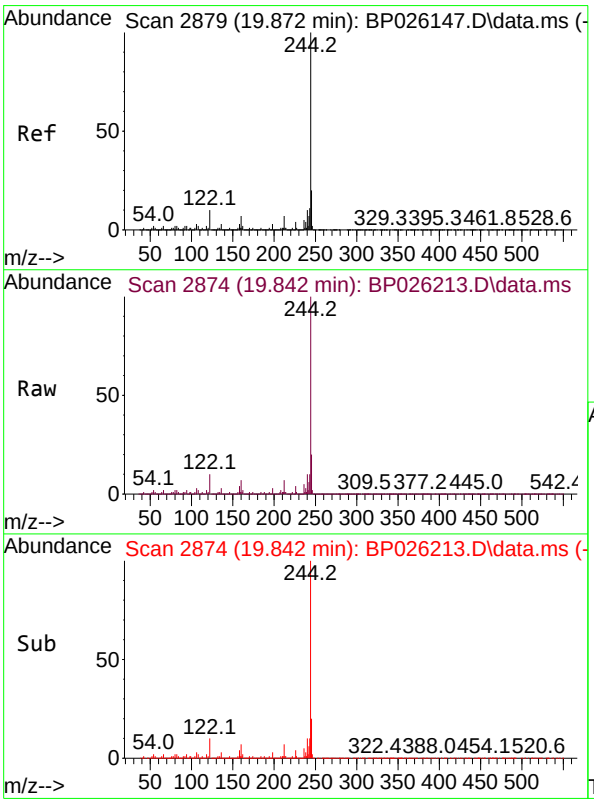

#79
Terphenyl-d14
Concen: 61.792 ng
RT: 19.842 min Scan# 2874
Delta R.T. -0.029 min
Lab File: BP026213.D
Acq: 02 Dec 2025 18:37

Tgt Ion:244 Resp: 4438299

Ion	Ratio	Lower	Upper
244	100		
212	7.4	5.8	8.8
122	10.0	8.2	12.2

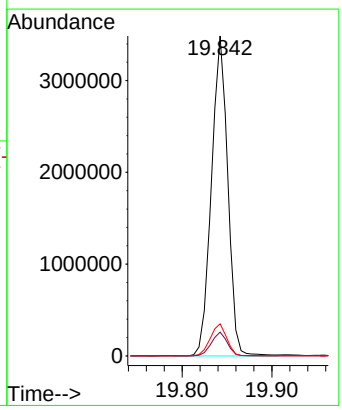

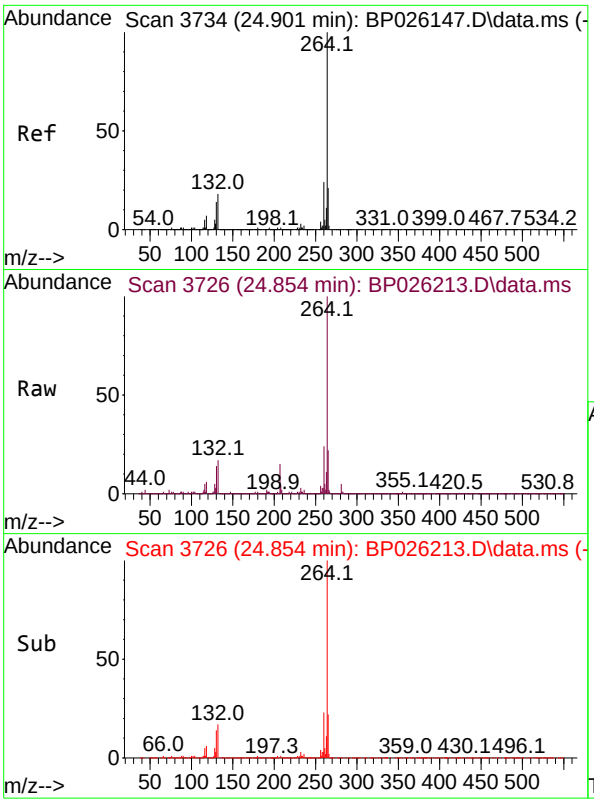

#86
Perylene-d12
Concen: 20.000 ng
RT: 24.854 min Scan# 3
Delta R.T. -0.053 min
Lab File: BP026213.D
Acq: 02 Dec 2025 18:37

Instrument :
BNA_P
ClientSampleId :
TW-1125-1

Tgt Ion:264 Resp: 1588322

Ion	Ratio	Lower	Upper
264	100		
260	23.5	18.7	28.1
265	22.1	17.5	26.3

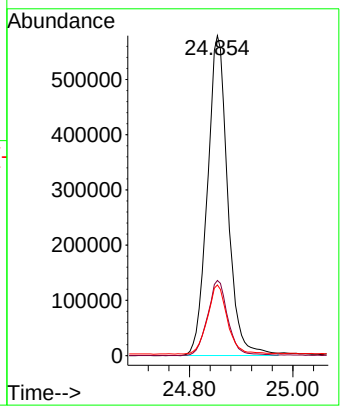

Sample Results: **BP026213.D**

Data Path : Z:\svoasrv\HPCHEM1\BNA_P\Data\BP120225\
Data File : BP026213.D
Acq On : 02 Dec 2025 18:37
Operator : RC/JU
Sample : Q3743-01
Misc :
ALS Vial : 7 Sample Multiplier: 1

Instrument :
BNA_P
ClientSampleId :
TW-1125-1

Integration Parameters: rteint.p
Integrator: RTE
Smoothing : ON Filtering: 5
Sampling : 1 Min Area: 3 % of largest Peak
Start Thrs: 0.2 Max Peaks: 100
Stop Thrs : 0 Peak Location: TOP

If leading or trailing edge < 100 prefer < Baseline drop else tangent >
Peak separation: 5

Method : Z:\svoasrv\HPCHEM1\BNA_P\Methods\8270E-BP111825.M
Title : ASP BNA STANDARDS FOR 5 POINT CALIBRATION

Signal : TIC: BP026213.D\data.ms

peak #	R.T. min	first scan	max scan	last scan	PK TY	peak height	corr. area	corr. % max.	% of total
1	4.831	316	322	332	rBV	748914	1094885	9.26%	1.798%
2	5.284	393	399	418	rBV	3039617	4454493	37.68%	7.313%
3	6.843	655	664	681	rBV	2281985	3733691	31.58%	6.130%
4	7.661	794	803	811	rBV	937420	1507131	12.75%	2.474%
5	8.790	988	995	1009	rBV	2023288	3491224	29.53%	5.732%
6	10.419	1263	1272	1286	rBV	1269624	2122928	17.96%	3.485%
7	11.337	1416	1428	1441	rBV	200177	462637	3.91%	0.760%
8	12.901	1686	1694	1714	rBV	5510821	8609502	72.83%	14.135%
9	14.295	1923	1931	1937	rBV	1691089	2841640	24.04%	4.665%
10	14.737	2002	2006	2021	rVB	216163	319213	2.70%	0.524%
11	15.684	2159	2167	2174	rBV	587991	833955	7.05%	1.369%
12	15.807	2181	2188	2197	rBV	4593525	6546664	55.38%	10.748%
13	16.254	2257	2264	2275	rVB2	72998	163492	1.38%	0.268%
14	17.095	2402	2407	2413	rBV2	2295402	3294387	27.87%	5.409%
15	18.054	2565	2570	2578	rBV	640564	929679	7.86%	1.526%
16	19.389	2793	2797	2805	rBV	192702	243208	2.06%	0.399%
17	19.842	2868	2874	2885	rBV	9321909	11821208	100.00%	19.408%
18	21.242	3107	3112	3125	rVB	348253	654154	5.53%	1.074%
19	21.548	3157	3164	3170	rBV	2270296	3822896	32.34%	6.277%
20	24.854	3717	3726	3738	rBV	1500280	3960890	33.51%	6.503%

Sum of corrected areas: 60907877

Sample Results: **BP026213.D**

Data Path : Z:\svoasrv\HPCHEM1\BNA_P\Data\BP120225\
Data File : BP026213.D
Acq On : 02 Dec 2025 18:37
Operator : RC/JU
Sample : Q3743-01
Misc :
ALS Vial : 7 Sample Multiplier: 1

Instrument :
BNA_P
ClientSampleId :
TW-1125-1

Quant Method : Z:\svoasrv\HPCHEM1\BNA_P\Methods\8270E-BP111825.M
Quant Title : ASP BNA STANDARDS FOR 5 POINT CALIBRATION

TIC Library : C:\Database\NIST20.L
TIC Integration Parameters: LSCINT.P

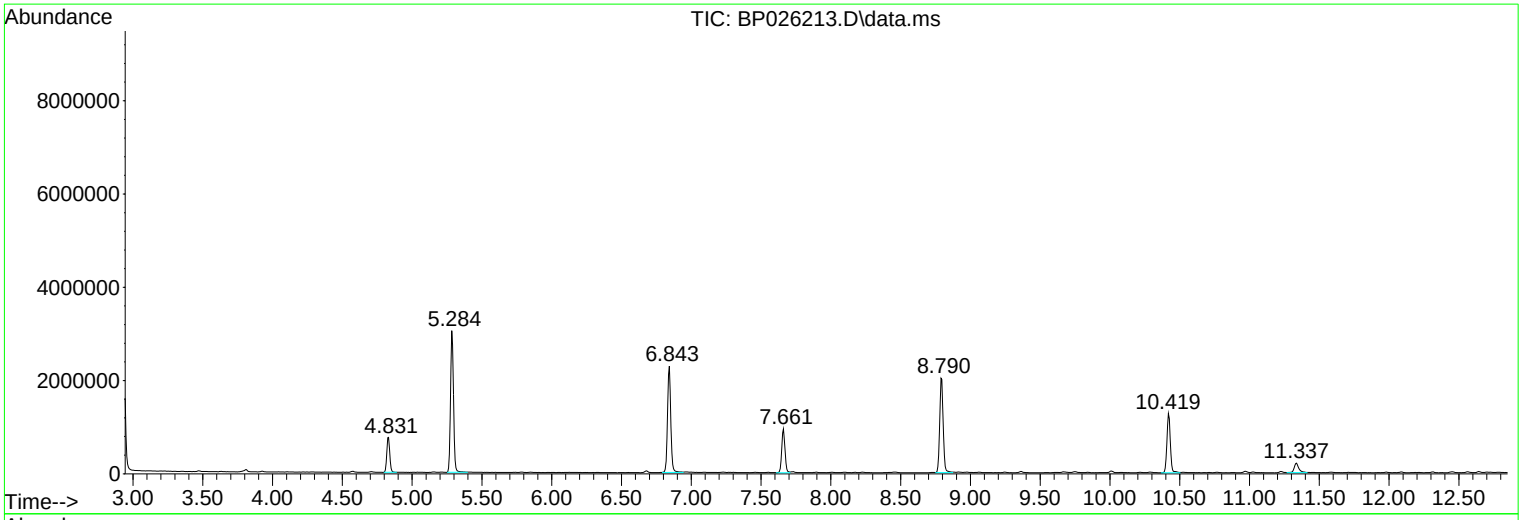

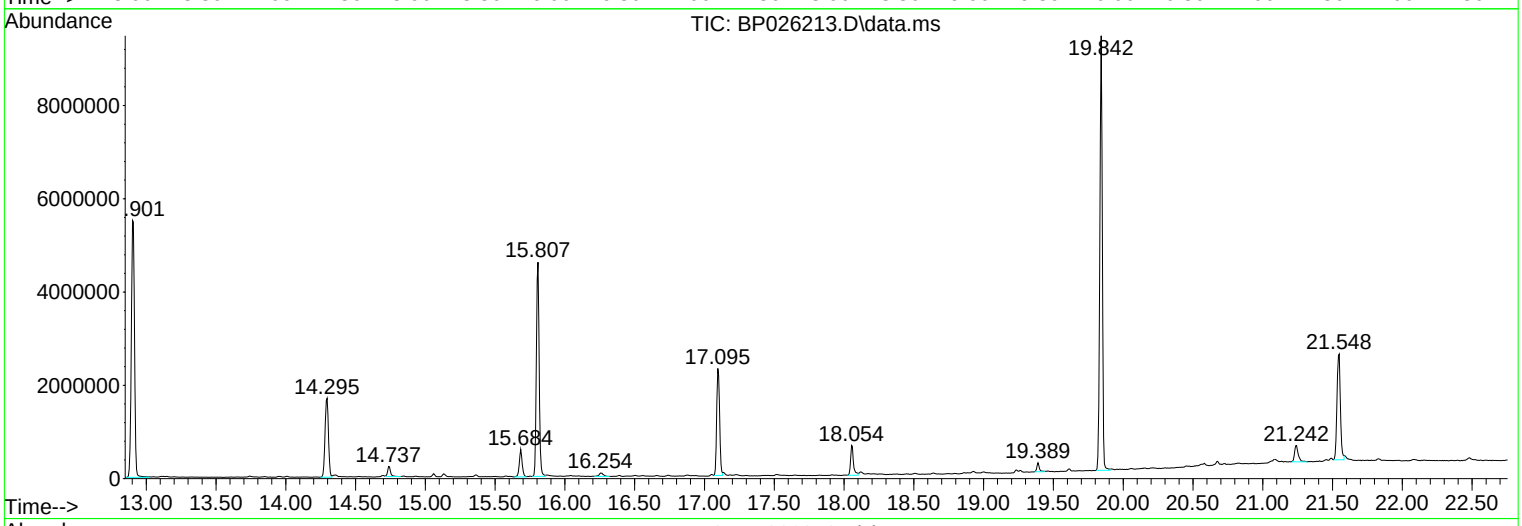

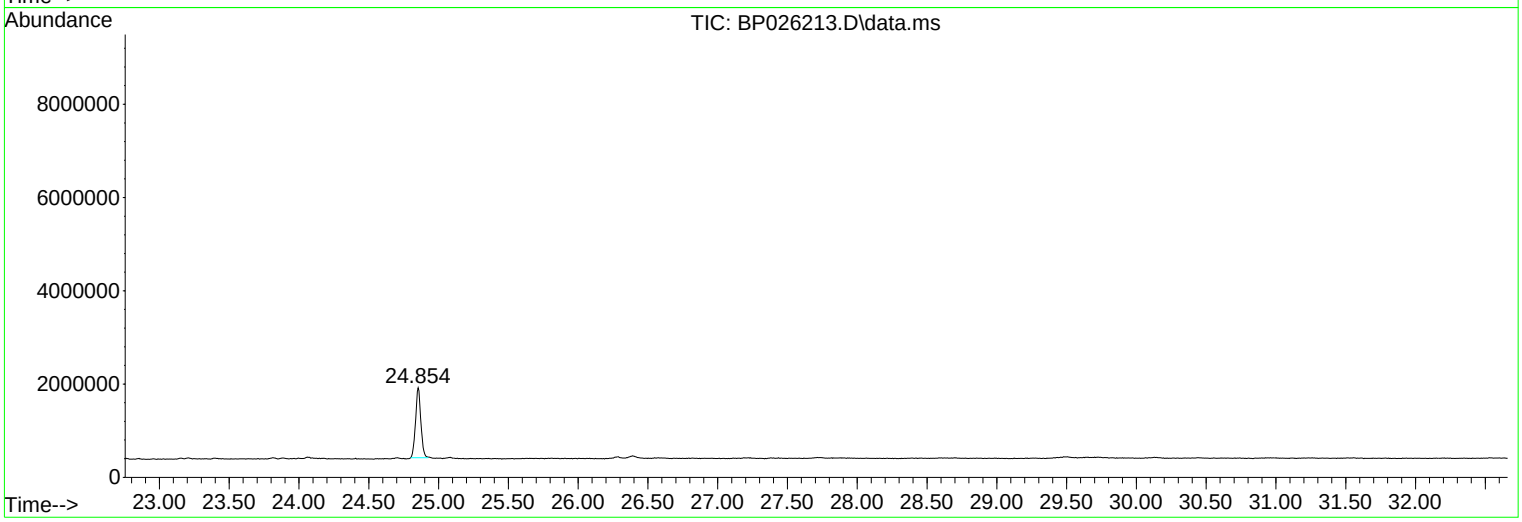

```
Data Path : Z:\svoasrv\HPCHEM1\BNA_P\Data\BP120225\
Data File : BP026213.D
Acq On    : 02 Dec 2025  18:37
Operator  : RC/JU
Sample    : Q3743-01
Misc      :
ALS Vial  : 7   Sample Multiplier: 1

Quant Method : Z:\svoasrv\HPCHEM1\BNA_P\Methods\8270E-BP111825.M
Quant Title  : ASP BNA STANDARDS FOR 5 POINT CALIBRATION

TIC Library    : C:\Database\NIST20.L
TIC Integration Parameters: LSCINT.P
```

Instrument :
BNA_P
ClientSampleId :
TW-1125-1

```
*********************************************************************
Peak Number  3  Benzophenone                    Concentration Rank  2
```

R.T.	EstConc	Area	Relative to ISTD	R.T.
15.684	5.87 ng	833955	Acenaphthene-d10	14.296

Hit# of 5	Tentative ID	MW	MolForm	CAS#	Qual
1	Benzophenone	182	C13H10O	000119-61-9	96
2	1,2,4,5-Tetroxane, 3,3,6,6-tetra...	396	C26H20O4	016204-36-7	64
3	1,2,4-Trioxolane, 3,3,5-triphenyl-	304	C20H16O3	023246-12-0	64
4	Benzenamine, N-(3-pyridinylmethy...	182	C12H10N2	029722-97-2	45
5	Azobenzene	182	C12H10N2	000103-33-3	38

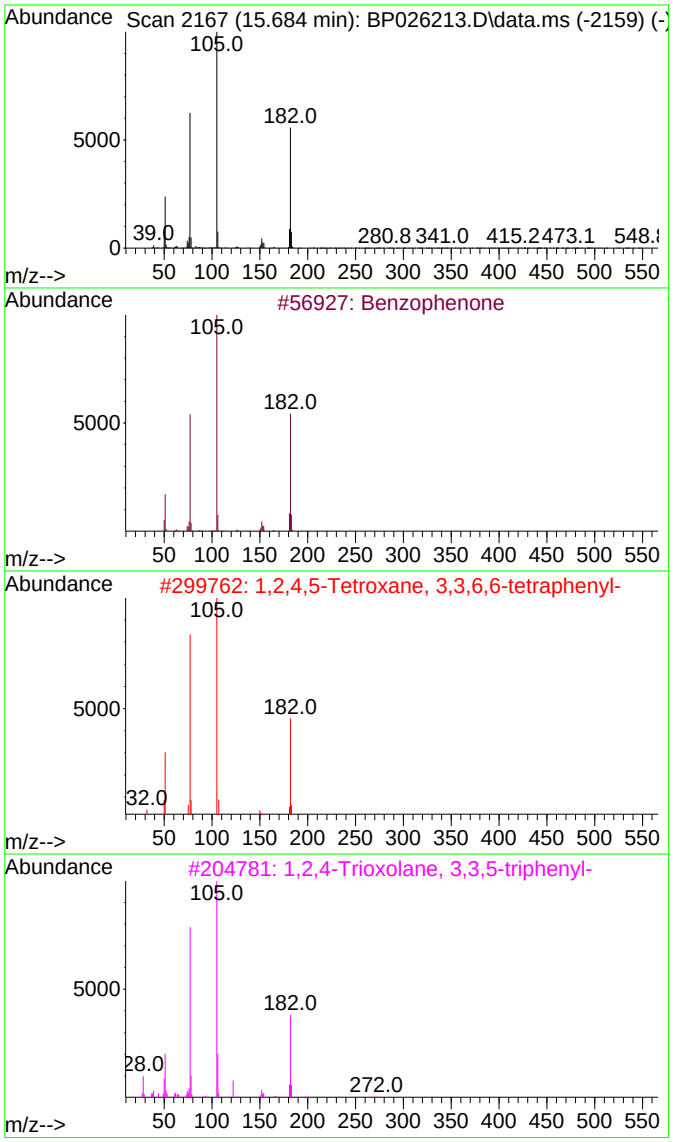

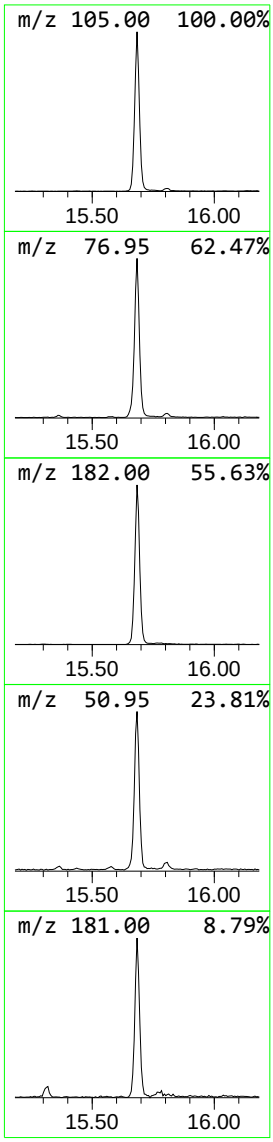

Data Path : Z:\svoasrv\HPCHEM1\BNA_P\Data\BP120225\
Data File : BP026213.D
Acq On : 02 Dec 2025 18:37
Operator : RC/JU
Sample : Q3743-01
Misc :
ALS Vial : 7 Sample Multiplier: 1

Instrument :
BNA_P
ClientSampleId :
TW-1125-1

Quant Method : Z:\svoasrv\HPCHEM1\BNA_P\Methods\8270E-BP111825.M
Quant Title : ASP BNA STANDARDS FOR 5 POINT CALIBRATION

TIC Library : C:\Database\NIST20.L
TIC Integration Parameters: LSCINT.P

****
Peak Number 4 n-Hexadecanoic acid Concentration Rank 3

R.T.	EstConc	Area	Relative to ISTD	R.T.
18.054	5.64 ng	929679	Phenanthrene-d10	17.095

Hit# of 5	Tentative ID	MW	MolForm	CAS#	Qual
1	n-Hexadecanoic acid	256	C16H32O2	000057-10-3	99
2	Pentadecanoic acid	242	C15H30O2	001002-84-2	93
3	Tridecanoic acid	214	C13H26O2	000638-53-9	91
4	Tetradecanoic acid	228	C14H28O2	000544-63-8	72
5	n-Decanoic acid	172	C10H20O2	000334-48-5	68

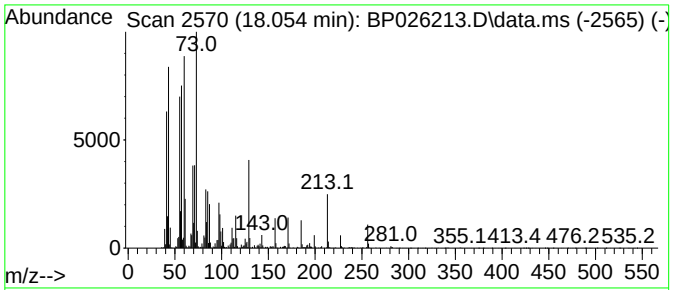

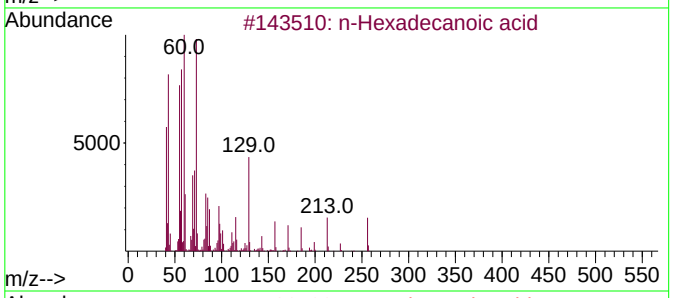

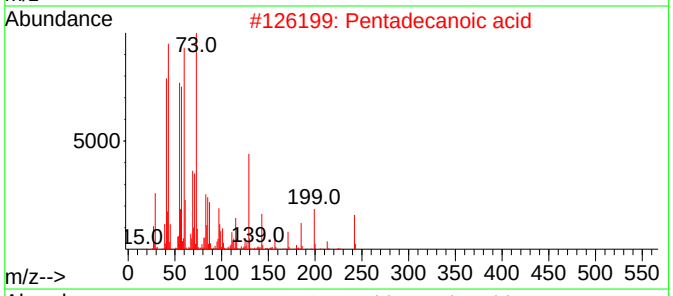

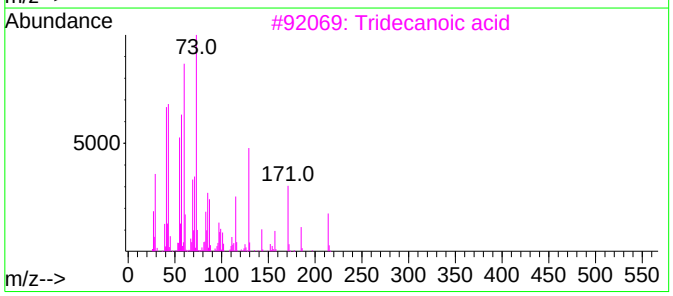

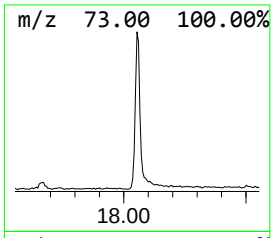

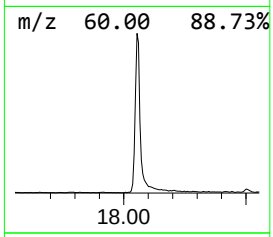

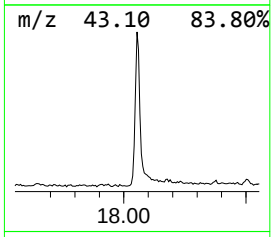

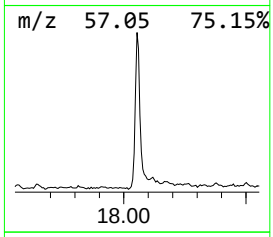

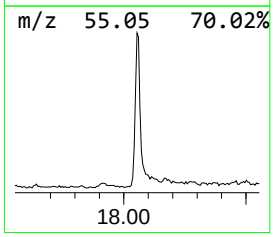

```
Data Path : Z:\svoasrv\HPCHEM1\BNA_P\Data\BP120225\
Data File : BP026213.D
Acq On    : 02 Dec 2025  18:37
Operator  : RC/JU
Sample    : Q3743-01
Misc      :
ALS Vial  : 7   Sample Multiplier: 1

Quant Method : Z:\svoasrv\HPCHEM1\BNA_P\Methods\8270E-BP111825.M
Quant Title  : ASP BNA STANDARDS FOR 5 POINT CALIBRATION

TIC Library    : C:\Database\NIST20.L
TIC Integration Parameters: LSCINT.P
```

Instrument :
BNA_P
ClientSampleId :
TW-1125-1

```
*********************************************************************
Peak Number  5  1-Heptacosanol                  Concentration Rank  4
```

R.T.	EstConc	Area	Relative to ISTD	R.T.
21.242	3.42 ng	654154	Chrysene-d12	21.548

Hit# of 5	Tentative ID	MW	MolForm	CAS#	Qual
1	1-Heptacosanol	396	C27H56O	002004-39-9	95
2	Behenic alcohol	326	C22H46O	000661-19-8	95
3	n-Tetracosanol-1	354	C24H50O	000506-51-4	95
4	1-Heneicosanol	312	C21H44O	015594-90-8	95
5	Dichloroacetic acid, heptadecyl ...	366	C19H36Cl2O2	1000282-98-2	94

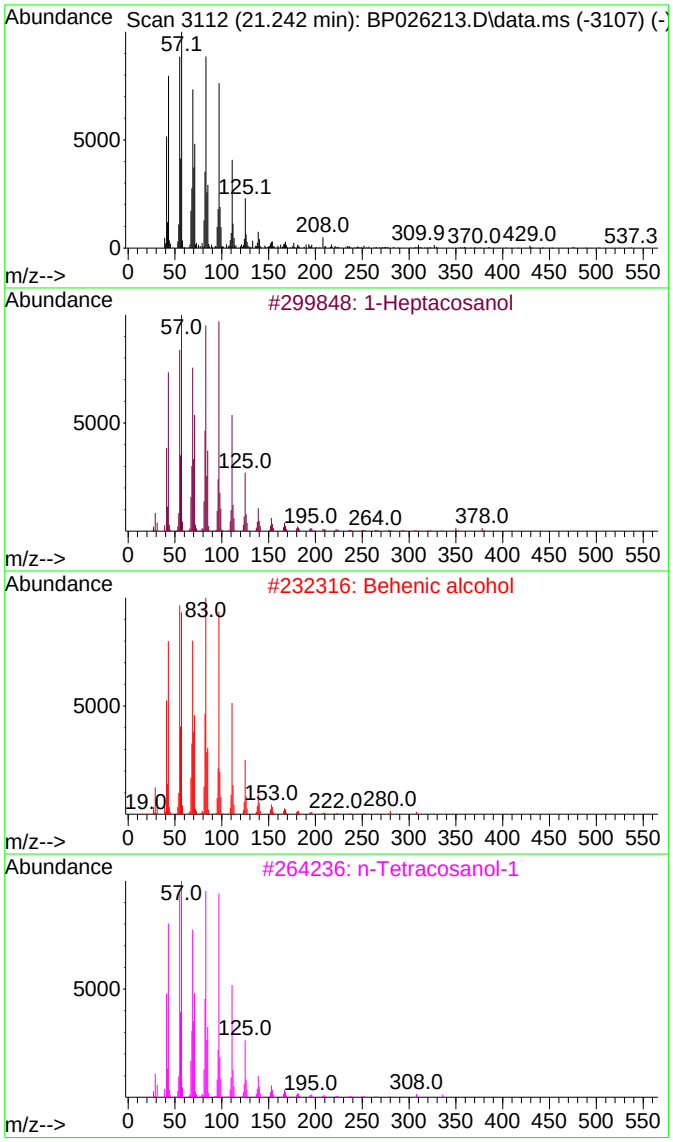

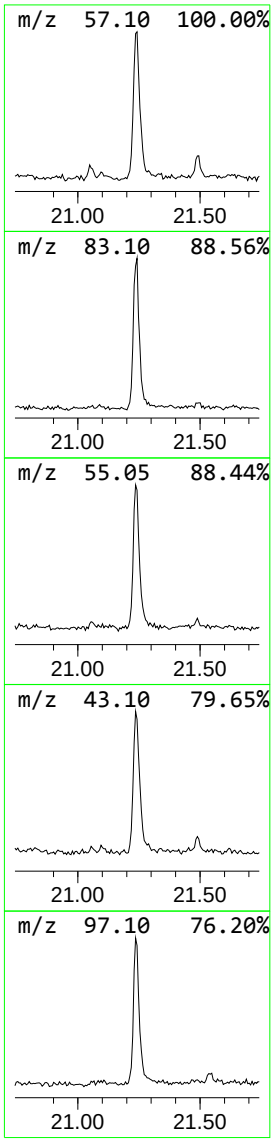

Data Path : Z:\svoasrv\HPCHEM1\BNA_P\Data\BP120225\
Data File : BP026213.D
Acq On : 02 Dec 2025 18:37
Operator : RC/JU
Sample : Q3743-01
Misc :
ALS Vial : 7 Sample Multiplier: 1

Instrument :
BNA_P
ClientSampleId :
TW-1125-1

Quant Method : Z:\svoasrv\HPCHEM1\BNA_P\Methods\8270E-BP111825.M
Quant Title : ASP BNA STANDARDS FOR 5 POINT CALIBRATION

TIC Library : C:\Database\NIST20.L
TIC Integration Parameters: LSCINT.P

TIC Top Hit name	RT	EstConc	Units	Response	Internal Standard #	RT	Resp	Conc
Benzophenone	15.684	5.9	ng	833955	3	14.296	2841640	20.0
n-Hexadecanoic ...	18.054	5.6	ng	929679	4	17.095	3294390	20.0
1-Heptacosanol	21.242	3.4	ng	654154	5	21.548	3822900	20.0

Data Path : Z:\svoasrv\HPCHEM1\BNA_P\Data\BP120225\
Data File : BP026214.D
Acq On : 02 Dec 2025 19:18
Operator : RC/JU
Sample : Q3743-02
Misc :
ALS Vial : 8 Sample Multiplier: 1

Instrument :
BNA_P
ClientSampleId :
TW-1125-2

Quant Time: Dec 03 00:21:48 2025
Quant Method : Z:\svoasrv\HPCHEM1\BNA_P\Methods\8270E-BP111825.M
Quant Title : ASP BNA STANDARDS FOR 5 POINT CALIBRATION
QLast Update : Wed Nov 19 01:25:31 2025
Response via : Initial Calibration

Compound	R.T.	QIon	Response	Conc	Units	Dev(Min)
Internal Standards						
1) 1,4-Dichlorobenzene-d4	7.661	152	240448	20.000	ng	-0.01
21) Naphthalene-d8	10.419	136	926919	20.000	ng	-0.03
39) Acenaphthene-d10	14.290	164	562327	20.000	ng	-0.04
64) Phenanthrene-d10	17.090	188	1121686	20.000	ng	-0.04
76) Chrysene-d12	21.542	240	1373394	20.000	ng	-0.03
86) Perylene-d12	24.836	264	1562141	20.000	ng	-0.07
System Monitoring Compounds						
5) 2-Fluorophenol	5.278	112	780197	52.081	ng	-0.01
7) Phenol-d6	6.837	99	563509	29.548	ng	-0.02
23) Nitrobenzene-d5	8.796	82	1215489	74.486	ng	-0.02
42) 2,4,6-Tribromophenol	15.801	330	840390	115.205	ng	-0.04
45) 2-Fluorobiphenyl	12.896	172	2983236	77.752	ng	-0.04
79) Terphenyl-d14	19.836	244	4814219	71.476	ng	-0.04

Target Compounds Qvalue

(#) = qualifier out of range (m) = manual integration (+) = signals summed

Sample Results: **BP026214.D**

Data Path : Z:\svoasrv\HPCHEM1\BNA_P\Data\BP120225\
Data File : BP026214.D
Acq On : 02 Dec 2025 19:18
Operator : RC/JU
Sample : Q3743-02
Misc :
ALS Vial : 8 Sample Multiplier: 1

Instrument :
BNA_P
ClientSampleId :
TW-1125-2

Quant Time: Dec 03 00:21:48 2025
Quant Method : Z:\svoasrv\HPCHEM1\BNA_P\Methods\8270E-BP111825.M
Quant Title : ASP BNA STANDARDS FOR 5 POINT CALIBRATION
QLast Update : Wed Nov 19 01:25:31 2025
Response via : Initial Calibration

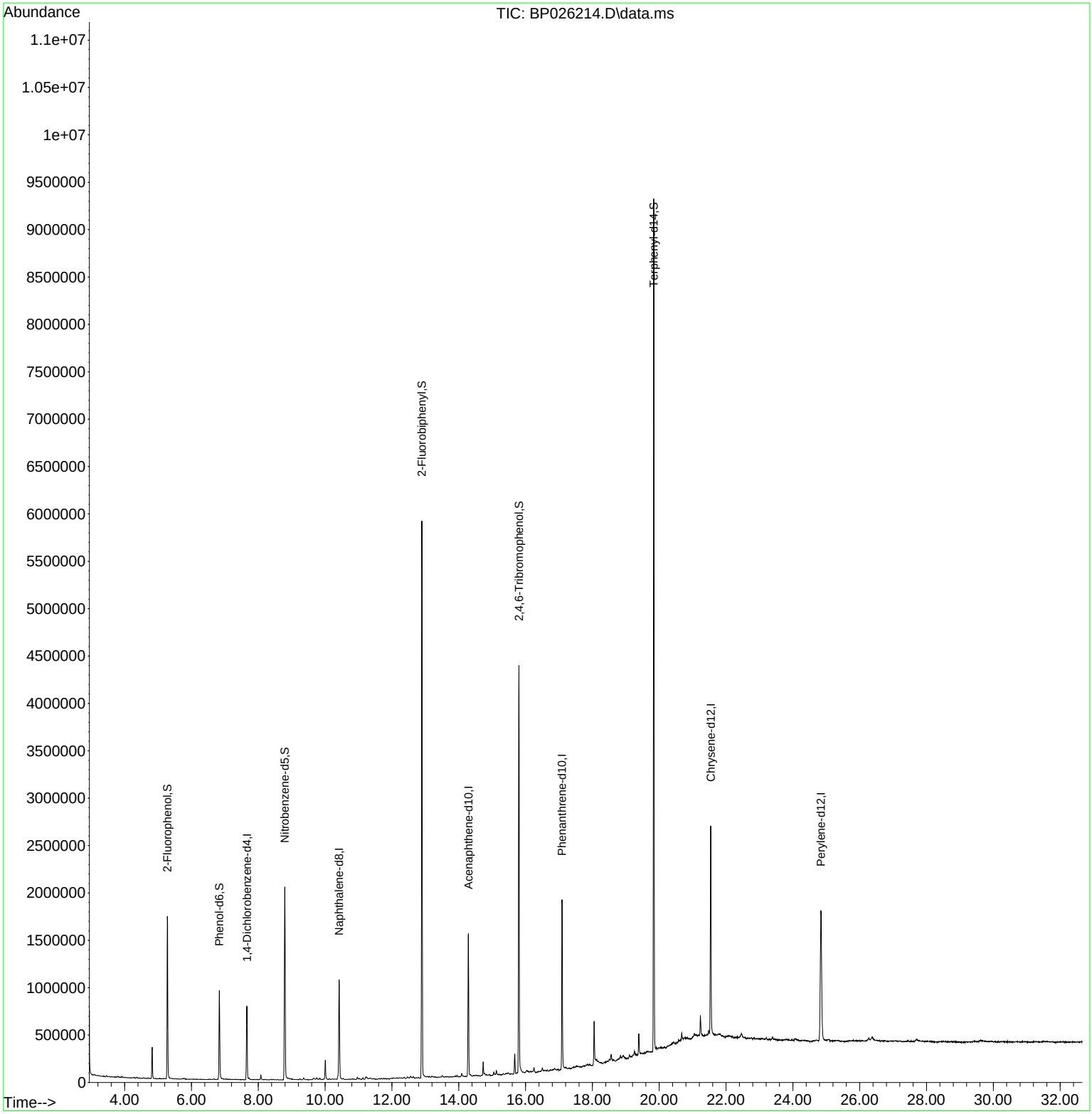

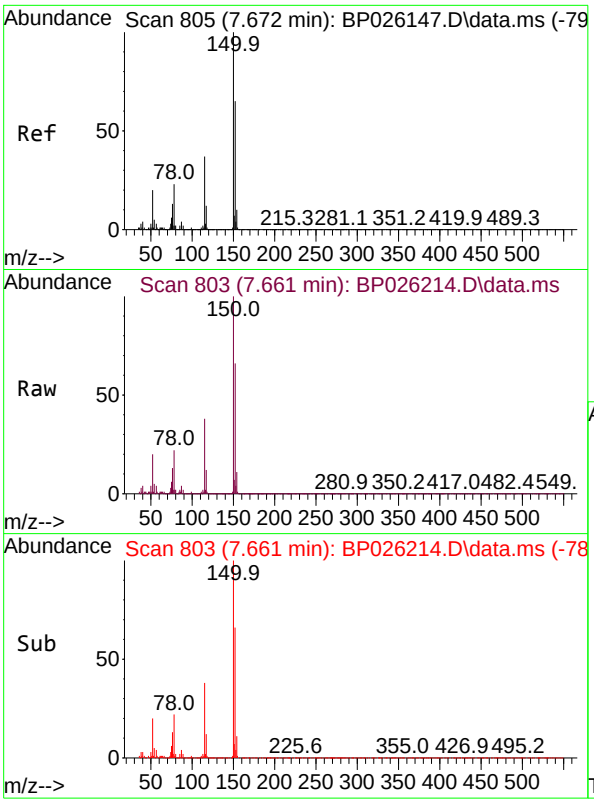

#1
1,4-Dichlorobenzene-d4
Concen: 20.000 ng
RT: 7.661 min Scan# 8
Delta R.T. -0.011 min
Lab File: BP026214.D
Acq: 02 Dec 2025 19:18

Instrument :
BNA_P
ClientSampleId :
TW-1125-2

Tgt Ion:152 Resp: 240448

Ion	Ratio	Lower	Upper
152	100		
150	152.3	123.0	184.6
115	57.9	46.3	69.5

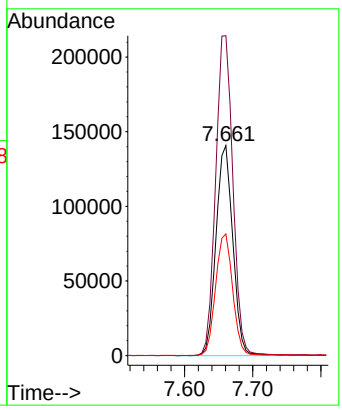



#5
2-Fluorophenol
Concen: 52.081 ng
RT: 5.278 min Scan# 398
Delta R.T. -0.011 min
Lab File: BP026214.D
Acq: 02 Dec 2025 19:18

Tgt Ion:112 Resp: 780197

Ion	Ratio	Lower	Upper
112	100		
64	57.2	45.8	68.6
63	29.8	23.5	35.3

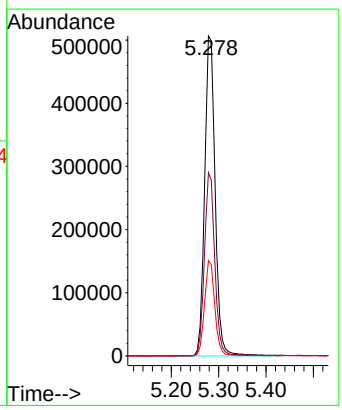



#7
Phenol-d6
Concen: 29.548 ng
RT: 6.837 min Scan# 6
Delta R.T. -0.017 min
Lab File: BP026214.D
Acq: 02 Dec 2025 19:18

Instrument :
BNA_P
ClientSampleId :
TW-1125-2

Tgt Ion: 99 Resp: 563509

Ion	Ratio	Lower	Upper
99	100		
42	16.4	12.9	19.3
71	32.1	24.8	37.2

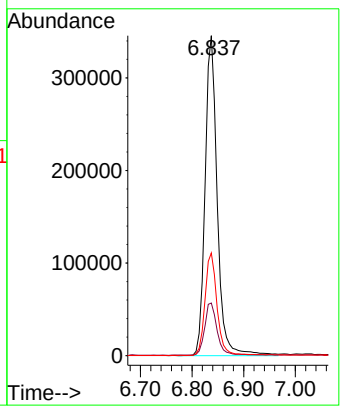



#21
Naphthalene-d8
Concen: 20.000 ng
RT: 10.419 min Scan# 1272
Delta R.T. -0.029 min
Lab File: BP026214.D
Acq: 02 Dec 2025 19:18

Tgt Ion:136 Resp: 926919

Ion	Ratio	Lower	Upper
136	100		
137	11.1	8.7	13.1
54	7.9	6.4	9.6
68	5.4	4.9	7.3

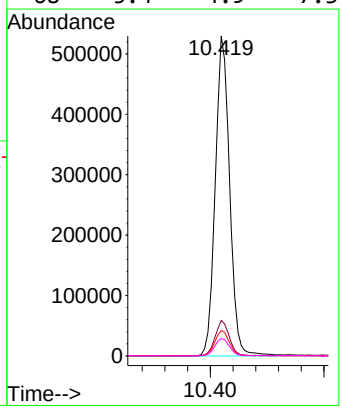

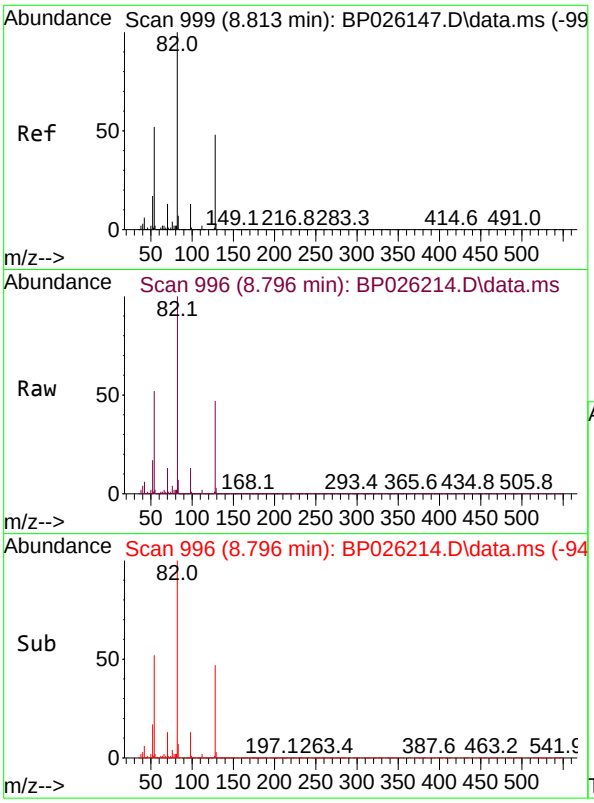

#23
Nitrobenzene-d5
Concen: 74.486 ng
RT: 8.796 min Scan# 99
Delta R.T. -0.017 min
Lab File: BP026214.D
Acq: 02 Dec 2025 19:18

Instrument :
BNA_P
ClientSampleId :
TW-1125-2

Tgt Ion: 82 Resp: 1215489

Ion	Ratio	Lower	Upper
82	100		
128	47.5	37.4	56.0
54	51.9	41.6	62.4

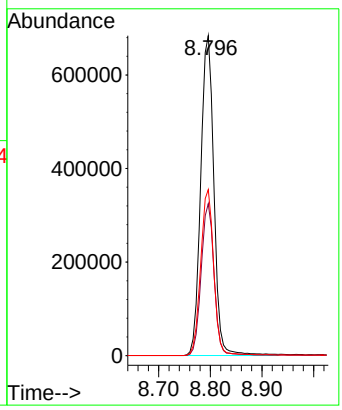

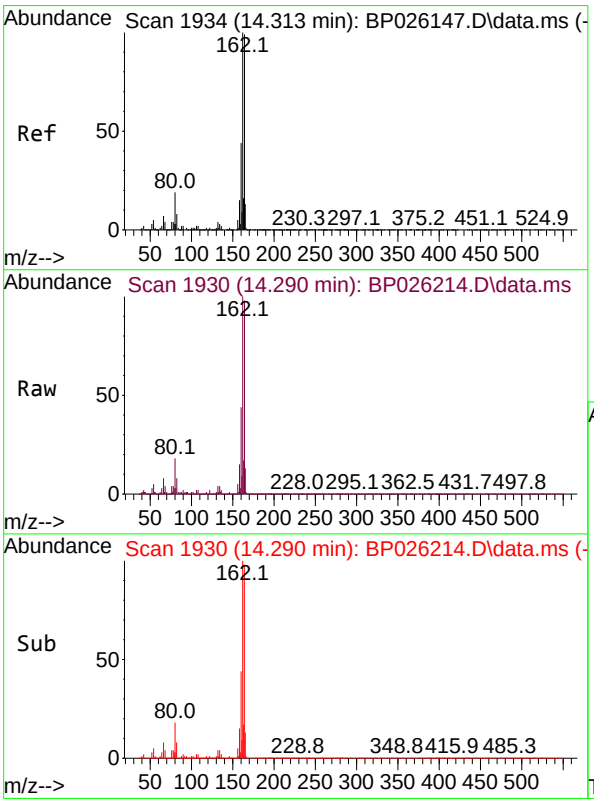

#39
Acenaphthene-d10
Concen: 20.000 ng
RT: 14.290 min Scan# 1930
Delta R.T. -0.035 min
Lab File: BP026214.D
Acq: 02 Dec 2025 19:18

Tgt Ion:164 Resp: 562327

Ion	Ratio	Lower	Upper
164	100		
162	101.9	80.3	120.5
160	45.0	35.2	52.8

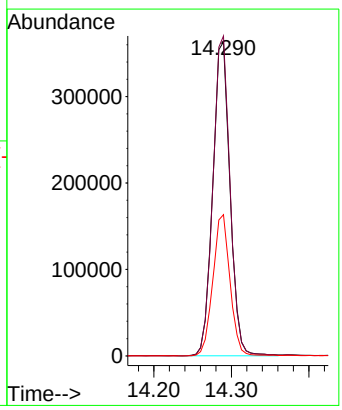

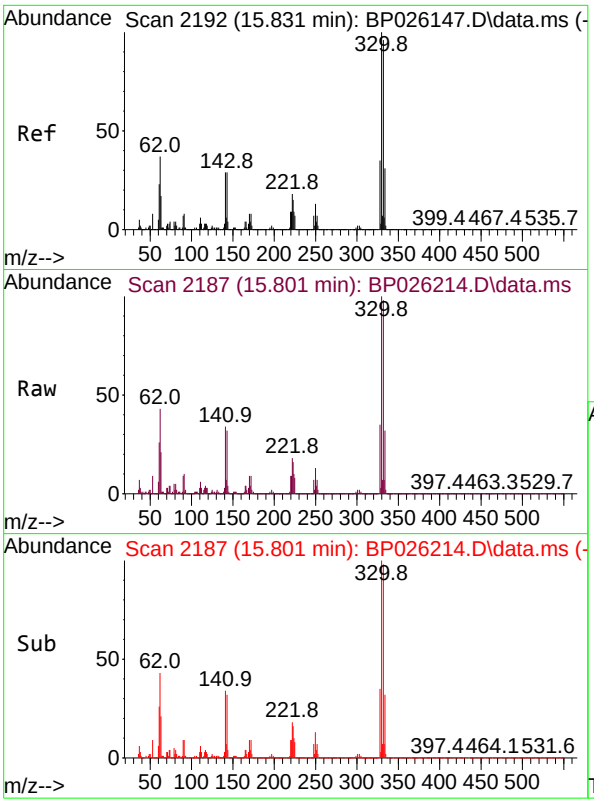

#42
2,4,6-Tribromophenol
Concen: 115.205 ng
RT: 15.801 min Scan# 2
Delta R.T. -0.035 min
Lab File: BP026214.D
Acq: 02 Dec 2025 19:18

Instrument :
BNA_P
ClientSampleId :
TW-1125-2

Tgt Ion:330 Resp: 840390

Ion	Ratio	Lower	Upper
330	100		
332	97.3	78.0	117.0
141	33.4	26.8	40.2

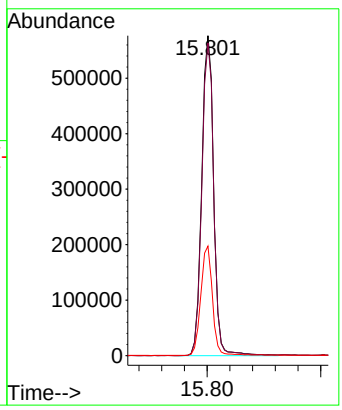



#45
2-Fluorobiphenyl
Concen: 77.752 ng
RT: 12.896 min Scan# 1693
Delta R.T. -0.035 min
Lab File: BP026214.D
Acq: 02 Dec 2025 19:18

Tgt Ion:172 Resp: 2983236

Ion	Ratio	Lower	Upper
172	100		
171	35.4	28.2	42.4
170	23.4	18.7	28.1

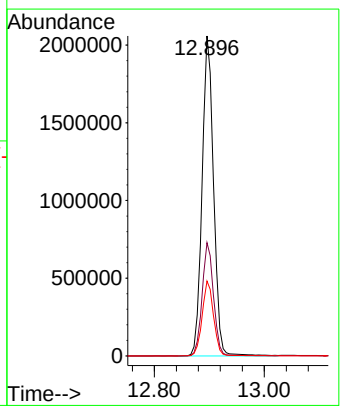



#64
Phenanthrene-d10
Concen: 20.000 ng
RT: 17.090 min Scan# 2
Delta R.T. -0.041 min
Lab File: BP026214.D
Acq: 02 Dec 2025 19:18

Instrument :
BNA_P
ClientSampleId :
TW-1125-2

Tgt Ion:188 Resp: 1121686

Ion	Ratio	Lower	Upper
188	100		
94	9.1	7.8	11.6
80	9.8	8.2	12.2

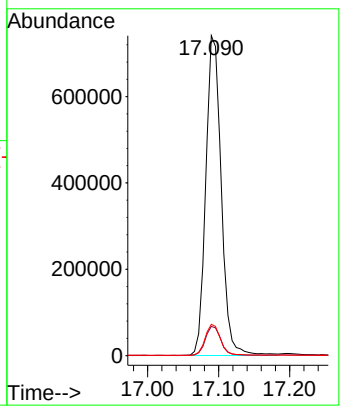

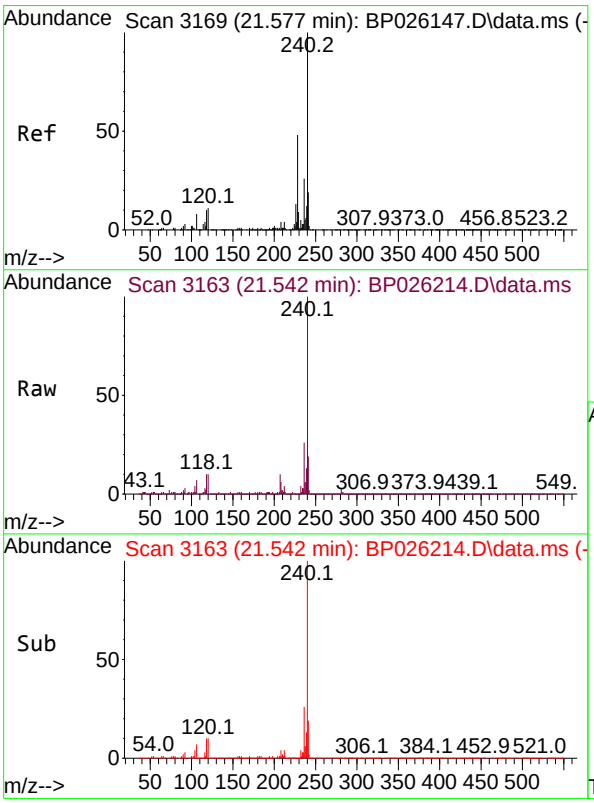

#76
Chrysene-d12
Concen: 20.000 ng
RT: 21.542 min Scan# 3163
Delta R.T. -0.029 min
Lab File: BP026214.D
Acq: 02 Dec 2025 19:18

Tgt Ion:240 Resp: 1373394

Ion	Ratio	Lower	Upper
240	100		
120	10.2	9.0	13.4
236	25.9	20.4	30.6

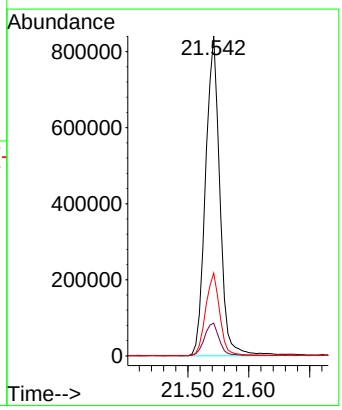

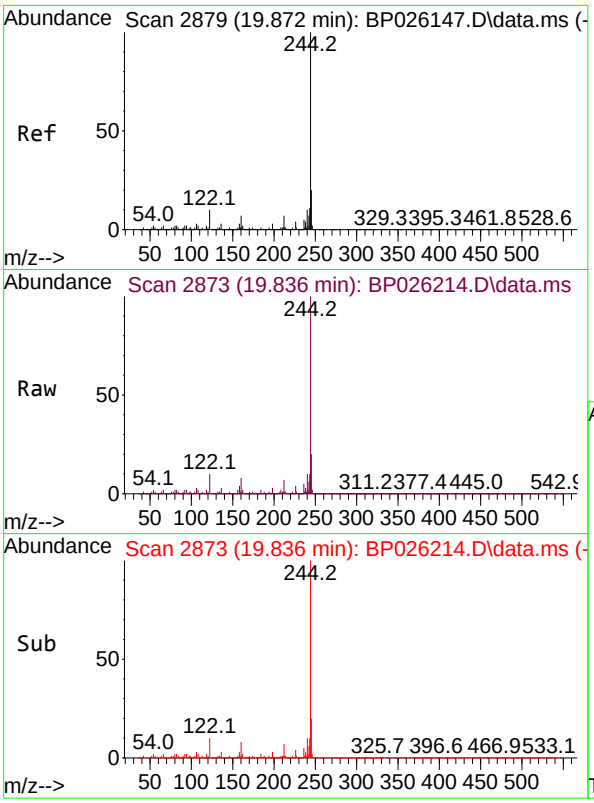

#79
Terphenyl-d14
Concen: 71.476 ng
RT: 19.836 min Scan# 2
Delta R.T. -0.035 min
Lab File: BP026214.D
Acq: 02 Dec 2025 19:18

Instrument :
BNA_P
ClientSampleId :
TW-1125-2

Tgt Ion:244 Resp: 4814219

Ion	Ratio	Lower	Upper
244	100		
212	7.3	5.8	8.8
122	10.0	8.2	12.2

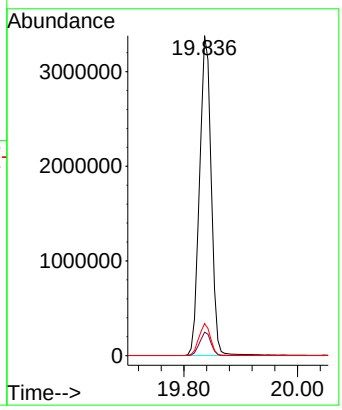

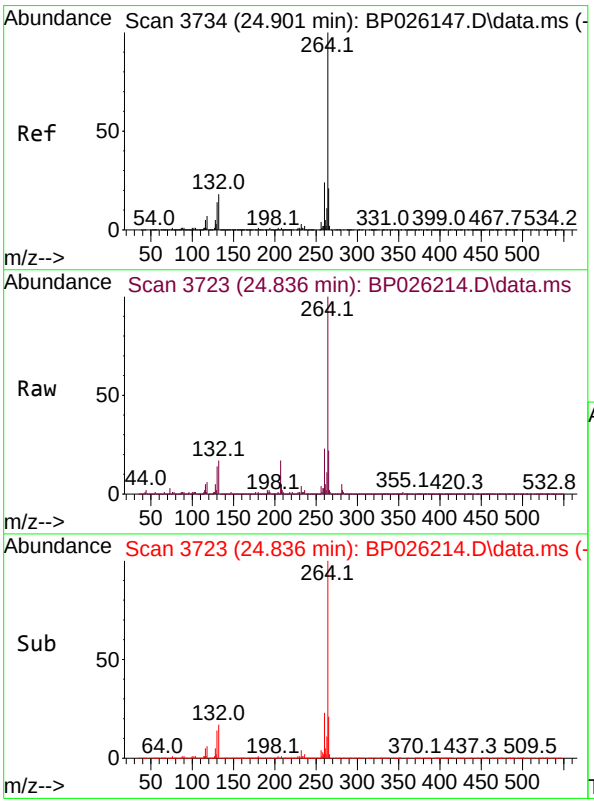

#86
Perylene-d12
Concen: 20.000 ng
RT: 24.836 min Scan# 3723
Delta R.T. -0.070 min
Lab File: BP026214.D
Acq: 02 Dec 2025 19:18

Tgt Ion:264 Resp: 1562141

Ion	Ratio	Lower	Upper
264	100		
260	23.2	18.7	28.1
265	21.9	17.5	26.3

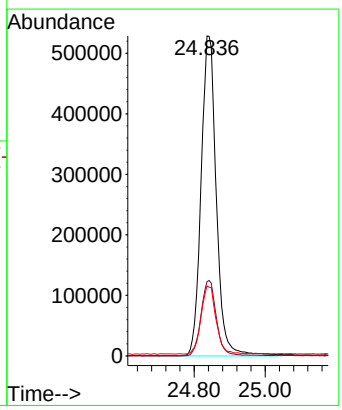

Instrument :
BNA_P
ClientSampleId :
TW-1125-2

```
Data Path : Z:\svoasrv\HPCHEM1\BNA_P\Data\BP120225\
Data File : BP026214.D
Acq On    : 02 Dec 2025  19:18
Operator  : RC/JU
Sample    : Q3743-02
Misc      :
ALS Vial  : 8   Sample Multiplier: 1

Integration Parameters: rteint.p
Integrator: RTE
Smoothing : ON                          Filtering: 5
Sampling  : 1                            Min Area: 3 % of largest Peak
Start Thrs: 0.2                         Max Peaks: 100
Stop Thrs : 0                       Peak Location: TOP

If leading or trailing edge < 100 prefer < Baseline drop else tangent >
Peak separation: 5

Method    : Z:\svoasrv\HPCHEM1\BNA_P\Methods\8270E-BP111825.M
Title     : ASP BNA STANDARDS FOR 5 POINT CALIBRATION

Signal     : TIC: BP026214.D\data.ms
```

peak #	R.T. min	first scan	max scan	last scan	PK TY	peak height	corr. area	corr. % max.	% of total
1	4.825	315	321	328	rBV	330582	456165	3.59%	0.850%
2	5.278	392	398	409	rBV	1715554	2591351	20.39%	4.830%
3	6.837	655	663	677	rBV	937483	1550182	12.19%	2.889%
4	7.661	794	803	811	rBV	776166	1368597	10.77%	2.551%
5	8.796	988	996	1008	rBV	2035315	3582042	28.18%	6.677%
6	10.008	1196	1202	1215	rVB	202766	338588	2.66%	0.631%
7	10.419	1261	1272	1289	rBV	1053087	1903045	14.97%	3.547%
8	12.896	1686	1693	1705	rBV	5882024	8448998	66.47%	15.748%
9	14.290	1923	1930	1936	rBV	1505202	2342641	18.43%	4.366%
10	14.731	2001	2005	2010	rBV	145486	195682	1.54%	0.365%
11	15.678	2160	2166	2171	rBV	208286	319009	2.51%	0.595%
12	15.801	2181	2187	2207	rVB	4294963	6248917	49.16%	11.647%
13	17.090	2401	2406	2420	rBV2	1793271	2776571	21.84%	5.175%
14	18.054	2565	2570	2577	rBV	454824	723765	5.69%	1.349%
15	19.389	2793	2797	2806	rBV2	221760	347044	2.73%	0.647%
16	19.836	2867	2873	2883	rBV	9002980	12711748	100.00%	23.693%
17	21.230	3107	3110	3116	rVB	200282	280210	2.20%	0.522%
18	21.542	3157	3163	3175	rVB	2196875	3547706	27.91%	6.613%
19	24.836	3715	3723	3739	rVB	1361524	3919211	30.83%	7.305%

Sum of corrected areas: 53651472

Sample Results: **BP026214.D**

Data Path : Z:\svoasrv\HPCHEM1\BNA_P\Data\BP120225\
Data File : BP026214.D
Acq On : 02 Dec 2025 19:18
Operator : RC/JU
Sample : Q3743-02
Misc :
ALS Vial : 8 Sample Multiplier: 1

Instrument :
BNA_P
ClientSampleId :
TW-1125-2

Quant Method : Z:\svoasrv\HPCHEM1\BNA_P\Methods\8270E-BP111825.M
Quant Title : ASP BNA STANDARDS FOR 5 POINT CALIBRATION

TIC Library : C:\Database\NIST20.L
TIC Integration Parameters: LSCINT.P

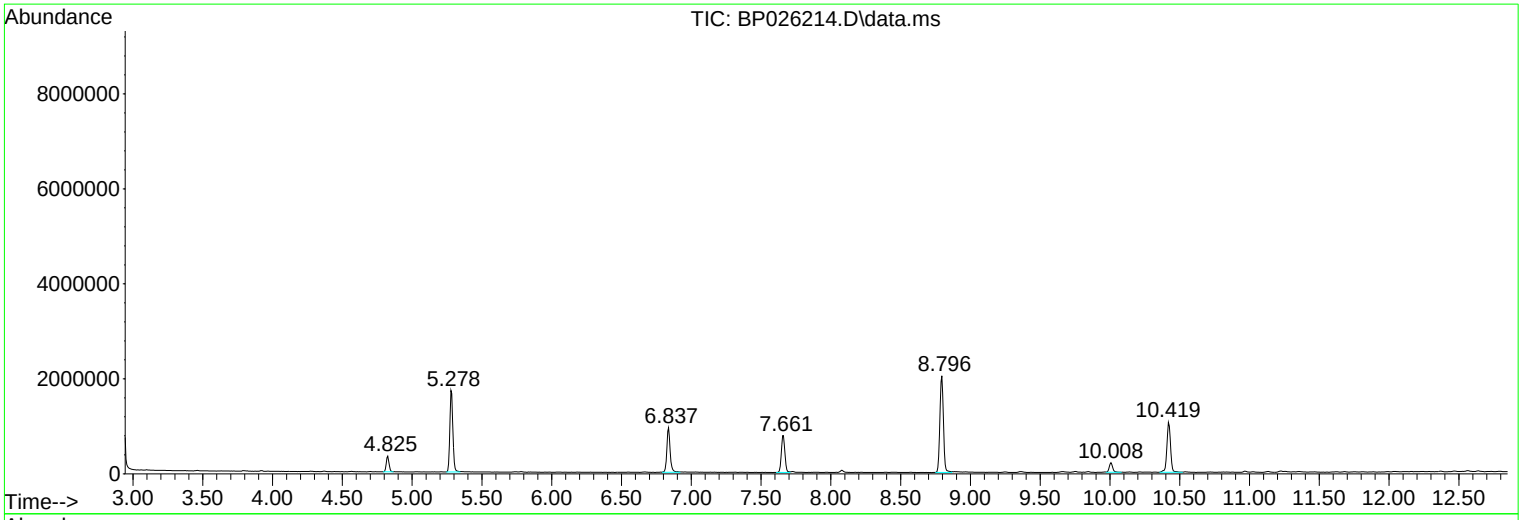

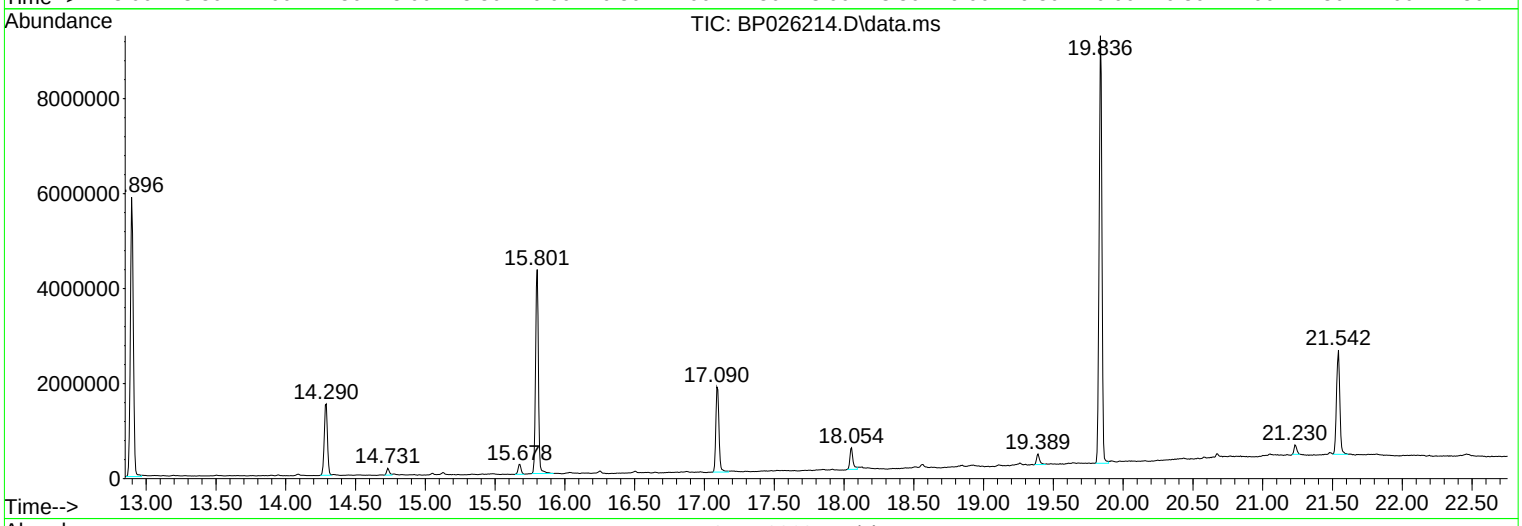

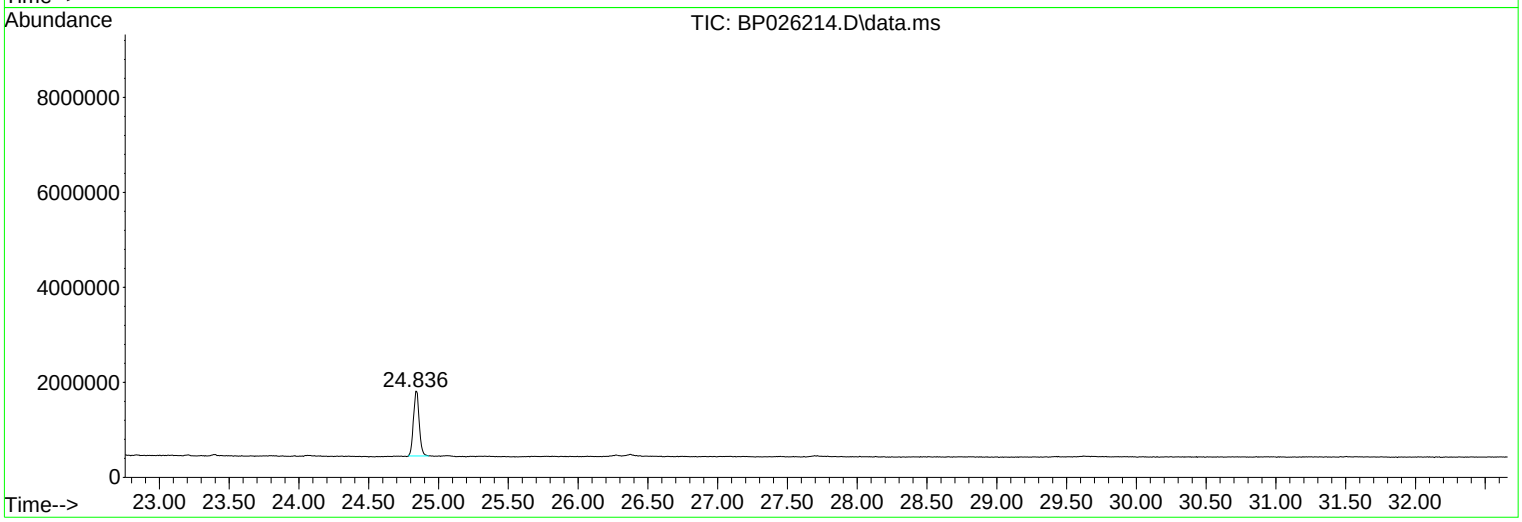

```
Data Path : Z:\svoasrv\HPCHEM1\BNA_P\Data\BP120225\
Data File : BP026214.D
Acq On    : 02 Dec 2025  19:18
Operator  : RC/JU
Sample    : Q3743-02
Misc      :
ALS Vial  : 8   Sample Multiplier: 1

Quant Method : Z:\svoasrv\HPCHEM1\BNA_P\Methods\8270E-BP111825.M
Quant Title  : ASP BNA STANDARDS FOR 5 POINT CALIBRATION

TIC Library    : C:\Database\NIST20.L
TIC Integration Parameters: LSCINT.P
```

Instrument :
BNA_P
ClientSampleId :
TW-1125-2

```
*********************************************************************
Peak Number  2  Butanedioic acid, diethyl e...  Concentration Rank  3
```

R.T.	EstConc	Area	Relative to ISTD	R.T.
10.008	3.56 ng	338588	Naphthalene-d8	10.419

Hit# of 5	Tentative ID	MW	MolForm	CAS#	Qual
1	Butanedioic acid, diethyl ester	174	C8H14O4	000123-25-1	90
2	Succinic acid, ethyl 3-hexyl ester	230	C12H22O4	1000349-44-0	72
3	Succinic acid, ethyl hexyl ester	230	C12H22O4	1000324-99-5	56
4	Ethyl hydrogen succinate	146	C6H10O4	001070-34-4	50
5	Succinic acid, cyclohexylmethyl ...	242	C13H22O4	1000325-81-9	39

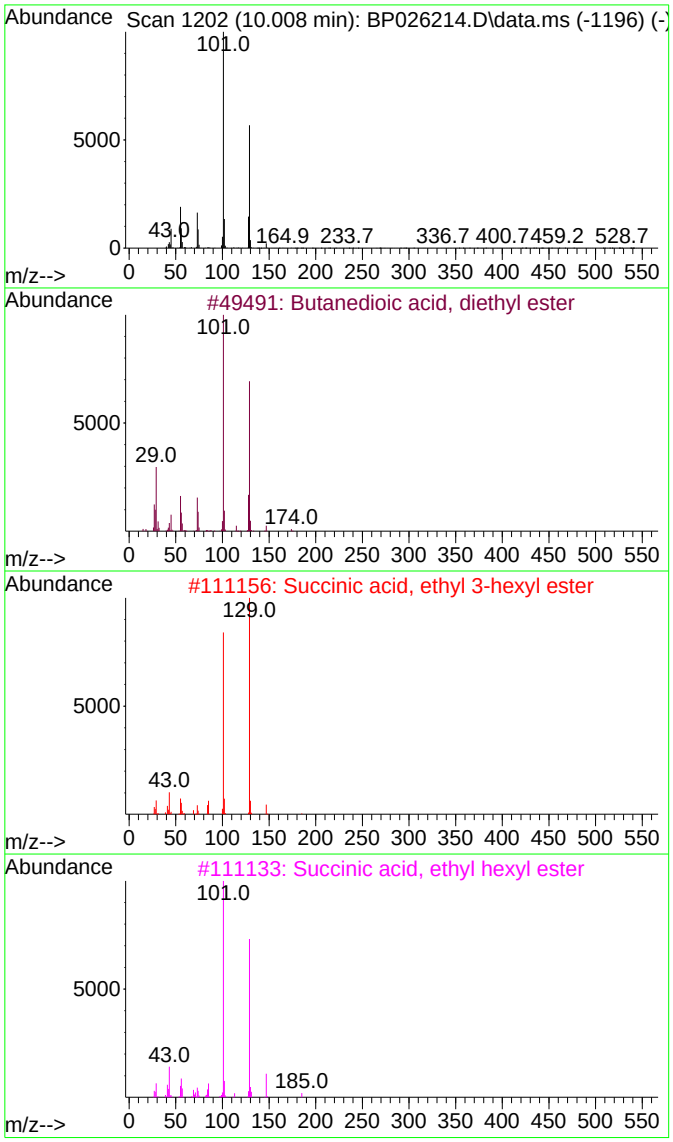

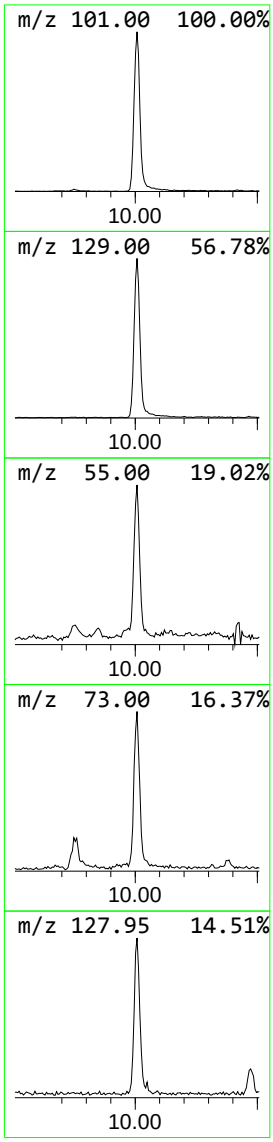

Data Path : Z:\svoasrv\HPCHEM1\BNA_P\Data\BP120225\
Data File : BP026214.D
Acq On : 02 Dec 2025 19:18
Operator : RC/JU
Sample : Q3743-02
Misc :
ALS Vial : 8 Sample Multiplier: 1

Instrument :
BNA_P
ClientSampleId :
TW-1125-2

Quant Method : Z:\svoasrv\HPCHEM1\BNA_P\Methods\8270E-BP111825.M
Quant Title : ASP BNA STANDARDS FOR 5 POINT CALIBRATION

TIC Library : C:\Database\NIST20.L
TIC Integration Parameters: LSCINT.P

****

Peak Number 3 Benzophenone Concentration Rank 4

R.T.	EstConc	Area	Relative to ISTD	R.T.
15.678	2.72 ng	319009	Acenaphthene-d10	14.290

Hit# of 5	Tentative ID	MW	MolForm	CAS#	Qual
1	Benzophenone	182	C13H10O	000119-61-9	97
2	1,2,4,5-Tetroxane, 3,3,6,6-tetra...	396	C26H20O4	016204-36-7	64
3	1,2,4-Trioxolane, 3,3,5-triphenyl-	304	C20H16O3	023246-12-0	56
4	Benzenamine, N-(3-pyridinylmethy...	182	C12H10N2	029722-97-2	42
5	Azobenzene	182	C12H10N2	000103-33-3	37

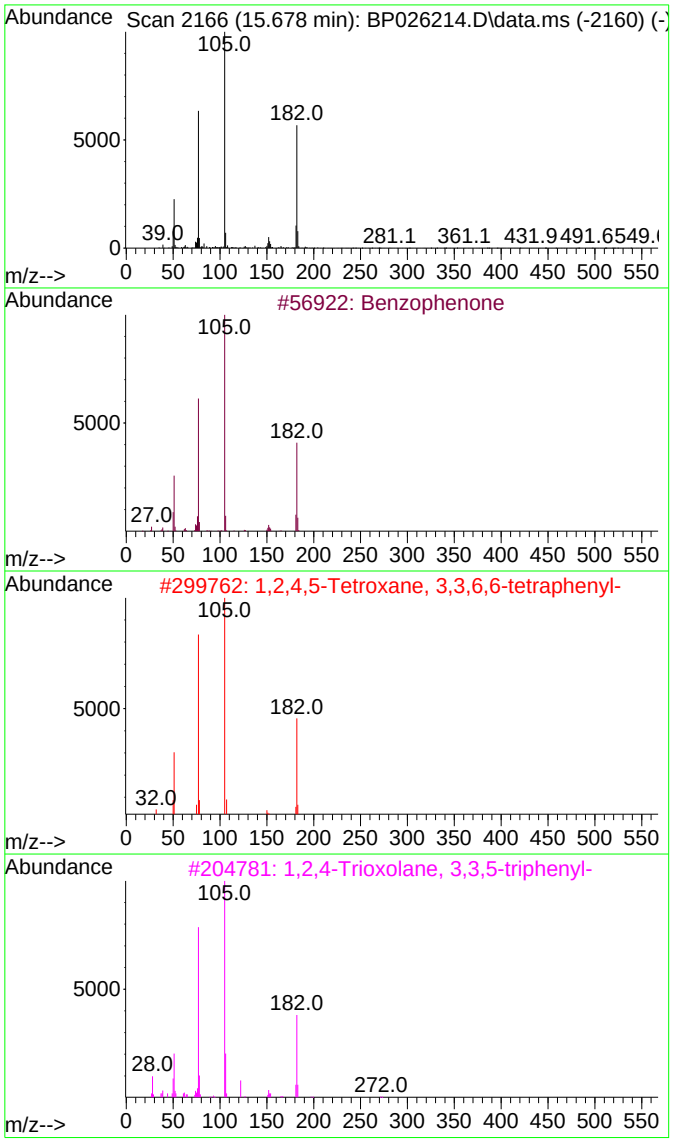

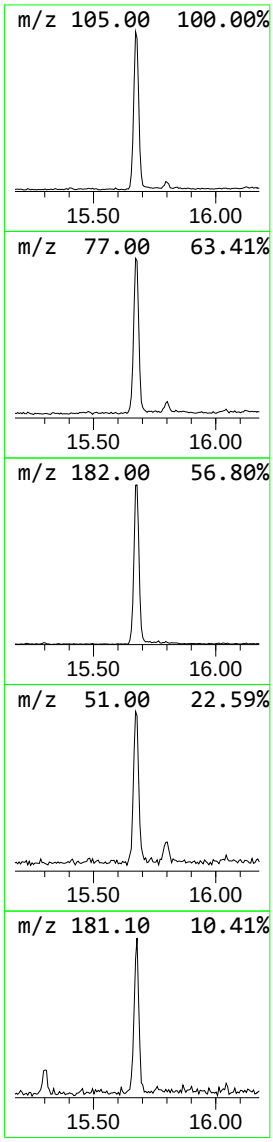

Data Path : Z:\svoasrv\HPCHEM1\BNA_P\Data\BP120225\
Data File : BP026214.D
Acq On : 02 Dec 2025 19:18
Operator : RC/JU
Sample : Q3743-02
Misc :
ALS Vial : 8 Sample Multiplier: 1

Instrument :
BNA_P
ClientSampleId :
TW-1125-2

Quant Method : Z:\svoasrv\HPCHEM1\BNA_P\Methods\8270E-BP111825.M
Quant Title : ASP BNA STANDARDS FOR 5 POINT CALIBRATION

TIC Library : C:\Database\NIST20.L
TIC Integration Parameters: LSCINT.P

****

Peak Number 4 n-Hexadecanoic acid Concentration Rank 2

R.T.	EstConc	Area	Relative to ISTD	R.T.
18.054	5.21 ng	723765	Phenanthrene-d10	17.090

Hit# of 5	Tentative ID	MW	MolForm	CAS#	Qual
1	n-Hexadecanoic acid	256	C16H32O2	000057-10-3	99
2	Pentadecanoic acid	242	C15H30O2	001002-84-2	91
3	Tetradecanoic acid	228	C14H28O2	000544-63-8	90
4	Tridecanoic acid	214	C13H26O2	000638-53-9	83
5	Undecanoic acid	186	C11H22O2	000112-37-8	62

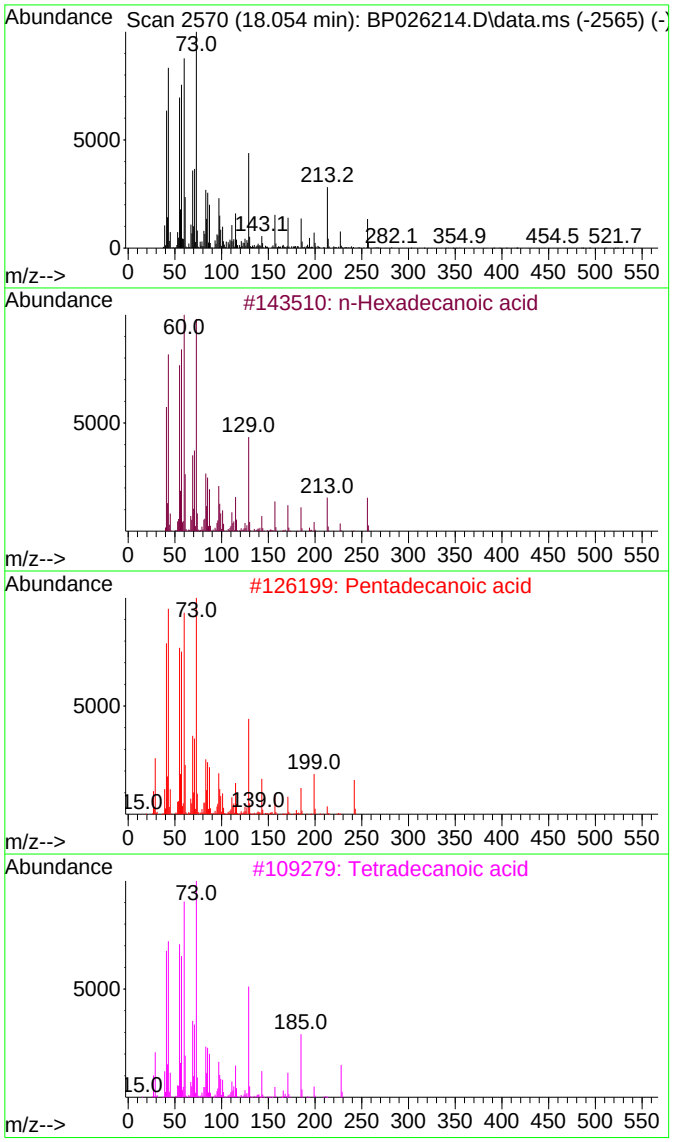

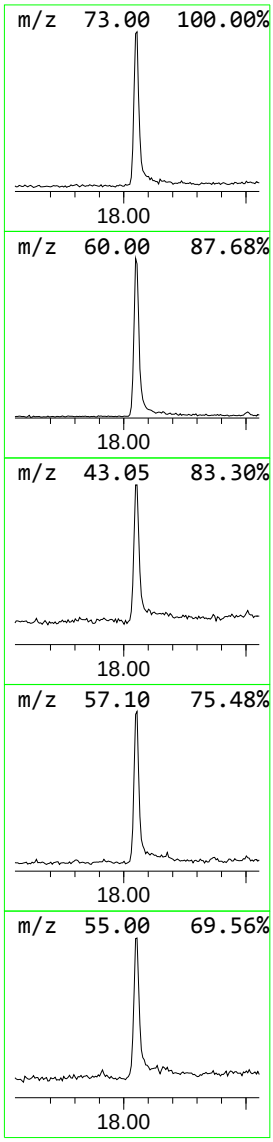

Data Path : Z:\svoasrv\HPCHEM1\BNA_P\Data\BP120225\
Data File : BP026214.D
Acq On : 02 Dec 2025 19:18
Operator : RC/JU
Sample : Q3743-02
Misc :
ALS Vial : 8 Sample Multiplier: 1

Instrument :
BNA_P
ClientSampleId :
TW-1125-2

Quant Method : Z:\svoasrv\HPCHEM1\BNA_P\Methods\8270E-BP111825.M
Quant Title : ASP BNA STANDARDS FOR 5 POINT CALIBRATION

TIC Library : C:\Database\NIST20.L
TIC Integration Parameters: LSCINT.P

TIC Top Hit name	RT	EstConc	Units	Response	Internal Standard #	RT	Resp	Conc
Butanedioic aci...	10.008	3.6	ng	338588	2	10.419	1903050	20.0
Benzophenone	15.678	2.7	ng	319009	3	14.290	2342640	20.0
n-Hexadecanoic ...	18.054	5.2	ng	723765	4	17.090	2776570	20.0

Data Path : Z:\svoasrv\HPCHEM1\BNA_P\Data\BP120225\
Data File : BP026211.D
Acq On : 02 Dec 2025 17:15
Operator : RC/JU
Sample : PB170782BL
Misc :
ALS Vial : 3 Sample Multiplier: 1

Instrument :
BNA_P
ClientSampleId :
PB170782BL

Quant Time: Dec 02 17:35:24 2025
Quant Method : Z:\svoasrv\HPCHEM1\BNA_P\Methods\8270E-BP111825.M
Quant Title : ASP BNA STANDARDS FOR 5 POINT CALIBRATION
QLast Update : Wed Nov 19 01:25:31 2025
Response via : Initial Calibration

Compound	R.T.	QIon	Response	Conc	Units	Dev(Min)
Internal Standards						
1) 1,4-Dichlorobenzene-d4	7.660	152	237146	20.000	ng	-0.01
21) Naphthalene-d8	10.425	136	907628	20.000	ng	-0.02
39) Acenaphthene-d10	14.289	164	561103	20.000	ng	-0.04
64) Phenanthrene-d10	17.101	188	1126557	20.000	ng	-0.03
76) Chrysene-d12	21.554	240	1169313	20.000	ng	-0.02
86) Perylene-d12	24.871	264	1304006	20.000	ng	-0.04
System Monitoring Compounds						
5) 2-Fluorophenol	5.284	112	1952195	132.131	ng	0.00
7) Phenol-d6	6.843	99	2326147	123.670	ng	-0.01
23) Nitrobenzene-d5	8.796	82	1376073	86.119	ng	-0.02
42) 2,4,6-Tribromophenol	15.813	330	990210	136.039	ng	-0.02
45) 2-Fluorobiphenyl	12.901	172	3481304	90.931	ng	-0.03
79) Terphenyl-d14	19.848	244	5617372	97.956	ng	-0.02

Target Compounds Qvalue

(#) = qualifier out of range (m) = manual integration (+) = signals summed

Sample Results: **BP026211.D**

Data Path : Z:\svoasrv\HPCHEM1\BNA_P\Data\BP120225\
Data File : BP026211.D
Acq On : 02 Dec 2025 17:15
Operator : RC/JU
Sample : PB170782BL
Misc :
ALS Vial : 3 Sample Multiplier: 1

Instrument :
BNA_P
ClientSampleId :
PB170782BL

Quant Time: Dec 02 17:35:24 2025
Quant Method : Z:\svoasrv\HPCHEM1\BNA_P\Methods\8270E-BP111825.M
Quant Title : ASP BNA STANDARDS FOR 5 POINT CALIBRATION
QLast Update : Wed Nov 19 01:25:31 2025
Response via : Initial Calibration

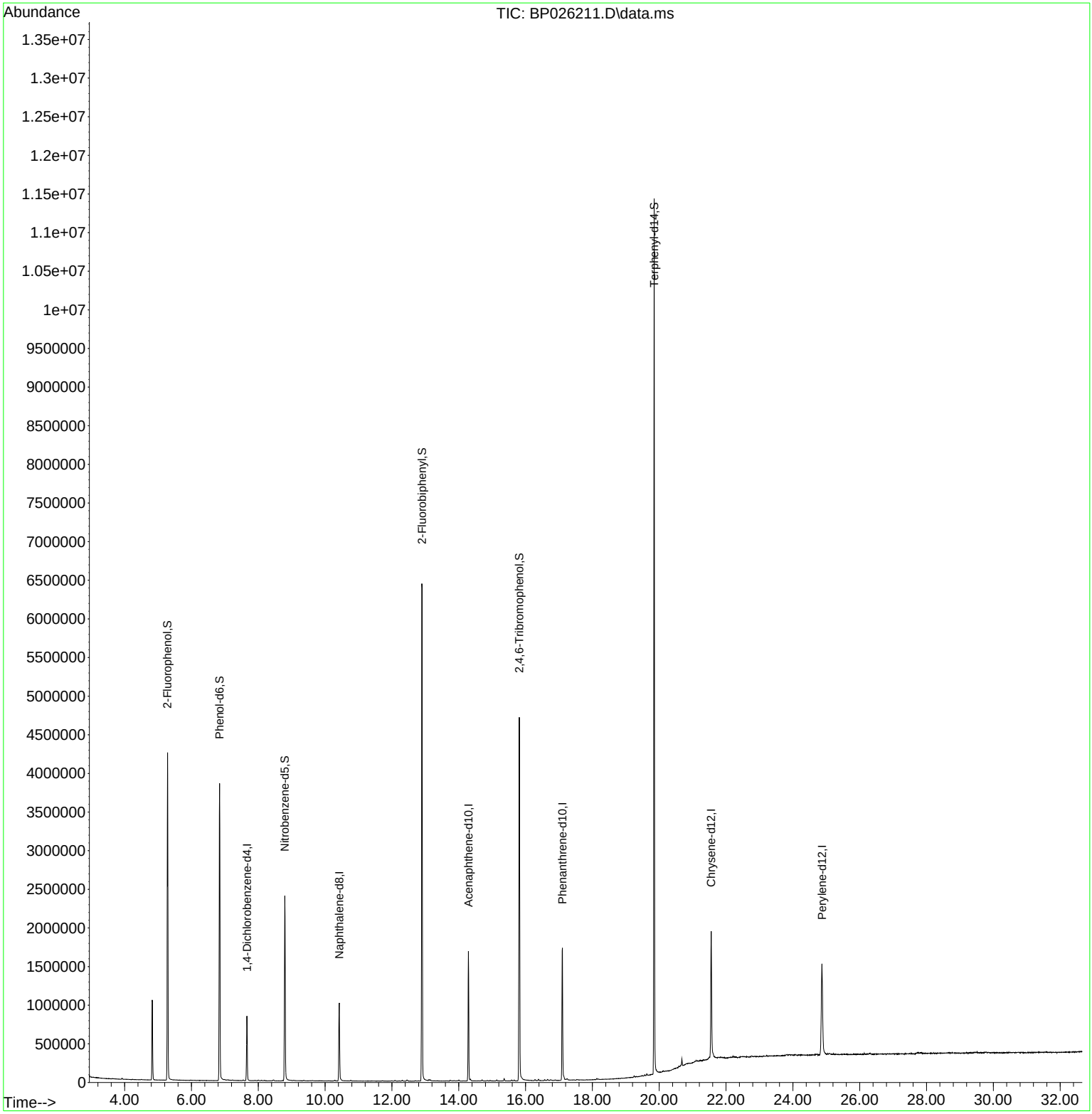

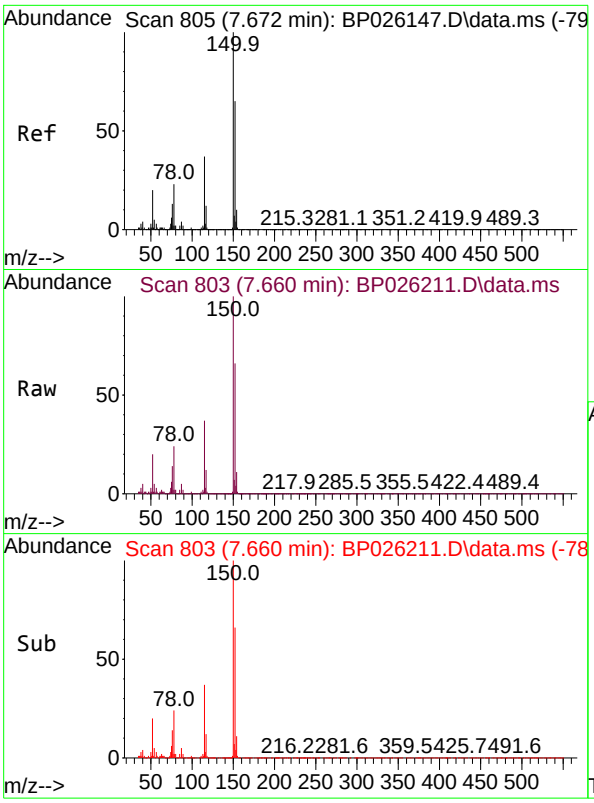

#1
1,4-Dichlorobenzene-d4
Concen: 20.000 ng
RT: 7.660 min Scan# 8(
Delta R.T. -0.012 min
Lab File: BP026211.D
Acq: 02 Dec 2025 17:15

Instrument :
BNA_P
ClientSampleId :
PB170782BL

Tgt Ion:152 Resp: 237146

Ion	Ratio	Lower	Upper
152	100		
150	152.4	123.0	184.6
115	56.0	46.3	69.5

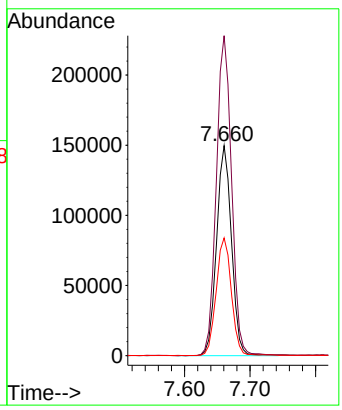



#5
2-Fluorophenol
Concen: 132.131 ng
RT: 5.284 min Scan# 399
Delta R.T. -0.006 min
Lab File: BP026211.D
Acq: 02 Dec 2025 17:15

Tgt Ion:112 Resp: 1952195

Ion	Ratio	Lower	Upper
112	100		
64	56.8	45.8	68.6
63	28.9	23.5	35.3

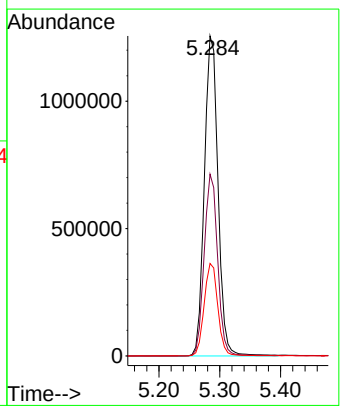

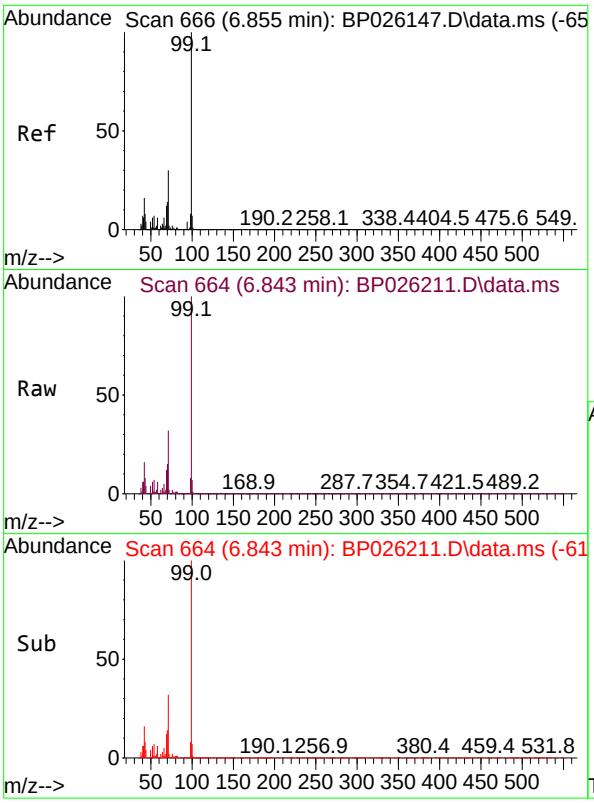

#7
Phenol-d6
Concen: 123.670 ng
RT: 6.843 min Scan# 6
Delta R.T. -0.012 min
Lab File: BP026211.D
Acq: 02 Dec 2025 17:15

Instrument :
BNA_P
ClientSampleId :
PB170782BL

Tgt Ion: 99 Resp: 2326147

Ion	Ratio	Lower	Upper
99	100		
42	16.3	12.9	19.3
71	32.2	24.8	37.2

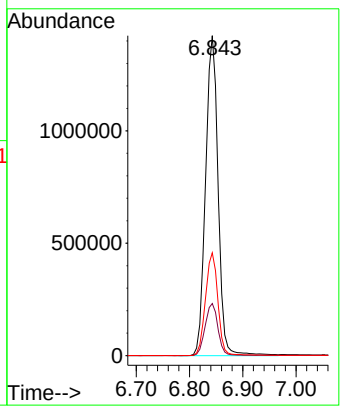



#21
Naphthalene-d8
Concen: 20.000 ng
RT: 10.425 min Scan# 1273
Delta R.T. -0.024 min
Lab File: BP026211.D
Acq: 02 Dec 2025 17:15

Tgt Ion:136 Resp: 907628

Ion	Ratio	Lower	Upper
136	100		
137	10.6	8.7	13.1
54	7.9	6.4	9.6
68	5.4	4.9	7.3

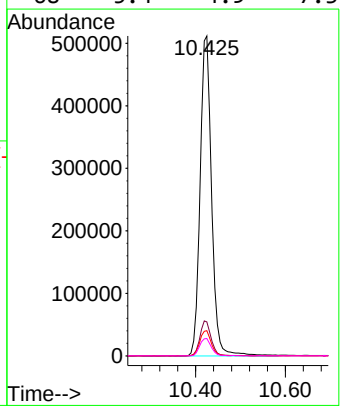

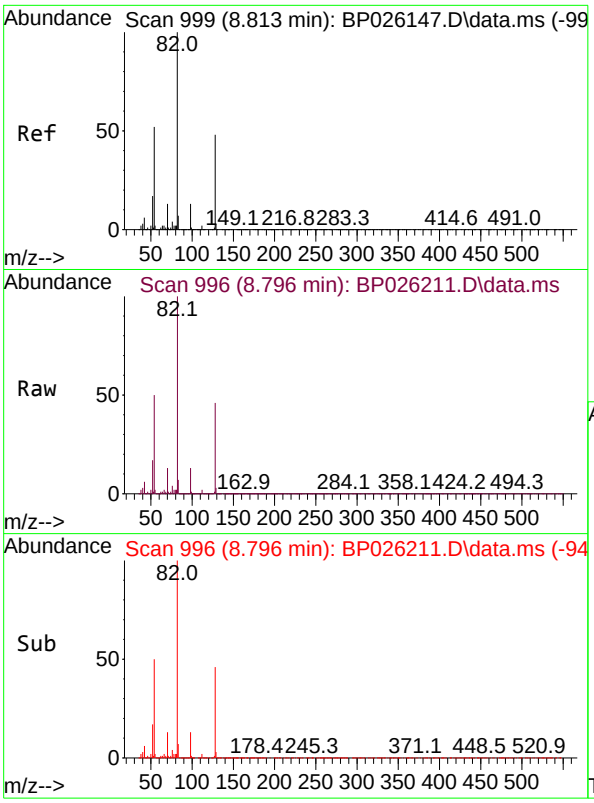

#23
Nitrobenzene-d5
Concen: 86.119 ng
RT: 8.796 min Scan# 9
Delta R.T. -0.018 min
Lab File: BP026211.D
Acq: 02 Dec 2025 17:15

Instrument :
BNA_P
ClientSampleId :
PB170782BL

Tgt Ion: 82 Resp: 1376073

Ion	Ratio	Lower	Upper
82	100		
128	46.3	37.4	56.0
54	50.1	41.6	62.4

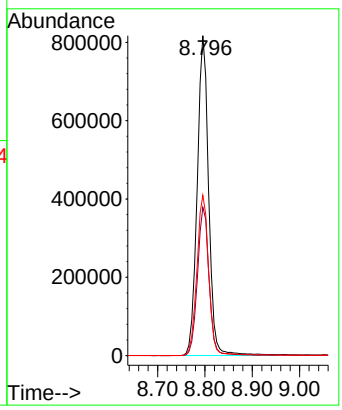

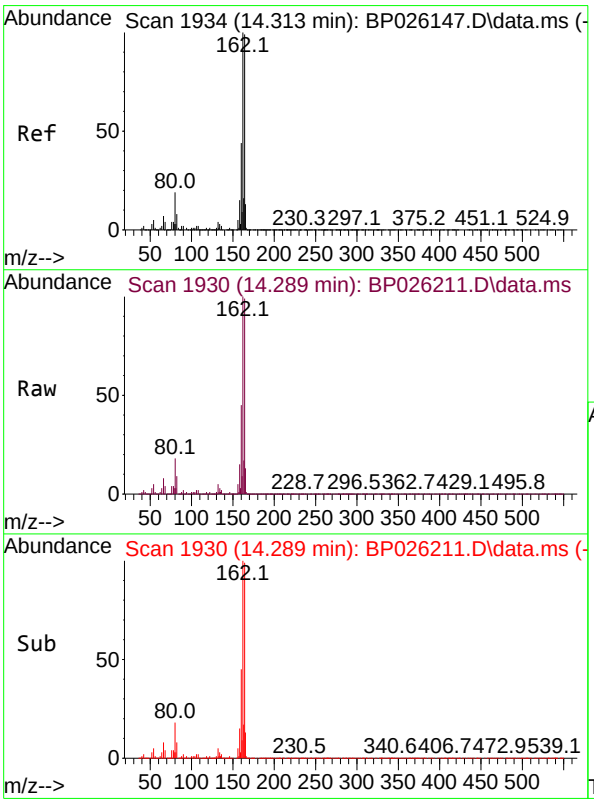

#39
Acenaphthene-d10
Concen: 20.000 ng
RT: 14.289 min Scan# 1930
Delta R.T. -0.035 min
Lab File: BP026211.D
Acq: 02 Dec 2025 17:15

Tgt Ion:164 Resp: 561103

Ion	Ratio	Lower	Upper
164	100		
162	100.8	80.3	120.5
160	45.5	35.2	52.8

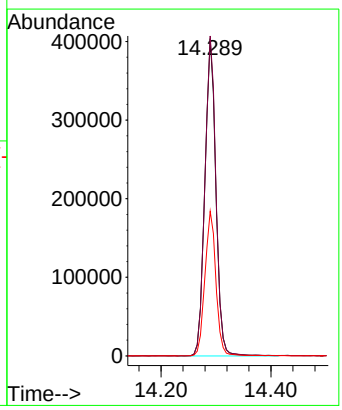

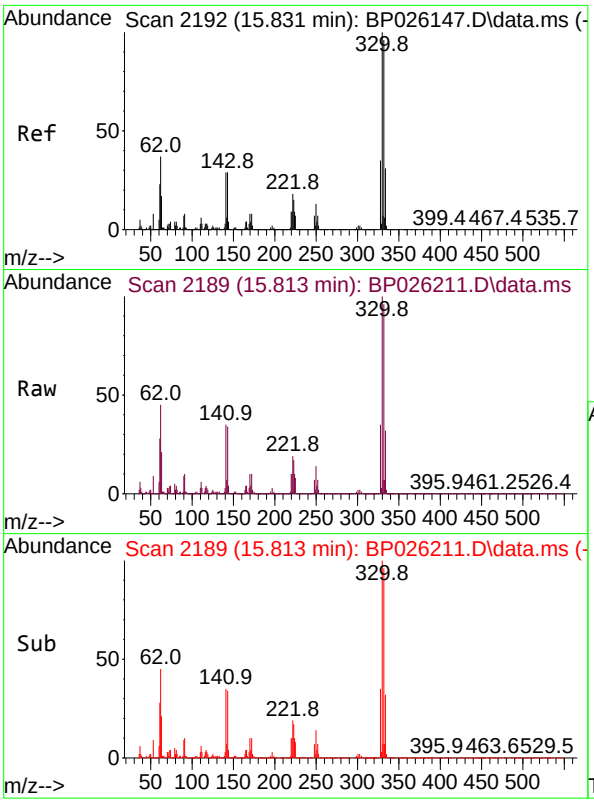

#42
2,4,6-Tribromophenol
Concen: 136.039 ng
RT: 15.813 min Scan# 2
Delta R.T. -0.024 min
Lab File: BP026211.D
Acq: 02 Dec 2025 17:15

Instrument :
BNA_P
ClientSampleId :
PB170782BL

Tgt Ion:330 Resp: 990210

Ion	Ratio	Lower	Upper
330	100		
332	96.8	78.0	117.0
141	34.0	26.8	40.2

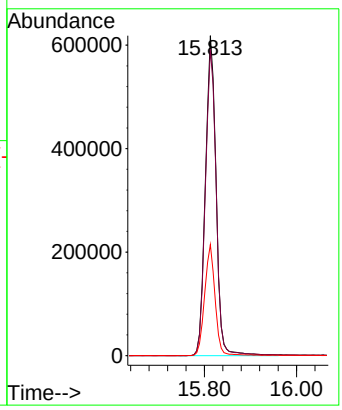



#45
2-Fluorobiphenyl
Concen: 90.931 ng
RT: 12.901 min Scan# 1694
Delta R.T. -0.029 min
Lab File: BP026211.D
Acq: 02 Dec 2025 17:15

Tgt Ion:172 Resp: 3481304

Ion	Ratio	Lower	Upper
172	100		
171	35.1	28.2	42.4
170	23.5	18.7	28.1

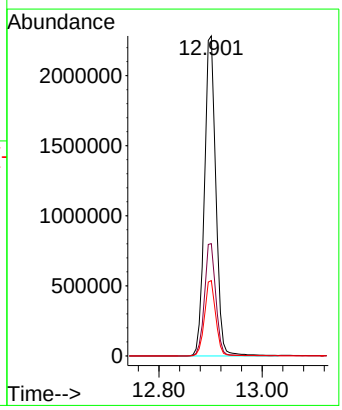



#64
Phenanthrene-d10
Concen: 20.000 ng
RT: 17.101 min Scan# 2
Delta R.T. -0.029 min
Lab File: BP026211.D
Acq: 02 Dec 2025 17:15

Instrument :
BNA_P
ClientSampleId :
PB170782BL

Tgt Ion:188 Resp: 1126557

Ion	Ratio	Lower	Upper
188	100		
94	8.6	7.8	11.6
80	9.4	8.2	12.2

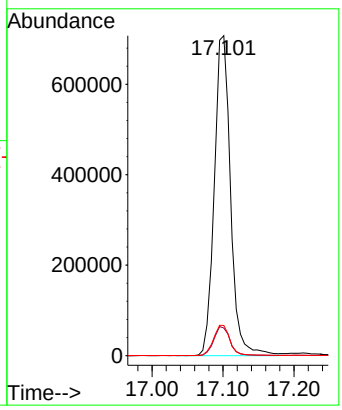

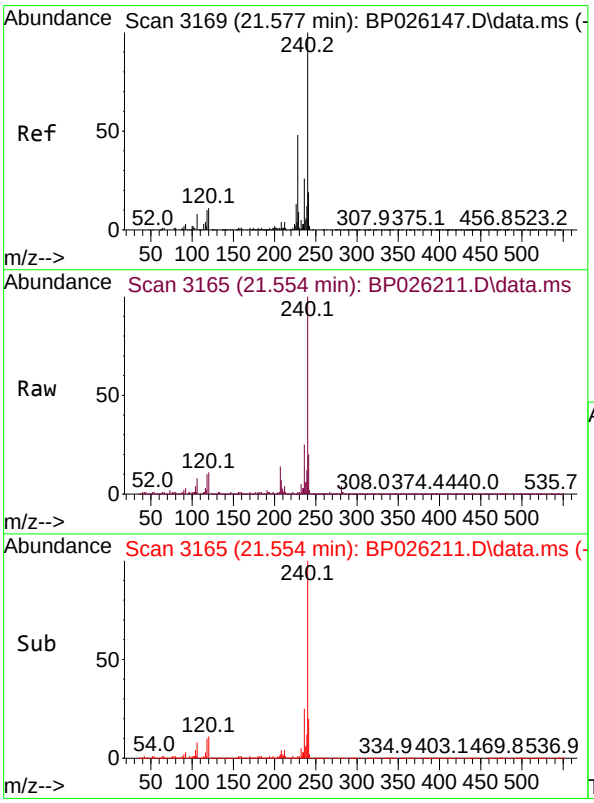

#76
Chrysene-d12
Concen: 20.000 ng
RT: 21.554 min Scan# 3165
Delta R.T. -0.018 min
Lab File: BP026211.D
Acq: 02 Dec 2025 17:15

Tgt Ion:240 Resp: 1169313

Ion	Ratio	Lower	Upper
240	100		
120	11.0	9.0	13.4
236	25.4	20.4	30.6

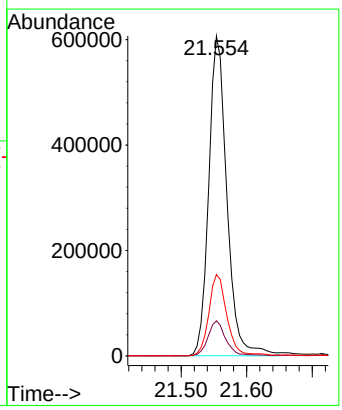



#79
Terphenyl-d14
Concen: 97.956 ng
RT: 19.848 min Scan# 2
Delta R.T. -0.023 min
Lab File: BP026211.D
Acq: 02 Dec 2025 17:15

Instrument :
BNA_P
ClientSampleId :
PB170782BL

Tgt Ion:244 Resp: 5617372

Ion	Ratio	Lower	Upper
244	100		
212	7.5	5.8	8.8
122	9.7	8.2	12.2

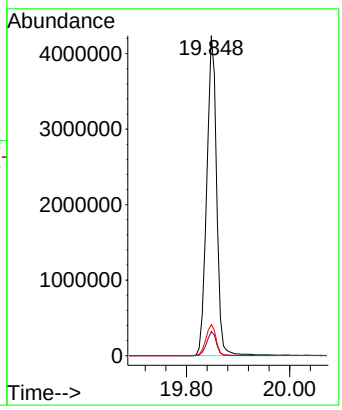



#86
Perylene-d12
Concen: 20.000 ng
RT: 24.871 min Scan# 3729
Delta R.T. -0.035 min
Lab File: BP026211.D
Acq: 02 Dec 2025 17:15

Tgt Ion:264 Resp: 1304006

Ion	Ratio	Lower	Upper
264	100		
260	23.4	18.7	28.1
265	22.1	17.5	26.3

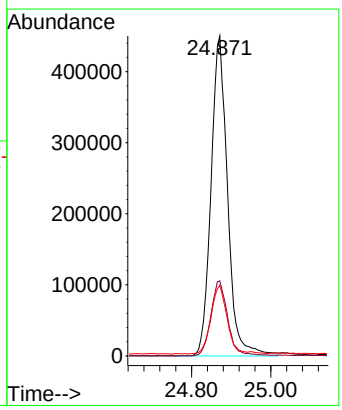

Sample Results: **BP026211.D**

Instrument :
BNA_P
ClientSampleId :
PB170782BL

```
Data Path : Z:\svoasrv\HPCHEM1\BNA_P\Data\BP120225\
Data File : BP026211.D
Acq On    : 02 Dec 2025  17:15
Operator  : RC/JU
Sample    : PB170782BL
Misc      :
ALS Vial  : 3   Sample Multiplier: 1

Integration Parameters: rteint.p
Integrator: RTE
Smoothing : ON                          Filtering: 5
Sampling  : 1                            Min Area: 3 % of largest Peak
Start Thrs: 0.2                         Max Peaks: 100
Stop Thrs : 0                       Peak Location: TOP

If leading or trailing edge < 100 prefer < Baseline drop else tangent >
Peak separation: 5

Method    : Z:\svoasrv\HPCHEM1\BNA_P\Methods\8270E-BP111825.M
Title     : ASP BNA STANDARDS FOR 5 POINT CALIBRATION

Signal     : TIC: BP026211.D\data.ms
```

peak #	R.T. min	first scan	max scan	last scan	PK TY	peak height	corr. area	corr. % max.	% of total
1	4.825	314	321	331	rBV	1035365	1503041	10.07%	2.295%
2	5.284	392	399	417	rBV	4239913	6540699	43.81%	9.988%
3	6.843	656	664	684	rBV	3845808	6369036	42.66%	9.726%
4	7.660	795	803	817	rBV	836636	1357314	9.09%	2.073%
5	8.796	988	996	1012	rBV	2394314	4074478	27.29%	6.222%
6	10.425	1264	1273	1294	rBV	1009773	1818141	12.18%	2.776%
7	12.895	1684	1693	1707	rBV	6438076	9805420	65.67%	14.973%
8	14.289	1923	1930	1937	rBV	1678888	2340367	15.68%	3.574%
9	15.813	2179	2189	2213	rBV	4706793	7583050	50.79%	11.580%
10	17.101	2401	2408	2422	rBV2	1711840	2789025	18.68%	4.259%
11	19.848	2869	2875	2885	rBV	11329643	14930245	100.00%	22.799%
12	21.554	3159	3165	3180	rVB2	1624548	3076272	20.60%	4.698%
13	24.871	3720	3729	3746	rVB	1166544	3298147	22.09%	5.036%

Sum of corrected areas: 65485235

Sample Results: **BP026211.D**

Data Path : Z:\svoasrv\HPCHEM1\BNA_P\Data\BP120225\
Data File : BP026211.D
Acq On : 02 Dec 2025 17:15
Operator : RC/JU
Sample : PB170782BL
Misc :
ALS Vial : 3 Sample Multiplier: 1

Instrument :
BNA_P
ClientSampleId :
PB170782BL

Quant Method : Z:\svoasrv\HPCHEM1\BNA_P\Methods\8270E-BP111825.M
Quant Title : ASP BNA STANDARDS FOR 5 POINT CALIBRATION

TIC Library :
TIC Integration Parameters: rteint.p

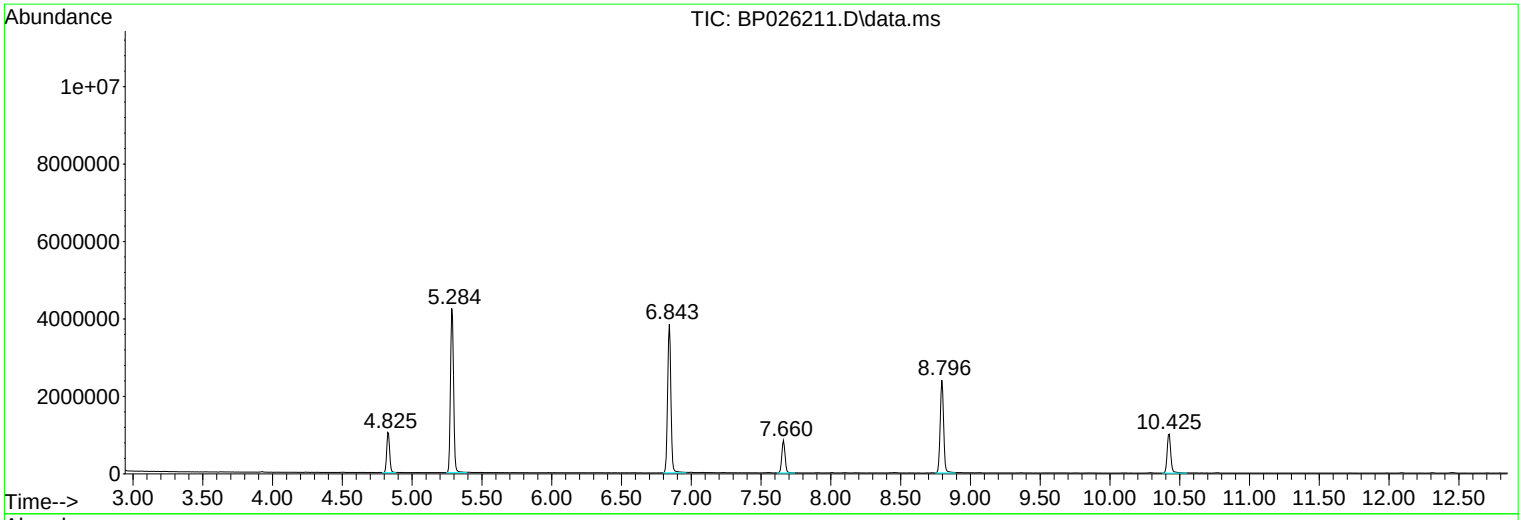

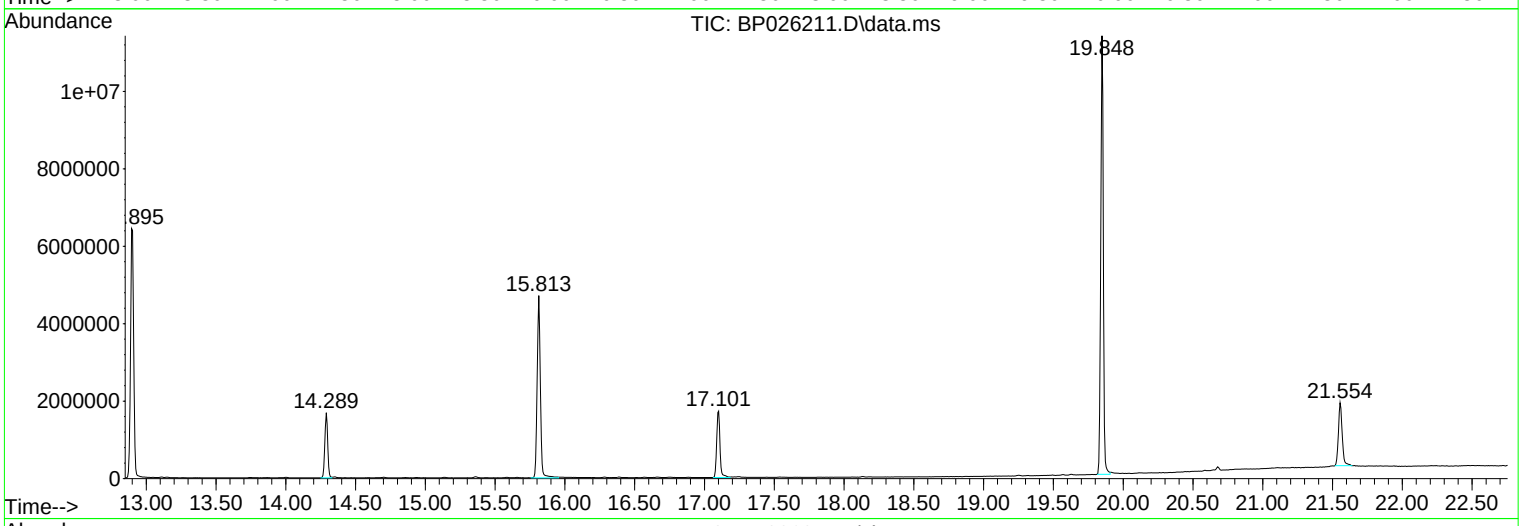

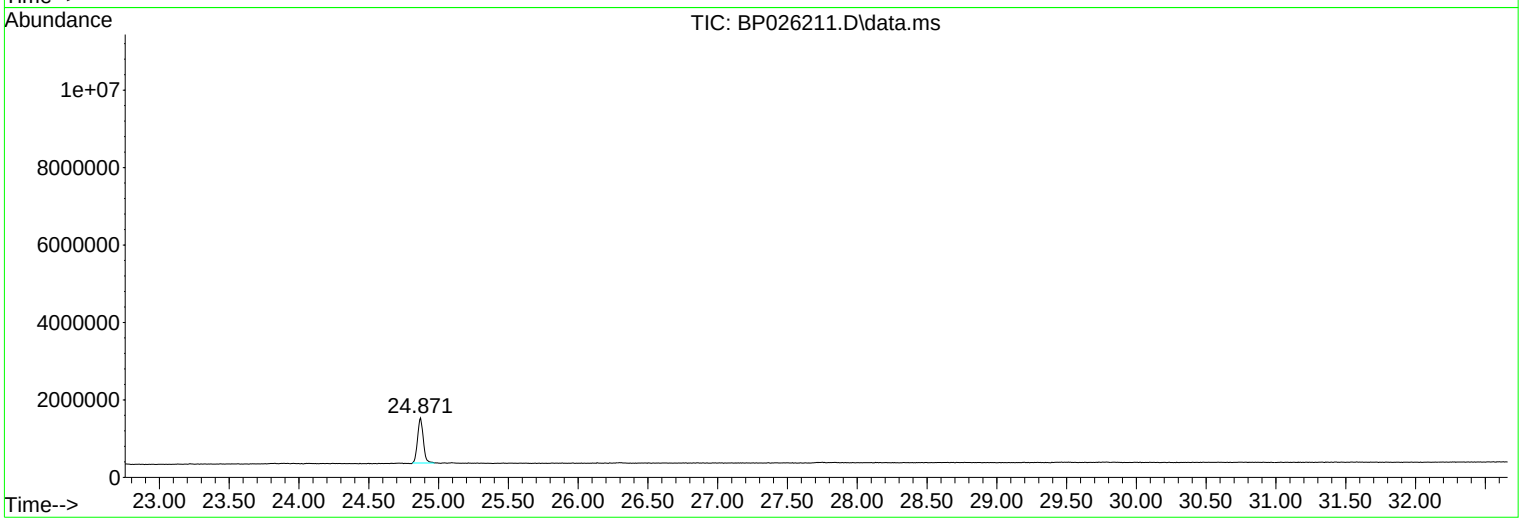

Data Path : Z:\svoasrv\HPCHEM1\BNA_P\Data\BP120225\
Data File : BP026211.D
Acq On : 02 Dec 2025 17:15
Operator : RC/JU
Sample : PB170782BL
Misc :
ALS Vial : 3 Sample Multiplier: 1

Instrument :
BNA_P
ClientSampleId :
PB170782BL

Quant Method : Z:\svoasrv\HPCHEM1\BNA_P\Methods\8270E-BP111825.M
Quant Title : ASP BNA STANDARDS FOR 5 POINT CALIBRATION

TIC Library :
TIC Integration Parameters: rteint.p

No Library Search Compounds Detected
****

Data Path : Z:\svoasrv\HPCHEM1\BNA_P\Data\BP120225\
Data File : BP026211.D
Acq On : 02 Dec 2025 17:15
Operator : RC/JU
Sample : PB170782BL
Misc :
ALS Vial : 3 Sample Multiplier: 1

Instrument :
BNA_P
ClientSampleId :
PB170782BL

Quant Method : Z:\svoasrv\HPCHEM1\BNA_P\Methods\8270E-BP111825.M
Quant Title : ASP BNA STANDARDS FOR 5 POINT CALIBRATION

TIC Library :
TIC Integration Parameters: rteint.p

TIC Top Hit name	RT	EstConc	Units	Response	Internal Standard #	RT	Resp	Conc

Data Path : Z:\svoasrv\HPCHEM1\BNA_P\Data\BP120225\
Data File : BP026209.D
Acq On : 02 Dec 2025 15:53
Operator : RC/JU
Sample : PB170782BS
Misc :
ALS Vial : 4 Sample Multiplier: 1

Instrument :
BNA_P
ClientSampleId :
PB170782BS

Quant Time: Dec 02 16:22:43 2025
Quant Method : Z:\svoasrv\HPCHEM1\BNA_P\Methods\8270E-BP111825.M
Quant Title : ASP BNA STANDARDS FOR 5 POINT CALIBRATION
QLast Update : Wed Nov 19 01:25:31 2025
Response via : Initial Calibration

Compound	R.T.	QIon	Response	Conc	Units	Dev(Min)
Internal Standards						
1) 1,4-Dichlorobenzene-d4	7.660	152	268982	20.000	ng	-0.01
21) Naphthalene-d8	10.425	136	1004806	20.000	ng	-0.02
39) Acenaphthene-d10	14.284	164	601680	20.000	ng	-0.04
64) Phenanthrene-d10	17.095	188	1226741	20.000	ng	-0.04
76) Chrysene-d12	21.554	240	1408633	20.000	ng	-0.02
86) Perylene-d12	24.854	264	1584735	20.000	ng	-0.05
System Monitoring Compounds						
5) 2-Fluorophenol	5.284	112	1960111	116.965	ng	0.00
7) Phenol-d6	6.843	99	2345492	109.940	ng	-0.01
23) Nitrobenzene-d5	8.801	82	1406083	79.487	ng	-0.01
42) 2,4,6-Tribromophenol	15.801	330	1020756	130.778	ng	-0.04
45) 2-Fluorobiphenyl	12.895	172	3393780	82.667	ng	-0.04
79) Terphenyl-d14	19.842	244	5922091	85.725	ng	-0.03
Target Compounds						Qvalue
2) 1,4-Dioxane	3.219	88	244532	35.976	ng	97
3) Pyridine	3.614	79	641244	32.644	ng	97
4) n-Nitrosodimethylamine	3.519	42	303418	41.329	ng	93
6) Aniline	6.996	93	635687	22.567	ng	99
8) 2-Chlorophenol	7.231	128	767208	40.220	ng	100
9) Benzaldehyde	6.813	77	313482	28.039	ng	97
10) Phenol	6.872	94	879635	38.273	ng	97
11) bis(2-Chloroethyl)ether	7.090	93	686434	38.145	ng	98
12) 1,3-Dichlorobenzene	7.554	146	853747	41.544	ng	100
13) 1,4-Dichlorobenzene	7.696	146	870850	42.054	ng	99
14) 1,2-Dichlorobenzene	8.007	146	829950	41.738	ng	99
15) Benzyl Alcohol	7.896	79	581014	37.174	ng	99
16) 2,2'-oxybis(1-Chloropr...	8.184	45	966034	38.224	ng	99
17) 2-Methylphenol	8.101	107	597295	38.177	ng	99
18) Hexachloroethane	8.731	117	312531	41.479	ng	98
19) n-Nitroso-di-n-propyla...	8.460	70	475331	35.864	ng	98
20) 3+4-Methylphenols	8.425	107	791206	36.495	ng	99
22) Acetophenone	8.466	105	1049787	41.104	ng #	99
24) Nitrobenzene	8.843	77	734327	41.038	ng	99
25) Isophorone	9.366	82	1354493	38.624	ng	99
26) 2-Nitrophenol	9.543	139	374515	41.363	ng	98
27) 2,4-Dimethylphenol	9.607	122	648242	39.704	ng	99
28) bis(2-Chloroethoxy)met...	9.843	93	866430	39.449	ng	99
29) 2,4-Dichlorophenol	10.078	162	675987	41.425	ng	99
30) 1,2,4-Trichlorobenzene	10.290	180	756981	45.555	ng	99
31) Naphthalene	10.472	128	2213682	40.764	ng	99
32) Benzoic acid	9.737	122	480659	34.959	ng	98
33) 4-Chloroaniline	10.578	127	435742	18.868	ng	99
34) Hexachlorobutadiene	10.766	225	479763	44.393	ng	99
35) Caprolactam	11.354	113	215676	36.911	ng	96
36) 4-Chloro-3-methylphenol	11.713	107	689560	39.758	ng	98
37) 2-Methylnaphthalene	12.084	142	1403623	36.459	ng	99
38) 1-Methylnaphthalene	12.307	142	1433715	38.101	ng	99
40) 1,2,4,5-Tetrachloroben...	12.454	216	819974	45.070	ng	99
41) Hexachlorocyclopentadiene	12.442	237	1068505	89.739	ng	100
43) 2,4,6-Trichlorophenol	12.701	196	541505	43.415	ng	100

Data Path : Z:\svoasrv\HPCHEM1\BNA_P\Data\BP120225\
Data File : BP026209.D
Acq On : 02 Dec 2025 15:53
Operator : RC/JU
Sample : PB170782BS
Misc :
ALS Vial : 4 Sample Multiplier: 1

Instrument :
BNA_P
ClientSampleId :
PB170782BS

Quant Time: Dec 02 16:22:43 2025
Quant Method : Z:\svoasrv\HPCHEM1\BNA_P\Methods\8270E-BP111825.M
Quant Title : ASP BNA STANDARDS FOR 5 POINT CALIBRATION
QLast Update : Wed Nov 19 01:25:31 2025
Response via : Initial Calibration

Compound	R.T.	QIon	Response	Conc Units	Dev(Min)
44) 2,4,5-Trichlorophenol	12.772	196	597658	42.927 ng	99
46) 1,1'-Biphenyl	13.107	154	1952693	43.100 ng	99
47) 2-Chloronaphthalene	13.142	162	1510187	42.389 ng	100
48) 2-Nitroaniline	13.348	65	416672	42.057 ng	96
49) Acenaphthylene	14.001	152	2513876	42.778 ng	100
50) Dimethylphthalate	13.742	163	1896554	42.203 ng	100
51) 2,6-Dinitrotoluene	13.854	165	411228	46.182 ng	97
52) Acenaphthene	14.348	154	1395824	40.531 ng	99
53) 3-Nitroaniline	14.184	138	273532	26.090 ng	99
54) 2,4-Dinitrophenol	14.389	184	502537	93.492 ng	97
55) Dibenzofuran	14.689	168	2262479	42.416 ng	99
56) 4-Nitrophenol	14.507	139	784038	82.663 ng	96
57) 2,4-Dinitrotoluene	14.648	165	604556	45.470 ng	99
58) Fluorene	15.354	166	1815654	43.065 ng	100
59) 2,3,4,6-Tetrachlorophenol	14.925	232	542112	45.898 ng	100
60) Diethylphthalate	15.131	149	1940035	42.855 ng	99
61) 4-Chlorophenyl-phenyle...	15.354	204	896277	42.726 ng	97
62) 4-Nitroaniline	15.366	138	418833	38.470 ng	96
63) Azobenzene	15.648	77	1645661	43.113 ng	98
65) 4,6-Dinitro-2-methylph...	15.431	198	343139	44.030 ng	95
66) n-Nitrosodiphenylamine	15.566	169	1645206	43.354 ng	100
67) 4-Bromophenyl-phenylether	16.266	248	591135	43.511 ng	98
68) Hexachlorobenzene	16.383	284	699473	44.370 ng	98
69) Atrazine	16.554	200	650190	45.437 ng	99
70) Pentachlorophenol	16.736	266	992247	89.978 ng	99
71) Phenanthrene	17.136	178	3014410	43.621 ng	100
72) Anthracene	17.230	178	3125375	44.342 ng	100
73) Carbazole	17.513	167	2935445	43.849 ng	100
74) Di-n-butylphthalate	18.119	149	3571948	45.007 ng	99
75) Fluoranthene	19.236	202	3715685	44.254 ng	99
77) Benzidine	19.442	184	1014794	22.700 ng	99
78) Pyrene	19.619	202	3963837	42.917 ng	99
80) Butylbenzylphthalate	20.589	149	1749417	43.010 ng	97
81) Benzo(a)anthracene	21.536	228	4110546	42.489 ng	100
82) 3,3'-Dichlorobenzidine	21.460	252	995020	28.283 ng	100
83) Chrysene	21.601	228	3950548	43.330 ng	100
84) Bis(2-ethylhexyl)phtha...	21.495	149	2638941	42.859 ng	99
85) Di-n-octyl phthalate	22.771	149	4463179	41.455 ng	99
87) Indeno(1,2,3-cd)pyrene	28.612	276	5419062	45.596 ng	99
88) Benzo(b)fluoranthene	23.824	252	4246682	44.003 ng	99
89) Benzo(k)fluoranthene	23.895	252	4325261	44.871 ng	100
90) Benzo(a)pyrene	24.706	252	4111691	44.978 ng	99
91) Dibenzo(a,h)anthracene	28.695	278	4445214	45.690 ng	99
92) Benzo(g,h,i)perylene	29.783	276	4424370	45.753 ng	98

(#) = qualifier out of range (m) = manual integration (+) = signals summed

Sample Results: **BP026209.D**

Data Path : Z:\svoasrv\HPCHEM1\BNA_P\Data\BP120225\
Data File : BP026209.D
Acq On : 02 Dec 2025 15:53
Operator : RC/JU
Sample : PB170782BS
Misc :
ALS Vial : 4 Sample Multiplier: 1

Instrument :
BNA_P
ClientSampleId :
PB170782BS

Quant Time: Dec 02 16:22:43 2025
Quant Method : Z:\svoasrv\HPCHEM1\BNA_P\Methods\8270E-BP111825.M
Quant Title : ASP BNA STANDARDS FOR 5 POINT CALIBRATION
QLast Update : Wed Nov 19 01:25:31 2025
Response via : Initial Calibration

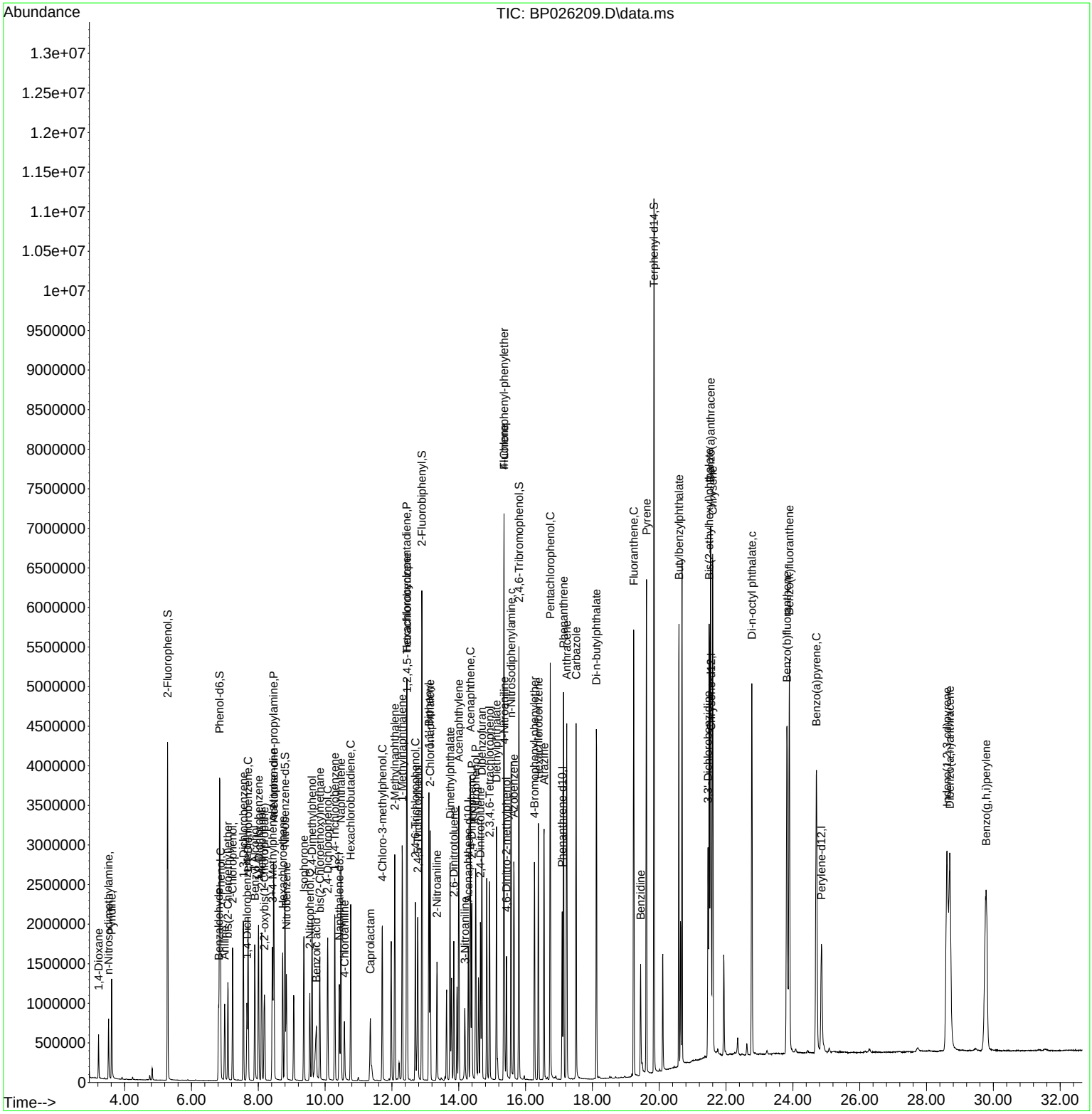

Data Path : Z:\svoasrv\HPCHEM1\BNA_P\Data\BP120225\
Data File : BP026210.D
Acq On : 02 Dec 2025 16:34
Operator : RC/JU
Sample : PB170782BSD
Misc :
ALS Vial : 5 Sample Multiplier: 1

Instrument :
BNA_P
ClientSampleId :
PB170782BSD

Quant Time: Dec 02 16:54:41 2025
Quant Method : Z:\svoasrv\HPCHEM1\BNA_P\Methods\8270E-BP111825.M
Quant Title : ASP BNA STANDARDS FOR 5 POINT CALIBRATION
QLast Update : Wed Nov 19 01:25:31 2025
Response via : Initial Calibration

Compound	R.T.	QIon	Response	Conc	Units	Dev(Min)
Internal Standards						
1) 1,4-Dichlorobenzene-d4	7.654	152	285694	20.000	ng	-0.02
21) Naphthalene-d8	10.425	136	1094537	20.000	ng	-0.02
39) Acenaphthene-d10	14.301	164	632103	20.000	ng	-0.02
64) Phenanthrene-d10	17.107	188	1166581	20.000	ng	-0.02
76) Chrysene-d12	21.536	240	1153312	20.000	ng	-0.04
86) Perylene-d12	24.848	264	1441009	20.000	ng	-0.06
System Monitoring Compounds						
5) 2-Fluorophenol	5.284	112	2162374	121.486	ng	0.00
7) Phenol-d6	6.843	99	2575294	113.650	ng	-0.01
23) Nitrobenzene-d5	8.796	82	1548858	80.380	ng	-0.02
42) 2,4,6-Tribromophenol	15.813	330	1012621	123.492	ng	-0.02
45) 2-Fluorobiphenyl	12.907	172	3746026	86.855	ng	-0.02
79) Terphenyl-d14	19.842	244	4958110	87.659	ng	-0.03
Target Compounds						Qvalue
2) 1,4-Dioxane	3.219	88	243552	33.735	ng	99
3) Pyridine	3.608	79	654639	31.377	ng	99
4) n-Nitrosodimethylamine	3.514	42	320789	41.140	ng	94
6) Aniline	6.990	93	751936	25.133	ng	98
8) 2-Chlorophenol	7.231	128	853090	42.106	ng	100
9) Benzaldehyde	6.807	77	347818	29.291	ng	97
10) Phenol	6.866	94	981707	40.216	ng	98
11) bis(2-Chloroethyl)ether	7.090	93	761052	39.818	ng	98
12) 1,3-Dichlorobenzene	7.549	146	932787	42.735	ng	99
13) 1,4-Dichlorobenzene	7.696	146	952468	43.305	ng	99
14) 1,2-Dichlorobenzene	8.007	146	906844	42.937	ng	100
15) Benzyl Alcohol	7.890	79	654639	39.434	ng	98
16) 2,2'-oxybis(1-Chloropr...	8.178	45	1082689	40.334	ng	99
17) 2-Methylphenol	8.096	107	663820	39.947	ng	99
18) Hexachloroethane	8.731	117	344063	42.993	ng	98
19) n-Nitroso-di-n-propyla...	8.454	70	534942	38.000	ng	98
20) 3+4-Methylphenols	8.419	107	885912	38.473	ng	99
22) Acetophenone	8.466	105	1162762	41.795	ng #	99
24) Nitrobenzene	8.837	77	816937	41.912	ng	99
25) Isophorone	9.366	82	1493431	39.094	ng	99
26) 2-Nitrophenol	9.543	139	420114	42.595	ng	97
27) 2,4-Dimethylphenol	9.607	122	735438	41.352	ng	99
28) bis(2-Chloroethoxy)met...	9.837	93	970609	40.570	ng	100
29) 2,4-Dichlorophenol	10.078	162	759421	42.723	ng	100
30) 1,2,4-Trichlorobenzene	10.290	180	840922	46.458	ng	98
31) Naphthalene	10.472	128	2467351	41.711	ng	99
32) Benzoic acid	9.748	122	509734	34.035	ng	99
33) 4-Chloroaniline	10.578	127	401549	15.962	ng	99
34) Hexachlorobutadiene	10.766	225	537314	45.642	ng	99
35) Caprolactam	11.354	113	218502	34.329	ng	99
36) 4-Chloro-3-methylphenol	11.713	107	734464	38.875	ng	97
37) 2-Methylnaphthalene	12.084	142	1551391	36.994	ng	99
38) 1-Methylnaphthalene	12.313	142	1601994	39.083	ng	99
40) 1,2,4,5-Tetrachloroben...	12.466	216	906121	47.408	ng	99
41) Hexachlorocyclopentadiene	12.448	237	1236476	98.848	ng	100
43) 2,4,6-Trichlorophenol	12.707	196	587009	44.798	ng	99

Data Path : Z:\svoasrv\HPCHEM1\BNA_P\Data\BP120225\
Data File : BP026210.D
Acq On : 02 Dec 2025 16:34
Operator : RC/JU
Sample : PB170782BSD
Misc :
ALS Vial : 5 Sample Multiplier: 1

Instrument :
BNA_P
ClientSampleId :
PB170782BSD

Quant Time: Dec 02 16:54:41 2025
Quant Method : Z:\svoasrv\HPCHEM1\BNA_P\Methods\8270E-BP111825.M
Quant Title : ASP BNA STANDARDS FOR 5 POINT CALIBRATION
QLast Update : Wed Nov 19 01:25:31 2025
Response via : Initial Calibration

Compound	R.T.	QIon	Response	Conc Units	Dev(Min)
44) 2,4,5-Trichlorophenol	12.778	196	643840	44.019 ng	98
46) 1,1'-Biphenyl	13.119	154	2147870	45.126 ng	98
47) 2-Chloronaphthalene	13.154	162	1668891	44.589 ng	99
48) 2-Nitroaniline	13.354	65	432675	41.571 ng	96
49) Acenaphthylene	14.019	152	2692834	43.618 ng	100
50) Dimethylphthalate	13.748	163	1983421	42.011 ng	100
51) 2,6-Dinitrotoluene	13.866	165	435854	46.592 ng	98
52) Acenaphthene	14.366	154	1538780	42.531 ng	100
53) 3-Nitroaniline	14.195	138	268946	24.417 ng	98
54) 2,4-Dinitrophenol	14.401	184	489549	86.693 ng	94
55) Dibenzofuran	14.707	168	2422649	43.233 ng	99
56) 4-Nitrophenol	14.525	139	745901	74.857 ng	94
57) 2,4-Dinitrotoluene	14.672	165	597190	42.754 ng	92
58) Fluorene	15.372	166	1870416	42.229 ng	99
59) 2,3,4,6-Tetrachlorophenol	14.942	232	555911	44.801 ng	99
60) Diethylphthalate	15.154	149	1999956	42.052 ng	100
61) 4-Chlorophenyl-phenyle...	15.372	204	956132	43.385 ng	99
62) 4-Nitroaniline	15.383	138	380665	33.282 ng	96
63) Azobenzene	15.672	77	1696148	42.297 ng	99
65) 4,6-Dinitro-2-methylph...	15.442	198	331882	44.781 ng	97
66) n-Nitrosodiphenylamine	15.589	169	1677046	46.472 ng	100
67) 4-Bromophenyl-phenylether	16.289	248	603740	46.731 ng	97
68) Hexachlorobenzene	16.401	284	706795	47.146 ng	96
69) Atrazine	16.572	200	613441	45.079 ng	99
70) Pentachlorophenol	16.748	266	927369	88.432 ng	100
71) Phenanthrene	17.148	178	2922114	44.466 ng	100
72) Anthracene	17.248	178	2953334	44.062 ng	100
73) Carbazole	17.519	167	2679042	42.082 ng	99
74) Di-n-butylphthalate	18.130	149	3358990	44.506 ng	100
75) Fluoranthene	19.236	202	3271676	40.975 ng	99
77) Benzidine	19.442	184	820860	22.427 ng	99
78) Pyrene	19.613	202	3430371	45.363 ng	99
80) Butylbenzylphthalate	20.577	149	1413426	42.442 ng	99
81) Benzo(a)anthracene	21.518	228	3456216	43.635 ng	100
82) 3,3'-Dichlorobenzidine	21.448	252	834753	28.980 ng	99
83) Chrysene	21.583	228	3302386	44.239 ng	100
84) Bis(2-ethylhexyl)phtha...	21.483	149	2138908	42.428 ng	99
85) Di-n-octyl phthalate	22.754	149	3640013	41.293 ng	100
87) Indeno(1,2,3-cd)pyrene	28.595	276	5293611	48.983 ng	98
88) Benzo(b)fluoranthene	23.801	252	3870476	44.105 ng	99
89) Benzo(k)fluoranthene	23.871	252	3951593	45.083 ng	99
90) Benzo(a)pyrene	24.695	252	3806453	45.792 ng	99
91) Dibenzo(a,h)anthracene	28.677	278	4317470	48.803 ng	99
92) Benzo(g,h,i)perylene	29.765	276	4335653	49.307 ng	99

(#) = qualifier out of range (m) = manual integration (+) = signals summed

Sample Results: **BP026210.D**

Data Path : Z:\svoasrv\HPCHEM1\BNA_P\Data\BP120225\
Data File : BP026210.D
Acq On : 02 Dec 2025 16:34
Operator : RC/JU
Sample : PB170782BSD
Misc :
ALS Vial : 5 Sample Multiplier: 1

Instrument :
BNA_P
ClientSampleId :
PB170782BSD

Quant Time: Dec 02 16:54:41 2025
Quant Method : Z:\svoasrv\HPCHEM1\BNA_P\Methods\8270E-BP111825.M
Quant Title : ASP BNA STANDARDS FOR 5 POINT CALIBRATION
QLast Update : Wed Nov 19 01:25:31 2025
Response via : Initial Calibration

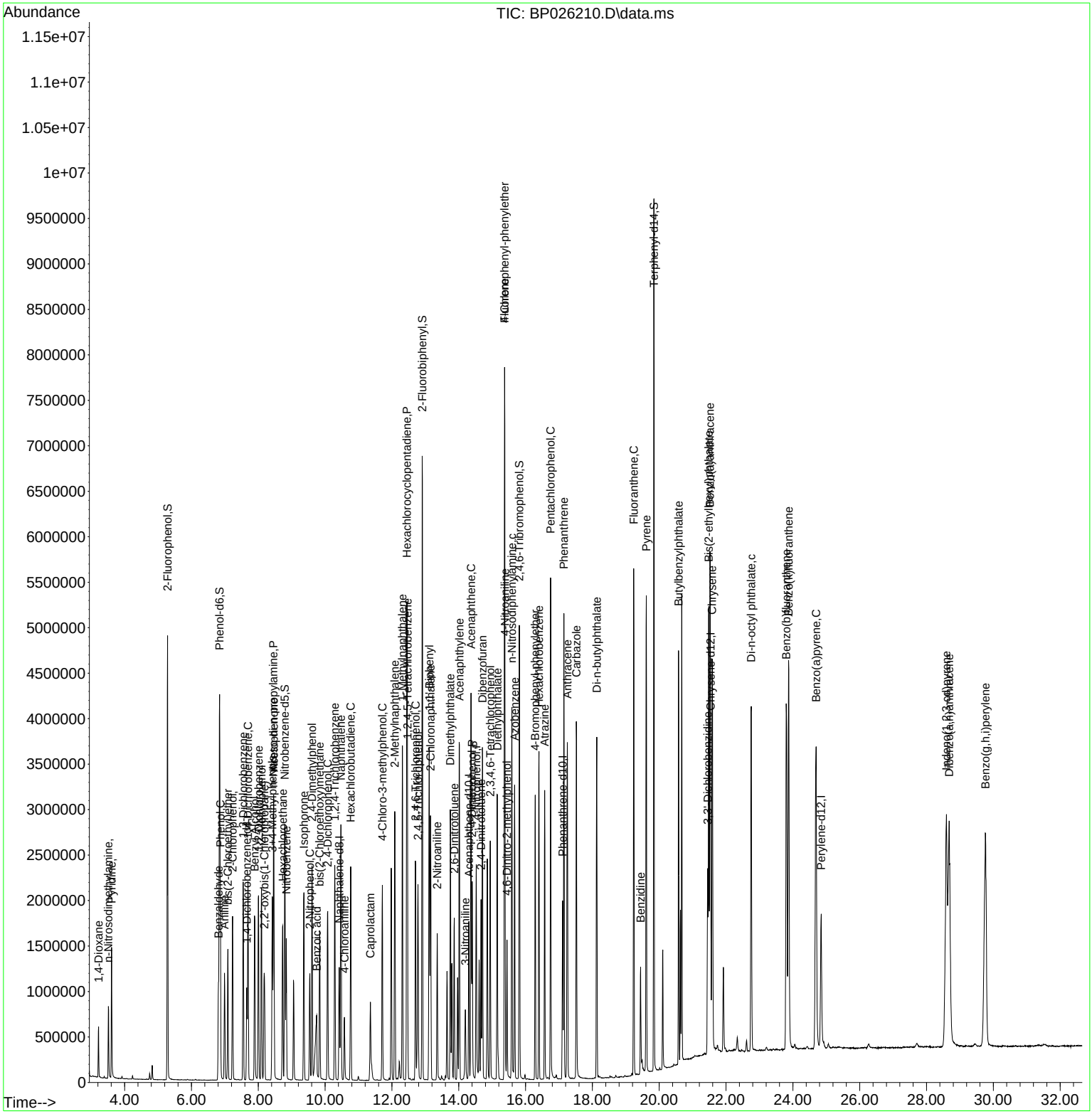

284 Sheffield Street, Mountainside, New Jersey 07092, Phone : 908 789 8900, Fax : 908 789 8922

Manual Integration Report

Sequence:	BP111825	Instrument	BNA_p

Sample ID	File ID	Parameter	Review By	Review On	Supervised By	Supervised On	Reason
SSTDICC020	BP026146.D	Benzo(g,h,i)perylene	Jagrut	11/19/2025 10:52:52 AM	Sohil	11/19/2025 3:40:17 PM	Peak Integrated by Software
SSTDICC020	BP026146.D	Indeno(1,2,3-cd)pyrene	Jagrut	11/19/2025 10:52:52 AM	Sohil	11/19/2025 3:40:17 PM	Peak Integrated by Software
SSTDICCC040	BP026147.D	Indeno(1,2,3-cd)pyrene	Jagrut	11/19/2025 10:52:55 AM	Sohil	11/19/2025 3:40:19 PM	Peak Integrated by Software
SSTDICC060	BP026149.D	Indeno(1,2,3-cd)pyrene	Jagrut	11/19/2025 10:52:57 AM	Sohil	11/19/2025 3:40:20 PM	Peak Integrated by Software
SSTDICC080	BP026150.D	Indeno(1,2,3-cd)pyrene	Jagrut	11/19/2025 10:52:59 AM	Sohil	11/19/2025 3:40:22 PM	Peak Integrated by Software
SSTDICV040	BP026151.D	Indeno(1,2,3-cd)pyrene	Jagrut	11/19/2025 10:53:01 AM	Sohil	11/19/2025 3:40:24 PM	Peak Integrated by Software

284 Sheffield Street, Mountainside, New Jersey 07092, Phone : 908 789 8900, Fax : 908 789 8922

Manual Integration Report

Sequence:	Bp120225	Instrument	BNA_p

Sample ID	File ID	Parameter	Review By	Review On	Supervised By	Supervised On	Reason

284 Sheffield Street, Mountainside, New Jersey 07092, Phone : 908 789 8900,
Fax : 908 789 8922

Instrument ID: BNA_P

Daily Analysis Runlog For Sequence/QCBatch ID # BP111825

Review By	Jagrut	Review On	11/19/2025 10:53:24 AM		
Supervise By	Sohil	Supervise On	11/19/2025 3:40:33 PM		
SubDirectory	BP111825	HP Acquire Method	BNA_P	HP Processing Method	BP111825

STD. NAME	STD REF.#
Tune/Reschk	SP6875
Initial Calibration Stds	SP6910,SP6911,SP6912,SP6913,SP6914,SP6915,SP6916,SP6917
CCC	SP6913
Internal Standard/PEM	S13183,10ul/1000ul sample
ICV/I.BLK	SP6928
Surrogate Standard	
MS/MSD Standard	
LCS Standard	

Sr#	SampleId	Data File Name	Date-Time	Operator	Status
1	DFTPP	BP026142.D	18 Nov 2025 13:45	RC/JU	Ok
2	SSTDICC2.5	BP026143.D	18 Nov 2025 14:31	RC/JU	Ok
3	SSTDICC005	BP026144.D	18 Nov 2025 15:12	RC/JU	Ok
4	SSTDICC010	BP026145.D	18 Nov 2025 15:54	RC/JU	Ok
5	SSTDICC020	BP026146.D	18 Nov 2025 16:35	RC/JU	Ok,M
6	SSTDICCC040	BP026147.D	18 Nov 2025 17:57	RC/JU	Ok,M
7	SSTDICC050	BP026148.D	18 Nov 2025 18:38	RC/JU	Ok
8	SSTDICC060	BP026149.D	18 Nov 2025 20:00	RC/JU	Ok,M
9	SSTDICC080	BP026150.D	18 Nov 2025 21:22	RC/JU	Ok,M
10	SSTDICV040	BP026151.D	18 Nov 2025 23:25	RC/JU	Ok,M
11	PB170493TB	BP026152.D	19 Nov 2025 00:06	RC/JU	Ok

M : Manual Integration

284 Sheffield Street, Mountainside, New Jersey 07092, Phone : 908 789 8900,
Fax : 908 789 8922

Instrument ID: BNA_P

Daily Analysis Runlog For Sequence/QCBatch ID # BP120225

Review By	Jagrut	Review On	12/3/2025 10:12:44 AM		
Supervise By	Sohil	Supervise On	12/3/2025 3:31:04 PM		
SubDirectory	BP120225	HP Acquire Method	BNA_P	HP Processing Method	BP111825

STD. NAME	STD REF.#
Tune/Reschk	SP6875
Initial Calibration Stds	SP6910,SP6911,SP6912,SP6913,SP6914,SP6915,SP6916,SP6917
CCC	SP6913
Internal Standard/PEM	S13184,10ul/1000ul sample
ICV/I.BLK	SP6928
Surrogate Standard	
MS/MSD Standard	
LCS Standard	

Sr#	SampleId	Data File Name	Date-Time	Operator	Status
1	DFTPP	BP026206.D	02 Dec 2025 13:50	RC/JU	Ok
2	SSTDCCC040	BP026207.D	02 Dec 2025 14:31	RC/JU	Ok
3	PB170782BL	BP026208.D	02 Dec 2025 15:12	RC/JU	Not Ok
4	PB170782BS	BP026209.D	02 Dec 2025 15:53	RC/JU	Ok
5	PB170782BSD	BP026210.D	02 Dec 2025 16:34	RC/JU	Ok
6	PB170782BL	BP026211.D	02 Dec 2025 17:15	RC/JU	Ok
7	SP6937	BP026212.D	02 Dec 2025 17:56	RC/JU	Ok,M
8	Q3743-01	BP026213.D	02 Dec 2025 18:37	RC/JU	Ok
9	Q3743-02	BP026214.D	02 Dec 2025 19:18	RC/JU	Ok
10	Q3742-02	BP026215.D	02 Dec 2025 19:59	RC/JU	Ok,M
11	Q3742-02MS	BP026216.D	02 Dec 2025 20:40	RC/JU	Ok
12	Q3742-02MSD	BP026217.D	02 Dec 2025 21:21	RC/JU	Ok
13	Q3742-04	BP026218.D	02 Dec 2025 22:02	RC/JU	Ok,M
14	Q3742-03	BP026219.D	02 Dec 2025 22:43	RC/JU	Ok,M
15	Q3742-05	BP026220.D	02 Dec 2025 23:24	RC/JU	Ok
16	Q3742-06	BP026221.D	03 Dec 2025 00:06	RC/JU	Ok
17	Q3742-10	BP026222.D	03 Dec 2025 00:47	RC/JU	Ok,M

M : Manual Integration

284 Sheffield Street, Mountainside, New Jersey 07092, Phone : 908 789 8900,
Fax : 908 789 8922

Instrument ID: BNA_P

Daily Analysis Runlog For Sequence/QCBatch ID # BP111825

Review By	Jagrut	Review On	11/19/2025 10:53:24 AM		
Supervise By	Sohil	Supervise On	11/19/2025 3:40:33 PM		
SubDirectory	BP111825	HP Acquire Method	BNA_P	HP Processing Method	BP111825

STD. NAME	STD REF.#
Tune/Reschk	SP6875
Initial Calibration Stds	SP6910,SP6911,SP6912,SP6913,SP6914,SP6915,SP6916,SP6917
CCC	SP6913
Internal Standard/PEM	S13183,10ul/1000ul sample
ICV/I.BLK	SP6928
Surrogate Standard	
MS/MSD Standard	
LCS Standard	

Sr#	SampleId	ClientID	Data File Name	Date-Time	Comment	Operator	Status
1	DFTPP	DFTPP	BP026142.D	18 Nov 2025 13:45		RC/JU	Ok
2	SSTDICC2.5	SSTDICC2.5	BP026143.D	18 Nov 2025 14:31		RC/JU	Ok
3	SSTDICC005	SSTDICC005	BP026144.D	18 Nov 2025 15:12		RC/JU	Ok
4	SSTDICC010	SSTDICC010	BP026145.D	18 Nov 2025 15:54		RC/JU	Ok
5	SSTDICC020	SSTDICC020	BP026146.D	18 Nov 2025 16:35		RC/JU	Ok,M
6	SSTDICCC040	SSTDICCC040	BP026147.D	18 Nov 2025 17:57		RC/JU	Ok,M
7	SSTDICC050	SSTDICC050	BP026148.D	18 Nov 2025 18:38		RC/JU	Ok
8	SSTDICC060	SSTDICC060	BP026149.D	18 Nov 2025 20:00		RC/JU	Ok,M
9	SSTDICC080	SSTDICC080	BP026150.D	18 Nov 2025 21:22		RC/JU	Ok,M
10	SSTDICV040	ICVBP111825	BP026151.D	18 Nov 2025 23:25		RC/JU	Ok,M
11	PB170493TB	PB170493TB	BP026152.D	19 Nov 2025 00:06		RC/JU	Ok

M : Manual Integration

284 Sheffield Street, Mountainside, New Jersey 07092, Phone : 908 789 8900,
Fax : 908 789 8922

Instrument ID: BNA_P

Daily Analysis Runlog For Sequence/QCBatch ID # BP120225

Review By	Jagrut	Review On	12/3/2025 10:12:44 AM		
Supervise By	Sohil	Supervise On	12/3/2025 3:31:04 PM		
SubDirectory	BP120225	HP Acquire Method	BNA_P	HP Processing Method	BP111825

STD. NAME	STD REF.#
Tune/Reschk	SP6875
Initial Calibration Stds	SP6910,SP6911,SP6912,SP6913,SP6914,SP6915,SP6916,SP6917
CCC	SP6913
Internal Standard/PEM	S13184,10ul/1000ul sample
ICV/I.BLK	SP6928
Surrogate Standard	
MS/MSD Standard	
LCS Standard	

Sr#	SampleId	ClientID	Data File Name	Date-Time	Comment	Operator	Status
1	DFTPP	DFTPP	BP026206.D	02 Dec 2025 13:50		RC/JU	Ok
2	SSTDCCC040	SSTDCCC040	BP026207.D	02 Dec 2025 14:31		RC/JU	Ok
3	PB170782BL	PB170782BL	BP026208.D	02 Dec 2025 15:12	Surrogate fail & internal standard fail	RC/JU	Not Ok
4	PB170782BS	PB170782BS	BP026209.D	02 Dec 2025 15:53		RC/JU	Ok
5	PB170782BSD	PB170782BSD	BP026210.D	02 Dec 2025 16:34		RC/JU	Ok
6	PB170782BL	PB170782BL	BP026211.D	02 Dec 2025 17:15		RC/JU	Ok
7	SP6937	SP6937	BP026212.D	02 Dec 2025 17:56	8270/625.1 SPIKE	RC/JU	Ok,M
8	Q3743-01	TW-1125-1	BP026213.D	02 Dec 2025 18:37		RC/JU	Ok
9	Q3743-02	TW-1125-2	BP026214.D	02 Dec 2025 19:18		RC/JU	Ok
10	Q3742-02	SB-1125-19	BP026215.D	02 Dec 2025 19:59		RC/JU	Ok,M
11	Q3742-02MS	SB-1125-19MS	BP026216.D	02 Dec 2025 20:40		RC/JU	Ok
12	Q3742-02MSD	SB-1125-19MSD	BP026217.D	02 Dec 2025 21:21		RC/JU	Ok
13	Q3742-04	SB-1125-9	BP026218.D	02 Dec 2025 22:02		RC/JU	Ok,M
14	Q3742-03	SB-1125-8	BP026219.D	02 Dec 2025 22:43		RC/JU	Ok,M
15	Q3742-05	SB-1125-21	BP026220.D	02 Dec 2025 23:24		RC/JU	Ok
16	Q3742-06	SB-1125-13	BP026221.D	03 Dec 2025 00:06		RC/JU	Ok
17	Q3742-10	SB-1125-2	BP026222.D	03 Dec 2025 00:47		RC/JU	Ok,M

M : Manual Integration

Alliance TECHNICAL GROUP

EXTRACTION LOGPAGE

PB170782

SOP ID:	M3510C,3580A-Extraction SVOC-21				
Clean Up SOP #:	N/A			**Extraction Start Date :**	12/02/2025
Matrix :	Water			**Extraction Start Time :**	08:37
Weigh By:	N/A	**Extraction By:**	RS	**Extraction End Date :**	12/02/2025
Balance check:	N/A	**Filter By:**	RS	**Extraction End Time :**	13:35
Balance ID:	N/A	**pH Meter ID:**	N/A	**Concentration By:**	EH
pH Strip Lot#:	E3953	**Hood ID:**	4,6,7	**Supervisor By :**	RUPESH

Extraction Method: [√] Seperatory Funnel [_] Continious Liquid/Liquid [_] Sonication [_] Waste Dilution [_] Soxhlet

Standared Name	MLS USED	Concentration ug/mL	STD REF. # FROM LOG
Spike Sol 1	1.0ML	50/100 PPM	SP6937
Surrogate	1.0ML	100/150 PPM	SP6918
N/A	N/A	N/A	N/A
N/A	N/A	N/A	N/A
N/A	N/A	N/A	N/A

Chemical Used	ML/SAMPLE USED	Lot Number
Methylene Chloride	N/A	E3986
Baked Na2SO4	N/A	EP2663
H2SO4 1:1	N/A	EP2657
10N NaoH	N/A	EP2658
N/A	N/A	N/A
N/A	N/A	N/A
N/A	N/A	N/A
N/A	N/A	N/A
N/A	N/A	N/A
N/A	N/A	N/A
N/A	N/A	N/A
N/A	N/A	N/A
N/A	N/A	N/A
N/A	N/A	N/A

Extraction Conformance/Non-Conformance Comments:

pH Adjusted to < 2 with 1:1 H2SO4 & >12 with 10N NaOH, 1.5ML Vial Lot # 2210443. Q3743-01 received limited volume.

KD Bath ID:	WATER BATH-1	**Envap ID:**	NE VAP-02
KD Bath Temperature:	60 °C	**Envap Temperature:**	40 °C

Date / Time	Prepped Sample Relinquished By/Location	Received By/Location
12/2/25	RS (Ext lab)	JY/ SVOC
13:40	**Preparation Group**	**Analysis Group**

Alliance TECHNICAL GROUP

EXTRACTION LOGPAGE

PrepBatch ID : PB170782

Analytical Method: M3510C,3580A-Extraction SVOC-21

Concentration Date: 12/02/2025

Sample ID	Client Sample ID	Test	g / mL	PH	Surr/Spike By:		Final Vol. (mL)	JarID	Comments	Prep Pos
					AddedBy	VerifiedBy				
PB170782BL	SBLK782	SVOC-TCL BNA -20	1000	6	RUPESH	ritesh	1			SEP-1
PB170782BS	SLCS782	SVOC-TCL BNA -20	1000	6	RUPESH	ritesh	1			2
PB170782BSD	SLCSD782	SVOC-TCL BNA -20	1000	6	RUPESH	ritesh	1			3
Q3743-01	TW-1125-1	SVOC-TCL BNA -20	300	6	RUPESH	ritesh	1	G		4
Q3743-02	TW-1125-2	SVOC-TCL BNA -20	1000	6	RUPESH	ritesh	1	G		5

RS
12/2

* **Extracts relinquished on the same date as received.**

Q3743

WORKLIST(Hardcopy Internal Chain)

WorkList Name : Q3743 **WorkList ID :** 193412 **Department :** Extraction **Date :** 12-02-2025 08:31:51

Sample	Customer Sample	Matrix	Test	Preservative	Customer	Raw Sample Storage Location	Collect Date	Method
Q3743-01	TW-1125-1	Water	SVOC-TCL BNA -20	Cool 4 deg C	REMI01	A12	11/26/2025	8270E
Q3743-02	TW-1125-2	Water	SVOC-TCL BNA -20	Cool 4 deg C	REMI01	A12	11/26/2025	8270E

Date/Time 12/2/25 8:31
Raw Sample Received by: RS (Ext lab)
Raw Sample Relinquished by: SM

Date/Time 12/2/25 9:05
Raw Sample Received by: SM
Raw Sample Relinquished by: RS (Ext lab)

284 Sheffield Street, Mountainside, New Jersey 07092, Phone : 908 789 8900, Fax : 908 789 8922

LAB CHRONICLE

OrderID:	Q3743	**OrderDate:**	12/1/2025 9:45:00 AM
Client:	Remington & Vernick	**Project:**	Sadler Property
Contact:	Justin Zarzecki	**Location:**	A12,VOA Lab

LabID	ClientID	Matrix	Test	Method	Sample Date	Prep Date	Anal Date	Received
Q3743-01	**TW-1125-1**	**Water**			**11/26/25**			**11/26/25**
			SVOC-TCL BNA -20	8270E		12/02/25	12/02/25	
Q3743-02	**TW-1125-2**	**Water**			**11/26/25**			**11/26/25**
			SVOC-TCL BNA -20	8270E		12/02/25	12/02/25	

284 Sheffield Street, Mountainside, New Jersey 07092, Phone : 908 789 8900,
Fax : 908 789 8922

Hit Summary Sheet
SW-846

SDG No.: Q3743 **Order ID:** Q3743

Client: Remington & Vernick **Project ID:** Saddler Property

Sample ID	Client ID	Matrix	Parameter	Concentration	C	MDL	RDL	Units

Client ID :

Total Concentration: 0.000

SAMPLE DATA

Alliance TECHNICAL GROUP
284 Sheffield Street, Mountainside, New Jersey 07092, Phone : 908 789 8900,
Fax : 908 789 8922

Report of Analysis

Client:	Remington & Vernick	Date Collected:	11/26/25
Project:	Saddler Property	Date Received:	11/26/25
Client Sample ID:	TW-1125-2	SDG No.:	Q3743
Lab Sample ID:	Q3743-02	Matrix:	WATER
Analytical Method:	608.3	% Solid:	0
Sample Wt/Vol:	1000 mL Final Vol: 1000 uL	Test:	Pesticide-TCL
Prep Method:	5030 Prep Date: 12/02/25		

CAS Number	Parameter	Conc.	Qua.	DF	MDL	LOQ / CRQL	Units	Date Ana.	BatchID
TARGETS									
319-84-6	alpha-BHC	0.00040	U	1	0.00040	0.0050	ug/L	12/02/25 17:35	PB170784
58-89-9	gamma-BHC (Lindane)	0.00040	U	1	0.00040	0.0050	ug/L	12/02/25 17:35	PB170784
76-44-8	Heptachlor	0.00030	U	1	0.00030	0.0050	ug/L	12/02/25 17:35	PB170784
309-00-2	Aldrin	0.00040	U	1	0.00040	0.0050	ug/L	12/02/25 17:35	PB170784
319-85-7	beta-BHC	0.00050	U	1	0.00050	0.0050	ug/L	12/02/25 17:35	PB170784
319-86-8	delta-BHC	0.0011	U	1	0.0011	0.0050	ug/L	12/02/25 17:35	PB170784
1024-57-3	Heptachlor epoxide	0.0010	U	1	0.0010	0.0050	ug/L	12/02/25 17:35	PB170784
959-98-8	Endosulfan I	0.00030	U	1	0.00030	0.0050	ug/L	12/02/25 17:35	PB170784
5103-74-2	gamma-Chlordane	0.00040	U	1	0.00040	0.0050	ug/L	12/02/25 17:35	PB170784
5103-71-9	alpha-Chlordane	0.00040	U	1	0.00040	0.0050	ug/L	12/02/25 17:35	PB170784
72-55-9	4,4-DDE	0.00040	U	1	0.00040	0.0050	ug/L	12/02/25 17:35	PB170784
60-57-1	Dieldrin	0.00040	U	1	0.00040	0.0050	ug/L	12/02/25 17:35	PB170784
72-20-8	Endrin	0.00030	U	1	0.00030	0.0050	ug/L	12/02/25 17:35	PB170784
33213-65-9	Endosulfan II	0.00080	U	1	0.00080	0.0050	ug/L	12/02/25 17:35	PB170784
72-54-8	4,4-DDD	0.00070	U	1	0.00070	0.0050	ug/L	12/02/25 17:35	PB170784
50-29-3	4,4-DDT	0.00040	U	1	0.00040	0.0050	ug/L	12/02/25 17:35	PB170784
7421-93-4	Endrin aldehyde	0.0011	U	1	0.0011	0.0050	ug/L	12/02/25 17:35	PB170784
1031-07-8	Endosulfan Sulfate	0.00040	U	1	0.00040	0.0050	ug/L	12/02/25 17:35	PB170784
72-43-5	Methoxychlor	0.0011	U	1	0.0011	0.0050	ug/L	12/02/25 17:35	PB170784
53494-70-5	Endrin ketone	0.00090	U	1	0.00090	0.0050	ug/L	12/02/25 17:35	PB170784
8001-35-2	Toxaphene	0.017	U	1	0.017	0.10	ug/L	12/02/25 17:35	PB170784
SURROGATES									
877-09-8	Tetrachloro-m-xylene	12.8			60 - 140	64%	SPK: 20		
2051-24-3	Decachlorobiphenyl	16.7			60 - 140	83%	SPK: 20		

U = Not Detected
LOQ = Limit of Quantitation
MDL = Method Detection Limit
LOD = Limit of Detection
E = Value Exceeds Calibration Range
P = Indicates >25% difference for detected concentrations between the two GC columns
Q = indicates LCS control criteria did not meet requirements
M = MS/MSD acceptance criteria did not meet requirements

J = Estimated Value
B = Analyte Found in Associated Method Blank
N = Presumptive Evidence of a Compound
* = Values outside of QC limits
D = Dilution
S = Indicates estimated value where valid five-point calibration was not performed prior to analyte detection in sample.
() = Laboratory InHouse Limit

QC SUMMARY

284 Sheffield Street, Mountainside, New Jersey 07092, Phone : 908 789 8900,
Fax : 908 789 8922

Surrogate Summary

SDG No.: Q3743

Client: Remington & Vernick

Analytical Method: 608.3 Pest

Lab Sample ID	Client ID	Parameter	Column	Spike	Result	Recovery(%)	Qual	Limits(%) Low	Limits(%) High
I.BLK-PL097735.D	PIBLK-PL097735.D	Tetrachloro-m-xyl	1	20	20.0	100		60	140
		Decachlorobiphen	1	20	21.4	107		60	140
		Tetrachloro-m-xyl	2	20	19.7	99		60	140
		Decachlorobiphen	2	20	21.0	105		60	140
I.BLK-PL097760.D	PIBLK-PL097760.D	Tetrachloro-m-xyl	1	20	23.9	119		60	140
		Decachlorobiphen	1	20	23.6	118		60	140
		Tetrachloro-m-xyl	2	20	22.3	112		60	140
		Decachlorobiphen	2	20	23.6	118		60	140
PB170784BL	PB170784BL	Tetrachloro-m-xyl	1	20	21.5	108		60	140
		Decachlorobiphen	1	20	21.0	105		60	140
		Tetrachloro-m-xyl	2	20	21.4	107		60	140
		Decachlorobiphen	2	20	23.0	115		60	140
PB170784BS	PB170784BS	Tetrachloro-m-xyl	1	20	22.1	110		60	140
		Decachlorobiphen	1	20	21.4	107		60	140
		Tetrachloro-m-xyl	2	20	20.3	101		60	140
		Decachlorobiphen	2	20	22.9	115		60	140
PB170784BSD	PB170784BSD	Tetrachloro-m-xyl	1	20	21.0	105		60	140
		Decachlorobiphen	1	20	21.9	110		60	140
		Tetrachloro-m-xyl	2	20	19.6	98		60	140
		Decachlorobiphen	2	20	22.9	115		60	140
Q3743-02	TW-1125-2	Tetrachloro-m-xyl	1	20	13.1	65		60	140
		Decachlorobiphen	1	20	16.7	83		60	140
		Tetrachloro-m-xyl	2	20	12.8	64		60	140
		Decachlorobiphen	2	20	35.9	179	*	60	140
I.BLK-PL097767.D	PIBLK-PL097767.D	Tetrachloro-m-xyl	1	20	23.9	119		60	140
		Decachlorobiphen	1	20	26.4	132		60	140
		Tetrachloro-m-xyl	2	20	23.0	115		60	140
		Decachlorobiphen	2	20	26.8	134		60	140

284 Sheffield Street, Mountainside, New Jersey 07092, Phone : 908 789 8900,
Fax : 908 789 8922

Laboratory Control Sample/Laboratory Control Sample Duplicate Summary

SW-846

SDG No.: Q3743 **Analytical Method:** 608.3 Pest

Client: Remington & Vernick **Datafile :** PL097764.D

Lab Sample ID	Parameter	Spike	Result	Units	Rec	RPD	Qual	RPD Qual	Limits Low	Limits High	RPD
PB170784BS (Column 1)	alpha-BHC	0.0125	0.0085	ug/L	68				37	140	
	gamma-BHC (Lindane)	0.0125	0.0092	ug/L	74				32	140	
	Heptachlor	0.0125	0.010	ug/L	83				34	140	
	Aldrin	0.0125	0.011	ug/L	86				42	140	
	beta-BHC	0.0125	0.010	ug/L	82				17	147	
	delta-BHC	0.0125	0.0025	ug/L	20				19	140	
	Heptachlor epoxide	0.0125	0.011	ug/L	89				37	142	
	Endosulfan I	0.0125	0.0091	ug/L	73				45	153	
	gamma-Chlordane	0.0125	0.012	ug/L	94				45	140	
	alpha-Chlordane	0.0125	0.010	ug/L	80				45	140	
	4,4'-DDE	0.0125	0.011	ug/L	91				30	145	
	Dieldrin	0.0125	0.011	ug/L	86				36	146	
	Endrin	0.0125	0.012	ug/L	97				30	147	
	Endosulfan II	0.0125	0.010	ug/L	82				1	202	
	4,4'-DDD	0.0125	0.0098	ug/L	78				31	141	
	4,4'-DDT	0.0125	0.011	ug/L	90				25	160	
	Endrin aldehyde	0.0125	0.011	ug/L	85				38	141	
	Endosulfan sulfate	0.0125	0.0088	ug/L	70				26	144	
	Methoxychlor	0.0125	0.011	ug/L	89				30	151	
	Endrin ketone	0.0125	0.011	ug/L	86				44	149	
PB170784BS (Column 2)	alpha-BHC	0.0125	0.010	ug/L	81				37	140	
	gamma-BHC (Lindane)	0.0125	0.010	ug/L	83				32	140	
	Heptachlor	0.0125	0.012	ug/L	95				34	140	
	Aldrin	0.0125	0.011	ug/L	85				42	140	
	beta-BHC	0.0125	0.012	ug/L	92				17	147	
	delta-BHC	0.0125	0.0027	ug/L	22				19	140	
	Heptachlor epoxide	0.0125	0.011	ug/L	90				37	142	
	Endosulfan I	0.0125	0.0093	ug/L	74				45	153	
	gamma-Chlordane	0.0125	0.011	ug/L	85				45	140	
	alpha-Chlordane	0.0125	0.011	ug/L	84				45	140	
	4,4'-DDE	0.0125	0.011	ug/L	84				30	145	
	Dieldrin	0.0125	0.012	ug/L	95				36	146	
	Endrin	0.0125	0.011	ug/L	88				30	147	
	Endosulfan II	0.0125	0.011	ug/L	90				1	202	
	4,4'-DDD	0.0125	0.0083	ug/L	66				31	141	
	4,4'-DDT	0.0125	0.011	ug/L	91				25	160	
	Endrin aldehyde	0.0125	0.0079	ug/L	63				38	141	
	Endosulfan sulfate	0.0125	0.0091	ug/L	73				26	144	
	Methoxychlor	0.0125	0.012	ug/L	96				30	151	
	Endrin ketone	0.0125	0.011	ug/L	88				44	149	

284 Sheffield Street, Mountainside, New Jersey 07092, Phone : 908 789 8900,
Fax : 908 789 8922

Laboratory Control Sample/Laboratory Control Sample Duplicate Summary

SW-846

SDG No.: Q3743 **Analytical Method:** 608.3 Pest

Client: Remington & Vernick **Datafile :** PL097765.D

Lab Sample ID	Parameter	Spike	Result	Units	Rec	RPD	Qual	RPD Qual	Limits Low	Limits High	RPD
PB170784BSD (Column 1)	alpha-BHC	0.0125	0.0090	ug/L	72	6			37	140	20
	gamma-BHC (Lindane)	0.0125	0.012	ug/L	92	22		*	32	140	20
	Heptachlor	0.0125	0.011	ug/L	90	8			34	140	20
	Aldrin	0.0125	0.012	ug/L	97	12			42	140	20
	beta-BHC	0.0125	0.010	ug/L	83	1			17	147	20
	delta-BHC	0.0125	0.0030	ug/L	24	18			19	140	20
	Heptachlor epoxide	0.0125	0.012	ug/L	98	10			37	142	20
	Endosulfan I	0.0125	0.0090	ug/L	72	1			45	153	20
	gamma-Chlordane	0.0125	0.011	ug/L	89	5			45	140	20
	alpha-Chlordane	0.0125	0.0099	ug/L	79	1			45	140	20
	4,4'-DDE	0.0125	0.0095	ug/L	76	18			30	145	20
	Dieldrin	0.0125	0.011	ug/L	86	0			36	146	20
	Endrin	0.0125	0.012	ug/L	95	2			30	147	20
	Endosulfan II	0.0125	0.013	ug/L	107	26		*	1	202	20
	4,4'-DDD	0.0125	0.0097	ug/L	78	0			31	141	20
	4,4'-DDT	0.0125	0.011	ug/L	88	2			25	160	20
	Endrin aldehyde	0.0125	0.012	ug/L	93	9			38	141	20
	Endosulfan sulfate	0.0125	0.0089	ug/L	71	1			26	144	20
	Methoxychlor	0.0125	0.013	ug/L	100	12			30	151	20
	Endrin ketone	0.0125	0.011	ug/L	91	6			44	149	20
PB170784BSD (Column 2)	alpha-BHC	0.0125	0.0098	ug/L	78	4			37	140	20
	gamma-BHC (Lindane)	0.0125	0.010	ug/L	82	1			32	140	20
	Heptachlor	0.0125	0.012	ug/L	94	1			34	140	20
	Aldrin	0.0125	0.010	ug/L	81	5			42	140	20
	beta-BHC	0.0125	0.012	ug/L	94	2			17	147	20
	delta-BHC	0.0125	0.0027	ug/L	22	0			19	140	20
	Heptachlor epoxide	0.0125	0.0072	ug/L	58	43		*	37	142	20
	Endosulfan I	0.0125	0.0093	ug/L	74	0			45	153	20
	gamma-Chlordane	0.0125	0.011	ug/L	86	1			45	140	20
	alpha-Chlordane	0.0125	0.010	ug/L	83	1			45	140	20
	4,4'-DDE	0.0125	0.010	ug/L	82	2			30	145	20
	Dieldrin	0.0125	0.011	ug/L	91	4			36	146	20
	Endrin	0.0125	0.011	ug/L	86	2			30	147	20
	Endosulfan II	0.0125	0.011	ug/L	89	1			1	202	20
	4,4'-DDD	0.0125	0.0075	ug/L	60	10			31	141	20
	4,4'-DDT	0.0125	0.011	ug/L	85	7			25	160	20
	Endrin aldehyde	0.0125	0.0075	ug/L	60	5			38	141	20
	Endosulfan sulfate	0.0125	0.0090	ug/L	72	1			26	144	20
	Methoxychlor	0.0125	0.012	ug/L	94	2			30	151	20
	Endrin ketone	0.0125	0.011	ug/L	87	1			44	149	20

284 Sheffield Street, Mountainside, New Jersey 07092, Phone : 908 789 8900,
Fax : 908 789 8922

4C

PESTICIDE METHOD BLANK SUMMARY

Client ID

PB170784BL

Lab Name: Alliance

Contract: REMI01

Lab Code: ACE

SDG NO.: Q3743

Lab Sample ID: PB170784BL

Lab File ID: PL097763.D

Matrix: (soil/water) WATER

Extraction: (Type) SEPF

Sulfur Cleanup: (Y/N) N

Date Extracted: 12/02/2025

Date Analyzed (1): 12/02/2025

Date Analyzed (2): 12/02/2025

Time Analyzed (1): 15:05

Time Analyzed (2): 15:05

Instrument ID (1): ECD_L

Instrument ID (2): ECD_L

GC Column (1): ZB-MR1 ID: 0.32 (mm)

GC Column (2): ZB-MR2 ID: 0.32 (mm)

THIS METHOD BLANK APPLIES TO THE FOLLOWING SAMPLES, MS AND MSD:

EPA SAMPLE NO.	LAB SAMPLE ID	LAB FILE ID	DATE ANALYZED 1	DATE ANALYZED 2
PB170784BS	PB170784BS	PL097764.D	12/02/2025	12/02/2025
PB170784BSD	PB170784BSD	PL097765.D	12/02/2025	12/02/2025
TW-1125-2	Q3743-02	PL097766.D	12/02/2025	12/02/2025

COMMENTS:

QC SAMPLE DATA

Alliance TECHNICAL GROUP
284 Sheffield Street, Mountainside, New Jersey 07092, Phone : 908 789 8900,
Fax : 908 789 8922

Report of Analysis

Client:	Remington & Vernick	Date Collected:	
Project:	Saddler Property	Date Received:	
Client Sample ID:	PB170784BL	SDG No.:	Q3743
Lab Sample ID:	PB170784BL	Matrix:	WATER
Analytical Method:	608.3	% Solid:	0
Sample Wt/Vol:	1000 mL Final Vol: 1000 uL	Test:	Pesticide-TCL
Prep Method:	5030 Prep Date: 12/02/25		

CAS Number	Parameter	Conc.	Qua.	DF	MDL	LOQ / CRQL	Units	Date Ana.	BatchID
TARGETS									
319-84-6	alpha-BHC	0.00040	U	1	0.00040	0.0050	ug/L	12/02/25 15:05	PB170784
58-89-9	gamma-BHC (Lindane)	0.00040	U	1	0.00040	0.0050	ug/L	12/02/25 15:05	PB170784
76-44-8	Heptachlor	0.00030	U	1	0.00030	0.0050	ug/L	12/02/25 15:05	PB170784
309-00-2	Aldrin	0.00040	U	1	0.00040	0.0050	ug/L	12/02/25 15:05	PB170784
319-85-7	beta-BHC	0.00050	U	1	0.00050	0.0050	ug/L	12/02/25 15:05	PB170784
319-86-8	delta-BHC	0.0011	U	1	0.0011	0.0050	ug/L	12/02/25 15:05	PB170784
1024-57-3	Heptachlor epoxide	0.0010	U	1	0.0010	0.0050	ug/L	12/02/25 15:05	PB170784
959-98-8	Endosulfan I	0.00030	U	1	0.00030	0.0050	ug/L	12/02/25 15:05	PB170784
5103-74-2	gamma-Chlordane	0.00040	U	1	0.00040	0.0050	ug/L	12/02/25 15:05	PB170784
5103-71-9	alpha-Chlordane	0.00040	U	1	0.00040	0.0050	ug/L	12/02/25 15:05	PB170784
72-55-9	4,4-DDE	0.00040	U	1	0.00040	0.0050	ug/L	12/02/25 15:05	PB170784
60-57-1	Dieldrin	0.00040	U	1	0.00040	0.0050	ug/L	12/02/25 15:05	PB170784
72-20-8	Endrin	0.00030	U	1	0.00030	0.0050	ug/L	12/02/25 15:05	PB170784
33213-65-9	Endosulfan II	0.00080	U	1	0.00080	0.0050	ug/L	12/02/25 15:05	PB170784
72-54-8	4,4-DDD	0.00070	U	1	0.00070	0.0050	ug/L	12/02/25 15:05	PB170784
50-29-3	4,4-DDT	0.00040	U	1	0.00040	0.0050	ug/L	12/02/25 15:05	PB170784
7421-93-4	Endrin aldehyde	0.0011	U	1	0.0011	0.0050	ug/L	12/02/25 15:05	PB170784
1031-07-8	Endosulfan Sulfate	0.00040	U	1	0.00040	0.0050	ug/L	12/02/25 15:05	PB170784
72-43-5	Methoxychlor	0.0011	U	1	0.0011	0.0050	ug/L	12/02/25 15:05	PB170784
53494-70-5	Endrin ketone	0.00090	U	1	0.00090	0.0050	ug/L	12/02/25 15:05	PB170784
8001-35-2	Toxaphene	0.017	U	1	0.017	0.10	ug/L	12/02/25 15:05	PB170784
SURROGATES									
877-09-8	Tetrachloro-m-xylene	21.4			60 - 140	107%	SPK: 20		
2051-24-3	Decachlorobiphenyl	21.0			60 - 140	105%	SPK: 20		

U = Not Detected
LOQ = Limit of Quantitation
MDL = Method Detection Limit
LOD = Limit of Detection
E = Value Exceeds Calibration Range
P = Indicates >25% difference for detected concentrations between the two GC columns
Q = indicates LCS control criteria did not meet requirements
M = MS/MSD acceptance criteria did not meet requirements

J = Estimated Value
B = Analyte Found in Associated Method Blank
N = Presumptive Evidence of a Compound
* = Values outside of QC limits
D = Dilution
S = Indicates estimated value where valid five-point calibration was not performed prior to analyte detection in sample.
() = Laboratory InHouse Limit

284 Sheffield Street, Mountainside, New Jersey 07092, Phone : 908 789 8900,
Fax : 908 789 8922

Report of Analysis

Client:	Remington & Vernick	Date Collected:	11/25/25
Project:	Saddler Property	Date Received:	11/25/25
Client Sample ID:	PIBLK-PL097735.D	SDG No.:	Q3743
Lab Sample ID:	I.BLK-PL097735.D	Matrix:	WATER
Analytical Method:	608.3	% Solid:	0
Sample Wt/Vol:	1000 mL Final Vol: 10000 uL	Test:	Pesticide-TCL
Prep Method:	5030 Prep Date:		

CAS Number	Parameter	Conc.	Qua.	DF	MDL	LOQ / CRQL	Units	Date Ana.	BatchID
TARGETS									
319-84-6	alpha-BHC	0.0039	U	1	0.0039	0.050	ug/L	11/25/25	PL112525
58-89-9	gamma-BHC (Lindane)	0.0037	U	1	0.0037	0.050	ug/L	11/25/25	PL112525
76-44-8	Heptachlor	0.0027	U	1	0.0027	0.050	ug/L	11/25/25	PL112525
309-00-2	Aldrin	0.0036	U	1	0.0036	0.050	ug/L	11/25/25	PL112525
319-85-7	beta-BHC	0.0049	U	1	0.0049	0.050	ug/L	11/25/25	PL112525
319-86-8	delta-BHC	0.011	U	1	0.011	0.050	ug/L	11/25/25	PL112525
1024-57-3	Heptachlor epoxide	0.0096	U	1	0.0096	0.050	ug/L	11/25/25	PL112525
959-98-8	Endosulfan I	0.0031	U	1	0.0031	0.050	ug/L	11/25/25	PL112525
5103-74-2	gamma-Chlordane	0.0039	U	1	0.0039	0.050	ug/L	11/25/25	PL112525
5103-71-9	alpha-Chlordane	0.0035	U	1	0.0035	0.050	ug/L	11/25/25	PL112525
72-55-9	4,4-DDE	0.0037	U	1	0.0037	0.050	ug/L	11/25/25	PL112525
60-57-1	Dieldrin	0.0036	U	1	0.0036	0.050	ug/L	11/25/25	PL112525
72-20-8	Endrin	0.0032	U	1	0.0032	0.050	ug/L	11/25/25	PL112525
33213-65-9	Endosulfan II	0.0079	U	1	0.0079	0.050	ug/L	11/25/25	PL112525
72-54-8	4,4-DDD	0.0071	U	1	0.0071	0.050	ug/L	11/25/25	PL112525
50-29-3	4,4-DDT	0.0035	U	1	0.0035	0.050	ug/L	11/25/25	PL112525
7421-93-4	Endrin aldehyde	0.011	U	1	0.011	0.050	ug/L	11/25/25	PL112525
1031-07-8	Endosulfan Sulfate	0.0037	U	1	0.0037	0.050	ug/L	11/25/25	PL112525
72-43-5	Methoxychlor	0.011	U	1	0.011	0.050	ug/L	11/25/25	PL112525
53494-70-5	Endrin ketone	0.0093	U	1	0.0093	0.050	ug/L	11/25/25	PL112525
8001-35-2	Toxaphene	0.17	U	1	0.17	1.00	ug/L	11/25/25	PL112525
SURROGATES									
877-09-8	Tetrachloro-m-xylene	19.7			60 - 140	99%	SPK: 20		
2051-24-3	Decachlorobiphenyl	21.0			60 - 140	105%	SPK: 20		

U = Not Detected
LOQ = Limit of Quantitation
MDL = Method Detection Limit
LOD = Limit of Detection
E = Value Exceeds Calibration Range
P = Indicates >25% difference for detected concentrations between the two GC columns
Q = indicates LCS control criteria did not meet requirements
M = MS/MSD acceptance criteria did not meet requirements

J = Estimated Value
B = Analyte Found in Associated Method Blank
N = Presumptive Evidence of a Compound
* = Values outside of QC limits
D = Dilution
S = Indicates estimated value where valid five-point calibration was not performed prior to analyte detection in sample.
() = Laboratory InHouse Limit

284 Sheffield Street, Mountainside, New Jersey 07092, Phone : 908 789 8900,
Fax : 908 789 8922

Report of Analysis

Client:	Remington & Vernick	Date Collected:	12/02/25
Project:	Saddler Property	Date Received:	12/02/25
Client Sample ID:	PIBLK-PL097760.D	SDG No.:	Q3743
Lab Sample ID:	I.BLK-PL097760.D	Matrix:	WATER
Analytical Method:	608.3	% Solid:	0
Sample Wt/Vol:	1000 mL Final Vol: 10000 uL	Test:	Pesticide-TCL
Prep Method:	5030 Prep Date:		

CAS Number	Parameter	Conc.	Qua.	DF	MDL	LOQ / CRQL	Units	Date Ana.	BatchID
TARGETS									
319-84-6	alpha-BHC	0.0039	U	1	0.0039	0.050	ug/L	12/02/25	PL120225
58-89-9	gamma-BHC (Lindane)	0.0037	U	1	0.0037	0.050	ug/L	12/02/25	PL120225
76-44-8	Heptachlor	0.0027	U	1	0.0027	0.050	ug/L	12/02/25	PL120225
309-00-2	Aldrin	0.0036	U	1	0.0036	0.050	ug/L	12/02/25	PL120225
319-85-7	beta-BHC	0.0049	U	1	0.0049	0.050	ug/L	12/02/25	PL120225
319-86-8	delta-BHC	0.011	U	1	0.011	0.050	ug/L	12/02/25	PL120225
1024-57-3	Heptachlor epoxide	0.0096	U	1	0.0096	0.050	ug/L	12/02/25	PL120225
959-98-8	Endosulfan I	0.0031	U	1	0.0031	0.050	ug/L	12/02/25	PL120225
5103-74-2	gamma-Chlordane	0.0039	U	1	0.0039	0.050	ug/L	12/02/25	PL120225
5103-71-9	alpha-Chlordane	0.0035	U	1	0.0035	0.050	ug/L	12/02/25	PL120225
72-55-9	4,4-DDE	0.0037	U	1	0.0037	0.050	ug/L	12/02/25	PL120225
60-57-1	Dieldrin	0.0036	U	1	0.0036	0.050	ug/L	12/02/25	PL120225
72-20-8	Endrin	0.0032	U	1	0.0032	0.050	ug/L	12/02/25	PL120225
33213-65-9	Endosulfan II	0.0079	U	1	0.0079	0.050	ug/L	12/02/25	PL120225
72-54-8	4,4-DDD	0.0071	U	1	0.0071	0.050	ug/L	12/02/25	PL120225
50-29-3	4,4-DDT	0.0035	U	1	0.0035	0.050	ug/L	12/02/25	PL120225
7421-93-4	Endrin aldehyde	0.011	U	1	0.011	0.050	ug/L	12/02/25	PL120225
1031-07-8	Endosulfan Sulfate	0.0037	U	1	0.0037	0.050	ug/L	12/02/25	PL120225
72-43-5	Methoxychlor	0.011	U	1	0.011	0.050	ug/L	12/02/25	PL120225
53494-70-5	Endrin ketone	0.0093	U	1	0.0093	0.050	ug/L	12/02/25	PL120225
8001-35-2	Toxaphene	0.17	U	1	0.17	1.00	ug/L	12/02/25	PL120225
SURROGATES									
877-09-8	Tetrachloro-m-xylene	22.3			60 - 140	112%	SPK: 20		
2051-24-3	Decachlorobiphenyl	23.6			60 - 140	118%	SPK: 20		

U = Not Detected
LOQ = Limit of Quantitation
MDL = Method Detection Limit
LOD = Limit of Detection
E = Value Exceeds Calibration Range
P = Indicates >25% difference for detected concentrations between the two GC columns
Q = indicates LCS control criteria did not meet requirements
M = MS/MSD acceptance criteria did not meet requirements

J = Estimated Value
B = Analyte Found in Associated Method Blank
N = Presumptive Evidence of a Compound
* = Values outside of QC limits
D = Dilution
S = Indicates estimated value where valid five-point calibration was not performed prior to analyte detection in sample.
() = Laboratory InHouse Limit

284 Sheffield Street, Mountainside, New Jersey 07092, Phone : 908 789 8900,
Fax : 908 789 8922

Report of Analysis

Client:	Remington & Vernick	Date Collected:	12/02/25
Project:	Saddler Property	Date Received:	12/02/25
Client Sample ID:	PIBLK-PL097767.D	SDG No.:	Q3743
Lab Sample ID:	I.BLK-PL097767.D	Matrix:	WATER
Analytical Method:	608.3	% Solid:	0
Sample Wt/Vol:	1000 mL Final Vol: 10000 uL	Test:	Pesticide-TCL
Prep Method:	5030 Prep Date:		

CAS Number	Parameter	Conc.	Qua.	DF	MDL	LOQ / CRQL	Units	Date Ana.	BatchID
TARGETS									
319-84-6	alpha-BHC	0.0039	U	1	0.0039	0.050	ug/L	12/02/25	PL120225
58-89-9	gamma-BHC (Lindane)	0.0037	U	1	0.0037	0.050	ug/L	12/02/25	PL120225
76-44-8	Heptachlor	0.0027	U	1	0.0027	0.050	ug/L	12/02/25	PL120225
309-00-2	Aldrin	0.0036	U	1	0.0036	0.050	ug/L	12/02/25	PL120225
319-85-7	beta-BHC	0.0049	U	1	0.0049	0.050	ug/L	12/02/25	PL120225
319-86-8	delta-BHC	0.011	U	1	0.011	0.050	ug/L	12/02/25	PL120225
1024-57-3	Heptachlor epoxide	0.0096	U	1	0.0096	0.050	ug/L	12/02/25	PL120225
959-98-8	Endosulfan I	0.0031	U	1	0.0031	0.050	ug/L	12/02/25	PL120225
5103-74-2	gamma-Chlordane	0.0039	U	1	0.0039	0.050	ug/L	12/02/25	PL120225
5103-71-9	alpha-Chlordane	0.0035	U	1	0.0035	0.050	ug/L	12/02/25	PL120225
72-55-9	4,4-DDE	0.0037	U	1	0.0037	0.050	ug/L	12/02/25	PL120225
60-57-1	Dieldrin	0.0036	U	1	0.0036	0.050	ug/L	12/02/25	PL120225
72-20-8	Endrin	0.0032	U	1	0.0032	0.050	ug/L	12/02/25	PL120225
33213-65-9	Endosulfan II	0.0079	U	1	0.0079	0.050	ug/L	12/02/25	PL120225
72-54-8	4,4-DDD	0.0071	U	1	0.0071	0.050	ug/L	12/02/25	PL120225
50-29-3	4,4-DDT	0.0035	U	1	0.0035	0.050	ug/L	12/02/25	PL120225
7421-93-4	Endrin aldehyde	0.011	U	1	0.011	0.050	ug/L	12/02/25	PL120225
1031-07-8	Endosulfan Sulfate	0.0037	U	1	0.0037	0.050	ug/L	12/02/25	PL120225
72-43-5	Methoxychlor	0.011	U	1	0.011	0.050	ug/L	12/02/25	PL120225
53494-70-5	Endrin ketone	0.0093	U	1	0.0093	0.050	ug/L	12/02/25	PL120225
8001-35-2	Toxaphene	0.17	U	1	0.17	1.00	ug/L	12/02/25	PL120225
SURROGATES									
877-09-8	Tetrachloro-m-xylene	23.0			60 - 140	115%	SPK: 20		
2051-24-3	Decachlorobiphenyl	26.4			60 - 140	132%	SPK: 20		

U = Not Detected
LOQ = Limit of Quantitation
MDL = Method Detection Limit
LOD = Limit of Detection
E = Value Exceeds Calibration Range
P = Indicates >25% difference for detected concentrations between the two GC columns
Q = indicates LCS control criteria did not meet requirements
M = MS/MSD acceptance criteria did not meet requirements

J = Estimated Value
B = Analyte Found in Associated Method Blank
N = Presumptive Evidence of a Compound
* = Values outside of QC limits
D = Dilution
S = Indicates estimated value where valid five-point calibration was not performed prior to analyte detection in sample.
() = Laboratory InHouse Limit

Alliance TECHNICAL GROUP
284 Sheffield Street, Mountainside, New Jersey 07092, Phone : 908 789 8900,
Fax : 908 789 8922

Report of Analysis

Client:	Remington & Vernick	Date Collected:	
Project:	Saddler Property	Date Received:	
Client Sample ID:	PB170784BS	SDG No.:	Q3743
Lab Sample ID:	PB170784BS	Matrix:	WATER
Analytical Method:	608.3	% Solid:	0
Sample Wt/Vol:	1000 mL Final Vol: 1000 uL	Test:	Pesticide-TCL
Prep Method:	5030 Prep Date: 12/02/25		

CAS Number	Parameter	Conc.	Qua.	DF	MDL	LOQ / CRQL	Units	Date Ana.	BatchID
TARGETS									
319-84-6	alpha-BHC	0.0085		1	0.00040	0.0050	ug/L	12/02/25 17:04	PB170784
58-89-9	gamma-BHC (Lindane)	0.0092		1	0.00040	0.0050	ug/L	12/02/25 17:04	PB170784
76-44-8	Heptachlor	0.010		1	0.00030	0.0050	ug/L	12/02/25 17:04	PB170784
309-00-2	Aldrin	0.011		1	0.00040	0.0050	ug/L	12/02/25 17:04	PB170784
319-85-7	beta-BHC	0.010		1	0.00050	0.0050	ug/L	12/02/25 17:04	PB170784
319-86-8	delta-BHC	0.0025	J	1	0.0011	0.0050	ug/L	12/02/25 17:04	PB170784
1024-57-3	Heptachlor epoxide	0.011		1	0.0010	0.0050	ug/L	12/02/25 17:04	PB170784
959-98-8	Endosulfan I	0.0091		1	0.00030	0.0050	ug/L	12/02/25 17:04	PB170784
5103-74-2	gamma-Chlordane	0.011		1	0.00040	0.0050	ug/L	12/02/25 17:04	PB170784
5103-71-9	alpha-Chlordane	0.010		1	0.00040	0.0050	ug/L	12/02/25 17:04	PB170784
72-55-9	4,4-DDE	0.011		1	0.00040	0.0050	ug/L	12/02/25 17:04	PB170784
60-57-1	Dieldrin	0.011		1	0.00040	0.0050	ug/L	12/02/25 17:04	PB170784
72-20-8	Endrin	0.011		1	0.00030	0.0050	ug/L	12/02/25 17:04	PB170784
33213-65-9	Endosulfan II	0.010		1	0.00080	0.0050	ug/L	12/02/25 17:04	PB170784
72-54-8	4,4-DDD	0.0083		1	0.00070	0.0050	ug/L	12/02/25 17:04	PB170784
50-29-3	4,4-DDT	0.011		1	0.00040	0.0050	ug/L	12/02/25 17:04	PB170784
7421-93-4	Endrin aldehyde	0.0079	P	1	0.0011	0.0050	ug/L	12/02/25 17:04	PB170784
1031-07-8	Endosulfan Sulfate	0.0088		1	0.00040	0.0050	ug/L	12/02/25 17:04	PB170784
72-43-5	Methoxychlor	0.011		1	0.0011	0.0050	ug/L	12/02/25 17:04	PB170784
53494-70-5	Endrin ketone	0.011		1	0.00090	0.0050	ug/L	12/02/25 17:04	PB170784
8001-35-2	Toxaphene	0.017	U	1	0.017	0.10	ug/L	12/02/25 17:04	PB170784
SURROGATES									
877-09-8	Tetrachloro-m-xylene	20.3			60 - 140	101%	SPK: 20		
2051-24-3	Decachlorobiphenyl	21.4			60 - 140	107%	SPK: 20		

U = Not Detected
LOQ = Limit of Quantitation
MDL = Method Detection Limit
LOD = Limit of Detection
E = Value Exceeds Calibration Range
P = Indicates >25% difference for detected concentrations between the two GC columns
Q = indicates LCS control criteria did not meet requirements
M = MS/MSD acceptance criteria did not meet requirements

J = Estimated Value
B = Analyte Found in Associated Method Blank
N = Presumptive Evidence of a Compound
* = Values outside of QC limits
D = Dilution
S = Indicates estimated value where valid five-point calibration was not performed prior to analyte detection in sample.
() = Laboratory InHouse Limit

Alliance TECHNICAL GROUP
284 Sheffield Street, Mountainside, New Jersey 07092, Phone : 908 789 8900,
Fax : 908 789 8922

Report of Analysis

Client:	Remington & Vernick	Date Collected:	
Project:	Saddler Property	Date Received:	
Client Sample ID:	PB170784BSD	SDG No.:	Q3743
Lab Sample ID:	PB170784BSD	Matrix:	WATER
Analytical Method:	608.3	% Solid:	0
Sample Wt/Vol:	1000 mL Final Vol: 1000 uL	Test:	Pesticide-TCL
Prep Method:	5030 Prep Date: 12/02/25		

CAS Number	Parameter	Conc.	Qua.	DF	MDL	LOQ / CRQL	Units	Date Ana.	BatchID
TARGETS									
319-84-6	alpha-BHC	0.0090		1	0.00040	0.0050	ug/L	12/02/25 17:21	PB170784
58-89-9	gamma-BHC (Lindane)	0.010		1	0.00040	0.0050	ug/L	12/02/25 17:21	PB170784
76-44-8	Heptachlor	0.011		1	0.00030	0.0050	ug/L	12/02/25 17:21	PB170784
309-00-2	Aldrin	0.010		1	0.00040	0.0050	ug/L	12/02/25 17:21	PB170784
319-85-7	beta-BHC	0.010		1	0.00050	0.0050	ug/L	12/02/25 17:21	PB170784
319-86-8	delta-BHC	0.0027	J	1	0.0011	0.0050	ug/L	12/02/25 17:21	PB170784
1024-57-3	Heptachlor epoxide	0.0072	P	1	0.0010	0.0050	ug/L	12/02/25 17:21	PB170784
959-98-8	Endosulfan I	0.0090		1	0.00030	0.0050	ug/L	12/02/25 17:21	PB170784
5103-74-2	gamma-Chlordane	0.011		1	0.00040	0.0050	ug/L	12/02/25 17:21	PB170784
5103-71-9	alpha-Chlordane	0.0099		1	0.00040	0.0050	ug/L	12/02/25 17:21	PB170784
72-55-9	4,4-DDE	0.0095		1	0.00040	0.0050	ug/L	12/02/25 17:21	PB170784
60-57-1	Dieldrin	0.011		1	0.00040	0.0050	ug/L	12/02/25 17:21	PB170784
72-20-8	Endrin	0.011		1	0.00030	0.0050	ug/L	12/02/25 17:21	PB170784
33213-65-9	Endosulfan II	0.011		1	0.00080	0.0050	ug/L	12/02/25 17:21	PB170784
72-54-8	4,4-DDD	0.0075	P	1	0.00070	0.0050	ug/L	12/02/25 17:21	PB170784
50-29-3	4,4-DDT	0.011		1	0.00040	0.0050	ug/L	12/02/25 17:21	PB170784
7421-93-4	Endrin aldehyde	0.0075	P	1	0.0011	0.0050	ug/L	12/02/25 17:21	PB170784
1031-07-8	Endosulfan Sulfate	0.0089		1	0.00040	0.0050	ug/L	12/02/25 17:21	PB170784
72-43-5	Methoxychlor	0.012		1	0.0011	0.0050	ug/L	12/02/25 17:21	PB170784
53494-70-5	Endrin ketone	0.011		1	0.00090	0.0050	ug/L	12/02/25 17:21	PB170784
8001-35-2	Toxaphene	0.017	U	1	0.017	0.10	ug/L	12/02/25 17:21	PB170784
SURROGATES									
877-09-8	Tetrachloro-m-xylene	19.6			60 - 140	98%	SPK: 20		
2051-24-3	Decachlorobiphenyl	21.9			60 - 140	110%	SPK: 20		

U = Not Detected
LOQ = Limit of Quantitation
MDL = Method Detection Limit
LOD = Limit of Detection
E = Value Exceeds Calibration Range
P = Indicates >25% difference for detected concentrations between the two GC columns
Q = indicates LCS control criteria did not meet requirements
M = MS/MSD acceptance criteria did not meet requirements

J = Estimated Value
B = Analyte Found in Associated Method Blank
N = Presumptive Evidence of a Compound
* = Values outside of QC limits
D = Dilution
S = Indicates estimated value where valid five-point calibration was not performed prior to analyte detection in sample.
() = Laboratory InHouse Limit

CALIBRATION SUMMARY

284 Sheffield Street, Mountainside, New Jersey 07092, Phone : 908 789 8900,
Fax : 908 789 8922

RETENTION TIMES OF INITIAL CALIBRATION

Lab Name: Alliance
Contract: REMI01
Lab Code: ACE
SDG NO.: Q3743
Instrument ID: ECD_L
Calibration Date(s): 11/25/2025 11/25/2025
Calibration Times: 10:55 12:16

GC Column: ZB-MR1 ID: 0.32 (mm)

LAB FILE ID: RT 100 = PL097738.D RT 075 = PL097739.D
RT 050 = PL097740.D RT 025 = PL097741.D RT 005 = PL097742.D

COMPOUND	RT 100	RT 075	RT 050	RT 025	RT 005	MEAN RT	RT WINDOW FROM	RT WINDOW TO
4,4'-DDD	6.64	6.64	6.64	6.64	6.64	6.64	6.54	6.74
4,4'-DDE	6.13	6.13	6.13	6.13	6.13	6.13	6.03	6.23
4,4'-DDT	6.96	6.96	6.96	6.95	6.95	6.95	6.85	7.05
Aldrin	5.21	5.21	5.21	5.21	5.21	5.21	5.11	5.31
alpha-BHC	3.95	3.95	3.95	3.95	3.95	3.95	3.85	4.05
alpha-Chlordane	5.96	5.96	5.96	5.96	5.96	5.96	5.86	6.06
beta-BHC	4.47	4.47	4.47	4.47	4.47	4.47	4.37	4.57
Decachlorobiphenyl	8.97	8.97	8.97	8.97	8.97	8.97	8.87	9.07
delta-BHC	4.71	4.71	4.71	4.71	4.71	4.71	4.61	4.81
Dieldrin	6.28	6.28	6.28	6.28	6.28	6.28	6.18	6.38
Endosulfan I	6.01	6.01	6.01	6.01	6.01	6.01	5.91	6.11
Endosulfan II	6.72	6.72	6.72	6.72	6.72	6.72	6.62	6.82
Endosulfan sulfate	7.08	7.08	7.08	7.08	7.08	7.08	6.98	7.18
Endrin	6.51	6.51	6.51	6.51	6.51	6.51	6.41	6.61
Endrin aldehyde	6.85	6.85	6.85	6.85	6.85	6.85	6.75	6.95
Endrin ketone	7.56	7.56	7.56	7.56	7.56	7.56	7.46	7.66
gamma-BHC (Lindane)	4.28	4.28	4.28	4.28	4.28	4.28	4.18	4.38
gamma-Chlordane	5.88	5.88	5.88	5.88	5.88	5.88	5.78	5.98
Heptachlor	4.87	4.87	4.87	4.87	4.87	4.87	4.77	4.97
Heptachlor epoxide	5.63	5.63	5.63	5.63	5.63	5.63	5.53	5.73
Methoxychlor	7.43	7.43	7.43	7.43	7.43	7.43	7.33	7.53
Tetrachloro-m-xylene	3.51	3.50	3.50	3.50	3.50	3.50	3.40	3.60

284 Sheffield Street, Mountainside, New Jersey 07092, Phone : 908 789 8900,
Fax : 908 789 8922

RETENTION TIMES OF INITIAL CALIBRATION

Lab Name: Alliance
Contract: REMI01
Lab Code: ACE
SDG NO.: Q3743
Instrument ID: ECD_L
Calibration Date(s): 11/25/2025 11/25/2025
Calibration Times: 10:55 12:16

GC Column: ZB-MR2 ID: 0.32 (mm)

LAB FILE ID: RT 100 = PL097738.D RT 075 = PL097739.D
RT 050 = PL097740.D RT 025 = PL097741.D RT 005 = PL097742.D

COMPOUND	RT 100	RT 075	RT 050	RT 025	RT 005	MEAN RT	RT WINDOW FROM	RT WINDOW TO
4,4'-DDD	5.82	5.82	5.82	5.82	5.82	5.82	5.72	5.92
4,4'-DDE	5.27	5.27	5.27	5.27	5.27	5.27	5.17	5.37
4,4'-DDT	6.07	6.07	6.07	6.07	6.07	6.07	5.97	6.17
Aldrin	4.26	4.26	4.26	4.26	4.26	4.26	4.16	4.36
alpha-BHC	3.31	3.31	3.31	3.31	3.31	3.31	3.21	3.41
alpha-Chlordane	5.08	5.08	5.08	5.08	5.08	5.08	4.98	5.18
beta-BHC	3.93	3.93	3.93	3.93	3.93	3.93	3.83	4.03
Decachlorobiphenyl	7.95	7.95	7.95	7.95	7.95	7.95	7.85	8.05
delta-BHC	4.16	4.16	4.16	4.16	4.16	4.16	4.06	4.26
Dieldrin	5.40	5.40	5.40	5.40	5.40	5.40	5.30	5.50
Endosulfan I	5.13	5.13	5.13	5.13	5.13	5.13	5.03	5.23
Endosulfan II	5.96	5.96	5.96	5.96	5.96	5.96	5.86	6.06
Endosulfan sulfate	6.37	6.36	6.37	6.36	6.36	6.36	6.26	6.46
Endrin	5.67	5.67	5.67	5.67	5.67	5.67	5.57	5.77
Endrin aldehyde	6.14	6.14	6.14	6.14	6.14	6.14	6.04	6.24
Endrin ketone	6.87	6.87	6.87	6.87	6.87	6.87	6.77	6.97
gamma-BHC (Lindane)	3.64	3.64	3.64	3.64	3.64	3.64	3.54	3.74
gamma-Chlordane	5.02	5.02	5.02	5.01	5.01	5.01	4.91	5.11
Heptachlor	3.98	3.98	3.98	3.98	3.98	3.98	3.88	4.08
Heptachlor epoxide	4.76	4.76	4.76	4.76	4.76	4.76	4.66	4.86
Methoxychlor	6.64	6.64	6.64	6.64	6.64	6.64	6.54	6.74
Tetrachloro-m-xylene	2.80	2.80	2.80	2.80	2.80	2.80	2.70	2.90

284 Sheffield Street, Mountainside, New Jersey 07092, Phone : 908 789 8900,
Fax : 908 789 8922

CALIBRATION FACTOR OF INITIAL CALIBRATION

Lab Name: Alliance
Lab Code: ACE
Instrument ID: ECD_L

Contract: REMI01
SDG NO.: Q3743
Calibration Date(s): 11/25/2025 11/25/2025
Calibration Times: 10:55 12:16

GC Column: ZB-MR1 **ID:** 0.32 (mm)

LAB FILE ID: CF 100 = PL097738.D CF 075 = PL097739.D
CF 050 = PL097740.D CF 025 = PL097741.D CF 005 = PL097742.D

COMPOUND	CF 100	CF 075	CF 050	CF 025	CF 005	CF	% RSD
4,4'-DDD	4291280000	4323250000	4225140000	3998360000	4449700000	4257550000	4
4,4'-DDE	5460540000	5351120000	5398050000	5002290000	5573940000	5357190000	4
4,4'-DDT	3954640000	3904150000	3839490000	3413630000	3132790000	3648940000	10
Aldrin	6990900000	6914260000	6986420000	6453020000	6965820000	6862090000	3
alpha-BHC	8886960000	8711680000	8730630000	7977000000	8112240000	8483700000	5
alpha-Chlordane	5873190000	5952920000	5938120000	5615840000	6528710000	5981760000	6
beta-BHC	3162500000	3179210000	3256710000	3177880000	3549800000	3265220000	5
Decachlorobiphenyl	2987620000	3064100000	3203590000	3244320000	3548800000	3209690000	7
delta-BHC	7312350000	7235050000	7197800000	6500840000	6652850000	6979780000	5
Dieldrin	5729190000	5636330000	5666260000	5243540000	5691900000	5593440000	4
Endosulfan I	5368240000	5343730000	5419060000	5130700000	5713570000	5395060000	4
Endosulfan II	4555210000	4724470000	4537910000	4837260000	6710220000	5073010000	18
Endosulfan sulfate	4269420000	4278330000	4341730000	4190020000	4919120000	4399720000	7
Endrin	4732210000	4622350000	4632720000	4262840000	4767460000	4603520000	4
Endrin aldehyde	3455560000	3493590000	3512310000	3604650000	4096870000	3632590000	7
Endrin ketone	4350260000	4495300000	4380700000	4151140000	4441970000	4363870000	3
gamma-BHC (Lindane)	8043120000	7926990000	7965020000	7305300000	7732640000	7794610000	4
gamma-Chlordane	5981890000	6004130000	6115990000	5585030000	6193010000	5976010000	4
Heptachlor	7477620000	7402140000	7633920000	7008640000	7777510000	7459960000	4
Heptachlor epoxide	5964580000	6361820000	6142180000	5810950000	7163490000	6288600000	8
Methoxychlor	1882790000	2007360000	1913310000	1795120000	1837950000	1887310000	4
Tetrachloro-m-xylene	5022580000	5026790000	5105820000	4882910000	5580910000	5123800000	5

284 Sheffield Street, Mountainside, New Jersey 07092, Phone : 908 789 8900,
Fax : 908 789 8922

CALIBRATION FACTOR OF INITIAL CALIBRATION

Lab Name: Alliance
Lab Code: ACE
Instrument ID: ECD_L

Contract: REMI01
SDG NO.: Q3743
Calibration Date(s): 11/25/2025 11/25/2025
Calibration Times: 10:55 12:16

GC Column: ZB-MR2 **ID:** 0.32 (mm)

LAB FILE ID: CF 100 = PL097738.D CF 075 = PL097739.D
CF 050 = PL097740.D CF 025 = PL097741.D CF 005 = PL097742.D

COMPOUND	CF 100	CF 075	CF 050	CF 025	CF 005	CF	% RSD
4,4'-DDD	6852500000	6825670000	6993950000	6384050000	6767750000	6764780000	3
4,4'-DDE	8236970000	8364410000	8398480000	7609120000	8086280000	8139050000	4
4,4'-DDT	5425470000	5397240000	5307310000	4461400000	4049550000	4928190000	13
Aldrin	9488000000	9490260000	9775770000	8948090000	9734230000	9487270000	3
alpha-BHC	11745900000	11704600000	11907800000	10777900000	11136800000	11454600000	4
alpha-Chlordane	8657000000	8673730000	9081710000	8629900000	11774200000	9363310000	15
beta-BHC	4278700000	4291300000	4468900000	4250050000	4830490000	4423890000	5
Decachlorobiphenyl	4309020000	4453700000	4591720000	4663050000	5516360000	4706770000	10
delta-BHC	10437400000	10387100000	10591700000	9632440000	10178100000	10245400000	4
Dieldrin	8533800000	8809100000	8842790000	8108870000	8909390000	8640790000	4
Endosulfan I	7867460000	7698880000	8387170000	8230640000	11060500000	8648930000	16
Endosulfan II	7120780000	7119900000	7410290000	6870130000	7874990000	7279220000	5
Endosulfan sulfate	6688150000	6739710000	6960830000	6602770000	7322900000	6862870000	4
Endrin	7342900000	7422470000	7615970000	6915880000	9133640000	7686170000	11
Endrin aldehyde	5332090000	5452480000	5754550000	5817560000	9028370000	6277010000	25
Endrin ketone	7083770000	7179000000	7373630000	7061320000	7729110000	7285370000	4
gamma-BHC (Lindane)	10413100000	10368800000	10620200000	9658570000	10260800000	10264300000	4
gamma-Chlordane	8812320000	8791060000	9076070000	8366620000	9705040000	8950220000	6
Heptachlor	9381340000	9430830000	9735580000	8916040000	9847150000	9462190000	4
Heptachlor epoxide	8231250000	8231390000	8600860000	8001880000	8894430000	8391960000	4
Methoxychlor	2665620000	2740130000	2728020000	2532980000	2764330000	2686210000	3
Tetrachloro-m-xylene	6960020000	7006880000	7214360000	6925020000	7658320000	7152920000	4

284 Sheffield Street, Mountainside, New Jersey 07092, Phone : 908 789 8900,
Fax : 908 789 8922

INITIAL CALIBRATION OF MULTICOMPONENT ANALYTES

Lab Name: Alliance

Contract: REMI01

Lab Code: ACE

SDG NO.: Q3743

Instrument ID: ECD_L

Date(s) Analyzed: 11/25/2025 11/25/2025

GC Column: ZB-MR1 **ID:** 0.32 (mm)

COMPOUND	AMOUNT (ng)	PEAK	RT	RT WINDOW FROM	RT WINDOW TO	CALIBRATION FACTOR
Toxaphene	500	1	6.18	6.08	6.28	35106300
		2	6.57	6.47	6.67	30778800
		3	6.99	6.89	7.09	116254000
		4	7.08	6.98	7.18	80802300
		5	7.86	7.76	7.96	61135600

284 Sheffield Street, Mountainside, New Jersey 07092, Phone : 908 789 8900,
Fax : 908 789 8922

INITIAL CALIBRATION OF MULTICOMPONENT ANALYTES

Lab Name: Alliance

Contract: REMI01

Lab Code: ACE

SDG NO.: Q3743

Instrument ID: ECD_L

Date(s) Analyzed: 11/25/2025 11/25/2025

GC Column: ZB-MR2 **ID:** 0.32 (mm)

COMPOUND	AMOUNT (ng)	PEAK	RT	RT WINDOW FROM	RT WINDOW TO	CALIBRATION FACTOR
Toxaphene	500	1	5.04	4.94	5.14	41178300
		2	5.72	5.62	5.82	42868100
		3	6.00	5.90	6.10	48672600
		4	6.76	6.66	6.86	141114000
		5	7.07	6.97	7.17	67729800

284 Sheffield Street, Mountainside, New Jersey 07092, Phone : 908 789 8900,
Fax : 908 789 8922

CALIBRATION VERIFICATION SUMMARY

Lab Name: Alliance **Contract:** REMI01

Lab Code: ACE **SDG NO.:** Q3743

Continuing Calib Date: 12/02/2025 **Initial Calibration Date(s):** 11/25/2025 11/25/2025

Continuing Calib Time: 12:54 **Initial Calibration Time(s):** 10:55 12:16

GC Column: ZB-MR1 **ID:** 0.32 (mm)

COMPOUND	CCAL RT	AVG RT	RT WINDOW FROM	RT WINDOW TO	DIFF RT
Decachlorobiphenyl	8.97	8.97	8.87	9.07	0.00
Tetrachloro-m-xylene	3.51	3.50	3.40	3.60	-0.01
alpha-BHC	3.95	3.95	3.85	4.05	0.00
beta-BHC	4.47	4.47	4.37	4.57	0.00
delta-BHC	4.72	4.71	4.61	4.81	-0.01
gamma-BHC (Lindane)	4.28	4.28	4.18	4.38	0.00
Heptachlor	4.87	4.87	4.77	4.97	0.00
Aldrin	5.21	5.21	5.11	5.31	0.00
Heptachlor epoxide	5.63	5.63	5.53	5.73	0.00
Endosulfan I	6.01	6.01	5.91	6.11	0.00
Dieldrin	6.28	6.28	6.18	6.38	0.00
4,4'-DDE	6.14	6.13	6.03	6.23	-0.01
Endrin	6.51	6.51	6.41	6.61	0.00
Endosulfan II	6.72	6.72	6.62	6.82	0.00
4,4'-DDD	6.65	6.64	6.54	6.74	0.00
Endosulfan sulfate	7.09	7.08	6.98	7.18	-0.01
4,4'-DDT	6.96	6.96	6.86	7.06	0.00
Methoxychlor	7.43	7.43	7.33	7.53	0.00
Endrin ketone	7.57	7.56	7.46	7.66	-0.01
Endrin aldehyde	6.85	6.85	6.75	6.95	0.00
alpha-Chlordane	5.96	5.96	5.86	6.06	0.00
gamma-Chlordane	5.88	5.88	5.78	5.98	0.00

284 Sheffield Street, Mountainside, New Jersey 07092, Phone : 908 789 8900,
Fax : 908 789 8922

CALIBRATION VERIFICATION SUMMARY

Lab Name: Alliance **Contract:** REMI01

Lab Code: ACE **SDG NO.:** Q3743

Continuing Calib Date: 12/02/2025 **Initial Calibration Date(s):** 11/25/2025 11/25/2025

Continuing Calib Time: 12:54 **Initial Calibration Time(s):** 10:55 12:16

GC Column: ZB-MR2 **ID:** 0.32 (mm)

COMPOUND	CCAL RT	AVG RT	RT WINDOW FROM	TO	DIFF RT
Decachlorobiphenyl	7.95	7.95	7.85	8.05	0.00
Tetrachloro-m-xylene	2.80	2.80	2.70	2.90	0.00
alpha-BHC	3.31	3.31	3.21	3.41	0.00
beta-BHC	3.93	3.93	3.83	4.03	0.00
delta-BHC	4.16	4.16	4.06	4.26	0.00
gamma-BHC (Lindane)	3.64	3.64	3.54	3.74	0.00
Heptachlor	3.98	3.98	3.88	4.08	0.00
Aldrin	4.26	4.26	4.16	4.36	0.00
Heptachlor epoxide	4.76	4.76	4.66	4.86	0.00
Endosulfan I	5.13	5.13	5.03	5.23	0.00
Dieldrin	5.40	5.40	5.30	5.50	0.00
4,4'-DDE	5.27	5.27	5.17	5.37	0.00
Endrin	5.67	5.67	5.57	5.77	0.00
Endosulfan II	5.97	5.96	5.86	6.06	-0.01
4,4'-DDD	5.82	5.82	5.72	5.92	0.00
Endosulfan sulfate	6.37	6.37	6.27	6.47	0.00
4,4'-DDT	6.07	6.07	5.97	6.17	0.00
Methoxychlor	6.65	6.64	6.54	6.74	-0.01
Endrin ketone	6.87	6.87	6.77	6.97	0.00
Endrin aldehyde	6.14	6.14	6.04	6.24	0.00
alpha-Chlordane	5.08	5.08	4.98	5.18	0.00
gamma-Chlordane	5.02	5.02	4.92	5.12	0.00

284 Sheffield Street, Mountainside, New Jersey 07092, Phone : 908 789 8900, Fax : 908 789 8922

CALIBRATION VERIFICATION SUMMARY

Lab Name: Alliance **Contract:** REMI01

Lab Code: ACE **SDG NO.:** Q3743

GC Column: ZB-MR1 **ID:** 0.32 (mm) **Initi. Calib. Date(s):** 11/25/2025 11/25/2025

Client Sample No.: CCAL01 **Date Analyzed:** 12/02/2025

Lab Sample No.: PSTDCCC050 **Data File :** PL097762.D **Time Analyzed:** 12:54

COMPOUND	RT	RT WINDOW FROM	RT WINDOW TO	CALC AMOUNT(ng)	NOM AMOUNT(ng)	%D
4,4'-DDD	6.645	6.542	6.742	45.220	50.000	-9.6
4,4'-DDE	6.136	6.032	6.232	47.530	50.000	-4.9
4,4'-DDT	6.959	6.855	7.055	52.480	50.000	5.0
Aldrin	5.210	5.107	5.307	48.340	50.000	-3.3
alpha-BHC	3.952	3.850	4.050	48.230	50.000	-3.5
alpha-Chlordane	5.964	5.860	6.060	47.170	50.000	-5.7
beta-BHC	4.470	4.368	4.568	47.870	50.000	-4.3
Decachlorobiphenyl	8.973	8.866	9.066	43.120	50.000	-13.8
delta-BHC	4.715	4.613	4.813	50.360	50.000	0.7
Dieldrin	6.284	6.180	6.380	46.560	50.000	-6.9
Endosulfan I	6.011	5.908	6.108	48.070	50.000	-3.9
Endosulfan II	6.723	6.621	6.821	45.710	50.000	-8.6
Endosulfan sulfate	7.087	6.983	7.183	46.640	50.000	-6.7
Endrin	6.510	6.407	6.607	48.270	50.000	-3.5
Endrin aldehyde	6.853	6.750	6.950	46.510	50.000	-7.0
Endrin ketone	7.565	7.461	7.661	48.160	50.000	-3.7
gamma-BHC (Lindane)	4.281	4.179	4.379	46.450	50.000	-7.1
gamma-Chlordane	5.883	5.781	5.981	46.290	50.000	-7.4
Heptachlor	4.871	4.768	4.968	46.920	50.000	-6.2
Heptachlor epoxide	5.630	5.527	5.727	48.480	50.000	-3.0
Methoxychlor	7.432	7.328	7.528	50.020	50.000	0.0
Tetrachloro-m-xylene	3.505	3.404	3.604	45.470	50.000	-9.1

284 Sheffield Street, Mountainside, New Jersey 07092, Phone : 908 789 8900, Fax : 908 789 8922

CALIBRATION VERIFICATION SUMMARY

Lab Name: Alliance **Contract:** REMI01

Lab Code: ACE **SDG NO.:** Q3743

GC Column: ZB-MR2 **ID:** 0.32 (mm) **Initi. Calib. Date(s):** 11/25/2025 11/25/2025

Client Sample No.: CCAL01 **Date Analyzed:** 12/02/2025

Lab Sample No.: PSTDCCC050 **Data File :** PL097762.D **Time Analyzed:** 12:54

COMPOUND	RT	RT WINDOW FROM	RT WINDOW TO	CALC AMOUNT(ng)	NOM AMOUNT(ng)	%D
4,4'-DDD	5.822	5.720	5.920	45.480	50.000	-9.0
4,4'-DDE	5.267	5.167	5.367	45.480	50.000	-9.0
4,4'-DDT	6.074	5.971	6.171	50.620	50.000	1.2
Aldrin	4.263	4.162	4.362	45.130	50.000	-9.7
alpha-BHC	3.305	3.205	3.405	44.960	50.000	-10.1
alpha-Chlordane	5.080	4.978	5.178	41.980	50.000	-16.0
beta-BHC	3.932	3.832	4.032	44.570	50.000	-10.9
Decachlorobiphenyl	7.954	7.850	8.050	45.510	50.000	-9.0
delta-BHC	4.164	4.063	4.263	45.160	50.000	-9.7
Dieldrin	5.399	5.297	5.497	46.580	50.000	-6.8
Endosulfan I	5.133	5.033	5.233	41.320	50.000	-17.4
Endosulfan II	5.966	5.863	6.063	45.890	50.000	-8.2
Endosulfan sulfate	6.367	6.265	6.465	46.200	50.000	-7.6
Endrin	5.673	5.571	5.771	45.220	50.000	-9.6
Endrin aldehyde	6.144	6.042	6.242	42.940	50.000	-14.1
Endrin ketone	6.871	6.768	6.968	46.120	50.000	-7.8
gamma-BHC (Lindane)	3.636	3.536	3.736	46.070	50.000	-7.9
gamma-Chlordane	5.016	4.915	5.115	44.770	50.000	-10.5
Heptachlor	3.982	3.881	4.081	45.220	50.000	-9.6
Heptachlor epoxide	4.763	4.663	4.863	47.850	50.000	-4.3
Methoxychlor	6.646	6.543	6.743	48.020	50.000	-4.0
Tetrachloro-m-xylene	2.801	2.702	2.902	44.280	50.000	-11.4

284 Sheffield Street, Mountainside, New Jersey 07092, Phone : 908 789 8900,
Fax : 908 789 8922

CALIBRATION VERIFICATION SUMMARY

Lab Name: Alliance **Contract:** REMI01

Lab Code: ACE **SDG NO.:** Q3743

Continuing Calib Date: 12/02/2025 **Initial Calibration Date(s):** 11/25/2025 11/25/2025

Continuing Calib Time: 18:02 **Initial Calibration Time(s):** 10:55 12:16

GC Column: ZB-MR1 **ID:** 0.32 (mm)

COMPOUND	CCAL RT	AVG RT	RT WINDOW FROM	RT WINDOW TO	DIFF RT
Decachlorobiphenyl	8.97	8.97	8.87	9.07	0.00
Tetrachloro-m-xylene	3.50	3.50	3.40	3.60	0.00
alpha-BHC	3.95	3.95	3.85	4.05	0.00
beta-BHC	4.47	4.47	4.37	4.57	0.00
delta-BHC	4.71	4.71	4.61	4.81	0.00
gamma-BHC (Lindane)	4.28	4.28	4.18	4.38	0.00
Heptachlor	4.87	4.87	4.77	4.97	0.00
Aldrin	5.21	5.21	5.11	5.31	0.00
Heptachlor epoxide	5.63	5.63	5.53	5.73	0.00
Endosulfan I	6.01	6.01	5.91	6.11	0.00
Dieldrin	6.28	6.28	6.18	6.38	0.00
4,4'-DDE	6.13	6.13	6.03	6.23	0.00
Endrin	6.51	6.51	6.41	6.61	0.00
Endosulfan II	6.72	6.72	6.62	6.82	0.00
4,4'-DDD	6.64	6.64	6.54	6.74	0.00
Endosulfan sulfate	7.09	7.08	6.98	7.18	-0.01
4,4'-DDT	6.96	6.96	6.86	7.06	0.00
Methoxychlor	7.43	7.43	7.33	7.53	0.00
Endrin ketone	7.56	7.56	7.46	7.66	0.00
Endrin aldehyde	6.85	6.85	6.75	6.95	0.00
alpha-Chlordane	5.96	5.96	5.86	6.06	0.00
gamma-Chlordane	5.88	5.88	5.78	5.98	0.00

284 Sheffield Street, Mountainside, New Jersey 07092, Phone : 908 789 8900,
Fax : 908 789 8922

CALIBRATION VERIFICATION SUMMARY

Lab Name: Alliance **Contract:** REMI01

Lab Code: ACE **SDG NO.:** Q3743

Continuing Calib Date: 12/02/2025 **Initial Calibration Date(s):** 11/25/2025 11/25/2025

Continuing Calib Time: 18:02 **Initial Calibration Time(s):** 10:55 12:16

GC Column: ZB-MR2 **ID:** 0.32 (mm)

COMPOUND	CCAL RT	AVG RT	RT WINDOW FROM	RT WINDOW TO	DIFF RT
Decachlorobiphenyl	7.95	7.95	7.85	8.05	0.00
Tetrachloro-m-xylene	2.80	2.80	2.70	2.90	0.00
alpha-BHC	3.31	3.31	3.21	3.41	0.00
beta-BHC	3.93	3.93	3.83	4.03	0.00
delta-BHC	4.16	4.16	4.06	4.26	0.00
gamma-BHC (Lindane)	3.64	3.64	3.54	3.74	0.00
Heptachlor	3.98	3.98	3.88	4.08	0.00
Aldrin	4.26	4.26	4.16	4.36	0.00
Heptachlor epoxide	4.77	4.76	4.66	4.86	0.00
Endosulfan I	5.14	5.13	5.03	5.23	-0.01
Dieldrin	5.40	5.40	5.30	5.50	0.00
4,4'-DDE	5.27	5.27	5.17	5.37	0.00
Endrin	5.67	5.67	5.57	5.77	0.00
Endosulfan II	5.97	5.96	5.86	6.06	-0.01
4,4'-DDD	5.82	5.82	5.72	5.92	0.00
Endosulfan sulfate	6.37	6.37	6.27	6.47	0.00
4,4'-DDT	6.07	6.07	5.97	6.17	0.00
Methoxychlor	6.65	6.64	6.54	6.74	-0.01
Endrin ketone	6.87	6.87	6.77	6.97	0.00
Endrin aldehyde	6.14	6.14	6.04	6.24	0.00
alpha-Chlordane	5.08	5.08	4.98	5.18	0.00
gamma-Chlordane	5.02	5.02	4.92	5.12	0.01

284 Sheffield Street, Mountainside, New Jersey 07092, Phone : 908 789 8900, Fax : 908 789 8922

CALIBRATION VERIFICATION SUMMARY

Lab Name: Alliance **Contract:** REMI01

Lab Code: ACE **SDG NO.:** Q3743

GC Column: ZB-MR1 **ID:** 0.32 (mm) **Initi. Calib. Date(s):** 11/25/2025 11/25/2025

Client Sample No.: CCAL02 **Date Analyzed:** 12/02/2025

Lab Sample No.: PSTDCCC050 **Data File :** PL097768.D **Time Analyzed:** 18:02

COMPOUND	RT	RT WINDOW FROM	RT WINDOW TO	CALC AMOUNT(ng)	NOM AMOUNT(ng)	%D
4,4'-DDD	6.643	6.542	6.742	48.260	50.000	-3.5
4,4'-DDE	6.133	6.032	6.232	47.830	50.000	-4.3
4,4'-DDT	6.956	6.855	7.055	52.480	50.000	5.0
Aldrin	5.208	5.107	5.307	48.960	50.000	-2.1
alpha-BHC	3.951	3.850	4.050	48.180	50.000	-3.6
alpha-Chlordane	5.961	5.860	6.060	47.880	50.000	-4.2
beta-BHC	4.469	4.368	4.568	47.340	50.000	-5.3
Decachlorobiphenyl	8.971	8.866	9.066	44.290	50.000	-11.4
delta-BHC	4.713	4.613	4.813	51.440	50.000	2.9
Dieldrin	6.281	6.180	6.380	48.680	50.000	-2.6
Endosulfan I	6.009	5.908	6.108	48.420	50.000	-3.2
Endosulfan II	6.722	6.621	6.821	47.060	50.000	-5.9
Endosulfan sulfate	7.085	6.983	7.183	45.070	50.000	-9.9
Endrin	6.508	6.407	6.607	48.990	50.000	-2.0
Endrin aldehyde	6.852	6.750	6.950	46.230	50.000	-7.5
Endrin ketone	7.564	7.461	7.661	47.110	50.000	-5.8
gamma-BHC (Lindane)	4.279	4.179	4.379	48.310	50.000	-3.4
gamma-Chlordane	5.882	5.781	5.981	48.800	50.000	-2.4
Heptachlor	4.869	4.768	4.968	49.450	50.000	-1.1
Heptachlor epoxide	5.626	5.527	5.727	48.490	50.000	-3.0
Methoxychlor	7.430	7.328	7.528	50.420	50.000	0.8
Tetrachloro-m-xylene	3.504	3.404	3.604	46.690	50.000	-6.6

284 Sheffield Street, Mountainside, New Jersey 07092, Phone : 908 789 8900, Fax : 908 789 8922

CALIBRATION VERIFICATION SUMMARY

Lab Name: Alliance **Contract:** REMI01

Lab Code: ACE **SDG NO.:** Q3743

GC Column: ZB-MR2 **ID:** 0.32 (mm) **Initi. Calib. Date(s):** 11/25/2025 11/25/2025

Client Sample No.: CCAL02 **Date Analyzed:** 12/02/2025

Lab Sample No.: PSTDCCC050 **Data File :** PL097768.D **Time Analyzed:** 18:02

COMPOUND	RT	RT WINDOW FROM	RT WINDOW TO	CALC AMOUNT(ng)	NOM AMOUNT(ng)	%D
4,4'-DDD	5.821	5.720	5.920	48.270	50.000	-3.5
4,4'-DDE	5.267	5.167	5.367	47.960	50.000	-4.1
4,4'-DDT	6.073	5.971	6.171	55.280	50.000	10.6
Aldrin	4.264	4.162	4.362	47.220	50.000	-5.6
alpha-BHC	3.306	3.205	3.405	46.470	50.000	-7.1
alpha-Chlordane	5.080	4.978	5.178	45.740	50.000	-8.5
beta-BHC	3.933	3.832	4.032	46.440	50.000	-7.1
Decachlorobiphenyl	7.954	7.850	8.050	48.200	50.000	-3.6
delta-BHC	4.164	4.063	4.263	47.180	50.000	-5.6
Dieldrin	5.399	5.297	5.497	49.240	50.000	-1.5
Endosulfan I	5.135	5.033	5.233	44.040	50.000	-11.9
Endosulfan II	5.965	5.863	6.063	48.020	50.000	-4.0
Endosulfan sulfate	6.367	6.265	6.465	48.840	50.000	-2.3
Endrin	5.673	5.571	5.771	47.910	50.000	-4.2
Endrin aldehyde	6.144	6.042	6.242	45.890	50.000	-8.2
Endrin ketone	6.871	6.768	6.968	48.890	50.000	-2.2
gamma-BHC (Lindane)	3.636	3.536	3.736	47.720	50.000	-4.6
gamma-Chlordane	5.015	4.915	5.115	47.950	50.000	-4.1
Heptachlor	3.982	3.881	4.081	47.580	50.000	-4.8
Heptachlor epoxide	4.765	4.663	4.863	47.610	50.000	-4.8
Methoxychlor	6.646	6.543	6.743	53.020	50.000	6.0
Tetrachloro-m-xylene	2.803	2.702	2.902	45.350	50.000	-9.3

284 Sheffield Street, Mountainside, New Jersey 07092, Phone : 908 789 8900,
Fax : 908 789 8922

PESTICIDE CALIBRATION VERIFICATION SUMMARY

Lab Name: Alliance **Contract:** REMI01

Lab Code: ACE **SDG NO.:** Q3743

GC Column: ZB-MR1 **ID:** 0.32 (mm) **Initi. Calib. Date(s):** 11/25/2025 11/25/2025

Client Sample No. (PEM): PEM - PL097736.D **Date Analyzed:** 11/25/2025

Lab Sample No.(PEM): PEM **Time Analyzed:** 10:28

PEM COMPOUND	RT	RT WINDOW FROM	RT WINDOW TO	CALC AMOUNT(ng)	NOM AMOUNT(ng)	%D
Decachlorobiphenyl	8.969	8.870	9.070	19.780	20.000	-1.1
Tetrachloro-m-xylene	3.504	3.450	3.550	18.360	20.000	-8.2
alpha-BHC	3.951	3.900	4.000	8.220	10.000	-17.8
beta-BHC	4.469	4.420	4.520	9.400	10.000	-6.0
gamma-BHC (Lindane)	4.280	4.230	4.330	8.430	10.000	-15.7
Endrin	6.508	6.440	6.580	43.650	50.000	-12.7
4,4'-DDT	6.956	6.890	7.030	92.700	100.000	-7.3
Methoxychlor	7.429	7.360	7.500	222.720	250.000	-10.9

GC Column: ZB-MR2 **ID:** 0.32 (mm) **Initi. Calib. Date(s):** 11/25/2025 11/25/2025

Client Sample No. (PEM): PEM - PL097736.D **Date Analyzed:** 11/25/2025

Lab Sample No.(PEM): PEM **Time Analyzed:** 10:28

PEM COMPOUND	RT	RT WINDOW FROM	RT WINDOW TO	CALC AMOUNT(ng)	NOM AMOUNT(ng)	%D
Decachlorobiphenyl	7.951	7.850	8.050	19.380	20.000	-3.1
Tetrachloro-m-xylene	2.802	2.750	2.850	18.160	20.000	-9.2
alpha-BHC	3.306	3.260	3.360	8.080	10.000	-19.2
beta-BHC	3.933	3.880	3.980	8.620	10.000	-13.8
gamma-BHC (Lindane)	3.636	3.590	3.690	8.200	10.000	-18.0
Endrin	5.672	5.600	5.740	42.490	50.000	-15.0
4,4'-DDT	6.072	6.000	6.140	95.900	100.000	-4.1
Methoxychlor	6.644	6.570	6.710	214.980	250.000	-14.0

284 Sheffield Street, Mountainside, New Jersey 07092, Phone : 908 789 8900,
Fax : 908 789 8922

PESTICIDE CALIBRATION VERIFICATION SUMMARY

Lab Name: Alliance **Contract:** REMI01

Lab Code: ACE **SDG NO.:** Q3743

GC Column: ZB-MR1 **ID:** 0.32 (mm) **Initi. Calib. Date(s):** 11/25/2025 11/25/2025

Client Sample No. (PEM): PEM - PL097761.D **Date Analyzed:** 12/02/2025

Lab Sample No.(PEM): PEM **Time Analyzed:** 12:23

PEM COMPOUND	RT	RT WINDOW FROM	RT WINDOW TO	CALC AMOUNT(ng)	NOM AMOUNT(ng)	%D
Decachlorobiphenyl	8.971	8.870	9.070	21.810	20.000	9.1
Tetrachloro-m-xylene	3.504	3.450	3.550	22.130	20.000	10.7
alpha-BHC	3.951	3.900	4.000	10.040	10.000	0.4
beta-BHC	4.467	4.420	4.520	10.630	10.000	6.3
gamma-BHC (Lindane)	4.280	4.230	4.330	10.560	10.000	5.6
Endrin	6.509	6.440	6.580	53.940	50.000	7.9
4,4'-DDT	6.957	6.890	7.030	117.480	100.000	17.5
Methoxychlor	7.430	7.360	7.500	271.470	250.000	8.6

GC Column: ZB-MR2 **ID:** 0.32 (mm) **Initi. Calib. Date(s):** 11/25/2025 11/25/2025

Client Sample No. (PEM): PEM - PL097761.D **Date Analyzed:** 12/02/2025

Lab Sample No.(PEM): PEM **Time Analyzed:** 12:23

PEM COMPOUND	RT	RT WINDOW FROM	RT WINDOW TO	CALC AMOUNT(ng)	NOM AMOUNT(ng)	%D
Decachlorobiphenyl	7.953	7.850	8.050	22.820	20.000	14.1
Tetrachloro-m-xylene	2.803	2.750	2.850	20.190	20.000	1.0
alpha-BHC	3.306	3.260	3.360	9.120	10.000	-8.8
beta-BHC	3.933	3.880	3.980	9.890	10.000	-1.1
gamma-BHC (Lindane)	3.636	3.590	3.690	9.600	10.000	-4.0
Endrin	5.673	5.600	5.740	49.100	50.000	-1.8
4,4'-DDT	6.073	6.000	6.140	114.830	100.000	14.8
Methoxychlor	6.645	6.570	6.720	242.060	250.000	-3.2

284 Sheffield Street, Mountainside, New Jersey 07092, Phone : 908 789 8900,
Fax : 908 789 8922

Analytical Sequence

Client: Remington & Vernick **SDG No.:** Q3743

Project: Saddler Property **Instrument ID:** ECD_L

GC Column: ZB-MR1 **ID:** 0.32 (mm) **Inst. Calib. Date(s):** 11/25/2025 11/25/2025

THE ANALYTICAL SEQUENCE OF PERFORMANCE EVALUATION MIXTURES, BLANKS, SAMPLES, AND STANDARDS IS GIVEN BELOW:

CLIENT ID	LAB SAMPLE ID	DATE ANALYZED	TIME ANALYZED	DATAFILE	DCB RT #	TCX RT #
I.BLK	I.BLK	11/25/2025	10:14	PL097735.D	8.97	3.51
PEM	PEM	11/25/2025	10:28	PL097736.D	8.97	3.50
RESCHK	RESCHK	11/25/2025	10:41	PL097737.D	8.97	3.51
PSTDICC100	PSTDICC100	11/25/2025	10:55	PL097738.D	8.97	3.51
PSTDICC075	PSTDICC075	11/25/2025	11:09	PL097739.D	8.97	3.50
PSTDICC050	PSTDICC050	11/25/2025	11:22	PL097740.D	8.97	3.50
PSTDICC025	PSTDICC025	11/25/2025	11:36	PL097741.D	8.97	3.50
PSTDICC005	PSTDICC005	11/25/2025	12:16	PL097742.D	8.97	3.50
PCHLORICC500	PCHLORICC500	11/25/2025	13:02	PL097745.D	8.97	3.50
PTOXICC500	PTOXICC500	11/25/2025	14:10	PL097750.D	8.97	3.50
I.BLK	I.BLK	12/02/2025	12:09	PL097760.D	8.97	3.51
PEM	PEM	12/02/2025	12:23	PL097761.D	8.97	3.50
PSTDCCC050	PSTDCCC050	12/02/2025	12:54	PL097762.D	8.97	3.51
PB170784BL	PB170784BL	12/02/2025	15:05	PL097763.D	8.98	3.51
PB170784BS	PB170784BS	12/02/2025	17:04	PL097764.D	8.98	3.51
PB170784BSD	PB170784BSD	12/02/2025	17:21	PL097765.D	8.98	3.50
TW-1125-2	Q3743-02	12/02/2025	17:35	PL097766.D	8.97	3.50
I.BLK	I.BLK	12/02/2025	17:48	PL097767.D	8.97	3.50
PSTDCCC050	PSTDCCC050	12/02/2025	18:02	PL097768.D	8.97	3.50

284 Sheffield Street, Mountainside, New Jersey 07092, Phone : 908 789 8900,
Fax : 908 789 8922

Analytical Sequence

Client: Remington & Vernick **SDG No.:** Q3743

Project: Saddler Property **Instrument ID:** ECD_L

GC Column: ZB-MR2 **ID:** 0.32 (mm) **Inst. Calib. Date(s):** 11/25/2025 11/25/2025

THE ANALYTICAL SEQUENCE OF PERFORMANCE EVALUATION MIXTURES, BLANKS, SAMPLES, AND STANDARDS IS GIVEN BELOW:

CLIENT ID	LAB SAMPLE ID	DATE ANALYZED	TIME ANALYZED	DATAFILE	DCB RT #	TCX RT #
I.BLK	I.BLK	11/25/2025	10:14	PL097735.D	7.95	2.80
PEM	PEM	11/25/2025	10:28	PL097736.D	7.95	2.80
RESCHK	RESCHK	11/25/2025	10:41	PL097737.D	7.95	2.80
PSTDICC100	PSTDICC100	11/25/2025	10:55	PL097738.D	7.95	2.80
PSTDICC075	PSTDICC075	11/25/2025	11:09	PL097739.D	7.95	2.80
PSTDICC050	PSTDICC050	11/25/2025	11:22	PL097740.D	7.95	2.80
PSTDICC025	PSTDICC025	11/25/2025	11:36	PL097741.D	7.95	2.80
PSTDICC005	PSTDICC005	11/25/2025	12:16	PL097742.D	7.95	2.80
PCHLORICC500	PCHLORICC500	11/25/2025	13:02	PL097745.D	7.95	2.80
PTOXICC500	PTOXICC500	11/25/2025	14:10	PL097750.D	7.95	2.80
I.BLK	I.BLK	12/02/2025	12:09	PL097760.D	7.95	2.80
PEM	PEM	12/02/2025	12:23	PL097761.D	7.95	2.80
PSTDCCC050	PSTDCCC050	12/02/2025	12:54	PL097762.D	7.95	2.80
PB170784BL	PB170784BL	12/02/2025	15:05	PL097763.D	7.96	2.80
PB170784BS	PB170784BS	12/02/2025	17:04	PL097764.D	7.96	2.80
PB170784BSD	PB170784BSD	12/02/2025	17:21	PL097765.D	7.96	2.80
TW-1125-2	Q3743-02	12/02/2025	17:35	PL097766.D	7.95	2.80
I.BLK	I.BLK	12/02/2025	17:48	PL097767.D	7.95	2.80
PSTDCCC050	PSTDCCC050	12/02/2025	18:02	PL097768.D	7.95	2.80

284 Sheffield Street, Mountainside, New Jersey 07092, Phone : 908 789 8900,
Fax : 908 789 8922

COMPOUND DETECTION SUMMARY

CLIENT SAMPLE NO.

PB170784BS

Lab Name: Alliance
Contract: REMI01
Lab Code: ACE
SDG NO.: Q3743
Lab Sample ID: PB170784BS
Date(s) Analyzed: 12/02/2025 12/02/2025
Instrument ID (1): ECD_L
Instrument ID (2): ECD_L
GC Column: (1): ZB-MR1 **ID:** 0.32 (mm)
GC Column:(2): ZB-MR2 **ID:** 0.32 (mm)

ANALYTE	COL	RT	RT WINDOW FROM	RT WINDOW TO	CONCENTRATION	%RPD
4,4'-DDD	1	6.65	6.60	6.70	0.0098	16.6
	2	5.82	5.77	5.87	0.0083	
4,4'-DDE	1	6.14	6.09	6.19	0.011	8.2
	2	5.27	5.22	5.32	0.011	
alpha-BHC	1	3.95	3.90	4.00	0.0085	17.2
	2	3.30	3.25	3.35	0.010	
Aldrin	1	5.21	5.16	5.26	0.011	0.9
	2	4.26	4.21	4.31	0.011	
4,4'-DDT	1	6.96	6.91	7.01	0.011	1.8
	2	6.07	6.02	6.12	0.011	
alpha-Chlordane	1	5.97	5.92	6.02	0.010	4.9
	2	5.08	5.03	5.13	0.011	
beta-BHC	1	4.47	4.42	4.52	0.010	11
	2	3.93	3.88	3.98	0.012	
delta-BHC	1	4.71	4.66	4.76	0.0025	7.7
	2	4.16	4.11	4.21	0.0027	
Endosulfan I	1	6.01	5.96	6.06	0.0091	2.2
	2	5.13	5.08	5.18	0.0093	
Dieldrin	1	6.29	6.24	6.34	0.011	9.7
	2	5.40	5.35	5.45	0.012	
Endosulfan II	1	6.73	6.68	6.78	0.010	10.2
	2	5.96	5.91	6.01	0.011	
Endosulfan sulfate	1	7.09	7.04	7.14	0.0088	3.4
	2	6.37	6.32	6.42	0.0091	
gamma-BHC (Lindane)	1	4.28	4.23	4.33	0.0092	12.2
	2	3.63	3.58	3.68	0.010	
Heptachlor	1	4.87	4.82	4.92	0.010	13.5
	2	3.98	3.93	4.03	0.012	

284 Sheffield Street, Mountainside, New Jersey 07092, Phone : 908 789 8900,
Fax : 908 789 8922

COMPOUND DETECTION SUMMARY

CLIENT SAMPLE NO.

PB170784BS

Lab Name: Alliance
Contract: REMI01
Lab Code: ACE
SDG NO.: Q3743
Lab Sample ID: PB170784BS
Date(s) Analyzed: 12/02/2025 12/02/2025
Instrument ID (1): ECD_L
Instrument ID (2): ECD_L
GC Column: (1): ZB-MR1 **ID:** 0.32 (mm)
GC Column:(2): ZB-MR2 **ID:** 0.32 (mm)

ANALYTE	COL	RT	RT WINDOW FROM	RT WINDOW TO	CONCENTRATION	%RPD
Heptachlor epoxide	1	5.63	5.58	5.68	0.011	0.9
	2	4.76	4.71	4.81	0.011	
Endrin	1	6.51	6.46	6.56	0.012	9.5
	2	5.67	5.62	5.72	0.011	
Endrin aldehyde	1	6.85	6.80	6.90	0.011	29.2
	2	6.14	6.09	6.19	0.0079	
Methoxychlor	1	7.43	7.38	7.48	0.011	7.8
	2	6.65	6.60	6.70	0.012	
Endrin ketone	1	7.57	7.52	7.62	0.011	2.8
	2	6.87	6.82	6.92	0.011	
gamma-Chlordane	1	5.89	5.84	5.94	0.012	10.7
	2	5.01	4.96	5.06	0.011	

Alliance TECHNICAL GROUP
284 Sheffield Street, Mountainside, New Jersey 07092, Phone : 908 789 8900,
Fax : 908 789 8922

COMPOUND DETECTION SUMMARY

CLIENT SAMPLE NO.
PB170784BSD

Lab Name: Alliance
Contract: REMI01
Lab Code: ACE
SDG NO.: Q3743
Lab Sample ID: PB170784BSD
Date(s) Analyzed: 12/02/2025 12/02/2025
Instrument ID (1): ECD_L
Instrument ID (2): ECD_L
GC Column: (1): ZB-MR1 ID: 0.32 (mm)
GC Column:(2): ZB-MR2 ID: 0.32 (mm)

ANALYTE	COL	RT	RT WINDOW FROM	RT WINDOW TO	CONCENTRATION	%RPD
alpha-BHC	1	3.95	3.90	4.00	0.0090	8.5
	2	3.30	3.25	3.35	0.0098	
Aldrin	1	5.21	5.16	5.26	0.012	18
	2	4.26	4.21	4.31	0.010	
beta-BHC	1	4.47	4.42	4.52	0.010	12.6
	2	3.93	3.88	3.98	0.012	
4,4'-DDE	1	6.13	6.08	6.18	0.0095	8.1
	2	5.27	5.22	5.32	0.010	
4,4'-DDD	1	6.64	6.59	6.69	0.0097	25.6
	2	5.82	5.77	5.87	0.0075	
4,4'-DDT	1	6.96	6.91	7.01	0.011	3.7
	2	6.07	6.02	6.12	0.011	
alpha-Chlordane	1	5.96	5.91	6.01	0.0099	4.9
	2	5.08	5.03	5.13	0.010	
gamma-BHC (Lindane)	1	4.28	4.23	4.33	0.012	11
	2	3.63	3.58	3.68	0.010	
Heptachlor	1	4.87	4.82	4.92	0.011	4.4
	2	3.98	3.93	4.03	0.012	
delta-BHC	1	4.71	4.66	4.76	0.0030	10.5
	2	4.16	4.11	4.21	0.0027	
Heptachlor epoxide	1	5.63	5.58	5.68	0.012	51.5
	2	4.76	4.71	4.81	0.0072	
Endosulfan I	1	6.01	5.96	6.06	0.0090	3.3
	2	5.14	5.09	5.19	0.0093	
Dieldrin	1	6.28	6.23	6.33	0.011	6.3
	2	5.40	5.35	5.45	0.011	
Endrin	1	6.51	6.46	6.56	0.012	10.6
	2	5.67	5.62	5.72	0.011	

284 Sheffield Street, Mountainside, New Jersey 07092, Phone : 908 789 8900,
Fax : 908 789 8922

COMPOUND DETECTION SUMMARY

CLIENT SAMPLE NO.

PB170784BSD

Lab Name: Alliance
Contract: REMI01
Lab Code: ACE
SDG NO.: Q3743
Lab Sample ID: PB170784BSD
Date(s) Analyzed: 12/02/2025 12/02/2025
Instrument ID (1): ECD_L
Instrument ID (2): ECD_L
GC Column: (1): ZB-MR1 **ID:** 0.32 (mm)
GC Column:(2): ZB-MR2 **ID:** 0.32 (mm)

ANALYTE	COL	RT	RT WINDOW FROM	RT WINDOW TO	CONCENTRATION	%RPD
Endosulfan II	1	6.72	6.67	6.77	0.013	18.8
	2	5.97	5.92	6.02	0.011	
Endrin aldehyde	1	6.85	6.80	6.90	0.012	42.9
	2	6.14	6.09	6.19	0.0075	
Endosulfan sulfate	1	7.09	7.04	7.14	0.0089	1.1
	2	6.37	6.32	6.42	0.0090	
Methoxychlor	1	7.43	7.38	7.48	0.013	6.6
	2	6.65	6.60	6.70	0.012	
Endrin ketone	1	7.57	7.52	7.62	0.011	4.5
	2	6.87	6.82	6.92	0.011	
gamma-Chlordane	1	5.88	5.83	5.93	0.011	2.7
	2	5.02	4.97	5.07	0.011	

SAMPLE RAW DATA

Sample Results: **PL097766.D**

Data Path : Z:\pestpcbsrv\HPCHEM1\ECD_L\Data\PL120225\
Data File : PL097766.D
Signal(s) : Signal #1: ECD1A.ch Signal #2: ECD2B.ch
Acq On : 02 Dec 2025 17:35
Operator : AR\AJ
Sample : Q3743-02
Misc :
ALS Vial : 8 Sample Multiplier: 1

Integration File signal 1: autoint1.e
Integration File signal 2: autoint2.e
Quant Time: Dec 03 01:04:18 2025
Quant Method : Z:\pestpcbsrv\HPCHEM1\ECD_L\methods\PL112525.M
Quant Title : GC Extractables
QLast Update : Wed Nov 26 07:07:11 2025
Response via : Initial Calibration
Integrator: ChemStation

Volume Inj. : 1 µl
Signal #1 Phase : ZB-MR1 Signal #2 Phase: ZB-MR2
Signal #1 Info : 30M x 0.32mm x0.5 Signal #2 Info : 30M x 0.32mm x0.25µm

Instrument :
ECD_L
ClientSampleId :
TW-1125-2

Manual Integrations APPROVED
Reviewed By :Abdul Mirza 12/03/2025
Supervised By :mohammad ahmed 12/04/2025

	Compound	RT#1	RT#2	Resp#1	Resp#2	ng/ml	ng/ml
	System Monitoring Compounds						
1) SA	Tetrachlo...	3.502	2.802	67009083	91352082	13.078m	12.771
28) SA	Decachlor...	8.972	7.952	53536575	168.9E6	16.680	35.890m#
	Target Compounds						

(f)=RT Delta > 1/2 Window (#)=Amounts differ by > 25% (m)=manual int.

Sample Results: **PL097766.D**

Data Path : Z:\pestpcbsrv\HPCHEM1\ECD_L\Data\PL120225\
Data File : PL097766.D
Signal(s) : Signal #1: ECD1A.ch Signal #2: ECD2B.ch
Acq On : 02 Dec 2025 17:35
Operator : AR\AJ
Sample : Q3743-02
Misc :
ALS Vial : 8 Sample Multiplier: 1

Integration File signal 1: autoint1.e
Integration File signal 2: autoint2.e
Quant Time: Dec 03 01:04:18 2025
Quant Method : Z:\pestpcbsrv\HPCHEM1\ECD_L\methods\PL112525.M
Quant Title : GC Extractables
QLast Update : Wed Nov 26 07:07:11 2025
Response via : Initial Calibration
Integrator: ChemStation

Volume Inj. : 1 µl
Signal #1 Phase : ZB-MR1 Signal #2 Phase: ZB-MR2
Signal #1 Info : 30M x 0.32mm x0.5 Signal #2 Info : 30M x 0.32mm x0.25µm

Instrument :
ECD_L
ClientSampleId :
TW-1125-2

Manual Integrations APPROVED
Reviewed By :Abdul Mirza 12/03/2025
Supervised By :mohammad ahmed 12/04/2025

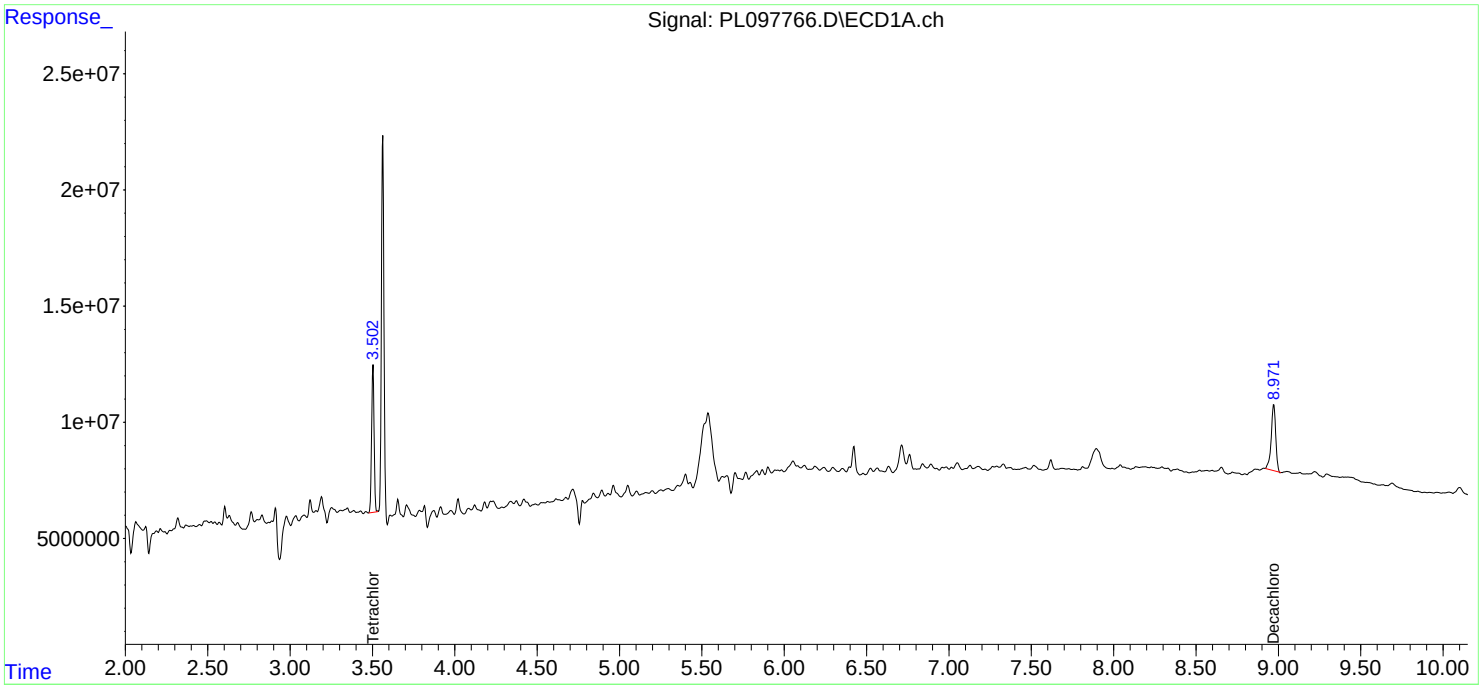

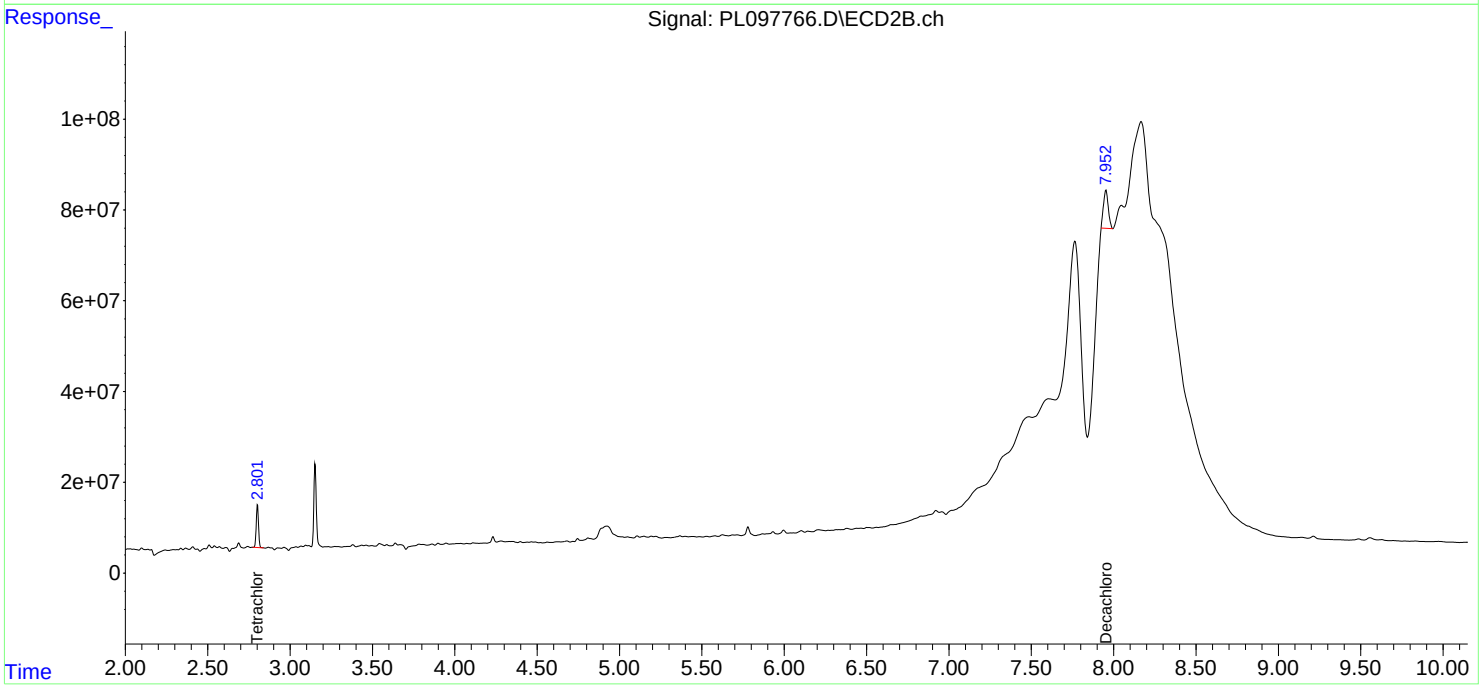

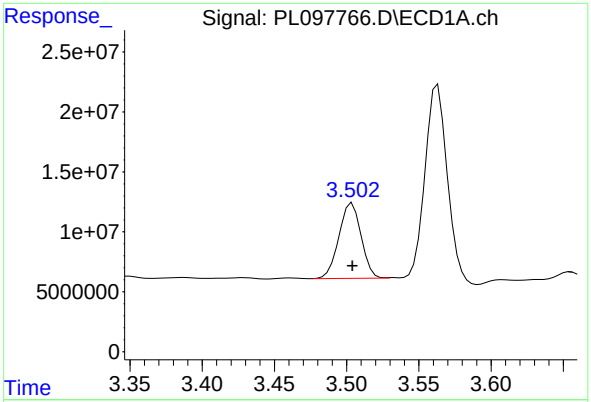


```
#1  Tetrachloro-m-xylene

      R.T.:    3.502 min
Delta R.T.:   -0.002 min
  Response:  67009083
      Conc:  13.08 ng/ml
```

Instrument :
ECD_L
ClientSampleId :
TW-1125-2

Manual Integrations
APPROVED

Reviewed By :Abdul Mirza 12/03/2025
Supervised By :mohammad ahmed 12/04/2025

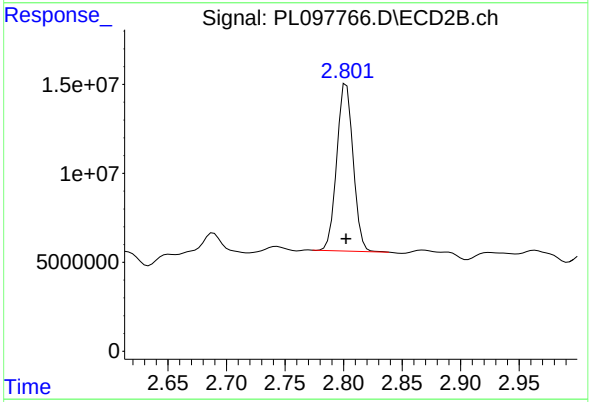


```
#1  Tetrachloro-m-xylene

      R.T.:    2.802 min
Delta R.T.:    0.000 min
  Response:  91352082
      Conc:  12.77 ng/ml
```

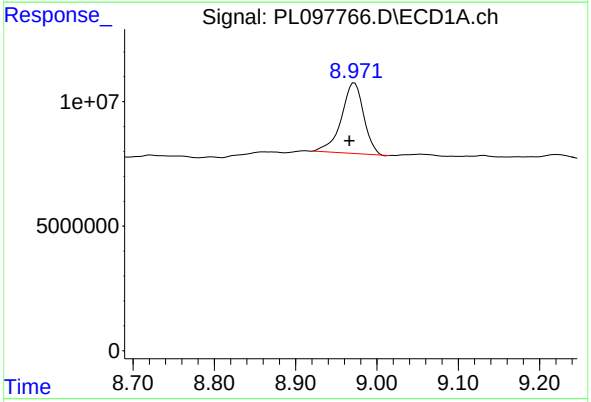


```
#28  Decachlorobiphenyl

      R.T.:    8.972 min
Delta R.T.:    0.006 min
  Response:  53536575
      Conc:  16.68 ng/ml
```

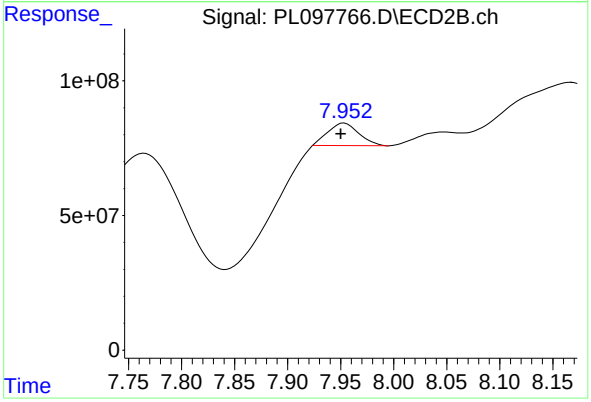


```
#28  Decachlorobiphenyl

      R.T.:    7.952 min
Delta R.T.:    0.002 min
  Response: 168927838
      Conc:  35.89 ng/ml m
```

Instrument :
ECD_L
ClientSampleId :
PB170784BL

Data Path : Z:\pestpcbsrv\HPCHEM1\ECD_L\Data\PL120225\
Data File : PL097763.D
Signal(s) : Signal #1: ECD1A.ch Signal #2: ECD2B.ch
Acq On : 02 Dec 2025 15:05
Operator : AR\AJ
Sample : PB170784BL
Misc :
ALS Vial : 5 Sample Multiplier: 1

Integration File signal 1: autoint1.e
Integration File signal 2: autoint2.e
Quant Time: Dec 03 01:03:54 2025
Quant Method : Z:\pestpcbsrv\HPCHEM1\ECD_L\methods\PL112525.M
Quant Title : GC Extractables
QLast Update : Wed Nov 26 07:07:11 2025
Response via : Initial Calibration
Integrator: ChemStation

Volume Inj. : 1 µl
Signal #1 Phase : ZB-MR1 Signal #2 Phase: ZB-MR2
Signal #1 Info : 30M x 0.32mm x0.5 Signal #2 Info : 30M x 0.32mm x0.25µm

	Compound	RT#1	RT#2	Resp#1	Resp#2	ng/ml	ng/ml
	System Monitoring Compounds						
1)	SA Tetrachlo...	3.505	2.799	110.2E6	153.4E6	21.510	21.446
28)	SA Decachlor...	8.977	7.955	67545503	108.4E6	21.044	23.022
	Target Compounds						

(f)=RT Delta > 1/2 Window (#)=Amounts differ by > 25% (m)=manual int.

Sample Results: **PL097763.D**

Data Path : Z:\pestpcbsrv\HPCHEM1\ECD_L\Data\PL120225\
Data File : PL097763.D
Signal(s) : Signal #1: ECD1A.ch Signal #2: ECD2B.ch
Acq On : 02 Dec 2025 15:05
Operator : AR\AJ
Sample : PB170784BL
Misc :
ALS Vial : 5 Sample Multiplier: 1

Instrument :
ECD_L
ClientSampleId :
PB170784BL

Integration File signal 1: autoint1.e
Integration File signal 2: autoint2.e
Quant Time: Dec 03 01:03:54 2025
Quant Method : Z:\pestpcbsrv\HPCHEM1\ECD_L\methods\PL112525.M
Quant Title : GC Extractables
QLast Update : Wed Nov 26 07:07:11 2025
Response via : Initial Calibration
Integrator: ChemStation

Volume Inj. : 1 µl
Signal #1 Phase : ZB-MR1 Signal #2 Phase: ZB-MR2
Signal #1 Info : 30M x 0.32mm x0.5 Signal #2 Info : 30M x 0.32mm x0.25µm

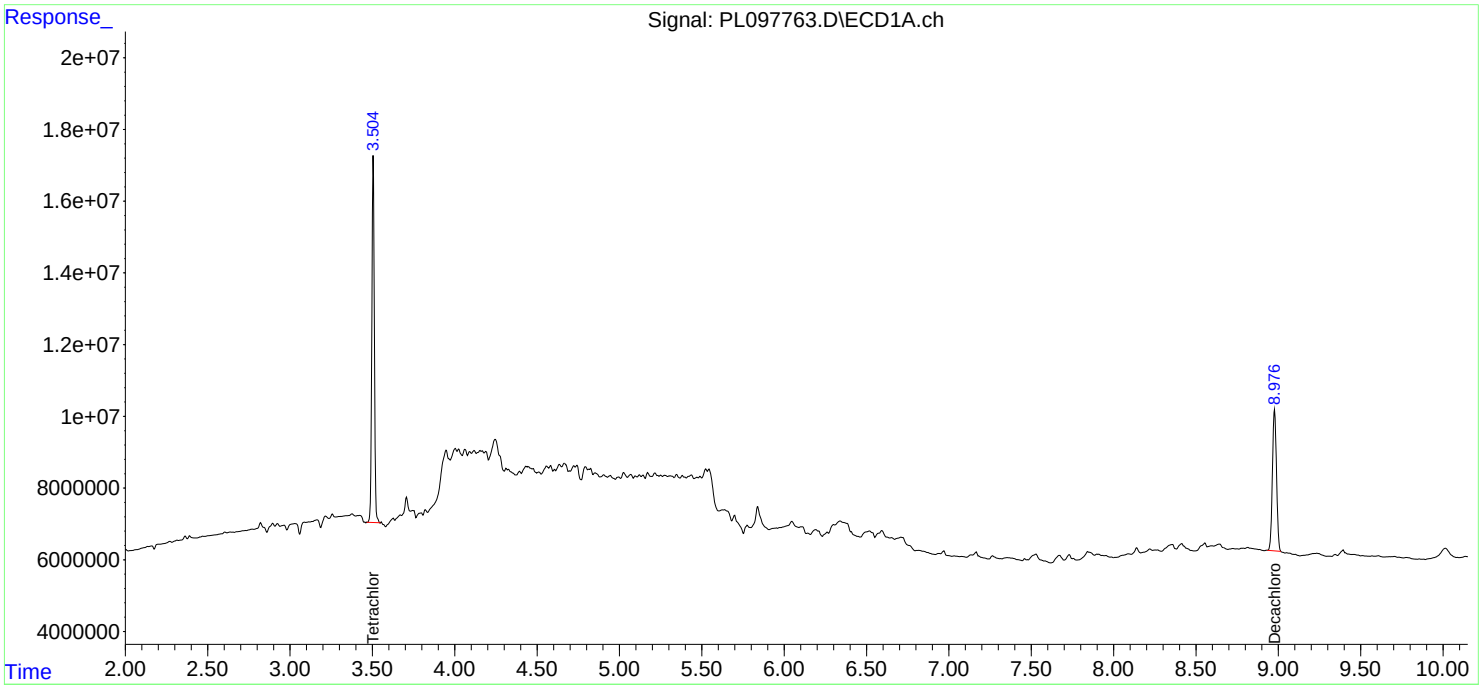

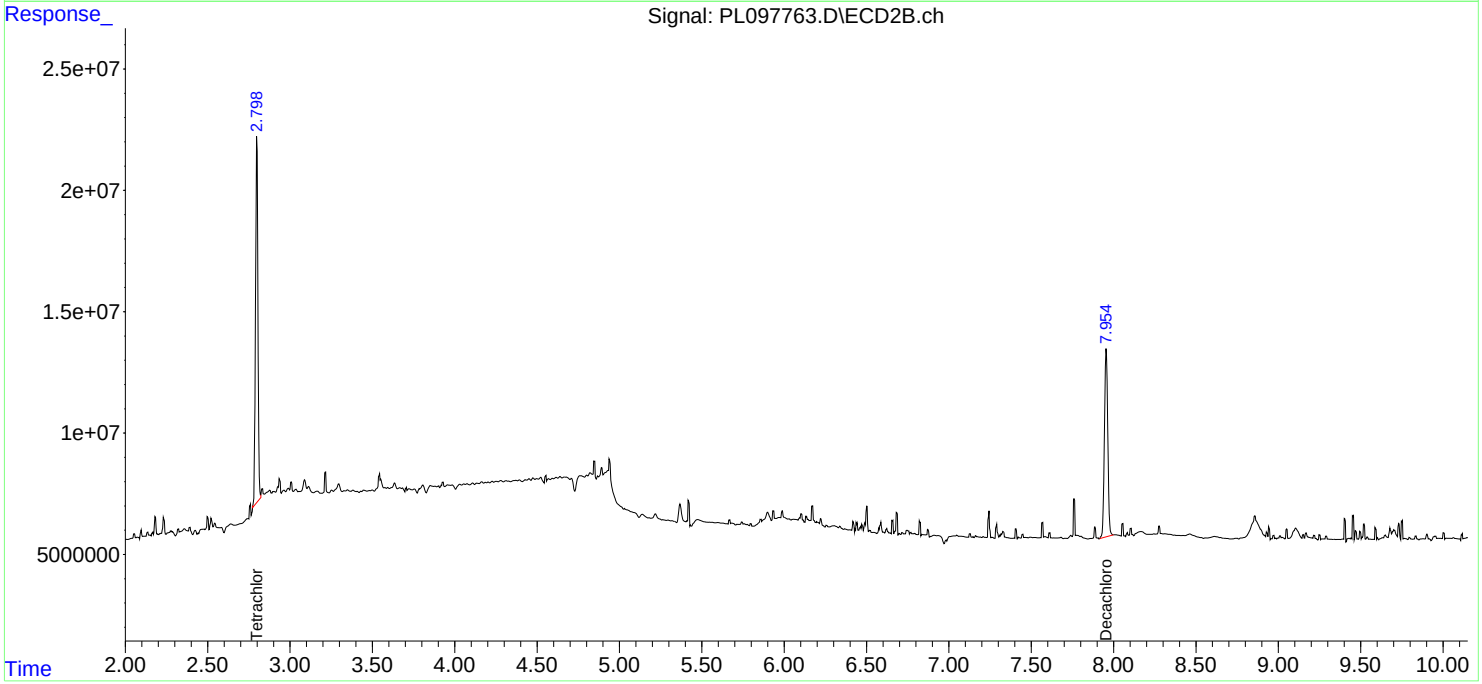

Instrument :
ECD_L
ClientSampleId :
PB170784BL

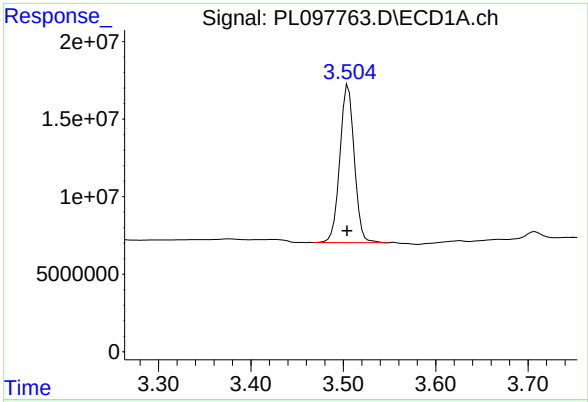

#1 Tetrachloro-m-xylene

R.T.: 3.505 min
Delta R.T.: 0.001 min
Response: 110215142
Conc: 21.51 ng/ml

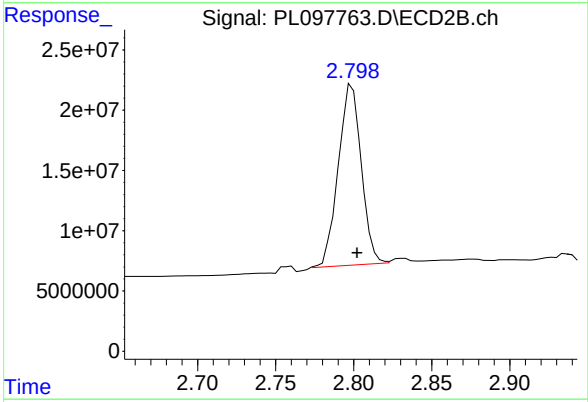

#1 Tetrachloro-m-xylene

R.T.: 2.799 min
Delta R.T.: -0.003 min
Response: 153398105
Conc: 21.45 ng/ml

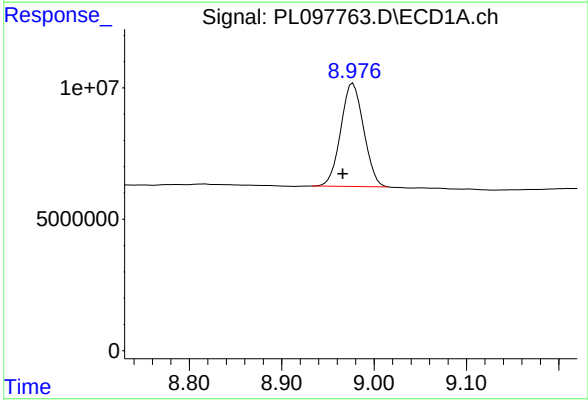

#28 Decachlorobiphenyl

R.T.: 8.977 min
Delta R.T.: 0.011 min
Response: 67545503
Conc: 21.04 ng/ml

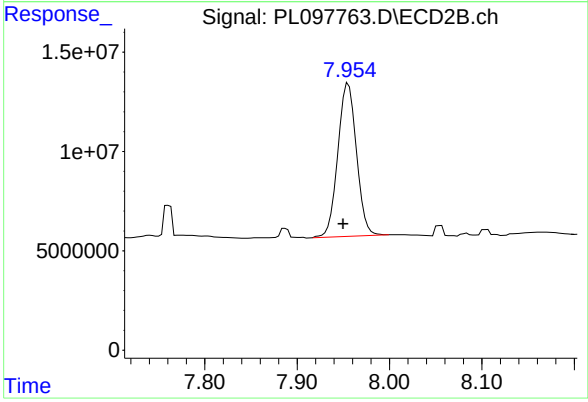

#28 Decachlorobiphenyl

R.T.: 7.955 min
Delta R.T.: 0.006 min
Response: 108357035
Conc: 23.02 ng/ml

Data Path : Z:\pestpcbsrv\HPCHEM1\ECD_L\Data\PL120225\
Data File : PL097764.D
Signal(s) : Signal #1: ECD1A.ch Signal #2: ECD2B.ch
Acq On : 02 Dec 2025 17:04
Operator : AR\AJ
Sample : PB170784BS
Misc :
ALS Vial : 6 Sample Multiplier: 1

Integration File signal 1: autoint1.e
Integration File signal 2: autoint2.e
Quant Time: Dec 03 01:04:00 2025
Quant Method : Z:\pestpcbsrv\HPCHEM1\ECD_L\methods\PL112525.M
Quant Title : GC Extractables
QLast Update : Wed Nov 26 07:07:11 2025
Response via : Initial Calibration
Integrator: ChemStation

Volume Inj. : 1 µl
Signal #1 Phase : ZB-MR1 Signal #2 Phase: ZB-MR2
Signal #1 Info : 30M x 0.32mm x0.5 Signal #2 Info : 30M x 0.32mm x0.25µm

Instrument :
ECD_L
ClientSampleId :
PB170784BS

Manual Integrations APPROVED
Reviewed By :Abdul Mirza 12/03/2025
Supervised By :mohammad ahmed 12/04/2025

	Compound	RT#1	RT#2	Resp#1	Resp#2	ng/ml	ng/ml
	System Monitoring Compounds						
1) SA	Tetrachlo...	3.505	2.799	113.0E6	145.0E6	22.055	20.275
28) SA	Decachlor...	8.978	7.955	68721040	107.9E6	21.411	22.933
	Target Compounds						
2) A	alpha-BHC	3.952	3.302	71962513	115.6E6	8.482	10.092
3) MA	gamma-BHC...	4.280	3.632	71642926	107.0E6	9.191m	10.429m
4) MA	Heptachlor	4.871	3.979	77869244	112.8E6	10.438m	11.926
5) MB	Aldrin	5.210	4.261	73426424	100.6E6	10.700m	10.607
6) B	beta-BHC	4.471	3.929	33518346	50867500	10.265m	11.498m
7) B	delta-BHC	4.714	4.160	17763086	27853614	2.545m	2.719
8) B	Heptachlo...	5.630	4.761	69509580	93664361	11.053m	11.161m
9) A	Endosulfan I	6.013	5.134	49152859	80445957	9.111	9.301
10) B	gamma-Chl...	5.885	5.014	70243880	94539268	11.754	10.563
11) B	alpha-Chl...	5.965	5.078	59508493	98232089	9.948	10.491
12) B	4,4'-DDE	6.137	5.267	61265086	85369223	11.436	10.489
13) MA	Dieldrin	6.285	5.397	60564149	102.4E6	10.828	11.846
14) MA	Endrin	6.513	5.672	55713958	84285810	12.102	10.966
15) B	Endosulfa...	6.725	5.963	51903809	82520814	10.231m	11.336m
16) A	4,4'-DDD	6.646	5.819	41782123	55787443	9.814m	8.247
17) MA	4,4'-DDT	6.960	6.071	41006805	56380577	11.238m	11.440m
18) B	Endrin al...	6.854	6.142	38546422	61422582	10.611m	7.880m#
19) B	Endosulfa...	7.089	6.367	38857816	62551224	8.832	9.114
20) A	Methoxychlor	7.434	6.645	20853746	32126092	11.049	11.960
21) B	Endrin ke...	7.568	6.871	46786051	80173910	10.721	11.005
22)	Mirex	8.044	7.059	35408364	62664154	11.649m	12.111

(f)=RT Delta > 1/2 Window (#)=Amounts differ by > 25% (m)=manual int.

Sample Results: **PL097764.D**

Data Path : Z:\pestpcbsrv\HPCHEM1\ECD_L\Data\PL120225\
Data File : PL097764.D
Signal(s) : Signal #1: ECD1A.ch Signal #2: ECD2B.ch
Acq On : 02 Dec 2025 17:04
Operator : AR\AJ
Sample : PB170784BS
Misc :
ALS Vial : 6 Sample Multiplier: 1

Integration File signal 1: autoint1.e
Integration File signal 2: autoint2.e
Quant Time: Dec 03 01:04:00 2025
Quant Method : Z:\pestpcbsrv\HPCHEM1\ECD_L\methods\PL112525.M
Quant Title : GC Extractables
QLast Update : Wed Nov 26 07:07:11 2025
Response via : Initial Calibration
Integrator: ChemStation

Volume Inj. : 1 µl
Signal #1 Phase : ZB-MR1 Signal #2 Phase: ZB-MR2
Signal #1 Info : 30M x 0.32mm x0.5 Signal #2 Info : 30M x 0.32mm x0.25µm

Instrument :
ECD_L
ClientSampleId :
PB170784BS

Manual Integrations APPROVED
Reviewed By :Abdul Mirza 12/03/2025
Supervised By :mohammad ahmed 12/04/2025

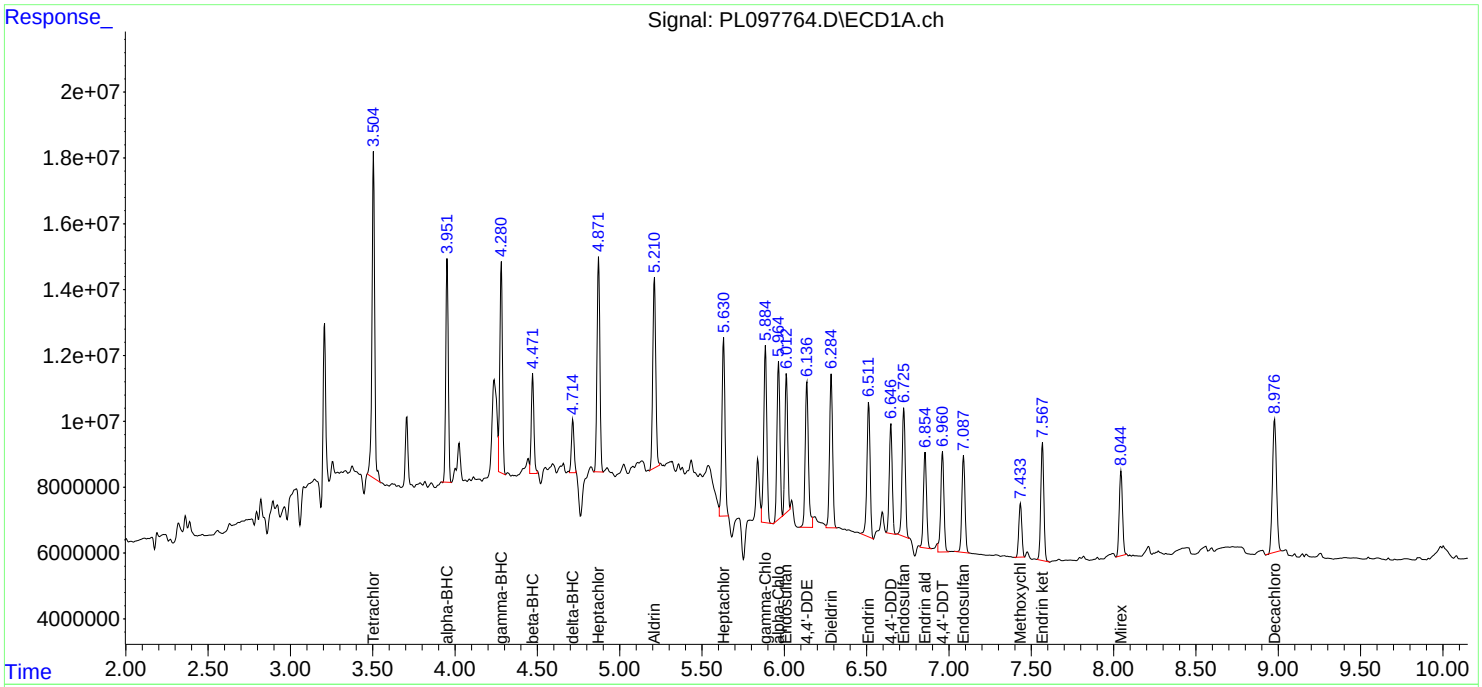

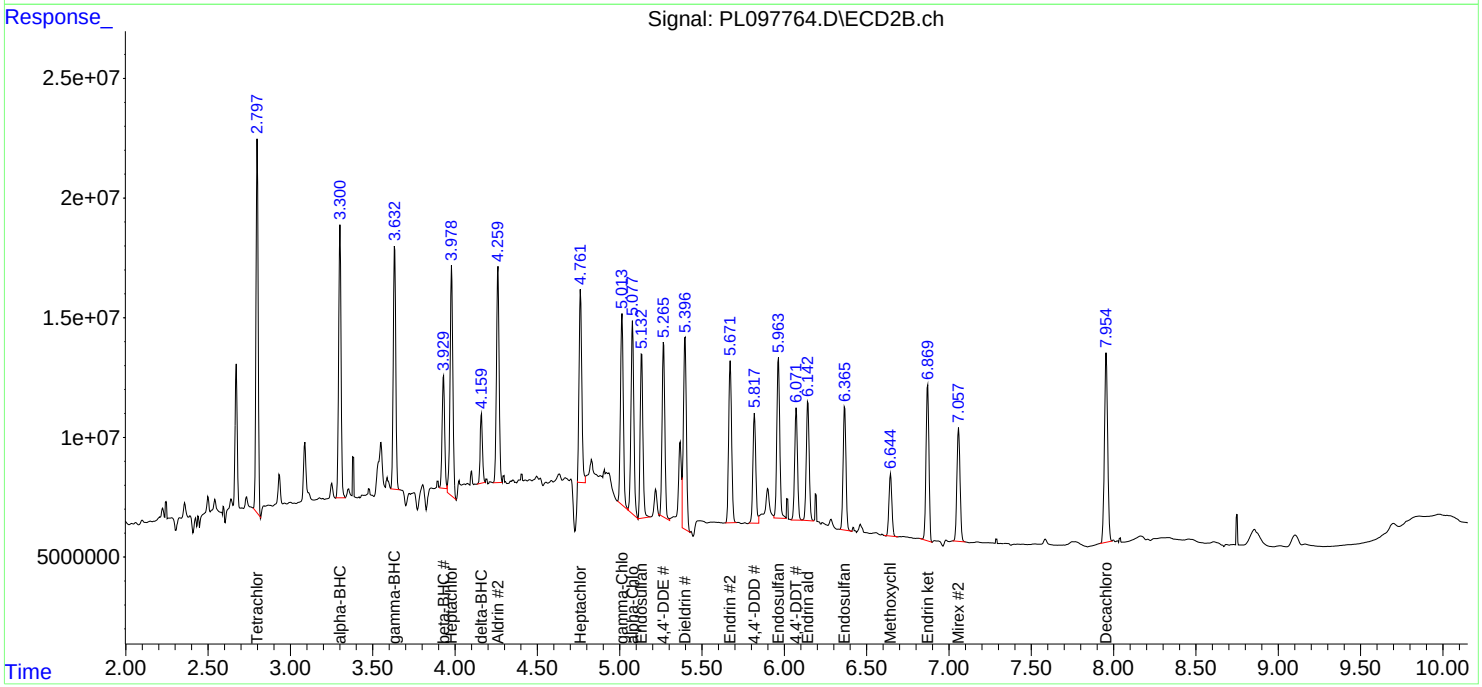

Data Path : Z:\pestpcbsrv\HPCHEM1\ECD_L\Data\PL120225\
Data File : PL097765.D
Signal(s) : Signal #1: ECD1A.ch Signal #2: ECD2B.ch
Acq On : 02 Dec 2025 17:21
Operator : AR\AJ
Sample : PB170784BSD
Misc :
ALS Vial : 7 Sample Multiplier: 1

Integration File signal 1: autoint1.e
Integration File signal 2: autoint2.e
Quant Time: Dec 03 01:04:09 2025
Quant Method : Z:\pestpcbsrv\HPCHEM1\ECD_L\methods\PL112525.M
Quant Title : GC Extractables
QLast Update : Wed Nov 26 07:07:11 2025
Response via : Initial Calibration
Integrator: ChemStation

Volume Inj. : 1 µl
Signal #1 Phase : ZB-MR1 Signal #2 Phase: ZB-MR2
Signal #1 Info : 30M x 0.32mm x0.5 Signal #2 Info : 30M x 0.32mm x0.25µm

Instrument :
ECD_L
ClientSampleId :
PB170784BSD

Manual Integrations APPROVED
Reviewed By :Abdul Mirza 12/03/2025
Supervised By :mohammad ahmed 12/04/2025

	Compound	RT#1	RT#2	Resp#1	Resp#2	ng/ml	ng/ml
	System Monitoring Compounds						
1) SA	Tetrachlo...	3.503	2.800	107.4E6	140.1E6	20.963m	19.586
28) SA	Decachlor...	8.975	7.955	70462510	108.0E6	21.953	22.941
	Target Compounds						
2) A	alpha-BHC	3.952	3.303	76132767	111.9E6	8.974	9.773
3) MA	gamma-BHC...	4.279	3.633	89682574	105.7E6	11.506m	10.294m
4) MA	Heptachlor	4.871	3.980	83818662	110.3E6	11.236	11.662
5) MB	Aldrin	5.209	4.262	83327693	95771182	12.143	10.095
6) B	beta-BHC	4.469	3.931	33785517	52012950	10.347m	11.757
7) B	delta-BHC	4.713	4.162	21190215	27328776	3.036m	2.667
8) B	Heptachlo...	5.628	4.762	76458198	60429504	12.158m	7.201m#
9) A	Endosulfan I	6.011	5.135	48746232	80359927	9.035	9.291
10) B	gamma-Chl...	5.884	5.015	66156903	96787932	11.070	10.814
11) B	alpha-Chl...	5.962	5.079	59198457	97853374	9.897m	10.451
12) B	4,4'-DDE	6.134	5.266	50799103	84103759	9.482m	10.333m
13) MA	Dieldrin	6.284	5.398	60055021	98810090	10.737	11.435
14) MA	Endrin	6.510	5.673	54951620	82154055	11.937	10.689
15) B	Endosulfa...	6.723	5.965	68047891	80462814	13.414m	11.054
16) A	4,4'-DDD	6.644	5.820	41112223	50587974	9.656m	7.478
17) MA	4,4'-DDT	6.958	6.073	39949651	52181480	10.948m	10.588
18) B	Endrin al...	6.852	6.143	41991727	59627594	11.560m	7.533 #
19) B	Endosulfa...	7.088	6.367	38971707	61826949	8.858	9.009
20) A	Methoxychlor	7.433	6.646	23670360	31368810	12.542	11.678
21) B	Endrin ke...	7.565	6.871	49557444	79133908	11.356m	10.862
22)	Mirex	8.043	7.059	38203199	63471284	12.568	12.267

(f)=RT Delta > 1/2 Window (#)=Amounts differ by > 25% (m)=manual int.

Sample Results: **PL097765.D**

Data Path : Z:\pestpcbsrv\HPCHEM1\ECD_L\Data\PL120225\
Data File : PL097765.D
Signal(s) : Signal #1: ECD1A.ch Signal #2: ECD2B.ch
Acq On : 02 Dec 2025 17:21
Operator : AR\AJ
Sample : PB170784BSD
Misc :
ALS Vial : 7 Sample Multiplier: 1

Integration File signal 1: autoint1.e
Integration File signal 2: autoint2.e
Quant Time: Dec 03 01:04:09 2025
Quant Method : Z:\pestpcbsrv\HPCHEM1\ECD_L\methods\PL112525.M
Quant Title : GC Extractables
QLast Update : Wed Nov 26 07:07:11 2025
Response via : Initial Calibration
Integrator: ChemStation

Volume Inj. : 1 µl
Signal #1 Phase : ZB-MR1 Signal #2 Phase: ZB-MR2
Signal #1 Info : 30M x 0.32mm x0.5 Signal #2 Info : 30M x 0.32mm x0.25µm

Instrument :
ECD_L
ClientSampleId :
PB170784BSD

Manual Integrations APPROVED
Reviewed By :Abdul Mirza 12/03/2025
Supervised By :mohammad ahmed 12/04/2025

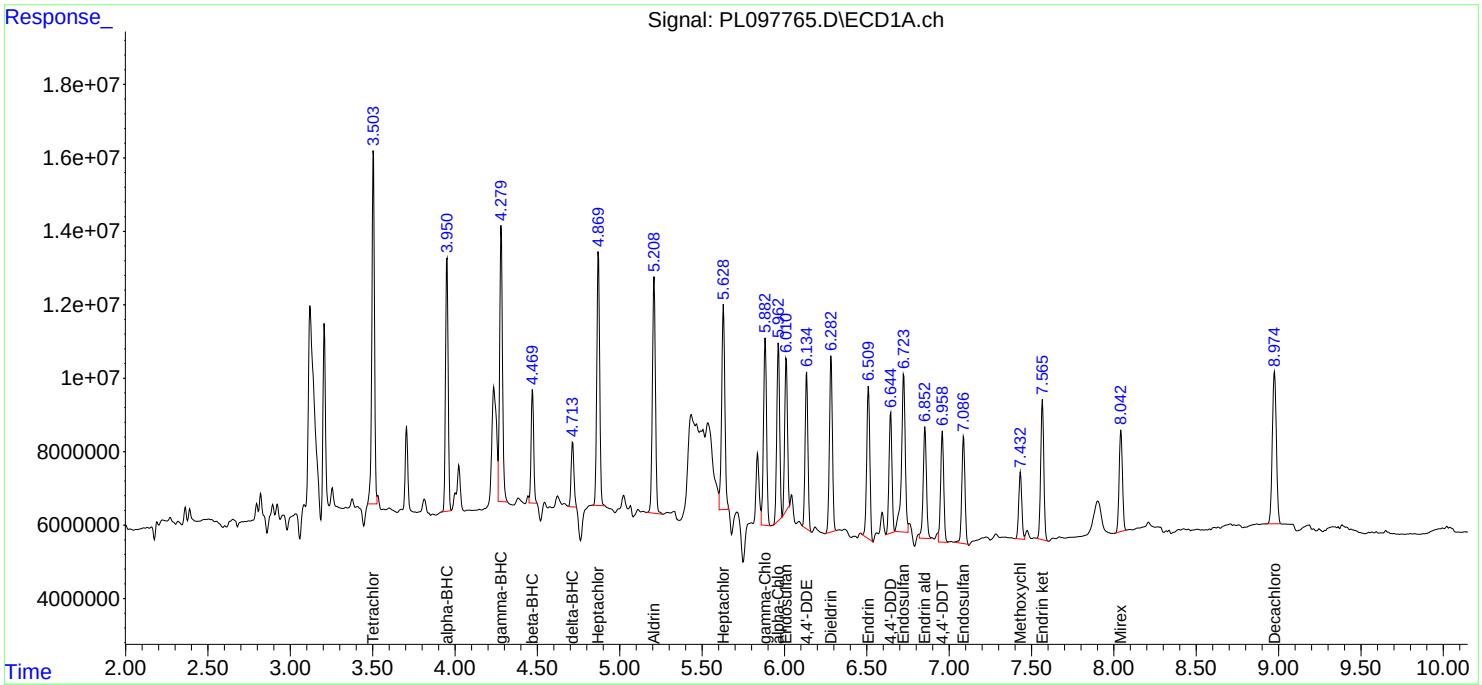

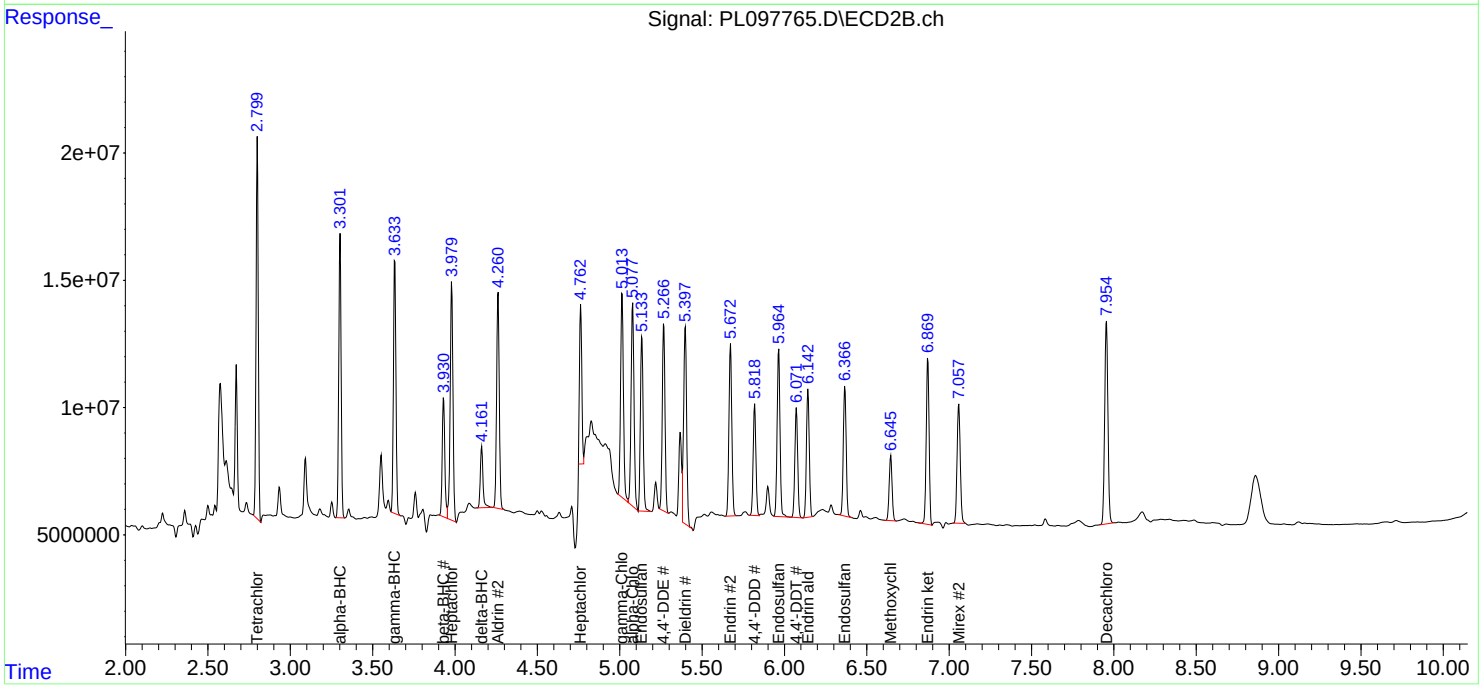

284 Sheffield Street, Mountainside, New Jersey 07092, Phone : 908 789 8900, Fax : 908 789 8922

Manual Integration Report

Sequence:	PL112525	Instrument	ECD_I

Sample ID	File ID	Parameter	Review By	Review On	Supervised By	Supervised On	Reason
PEM	PL097736.D	Endrin aldehyde	Abdul	11/26/2025 8:42:49 AM	mohammad	11/27/2025 12:20:21	Peak Integrated by Software
RESCHK	PL097737.D	Endosulfan I	Abdul	11/26/2025 8:42:45 AM	mohammad	11/27/2025 12:20:21	Peak Integrated by Software
PSTDICC005	PL097742.D	4,4"-DDE #2	Abdul	11/26/2025 8:42:41 AM	mohammad	11/27/2025 12:20:21	Peak Integrated by Software
PSTDICC005	PL097742.D	Dieldrin #2	Abdul	11/26/2025 8:42:41 AM	mohammad	11/27/2025 12:20:21	Peak Integrated by Software
PSTDICC005	PL097742.D	Endosulfan II	Abdul	11/26/2025 8:42:41 AM	mohammad	11/27/2025 12:20:21	Peak Integrated by Software
PSTDICC005	PL097742.D	Endrin aldehyde	Abdul	11/26/2025 8:42:41 AM	mohammad	11/27/2025 12:20:21	Peak Integrated by Software
PSTDICC005	PL097742.D	gamma-Chlordane	Abdul	11/26/2025 8:42:41 AM	mohammad	11/27/2025 12:20:21	Peak Integrated by Software
PSTDICC005	PL097742.D	Heptachlor epoxide	Abdul	11/26/2025 8:42:41 AM	mohammad	11/27/2025 12:20:21	Peak Integrated by Software
PEM	PL097757.D	beta-BHC	Abdul	11/26/2025 8:42:22 AM	mohammad	11/27/2025 12:20:21	Peak Integrated by Software
PEM	PL097757.D	Endrin aldehyde	Abdul	11/26/2025 8:42:22 AM	mohammad	11/27/2025 12:20:21	Peak Integrated by Software
PEM	PL097757.D	Endrin ketone #2	Abdul	11/26/2025 8:42:22 AM	mohammad	11/27/2025 12:20:21	Peak Integrated by Software

284 Sheffield Street, Mountainside, New Jersey 07092, Phone : 908 789 8900, Fax : 908 789 8922

Manual Integration Report

Sequence:	PL120225	Instrument	ECD_I

Sample ID	File ID	Parameter	Review By	Review On	Supervised By	Supervised On	Reason
PEM	PL097761.D	4,4"-DDD	Abdul	12/3/2025 8:19:24 AM	mohammad	12/4/2025 6:05:20	Peak Integrated by Software
PEM	PL097761.D	4,4"-DDD #2	Abdul	12/3/2025 8:19:24 AM	mohammad	12/4/2025 6:05:20	Peak Integrated by Software
PEM	PL097761.D	4,4"-DDE	Abdul	12/3/2025 8:19:24 AM	mohammad	12/4/2025 6:05:20	Peak Integrated by Software
PEM	PL097761.D	4,4"-DDE #2	Abdul	12/3/2025 8:19:24 AM	mohammad	12/4/2025 6:05:20	Peak Integrated by Software
PEM	PL097761.D	beta-BHC	Abdul	12/3/2025 8:19:24 AM	mohammad	12/4/2025 6:05:20	Peak Integrated by Software
PEM	PL097761.D	Endrin aldehyde	Abdul	12/3/2025 8:19:24 AM	mohammad	12/4/2025 6:05:20	Peak Integrated by Software
PEM	PL097761.D	Endrin aldehyde #2	Abdul	12/3/2025 8:19:24 AM	mohammad	12/4/2025 6:05:20	Peak Integrated by Software
PEM	PL097761.D	Endrin ketone	Abdul	12/3/2025 8:19:24 AM	mohammad	12/4/2025 6:05:20	Peak Integrated by Software
PSTDCCC050	PL097762.D	4,4"-DDE #2	Abdul	12/3/2025 8:18:50 AM	mohammad	12/4/2025 6:05:20	Peak Integrated by Software
PSTDCCC050	PL097762.D	Endosulfan I #2	Abdul	12/3/2025 8:18:50 AM	mohammad	12/4/2025 6:05:20	Peak Integrated by Software
PSTDCCC050	PL097762.D	Endosulfan II	Abdul	12/3/2025 8:18:50 AM	mohammad	12/4/2025 6:05:20	Peak Integrated by Software
PSTDCCC050	PL097762.D	gamma-Chlordane	Abdul	12/3/2025 8:18:50 AM	mohammad	12/4/2025 6:05:20	Peak Integrated by Software
PSTDCCC050	PL097762.D	Heptachlor epoxide #2	Abdul	12/3/2025 8:18:50 AM	mohammad	12/4/2025 6:05:20	Peak Integrated by Software

284 Sheffield Street, Mountainside, New Jersey 07092, Phone : 908 789 8900, Fax : 908 789 8922

Manual Integration Report

Sequence:	PL120225	Instrument	ECD_I

Sample ID	File ID	Parameter	Review By	Review On	Supervised By	Supervised On	Reason
PB170784BS	PL097764.D	4,4"-DDD	Abdul	12/3/2025 2:08:25 PM	mohammad	12/4/2025 6:05:20	Peak Integrated by Software
PB170784BS	PL097764.D	4,4"-DDT	Abdul	12/3/2025 2:08:25 PM	mohammad	12/4/2025 6:05:20	Peak Integrated by Software
PB170784BS	PL097764.D	4,4"-DDT #2	Abdul	12/3/2025 2:08:25 PM	mohammad	12/4/2025 6:05:20	Peak Integrated by Software
PB170784BS	PL097764.D	Aldrin	Abdul	12/3/2025 2:08:25 PM	mohammad	12/4/2025 6:05:20	Peak Integrated by Software
PB170784BS	PL097764.D	beta-BHC	Abdul	12/3/2025 2:08:25 PM	mohammad	12/4/2025 6:05:20	Peak Integrated by Software
PB170784BS	PL097764.D	beta-BHC #2	Abdul	12/3/2025 2:08:25 PM	mohammad	12/4/2025 6:05:20	Peak Integrated by Software
PB170784BS	PL097764.D	delta-BHC	Abdul	12/3/2025 2:08:25 PM	mohammad	12/4/2025 6:05:20	Peak Integrated by Software
PB170784BS	PL097764.D	Endosulfan II	Abdul	12/3/2025 2:08:25 PM	mohammad	12/4/2025 6:05:20	Peak Integrated by Software
PB170784BS	PL097764.D	Endosulfan II #2	Abdul	12/3/2025 2:08:25 PM	mohammad	12/4/2025 6:05:20	Peak Integrated by Software
PB170784BS	PL097764.D	Endrin aldehyde	Abdul	12/3/2025 2:08:25 PM	mohammad	12/4/2025 6:05:20	Peak Integrated by Software
PB170784BS	PL097764.D	Endrin aldehyde #2	Abdul	12/3/2025 2:08:25 PM	mohammad	12/4/2025 6:05:20	Peak Integrated by Software
PB170784BS	PL097764.D	gamma-BHC (Lindane)	Abdul	12/3/2025 2:08:25 PM	mohammad	12/4/2025 6:05:20	Peak Integrated by Software
PB170784BS	PL097764.D	gamma-BHC (Lindane) #2	Abdul	12/3/2025 2:08:25 PM	mohammad	12/4/2025 6:05:20	Peak Integrated by Software

284 Sheffield Street, Mountainside, New Jersey 07092, Phone : 908 789 8900, Fax : 908 789 8922

Manual Integration Report

Sequence:	PL120225	Instrument	ECD_I

Sample ID	File ID	Parameter	Review By	Review On	Supervised By	Supervised On	Reason
PB170784BS	PL097764.D	Heptachlor	Abdul	12/3/2025 2:08:25 PM	mohammad	12/4/2025 6:05:20	Peak Integrated by Software
PB170784BS	PL097764.D	Heptachlor epoxide	Abdul	12/3/2025 2:08:25 PM	mohammad	12/4/2025 6:05:20	Peak Integrated by Software
PB170784BS	PL097764.D	Heptachlor epoxide #2	Abdul	12/3/2025 2:08:25 PM	mohammad	12/4/2025 6:05:20	Peak Integrated by Software
PB170784BS	PL097764.D	Mirex	Abdul	12/3/2025 2:08:25 PM	mohammad	12/4/2025 6:05:20	Peak Integrated by Software
PB170784BSD	PL097765.D	4,4"-DDD	Abdul	12/3/2025 8:18:41 AM	mohammad	12/4/2025 6:05:20	Peak Integrated by Software
PB170784BSD	PL097765.D	4,4"-DDE	Abdul	12/3/2025 8:18:41 AM	mohammad	12/4/2025 6:05:20	Peak Integrated by Software
PB170784BSD	PL097765.D	4,4"-DDE #2	Abdul	12/3/2025 8:18:41 AM	mohammad	12/4/2025 6:05:20	Peak Integrated by Software
PB170784BSD	PL097765.D	4,4"-DDT	Abdul	12/3/2025 8:18:41 AM	mohammad	12/4/2025 6:05:20	Peak Integrated by Software
PB170784BSD	PL097765.D	alpha-Chlordane	Abdul	12/3/2025 8:18:41 AM	mohammad	12/4/2025 6:05:20	Peak Integrated by Software
PB170784BSD	PL097765.D	beta-BHC	Abdul	12/3/2025 8:18:41 AM	mohammad	12/4/2025 6:05:20	Peak Integrated by Software
PB170784BSD	PL097765.D	delta-BHC	Abdul	12/3/2025 8:18:41 AM	mohammad	12/4/2025 6:05:20	Peak Integrated by Software
PB170784BSD	PL097765.D	Endosulfan II	Abdul	12/3/2025 8:18:41 AM	mohammad	12/4/2025 6:05:20	Peak Integrated by Software
PB170784BSD	PL097765.D	Endrin aldehyde	Abdul	12/3/2025 8:18:41 AM	mohammad	12/4/2025 6:05:20	Peak Integrated by Software

284 Sheffield Street, Mountainside, New Jersey 07092, Phone : 908 789 8900, Fax : 908 789 8922

Manual Integration Report

Sequence:	PL120225	Instrument	ECD_I

Sample ID	File ID	Parameter	Review By	Review On	Supervised By	Supervised On	Reason
PB170784BSD	PL097765.D	Endrin ketone	Abdul	12/3/2025 8:18:41 AM	mohammad	12/4/2025 6:05:20	Peak Integrated by Software
PB170784BSD	PL097765.D	gamma-BHC (Lindane)	Abdul	12/3/2025 8:18:41 AM	mohammad	12/4/2025 6:05:20	Peak Integrated by Software
PB170784BSD	PL097765.D	gamma-BHC (Lindane) #2	Abdul	12/3/2025 8:18:41 AM	mohammad	12/4/2025 6:05:20	Peak Integrated by Software
PB170784BSD	PL097765.D	Heptachlor epoxide	Abdul	12/3/2025 8:18:41 AM	mohammad	12/4/2025 6:05:20	Peak Integrated by Software
PB170784BSD	PL097765.D	Heptachlor epoxide #2	Abdul	12/3/2025 8:18:41 AM	mohammad	12/4/2025 6:05:20	Peak Integrated by Software
PB170784BSD	PL097765.D	Tetrachloro-m-xylene	Abdul	12/3/2025 8:18:41 AM	mohammad	12/4/2025 6:05:20	Peak Integrated by Software
Q3743-02	PL097766.D	Decachlorobiphenyl #2	Abdul	12/3/2025 8:18:37 AM	mohammad	12/4/2025 6:05:20	Peak Integrated by Software
Q3743-02	PL097766.D	Tetrachloro-m-xylene	Abdul	12/3/2025 8:18:37 AM	mohammad	12/4/2025 6:05:20	Peak Integrated by Software
PSTDCCC050	PL097768.D	4,4"-DDE #2	Abdul	12/3/2025 8:18:34 AM	mohammad	12/4/2025 6:05:20	Peak Integrated by Software
PSTDCCC050	PL097768.D	gamma-Chlordane #2	Abdul	12/3/2025 8:18:34 AM	mohammad	12/4/2025 6:05:20	Peak Integrated by Software
PSTDCCC050	PL097768.D	Heptachlor epoxide	Abdul	12/3/2025 8:18:34 AM	mohammad	12/4/2025 6:05:20	Peak Integrated by Software

284 Sheffield Street, Mountainside, New Jersey 07092, Phone : 908 789 8900,
Fax : 908 789 8922

Instrument ID: ECD_L

Daily Analysis Runlog For Sequence/QCBatch ID # PL112525

Review By	Abdul	Review On	11/26/2025 8:43:29 AM		
Supervise By	mohammad	Supervise On	11/27/2025 12:20:21 AM		
SubDirectory	PL112525	HP Acquire Method		HP Processing Method	pl112525 8081

STD. NAME	STD REF.#
Tune/Reschk	PP24942,PP25075
Initial Calibration Stds	PP24744,PP24746,PP24748,PP24750,PP24751,PP24752,PP24753,PP24755,PP24756,PP24757,PP24758,PP24759,PP24760,PP24761,PP24762,PP24763,PP24764
CCC	PP24751,PP24756,PP24761
Internal Standard/PEM	
ICV/I.BLK	PP24754,PP24759,PP24761
Surrogate Standard	
MS/MSD Standard	
LCS Standard	

Sr#	SampleId	Data File Name	Date-Time	Operator	Status
1	HEXANE	PL097734.D	25 Nov 2025 10:01	AR\AJ	Ok
2	I.BLK	PL097735.D	25 Nov 2025 10:14	AR\AJ	Ok
3	PEM	PL097736.D	25 Nov 2025 10:28	AR\AJ	Ok,M
4	RESCHK	PL097737.D	25 Nov 2025 10:41	AR\AJ	Ok,M
5	PSTDICC100	PL097738.D	25 Nov 2025 10:55	AR\AJ	Ok
6	PSTDICC075	PL097739.D	25 Nov 2025 11:09	AR\AJ	Ok
7	PSTDICC050	PL097740.D	25 Nov 2025 11:22	AR\AJ	Ok
8	PSTDICC025	PL097741.D	25 Nov 2025 11:36	AR\AJ	Ok
9	PSTDICC005	PL097742.D	25 Nov 2025 12:16	AR\AJ	Ok,M
10	PCHLORICC1000	PL097743.D	25 Nov 2025 12:35	AR\AJ	Ok
11	PCHLORICC750	PL097744.D	25 Nov 2025 12:48	AR\AJ	Ok
12	PCHLORICC500	PL097745.D	25 Nov 2025 13:02	AR\AJ	Ok
13	PCHLORICC250	PL097746.D	25 Nov 2025 13:15	AR\AJ	Ok,M
14	PCHLORICC050	PL097747.D	25 Nov 2025 13:29	AR\AJ	Ok,M
15	PTOXICC1000	PL097748.D	25 Nov 2025 13:43	AR\AJ	Not Ok
16	PTOXICC750	PL097749.D	25 Nov 2025 13:56	AR\AJ	Not Ok
17	PTOXICC500	PL097750.D	25 Nov 2025 14:10	AR\AJ	Ok
18	PTOXICC250	PL097751.D	25 Nov 2025 16:00	AR\AJ	Not Ok
19	PTOXICC100	PL097752.D	25 Nov 2025 16:13	AR\AJ	Not Ok
20	PSTDICV050	PL097753.D	25 Nov 2025 16:27	AR\AJ	Ok
21	PCHLORICV500	PL097754.D	25 Nov 2025 16:41	AR\AJ	Ok

284 Sheffield Street, Mountainside, New Jersey 07092, Phone : 908 789 8900,
Fax : 908 789 8922

Instrument ID: ECD_L

Daily Analysis Runlog For Sequence/QCBatch ID # PL112525

Review By	Abdul	Review On	11/26/2025 8:43:29 AM		
Supervise By	mohammad	Supervise On	11/27/2025 12:20:21 AM		
SubDirectory	PL112525	HP Acquire Method		HP Processing Method	pl112525 8081

STD. NAME	STD REF.#
Tune/Reschk	PP24942,PP25075
Initial Calibration Stds	PP24744,PP24746,PP24748,PP24750,PP24751,PP24752,PP24753,PP24755,PP24756,PP24757,PP24758,PP24759,PP24760,PP24761,PP24762,PP24763,PP24764
CCC	PP24751,PP24756,PP24761
Internal Standard/PEM	
ICV/I.BLK	PP24754,PP24759,PP24761
Surrogate Standard	
MS/MSD Standard	
LCS Standard	

22	PTOXICV500	PL097755.D	25 Nov 2025 16:54	AR\AJ	Not Ok
23	I.BLK	PL097756.D	25 Nov 2025 17:08	AR\AJ	Ok
24	PEM	PL097757.D	25 Nov 2025 17:22	AR\AJ	Ok,M
25	PSTDCCC050	PL097758.D	25 Nov 2025 17:35	AR\AJ	Ok

M : Manual Integration

284 Sheffield Street, Mountainside, New Jersey 07092, Phone : 908 789 8900,
Fax : 908 789 8922

Instrument ID: ECD_L

Daily Analysis Runlog For Sequence/QCBatch ID # PL120225

Review By	Abdul	Review On	12/3/2025 8:20:45 AM		
Supervise By	mohammad	Supervise On	12/4/2025 6:05:20 AM		
SubDirectory	PL120225	HP Acquire Method		HP Processing Method	pl112525 8081

STD. NAME	STD REF.#
Tune/Reschk	PP24942,PP25075
Initial Calibration Stds	PP24744,PP24746,PP24748,PP24750,PP24751,PP24752,PP24753,PP24755,PP24756,PP24757,PP24758,PP24759,PP24760,PP24761,PP24762,PP24763,PP24764
CCC	PP24751,PP24756,PP24761
Internal Standard/PEM	
ICV/I.BLK	PP24754,PP24759,PP24761
Surrogate Standard	
MS/MSD Standard	
LCS Standard	

Sr#	SampleId	Data File Name	Date-Time	Operator	Status
1	HEXANE	PL097759.D	02 Dec 2025 11:55	AR\AJ	Ok
2	I.BLK	PL097760.D	02 Dec 2025 12:09	AR\AJ	Ok
3	PEM	PL097761.D	02 Dec 2025 12:23	AR\AJ	Ok,M
4	PSTDCCC050	PL097762.D	02 Dec 2025 12:54	AR\AJ	Ok,M
5	PB170784BL	PL097763.D	02 Dec 2025 15:05	AR\AJ	Ok
6	PB170784BS	PL097764.D	02 Dec 2025 17:04	AR\AJ	Ok,M
7	PB170784BSD	PL097765.D	02 Dec 2025 17:21	AR\AJ	Ok,M
8	Q3743-02	PL097766.D	02 Dec 2025 17:35	AR\AJ	Ok,M
9	I.BLK	PL097767.D	02 Dec 2025 17:48	AR\AJ	Ok
10	PSTDCCC050	PL097768.D	02 Dec 2025 18:02	AR\AJ	Ok,M

M : Manual Integration

284 Sheffield Street, Mountainside, New Jersey 07092, Phone : 908 789 8900,
Fax : 908 789 8922

Instrument ID: ECD_L

Daily Analysis Runlog For Sequence/QCBatch ID # PL112525

Review By	Abdul	Review On	11/26/2025 8:43:29 AM		
Supervise By	mohammad	Supervise On	11/27/2025 12:20:21 AM		
SubDirectory	PL112525	HP Acquire Method		HP Processing Method	pl112525 8081

STD. NAME	STD REF.#
Tune/Reschk	PP24942,PP25075
Initial Calibration Stds	PP24744,PP24746,PP24748,PP24750,PP24751,PP24752,PP24753,PP24755,PP24756,PP24757,PP24758,PP24759,PP24760,PP24761,PP24762,PP24763,PP24764
CCC	PP24751,PP24756,PP24761
Internal Standard/PEM	
ICV/I.BLK	PP24754,PP24759,PP24761
Surrogate Standard	
MS/MSD Standard	
LCS Standard	

Sr#	SampleId	ClientID	Data File Name	Date-Time	Comment	Operator	Status
1	HEXANE	HEXANE	PL097734.D	25 Nov 2025 10:01		AR\AJ	Ok
2	I.BLK	I.BLK	PL097735.D	25 Nov 2025 10:14		AR\AJ	Ok
3	PEM	PEM	PL097736.D	25 Nov 2025 10:28		AR\AJ	Ok,M
4	RESCHK	RESCHK	PL097737.D	25 Nov 2025 10:41		AR\AJ	Ok,M
5	PSTDICC100	PSTDICC100	PL097738.D	25 Nov 2025 10:55		AR\AJ	Ok
6	PSTDICC075	PSTDICC075	PL097739.D	25 Nov 2025 11:09		AR\AJ	Ok
7	PSTDICC050	PSTDICC050	PL097740.D	25 Nov 2025 11:22	Comp#18 passed on LR	AR\AJ	Ok
8	PSTDICC025	PSTDICC025	PL097741.D	25 Nov 2025 11:36		AR\AJ	Ok
9	PSTDICC005	PSTDICC005	PL097742.D	25 Nov 2025 12:16		AR\AJ	Ok,M
10	PCHLORICC1000	PCHLORICC1000	PL097743.D	25 Nov 2025 12:35		AR\AJ	Ok
11	PCHLORICC750	PCHLORICC750	PL097744.D	25 Nov 2025 12:48		AR\AJ	Ok
12	PCHLORICC500	PCHLORICC500	PL097745.D	25 Nov 2025 13:02		AR\AJ	Ok
13	PCHLORICC250	PCHLORICC250	PL097746.D	25 Nov 2025 13:15		AR\AJ	Ok,M
14	PCHLORICC050	PCHLORICC050	PL097747.D	25 Nov 2025 13:29		AR\AJ	Ok,M
15	PTOXICC1000	PTOXICC1000	PL097748.D	25 Nov 2025 13:43	Method fail	AR\AJ	Not Ok
16	PTOXICC750	PTOXICC750	PL097749.D	25 Nov 2025 13:56	Method fail	AR\AJ	Not Ok
17	PTOXICC500	PTOXICC500	PL097750.D	25 Nov 2025 14:10		AR\AJ	Ok
18	PTOXICC250	PTOXICC250	PL097751.D	25 Nov 2025 16:00	Method fail	AR\AJ	Not Ok

284 Sheffield Street, Mountainside, New Jersey 07092, Phone : 908 789 8900,
Fax : 908 789 8922

Instrument ID: ECD_L

Daily Analysis Runlog For Sequence/QCBatch ID # PL112525

Review By	Abdul	Review On	11/26/2025 8:43:29 AM		
Supervise By	mohammad	Supervise On	11/27/2025 12:20:21 AM		
SubDirectory	PL112525	HP Acquire Method		HP Processing Method	pl112525 8081

STD. NAME	STD REF.#
Tune/Reschk	PP24942,PP25075
Initial Calibration Stds	PP24744,PP24746,PP24748,PP24750,PP24751,PP24752,PP24753,PP24755,PP24756,PP24757,PP24758,PP24759,PP24760,PP24761,PP24762,PP24763,PP24764
CCC	PP24751,PP24756,PP24761
Internal Standard/PEM	
ICV/I.BLK	PP24754,PP24759,PP24761
Surrogate Standard	
MS/MSD Standard	
LCS Standard	

19	PTOXICC100	PTOXICC100	PL097752.D	25 Nov 2025 16:13	Method fail	AR\AJ	Not Ok
20	PSTDICV050	ICVPL112525	PL097753.D	25 Nov 2025 16:27		AR\AJ	Ok
21	PCHLORICV500	ICVPL112525CHLOR	PL097754.D	25 Nov 2025 16:41		AR\AJ	Ok
22	PTOXICV500	ICVPL112525TOX	PL097755.D	25 Nov 2025 16:54	Method fail	AR\AJ	Not Ok
23	I.BLK	I.BLK	PL097756.D	25 Nov 2025 17:08		AR\AJ	Ok
24	PEM	PEM	PL097757.D	25 Nov 2025 17:22		AR\AJ	Ok,M
25	PSTDCCC050	PSTDCCC050	PL097758.D	25 Nov 2025 17:35		AR\AJ	Ok

M : Manual Integration

284 Sheffield Street, Mountainside, New Jersey 07092, Phone : 908 789 8900,
Fax : 908 789 8922

Instrument ID: ECD_L

Daily Analysis Runlog For Sequence/QCBatch ID # PL120225

Review By	Abdul	Review On	12/3/2025 8:20:45 AM		
Supervise By	mohammad	Supervise On	12/4/2025 6:05:20 AM		
SubDirectory	PL120225	HP Acquire Method		HP Processing Method	pl112525 8081

STD. NAME	STD REF.#
Tune/Reschk	PP24942,PP25075
Initial Calibration Stds	PP24744,PP24746,PP24748,PP24750,PP24751,PP24752,PP24753,PP24755,PP24756,PP24757,PP24758,PP24759,PP24760,PP24761,PP24762,PP24763,PP24764
CCC	PP24751,PP24756,PP24761
Internal Standard/PEM	
ICV/I.BLK	PP24754,PP24759,PP24761
Surrogate Standard	
MS/MSD Standard	
LCS Standard	

Sr#	SampleId	ClientID	Data File Name	Date-Time	Comment	Operator	Status
1	HEXANE	HEXANE	PL097759.D	02 Dec 2025 11:55		AR\AJ	Ok
2	I.BLK	I.BLK	PL097760.D	02 Dec 2025 12:09		AR\AJ	Ok
3	PEM	PEM	PL097761.D	02 Dec 2025 12:23		AR\AJ	Ok,M
4	PSTDCCC050	PSTDCCC050	PL097762.D	02 Dec 2025 12:54		AR\AJ	Ok,M
5	PB170784BL	PB170784BL	PL097763.D	02 Dec 2025 15:05		AR\AJ	Ok
6	PB170784BS	PB170784BS	PL097764.D	02 Dec 2025 17:04		AR\AJ	Ok,M
7	PB170784BSD	PB170784BSD	PL097765.D	02 Dec 2025 17:21		AR\AJ	Ok,M
8	Q3743-02	TW-1125-2	PL097766.D	02 Dec 2025 17:35	DCB high in 2nd column	AR\AJ	Ok,M
9	I.BLK	I.BLK	PL097767.D	02 Dec 2025 17:48		AR\AJ	Ok
10	PSTDCCC050	PSTDCCC050	PL097768.D	02 Dec 2025 18:02		AR\AJ	Ok,M

M : Manual Integration

Alliance TECHNICAL GROUP

EXTRACTION LOGPAGE

PB170784

SOP ID: M608.3-Pesticide PCB-18

Clean Up SOP #: N/A

Matrix : Water

Weigh By: N/A

Balance check: N/A

Balance ID: N/A

pH Strip Lot#: E3953

Extraction By: RS

Filter By: RS

pH Meter ID: N/A

Hood ID: 4,6,7

Extraction Start Date : 12/02/2025

Extraction Start Time : 08:38

Extraction End Date : 12/02/2025

Extraction End Time : 13:05

Concentration By: EH

Supervisor By : RUPESH

Extraction Method: [√] Seperatory Funnel [ ] Continious Liquid/Liquid [ ] Sonication [ ] Waste Dilution [ ] Soxhlet

Standared Name	MLS USED	Concentration ug/mL	STD REF. # FROM LOG
Spike Sol 1	1.0ML	12.5 PPB	PP24798
Surrogate	1.0ML	20 PPB	PP24714
N/A	N/A	N/A	N/A
N/A	N/A	N/A	N/A
N/A	N/A	N/A	N/A

Chemical Used	ML/SAMPLE USED	Lot Number
Methylene Chloride	N/A	E3986
Baked Na2SO4	N/A	EP2663
Hexane	N/A	E3988
N/A	N/A	N/A
N/A	N/A	N/A
N/A	N/A	N/A
N/A	N/A	N/A
N/A	N/A	N/A
N/A	N/A	N/A
N/A	N/A	N/A
N/A	N/A	N/A
N/A	N/A	N/A
N/A	N/A	N/A
N/A	N/A	N/A

Extraction Conformance/Non-Conformance Comments:

1.5ML Vial Lot # 2210443.

KD Bath ID: WATER BATH-1

KD Bath Temperature: 60 °C

Envap ID: N-EVAP-02

Envap Temperature: 40 °C

Date / Time	Prepped Sample Relinquished By/Location	Received By/Location
12/2/25	RS (Ext Lab)	R. Pest/PCB Lab
13:10	Preparation Group	Analysis Group

Alliance TECHNICAL GROUP

EXTRACTION LOGPAGE

PrepBatch ID : PB170784

Analytical Method: M608.3-Pesticide PCB-18

Concentration Date: 12/02/2025

Sample ID	Client Sample ID	Test	g / mL	PH	Surr/Spike By:		Final Vol. (mL)	JarID	Comments	Prep Pos
					AddedBy	VerifiedBy				
PB170784BL	PBLK784	Pesticide-TCL	1000	6	RUPESH	ritesh	1			SEP-10
PB170784BS	PLCS784	Pesticide-TCL	1000	6	RUPESH	ritesh	1			11
PB170784BSD	PLCSD784	Pesticide-TCL	1000	6	RUPESH	ritesh	1			12
Q3743-02	TW-1125-2	Pesticide-TCL	1000	6	RUPESH	ritesh	1	H		13

RS
12/2

* **Extracts relinguished on the same date as received.**

Q3743 70784 8:38

WORKLIST(Hardcopy Internal Chain)

WorkList Name : Q3743P **WorkList ID :** 193413 **Department :** Extraction **Date :** 12-02-2025 08:32:57

Sample	Customer Sample	Matrix	Test	Preservative	Customer	Raw Sample Storage Location	Collect Date	Method
Q3743-02	TW-1125-2	Water	PCB	Cool 4 deg C	REMI01	A12	11/26/2025	608.3
Q3743-02	TW-1125-2	Water	Pesticide-TCL	Cool 4 deg C	REMI01	A12	11/26/2025	608.3

Date/Time 12/2/25 8:33
Raw Sample Received by: RS (Ext lab)
Raw Sample Relinquished by: [signature]

Date/Time 12/2/25 9:10
Raw Sample Received by: [signature]
Raw Sample Relinquished by: RS (Ext lab)

284 Sheffield Street, Mountainside, New Jersey 07092, Phone : 908 789 8900, Fax : 908 789 8922

LAB CHRONICLE

OrderID:	Q3743	**OrderDate:**	12/1/2025 9:45:00 AM
Client:	Remington & Vernick	**Project:**	Saddler Property
Contact:	Justin Zarzecki	**Location:**	A12,VOA Lab

LabID	ClientID	Matrix	Test	Method	Sample Date	Prep Date	Anal Date	Received
Q3743-02	**TW-1125-2**	**WATER**			**11/26/25**			**11/26/25**
			PCB	608.3		12/02/25	12/03/25	
			Pesticide-TCL	608.3		12/02/25	12/02/25	

284 Sheffield Street, Mountainside, New Jersey 07092, Phone : 908 789 8900,
Fax : 908 789 8922

Hit Summary Sheet
SW-846

SDG No.: Q3743 **Order ID:** Q3743

Client: Remington & Vernick **Project ID:** Saddler Property

Sample ID	Client ID	Matrix	Parameter	Concentration	C	MDL	RDL	Units

Client ID :

Total Concentration: 0.000

SAMPLE DATA

Alliance TECHNICAL GROUP
284 Sheffield Street, Mountainside, New Jersey 07092, Phone : 908 789 8900,
Fax : 908 789 8922

Report of Analysis

Client:	Remington & Vernick	Date Collected:	11/26/25
Project:	Saddler Property	Date Received:	11/26/25
Client Sample ID:	TW-1125-2	SDG No.:	Q3743
Lab Sample ID:	Q3743-02	Matrix:	WATER
Analytical Method:	608.3	% Solid:	0
Sample Wt/Vol:	1000 mL Final Vol: 1000 uL	Test:	PCB
Prep Method:	5030 Prep Date: 12/02/25		

CAS Number	Parameter	Conc.	Qua.	DF	MDL	LOQ / CRQL	Units	Date Ana.	BatchID
TARGETS									
12674-11-2	Aroclor-1016	0.0097	U	1	0.0097	0.050	ug/L	12/03/25 11:10	PB170783
11104-28-2	Aroclor-1221	0.013	U	1	0.013	0.050	ug/L	12/03/25 11:10	PB170783
11141-16-5	Aroclor-1232	0.0096	U	1	0.0096	0.050	ug/L	12/03/25 11:10	PB170783
53469-21-9	Aroclor-1242	0.012	U	1	0.012	0.050	ug/L	12/03/25 11:10	PB170783
12672-29-6	Aroclor-1248	0.0071	U	1	0.0071	0.050	ug/L	12/03/25 11:10	PB170783
11097-69-1	Aroclor-1254	0.0094	U	1	0.0094	0.050	ug/L	12/03/25 11:10	PB170783
11096-82-5	Aroclor-1260	0.0081	U	1	0.0081	0.050	ug/L	12/03/25 11:10	PB170783
SURROGATES									
877-09-8	Tetrachloro-m-xylene	12.1			60 - 140	60%	SPK: 20		
2051-24-3	Decachlorobiphenyl	9.73	*		60 - 140	49%	SPK: 20		

U = Not Detected
LOQ = Limit of Quantitation
MDL = Method Detection Limit
LOD = Limit of Detection
E = Value Exceeds Calibration Range
P = Indicates >25% difference for detected concentrations between the two GC columns
Q = indicates LCS control criteria did not meet requirements
M = MS/MSD acceptance criteria did not meet requirements

J = Estimated Value
B = Analyte Found in Associated Method Blank
N = Presumptive Evidence of a Compound
* = Values outside of QC limits
D = Dilution
S = Indicates estimated value where valid five-point calibration was not performed prior to analyte detection in sample.
() = Laboratory InHouse Limit

QC SUMMARY

284 Sheffield Street, Mountainside, New Jersey 07092, Phone : 908 789 8900,
Fax : 908 789 8922

Surrogate Summary

SDG No.: Q3743

Client: Remington & Vernick

Analytical Method: 608.3 PCB

Lab Sample ID	Client ID	Parameter	Column	Spike	Result	Recovery(%)	Qual	Limits(%) Low	Limits(%) High
I.BLK-PO114870.D	PIBLK-PO114870.D	Tetrachloro-m-xyl	1	20	15.5	77		60	140
		Decachlorobiphen	1	20	16.8	84		60	140
		Tetrachloro-m-xyl	2	20	16.2	81		60	140
		Decachlorobiphen	2	20	17.3	86		60	140
I.BLK-PO115540.D	PIBLK-PO115540.D	Tetrachloro-m-xyl	1	20	25.1	126		60	140
		Decachlorobiphen	1	20	25.5	127		60	140
		Tetrachloro-m-xyl	2	20	23.1	116		60	140
		Decachlorobiphen	2	20	24.0	120		60	140
PB170783BL	PB170783BL	Tetrachloro-m-xyl	1	20	22.4	112		60	140
		Decachlorobiphen	1	20	22.9	114		60	140
		Tetrachloro-m-xyl	2	20	22.0	110		60	140
		Decachlorobiphen	2	20	21.6	108		60	140
PB170783BS	PB170783BS	Tetrachloro-m-xyl	1	20	23.0	115		60	140
		Decachlorobiphen	1	20	23.9	119		60	140
		Tetrachloro-m-xyl	2	20	22.8	114		60	140
		Decachlorobiphen	2	20	22.2	111		60	140
PB170783BSD	PB170783BSD	Tetrachloro-m-xyl	1	20	22.7	114		60	140
		Decachlorobiphen	1	20	23.4	117		60	140
		Tetrachloro-m-xyl	2	20	22.5	113		60	140
		Decachlorobiphen	2	20	21.8	109		60	140
I.BLK-PO115550.D	PIBLK-PO115550.D	Tetrachloro-m-xyl	1	20	24.7	123		60	140
		Decachlorobiphen	1	20	25.6	128		60	140
		Tetrachloro-m-xyl	2	20	23.6	118		60	140
		Decachlorobiphen	2	20	23.7	119		60	140
I.BLK-PO115556.D	PIBLK-PO115556.D	Tetrachloro-m-xyl	1	20	24.9	125		60	140
		Decachlorobiphen	1	20	26.0	130		60	140
		Tetrachloro-m-xyl	2	20	23.6	118		60	140
		Decachlorobiphen	2	20	23.9	120		60	140
Q3743-02	TW-1125-2	Tetrachloro-m-xyl	1	20	12.1	60		60	140
		Decachlorobiphen	1	20	13.6	68		60	140
		Tetrachloro-m-xyl	2	20	12.1	61		60	140
		Decachlorobiphen	2	20	9.73	49	*	60	140
I.BLK-PO115569.D	PIBLK-PO115569.D	Tetrachloro-m-xyl	1	20	25.5	127		60	140
		Decachlorobiphen	1	20	25.7	129		60	140
		Tetrachloro-m-xyl	2	20	24.1	120		60	140
		Decachlorobiphen	2	20	23.8	119		60	140

284 Sheffield Street, Mountainside, New Jersey 07092, Phone : 908 789 8900,
Fax : 908 789 8922

Laboratory Control Sample/Laboratory Control Sample Duplicate Summary

SW-846

SDG No.: Q3743 **Analytical Method:** 608.3 PCB

Client: Remington & Vernick **Datafile :** PO115544.D

Lab Sample ID	Parameter	Spike	Result	Units	Rec	RPD	Qual	RPD Qual	Limits Low	Limits High	RPD
PB170783BS (Column 1)	AROCLOR 1016	0.05	0.049	ug/L	97				50	140	
	AROCLOR 1260	0.05	0.052	ug/L	104				8	140	
PB170783BS (Column 2)	AROCLOR 1016	0.05	0.050	ug/L	99				50	140	
	AROCLOR 1260	0.05	0.048	ug/L	95				8	140	

284 Sheffield Street, Mountainside, New Jersey 07092, Phone : 908 789 8900,
Fax : 908 789 8922

Laboratory Control Sample/Laboratory Control Sample Duplicate Summary

SW-846

SDG No.: Q3743 **Analytical Method:** 608.3 PCB

Client: Remington & Vernick **Datafile :** PO115545.D

Lab Sample ID	Parameter	Spike	Result	Units	Rec	RPD	Qual	RPD Qual	Limits Low	Limits High	RPD
PB170783BSD (Column 1)	AROCLOR 1016	0.05	0.048	ug/L	97	0			50	140	20
	AROCLOR 1260	0.05	0.051	ug/L	102	2			8	140	20
PB170783BSD (Column 2)	AROCLOR 1016	0.05	0.052	ug/L	104	5			50	140	20
	AROCLOR 1260	0.05	0.048	ug/L	95	0			8	140	20

284 Sheffield Street, Mountainside, New Jersey 07092, Phone : 908 789 8900,
Fax : 908 789 8922

4C

PESTICIDE METHOD BLANK SUMMARY

Client ID

PB170783BL

Lab Name: Alliance

Contract: REMI01

Lab Code: ACE

SDG NO.: Q3743

Lab Sample ID: PB170783BL

Lab File ID: PO115543.D

Matrix: (soil/water) WATER

Extraction: (Type) SEPF

Sulfur Cleanup: (Y/N) N

Date Extracted: 12/02/2025

Date Analyzed (1): 12/03/2025

Date Analyzed (2): 12/03/2025

Time Analyzed (1): 02:27

Time Analyzed (2): 02:27

Instrument ID (1): ECD_O

Instrument ID (2): ECD_O

GC Column (1): ZB-MR1 ID: 0.32 (mm)

GC Column (2): ZB-MR2 ID: 0.32 (mm)

THIS METHOD BLANK APPLIES TO THE FOLLOWING SAMPLES, MS AND MSD:

EPA SAMPLE NO.	LAB SAMPLE ID	LAB FILE ID	DATE ANALYZED 1	DATE ANALYZED 2
PB170783BS	PB170783BS	PO115544.D	12/03/2025	12/03/2025
PB170783BSD	PB170783BSD	PO115545.D	12/03/2025	12/03/2025
TW-1125-2	Q3743-02	PO115557.D	12/03/2025	12/03/2025

COMMENTS:

QC SAMPLE DATA

Alliance TECHNICAL GROUP
284 Sheffield Street, Mountainside, New Jersey 07092, Phone : 908 789 8900,
Fax : 908 789 8922

Report of Analysis

Client:	Remington & Vernick	Date Collected:	
Project:	Saddler Property	Date Received:	
Client Sample ID:	PB170783BL	SDG No.:	Q3743
Lab Sample ID:	PB170783BL	Matrix:	WATER
Analytical Method:	608.3	% Solid:	0
Sample Wt/Vol:	1000 mL Final Vol: 1000 uL	Test:	PCB
Prep Method:	5030 Prep Date: 12/02/25		

CAS Number	Parameter	Conc.	Qua.	DF	MDL	LOQ / CRQL	Units	Date Ana.	BatchID
TARGETS									
12674-11-2	Aroclor-1016	0.0097	U	1	0.0097	0.050	ug/L	12/03/25 02:27	PB170783
11104-28-2	Aroclor-1221	0.013	U	1	0.013	0.050	ug/L	12/03/25 02:27	PB170783
11141-16-5	Aroclor-1232	0.0096	U	1	0.0096	0.050	ug/L	12/03/25 02:27	PB170783
53469-21-9	Aroclor-1242	0.012	U	1	0.012	0.050	ug/L	12/03/25 02:27	PB170783
12672-29-6	Aroclor-1248	0.0071	U	1	0.0071	0.050	ug/L	12/03/25 02:27	PB170783
11097-69-1	Aroclor-1254	0.0094	U	1	0.0094	0.050	ug/L	12/03/25 02:27	PB170783
11096-82-5	Aroclor-1260	0.0081	U	1	0.0081	0.050	ug/L	12/03/25 02:27	PB170783
SURROGATES									
877-09-8	Tetrachloro-m-xylene	22.0			60 - 140	110%	SPK: 20		
2051-24-3	Decachlorobiphenyl	21.6			60 - 140	108%	SPK: 20		

U = Not Detected
LOQ = Limit of Quantitation
MDL = Method Detection Limit
LOD = Limit of Detection
E = Value Exceeds Calibration Range
P = Indicates >25% difference for detected concentrations between the two GC columns
Q = indicates LCS control criteria did not meet requirements
M = MS/MSD acceptance criteria did not meet requirements

J = Estimated Value
B = Analyte Found in Associated Method Blank
N = Presumptive Evidence of a Compound
* = Values outside of QC limits
D = Dilution
S = Indicates estimated value where valid five-point calibration was not performed prior to analyte detection in sample.
() = Laboratory InHouse Limit

284 Sheffield Street, Mountainside, New Jersey 07092, Phone : 908 789 8900,
Fax : 908 789 8922

Report of Analysis

Client:	Remington & Vernick	Date Collected:	11/04/25
Project:	Saddler Property	Date Received:	11/04/25
Client Sample ID:	PIBLK-PO114870.D	SDG No.:	Q3743
Lab Sample ID:	I.BLK-PO114870.D	Matrix:	WATER
Analytical Method:	608.3	% Solid:	0
Sample Wt/Vol:	1000 mL Final Vol: 10000 uL	Test:	PCB
Prep Method:	5030 Prep Date:		

CAS Number	Parameter	Conc.	Qua.	DF	MDL	LOQ / CRQL	Units	Date Ana.	BatchID
TARGETS									
12674-11-2	Aroclor-1016	0.097	U	1	0.097	0.50	ug/L	11/04/25	po110425
11104-28-2	Aroclor-1221	0.13	U	1	0.13	0.50	ug/L	11/04/25	po110425
11141-16-5	Aroclor-1232	0.096	U	1	0.096	0.50	ug/L	11/04/25	po110425
53469-21-9	Aroclor-1242	0.12	U	1	0.12	0.50	ug/L	11/04/25	po110425
12672-29-6	Aroclor-1248	0.071	U	1	0.071	0.50	ug/L	11/04/25	po110425
11097-69-1	Aroclor-1254	0.094	U	1	0.094	0.50	ug/L	11/04/25	po110425
11096-82-5	Aroclor-1260	0.081	U	1	0.081	0.50	ug/L	11/04/25	po110425
SURROGATES									
877-09-8	Tetrachloro-m-xylene	15.5			60 - 140	77%	SPK: 20		
2051-24-3	Decachlorobiphenyl	16.8			60 - 140	84%	SPK: 20		

U = Not Detected
LOQ = Limit of Quantitation
MDL = Method Detection Limit
LOD = Limit of Detection
E = Value Exceeds Calibration Range
P = Indicates >25% difference for detected concentrations between the two GC columns
Q = indicates LCS control criteria did not meet requirements
M = MS/MSD acceptance criteria did not meet requirements

J = Estimated Value
B = Analyte Found in Associated Method Blank
N = Presumptive Evidence of a Compound
* = Values outside of QC limits
D = Dilution
S = Indicates estimated value where valid five-point calibration was not performed prior to analyte detection in sample.
() = Laboratory InHouse Limit

284 Sheffield Street, Mountainside, New Jersey 07092, Phone : 908 789 8900,
Fax : 908 789 8922

Report of Analysis

Client:	Remington & Vernick	Date Collected:	12/03/25
Project:	Saddler Property	Date Received:	12/03/25
Client Sample ID:	PIBLK-PO115540.D	SDG No.:	Q3743
Lab Sample ID:	I.BLK-PO115540.D	Matrix:	WATER
Analytical Method:	608.3	% Solid:	0
Sample Wt/Vol:	1000 mL Final Vol: 10000 uL	Test:	PCB
Prep Method:	5030 Prep Date:		

CAS Number	Parameter	Conc.	Qua.	DF	MDL	LOQ / CRQL	Units	Date Ana.	BatchID
TARGETS									
12674-11-2	Aroclor-1016	0.097	U	1	0.097	0.50	ug/L	12/03/25	PO120225
11104-28-2	Aroclor-1221	0.13	U	1	0.13	0.50	ug/L	12/03/25	PO120225
11141-16-5	Aroclor-1232	0.096	U	1	0.096	0.50	ug/L	12/03/25	PO120225
53469-21-9	Aroclor-1242	0.12	U	1	0.12	0.50	ug/L	12/03/25	PO120225
12672-29-6	Aroclor-1248	0.071	U	1	0.071	0.50	ug/L	12/03/25	PO120225
11097-69-1	Aroclor-1254	0.094	U	1	0.094	0.50	ug/L	12/03/25	PO120225
11096-82-5	Aroclor-1260	0.081	U	1	0.081	0.50	ug/L	12/03/25	PO120225
SURROGATES									
877-09-8	Tetrachloro-m-xylene	23.1			60 - 140	116%	SPK: 20		
2051-24-3	Decachlorobiphenyl	24.0			60 - 140	120%	SPK: 20		

U = Not Detected
LOQ = Limit of Quantitation
MDL = Method Detection Limit
LOD = Limit of Detection
E = Value Exceeds Calibration Range
P = Indicates >25% difference for detected concentrations between the two GC columns
Q = indicates LCS control criteria did not meet requirements
M = MS/MSD acceptance criteria did not meet requirements

J = Estimated Value
B = Analyte Found in Associated Method Blank
N = Presumptive Evidence of a Compound
* = Values outside of QC limits
D = Dilution
S = Indicates estimated value where valid five-point calibration was not performed prior to analyte detection in sample.
() = Laboratory InHouse Limit

284 Sheffield Street, Mountainside, New Jersey 07092, Phone : 908 789 8900,
Fax : 908 789 8922

Report of Analysis

Client:	Remington & Vernick	Date Collected:	12/03/25
Project:	Saddler Property	Date Received:	12/03/25
Client Sample ID:	PIBLK-PO115550.D	SDG No.:	Q3743
Lab Sample ID:	I.BLK-PO115550.D	Matrix:	WATER
Analytical Method:	608.3	% Solid:	0
Sample Wt/Vol:	1000 mL Final Vol: 10000 uL	Test:	PCB
Prep Method:	5030 Prep Date:		

CAS Number	Parameter	Conc.	Qua.	DF	MDL	LOQ / CRQL	Units	Date Ana.	BatchID
TARGETS									
12674-11-2	Aroclor-1016	0.097	U	1	0.097	0.50	ug/L	12/03/25	PO120225
11104-28-2	Aroclor-1221	0.13	U	1	0.13	0.50	ug/L	12/03/25	PO120225
11141-16-5	Aroclor-1232	0.096	U	1	0.096	0.50	ug/L	12/03/25	PO120225
53469-21-9	Aroclor-1242	0.12	U	1	0.12	0.50	ug/L	12/03/25	PO120225
12672-29-6	Aroclor-1248	0.071	U	1	0.071	0.50	ug/L	12/03/25	PO120225
11097-69-1	Aroclor-1254	0.094	U	1	0.094	0.50	ug/L	12/03/25	PO120225
11096-82-5	Aroclor-1260	0.081	U	1	0.081	0.50	ug/L	12/03/25	PO120225
SURROGATES									
877-09-8	Tetrachloro-m-xylene	23.6			60 - 140	118%	SPK: 20		
2051-24-3	Decachlorobiphenyl	23.7			60 - 140	119%	SPK: 20		

U = Not Detected
LOQ = Limit of Quantitation
MDL = Method Detection Limit
LOD = Limit of Detection
E = Value Exceeds Calibration Range
P = Indicates >25% difference for detected concentrations between the two GC columns
Q = indicates LCS control criteria did not meet requirements
M = MS/MSD acceptance criteria did not meet requirements

J = Estimated Value
B = Analyte Found in Associated Method Blank
N = Presumptive Evidence of a Compound
* = Values outside of QC limits
D = Dilution
S = Indicates estimated value where valid five-point calibration was not performed prior to analyte detection in sample.
() = Laboratory InHouse Limit

284 Sheffield Street, Mountainside, New Jersey 07092, Phone : 908 789 8900,
Fax : 908 789 8922

Report of Analysis

Client:	Remington & Vernick	Date Collected:	12/03/25
Project:	Saddler Property	Date Received:	12/03/25
Client Sample ID:	PIBLK-PO115556.D	SDG No.:	Q3743
Lab Sample ID:	I.BLK-PO115556.D	Matrix:	WATER
Analytical Method:	608.3	% Solid:	0
Sample Wt/Vol:	1000 mL Final Vol: 10000 uL	Test:	PCB
Prep Method:	5030 Prep Date:		

CAS Number	Parameter	Conc.	Qua.	DF	MDL	LOQ / CRQL	Units	Date Ana.	BatchID
TARGETS									
12674-11-2	Aroclor-1016	0.097	U	1	0.097	0.50	ug/L	12/03/25	PO120325
11104-28-2	Aroclor-1221	0.13	U	1	0.13	0.50	ug/L	12/03/25	PO120325
11141-16-5	Aroclor-1232	0.096	U	1	0.096	0.50	ug/L	12/03/25	PO120325
53469-21-9	Aroclor-1242	0.12	U	1	0.12	0.50	ug/L	12/03/25	PO120325
12672-29-6	Aroclor-1248	0.071	U	1	0.071	0.50	ug/L	12/03/25	PO120325
11097-69-1	Aroclor-1254	0.094	U	1	0.094	0.50	ug/L	12/03/25	PO120325
11096-82-5	Aroclor-1260	0.081	U	1	0.081	0.50	ug/L	12/03/25	PO120325
SURROGATES									
877-09-8	Tetrachloro-m-xylene	23.6			60 - 140	118%	SPK: 20		
2051-24-3	Decachlorobiphenyl	23.9			60 - 140	120%	SPK: 20		

U = Not Detected
LOQ = Limit of Quantitation
MDL = Method Detection Limit
LOD = Limit of Detection
E = Value Exceeds Calibration Range
P = Indicates >25% difference for detected concentrations between the two GC columns
Q = indicates LCS control criteria did not meet requirements
M = MS/MSD acceptance criteria did not meet requirements

J = Estimated Value
B = Analyte Found in Associated Method Blank
N = Presumptive Evidence of a Compound
* = Values outside of QC limits
D = Dilution
S = Indicates estimated value where valid five-point calibration was not performed prior to analyte detection in sample.
() = Laboratory InHouse Limit

284 Sheffield Street, Mountainside, New Jersey 07092, Phone : 908 789 8900,
Fax : 908 789 8922

Report of Analysis

Client:	Remington & Vernick	Date Collected:	12/03/25
Project:	Saddler Property	Date Received:	12/03/25
Client Sample ID:	PIBLK-PO115569.D	SDG No.:	Q3743
Lab Sample ID:	I.BLK-PO115569.D	Matrix:	WATER
Analytical Method:	608.3	% Solid:	0
Sample Wt/Vol:	1000 mL Final Vol: 10000 uL	Test:	PCB
Prep Method:	5030 Prep Date:		

CAS Number	Parameter	Conc.	Qua.	DF	MDL	LOQ / CRQL	Units	Date Ana.	BatchID
TARGETS									
12674-11-2	Aroclor-1016	0.097	U	1	0.097	0.50	ug/L	12/03/25	PO120325
11104-28-2	Aroclor-1221	0.13	U	1	0.13	0.50	ug/L	12/03/25	PO120325
11141-16-5	Aroclor-1232	0.096	U	1	0.096	0.50	ug/L	12/03/25	PO120325
53469-21-9	Aroclor-1242	0.12	U	1	0.12	0.50	ug/L	12/03/25	PO120325
12672-29-6	Aroclor-1248	0.071	U	1	0.071	0.50	ug/L	12/03/25	PO120325
11097-69-1	Aroclor-1254	0.094	U	1	0.094	0.50	ug/L	12/03/25	PO120325
11096-82-5	Aroclor-1260	0.081	U	1	0.081	0.50	ug/L	12/03/25	PO120325
SURROGATES									
877-09-8	Tetrachloro-m-xylene	24.1			60 - 140	120%	SPK: 20		
2051-24-3	Decachlorobiphenyl	23.8			60 - 140	119%	SPK: 20		

U = Not Detected
LOQ = Limit of Quantitation
MDL = Method Detection Limit
LOD = Limit of Detection
E = Value Exceeds Calibration Range
P = Indicates >25% difference for detected concentrations between the two GC columns
Q = indicates LCS control criteria did not meet requirements
M = MS/MSD acceptance criteria did not meet requirements

J = Estimated Value
B = Analyte Found in Associated Method Blank
N = Presumptive Evidence of a Compound
* = Values outside of QC limits
D = Dilution
S = Indicates estimated value where valid five-point calibration was not performed prior to analyte detection in sample.
() = Laboratory InHouse Limit

Alliance TECHNICAL GROUP
284 Sheffield Street, Mountainside, New Jersey 07092, Phone : 908 789 8900,
Fax : 908 789 8922

Report of Analysis

Client:	Remington & Vernick	Date Collected:	
Project:	Saddler Property	Date Received:	
Client Sample ID:	PB170783BS	SDG No.:	Q3743
Lab Sample ID:	PB170783BS	Matrix:	WATER
Analytical Method:	608.3	% Solid:	0
Sample Wt/Vol:	1000 mL Final Vol: 1000 uL	Test:	PCB
Prep Method:	5030 Prep Date: 12/02/25		

CAS Number	Parameter	Conc.	Qua.	DF	MDL	LOQ / CRQL	Units	Date Ana.	BatchID
TARGETS									
12674-11-2	Aroclor-1016	0.049	J	1	0.0097	0.050	ug/L	12/03/25 02:44	PB170783
11104-28-2	Aroclor-1221	0.013	U	1	0.013	0.050	ug/L	12/03/25 02:44	PB170783
11141-16-5	Aroclor-1232	0.0096	U	1	0.0096	0.050	ug/L	12/03/25 02:44	PB170783
53469-21-9	Aroclor-1242	0.012	U	1	0.012	0.050	ug/L	12/03/25 02:44	PB170783
12672-29-6	Aroclor-1248	0.0071	U	1	0.0071	0.050	ug/L	12/03/25 02:44	PB170783
11097-69-1	Aroclor-1254	0.0094	U	1	0.0094	0.050	ug/L	12/03/25 02:44	PB170783
11096-82-5	Aroclor-1260	0.048	J	1	0.0081	0.050	ug/L	12/03/25 02:44	PB170783
SURROGATES									
877-09-8	Tetrachloro-m-xylene	22.8			60 - 140	114%	SPK: 20		
2051-24-3	Decachlorobiphenyl	22.2			60 - 140	111%	SPK: 20		

U = Not Detected
LOQ = Limit of Quantitation
MDL = Method Detection Limit
LOD = Limit of Detection
E = Value Exceeds Calibration Range
P = Indicates >25% difference for detected concentrations between the two GC columns
Q = indicates LCS control criteria did not meet requirements
M = MS/MSD acceptance criteria did not meet requirements

J = Estimated Value
B = Analyte Found in Associated Method Blank
N = Presumptive Evidence of a Compound
* = Values outside of QC limits
D = Dilution
S = Indicates estimated value where valid five-point calibration was not performed prior to analyte detection in sample.
() = Laboratory InHouse Limit

Alliance TECHNICAL GROUP
284 Sheffield Street, Mountainside, New Jersey 07092, Phone : 908 789 8900,
Fax : 908 789 8922

Report of Analysis

Client:	Remington & Vernick	Date Collected:	
Project:	Saddler Property	Date Received:	
Client Sample ID:	PB170783BSD	SDG No.:	Q3743
Lab Sample ID:	PB170783BSD	Matrix:	WATER
Analytical Method:	608.3	% Solid:	0
Sample Wt/Vol:	1000 mL Final Vol: 1000 uL	Test:	PCB
Prep Method:	5030 Prep Date: 12/02/25		

CAS Number	Parameter	Conc.	Qua.	DF	MDL	LOQ / CRQL	Units	Date Ana.	BatchID
TARGETS									
12674-11-2	Aroclor-1016	0.048	J	1	0.0097	0.050	ug/L	12/03/25 03:01	PB170783
11104-28-2	Aroclor-1221	0.013	U	1	0.013	0.050	ug/L	12/03/25 03:01	PB170783
11141-16-5	Aroclor-1232	0.0096	U	1	0.0096	0.050	ug/L	12/03/25 03:01	PB170783
53469-21-9	Aroclor-1242	0.012	U	1	0.012	0.050	ug/L	12/03/25 03:01	PB170783
12672-29-6	Aroclor-1248	0.0071	U	1	0.0071	0.050	ug/L	12/03/25 03:01	PB170783
11097-69-1	Aroclor-1254	0.0094	U	1	0.0094	0.050	ug/L	12/03/25 03:01	PB170783
11096-82-5	Aroclor-1260	0.048	J	1	0.0081	0.050	ug/L	12/03/25 03:01	PB170783
SURROGATES									
877-09-8	Tetrachloro-m-xylene	22.5			60 - 140	113%	SPK: 20		
2051-24-3	Decachlorobiphenyl	21.8			60 - 140	109%	SPK: 20		

U = Not Detected
LOQ = Limit of Quantitation
MDL = Method Detection Limit
LOD = Limit of Detection
E = Value Exceeds Calibration Range
P = Indicates >25% difference for detected concentrations between the two GC columns
Q = indicates LCS control criteria did not meet requirements
M = MS/MSD acceptance criteria did not meet requirements

J = Estimated Value
B = Analyte Found in Associated Method Blank
N = Presumptive Evidence of a Compound
* = Values outside of QC limits
D = Dilution
S = Indicates estimated value where valid five-point calibration was not performed prior to analyte detection in sample.
() = Laboratory InHouse Limit

CALIBRATION SUMMARY

284 Sheffield Street, Mountainside, New Jersey 07092, Phone : 908 789 8900,
Fax : 908 789 8922

RETENTION TIMES OF INITIAL CALIBRATION

Lab Name: Alliance
Contract: REMI01
Lab Code: ACE
SDG NO.: Q3743
Instrument ID: ECD_O
Calibration Date(s): 11/04/2025 11/04/2025
Calibration Times: 09:39 18:31

GC Column: ZB-MR1 ID: 0.32 (mm)

LAB FILE ID: RT 1000 = PO114871.D RT 750 = PO114872.D
RT 500 = PO114873.D RT 250 = PO114874.D RT 050 = PO114875.D

COMPOUND		RT 1000	RT 750	RT 500	RT 250	RT 050	MEAN RT	RT WINDOW FROM	RT WINDOW TO
Aroclor-1016-1	(1)	5.49	5.49	5.49	5.49	5.49	5.49	5.39	5.59
Aroclor-1016-2	(2)	5.51	5.51	5.51	5.51	5.51	5.51	5.41	5.61
Aroclor-1016-3	(3)	5.57	5.57	5.57	5.57	5.57	5.57	5.47	5.67
Aroclor-1016-4	(4)	5.67	5.67	5.67	5.67	5.67	5.67	5.57	5.77
Aroclor-1016-5	(5)	5.96	5.96	5.96	5.96	5.96	5.96	5.86	6.06
Aroclor-1260-1	(1)	7.07	7.07	7.07	7.07	7.07	7.07	6.97	7.17
Aroclor-1260-2	(2)	7.33	7.33	7.33	7.33	7.33	7.33	7.23	7.43
Aroclor-1260-3	(3)	7.68	7.68	7.68	7.68	7.68	7.68	7.58	7.78
Aroclor-1260-4	(4)	7.90	7.90	7.90	7.90	7.90	7.90	7.80	8.00
Aroclor-1260-5	(5)	8.21	8.21	8.21	8.21	8.21	8.21	8.11	8.31
Decachlorobiphenyl		9.93	9.93	9.93	9.93	9.93	9.93	9.83	10.03
Tetrachloro-m-xylene		4.35	4.35	4.35	4.35	4.35	4.35	4.25	4.45
Aroclor-1242-1	(1)	5.49	5.49	5.49	5.49	5.49	5.49	5.39	5.59
Aroclor-1242-2	(2)	5.51	5.51	5.51	5.51	5.51	5.51	5.41	5.61
Aroclor-1242-3	(3)	5.57	5.57	5.57	5.57	5.57	5.57	5.47	5.67
Aroclor-1242-4	(4)	5.67	5.67	5.67	5.67	5.67	5.67	5.57	5.77
Aroclor-1242-5	(5)	6.39	6.39	6.39	6.39	6.39	6.39	6.29	6.49
Decachlorobiphenyl		9.93	9.93	9.93	9.93	9.93	9.93	9.83	10.03
Tetrachloro-m-xylene		4.35	4.35	4.35	4.35	4.35	4.35	4.25	4.45
Aroclor-1248-1	(1)	5.49	5.49	5.49	5.49	5.49	5.49	5.39	5.59
Aroclor-1248-2	(2)	5.76	5.76	5.76	5.76	5.76	5.76	5.66	5.86
Aroclor-1248-3	(3)	5.96	5.96	5.96	5.96	5.96	5.96	5.86	6.06
Aroclor-1248-4	(4)	6.35	6.36	6.35	6.35	6.36	6.35	6.25	6.45
Aroclor-1248-5	(5)	6.39	6.39	6.39	6.39	6.39	6.39	6.29	6.49
Decachlorobiphenyl		9.93	9.93	9.93	9.93	9.93	9.93	9.83	10.03
Tetrachloro-m-xylene		4.35	4.35	4.35	4.35	4.35	4.35	4.25	4.45
Aroclor-1254-1	(1)	6.33	6.33	6.33	6.33	6.33	6.33	6.23	6.43
Aroclor-1254-2	(2)	6.55	6.55	6.55	6.55	6.55	6.55	6.45	6.65
Aroclor-1254-3	(3)	6.91	6.91	6.91	6.91	6.91	6.91	6.81	7.01
Aroclor-1254-4	(4)	7.19	7.19	7.19	7.19	7.19	7.19	7.09	7.29
Aroclor-1254-5	(5)	7.60	7.60	7.60	7.60	7.60	7.60	7.50	7.70
Decachlorobiphenyl		9.93	9.93	9.93	9.93	9.93	9.93	9.83	10.03
Tetrachloro-m-xylene		4.35	4.35	4.35	4.35	4.35	4.35	4.25	4.45

284 Sheffield Street, Mountainside, New Jersey 07092, Phone : 908 789 8900,
Fax : 908 789 8922

RETENTION TIMES OF INITIAL CALIBRATION

Lab Name: Alliance
Contract: REMI01
Lab Code: ACE
SDG NO.: Q3743
Instrument ID: ECD_O
Calibration Date(s): 11/04/2025 11/04/2025
Calibration Times: 09:39 18:31

GC Column: ZB-MR2 ID: 0.32 (mm)

LAB FILE ID: RT 1000 = PO114871.D RT 750 = PO114872.D
RT 500 = PO114873.D RT 250 = PO114874.D RT 050 = PO114875.D

COMPOUND		RT 1000	RT 750	RT 500	RT 250	RT 050	MEAN RT	RT WINDOW FROM	RT WINDOW TO
Aroclor-1016-1	(1)	4.73	4.73	4.73	4.73	4.73	4.73	4.63	4.83
Aroclor-1016-2	(2)	4.75	4.75	4.75	4.75	4.75	4.75	4.65	4.85
Aroclor-1016-3	(3)	4.92	4.92	4.92	4.92	4.92	4.92	4.82	5.02
Aroclor-1016-4	(4)	4.96	4.96	4.96	4.96	4.96	4.96	4.86	5.06
Aroclor-1016-5	(5)	5.18	5.18	5.18	5.18	5.18	5.18	5.08	5.28
Aroclor-1260-1	(1)	6.21	6.21	6.21	6.21	6.21	6.21	6.11	6.31
Aroclor-1260-2	(2)	6.39	6.39	6.39	6.39	6.39	6.39	6.29	6.49
Aroclor-1260-3	(3)	6.55	6.55	6.55	6.55	6.55	6.55	6.45	6.65
Aroclor-1260-4	(4)	7.02	7.02	7.02	7.02	7.02	7.02	6.92	7.12
Aroclor-1260-5	(5)	7.26	7.26	7.26	7.26	7.26	7.26	7.16	7.36
Decachlorobiphenyl		8.64	8.64	8.64	8.64	8.64	8.64	8.54	8.74
Tetrachloro-m-xylene		3.65	3.65	3.65	3.65	3.65	3.65	3.55	3.75
Aroclor-1242-1	(1)	4.73	4.73	4.73	4.73	4.73	4.73	4.63	4.83
Aroclor-1242-2	(2)	4.75	4.75	4.75	4.75	4.75	4.75	4.65	4.85
Aroclor-1242-3	(3)	4.92	4.92	4.92	4.92	4.92	4.92	4.82	5.02
Aroclor-1242-4	(4)	5.01	5.01	5.01	5.01	5.01	5.01	4.91	5.11
Aroclor-1242-5	(5)	5.53	5.53	5.53	5.53	5.53	5.53	5.43	5.63
Decachlorobiphenyl		8.64	8.64	8.64	8.64	8.64	8.64	8.54	8.74
Tetrachloro-m-xylene		3.65	3.65	3.65	3.65	3.65	3.65	3.55	3.75
Aroclor-1248-1	(1)	4.73	4.73	4.73	4.73	4.73	4.73	4.63	4.83
Aroclor-1248-2	(2)	4.96	4.97	4.96	4.96	4.96	4.96	4.86	5.06
Aroclor-1248-3	(3)	5.01	5.01	5.01	5.01	5.01	5.01	4.91	5.11
Aroclor-1248-4	(4)	5.18	5.18	5.18	5.18	5.18	5.18	5.08	5.28
Aroclor-1248-5	(5)	5.57	5.57	5.57	5.57	5.57	5.57	5.47	5.67
Decachlorobiphenyl		8.64	8.64	8.64	8.64	8.64	8.64	8.54	8.74
Tetrachloro-m-xylene		3.65	3.65	3.65	3.65	3.65	3.65	3.55	3.75
Aroclor-1254-1	(1)	5.53	5.53	5.53	5.53	5.53	5.53	5.43	5.63
Aroclor-1254-2	(2)	5.68	5.68	5.67	5.67	5.67	5.67	5.57	5.77
Aroclor-1254-3	(3)	6.08	6.08	6.08	6.08	6.08	6.08	5.98	6.18
Aroclor-1254-4	(4)	6.30	6.30	6.30	6.30	6.30	6.30	6.20	6.40
Aroclor-1254-5	(5)	6.72	6.72	6.72	6.72	6.72	6.72	6.62	6.82
Decachlorobiphenyl		8.64	8.64	8.64	8.64	8.64	8.64	8.54	8.74
Tetrachloro-m-xylene		3.65	3.65	3.65	3.65	3.65	3.65	3.55	3.75

284 Sheffield Street, Mountainside, New Jersey 07092, Phone : 908 789 8900,
Fax : 908 789 8922

CALIBRATION FACTOR OF INITIAL CALIBRATION

Lab Name: Alliance
Lab Code: ACE
Instrument ID: ECD_O

Contract: REMI01
SDG NO.: Q3743
Calibration Date(s): 11/04/2025 11/04/2025
Calibration Times: 09:39 18:31

GC Column: ZB-MR1 **ID:** 0.32 (mm)

LAB FILE ID: CF 1000 = PO114871.D CF 750 = PO114872.D
CF 500 = PO114873.D CF 250 = PO114874.D CF 050 = PO114875.D

COMPOUND		CF 1000	CF 750	CF 500	CF 250	CF 050	CF	% RSD
Aroclor-1016-1	(1)	235183609	242405119	252300612	252330724	247880040	246020021	3
Aroclor-1016-2	(2)	380671765	391174169	403435360	408228592	401844700	397070917	3
Aroclor-1016-3	(3)	214892716	220811199	230510330	231508016	217282560	223000964	3
Aroclor-1016-4	(4)	180735079	184273587	191842228	192742164	194782360	188875084	3
Aroclor-1016-5	(5)	166479276	173610481	179587174	180772736	190536000	178197133	5
Aroclor-1260-1	(1)	291080181	301659089	311914366	329562032	293951540	305633442	5
Aroclor-1260-2	(2)	393658847	402595176	414352186	418536840	350242960	395877202	7
Aroclor-1260-3	(3)	331096941	340266576	347857958	348147780	291720640	331817979	7
Aroclor-1260-4	(4)	303823322	310642864	321126472	321507392	268000240	305020058	7
Aroclor-1260-5	(5)	714393776	724690244	737226162	719415648	670367440	713218654	3
Decachlorobiphenyl		4451734610	4516548787	4612561720	4524869360	3995527600	4420248415	6
Tetrachloro-m-xylene		7020403280	7162783533	7307727940	7156075200	6543618600	7038121711	4
Aroclor-1242-1	(1)	180395803	184480117	189796832	192180524	184350480	186240751	2
Aroclor-1242-2	(2)	290607708	295647931	305830174	302003732	299791360	298776181	2
Aroclor-1242-3	(3)	164449629	167684461	173929682	174410736	176369820	171368866	3
Aroclor-1242-4	(4)	136844790	140633719	146402846	139660276	152376540	143183634	4
Aroclor-1242-5	(5)	138362947	141839337	145002188	138385972	141196180	140957325	2
Decachlorobiphenyl		4729850460	4804993427	4858375920	4746069120	4160138600	4659885505	6
Tetrachloro-m-xylene		7348004600	7445204373	7532777260	7262019280	6694579200	7256516943	5
Aroclor-1248-1	(1)	130126160	135244476	137909000	141742196	154206600	139845686	6
Aroclor-1248-2	(2)	182893435	187680161	194064692	196392780	211353600	194476934	5
Aroclor-1248-3	(3)	203368877	206306241	213983954	212927108	217587500	210834736	3
Aroclor-1248-4	(4)	240181487	246210361	255848644	255957264	264773260	252594203	4
Aroclor-1248-5	(5)	225312398	230738423	239469078	240115800	243213880	235769916	3
Decachlorobiphenyl		4590720290	4647354867	4744288880	4661202760	4211361200	4570985599	5
Tetrachloro-m-xylene		7316541360	7442934853	7528054520	7402608560	7218400400	7381707939	2
Aroclor-1254-1	(1)	240591852	247416493	258765478	257075152	263299240	253429643	3
Aroclor-1254-2	(2)	346021204	353529297	371589652	368897016	412184820	370444398	7
Aroclor-1254-3	(3)	372893964	380446979	397009938	384293176	389678940	384864599	2
Aroclor-1254-4	(4)	315539209	321424513	336840998	326904952	342871860	328716306	3
Aroclor-1254-5	(5)	295373361	300690525	312155076	300474784	300573260	301853401	2
Decachlorobiphenyl		4791769470	4896862187	5061968640	4831244600	4661831200	4848735219	3
Tetrachloro-m-xylene		7410585440	7526809333	7802184660	7481754040	7408041400	7525874975	2

284 Sheffield Street, Mountainside, New Jersey 07092, Phone : 908 789 8900,
Fax : 908 789 8922

CALIBRATION FACTOR OF INITIAL CALIBRATION

Lab Name: Alliance
Lab Code: ACE
Instrument ID: ECD_O

Contract: REMI01
SDG NO.: Q3743
Calibration Date(s): 11/04/2025 11/04/2025
Calibration Times: 09:39 18:31

GC Column: ZB-MR2 **ID:** 0.32 (mm)

LAB FILE ID: CF 1000 = PO114871.D CF 750 = PO114872.D
CF 500 = PO114873.D CF 250 = PO114874.D CF 050 = PO114875.D

COMPOUND		CF 1000	CF 750	CF 500	CF 250	CF 050	CF	% RSD
Aroclor-1016-1	(1)	178795127	185535456	193106802	200932132	192907960	190255495	4
Aroclor-1016-2	(2)	260787154	267435697	277593168	286495324	262010880	270864445	4
Aroclor-1016-3	(3)	140310175	144533207	150201526	154962192	149858780	147973176	4
Aroclor-1016-4	(4)	108607533	112021955	117721682	122827936	125909940	117417809	6
Aroclor-1016-5	(5)	142235561	147493437	153611756	157990124	162236540	152713484	5
Aroclor-1260-1	(1)	272865489	283696256	302549666	306994580	314431380	296107474	5
Aroclor-1260-2	(2)	410849028	420744668	440173148	441650472	436738740	430031211	3
Aroclor-1260-3	(3)	328919579	344471297	362206406	366201912	353957800	351151399	4
Aroclor-1260-4	(4)	295043629	302500340	313130718	316509244	287959420	303028670	4
Aroclor-1260-5	(5)	819932115	830411719	851082708	846532168	760181660	821628074	4
Decachlorobiphenyl		3768213910	3862452533	4051635320	3997632280	3839185200	3903823849	3
Tetrachloro-m-xylene		4444199150	4532189360	4610968540	4573862320	4172678600	4466779594	4
Aroclor-1242-1	(1)	138347633	144438088	149108388	148877560	150336280	146221590	3
Aroclor-1242-2	(2)	199908386	204961789	213926082	211880332	205062860	207147890	3
Aroclor-1242-3	(3)	108216818	112229521	116418372	113485296	109537600	111977521	3
Aroclor-1242-4	(4)	101919263	105301932	110004430	109236748	109193360	107131147	3
Aroclor-1242-5	(5)	135980897	140103160	145653410	150301700	142549620	142917757	4
Decachlorobiphenyl		4093300380	4301738307	4403735460	4338775160	4380898600	4303689581	3
Tetrachloro-m-xylene		4800115840	4683347560	4961464680	4527345840	4437059000	4681866584	4
Aroclor-1248-1	(1)	101027399	105625799	111262386	113093188	115539800	109309714	5
Aroclor-1248-2	(2)	136540550	142594189	148530518	152692968	164144180	148900481	7
Aroclor-1248-3	(3)	143887712	149887199	155474250	158349236	169440400	155407759	6
Aroclor-1248-4	(4)	171266913	177666692	184171754	187513908	195642380	183252329	5
Aroclor-1248-5	(5)	174649655	180220384	187038042	189642400	190092660	184328628	3
Decachlorobiphenyl		4076042330	4166088587	4290124020	4403270520	4144788800	4216062851	3
Tetrachloro-m-xylene		4758509080	4829545453	4892334280	4811209560	4727034000	4803726475	1
Aroclor-1254-1	(1)	275439068	284238351	300243386	299923620	341055960	300180077	8
Aroclor-1254-2	(2)	245333366	253279232	267984098	268318040	313122940	269607535	9
Aroclor-1254-3	(3)	398238109	410614839	430545692	426530308	445294740	422244738	4
Aroclor-1254-4	(4)	284785979	294895399	305027804	301955520	300306220	297394184	3
Aroclor-1254-5	(5)	385708423	392326712	409498118	398089984	402006780	397526003	2
Decachlorobiphenyl		4273373360	4367226933	4604811080	4533103920	4272134600	4410129979	3
Tetrachloro-m-xylene		4791085320	4887004773	5044010700	4876428000	4843036000	4888312959	2

284 Sheffield Street, Mountainside, New Jersey 07092, Phone : 908 789 8900,
Fax : 908 789 8922

INITIAL CALIBRATION OF MULTICOMPONENT ANALYTES

Lab Name: Alliance

Contract: REMI01

Lab Code: ACE

SDG NO.: Q3743

Instrument ID: ECD_O

Date(s) Analyzed: 11/04/2025 11/04/2025

GC Column: ZB-MR1 **ID:** 0.32 (mm)

COMPOUND	AMOUNT (ng)	PEAK	RT	RT WINDOW FROM	RT WINDOW TO	CALIBRATION FACTOR
Aroclor-1221	500	1	4.55	4.45	4.65	84124000
		2	4.63	4.53	4.73	60183600
		3	4.71	4.61	4.81	193335000
		4	0.00			0
		5	0.00			0
Aroclor-1232	500	1	4.71	4.61	4.81	150015000
		2	5.22	5.12	5.32	72567400
		3	5.51	5.41	5.61	158675000
		4	5.67	5.57	5.77	73795600
		5	5.76	5.66	5.86	51580600

284 Sheffield Street, Mountainside, New Jersey 07092, Phone : 908 789 8900,
Fax : 908 789 8922

INITIAL CALIBRATION OF MULTICOMPONENT ANALYTES

Lab Name: Alliance

Contract: REMI01

Lab Code: ACE

SDG NO.: Q3743

Instrument ID: ECD_O

Date(s) Analyzed: 11/04/2025 11/04/2025

GC Column: ZB-MR2 **ID:** 0.32 (mm)

COMPOUND	AMOUNT (ng)	PEAK	RT	RT WINDOW FROM	RT WINDOW TO	CALIBRATION FACTOR
Aroclor-1221	500	1	3.86	3.76	3.96	61799200
		2	3.95	3.85	4.05	45637000
		3	4.02	3.92	4.12	140257000
		4	0.00			0
		5	0.00			0
Aroclor-1232	500	1	4.02	3.92	4.12	111493000
		2	4.75	4.65	4.85	112095000
		3	4.92	4.82	5.02	59654200
		4	5.01	4.91	5.11	50889000
		5	5.18	5.08	5.28	56587600

284 Sheffield Street, Mountainside, New Jersey 07092, Phone : 908 789 8900,
Fax : 908 789 8922

CALIBRATION VERIFICATION SUMMARY

Lab Name: Alliance **Contract:** REMI01

Lab Code: ACE **SDG NO.:** Q3743

Continuing Calib Date: 12/03/2025 **Initial Calibration Date(s):** 11/04/2025 11/04/2025

Continuing Calib Time: 00:18 **Initial Calibration Time(s):** 09:39 18:31

GC Column: ZB-MR1 **ID:** 0.32 (mm)

COMPOUND		CCAL RT	AVG RT	RT WINDOW FROM	TO	DIFF RT
Aroclor-1016-1	(1)	5.48	5.49	5.39	5.59	0.02
Aroclor-1016-2	(2)	5.50	5.51	5.41	5.61	0.01
Aroclor-1016-3	(3)	5.56	5.57	5.47	5.67	0.01
Aroclor-1016-4	(4)	5.65	5.67	5.57	5.77	0.02
Aroclor-1016-5	(5)	5.95	5.96	5.86	6.06	0.01
Aroclor-1260-1	(1)	7.06	7.07	6.97	7.17	0.01
Aroclor-1260-2	(2)	7.31	7.33	7.23	7.43	0.02
Aroclor-1260-3	(3)	7.67	7.68	7.58	7.78	0.01
Aroclor-1260-4	(4)	7.89	7.90	7.80	8.00	0.01
Aroclor-1260-5	(5)	8.20	8.21	8.11	8.31	0.01
Tetrachloro-m-xylene		4.34	4.35	4.25	4.45	0.01
Decachlorobiphenyl		9.92	9.93	9.83	10.03	0.02

284 Sheffield Street, Mountainside, New Jersey 07092, Phone : 908 789 8900,
Fax : 908 789 8922

CALIBRATION VERIFICATION SUMMARY

Lab Name: Alliance **Contract:** REMI01

Lab Code: ACE **SDG NO.:** Q3743

Continuing Calib Date: 12/03/2025 **Initial Calibration Date(s):** 11/04/2025 11/04/2025

Continuing Calib Time: 00:18 **Initial Calibration Time(s):** 09:39 18:31

GC Column: ZB-MR2 **ID:** 0.32 (mm)

COMPOUND		CCAL RT	AVG RT	RT WINDOW FROM	TO	DIFF RT
Aroclor-1016-1	(1)	4.72	4.73	4.63	4.83	0.01
Aroclor-1016-2	(2)	4.73	4.75	4.65	4.85	0.02
Aroclor-1016-3	(3)	4.91	4.92	4.82	5.02	0.01
Aroclor-1016-4	(4)	4.95	4.96	4.86	5.06	0.01
Aroclor-1016-5	(5)	5.16	5.18	5.08	5.28	0.02
Aroclor-1260-1	(1)	6.19	6.21	6.11	6.31	0.02
Aroclor-1260-2	(2)	6.38	6.39	6.29	6.49	0.01
Aroclor-1260-3	(3)	6.53	6.55	6.45	6.65	0.02
Aroclor-1260-4	(4)	7.00	7.02	6.92	7.12	0.02
Aroclor-1260-5	(5)	7.25	7.26	7.16	7.36	0.02
Tetrachloro-m-xylene		3.64	3.65	3.55	3.75	0.01
Decachlorobiphenyl		8.63	8.64	8.54	8.74	0.01

284 Sheffield Street, Mountainside, New Jersey 07092, Phone : 908 789 8900, Fax : 908 789 8922

CALIBRATION VERIFICATION SUMMARY

Lab Name: Alliance **Contract:** REMI01

Lab Code: ACE **SDG NO.:** Q3743

GC Column: ZB-MR1 **ID:** 0.32 (mm) **Initi. Calib. Date(s):** 11/04/2025 11/04/2025

Client Sample No.: CCAL01 **Date Analyzed:** 12/03/2025

Lab Sample No.: AR1660CCC500 **Data File :** PO115536.D **Time Analyzed:** 00:18

COMPOUND	RT	RT WINDOW FROM	RT WINDOW TO	CALC AMOUNT(ng)	NOM AMOUNT(ng)	%D
Aroclor-1016-1	5.475	5.387	5.587	501.710	500.000	0.3
Aroclor-1016-2	5.497	5.408	5.608	480.700	500.000	-3.9
Aroclor-1016-3	5.558	5.470	5.670	530.600	500.000	6.1
Aroclor-1016-4	5.654	5.566	5.766	491.660	500.000	-1.7
Aroclor-1016-5	5.945	5.858	6.058	477.920	500.000	-4.4
Aroclor-1260-1	7.059	6.971	7.171	456.290	500.000	-8.7
Aroclor-1260-2	7.313	7.225	7.425	500.970	500.000	0.2
Aroclor-1260-3	7.671	7.582	7.782	498.060	500.000	-0.4
Aroclor-1260-4	7.894	7.803	8.003	494.120	500.000	-1.2
Aroclor-1260-5	8.201	8.110	8.310	478.800	500.000	-4.2
Decachlorobiphenyl	9.915	9.830	10.030	56.220	50.000	12.4
Tetrachloro-m-xylene	4.337	4.248	4.448	58.070	50.000	16.1

284 Sheffield Street, Mountainside, New Jersey 07092, Phone : 908 789 8900, Fax : 908 789 8922

CALIBRATION VERIFICATION SUMMARY

Lab Name: Alliance **Contract:** REMI01

Lab Code: ACE **SDG NO.:** Q3743

GC Column: ZB-MR2 **ID:** 0.32 (mm) **Initi. Calib. Date(s):** 11/04/2025 11/04/2025

Client Sample No.: CCAL01 **Date Analyzed:** 12/03/2025

Lab Sample No.: AR1660CCC500 **Data File :** PO115536.D **Time Analyzed:** 00:18

COMPOUND	RT	RT WINDOW FROM	RT WINDOW TO	CALC AMOUNT(ng)	NOM AMOUNT(ng)	%D
Aroclor-1016-1	4.715	4.628	4.828	480.140	500.000	-4.0
Aroclor-1016-2	4.734	4.647	4.847	467.550	500.000	-6.5
Aroclor-1016-3	4.908	4.821	5.021	472.350	500.000	-5.5
Aroclor-1016-4	4.949	4.864	5.064	303.200	500.000	-39.4
Aroclor-1016-5	5.163	5.076	5.276	452.350	500.000	-9.5
Aroclor-1260-1	6.192	6.106	6.306	421.350	500.000	-15.7
Aroclor-1260-2	6.380	6.294	6.494	407.390	500.000	-18.5
Aroclor-1260-3	6.532	6.446	6.646	412.590	500.000	-17.5
Aroclor-1260-4	7.003	6.917	7.117	405.330	500.000	-18.9
Aroclor-1260-5	7.245	7.158	7.358	406.440	500.000	-18.7
Decachlorobiphenyl	8.625	8.541	8.741	52.940	50.000	5.9
Tetrachloro-m-xylene	3.640	3.548	3.748	54.000	50.000	8.0

284 Sheffield Street, Mountainside, New Jersey 07092, Phone : 908 789 8900,
Fax : 908 789 8922

CALIBRATION VERIFICATION SUMMARY

Lab Name: Alliance **Contract:** REMI01

Lab Code: ACE **SDG NO.:** Q3743

Continuing Calib Date: 12/03/2025 **Initial Calibration Date(s):** 11/04/2025 11/04/2025

Continuing Calib Time: 04:33 **Initial Calibration Time(s):** 09:39 18:31

GC Column: ZB-MR1 **ID:** 0.32 (mm)

COMPOUND		CCAL RT	AVG RT	RT WINDOW FROM	TO	DIFF RT
Aroclor-1016-1	(1)	5.48	5.49	5.39	5.59	0.01
Aroclor-1016-2	(2)	5.50	5.51	5.41	5.61	0.01
Aroclor-1016-3	(3)	5.56	5.57	5.47	5.67	0.01
Aroclor-1016-4	(4)	5.66	5.67	5.57	5.77	0.01
Aroclor-1016-5	(5)	5.95	5.96	5.86	6.06	0.01
Aroclor-1260-1	(1)	7.06	7.07	6.97	7.17	0.01
Aroclor-1260-2	(2)	7.32	7.33	7.23	7.43	0.01
Aroclor-1260-3	(3)	7.67	7.68	7.58	7.78	0.01
Aroclor-1260-4	(4)	7.89	7.90	7.80	8.00	0.01
Aroclor-1260-5	(5)	8.20	8.21	8.11	8.31	0.01
Tetrachloro-m-xylene		4.34	4.35	4.25	4.45	0.01
Decachlorobiphenyl		9.91	9.93	9.83	10.03	0.02

284 Sheffield Street, Mountainside, New Jersey 07092, Phone : 908 789 8900,
Fax : 908 789 8922

CALIBRATION VERIFICATION SUMMARY

Lab Name: Alliance **Contract:** REMI01

Lab Code: ACE **SDG NO.:** Q3743

Continuing Calib Date: 12/03/2025 **Initial Calibration Date(s):** 11/04/2025 11/04/2025

Continuing Calib Time: 04:33 **Initial Calibration Time(s):** 09:39 18:31

GC Column: ZB-MR2 **ID:** 0.32 (mm)

COMPOUND		CCAL RT	AVG RT	RT WINDOW FROM	TO	DIFF RT
Aroclor-1016-1	(1)	4.72	4.73	4.63	4.83	0.01
Aroclor-1016-2	(2)	4.74	4.75	4.65	4.85	0.01
Aroclor-1016-3	(3)	4.91	4.92	4.82	5.02	0.01
Aroclor-1016-4	(4)	4.95	4.96	4.86	5.06	0.01
Aroclor-1016-5	(5)	5.16	5.18	5.08	5.28	0.02
Aroclor-1260-1	(1)	6.19	6.21	6.11	6.31	0.02
Aroclor-1260-2	(2)	6.38	6.39	6.29	6.49	0.01
Aroclor-1260-3	(3)	6.53	6.55	6.45	6.65	0.02
Aroclor-1260-4	(4)	7.01	7.02	6.92	7.12	0.01
Aroclor-1260-5	(5)	7.25	7.26	7.16	7.36	0.02
Tetrachloro-m-xylene		3.64	3.65	3.55	3.75	0.01
Decachlorobiphenyl		8.63	8.64	8.54	8.74	0.01

284 Sheffield Street, Mountainside, New Jersey 07092, Phone : 908 789 8900, Fax : 908 789 8922

CALIBRATION VERIFICATION SUMMARY

Lab Name: Alliance **Contract:** REMI01

Lab Code: ACE **SDG NO.:** Q3743

GC Column: ZB-MR1 **ID:** 0.32 (mm) **Initi. Calib. Date(s):** 11/04/2025 11/04/2025

Client Sample No.: CCAL02 **Date Analyzed:** 12/03/2025

Lab Sample No.: AR1660CCC500 **Data File :** PO115546.D **Time Analyzed:** 04:33

COMPOUND	RT	RT WINDOW FROM	RT WINDOW TO	CALC AMOUNT(ng)	NOM AMOUNT(ng)	%D
Aroclor-1016-1	5.477	5.387	5.587	494.540	500.000	-1.1
Aroclor-1016-2	5.499	5.408	5.608	479.710	500.000	-4.1
Aroclor-1016-3	5.560	5.470	5.670	523.180	500.000	4.6
Aroclor-1016-4	5.656	5.566	5.766	508.100	500.000	1.6
Aroclor-1016-5	5.948	5.858	6.058	494.930	500.000	-1.0
Aroclor-1260-1	7.061	6.971	7.171	492.050	500.000	-1.6
Aroclor-1260-2	7.315	7.225	7.425	518.550	500.000	3.7
Aroclor-1260-3	7.672	7.582	7.782	503.470	500.000	0.7
Aroclor-1260-4	7.894	7.803	8.003	481.970	500.000	-3.6
Aroclor-1260-5	8.201	8.110	8.310	475.100	500.000	-5.0
Decachlorobiphenyl	9.914	9.830	10.030	56.920	50.000	13.8
Tetrachloro-m-xylene	4.338	4.248	4.448	54.480	50.000	9.0

284 Sheffield Street, Mountainside, New Jersey 07092, Phone : 908 789 8900, Fax : 908 789 8922

CALIBRATION VERIFICATION SUMMARY

Lab Name: Alliance **Contract:** REMI01

Lab Code: ACE **SDG NO.:** Q3743

GC Column: ZB-MR2 **ID:** 0.32 (mm) **Initi. Calib. Date(s):** 11/04/2025 11/04/2025

Client Sample No.: CCAL02 **Date Analyzed:** 12/03/2025

Lab Sample No.: AR1660CCC500 **Data File :** PO115546.D **Time Analyzed:** 04:33

COMPOUND	RT	RT WINDOW FROM	RT WINDOW TO	CALC AMOUNT(ng)	NOM AMOUNT(ng)	%D
Aroclor-1016-1	4.717	4.628	4.828	469.120	500.000	-6.2
Aroclor-1016-2	4.736	4.647	4.847	454.360	500.000	-9.1
Aroclor-1016-3	4.910	4.821	5.021	440.320	500.000	-11.9
Aroclor-1016-4	4.952	4.864	5.064	421.770	500.000	-15.6
Aroclor-1016-5	5.164	5.076	5.276	514.510	500.000	2.9
Aroclor-1260-1	6.194	6.106	6.306	426.390	500.000	-14.7
Aroclor-1260-2	6.381	6.294	6.494	402.930	500.000	-19.4
Aroclor-1260-3	6.534	6.446	6.646	402.420	500.000	-19.5
Aroclor-1260-4	7.005	6.917	7.117	400.910	500.000	-19.8
Aroclor-1260-5	7.245	7.158	7.358	400.030	500.000	-20.0
Decachlorobiphenyl	8.626	8.541	8.741	51.620	50.000	3.2
Tetrachloro-m-xylene	3.642	3.548	3.748	50.880	50.000	1.8

284 Sheffield Street, Mountainside, New Jersey 07092, Phone : 908 789 8900,
Fax : 908 789 8922

CALIBRATION VERIFICATION SUMMARY

Lab Name: Alliance **Contract:** REMI01

Lab Code: ACE **SDG NO.:** Q3743

Continuing Calib Date: 12/03/2025 **Initial Calibration Date(s):** 11/04/2025 11/04/2025

Continuing Calib Time: 09:34 **Initial Calibration Time(s):** 09:39 18:31

GC Column: ZB-MR1 **ID:** 0.32 (mm)

COMPOUND		CCAL RT	AVG RT	RT WINDOW FROM	TO	DIFF RT
Aroclor-1016-1	(1)	5.47	5.49	5.39	5.59	0.02
Aroclor-1016-2	(2)	5.50	5.51	5.41	5.61	0.01
Aroclor-1016-3	(3)	5.56	5.57	5.47	5.67	0.01
Aroclor-1016-4	(4)	5.65	5.67	5.57	5.77	0.02
Aroclor-1016-5	(5)	5.95	5.96	5.86	6.06	0.01
Aroclor-1260-1	(1)	7.06	7.07	6.97	7.17	0.01
Aroclor-1260-2	(2)	7.31	7.33	7.23	7.43	0.02
Aroclor-1260-3	(3)	7.67	7.68	7.58	7.78	0.01
Aroclor-1260-4	(4)	7.89	7.90	7.80	8.00	0.01
Aroclor-1260-5	(5)	8.20	8.21	8.11	8.31	0.01
Tetrachloro-m-xylene		4.34	4.35	4.25	4.45	0.01
Decachlorobiphenyl		9.91	9.93	9.83	10.03	0.02

284 Sheffield Street, Mountainside, New Jersey 07092, Phone : 908 789 8900,
Fax : 908 789 8922

CALIBRATION VERIFICATION SUMMARY

Lab Name: Alliance **Contract:** REMI01

Lab Code: ACE **SDG NO.:** Q3743

Continuing Calib Date: 12/03/2025 **Initial Calibration Date(s):** 11/04/2025 11/04/2025

Continuing Calib Time: 09:34 **Initial Calibration Time(s):** 09:39 18:31

GC Column: ZB-MR2 **ID:** 0.32 (mm)

COMPOUND		CCAL RT	AVG RT	RT WINDOW FROM	TO	DIFF RT
Aroclor-1016-1	(1)	4.71	4.73	4.63	4.83	0.02
Aroclor-1016-2	(2)	4.73	4.75	4.65	4.85	0.02
Aroclor-1016-3	(3)	4.91	4.92	4.82	5.02	0.01
Aroclor-1016-4	(4)	4.95	4.96	4.86	5.06	0.01
Aroclor-1016-5	(5)	5.16	5.18	5.08	5.28	0.02
Aroclor-1260-1	(1)	6.19	6.21	6.11	6.31	0.02
Aroclor-1260-2	(2)	6.38	6.39	6.29	6.49	0.01
Aroclor-1260-3	(3)	6.53	6.55	6.45	6.65	0.02
Aroclor-1260-4	(4)	7.00	7.02	6.92	7.12	0.02
Aroclor-1260-5	(5)	7.24	7.26	7.16	7.36	0.02
Tetrachloro-m-xylene		3.64	3.65	3.55	3.75	0.01
Decachlorobiphenyl		8.62	8.64	8.54	8.74	0.02

284 Sheffield Street, Mountainside, New Jersey 07092, Phone : 908 789 8900, Fax : 908 789 8922

CALIBRATION VERIFICATION SUMMARY

Lab Name: Alliance **Contract:** REMI01

Lab Code: ACE **SDG NO.:** Q3743

GC Column: ZB-MR1 **ID:** 0.32 (mm) **Initi. Calib. Date(s):** 11/04/2025 11/04/2025

Client Sample No.: CCAL03 **Date Analyzed:** 12/03/2025

Lab Sample No.: AR1660CCC500 **Data File :** PO115552.D **Time Analyzed:** 09:34

COMPOUND	RT	RT WINDOW FROM	RT WINDOW TO	CALC AMOUNT(ng)	NOM AMOUNT(ng)	%D
Aroclor-1016-1	5.474	5.387	5.587	470.340	500.000	-5.9
Aroclor-1016-2	5.497	5.408	5.608	505.670	500.000	1.1
Aroclor-1016-3	5.559	5.470	5.670	559.330	500.000	11.9
Aroclor-1016-4	5.654	5.566	5.766	541.740	500.000	8.3
Aroclor-1016-5	5.946	5.858	6.058	522.030	500.000	4.4
Aroclor-1260-1	7.060	6.971	7.171	518.800	500.000	3.8
Aroclor-1260-2	7.313	7.225	7.425	539.800	500.000	8.0
Aroclor-1260-3	7.671	7.582	7.782	522.570	500.000	4.5
Aroclor-1260-4	7.893	7.803	8.003	501.910	500.000	0.4
Aroclor-1260-5	8.199	8.110	8.310	491.180	500.000	-1.8
Decachlorobiphenyl	9.911	9.830	10.030	58.250	50.000	16.5
Tetrachloro-m-xylene	4.336	4.248	4.448	56.580	50.000	13.2

284 Sheffield Street, Mountainside, New Jersey 07092, Phone : 908 789 8900, Fax : 908 789 8922

CALIBRATION VERIFICATION SUMMARY

Lab Name: Alliance **Contract:** REMI01

Lab Code: ACE **SDG NO.:** Q3743

GC Column: ZB-MR2 **ID:** 0.32 (mm) **Initi. Calib. Date(s):** 11/04/2025 11/04/2025

Client Sample No.: CCAL03 **Date Analyzed:** 12/03/2025

Lab Sample No.: AR1660CCC500 **Data File :** PO115552.D **Time Analyzed:** 09:34

COMPOUND	RT	RT WINDOW FROM	RT WINDOW TO	CALC AMOUNT(ng)	NOM AMOUNT(ng)	%D
Aroclor-1016-1	4.714	4.628	4.828	483.410	500.000	-3.3
Aroclor-1016-2	4.734	4.647	4.847	463.460	500.000	-7.3
Aroclor-1016-3	4.908	4.821	5.021	430.720	500.000	-13.9
Aroclor-1016-4	4.950	4.864	5.064	406.600	500.000	-18.7
Aroclor-1016-5	5.162	5.076	5.276	538.120	500.000	7.6
Aroclor-1260-1	6.191	6.106	6.306	441.910	500.000	-11.6
Aroclor-1260-2	6.379	6.294	6.494	409.120	500.000	-18.2
Aroclor-1260-3	6.531	6.446	6.646	416.000	500.000	-16.8
Aroclor-1260-4	7.002	6.917	7.117	410.560	500.000	-17.9
Aroclor-1260-5	7.243	7.158	7.358	412.150	500.000	-17.6
Decachlorobiphenyl	8.623	8.541	8.741	53.610	50.000	7.2
Tetrachloro-m-xylene	3.640	3.548	3.748	52.170	50.000	4.3

284 Sheffield Street, Mountainside, New Jersey 07092, Phone : 908 789 8900,
Fax : 908 789 8922

CALIBRATION VERIFICATION SUMMARY

Lab Name: Alliance **Contract:** REMI01

Lab Code: ACE **SDG NO.:** Q3743

Continuing Calib Date: 12/03/2025 **Initial Calibration Date(s):** 11/04/2025 11/04/2025

Continuing Calib Time: 14:22 **Initial Calibration Time(s):** 09:39 18:31

GC Column: ZB-MR1 **ID:** 0.32 (mm)

COMPOUND		CCAL RT	AVG RT	RT WINDOW FROM	TO	DIFF RT
Aroclor-1016-1	(1)	5.48	5.49	5.39	5.59	0.02
Aroclor-1016-2	(2)	5.50	5.51	5.41	5.61	0.01
Aroclor-1016-3	(3)	5.56	5.57	5.47	5.67	0.01
Aroclor-1016-4	(4)	5.65	5.67	5.57	5.77	0.02
Aroclor-1016-5	(5)	5.95	5.96	5.86	6.06	0.01
Aroclor-1260-1	(1)	7.06	7.07	6.97	7.17	0.01
Aroclor-1260-2	(2)	7.31	7.33	7.23	7.43	0.02
Aroclor-1260-3	(3)	7.67	7.68	7.58	7.78	0.01
Aroclor-1260-4	(4)	7.89	7.90	7.80	8.00	0.01
Aroclor-1260-5	(5)	8.20	8.21	8.11	8.31	0.01
Tetrachloro-m-xylene		4.34	4.35	4.25	4.45	0.01
Decachlorobiphenyl		9.91	9.93	9.83	10.03	0.02

284 Sheffield Street, Mountainside, New Jersey 07092, Phone : 908 789 8900,
Fax : 908 789 8922

CALIBRATION VERIFICATION SUMMARY

Lab Name: Alliance **Contract:** REMI01

Lab Code: ACE **SDG NO.:** Q3743

Continuing Calib Date: 12/03/2025 **Initial Calibration Date(s):** 11/04/2025 11/04/2025

Continuing Calib Time: 14:22 **Initial Calibration Time(s):** 09:39 18:31

GC Column: ZB-MR2 **ID:** 0.32 (mm)

COMPOUND		CCAL RT	AVG RT	RT WINDOW FROM	TO	DIFF RT
Aroclor-1016-1	(1)	4.72	4.73	4.63	4.83	0.01
Aroclor-1016-2	(2)	4.73	4.75	4.65	4.85	0.02
Aroclor-1016-3	(3)	4.91	4.92	4.82	5.02	0.01
Aroclor-1016-4	(4)	4.95	4.96	4.86	5.06	0.01
Aroclor-1016-5	(5)	5.16	5.18	5.08	5.28	0.02
Aroclor-1260-1	(1)	6.19	6.21	6.11	6.31	0.02
Aroclor-1260-2	(2)	6.38	6.39	6.29	6.49	0.01
Aroclor-1260-3	(3)	6.53	6.55	6.45	6.65	0.02
Aroclor-1260-4	(4)	7.00	7.02	6.92	7.12	0.02
Aroclor-1260-5	(5)	7.24	7.26	7.16	7.36	0.02
Tetrachloro-m-xylene		3.64	3.65	3.55	3.75	0.01
Decachlorobiphenyl		8.62	8.64	8.54	8.74	0.02

284 Sheffield Street, Mountainside, New Jersey 07092, Phone : 908 789 8900, Fax : 908 789 8922

CALIBRATION VERIFICATION SUMMARY

Lab Name: Alliance **Contract:** REMI01

Lab Code: ACE **SDG NO.:** Q3743

GC Column: ZB-MR1 **ID:** 0.32 (mm) **Initi. Calib. Date(s):** 11/04/2025 11/04/2025

Client Sample No.: CCAL04 **Date Analyzed:** 12/03/2025

Lab Sample No.: AR1660CCC500 **Data File :** PO115565.D **Time Analyzed:** 14:22

COMPOUND	RT	RT WINDOW FROM	RT WINDOW TO	CALC AMOUNT(ng)	NOM AMOUNT(ng)	%D
Aroclor-1016-1	5.475	5.387	5.587	486.940	500.000	-2.6
Aroclor-1016-2	5.496	5.408	5.608	462.390	500.000	-7.5
Aroclor-1016-3	5.557	5.470	5.670	489.160	500.000	-2.2
Aroclor-1016-4	5.654	5.566	5.766	479.290	500.000	-4.1
Aroclor-1016-5	5.945	5.858	6.058	473.190	500.000	-5.4
Aroclor-1260-1	7.059	6.971	7.171	504.760	500.000	1.0
Aroclor-1260-2	7.313	7.225	7.425	514.490	500.000	2.9
Aroclor-1260-3	7.670	7.582	7.782	508.230	500.000	1.6
Aroclor-1260-4	7.893	7.803	8.003	477.910	500.000	-4.4
Aroclor-1260-5	8.199	8.110	8.310	468.510	500.000	-6.3
Decachlorobiphenyl	9.914	9.830	10.030	57.970	50.000	15.9
Tetrachloro-m-xylene	4.336	4.248	4.448	57.090	50.000	14.2

284 Sheffield Street, Mountainside, New Jersey 07092, Phone : 908 789 8900, Fax : 908 789 8922

CALIBRATION VERIFICATION SUMMARY

Lab Name: Alliance **Contract:** REMI01

Lab Code: ACE **SDG NO.:** Q3743

GC Column: ZB-MR2 **ID:** 0.32 (mm) **Initi. Calib. Date(s):** 11/04/2025 11/04/2025

Client Sample No.: CCAL04 **Date Analyzed:** 12/03/2025

Lab Sample No.: AR1660CCC500 **Data File :** PO115565.D **Time Analyzed:** 14:22

COMPOUND	RT	RT WINDOW FROM	RT WINDOW TO	CALC AMOUNT(ng)	NOM AMOUNT(ng)	%D
Aroclor-1016-1	4.715	4.628	4.828	488.550	500.000	-2.3
Aroclor-1016-2	4.734	4.647	4.847	467.850	500.000	-6.4
Aroclor-1016-3	4.908	4.821	5.021	469.280	500.000	-6.1
Aroclor-1016-4	4.949	4.864	5.064	415.460	500.000	-16.9
Aroclor-1016-5	5.162	5.076	5.276	547.590	500.000	9.5
Aroclor-1260-1	6.191	6.106	6.306	431.240	500.000	-13.8
Aroclor-1260-2	6.379	6.294	6.494	402.390	500.000	-19.5
Aroclor-1260-3	6.531	6.446	6.646	394.340	500.000	-21.1
Aroclor-1260-4	7.002	6.917	7.117	392.140	500.000	-21.6
Aroclor-1260-5	7.244	7.158	7.358	391.850	500.000	-21.6
Decachlorobiphenyl	8.624	8.541	8.741	50.710	50.000	1.4
Tetrachloro-m-xylene	3.640	3.548	3.748	53.110	50.000	6.2

284 Sheffield Street, Mountainside, New Jersey 07092, Phone : 908 789 8900,
Fax : 908 789 8922

Analytical Sequence

Client: Remington & Vernick **SDG No.:** Q3743

Project: Saddler Property **Instrument ID:** ECD_O

GC Column: ZB-MR1 **ID:** 0.32 (mm) **Inst. Calib. Date(s):** 11/04/2025 11/04/2025

THE ANALYTICAL SEQUENCE OF PERFORMANCE EVALUATION MIXTURES, BLANKS, SAMPLES, AND STANDARDS IS GIVEN BELOW:

CLIENT ID	LAB SAMPLE ID	DATE ANALYZED	TIME ANALYZED	DATAFILE	DCB RT #	TCX RT #
I.BLK	I.BLK	11/04/2025	09:21	PO114870.D	9.93	4.35
AR1660ICC1000	AR1660ICC1000	11/04/2025	09:39	PO114871.D	9.93	4.35
AR1660ICC750	AR1660ICC750	11/04/2025	09:58	PO114872.D	9.93	4.35
AR1660ICC500	AR1660ICC500	11/04/2025	10:16	PO114873.D	9.93	4.35
AR1660ICC250	AR1660ICC250	11/04/2025	10:34	PO114874.D	9.93	4.35
AR1660ICC050	AR1660ICC050	11/04/2025	10:53	PO114875.D	9.93	4.35
AR1221ICC500	AR1221ICC500	11/04/2025	11:11	PO114876.D	9.93	4.35
AR1232ICC500	AR1232ICC500	11/04/2025	11:30	PO114877.D	9.93	4.35
AR1242ICC1000	AR1242ICC1000	11/04/2025	11:48	PO114878.D	9.93	4.35
AR1242ICC750	AR1242ICC750	11/04/2025	12:06	PO114879.D	9.93	4.35
AR1242ICC500	AR1242ICC500	11/04/2025	12:25	PO114880.D	9.93	4.35
AR1242ICC250	AR1242ICC250	11/04/2025	12:42	PO114881.D	9.93	4.35
AR1242ICC050	AR1242ICC050	11/04/2025	13:00	PO114882.D	9.93	4.35
AR1248ICC1000	AR1248ICC1000	11/04/2025	13:19	PO114883.D	9.93	4.35
AR1248ICC750	AR1248ICC750	11/04/2025	13:37	PO114884.D	9.93	4.35
AR1248ICC500	AR1248ICC500	11/04/2025	13:56	PO114885.D	9.93	4.35
AR1248ICC250	AR1248ICC250	11/04/2025	14:14	PO114886.D	9.93	4.35
AR1248ICC050	AR1248ICC050	11/04/2025	14:33	PO114887.D	9.93	4.35
AR1254ICC1000	AR1254ICC1000	11/04/2025	14:51	PO114888.D	9.93	4.35
AR1254ICC750	AR1254ICC750	11/04/2025	15:09	PO114889.D	9.93	4.35
AR1254ICC500	AR1254ICC500	11/04/2025	15:28	PO114890.D	9.93	4.35
AR1254ICC250	AR1254ICC250	11/04/2025	16:04	PO114891.D	9.93	4.35
AR1254ICC050	AR1254ICC050	11/04/2025	16:23	PO114892.D	9.93	4.35
AR1262ICC500	AR1262ICC500	11/04/2025	17:00	PO114893.D	9.95	4.37
AR1268ICC1000	AR1268ICC1000	11/04/2025	17:18	PO114894.D	9.93	4.35
AR1268ICC750	AR1268ICC750	11/04/2025	17:36	PO114895.D	9.93	4.35
AR1268ICC500	AR1268ICC500	11/04/2025	17:55	PO114896.D	9.93	4.35
AR1268ICC250	AR1268ICC250	11/04/2025	18:13	PO114897.D	9.93	4.35
AR1268ICC050	AR1268ICC050	11/04/2025	18:31	PO114898.D	9.93	4.35
AR1660CCC500	AR1660CCC500	12/03/2025	00:18	PO115536.D	9.92	4.34
I.BLK	I.BLK	12/03/2025	01:32	PO115540.D	9.92	4.34
PB170783BL	PB170783BL	12/03/2025	02:27	PO115543.D	9.92	4.34
PB170783BS	PB170783BS	12/03/2025	02:44	PO115544.D	9.91	4.34
PB170783BSD	PB170783BSD	12/03/2025	03:01	PO115545.D	9.91	4.34
AR1660CCC500	AR1660CCC500	12/03/2025	04:33	PO115546.D	9.91	4.34
I.BLK	I.BLK	12/03/2025	06:23	PO115550.D	9.91	4.34
AR1660CCC500	AR1660CCC500	12/03/2025	09:34	PO115552.D	9.91	4.34
I.BLK	I.BLK	12/03/2025	10:48	PO115556.D	9.91	4.34
TW-1125-2	Q3743-02	12/03/2025	11:10	PO115557.D	9.91	4.34
AR1660CCC500	AR1660CCC500	12/03/2025	14:22	PO115565.D	9.91	4.34
I.BLK	I.BLK	12/03/2025	15:35	PO115569.D	9.91	4.34

284 Sheffield Street, Mountainside, New Jersey 07092, Phone : 908 789 8900,
Fax : 908 789 8922

Analytical Sequence

Client: Remington & Vernick **SDG No.:** Q3743

Project: Saddler Property **Instrument ID:** ECD_O

GC Column: ZB-MR2 **ID:** 0.32 (mm) **Inst. Calib. Date(s):** 11/04/2025 11/04/2025

THE ANALYTICAL SEQUENCE OF PERFORMANCE EVALUATION MIXTURES, BLANKS, SAMPLES, AND STANDARDS IS GIVEN BELOW:

CLIENT ID	LAB SAMPLE ID	DATE ANALYZED	TIME ANALYZED	DATAFILE	DCB RT #	TCX RT #
I.BLK	I.BLK	11/04/2025	09:21	PO114870.D	8.64	3.65
AR1660ICC1000	AR1660ICC1000	11/04/2025	09:39	PO114871.D	8.64	3.65
AR1660ICC750	AR1660ICC750	11/04/2025	09:58	PO114872.D	8.64	3.65
AR1660ICC500	AR1660ICC500	11/04/2025	10:16	PO114873.D	8.64	3.65
AR1660ICC250	AR1660ICC250	11/04/2025	10:34	PO114874.D	8.64	3.65
AR1660ICC050	AR1660ICC050	11/04/2025	10:53	PO114875.D	8.64	3.65
AR1221ICC500	AR1221ICC500	11/04/2025	11:11	PO114876.D	8.64	3.65
AR1232ICC500	AR1232ICC500	11/04/2025	11:30	PO114877.D	8.64	3.65
AR1242ICC1000	AR1242ICC1000	11/04/2025	11:48	PO114878.D	8.64	3.65
AR1242ICC750	AR1242ICC750	11/04/2025	12:06	PO114879.D	8.64	3.65
AR1242ICC500	AR1242ICC500	11/04/2025	12:25	PO114880.D	8.64	3.65
AR1242ICC250	AR1242ICC250	11/04/2025	12:42	PO114881.D	8.64	3.65
AR1242ICC050	AR1242ICC050	11/04/2025	13:00	PO114882.D	8.64	3.65
AR1248ICC1000	AR1248ICC1000	11/04/2025	13:19	PO114883.D	8.64	3.65
AR1248ICC750	AR1248ICC750	11/04/2025	13:37	PO114884.D	8.64	3.65
AR1248ICC500	AR1248ICC500	11/04/2025	13:56	PO114885.D	8.64	3.65
AR1248ICC250	AR1248ICC250	11/04/2025	14:14	PO114886.D	8.64	3.65
AR1248ICC050	AR1248ICC050	11/04/2025	14:33	PO114887.D	8.64	3.65
AR1254ICC1000	AR1254ICC1000	11/04/2025	14:51	PO114888.D	8.64	3.65
AR1254ICC750	AR1254ICC750	11/04/2025	15:09	PO114889.D	8.64	3.65
AR1254ICC500	AR1254ICC500	11/04/2025	15:28	PO114890.D	8.64	3.65
AR1254ICC250	AR1254ICC250	11/04/2025	16:04	PO114891.D	8.64	3.65
AR1254ICC050	AR1254ICC050	11/04/2025	16:23	PO114892.D	8.64	3.65
AR1262ICC500	AR1262ICC500	11/04/2025	17:00	PO114893.D	8.64	3.65
AR1268ICC1000	AR1268ICC1000	11/04/2025	17:18	PO114894.D	8.64	3.65
AR1268ICC750	AR1268ICC750	11/04/2025	17:36	PO114895.D	8.64	3.65
AR1268ICC500	AR1268ICC500	11/04/2025	17:55	PO114896.D	8.64	3.65
AR1268ICC250	AR1268ICC250	11/04/2025	18:13	PO114897.D	8.64	3.65
AR1268ICC050	AR1268ICC050	11/04/2025	18:31	PO114898.D	8.64	3.65
AR1660CCC500	AR1660CCC500	12/03/2025	00:18	PO115536.D	8.63	3.64
I.BLK	I.BLK	12/03/2025	01:32	PO115540.D	8.63	3.64
PB170783BL	PB170783BL	12/03/2025	02:27	PO115543.D	8.63	3.64
PB170783BS	PB170783BS	12/03/2025	02:44	PO115544.D	8.62	3.64
PB170783BSD	PB170783BSD	12/03/2025	03:01	PO115545.D	8.62	3.64
AR1660CCC500	AR1660CCC500	12/03/2025	04:33	PO115546.D	8.63	3.64
I.BLK	I.BLK	12/03/2025	06:23	PO115550.D	8.62	3.64
AR1660CCC500	AR1660CCC500	12/03/2025	09:34	PO115552.D	8.62	3.64
I.BLK	I.BLK	12/03/2025	10:48	PO115556.D	8.62	3.64
TW-1125-2	Q3743-02	12/03/2025	11:10	PO115557.D	8.63	3.64
AR1660CCC500	AR1660CCC500	12/03/2025	14:22	PO115565.D	8.62	3.64
I.BLK	I.BLK	12/03/2025	15:35	PO115569.D	8.62	3.64

Alliance TECHNICAL GROUP
284 Sheffield Street, Mountainside, New Jersey 07092, Phone : 908 789 8900,
Fax : 908 789 8922

IDENTIFICATION SUMMARY
FOR MULTICOMPONENT ANALYTES

SAMPLE NO.
PB170783BS

Lab Name: Alliance
Contract: REMI01
Lab Code: ACE
SDG NO.: Q3743
Lab Sample ID: PB170783BS
Date(s) Analyzed: 12/03/2025 12/03/2025
Instrument ID (1): ECD_O
Instrument ID (2): ECD_O
GC Column: (1): ZB-MR1 ID: 0.32 (mm)
GC Column:(2): ZB-MR2 ID: 0.32 (mm)
Data file PO115544.D

ANALYTE	COL	RT	RT WINDOW FROM	RT WINDOW TO	CONCENTRATION	MEAN CONCENTRATION	%RPD
Aroclor-1016	1	5.474	5.424	5.524	0.038		
	2	5.496	5.446	5.546	0.044		
	3	5.557	5.507	5.607	0.056		
COLUMN 1	4	5.654	5.604	5.704	0.050		
	5	5.944	5.894	5.994	0.056	0.049	
	1	4.715	4.665	4.765	0.053		
	2	4.733	4.683	4.783	0.047		
	3	4.908	4.858	4.958	0.045		
	4	4.95	4.9	5	0.047		
COLUMN 2	5	5.161	5.111	5.211	0.054	0.050	1.83
Aroclor-1260	1	7.059	7.009	7.109	0.067		
	2	7.313	7.263	7.363	0.059		
	3	7.67	7.62	7.72	0.044		
COLUMN 1	4	7.891	7.841	7.941	0.048		
	5	8.198	8.148	8.248	0.041	0.052	
	1	6.191	6.141	6.241	0.058		
	2	6.379	6.329	6.429	0.047		
	3	6.532	6.482	6.582	0.059		
	4	7.002	6.952	7.052	0.039		
COLUMN 2	5	7.244	7.194	7.294	0.036	0.048	8.43

284 Sheffield Street, Mountainside, New Jersey 07092, Phone : 908 789 8900,
Fax : 908 789 8922

IDENTIFICATION SUMMARY
FOR MULTICOMPONENT ANALYTES

SAMPLE NO.
PB170783BSD

Lab Name: Alliance
Contract: REMI01
Lab Code: ACE
SDG NO.: Q3743
Lab Sample ID: PB170783BSD
Date(s) Analyzed: 12/03/2025 12/03/2025
Instrument ID (1): ECD_O
Instrument ID (2): ECD_O
GC Column: (1): ZB-MR1 ID: 0.32 (mm)
GC Column:(2): ZB-MR2 ID: 0.32 (mm)
Data file PO115545.D

ANALYTE	COL	RT	RT WINDOW FROM	RT WINDOW TO	CONCENTRATION	MEAN CONCENTRATION	%RPD
Aroclor-1016	1	5.474	5.424	5.524	0.044		
	2	5.497	5.447	5.547	0.045		
	3	5.558	5.508	5.608	0.053		
COLUMN 1	4	5.654	5.604	5.704	0.047		
	5	5.945	5.895	5.995	0.053	0.048	
	1	4.716	4.666	4.766	0.056		
	2	4.734	4.684	4.784	0.049		
	3	4.91	4.86	4.96	0.049		
	4	4.952	4.902	5.002	0.052		
COLUMN 2	5	5.163	5.113	5.213	0.055	0.052	7.36
Aroclor-1260	1	7.059	7.009	7.109	0.063		
	2	7.313	7.263	7.363	0.057		
	3	7.67	7.62	7.72	0.043		
COLUMN 1	4	7.893	7.843	7.943	0.049		
	5	8.198	8.148	8.248	0.042	0.051	
	1	6.193	6.143	6.243	0.057		
	2	6.38	6.33	6.43	0.049		
	3	6.534	6.484	6.584	0.058		
	4	7.003	6.953	7.053	0.039		
COLUMN 2	5	7.244	7.194	7.294	0.037	0.048	6.7

SAMPLE RAW DATA

Sample Results: **PO115557.D**

9

Data Path : Z:\pestpcbsrv\HPCHEM1\ECD_O\Data\PO120325\
Data File : PO115557.D
Signal(s) : Signal #1: ECD1A.ch Signal #2: ECD2B.ch
Acq On : 03 Dec 2025 11:10
Operator : YP/AJ
Sample : Q3743-02
Misc :
ALS Vial : 7 Sample Multiplier: 1

Integration File signal 1: autoint1.e
Integration File signal 2: autoint2.e
Quant Time: Dec 03 12:18:15 2025
Quant Method : Z:\pestpcbsrv\HPCHEM1\ECD_O\methods\PO110425.M
Quant Title : GC EXTRACTABLES
QLast Update : Wed Nov 05 06:00:07 2025
Response via : Initial Calibration
Integrator: ChemStation

Volume Inj. : 2 µl
Signal #1 Phase : ZB-MR1 Signal #2 Phase: ZB-MR2
Signal #1 Info : 30Mx0.32mmx 0.50µ Signal #2 Info : 30M x 0.32mm x 0.25µm

Instrument :
ECD_O
ClientSampleId :
TW-1125-2

Manual Integrations APPROVED
Reviewed By :Rahul Chavli 12/04/2025
Supervised By :mohammad ahmed 12/05/2025

Compound	RT#1	RT#2	Resp#1	Resp#2	ng/ml	ng/ml
System Monitoring Compounds						
1) SA Tetrachlo...	4.339	3.641	84875117	54089465	12.059m	12.109
2) SA Decachlor...	9.913	8.625	59972967	37972933	13.568m	9.727 #
Target Compounds						

(f)=RT Delta > 1/2 Window (#)=Amounts differ by > 25% (m)=manual int.

Sample Results: **PO115557.D**

Data Path : Z:\pestpcbsrv\HPCHEM1\ECD_O\Data\PO120325\
Data File : PO115557.D
Signal(s) : Signal #1: ECD1A.ch Signal #2: ECD2B.ch
Acq On : 03 Dec 2025 11:10
Operator : YP/AJ
Sample : Q3743-02
Misc :
ALS Vial : 7 Sample Multiplier: 1

Integration File signal 1: autoint1.e
Integration File signal 2: autoint2.e
Quant Time: Dec 03 12:18:15 2025
Quant Method : Z:\pestpcbsrv\HPCHEM1\ECD_O\methods\PO110425.M
Quant Title : GC EXTRACTABLES
QLast Update : Wed Nov 05 06:00:07 2025
Response via : Initial Calibration
Integrator: ChemStation

Volume Inj. : 2 µl
Signal #1 Phase : ZB-MR1 Signal #2 Phase: ZB-MR2
Signal #1 Info : 30Mx0.32mmx 0.50µ Signal #2 Info : 30M x 0.32mm x 0.25µm

Instrument :
ECD_O
ClientSampleId :
TW-1125-2

Manual Integrations APPROVED
Reviewed By :Rahul Chavli 12/04/2025
Supervised By :mohammad ahmed 12/05/2025

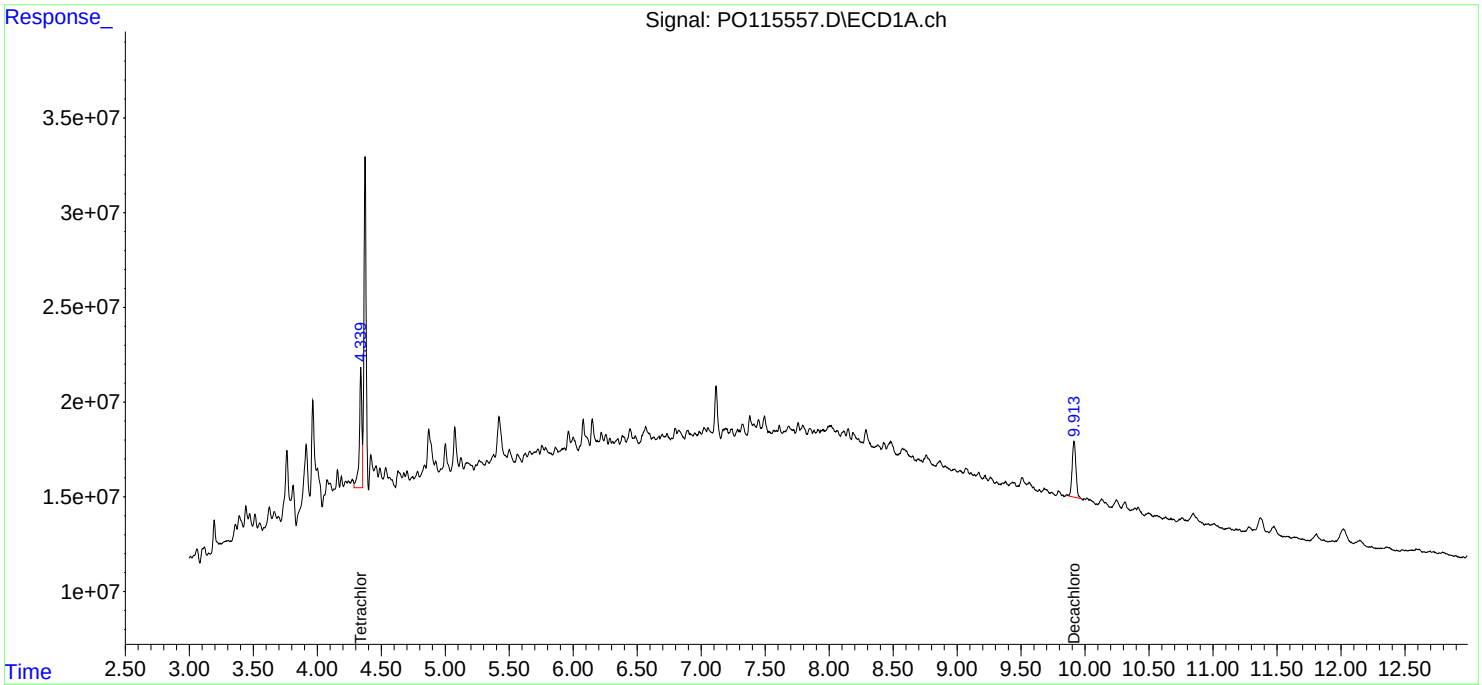

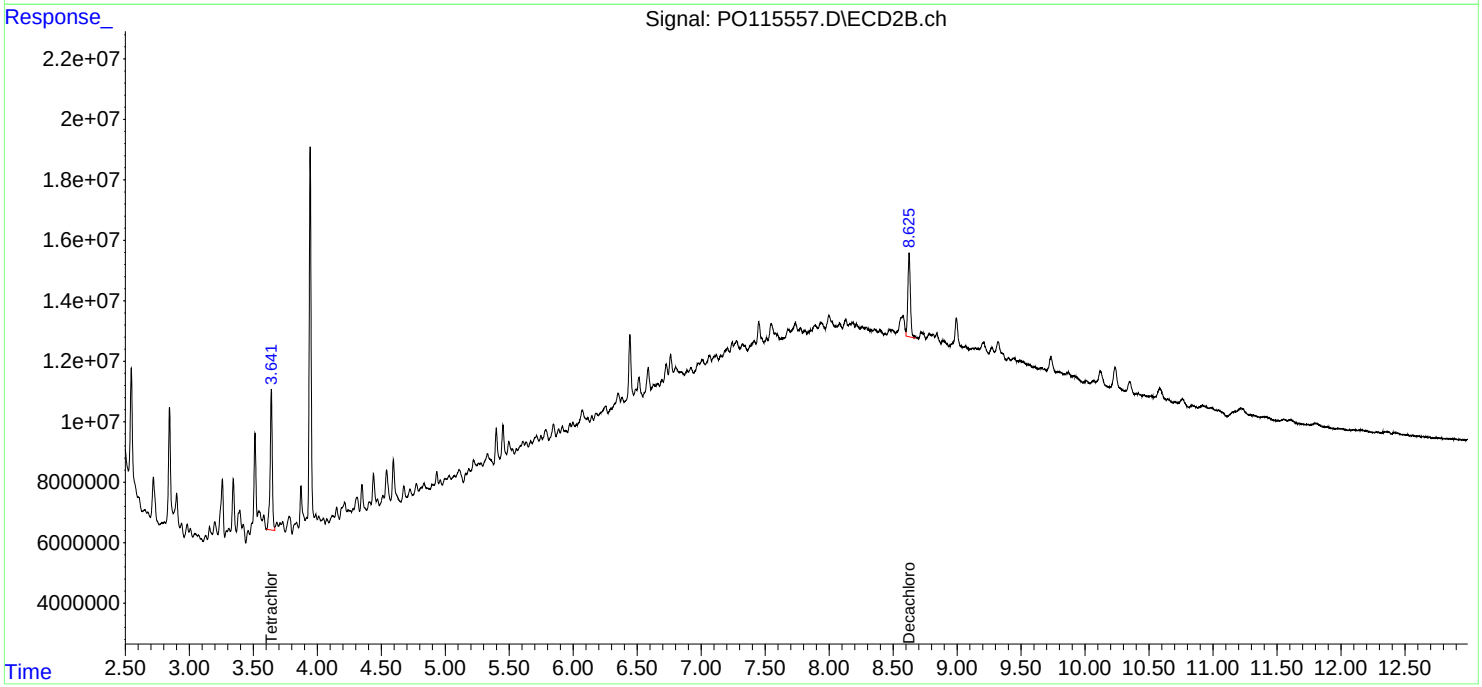

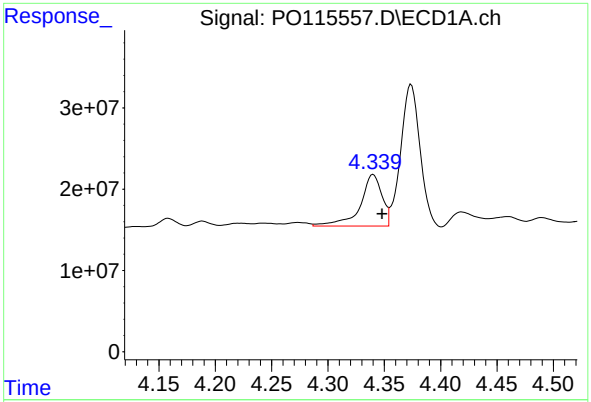


```
#1  Tetrachloro-m-xylene

      R.T.:    4.339 min
Delta R.T.:   -0.009 min
  Response:  84875117
      Conc:  12.06 ng/ml
```

Instrument :
ECD_O
ClientSampleId :
TW-1125-2

Manual Integrations
APPROVED

Reviewed By :Rahul Chavli 12/04/2025
Supervised By :mohammad ahmed 12/05/2025

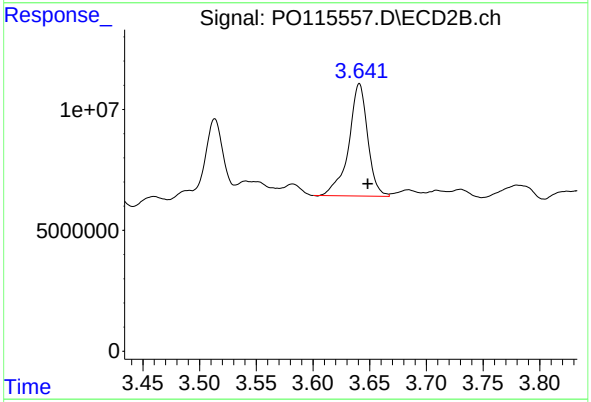


```
#1  Tetrachloro-m-xylene

      R.T.:    3.641 min
Delta R.T.:   -0.007 min
  Response:  54089465
      Conc:  12.11 ng/ml
```

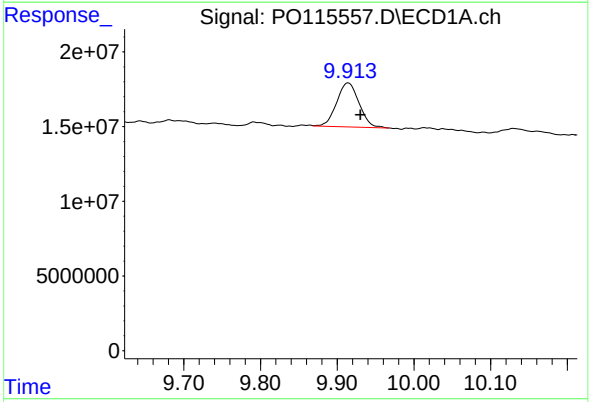


```
#2  Decachlorobiphenyl

      R.T.:    9.913 min
Delta R.T.:   -0.017 min
  Response:  59972967
      Conc:  13.57 ng/ml m
```

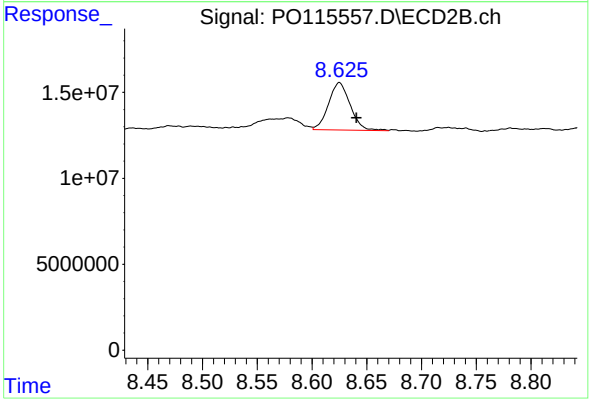


```
#2  Decachlorobiphenyl

      R.T.:    8.625 min
Delta R.T.:   -0.016 min
  Response:  37972933
      Conc:   9.73 ng/ml
```

Sample Results: **PO115543.D**

9

Data Path : Z:\pestpcbsrv\HPCHEM1\ECD_O\Data\PO120225\
Data File : PO115543.D
Signal(s) : Signal #1: ECD1A.ch Signal #2: ECD2B.ch
Acq On : 03 Dec 2025 02:27
Operator : YP/AJ
Sample : PB170783BL
Misc :
ALS Vial : 29 Sample Multiplier: 1

Integration File signal 1: autoint1.e
Integration File signal 2: autoint2.e
Quant Time: Dec 03 04:37:50 2025
Quant Method : Z:\pestpcbsrv\HPCHEM1\ECD_O\methods\PO110425.M
Quant Title : GC EXTRACTABLES
QLast Update : Wed Nov 05 06:00:07 2025
Response via : Initial Calibration
Integrator: ChemStation

Volume Inj. : 2 µl
Signal #1 Phase : ZB-MR1 Signal #2 Phase: ZB-MR2
Signal #1 Info : 30Mx0.32mmx 0.50µ Signal #2 Info : 30M x 0.32mm x 0.25µm

Instrument :
ECD_O
ClientSampleId :
PB170783BL

Manual Integrations APPROVED

Reviewed By :Rahul Chavli 12/03/2025
Supervised By :Sohil Jodhani 12/03/2025

Compound	RT#1	RT#2	Resp#1	Resp#2	ng/ml	ng/ml
System Monitoring Compounds						
1) SA Tetrachlo...	4.338	3.640	157.5E6	98318709	22.381	22.011
2) SA Decachlor...	9.915	8.625	101.1E6	84325921	22.870m	21.601
Target Compounds						

(f)=RT Delta > 1/2 Window (#)=Amounts differ by > 25% (m)=manual int.

Sample Results: **PO115543.D**

Data Path : Z:\pestpcbsrv\HPCHEM1\ECD_O\Data\PO120225\
Data File : PO115543.D
Signal(s) : Signal #1: ECD1A.ch Signal #2: ECD2B.ch
Acq On : 03 Dec 2025 02:27
Operator : YP/AJ
Sample : PB170783BL
Misc :
ALS Vial : 29 Sample Multiplier: 1

Integration File signal 1: autoint1.e
Integration File signal 2: autoint2.e
Quant Time: Dec 03 04:37:50 2025
Quant Method : Z:\pestpcbsrv\HPCHEM1\ECD_O\methods\PO110425.M
Quant Title : GC EXTRACTABLES
QLast Update : Wed Nov 05 06:00:07 2025
Response via : Initial Calibration
Integrator: ChemStation

Volume Inj. : 2 µl
Signal #1 Phase : ZB-MR1 Signal #2 Phase: ZB-MR2
Signal #1 Info : 30Mx0.32mmx 0.50µ Signal #2 Info : 30M x 0.32mm x 0.25µm

Instrument :
ECD_O
ClientSampleId :
PB170783BL

Manual Integrations APPROVED
Reviewed By :Rahul Chavli 12/03/2025
Supervised By :Sohil Jodhani 12/03/2025

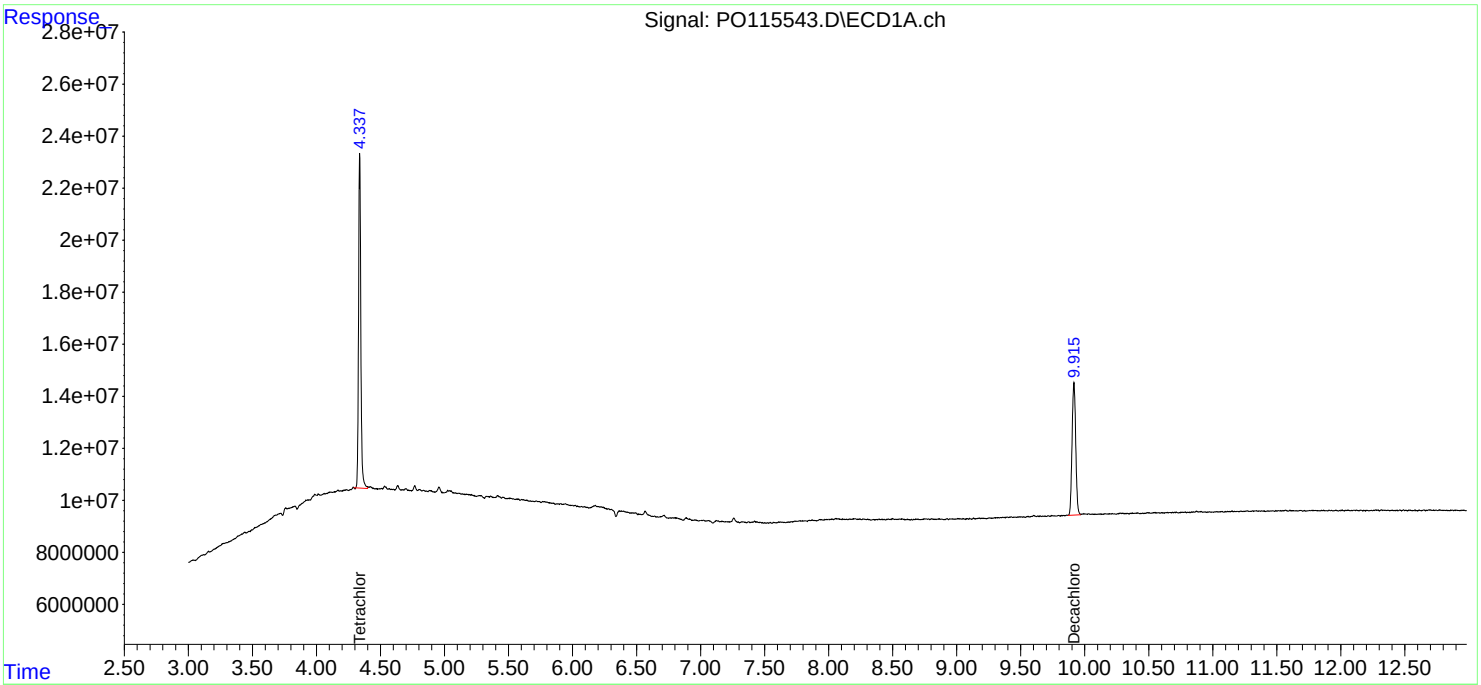

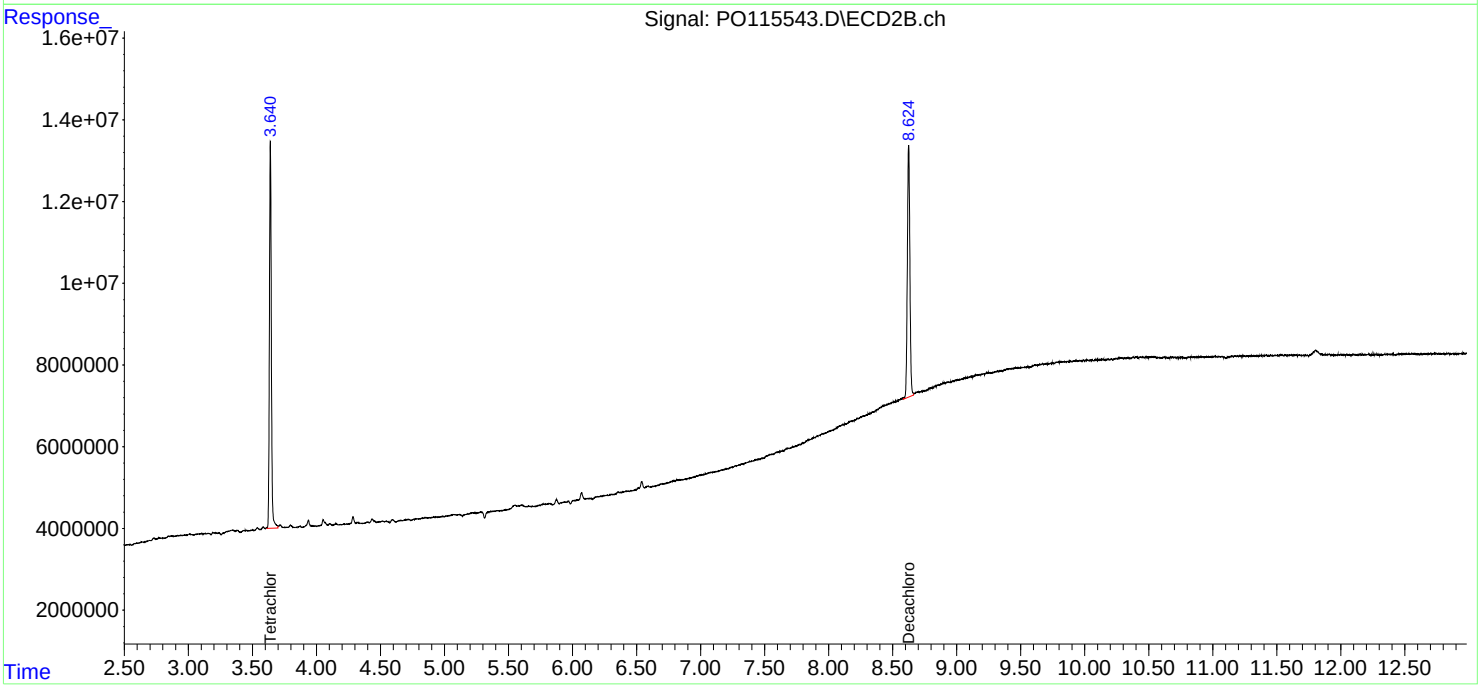

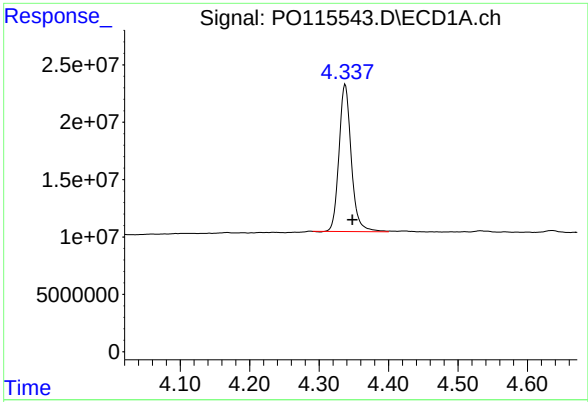


```
#1  Tetrachloro-m-xylene

      R.T.:    4.338 min
Delta R.T.:   -0.010 min
  Response: 157516949
      Conc:  22.38 ng/ml
```

Instrument :
ECD_O
ClientSampleId :
PB170783BL

Manual Integrations
APPROVED

Reviewed By :Rahul Chavli 12/03/2025
Supervised By :Sohil Jodhani 12/03/2025

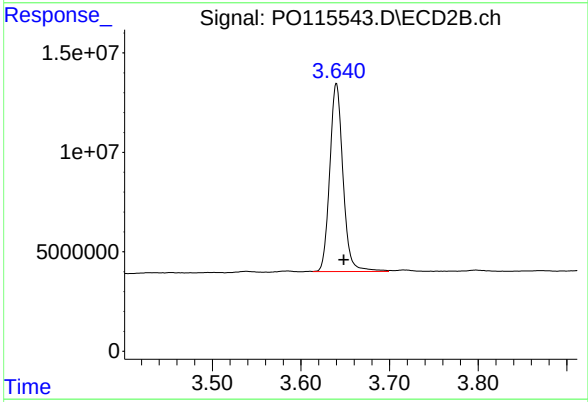


```
#1  Tetrachloro-m-xylene

      R.T.:    3.640 min
Delta R.T.:   -0.008 min
  Response:  98318709
      Conc:  22.01 ng/ml
```

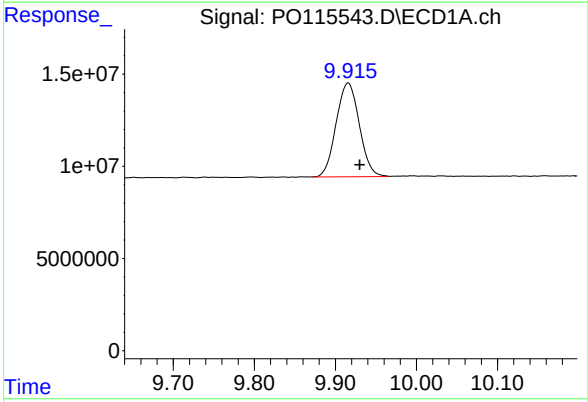


```
#2  Decachlorobiphenyl

      R.T.:    9.915 min
Delta R.T.:   -0.015 min
  Response: 101091064
      Conc:  22.87 ng/ml m
```

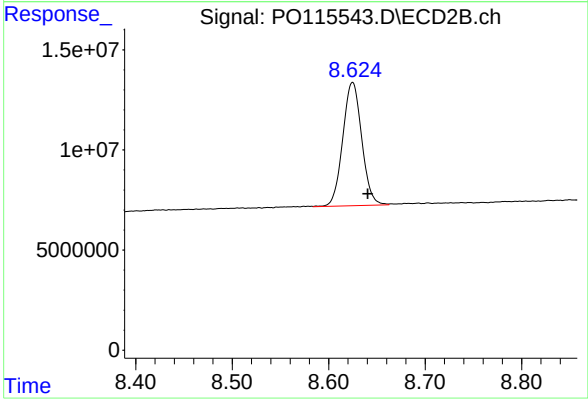


```
#2  Decachlorobiphenyl

      R.T.:    8.625 min
Delta R.T.:   -0.016 min
  Response:  84325921
      Conc:  21.60 ng/ml
```

Sample Results: **PO115544.D**

9

Data Path : Z:\pestpcbsrv\HPCHEM1\ECD_O\Data\PO120225\
Data File : PO115544.D
Signal(s) : Signal #1: ECD1A.ch Signal #2: ECD2B.ch
Acq On : 03 Dec 2025 02:44
Operator : YP/AJ
Sample : PB170783BS
Misc :
ALS Vial : 30 Sample Multiplier: 1

Integration File signal 1: autoint1.e
Integration File signal 2: autoint2.e
Quant Time: Dec 03 04:38:06 2025
Quant Method : Z:\pestpcbsrv\HPCHEM1\ECD_O\methods\PO110425.M
Quant Title : GC EXTRACTABLES
QLast Update : Wed Nov 05 06:00:07 2025
Response via : Initial Calibration
Integrator: ChemStation

Instrument :
ECD_O
ClientSampleId :
PB170783BS

Manual Integrations APPROVED
Reviewed By :Rahul Chavli 12/03/2025
Supervised By :Sohil Jodhani 12/03/2025

Volume Inj. : 2 µl
Signal #1 Phase : ZB-MR1 Signal #2 Phase: ZB-MR2
Signal #1 Info : 30Mx0.32mmx 0.50µ Signal #2 Info : 30M x 0.32mm x 0.25µm

	Compound	RT#1	RT#2	Resp#1	Resp#2	ng/ml	ng/ml
	System Monitoring Compounds						
1)	SA Tetrachlo...	4.336	3.640	162.0E6	102.0E6	23.021	22.840
2)	SA Decachlor...	9.912	8.624	105.6E6	86542140	23.886m	22.169
	Target Compounds						
3)	L1 AR-1016-1	5.474	4.715	9309825	10143548	37.842m	53.315m#
4)	L1 AR-1016-2	5.496	4.733	17414844	12782216	43.858m	47.190m
5)	L1 AR-1016-3	5.557	4.908	12389827	6729439	55.560m	45.477
6)	L1 AR-1016-4	5.654	4.950	9439736	5543403	49.979m	47.211
7)	L1 AR-1016-5	5.944	5.161	9939260	8256903	55.777m	54.068m
31)	L7 AR-1260-1	7.059	6.191	20436972	17182019	66.868	58.026
32)	L7 AR-1260-2	7.313	6.379	23353636	20274979	58.992	47.148
33)	L7 AR-1260-3	7.670	6.532	14729490	20623257	44.390	58.730m#
34)	L7 AR-1260-4	7.891	7.002	14657370	11681587	48.054	38.549
35)	L7 AR-1260-5	8.198	7.244	29529249	29808128	41.403	36.279

(f)=RT Delta > 1/2 Window (#)=Amounts differ by > 25% (m)=manual int.

Sample Results: **PO115544.D**

Data Path : Z:\pestpcbsrv\HPCHEM1\ECD_O\Data\PO120225\
Data File : PO115544.D
Signal(s) : Signal #1: ECD1A.ch Signal #2: ECD2B.ch
Acq On : 03 Dec 2025 02:44
Operator : YP/AJ
Sample : PB170783BS
Misc :
ALS Vial : 30 Sample Multiplier: 1

Integration File signal 1: autoint1.e
Integration File signal 2: autoint2.e
Quant Time: Dec 03 04:38:06 2025
Quant Method : Z:\pestpcbsrv\HPCHEM1\ECD_O\methods\PO110425.M
Quant Title : GC EXTRACTABLES
QLast Update : Wed Nov 05 06:00:07 2025
Response via : Initial Calibration
Integrator: ChemStation

Volume Inj. : 2 µl
Signal #1 Phase : ZB-MR1 Signal #2 Phase: ZB-MR2
Signal #1 Info : 30Mx0.32mmx 0.50µ Signal #2 Info : 30M x 0.32mm x 0.25µm

Instrument :
ECD_O
ClientSampleId :
PB170783BS

Manual Integrations APPROVED
Reviewed By :Rahul Chavli 12/03/2025
Supervised By :Sohil Jodhani 12/03/2025

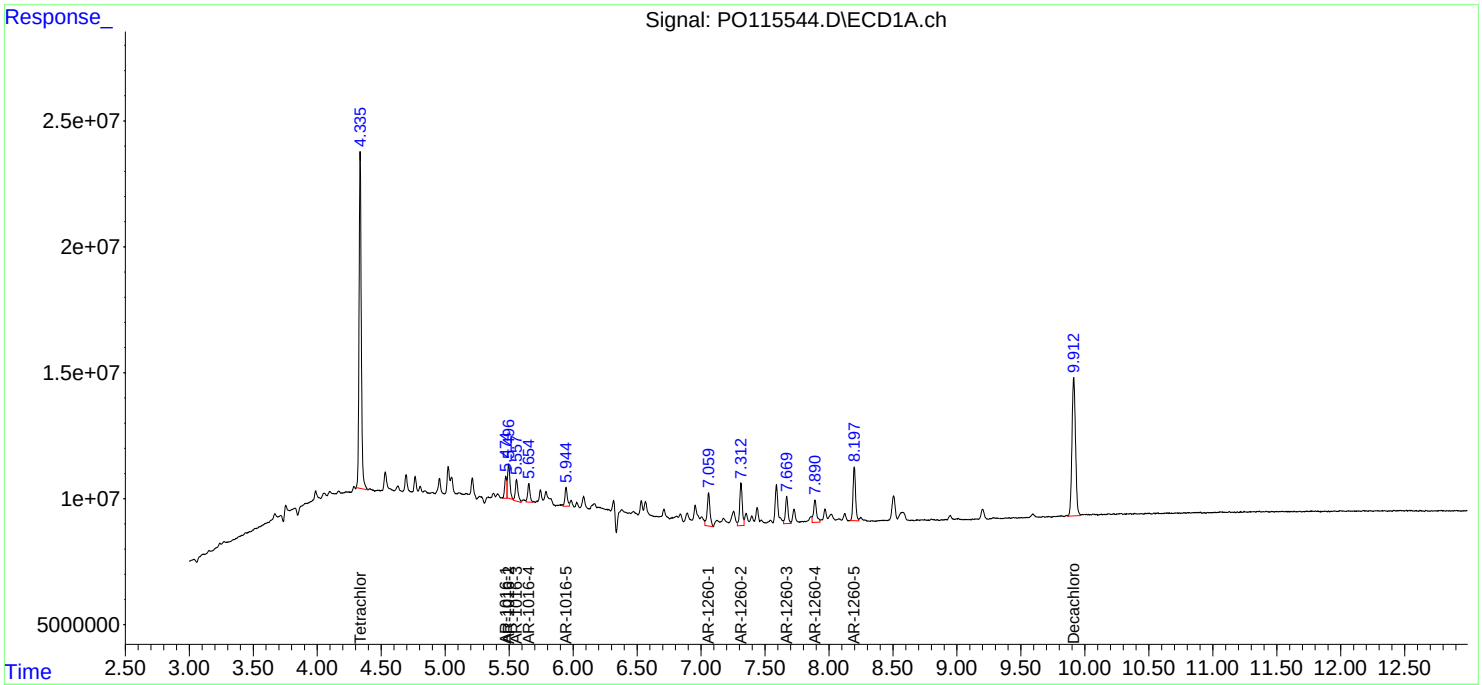

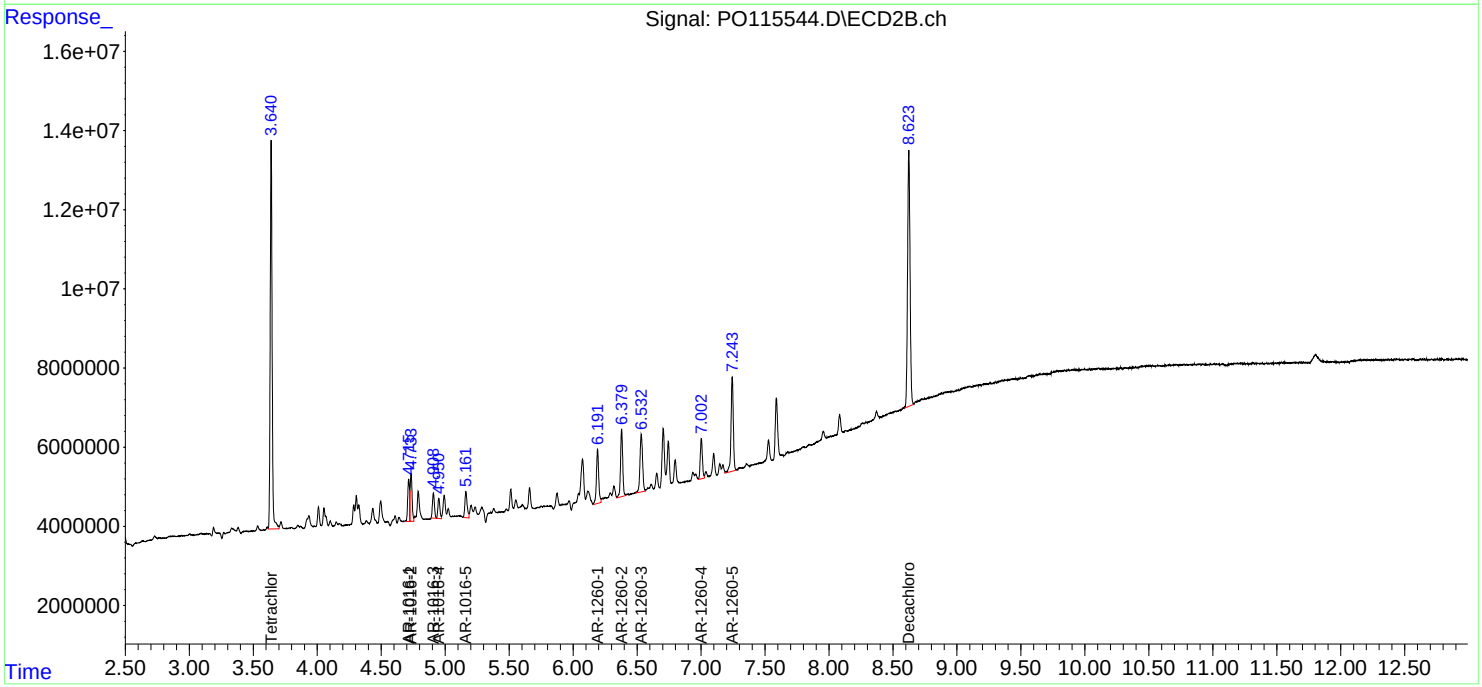

Sample Results: **PO115545.D**

Data Path : Z:\pestpcbsrv\HPCHEM1\ECD_O\Data\PO120225\
Data File : PO115545.D
Signal(s) : Signal #1: ECD1A.ch Signal #2: ECD2B.ch
Acq On : 03 Dec 2025 03:01
Operator : YP/AJ
Sample : PB170783BSD
Misc :
ALS Vial : 31 Sample Multiplier: 1

Integration File signal 1: autoint1.e
Integration File signal 2: autoint2.e
Quant Time: Dec 03 04:38:19 2025
Quant Method : Z:\pestpcbsrv\HPCHEM1\ECD_O\methods\PO110425.M
Quant Title : GC EXTRACTABLES
QLast Update : Wed Nov 05 06:00:07 2025
Response via : Initial Calibration
Integrator: ChemStation

Instrument :
ECD_O
ClientSampleId :
PB170783BSD

Manual Integrations APPROVED
Reviewed By :Rahul Chavli 12/03/2025
Supervised By :Sohil Jodhani 12/03/2025

Volume Inj. : 2 µl
Signal #1 Phase : ZB-MR1 Signal #2 Phase: ZB-MR2
Signal #1 Info : 30Mx0.32mmx 0.50µ Signal #2 Info : 30M x 0.32mm x 0.25µm

	Compound	RT#1	RT#2	Resp#1	Resp#2	ng/ml	ng/ml
	System Monitoring Compounds						
1)	SA Tetrachlo...	4.337	3.641	160.0E6	100.5E6	22.738	22.495
2)	SA Decachlor...	9.914	8.624	103.7E6	85263915	23.453m	21.841m
	Target Compounds						
3)	L1 AR-1016-1	5.474	4.716	10833755	10588186	44.036m	55.652m#
4)	L1 AR-1016-2	5.497	4.734	17996272	13302030	45.323m	49.110m
5)	L1 AR-1016-3	5.558	4.910	11747112	7279082	52.677m	49.192
6)	L1 AR-1016-4	5.654	4.952	8827577	6081708	46.738m	51.795
7)	L1 AR-1016-5	5.945	5.163	9517940	8338352	53.412m	54.601m
31)	L7 AR-1260-1	7.059	6.193	19152379	16776800	62.665	56.658
32)	L7 AR-1260-2	7.313	6.380	22544507	20863503	56.948	48.516
33)	L7 AR-1260-3	7.670	6.534	14396605	20211311	43.387	57.557 #
34)	L7 AR-1260-4	7.893	7.003	15067356	11678206	49.398	38.538
35)	L7 AR-1260-5	8.198	7.244	30088365	30057183	42.187	36.582

(f)=RT Delta > 1/2 Window (#)=Amounts differ by > 25% (m)=manual int.

Sample Results: **PO115545.D**

Data Path : Z:\pestpcbsrv\HPCHEM1\ECD_O\Data\PO120225\
Data File : PO115545.D
Signal(s) : Signal #1: ECD1A.ch Signal #2: ECD2B.ch
Acq On : 03 Dec 2025 03:01
Operator : YP/AJ
Sample : PB170783BSD
Misc :
ALS Vial : 31 Sample Multiplier: 1

Integration File signal 1: autoint1.e
Integration File signal 2: autoint2.e
Quant Time: Dec 03 04:38:19 2025
Quant Method : Z:\pestpcbsrv\HPCHEM1\ECD_O\methods\PO110425.M
Quant Title : GC EXTRACTABLES
QLast Update : Wed Nov 05 06:00:07 2025
Response via : Initial Calibration
Integrator: ChemStation

Volume Inj. : 2 µl
Signal #1 Phase : ZB-MR1 Signal #2 Phase: ZB-MR2
Signal #1 Info : 30Mx0.32mmx 0.50µ Signal #2 Info : 30M x 0.32mm x 0.25µm

Instrument :
ECD_O
ClientSampleId :
PB170783BSD

Manual Integrations APPROVED
Reviewed By :Rahul Chavli 12/03/2025
Supervised By :Sohil Jodhani 12/03/2025

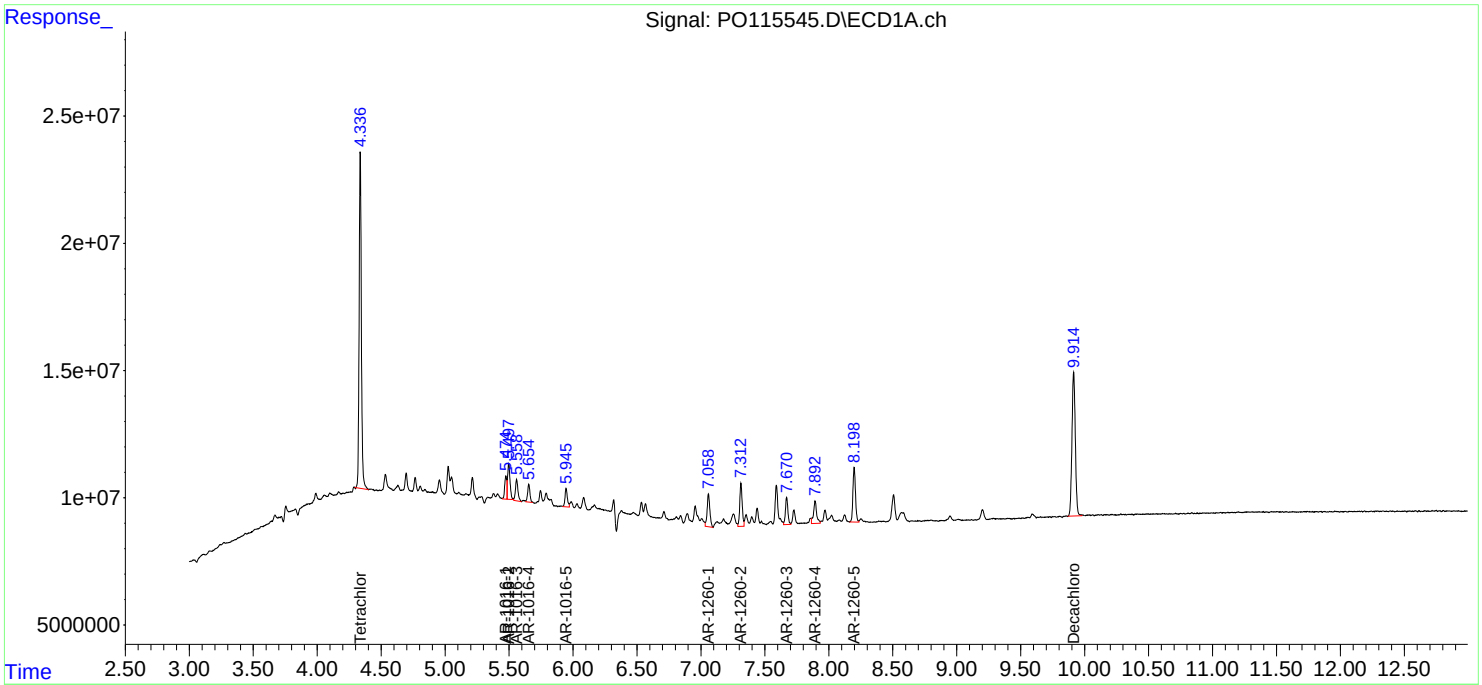

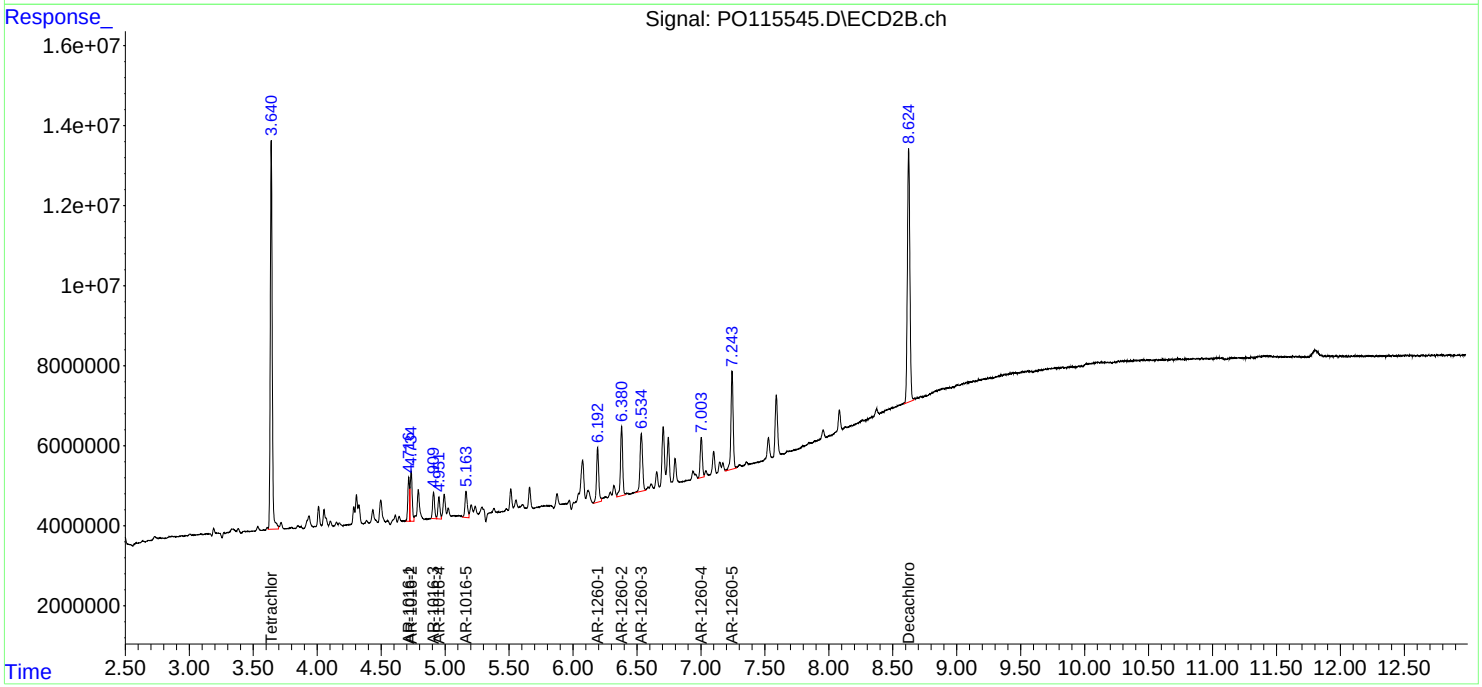

284 Sheffield Street, Mountainside, New Jersey 07092, Phone : 908 789 8900, Fax : 908 789 8922

Manual Integration Report

Sequence:	po110425	Instrument	ECD_o

Sample ID	File ID	Parameter	Review By	Review On	Supervised By	Supervised On	Reason
AR1660ICC250	PO114874.D	AR-1260-1 #2	rahul	11/5/2025 8:39:44 AM	yogesh	11/5/2025 10:22:06	Peak Integrated by Software
AR1660ICC250	PO114874.D	AR-1260-2 #2	rahul	11/5/2025 8:39:44 AM	yogesh	11/5/2025 10:22:06	Peak Integrated by Software
AR1660ICC050	PO114875.D	AR-1016-3 #2	rahul	11/5/2025 8:39:48 AM	yogesh	11/5/2025 10:22:08	Peak Integrated by Software
AR1660ICC050	PO114875.D	AR-1016-5 #2	rahul	11/5/2025 8:39:48 AM	yogesh	11/5/2025 10:22:08	Peak Integrated by Software
AR1660ICC050	PO114875.D	AR-1260-1	rahul	11/5/2025 8:39:48 AM	yogesh	11/5/2025 10:22:08	Peak Integrated by Software
AR1660ICC050	PO114875.D	AR-1260-1 #2	rahul	11/5/2025 8:39:48 AM	yogesh	11/5/2025 10:22:08	Peak Integrated by Software
AR1660ICC050	PO114875.D	AR-1260-2	rahul	11/5/2025 8:39:48 AM	yogesh	11/5/2025 10:22:08	Peak Integrated by Software
AR1660ICC050	PO114875.D	AR-1260-2 #2	rahul	11/5/2025 8:39:48 AM	yogesh	11/5/2025 10:22:08	Peak Integrated by Software
AR1660ICC050	PO114875.D	AR-1260-3	rahul	11/5/2025 8:39:48 AM	yogesh	11/5/2025 10:22:08	Peak Integrated by Software
AR1660ICC050	PO114875.D	AR-1260-4	rahul	11/5/2025 8:39:48 AM	yogesh	11/5/2025 10:22:08	Peak Integrated by Software
AR1242ICC050	PO114882.D	AR-1242-5 #2	rahul	11/5/2025 8:39:51 AM	yogesh	11/5/2025 10:22:11	Peak Integrated by Software
AR1254ICC050	PO114892.D	AR-1254-1	rahul	11/5/2025 8:40:06 AM	yogesh	11/5/2025 10:22:11	Peak Integrated by Software
AR1254ICC050	PO114892.D	AR-1254-2	rahul	11/5/2025 8:40:06 AM	yogesh	11/5/2025 10:22:11	Peak Integrated by Software

284 Sheffield Street, Mountainside, New Jersey 07092, Phone : 908 789 8900, Fax : 908 789 8922

Manual Integration Report

Sequence:	po110425	Instrument	ECD_o

Sample ID	File ID	Parameter	Review By	Review On	Supervised By	Supervised On	Reason
AR1254ICC050	PO114892.D	AR-1254-4	rahul	11/5/2025 8:40:06 AM	yogesh	11/5/2025 10:22:11	Peak Integrated by Software
AR1254ICC050	PO114892.D	Decachlorobiphenyl	rahul	11/5/2025 8:40:06 AM	yogesh	11/5/2025 10:22:11	Peak Integrated by Software
AR1268ICC250	PO114897.D	AR-1268-1 #2	rahul	11/5/2025 8:40:09 AM	yogesh	11/5/2025 10:22:13	Peak Integrated by Software
AR1242ICV500	PO114900.D	AR-1242-1	rahul	11/5/2025 8:40:12 AM	yogesh	11/5/2025 10:22:14	Peak Integrated by Software
AR1242ICV500	PO114900.D	AR-1242-2	rahul	11/5/2025 8:40:12 AM	yogesh	11/5/2025 10:22:14	Peak Integrated by Software
AR1242ICV500	PO114900.D	AR-1242-3	rahul	11/5/2025 8:40:12 AM	yogesh	11/5/2025 10:22:14	Peak Integrated by Software
AR1242ICV500	PO114900.D	AR-1242-4	rahul	11/5/2025 8:40:12 AM	yogesh	11/5/2025 10:22:14	Peak Integrated by Software

284 Sheffield Street, Mountainside, New Jersey 07092, Phone : 908 789 8900, Fax : 908 789 8922

Manual Integration Report

Sequence:	PO120225	Instrument	ECD_o

Sample ID	File ID	Parameter	Review By	Review On	Supervised By	Supervised On	Reason
AR1660CCC500	PO115506.D	Decachlorobiphenyl #2	rahul	12/3/2025 11:11:38 AM	Sohil	12/3/2025 3:21:19	Peak Integrated by Software
AR1242CCC500	PO115507.D	AR-1242-3 #2	rahul	12/3/2025 11:11:42 AM	Sohil	12/3/2025 3:21:21	Peak Integrated by Software
AR1254CCC500	PO115509.D	Decachlorobiphenyl	rahul	12/3/2025 11:11:44 AM	Sohil	12/3/2025 3:21:24	Peak Integrated by Software
AR1242CCC500	PO115522.D	AR-1242-1 #2	rahul	12/3/2025 11:12:07 AM	Sohil	12/3/2025 3:21:46	Peak Integrated by Software
AR1242CCC500	PO115522.D	AR-1242-3 #2	rahul	12/3/2025 11:12:07 AM	Sohil	12/3/2025 3:21:46	Peak Integrated by Software
AR1248CCC500	PO115523.D	AR-1248-1 #2	rahul	12/3/2025 11:12:10 AM	Sohil	12/3/2025 3:21:48	Peak Integrated by Software
AR1254CCC500	PO115524.D	AR-1254-1	rahul	12/3/2025 11:12:13 AM	Sohil	12/3/2025 3:21:50	Peak Integrated by Software
AR1254CCC500	PO115524.D	Decachlorobiphenyl #2	rahul	12/3/2025 11:12:13 AM	Sohil	12/3/2025 3:21:50	Peak Integrated by Software
I.BLK	PO115525.D	Decachlorobiphenyl	rahul	12/3/2025 11:12:17 AM	Sohil	12/3/2025 3:21:53	Peak Integrated by Software
AR1660CCC500	PO115536.D	AR-1016-1	rahul	12/3/2025 11:13:39 AM	Sohil	12/3/2025 3:22:31	Peak Integrated by Software
AR1660CCC500	PO115536.D	AR-1016-1 #2	rahul	12/3/2025 11:13:39 AM	Sohil	12/3/2025 3:22:31	Peak Integrated by Software
AR1660CCC500	PO115536.D	AR-1016-2	rahul	12/3/2025 11:13:39 AM	Sohil	12/3/2025 3:22:31	Peak Integrated by Software
AR1660CCC500	PO115536.D	AR-1016-3	rahul	12/3/2025 11:13:39 AM	Sohil	12/3/2025 3:22:31	Peak Integrated by Software

284 Sheffield Street, Mountainside, New Jersey 07092, Phone : 908 789 8900, Fax : 908 789 8922

Manual Integration Report

Sequence:	PO120225	Instrument	ECD_o

Sample ID	File ID	Parameter	Review By	Review On	Supervised By	Supervised On	Reason
AR1660CCC500	PO115536.D	AR-1016-3 #2	rahul	12/3/2025 11:13:39 AM	Sohil	12/3/2025 3:22:31	Peak Integrated by Software
AR1660CCC500	PO115536.D	AR-1016-4	rahul	12/3/2025 11:13:39 AM	Sohil	12/3/2025 3:22:31	Peak Integrated by Software
AR1660CCC500	PO115536.D	AR-1016-4 #2	rahul	12/3/2025 11:13:39 AM	Sohil	12/3/2025 3:22:31	Peak Integrated by Software
AR1660CCC500	PO115536.D	AR-1016-5	rahul	12/3/2025 11:13:39 AM	Sohil	12/3/2025 3:22:31	Peak Integrated by Software
AR1660CCC500	PO115536.D	AR-1016-5 #2	rahul	12/3/2025 11:13:39 AM	Sohil	12/3/2025 3:22:31	Peak Integrated by Software
AR1660CCC500	PO115536.D	AR-1260-1	rahul	12/3/2025 11:13:39 AM	Sohil	12/3/2025 3:22:31	Peak Integrated by Software
AR1660CCC500	PO115536.D	AR-1260-1 #2	rahul	12/3/2025 11:13:39 AM	Sohil	12/3/2025 3:22:31	Peak Integrated by Software
AR1660CCC500	PO115536.D	AR-1260-2	rahul	12/3/2025 11:13:39 AM	Sohil	12/3/2025 3:22:31	Peak Integrated by Software
AR1660CCC500	PO115536.D	AR-1260-2 #2	rahul	12/3/2025 11:13:39 AM	Sohil	12/3/2025 3:22:31	Peak Integrated by Software
AR1660CCC500	PO115536.D	AR-1260-3	rahul	12/3/2025 11:13:39 AM	Sohil	12/3/2025 3:22:31	Peak Integrated by Software
AR1660CCC500	PO115536.D	AR-1260-3 #2	rahul	12/3/2025 11:13:39 AM	Sohil	12/3/2025 3:22:31	Peak Integrated by Software
AR1660CCC500	PO115536.D	AR-1260-4	rahul	12/3/2025 11:13:39 AM	Sohil	12/3/2025 3:22:31	Peak Integrated by Software
AR1660CCC500	PO115536.D	AR-1260-4 #2	rahul	12/3/2025 11:13:39 AM	Sohil	12/3/2025 3:22:31	Peak Integrated by Software

284 Sheffield Street, Mountainside, New Jersey 07092, Phone : 908 789 8900, Fax : 908 789 8922

Manual Integration Report

Sequence:	PO120225	Instrument	ECD_o

Sample ID	File ID	Parameter	Review By	Review On	Supervised By	Supervised On	Reason
AR1242CCC500	PO115537.D	AR-1242-1 #2	rahul	12/3/2025 11:13:41 AM	Sohil	12/3/2025 3:22:33	Peak Integrated by Software
AR1242CCC500	PO115537.D	AR-1242-3 #2	rahul	12/3/2025 11:13:41 AM	Sohil	12/3/2025 3:22:33	Peak Integrated by Software
AR1242CCC500	PO115537.D	Decachlorobiphenyl	rahul	12/3/2025 11:13:41 AM	Sohil	12/3/2025 3:22:33	Peak Integrated by Software
AR1248CCC500	PO115538.D	AR-1248-1 #2	rahul	12/3/2025 11:13:43 AM	Sohil	12/3/2025 3:22:37	Peak Integrated by Software
AR1248CCC500	PO115538.D	Decachlorobiphenyl	rahul	12/3/2025 11:13:43 AM	Sohil	12/3/2025 3:22:37	Peak Integrated by Software
AR1254CCC500	PO115539.D	AR-1254-1	rahul	12/3/2025 11:13:46 AM	Sohil	12/3/2025 3:22:38	Peak Integrated by Software
I.BLK	PO115540.D	Decachlorobiphenyl	rahul	12/3/2025 11:13:48 AM	Sohil	12/3/2025 3:22:39	Peak Integrated by Software
PB170783BL	PO115543.D	Decachlorobiphenyl	rahul	12/3/2025 11:14:02 AM	Sohil	12/3/2025 3:22:45	Peak Integrated by Software
PB170783BS	PO115544.D	AR-1016-1	rahul	12/3/2025 11:14:06 AM	Sohil	12/3/2025 3:22:48	Peak Integrated by Software
PB170783BS	PO115544.D	AR-1016-1 #2	rahul	12/3/2025 11:14:06 AM	Sohil	12/3/2025 3:22:48	Peak Integrated by Software
PB170783BS	PO115544.D	AR-1016-2	rahul	12/3/2025 11:14:06 AM	Sohil	12/3/2025 3:22:48	Peak Integrated by Software
PB170783BS	PO115544.D	AR-1016-2 #2	rahul	12/3/2025 11:14:06 AM	Sohil	12/3/2025 3:22:48	Peak Integrated by Software
PB170783BS	PO115544.D	AR-1016-3	rahul	12/3/2025 11:14:06 AM	Sohil	12/3/2025 3:22:48	Peak Integrated by Software

284 Sheffield Street, Mountainside, New Jersey 07092, Phone : 908 789 8900, Fax : 908 789 8922

Manual Integration Report

Sequence:	PO120225	Instrument	ECD_o

Sample ID	File ID	Parameter	Review By	Review On	Supervised By	Supervised On	Reason
PB170783BS	PO115544.D	AR-1016-4	rahul	12/3/2025 11:14:06 AM	Sohil	12/3/2025 3:22:48	Peak Integrated by Software
PB170783BS	PO115544.D	AR-1016-5	rahul	12/3/2025 11:14:06 AM	Sohil	12/3/2025 3:22:48	Peak Integrated by Software
PB170783BS	PO115544.D	AR-1016-5 #2	rahul	12/3/2025 11:14:06 AM	Sohil	12/3/2025 3:22:48	Peak Integrated by Software
PB170783BS	PO115544.D	AR-1260-3 #2	rahul	12/3/2025 11:14:06 AM	Sohil	12/3/2025 3:22:48	Peak Integrated by Software
PB170783BSD	PO115545.D	AR-1016-1	rahul	12/3/2025 11:14:10 AM	Sohil	12/3/2025 3:22:50	Peak Integrated by Software
PB170783BSD	PO115545.D	AR-1016-1 #2	rahul	12/3/2025 11:14:10 AM	Sohil	12/3/2025 3:22:50	Peak Integrated by Software
PB170783BSD	PO115545.D	AR-1016-2	rahul	12/3/2025 11:14:10 AM	Sohil	12/3/2025 3:22:50	Peak Integrated by Software
PB170783BSD	PO115545.D	AR-1016-2 #2	rahul	12/3/2025 11:14:10 AM	Sohil	12/3/2025 3:22:50	Peak Integrated by Software
PB170783BSD	PO115545.D	AR-1016-3	rahul	12/3/2025 11:14:10 AM	Sohil	12/3/2025 3:22:50	Peak Integrated by Software
PB170783BSD	PO115545.D	AR-1016-4	rahul	12/3/2025 11:14:10 AM	Sohil	12/3/2025 3:22:50	Peak Integrated by Software
PB170783BSD	PO115545.D	AR-1016-5	rahul	12/3/2025 11:14:10 AM	Sohil	12/3/2025 3:22:50	Peak Integrated by Software
PB170783BSD	PO115545.D	AR-1016-5 #2	rahul	12/3/2025 11:14:10 AM	Sohil	12/3/2025 3:22:50	Peak Integrated by Software
PB170783BSD	PO115545.D	Decachlorobiphenyl	rahul	12/3/2025 11:14:10 AM	Sohil	12/3/2025 3:22:50	Peak Integrated by Software

284 Sheffield Street, Mountainside, New Jersey 07092, Phone : 908 789 8900, Fax : 908 789 8922

Manual Integration Report

Sequence:	PO120225	Instrument	ECD_o

Sample ID	File ID	Parameter	Review By	Review On	Supervised By	Supervised On	Reason
AR1660CCC500	PO115546.D	AR-1016-1 #2	rahul	12/3/2025 11:14:12 AM	Sohil	12/3/2025 3:22:52	Peak Integrated by Software
AR1660CCC500	PO115546.D	AR-1260-2 #2	rahul	12/3/2025 11:14:12 AM	Sohil	12/3/2025 3:22:52	Peak Integrated by Software
AR1660CCC500	PO115546.D	Decachlorobiphenyl	rahul	12/3/2025 11:14:12 AM	Sohil	12/3/2025 3:22:52	Peak Integrated by Software
AR1242CCC500	PO115547.D	AR-1016-1 #2	rahul	12/3/2025 11:14:14 AM	Sohil	12/3/2025 3:22:54	Peak Integrated by Software
AR1242CCC500	PO115547.D	Decachlorobiphenyl	rahul	12/3/2025 11:14:14 AM	Sohil	12/3/2025 3:22:54	Peak Integrated by Software
AR1248CCC500	PO115548.D	AR-1248-1	rahul	12/3/2025 11:14:18 AM	Sohil	12/3/2025 3:22:57	Peak Integrated by Software
AR1248CCC500	PO115548.D	AR-1248-1 #2	rahul	12/3/2025 11:14:18 AM	Sohil	12/3/2025 3:22:57	Peak Integrated by Software
AR1248CCC500	PO115548.D	Decachlorobiphenyl	rahul	12/3/2025 11:14:18 AM	Sohil	12/3/2025 3:22:57	Peak Integrated by Software
AR1248CCC500	PO115548.D	Decachlorobiphenyl #2	rahul	12/3/2025 11:14:18 AM	Sohil	12/3/2025 3:22:57	Peak Integrated by Software
AR1254CCC500	PO115549.D	AR-1254-1	rahul	12/3/2025 11:14:21 AM	Sohil	12/3/2025 3:22:58	Peak Integrated by Software
I.BLK	PO115550.D	Decachlorobiphenyl	rahul	12/3/2025 11:14:23 AM	Sohil	12/3/2025 3:23:01	Peak Integrated by Software
I.BLK	PO115550.D	Decachlorobiphenyl #2	rahul	12/3/2025 11:14:23 AM	Sohil	12/3/2025 3:23:01	Peak Integrated by Software

284 Sheffield Street, Mountainside, New Jersey 07092, Phone : 908 789 8900, Fax : 908 789 8922

Manual Integration Report

Sequence:	PO120225	Instrument	ECD_o

Sample ID	File ID	Parameter	Review By	Review On	Supervised By	Supervised On	Reason

284 Sheffield Street, Mountainside, New Jersey 07092, Phone : 908 789 8900, Fax : 908 789 8922

Manual Integration Report

Sequence:	PO120325	Instrument	ECD_o

Sample ID	File ID	Parameter	Review By	Review On	Supervised By	Supervised On	Reason
AR1660CCC500	PO115552.D	Decachlorobiphenyl	rahul	12/4/2025 12:59:01 PM	mohammad	12/5/2025 11:31:01	Peak Integrated by Software
AR1242CCC500	PO115553.D	AR-1242-3 #2	rahul	12/4/2025 12:59:05 PM	mohammad	12/5/2025 11:31:01	Peak Integrated by Software
AR1242CCC500	PO115553.D	AR-1242-4 #2	rahul	12/4/2025 12:59:05 PM	mohammad	12/5/2025 11:31:01	Peak Integrated by Software
AR1242CCC500	PO115553.D	Decachlorobiphenyl	rahul	12/4/2025 12:59:05 PM	mohammad	12/5/2025 11:31:01	Peak Integrated by Software
AR1254CCC500	PO115555.D	AR-1254-4 #2	rahul	12/4/2025 12:59:07 PM	mohammad	12/5/2025 11:31:01	Peak Integrated by Software
AR1254CCC500	PO115555.D	Decachlorobiphenyl	rahul	12/4/2025 12:59:07 PM	mohammad	12/5/2025 11:31:01	Peak Integrated by Software
I.BLK	PO115556.D	Decachlorobiphenyl	rahul	12/4/2025 12:59:11 PM	mohammad	12/5/2025 11:31:01	Peak Integrated by Software
Q3743-02	PO115557.D	Decachlorobiphenyl	rahul	12/4/2025 12:59:13 PM	mohammad	12/5/2025 11:31:01	Peak Integrated by Software
Q3743-02	PO115557.D	Tetrachloro-m-xylene	rahul	12/4/2025 12:59:13 PM	mohammad	12/5/2025 11:31:01	Peak Integrated by Software
AR1660CCC500	PO115565.D	AR-1016-1	rahul	12/4/2025 1:00:40 PM	mohammad	12/5/2025 11:31:01	Peak Integrated by Software
AR1660CCC500	PO115565.D	AR-1016-1 #2	rahul	12/4/2025 1:00:40 PM	mohammad	12/5/2025 11:31:01	Peak Integrated by Software
AR1660CCC500	PO115565.D	AR-1016-2	rahul	12/4/2025 1:00:40 PM	mohammad	12/5/2025 11:31:01	Peak Integrated by Software
AR1660CCC500	PO115565.D	AR-1016-3	rahul	12/4/2025 1:00:40 PM	mohammad	12/5/2025 11:31:01	Peak Integrated by Software

284 Sheffield Street, Mountainside, New Jersey 07092, Phone : 908 789 8900, Fax : 908 789 8922

Manual Integration Report

Sequence:	PO120325	Instrument	ECD_o

Sample ID	File ID	Parameter	Review By	Review On	Supervised By	Supervised On	Reason
AR1660CCC500	PO115565.D	AR-1016-3 #2	rahul	12/4/2025 1:00:40 PM	mohammad	12/5/2025 11:31:01	Peak Integrated by Software
AR1660CCC500	PO115565.D	AR-1016-4	rahul	12/4/2025 1:00:40 PM	mohammad	12/5/2025 11:31:01	Peak Integrated by Software
AR1660CCC500	PO115565.D	AR-1016-4 #2	rahul	12/4/2025 1:00:40 PM	mohammad	12/5/2025 11:31:01	Peak Integrated by Software
AR1660CCC500	PO115565.D	AR-1016-5	rahul	12/4/2025 1:00:40 PM	mohammad	12/5/2025 11:31:01	Peak Integrated by Software
AR1242CCC500	PO115566.D	AR-1242-1	rahul	12/4/2025 1:00:44 PM	mohammad	12/5/2025 11:31:01	Peak Integrated by Software
AR1242CCC500	PO115566.D	AR-1242-1 #2	rahul	12/4/2025 1:00:44 PM	mohammad	12/5/2025 11:31:01	Peak Integrated by Software
AR1242CCC500	PO115566.D	AR-1242-3	rahul	12/4/2025 1:00:44 PM	mohammad	12/5/2025 11:31:01	Peak Integrated by Software
AR1242CCC500	PO115566.D	AR-1242-3 #2	rahul	12/4/2025 1:00:44 PM	mohammad	12/5/2025 11:31:01	Peak Integrated by Software
AR1242CCC500	PO115566.D	AR-1242-4 #2	rahul	12/4/2025 1:00:44 PM	mohammad	12/5/2025 11:31:01	Peak Integrated by Software
AR1248CCC500	PO115567.D	AR-1248-1	rahul	12/4/2025 1:00:47 PM	mohammad	12/5/2025 11:31:01	Peak Integrated by Software
AR1248CCC500	PO115567.D	AR-1248-1 #2	rahul	12/4/2025 1:00:47 PM	mohammad	12/5/2025 11:31:01	Peak Integrated by Software
AR1254CCC500	PO115568.D	AR-1254-1	rahul	12/4/2025 1:00:52 PM	mohammad	12/5/2025 11:31:01	Peak Integrated by Software
I.BLK	PO115569.D	Decachlorobiphenyl	rahul	12/4/2025 1:00:55 PM	mohammad	12/5/2025 11:31:01	Peak Integrated by Software

284 Sheffield Street, Mountainside, New Jersey 07092, Phone : 908 789 8900, Fax : 908 789 8922

Manual Integration Report

Sequence:	PO120325	Instrument	ECD_o

Sample ID	File ID	Parameter	Review By	Review On	Supervised By	Supervised On	Reason
AR1660CCC500	PO115575.D	AR-1016-1	rahul	12/4/2025 1:01:12 PM	mohammad	12/5/2025 11:31:01	Peak Integrated by Software
AR1660CCC500	PO115575.D	AR-1016-1 #2	rahul	12/4/2025 1:01:12 PM	mohammad	12/5/2025 11:31:01	Peak Integrated by Software
AR1660CCC500	PO115575.D	AR-1016-2	rahul	12/4/2025 1:01:12 PM	mohammad	12/5/2025 11:31:01	Peak Integrated by Software
AR1660CCC500	PO115575.D	AR-1016-3	rahul	12/4/2025 1:01:12 PM	mohammad	12/5/2025 11:31:01	Peak Integrated by Software
AR1660CCC500	PO115575.D	AR-1016-3 #2	rahul	12/4/2025 1:01:12 PM	mohammad	12/5/2025 11:31:01	Peak Integrated by Software
AR1660CCC500	PO115575.D	AR-1016-4	rahul	12/4/2025 1:01:12 PM	mohammad	12/5/2025 11:31:01	Peak Integrated by Software
AR1660CCC500	PO115575.D	AR-1016-4 #2	rahul	12/4/2025 1:01:12 PM	mohammad	12/5/2025 11:31:01	Peak Integrated by Software
AR1242CCC500	PO115576.D	AR-1242-1	rahul	12/4/2025 1:01:15 PM	mohammad	12/5/2025 11:31:01	Peak Integrated by Software
AR1242CCC500	PO115576.D	AR-1242-1 #2	rahul	12/4/2025 1:01:15 PM	mohammad	12/5/2025 11:31:01	Peak Integrated by Software
AR1242CCC500	PO115576.D	AR-1242-2	rahul	12/4/2025 1:01:15 PM	mohammad	12/5/2025 11:31:01	Peak Integrated by Software
AR1242CCC500	PO115576.D	AR-1242-3	rahul	12/4/2025 1:01:15 PM	mohammad	12/5/2025 11:31:01	Peak Integrated by Software
AR1242CCC500	PO115576.D	AR-1242-3 #2	rahul	12/4/2025 1:01:15 PM	mohammad	12/5/2025 11:31:01	Peak Integrated by Software
AR1242CCC500	PO115576.D	AR-1242-4	rahul	12/4/2025 1:01:15 PM	mohammad	12/5/2025 11:31:01	Peak Integrated by Software

284 Sheffield Street, Mountainside, New Jersey 07092, Phone : 908 789 8900, Fax : 908 789 8922

Manual Integration Report

Sequence:	PO120325	Instrument	ECD_o

Sample ID	File ID	Parameter	Review By	Review On	Supervised By	Supervised On	Reason
AR1242CCC500	PO115576.D	AR-1242-4 #2	rahul	12/4/2025 1:01:15 PM	mohammad	12/5/2025 11:31:01	Peak Integrated by Software
AR1242CCC500	PO115576.D	AR-1242-5 #2	rahul	12/4/2025 1:01:15 PM	mohammad	12/5/2025 11:31:01	Peak Integrated by Software
AR1248CCC500	PO115577.D	AR-1248-1	rahul	12/4/2025 1:01:18 PM	mohammad	12/5/2025 11:31:01	Peak Integrated by Software
AR1248CCC500	PO115577.D	AR-1248-1 #2	rahul	12/4/2025 1:01:18 PM	mohammad	12/5/2025 11:31:01	Peak Integrated by Software
AR1248CCC500	PO115577.D	AR-1248-3 #2	rahul	12/4/2025 1:01:18 PM	mohammad	12/5/2025 11:31:01	Peak Integrated by Software
AR1254CCC500	PO115578.D	AR-1254-1	rahul	12/4/2025 1:01:20 PM	mohammad	12/5/2025 11:31:01	Peak Integrated by Software
AR1254CCC500	PO115578.D	AR-1254-4 #2	rahul	12/4/2025 1:01:20 PM	mohammad	12/5/2025 11:31:01	Peak Integrated by Software
AR1254CCC500	PO115578.D	Decachlorobiphenyl	rahul	12/4/2025 1:01:20 PM	mohammad	12/5/2025 11:31:01	Peak Integrated by Software
AR1254CCC500	PO115578.D	Decachlorobiphenyl #2	rahul	12/4/2025 1:01:20 PM	mohammad	12/5/2025 11:31:01	Peak Integrated by Software
I.BLK	PO115579.D	Decachlorobiphenyl	rahul	12/4/2025 1:01:23 PM	mohammad	12/5/2025 11:31:01	Peak Integrated by Software

284 Sheffield Street, Mountainside, New Jersey 07092, Phone : 908 789 8900,
Fax : 908 789 8922

Instrument ID: ECD_O

Daily Analysis Runlog For Sequence/QCBatch ID # PO110425

Review By	yogesh	Review On	11/4/2025 12:15:43 PM		
Supervise By	rahul	Supervise On	11/5/2025 8:40:26 AM		
SubDirectory	PO110425	HP Acquire Method		HP Processing Method	PO110425

STD. NAME	STD REF.#
Tune/Reschk	
Initial Calibration Stds	PP24815,PP24816,PP24817,PP24818,PP24819,PP24820,PP24821,PP24822,PP24823,PP24824,PP24825,PP24826,PP24827,PP24828,PP24829,PP24830,PP24831,PP24832,PP24833,PP24834,PP24835,PP24836,PP24837,PP24838,PP24839,PP24840,PP24841,PP24842,PP24843,PP24844,PP24845,PP24846,PP24847,PP24848,PP24849,PP24850,PP24851,PP24852,PP24853,PP24854
CCC	
Internal Standard/PEM	
ICV/I.BLK	PP24815,PP24816,PP24817,PP24818,PP24819,PP24820,PP24821,PP24822,PP24855,PP24856,PP24857,PP24858,PP24859,PP24860,PP24861,PP24862
Surrogate Standard	
MS/MSD Standard	
LCS Standard	

Sr#	SampleId	Data File Name	Date-Time	Operator	Status
1	HEXANE	PO114869.D	04 Nov 2025 09:03	YP/AJ	Ok
2	I.BLK	PO114870.D	04 Nov 2025 09:21	YP/AJ	Ok
3	AR1660ICC1000	PO114871.D	04 Nov 2025 09:39	YP/AJ	Ok
4	AR1660ICC750	PO114872.D	04 Nov 2025 09:58	YP/AJ	Ok
5	AR1660ICC500	PO114873.D	04 Nov 2025 10:16	YP/AJ	Ok
6	AR1660ICC250	PO114874.D	04 Nov 2025 10:34	YP/AJ	Ok,M
7	AR1660ICC050	PO114875.D	04 Nov 2025 10:53	YP/AJ	Ok,M
8	AR1221ICC500	PO114876.D	04 Nov 2025 11:11	YP/AJ	Ok
9	AR1232ICC500	PO114877.D	04 Nov 2025 11:30	YP/AJ	Ok
10	AR1242ICC1000	PO114878.D	04 Nov 2025 11:48	YP/AJ	Ok
11	AR1242ICC750	PO114879.D	04 Nov 2025 12:06	YP/AJ	Ok
12	AR1242ICC500	PO114880.D	04 Nov 2025 12:25	YP/AJ	Ok
13	AR1242ICC250	PO114881.D	04 Nov 2025 12:42	YP/AJ	Ok
14	AR1242ICC050	PO114882.D	04 Nov 2025 13:00	YP/AJ	Ok,M
15	AR1248ICC1000	PO114883.D	04 Nov 2025 13:19	YP/AJ	Ok
16	AR1248ICC750	PO114884.D	04 Nov 2025 13:37	YP/AJ	Ok
17	AR1248ICC500	PO114885.D	04 Nov 2025 13:56	YP/AJ	Ok
18	AR1248ICC250	PO114886.D	04 Nov 2025 14:14	YP/AJ	Ok
19	AR1248ICC050	PO114887.D	04 Nov 2025 14:33	YP/AJ	Ok
20	AR1254ICC1000	PO114888.D	04 Nov 2025 14:51	YP/AJ	Ok
21	AR1254ICC750	PO114889.D	04 Nov 2025 15:09	YP/AJ	Ok

284 Sheffield Street, Mountainside, New Jersey 07092, Phone : 908 789 8900,
Fax : 908 789 8922

Instrument ID: ECD_O

Daily Analysis Runlog For Sequence/QCBatch ID # PO110425

Review By	yogesh	Review On	11/4/2025 12:15:43 PM		
Supervise By	rahul	Supervise On	11/5/2025 8:40:26 AM		
SubDirectory	PO110425	HP Acquire Method		HP Processing Method	PO110425

STD. NAME	STD REF.#
Tune/Reschk	
Initial Calibration Stds	PP24815,PP24816,PP24817,PP24818,PP24819,PP24820,PP24821,PP24822,PP24823,PP24824,PP24825,PP24826,PP24827,PP24828,PP24829,PP24830,PP24831,PP24832,PP24833,PP24834,PP24835,PP24836,PP24837,PP24838,PP24839,PP24840,PP24841,PP24842,PP24843,PP24844,PP24845,PP24846,PP24847,PP24848,PP24849,PP24850,PP24851,PP24852,PP24853,PP24854
CCC	
Internal Standard/PEM	
ICV/I.BLK	PP24815,PP24816,PP24817,PP24818,PP24819,PP24820,PP24821,PP24822,PP24855,PP24856,PP24857,PP24858,PP24859,PP24860,PP24861,PP24862
Surrogate Standard	
MS/MSD Standard	
LCS Standard	

22	AR1254ICC500	PO114890.D	04 Nov 2025 15:28	YP/AJ	Ok
23	AR1254ICC250	PO114891.D	04 Nov 2025 16:04	YP/AJ	Ok
24	AR1254ICC050	PO114892.D	04 Nov 2025 16:23	YP/AJ	Ok,M
25	AR1262ICC500	PO114893.D	04 Nov 2025 17:00	YP/AJ	Ok
26	AR1268ICC1000	PO114894.D	04 Nov 2025 17:18	YP/AJ	Ok
27	AR1268ICC750	PO114895.D	04 Nov 2025 17:36	YP/AJ	Ok
28	AR1268ICC500	PO114896.D	04 Nov 2025 17:55	YP/AJ	Ok
29	AR1268ICC250	PO114897.D	04 Nov 2025 18:13	YP/AJ	Ok,M
30	AR1268ICC050	PO114898.D	04 Nov 2025 18:31	YP/AJ	Ok
31	PO110425ICV500	PO114899.D	04 Nov 2025 19:08	YP/AJ	Ok
32	AR1242ICV500	PO114900.D	04 Nov 2025 20:21	YP/AJ	Ok,M
33	AR1248ICV500	PO114901.D	04 Nov 2025 20:58	YP/AJ	Ok
34	AR1254ICV500	PO114902.D	04 Nov 2025 21:35	YP/AJ	Ok
35	AR1268ICV500	PO114903.D	04 Nov 2025 22:12	YP/AJ	Ok
36	DDT ANALOG	PO114904.D	04 Nov 2025 22:48	YP/AJ	Ok

M : Manual Integration

284 Sheffield Street, Mountainside, New Jersey 07092, Phone : 908 789 8900,
Fax : 908 789 8922

Instrument ID: ECD_O

Daily Analysis Runlog For Sequence/QCBatch ID # PO120225

Review By	rahul	Review On	12/2/2025 10:13:12 AM		
Supervise By	Sohil	Supervise On	12/3/2025 3:23:45 PM		
SubDirectory	PO120225	HP Acquire Method		HP Processing Method	PO110425

STD. NAME	STD REF.#
Tune/Reschk	
Initial Calibration Stds	PP24815,PP24816,PP24817,PP24818,PP24819,PP24820,PP24821,PP24822,PP24823,PP24824,PP24825,PP24826,PP24827,PP24828,PP24829,PP24830,PP24831,PP24832,PP24833,PP24834,PP24835,PP24836,PP24837,PP24838,PP24839,PP24840,PP24841,PP24842,PP24843,PP24844,PP24845,PP24846,PP24847,PP24848,PP24849,PP24850,PP24851,PP24852,PP24853,PP24854
CCC	PP24824,PP24828,PP24832,PP24836,PP24840,PP24844,PP24852
Internal Standard/PEM	
ICV/I.BLK	PP24815,PP24816,PP24817,PP24818,PP24819,PP24820,PP24821,PP24822,PP24855,PP24856,PP24857,PP24858,PP24859,PP24860,PP24861,PP24862
Surrogate Standard	
MS/MSD Standard	
LCS Standard	

Sr#	SampleId	Data File Name	Date-Time	Operator	Status
1	HEXANE	PO115505.D	02 Dec 2025 09:13	YP/AJ	Ok
2	AR1660CCC500	PO115506.D	02 Dec 2025 10:01	YP/AJ	Ok,M
3	AR1242CCC500	PO115507.D	02 Dec 2025 10:19	YP/AJ	Ok,M
4	AR1248CCC500	PO115508.D	02 Dec 2025 10:37	YP/AJ	Ok
5	AR1254CCC500	PO115509.D	02 Dec 2025 11:15	YP/AJ	Ok,M
6	I.BLK	PO115510.D	02 Dec 2025 14:35	YP/AJ	Ok
7	Q3742-01	PO115511.D	02 Dec 2025 14:53	YP/AJ	Ok
8	Q3742-02	PO115512.D	02 Dec 2025 15:11	YP/AJ	Ok,M
9	Q3742-03	PO115513.D	02 Dec 2025 15:30	YP/AJ	Ok
10	Q3742-04	PO115514.D	02 Dec 2025 15:48	YP/AJ	Ok
11	Q3742-05	PO115515.D	02 Dec 2025 16:06	YP/AJ	Ok,M
12	Q3742-06	PO115516.D	02 Dec 2025 16:24	YP/AJ	Ok,M
13	Q3742-07	PO115517.D	02 Dec 2025 16:42	YP/AJ	Ok,M
14	Q3742-07MS	PO115518.D	02 Dec 2025 17:01	YP/AJ	Ok,M
15	Q3742-07MSD	PO115519.D	02 Dec 2025 17:19	YP/AJ	Ok,M
16	Q3742-08	PO115520.D	02 Dec 2025 17:37	YP/AJ	Ok,M
17	AR1660CCC500	PO115521.D	02 Dec 2025 18:14	YP/AJ	Ok
18	AR1242CCC500	PO115522.D	02 Dec 2025 18:33	YP/AJ	Ok,M
19	AR1248CCC500	PO115523.D	02 Dec 2025 18:51	YP/AJ	Ok,M
20	AR1254CCC500	PO115524.D	02 Dec 2025 19:08	YP/AJ	Ok,M
21	I.BLK	PO115525.D	02 Dec 2025 19:26	YP/AJ	Ok,M

284 Sheffield Street, Mountainside, New Jersey 07092, Phone : 908 789 8900,
Fax : 908 789 8922

Instrument ID: ECD_O

Daily Analysis Runlog For Sequence/QCBatch ID # PO120225

Review By	rahul	Review On	12/2/2025 10:13:12 AM		
Supervise By	Sohil	Supervise On	12/3/2025 3:23:45 PM		
SubDirectory	PO120225	HP Acquire Method		HP Processing Method	PO110425

STD. NAME	STD REF.#
Tune/Reschk	
Initial Calibration Stds	PP24815,PP24816,PP24817,PP24818,PP24819,PP24820,PP24821,PP24822,PP24823,PP24824,PP24825,PP24826,PP24827,PP24828,PP24829,PP24830,PP24831,PP24832,PP24833,PP24834,PP24835,PP24836,PP24837,PP24838,PP24839,PP24840,PP24841,PP24842,PP24843,PP24844,PP24845,PP24846,PP24847,PP24848,PP24849,PP24850,PP24851,PP24852,PP24853,PP24854
CCC	PP24824,PP24828,PP24832,PP24836,PP24840,PP24844,PP24852
Internal Standard/PEM	
ICV/I.BLK	PP24815,PP24816,PP24817,PP24818,PP24819,PP24820,PP24821,PP24822,PP24855,PP24856,PP24857,PP24858,PP24859,PP24860,PP24861,PP24862
Surrogate Standard	
MS/MSD Standard	
LCS Standard	

22	Q3742-09	PO115526.D	02 Dec 2025 19:44	YP/AJ	Ok
23	Q3742-10	PO115527.D	02 Dec 2025 20:03	YP/AJ	Ok,M
24	Q3742-16	PO115528.D	02 Dec 2025 20:20	YP/AJ	Ok,M
25	Q3742-17	PO115529.D	02 Dec 2025 20:38	YP/AJ	Ok,M
26	Q3742-18	PO115530.D	02 Dec 2025 20:57	YP/AJ	Ok
27	Q3746-01	PO115531.D	02 Dec 2025 21:15	YP/AJ	Ok
28	Q3748-01	PO115532.D	02 Dec 2025 21:33	YP/AJ	Ok,M
29	Q3750-01	PO115533.D	02 Dec 2025 21:51	YP/AJ	Ok,M
30	Q3750-04	PO115534.D	02 Dec 2025 22:09	YP/AJ	Ok,M
31	Q3743-02	PO115535.D	02 Dec 2025 22:28	YP/AJ	ReRun
32	AR1660CCC500	PO115536.D	03 Dec 2025 00:18	YP/AJ	Ok,M
33	AR1242CCC500	PO115537.D	03 Dec 2025 00:37	YP/AJ	Ok,M
34	AR1248CCC500	PO115538.D	03 Dec 2025 00:55	YP/AJ	Ok,M
35	AR1254CCC500	PO115539.D	03 Dec 2025 01:13	YP/AJ	Ok,M
36	I.BLK	PO115540.D	03 Dec 2025 01:32	YP/AJ	Ok,M
37	PB170775BL	PO115541.D	03 Dec 2025 01:50	YP/AJ	Ok,M
38	PB170775BS	PO115542.D	03 Dec 2025 02:08	YP/AJ	Ok,M
39	PB170783BL	PO115543.D	03 Dec 2025 02:27	YP/AJ	Ok,M
40	PB170783BS	PO115544.D	03 Dec 2025 02:44	YP/AJ	Ok,M
41	PB170783BSD	PO115545.D	03 Dec 2025 03:01	YP/AJ	Ok,M
42	AR1660CCC500	PO115546.D	03 Dec 2025 04:33	YP/AJ	Ok,M
43	AR1242CCC500	PO115547.D	03 Dec 2025 05:29	YP/AJ	Not Ok
44	AR1248CCC500	PO115548.D	03 Dec 2025 05:47	YP/AJ	Ok,M

284 Sheffield Street, Mountainside, New Jersey 07092, Phone : 908 789 8900,
Fax : 908 789 8922

Instrument ID: ECD_O

Daily Analysis Runlog For Sequence/QCBatch ID # PO120225

Review By	rahul	Review On	12/2/2025 10:13:12 AM		
Supervise By	Sohil	Supervise On	12/3/2025 3:23:45 PM		
SubDirectory	PO120225	HP Acquire Method		HP Processing Method	PO110425

STD. NAME	STD REF.#
Tune/Reschk	
Initial Calibration Stds	PP24815,PP24816,PP24817,PP24818,PP24819,PP24820,PP24821,PP24822,PP24823,PP24824,PP24825,PP24826,PP24827,PP24828,PP24829,PP24830,PP24831,PP24832,PP24833,PP24834,PP24835,PP24836,PP24837,PP24838,PP24839,PP24840,PP24841,PP24842,PP24843,PP24844,PP24845,PP24846,PP24847,PP24848,PP24849,PP24850,PP24851,PP24852,PP24853,PP24854
CCC	PP24824,PP24828,PP24832,PP24836,PP24840,PP24844,PP24852
Internal Standard/PEM	
ICV/I.BLK	PP24815,PP24816,PP24817,PP24818,PP24819,PP24820,PP24821,PP24822,PP24855,PP24856,PP24857,PP24858,PP24859,PP24860,PP24861,PP24862
Surrogate Standard	
MS/MSD Standard	
LCS Standard	

45	AR1254CCC500	PO115549.D	03 Dec 2025 06:04	YP/AJ	Ok,M
46	I.BLK	PO115550.D	03 Dec 2025 06:23	YP/AJ	Ok,M

M : Manual Integration

284 Sheffield Street, Mountainside, New Jersey 07092, Phone : 908 789 8900,
Fax : 908 789 8922

Instrument ID: ECD_O

Daily Analysis Runlog For Sequence/QCBatch ID # PO120325

Review By	rahul	Review On	12/3/2025 1:50:47 PM		
Supervise By	mohammad	Supervise On	12/5/2025 11:31:01 AM		
SubDirectory	PO120325	HP Acquire Method		HP Processing Method	PO110425

STD. NAME	STD REF.#
Tune/Reschk	
Initial Calibration Stds	PP24815,PP24816,PP24817,PP24818,PP24819,PP24820,PP24821,PP24822,PP24823,PP24824,PP24825,PP24826,PP24827,PP24828,PP24829,PP24830,PP24831,PP24832,PP24833,PP24834,PP24835,PP24836,PP24837,PP24838,PP24839,PP24840,PP24841,PP24842,PP24843,PP24844,PP24845,PP24846,PP24847,PP24848,PP24849,PP24850,PP24851,PP24852,PP24853,PP24854
CCC	PP24824,PP24828,PP24832,PP24836,PP24840,PP24844,PP24852
Internal Standard/PEM	
ICV/I.BLK	PP24815,PP24816,PP24817,PP24818,PP24819,PP24820,PP24821,PP24822,PP24855,PP24856,PP24857,PP24858,PP24859,PP24860,PP24861,PP24862
Surrogate Standard	
MS/MSD Standard	
LCS Standard	

Sr#	SampleId	Data File Name	Date-Time	Operator	Status
1	HEXANE	PO115551.D	03 Dec 2025 09:16	YP/AJ	Ok
2	AR1660CCC500	PO115552.D	03 Dec 2025 09:34	YP/AJ	Ok,M
3	AR1242CCC500	PO115553.D	03 Dec 2025 09:53	YP/AJ	Ok,M
4	AR1248CCC500	PO115554.D	03 Dec 2025 10:11	YP/AJ	Ok
5	AR1254CCC500	PO115555.D	03 Dec 2025 10:29	YP/AJ	Ok,M
6	I.BLK	PO115556.D	03 Dec 2025 10:48	YP/AJ	Ok,M
7	Q3743-02	PO115557.D	03 Dec 2025 11:10	YP/AJ	Ok,M
8	Q3753-02	PO115558.D	03 Dec 2025 11:55	YP/AJ	Ok,M
9	Q3753-04	PO115559.D	03 Dec 2025 12:13	YP/AJ	Ok,M
10	Q3753-01	PO115560.D	03 Dec 2025 12:32	YP/AJ	Ok,M
11	Q3741-01	PO115561.D	03 Dec 2025 12:50	YP/AJ	Ok
12	Q3741-02	PO115562.D	03 Dec 2025 13:08	YP/AJ	Ok,M
13	Q3741-03	PO115563.D	03 Dec 2025 13:27	YP/AJ	Ok,M
14	Q3741-04	PO115564.D	03 Dec 2025 13:45	YP/AJ	Ok
15	AR1660CCC500	PO115565.D	03 Dec 2025 14:22	YP/AJ	Ok,M
16	AR1242CCC500	PO115566.D	03 Dec 2025 14:40	YP/AJ	Ok,M
17	AR1248CCC500	PO115567.D	03 Dec 2025 14:59	YP/AJ	Ok,M
18	AR1254CCC500	PO115568.D	03 Dec 2025 15:17	YP/AJ	Ok,M
19	I.BLK	PO115569.D	03 Dec 2025 15:35	YP/AJ	Ok,M
20	Q3762-02	PO115570.D	03 Dec 2025 18:48	YP/AJ	Ok,M
21	Q3769-01	PO115571.D	03 Dec 2025 19:06	YP/AJ	Ok,M

284 Sheffield Street, Mountainside, New Jersey 07092, Phone : 908 789 8900,
Fax : 908 789 8922

Instrument ID: ECD_O

Daily Analysis Runlog For Sequence/QCBatch ID # PO120325

Review By	rahul	Review On	12/3/2025 1:50:47 PM		
Supervise By	mohammad	Supervise On	12/5/2025 11:31:01 AM		
SubDirectory	PO120325	HP Acquire Method		HP Processing Method	PO110425

STD. NAME	STD REF.#
Tune/Reschk	
Initial Calibration Stds	PP24815,PP24816,PP24817,PP24818,PP24819,PP24820,PP24821,PP24822,PP24823,PP24824,PP24825,PP24826,PP24827,PP24828,PP24829 ,PP24830,PP24831,PP24832,PP24833,PP24834,PP24835,PP24836,PP24837,PP24838,PP24839,PP24840,PP24841,PP24842,PP24843,PP2484 4,PP24845,PP24846,PP24847,PP24848,PP24849,PP24850,PP24851,PP24852,PP24853,PP24854
CCC	PP24824,PP24828,PP24832,PP24836,PP24840,PP24844,PP24852
Internal Standard/PEM	
ICV/I.BLK	PP24815,PP24816,PP24817,PP24818,PP24819,PP24820,PP24821,PP24822,PP24855,PP24856,PP24857,PP24858,PP24859,PP24860,PP24861,PP24862
Surrogate Standard	
MS/MSD Standard	
LCS Standard	

22	Q3769-02	PO115572.D	03 Dec 2025 19:25	YP/AJ	Ok,M
23	Q3769-03	PO115573.D	03 Dec 2025 19:43	YP/AJ	Ok,M
24	Q3769-04	PO115574.D	03 Dec 2025 20:01	YP/AJ	Ok,M
25	AR1660CCC500	PO115575.D	03 Dec 2025 21:51	YP/AJ	Ok,M
26	AR1242CCC500	PO115576.D	03 Dec 2025 22:10	YP/AJ	Ok,M
27	AR1248CCC500	PO115577.D	03 Dec 2025 22:28	YP/AJ	Ok,M
28	AR1254CCC500	PO115578.D	03 Dec 2025 22:46	YP/AJ	Ok,M
29	I.BLK	PO115579.D	03 Dec 2025 23:05	YP/AJ	Ok,M

M : Manual Integration

284 Sheffield Street, Mountainside, New Jersey 07092, Phone : 908 789 8900,
Fax : 908 789 8922

Instrument ID: ECD_O

Daily Analysis Runlog For Sequence/QCBatch ID # PO110425

Review By	yogesh	Review On	11/4/2025 12:15:43 PM		
Supervise By	rahul	Supervise On	11/5/2025 8:40:26 AM		
SubDirectory	PO110425	HP Acquire Method		HP Processing Method	PO110425

STD. NAME	STD REF.#
Tune/Reschk	
Initial Calibration Stds	PP24815,PP24816,PP24817,PP24818,PP24819,PP24820,PP24821,PP24822,PP24823,PP24824,PP24825,PP24826,PP24827,PP24828,PP24829,PP24830,PP24831,PP24832,PP24833,PP24834,PP24835,PP24836,PP24837,PP24838,PP24839,PP24840,PP24841,PP24842,PP24843,PP24844,PP24845,PP24846,PP24847,PP24848,PP24849,PP24850,PP24851,PP24852,PP24853,PP24854
CCC	
Internal Standard/PEM	
ICV/I.BLK	PP24815,PP24816,PP24817,PP24818,PP24819,PP24820,PP24821,PP24822,PP24855,PP24856,PP24857,PP24858,PP24859,PP24860,PP24861,PP24862
Surrogate Standard	
MS/MSD Standard	
LCS Standard	

Sr#	SampleId	ClientID	Data File Name	Date-Time	Comment	Operator	Status
1	HEXANE	HEXANE	PO114869.D	04 Nov 2025 09:03		YP/AJ	Ok
2	I.BLK	I.BLK	PO114870.D	04 Nov 2025 09:21		YP/AJ	Ok
3	AR1660ICC1000	AR1660ICC1000	PO114871.D	04 Nov 2025 09:39		YP/AJ	Ok
4	AR1660ICC750	AR1660ICC750	PO114872.D	04 Nov 2025 09:58		YP/AJ	Ok
5	AR1660ICC500	AR1660ICC500	PO114873.D	04 Nov 2025 10:16		YP/AJ	Ok
6	AR1660ICC250	AR1660ICC250	PO114874.D	04 Nov 2025 10:34		YP/AJ	Ok,M
7	AR1660ICC050	AR1660ICC050	PO114875.D	04 Nov 2025 10:53		YP/AJ	Ok,M
8	AR1221ICC500	AR1221ICC500	PO114876.D	04 Nov 2025 11:11		YP/AJ	Ok
9	AR1232ICC500	AR1232ICC500	PO114877.D	04 Nov 2025 11:30		YP/AJ	Ok
10	AR1242ICC1000	AR1242ICC1000	PO114878.D	04 Nov 2025 11:48		YP/AJ	Ok
11	AR1242ICC750	AR1242ICC750	PO114879.D	04 Nov 2025 12:06		YP/AJ	Ok
12	AR1242ICC500	AR1242ICC500	PO114880.D	04 Nov 2025 12:25		YP/AJ	Ok
13	AR1242ICC250	AR1242ICC250	PO114881.D	04 Nov 2025 12:42		YP/AJ	Ok
14	AR1242ICC050	AR1242ICC050	PO114882.D	04 Nov 2025 13:00		YP/AJ	Ok,M
15	AR1248ICC1000	AR1248ICC1000	PO114883.D	04 Nov 2025 13:19		YP/AJ	Ok
16	AR1248ICC750	AR1248ICC750	PO114884.D	04 Nov 2025 13:37		YP/AJ	Ok
17	AR1248ICC500	AR1248ICC500	PO114885.D	04 Nov 2025 13:56		YP/AJ	Ok
18	AR1248ICC250	AR1248ICC250	PO114886.D	04 Nov 2025 14:14		YP/AJ	Ok

284 Sheffield Street, Mountainside, New Jersey 07092, Phone : 908 789 8900,
Fax : 908 789 8922

Instrument ID: ECD_O

Daily Analysis Runlog For Sequence/QCBatch ID # PO110425

Review By	yogesh	Review On	11/4/2025 12:15:43 PM		
Supervise By	rahul	Supervise On	11/5/2025 8:40:26 AM		
SubDirectory	PO110425	HP Acquire Method		HP Processing Method	PO110425

STD. NAME	STD REF.#
Tune/Reschk	
Initial Calibration Stds	PP24815,PP24816,PP24817,PP24818,PP24819,PP24820,PP24821,PP24822,PP24823,PP24824,PP24825,PP24826,PP24827,PP24828,PP24829,PP24830,PP24831,PP24832,PP24833,PP24834,PP24835,PP24836,PP24837,PP24838,PP24839,PP24840,PP24841,PP24842,PP24843,PP24844,PP24845,PP24846,PP24847,PP24848,PP24849,PP24850,PP24851,PP24852,PP24853,PP24854
CCC	
Internal Standard/PEM	
ICV/I.BLK	PP24815,PP24816,PP24817,PP24818,PP24819,PP24820,PP24821,PP24822,PP24855,PP24856,PP24857,PP24858,PP24859,PP24860,PP24861,PP24862
Surrogate Standard	
MS/MSD Standard	
LCS Standard	

19	AR1248ICC050	AR1248ICC050	PO114887.D	04 Nov 2025 14:33		YP/AJ	Ok
20	AR1254ICC1000	AR1254ICC1000	PO114888.D	04 Nov 2025 14:51		YP/AJ	Ok
21	AR1254ICC750	AR1254ICC750	PO114889.D	04 Nov 2025 15:09		YP/AJ	Ok
22	AR1254ICC500	AR1254ICC500	PO114890.D	04 Nov 2025 15:28		YP/AJ	Ok
23	AR1254ICC250	AR1254ICC250	PO114891.D	04 Nov 2025 16:04		YP/AJ	Ok
24	AR1254ICC050	AR1254ICC050	PO114892.D	04 Nov 2025 16:23		YP/AJ	Ok,M
25	AR1262ICC500	AR1262ICC500	PO114893.D	04 Nov 2025 17:00		YP/AJ	Ok
26	AR1268ICC1000	AR1268ICC1000	PO114894.D	04 Nov 2025 17:18		YP/AJ	Ok
27	AR1268ICC750	AR1268ICC750	PO114895.D	04 Nov 2025 17:36		YP/AJ	Ok
28	AR1268ICC500	AR1268ICC500	PO114896.D	04 Nov 2025 17:55		YP/AJ	Ok
29	AR1268ICC250	AR1268ICC250	PO114897.D	04 Nov 2025 18:13		YP/AJ	Ok,M
30	AR1268ICC050	AR1268ICC050	PO114898.D	04 Nov 2025 18:31		YP/AJ	Ok
31	PO110425ICV500	ICVPO110425	PO114899.D	04 Nov 2025 19:08		YP/AJ	Ok
32	AR1242ICV500	ICVPO110425AR1242	PO114900.D	04 Nov 2025 20:21		YP/AJ	Ok,M
33	AR1248ICV500	ICVPO110425AR1248	PO114901.D	04 Nov 2025 20:58		YP/AJ	Ok
34	AR1254ICV500	ICVPO110425AR1254	PO114902.D	04 Nov 2025 21:35		YP/AJ	Ok
35	AR1268ICV500	ICVPO110425AR1268	PO114903.D	04 Nov 2025 22:12		YP/AJ	Ok
36	DDT ANALOG	DDT ANALOG	PO114904.D	04 Nov 2025 22:48		YP/AJ	Ok

M : Manual Integration

284 Sheffield Street, Mountainside, New Jersey 07092, Phone : 908 789 8900,
Fax : 908 789 8922

Instrument ID: ECD_O

Daily Analysis Runlog For Sequence/QCBatch ID # PO120225

Review By	rahul	Review On	12/2/2025 10:13:12 AM		
Supervise By	Sohil	Supervise On	12/3/2025 3:23:45 PM		
SubDirectory	PO120225	HP Acquire Method		HP Processing Method	PO110425

STD. NAME	STD REF.#
Tune/Reschk	
Initial Calibration Stds	PP24815,PP24816,PP24817,PP24818,PP24819,PP24820,PP24821,PP24822,PP24823,PP24824,PP24825,PP24826,PP24827,PP24828,PP24829,PP24830,PP24831,PP24832,PP24833,PP24834,PP24835,PP24836,PP24837,PP24838,PP24839,PP24840,PP24841,PP24842,PP24843,PP24844,PP24845,PP24846,PP24847,PP24848,PP24849,PP24850,PP24851,PP24852,PP24853,PP24854
CCC	PP24824,PP24828,PP24832,PP24836,PP24840,PP24844,PP24852
Internal Standard/PEM	
ICV/I.BLK	PP24815,PP24816,PP24817,PP24818,PP24819,PP24820,PP24821,PP24822,PP24855,PP24856,PP24857,PP24858,PP24859,PP24860,PP24861,PP24862
Surrogate Standard	
MS/MSD Standard	
LCS Standard	

Sr#	SampleId	ClientID	Data File Name	Date-Time	Comment	Operator	Status
1	HEXANE	HEXANE	PO115505.D	02 Dec 2025 09:13		YP/AJ	Ok
2	AR1660CCC500	AR1660CCC500	PO115506.D	02 Dec 2025 10:01		YP/AJ	Ok,M
3	AR1242CCC500	AR1242CCC500	PO115507.D	02 Dec 2025 10:19		YP/AJ	Ok,M
4	AR1248CCC500	AR1248CCC500	PO115508.D	02 Dec 2025 10:37		YP/AJ	Ok
5	AR1254CCC500	AR1254CCC500	PO115509.D	02 Dec 2025 11:15		YP/AJ	Ok,M
6	I.BLK	I.BLK	PO115510.D	02 Dec 2025 14:35		YP/AJ	Ok
7	Q3742-01	SB-1125-23	PO115511.D	02 Dec 2025 14:53		YP/AJ	Ok
8	Q3742-02	SB-1125-19	PO115512.D	02 Dec 2025 15:11		YP/AJ	Ok,M
9	Q3742-03	SB-1125-8	PO115513.D	02 Dec 2025 15:30		YP/AJ	Ok
10	Q3742-04	SB-1125-9	PO115514.D	02 Dec 2025 15:48		YP/AJ	Ok
11	Q3742-05	SB-1125-21	PO115515.D	02 Dec 2025 16:06	AR1260 hits	YP/AJ	Ok,M
12	Q3742-06	SB-1125-13	PO115516.D	02 Dec 2025 16:24		YP/AJ	Ok,M
13	Q3742-07	SB-1125-18	PO115517.D	02 Dec 2025 16:42		YP/AJ	Ok,M
14	Q3742-07MS	SB-1125-18MS	PO115518.D	02 Dec 2025 17:01		YP/AJ	Ok,M
15	Q3742-07MSD	SB-1125-18MSD	PO115519.D	02 Dec 2025 17:19		YP/AJ	Ok,M
16	Q3742-08	SB-1125-20	PO115520.D	02 Dec 2025 17:37		YP/AJ	Ok,M
17	AR1660CCC500	AR1660CCC500	PO115521.D	02 Dec 2025 18:14		YP/AJ	Ok
18	AR1242CCC500	AR1242CCC500	PO115522.D	02 Dec 2025 18:33		YP/AJ	Ok,M

284 Sheffield Street, Mountainside, New Jersey 07092, Phone : 908 789 8900,
Fax : 908 789 8922

Instrument ID: ECD_O

Daily Analysis Runlog For Sequence/QCBatch ID # PO120225

Review By	rahul	Review On	12/2/2025 10:13:12 AM		
Supervise By	Sohil	Supervise On	12/3/2025 3:23:45 PM		
SubDirectory	PO120225	HP Acquire Method		HP Processing Method	PO110425

STD. NAME	STD REF.#
Tune/Reschk	
Initial Calibration Stds	PP24815,PP24816,PP24817,PP24818,PP24819,PP24820,PP24821,PP24822,PP24823,PP24824,PP24825,PP24826,PP24827,PP24828,PP24829,PP24830,PP24831,PP24832,PP24833,PP24834,PP24835,PP24836,PP24837,PP24838,PP24839,PP24840,PP24841,PP24842,PP24843,PP24844,PP24845,PP24846,PP24847,PP24848,PP24849,PP24850,PP24851,PP24852,PP24853,PP24854
CCC	PP24824,PP24828,PP24832,PP24836,PP24840,PP24844,PP24852
Internal Standard/PEM	
ICV/I.BLK	PP24815,PP24816,PP24817,PP24818,PP24819,PP24820,PP24821,PP24822,PP24855,PP24856,PP24857,PP24858,PP24859,PP24860,PP24861,PP24862
Surrogate Standard	
MS/MSD Standard	
LCS Standard	

19	AR1248CCC500	AR1248CCC500	PO115523.D	02 Dec 2025 18:51		YP/AJ	Ok,M
20	AR1254CCC500	AR1254CCC500	PO115524.D	02 Dec 2025 19:08		YP/AJ	Ok,M
21	I.BLK	I.BLK	PO115525.D	02 Dec 2025 19:26		YP/AJ	Ok,M
22	Q3742-09	SB-1125-22	PO115526.D	02 Dec 2025 19:44		YP/AJ	Ok
23	Q3742-10	SB-1125-2	PO115527.D	02 Dec 2025 20:03		YP/AJ	Ok,M
24	Q3742-16	SB-1125-1	PO115528.D	02 Dec 2025 20:20		YP/AJ	Ok,M
25	Q3742-17	SB-1125-25	PO115529.D	02 Dec 2025 20:38		YP/AJ	Ok,M
26	Q3742-18	SB-1125-24	PO115530.D	02 Dec 2025 20:57		YP/AJ	Ok
27	Q3746-01	ROW	PO115531.D	02 Dec 2025 21:15		YP/AJ	Ok
28	Q3748-01	AU-05-12-1-2025	PO115532.D	02 Dec 2025 21:33		YP/AJ	Ok,M
29	Q3750-01	FENCE WC-1	PO115533.D	02 Dec 2025 21:51		YP/AJ	Ok,M
30	Q3750-04	FENCE WC-2	PO115534.D	02 Dec 2025 22:09	AR1260 hits	YP/AJ	Ok,M
31	Q3743-02	TW-1125-2	PO115535.D	02 Dec 2025 22:28	TCMX low 1st col and DCB Low 2nd col	YP/AJ	ReRun
32	AR1660CCC500	AR1660CCC500	PO115536.D	03 Dec 2025 00:18		YP/AJ	Ok,M
33	AR1242CCC500	AR1242CCC500	PO115537.D	03 Dec 2025 00:37		YP/AJ	Ok,M
34	AR1248CCC500	AR1248CCC500	PO115538.D	03 Dec 2025 00:55		YP/AJ	Ok,M
35	AR1254CCC500	AR1254CCC500	PO115539.D	03 Dec 2025 01:13		YP/AJ	Ok,M
36	I.BLK	I.BLK	PO115540.D	03 Dec 2025 01:32		YP/AJ	Ok,M
37	PB170775BL	PB170775BL	PO115541.D	03 Dec 2025 01:50		YP/AJ	Ok,M

284 Sheffield Street, Mountainside, New Jersey 07092, Phone : 908 789 8900,
Fax : 908 789 8922

Instrument ID: ECD_O

Daily Analysis Runlog For Sequence/QCBatch ID # PO120225

Review By	rahul	Review On	12/2/2025 10:13:12 AM		
Supervise By	Sohil	Supervise On	12/3/2025 3:23:45 PM		
SubDirectory	PO120225	HP Acquire Method		HP Processing Method	PO110425

STD. NAME	STD REF.#
Tune/Reschk	
Initial Calibration Stds	PP24815,PP24816,PP24817,PP24818,PP24819,PP24820,PP24821,PP24822,PP24823,PP24824,PP24825,PP24826,PP24827,PP24828,PP24829,PP24830,PP24831,PP24832,PP24833,PP24834,PP24835,PP24836,PP24837,PP24838,PP24839,PP24840,PP24841,PP24842,PP24843,PP24844,PP24845,PP24846,PP24847,PP24848,PP24849,PP24850,PP24851,PP24852,PP24853,PP24854
CCC	PP24824,PP24828,PP24832,PP24836,PP24840,PP24844,PP24852
Internal Standard/PEM	
ICV/I.BLK	PP24815,PP24816,PP24817,PP24818,PP24819,PP24820,PP24821,PP24822,PP24855,PP24856,PP24857,PP24858,PP24859,PP24860,PP24861,PP24862
Surrogate Standard	
MS/MSD Standard	
LCS Standard	

38	PB170775BS	PB170775BS	PO115542.D	03 Dec 2025 02:08		YP/AJ	Ok,M
39	PB170783BL	PB170783BL	PO115543.D	03 Dec 2025 02:27		YP/AJ	Ok,M
40	PB170783BS	PB170783BS	PO115544.D	03 Dec 2025 02:44		YP/AJ	Ok,M
41	PB170783BSD	PB170783BSD	PO115545.D	03 Dec 2025 03:01		YP/AJ	Ok,M
42	AR1660CCC500	AR1660CCC500	PO115546.D	03 Dec 2025 04:33		YP/AJ	Ok,M
43	AR1242CCC500	AR1242CCC500	PO115547.D	03 Dec 2025 05:29		YP/AJ	Not Ok
44	AR1248CCC500	AR1248CCC500	PO115548.D	03 Dec 2025 05:47		YP/AJ	Ok,M
45	AR1254CCC500	AR1254CCC500	PO115549.D	03 Dec 2025 06:04		YP/AJ	Ok,M
46	I.BLK	I.BLK	PO115550.D	03 Dec 2025 06:23		YP/AJ	Ok,M

M : Manual Integration

284 Sheffield Street, Mountainside, New Jersey 07092, Phone : 908 789 8900,
Fax : 908 789 8922

Instrument ID: ECD_O

Daily Analysis Runlog For Sequence/QCBatch ID # PO120325

Review By	rahul	Review On	12/3/2025 1:50:47 PM		
Supervise By	mohammad	Supervise On	12/5/2025 11:31:01 AM		
SubDirectory	PO120325	HP Acquire Method		HP Processing Method	PO110425

STD. NAME	STD REF.#
Tune/Reschk	
Initial Calibration Stds	PP24815,PP24816,PP24817,PP24818,PP24819,PP24820,PP24821,PP24822,PP24823,PP24824,PP24825,PP24826,PP24827,PP24828,PP24829,PP24830,PP24831,PP24832,PP24833,PP24834,PP24835,PP24836,PP24837,PP24838,PP24839,PP24840,PP24841,PP24842,PP24843,PP24844,PP24845,PP24846,PP24847,PP24848,PP24849,PP24850,PP24851,PP24852,PP24853,PP24854
CCC	PP24824,PP24828,PP24832,PP24836,PP24840,PP24844,PP24852
Internal Standard/PEM	
ICV/I.BLK	PP24815,PP24816,PP24817,PP24818,PP24819,PP24820,PP24821,PP24822,PP24855,PP24856,PP24857,PP24858,PP24859,PP24860,PP24861,PP24862
Surrogate Standard	
MS/MSD Standard	
LCS Standard	

Sr#	SampleId	ClientID	Data File Name	Date-Time	Comment	Operator	Status
1	HEXANE	HEXANE	PO115551.D	03 Dec 2025 09:16		YP/AJ	Ok
2	AR1660CCC500	AR1660CCC500	PO115552.D	03 Dec 2025 09:34		YP/AJ	Ok,M
3	AR1242CCC500	AR1242CCC500	PO115553.D	03 Dec 2025 09:53		YP/AJ	Ok,M
4	AR1248CCC500	AR1248CCC500	PO115554.D	03 Dec 2025 10:11		YP/AJ	Ok
5	AR1254CCC500	AR1254CCC500	PO115555.D	03 Dec 2025 10:29		YP/AJ	Ok,M
6	I.BLK	I.BLK	PO115556.D	03 Dec 2025 10:48		YP/AJ	Ok,M
7	Q3743-02	TW-1125-2	PO115557.D	03 Dec 2025 11:10	DCB Low 2nd col	YP/AJ	Ok,M
8	Q3753-02	MOO-25-334-337	PO115558.D	03 Dec 2025 11:55		YP/AJ	Ok,M
9	Q3753-04	AR520-0002	PO115559.D	03 Dec 2025 12:13		YP/AJ	Ok,M
10	Q3753-01	MOO-25-345-356	PO115560.D	03 Dec 2025 12:32		YP/AJ	Ok,M
11	Q3741-01	B50-SP3-111925	PO115561.D	03 Dec 2025 12:50		YP/AJ	Ok
12	Q3741-02	B50-SP13-112025	PO115562.D	03 Dec 2025 13:08		YP/AJ	Ok,M
13	Q3741-03	B50-SP14-112025	PO115563.D	03 Dec 2025 13:27		YP/AJ	Ok,M
14	Q3741-04	B50-SP9-112425	PO115564.D	03 Dec 2025 13:45		YP/AJ	Ok
15	AR1660CCC500	AR1660CCC500	PO115565.D	03 Dec 2025 14:22		YP/AJ	Ok,M
16	AR1242CCC500	AR1242CCC500	PO115566.D	03 Dec 2025 14:40		YP/AJ	Ok,M
17	AR1248CCC500	AR1248CCC500	PO115567.D	03 Dec 2025 14:59		YP/AJ	Ok,M
18	AR1254CCC500	AR1254CCC500	PO115568.D	03 Dec 2025 15:17		YP/AJ	Ok,M

284 Sheffield Street, Mountainside, New Jersey 07092, Phone : 908 789 8900,
Fax : 908 789 8922

Instrument ID: ECD_O

Daily Analysis Runlog For Sequence/QCBatch ID # PO120325

Review By	rahul	Review On	12/3/2025 1:50:47 PM		
Supervise By	mohammad	Supervise On	12/5/2025 11:31:01 AM		
SubDirectory	PO120325	HP Acquire Method		HP Processing Method	PO110425

STD. NAME	STD REF.#
Tune/Reschk	
Initial Calibration Stds	PP24815,PP24816,PP24817,PP24818,PP24819,PP24820,PP24821,PP24822,PP24823,PP24824,PP24825,PP24826,PP24827,PP24828,PP24829,PP24830,PP24831,PP24832,PP24833,PP24834,PP24835,PP24836,PP24837,PP24838,PP24839,PP24840,PP24841,PP24842,PP24843,PP24844,PP24845,PP24846,PP24847,PP24848,PP24849,PP24850,PP24851,PP24852,PP24853,PP24854
CCC	PP24824,PP24828,PP24832,PP24836,PP24840,PP24844,PP24852
Internal Standard/PEM	
ICV/I.BLK	PP24815,PP24816,PP24817,PP24818,PP24819,PP24820,PP24821,PP24822,PP24855,PP24856,PP24857,PP24858,PP24859,PP24860,PP24861,PP24862
Surrogate Standard	
MS/MSD Standard	
LCS Standard	

19	I.BLK	I.BLK	PO115569.D	03 Dec 2025 15:35		YP/AJ	Ok,M
20	Q3762-02	Y24040076-B	PO115570.D	03 Dec 2025 18:48		YP/AJ	Ok,M
21	Q3769-01	Y2310-0306-A	PO115571.D	03 Dec 2025 19:06	DCB high in 1st column	YP/AJ	Ok,M
22	Q3769-02	Y2310-0306-B	PO115572.D	03 Dec 2025 19:25		YP/AJ	Ok,M
23	Q3769-03	WBH17-9030424-A	PO115573.D	03 Dec 2025 19:43		YP/AJ	Ok,M
24	Q3769-04	WBH17-9020424-B	PO115574.D	03 Dec 2025 20:01		YP/AJ	Ok,M
25	AR1660CCC500	AR1660CCC500	PO115575.D	03 Dec 2025 21:51		YP/AJ	Ok,M
26	AR1242CCC500	AR1242CCC500	PO115576.D	03 Dec 2025 22:10		YP/AJ	Ok,M
27	AR1248CCC500	AR1248CCC500	PO115577.D	03 Dec 2025 22:28		YP/AJ	Ok,M
28	AR1254CCC500	AR1254CCC500	PO115578.D	03 Dec 2025 22:46		YP/AJ	Ok,M
29	I.BLK	I.BLK	PO115579.D	03 Dec 2025 23:05		YP/AJ	Ok,M

M : Manual Integration

Alliance TECHNICAL GROUP

EXTRACTION LOGPAGE

PB170783

SOP ID:	M608.3-Pesticide PCB-18				
Clean Up SOP #:	N/A			**Extraction Start Date :**	12/02/2025
Matrix :	Water			**Extraction Start Time :**	08:38
Weigh By:	N/A	**Extraction By:**	RS	**Extraction End Date :**	12/02/2025
Balance check:	N/A	**Filter By:**	RS	**Extraction End Time :**	13:05
Balance ID:	N/A	**pH Meter ID:**	N/A	**Concentration By:**	EH
pH Strip Lot#:	E3953	**Hood ID:**	4,6,7	**Supervisor By :**	RUPESH

Extraction Method: [✓] Seperatory Funnel [ ] Continious Liquid/Liquid [ ] Sonication [ ] Waste Dilution [ ] Soxhlet

Standared Name	MLS USED	Concentration ug/mL	STD REF. # FROM LOG
Spike Sol 1	1.0ML	50 PPB	PP25076
Surrogate	1.0ML	20 PPB	PP24714
N/A	N/A	N/A	N/A
N/A	N/A	N/A	N/A
N/A	N/A	N/A	N/A

Chemical Used	ML/SAMPLE USED	Lot Number
Methylene Chloride	N/A	E3980
Baked Na2SO4	N/A	EP2655
Hexane	N/A	E3981
N/A	N/A	N/A
N/A	N/A	N/A
N/A	N/A	N/A
N/A	N/A	N/A
N/A	N/A	N/A
N/A	N/A	N/A
N/A	N/A	N/A
N/A	N/A	N/A
N/A	N/A	N/A
N/A	N/A	N/A
N/A	N/A	N/A

Extraction Conformance/Non-Conformance Comments:

1.5ML Vial Lot # 2210443.

KD Bath ID:	WATER BATH-1	**Envap ID:**	N-EVAP-02
KD Bath Temperature:	60 °C	**Envap Temperature:**	40 °C

Date / Time	Prepped Sample Relinquished By/Location	Received By/Location
12/2/25	RS (Ext lab)	R. Pcb/PCB Lab
13:10	**Preparation Group**	**Analysis Group**

Alliance TECHNICAL GROUP

EXTRACTION LOGPAGE

PrepBatch ID : PB170783

Analytical Method: M608.3-Pesticide PCB-18

Concentration Date: 12/02/2025

Sample ID	Client Sample ID	Test	g / mL	PH	Surr/Spike By:		Final Vol. (mL)	JarID	Comments	Prep Pos
					AddedBy	VerifiedBy				
PB170783BL	ABLK783	PCB	1000	6	RUPESH	ritesh	1			SEP-6
PB170783BS	ALCS783	PCB	1000	6	RUPESH	ritesh	1			7
PB170783BSD	ALCSD783	PCB	1000	6	RUPESH	ritesh	1			8
Q3743-02	TW-1125-2	PCB	1000	6	RUPESH	ritesh	1	I		9

Rs
12/2

* **Extracts relinquished on the same date as received.**

Q3743 0702785 8:38

WORKLIST(Hardcopy Internal Chain)

WorkList Name : Q3743P **WorkList ID :** 193413 **Department :** Extraction **Date :** 12-02-2025 08:32:57

Sample	Customer Sample	Matrix	Test	Preservative	Customer	Raw Sample Storage Location	Collect Date	Method
Q3743-02	TW-1125-2	Water	PCB	Cool 4 deg C	REMI01	A12	11/26/2025	608.3
Q3743-02	TW-1125-2	Water	Pesticide-TCL	Cool 4 deg C	REMI01	A12	11/26/2025	608.3

Date/Time 12/2/25 8:33
Raw Sample Received by: RS (Ext-lab)
Raw Sample Relinquished by: SM

Date/Time 12/2/25 9:10
Raw Sample Received by: SM
Raw Sample Relinquished by: RS (Ext-lab)

284 Sheffield Street, Mountainside, New Jersey 07092, Phone : 908 789 8900, Fax : 908 789 8922

LAB CHRONICLE

OrderID:	Q3743	**OrderDate:**	12/1/2025 9:45:00 AM
Client:	Remington & Vernick	**Project:**	Saddler Property
Contact:	Justin Zarzecki	**Location:**	A12,VOA Lab

LabID	ClientID	Matrix	Test	Method	Sample Date	Prep Date	Anal Date	Received
Q3743-02	**TW-1125-2**	**WATER**			**11/26/25**			**11/26/25**
			PCB	608.3		12/02/25	12/03/25	
			Pesticide-TCL	608.3		12/02/25	12/02/25	

Alliance TECHNICAL GROUP
284 Sheffield Street, Mountainside, New Jersey 07092, Phone : 908 789 8900,
Fax : 908 789 8922

Hit Summary Sheet
SW-846

SDG No.: Q3743 **Order ID:** Q3743

Client: Remington & Vernick **Project ID:** Saddler Property

Sample ID	Client ID	Matrix	Parameter	Concentration	C	MDL	RDL	Units
Client ID :	**TW-1125-1**							
Q3743-01	TW-1125-1	Water	Aluminum	156000	D	9.70	100	ug/L
Q3743-01	TW-1125-1	Water	Antimony	4.25	JD	0.55	10.0	ug/L
Q3743-01	TW-1125-1	Water	Arsenic	323	D	0.45	5.00	ug/L
Q3743-01	TW-1125-1	Water	Barium	2260	D	1.05	50.0	ug/L
Q3743-01	TW-1125-1	Water	Beryllium	15.2	D	1.60	5.00	ug/L
Q3743-01	TW-1125-1	Water	Cadmium	17.4	D	1.70	5.00	ug/L
Q3743-01	TW-1125-1	Water	Calcium	144000	D	229	2500	ug/L
Q3743-01	TW-1125-1	Water	Chromium	2560	D	1.05	10.0	ug/L
Q3743-01	TW-1125-1	Water	Cobalt	210	D	0.35	5.00	ug/L
Q3743-01	TW-1125-1	Water	Copper	956	D	1.50	10.0	ug/L
Q3743-01	TW-1125-1	Water	Iron	440000	D	39.1	250	ug/L
Q3743-01	TW-1125-1	Water	Lead	2360	D	1.05	5.00	ug/L
Q3743-01	TW-1125-1	Water	Magnesium	96000	D	97.5	2500	ug/L
Q3743-01	TW-1125-1	Water	Manganese	14000	D	2.15	5.00	ug/L
Q3743-01	TW-1125-1	Water	Nickel	424	D	1.35	5.00	ug/L
Q3743-01	TW-1125-1	Water	Mercury	11.9	D	0.38	1.00	ug/L
Q3743-01	TW-1125-1	Water	Potassium	26100	D	182	2500	ug/L
Q3743-01	TW-1125-1	Water	Selenium	14.7	JD	14.5	25.0	ug/L
Q3743-01	TW-1125-1	Water	Silver	4.55	JD	0.30	5.00	ug/L
Q3743-01	TW-1125-1	Water	Sodium	13400	D	640	2500	ug/L
Q3743-01	TW-1125-1	Water	Thallium	4.15	JD	0.30	5.00	ug/L
Q3743-01	TW-1125-1	Water	Vanadium	368	D	0.39	25.0	ug/L
Q3743-01	TW-1125-1	Water	Zinc	5950	D	6.25	25.0	ug/L
Client ID :	**TW-1125-2**							
Q3743-02	TW-1125-2	Water	Aluminum	48700	D	9.70	100	ug/L
Q3743-02	TW-1125-2	Water	Antimony	3.15	JD	0.55	10.0	ug/L
Q3743-02	TW-1125-2	Water	Arsenic	310	D	0.45	5.00	ug/L
Q3743-02	TW-1125-2	Water	Barium	893	D	1.05	50.0	ug/L
Q3743-02	TW-1125-2	Water	Beryllium	5.05	D	1.60	5.00	ug/L
Q3743-02	TW-1125-2	Water	Cadmium	7.75	D	1.70	5.00	ug/L
Q3743-02	TW-1125-2	Water	Calcium	131000	D	229	2500	ug/L
Q3743-02	TW-1125-2	Water	Chromium	1400	D	1.05	10.0	ug/L
Q3743-02	TW-1125-2	Water	Cobalt	145	D	0.35	5.00	ug/L
Q3743-02	TW-1125-2	Water	Copper	462	D	1.50	10.0	ug/L
Q3743-02	TW-1125-2	Water	Iron	199000	D	39.1	250	ug/L
Q3743-02	TW-1125-2	Water	Lead	1100	D	1.05	5.00	ug/L
Q3743-02	TW-1125-2	Water	Magnesium	64300	D	97.5	2500	ug/L

284 Sheffield Street, Mountainside, New Jersey 07092, Phone : 908 789 8900,
Fax : 908 789 8922

Hit Summary Sheet
SW-846

SDG No.: Q3743 **Order ID:** Q3743

Client: Remington & Vernick **Project ID:** Saddler Property

Sample ID	Client ID	Matrix	Parameter	Concentration	C	MDL	RDL	Units
Q3743-02	TW-1125-2	Water	Manganese	4750	D	2.15	5.00	ug/L
Q3743-02	TW-1125-2	Water	Nickel	180	D	1.35	5.00	ug/L
Q3743-02	TW-1125-2	Water	Mercury	5.92		0.076	0.20	ug/L
Q3743-02	TW-1125-2	Water	Potassium	16900	D	182	2500	ug/L
Q3743-02	TW-1125-2	Water	Silver	3.05	JD	0.30	5.00	ug/L
Q3743-02	TW-1125-2	Water	Sodium	32700	D	640	2500	ug/L
Q3743-02	TW-1125-2	Water	Thallium	2.15	JD	0.30	5.00	ug/L
Q3743-02	TW-1125-2	Water	Vanadium	94.5	D	0.39	25.0	ug/L
Q3743-02	TW-1125-2	Water	Zinc	3510	D	6.25	25.0	ug/L

SAMPLE DATA

284 Sheffield Street, Mountainside, New Jersey 07092, Phone : 908 789 8900,
Fax : 908 789 8922

Report of Analysis

Client:	Remington & Vernick	Date Collected:	11/26/25
Project:	Saddler Property	Date Received:	11/26/25
Client Sample ID:	TW-1125-1	SDG No.:	Q3743
Lab Sample ID:	Q3743-01	Matrix:	Water
Level (low/med):	low	% Solid:	0

Cas	Parameter	Conc.	Qua.	DF	MDL	LOQ / CRQL	Units	Prep Date	Date Ana.	Ana Met.	Prep Met.
7429-90-5	Aluminum	156000	D	5	9.70	100	ug/L	12/02/25 09:30	12/03/25 11:52	6020B	3010A
7440-36-0	Antimony	4.25	JD	5	0.55	10.0	ug/L	12/02/25 09:30	12/03/25 11:52	6020B	3010A
7440-38-2	Arsenic	323	D	5	0.45	5.00	ug/L	12/02/25 09:30	12/03/25 11:52	6020B	3010A
7440-39-3	Barium	2260	D	5	1.05	50.0	ug/L	12/02/25 09:30	12/03/25 11:52	6020B	3010A
7440-41-7	Beryllium	15.2	D	5	1.60	5.00	ug/L	12/02/25 09:30	12/03/25 11:52	6020B	3010A
7440-43-9	Cadmium	17.4	D	5	1.70	5.00	ug/L	12/02/25 09:30	12/03/25 11:52	6020B	3010A
7440-70-2	Calcium	144000	DN	5	229	2500	ug/L	12/02/25 09:30	12/03/25 11:52	6020B	3010A
7440-47-3	Chromium	2560	D	5	1.05	10.0	ug/L	12/02/25 09:30	12/03/25 11:52	6020B	3010A
7440-48-4	Cobalt	210	D	5	0.35	5.00	ug/L	12/02/25 09:30	12/03/25 11:52	6020B	3010A
7440-50-8	Copper	956	D	5	1.50	10.0	ug/L	12/02/25 09:30	12/03/25 11:52	6020B	3010A
7439-89-6	Iron	440000	D	5	39.1	250	ug/L	12/02/25 09:30	12/03/25 11:52	6020B	3010A
7439-92-1	Lead	2360	D	5	1.05	5.00	ug/L	12/02/25 09:30	12/03/25 11:52	6020B	3010A
7439-95-4	Magnesium	96000	D	5	97.5	2500	ug/L	12/02/25 09:30	12/03/25 11:52	6020B	3010A
7439-96-5	Manganese	14000	D	5	2.15	5.00	ug/L	12/02/25 09:30	12/03/25 11:52	6020B	3010A
7439-97-6	Mercury	11.9	DN	5	0.38	1.00	ug/L	12/04/25 06:30	12/04/25 11:14	7470A	M7470A
7440-02-0	Nickel	424	D	5	1.35	5.00	ug/L	12/02/25 09:30	12/03/25 11:52	6020B	3010A
7440-09-7	Potassium	26100	D	5	182	2500	ug/L	12/02/25 09:30	12/03/25 11:52	6020B	3010A
7782-49-2	Selenium	14.7	JD	5	14.5	25.0	ug/L	12/02/25 09:30	12/03/25 11:52	6020B	3010A
7440-22-4	Silver	4.55	JDN	5	0.30	5.00	ug/L	12/02/25 09:30	12/03/25 11:52	6020B	3010A
7440-23-5	Sodium	13400	D	5	640	2500	ug/L	12/02/25 09:30	12/03/25 11:52	6020B	3010A
7440-28-0	Thallium	4.15	JD	5	0.30	5.00	ug/L	12/02/25 09:30	12/03/25 11:52	6020B	3010A
7440-62-2	Vanadium	368	D	5	0.39	25.0	ug/L	12/02/25 09:30	12/03/25 11:52	6020B	3010A
7440-66-6	Zinc	5950	D	5	6.25	25.0	ug/L	12/02/25 09:30	12/03/25 11:52	6020B	3010A

U = Not Detected
LOQ = Limit of Quantitation
MDL = Method Detection Limit
LOD = Limit of Detection
D = Dilution
Q = indicates LCS control criteria did not meet requirements

J = Estimated Value
B = Analyte Found in Associated Method Blank
* = indicates the duplicate analysis is not within control limits.
E = Indicates the reported value is estimated because of the presence of interference.
OR = Over Range
N =Spiked sample recovery not within control limits

284 Sheffield Street, Mountainside, New Jersey 07092, Phone : 908 789 8900,
Fax : 908 789 8922

Report of Analysis

Client:	Remington & Vernick	Date Collected:	11/26/25
Project:	Saddler Property	Date Received:	11/26/25
Client Sample ID:	TW-1125-2	SDG No.:	Q3743
Lab Sample ID:	Q3743-02	Matrix:	Water
Level (low/med):	low	% Solid:	0

Cas	Parameter	Conc.	Qua.	DF	MDL	LOQ / CRQL	Units	Prep Date	Date Ana.	Ana Met.	Prep Met.
7429-90-5	Aluminum	48700	D	5	9.70	100	ug/L	12/02/25 09:30	12/03/25 11:55	6020B	3010A
7440-36-0	Antimony	3.15	JD	5	0.55	10.0	ug/L	12/02/25 09:30	12/03/25 11:55	6020B	3010A
7440-38-2	Arsenic	310	D	5	0.45	5.00	ug/L	12/02/25 09:30	12/03/25 11:55	6020B	3010A
7440-39-3	Barium	893	D	5	1.05	50.0	ug/L	12/02/25 09:30	12/03/25 11:55	6020B	3010A
7440-41-7	Beryllium	5.05	D	5	1.60	5.00	ug/L	12/02/25 09:30	12/03/25 11:55	6020B	3010A
7440-43-9	Cadmium	7.75	D	5	1.70	5.00	ug/L	12/02/25 09:30	12/03/25 11:55	6020B	3010A
7440-70-2	Calcium	131000	DN	5	229	2500	ug/L	12/02/25 09:30	12/03/25 11:55	6020B	3010A
7440-47-3	Chromium	1400	D	5	1.05	10.0	ug/L	12/02/25 09:30	12/03/25 11:55	6020B	3010A
7440-48-4	Cobalt	145	D	5	0.35	5.00	ug/L	12/02/25 09:30	12/03/25 11:55	6020B	3010A
7440-50-8	Copper	462	D	5	1.50	10.0	ug/L	12/02/25 09:30	12/03/25 11:55	6020B	3010A
7439-89-6	Iron	199000	D	5	39.1	250	ug/L	12/02/25 09:30	12/03/25 11:55	6020B	3010A
7439-92-1	Lead	1100	D	5	1.05	5.00	ug/L	12/02/25 09:30	12/03/25 11:55	6020B	3010A
7439-95-4	Magnesium	64300	D	5	97.5	2500	ug/L	12/02/25 09:30	12/03/25 11:55	6020B	3010A
7439-96-5	Manganese	4750	D	5	2.15	5.00	ug/L	12/02/25 09:30	12/03/25 11:55	6020B	3010A
7439-97-6	Mercury	5.92	N	1	0.076	0.20	ug/L	12/04/25 06:30	12/04/25 10:47	7470A	M7470A
7440-02-0	Nickel	180	D	5	1.35	5.00	ug/L	12/02/25 09:30	12/03/25 11:55	6020B	3010A
7440-09-7	Potassium	16900	D	5	182	2500	ug/L	12/02/25 09:30	12/03/25 11:55	6020B	3010A
7782-49-2	Selenium	14.5	UD	5	14.5	25.0	ug/L	12/02/25 09:30	12/03/25 11:55	6020B	3010A
7440-22-4	Silver	3.05	JDN	5	0.30	5.00	ug/L	12/02/25 09:30	12/03/25 11:55	6020B	3010A
7440-23-5	Sodium	32700	D	5	640	2500	ug/L	12/02/25 09:30	12/03/25 11:55	6020B	3010A
7440-28-0	Thallium	2.15	JD	5	0.30	5.00	ug/L	12/02/25 09:30	12/03/25 11:55	6020B	3010A
7440-62-2	Vanadium	94.5	D	5	0.39	25.0	ug/L	12/02/25 09:30	12/03/25 11:55	6020B	3010A
7440-66-6	Zinc	3510	D	5	6.25	25.0	ug/L	12/02/25 09:30	12/03/25 11:55	6020B	3010A

U = Not Detected
LOQ = Limit of Quantitation
MDL = Method Detection Limit
LOD = Limit of Detection
D = Dilution
Q = indicates LCS control criteria did not meet requirements

J = Estimated Value
B = Analyte Found in Associated Method Blank
* = indicates the duplicate analysis is not within control limits.
E = Indicates the reported value is estimated because of the presence of interference.
OR = Over Range
N =Spiked sample recovery not within control limits

284 Sheffield Street, Mountainside, New Jersey 07092, Phone : 908 789 8900,
Fax : 908 789 8922

Metals

- 3a -

INITIAL AND CONTINUING CALIBRATION BLANK SUMMARY

Client: Remington & Vernick **SDG No.:** Q3743

Contract: REMI01 **Lab Code:** ACE

Sample ID	Analyte	Result ug/L	Acceptance Limit	Conc Qual	CRQL	M	Analysis Date	Analysis Time	Run Number
ICB137	Mercury	0.076	+/-0.2	U	0.20	CV	12/04/2025	09:47	LB138109

284 Sheffield Street, Mountainside, New Jersey 07092, Phone : 908 789 8900,
Fax : 908 789 8922

Metals

- 3a -

INITIAL AND CONTINUING CALIBRATION BLANK SUMMARY

Client: Remington & Vernick **SDG No.:** Q3743

Contract: REMI01 **Lab Code:** ACE

Sample ID	Analyte	Result ug/L	Acceptance Limit	Conc Qual	CRQL	M	Analysis Date	Analysis Time	Run Number
CCB59	Mercury	0.076	+/-0.2	U	0.20	CV	12/04/2025	09:54	LB138109
CCB60	Mercury	0.076	+/-0.2	U	0.20	CV	12/04/2025	10:21	LB138109
CCB61	Mercury	0.076	+/-0.2	U	0.20	CV	12/04/2025	10:54	LB138109
CCB62	Mercury	0.076	+/-0.2	U	0.20	CV	12/04/2025	11:12	LB138109
CCB63	Mercury	0.076	+/-0.2	U	0.20	CV	12/04/2025	12:21	LB138109

284 Sheffield Street, Mountainside, New Jersey 07092, Phone : 908 789 8900,
Fax : 908 789 8922

Metals

- 3a -

INITIAL AND CONTINUING CALIBRATION BLANK SUMMARY

Client: Remington & Vernick **SDG No.:** Q3743

Contract: REMI01 **Lab Code:** ACE

Sample ID	Analyte	Result ug/L	Acceptance Limit	Conc Qual	CRQL	M	Analysis Date	Analysis Time	Run Number
ICB01	Aluminum	4.93	+/-10	J	20.0	P	12/03/2025	11:13	LB138105
	Antimony	0.11	+/-1	U	2.00	P	12/03/2025	11:13	LB138105
	Arsenic	0.089	+/-0.5	U	1.00	P	12/03/2025	11:13	LB138105
	Barium	0.21	+/-5	U	10.0	P	12/03/2025	11:13	LB138105
	Beryllium	0.32	+/-0.5	U	1.00	P	12/03/2025	11:13	LB138105
	Cadmium	0.34	+/-0.5	U	1.00	P	12/03/2025	11:13	LB138105
	Calcium	45.7	+/-250	U	500	P	12/03/2025	11:13	LB138105
	Chromium	0.21	+/-1	U	2.00	P	12/03/2025	11:13	LB138105
	Cobalt	0.070	+/-0.5	U	1.00	P	12/03/2025	11:13	LB138105
	Copper	0.30	+/-1	U	2.00	P	12/03/2025	11:13	LB138105
	Iron	7.81	+/-25	U	50.0	P	12/03/2025	11:13	LB138105
	Lead	0.21	+/-0.5	U	1.00	P	12/03/2025	11:13	LB138105
	Magnesium	19.5	+/-250	U	500	P	12/03/2025	11:13	LB138105
	Manganese	0.43	+/-0.5	U	1.00	P	12/03/2025	11:13	LB138105
	Nickel	0.27	+/-0.5	U	1.00	P	12/03/2025	11:13	LB138105
	Potassium	36.4	+/-250	U	500	P	12/03/2025	11:13	LB138105
	Selenium	2.90	+/-2.5	U	5.00	P	12/03/2025	11:13	LB138105
	Silver	0.060	+/-0.5	U	1.00	P	12/03/2025	11:13	LB138105
	Sodium	128	+/-250	U	500	P	12/03/2025	11:13	LB138105
	Thallium	0.060	+/-0.5	U	1.00	P	12/03/2025	11:13	LB138105
	Vanadium	0.077	+/-2.5	U	5.00	P	12/03/2025	11:13	LB138105
	Zinc	1.25	+/-2.5	U	5.00	P	12/03/2025	11:13	LB138105

284 Sheffield Street, Mountainside, New Jersey 07092, Phone : 908 789 8900,
Fax : 908 789 8922

Metals

- 3a -

INITIAL AND CONTINUING CALIBRATION BLANK SUMMARY

Client: Remington & Vernick **SDG No.:** Q3743

Contract: REMI01 **Lab Code:** ACE

Sample ID	Analyte	Result ug/L	Acceptance Limit	Conc Qual	CRQL	M	Analysis Date	Analysis Time	Run Number
CCB01	Aluminum	4.94	+/-10	J	20.0	P	12/03/2025	11:27	LB138105
	Antimony	0.37	+/-1	J	2.00	P	12/03/2025	11:27	LB138105
	Arsenic	0.089	+/-0.5	U	1.00	P	12/03/2025	11:27	LB138105
	Barium	0.21	+/-5	U	10.0	P	12/03/2025	11:27	LB138105
	Beryllium	0.32	+/-0.5	U	1.00	P	12/03/2025	11:27	LB138105
	Cadmium	0.34	+/-0.5	U	1.00	P	12/03/2025	11:27	LB138105
	Calcium	45.7	+/-250	U	500	P	12/03/2025	11:27	LB138105
	Chromium	0.21	+/-1	U	2.00	P	12/03/2025	11:27	LB138105
	Cobalt	0.070	+/-0.5	U	1.00	P	12/03/2025	11:27	LB138105
	Copper	0.37	+/-1	J	2.00	P	12/03/2025	11:27	LB138105
	Iron	10.5	+/-25	J	50.0	P	12/03/2025	11:27	LB138105
	Lead	0.21	+/-0.5	U	1.00	P	12/03/2025	11:27	LB138105
	Magnesium	19.5	+/-250	U	500	P	12/03/2025	11:27	LB138105
	Manganese	0.43	+/-0.5	U	1.00	P	12/03/2025	11:27	LB138105
	Nickel	0.27	+/-0.5	U	1.00	P	12/03/2025	11:27	LB138105
	Potassium	36.4	+/-250	U	500	P	12/03/2025	11:27	LB138105
	Selenium	2.90	+/-2.5	U	5.00	P	12/03/2025	11:27	LB138105
	Silver	0.060	+/-0.5	J	1.00	P	12/03/2025	11:27	LB138105
	Sodium	128	+/-250	U	500	P	12/03/2025	11:27	LB138105
	Thallium	0.10	+/-0.5	J	1.00	P	12/03/2025	11:27	LB138105
	Vanadium	0.077	+/-2.5	U	5.00	P	12/03/2025	11:27	LB138105
	Zinc	1.25	+/-2.5	U	5.00	P	12/03/2025	11:27	LB138105
CCB02	Aluminum	3.56	+/-10	J	20.0	P	12/03/2025	12:27	LB138105
	Antimony	0.20	+/-1	J	2.00	P	12/03/2025	12:27	LB138105
	Arsenic	0.089	+/-0.5	U	1.00	P	12/03/2025	12:27	LB138105
	Barium	0.21	+/-5	U	10.0	P	12/03/2025	12:27	LB138105
	Beryllium	0.32	+/-0.5	U	1.00	P	12/03/2025	12:27	LB138105
	Cadmium	0.34	+/-0.5	U	1.00	P	12/03/2025	12:27	LB138105
	Calcium	45.7	+/-250	U	500	P	12/03/2025	12:27	LB138105
	Chromium	0.21	+/-1	U	2.00	P	12/03/2025	12:27	LB138105
	Cobalt	0.070	+/-0.5	U	1.00	P	12/03/2025	12:27	LB138105
	Copper	0.41	+/-1	J	2.00	P	12/03/2025	12:27	LB138105
	Iron	12.2	+/-25	J	50.0	P	12/03/2025	12:27	LB138105
	Lead	0.21	+/-0.5	U	1.00	P	12/03/2025	12:27	LB138105
	Magnesium	19.5	+/-250	U	500	P	12/03/2025	12:27	LB138105
	Manganese	0.43	+/-0.5	U	1.00	P	12/03/2025	12:27	LB138105
	Nickel	0.27	+/-0.5	U	1.00	P	12/03/2025	12:27	LB138105
	Potassium	36.4	+/-250	U	500	P	12/03/2025	12:27	LB138105
	Selenium	2.90	+/-2.5	U	5.00	P	12/03/2025	12:27	LB138105

284 Sheffield Street, Mountainside, New Jersey 07092, Phone : 908 789 8900,
Fax : 908 789 8922

Metals

- 3a -

INITIAL AND CONTINUING CALIBRATION BLANK SUMMARY

Client: Remington & Vernick **SDG No.:** Q3743

Contract: REMI01 **Lab Code:** ACE

Sample ID	Analyte	Result ug/L	Acceptance Limit	Conc Qual	CRQL	M	Analysis Date	Analysis Time	Run Number
CCB02	Silver	0.060	+/-0.5	U	1.00	P	12/03/2025	12:27	LB138105
	Sodium	128	+/-250	U	500	P	12/03/2025	12:27	LB138105
	Thallium	0.070	+/-0.5	J	1.00	P	12/03/2025	12:27	LB138105
	Vanadium	0.077	+/-2.5	U	5.00	P	12/03/2025	12:27	LB138105
	Zinc	1.25	+/-2.5	U	5.00	P	12/03/2025	12:27	LB138105
CCB03	Aluminum	2.78	+/-10	J	20.0	P	12/03/2025	13:05	LB138105
	Antimony	0.18	+/-1	J	2.00	P	12/03/2025	13:05	LB138105
	Arsenic	0.089	+/-0.5	U	1.00	P	12/03/2025	13:05	LB138105
	Barium	0.21	+/-5	U	10.0	P	12/03/2025	13:05	LB138105
	Beryllium	0.32	+/-0.5	U	1.00	P	12/03/2025	13:05	LB138105
	Cadmium	0.34	+/-0.5	U	1.00	P	12/03/2025	13:05	LB138105
	Calcium	45.7	+/-250	U	500	P	12/03/2025	13:05	LB138105
	Chromium	0.21	+/-1	U	2.00	P	12/03/2025	13:05	LB138105
	Cobalt	0.070	+/-0.5	U	1.00	P	12/03/2025	13:05	LB138105
	Copper	0.30	+/-1	U	2.00	P	12/03/2025	13:05	LB138105
	Iron	7.81	+/-25	U	50.0	P	12/03/2025	13:05	LB138105
	Lead	0.21	+/-0.5	U	1.00	P	12/03/2025	13:05	LB138105
	Magnesium	19.5	+/-250	U	500	P	12/03/2025	13:05	LB138105
	Manganese	0.43	+/-0.5	U	1.00	P	12/03/2025	13:05	LB138105
	Nickel	0.27	+/-0.5	U	1.00	P	12/03/2025	13:05	LB138105
	Potassium	36.4	+/-250	U	500	P	12/03/2025	13:05	LB138105
	Selenium	3.01	+/-2.5	J*	5.00	P	12/03/2025	13:05	LB138105
	Silver	0.060	+/-0.5	U	1.00	P	12/03/2025	13:05	LB138105
	Sodium	128	+/-250	U	500	P	12/03/2025	13:05	LB138105
	Thallium	0.060	+/-0.5	U	1.00	P	12/03/2025	13:05	LB138105
	Vanadium	0.077	+/-2.5	U	5.00	P	12/03/2025	13:05	LB138105
	Zinc	1.25	+/-2.5	U	5.00	P	12/03/2025	13:05	LB138105

284 Sheffield Street, Mountainside, New Jersey 07092, Phone : 908 789 8900,
Fax : 908 789 8922

Metals
- 3b -
PREPARATION BLANK SUMMARY

Client: Remington & Vernick **SDG No.:** Q3743

Instrument: CV1

Sample ID	Analyte	Result (ug/L)	Acceptance Limit	Conc Qual	CRQL ug/L	M	Analysis Date	Analysis Time	Run
PB170813BL		**WATER**		**Batch Number:**	**PB170813**		**Prep Date:**	**12/04/2025**	
	Mercury	0.076	<0.2	U	0.20	CV	12/04/2025	10:28	LB138109

284 Sheffield Street, Mountainside, New Jersey 07092, Phone : 908 789 8900,
Fax : 908 789 8922

Metals
- 3b -
PREPARATION BLANK SUMMARY

Client: Remington & Vernick **SDG No.:** Q3743

Instrument: P7

Sample ID	Analyte	Result (ug/L)	Acceptance Limit	Conc Qual	CRQL ug/L	M	Analysis Date	Analysis Time	Run
PB170780BL		**WATER**		**Batch Number:**	**PB170780**		**Prep Date:**	**12/02/2025**	
	Aluminum	7.07	<10	J	20.0	P	12/03/2025	11:45	LB138105
	Antimony	0.11	<1	U	2.00	P	12/03/2025	11:45	LB138105
	Arsenic	0.089	<0.5	U	1.00	P	12/03/2025	11:45	LB138105
	Barium	0.21	<5	U	10.0	P	12/03/2025	11:45	LB138105
	Beryllium	0.32	<0.5	U	1.00	P	12/03/2025	11:45	LB138105
	Cadmium	0.34	<0.5	U	1.00	P	12/03/2025	11:45	LB138105
	Calcium	45.7	<250	U	500	P	12/03/2025	11:45	LB138105
	Chromium	0.21	<1	U	2.00	P	12/03/2025	11:45	LB138105
	Cobalt	0.070	<0.5	U	1.00	P	12/03/2025	11:45	LB138105
	Copper	0.30	<1	U	2.00	P	12/03/2025	11:45	LB138105
	Iron	7.81	<25	U	50.0	P	12/03/2025	11:45	LB138105
	Lead	0.21	<0.5	U	1.00	P	12/03/2025	11:45	LB138105
	Magnesium	19.5	<250	U	500	P	12/03/2025	11:45	LB138105
	Manganese	0.43	<0.5	U	1.00	P	12/03/2025	11:45	LB138105
	Nickel	0.27	<0.5	U	1.00	P	12/03/2025	11:45	LB138105
	Potassium	36.4	<250	U	500	P	12/03/2025	11:45	LB138105
	Selenium	2.90	<2.5	U	5.00	P	12/03/2025	11:45	LB138105
	Silver	0.060	<0.5	U	1.00	P	12/03/2025	11:45	LB138105
	Sodium	128	<250	U	500	P	12/03/2025	11:45	LB138105
	Thallium	0.060	<0.5	U	1.00	P	12/03/2025	11:45	LB138105
	Vanadium	0.077	<2.5	U	5.00	P	12/03/2025	11:45	LB138105
	Zinc	1.25	<2.5	U	5.00	P	12/03/2025	11:45	LB138105

METAL CALIBRATION DATA

284 Sheffield Street, Mountainside, New Jersey 07092, Phone : 908 789 8900,
Fax : 908 789 8922

Metals

- 2a -

INITIAL AND CONTINUING CALIBRATION VERIFICATION

Client: Remington & Vernick

SDG No.: Q3743

Contract: REMI01

Lab Code: ACE

Initial Calibration Source: EPA

Continuing Calibration Source: PLASMA-PURE

Sample ID	Analyte	Result ug/L	True Value	% Recovery	Acceptance Window (%R)	M	Analysis Date	Analysis Time	Run Number
ICV137	Mercury	4.20	4.0	105	90 - 110	CV	12/04/2025	09:45	LB138109

284 Sheffield Street, Mountainside, New Jersey 07092, Phone : 908 789 8900,
Fax : 908 789 8922

Metals

- 2a -

INITIAL AND CONTINUING CALIBRATION VERIFICATION

Client: Remington & Vernick

SDG No.: Q3743

Contract: REMI01

Lab Code: ACE

Initial Calibration Source: EPA

Continuing Calibration Source: PLASMA-PURE

Sample ID	Analyte	Result ug/L	True Value	% Recovery	Acceptance Window (%R)	M	Analysis Date	Analysis Time	Run Number
CCV59	Mercury	5.14	5.0	103	90 - 110	CV	12/04/2025	09:51	LB138109
CCV60	Mercury	5.16	5.0	103	90 - 110	CV	12/04/2025	10:19	LB138109
CCV61	Mercury	5.09	5.0	102	90 - 110	CV	12/04/2025	10:51	LB138109
CCV62	Mercury	4.99	5.0	100	90 - 110	CV	12/04/2025	11:10	LB138109
CCV63	Mercury	5.39	5.0	108	90 - 110	CV	12/04/2025	12:19	LB138109

284 Sheffield Street, Mountainside, New Jersey 07092, Phone : 908 789 8900,
Fax : 908 789 8922

Metals

- 2a -

INITIAL AND CONTINUING CALIBRATION VERIFICATION

Client: Remington & Vernick

SDG No.: Q3743

Contract: REMI01

Lab Code: ACE

Initial Calibration Source: EPA

Continuing Calibration Source: PLASMA-PURE

Sample ID	Analyte	Result ug/L	True Value	% Recovery	Acceptance Window (%R)	M	Analysis Date	Analysis Time	Run Number
ICV01	Aluminum	1490	1600	93	90 - 110	P	12/03/2025	10:59	LB138105
	Antimony	422	400	105	90 - 110	P	12/03/2025	10:59	LB138105
	Arsenic	407	400	102	90 - 110	P	12/03/2025	10:59	LB138105
	Barium	1610	1600	101	90 - 110	P	12/03/2025	10:59	LB138105
	Beryllium	42.1	40.0	105	90 - 110	P	12/03/2025	10:59	LB138105
	Cadmium	209	200	104	90 - 110	P	12/03/2025	10:59	LB138105
	Calcium	4040	4000	101	90 - 110	P	12/03/2025	10:59	LB138105
	Chromium	164	160	102	90 - 110	P	12/03/2025	10:59	LB138105
	Cobalt	413	400	103	90 - 110	P	12/03/2025	10:59	LB138105
	Copper	186	200	93	90 - 110	P	12/03/2025	10:59	LB138105
	Iron	849	800	106	90 - 110	P	12/03/2025	10:59	LB138105
	Lead	391	400	98	90 - 110	P	12/03/2025	10:59	LB138105
	Magnesium	3740	4000	94	90 - 110	P	12/03/2025	10:59	LB138105
	Manganese	393	400	98	90 - 110	P	12/03/2025	10:59	LB138105
	Nickel	408	400	102	90 - 110	P	12/03/2025	10:59	LB138105
	Potassium	4060	4000	102	90 - 110	P	12/03/2025	10:59	LB138105
	Selenium	439	400	110	90 - 110	P	12/03/2025	10:59	LB138105
	Silver	187	200	94	90 - 110	P	12/03/2025	10:59	LB138105
	Sodium	3960	4000	99	90 - 110	P	12/03/2025	10:59	LB138105
	Thallium	381	400	95	90 - 110	P	12/03/2025	10:59	LB138105
	Vanadium	402	400	100	90 - 110	P	12/03/2025	10:59	LB138105
	Zinc	389	400	97	90 - 110	P	12/03/2025	10:59	LB138105

284 Sheffield Street, Mountainside, New Jersey 07092, Phone : 908 789 8900,
Fax : 908 789 8922

Metals

- 2a -

INITIAL AND CONTINUING CALIBRATION VERIFICATION

Client: Remington & Vernick

SDG No.: Q3743

Contract: REMI01

Lab Code: ACE

Initial Calibration Source: EPA

Continuing Calibration Source: PLASMA-PURE

Sample ID	Analyte	Result ug/L	True Value	% Recovery	Acceptance Window (%R)	M	Analysis Date	Analysis Time	Run Number
LLICV01	Aluminum	21.5	20.0	108	80 - 120	P	12/03/2025	11:10	LB138105
	Antimony	2.07	2.0	104	80 - 120	P	12/03/2025	11:10	LB138105
	Arsenic	1.19	1.0	119	80 - 120	P	12/03/2025	11:10	LB138105
	Barium	9.74	10.0	97	80 - 120	P	12/03/2025	11:10	LB138105
	Beryllium	1.08	1.0	108	80 - 120	P	12/03/2025	11:10	LB138105
	Cadmium	0.80	1.0	80	80 - 120	P	12/03/2025	11:10	LB138105
	Calcium	496	500	99	80 - 120	P	12/03/2025	11:10	LB138105
	Chromium	1.97	2.0	98	80 - 120	P	12/03/2025	11:10	LB138105
	Cobalt	1.08	1.0	108	80 - 120	P	12/03/2025	11:10	LB138105
	Copper	1.97	2.0	98	80 - 120	P	12/03/2025	11:10	LB138105
	Iron	56.0	50.0	112	80 - 120	P	12/03/2025	11:10	LB138105
	Lead	0.88	1.0	88	80 - 120	P	12/03/2025	11:10	LB138105
	Magnesium	479	500	96	80 - 120	P	12/03/2025	11:10	LB138105
	Manganese	1.16	1.0	116	80 - 120	P	12/03/2025	11:10	LB138105
	Nickel	0.93	1.0	93	80 - 120	P	12/03/2025	11:10	LB138105
	Potassium	490	500	98	80 - 120	P	12/03/2025	11:10	LB138105
	Selenium	5.63	5.0	113	80 - 120	P	12/03/2025	11:10	LB138105
	Silver	1.11	1.0	111	80 - 120	P	12/03/2025	11:10	LB138105
	Sodium	484	500	97	80 - 120	P	12/03/2025	11:10	LB138105
	Thallium	1.00	1.0	100	80 - 120	P	12/03/2025	11:10	LB138105
	Vanadium	5.04	5.0	101	80 - 120	P	12/03/2025	11:10	LB138105
	Zinc	5.55	5.0	111	80 - 120	P	12/03/2025	11:10	LB138105

284 Sheffield Street, Mountainside, New Jersey 07092, Phone : 908 789 8900,
Fax : 908 789 8922

Metals

- 2a -

INITIAL AND CONTINUING CALIBRATION VERIFICATION

Client: Remington & Vernick

SDG No.: Q3743

Contract: REMI01

Lab Code: ACE

Initial Calibration Source: EPA

Continuing Calibration Source: PLASMA-PURE

Sample ID	Analyte	Result ug/L	True Value	% Recovery	Acceptance Window (%R)	M	Analysis Date	Analysis Time	Run Number
CCV01	Aluminum	50300	50000	101	90 - 110	P	12/03/2025	11:24	LB138105
	Antimony	525	500	105	90 - 110	P	12/03/2025	11:24	LB138105
	Arsenic	513	500	103	90 - 110	P	12/03/2025	11:24	LB138105
	Barium	2660	2500	106	90 - 110	P	12/03/2025	11:24	LB138105
	Beryllium	507	500	101	90 - 110	P	12/03/2025	11:24	LB138105
	Cadmium	509	500	102	90 - 110	P	12/03/2025	11:24	LB138105
	Calcium	254000	250000	101	90 - 110	P	12/03/2025	11:24	LB138105
	Chromium	530	500	106	90 - 110	P	12/03/2025	11:24	LB138105
	Cobalt	524	500	105	90 - 110	P	12/03/2025	11:24	LB138105
	Copper	5090	5000	102	90 - 110	P	12/03/2025	11:24	LB138105
	Iron	129000	125000	104	90 - 110	P	12/03/2025	11:24	LB138105
	Lead	2650	2500	106	90 - 110	P	12/03/2025	11:24	LB138105
	Magnesium	251000	250000	100	90 - 110	P	12/03/2025	11:24	LB138105
	Manganese	5160	5000	103	90 - 110	P	12/03/2025	11:24	LB138105
	Nickel	507	500	101	90 - 110	P	12/03/2025	11:24	LB138105
	Potassium	123000	125000	99	90 - 110	P	12/03/2025	11:24	LB138105
	Selenium	491	500	98	90 - 110	P	12/03/2025	11:24	LB138105
	Silver	511	500	102	90 - 110	P	12/03/2025	11:24	LB138105
	Sodium	256000	250000	102	90 - 110	P	12/03/2025	11:24	LB138105
	Thallium	542	500	108	90 - 110	P	12/03/2025	11:24	LB138105
	Vanadium	522	500	104	90 - 110	P	12/03/2025	11:24	LB138105
	Zinc	5010	5000	100	90 - 110	P	12/03/2025	11:24	LB138105
CCV02	Aluminum	50400	50000	101	90 - 110	P	12/03/2025	12:20	LB138105
	Antimony	522	500	104	90 - 110	P	12/03/2025	12:20	LB138105
	Arsenic	513	500	103	90 - 110	P	12/03/2025	12:20	LB138105
	Barium	2610	2500	104	90 - 110	P	12/03/2025	12:20	LB138105
	Beryllium	497	500	100	90 - 110	P	12/03/2025	12:20	LB138105
	Cadmium	505	500	101	90 - 110	P	12/03/2025	12:20	LB138105
	Calcium	250000	250000	100	90 - 110	P	12/03/2025	12:20	LB138105
	Chromium	529	500	106	90 - 110	P	12/03/2025	12:20	LB138105
	Cobalt	523	500	104	90 - 110	P	12/03/2025	12:20	LB138105
	Copper	5080	5000	102	90 - 110	P	12/03/2025	12:20	LB138105
	Iron	130000	125000	104	90 - 110	P	12/03/2025	12:20	LB138105
	Lead	2630	2500	105	90 - 110	P	12/03/2025	12:20	LB138105

284 Sheffield Street, Mountainside, New Jersey 07092, Phone : 908 789 8900,
Fax : 908 789 8922

Metals

- 2a -

INITIAL AND CONTINUING CALIBRATION VERIFICATION

Client: Remington & Vernick

SDG No.: Q3743

Contract: REMI01

Lab Code: ACE

Initial Calibration Source: EPA

Continuing Calibration Source: PLASMA-PURE

Sample ID	Analyte	Result ug/L	True Value	% Recovery	Acceptance Window (%R)	M	Analysis Date	Analysis Time	Run Number
CCV02	Magnesium	253000	250000	101	90 - 110	P	12/03/2025	12:20	LB138105
	Manganese	5190	5000	104	90 - 110	P	12/03/2025	12:20	LB138105
	Nickel	510	500	102	90 - 110	P	12/03/2025	12:20	LB138105
	Potassium	124000	125000	99	90 - 110	P	12/03/2025	12:20	LB138105
	Selenium	479	500	96	90 - 110	P	12/03/2025	12:20	LB138105
	Silver	512	500	102	90 - 110	P	12/03/2025	12:20	LB138105
	Sodium	258000	250000	103	90 - 110	P	12/03/2025	12:20	LB138105
	Thallium	545	500	109	90 - 110	P	12/03/2025	12:20	LB138105
	Vanadium	521	500	104	90 - 110	P	12/03/2025	12:20	LB138105
	Zinc	4970	5000	99	90 - 110	P	12/03/2025	12:20	LB138105
CCV03	Aluminum	48800	50000	98	90 - 110	P	12/03/2025	13:00	LB138105
	Antimony	517	500	104	90 - 110	P	12/03/2025	13:00	LB138105
	Arsenic	511	500	102	90 - 110	P	12/03/2025	13:00	LB138105
	Barium	2560	2500	103	90 - 110	P	12/03/2025	13:00	LB138105
	Beryllium	511	500	102	90 - 110	P	12/03/2025	13:00	LB138105
	Cadmium	502	500	100	90 - 110	P	12/03/2025	13:00	LB138105
	Calcium	251000	250000	100	90 - 110	P	12/03/2025	13:00	LB138105
	Chromium	527	500	105	90 - 110	P	12/03/2025	13:00	LB138105
	Cobalt	520	500	104	90 - 110	P	12/03/2025	13:00	LB138105
	Copper	5130	5000	103	90 - 110	P	12/03/2025	13:00	LB138105
	Iron	130000	125000	104	90 - 110	P	12/03/2025	13:00	LB138105
	Lead	2570	2500	103	90 - 110	P	12/03/2025	13:00	LB138105
	Magnesium	243000	250000	97	90 - 110	P	12/03/2025	13:00	LB138105
	Manganese	5200	5000	104	90 - 110	P	12/03/2025	13:00	LB138105
	Nickel	508	500	102	90 - 110	P	12/03/2025	13:00	LB138105
	Potassium	123000	125000	99	90 - 110	P	12/03/2025	13:00	LB138105
	Selenium	500	500	100	90 - 110	P	12/03/2025	13:00	LB138105
	Silver	509	500	102	90 - 110	P	12/03/2025	13:00	LB138105
	Sodium	250000	250000	100	90 - 110	P	12/03/2025	13:00	LB138105
	Thallium	530	500	106	90 - 110	P	12/03/2025	13:00	LB138105
	Vanadium	518	500	104	90 - 110	P	12/03/2025	13:00	LB138105
	Zinc	4980	5000	100	90 - 110	P	12/03/2025	13:00	LB138105

284 Sheffield Street, Mountainside, New Jersey 07092, Phone : 908 789 8900,
Fax : 908 789 8922

Metals

- 2b -
CRDL STANDARD FOR AA & ICP

Client: Remington & Vernick **SDG No.:** Q3743

Contract: REMI01 **Lab Code:** ACE

Initial Calibration Source:

Continuing Calibration Source:

Sample ID	Analyte	Result ug/L	True Value ug/L	% Recovery	Acceptance Window (%R)	M	Analysis Date	Analysis Time	Run Number
CRI	Aluminum	22.5	20.0	112	70 - 130	P	12/03/2025	11:42	LB138105
	Antimony	2.11	2.0	106	70 - 130	P	12/03/2025	11:42	LB138105
	Arsenic	1.16	1.0	116	70 - 130	P	12/03/2025	11:42	LB138105
	Barium	9.58	10.0	96	70 - 130	P	12/03/2025	11:42	LB138105
	Beryllium	1.09	1.0	109	70 - 130	P	12/03/2025	11:42	LB138105
	Cadmium	0.80	1.0	80	70 - 130	P	12/03/2025	11:42	LB138105
	Calcium	513	500	103	70 - 130	P	12/03/2025	11:42	LB138105
	Chromium	2.03	2.0	102	70 - 130	P	12/03/2025	11:42	LB138105
	Cobalt	1.07	1.0	107	50 - 150	P	12/03/2025	11:42	LB138105
	Copper	2.02	2.0	101	70 - 130	P	12/03/2025	11:42	LB138105
	Iron	58.1	50.0	116	70 - 130	P	12/03/2025	11:42	LB138105
	Lead	0.94	1.0	94	70 - 130	P	12/03/2025	11:42	LB138105
	Magnesium	475	500	95	70 - 130	P	12/03/2025	11:42	LB138105
	Manganese	1.19	1.0	119	50 - 150	P	12/03/2025	11:42	LB138105
	Nickel	0.89	1.0	89	70 - 130	P	12/03/2025	11:42	LB138105
	Potassium	505	500	101	70 - 130	P	12/03/2025	11:42	LB138105
	Selenium	6.32	5.0	126	70 - 130	P	12/03/2025	11:42	LB138105
	Silver	1.09	1.0	109	70 - 130	P	12/03/2025	11:42	LB138105
	Sodium	494	500	99	70 - 130	P	12/03/2025	11:42	LB138105
	Thallium	1.06	1.0	106	70 - 130	P	12/03/2025	11:42	LB138105
	Vanadium	4.96	5.0	99	70 - 130	P	12/03/2025	11:42	LB138105
	Zinc	5.57	5.0	111	50 - 150	P	12/03/2025	11:42	LB138105
CRA	Mercury	0.24	0.2	118	70 - 130	CV	12/04/2025	09:56	LB138109

Alliance TECHNICAL GROUP
284 Sheffield Street, Mountainside, New Jersey 07092, Phone : 908 789 8900,
Fax : 908 789 8922

Metals
- 4 -
INTERFERENCE CHECK SAMPLE

Client: Remington & Vernick
SDG No.: Q3743
Contract: REMI01
Lab Code: ACE
ICS Source: EPA
Instrument ID: P7

Sample ID	Analyte	Result ug/L	True Value ug/L	% Recovery	Low Limit (ug/L)	High Limit (ug/L)	Analysis Date	Analysis Time	Run Number
ICSA01	Aluminum	90000	100000	90	0	0	12/03/2025	11:18	LB138105
	Antimony	1.13	1.5	75	-2.5	5.5	12/03/2025	11:18	LB138105
	Arsenic	0.85	0.1	850	-1.9	2.1	12/03/2025	11:18	LB138105
	Barium	1.44	1.2	120	-18.8	21.2	12/03/2025	11:18	LB138105
	Beryllium	0.30			-2	2	12/03/2025	11:18	LB138105
	Cadmium	0.070	0.7	10	-1.3	2.7	12/03/2025	11:18	LB138105
	Calcium	97900	100000	98	0	0	12/03/2025	11:18	LB138105
	Chromium	20.1	21.0	96	17	25	12/03/2025	11:18	LB138105
	Cobalt	1.27	1.0	127	-1	3	12/03/2025	11:18	LB138105
	Copper	7.09	8.0	89	4	12	12/03/2025	11:18	LB138105
	Iron	98900	100000	99	0	0	12/03/2025	11:18	LB138105
	Lead	4.40	4.0	110	2	6	12/03/2025	11:18	LB138105
	Magnesium	91100	100000	91	0	0	12/03/2025	11:18	LB138105
	Manganese	7.44	7.0	106	5	9	12/03/2025	11:18	LB138105
	Nickel	5.82	6.0	97	4	8	12/03/2025	11:18	LB138105
	Potassium	97000	100000	97	0	0	12/03/2025	11:18	LB138105
	Selenium	0.28	0.3	93	-9.7	10	12/03/2025	11:18	LB138105
	Silver	0.070			-2	2	12/03/2025	11:18	LB138105
	Sodium	99100	100000	99	0	0	12/03/2025	11:18	LB138105
	Thallium	0.070			-2	2	12/03/2025	11:18	LB138105
	Vanadium	0.23	0.5	46	-9.5	10.5	12/03/2025	11:18	LB138105
	Zinc	10.6	11.0	96	1	21	12/03/2025	11:18	LB138105
ICSAB01	Aluminum	89500	100000	90	0	0	12/03/2025	11:21	LB138105
	Antimony	20.8	22.0	94	18	26	12/03/2025	11:21	LB138105
	Arsenic	20.7	19.0	109	16.2	21.9	12/03/2025	11:21	LB138105
	Barium	21.2	22.0	96	2	42	12/03/2025	11:21	LB138105
	Beryllium	20.7	19.0	109	16.2	21.9	12/03/2025	11:21	LB138105
	Cadmium	20.4	20.0	102	17	23	12/03/2025	11:21	LB138105
	Calcium	95900	100000	96	0	0	12/03/2025	11:21	LB138105
	Chromium	41.0	40.0	102	34	46	12/03/2025	11:21	LB138105
	Cobalt	21.4	20.0	107	17	23	12/03/2025	11:21	LB138105
	Copper	25.5	25.0	102	21	29	12/03/2025	11:21	LB138105
	Iron	97800	100000	98	0	0	12/03/2025	11:21	LB138105
	Lead	23.5	25.0	94	21.3	28.8	12/03/2025	11:21	LB138105
	Magnesium	90200	100000	90	0	0	12/03/2025	11:21	LB138105
	Manganese	26.0	27.0	96	23	31.1	12/03/2025	11:21	LB138105
	Nickel	25.9	24.0	108	20.4	27.6	12/03/2025	11:21	LB138105
	Potassium	96700	100000	97	0	0	12/03/2025	11:21	LB138105
	Selenium	20.4	19.0	107	9	29	12/03/2025	11:21	LB138105
	Silver	19.4	18.0	108	15.3	20.7	12/03/2025	11:21	LB138105
	Sodium	98100	100000	98	0	0	12/03/2025	11:21	LB138105
	Thallium	19.8	21.0	94	17.9	24.2	12/03/2025	11:21	LB138105

284 Sheffield Street, Mountainside, New Jersey 07092, Phone : 908 789 8900,
Fax : 908 789 8922

Metals
- 4 -
INTERFERENCE CHECK SAMPLE

Client: Remington & Vernick
SDG No.: Q3743
Contract: REMI01
Lab Code: ACE
ICS Source: EPA
Instrument ID: P7

Sample ID	Analyte	Result ug/L	True Value ug/L	% Recovery	Low Limit (ug/L)	High Limit (ug/L)	Analysis Date	Analysis Time	Run Number
ICSAB01	Vanadium	20.6	19.0	108	9	29	12/03/2025	11:21	LB138105
	Zinc	29.9	29.0	103	19	39	12/03/2025	11:21	LB138105

METAL QC DATA

284 Sheffield Street, Mountainside, New Jersey 07092, Phone : 908 789 8900,
Fax : 908 789 8922

metals
- 5a -
MATRIX SPIKE SUMMARY

client: Remington & Vernick **level:** low **sdg no.:** Q3743

contract: REMI01 **lab code:** ACE

matrix: Water **sample id:** Q3743-01 **client id:** TW-1125-1MS

Percent Solids for Sample: NA **Spiked ID:** Q3743-01MS **Percent Solids for Spike Sample:** NA

Analyte	Units	Acceptance Limit %R	Spiked Result	C	Sample Result	C	Spike Added	% Recovery	Qual	M
Mercury	ug/L	75 - 125	17.9	D	11.9	D	4.0	149	N	CV

284 Sheffield Street, Mountainside, New Jersey 07092, Phone : 908 789 8900,
Fax : 908 789 8922

metals
- 5a -
MATRIX SPIKE DUPLICATE SUMMARY

client: Remington & Vernick **level:** low **sdg no.:** Q3743

contract: REMI01 **lab code:** ACE

matrix: Water **sample id:** Q3743-01 **client id:** TW-1125-1MSD

Percent Solids for Sample: NA **Spiked ID:** Q3743-01MSD **Percent Solids for Spike Sample:** NA

Analyte	Units	Acceptance Limit %R	MSD Result	C	Sample Result	C	Spike Added	% Recovery	Qual	M
Mercury	ug/L	75 - 125	17.6	D	11.9	D	4.0	142	N	CV

284 Sheffield Street, Mountainside, New Jersey 07092, Phone : 908 789 8900,
Fax : 908 789 8922

metals
- 5a -
MATRIX SPIKE SUMMARY

client: Remington & Vernick **level:** low **sdg no.:** Q3743

contract: REMI01 **lab code:** ACE

matrix: Water **sample id:** Q3743-02 **client id:** TW-1125-2MS

Percent Solids for Sample: NA **Spiked ID:** Q3743-02MS **Percent Solids for Spike Sample:** NA

Analyte	Units	Acceptance Limit %R	Spiked Result	C	Sample Result	C	Spike Added	% Recovery	Qual	M
Aluminum	ug/L	75 - 125	55900	D	48700	D	10000	73		P
Antimony	ug/L	75 - 125	463	D	3.15	JD	500	92		P
Arsenic	ug/L	75 - 125	746	D	310	D	500	87		P
Barium	ug/L	75 - 125	2940	D	893	D	2500	82		P
Beryllium	ug/L	75 - 125	466	D	5.05	D	500	92		P
Cadmium	ug/L	75 - 125	485	D	7.75	D	500	96		P
Calcium	ug/L	75 - 125	168000	D	131000	D	50000	74	N	P
Chromium	ug/L	75 - 125	1800	D	1400	D	500	79		P
Cobalt	ug/L	75 - 125	600	D	145	D	500	91		P
Copper	ug/L	75 - 125	4720	D	462	D	5000	85		P
Iron	ug/L	75 - 125	214000	D	199000	D	25000	61		P
Lead	ug/L	75 - 125	3420	D	1100	D	2500	93		P
Magnesium	ug/L	75 - 125	105000	D	64300	D	50000	82		P
Manganese	ug/L	75 - 125	8780	D	4750	D	5000	81		P
Nickel	ug/L	75 - 125	633	D	180	D	500	91		P
Potassium	ug/L	75 - 125	36400	D	16900	D	25000	78		P
Selenium	ug/L	75 - 125	464	D	25.0	UD	500	91		P
Silver	ug/L	75 - 125	79.2	D	3.05	JD	500	15	N	P
Sodium	ug/L	75 - 125	75300	D	32700	D	50000	85		P
Thallium	ug/L	75 - 125	433	D	2.15	JD	500	86		P
Vanadium	ug/L	75 - 125	556	D	94.5	D	500	92		P
Zinc	ug/L	75 - 125	7690	D	3510	D	5000	83		P

284 Sheffield Street, Mountainside, New Jersey 07092, Phone : 908 789 8900,
Fax : 908 789 8922

metals
- 5a -
MATRIX SPIKE DUPLICATE SUMMARY

client: Remington & Vernick **level:** low **sdg no.:** Q3743

contract: REMI01 **lab code:** ACE

matrix: Water **sample id:** Q3743-02 **client id:** TW-1125-2MSD

Percent Solids for Sample: NA **Spiked ID:** Q3743-02MSD **Percent Solids for Spike Sample:** NA

Analyte	Units	Acceptance Limit %R	MSD Result	C	Sample Result	C	Spike Added	% Recovery	Qual	M
Aluminum	ug/L	75 - 125	57300	D	48700	D	10000	87		P
Antimony	ug/L	75 - 125	462	D	3.15	JD	500	92		P
Arsenic	ug/L	75 - 125	763	D	310	D	500	91		P
Barium	ug/L	75 - 125	2910	D	893	D	2500	81		P
Beryllium	ug/L	75 - 125	473	D	5.05	D	500	94		P
Cadmium	ug/L	75 - 125	480	D	7.75	D	500	94		P
Calcium	ug/L	75 - 125	172000	D	131000	D	50000	83		P
Chromium	ug/L	75 - 125	1820	D	1400	D	500	84		P
Cobalt	ug/L	75 - 125	606	D	145	D	500	92		P
Copper	ug/L	75 - 125	4790	D	462	D	5000	86		P
Iron	ug/L	75 - 125	218000	D	199000	D	25000	75		P
Lead	ug/L	75 - 125	3430	D	1100	D	2500	93		P
Magnesium	ug/L	75 - 125	106000	D	64300	D	50000	83		P
Manganese	ug/L	75 - 125	8990	D	4750	D	5000	85		P
Nickel	ug/L	75 - 125	644	D	180	D	500	93		P
Potassium	ug/L	75 - 125	37400	D	16900	D	25000	82		P
Selenium	ug/L	75 - 125	482	D	25.0	UD	500	95		P
Silver	ug/L	75 - 125	78.6	D	3.05	JD	500	15	N	P
Sodium	ug/L	75 - 125	76600	D	32700	D	50000	88		P
Thallium	ug/L	75 - 125	436	D	2.15	JD	500	87		P
Vanadium	ug/L	75 - 125	559	D	94.5	D	500	93		P
Zinc	ug/L	75 - 125	7820	D	3510	D	5000	86		P

284 Sheffield Street, Mountainside, New Jersey 07092, Phone : 908 789 8900,
Fax : 908 789 8922

Metals
- 5b -
POST DIGEST SPIKE SUMMARY

Client: Remington & Vernick
SDG No.: Q3743
Contract: REMI01
Lab Code: ACE
Matrix: Water
Level: LOW
Client ID: TW-1125-1A
Sample ID: Q3743-01
Spiked ID: Q3743-01A

Analyte	Units	Acceptance Limit %R	Spiked Result	C	Sample Result	C	Spike Added	% Recovery	Qual	M
Mercury	ug/L	75 - 125	16.1	D	11.9	D	20.0	21	N	CV

284 Sheffield Street, Mountainside, New Jersey 07092, Phone : 908 789 8900,
Fax : 908 789 8922

Metals
- 5b -
POST DIGEST SPIKE SUMMARY

Client: Remington & Vernick
SDG No.: Q3743
Contract: REMI01
Lab Code: ACE
Matrix: Water
Level: LOW
Client ID: TW-1125-2A
Sample ID: Q3743-02
Spiked ID: Q3743-02A

Analyte	Units	Acceptance Limit %R	Spiked Result	C	Sample Result	C	Spike Added	% Recovery	Qual	M
Calcium	ug/L	75 - 125	176000	D	131000	D	50000	90		P
Silver	ug/L	75 - 125	82.2	D	3.05	JD	500	16	N	P

284 Sheffield Street, Mountainside, New Jersey 07092, Phone : 908 789 8900,
Fax : 908 789 8922

Metals

- 6 -
DUPLICATE SAMPLE SUMMARY

Client: Remington & Vernick **Level:** LOW **SDG No.:** Q3743

Contract: REMI01 **Lab Code:** ACE

Matrix: Water **Sample ID:** Q3743-01 **Client ID:** TW-1125-1DUP

Percent Solids for Sample: NA **Duplicate ID** Q3743-01DUP **Percent Solids for Spike Sample:** NA

Analyte	Units	Acceptance Limit	Sample Result	C	Duplicate Result	C	RPD	Qual	M
Mercury	ug/L	20	11.9	D	12.5	D	5		CV

"A control limit of ±20% RPD for each matrix applies for sample values greater than 10 times Detection Limit"

284 Sheffield Street, Mountainside, New Jersey 07092, Phone : 908 789 8900,
Fax : 908 789 8922

Metals

- 6 -
DUPLICATE SAMPLE SUMMARY

Client: Remington & Vernick **Level:** LOW **SDG No.:** Q3743

Contract: REMI01 **Lab Code:** ACE

Matrix: Water **Sample ID:** Q3743-01MS **Client ID:** TW-1125-1MSD

Percent Solids for Sample: NA **Duplicate ID** Q3743-01MSD **Percent Solids for Spike Sample:** NA

Analyte	Units	Acceptance Limit	Sample Result	C	Duplicate Result	C	RPD	Qual	M
Mercury	ug/L	20	17.9	D	17.6	D	2		CV

"A control limit of ±20% RPD for each matrix applies for sample values greater than 10 times Detection Limit"

284 Sheffield Street, Mountainside, New Jersey 07092, Phone : 908 789 8900,
Fax : 908 789 8922

Metals

- 6 -
DUPLICATE SAMPLE SUMMARY

Client: Remington & Vernick **Level:** LOW **SDG No.:** Q3743

Contract: REMI01 **Lab Code:** ACE

Matrix: Water **Sample ID:** Q3743-02 **Client ID:** TW-1125-2DUP

Percent Solids for Sample: NA **Duplicate ID** Q3743-02DUP **Percent Solids for Spike Sample:** NA

Analyte	Units	Acceptance Limit	Sample Result	C	Duplicate Result	C	RPD	Qual	M
Aluminum	ug/L	20	48700	D	50900	D	4		P
Antimony	ug/L	20	3.15	JD	2.70	JD	15		P
Arsenic	ug/L	20	310	D	323	D	4		P
Barium	ug/L	20	893	D	897	D	0		P
Beryllium	ug/L	20	5.05	D	5.05	D	0		P
Cadmium	ug/L	20	7.75	D	8.30	D	7		P
Calcium	ug/L	20	131000	D	132000	D	1		P
Chromium	ug/L	20	1400	D	1460	D	4		P
Cobalt	ug/L	20	145	D	150	D	3		P
Copper	ug/L	20	462	D	479	D	4		P
Iron	ug/L	20	199000	D	204000	D	2		P
Lead	ug/L	20	1100	D	1130	D	3		P
Magnesium	ug/L	20	64300	D	65900	D	2		P
Manganese	ug/L	20	4750	D	4960	D	4		P
Nickel	ug/L	20	180	D	190	D	5		P
Potassium	ug/L	20	16900	D	17600	D	4		P
Selenium	ug/L	20	25.0	UD	25.0	UD			P
Silver	ug/L	20	3.05	JD	3.05	JD	0		P
Sodium	ug/L	20	32700	D	33400	D	2		P
Thallium	ug/L	20	2.15	JD	2.20	JD	2		P
Vanadium	ug/L	20	94.5	D	97.6	D	3		P
Zinc	ug/L	20	3510	D	3640	D	4		P

"A control limit of ±20% RPD for each matrix applies for sample values greater than 10 times Detection Limit"

284 Sheffield Street, Mountainside, New Jersey 07092, Phone : 908 789 8900,
Fax : 908 789 8922

Metals

- 6 -
DUPLICATE SAMPLE SUMMARY

Client: Remington & Vernick **Level:** LOW **SDG No.:** Q3743

Contract: REMI01 **Lab Code:** ACE

Matrix: Water **Sample ID:** Q3743-02MS **Client ID:** TW-1125-2MSD

Percent Solids for Sample: NA **Duplicate ID** Q3743-02MSD **Percent Solids for Spike Sample:** NA

Analyte	Units	Acceptance Limit	Sample Result	C	Duplicate Result	C	RPD	Qual	M
Aluminum	ug/L	20	55900	D	57300	D	2		P
Antimony	ug/L	20	463	D	462	D	0		P
Arsenic	ug/L	20	746	D	763	D	2		P
Barium	ug/L	20	2940	D	2910	D	1		P
Beryllium	ug/L	20	466	D	473	D	1		P
Cadmium	ug/L	20	485	D	480	D	1		P
Calcium	ug/L	20	168000	D	172000	D	2		P
Chromium	ug/L	20	1800	D	1820	D	1		P
Cobalt	ug/L	20	600	D	606	D	1		P
Copper	ug/L	20	4720	D	4790	D	1		P
Iron	ug/L	20	214000	D	218000	D	2		P
Lead	ug/L	20	3420	D	3430	D	0		P
Magnesium	ug/L	20	105000	D	106000	D	1		P
Manganese	ug/L	20	8780	D	8990	D	2		P
Nickel	ug/L	20	633	D	644	D	2		P
Potassium	ug/L	20	36400	D	37400	D	3		P
Selenium	ug/L	20	464	D	482	D	4		P
Silver	ug/L	20	79.2	D	78.6	D	1		P
Sodium	ug/L	20	75300	D	76600	D	2		P
Thallium	ug/L	20	433	D	436	D	1		P
Vanadium	ug/L	20	556	D	559	D	1		P
Zinc	ug/L	20	7690	D	7820	D	2		P

"A control limit of ±20% RPD for each matrix applies for sample values greater than 10 times Detection Limit"

284 Sheffield Street, Mountainside, New Jersey 07092, Phone : 908 789 8900, Fax : 908 789 8922

Metals

LABORATORY CONTROL SAMPLE SUMMARY

Client: Remington & Vernick

SDG No.: Q3743

Contract: REMI01

Lab Code: ACE

Analyte	Units	True Value	Result	C	% Recovery	Acceptance Limits	M
PB170780BS							
Aluminum	ug/L	10000	9440		94	80 - 120	P
Antimony	ug/L	500	505		101	80 - 120	P
Arsenic	ug/L	500	498		100	80 - 120	P
Barium	ug/L	2500	2480		99	80 - 120	P
Beryllium	ug/L	500	483		97	80 - 120	P
Cadmium	ug/L	500	499		100	80 - 120	P
Calcium	ug/L	50000	48600		97	80 - 120	P
Chromium	ug/L	500	500		100	80 - 120	P
Cobalt	ug/L	500	503		101	80 - 120	P
Copper	ug/L	5000	5020		100	80 - 120	P
Iron	ug/L	25000	26200		105	80 - 120	P
Lead	ug/L	2500	2470		99	80 - 120	P
Magnesium	ug/L	50000	47400		95	80 - 120	P
Manganese	ug/L	5000	5010		100	80 - 120	P
Nickel	ug/L	500	495		99	80 - 120	P
Potassium	ug/L	25000	23800		95	80 - 120	P
Selenium	ug/L	500	501		100	80 - 120	P
Silver	ug/L	500	506		101	80 - 120	P
Sodium	ug/L	50000	48900		98	80 - 120	P
Thallium	ug/L	500	506		101	80 - 120	P
Vanadium	ug/L	500	492		98	80 - 120	P
Zinc	ug/L	5000	5130		103	80 - 120	P

284 Sheffield Street, Mountainside, New Jersey 07092, Phone : 908 789 8900, Fax : 908 789 8922

Metals

LABORATORY CONTROL SAMPLE SUMMARY

Client: Remington & Vernick

SDG No.: Q3743

Contract: REMI01

Lab Code: ACE

Analyte	Units	True Value	Result	C	% Recovery	Acceptance Limits	M
PB170813BS							
Mercury	ug/L	4.0	4.37		109	80 - 120	CV

Alliance TECHNICAL GROUP
284 Sheffield Street, Mountainside, New Jersey 07092, Phone : 908 789 8900,
Fax : 908 789 8922

FORM 8A

ICP-MS INTERNAL STANDARD RELATIVE INTENSITY SUMMARY

Client: Remington & Vernick
Contract: REMI01
Lab Code: ACE
SDG No.: Q3743
Instrument ID: P7
Start Date : 12/03/2025
Run Number: LB138105
End Date : 12/03/2025

Lab SampleID	Client SampleID	Time	Internal Standard %RI For: Non-Collision Cell									
			Element 6Li	Q	Element 45Sc	Q	Element 89Y	Q	Element 103Rh	Q	Element 159Tb	Q
S0	S0	1005	100		100		100		100		100	
S2	S2	1008	99		98		98		99		100	
S3	S3	1012	101		99		98		98		100	
S4	S4	1015	95		95		95		95		97	
S5	S5	1018	90		90		91		90		92	
S6	S6	1021	88		85		86		84		88	
S7	S7	1023	81		77		78		77		81	
S8	S8	1026	93		89		89		84		93	
ICV01	ICV01	1059	101		98		97		97		98	
LLICV01	LLICV01	1110	105		100		99		100		100	
ICB01	ICB01	1113	101		97		97		99		98	
ICSA01	ICSA01	1118	101		96		95		92		98	
ICSAB01	ICSAB01	1121	102		99		99		95		101	
CCV01	CCV01	1124	87		86		88		84		90	
CCB01	CCB01	1127	103		101		102		103		103	
CRI	CRI	1142	100		98		99		99		100	
PB170780BL	PB170780BL	1145	101		99		100		100		101	
PB170780BS	PB170780BS	1149	91		87		88		87		90	
Q3743-01	TW-1125-1	1152	101		98		106		96		101	
Q3743-02	TW-1125-2	1155	102		98		101		97		100	
Q3743-02DUP	TW-1125-2DU	1158	102		100		101		98		101	
Q3743-02L	TW-1125-2L	1201	101		99		99		99		99	
Q3743-02MS	TW-1125-2MS	1204	96		97		100		95		97	
Q3743-02MSD	TW-1125-2MS	1207	98		99		103		97		100	
Q3743-02A	TW-1125-2A	1210	100		100		104		100		101	
CCV02	CCV02	1220	91		87		88		84		89	
CCB02	CCB02	1227	101		98		97		99		99	

Internal Standard %RI Limit: 70 - 130

284 Sheffield Street, Mountainside, New Jersey 07092, Phone : 908 789 8900,
Fax : 908 789 8922

FORM 8A

ICP-MS INTERNAL STANDARD RELATIVE INTENSITY SUMMARY

Client: Remington & Vernick
Contract: REMI01
Lab Code: ACE
SDG No.: Q3743
Instrument ID: P7
Start Date : 12/03/2025
Run Number: LB138105
End Date : 12/03/2025

Lab SampleID	Client SampleID	Time	Internal Standard %RI For: Collision Cell									
			Element 45Sc	Q	Element 89Y	Q	Element 103Rh	Q	Element 159Tb	Q	Element 165Ho	Q
S0	S0	1005	100		100		100		100		100	
S2	S2	1008	99		100		100		100		101	
S3	S3	1012	97		99		98		98		98	
S4	S4	1015	95		96		95		95		97	
S5	S5	1018	90		91		90		90		93	
S6	S6	1021	85		87		85		87		90	
S7	S7	1023	78		78		76		80		82	
S8	S8	1026	91		92		85		93		95	
ICV01	ICV01	1059	97		99		97		98		99	
LLICV01	LLICV01	1110	97		100		98		99		100	
ICB01	ICB01	1113	95		99		99		98		100	
ICSA01	ICSA01	1118	94		97		94		97		99	
ICSAB01	ICSAB01	1121	97		99		95		98		101	
CCV01	CCV01	1124	86		88		86		89		90	
CCB01	CCB01	1127	98		101		102		100		104	
CRI	CRI	1142	96		100		100		99		101	
PB170780BL	PB170780BL	1145	96		101		99		98		102	
PB170780BS	PB170780BS	1149	85		86		86		89		91	
Q3743-01	TW-1125-1	1152	97		107		95		98		100	
Q3743-02	TW-1125-2	1155	97		102		97		98		101	
Q3743-02DUP	TW-1125-2DU	1158	95		100		95		96		100	
Q3743-02L	TW-1125-2L	1201	97		101		100		100		102	
Q3743-02MS	TW-1125-2MS	1204	95		102		96		98		101	
Q3743-02MSD	TW-1125-2MS	1207	97		103		98		100		103	
Q3743-02A	TW-1125-2A	1210	98		105		99		99		103	
CCV02	CCV02	1220	85		86		83		88		92	
CCB02	CCB02	1227	95		99		98		98		101	

Internal Standard %RI Limit: 70 - 130

Alliance TECHNICAL GROUP
284 Sheffield Street, Mountainside, New Jersey 07092, Phone : 908 789 8900,
Fax : 908 789 8922

FORM 8B

ICP-MS INTERNAL STANDARD RELATIVE INTENSITY SUMMARY

Client: Remington & Vernick
Contract: REMI01
Lab Code: ACE
SDG No.: Q3743
Instrument ID: P7
Start Date : 12/03/2025
Run Number: LB138105
End Date : 12/03/2025

Lab SampleID	Client SampleID	Time	Internal Standard %RI For: Non-Collision Cell									
			Element 165Ho	Q	Element 209Bi	Q	Element	Q	Element	Q	Element	Q
S0	S0	1005	100		100							
S2	S2	1008	99		98							
S3	S3	1012	99		99							
S4	S4	1015	97		98							
S5	S5	1018	92		92							
S6	S6	1021	88		87							
S7	S7	1023	80		81							
S8	S8	1026	94		86							
ICV01	ICV01	1059	100		101							
LLICV01	LLICV01	1110	102		103							
ICB01	ICB01	1113	99		100							
ICSA01	ICSA01	1118	100		98							
ICSAB01	ICSAB01	1121	103		101							
CCV01	CCV01	1124	92		88							
CCB01	CCB01	1127	104		107							
CRI	CRI	1142	103		102							
PB170780BL	PB170780BL	1145	101		104							
PB170780BS	PB170780BS	1149	92		92							
Q3743-01	TW-1125-1	1152	101		101							
Q3743-02	TW-1125-2	1155	102		103							
Q3743-02DUP	TW-1125-2DUI	1158	104		101							
Q3743-02L	TW-1125-2L	1201	102		102							
Q3743-02MS	TW-1125-2MS	1204	101		99							
Q3743-02MSD	TW-1125-2MSI	1207	103		102							
Q3743-02A	TW-1125-2A	1210	101		102							
CCV02	CCV02	1220	91		88							
CCB02	CCB02	1227	100		100							

Internal Standard %RI Limit: 70 -130

284 Sheffield Street, Mountainside, New Jersey 07092, Phone : 908 789 8900,
Fax : 908 789 8922

FORM 8B

ICP-MS INTERNAL STANDARD RELATIVE INTENSITY SUMMARY

Client: Remington & Vernick
Contract: REMI01
Lab Code: ACE
SDG No.: Q3743
Instrument ID: P7
Start Date : 12/03/2025
Run Number: LB138105
End Date : 12/03/2025

Lab SampleID	Client SampleID	Time	Internal Standard %RI For: Collision Cell									
			Element 209Bi	Q	Element	Q	Element	Q	Element	Q	Element	Q
S0	S0	1005	100									
S2	S2	1008	99									
S3	S3	1012	98									
S4	S4	1015	94									
S5	S5	1018	92									
S6	S6	1021	87									
S7	S7	1023	80									
S8	S8	1026	87									
ICV01	ICV01	1059	100									
LLICV01	LLICV01	1110	102									
ICB01	ICB01	1113	99									
ICSA01	ICSA01	1118	97									
ICSAB01	ICSAB01	1121	99									
CCV01	CCV01	1124	86									
CCB01	CCB01	1127	102									
CRI	CRI	1142	102									
PB170780BL	PB170780BL	1145	104									
PB170780BS	PB170780BS	1149	89									
Q3743-01	TW-1125-1	1152	100									
Q3743-02	TW-1125-2	1155	101									
Q3743-02DUP	TW-1125-2DUI	1158	97									
Q3743-02L	TW-1125-2L	1201	103									
Q3743-02MS	TW-1125-2MS	1204	99									
Q3743-02MSD	TW-1125-2MSI	1207	101									
Q3743-02A	TW-1125-2A	1210	100									
CCV02	CCV02	1220	87									
CCB02	CCB02	1227	101									

Internal Standard %RI Limit: 70 -130

284 Sheffield Street, Mountainside, New Jersey 07092, Phone : 908 789 8900,
Fax : 908 789 8922

Metals

-9 -

ICP SERIAL DILUTIONS

SAMPLE NO.

TW-1125-1L

Lab Name: Alliance **Contract:** REMI01

Lab Code: ACE **Lb No.:** lb138109 **Lab Sample ID :** Q3743-01L **SDG No.:** Q3743

Matrix (soil/water): Water **Level (low/med):** LOW

Concentration Units: ug/L

Analyte	Initial Sample Result (I)	C	Serial Dilution Result (S)	C	% Difference	Q	M
Mercury	13.3	OR	18.7		41		CV

284 Sheffield Street, Mountainside, New Jersey 07092, Phone : 908 789 8900,
Fax : 908 789 8922

Metals

-9 -

ICP SERIAL DILUTIONS

SAMPLE NO.

TW-1125-2L

Lab Name: Alliance **Contract:** REMI01

Lab Code: ACE **Lb No.:** lb138105 **Lab Sample ID :** Q3743-02L **SDG No.:** Q3743

Matrix (soil/water): Water **Level (low/med):** LOW

Concentration Units: ug/L

Analyte	Initial Sample Result (I)	C	Serial Dilution Result (S)	C	% Difference	Q	M
Aluminum	48700	D	48300	D	1		P
Antimony	3.15	JD	3.50	JD	11		P
Arsenic	310	D	323	D	4		P
Barium	893	D	909	D	2		P
Beryllium	5.05	D	25.0	UD	6		P
Cadmium	7.75	D	25.0	UD	26		P
Calcium	131000	D	135000	D	3		P
Chromium	1400	D	1410	D	1		P
Cobalt	145	D	150	D	3		P
Copper	462	D	473	D	2		P
Iron	199000	D	205000	D	3		P
Lead	1100	D	1100	D	0		P
Magnesium	64300	D	63700	D	1		P
Manganese	4750	D	4750	D	0		P
Nickel	180	D	184	D	2		P
Potassium	16900	D	17200	D	2		P
Selenium	25.0	UD	125	UD			P
Silver	3.05	JD	3.25	JD	7		P
Sodium	32700	D	32100	D	2		P
Thallium	2.15	JD	2.75	JD	28		P
Vanadium	94.5	D	94.8	JD	0		P
Zinc	3510	D	3610	D	3		P

284 Sheffield Street, Mountainside, New Jersey 07092, Phone : 908 789 8900, Fax : 908 789 8922

metals
- 14 -
ANALYSIS RUN LOG

Client: Remington & Vernick **Contract:** REMI01

Lab code: ACE **Sdg no.:** Q3743

Instrument id number: **Method:** **Run number:** LB138105

Start date: 12/03/2025 **End date:** 12/03/2025

Lab sample id.	Client Sample Id	d/f	Time	Parameter list
S0	S0	1	1005	Ag,Al,As,Ba,Be,Ca,Cd,Co,Cr,Cu,Fe,K,Mg,Mn,Na,Ni,Pb,Sb,Se,Tl,V,Zn
S2	S2	1	1008	Ag,Al,As,Ba,Be,Ca,Cd,Co,Cr,Cu,Fe,K,Mg,Mn,Na,Ni,Pb,Sb,Se,Tl,V,Zn
S3	S3	1	1012	Ag,Al,As,Ba,Be,Ca,Cd,Co,Cr,Cu,Fe,K,Mg,Mn,Na,Ni,Pb,Sb,Se,Tl,V,Zn
S4	S4	1	1015	Ag,Al,As,Ba,Be,Ca,Cd,Co,Cr,Cu,Fe,K,Mg,Mn,Na,Ni,Pb,Sb,Se,Tl,V,Zn
S5	S5	1	1018	Ag,Al,As,Ba,Be,Ca,Cd,Co,Cr,Cu,Fe,K,Mg,Mn,Na,Ni,Pb,Sb,Se,Tl,V,Zn
S6	S6	1	1021	Ag,Al,As,Ba,Be,Ca,Cd,Co,Cr,Cu,Fe,K,Mg,Mn,Na,Ni,Pb,Sb,Se,Tl,V,Zn
S7	S7	1	1023	Ag,Al,As,Ba,Be,Ca,Cd,Co,Cr,Cu,Fe,K,Mg,Mn,Na,Ni,Pb,Sb,Se,Tl,V,Zn
S8	S8	1	1026	Al,Ca,Fe,K,Mg,Na
ICV01	ICV01	1	1059	Ag,Al,As,Ba,Be,Ca,Cd,Co,Cr,Cu,Fe,K,Mg,Mn,Na,Ni,Pb,Sb,Se,Tl,V,Zn
LLICV01	LLICV01	1	1110	Ag,Al,As,Ba,Be,Ca,Cd,Co,Cr,Cu,Fe,K,Mg,Mn,Na,Ni,Pb,Sb,Se,Tl,V,Zn
ICB01	ICB01	1	1113	Ag,Al,As,Ba,Be,Ca,Cd,Co,Cr,Cu,Fe,K,Mg,Mn,Na,Ni,Pb,Sb,Se,Tl,V,Zn
ICSA01	ICSA01	1	1118	Ag,Al,As,Ba,Be,Ca,Cd,Co,Cr,Cu,Fe,K,Mg,Mn,Na,Ni,Pb,Sb,Se,Tl,V,Zn
ICSAB01	ICSAB01	1	1121	Ag,Al,As,Ba,Be,Ca,Cd,Co,Cr,Cu,Fe,K,Mg,Mn,Na,Ni,Pb,Sb,Se,Tl,V,Zn
CCV01	CCV01	1	1124	Ag,Al,As,Ba,Be,Ca,Cd,Co,Cr,Cu,Fe,K,Mg,Mn,Na,Ni,Pb,Sb,Se,Tl,V,Zn
CCB01	CCB01	1	1127	Ag,Al,As,Ba,Be,Ca,Cd,Co,Cr,Cu,Fe,K,Mg,Mn,Na,Ni,Pb,Sb,Se,Tl,V,Zn
CRI	CRI	1	1142	Ag,Al,As,Ba,Be,Ca,Cd,Co,Cr,Cu,Fe,K,Mg,Mn,Na,Ni,Pb,Sb,Se,Tl,V,Zn
PB170780BL	PB170780BL	1	1145	Ag,Al,As,Ba,Be,Ca,Cd,Co,Cr,Cu,Fe,K,Mg,Mn,Na,Ni,Pb,Sb,Se,Tl,V,Zn
PB170780BS	PB170780BS	1	1149	Ag,Al,As,Ba,Be,Ca,Cd,Co,Cr,Cu,Fe,K,Mg,Mn,Na,Ni,Pb,Sb,Se,Tl,V,Zn
Q3743-01	TW-1125-1	5	1152	Ag,Al,As,Ba,Be,Ca,Cd,Co,Cr,Cu,Fe,K,Mg,Mn,Na,Ni,Pb,Sb,Se,Tl,V,Zn
Q3743-02	TW-1125-2	5	1155	Ag,Al,As,Ba,Be,Ca,Cd,Co,Cr,Cu,Fe,K,Mg,Mn,Na,Ni,Pb,Sb,Se,Tl,V,Zn
Q3743-02DUP	TW-1125-2DUP	5	1158	Ag,Al,As,Ba,Be,Ca,Cd,Co,Cr,Cu,Fe,K,Mg,Mn,Na,Ni,Pb,Sb,Se,Tl,V,Zn
Q3743-02L	TW-1125-2L	25	1201	Ag,Al,As,Ba,Be,Ca,Cd,Co,Cr,Cu,Fe,K,Mg,Mn,Na,Ni,Pb,Sb,Se,Tl,V,Zn
Q3743-02MS	TW-1125-2MS	5	1204	Ag,Al,As,Ba,Be,Ca,Cd,Co,Cr,Cu,Fe,K,Mg,Mn,Na,Ni,Pb,Sb,Se,Tl,V,Zn
Q3743-02MSD	TW-1125-2MSD	5	1207	Ag,Al,As,Ba,Be,Ca,Cd,Co,Cr,Cu,Fe,K,Mg,Mn,Na,Ni,Pb,Sb,Se,Tl,V,Zn
Q3743-02A	TW-1125-2A	5	1210	Ag,Ca
CCV02	CCV02	1	1220	Ag,Al,As,Ba,Be,Ca,Cd,Co,Cr,Cu,Fe,K,Mg,Mn,Na,Ni,Pb,Sb,Se,Tl,V,Zn
CCB02	CCB02	1	1227	Ag,Al,As,Ba,Be,Ca,Cd,Co,Cr,Cu,Fe,K,Mg,Mn,Na,Ni,Pb,Sb,Se,Tl,V,Zn
CCV03	CCV03	1	1300	Ag,Al,As,Ba,Be,Ca,Cd,Co,Cr,Cu,Fe,K,Mg,Mn,Na,Ni,Pb,Sb,Se,Tl,V,Zn
CCB03	CCB03	1	1305	Ag,Al,As,Ba,Be,Ca,Cd,Co,Cr,Cu,Fe,K,Mg,Mn,Na,Ni,Pb,Sb,Se,Tl,V,Zn

284 Sheffield Street, Mountainside, New Jersey 07092, Phone : 908 789 8900, Fax : 908 789 8922

metals
- 14 -
ANALYSIS RUN LOG

Client: Remington & Vernick **Contract:** REMI01

Lab code: ACE **Sdg no.:** Q3743

Instrument id number: **Method:** **Run number:** LB138109

Start date: 12/04/2025 **End date:** 12/04/2025

Lab sample id.	Client Sample Id	d/f	Time	Parameter list
S0	S0	1	0924	HG
S0.2	S0.2	1	0926	HG
S2.5	S2.5	1	0928	HG
S5	S5	1	0931	HG
S7.5	S7.5	1	0933	HG
S10	S10	1	0941	HG
ICV137	ICV137	1	0945	HG
ICB137	ICB137	1	0947	HG
CCV59	CCV59	1	0951	HG
CCB59	CCB59	1	0954	HG
CRA	CRA	1	0956	HG
CCV60	CCV60	1	1019	HG
CCB60	CCB60	1	1021	HG
PB170813BL	PB170813BL	1	1028	HG
Q3743-02	TW-1125-2	1	1047	HG
CCV61	CCV61	1	1051	HG
CCB61	CCB61	1	1054	HG
Q3743-01L	TW-1125-1L	5	1105	HG
CCV62	CCV62	1	1110	HG
CCB62	CCB62	1	1112	HG
Q3743-01	TW-1125-1	5	1114	HG
Q3743-01DUP	TW-1125-1DUP	5	1116	HG
Q3743-01MS	TW-1125-1MS	5	1119	HG
Q3743-01MSD	TW-1125-1MSD	5	1121	HG
Q3743-01A	TW-1125-1A	5	1126	HG
PB170813BS	PB170813BS	1	1216	HG
CCV63	CCV63	1	1219	HG
CCB63	CCB63	1	1221	HG

METAL PREPARATION & INSTRUMENT DATA

Alliance TECHNICAL GROUP
284 Sheffield Street, Mountainside, New Jersey 07092, Phone : 908 789 8900, Fax : 908 789 8922

LAB CHRONICLE

OrderID:	Q3743	**OrderDate:**	12/1/2025 9:45:00 AM
Client:	Remington & Vernick	**Project:**	Saddler Property
Contact:	Justin Zarzecki	**Location:**	A12,VOA Lab

LabID	ClientID	Matrix	Test	Method	Sample Date	Prep Date	Anal Date	Received
Q3743-01	**TW-1125-1**	**Water**			**11/26/25**			**11/26/25**
			Mercury	7470A		12/04/25	12/04/25	
			Metals ICP-TAL	6020B		12/02/25	12/03/25	
Q3743-02	**TW-1125-2**	**Water**			**11/26/25**			**11/26/25**
			Mercury	7470A		12/04/25	12/04/25	
			Metals ICP-TAL	6020B		12/02/25	12/03/25	

METAL PREPARATION & ANALYICAL SUMMARY

284 Sheffield Street, Mountainside, New Jersey 07092, Phone : 908 789 8900,
Fax : 908 789 8922

Metals
- 13 -
SAMPLE PREPARATION SUMMARY

Client: Remington & Vernick **SDG No.:** Q3743

Contract: REMI01 **Lab Code:** ACE **Method:**

Sample ID	Client ID	Sample Type	Matrix	Prep Date	Initial Sample Size(mL)	Final Sample Volume (mL)	Percent Solids
Batch Number:	**PB170780**						
PB170780BL	PB170780BL	MB	WATER	12/02/2025	50.0	50.0	
PB170780BS	PB170780BS	LCS	WATER	12/02/2025	50.0	50.0	
Q3743-01	TW-1125-1	SAM	WATER	12/02/2025	50.0	50.0	
Q3743-02	TW-1125-2	SAM	WATER	12/02/2025	50.0	50.0	
Q3743-02DUP	TW-1125-2DUP	DUP	WATER	12/02/2025	50.0	50.0	
Q3743-02MS	TW-1125-2MS	MS	WATER	12/02/2025	50.0	50.0	
Q3743-02MSD	TW-1125-2MSD	MSD	WATER	12/02/2025	50.0	50.0	

284 Sheffield Street, Mountainside, New Jersey 07092, Phone : 908 789 8900,
Fax : 908 789 8922

Metals
- 13 -
SAMPLE PREPARATION SUMMARY

Client: Remington & Vernick **SDG No.:** Q3743

Contract: REMI01 **Lab Code:** ACE **Method:**

Sample ID	Client ID	Sample Type	Matrix	Prep Date	Initial Sample Size(mL)	Final Sample Volume (mL)	Percent Solids
Batch Number:	**PB170813**						
PB170813BL	PB170813BL	MB	WATER	12/04/2025	30.0	30.0	
PB170813BS	PB170813BS	LCS	WATER	12/04/2025	30.0	30.0	
Q3743-01	TW-1125-1	SAM	WATER	12/04/2025	30.0	30.0	
Q3743-01DUP	TW-1125-1DUP	DUP	WATER	12/04/2025	30.0	30.0	
Q3743-01MS	TW-1125-1MS	MS	WATER	12/04/2025	30.0	30.0	
Q3743-01MSD	TW-1125-1MSD	MSD	WATER	12/04/2025	30.0	30.0	
Q3743-02	TW-1125-2	SAM	WATER	12/04/2025	30.0	30.0	

Alliance TECHNICAL GROUP
284 Sheffield Street, Mountainside, New Jersey 07092, Phone : 908 789 8900,
Fax : 908 789 8922

Instrument ID: P7

Daily Analysis Runlog For Sequence/QCBatch ID # LB138105

Review By	Janvi	Review On	12/4/2025 10:27:33 AM
Supervise By	jaswal	Supervise On	12/5/2025 11:29:34 AM

STD. NAME	STD REF.#
ICAL Standard	MP88152,MP88162,MP88160,MP88158,MP88157,MP88156,MP88155,MP88154,MP88153
ICV Standard	MP88163,MP88162
CCV Standard	MP88164
ICSA Standard	MP88165,MP88166
CRI Standard	MP88162
LCS Standard	
Chk Standard	MP88168,MP88169

Sr#	SampleId	ClientID	QcType	Date	Comment	Operator	Status
1	TUNE	TUNE	TUNE	12/03/25 09:17		Jaswal	OK
2	S0	S0	CAL1	12/03/25 10:05		Jaswal	OK
3	S2	S2	CAL3	12/03/25 10:08		Jaswal	OK
4	S3	S3	CAL4	12/03/25 10:12		Jaswal	OK
5	S4	S4	CAL5	12/03/25 10:15		Jaswal	OK
6	S5	S5	CAL6	12/03/25 10:18		Jaswal	OK
7	S6	S6	CAL7	12/03/25 10:21		Jaswal	OK
8	S7	S7	CAL8	12/03/25 10:23		Jaswal	OK
9	S8	S8	CAL9	12/03/25 10:26		Jaswal	OK
10	ICV01	ICV01	ICV	12/03/25 10:59		Jaswal	OK
11	LLICV01	LLICV01	LLICV	12/03/25 11:10		Jaswal	OK
12	ICB01	ICB01	ICB	12/03/25 11:13		Jaswal	OK
13	ICSA01	ICSA01	ICSA	12/03/25 11:18		Jaswal	OK
14	ICSAB01	ICSAB01	ICSAB	12/03/25 11:21		Jaswal	OK
15	CCV01	CCV01	CCV	12/03/25 11:24		Jaswal	OK
16	CCB01	CCB01	CCB	12/03/25 11:27		Jaswal	OK
17	CRI	CRI	CRDL	12/03/25 11:42		Jaswal	OK
18	PB170780BL	PB170780BL	MB	12/03/25 11:45		Jaswal	OK

284 Sheffield Street, Mountainside, New Jersey 07092, Phone : 908 789 8900,
Fax : 908 789 8922

Instrument ID: P7

Daily Analysis Runlog For Sequence/QCBatch ID # LB138105

Review By	Janvi	Review On	12/4/2025 10:27:33 AM
Supervise By	jaswal	Supervise On	12/5/2025 11:29:34 AM

STD. NAME	STD REF.#
ICAL Standard	MP88152,MP88162,MP88160,MP88158,MP88157,MP88156,MP88155,MP88154,MP88153
ICV Standard	MP88163,MP88162
CCV Standard	MP88164
ICSA Standard	MP88165,MP88166
CRI Standard	MP88162
LCS Standard	
Chk Standard	MP88168,MP88169

19	PB170780BS	PB170780BS	LCS	12/03/25 11:49		Jaswal	OK
20	Q3743-01DL	TW-1125-1DL	SAM	12/03/25 11:52		Jaswal	OK
21	Q3743-02DL	TW-1125-2DL	SAM	12/03/25 11:55		Jaswal	OK
22	Q3743-02DUPDL	TW-1125-2DUPDL	DUP	12/03/25 11:58		Jaswal	OK
23	Q3743-02LDL	TW-1125-2LDL	SD	12/03/25 12:01		Jaswal	OK
24	Q3743-02MSDL	TW-1125-2MSDL	MS	12/03/25 12:04		Jaswal	OK
25	Q3743-02MSDDL	TW-1125-2MSDDL	MSD	12/03/25 12:07		Jaswal	OK
26	Q3743-02ADL	TW-1125-2ADL	PS	12/03/25 12:10	0.1 ML OF MP88170 AND 0.2ML OF EACH MP88171,MP88172,MP88173 IN 10ML SAMPLE BEFORE DILUTION.	Jaswal	OK
27	CCV02	CCV02	CCV	12/03/25 12:20		Jaswal	OK
28	CCB02	CCB02	CCB	12/03/25 12:27		Jaswal	OK
29	Q3749-01DL	AUD-25-0204DL	SAM	12/03/25 12:51	K High , INT_STD 89Y(2) Fail	Jaswal	Dilution
30	Q3749-01DL2	AUD-25-0204DL2	SAM	12/03/25 12:57	25X For K , 25X For INT_STD 89Y(2)	Jaswal	Confirms
31	CCV03	CCV03	CCV	12/03/25 13:00		Jaswal	OK
32	CCB03	CCB03	CCB	12/03/25 13:05		Jaswal	OK

284 Sheffield Street, Mountainside, New Jersey 07092, Phone : 908 789 8900,
Fax : 908 789 8922

Instrument ID: CV1

Daily Analysis Runlog For Sequence/QCBatch ID # LB138109

Review By	mohan	Review On	12/5/2025 1:12:25 PM
Supervise By	jaswal	Supervise On	12/5/2025 8:54:44 PM

STD. NAME	STD REF.#
ICAL Standard	MP88196,MP88197,MP88198,MP88199,MP88200,MP88201
ICV Standard	MP88202
CCV Standard	MP88204
ICSA Standard	
CRI Standard	MP88206
LCS Standard	
Chk Standard	MP88203,MP88205,MP88207,MP88209

Sr#	SampleId	ClientID	QcType	Date	Comment	Operator	Status
1	S0	S0	CAL1	12/04/25 09:24		mohan	OK
2	S0.2	S0.2	CAL2	12/04/25 09:26		mohan	OK
3	S2.5	S2.5	CAL3	12/04/25 09:28		mohan	OK
4	S5	S5	CAL4	12/04/25 09:31		mohan	OK
5	S7.5	S7.5	CAL5	12/04/25 09:33		mohan	OK
6	S10	S10	CAL6	12/04/25 09:41		mohan	OK
7	ICV137	ICV137	ICV	12/04/25 09:45		mohan	OK
8	ICB137	ICB137	ICB	12/04/25 09:47		mohan	OK
9	CCV59	CCV59	CCV	12/04/25 09:51		mohan	OK
10	CCB59	CCB59	CCB	12/04/25 09:54		mohan	OK
11	CRA	CRA	CRDL	12/04/25 09:56		mohan	OK
12	HighStd	HighStd	HIGH STD	12/04/25 09:58		mohan	OK
13	ChkStd	ChkStd	SAM	12/04/25 10:00		mohan	OK
14	PB170812BL	PB170812BL	MB	12/04/25 10:03		mohan	OK
15	PB170812BS	PB170812BS	LCS	12/04/25 10:05		mohan	OK
16	Q3750-07	FENCE WC-1	SAM	12/04/25 10:07		mohan	OK
17	Q3750-08	FENCE WC-2	SAM	12/04/25 10:10		mohan	OK
18	Q3753-03	MOO-25-334-337	SAM	12/04/25 10:12		mohan	OK

284 Sheffield Street, Mountainside, New Jersey 07092, Phone : 908 789 8900,
Fax : 908 789 8922

Instrument ID: CV1

Daily Analysis Runlog For Sequence/QCBatch ID # LB138109

Review By	mohan	Review On	12/5/2025 1:12:25 PM
Supervise By	jaswal	Supervise On	12/5/2025 8:54:44 PM

STD. NAME	STD REF.#
ICAL Standard	MP88196,MP88197,MP88198,MP88199,MP88200,MP88201
ICV Standard	MP88202
CCV Standard	MP88204
ICSA Standard	
CRI Standard	MP88206
LCS Standard	
Chk Standard	MP88203,MP88205,MP88207,MP88209

19	Q3753-05	AR520-0002	SAM	12/04/25 10:14		mohan	OK
20	Q3753-05DUP	AR520-0002DUP	DUP	12/04/25 10:16		mohan	OK
21	CCV60	CCV60	CCV	12/04/25 10:19		mohan	OK
22	CCB60	CCB60	CCB	12/04/25 10:21		mohan	OK
23	Q3753-05MS	AR520-0002MS	MS	12/04/25 10:23		mohan	OK
24	Q3753-05MSD	AR520-0002MSD	MSD	12/04/25 10:25		mohan	OK
25	PB170813BL	PB170813BL	MB	12/04/25 10:28		mohan	OK
26	Q3743-01	TW-1125-1	SAM	12/04/25 10:37	Hg is high, Need dilution	mohan	Dilution
27	Q3743-01DUP	TW-1125-1DUP	DUP	12/04/25 10:40	Hg is high, Need dilution	mohan	Dilution
28	Q3743-01MS	TW-1125-1MS	MS	12/04/25 10:42	Hg is high, Need dilution	mohan	Dilution
29	Q3743-01MSD	TW-1125-1MSD	MSD	12/04/25 10:44	Hg is high, Need dilution	mohan	Dilution
30	Q3743-02	TW-1125-2	SAM	12/04/25 10:47		mohan	OK
31	Q3749-01	AUD-25-0204	SAM	12/04/25 10:49		mohan	OK
32	CCV61	CCV61	CCV	12/04/25 10:51		mohan	OK
33	CCB61	CCB61	CCB	12/04/25 10:54		mohan	OK
34	Q3771-02	Comp	SAM	12/04/25 10:56		mohan	OK
35	PB170785TB	PB170785TB	MB	12/04/25 10:58		mohan	OK
36	Q3753-05L	AR520-0002L	SD	12/04/25 11:00		mohan	OK
37	Q3753-05A	AR520-0002A	PS	12/04/25 11:03		mohan	OK
38	Q3743-01L	TW-1125-1L	SD	12/04/25 11:05		mohan	OK

284 Sheffield Street, Mountainside, New Jersey 07092, Phone : 908 789 8900,
Fax : 908 789 8922

Instrument ID: CV1

Daily Analysis Runlog For Sequence/QCBatch ID # LB138109

Review By	mohan	Review On	12/5/2025 1:12:25 PM
Supervise By	jaswal	Supervise On	12/5/2025 8:54:44 PM

STD. NAME	STD REF.#
ICAL Standard	MP88196,MP88197,MP88198,MP88199,MP88200,MP88201
ICV Standard	MP88202
CCV Standard	MP88204
ICSA Standard	
CRI Standard	MP88206
LCS Standard	
Chk Standard	MP88203,MP88205,MP88207,MP88209

39	Q3743-01A	TW-1125-1A	PS	12/04/25 11:07	Hg is high, Need dilution	mohan	Dilution
40	CCV62	CCV62	CCV	12/04/25 11:10		mohan	OK
41	CCB62	CCB62	CCB	12/04/25 11:12		mohan	OK
42	Q3743-01DL	TW-1125-1DL	SAM	12/04/25 11:14	5x For Hg	mohan	Confirms
43	Q3743-01DUPDL	TW-1125-1DUPDL	DUP	12/04/25 11:16	5x For Hg	mohan	Confirms
44	Q3743-01MSDL	TW-1125-1MSDL	MS	12/04/25 11:19	5x For Hg	mohan	Confirms
45	Q3743-01MSDDL	TW-1125-1MSDDL	MSD	12/04/25 11:21	5x For Hg	mohan	Confirms
46	Q3743-01LDL	TW-1125-1LDL	SD	12/04/25 11:23	Not Required	mohan	Not Ok
47	Q3743-01ADL	TW-1125-1ADL	PS	12/04/25 11:26	5x For Hg	mohan	Confirms
48	PB170813BS	PB170813BS	LCS	12/04/25 12:16		mohan	OK
49	CCV63	CCV63	CCV	12/04/25 12:19		mohan	OK
50	CCB63	CCB63	CCB	12/04/25 12:21		mohan	OK

Alliance TECHNICAL GROUP

Water Metals Preparation Sheet

PB170780

SOP ID : M3010A-Digestion-17

SDG No : N/A

Matrix : WATER

Pippete ID: ICP A

Balance ID : N/A

Filter paper ID : N/A

pH Strip ID : M6069

Hood ID : #3

Block ID: 1. HOT BLOCK #1 2. N/A

Start Digest Date: 12/02/2025 **Time :** 09:30 **Temp :** 96 °C

End Digest Date: 12/02/2025 **Time :** 11:35 **Temp :** 96 °C

Digestion tube ID: M5595

Block thermometer ID: MET-DIG. #1

Dig Technician Signature: S 129

Supervisor Signature: SD

Temp : 1. 96°C 2. N/A

Standared Name	MLS USED	STD REF. # FROM LOG
Spike Sol 1	0.50	MP88170
Spike Sol 2	1.00	MP88171
Spike Sol 3	1.00	MP88172
Spike Sol 4	1.00	MP88173
Spike Sol 5	1.00mL	MP88174

Chemical Used	ML/SAMPLE USED	Lot Number
Conc. HNO3	3.00	M6187
1:1 HCL	5.00	MP87148
N/A	N/A	N/A
N/A	N/A	N/A
N/A	N/A	N/A
N/A	N/A	N/A
N/A	N/A	N/A
N/A	N/A	N/A
N/A	N/A	N/A
N/A	N/A	N/A

Extraction Conformance/Non-Conformance Comments:

HOT BLOCK#1 CELL#50 96C
X*, MP88172,MP88173,MP88174

Date / Time	Prepped Sample Relinquished By/Location	Received By/Location
12/02/25 12:35	SKgmetdig	SD (Metals Lab)
	Preparation Group	Analysis Group

Alliance TECHNICAL GROUP

Water Metals Preparation Sheet

PB170780

Lab Sample ID	Client Sample ID	pH	Initial Vol (ml)	Final Vol (ml)	Color Before	Color After	Clarity Before	Clarity After	Comment	Prep Pos
PB170780BL	PBW780	<2	50	50	Colorless	Colorless	Clear	Clear	N/A	1
PB170780BS	LCS780	<2	50	50	Colorless	Colorless	Clear	Clear	MP88170,MP88171,X*	2
Q3743-01	TW-1125-1	<2	50	50	Brown	ligh ~~Btrown~~	Cloudy	Clear	N/A	3
Q3743-02	TW-1125-2	<2	50	50	Brown	light ~~Brown~~	Cloudy	Clear	N/A	4
Q3743-02MS	TW-1125-2MS	<2	50	50	Brown	ligh ~~Btrown~~	Cloudy	Clear	MP88170,MP88171,X*	6
Q3743-02MSD	TW-1125-2MSD	<2	50	50	Brown	ligh ~~Btrown~~	Cloudy	Clear	MP88170,MP88171,X*	7
Q3743-02DUP	TW-1125-2DUP	<2	50	50	Brown	ligh ~~Btrown~~	Cloudy	Clear	N/A	5
Q3749-01	AUD-25-0204	<2	50	50	Pink	Light Pink	Clear	Clear	N/A	8

Alliance TECHNICAL GROUP

Water Mercury Preparation Sheet

PB170813

10

A B C D E F G H I J

SOP ID : M7470A-Mercury-20

SDG No : NA

Matrix : WATER

Pippete ID: HG A

Balance ID : N/A

Filter paper ID : NA

pH Strip ID : M6069

Hood ID : #1

Block ID: 1. HG HOT BLOCK#3 2. N/A

Start Digest Date: 12/04/2025 **Time :** 06:30 **Temp :** 93 °C

End Digest Date: 12/04/2025 **Time :** 08:30 **Temp :** 94 °C

Digestion tube ID: M5595

Block thermometer ID: HG-DIG#3

Dig Technician Signature: MB

Supervisor Signature: 12

Temp : 1. 93°C 2. N/A

Standared Name	MLS USED	STD REF. # FROM LOG
ICV	30mL	MP88202
CCV	30mL	MP88204
CRA	30mL	MP88206
Blank Spike	0.48mL	MP88195
Matrix Spike	0.48mL	MP88195

Chemical Used	ML/SAMPLE USED	Lot Number
HNO3/H2SO4(1:2)	2.25mL	MP87633
KMnO4 (5%)	4.5mL	MP87634
K2S2O8 (5%)	2.4mL	MP87635
Hydroxylamine HCL (12%)	1.8mL	MP87636
N/A	N/A	N/A
N/A	N/A	N/A
N/A	N/A	N/A
N/A	N/A	N/A
N/A	N/A	N/A
N/A	N/A	N/A

LAB SAMPLE ID	CLIENT SAMPLE ID	Wt(g)/Vol(ml)	Comment
0.0 ppb	S0	30mL	MP88196
0.05 ppb	S0.05	N/A	N/A
0.2 ppb	S0.2	30mL	MP88197
2.5 ppb	S2.5	30mL	MP88198
5.0 ppb	S5.0	30mL	MP88199
7.5 ppb	S7.5	30mL	MP88200
10.0 ppb	S10.0	30mL	MP88201
ICV	ICV	30mL	MP88202
ICB	ICB	30mL	MP88203
CCV	CCV	30mL	MP88204
CCB	CCB	30mL	MP88205
CRI	CRI	30mL	MP88206
CHK STD	CHK STD	30mL	MP88207

Extraction Conformance/Non-Conformance Comments:

N/A

Date / Time	Prepped Sample Relinquished By/Location	Received By/Location
12/4/25 @ 8:55	MB - N/S Lab	MB - Metal Lab
	Preparation Group	Analysis Group

Alliance TECHNICAL GROUP

Water Mercury Preparation Sheet

PB170813

Lab Sample ID	Client Sample ID	Initial Vol (ml)	Final Vol (ml)	pH	Comment	Prep Pos
PB170813BL	PBW813	30	30	<2	N/A	3-19
PB170813BS	LCS813	30	30	<2	MP88195	20
Q3743-01DUP	TW-1125-1DUP	30	30	<2	N/A	22
Q3743-01MS	TW-1125-1MS	30	30	<2	MP88195	23
Q3743-01MSD	TW-1125-1MSD	30	30	<2	MP88195	24
Q3743-01	TW-1125-1	30	30	<2	N/A	21
Q3743-02	TW-1125-2	30	30	<2	N/A	25
Q3749-01	AUD-25-0204	30	30	<2	N/A	26
Q3771-02	COMP	30	30	<2	N/A	27

SAMPLE DATA

284 Sheffield Street, Mountainside, New Jersey 07092, Phone : 908 789 8900,
Fax : 908 789 8922

Report of Analysis

Client:	Remington & Vernick	Date Collected:	11/26/25 09:15
Project:	Saddler Property	Date Received:	11/26/25
Client Sample ID:	TW-1125-1	SDG No.:	Q3743
Lab Sample ID:	Q3743-01	Matrix:	WATER
		% Solid:	0

Parameter	Conc.	Qua.	DF	MDL	LOQ / CRQL	Units	Prep Date	Date Ana.	Ana Met.
Cyanide	0.0097		1	0.00096	0.0050	mg/L	12/03/25 10:10	12/03/25 13:08	9012B

Comments:

U = Not Detected
LOQ = Limit of Quantitation
MDL = Method Detection Limit
LOD = Limit of Detection
D = Dilution
Q = indicates LCS control criteria did not meet requirements
H = Sample Analysis Out Of Hold Time

J = Estimated Value
B = Analyte Found in Associated Method Blank
* = indicates the duplicate analysis is not within control limits.
E = Indicates the reported value is estimated because of the presence of interference.
OR = Over Range
N =Spiked sample recovery not within control limits

284 Sheffield Street, Mountainside, New Jersey 07092, Phone : 908 789 8900,
Fax : 908 789 8922

Report of Analysis

Client:	Remington & Vernick	Date Collected:	11/26/25 10:00
Project:	Saddler Property	Date Received:	11/26/25
Client Sample ID:	TW-1125-2	SDG No.:	Q3743
Lab Sample ID:	Q3743-02	Matrix:	WATER
		% Solid:	0

Parameter	Conc.	Qua.	DF	MDL	LOQ / CRQL	Units	Prep Date	Date Ana.	Ana Met.
Cyanide	0.025		1	0.00096	0.0050	mg/L	12/03/25 10:10	12/03/25 13:08	9012B

Comments:

U = Not Detected
LOQ = Limit of Quantitation
MDL = Method Detection Limit
LOD = Limit of Detection
D = Dilution
Q = indicates LCS control criteria did not meet requirements
H = Sample Analysis Out Of Hold Time

J = Estimated Value
B = Analyte Found in Associated Method Blank
* = indicates the duplicate analysis is not within control limits.
E = Indicates the reported value is estimated because of the presence of interference.
OR = Over Range
N =Spiked sample recovery not within control limits

QC RESULT SUMMARY

284 Sheffield Street, Mountainside, New Jersey 07092, Phone : 908 789 8900,
Fax : 908 789 8922

Initial and Continuing Calibration Verification

Client:	Remington & Vernick	**SDG No.:**	Q3743
Project:	Saddler Property	**RunNo.:**	LB138097

Analyte		Units	Result	True Value	% Recovery	Acceptance Window (%R)	Analysis Date
Sample ID:	**ICV1**						
Cyanide		mg/L	0.093	0.099	94	90-110	12/03/2025
Sample ID:	**CCV1**						
Cyanide		mg/L	0.23	0.25	92	90-110	12/03/2025
Sample ID:	**CCV2**						
Cyanide		mg/L	0.24	0.25	96	90-110	12/03/2025
Sample ID:	**CCV3**						
Cyanide		mg/L	0.23	0.25	92	90-110	12/03/2025
Sample ID:	**CCV4**						
Cyanide		mg/L	0.24	0.25	96	90-110	12/03/2025
Sample ID:	**CCV5**						
Cyanide		mg/L	0.25	0.25	100	90-110	12/03/2025

284 Sheffield Street, Mountainside, New Jersey 07092, Phone : 908 789 8900,
Fax : 908 789 8922

Initial and Continuing Calibration Blank Summary

Client: Remington & Vernick **SDG No.:** Q3743

Project: Saddler Property **RunNo.:** LB138097

Analyte	Units	Result	Acceptance Limits	Conc Qual	MDL	RDL	Analysis Date
Sample ID: ICB1							
Cyanide	mg/L	0.0019	0.0025	J	0.00096	0.005	12/03/2025
Sample ID: CCB1							
Cyanide	mg/L	0.002	0.0025	J	0.00096	0.005	12/03/2025
Sample ID: CCB2							
Cyanide	mg/L	0.0019	0.0025	J	0.00096	0.005	12/03/2025
Sample ID: CCB3							
Cyanide	mg/L	0.0015	0.0025	J	0.00096	0.005	12/03/2025
Sample ID: CCB4							
Cyanide	mg/L	0.002	0.0025	J	0.00096	0.005	12/03/2025
Sample ID: CCB5							
Cyanide	mg/L	0.0018	0.0025	J	0.00096	0.005	12/03/2025

284 Sheffield Street, Mountainside, New Jersey 07092, Phone : 908 789 8900,
Fax : 908 789 8922

Preparation Blank Summary

Client: Remington & Vernick **SDG No.:** Q3743

Project: Saddler Property

Analyte	Units	Result	Acceptance Limits	Conc Qual	MDL	RDL	Analysis Date
Sample ID: PB170792BL							
Cyanide	mg/L	0.0019	0.0025	J	0.00096	0.005	12/03/2025

284 Sheffield Street, Mountainside, New Jersey 07092, Phone : 908 789 8900,
Fax : 908 789 8922

Matrix Spike Summary

Client: Remington & Vernick
SDG No.: Q3743
Project: Saddler Property
Sample ID: Q3743-02
Client ID: TW-1125-2MS
Percent Solids for Spike Sample: 0

Analyte	Units	Acceptance Limit %R	Spiked Result	Conc. Qualifier	Sample Result	Conc. Qualifier	Spike Added	Dilution Factor	% Rec	Qual	Analysis Date
Cyanide	mg/L	75-125	0.054		0.025		0.04	1	73	*	12/03/2025

284 Sheffield Street, Mountainside, New Jersey 07092, Phone : 908 789 8900,
Fax : 908 789 8922

Matrix Spike Summary

Client: Remington & Vernick
SDG No.: Q3743
Project: Saddler Property
Sample ID: Q3743-02
Client ID: TW-1125-2MSD
Percent Solids for Spike Sample: 0

Analyte	Units	Acceptance Limit %R	Spiked Result	Conc. Qualifier	Sample Result	Conc. Qualifier	Spike Added	Dilution Factor	% Rec	Qual	Analysis Date
Cyanide	mg/L	75-125	0.054		0.025		0.04	1	73	*	12/03/2025

284 Sheffield Street, Mountainside, New Jersey 07092, Phone : 908 789 8900,
Fax : 908 789 8922

Duplicate Sample Summary

Client: Remington & Vernick
Project: Saddler Property
Client ID: TW-1125-2DUP

SDG No.: Q3743
Sample ID: Q3743-02
Percent Solids for Spike Sample: 0

Analyte	Units	Acceptance Limit	Sample Result	Conc. Qualifier	Duplicate Result	Conc. Qualifier	Dilution Factor	RPD/ AD	Qual	Analysis Date
Cyanide	mg/L	+/-20	0.025		0.025		1	0		12/03/2025

284 Sheffield Street, Mountainside, New Jersey 07092, Phone : 908 789 8900,
Fax : 908 789 8922

Duplicate Sample Summary

Client: Remington & Vernick
Project: Saddler Property
Client ID: TW-1125-2MSD

SDG No.: Q3743
Sample ID: Q3743-02
Percent Solids for Spike Sample: 0

Analyte	Units	Acceptance Limit	Sample Result	Conc. Qualifier	Duplicate Result	Conc. Qualifier	Dilution Factor	RPD/ AD	Qual	Analysis Date
Cyanide	mg/L	+/-20	0.054		0.054		1	0		12/03/2025

284 Sheffield Street, Mountainside, New Jersey 07092, Phone : 908 789 8900,
Fax : 908 789 8922

Laboratory Control Sample Summary

Client:	Remington & Vernick	**SDG No.:**	Q3743
Project:	Saddler Property	**Run No.:**	LB138097

Analyte		Units	True Value	Result	Conc. Qualifier	% Recovery	Dilution Factor	Acceptance Limit %R	Analysis Date
Sample ID	**PB170792BS**								
Cyanide		**mg/L**	**0.1**	**0.096**		**96**	**1**	**85-115**	**12/03/2025**

284 Sheffield Street, Mountainside, New Jersey 07092, Phone : 908 789 8900,
Fax : 908 789 8922

Instrument ID: KONELAB

Daily Analysis Runlog For Sequence/QCBatch ID # LB138097

Review By	rubina	Review On	12/3/2025 4:55:27 PM
Supervise By	Iwona	Supervise On	12/3/2025 4:56:32 PM
SubDirectory	LB138097	Test	Cyanide

STD. NAME	STD REF.#
ICAL Standard	WP115896,WP115897,WP115898,WP115899,WP115900,WP115901,WP115902
ICV Standard	W3012
CCV Standard	WP115897
ICSA Standard	N/A
CRI Standard	N/A
LCS Standard	WP113838
Chk Standard	WP115905,WP114324,WP115904

Sr#	SampleId	ClientID	QcType	Date	Comment	Operator	Status
1	0.0PPBCN	0.0PPBCN	CAL1	12/03/25 10:23		rubina	OK
2	5.0PPBCN	5.0PPBCN	CAL2	12/03/25 10:23		rubina	OK
3	10PPBCN	10PPBCN	CAL3	12/03/25 10:23		rubina	OK
4	50PPBCN	50PPBCN	CAL4	12/03/25 10:23		rubina	OK
5	100PPBCN	100PPBCN	CAL5	12/03/25 10:23		rubina	OK
6	250PPBCN	250PPBCN	CAL6	12/03/25 10:23		rubina	OK
7	500PPBCN	500PPBCN	CAL7	12/03/25 10:23		rubina	OK
8	ICV1	ICV1	ICV	12/03/25 12:32		rubina	OK
9	ICB1	ICB1	ICB	12/03/25 12:32		rubina	OK
10	CCV1	CCV1	CCV	12/03/25 12:32		rubina	OK
11	CCB1	CCB1	CCB	12/03/25 12:32		rubina	OK
12	PB170791BL	PB170791BL	MB	12/03/25 12:32		rubina	OK
13	PB170791BS	PB170791BS	LCS	12/03/25 12:39		rubina	OK
14	LOWPB170791	LOWPB170791	SAM	12/03/25 12:39		rubina	OK
15	HIGHPB170791	HIGHPB170791	SAM	12/03/25 12:39		rubina	OK
16	Q3742-01	SB-1125-23	SAM	12/03/25 12:40		rubina	OK
17	Q3742-02	SB-1125-19	SAM	12/03/25 12:40		rubina	OK
18	Q3742-03	SB-1125-8	SAM	12/03/25 12:40		rubina	OK

284 Sheffield Street, Mountainside, New Jersey 07092, Phone : 908 789 8900,
Fax : 908 789 8922

Instrument ID: KONELAB

Daily Analysis Runlog For Sequence/QCBatch ID # LB138097

Review By	rubina	Review On	12/3/2025 4:55:27 PM
Supervise By	Iwona	Supervise On	12/3/2025 4:56:32 PM
SubDirectory	LB138097	Test	Cyanide

STD. NAME	STD REF.#
ICAL Standard	WP115896,WP115897,WP115898,WP115899,WP115900,WP115901,WP115902
ICV Standard	W3012
CCV Standard	WP115897
ICSA Standard	N/A
CRI Standard	N/A
LCS Standard	WP113838
Chk Standard	WP115905,WP114324,WP115904

19	Q3742-05	SB-1125-21	SAM	12/03/25 12:47		rubina	OK
20	Q3742-06	SB-1125-13	SAM	12/03/25 12:47		rubina	OK
21	Q3742-04	SB-1125-9	SAM	12/03/25 12:47		rubina	OK
22	CCV2	CCV2	CCV	12/03/25 12:47		rubina	OK
23	CCB2	CCB2	CCB	12/03/25 12:47		rubina	OK
24	Q3742-07	SB-1125-18	SAM	12/03/25 12:47		rubina	OK
25	Q3742-08	SB-1125-20	SAM	12/03/25 12:47		rubina	OK
26	Q3742-09	SB-1125-22	SAM	12/03/25 12:52		rubina	OK
27	Q3742-10	SB-1125-2	SAM	12/03/25 12:52		rubina	OK
28	Q3742-16	SB-1125-1	SAM	12/03/25 12:52		rubina	OK
29	Q3742-17	SB-1125-25	SAM	12/03/25 12:52		rubina	OK
30	Q3742-18	SB-1125-24	SAM	12/03/25 12:52		rubina	OK
31	Q3742-18DUP	SB-1125-24DUP	DUP	12/03/25 13:00		rubina	OK
32	Q3742-18MS	SB-1125-24MS	MS	12/03/25 13:00		rubina	OK
33	Q3742-18MSD	SB-1125-24MSD	MSD	12/03/25 13:00		rubina	OK
34	CCV3	CCV3	CCV	12/03/25 13:00		rubina	OK
35	CCB3	CCB3	CCB	12/03/25 13:07		rubina	OK
36	Q3746-01	ROW	SAM	12/03/25 13:07		rubina	OK
37	Q3748-01	AU-05-12-1-2025	SAM	12/03/25 13:07		rubina	OK
38	PB170792BL	PB170792BL	MB	12/03/25 13:07		rubina	OK

284 Sheffield Street, Mountainside, New Jersey 07092, Phone : 908 789 8900,
Fax : 908 789 8922

Instrument ID: KONELAB

Daily Analysis Runlog For Sequence/QCBatch ID # LB138097

Review By	rubina	Review On	12/3/2025 4:55:27 PM
Supervise By	lwona	Supervise On	12/3/2025 4:56:32 PM
SubDirectory	LB138097	Test	Cyanide

STD. NAME	STD REF.#
ICAL Standard	WP115896,WP115897,WP115898,WP115899,WP115900,WP115901,WP115902
ICV Standard	W3012
CCV Standard	WP115897
ICSA Standard	N/A
CRI Standard	N/A
LCS Standard	WP113838
Chk Standard	WP115905,WP114324,WP115904

39	PB170792BS	PB170792BS	LCS	12/03/25 13:08		rubina	OK
40	Q3743-01	TW-1125-1	SAM	12/03/25 13:08		rubina	OK
41	Q3743-02	TW-1125-2	SAM	12/03/25 13:08		rubina	OK
42	Q3743-02DUP	TW-1125-2DUP	DUP	12/03/25 13:15		rubina	OK
43	Q3743-02MS	TW-1125-2MS	MS	12/03/25 13:15		rubina	OK
44	Q3743-02MSD	TW-1125-2MSD	MSD	12/03/25 13:15		rubina	OK
45	CCV4	CCV4	CCV	12/03/25 13:15		rubina	OK
46	CCB4	CCB4	CCB	12/03/25 13:23		rubina	OK
47	Q3743-02A	TW-1125-2A	PS	12/03/25 13:54		rubina	OK
48	CCV5	CCV5	CCV	12/03/25 13:54		rubina	OK
49	CCB5	CCB5	CCB	12/03/25 13:54		rubina	OK

284 Sheffield Street, Mountainside, New Jersey 07092, Phone : 908 789 8900, Fax : 908 789 8922

LAB CHRONICLE

OrderID:	Q3743	**OrderDate:**	12/1/2025 9:45:00 AM
Client:	Remington & Vernick	**Project:**	Saddler Property
Contact:	Justin Zarzecki	**Location:**	A12,VOA Lab

LabID	ClientID	Matrix	Test	Method	Sample Date	Prep Date	Anal Date	Received
Q3743-01	**TW-1125-1**	**WATER**			**11/26/25 09:15**			**11/26/25**
			Cyanide	9012B		12/03/25	12/03/25 13:08	
Q3743-02	**TW-1125-2**	**WATER**			**11/26/25 10:00**			**11/26/25**
			Cyanide	9012B		12/03/25	12/03/25 13:08	

Alliance TECHNICAL GROUP

Water Cyanide Preparation Sheet

PB170792

11

A B C D E F

SOP ID : M9012B-Total, Amenable and Reactive Cyanide-21

SDG No : N/A

Start Digest Date: 12/03/2025 **Time :** 10:10 **Temp :** 124 °C

Matrix : WATER

End Digest Date: 12/03/2025 **Time :** 11:40 **Temp :** 128 °C

Pippete ID : WC

Balance ID : N/A

Hood ID : HOOD#1

Digestion tube ID : M5595

Block Thermometer ID : WC CYANIDE

Block ID : MC-1,MC-2

Filter paper ID : N/A

Prep Technician Signature: JP

Weigh By : N/A

pH Meter ID : N/A

Supervisor Signature: 12

Standared Name	MLS USED	STD REF. # FROM LOG
LCSW	1.0ML	WP113838
MS/MSD SPIKE SOL.	0.40ML	WP115851
PBW	50.0ML	W3112
N/A	N/A	N/A
N/A	N/A	N/A

Chemical Used	ML/SAMPLE USED	Lot Number
0.25N NaOH	50.0ML	WP113836
50% v/v H2SO4	5.0ML	WP115334
51% w/v MgCL2	2.0ML	WP115335
pH Paper 0-14	N/A	W3241
Nitrate/Nitrite Strip	N/A	W3182
Lead Acetate strip	N/A	W3134
Lead Acetate strip	N/A	W3155
N/A	N/A	N/A
N/A	N/A	N/A
N/A	N/A	N/A

LAB SAMPLE ID	CLIENT SAMPLE ID	Wt(g)/Vol(ml)	Comment
S0	S0	N/A	N/A
S5.0	S5.0	N/A	N/A
S10.0	S10.0	N/A	N/A
S100.0	S100.0	N/A	N/A
S250.0	S250.0	N/A	N/A
S500.0	S500.0	N/A	N/A
ICV	ICV	N/A	AS PER PB170791
ICB	ICB	N/A	N/A
CCV	CCV	N/A	N/A
CCB	CCB	N/A	N/A
Midrange	Midrange	N/A	N/A
HIGHSTD	HIGHSTD	N/A	AS PER PB170791
LOWSTD	LOWSTD	N/A	AS PER PB170791

Extraction Conformance/Non-Conformance Comments:

N/A

Date / Time	Prepped Sample Relinquished By/Location	Received By/Location
12/03/2025 11:50	JP / CDC	RM (WC)
	Preparation Group	Analysis Group

Alliance TECHNICAL GROUP

Water Cyanide Preparation Sheet

PB170792

Lab Sample ID	Client Sample ID	Initial Vol (ml)	Final Vol (ml)	pH	Sulfide	Oxidizing	Nitrate/ Nitrite	Comment	Prep Pos
PB170792BL	PBW792	50	50	>12	Negative	Negative	Negative	N/A	N/A
PB170792BS	LCS792	50	50	>12	Negative	Negative	Negative	N/A	N/A
Q3743-01	TW-1125-1	50	50	>12	Negative	Negative	Negative	N/A	N/A
Q3743-02	TW-1125-2	50	50	>12	Negative	Negative	Negative	N/A	N/A
Q3743-02DUP	TW-1125-2DUP	50	50	>12	Negative	Negative	Negative	N/A	N/A
Q3743-02MS	TW-1125-2MS	50	50	>12	Negative	Negative	Negative	N/A	N/A
Q3743-02MSD	TW-1125-2MSD	50	50	>12	Negative	Negative	Negative	N/A	N/A

SHIPPING DOCUMENTS

Alliance TECHNICAL GROUP

284 Sheffield Street, Mountainside, NJ 07092
(908) 789-8900 · Fax (908) 789-8922
www.chemtech.net

ALLIANCE PROJECT NO.
QUOTE NO. Q3743
COC Number 2046922

CLIENT INFORMATION

REPORT TO BE SENT TO:
COMPANY: Remington & Vernick Engineers
ADDRESS: 2059 Springdale Road
CITY Cherry Hill STATE: NJ ZIP 08003
ATTENTION: Kyle.Carlson@RVE.com
PHONE: 609-682-3049 FAX:

CLIENT PROJECT INFORMATION

PROJECT NAME: Saddler Property
PROJECT NO.: 0400L003 LOCATION: Camden, NJ
PROJECT MANAGER: Kyle Carlson
e-mail: Kyle.Carlson@RVE.com
PHONE 609-682-3049 FAX:

CLIENT BILLING INFORMATION

BILL TO: APInvoices@RVE.com PO#: 0400L003
ADDRESS: 2059 Springdale Road
CITY Cherry Hill STATE: NJ ZIP 08003
ATTENTION: Kyle Carlson PHONE: 609-682-3049

DATA TURNAROUND INFORMATION

FAX (RUSH) _____ DAYS*
HARDCOPY (DATA PACKAGE): Standard DAYS*
EDD: _____ DAYS*
*TO BE APPROVED BY CHEMTECH
STANDARD HARDCOPY TURNAROUND TIME IS 10 BUSINESS

DATA DELIVERABLE INFORMATION

☐ Level 1 (Results Only) ☐ Level 4 (QC + Full Raw Data)
☐ Level 2 (Results + QC) ☐ NJ Reduced ☐ US EPA CLP
☐ Level 3 (Results + QC + Raw Data) ☐ NYS ASP A ☐ NYS ASP B ☐ Other _____
☑ EDD FORMAT NJ HazSite

ANALYSIS

1. PCB
2. Pesticide TCL
3. SVOC-TCL-BNA20
4. VOC TCL VOA+10
5. VOC SIM
6. Mercury-Metals TAL ICP
7. Cyanide
8.
9.

ALLIANCE SAMPLE ID	PROJECT SAMPLE IDENTIFICATION	SAMPLE MATRIX	SAMPLE TYPE COMP	SAMPLE TYPE GRAB	SAMPLE COLLECTION DATE	SAMPLE COLLECTION TIME	# OF BOTTLES	PRESERVATIVES 1	2	3	4	5	6	7	8	9	COMMENTS
								E	E	E	A	A	B	D			← Specify Preservatives A-HCl D-NaOH B-HN03 E-ICE C-H2SO4 F-OTHER
1.	TW-1125-1	GW		X	11/26/25	915	9	1	1	1	2	2	1	1			
2.	TW-1125-2	GW		X	11/26/25	1000	9	1	1	1	2	2	1	1			
3.	TB	—			11/26/25	1000	2				2						
4.	TB	—			11/26/25	1000	2				2						
5.	TB	—			11/26/25	1000	2					2					
6.																	
7.																	
8.																	
9.																	
10.																	

SAMPLE CUSTODY MUST BE DOCUMENTED BELOW EACH TIME SAMPLES CHANGE POSSESSION INCLUDING COURIER DELIVERY

RELINQUISHED BY SAMPLER:	DATE/TIME:	RECEIVED BY:
1. Justin Zook @RVE	11/26/25	1. 1640 11-26-25
RELINQUISHED BY SAMPLER: 2.	DATE/TIME:	RECEIVED BY: 2.
RELINQUISHED BY SAMPLER: 3.	DATE/TIME: 1820 11-26-25	RECEIVED BY: 3.

Conditions of bottles or coolers at receipt: ☐ COMPLIANT ☐ NON COMPLIANT ☐ COOLER TEMP 2.8 °C
Comments:

Page 1 of 1

CLIENT: ☐ Hand Delivered ☐ Other

Shipment Complete ☐ YES ☐ NO

WHITE - ALLIANCE COPY FOR RETURN TO CLIENT YELLOW - ALLIANCE COPY PINK - SAMPLER COPY

From: Kyle Carlson <Kyle.Carlson@rve.com>
Sent: Monday, December 01, 2025 1:56 PM
Subject: Re: Sadler Project - Low Volume Sample #1

Hi Deepak - confirmed to proceed with the SVOC full scan without the SIM due to the low volume provided. Thank you.

Regards,

Kyle Carlson, LSRP
Environmental Project Manager
Remington & Vernick Engineers
2059 Springdale Road
Cherry Hill, NJ 08003
Cell: (609) 682-3049
Kyle.Carlson@rve.com

Offices throughout NJ ● PA ● MD ● DE ● NC
RVE.com | LinkedIn

From: Deepak Parmar <Deepak.Parmar@alliancetg.com>
Sent: Monday, December 1, 2025 1:50 PM
To: Kyle Carlson <Kyle.Carlson@rve.com>
Cc: Justin Zarzecki <Justin.Zarzecki@rve.com>
Subject: Re: Sadler Project - Low Volume Sample #1

Hi Kyle,

We haven't received extra volume to perform SVOC-SIM analysis in order to meet the NJ GWQS limits. Therefore, we would like to confirm that lab will proceed with only SVOC full scan analysis with the received sample volume.

Thanks & Regards,

Deepak Parmar
Sr. Project Manager
An Alliance Technical Group Company
Main: 908-789-8900
Direct: 908-728-3154
Address: 284 Sheffield St, Ste 1, Mountainside, NJ 07092
www.alliancetg.com

From: Kyle Carlson <Kyle.Carlson@rve.com>
Sent: Monday, December 1, 2025 10:28 AM
To: Deepak Parmar <deepak.parmar@alliancetg.com>
Cc: Justin Zarzecki <Justin.Zarzecki@rve.com>
Subject: Sadler Project - Low Volume Sample #1

Hi Deepak - confirming run of SVOCs on sample #1 (TW-1125-1) without the PCBs and Pesticides analyses due to the low-volume provided. Please let me know if I can provide any additional info - thank you.

Regards,

Kyle Carlson, LSRP
Environmental Project Manager
Remington & Vernick Engineers
2059 Springdale Road
Cherry Hill, NJ 08003
Cell: (609) 682-3049
Kyle.Carlson@rve.com

Offices throughout NJ ● PA ● MD ● DE ● NC
RVE.com | LinkedIn

DISCLAIMER: This message and any documents attached may contain confidential information and are intended only for the individual(s) named. If you are not the intended recipient, or the employee or agent authorized to receive it on behalf of the intended recipient, you should not disseminate, distribute, or copy this e-mail and any attached documents. If you have received this e-mail in error, please immediately notify the sender at Remington & Vernick Engineers by replying to this e-mail and delete the original e-mail and any reply e-mail messages from your system. E-mail transmission cannot be guaranteed to be secure or error-free as information could be intercepted, corrupted, lost, destroyed, arrive late or incomplete, or contain viruses. The sender therefore does not accept liability for any errors or omissions in the contents of this message, which arise as a result of e-mail transmission. If verification is required please request a hard-copy version. Thank you. DISCLAIMER: This message and any documents attached may contain confidential information and are intended only for the individual(s) named. If you are not the intended recipient, or the employee or agent authorized to received for the intended recipient, you should not disseminate, distribute or copy this e-mail and any attached documents. If you have received this e-mail in error, please immediately notify the sender at Remington & Vernick Engineers by replying to this e-mail and delete the original e-mail and any reply e-mail messages from your system. E-mail transmission cannot be guaranteed to be secure or error-free as information could be intercepted, corrupted, lost, destroyed, arrive late or incomplete, or contain viruses. The sender therefore does not accept liability for any errors or omissions in the contents of this message, which arise as a result of e-mail transmission. If verification is required please request a hard-copy version. Thank you.

From: Kyle Carlson <Kyle.Carlson@rve.com>
Sent: Monday, December 01, 2025 10:28 AM
Subject: Sadler Project - Low Volume Sample #1

Hi Deepak - confirming run of SVOCs on sample #1 (TW-1125-1) without the PCBs and Pesticides analyses due to the low-volume provided. Please let me know if I can provide any additional info - thank you.

Regards,

Kyle Carlson, LSRP
Environmental Project Manager
Remington & Vernick Engineers
2059 Springdale Road
Cherry Hill, NJ 08003
Cell: (609) 682-3049
Kyle.Carlson@rve.com

Offices throughout NJ ● PA ● MD ● DE ● NC
RVE.com | LinkedIn

Alliance TECHNICAL GROUP
284 Sheffield Street, Mountainside NJ 07092 (908)-789-8900 Fax : 908 789 8922

Laboratory Certification

Certified By	License No.
Connecticut	PH-0830
DOD ELAP (ANAB)	L2219
Maine	2024021
Maryland	296
New Hampshire	255425
New Jersey	20012
New York	11376
Pennsylvania	68-00548
Soil Permit	525-24-234-08441
Texas	TX-C25-00189
Virginia	460312

Alliance Technical Group
284 Sheffield Street, Mountainside, New Jersey 07092, Phone : 908 789 8900,
Fax : 908 789 8922

LOGIN REPORT/SAMPLE TRANSFER

Order ID : Q3743 REMI01
Client Name : Remington & Vernick
Client Contact : Justin Zarzecki
Invoice Name : Remington & Vernick
Invoice Contact : Justin Zarzecki

Order Date : 12/1/2025 9:45:00 AM
Project Name : Sadler Property Saddler
Receive DateTime : 11/26/2025 6:20:00 PM
Purchase Order :

Project Mgr : Deepak
Report Type : ~~Level 1~~ Regular NJ Reduced
EDD Type : ~~EXCEL NJCLEANUP~~ EXCEL NJCLEANUP
Hard Copy Date : ~~NJ Reduced~~
Date Signoff : 12/1/2025 1:00:29 PM

LAB ID	CLIENT ID	MATRIX	SAMPLE DATE	SAMPLE TIME	TEST	TEST GROUP	METHOD		FAX DATE	DUE DATES
Q3743-01	TW-1125-1	Water	11/26/2025	09:15						
					VOC-SIM		SFAM_VOCSIM	10 Bus. Days		
					VOC-TCLVOA-10	TCL+30/TAL	8260-Low	10 Bus. Days		
Q3743-02	TW-1125-2	Water	11/26/2025	10:00						
					VOC-SIM		SFAM_VOCSIM	10 Bus. Days		
					VOC-TCLVOA-10	TCL+30/TAL	8260-Low	10 Bus. Days		
Q3743-03	TB	Water	11/26/2025	10:00						
					VOC-TCLVOA-10	TCL+30/TAL	8260-Low	10 Bus. Days		
Q3743-04	TB	Water	11/26/2025	10:00						
					VOC-TCLVOA-10	TCL+30/TAL	8260-Low	10 Bus. Days		
Q3743-05	TB	Water	11/26/2025	10:00						
					VOC-SIM		SFAM_VOCSIM	10 Bus. Days		

Alliance TECHNICAL GROUP
284 Sheffield Street, Mountainside, New Jersey 07092, Phone : 908 789 8900,
Fax : 908 789 8922

LOGIN REPORT/SAMPLE TRANSFER

Order ID : Q3743 REMI01
Client Name : Remington & Vernick
Client Contact : Justin Zarzecki
Invoice Name : Remington & Vernick
Invoice Contact : Justin Zarzecki

Order Date : 12/1/2025 9:45:00 AM
Project Name : ~~Sadler~~ Sedell or Sadler Property
Receive DateTime : 11/26/2025 6:20:00 PM
Purchase Order :

Project Mgr : Deepak
Report Type : ~~Level 1~~ Regular MT Reduced
EDD Type : ~~EXCEL NJCLEANUP~~ EXCEL MTCLEANUP
Hard Copy Date : ~~MT Reduced~~
Date Signoff : 12/1/2025 1:00:29 PM

LAB ID	CLIENT ID	MATRIX	SAMPLE DATE	SAMPLE TIME	TEST	TEST GROUP	METHOD	FAX DATE	DUE DATES

spoked in VOA
Ref# 04

Relinquished By :
Date / Time : 12/1/25 1421

Received By :
Date / Time : 12/1/25 14:30

Storage Area : VOA Refridgerator Room