Quantitation Report (Qedit)

Data Path : Z:\pestpcbsrv\HPCHEM1\ECD_D\Data\PD022824\
Data File : PD081759.D
Signal(s) : Signal #1: ECD1A.ch Signal #2: ECD2B.ch
Acq On : 28 Feb 2024 21:09
Operator : AR\AJ
Sample : TOXAPHENE403
Misc :
ALS Vial : 4 Sample Multiplier: 1

Integration File signal 1: autoint1.e
Integration File signal 2: autoint2.e
Quant Time: Feb 28 22:17:08 2024
Quant Method : Z:\pestpcbsrv\HPCHEM1\ECD_D\Method\PD021224CLP.M
Quant Title : GC Extractables
QLast Update : Mon Feb 12 17:06:05 2024
Response via : Initial Calibration
Integrator: ChemStation

Volume Inj. : 1 µl
Signal #1 Phase : ZB-MR1 Signal #2 Phase: ZB-MR2
Signal #1 Info : 30M x 0.32mm x0.5 Signal #2 Info : 30M x 0.32mm x 0.25µm

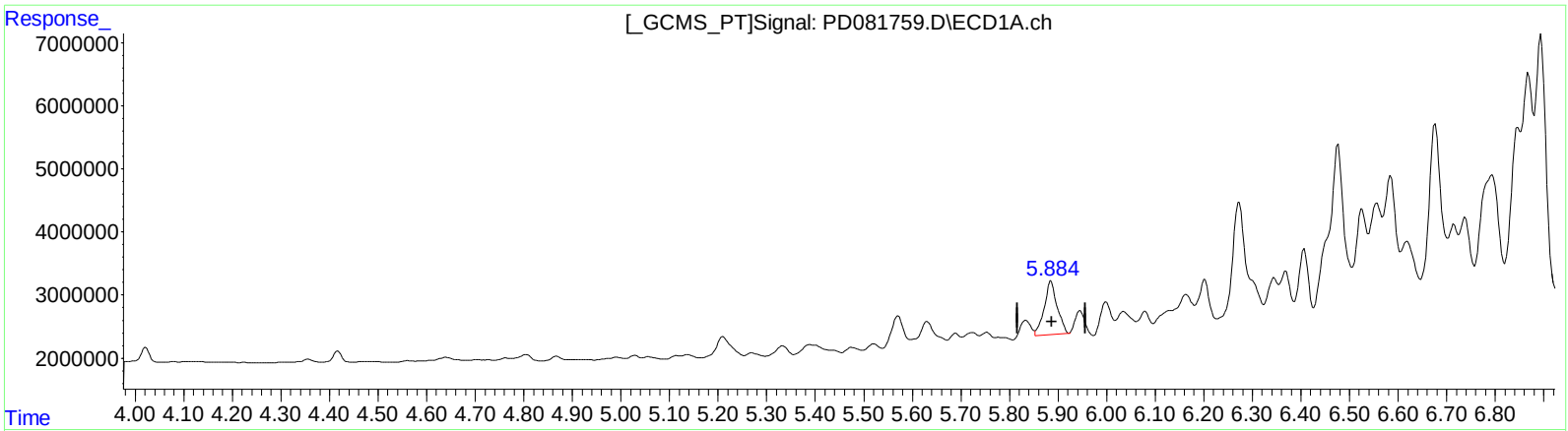

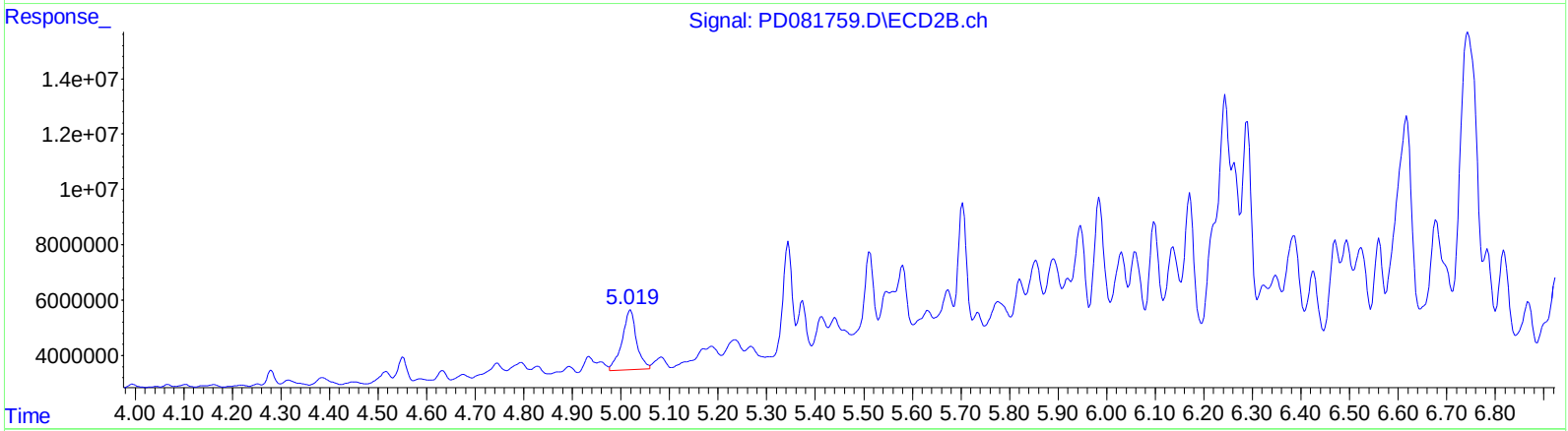

QEdit

(22) Toxaphene-1

5.886min 2389.384 ng/ml

response 15606500

(22) Toxaphene-1 #2

5.020min 2736.673 ng/ml

response 44805316

(+) = Expected Retention Time

Quantitation Report (Qedit)

Data Path : Z:\pestpcbsrv\HPCHEM1\ECD_D\Data\PD022824\
Data File : PD081759.D
Signal(s) : Signal #1: ECD1A.ch Signal #2: ECD2B.ch
Acq On : 28 Feb 2024 21:09
Operator : AR\AJ
Sample : TOXAPHENE403
Misc :
ALS Vial : 4 Sample Multiplier: 1

Integration File signal 1: autoint1.e
Integration File signal 2: autoint2.e
Quant Time: Feb 28 22:17:08 2024
Quant Method : Z:\pestpcbsrv\HPCHEM1\ECD_D\Method\PD021224CLP.M
Quant Title : GC Extractables
QLast Update : Mon Feb 12 17:06:05 2024
Response via : Initial Calibration
Integrator: ChemStation

Volume Inj. : 1 µl
Signal #1 Phase : ZB-MR1 Signal #2 Phase: ZB-MR2
Signal #1 Info : 30M x 0.32mm x0.5 Signal #2 Info : 30M x 0.32mm x 0.25µm

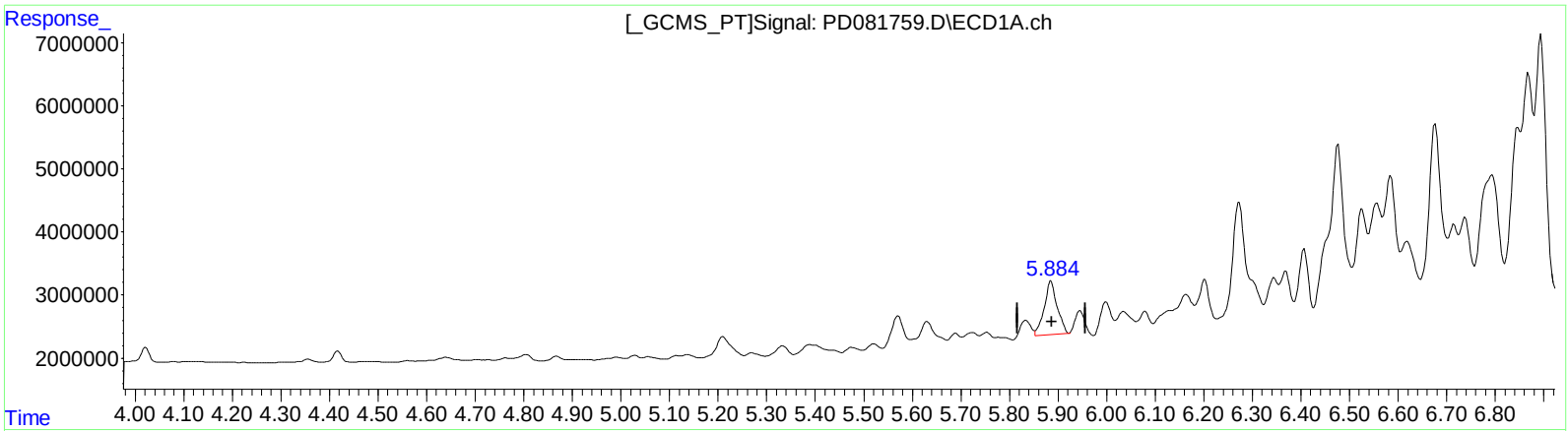

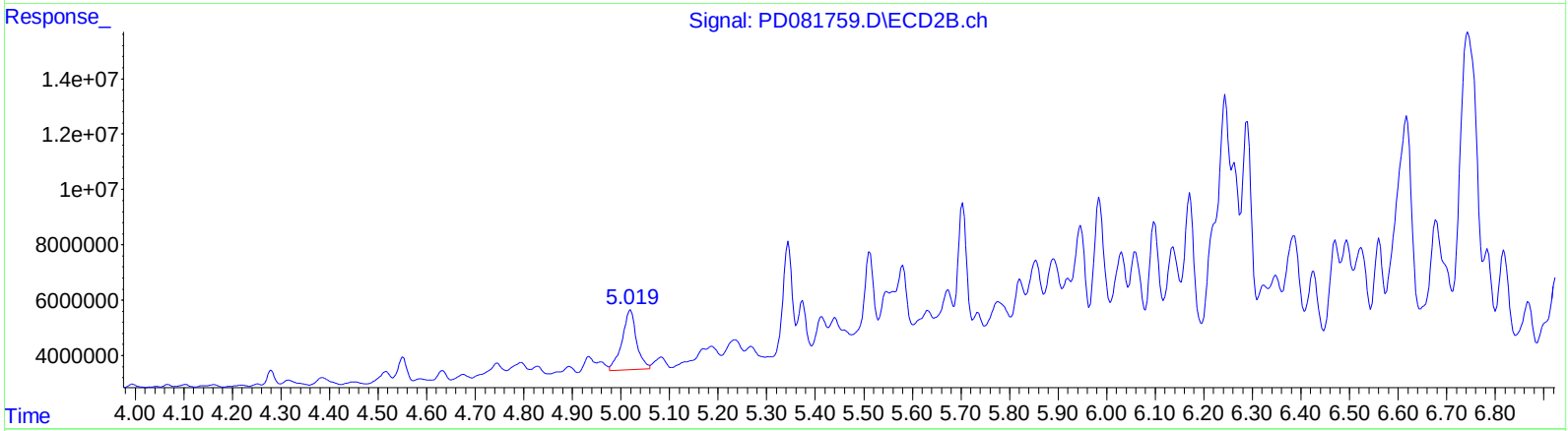

QEdit

(22) Toxaphene-1

5.886min 2389.384 ng/ml

response 15606500

(22) Toxaphene-1 #2

5.020min 2736.673 ng/ml

response 44805316

(+) = Expected Retention Time

Quantitation Report (Qedit)

Data Path : Z:\pestpcbsrv\HPCHEM1\ECD_D\Data\PD022824\
Data File : PD081759.D
Signal(s) : Signal #1: ECD1A.ch Signal #2: ECD2B.ch
Acq On : 28 Feb 2024 21:09
Operator : AR\AJ
Sample : TOXAPHENE403
Misc :
ALS Vial : 4 Sample Multiplier: 1

Integration File signal 1: autoint1.e
Integration File signal 2: autoint2.e
Quant Time: Feb 28 22:17:08 2024
Quant Method : Z:\pestpcbsrv\HPCHEM1\ECD_D\Method\PD021224CLP.M
Quant Title : GC Extractables
QLast Update : Mon Feb 12 17:06:05 2024
Response via : Initial Calibration
Integrator: ChemStation

Volume Inj. : 1 µl
Signal #1 Phase : ZB-MR1 Signal #2 Phase: ZB-MR2
Signal #1 Info : 30M x 0.32mm x0.5 Signal #2 Info : 30M x 0.32mm x 0.25µm

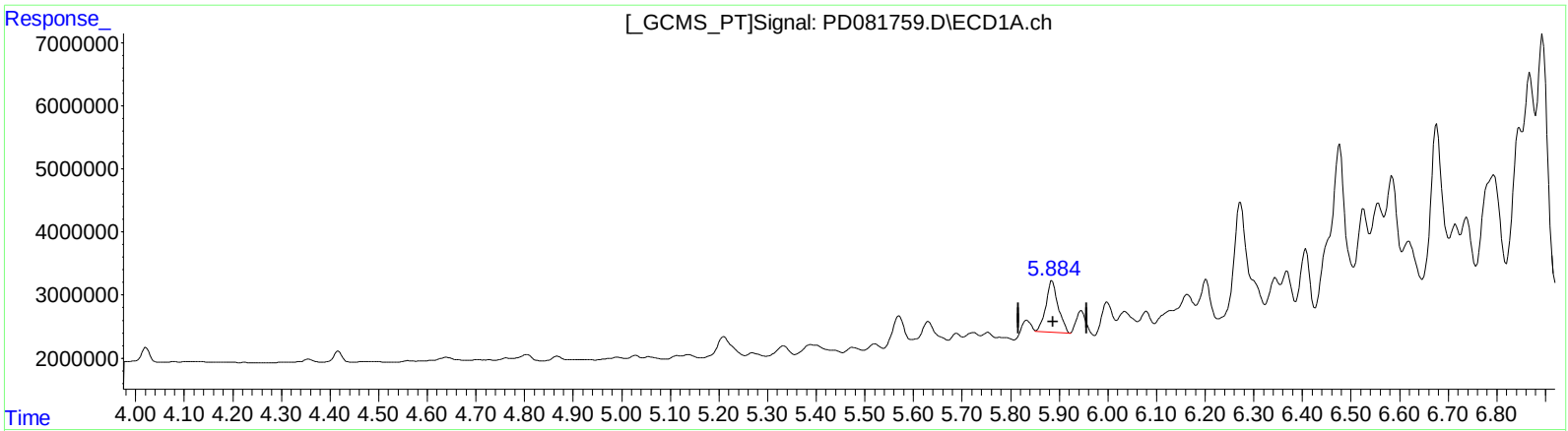

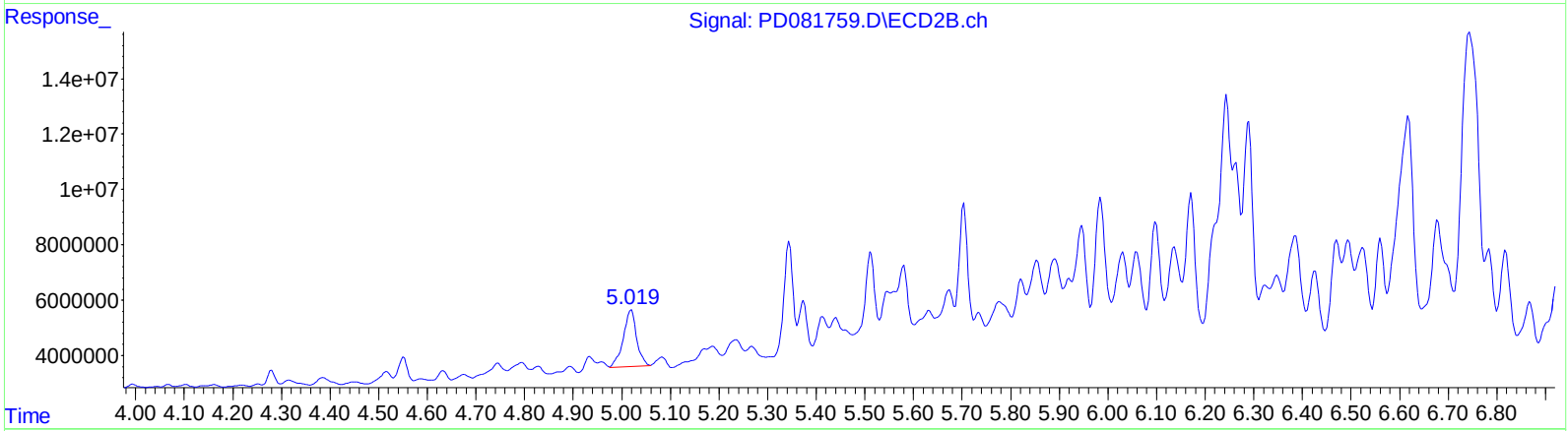

QEdit

(22) Toxaphene-1

5.884min 2159.433 ng/ml m

response 14104553

(22) Toxaphene-1 #2

5.019min 2351.516 ng/ml m

response 38499461

(+) = Expected Retention Time

Quantitation Report (Qedit)

Data Path : Z:\pestpcbsrv\HPCHEM1\ECD_D\Data\PD022824\
Data File : PD081759.D
Signal(s) : Signal #1: ECD1A.ch Signal #2: ECD2B.ch
Acq On : 28 Feb 2024 21:09
Operator : AR\AJ
Sample : TOXAPHENE403
Misc :
ALS Vial : 4 Sample Multiplier: 1

Integration File signal 1: autoint1.e
Integration File signal 2: autoint2.e
Quant Time: Feb 28 22:17:08 2024
Quant Method : Z:\pestpcbsrv\HPCHEM1\ECD_D\Method\PD021224CLP.M
Quant Title : GC Extractables
QLast Update : Mon Feb 12 17:06:05 2024
Response via : Initial Calibration
Integrator: ChemStation

Volume Inj. : 1 µl
Signal #1 Phase : ZB-MR1 Signal #2 Phase: ZB-MR2
Signal #1 Info : 30M x 0.32mm x0.5 Signal #2 Info : 30M x 0.32mm x 0.25µm

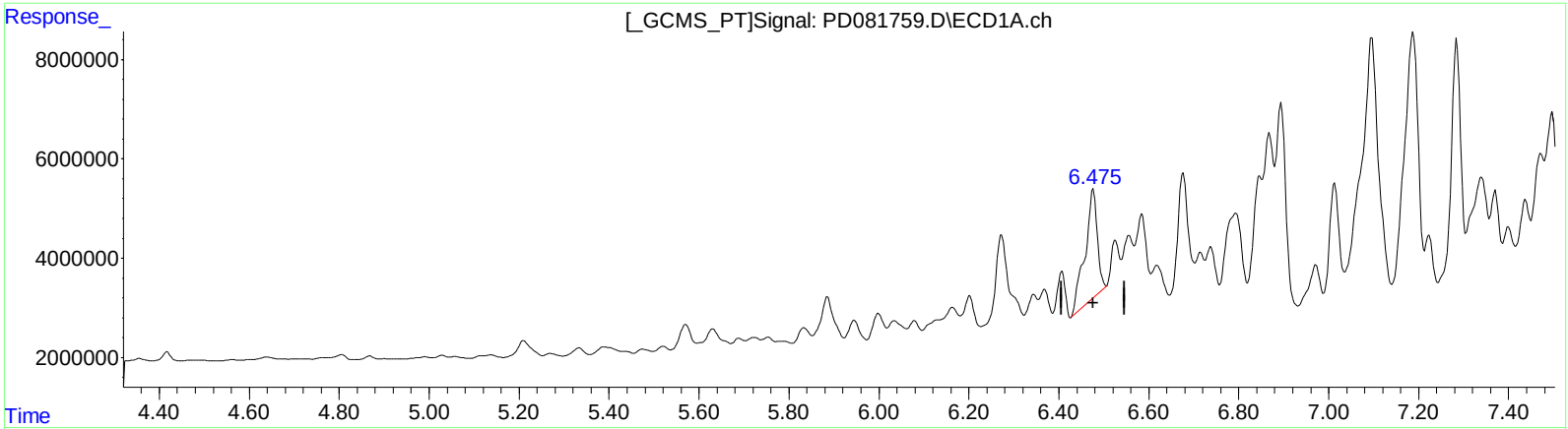

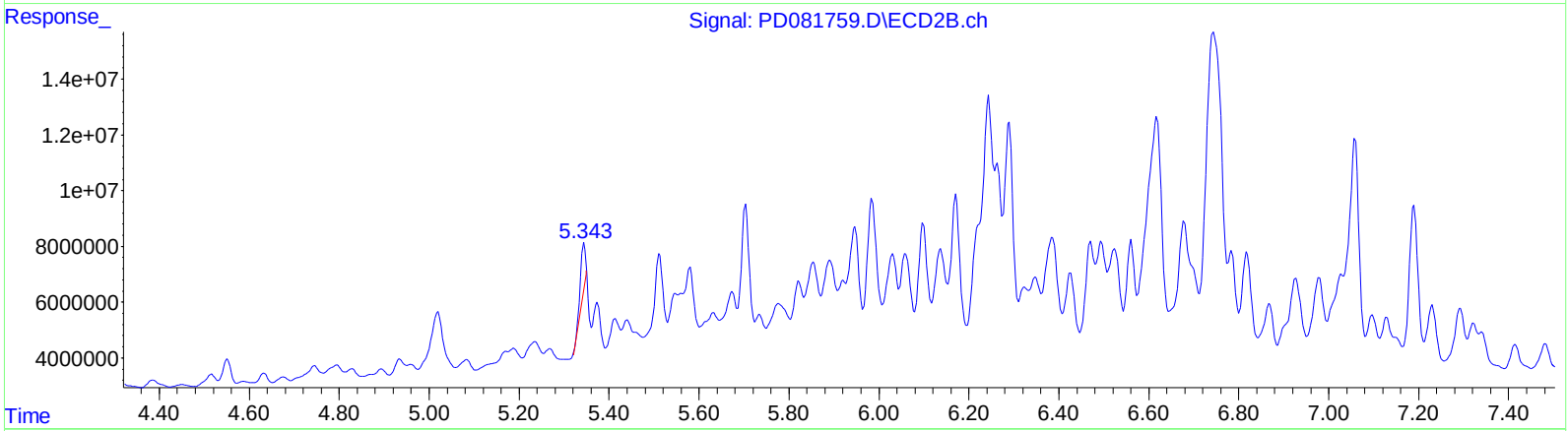

QEdit

(23) Toxaphene-2

6.477min 2186.294 ng/ml

response 41446982

(23) Toxaphene-2 #2

5.345min 940.392 ng/ml

response 16027392

(+) = Expected Retention Time

Quantitation Report (Qedit)

Data Path : Z:\pestpcbsrv\HPCHEM1\ECD_D\Data\PD022824\
Data File : PD081759.D
Signal(s) : Signal #1: ECD1A.ch Signal #2: ECD2B.ch
Acq On : 28 Feb 2024 21:09
Operator : AR\AJ
Sample : TOXAPHENE403
Misc :
ALS Vial : 4 Sample Multiplier: 1

Integration File signal 1: autoint1.e
Integration File signal 2: autoint2.e
Quant Time: Feb 28 22:17:08 2024
Quant Method : Z:\pestpcbsrv\HPCHEM1\ECD_D\Method\PD021224CLP.M
Quant Title : GC Extractables
QLast Update : Mon Feb 12 17:06:05 2024
Response via : Initial Calibration
Integrator: ChemStation

Volume Inj. : 1 µl
Signal #1 Phase : ZB-MR1 Signal #2 Phase: ZB-MR2
Signal #1 Info : 30M x 0.32mm x0.5 Signal #2 Info : 30M x 0.32mm x 0.25µm

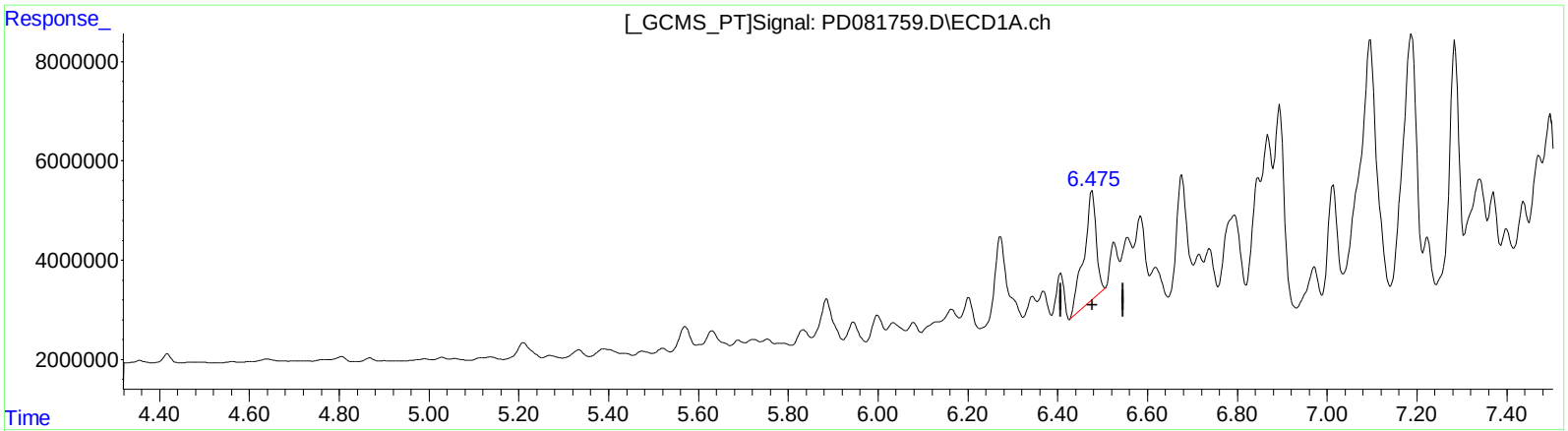

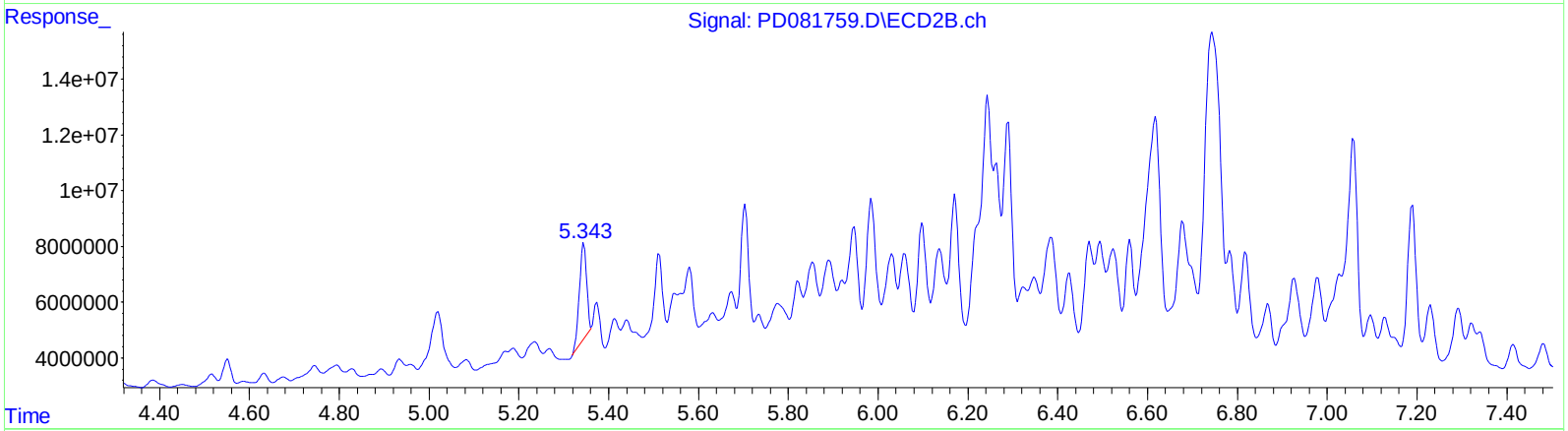

QEdit

(23) Toxaphene-2

6.477min 2186.294 ng/ml

response 41446982

(23) Toxaphene-2 #2

5.343min 2261.909 ng/ml m

response 38550397

(+) = Expected Retention Time

Quantitation Report (Qedit)

Data Path : Z:\pestpcbsrv\HPCHEM1\ECD_D\Data\PD022824\
Data File : PD081759.D
Signal(s) : Signal #1: ECD1A.ch Signal #2: ECD2B.ch
Acq On : 28 Feb 2024 21:09
Operator : AR\AJ
Sample : TOXAPHENE403
Misc :
ALS Vial : 4 Sample Multiplier: 1

Integration File signal 1: autoint1.e
Integration File signal 2: autoint2.e
Quant Time: Feb 28 22:17:08 2024
Quant Method : Z:\pestpcbsrv\HPCHEM1\ECD_D\Method\PD021224CLP.M
Quant Title : GC Extractables
QLast Update : Mon Feb 12 17:06:05 2024
Response via : Initial Calibration
Integrator: ChemStation

Volume Inj. : 1 µl
Signal #1 Phase : ZB-MR1 Signal #2 Phase: ZB-MR2
Signal #1 Info : 30M x 0.32mm x0.5 Signal #2 Info : 30M x 0.32mm x 0.25µm

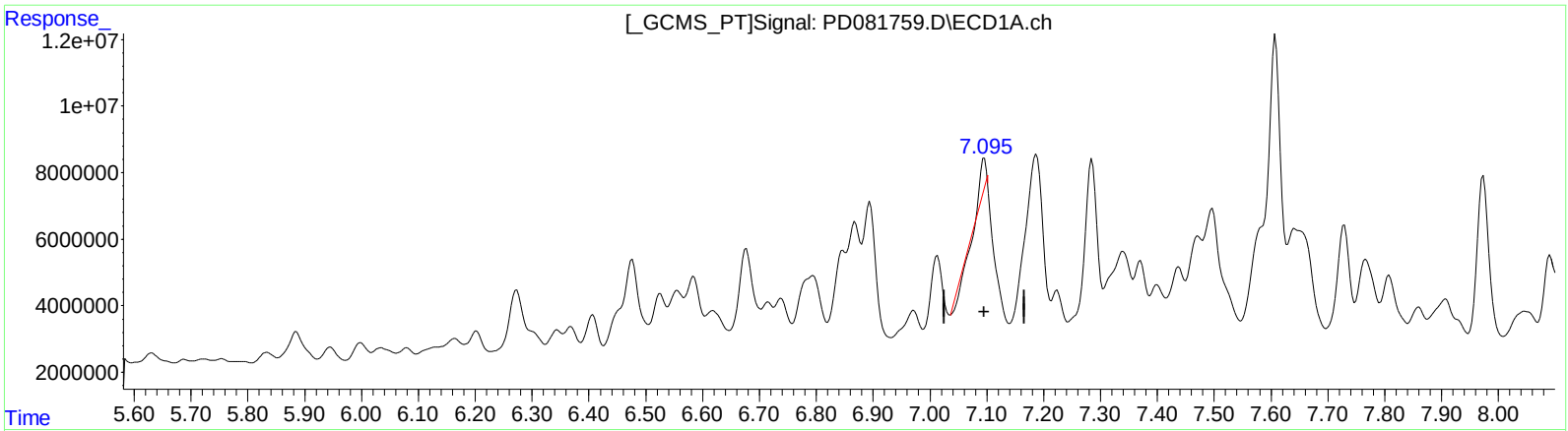

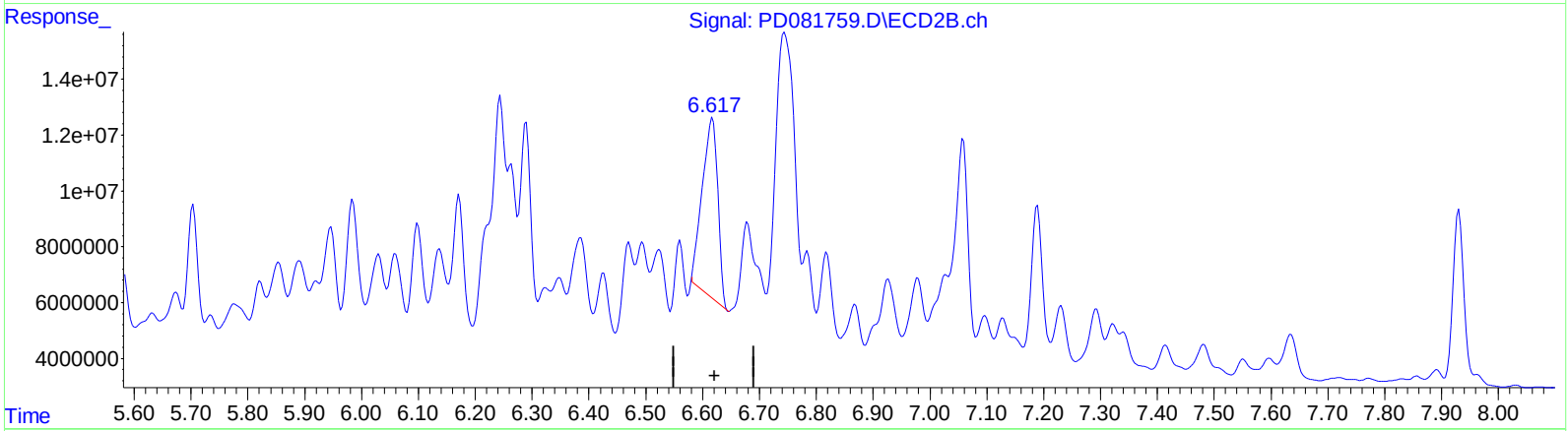

QEdit

(24) Toxaphene-3

7.096min 40.936 ng/ml

response 2164913

(24) Toxaphene-3 #2

6.618min 2050.743 ng/ml

response 120033562

(+) = Expected Retention Time

Quantitation Report (Qedit)

Data Path : Z:\pestpcbsrv\HPCHEM1\ECD_D\Data\PD022824\
Data File : PD081759.D
Signal(s) : Signal #1: ECD1A.ch Signal #2: ECD2B.ch
Acq On : 28 Feb 2024 21:09
Operator : AR\AJ
Sample : TOXAPHENE403
Misc :
ALS Vial : 4 Sample Multiplier: 1

Integration File signal 1: autoint1.e
Integration File signal 2: autoint2.e
Quant Time: Feb 28 22:17:08 2024
Quant Method : Z:\pestpcbsrv\HPCHEM1\ECD_D\Method\PD021224CLP.M
Quant Title : GC Extractables
QLast Update : Mon Feb 12 17:06:05 2024
Response via : Initial Calibration
Integrator: ChemStation

Volume Inj. : 1 µl
Signal #1 Phase : ZB-MR1 Signal #2 Phase: ZB-MR2
Signal #1 Info : 30M x 0.32mm x0.5 Signal #2 Info : 30M x 0.32mm x 0.25µm

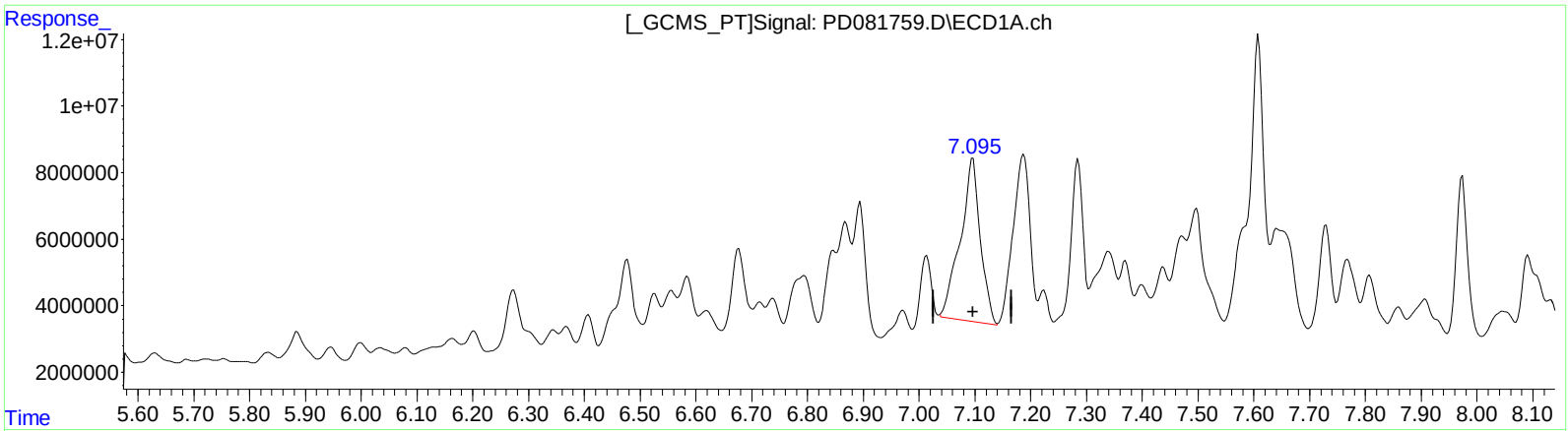

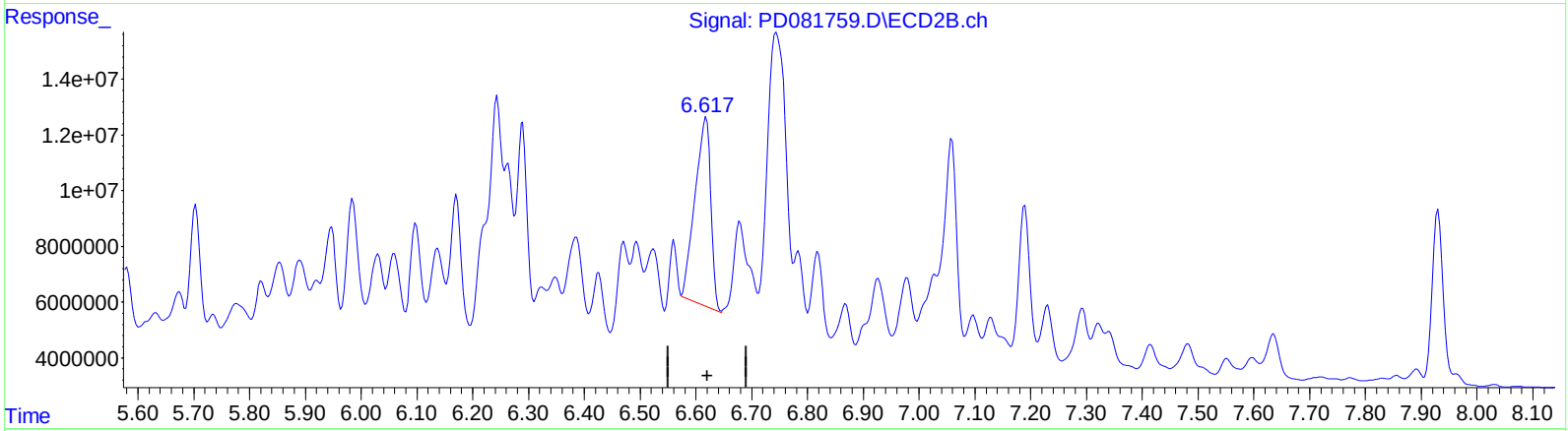

QEdit

(24) Toxaphene-3

7.095min 2324.268 ng/ml m

response 122918379

(24) Toxaphene-3 #2

6.617min 2273.582 ng/ml m

response 133076693

(+) = Expected Retention Time

Quantitation Report (Qedit)

Data Path : Z:\pestpcbsrv\HPCHEM1\ECD_D\Data\PD022824\
Data File : PD081759.D
Signal(s) : Signal #1: ECD1A.ch Signal #2: ECD2B.ch
Acq On : 28 Feb 2024 21:09
Operator : AR\AJ
Sample : TOXAPHENE403
Misc :
ALS Vial : 4 Sample Multiplier: 1

Integration File signal 1: autoint1.e
Integration File signal 2: autoint2.e
Quant Time: Feb 28 22:17:08 2024
Quant Method : Z:\pestpcbsrv\HPCHEM1\ECD_D\Method\PD021224CLP.M
Quant Title : GC Extractables
QLast Update : Mon Feb 12 17:06:05 2024
Response via : Initial Calibration
Integrator: ChemStation

Volume Inj. : 1 µl
Signal #1 Phase : ZB-MR1 Signal #2 Phase: ZB-MR2
Signal #1 Info : 30M x 0.32mm x0.5 Signal #2 Info : 30M x 0.32mm x 0.25µm

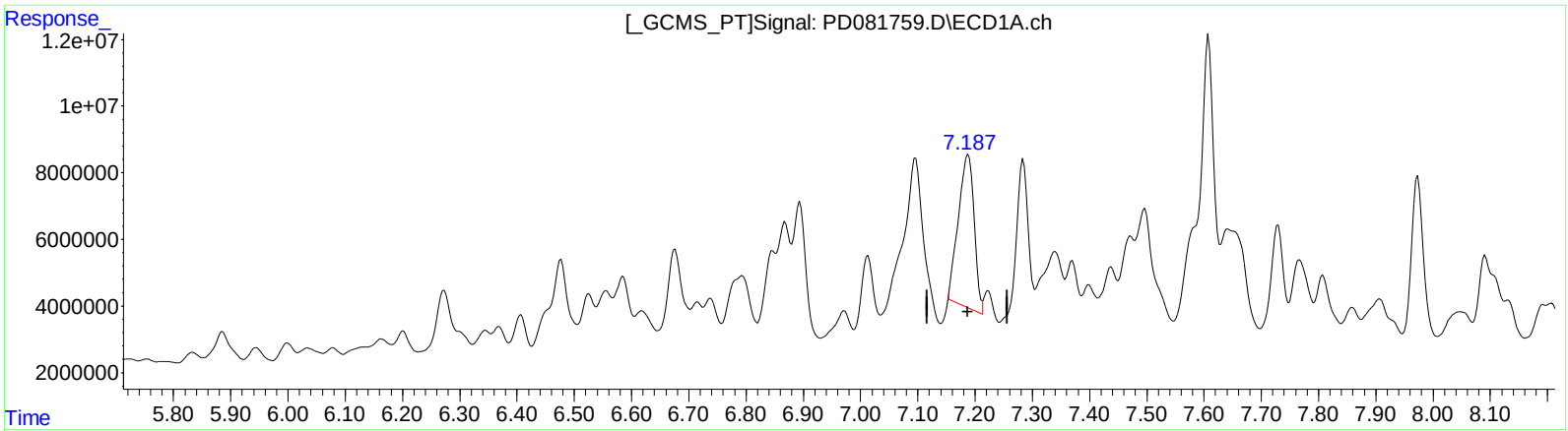

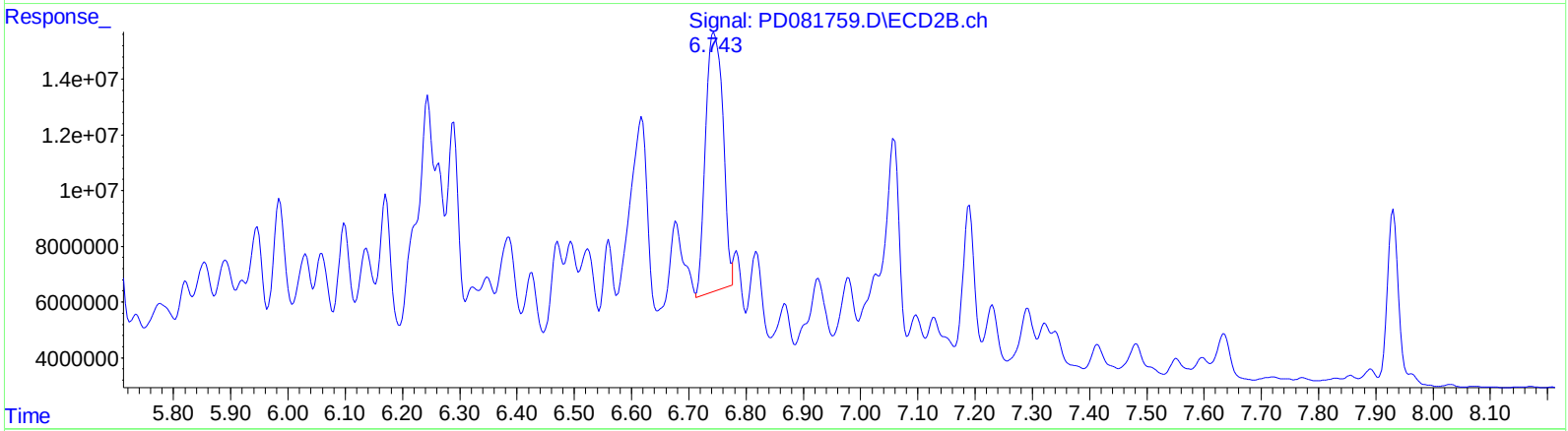

QEdit

(25) Toxaphene-4

7.188min 2180.624 ng/ml

response 86260157

(25) Toxaphene-4 #2

6.744min 2481.858 ng/ml

response 197496836

(+) = Expected Retention Time

Quantitation Report (Qedit)

Data Path : Z:\pestpcbsrv\HPCHEM1\ECD_D\Data\PD022824\
Data File : PD081759.D
Signal(s) : Signal #1: ECD1A.ch Signal #2: ECD2B.ch
Acq On : 28 Feb 2024 21:09
Operator : AR\AJ
Sample : TOXAPHENE403
Misc :
ALS Vial : 4 Sample Multiplier: 1

Integration File signal 1: autoint1.e
Integration File signal 2: autoint2.e
Quant Time: Feb 28 22:17:08 2024
Quant Method : Z:\pestpcbsrv\HPCHEM1\ECD_D\Method\PD021224CLP.M
Quant Title : GC Extractables
QLast Update : Mon Feb 12 17:06:05 2024
Response via : Initial Calibration
Integrator: ChemStation

Volume Inj. : 1 µl
Signal #1 Phase : ZB-MR1 Signal #2 Phase: ZB-MR2
Signal #1 Info : 30M x 0.32mm x0.5 Signal #2 Info : 30M x 0.32mm x 0.25µm

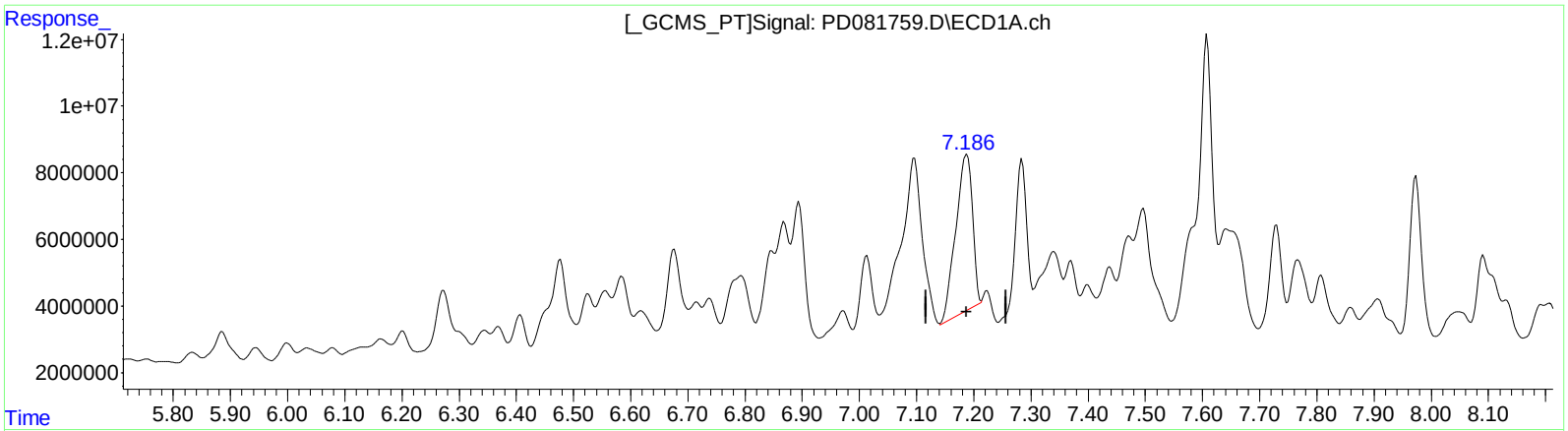

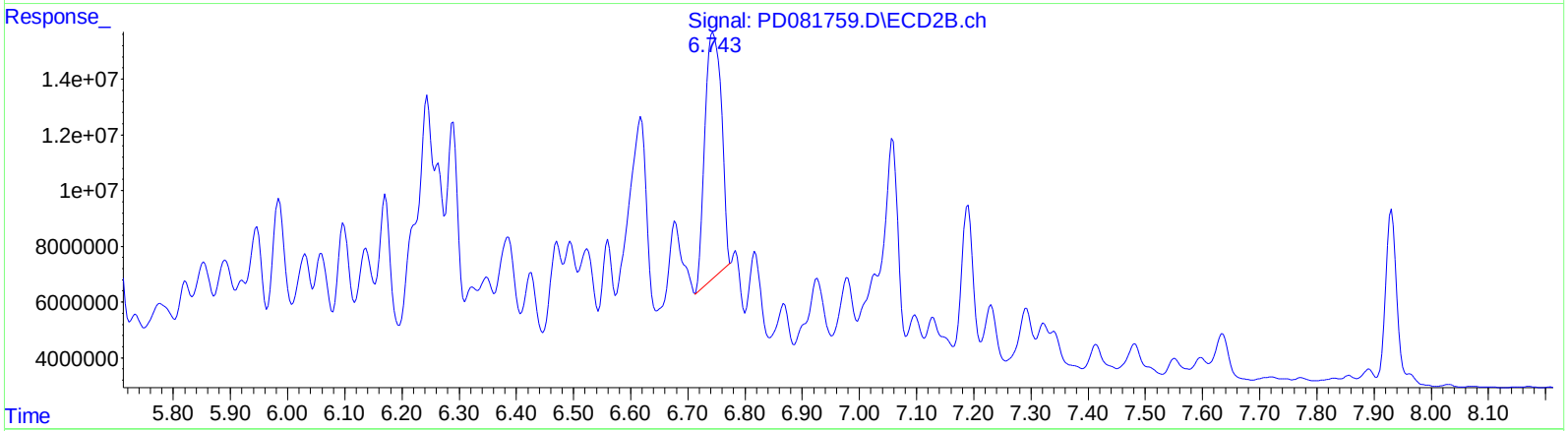

QEdit

(25) Toxaphene-4

7.186min 2366.473 ng/ml m

response 93611887

(25) Toxaphene-4 #2

6.743min 2266.390 ng/ml m

response 180350676

(+) = Expected Retention Time

Quantitation Report (Qedit)

Data Path : Z:\pestpcbsrv\HPCHEM1\ECD_D\Data\PD022824\
Data File : PD081759.D
Signal(s) : Signal #1: ECD1A.ch Signal #2: ECD2B.ch
Acq On : 28 Feb 2024 21:09
Operator : AR\AJ
Sample : TOXAPHENE403
Misc :
ALS Vial : 4 Sample Multiplier: 1

Integration File signal 1: autoint1.e
Integration File signal 2: autoint2.e
Quant Time: Feb 28 22:17:08 2024
Quant Method : Z:\pestpcbsrv\HPCHEM1\ECD_D\Method\PD021224CLP.M
Quant Title : GC Extractables
QLast Update : Mon Feb 12 17:06:05 2024
Response via : Initial Calibration
Integrator: ChemStation

Volume Inj. : 1 µl
Signal #1 Phase : ZB-MR1 Signal #2 Phase: ZB-MR2
Signal #1 Info : 30M x 0.32mm x0.5 Signal #2 Info : 30M x 0.32mm x 0.25µm

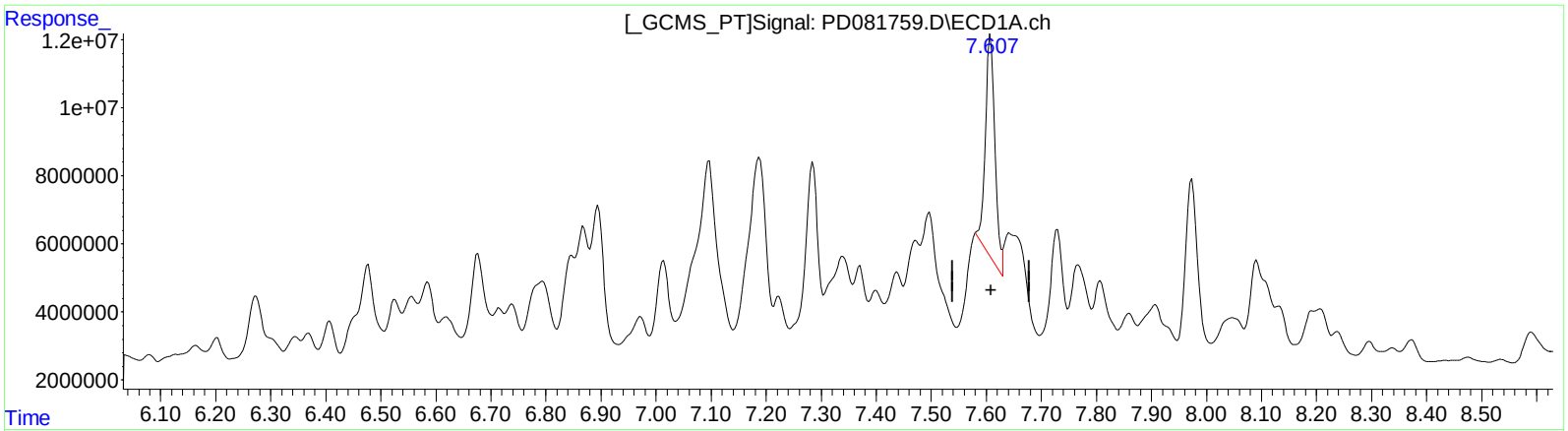

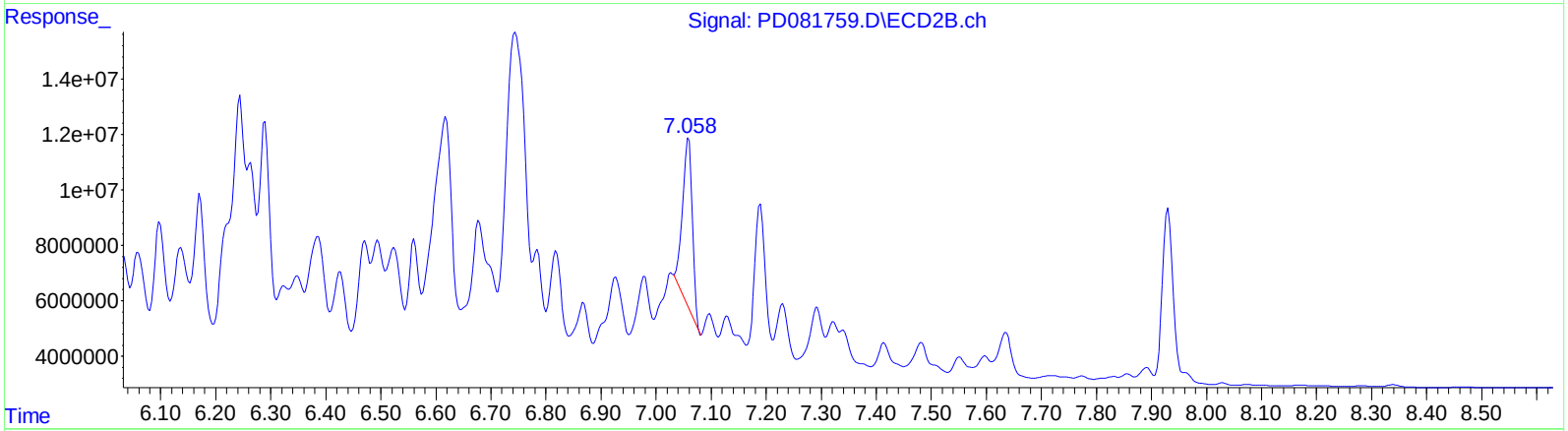

QEdit

(26) Toxaphene-5

7.608min 2688.375 ng/ml

response 79732391

(26) Toxaphene-5 #2

7.059min 2273.299 ng/ml

response 73716337

(+) = Expected Retention Time

Quantitation Report (Qedit)

Data Path : Z:\pestpcbsrv\HPCHEM1\ECD_D\Data\PD022824\
Data File : PD081759.D
Signal(s) : Signal #1: ECD1A.ch Signal #2: ECD2B.ch
Acq On : 28 Feb 2024 21:09
Operator : AR\AJ
Sample : TOXAPHENE403
Misc :
ALS Vial : 4 Sample Multiplier: 1

Integration File signal 1: autoint1.e
Integration File signal 2: autoint2.e
Quant Time: Feb 28 22:17:08 2024
Quant Method : Z:\pestpcbsrv\HPCHEM1\ECD_D\Method\PD021224CLP.M
Quant Title : GC Extractables
QLast Update : Mon Feb 12 17:06:05 2024
Response via : Initial Calibration
Integrator: ChemStation

Volume Inj. : 1 µl
Signal #1 Phase : ZB-MR1 Signal #2 Phase: ZB-MR2
Signal #1 Info : 30M x 0.32mm x0.5 Signal #2 Info : 30M x 0.32mm x 0.25µm

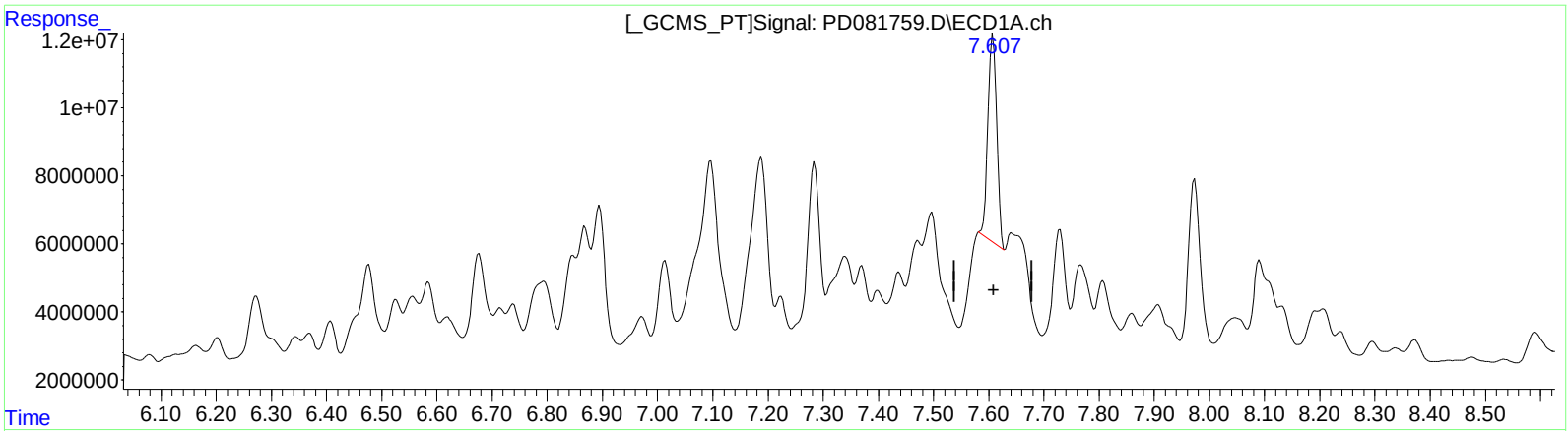

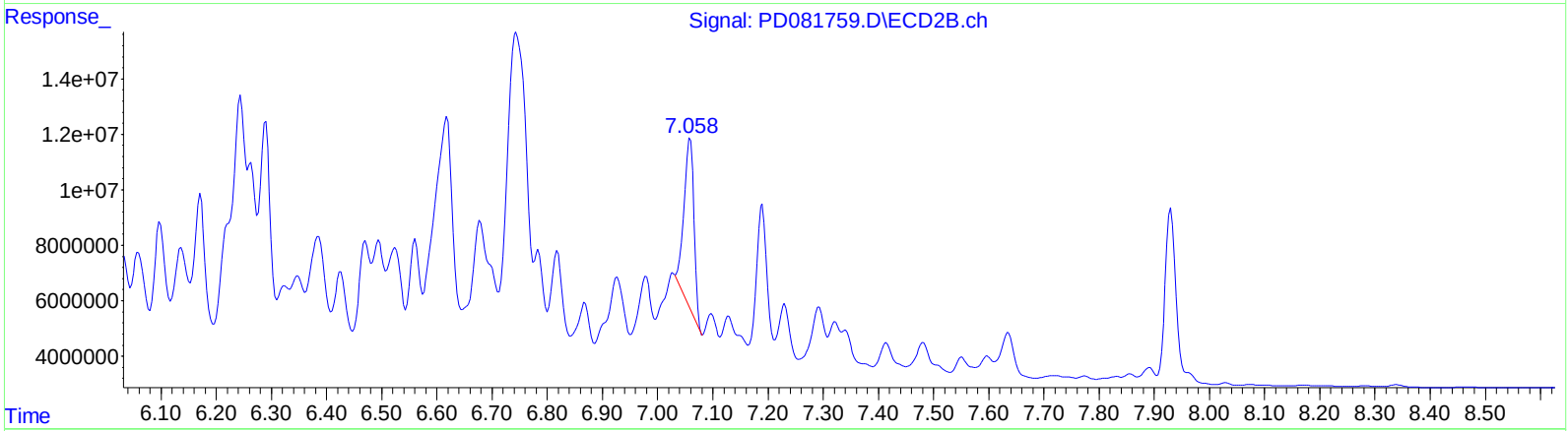

QEdit

(26) Toxaphene-5

7.607min 2274.378 ng/ml m

response 67453997

(26) Toxaphene-5 #2

7.058min 2368.252 ng/ml m

response 76795374

(+) = Expected Retention Time

Quantitation Report (Qedit)

Data Path : Z:\pestpcbsrv\HPCHEM1\ECD_D\Data\PD022824\
Data File : PD081759.D
Signal(s) : Signal #1: ECD1A.ch Signal #2: ECD2B.ch
Acq On : 28 Feb 2024 21:09
Operator : AR\AJ
Sample : TOXAPHENE403
Misc :
ALS Vial : 4 Sample Multiplier: 1

Integration File signal 1: autoint1.e
Integration File signal 2: autoint2.e
Quant Time: Feb 28 22:17:08 2024
Quant Method : Z:\pestpcbsrv\HPCHEM1\ECD_D\Method\PD021224CLP.M
Quant Title : GC Extractables
QLast Update : Mon Feb 12 17:06:05 2024
Response via : Initial Calibration
Integrator: ChemStation

Volume Inj. : 1 µl
Signal #1 Phase : ZB-MR1 Signal #2 Phase: ZB-MR2
Signal #1 Info : 30M x 0.32mm x0.5 Signal #2 Info : 30M x 0.32mm x 0.25µm

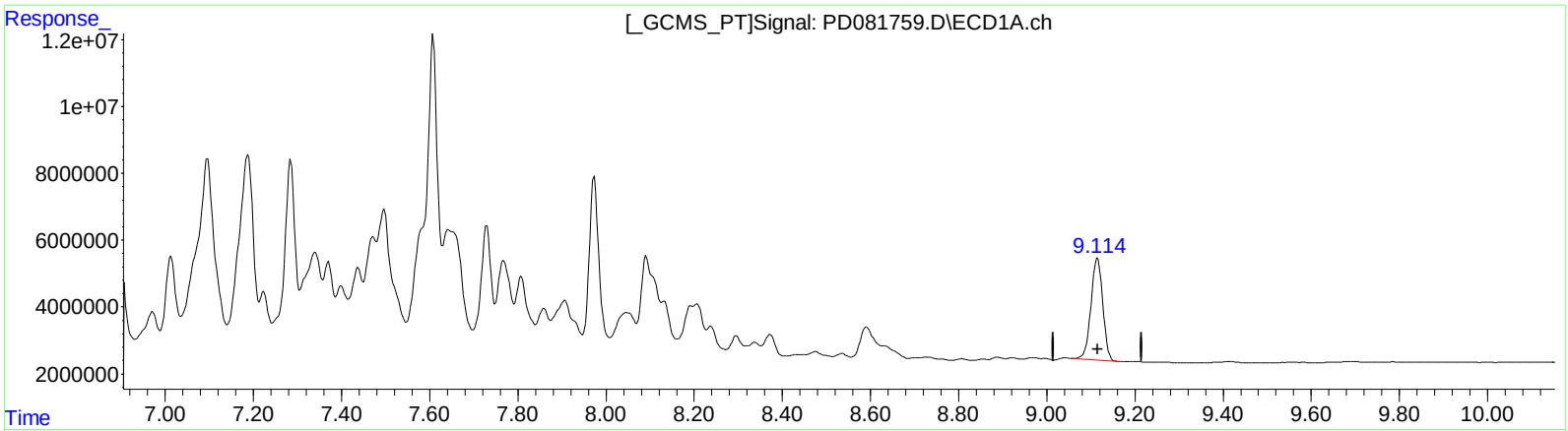

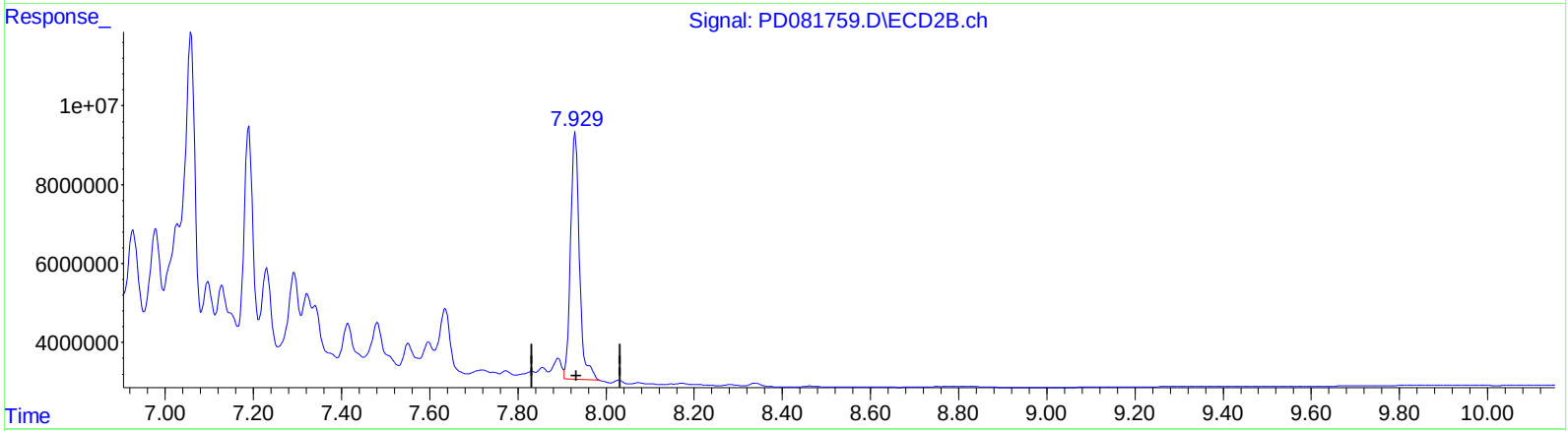

QEdit

(27) Decachlorobiphenyl (SA)

9.115min 29.848 ng/ml

response 57587854

(27) Decachlorobiphenyl #2 (SA)

7.930min 34.771 ng/ml

response 86257109

(+) = Expected Retention Time

Quantitation Report (Qedit)

Data Path : Z:\pestpcbsrv\HPCHEM1\ECD_D\Data\PD022824\
Data File : PD081759.D
Signal(s) : Signal #1: ECD1A.ch Signal #2: ECD2B.ch
Acq On : 28 Feb 2024 21:09
Operator : AR\AJ
Sample : TOXAPHENE403
Misc :
ALS Vial : 4 Sample Multiplier: 1

Integration File signal 1: autoint1.e
Integration File signal 2: autoint2.e
Quant Time: Feb 28 22:17:08 2024
Quant Method : Z:\pestpcbsrv\HPCHEM1\ECD_D\Method\PD021224CLP.M
Quant Title : GC Extractables
QLast Update : Mon Feb 12 17:06:05 2024
Response via : Initial Calibration
Integrator: ChemStation

Volume Inj. : 1 µl
Signal #1 Phase : ZB-MR1 Signal #2 Phase: ZB-MR2
Signal #1 Info : 30M x 0.32mm x0.5 Signal #2 Info : 30M x 0.32mm x 0.25µm

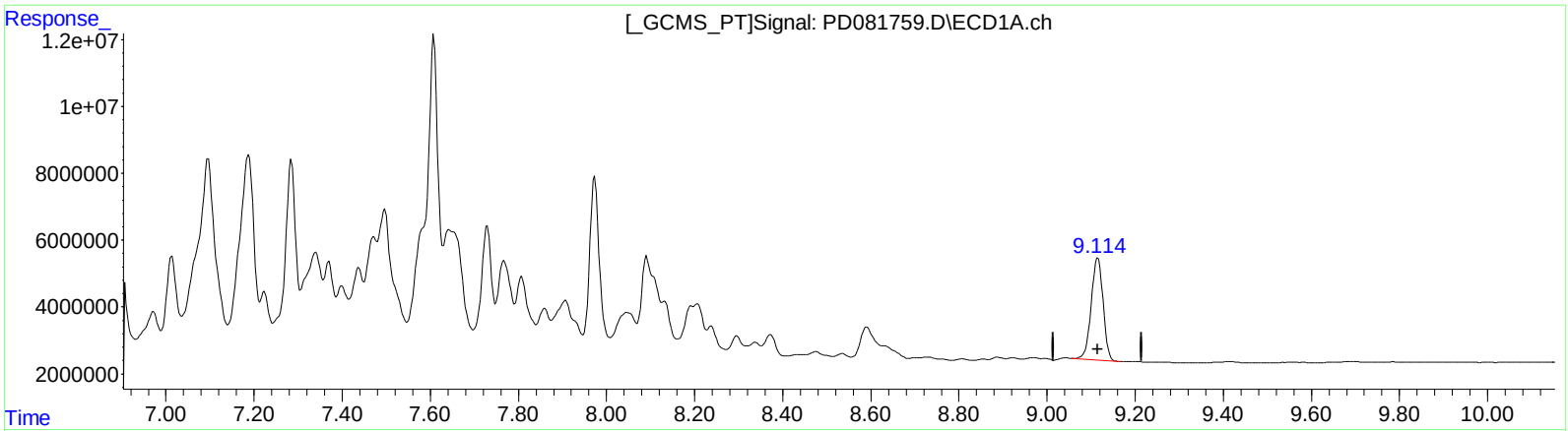

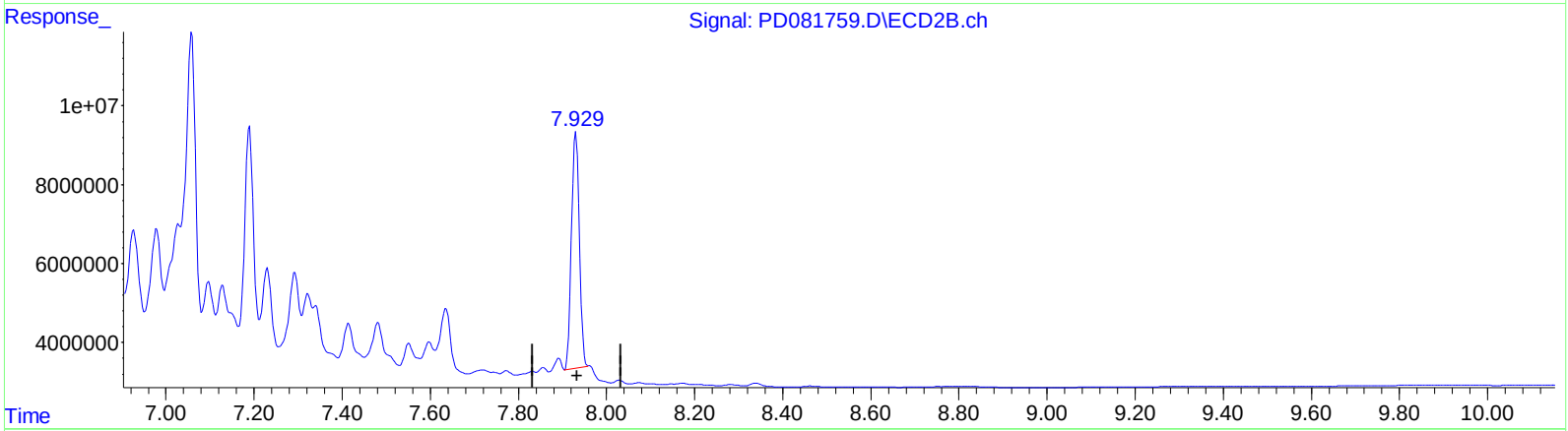

QEdit

(27) Decachlorobiphenyl (SA)

9.115min 29.848 ng/ml

response 57587854

(27) Decachlorobiphenyl #2 (SA)

7.929min 30.414 ng/ml m

response 75446730

(+) = Expected Retention Time

Quantitation Report (QT Reviewed)

Data Path : Z:\pestpcbsrv\HPCHEM1\ECD_D\Data\PD022824\
Data File : PD081759.D
Signal(s) : Signal #1: ECD1A.ch Signal #2: ECD2B.ch
Acq On : 28 Feb 2024 21:09
Operator : AR\AJ
Sample : TOXAPHENE403
Misc :
ALS Vial : 4 Sample Multiplier: 1

Integration File signal 1: autoint1.e
Integration File signal 2: autoint2.e
Quant Time: Feb 28 22:17:08 2024
Quant Method : Z:\pestpcbsrv\HPCHEM1\ECD_D\Method\PD021224CLP.M
Quant Title : GC Extractables
QLast Update : Mon Feb 12 17:06:05 2024
Response via : Initial Calibration
Integrator: ChemStation

Volume Inj. : 1 µl
Signal #1 Phase : ZB-MR1 Signal #2 Phase: ZB-MR2
Signal #1 Info : 30M x 0.32mm x0.5 Signal #2 Info : 30M x 0.32mm x 0.25µm

	Compound	RT#1	RT#2	Resp#1	Resp#2	ng/ml	ng/ml
	System Monitoring Compounds						
1) SA	Tetrachlo...	3.565	2.793	29811212	57685794	21.806	23.530
27) SA	Decachlor...	9.115	7.929	57587854	75446730	29.848	30.414m
	Target Compounds						
22)	Toxaphene-1	5.884	5.019	14104553	38499461	2159.433m	2351.516m
23)	Toxaphene-2	6.477	5.343	41446982	38550397	2186.294	2261.909m
24)	Toxaphene-3	7.095	6.617	122.9E6	133.1E6	2324.268m	2273.582m
25)	Toxaphene-4	7.186	6.743	93611887	180.4E6	2366.473m	2266.390m
26)	Toxaphene-5	7.607	7.058	67453997	76795374	2274.378m	2368.252m

(f)=RT Delta > 1/2 Window (#)=Amounts differ by > 25% (m)=manual int.

Quantitation Report (QT Reviewed)

Data Path : Z:\pestpcbsrv\HPCHEM1\ECD_D\Data\PD022824\
Data File : PD081759.D
Signal(s) : Signal #1: ECD1A.ch Signal #2: ECD2B.ch
Acq On : 28 Feb 2024 21:09
Operator : AR\AJ
Sample : TOXAPHENE403
Misc :
ALS Vial : 4 Sample Multiplier: 1

Integration File signal 1: autoint1.e
Integration File signal 2: autoint2.e
Quant Time: Feb 28 22:17:08 2024
Quant Method : Z:\pestpcbsrv\HPCHEM1\ECD_D\Method\PD021224CLP.M
Quant Title : GC Extractables
QLast Update : Mon Feb 12 17:06:05 2024
Response via : Initial Calibration
Integrator: ChemStation
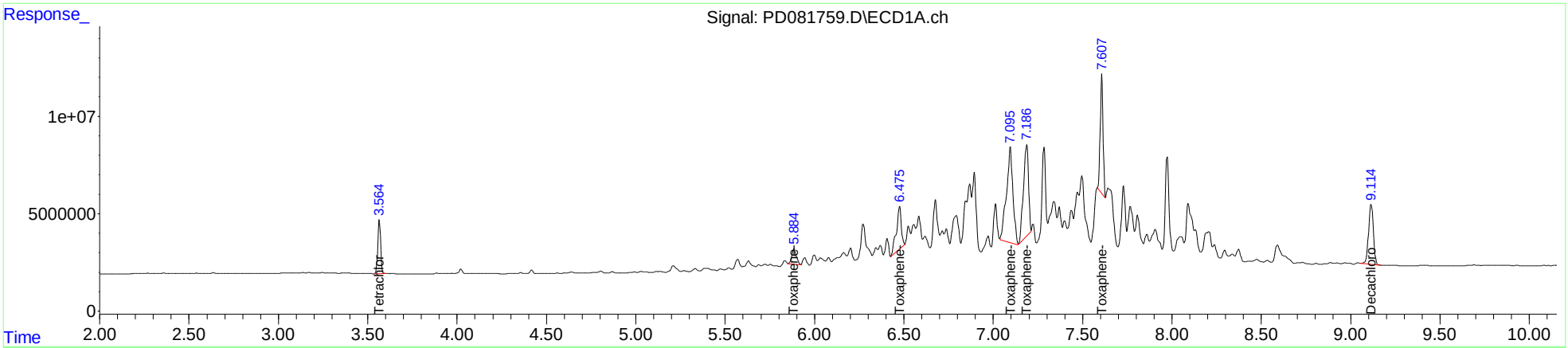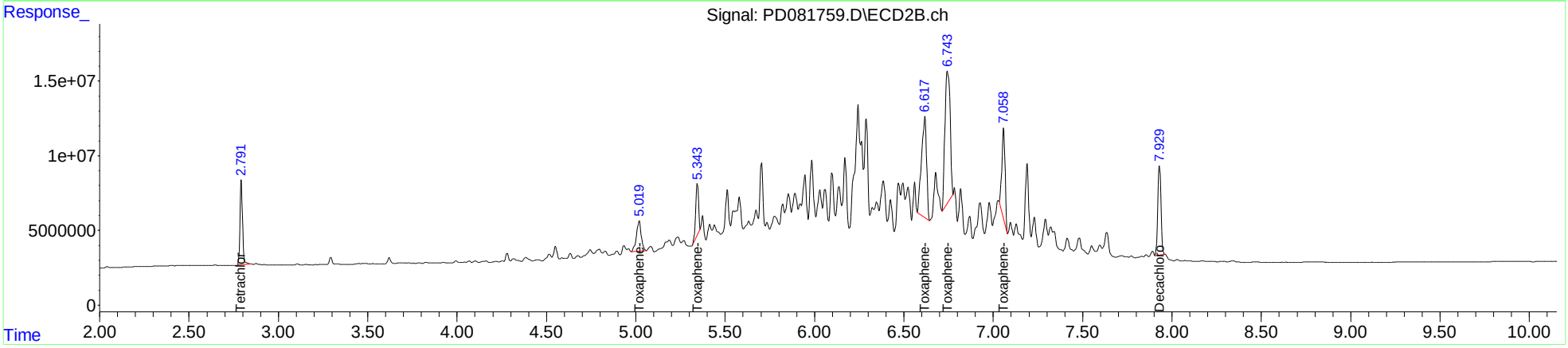
Volume Inj. : 1 µl
Signal #1 Phase : ZB-MR1 Signal #2 Phase: ZB-MR2
Signal #1 Info : 30M x 0.32mm x0.5 Signal #2 Info : 30M x 0.32mm x 0.25µm