Quantitation Report (Qedit)

Data Path : Z:\pestpcbsrv\HPCHEM1\ECD_D\Data\PD030724\
Data File : PD082026.D
Signal(s) : Signal #1: ECD1A.ch Signal #2: ECD2B.ch
Acq On : 07 Mar 2024 19:38
Operator : AR\AJ
Sample : P1652-08
Misc :
ALS Vial : 20 Sample Multiplier: 1

Integration File signal 1: autoint1.e
Integration File signal 2: autoint2.e
Quant Time: Mar 07 21:46:21 2024
Quant Method : Z:\pestpcbsrv\HPCHEM1\ECD_D\Method\PD021224CLP.M
Quant Title : GC Extractables
QLast Update : Mon Feb 12 17:06:05 2024
Response via : Initial Calibration
Integrator: ChemStation

Volume Inj. : 1 µl
Signal #1 Phase : ZB-MR1 Signal #2 Phase: ZB-MR2
Signal #1 Info : 30M x 0.32mm x0.5 Signal #2 Info : 30M x 0.32mm x 0.25µm

Instrument :
ECD_D
ClientSampleId :
BGT04

Manual IntegrationsAPPROVED

Reviewed By :Abdul Mirza 03/08/2024
Supervised By :Ankita Jodhani 03/08/2024

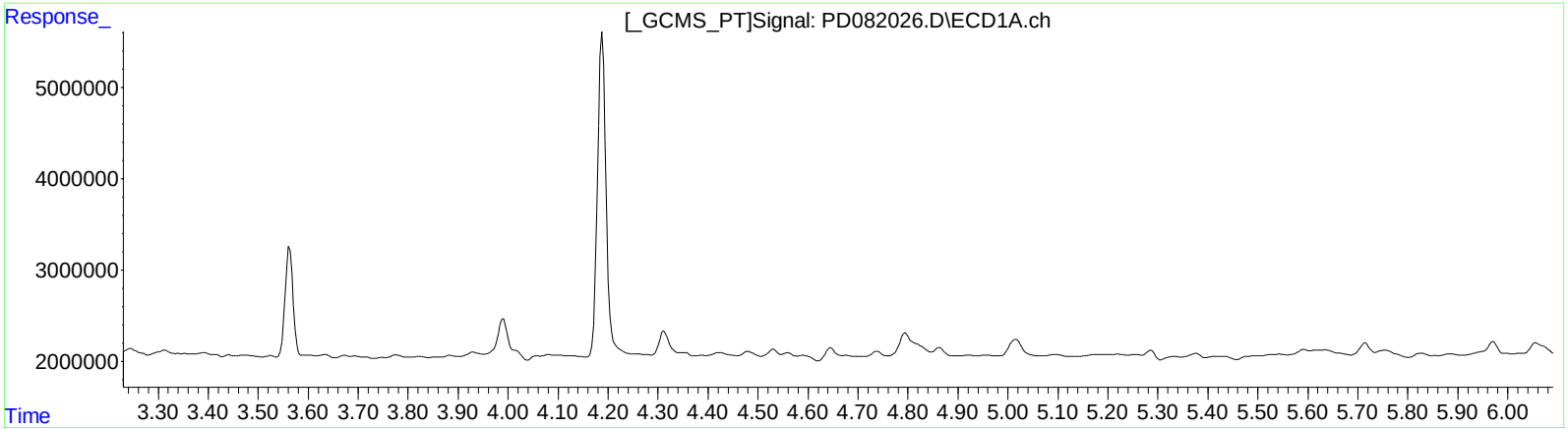

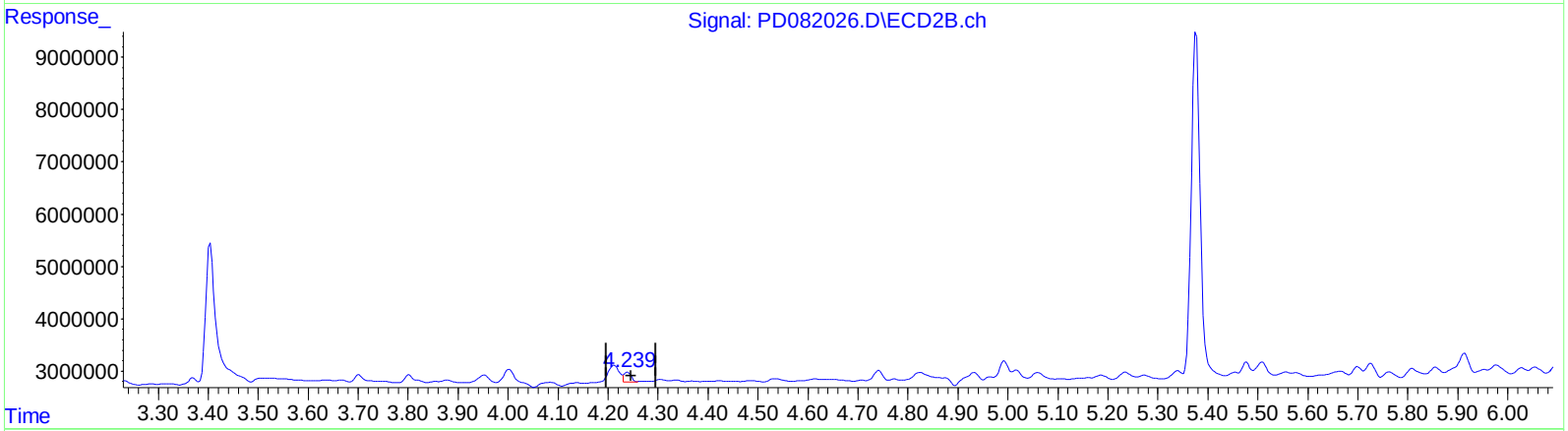

QEdit

(5) Aldrin (MB)
0.000min 0.000 ng/ml
response 0

(5) Aldrin #2 (MB)
4.240min 0.587 ng/ml
response 1987981

(+) = Expected Retention Time

Quantitation Report (Qedit)

Data Path : Z:\pestpcbsrv\HPCHEM1\ECD_D\Data\PD030724\
Data File : PD082026.D
Signal(s) : Signal #1: ECD1A.ch Signal #2: ECD2B.ch
Acq On : 07 Mar 2024 19:38
Operator : AR\AJ
Sample : P1652-08
Misc :
ALS Vial : 20 Sample Multiplier: 1

Integration File signal 1: autoint1.e
Integration File signal 2: autoint2.e
Quant Time: Mar 07 21:46:21 2024
Quant Method : Z:\pestpcbsrv\HPCHEM1\ECD_D\Method\PD021224CLP.M
Quant Title : GC Extractables
QLast Update : Mon Feb 12 17:06:05 2024
Response via : Initial Calibration
Integrator: ChemStation

Volume Inj. : 1 µl
Signal #1 Phase : ZB-MR1 Signal #2 Phase: ZB-MR2
Signal #1 Info : 30M x 0.32mm x0.5 Signal #2 Info : 30M x 0.32mm x 0.25µm

Instrument :
ECD_D
ClientSampleId :
BGT04

Manual IntegrationsAPPROVED

Reviewed By :Abdul Mirza 03/08/2024
Supervised By :Ankita Jodhani 03/08/2024

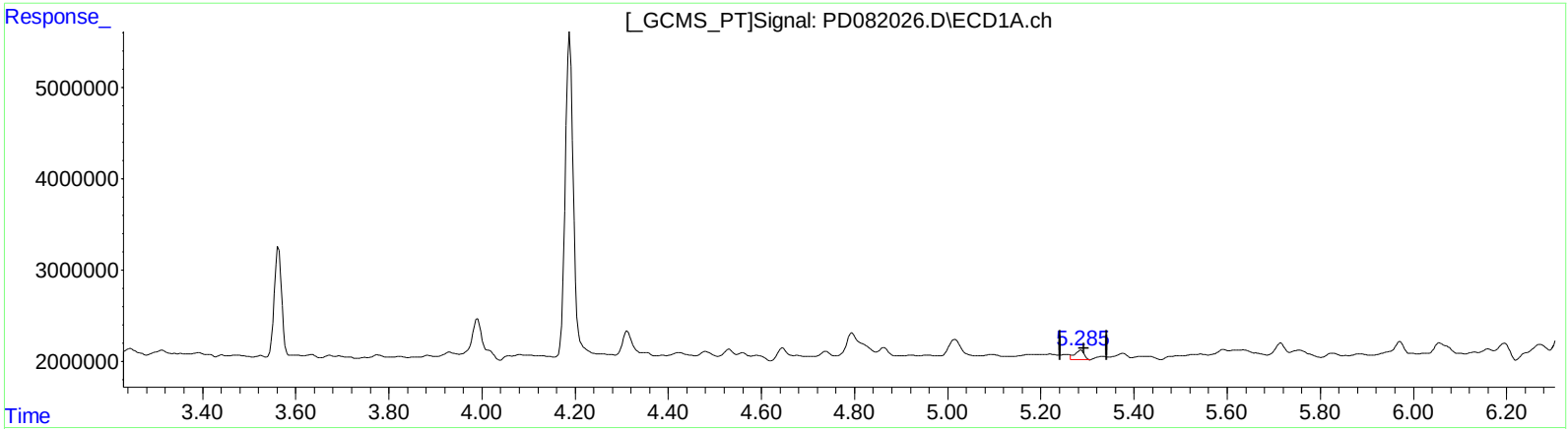

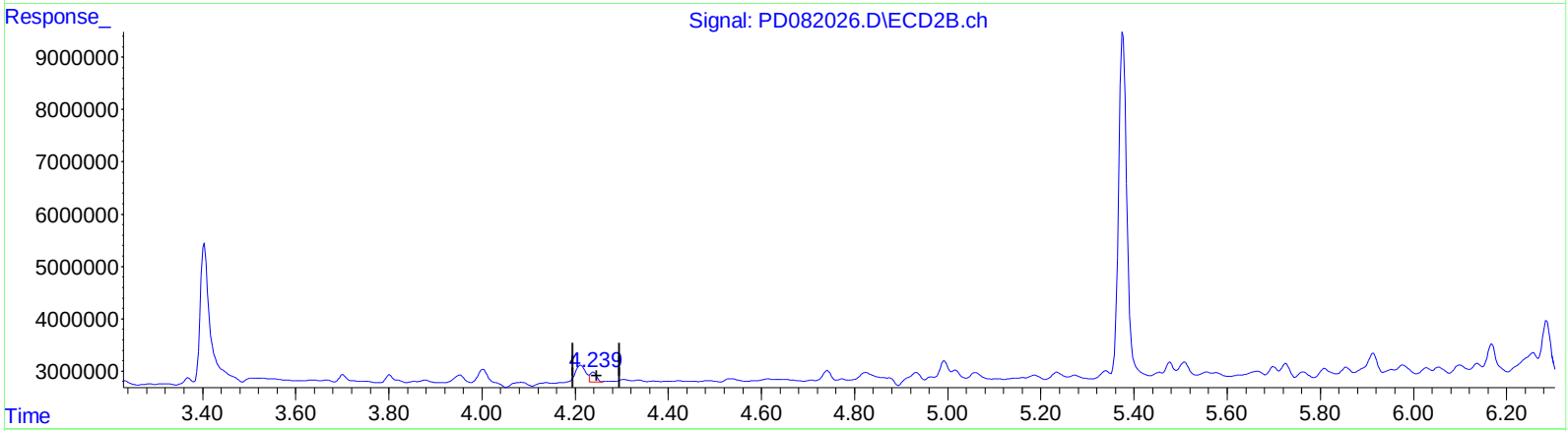

QEdit

(5) Aldrin (MB)

5.285min 0.610 ng/ml m

response 1442877

(5) Aldrin #2 (MB)

4.240min 0.587 ng/ml

response 1987981

(+) = Expected Retention Time

Quantitation Report (Qedit)

Data Path : Z:\pestpcbsrv\HPCHEM1\ECD_D\Data\PD030724\
Data File : PD082026.D
Signal(s) : Signal #1: ECD1A.ch Signal #2: ECD2B.ch
Acq On : 07 Mar 2024 19:38
Operator : AR\AJ
Sample : P1652-08
Misc :
ALS Vial : 20 Sample Multiplier: 1

Integration File signal 1: autoint1.e
Integration File signal 2: autoint2.e
Quant Time: Mar 07 21:46:21 2024
Quant Method : Z:\pestpcbsrv\HPCHEM1\ECD_D\Method\PD021224CLP.M
Quant Title : GC Extractables
QLast Update : Mon Feb 12 17:06:05 2024
Response via : Initial Calibration
Integrator: ChemStation

Volume Inj. : 1 µl
Signal #1 Phase : ZB-MR1 Signal #2 Phase: ZB-MR2
Signal #1 Info : 30M x 0.32mm x0.5 Signal #2 Info : 30M x 0.32mm x 0.25µm

Instrument :
ECD_D
ClientSampleId :
BGT04

Manual IntegrationsAPPROVED

Reviewed By :Abdul Mirza 03/08/2024
Supervised By :Ankita Jodhani 03/08/2024

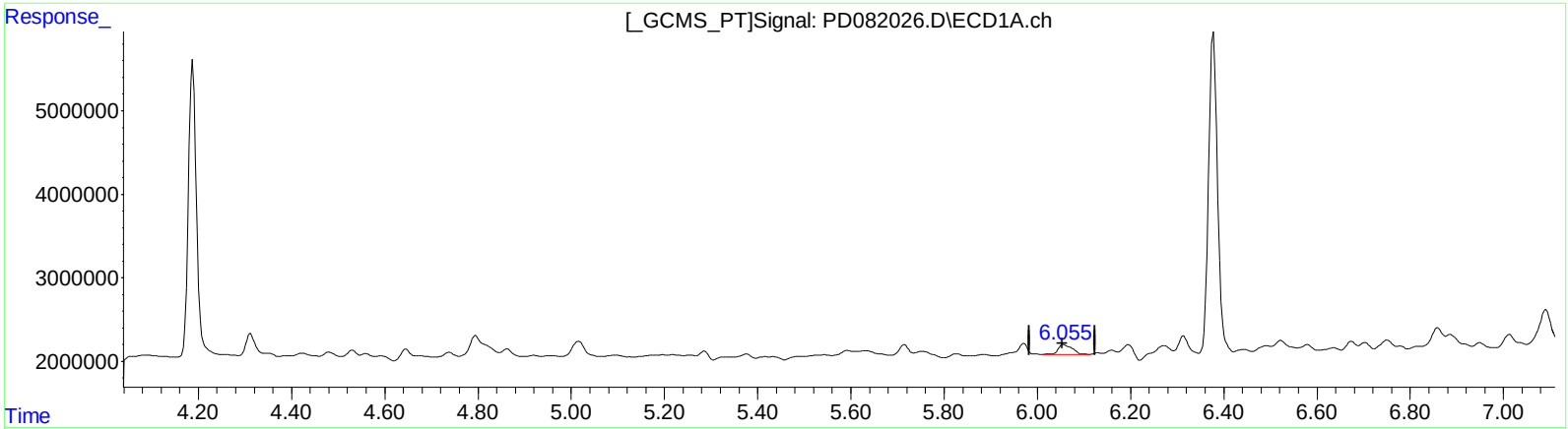

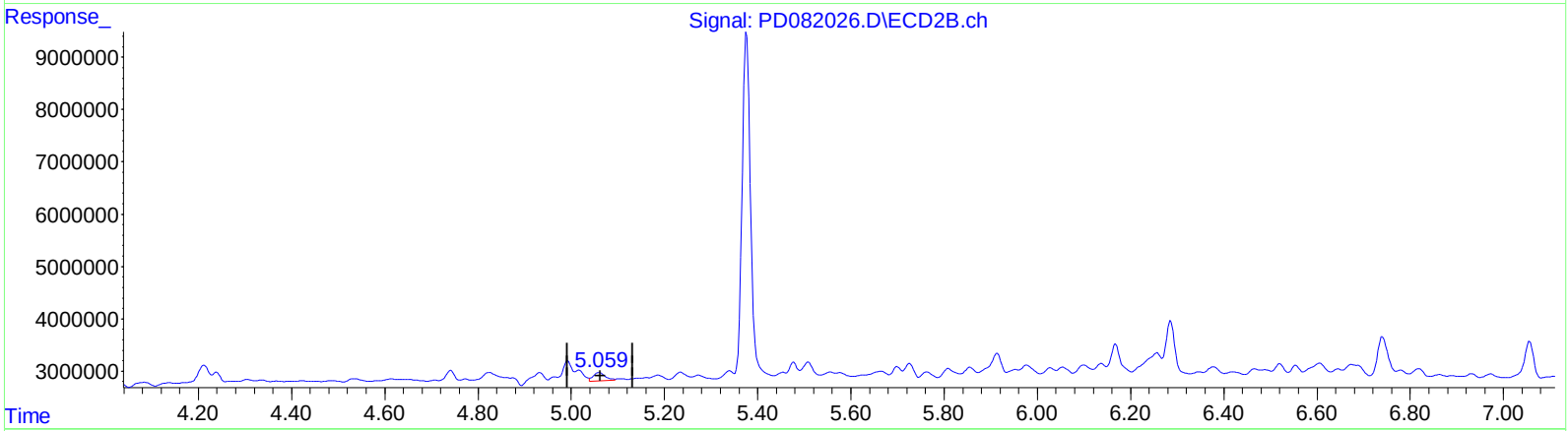

QEdit

(11) cis-Chlordane (B)
6.056min 1.108 ng/ml
response 2495712

(11) cis-Chlordane #2 (B)
5.061min 0.907 ng/ml
response 2906448

(+) = Expected Retention Time

Quantitation Report (Qedit)

Data Path : Z:\pestpcbsrv\HPCHEM1\ECD_D\Data\PD030724\
Data File : PD082026.D
Signal(s) : Signal #1: ECD1A.ch Signal #2: ECD2B.ch
Acq On : 07 Mar 2024 19:38
Operator : AR\AJ
Sample : P1652-08
Misc :
ALS Vial : 20 Sample Multiplier: 1

Integration File signal 1: autoint1.e
Integration File signal 2: autoint2.e
Quant Time: Mar 07 21:46:21 2024
Quant Method : Z:\pestpcbsrv\HPCHEM1\ECD_D\Method\PD021224CLP.M
Quant Title : GC Extractables
QLast Update : Mon Feb 12 17:06:05 2024
Response via : Initial Calibration
Integrator: ChemStation

Volume Inj. : 1 µl
Signal #1 Phase : ZB-MR1 Signal #2 Phase: ZB-MR2
Signal #1 Info : 30M x 0.32mm x0.5 Signal #2 Info : 30M x 0.32mm x 0.25µm

Instrument :
ECD_D
ClientSampleId :
BGT04

Manual IntegrationsAPPROVED

Reviewed By :Abdul Mirza 03/08/2024
Supervised By :Ankita Jodhani 03/08/2024

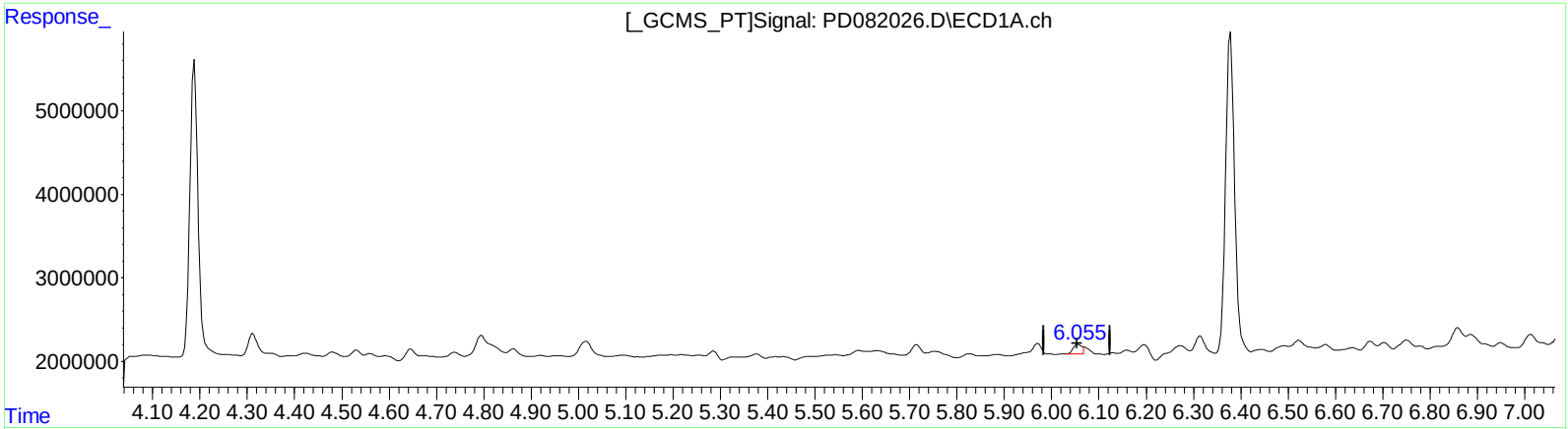

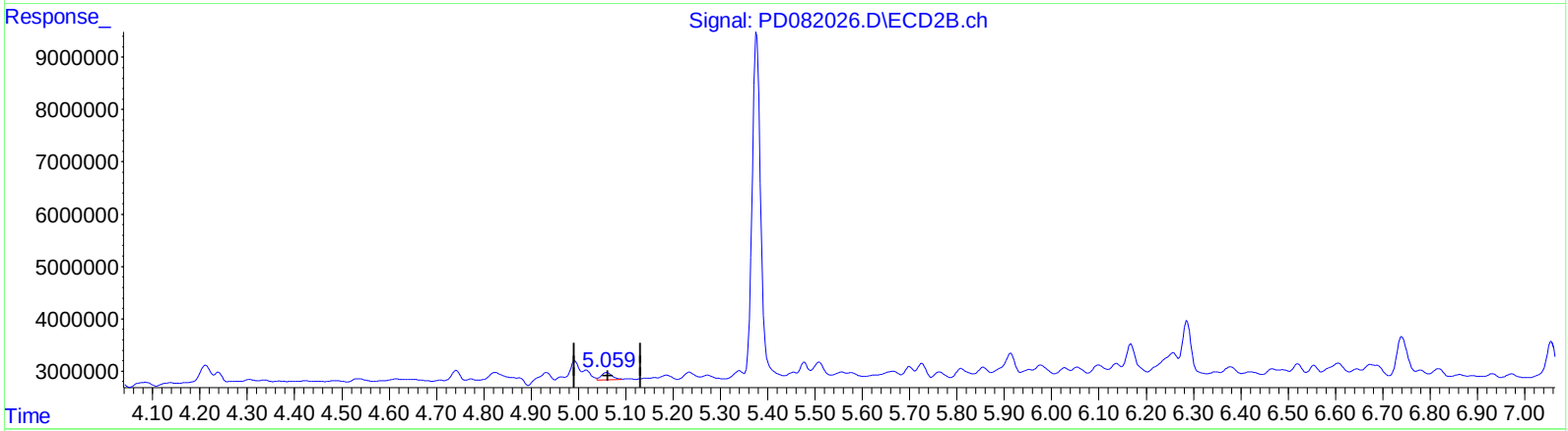

QEdit

(11) cis-Chlordane (B)
6.055min 0.596 ng/ml m
response 1342883

(11) cis-Chlordane #2 (B)
5.059min 0.703 ng/ml m
response 2253158

(+) = Expected Retention Time

Quantitation Report (Qedit)

Data Path : Z:\pestpcbsrv\HPCHEM1\ECD_D\Data\PD030724\
Data File : PD082026.D
Signal(s) : Signal #1: ECD1A.ch Signal #2: ECD2B.ch
Acq On : 07 Mar 2024 19:38
Operator : AR\AJ
Sample : P1652-08
Misc :
ALS Vial : 20 Sample Multiplier: 1

Integration File signal 1: autoint1.e
Integration File signal 2: autoint2.e
Quant Time: Mar 07 21:46:21 2024
Quant Method : Z:\pestpcbsrv\HPCHEM1\ECD_D\Method\PD021224CLP.M
Quant Title : GC Extractables
QLast Update : Mon Feb 12 17:06:05 2024
Response via : Initial Calibration
Integrator: ChemStation

Volume Inj. : 1 µl
Signal #1 Phase : ZB-MR1 Signal #2 Phase: ZB-MR2
Signal #1 Info : 30M x 0.32mm x0.5 Signal #2 Info : 30M x 0.32mm x 0.25µm

Instrument :
ECD_D
ClientSampleId :
BGT04

Manual IntegrationsAPPROVED

Reviewed By :Abdul Mirza 03/08/2024
Supervised By :Ankita Jodhani 03/08/2024

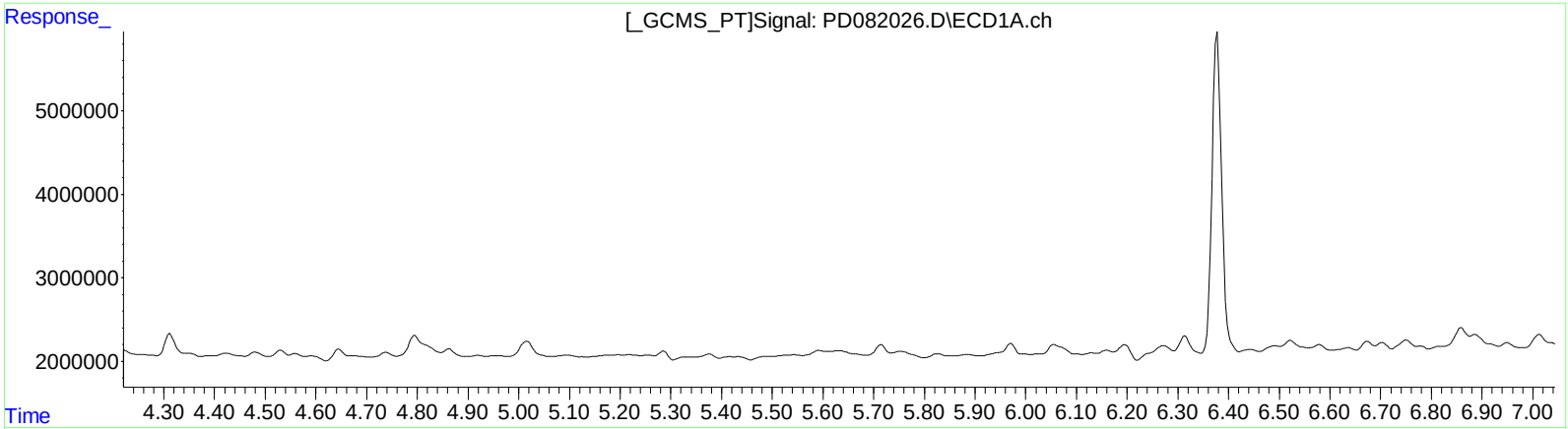

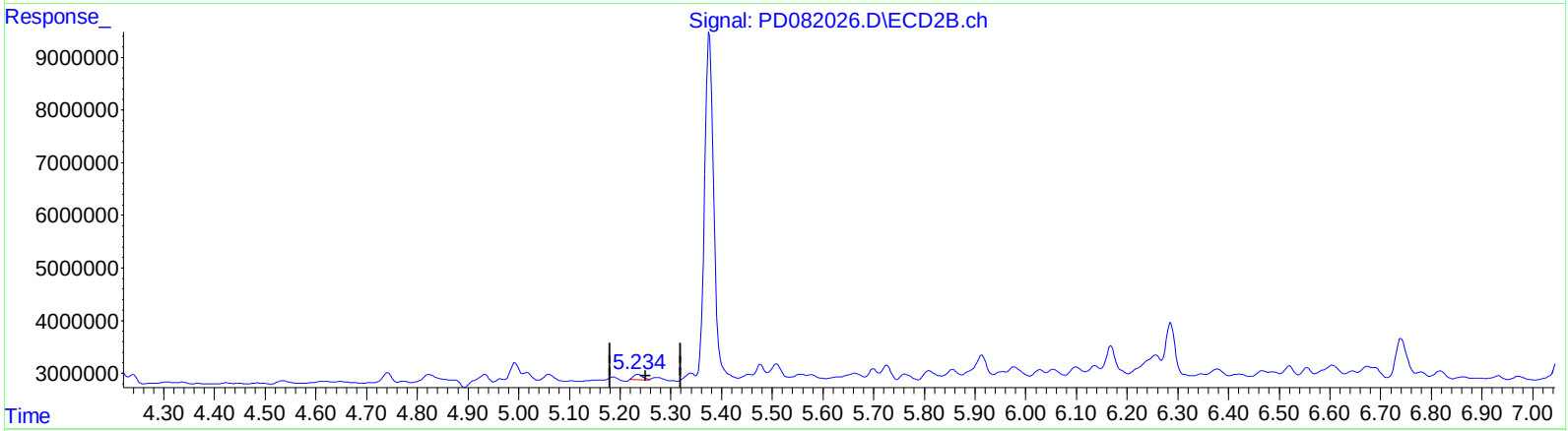

QEdit

(12) 4,4'-DDE (B)

0.000min 0.000 ng/ml

response 0

(12) 4,4'-DDE #2 (B)

5.235min 0.445 ng/ml

response 1315830

(+) = Expected Retention Time

Quantitation Report (Qedit)

Data Path : Z:\pestpcbsrv\HPCHEM1\ECD_D\Data\PD030724\
Data File : PD082026.D
Signal(s) : Signal #1: ECD1A.ch Signal #2: ECD2B.ch
Acq On : 07 Mar 2024 19:38
Operator : AR\AJ
Sample : P1652-08
Misc :
ALS Vial : 20 Sample Multiplier: 1

Integration File signal 1: autoint1.e
Integration File signal 2: autoint2.e
Quant Time: Mar 07 21:46:21 2024
Quant Method : Z:\pestpcbsrv\HPCHEM1\ECD_D\Method\PD021224CLP.M
Quant Title : GC Extractables
QLast Update : Mon Feb 12 17:06:05 2024
Response via : Initial Calibration
Integrator: ChemStation

Volume Inj. : 1 µl
Signal #1 Phase : ZB-MR1 Signal #2 Phase: ZB-MR2
Signal #1 Info : 30M x 0.32mm x0.5 Signal #2 Info : 30M x 0.32mm x 0.25µm

Instrument :
ECD_D
ClientSampleId :
BGT04

Manual IntegrationsAPPROVED

Reviewed By :Abdul Mirza 03/08/2024
Supervised By :Ankita Jodhani 03/08/2024

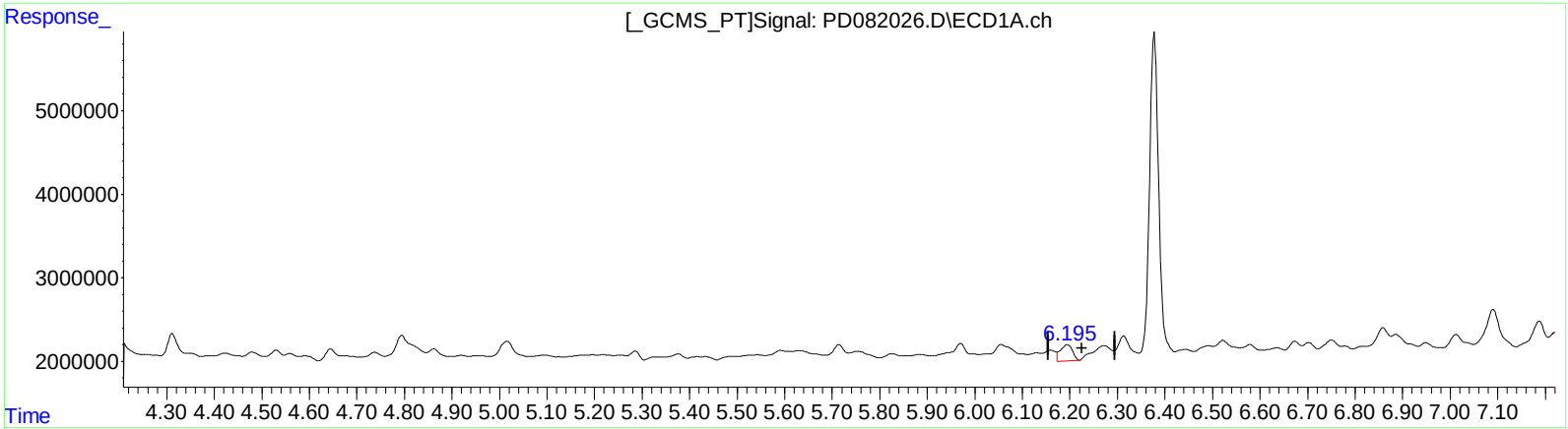

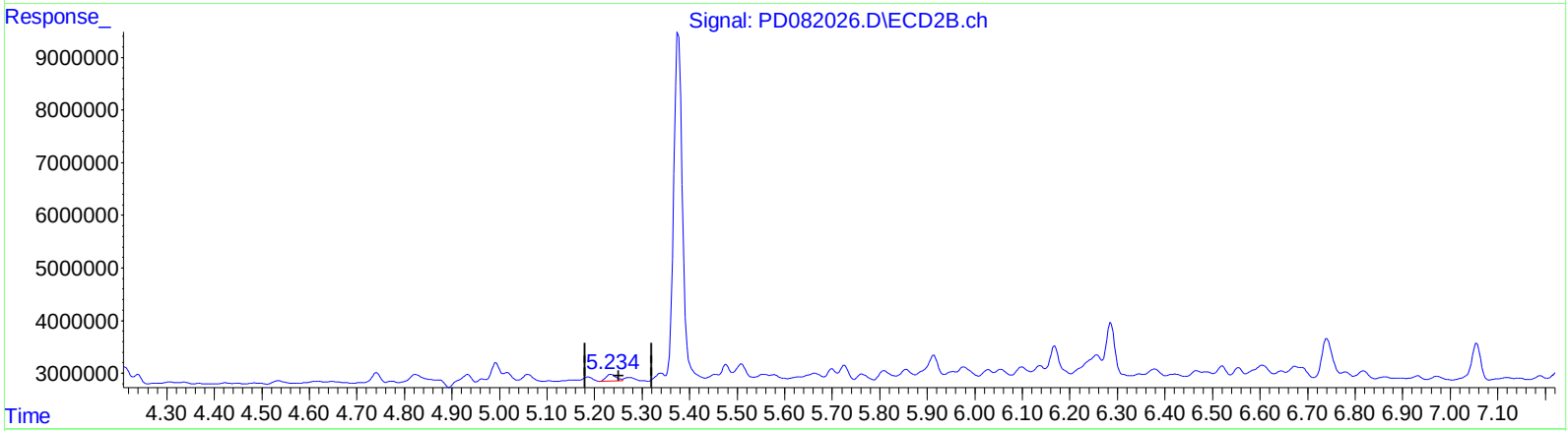

QEdit

(12) 4,4'-DDE (B)

6.195min 1.655 ng/ml m

response 3552919

(12) 4,4'-DDE #2 (B)

5.234min 0.627 ng/ml m

response 1853854

(+) = Expected Retention Time

Quantitation Report (Qedit)

Data Path : Z:\pestpcbsrv\HPCHEM1\ECD_D\Data\PD030724\
Data File : PD082026.D
Signal(s) : Signal #1: ECD1A.ch Signal #2: ECD2B.ch
Acq On : 07 Mar 2024 19:38
Operator : AR\AJ
Sample : P1652-08
Misc :
ALS Vial : 20 Sample Multiplier: 1

Integration File signal 1: autoint1.e
Integration File signal 2: autoint2.e
Quant Time: Mar 07 21:46:21 2024
Quant Method : Z:\pestpcbsrv\HPCHEM1\ECD_D\Method\PD021224CLP.M
Quant Title : GC Extractables
QLast Update : Mon Feb 12 17:06:05 2024
Response via : Initial Calibration
Integrator: ChemStation

Volume Inj. : 1 µl
Signal #1 Phase : ZB-MR1 Signal #2 Phase: ZB-MR2
Signal #1 Info : 30M x 0.32mm x0.5 Signal #2 Info : 30M x 0.32mm x 0.25µm

Instrument :
ECD_D
ClientSampleId :
BGT04

Manual IntegrationsAPPROVED

Reviewed By :Abdul Mirza 03/08/2024
Supervised By :Ankita Jodhani 03/08/2024

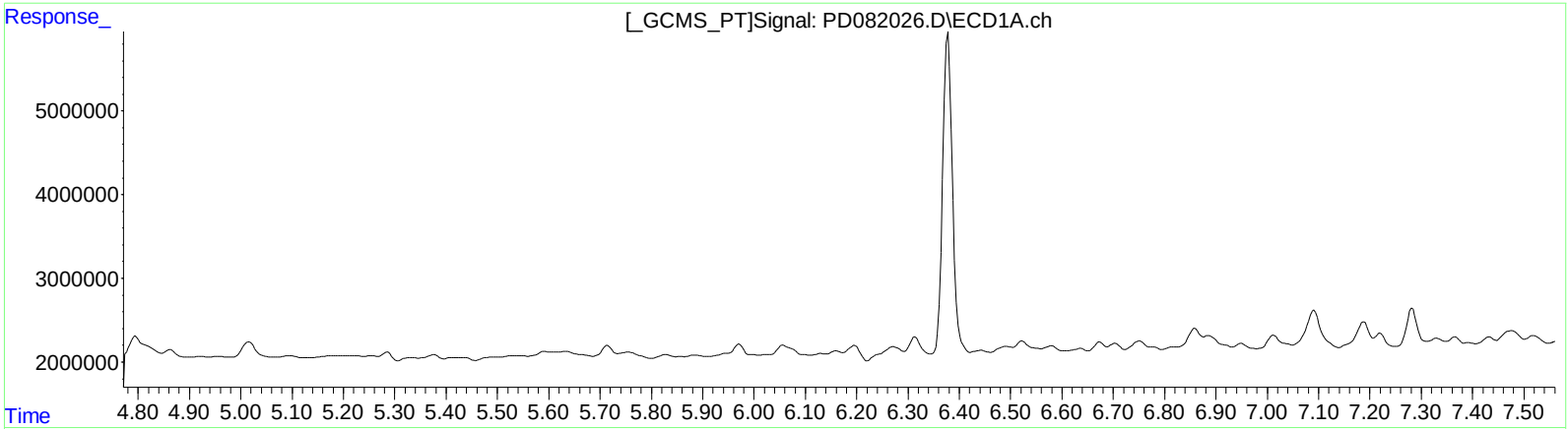

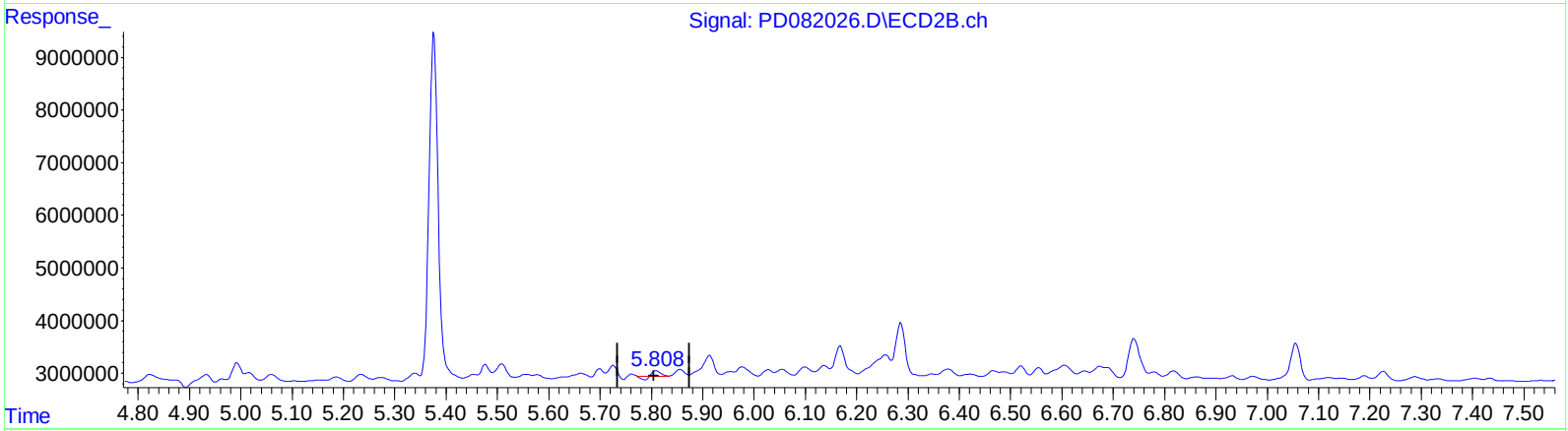

QEdit

(16) 4,4'-DDD (A)
0.000min 0.000 ng/ml
response 0

(16) 4,4'-DDD #2 (A)
5.809min 0.276 ng/ml
response 694743

(+) = Expected Retention Time

Quantitation Report (Qedit)

Data Path : Z:\pestpcbsrv\HPCHEM1\ECD_D\Data\PD030724\
Data File : PD082026.D
Signal(s) : Signal #1: ECD1A.ch Signal #2: ECD2B.ch
Acq On : 07 Mar 2024 19:38
Operator : AR\AJ
Sample : P1652-08
Misc :
ALS Vial : 20 Sample Multiplier: 1

Integration File signal 1: autoint1.e
Integration File signal 2: autoint2.e
Quant Time: Mar 07 21:46:21 2024
Quant Method : Z:\pestpcbsrv\HPCHEM1\ECD_D\Method\PD021224CLP.M
Quant Title : GC Extractables
QLast Update : Mon Feb 12 17:06:05 2024
Response via : Initial Calibration
Integrator: ChemStation

Volume Inj. : 1 µl
Signal #1 Phase : ZB-MR1 Signal #2 Phase: ZB-MR2
Signal #1 Info : 30M x 0.32mm x0.5 Signal #2 Info : 30M x 0.32mm x 0.25µm

Instrument :
ECD_D
ClientSampleId :
BGT04

Manual IntegrationsAPPROVED

Reviewed By :Abdul Mirza 03/08/2024
Supervised By :Ankita Jodhani 03/08/2024

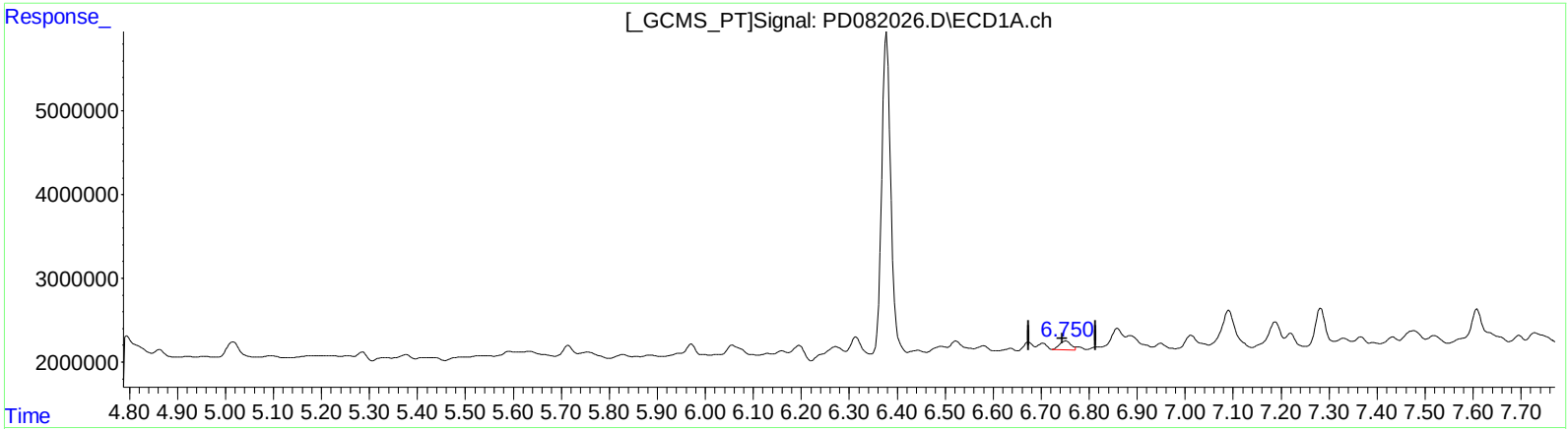

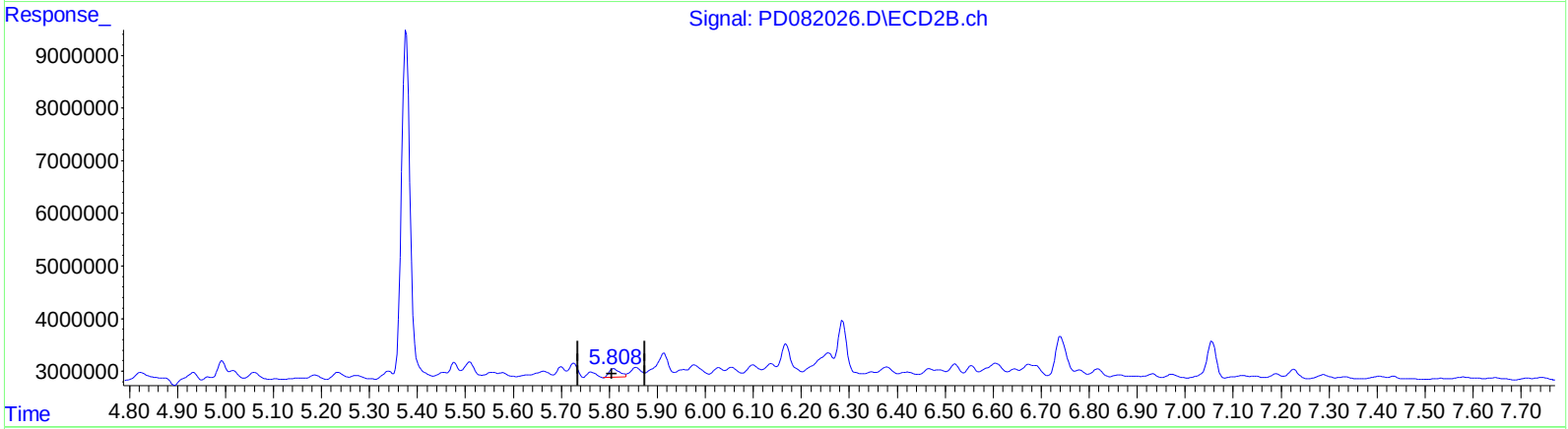

QEdit

(16) 4,4'-DDD (A)
6.750min 1.046 ng/ml m
response 1738079

(16) 4,4'-DDD #2 (A)
5.808min 1.074 ng/ml m
response 2707953

(+) = Expected Retention Time

Quantitation Report (Qedit)

Data Path : Z:\pestpcbsrv\HPCHEM1\ECD_D\Data\PD030724\
Data File : PD082026.D
Signal(s) : Signal #1: ECD1A.ch Signal #2: ECD2B.ch
Acq On : 07 Mar 2024 19:38
Operator : AR\AJ
Sample : P1652-08
Misc :
ALS Vial : 20 Sample Multiplier: 1

Integration File signal 1: autoint1.e
Integration File signal 2: autoint2.e
Quant Time: Mar 07 21:46:21 2024
Quant Method : Z:\pestpcbsrv\HPCHEM1\ECD_D\Method\PD021224CLP.M
Quant Title : GC Extractables
QLast Update : Mon Feb 12 17:06:05 2024
Response via : Initial Calibration
Integrator: ChemStation

Volume Inj. : 1 µl
Signal #1 Phase : ZB-MR1 Signal #2 Phase: ZB-MR2
Signal #1 Info : 30M x 0.32mm x0.5 Signal #2 Info : 30M x 0.32mm x 0.25µm

Instrument :
ECD_D
ClientSampleId :
BGT04

Manual IntegrationsAPPROVED

Reviewed By :Abdul Mirza 03/08/2024
Supervised By :Ankita Jodhani 03/08/2024

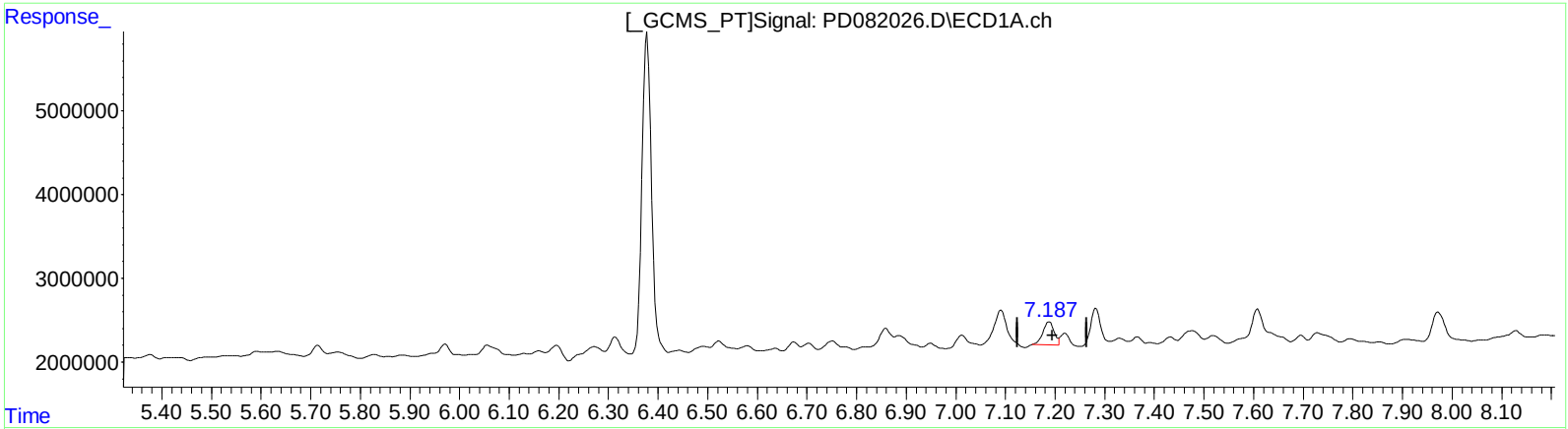

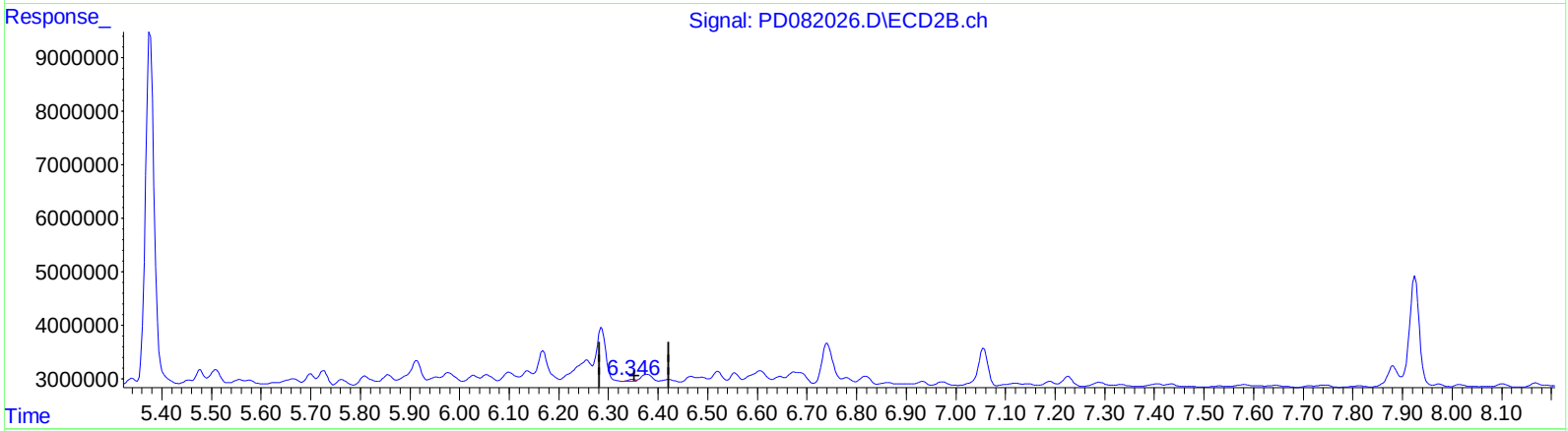

QEdit

(19) Endosulfan Sulfate (B)

7.189min 2.353 ng/ml

response 4308301

(19) Endosulfan Sulfate #2 (B)

6.347min 0.091 ng/ml

response 245448

(+) = Expected Retention Time

Quantitation Report (Qedit)

Data Path : Z:\pestpcbsrv\HPCHEM1\ECD_D\Data\PD030724\
Data File : PD082026.D
Signal(s) : Signal #1: ECD1A.ch Signal #2: ECD2B.ch
Acq On : 07 Mar 2024 19:38
Operator : AR\AJ
Sample : P1652-08
Misc :
ALS Vial : 20 Sample Multiplier: 1

Integration File signal 1: autoint1.e
Integration File signal 2: autoint2.e
Quant Time: Mar 07 21:46:21 2024
Quant Method : Z:\pestpcbsrv\HPCHEM1\ECD_D\Method\PD021224CLP.M
Quant Title : GC Extractables
QLast Update : Mon Feb 12 17:06:05 2024
Response via : Initial Calibration
Integrator: ChemStation

Volume Inj. : 1 µl
Signal #1 Phase : ZB-MR1 Signal #2 Phase: ZB-MR2
Signal #1 Info : 30M x 0.32mm x0.5 Signal #2 Info : 30M x 0.32mm x 0.25µm

Instrument :
ECD_D
ClientSampleId :
BGT04

Manual IntegrationsAPPROVED

Reviewed By :Abdul Mirza 03/08/2024
Supervised By :Ankita Jodhani 03/08/2024

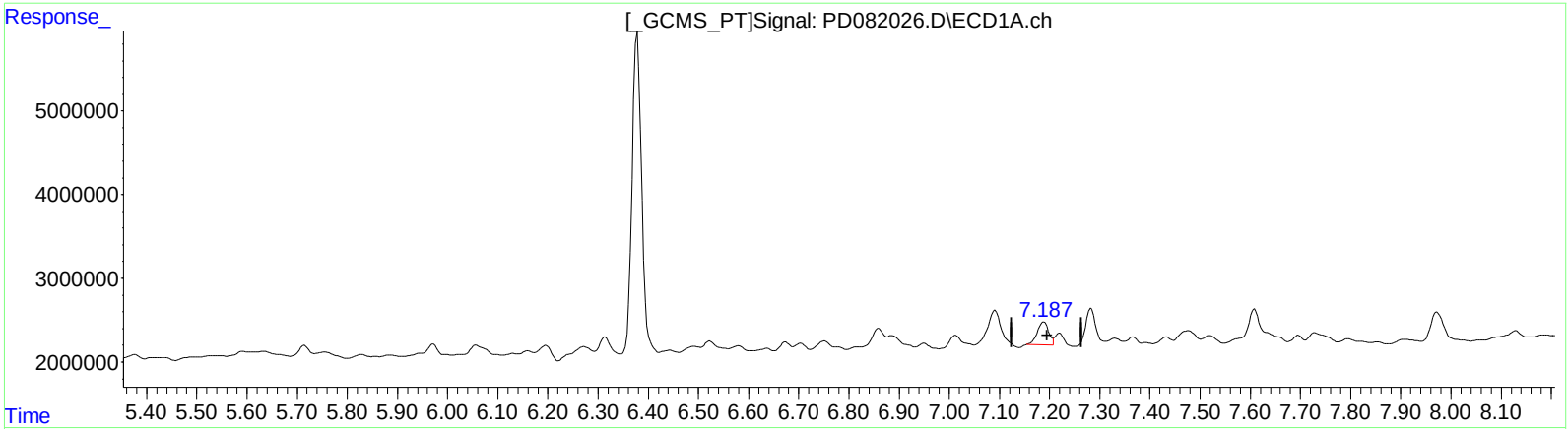

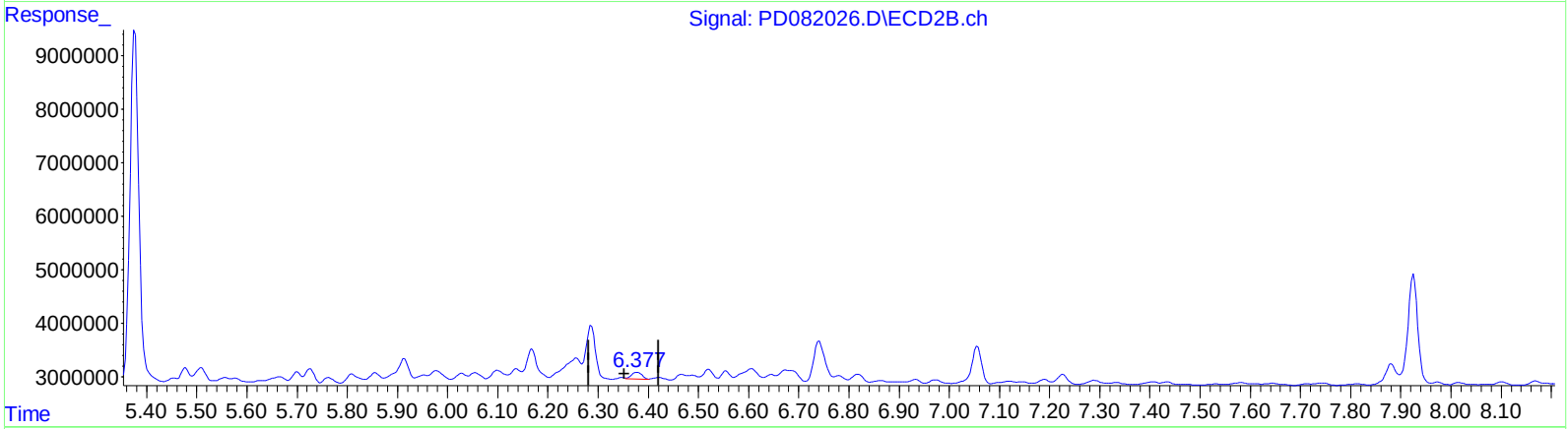

QEdit

(19) Endosulfan Sulfate (B)

7.189min 2.353 ng/ml

response 4308301

(19) Endosulfan Sulfate #2 (B)

6.377min 0.690 ng/ml m

response 1852341

(+) = Expected Retention Time

Quantitation Report (Qedit)

Data Path : Z:\pestpcbsrv\HPCHEM1\ECD_D\Data\PD030724\
Data File : PD082026.D
Signal(s) : Signal #1: ECD1A.ch Signal #2: ECD2B.ch
Acq On : 07 Mar 2024 19:38
Operator : AR\AJ
Sample : P1652-08
Misc :
ALS Vial : 20 Sample Multiplier: 1

Integration File signal 1: autoint1.e
Integration File signal 2: autoint2.e
Quant Time: Mar 07 21:46:21 2024
Quant Method : Z:\pestpcbsrv\HPCHEM1\ECD_D\Method\PD021224CLP.M
Quant Title : GC Extractables
QLast Update : Mon Feb 12 17:06:05 2024
Response via : Initial Calibration
Integrator: ChemStation

Volume Inj. : 1 µl
Signal #1 Phase : ZB-MR1 Signal #2 Phase: ZB-MR2
Signal #1 Info : 30M x 0.32mm x0.5 Signal #2 Info : 30M x 0.32mm x 0.25µm

Instrument :
ECD_D
ClientSampleId :
BGT04

Manual IntegrationsAPPROVED

Reviewed By :Abdul Mirza 03/08/2024
Supervised By :Ankita Jodhani 03/08/2024

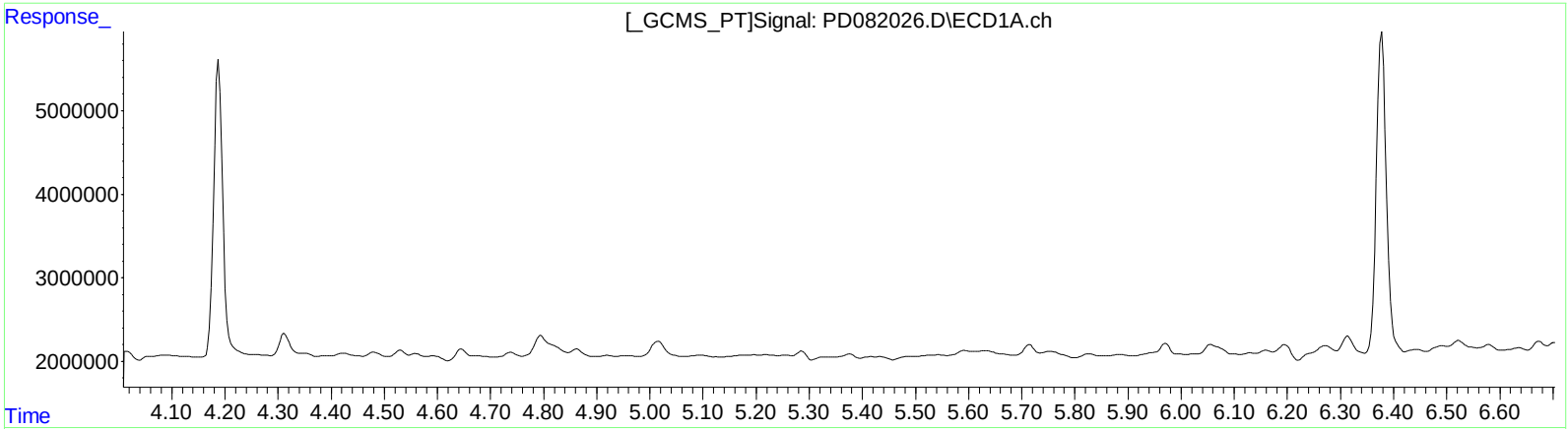

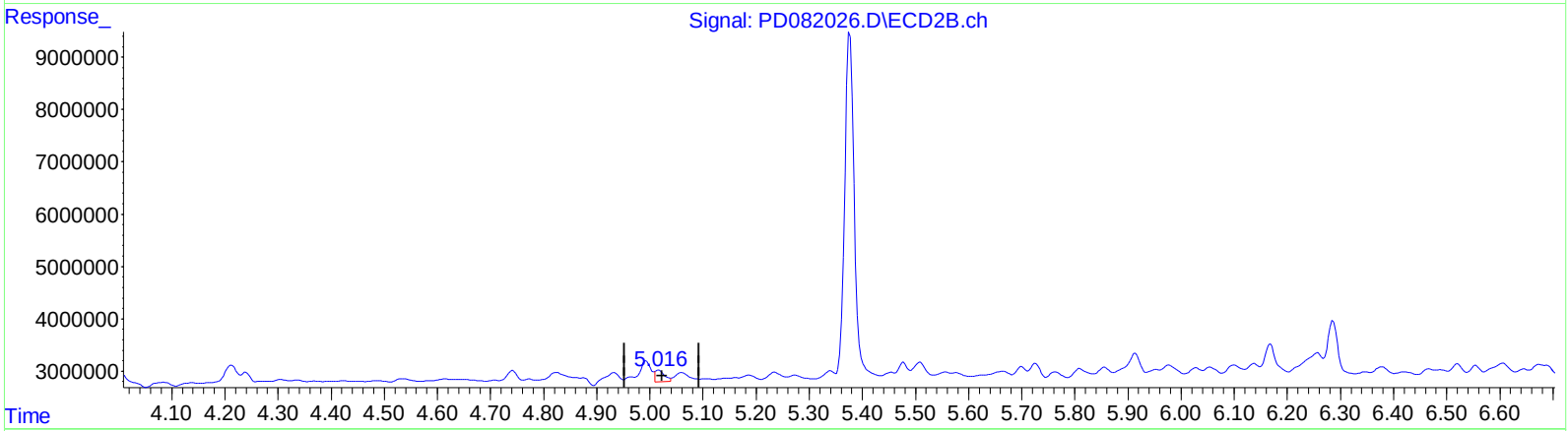

QEdit

(22) Toxaphene-1

0.000min 0.000 ng/ml

response 0

(22) Toxaphene-1 #2

5.017min 176.277 ng/ml

response 2886047

(+) = Expected Retention Time

Quantitation Report (Qedit)

Data Path : Z:\pestpcbsrv\HPCHEM1\ECD_D\Data\PD030724\
Data File : PD082026.D
Signal(s) : Signal #1: ECD1A.ch Signal #2: ECD2B.ch
Acq On : 07 Mar 2024 19:38
Operator : AR\AJ
Sample : P1652-08
Misc :
ALS Vial : 20 Sample Multiplier: 1

Integration File signal 1: autoint1.e
Integration File signal 2: autoint2.e
Quant Time: Mar 07 21:46:21 2024
Quant Method : Z:\pestpcbsrv\HPCHEM1\ECD_D\Method\PD021224CLP.M
Quant Title : GC Extractables
QLast Update : Mon Feb 12 17:06:05 2024
Response via : Initial Calibration
Integrator: ChemStation

Volume Inj. : 1 µl
Signal #1 Phase : ZB-MR1 Signal #2 Phase: ZB-MR2
Signal #1 Info : 30M x 0.32mm x0.5 Signal #2 Info : 30M x 0.32mm x 0.25µm

Instrument :
ECD_D
ClientSampleId :
BGT04

Manual IntegrationsAPPROVED

Reviewed By :Abdul Mirza 03/08/2024
Supervised By :Ankita Jodhani 03/08/2024

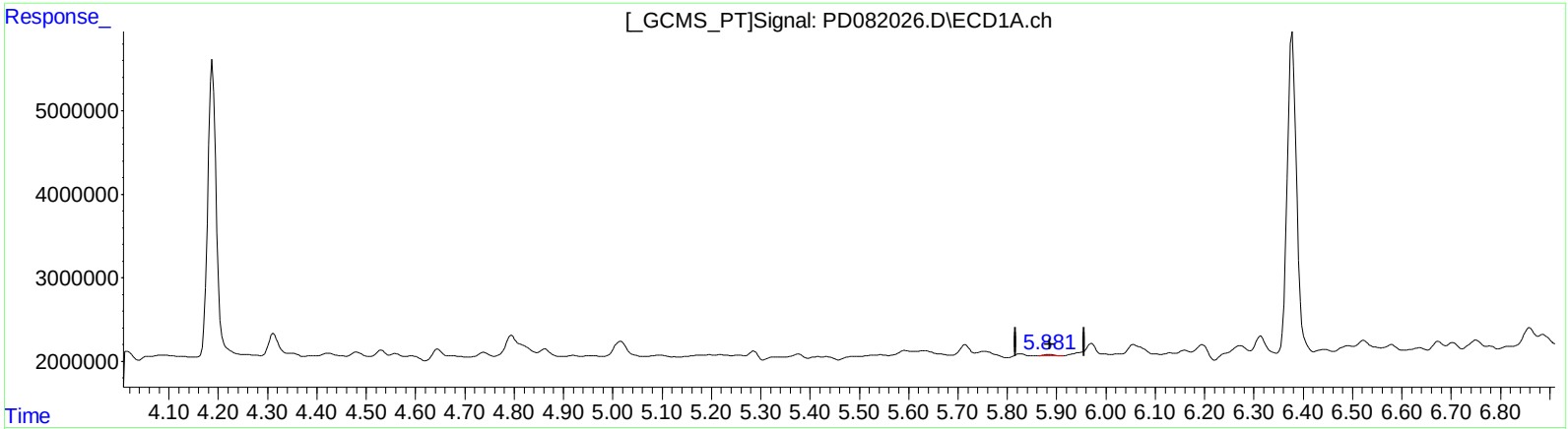

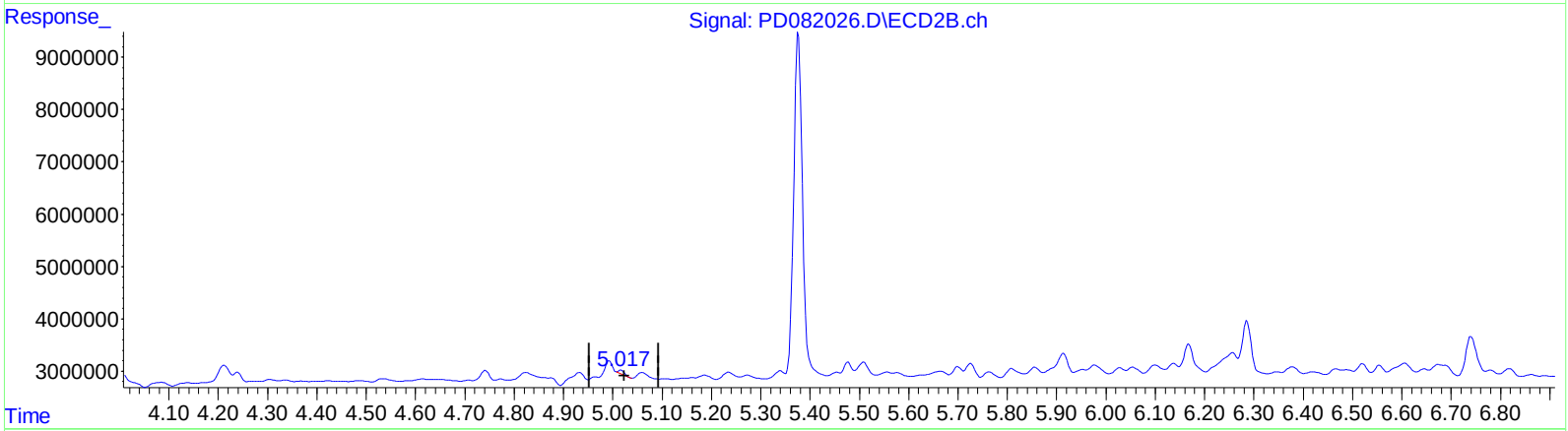

QEdit

(22) Toxaphene-1

5.881min 43.201 ng/ml m

response 282172

(22) Toxaphene-1 #2

5.017min 29.388 ng/ml m

response 481141

(+) = Expected Retention Time

Quantitation Report (Qedit)

Data Path : Z:\pestpcbsrv\HPCHEM1\ECD_D\Data\PD030724\
Data File : PD082026.D
Signal(s) : Signal #1: ECD1A.ch Signal #2: ECD2B.ch
Acq On : 07 Mar 2024 19:38
Operator : AR\AJ
Sample : P1652-08
Misc :
ALS Vial : 20 Sample Multiplier: 1

Integration File signal 1: autoint1.e
Integration File signal 2: autoint2.e
Quant Time: Mar 07 21:46:21 2024
Quant Method : Z:\pestpcbsrv\HPCHEM1\ECD_D\Method\PD021224CLP.M
Quant Title : GC Extractables
QLast Update : Mon Feb 12 17:06:05 2024
Response via : Initial Calibration
Integrator: ChemStation

Volume Inj. : 1 µl
Signal #1 Phase : ZB-MR1 Signal #2 Phase: ZB-MR2
Signal #1 Info : 30M x 0.32mm x0.5 Signal #2 Info : 30M x 0.32mm x 0.25µm

Instrument :
ECD_D
ClientSampleId :
BGT04

Manual IntegrationsAPPROVED

Reviewed By :Abdul Mirza 03/08/2024
Supervised By :Ankita Jodhani 03/08/2024

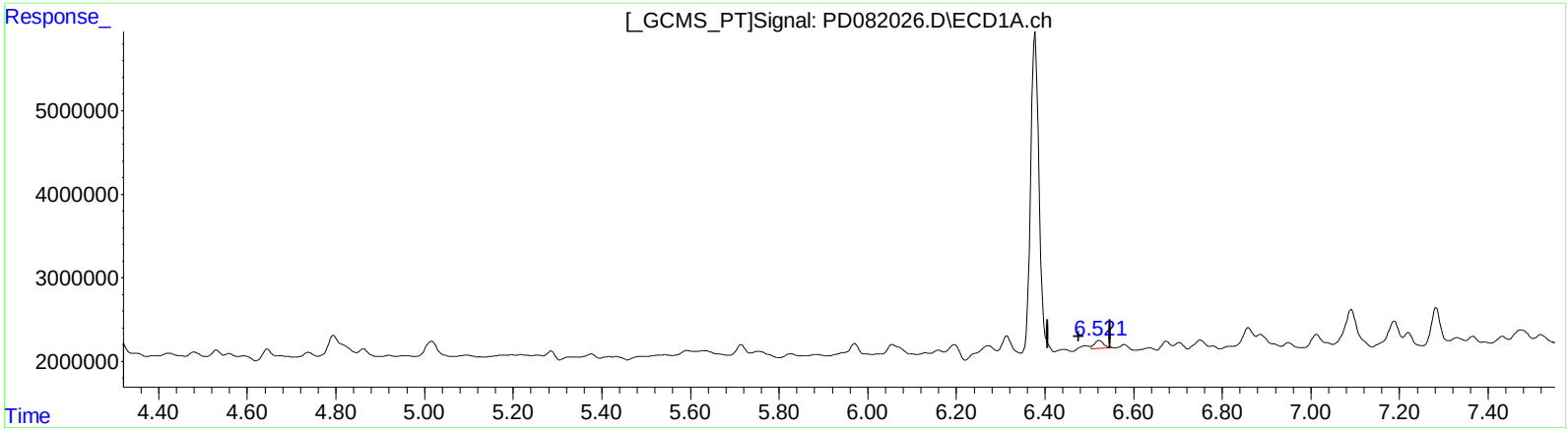

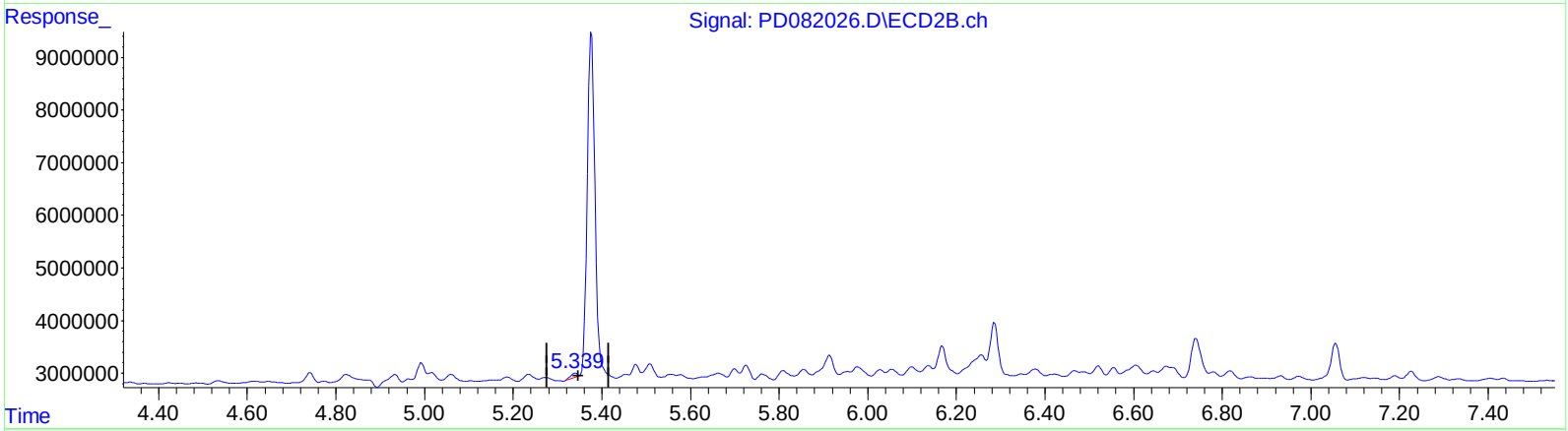

QEdit

(23) Toxaphene-2

6.523min 73.132 ng/ml

response 1386406

(23) Toxaphene-2 #2

5.340min 54.554 ng/ml

response 929777

(+) = Expected Retention Time

Quantitation Report (Qedit)

Data Path : Z:\pestpcbsrv\HPCHEM1\ECD_D\Data\PD030724\
Data File : PD082026.D
Signal(s) : Signal #1: ECD1A.ch Signal #2: ECD2B.ch
Acq On : 07 Mar 2024 19:38
Operator : AR\AJ
Sample : P1652-08
Misc :
ALS Vial : 20 Sample Multiplier: 1

Integration File signal 1: autoint1.e
Integration File signal 2: autoint2.e
Quant Time: Mar 07 21:46:21 2024
Quant Method : Z:\pestpcbsrv\HPCHEM1\ECD_D\Method\PD021224CLP.M
Quant Title : GC Extractables
QLast Update : Mon Feb 12 17:06:05 2024
Response via : Initial Calibration
Integrator: ChemStation

Volume Inj. : 1 µl
Signal #1 Phase : ZB-MR1 Signal #2 Phase: ZB-MR2
Signal #1 Info : 30M x 0.32mm x0.5 Signal #2 Info : 30M x 0.32mm x 0.25µm

Instrument :
ECD_D
ClientSampleId :
BGT04

Manual IntegrationsAPPROVED

Reviewed By :Abdul Mirza 03/08/2024
Supervised By :Ankita Jodhani 03/08/2024

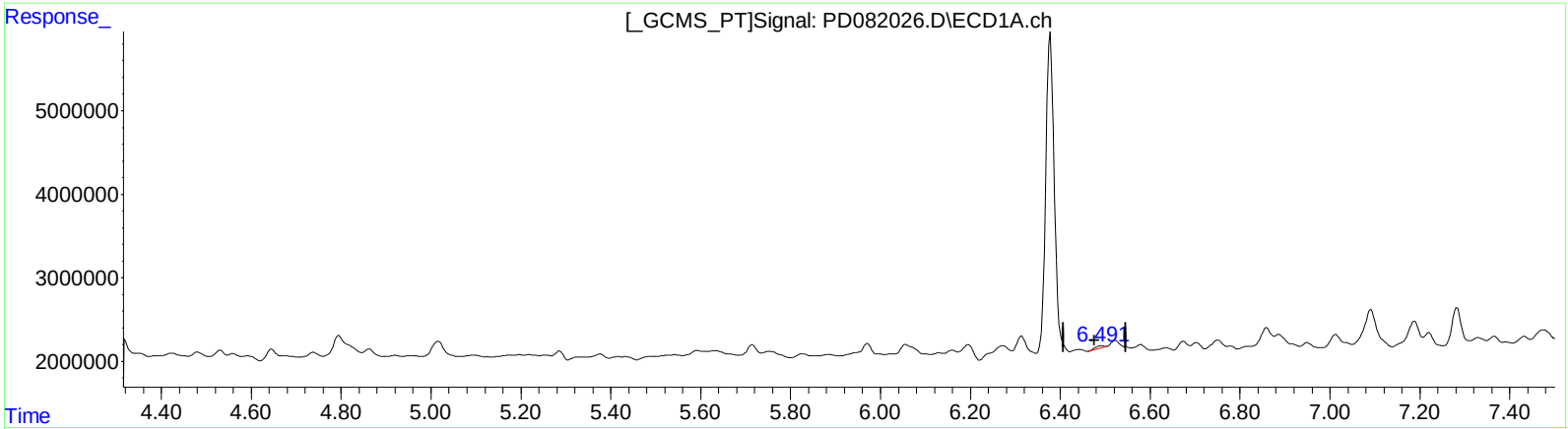

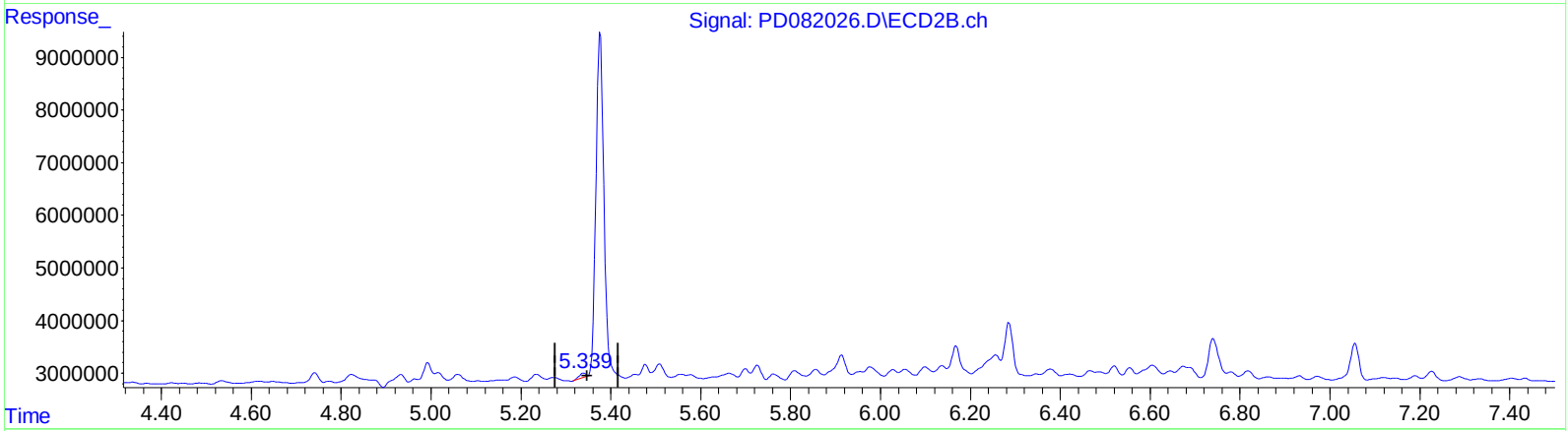

QEdit

(23) Toxaphene-2

6.491min 23.722 ng/ml m

response 449708

(23) Toxaphene-2 #2

5.339min 60.642 ng/ml m

response 1033540

(+) = Expected Retention Time

Quantitation Report (Qedit)

Data Path : Z:\pestpcbsrv\HPCHEM1\ECD_D\Data\PD030724\
Data File : PD082026.D
Signal(s) : Signal #1: ECD1A.ch Signal #2: ECD2B.ch
Acq On : 07 Mar 2024 19:38
Operator : AR\AJ
Sample : P1652-08
Misc :
ALS Vial : 20 Sample Multiplier: 1

Integration File signal 1: autoint1.e
Integration File signal 2: autoint2.e
Quant Time: Mar 07 21:46:21 2024
Quant Method : Z:\pestpcbsrv\HPCHEM1\ECD_D\Method\PD021224CLP.M
Quant Title : GC Extractables
QLast Update : Mon Feb 12 17:06:05 2024
Response via : Initial Calibration
Integrator: ChemStation

Volume Inj. : 1 µl
Signal #1 Phase : ZB-MR1 Signal #2 Phase: ZB-MR2
Signal #1 Info : 30M x 0.32mm x0.5 Signal #2 Info : 30M x 0.32mm x 0.25µm

Instrument :
ECD_D
ClientSampleId :
BGT04

Manual IntegrationsAPPROVED

Reviewed By :Abdul Mirza 03/08/2024
Supervised By :Ankita Jodhani 03/08/2024

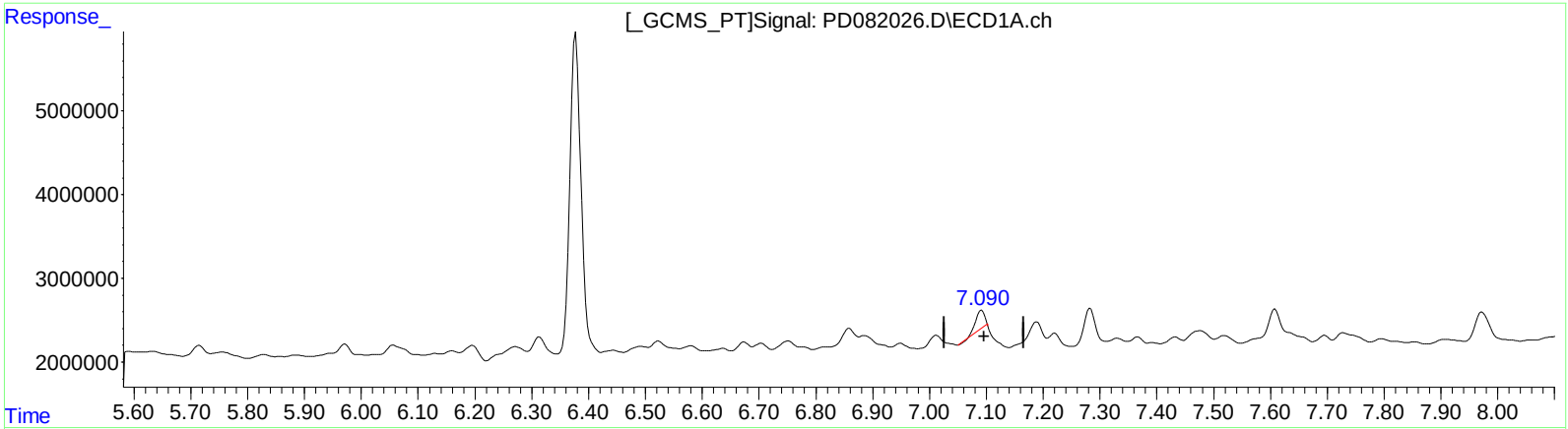

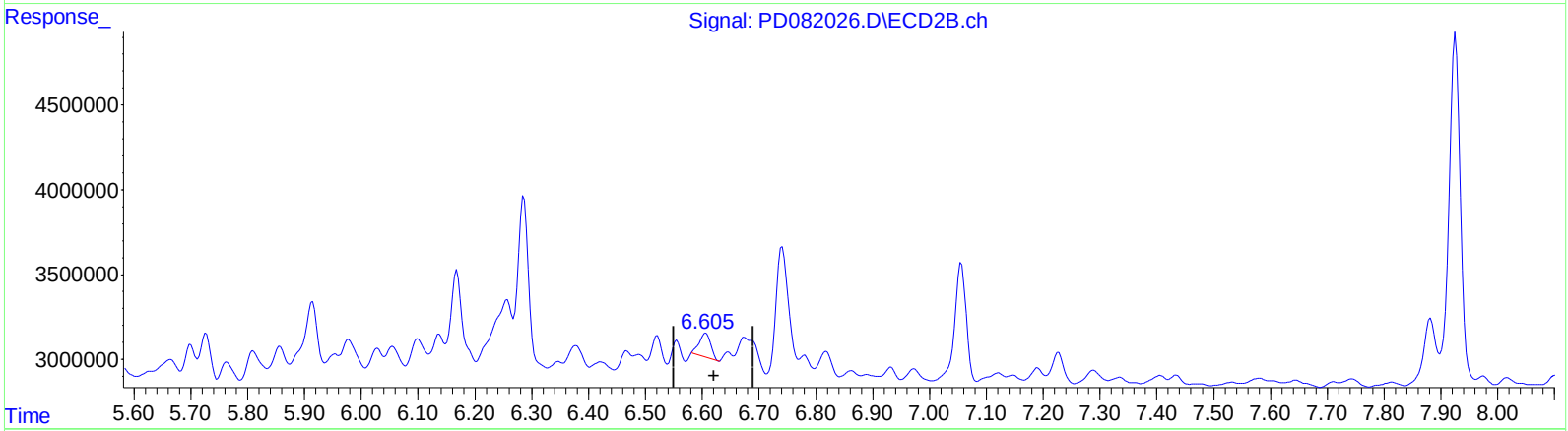

QEdit

(24) Toxaphene-3

7.091min 44.872 ng/ml

response 2373043

(24) Toxaphene-3 #2

6.606min 33.853 ng/ml

response 1981468

(+) = Expected Retention Time

Quantitation Report (Qedit)

Data Path : Z:\pestpcbsrv\HPCHEM1\ECD_D\Data\PD030724\
Data File : PD082026.D
Signal(s) : Signal #1: ECD1A.ch Signal #2: ECD2B.ch
Acq On : 07 Mar 2024 19:38
Operator : AR\AJ
Sample : P1652-08
Misc :
ALS Vial : 20 Sample Multiplier: 1

Instrument :
ECD_D
ClientSampleId :
BGT04

Manual IntegrationsAPPROVED

Reviewed By :Abdul Mirza 03/08/2024
Supervised By :Ankita Jodhani 03/08/2024

Integration File signal 1: autoint1.e
Integration File signal 2: autoint2.e
Quant Time: Mar 07 21:46:21 2024
Quant Method : Z:\pestpcbsrv\HPCHEM1\ECD_D\Method\PD021224CLP.M
Quant Title : GC Extractables
QLast Update : Mon Feb 12 17:06:05 2024
Response via : Initial Calibration
Integrator: ChemStation

Volume Inj. : 1 µl
Signal #1 Phase : ZB-MR1 Signal #2 Phase: ZB-MR2
Signal #1 Info : 30M x 0.32mm x0.5 Signal #2 Info : 30M x 0.32mm x 0.25µm

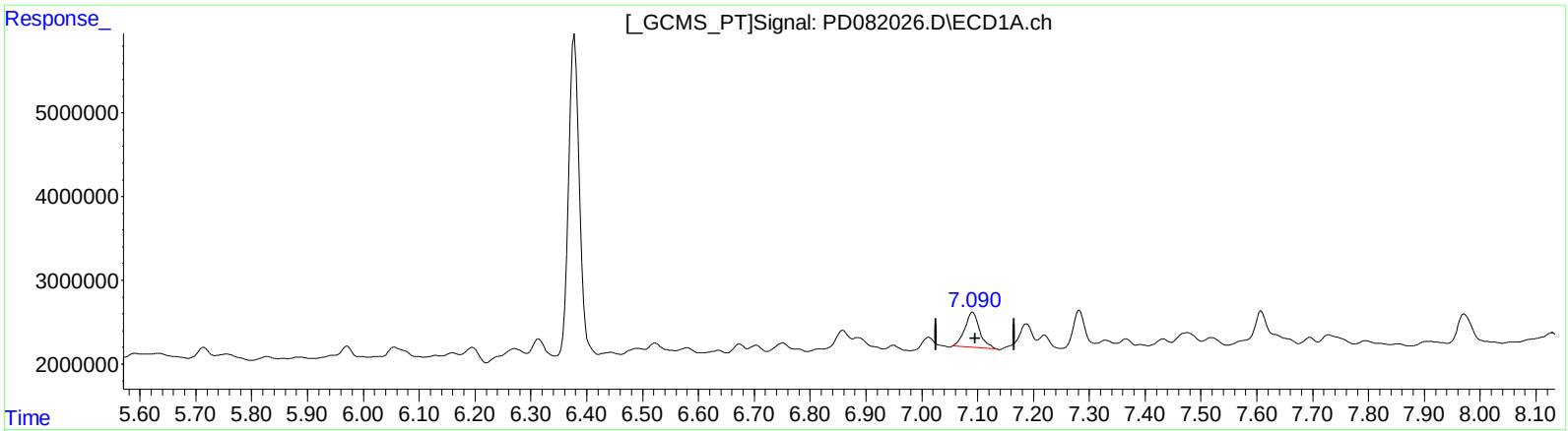

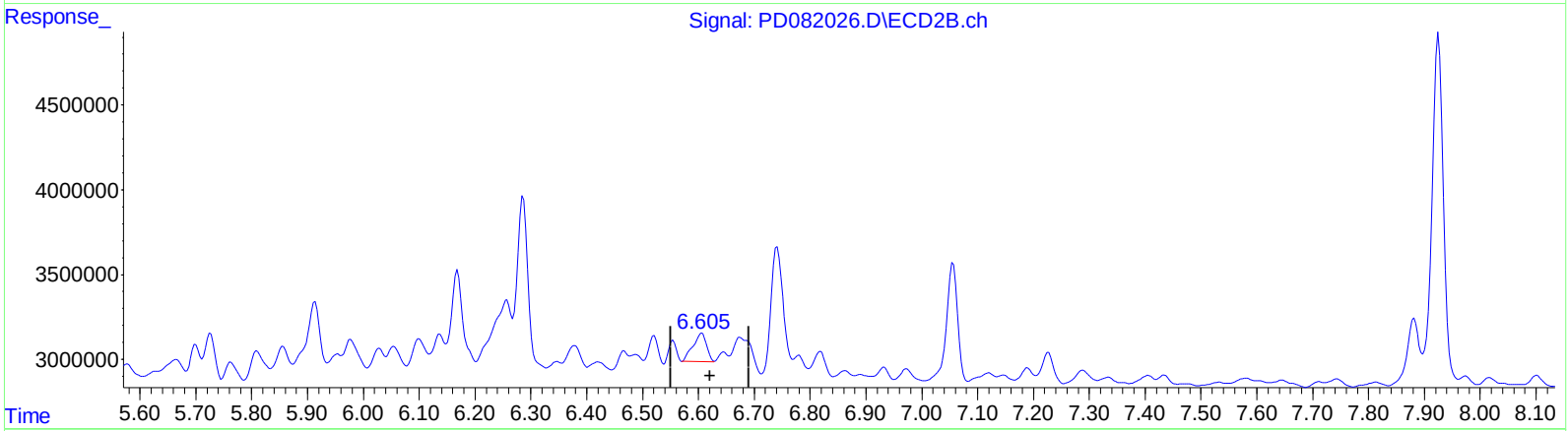

QEdit

(24) Toxaphene-3

7.090min 145.679 ng/ml m

response 7704216

(24) Toxaphene-3 #2

6.605min 48.991 ng/ml m

response 2867519

(+) = Expected Retention Time

Quantitation Report (Qedit)

Data Path : Z:\pestpcbsrv\HPCHEM1\ECD_D\Data\PD030724\
Data File : PD082026.D
Signal(s) : Signal #1: ECD1A.ch Signal #2: ECD2B.ch
Acq On : 07 Mar 2024 19:38
Operator : AR\AJ
Sample : P1652-08
Misc :
ALS Vial : 20 Sample Multiplier: 1

Integration File signal 1: autoint1.e
Integration File signal 2: autoint2.e
Quant Time: Mar 07 21:46:21 2024
Quant Method : Z:\pestpcbsrv\HPCHEM1\ECD_D\Method\PD021224CLP.M
Quant Title : GC Extractables
QLast Update : Mon Feb 12 17:06:05 2024
Response via : Initial Calibration
Integrator: ChemStation

Volume Inj. : 1 µl
Signal #1 Phase : ZB-MR1 Signal #2 Phase: ZB-MR2
Signal #1 Info : 30M x 0.32mm x0.5 Signal #2 Info : 30M x 0.32mm x 0.25µm

Instrument :
ECD_D
ClientSampleId :
BGT04

Manual IntegrationsAPPROVED

Reviewed By :Abdul Mirza 03/08/2024
Supervised By :Ankita Jodhani 03/08/2024

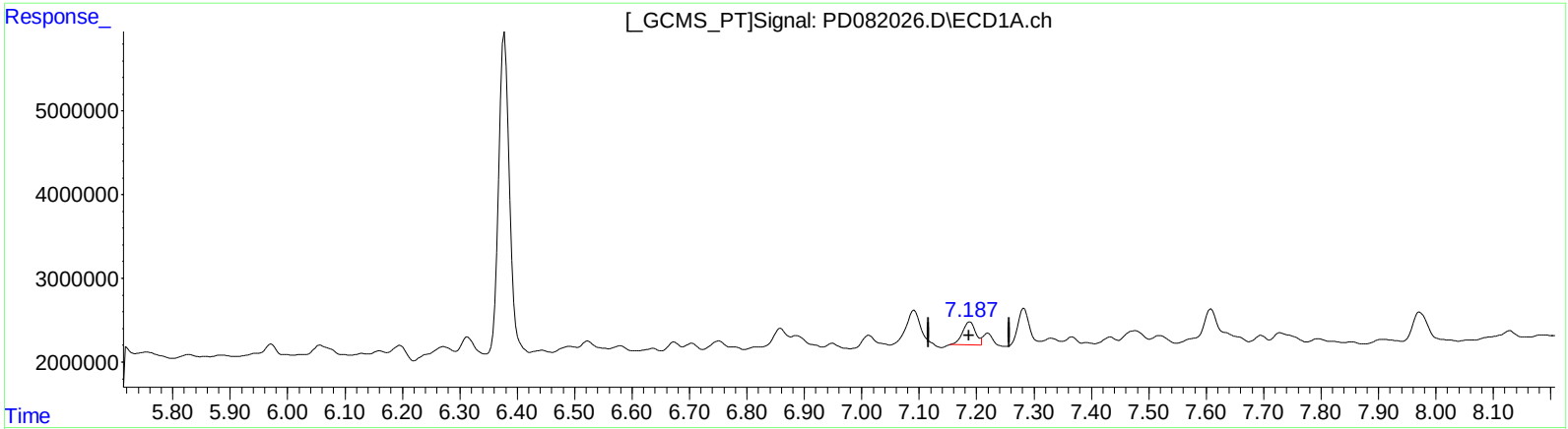

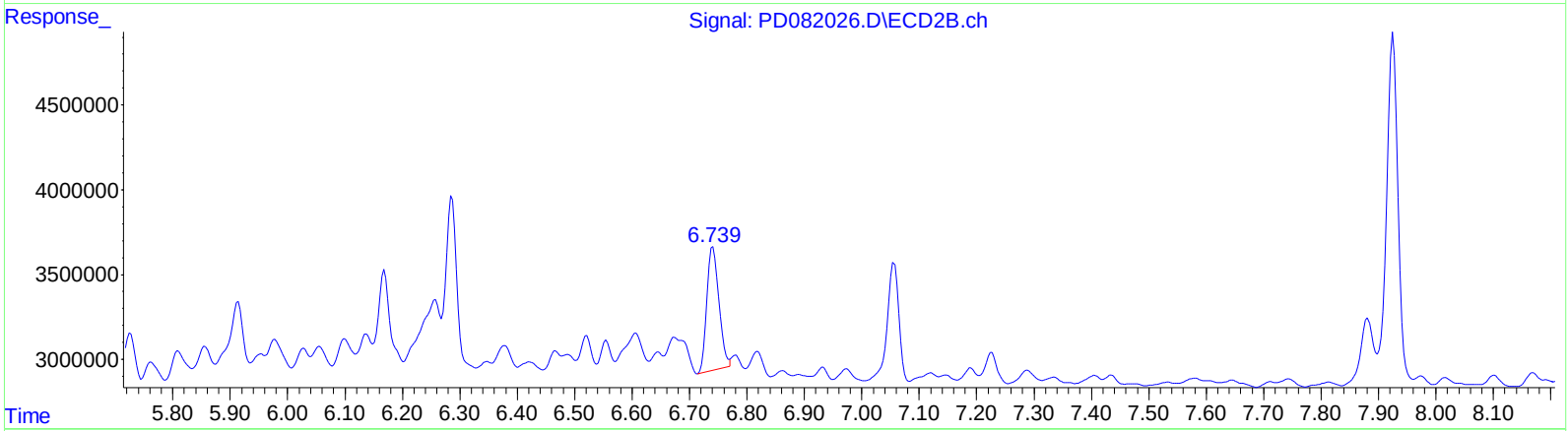

QEdit

(25) Toxaphene-4
7.189min 108.912 ng/ml
response 4308301

(25) Toxaphene-4 #2
6.741min 134.895 ng/ml
response 10734434

(+) = Expected Retention Time

Quantitation Report (Qedit)

Data Path : Z:\pestpcbsrv\HPCHEM1\ECD_D\Data\PD030724\
Data File : PD082026.D
Signal(s) : Signal #1: ECD1A.ch Signal #2: ECD2B.ch
Acq On : 07 Mar 2024 19:38
Operator : AR\AJ
Sample : P1652-08
Misc :
ALS Vial : 20 Sample Multiplier: 1

Integration File signal 1: autoint1.e
Integration File signal 2: autoint2.e
Quant Time: Mar 07 21:46:21 2024
Quant Method : Z:\pestpcbsrv\HPCHEM1\ECD_D\Method\PD021224CLP.M
Quant Title : GC Extractables
QLast Update : Mon Feb 12 17:06:05 2024
Response via : Initial Calibration
Integrator: ChemStation

Volume Inj. : 1 µl
Signal #1 Phase : ZB-MR1 Signal #2 Phase: ZB-MR2
Signal #1 Info : 30M x 0.32mm x0.5 Signal #2 Info : 30M x 0.32mm x 0.25µm

Instrument :
ECD_D
ClientSampleId :
BGT04

Manual IntegrationsAPPROVED

Reviewed By :Abdul Mirza 03/08/2024
Supervised By :Ankita Jodhani 03/08/2024

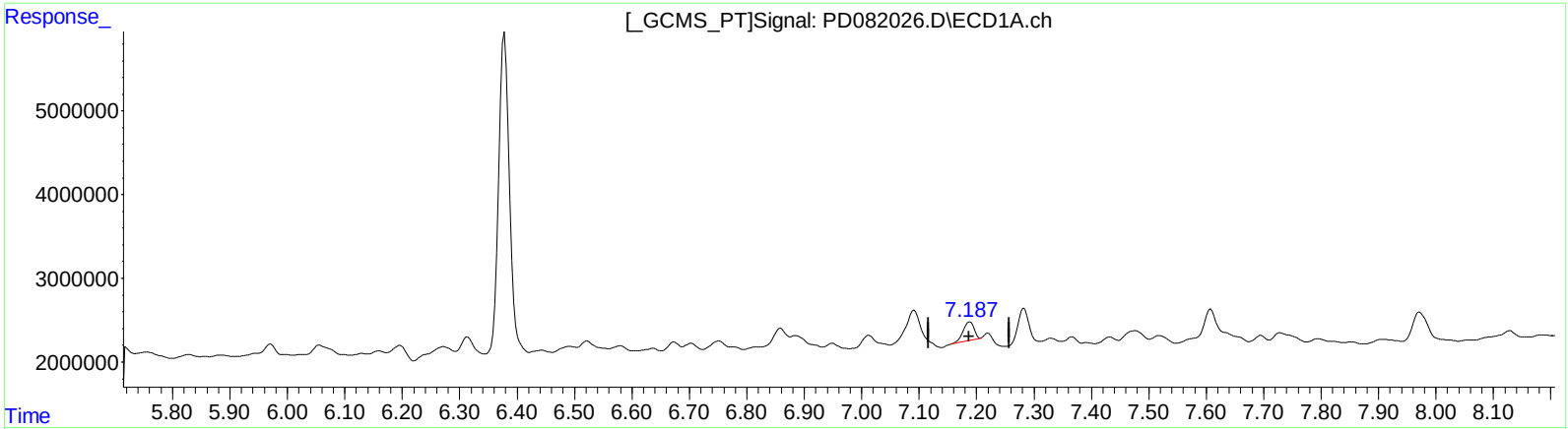

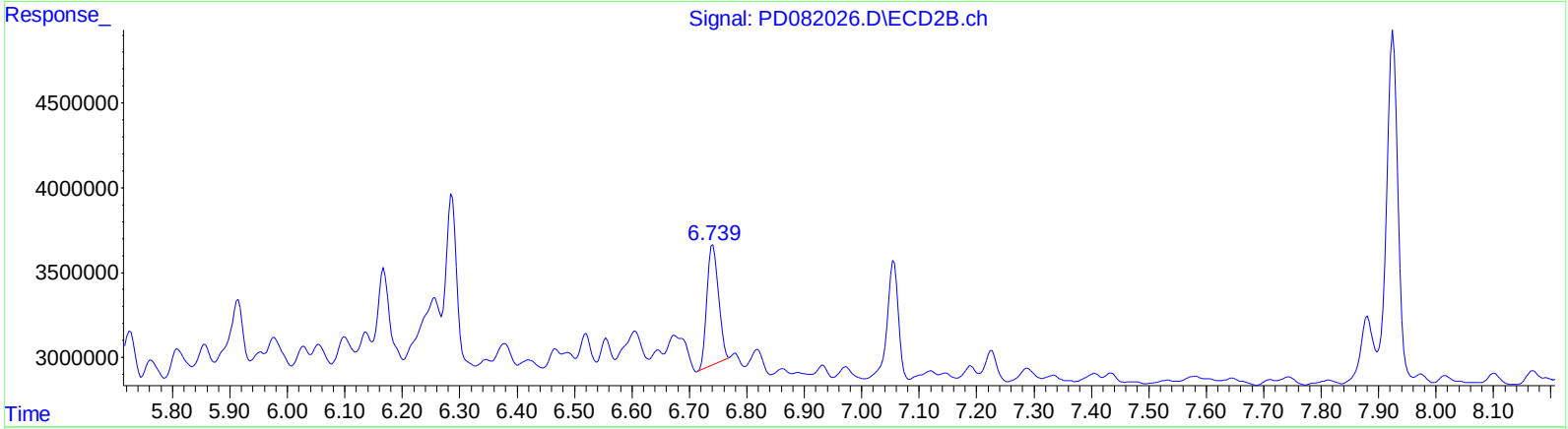

QEdit

(25) Toxaphene-4

7.187min 75.710 ng/ml m

response 2994904

(25) Toxaphene-4 #2

6.739min 126.400 ng/ml m

response 10058449

(+) = Expected Retention Time

Quantitation Report (Qedit)

Data Path : Z:\pestpcbsrv\HPCHEM1\ECD_D\Data\PD030724\
Data File : PD082026.D
Signal(s) : Signal #1: ECD1A.ch Signal #2: ECD2B.ch
Acq On : 07 Mar 2024 19:38
Operator : AR\AJ
Sample : P1652-08
Misc :
ALS Vial : 20 Sample Multiplier: 1

Integration File signal 1: autoint1.e
Integration File signal 2: autoint2.e
Quant Time: Mar 07 21:46:21 2024
Quant Method : Z:\pestpcbsrv\HPCHEM1\ECD_D\Method\PD021224CLP.M
Quant Title : GC Extractables
QLast Update : Mon Feb 12 17:06:05 2024
Response via : Initial Calibration
Integrator: ChemStation

Volume Inj. : 1 µl
Signal #1 Phase : ZB-MR1 Signal #2 Phase: ZB-MR2
Signal #1 Info : 30M x 0.32mm x0.5 Signal #2 Info : 30M x 0.32mm x 0.25µm

Instrument :
ECD_D
ClientSampleId :
BGT04

Manual IntegrationsAPPROVED

Reviewed By :Abdul Mirza 03/08/2024
Supervised By :Ankita Jodhani 03/08/2024

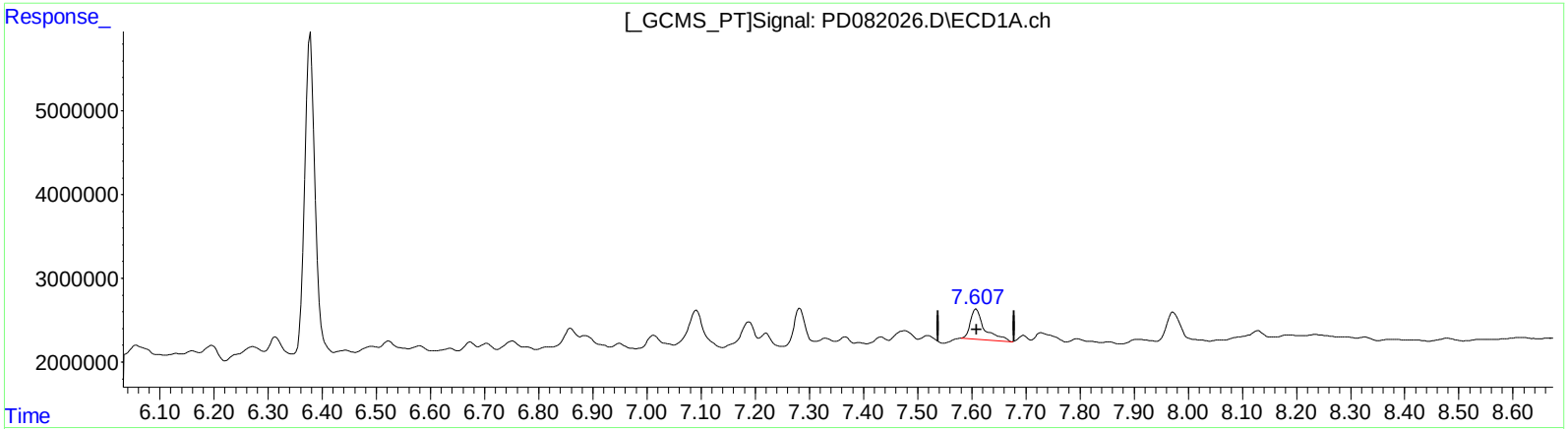

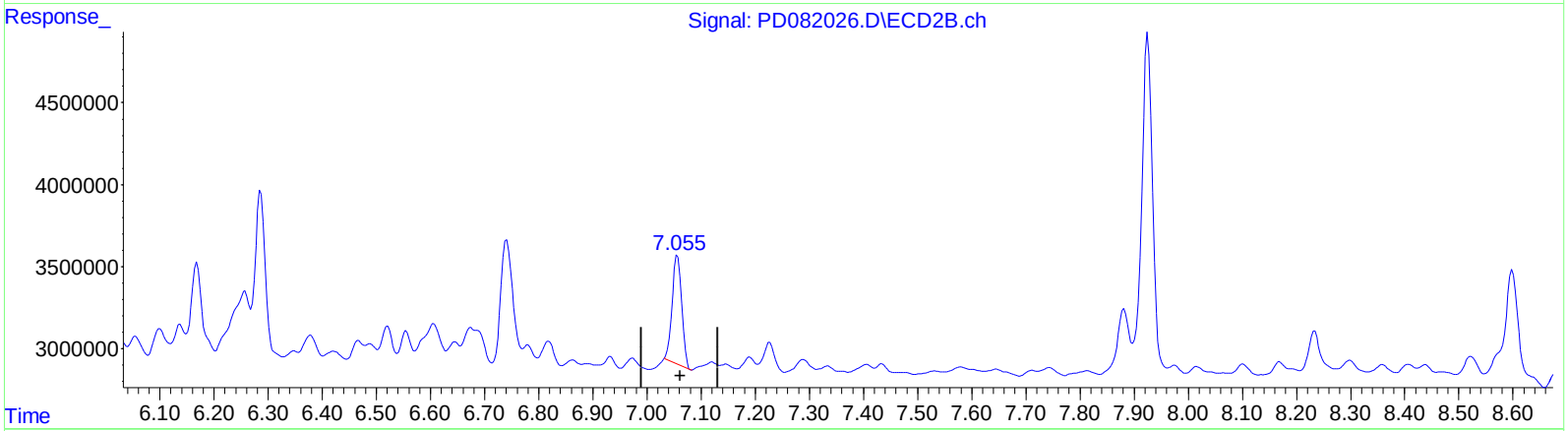

QEdit

(26) Toxaphene-5

7.608min 220.298 ng/ml

response 6533642

(26) Toxaphene-5 #2

7.056min 248.673 ng/ml

response 8063731

(+) = Expected Retention Time

Quantitation Report (Qedit)

Data Path : Z:\pestpcbsrv\HPCHEM1\ECD_D\Data\PD030724\
Data File : PD082026.D
Signal(s) : Signal #1: ECD1A.ch Signal #2: ECD2B.ch
Acq On : 07 Mar 2024 19:38
Operator : AR\AJ
Sample : P1652-08
Misc :
ALS Vial : 20 Sample Multiplier: 1

Integration File signal 1: autoint1.e
Integration File signal 2: autoint2.e
Quant Time: Mar 07 21:46:21 2024
Quant Method : Z:\pestpcbsrv\HPCHEM1\ECD_D\Method\PD021224CLP.M
Quant Title : GC Extractables
QLast Update : Mon Feb 12 17:06:05 2024
Response via : Initial Calibration
Integrator: ChemStation

Volume Inj. : 1 µl
Signal #1 Phase : ZB-MR1 Signal #2 Phase: ZB-MR2
Signal #1 Info : 30M x 0.32mm x0.5 Signal #2 Info : 30M x 0.32mm x 0.25µm

Instrument :
ECD_D
ClientSampleId :
BGT04

Manual IntegrationsAPPROVED

Reviewed By :Abdul Mirza 03/08/2024
Supervised By :Ankita Jodhani 03/08/2024

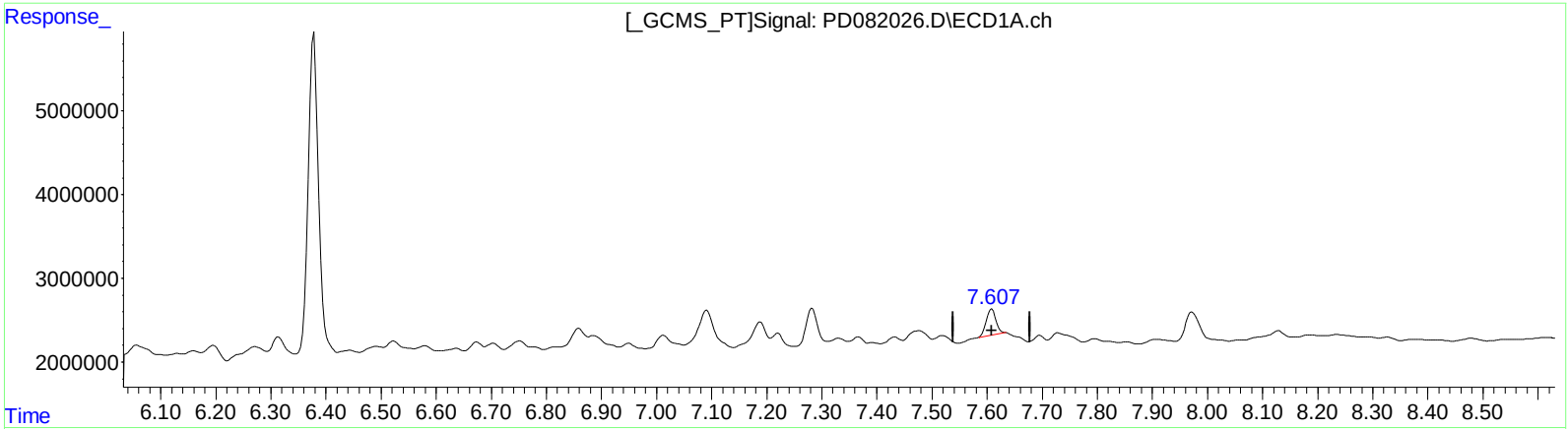

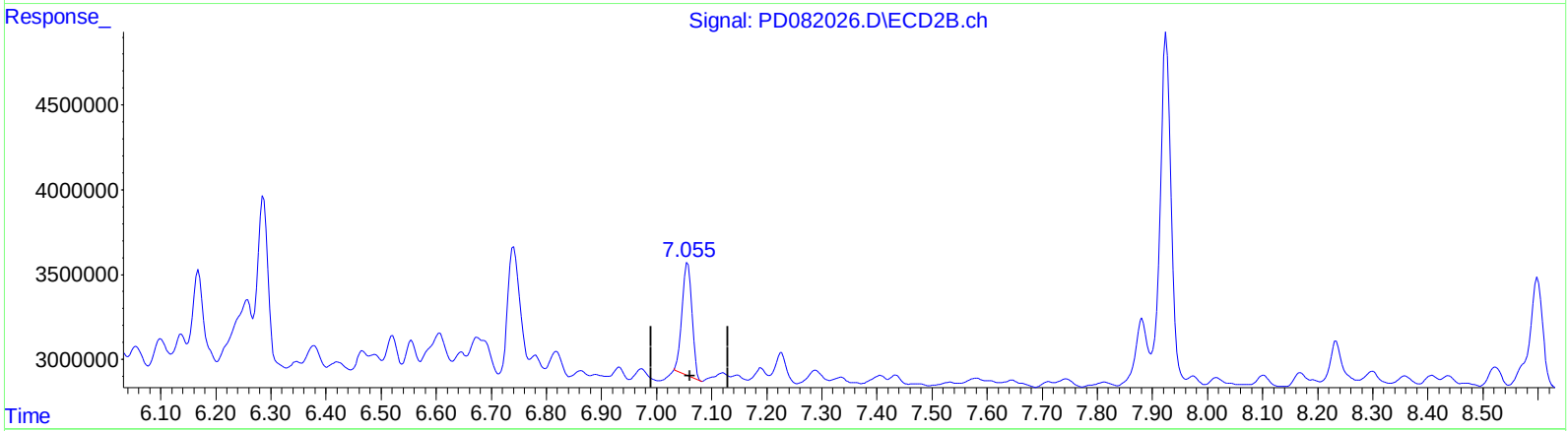

QEdit

(26) Toxaphene-5

7.607min 130.852 ng/ml m

response 3880829

(26) Toxaphene-5 #2

7.056min 248.673 ng/ml

response 8063731

(+) = Expected Retention Time

Quantitation Report (Qedit)

Data Path : Z:\pestpcbsrv\HPCHEM1\ECD_D\Data\PD030724\
Data File : PD082026.D
Signal(s) : Signal #1: ECD1A.ch Signal #2: ECD2B.ch
Acq On : 07 Mar 2024 19:38
Operator : AR\AJ
Sample : P1652-08
Misc :
ALS Vial : 20 Sample Multiplier: 1

Integration File signal 1: autoint1.e
Integration File signal 2: autoint2.e
Quant Time: Mar 07 21:46:21 2024
Quant Method : Z:\pestpcbsrv\HPCHEM1\ECD_D\Method\PD021224CLP.M
Quant Title : GC Extractables
QLast Update : Mon Feb 12 17:06:05 2024
Response via : Initial Calibration
Integrator: ChemStation

Volume Inj. : 1 µl
Signal #1 Phase : ZB-MR1 Signal #2 Phase: ZB-MR2
Signal #1 Info : 30M x 0.32mm x0.5 Signal #2 Info : 30M x 0.32mm x 0.25µm

Instrument :
ECD_D
ClientSampleId :
BGT04

Manual IntegrationsAPPROVED

Reviewed By :Abdul Mirza 03/08/2024
Supervised By :Ankita Jodhani 03/08/2024

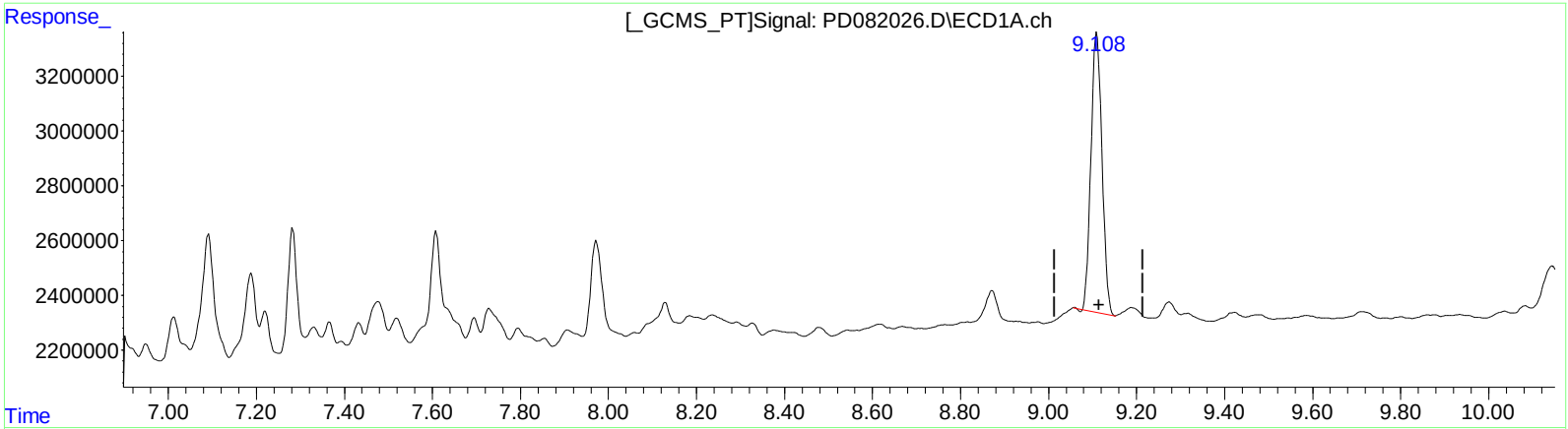

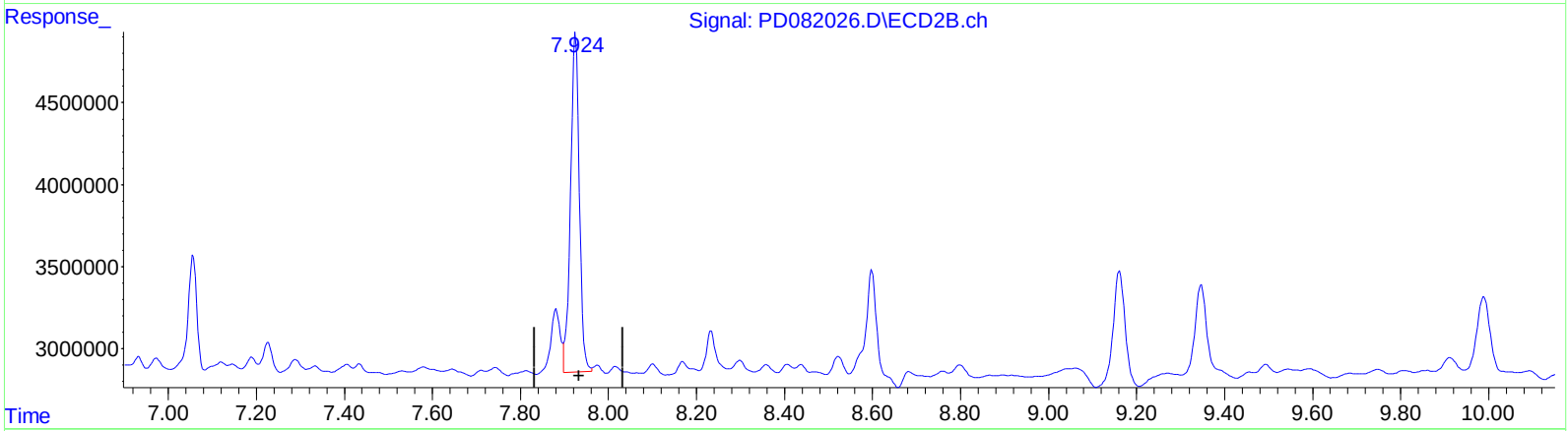

QEdit

(27) Decachlorobiphenyl (SA)

9.109min 9.183 ng/ml

response 17718041

(27) Decachlorobiphenyl #2 (SA)

7.925min 11.613 ng/ml

response 28807309

(+) = Expected Retention Time

Quantitation Report (Qedit)

Data Path : Z:\pestpcbsrv\HPCHEM1\ECD_D\Data\PD030724\
Data File : PD082026.D
Signal(s) : Signal #1: ECD1A.ch Signal #2: ECD2B.ch
Acq On : 07 Mar 2024 19:38
Operator : AR\AJ
Sample : P1652-08
Misc :
ALS Vial : 20 Sample Multiplier: 1

Integration File signal 1: autoint1.e
Integration File signal 2: autoint2.e
Quant Time: Mar 07 21:46:21 2024
Quant Method : Z:\pestpcbsrv\HPCHEM1\ECD_D\Method\PD021224CLP.M
Quant Title : GC Extractables
QLast Update : Mon Feb 12 17:06:05 2024
Response via : Initial Calibration
Integrator: ChemStation

Volume Inj. : 1 µl
Signal #1 Phase : ZB-MR1 Signal #2 Phase: ZB-MR2
Signal #1 Info : 30M x 0.32mm x0.5 Signal #2 Info : 30M x 0.32mm x 0.25µm

Instrument :
ECD_D
ClientSampleId :
BGT04

Manual IntegrationsAPPROVED

Reviewed By :Abdul Mirza 03/08/2024
Supervised By :Ankita Jodhani 03/08/2024

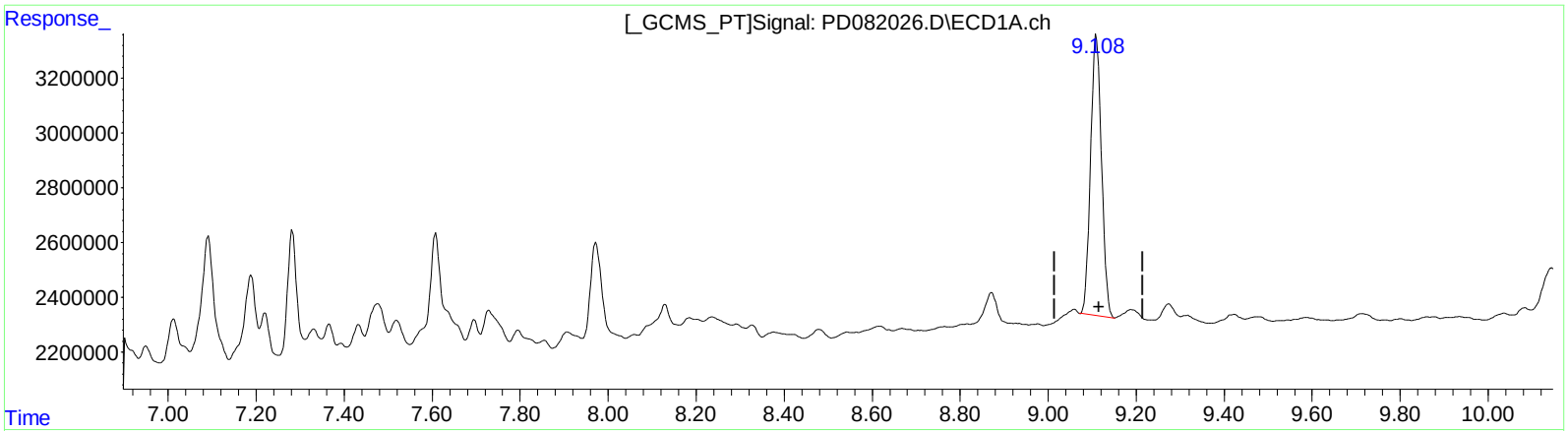

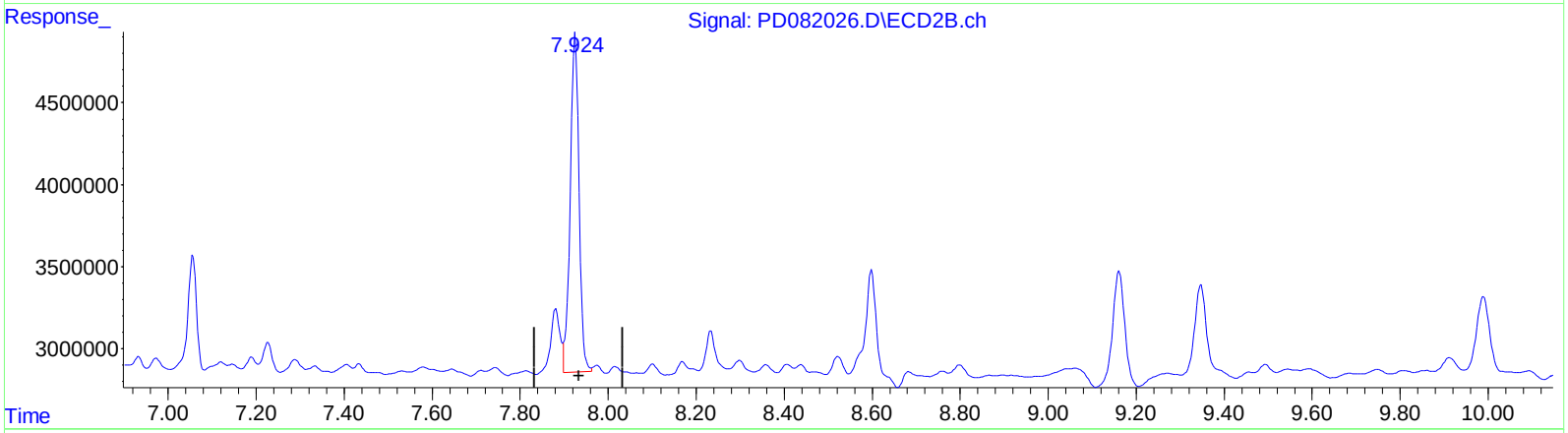

QEdit

(27) Decachlorobiphenyl (SA)

9.108min 9.302 ng/ml m

response 17946404

(27) Decachlorobiphenyl #2 (SA)

7.925min 11.613 ng/ml

response 28807309

(+) = Expected Retention Time