Quantitation Report (Qedit)

Data Path : Z:\pestpcbsrv\HPCHEM1\ECD_D\Data\PD100623\
Data File : PD078723.D
Signal(s) : Signal #1: ECD1A.ch Signal #2: ECD2B.ch
Acq On : 05 Oct 2023 09:40
Operator : AR\AJ
Sample : PEM194
Misc :
ALS Vial : 3 Sample Multiplier: 1

Integration File signal 1: autoint1.e
Integration File signal 2: autoint2.e
Quant Time: Oct 06 04:49:55 2023
Quant Method : Z:\pestpcbsrv\HPCHEM1\ECD_D\Method\PD091123CLP-TCLP.M
Quant Title : GC Extractables
QLast Update : Mon Sep 11 14:09:05 2023
Response via : Initial Calibration
Integrator: ChemStation

Volume Inj. : 1 µl
Signal #1 Phase : ZB-MR2 Signal #2 Phase: ZB-MR1
Signal #1 Info : 30M x 0.32mm x0.2 Signal #2 Info : 30M x 0.32mm x 0.50µm

Instrument :
ECD_D
LabSampleId :
PEM194

Manual IntegrationsAPPROVED

Reviewed By :Abdul Mirza 10/06/2023
Supervised By :Ankita Jodhani 10/06/2023

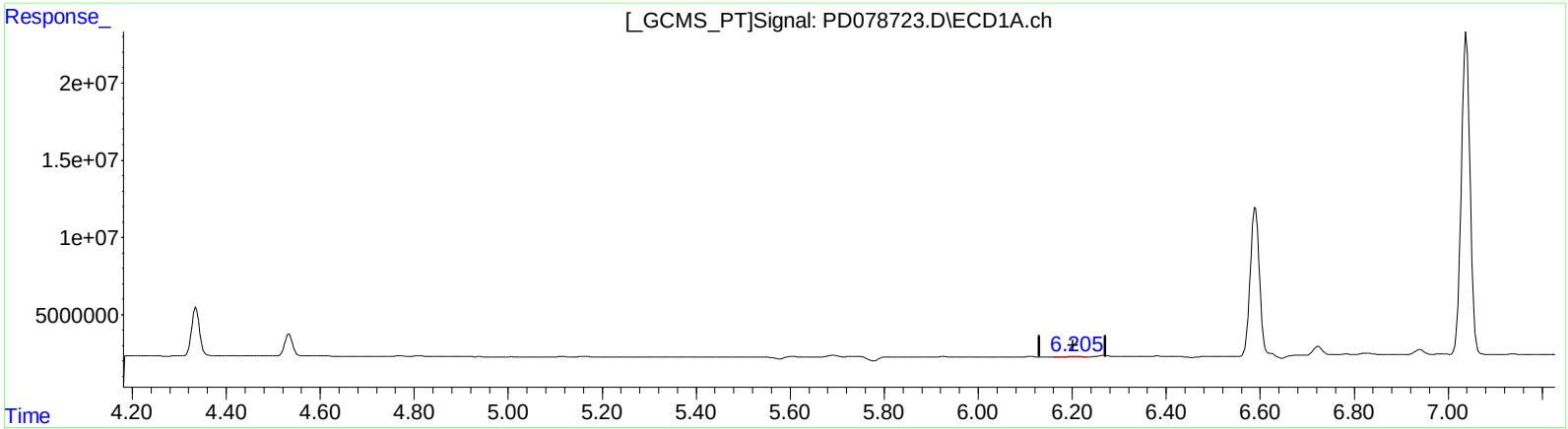

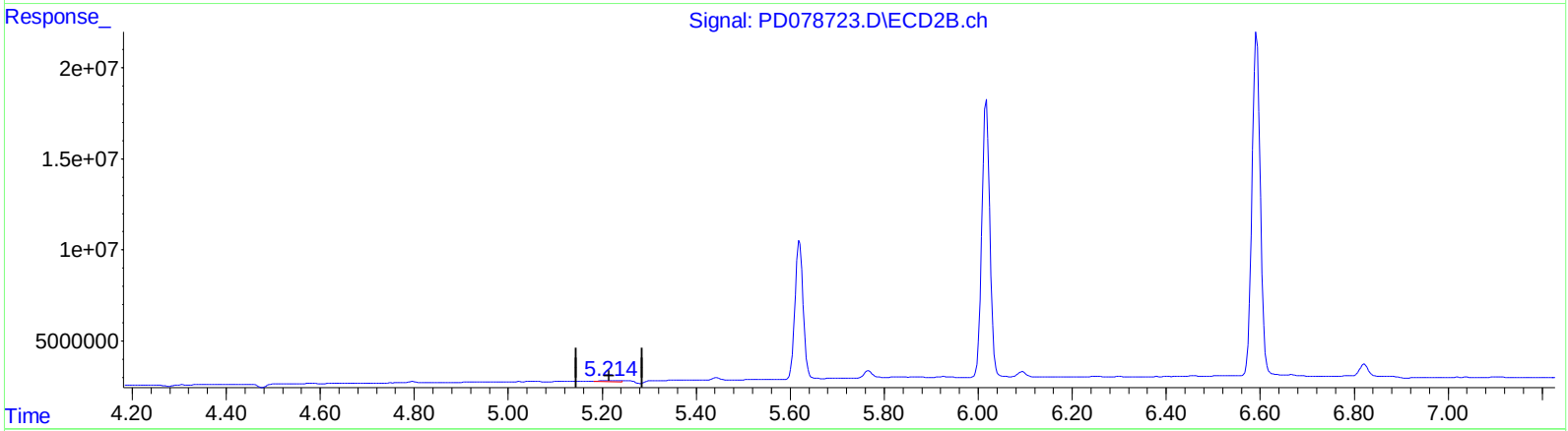

QEdit

(12) 4,4'-DDE (B)
6.206min 0.155 ng/ml
response 547889

(12) 4,4'-DDE #2 (B)
5.214min 0.632 ng/ml
response 1283085

(+) = Expected Retention Time

Quantitation Report (Qedit)

Data Path : Z:\pestpcbsrv\HPCHEM1\ECD_D\Data\PD100623\
Data File : PD078723.D
Signal(s) : Signal #1: ECD1A.ch Signal #2: ECD2B.ch
Acq On : 05 Oct 2023 09:40
Operator : AR\AJ
Sample : PEM194
Misc :
ALS Vial : 3 Sample Multiplier: 1

Integration File signal 1: autoint1.e
Integration File signal 2: autoint2.e
Quant Time: Oct 06 04:49:55 2023
Quant Method : Z:\pestpcbsrv\HPCHEM1\ECD_D\Method\PD091123CLP-TCLP.M
Quant Title : GC Extractables
QLast Update : Mon Sep 11 14:09:05 2023
Response via : Initial Calibration
Integrator: ChemStation

Volume Inj. : 1 µl
Signal #1 Phase : ZB-MR2 Signal #2 Phase: ZB-MR1
Signal #1 Info : 30M x 0.32mm x0.2 Signal #2 Info : 30M x 0.32mm x 0.50µm

Instrument :
ECD_D
LabSampleId :
PEM194

Manual IntegrationsAPPROVED

Reviewed By :Abdul Mirza 10/06/2023
Supervised By :Ankita Jodhani 10/06/2023

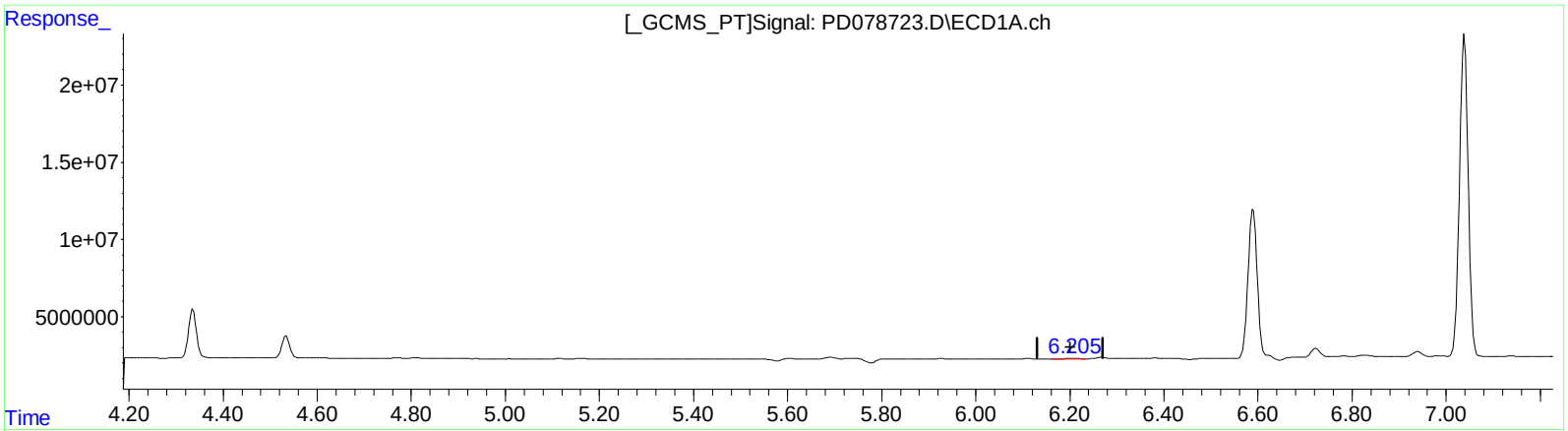

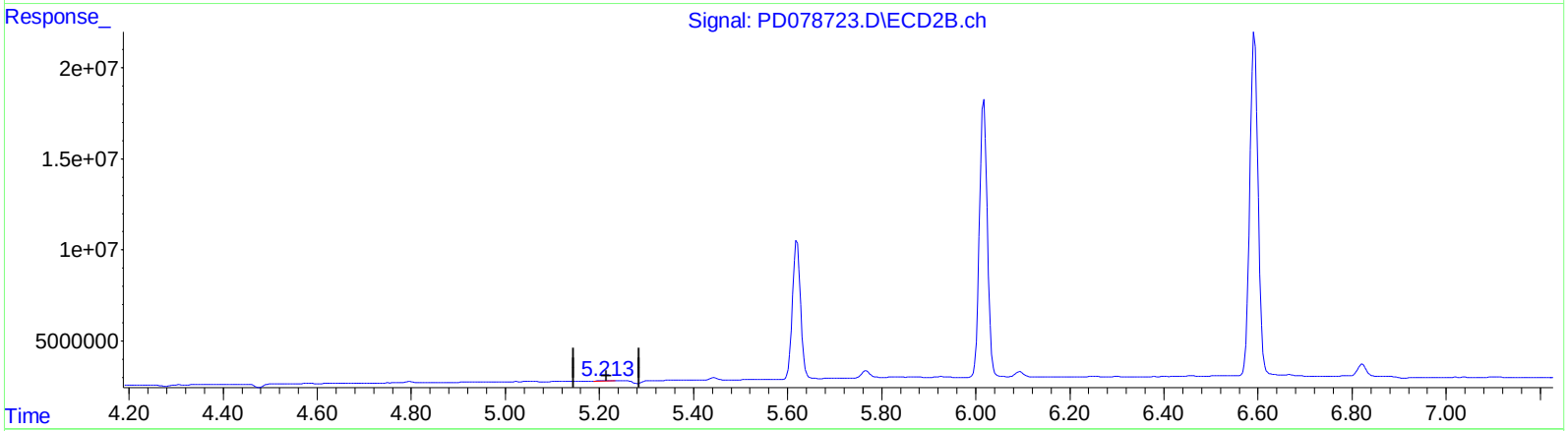

QEdit

(12) 4,4'-DDE (B)

6.206min 0.155 ng/ml

response 547889

(12) 4,4'-DDE #2 (B)

5.213min 0.164 ng/ml m

response 333229

(+) = Expected Retention Time