

Data Path : Z:\pestpcbsrv\HPCHEM1\ECD_D\Data\PD101819\
 Data File : PD055442.D
 Signal(s) : Signal #1: ECD1A.ch Signal #2: ECD2B.ch
 Acq On : 19 Oct 2019 02:40
 Operator : SG\AJ
 Sample : K5262-02RE
 Misc :
 ALS Vial : 39 Sample Multiplier: 1

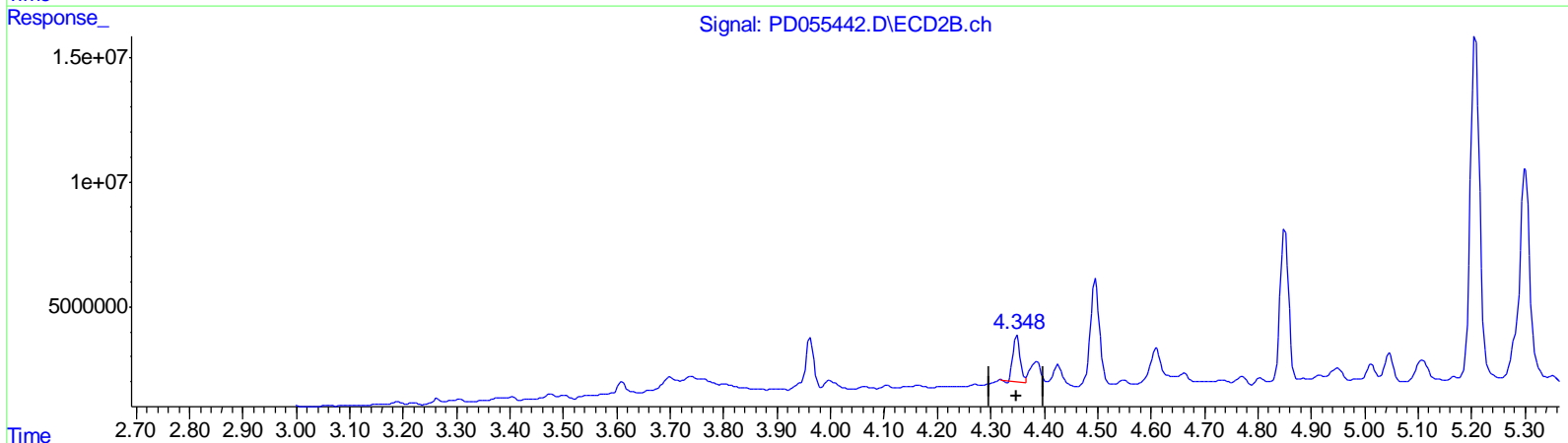
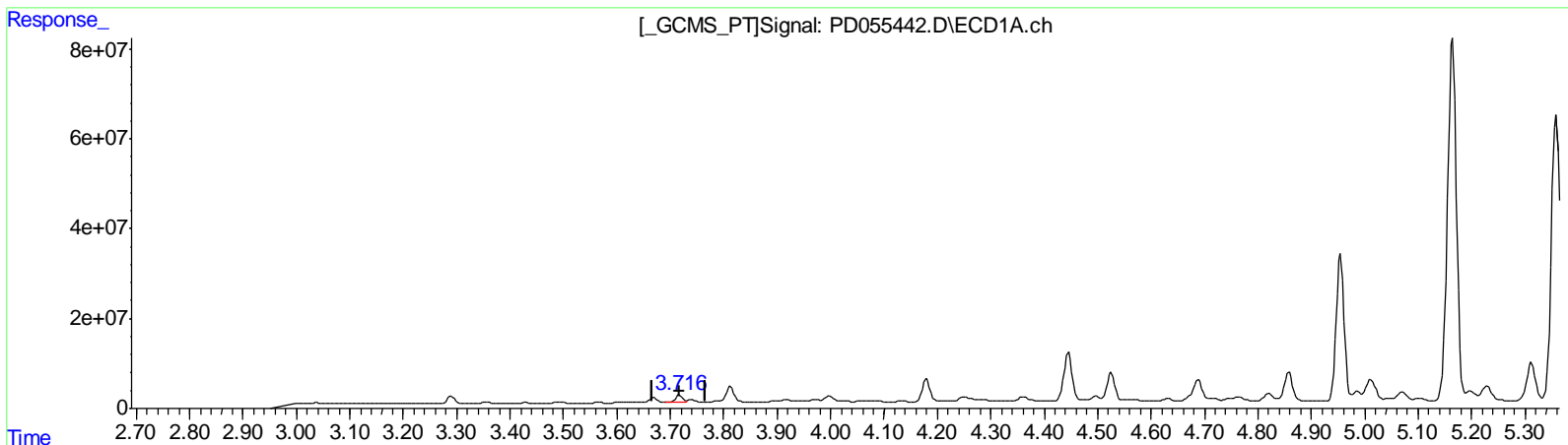
Instrument :
 ECD_D
 ClientSampled :
 BFB69RE

Manual Integrations
 APPROVED

Ankita
 10/23/2019 10:29:08 AM

Integration File signal 1: autoint1.e
 Integration File signal 2: autoint2.e
 Quant Time: Oct 19 06:21:29 2019
 Quant Method : Z:\pestpcbsrv\HPCHEM1\ECD_D\Method\PD101819CLP.M
 Quant Title : GC Extractables
 QLast Update : Sat Oct 19 00:42:03 2019
 Response via : Initial Calibration
 Integrator: ChemStation

Volume Inj. : 1 µl
 Signal #1 Phase : ZB-MR2 Signal #2 Phase: ZB-MR1
 Signal #1 Info : 30M x 0.32mm x0.2 Signal #2 Info : 30M x 0.32mm x 0.50µm



QEdit

(2) alpha-BHC (A)
 3.717min 11.497 ng/ml
 response 14438678

(2) alpha-BHC #2 (A)
 4.349min 8.542 ng/ml
 response 16618701

(+) = Expected Retention Time

Data Path : Z:\pestpcbsrv\HPCHEM1\ECD_D\Data\PD101819\
 Data File : PD055442.D
 Signal(s) : Signal #1: ECD1A.ch Signal #2: ECD2B.ch
 Acq On : 19 Oct 2019 02:40
 Operator : SG\AJ
 Sample : K5262-02RE
 Misc :
 ALS Vial : 39 Sample Multiplier: 1

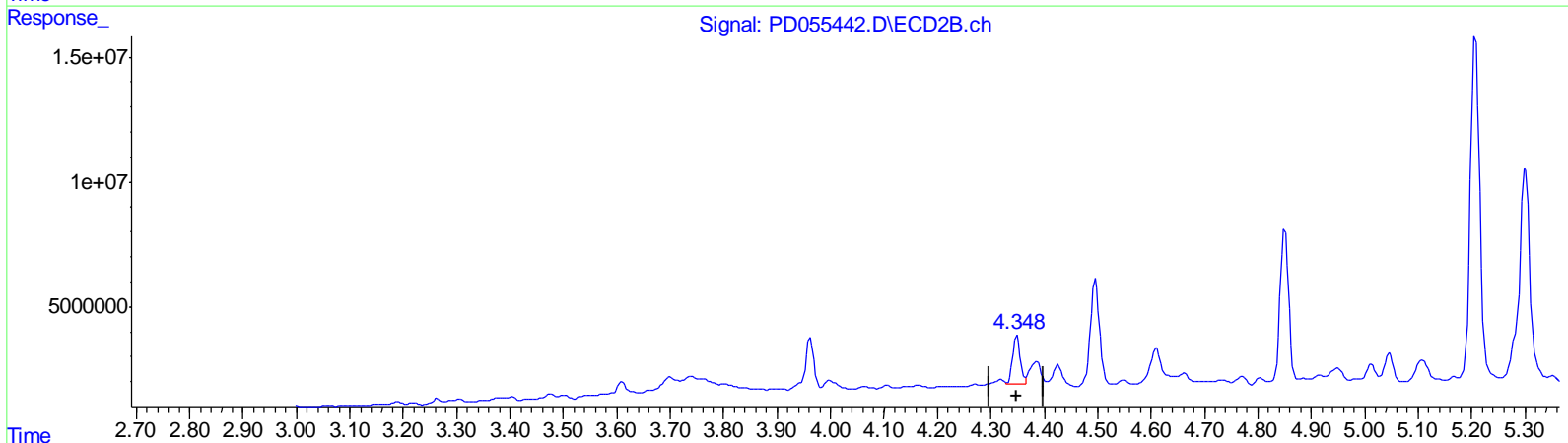
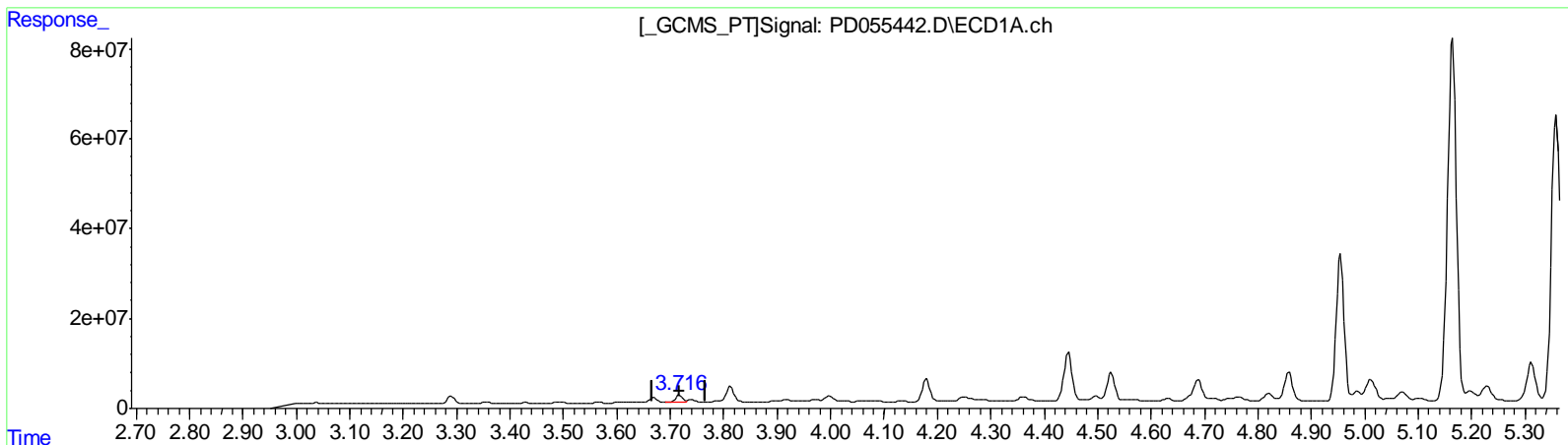
Instrument :
 ECD_D
 ClientSampled :
 BFB69RE

Manual Integrations
 APPROVED

Ankita
 10/23/2019 10:29:08 AM

Integration File signal 1: autoint1.e
 Integration File signal 2: autoint2.e
 Quant Time: Oct 19 06:21:29 2019
 Quant Method : Z:\pestpcbsrv\HPCHEM1\ECD_D\Method\PD101819CLP.M
 Quant Title : GC Extractables
 QLast Update : Sat Oct 19 00:42:03 2019
 Response via : Initial Calibration
 Integrator: ChemStation

Volume Inj. : 1 µl
 Signal #1 Phase : ZB-MR2 Signal #2 Phase: ZB-MR1
 Signal #1 Info : 30M x 0.32mm x0.2 Signal #2 Info : 30M x 0.32mm x 0.50µm



QEdit

(2) alpha-BHC (A)
 3.717min 11.497 ng/ml
 response 14438678

(2) alpha-BHC #2 (A)
 4.348min 9.465 ng/ml m
 response 18414002

(+) = Expected Retention Time

Data Path : Z:\pestpcbsrv\HPCHEM1\ECD_D\Data\PD101819\
 Data File : PD055442.D
 Signal(s) : Signal #1: ECD1A.ch Signal #2: ECD2B.ch
 Acq On : 19 Oct 2019 02:40
 Operator : SG\AJ
 Sample : K5262-02RE
 Misc :
 ALS Vial : 39 Sample Multiplier: 1

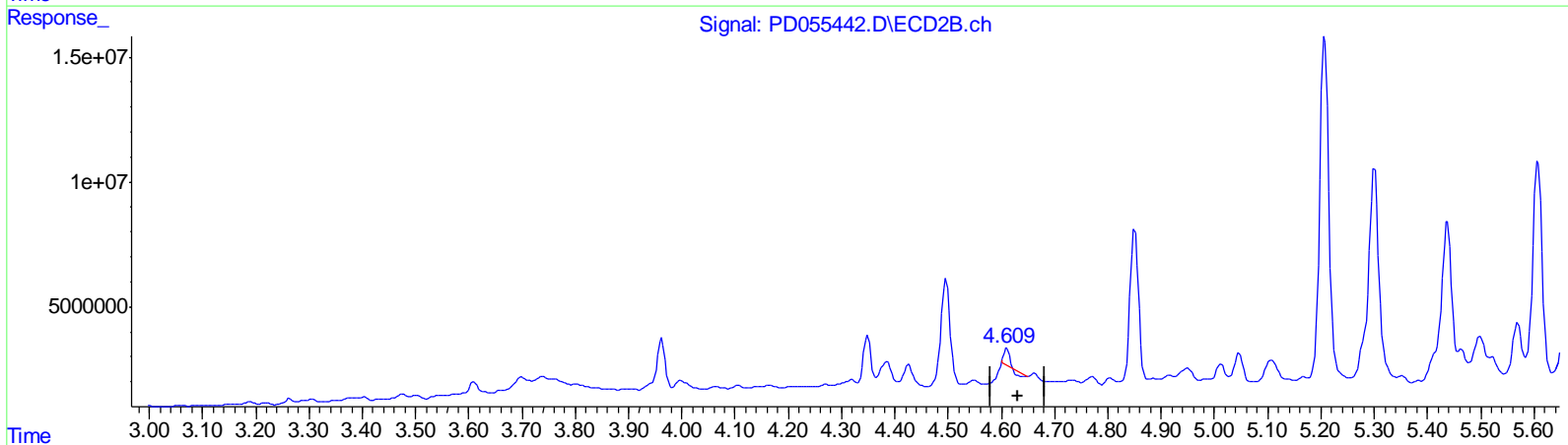
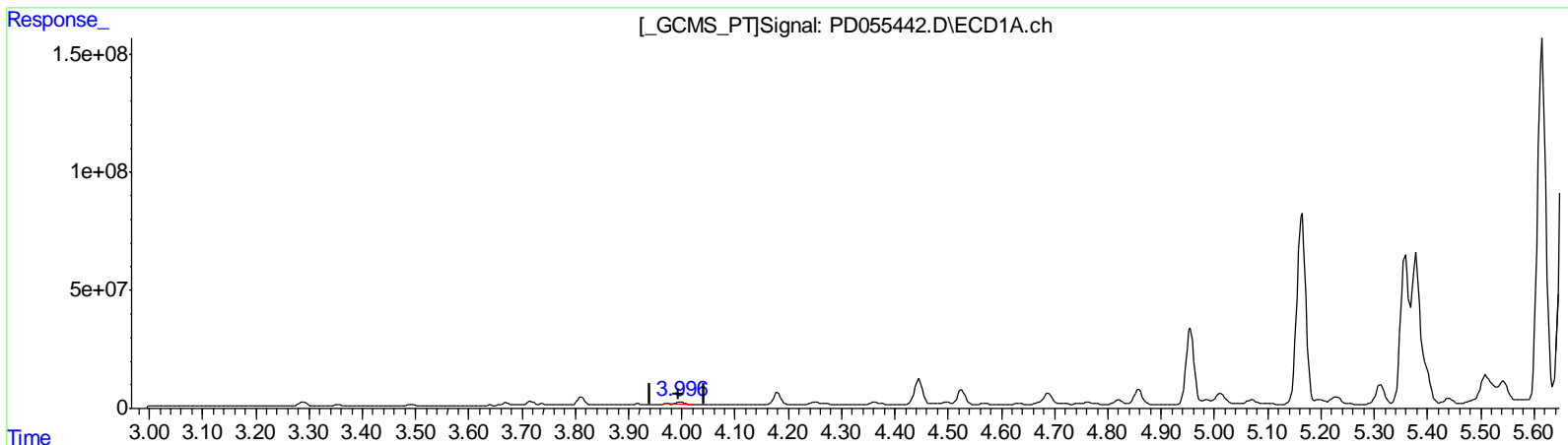
Instrument :
 ECD_D
 ClientSampled :
 BFB69RE

Manual Integrations
 APPROVED

Ankita
 10/23/2019 10:29:08 AM

Integration File signal 1: autoint1.e
 Integration File signal 2: autoint2.e
 Quant Time: Oct 19 06:21:29 2019
 Quant Method : Z:\pestpcbsrv\HPCHEM1\ECD_D\Method\PD101819CLP.M
 Quant Title : GC Extractables
 QLast Update : Sat Oct 19 00:42:03 2019
 Response via : Initial Calibration
 Integrator: ChemStation

Volume Inj. : 1 µl
 Signal #1 Phase : ZB-MR2 Signal #2 Phase: ZB-MR1
 Signal #1 Info : 30M x 0.32mm x0.2 Signal #2 Info : 30M x 0.32mm x 0.50µm



QEdit

(3) gamma-BHC (Lindane) (MA)

3.998min 8.454 ng/ml

response 10018354

(3) gamma-BHC (Lindane) #2 (MA)

4.610min 1.788 ng/ml

response 3297653

(+) = Expected Retention Time

Data Path : Z:\pestpcbsrv\HPCHEM1\ECD_D\Data\PD101819\
 Data File : PD055442.D
 Signal(s) : Signal #1: ECD1A.ch Signal #2: ECD2B.ch
 Acq On : 19 Oct 2019 02:40
 Operator : SG\AJ
 Sample : K5262-02RE
 Misc :
 ALS Vial : 39 Sample Multiplier: 1

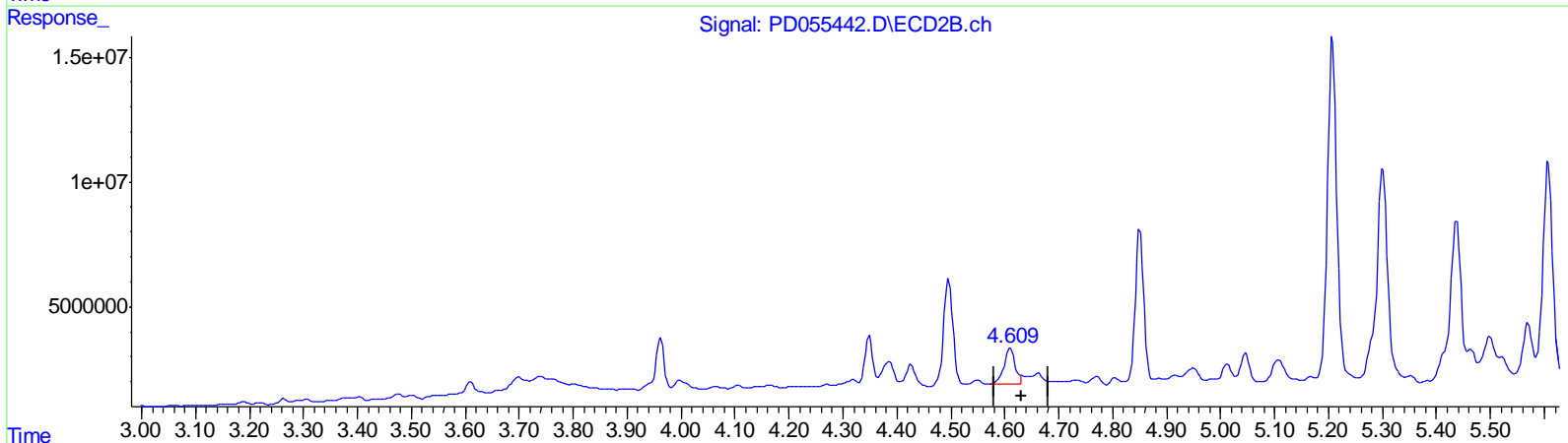
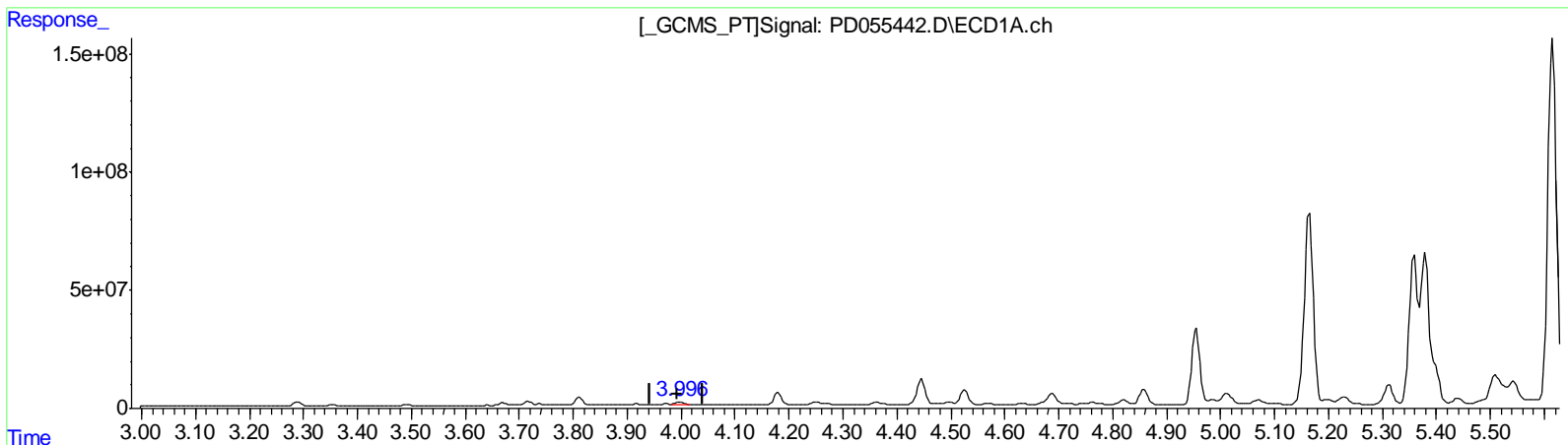
Instrument :
 ECD_D
 ClientSampled :
 BFB69RE

Manual Integrations
 APPROVED

Ankita
 10/23/2019 10:29:08 AM

Integration File signal 1: autoint1.e
 Integration File signal 2: autoint2.e
 Quant Time: Oct 19 06:21:29 2019
 Quant Method : Z:\pestpcbsrv\HPCHEM1\ECD_D\Method\PD101819CLP.M
 Quant Title : GC Extractables
 QLast Update : Sat Oct 19 00:42:03 2019
 Response via : Initial Calibration
 Integrator: ChemStation

Volume Inj. : 1 µl
 Signal #1 Phase : ZB-MR2 Signal #2 Phase: ZB-MR1
 Signal #1 Info : 30M x 0.32mm x0.2 Signal #2 Info : 30M x 0.32mm x 0.50µm



QEdit

(3) gamma-BHC (Lindane) (MA)

3.996min 9.823 ng/ml m

response 11640887

(3) gamma-BHC (Lindane) #2 (MA)

4.609min 11.165 ng/ml m

response 20588398

(+) = Expected Retention Time

Data Path : Z:\pestpcbsrv\HPCHEM1\ECD_D\Data\PD101819\
 Data File : PD055442.D
 Signal(s) : Signal #1: ECD1A.ch Signal #2: ECD2B.ch
 Acq On : 19 Oct 2019 02:40
 Operator : SG\AJ
 Sample : K5262-02RE
 Misc :
 ALS Vial : 39 Sample Multiplier: 1

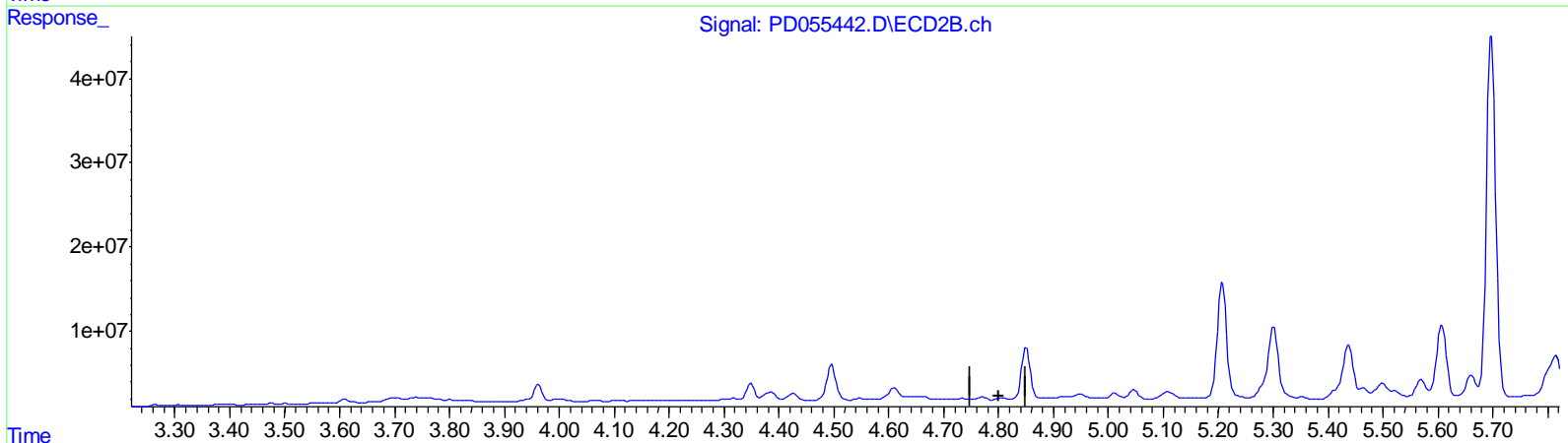
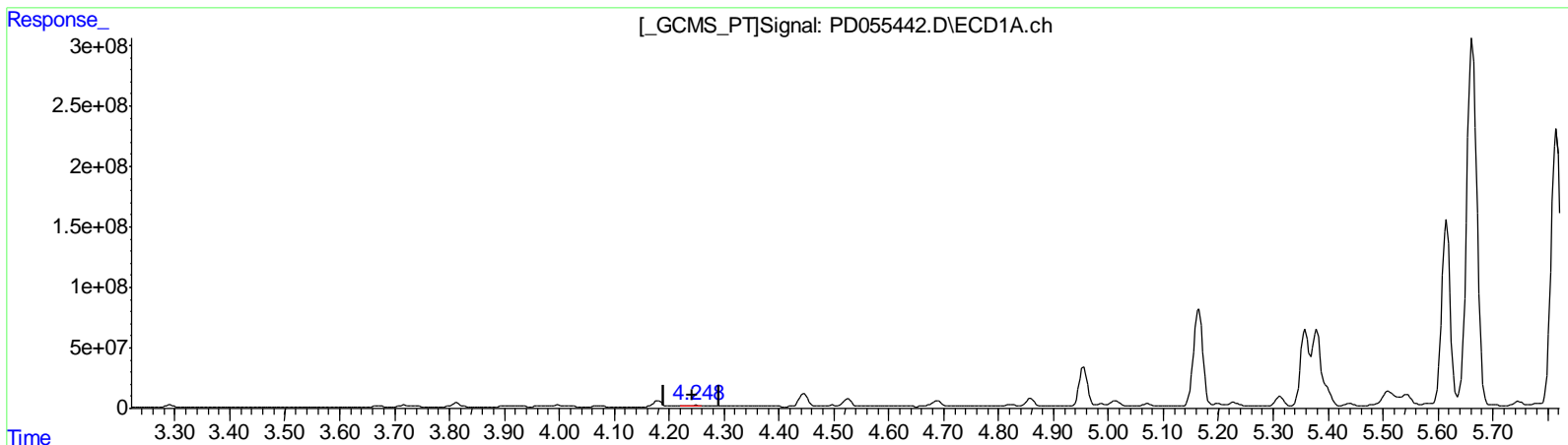
Instrument :
 ECD_D
 ClientSampled :
 BFB69RE

Manual Integrations
 APPROVED

Ankita
 10/23/2019 10:29:08 AM

Integration File signal 1: autoint1.e
 Integration File signal 2: autoint2.e
 Quant Time: Oct 19 06:21:29 2019
 Quant Method : Z:\pestpcbsrv\HPCHEM1\ECD_D\Method\PD101819CLP.M
 Quant Title : GC Extractables
 QLast Update : Sat Oct 19 00:42:03 2019
 Response via : Initial Calibration
 Integrator: ChemStation

Volume Inj. : 1 µl
 Signal #1 Phase : ZB-MR2 Signal #2 Phase: ZB-MR1
 Signal #1 Info : 30M x 0.32mm x0.2 Signal #2 Info : 30M x 0.32mm x 0.50µm



QEdit

(6) beta-BHC (B)
 4.250min 2.550 ng/ml
 response 1355638

(6) beta-BHC #2 (B)
 4.805min -1.609 ng/ml
 response -1422277

(+) = Expected Retention Time

Data Path : Z:\pestpcbsrv\HPCHEM1\ECD_D\Data\PD101819\
 Data File : PD055442.D
 Signal(s) : Signal #1: ECD1A.ch Signal #2: ECD2B.ch
 Acq On : 19 Oct 2019 02:40
 Operator : SG\AJ
 Sample : K5262-02RE
 Misc :
 ALS Vial : 39 Sample Multiplier: 1

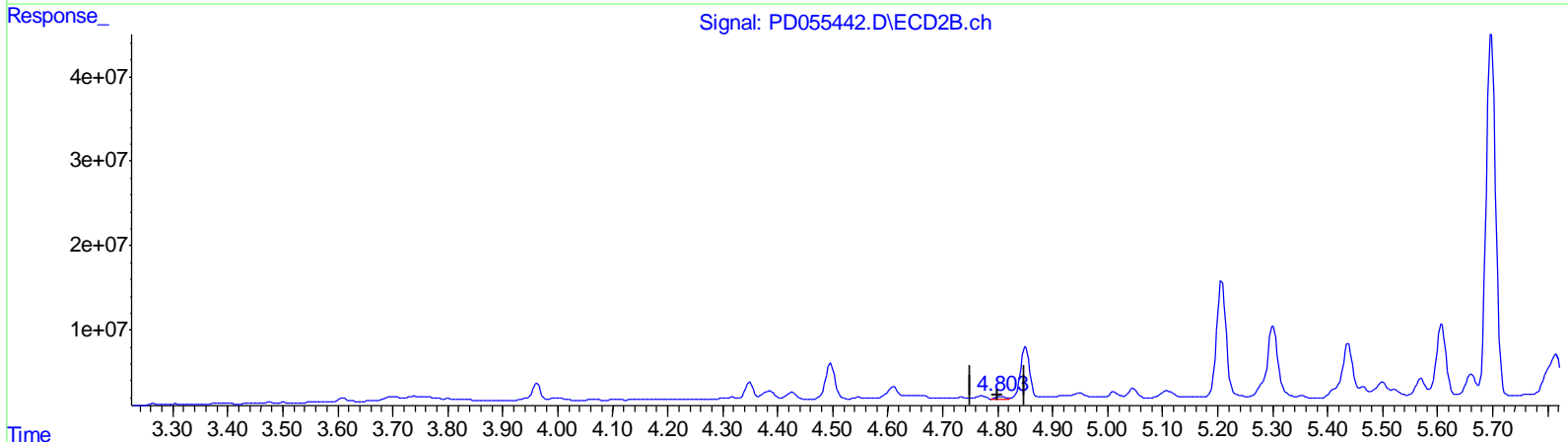
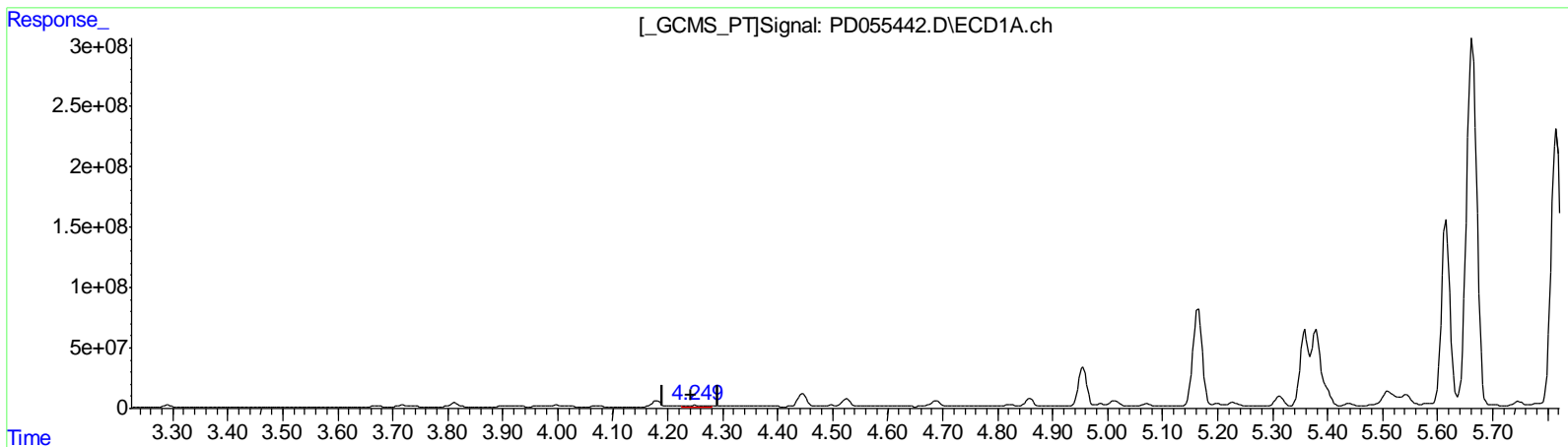
Instrument :
 ECD_D
 ClientSampled :
 BFB69RE

Manual Integrations
 APPROVED

Ankita
 10/23/2019 10:29:08 AM

Integration File signal 1: autoint1.e
 Integration File signal 2: autoint2.e
 Quant Time: Oct 19 06:21:29 2019
 Quant Method : Z:\pestpcbsrv\HPCHEM1\ECD_D\Method\PD101819CLP.M
 Quant Title : GC Extractables
 QLast Update : Sat Oct 19 00:42:03 2019
 Response via : Initial Calibration
 Integrator: ChemStation

Volume Inj. : 1 µl
 Signal #1 Phase : ZB-MR2 Signal #2 Phase: ZB-MR1
 Signal #1 Info : 30M x 0.32mm x0.2 Signal #2 Info : 30M x 0.32mm x 0.50µm



QEdit

(6) beta-BHC (B)
 4.249min 32.554 ng/ml m
 response 17305197

(6) beta-BHC #2 (B)
 4.803min 4.127 ng/ml m
 response 3649567

Data Path : Z:\pestpcbsrv\HPCHEM1\ECD_D\Data\PD101819\
 Data File : PD055442.D
 Signal(s) : Signal #1: ECD1A.ch Signal #2: ECD2B.ch
 Acq On : 19 Oct 2019 02:40
 Operator : SG\AJ
 Sample : K5262-02RE
 Misc :
 ALS Vial : 39 Sample Multiplier: 1

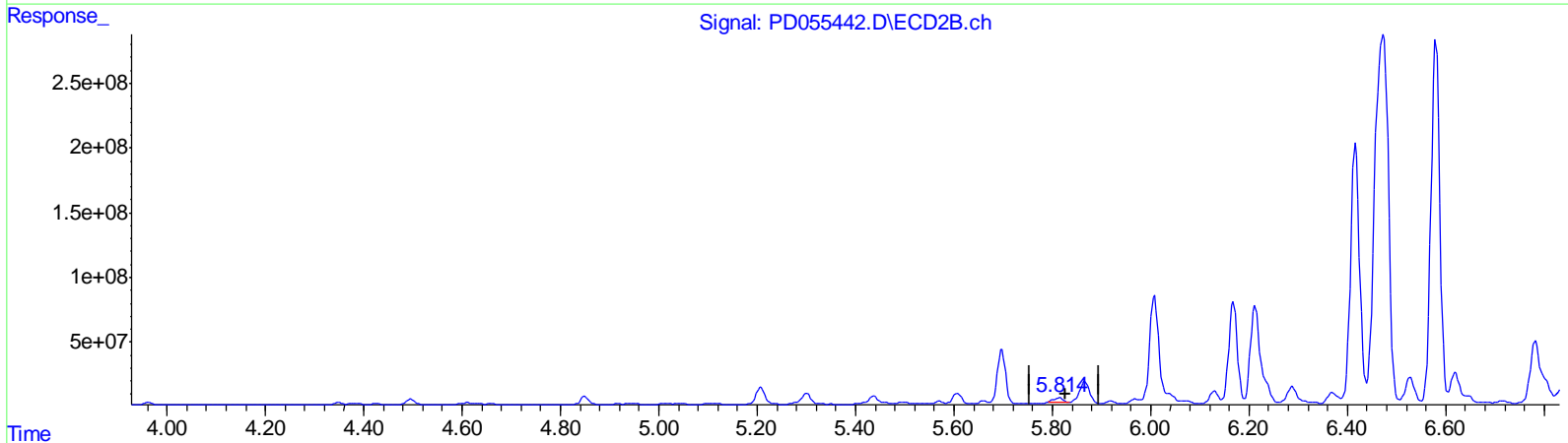
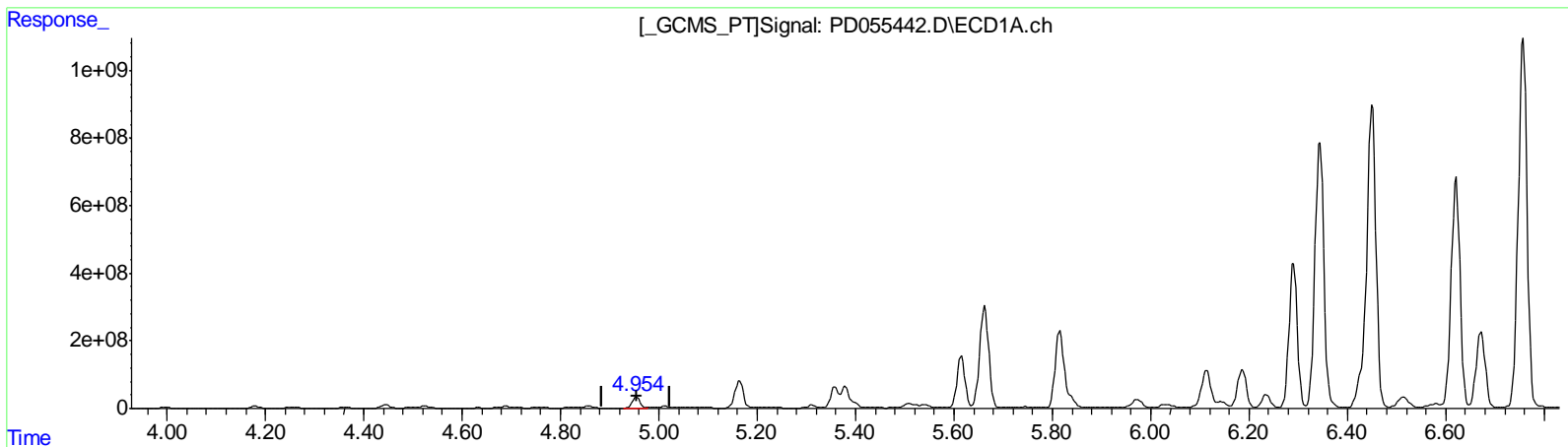
Instrument :
 ECD_D
 ClientSampled :
 BFB69RE

Manual Integrations
 APPROVED

Ankita
 10/23/2019 10:29:08 AM

Integration File signal 1: autoint1.e
 Integration File signal 2: autoint2.e
 Quant Time: Oct 19 06:21:29 2019
 Quant Method : Z:\pestpcbsrv\HPCHEM1\ECD_D\Method\PD101819CLP.M
 Quant Title : GC Extractables
 QLast Update : Sat Oct 19 00:42:03 2019
 Response via : Initial Calibration
 Integrator: ChemStation

Volume Inj. : 1 µl
 Signal #1 Phase : ZB-MR2 Signal #2 Phase: ZB-MR1
 Signal #1 Info : 30M x 0.32mm x0.2 Signal #2 Info : 30M x 0.32mm x 0.50µm



QEdit

(8) Heptachlor epoxide (B)
 4.955min 335.954 ng/ml
 response 338921104

(8) Heptachlor epoxide #2 (B)
 5.815min 25.385 ng/ml
 response 43346868

Data Path : Z:\pestpcbsrv\HPCHEM1\ECD_D\Data\PD101819\
 Data File : PD055442.D
 Signal(s) : Signal #1: ECD1A.ch Signal #2: ECD2B.ch
 Acq On : 19 Oct 2019 02:40
 Operator : SG\AJ
 Sample : K5262-02RE
 Misc :
 ALS Vial : 39 Sample Multiplier: 1

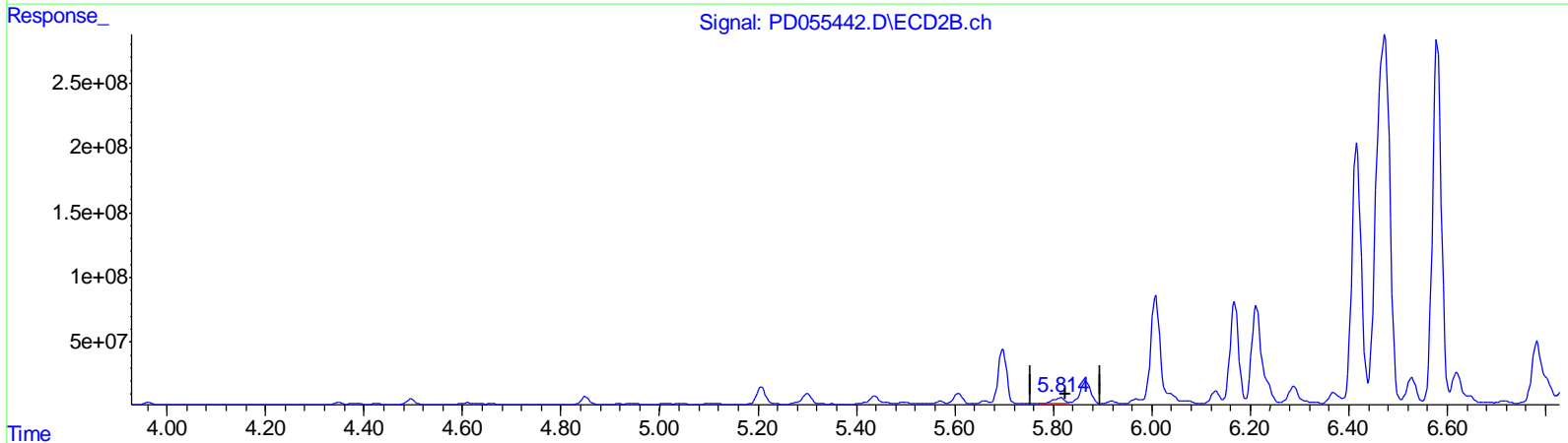
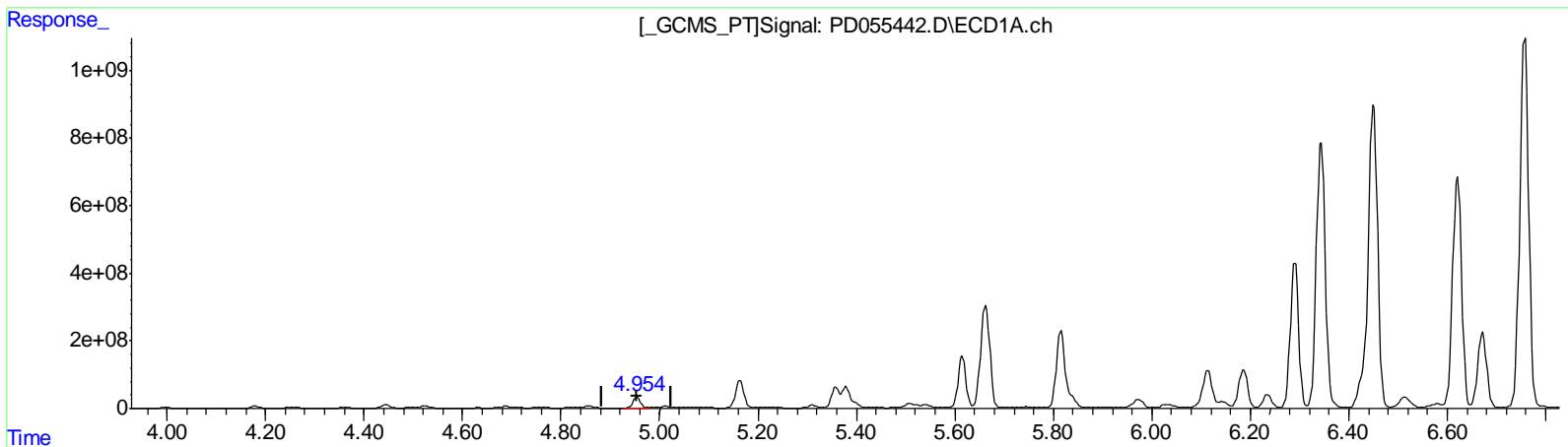
Instrument :
 ECD_D
 ClientSampled :
 BFB69RE

Manual Integrations
 APPROVED

Ankita
 10/23/2019 10:29:08 AM

Integration File signal 1: autoint1.e
 Integration File signal 2: autoint2.e
 Quant Time: Oct 19 06:21:29 2019
 Quant Method : Z:\pestpcbsrv\HPCHEM1\ECD_D\Method\PD101819CLP.M
 Quant Title : GC Extractables
 QLast Update : Sat Oct 19 00:42:03 2019
 Response via : Initial Calibration
 Integrator: ChemStation

Volume Inj. : 1 µl
 Signal #1 Phase : ZB-MR2 Signal #2 Phase: ZB-MR1
 Signal #1 Info : 30M x 0.32mm x0.2 Signal #2 Info : 30M x 0.32mm x 0.50µm



QEdit

(8) Heptachlor epoxide (B)
 4.955min 335.954 ng/ml
 response 338921104

(8) Heptachlor epoxide #2 (B)
 5.814min 47.409 ng/ml m
 response 80953649

Data Path : Z:\pestpcbsrv\HPCHEM1\ECD_D\Data\PD101819\
 Data File : PD055442.D
 Signal(s) : Signal #1: ECD1A.ch Signal #2: ECD2B.ch
 Acq On : 19 Oct 2019 02:40
 Operator : SG\AJ
 Sample : K5262-02RE
 Misc :
 ALS Vial : 39 Sample Multiplier: 1

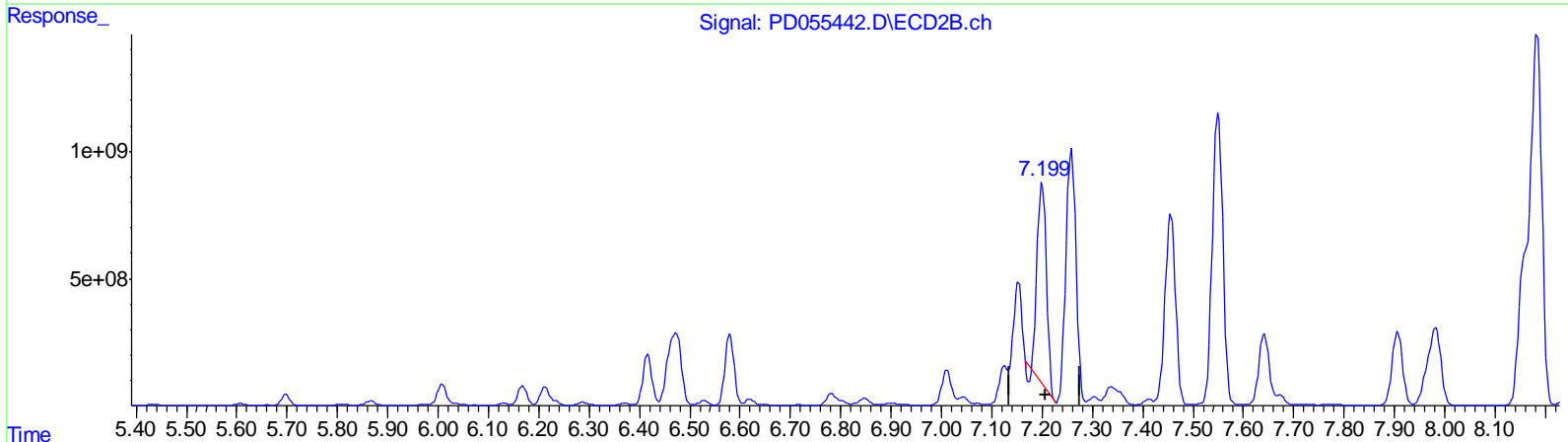
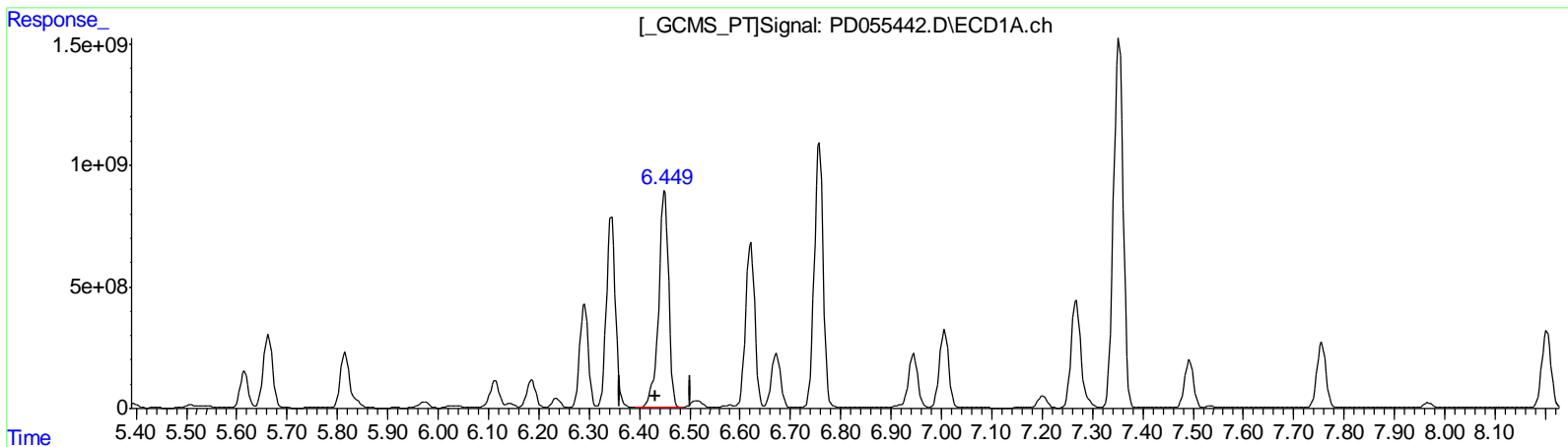
Instrument :
 ECD_D
 ClientSampled :
 BFB69RE

Manual Integrations
 APPROVED

Ankita
 10/23/2019 10:29:08 AM

Integration File signal 1: autoint1.e
 Integration File signal 2: autoint2.e
 Quant Time: Oct 19 06:21:29 2019
 Quant Method : Z:\pestpcbsrv\HPCHEM1\ECD_D\Method\PD101819CLP.M
 Quant Title : GC Extractables
 QLast Update : Sat Oct 19 00:42:03 2019
 Response via : Initial Calibration
 Integrator: ChemStation

Volume Inj. : 1 µl
 Signal #1 Phase : ZB-MR2 Signal #2 Phase: ZB-MR1
 Signal #1 Info : 30M x 0.32mm x0.2 Signal #2 Info : 30M x 0.32mm x 0.50µm



QEdit

(19) Endosulfan Sulfate (B)
 6.451min 13754.821 ng/ml
 response 12261093795

(19) Endosulfan Sulfate #2 (B)
 7.200min 6675.082 ng/ml
 response 9951761949

Data Path : Z:\pestpcbsrv\HPCHEM1\ECD_D\Data\PD101819\
 Data File : PD055442.D
 Signal(s) : Signal #1: ECD1A.ch Signal #2: ECD2B.ch
 Acq On : 19 Oct 2019 02:40
 Operator : SG\AJ
 Sample : K5262-02RE
 Misc :
 ALS Vial : 39 Sample Multiplier: 1

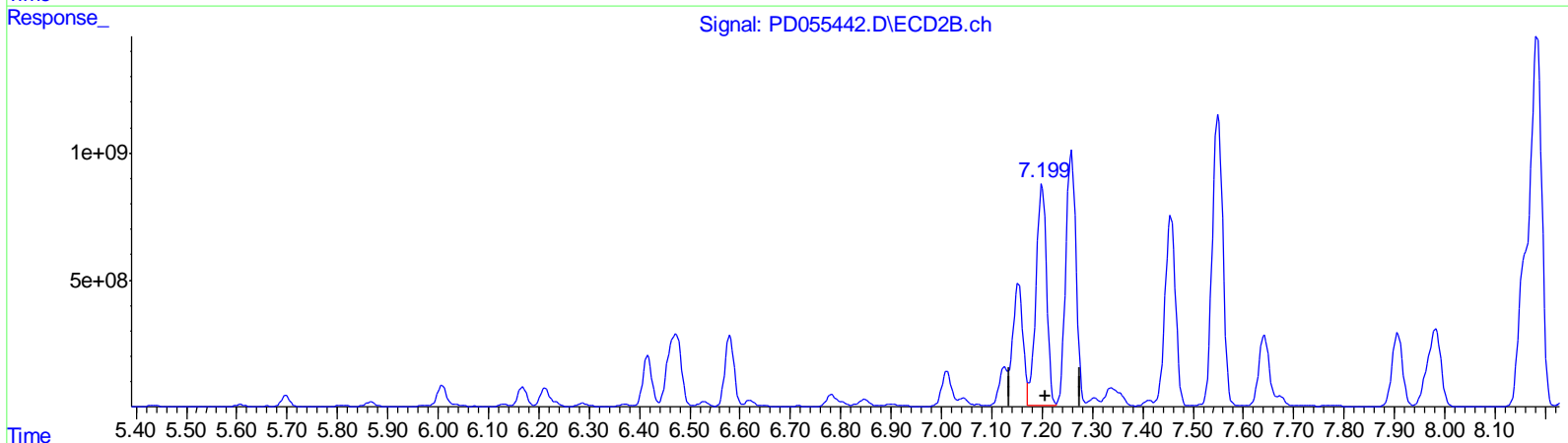
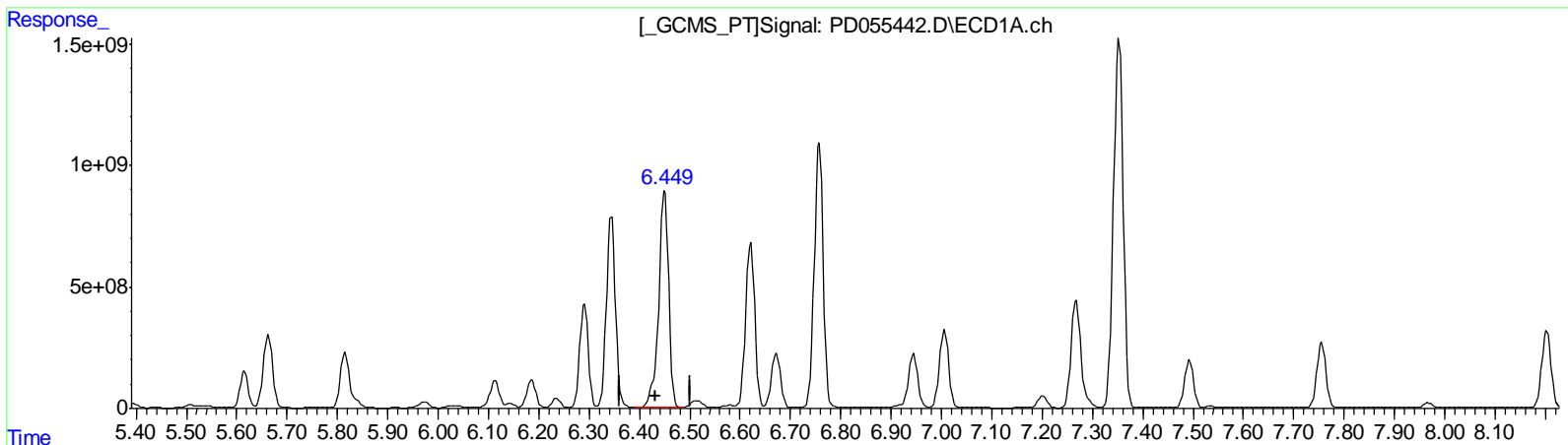
Instrument :
 ECD_D
 ClientSampled :
 BFB69RE

Manual Integrations
 APPROVED

Ankita
 10/23/2019 10:29:08 AM

Integration File signal 1: autoint1.e
 Integration File signal 2: autoint2.e
 Quant Time: Oct 19 06:21:29 2019
 Quant Method : Z:\pestpcbsrv\HPCHEM1\ECD_D\Method\PD101819CLP.M
 Quant Title : GC Extractables
 QLast Update : Sat Oct 19 00:42:03 2019
 Response via : Initial Calibration
 Integrator: ChemStation

Volume Inj. : 1 µl
 Signal #1 Phase : ZB-MR2 Signal #2 Phase: ZB-MR1
 Signal #1 Info : 30M x 0.32mm x0.2 Signal #2 Info : 30M x 0.32mm x 0.50µm



QEdit

(19) Endosulfan Sulfate (B)

6.451min 13754.821 ng/ml

response 12261093795

(19) Endosulfan Sulfate #2 (B)

7.199min 8538.711 ng/ml m

response 12730213716

Data Path : Z:\pestpcbsrv\HPCHEM1\ECD_D\Data\PD101819\
 Data File : PD055442.D
 Signal(s) : Signal #1: ECD1A.ch Signal #2: ECD2B.ch
 Acq On : 19 Oct 2019 02:40
 Operator : SG\AJ
 Sample : K5262-02RE
 Misc :
 ALS Vial : 39 Sample Multiplier: 1

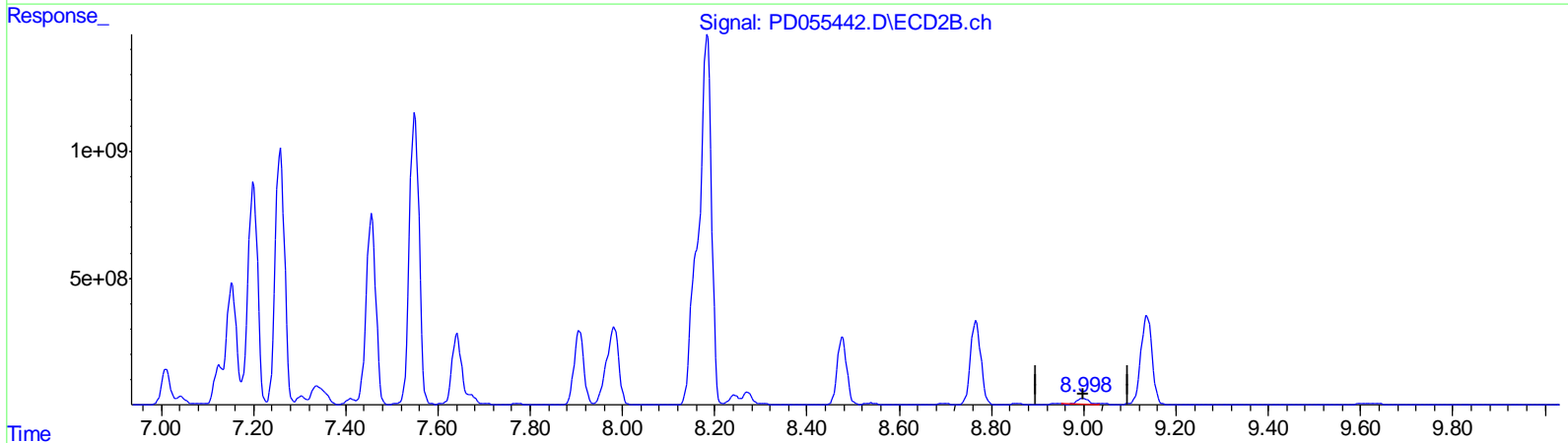
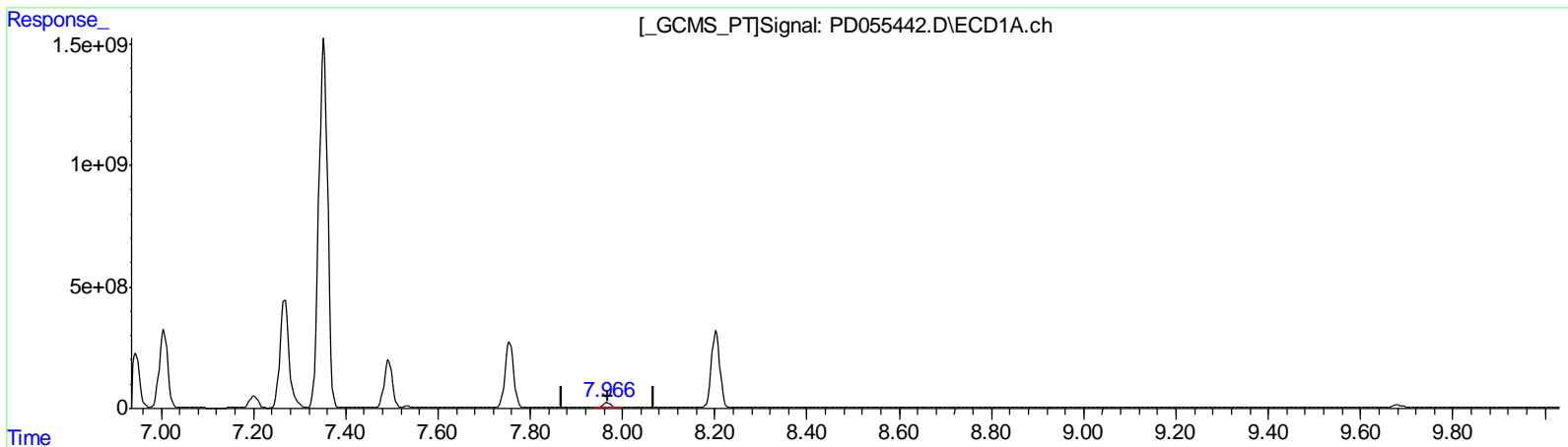
Instrument :
 ECD_D
 ClientSampleId :
 BFB69RE

Manual Integrations
 APPROVED

Ankita
 10/23/2019 10:29:08 AM

Integration File signal 1: autoint1.e
 Integration File signal 2: autoint2.e
 Quant Time: Oct 19 06:21:29 2019
 Quant Method : Z:\pestpcbsrv\HPCHEM1\ECD_D\Method\PD101819CLP.M
 Quant Title : GC Extractables
 QLast Update : Sat Oct 19 00:42:03 2019
 Response via : Initial Calibration
 Integrator: ChemStation

Volume Inj. : 1 µl
 Signal #1 Phase : ZB-MR2 Signal #2 Phase: ZB-MR1
 Signal #1 Info : 30M x 0.32mm x0.2 Signal #2 Info : 30M x 0.32mm x 0.50µm



QEdit

(27) Decachlorobiphenyl (SA)

7.967min 287.574 ng/ml

response 263324155

(27) Decachlorobiphenyl #2 (SA)

8.999min 282.954 ng/ml

response 369195973

Data Path : Z:\pestpcbsrv\HPCHEM1\ECD_D\Data\PD101819\
 Data File : PD055442.D
 Signal(s) : Signal #1: ECD1A.ch Signal #2: ECD2B.ch
 Acq On : 19 Oct 2019 02:40
 Operator : SG\AJ
 Sample : K5262-02RE
 Misc :
 ALS Vial : 39 Sample Multiplier: 1

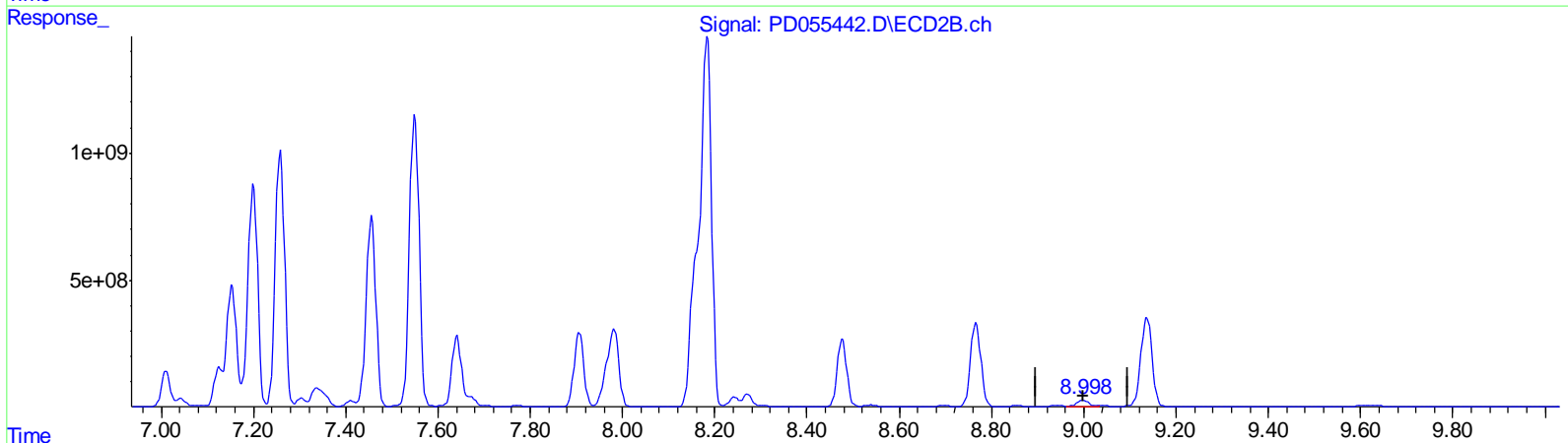
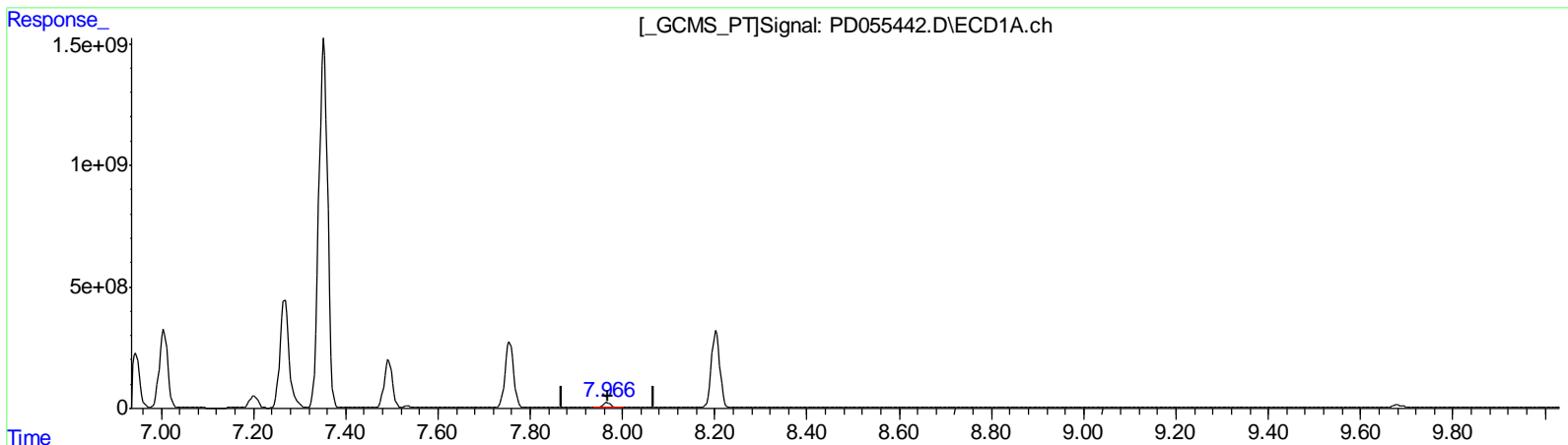
Instrument :
 ECD_D
 ClientSampleId :
 BFB69RE

Manual Integrations
 APPROVED

Ankita
 10/23/2019 10:29:08 AM

Integration File signal 1: autoint1.e
 Integration File signal 2: autoint2.e
 Quant Time: Oct 19 06:21:29 2019
 Quant Method : Z:\pestpcbsrv\HPCHEM1\ECD_D\Method\PD101819CLP.M
 Quant Title : GC Extractables
 QLast Update : Sat Oct 19 00:42:03 2019
 Response via : Initial Calibration
 Integrator: ChemStation

Volume Inj. : 1 µl
 Signal #1 Phase : ZB-MR2 Signal #2 Phase: ZB-MR1
 Signal #1 Info : 30M x 0.32mm x0.2 Signal #2 Info : 30M x 0.32mm x 0.50µm



QEdit

(27) Decachlorobiphenyl (SA)

7.967min 287.574 ng/ml

response 263324155

(27) Decachlorobiphenyl #2 (SA)

8.998min 305.032 ng/ml m

response 398003232

(+) = Expected Retention Time

Data Path : Z:\pestpcbsrv\HPCHEM1\ECD_D\Data\PD101819\
 Data File : PD055442.D
 Signal(s) : Signal #1: ECD1A.ch Signal #2: ECD2B.ch
 Acq On : 19 Oct 2019 02:40
 Operator : SG\AJ
 Sample : K5262-02RE
 Misc :
 ALS Vial : 39 Sample Multiplier: 1

Instrument :
 ECD_D
 ClientSampleId :
 BFB69RE

Manual Integrations
 APPROVED

Ankita
 10/23/2019 10:29:08 AM

Integration File signal 1: autoint1.e
 Integration File signal 2: autoint2.e
 Quant Time: Oct 19 06:21:29 2019
 Quant Method : Z:\pestpcbsrv\HPCHEM1\ECD_D\Method\PD101819CLP.M
 Quant Title : GC Extractables
 QLast Update : Sat Oct 19 00:42:03 2019
 Response via : Initial Calibration
 Integrator: ChemStation

Volume Inj. : 1 µl
 Signal #1 Phase : ZB-MR2 Signal #2 Phase: ZB-MR1
 Signal #1 Info : 30M x 0.32mm x0.2 Signal #2 Info : 30M x 0.32mm x 0.50µm

Compound	RT#1	RT#2	Resp#1	Resp#2	ng/ml	ng/ml

System Monitoring Compounds						
1) SA Tetrachlo...	3.290	3.962	14560865	21176732	16.332	15.729
27) SA Decachlor...	7.967	8.998	263.3E6	398.0E6	287.574	305.032m
Target Compounds						
2) A alpha-BHC	3.717	4.348	14438678	18414002	11.497	9.465m
3) MA gamma-BHC...	3.996	4.609	11640887	20588398	9.823m	11.165m
5) MB Aldrin	4.525	5.438	59664611	65634816	56.091	37.745 #
6) B beta-BHC	4.249	4.803	17305197	3649567	32.554m	4.127m#
7) B delta-BHC	4.446	5.012	114.2E6	6921491	93.209	3.648 #
8) B Heptachlo...	4.955	5.814	338.9E6	80953649	335.954	47.409m#
19) B Endosulfa...	6.451	7.199	12261.1E6	12730.2E6	13754.821	8538.711m#

AJ
 10124119

(f)=RT Delta > 1/2 Window (#)=Amounts differ by > 25% (m)=manual int.