Quantitation Report (Qedit)

Data Path : Z:\pestpcbsrv\HPCHEM1\ECD_D\Data\PD120123\
Data File : PD079890.D
Signal(s) : Signal #1: ECD1A.ch Signal #2: ECD2B.ch
Acq On : 30 Nov 2023 12:40
Operator : AR\AJ
Sample : O5459-04
Misc :
ALS Vial : 8 Sample Multiplier: 1

Integration File signal 1: autoint1.e
Integration File signal 2: autoint2.e
Quant Time: Nov 30 21:53:04 2023
Quant Method : Z:\pestpcbsrv\HPCHEM1\ECD_D\Method\PD110623CLP.M
Quant Title : GC Extractables
QLast Update : Sat Nov 04 07:14:58 2023
Response via : Initial Calibration
Integrator: ChemStation

Volume Inj. : 1 µl
Signal #1 Phase : ZB-MR1 Signal #2 Phase: ZB-MR2
Signal #1 Info : 30M x 0.32mm x0.5 Signal #2 Info : 30M x 0.32mm x 0.25µm

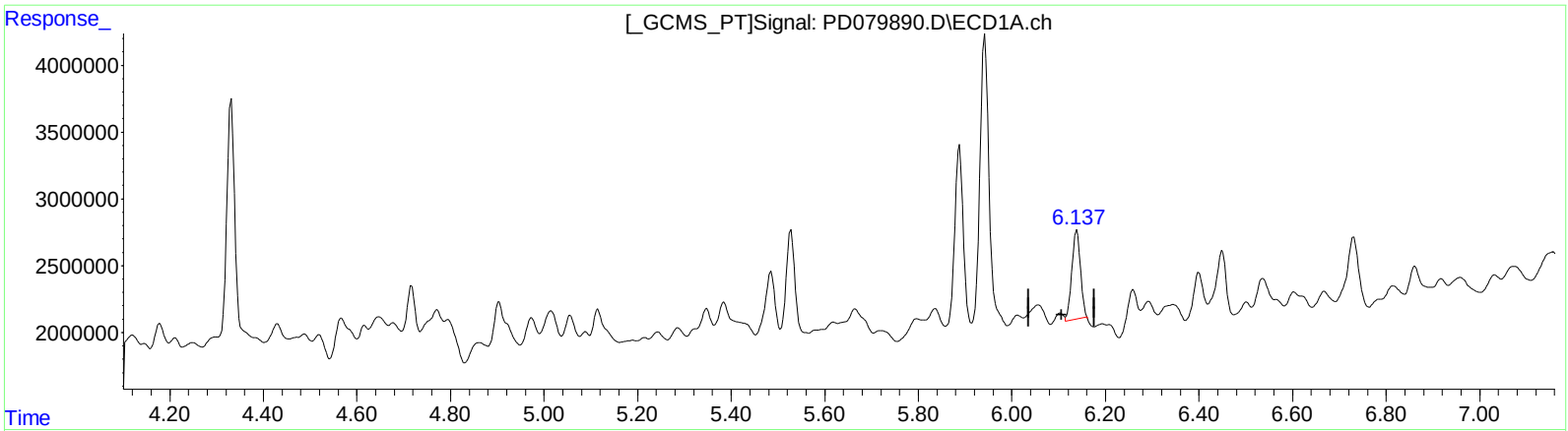

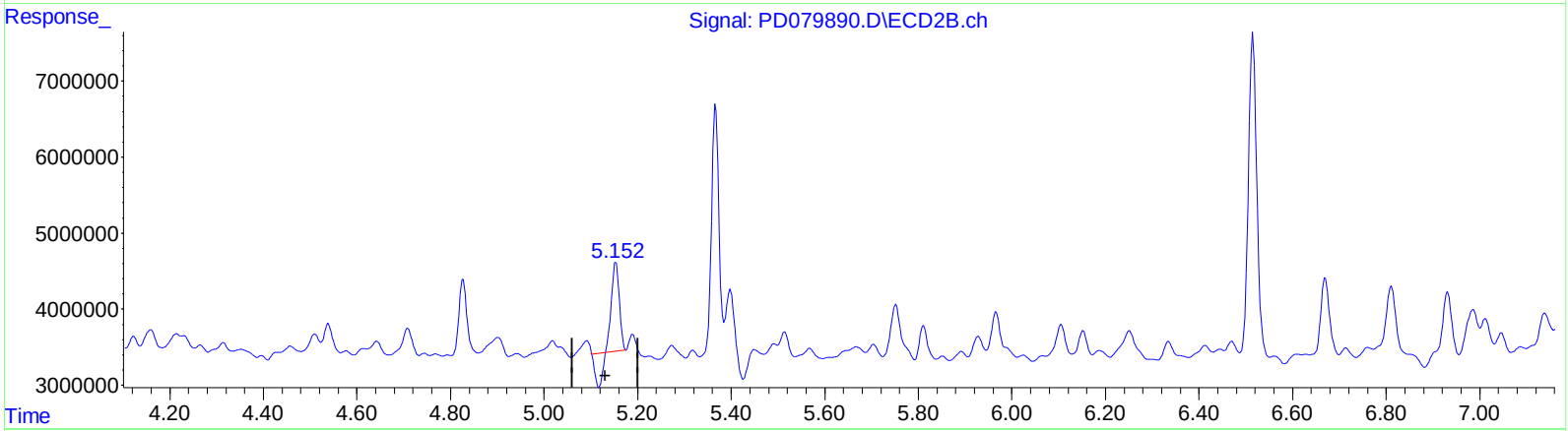

QEdit

(9) Endosulfan I (A)

6.139min 3.888 ng/ml

response 8036435

(9) Endosulfan I #2 (A)

5.154min 3.518 ng/ml

response 9752103

(+) = Expected Retention Time

Quantitation Report (Qedit)

Data Path : Z:\pestpcbsrv\HPCHEM1\ECD_D\Data\PD120123\
Data File : PD079890.D
Signal(s) : Signal #1: ECD1A.ch Signal #2: ECD2B.ch
Acq On : 30 Nov 2023 12:40
Operator : AR\AJ
Sample : O5459-04
Misc :
ALS Vial : 8 Sample Multiplier: 1

Integration File signal 1: autoint1.e
Integration File signal 2: autoint2.e
Quant Time: Nov 30 21:53:04 2023
Quant Method : Z:\pestpcbsrv\HPCHEM1\ECD_D\Method\PD110623CLP.M
Quant Title : GC Extractables
QLast Update : Sat Nov 04 07:14:58 2023
Response via : Initial Calibration
Integrator: ChemStation

Volume Inj. : 1 µl
Signal #1 Phase : ZB-MR1 Signal #2 Phase: ZB-MR2
Signal #1 Info : 30M x 0.32mm x0.5 Signal #2 Info : 30M x 0.32mm x 0.25µm

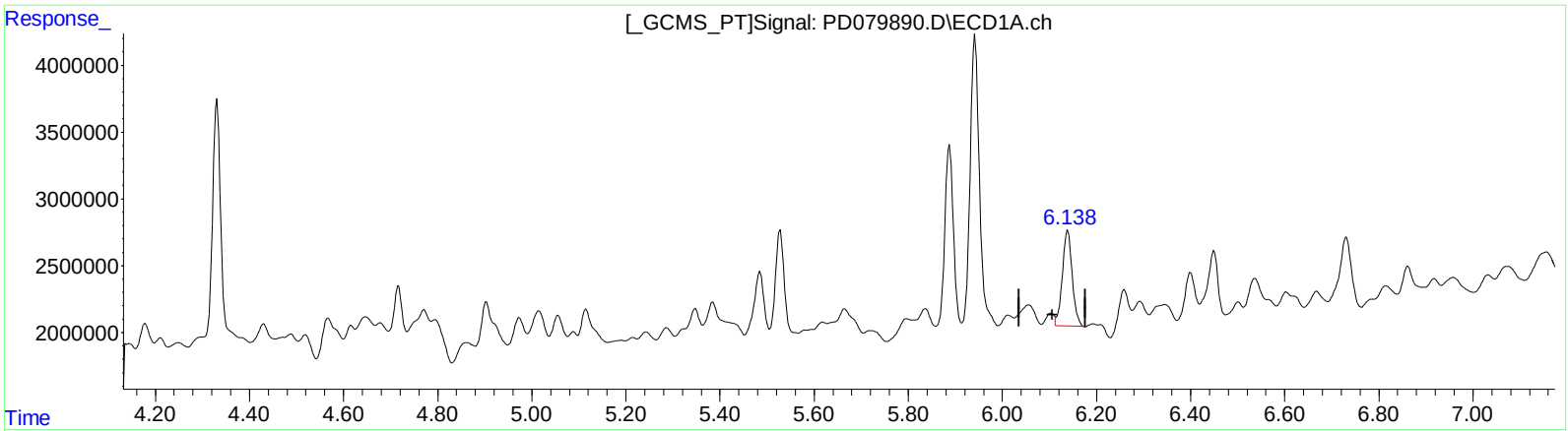

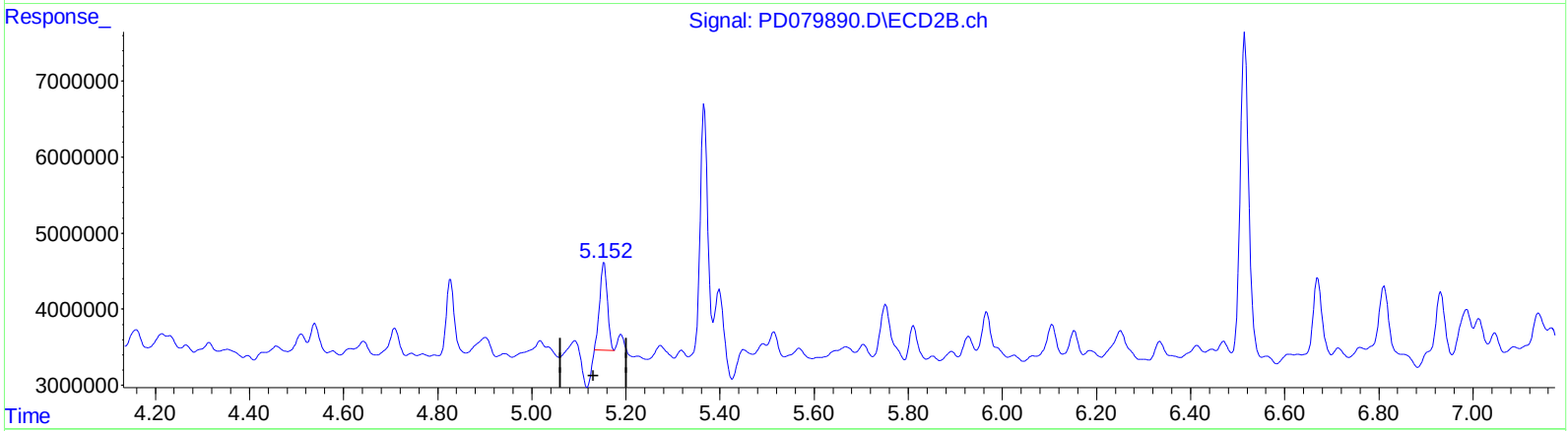

QEdit

(9) Endosulfan I (A)

6.138min 4.993 ng/ml m

response 10320950

(9) Endosulfan I #2 (A)

5.152min 4.847 ng/ml m

response 13437611

(+) = Expected Retention Time

Quantitation Report (Qedit)

Data Path : Z:\pestpcbsrv\HPCHEM1\ECD_D\Data\PD120123\
Data File : PD079890.D
Signal(s) : Signal #1: ECD1A.ch Signal #2: ECD2B.ch
Acq On : 30 Nov 2023 12:40
Operator : AR\AJ
Sample : O5459-04
Misc :
ALS Vial : 8 Sample Multiplier: 1

Integration File signal 1: autoint1.e
Integration File signal 2: autoint2.e
Quant Time: Nov 30 21:53:04 2023
Quant Method : Z:\pestpcbsrv\HPCHEM1\ECD_D\Method\PD110623CLP.M
Quant Title : GC Extractables
QLast Update : Sat Nov 04 07:14:58 2023
Response via : Initial Calibration
Integrator: ChemStation

Volume Inj. : 1 µl
Signal #1 Phase : ZB-MR1 Signal #2 Phase: ZB-MR2
Signal #1 Info : 30M x 0.32mm x0.5 Signal #2 Info : 30M x 0.32mm x 0.25µm

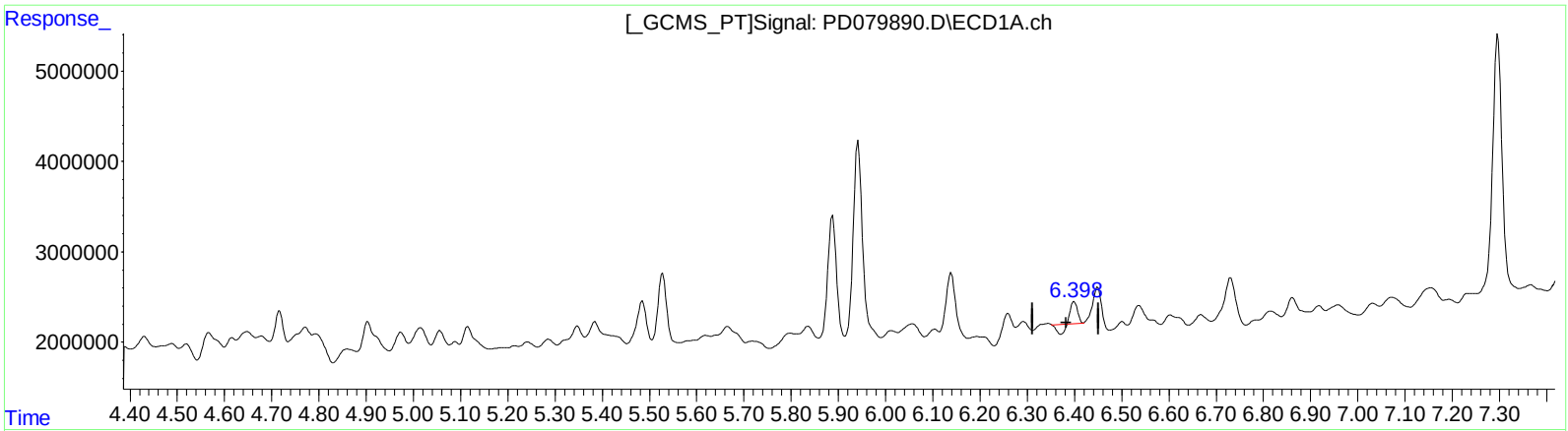

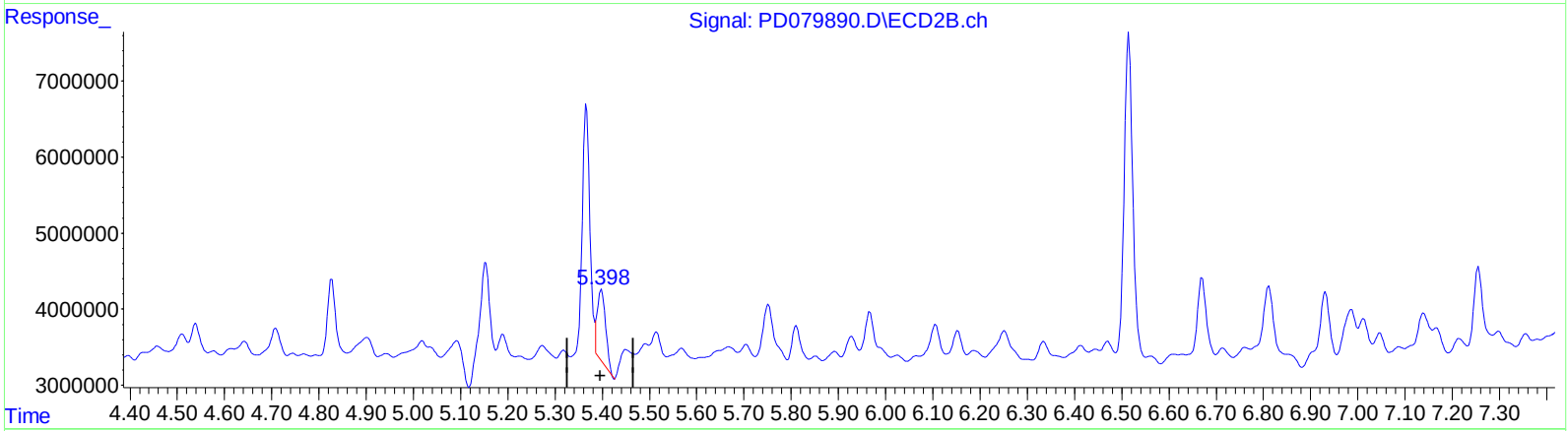

QEdit

(13) Dieldrin (MA)

6.400min 0.692 ng/ml

response 1522199

(13) Dieldrin #2 (MA)

5.399min 3.688 ng/ml

response 11743682

(+) = Expected Retention Time

Quantitation Report (Qedit)

Data Path : Z:\pestpcbsrv\HPCHEM1\ECD_D\Data\PD120123\
Data File : PD079890.D
Signal(s) : Signal #1: ECD1A.ch Signal #2: ECD2B.ch
Acq On : 30 Nov 2023 12:40
Operator : AR\AJ
Sample : O5459-04
Misc :
ALS Vial : 8 Sample Multiplier: 1

Integration File signal 1: autoint1.e
Integration File signal 2: autoint2.e
Quant Time: Nov 30 21:53:04 2023
Quant Method : Z:\pestpcbsrv\HPCHEM1\ECD_D\Method\PD110623CLP.M
Quant Title : GC Extractables
QLast Update : Sat Nov 04 07:14:58 2023
Response via : Initial Calibration
Integrator: ChemStation

Volume Inj. : 1 µl
Signal #1 Phase : ZB-MR1 Signal #2 Phase: ZB-MR2
Signal #1 Info : 30M x 0.32mm x0.5 Signal #2 Info : 30M x 0.32mm x 0.25µm

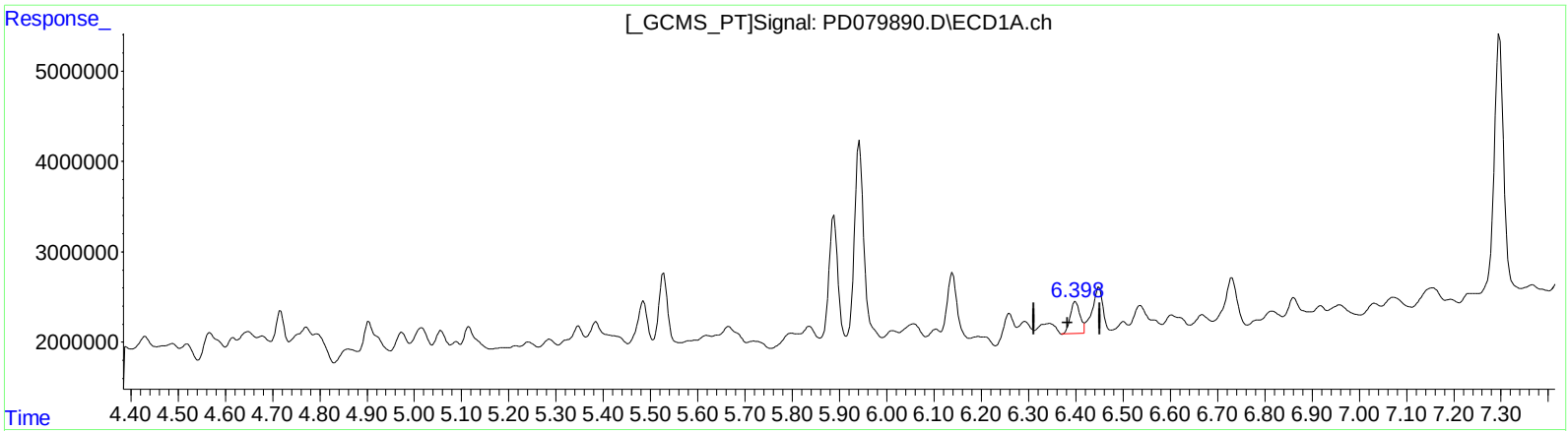

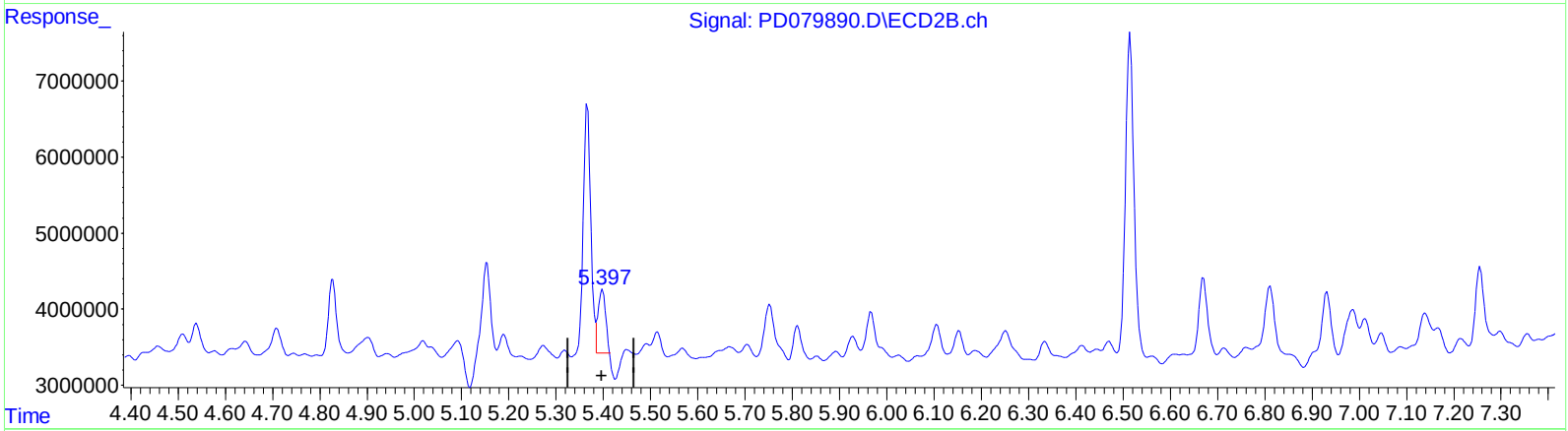

QEdit

(13) Dieldrin (MA)

6.398min 2.223 ng/ml m

response 4890174

(13) Dieldrin #2 (MA)

5.397min 2.916 ng/ml m

response 9284919

(+) = Expected Retention Time

Quantitation Report (Qedit)

Data Path : Z:\pestpcbsrv\HPCHEM1\ECD_D\Data\PD120123\
Data File : PD079890.D
Signal(s) : Signal #1: ECD1A.ch Signal #2: ECD2B.ch
Acq On : 30 Nov 2023 12:40
Operator : AR\AJ
Sample : O5459-04
Misc :
ALS Vial : 8 Sample Multiplier: 1

Integration File signal 1: autoint1.e
Integration File signal 2: autoint2.e
Quant Time: Nov 30 21:53:04 2023
Quant Method : Z:\pestpcbsrv\HPCHEM1\ECD_D\Method\PD110623CLP.M
Quant Title : GC Extractables
QLast Update : Sat Nov 04 07:14:58 2023
Response via : Initial Calibration
Integrator: ChemStation

Volume Inj. : 1 µl
Signal #1 Phase : ZB-MR1 Signal #2 Phase: ZB-MR2
Signal #1 Info : 30M x 0.32mm x0.5 Signal #2 Info : 30M x 0.32mm x 0.25µm

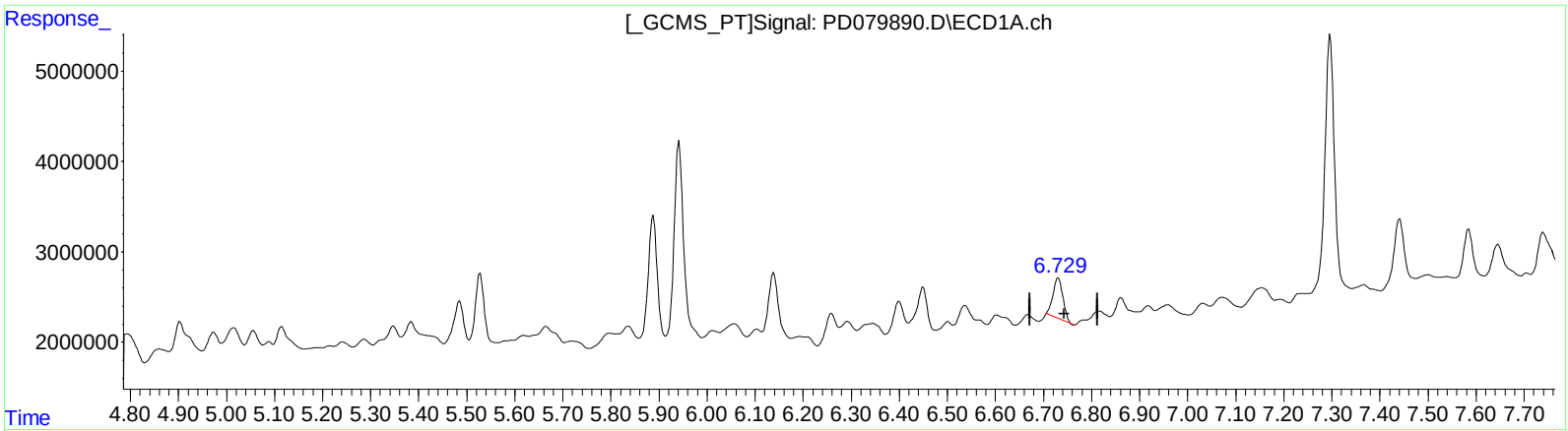

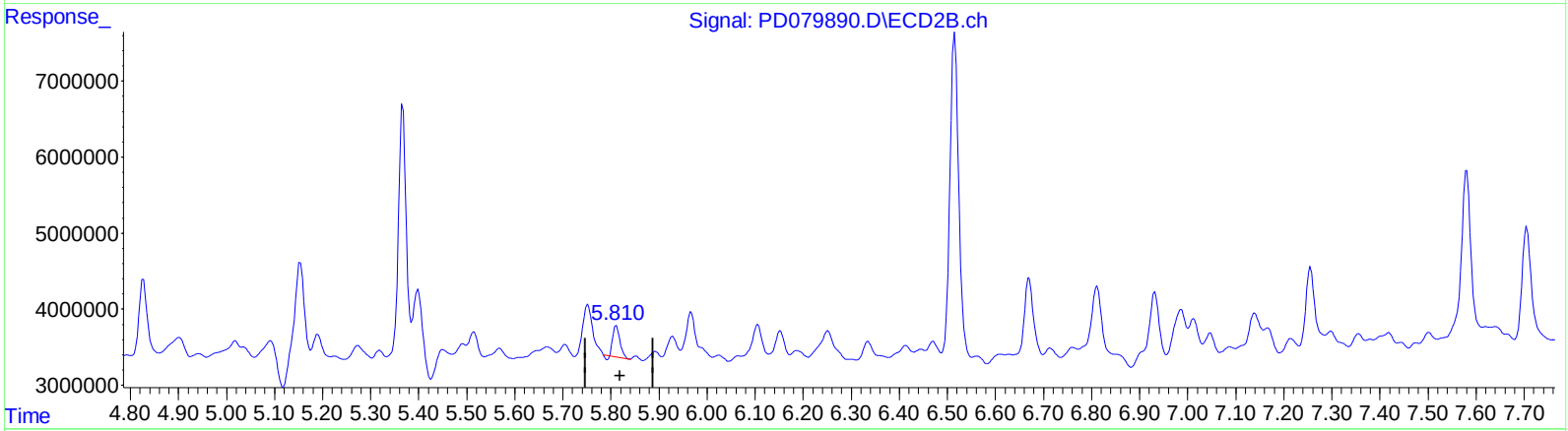

QEdit

(16) 4,4'-DDD (A)
6.731min 3.966 ng/ml
response 6425308

(16) 4,4'-DDD #2 (A)
5.811min 1.757 ng/ml
response 4135341

(+) = Expected Retention Time

Quantitation Report (Qedit)

Data Path : Z:\pestpcbsrv\HPCHEM1\ECD_D\Data\PD120123\
Data File : PD079890.D
Signal(s) : Signal #1: ECD1A.ch Signal #2: ECD2B.ch
Acq On : 30 Nov 2023 12:40
Operator : AR\AJ
Sample : O5459-04
Misc :
ALS Vial : 8 Sample Multiplier: 1

Integration File signal 1: autoint1.e
Integration File signal 2: autoint2.e
Quant Time: Nov 30 21:53:04 2023
Quant Method : Z:\pestpcbsrv\HPCHEM1\ECD_D\Method\PD110623CLP.M
Quant Title : GC Extractables
QLast Update : Sat Nov 04 07:14:58 2023
Response via : Initial Calibration
Integrator: ChemStation

Volume Inj. : 1 µl
Signal #1 Phase : ZB-MR1 Signal #2 Phase: ZB-MR2
Signal #1 Info : 30M x 0.32mm x0.5 Signal #2 Info : 30M x 0.32mm x 0.25µm

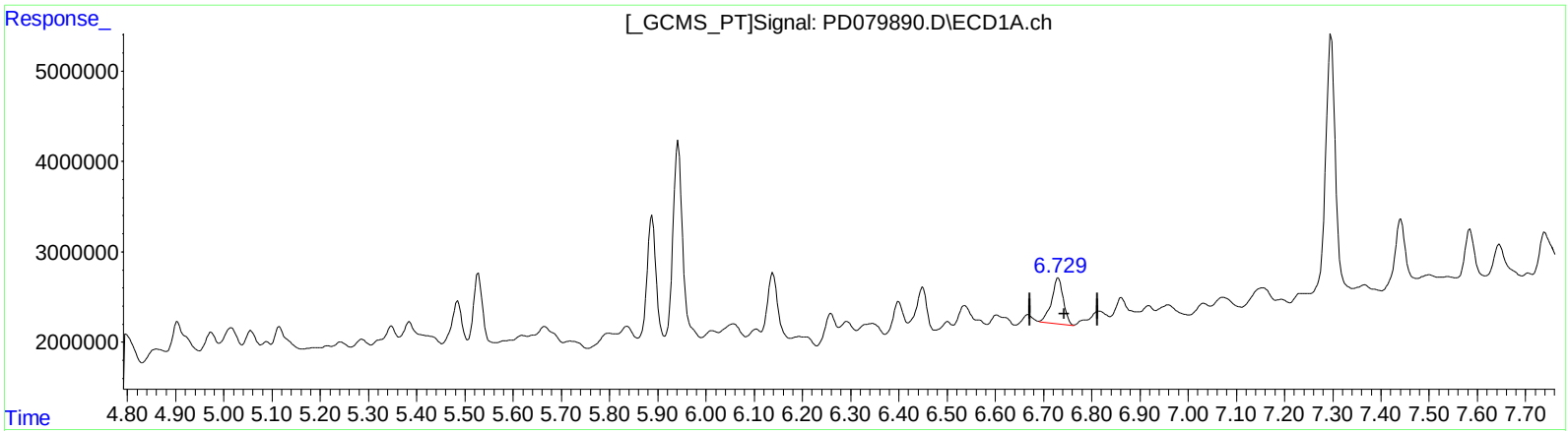

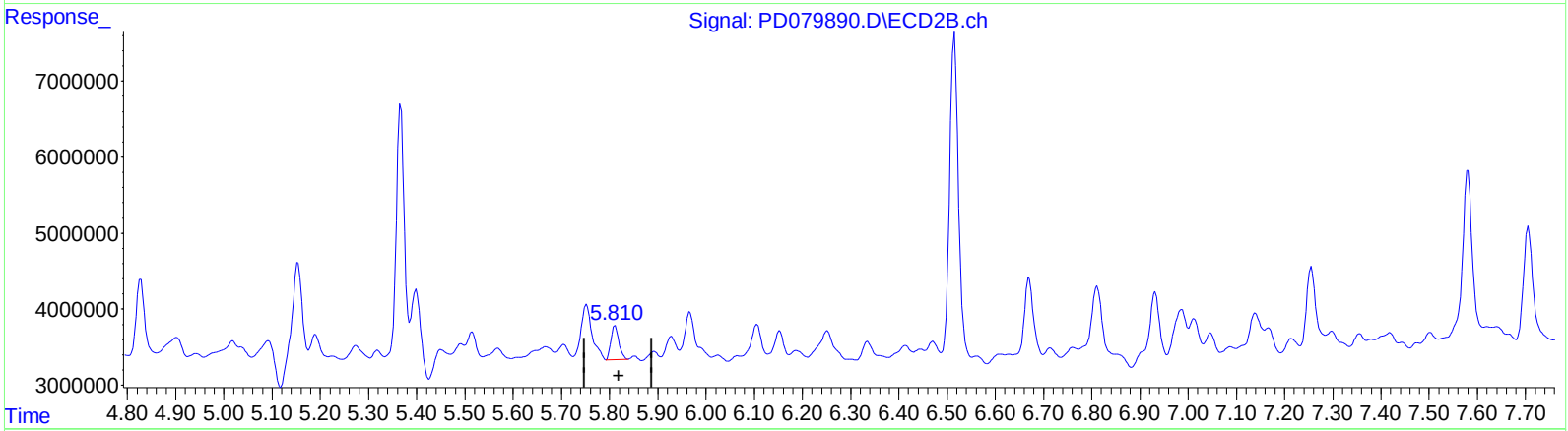

QEdit

(16) 4,4'-DDD (A)

6.729min 5.387 ng/ml m

response 8726055

(16) 4,4'-DDD #2 (A)

5.810min 2.139 ng/ml m

response 5035723

(+) = Expected Retention Time

Quantitation Report (QT Reviewed)

Data Path : Z:\pestpcbsrv\HPCHEM1\ECD_D\Data\PD120123\
Data File : PD079890.D
Signal(s) : Signal #1: ECD1A.ch Signal #2: ECD2B.ch
Acq On : 30 Nov 2023 12:40
Operator : AR\AJ
Sample : O5459-04
Misc :
ALS Vial : 8 Sample Multiplier: 1

Integration File signal 1: autoint1.e
Integration File signal 2: autoint2.e
Quant Time: Nov 30 21:53:04 2023
Quant Method : Z:\pestpcbsrv\HPCHEM1\ECD_D\Method\PD110623CLP.M
Quant Title : GC Extractables
QLast Update : Sat Nov 04 07:14:58 2023
Response via : Initial Calibration
Integrator: ChemStation

Volume Inj. : 1 µl
Signal #1 Phase : ZB-MR1 Signal #2 Phase: ZB-MR2
Signal #1 Info : 30M x 0.32mm x0.5 Signal #2 Info : 30M x 0.32mm x 0.25µm

	Compound	RT#1	RT#2	Resp#1	Resp#2	ng/ml	ng/ml
	System Monitoring Compounds						
1) SA	Tetrachlo...	3.568	2.801	28570036	44099834	19.563	19.280
27) SA	Decachlor...	9.113	7.944	33847831	45288253	19.074	18.969
	Target Compounds						
9) A	Endosulfan I	6.138	5.152	10320950	13437611	4.993m	4.847m
13) MA	Dieldrin	6.398	5.397	4890174	9284919	2.223m	2.916m#
16) A	4,4'-DDD	6.729	5.810	8726055	5035723	5.387m	2.139m#

(f)=RT Delta > 1/2 Window (#)=Amounts differ by > 25% (m)=manual int.

Quantitation Report (QT Reviewed)

Data Path : Z:\pestpcbsrv\HPCHEM1\ECD_D\Data\PD120123\
Data File : PD079890.D
Signal(s) : Signal #1: ECD1A.ch Signal #2: ECD2B.ch
Acq On : 30 Nov 2023 12:40
Operator : AR\AJ
Sample : O5459-04
Misc :
ALS Vial : 8 Sample Multiplier: 1

Integration File signal 1: autoint1.e
Integration File signal 2: autoint2.e
Quant Time: Nov 30 21:53:04 2023
Quant Method : Z:\pestpcbsrv\HPCHEM1\ECD_D\Method\PD110623CLP.M
Quant Title : GC Extractables
QLast Update : Sat Nov 04 07:14:58 2023
Response via : Initial Calibration
Integrator: ChemStation
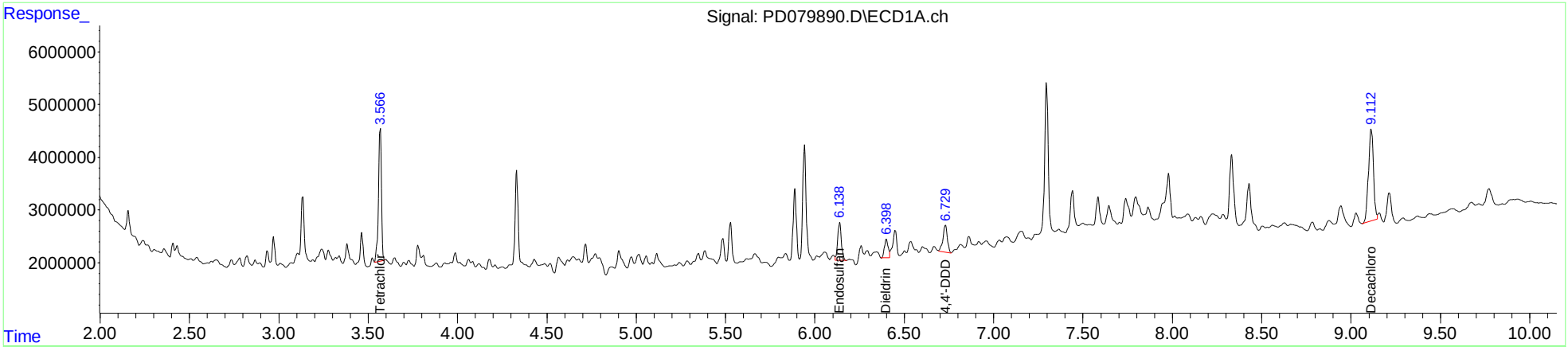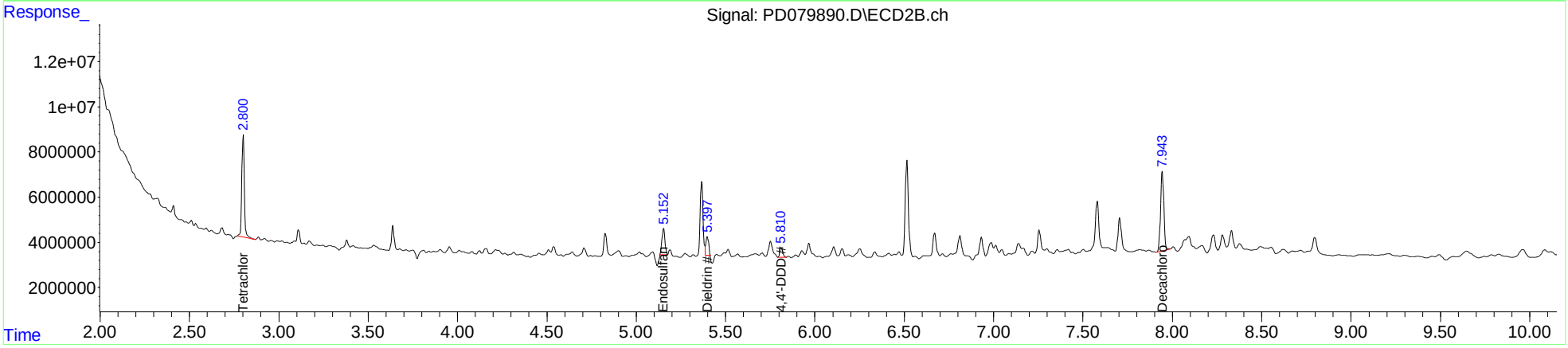
Volume Inj. : 1 µl
Signal #1 Phase : ZB-MR1 Signal #2 Phase: ZB-MR2
Signal #1 Info : 30M x 0.32mm x0.5 Signal #2 Info : 30M x 0.32mm x 0.25µm