Quantitation Report (Qedit)

Data Path : Z:\pestpcbsrv\HPCHEM1\ECD_D\Data\PD070122\
Data File : PD070652.D
Signal(s) : Signal #1: ECD1A.ch Signal #2: ECD2B.ch
Acq On : 01 Jul 2022 05:17
Operator : AR\AJ
Sample : PEM273
Misc :
ALS Vial : 31 Sample Multiplier: 1

Integration File signal 1: autoint1.e
Integration File signal 2: autoint2.e
Quant Time: Jul 01 11:17:44 2022
Quant Method : Z:\pestpcbsrv\HPCHEM1\ECD_D\Method\PD070122CLP.M
Quant Title : GC Extractables
QLast Update : Fri Jul 01 11:10:28 2022
Response via : Initial Calibration
Integrator: ChemStation

Volume Inj. : 1 µl
Signal #1 Phase : ZB-MR2 Signal #2 Phase: ZB-MR1
Signal #1 Info : 30M x 0.32mm x0.2 Signal #2 Info : 30M x 0.32mm x 0.50µm

Instrument :
ECD_D
LabSampleId :
PEM271

Manual IntegrationsAPPROVED

Reviewed By :Abdul Mirza 07/05/2022
Supervised By :Ankita Jodhani 07/05/2022

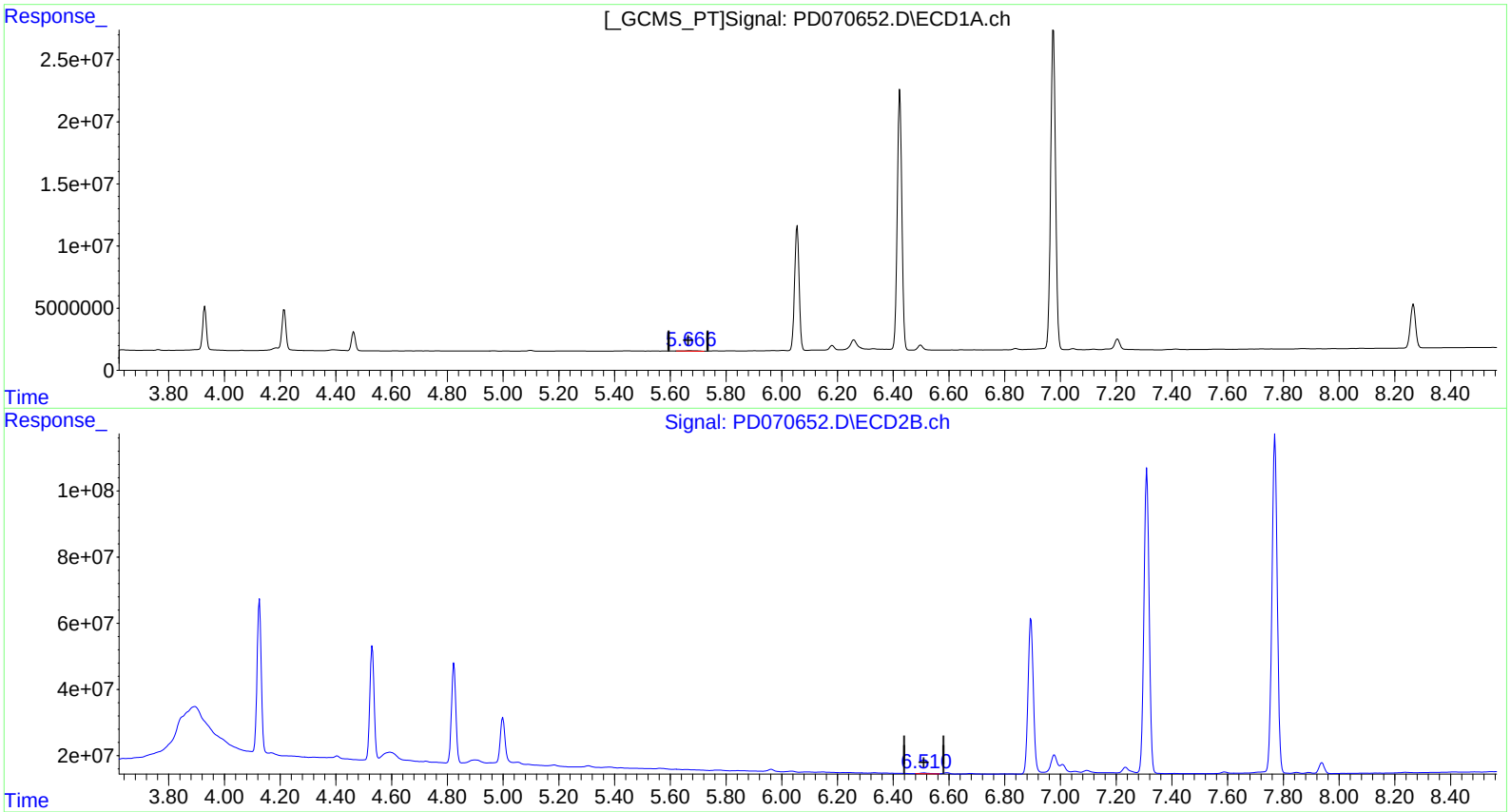

QEdit

(12) 4,4'-DDE (B)

5.667min 0.302 ng/ml

response 895343

(12) 4,4'-DDE #2 (B)

6.511min 0.323 ng/ml

response 6326937

(+) = Expected Retention Time

Quantitation Report (Qedit)

Data Path : Z:\pestpcbsrv\HPCHEM1\ECD_D\Data\PD070122\
Data File : PD070652.D
Signal(s) : Signal #1: ECD1A.ch Signal #2: ECD2B.ch
Acq On : 01 Jul 2022 05:17
Operator : AR\AJ
Sample : PEM273
Misc :
ALS Vial : 31 Sample Multiplier: 1

Integration File signal 1: autoint1.e
Integration File signal 2: autoint2.e
Quant Time: Jul 01 11:17:44 2022
Quant Method : Z:\pestpcbsrv\HPCHEM1\ECD_D\Method\PD070122CLP.M
Quant Title : GC Extractables
QLast Update : Fri Jul 01 11:10:28 2022
Response via : Initial Calibration
Integrator: ChemStation

Volume Inj. : 1 µl
Signal #1 Phase : ZB-MR2 Signal #2 Phase: ZB-MR1
Signal #1 Info : 30M x 0.32mm x0.2 Signal #2 Info : 30M x 0.32mm x 0.50µm

Instrument :
ECD_D
LabSampleId :
PEM271

Manual IntegrationsAPPROVED

Reviewed By :Abdul Mirza 07/05/2022
Supervised By :Ankita Jodhani 07/05/2022

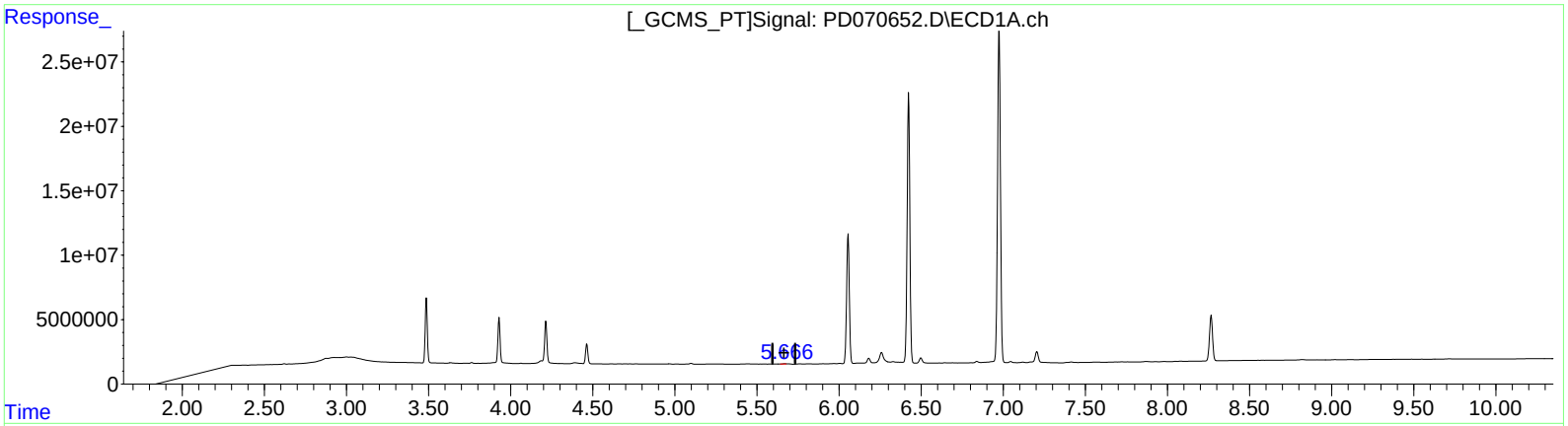

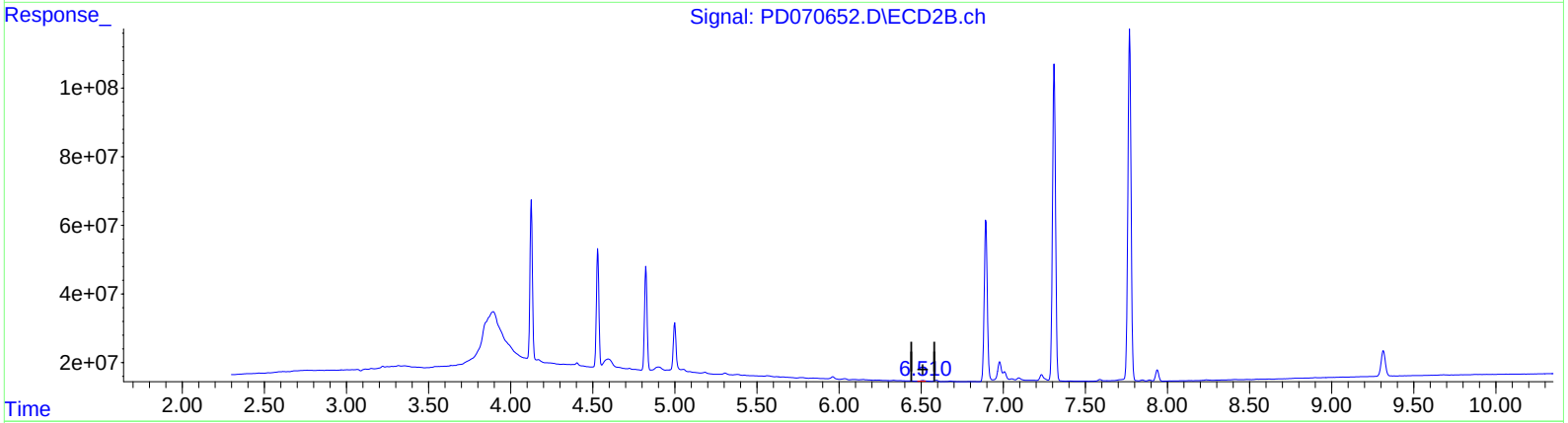

QEdit

(12) 4,4'-DDE (B)

5.666min 0.131 ng/ml m

response 389882

(12) 4,4'-DDE #2 (B)

6.510min 0.167 ng/ml m

response 3273641

(+) = Expected Retention Time