Quantitation Report (Qedit)

Data Path : Z:\pestpcbsrv\HPCHEM1\ECD_D\Data\PD091323\
Data File : PD077910.D
Signal(s) : Signal #1: ECD1A.ch Signal #2: ECD2B.ch
Acq On : 12 Sep 2023 14:43
Operator : AR\AJ
Sample : O4378-01
Misc :
ALS Vial : 12 Sample Multiplier: 1

Integration File signal 1: autoint1.e
Integration File signal 2: autoint2.e
Quant Time: Sep 12 22:09:58 2023
Quant Method : Z:\pestpcbsrv\HPCHEM1\ECD_D\Method\PD090623CLP.M
Quant Title : GC Extractables
QLast Update : Wed Sep 06 16:40:06 2023
Response via : Initial Calibration
Integrator: ChemStation

Volume Inj. : 1 µl
Signal #1 Phase : ZB-MR1 Signal #2 Phase: ZB-MR2
Signal #1 Info : 30M x 0.32mm x0.5 Signal #2 Info : 30M x 0.32mm x 0.25µm

Instrument :
ECD_D
ClientSampleId :
BBKK1MS

Manual IntegrationsAPPROVED

Reviewed By :Abdul Mirza 09/19/2023
Supervised By :Ankita Jodhani 09/19/2023

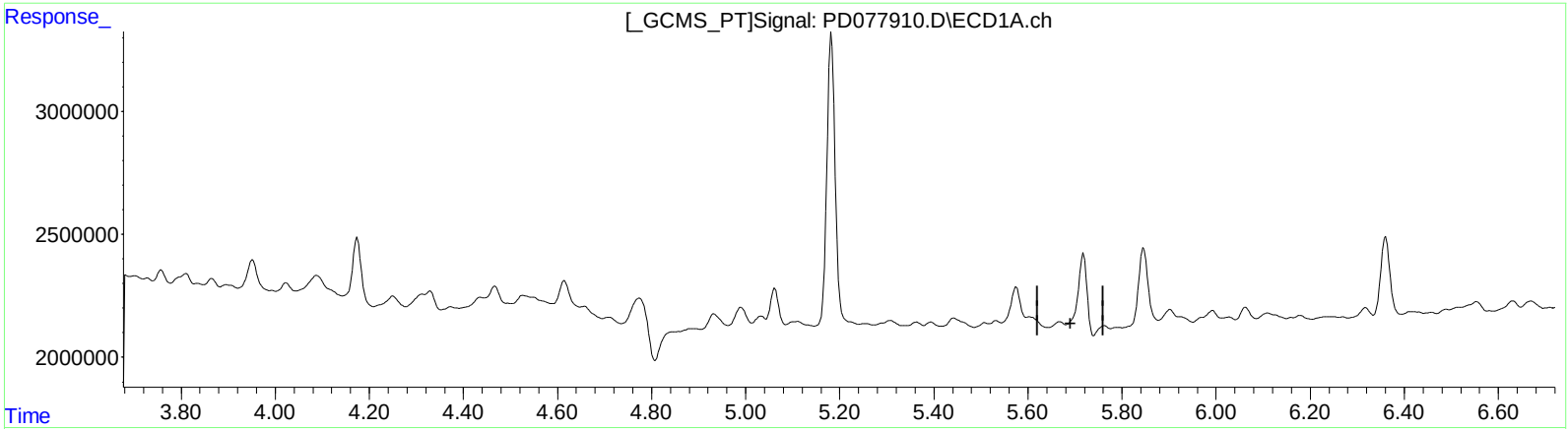

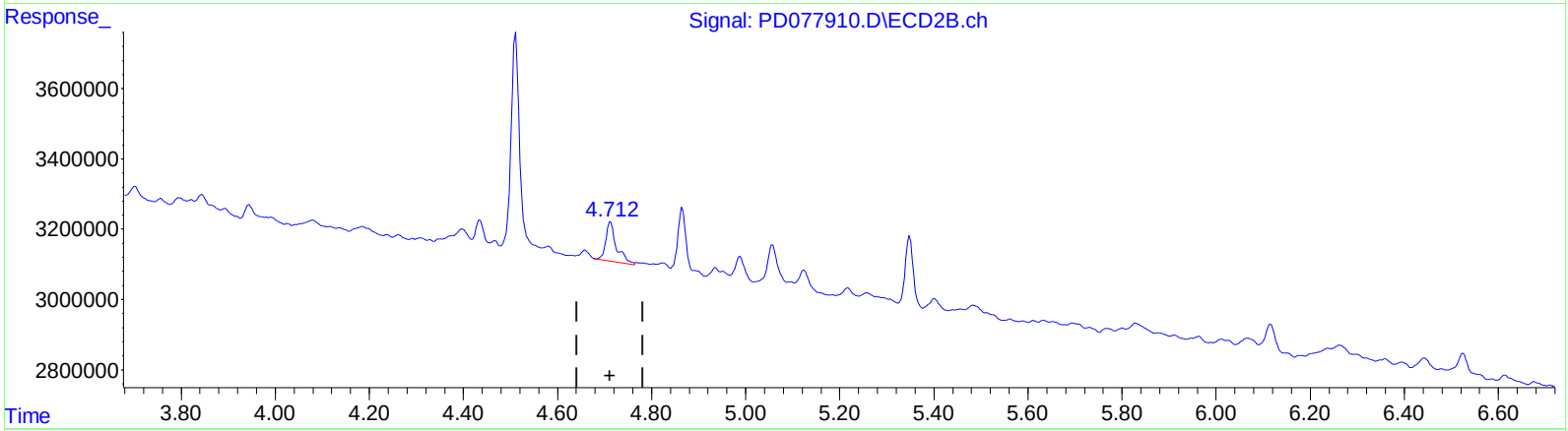

QEdit

(8) Heptachlor epoxide (B)

5.718min -0.041 ng/ml

response -157497

(8) Heptachlor epoxide #2 (B)

4.713min 0.833 ng/ml

response 1749522

(+) = Expected Retention Time

Quantitation Report (Qedit)

Data Path : Z:\pestpcbsrv\HPCHEM1\ECD_D\Data\PD091823\
Data File : PD078084.D
Signal(s) : Signal #1: ECD1A.ch Signal #2: ECD2B.ch
Acq On : 19 Sep 2023 03:03
Operator : AR\AJ
Sample : O4429-13MS
Misc :
ALS Vial : 53 Sample Multiplier: 1

Integration File signal 1: autoint1.e
Integration File signal 2: autoint2.e
Quant Time: Sep 19 05:42:47 2023
Quant Method : Z:\pestpcbsrv\HPCHEM1\ECD_D\Method\PD090623CLP.M
Quant Title : GC Extractables
QLast Update : Wed Sep 06 16:40:06 2023
Response via : Initial Calibration
Integrator: ChemStation

Volume Inj. : 1 µl
Signal #1 Phase : ZB-MR1 Signal #2 Phase: ZB-MR2
Signal #1 Info : 30M x 0.32mm x0.5 Signal #2 Info : 30M x 0.32mm x 0.25µm

Instrument :
ECD_D
ClientSampleId :
BBKK1MS

Manual IntegrationsAPPROVED

Reviewed By :Abdul Mirza 09/19/2023
Supervised By :Ankita Jodhani 09/19/2023

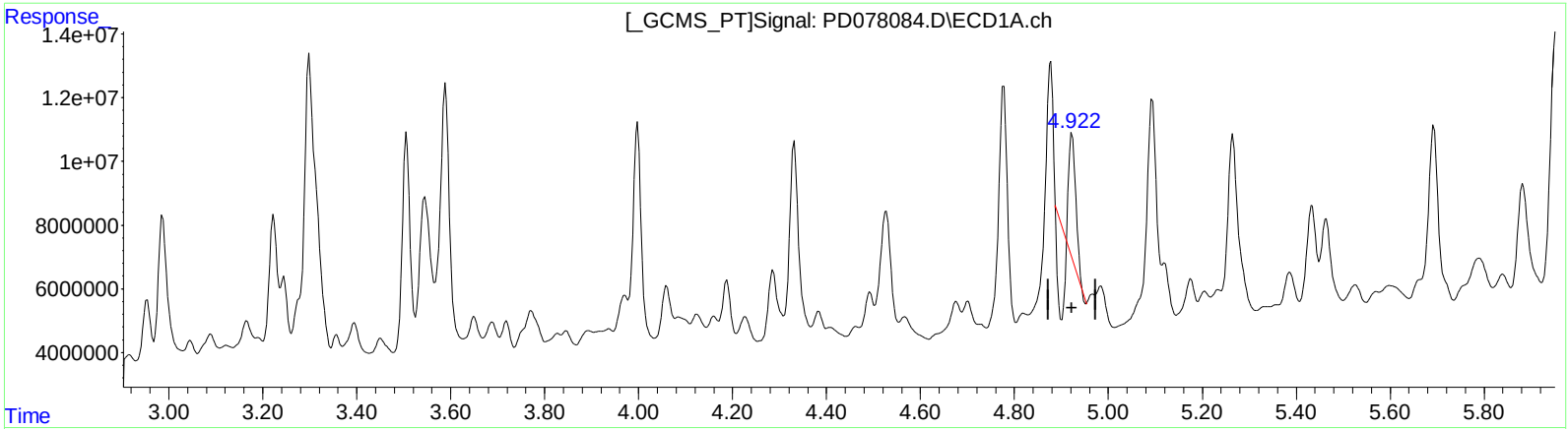

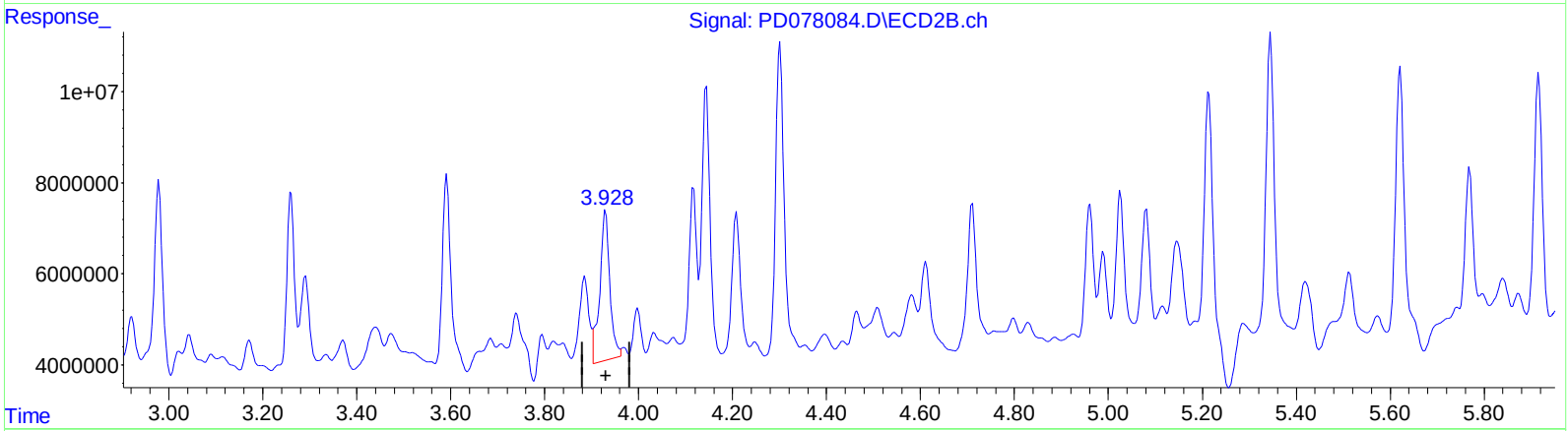

QEdit

(4) Heptachlor (MA)

4.923min 4.302 ng/ml

response 17979457

(4) Heptachlor #2 (MA)

3.930min 21.975 ng/ml

response 48856594

(+) = Expected Retention Time

Quantitation Report (Qedit)

Data Path : Z:\pestpcbsrv\HPCHEM1\ECD_D\Data\PD091323\
Data File : PD077910.D
Signal(s) : Signal #1: ECD1A.ch Signal #2: ECD2B.ch
Acq On : 12 Sep 2023 14:43
Operator : AR\AJ
Sample : O4378-01
Misc :
ALS Vial : 12 Sample Multiplier: 1

Integration File signal 1: autoint1.e
Integration File signal 2: autoint2.e
Quant Time: Sep 12 22:09:58 2023
Quant Method : Z:\pestpcbsrv\HPCHEM1\ECD_D\Method\PD090623CLP.M
Quant Title : GC Extractables
QLast Update : Wed Sep 06 16:40:06 2023
Response via : Initial Calibration
Integrator: ChemStation

Volume Inj. : 1 µl
Signal #1 Phase : ZB-MR1 Signal #2 Phase: ZB-MR2
Signal #1 Info : 30M x 0.32mm x0.5 Signal #2 Info : 30M x 0.32mm x 0.25µm

Instrument :
ECD_D
ClientSampleId :
BBKK1MS

Manual IntegrationsAPPROVED

Reviewed By :Abdul Mirza 09/19/2023
Supervised By :Ankita Jodhani 09/19/2023

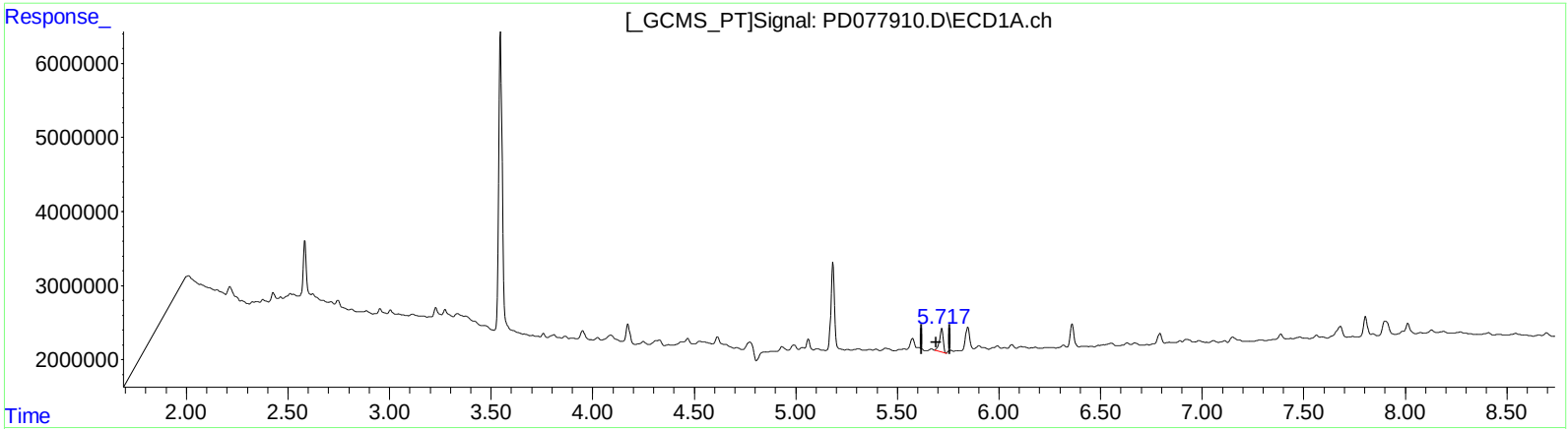

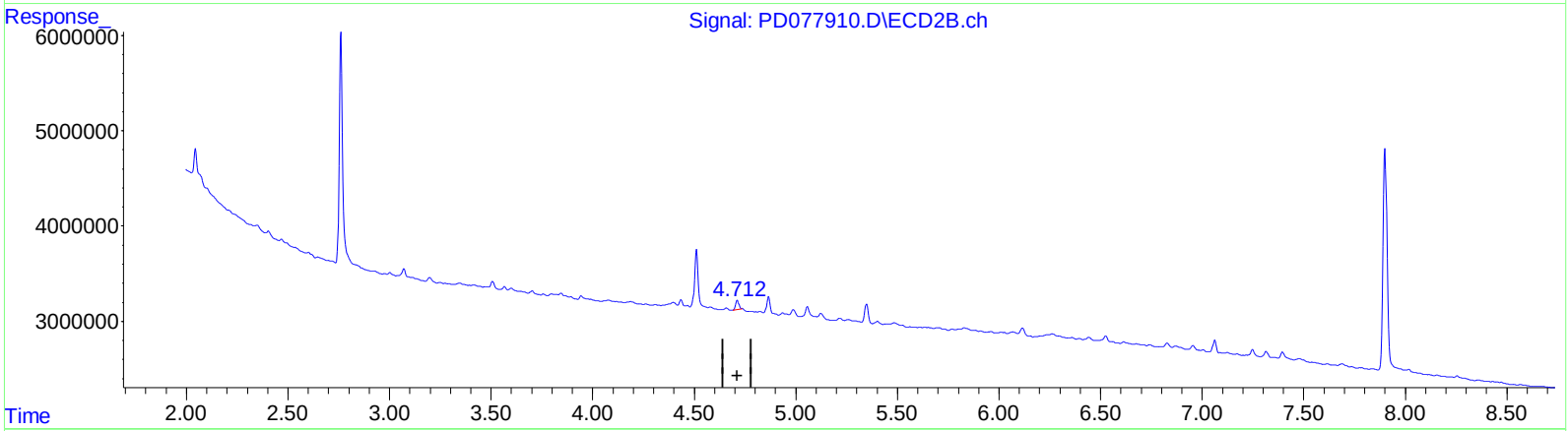

QEdit

(8) Heptachlor epoxide (B)

5.717min 1.049 ng/ml m

response 4053413

(8) Heptachlor epoxide #2 (B)

4.712min 0.475 ng/ml m

response 998483

(+) = Expected Retention Time

Quantitation Report (Qedit)

Data Path : Z:\pestpcbsrv\HPCHEM1\ECD_D\Data\PD091823\
Data File : PD078084.D
Signal(s) : Signal #1: ECD1A.ch Signal #2: ECD2B.ch
Acq On : 19 Sep 2023 03:03
Operator : AR\AJ
Sample : O4429-13MS
Misc :
ALS Vial : 53 Sample Multiplier: 1

Integration File signal 1: autoint1.e
Integration File signal 2: autoint2.e
Quant Time: Sep 19 05:42:47 2023
Quant Method : Z:\pestpcbsrv\HPCHEM1\ECD_D\Method\PD090623CLP.M
Quant Title : GC Extractables
QLast Update : Wed Sep 06 16:40:06 2023
Response via : Initial Calibration
Integrator: ChemStation

Volume Inj. : 1 µl
Signal #1 Phase : ZB-MR1 Signal #2 Phase: ZB-MR2
Signal #1 Info : 30M x 0.32mm x0.5 Signal #2 Info : 30M x 0.32mm x 0.25µm

Instrument :
ECD_D
ClientSampleId :
BBKK1MS

Manual IntegrationsAPPROVED

Reviewed By :Abdul Mirza 09/19/2023
Supervised By :Ankita Jodhani 09/19/2023

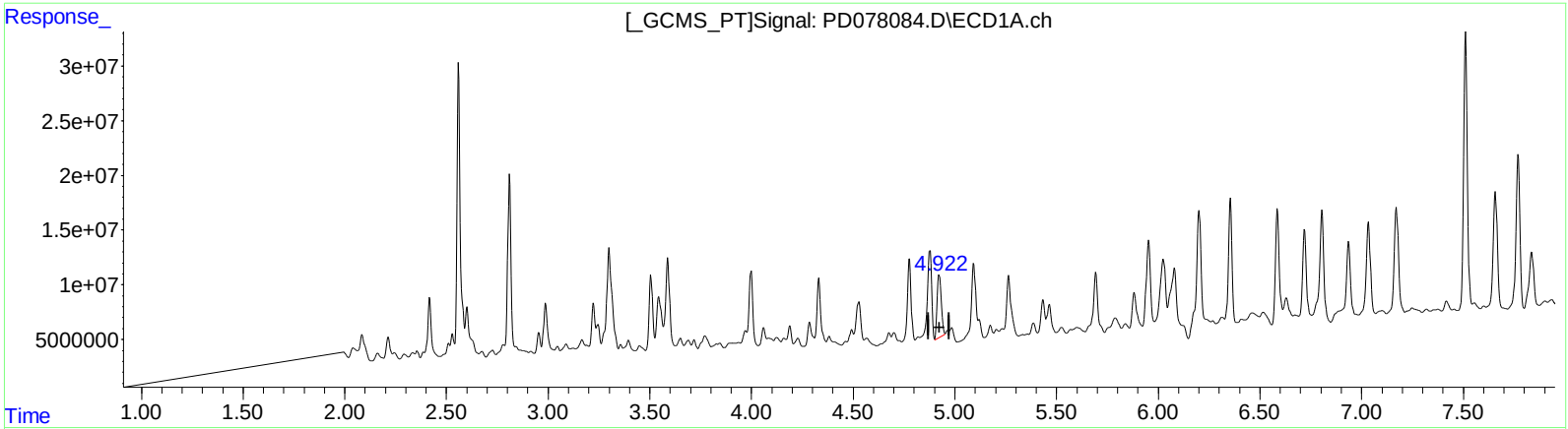

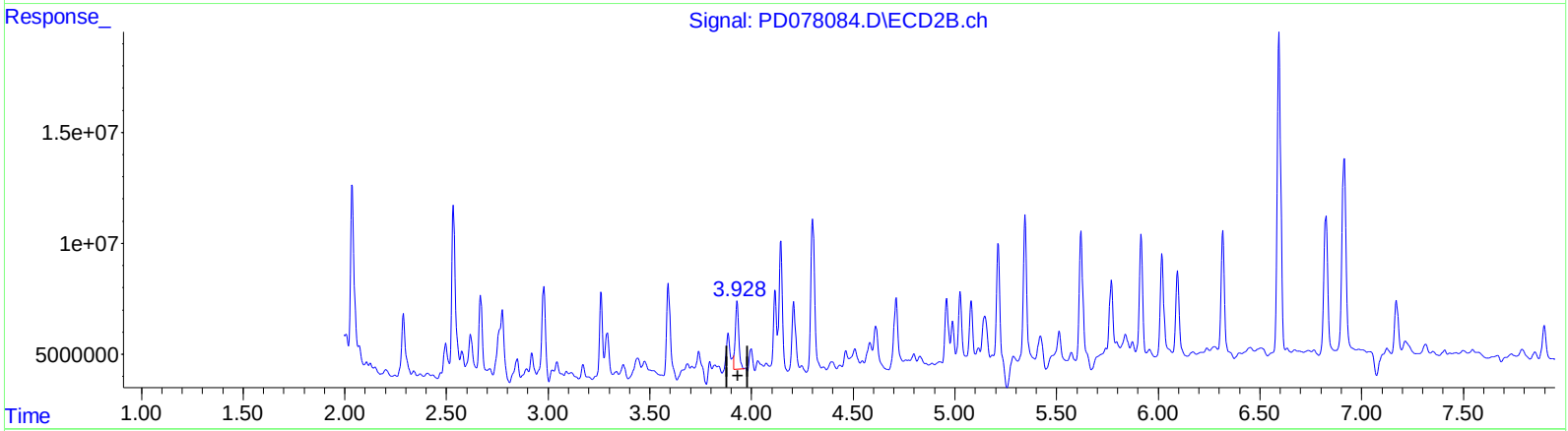

QEdit

(4) Heptachlor (MA)

4.922min 18.414 ng/ml m

response 76949884

(4) Heptachlor #2 (MA)

3.928min 17.065 ng/ml m

response 37940915

(+) = Expected Retention Time

Quantitation Report (Qedit)

Data Path : Z:\pestpcbsrv\HPCHEM1\ECD_D\Data\PD091823\
Data File : PD078084.D
Signal(s) : Signal #1: ECD1A.ch Signal #2: ECD2B.ch
Acq On : 19 Sep 2023 03:03
Operator : AR\AJ
Sample : O4429-13MS
Misc :
ALS Vial : 53 Sample Multiplier: 1

Integration File signal 1: autoint1.e
Integration File signal 2: autoint2.e
Quant Time: Sep 19 05:42:47 2023
Quant Method : Z:\pestpcbsrv\HPCHEM1\ECD_D\Method\PD090623CLP.M
Quant Title : GC Extractables
QLast Update : Wed Sep 06 16:40:06 2023
Response via : Initial Calibration
Integrator: ChemStation

Volume Inj. : 1 µl
Signal #1 Phase : ZB-MR1 Signal #2 Phase: ZB-MR2
Signal #1 Info : 30M x 0.32mm x0.5 Signal #2 Info : 30M x 0.32mm x 0.25µm

Instrument :
ECD_D
ClientSampleId :
BBKK1MS

Manual IntegrationsAPPROVED

Reviewed By :Abdul Mirza 09/19/2023
Supervised By :Ankita Jodhani 09/19/2023

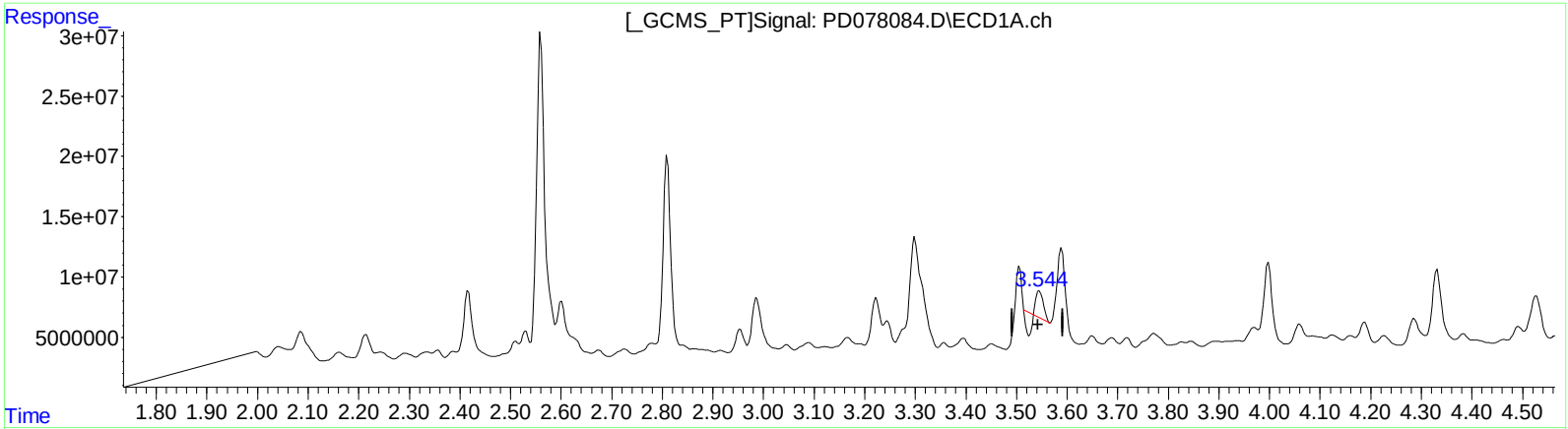

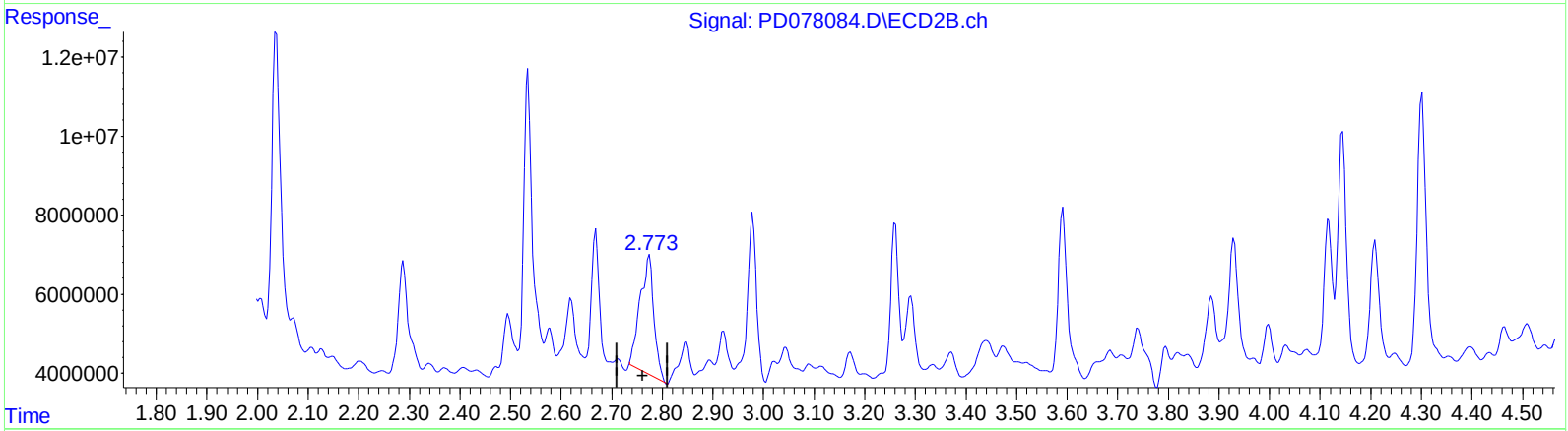

QEdit

(1) Tetrachloro-m-xylene (SA)

3.545min 4.791 ng/ml

response 12158850

(1) Tetrachloro-m-xylene #2 (SA)

2.775min 38.542 ng/ml

response 56959986

(+) = Expected Retention Time

Quantitation Report (Qedit)

Data Path : Z:\pestpcbsrv\HPCHEM1\ECD_D\Data\PD091823\
Data File : PD078084.D
Signal(s) : Signal #1: ECD1A.ch Signal #2: ECD2B.ch
Acq On : 19 Sep 2023 03:03
Operator : AR\AJ
Sample : O4429-13MS
Misc :
ALS Vial : 53 Sample Multiplier: 1

Integration File signal 1: autoint1.e
Integration File signal 2: autoint2.e
Quant Time: Sep 19 05:42:47 2023
Quant Method : Z:\pestpcbsrv\HPCHEM1\ECD_D\Method\PD090623CLP.M
Quant Title : GC Extractables
QLast Update : Wed Sep 06 16:40:06 2023
Response via : Initial Calibration
Integrator: ChemStation

Volume Inj. : 1 µl
Signal #1 Phase : ZB-MR1 Signal #2 Phase: ZB-MR2
Signal #1 Info : 30M x 0.32mm x0.5 Signal #2 Info : 30M x 0.32mm x 0.25µm

Instrument :
ECD_D
ClientSampleId :
BBKK1MS

Manual IntegrationsAPPROVED

Reviewed By :Abdul Mirza 09/19/2023
Supervised By :Ankita Jodhani 09/19/2023

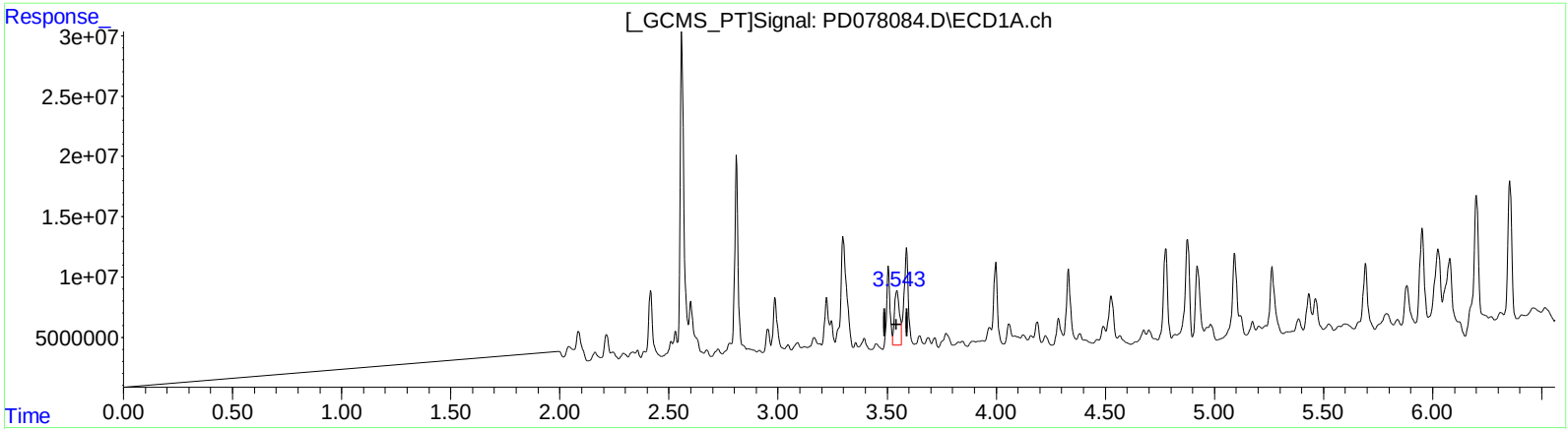

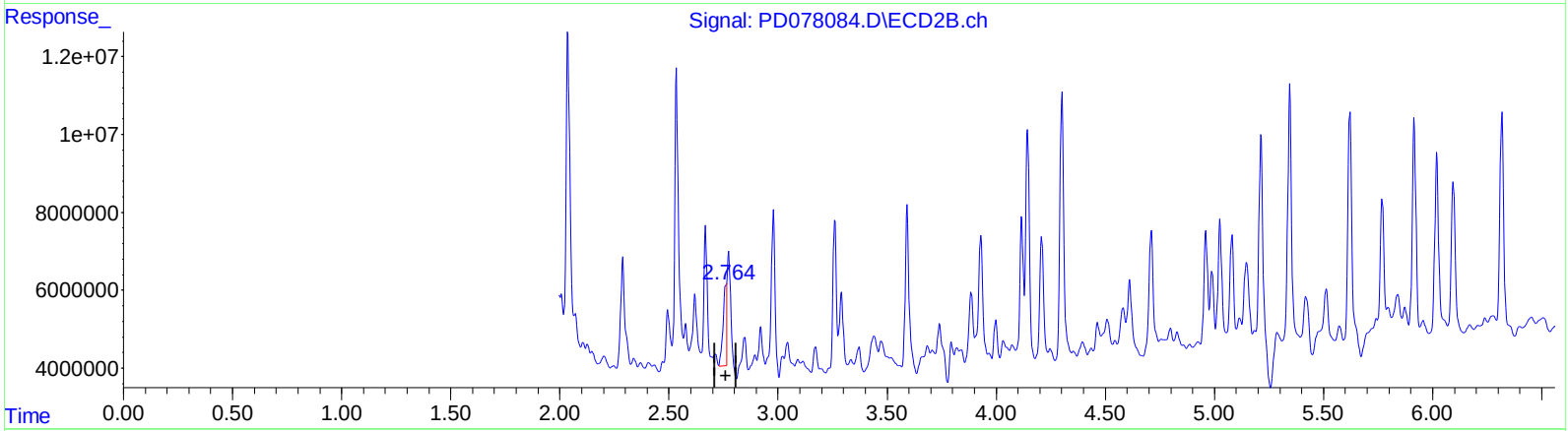

QEdit

(1) Tetrachloro-m-xylene (SA)

3.543min 27.002 ng/ml m

response 68523620

(1) Tetrachloro-m-xylene #2 (SA)

2.764min 17.741 ng/ml m

response 26218621

(+) = Expected Retention Time

Quantitation Report (Qedit)

Data Path : Z:\pestpcbsrv\HPCHEM1\ECD_D\Data\PD091823\
Data File : PD078084.D
Signal(s) : Signal #1: ECD1A.ch Signal #2: ECD2B.ch
Acq On : 19 Sep 2023 03:03
Operator : AR\AJ
Sample : O4429-13MS
Misc :
ALS Vial : 53 Sample Multiplier: 1

Integration File signal 1: autoint1.e
Integration File signal 2: autoint2.e
Quant Time: Sep 19 05:42:47 2023
Quant Method : Z:\pestpcbsrv\HPCHEM1\ECD_D\Method\PD090623CLP.M
Quant Title : GC Extractables
QLast Update : Wed Sep 06 16:40:06 2023
Response via : Initial Calibration
Integrator: ChemStation

Volume Inj. : 1 µl
Signal #1 Phase : ZB-MR1 Signal #2 Phase: ZB-MR2
Signal #1 Info : 30M x 0.32mm x0.5 Signal #2 Info : 30M x 0.32mm x 0.25µm

Instrument :
ECD_D
ClientSampleId :
BBKK1MS

Manual IntegrationsAPPROVED

Reviewed By :Abdul Mirza 09/19/2023
Supervised By :Ankita Jodhani 09/19/2023

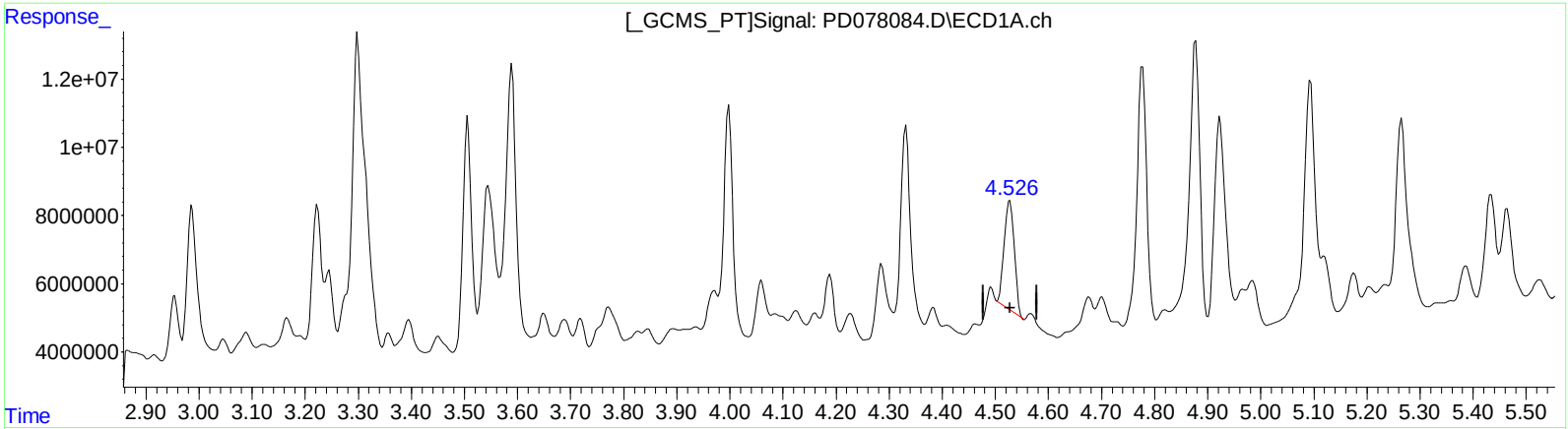

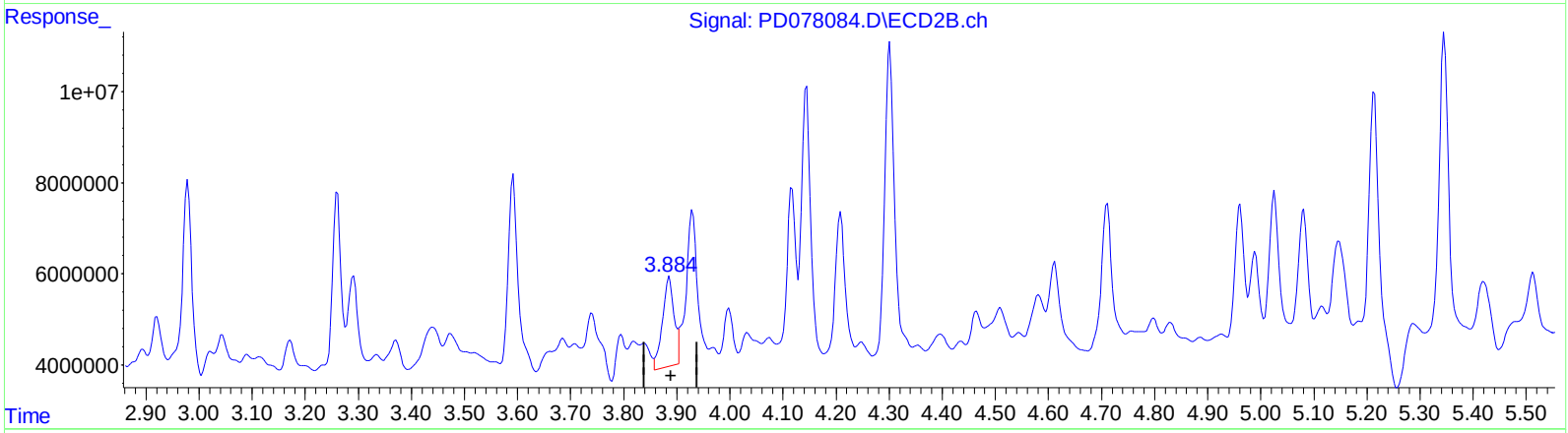

QEdit

(6) beta-BHC (B)

4.527min 23.253 ng/ml

response 42719476

(6) beta-BHC #2 (B)

3.886min 29.860 ng/ml

response 29504163

(+) = Expected Retention Time

Quantitation Report (Qedit)

Data Path : Z:\pestpcbsrv\HPCHEM1\ECD_D\Data\PD091823\
Data File : PD078084.D
Signal(s) : Signal #1: ECD1A.ch Signal #2: ECD2B.ch
Acq On : 19 Sep 2023 03:03
Operator : AR\AJ
Sample : O4429-13MS
Misc :
ALS Vial : 53 Sample Multiplier: 1

Integration File signal 1: autoint1.e
Integration File signal 2: autoint2.e
Quant Time: Sep 19 05:42:47 2023
Quant Method : Z:\pestpcbsrv\HPCHEM1\ECD_D\Method\PD090623CLP.M
Quant Title : GC Extractables
QLast Update : Wed Sep 06 16:40:06 2023
Response via : Initial Calibration
Integrator: ChemStation

Volume Inj. : 1 µl
Signal #1 Phase : ZB-MR1 Signal #2 Phase: ZB-MR2
Signal #1 Info : 30M x 0.32mm x0.5 Signal #2 Info : 30M x 0.32mm x 0.25µm

Instrument :
ECD_D
ClientSampleId :
BBKK1MS

Manual IntegrationsAPPROVED

Reviewed By :Abdul Mirza 09/19/2023
Supervised By :Ankita Jodhani 09/19/2023

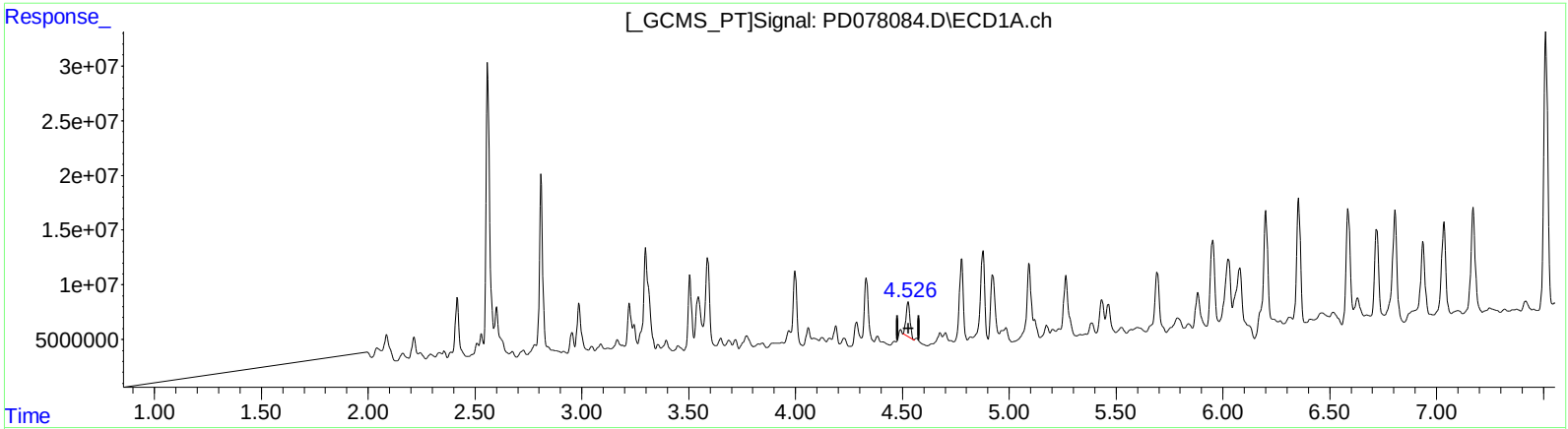

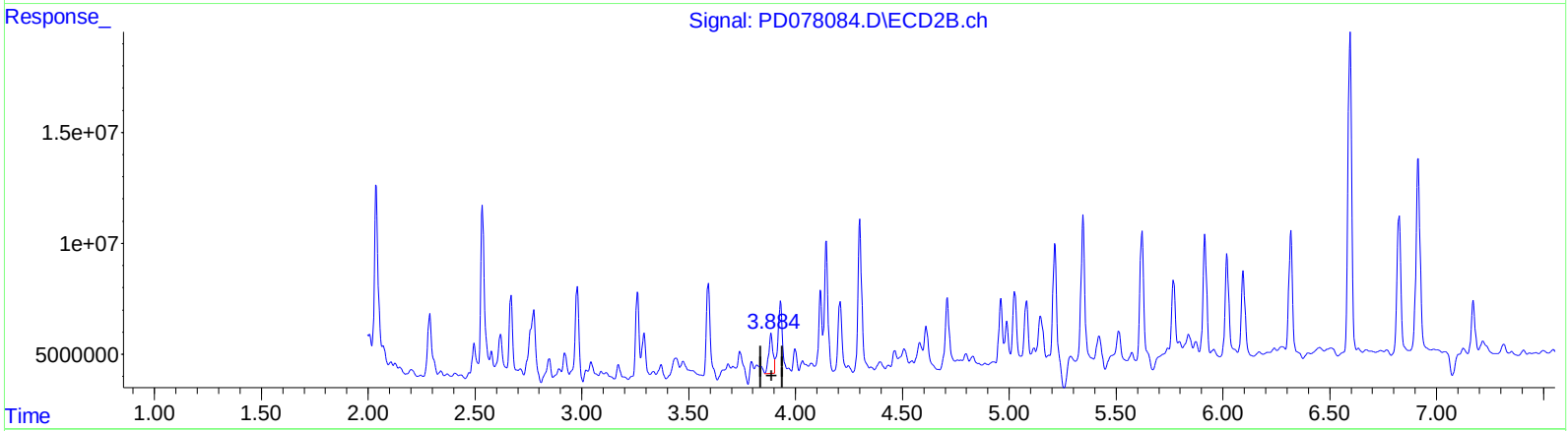

QEdit

(6) beta-BHC (B)

4.527min 23.253 ng/ml

response 42719476

(6) beta-BHC #2 (B)

3.884min 25.191 ng/ml m

response 24890446

(+) = Expected Retention Time

Quantitation Report (Qedit)

Data Path : Z:\pestpcbsrv\HPCHEM1\ECD_D\Data\PD091823\
Data File : PD078084.D
Signal(s) : Signal #1: ECD1A.ch Signal #2: ECD2B.ch
Acq On : 19 Sep 2023 03:03
Operator : AR\AJ
Sample : O4429-13MS
Misc :
ALS Vial : 53 Sample Multiplier: 1

Integration File signal 1: autoint1.e
Integration File signal 2: autoint2.e
Quant Time: Sep 19 05:42:47 2023
Quant Method : Z:\pestpcbsrv\HPCHEM1\ECD_D\Method\PD090623CLP.M
Quant Title : GC Extractables
QLast Update : Wed Sep 06 16:40:06 2023
Response via : Initial Calibration
Integrator: ChemStation

Volume Inj. : 1 µl
Signal #1 Phase : ZB-MR1 Signal #2 Phase: ZB-MR2
Signal #1 Info : 30M x 0.32mm x0.5 Signal #2 Info : 30M x 0.32mm x 0.25µm

Instrument :
ECD_D
ClientSampleId :
BBKK1MS

Manual IntegrationsAPPROVED

Reviewed By :Abdul Mirza 09/19/2023
Supervised By :Ankita Jodhani 09/19/2023

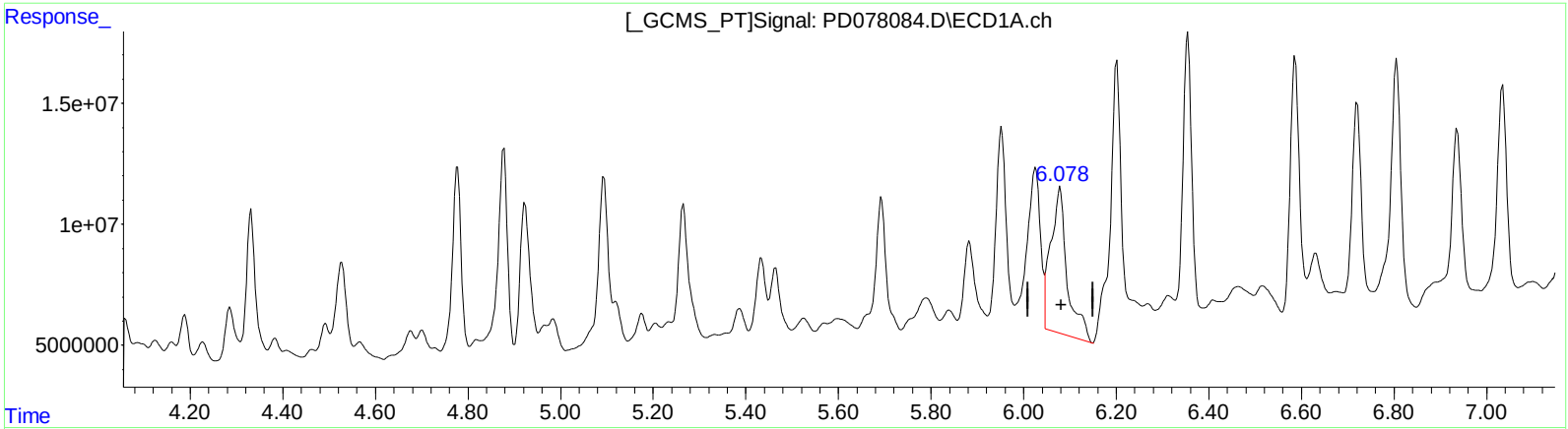

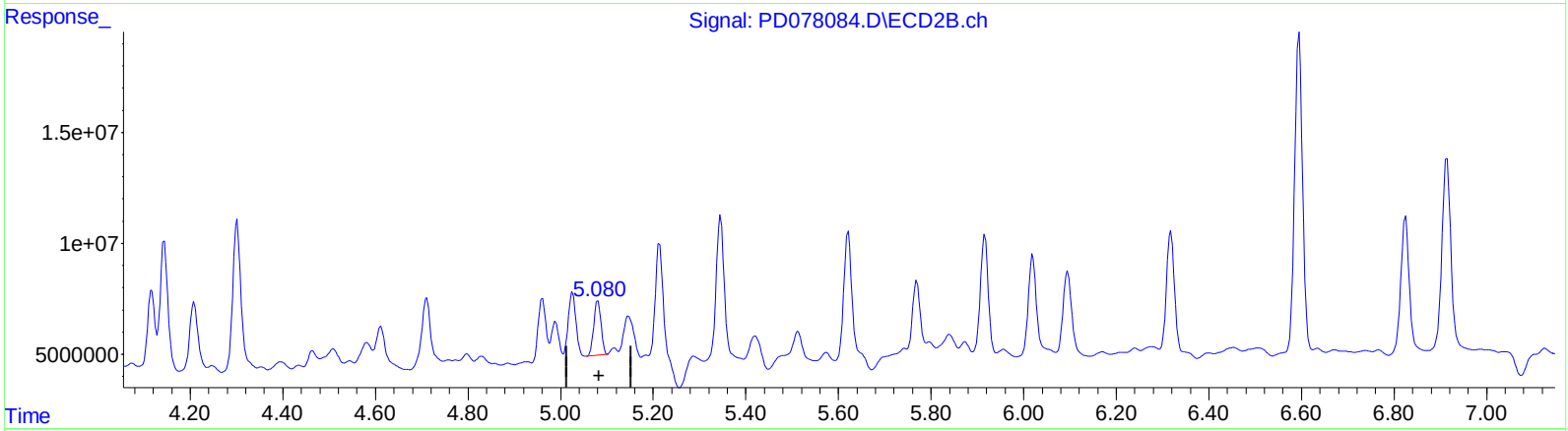

QEdit

(9) Endosulfan I (A)

6.079min 44.921 ng/ml

response 150786477

(9) Endosulfan I #2 (A)

5.081min 15.089 ng/ml

response 27083849

(+) = Expected Retention Time

Quantitation Report (Qedit)

Data Path : Z:\pestpcbsrv\HPCHEM1\ECD_D\Data\PD091823\
Data File : PD078084.D
Signal(s) : Signal #1: ECD1A.ch Signal #2: ECD2B.ch
Acq On : 19 Sep 2023 03:03
Operator : AR\AJ
Sample : O4429-13MS
Misc :
ALS Vial : 53 Sample Multiplier: 1

Instrument :
ECD_D
ClientSampleId :
BBKK1MS

Manual IntegrationsAPPROVED

Reviewed By :Abdul Mirza 09/19/2023
Supervised By :Ankita Jodhani 09/19/2023

Integration File signal 1: autoint1.e
Integration File signal 2: autoint2.e
Quant Time: Sep 19 05:42:47 2023
Quant Method : Z:\pestpcbsrv\HPCHEM1\ECD_D\Method\PD090623CLP.M
Quant Title : GC Extractables
QLast Update : Wed Sep 06 16:40:06 2023
Response via : Initial Calibration
Integrator: ChemStation

Volume Inj. : 1 µl
Signal #1 Phase : ZB-MR1 Signal #2 Phase: ZB-MR2
Signal #1 Info : 30M x 0.32mm x0.5 Signal #2 Info : 30M x 0.32mm x 0.25µm

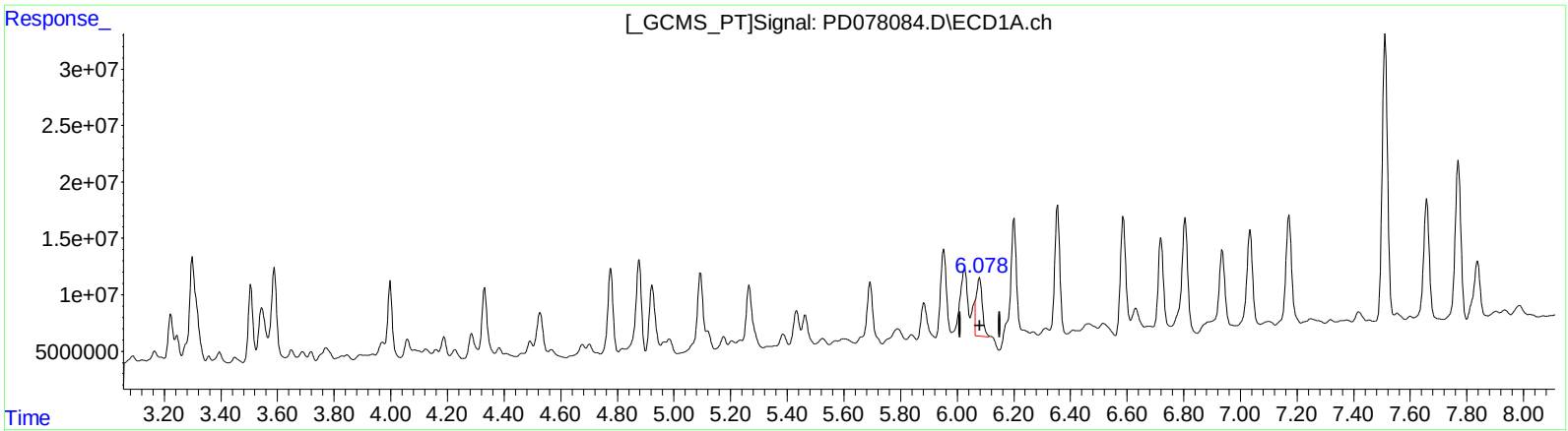

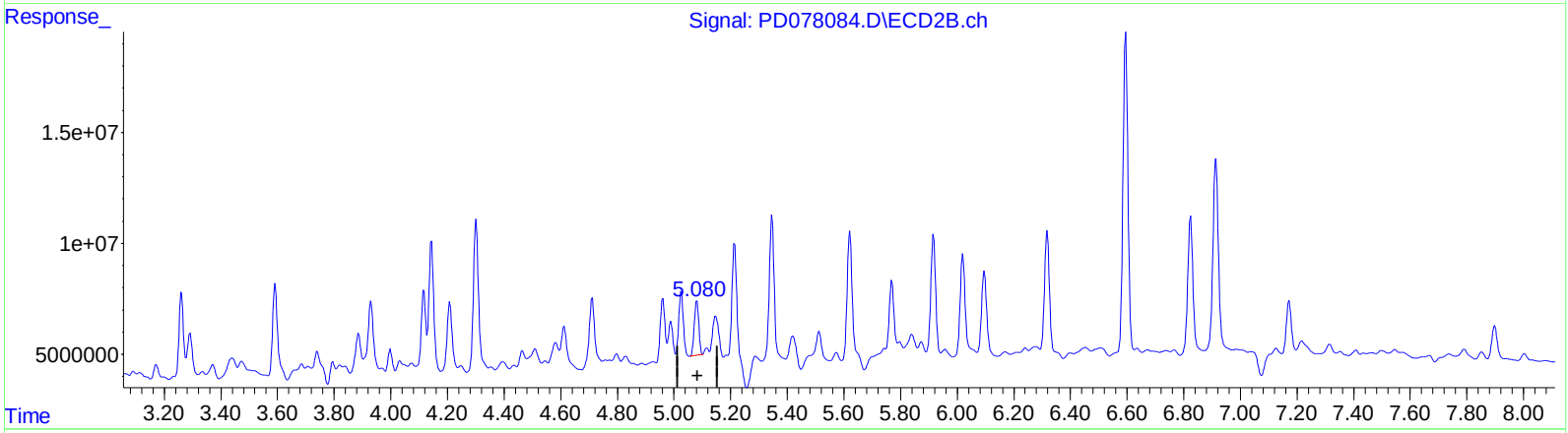

QEdit

(9) Endosulfan I (A)

6.078min 22.386 ng/ml m

response 75144286

(9) Endosulfan I #2 (A)

5.081min 15.089 ng/ml

response 27083849

(+) = Expected Retention Time

Quantitation Report (Qedit)

Data Path : Z:\pestpcbsrv\HPCHEM1\ECD_D\Data\PD091823\
Data File : PD078084.D
Signal(s) : Signal #1: ECD1A.ch Signal #2: ECD2B.ch
Acq On : 19 Sep 2023 03:03
Operator : AR\AJ
Sample : O4429-13MS
Misc :
ALS Vial : 53 Sample Multiplier: 1

Integration File signal 1: autoint1.e
Integration File signal 2: autoint2.e
Quant Time: Sep 19 05:42:47 2023
Quant Method : Z:\pestpcbsrv\HPCHEM1\ECD_D\Method\PD090623CLP.M
Quant Title : GC Extractables
QLast Update : Wed Sep 06 16:40:06 2023
Response via : Initial Calibration
Integrator: ChemStation

Volume Inj. : 1 µl
Signal #1 Phase : ZB-MR1 Signal #2 Phase: ZB-MR2
Signal #1 Info : 30M x 0.32mm x0.5 Signal #2 Info : 30M x 0.32mm x 0.25µm

Instrument :
ECD_D
ClientSampleId :
BBKK1MS

Manual IntegrationsAPPROVED

Reviewed By :Abdul Mirza 09/19/2023
Supervised By :Ankita Jodhani 09/19/2023

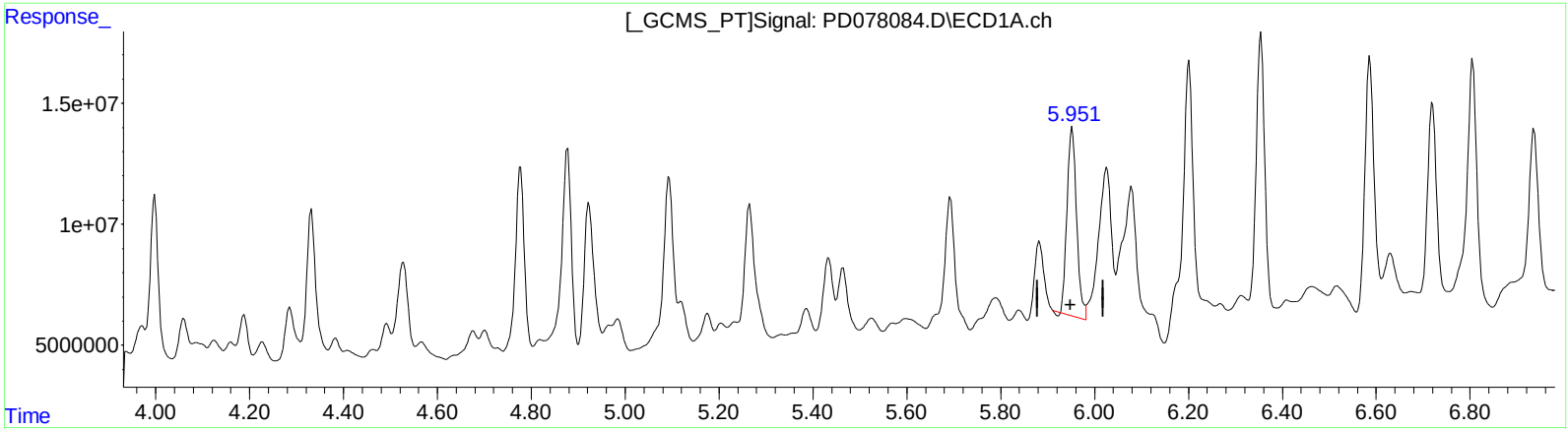

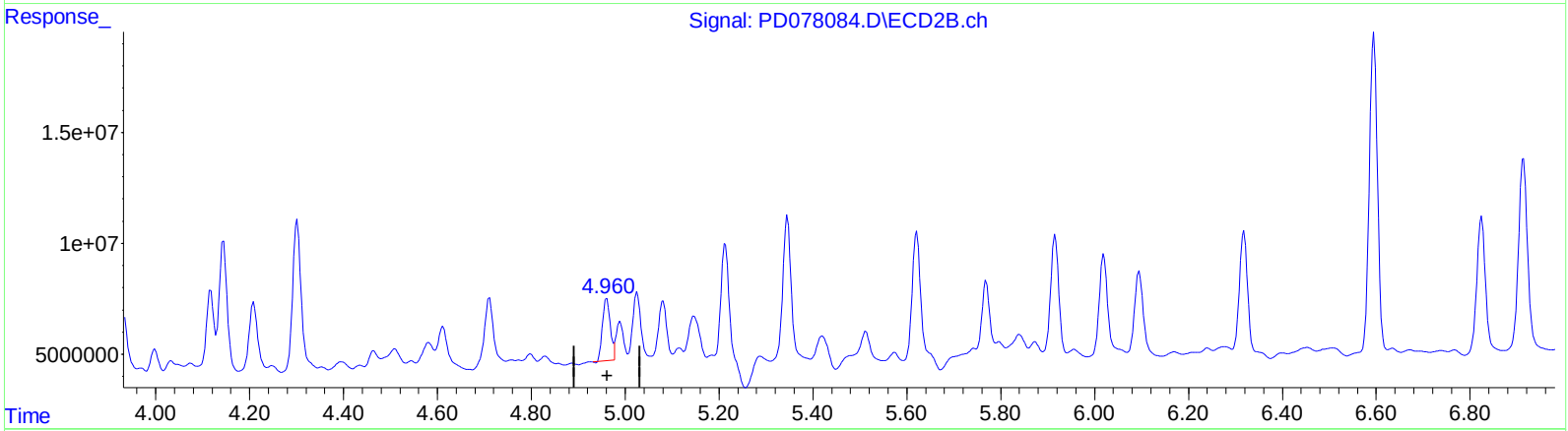

QEdit

(10) trans-Chlordane (B)

5.952min 30.283 ng/ml

response 112751714

(10) trans-Chlordane #2 (B)

4.961min 15.923 ng/ml

response 31797598

(+) = Expected Retention Time

Quantitation Report (Qedit)

Data Path : Z:\pestpcbsrv\HPCHEM1\ECD_D\Data\PD091823\
Data File : PD078084.D
Signal(s) : Signal #1: ECD1A.ch Signal #2: ECD2B.ch
Acq On : 19 Sep 2023 03:03
Operator : AR\AJ
Sample : O4429-13MS
Misc :
ALS Vial : 53 Sample Multiplier: 1

Integration File signal 1: autoint1.e
Integration File signal 2: autoint2.e
Quant Time: Sep 19 05:42:47 2023
Quant Method : Z:\pestpcbsrv\HPCHEM1\ECD_D\Method\PD090623CLP.M
Quant Title : GC Extractables
QLast Update : Wed Sep 06 16:40:06 2023
Response via : Initial Calibration
Integrator: ChemStation

Volume Inj. : 1 µl
Signal #1 Phase : ZB-MR1 Signal #2 Phase: ZB-MR2
Signal #1 Info : 30M x 0.32mm x0.5 Signal #2 Info : 30M x 0.32mm x 0.25µm

Instrument :
ECD_D
ClientSampleId :
BBKK1MS

Manual IntegrationsAPPROVED

Reviewed By :Abdul Mirza 09/19/2023
Supervised By :Ankita Jodhani 09/19/2023

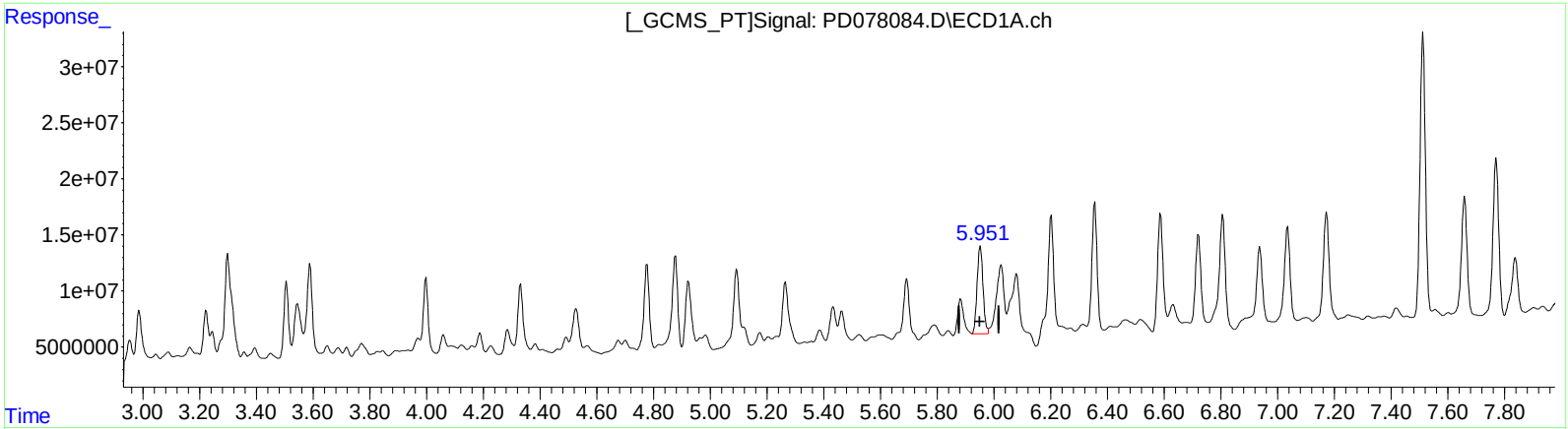

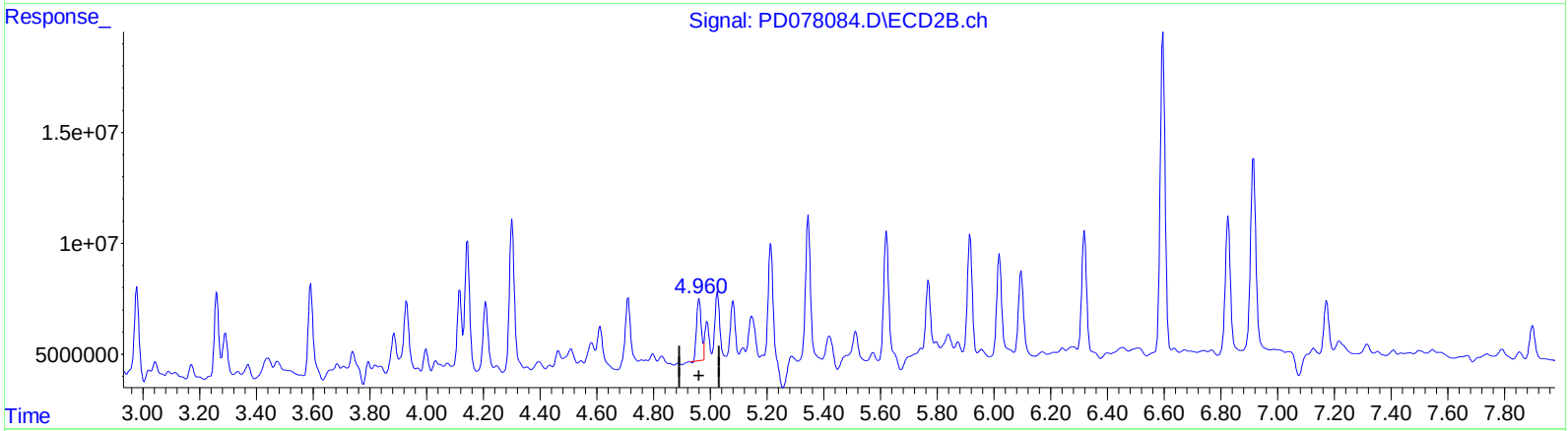

QEdit

(10) trans-Chlordane (B)

5.951min 30.215 ng/ml m

response 112498344

(10) trans-Chlordane #2 (B)

4.961min 15.923 ng/ml

response 31797598

(+) = Expected Retention Time

Quantitation Report (Qedit)

Data Path : Z:\pestpcbsrv\HPCHEM1\ECD_D\Data\PD091823\
Data File : PD078084.D
Signal(s) : Signal #1: ECD1A.ch Signal #2: ECD2B.ch
Acq On : 19 Sep 2023 03:03
Operator : AR\AJ
Sample : O4429-13MS
Misc :
ALS Vial : 53 Sample Multiplier: 1

Integration File signal 1: autoint1.e
Integration File signal 2: autoint2.e
Quant Time: Sep 19 05:42:47 2023
Quant Method : Z:\pestpcbsrv\HPCHEM1\ECD_D\Method\PD090623CLP.M
Quant Title : GC Extractables
QLast Update : Wed Sep 06 16:40:06 2023
Response via : Initial Calibration
Integrator: ChemStation

Volume Inj. : 1 µl
Signal #1 Phase : ZB-MR1 Signal #2 Phase: ZB-MR2
Signal #1 Info : 30M x 0.32mm x0.5 Signal #2 Info : 30M x 0.32mm x 0.25µm

Instrument :
ECD_D
ClientSampleId :
BBKK1MS

Manual IntegrationsAPPROVED

Reviewed By :Abdul Mirza 09/19/2023
Supervised By :Ankita Jodhani 09/19/2023

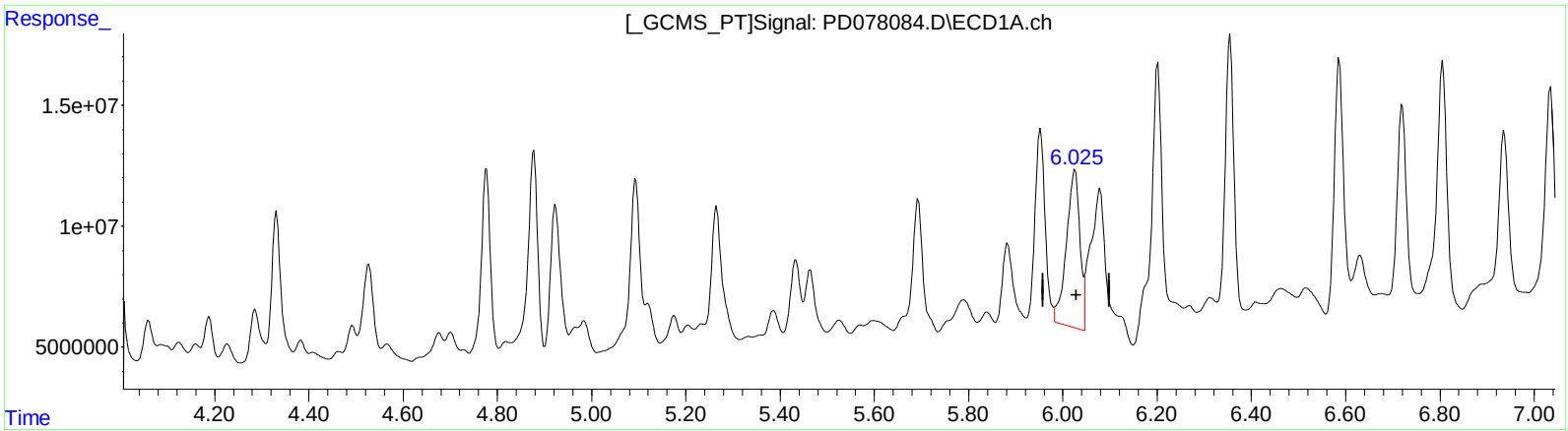

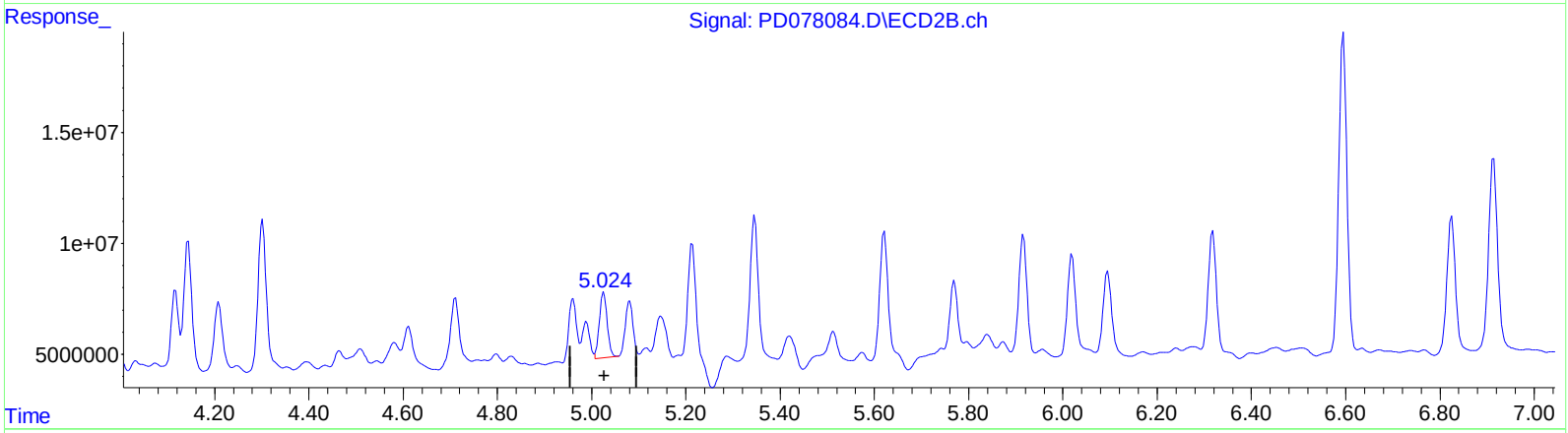

QEdit

(11) cis-Chlordane (B)
6.026min 33.597 ng/ml
response 129485803

(11) cis-Chlordane #2 (B)
5.026min 16.659 ng/ml
response 34068849

(+) = Expected Retention Time

Quantitation Report (Qedit)

Data Path : Z:\pestpcbsrv\HPCHEM1\ECD_D\Data\PD091823\
Data File : PD078084.D
Signal(s) : Signal #1: ECD1A.ch Signal #2: ECD2B.ch
Acq On : 19 Sep 2023 03:03
Operator : AR\AJ
Sample : O4429-13MS
Misc :
ALS Vial : 53 Sample Multiplier: 1

Integration File signal 1: autoint1.e
Integration File signal 2: autoint2.e
Quant Time: Sep 19 05:42:47 2023
Quant Method : Z:\pestpcbsrv\HPCHEM1\ECD_D\Method\PD090623CLP.M
Quant Title : GC Extractables
QLast Update : Wed Sep 06 16:40:06 2023
Response via : Initial Calibration
Integrator: ChemStation

Volume Inj. : 1 µl
Signal #1 Phase : ZB-MR1 Signal #2 Phase: ZB-MR2
Signal #1 Info : 30M x 0.32mm x0.5 Signal #2 Info : 30M x 0.32mm x 0.25µm

Instrument :
ECD_D
ClientSampleId :
BBKK1MS

Manual IntegrationsAPPROVED

Reviewed By :Abdul Mirza 09/19/2023
Supervised By :Ankita Jodhani 09/19/2023

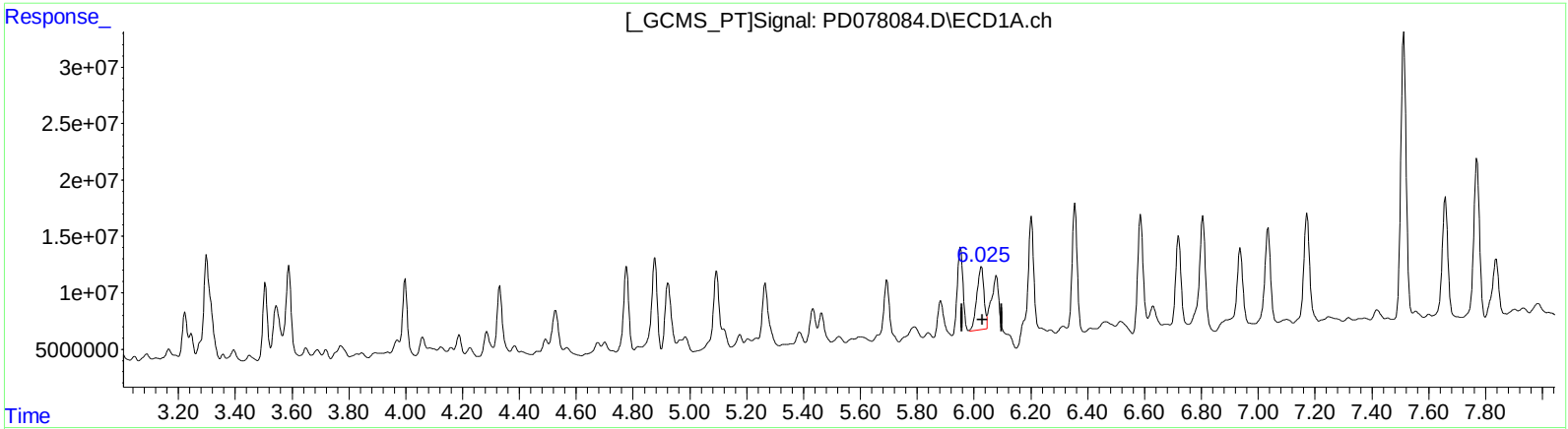

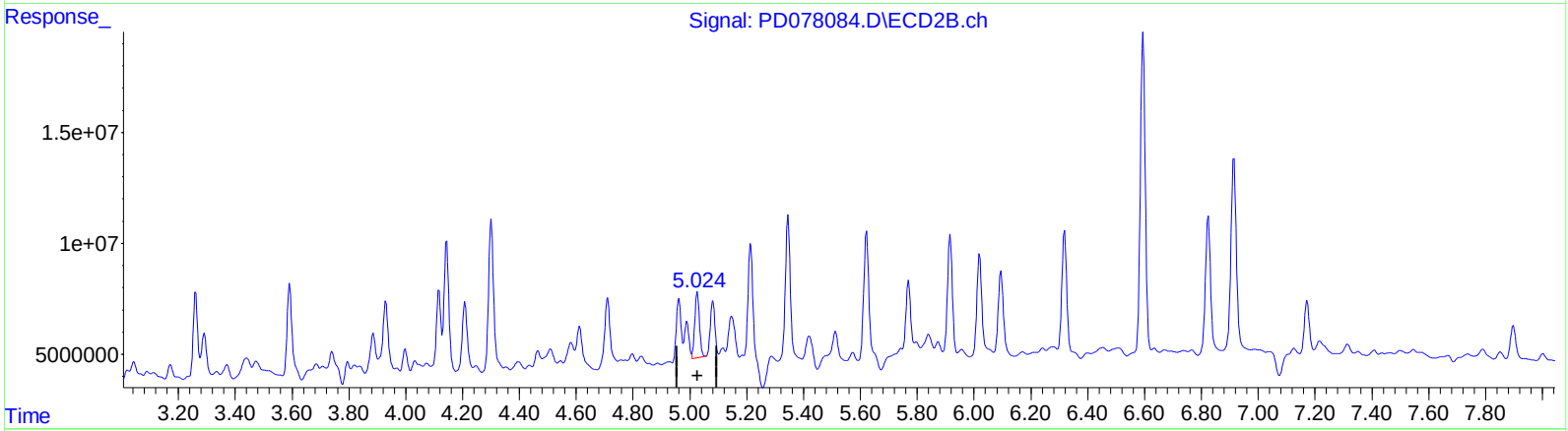

QEdit

(11) cis-Chlordane (B)

6.025min 25.517 ng/ml m

response 98342463

(11) cis-Chlordane #2 (B)

5.026min 16.659 ng/ml

response 34068849

(+) = Expected Retention Time

Quantitation Report (Qedit)

Data Path : Z:\pestpcbsrv\HPCHEM1\ECD_D\Data\PD091823\
Data File : PD078084.D
Signal(s) : Signal #1: ECD1A.ch Signal #2: ECD2B.ch
Acq On : 19 Sep 2023 03:03
Operator : AR\AJ
Sample : O4429-13MS
Misc :
ALS Vial : 53 Sample Multiplier: 1

Integration File signal 1: autoint1.e
Integration File signal 2: autoint2.e
Quant Time: Sep 19 05:42:47 2023
Quant Method : Z:\pestpcbsrv\HPCHEM1\ECD_D\Method\PD090623CLP.M
Quant Title : GC Extractables
QLast Update : Wed Sep 06 16:40:06 2023
Response via : Initial Calibration
Integrator: ChemStation

Volume Inj. : 1 µl
Signal #1 Phase : ZB-MR1 Signal #2 Phase: ZB-MR2
Signal #1 Info : 30M x 0.32mm x0.5 Signal #2 Info : 30M x 0.32mm x 0.25µm

Instrument :
ECD_D
ClientSampleId :
BBKK1MS

Manual IntegrationsAPPROVED

Reviewed By :Abdul Mirza 09/19/2023
Supervised By :Ankita Jodhani 09/19/2023

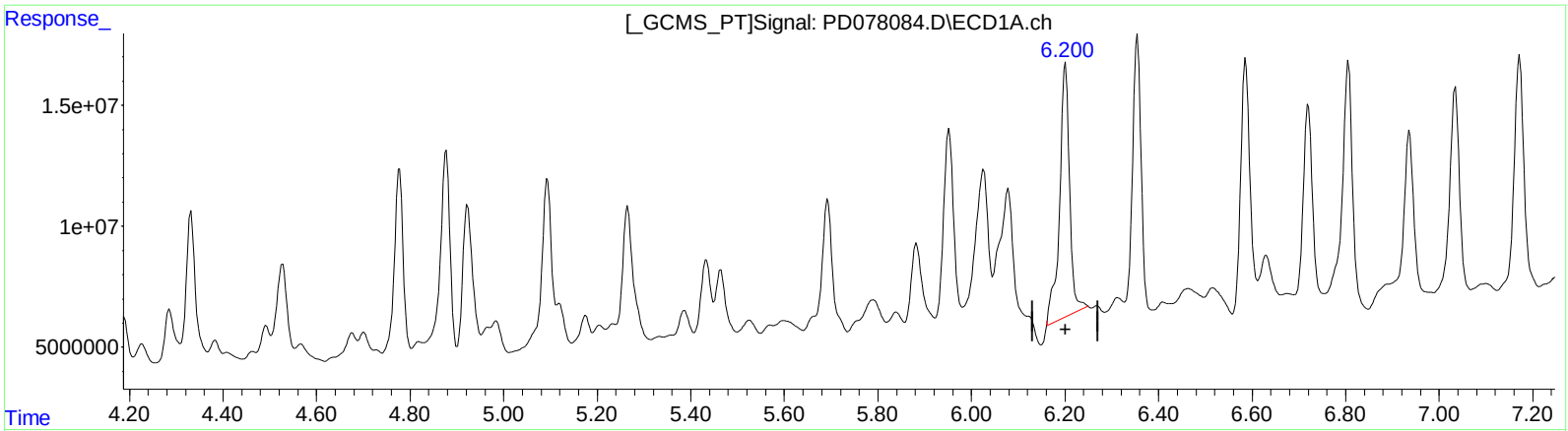

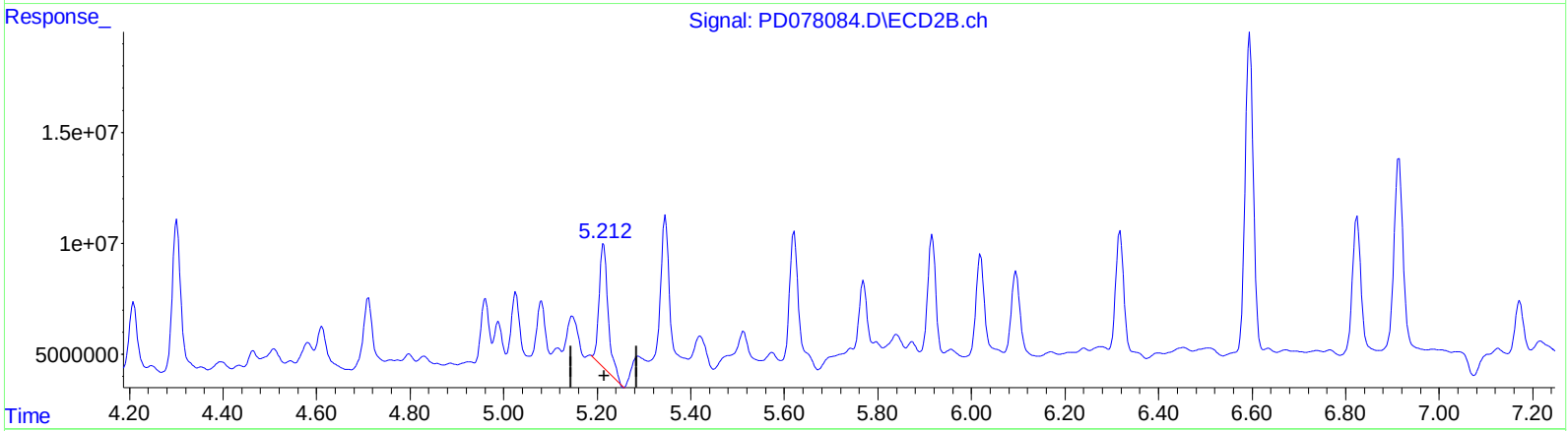

QEdit

(12) 4,4'-DDE (B)
6.201min 43.992 ng/ml
response 155959100

(12) 4,4'-DDE #2 (B)
5.214min 39.318 ng/ml
response 74691055

(+) = Expected Retention Time

Quantitation Report (Qedit)

Data Path : Z:\pestpcbsrv\HPCHEM1\ECD_D\Data\PD091823\
Data File : PD078084.D
Signal(s) : Signal #1: ECD1A.ch Signal #2: ECD2B.ch
Acq On : 19 Sep 2023 03:03
Operator : AR\AJ
Sample : O4429-13MS
Misc :
ALS Vial : 53 Sample Multiplier: 1

Integration File signal 1: autoint1.e
Integration File signal 2: autoint2.e
Quant Time: Sep 19 05:42:47 2023
Quant Method : Z:\pestpcbsrv\HPCHEM1\ECD_D\Method\PD090623CLP.M
Quant Title : GC Extractables
QLast Update : Wed Sep 06 16:40:06 2023
Response via : Initial Calibration
Integrator: ChemStation

Volume Inj. : 1 µl
Signal #1 Phase : ZB-MR1 Signal #2 Phase: ZB-MR2
Signal #1 Info : 30M x 0.32mm x0.5 Signal #2 Info : 30M x 0.32mm x 0.25µm

Instrument :
ECD_D
ClientSampleId :
BBKK1MS

Manual IntegrationsAPPROVED

Reviewed By :Abdul Mirza 09/19/2023
Supervised By :Ankita Jodhani 09/19/2023

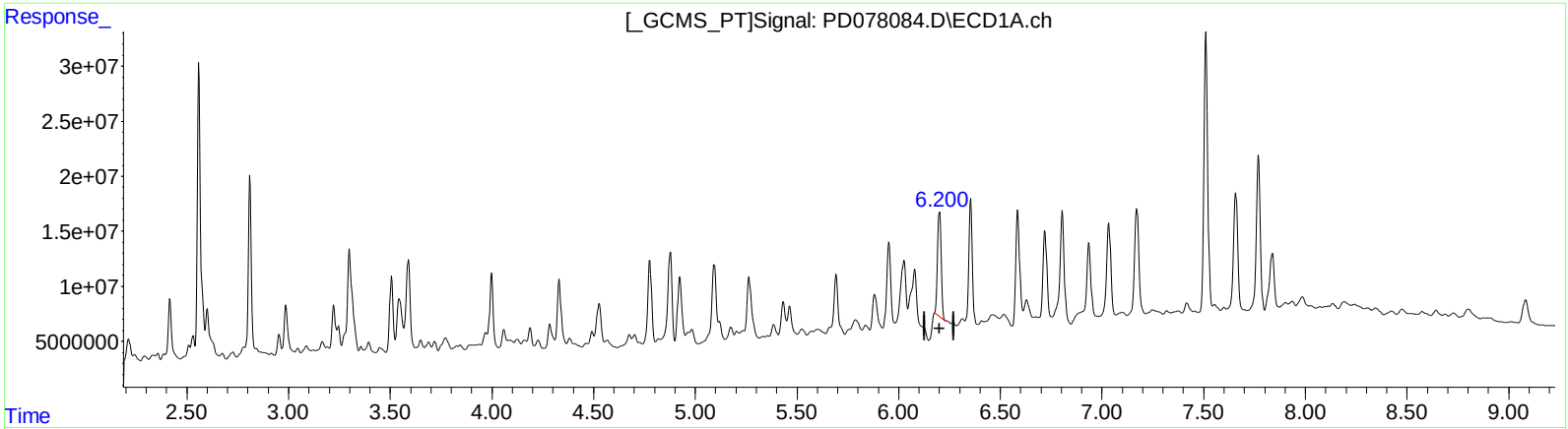

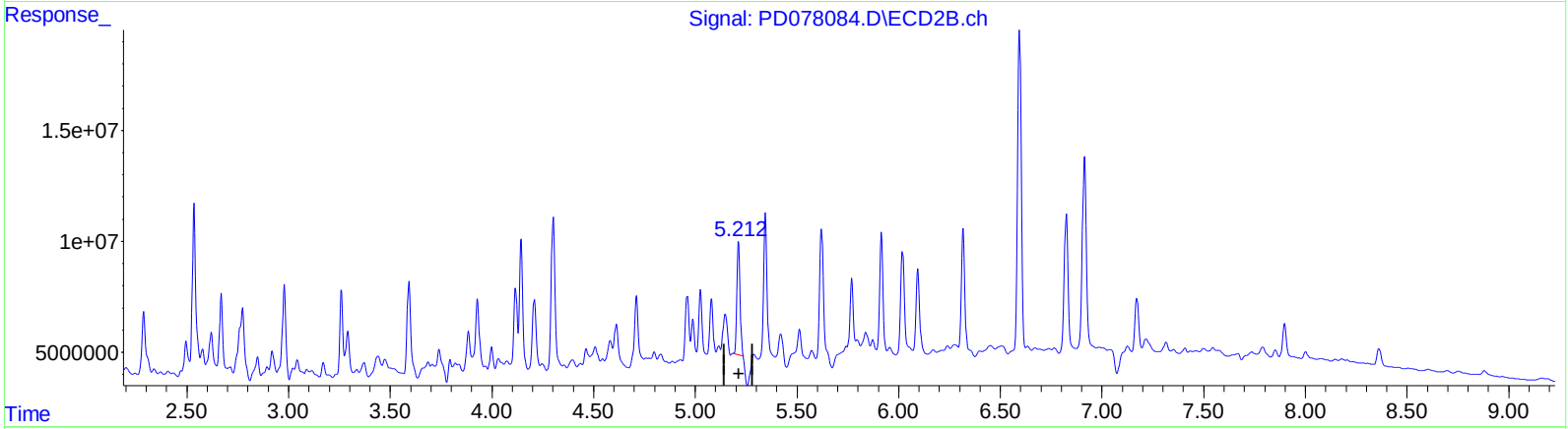

QEdit

(12) 4,4'-DDE (B)
6.200min 31.524 ng/ml m
response 111758579

(12) 4,4'-DDE #2 (B)
5.212min 30.478 ng/ml m
response 57896878

(+) = Expected Retention Time

Quantitation Report (Qedit)

Data Path : Z:\pestpcbsrv\HPCHEM1\ECD_D\Data\PD091823\
Data File : PD078084.D
Signal(s) : Signal #1: ECD1A.ch Signal #2: ECD2B.ch
Acq On : 19 Sep 2023 03:03
Operator : AR\AJ
Sample : O4429-13MS
Misc :
ALS Vial : 53 Sample Multiplier: 1

Integration File signal 1: autoint1.e
Integration File signal 2: autoint2.e
Quant Time: Sep 19 05:42:47 2023
Quant Method : Z:\pestpcbsrv\HPCHEM1\ECD_D\Method\PD090623CLP.M
Quant Title : GC Extractables
QLast Update : Wed Sep 06 16:40:06 2023
Response via : Initial Calibration
Integrator: ChemStation

Volume Inj. : 1 µl
Signal #1 Phase : ZB-MR1 Signal #2 Phase: ZB-MR2
Signal #1 Info : 30M x 0.32mm x0.5 Signal #2 Info : 30M x 0.32mm x 0.25µm

Instrument :
ECD_D
ClientSampleId :
BBKK1MS

Manual IntegrationsAPPROVED

Reviewed By :Abdul Mirza 09/19/2023
Supervised By :Ankita Jodhani 09/19/2023

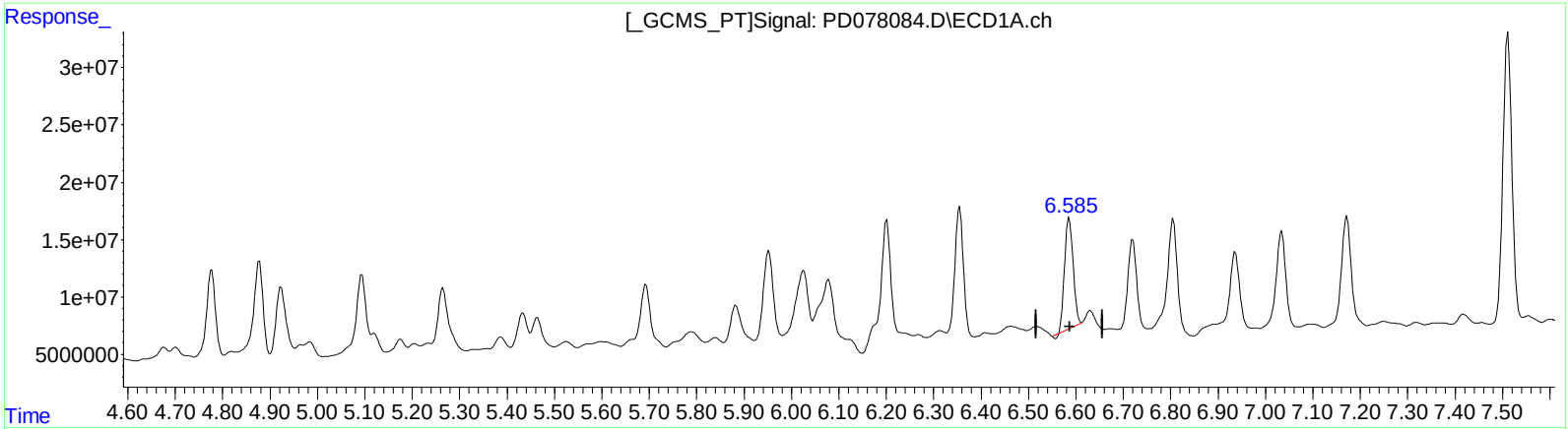

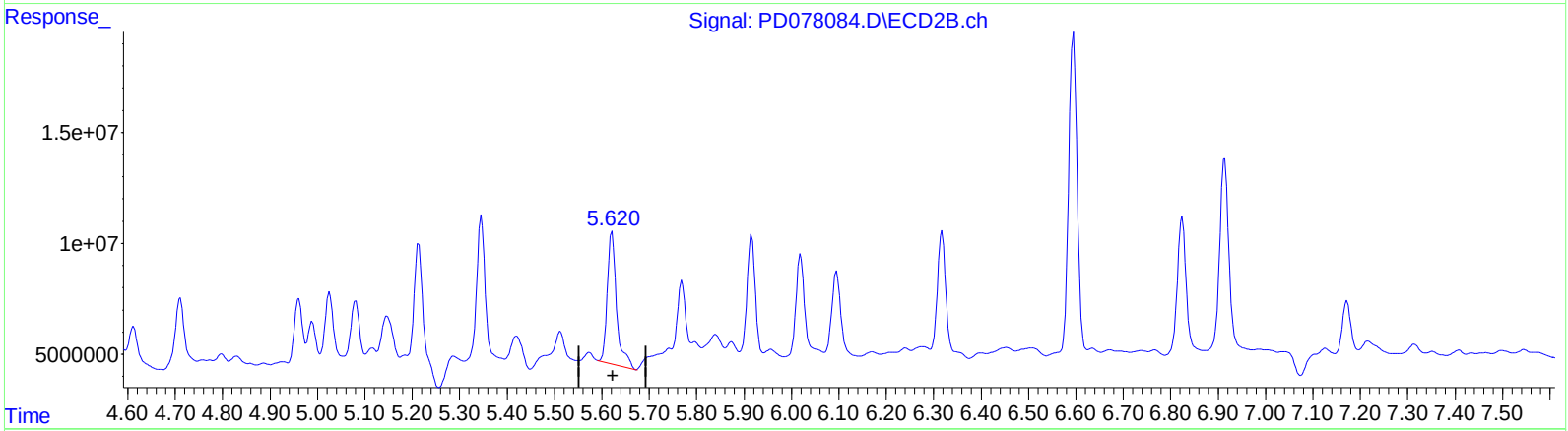

QEdit

(14) Endrin (MA)
6.586min 37.973 ng/ml
response 117156039

(14) Endrin #2 (MA)
5.621min 44.400 ng/ml
response 81177066

(+) = Expected Retention Time

Quantitation Report (Qedit)

Data Path : Z:\pestpcbsrv\HPCHEM1\ECD_D\Data\PD091823\
Data File : PD078084.D
Signal(s) : Signal #1: ECD1A.ch Signal #2: ECD2B.ch
Acq On : 19 Sep 2023 03:03
Operator : AR\AJ
Sample : O4429-13MS
Misc :
ALS Vial : 53 Sample Multiplier: 1

Integration File signal 1: autoint1.e
Integration File signal 2: autoint2.e
Quant Time: Sep 19 05:42:47 2023
Quant Method : Z:\pestpcbsrv\HPCHEM1\ECD_D\Method\PD090623CLP.M
Quant Title : GC Extractables
QLast Update : Wed Sep 06 16:40:06 2023
Response via : Initial Calibration
Integrator: ChemStation

Volume Inj. : 1 µl
Signal #1 Phase : ZB-MR1 Signal #2 Phase: ZB-MR2
Signal #1 Info : 30M x 0.32mm x0.5 Signal #2 Info : 30M x 0.32mm x 0.25µm

Instrument :
ECD_D
ClientSampleId :
BBKK1MS

Manual IntegrationsAPPROVED

Reviewed By :Abdul Mirza 09/19/2023
Supervised By :Ankita Jodhani 09/19/2023

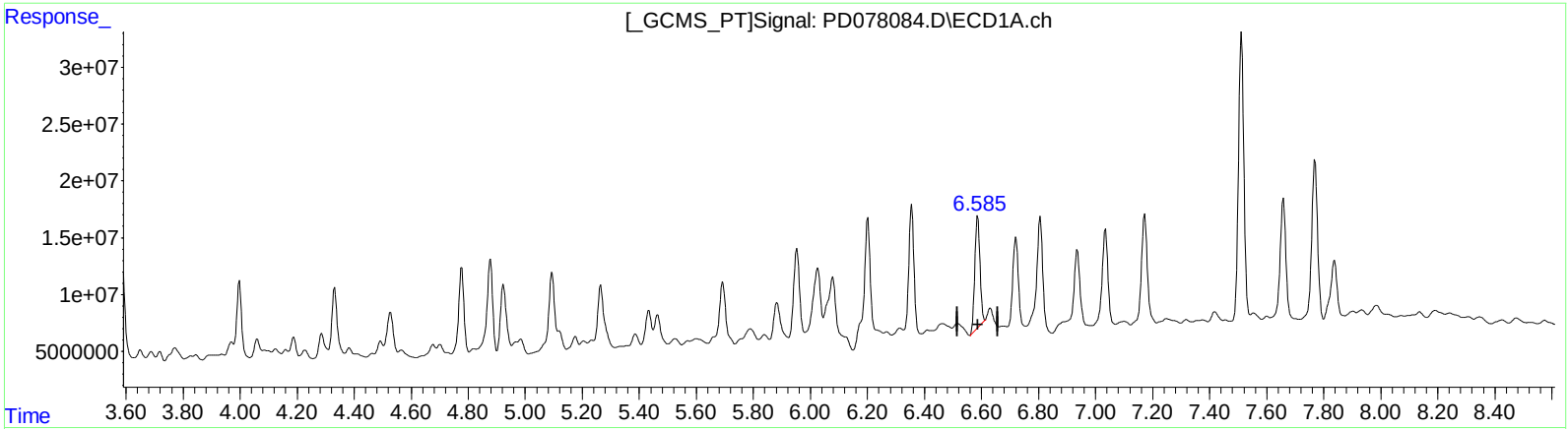

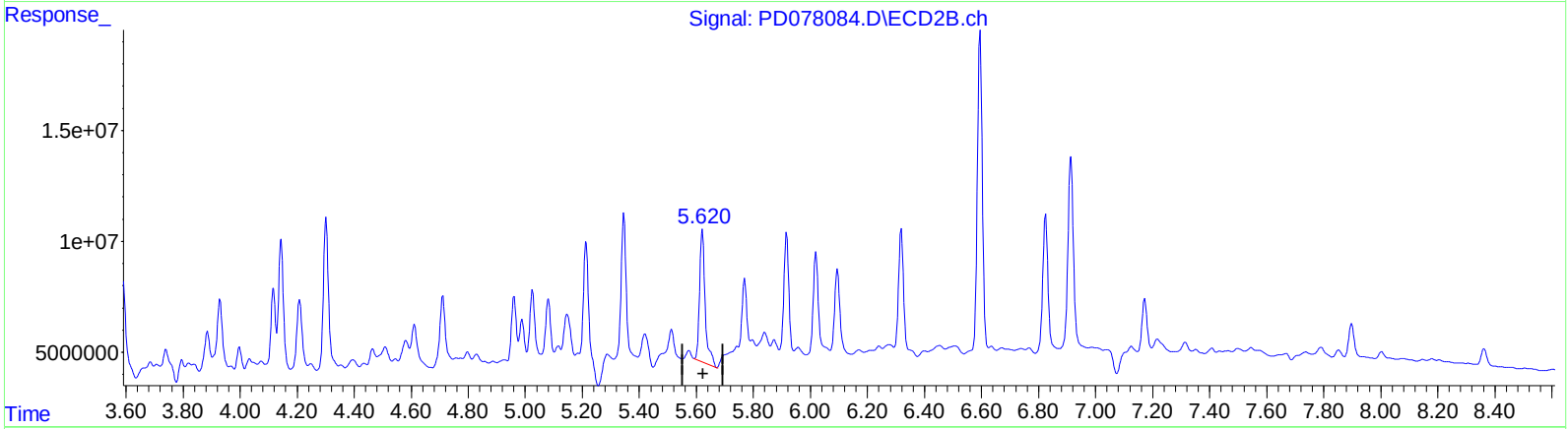

QEdit

(14) Endrin (MA)
6.585min 40.308 ng/ml m
response 124360571

(14) Endrin #2 (MA)
5.621min 44.400 ng/ml
response 81177066

(+) = Expected Retention Time

Quantitation Report (Qedit)

Data Path : Z:\pestpcbsrv\HPCHEM1\ECD_D\Data\PD091823\
Data File : PD078084.D
Signal(s) : Signal #1: ECD1A.ch Signal #2: ECD2B.ch
Acq On : 19 Sep 2023 03:03
Operator : AR\AJ
Sample : O4429-13MS
Misc :
ALS Vial : 53 Sample Multiplier: 1

Integration File signal 1: autoint1.e
Integration File signal 2: autoint2.e
Quant Time: Sep 19 05:42:47 2023
Quant Method : Z:\pestpcbsrv\HPCHEM1\ECD_D\Method\PD090623CLP.M
Quant Title : GC Extractables
QLast Update : Wed Sep 06 16:40:06 2023
Response via : Initial Calibration
Integrator: ChemStation

Volume Inj. : 1 µl
Signal #1 Phase : ZB-MR1 Signal #2 Phase: ZB-MR2
Signal #1 Info : 30M x 0.32mm x0.5 Signal #2 Info : 30M x 0.32mm x 0.25µm

Instrument :
ECD_D
ClientSampleId :
BBKK1MS

Manual IntegrationsAPPROVED

Reviewed By :Abdul Mirza 09/19/2023
Supervised By :Ankita Jodhani 09/19/2023

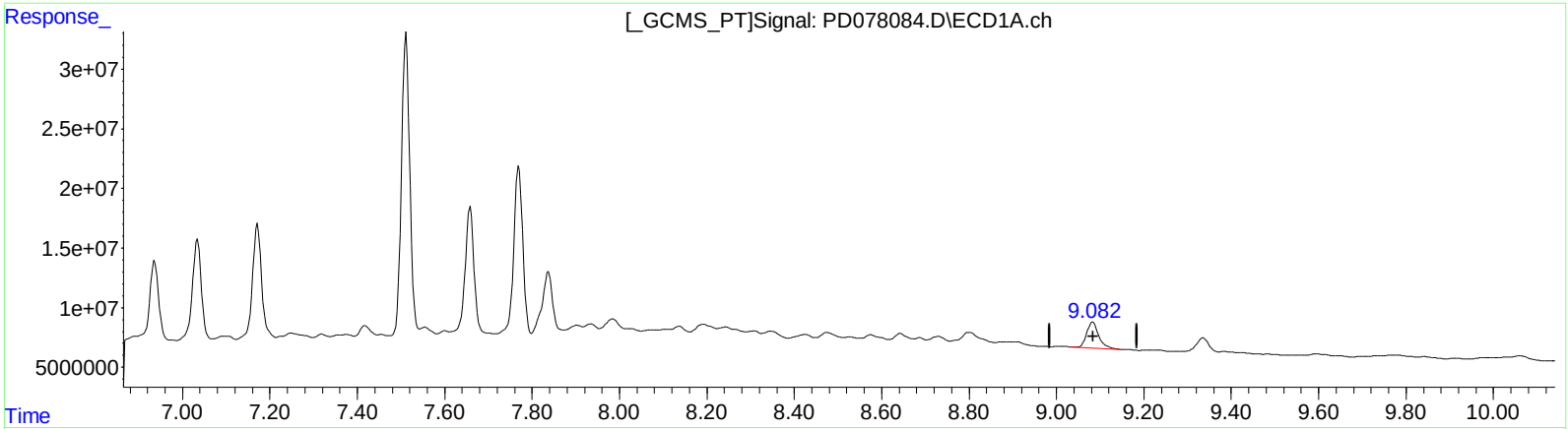

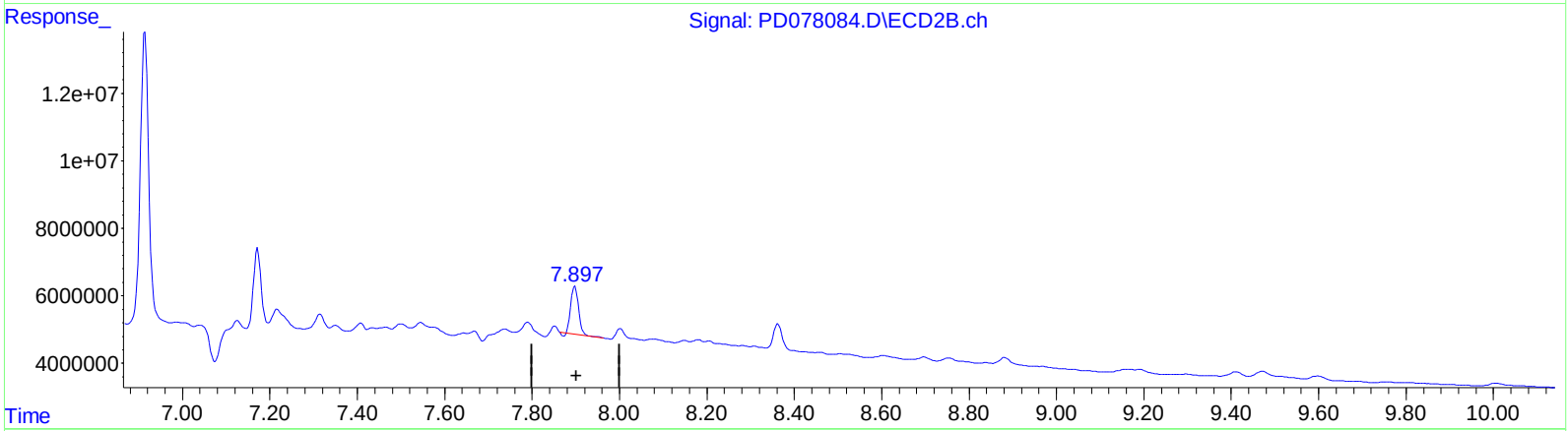

QEdit

(27) Decachlorobiphenyl (SA)

9.083min 13.189 ng/ml

response 41199643

(27) Decachlorobiphenyl #2 (SA)

7.898min 10.606 ng/ml

response 17176955

(+) = Expected Retention Time

Quantitation Report (Qedit)

Data Path : Z:\pestpcbsrv\HPCHEM1\ECD_D\Data\PD091823\
Data File : PD078084.D
Signal(s) : Signal #1: ECD1A.ch Signal #2: ECD2B.ch
Acq On : 19 Sep 2023 03:03
Operator : AR\AJ
Sample : O4429-13MS
Misc :
ALS Vial : 53 Sample Multiplier: 1

Integration File signal 1: autoint1.e
Integration File signal 2: autoint2.e
Quant Time: Sep 19 05:42:47 2023
Quant Method : Z:\pestpcbsrv\HPCHEM1\ECD_D\Method\PD090623CLP.M
Quant Title : GC Extractables
QLast Update : Wed Sep 06 16:40:06 2023
Response via : Initial Calibration
Integrator: ChemStation

Volume Inj. : 1 µl
Signal #1 Phase : ZB-MR1 Signal #2 Phase: ZB-MR2
Signal #1 Info : 30M x 0.32mm x0.5 Signal #2 Info : 30M x 0.32mm x 0.25µm

Instrument :
ECD_D
ClientSampleId :
BBKK1MS

Manual IntegrationsAPPROVED

Reviewed By :Abdul Mirza 09/19/2023
Supervised By :Ankita Jodhani 09/19/2023

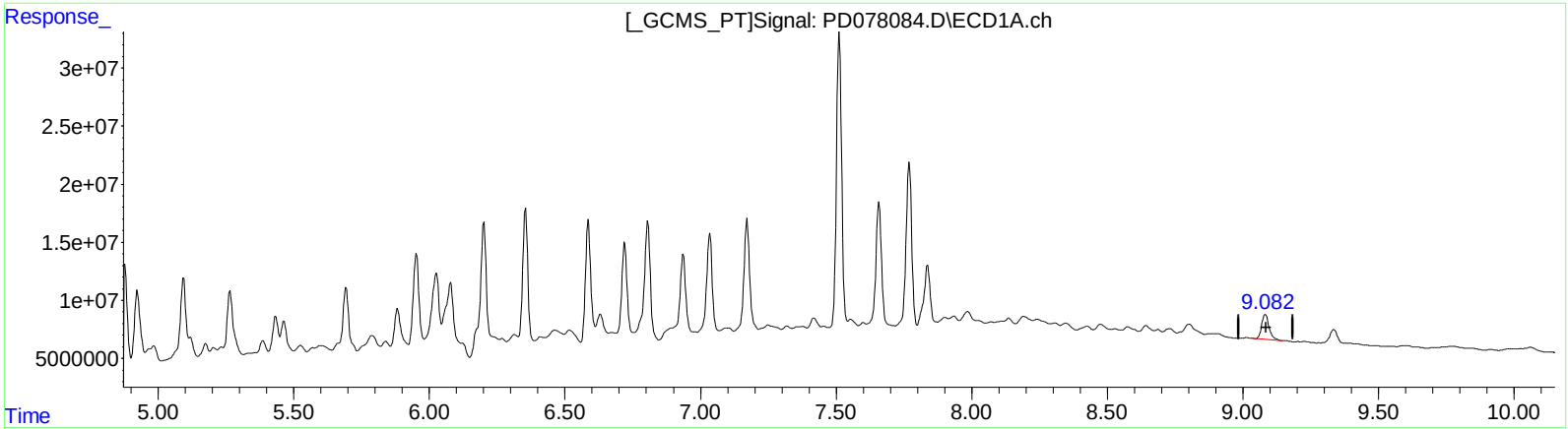

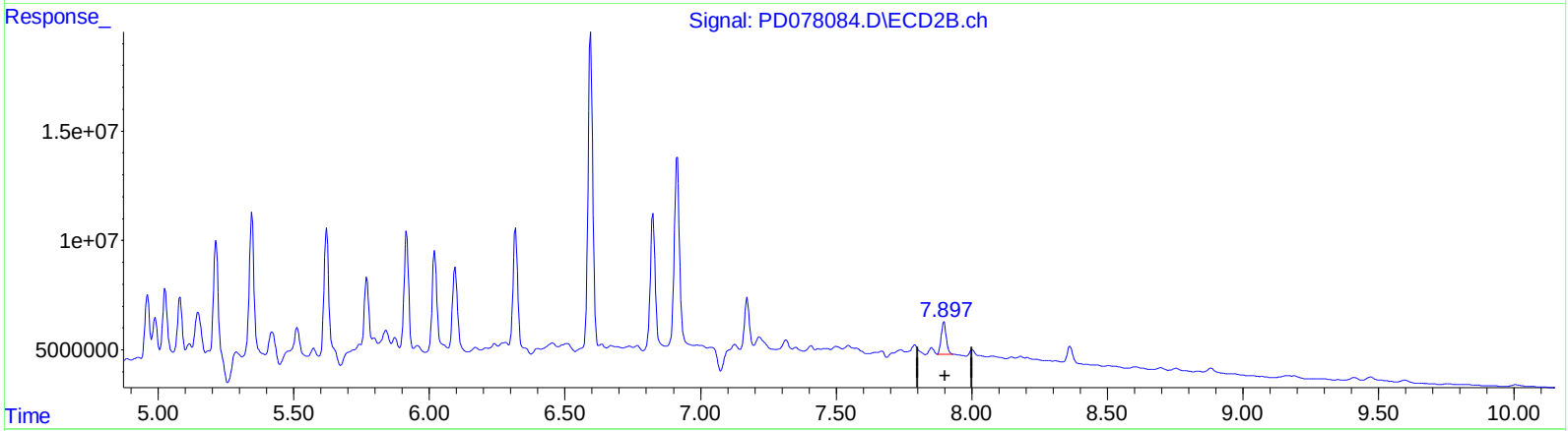

QEdit

(27) Decachlorobiphenyl (SA)

9.083min 13.189 ng/ml

response 41199643

(27) Decachlorobiphenyl #2 (SA)

7.897min 11.767 ng/ml m

response 19056098

(+) = Expected Retention Time