Quantitation Report (Qedit)

Data Path : Z:\pestpcbsrv\HPCHEM1\ECD_Q\Data\PQ041724\
Data File : PQ066139.D
Signal(s) : Signal #1: ECD1A.ch Signal #2: ECD2B.ch
Acq On : 16 Apr 2024 18:46
Operator : YP\AJ
Sample : P2145-11MS
Misc :
ALS Vial : 19 Sample Multiplier: 1

Instrument :
ECD_Q
ClientSampleId :
E07Y4MS

Manual IntegrationsAPPROVED

Reviewed By :Yogesh Patel 04/17/2024
Supervised By :Ankita Jodhani 04/17/2024

Integration File signal 1: autoint1.e
Integration File signal 2: autoint2.e
Quant Time: Apr 17 05:43:48 2024
Quant Method : Z:\pestpcbsrv\HPCHEM1\ECD_Q\Method\PQ040424CLP.M
Quant Title : GC EXTRACTABLES
QLast Update : Fri Apr 05 05:00:24 2024
Response via : Initial Calibration
Integrator: ChemStation

Volume Inj. : 1 µl
Signal #1 Phase : ZB MR1 Signal #2 Phase: ZB MR2
Signal #1 Info : 30Mx0.32mmx 0.5µm Signal #2 Info : 30M x 0.32mm x 0.25µm

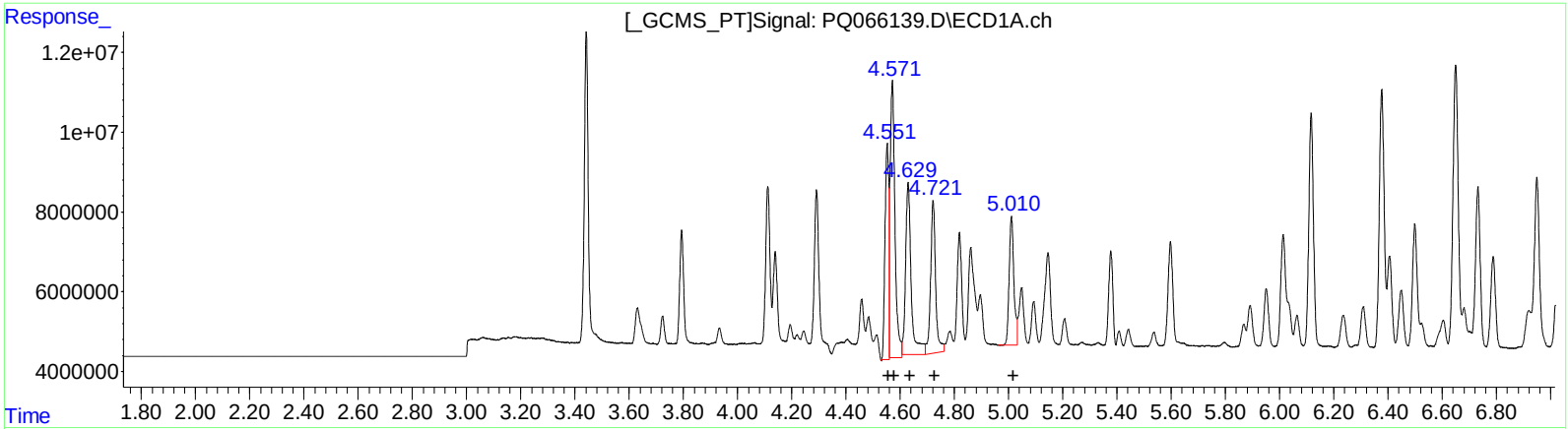

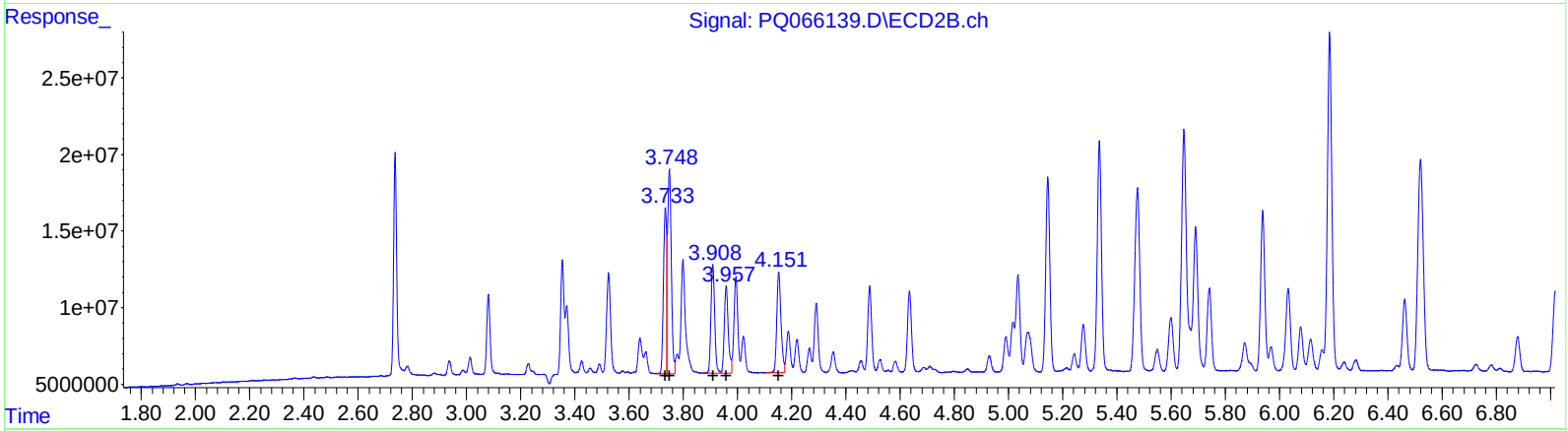

QEdit

(3) AR-1016-1 (L1)

R.T.	Response	Conc
4.55	52220287	344.06
4.57	86573796	384.56
4.63	63596007	440.01
4.72	49290094	414.47
5.01	39246910	344.99

(3) AR-1016-1 #2 (L1)

R.T.	Response	Conc
3.73	86610406	344.01
3.75	126656695	356.60
3.91	68353492	350.30
3.96	58268238	360.13
4.15	70356388	343.50

(+) = Expected Retention Time

Quantitation Report (Qedit)

Data Path : Z:\pestpcbsrv\HPCHEM1\ECD_Q\Data\PQ041724\
Data File : PQ066139.D
Signal(s) : Signal #1: ECD1A.ch Signal #2: ECD2B.ch
Acq On : 16 Apr 2024 18:46
Operator : YP\AJ
Sample : P2145-11MS
Misc :
ALS Vial : 19 Sample Multiplier: 1

Integration File signal 1: autoint1.e
Integration File signal 2: autoint2.e
Quant Time: Apr 17 05:43:48 2024
Quant Method : Z:\pestpcbsrv\HPCHEM1\ECD_Q\Method\PQ040424CLP.M
Quant Title : GC EXTRACTABLES
QLast Update : Fri Apr 05 05:00:24 2024
Response via : Initial Calibration
Integrator: ChemStation

Volume Inj. : 1 µl
Signal #1 Phase : ZB MR1 Signal #2 Phase: ZB MR2
Signal #1 Info : 30Mx0.32mmx 0.5µm Signal #2 Info : 30M x 0.32mm x 0.25µm

Instrument :
ECD_Q
ClientSampleId :
E07Y4MS

Manual IntegrationsAPPROVED

Reviewed By :Yogesh Patel 04/17/2024
Supervised By :Ankita Jodhani 04/17/2024

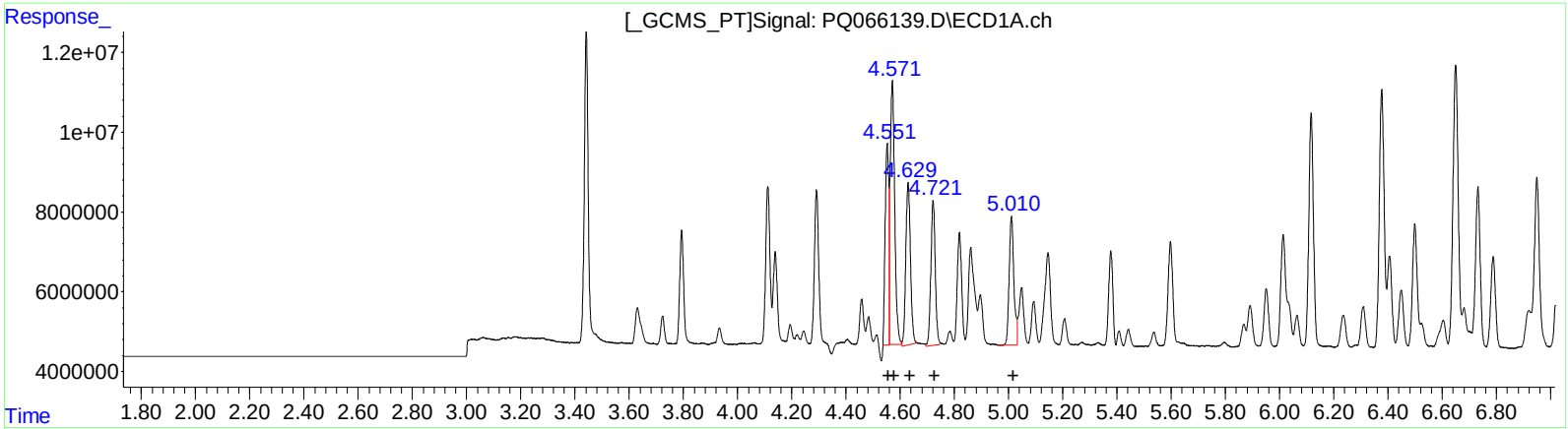

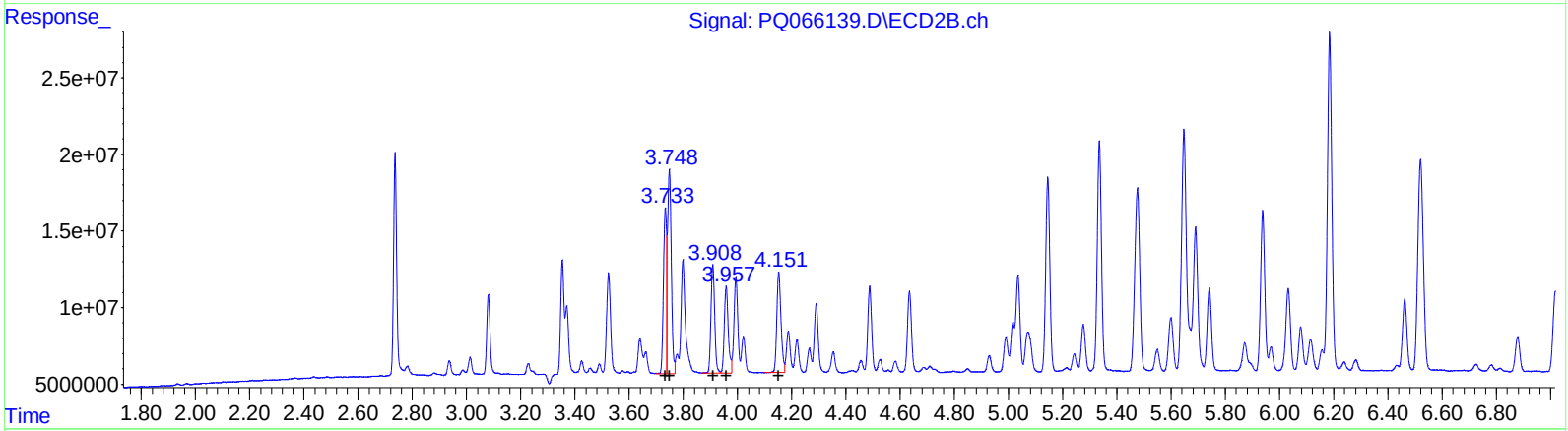

QEdit

(3) AR-1016-1 (L1)

R.T.	Response	Conc
4.55	48128345	317.10
4.57	75043442	333.34
4.63	48292013	334.13
4.72	40853169	343.53
5.01	39246910	344.99

(3) AR-1016-1 #2 (L1)

R.T.	Response	Conc
3.73	86610406	344.01
3.75	126656695	356.60
3.91	68353492	350.30
3.96	58268238	360.13
4.15	70356388	343.50

(+) = Expected Retention Time