Quantitation Report (Qedit)

Data Path : Z:\pestpcbsrv\HPCHEM1\ECD_Q\Data\PQ080819\
Data File : PQ042102.D
Signal(s) : Signal #1: ECD1A.ch Signal #2: ECD2B.ch
Acq On : 07 Aug 2019 15:33
Operator : SM\AJ
Sample : K4186-13DL 5X
Misc :
ALS Vial : 11 Sample Multiplier: 1

Integration File signal 1: autoint1.e
Integration File signal 2: autoint2.e
Quant Time: Aug 08 01:57:38 2019
Quant Method : Z:\pestpcbsrv\HPCHEM1\ECD_Q\Method\PQ072719CLP.M
Quant Title : GC EXTRACTABLES
QLast Update : Mon Jul 29 04:03:40 2019
Response via : Initial Calibration
Integrator: ChemStation

Volume Inj. : 1 µl
Signal #1 Phase : ZB MR1 Signal #2 Phase: ZB MR2
Signal #1 Info : 30Mx0.32mmx 0.5µm Signal #2 Info : 30M x 0.32mm x 0.25µm

Instrument :
ECD_Q
ClientSampleId :
ETP20DL

Manual Integrations APPROVED
Ankita
8/12/2019 9:11:02 AM

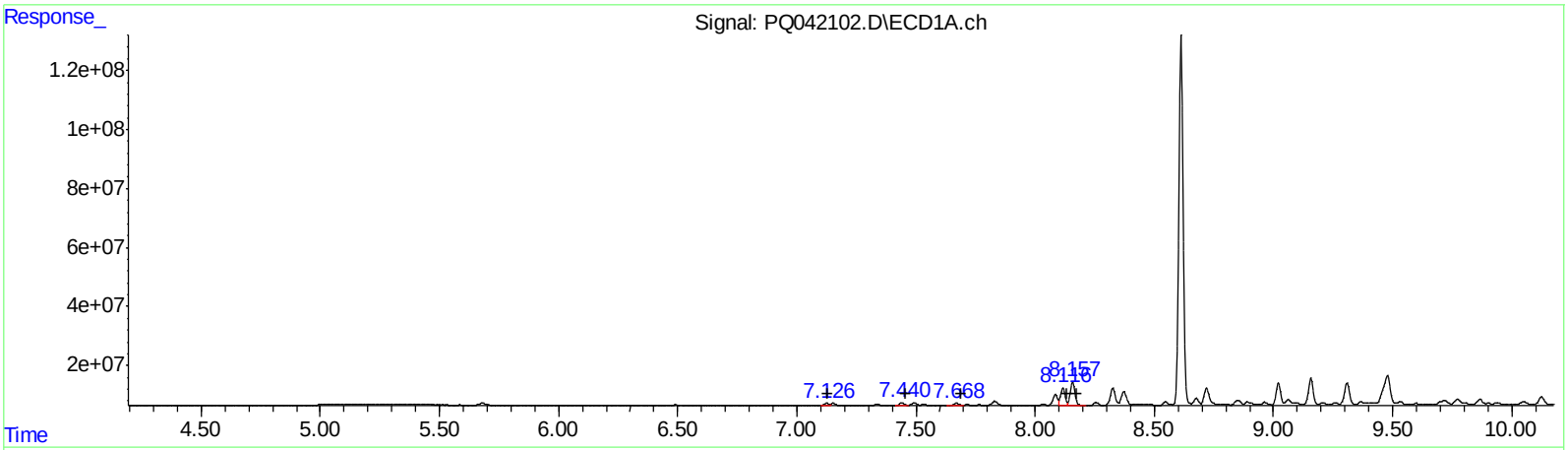

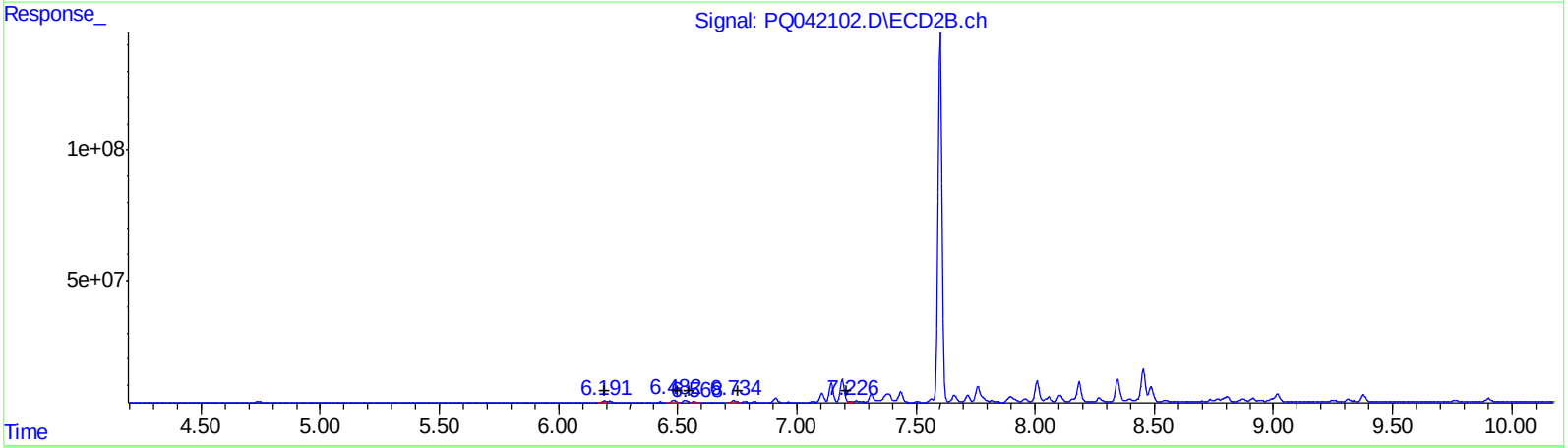

QEdit

(21) AR-1248-1 (L5)

R.T.	Response	Conc
7.13	9044622	122.00
7.44	12469443	135.15
7.67	10137654	90.48
8.12	79029587	505.44
8.16	106823939	705.93

(21) AR-1248-1 #2 (L5)

R.T.	Response	Conc
6.19	8708272	131.34
6.48	13599963	155.98
6.57	4085123	45.77
6.73	10932462	99.26
7.23	4923275	38.41

(+) = Expected Retention Time

Quantitation Report (Qedit)

Data Path : Z:\pestpcbsrv\HPCHEM1\ECD_Q\Data\PQ080819\
Data File : PQ042102.D
Signal(s) : Signal #1: ECD1A.ch Signal #2: ECD2B.ch
Acq On : 07 Aug 2019 15:33
Operator : SM\AJ
Sample : K4186-13DL 5X
Misc :
ALS Vial : 11 Sample Multiplier: 1

Integration File signal 1: autoint1.e
Integration File signal 2: autoint2.e
Quant Time: Aug 08 01:57:38 2019
Quant Method : Z:\pestpcbsrv\HPCHEM1\ECD_Q\Method\PQ072719CLP.M
Quant Title : GC EXTRACTABLES
QLast Update : Mon Jul 29 04:03:40 2019
Response via : Initial Calibration
Integrator: ChemStation

Volume Inj. : 1 µl
Signal #1 Phase : ZB MR1 Signal #2 Phase: ZB MR2
Signal #1 Info : 30Mx0.32mmx 0.5µm Signal #2 Info : 30M x 0.32mm x 0.25µm

Instrument :
ECD_Q
ClientSampleId :
ETP20DL

Manual Integrations APPROVED
Ankita
8/12/2019 9:11:02 AM

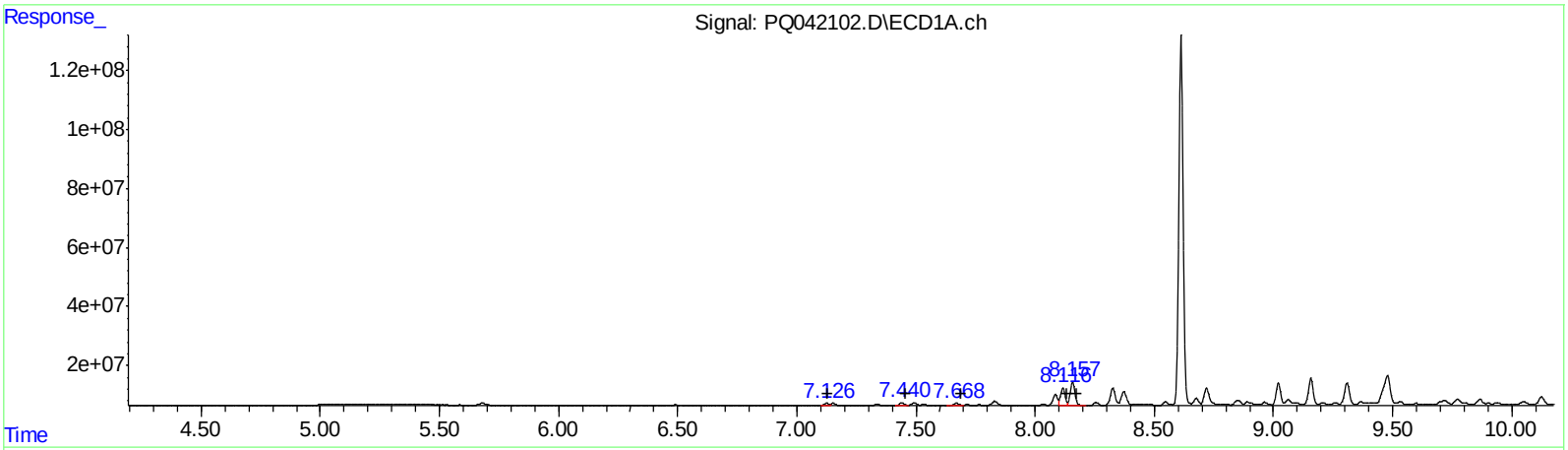

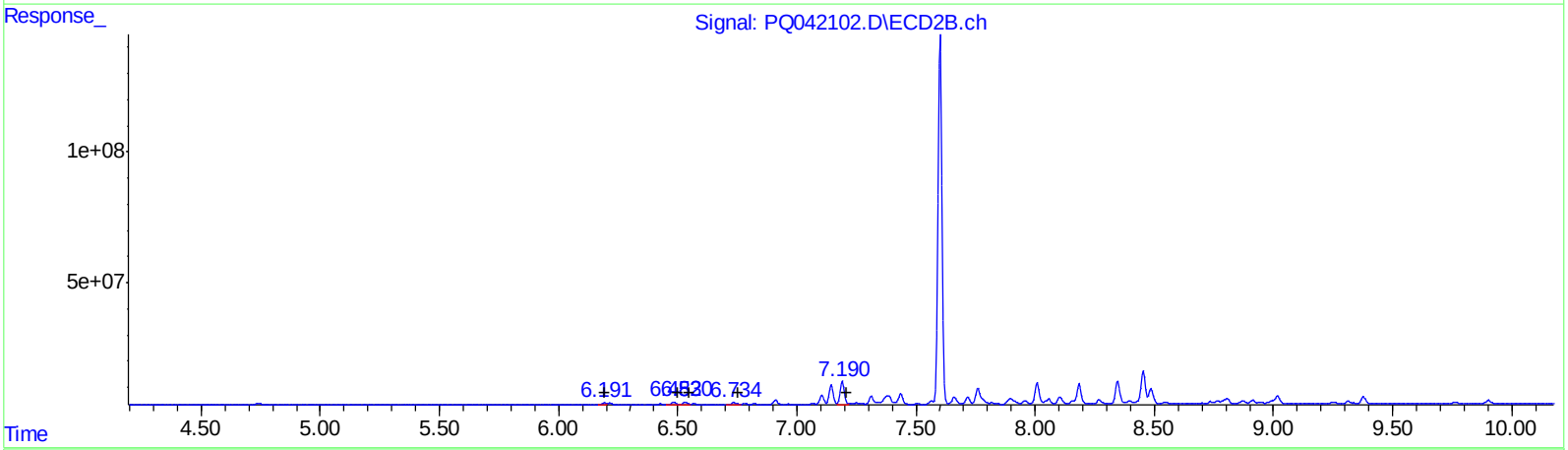

QEdit

(21) AR-1248-1 (L5)

R.T.	Response	Conc
7.13	9044622	122.00
7.44	12469443	135.15
7.67	10137654	90.48
8.12	79029587	505.44
8.16	106823939	705.93

(21) AR-1248-1 #2 (L5)

R.T.	Response	Conc
6.19	8708272	131.34
6.48	13599963	155.98
6.53	13131679	147.12
6.73	10932462	99.26
7.19	105747808	825.03

(+) = Expected Retention Time

Quantitation Report (Qedit)

Data Path : Z:\pestpcbsrv\HPCHEM1\ECD_Q\Data\PQ080819\
Data File : PQ042102.D
Signal(s) : Signal #1: ECD1A.ch Signal #2: ECD2B.ch
Acq On : 07 Aug 2019 15:33
Operator : SM\AJ
Sample : K4186-13DL 5X
Misc :
ALS Vial : 11 Sample Multiplier: 1

Instrument :
ECD_Q
ClientSampleId :
ETP20DL

Manual Integrations APPROVED
Ankita
8/12/2019 9:11:02 AM

Integration File signal 1: autoint1.e
Integration File signal 2: autoint2.e
Quant Time: Aug 08 01:57:38 2019
Quant Method : Z:\pestpcbsrv\HPCHEM1\ECD_Q\Method\PQ072719CLP.M
Quant Title : GC EXTRACTABLES
QLast Update : Mon Jul 29 04:03:40 2019
Response via : Initial Calibration
Integrator: ChemStation

Volume Inj. : 1 µl
Signal #1 Phase : ZB MR1 Signal #2 Phase: ZB MR2
Signal #1 Info : 30Mx0.32mmx 0.5µm Signal #2 Info : 30M x 0.32mm x 0.25µm

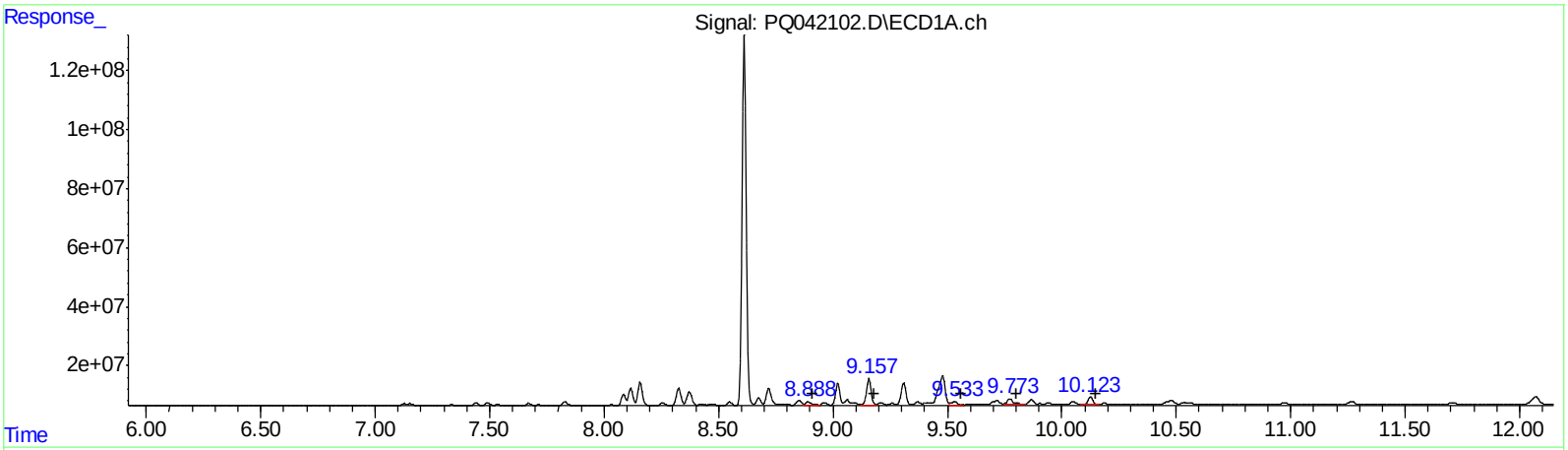

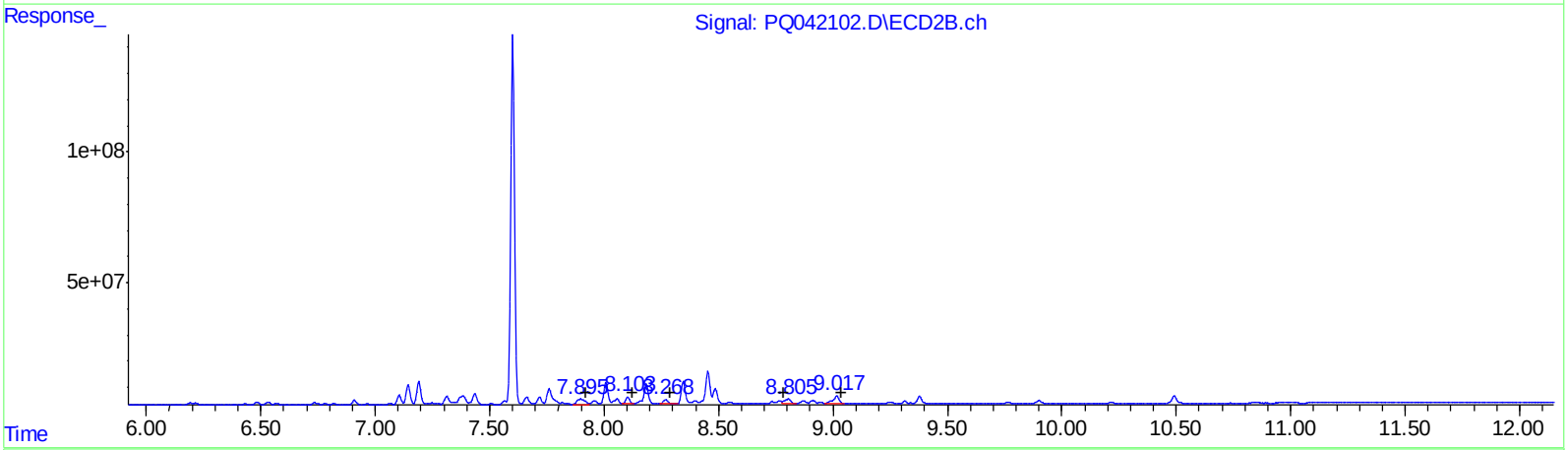

QEdit

(31) AR-1260-1 (L7)

R.T.	Response	Conc
8.89	22754073	127.91
9.16	124566968	493.77
9.53	19984635	87.22
9.77	41545916	162.71
10.12	40923919	60.75

(31) AR-1260-1 #2 (L7)

R.T.	Response	Conc
7.90	47857508	263.78
8.10	31401491	127.99
8.27	26554946	124.80
8.81	33435383	165.28
9.02	52902687	89.64

(+) = Expected Retention Time

Quantitation Report (Qedit)

Data Path : Z:\pestpcbsrv\HPCHEM1\ECD_Q\Data\PQ080819\
Data File : PQ042102.D
Signal(s) : Signal #1: ECD1A.ch Signal #2: ECD2B.ch
Acq On : 07 Aug 2019 15:33
Operator : SM\AJ
Sample : K4186-13DL 5X
Misc :
ALS Vial : 11 Sample Multiplier: 1

Instrument :
ECD_Q
ClientSampleId :
ETP20DL

Manual Integrations APPROVED
Ankita
8/12/2019 9:11:02 AM

Integration File signal 1: autoint1.e
Integration File signal 2: autoint2.e
Quant Time: Aug 08 01:57:38 2019
Quant Method : Z:\pestpcbsrv\HPCHEM1\ECD_Q\Method\PQ072719CLP.M
Quant Title : GC EXTRACTABLES
QLast Update : Mon Jul 29 04:03:40 2019
Response via : Initial Calibration
Integrator: ChemStation

Volume Inj. : 1 µl
Signal #1 Phase : ZB MR1 Signal #2 Phase: ZB MR2
Signal #1 Info : 30Mx0.32mmx 0.5µm Signal #2 Info : 30M x 0.32mm x 0.25µm

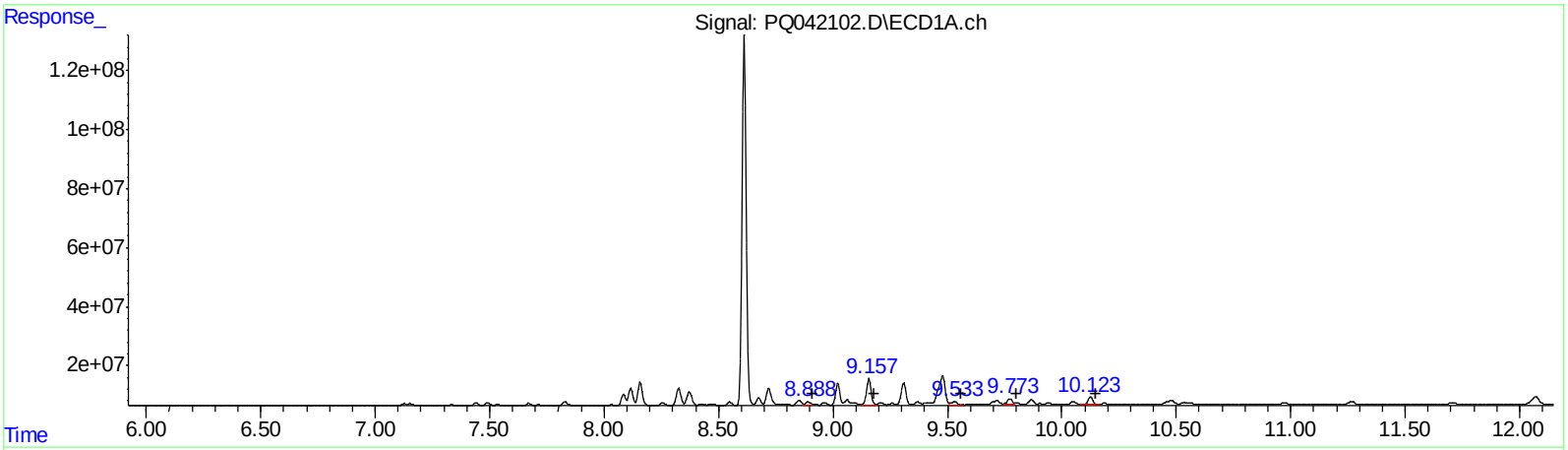

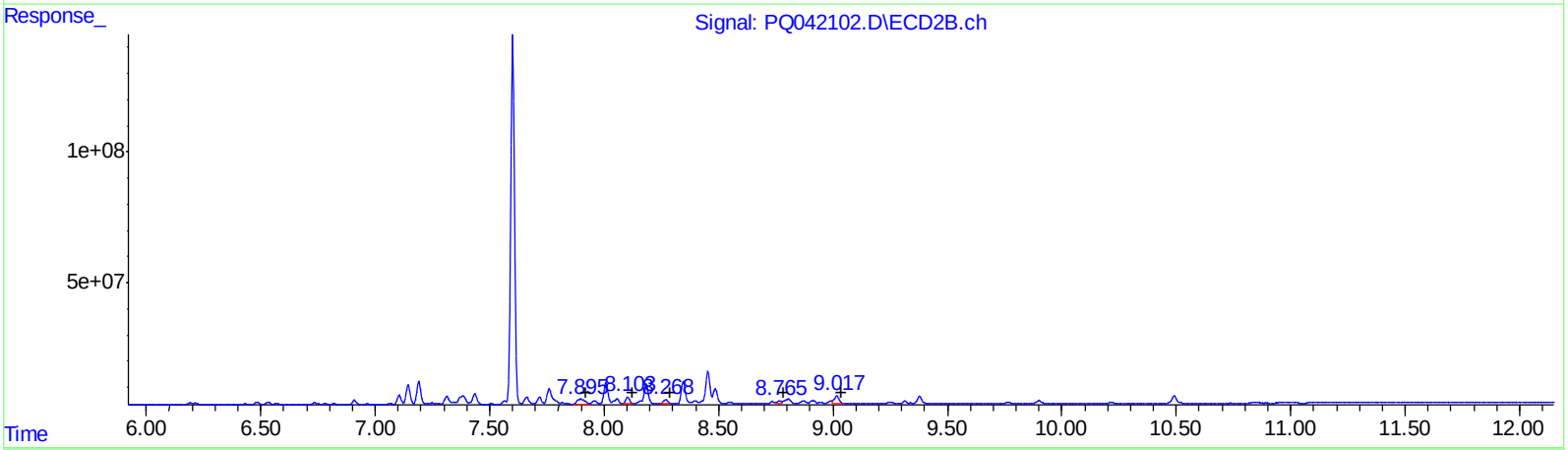

QEdit

(31) AR-1260-1 #2 (L7)

R.T.	Response	Conc
8.89	17376613	97.68
9.16	124566968	493.77
9.53	19984635	87.22
9.77	33681739	131.91
10.12	40923919	60.75

(31) AR-1260-1 #2 (L7)

R.T.	Response	Conc
7.90	47857508	263.78
8.10	34707139	141.47
8.27	21832529	102.61
8.77	15451748	76.38
9.02	40321402	68.32

(+) = Expected Retention Time

Quantitation Report (QT Reviewed)

Data Path : Z:\pestpcbsrv\HPCHEM1\ECD_Q\Data\PQ080819\
Data File : PQ042102.D
Signal(s) : Signal #1: ECD1A.ch Signal #2: ECD2B.ch
Acq On : 07 Aug 2019 15:33
Operator : SM\AJ
Sample : K4186-13DL 5X
Misc :
ALS Vial : 11 Sample Multiplier: 1

Integration File signal 1: autoint1.e
Integration File signal 2: autoint2.e
Quant Time: Aug 08 01:57:38 2019
Quant Method : Z:\pestpcbsrv\HPCHEM1\ECD_Q\Method\PQ072719CLP.M
Quant Title : GC EXTRACTABLES
QLast Update : Mon Jul 29 04:03:40 2019
Response via : Initial Calibration
Integrator: ChemStation

Volume Inj. : 1 µl
Signal #1 Phase : ZB MR1 Signal #2 Phase: ZB MR2
Signal #1 Info : 30Mx0.32mmx 0.5µm Signal #2 Info : 30M x 0.32mm x 0.25µm

	Compound	RT#1	RT#2	Resp#1	Resp#2	ng/ml	ng/ml
	System Monitoring Compounds						
1)	SA Tetrachlo...	5.680	4.739	9769213	8744903	4.260	4.538
2)	SA Decachlor...	12.069	10.491	50902708	39007975	6.037	8.064 #
	Target Compounds						
21)	L5 AR-1248-1	7.126	6.192	9044622	8708272	122.000	131.339
22)	L5 AR-1248-2	7.440	6.483	12469443	13599963	135.151	155.985
23)	L5 AR-1248-3	7.668	6.530	10137654	13131679	90.481	147.124m#
24)	L5 AR-1248-4	8.117	6.735	79029587	10932462	505.439	99.258 #
25)	L5 AR-1248-5	8.157	7.190	106.8E6	105.7E6	705.932	825.029m
31)	L7 AR-1260-1	8.888	7.897	17376613	47857508	97.684m	263.780 #
32)	L7 AR-1260-2	9.157	8.102	124.6E6	34707139	493.774	141.468m#
33)	L7 AR-1260-3	9.533	8.268	19984635	21832529	87.218	102.607m
34)	L7 AR-1260-4	9.773	8.765	33681739	15451748	131.908m	76.384m#
35)	L7 AR-1260-5	10.125	9.017	40923919	40321402	60.755	68.318m

(f)=RT Delta > 1/2 Window (#)=Amounts differ by > 25% (m)=manual int.

Instrument :
ECD_Q
ClientSampleId :
ETP20DL

Manual Integrations APPROVED
Ankita
8/12/2019 9:11:02 AM

AJ
08/27/19