Quantitation Report (QT Reviewed)

Data Path : Z:\pestpcbsrv\HPCHEM1\ECD_R\Data\PR110619\
Data File : PR042906.D
Signal(s) : Signal #1: ECD1A.ch Signal #2: ECD2B.ch
Acq On : 06 Nov 2019 03:34
Operator : SM\AJ
Sample : K5687-19
Misc :
ALS Vial : 67 Sample Multiplier: 1

Integration File signal 1: autoint1.e
Integration File signal 2: autoint2.e
Quant Time: Nov 06 06:22:26 2019
Quant Method : Z:\pestpcbsrv\HPCHEM1\ECD_R\Method\PR110119.M
Quant Title : GC EXTRACTABLES
QLast Update : Fri Nov 01 09:55:27 2019
Response via : Initial Calibration
Integrator: ChemStation

Volume Inj. : 2 µl
Signal #1 Phase : ZB-MR1 Signal #2 Phase: ZB-MR2
Signal #1 Info : 30Mx0.32mmx 0.50µ Signal #2 Info : 30M x 0.32mm x 0.25µm

Instrument :
ECD_R
ClientSampleId :
14A-DUP

Manual Integrations APPROVED
Ankita
11/6/2019 1:49:48 PM

	Compound	RT#1	RT#2	Resp#1	Resp#2	ng/ml	ng/ml	
	System Monitoring Compounds							
1)	SA Tetrachlo...	4.710	3.971	88066310	315.2E6	14.941m	15.721m	
2)	SA Decachlor...	10.621	9.067	47589465	115.9E6	11.892	9.220	
	Target Compounds							
31)	L7 AR-1260-1	7.494	6.556	424.2E6	893.1E6	2040.276	1473.560	#
32)	L7 AR-1260-2	7.748	6.742	763.0E6	2341.1E6	3120.746	2707.487	
33)	L7 AR-1260-3	8.109	6.899	710.1E6	1313.3E6	3928.485	1849.240	#
34)	L7 AR-1260-4	8.347	7.370	795.3E6	1593.7E6	3810.912	2729.776	#
35)	L7 AR-1260-5	8.686	7.610	1351.3E6	4566.0E6	3259.239	2830.226	

(f)=RT Delta > 1/2 Window (#)=Amounts differ by > 25% (m)=manual int.

Quantitation Report (QT Reviewed)

Data Path : Z:\pestpcbsrv\HPCHEM1\ECD_R\Data\PR110619\
Data File : PR042906.D
Signal(s) : Signal #1: ECD1A.ch Signal #2: ECD2B.ch
Acq On : 06 Nov 2019 03:34
Operator : SM\AJ
Sample : K5687-19
Misc :
ALS Vial : 67 Sample Multiplier: 1

Instrument :
ECD_R
ClientSampleId :
14A-DUP

Manual Integrations APPROVED
Ankita
11/6/2019 1:49:48 PM

Integration File signal 1: autoint1.e
Integration File signal 2: autoint2.e
Quant Time: Nov 06 06:22:26 2019
Quant Method : Z:\pestpcbsrv\HPCHEM1\ECD_R\Method\PR110119.M
Quant Title : GC EXTRACTABLES
QLast Update : Fri Nov 01 09:55:27 2019
Response via : Initial Calibration
Integrator: ChemStation

Volume Inj. : 2 µl
Signal #1 Phase : ZB-MR1 Signal #2 Phase: ZB-MR2
Signal #1 Info : 30Mx0.32mmx 0.50µ Signal #2 Info : 30M x 0.32mm x 0.25µm

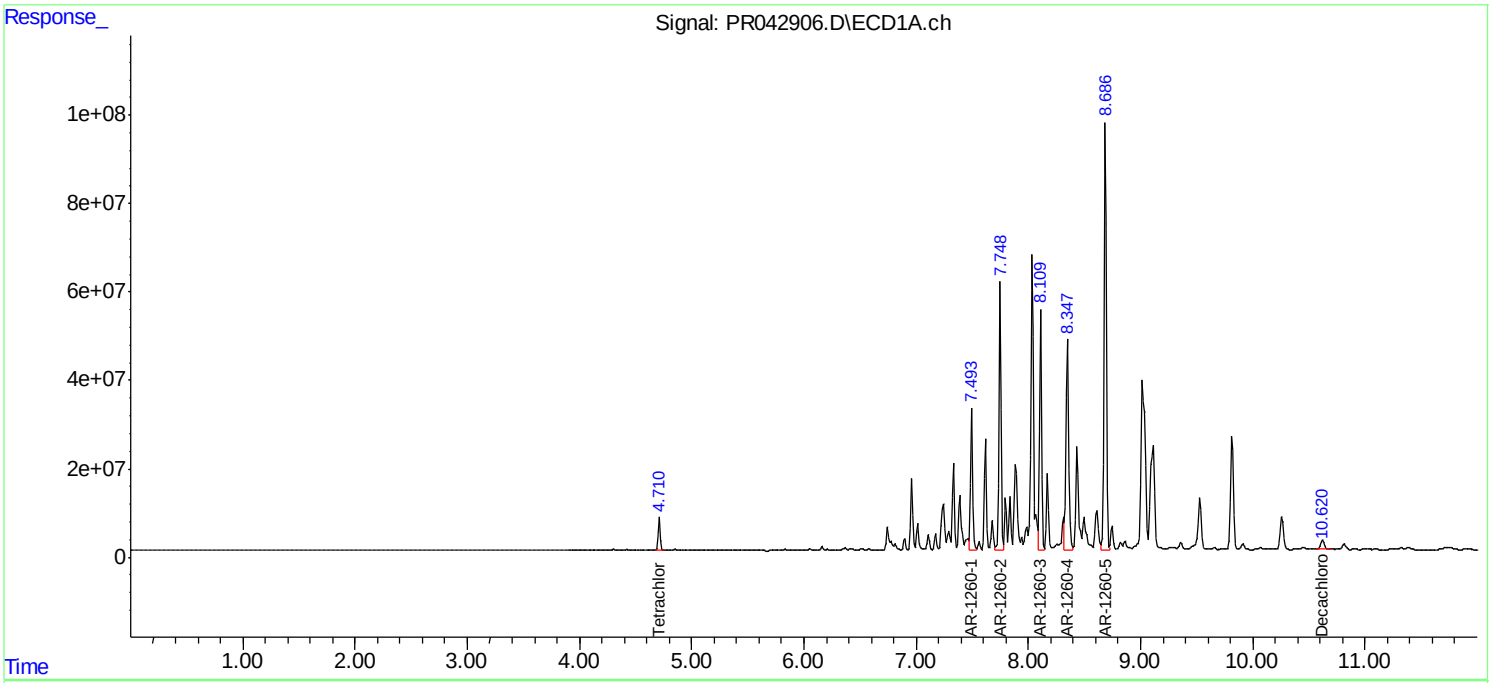

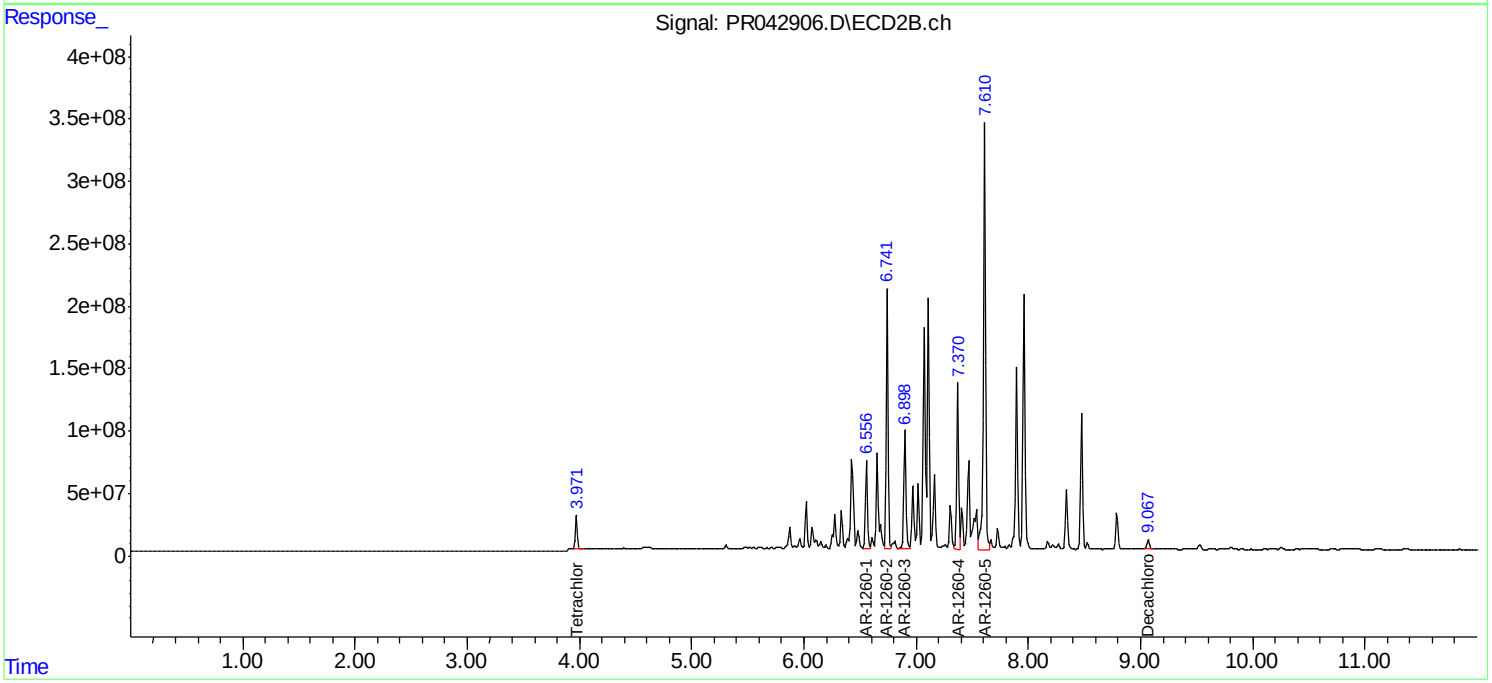

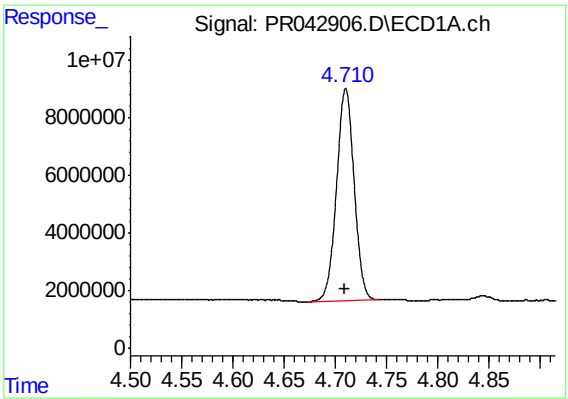

#1 Tetrachloro-m-xylene

R.T.: 4.710 min
Delta R.T.: 0.000 min
Response: 88066310
Conc: 14.94 ng/ml m

Instrument :
ECD_R
ClientSampleId :
14A-DUP

Manual Integrations APPROVED

Ankita
11/6/2019 1:49:48 PM

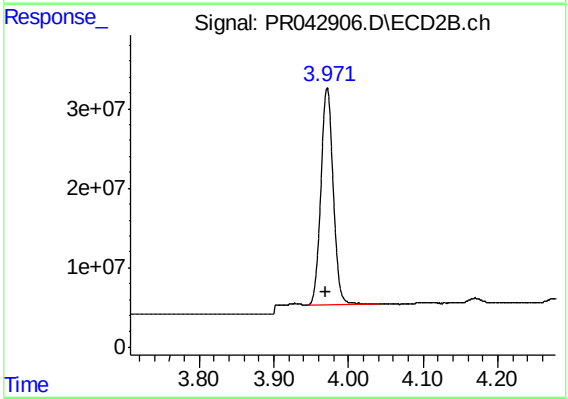

#1 Tetrachloro-m-xylene

R.T.: 3.971 min
Delta R.T.: 0.002 min
Response: 315225981
Conc: 15.72 ng/ml m

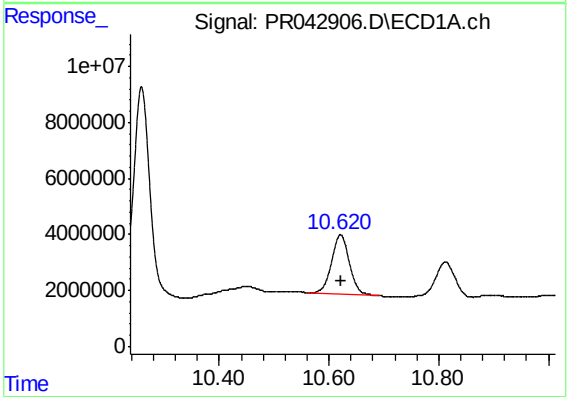

#2 Decachlorobiphenyl

R.T.: 10.621 min
Delta R.T.: 0.000 min
Response: 47589465
Conc: 11.89 ng/ml

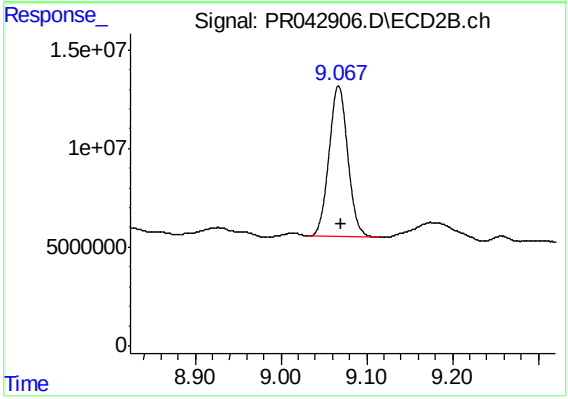

#2 Decachlorobiphenyl

R.T.: 9.067 min
Delta R.T.: -0.003 min
Response: 115852361
Conc: 9.22 ng/ml

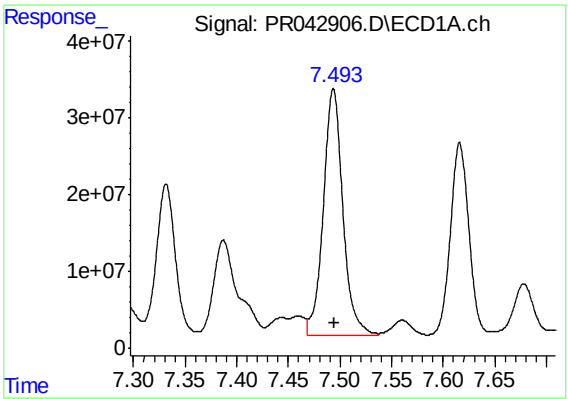

#31 AR-1260-1

R.T.: 7.494 min
Delta R.T.: 0.000 min
Response: 424183766
Conc: 2040.28 ng/ml

Instrument :
ECD_R
ClientSampleId :
14A-DUP

Manual Integrations APPROVED

Ankita
11/6/2019 1:49:48 PM

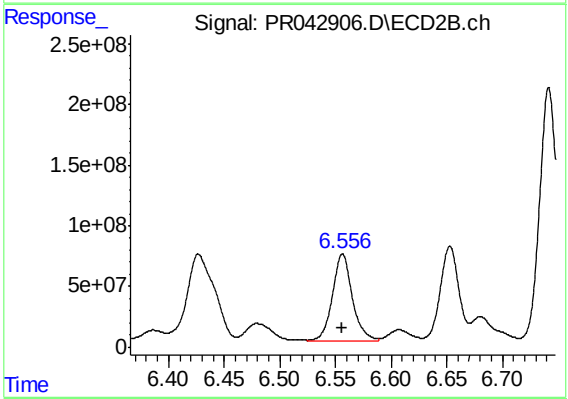

#31 AR-1260-1

R.T.: 6.556 min
Delta R.T.: 0.000 min
Response: 893117936
Conc: 1473.56 ng/ml

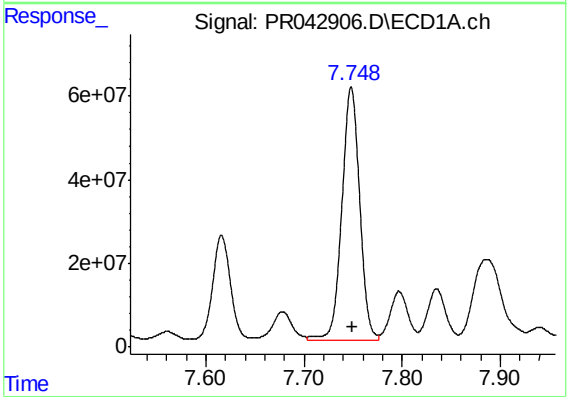

#32 AR-1260-2

R.T.: 7.748 min
Delta R.T.: -0.001 min
Response: 762970113
Conc: 3120.75 ng/ml

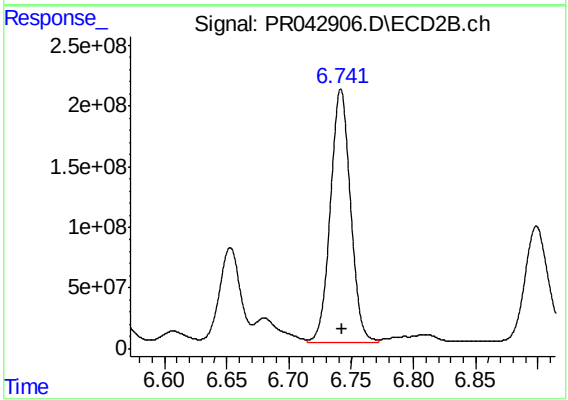

#32 AR-1260-2

R.T.: 6.742 min
Delta R.T.: -0.002 min
Response: 2341117489
Conc: 2707.49 ng/ml

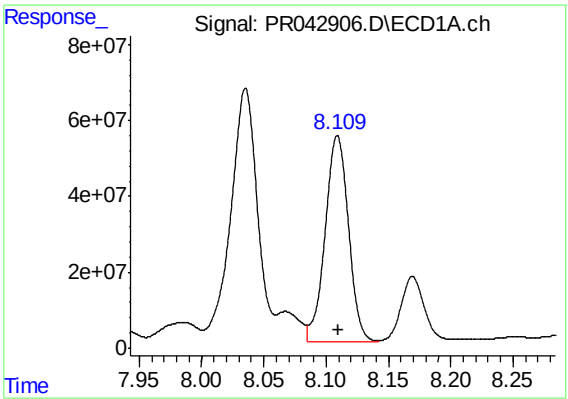

#33 AR-1260-3

R.T.: 8.109 min
Delta R.T.: -0.001 min
Response: 710137039
Conc: 3928.48 ng/ml

Instrument :
ECD_R
ClientSampleId :
14A-DUP

Manual Integrations APPROVED

Ankita
11/6/2019 1:49:48 PM

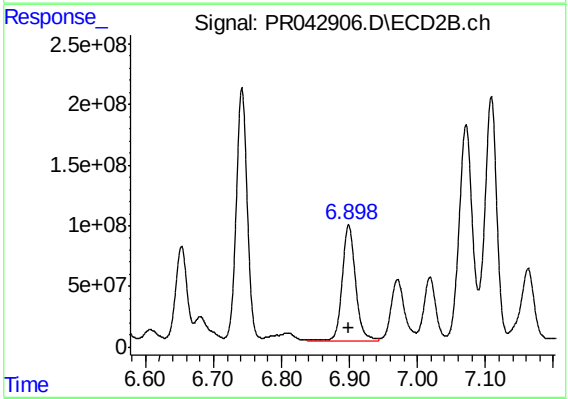

#33 AR-1260-3

R.T.: 6.899 min
Delta R.T.: 0.000 min
Response: 1313308650
Conc: 1849.24 ng/ml

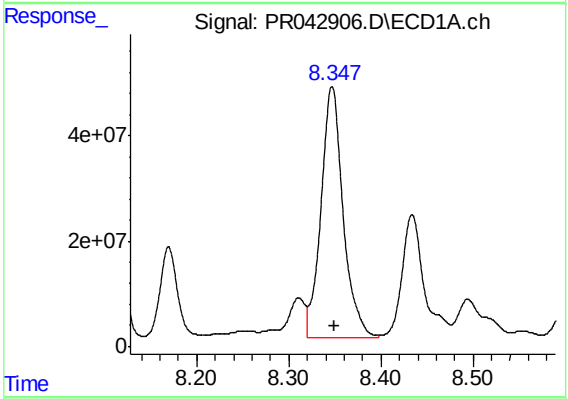

#34 AR-1260-4

R.T.: 8.347 min
Delta R.T.: -0.002 min
Response: 795304489
Conc: 3810.91 ng/ml

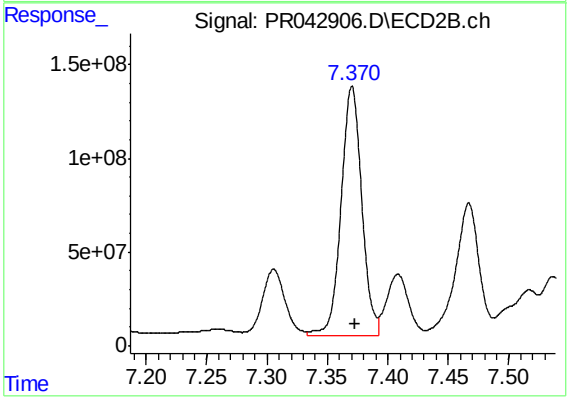

#34 AR-1260-4

R.T.: 7.370 min
Delta R.T.: -0.002 min
Response: 1593717146
Conc: 2729.78 ng/ml

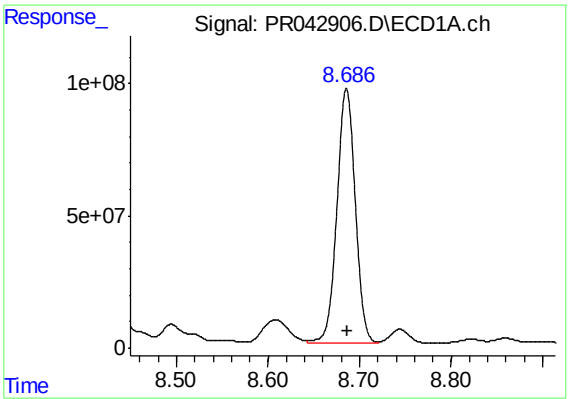

#35 AR-1260-5

R.T.: 8.686 min
Delta R.T.: 0.000 min
Response: 1351286594
Conc: 3259.24 ng/ml

Instrument :
ECD_R
ClientSampleId :
14A-DUP

Manual Integrations APPROVED

Ankita
11/6/2019 1:49:48 PM

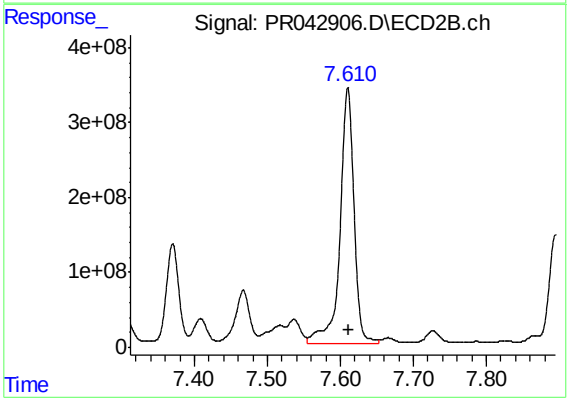

#35 AR-1260-5

R.T.: 7.610 min
Delta R.T.: -0.002 min
Response: 4566010153
Conc: 2830.23 ng/ml