Quantitation Report (QT Reviewed)

Data Path : Z:\pestpcbsrv\HPCHEM1\ECD_S\Data\PS082925\
Data File : PS031567.D
Signal(s) : Signal #1: ECD1A.ch Signal #2: ECD2B.ch
Acq On : 29 Aug 2025 16:18
Operator : AR\AJ
Sample : Q2970-07
Misc :
ALS Vial : 12 Sample Multiplier: 1

Instrument :
ECD_S
ClientSampleId :
TP12

Integration File signal 1: autoint1.e
Integration File signal 2: autoint2.e
Quant Time: Aug 30 06:14:30 2025
Quant Method : Z:\pestpcbsrv\HPCHEM1\ECD_S\Method\PS080725.M
Quant Title : 8080.M
QLast Update : Fri Aug 08 03:17:54 2025
Response via : Initial Calibration
Integrator: ChemStation

Volume Inj. : 1 µl
Signal #1 Phase : ZB-MR1 Signal #2 Phase: ZB-MR2
Signal #1 Info : 30M x 0.32mm x0.5 Signal #2 Info : 30M x 0.32mm x 0.25µm

Compound	RT#1	RT#2	Resp#1	Resp#2	ng/ml	ng/ml
System Monitoring Compounds						
4) S 2,4-DCAA	7.288	7.746	807.0E6	263.1E6	254.241	311.263
Target Compounds						

(f)=RT Delta > 1/2 Window (#)=Amounts differ by > 25% (m)=manual int.

Quantitation Report (QT Reviewed)

Data Path : Z:\pestpcbsrv\HPCHEM1\ECD_S\Data\PS082925\
Data File : PS031567.D
Signal(s) : Signal #1: ECD1A.ch Signal #2: ECD2B.ch
Acq On : 29 Aug 2025 16:18
Operator : AR\AJ
Sample : Q2970-07
Misc :
ALS Vial : 12 Sample Multiplier: 1

Instrument :
ECD_S
ClientSampleId :
TP12

Integration File signal 1: autoint1.e
Integration File signal 2: autoint2.e
Quant Time: Aug 30 06:14:30 2025
Quant Method : Z:\pestpcbsrv\HPCHEM1\ECD_S\Method\PS080725.M
Quant Title : 8080.M
QLast Update : Fri Aug 08 03:17:54 2025
Response via : Initial Calibration
Integrator: ChemStation

Volume Inj. : 1 µl
Signal #1 Phase : ZB-MR1 Signal #2 Phase: ZB-MR2
Signal #1 Info : 30M x 0.32mm x0.5 Signal #2 Info : 30M x 0.32mm x 0.25µm

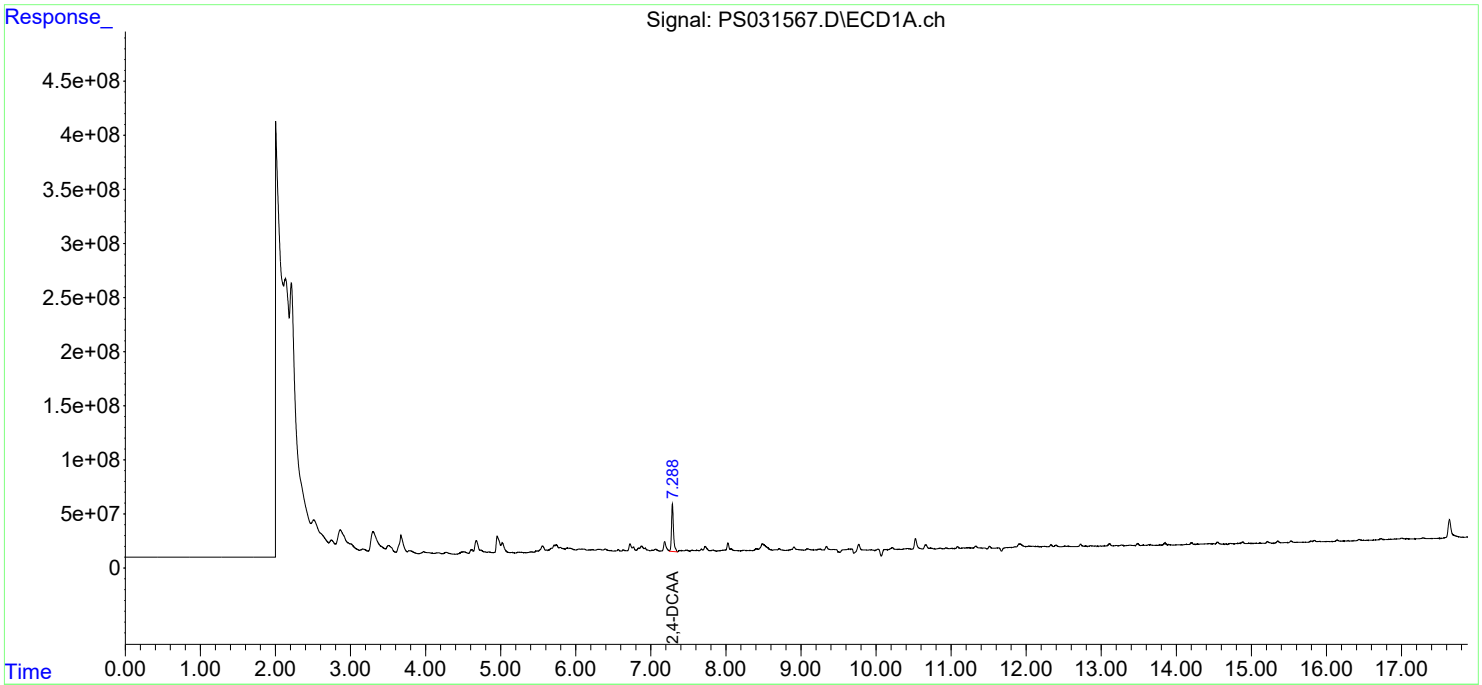

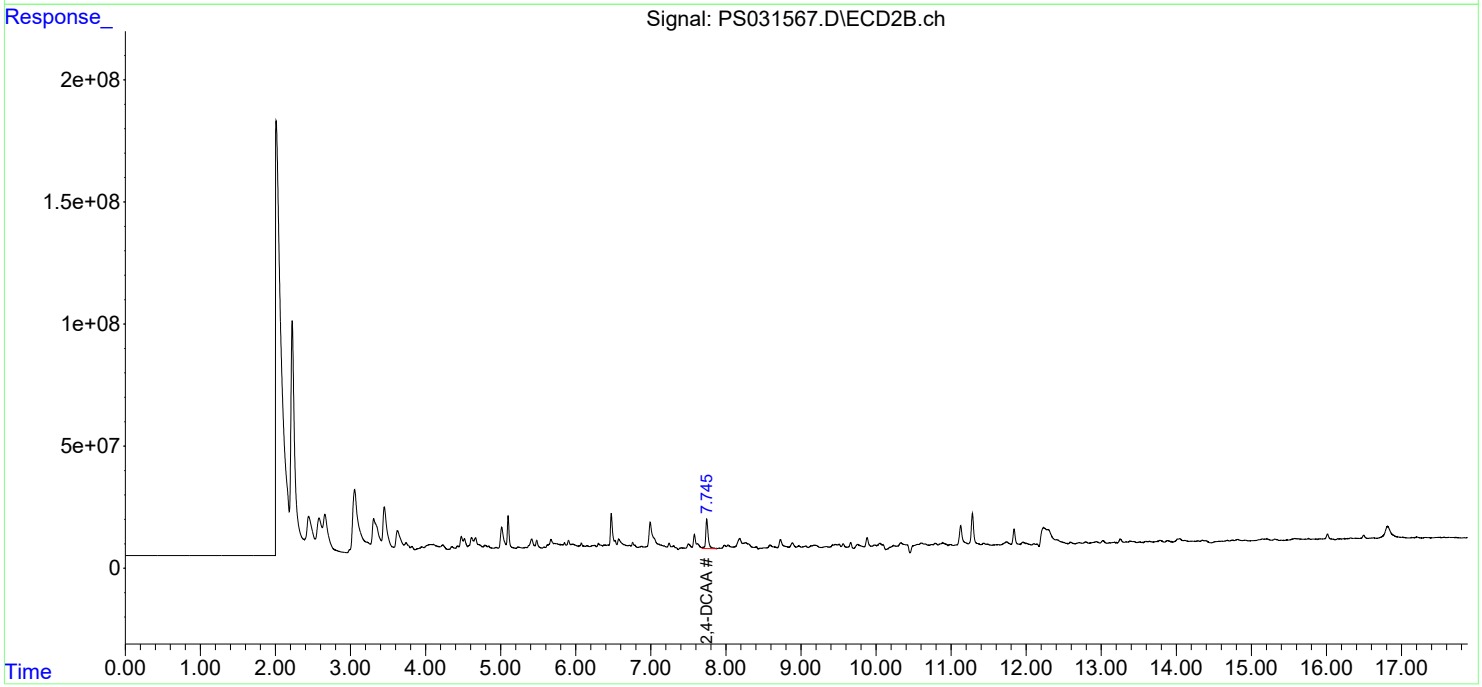

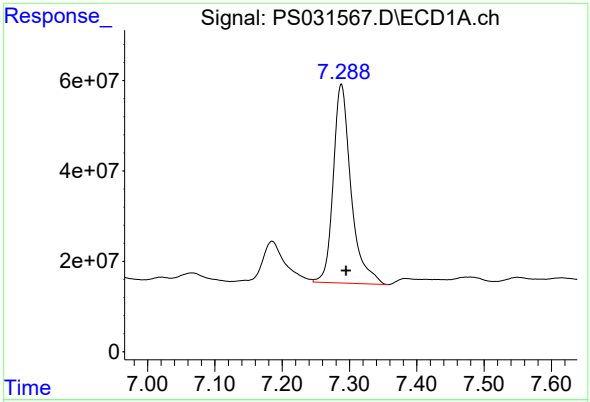

#4 2,4-DCAA

R.T.: 7.288 min
Delta R.T.: -0.007 min
Response: 806957578
Conc: 254.24 ng/ml

Instrument :
ECD_S
ClientSampleId :
TP12

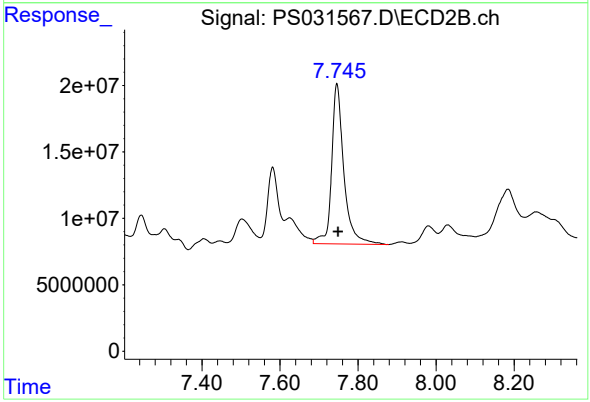

#4 2,4-DCAA

R.T.: 7.746 min
Delta R.T.: -0.003 min
Response: 263122631
Conc: 311.26 ng/ml