Quantitation Report (QT Reviewed)

Data Path : Z:\pestpcbsrv\HPCHEM1\ECD_S\Data\PS103019\
Data File : PS007507.D
Signal(s) : Signal #1: ECD1A.ch Signal #2: ECD2B.ch
Acq On : 30 Oct 2019 14:29
Operator : SM\AJ
Sample : K5539-17
Misc :
ALS Vial : 15 Sample Multiplier: 1

Instrument :
ECD_S
ClientSampleId :
165-26-(0-1)

Integration File signal 1: autoint1.e
Integration File signal 2: autoint2.e
Quant Time: Oct 30 18:15:15 2019
Quant Method : Z:\pestpcbsrv\HPCHEM1\ECD_S\Method\PS101419.M
Quant Title : 8080.M
QLast Update : Mon Oct 14 13:54:23 2019
Response via : Initial Calibration
Integrator: ChemStation

Volume Inj. : 2 µl
Signal #1 Phase : Rtx-CLPesticides Signal #2 Phase: Rtx-CLPesticides2
Signal #1 Info : 30M x 0.32mm x0.5 Signal #2 Info : 30M x 0.32mm x 0.25µm

	Compound	RT#1	RT#2	Resp#1	Resp#2	ng/ml	ng/ml
System Monitoring Compounds							
4) S	2,4-DCAA	5.447	5.174	333.3E6	161.9E6	243.541	230.244
Target Compounds							

(f)=RT Delta > 1/2 Window (#)=Amounts differ by > 25% (m)=manual int.

Quantitation Report (QT Reviewed)

Data Path : Z:\pestpcbsrv\HPCHEM1\ECD_S\Data\PS103019\
Data File : PS007507.D
Signal(s) : Signal #1: ECD1A.ch Signal #2: ECD2B.ch
Acq On : 30 Oct 2019 14:29
Operator : SM\AJ
Sample : K5539-17
Misc :
ALS Vial : 15 Sample Multiplier: 1

Instrument :
ECD_S
ClientSampleId :
165-26-(0-1)

Integration File signal 1: autoint1.e
Integration File signal 2: autoint2.e
Quant Time: Oct 30 18:15:15 2019
Quant Method : Z:\pestpcbsrv\HPCHEM1\ECD_S\Method\PS101419.M
Quant Title : 8080.M
QLast Update : Mon Oct 14 13:54:23 2019
Response via : Initial Calibration
Integrator: ChemStation

Volume Inj. : 2 µl
Signal #1 Phase : Rtx-CLPesticides Signal #2 Phase: Rtx-CLPesticides2
Signal #1 Info : 30M x 0.32mm x0.5 Signal #2 Info : 30M x 0.32mm x 0.25µm

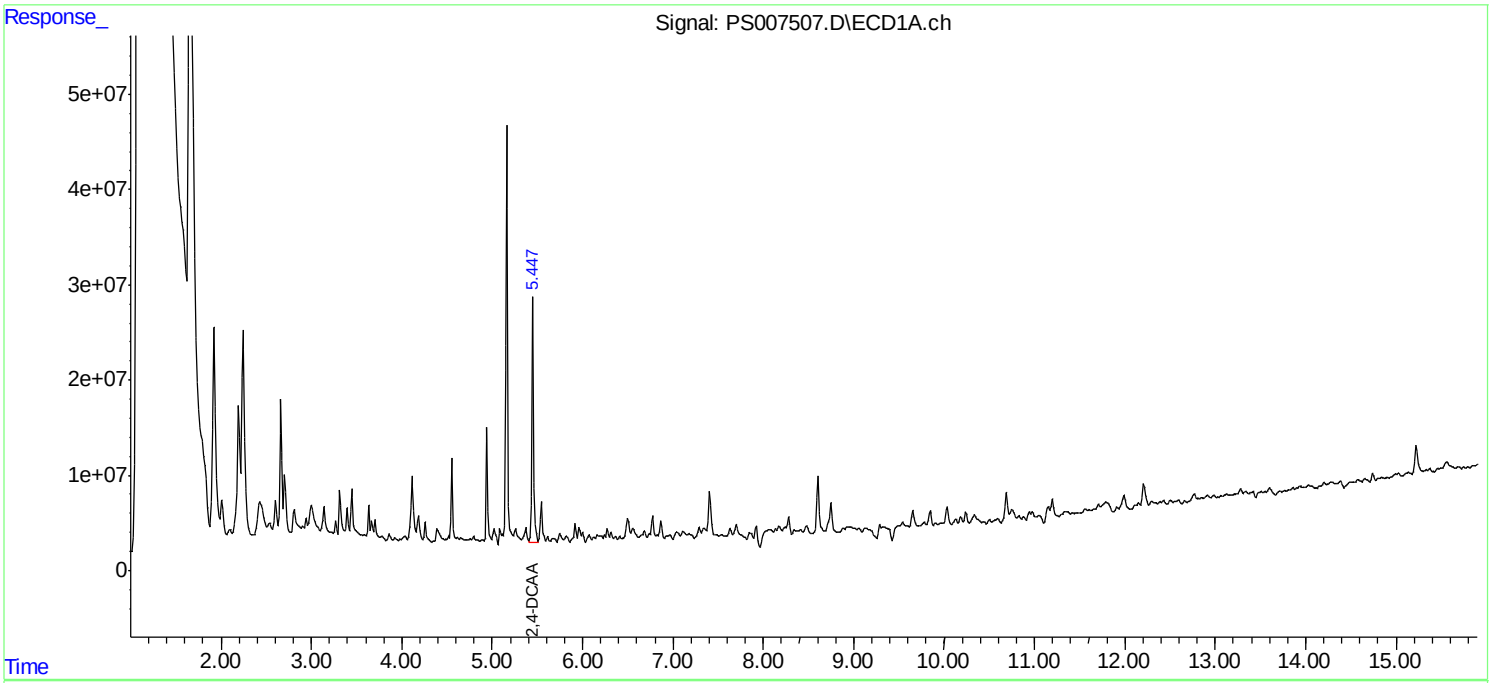

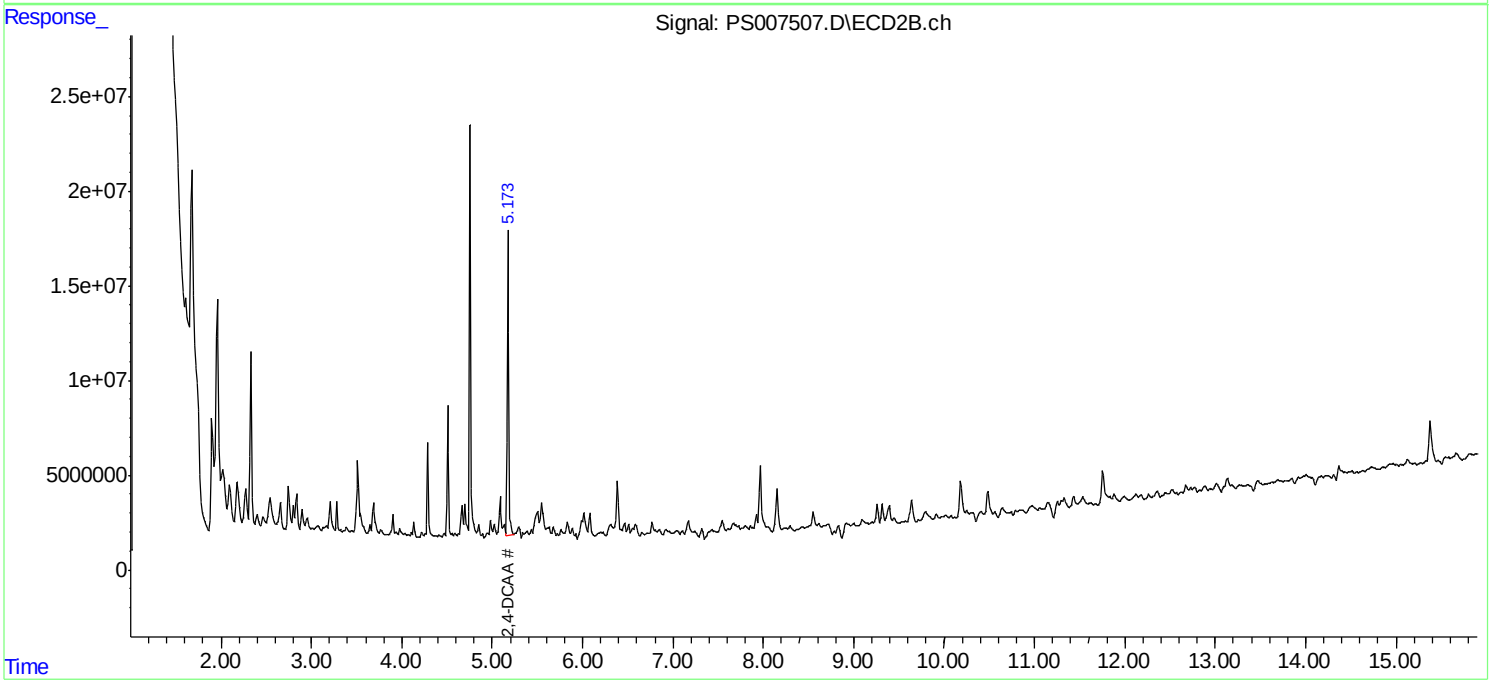

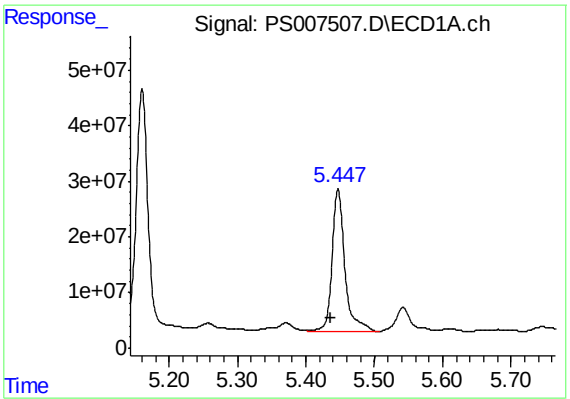

#4 2,4-DCAA

R.T.: 5.447 min
Delta R.T.: 0.011 min
Response: 333326767
Conc: 243.54 ng/ml

Instrument :
ECD_S
ClientSampleId :
165-26-(0-1)

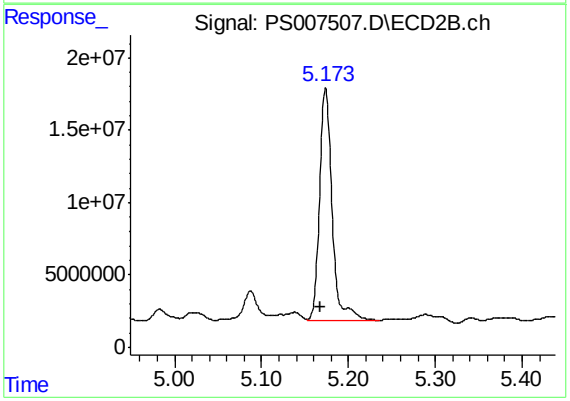

#4 2,4-DCAA

R.T.: 5.174 min
Delta R.T.: 0.005 min
Response: 161932085
Conc: 230.24 ng/ml