

Data Path : Z:\SVOASRV\HPCHEM1\BNA E\DATA\BE073118\  
 Data File : BE097114.D  
 Acq On : 31 Jul 2018 9:54  
 Operator : SJ/JU  
 Sample : PB111580BS  
 Misc :  
 ALS Vial : 3 Sample Multiplier: 1

Instrument :  
 BNA\_E  
 ClientSampleId :  
 PB111580BS

Quant Time: Jul 31 10:49:46 2018  
 Quant Method : Z:\SVOASRV\HPCHEM1\BNA E\METHODS\8270-SIM-BE072418.M  
 Quant Title : ASP BNA STANDARDS FOR 5 POINT CALIBRATION  
 QLast Update : Tue Jul 31 10:49:28 2018  
 Response via : Initial Calibration

Internal Standards	R.T.	QIon	Response	Conc	Units	Dev(Min)
1) 1,4-Dichlorobenzene-d4	7.39	152	1385	0.40	ng	0.00
7) Naphthalene-d8	10.15	136	5534	0.40	ng	0.00
13) Acenaphthene-d10	14.01	164	2376	0.40	ng	0.00
19) Phenanthrene-d10	16.76	188	6047	0.40	ng	0.00
27) Chrysene-d12	20.98	240	6660	0.40	ng	0.00
34) Perylene-d12	23.21	264	5501	0.40	ng	0.00

## System Monitoring Compounds

4) 2-Fluorophenol	5.06	112	1090	0.28	ng	0.00
5) Phenol-d6	6.60	99	1318	0.23	ng	0.00
8) Nitrobenzene-d5	8.52	82	1918	0.40	ng	0.00
11) 2-Methylnaphthalene-d10	11.73	152	3577	0.43	ng	0.00
14) 2,4,6-Tribromophenol	15.52	330	155	0.20	ng	0.00
15) 2-Fluorobiphenyl	12.63	172	4262	0.52	ng	0.00
25) Fluoranthene-d10	18.81	212	26732	0.44	ng	0.00
29) Terphenyl-d14	19.43	244	4433	0.35	ng	0.00

## Target Compounds

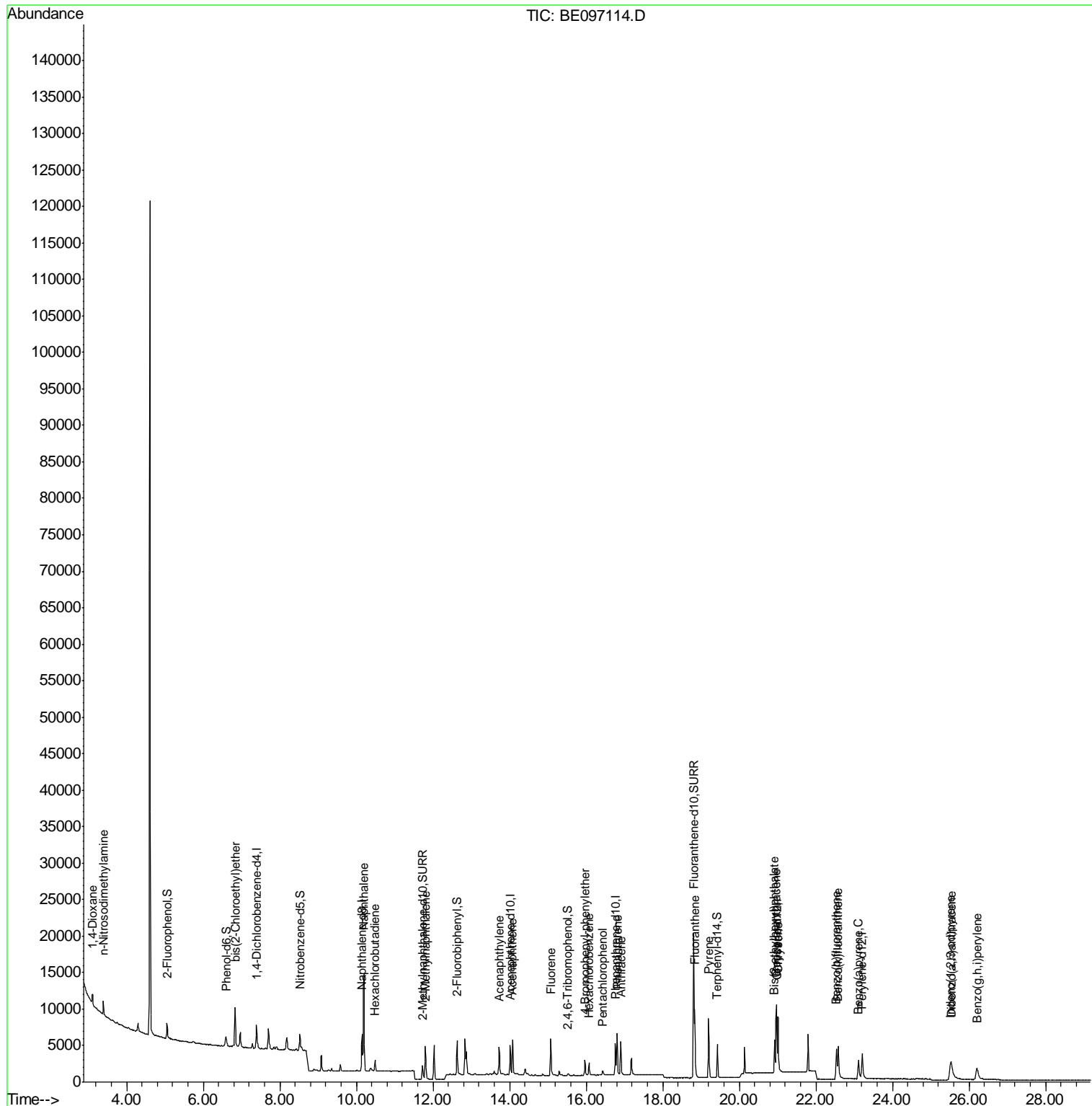
Target Compounds	R.T.	QIon	Response	Conc	Units	Qvalue
2) 1,4-Dioxane	3.11	88	869	0.395	ng	# 87
3) n-Nitrosodimethylamine	3.39	42	1188	0.483	ng	# 84
6) bis(2-Chloroethyl)ether	6.84	93	2987	0.573	ng	# 51
9) Naphthalene	10.20	128	22767	0.458	ng	100
10) Hexachlorobutadiene	10.48	225	1045	0.470	ng	96
12) 2-Methylnaphthalene	11.80	142	3383	0.397	ng	99
16) Acenaphthylene	13.73	152	4689	0.440	ng	100
17) Acenaphthene	14.08	154	2631	0.424	ng	# 87
18) Fluorene	15.07	166	3210	0.392	ng	# 78
20) 4-Bromophenyl-phenylether	15.97	248	1177	0.401	ng	87
21) Hexachlorobenzene	16.08	284	1339	0.425	ng	# 82
22) Pentachlorophenol	16.44	266	421	0.544	ng	# 77
23) Phenanthrene	16.81	178	6569	0.456	ng	98
24) Anthracene	16.90	178	5529	0.429	ng	95
26) Fluoranthene	18.84	202	8360	0.517	ng	98
28) Pyrene	19.20	202	7912	0.433	ng	99
30) Benzo(a)anthracene	20.95	228	7008	0.423	ng	98
31) Chrysene	21.01	228	7884	0.444	ng	98
32) Bis(2-ethylhexyl)phthalate	20.92	149	4632	0.267	ng	# 99
33) Indeno(1,2,3-cd)pyrene	25.51	276	5829	0.362	ng	# 90
35) Benzo(b)fluoranthene	22.54	252	5683	0.407	ng	# 89
36) Benzo(k)fluoranthene	22.58	252	7842	0.481	ng	96
37) Benzo(a)pyrene	23.11	252	5538	0.422	ng	93
38) Dibenzo(a,h)anthracene	25.54	278	4662	0.356	ng	98
39) Benzo(g,h,i)perylene	26.21	276	5560	0.400	ng	# 91

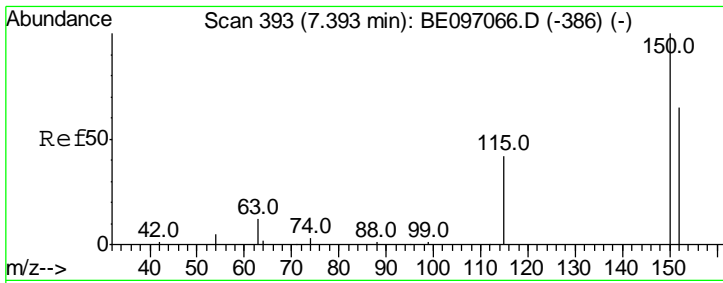
(#) = qualifier out of range (m) = manual integration (+) = signals summed

Data Path : Z:\SVOASRV\HPCHEM1\BNA E\DATA\BE073118\  
 Data File : BE097114.D  
 Acq On : 31 Jul 2018 9:54  
 Operator : SJ/JU  
 Sample : PB111580BS  
 Misc :  
 ALS Vial : 3 Sample Multiplier: 1

Instrument :  
 BNA\_E  
 Client Sampled :  
 PB111580BS

Quant Time: Jul 31 10:49:46 2018  
 Quant Method : Z:\SVOASRV\HPCHEM1\BNA E\METHODS\8270-SIM-BE072418.M  
 Quant Title : ASP BNA STANDARDS FOR 5 POINT CALIBRATION  
 QLast Update : Tue Jul 31 10:49:28 2018  
 Response via : Initial Calibration

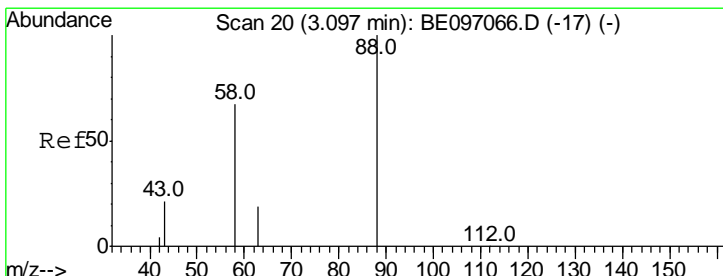
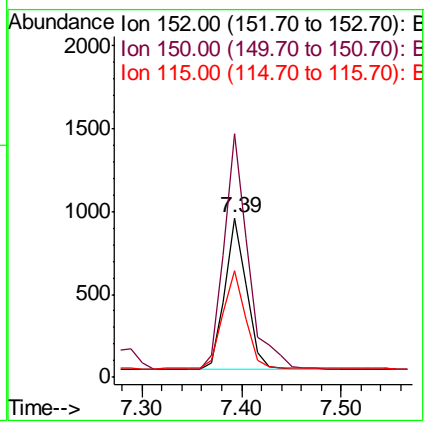
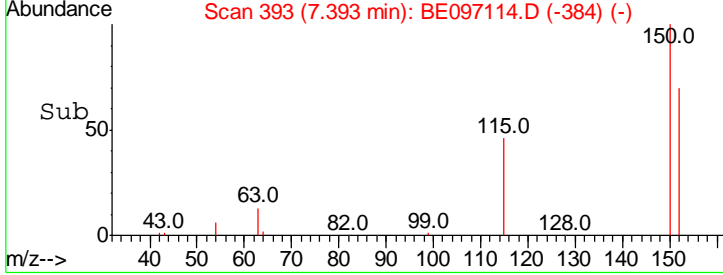
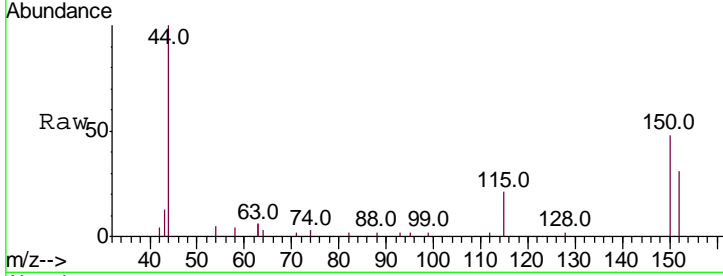




#1  
 1,4-Dichlorobenzene-d4  
 Concen: 0.400 ng  
 RT: 7.39 min Scan# 393  
 Delta R.T. 0.00 min  
 Lab File: BE097114.D  
 Acq: 31 Jul 2018 9:54

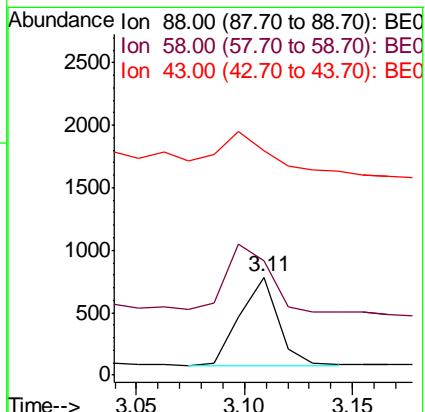
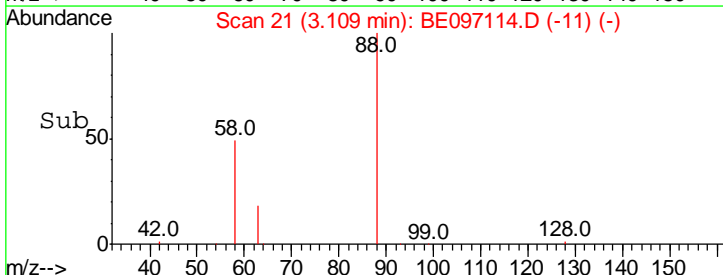
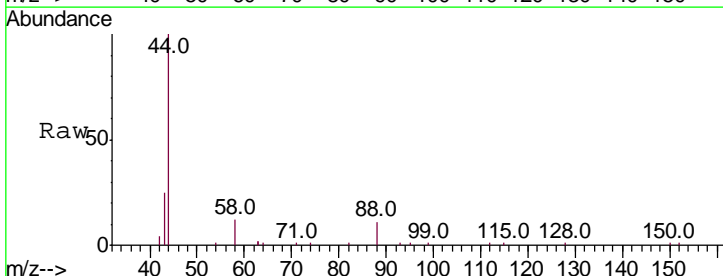
**Instrument :**  
 BNA\_E  
**ClientSampled :**  
 PB111580BS

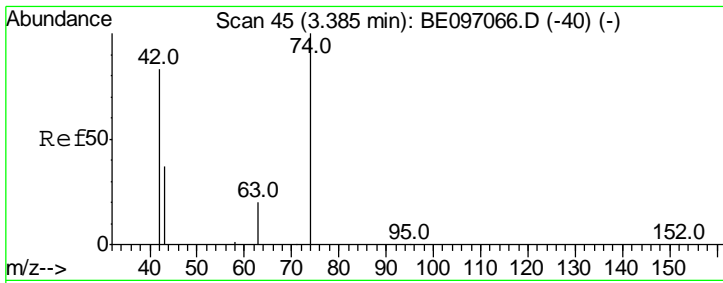
Tgt Ion	Resp	Lower	Upper
152	1385		
150	100	117.2	175.8
115	67.4	57.0	85.6



#2  
 1,4-Dioxane  
 Concen: 0.395 ng  
 RT: 3.11 min Scan# 21  
 Delta R.T. 0.01 min  
 Lab File: BE097114.D  
 Acq: 31 Jul 2018 9:54

Tgt Ion	Resp	Lower	Upper
88	869		
58	100	63.2	94.8
43	66.5	41.2	61.8#

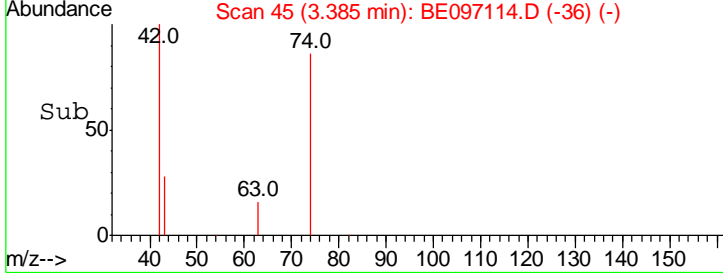
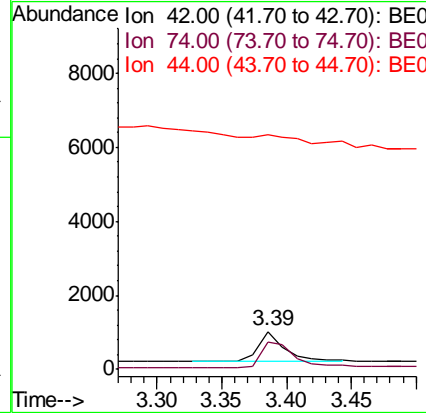
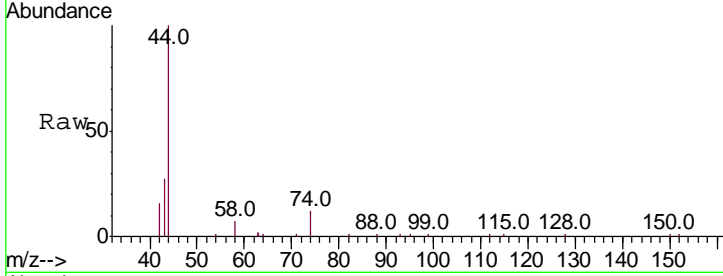




#3  
 n-Nitrosodimethylamine  
 Concen: 0.483 ng  
 RT: 3.39 min Scan# 45  
 Delta R.T. 0.00 min  
 Lab File: BE097114.D  
 Acq: 31 Jul 2018 9:54

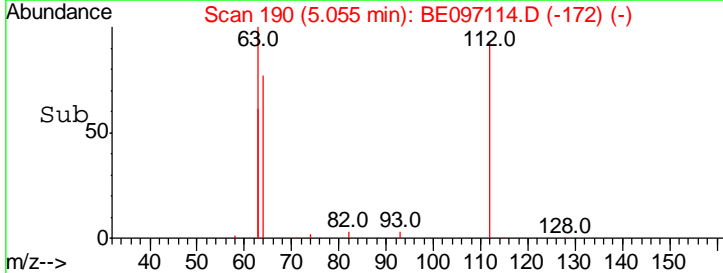
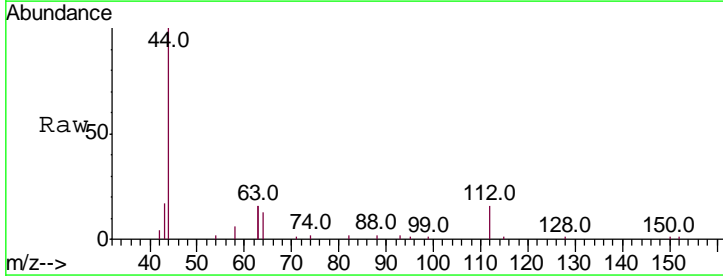
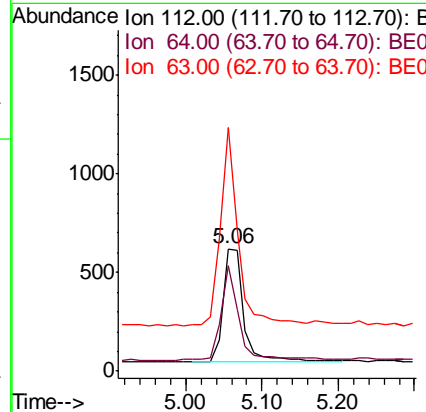
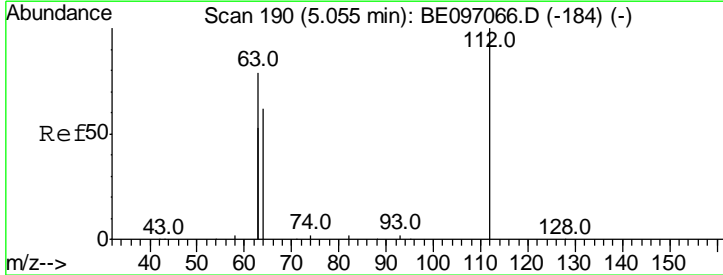
**Instrument :**  
 BNA\_E  
**ClientSampled :**  
 PB111580BS

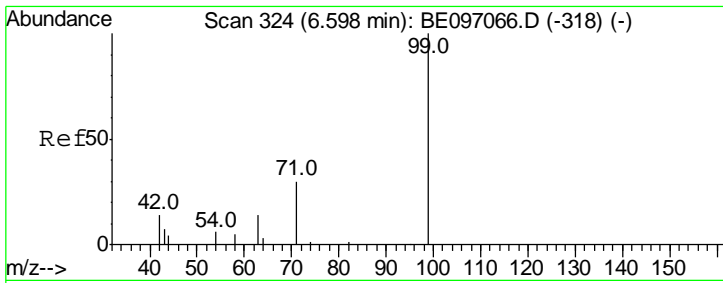
Tgt Ion	Resp	Lower	Upper
42	1188		
42	100		
74	105.0	96.0	144.0
44	0.0	12.0	18.0#



#4  
 2-Fluorophenol  
 Concen: 0.280 ng  
 RT: 5.06 min Scan# 190  
 Delta R.T. 0.00 min  
 Lab File: BE097114.D  
 Acq: 31 Jul 2018 9:54

Tgt Ion	Resp	Lower	Upper
112	1090		
112	100		
64	72.9	60.1	90.1
63	146.1	116.8	175.2

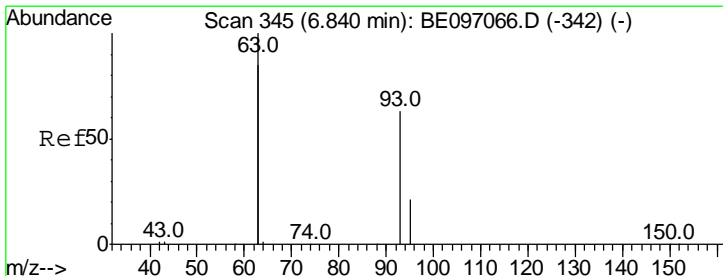
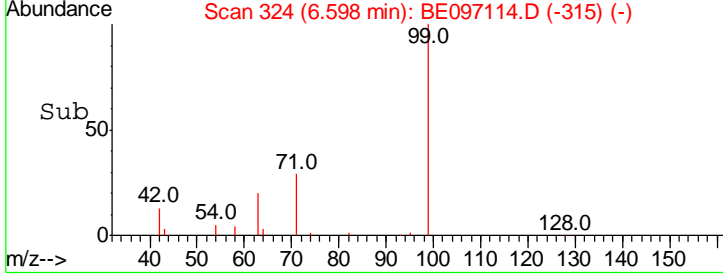
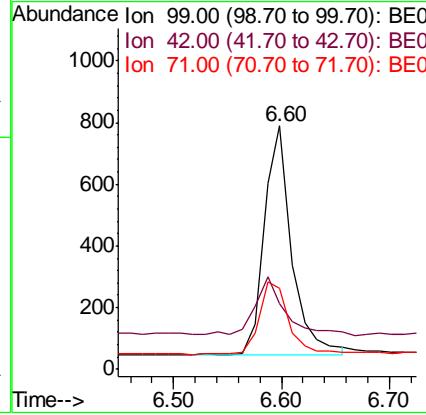
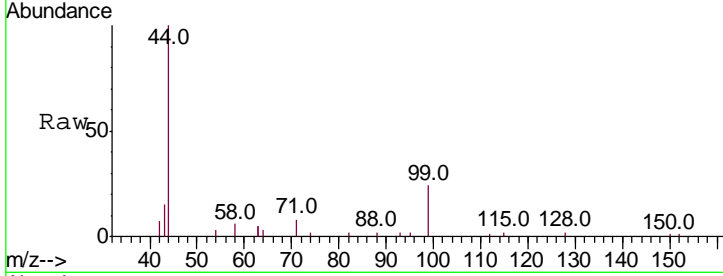




#5  
 Phenol-d6  
 Concen: 0.231 ng  
 RT: 6.60 min Scan# 324  
 Delta R.T. 0.00 min  
 Lab File: BE097114.D  
 Acq: 31 Jul 2018 9:54

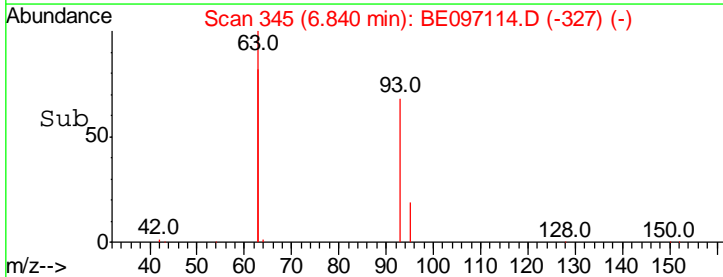
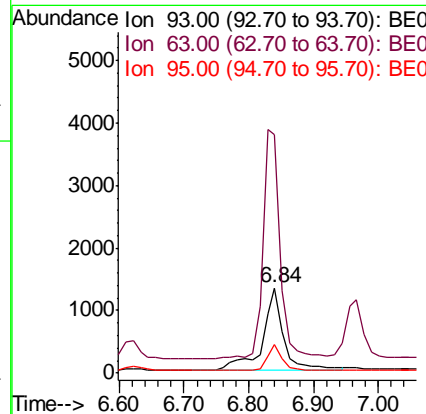
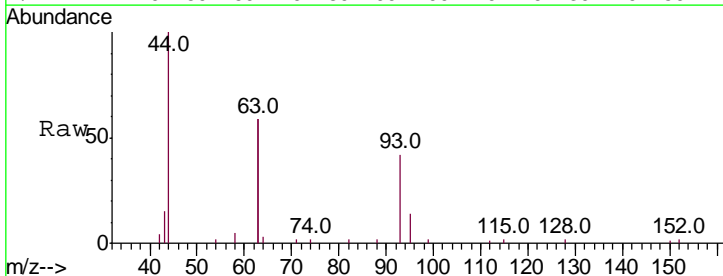
**Instrument :**  
 BNA\_E  
**ClientSampled :**  
 PB111580BS

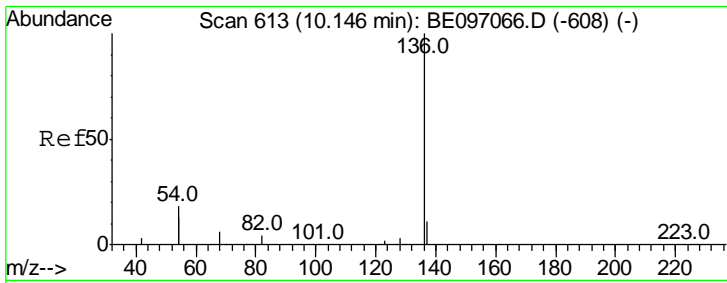
Tgt Ion	Resp	Lower	Upper
99	1318		
42	26.6	20.2	30.2
71	34.8	28.4	42.6



#6  
 bis(2-Chloroethyl)ether  
 Concen: 0.573 ng  
 RT: 6.84 min Scan# 345  
 Delta R.T. 0.00 min  
 Lab File: BE097114.D  
 Acq: 31 Jul 2018 9:54

Tgt Ion	Resp	Lower	Upper
93	2987		
63	232.2	275.3	412.9#
95	20.6	25.2	37.8#

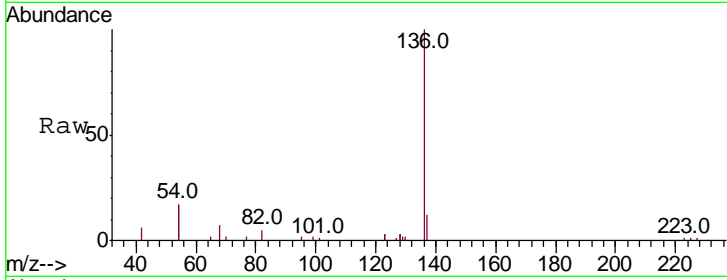




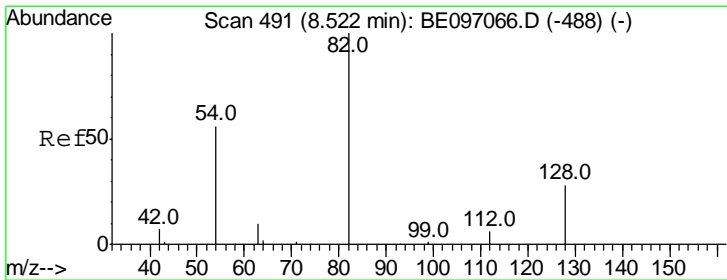
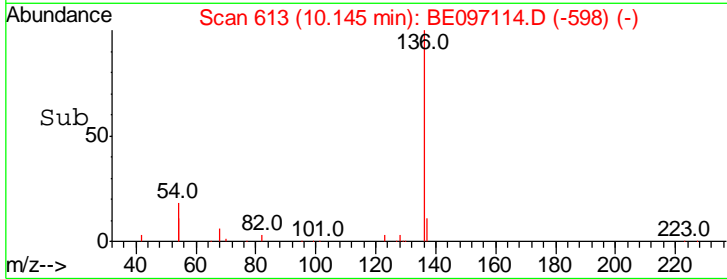
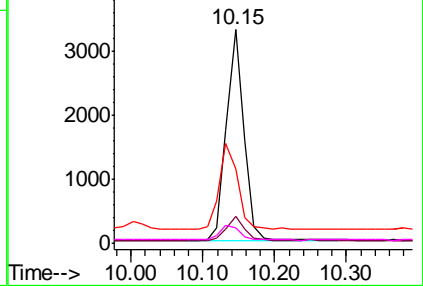
#7  
 Naphthalene-d8  
 Concen: 0.400 ng  
 RT: 10.15 min Scan# 613  
 Delta R.T. -0.00 min  
 Lab File: BE097114.D  
 Acq: 31 Jul 2018 9:54

**Instrument :**  
 BNA\_E  
**ClientSampled :**  
 PB111580BS

Tgt Ion	Resp	Lower	Upper
136	100		
137	12.5	9.5	14.3
54	34.8	29.1	43.7
68	7.1	6.2	9.2

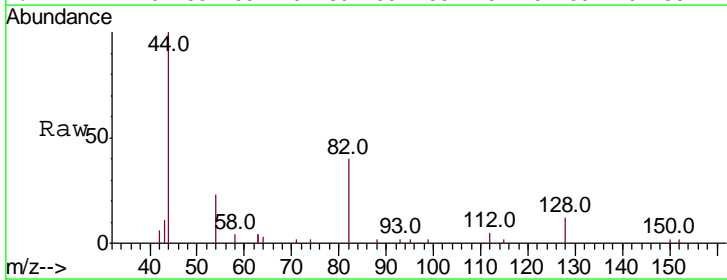


Abundance  
 Ion 136.00 (135.70 to 136.70): E  
 Ion 137.00 (136.70 to 137.70): E  
 Ion 54.00 (53.70 to 54.70): BE0  
 Ion 68.00 (67.70 to 68.70): BE0

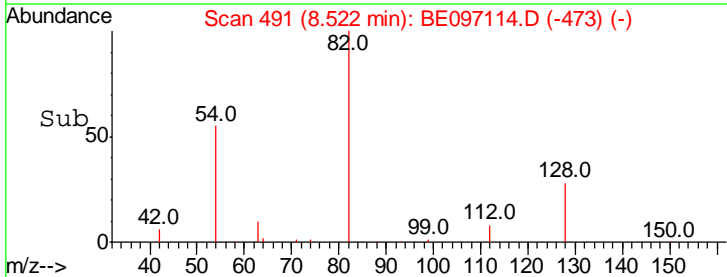
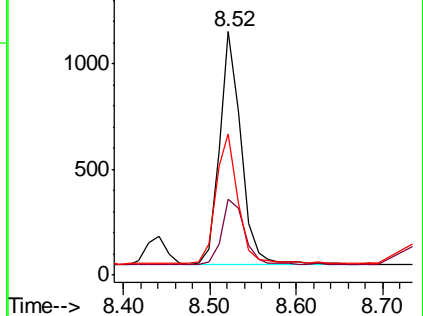


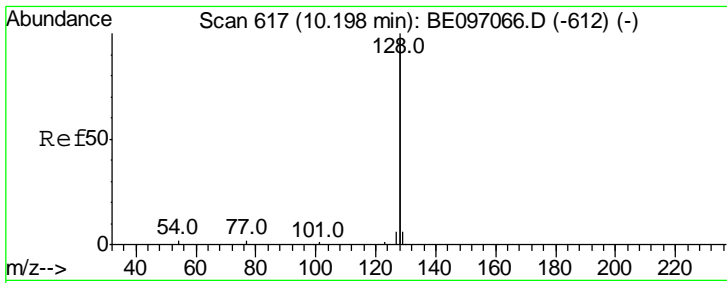
#8  
 Nitrobenzene-d5  
 Concen: 0.399 ng  
 RT: 8.52 min Scan# 491  
 Delta R.T. 0.00 min  
 Lab File: BE097114.D  
 Acq: 31 Jul 2018 9:54

Tgt Ion	Resp	Lower	Upper
82	100		
128	30.9	24.0	36.0
54	57.8	40.0	60.0



Abundance  
 Ion 82.00 (81.70 to 82.70): BE0  
 Ion 128.00 (127.70 to 128.70): E  
 Ion 54.00 (53.70 to 54.70): BE0

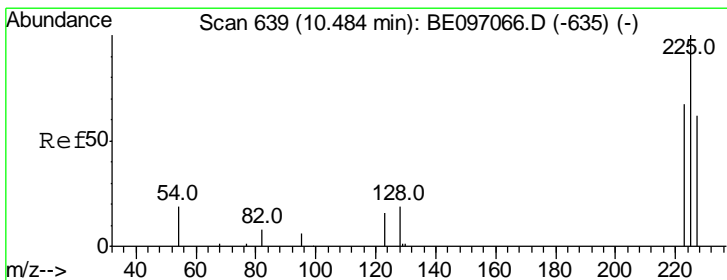
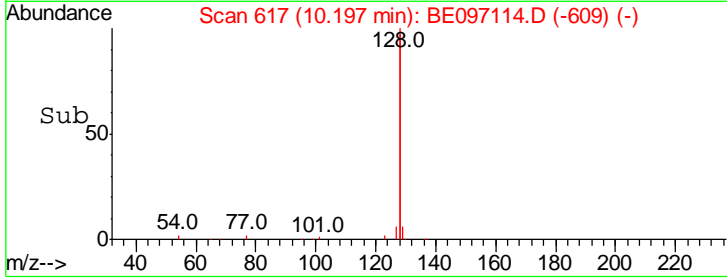
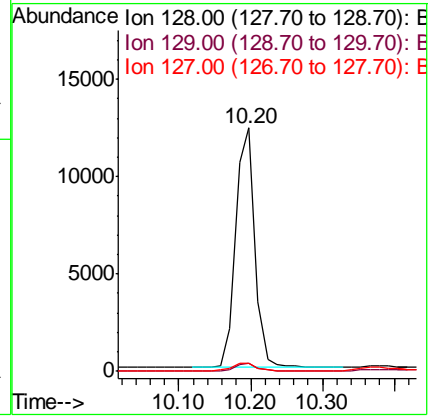
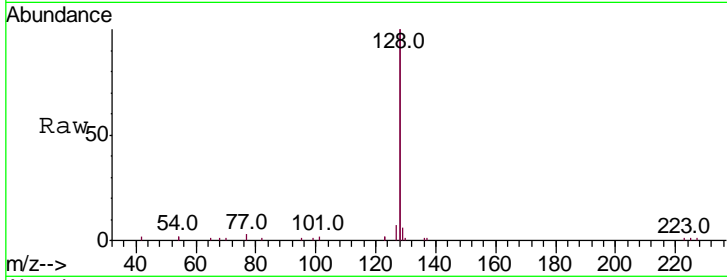




#9  
 Naphthalene  
 Concen: 0.458 ng  
 RT: 10.20 min Scan# 617  
 Delta R.T. -0.00 min  
 Lab File: BE097114.D  
 Acq: 31 Jul 2018 9:54

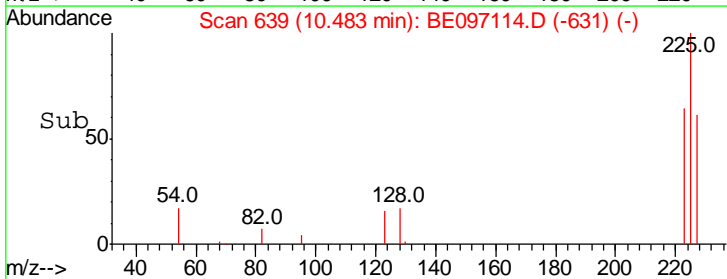
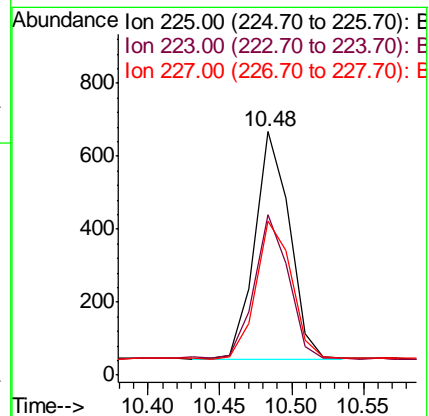
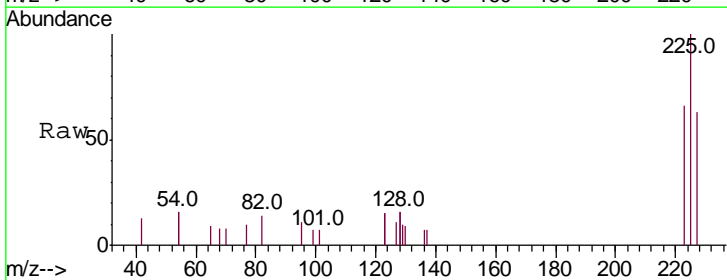
**Instrument :**  
 BNA\_E  
**ClientSampled :**  
 PB111580BS

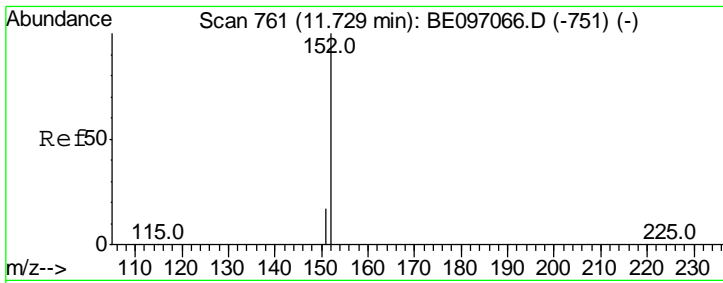
Tgt Ion	Resp	Lower	Upper
128	100		
129	3.2	2.6	3.8
127	3.3	2.8	4.2



#10  
 Hexachlorobutadiene  
 Concen: 0.470 ng  
 RT: 10.48 min Scan# 639  
 Delta R.T. -0.00 min  
 Lab File: BE097114.D  
 Acq: 31 Jul 2018 9:54

Tgt Ion	Resp	Lower	Upper
225	100		
223	61.7	53.0	79.6
227	62.0	51.4	77.2

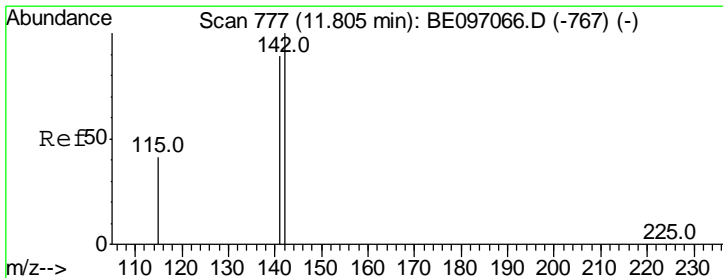
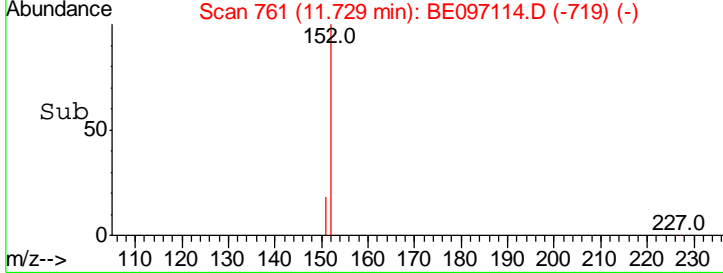
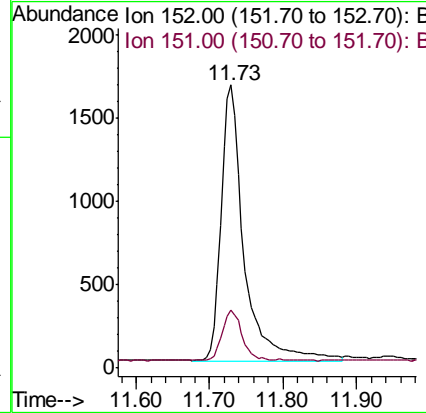
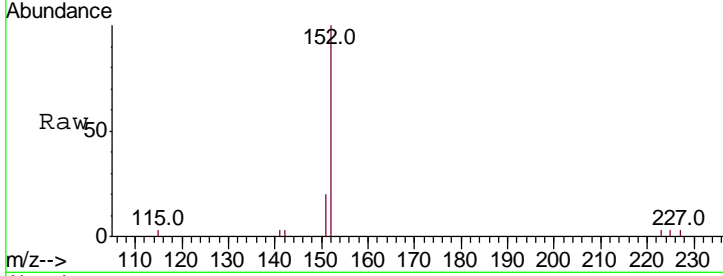




#11  
 2-Methylnaphthalene-d10  
 Concen: 0.432 ng  
 RT: 11.73 min Scan# 761  
 Delta R.T. 0.00 min  
 Lab File: BE097114.D  
 Acq: 31 Jul 2018 9:54

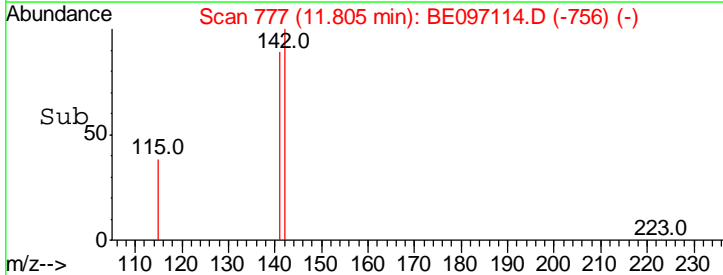
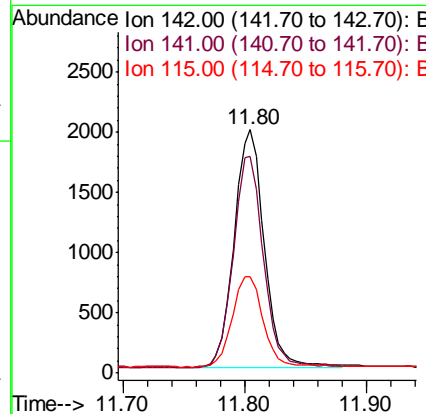
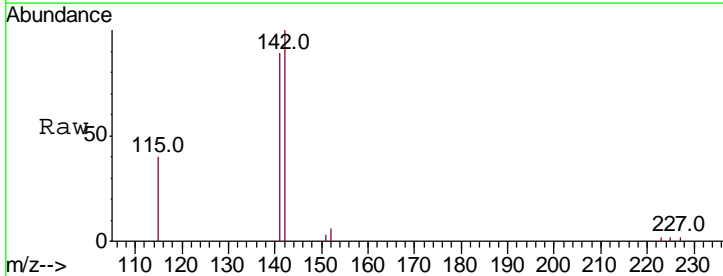
**Instrument :**  
 BNA\_E  
**ClientSampled :**  
 PB111580BS

Tgt Ion	Resp	Lower	Upper
152	100		
151	15.8	15.4	23.0

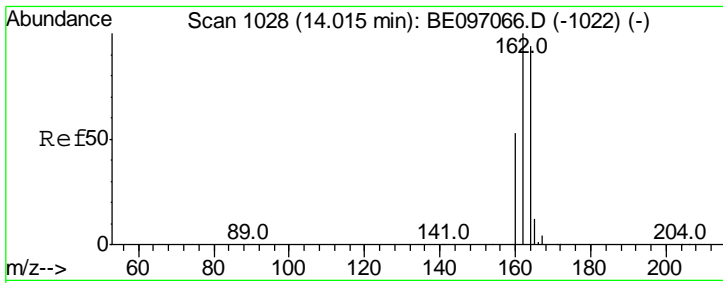


#12  
 2-Methylnaphthalene  
 Concen: 0.397 ng  
 RT: 11.80 min Scan# 777  
 Delta R.T. -0.00 min  
 Lab File: BE097114.D  
 Acq: 31 Jul 2018 9:54

Tgt Ion	Resp	Lower	Upper
142	100		
141	89.0	70.4	105.6
115	39.7	31.7	47.5



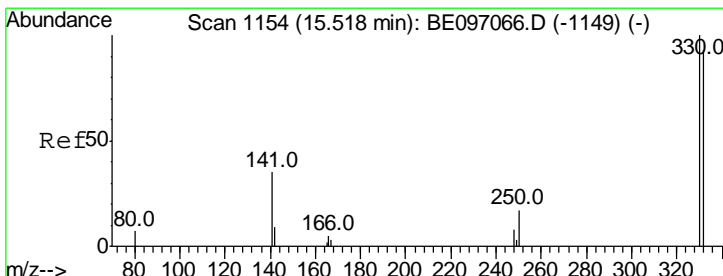
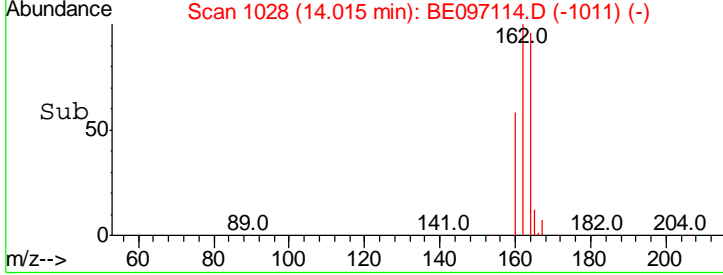
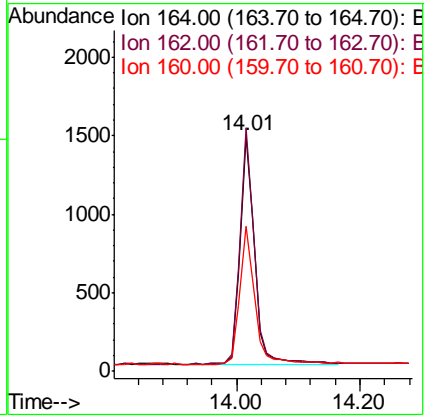
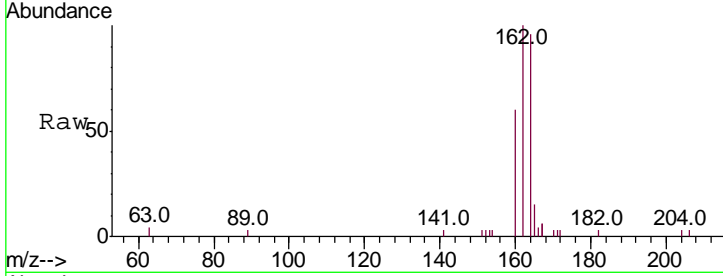




#13  
 Acenaphthene-d10  
 Concen: 0.400 ng  
 RT: 14.01 min Scan# 1028  
 Delta R.T. 0.00 min  
 Lab File: BE097114.D  
 Acq: 31 Jul 2018 9:54

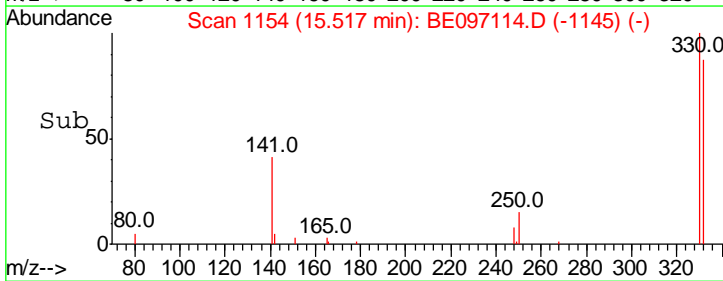
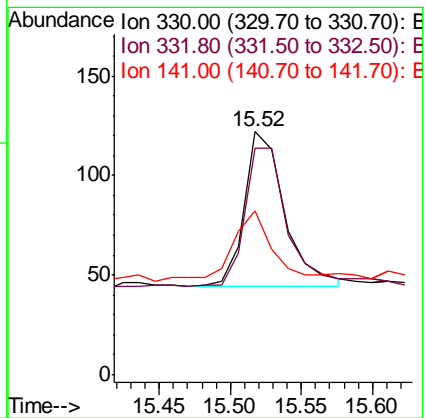
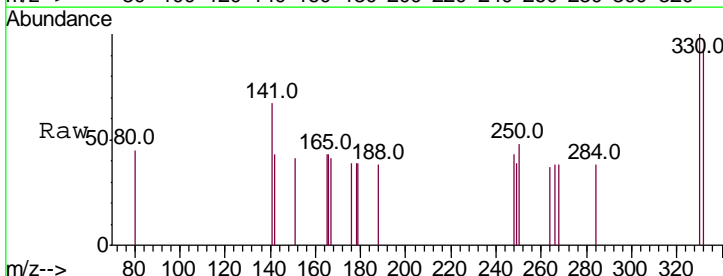
Instrument : BNA\_E  
 ClientSampled : PB111580BS

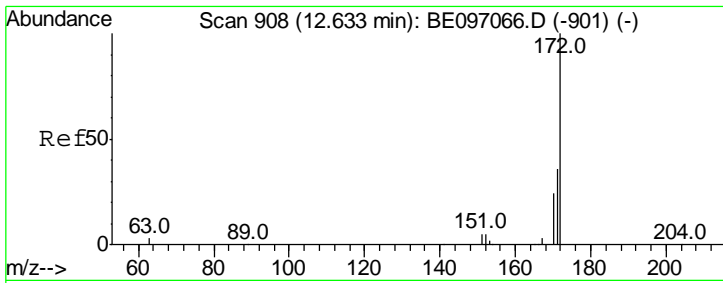
Tgt Ion	Resp	Lower	Upper
164	100		
162	103.7	83.1	124.7
160	61.9	37.1	55.7#



#14  
 2,4,6-Tribromophenol  
 Concen: 0.198 ng  
 RT: 15.52 min Scan# 1154  
 Delta R.T. -0.00 min  
 Lab File: BE097114.D  
 Acq: 31 Jul 2018 9:54

Tgt Ion	Resp	Lower	Upper
330	100		
332	93.5	152.7	229.1#
141	45.2	33.7	50.5

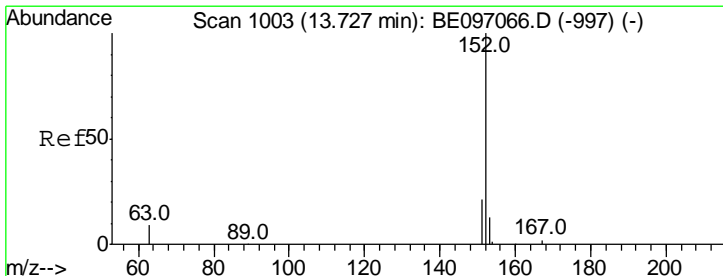
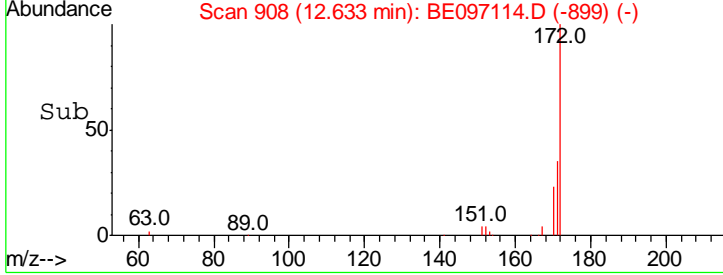
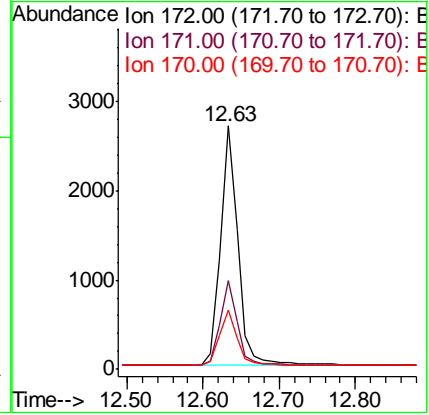
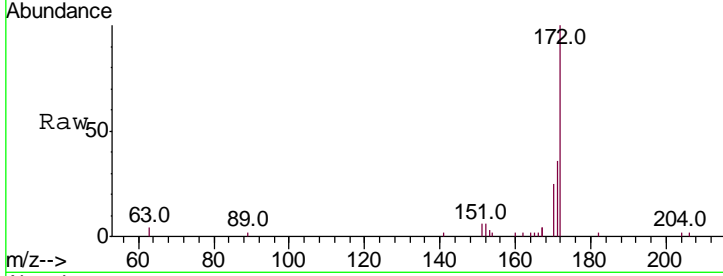




#15  
 2-Fluorobiphenyl  
 Concen: 0.519 ng  
 RT: 12.63 min Scan# 908  
 Delta R.T. 0.00 min  
 Lab File: BE097114.D  
 Acq: 31 Jul 2018 9:54

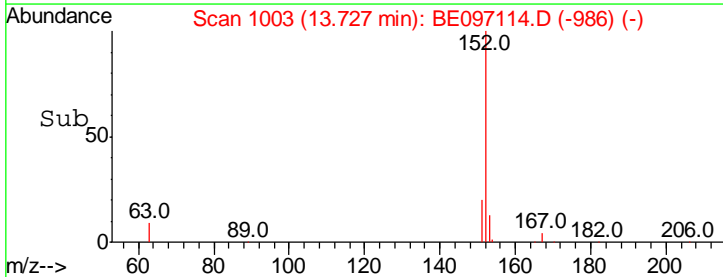
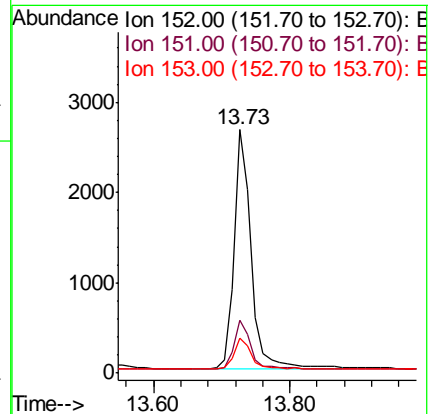
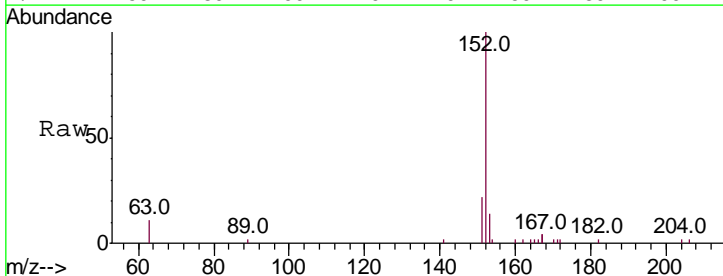
Instrument :  
 BNA\_E  
 ClientSampleId :  
 PB111580BS

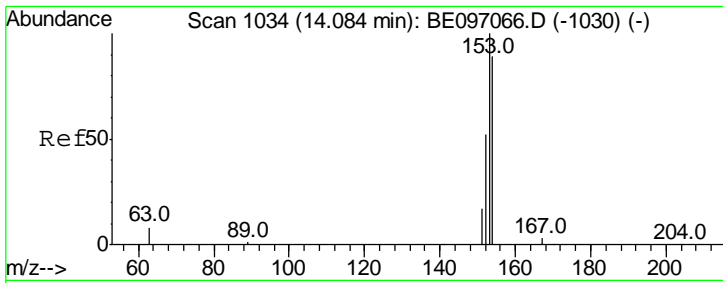
Tgt Ion	Resp	Lower	Upper
172	100		
171	36.4	29.9	44.9
170	24.5	21.8	32.8



#16  
 Acenaphthylene  
 Concen: 0.440 ng  
 RT: 13.73 min Scan# 1003  
 Delta R.T. 0.00 min  
 Lab File: BE097114.D  
 Acq: 31 Jul 2018 9:54

Tgt Ion	Resp	Lower	Upper
152	100		
151	19.9	15.7	23.5
153	13.0	10.5	15.7

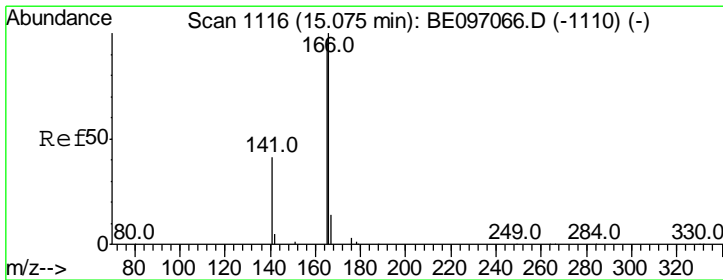
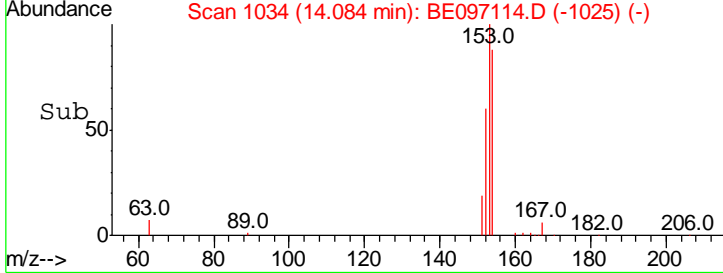
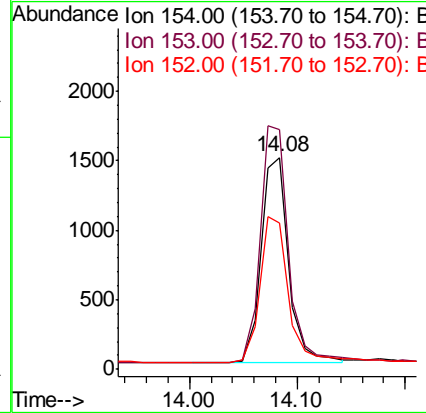
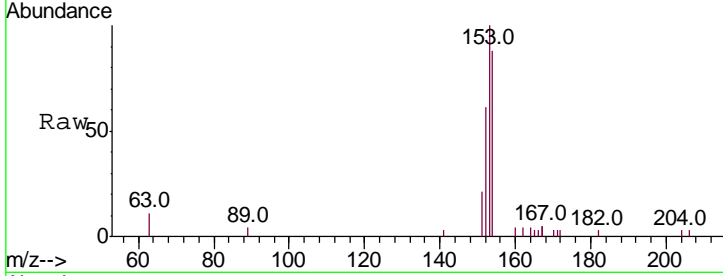




#17  
 Acenaphthene  
 Concen: 0.424 ng  
 RT: 14.08 min Scan# 1034  
 Delta R.T. 0.00 min  
 Lab File: BE097114.D  
 Acq: 31 Jul 2018 9:54

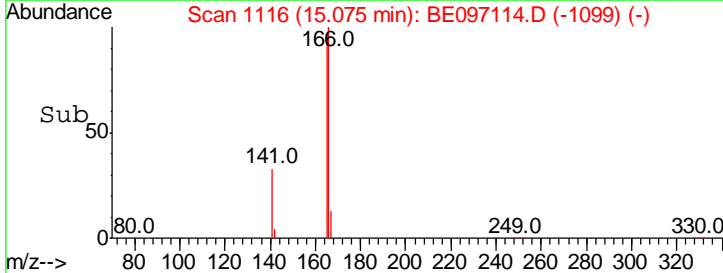
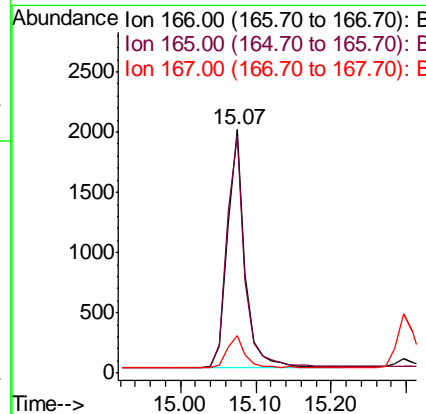
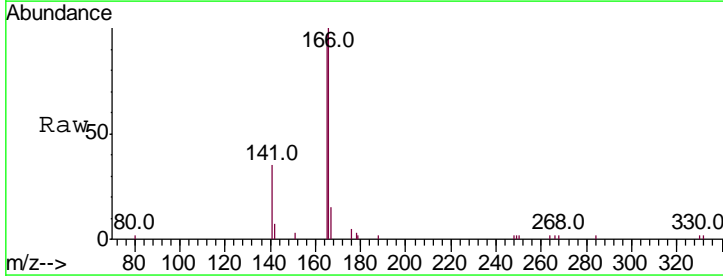
Instrument : BNA\_E  
 ClientSampleID : PB111580BS

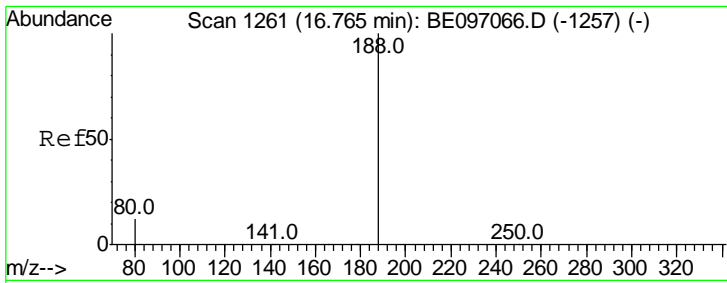
Tgt Ion	Resp	Lower	Upper
154	100		
153	118.2	89.2	133.8
152	72.7	42.0	63.0#



#18  
 Fluorene  
 Concen: 0.392 ng  
 RT: 15.07 min Scan# 1116  
 Delta R.T. -0.00 min  
 Lab File: BE097114.D  
 Acq: 31 Jul 2018 9:54

Tgt Ion	Resp	Lower	Upper
166	100		
165	101.0	77.8	116.6
167	13.9	42.4	63.6#

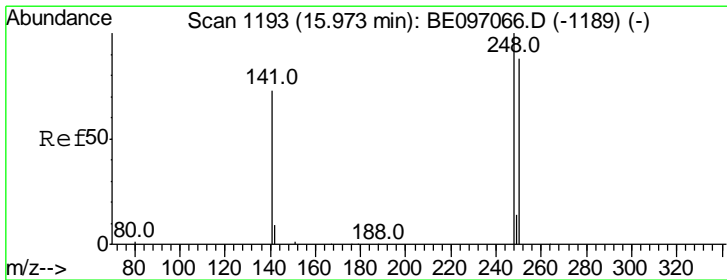
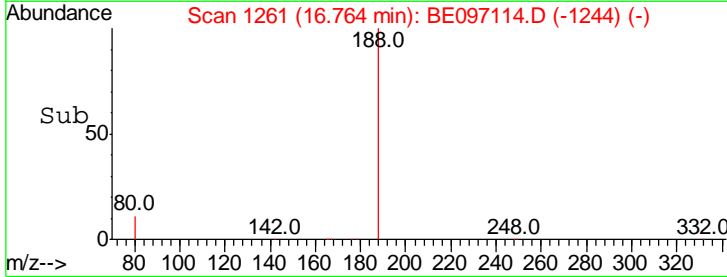
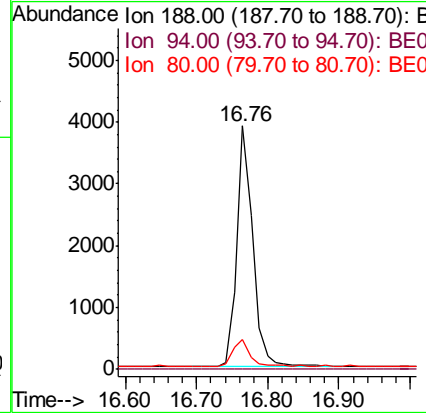
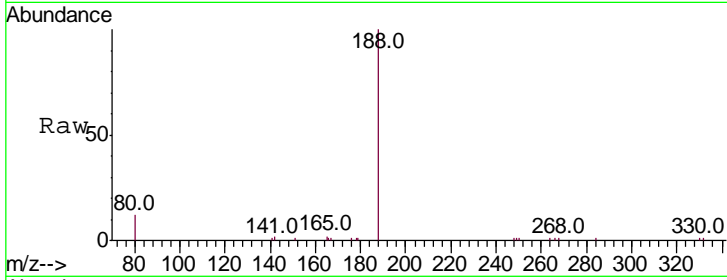




#19  
 Phenanthrene-d10  
 Concen: 0.400 ng  
 RT: 16.76 min Scan# 1261  
 Delta R.T. -0.00 min  
 Lab File: BE097114.D  
 Acq: 31 Jul 2018 9:54

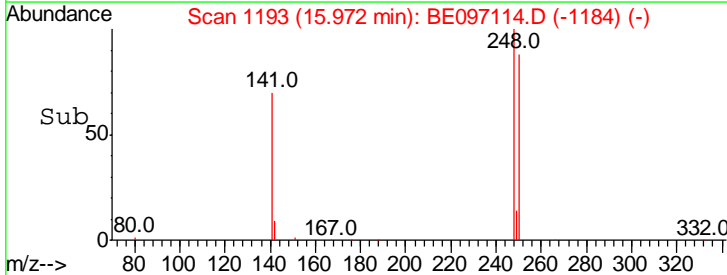
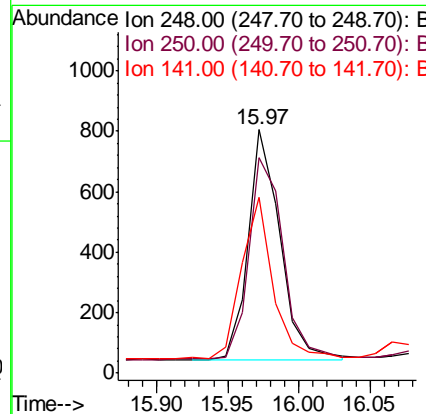
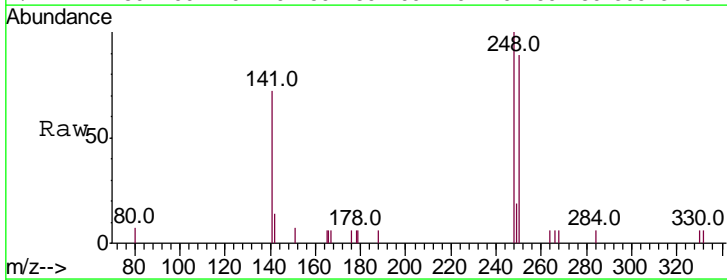
Instrument :  
 BNA\_E  
 ClientSampled :  
 PB111580BS

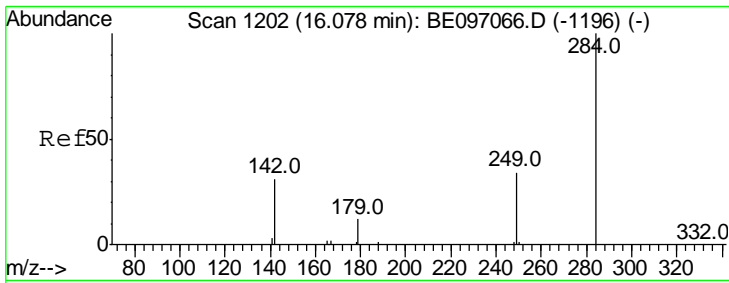
Tgt Ion	Resp	Lower	Upper
188	100		
94	0.0	3.9	5.9#
80	12.4	3.6	5.4#



#20  
 4-Bromophenyl-phenylether  
 Concen: 0.401 ng  
 RT: 15.97 min Scan# 1193  
 Delta R.T. -0.00 min  
 Lab File: BE097114.D  
 Acq: 31 Jul 2018 9:54

Tgt Ion	Resp	Lower	Upper
248	100		
250	88.6	62.7	94.1
141	72.1	48.2	72.2

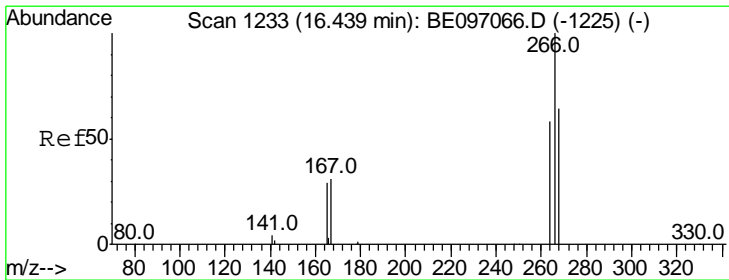
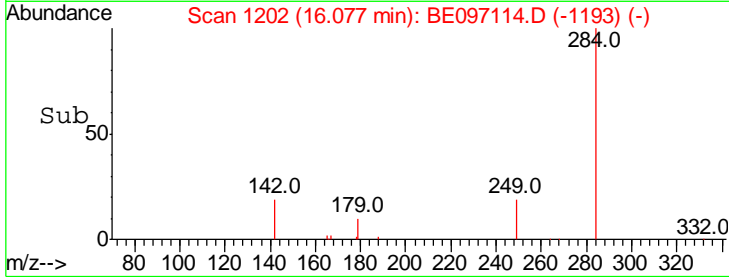
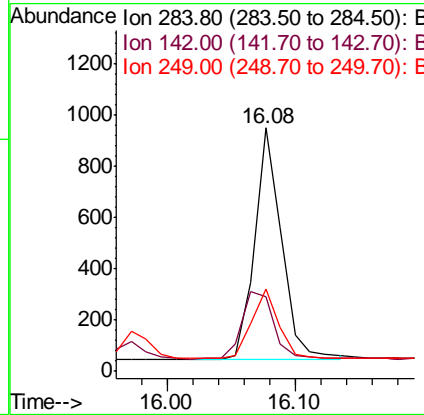
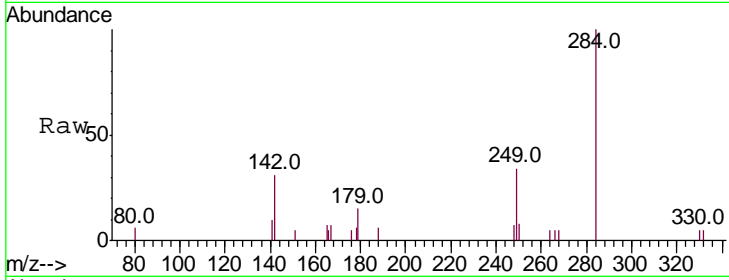




#21  
 Hexachlorobenzene  
 Concen: 0.425 ng  
 RT: 16.08 min Scan# 1202  
 Delta R.T. -0.00 min  
 Lab File: BE097114.D  
 Acq: 31 Jul 2018 9:54

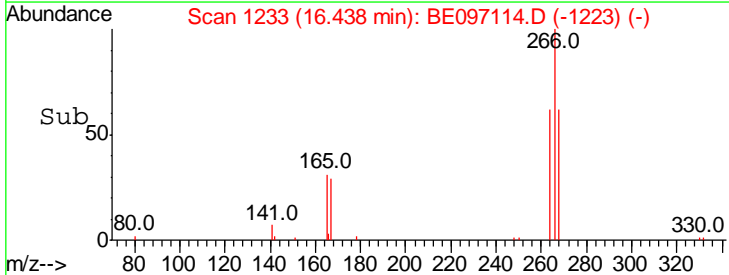
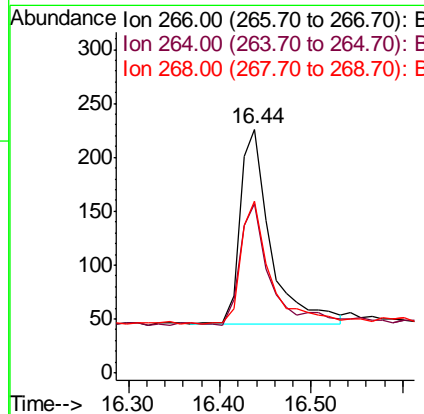
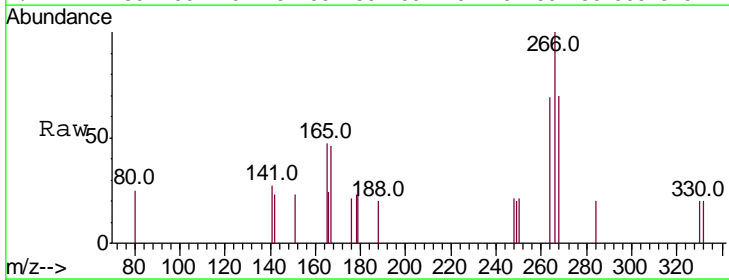
Instrument :  
 BNA\_E  
 ClientSampled :  
 PB111580BS

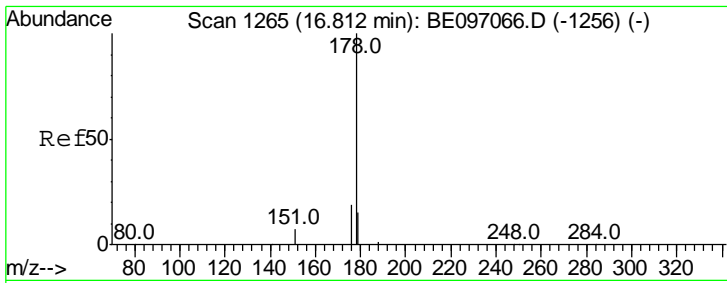
Tgt Ion	Resp	Lower	Upper
284	1339		
284	100		
142	34.5	22.1	33.1#
249	30.1	34.8	52.2#



#22  
 Pentachlorophenol  
 Concen: 0.544 ng  
 RT: 16.44 min Scan# 1233  
 Delta R.T. 0.01 min  
 Lab File: BE097114.D  
 Acq: 31 Jul 2018 9:54

Tgt Ion	Resp	Lower	Upper
266	421		
266	100		
264	69.5	72.5	108.7#
268	70.4	73.8	110.6#

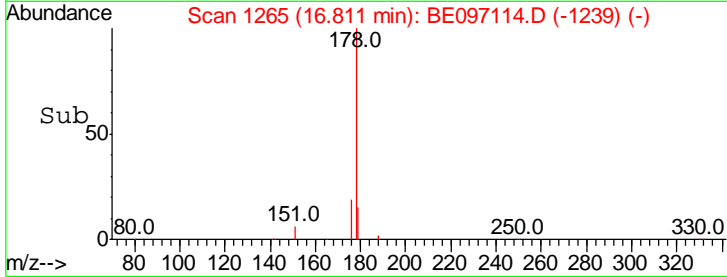
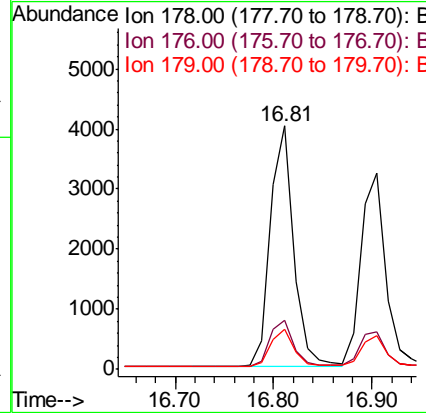
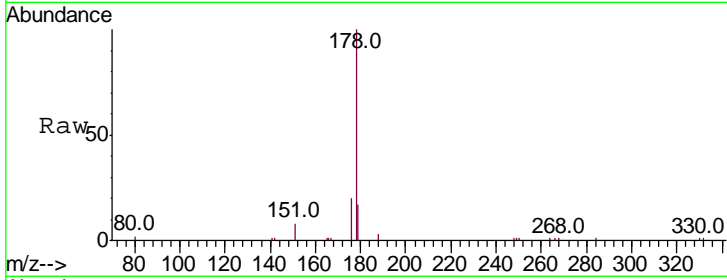




#23  
 Phenanthrene  
 Concen: 0.456 ng  
 RT: 16.81 min Scan# 1265  
 Delta R.T. -0.00 min  
 Lab File: BE097114.D  
 Acq: 31 Jul 2018 9:54

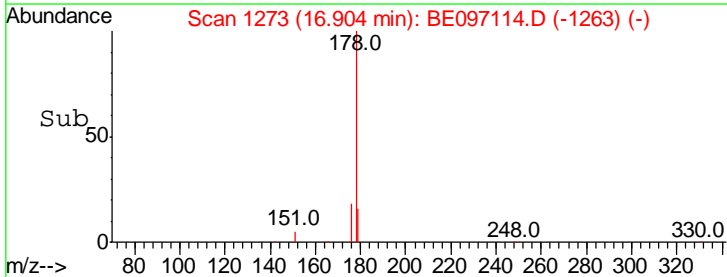
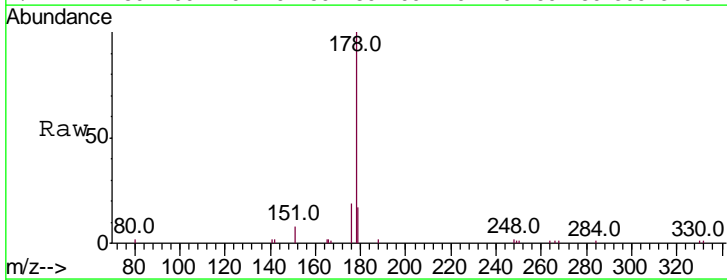
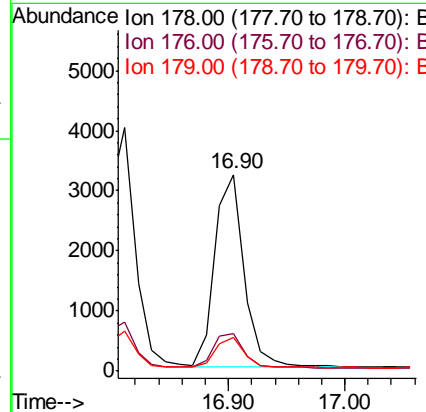
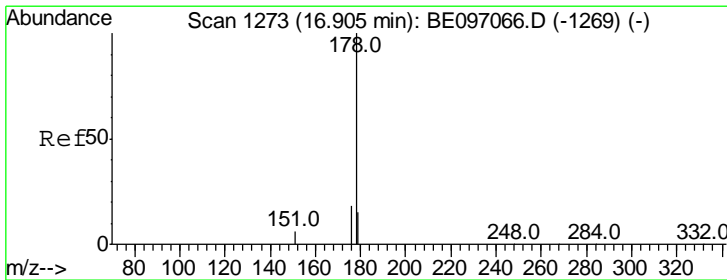
Instrument : BNA\_E  
 ClientSampleID : PB111580BS

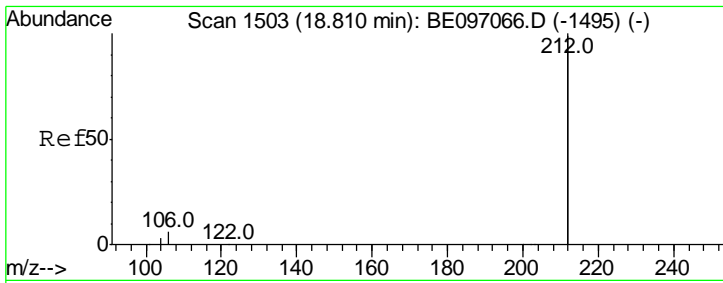
Tgt Ion	Resp	Lower	Upper
178	100		
176	19.8	15.1	22.7
179	15.2	11.8	17.6



#24  
 Anthracene  
 Concen: 0.429 ng  
 RT: 16.90 min Scan# 1273  
 Delta R.T. 0.01 min  
 Lab File: BE097114.D  
 Acq: 31 Jul 2018 9:54

Tgt Ion	Resp	Lower	Upper
178	100		
176	19.0	12.8	19.2
179	15.4	13.0	19.6



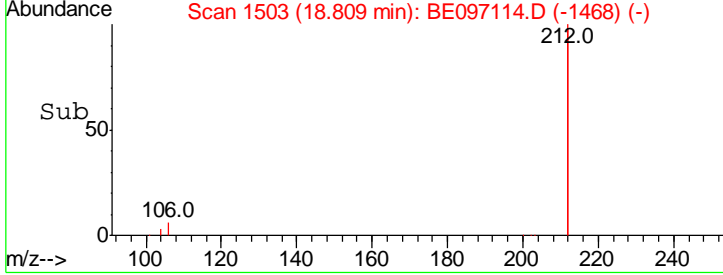
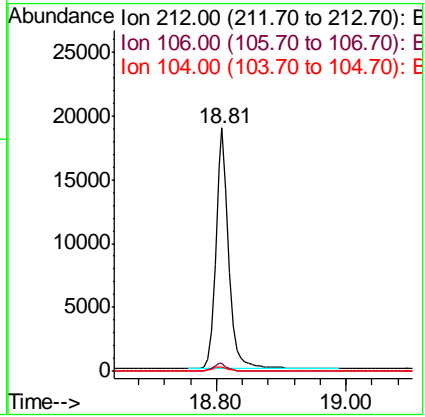
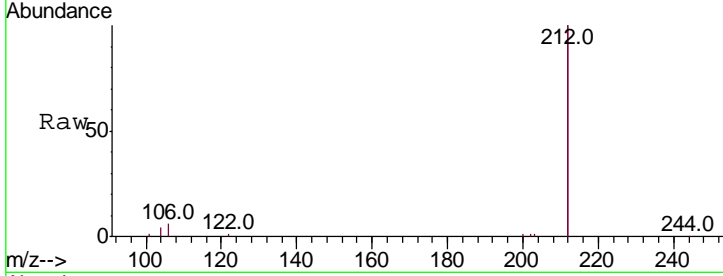


#25  
 Fluoranthene-d10  
 Concen: 0.442 ng  
 RT: 18.81 min Scan# 1503  
 Delta R.T. -0.00 min  
 Lab File: BE097114.D  
 Acq: 31 Jul 2018 9:54

Instrument :  
 BNA\_E  
 ClientSampled :  
 PB111580BS

Tgt Ion: 212 Resp: 26732

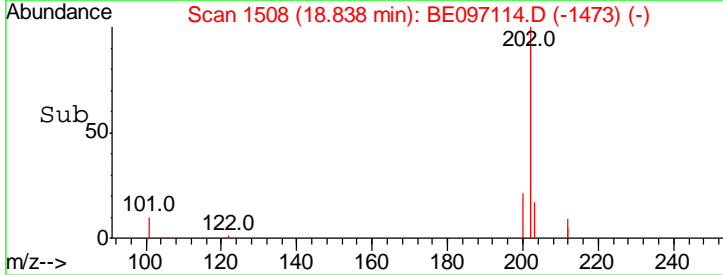
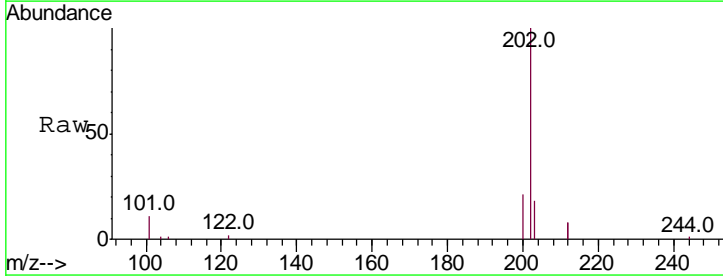
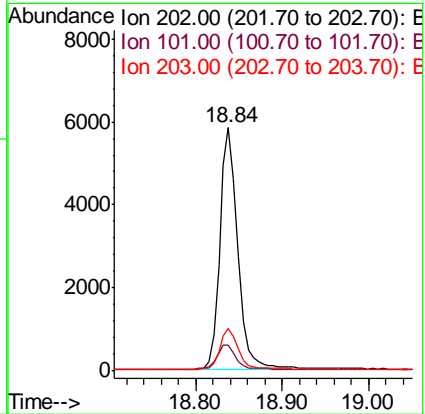
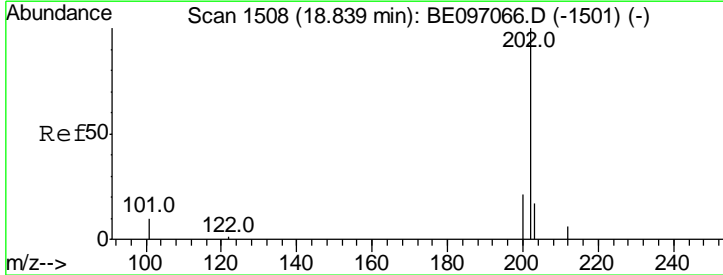
Ion	Ratio	Lower	Upper
212	100		
106	3.1	2.8	4.2
104	1.8	1.6	2.4

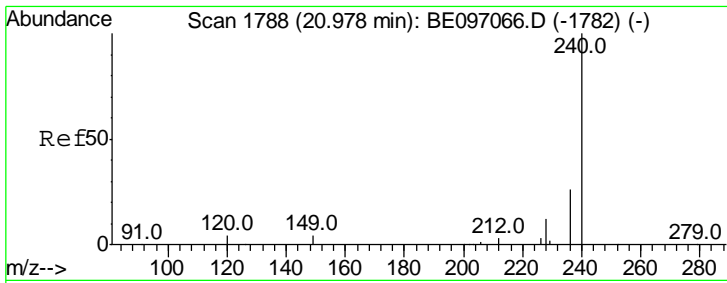


#26  
 Fluoranthene  
 Concen: 0.517 ng  
 RT: 18.84 min Scan# 1508  
 Delta R.T. -0.00 min  
 Lab File: BE097114.D  
 Acq: 31 Jul 2018 9:54

Tgt Ion: 202 Resp: 8360

Ion	Ratio	Lower	Upper
202	100		
101	10.5	9.8	14.8
203	16.8	13.7	20.5

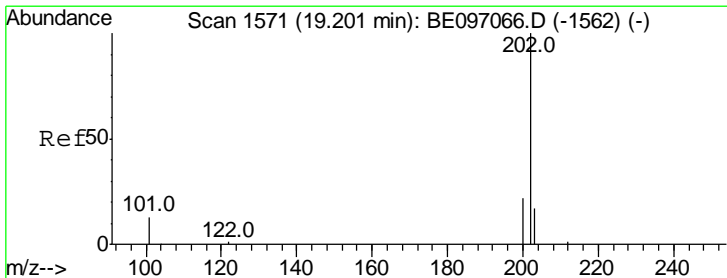
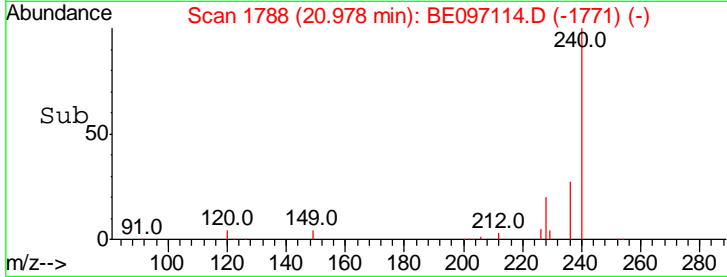
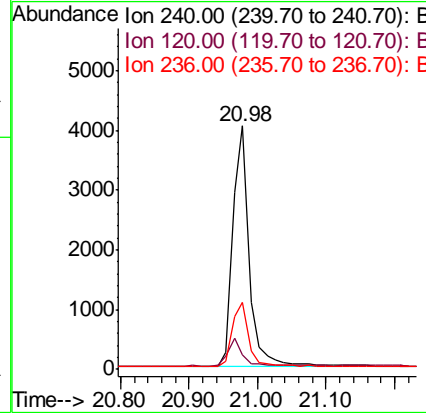
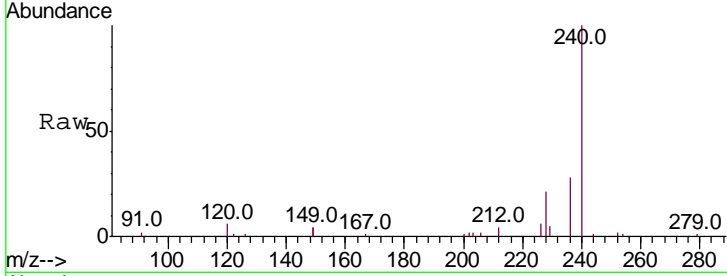




#27  
 Chrysene-d12  
 Concen: 0.400 ng  
 RT: 20.98 min Scan# 1788  
 Delta R.T. -0.00 min  
 Lab File: BE097114.D  
 Acq: 31 Jul 2018 9:54

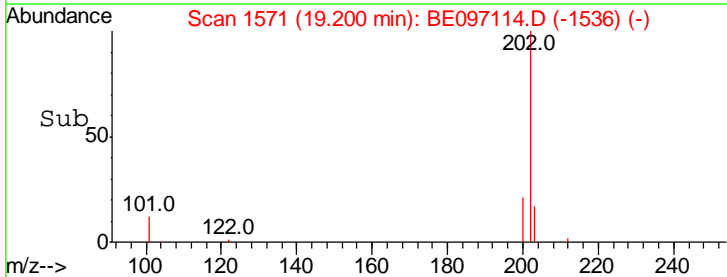
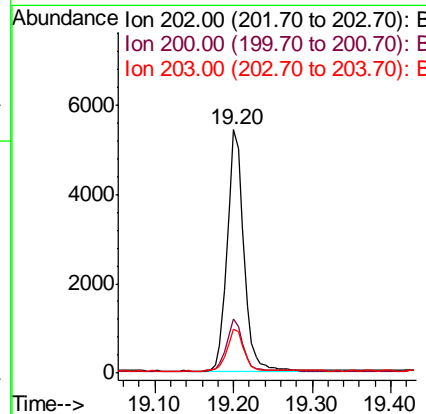
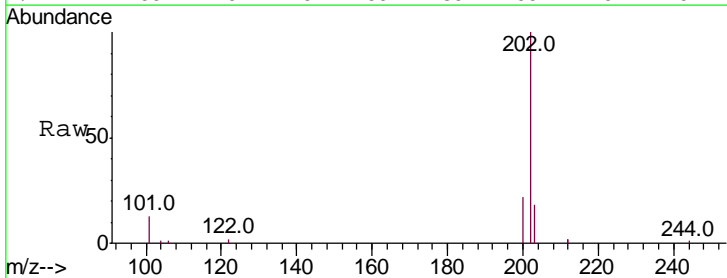
Instrument :  
 BNA\_E  
 ClientSampled :  
 PB111580BS

Tgt Ion	Resp	Lower	Upper
240	100		
120	5.8	5.5	8.3
236	27.6	20.7	31.1

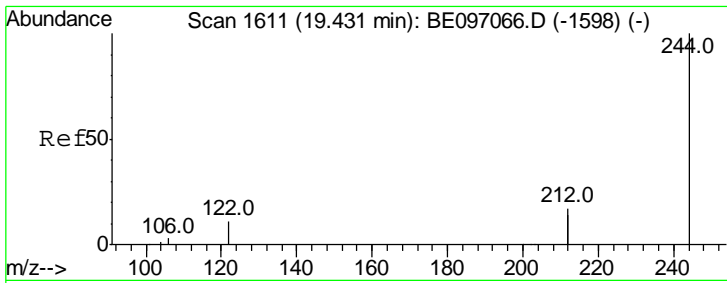


#28  
 Pyrene  
 Concen: 0.433 ng  
 RT: 19.20 min Scan# 1571  
 Delta R.T. -0.00 min  
 Lab File: BE097114.D  
 Acq: 31 Jul 2018 9:54

Tgt Ion	Resp	Lower	Upper
202	100		
200	21.3	16.6	25.0
203	17.6	13.8	20.8



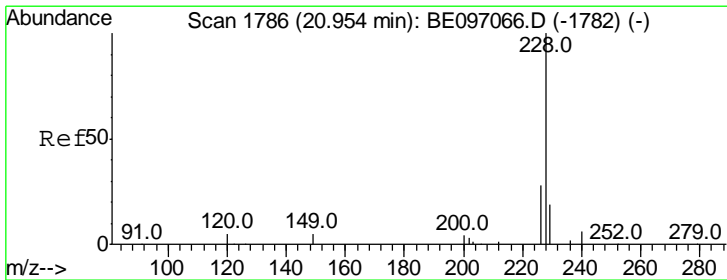
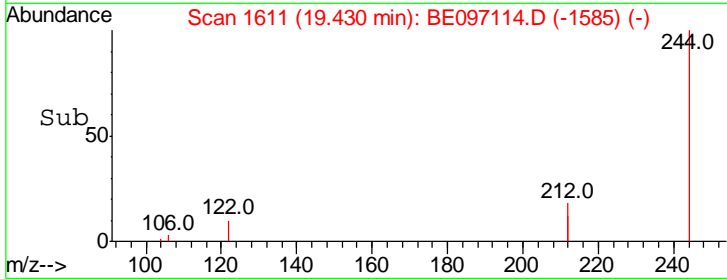
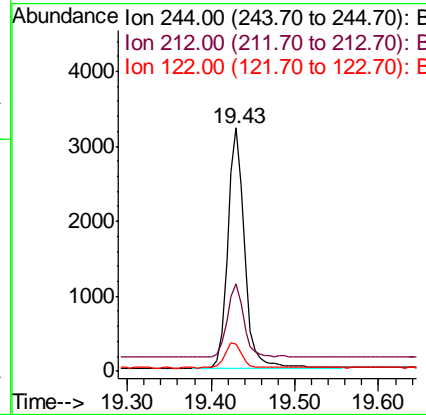
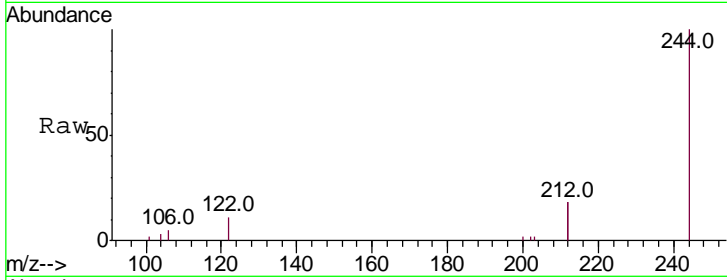




#29  
 Terphenyl-d14  
 Concen: 0.346 ng  
 RT: 19.43 min Scan# 1611  
 Delta R.T. -0.00 min  
 Lab File: BE097114.D  
 Acq: 31 Jul 2018 9:54

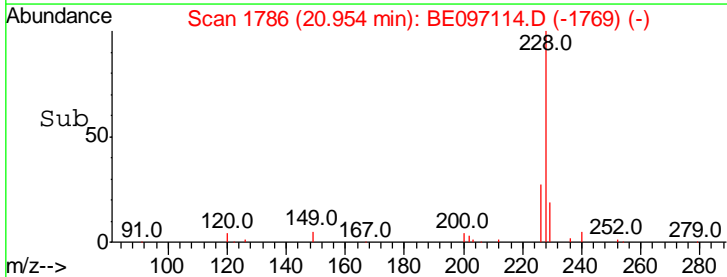
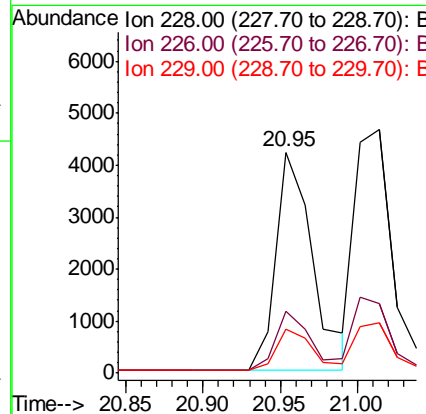

Instrument :  
 BNA\_E  
 ClientSampled :  
 PB111580BS

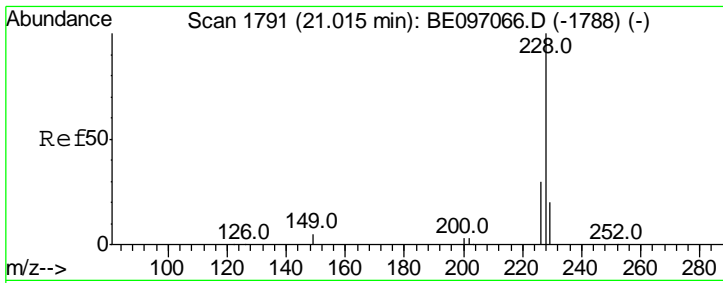
Tgt Ion	Resp	Lower	Upper
244	100		
212	35.9	25.4	38.0
122	11.0	8.1	12.1



#30  
 Benzo(a)anthracene  
 Concen: 0.423 ng  
 RT: 20.95 min Scan# 1786  
 Delta R.T. -0.00 min  
 Lab File: BE097114.D  
 Acq: 31 Jul 2018 9:54

Tgt Ion	Resp	Lower	Upper
228	100		
226	27.9	24.0	36.0
229	19.9	16.0	24.0

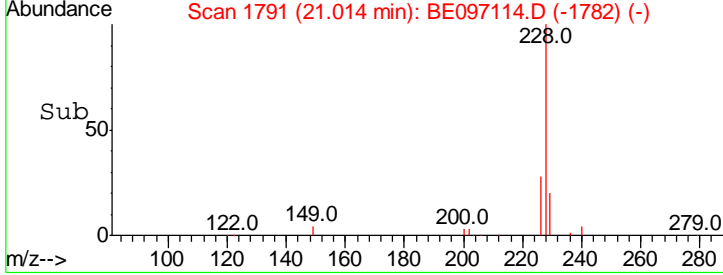
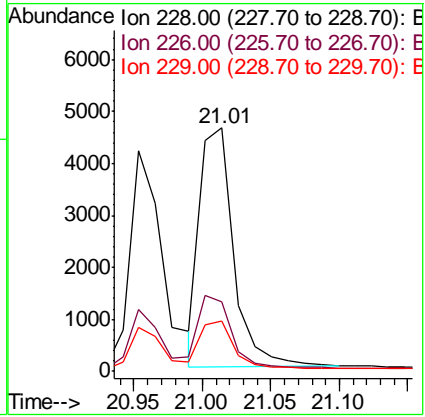
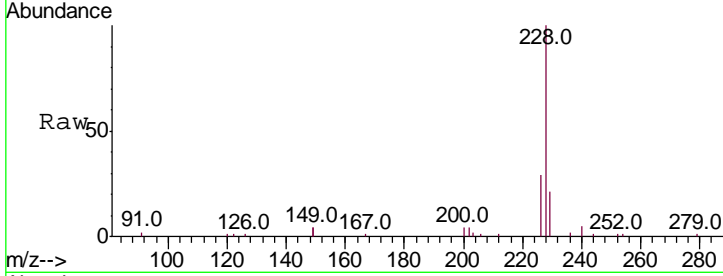




#31  
 Chrysene  
 Concen: 0.444 ng  
 RT: 21.01 min Scan# 1791  
 Delta R.T. 0.01 min  
 Lab File: BE097114.D  
 Acq: 31 Jul 2018 9:54

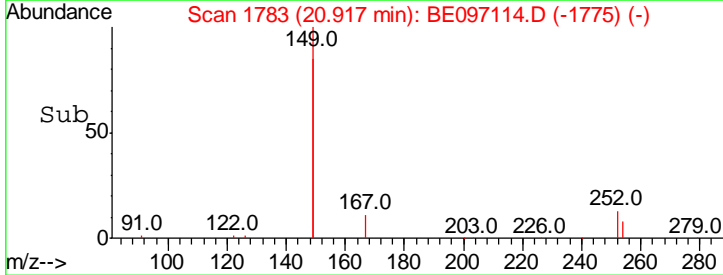
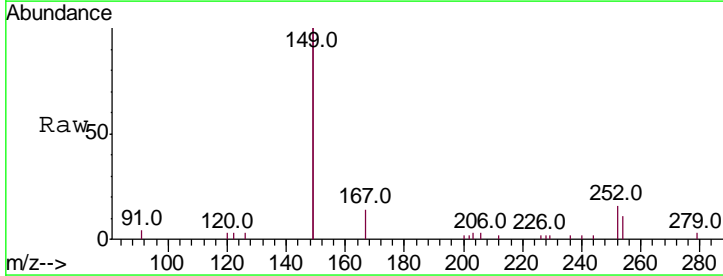
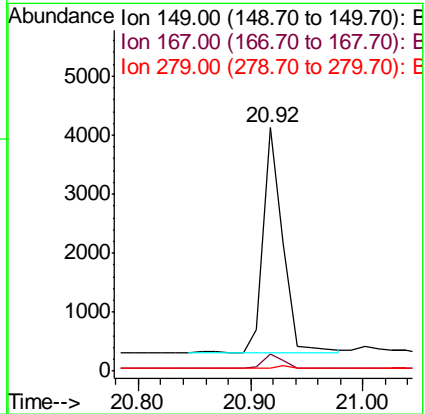
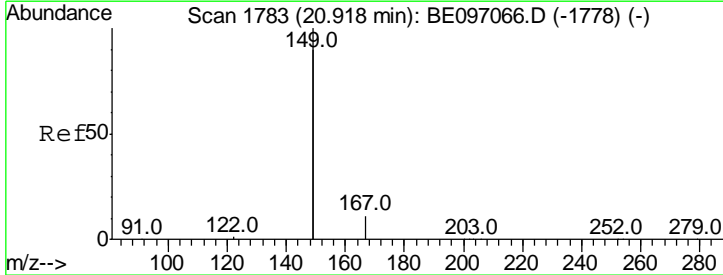
Instrument : BNA\_E  
 ClientSampleId : PB111580BS

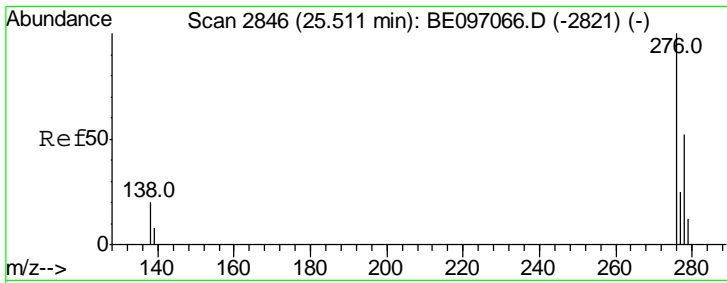
Tgt Ion	Resp	Lower	Upper
228	100		
226	28.8	24.0	36.0
229	20.9	16.0	24.0



#32  
 Bis(2-ethylhexyl)phthalate  
 Concen: 0.267 ng  
 RT: 20.92 min Scan# 1783  
 Delta R.T. -0.00 min  
 Lab File: BE097114.D  
 Acq: 31 Jul 2018 9:54

Tgt Ion	Resp	Lower	Upper
149	100		
167	6.2	5.4	8.0
279	1.2	0.7	1.1#

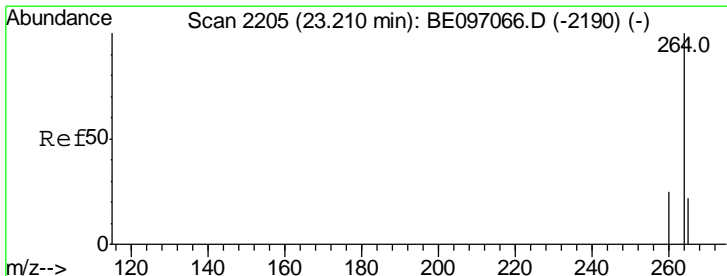
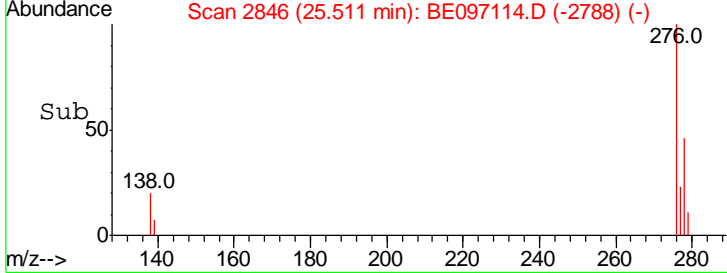
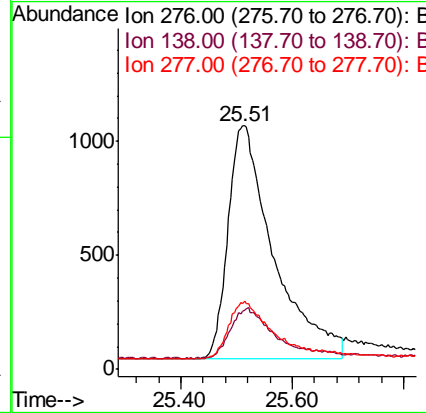
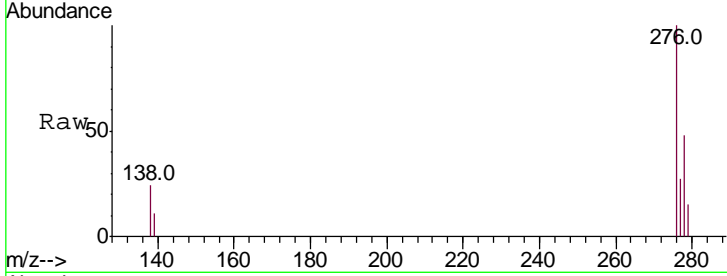




#33  
 Indeno(1,2,3-cd)pyrene  
 Concen: 0.362 ng  
 RT: 25.51 min Scan# 2846  
 Delta R.T. 0.01 min  
 Lab File: BE097114.D  
 Acq: 31 Jul 2018 9:54

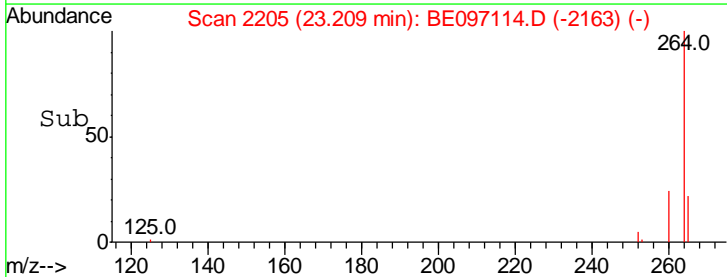
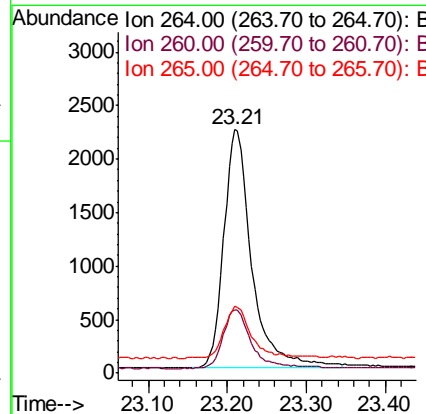
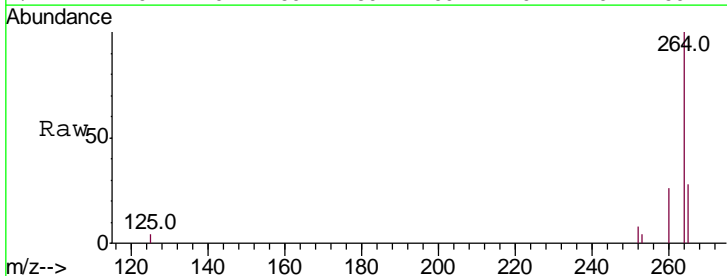
Instrument :  
 BNA\_E  
 ClientSampleId :  
 PB111580BS

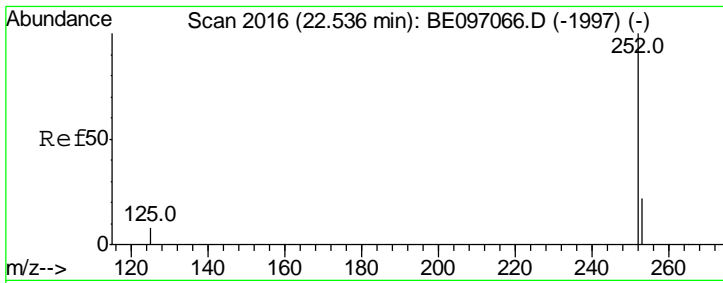
Tgt Ion	Resp	Lower	Upper
276	100		
138	20.1	22.5	33.7#
277	23.2	19.9	29.9



#34  
 Perylene-d12  
 Concen: 0.400 ng  
 RT: 23.21 min Scan# 2205  
 Delta R.T. -0.00 min  
 Lab File: BE097114.D  
 Acq: 31 Jul 2018 9:54

Tgt Ion	Resp	Lower	Upper
264	100		
260	26.0	20.5	30.7
265	27.7	22.8	34.2

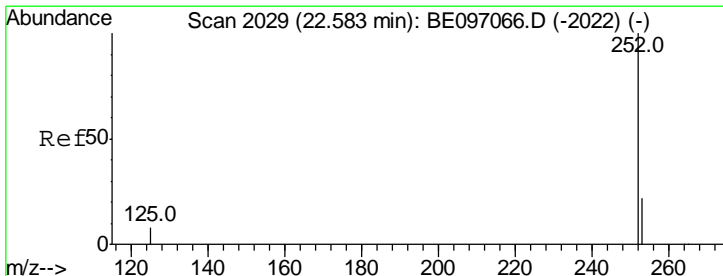
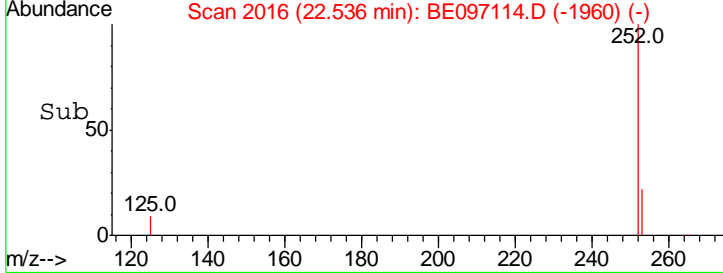
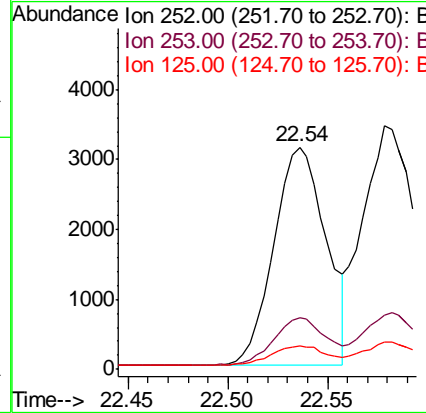
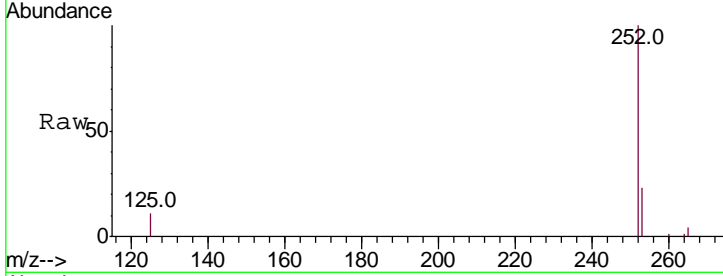




#35  
 Benzo(b)fluoranthene  
 Concen: 0.407 ng  
 RT: 22.54 min Scan# 2016  
 Delta R.T. -0.00 min  
 Lab File: BE097114.D  
 Acq: 31 Jul 2018 9:54

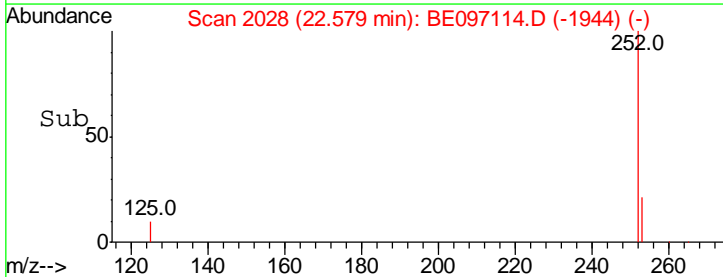
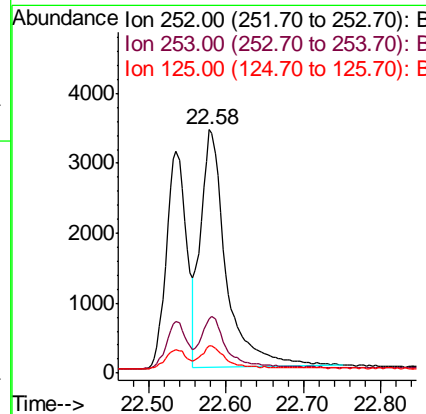
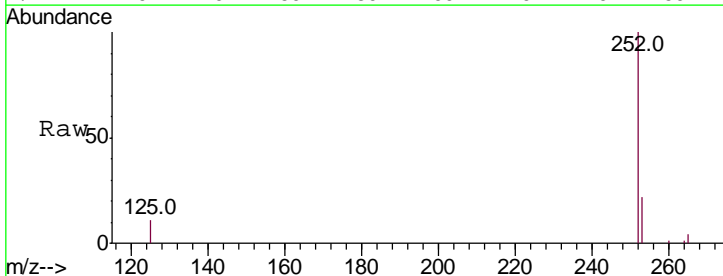
Instrument : BNA\_E  
 ClientSampleId : PB111580BS

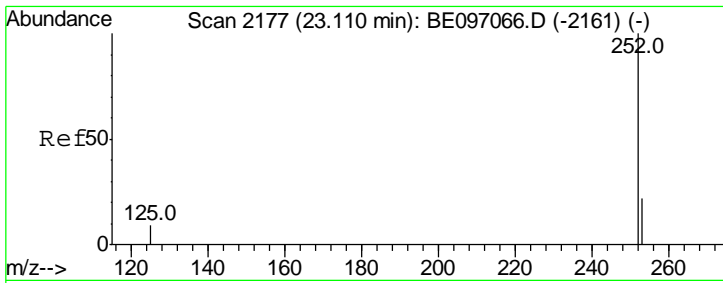
Tgt Ion	Resp	Lower	Upper
252	100		
253	23.5	20.0	30.0
125	10.7	16.0	24.0#



#36  
 Benzo(k)fluoranthene  
 Concen: 0.481 ng  
 RT: 22.58 min Scan# 2028  
 Delta R.T. -0.00 min  
 Lab File: BE097114.D  
 Acq: 31 Jul 2018 9:54

Tgt Ion	Resp	Lower	Upper
252	100		
253	22.3	16.0	24.0
125	11.3	8.0	12.0

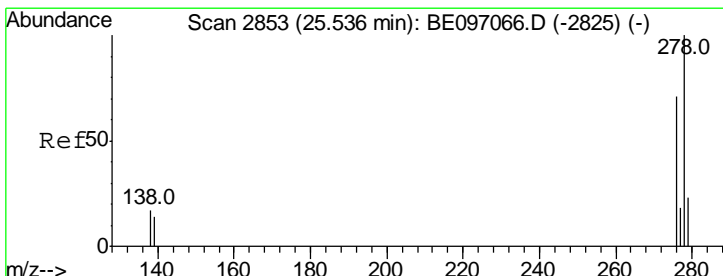
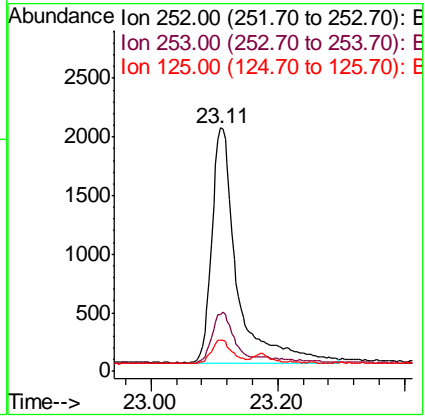
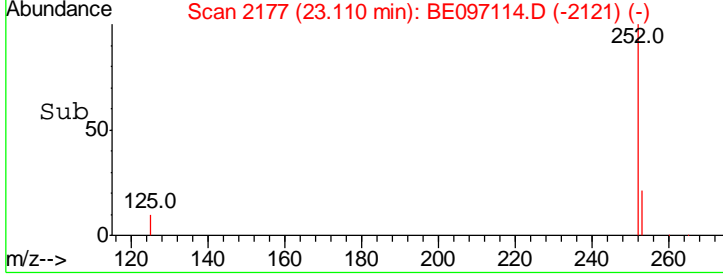
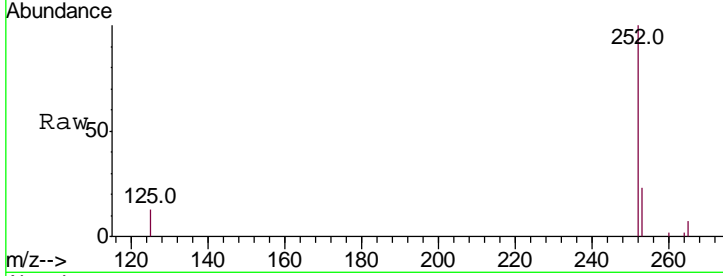




#37  
 Benzo(a)pyrene  
 Concen: 0.422 ng  
 RT: 23.11 min Scan# 2177  
 Delta R.T. -0.00 min  
 Lab File: BE097114.D  
 Acq: 31 Jul 2018 9:54

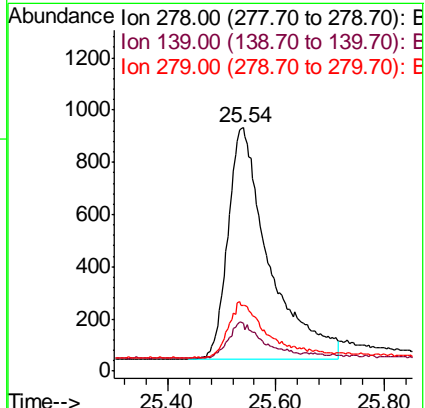
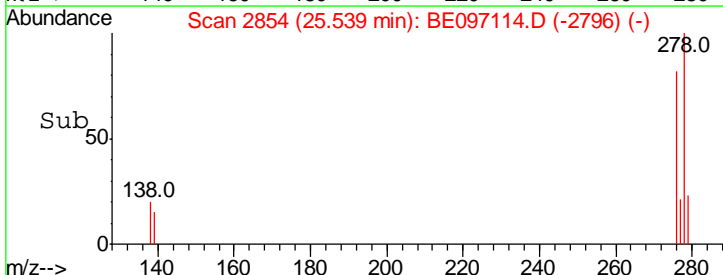
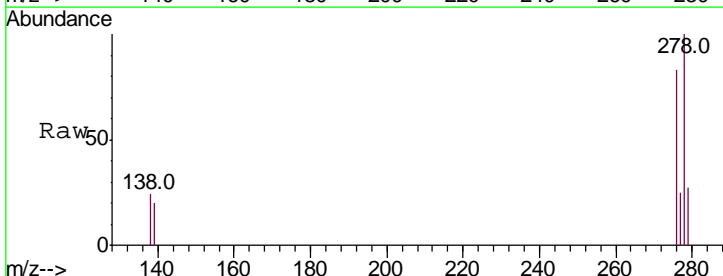
Instrument :  
 BNA\_E  
 ClientSampled :  
 PB111580BS

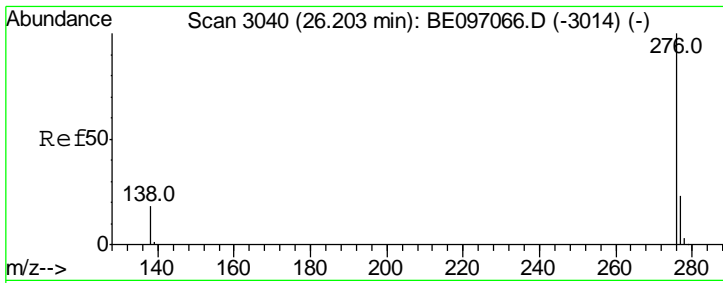
Tgt Ion	Resp	Lower	Upper
252	100		
253	23.4	16.0	24.0
125	12.6	12.0	18.0



#38  
 Dibenzo(a,h)anthracene  
 Concen: 0.356 ng  
 RT: 25.54 min Scan# 2854  
 Delta R.T. 0.01 min  
 Lab File: BE097114.D  
 Acq: 31 Jul 2018 9:54

Tgt Ion	Resp	Lower	Upper
278	100		
139	19.8	16.0	24.0
279	27.0	20.0	30.0





#39  
 Benzo(a,h,i)perylene  
 Concen: 0.400 ng  
 RT: 26.21 min Scan# 3041  
 Delta R.T. 0.00 min  
 Lab File: BE097114.D  
 Acq: 31 Jul 2018 9:54

Instrument :  
 BNA\_E  
 ClientSampleID :  
 PB111580BS

Tot Ion: 276 Resp: 5560

Ion	Ratio	Lower	Upper
276	100		
277	25.8	16.0	24.0
138	22.3	20.0	30.0

