

Data Path : Z:\SVOASRV\HPCHEM1\BNA E\DATA\BE072219\
 Data File : BE100478.D
 Acq On : 22 Jul 2019 13:13
 Operator : HP/JU
 Sample : SSTDICC0.2
 Misc :
 ALS Vial : 3 Sample Multiplier: 1

Instrument :
 BNA_E
 ClientSampleId :
 SSTDICC0.2

Quant Time: Jul 22 15:51:35 2019
 Quant Method : Z:\SVOASRV\HPCHEM1\BNA E\METHODS\8270-SIM-BE072219.M
 Quant Title : ASP BNA STANDARDS FOR 5 POINT CALIBRATION
 QLast Update : Mon Jul 22 15:44:08 2019
 Response via : Initial Calibration

Internal Standards	R.T.	QIon	Response	Conc	Units	Dev(Min)
1) 1,4-Dichlorobenzene-d4	7.88	152	2453	0.40	ng	0.00
7) Naphthalene-d8	10.67	136	10301	0.40	ng	0.00
13) Acenaphthene-d10	14.50	164	6773	0.40	ng	0.00
19) Phenanthrene-d10	17.22	188	18059	0.40	ng	0.00
27) Chrysene-d12	21.38	240	21370	0.40	ng	0.00
34) Perylene-d12	23.86	264	23016	0.40	ng	0.00

System Monitoring Compounds

4) 2-Fluorophenol	5.46	112	1210	0.20	ng	0.00
5) Phenol-d6	7.03	99	1698	0.20	ng	0.00
8) Nitrobenzene-d5	9.02	82	1640	0.20	ng	0.00
11) 2-Methylnaphthalene-d10	12.25	152	3426	0.21	ng	0.00
14) 2,4,6-Tribromophenol	15.97	330	529	0.19	ng	0.00
15) 2-Fluorobiphenyl	13.13	172	5640	0.20	ng	0.00
25) Fluoranthene-d10	19.24	212	48720	0.19	ng	0.00
29) Terphenyl-d14	19.84	244	10670	0.22	ng	0.00

Target Compounds

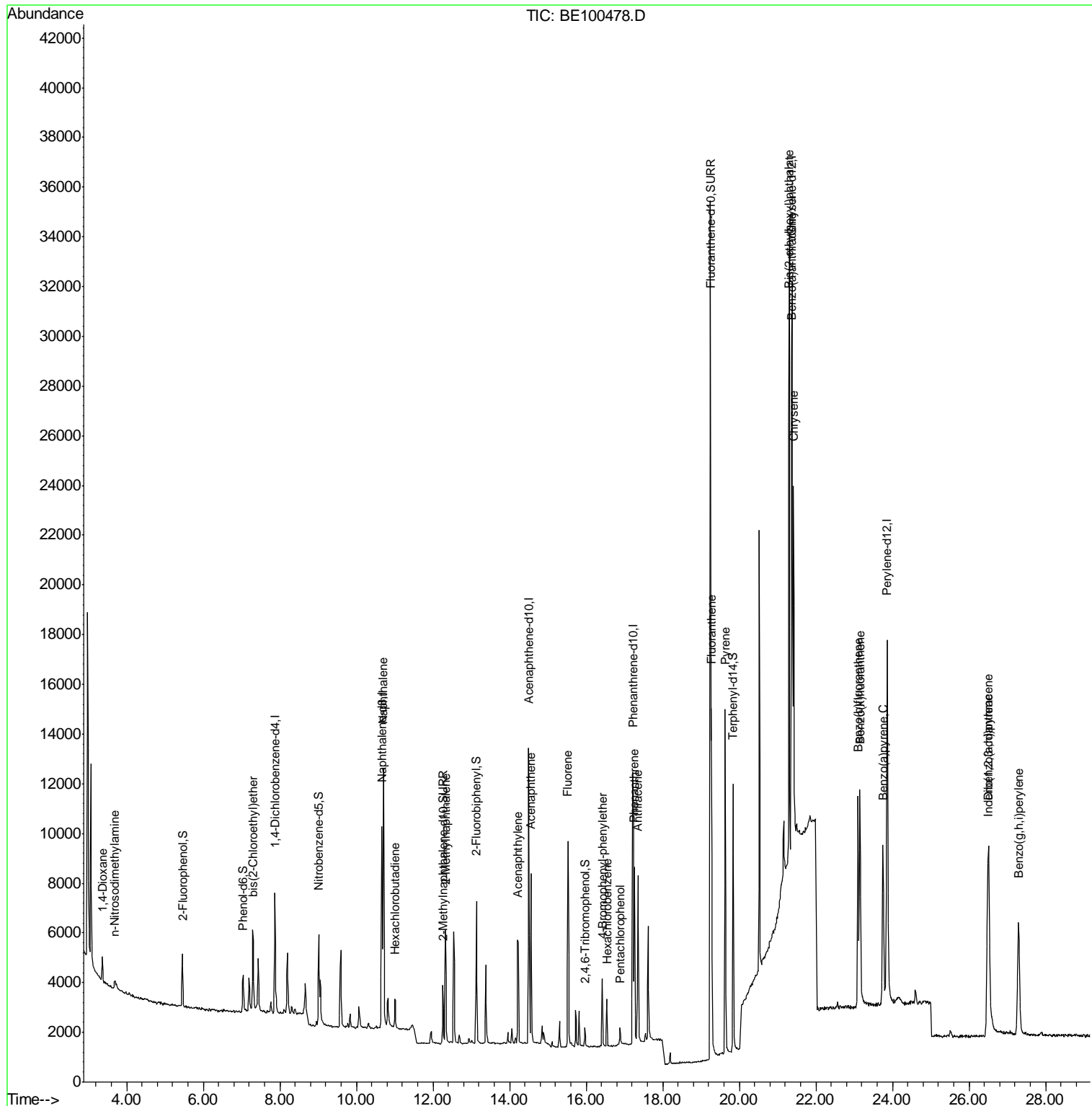
Target Compounds	R.T.	QIon	Response	Conc	Units	Qvalue
2) 1,4-Dioxane	3.36	88	872	0.231	ng	95
3) n-Nitrosodimethylamine	3.69	42	409	0.188	ng	# 93
6) bis(2-Chloroethyl)ether	7.30	93	1447	0.195	ng	# 97
9) Naphthalene	10.71	128	19793	0.201	ng	99
10) Hexachlorobutadiene	11.00	225	967	0.205	ng	99
12) 2-Methylnaphthalene	12.32	142	3471	0.202	ng	98
16) Acenaphthylene	14.23	152	5970	0.192	ng	100
17) Acenaphthene	14.56	154	3610	0.191	ng	98
18) Fluorene	15.53	166	4899	0.195	ng	99
20) 4-Bromophenyl-phenylether	16.43	248	1654	0.198	ng	97
21) Hexachlorobenzene	16.55	284	1730	0.199	ng	99
22) Pentachlorophenol	16.88	266	533	0.152	ng	94
23) Phenanthrene	17.26	178	8648	0.194	ng	99
24) Anthracene	17.35	178	7935	0.190	ng	100
26) Fluoranthene	19.27	202	12527	0.189	ng	99
28) Pyrene	19.63	202	13455	0.214	ng	99
30) Benzo(a)anthracene	21.37	228	12914	0.198	ng	96
31) Chrysene	21.41	228	12996	0.200	ng	97
32) Bis(2-ethylhexyl)phthalate	21.31	149	31428	0.217	ng	99
33) Indeno(1,2,3-cd)pyrene	26.49	276	13893	0.198	ng	99
35) Benzo(b)fluoranthene	23.10	252	12439	0.196	ng	# 88
36) Benzo(k)fluoranthene	23.15	252	13079	0.194	ng	# 88
37) Benzo(a)pyrene	23.76	252	12460	0.203	ng	# 85
38) Dibenzo(a,h)anthracene	26.52	278	10845	0.188	ng	# 88
39) Benzo(g,h,i)perylene	27.30	276	11685	0.196	ng	# 90

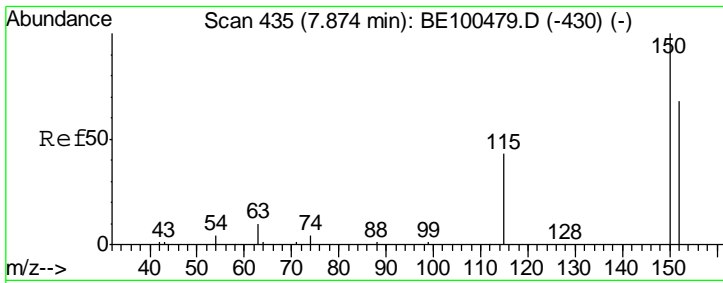
(#) = qualifier out of range (m) = manual integration (+) = signals summed

Data Path : Z:\SVOASRV\HPCHEM1\BNA E\DATA\BE072219\
 Data File : BE100478.D
 Acq On : 22 Jul 2019 13:13
 Operator : HP/JU
 Sample : SSTDICC0.2
 Misc :
 ALS Vial : 3 Sample Multiplier: 1

Instrument :
 BNA_E
 Client Sampled :
 SSTDICC0.2

Quant Time: Jul 22 15:51:35 2019
 Quant Method : Z:\SVOASRV\HPCHEM1\BNA E\METHODS\8270-SIM-BE072219.M
 Quant Title : ASP BNA STANDARDS FOR 5 POINT CALIBRATION
 QLast Update : Mon Jul 22 15:44:08 2019
 Response via : Initial Calibration

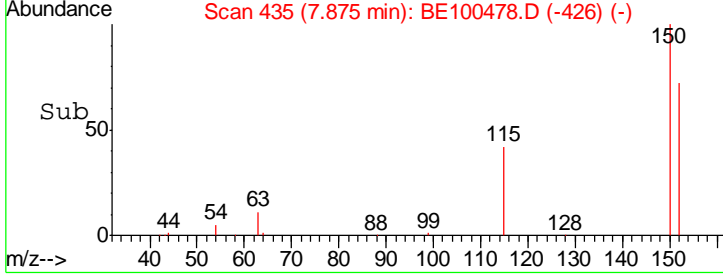
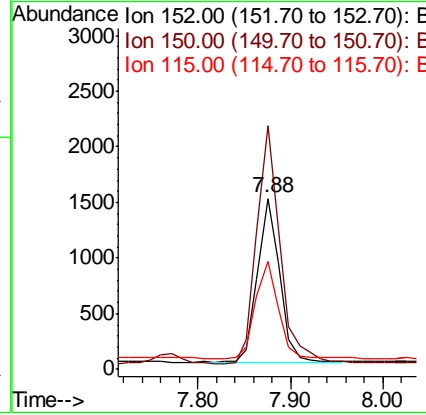
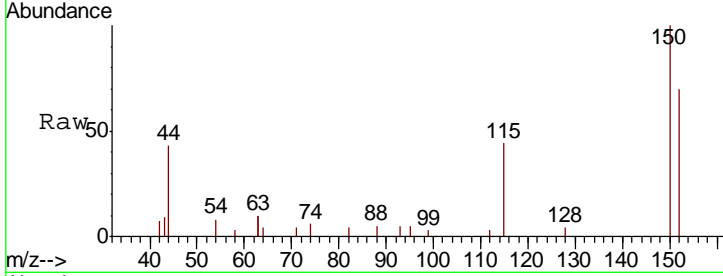




#1
 1,4-Dichlorobenzene-d4
 Concen: 0.400 ng
 RT: 7.88 min Scan# 435
 Delta R.T. 0.00 min
 Lab File: BE100478.D
 Acq: 22 Jul 2019 13:13

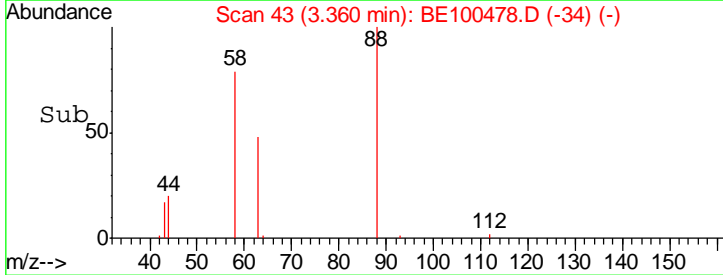
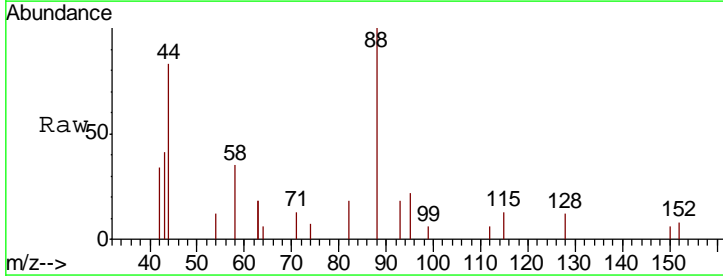
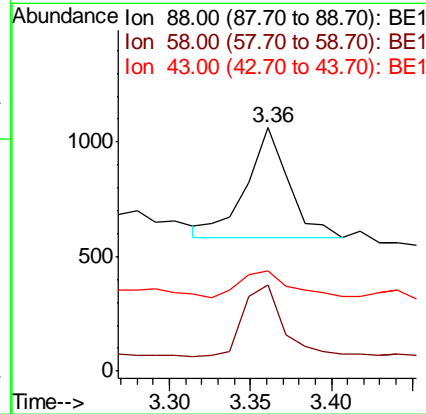
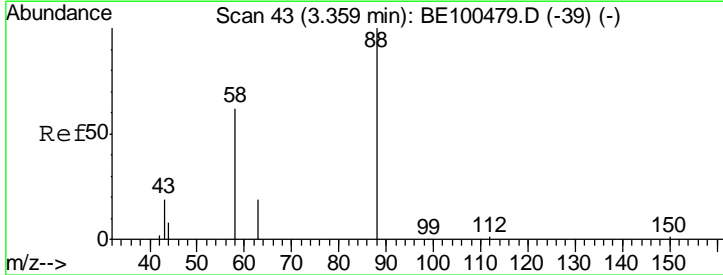
Instrument :
 BNA_E
ClientSampleId :
 SSTDICC0.2

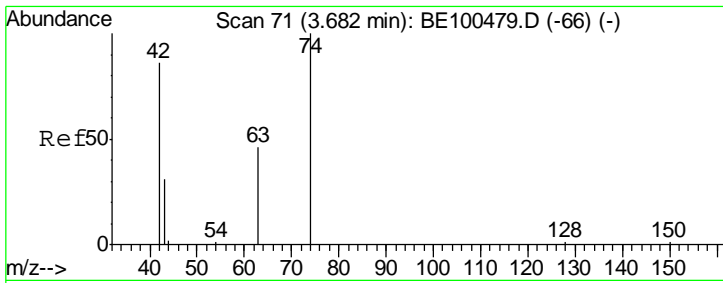
Tgt Ion	Resp	Lower	Upper
152	100		
150	142.3	115.0	172.6
115	63.2	52.9	79.3



#2
 1,4-Dioxane
 Concen: 0.231 ng
 RT: 3.36 min Scan# 43
 Delta R.T. 0.00 min
 Lab File: BE100478.D
 Acq: 22 Jul 2019 13:13

Tgt Ion	Resp	Lower	Upper
88	100		
58	61.7	53.2	79.8
43	26.8	20.8	31.2

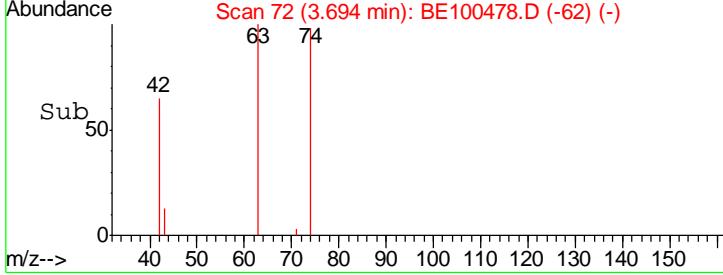
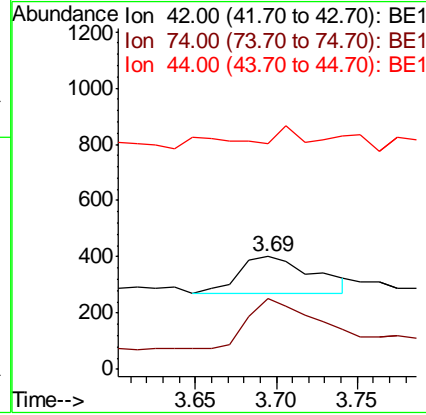
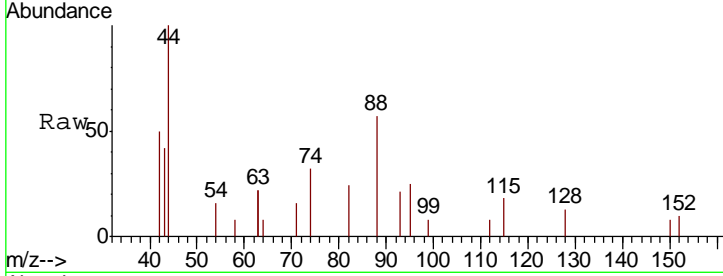




#3
 n-Nitrosodimethylamine
 Concen: 0.188 ng
 RT: 3.69 min Scan# 72
 Delta R.T. 0.01 min
 Lab File: BE100478.D
 Acq: 22 Jul 2019 13:13

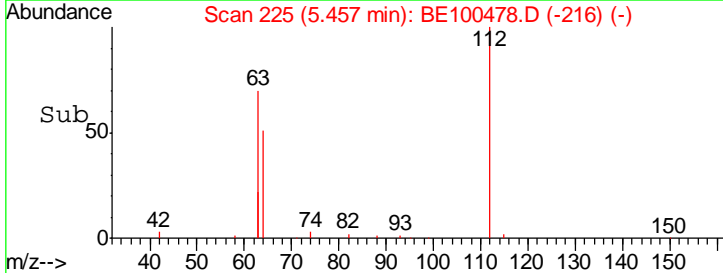
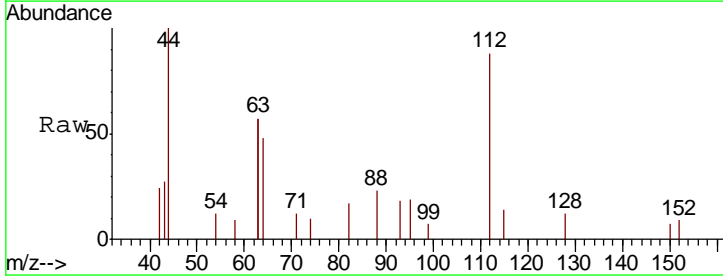
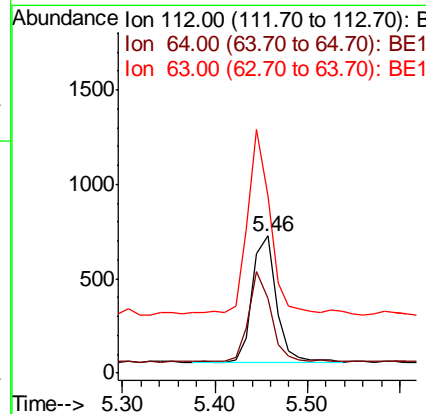
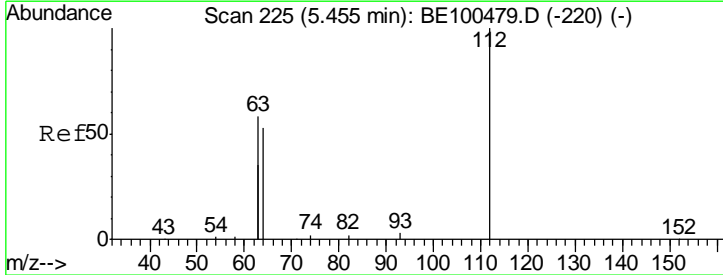
Instrument :
 BNA_E
ClientSampled :
 SSTDICC0.2

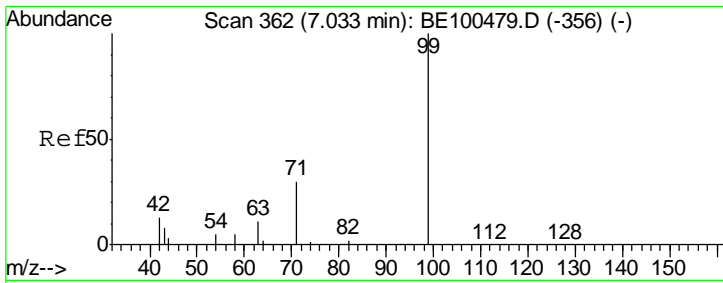
Tgt Ion	Resp	Lower	Upper
42	409		
74	135.7	0.0	0.0#
44	14.7	9.6	14.4#



#4
 2-Fluorophenol
 Concen: 0.198 ng
 RT: 5.46 min Scan# 225
 Delta R.T. 0.00 min
 Lab File: BE100478.D
 Acq: 22 Jul 2019 13:13

Tgt Ion	Resp	Lower	Upper
112	1210		
64	69.1	54.1	81.1
63	132.2	104.6	157.0

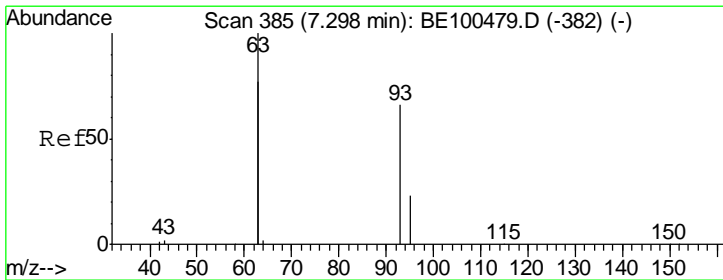
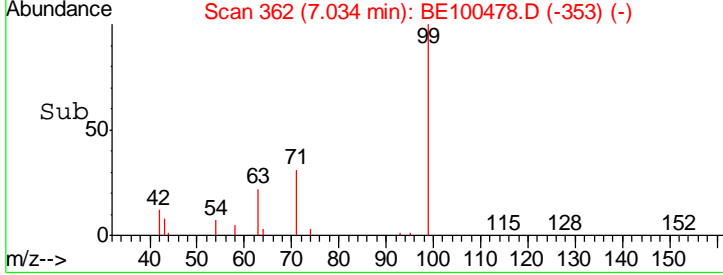
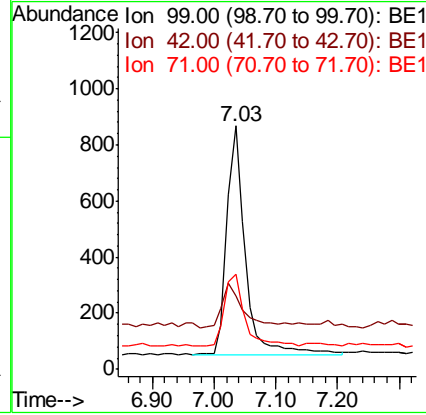
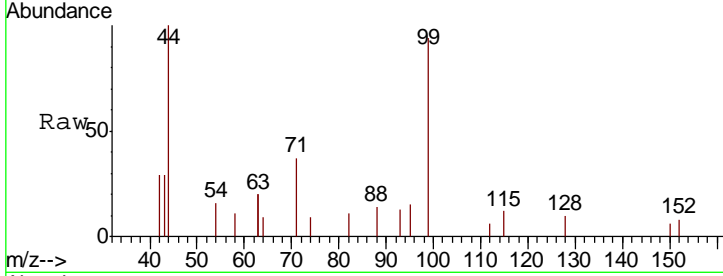




#5
 Phenol-d6
 Concen: 0.198 ng
 RT: 7.03 min Scan# 362
 Delta R.T. 0.00 min
 Lab File: BE100478.D
 Acq: 22 Jul 2019 13:13

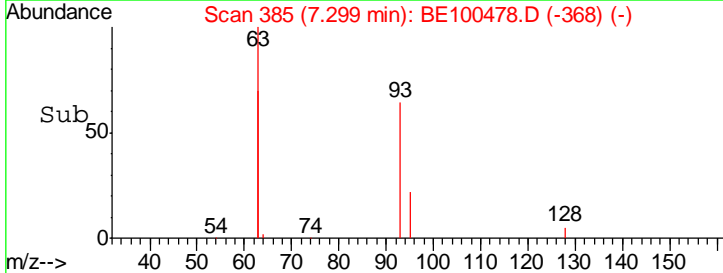
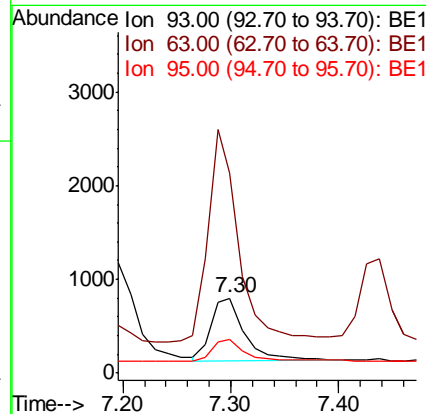
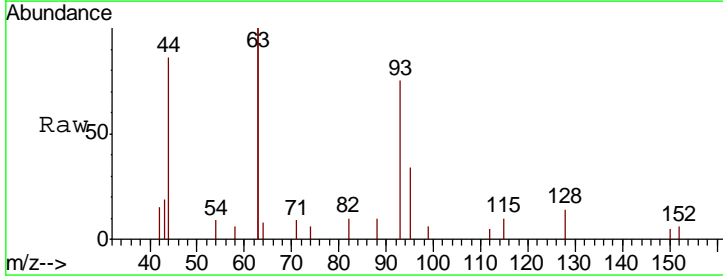
Instrument :
 BNA_E
 ClientSampleID :
 SSTDICC0.2

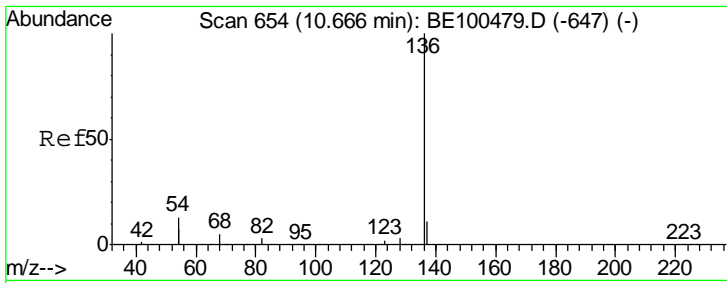
Tgt Ion	Resp	Lower	Upper
99	1698		
Ion Ratio			
99	100		
42	22.6	14.5	21.7#
71	33.3	26.4	39.6



#6
 bis(2-Chloroethyl)ether
 Concen: 0.195 ng
 RT: 7.30 min Scan# 385
 Delta R.T. 0.00 min
 Lab File: BE100478.D
 Acq: 22 Jul 2019 13:13

Tgt Ion	Resp	Lower	Upper
93	1447		
Ion Ratio			
93	100		
63	313.8	248.3	372.5
95	38.3	25.4	38.0#

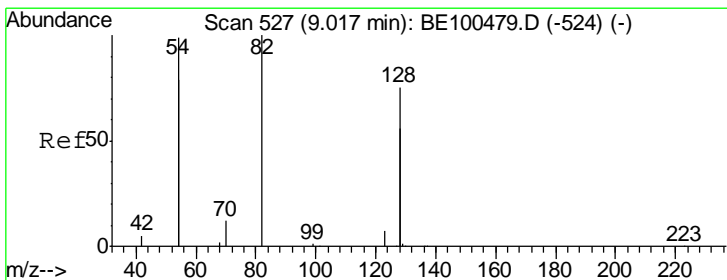
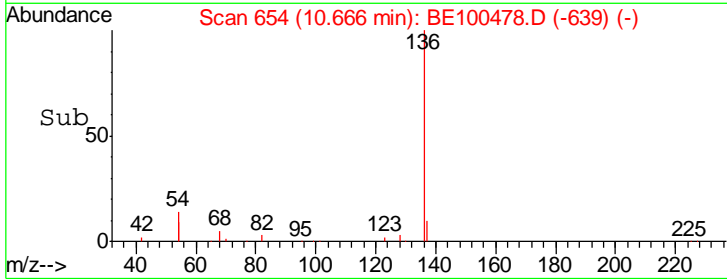
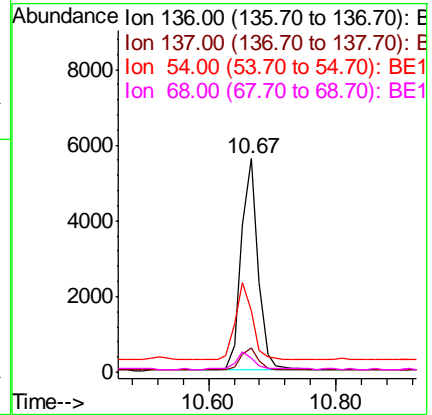
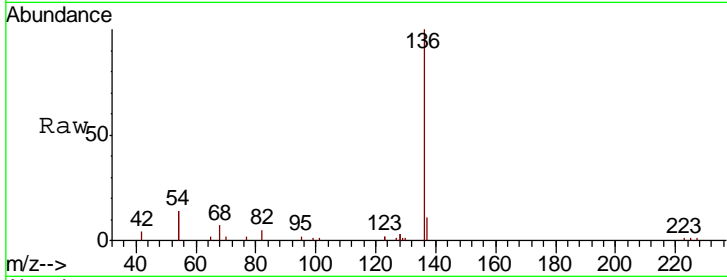




#7
 Naphthalene-d8
 Concen: 0.400 ng
 RT: 10.67 min Scan# 654
 Delta R.T. -0.00 min
 Lab File: BE100478.D
 Acq: 22 Jul 2019 13:13

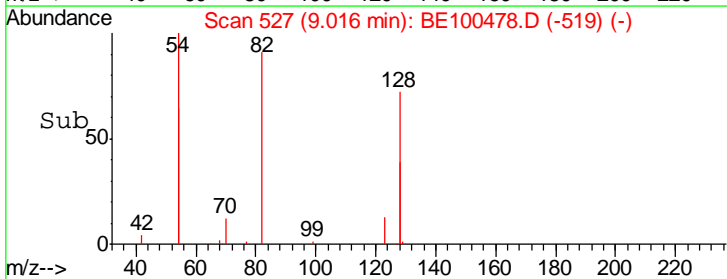
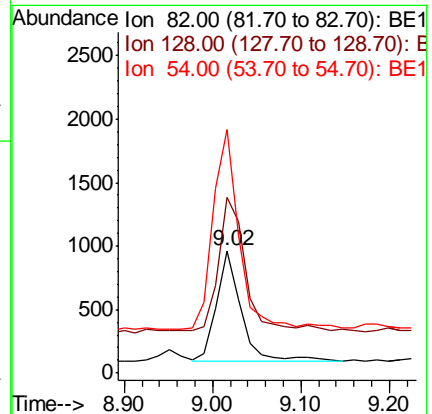
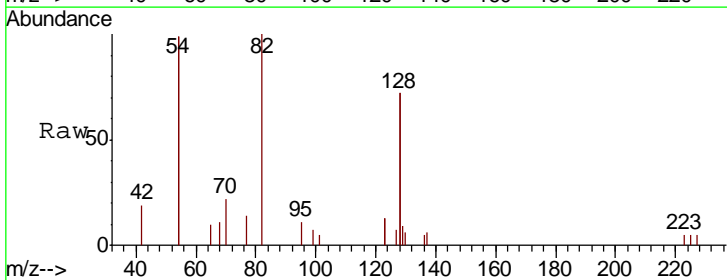
Instrument :
 BNA_E
ClientSampled :
 SSTDICC0.2

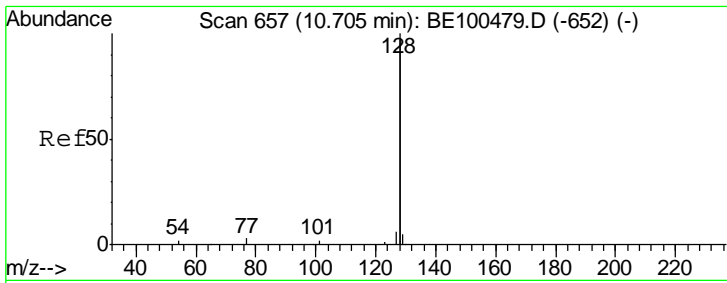
Tgt Ion	Resp	Lower	Upper
136	10301		
137	11.2	9.8	14.6
54	28.6	20.6	31.0
68	6.8	5.3	7.9



#8
 Nitrobenzene-d5
 Concen: 0.197 ng
 RT: 9.02 min Scan# 527
 Delta R.T. -0.00 min
 Lab File: BE100478.D
 Acq: 22 Jul 2019 13:13

Tgt Ion	Resp	Lower	Upper
82	1640		
128	143.2	113.6	170.4
54	199.0	150.6	226.0

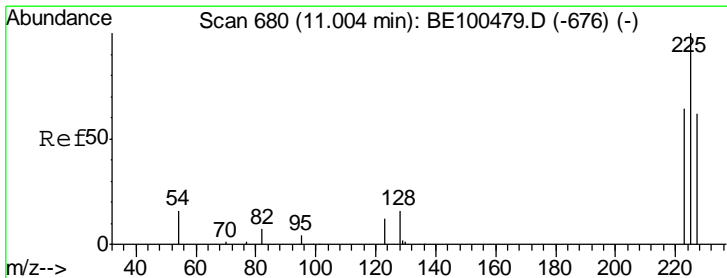
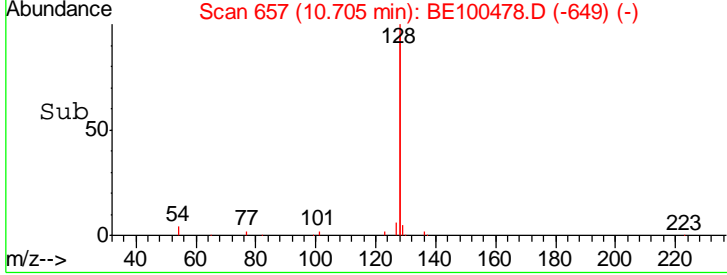
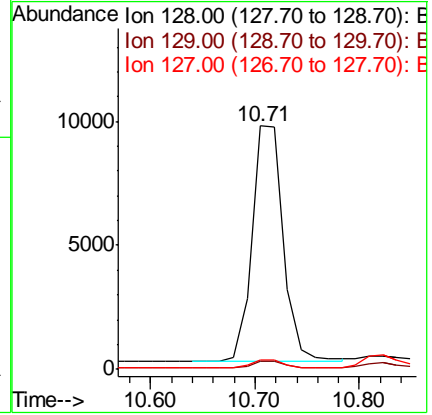
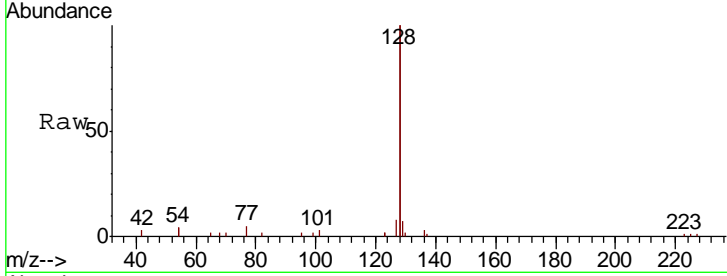




#9
 Naphthalene
 Concen: 0.201 ng
 RT: 10.71 min Scan# 657
 Delta R.T. -0.00 min
 Lab File: BE100478.D
 Acq: 22 Jul 2019 13:13

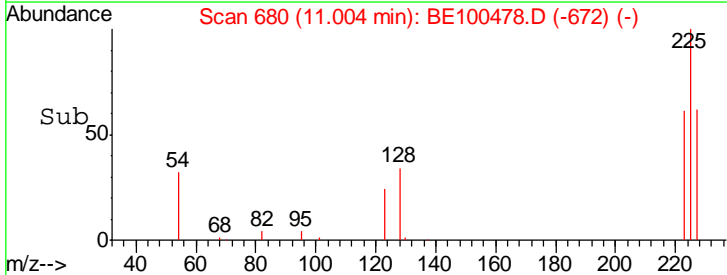
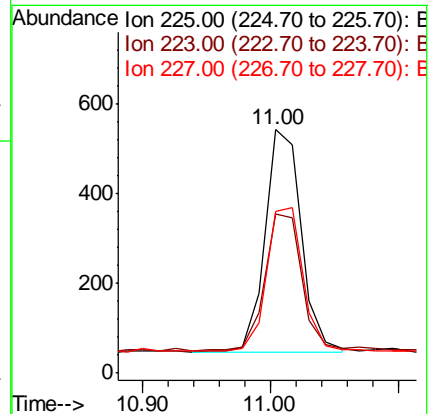
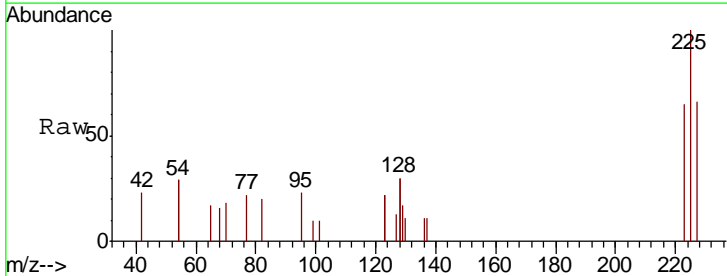
Instrument :
 BNA_E
 ClientSampled :
 SSTDICC0.2

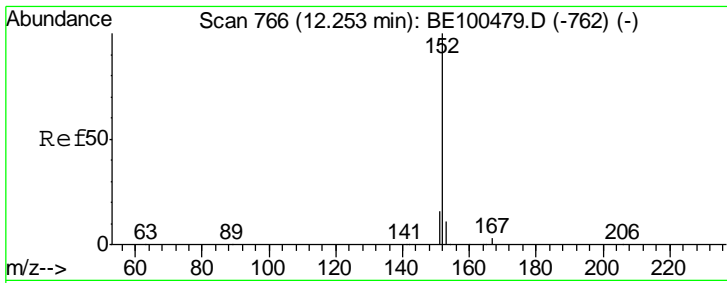
Tgt Ion	Resp	Lower	Upper
128	19793		
129	3.4	2.3	3.5
127	3.8	2.7	4.1



#10
 Hexachlorobutadiene
 Concen: 0.205 ng
 RT: 11.00 min Scan# 680
 Delta R.T. -0.00 min
 Lab File: BE100478.D
 Acq: 22 Jul 2019 13:13

Tgt Ion	Resp	Lower	Upper
225	967		
223	62.5	49.4	74.0
227	64.7	51.4	77.2

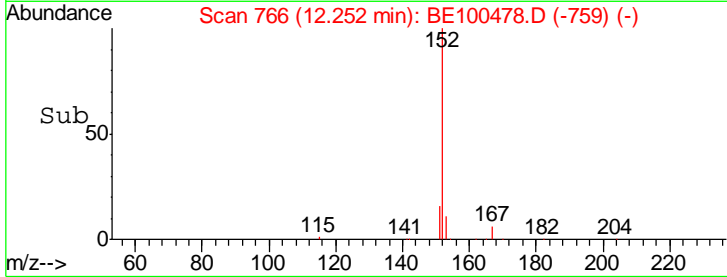
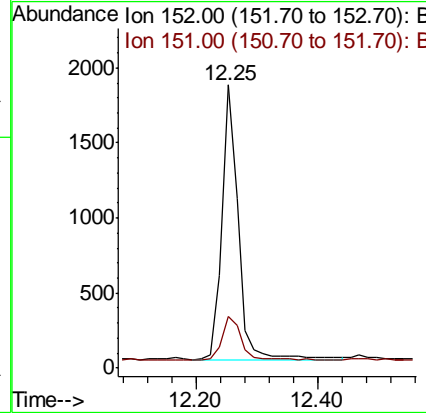
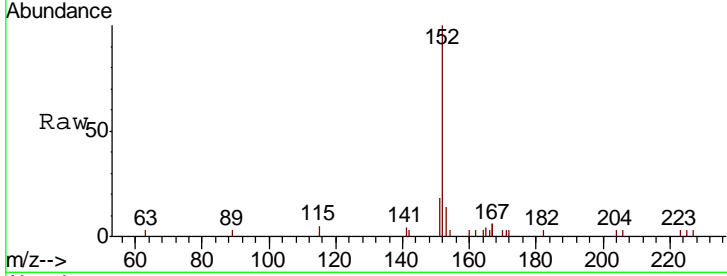




#11
 2-Methylnaphthalene-d10
 Concen: 0.207 ng
 RT: 12.25 min Scan# 766
 Delta R.T. -0.00 min
 Lab File: BE100478.D
 Acq: 22 Jul 2019 13:13

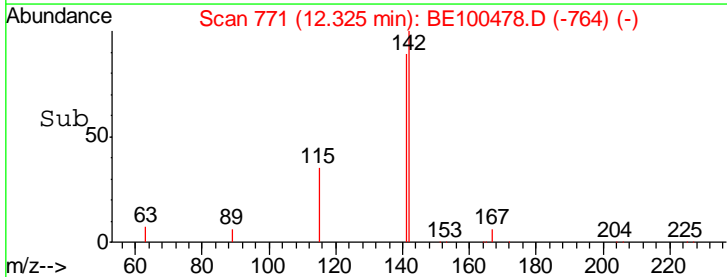
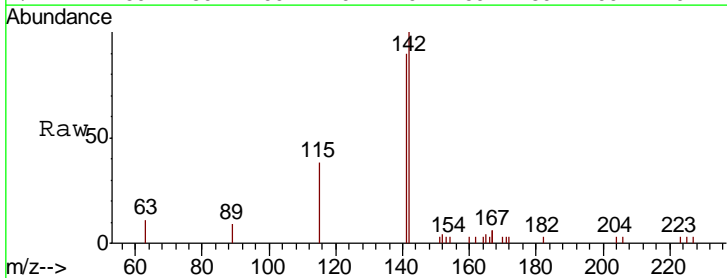
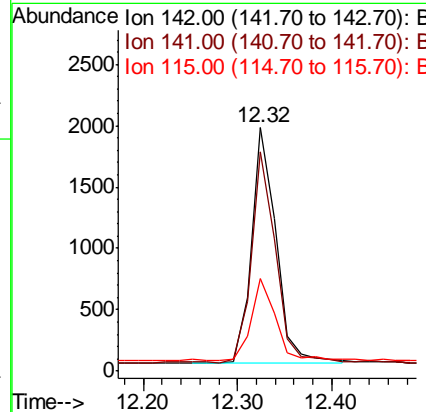
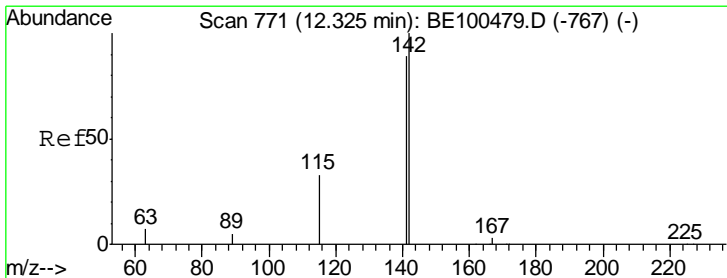
Instrument :
 BNA_E
 ClientSampleId :
 SSTDICC0.2

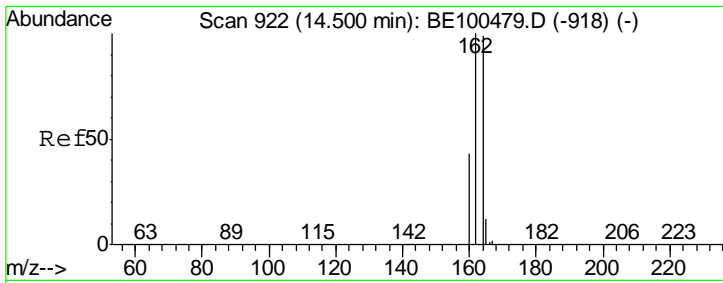
Tgt Ion:152 Resp: 3426
 Ion Ratio Lower Upper
 152 100
 151 18.0 15.1 22.7



#12
 2-Methylnaphthalene
 Concen: 0.202 ng
 RT: 12.32 min Scan# 771
 Delta R.T. -0.00 min
 Lab File: BE100478.D
 Acq: 22 Jul 2019 13:13

Tgt Ion:142 Resp: 3471
 Ion Ratio Lower Upper
 142 100
 141 90.0 71.7 107.5
 115 37.9 27.8 41.6

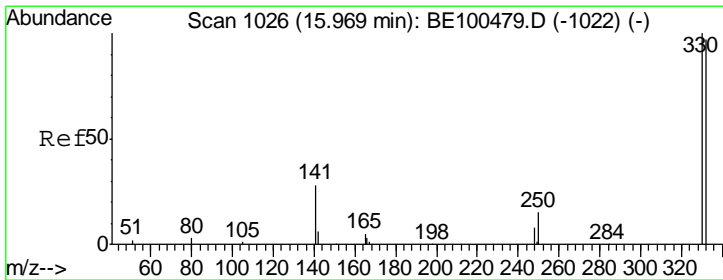
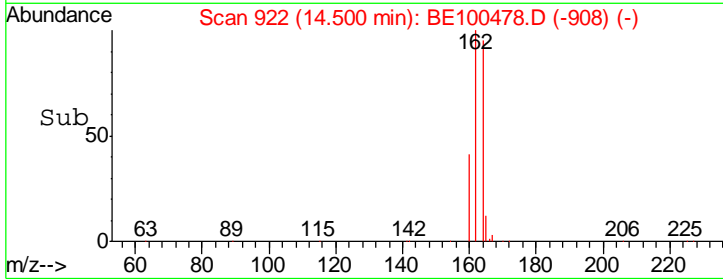
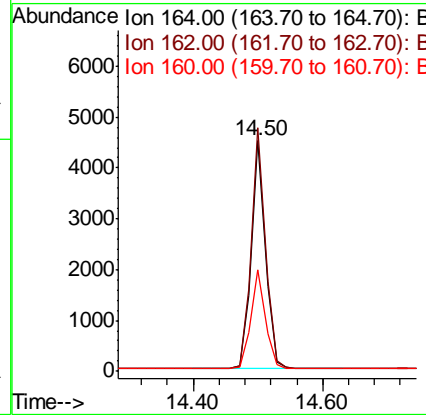
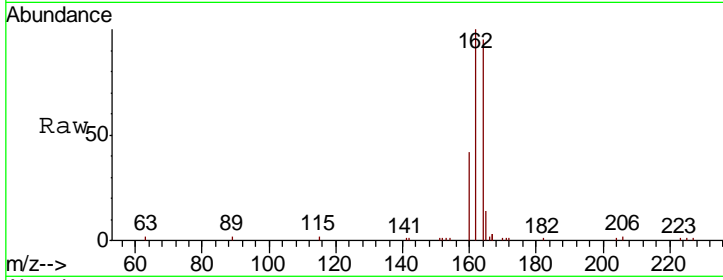




#13
 Acenaphthene-d10
 Concen: 0.400 ng
 RT: 14.50 min Scan# 922
 Delta R.T. -0.00 min
 Lab File: BE100478.D
 Acq: 22 Jul 2019 13:13

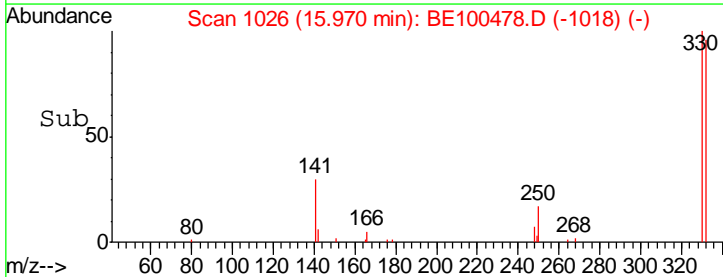
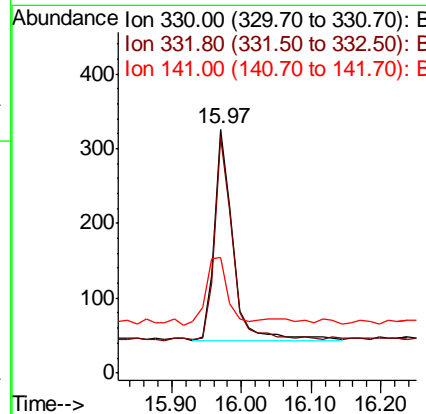
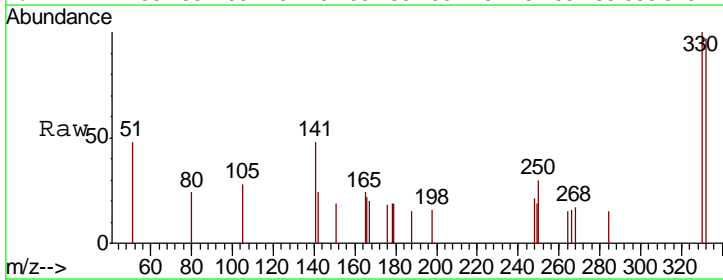
Instrument :
 BNA_E
 ClientSampled :
 SSTDICC0.2

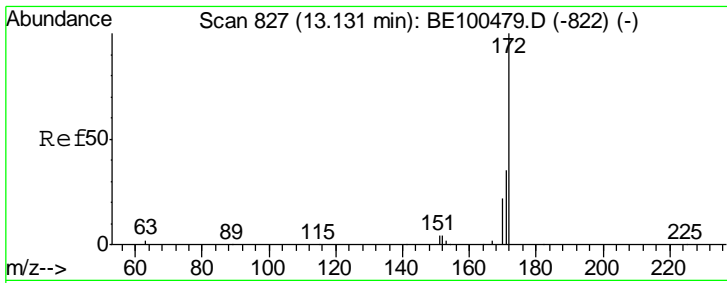
Tgt Ion	Resp	Lower	Upper
164	100		
162	105.5	80.8	121.2
160	44.1	34.9	52.3



#14
 2,4,6-Tribromophenol
 Concen: 0.186 ng
 RT: 15.97 min Scan# 1026
 Delta R.T. 0.00 min
 Lab File: BE100478.D
 Acq: 22 Jul 2019 13:13

Tgt Ion	Resp	Lower	Upper
330	100		
332	94.0	80.5	120.7
141	38.9	29.9	44.9

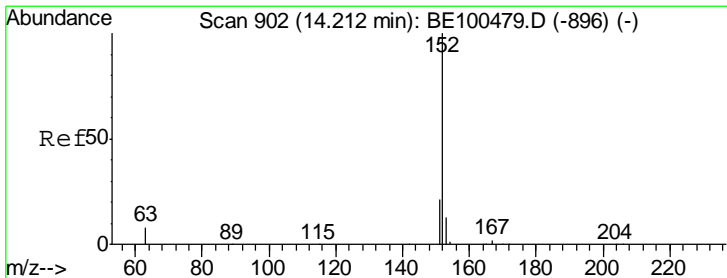
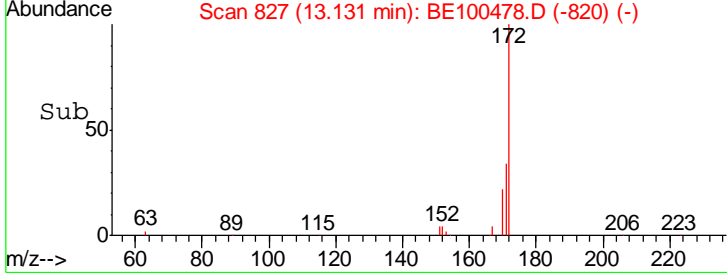
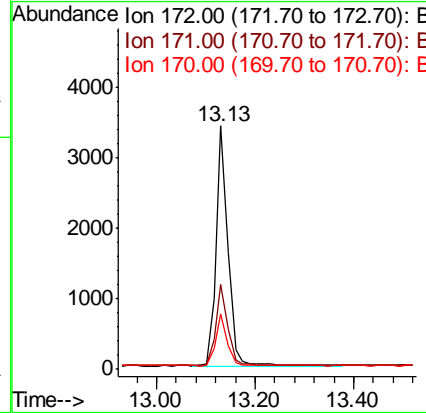
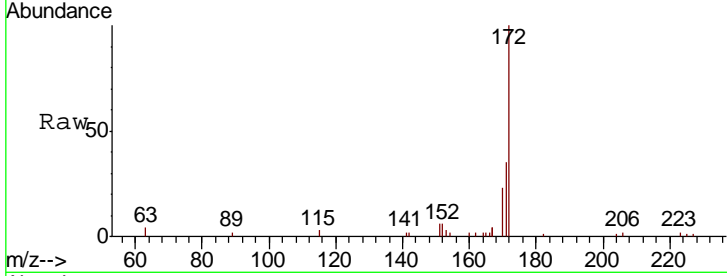




#15
 2-Fluorobiphenyl
 Concen: 0.202 ng
 RT: 13.13 min Scan# 827
 Delta R.T. -0.00 min
 Lab File: BE100478.D
 Acq: 22 Jul 2019 13:13

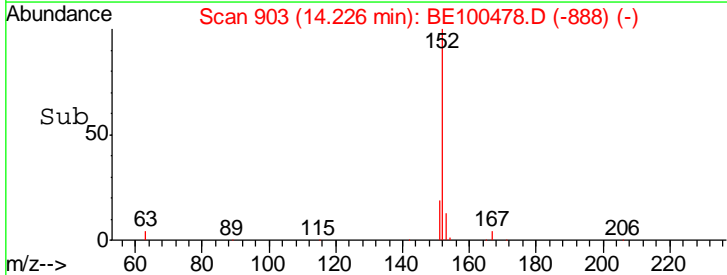
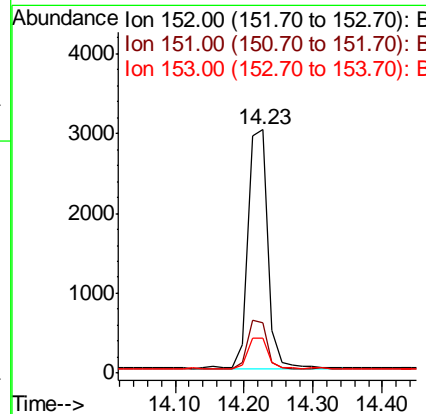
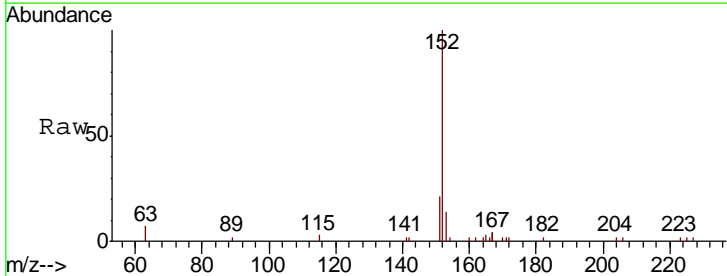
Instrument :
 BNA_E
 ClientSampleId :
 SSTDICC0.2

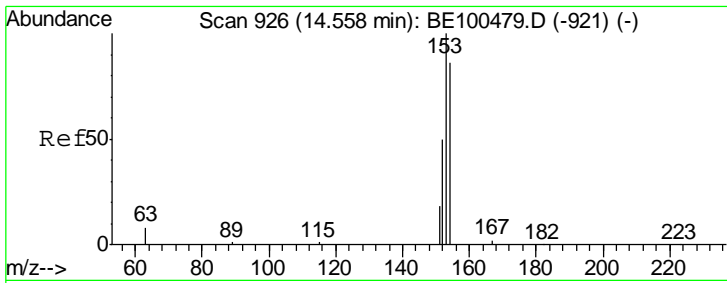
Tgt Ion	Resp	Lower	Upper
172	100		
171	35.0	28.2	42.2
170	22.7	17.8	26.8



#16
 Acenaphthylene
 Concen: 0.192 ng
 RT: 14.23 min Scan# 903
 Delta R.T. 0.01 min
 Lab File: BE100478.D
 Acq: 22 Jul 2019 13:13

Tgt Ion	Resp	Lower	Upper
152	100		
151	20.1	16.1	24.1
153	12.9	10.6	16.0

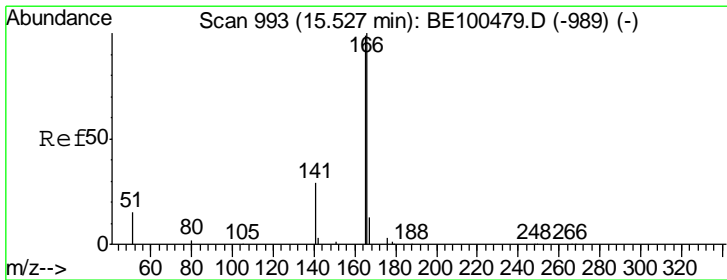
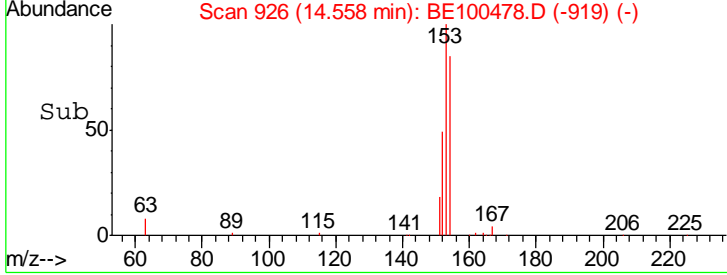
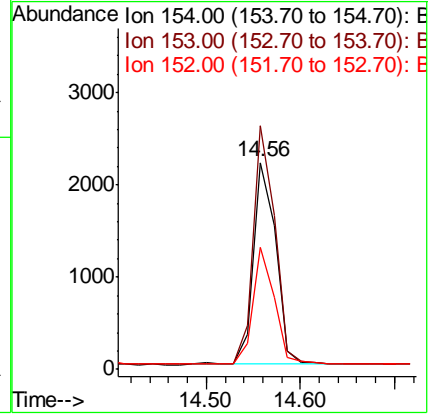
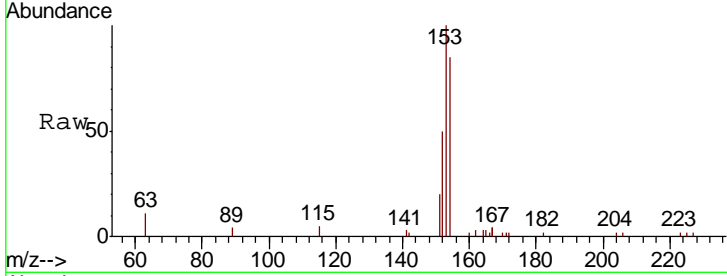




#17
 Acenaphthene
 Concen: 0.191 ng
 RT: 14.56 min Scan# 926
 Delta R.T. -0.00 min
 Lab File: BE100478.D
 Acq: 22 Jul 2019 13:13

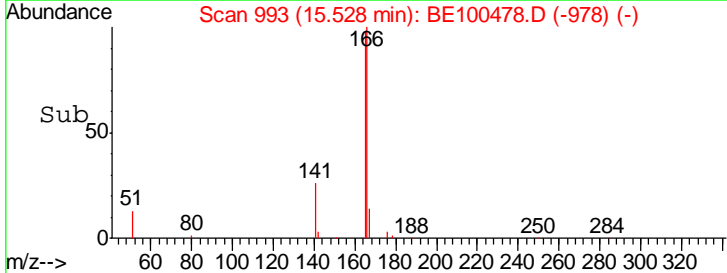
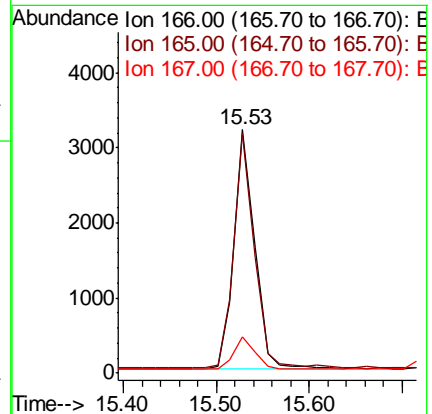
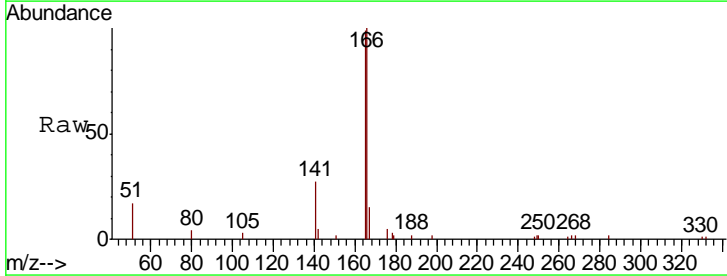
Instrument :
 BNA_E
 ClientSampled :
 SSTDICC0.2

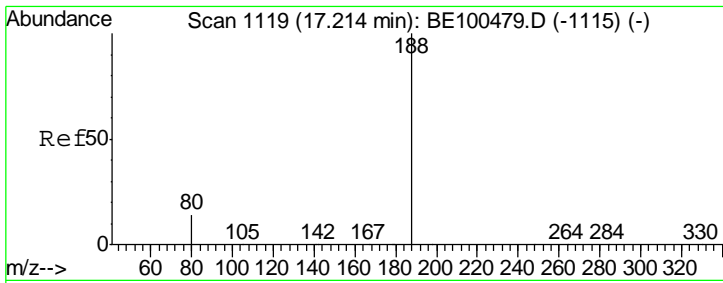
Tgt Ion	Resp	Lower	Upper
154	100		
153	115.7	90.8	136.2
152	55.0	45.1	67.7



#18
 Fluorene
 Concen: 0.195 ng
 RT: 15.53 min Scan# 993
 Delta R.T. 0.00 min
 Lab File: BE100478.D
 Acq: 22 Jul 2019 13:13

Tgt Ion	Resp	Lower	Upper
166	100		
165	98.6	78.3	117.5
167	14.6	10.9	16.3

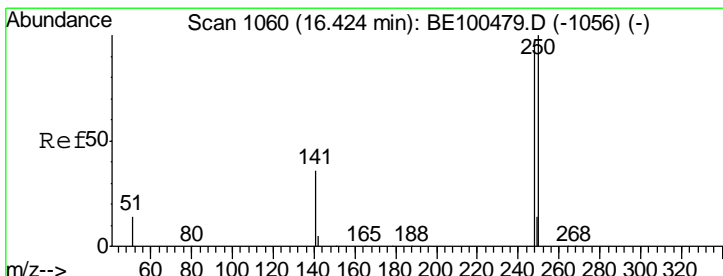
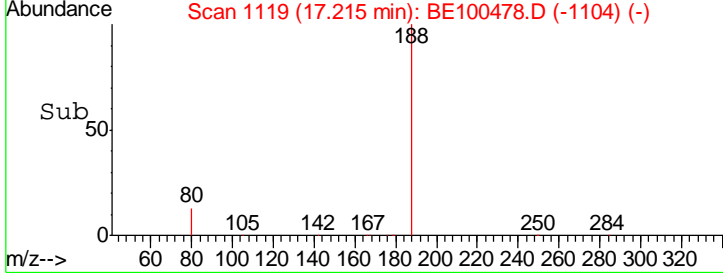
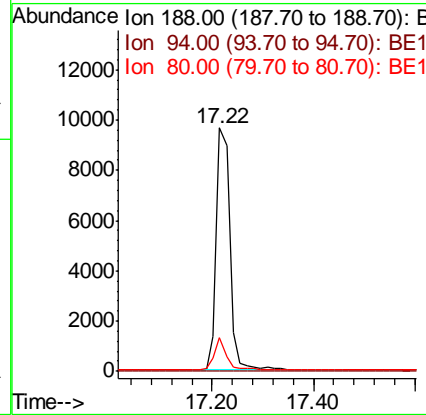
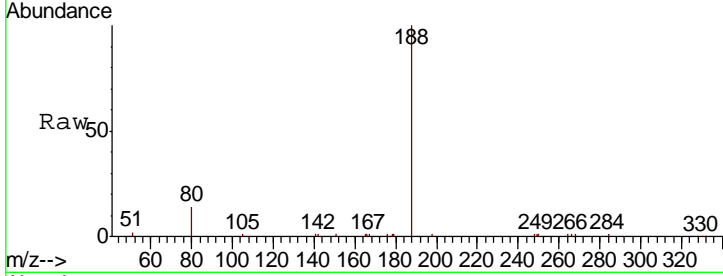




#19
 Phenanthrene-d10
 Concen: 0.400 ng
 RT: 17.22 min Scan# 1119
 Delta R.T. 0.00 min
 Lab File: BE100478.D
 Acq: 22 Jul 2019 13:13

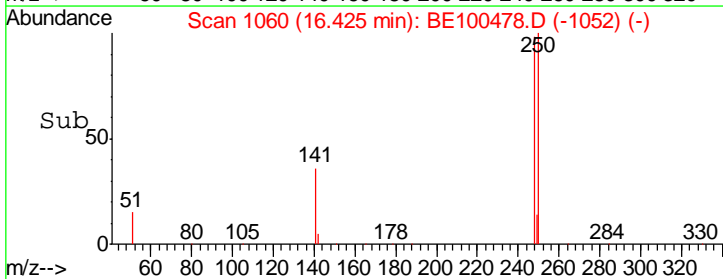
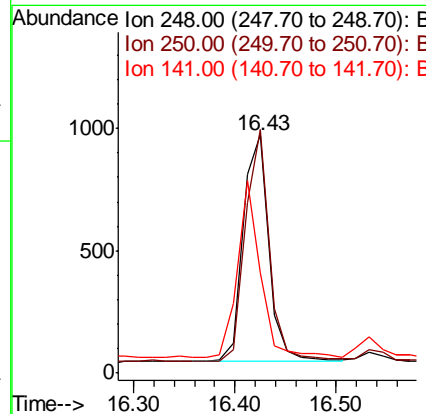
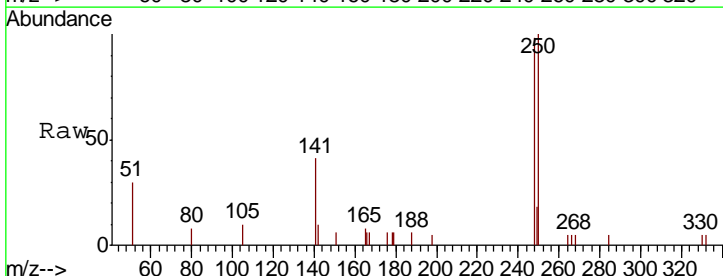
Instrument :
 BNA_E
 ClientSampled :
 SSTDICC0.2

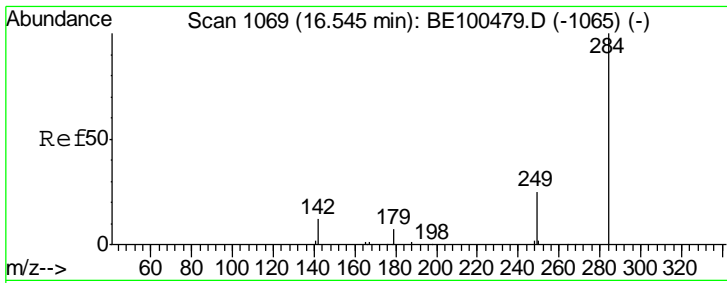
Tgt Ion	Resp	Lower	Upper
188	18059		
188	100		
94	0.0	0.0	0.0
80	13.9	11.9	17.9



#20
 4-Bromophenyl-phenylether
 Concen: 0.198 ng
 RT: 16.43 min Scan# 1060
 Delta R.T. 0.00 min
 Lab File: BE100478.D
 Acq: 22 Jul 2019 13:13

Tgt Ion	Resp	Lower	Upper
248	1654		
248	100		
250	102.3	84.4	126.6
141	41.9	32.2	48.2

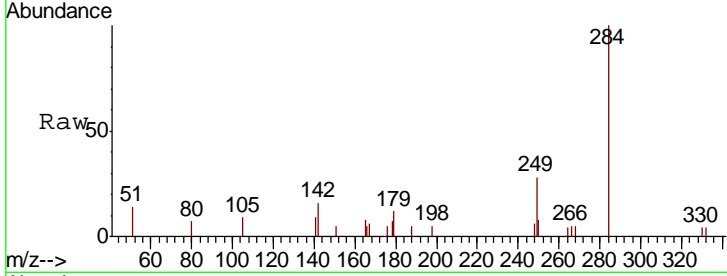




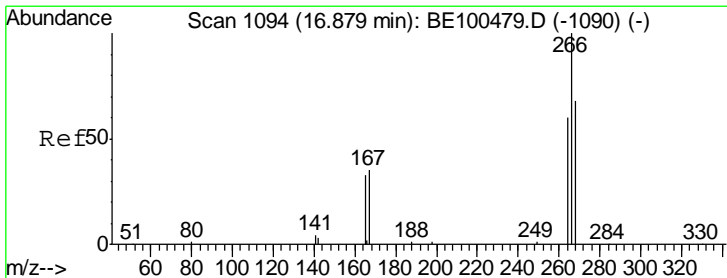
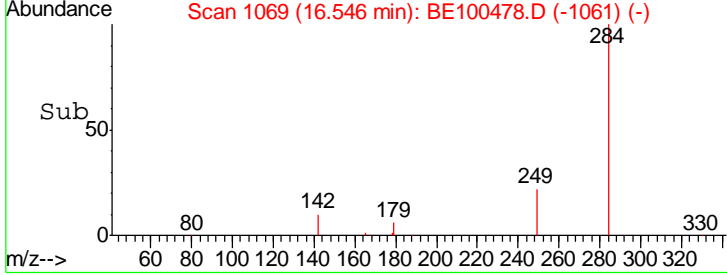
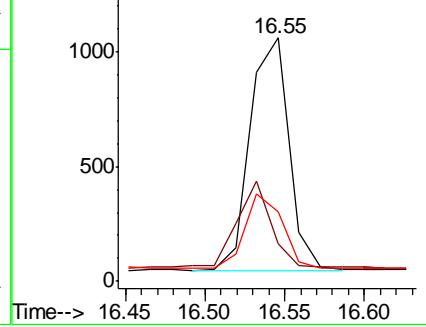
#21
 Hexachlorobenzene
 Concen: 0.199 ng
 RT: 16.55 min Scan# 1069
 Delta R.T. 0.00 min
 Lab File: BE100478.D
 Acq: 22 Jul 2019 13:13

Instrument :
 BNA_E
 ClientSampled :
 SSTDICC0.2

Tgt Ion	Resp	Lower	Upper
284	1730		
142	32.1	26.7	40.1
249	31.0	25.0	37.4

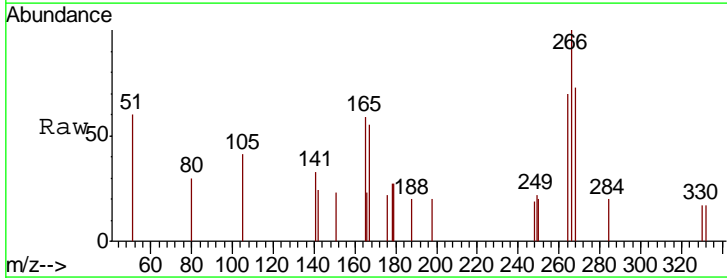


Abundance Ion 283.80 (283.50 to 284.50): E
 Ion 142.00 (141.70 to 142.70): E
 Ion 249.00 (248.70 to 249.70): E

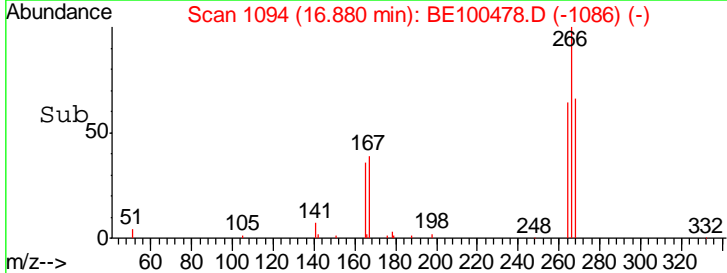
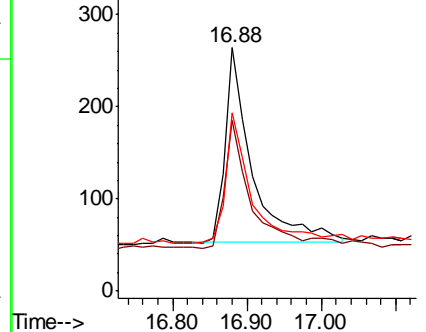


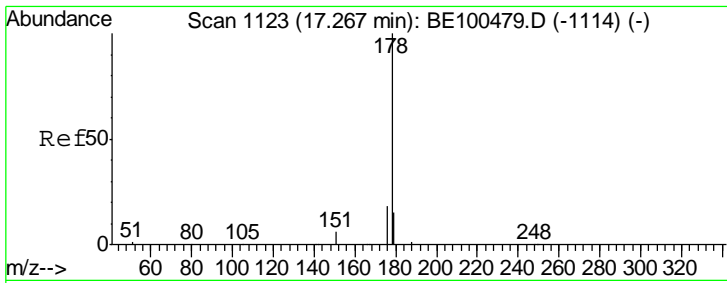
#22
 Pentachlorophenol
 Concen: 0.152 ng
 RT: 16.88 min Scan# 1094
 Delta R.T. 0.00 min
 Lab File: BE100478.D
 Acq: 22 Jul 2019 13:13

Tgt Ion	Resp	Lower	Upper
266	533		
264	70.1	50.4	75.6
268	73.1	56.6	85.0



Abundance Ion 266.00 (265.70 to 266.70): E
 Ion 264.00 (263.70 to 264.70): E
 Ion 268.00 (267.70 to 268.70): E

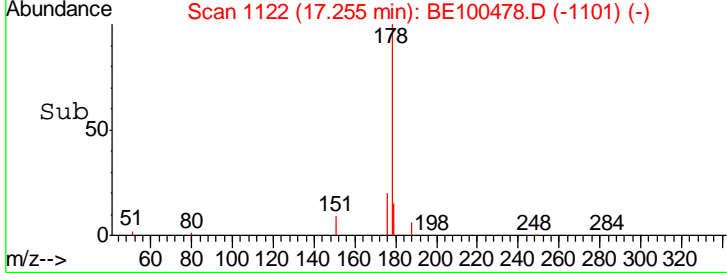
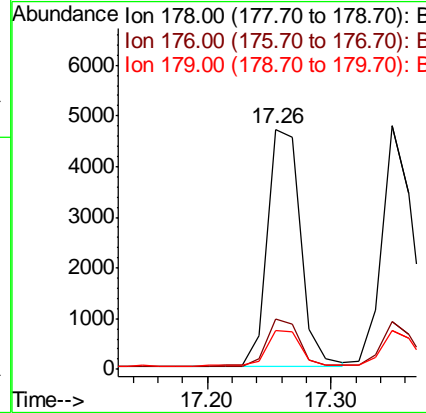
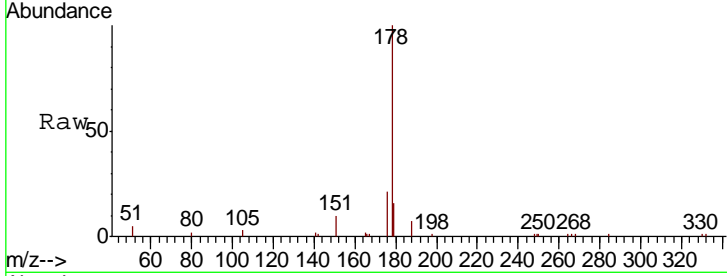




#23
 Phenanthrene
 Concen: 0.194 ng
 RT: 17.26 min Scan# 1122
 Delta R.T. -0.01 min
 Lab File: BE100478.D
 Acq: 22 Jul 2019 13:13

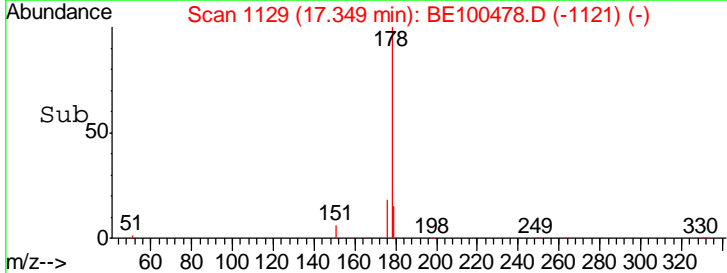
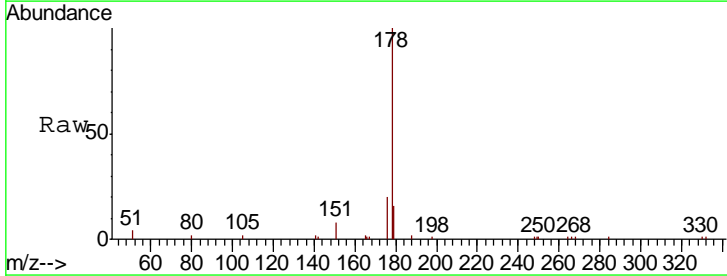
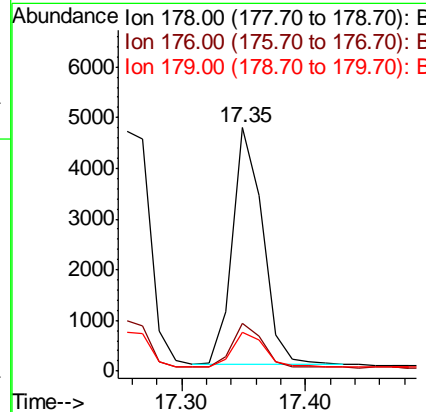
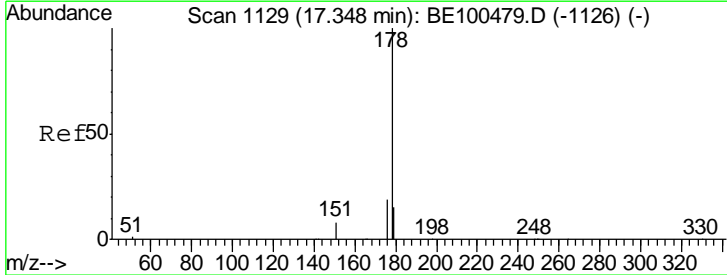
Instrument : BNA_E
 ClientSampled : BE100478.D
 SSTDICC0.2

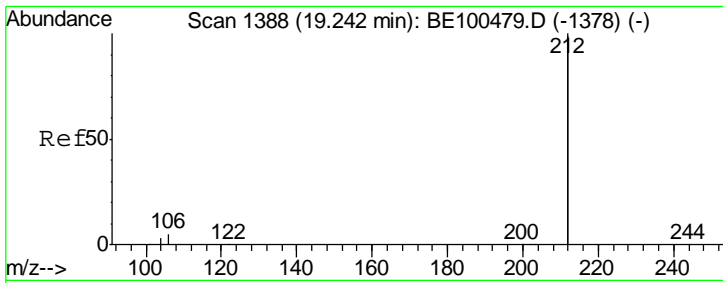
Tgt Ion	Resp	Lower	Upper
178	100		
176	19.7	15.4	23.2
179	15.6	12.6	18.8



#24
 Anthracene
 Concen: 0.190 ng
 RT: 17.35 min Scan# 1129
 Delta R.T. 0.00 min
 Lab File: BE100478.D
 Acq: 22 Jul 2019 13:13

Tgt Ion	Resp	Lower	Upper
178	100		
176	19.2	15.3	22.9
179	15.4	12.2	18.2



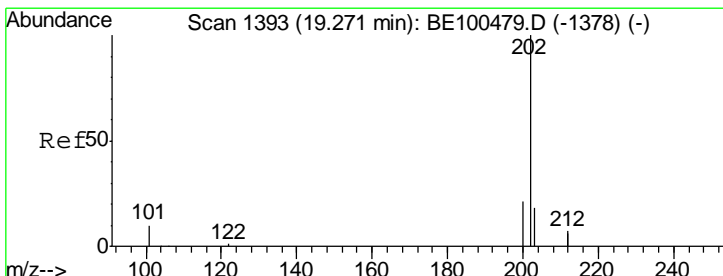
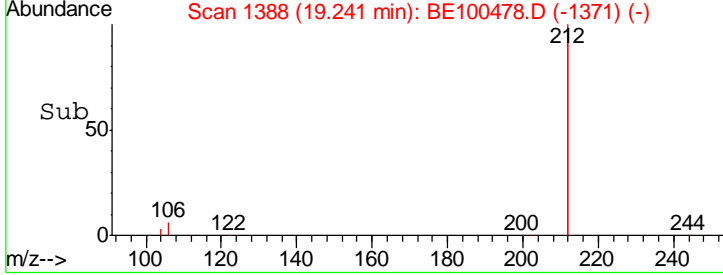
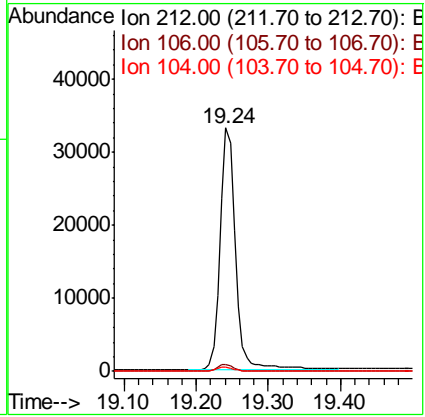
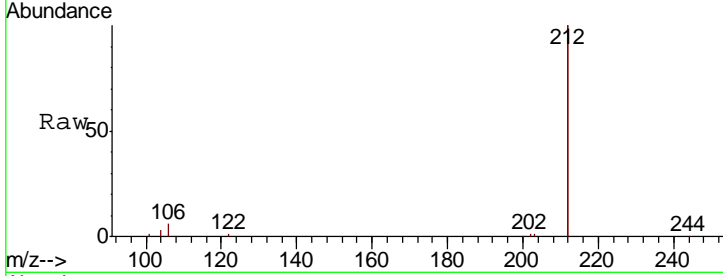


#25
 Fluoranthene-d10
 Concen: 0.193 ng
 RT: 19.24 min Scan# 1388
 Delta R.T. -0.00 min
 Lab File: BE100478.D
 Acq: 22 Jul 2019 13:13

Instrument :
 BNA_E
 ClientSampleId :
 SSTDICC0.2

Tgt Ion: 212 Resp: 48720

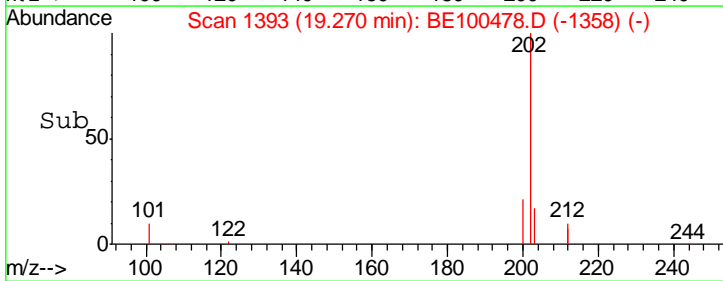
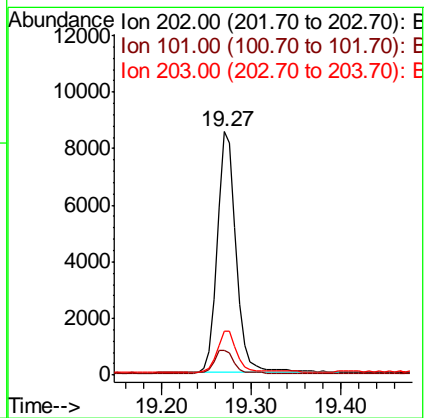
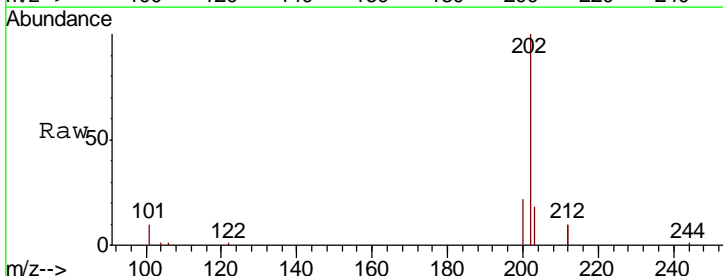
Ion	Ratio	Lower	Upper
212	100		
106	2.8	2.2	3.4
104	1.5	1.2	1.8

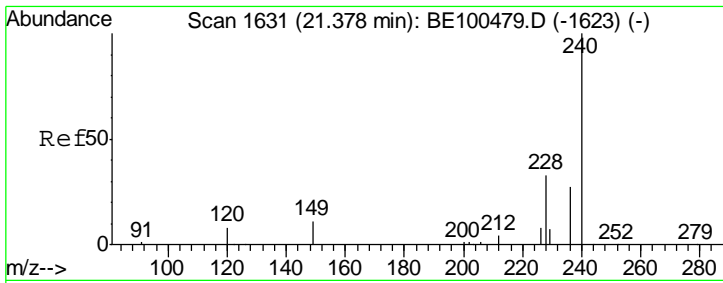


#26
 Fluoranthene
 Concen: 0.189 ng
 RT: 19.27 min Scan# 1393
 Delta R.T. -0.00 min
 Lab File: BE100478.D
 Acq: 22 Jul 2019 13:13

Tgt Ion: 202 Resp: 12527

Ion	Ratio	Lower	Upper
202	100		
101	10.2	8.0	12.0
203	17.4	13.5	20.3

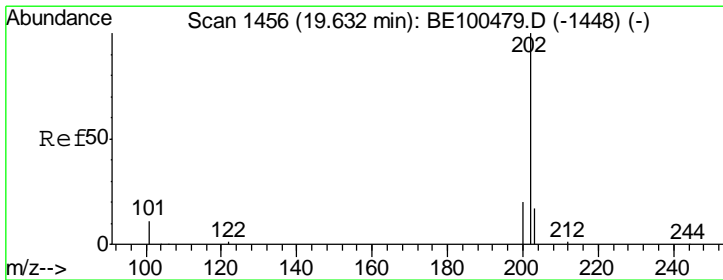
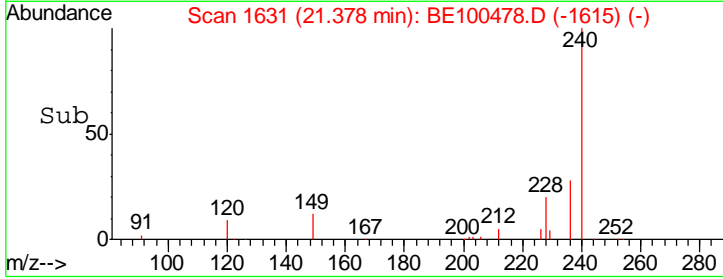
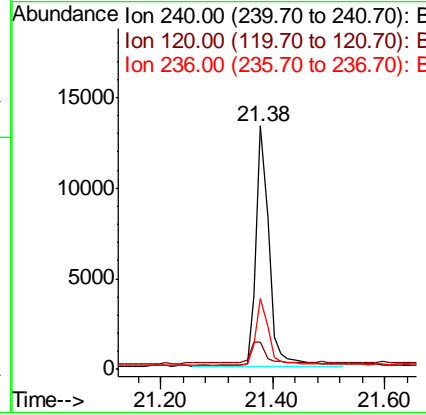
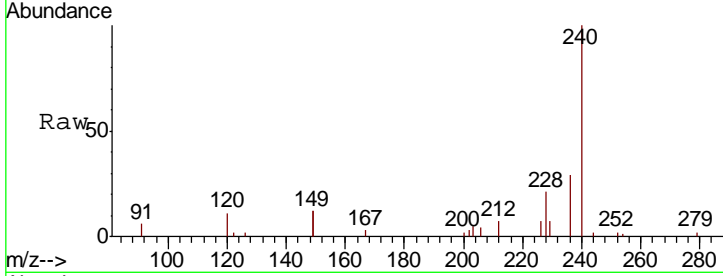




#27
 Chrysene-d12
 Concen: 0.400 ng
 RT: 21.38 min Scan# 1631
 Delta R.T. -0.00 min
 Lab File: BE100478.D
 Acq: 22 Jul 2019 13:13

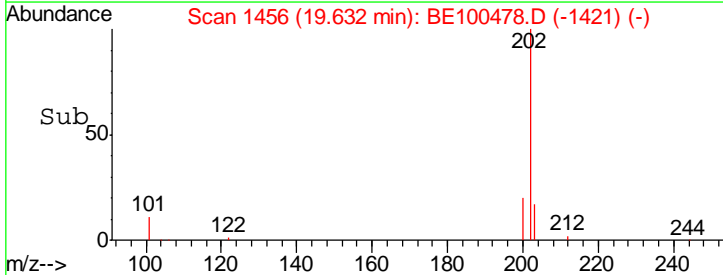
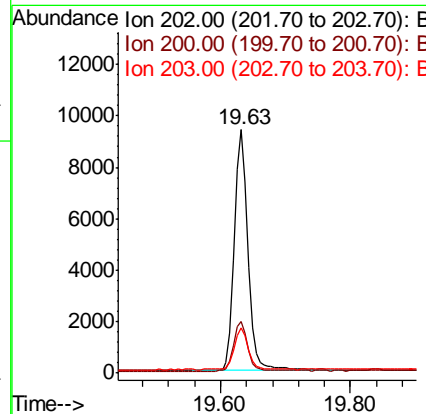
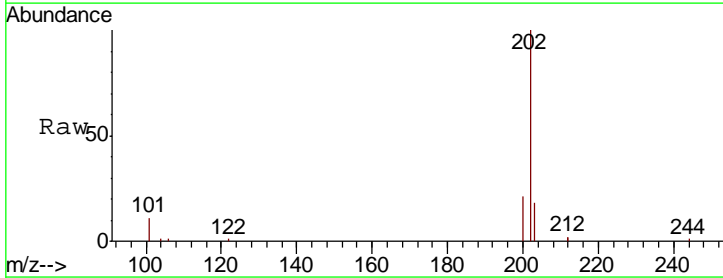
Instrument :
 BNA_E
 ClientSampled :
 SSTDICC0.2

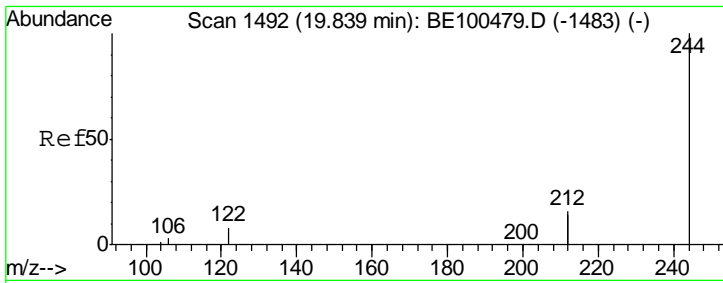
Tgt Ion	Resp	Lower	Upper
240	21370		
120	11.4	8.2	12.2
236	29.2	22.6	34.0



#28
 Pyrene
 Concen: 0.214 ng
 RT: 19.63 min Scan# 1456
 Delta R.T. -0.00 min
 Lab File: BE100478.D
 Acq: 22 Jul 2019 13:13

Tgt Ion	Resp	Lower	Upper
202	13455		
200	21.1	16.6	24.8
203	17.9	14.1	21.1

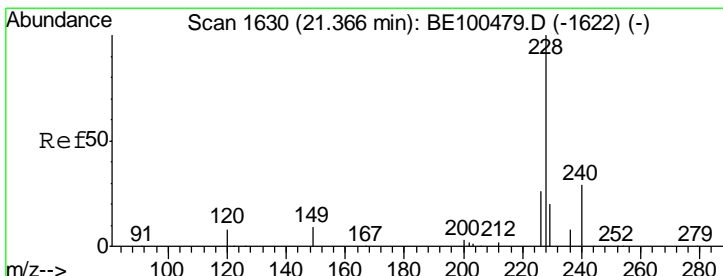
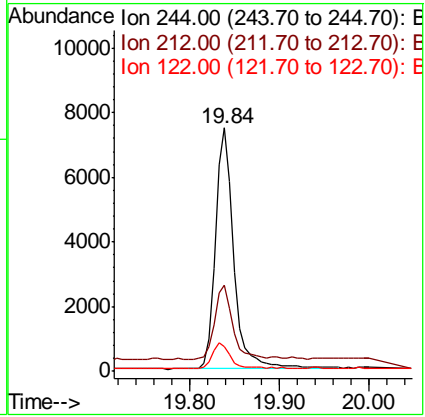
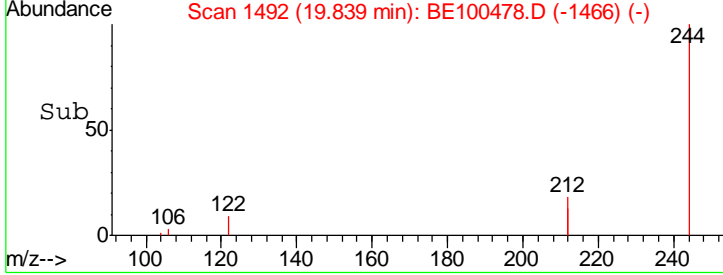
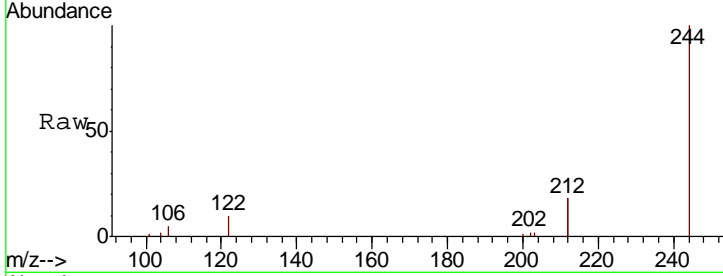




#29
 Terphenyl-d14
 Concen: 0.217 ng
 RT: 19.84 min Scan# 1492
 Delta R.T. -0.00 min
 Lab File: BE100478.D
 Acq: 22 Jul 2019 13:13

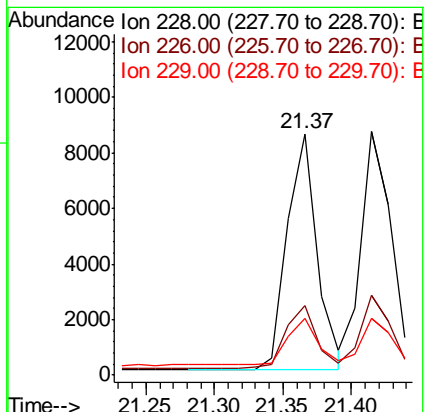
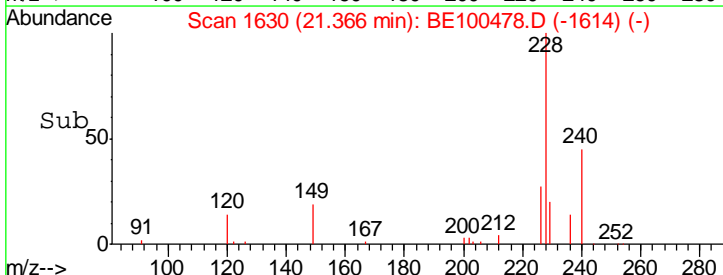
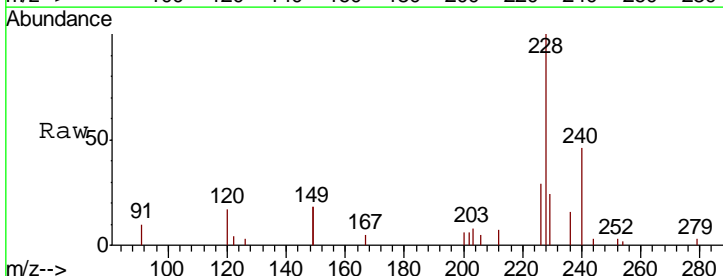
Instrument : BNA_E
 ClientSampleId : SSTDICC0.2

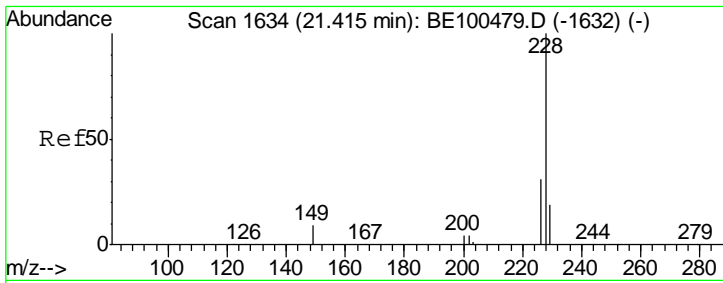
Tgt Ion	Resp	Lower	Upper
244	10670		
212	35.6	25.6	38.4
122	10.2	7.2	10.8



#30
 Benzo(a)anthracene
 Concen: 0.198 ng
 RT: 21.37 min Scan# 1630
 Delta R.T. -0.00 min
 Lab File: BE100478.D
 Acq: 22 Jul 2019 13:13

Tgt Ion	Resp	Lower	Upper
228	12914		
226	28.8	21.4	32.2
229	23.5	17.3	25.9

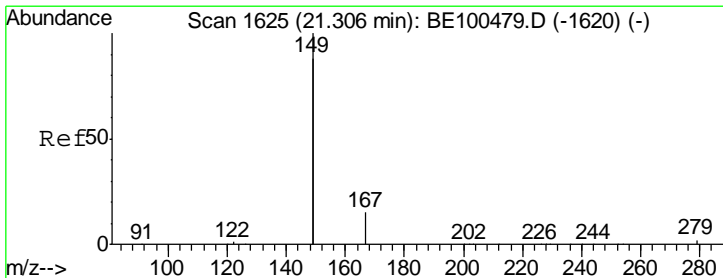
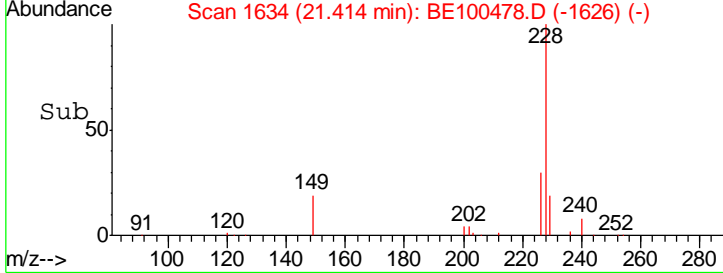
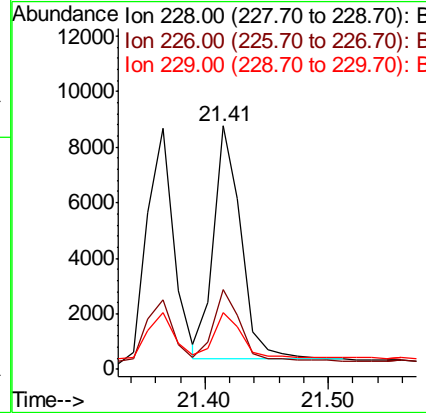
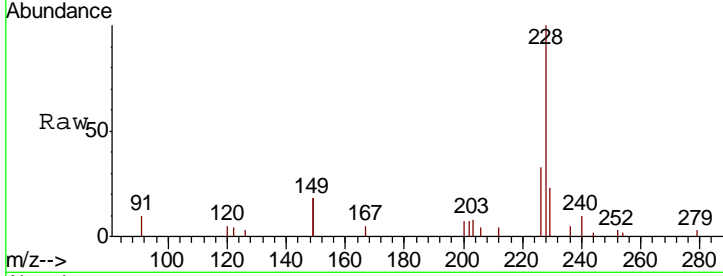




#31
 Chrysene
 Concen: 0.200 ng
 RT: 21.41 min Scan# 1634
 Delta R.T. -0.00 min
 Lab File: BE100478.D
 Acq: 22 Jul 2019 13:13

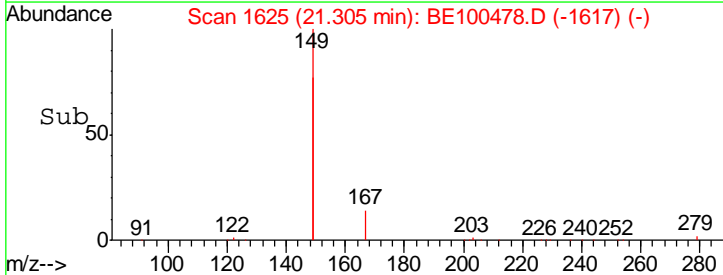
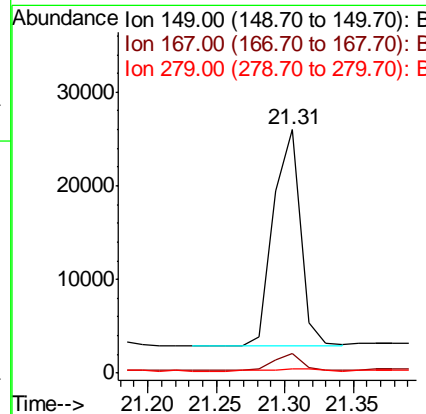
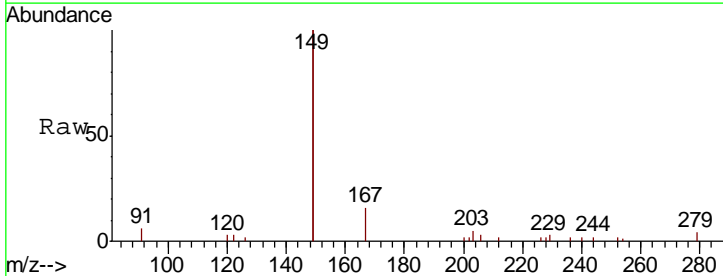
Instrument :
 BNA_E
 ClientSampleId :
 SSTDICC0.2

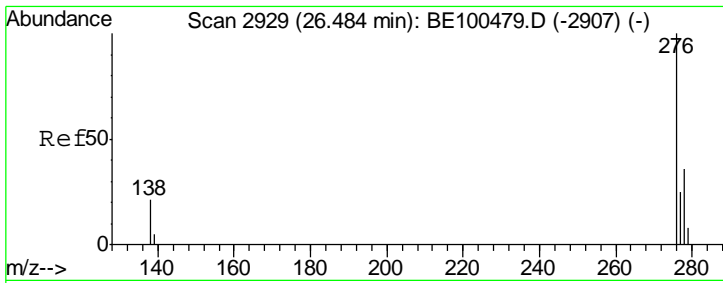
Tgt Ion	Resp	Lower	Upper
228	12996		
226	32.6	25.0	37.6
229	23.1	16.7	25.1



#32
 Bis(2-ethylhexyl)phthalate
 Concen: 0.217 ng
 RT: 21.31 min Scan# 1625
 Delta R.T. -0.00 min
 Lab File: BE100478.D
 Acq: 22 Jul 2019 13:13

Tgt Ion	Resp	Lower	Upper
149	31428		
167	7.7	5.9	8.9
279	1.4	1.0	1.6

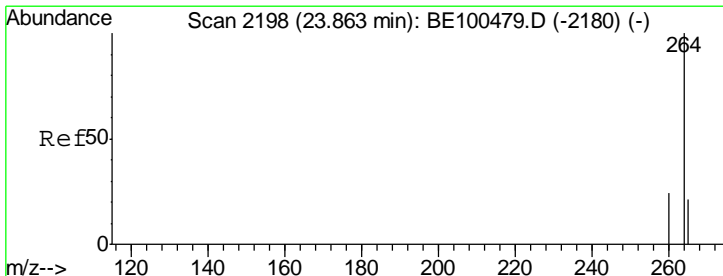
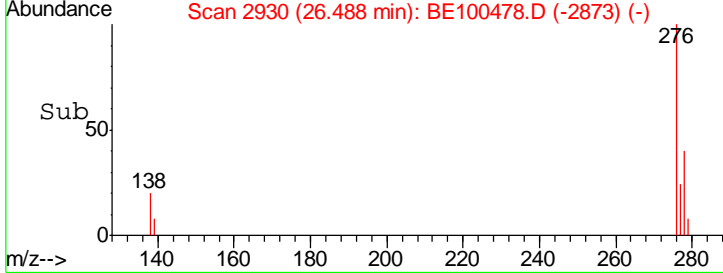
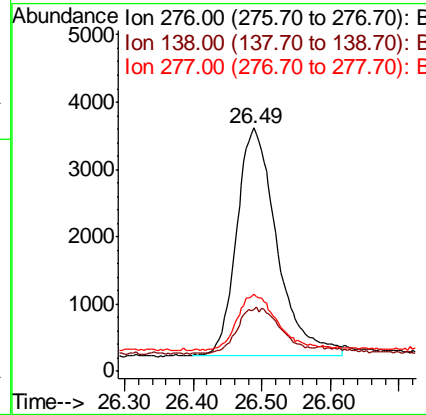
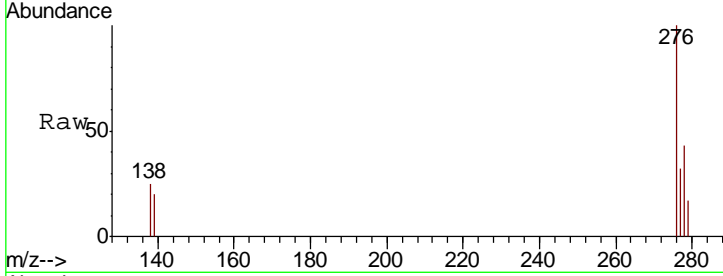




#33
 Indeno(1,2,3-cd)pyrene
 Concen: 0.198 ng
 RT: 26.49 min Scan# 2930
 Delta R.T. 0.00 min
 Lab File: BE100478.D
 Acq: 22 Jul 2019 13:13

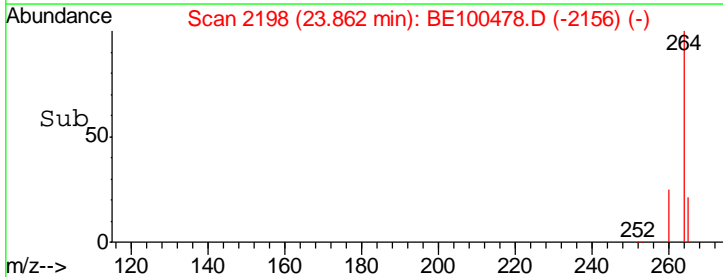
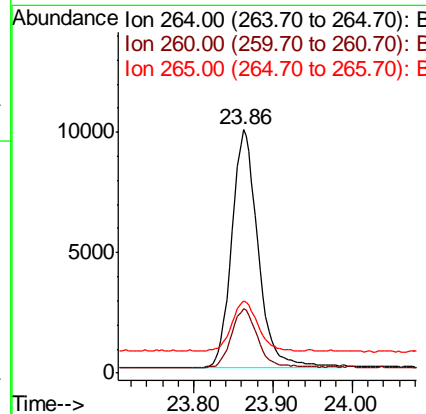
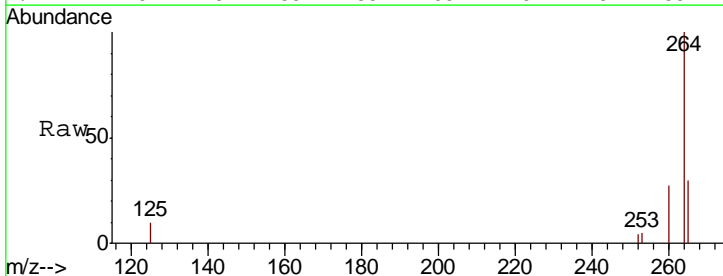
Instrument :
 BNA_E
 ClientSampleId :
 SSTDICC0.2

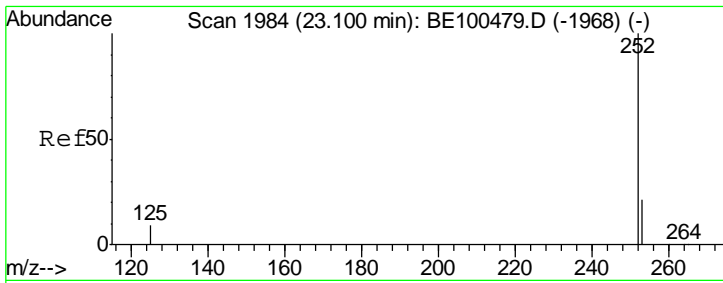
Tgt Ion	Resp	Lower	Upper
276	13893		
138	21.4	16.6	25.0
277	24.1	19.1	28.7



#34
 Perylene-d12
 Concen: 0.400 ng
 RT: 23.86 min Scan# 2198
 Delta R.T. -0.00 min
 Lab File: BE100478.D
 Acq: 22 Jul 2019 13:13

Tgt Ion	Resp	Lower	Upper
264	23016		
260	26.5	20.7	31.1
265	29.8	23.4	35.2

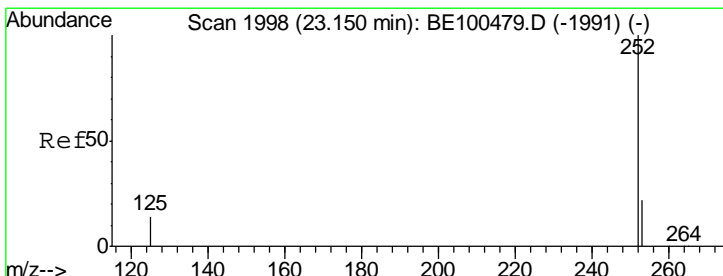
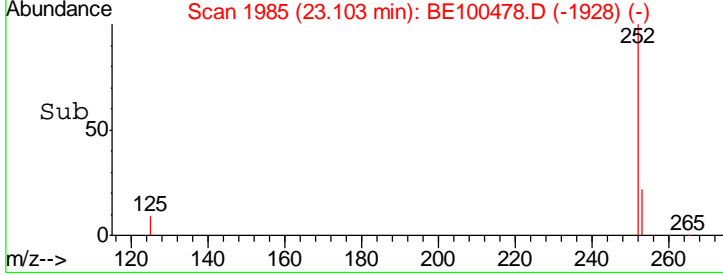
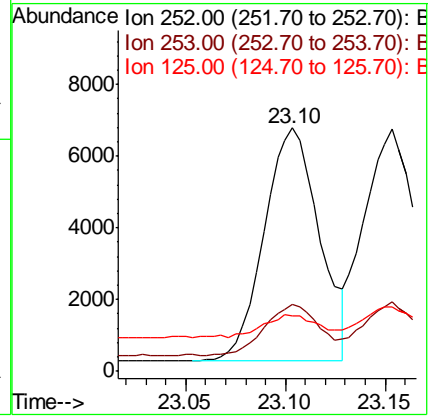
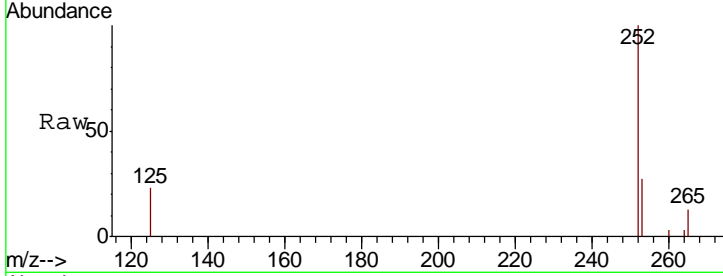




#35
 Benzo(b)fluoranthene
 Concen: 0.196 ng
 RT: 23.10 min Scan# 1985
 Delta R.T. 0.00 min
 Lab File: BE100478.D
 Acq: 22 Jul 2019 13:13

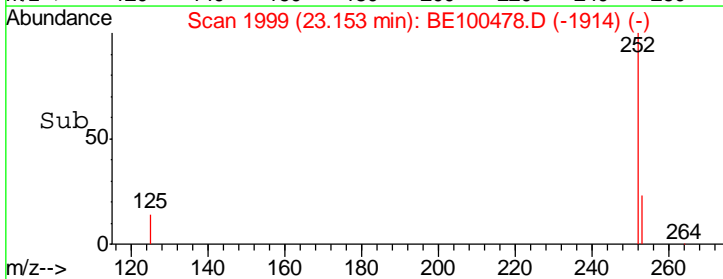
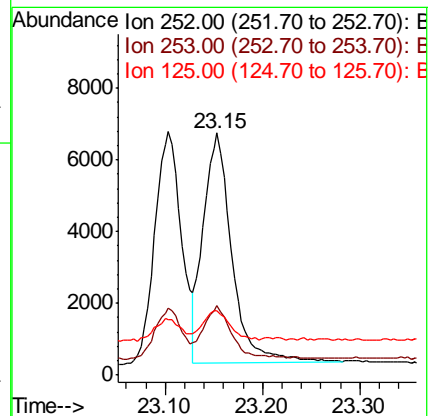
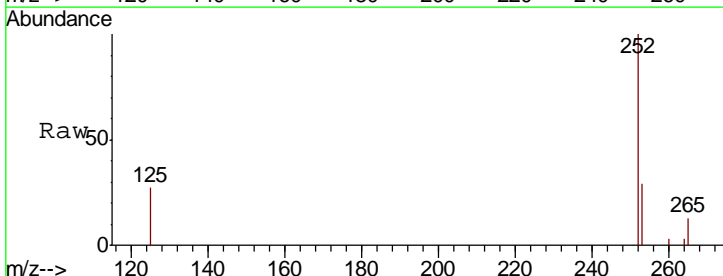
Instrument :
 BNA_E
 ClientSampleId :
 SSTDICC0.2

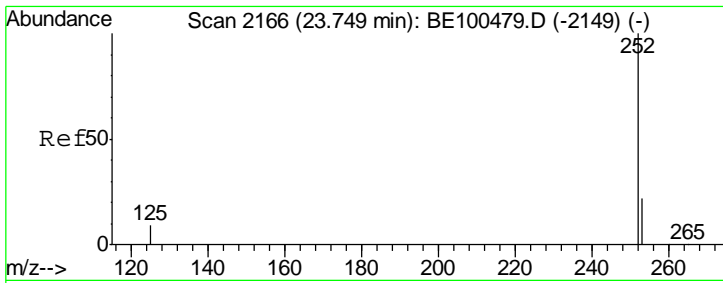
Tgt Ion	Resp	Lower	Upper
252	12439		
253	27.4	19.2	28.8
125	22.8	11.9	17.9#



#36
 Benzo(k)fluoranthene
 Concen: 0.194 ng
 RT: 23.15 min Scan# 1999
 Delta R.T. 0.00 min
 Lab File: BE100478.D
 Acq: 22 Jul 2019 13:13

Tgt Ion	Resp	Lower	Upper
252	13079		
253	28.7	19.7	29.5
125	26.7	15.2	22.8#

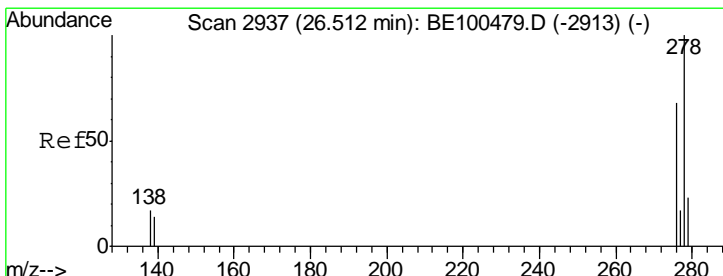
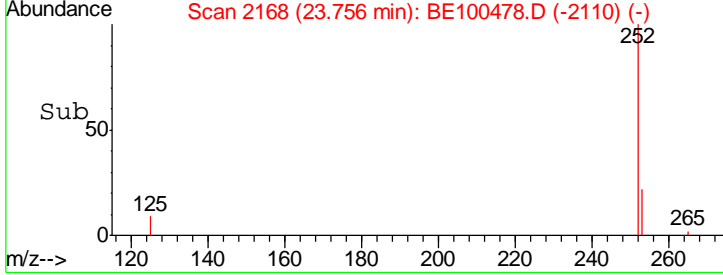
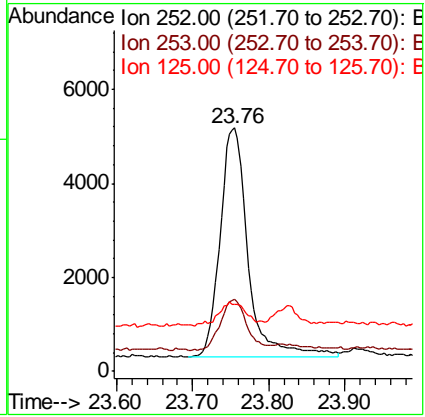
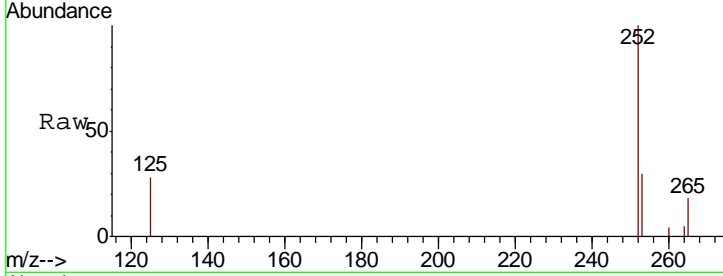




#37
 Benzo(a)pyrene
 Concen: 0.203 ng
 RT: 23.76 min Scan# 2168
 Delta R.T. 0.01 min
 Lab File: BE100478.D
 Acq: 22 Jul 2019 13:13

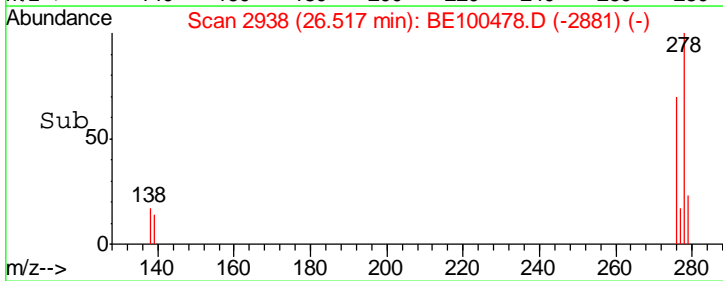
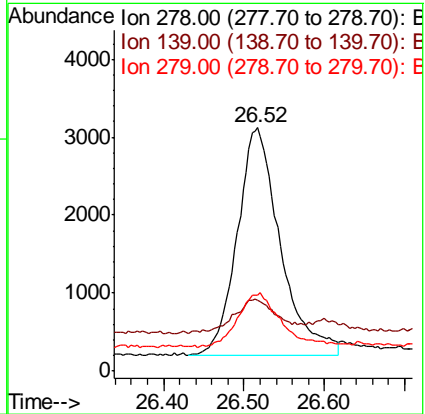
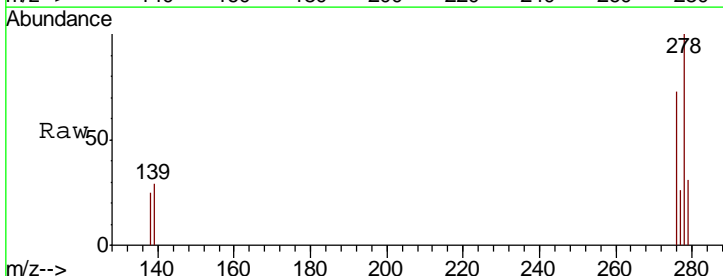
Instrument :
 BNA_E
 ClientSampled :
 SSTDICC0.2

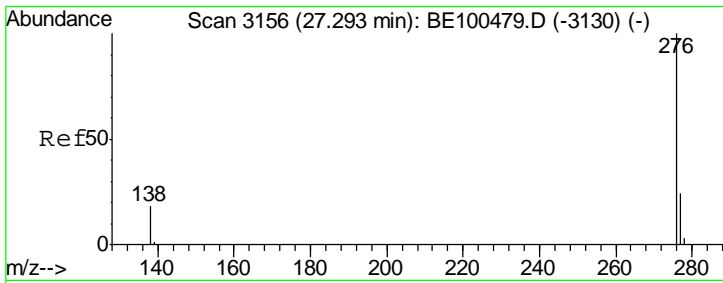
Tgt Ion	Resp	Lower	Upper
252	12460		
253	29.7	20.0	30.0
125	27.6	14.1	21.1



#38
 Dibenzo(a,h)anthracene
 Concen: 0.188 ng
 RT: 26.52 min Scan# 2938
 Delta R.T. 0.00 min
 Lab File: BE100478.D
 Acq: 22 Jul 2019 13:13

Tgt Ion	Resp	Lower	Upper
278	10845		
139	29.0	16.8	25.2
279	31.3	21.8	32.8





#39
 Benzo(a,h,i)perylene
 Concen: 0.196 ng
 RT: 27.30 min Scan# 3157
 Delta R.T. 0.00 min
 Lab File: BE100478.D
 Acq: 22 Jul 2019 13:13

Instrument :
 BNA_E
 ClientSampled :
 SSTDICC0.2

Tot Ion	276	277	138
Resp:	11685		
Ion Ratio	100	31.9	26.9
Lower		22.0	17.3
Upper		33.0	25.9

