

Data Path : Z:\HPCHEM1\BNA E\DATA\BE020218\
 Data File : BE095404.D
 Acq On : 2 Feb 2018 19:24
 Operator : SJ/JU
 Sample : J1244-02DL 5X
 Misc :
 ALS Vial : 13 Sample Multiplier: 1

Instrument :
 BNA_E
 ClientSampleId :

Quant Time: Feb 03 04:32:58 2018
 Quant Method : Z:\HPCHEM1\BNA E\METHODS\SOM-EPA-SIM-BE012618.M
 Quant Title : ASP BNA STANDARDS FOR 5 POINT CALIBRATION
 QLast Update : Sat Feb 03 04:31:32 2018
 Response via : Initial Calibration

Internal Standards	R.T.	QIon	Response	Conc	Units	Dev(Min)
1) 1,4-Dichlorobenzene-d4	8.44	152	1904	0.40	ng/ul	0.00
2) Naphthalene-d8	11.26	136	5720	0.40	ng/ul	0.00
6) Acenaphthene-d10	15.02	164	3658	0.40	ng/ul	0.00
10) Phenanthrene-d10	17.71	188	7514	0.40	ng/ul	0.00
16) Chrysene-d12	21.80	240	7870	0.40	ng/ul	0.00
20) Perylene-d12	24.44	264	7778	0.40	ng/ul	0.00

System Monitoring Compounds	R.T.	QIon	Response	Conc	Units	Dev(Min)
4) 2-Methylnaphthalene-d10	12.81	152	493	0.05	ng/ul	0.00
14) Fluoranthene-d10	19.69	212	1245	0.04	ng/ul	0.00

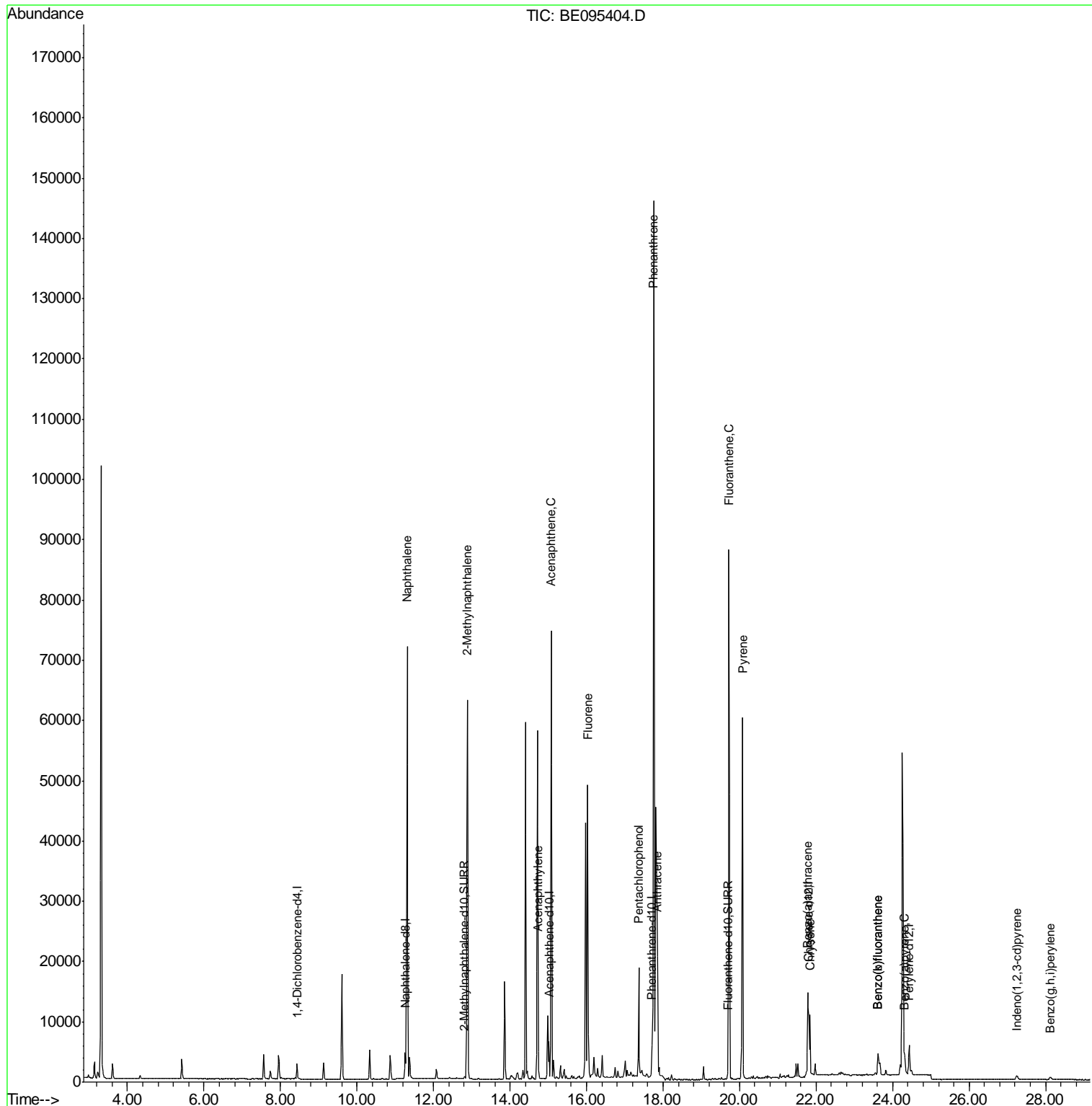
Target Compounds	R.T.	QIon	Response	Conc	Units	Ovalue
3) Naphthalene	11.31	128	97945	6.115	ng/ul#	88
5) 2-Methylnaphthalene	12.89	142	53531	5.005	ng/ul	100
7) Acenaphthylene	14.74	152	939	0.053	ng/ul#	66
8) Acenaphthene	15.08	153	42615	3.121	ng/ul	95
9) Fluorene	16.02	166	35775	2.541	ng/ul#	82
11) Pentachlorophenol	17.36	266	11204	7.698	ng/ul	97
12) Phenanthrene	17.75	178	166326	6.582	ng/ul#	88
13) Anthracene	17.85	178	22427	0.970	ng/ul#	92
15) Fluoranthene	19.72	202	96592	2.952	ng/ul	82
17) Pyrene	20.08	202	79675	3.017	ng/ul#	76
18) Benzo(a)anthracene	21.79	228	14572	0.592	ng/ul#	87
19) Chrysene	21.84	228	10885	0.426	ng/ul	97
21) Benzo(b)fluoranthene	23.62	252	10119	0.369	ng/ul	90
22) Benzo(k)fluoranthene	23.62	252	10110	0.403	ng/ul	92
23) Benzo(a)pyrene	24.32	252	4090	0.167	ng/ul#	87
24) Indeno(1,2,3-cd)pyrene	27.24	276	1263	0.047	ng/ul#	77
26) Benzo(a,h,i)perylene	28.12	276	1059	0.047	ng/ul#	80

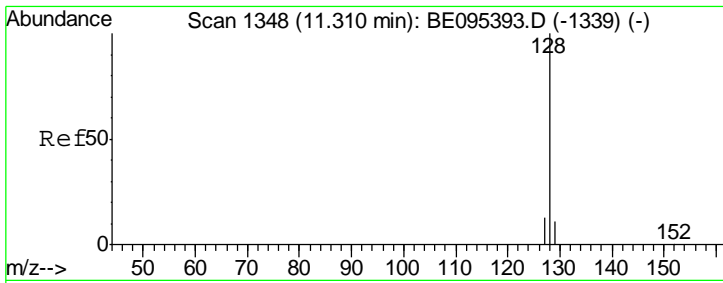
(#) = qualifier out of range (m) = manual integration (+) = signals summed

Data Path : Z:\HPCHEM1\BNA E\DATA\BE020218\
 Data File : BE095404.D
 Acq On : 2 Feb 2018 19:24
 Operator : SJ/JU
 Sample : J1244-02DL 5X
 Misc :
 ALS Vial : 13 Sample Multiplier: 1

Instrument :
 BNA_E
 ClientSampled :

Quant Time: Feb 03 04:32:58 2018
 Quant Method : Z:\HPCHEM1\BNA E\METHODS\SOM-EPA-SIM-BE012618.M
 Quant Title : ASP BNA STANDARDS FOR 5 POINT CALIBRATION
 QLast Update : Sat Feb 03 04:31:32 2018
 Response via : Initial Calibration

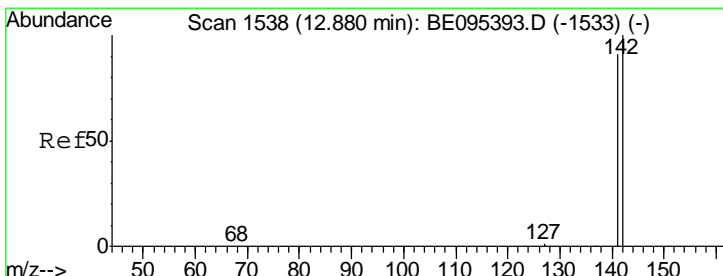
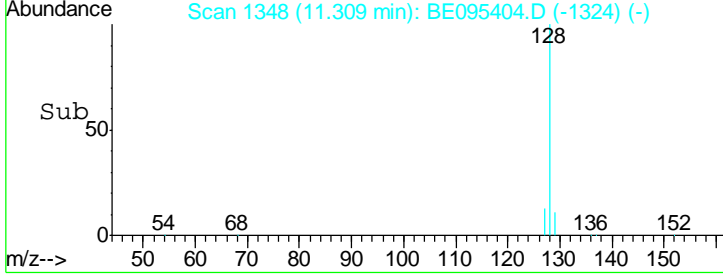
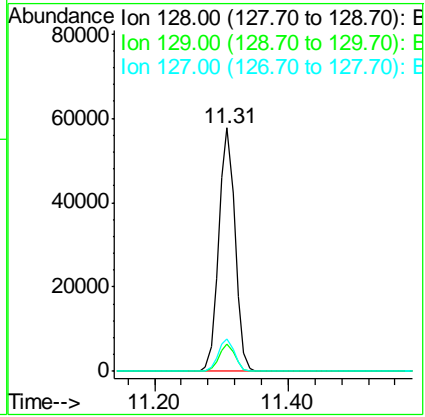
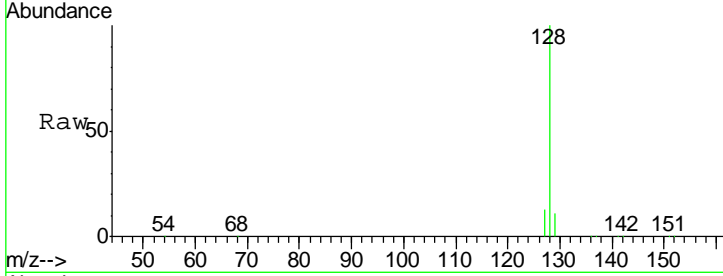




#3
 Naphthalene
 Concen: 6.115 ng/ul
 RT: 11.31 min Scan# 1348
 Delta R.T. -0.00 min
 Lab File: BE095404.D
 Acq: 2 Feb 2018 19:24

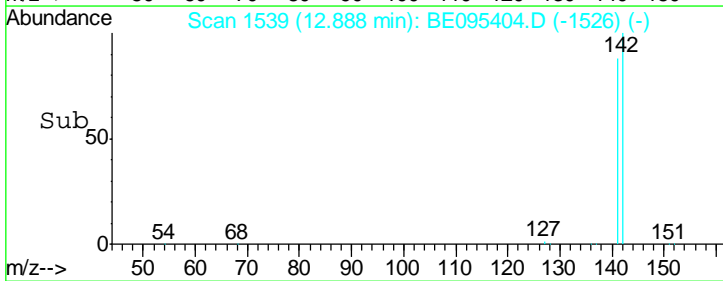
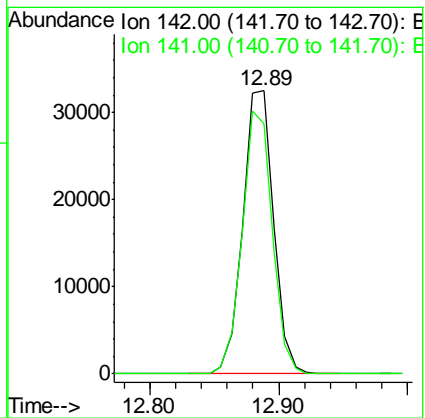
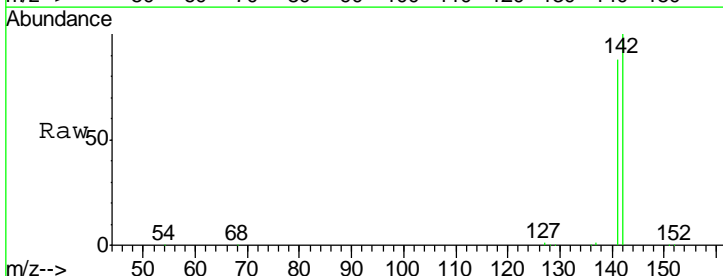
Instrument :
 BNA_E
 ClientSampled :

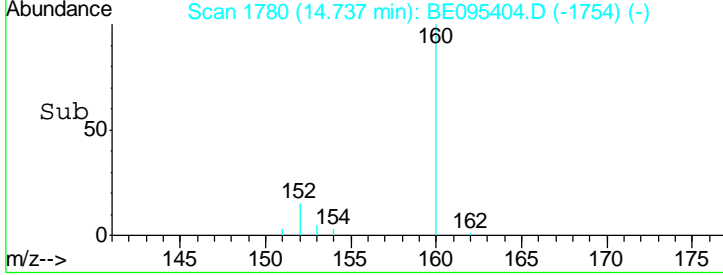
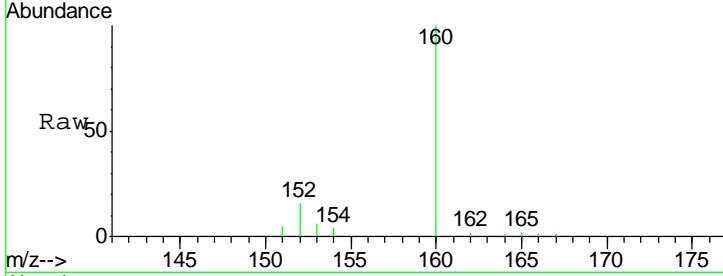
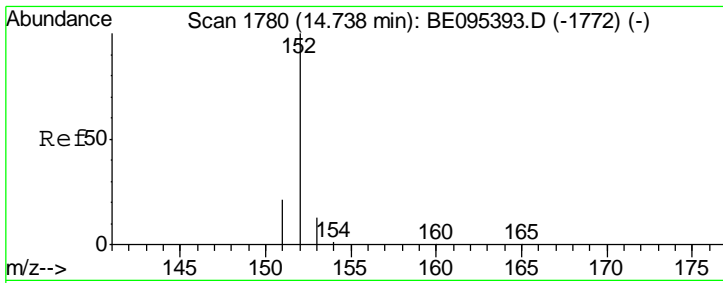
Tgt Ion	Resp	Lower	Upper
128	100		
129	11.0	11.3	16.9#
127	13.4	4.0	6.0#



#5
 2-Methylnaphthalene
 Concen: 5.005 ng/ul
 RT: 12.89 min Scan# 1539
 Delta R.T. 0.01 min
 Lab File: BE095404.D
 Acq: 2 Feb 2018 19:24

Tgt Ion	Resp	Lower	Upper
142	100		
141	90.9	72.6	108.8

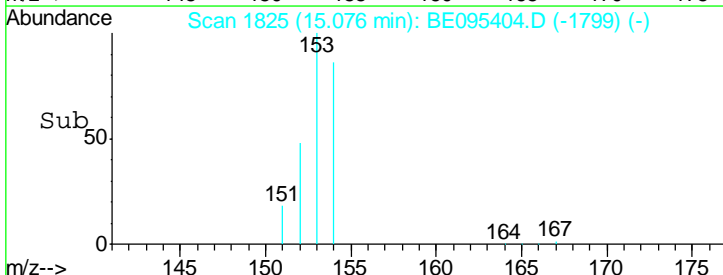
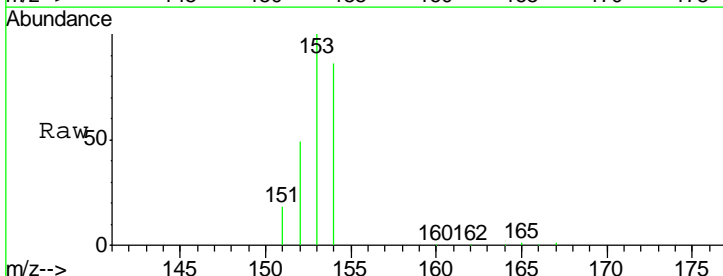
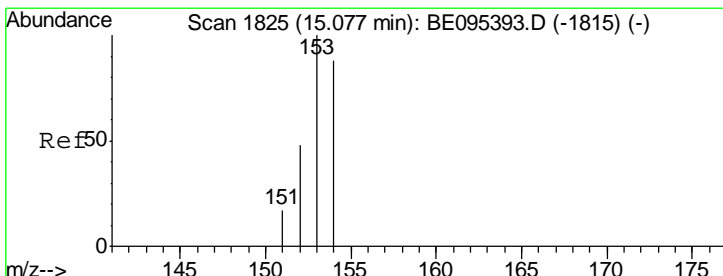
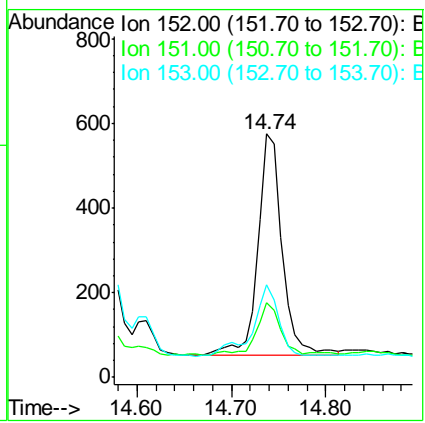




#7
 Acenaphthylene
 Concen: 0.053 ng/ul
 RT: 14.74 min Scan# 1780
 Delta R.T. -0.00 min
 Lab File: BE095404.D
 Acq: 2 Feb 2018 19:24

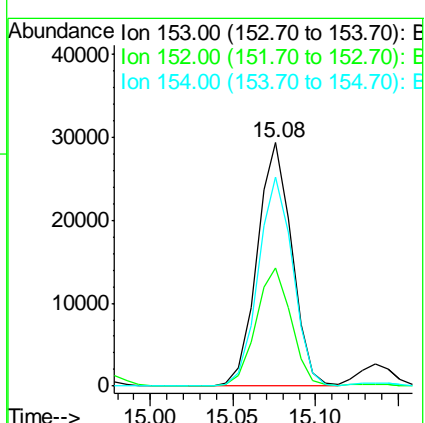
Instrument :
 BNA_E
 ClientSampled :

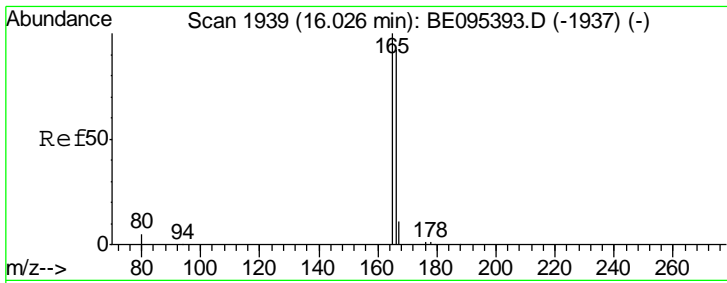
Tgt Ion	Resp	Lower	Upper
152	100		
151	30.8	17.1	25.7#
153	38.3	12.8	19.2#



#8
 Acenaphthene
 Concen: 3.121 ng/ul
 RT: 15.08 min Scan# 1825
 Delta R.T. -0.00 min
 Lab File: BE095404.D
 Acq: 2 Feb 2018 19:24

Tgt Ion	Resp	Lower	Upper
153	100		
152	48.5	36.0	54.0
154	86.0	72.0	108.0

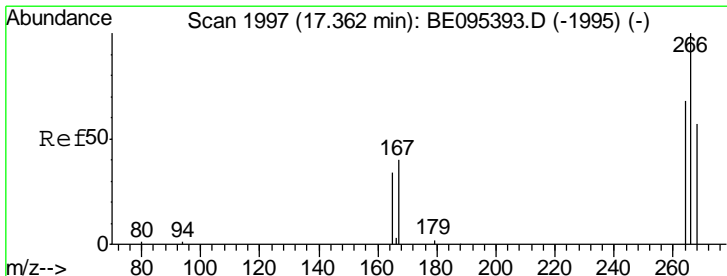
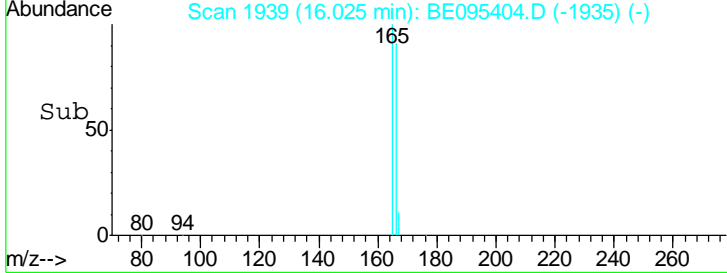
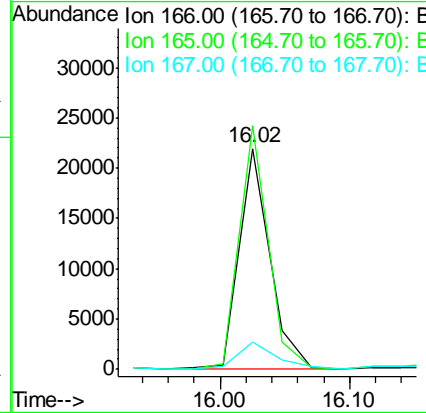
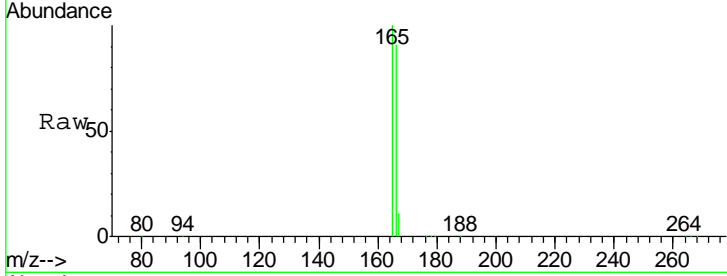




#9
 Fluorene
 Concen: 2.541 ng/ul
 RT: 16.02 min Scan# 1939
 Delta R.T. -0.00 min
 Lab File: BE095404.D
 Acq: 2 Feb 2018 19:24

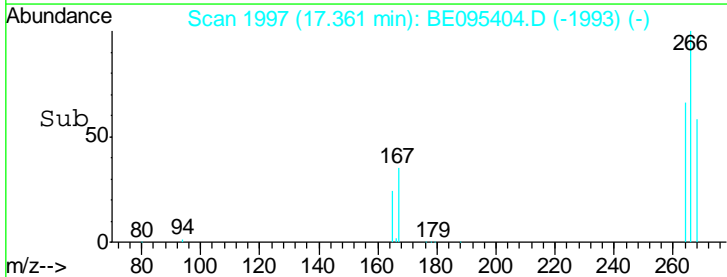
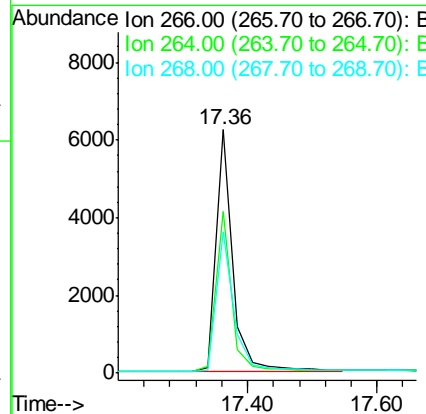
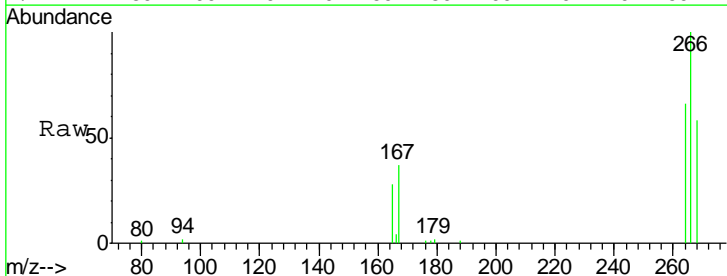
Instrument :
 BNA_E
 ClientSampled :

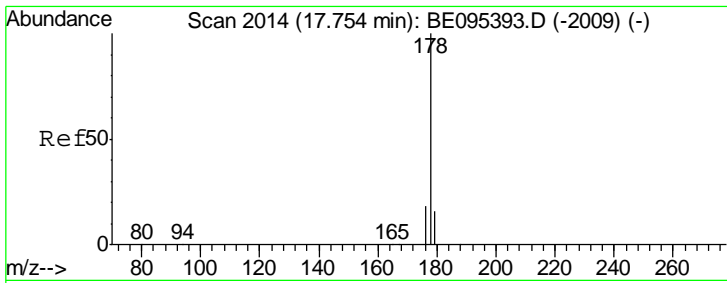
Tgt Ion	Resp	Lower	Upper
166	35775		
165	110.2	73.4	110.2#
167	12.4	14.6	22.0#



#11
 Pentachlorophenol
 Concen: 7.698 ng/ul
 RT: 17.36 min Scan# 1997
 Delta R.T. -0.00 min
 Lab File: BE095404.D
 Acq: 2 Feb 2018 19:24

Tgt Ion	Resp	Lower	Upper
266	11204		
264	64.1	47.9	71.9
268	62.1	49.8	74.8

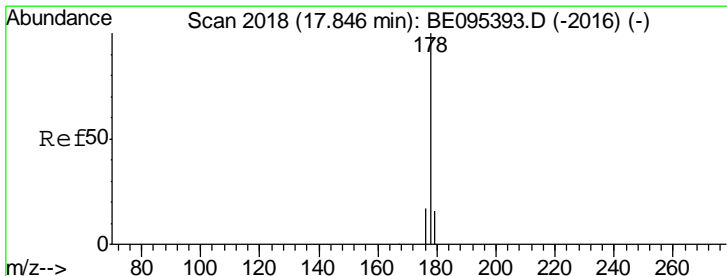
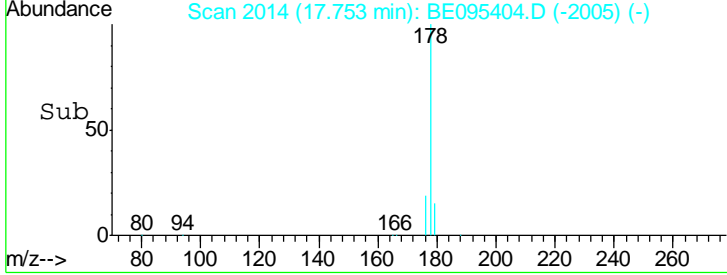
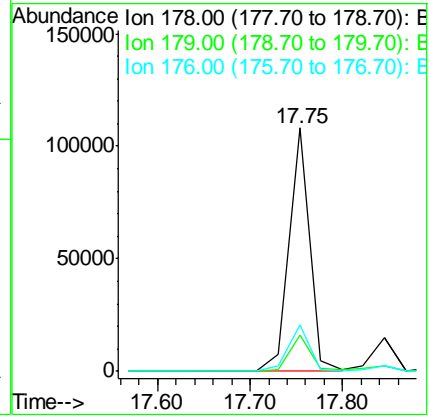
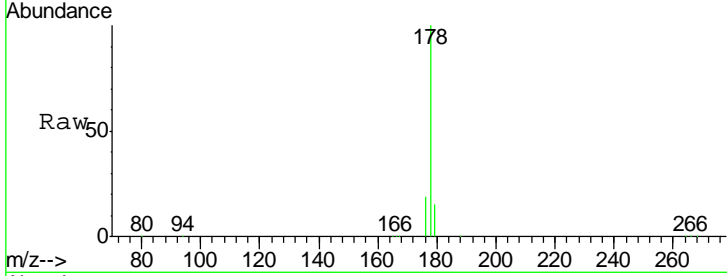




#12
 Phenanthrene
 Concen: 6.582 ng/ul
 RT: 17.75 min Scan# 2014
 Delta R.T. -0.00 min
 Lab File: BE095404.D
 Acq: 2 Feb 2018 19:24

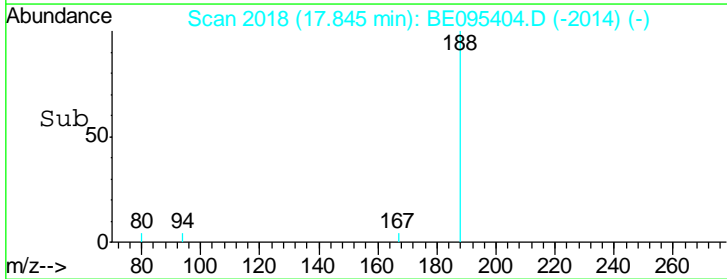
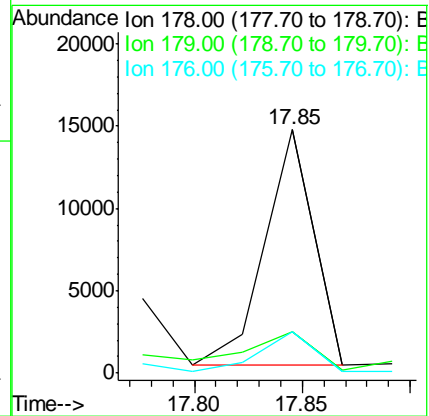
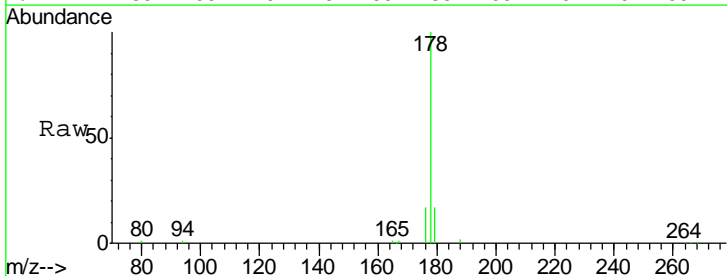
Instrument :
 BNA_E
 ClientSampled :

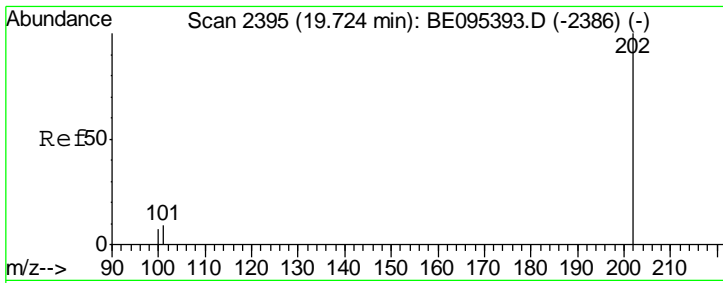
Tgt Ion	Resp	Lower	Upper
178	166326		
179	15.2	18.4	27.6#
176	19.3	13.6	20.4



#13
 Anthracene
 Concen: 0.970 ng/ul
 RT: 17.85 min Scan# 2018
 Delta R.T. -0.00 min
 Lab File: BE095404.D
 Acq: 2 Feb 2018 19:24

Tgt Ion	Resp	Lower	Upper
178	22427		
179	16.9	18.1	27.1#
176	17.1	14.7	22.1

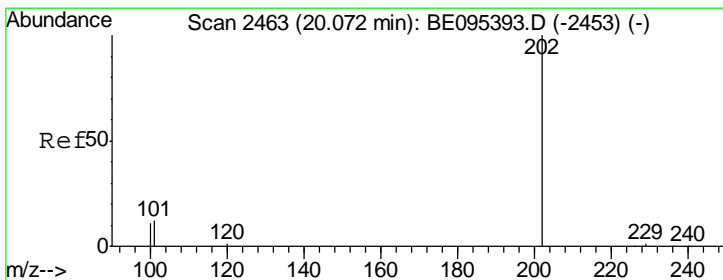
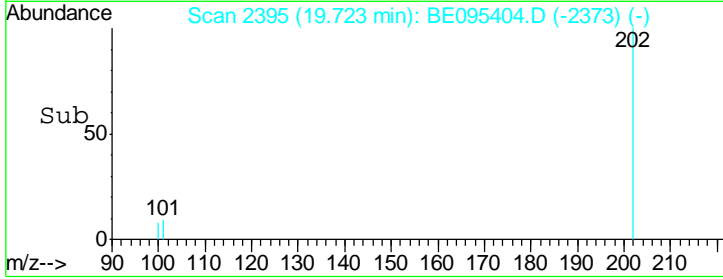
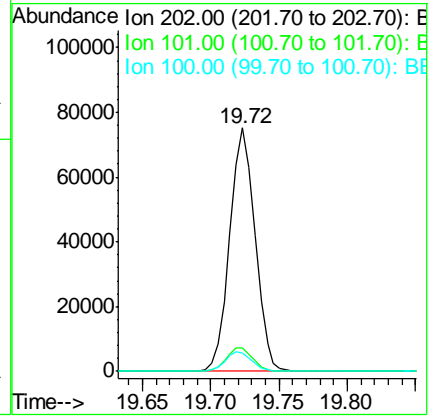
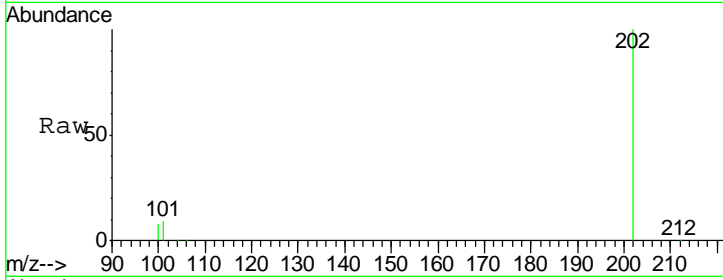




#15
 Fluoranthene
 Concen: 2.952 ng/ul
 RT: 19.72 min Scan# 2395
 Delta R.T. -0.00 min
 Lab File: BE095404.D
 Acq: 2 Feb 2018 19:24

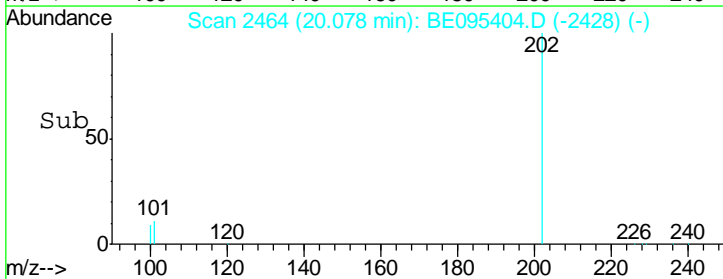
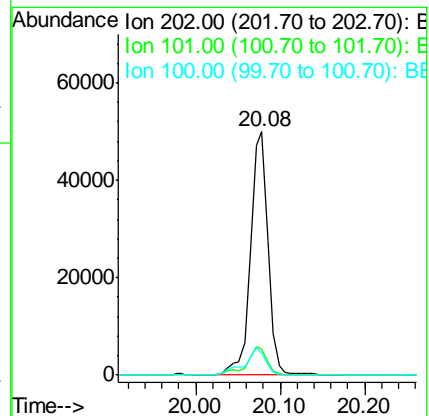
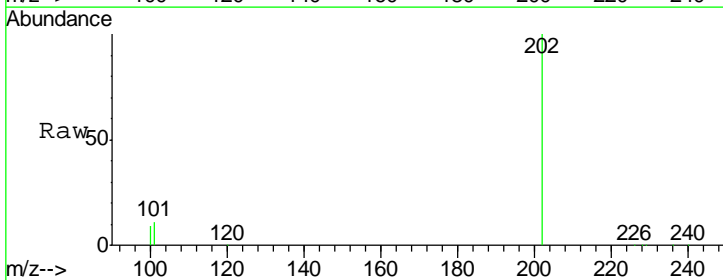
Instrument :
 BNA_E
 ClientSampled :

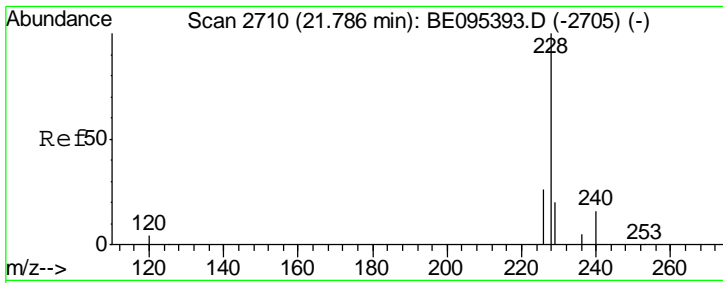
Tgt Ion	Resp	Lower	Upper
202	100		
101	9.5	0.0	30.3
100	7.7	0.0	39.5



#17
 Pyrene
 Concen: 3.017 ng/ul
 RT: 20.08 min Scan# 2464
 Delta R.T. 0.01 min
 Lab File: BE095404.D
 Acq: 2 Feb 2018 19:24

Tgt Ion	Resp	Lower	Upper
202	100		
101	10.9	18.2	27.4#
100	9.2	15.6	23.4#

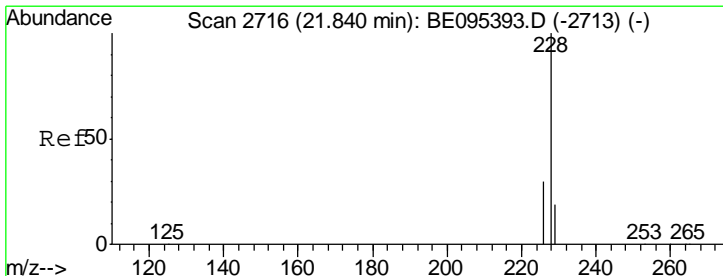
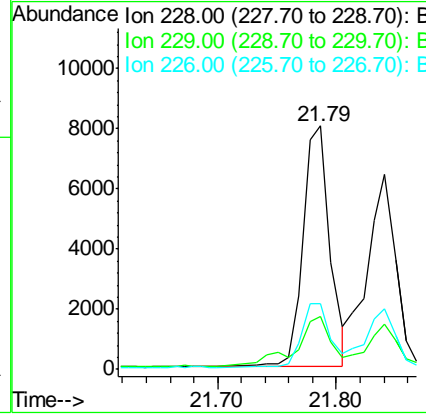
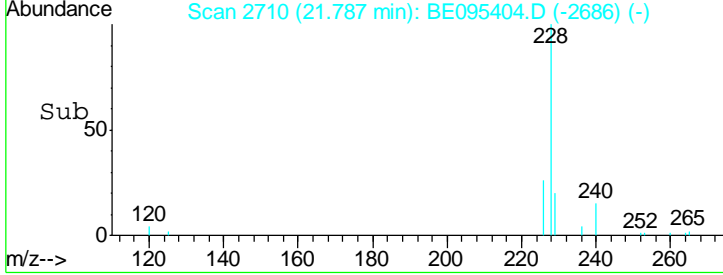
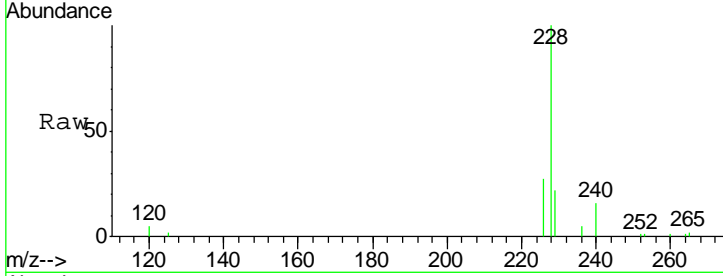




#18
 Benzo(a)anthracene
 Concen: 0.592 ng/ul
 RT: 21.79 min Scan# 2710
 Delta R.T. 0.00 min
 Lab File: BE095404.D
 Acq: 2 Feb 2018 19:24

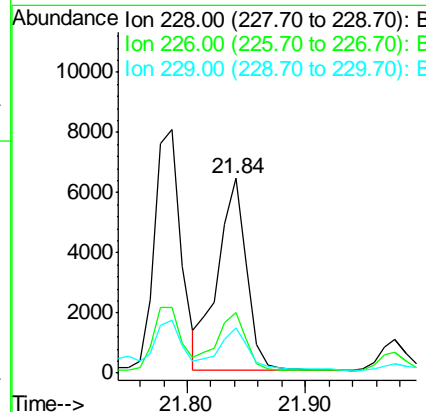
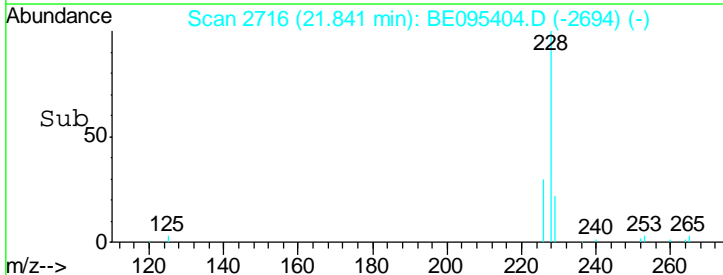
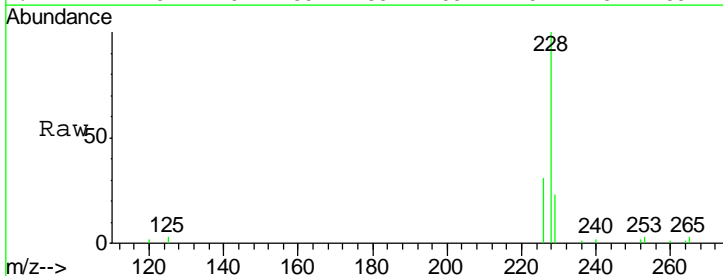
Instrument : BNA_E
 ClientSampled :

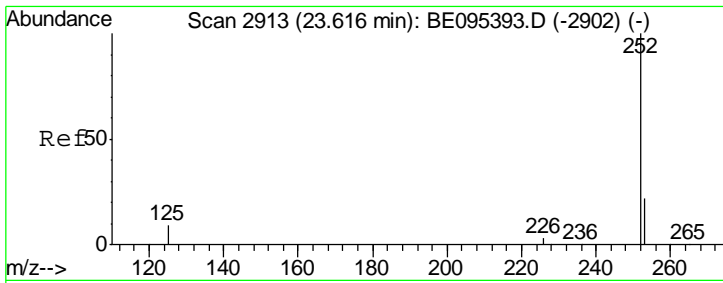
Tgt Ion	Resp	Lower	Upper
228	14572		
229	21.7	22.8	34.2#
226	27.2	17.0	25.6#



#19
 Chrysene
 Concen: 0.426 ng/ul
 RT: 21.84 min Scan# 2716
 Delta R.T. 0.00 min
 Lab File: BE095404.D
 Acq: 2 Feb 2018 19:24

Tgt Ion	Resp	Lower	Upper
228	10885		
226	30.9	23.4	35.0
229	23.4	17.7	26.5



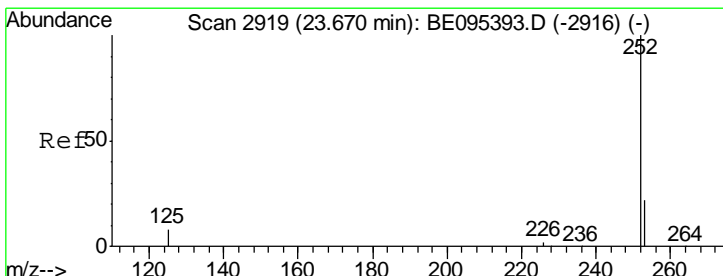
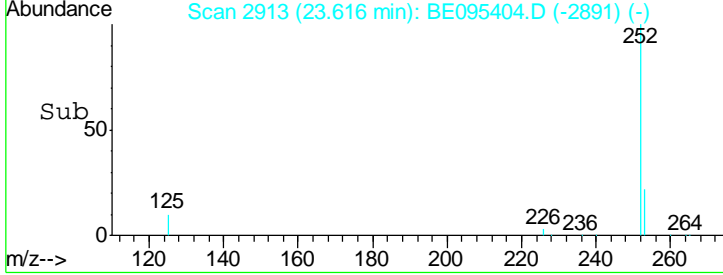
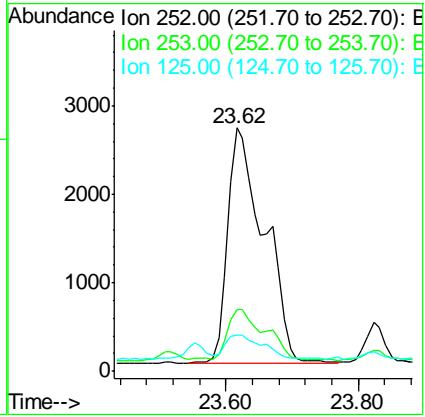
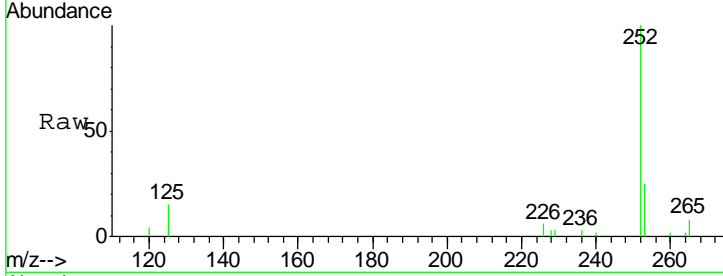


#21
 Benzo(b)fluoranthene
 Concen: 0.369 ng/ul
 RT: 23.62 min Scan# 2913
 Delta R.T. 0.00 min
 Lab File: BE095404.D
 Acq: 2 Feb 2018 19:24

Instrument :
 BNA_E
 ClientSampled :

Tgt Ion: 252 Resp: 10119

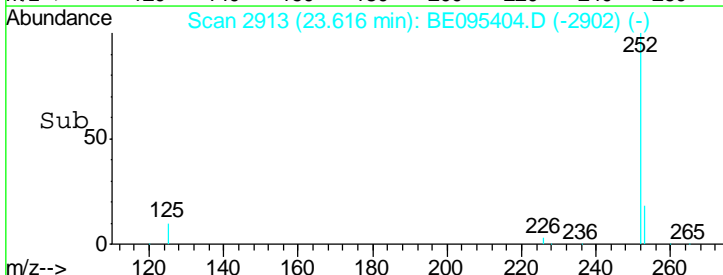
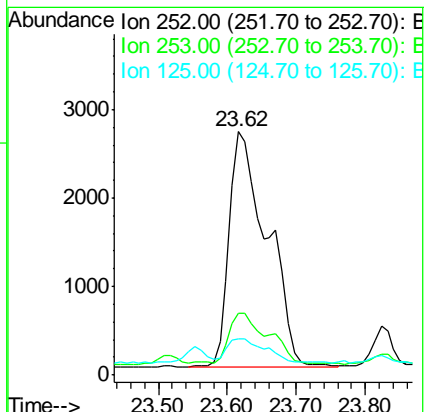
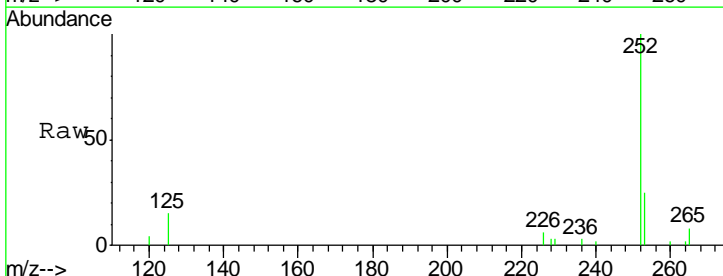
Ion	Ratio	Lower	Upper
252	100		
253	25.5	0.0	64.2
125	14.9	0.0	35.0

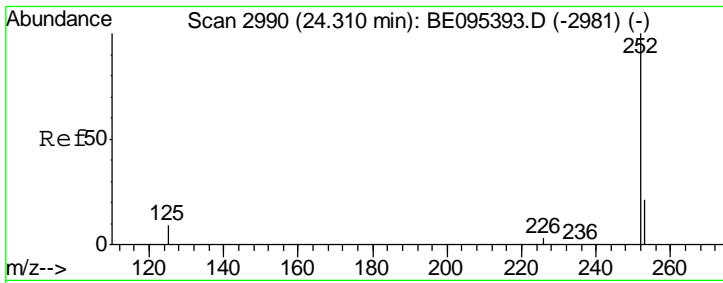


#22
 Benzo(k)fluoranthene
 Concen: 0.403 ng/ul
 RT: 23.62 min Scan# 2913
 Delta R.T. -0.05 min
 Lab File: BE095404.D
 Acq: 2 Feb 2018 19:24

Tgt Ion: 252 Resp: 10110

Ion	Ratio	Lower	Upper
252	100		
253	25.5	24.5	36.7
125	14.9	13.7	20.5

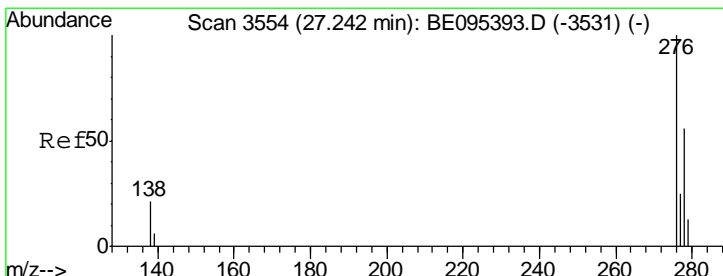
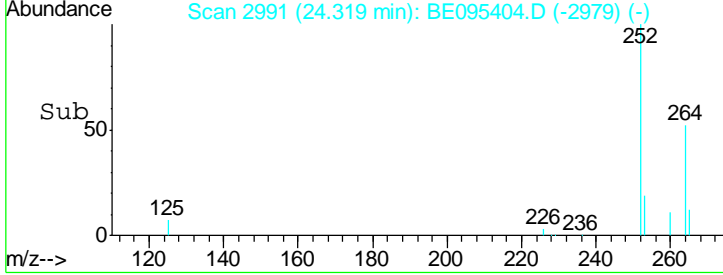
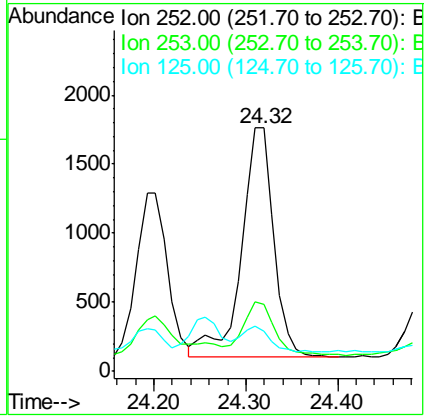
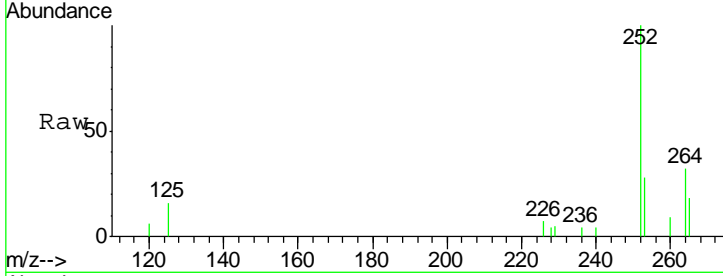




#23
 Benzo(a)pyrene
 Concen: 0.167 ng/ul
 RT: 24.32 min Scan# 2991
 Delta R.T. 0.01 min
 Lab File: BE095404.D
 Acq: 2 Feb 2018 19:24

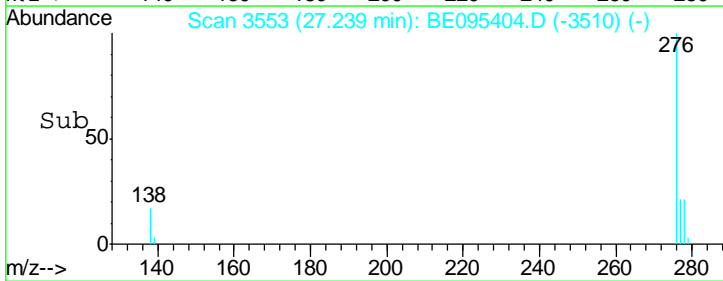
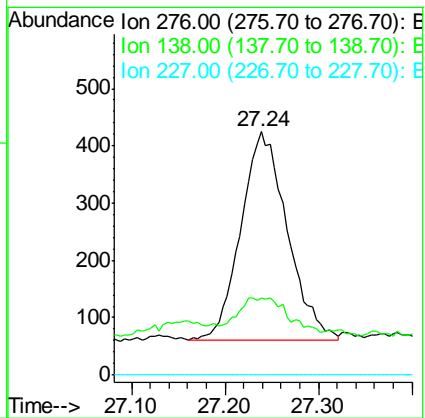
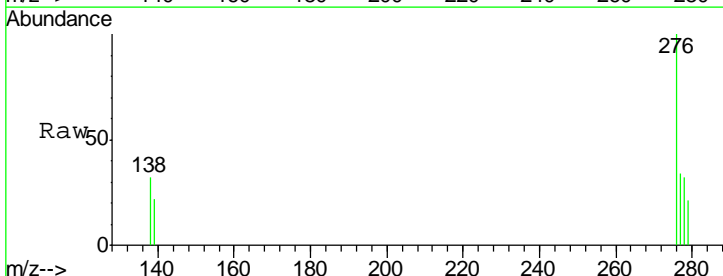
Instrument :
 BNA_E
 ClientSampleId :

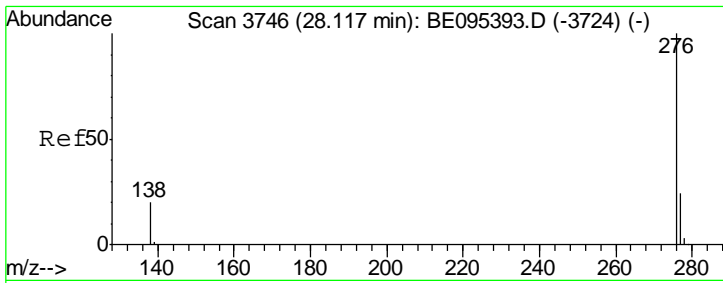
Tgt Ion	Resp	Lower	Upper
252	100		
253	27.7	28.5	42.7#
125	16.2	18.1	27.1#



#24
 Indeno(1,2,3-cd)pyrene
 Concen: 0.047 ng/ul
 RT: 27.24 min Scan# 3553
 Delta R.T. -0.00 min
 Lab File: BE095404.D
 Acq: 2 Feb 2018 19:24

Tgt Ion	Resp	Lower	Upper
276	100		
138	22.1	28.0	42.0#
227	0.0	8.0	12.0#





#26
 Benzo(a,h,i)perylene
 Concen: 0.047 ng/ul
 RT: 28.12 min Scan# 3747
 Delta R.T. 0.01 min
 Lab File: BE095404.D
 Acq: 2 Feb 2018 19:24

Instrument :
 BNA_E
 ClientSampled :

Tot Ion: 276 Resp: 1059

Ion	Ratio	Lower	Upper
276	100		
138	36.6	21.8	32.8#
277	37.2	20.5	30.7#

