

Data Path : Z:\HPCHEM1\BNA E\DATA\BE020218\
 Data File : BE095408.D
 Acq On : 2 Feb 2018 21:47
 Operator : SJ/JU
 Sample : SSTDCCC0.4
 Misc :
 ALS Vial : 2 Sample Multiplier: 1

Instrument :
 BNA_E
 ClientSampleId :

Quant Time: Feb 03 04:33:31 2018
 Quant Method : Z:\HPCHEM1\BNA E\METHODS\SOM-EPA-SIM-BE012618.M
 Quant Title : ASP BNA STANDARDS FOR 5 POINT CALIBRATION
 QLast Update : Sat Feb 03 04:31:32 2018
 Response via : Initial Calibration

Internal Standards	R.T.	QIon	Response	Conc	Units	Dev(Min)
1) 1,4-Dichlorobenzene-d4	8.44	152	2490	0.40	ng/ul	0.00
2) Naphthalene-d8	11.26	136	7909	0.40	ng/ul	0.00
6) Acenaphthene-d10	15.02	164	4471	0.40	ng/ul	0.00
10) Phenanthrene-d10	17.71	188	9549	0.40	ng/ul	0.00
16) Chrysene-d12	21.80	240	10029	0.40	ng/ul	0.00
20) Perylene-d12	24.44	264	9579	0.40	ng/ul	0.00

System Monitoring Compounds	R.T.	QIon	Response	Conc	Units	Dev(Min)
4) 2-Methylnaphthalene-d10	12.81	152	5371	0.42	ng/ul	0.00
14) Fluoranthene-d10	19.69	212	12858	0.35	ng/ul	0.00

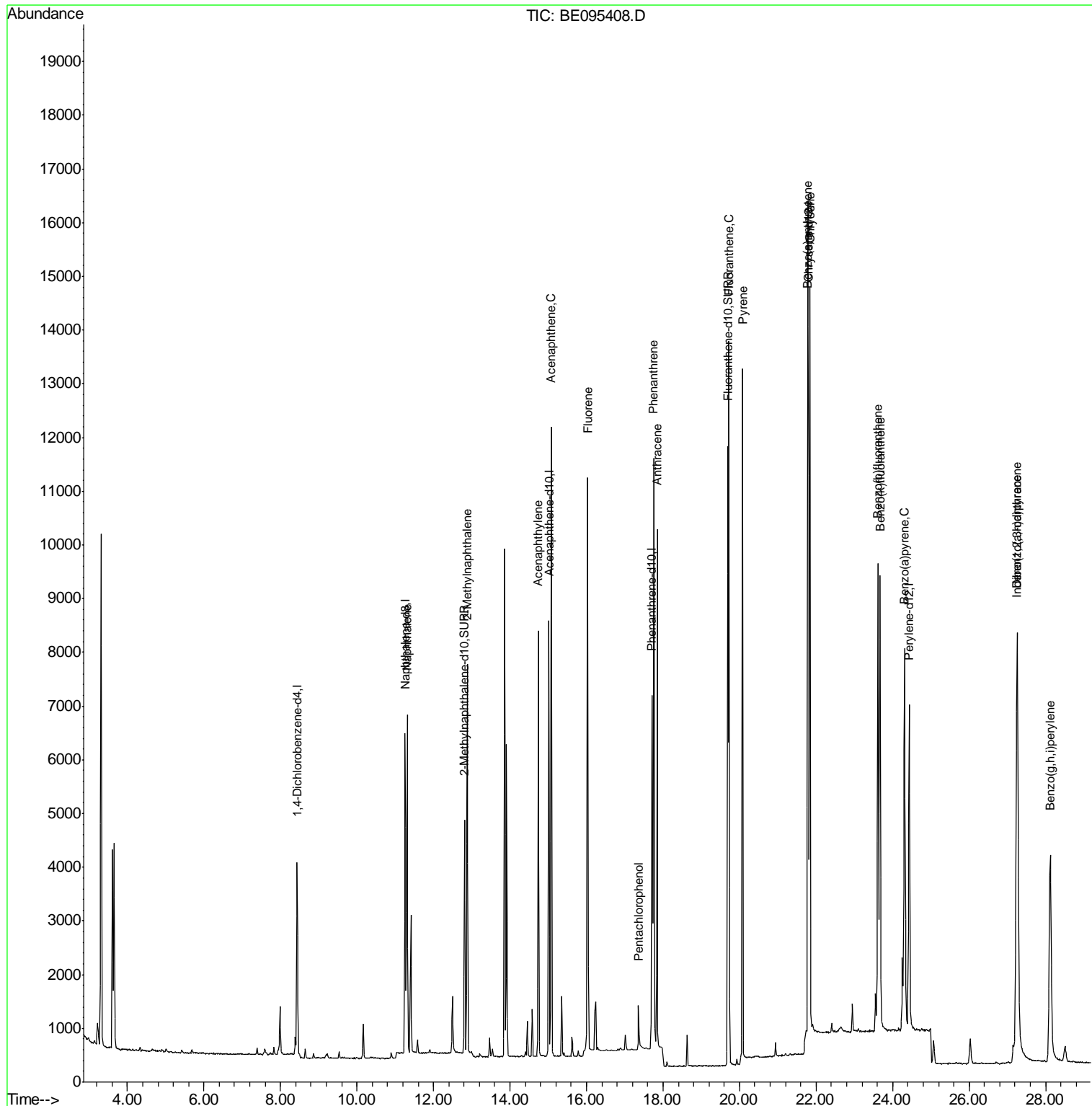
Target Compounds	R.T.	QIon	Response	Conc	Units	Ovalue
3) Naphthalene	11.31	128	8808	0.398	ng/ul#	88
5) 2-Methylnaphthalene	12.88	142	6167	0.417	ng/ul	100
7) Acenaphthylene	14.74	152	9177	0.426	ng/ul	97
8) Acenaphthene	15.08	153	6788	0.407	ng/ul	95
9) Fluorene	16.03	166	7658	0.445	ng/ul#	84
11) Pentachlorophenol	17.36	266	629	0.340	ng/ul	96
12) Phenanthrene	17.75	178	12619	0.393	ng/ul#	90
13) Anthracene	17.85	178	11563	0.393	ng/ul#	92
15) Fluoranthene	19.72	202	14467	0.348	ng/ul	84
17) Pyrene	20.08	202	16173	0.481	ng/ul#	77
18) Benzo(a)anthracene	21.79	228	13563	0.433	ng/ul#	85
19) Chrysene	21.84	228	13108	0.403	ng/ul	97
21) Benzo(b)fluoranthene	23.62	252	13050	0.386	ng/ul	84
22) Benzo(k)fluoranthene	23.67	252	12287	0.397	ng/ul#	85
23) Benzo(a)pyrene	24.31	252	12342	0.409	ng/ul#	79
24) Indeno(1,2,3-cd)pyrene	27.24	276	13006	0.393	ng/ul#	77
25) Dibenzo(a,h)anthracene	27.26	278	10349	0.382	ng/ul#	87
26) Benzo(g,h,i)perylene	28.11	276	11026	0.394	ng/ul#	94

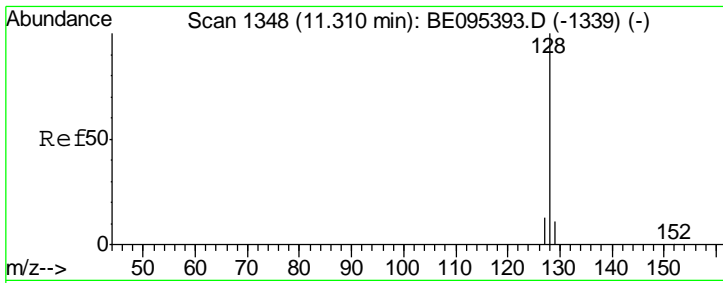
(#) = qualifier out of range (m) = manual integration (+) = signals summed

Data Path : Z:\HPCHEM1\BNA E\DATA\BE020218\
 Data File : BE095408.D
 Acq On : 2 Feb 2018 21:47
 Operator : SJ/JU
 Sample : SSTDCCC0.4
 Misc :
 ALS Vial : 2 Sample Multiplier: 1

Instrument :
 BNA_E
 ClientSampled :

Quant Time: Feb 03 04:33:31 2018
 Quant Method : Z:\HPCHEM1\BNA E\METHODS\SOM-EPA-SIM-BE012618.M
 Quant Title : ASP BNA STANDARDS FOR 5 POINT CALIBRATION
 QLast Update : Sat Feb 03 04:31:32 2018
 Response via : Initial Calibration

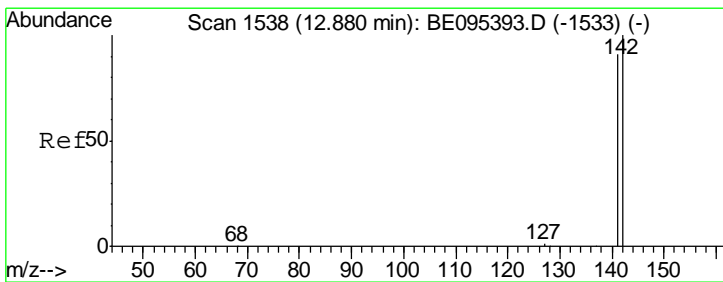
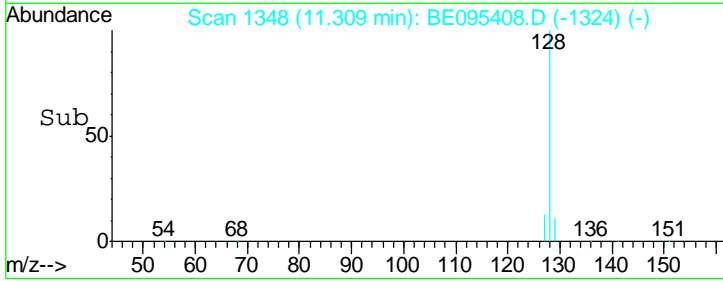
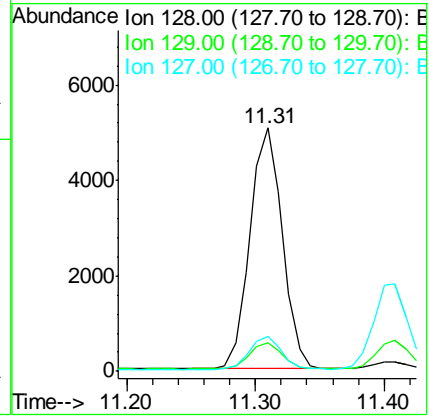
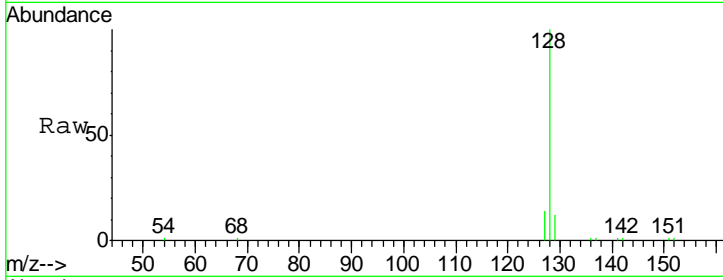




#3
 Naphthalene
 Concen: 0.398 ng/ul
 RT: 11.31 min Scan# 1348
 Delta R.T. -0.00 min
 Lab File: BE095408.D
 Acq: 2 Feb 2018 21:47

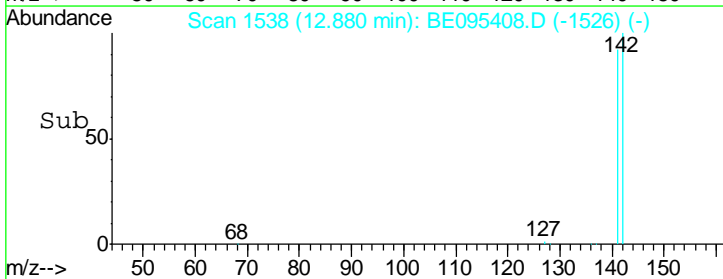
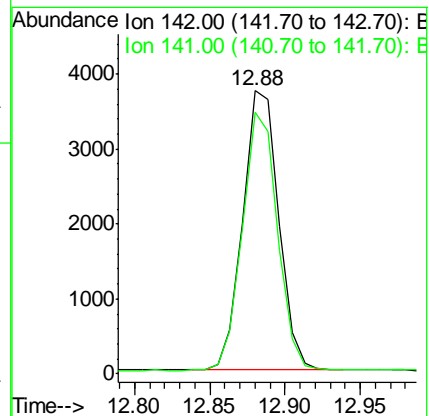
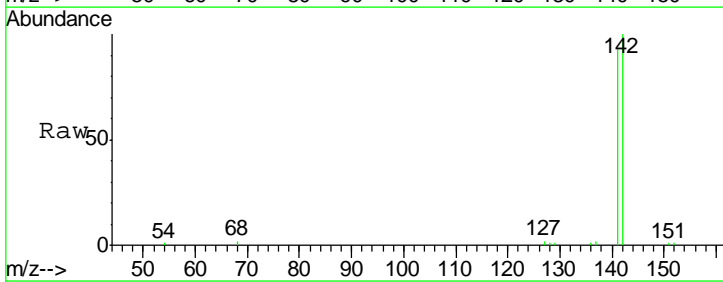
Instrument :
 BNA_E
 ClientSampled :

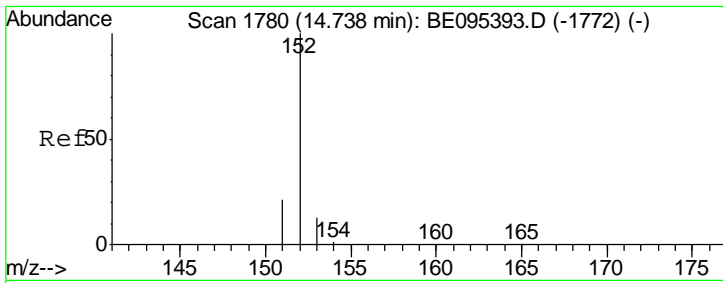
Tgt Ion	Resp	Lower	Upper
128	100		
129	11.6	11.3	16.9
127	14.2	4.0	6.0#



#5
 2-Methylnaphthalene
 Concen: 0.417 ng/ul
 RT: 12.88 min Scan# 1538
 Delta R.T. -0.00 min
 Lab File: BE095408.D
 Acq: 2 Feb 2018 21:47

Tgt Ion	Resp	Lower	Upper
142	100		
141	90.5	72.6	108.8

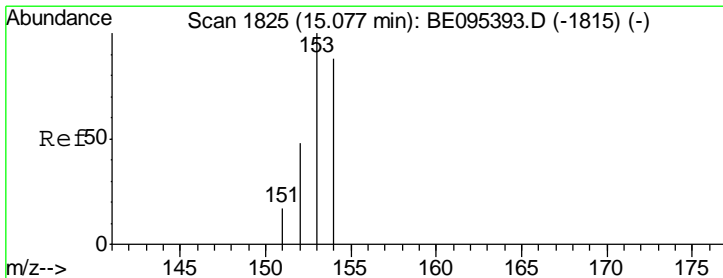
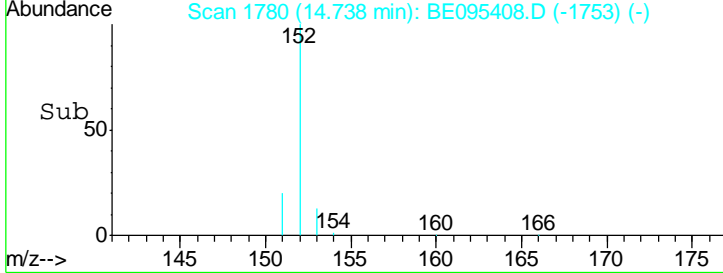
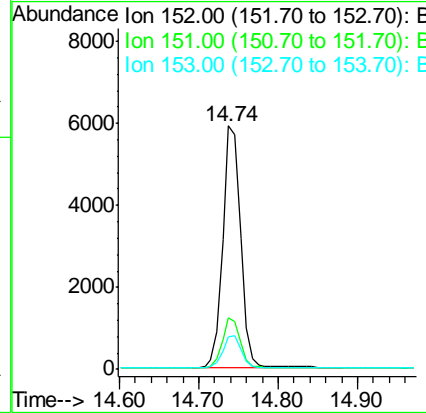
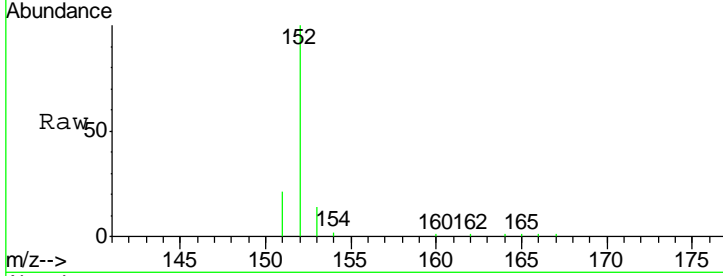




#7
 Acenaphthylene
 Concen: 0.426 ng/ul
 RT: 14.74 min Scan# 1780
 Delta R.T. -0.00 min
 Lab File: BE095408.D
 Acq: 2 Feb 2018 21:47

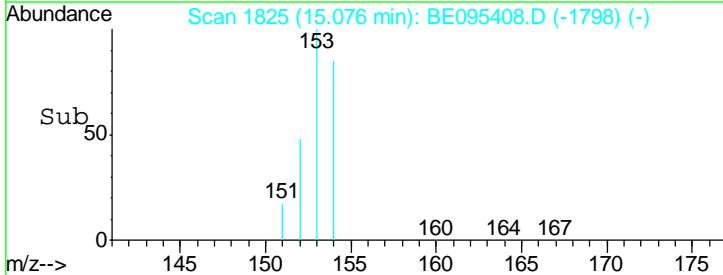
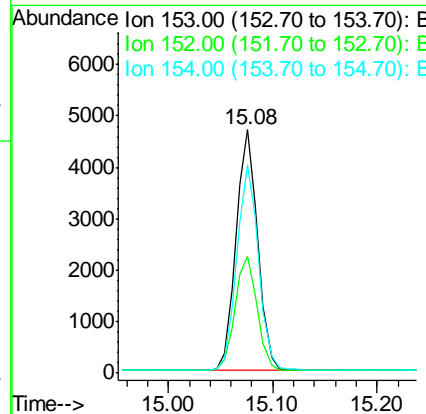
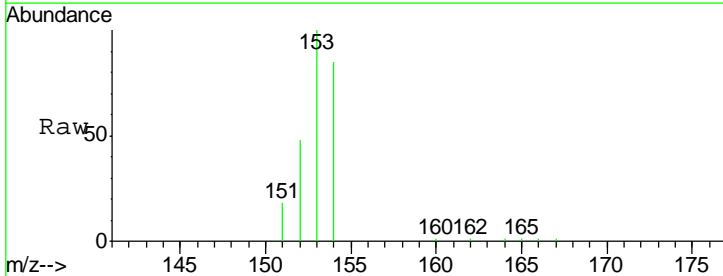
Instrument :
 BNA_E
 ClientSampled :

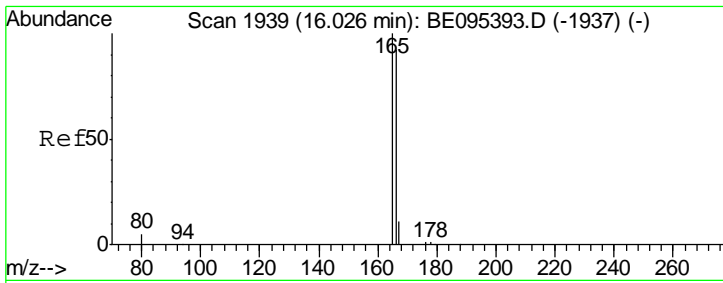
Tgt Ion	Resp	Lower	Upper
152	100		
151	21.1	17.1	25.7
153	13.5	12.8	19.2



#8
 Acenaphthene
 Concen: 0.407 ng/ul
 RT: 15.08 min Scan# 1825
 Delta R.T. -0.00 min
 Lab File: BE095408.D
 Acq: 2 Feb 2018 21:47

Tgt Ion	Resp	Lower	Upper
153	100		
152	48.3	36.0	54.0
154	85.2	72.0	108.0

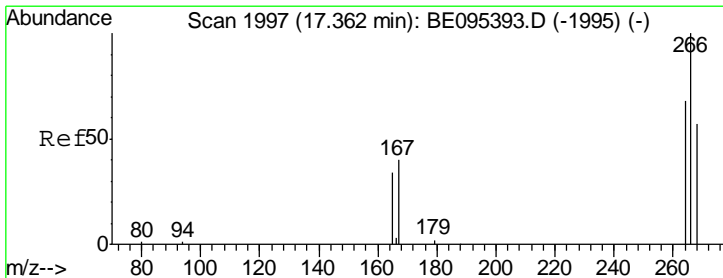
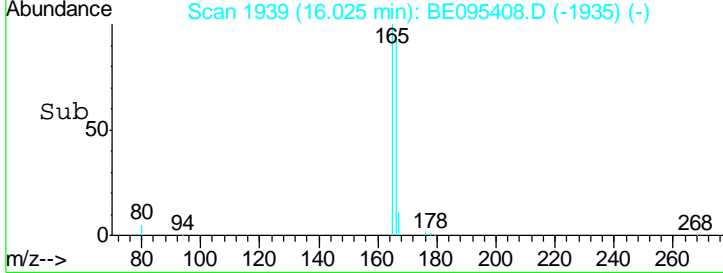
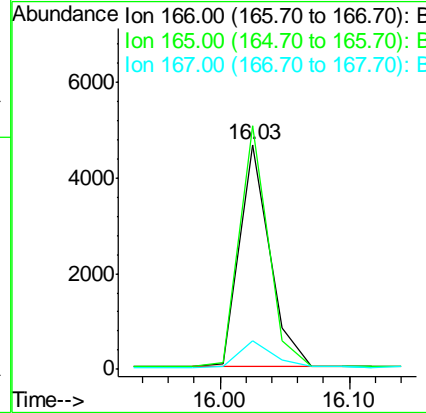
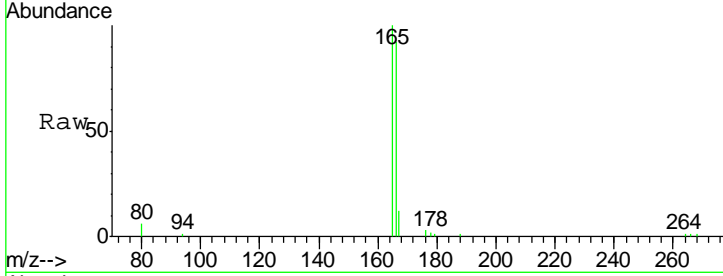




#9
 Fluorene
 Concen: 0.445 ng/ul
 RT: 16.03 min Scan# 1939
 Delta R.T. -0.00 min
 Lab File: BE095408.D
 Acq: 2 Feb 2018 21:47

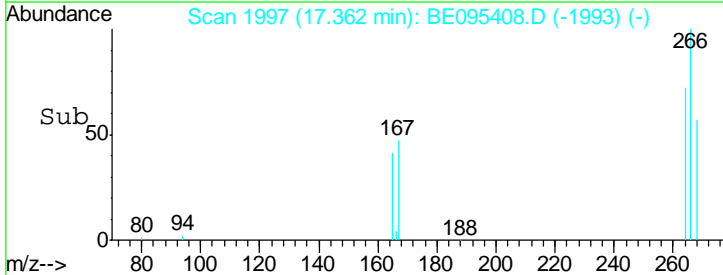
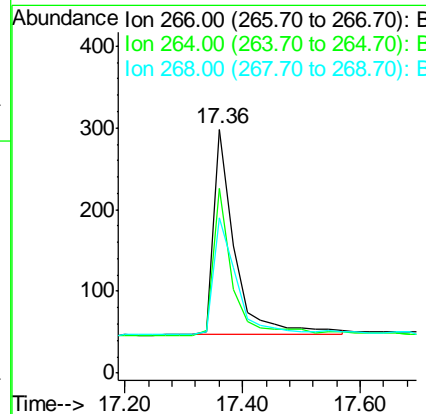
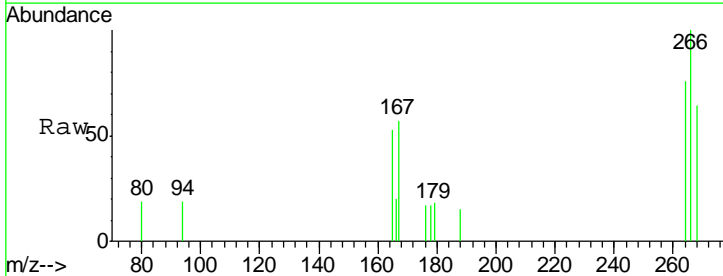
Instrument :
 BNA_E
 ClientSampled :

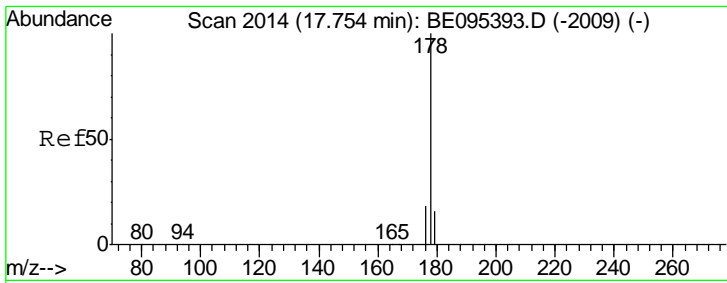
Tgt Ion	Resp	Lower	Upper
166	7658		
165	108.2	73.4	110.2
167	12.5	14.6	22.0



#11
 Pentachlorophenol
 Concen: 0.340 ng/ul
 RT: 17.36 min Scan# 1997
 Delta R.T. -0.00 min
 Lab File: BE095408.D
 Acq: 2 Feb 2018 21:47

Tgt Ion	Resp	Lower	Upper
266	629		
264	65.7	47.9	71.9
268	61.4	49.8	74.8

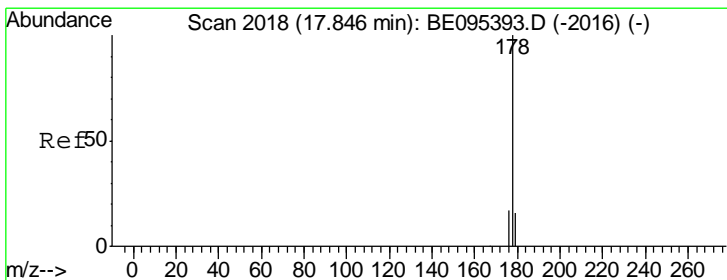
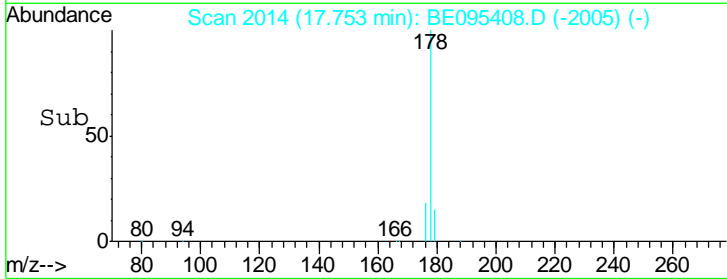
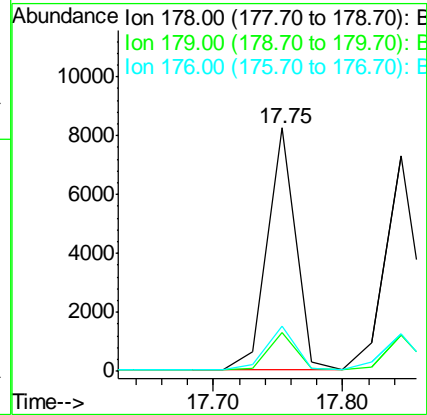
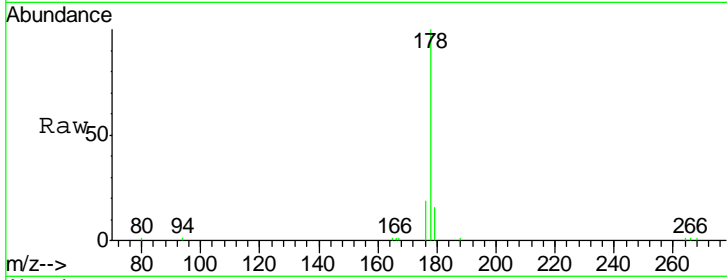




#12
 Phenanthrene
 Concen: 0.393 ng/ul
 RT: 17.75 min Scan# 2014
 Delta R.T. -0.00 min
 Lab File: BE095408.D
 Acq: 2 Feb 2018 21:47

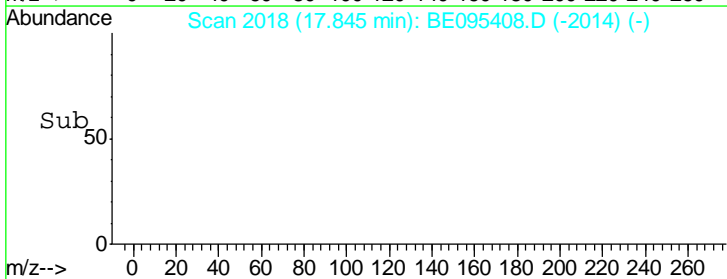
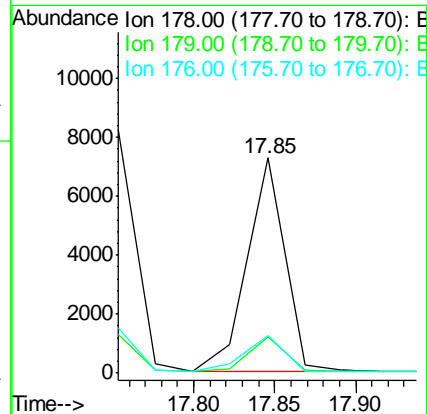
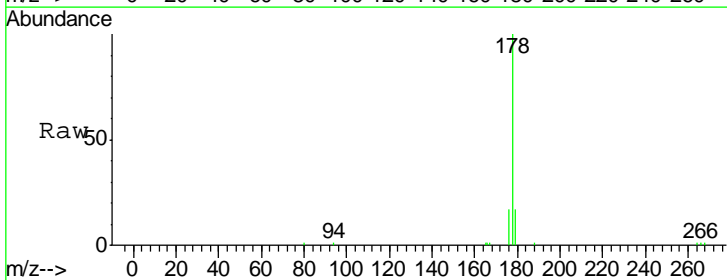
Instrument :
 BNA_E
 ClientSampled :

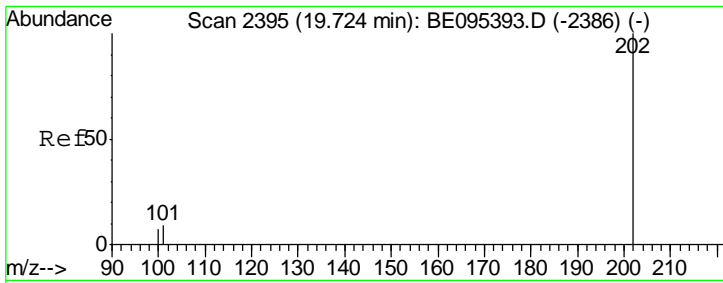
Tgt Ion	Resp	Lower	Upper
178	12619		
179	15.9	18.4	27.6#
176	18.8	13.6	20.4



#13
 Anthracene
 Concen: 0.393 ng/ul
 RT: 17.85 min Scan# 2018
 Delta R.T. -0.00 min
 Lab File: BE095408.D
 Acq: 2 Feb 2018 21:47

Tgt Ion	Resp	Lower	Upper
178	11563		
179	17.0	18.1	27.1#
176	17.3	14.7	22.1

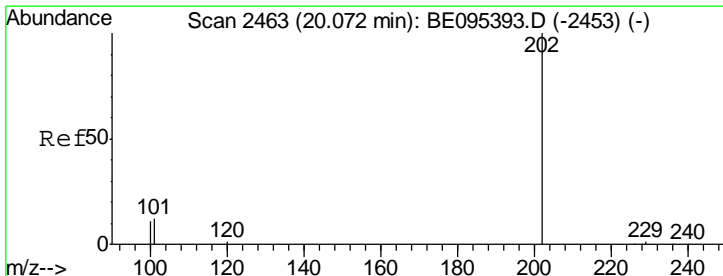
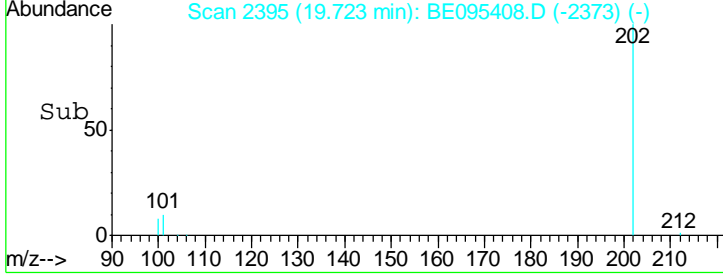
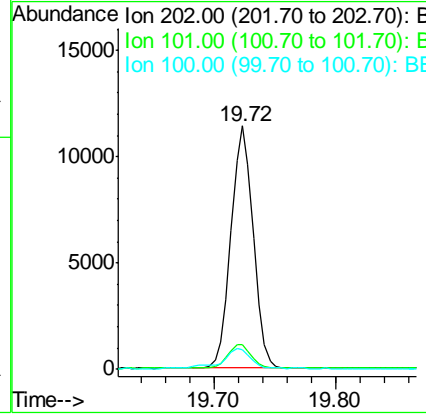
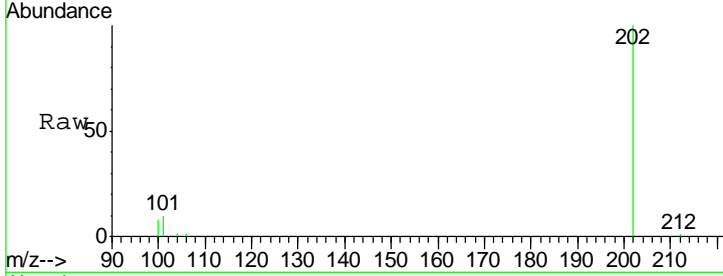




#15
 Fluoranthene
 Concen: 0.348 ng/ul
 RT: 19.72 min Scan# 2395
 Delta R.T. -0.00 min
 Lab File: BE095408.D
 Acq: 2 Feb 2018 21:47

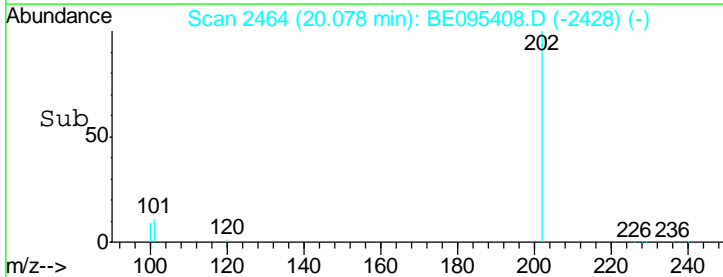
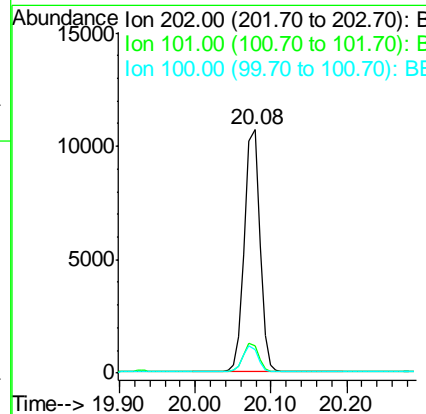
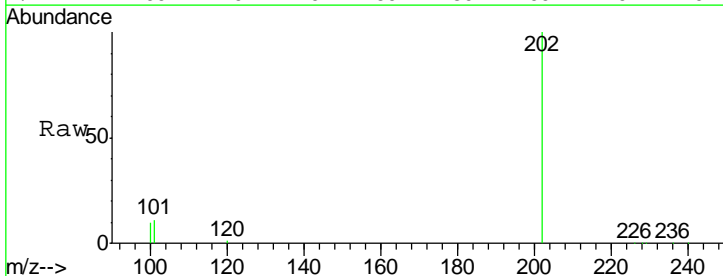
Instrument :
 BNA_E
 ClientSampled :

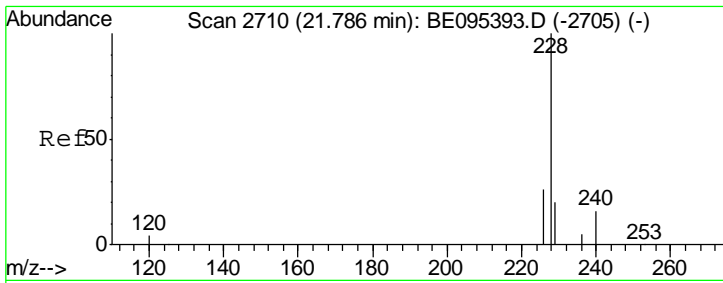
Tgt Ion	Resp	Lower	Upper
202	14467		
101	10.3	0.0	30.3
100	8.1	0.0	39.5



#17
 Pyrene
 Concen: 0.481 ng/ul
 RT: 20.08 min Scan# 2464
 Delta R.T. 0.01 min
 Lab File: BE095408.D
 Acq: 2 Feb 2018 21:47

Tgt Ion	Resp	Lower	Upper
202	16173		
101	11.1	18.2	27.4#
100	9.8	15.6	23.4#

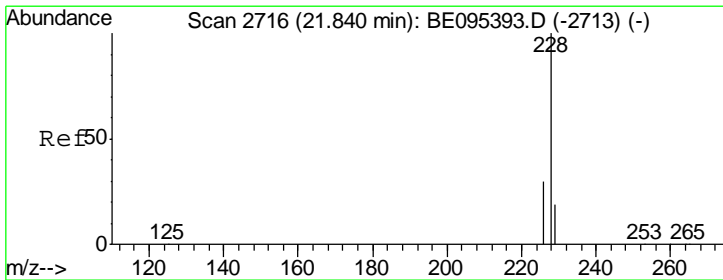
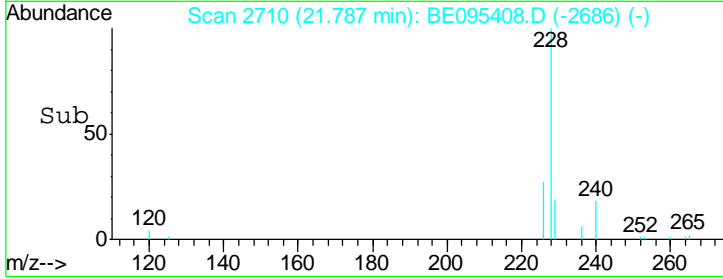
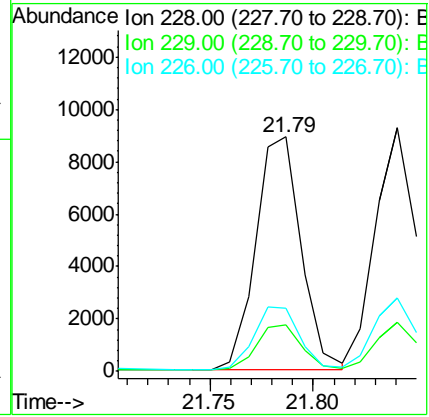
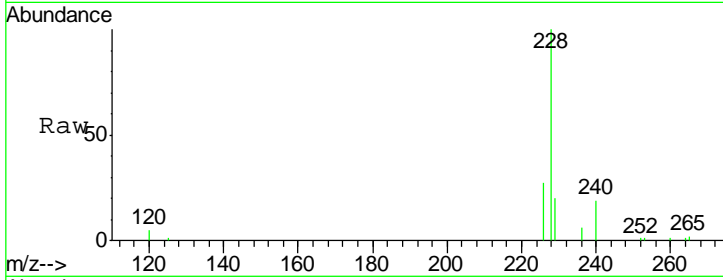




#18
 Benzo(a)anthracene
 Concen: 0.433 ng/ul
 RT: 21.79 min Scan# 2710
 Delta R.T. 0.00 min
 Lab File: BE095408.D
 Acq: 2 Feb 2018 21:47

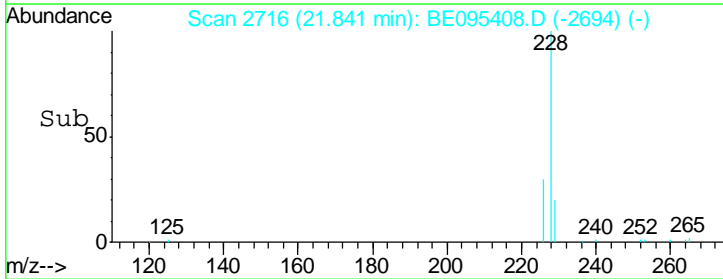
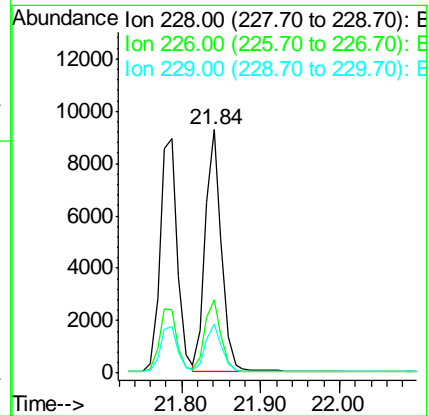
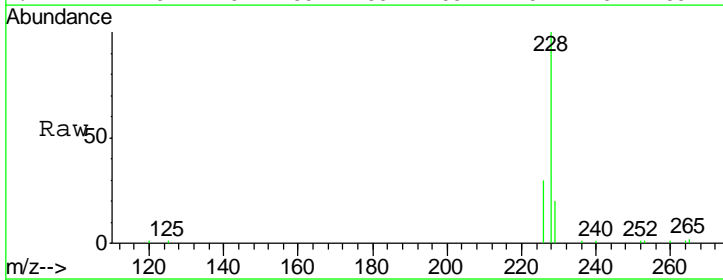
Instrument :
 BNA_E
 ClientSampled :

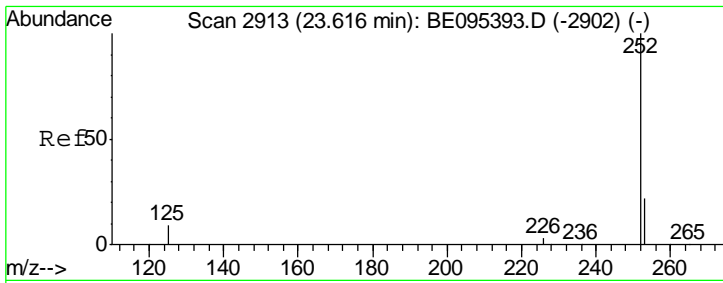
Tgt Ion	Resp	Lower	Upper
228	13563		
229	19.8	22.8	34.2#
226	27.2	17.0	25.6#



#19
 Chrysene
 Concen: 0.403 ng/ul
 RT: 21.84 min Scan# 2716
 Delta R.T. 0.00 min
 Lab File: BE095408.D
 Acq: 2 Feb 2018 21:47

Tgt Ion	Resp	Lower	Upper
228	13108		
226	30.0	23.4	35.0
229	20.0	17.7	26.5



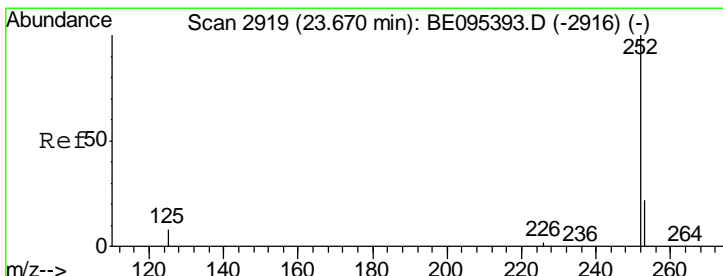
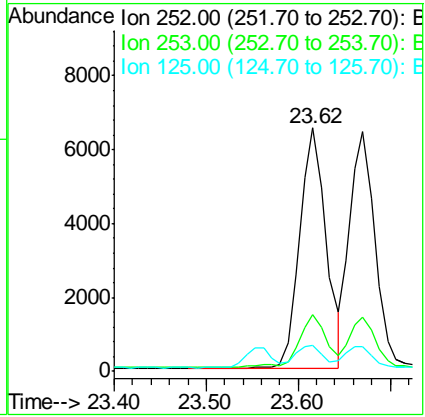
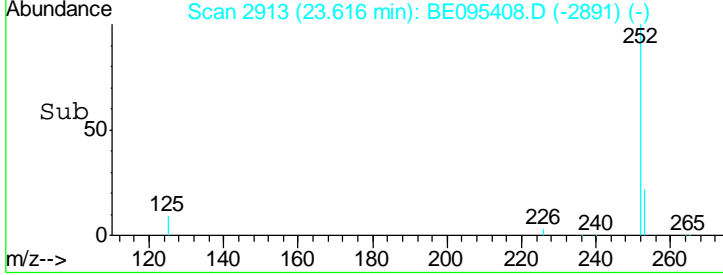
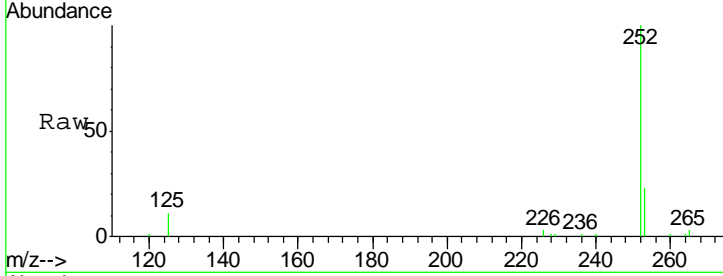


#21
 Benzo(b)fluoranthene
 Concen: 0.386 ng/ul
 RT: 23.62 min Scan# 2913
 Delta R.T. 0.00 min
 Lab File: BE095408.D
 Acq: 2 Feb 2018 21:47

Instrument :
 BNA_E
 ClientSampled :

Tgt Ion: 252 Resp: 13050

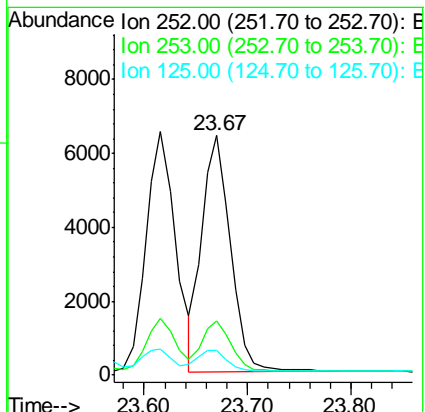
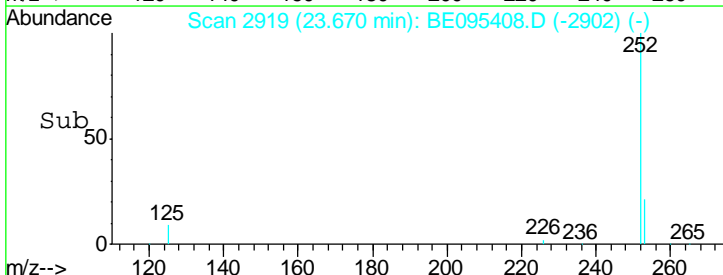
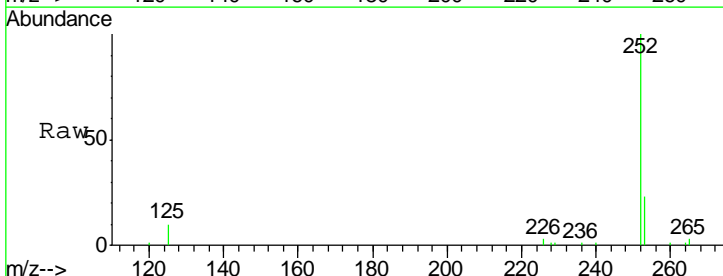
Ion	Ratio	Lower	Upper
252	100		
253	23.1	0.0	64.2
125	10.6	0.0	35.0

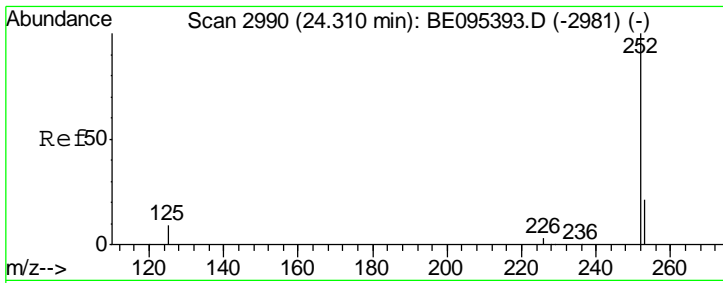


#22
 Benzo(k)fluoranthene
 Concen: 0.397 ng/ul
 RT: 23.67 min Scan# 2919
 Delta R.T. 0.00 min
 Lab File: BE095408.D
 Acq: 2 Feb 2018 21:47

Tgt Ion: 252 Resp: 12287

Ion	Ratio	Lower	Upper
252	100		
253	22.8	24.5	36.7#
125	10.2	13.7	20.5#

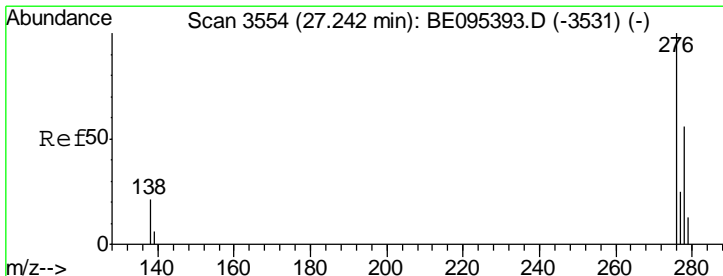
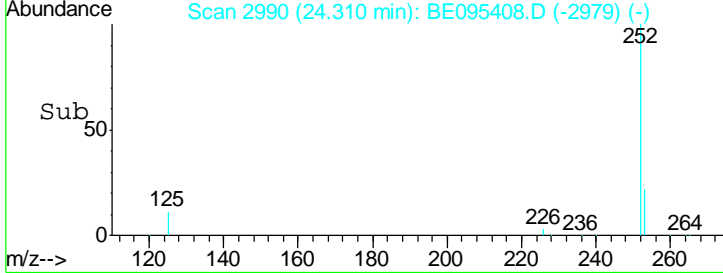
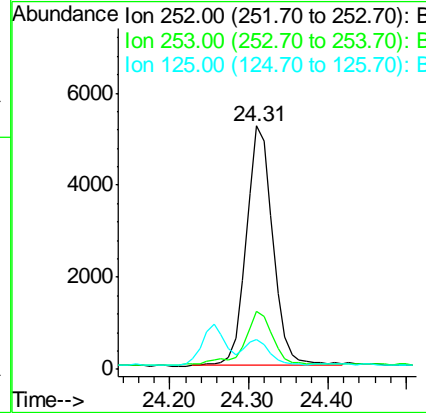
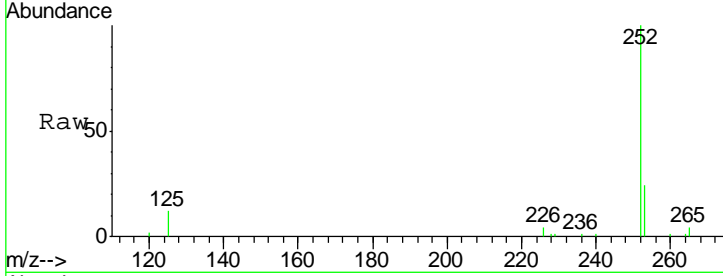




#23
 Benzo(a)pyrene
 Concen: 0.409 ng/ul
 RT: 24.31 min Scan# 2990
 Delta R.T. 0.00 min
 Lab File: BE095408.D
 Acq: 2 Feb 2018 21:47

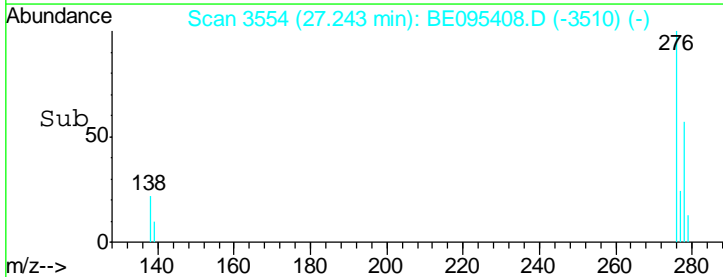
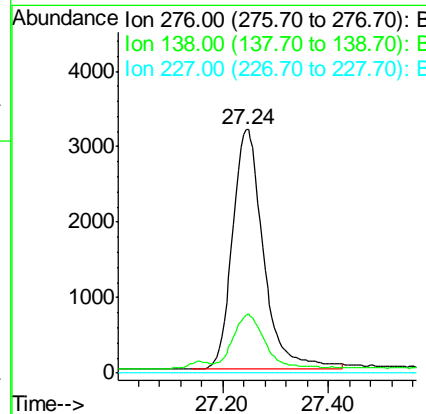
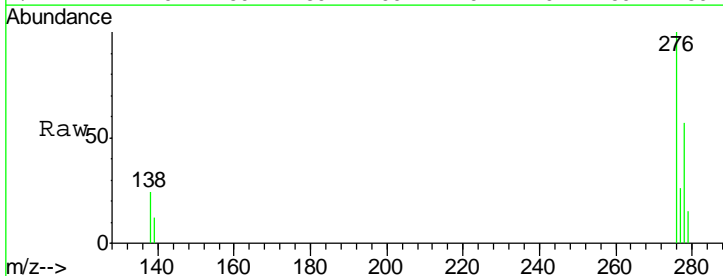
Instrument :
 BNA_E
 ClientSampleId :

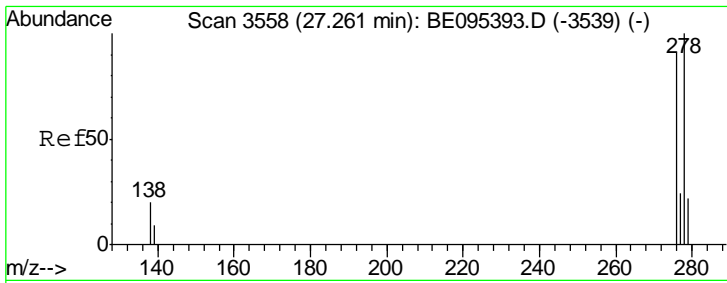
Tgt Ion	Resp	Lower	Upper
252	100		
253	23.7	28.5	42.7#
125	12.3	18.1	27.1#



#24
 Indeno(1,2,3-cd)pyrene
 Concen: 0.393 ng/ul
 RT: 27.24 min Scan# 3554
 Delta R.T. 0.00 min
 Lab File: BE095408.D
 Acq: 2 Feb 2018 21:47

Tgt Ion	Resp	Lower	Upper
276	100		
138	22.6	28.0	42.0#
227	0.0	8.0	12.0#

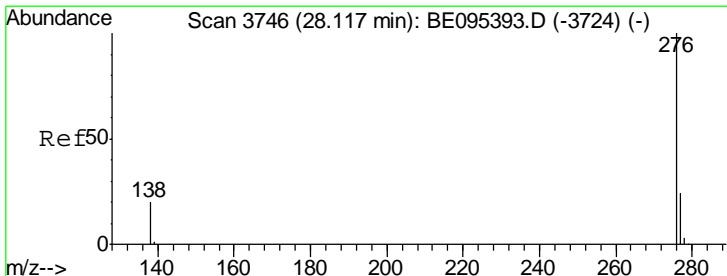
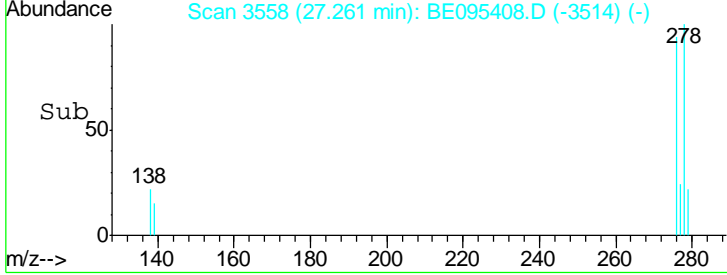
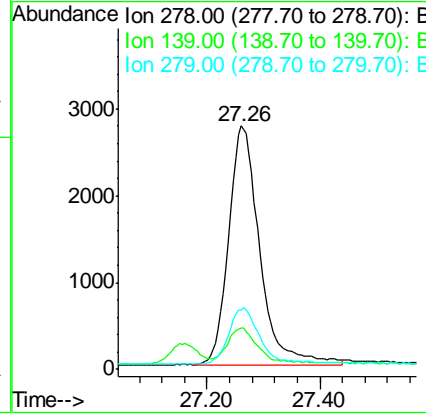
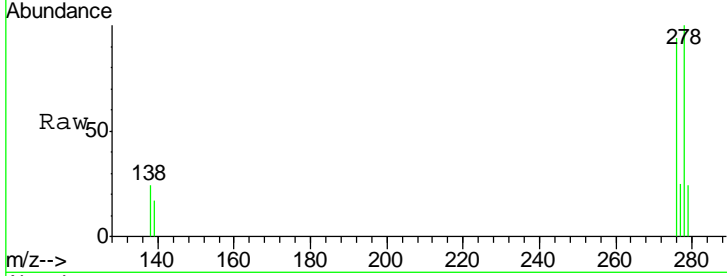




#25
 Dibenzo(a,h)anthracene
 Concen: 0.382 ng/ul
 RT: 27.26 min Scan# 3558
 Delta R.T. 0.00 min
 Lab File: BE095408.D
 Acq: 2 Feb 2018 21:47

Instrument :
 BNA_E
 ClientSampled :

Tgt Ion	Resp	Lower	Upper
278	10349		
139	17.1	17.4	26.0#
279	24.2	25.9	38.9#



#26
 Benzo(g,h,i)perylene
 Concen: 0.394 ng/ul
 RT: 28.11 min Scan# 3745
 Delta R.T. -0.00 min
 Lab File: BE095408.D
 Acq: 2 Feb 2018 21:47

Tgt Ion	Resp	Lower	Upper
276	11026		
138	21.6	21.8	32.8#
277	25.0	20.5	30.7

