

Data Path : \\74.0.250.170\SVOASRV\HPCHEM1\BNA_E\DATA\BE020618\
 Data File : BE095532.D
 Acq On : 6 Feb 2018 16:52
 Operator : SJ/JU
 Sample : SSTDICC0.1
 Misc :
 ALS Vial : 3 Sample Multiplier: 1

Instrument :
 BNA_E
 ClientSampleId :
 SSTDICC0.1

Quant Time: Feb 06 20:03:22 2018
 Quant Method : Z:\HPCHEM1\BNA_E\METHODS\8270-SIM-BE020618.M
 Quant Title : ASP BNA STANDARDS FOR 5 POINT CALIBRATION
 QLast Update : Tue Feb 06 19:56:54 2018
 Response via : Initial Calibration

Internal Standards	R.T.	QIon	Response	Conc	Units	Dev(Min)
1) 1,4-Dichlorobenzene-d4	8.44	152	1102	0.40	ng	0.00
7) Naphthalene-d8	11.28	136	4299	0.40	ng	0.00
13) Acenaphthene-d10	15.00	164	2509	0.40	ng	0.00
19) Phenanthrene-d10	17.71	188	5998	0.40	ng	0.00
27) Chrysene-d12	21.79	240	6233	0.40	ng	0.00
34) Perylene-d12	24.43	264	5742	0.40	ng	0.00

System Monitoring Compounds	R.T.	QIon	Response	Conc	Units	Dev(Min)
4) 2-Fluorophenol	5.92	112	348	0.20	ng	0.00
5) Phenol-d6	7.56	99	458	0.17	ng	-0.01
8) Nitrobenzene-d5	9.61	82	437	0.11	ng	0.00
11) 2-Methylnaphthalene-d10	12.80	152	713	0.10	ng	0.00
14) 2,4,6-Tribromophenol	16.47	330	101	0.17	ng	0.00
15) 2-Fluorobiphenyl	13.65	172	1062	0.10	ng	0.00
25) Fluoranthene-d10	19.69	212	7792	0.10	ng	0.00
29) Terphenyl-d14	20.25	244	1435	0.11	ng	0.00

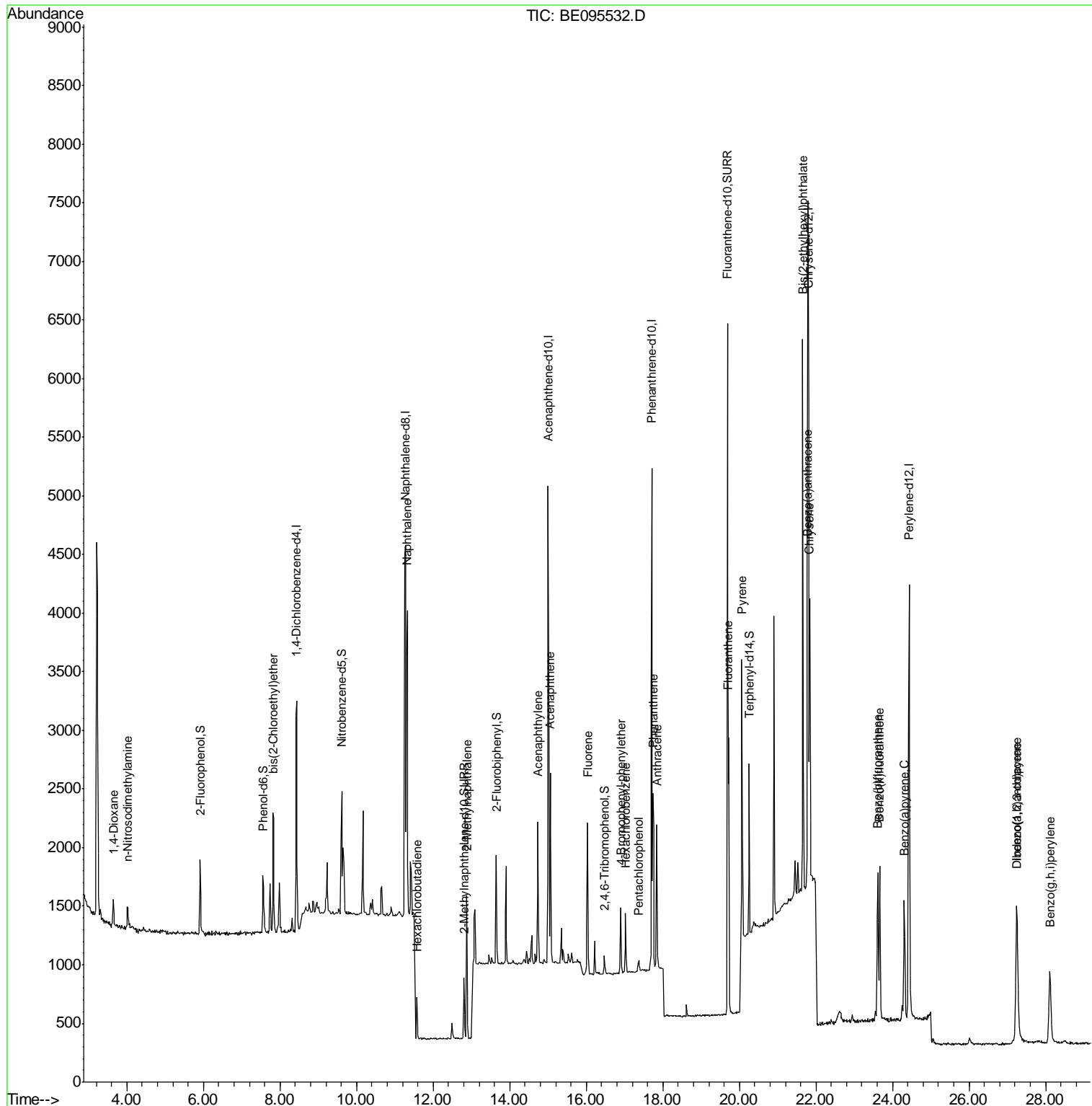
Target Compounds	R.T.	QIon	Response	Conc	Units	Qvalue
2) 1,4-Dioxane	3.65	88	204	0.188	ng	91
3) n-Nitrosodimethylamine	4.00	42	212	0.164	ng	# 82
6) bis(2-Chloroethyl)ether	7.83	93	430	0.171	ng	89
9) Naphthalene	11.33	128	4965	0.101	ng	# 96
10) Hexachlorobutadiene	11.58	225	253	0.115	ng	96
12) 2-Methylnaphthalene	12.88	142	835	0.099	ng	92
16) Acenaphthylene	14.74	152	1388	0.103	ng	98
17) Acenaphthene	15.06	154	865	0.099	ng	94
18) Fluorene	16.04	166	1076	0.099	ng	# 79
20) 4-Bromophenyl-phenylether	16.91	248	363	0.103	ng	# 74
21) Hexachlorobenzene	17.03	284	367	0.104	ng	# 82
22) Pentachlorophenol	17.37	266	83	0.101	ng	90
23) Phenanthrene	17.74	178	1815	0.098	ng	96
24) Anthracene	17.85	178	1676	0.101	ng	# 96
26) Fluoranthene	19.72	202	2268	0.102	ng	98
28) Pyrene	20.06	202	2815	0.107	ng	98
30) Benzo(a)anthracene	21.78	228	2104	0.108	ng	97
31) Chrysene	21.84	228	2095	0.106	ng	95
32) Bis(2-ethylhexyl)phthalate	21.65	149	5447	0.201	ng	100
33) Indeno(1,2,3-cd)pyrene	27.24	276	1868	0.104	ng	94
35) Benzo(b)fluoranthene	23.61	252	1895	0.093	ng	95
36) Benzo(k)fluoranthene	23.67	252	1936	0.093	ng	# 82
37) Benzo(a)pyrene	24.31	252	1779	0.095	ng	# 83
38) Dibenzo(a,h)anthracene	27.26	278	1464	0.093	ng	# 82
39) Benzo(g,h,i)perylene	28.11	276	1682	0.099	ng	# 83

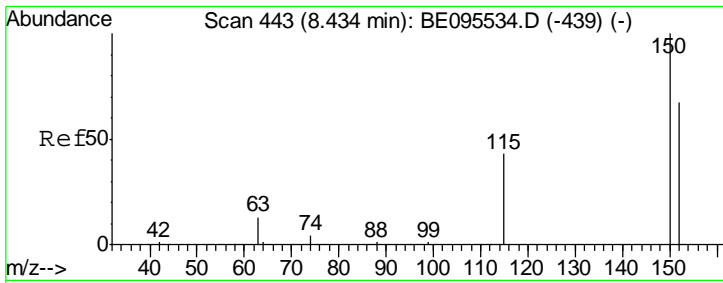
(#) = qualifier out of range (m) = manual integration (+) = signals summed

Data Path : \\74.0.250.170\SVOASRV\HPCHEM1\BNA_E\DATA\BE020618\
 Data File : BE095532.D
 Acq On : 6 Feb 2018 16:52
 Operator : SJ/JU
 Sample : SSTDICC0.1
 Misc :
 ALS Vial : 3 Sample Multiplier: 1

Instrument :
 BNA_E
 Client Sampled :
 SSTDICC0.1

Quant Time: Feb 06 20:03:22 2018
 Quant Method : Z:\HPCHEM1\BNA_E\METHODS\8270-SIM-BE020618.M
 Quant Title : ASP BNA STANDARDS FOR 5 POINT CALIBRATION
 QLast Update : Tue Feb 06 19:56:54 2018
 Response via : Initial Calibration

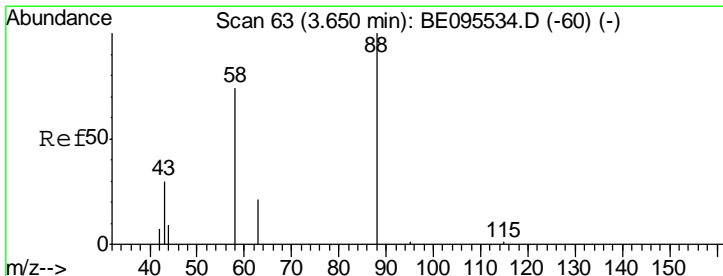
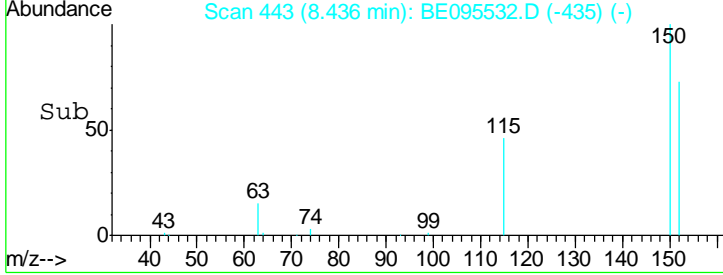
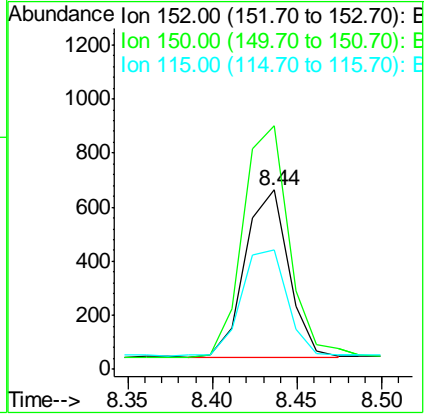
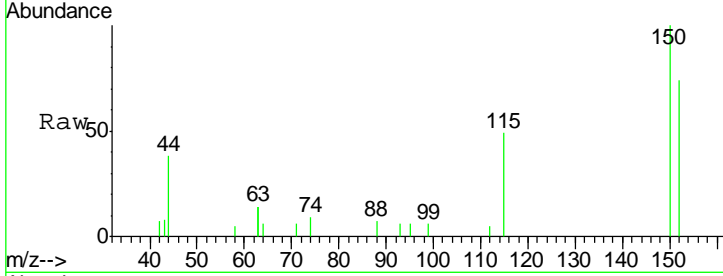




#1
 1,4-Dichlorobenzene-d4
 Concen: 0.400 ng
 RT: 8.44 min Scan# 443
 Delta R.T. 0.00 min
 Lab File: BE095532.D
 Acq: 6 Feb 2018 16:52

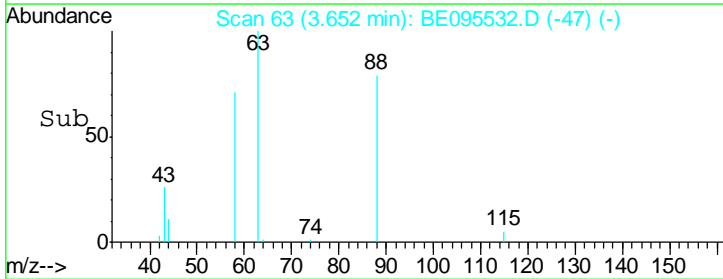
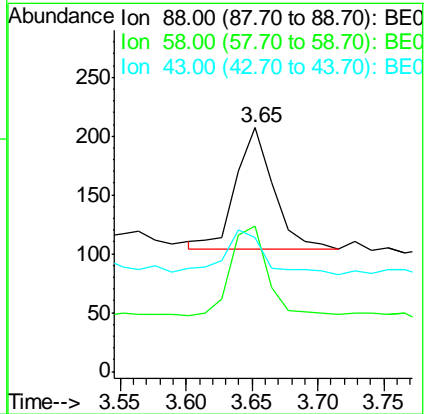
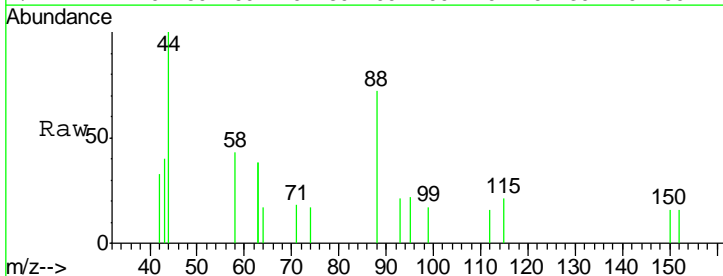
Instrument :
 BNA_E
ClientSampled :
 SSTDICC0.1

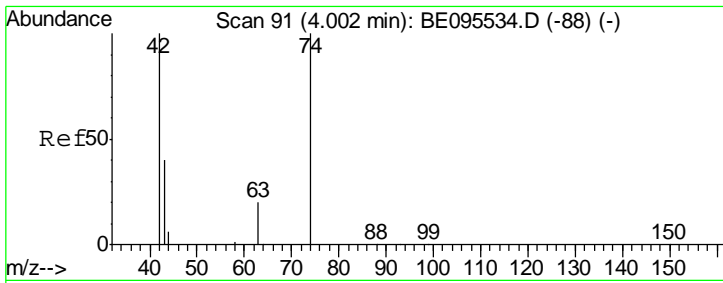
Tgt Ion	Resp	Lower	Upper
152	1102		
150	135.9	117.2	175.8
115	66.4	57.0	85.6



#2
 1,4-Dioxane
 Concen: 0.188 ng
 RT: 3.65 min Scan# 63
 Delta R.T. 0.00 min
 Lab File: BE095532.D
 Acq: 6 Feb 2018 16:52

Tgt Ion	Resp	Lower	Upper
88	204		
58	74.5	63.2	94.8
43	41.7	41.2	61.8

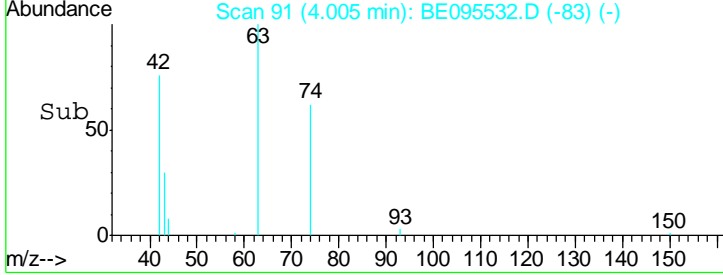
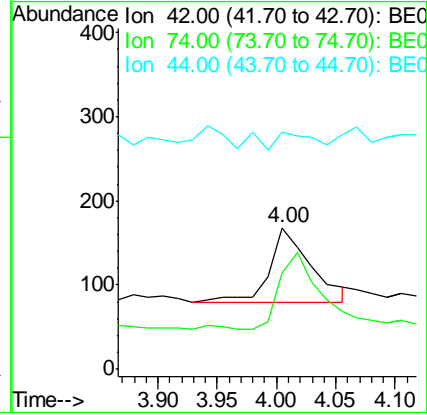
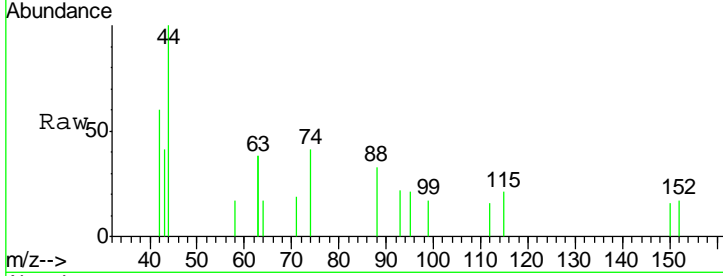




#3
 n-Nitrosodimethylamine
 Concen: 0.164 ng
 RT: 4.00 min Scan# 91
 Delta R.T. 0.00 min
 Lab File: BE095532.D
 Acq: 6 Feb 2018 16:52

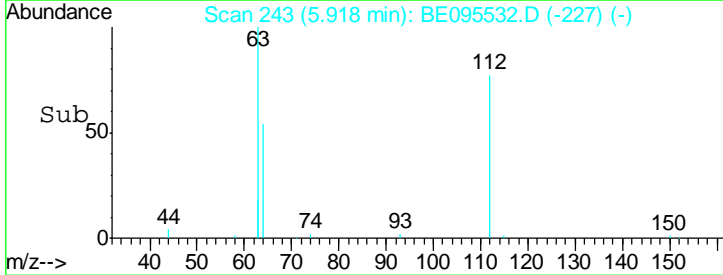
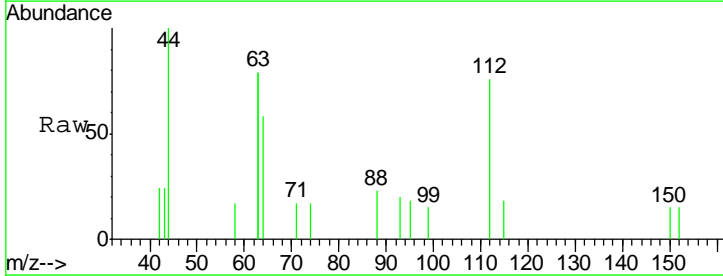
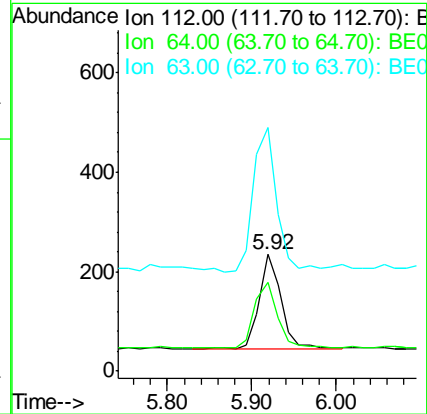
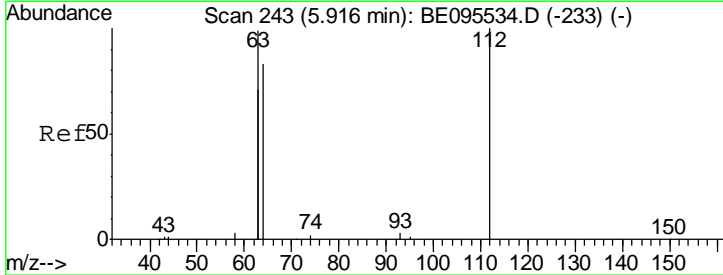
Instrument :
 BNA_E
ClientSampleId :
 SSTDICC0.1

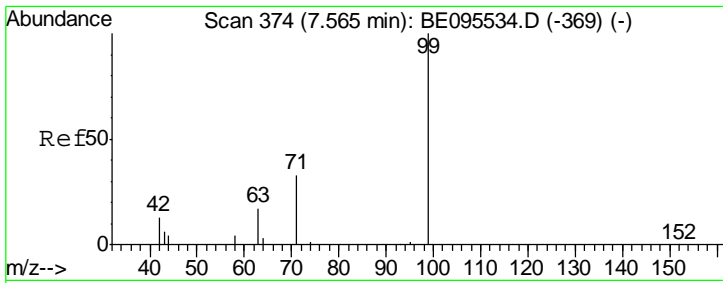
Tgt Ion	Resp	Lower	Upper
42	100		
74	100.0	96.0	144.0
44	21.2	12.0	18.0#



#4
 2-Fluorophenol
 Concen: 0.195 ng
 RT: 5.92 min Scan# 243
 Delta R.T. 0.00 min
 Lab File: BE095532.D
 Acq: 6 Feb 2018 16:52

Tgt Ion	Resp	Lower	Upper
112	100		
64	74.4	60.1	90.1
63	164.9	116.8	175.2

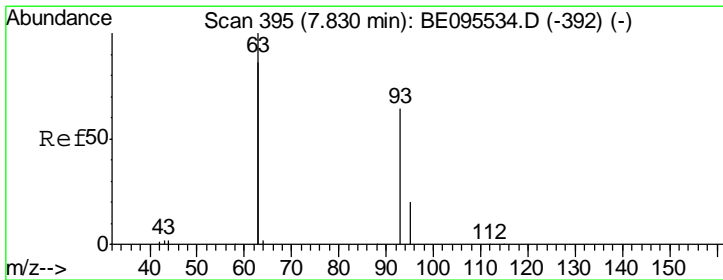
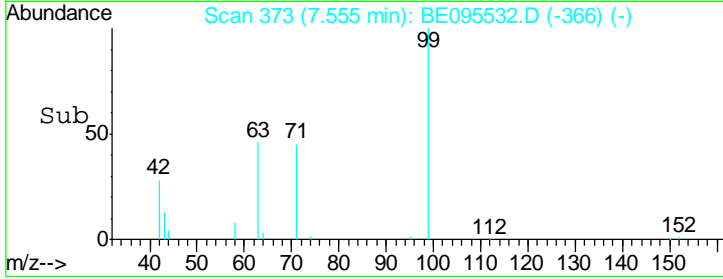
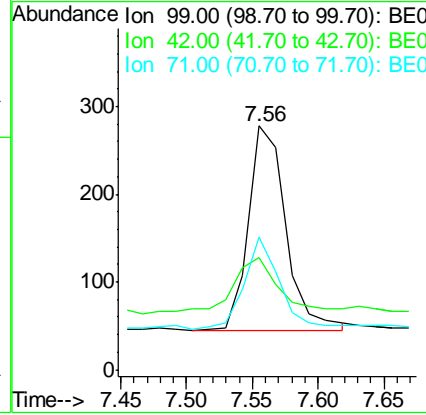
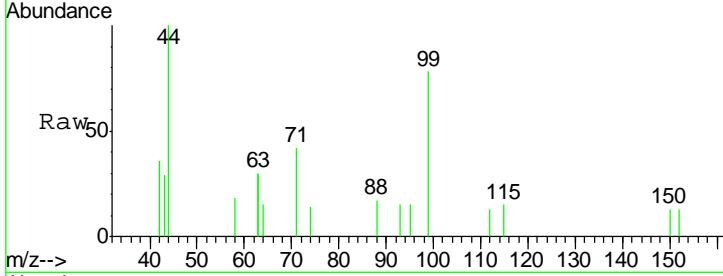




#5
 Phenol-d6
 Concen: 0.169 ng
 RT: 7.56 min Scan# 373
 Delta R.T. -0.01 min
 Lab File: BE095532.D
 Acq: 6 Feb 2018 16:52

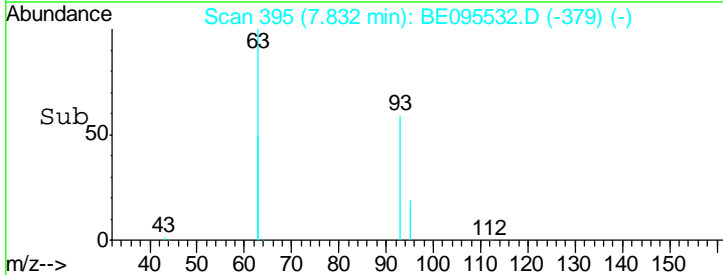
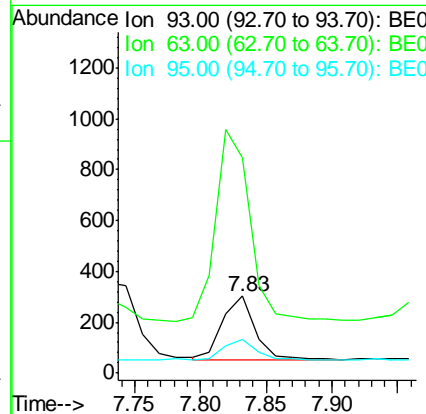
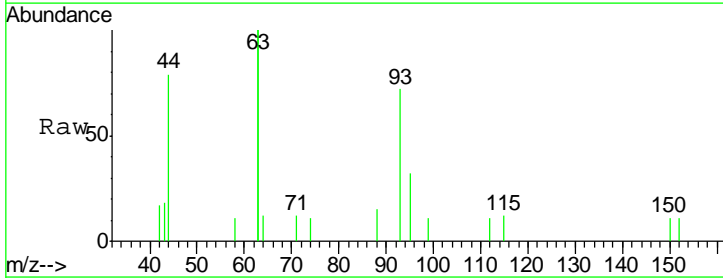
Instrument :
 BNA_E
 ClientSampled :
 SSTDICC0.1

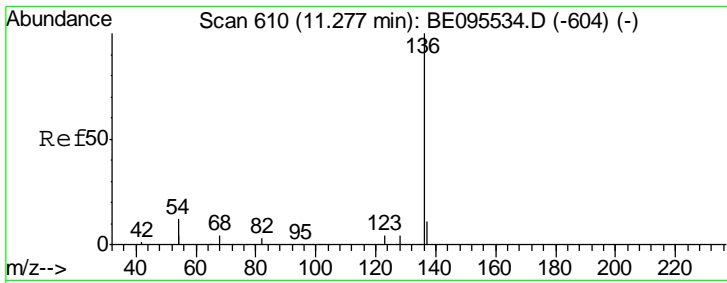
Tgt Ion	Resp	Lower	Upper
99	458		
42	28.6	20.2	30.2
71	43.4	28.4	42.6#



#6
 bis(2-Chloroethyl)ether
 Concen: 0.171 ng
 RT: 7.83 min Scan# 395
 Delta R.T. 0.00 min
 Lab File: BE095532.D
 Acq: 6 Feb 2018 16:52

Tgt Ion	Resp	Lower	Upper
93	430		
63	320.5	275.3	412.9
95	35.3	25.2	37.8

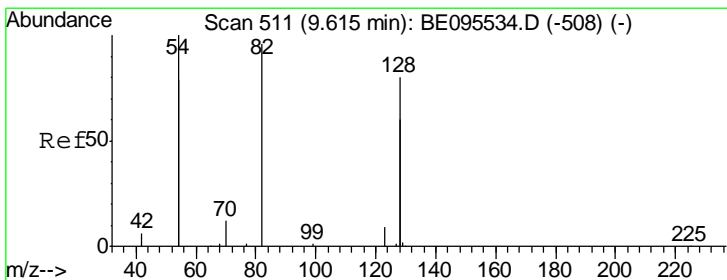
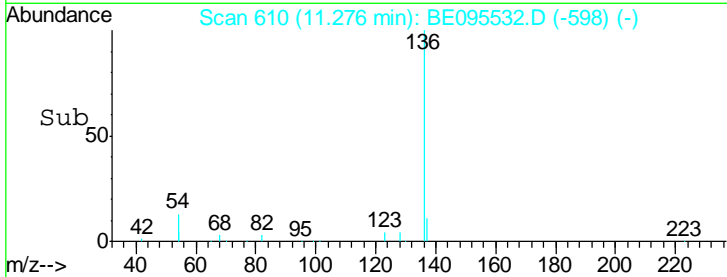
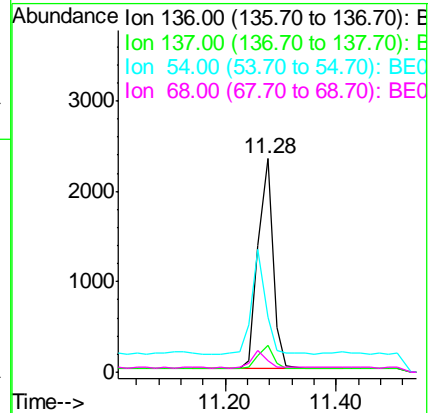
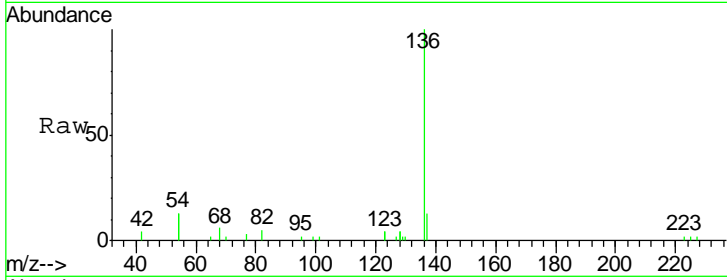




#7
 Naphthalene-d8
 Concen: 0.400 ng
 RT: 11.28 min Scan# 610
 Delta R.T. -0.00 min
 Lab File: BE095532.D
 Acq: 6 Feb 2018 16:52

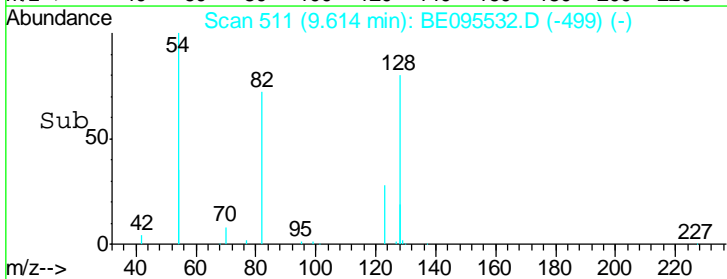
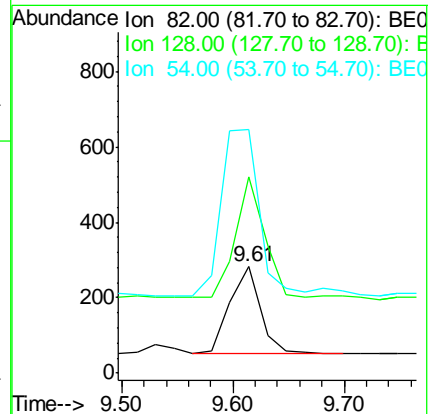
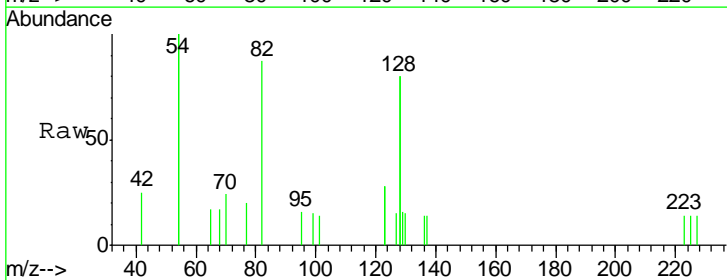
Instrument :
 BNA_E
ClientSampled :
 SSTDICC0.1

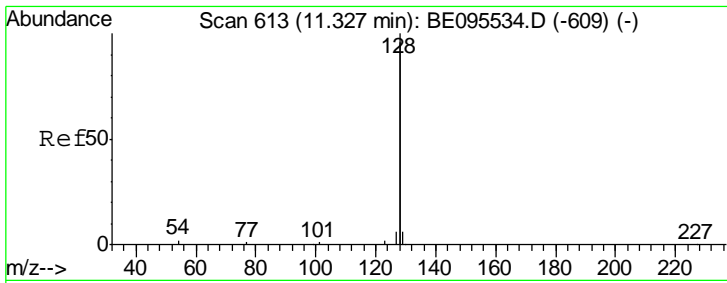
Tgt Ion	Resp	Lower	Upper
136	100		
137	12.7	9.5	14.3
54	25.6	29.1	43.7#
68	5.5	6.2	9.2#



#8
 Nitrobenzene-d5
 Concen: 0.112 ng
 RT: 9.61 min Scan# 511
 Delta R.T. -0.00 min
 Lab File: BE095532.D
 Acq: 6 Feb 2018 16:52

Tgt Ion	Resp	Lower	Upper
82	100		
128	184.4	150.0	225.0
54	229.1	154.2	231.4

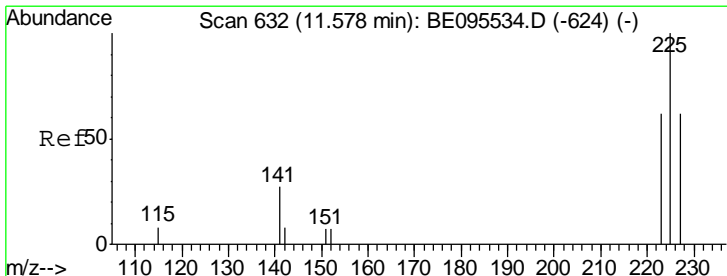
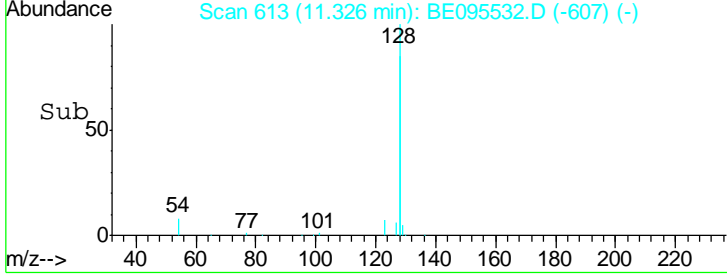
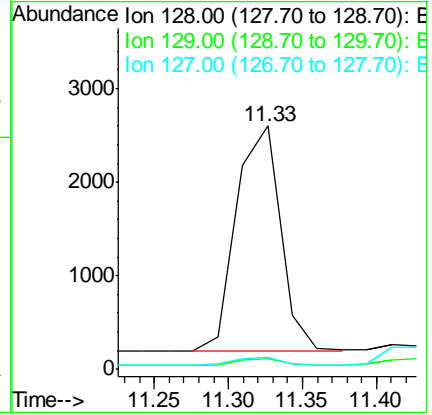
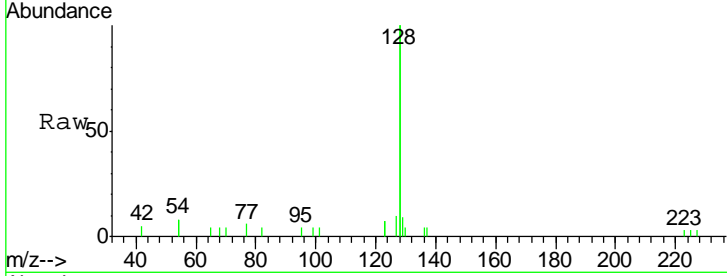




#9
 Naphthalene
 Concen: 0.101 ng
 RT: 11.33 min Scan# 613
 Delta R.T. -0.00 min
 Lab File: BE095532.D
 Acq: 6 Feb 2018 16:52

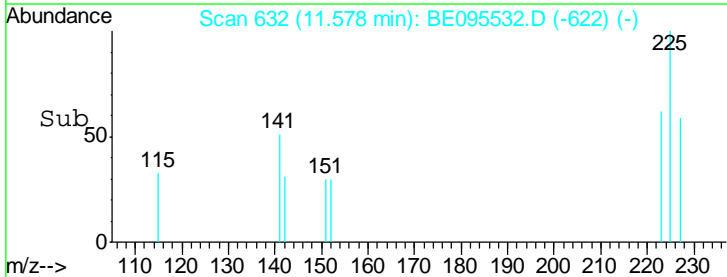
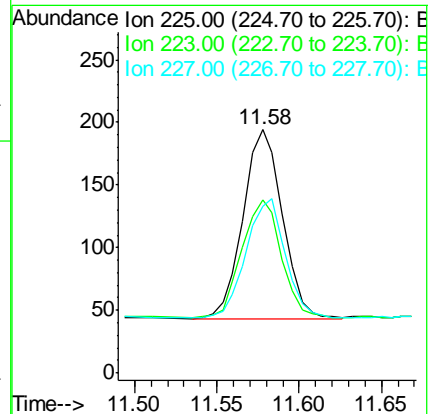
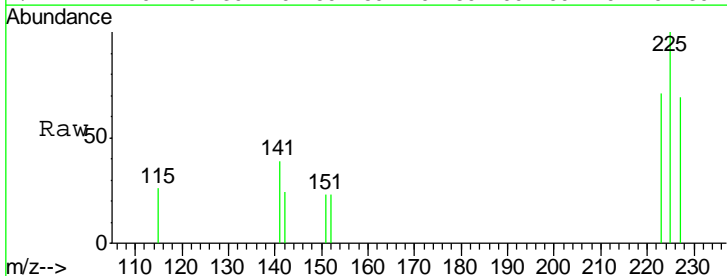
Instrument :
 BNA_E
 ClientSampled :
 SSTDICC0.1

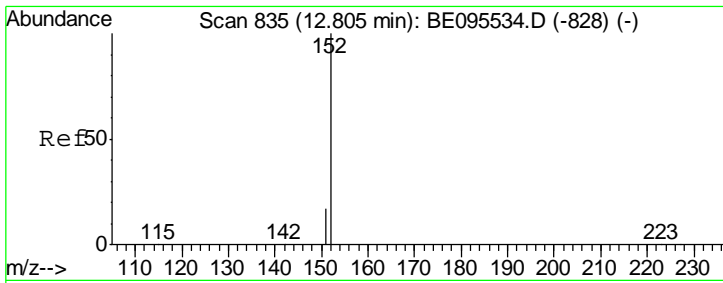
Tgt Ion	Resp	Lower	Upper
128	4965		
129	4.6	2.6	3.8#
127	4.8	2.8	4.2#



#10
 Hexachlorobutadiene
 Concen: 0.115 ng
 RT: 11.58 min Scan# 632
 Delta R.T. -0.00 min
 Lab File: BE095532.D
 Acq: 6 Feb 2018 16:52

Tgt Ion	Resp	Lower	Upper
225	253		
223	62.1	53.0	79.6
227	62.1	51.4	77.2



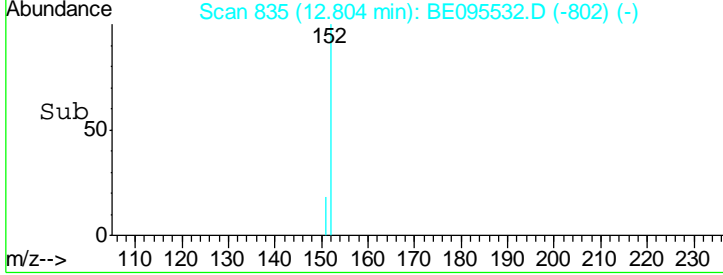
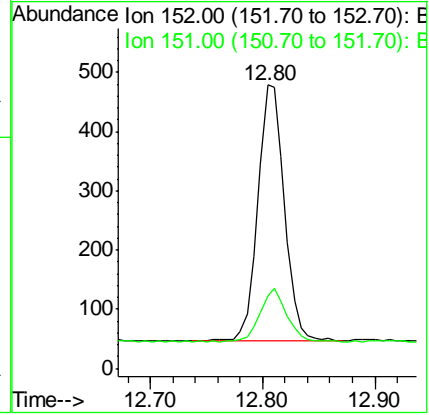
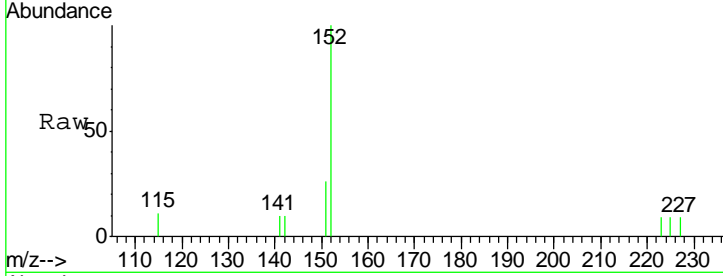


#11
 2-Methylnaphthalene-d10
 Concen: 0.100 ng
 RT: 12.80 min Scan# 835
 Delta R.T. -0.00 min
 Lab File: BE095532.D
 Acq: 6 Feb 2018 16:52

Instrument :
 BNA_E
ClientSampled :
 SSTDICC0.1

Tgt Ion:152 Resp: 713

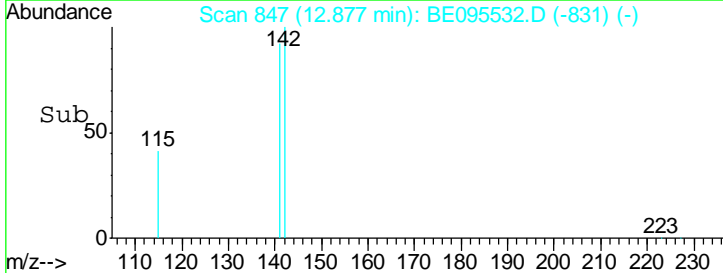
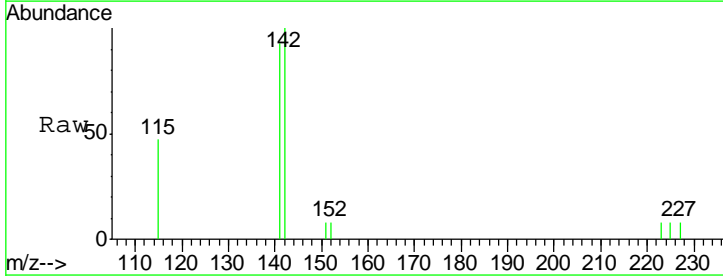
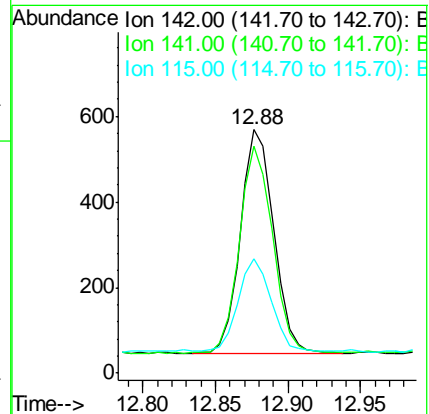
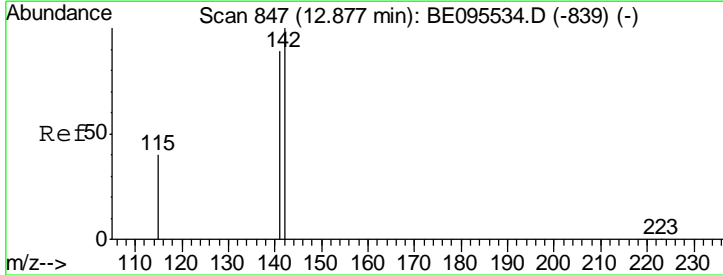
Ion	Ratio	Lower	Upper
152	100		
151	21.9	15.4	23.0

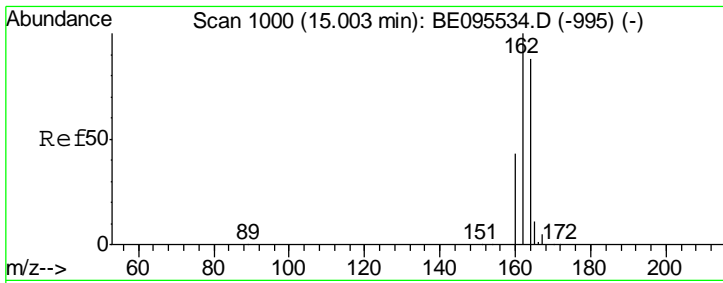


#12
 2-Methylnaphthalene
 Concen: 0.099 ng
 RT: 12.88 min Scan# 847
 Delta R.T. -0.00 min
 Lab File: BE095532.D
 Acq: 6 Feb 2018 16:52

Tgt Ion:142 Resp: 835

Ion	Ratio	Lower	Upper
142	100		
141	93.1	70.4	105.6
115	47.1	31.7	47.5

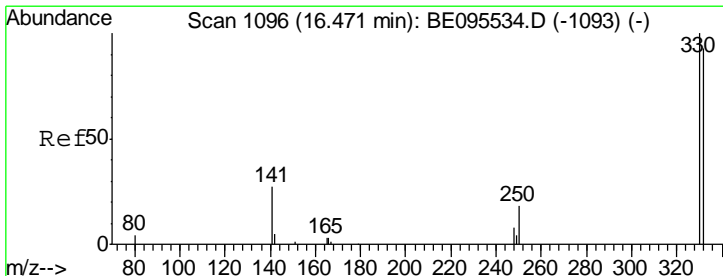
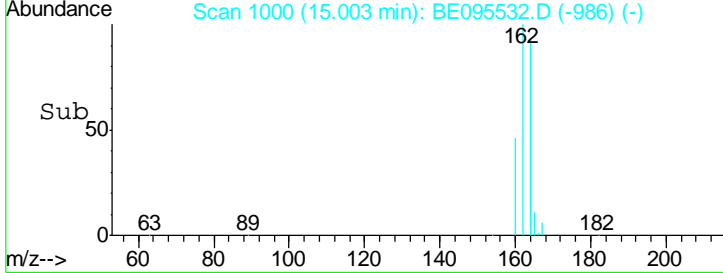
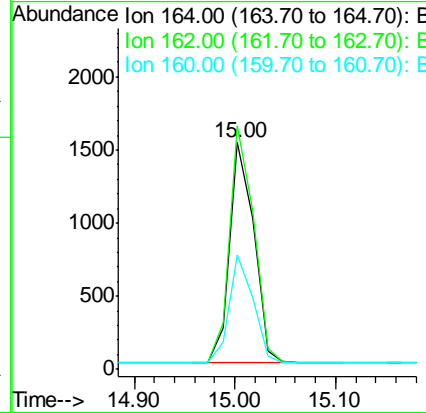
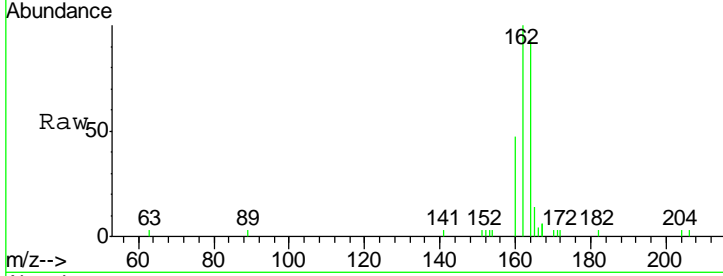




#13
 Acenaphthene-d10
 Concen: 0.400 ng
 RT: 15.00 min Scan# 1000
 Delta R.T. 0.00 min
 Lab File: BE095532.D
 Acq: 6 Feb 2018 16:52

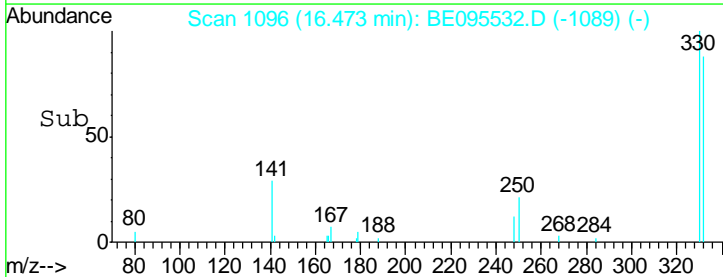
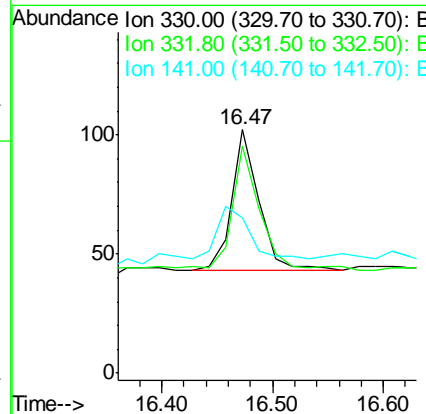
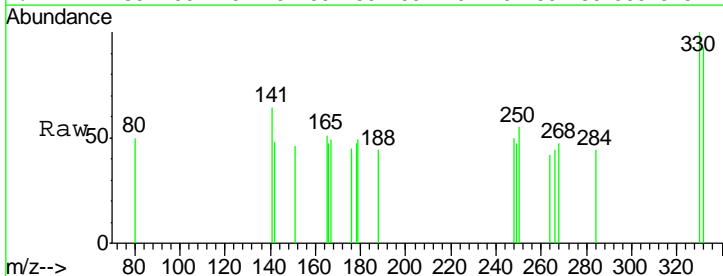
Instrument : BNA_E
 ClientSampled : SSTDICC0.1

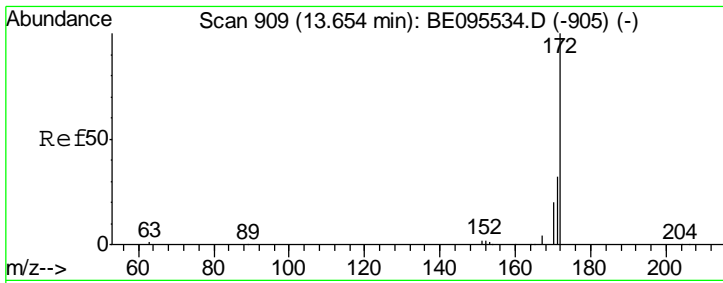
Tgt Ion	Resp	Lower	Upper
164	100		
162	107.6	83.1	124.7
160	50.6	37.1	55.7



#14
 2,4,6-Tribromophenol
 Concen: 0.166 ng
 RT: 16.47 min Scan# 1096
 Delta R.T. 0.00 min
 Lab File: BE095532.D
 Acq: 6 Feb 2018 16:52

Tgt Ion	Resp	Lower	Upper
330	100		
332	82.2	152.7	229.1#
141	41.6	33.7	50.5

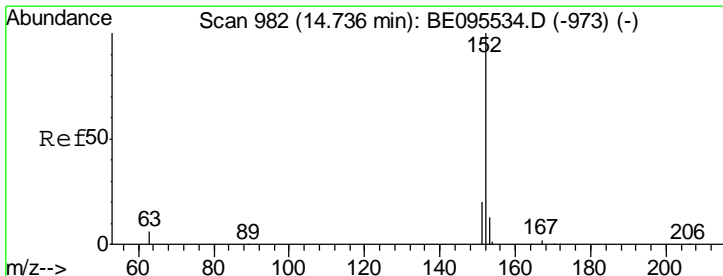
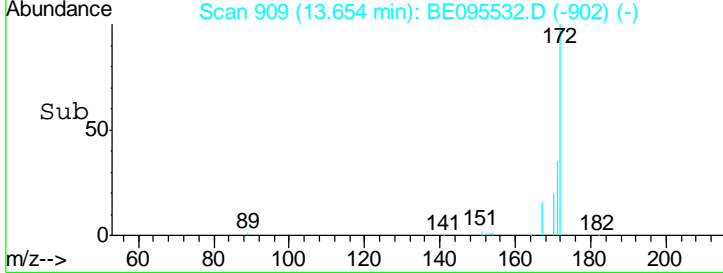
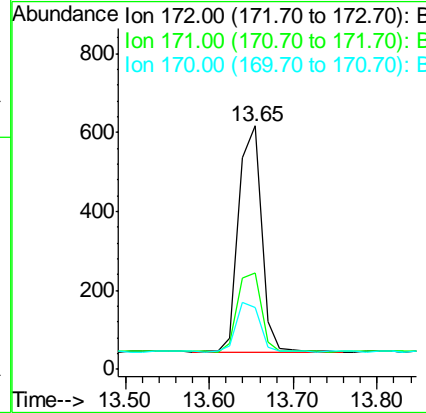
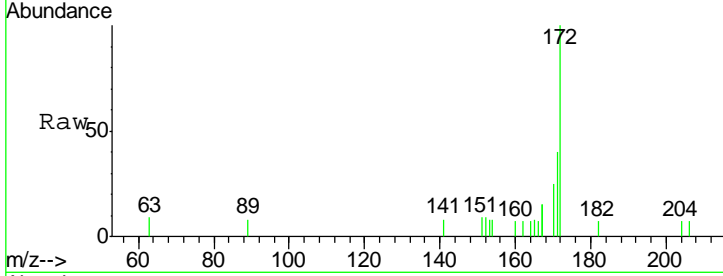




#15
 2-Fluorobiphenyl
 Concen: 0.096 ng
 RT: 13.65 min Scan# 909
 Delta R.T. 0.00 min
 Lab File: BE095532.D
 Acq: 6 Feb 2018 16:52

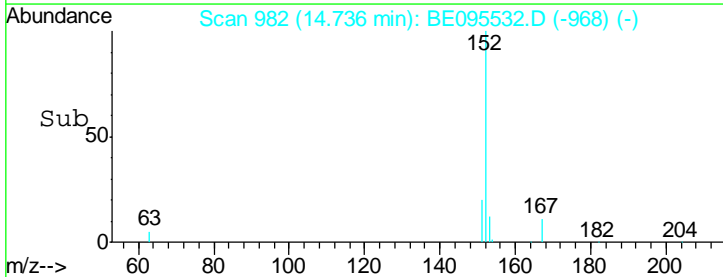
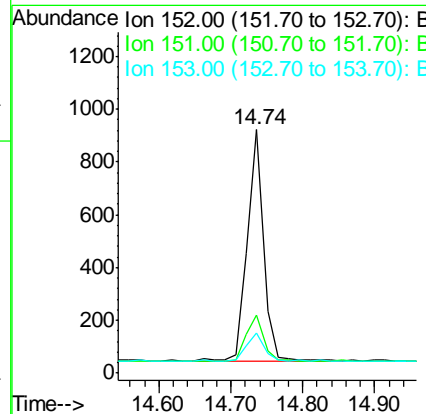
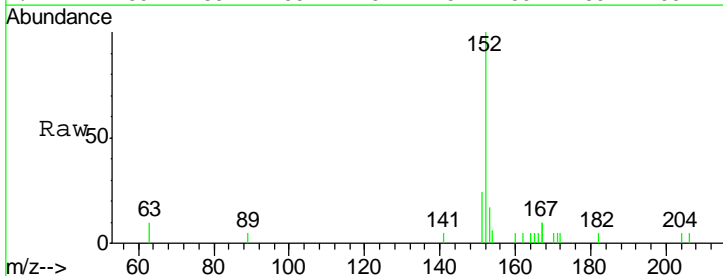
Instrument :
 BNA_E
 ClientSampleId :
 SSTDICC0.1

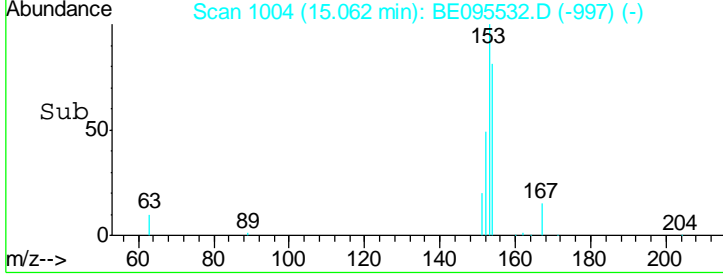
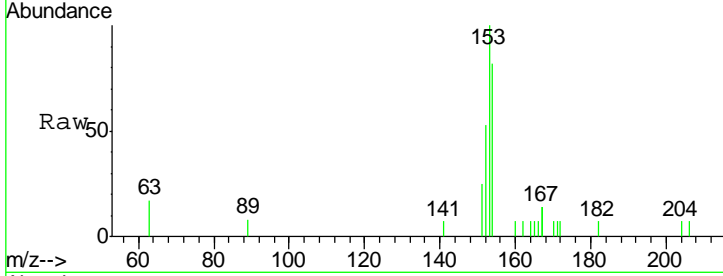
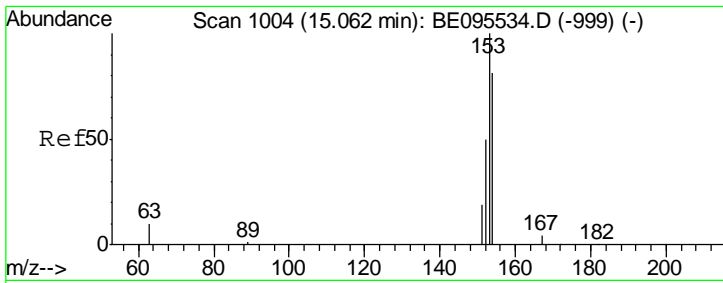
Tgt Ion	Resp	Lower	Upper
172	1062		
171	39.7	29.9	44.9
170	25.4	21.8	32.8



#16
 Acenaphthylene
 Concen: 0.103 ng
 RT: 14.74 min Scan# 982
 Delta R.T. 0.00 min
 Lab File: BE095532.D
 Acq: 6 Feb 2018 16:52

Tgt Ion	Resp	Lower	Upper
152	1388		
151	21.2	15.7	23.5
153	13.0	10.5	15.7

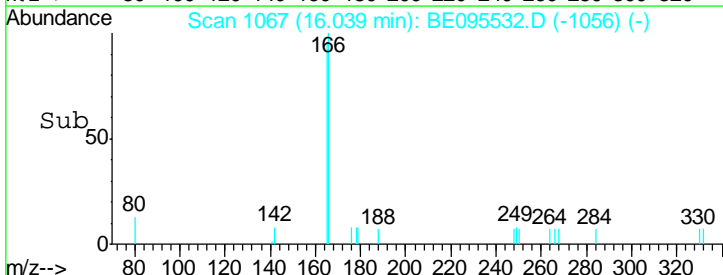
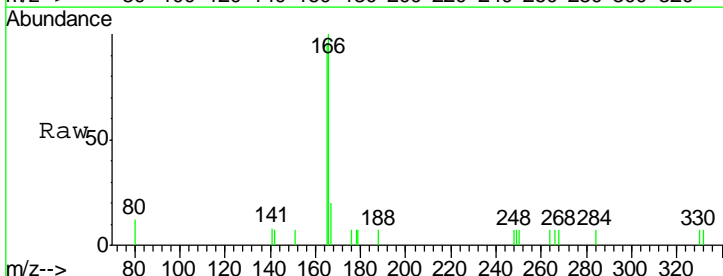
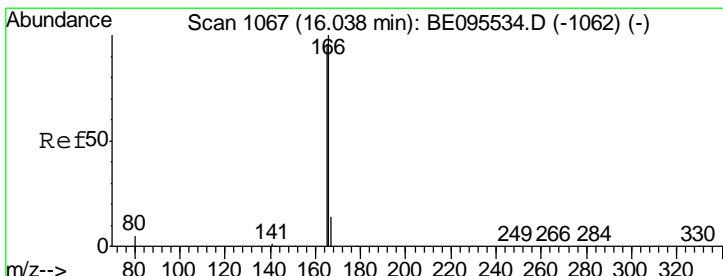
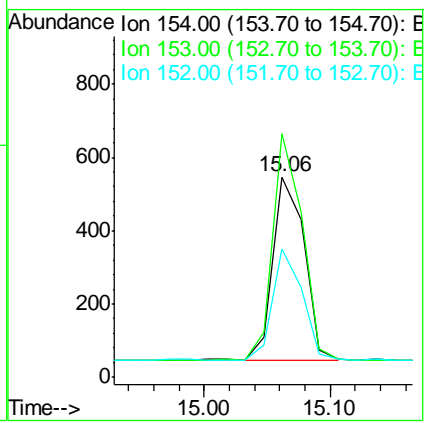




#17
 Acenaphthene
 Concen: 0.099 ng
 RT: 15.06 min Scan# 1004
 Delta R.T. 0.00 min
 Lab File: BE095532.D
 Acq: 6 Feb 2018 16:52

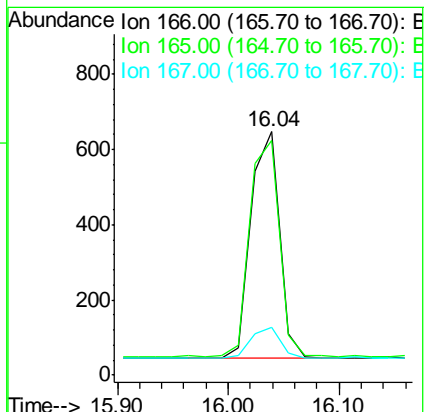
Instrument :
 BNA_E
 ClientSampled :
 SSTDICC0.1

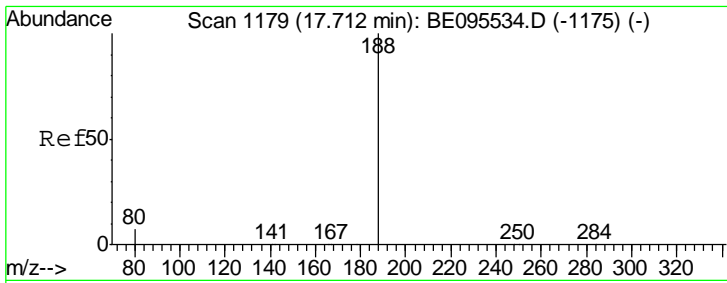
Tgt Ion	Resp	Lower	Upper
154	100		
153	117.1	89.2	133.8
152	58.8	42.0	63.0



#18
 Fluorene
 Concen: 0.099 ng
 RT: 16.04 min Scan# 1067
 Delta R.T. 0.00 min
 Lab File: BE095532.D
 Acq: 6 Feb 2018 16:52

Tgt Ion	Resp	Lower	Upper
166	1076		
165	100.8	77.8	116.6
167	14.7	42.4	63.6#

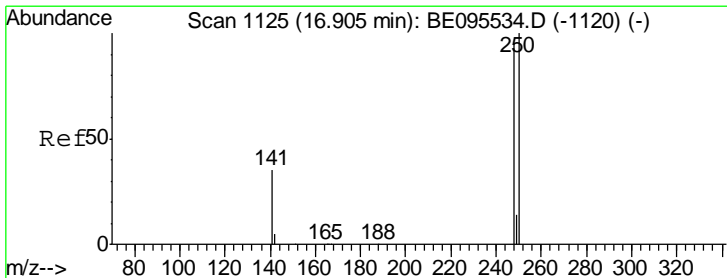
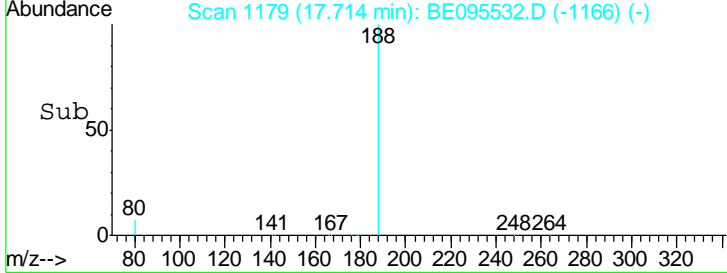
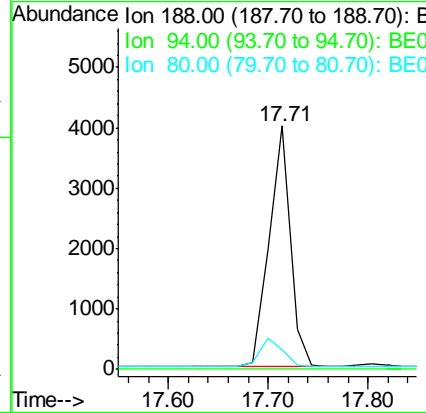
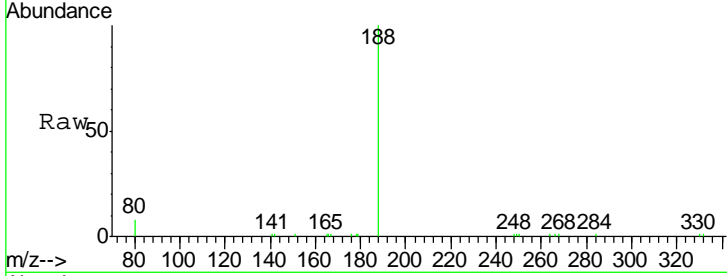




#19
 Phenanthrene-d10
 Concen: 0.400 ng
 RT: 17.71 min Scan# 1179
 Delta R.T. 0.00 min
 Lab File: BE095532.D
 Acq: 6 Feb 2018 16:52

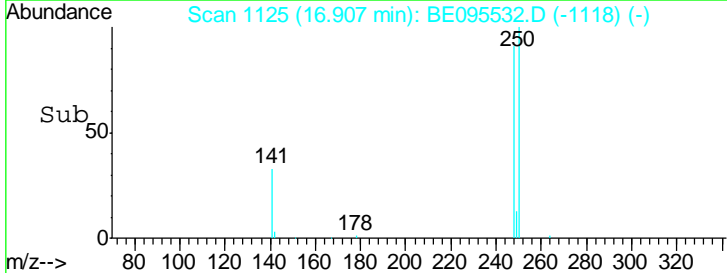
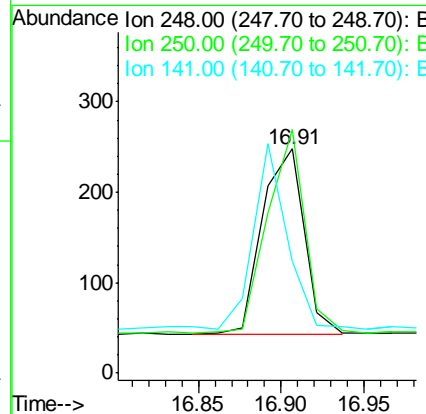
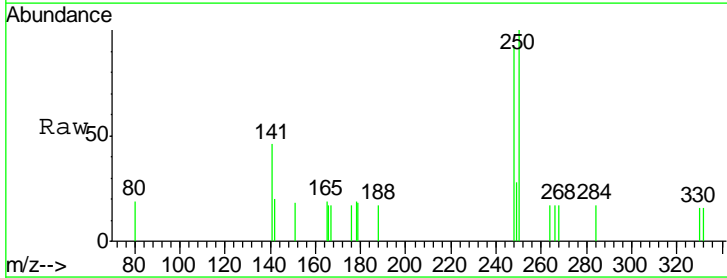
Instrument :
 BNA_E
 ClientSampled :
 SSTDICC0.1

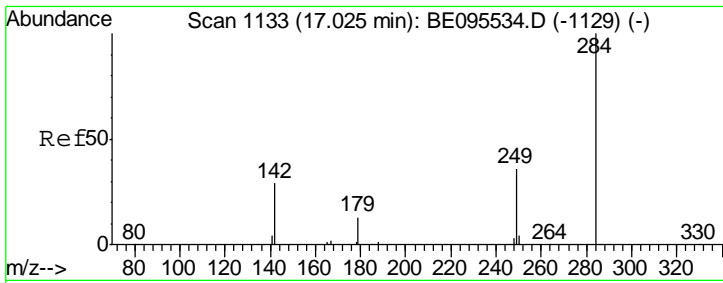
Tgt Ion	Resp	Lower	Upper
188	100		
94	0.0	3.9	5.9#
80	8.1	3.6	5.4#



#20
 4-Bromophenyl-phenylether
 Concen: 0.103 ng
 RT: 16.91 min Scan# 1125
 Delta R.T. 0.00 min
 Lab File: BE095532.D
 Acq: 6 Feb 2018 16:52

Tgt Ion	Resp	Lower	Upper
248	100		
250	108.5	62.7	94.1#
141	49.6	48.2	72.2

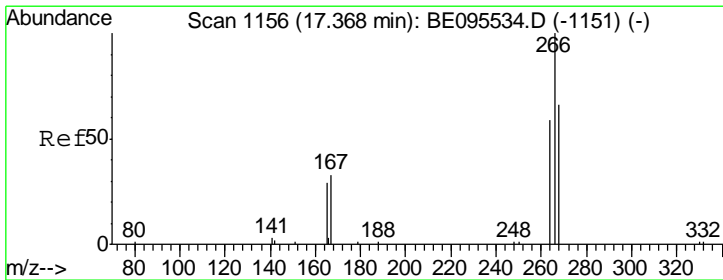
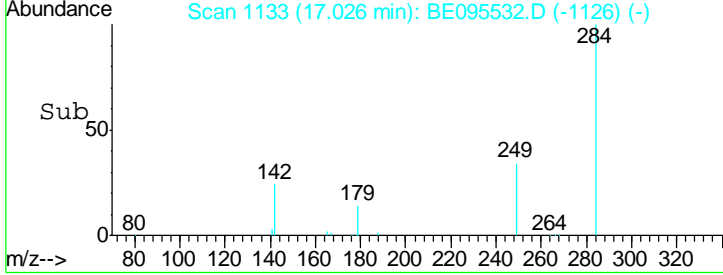
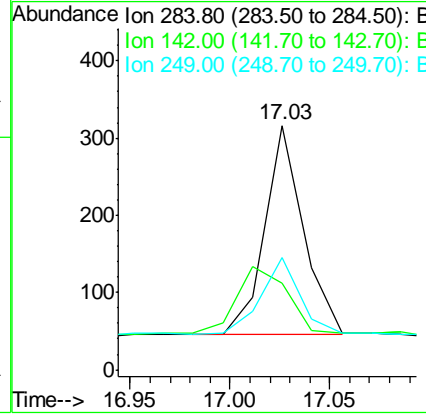
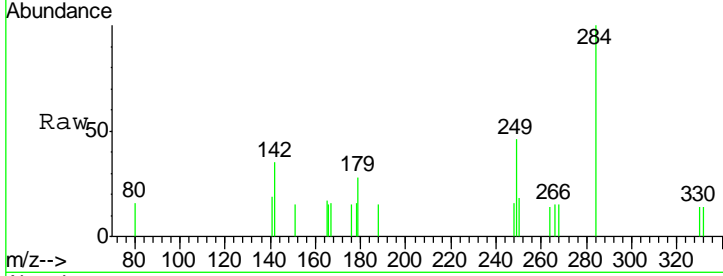




#21
 Hexachlorobenzene
 Concen: 0.104 ng
 RT: 17.03 min Scan# 1133
 Delta R.T. 0.00 min
 Lab File: BE095532.D
 Acq: 6 Feb 2018 16:52

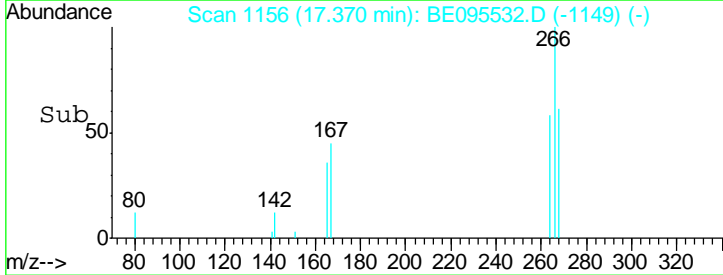
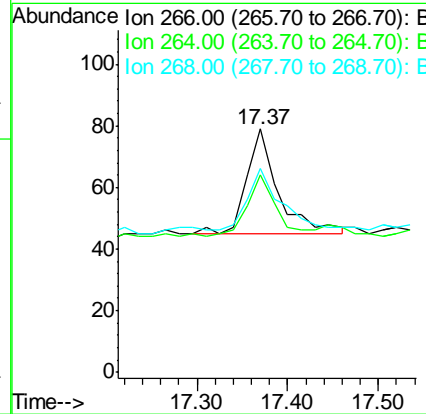
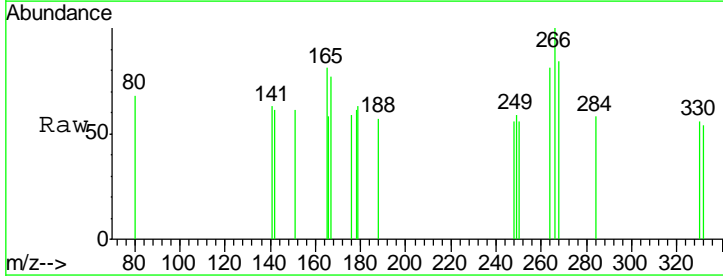
Instrument : BNA_E
 ClientSampled : SSTDICC0.1

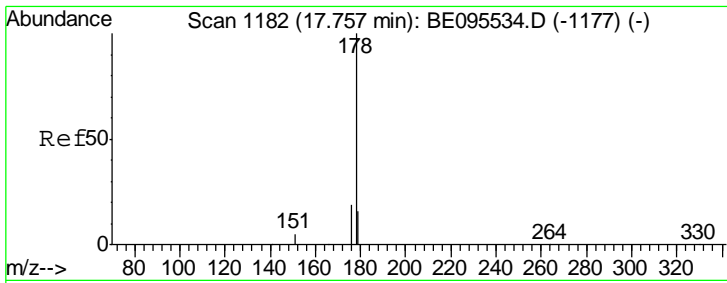
Tgt Ion	Resp	Lower	Upper
284	100		
142	43.6	22.1	33.1#
249	36.8	34.8	52.2



#22
 Pentachlorophenol
 Concen: 0.101 ng
 RT: 17.37 min Scan# 1156
 Delta R.T. 0.00 min
 Lab File: BE095532.D
 Acq: 6 Feb 2018 16:52

Tgt Ion	Resp	Lower	Upper
266	100		
264	81.0	72.5	108.7
268	83.5	73.8	110.6

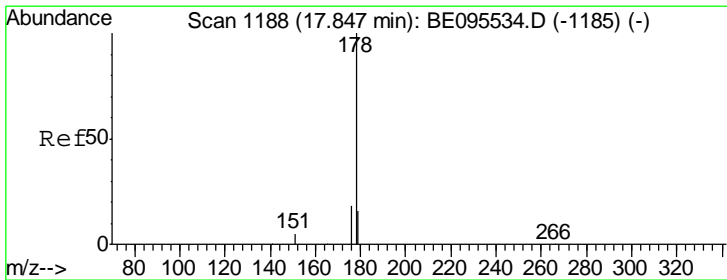
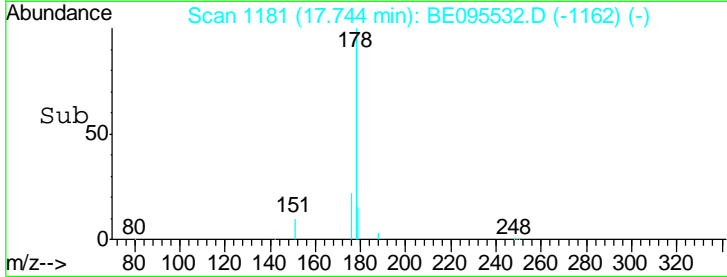
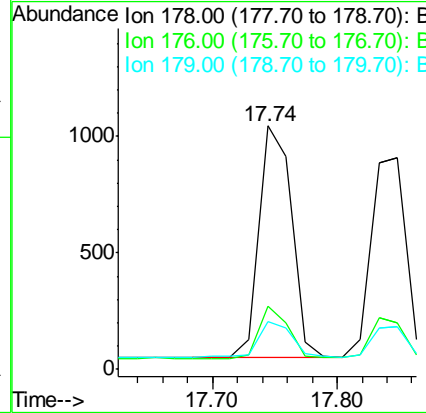
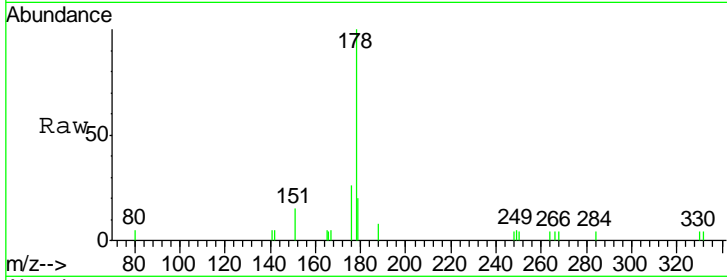




#23
 Phenanthrene
 Concen: 0.098 ng
 RT: 17.74 min Scan# 1181
 Delta R.T. -0.01 min
 Lab File: BE095532.D
 Acq: 6 Feb 2018 16:52

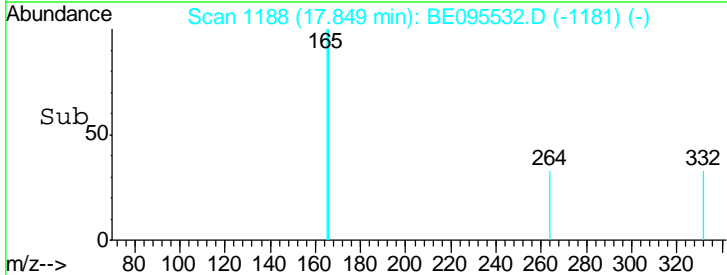
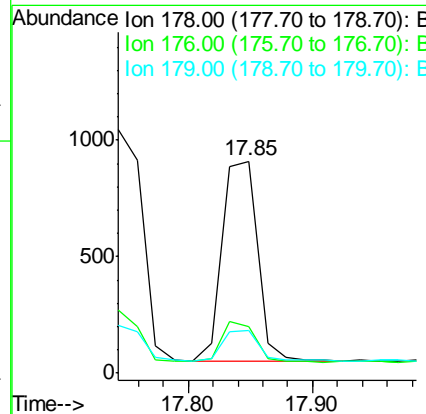
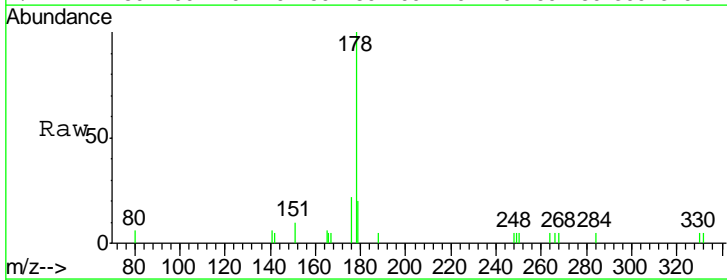
Instrument :
 BNA_E
 ClientSampleId :
 SSTDICC0.1

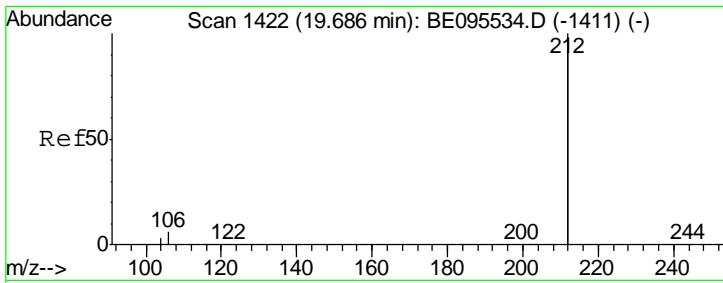
Tgt Ion	Resp	Lower	Upper
178	1815		
176	21.4	15.1	22.7
179	15.2	11.8	17.6



#24
 Anthracene
 Concen: 0.101 ng
 RT: 17.85 min Scan# 1188
 Delta R.T. 0.00 min
 Lab File: BE095532.D
 Acq: 6 Feb 2018 16:52

Tgt Ion	Resp	Lower	Upper
178	1676		
176	19.3	12.8	19.2#
179	16.1	13.0	19.6



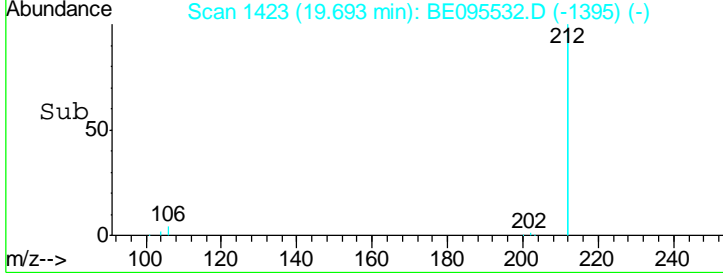
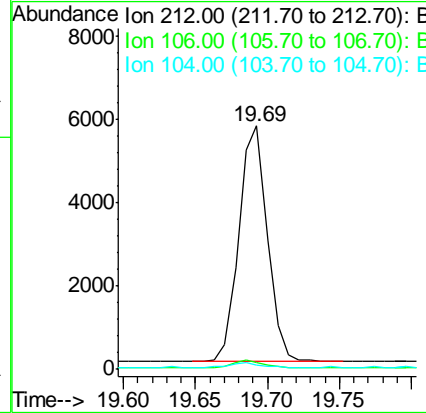
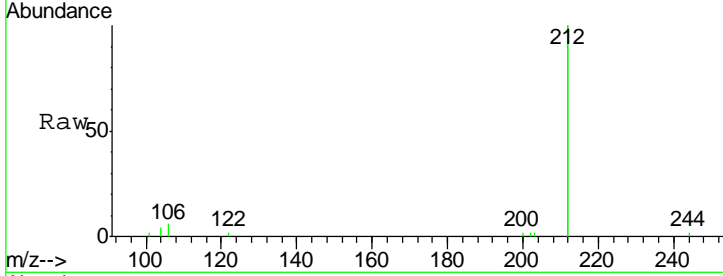


#25
 Fluoranthene-d10
 Concen: 0.103 ng
 RT: 19.69 min Scan# 1423
 Delta R.T. 0.01 min
 Lab File: BE095532.D
 Acq: 6 Feb 2018 16:52

Instrument :
 BNA_E
 ClientSampled :
 SSTDICC0.1

Tgt Ion: 212 Resp: 7792

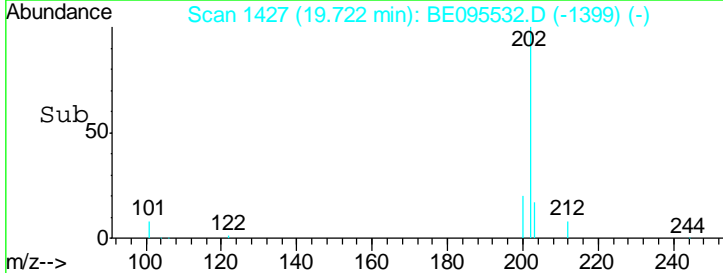
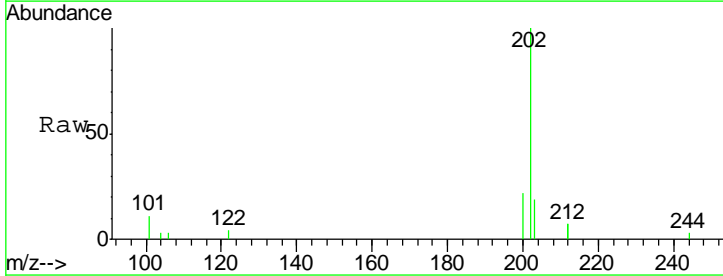
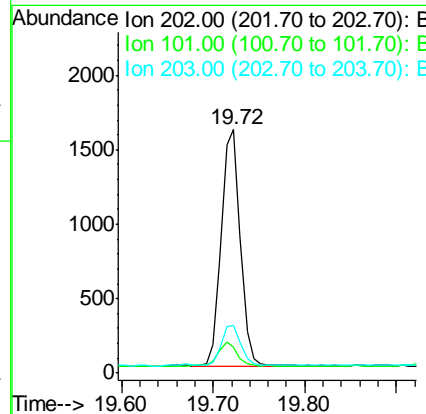
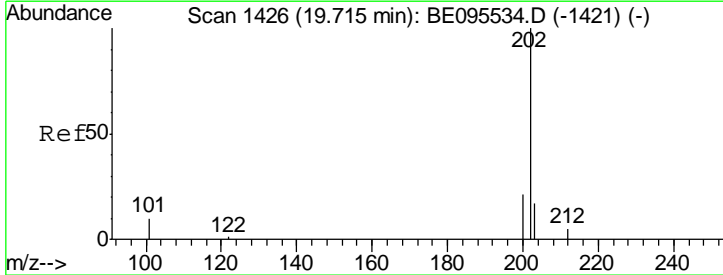
Ion	Ratio	Lower	Upper
212	100		
106	2.8	2.8	4.2
104	1.7	1.6	2.4

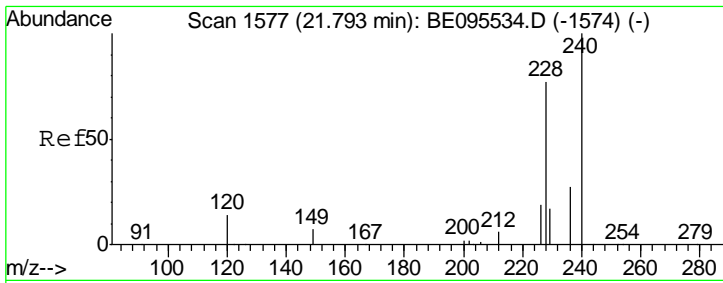


#26
 Fluoranthene
 Concen: 0.102 ng
 RT: 19.72 min Scan# 1427
 Delta R.T. 0.01 min
 Lab File: BE095532.D
 Acq: 6 Feb 2018 16:52

Tgt Ion: 202 Resp: 2268

Ion	Ratio	Lower	Upper
202	100		
101	10.4	9.8	14.8
203	17.4	13.7	20.5

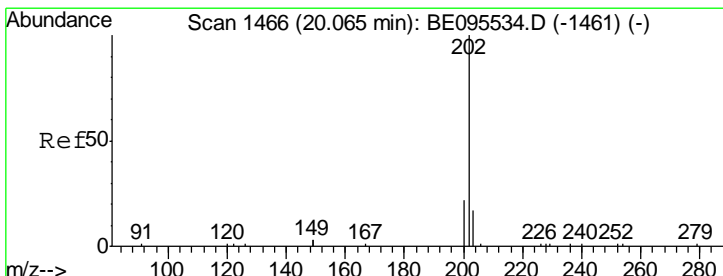
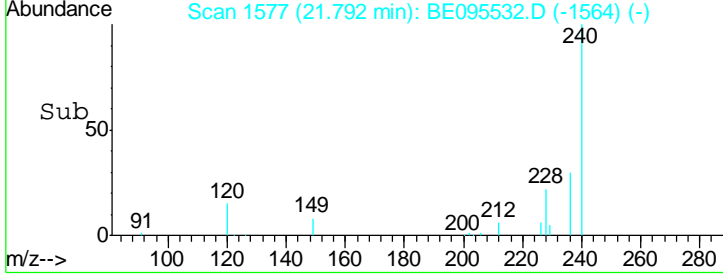
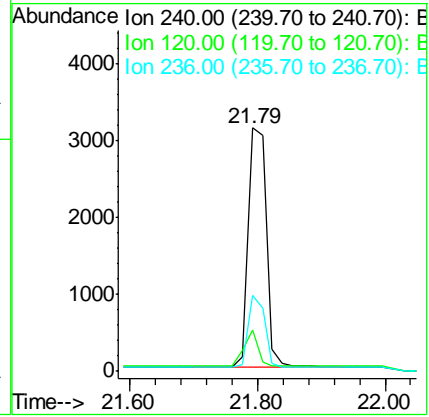
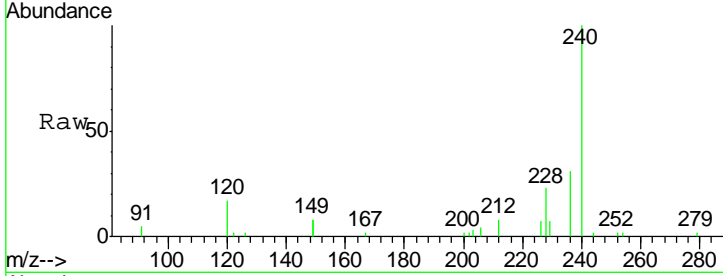




#27
 Chrysene-d12
 Concen: 0.400 ng
 RT: 21.79 min Scan# 1577
 Delta R.T. -0.00 min
 Lab File: BE095532.D
 Acq: 6 Feb 2018 16:52

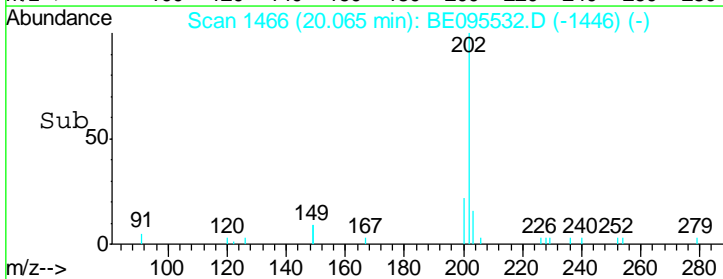
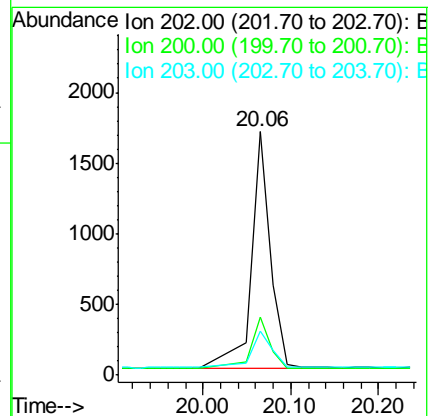
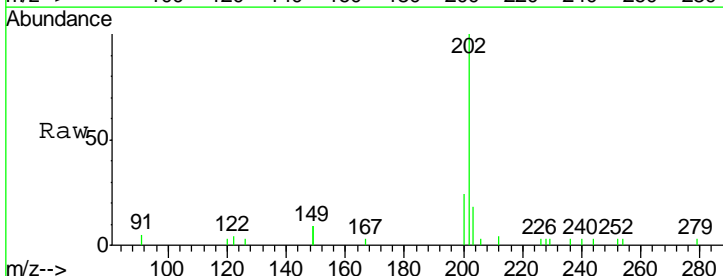
Instrument :
 BNA_E
 ClientSampled :
 SSTDICC0.1

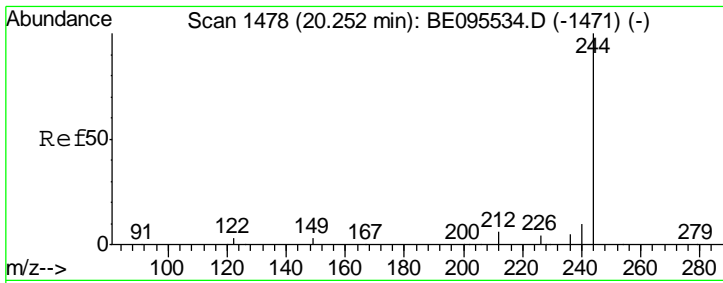
Tgt Ion	Resp	Lower	Upper
240	6233		
120	17.0	5.5	8.3#
236	30.9	20.7	31.1



#28
 Pyrene
 Concen: 0.107 ng
 RT: 20.06 min Scan# 1466
 Delta R.T. -0.00 min
 Lab File: BE095532.D
 Acq: 6 Feb 2018 16:52

Tgt Ion	Resp	Lower	Upper
202	2815		
200	22.5	16.6	25.0
203	17.5	13.8	20.8

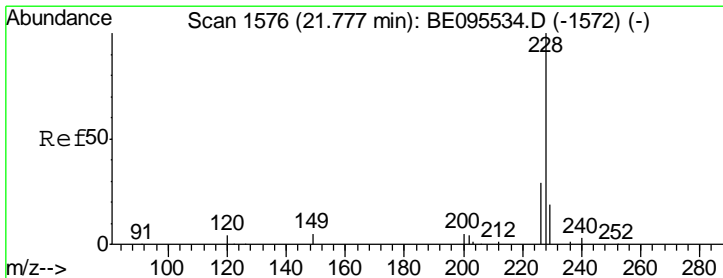
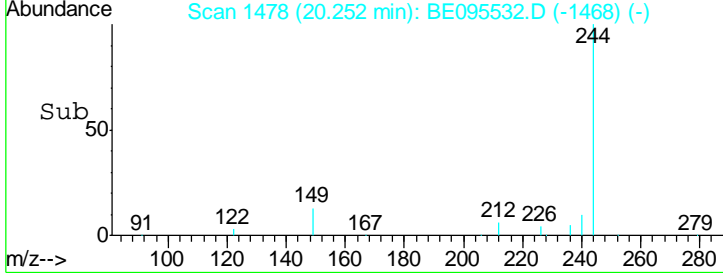
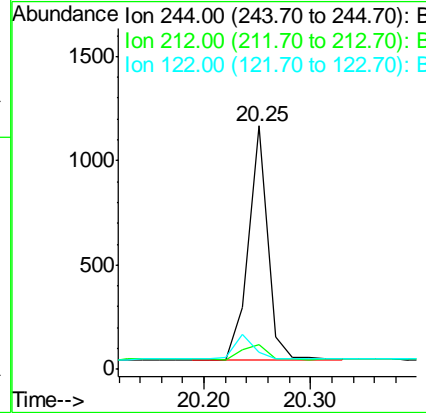
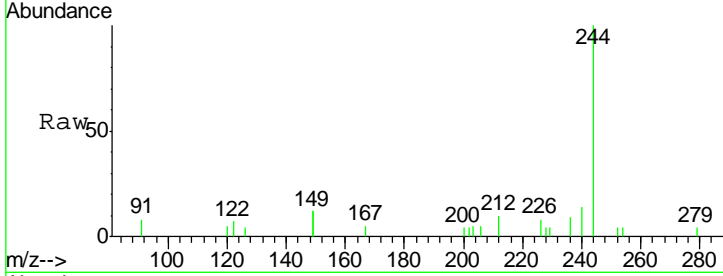




#29
 Terphenyl-d14
 Concen: 0.112 ng
 RT: 20.25 min Scan# 1478
 Delta R.T. -0.00 min
 Lab File: BE095532.D
 Acq: 6 Feb 2018 16:52

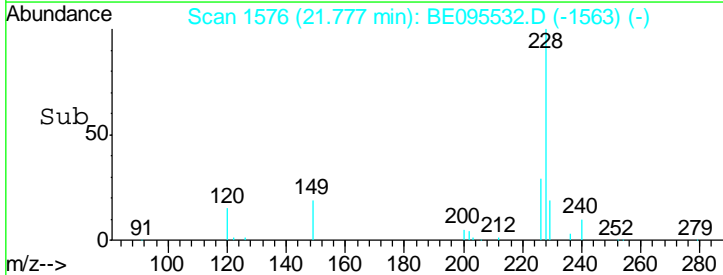
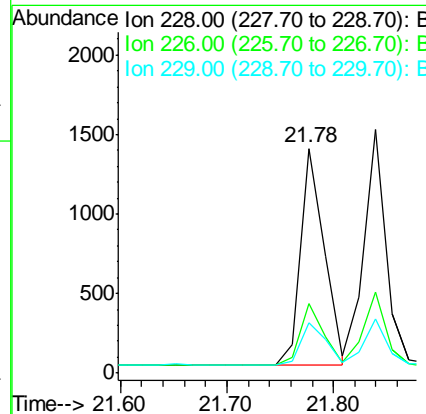
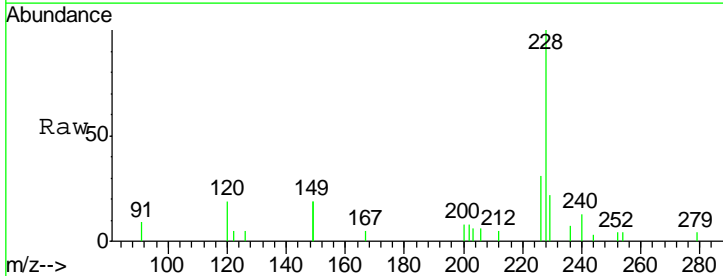
Instrument :
 BNA_E
 ClientSampled :
 SSTDICC0.1

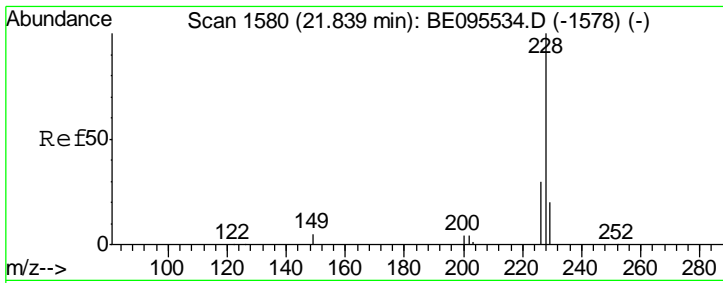
Tgt Ion	Ratio	Lower	Upper
244	100		
212	10.3	25.4	38.0#
122	7.2	8.1	12.1#



#30
 Benzo(a)anthracene
 Concen: 0.108 ng
 RT: 21.78 min Scan# 1576
 Delta R.T. -0.00 min
 Lab File: BE095532.D
 Acq: 6 Feb 2018 16:52

Tgt Ion	Ratio	Lower	Upper
228	100		
226	31.0	24.0	36.0
229	22.2	16.0	24.0

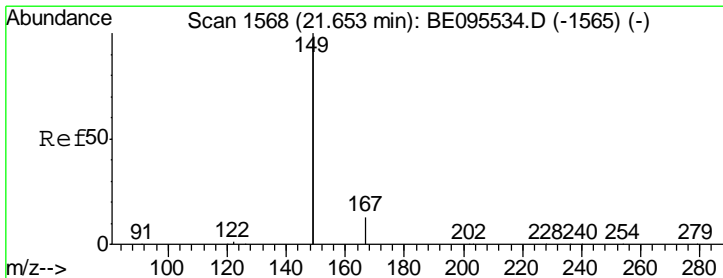
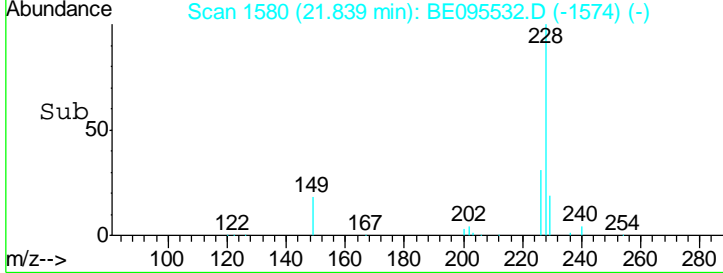
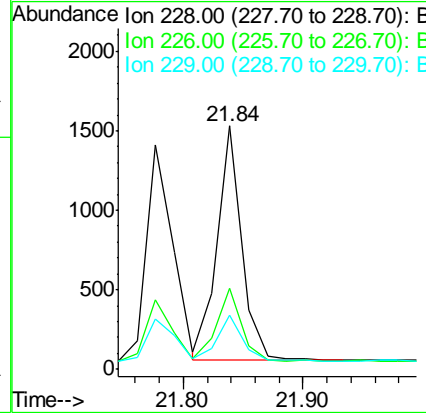
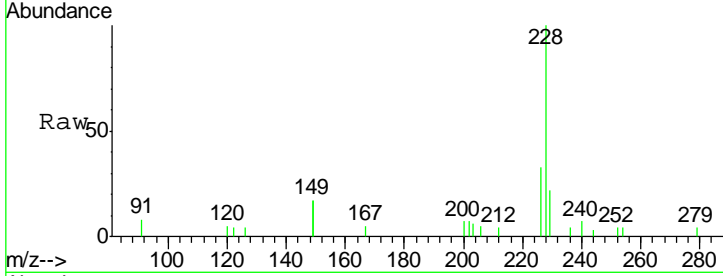




#31
 Chrysene
 Concen: 0.106 ng
 RT: 21.84 min Scan# 1580
 Delta R.T. -0.00 min
 Lab File: BE095532.D
 Acq: 6 Feb 2018 16:52

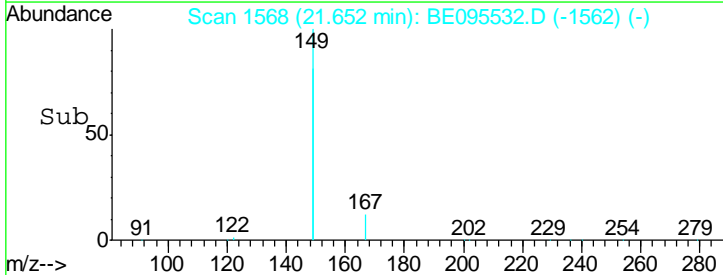
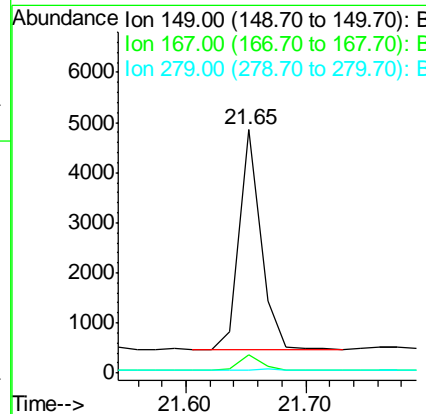
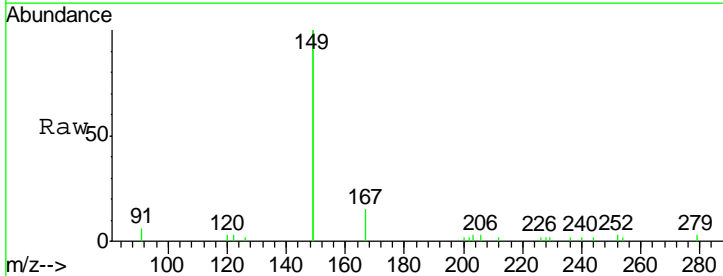
Instrument :
 BNA_E
 ClientSampled :
 SSTDICC0.1

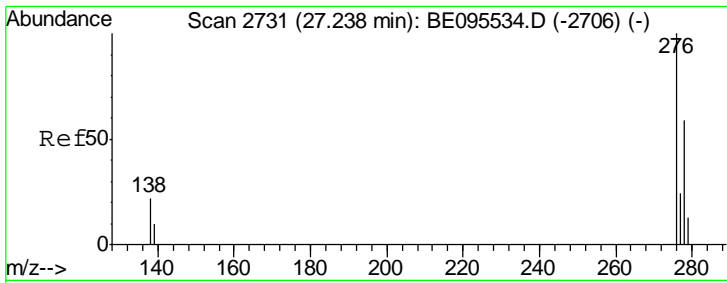
Tgt Ion	Resp	Lower	Upper
228	100		
226	33.2	24.0	36.0
229	22.1	16.0	24.0



#32
 Bis(2-ethylhexyl)phthalate
 Concen: 0.201 ng
 RT: 21.65 min Scan# 1568
 Delta R.T. -0.00 min
 Lab File: BE095532.D
 Acq: 6 Feb 2018 16:52

Tgt Ion	Resp	Lower	Upper
149	100		
167	6.9	5.4	8.0
279	0.9	0.7	1.1

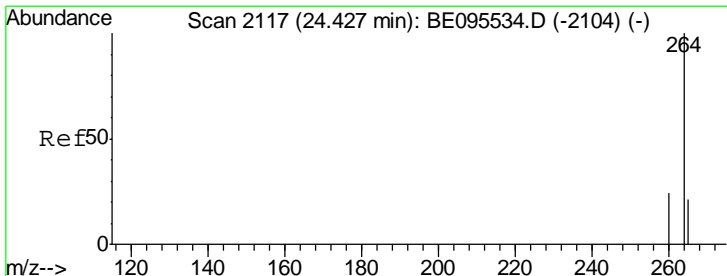
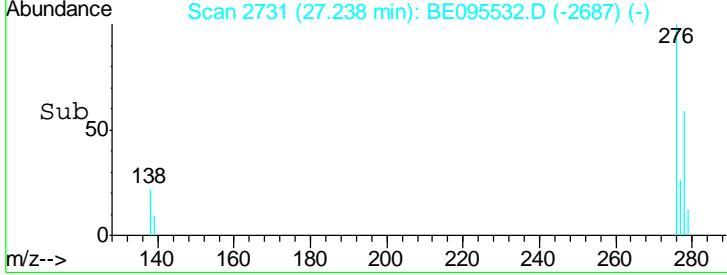
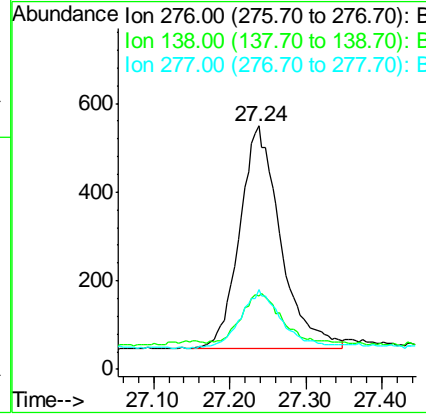
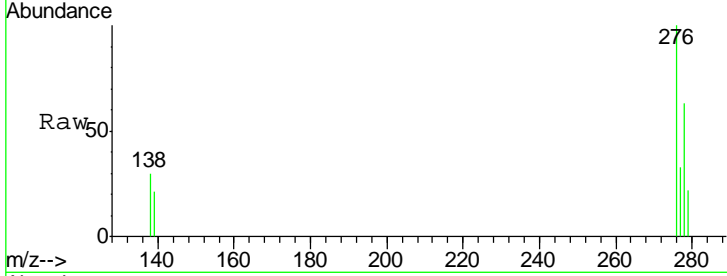




#33
 Indeno(1,2,3-cd)pyrene
 Concen: 0.104 ng
 RT: 27.24 min Scan# 2731
 Delta R.T. -0.00 min
 Lab File: BE095532.D
 Acq: 6 Feb 2018 16:52

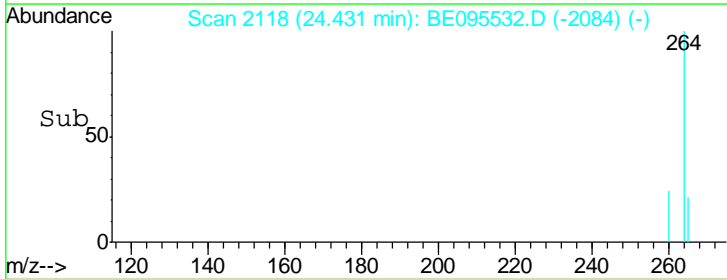
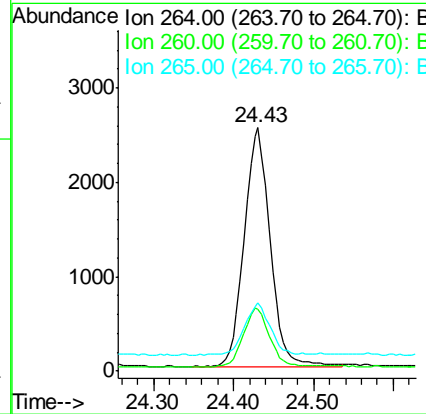
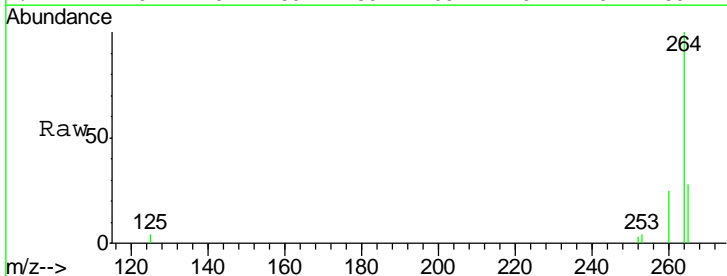
Instrument : BNA_E
 ClientSampleId : SSTDICC0.1

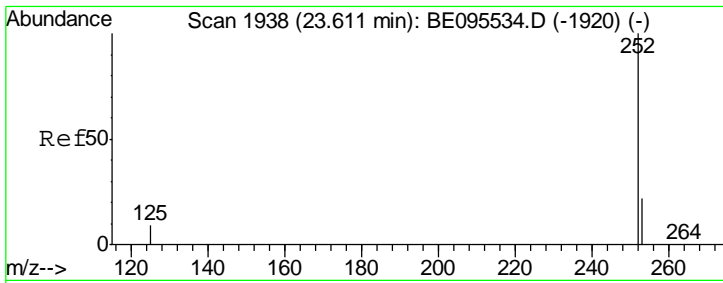
Tgt Ion	Resp	Lower	Upper
276	1868		
138	22.8	22.5	33.7
277	25.7	19.9	29.9



#34
 Perylene-d12
 Concen: 0.400 ng
 RT: 24.43 min Scan# 2118
 Delta R.T. 0.00 min
 Lab File: BE095532.D
 Acq: 6 Feb 2018 16:52

Tgt Ion	Resp	Lower	Upper
264	5742		
260	25.4	20.5	30.7
265	28.1	22.8	34.2

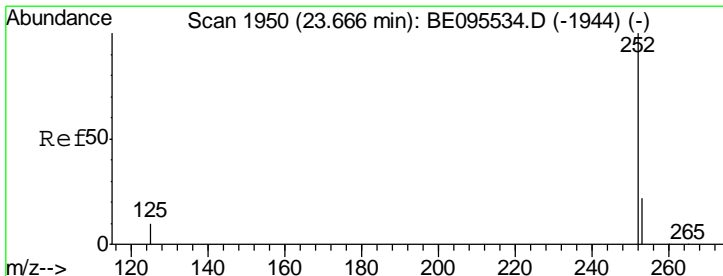
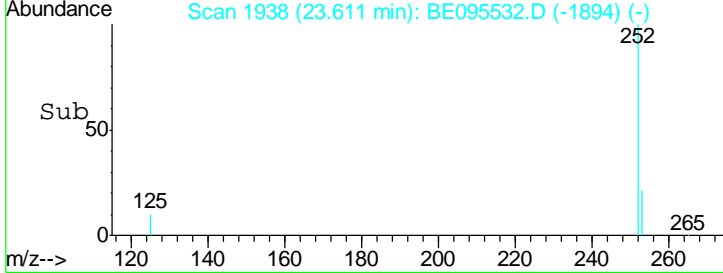
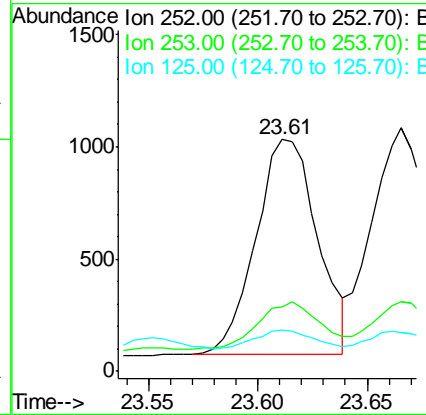
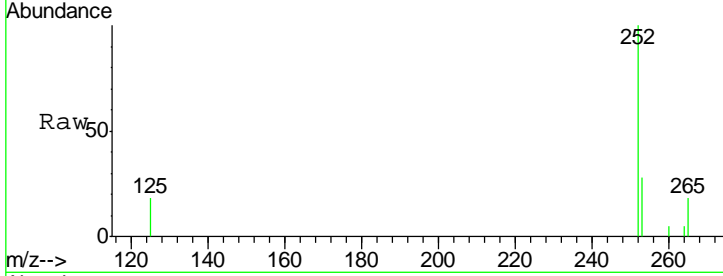




#35
 Benzo(b)fluoranthene
 Concen: 0.093 ng
 RT: 23.61 min Scan# 1938
 Delta R.T. -0.00 min
 Lab File: BE095532.D
 Acq: 6 Feb 2018 16:52

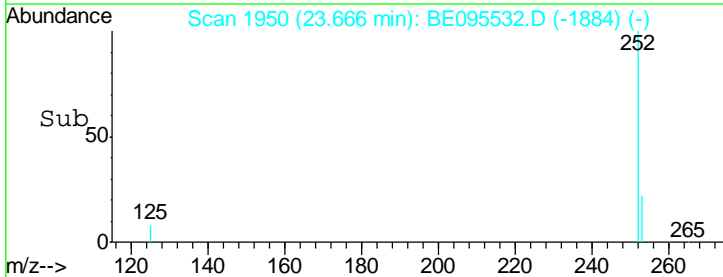
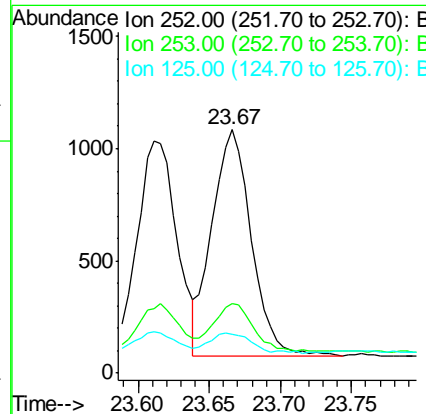
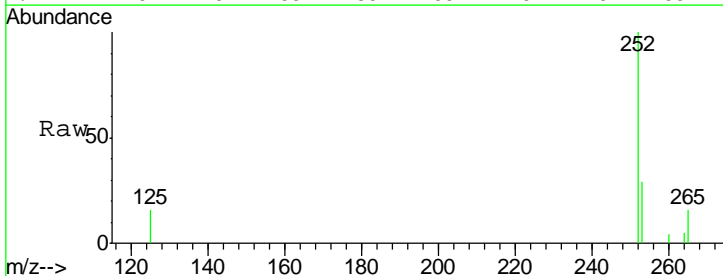
Instrument : BNA_E
 ClientSampleId : SSTDICC0.1

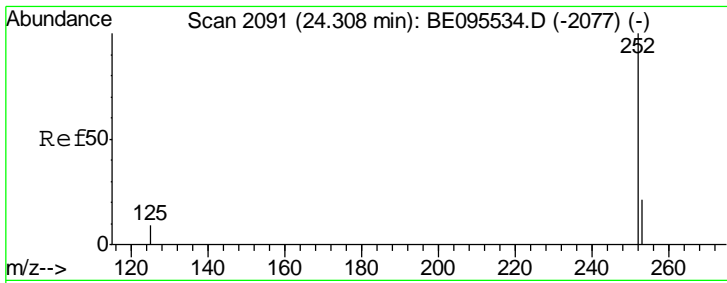
Tgt Ion	Resp	Lower	Upper
252	1895		
253	28.0	20.0	30.0
125	18.0	16.0	24.0



#36
 Benzo(k)fluoranthene
 Concen: 0.093 ng
 RT: 23.67 min Scan# 1950
 Delta R.T. -0.00 min
 Lab File: BE095532.D
 Acq: 6 Feb 2018 16:52

Tgt Ion	Resp	Lower	Upper
252	1936		
253	28.6	16.0	24.0#
125	15.8	8.0	12.0#

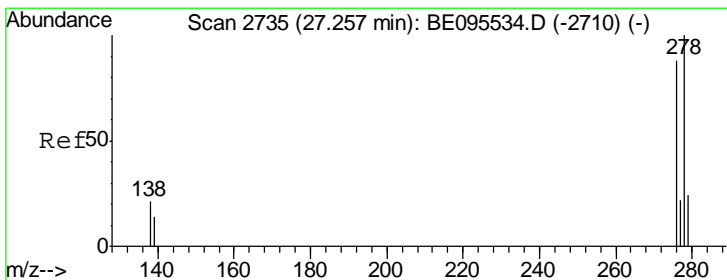
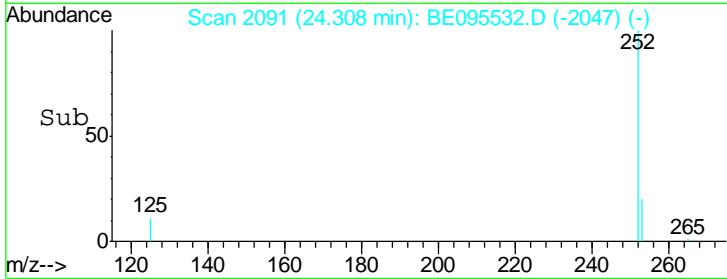
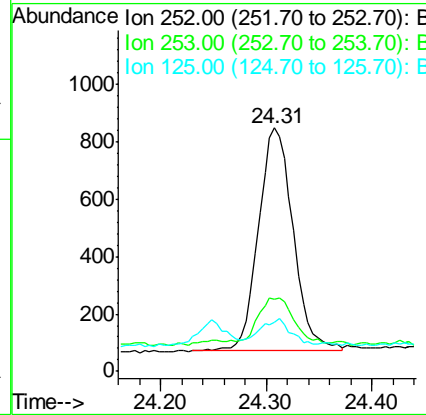
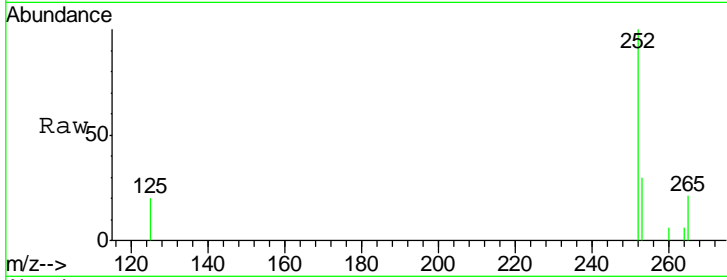




#37
 Benzo(a)pyrene
 Concen: 0.095 ng
 RT: 24.31 min Scan# 2091
 Delta R.T. -0.00 min
 Lab File: BE095532.D
 Acq: 6 Feb 2018 16:52

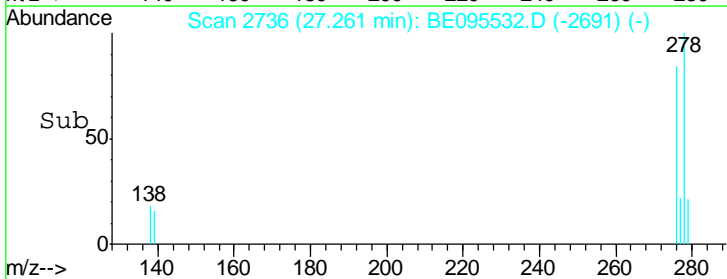
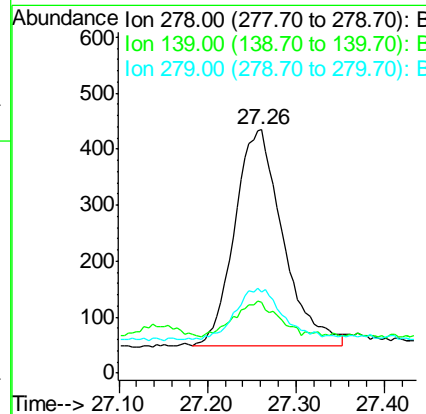
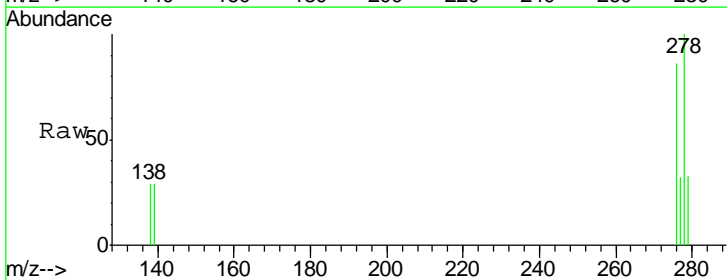
Instrument :
 BNA_E
 ClientSampleId :
 SSTDICC0.1

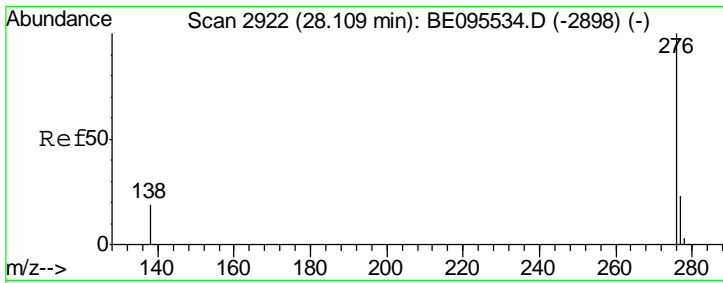
Tgt Ion	Resp	Lower	Upper
252	1779		
253	29.8	16.0	24.0#
125	20.0	12.0	18.0#



#38
 Dibenzo(a,h)anthracene
 Concen: 0.093 ng
 RT: 27.26 min Scan# 2736
 Delta R.T. 0.00 min
 Lab File: BE095532.D
 Acq: 6 Feb 2018 16:52

Tgt Ion	Resp	Lower	Upper
278	1464		
139	29.2	16.0	24.0#
279	33.1	20.0	30.0#





#39
 Benzo(g,h,i)perylene
 Concen: 0.099 ng
 RT: 28.11 min Scan# 2923
 Delta R.T. 0.00 min
 Lab File: BE095532.D
 Acq: 6 Feb 2018 16:52

Instrument :
 BNA_E
ClientSampleId :
 SSTDICC0.1

Tgt Ion: 276 Resp: 1682

Ion	Ratio	Lower	Upper
276	100		
277	32.7	16.0	24.0#
138	29.7	20.0	30.0

